Full wwPDB EM Validation Report ⓘ

Apr 20, 2023 – 09:47 AM JST

PDB ID	:	7Y5E
EMDB ID	:	EMD-33618
Title	:	In situ single-PBS-PSII-PSI-LHCs megacomplex.
Authors	:	You, X.; Zhang, X.; Cheng, J.; Xiao, Y.N.; Sui, S.F.
Deposited on	:	2022-06-17
Resolution	:	3.30 Å(reported)

This is a Full wwPDB EM Validation Report for a publicly released PDB entry.

We welcome your comments at *validation@mail.wwpdb.org*
A user guide is available at
https://www.wwpdb.org/validation/2017/EMValidationReportHelp
with specific help available everywhere you see the ⓘ symbol.

The types of validation reports are described at
http://www.wwpdb.org/validation/2017/FAQs#types.

The following versions of software and data (see references ⓘ) were used in the production of this report:

EMDB validation analysis	:	0.0.1.dev50
Mogul	:	1.8.5 (274361), CSD as541be (2020)
MolProbity	:	4.02b-467
buster-report	:	1.1.7 (2018)
Percentile statistics	:	20191225.v01 (using entries in the PDB archive December 25th 2019)
MapQ	:	1.9.9
Ideal geometry (proteins)	:	Engh & Huber (2001)
Ideal geometry (DNA, RNA)	:	Parkinson et al. (1996)
Validation Pipeline (wwPDB-VP)	:	2.32.2

1 Overall quality at a glance (i)

The following experimental techniques were used to determine the structure:
ELECTRON MICROSCOPY

The reported resolution of this entry is 3.30 Å.

Percentile scores (ranging between 0-100) for global validation metrics of the entry are shown in the following graphic. The table shows the number of entries on which the scores are based.

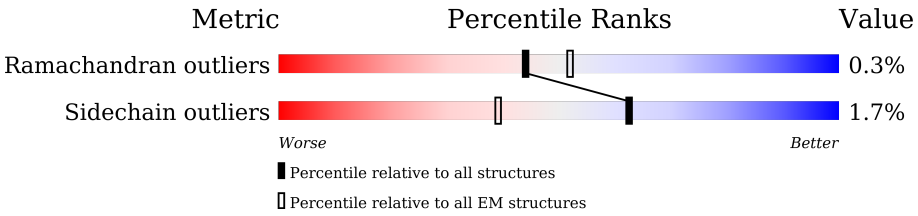

Metric	Whole archive (#Entries)	EM structures (#Entries)
Ramachandran outliers	154571	4023
Sidechain outliers	154315	3826

The table below summarises the geometric issues observed across the polymeric chains and their fit to the map. The red, orange, yellow and green segments of the bar indicate the fraction of residues that contain outliers for >=3, 2, 1 and 0 types of geometric quality criteria respectively. A grey segment represents the fraction of residues that are not modelled. The numeric value for each fraction is indicated below the corresponding segment, with a dot representing fractions <=5% The upper red bar (where present) indicates the fraction of residues that have poor fit to the EM map (all-atom inclusion < 40%). The numeric value is given above the bar.

Mol	Chain	Length	Quality of chain
1	A5	164	40% 95%
1	A7	164	49% 98%
1	A9	164	100% 96%
1	AA	164	50% 98%
1	AF	164	10% 99%
1	AI	164	35% 99%
1	AK	164	11% 99%
1	AP	164	100%
1	BD	164	13% 99%

Continued on next page...

Continued from previous page...

Mol	Chain	Length	Quality of chain
1	BQ	164	13% 99%
1	C5	164	31% 95%
1	C7	164	37% 100%
1	C9	164	99% 96%
1	CA	164	38% 100%
1	CF	164	6% 98%
1	CI	164	24% 99%
1	CJ	164	99%
1	CK	164	8% 98%
1	CM	164	99%
1	CP	164	5% 100%
1	DD	164	98%
1	DQ	164	5% 98%
1	E5	164	26% 95%
1	E7	164	40% 99%
1	E9	164	78% 95% 5%
1	EA	164	39% 98%
1	EF	164	6% 98%
1	EI	164	34% 99%
1	EJ	164	100%
1	EK	164	99%
1	EM	164	100%
1	EP	164	5% 100%
1	FD	164	5% 99%
1	FQ	164	7% 99%

Continued on next page...

Continued from previous page...

Mol	Chain	Length	Quality of chain
1	G5	164	18% 94% 5%
1	G7	164	41% 99%
1	G9	164	63% 96%
1	GA	164	42% 99%
1	GF	164	5% 98%
1	GI	164	24% 99%
1	GJ	164	99%
1	GK	164	98%
1	GM	164	99%
1	GP	164	5% 100%
1	HD	164	9% 100%
1	HQ	164	10% 100%
1	I5	164	27% 95%
1	I7	164	49% 98%
1	I9	164	72% 96%
1	IA	164	50% 98%
1	IF	164	96%
1	II	164	25% 99%
1	IJ	164	99%
1	IK	164	96%
1	IM	164	100%
1	IP	164	5% 99%
1	JB	164	93% 7%
1	JD	164	20% 100%
1	JQ	164	18% 100%

Continued on next page...

Continued from previous page...

Mol	Chain	Length	Quality of chain
1	K5	164	34% 95%
1	K7	164	39% 99%
1	K9	164	90% 96%
1	KA	164	48% 99%
1	KF	164	99%
1	KI	164	40% 99%
1	KJ	164	99%
1	KK	164	8% 99%
1	KM	164	100%
1	KP	164	99%
1	LD	164	13% 99%
1	LQ	164	15% 99%
1	M7	164	9% 99%
1	MA	164	13% 99%
1	MF	164	13% 100%
1	MJ	164	99%
1	MK	164	18% 100%
1	MM	164	99%
1	MP	164	100%
1	N5	164	46% 95%
1	N9	164	100% 96%
1	ND	164	76% 99%
1	NI	164	38% 99%
1	NQ	164	79% 99%
1	O1	164	23% 99%

Continued on next page...

Continued from previous page...

Mol	Chain	Length	Quality of chain
1	O4	164	100%
1	O7	164	98%
1	OA	164	93% 6%
1	OE	164	99%
1	OF	164	9% 99%
1	OG	164	99%
1	OH	164	28% 99%
1	OJ	164	99%
1	OK	164	13% 100%
1	OM	164	99%
1	OO	164	100%
1	OP	164	5% 100%
1	P5	164	32% 95%
1	P9	164	99% 96%
1	PD	164	65% 100%
1	PI	164	21% 99%
1	PQ	164	60% 100%
1	Q1	164	27% 99%
1	Q4	164	99%
1	Q7	164	99%
1	QA	164	99%
1	QE	164	99%
1	QF	164	7% 99%
1	QG	164	99%
1	QH	164	20% 99%

Continued on next page...

Continued from previous page...

Mol	Chain	Length	Quality of chain
1	QJ	164	99%
1	QK	164	7% 99%
1	QM	164	99%
1	QO	164	99%
1	QP	164	6% 99%
1	R5	164	24% 95%
1	R9	164	80% 96%
1	RD	164	70% 99%
1	RI	164	37% 99%
1	RQ	164	67% 99%
1	S1	164	30% 99%
1	S4	164	100%
1	S7	164	100%
1	SA	164	100%
1	SE	164	7% 99%
1	SF	164	93% 6%
1	SG	164	9% 99%
1	SH	164	28% 99%
1	SJ	164	99%
1	SK	164	99%
1	SM	164	5% 99%
1	SO	164	100%
1	SP	164	5% 99%
1	T5	164	20% 95%
1	T9	164	68% 96%

Continued on next page...

Continued from previous page...

Mol	Chain	Length	Quality of chain
1	TB	164	93% 7%
1	TD	164	67% 98%
1	TI	164	20% 99%
1	TQ	164	73% 98%
1	U1	164	32% 99%
1	U4	164	100%
1	U7	164	7% 99%
1	UA	164	6% 99%
1	UE	164	100%
1	UF	164	99%
1	UG	164	5% 100%
1	UH	164	30% 99%
1	UJ	164	99%
1	UK	164	99%
1	UM	164	99%
1	UO	164	100%
1	UP	164	100%
1	V5	164	23% 95%
1	V9	164	73% 96%
1	VD	164	63% 99%
1	VI	164	22% 99%
1	VQ	164	64% 99%
1	W1	164	18% 99%
1	W4	164	99%
1	W7	164	6% 100%

Continued on next page...

Continued from previous page...

Mol	Chain	Length	Quality of chain
1	WA	164	9% 100%
1	WE	164	100%
1	WF	164	6% 99%
1	WG	164	5% 100%
1	WH	164	23% 99%
1	WJ	164	100%
1	WK	164	9% 99%
1	WM	164	99%
1	WO	164	99%
1	WP	164	99%
1	X5	164	35% 95%
1	X9	164	89% 96%
1	XD	164	73% 98%
1	XI	164	29% 99%
1	XQ	164	72% 98%
1	YF	164	48% 100%
1	YJ	164	99%
1	YK	164	52% 100%
1	YM	164	99%
1	Z1	164	32% 99%
1	Z4	164	100%
1	ZE	164	100%
1	ZG	164	93%
1	ZH	164	33% 99%
1	ZO	164	100%

Continued on next page...

Continued from previous page...

Mol	Chain	Length	Quality of chain
1	aF	164	42% 99%
1	aJ	164	7% 98%
1	aK	164	43% 99%
1	aM	164	9% 99%
1	b1	164	70% 99%
1	b4	164	30% 99%
1	bE	164	27% 99%
1	bG	164	26% 99%
1	bH	164	66% 99%
1	bO	164	25% 99%
1	cF	164	39% 98%
1	cK	164	41% 98%
1	d1	164	65% 97%
1	d4	164	22% 100%
1	dE	164	29% 99%
1	dG	164	27% 99%
1	dH	164	69% 97%
1	dJ	164	15% 99%
1	dM	164	16% 99%
1	dO	164	26% 100%
1	eF	164	37% 98%
1	eK	164	32% 98%
1	f1	164	68% 98%
1	f4	164	37% 100%
1	fE	164	26% 99%

Continued on next page...

Continued from previous page...

Mol	Chain	Length	Quality of chain
1	fG	164	24% 99%
1	fH	164	69% 98%
1	fJ	164	21% 99%
1	fM	164	21% 99%
1	fO	164	35% 100%
1	gF	164	24% 99%
1	gK	164	21% 99%
1	h1	164	83% 98%
1	h4	164	26% 100%
1	hE	164	25% 99%
1	hG	164	27% 99%
1	hH	164	85% 98%
1	hJ	164	16% 99%
1	hM	164	15% 99%
1	hO	164	22% 100%
1	iF	164	24% 98%
1	iK	164	26% 98%
1	j1	164	88% 98%
1	j4	164	26% 100%
1	jE	164	29% 100%
1	jG	164	31% 100%
1	jH	164	90% 98%
1	jJ	164	20% 100%
1	jM	164	17% 99%
1	jO	164	24% 100%

Continued on next page...

Continued from previous page...

Mol	Chain	Length	Quality of chain
1	kF	164	90% 99%
1	kK	164	86% 99%
1	l1	164	96% 96%
1	l4	164	22% 99%
1	lE	164	27% 86% 8% 5%
1	lG	164	25% 91% 6%
1	lH	164	99% 96%
1	lJ	164	6% 99%
1	lM	164	5% 99%
1	lO	164	20% 99%
1	mF	164	77% 98%
1	mK	164	76% 98%
1	oF	164	77% 99%
1	oK	164	80% 99%
1	p8	164	100% 100%
1	pC	164	100% 100%
1	qF	164	72% 98%
1	qK	164	73% 98%
1	r8	164	100% 98%
1	rC	164	100% 98%
1	sF	164	77% 98%
1	sK	164	71% 98%
1	t8	164	100% 100%
1	tC	164	100% 100%
1	uF	164	77% 99%

Continued on next page...

Continued from previous page...

Mol	Chain	Length	Quality of chain
1	uK	164	79% 99%
1	v8	164	99% 98%
1	vC	164	99% 98%
1	x8	164	100% 97%
1	xC	164	100% 97%
1	z8	164	100% 99%
1	zC	164	100% 99%
2	18	177	100% 98%
2	1C	177	99% 98%
2	B5	177	32% 98%
2	B7	177	50% 97%
2	B9	177	94% 99%
2	BA	177	48% 97%
2	BB	177	98%
2	BF	177	5% 99%
2	BI	177	31% 97%
2	BK	177	6% 99%
2	BP	177	99%
2	CB	177	8% 98%
2	CD	177	8% 99%
2	CQ	177	8% 99%
2	D5	177	35% 99%
2	D7	177	21% 99%
2	D9	177	97% 97%
2	DA	177	30% 99%

Continued on next page...

Continued from previous page...

Mol	Chain	Length	Quality of chain
2	DB	177	75% 18%
2	DF	177	7% 99%
2	DI	177	24% 98%
2	DJ	177	100%
2	DK	177	10% 99%
2	DM	177	98%
2	DP	177	99%
2	ED	177	8% 98%
2	EQ	177	7% 98%
2	F5	177	18% 98%
2	F7	177	51% 98%
2	F9	177	52% 98%
2	FA	177	53% 98%
2	FB	177	15% 99%
2	FF	177	99%
2	FI	177	25% 98%
2	FJ	177	98%
2	FK	177	99%
2	FM	177	97%
2	FP	177	99%
2	GB	177	98%
2	GD	177	12% 99%
2	GQ	177	12% 99%
2	H5	177	24% 99%
2	H7	177	25% 98%

Continued on next page...

Continued from previous page...

Mol	Chain	Length	Quality of chain
2	H9	177	73% 99%
2	HA	177	28% 98%
2	HB	177	5% 92%
2	HF	177	5% 99%
2	HI	177	27% 98%
2	HJ	177	99%
2	HK	177	99%
2	HM	177	98%
2	HP	177	99%
2	IB	177	97%
2	ID	177	5% 98%
2	IQ	177	5% 98%
2	J5	177	37% 99%
2	J7	177	49% 99%
2	J9	177	85% 98%
2	JA	177	53% 99%
2	JF	177	98%
2	JI	177	45% 99%
2	JJ	177	99%
2	JK	177	98%
2	JM	177	99%
2	JP	177	98%
2	KD	177	12% 99%
2	KQ	177	14% 99%
2	L5	177	22% 99%

Continued on next page...

Continued from previous page...

Mol	Chain	Length	Quality of chain
2	L7	177	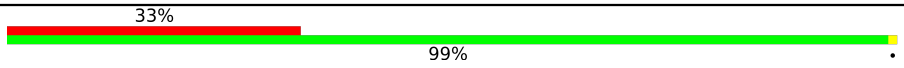
2	L9	177	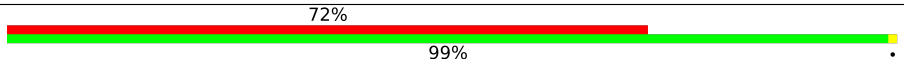
2	LA	177	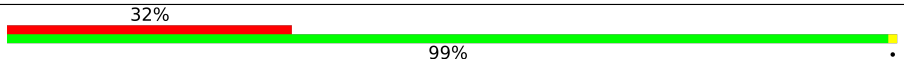
2	LB	177	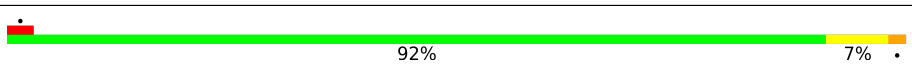
2	LF	177	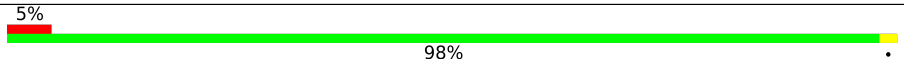
2	LI	177	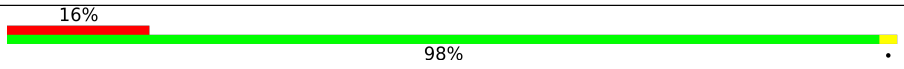
2	LJ	177	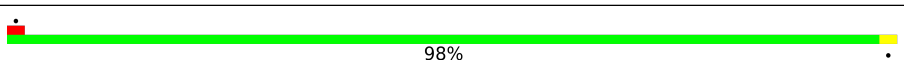
2	LK	177	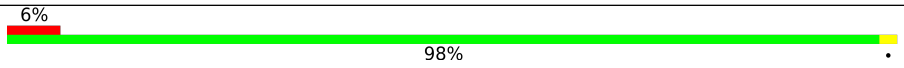
2	LM	177	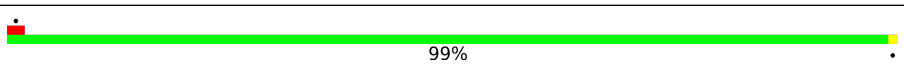
2	LP	177	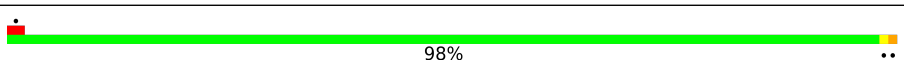
2	MB	177	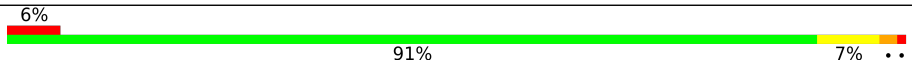
2	MD	177	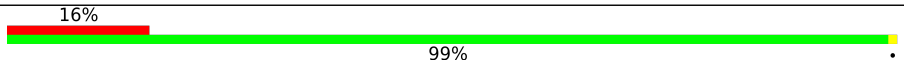
2	MQ	177	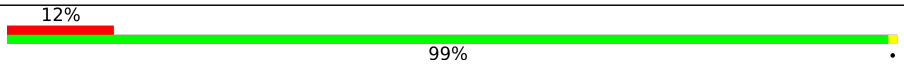
2	N7	177	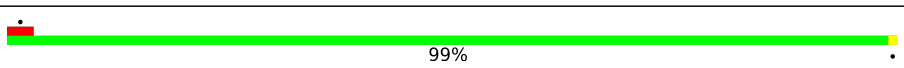
2	NA	177	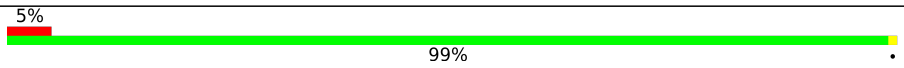
2	NB	177	
2	NF	177	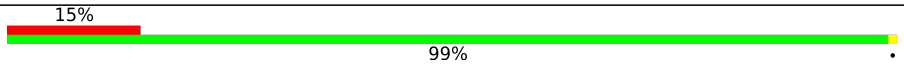
2	NJ	177	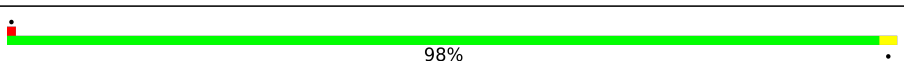
2	NK	177	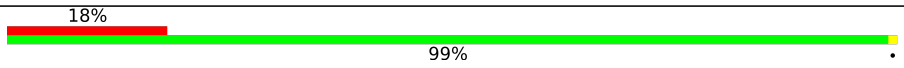
2	NM	177	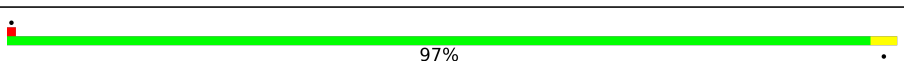
2	NP	177	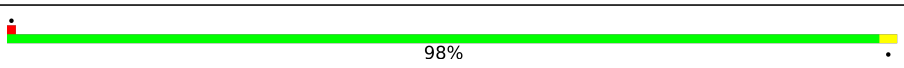
2	O5	177	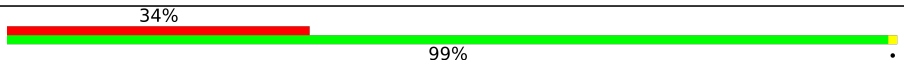
2	O9	177	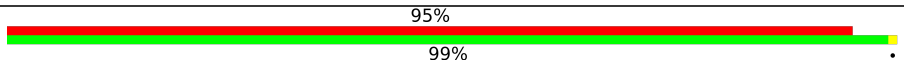
2	OB	177	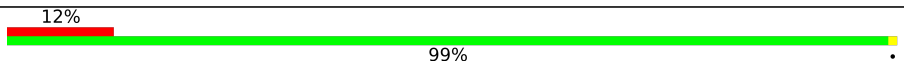
2	OD	177	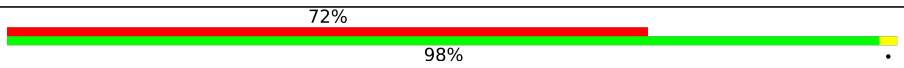

Continued on next page...

Continued from previous page...

Mol	Chain	Length	Quality of chain
2	OI	177	30% 97%
2	OQ	177	69% 98%
2	P1	177	8% 98%
2	P4	177	100%
2	P7	177	7% 98%
2	PA	177	8% 98%
2	PB	177	95%
2	PE	177	98%
2	PF	177	7% 99%
2	PG	177	98%
2	PH	177	11% 99%
2	PJ	177	5% 99%
2	PK	177	9% 99%
2	PM	177	5% 99%
2	PO	177	100%
2	PP	177	98%
2	Q5	177	31% 99%
2	Q9	177	98% 98%
2	QB	177	93%
2	QD	177	54% 97%
2	QI	177	23% 95%
2	QQ	177	62% 97%
2	R1	177	37% 99%
2	R4	177	99%
2	R7	177	99%

Continued on next page...

Continued from previous page...

Mol	Chain	Length	Quality of chain
2	RA	177	99%
2	RB	177	7% 97%
2	RE	177	5% 99%
2	RF	177	7% 99%
2	RG	177	5% 99%
2	RH	177	41% 99%
2	RJ	177	98%
2	RK	177	8% 99%
2	RM	177	99%
2	RO	177	99%
2	RP	177	98%
2	S5	177	18% 98%
2	S9	177	51% 99%
2	SB	177	98%
2	SD	177	69% 99%
2	SI	177	30% 97%
2	SQ	177	67% 99%
2	T1	177	16% 99%
2	T4	177	99%
2	T7	177	99%
2	TA	177	99%
2	TE	177	99%
2	TF	177	99%
2	TG	177	99%
2	TH	177	15% 99%

Continued on next page...

Continued from previous page...

Mol	Chain	Length	Quality of chain
2	TJ	177	98%
2	TK	177	99%
2	TM	177	99%
2	TO	177	99%
2	TP	177	98%
2	U5	177	15% 99%
2	U9	177	74% 99%
2	UD	177	51% 98%
2	UI	177	26% 98%
2	UQ	177	48% 98%
2	V1	177	44% 92% 7%
2	V4	177	97%
2	V7	177	7% 99%
2	VA	177	8% 99%
2	VB	177	7% 97%
2	VE	177	10% 98%
2	VF	177	7% 98%
2	VG	177	11% 98%
2	VH	177	37% 90% 8%
2	VJ	177	5% 98%
2	VK	177	8% 98%
2	VM	177	98%
2	VO	177	97%
2	VP	177	98%
2	W5	177	36% 99%

Continued on next page...

Continued from previous page...

Mol	Chain	Length	Quality of chain
2	W9	177	85% 98%
2	WD	177	75% 96%
2	WI	177	42% 98%
2	WQ	177	70% 96%
2	X7	177	99%
2	XA	177	5% 99%
2	XB	177	5% 99%
2	XF	177	99%
2	XJ	177	99%
2	XK	177	99%
2	XM	177	98%
2	XP	177	97%
2	Y1	177	14% 99%
2	Y4	177	99%
2	Y5	177	29% 99%
2	Y9	177	68% 99%
2	YB	177	99%
2	YD	177	52% 99%
2	YE	177	99%
2	YG	177	99%
2	YH	177	16% 99%
2	YI	177	17% 98%
2	YO	177	97%
2	YQ	177	57% 99%
2	ZB	177	54% 85% 14%

Continued on next page...

Continued from previous page...

Mol	Chain	Length	Quality of chain
2	ZF	177	56% 97%
2	ZJ	177	98%
2	ZK	177	56% 97%
2	ZM	177	99%
2	a1	177	40% 99%
2	a4	177	95% 5%
2	aB	177	96%
2	aE	177	5% 99%
2	aG	177	6% 99%
2	aH	177	35% 99%
2	aO	177	97%
2	bB	177	7% 99%
2	bF	177	24% 99%
2	bK	177	27% 99%
2	c1	177	55% 98%
2	c4	177	41% 99%
2	cE	177	14% 99%
2	cG	177	15% 99%
2	cH	177	56% 98%
2	cJ	177	18% 99%
2	cM	177	19% 99%
2	cO	177	40% 99%
2	dB	177	5% 99%
2	dF	177	44% 98%
2	dK	177	42% 98%

Continued on next page...

Continued from previous page...

Mol	Chain	Length	Quality of chain
2	e1	177	82% 98%
2	e4	177	11% 99%
2	eB	177	5% 99%
2	eE	177	36% 98%
2	eG	177	36% 98%
2	eH	177	80% 98%
2	eJ	177	8% 99%
2	eM	177	8% 99%
2	eO	177	12% 99%
2	fF	177	25% 99%
2	fK	177	20% 99%
2	g1	177	54% 99%
2	g4	177	42% 99%
2	gB	177	53% 76% 7% 14%
2	gE	177	12% 98%
2	gG	177	14% 98%
2	gH	177	56% 99%
2	gJ	177	28% 99%
2	gM	177	27% 99%
2	gO	177	37% 99%
2	hF	177	44% 99%
2	hK	177	45% 99%
2	i1	177	77% 97%
2	i4	177	16% 99%
2	iE	177	40% 99%

Continued on next page...

Continued from previous page...

Mol	Chain	Length	Quality of chain
2	iG	177	38% 99%
2	iH	177	74% 97%
2	iJ	177	13% 99%
2	iM	177	12% 99%
2	iO	177	16% 99%
2	jF	177	10% 99%
2	jK	177	11% 99%
2	k1	177	63% 98%
2	k4	177	36% 94% 5%
2	kE	177	15% 99%
2	kG	177	18% 99%
2	kH	177	60% 98%
2	kJ	177	11% 99%
2	kM	177	16% 99%
2	kO	177	36% 98%
2	lF	177	76% 97%
2	lK	177	82% 97%
2	m1	177	100% 97%
2	m4	177	11% 99%
2	mE	177	44% 99%
2	mG	177	45% 99%
2	mH	177	100% 97%
2	mJ	177	8% 99%
2	mM	177	10% 98%
2	mO	177	11% 99%

Continued on next page...

Continued from previous page...

Mol	Chain	Length	Quality of chain
2	nF	177	79% 97%
2	nK	177	79% 97%
2	pF	177	76% 98%
2	pK	177	75% 98%
2	q8	177	100% 97%
2	qC	177	100% 97%
2	rF	177	73% 97%
2	rK	177	75% 97%
2	s8	177	100% 98%
2	sC	177	100% 98%
2	tF	177	83% 99%
2	tK	177	81% 99%
2	u8	177	100% 98%
2	uC	177	100% 98%
2	vF	177	65% 98%
2	vK	177	64% 98%
2	w8	177	100% 98%
2	wC	177	100% 98%
2	y8	177	100% 99%
2	yC	177	100% 99%
3	A1	290	57% 88% 11%
3	A4	290	12% 89% 11%
3	AD	290	54% 87% 12%
3	AE	290	13% 88% 11%
3	AG	290	13% 88% 11%

Continued on next page...

Continued from previous page...

Mol	Chain	Length	Quality of chain
3	AH	290	
3	AO	290	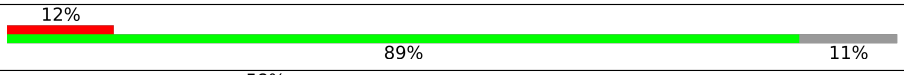
3	AQ	290	
3	Y7	290	
3	YA	290	
4	AB	138	
4	EB	138	
5	KB	288	
5	UB	288	
6	WB	327	
6	cB	327	
7	A8	237	
7	AC	237	
7	a8	237	
7	aC	237	
8	B1	232	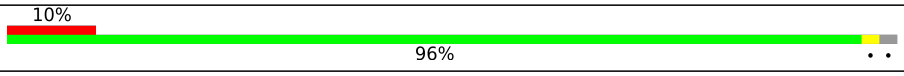
8	B4	232	
8	BE	232	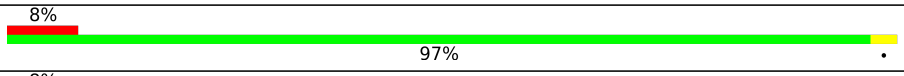
8	BG	232	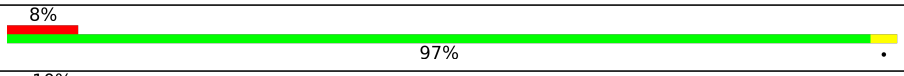
8	BH	232	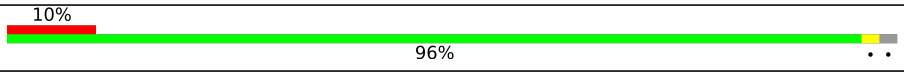
8	BO	232	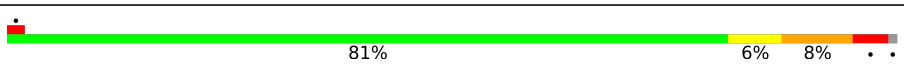
9	C1	162	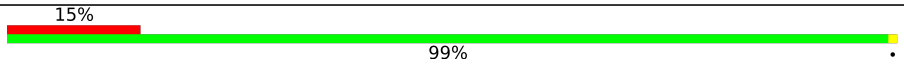
9	C4	162	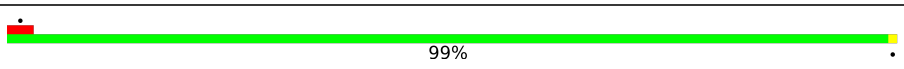
9	CE	162	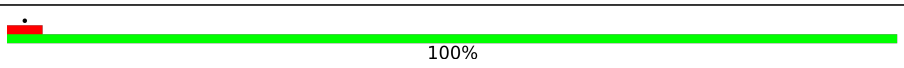
9	CG	162	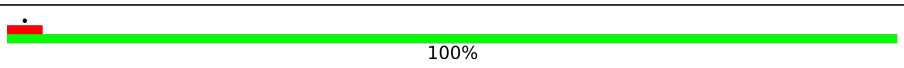

Continued on next page...

Continued from previous page...

Mol	Chain	Length	Quality of chain
9	CH	162	20% 99%
9	CO	162	99%
9	E1	162	100%
9	E4	162	100%
9	EE	162	100%
9	EG	162	100%
9	EH	162	100%
9	EO	162	100%
9	G1	162	19% 99%
9	G4	162	99%
9	GE	162	100%
9	GG	162	100%
9	GH	162	14% 99%
9	GO	162	99%
9	I1	162	9% 100%
9	I4	162	100%
9	IE	162	100%
9	IG	162	100%
9	IH	162	7% 100%
9	IO	162	100%
9	K1	162	9% 99%
9	K4	162	93% 5%
9	KE	162	100%
9	KG	162	100%
9	KH	162	11% 99%

Continued on next page...

Continued from previous page...

Mol	Chain	Length	Quality of chain
9	KO	162	99%
9	M1	162	10% 99%
9	M4	162	99%
9	ME	162	100%
9	MG	162	100%
9	MH	162	13% 99%
9	MO	162	99%
10	D1	172	13% 99%
10	D4	172	98%
10	DE	172	99%
10	DG	172	99%
10	DH	172	15% 99%
10	DO	172	98%
10	F1	172	99%
10	F4	172	98%
10	FE	172	98%
10	FG	172	98%
10	FH	172	5% 99%
10	FO	172	98%
10	H1	172	9% 98%
10	H4	172	98%
10	HE	172	99%
10	HG	172	99%
10	HH	172	7% 98%
10	HO	172	98%

Continued on next page...

Continued from previous page...

Mol	Chain	Length	Quality of chain
10	J1	172	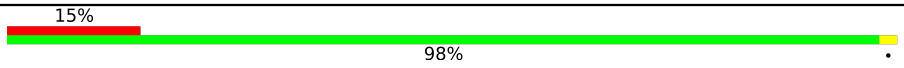
10	J4	172	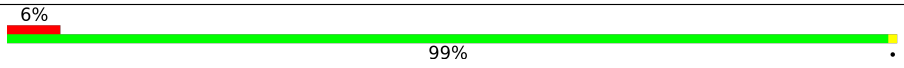
10	JE	172	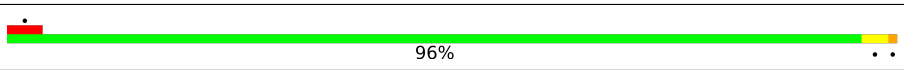
10	JG	172	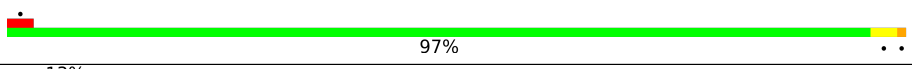
10	JH	172	
10	JO	172	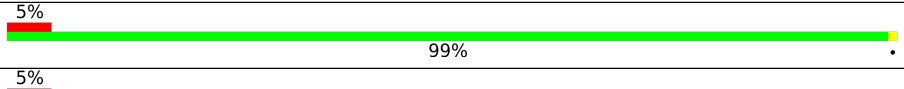
10	L1	172	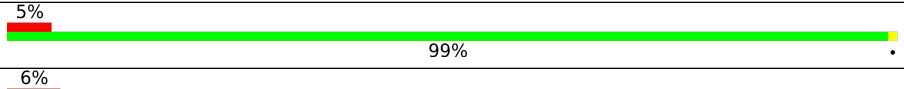
10	L4	172	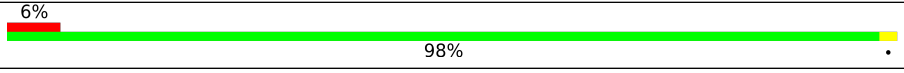
10	LE	172	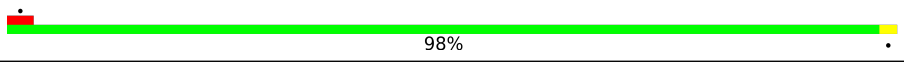
10	LG	172	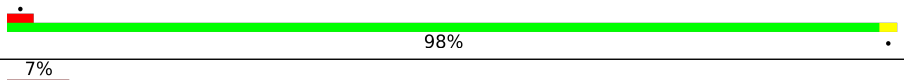
10	LH	172	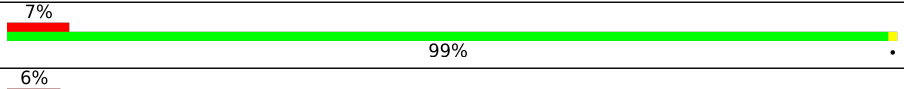
10	LO	172	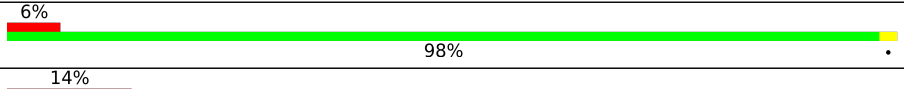
10	N1	172	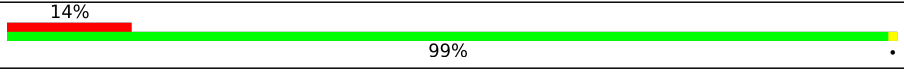
10	N4	172	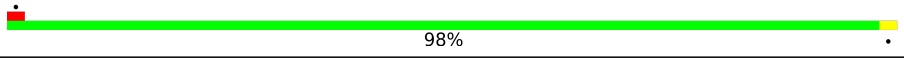
10	NE	172	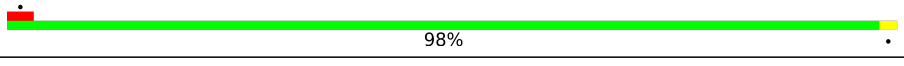
10	NG	172	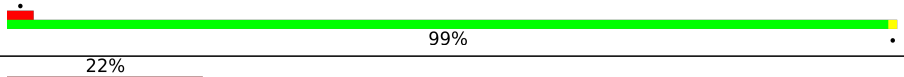
10	NH	172	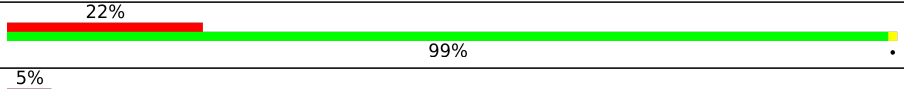
10	NO	172	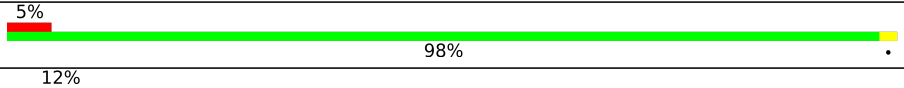
11	X1	363	
11	X4	363	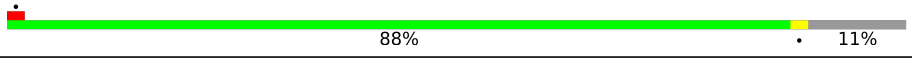
11	XE	363	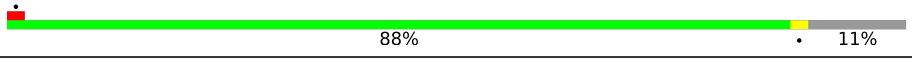
11	XG	363	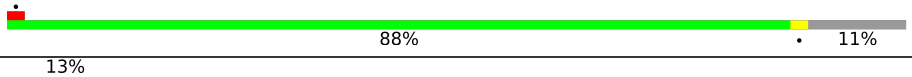
11	XH	363	
11	XO	363	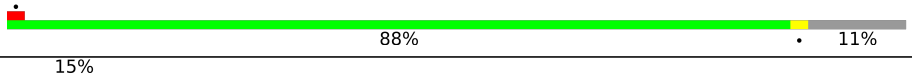
12	MI	316	

Continued on next page...

Continued from previous page...

Mol	Chain	Length	Quality of chain
12	ZI	316	16% 75% 9% 16%
13	AJ	273	11% 86% 13%
13	AM	273	12% 86% 13%
13	wF	273	15% 87% 13%
13	wK	273	18% 87% 13%
13	xF	273	69% 87% 13%
13	xK	273	71% 87% 13%
14	BJ	290	86% 14%
14	BM	290	86% 14%
14	yF	290	86% 14%
14	yK	290	86% 14%
15	A6	360	93% 7%
15	AL	360	92% 7%
15	a6	360	92% 7%
15	aL	360	92% 7%
16	B6	509	98%
16	BL	509	98%
16	b6	509	99%
16	bL	509	96%
17	C6	473	95%
17	CL	473	94%
17	c6	473	7% 95%
17	cL	473	8% 95%
18	D6	351	97%
18	DL	351	97%

Continued on next page...

Continued from previous page...

Mol	Chain	Length	Quality of chain
18	d6	351	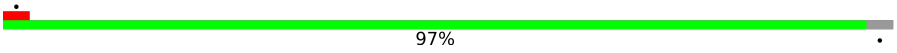
18	dL	351	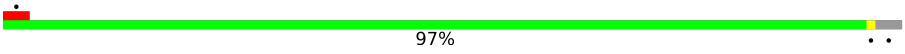
19	E6	84	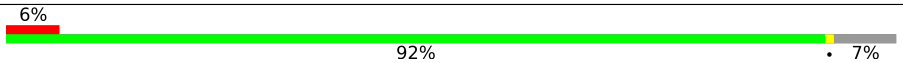
19	EL	84	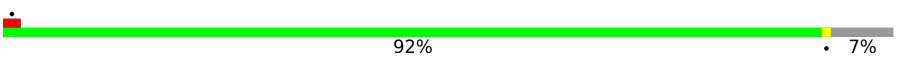
19	e6	84	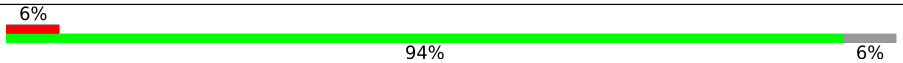
19	eL	84	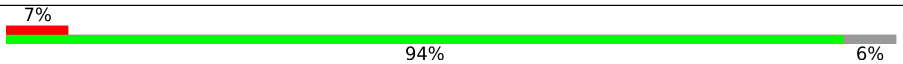
20	F6	44	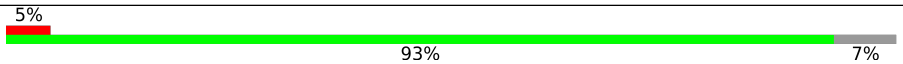
20	FL	44	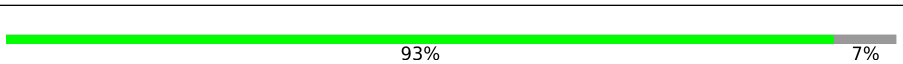
20	f6	44	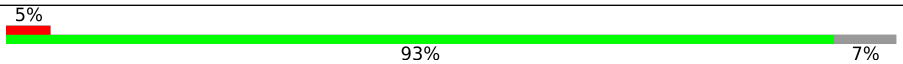
20	fL	44	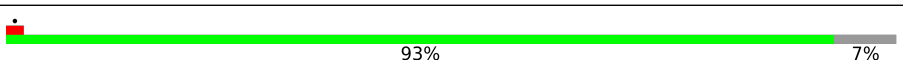
21	G6	213	
21	GL	213	
21	g6	213	
21	gL	213	
22	H6	67	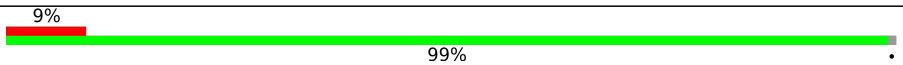
22	HL	67	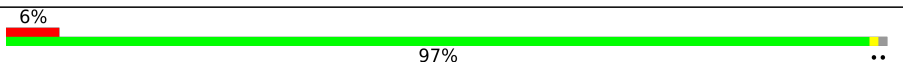
22	h6	67	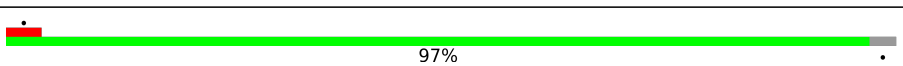
22	hL	67	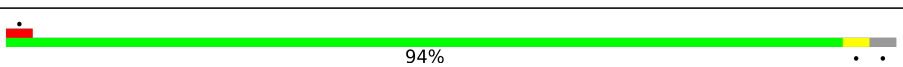
23	I6	38	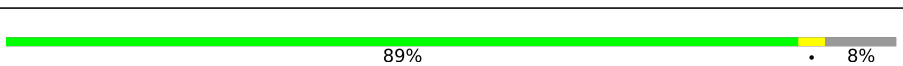
23	IL	38	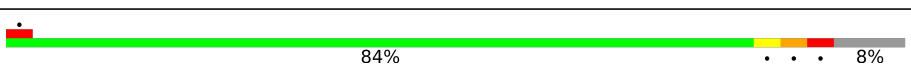
23	i6	38	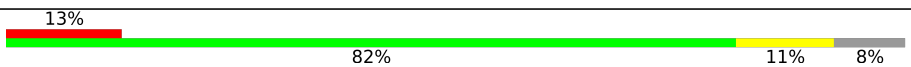
23	iL	38	
24	J6	39	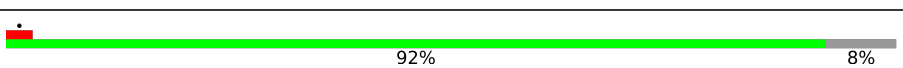
24	JL	39	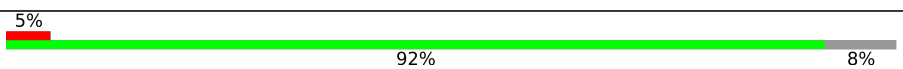
24	j6	39	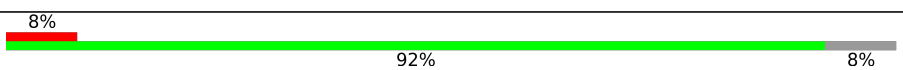

Continued on next page...

Continued from previous page...

Mol	Chain	Length	Quality of chain
24	jL	39	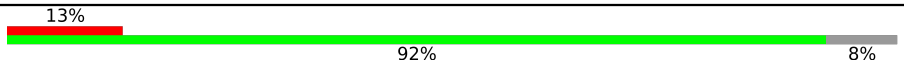
25	K6	45	
25	KL	45	
25	k6	45	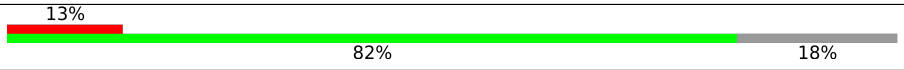
25	kL	45	
26	L6	38	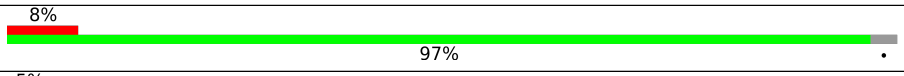
26	LL	38	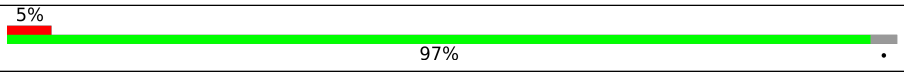
26	l6	38	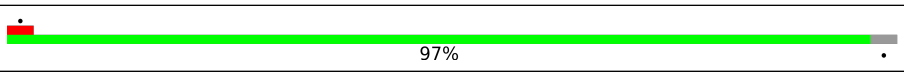
26	lL	38	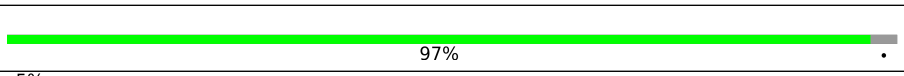
27	M6	101	
27	ML	101	
27	m6	101	
27	mL	101	
28	N6	29	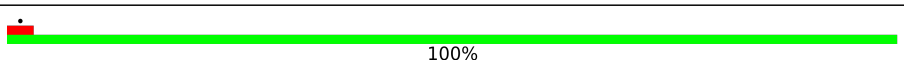
28	NL	29	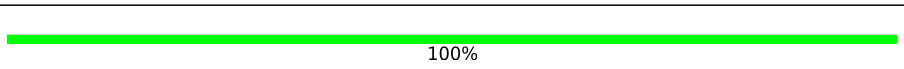
28	n6	29	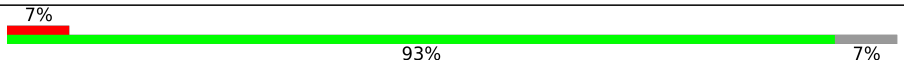
28	nL	29	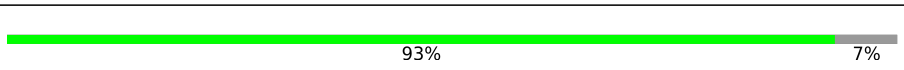
29	O6	287	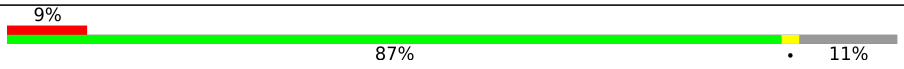
29	OL	287	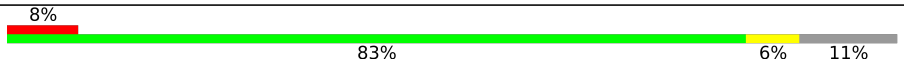
29	o6	287	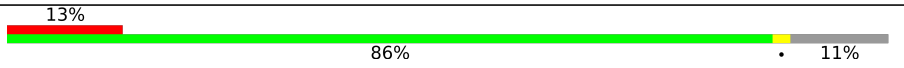
29	oL	287	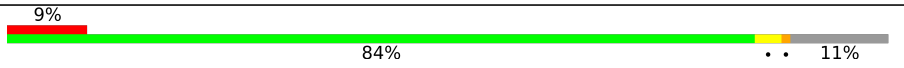
30	Q6	205	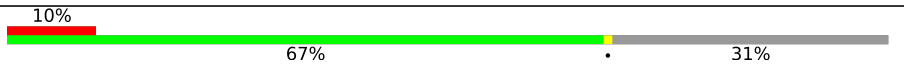
30	QL	205	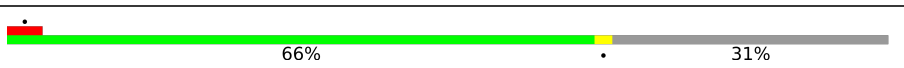
30	q6	205	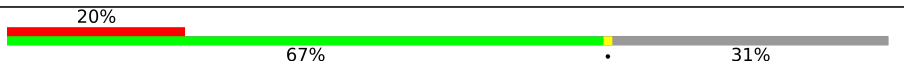
30	qL	205	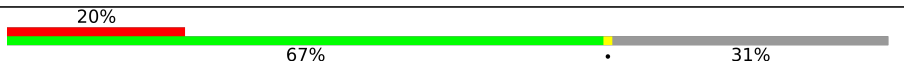

Continued on next page...

Continued from previous page...

Mol	Chain	Length	Quality of chain
31	R6	33	30% 100%
31	RL	33	12% 100%
31	r6	33	24% 100%
31	rL	33	9% 100%
32	S6	119	9% 76% 23%
32	SL	119	6% 100%
33	T6	31	13% 100%
33	TL	31	13% 87% 6% 6%
33	t6	31	13% 100%
33	tL	31	10% 94% 6%
34	U6	150	59% 38%
34	UL	150	61% 38%
34	u6	150	5% 60% 38%
34	uL	150	62% 38%
35	V6	162	6% 82% 17%
35	VL	162	80% 17%
35	v6	162	7% 82% 17%
35	vL	162	81% 17%
36	W6	46	9% 100%
36	WL	46	9% 100%
36	w6	46	17% 100%
36	wL	46	11% 100%
37	X6	39	10% 100%
37	XL	39	8% 100%
37	x6	39	10% 100%

Continued on next page...

Continued from previous page...

Mol	Chain	Length	Quality of chain
37	xL	39	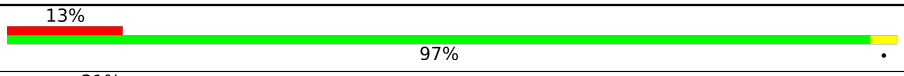
38	Y6	34	
38	YL	34	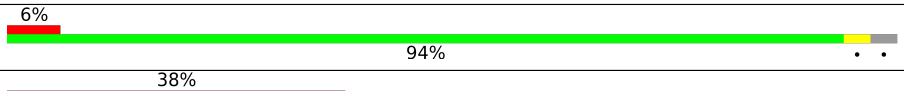
38	y6	34	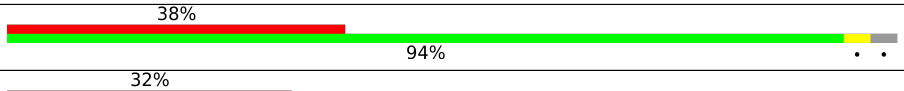
38	yL	34	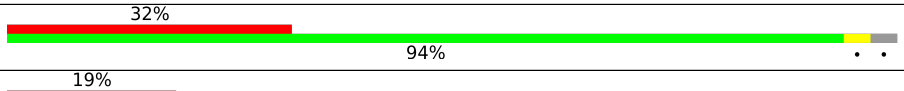
39	Z6	62	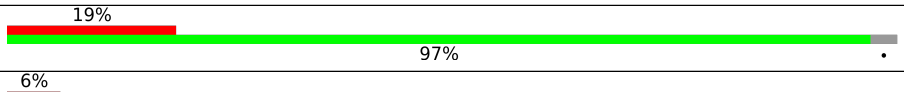
39	ZL	62	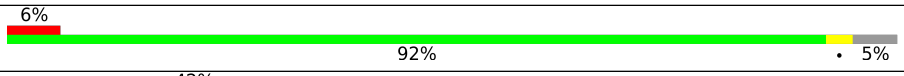
39	z6	62	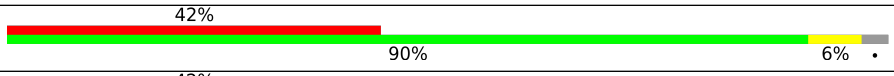
39	zL	62	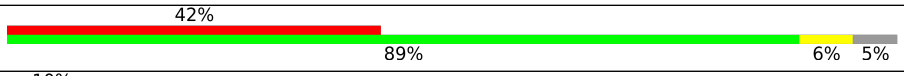
40	A2	752	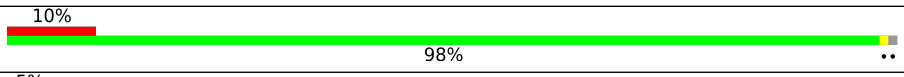
40	AN	752	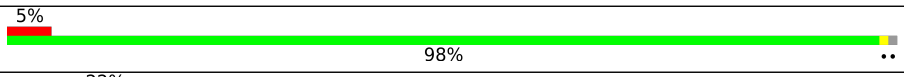
41	B2	732	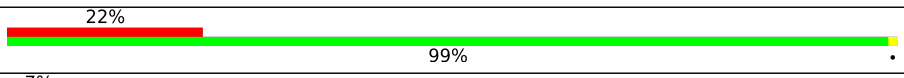
41	BN	732	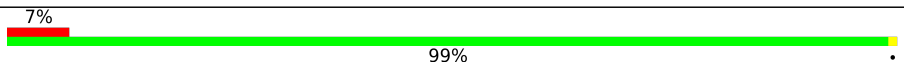
42	C2	81	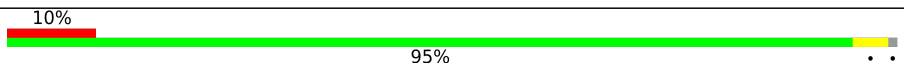
42	CN	81	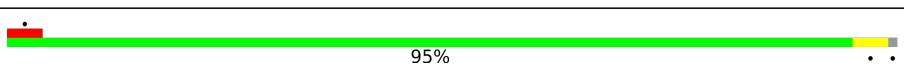
43	D2	142	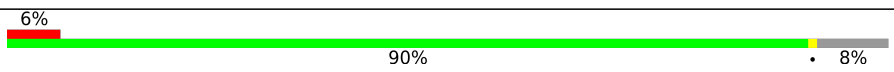
43	DN	142	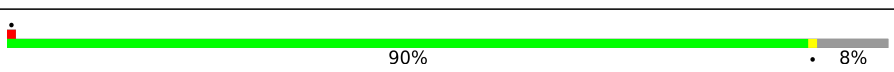
44	E2	61	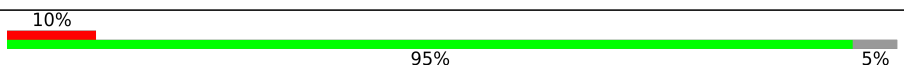
44	EN	61	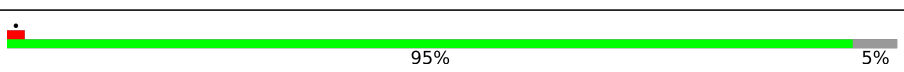
45	F2	185	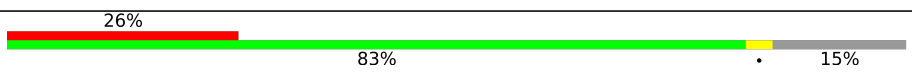
45	FN	185	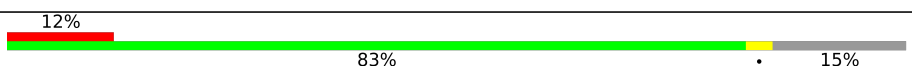
46	G2	104	
46	GN	104	
47	I2	37	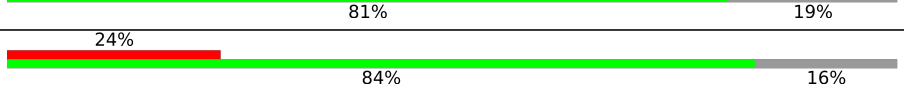
47	IN	37	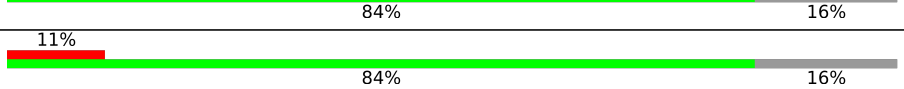

Continued on next page...

Continued from previous page...

Mol	Chain	Length	Quality of chain
48	J2	42	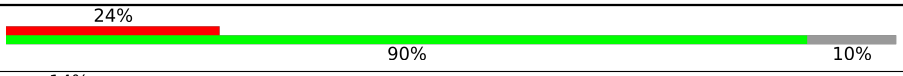
48	JN	42	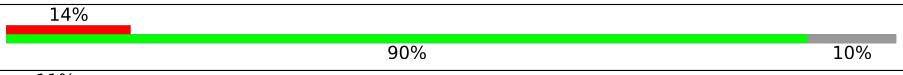
49	K2	70	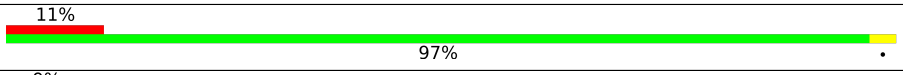
49	KN	70	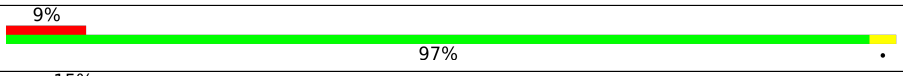
50	L2	140	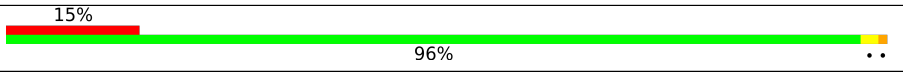
50	LN	140	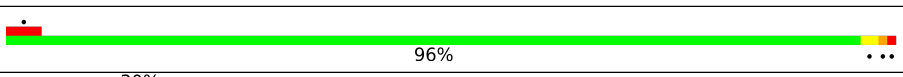
51	M2	30	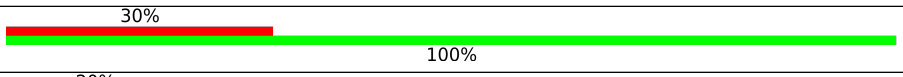
51	MN	30	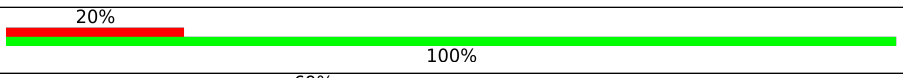
52	N2	99	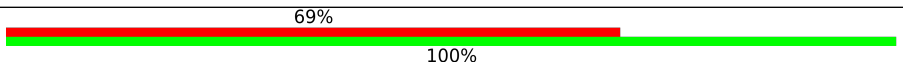
52	NN	99	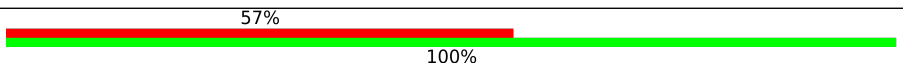
53	O2	92	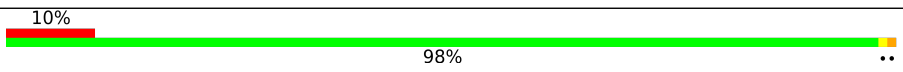
53	ON	92	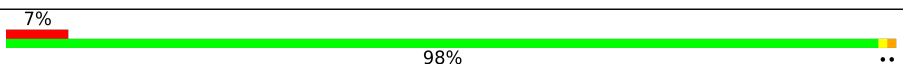
54	R2	78	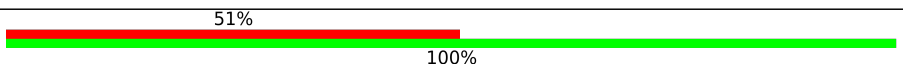
54	RN	78	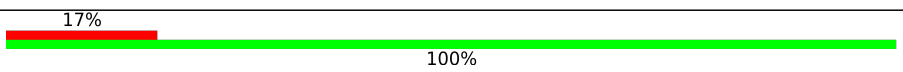
55	Z2	66	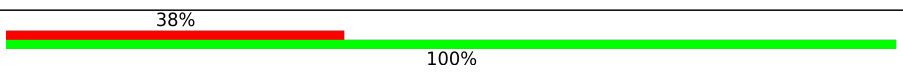
55	ZN	66	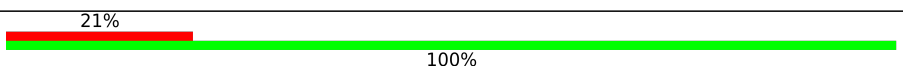
56	YP	426	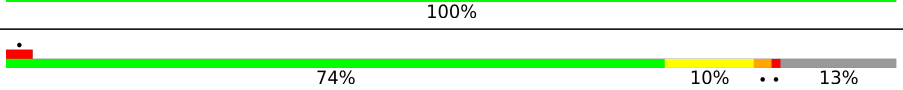
56	bP	426	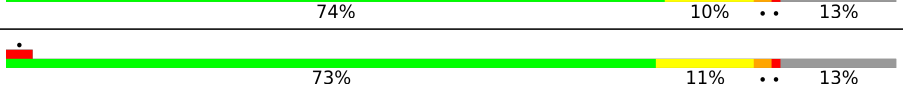
57	12	174	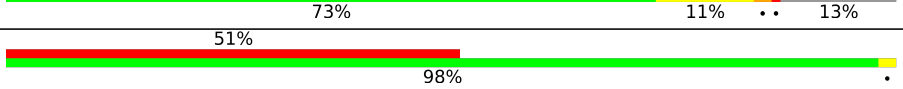
57	1N	174	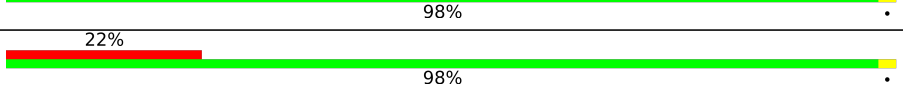
58	22	166	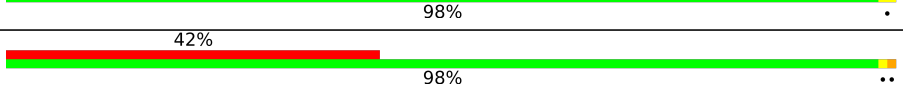
58	2N	166	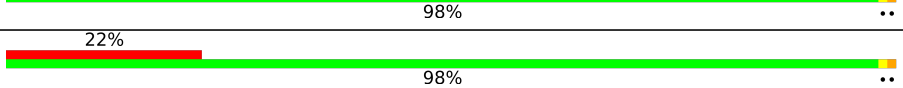
59	32	169	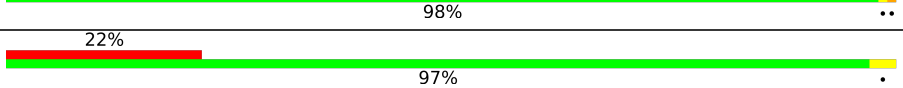
59	3N	169	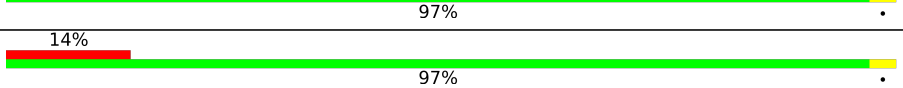
60	42	172	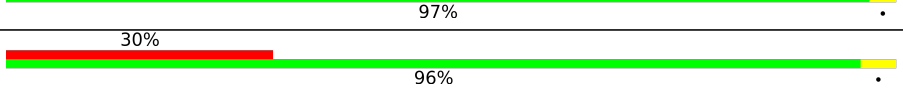

Continued on next page...

Continued from previous page...

Mol	Chain	Length	Quality of chain
60	4N	172	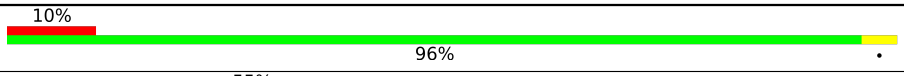
61	52	174	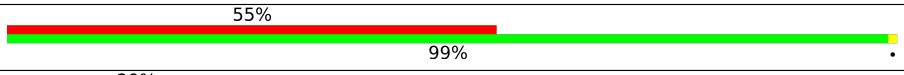
61	5N	174	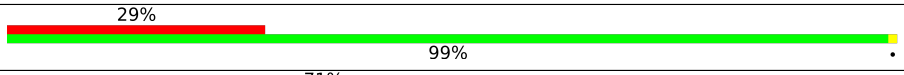
62	62	169	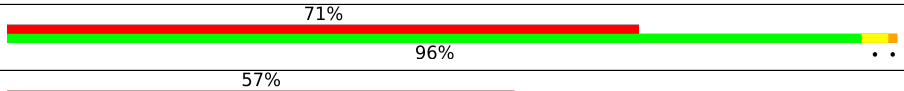
62	6N	169	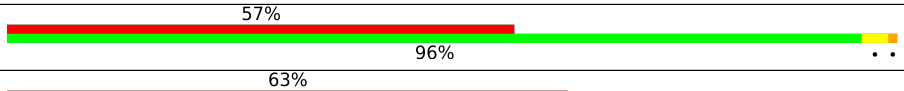
63	72	164	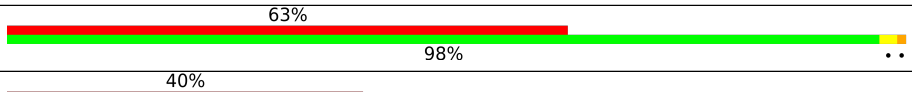
63	7N	164	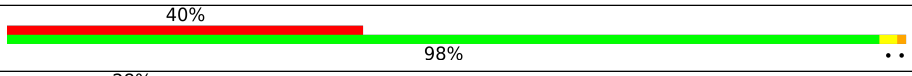
64	82	180	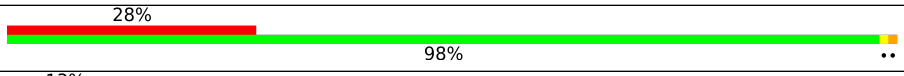
64	8N	180	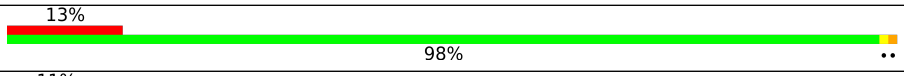
65	23	159	
65	Z3	159	
66	33	288	
66	a3	288	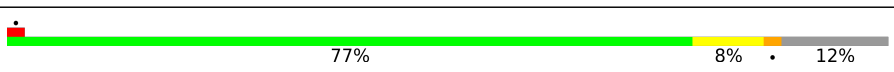
67	43	253	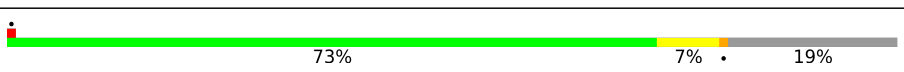
67	b3	253	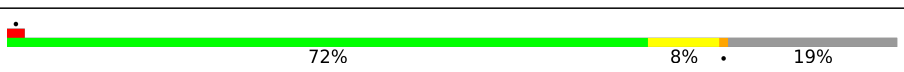
68	A3	161	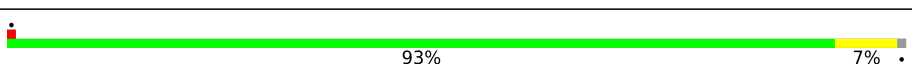
68	C3	161	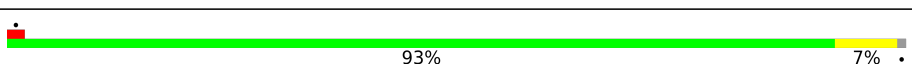
68	E3	161	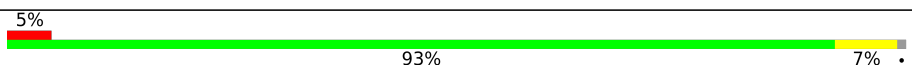
68	G3	161	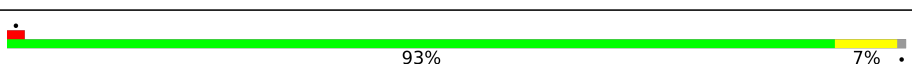
68	J3	161	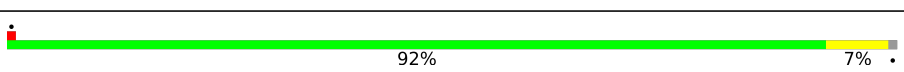
68	K3	161	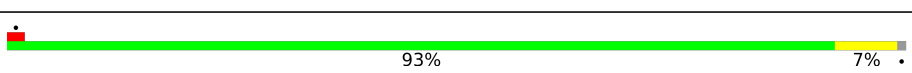
68	N3	161	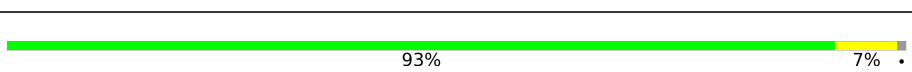
68	P3	161	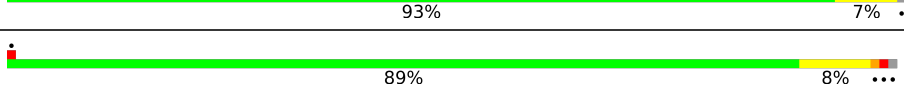
68	R3	161	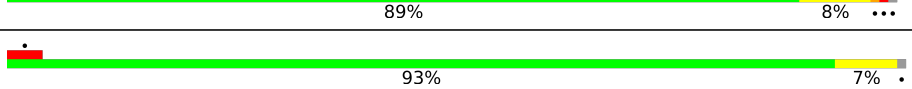
68	T3	161	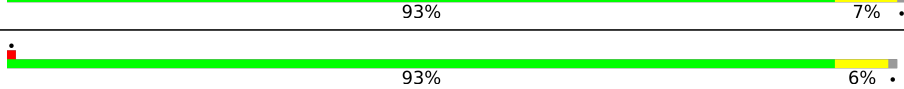

Continued on next page...

Continued from previous page...

Mol	Chain	Length	Quality of chain
68	c3	161	93% 7%
68	e3	161	93% 7%
68	g3	161	7% 93% 7%
68	i3	161	93% 7%
68	l3	161	93% 7%
68	m3	161	93% 7%
68	p3	161	93% 7%
68	r3	161	86% 9%
68	t3	161	93% 7%
68	v3	161	93% 6%
69	B3	161	95%
69	D3	161	95%
69	F3	161	95%
69	H3	161	95%
69	I3	161	95%
69	L3	161	81% 12% 6%
69	M3	161	94% 5%
69	O3	161	94% 6%
69	Q3	161	93% 7%
69	S3	161	95%
69	U3	161	95%
69	d3	161	95%
69	f3	161	95%
69	h3	161	93% 7%
69	j3	161	95%

Continued on next page...

Continued from previous page...

Mol	Chain	Length	Quality of chain
69	k3	161	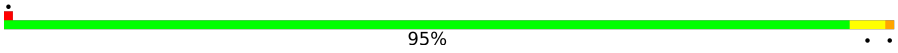
69	n3	161	
69	o3	161	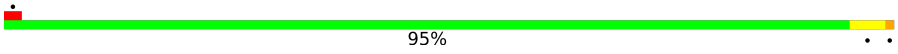
69	q3	161	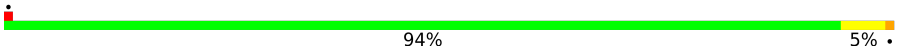
69	s3	161	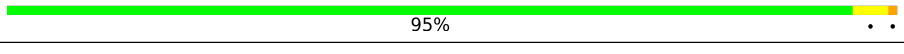
69	u3	161	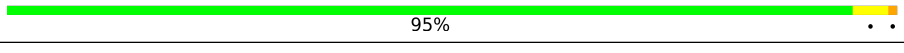
69	w3	161	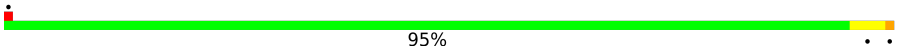
70	V3	161	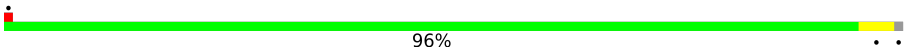
70	x3	161	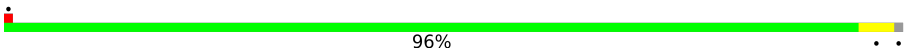
71	W3	173	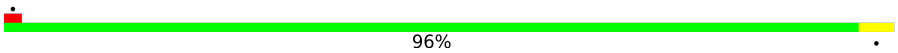
71	y3	173	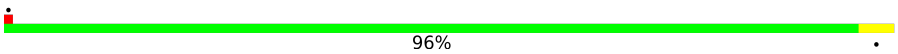
72	X3	93	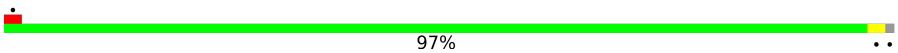
72	z3	93	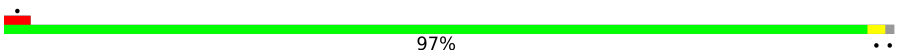
73	63	879	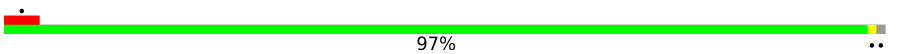
73	73	879	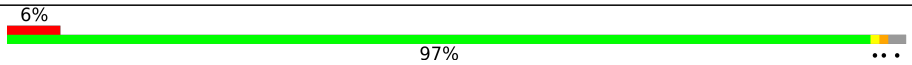
74	M5	333	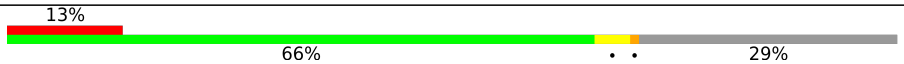
74	M9	333	
74	Z5	333	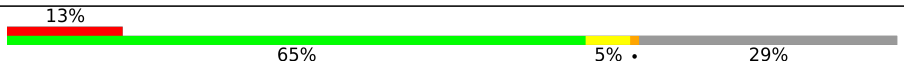
74	Z9	333	
75	e7	303	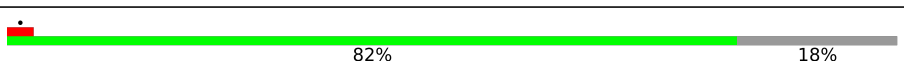
75	eA	303	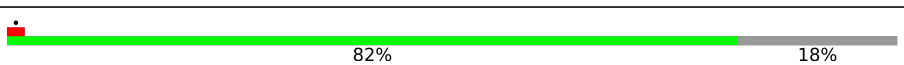
76	fB	288	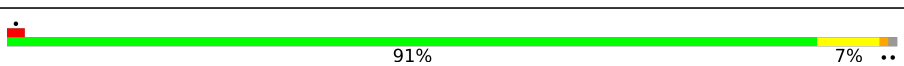
76	hB	288	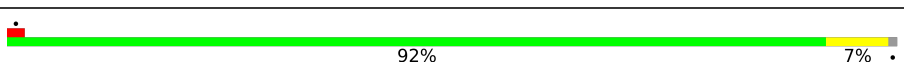
77	dD	342	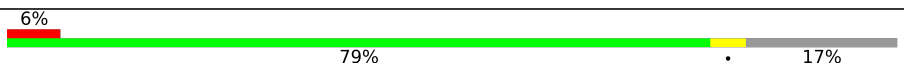
77	dQ	342	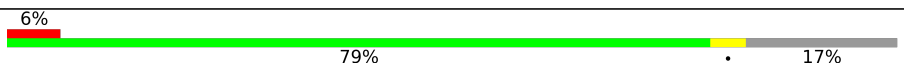

Continued on next page...

Continued from previous page...

Mol	Chain	Length	Quality of chain
78	zF	498	
78	zK	498	
79	bJ	490	
79	bM	490	
80	53	162	
80	Y3	162	
81	16	118	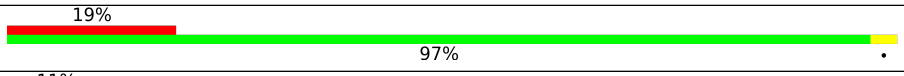
81	1L	118	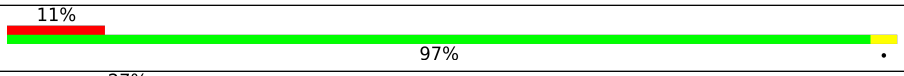
81	46	118	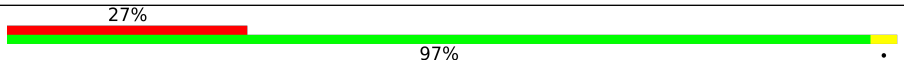
81	4L	118	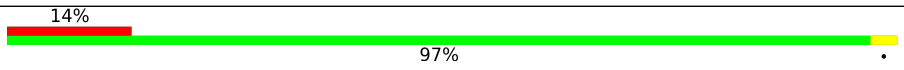

The following table lists non-polymeric compounds, carbohydrate monomers and non-standard residues in protein, DNA, RNA chains that are outliers for geometric or electron-density-fit criteria:

Mol	Type	Chain	Res	Chirality	Geometry	Clashes	Electron density
69	MEN	B3	71	-	X	-	-
69	MEN	D3	71	-	X	-	-
69	MEN	F3	71	-	X	-	-
69	MEN	H3	71	-	X	-	-
69	MEN	I3	71	-	X	-	-
69	MEN	L3	71	-	X	-	-
69	MEN	M3	71	-	X	-	-
69	MEN	Q3	71	-	X	-	-
69	MEN	S3	71	-	X	-	-
69	MEN	U3	71	-	X	-	-
69	MEN	d3	71	-	X	-	-
69	MEN	f3	71	-	X	-	-
69	MEN	h3	71	-	X	-	-
69	MEN	j3	71	-	X	-	-
69	MEN	k3	71	-	X	-	-
69	MEN	n3	71	-	X	-	-
69	MEN	o3	71	-	X	-	-
69	MEN	q3	71	-	X	-	-
69	MEN	s3	71	-	X	-	-
69	MEN	u3	71	-	X	-	-

Continued on next page...

Continued from previous page...

Mol	Type	Chain	Res	Chirality	Geometry	Clashes	Electron density
69	MEN	w3	71	-	X	-	-
87	CLA	12	601	X	-	-	-
87	CLA	12	602	X	-	-	-
87	CLA	12	603	X	-	-	-
87	CLA	12	604	X	-	-	-
87	CLA	12	605	X	-	-	-
87	CLA	12	606	X	-	-	-
87	CLA	12	608	X	-	-	-
87	CLA	12	609	X	-	-	-
87	CLA	12	610	X	-	-	-
87	CLA	12	611	X	-	-	-
87	CLA	1N	601	X	-	-	-
87	CLA	1N	602	X	-	-	-
87	CLA	1N	603	X	-	-	-
87	CLA	1N	604	X	-	-	-
87	CLA	1N	605	X	-	-	-
87	CLA	1N	606	X	-	-	-
87	CLA	1N	608	X	-	-	-
87	CLA	1N	609	X	-	-	-
87	CLA	1N	610	X	-	-	-
87	CLA	1N	611	X	-	-	-
87	CLA	22	602	X	-	-	-
87	CLA	22	603	X	-	-	-
87	CLA	22	604	X	-	-	-
87	CLA	22	605	X	-	-	-
87	CLA	22	606	X	-	-	-
87	CLA	22	607	X	-	-	-
87	CLA	22	610	X	-	-	-
87	CLA	22	611	X	-	-	-
87	CLA	22	612	X	-	-	-
87	CLA	2N	301	X	-	-	-
87	CLA	2N	303	X	-	-	-
87	CLA	2N	304	X	-	-	-
87	CLA	2N	305	X	-	-	-
87	CLA	2N	306	X	-	-	-
87	CLA	2N	307	X	-	-	-
87	CLA	2N	310	X	-	-	-
87	CLA	2N	311	X	-	-	-
87	CLA	2N	312	X	-	-	-
87	CLA	32	302	X	-	-	-
87	CLA	32	303	X	-	-	-
87	CLA	32	305	X	-	-	-

Continued on next page...

Continued from previous page...

Mol	Type	Chain	Res	Chirality	Geometry	Clashes	Electron density
87	CLA	32	308	X	-	-	-
87	CLA	32	309	X	-	-	-
87	CLA	32	310	X	-	-	-
87	CLA	32	311	X	-	-	-
87	CLA	32	312	X	-	-	-
87	CLA	32	313	X	-	-	-
87	CLA	3N	301	X	-	-	-
87	CLA	3N	303	X	-	-	-
87	CLA	3N	304	X	-	-	-
87	CLA	3N	306	X	-	-	-
87	CLA	3N	309	X	-	-	-
87	CLA	3N	310	X	-	-	-
87	CLA	3N	311	X	-	-	-
87	CLA	3N	312	X	-	-	-
87	CLA	3N	313	X	-	-	-
87	CLA	42	603	X	-	-	-
87	CLA	42	605	X	-	-	-
87	CLA	42	606	X	-	-	-
87	CLA	42	607	X	-	-	-
87	CLA	42	608	X	-	-	-
87	CLA	42	609	X	-	-	-
87	CLA	42	610	X	-	-	-
87	CLA	42	611	X	-	-	-
87	CLA	4N	603	X	-	-	-
87	CLA	4N	605	X	-	-	-
87	CLA	4N	606	X	-	-	-
87	CLA	4N	607	X	-	-	-
87	CLA	4N	608	X	-	-	-
87	CLA	4N	609	X	-	-	-
87	CLA	4N	610	X	-	-	-
87	CLA	4N	611	X	-	-	-
87	CLA	52	601	X	-	-	-
87	CLA	52	602	X	-	-	-
87	CLA	52	603	X	-	-	-
87	CLA	52	604	X	-	-	-
87	CLA	52	606	X	-	-	-
87	CLA	52	607	X	-	-	-
87	CLA	52	608	X	-	-	-
87	CLA	52	609	X	-	-	-
87	CLA	52	610	X	-	-	-
87	CLA	52	611	X	-	-	-
87	CLA	5N	601	X	-	-	-

Continued on next page...

Continued from previous page...

Mol	Type	Chain	Res	Chirality	Geometry	Clashes	Electron density
87	CLA	5N	602	X	-	-	-
87	CLA	5N	603	X	-	-	-
87	CLA	5N	604	X	-	-	-
87	CLA	5N	606	X	-	-	-
87	CLA	5N	607	X	-	-	-
87	CLA	5N	608	X	-	-	-
87	CLA	5N	609	X	-	-	-
87	CLA	5N	610	X	-	-	-
87	CLA	5N	611	X	-	-	-
87	CLA	62	301	X	-	-	-
87	CLA	62	302	X	-	-	-
87	CLA	62	303	X	-	-	-
87	CLA	62	304	X	-	-	-
87	CLA	62	306	X	-	-	-
87	CLA	62	308	X	-	-	-
87	CLA	62	309	X	-	-	-
87	CLA	62	311	X	-	-	-
87	CLA	62	312	X	-	-	-
87	CLA	62	313	X	-	-	-
87	CLA	6N	601	X	-	-	-
87	CLA	6N	602	X	-	-	-
87	CLA	6N	603	X	-	-	-
87	CLA	6N	605	X	-	-	-
87	CLA	6N	607	X	-	-	-
87	CLA	6N	608	X	-	-	-
87	CLA	6N	610	X	-	-	-
87	CLA	6N	611	X	-	-	-
87	CLA	6N	612	X	-	-	-
87	CLA	6N	613	X	-	-	-
87	CLA	72	601	X	-	-	-
87	CLA	72	602	X	-	-	-
87	CLA	72	604	X	-	-	-
87	CLA	72	605	X	-	-	-
87	CLA	72	606	X	-	-	-
87	CLA	72	608	X	-	-	-
87	CLA	72	609	X	-	-	-
87	CLA	72	610	X	-	-	-
87	CLA	7N	601	X	-	-	-
87	CLA	7N	602	X	-	-	-
87	CLA	7N	604	X	-	-	-
87	CLA	7N	605	X	-	-	-
87	CLA	7N	606	X	-	-	-

Continued on next page...

Continued from previous page...

Mol	Type	Chain	Res	Chirality	Geometry	Clashes	Electron density
87	CLA	7N	608	X	-	-	-
87	CLA	7N	609	X	-	-	-
87	CLA	7N	610	X	-	-	-
87	CLA	82	302	X	-	-	-
87	CLA	82	303	X	-	-	-
87	CLA	82	304	X	-	-	-
87	CLA	82	305	X	-	-	-
87	CLA	82	306	X	-	-	-
87	CLA	82	307	X	-	-	-
87	CLA	82	308	X	-	-	-
87	CLA	8N	301	X	-	-	-
87	CLA	8N	303	X	-	-	-
87	CLA	8N	304	X	-	-	-
87	CLA	8N	305	X	-	-	-
87	CLA	8N	306	X	-	-	-
87	CLA	8N	307	X	-	-	-
87	CLA	8N	308	X	-	-	-
87	CLA	A2	801	X	-	-	-
87	CLA	A2	802	X	-	-	-
87	CLA	A2	803	X	-	-	-
87	CLA	A2	805	X	-	-	-
87	CLA	A2	806	X	-	-	-
87	CLA	A2	807	X	-	-	-
87	CLA	A2	808	X	-	-	-
87	CLA	A2	809	X	-	-	-
87	CLA	A2	810	X	-	-	-
87	CLA	A2	811	X	-	-	-
87	CLA	A2	812	X	-	-	-
87	CLA	A2	813	X	-	-	-
87	CLA	A2	814	X	-	-	-
87	CLA	A2	815	X	-	-	-
87	CLA	A2	816	X	-	-	-
87	CLA	A2	817	X	-	-	-
87	CLA	A2	819	X	-	-	-
87	CLA	A2	820	X	-	-	-
87	CLA	A2	821	X	-	-	-
87	CLA	A2	822	X	-	-	-
87	CLA	A2	823	X	-	-	-
87	CLA	A2	824	X	-	-	-
87	CLA	A2	825	X	-	-	-
87	CLA	A2	826	X	-	-	-
87	CLA	A2	827	X	-	-	-

Continued on next page...

Continued from previous page...

Mol	Type	Chain	Res	Chirality	Geometry	Clashes	Electron density
87	CLA	A2	828	X	-	-	-
87	CLA	A2	829	X	-	-	-
87	CLA	A2	830	X	-	-	-
87	CLA	A2	831	X	-	-	-
87	CLA	A2	832	X	-	-	-
87	CLA	A2	833	X	-	-	-
87	CLA	A2	835	X	-	-	-
87	CLA	A2	837	X	-	-	-
87	CLA	A2	838	X	-	-	-
87	CLA	A2	840	X	-	-	-
87	CLA	A2	841	X	-	-	-
87	CLA	A2	849	X	-	-	-
87	CLA	A2	850	X	-	-	-
87	CLA	A2	851	X	-	-	-
87	CLA	A2	852	X	-	-	-
87	CLA	A6	402	X	-	-	-
87	CLA	A6	403	X	-	-	-
87	CLA	A6	404	X	-	-	-
87	CLA	AL	403	X	-	-	-
87	CLA	AL	404	X	-	-	-
87	CLA	AL	405	X	-	-	-
87	CLA	AN	801	X	-	-	-
87	CLA	AN	802	X	-	-	-
87	CLA	AN	803	X	-	-	-
87	CLA	AN	805	X	-	-	-
87	CLA	AN	806	X	-	-	-
87	CLA	AN	807	X	-	-	-
87	CLA	AN	808	X	-	-	-
87	CLA	AN	809	X	-	-	-
87	CLA	AN	810	X	-	-	-
87	CLA	AN	811	X	-	-	-
87	CLA	AN	812	X	-	-	-
87	CLA	AN	813	X	-	-	-
87	CLA	AN	814	X	-	-	-
87	CLA	AN	815	X	-	-	-
87	CLA	AN	816	X	-	-	-
87	CLA	AN	817	X	-	-	-
87	CLA	AN	819	X	-	-	-
87	CLA	AN	820	X	-	-	-
87	CLA	AN	821	X	-	-	-
87	CLA	AN	822	X	-	-	-
87	CLA	AN	823	X	-	-	-

Continued on next page...

Continued from previous page...

Mol	Type	Chain	Res	Chirality	Geometry	Clashes	Electron density
87	CLA	AN	824	X	-	-	-
87	CLA	AN	825	X	-	-	-
87	CLA	AN	826	X	-	-	-
87	CLA	AN	827	X	-	-	-
87	CLA	AN	828	X	-	-	-
87	CLA	AN	829	X	-	-	-
87	CLA	AN	830	X	-	-	-
87	CLA	AN	831	X	-	-	-
87	CLA	AN	832	X	-	-	-
87	CLA	AN	833	X	-	-	-
87	CLA	AN	835	X	-	-	-
87	CLA	AN	837	X	-	-	-
87	CLA	AN	838	X	-	-	-
87	CLA	AN	840	X	-	-	-
87	CLA	AN	841	X	-	-	-
87	CLA	AN	849	X	-	-	-
87	CLA	AN	850	X	-	-	-
87	CLA	AN	851	X	-	-	-
87	CLA	AN	852	X	-	-	-
87	CLA	B2	801	X	-	-	-
87	CLA	B2	804	X	-	-	-
87	CLA	B2	805	X	-	-	-
87	CLA	B2	806	X	-	-	-
87	CLA	B2	807	X	-	-	-
87	CLA	B2	808	X	-	-	-
87	CLA	B2	809	X	-	-	-
87	CLA	B2	810	X	-	-	-
87	CLA	B2	811	X	-	-	-
87	CLA	B2	812	X	-	-	-
87	CLA	B2	813	X	-	-	-
87	CLA	B2	814	X	-	-	-
87	CLA	B2	816	X	-	-	-
87	CLA	B2	817	X	-	-	-
87	CLA	B2	819	X	-	-	-
87	CLA	B2	820	X	-	-	-
87	CLA	B2	821	X	-	-	-
87	CLA	B2	822	X	-	-	-
87	CLA	B2	823	X	-	-	-
87	CLA	B2	824	X	-	-	-
87	CLA	B2	825	X	-	-	-
87	CLA	B2	826	X	-	-	-
87	CLA	B2	827	X	-	-	-

Continued on next page...

Continued from previous page...

Mol	Type	Chain	Res	Chirality	Geometry	Clashes	Electron density
87	CLA	B2	828	X	-	-	-
87	CLA	B2	829	X	-	-	-
87	CLA	B2	830	X	-	-	-
87	CLA	B2	831	X	-	-	-
87	CLA	B2	832	X	-	-	-
87	CLA	B2	833	X	-	-	-
87	CLA	B2	834	X	-	-	-
87	CLA	B2	835	X	-	-	-
87	CLA	B2	836	X	-	-	-
87	CLA	B6	603	X	-	-	-
87	CLA	B6	604	X	-	-	-
87	CLA	B6	605	X	-	-	-
87	CLA	B6	606	X	-	-	-
87	CLA	B6	607	X	-	-	-
87	CLA	B6	608	X	-	-	-
87	CLA	B6	609	X	-	-	-
87	CLA	B6	610	X	-	-	-
87	CLA	B6	611	X	-	-	-
87	CLA	B6	612	X	-	-	-
87	CLA	B6	613	X	-	-	-
87	CLA	B6	614	X	-	-	-
87	CLA	B6	615	X	-	-	-
87	CLA	B6	616	X	-	-	-
87	CLA	BL	601	X	-	-	-
87	CLA	BL	602	X	-	-	-
87	CLA	BL	603	X	-	-	-
87	CLA	BL	604	X	-	-	-
87	CLA	BL	605	X	-	-	-
87	CLA	BL	606	X	-	-	-
87	CLA	BL	608	X	-	-	-
87	CLA	BL	609	X	-	-	-
87	CLA	BL	619	X	-	-	-
87	CLA	BL	620	X	-	-	-
87	CLA	BL	621	X	-	-	-
87	CLA	BL	622	X	-	-	-
87	CLA	BL	623	X	-	-	-
87	CLA	BN	801	X	-	-	-
87	CLA	BN	802	X	-	-	-
87	CLA	BN	805	X	-	-	-
87	CLA	BN	806	X	-	-	-
87	CLA	BN	807	X	-	-	-
87	CLA	BN	808	X	-	-	-

Continued on next page...

Continued from previous page...

Mol	Type	Chain	Res	Chirality	Geometry	Clashes	Electron density
87	CLA	BN	809	X	-	-	-
87	CLA	BN	810	X	-	-	-
87	CLA	BN	811	X	-	-	-
87	CLA	BN	812	X	-	-	-
87	CLA	BN	813	X	-	-	-
87	CLA	BN	814	X	-	-	-
87	CLA	BN	815	X	-	-	-
87	CLA	BN	817	X	-	-	-
87	CLA	BN	818	X	-	-	-
87	CLA	BN	820	X	-	-	-
87	CLA	BN	821	X	-	-	-
87	CLA	BN	822	X	-	-	-
87	CLA	BN	823	X	-	-	-
87	CLA	BN	824	X	-	-	-
87	CLA	BN	825	X	-	-	-
87	CLA	BN	826	X	-	-	-
87	CLA	BN	827	X	-	-	-
87	CLA	BN	828	X	-	-	-
87	CLA	BN	829	X	-	-	-
87	CLA	BN	830	X	-	-	-
87	CLA	BN	831	X	-	-	-
87	CLA	BN	832	X	-	-	-
87	CLA	BN	833	X	-	-	-
87	CLA	BN	834	X	-	-	-
87	CLA	BN	835	X	-	-	-
87	CLA	BN	836	X	-	-	-
87	CLA	C6	509	X	-	-	-
87	CLA	C6	510	X	-	-	-
87	CLA	C6	511	X	-	-	-
87	CLA	C6	512	X	-	-	-
87	CLA	C6	513	X	-	-	-
87	CLA	C6	514	X	-	-	-
87	CLA	C6	516	X	-	-	-
87	CLA	C6	517	X	-	-	-
87	CLA	C6	518	X	-	-	-
87	CLA	C6	519	X	-	-	-
87	CLA	C6	520	X	-	-	-
87	CLA	CL	503	X	-	-	-
87	CLA	CL	505	X	-	-	-
87	CLA	CL	506	X	-	-	-
87	CLA	CL	507	X	-	-	-
87	CLA	CL	508	X	-	-	-

Continued on next page...

Continued from previous page...

Mol	Type	Chain	Res	Chirality	Geometry	Clashes	Electron density
87	CLA	CL	510	X	-	-	-
87	CLA	CL	511	X	-	-	-
87	CLA	CL	512	X	-	-	-
87	CLA	CL	513	X	-	-	-
87	CLA	CL	514	X	-	-	-
87	CLA	CL	515	X	-	-	-
87	CLA	CL	518	X	-	-	-
87	CLA	D6	402	X	-	-	-
87	CLA	D6	403	X	-	-	-
87	CLA	D6	405	X	-	-	-
87	CLA	DL	403	X	-	-	-
87	CLA	DL	406	X	-	-	-
87	CLA	F2	201	X	-	-	-
87	CLA	F2	202	X	-	-	-
87	CLA	FN	201	X	-	-	-
87	CLA	FN	203	X	-	-	-
87	CLA	H6	102	X	-	-	-
87	CLA	H6	103	X	-	-	-
87	CLA	HL	101	X	-	-	-
87	CLA	HL	102	X	-	-	-
87	CLA	I2	102	X	-	-	-
87	CLA	I2	103	X	-	-	-
87	CLA	IN	102	X	-	-	-
87	CLA	IN	103	X	-	-	-
87	CLA	J2	101	X	-	-	-
87	CLA	JN	101	X	-	-	-
87	CLA	K2	101	X	-	-	-
87	CLA	K2	103	X	-	-	-
87	CLA	K2	104	X	-	-	-
87	CLA	K6	101	X	-	-	-
87	CLA	KN	102	X	-	-	-
87	CLA	KN	103	X	-	-	-
87	CLA	L2	202	X	-	-	-
87	CLA	L2	204	X	-	-	-
87	CLA	LN	202	X	-	-	-
87	CLA	LN	204	X	-	-	-
87	CLA	M2	101	X	-	-	-
87	CLA	MN	101	X	-	-	-
87	CLA	O2	201	X	-	-	-
87	CLA	O2	202	X	-	-	-
87	CLA	ON	201	X	-	-	-
87	CLA	ON	202	X	-	-	-

Continued on next page...

Continued from previous page...

Mol	Type	Chain	Res	Chirality	Geometry	Clashes	Electron density
87	CLA	R2	201	X	-	-	-
87	CLA	R2	202	X	-	-	-
87	CLA	R2	203	X	-	-	-
87	CLA	R2	204	X	-	-	-
87	CLA	RN	201	X	-	-	-
87	CLA	RN	202	X	-	-	-
87	CLA	RN	203	X	-	-	-
87	CLA	RN	204	X	-	-	-
87	CLA	a6	607	X	-	-	-
87	CLA	a6	608	X	-	-	-
87	CLA	a6	609	X	-	-	-
87	CLA	aL	605	X	-	-	-
87	CLA	aL	606	X	-	-	-
87	CLA	b6	604	X	-	-	-
87	CLA	b6	606	X	-	-	-
87	CLA	b6	607	X	-	-	-
87	CLA	b6	608	X	-	-	-
87	CLA	b6	609	X	-	-	-
87	CLA	b6	610	X	-	-	-
87	CLA	b6	611	X	-	-	-
87	CLA	b6	612	X	-	-	-
87	CLA	b6	613	X	-	-	-
87	CLA	b6	614	X	-	-	-
87	CLA	b6	615	X	-	-	-
87	CLA	b6	616	X	-	-	-
87	CLA	b6	617	X	-	-	-
87	CLA	b6	618	X	-	-	-
87	CLA	bL	604	X	-	-	-
87	CLA	bL	605	X	-	-	-
87	CLA	bL	606	X	-	-	-
87	CLA	bL	607	X	-	-	-
87	CLA	bL	608	X	-	-	-
87	CLA	bL	613	X	-	-	-
87	CLA	bL	614	X	-	-	-
87	CLA	bL	616	X	-	-	-
87	CLA	bL	617	X	-	-	-
87	CLA	bL	618	X	-	-	-
87	CLA	bL	619	X	-	-	-
87	CLA	bL	620	X	-	-	-
87	CLA	bL	621	X	-	-	-
87	CLA	bL	622	X	-	-	-
87	CLA	c6	604	X	-	-	-

Continued on next page...

Continued from previous page...

Mol	Type	Chain	Res	Chirality	Geometry	Clashes	Electron density
87	CLA	c6	605	X	-	-	-
87	CLA	c6	606	X	-	-	-
87	CLA	c6	607	X	-	-	-
87	CLA	c6	608	X	-	-	-
87	CLA	c6	609	X	-	-	-
87	CLA	c6	610	X	-	-	-
87	CLA	c6	611	X	-	-	-
87	CLA	c6	612	X	-	-	-
87	CLA	c6	613	X	-	-	-
87	CLA	c6	614	X	-	-	-
87	CLA	c6	615	X	-	-	-
87	CLA	c6	616	X	-	-	-
87	CLA	cL	505	X	-	-	-
87	CLA	cL	506	X	-	-	-
87	CLA	cL	507	X	-	-	-
87	CLA	cL	508	X	-	-	-
87	CLA	cL	509	X	-	-	-
87	CLA	cL	510	X	-	-	-
87	CLA	cL	512	X	-	-	-
87	CLA	cL	513	X	-	-	-
87	CLA	cL	514	X	-	-	-
87	CLA	cL	515	X	-	-	-
87	CLA	cL	516	X	-	-	-
87	CLA	cL	517	X	-	-	-
87	CLA	d6	401	X	-	-	-
87	CLA	d6	403	X	-	-	-
87	CLA	d6	406	X	-	-	-
87	CLA	dL	401	X	-	-	-
87	CLA	dL	404	X	-	-	-
87	CLA	dL	409	X	-	-	-
87	CLA	nL	101	X	-	-	-
91	PHO	A6	407	X	-	-	-
91	PHO	AL	410	X	-	-	-
91	PHO	D6	404	X	-	-	-
91	PHO	DL	405	X	-	-	-
91	PHO	a6	613	X	-	-	-
91	PHO	aL	610	X	-	-	-
91	PHO	d6	404	X	-	-	-
91	PHO	dL	403	X	-	-	-
92	LMG	bL	609	X	-	-	-

2 Entry composition (i)

There are 104 unique types of molecules in this entry. The entry contains 1264616 atoms, of which 2032 are hydrogens and 0 are deuteriums.

In the tables below, the AltConf column contains the number of residues with at least one atom in alternate conformation and the Trace column contains the number of residues modelled with at most 2 atoms.

- Molecule 1 is a protein called Phycoerythrin alpha subunit.

Mol	Chain	Residues	Atoms					AltConf	Trace
1	AA	164	Total	C	N	O	S	0	0
			1250	779	219	245	7		
1	CA	164	Total	C	N	O	S	0	0
			1250	779	219	245	7		
1	EA	164	Total	C	N	O	S	0	0
			1250	779	219	245	7		
1	GA	164	Total	C	N	O	S	0	0
			1250	779	219	245	7		
1	IA	164	Total	C	N	O	S	0	0
			1250	779	219	245	7		
1	KA	164	Total	C	N	O	S	0	0
			1250	779	219	245	7		
1	MA	164	Total	C	N	O	S	0	0
			1250	779	219	245	7		
1	OA	164	Total	C	N	O	S	0	0
			1250	779	219	245	7		
1	QA	164	Total	C	N	O	S	0	0
			1250	779	219	245	7		
1	SA	164	Total	C	N	O	S	0	0
			1250	779	219	245	7		
1	UA	164	Total	C	N	O	S	0	0
			1250	779	219	245	7		
1	WA	164	Total	C	N	O	S	0	0
			1250	779	219	245	7		
1	JB	164	Total	C	N	O	S	0	0
			1250	779	219	245	7		
1	TB	164	Total	C	N	O	S	0	0
			1250	779	219	245	7		
1	BD	164	Total	C	N	O	S	0	0
			1250	779	219	245	7		
1	DD	164	Total	C	N	O	S	0	0
			1250	779	219	245	7		
1	FD	164	Total	C	N	O	S	0	0
			1250	779	219	245	7		

Continued on next page...

Continued from previous page...

Mol	Chain	Residues	Atoms					AltConf	Trace
1	HD	164	Total	C	N	O	S	0	0
			1250	779	219	245	7		
1	JD	164	Total	C	N	O	S	0	0
			1250	779	219	245	7		
1	LD	164	Total	C	N	O	S	0	0
			1250	779	219	245	7		
1	ND	164	Total	C	N	O	S	0	0
			1250	779	219	245	7		
1	PD	164	Total	C	N	O	S	0	0
			1250	779	219	245	7		
1	RD	164	Total	C	N	O	S	0	0
			1250	779	219	245	7		
1	TD	164	Total	C	N	O	S	0	0
			1250	779	219	245	7		
1	VD	164	Total	C	N	O	S	0	0
			1250	779	219	245	7		
1	XD	164	Total	C	N	O	S	0	0
			1250	779	219	245	7		
1	OE	164	Total	C	N	O	S	0	0
			1250	779	219	245	7		
1	QE	164	Total	C	N	O	S	0	0
			1250	779	219	245	7		
1	SE	164	Total	C	N	O	S	0	0
			1250	779	219	245	7		
1	UE	164	Total	C	N	O	S	0	0
			1250	779	219	245	7		
1	WE	164	Total	C	N	O	S	0	0
			1250	779	219	245	7		
1	ZE	164	Total	C	N	O	S	0	0
			1250	779	219	245	7		
1	AF	164	Total	C	N	O	S	0	0
			1250	779	219	245	7		
1	CF	164	Total	C	N	O	S	0	0
			1250	779	219	245	7		
1	EF	164	Total	C	N	O	S	0	0
			1250	779	219	245	7		
1	GF	164	Total	C	N	O	S	0	0
			1250	779	219	245	7		
1	IF	164	Total	C	N	O	S	0	0
			1250	779	219	245	7		
1	KF	164	Total	C	N	O	S	0	0
			1250	779	219	245	7		

Continued on next page...

Continued from previous page...

Mol	Chain	Residues	Atoms					AltConf	Trace
1	MF	164	Total	C	N	O	S	0	0
			1250	779	219	245	7		
1	OF	164	Total	C	N	O	S	0	0
			1250	779	219	245	7		
1	QF	164	Total	C	N	O	S	0	0
			1250	779	219	245	7		
1	SF	164	Total	C	N	O	S	0	0
			1250	779	219	245	7		
1	UF	164	Total	C	N	O	S	0	0
			1250	779	219	245	7		
1	WF	164	Total	C	N	O	S	0	0
			1250	779	219	245	7		
1	YF	164	Total	C	N	O	S	0	0
			1250	779	219	245	7		
1	OG	164	Total	C	N	O	S	0	0
			1250	779	219	245	7		
1	QG	164	Total	C	N	O	S	0	0
			1250	779	219	245	7		
1	SG	164	Total	C	N	O	S	0	0
			1250	779	219	245	7		
1	UG	164	Total	C	N	O	S	0	0
			1250	779	219	245	7		
1	WG	164	Total	C	N	O	S	0	0
			1250	779	219	245	7		
1	ZG	164	Total	C	N	O	S	0	0
			1250	779	219	245	7		
1	OH	164	Total	C	N	O	S	0	0
			1250	779	219	245	7		
1	QH	164	Total	C	N	O	S	0	0
			1250	779	219	245	7		
1	SH	164	Total	C	N	O	S	0	0
			1250	779	219	245	7		
1	UH	164	Total	C	N	O	S	0	0
			1250	779	219	245	7		
1	WH	164	Total	C	N	O	S	0	0
			1250	779	219	245	7		
1	ZH	164	Total	C	N	O	S	0	0
			1250	779	219	245	7		
1	AI	164	Total	C	N	O	S	0	0
			1250	779	219	245	7		
1	CI	164	Total	C	N	O	S	0	0
			1250	779	219	245	7		

Continued on next page...

Continued from previous page...

Mol	Chain	Residues	Atoms					AltConf	Trace
1	EI	164	Total	C	N	O	S	0	0
			1250	779	219	245	7		
1	GI	164	Total	C	N	O	S	0	0
			1250	779	219	245	7		
1	II	164	Total	C	N	O	S	0	0
			1250	779	219	245	7		
1	KI	164	Total	C	N	O	S	0	0
			1250	779	219	245	7		
1	NI	164	Total	C	N	O	S	0	0
			1250	779	219	245	7		
1	PI	164	Total	C	N	O	S	0	0
			1250	779	219	245	7		
1	RI	164	Total	C	N	O	S	0	0
			1250	779	219	245	7		
1	TI	164	Total	C	N	O	S	0	0
			1250	779	219	245	7		
1	VI	164	Total	C	N	O	S	0	0
			1250	779	219	245	7		
1	XI	164	Total	C	N	O	S	0	0
			1250	779	219	245	7		
1	CJ	164	Total	C	N	O	S	0	0
			1250	779	219	245	7		
1	EJ	164	Total	C	N	O	S	0	0
			1250	779	219	245	7		
1	GJ	164	Total	C	N	O	S	0	0
			1250	779	219	245	7		
1	IJ	164	Total	C	N	O	S	0	0
			1250	779	219	245	7		
1	KJ	164	Total	C	N	O	S	0	0
			1250	779	219	245	7		
1	MJ	164	Total	C	N	O	S	0	0
			1250	779	219	245	7		
1	OJ	164	Total	C	N	O	S	0	0
			1250	779	219	245	7		
1	QJ	164	Total	C	N	O	S	0	0
			1250	779	219	245	7		
1	SJ	164	Total	C	N	O	S	0	0
			1250	779	219	245	7		
1	UJ	164	Total	C	N	O	S	0	0
			1246	776	218	245	7		
1	WJ	164	Total	C	N	O	S	0	0
			1250	779	219	245	7		

Continued on next page...

Continued from previous page...

Mol	Chain	Residues	Atoms					AltConf	Trace
1	YJ	164	Total	C	N	O	S	0	0
			1250	779	219	245	7		
1	AK	164	Total	C	N	O	S	0	0
			1250	779	219	245	7		
1	CK	164	Total	C	N	O	S	0	0
			1250	779	219	245	7		
1	EK	164	Total	C	N	O	S	0	0
			1250	779	219	245	7		
1	GK	164	Total	C	N	O	S	0	0
			1250	779	219	245	7		
1	IK	164	Total	C	N	O	S	0	0
			1250	779	219	245	7		
1	KK	164	Total	C	N	O	S	0	0
			1250	779	219	245	7		
1	MK	164	Total	C	N	O	S	0	0
			1250	779	219	245	7		
1	OK	164	Total	C	N	O	S	0	0
			1250	779	219	245	7		
1	QK	164	Total	C	N	O	S	0	0
			1250	779	219	245	7		
1	SK	164	Total	C	N	O	S	0	0
			1250	779	219	245	7		
1	UK	164	Total	C	N	O	S	0	0
			1250	779	219	245	7		
1	WK	164	Total	C	N	O	S	0	0
			1250	779	219	245	7		
1	YK	164	Total	C	N	O	S	0	0
			1250	779	219	245	7		
1	CM	164	Total	C	N	O	S	0	0
			1250	779	219	245	7		
1	EM	164	Total	C	N	O	S	0	0
			1250	779	219	245	7		
1	GM	164	Total	C	N	O	S	0	0
			1250	779	219	245	7		
1	IM	164	Total	C	N	O	S	0	0
			1250	779	219	245	7		
1	KM	164	Total	C	N	O	S	0	0
			1250	779	219	245	7		
1	MM	164	Total	C	N	O	S	0	0
			1250	779	219	245	7		
1	OM	164	Total	C	N	O	S	0	0
			1250	779	219	245	7		

Continued on next page...

Continued from previous page...

Mol	Chain	Residues	Atoms					AltConf	Trace
1	QM	164	Total	C	N	O	S	0	0
			1250	779	219	245	7		
1	SM	164	Total	C	N	O	S	0	0
			1250	779	219	245	7		
1	UM	164	Total	C	N	O	S	0	0
			1246	776	218	245	7		
1	WM	164	Total	C	N	O	S	0	0
			1250	779	219	245	7		
1	YM	164	Total	C	N	O	S	0	0
			1246	776	218	245	7		
1	OO	164	Total	C	N	O	S	0	0
			1250	779	219	245	7		
1	QO	164	Total	C	N	O	S	0	0
			1250	779	219	245	7		
1	SO	164	Total	C	N	O	S	0	0
			1250	779	219	245	7		
1	UO	164	Total	C	N	O	S	0	0
			1250	779	219	245	7		
1	WO	164	Total	C	N	O	S	0	0
			1250	779	219	245	7		
1	ZO	164	Total	C	N	O	S	0	0
			1250	779	219	245	7		
1	AP	164	Total	C	N	O	S	0	0
			1250	779	219	245	7		
1	CP	164	Total	C	N	O	S	0	0
			1250	779	219	245	7		
1	EP	164	Total	C	N	O	S	0	0
			1250	779	219	245	7		
1	GP	164	Total	C	N	O	S	0	0
			1250	779	219	245	7		
1	IP	164	Total	C	N	O	S	0	0
			1250	779	219	245	7		
1	KP	164	Total	C	N	O	S	0	0
			1250	779	219	245	7		
1	MP	164	Total	C	N	O	S	0	0
			1250	779	219	245	7		
1	OP	164	Total	C	N	O	S	0	0
			1250	779	219	245	7		
1	QP	164	Total	C	N	O	S	0	0
			1250	779	219	245	7		
1	SP	164	Total	C	N	O	S	0	0
			1250	779	219	245	7		

Continued on next page...

Continued from previous page...

Mol	Chain	Residues	Atoms					AltConf	Trace
1	UP	164	Total	C	N	O	S	0	0
			1250	779	219	245	7		
1	WP	164	Total	C	N	O	S	0	0
			1246	777	219	243	7		
1	BQ	164	Total	C	N	O	S	0	0
			1250	779	219	245	7		
1	DQ	164	Total	C	N	O	S	0	0
			1250	779	219	245	7		
1	FQ	164	Total	C	N	O	S	0	0
			1250	779	219	245	7		
1	HQ	164	Total	C	N	O	S	0	0
			1250	779	219	245	7		
1	JQ	164	Total	C	N	O	S	0	0
			1250	779	219	245	7		
1	LQ	164	Total	C	N	O	S	0	0
			1250	779	219	245	7		
1	NQ	164	Total	C	N	O	S	0	0
			1250	779	219	245	7		
1	PQ	164	Total	C	N	O	S	0	0
			1250	779	219	245	7		
1	RQ	164	Total	C	N	O	S	0	0
			1250	779	219	245	7		
1	TQ	164	Total	C	N	O	S	0	0
			1250	779	219	245	7		
1	VQ	164	Total	C	N	O	S	0	0
			1250	779	219	245	7		
1	XQ	164	Total	C	N	O	S	0	0
			1250	779	219	245	7		
1	O1	164	Total	C	N	O	S	0	0
			1250	779	219	245	7		
1	Q1	164	Total	C	N	O	S	0	0
			1250	779	219	245	7		
1	S1	164	Total	C	N	O	S	0	0
			1250	779	219	245	7		
1	U1	164	Total	C	N	O	S	0	0
			1250	779	219	245	7		
1	W1	164	Total	C	N	O	S	0	0
			1250	779	219	245	7		
1	Z1	164	Total	C	N	O	S	0	0
			1250	779	219	245	7		
1	f1	164	Total	C	N	O	S	0	0
			1250	779	219	245	7		

Continued on next page...

Continued from previous page...

Mol	Chain	Residues	Atoms					AltConf	Trace
1	h1	164	Total	C	N	O	S	0	0
			1250	779	219	245	7		
1	j1	164	Total	C	N	O	S	0	0
			1250	779	219	245	7		
1	l1	164	Total	C	N	O	S	0	0
			1250	779	219	245	7		
1	b1	164	Total	C	N	O	S	0	0
			1250	779	219	245	7		
1	d1	164	Total	C	N	O	S	0	0
			1250	779	219	245	7		
1	O4	164	Total	C	N	O	S	0	0
			1250	779	219	245	7		
1	Q4	164	Total	C	N	O	S	0	0
			1250	779	219	245	7		
1	S4	164	Total	C	N	O	S	0	0
			1250	779	219	245	7		
1	U4	164	Total	C	N	O	S	0	0
			1250	779	219	245	7		
1	W4	164	Total	C	N	O	S	0	0
			1250	779	219	245	7		
1	Z4	164	Total	C	N	O	S	0	0
			1250	779	219	245	7		
1	j4	164	Total	C	N	O	S	0	0
			1250	779	219	245	7		
1	l4	164	Total	C	N	O	S	0	0
			1250	779	219	245	7		
1	b4	164	Total	C	N	O	S	0	0
			1250	779	219	245	7		
1	d4	164	Total	C	N	O	S	0	0
			1250	779	219	245	7		
1	f4	164	Total	C	N	O	S	0	0
			1250	779	219	245	7		
1	h4	164	Total	C	N	O	S	0	0
			1250	779	219	245	7		
1	A5	164	Total	C	N	O	S	0	0
			1250	779	219	245	7		
1	C5	164	Total	C	N	O	S	0	0
			1250	779	219	245	7		
1	E5	164	Total	C	N	O	S	0	0
			1250	779	219	245	7		
1	G5	164	Total	C	N	O	S	0	0
			1250	779	219	245	7		

Continued on next page...

Continued from previous page...

Mol	Chain	Residues	Atoms					AltConf	Trace
1	I5	164	Total	C	N	O	S	0	0
			1250	779	219	245	7		
1	K5	164	Total	C	N	O	S	0	0
			1250	779	219	245	7		
1	N5	164	Total	C	N	O	S	0	0
			1250	779	219	245	7		
1	P5	164	Total	C	N	O	S	0	0
			1250	779	219	245	7		
1	R5	164	Total	C	N	O	S	0	0
			1250	779	219	245	7		
1	T5	164	Total	C	N	O	S	0	0
			1250	779	219	245	7		
1	V5	164	Total	C	N	O	S	0	0
			1250	779	219	245	7		
1	X5	164	Total	C	N	O	S	0	0
			1250	779	219	245	7		
1	A7	164	Total	C	N	O	S	0	0
			1250	779	219	245	7		
1	C7	164	Total	C	N	O	S	0	0
			1250	779	219	245	7		
1	E7	164	Total	C	N	O	S	0	0
			1250	779	219	245	7		
1	G7	164	Total	C	N	O	S	0	0
			1250	779	219	245	7		
1	I7	164	Total	C	N	O	S	0	0
			1250	779	219	245	7		
1	K7	164	Total	C	N	O	S	0	0
			1250	779	219	245	7		
1	M7	164	Total	C	N	O	S	0	0
			1250	779	219	245	7		
1	O7	164	Total	C	N	O	S	0	0
			1250	779	219	245	7		
1	Q7	164	Total	C	N	O	S	0	0
			1250	779	219	245	7		
1	S7	164	Total	C	N	O	S	0	0
			1250	779	219	245	7		
1	U7	164	Total	C	N	O	S	0	0
			1250	779	219	245	7		
1	W7	164	Total	C	N	O	S	0	0
			1250	779	219	245	7		
1	z8	164	Total	C	N	O	S	0	0
			1250	779	219	245	7		

Continued on next page...

Continued from previous page...

Mol	Chain	Residues	Atoms					AltConf	Trace
1	p8	164	Total	C	N	O	S	0	0
			1250	779	219	245	7		
1	r8	164	Total	C	N	O	S	0	0
			1250	779	219	245	7		
1	t8	164	Total	C	N	O	S	0	0
			1250	779	219	245	7		
1	v8	164	Total	C	N	O	S	0	0
			1250	779	219	245	7		
1	x8	164	Total	C	N	O	S	0	0
			1250	779	219	245	7		
1	A9	164	Total	C	N	O	S	0	0
			1250	779	219	245	7		
1	C9	164	Total	C	N	O	S	0	0
			1250	779	219	245	7		
1	E9	164	Total	C	N	O	S	0	0
			1250	779	219	245	7		
1	G9	164	Total	C	N	O	S	0	0
			1250	779	219	245	7		
1	I9	164	Total	C	N	O	S	0	0
			1250	779	219	245	7		
1	K9	164	Total	C	N	O	S	0	0
			1250	779	219	245	7		
1	N9	164	Total	C	N	O	S	0	0
			1250	779	219	245	7		
1	P9	164	Total	C	N	O	S	0	0
			1250	779	219	245	7		
1	R9	164	Total	C	N	O	S	0	0
			1250	779	219	245	7		
1	T9	164	Total	C	N	O	S	0	0
			1250	779	219	245	7		
1	V9	164	Total	C	N	O	S	0	0
			1250	779	219	245	7		
1	X9	164	Total	C	N	O	S	0	0
			1250	779	219	245	7		
1	zC	164	Total	C	N	O	S	0	0
			1250	779	219	245	7		
1	pC	164	Total	C	N	O	S	0	0
			1250	779	219	245	7		
1	rC	164	Total	C	N	O	S	0	0
			1250	779	219	245	7		
1	tC	164	Total	C	N	O	S	0	0
			1250	779	219	245	7		

Continued on next page...

Continued from previous page...

Mol	Chain	Residues	Atoms					AltConf	Trace
1	vC	164	Total	C	N	O	S	0	0
			1250	779	219	245	7		
1	xC	164	Total	C	N	O	S	0	0
			1250	779	219	245	7		
1	bE	164	Total	C	N	O	S	0	0
			1243	773	219	244	7		
1	dE	164	Total	C	N	O	S	0	0
			1250	779	219	245	7		
1	fE	164	Total	C	N	O	S	0	0
			1250	779	219	245	7		
1	hE	164	Total	C	N	O	S	0	0
			1250	779	219	245	7		
1	jE	164	Total	C	N	O	S	0	0
			1250	779	219	245	7		
1	lE	164	Total	C	N	O	S	0	0
			1250	779	219	245	7		
1	aF	164	Total	C	N	O	S	0	0
			1250	779	219	245	7		
1	cF	164	Total	C	N	O	S	0	0
			1250	779	219	245	7		
1	eF	164	Total	C	N	O	S	0	0
			1250	779	219	245	7		
1	gF	164	Total	C	N	O	S	0	0
			1250	779	219	245	7		
1	iF	164	Total	C	N	O	S	0	0
			1250	779	219	245	7		
1	kF	164	Total	C	N	O	S	0	0
			1250	779	219	245	7		
1	mF	164	Total	C	N	O	S	0	0
			1250	779	219	245	7		
1	oF	164	Total	C	N	O	S	0	0
			1250	779	219	245	7		
1	qF	164	Total	C	N	O	S	0	0
			1250	779	219	245	7		
1	sF	164	Total	C	N	O	S	0	0
			1250	779	219	245	7		
1	uF	164	Total	C	N	O	S	0	0
			1250	779	219	245	7		
1	bG	164	Total	C	N	O	S	0	0
			1243	773	219	244	7		
1	dG	164	Total	C	N	O	S	0	0
			1250	779	219	245	7		

Continued on next page...

Continued from previous page...

Mol	Chain	Residues	Atoms					AltConf	Trace
1	fG	164	Total	C	N	O	S	0	0
			1250	779	219	245	7		
1	hG	164	Total	C	N	O	S	0	0
			1250	779	219	245	7		
1	jG	164	Total	C	N	O	S	0	0
			1250	779	219	245	7		
1	lG	164	Total	C	N	O	S	0	0
			1246	777	219	243	7		
1	fH	164	Total	C	N	O	S	0	0
			1250	779	219	245	7		
1	hH	164	Total	C	N	O	S	0	0
			1250	779	219	245	7		
1	jH	164	Total	C	N	O	S	0	0
			1250	779	219	245	7		
1	lH	164	Total	C	N	O	S	0	0
			1250	779	219	245	7		
1	bH	164	Total	C	N	O	S	0	0
			1250	779	219	245	7		
1	dH	164	Total	C	N	O	S	0	0
			1250	779	219	245	7		
1	aJ	164	Total	C	N	O	S	0	0
			1250	779	219	245	7		
1	dJ	164	Total	C	N	O	S	0	0
			1250	779	219	245	7		
1	fJ	164	Total	C	N	O	S	0	0
			1250	779	219	245	7		
1	hJ	164	Total	C	N	O	S	0	0
			1250	779	219	245	7		
1	jJ	164	Total	C	N	O	S	0	0
			1250	779	219	245	7		
1	lJ	164	Total	C	N	O	S	0	0
			1250	779	219	245	7		
1	aK	164	Total	C	N	O	S	0	0
			1250	779	219	245	7		
1	cK	164	Total	C	N	O	S	0	0
			1250	779	219	245	7		
1	eK	164	Total	C	N	O	S	0	0
			1250	779	219	245	7		
1	gK	164	Total	C	N	O	S	0	0
			1250	779	219	245	7		
1	iK	164	Total	C	N	O	S	0	0
			1250	779	219	245	7		

Continued on next page...

Continued from previous page...

Mol	Chain	Residues	Atoms					AltConf	Trace
1	kK	164	Total	C	N	O	S	0	0
			1250	779	219	245	7		
1	mK	164	Total	C	N	O	S	0	0
			1250	779	219	245	7		
1	oK	164	Total	C	N	O	S	0	0
			1250	779	219	245	7		
1	qK	164	Total	C	N	O	S	0	0
			1250	779	219	245	7		
1	sK	164	Total	C	N	O	S	0	0
			1250	779	219	245	7		
1	uK	164	Total	C	N	O	S	0	0
			1250	779	219	245	7		
1	aM	164	Total	C	N	O	S	0	0
			1250	779	219	245	7		
1	dM	164	Total	C	N	O	S	0	0
			1250	779	219	245	7		
1	fM	164	Total	C	N	O	S	0	0
			1250	779	219	245	7		
1	hM	164	Total	C	N	O	S	0	0
			1250	779	219	245	7		
1	jM	164	Total	C	N	O	S	0	0
			1250	779	219	245	7		
1	lM	164	Total	C	N	O	S	0	0
			1250	779	219	245	7		
1	jO	164	Total	C	N	O	S	0	0
			1250	779	219	245	7		
1	lO	164	Total	C	N	O	S	0	0
			1250	779	219	245	7		
1	bO	164	Total	C	N	O	S	0	0
			1250	779	219	245	7		
1	dO	164	Total	C	N	O	S	0	0
			1250	779	219	245	7		
1	fO	164	Total	C	N	O	S	0	0
			1250	779	219	245	7		
1	hO	164	Total	C	N	O	S	0	0
			1250	779	219	245	7		

- Molecule 2 is a protein called B-phycoerythrin beta chain.

Mol	Chain	Residues	Atoms					AltConf	Trace
2	BA	177	Total	C	N	O	S	0	0
			1294	800	225	257	12		

Continued on next page...

Continued from previous page...

Mol	Chain	Residues	Atoms					AltConf	Trace
2	DA	177	Total	C	N	O	S	0	0
			1294	800	225	257	12		
2	FA	177	Total	C	N	O	S	0	0
			1294	800	225	257	12		
2	HA	177	Total	C	N	O	S	2	0
			1300	804	225	259	12		
2	JA	177	Total	C	N	O	S	0	0
			1294	800	225	257	12		
2	LA	177	Total	C	N	O	S	0	0
			1294	800	225	257	12		
2	NA	177	Total	C	N	O	S	3	0
			1303	806	225	260	12		
2	PA	177	Total	C	N	O	S	3	0
			1303	806	225	260	12		
2	RA	177	Total	C	N	O	S	3	0
			1303	806	225	260	12		
2	TA	177	Total	C	N	O	S	3	0
			1303	806	225	260	12		
2	VA	177	Total	C	N	O	S	3	0
			1303	806	225	260	12		
2	XA	177	Total	C	N	O	S	3	0
			1303	806	225	260	12		
2	BB	177	Total	C	N	O	S	0	0
			1294	800	225	257	12		
2	CB	177	Total	C	N	O	S	0	0
			1291	799	225	255	12		
2	DB	146	Total	C	N	O	S	0	0
			1065	654	187	213	11		
2	FB	177	Total	C	N	O	S	0	0
			1294	800	225	257	12		
2	GB	177	Total	C	N	O	S	0	0
			1294	800	225	257	12		
2	HB	174	Total	C	N	O	S	0	0
			1270	785	222	252	11		
2	IB	177	Total	C	N	O	S	0	0
			1294	800	225	257	12		
2	LB	177	Total	C	N	O	S	0	0
			1290	797	224	257	12		
2	MB	177	Total	C	N	O	S	0	0
			1284	793	225	254	12		
2	NB	146	Total	C	N	O	S	0	0
			1062	651	187	213	11		

Continued on next page...

Continued from previous page...

Mol	Chain	Residues	Atoms					AltConf	Trace
2	OB	177	Total	C	N	O	S	0	0
			1294	800	225	257	12		
2	PB	177	Total	C	N	O	S	0	0
			1294	800	225	257	12		
2	QB	174	Total	C	N	O	S	0	0
			1270	785	222	252	11		
2	RB	177	Total	C	N	O	S	0	0
			1294	800	225	257	12		
2	SB	177	Total	C	N	O	S	0	0
			1287	794	225	256	12		
2	VB	177	Total	C	N	O	S	0	0
			1294	800	225	257	12		
2	XB	177	Total	C	N	O	S	0	0
			1294	800	225	257	12		
2	YB	177	Total	C	N	O	S	0	0
			1294	800	225	257	12		
2	ZB	152	Total	C	N	O	S	0	0
			1111	687	194	219	11		
2	CD	177	Total	C	N	O	S	0	0
			1294	800	225	257	12		
2	ED	177	Total	C	N	O	S	0	0
			1294	800	225	257	12		
2	GD	177	Total	C	N	O	S	0	0
			1294	800	225	257	12		
2	ID	177	Total	C	N	O	S	2	0
			1300	804	225	259	12		
2	KD	177	Total	C	N	O	S	0	0
			1294	800	225	257	12		
2	MD	177	Total	C	N	O	S	0	0
			1294	800	225	257	12		
2	OD	177	Total	C	N	O	S	0	0
			1294	800	225	257	12		
2	QD	177	Total	C	N	O	S	0	0
			1294	800	225	257	12		
2	SD	177	Total	C	N	O	S	0	0
			1294	800	225	257	12		
2	UD	177	Total	C	N	O	S	2	0
			1300	804	225	259	12		
2	WD	177	Total	C	N	O	S	0	0
			1294	800	225	257	12		
2	YD	177	Total	C	N	O	S	0	0
			1294	800	225	257	12		

Continued on next page...

Continued from previous page...

Mol	Chain	Residues	Atoms					AltConf	Trace
2	PE	177	Total	C	N	O	S	0	0
			1294	800	225	257	12		
2	RE	177	Total	C	N	O	S	0	0
			1294	800	225	257	12		
2	TE	177	Total	C	N	O	S	0	0
			1294	800	225	257	12		
2	VE	177	Total	C	N	O	S	2	0
			1300	804	225	259	12		
2	YE	177	Total	C	N	O	S	0	0
			1294	800	225	257	12		
2	BF	177	Total	C	N	O	S	1	0
			1297	802	225	258	12		
2	DF	177	Total	C	N	O	S	3	0
			1303	806	225	260	12		
2	FF	177	Total	C	N	O	S	3	0
			1303	806	225	260	12		
2	HF	177	Total	C	N	O	S	3	0
			1303	806	225	260	12		
2	JF	177	Total	C	N	O	S	3	0
			1303	806	225	260	12		
2	LF	177	Total	C	N	O	S	3	0
			1303	806	225	260	12		
2	NF	177	Total	C	N	O	S	3	0
			1303	806	225	260	12		
2	PF	177	Total	C	N	O	S	3	0
			1303	806	225	260	12		
2	RF	177	Total	C	N	O	S	2	0
			1300	804	225	259	12		
2	TF	177	Total	C	N	O	S	2	0
			1300	804	225	259	12		
2	VF	177	Total	C	N	O	S	2	0
			1300	804	225	259	12		
2	XF	177	Total	C	N	O	S	3	0
			1303	806	225	260	12		
2	ZF	177	Total	C	N	O	S	3	0
			1303	806	225	260	12		
2	PG	177	Total	C	N	O	S	0	0
			1294	800	225	257	12		
2	RG	177	Total	C	N	O	S	0	0
			1294	800	225	257	12		
2	TG	177	Total	C	N	O	S	0	0
			1294	800	225	257	12		

Continued on next page...

Continued from previous page...

Mol	Chain	Residues	Atoms					AltConf	Trace
2	VG	177	Total	C	N	O	S	2	0
			1300	804	225	259	12		
2	YG	177	Total	C	N	O	S	0	0
			1294	800	225	257	12		
2	PH	177	Total	C	N	O	S	0	0
			1294	800	225	257	12		
2	RH	177	Total	C	N	O	S	0	0
			1294	800	225	257	12		
2	TH	177	Total	C	N	O	S	0	0
			1288	797	222	257	12		
2	VH	177	Total	C	N	O	S	1	0
			1278	789	225	252	12		
2	YH	177	Total	C	N	O	S	0	0
			1294	800	225	257	12		
2	BI	177	Total	C	N	O	S	0	0
			1294	800	225	257	12		
2	DI	177	Total	C	N	O	S	0	0
			1294	800	225	257	12		
2	FI	177	Total	C	N	O	S	0	0
			1294	800	225	257	12		
2	HI	177	Total	C	N	O	S	1	0
			1297	802	225	258	12		
2	JI	177	Total	C	N	O	S	0	0
			1294	800	225	257	12		
2	LI	177	Total	C	N	O	S	0	0
			1294	800	225	257	12		
2	OI	177	Total	C	N	O	S	0	0
			1294	800	225	257	12		
2	QI	177	Total	C	N	O	S	0	0
			1294	800	225	257	12		
2	SI	177	Total	C	N	O	S	0	0
			1294	800	225	257	12		
2	UI	177	Total	C	N	O	S	1	0
			1297	802	225	258	12		
2	WI	177	Total	C	N	O	S	0	0
			1294	800	225	257	12		
2	YI	177	Total	C	N	O	S	0	0
			1294	800	225	257	12		
2	DJ	177	Total	C	N	O	S	3	0
			1303	806	225	260	12		
2	FJ	177	Total	C	N	O	S	3	0
			1303	806	225	260	12		

Continued on next page...

Continued from previous page...

Mol	Chain	Residues	Atoms					AltConf	Trace
2	HJ	177	Total	C	N	O	S	3	0
			1303	806	225	260	12		
2	JJ	177	Total	C	N	O	S	2	0
			1300	804	225	259	12		
2	LJ	177	Total	C	N	O	S	3	0
			1303	806	225	260	12		
2	NJ	177	Total	C	N	O	S	3	0
			1303	806	225	260	12		
2	PJ	177	Total	C	N	O	S	0	0
			1294	800	225	257	12		
2	RJ	177	Total	C	N	O	S	1	0
			1297	802	225	258	12		
2	TJ	177	Total	C	N	O	S	3	0
			1303	806	225	260	12		
2	VJ	177	Total	C	N	O	S	3	0
			1303	806	225	260	12		
2	XJ	177	Total	C	N	O	S	2	0
			1300	804	225	259	12		
2	ZJ	177	Total	C	N	O	S	3	0
			1303	806	225	260	12		
2	BK	177	Total	C	N	O	S	1	0
			1297	802	225	258	12		
2	DK	177	Total	C	N	O	S	3	0
			1303	806	225	260	12		
2	FK	177	Total	C	N	O	S	3	0
			1303	806	225	260	12		
2	HK	177	Total	C	N	O	S	3	0
			1303	806	225	260	12		
2	JK	177	Total	C	N	O	S	3	0
			1303	806	225	260	12		
2	LK	177	Total	C	N	O	S	3	0
			1303	806	225	260	12		
2	NK	177	Total	C	N	O	S	3	0
			1303	806	225	260	12		
2	PK	177	Total	C	N	O	S	3	0
			1303	806	225	260	12		
2	RK	177	Total	C	N	O	S	2	0
			1300	804	225	259	12		
2	TK	177	Total	C	N	O	S	2	0
			1300	804	225	259	12		
2	VK	177	Total	C	N	O	S	2	0
			1300	804	225	259	12		

Continued on next page...

Continued from previous page...

Mol	Chain	Residues	Atoms					AltConf	Trace
2	XK	177	Total	C	N	O	S	3	0
			1303	806	225	260	12		
2	ZK	177	Total	C	N	O	S	3	0
			1303	806	225	260	12		
2	DM	177	Total	C	N	O	S	3	0
			1303	806	225	260	12		
2	FM	177	Total	C	N	O	S	3	0
			1303	806	225	260	12		
2	HM	177	Total	C	N	O	S	3	0
			1303	806	225	260	12		
2	JM	177	Total	C	N	O	S	2	0
			1300	804	225	259	12		
2	LM	177	Total	C	N	O	S	3	0
			1303	806	225	260	12		
2	NM	177	Total	C	N	O	S	3	0
			1303	806	225	260	12		
2	PM	177	Total	C	N	O	S	0	0
			1294	800	225	257	12		
2	RM	177	Total	C	N	O	S	1	0
			1297	802	225	258	12		
2	TM	177	Total	C	N	O	S	3	0
			1303	806	225	260	12		
2	VM	177	Total	C	N	O	S	3	0
			1303	806	225	260	12		
2	XM	177	Total	C	N	O	S	2	0
			1300	804	225	259	12		
2	ZM	177	Total	C	N	O	S	3	0
			1303	806	225	260	12		
2	PO	177	Total	C	N	O	S	0	0
			1294	800	225	257	12		
2	RO	177	Total	C	N	O	S	0	0
			1294	800	225	257	12		
2	TO	177	Total	C	N	O	S	0	0
			1294	800	225	257	12		
2	VO	177	Total	C	N	O	S	0	0
			1294	800	225	257	12		
2	YO	177	Total	C	N	O	S	0	0
			1294	800	225	257	12		
2	BP	177	Total	C	N	O	S	0	0
			1294	800	225	257	12		
2	DP	177	Total	C	N	O	S	0	0
			1294	800	225	257	12		

Continued on next page...

Continued from previous page...

Mol	Chain	Residues	Atoms					AltConf	Trace
2	FP	177	Total	C	N	O	S	0	0
			1294	800	225	257	12		
2	HP	177	Total	C	N	O	S	2	0
			1300	804	225	259	12		
2	JP	177	Total	C	N	O	S	0	0
			1294	800	225	257	12		
2	LP	177	Total	C	N	O	S	0	0
			1294	800	225	257	12		
2	NP	177	Total	C	N	O	S	0	0
			1294	800	225	257	12		
2	PP	177	Total	C	N	O	S	0	0
			1294	800	225	257	12		
2	RP	177	Total	C	N	O	S	0	0
			1294	800	225	257	12		
2	TP	177	Total	C	N	O	S	2	0
			1300	804	225	259	12		
2	VP	177	Total	C	N	O	S	0	0
			1294	800	225	257	12		
2	XP	177	Total	C	N	O	S	0	0
			1294	800	225	257	12		
2	CQ	177	Total	C	N	O	S	0	0
			1294	800	225	257	12		
2	EQ	177	Total	C	N	O	S	0	0
			1294	800	225	257	12		
2	GQ	177	Total	C	N	O	S	0	0
			1294	800	225	257	12		
2	IQ	177	Total	C	N	O	S	2	0
			1300	804	225	259	12		
2	KQ	177	Total	C	N	O	S	0	0
			1294	800	225	257	12		
2	MQ	177	Total	C	N	O	S	0	0
			1294	800	225	257	12		
2	OQ	177	Total	C	N	O	S	0	0
			1294	800	225	257	12		
2	QQ	177	Total	C	N	O	S	0	0
			1294	800	225	257	12		
2	SQ	177	Total	C	N	O	S	0	0
			1294	800	225	257	12		
2	UQ	177	Total	C	N	O	S	2	0
			1300	804	225	259	12		
2	WQ	177	Total	C	N	O	S	0	0
			1294	800	225	257	12		

Continued on next page...

Continued from previous page...

Mol	Chain	Residues	Atoms					AltConf	Trace
2	YQ	177	Total	C	N	O	S	0	0
			1294	800	225	257	12		
2	P1	177	Total	C	N	O	S	0	0
			1294	800	225	257	12		
2	R1	177	Total	C	N	O	S	0	0
			1294	800	225	257	12		
2	T1	177	Total	C	N	O	S	0	0
			1294	800	225	257	12		
2	V1	177	Total	C	N	O	S	2	0
			1291	797	225	257	12		
2	Y1	177	Total	C	N	O	S	0	0
			1294	800	225	257	12		
2	g1	177	Total	C	N	O	S	0	0
			1294	800	225	257	12		
2	i1	177	Total	C	N	O	S	2	0
			1300	804	225	259	12		
2	k1	177	Total	C	N	O	S	0	0
			1294	800	225	257	12		
2	m1	177	Total	C	N	O	S	0	0
			1294	800	225	257	12		
2	a1	177	Total	C	N	O	S	0	0
			1294	800	225	257	12		
2	c1	177	Total	C	N	O	S	0	0
			1294	800	225	257	12		
2	e1	177	Total	C	N	O	S	0	0
			1294	800	225	257	12		
2	P4	177	Total	C	N	O	S	0	0
			1294	800	225	257	12		
2	R4	177	Total	C	N	O	S	0	0
			1294	800	225	257	12		
2	T4	177	Total	C	N	O	S	0	0
			1294	800	225	257	12		
2	V4	177	Total	C	N	O	S	0	0
			1294	800	225	257	12		
2	Y4	177	Total	C	N	O	S	0	0
			1294	800	225	257	12		
2	i4	177	Total	C	N	O	S	1	0
			1297	802	225	258	12		
2	k4	177	Total	C	N	O	S	0	0
			1288	794	225	257	12		
2	m4	177	Total	C	N	O	S	0	0
			1294	800	225	257	12		

Continued on next page...

Continued from previous page...

Mol	Chain	Residues	Atoms					AltConf	Trace
2	a4	177	Total	C	N	O	S	0	0
			1294	800	225	257	12		
2	c4	177	Total	C	N	O	S	0	0
			1294	800	225	257	12		
2	e4	177	Total	C	N	O	S	0	0
			1294	800	225	257	12		
2	g4	177	Total	C	N	O	S	0	0
			1294	800	225	257	12		
2	B5	177	Total	C	N	O	S	0	0
			1294	800	225	257	12		
2	D5	177	Total	C	N	O	S	0	0
			1294	800	225	257	12		
2	F5	177	Total	C	N	O	S	0	0
			1294	800	225	257	12		
2	H5	177	Total	C	N	O	S	2	0
			1300	804	225	259	12		
2	J5	177	Total	C	N	O	S	0	0
			1294	800	225	257	12		
2	L5	177	Total	C	N	O	S	0	0
			1294	800	225	257	12		
2	O5	177	Total	C	N	O	S	0	0
			1294	800	225	257	12		
2	Q5	177	Total	C	N	O	S	0	0
			1294	800	225	257	12		
2	S5	177	Total	C	N	O	S	0	0
			1294	800	225	257	12		
2	U5	177	Total	C	N	O	S	2	0
			1300	804	225	259	12		
2	W5	177	Total	C	N	O	S	0	0
			1294	800	225	257	12		
2	Y5	177	Total	C	N	O	S	0	0
			1294	800	225	257	12		
2	B7	177	Total	C	N	O	S	0	0
			1294	800	225	257	12		
2	D7	177	Total	C	N	O	S	0	0
			1294	800	225	257	12		
2	F7	177	Total	C	N	O	S	0	0
			1294	800	225	257	12		
2	H7	177	Total	C	N	O	S	2	0
			1300	804	225	259	12		
2	J7	177	Total	C	N	O	S	0	0
			1294	800	225	257	12		

Continued on next page...

Continued from previous page...

Mol	Chain	Residues	Atoms					AltConf	Trace
2	L7	177	Total	C	N	O	S	0	0
			1294	800	225	257	12		
2	N7	177	Total	C	N	O	S	3	0
			1303	806	225	260	12		
2	P7	177	Total	C	N	O	S	3	0
			1303	806	225	260	12		
2	R7	177	Total	C	N	O	S	3	0
			1303	806	225	260	12		
2	T7	177	Total	C	N	O	S	3	0
			1303	806	225	260	12		
2	V7	177	Total	C	N	O	S	3	0
			1303	806	225	260	12		
2	X7	177	Total	C	N	O	S	3	0
			1303	806	225	260	12		
2	y8	177	Total	C	N	O	S	0	0
			1294	800	225	257	12		
2	18	177	Total	C	N	O	S	0	0
			1294	800	225	257	12		
2	q8	177	Total	C	N	O	S	0	0
			1294	800	225	257	12		
2	s8	177	Total	C	N	O	S	0	0
			1294	800	225	257	12		
2	u8	177	Total	C	N	O	S	0	0
			1294	800	225	257	12		
2	w8	177	Total	C	N	O	S	2	0
			1300	804	225	259	12		
2	B9	177	Total	C	N	O	S	0	0
			1291	799	224	256	12		
2	D9	177	Total	C	N	O	S	0	0
			1294	800	225	257	12		
2	F9	177	Total	C	N	O	S	0	0
			1294	800	225	257	12		
2	H9	177	Total	C	N	O	S	2	0
			1300	804	225	259	12		
2	J9	177	Total	C	N	O	S	0	0
			1294	800	225	257	12		
2	L9	177	Total	C	N	O	S	0	0
			1294	800	225	257	12		
2	O9	177	Total	C	N	O	S	0	0
			1291	799	224	256	12		
2	Q9	177	Total	C	N	O	S	0	0
			1294	800	225	257	12		

Continued on next page...

Continued from previous page...

Mol	Chain	Residues	Atoms					AltConf	Trace
2	S9	177	Total	C	N	O	S	0	0
			1294	800	225	257	12		
2	U9	177	Total	C	N	O	S	2	0
			1300	804	225	259	12		
2	W9	177	Total	C	N	O	S	0	0
			1294	800	225	257	12		
2	Y9	177	Total	C	N	O	S	0	0
			1294	800	225	257	12		
2	aB	177	Total	C	N	O	S	0	0
			1294	800	225	257	12		
2	bB	177	Total	C	N	O	S	0	0
			1294	800	225	257	12		
2	dB	177	Total	C	N	O	S	0	0
			1294	800	225	257	12		
2	eB	177	Total	C	N	O	S	0	0
			1294	800	225	257	12		
2	gB	152	Total	C	N	O	S	0	0
			1101	679	194	217	11		
2	yC	177	Total	C	N	O	S	0	0
			1294	800	225	257	12		
2	1C	177	Total	C	N	O	S	0	0
			1294	800	225	257	12		
2	qC	177	Total	C	N	O	S	0	0
			1294	800	225	257	12		
2	sC	177	Total	C	N	O	S	0	0
			1294	800	225	257	12		
2	uC	177	Total	C	N	O	S	0	0
			1294	800	225	257	12		
2	wC	177	Total	C	N	O	S	2	0
			1300	804	225	259	12		
2	aE	177	Total	C	N	O	S	0	0
			1294	800	225	257	12		
2	cE	177	Total	C	N	O	S	0	0
			1294	800	225	257	12		
2	eE	177	Total	C	N	O	S	0	0
			1294	800	225	257	12		
2	gE	177	Total	C	N	O	S	0	0
			1294	800	225	257	12		
2	iE	177	Total	C	N	O	S	2	0
			1300	804	225	259	12		
2	kE	177	Total	C	N	O	S	0	0
			1294	800	225	257	12		

Continued on next page...

Continued from previous page...

Mol	Chain	Residues	Atoms					AltConf	Trace
2	mE	177	Total	C	N	O	S	0	0
			1294	800	225	257	12		
2	bF	177	Total	C	N	O	S	3	0
			1303	806	225	260	12		
2	dF	177	Total	C	N	O	S	2	0
			1296	802	225	257	12		
2	fF	177	Total	C	N	O	S	2	0
			1300	804	225	259	12		
2	hF	177	Total	C	N	O	S	3	0
			1303	806	225	260	12		
2	jF	177	Total	C	N	O	S	3	0
			1303	806	225	260	12		
2	lF	177	Total	C	N	O	S	3	0
			1303	806	225	260	12		
2	nF	177	Total	C	N	O	S	3	0
			1303	806	225	260	12		
2	pF	177	Total	C	N	O	S	3	0
			1303	806	225	260	12		
2	rF	177	Total	C	N	O	S	3	0
			1303	806	225	260	12		
2	tF	177	Total	C	N	O	S	2	0
			1300	804	225	259	12		
2	vF	177	Total	C	N	O	S	3	0
			1303	806	225	260	12		
2	aG	177	Total	C	N	O	S	0	0
			1294	800	225	257	12		
2	cG	177	Total	C	N	O	S	0	0
			1294	800	225	257	12		
2	eG	177	Total	C	N	O	S	0	0
			1290	797	224	257	12		
2	gG	177	Total	C	N	O	S	0	0
			1294	800	225	257	12		
2	iG	177	Total	C	N	O	S	2	0
			1300	804	225	259	12		
2	kG	177	Total	C	N	O	S	0	0
			1294	800	225	257	12		
2	mG	177	Total	C	N	O	S	0	0
			1294	800	225	257	12		
2	gH	177	Total	C	N	O	S	0	0
			1294	800	225	257	12		
2	iH	177	Total	C	N	O	S	2	0
			1300	804	225	259	12		

Continued on next page...

Continued from previous page...

Mol	Chain	Residues	Atoms					AltConf	Trace
2	kH	177	Total	C	N	O	S	0	0
			1294	800	225	257	12		
2	mH	177	Total	C	N	O	S	0	0
			1294	800	225	257	12		
2	aH	177	Total	C	N	O	S	0	0
			1294	800	225	257	12		
2	cH	177	Total	C	N	O	S	0	0
			1294	800	225	257	12		
2	eH	177	Total	C	N	O	S	0	0
			1294	800	225	257	12		
2	cJ	177	Total	C	N	O	S	2	0
			1300	804	225	259	12		
2	eJ	177	Total	C	N	O	S	3	0
			1303	806	225	260	12		
2	gJ	177	Total	C	N	O	S	3	0
			1303	806	225	260	12		
2	iJ	177	Total	C	N	O	S	3	0
			1303	806	225	260	12		
2	kJ	177	Total	C	N	O	S	3	0
			1303	806	225	260	12		
2	mJ	177	Total	C	N	O	S	3	0
			1303	806	225	260	12		
2	bK	177	Total	C	N	O	S	3	0
			1303	806	225	260	12		
2	dK	177	Total	C	N	O	S	2	0
			1300	804	225	259	12		
2	fK	177	Total	C	N	O	S	2	0
			1300	804	225	259	12		
2	hK	177	Total	C	N	O	S	3	0
			1303	806	225	260	12		
2	jK	177	Total	C	N	O	S	3	0
			1303	806	225	260	12		
2	lK	177	Total	C	N	O	S	3	0
			1303	806	225	260	12		
2	nK	177	Total	C	N	O	S	3	0
			1303	806	225	260	12		
2	pK	177	Total	C	N	O	S	3	0
			1303	806	225	260	12		
2	rK	177	Total	C	N	O	S	3	0
			1303	806	225	260	12		
2	tK	177	Total	C	N	O	S	2	0
			1300	804	225	259	12		

Continued on next page...

Continued from previous page...

Mol	Chain	Residues	Atoms					AltConf	Trace
2	vK	177	Total	C	N	O	S	3	0
			1303	806	225	260	12		
2	cM	177	Total	C	N	O	S	2	0
			1300	804	225	259	12		
2	eM	177	Total	C	N	O	S	3	0
			1303	806	225	260	12		
2	gM	177	Total	C	N	O	S	3	0
			1303	806	225	260	12		
2	iM	177	Total	C	N	O	S	3	0
			1303	806	225	260	12		
2	kM	177	Total	C	N	O	S	3	0
			1303	806	225	260	12		
2	mM	177	Total	C	N	O	S	3	0
			1303	806	225	260	12		
2	iO	177	Total	C	N	O	S	1	0
			1297	802	225	258	12		
2	kO	177	Total	C	N	O	S	0	0
			1294	800	225	257	12		
2	mO	177	Total	C	N	O	S	0	0
			1294	800	225	257	12		
2	aO	177	Total	C	N	O	S	0	0
			1294	800	225	257	12		
2	cO	177	Total	C	N	O	S	0	0
			1294	800	225	257	12		
2	eO	177	Total	C	N	O	S	0	0
			1294	800	225	257	12		
2	gO	177	Total	C	N	O	S	0	0
			1294	800	225	257	12		

- Molecule 3 is a protein called R-phycoerythrin gamma chain, chloroplastic.

Mol	Chain	Residues	Atoms					AltConf	Trace
3	YA	237	Total	C	N	O	S	0	0
			1832	1132	339	346	15		
3	AD	256	Total	C	N	O	S	0	0
			1979	1220	367	377	15		
3	AE	257	Total	C	N	O	S	0	0
			1987	1226	368	378	15		
3	AG	257	Total	C	N	O	S	0	0
			1987	1226	368	378	15		
3	AH	257	Total	C	N	O	S	0	0
			1987	1226	368	378	15		

Continued on next page...

Continued from previous page...

Mol	Chain	Residues	Atoms					AltConf	Trace
3	AO	257	Total	C	N	O	S	0	0
			1987	1226	368	378	15		
3	AQ	256	Total	C	N	O	S	0	0
			1979	1220	367	377	15		
3	A1	257	Total	C	N	O	S	0	0
			1987	1226	368	378	15		
3	A4	257	Total	C	N	O	S	0	0
			1987	1226	368	378	15		
3	Y7	237	Total	C	N	O	S	0	0
			1832	1132	339	346	15		

- Molecule 4 is a protein called Linker4.

Mol	Chain	Residues	Atoms					AltConf	Trace
4	AB	103	Total	C	N	O	S	0	0
			781	497	130	150	4		
4	EB	103	Total	C	N	O	S	0	0
			777	492	130	150	5		

- Molecule 5 is a protein called CaRSPs1.

Mol	Chain	Residues	Atoms					AltConf	Trace
5	KB	226	Total	C	N	O	S	0	0
			1721	1085	305	322	9		
5	UB	226	Total	C	N	O	S	0	0
			1723	1086	305	323	9		

- Molecule 6 is a protein called CaRSP2.

Mol	Chain	Residues	Atoms					AltConf	Trace
6	WB	134	Total	C	N	O	S	0	0
			1032	655	176	198	3		
6	cB	139	Total	C	N	O	S	0	0
			1068	675	181	210	2		

- Molecule 7 is a protein called LRH.

Mol	Chain	Residues	Atoms				AltConf	Trace
7	AC	150	Total	C	N	O	0	0
			750	450	150	150		
7	A8	150	Total	C	N	O	0	0
			750	450	150	150		

Continued on next page...

Continued from previous page...

Mol	Chain	Residues	Atoms				AltConf	Trace
7	a8	87	Total 435	C 261	N 87	O 87	0	0
7	aC	87	Total 435	C 261	N 87	O 87	0	0

- Molecule 8 is a protein called Phycobilisome rod-core linker polypeptide.

Mol	Chain	Residues	Atoms					AltConf	Trace
8	BE	231	Total 1897	C 1212	N 332	O 349	S 4	0	0
8	BG	231	Total 1897	C 1212	N 332	O 349	S 4	0	0
8	BH	227	Total 1874	C 1197	N 328	O 345	S 4	0	0
8	BO	230	Total 1889	C 1206	N 331	O 348	S 4	0	0
8	B1	227	Total 1874	C 1197	N 328	O 345	S 4	0	0
8	B4	230	Total 1889	C 1206	N 331	O 348	S 4	0	0

- Molecule 9 is a protein called C-phycocyanin alpha subunit.

Mol	Chain	Residues	Atoms					AltConf	Trace
9	CE	162	Total 1228	C 773	N 209	O 240	S 6	0	0
9	EE	162	Total 1228	C 773	N 209	O 240	S 6	0	0
9	GE	162	Total 1228	C 773	N 209	O 240	S 6	0	0
9	IE	162	Total 1228	C 773	N 209	O 240	S 6	0	0
9	KE	162	Total 1228	C 773	N 209	O 240	S 6	0	0
9	ME	162	Total 1228	C 773	N 209	O 240	S 6	0	0
9	CG	162	Total 1228	C 773	N 209	O 240	S 6	0	0
9	EG	162	Total 1228	C 773	N 209	O 240	S 6	0	0
9	GG	162	Total 1228	C 773	N 209	O 240	S 6	0	0

Continued on next page...

Continued from previous page...

Mol	Chain	Residues	Atoms					AltConf	Trace
9	IG	162	Total	C	N	O	S	0	0
			1228	773	209	240	6		
9	KG	162	Total	C	N	O	S	0	0
			1228	773	209	240	6		
9	MG	162	Total	C	N	O	S	0	0
			1228	773	209	240	6		
9	CH	162	Total	C	N	O	S	0	0
			1228	773	209	240	6		
9	EH	162	Total	C	N	O	S	0	0
			1228	773	209	240	6		
9	GH	162	Total	C	N	O	S	0	0
			1228	773	209	240	6		
9	IH	162	Total	C	N	O	S	0	0
			1228	773	209	240	6		
9	KH	162	Total	C	N	O	S	0	0
			1228	773	209	240	6		
9	MH	162	Total	C	N	O	S	0	0
			1228	773	209	240	6		
9	CO	162	Total	C	N	O	S	0	0
			1228	773	209	240	6		
9	EO	162	Total	C	N	O	S	0	0
			1228	773	209	240	6		
9	GO	162	Total	C	N	O	S	0	0
			1228	773	209	240	6		
9	IO	162	Total	C	N	O	S	0	0
			1228	773	209	240	6		
9	KO	162	Total	C	N	O	S	0	0
			1228	773	209	240	6		
9	MO	162	Total	C	N	O	S	0	0
			1228	773	209	240	6		
9	M1	162	Total	C	N	O	S	0	0
			1228	773	209	240	6		
9	C1	162	Total	C	N	O	S	0	0
			1228	773	209	240	6		
9	E1	162	Total	C	N	O	S	0	0
			1228	773	209	240	6		
9	G1	162	Total	C	N	O	S	0	0
			1228	773	209	240	6		
9	I1	162	Total	C	N	O	S	0	0
			1228	773	209	240	6		
9	K1	162	Total	C	N	O	S	0	0
			1228	773	209	240	6		

Continued on next page...

Continued from previous page...

Mol	Chain	Residues	Atoms					AltConf	Trace
9	G4	162	Total	C	N	O	S	0	0
			1228	773	209	240	6		
9	I4	162	Total	C	N	O	S	0	0
			1228	773	209	240	6		
9	K4	162	Total	C	N	O	S	0	0
			1228	773	209	240	6		
9	M4	162	Total	C	N	O	S	0	0
			1228	773	209	240	6		
9	C4	162	Total	C	N	O	S	0	0
			1228	773	209	240	6		
9	E4	162	Total	C	N	O	S	0	0
			1228	773	209	240	6		

- Molecule 10 is a protein called C-phycocyanin beta subunit.

Mol	Chain	Residues	Atoms					AltConf	Trace
10	DE	172	Total	C	N	O	S	0	0
			1272	786	224	253	9		
10	FE	172	Total	C	N	O	S	0	0
			1272	786	224	253	9		
10	HE	172	Total	C	N	O	S	0	0
			1272	786	224	253	9		
10	JE	172	Total	C	N	O	S	0	0
			1272	786	224	253	9		
10	LE	172	Total	C	N	O	S	0	0
			1272	786	224	253	9		
10	NE	172	Total	C	N	O	S	0	0
			1272	786	224	253	9		
10	DG	172	Total	C	N	O	S	0	0
			1272	786	224	253	9		
10	FG	172	Total	C	N	O	S	0	0
			1272	786	224	253	9		
10	HG	172	Total	C	N	O	S	0	0
			1272	786	224	253	9		
10	JG	172	Total	C	N	O	S	0	0
			1269	785	224	251	9		
10	LG	172	Total	C	N	O	S	0	0
			1272	786	224	253	9		
10	NG	172	Total	C	N	O	S	0	0
			1272	786	224	253	9		
10	DH	172	Total	C	N	O	S	0	0
			1272	786	224	253	9		

Continued on next page...

Continued from previous page...

Mol	Chain	Residues	Atoms					AltConf	Trace
10	FH	172	Total	C	N	O	S	0	0
			1272	786	224	253	9		
10	HH	172	Total	C	N	O	S	0	0
			1262	781	221	251	9		
10	JH	172	Total	C	N	O	S	0	0
			1268	784	224	251	9		
10	LH	172	Total	C	N	O	S	0	0
			1272	786	224	253	9		
10	NH	172	Total	C	N	O	S	0	0
			1272	786	224	253	9		
10	DO	172	Total	C	N	O	S	0	0
			1272	786	224	253	9		
10	FO	172	Total	C	N	O	S	0	0
			1272	786	224	253	9		
10	HO	172	Total	C	N	O	S	0	0
			1272	786	224	253	9		
10	JO	172	Total	C	N	O	S	0	0
			1272	786	224	253	9		
10	LO	172	Total	C	N	O	S	0	0
			1272	786	224	253	9		
10	NO	172	Total	C	N	O	S	0	0
			1272	786	224	253	9		
10	L1	172	Total	C	N	O	S	0	0
			1272	786	224	253	9		
10	N1	172	Total	C	N	O	S	0	0
			1272	786	224	253	9		
10	D1	172	Total	C	N	O	S	0	0
			1272	786	224	253	9		
10	F1	172	Total	C	N	O	S	0	0
			1272	786	224	253	9		
10	H1	172	Total	C	N	O	S	0	0
			1272	786	224	253	9		
10	J1	172	Total	C	N	O	S	0	0
			1272	786	224	253	9		
10	F4	172	Total	C	N	O	S	0	0
			1272	786	224	253	9		
10	H4	172	Total	C	N	O	S	0	0
			1272	786	224	253	9		
10	J4	172	Total	C	N	O	S	0	0
			1272	786	224	253	9		
10	L4	172	Total	C	N	O	S	0	0
			1272	786	224	253	9		

Continued on next page...

Continued from previous page...

Mol	Chain	Residues	Atoms					AltConf	Trace
10	N4	172	Total	C	N	O	S	0	0
			1272	786	224	253	9		
10	D4	172	Total	C	N	O	S	0	0
			1272	786	224	253	9		

- Molecule 11 is a protein called Phycobilisome 31.8 kDa linker polypeptide, phycoerythrin-associated, rod.

Mol	Chain	Residues	Atoms					AltConf	Trace
11	XE	324	Total	C	N	O	S	0	0
			2527	1603	431	486	7		
11	XG	324	Total	C	N	O	S	0	0
			2527	1603	431	486	7		
11	XH	324	Total	C	N	O	S	0	0
			2527	1603	431	486	7		
11	XO	324	Total	C	N	O	S	0	0
			2527	1603	431	486	7		
11	X1	324	Total	C	N	O	S	0	0
			2527	1603	431	486	7		
11	X4	324	Total	C	N	O	S	0	0
			2527	1603	431	486	7		

There are 6 discrepancies between the modelled and reference sequences:

Chain	Residue	Modelled	Actual	Comment	Reference
XE	275	ALA	SER	conflict	UNP A0A5J4YM59
XG	275	ALA	SER	conflict	UNP A0A5J4YM59
XH	275	ALA	SER	conflict	UNP A0A5J4YM59
XO	275	ALA	SER	conflict	UNP A0A5J4YM59
X1	275	ALA	SER	conflict	UNP A0A5J4YM59
X4	275	ALA	SER	conflict	UNP A0A5J4YM59

- Molecule 12 is a protein called Phycobilisome 27.9 kDa linker polypeptide, phycoerythrin-associated, rod.

Mol	Chain	Residues	Atoms					AltConf	Trace
12	MI	265	Total	C	N	O	S	0	0
			2079	1309	364	396	10		
12	ZI	265	Total	C	N	O	S	0	0
			2085	1313	364	398	10		

- Molecule 13 is a protein called R-phycoerythrin gamma chain, chloroplastic.

Mol	Chain	Residues	Atoms					AltConf	Trace
13	AJ	238	Total	C	N	O	S	0	0
			1814	1122	335	342	15		
13	AM	238	Total	C	N	O	S	0	0
			1814	1122	335	342	15		
13	wF	238	Total	C	N	O	S	0	0
			1814	1122	335	342	15		
13	xF	238	Total	C	N	O	S	0	0
			1814	1122	335	342	15		
13	wK	238	Total	C	N	O	S	0	0
			1814	1122	335	342	15		
13	xK	238	Total	C	N	O	S	0	0
			1814	1122	335	342	15		

- Molecule 14 is a protein called R-phycoerythrin gamma chain, chloroplastic.

Mol	Chain	Residues	Atoms					AltConf	Trace
14	BJ	250	Total	C	N	O	S	0	0
			1902	1184	346	358	14		
14	BM	250	Total	C	N	O	S	0	0
			1902	1184	346	358	14		
14	yF	250	Total	C	N	O	S	0	0
			1902	1184	346	358	14		
14	yK	250	Total	C	N	O	S	0	0
			1902	1184	346	358	14		

- Molecule 15 is a protein called Photosystem II protein D1.

Mol	Chain	Residues	Atoms					AltConf	Trace
15	AL	334	Total	C	N	O	S	0	0
			2571	1683	420	455	13		
15	A6	334	Total	C	N	O	S	0	0
			2565	1678	420	454	13		
15	a6	334	Total	C	N	O	S	0	0
			2565	1678	420	454	13		
15	aL	334	Total	C	N	O	S	0	0
			2571	1683	420	455	13		

- Molecule 16 is a protein called Photosystem II CP47 reaction center protein.

Mol	Chain	Residues	Atoms					AltConf	Trace
16	BL	506	Total	C	N	O	S	0	0
			3928	2571	657	688	12		

Continued on next page...

Continued from previous page...

Mol	Chain	Residues	Atoms					AltConf	Trace
16	B6	506	Total	C	N	O	S	0	0
			3928	2571	657	688	12		
16	b6	506	Total	C	N	O	S	0	0
			3928	2571	657	688	12		
16	bL	506	Total	C	N	O	S	0	0
			3934	2574	660	688	12		

- Molecule 17 is a protein called Photosystem II CP43 reaction center protein.

Mol	Chain	Residues	Atoms					AltConf	Trace
17	CL	452	Total	C	N	O	S	0	0
			3474	2274	579	609	12		
17	C6	452	Total	C	N	O	S	0	0
			3474	2274	579	609	12		
17	c6	452	Total	C	N	O	S	0	0
			3474	2274	579	609	12		
17	cL	452	Total	C	N	O	S	0	0
			3474	2274	579	609	12		

- Molecule 18 is a protein called Photosystem II D2 protein.

Mol	Chain	Residues	Atoms					AltConf	Trace
18	DL	341	Total	C	N	O	S	0	0
			2699	1785	438	464	12		
18	D6	341	Total	C	N	O	S	0	0
			2699	1785	438	464	12		
18	d6	342	Total	C	N	O	S	0	0
			2703	1787	439	465	12		
18	dL	342	Total	C	N	O	S	0	0
			2703	1787	439	465	12		

- Molecule 19 is a protein called Cytochrome b559 subunit alpha.

Mol	Chain	Residues	Atoms				AltConf	Trace
19	EL	78	Total	C	N	O	0	0
			616	402	104	110		
19	E6	78	Total	C	N	O	0	0
			616	402	104	110		
19	e6	79	Total	C	N	O	0	0
			622	404	105	113		
19	eL	79	Total	C	N	O	0	0
			622	404	105	113		

- Molecule 20 is a protein called Cytochrome b559 subunit beta.

Mol	Chain	Residues	Atoms					AltConf	Trace
20	FL	41	Total	C	N	O	S	0	0
			318	215	51	51	1		
20	F6	41	Total	C	N	O	S	0	0
			318	215	51	51	1		
20	f6	41	Total	C	N	O	S	0	0
			324	218	54	51	1		
20	fL	41	Total	C	N	O	S	0	0
			324	218	54	51	1		

- Molecule 21 is a protein called PSII_Pbs31 domain-containing protein.

Mol	Chain	Residues	Atoms					AltConf	Trace
21	GL	152	Total	C	N	O	S	0	0
			1161	738	197	224	2		
21	G6	152	Total	C	N	O	S	0	0
			1161	738	197	224	2		
21	g6	145	Total	C	N	O	S	0	0
			1106	702	189	213	2		
21	gL	145	Total	C	N	O	S	0	0
			1106	702	189	213	2		

- Molecule 22 is a protein called Photosystem II reaction center protein H.

Mol	Chain	Residues	Atoms					AltConf	Trace
22	HL	66	Total	C	N	O	S	0	0
			508	340	78	88	2		
22	H6	66	Total	C	N	O	S	0	0
			508	340	78	88	2		
22	h6	65	Total	C	N	O	S	0	0
			500	336	76	86	2		
22	hL	65	Total	C	N	O	S	0	0
			500	336	76	86	2		

- Molecule 23 is a protein called Photosystem II reaction center protein I.

Mol	Chain	Residues	Atoms					AltConf	Trace
23	IL	35	Total	C	N	O	S	0	0
			295	201	46	47	1		
23	I6	35	Total	C	N	O	S	0	0
			295	201	46	47	1		
23	i6	35	Total	C	N	O	S	0	0
			295	201	46	47	1		

Continued on next page...

Continued from previous page...

Mol	Chain	Residues	Atoms					AltConf	Trace
23	iL	35	Total	C	N	O	S	0	0
			295	201	46	47	1		

- Molecule 24 is a protein called Photosystem II reaction center protein J.

Mol	Chain	Residues	Atoms				AltConf	Trace
24	JL	36	Total	C	N	O	0	0
			255	173	40	42		
24	J6	36	Total	C	N	O	0	0
			255	173	40	42		
24	j6	36	Total	C	N	O	0	0
			255	173	40	42		
24	jL	36	Total	C	N	O	0	0
			255	173	40	42		

- Molecule 25 is a protein called Photosystem II reaction center protein K.

Mol	Chain	Residues	Atoms				AltConf	Trace
25	KL	37	Total	C	N	O	0	0
			294	209	43	42		
25	K6	37	Total	C	N	O	0	0
			294	209	43	42		
25	k6	37	Total	C	N	O	0	0
			294	209	43	42		
25	kL	37	Total	C	N	O	0	0
			294	209	43	42		

- Molecule 26 is a protein called PsbL.

Mol	Chain	Residues	Atoms				AltConf	Trace
26	LL	37	Total	C	N	O	0	0
			302	204	48	50		
26	L6	37	Total	C	N	O	0	0
			302	204	48	50		
26	l6	37	Total	C	N	O	0	0
			302	204	48	50		
26	lL	37	Total	C	N	O	0	0
			302	204	48	50		

- Molecule 27 is a protein called PsbM.

Mol	Chain	Residues	Atoms					AltConf	Trace
27	ML	42	Total	C	N	O	S	0	0
			306	203	48	54	1		
27	M6	42	Total	C	N	O	S	0	0
			306	203	48	54	1		
27	m6	42	Total	C	N	O	S	0	0
			306	203	48	54	1		
27	mL	42	Total	C	N	O	S	0	0
			306	203	48	54	1		

- Molecule 28 is a protein called Psb34.

Mol	Chain	Residues	Atoms				AltConf	Trace
28	NL	29	Total	C	N	O	0	0
			145	87	29	29		
28	N6	29	Total	C	N	O	0	0
			145	87	29	29		
28	n6	27	Total	C	N	O	0	0
			135	81	27	27		
28	nL	27	Total	C	N	O	0	0
			135	81	27	27		

- Molecule 29 is a protein called Oxygen-evolving enhancer protein.

Mol	Chain	Residues	Atoms					AltConf	Trace
29	OL	254	Total	C	N	O	S	0	0
			1857	1167	305	376	9		
29	O6	254	Total	C	N	O	S	0	0
			1857	1167	305	376	9		
29	o6	254	Total	C	N	O	S	0	0
			1859	1168	305	377	9		
29	oL	254	Total	C	N	O	S	0	0
			1859	1168	305	377	9		

- Molecule 30 is a protein called PsbQ'.

Mol	Chain	Residues	Atoms					AltConf	Trace
30	QL	141	Total	C	N	O	S	0	0
			1134	702	207	220	5		
30	Q6	141	Total	C	N	O	S	0	0
			1134	702	207	220	5		
30	q6	141	Total	C	N	O	S	0	0
			1134	702	207	220	5		

Continued on next page...

Continued from previous page...

Mol	Chain	Residues	Atoms					AltConf	Trace
30	qL	141	Total	C	N	O	S	0	0
			1134	702	207	220	5		

- Molecule 31 is a protein called Photosystem II protein Y.

Mol	Chain	Residues	Atoms				AltConf	Trace
31	RL	33	Total	C	N	O	0	0
			263	175	47	41		
31	R6	33	Total	C	N	O	0	0
			263	175	47	41		
31	r6	33	Total	C	N	O	0	0
			263	175	47	41		
31	rL	33	Total	C	N	O	0	0
			263	175	47	41		

- Molecule 32 is a protein called LPP1.

Mol	Chain	Residues	Atoms				AltConf	Trace
32	SL	119	Total	C	N	O	0	0
			595	357	119	119		
32	S6	92	Total	C	N	O	0	0
			460	276	92	92		

- Molecule 33 is a protein called Photosystem II reaction center protein T.

Mol	Chain	Residues	Atoms					AltConf	Trace
33	TL	31	Total	C	N	O	S	0	0
			252	177	36	37	2		
33	T6	31	Total	C	N	O	S	0	0
			252	177	36	37	2		
33	t6	31	Total	C	N	O	S	0	0
			252	177	36	37	2		
33	tL	31	Total	C	N	O	S	0	0
			252	177	36	37	2		

- Molecule 34 is a protein called PS II complex 12 kDa extrinsic protein.

Mol	Chain	Residues	Atoms					AltConf	Trace
34	UL	93	Total	C	N	O	S	0	0
			726	460	120	143	3		
34	U6	93	Total	C	N	O	S	0	0
			726	460	120	143	3		

Continued on next page...

Continued from previous page...

Mol	Chain	Residues	Atoms					AltConf	Trace
34	u6	93	Total	C	N	O	S	0	0
			735	466	121	145	3		
34	uL	93	Total	C	N	O	S	0	0
			735	466	121	145	3		

- Molecule 35 is a protein called Cytochrome c550.

Mol	Chain	Residues	Atoms					AltConf	Trace
35	VL	134	Total	C	N	O	S	0	0
			980	615	168	193	4		
35	V6	134	Total	C	N	O	S	0	0
			980	615	168	193	4		
35	v6	134	Total	C	N	O	S	0	0
			980	615	168	193	4		
35	vL	134	Total	C	N	O	S	0	0
			980	615	168	193	4		

- Molecule 36 is a protein called PsbW.

Mol	Chain	Residues	Atoms				AltConf	Trace
36	WL	46	Total	C	N	O	0	0
			230	138	46	46		
36	W6	46	Total	C	N	O	0	0
			230	138	46	46		
36	w6	46	Total	C	N	O	0	0
			230	138	46	46		
36	wL	46	Total	C	N	O	0	0
			230	138	46	46		

- Molecule 37 is a protein called Photosystem II reaction center X protein.

Mol	Chain	Residues	Atoms					AltConf	Trace
37	XL	39	Total	C	N	O	S	0	0
			268	177	40	50	1		
37	X6	39	Total	C	N	O	S	0	0
			268	177	40	50	1		
37	x6	39	Total	C	N	O	S	0	0
			278	183	44	50	1		
37	xL	39	Total	C	N	O	S	0	0
			278	183	44	50	1		

- Molecule 38 is a protein called Photosystem II reaction center protein Ycf12.

Mol	Chain	Residues	Atoms					AltConf	Trace
38	YL	33	Total	C	N	O	S	0	0
			251	172	40	38	1		
38	Y6	33	Total	C	N	O	S	0	0
			251	172	40	38	1		
38	y6	33	Total	C	N	O	S	0	0
			251	172	40	38	1		
38	yL	33	Total	C	N	O	S	0	0
			251	172	40	38	1		

- Molecule 39 is a protein called Photosystem II reaction center protein Z.

Mol	Chain	Residues	Atoms					AltConf	Trace
39	ZL	59	Total	C	N	O		0	0
			438	294	67	77			
39	Z6	60	Total	C	N	O	S	0	0
			446	299	68	78	1		
39	z6	60	Total	C	N	O	S	0	0
			446	299	68	78	1		
39	zL	59	Total	C	N	O		0	0
			438	294	67	77			

- Molecule 40 is a protein called PsaA.

Mol	Chain	Residues	Atoms					AltConf	Trace
40	AN	745	Total	C	N	O	S	0	0
			5843	3819	1000	997	27		
40	A2	745	Total	C	N	O	S	0	0
			5843	3819	1000	997	27		

- Molecule 41 is a protein called Photosystem I P700 chlorophyll a apoprotein A2.

Mol	Chain	Residues	Atoms					AltConf	Trace
41	BN	732	Total	C	N	O	S	0	0
			5828	3834	980	996	18		
41	B2	732	Total	C	N	O	S	0	0
			5828	3834	980	996	18		

- Molecule 42 is a protein called Photosystem I iron-sulfur center.

Mol	Chain	Residues	Atoms					AltConf	Trace
42	CN	80	Total	C	N	O	S	0	0
			595	368	104	114	9		

Continued on next page...

Continued from previous page...

Mol	Chain	Residues	Atoms					AltConf	Trace
42	C2	80	Total 595	C 368	N 104	O 114	S 9	0	0

- Molecule 43 is a protein called Photosystem I reaction center subunit II.

Mol	Chain	Residues	Atoms					AltConf	Trace
43	DN	130	Total 989	C 627	N 170	O 189	S 3	0	0
43	D2	130	Total 989	C 627	N 170	O 189	S 3	0	0

- Molecule 44 is a protein called Photosystem I reaction center subunit IV.

Mol	Chain	Residues	Atoms				AltConf	Trace
44	EN	58	Total 466	C 295	N 82	O 89	0	0
44	E2	58	Total 466	C 295	N 82	O 89	0	0

- Molecule 45 is a protein called Photosystem I reaction center subunit III.

Mol	Chain	Residues	Atoms					AltConf	Trace
45	FN	158	Total 1245	C 813	N 207	O 222	S 3	0	0
45	F2	158	Total 1245	C 813	N 207	O 222	S 3	0	0

- Molecule 46 is a protein called Cytochrome c6.

Mol	Chain	Residues	Atoms					AltConf	Trace
46	GN	84	Total 620	C 378	N 110	O 127	S 5	0	0
46	G2	84	Total 620	C 378	N 110	O 127	S 5	0	0

- Molecule 47 is a protein called Photosystem I reaction center subunit VIII.

Mol	Chain	Residues	Atoms					AltConf	Trace
47	IN	31	Total 239	C 168	N 32	O 38	S 1	0	0
47	I2	31	Total 239	C 168	N 32	O 38	S 1	0	0

- Molecule 48 is a protein called Photosystem I reaction center subunit IX.

Mol	Chain	Residues	Atoms					AltConf	Trace
48	JN	38	Total	C	N	O	S	0	0
			308	211	45	50	2		
48	J2	38	Total	C	N	O	S	0	0
			308	211	45	50	2		

- Molecule 49 is a protein called Photosystem I reaction center subunit PsaK.

Mol	Chain	Residues	Atoms					AltConf	Trace
49	KN	70	Total	C	N	O	S	0	0
			489	315	82	89	3		
49	K2	70	Total	C	N	O	S	0	0
			489	315	82	89	3		

- Molecule 50 is a protein called Photosystem I reaction center subunit XI.

Mol	Chain	Residues	Atoms					AltConf	Trace
50	LN	140	Total	C	N	O	S	0	0
			1055	689	166	198	2		
50	L2	140	Total	C	N	O	S	0	0
			1055	689	166	198	2		

- Molecule 51 is a protein called Photosystem I reaction center subunit XII.

Mol	Chain	Residues	Atoms					AltConf	Trace
51	MN	30	Total	C	N	O	S	0	0
			223	146	35	41	1		
51	M2	30	Total	C	N	O	S	0	0
			223	146	35	41	1		

- Molecule 52 is a protein called Ferredoxin.

Mol	Chain	Residues	Atoms					AltConf	Trace
52	NN	99	Total	C	N	O	S	0	0
			737	451	114	165	7		
52	N2	99	Total	C	N	O	S	0	0
			737	451	114	165	7		

- Molecule 53 is a protein called Photosystem I subunit O.

Mol	Chain	Residues	Atoms					AltConf	Trace
53	ON	92	Total	C	N	O	S	0	0
			699	462	112	123	2		
53	O2	92	Total	C	N	O	S	0	0
			699	462	112	123	2		

- Molecule 54 is a protein called PsaR.

Mol	Chain	Residues	Atoms					AltConf	Trace
54	RN	78	Total	C	N	O	S	0	0
			582	380	93	108	1		
54	R2	78	Total	C	N	O	S	0	0
			582	380	93	108	1		

- Molecule 55 is a protein called LPS1.

Mol	Chain	Residues	Atoms				AltConf	Trace
55	ZN	66	Total	C	N	O	0	0
			330	198	66	66		
55	Z2	66	Total	C	N	O	0	0
			330	198	66	66		

- Molecule 56 is a protein called Phycobilisome 31.8 kDa linker polypeptide, phycoerythrin-associated, rod.

Mol	Chain	Residues	Atoms					AltConf	Trace
56	YP	372	Total	C	N	O	S	0	0
			2832	1780	483	557	12		
56	bP	372	Total	C	N	O	S	0	0
			2826	1777	480	557	12		

- Molecule 57 is a protein called Chlorophyll a-b binding protein, chloroplastic.

Mol	Chain	Residues	Atoms					AltConf	Trace
57	12	174	Total	C	N	O	S	0	0
			1330	876	208	236	10		
57	1N	174	Total	C	N	O	S	0	0
			1330	876	208	236	10		

- Molecule 58 is a protein called Chlorophyll a-b binding protein of LHCII type III, chloroplastic.

Mol	Chain	Residues	Atoms					AltConf	Trace
58	22	166	Total	C	N	O	S	0	0
			1229	811	192	223	3		
58	2N	166	Total	C	N	O	S	0	0
			1229	811	192	223	3		

- Molecule 59 is a protein called Chlorophyll a-b binding protein, chloroplastic.

Mol	Chain	Residues	Atoms					AltConf	Trace
59	32	169	Total	C	N	O	S	0	0
			1256	818	203	225	10		
59	3N	169	Total	C	N	O	S	0	0
			1256	818	203	225	10		

- Molecule 60 is a protein called Chlorophyll a-b binding protein 1B-21, chloroplastic.

Mol	Chain	Residues	Atoms					AltConf	Trace
60	42	172	Total	C	N	O	S	0	0
			1332	879	208	233	12		
60	4N	172	Total	C	N	O	S	0	0
			1332	879	208	233	12		

- Molecule 61 is a protein called Chlorophyll a-b binding protein 1B-21, chloroplastic.

Mol	Chain	Residues	Atoms					AltConf	Trace
61	52	174	Total	C	N	O	S	0	0
			1328	860	222	236	10		
61	5N	174	Total	C	N	O	S	0	0
			1328	860	222	236	10		

- Molecule 62 is a protein called Chlorophyll a-b binding protein 1B-21, chloroplastic.

Mol	Chain	Residues	Atoms					AltConf	Trace
62	62	169	Total	C	N	O	S	0	0
			1314	857	216	233	8		
62	6N	169	Total	C	N	O	S	0	0
			1314	857	216	233	8		

- Molecule 63 is a protein called Fucoxanthin-chlorophyll a-c binding protein, chloroplastic.

Mol	Chain	Residues	Atoms					AltConf	Trace
63	72	164	Total	C	N	O	S	0	0
			1270	828	209	227	6		

Continued on next page...

Continued from previous page...

Mol	Chain	Residues	Atoms					AltConf	Trace
63	7N	164	Total	C	N	O	S	0	0
			1270	828	209	227	6		

There are 4 discrepancies between the modelled and reference sequences:

Chain	Residue	Modelled	Actual	Comment	Reference
72	?	-	LYS	deletion	UNP A0A5J4YKR2
72	?	-	THR	deletion	UNP A0A5J4YKR2
7N	?	-	LYS	deletion	UNP A0A5J4YKR2
7N	?	-	THR	deletion	UNP A0A5J4YKR2

- Molecule 64 is a protein called RedCAP.

Mol	Chain	Residues	Atoms					AltConf	Trace
64	82	180	Total	C	N	O	S	0	0
			1378	896	232	243	7		
64	8N	180	Total	C	N	O	S	0	0
			1378	896	232	243	7		

- Molecule 65 is a protein called Lrc4.

Mol	Chain	Residues	Atoms					AltConf	Trace
65	23	132	Total	C	N	O	S	0	0
			1004	631	179	191	3		
65	Z3	132	Total	C	N	O	S	0	0
			1004	631	179	191	3		

- Molecule 66 is a protein called LRC5.

Mol	Chain	Residues	Atoms					AltConf	Trace
66	33	253	Total	C	N	O	S	0	0
			1889	1186	325	371	7		
66	a3	253	Total	C	N	O	S	0	0
			1894	1189	325	373	7		

- Molecule 67 is a protein called FAS1 domain-containing protein.

Mol	Chain	Residues	Atoms					AltConf	Trace
67	43	206	Total	C	N	O	S	0	0
			1528	980	259	284	5		
67	b3	206	Total	C	N	O	S	0	0
			1532	982	259	286	5		

- Molecule 68 is a protein called Allophycocyanin alpha subunit.

Mol	Chain	Residues	Atoms					AltConf	Trace
68	A3	160	Total	C	N	O	S	0	0
			1225	768	211	239	7		
68	C3	160	Total	C	N	O	S	0	0
			1225	768	211	239	7		
68	E3	160	Total	C	N	O	S	0	0
			1225	768	211	239	7		
68	G3	160	Total	C	N	O	S	0	0
			1225	768	211	239	7		
68	J3	160	Total	C	N	O	S	0	0
			1225	768	211	239	7		
68	K3	160	Total	C	N	O	S	0	0
			1225	768	211	239	7		
68	N3	160	Total	C	N	O	S	0	0
			1225	768	211	239	7		
68	P3	160	Total	C	N	O	S	0	0
			1221	766	211	237	7		
68	R3	160	Total	C	N	O	S	0	0
			1225	768	211	239	7		
68	T3	160	Total	C	N	O	S	0	0
			1225	768	211	239	7		
68	c3	160	Total	C	N	O	S	0	0
			1225	768	211	239	7		
68	e3	160	Total	C	N	O	S	0	0
			1225	768	211	239	7		
68	g3	160	Total	C	N	O	S	0	0
			1225	768	211	239	7		
68	i3	160	Total	C	N	O	S	0	0
			1225	768	211	239	7		
68	l3	160	Total	C	N	O	S	0	0
			1225	768	211	239	7		
68	m3	160	Total	C	N	O	S	0	0
			1225	768	211	239	7		
68	p3	160	Total	C	N	O	S	0	0
			1225	768	211	239	7		
68	r3	160	Total	C	N	O	S	0	0
			1225	768	211	239	7		
68	t3	160	Total	C	N	O	S	0	0
			1225	768	211	239	7		
68	v3	160	Total	C	N	O	S	0	0
			1225	768	211	239	7		

- Molecule 69 is a protein called Allophycocyanin beta subunit.

Mol	Chain	Residues	Atoms					AltConf	Trace
69	B3	161	Total	C	N	O	S	0	0
			1220	767	206	240	7		
69	D3	161	Total	C	N	O	S	0	0
			1220	767	206	240	7		
69	F3	161	Total	C	N	O	S	0	0
			1220	767	206	240	7		
69	H3	161	Total	C	N	O	S	0	0
			1220	767	206	240	7		
69	I3	161	Total	C	N	O	S	0	0
			1220	767	206	240	7		
69	L3	161	Total	C	N	O	S	0	0
			1220	767	206	240	7		
69	M3	161	Total	C	N	O	S	0	0
			1216	764	205	240	7		
69	O3	161	Total	C	N	O	S	0	0
			1220	767	206	240	7		
69	Q3	161	Total	C	N	O	S	0	0
			1220	767	206	240	7		
69	S3	161	Total	C	N	O	S	0	0
			1220	767	206	240	7		
69	U3	161	Total	C	N	O	S	0	0
			1220	767	206	240	7		
69	d3	161	Total	C	N	O	S	0	0
			1220	767	206	240	7		
69	f3	161	Total	C	N	O	S	0	0
			1220	767	206	240	7		
69	h3	161	Total	C	N	O	S	0	0
			1220	767	206	240	7		
69	j3	161	Total	C	N	O	S	0	0
			1220	767	206	240	7		
69	k3	161	Total	C	N	O	S	0	0
			1220	767	206	240	7		
69	n3	161	Total	C	N	O	S	0	0
			1217	766	206	238	7		
69	o3	161	Total	C	N	O	S	0	0
			1216	764	205	240	7		
69	q3	161	Total	C	N	O	S	0	0
			1220	767	206	240	7		
69	s3	161	Total	C	N	O	S	0	0
			1220	767	206	240	7		
69	u3	161	Total	C	N	O	S	0	0
			1220	767	206	240	7		
69	w3	161	Total	C	N	O	S	0	0
			1220	767	206	240	7		

- Molecule 70 is a protein called Allophycocyanin gamma subunit.

Mol	Chain	Residues	Atoms					AltConf	Trace
70	V3	160	Total	C	N	O	S	0	0
			1260	808	207	240	5		
70	x3	160	Total	C	N	O	S	0	0
			1260	808	207	240	5		

- Molecule 71 is a protein called Allophycocyanin beta 18 subunit.

Mol	Chain	Residues	Atoms					AltConf	Trace
71	W3	173	Total	C	N	O	S	0	0
			1376	881	230	261	4		
71	y3	173	Total	C	N	O	S	0	0
			1376	881	230	261	4		

- Molecule 72 is a protein called Phycobilisome 7.8 kDa linker polypeptide, allophycocyanin-associated, core.

Mol	Chain	Residues	Atoms					AltConf	Trace
72	X3	92	Total	C	N	O	S	0	0
			720	453	127	135	5		
72	z3	92	Total	C	N	O	S	0	0
			720	453	127	135	5		

- Molecule 73 is a protein called Phycobiliprotein ApcE.

Mol	Chain	Residues	Atoms					AltConf	Trace
73	63	868	Total	C	N	O	S	0	0
			6933	4434	1198	1286	15		
73	73	865	Total	C	N	O	S	0	0
			6907	4421	1194	1277	15		

- Molecule 74 is a protein called R-phycoerythrin gamma chain, chloroplastic.

Mol	Chain	Residues	Atoms					AltConf	Trace
74	M5	238	Total	C	N	O	S	0	0
			1851	1140	348	348	15		
74	Z5	238	Total	C	N	O	S	0	0
			1851	1140	348	348	15		
74	Z9	275	Total	C	N	O	S	0	0
			2148	1327	404	401	16		
74	M9	275	Total	C	N	O	S	0	0
			2142	1324	401	401	16		

- Molecule 75 is a protein called Phycobilisome 31.8 kDa linker polypeptide, phycoerythrin-associated, rod.

Mol	Chain	Residues	Atoms					AltConf	Trace
75	e7	248	Total	C	N	O	S	0	0
			1932	1217	336	369	10		
75	eA	248	Total	C	N	O	S	0	0
			1932	1217	336	369	10		

- Molecule 76 is a protein called FAS1 domain-containing protein.

Mol	Chain	Residues	Atoms					AltConf	Trace
76	fB	285	Total	C	N	O	S	0	0
			2182	1399	369	404	10		
76	hB	285	Total	C	N	O	S	0	0
			2182	1399	369	404	10		

- Molecule 77 is a protein called Phycobilisome 27.9 kDa linker polypeptide, phycoerythrin-associated, rod.

Mol	Chain	Residues	Atoms					AltConf	Trace
77	dD	285	Total	C	N	O	S	0	0
			2203	1367	390	435	11		
77	dQ	285	Total	C	N	O	S	0	0
			2203	1367	390	435	11		

- Molecule 78 is a protein called Phycobilisome 31.8 kDa linker polypeptide, phycoerythrin-associated, rod.

Mol	Chain	Residues	Atoms					AltConf	Trace
78	zF	462	Total	C	N	O	S	0	0
			3610	2280	636	679	15		
78	zK	463	Total	C	N	O	S	0	0
			3622	2288	637	682	15		

- Molecule 79 is a protein called Phycobilisome 32.1 kDa linker polypeptide, phycocyanin-associated, rod.

Mol	Chain	Residues	Atoms					AltConf	Trace
79	bJ	407	Total	C	N	O	S	0	0
			3083	1946	535	590	12		
79	bM	405	Total	C	N	O	S	0	0
			3082	1943	536	588	15		

- Molecule 80 is a protein called LPP2.

Mol	Chain	Residues	Atoms					AltConf	Trace
80	Y3	61	Total	C	N	O	S	0	0
			415	256	77	79	3		
80	53	57	Total	C	N	O	S	0	0
			369	230	70	66	3		

- Molecule 81 is a protein called CNT.

Mol	Chain	Residues	Atoms				AltConf	Trace
81	46	118	Total	C	N	O	0	0
			590	354	118	118		
81	16	118	Total	C	N	O	0	0
			590	354	118	118		
81	4L	118	Total	C	N	O	0	0
			590	354	118	118		
81	1L	118	Total	C	N	O	0	0
			590	354	118	118		

- Molecule 82 is PHYCOERYTHROBILIN (three-letter code: PEB) (formula: $C_{33}H_{40}N_4O_6$).

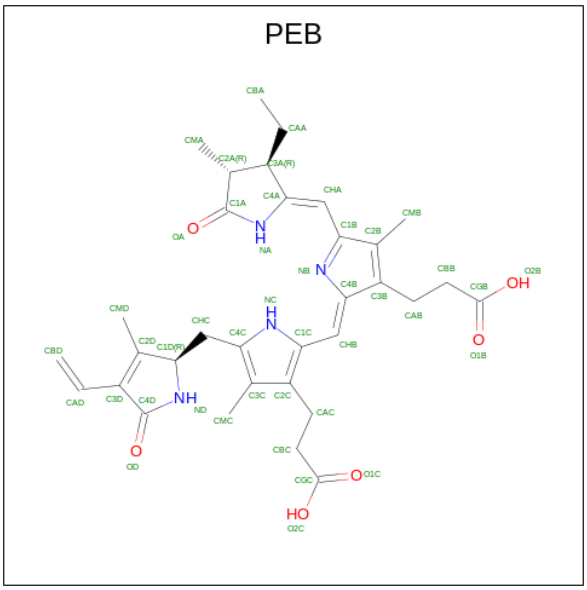

Mol	Chain	Residues	Atoms				AltConf
82	AA	1	Total	C	N	O	0
			43	33	4	6	
82	AA	1	Total	C	N	O	0
			43	33	4	6	
82	BA	1	Total	C	N	O	0
			43	33	4	6	

Continued on next page...

Continued from previous page...

Mol	Chain	Residues	Atoms				AltConf
82	BA	1	Total	C	N	O	0
			43	33	4	6	
82	BA	1	Total	C	N	O	0
			43	33	4	6	
82	CA	1	Total	C	N	O	0
			43	33	4	6	
82	CA	1	Total	C	N	O	0
			43	33	4	6	
82	DA	1	Total	C	N	O	0
			43	33	4	6	
82	DA	1	Total	C	N	O	0
			43	33	4	6	
82	DA	1	Total	C	N	O	0
			43	33	4	6	
82	EA	1	Total	C	N	O	0
			43	33	4	6	
82	EA	1	Total	C	N	O	0
			43	33	4	6	
82	FA	1	Total	C	N	O	0
			43	33	4	6	
82	FA	1	Total	C	N	O	0
			43	33	4	6	
82	FA	1	Total	C	N	O	0
			43	33	4	6	
82	GA	1	Total	C	N	O	0
			43	33	4	6	
82	GA	1	Total	C	N	O	0
			43	33	4	6	
82	HA	1	Total	C	N	O	0
			43	33	4	6	
82	HA	1	Total	C	N	O	0
			43	33	4	6	
82	HA	1	Total	C	N	O	0
			43	33	4	6	
82	IA	1	Total	C	N	O	0
			43	33	4	6	
82	IA	1	Total	C	N	O	0
			43	33	4	6	
82	JA	1	Total	C	N	O	0
			43	33	4	6	
82	JA	1	Total	C	N	O	0
			43	33	4	6	

Continued on next page...

Continued from previous page...

Mol	Chain	Residues	Atoms				AltConf
82	JA	1	Total	C	N	O	0
			43	33	4	6	
82	KA	1	Total	C	N	O	0
			43	33	4	6	
82	KA	1	Total	C	N	O	0
			43	33	4	6	
82	LA	1	Total	C	N	O	0
			43	33	4	6	
82	LA	1	Total	C	N	O	0
			43	33	4	6	
82	LA	1	Total	C	N	O	0
			43	33	4	6	
82	MA	1	Total	C	N	O	0
			43	33	4	6	
82	MA	1	Total	C	N	O	0
			43	33	4	6	
82	NA	1	Total	C	N	O	0
			43	33	4	6	
82	NA	1	Total	C	N	O	0
			43	33	4	6	
82	NA	1	Total	C	N	O	0
			43	33	4	6	
82	OA	1	Total	C	N	O	0
			43	33	4	6	
82	OA	1	Total	C	N	O	0
			43	33	4	6	
82	PA	1	Total	C	N	O	0
			43	33	4	6	
82	PA	1	Total	C	N	O	0
			43	33	4	6	
82	PA	1	Total	C	N	O	0
			43	33	4	6	
82	QA	1	Total	C	N	O	0
			43	33	4	6	
82	QA	1	Total	C	N	O	0
			43	33	4	6	
82	RA	1	Total	C	N	O	0
			43	33	4	6	
82	RA	1	Total	C	N	O	0
			43	33	4	6	
82	RA	1	Total	C	N	O	0
			43	33	4	6	

Continued on next page...

Continued from previous page...

Mol	Chain	Residues	Atoms				AltConf
82	SA	1	Total	C	N	O	0
			43	33	4	6	
82	SA	1	Total	C	N	O	0
			43	33	4	6	
82	TA	1	Total	C	N	O	0
			43	33	4	6	
82	TA	1	Total	C	N	O	0
			43	33	4	6	
82	TA	1	Total	C	N	O	0
			43	33	4	6	
82	UA	1	Total	C	N	O	0
			43	33	4	6	
82	UA	1	Total	C	N	O	0
			43	33	4	6	
82	VA	1	Total	C	N	O	0
			43	33	4	6	
82	VA	1	Total	C	N	O	0
			43	33	4	6	
82	VA	1	Total	C	N	O	0
			43	33	4	6	
82	WA	1	Total	C	N	O	0
			43	33	4	6	
82	WA	1	Total	C	N	O	0
			43	33	4	6	
82	XA	1	Total	C	N	O	0
			43	33	4	6	
82	XA	1	Total	C	N	O	0
			43	33	4	6	
82	XA	1	Total	C	N	O	0
			43	33	4	6	
82	YA	1	Total	C	N	O	0
			43	33	4	6	
82	YA	1	Total	C	N	O	0
			43	33	4	6	
82	YA	1	Total	C	N	O	0
			43	33	4	6	
82	AB	1	Total	C	N	O	0
			43	33	4	6	
82	BB	1	Total	C	N	O	0
			43	33	4	6	
82	BB	1	Total	C	N	O	0
			43	33	4	6	

Continued on next page...

Continued from previous page...

Mol	Chain	Residues	Atoms				AltConf
82	BB	1	Total	C	N	O	0
			43	33	4	6	
82	CB	1	Total	C	N	O	0
			43	33	4	6	
82	CB	1	Total	C	N	O	0
			43	33	4	6	
82	DB	1	Total	C	N	O	0
			43	33	4	6	
82	DB	1	Total	C	N	O	0
			43	33	4	6	
82	DB	1	Total	C	N	O	0
			43	33	4	6	
82	EB	1	Total	C	N	O	0
			43	33	4	6	
82	FB	1	Total	C	N	O	0
			43	33	4	6	
82	GB	1	Total	C	N	O	0
			43	33	4	6	
82	GB	1	Total	C	N	O	0
			43	33	4	6	
82	GB	1	Total	C	N	O	0
			43	33	4	6	
82	HB	1	Total	C	N	O	0
			43	33	4	6	
82	HB	1	Total	C	N	O	0
			43	33	4	6	
82	HB	1	Total	C	N	O	0
			43	33	4	6	
82	IB	1	Total	C	N	O	0
			43	33	4	6	
82	IB	1	Total	C	N	O	0
			43	33	4	6	
82	IB	1	Total	C	N	O	0
			43	33	4	6	
82	JB	1	Total	C	N	O	0
			43	33	4	6	
82	JB	1	Total	C	N	O	0
			43	33	4	6	
82	KB	1	Total	C	N	O	0
			43	33	4	6	
82	KB	1	Total	C	N	O	0
			43	33	4	6	

Continued on next page...

Continued from previous page...

Mol	Chain	Residues	Atoms				AltConf
82	KB	1	Total	C	N	O	0
			43	33	4	6	
82	KB	1	Total	C	N	O	0
			43	33	4	6	
82	LB	1	Total	C	N	O	0
			43	33	4	6	
82	MB	1	Total	C	N	O	0
			43	33	4	6	
82	MB	1	Total	C	N	O	0
			43	33	4	6	
82	NB	1	Total	C	N	O	0
			43	33	4	6	
82	NB	1	Total	C	N	O	0
			43	33	4	6	
82	NB	1	Total	C	N	O	0
			43	33	4	6	
82	OB	1	Total	C	N	O	0
			43	33	4	6	
82	PB	1	Total	C	N	O	0
			43	33	4	6	
82	QB	1	Total	C	N	O	0
			43	33	4	6	
82	QB	1	Total	C	N	O	0
			43	33	4	6	
82	QB	1	Total	C	N	O	0
			43	33	4	6	
82	QB	1	Total	C	N	O	0
			43	33	4	6	
82	RB	1	Total	C	N	O	0
			43	33	4	6	
82	RB	1	Total	C	N	O	0
			43	33	4	6	
82	SB	1	Total	C	N	O	0
			43	33	4	6	
82	SB	1	Total	C	N	O	0
			43	33	4	6	
82	SB	1	Total	C	N	O	0
			43	33	4	6	
82	TB	1	Total	C	N	O	0
			43	33	4	6	
82	TB	1	Total	C	N	O	0
			43	33	4	6	

Continued on next page...

Continued from previous page...

Mol	Chain	Residues	Atoms				AltConf
82	UB	1	Total	C	N	O	0
			43	33	4	6	
82	UB	1	Total	C	N	O	0
			43	33	4	6	
82	UB	1	Total	C	N	O	0
			43	33	4	6	
82	VB	1	Total	C	N	O	0
			43	33	4	6	
82	VB	1	Total	C	N	O	0
			43	33	4	6	
82	WB	1	Total	C	N	O	0
			43	33	4	6	
82	WB	1	Total	C	N	O	0
			43	33	4	6	
82	XB	1	Total	C	N	O	0
			43	33	4	6	
82	XB	1	Total	C	N	O	0
			43	33	4	6	
82	YB	1	Total	C	N	O	0
			43	33	4	6	
82	YB	1	Total	C	N	O	0
			43	33	4	6	
82	ZB	1	Total	C	N	O	0
			43	33	4	6	
82	ZB	1	Total	C	N	O	0
			43	33	4	6	
82	ZB	1	Total	C	N	O	0
			43	33	4	6	
82	AD	1	Total	C	N	O	0
			43	33	4	6	
82	AD	1	Total	C	N	O	0
			43	33	4	6	
82	AD	1	Total	C	N	O	0
			43	33	4	6	
82	BD	1	Total	C	N	O	0
			43	33	4	6	
82	BD	1	Total	C	N	O	0
			43	33	4	6	
82	BD	1	Total	C	N	O	0
			43	33	4	6	
82	CD	1	Total	C	N	O	0
			43	33	4	6	

Continued on next page...

Continued from previous page...

Mol	Chain	Residues	Atoms				AltConf
82	CD	1	Total	C	N	O	0
			43	33	4	6	
82	DD	1	Total	C	N	O	0
			43	33	4	6	
82	DD	1	Total	C	N	O	0
			43	33	4	6	
82	DD	1	Total	C	N	O	0
			43	33	4	6	
82	ED	1	Total	C	N	O	0
			43	33	4	6	
82	ED	1	Total	C	N	O	0
			43	33	4	6	
82	FD	1	Total	C	N	O	0
			43	33	4	6	
82	FD	1	Total	C	N	O	0
			43	33	4	6	
82	FD	1	Total	C	N	O	0
			43	33	4	6	
82	GD	1	Total	C	N	O	0
			43	33	4	6	
82	GD	1	Total	C	N	O	0
			43	33	4	6	
82	HD	1	Total	C	N	O	0
			43	33	4	6	
82	HD	1	Total	C	N	O	0
			43	33	4	6	
82	HD	1	Total	C	N	O	0
			43	33	4	6	
82	ID	1	Total	C	N	O	0
			43	33	4	6	
82	ID	1	Total	C	N	O	0
			43	33	4	6	
82	JD	1	Total	C	N	O	0
			43	33	4	6	
82	JD	1	Total	C	N	O	0
			43	33	4	6	
82	JD	1	Total	C	N	O	0
			43	33	4	6	
82	KD	1	Total	C	N	O	0
			43	33	4	6	
82	KD	1	Total	C	N	O	0
			43	33	4	6	

Continued on next page...

Continued from previous page...

Mol	Chain	Residues	Atoms				AltConf
82	LD	1	Total	C	N	O	0
			43	33	4	6	
82	LD	1	Total	C	N	O	0
			43	33	4	6	
82	LD	1	Total	C	N	O	0
			43	33	4	6	
82	MD	1	Total	C	N	O	0
			43	33	4	6	
82	MD	1	Total	C	N	O	0
			43	33	4	6	
82	ND	1	Total	C	N	O	0
			43	33	4	6	
82	ND	1	Total	C	N	O	0
			43	33	4	6	
82	ND	1	Total	C	N	O	0
			43	33	4	6	
82	OD	1	Total	C	N	O	0
			43	33	4	6	
82	OD	1	Total	C	N	O	0
			43	33	4	6	
82	PD	1	Total	C	N	O	0
			43	33	4	6	
82	PD	1	Total	C	N	O	0
			43	33	4	6	
82	PD	1	Total	C	N	O	0
			43	33	4	6	
82	QD	1	Total	C	N	O	0
			43	33	4	6	
82	QD	1	Total	C	N	O	0
			43	33	4	6	
82	RD	1	Total	C	N	O	0
			43	33	4	6	
82	RD	1	Total	C	N	O	0
			43	33	4	6	
82	RD	1	Total	C	N	O	0
			43	33	4	6	
82	SD	1	Total	C	N	O	0
			43	33	4	6	
82	SD	1	Total	C	N	O	0
			43	33	4	6	
82	TD	1	Total	C	N	O	0
			43	33	4	6	

Continued on next page...

Continued from previous page...

Mol	Chain	Residues	Atoms				AltConf
82	TD	1	Total	C	N	O	0
			43	33	4	6	
82	TD	1	Total	C	N	O	0
			43	33	4	6	
82	UD	1	Total	C	N	O	0
			43	33	4	6	
82	UD	1	Total	C	N	O	0
			43	33	4	6	
82	VD	1	Total	C	N	O	0
			43	33	4	6	
82	VD	1	Total	C	N	O	0
			43	33	4	6	
82	VD	1	Total	C	N	O	0
			43	33	4	6	
82	WD	1	Total	C	N	O	0
			43	33	4	6	
82	WD	1	Total	C	N	O	0
			43	33	4	6	
82	XD	1	Total	C	N	O	0
			43	33	4	6	
82	XD	1	Total	C	N	O	0
			43	33	4	6	
82	XD	1	Total	C	N	O	0
			43	33	4	6	
82	YD	1	Total	C	N	O	0
			43	33	4	6	
82	YD	1	Total	C	N	O	0
			43	33	4	6	
82	AE	1	Total	C	N	O	0
			43	33	4	6	
82	AE	1	Total	C	N	O	0
			43	33	4	6	
82	DE	1	Total	C	N	O	0
			43	33	4	6	
82	GE	1	Total	C	N	O	0
			43	33	4	6	
82	HE	1	Total	C	N	O	0
			43	33	4	6	
82	KE	1	Total	C	N	O	0
			43	33	4	6	
82	LE	1	Total	C	N	O	0
			43	33	4	6	

Continued on next page...

Continued from previous page...

Mol	Chain	Residues	Atoms				AltConf
82	NE	1	Total	C	N	O	0
			43	33	4	6	
82	OE	1	Total	C	N	O	0
			43	33	4	6	
82	OE	1	Total	C	N	O	0
			43	33	4	6	
82	OE	1	Total	C	N	O	0
			43	33	4	6	
82	PE	1	Total	C	N	O	0
			43	33	4	6	
82	PE	1	Total	C	N	O	0
			43	33	4	6	
82	QE	1	Total	C	N	O	0
			43	33	4	6	
82	QE	1	Total	C	N	O	0
			43	33	4	6	
82	QE	1	Total	C	N	O	0
			43	33	4	6	
82	RE	1	Total	C	N	O	0
			43	33	4	6	
82	RE	1	Total	C	N	O	0
			43	33	4	6	
82	SE	1	Total	C	N	O	0
			43	33	4	6	
82	SE	1	Total	C	N	O	0
			43	33	4	6	
82	TE	1	Total	C	N	O	0
			43	33	4	6	
82	UE	1	Total	C	N	O	0
			43	33	4	6	
82	UE	1	Total	C	N	O	0
			43	33	4	6	
82	UE	1	Total	C	N	O	0
			43	33	4	6	
82	VE	1	Total	C	N	O	0
			43	33	4	6	
82	VE	1	Total	C	N	O	0
			43	33	4	6	
82	WE	1	Total	C	N	O	0
			43	33	4	6	
82	WE	1	Total	C	N	O	0
			43	33	4	6	

Continued on next page...

Continued from previous page...

Mol	Chain	Residues	Atoms				AltConf
82	WE	1	Total	C	N	O	0
			43	33	4	6	
82	YE	1	Total	C	N	O	0
			43	33	4	6	
82	YE	1	Total	C	N	O	0
			43	33	4	6	
82	ZE	1	Total	C	N	O	0
			43	33	4	6	
82	ZE	1	Total	C	N	O	0
			43	33	4	6	
82	ZE	1	Total	C	N	O	0
			43	33	4	6	
82	AF	1	Total	C	N	O	0
			43	33	4	6	
82	AF	1	Total	C	N	O	0
			43	33	4	6	
82	BF	1	Total	C	N	O	0
			43	33	4	6	
82	BF	1	Total	C	N	O	0
			43	33	4	6	
82	CF	1	Total	C	N	O	0
			43	33	4	6	
82	CF	1	Total	C	N	O	0
			43	33	4	6	
82	CF	1	Total	C	N	O	0
			43	33	4	6	
82	DF	1	Total	C	N	O	0
			43	33	4	6	
82	DF	1	Total	C	N	O	0
			43	33	4	6	
82	DF	1	Total	C	N	O	0
			43	33	4	6	
82	EF	1	Total	C	N	O	0
			43	33	4	6	
82	EF	1	Total	C	N	O	0
			43	33	4	6	
82	FF	1	Total	C	N	O	0
			43	33	4	6	
82	FF	1	Total	C	N	O	0
			43	33	4	6	
82	GF	1	Total	C	N	O	0
			43	33	4	6	

Continued on next page...

Continued from previous page...

Mol	Chain	Residues	Atoms				AltConf
82	GF	1	Total	C	N	O	0
			43	33	4	6	
82	GF	1	Total	C	N	O	0
			43	33	4	6	
82	HF	1	Total	C	N	O	0
			43	33	4	6	
82	HF	1	Total	C	N	O	0
			43	33	4	6	
82	IF	1	Total	C	N	O	0
			43	33	4	6	
82	IF	1	Total	C	N	O	0
			43	33	4	6	
82	IF	1	Total	C	N	O	0
			43	33	4	6	
82	JF	1	Total	C	N	O	0
			43	33	4	6	
82	JF	1	Total	C	N	O	0
			43	33	4	6	
82	KF	1	Total	C	N	O	0
			43	33	4	6	
82	KF	1	Total	C	N	O	0
			43	33	4	6	
82	KF	1	Total	C	N	O	0
			43	33	4	6	
82	LF	1	Total	C	N	O	0
			43	33	4	6	
82	LF	1	Total	C	N	O	0
			43	33	4	6	
82	MF	1	Total	C	N	O	0
			43	33	4	6	
82	MF	1	Total	C	N	O	0
			43	33	4	6	
82	MF	1	Total	C	N	O	0
			43	33	4	6	
82	NF	1	Total	C	N	O	0
			43	33	4	6	
82	NF	1	Total	C	N	O	0
			43	33	4	6	
82	OF	1	Total	C	N	O	0
			43	33	4	6	
82	OF	1	Total	C	N	O	0
			43	33	4	6	

Continued on next page...

Continued from previous page...

Mol	Chain	Residues	Atoms				AltConf
82	OF	1	Total	C	N	O	0
			43	33	4	6	
82	PF	1	Total	C	N	O	0
			43	33	4	6	
82	PF	1	Total	C	N	O	0
			43	33	4	6	
82	QF	1	Total	C	N	O	0
			43	33	4	6	
82	QF	1	Total	C	N	O	0
			43	33	4	6	
82	QF	1	Total	C	N	O	0
			43	33	4	6	
82	RF	1	Total	C	N	O	0
			43	33	4	6	
82	RF	1	Total	C	N	O	0
			43	33	4	6	
82	SF	1	Total	C	N	O	0
			43	33	4	6	
82	SF	1	Total	C	N	O	0
			43	33	4	6	
82	SF	1	Total	C	N	O	0
			43	33	4	6	
82	TF	1	Total	C	N	O	0
			43	33	4	6	
82	TF	1	Total	C	N	O	0
			43	33	4	6	
82	UF	1	Total	C	N	O	0
			43	33	4	6	
82	UF	1	Total	C	N	O	0
			43	33	4	6	
82	VF	1	Total	C	N	O	0
			43	33	4	6	
82	VF	1	Total	C	N	O	0
			43	33	4	6	
82	WF	1	Total	C	N	O	0
			43	33	4	6	
82	WF	1	Total	C	N	O	0
			43	33	4	6	
82	WF	1	Total	C	N	O	0
			43	33	4	6	
82	XF	1	Total	C	N	O	0
			43	33	4	6	

Continued on next page...

Continued from previous page...

Mol	Chain	Residues	Atoms				AltConf
82	XF	1	Total	C	N	O	0
			43	33	4	6	
82	XF	1	Total	C	N	O	0
			43	33	4	6	
82	YF	1	Total	C	N	O	0
			43	33	4	6	
82	YF	1	Total	C	N	O	0
			43	33	4	6	
82	YF	1	Total	C	N	O	0
			43	33	4	6	
82	ZF	1	Total	C	N	O	0
			43	33	4	6	
82	ZF	1	Total	C	N	O	0
			43	33	4	6	
82	AG	1	Total	C	N	O	0
			43	33	4	6	
82	AG	1	Total	C	N	O	0
			43	33	4	6	
82	DG	1	Total	C	N	O	0
			43	33	4	6	
82	GG	1	Total	C	N	O	0
			43	33	4	6	
82	HG	1	Total	C	N	O	0
			43	33	4	6	
82	KG	1	Total	C	N	O	0
			43	33	4	6	
82	LG	1	Total	C	N	O	0
			43	33	4	6	
82	NG	1	Total	C	N	O	0
			43	33	4	6	
82	OG	1	Total	C	N	O	0
			43	33	4	6	
82	OG	1	Total	C	N	O	0
			43	33	4	6	
82	OG	1	Total	C	N	O	0
			43	33	4	6	
82	PG	1	Total	C	N	O	0
			43	33	4	6	
82	PG	1	Total	C	N	O	0
			43	33	4	6	
82	QG	1	Total	C	N	O	0
			43	33	4	6	

Continued on next page...

Continued from previous page...

Mol	Chain	Residues	Atoms				AltConf
82	QG	1	Total	C	N	O	0
			43	33	4	6	
82	QG	1	Total	C	N	O	0
			43	33	4	6	
82	RG	1	Total	C	N	O	0
			43	33	4	6	
82	RG	1	Total	C	N	O	0
			43	33	4	6	
82	SG	1	Total	C	N	O	0
			43	33	4	6	
82	SG	1	Total	C	N	O	0
			43	33	4	6	
82	SG	1	Total	C	N	O	0
			43	33	4	6	
82	TG	1	Total	C	N	O	0
			43	33	4	6	
82	UG	1	Total	C	N	O	0
			43	33	4	6	
82	UG	1	Total	C	N	O	0
			43	33	4	6	
82	UG	1	Total	C	N	O	0
			43	33	4	6	
82	VG	1	Total	C	N	O	0
			43	33	4	6	
82	VG	1	Total	C	N	O	0
			43	33	4	6	
82	WG	1	Total	C	N	O	0
			43	33	4	6	
82	WG	1	Total	C	N	O	0
			43	33	4	6	
82	WG	1	Total	C	N	O	0
			43	33	4	6	
82	YG	1	Total	C	N	O	0
			43	33	4	6	
82	YG	1	Total	C	N	O	0
			43	33	4	6	
82	ZG	1	Total	C	N	O	0
			43	33	4	6	
82	ZG	1	Total	C	N	O	0
			43	33	4	6	
82	ZG	1	Total	C	N	O	0
			43	33	4	6	

Continued on next page...

Continued from previous page...

Mol	Chain	Residues	Atoms				AltConf
82	AH	1	Total	C	N	O	0
			43	33	4	6	
82	AH	1	Total	C	N	O	0
			43	33	4	6	
82	AH	1	Total	C	N	O	0
			43	33	4	6	
82	DH	1	Total	C	N	O	0
			43	33	4	6	
82	FH	1	Total	C	N	O	0
			43	33	4	6	
82	HH	1	Total	C	N	O	0
			43	33	4	6	
82	JH	1	Total	C	N	O	0
			43	33	4	6	
82	LH	1	Total	C	N	O	0
			43	33	4	6	
82	NH	1	Total	C	N	O	0
			43	33	4	6	
82	OH	1	Total	C	N	O	0
			43	33	4	6	
82	OH	1	Total	C	N	O	0
			43	33	4	6	
82	OH	1	Total	C	N	O	0
			43	33	4	6	
82	PH	1	Total	C	N	O	0
			43	33	4	6	
82	PH	1	Total	C	N	O	0
			43	33	4	6	
82	QH	1	Total	C	N	O	0
			43	33	4	6	
82	QH	1	Total	C	N	O	0
			43	33	4	6	
82	QH	1	Total	C	N	O	0
			43	33	4	6	
82	RH	1	Total	C	N	O	0
			43	33	4	6	
82	RH	1	Total	C	N	O	0
			43	33	4	6	
82	SH	1	Total	C	N	O	0
			43	33	4	6	
82	SH	1	Total	C	N	O	0
			43	33	4	6	

Continued on next page...

Continued from previous page...

Mol	Chain	Residues	Atoms				AltConf
82	SH	1	Total	C	N	O	0
			43	33	4	6	
82	TH	1	Total	C	N	O	0
			43	33	4	6	
82	TH	1	Total	C	N	O	0
			43	33	4	6	
82	UH	1	Total	C	N	O	0
			43	33	4	6	
82	UH	1	Total	C	N	O	0
			43	33	4	6	
82	UH	1	Total	C	N	O	0
			43	33	4	6	
82	VH	1	Total	C	N	O	0
			43	33	4	6	
82	VH	1	Total	C	N	O	0
			43	33	4	6	
82	WH	1	Total	C	N	O	0
			43	33	4	6	
82	WH	1	Total	C	N	O	0
			43	33	4	6	
82	WH	1	Total	C	N	O	0
			43	33	4	6	
82	YH	1	Total	C	N	O	0
			43	33	4	6	
82	YH	1	Total	C	N	O	0
			43	33	4	6	
82	ZH	1	Total	C	N	O	0
			43	33	4	6	
82	ZH	1	Total	C	N	O	0
			43	33	4	6	
82	ZH	1	Total	C	N	O	0
			43	33	4	6	
82	AI	1	Total	C	N	O	0
			43	33	4	6	
82	AI	1	Total	C	N	O	0
			43	33	4	6	
82	AI	1	Total	C	N	O	0
			43	33	4	6	
82	BI	1	Total	C	N	O	0
			43	33	4	6	
82	BI	1	Total	C	N	O	0
			43	33	4	6	

Continued on next page...

Continued from previous page...

Mol	Chain	Residues	Atoms				AltConf
82	BI	1	Total	C	N	O	0
			43	33	4	6	
82	CI	1	Total	C	N	O	0
			43	33	4	6	
82	CI	1	Total	C	N	O	0
			43	33	4	6	
82	DI	1	Total	C	N	O	0
			43	33	4	6	
82	DI	1	Total	C	N	O	0
			43	33	4	6	
82	EI	1	Total	C	N	O	0
			43	33	4	6	
82	EI	1	Total	C	N	O	0
			43	33	4	6	
82	FI	1	Total	C	N	O	0
			43	33	4	6	
82	FI	1	Total	C	N	O	0
			43	33	4	6	
82	GI	1	Total	C	N	O	0
			43	33	4	6	
82	GI	1	Total	C	N	O	0
			43	33	4	6	
82	GI	1	Total	C	N	O	0
			43	33	4	6	
82	HI	1	Total	C	N	O	0
			43	33	4	6	
82	HI	1	Total	C	N	O	0
			43	33	4	6	
82	HI	1	Total	C	N	O	0
			43	33	4	6	
82	II	1	Total	C	N	O	0
			43	33	4	6	
82	II	1	Total	C	N	O	0
			43	33	4	6	
82	II	1	Total	C	N	O	0
			43	33	4	6	
82	JI	1	Total	C	N	O	0
			43	33	4	6	
82	JI	1	Total	C	N	O	0
			43	33	4	6	
82	KI	1	Total	C	N	O	0
			43	33	4	6	

Continued on next page...

Continued from previous page...

Mol	Chain	Residues	Atoms				AltConf
82	KI	1	Total	C	N	O	0
			43	33	4	6	
82	KI	1	Total	C	N	O	0
			43	33	4	6	
82	LI	1	Total	C	N	O	0
			43	33	4	6	
82	LI	1	Total	C	N	O	0
			43	33	4	6	
82	MI	1	Total	C	N	O	0
			43	33	4	6	
82	NI	1	Total	C	N	O	0
			43	33	4	6	
82	NI	1	Total	C	N	O	0
			43	33	4	6	
82	NI	1	Total	C	N	O	0
			43	33	4	6	
82	OI	1	Total	C	N	O	0
			43	33	4	6	
82	OI	1	Total	C	N	O	0
			43	33	4	6	
82	OI	1	Total	C	N	O	0
			43	33	4	6	
82	PI	1	Total	C	N	O	0
			43	33	4	6	
82	PI	1	Total	C	N	O	0
			43	33	4	6	
82	QI	1	Total	C	N	O	0
			43	33	4	6	
82	RI	1	Total	C	N	O	0
			43	33	4	6	
82	RI	1	Total	C	N	O	0
			43	33	4	6	
82	RI	1	Total	C	N	O	0
			43	33	4	6	
82	SI	1	Total	C	N	O	0
			43	33	4	6	
82	SI	1	Total	C	N	O	0
			43	33	4	6	
82	TI	1	Total	C	N	O	0
			43	33	4	6	
82	TI	1	Total	C	N	O	0
			43	33	4	6	

Continued on next page...

Continued from previous page...

Mol	Chain	Residues	Atoms				AltConf
82	TI	1	Total	C	N	O	0
			43	33	4	6	
82	UI	1	Total	C	N	O	0
			43	33	4	6	
82	UI	1	Total	C	N	O	0
			43	33	4	6	
82	VI	1	Total	C	N	O	0
			43	33	4	6	
82	VI	1	Total	C	N	O	0
			43	33	4	6	
82	VI	1	Total	C	N	O	0
			43	33	4	6	
82	WI	1	Total	C	N	O	0
			43	33	4	6	
82	WI	1	Total	C	N	O	0
			43	33	4	6	
82	WI	1	Total	C	N	O	0
			43	33	4	6	
82	XI	1	Total	C	N	O	0
			43	33	4	6	
82	XI	1	Total	C	N	O	0
			43	33	4	6	
82	YI	1	Total	C	N	O	0
			43	33	4	6	
82	YI	1	Total	C	N	O	0
			43	33	4	6	
82	ZI	1	Total	C	N	O	0
			43	33	4	6	
82	AJ	1	Total	C	N	O	0
			43	33	4	6	
82	AJ	1	Total	C	N	O	0
			43	33	4	6	
82	BJ	1	Total	C	N	O	0
			43	33	4	6	
82	CJ	1	Total	C	N	O	0
			43	33	4	6	
82	CJ	1	Total	C	N	O	0
			43	33	4	6	
82	CJ	1	Total	C	N	O	0
			43	33	4	6	
82	DJ	1	Total	C	N	O	0
			43	33	4	6	

Continued on next page...

Continued from previous page...

Mol	Chain	Residues	Atoms				AltConf
82	DJ	1	Total	C	N	O	0
			43	33	4	6	
82	EJ	1	Total	C	N	O	0
			43	33	4	6	
82	EJ	1	Total	C	N	O	0
			43	33	4	6	
82	EJ	1	Total	C	N	O	0
			43	33	4	6	
82	FJ	1	Total	C	N	O	0
			43	33	4	6	
82	FJ	1	Total	C	N	O	0
			43	33	4	6	
82	GJ	1	Total	C	N	O	0
			43	33	4	6	
82	GJ	1	Total	C	N	O	0
			43	33	4	6	
82	GJ	1	Total	C	N	O	0
			43	33	4	6	
82	HJ	1	Total	C	N	O	0
			43	33	4	6	
82	HJ	1	Total	C	N	O	0
			43	33	4	6	
82	IJ	1	Total	C	N	O	0
			43	33	4	6	
82	IJ	1	Total	C	N	O	0
			43	33	4	6	
82	IJ	1	Total	C	N	O	0
			43	33	4	6	
82	JJ	1	Total	C	N	O	0
			43	33	4	6	
82	JJ	1	Total	C	N	O	0
			43	33	4	6	
82	KJ	1	Total	C	N	O	0
			43	33	4	6	
82	KJ	1	Total	C	N	O	0
			43	33	4	6	
82	KJ	1	Total	C	N	O	0
			43	33	4	6	
82	LJ	1	Total	C	N	O	0
			43	33	4	6	
82	LJ	1	Total	C	N	O	0
			43	33	4	6	

Continued on next page...

Continued from previous page...

Mol	Chain	Residues	Atoms				AltConf
82	MJ	1	Total	C	N	O	0
			43	33	4	6	
82	MJ	1	Total	C	N	O	0
			43	33	4	6	
82	MJ	1	Total	C	N	O	0
			43	33	4	6	
82	NJ	1	Total	C	N	O	0
			43	33	4	6	
82	NJ	1	Total	C	N	O	0
			43	33	4	6	
82	OJ	1	Total	C	N	O	0
			43	33	4	6	
82	OJ	1	Total	C	N	O	0
			43	33	4	6	
82	OJ	1	Total	C	N	O	0
			43	33	4	6	
82	PJ	1	Total	C	N	O	0
			43	33	4	6	
82	PJ	1	Total	C	N	O	0
			43	33	4	6	
82	QJ	1	Total	C	N	O	0
			43	33	4	6	
82	QJ	1	Total	C	N	O	0
			43	33	4	6	
82	QJ	1	Total	C	N	O	0
			43	33	4	6	
82	RJ	1	Total	C	N	O	0
			43	33	4	6	
82	RJ	1	Total	C	N	O	0
			43	33	4	6	
82	SJ	1	Total	C	N	O	0
			43	33	4	6	
82	SJ	1	Total	C	N	O	0
			43	33	4	6	
82	SJ	1	Total	C	N	O	0
			43	33	4	6	
82	TJ	1	Total	C	N	O	0
			43	33	4	6	
82	TJ	1	Total	C	N	O	0
			43	33	4	6	
82	UJ	1	Total	C	N	O	0
			43	33	4	6	

Continued on next page...

Continued from previous page...

Mol	Chain	Residues	Atoms				AltConf
82	UJ	1	Total	C	N	O	0
			43	33	4	6	
82	UJ	1	Total	C	N	O	0
			43	33	4	6	
82	VJ	1	Total	C	N	O	0
			43	33	4	6	
82	VJ	1	Total	C	N	O	0
			43	33	4	6	
82	WJ	1	Total	C	N	O	0
			43	33	4	6	
82	WJ	1	Total	C	N	O	0
			43	33	4	6	
82	WJ	1	Total	C	N	O	0
			43	33	4	6	
82	XJ	1	Total	C	N	O	0
			43	33	4	6	
82	XJ	1	Total	C	N	O	0
			43	33	4	6	
82	YJ	1	Total	C	N	O	0
			43	33	4	6	
82	YJ	1	Total	C	N	O	0
			43	33	4	6	
82	YJ	1	Total	C	N	O	0
			43	33	4	6	
82	ZJ	1	Total	C	N	O	0
			43	33	4	6	
82	ZJ	1	Total	C	N	O	0
			43	33	4	6	
82	AK	1	Total	C	N	O	0
			43	33	4	6	
82	AK	1	Total	C	N	O	0
			43	33	4	6	
82	BK	1	Total	C	N	O	0
			43	33	4	6	
82	BK	1	Total	C	N	O	0
			43	33	4	6	
82	CK	1	Total	C	N	O	0
			43	33	4	6	
82	CK	1	Total	C	N	O	0
			43	33	4	6	
82	CK	1	Total	C	N	O	0
			43	33	4	6	

Continued on next page...

Continued from previous page...

Mol	Chain	Residues	Atoms				AltConf
82	DK	1	Total	C	N	O	0
			43	33	4	6	
82	DK	1	Total	C	N	O	0
			43	33	4	6	
82	DK	1	Total	C	N	O	0
			43	33	4	6	
82	EK	1	Total	C	N	O	0
			43	33	4	6	
82	EK	1	Total	C	N	O	0
			43	33	4	6	
82	FK	1	Total	C	N	O	0
			43	33	4	6	
82	FK	1	Total	C	N	O	0
			43	33	4	6	
82	GK	1	Total	C	N	O	0
			43	33	4	6	
82	GK	1	Total	C	N	O	0
			43	33	4	6	
82	GK	1	Total	C	N	O	0
			43	33	4	6	
82	HK	1	Total	C	N	O	0
			43	33	4	6	
82	HK	1	Total	C	N	O	0
			43	33	4	6	
82	IK	1	Total	C	N	O	0
			43	33	4	6	
82	IK	1	Total	C	N	O	0
			43	33	4	6	
82	IK	1	Total	C	N	O	0
			43	33	4	6	
82	JK	1	Total	C	N	O	0
			43	33	4	6	
82	JK	1	Total	C	N	O	0
			43	33	4	6	
82	KK	1	Total	C	N	O	0
			43	33	4	6	
82	KK	1	Total	C	N	O	0
			43	33	4	6	
82	KK	1	Total	C	N	O	0
			43	33	4	6	
82	LK	1	Total	C	N	O	0
			43	33	4	6	

Continued on next page...

Continued from previous page...

Mol	Chain	Residues	Atoms				AltConf
82	LK	1	Total	C	N	O	0
			43	33	4	6	
82	MK	1	Total	C	N	O	0
			43	33	4	6	
82	MK	1	Total	C	N	O	0
			43	33	4	6	
82	MK	1	Total	C	N	O	0
			43	33	4	6	
82	NK	1	Total	C	N	O	0
			43	33	4	6	
82	NK	1	Total	C	N	O	0
			43	33	4	6	
82	OK	1	Total	C	N	O	0
			43	33	4	6	
82	OK	1	Total	C	N	O	0
			43	33	4	6	
82	OK	1	Total	C	N	O	0
			43	33	4	6	
82	PK	1	Total	C	N	O	0
			43	33	4	6	
82	PK	1	Total	C	N	O	0
			43	33	4	6	
82	QK	1	Total	C	N	O	0
			43	33	4	6	
82	QK	1	Total	C	N	O	0
			43	33	4	6	
82	QK	1	Total	C	N	O	0
			43	33	4	6	
82	RK	1	Total	C	N	O	0
			43	33	4	6	
82	RK	1	Total	C	N	O	0
			43	33	4	6	
82	SK	1	Total	C	N	O	0
			43	33	4	6	
82	SK	1	Total	C	N	O	0
			43	33	4	6	
82	SK	1	Total	C	N	O	0
			43	33	4	6	
82	TK	1	Total	C	N	O	0
			43	33	4	6	
82	TK	1	Total	C	N	O	0
			43	33	4	6	

Continued on next page...

Continued from previous page...

Mol	Chain	Residues	Atoms				AltConf
82	UK	1	Total	C	N	O	0
			43	33	4	6	
82	UK	1	Total	C	N	O	0
			43	33	4	6	
82	VK	1	Total	C	N	O	0
			43	33	4	6	
82	VK	1	Total	C	N	O	0
			43	33	4	6	
82	WK	1	Total	C	N	O	0
			43	33	4	6	
82	WK	1	Total	C	N	O	0
			43	33	4	6	
82	WK	1	Total	C	N	O	0
			43	33	4	6	
82	XK	1	Total	C	N	O	0
			43	33	4	6	
82	XK	1	Total	C	N	O	0
			43	33	4	6	
82	XK	1	Total	C	N	O	0
			43	33	4	6	
82	YK	1	Total	C	N	O	0
			43	33	4	6	
82	YK	1	Total	C	N	O	0
			43	33	4	6	
82	YK	1	Total	C	N	O	0
			43	33	4	6	
82	ZK	1	Total	C	N	O	0
			43	33	4	6	
82	ZK	1	Total	C	N	O	0
			43	33	4	6	
82	AM	1	Total	C	N	O	0
			43	33	4	6	
82	AM	1	Total	C	N	O	0
			43	33	4	6	
82	BM	1	Total	C	N	O	0
			43	33	4	6	
82	CM	1	Total	C	N	O	0
			43	33	4	6	
82	CM	1	Total	C	N	O	0
			43	33	4	6	
82	CM	1	Total	C	N	O	0
			43	33	4	6	

Continued on next page...

Continued from previous page...

Mol	Chain	Residues	Atoms				AltConf
82	DM	1	Total	C	N	O	0
			43	33	4	6	
82	DM	1	Total	C	N	O	0
			43	33	4	6	
82	EM	1	Total	C	N	O	0
			43	33	4	6	
82	EM	1	Total	C	N	O	0
			43	33	4	6	
82	EM	1	Total	C	N	O	0
			43	33	4	6	
82	FM	1	Total	C	N	O	0
			43	33	4	6	
82	FM	1	Total	C	N	O	0
			43	33	4	6	
82	GM	1	Total	C	N	O	0
			43	33	4	6	
82	GM	1	Total	C	N	O	0
			43	33	4	6	
82	GM	1	Total	C	N	O	0
			43	33	4	6	
82	HM	1	Total	C	N	O	0
			43	33	4	6	
82	HM	1	Total	C	N	O	0
			43	33	4	6	
82	IM	1	Total	C	N	O	0
			43	33	4	6	
82	IM	1	Total	C	N	O	0
			43	33	4	6	
82	IM	1	Total	C	N	O	0
			43	33	4	6	
82	JM	1	Total	C	N	O	0
			43	33	4	6	
82	JM	1	Total	C	N	O	0
			43	33	4	6	
82	KM	1	Total	C	N	O	0
			43	33	4	6	
82	KM	1	Total	C	N	O	0
			43	33	4	6	
82	KM	1	Total	C	N	O	0
			43	33	4	6	
82	LM	1	Total	C	N	O	0
			43	33	4	6	

Continued on next page...

Continued from previous page...

Mol	Chain	Residues	Atoms				AltConf
82	LM	1	Total	C	N	O	0
			43	33	4	6	
82	MM	1	Total	C	N	O	0
			43	33	4	6	
82	MM	1	Total	C	N	O	0
			43	33	4	6	
82	MM	1	Total	C	N	O	0
			43	33	4	6	
82	NM	1	Total	C	N	O	0
			43	33	4	6	
82	NM	1	Total	C	N	O	0
			43	33	4	6	
82	OM	1	Total	C	N	O	0
			43	33	4	6	
82	OM	1	Total	C	N	O	0
			43	33	4	6	
82	OM	1	Total	C	N	O	0
			43	33	4	6	
82	PM	1	Total	C	N	O	0
			43	33	4	6	
82	PM	1	Total	C	N	O	0
			43	33	4	6	
82	QM	1	Total	C	N	O	0
			43	33	4	6	
82	QM	1	Total	C	N	O	0
			43	33	4	6	
82	QM	1	Total	C	N	O	0
			43	33	4	6	
82	RM	1	Total	C	N	O	0
			43	33	4	6	
82	RM	1	Total	C	N	O	0
			43	33	4	6	
82	SM	1	Total	C	N	O	0
			43	33	4	6	
82	SM	1	Total	C	N	O	0
			43	33	4	6	
82	SM	1	Total	C	N	O	0
			43	33	4	6	
82	TM	1	Total	C	N	O	0
			43	33	4	6	
82	TM	1	Total	C	N	O	0
			43	33	4	6	

Continued on next page...

Continued from previous page...

Mol	Chain	Residues	Atoms				AltConf
82	UM	1	Total	C	N	O	0
			43	33	4	6	
82	UM	1	Total	C	N	O	0
			43	33	4	6	
82	UM	1	Total	C	N	O	0
			43	33	4	6	
82	VM	1	Total	C	N	O	0
			43	33	4	6	
82	VM	1	Total	C	N	O	0
			43	33	4	6	
82	WM	1	Total	C	N	O	0
			43	33	4	6	
82	WM	1	Total	C	N	O	0
			43	33	4	6	
82	WM	1	Total	C	N	O	0
			43	33	4	6	
82	XM	1	Total	C	N	O	0
			43	33	4	6	
82	XM	1	Total	C	N	O	0
			43	33	4	6	
82	YM	1	Total	C	N	O	0
			43	33	4	6	
82	YM	1	Total	C	N	O	0
			43	33	4	6	
82	YM	1	Total	C	N	O	0
			43	33	4	6	
82	ZM	1	Total	C	N	O	0
			43	33	4	6	
82	ZM	1	Total	C	N	O	0
			43	33	4	6	
82	AO	1	Total	C	N	O	0
			43	33	4	6	
82	AO	1	Total	C	N	O	0
			43	33	4	6	
82	AO	1	Total	C	N	O	0
			43	33	4	6	
82	DO	1	Total	C	N	O	0
			43	33	4	6	
82	FO	1	Total	C	N	O	0
			43	33	4	6	
82	HO	1	Total	C	N	O	0
			43	33	4	6	

Continued on next page...

Continued from previous page...

Mol	Chain	Residues	Atoms				AltConf
82	JO	1	Total	C	N	O	0
			43	33	4	6	
82	LO	1	Total	C	N	O	0
			43	33	4	6	
82	NO	1	Total	C	N	O	0
			43	33	4	6	
82	OO	1	Total	C	N	O	0
			43	33	4	6	
82	OO	1	Total	C	N	O	0
			43	33	4	6	
82	PO	1	Total	C	N	O	0
			43	33	4	6	
82	PO	1	Total	C	N	O	0
			43	33	4	6	
82	PO	1	Total	C	N	O	0
			43	33	4	6	
82	QO	1	Total	C	N	O	0
			43	33	4	6	
82	QO	1	Total	C	N	O	0
			43	33	4	6	
82	RO	1	Total	C	N	O	0
			43	33	4	6	
82	RO	1	Total	C	N	O	0
			43	33	4	6	
82	RO	1	Total	C	N	O	0
			43	33	4	6	
82	SO	1	Total	C	N	O	0
			43	33	4	6	
82	SO	1	Total	C	N	O	0
			43	33	4	6	
82	TO	1	Total	C	N	O	0
			43	33	4	6	
82	TO	1	Total	C	N	O	0
			43	33	4	6	
82	TO	1	Total	C	N	O	0
			43	33	4	6	
82	UO	1	Total	C	N	O	0
			43	33	4	6	
82	UO	1	Total	C	N	O	0
			43	33	4	6	
82	VO	1	Total	C	N	O	0
			43	33	4	6	

Continued on next page...

Continued from previous page...

Mol	Chain	Residues	Atoms				AltConf
82	VO	1	Total	C	N	O	0
			43	33	4	6	
82	WO	1	Total	C	N	O	0
			43	33	4	6	
82	YO	1	Total	C	N	O	0
			43	33	4	6	
82	YO	1	Total	C	N	O	0
			43	33	4	6	
82	YO	1	Total	C	N	O	0
			43	33	4	6	
82	ZO	1	Total	C	N	O	0
			43	33	4	6	
82	ZO	1	Total	C	N	O	0
			43	33	4	6	
82	AP	1	Total	C	N	O	0
			43	33	4	6	
82	AP	1	Total	C	N	O	0
			43	33	4	6	
82	AP	1	Total	C	N	O	0
			43	33	4	6	
82	BP	1	Total	C	N	O	0
			43	33	4	6	
82	BP	1	Total	C	N	O	0
			43	33	4	6	
82	CP	1	Total	C	N	O	0
			43	33	4	6	
82	CP	1	Total	C	N	O	0
			43	33	4	6	
82	CP	1	Total	C	N	O	0
			43	33	4	6	
82	DP	1	Total	C	N	O	0
			43	33	4	6	
82	DP	1	Total	C	N	O	0
			43	33	4	6	
82	EP	1	Total	C	N	O	0
			43	33	4	6	
82	EP	1	Total	C	N	O	0
			43	33	4	6	
82	EP	1	Total	C	N	O	0
			43	33	4	6	
82	FP	1	Total	C	N	O	0
			43	33	4	6	

Continued on next page...

Continued from previous page...

Mol	Chain	Residues	Atoms				AltConf
82	FP	1	Total	C	N	O	0
			43	33	4	6	
82	GP	1	Total	C	N	O	0
			43	33	4	6	
82	GP	1	Total	C	N	O	0
			43	33	4	6	
82	GP	1	Total	C	N	O	0
			43	33	4	6	
82	HP	1	Total	C	N	O	0
			43	33	4	6	
82	HP	1	Total	C	N	O	0
			43	33	4	6	
82	IP	1	Total	C	N	O	0
			43	33	4	6	
82	IP	1	Total	C	N	O	0
			43	33	4	6	
82	IP	1	Total	C	N	O	0
			43	33	4	6	
82	JP	1	Total	C	N	O	0
			43	33	4	6	
82	JP	1	Total	C	N	O	0
			43	33	4	6	
82	KP	1	Total	C	N	O	0
			43	33	4	6	
82	KP	1	Total	C	N	O	0
			43	33	4	6	
82	LP	1	Total	C	N	O	0
			43	33	4	6	
82	LP	1	Total	C	N	O	0
			43	33	4	6	
82	MP	1	Total	C	N	O	0
			43	33	4	6	
82	MP	1	Total	C	N	O	0
			43	33	4	6	
82	MP	1	Total	C	N	O	0
			43	33	4	6	
82	NP	1	Total	C	N	O	0
			43	33	4	6	
82	NP	1	Total	C	N	O	0
			43	33	4	6	
82	OP	1	Total	C	N	O	0
			43	33	4	6	

Continued on next page...

Continued from previous page...

Mol	Chain	Residues	Atoms				AltConf
82	OP	1	Total	C	N	O	0
			43	33	4	6	
82	OP	1	Total	C	N	O	0
			43	33	4	6	
82	PP	1	Total	C	N	O	0
			43	33	4	6	
82	PP	1	Total	C	N	O	0
			43	33	4	6	
82	QP	1	Total	C	N	O	0
			43	33	4	6	
82	QP	1	Total	C	N	O	0
			43	33	4	6	
82	QP	1	Total	C	N	O	0
			43	33	4	6	
82	RP	1	Total	C	N	O	0
			43	33	4	6	
82	RP	1	Total	C	N	O	0
			43	33	4	6	
82	SP	1	Total	C	N	O	0
			43	33	4	6	
82	SP	1	Total	C	N	O	0
			43	33	4	6	
82	SP	1	Total	C	N	O	0
			43	33	4	6	
82	TP	1	Total	C	N	O	0
			43	33	4	6	
82	TP	1	Total	C	N	O	0
			43	33	4	6	
82	UP	1	Total	C	N	O	0
			43	33	4	6	
82	UP	1	Total	C	N	O	0
			43	33	4	6	
82	UP	1	Total	C	N	O	0
			43	33	4	6	
82	VP	1	Total	C	N	O	0
			43	33	4	6	
82	VP	1	Total	C	N	O	0
			43	33	4	6	
82	WP	1	Total	C	N	O	0
			43	33	4	6	
82	WP	1	Total	C	N	O	0
			43	33	4	6	

Continued on next page...

Continued from previous page...

Mol	Chain	Residues	Atoms				AltConf
82	XP	1	Total	C	N	O	0
			43	33	4	6	
82	XP	1	Total	C	N	O	0
			43	33	4	6	
82	YP	1	Total	C	N	O	0
			43	33	4	6	
82	YP	1	Total	C	N	O	0
			43	33	4	6	
82	YP	1	Total	C	N	O	0
			43	33	4	6	
82	AQ	1	Total	C	N	O	0
			43	33	4	6	
82	AQ	1	Total	C	N	O	0
			43	33	4	6	
82	AQ	1	Total	C	N	O	0
			43	33	4	6	
82	BQ	1	Total	C	N	O	0
			43	33	4	6	
82	BQ	1	Total	C	N	O	0
			43	33	4	6	
82	BQ	1	Total	C	N	O	0
			43	33	4	6	
82	CQ	1	Total	C	N	O	0
			43	33	4	6	
82	CQ	1	Total	C	N	O	0
			43	33	4	6	
82	DQ	1	Total	C	N	O	0
			43	33	4	6	
82	DQ	1	Total	C	N	O	0
			43	33	4	6	
82	DQ	1	Total	C	N	O	0
			43	33	4	6	
82	EQ	1	Total	C	N	O	0
			43	33	4	6	
82	EQ	1	Total	C	N	O	0
			43	33	4	6	
82	FQ	1	Total	C	N	O	0
			43	33	4	6	
82	FQ	1	Total	C	N	O	0
			43	33	4	6	
82	FQ	1	Total	C	N	O	0
			43	33	4	6	

Continued on next page...

Continued from previous page...

Mol	Chain	Residues	Atoms				AltConf
82	GQ	1	Total	C	N	O	0
			43	33	4	6	
82	GQ	1	Total	C	N	O	0
			43	33	4	6	
82	HQ	1	Total	C	N	O	0
			43	33	4	6	
82	HQ	1	Total	C	N	O	0
			43	33	4	6	
82	HQ	1	Total	C	N	O	0
			43	33	4	6	
82	IQ	1	Total	C	N	O	0
			43	33	4	6	
82	IQ	1	Total	C	N	O	0
			43	33	4	6	
82	JQ	1	Total	C	N	O	0
			43	33	4	6	
82	JQ	1	Total	C	N	O	0
			43	33	4	6	
82	JQ	1	Total	C	N	O	0
			43	33	4	6	
82	KQ	1	Total	C	N	O	0
			43	33	4	6	
82	KQ	1	Total	C	N	O	0
			43	33	4	6	
82	LQ	1	Total	C	N	O	0
			43	33	4	6	
82	LQ	1	Total	C	N	O	0
			43	33	4	6	
82	LQ	1	Total	C	N	O	0
			43	33	4	6	
82	MQ	1	Total	C	N	O	0
			43	33	4	6	
82	MQ	1	Total	C	N	O	0
			43	33	4	6	
82	NQ	1	Total	C	N	O	0
			43	33	4	6	
82	NQ	1	Total	C	N	O	0
			43	33	4	6	
82	NQ	1	Total	C	N	O	0
			43	33	4	6	
82	OQ	1	Total	C	N	O	0
			43	33	4	6	

Continued on next page...

Continued from previous page...

Mol	Chain	Residues	Atoms				AltConf
82	OQ	1	Total	C	N	O	0
			43	33	4	6	
82	PQ	1	Total	C	N	O	0
			43	33	4	6	
82	PQ	1	Total	C	N	O	0
			43	33	4	6	
82	PQ	1	Total	C	N	O	0
			43	33	4	6	
82	QQ	1	Total	C	N	O	0
			43	33	4	6	
82	QQ	1	Total	C	N	O	0
			43	33	4	6	
82	RQ	1	Total	C	N	O	0
			43	33	4	6	
82	RQ	1	Total	C	N	O	0
			43	33	4	6	
82	RQ	1	Total	C	N	O	0
			43	33	4	6	
82	SQ	1	Total	C	N	O	0
			43	33	4	6	
82	SQ	1	Total	C	N	O	0
			43	33	4	6	
82	TQ	1	Total	C	N	O	0
			43	33	4	6	
82	TQ	1	Total	C	N	O	0
			43	33	4	6	
82	TQ	1	Total	C	N	O	0
			43	33	4	6	
82	UQ	1	Total	C	N	O	0
			43	33	4	6	
82	UQ	1	Total	C	N	O	0
			43	33	4	6	
82	VQ	1	Total	C	N	O	0
			43	33	4	6	
82	VQ	1	Total	C	N	O	0
			43	33	4	6	
82	VQ	1	Total	C	N	O	0
			43	33	4	6	
82	WQ	1	Total	C	N	O	0
			43	33	4	6	
82	WQ	1	Total	C	N	O	0
			43	33	4	6	

Continued on next page...

Continued from previous page...

Mol	Chain	Residues	Atoms				AltConf
82	XQ	1	Total	C	N	O	0
			43	33	4	6	
82	XQ	1	Total	C	N	O	0
			43	33	4	6	
82	XQ	1	Total	C	N	O	0
			43	33	4	6	
82	YQ	1	Total	C	N	O	0
			43	33	4	6	
82	YQ	1	Total	C	N	O	0
			43	33	4	6	
82	L1	1	Total	C	N	O	0
			43	33	4	6	
82	N1	1	Total	C	N	O	0
			43	33	4	6	
82	O1	1	Total	C	N	O	0
			43	33	4	6	
82	O1	1	Total	C	N	O	0
			43	33	4	6	
82	O1	1	Total	C	N	O	0
			43	33	4	6	
82	P1	1	Total	C	N	O	0
			43	33	4	6	
82	P1	1	Total	C	N	O	0
			43	33	4	6	
82	Q1	1	Total	C	N	O	0
			43	33	4	6	
82	Q1	1	Total	C	N	O	0
			43	33	4	6	
82	Q1	1	Total	C	N	O	0
			43	33	4	6	
82	R1	1	Total	C	N	O	0
			43	33	4	6	
82	R1	1	Total	C	N	O	0
			43	33	4	6	
82	S1	1	Total	C	N	O	0
			43	33	4	6	
82	S1	1	Total	C	N	O	0
			43	33	4	6	
82	T1	1	Total	C	N	O	0
			43	33	4	6	
82	T1	1	Total	C	N	O	0
			43	33	4	6	

Continued on next page...

Continued from previous page...

Mol	Chain	Residues	Atoms				AltConf
82	U1	1	Total	C	N	O	0
			43	33	4	6	
82	U1	1	Total	C	N	O	0
			43	33	4	6	
82	U1	1	Total	C	N	O	0
			43	33	4	6	
82	A1	1	Total	C	N	O	0
			43	33	4	6	
82	A1	1	Total	C	N	O	0
			43	33	4	6	
82	A1	1	Total	C	N	O	0
			43	33	4	6	
82	D1	1	Total	C	N	O	0
			43	33	4	6	
82	F1	1	Total	C	N	O	0
			43	33	4	6	
82	H1	1	Total	C	N	O	0
			43	33	4	6	
82	J1	1	Total	C	N	O	0
			43	33	4	6	
82	V1	1	Total	C	N	O	0
			43	33	4	6	
82	V1	1	Total	C	N	O	0
			43	33	4	6	
82	V1	1	Total	C	N	O	0
			43	33	4	6	
82	W1	1	Total	C	N	O	0
			43	33	4	6	
82	W1	1	Total	C	N	O	0
			43	33	4	6	
82	W1	1	Total	C	N	O	0
			43	33	4	6	
82	Y1	1	Total	C	N	O	0
			43	33	4	6	
82	Y1	1	Total	C	N	O	0
			43	33	4	6	
82	Z1	1	Total	C	N	O	0
			43	33	4	6	
82	Z1	1	Total	C	N	O	0
			43	33	4	6	
82	Z1	1	Total	C	N	O	0
			43	33	4	6	

Continued on next page...

Continued from previous page...

Mol	Chain	Residues	Atoms				AltConf
82	f1	1	Total	C	N	O	0
			43	33	4	6	
82	f1	1	Total	C	N	O	0
			43	33	4	6	
82	f1	1	Total	C	N	O	0
			43	33	4	6	
82	g1	1	Total	C	N	O	0
			43	33	4	6	
82	g1	1	Total	C	N	O	0
			43	33	4	6	
82	h1	1	Total	C	N	O	0
			43	33	4	6	
82	h1	1	Total	C	N	O	0
			43	33	4	6	
82	h1	1	Total	C	N	O	0
			43	33	4	6	
82	i1	1	Total	C	N	O	0
			43	33	4	6	
82	i1	1	Total	C	N	O	0
			43	33	4	6	
82	j1	1	Total	C	N	O	0
			43	33	4	6	
82	j1	1	Total	C	N	O	0
			43	33	4	6	
82	j1	1	Total	C	N	O	0
			43	33	4	6	
82	k1	1	Total	C	N	O	0
			43	33	4	6	
82	k1	1	Total	C	N	O	0
			43	33	4	6	
82	l1	1	Total	C	N	O	0
			43	33	4	6	
82	l1	1	Total	C	N	O	0
			43	33	4	6	
82	l1	1	Total	C	N	O	0
			43	33	4	6	
82	m1	1	Total	C	N	O	0
			43	33	4	6	
82	m1	1	Total	C	N	O	0
			43	33	4	6	
82	a1	1	Total	C	N	O	0
			43	33	4	6	

Continued on next page...

Continued from previous page...

Mol	Chain	Residues	Atoms				AltConf
82	a1	1	Total	C	N	O	0
			43	33	4	6	
82	b1	1	Total	C	N	O	0
			43	33	4	6	
82	b1	1	Total	C	N	O	0
			43	33	4	6	
82	b1	1	Total	C	N	O	0
			43	33	4	6	
82	c1	1	Total	C	N	O	0
			43	33	4	6	
82	c1	1	Total	C	N	O	0
			43	33	4	6	
82	d1	1	Total	C	N	O	0
			43	33	4	6	
82	d1	1	Total	C	N	O	0
			43	33	4	6	
82	d1	1	Total	C	N	O	0
			43	33	4	6	
82	e1	1	Total	C	N	O	0
			43	33	4	6	
82	e1	1	Total	C	N	O	0
			43	33	4	6	
82	F4	1	Total	C	N	O	0
			43	33	4	6	
82	H4	1	Total	C	N	O	0
			43	33	4	6	
82	J4	1	Total	C	N	O	0
			43	33	4	6	
82	L4	1	Total	C	N	O	0
			43	33	4	6	
82	N4	1	Total	C	N	O	0
			43	33	4	6	
82	O4	1	Total	C	N	O	0
			43	33	4	6	
82	O4	1	Total	C	N	O	0
			43	33	4	6	
82	A4	1	Total	C	N	O	0
			43	33	4	6	
82	A4	1	Total	C	N	O	0
			43	33	4	6	
82	A4	1	Total	C	N	O	0
			43	33	4	6	

Continued on next page...

Continued from previous page...

Mol	Chain	Residues	Atoms				AltConf
82	D4	1	Total	C	N	O	0
			43	33	4	6	
82	P4	1	Total	C	N	O	0
			43	33	4	6	
82	P4	1	Total	C	N	O	0
			43	33	4	6	
82	Q4	1	Total	C	N	O	0
			43	33	4	6	
82	Q4	1	Total	C	N	O	0
			43	33	4	6	
82	R4	1	Total	C	N	O	0
			43	33	4	6	
82	R4	1	Total	C	N	O	0
			43	33	4	6	
82	R4	1	Total	C	N	O	0
			43	33	4	6	
82	S4	1	Total	C	N	O	0
			43	33	4	6	
82	S4	1	Total	C	N	O	0
			43	33	4	6	
82	T4	1	Total	C	N	O	0
			43	33	4	6	
82	T4	1	Total	C	N	O	0
			43	33	4	6	
82	T4	1	Total	C	N	O	0
			43	33	4	6	
82	U4	1	Total	C	N	O	0
			43	33	4	6	
82	U4	1	Total	C	N	O	0
			43	33	4	6	
82	V4	1	Total	C	N	O	0
			43	33	4	6	
82	V4	1	Total	C	N	O	0
			43	33	4	6	
82	W4	1	Total	C	N	O	0
			43	33	4	6	
82	Y4	1	Total	C	N	O	0
			43	33	4	6	
82	Y4	1	Total	C	N	O	0
			43	33	4	6	
82	Y4	1	Total	C	N	O	0
			43	33	4	6	

Continued on next page...

Continued from previous page...

Mol	Chain	Residues	Atoms				AltConf
82	Z4	1	Total	C	N	O	0
			43	33	4	6	
82	Z4	1	Total	C	N	O	0
			43	33	4	6	
82	i4	1	Total	C	N	O	0
			43	33	4	6	
82	i4	1	Total	C	N	O	0
			43	33	4	6	
82	i4	1	Total	C	N	O	0
			43	33	4	6	
82	j4	1	Total	C	N	O	0
			43	33	4	6	
82	j4	1	Total	C	N	O	0
			43	33	4	6	
82	j4	1	Total	C	N	O	0
			43	33	4	6	
82	k4	1	Total	C	N	O	0
			43	33	4	6	
82	k4	1	Total	C	N	O	0
			43	33	4	6	
82	l4	1	Total	C	N	O	0
			43	33	4	6	
82	l4	1	Total	C	N	O	0
			43	33	4	6	
82	m4	1	Total	C	N	O	0
			43	33	4	6	
82	m4	1	Total	C	N	O	0
			43	33	4	6	
82	m4	1	Total	C	N	O	0
			43	33	4	6	
82	a4	1	Total	C	N	O	0
			43	33	4	6	
82	a4	1	Total	C	N	O	0
			43	33	4	6	
82	a4	1	Total	C	N	O	0
			43	33	4	6	
82	b4	1	Total	C	N	O	0
			43	33	4	6	
82	b4	1	Total	C	N	O	0
			43	33	4	6	
82	c4	1	Total	C	N	O	0
			43	33	4	6	

Continued on next page...

Continued from previous page...

Mol	Chain	Residues	Atoms				AltConf
82	c4	1	Total	C	N	O	0
			43	33	4	6	
82	c4	1	Total	C	N	O	0
			43	33	4	6	
82	d4	1	Total	C	N	O	0
			43	33	4	6	
82	d4	1	Total	C	N	O	0
			43	33	4	6	
82	e4	1	Total	C	N	O	0
			43	33	4	6	
82	e4	1	Total	C	N	O	0
			43	33	4	6	
82	e4	1	Total	C	N	O	0
			43	33	4	6	
82	f4	1	Total	C	N	O	0
			43	33	4	6	
82	f4	1	Total	C	N	O	0
			43	33	4	6	
82	g4	1	Total	C	N	O	0
			43	33	4	6	
82	g4	1	Total	C	N	O	0
			43	33	4	6	
82	g4	1	Total	C	N	O	0
			43	33	4	6	
82	h4	1	Total	C	N	O	0
			43	33	4	6	
82	h4	1	Total	C	N	O	0
			43	33	4	6	
82	A5	1	Total	C	N	O	0
			43	33	4	6	
82	A5	1	Total	C	N	O	0
			43	33	4	6	
82	B5	1	Total	C	N	O	0
			43	33	4	6	
82	B5	1	Total	C	N	O	0
			43	33	4	6	
82	B5	1	Total	C	N	O	0
			43	33	4	6	
82	C5	1	Total	C	N	O	0
			43	33	4	6	
82	C5	1	Total	C	N	O	0
			43	33	4	6	

Continued on next page...

Continued from previous page...

Mol	Chain	Residues	Atoms				AltConf
82	D5	1	Total	C	N	O	0
			43	33	4	6	
82	D5	1	Total	C	N	O	0
			43	33	4	6	
82	D5	1	Total	C	N	O	0
			43	33	4	6	
82	E5	1	Total	C	N	O	0
			43	33	4	6	
82	E5	1	Total	C	N	O	0
			43	33	4	6	
82	F5	1	Total	C	N	O	0
			43	33	4	6	
82	F5	1	Total	C	N	O	0
			43	33	4	6	
82	F5	1	Total	C	N	O	0
			43	33	4	6	
82	G5	1	Total	C	N	O	0
			43	33	4	6	
82	G5	1	Total	C	N	O	0
			43	33	4	6	
82	H5	1	Total	C	N	O	0
			43	33	4	6	
82	H5	1	Total	C	N	O	0
			43	33	4	6	
82	H5	1	Total	C	N	O	0
			43	33	4	6	
82	I5	1	Total	C	N	O	0
			43	33	4	6	
82	I5	1	Total	C	N	O	0
			43	33	4	6	
82	J5	1	Total	C	N	O	0
			43	33	4	6	
82	J5	1	Total	C	N	O	0
			43	33	4	6	
82	J5	1	Total	C	N	O	0
			43	33	4	6	
82	K5	1	Total	C	N	O	0
			43	33	4	6	
82	K5	1	Total	C	N	O	0
			43	33	4	6	
82	L5	1	Total	C	N	O	0
			43	33	4	6	

Continued on next page...

Continued from previous page...

Mol	Chain	Residues	Atoms				AltConf
82	L5	1	Total	C	N	O	0
			43	33	4	6	
82	L5	1	Total	C	N	O	0
			43	33	4	6	
82	M5	1	Total	C	N	O	0
			43	33	4	6	
82	M5	1	Total	C	N	O	0
			43	33	4	6	
82	M5	1	Total	C	N	O	0
			43	33	4	6	
82	N5	1	Total	C	N	O	0
			43	33	4	6	
82	N5	1	Total	C	N	O	0
			43	33	4	6	
82	O5	1	Total	C	N	O	0
			43	33	4	6	
82	O5	1	Total	C	N	O	0
			43	33	4	6	
82	O5	1	Total	C	N	O	0
			43	33	4	6	
82	P5	1	Total	C	N	O	0
			43	33	4	6	
82	P5	1	Total	C	N	O	0
			43	33	4	6	
82	Q5	1	Total	C	N	O	0
			43	33	4	6	
82	Q5	1	Total	C	N	O	0
			43	33	4	6	
82	Q5	1	Total	C	N	O	0
			43	33	4	6	
82	R5	1	Total	C	N	O	0
			43	33	4	6	
82	R5	1	Total	C	N	O	0
			43	33	4	6	
82	S5	1	Total	C	N	O	0
			43	33	4	6	
82	S5	1	Total	C	N	O	0
			43	33	4	6	
82	S5	1	Total	C	N	O	0
			43	33	4	6	
82	T5	1	Total	C	N	O	0
			43	33	4	6	

Continued on next page...

Continued from previous page...

Mol	Chain	Residues	Atoms				AltConf
82	T5	1	Total	C	N	O	0
			43	33	4	6	
82	U5	1	Total	C	N	O	0
			43	33	4	6	
82	U5	1	Total	C	N	O	0
			43	33	4	6	
82	U5	1	Total	C	N	O	0
			43	33	4	6	
82	V5	1	Total	C	N	O	0
			43	33	4	6	
82	V5	1	Total	C	N	O	0
			43	33	4	6	
82	W5	1	Total	C	N	O	0
			43	33	4	6	
82	W5	1	Total	C	N	O	0
			43	33	4	6	
82	W5	1	Total	C	N	O	0
			43	33	4	6	
82	X5	1	Total	C	N	O	0
			43	33	4	6	
82	X5	1	Total	C	N	O	0
			43	33	4	6	
82	Y5	1	Total	C	N	O	0
			43	33	4	6	
82	Y5	1	Total	C	N	O	0
			43	33	4	6	
82	Y5	1	Total	C	N	O	0
			43	33	4	6	
82	Z5	1	Total	C	N	O	0
			43	33	4	6	
82	Z5	1	Total	C	N	O	0
			43	33	4	6	
82	Z5	1	Total	C	N	O	0
			43	33	4	6	
82	A7	1	Total	C	N	O	0
			43	33	4	6	
82	A7	1	Total	C	N	O	0
			43	33	4	6	
82	B7	1	Total	C	N	O	0
			43	33	4	6	
82	B7	1	Total	C	N	O	0
			43	33	4	6	

Continued on next page...

Continued from previous page...

Mol	Chain	Residues	Atoms				AltConf
82	B7	1	Total	C	N	O	0
			43	33	4	6	
82	C7	1	Total	C	N	O	0
			43	33	4	6	
82	C7	1	Total	C	N	O	0
			43	33	4	6	
82	D7	1	Total	C	N	O	0
			43	33	4	6	
82	D7	1	Total	C	N	O	0
			43	33	4	6	
82	D7	1	Total	C	N	O	0
			43	33	4	6	
82	E7	1	Total	C	N	O	0
			43	33	4	6	
82	E7	1	Total	C	N	O	0
			43	33	4	6	
82	F7	1	Total	C	N	O	0
			43	33	4	6	
82	F7	1	Total	C	N	O	0
			43	33	4	6	
82	F7	1	Total	C	N	O	0
			43	33	4	6	
82	G7	1	Total	C	N	O	0
			43	33	4	6	
82	G7	1	Total	C	N	O	0
			43	33	4	6	
82	H7	1	Total	C	N	O	0
			43	33	4	6	
82	H7	1	Total	C	N	O	0
			43	33	4	6	
82	H7	1	Total	C	N	O	0
			43	33	4	6	
82	I7	1	Total	C	N	O	0
			43	33	4	6	
82	I7	1	Total	C	N	O	0
			43	33	4	6	
82	J7	1	Total	C	N	O	0
			43	33	4	6	
82	J7	1	Total	C	N	O	0
			43	33	4	6	
82	J7	1	Total	C	N	O	0
			43	33	4	6	

Continued on next page...

Continued from previous page...

Mol	Chain	Residues	Atoms				AltConf
82	K7	1	Total	C	N	O	0
			43	33	4	6	
82	K7	1	Total	C	N	O	0
			43	33	4	6	
82	L7	1	Total	C	N	O	0
			43	33	4	6	
82	L7	1	Total	C	N	O	0
			43	33	4	6	
82	L7	1	Total	C	N	O	0
			43	33	4	6	
82	M7	1	Total	C	N	O	0
			43	33	4	6	
82	M7	1	Total	C	N	O	0
			43	33	4	6	
82	N7	1	Total	C	N	O	0
			43	33	4	6	
82	N7	1	Total	C	N	O	0
			43	33	4	6	
82	N7	1	Total	C	N	O	0
			43	33	4	6	
82	O7	1	Total	C	N	O	0
			43	33	4	6	
82	O7	1	Total	C	N	O	0
			43	33	4	6	
82	P7	1	Total	C	N	O	0
			43	33	4	6	
82	P7	1	Total	C	N	O	0
			43	33	4	6	
82	P7	1	Total	C	N	O	0
			43	33	4	6	
82	Q7	1	Total	C	N	O	0
			43	33	4	6	
82	Q7	1	Total	C	N	O	0
			43	33	4	6	
82	R7	1	Total	C	N	O	0
			43	33	4	6	
82	R7	1	Total	C	N	O	0
			43	33	4	6	
82	R7	1	Total	C	N	O	0
			43	33	4	6	
82	S7	1	Total	C	N	O	0
			43	33	4	6	

Continued on next page...

Continued from previous page...

Mol	Chain	Residues	Atoms				AltConf
82	S7	1	Total	C	N	O	0
			43	33	4	6	
82	T7	1	Total	C	N	O	0
			43	33	4	6	
82	T7	1	Total	C	N	O	0
			43	33	4	6	
82	T7	1	Total	C	N	O	0
			43	33	4	6	
82	U7	1	Total	C	N	O	0
			43	33	4	6	
82	U7	1	Total	C	N	O	0
			43	33	4	6	
82	V7	1	Total	C	N	O	0
			43	33	4	6	
82	V7	1	Total	C	N	O	0
			43	33	4	6	
82	V7	1	Total	C	N	O	0
			43	33	4	6	
82	W7	1	Total	C	N	O	0
			43	33	4	6	
82	W7	1	Total	C	N	O	0
			43	33	4	6	
82	X7	1	Total	C	N	O	0
			43	33	4	6	
82	X7	1	Total	C	N	O	0
			43	33	4	6	
82	X7	1	Total	C	N	O	0
			43	33	4	6	
82	Y7	1	Total	C	N	O	0
			43	33	4	6	
82	Y7	1	Total	C	N	O	0
			43	33	4	6	
82	Y7	1	Total	C	N	O	0
			43	33	4	6	
82	e7	1	Total	C	N	O	0
			43	33	4	6	
82	y8	1	Total	C	N	O	0
			43	33	4	6	
82	y8	1	Total	C	N	O	0
			43	33	4	6	
82	y8	1	Total	C	N	O	0
			43	33	4	6	

Continued on next page...

Continued from previous page...

Mol	Chain	Residues	Atoms				AltConf
82	z8	1	Total	C	N	O	0
			43	33	4	6	
82	z8	1	Total	C	N	O	0
			43	33	4	6	
82	18	1	Total	C	N	O	0
			43	33	4	6	
82	18	1	Total	C	N	O	0
			43	33	4	6	
82	18	1	Total	C	N	O	0
			43	33	4	6	
82	p8	1	Total	C	N	O	0
			43	33	4	6	
82	p8	1	Total	C	N	O	0
			43	33	4	6	
82	q8	1	Total	C	N	O	0
			43	33	4	6	
82	q8	1	Total	C	N	O	0
			43	33	4	6	
82	q8	1	Total	C	N	O	0
			43	33	4	6	
82	r8	1	Total	C	N	O	0
			43	33	4	6	
82	r8	1	Total	C	N	O	0
			43	33	4	6	
82	s8	1	Total	C	N	O	0
			43	33	4	6	
82	s8	1	Total	C	N	O	0
			43	33	4	6	
82	s8	1	Total	C	N	O	0
			43	33	4	6	
82	t8	1	Total	C	N	O	0
			43	33	4	6	
82	t8	1	Total	C	N	O	0
			43	33	4	6	
82	u8	1	Total	C	N	O	0
			43	33	4	6	
82	u8	1	Total	C	N	O	0
			43	33	4	6	
82	u8	1	Total	C	N	O	0
			43	33	4	6	
82	v8	1	Total	C	N	O	0
			43	33	4	6	

Continued on next page...

Continued from previous page...

Mol	Chain	Residues	Atoms				AltConf
82	v8	1	Total	C	N	O	0
			43	33	4	6	
82	w8	1	Total	C	N	O	0
			43	33	4	6	
82	w8	1	Total	C	N	O	0
			43	33	4	6	
82	w8	1	Total	C	N	O	0
			43	33	4	6	
82	w8	1	Total	C	N	O	0
			43	33	4	6	
82	x8	1	Total	C	N	O	0
			43	33	4	6	
82	x8	1	Total	C	N	O	0
			43	33	4	6	
82	A9	1	Total	C	N	O	0
			43	33	4	6	
82	A9	1	Total	C	N	O	0
			43	33	4	6	
82	B9	1	Total	C	N	O	0
			43	33	4	6	
82	B9	1	Total	C	N	O	0
			43	33	4	6	
82	B9	1	Total	C	N	O	0
			43	33	4	6	
82	C9	1	Total	C	N	O	0
			43	33	4	6	
82	C9	1	Total	C	N	O	0
			43	33	4	6	
82	D9	1	Total	C	N	O	0
			43	33	4	6	
82	D9	1	Total	C	N	O	0
			43	33	4	6	
82	D9	1	Total	C	N	O	0
			43	33	4	6	
82	E9	1	Total	C	N	O	0
			43	33	4	6	
82	E9	1	Total	C	N	O	0
			43	33	4	6	
82	F9	1	Total	C	N	O	0
			43	33	4	6	
82	F9	1	Total	C	N	O	0
			43	33	4	6	

Continued on next page...

Continued from previous page...

Mol	Chain	Residues	Atoms				AltConf
82	F9	1	Total	C	N	O	0
			43	33	4	6	
82	G9	1	Total	C	N	O	0
			43	33	4	6	
82	G9	1	Total	C	N	O	0
			43	33	4	6	
82	H9	1	Total	C	N	O	0
			43	33	4	6	
82	H9	1	Total	C	N	O	0
			43	33	4	6	
82	H9	1	Total	C	N	O	0
			43	33	4	6	
82	I9	1	Total	C	N	O	0
			43	33	4	6	
82	I9	1	Total	C	N	O	0
			43	33	4	6	
82	J9	1	Total	C	N	O	0
			43	33	4	6	
82	J9	1	Total	C	N	O	0
			43	33	4	6	
82	J9	1	Total	C	N	O	0
			43	33	4	6	
82	K9	1	Total	C	N	O	0
			43	33	4	6	
82	K9	1	Total	C	N	O	0
			43	33	4	6	
82	L9	1	Total	C	N	O	0
			43	33	4	6	
82	L9	1	Total	C	N	O	0
			43	33	4	6	
82	L9	1	Total	C	N	O	0
			43	33	4	6	
82	N9	1	Total	C	N	O	0
			43	33	4	6	
82	N9	1	Total	C	N	O	0
			43	33	4	6	
82	O9	1	Total	C	N	O	0
			43	33	4	6	
82	O9	1	Total	C	N	O	0
			43	33	4	6	
82	O9	1	Total	C	N	O	0
			43	33	4	6	

Continued on next page...

Continued from previous page...

Mol	Chain	Residues	Atoms				AltConf
82	P9	1	Total	C	N	O	0
			43	33	4	6	
82	P9	1	Total	C	N	O	0
			43	33	4	6	
82	Q9	1	Total	C	N	O	0
			43	33	4	6	
82	Q9	1	Total	C	N	O	0
			43	33	4	6	
82	Q9	1	Total	C	N	O	0
			43	33	4	6	
82	R9	1	Total	C	N	O	0
			43	33	4	6	
82	R9	1	Total	C	N	O	0
			43	33	4	6	
82	S9	1	Total	C	N	O	0
			43	33	4	6	
82	S9	1	Total	C	N	O	0
			43	33	4	6	
82	S9	1	Total	C	N	O	0
			43	33	4	6	
82	T9	1	Total	C	N	O	0
			43	33	4	6	
82	T9	1	Total	C	N	O	0
			43	33	4	6	
82	U9	1	Total	C	N	O	0
			43	33	4	6	
82	U9	1	Total	C	N	O	0
			43	33	4	6	
82	U9	1	Total	C	N	O	0
			43	33	4	6	
82	U9	1	Total	C	N	O	0
			43	33	4	6	
82	V9	1	Total	C	N	O	0
			43	33	4	6	
82	V9	1	Total	C	N	O	0
			43	33	4	6	
82	W9	1	Total	C	N	O	0
			43	33	4	6	
82	W9	1	Total	C	N	O	0
			43	33	4	6	
82	W9	1	Total	C	N	O	0
			43	33	4	6	

Continued on next page...

Continued from previous page...

Mol	Chain	Residues	Atoms				AltConf
82	X9	1	Total	C	N	O	0
			43	33	4	6	
82	X9	1	Total	C	N	O	0
			43	33	4	6	
82	Y9	1	Total	C	N	O	0
			43	33	4	6	
82	Y9	1	Total	C	N	O	0
			43	33	4	6	
82	Y9	1	Total	C	N	O	0
			43	33	4	6	
82	eA	1	Total	C	N	O	0
			43	33	4	6	
82	fB	1	Total	C	N	O	0
			43	33	4	6	
82	aB	1	Total	C	N	O	0
			43	33	4	6	
82	aB	1	Total	C	N	O	0
			43	33	4	6	
82	bB	1	Total	C	N	O	0
			43	33	4	6	
82	cB	1	Total	C	N	O	0
			43	33	4	6	
82	cB	1	Total	C	N	O	0
			43	33	4	6	
82	cB	1	Total	C	N	O	0
			43	33	4	6	
82	dB	1	Total	C	N	O	0
			43	33	4	6	
82	dB	1	Total	C	N	O	0
			43	33	4	6	
82	eB	1	Total	C	N	O	0
			43	33	4	6	
82	eB	1	Total	C	N	O	0
			43	33	4	6	
82	gB	1	Total	C	N	O	0
			43	33	4	6	
82	gB	1	Total	C	N	O	0
			43	33	4	6	
82	gB	1	Total	C	N	O	0
			43	33	4	6	
82	hB	1	Total	C	N	O	0
			43	33	4	6	

Continued on next page...

Continued from previous page...

Mol	Chain	Residues	Atoms				AltConf
82	yC	1	Total	C	N	O	0
			43	33	4	6	
82	yC	1	Total	C	N	O	0
			43	33	4	6	
82	yC	1	Total	C	N	O	0
			43	33	4	6	
82	zC	1	Total	C	N	O	0
			43	33	4	6	
82	zC	1	Total	C	N	O	0
			43	33	4	6	
82	1C	1	Total	C	N	O	0
			43	33	4	6	
82	1C	1	Total	C	N	O	0
			43	33	4	6	
82	1C	1	Total	C	N	O	0
			43	33	4	6	
82	pC	1	Total	C	N	O	0
			43	33	4	6	
82	pC	1	Total	C	N	O	0
			43	33	4	6	
82	qC	1	Total	C	N	O	0
			43	33	4	6	
82	qC	1	Total	C	N	O	0
			43	33	4	6	
82	qC	1	Total	C	N	O	0
			43	33	4	6	
82	rC	1	Total	C	N	O	0
			43	33	4	6	
82	rC	1	Total	C	N	O	0
			43	33	4	6	
82	sC	1	Total	C	N	O	0
			43	33	4	6	
82	sC	1	Total	C	N	O	0
			43	33	4	6	
82	sC	1	Total	C	N	O	0
			43	33	4	6	
82	tC	1	Total	C	N	O	0
			43	33	4	6	
82	tC	1	Total	C	N	O	0
			43	33	4	6	
82	uC	1	Total	C	N	O	0
			43	33	4	6	

Continued on next page...

Continued from previous page...

Mol	Chain	Residues	Atoms				AltConf
82	uC	1	Total	C	N	O	0
			43	33	4	6	
82	uC	1	Total	C	N	O	0
			43	33	4	6	
82	vC	1	Total	C	N	O	0
			43	33	4	6	
82	vC	1	Total	C	N	O	0
			43	33	4	6	
82	wC	1	Total	C	N	O	0
			43	33	4	6	
82	wC	1	Total	C	N	O	0
			43	33	4	6	
82	wC	1	Total	C	N	O	0
			43	33	4	6	
82	wC	1	Total	C	N	O	0
			43	33	4	6	
82	xC	1	Total	C	N	O	0
			43	33	4	6	
82	xC	1	Total	C	N	O	0
			43	33	4	6	
82	dD	1	Total	C	N	O	0
			43	33	4	6	
82	aE	1	Total	C	N	O	0
			43	33	4	6	
82	aE	1	Total	C	N	O	0
			43	33	4	6	
82	bE	1	Total	C	N	O	0
			43	33	4	6	
82	bE	1	Total	C	N	O	0
			43	33	4	6	
82	cE	1	Total	C	N	O	0
			43	33	4	6	
82	cE	1	Total	C	N	O	0
			43	33	4	6	
82	dE	1	Total	C	N	O	0
			43	33	4	6	
82	dE	1	Total	C	N	O	0
			43	33	4	6	
82	dE	1	Total	C	N	O	0
			43	33	4	6	
82	dE	1	Total	C	N	O	0
			43	33	4	6	

Continued on next page...

Continued from previous page...

Mol	Chain	Residues	Atoms				AltConf
82	eE	1	Total	C	N	O	0
			43	33	4	6	
82	eE	1	Total	C	N	O	0
			43	33	4	6	
82	eE	1	Total	C	N	O	0
			43	33	4	6	
82	fE	1	Total	C	N	O	0
			43	33	4	6	
82	fE	1	Total	C	N	O	0
			43	33	4	6	
82	fE	1	Total	C	N	O	0
			43	33	4	6	
82	gE	1	Total	C	N	O	0
			43	33	4	6	
82	gE	1	Total	C	N	O	0
			43	33	4	6	
82	hE	1	Total	C	N	O	0
			43	33	4	6	
82	hE	1	Total	C	N	O	0
			43	33	4	6	
82	hE	1	Total	C	N	O	0
			43	33	4	6	
82	iE	1	Total	C	N	O	0
			43	33	4	6	
82	iE	1	Total	C	N	O	0
			43	33	4	6	
82	jE	1	Total	C	N	O	0
			43	33	4	6	
82	jE	1	Total	C	N	O	0
			43	33	4	6	
82	kE	1	Total	C	N	O	0
			43	33	4	6	
82	kE	1	Total	C	N	O	0
			43	33	4	6	
82	lE	1	Total	C	N	O	0
			43	33	4	6	
82	lE	1	Total	C	N	O	0
			43	33	4	6	
82	lE	1	Total	C	N	O	0
			43	33	4	6	
82	mE	1	Total	C	N	O	0
			43	33	4	6	

Continued on next page...

Continued from previous page...

Mol	Chain	Residues	Atoms				AltConf
82	mE	1	Total	C	N	O	0
			43	33	4	6	
82	mE	1	Total	C	N	O	0
			43	33	4	6	
82	aF	1	Total	C	N	O	0
			43	33	4	6	
82	aF	1	Total	C	N	O	0
			43	33	4	6	
82	aF	1	Total	C	N	O	0
			43	33	4	6	
82	bF	1	Total	C	N	O	0
			43	33	4	6	
82	bF	1	Total	C	N	O	0
			43	33	4	6	
82	cF	1	Total	C	N	O	0
			43	33	4	6	
82	cF	1	Total	C	N	O	0
			43	33	4	6	
82	cF	1	Total	C	N	O	0
			43	33	4	6	
82	dF	1	Total	C	N	O	0
			43	33	4	6	
82	dF	1	Total	C	N	O	0
			43	33	4	6	
82	eF	1	Total	C	N	O	0
			43	33	4	6	
82	eF	1	Total	C	N	O	0
			43	33	4	6	
82	eF	1	Total	C	N	O	0
			43	33	4	6	
82	fF	1	Total	C	N	O	0
			43	33	4	6	
82	fF	1	Total	C	N	O	0
			43	33	4	6	
82	gF	1	Total	C	N	O	0
			43	33	4	6	
82	gF	1	Total	C	N	O	0
			43	33	4	6	
82	gF	1	Total	C	N	O	0
			43	33	4	6	
82	hF	1	Total	C	N	O	0
			43	33	4	6	

Continued on next page...

Continued from previous page...

Mol	Chain	Residues	Atoms				AltConf
82	hF	1	Total	C	N	O	0
			43	33	4	6	
82	iF	1	Total	C	N	O	0
			43	33	4	6	
82	iF	1	Total	C	N	O	0
			43	33	4	6	
82	iF	1	Total	C	N	O	0
			43	33	4	6	
82	jF	1	Total	C	N	O	0
			43	33	4	6	
82	jF	1	Total	C	N	O	0
			43	33	4	6	
82	kF	1	Total	C	N	O	0
			43	33	4	6	
82	kF	1	Total	C	N	O	0
			43	33	4	6	
82	kF	1	Total	C	N	O	0
			43	33	4	6	
82	lF	1	Total	C	N	O	0
			43	33	4	6	
82	lF	1	Total	C	N	O	0
			43	33	4	6	
82	lF	1	Total	C	N	O	0
			43	33	4	6	
82	mF	1	Total	C	N	O	0
			43	33	4	6	
82	mF	1	Total	C	N	O	0
			43	33	4	6	
82	nF	1	Total	C	N	O	0
			43	33	4	6	
82	nF	1	Total	C	N	O	0
			43	33	4	6	
82	oF	1	Total	C	N	O	0
			43	33	4	6	
82	oF	1	Total	C	N	O	0
			43	33	4	6	
82	oF	1	Total	C	N	O	0
			43	33	4	6	
82	pF	1	Total	C	N	O	0
			43	33	4	6	
82	pF	1	Total	C	N	O	0
			43	33	4	6	

Continued on next page...

Continued from previous page...

Mol	Chain	Residues	Atoms				AltConf
82	qF	1	Total	C	N	O	0
			43	33	4	6	
82	qF	1	Total	C	N	O	0
			43	33	4	6	
82	qF	1	Total	C	N	O	0
			43	33	4	6	
82	rF	1	Total	C	N	O	0
			43	33	4	6	
82	rF	1	Total	C	N	O	0
			43	33	4	6	
82	sF	1	Total	C	N	O	0
			43	33	4	6	
82	sF	1	Total	C	N	O	0
			43	33	4	6	
82	sF	1	Total	C	N	O	0
			43	33	4	6	
82	tF	1	Total	C	N	O	0
			43	33	4	6	
82	tF	1	Total	C	N	O	0
			43	33	4	6	
82	uF	1	Total	C	N	O	0
			43	33	4	6	
82	uF	1	Total	C	N	O	0
			43	33	4	6	
82	uF	1	Total	C	N	O	0
			43	33	4	6	
82	vF	1	Total	C	N	O	0
			43	33	4	6	
82	vF	1	Total	C	N	O	0
			43	33	4	6	
82	wF	1	Total	C	N	O	0
			43	33	4	6	
82	wF	1	Total	C	N	O	0
			43	33	4	6	
82	wF	1	Total	C	N	O	0
			43	33	4	6	
82	xF	1	Total	C	N	O	0
			43	33	4	6	
82	xF	1	Total	C	N	O	0
			43	33	4	6	
82	xF	1	Total	C	N	O	0
			43	33	4	6	

Continued on next page...

Continued from previous page...

Mol	Chain	Residues	Atoms				AltConf
82	yF	1	Total	C	N	O	0
			43	33	4	6	
82	zF	1	Total	C	N	O	0
			43	33	4	6	
82	aG	1	Total	C	N	O	0
			43	33	4	6	
82	aG	1	Total	C	N	O	0
			43	33	4	6	
82	bG	1	Total	C	N	O	0
			43	33	4	6	
82	cG	1	Total	C	N	O	0
			43	33	4	6	
82	cG	1	Total	C	N	O	0
			43	33	4	6	
82	dG	1	Total	C	N	O	0
			43	33	4	6	
82	dG	1	Total	C	N	O	0
			43	33	4	6	
82	dG	1	Total	C	N	O	0
			43	33	4	6	
82	dG	1	Total	C	N	O	0
			43	33	4	6	
82	eG	1	Total	C	N	O	0
			43	33	4	6	
82	eG	1	Total	C	N	O	0
			43	33	4	6	
82	eG	1	Total	C	N	O	0
			43	33	4	6	
82	fG	1	Total	C	N	O	0
			43	33	4	6	
82	fG	1	Total	C	N	O	0
			43	33	4	6	
82	fG	1	Total	C	N	O	0
			43	33	4	6	
82	gG	1	Total	C	N	O	0
			43	33	4	6	
82	gG	1	Total	C	N	O	0
			43	33	4	6	
82	hG	1	Total	C	N	O	0
			43	33	4	6	
82	hG	1	Total	C	N	O	0
			43	33	4	6	

Continued on next page...

Continued from previous page...

Mol	Chain	Residues	Atoms				AltConf
82	hG	1	Total	C	N	O	0
			43	33	4	6	
82	iG	1	Total	C	N	O	0
			43	33	4	6	
82	iG	1	Total	C	N	O	0
			43	33	4	6	
82	jG	1	Total	C	N	O	0
			43	33	4	6	
82	jG	1	Total	C	N	O	0
			43	33	4	6	
82	kG	1	Total	C	N	O	0
			43	33	4	6	
82	kG	1	Total	C	N	O	0
			43	33	4	6	
82	lG	1	Total	C	N	O	0
			43	33	4	6	
82	lG	1	Total	C	N	O	0
			43	33	4	6	
82	lG	1	Total	C	N	O	0
			43	33	4	6	
82	mG	1	Total	C	N	O	0
			43	33	4	6	
82	mG	1	Total	C	N	O	0
			43	33	4	6	
82	mG	1	Total	C	N	O	0
			43	33	4	6	
82	fH	1	Total	C	N	O	0
			43	33	4	6	
82	fH	1	Total	C	N	O	0
			43	33	4	6	
82	fH	1	Total	C	N	O	0
			43	33	4	6	
82	gH	1	Total	C	N	O	0
			43	33	4	6	
82	gH	1	Total	C	N	O	0
			43	33	4	6	
82	gH	1	Total	C	N	O	0
			43	33	4	6	
82	hH	1	Total	C	N	O	0
			43	33	4	6	
82	hH	1	Total	C	N	O	0
			43	33	4	6	

Continued on next page...

Continued from previous page...

Mol	Chain	Residues	Atoms				AltConf
82	iH	1	Total	C	N	O	0
			43	33	4	6	
82	iH	1	Total	C	N	O	0
			43	33	4	6	
82	jH	1	Total	C	N	O	0
			43	33	4	6	
82	jH	1	Total	C	N	O	0
			43	33	4	6	
82	jH	1	Total	C	N	O	0
			43	33	4	6	
82	kH	1	Total	C	N	O	0
			43	33	4	6	
82	kH	1	Total	C	N	O	0
			43	33	4	6	
82	kH	1	Total	C	N	O	0
			43	33	4	6	
82	lH	1	Total	C	N	O	0
			43	33	4	6	
82	lH	1	Total	C	N	O	0
			43	33	4	6	
82	mH	1	Total	C	N	O	0
			43	33	4	6	
82	mH	1	Total	C	N	O	0
			43	33	4	6	
82	aH	1	Total	C	N	O	0
			43	33	4	6	
82	aH	1	Total	C	N	O	0
			43	33	4	6	
82	bH	1	Total	C	N	O	0
			43	33	4	6	
82	bH	1	Total	C	N	O	0
			43	33	4	6	
82	cH	1	Total	C	N	O	0
			43	33	4	6	
82	cH	1	Total	C	N	O	0
			43	33	4	6	
82	dH	1	Total	C	N	O	0
			43	33	4	6	
82	dH	1	Total	C	N	O	0
			43	33	4	6	
82	dH	1	Total	C	N	O	0
			43	33	4	6	

Continued on next page...

Continued from previous page...

Mol	Chain	Residues	Atoms				AltConf
82	eH	1	Total	C	N	O	0
			43	33	4	6	
82	eH	1	Total	C	N	O	0
			43	33	4	6	
82	eH	1	Total	C	N	O	0
			43	33	4	6	
82	aJ	1	Total	C	N	O	0
			43	33	4	6	
82	aJ	1	Total	C	N	O	0
			43	33	4	6	
82	aJ	1	Total	C	N	O	0
			43	33	4	6	
82	aJ	1	Total	C	N	O	0
			43	33	4	6	
82	cJ	1	Total	C	N	O	0
			43	33	4	6	
82	cJ	1	Total	C	N	O	0
			43	33	4	6	
82	dJ	1	Total	C	N	O	0
			43	33	4	6	
82	dJ	1	Total	C	N	O	0
			43	33	4	6	
82	eJ	1	Total	C	N	O	0
			43	33	4	6	
82	eJ	1	Total	C	N	O	0
			43	33	4	6	
82	fJ	1	Total	C	N	O	0
			43	33	4	6	
82	fJ	1	Total	C	N	O	0
			43	33	4	6	
82	fJ	1	Total	C	N	O	0
			43	33	4	6	
82	gJ	1	Total	C	N	O	0
			43	33	4	6	
82	gJ	1	Total	C	N	O	0
			43	33	4	6	
82	hJ	1	Total	C	N	O	0
			43	33	4	6	
82	hJ	1	Total	C	N	O	0
			43	33	4	6	
82	hJ	1	Total	C	N	O	0
			43	33	4	6	

Continued on next page...

Continued from previous page...

Mol	Chain	Residues	Atoms				AltConf
82	iJ	1	Total	C	N	O	0
			43	33	4	6	
82	iJ	1	Total	C	N	O	0
			43	33	4	6	
82	jJ	1	Total	C	N	O	0
			43	33	4	6	
82	jJ	1	Total	C	N	O	0
			43	33	4	6	
82	jJ	1	Total	C	N	O	0
			43	33	4	6	
82	kJ	1	Total	C	N	O	0
			43	33	4	6	
82	kJ	1	Total	C	N	O	0
			43	33	4	6	
82	lJ	1	Total	C	N	O	0
			43	33	4	6	
82	lJ	1	Total	C	N	O	0
			43	33	4	6	
82	lJ	1	Total	C	N	O	0
			43	33	4	6	
82	mJ	1	Total	C	N	O	0
			43	33	4	6	
82	mJ	1	Total	C	N	O	0
			43	33	4	6	
82	aK	1	Total	C	N	O	0
			43	33	4	6	
82	aK	1	Total	C	N	O	0
			43	33	4	6	
82	aK	1	Total	C	N	O	0
			43	33	4	6	
82	bK	1	Total	C	N	O	0
			43	33	4	6	
82	bK	1	Total	C	N	O	0
			43	33	4	6	
82	cK	1	Total	C	N	O	0
			43	33	4	6	
82	cK	1	Total	C	N	O	0
			43	33	4	6	
82	cK	1	Total	C	N	O	0
			43	33	4	6	
82	dK	1	Total	C	N	O	0
			43	33	4	6	

Continued on next page...

Continued from previous page...

Mol	Chain	Residues	Atoms				AltConf
82	dK	1	Total	C	N	O	0
			43	33	4	6	
82	eK	1	Total	C	N	O	0
			43	33	4	6	
82	eK	1	Total	C	N	O	0
			43	33	4	6	
82	eK	1	Total	C	N	O	0
			43	33	4	6	
82	fK	1	Total	C	N	O	0
			43	33	4	6	
82	fK	1	Total	C	N	O	0
			43	33	4	6	
82	gK	1	Total	C	N	O	0
			43	33	4	6	
82	gK	1	Total	C	N	O	0
			43	33	4	6	
82	gK	1	Total	C	N	O	0
			43	33	4	6	
82	hK	1	Total	C	N	O	0
			43	33	4	6	
82	hK	1	Total	C	N	O	0
			43	33	4	6	
82	iK	1	Total	C	N	O	0
			43	33	4	6	
82	iK	1	Total	C	N	O	0
			43	33	4	6	
82	iK	1	Total	C	N	O	0
			43	33	4	6	
82	jK	1	Total	C	N	O	0
			43	33	4	6	
82	jK	1	Total	C	N	O	0
			43	33	4	6	
82	kK	1	Total	C	N	O	0
			43	33	4	6	
82	kK	1	Total	C	N	O	0
			43	33	4	6	
82	kK	1	Total	C	N	O	0
			43	33	4	6	
82	lK	1	Total	C	N	O	0
			43	33	4	6	
82	lK	1	Total	C	N	O	0
			43	33	4	6	

Continued on next page...

Continued from previous page...

Mol	Chain	Residues	Atoms				AltConf
82	lK	1	Total	C	N	O	0
			43	33	4	6	
82	mK	1	Total	C	N	O	0
			43	33	4	6	
82	mK	1	Total	C	N	O	0
			43	33	4	6	
82	nK	1	Total	C	N	O	0
			43	33	4	6	
82	nK	1	Total	C	N	O	0
			43	33	4	6	
82	oK	1	Total	C	N	O	0
			43	33	4	6	
82	oK	1	Total	C	N	O	0
			43	33	4	6	
82	oK	1	Total	C	N	O	0
			43	33	4	6	
82	pK	1	Total	C	N	O	0
			43	33	4	6	
82	pK	1	Total	C	N	O	0
			43	33	4	6	
82	qK	1	Total	C	N	O	0
			43	33	4	6	
82	qK	1	Total	C	N	O	0
			43	33	4	6	
82	qK	1	Total	C	N	O	0
			43	33	4	6	
82	rK	1	Total	C	N	O	0
			43	33	4	6	
82	rK	1	Total	C	N	O	0
			43	33	4	6	
82	sK	1	Total	C	N	O	0
			43	33	4	6	
82	sK	1	Total	C	N	O	0
			43	33	4	6	
82	sK	1	Total	C	N	O	0
			43	33	4	6	
82	tK	1	Total	C	N	O	0
			43	33	4	6	
82	tK	1	Total	C	N	O	0
			43	33	4	6	
82	tK	1	Total	C	N	O	0
			43	33	4	6	

Continued on next page...

Continued from previous page...

Mol	Chain	Residues	Atoms				AltConf
82	uK	1	Total	C	N	O	0
			43	33	4	6	
82	uK	1	Total	C	N	O	0
			43	33	4	6	
82	vK	1	Total	C	N	O	0
			43	33	4	6	
82	vK	1	Total	C	N	O	0
			43	33	4	6	
82	wK	1	Total	C	N	O	0
			43	33	4	6	
82	wK	1	Total	C	N	O	0
			43	33	4	6	
82	wK	1	Total	C	N	O	0
			43	33	4	6	
82	xK	1	Total	C	N	O	0
			43	33	4	6	
82	xK	1	Total	C	N	O	0
			43	33	4	6	
82	xK	1	Total	C	N	O	0
			43	33	4	6	
82	yK	1	Total	C	N	O	0
			43	33	4	6	
82	zK	1	Total	C	N	O	0
			43	33	4	6	
82	aM	1	Total	C	N	O	0
			43	33	4	6	
82	aM	1	Total	C	N	O	0
			43	33	4	6	
82	aM	1	Total	C	N	O	0
			43	33	4	6	
82	aM	1	Total	C	N	O	0
			43	33	4	6	
82	cM	1	Total	C	N	O	0
			43	33	4	6	
82	cM	1	Total	C	N	O	0
			43	33	4	6	
82	dM	1	Total	C	N	O	0
			43	33	4	6	
82	dM	1	Total	C	N	O	0
			43	33	4	6	
82	dM	1	Total	C	N	O	0
			43	33	4	6	

Continued on next page...

Continued from previous page...

Mol	Chain	Residues	Atoms				AltConf
82	eM	1	Total	C	N	O	0
			43	33	4	6	
82	eM	1	Total	C	N	O	0
			43	33	4	6	
82	fM	1	Total	C	N	O	0
			43	33	4	6	
82	fM	1	Total	C	N	O	0
			43	33	4	6	
82	fM	1	Total	C	N	O	0
			43	33	4	6	
82	gM	1	Total	C	N	O	0
			43	33	4	6	
82	gM	1	Total	C	N	O	0
			43	33	4	6	
82	hM	1	Total	C	N	O	0
			43	33	4	6	
82	hM	1	Total	C	N	O	0
			43	33	4	6	
82	hM	1	Total	C	N	O	0
			43	33	4	6	
82	iM	1	Total	C	N	O	0
			43	33	4	6	
82	iM	1	Total	C	N	O	0
			43	33	4	6	
82	jM	1	Total	C	N	O	0
			43	33	4	6	
82	jM	1	Total	C	N	O	0
			43	33	4	6	
82	jM	1	Total	C	N	O	0
			43	33	4	6	
82	kM	1	Total	C	N	O	0
			43	33	4	6	
82	kM	1	Total	C	N	O	0
			43	33	4	6	
82	lM	1	Total	C	N	O	0
			43	33	4	6	
82	lM	1	Total	C	N	O	0
			43	33	4	6	
82	lM	1	Total	C	N	O	0
			43	33	4	6	
82	mM	1	Total	C	N	O	0
			43	33	4	6	

Continued on next page...

Continued from previous page...

Mol	Chain	Residues	Atoms				AltConf
82	mM	1	Total	C	N	O	0
			43	33	4	6	
82	iO	1	Total	C	N	O	0
			43	33	4	6	
82	iO	1	Total	C	N	O	0
			43	33	4	6	
82	iO	1	Total	C	N	O	0
			43	33	4	6	
82	jO	1	Total	C	N	O	0
			43	33	4	6	
82	jO	1	Total	C	N	O	0
			43	33	4	6	
82	kO	1	Total	C	N	O	0
			43	33	4	6	
82	kO	1	Total	C	N	O	0
			43	33	4	6	
82	kO	1	Total	C	N	O	0
			43	33	4	6	
82	lO	1	Total	C	N	O	0
			43	33	4	6	
82	lO	1	Total	C	N	O	0
			43	33	4	6	
82	mO	1	Total	C	N	O	0
			43	33	4	6	
82	mO	1	Total	C	N	O	0
			43	33	4	6	
82	mO	1	Total	C	N	O	0
			43	33	4	6	
82	aO	1	Total	C	N	O	0
			43	33	4	6	
82	aO	1	Total	C	N	O	0
			43	33	4	6	
82	aO	1	Total	C	N	O	0
			43	33	4	6	
82	bO	1	Total	C	N	O	0
			43	33	4	6	
82	bO	1	Total	C	N	O	0
			43	33	4	6	
82	cO	1	Total	C	N	O	0
			43	33	4	6	
82	cO	1	Total	C	N	O	0
			43	33	4	6	

Continued on next page...

Continued from previous page...

Mol	Chain	Residues	Atoms				AltConf
82	cO	1	Total	C	N	O	0
			43	33	4	6	
82	dO	1	Total	C	N	O	0
			43	33	4	6	
82	dO	1	Total	C	N	O	0
			43	33	4	6	
82	eO	1	Total	C	N	O	0
			43	33	4	6	
82	eO	1	Total	C	N	O	0
			43	33	4	6	
82	eO	1	Total	C	N	O	0
			43	33	4	6	
82	fO	1	Total	C	N	O	0
			43	33	4	6	
82	fO	1	Total	C	N	O	0
			43	33	4	6	
82	gO	1	Total	C	N	O	0
			43	33	4	6	
82	gO	1	Total	C	N	O	0
			43	33	4	6	
82	gO	1	Total	C	N	O	0
			43	33	4	6	
82	hO	1	Total	C	N	O	0
			43	33	4	6	
82	hO	1	Total	C	N	O	0
			43	33	4	6	
82	bP	1	Total	C	N	O	0
			43	33	4	6	
82	bP	1	Total	C	N	O	0
			43	33	4	6	
82	dQ	1	Total	C	N	O	0
			43	33	4	6	
82	Z9	1	Total	C	N	O	0
			43	33	4	6	
82	Z9	1	Total	C	N	O	0
			43	33	4	6	
82	Z9	1	Total	C	N	O	0
			43	33	4	6	
82	M9	1	Total	C	N	O	0
			43	33	4	6	
82	M9	1	Total	C	N	O	0
			43	33	4	6	

Continued on next page...

Continued from previous page...

Mol	Chain	Residues	Atoms				AltConf
82	M9	1	Total	C	N	O	0
			43	33	4	6	
82	M9	1	Total	C	N	O	0
			43	33	4	6	

- Molecule 83 is PHYCOUROBILIN (three-letter code: PUB) (formula: $C_{33}H_{42}N_4O_6$).

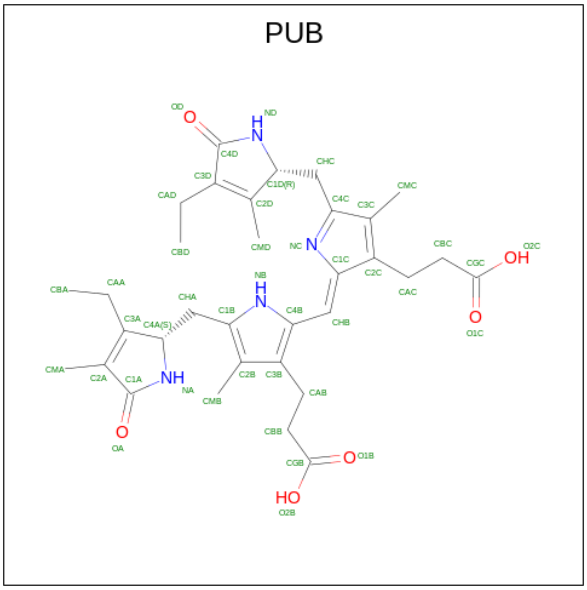

Mol	Chain	Residues	Atoms				AltConf
83	KA	1	Total	C	N	O	0
			43	33	4	6	
83	YA	1	Total	C	N	O	0
			43	33	4	6	
83	AD	1	Total	C	N	O	0
			43	33	4	6	
83	ND	1	Total	C	N	O	0
			43	33	4	6	
83	AE	1	Total	C	N	O	0
			43	33	4	6	
83	AE	1	Total	C	N	O	0
			43	33	4	6	
83	AG	1	Total	C	N	O	0
			43	33	4	6	
83	AG	1	Total	C	N	O	0
			43	33	4	6	
83	AH	1	Total	C	N	O	0
			43	33	4	6	

Continued on next page...

Continued from previous page...

Mol	Chain	Residues	Atoms				AltConf
83	AH	1	Total	C	N	O	0
			43	33	4	6	
83	AJ	1	Total	C	N	O	0
			43	33	4	6	
83	AJ	1	Total	C	N	O	0
			43	33	4	6	
83	BJ	1	Total	C	N	O	0
			43	33	4	6	
83	QJ	1	Total	C	N	O	0
			43	33	4	6	
83	AM	1	Total	C	N	O	0
			43	33	4	6	
83	AM	1	Total	C	N	O	0
			43	33	4	6	
83	BM	1	Total	C	N	O	0
			43	33	4	6	
83	QM	1	Total	C	N	O	0
			43	33	4	6	
83	AO	1	Total	C	N	O	0
			43	33	4	6	
83	AO	1	Total	C	N	O	0
			43	33	4	6	
83	AQ	1	Total	C	N	O	0
			43	33	4	6	
83	NQ	1	Total	C	N	O	0
			43	33	4	6	
83	A1	1	Total	C	N	O	0
			43	33	4	6	
83	A1	1	Total	C	N	O	0
			43	33	4	6	
83	A4	1	Total	C	N	O	0
			43	33	4	6	
83	A4	1	Total	C	N	O	0
			43	33	4	6	
83	M5	1	Total	C	N	O	0
			43	33	4	6	
83	M5	1	Total	C	N	O	0
			43	33	4	6	
83	Z5	1	Total	C	N	O	0
			43	33	4	6	
83	Z5	1	Total	C	N	O	0
			43	33	4	6	

Continued on next page...

Continued from previous page...

Mol	Chain	Residues	Atoms				AltConf
83	K7	1	Total	C	N	O	0
			43	33	4	6	
83	Y7	1	Total	C	N	O	0
			43	33	4	6	
83	wF	1	Total	C	N	O	0
			43	33	4	6	
83	xF	1	Total	C	N	O	0
			43	33	4	6	
83	xF	1	Total	C	N	O	0
			43	33	4	6	
83	xF	1	Total	C	N	O	0
			43	33	4	6	
83	yF	1	Total	C	N	O	0
			43	33	4	6	
83	yF	1	Total	C	N	O	0
			43	33	4	6	
83	wK	1	Total	C	N	O	0
			43	33	4	6	
83	xK	1	Total	C	N	O	0
			43	33	4	6	
83	xK	1	Total	C	N	O	0
			43	33	4	6	
83	xK	1	Total	C	N	O	0
			43	33	4	6	
83	yK	1	Total	C	N	O	0
			43	33	4	6	
83	yK	1	Total	C	N	O	0
			43	33	4	6	
83	Z9	1	Total	C	N	O	0
			43	33	4	6	
83	Z9	1	Total	C	N	O	0
			43	33	4	6	
83	M9	1	Total	C	N	O	0
			43	33	4	6	

- Molecule 84 is PHYCOCYANOBILIN (three-letter code: CYC) (formula: $C_{33}H_{40}N_4O_6$) (labeled as "Ligand of Interest" by depositor).

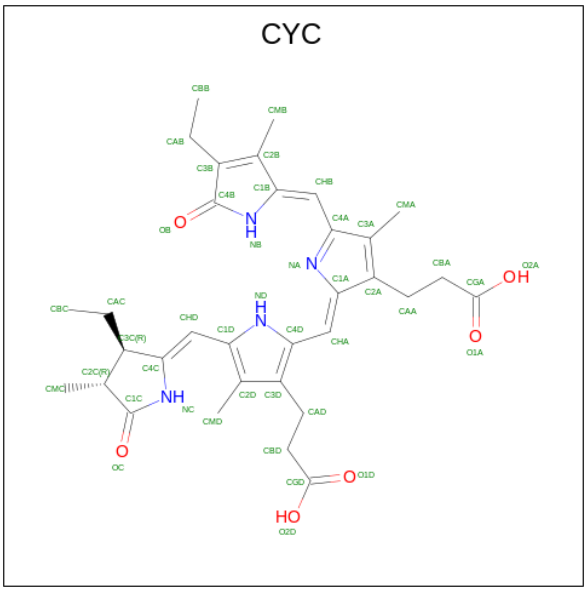

Mol	Chain	Residues	Atoms				AltConf
84	BE	1	Total	C	N	O	0
			43	33	4	6	
84	BE	1	Total	C	N	O	0
			43	33	4	6	
84	DE	1	Total	C	N	O	0
			43	33	4	6	
84	EE	1	Total	C	N	O	0
			43	33	4	6	
84	FE	1	Total	C	N	O	0
			43	33	4	6	
84	FE	1	Total	C	N	O	0
			43	33	4	6	
84	GE	1	Total	C	N	O	0
			43	33	4	6	
84	HE	1	Total	C	N	O	0
			43	33	4	6	
84	IE	1	Total	C	N	O	0
			43	33	4	6	
84	LE	1	Total	C	N	O	0
			43	33	4	6	
84	ME	1	Total	C	N	O	0
			43	33	4	6	
84	NE	1	Total	C	N	O	0
			43	33	4	6	
84	BG	1	Total	C	N	O	0
			43	33	4	6	
84	BG	1	Total	C	N	O	0
			43	33	4	6	

Continued on next page...

Continued from previous page...

Mol	Chain	Residues	Atoms				AltConf
84	CG	1	Total	C	N	O	0
			43	33	4	6	
84	DG	1	Total	C	N	O	0
			43	33	4	6	
84	EG	1	Total	C	N	O	0
			43	33	4	6	
84	FG	1	Total	C	N	O	0
			43	33	4	6	
84	GG	1	Total	C	N	O	0
			43	33	4	6	
84	HG	1	Total	C	N	O	0
			43	33	4	6	
84	IG	1	Total	C	N	O	0
			43	33	4	6	
84	KG	1	Total	C	N	O	0
			43	33	4	6	
84	LG	1	Total	C	N	O	0
			43	33	4	6	
84	MG	1	Total	C	N	O	0
			43	33	4	6	
84	CH	1	Total	C	N	O	0
			43	33	4	6	
84	DH	1	Total	C	N	O	0
			43	33	4	6	
84	DH	1	Total	C	N	O	0
			43	33	4	6	
84	EH	1	Total	C	N	O	0
			43	33	4	6	
84	FH	1	Total	C	N	O	0
			43	33	4	6	
84	HH	1	Total	C	N	O	0
			43	33	4	6	
84	JH	1	Total	C	N	O	0
			43	33	4	6	
84	JH	1	Total	C	N	O	0
			43	33	4	6	
84	KH	1	Total	C	N	O	0
			43	33	4	6	
84	LH	1	Total	C	N	O	0
			43	33	4	6	
84	LH	1	Total	C	N	O	0
			43	33	4	6	

Continued on next page...

Continued from previous page...

Mol	Chain	Residues	Atoms				AltConf
84	NH	1	Total	C	N	O	0
			43	33	4	6	
84	CO	1	Total	C	N	O	0
			43	33	4	6	
84	DO	1	Total	C	N	O	0
			43	33	4	6	
84	EO	1	Total	C	N	O	0
			43	33	4	6	
84	FO	1	Total	C	N	O	0
			43	33	4	6	
84	GO	1	Total	C	N	O	0
			43	33	4	6	
84	HO	1	Total	C	N	O	0
			43	33	4	6	
84	IO	1	Total	C	N	O	0
			43	33	4	6	
84	JO	1	Total	C	N	O	0
			43	33	4	6	
84	KO	1	Total	C	N	O	0
			43	33	4	6	
84	LO	1	Total	C	N	O	0
			43	33	4	6	
84	MO	1	Total	C	N	O	0
			43	33	4	6	
84	NO	1	Total	C	N	O	0
			43	33	4	6	
84	L1	1	Total	C	N	O	0
			43	33	4	6	
84	M1	1	Total	C	N	O	0
			43	33	4	6	
84	N1	1	Total	C	N	O	0
			43	33	4	6	
84	C1	1	Total	C	N	O	0
			43	33	4	6	
84	D1	1	Total	C	N	O	0
			43	33	4	6	
84	D1	1	Total	C	N	O	0
			43	33	4	6	
84	E1	1	Total	C	N	O	0
			43	33	4	6	
84	F1	1	Total	C	N	O	0
			43	33	4	6	

Continued on next page...

Continued from previous page...

Mol	Chain	Residues	Atoms					AltConf
84	H1	1	Total	C	N	O		0
			43	33	4	6		
84	I1	1	Total	C	N	O		0
			43	33	4	6		
84	J1	1	Total	C	N	O		0
			43	33	4	6		
84	K1	1	Total	C	N	O		0
			43	33	4	6		
84	A3	1	Total	C	H	N	O	0
			81	33	38	4	6	
84	B3	1	Total	C	H	N	O	0
			81	33	38	4	6	
84	C3	1	Total	C	H	N	O	0
			81	33	38	4	6	
84	D3	1	Total	C	H	N	O	0
			81	33	38	4	6	
84	E3	1	Total	C	H	N	O	0
			81	33	38	4	6	
84	F3	1	Total	C	H	N	O	0
			81	33	38	4	6	
84	G3	1	Total	C	H	N	O	0
			81	33	38	4	6	
84	H3	1	Total	C	H	N	O	0
			81	33	38	4	6	
84	I3	1	Total	C	H	N	O	0
			81	33	38	4	6	
84	J3	1	Total	C	H	N	O	0
			81	33	38	4	6	
84	K3	1	Total	C	H	N	O	0
			81	33	38	4	6	
84	L3	1	Total	C	H	N	O	0
			81	33	38	4	6	
84	M3	1	Total	C	H	N	O	0
			81	33	38	4	6	
84	N3	1	Total	C	H	N	O	0
			81	33	38	4	6	
84	O3	1	Total	C	H	N	O	0
			81	33	38	4	6	
84	P3	1	Total	C	H	N	O	0
			81	33	38	4	6	
84	Q3	1	Total	C	H	N	O	0
			81	33	38	4	6	

Continued on next page...

Continued from previous page...

Mol	Chain	Residues	Atoms					AltConf
84	R3	1	Total	C	H	N	O	0
			81	33	38	4	6	
84	S3	1	Total	C	H	N	O	0
			81	33	38	4	6	
84	T3	1	Total	C	H	N	O	0
			81	33	38	4	6	
84	U3	1	Total	C	H	N	O	0
			81	33	38	4	6	
84	V3	1	Total	C	H	N	O	0
			81	33	38	4	6	
84	W3	1	Total	C	H	N	O	0
			81	33	38	4	6	
84	c3	1	Total	C	H	N	O	0
			81	33	38	4	6	
84	d3	1	Total	C	H	N	O	0
			81	33	38	4	6	
84	e3	1	Total	C	H	N	O	0
			81	33	38	4	6	
84	f3	1	Total	C	H	N	O	0
			81	33	38	4	6	
84	g3	1	Total	C	H	N	O	0
			81	33	38	4	6	
84	h3	1	Total	C	H	N	O	0
			81	33	38	4	6	
84	i3	1	Total	C	H	N	O	0
			81	33	38	4	6	
84	j3	1	Total	C	H	N	O	0
			81	33	38	4	6	
84	k3	1	Total	C	H	N	O	0
			81	33	38	4	6	
84	l3	1	Total	C	H	N	O	0
			81	33	38	4	6	
84	m3	1	Total	C	H	N	O	0
			81	33	38	4	6	
84	n3	1	Total	C	H	N	O	0
			81	33	38	4	6	
84	o3	1	Total	C	H	N	O	0
			81	33	38	4	6	
84	p3	1	Total	C	H	N	O	0
			81	33	38	4	6	
84	q3	1	Total	C	H	N	O	0
			81	33	38	4	6	

Continued on next page...

Continued from previous page...

Mol	Chain	Residues	Atoms					AltConf
84	r3	1	Total	C	H	N	O	0
			81	33	38	4	6	
84	t3	1	Total	C	H	N	O	0
			81	33	38	4	6	
84	u3	1	Total	C	H	N	O	0
			81	33	38	4	6	
84	v3	1	Total	C	H	N	O	0
			81	33	38	4	6	
84	w3	1	Total	C	H	N	O	0
			81	33	38	4	6	
84	x3	1	Total	C	H	N	O	0
			81	33	38	4	6	
84	y3	1	Total	C	H	N	O	0
			81	33	38	4	6	
84	63	1	Total	C	H	N	O	0
			81	33	38	4	6	
84	73	1	Total	C	H	N	O	0
			81	33	38	4	6	
84	73	1	Total	C	H	N	O	0
			81	33	38	4	6	
84	F4	1	Total	C	N	O		0
			43	33	4	6		
84	G4	1	Total	C	N	O		0
			43	33	4	6		
84	H4	1	Total	C	N	O		0
			43	33	4	6		
84	I4	1	Total	C	N	O		0
			43	33	4	6		
84	J4	1	Total	C	N	O		0
			43	33	4	6		
84	K4	1	Total	C	N	O		0
			43	33	4	6		
84	L4	1	Total	C	N	O		0
			43	33	4	6		
84	M4	1	Total	C	N	O		0
			43	33	4	6		
84	N4	1	Total	C	N	O		0
			43	33	4	6		
84	C4	1	Total	C	N	O		0
			43	33	4	6		
84	D4	1	Total	C	N	O		0
			43	33	4	6		

Continued on next page...

Continued from previous page...

Mol	Chain	Residues	Atoms	AltConf
84	E4	1	Total C N O 43 33 4 6	0

- Molecule 85 is BETA-CAROTENE (three-letter code: BCR) (formula: $C_{40}H_{56}$).

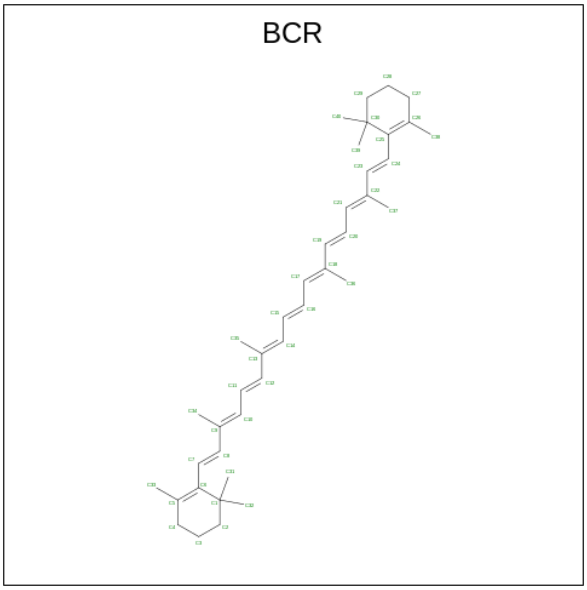

Mol	Chain	Residues	Atoms	AltConf
85	AL	1	Total C 40 40	0
85	BL	1	Total C 40 40	0
85	BL	1	Total C 40 40	0
85	BL	1	Total C 40 40	0
85	CL	1	Total C 40 40	0
85	CL	1	Total C 40 40	0
85	CL	1	Total C 40 40	0
85	FL	1	Total C 40 40	0
85	HL	1	Total C 40 40	0
85	KL	1	Total C 40 40	0

Continued on next page...

Continued from previous page...

Mol	Chain	Residues	Atoms	AltConf
85	AN	1	Total C 40 40	0
85	AN	1	Total C 40 40	0
85	AN	1	Total C 40 40	0
85	AN	1	Total C 40 40	0
85	AN	1	Total C 40 40	0
85	BN	1	Total C 40 40	0
85	BN	1	Total C 40 40	0
85	BN	1	Total C 40 40	0
85	BN	1	Total C 40 40	0
85	BN	1	Total C 40 40	0
85	BN	1	Total C 40 40	0
85	BN	1	Total C 40 40	0
85	BN	1	Total C 40 40	0
85	FN	1	Total C 40 40	0
85	FN	1	Total C 40 40	0
85	IN	1	Total C 40 40	0
85	JN	1	Total C 40 40	0
85	JN	1	Total C 40 40	0
85	KN	1	Total C 40 40	0
85	KN	1	Total C 40 40	0
85	LN	1	Total C 40 40	0
85	LN	1	Total C 40 40	0

Continued on next page...

Continued from previous page...

Mol	Chain	Residues	Atoms	AltConf
85	A2	1	Total C 40 40	0
85	A2	1	Total C 40 40	0
85	A2	1	Total C 40 40	0
85	A2	1	Total C 40 40	0
85	A2	1	Total C 40 40	0
85	B2	1	Total C 40 40	0
85	B2	1	Total C 40 40	0
85	B2	1	Total C 40 40	0
85	B2	1	Total C 40 40	0
85	B2	1	Total C 40 40	0
85	B2	1	Total C 40 40	0
85	B2	1	Total C 40 40	0
85	B2	1	Total C 40 40	0
85	F2	1	Total C 40 40	0
85	F2	1	Total C 40 40	0
85	I2	1	Total C 40 40	0
85	J2	1	Total C 40 40	0
85	J2	1	Total C 40 40	0
85	K2	1	Total C 40 40	0
85	K2	1	Total C 40 40	0
85	L2	1	Total C 40 40	0
85	L2	1	Total C 40 40	0

Continued on next page...

Continued from previous page...

Mol	Chain	Residues	Atoms	AltConf
85	A6	1	Total C 40 40	0
85	B6	1	Total C 40 40	0
85	B6	1	Total C 40 40	0
85	B6	1	Total C 40 40	0
85	C6	1	Total C 40 40	0
85	C6	1	Total C 40 40	0
85	F6	1	Total C 40 40	0
85	H6	1	Total C 40 40	0
85	K6	1	Total C 40 40	0
85	Z6	1	Total C 40 40	0
85	a6	1	Total C 40 40	0
85	b6	1	Total C 40 40	0
85	b6	1	Total C 40 40	0
85	b6	1	Total C 40 40	0
85	c6	1	Total C 40 40	0
85	c6	1	Total C 40 40	0
85	c6	1	Total C 40 40	0
85	d6	1	Total C 40 40	0
85	h6	1	Total C 40 40	0
85	k6	1	Total C 40 40	0
85	aL	1	Total C 40 40	0

Continued on next page...

Continued from previous page...

Mol	Chain	Residues	Atoms	AltConf
85	bL	1	Total C 40 40	0
85	bL	1	Total C 40 40	0
85	bL	1	Total C 40 40	0
85	cL	1	Total C 40 40	0
85	cL	1	Total C 40 40	0
85	cL	1	Total C 40 40	0
85	fL	1	Total C 40 40	0
85	hL	1	Total C 40 40	0
85	kL	1	Total C 40 40	0

- Molecule 86 is CHLORIDE ION (three-letter code: CL) (formula: Cl).

Mol	Chain	Residues	Atoms	AltConf
86	AL	1	Total Cl 1 1	0
86	C6	1	Total Cl 1 1	0
86	a6	1	Total Cl 1 1	0
86	aL	1	Total Cl 1 1	0

- Molecule 87 is CHLOROPHYLL A (three-letter code: CLA) (formula: $C_{55}H_{72}MgN_4O_5$).

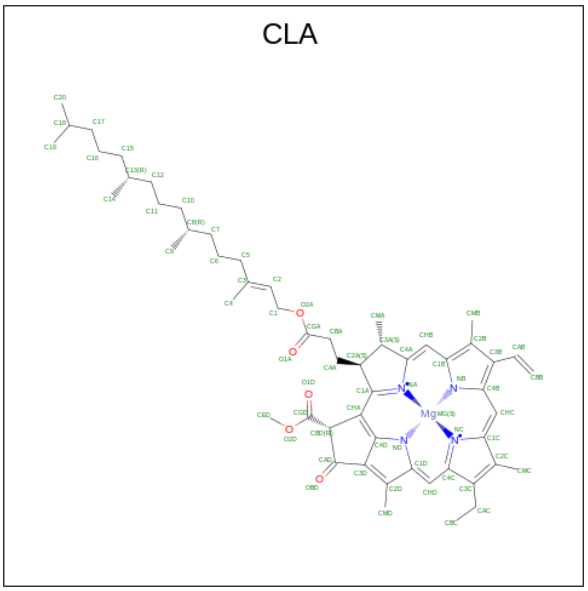

Mol	Chain	Residues	Atoms					AltConf
87	AL	1	Total	C	Mg	N	O	0
			65	55	1	4	5	
87	AL	1	Total	C	Mg	N	O	0
			60	50	1	4	5	
87	AL	1	Total	C	Mg	N	O	0
			50	40	1	4	5	
87	BL	1	Total	C	Mg	N	O	0
			65	55	1	4	5	
87	BL	1	Total	C	Mg	N	O	0
			65	55	1	4	5	
87	BL	1	Total	C	Mg	N	O	0
			65	55	1	4	5	
87	BL	1	Total	C	Mg	N	O	0
			59	49	1	4	5	
87	BL	1	Total	C	Mg	N	O	0
			65	55	1	4	5	
87	BL	1	Total	C	Mg	N	O	0
			65	55	1	4	5	
87	BL	1	Total	C	Mg	N	O	0
			65	55	1	4	5	
87	BL	1	Total	C	Mg	N	O	0
			65	55	1	4	5	
87	BL	1	Total	C	Mg	N	O	0
			65	55	1	4	5	
87	BL	1	Total	C	Mg	N	O	0
			65	55	1	4	5	

Continued on next page...

Continued from previous page...

Mol	Chain	Residues	Atoms					AltConf
87	BL	1	Total	C	Mg	N	O	0
			65	55	1	4	5	
87	BL	1	Total	C	Mg	N	O	0
			65	55	1	4	5	
87	CL	1	Total	C	Mg	N	O	0
			65	55	1	4	5	
87	CL	1	Total	C	Mg	N	O	0
			65	55	1	4	5	
87	CL	1	Total	C	Mg	N	O	0
			65	55	1	4	5	
87	CL	1	Total	C	Mg	N	O	0
			65	55	1	4	5	
87	CL	1	Total	C	Mg	N	O	0
			65	55	1	4	5	
87	CL	1	Total	C	Mg	N	O	0
			65	55	1	4	5	
87	CL	1	Total	C	Mg	N	O	0
			65	55	1	4	5	
87	CL	1	Total	C	Mg	N	O	0
			65	55	1	4	5	
87	CL	1	Total	C	Mg	N	O	0
			65	55	1	4	5	
87	CL	1	Total	C	Mg	N	O	0
			65	55	1	4	5	
87	CL	1	Total	C	Mg	N	O	0
			65	55	1	4	5	
87	CL	1	Total	C	Mg	N	O	0
			65	55	1	4	5	
87	CL	1	Total	C	Mg	N	O	0
			60	50	1	4	5	
87	CL	1	Total	C	Mg	N	O	0
			55	45	1	4	5	
87	CL	1	Total	C	Mg	N	O	0
			65	55	1	4	5	
87	CL	1	Total	C	Mg	N	O	0
			46	36	1	4	5	
87	DL	1	Total	C	Mg	N	O	0
			65	55	1	4	5	
87	DL	1	Total	C	Mg	N	O	0
			65	55	1	4	5	
87	DL	1	Total	C	Mg	N	O	0
			65	55	1	4	5	
87	HL	1	Total	C	Mg	N	O	0
			65	55	1	4	5	
87	HL	1	Total	C	Mg	N	O	0
			65	55	1	4	5	

Continued on next page...

Continued from previous page...

Mol	Chain	Residues	Atoms					AltConf
87	AN	1	Total	C	Mg	N	O	0
			45	36	1	4	4	
87	AN	1	Total	C	Mg	N	O	0
			65	55	1	4	5	
87	AN	1	Total	C	Mg	N	O	0
			52	42	1	4	5	
87	AN	1	Total	C	Mg	N	O	0
			65	55	1	4	5	
87	AN	1	Total	C	Mg	N	O	0
			55	45	1	4	5	
87	AN	1	Total	C	Mg	N	O	0
			65	55	1	4	5	
87	AN	1	Total	C	Mg	N	O	0
			65	55	1	4	5	
87	AN	1	Total	C	Mg	N	O	0
			65	55	1	4	5	
87	AN	1	Total	C	Mg	N	O	0
			65	55	1	4	5	
87	AN	1	Total	C	Mg	N	O	0
			65	55	1	4	5	
87	AN	1	Total	C	Mg	N	O	0
			55	45	1	4	5	
87	AN	1	Total	C	Mg	N	O	0
			65	55	1	4	5	
87	AN	1	Total	C	Mg	N	O	0
			54	44	1	4	5	
87	AN	1	Total	C	Mg	N	O	0
			65	55	1	4	5	
87	AN	1	Total	C	Mg	N	O	0
			45	35	1	4	5	
87	AN	1	Total	C	Mg	N	O	0
			42	34	1	4	3	
87	AN	1	Total	C	Mg	N	O	0
			45	35	1	4	5	
87	AN	1	Total	C	Mg	N	O	0
			62	52	1	4	5	
87	AN	1	Total	C	Mg	N	O	0
			65	55	1	4	5	
87	AN	1	Total	C	Mg	N	O	0
			65	55	1	4	5	
87	AN	1	Total	C	Mg	N	O	0
			45	35	1	4	5	

Continued on next page...

Continued from previous page...

Mol	Chain	Residues	Atoms					AltConf
87	AN	1	Total	C	Mg	N	O	0
			65	55	1	4	5	
87	AN	1	Total	C	Mg	N	O	0
			51	41	1	4	5	
87	AN	1	Total	C	Mg	N	O	0
			55	45	1	4	5	
87	AN	1	Total	C	Mg	N	O	0
			65	55	1	4	5	
87	AN	1	Total	C	Mg	N	O	0
			55	45	1	4	5	
87	AN	1	Total	C	Mg	N	O	0
			65	55	1	4	5	
87	AN	1	Total	C	Mg	N	O	0
			65	55	1	4	5	
87	AN	1	Total	C	Mg	N	O	0
			65	55	1	4	5	
87	AN	1	Total	C	Mg	N	O	0
			65	55	1	4	5	
87	AN	1	Total	C	Mg	N	O	0
			50	40	1	4	5	
87	AN	1	Total	C	Mg	N	O	0
			65	55	1	4	5	
87	AN	1	Total	C	Mg	N	O	0
			65	55	1	4	5	
87	AN	1	Total	C	Mg	N	O	0
			65	55	1	4	5	
87	AN	1	Total	C	Mg	N	O	0
			45	35	1	4	5	
87	AN	1	Total	C	Mg	N	O	0
			51	41	1	4	5	
87	AN	1	Total	C	Mg	N	O	0
			65	55	1	4	5	
87	AN	1	Total	C	Mg	N	O	0
			65	55	1	4	5	
87	AN	1	Total	C	Mg	N	O	0
			65	55	1	4	5	
87	AN	1	Total	C	Mg	N	O	0
			65	55	1	4	5	
87	AN	1	Total	C	Mg	N	O	0
			65	55	1	4	5	
87	AN	1	Total	C	Mg	N	O	0
			65	55	1	4	5	

Continued on next page...

Continued from previous page...

Mol	Chain	Residues	Atoms					AltConf
87	AN	1	Total	C	Mg	N	O	0
			65	55	1	4	5	
87	AN	1	Total	C	Mg	N	O	0
			45	35	1	4	5	
87	BN	1	Total	C	Mg	N	O	0
			65	55	1	4	5	
87	BN	1	Total	C	Mg	N	O	0
			58	48	1	4	5	
87	BN	1	Total	C	Mg	N	O	0
			65	55	1	4	5	
87	BN	1	Total	C	Mg	N	O	0
			65	55	1	4	5	
87	BN	1	Total	C	Mg	N	O	0
			65	55	1	4	5	
87	BN	1	Total	C	Mg	N	O	0
			65	55	1	4	5	
87	BN	1	Total	C	Mg	N	O	0
			65	55	1	4	5	
87	BN	1	Total	C	Mg	N	O	0
			65	55	1	4	5	
87	BN	1	Total	C	Mg	N	O	0
			65	55	1	4	5	
87	BN	1	Total	C	Mg	N	O	0
			55	45	1	4	5	
87	BN	1	Total	C	Mg	N	O	0
			65	55	1	4	5	
87	BN	1	Total	C	Mg	N	O	0
			45	35	1	4	5	
87	BN	1	Total	C	Mg	N	O	0
			42	34	1	4	3	
87	BN	1	Total	C	Mg	N	O	0
			55	45	1	4	5	
87	BN	1	Total	C	Mg	N	O	0
			59	49	1	4	5	
87	BN	1	Total	C	Mg	N	O	0
			60	50	1	4	5	
87	BN	1	Total	C	Mg	N	O	0
			65	55	1	4	5	
87	BN	1	Total	C	Mg	N	O	0
			45	35	1	4	5	
87	BN	1	Total	C	Mg	N	O	0
			43	35	1	4	3	

Continued on next page...

Continued from previous page...

Mol	Chain	Residues	Atoms					AltConf
87	BN	1	Total	C	Mg	N	O	0
			55	45	1	4	5	
87	BN	1	Total	C	Mg	N	O	0
			65	55	1	4	5	
87	BN	1	Total	C	Mg	N	O	0
			65	55	1	4	5	
87	BN	1	Total	C	Mg	N	O	0
			65	55	1	4	5	
87	BN	1	Total	C	Mg	N	O	0
			65	55	1	4	5	
87	BN	1	Total	C	Mg	N	O	0
			65	55	1	4	5	
87	BN	1	Total	C	Mg	N	O	0
			45	35	1	4	5	
87	BN	1	Total	C	Mg	N	O	0
			43	35	1	4	3	
87	BN	1	Total	C	Mg	N	O	0
			65	55	1	4	5	
87	BN	1	Total	C	Mg	N	O	0
			60	50	1	4	5	
87	BN	1	Total	C	Mg	N	O	0
			65	55	1	4	5	
87	BN	1	Total	C	Mg	N	O	0
			47	37	1	4	5	
87	BN	1	Total	C	Mg	N	O	0
			65	55	1	4	5	
87	BN	1	Total	C	Mg	N	O	0
			65	55	1	4	5	
87	BN	1	Total	C	Mg	N	O	0
			65	55	1	4	5	
87	FN	1	Total	C	Mg	N	O	0
			41	33	1	4	3	
87	FN	1	Total	C	Mg	N	O	0
			45	35	1	4	5	
87	FN	1	Total	C	Mg	N	O	0
			65	55	1	4	5	
87	IN	1	Total	C	Mg	N	O	0
			65	55	1	4	5	
87	IN	1	Total	C	Mg	N	O	0
			65	55	1	4	5	
87	JN	1	Total	C	Mg	N	O	0
			42	34	1	4	3	

Continued on next page...

Continued from previous page...

Mol	Chain	Residues	Atoms					AltConf
87	KN	1	Total	C	Mg	N	O	0
			45	35	1	4	5	
87	KN	1	Total	C	Mg	N	O	0
			42	34	1	4	3	
87	KN	1	Total	C	Mg	N	O	0
			49	39	1	4	5	
87	LN	1	Total	C	Mg	N	O	0
			57	47	1	4	5	
87	LN	1	Total	C	Mg	N	O	0
			65	55	1	4	5	
87	LN	1	Total	C	Mg	N	O	0
			50	40	1	4	5	
87	LN	1	Total	C	Mg	N	O	0
			56	46	1	4	5	
87	MN	1	Total	C	Mg	N	O	0
			45	35	1	4	5	
87	ON	1	Total	C	Mg	N	O	0
			41	33	1	4	3	
87	ON	1	Total	C	Mg	N	O	0
			50	40	1	4	5	
87	ON	1	Total	C	Mg	N	O	0
			45	35	1	4	5	
87	RN	1	Total	C	Mg	N	O	0
			45	35	1	4	5	
87	RN	1	Total	C	Mg	N	O	0
			45	35	1	4	5	
87	RN	1	Total	C	Mg	N	O	0
			46	36	1	4	5	
87	RN	1	Total	C	Mg	N	O	0
			45	35	1	4	5	
87	12	1	Total	C	Mg	N	O	0
			45	35	1	4	5	
87	12	1	Total	C	Mg	N	O	0
			65	55	1	4	5	
87	12	1	Total	C	Mg	N	O	0
			45	35	1	4	5	
87	12	1	Total	C	Mg	N	O	0
			42	34	1	4	3	
87	12	1	Total	C	Mg	N	O	0
			45	35	1	4	5	
87	12	1	Total	C	Mg	N	O	0
			45	35	1	4	5	

Continued on next page...

Continued from previous page...

Mol	Chain	Residues	Atoms					AltConf
87	12	1	Total	C	Mg	N	O	0
			50	40	1	4	5	
87	12	1	Total	C	Mg	N	O	0
			41	33	1	4	3	
87	12	1	Total	C	Mg	N	O	0
			42	34	1	4	3	
87	12	1	Total	C	Mg	N	O	0
			45	35	1	4	5	
87	12	1	Total	C	Mg	N	O	0
			45	35	1	4	5	
87	22	1	Total	C	Mg	N	O	0
			45	35	1	4	5	
87	22	1	Total	C	Mg	N	O	0
			65	55	1	4	5	
87	22	1	Total	C	Mg	N	O	0
			45	35	1	4	5	
87	22	1	Total	C	Mg	N	O	0
			42	34	1	4	3	
87	22	1	Total	C	Mg	N	O	0
			54	44	1	4	5	
87	22	1	Total	C	Mg	N	O	0
			45	35	1	4	5	
87	22	1	Total	C	Mg	N	O	0
			45	35	1	4	5	
87	22	1	Total	C	Mg	N	O	0
			45	35	1	4	5	
87	22	1	Total	C	Mg	N	O	0
			50	40	1	4	5	
87	22	1	Total	C	Mg	N	O	0
			41	33	1	4	3	
87	22	1	Total	C	Mg	N	O	0
			42	34	1	4	3	
87	22	1	Total	C	Mg	N	O	0
			45	35	1	4	5	
87	32	1	Total	C	Mg	N	O	0
			45	35	1	4	5	
87	32	1	Total	C	Mg	N	O	0
			45	35	1	4	5	
87	32	1	Total	C	Mg	N	O	0
			65	55	1	4	5	
87	32	1	Total	C	Mg	N	O	0
			45	35	1	4	5	

Continued on next page...

Continued from previous page...

Mol	Chain	Residues	Atoms					AltConf
87	32	1	Total	C	Mg	N	O	0
			42	34	1	4	3	
87	32	1	Total	C	Mg	N	O	0
			45	35	1	4	5	
87	32	1	Total	C	Mg	N	O	0
			45	35	1	4	5	
87	32	1	Total	C	Mg	N	O	0
			50	40	1	4	5	
87	32	1	Total	C	Mg	N	O	0
			41	33	1	4	3	
87	32	1	Total	C	Mg	N	O	0
			42	34	1	4	3	
87	32	1	Total	C	Mg	N	O	0
			45	35	1	4	5	
87	32	1	Total	C	Mg	N	O	0
			45	35	1	4	5	
87	42	1	Total	C	Mg	N	O	0
			45	35	1	4	5	
87	42	1	Total	C	Mg	N	O	0
			65	55	1	4	5	
87	42	1	Total	C	Mg	N	O	0
			45	35	1	4	5	
87	42	1	Total	C	Mg	N	O	0
			42	34	1	4	3	
87	42	1	Total	C	Mg	N	O	0
			45	35	1	4	5	
87	42	1	Total	C	Mg	N	O	0
			45	35	1	4	5	
87	42	1	Total	C	Mg	N	O	0
			45	35	1	4	5	
87	42	1	Total	C	Mg	N	O	0
			50	40	1	4	5	
87	42	1	Total	C	Mg	N	O	0
			41	33	1	4	3	
87	42	1	Total	C	Mg	N	O	0
			42	34	1	4	3	
87	42	1	Total	C	Mg	N	O	0
			45	35	1	4	5	
87	52	1	Total	C	Mg	N	O	0
			45	35	1	4	5	
87	52	1	Total	C	Mg	N	O	0
			65	55	1	4	5	

Continued on next page...

Continued from previous page...

Mol	Chain	Residues	Atoms					AltConf
87	52	1	Total	C	Mg	N	O	0
			45	35	1	4	5	
87	52	1	Total	C	Mg	N	O	0
			42	34	1	4	3	
87	52	1	Total	C	Mg	N	O	0
			45	35	1	4	5	
87	52	1	Total	C	Mg	N	O	0
			45	35	1	4	5	
87	52	1	Total	C	Mg	N	O	0
			50	40	1	4	5	
87	52	1	Total	C	Mg	N	O	0
			41	33	1	4	3	
87	52	1	Total	C	Mg	N	O	0
			42	34	1	4	3	
87	52	1	Total	C	Mg	N	O	0
			45	35	1	4	5	
87	52	1	Total	C	Mg	N	O	0
			45	35	1	4	5	
87	62	1	Total	C	Mg	N	O	0
			45	35	1	4	5	
87	62	1	Total	C	Mg	N	O	0
			45	35	1	4	5	
87	62	1	Total	C	Mg	N	O	0
			65	55	1	4	5	
87	62	1	Total	C	Mg	N	O	0
			45	35	1	4	5	
87	62	1	Total	C	Mg	N	O	0
			42	34	1	4	3	
87	62	1	Total	C	Mg	N	O	0
			45	35	1	4	5	
87	62	1	Total	C	Mg	N	O	0
			45	35	1	4	5	
87	62	1	Total	C	Mg	N	O	0
			45	35	1	4	5	
87	62	1	Total	C	Mg	N	O	0
			50	40	1	4	5	
87	62	1	Total	C	Mg	N	O	0
			41	33	1	4	3	
87	62	1	Total	C	Mg	N	O	0
			42	34	1	4	3	
87	62	1	Total	C	Mg	N	O	0
			45	35	1	4	5	

Continued on next page...

Continued from previous page...

Mol	Chain	Residues	Atoms					AltConf
87	62	1	Total	C	Mg	N	O	0
			45	35	1	4	5	
87	72	1	Total	C	Mg	N	O	0
			45	35	1	4	5	
87	72	1	Total	C	Mg	N	O	0
			65	55	1	4	5	
87	72	1	Total	C	Mg	N	O	0
			45	35	1	4	5	
87	72	1	Total	C	Mg	N	O	0
			42	34	1	4	3	
87	72	1	Total	C	Mg	N	O	0
			45	35	1	4	5	
87	72	1	Total	C	Mg	N	O	0
			45	35	1	4	5	
87	72	1	Total	C	Mg	N	O	0
			50	40	1	4	5	
87	72	1	Total	C	Mg	N	O	0
			41	33	1	4	3	
87	72	1	Total	C	Mg	N	O	0
			42	34	1	4	3	
87	72	1	Total	C	Mg	N	O	0
			45	35	1	4	5	
87	82	1	Total	C	Mg	N	O	0
			45	35	1	4	5	
87	82	1	Total	C	Mg	N	O	0
			65	55	1	4	5	
87	82	1	Total	C	Mg	N	O	0
			45	35	1	4	5	
87	82	1	Total	C	Mg	N	O	0
			45	35	1	4	5	
87	82	1	Total	C	Mg	N	O	0
			45	35	1	4	5	
87	82	1	Total	C	Mg	N	O	0
			46	36	1	4	5	
87	82	1	Total	C	Mg	N	O	0
			42	34	1	4	3	
87	82	1	Total	C	Mg	N	O	0
			45	35	1	4	5	
87	A2	1	Total	C	Mg	N	O	0
			65	55	1	4	5	
87	A2	1	Total	C	Mg	N	O	0
			45	36	1	4	4	

Continued on next page...

Continued from previous page...

Mol	Chain	Residues	Atoms					AltConf
87	A2	1	Total	C	Mg	N	O	0
			52	42	1	4	5	
87	A2	1	Total	C	Mg	N	O	0
			65	55	1	4	5	
87	A2	1	Total	C	Mg	N	O	0
			55	45	1	4	5	
87	A2	1	Total	C	Mg	N	O	0
			65	55	1	4	5	
87	A2	1	Total	C	Mg	N	O	0
			65	55	1	4	5	
87	A2	1	Total	C	Mg	N	O	0
			65	55	1	4	5	
87	A2	1	Total	C	Mg	N	O	0
			65	55	1	4	5	
87	A2	1	Total	C	Mg	N	O	0
			65	55	1	4	5	
87	A2	1	Total	C	Mg	N	O	0
			55	45	1	4	5	
87	A2	1	Total	C	Mg	N	O	0
			65	55	1	4	5	
87	A2	1	Total	C	Mg	N	O	0
			54	44	1	4	5	
87	A2	1	Total	C	Mg	N	O	0
			65	55	1	4	5	
87	A2	1	Total	C	Mg	N	O	0
			45	35	1	4	5	
87	A2	1	Total	C	Mg	N	O	0
			42	34	1	4	3	
87	A2	1	Total	C	Mg	N	O	0
			45	35	1	4	5	
87	A2	1	Total	C	Mg	N	O	0
			62	52	1	4	5	
87	A2	1	Total	C	Mg	N	O	0
			65	55	1	4	5	
87	A2	1	Total	C	Mg	N	O	0
			65	55	1	4	5	
87	A2	1	Total	C	Mg	N	O	0
			45	35	1	4	5	
87	A2	1	Total	C	Mg	N	O	0
			65	55	1	4	5	
87	A2	1	Total	C	Mg	N	O	0
			51	41	1	4	5	

Continued on next page...

Continued from previous page...

Mol	Chain	Residues	Atoms					AltConf
87	A2	1	Total	C	Mg	N	O	0
			55	45	1	4	5	
87	A2	1	Total	C	Mg	N	O	0
			65	55	1	4	5	
87	A2	1	Total	C	Mg	N	O	0
			55	45	1	4	5	
87	A2	1	Total	C	Mg	N	O	0
			65	55	1	4	5	
87	A2	1	Total	C	Mg	N	O	0
			65	55	1	4	5	
87	A2	1	Total	C	Mg	N	O	0
			65	55	1	4	5	
87	A2	1	Total	C	Mg	N	O	0
			65	55	1	4	5	
87	A2	1	Total	C	Mg	N	O	0
			50	40	1	4	5	
87	A2	1	Total	C	Mg	N	O	0
			65	55	1	4	5	
87	A2	1	Total	C	Mg	N	O	0
			65	55	1	4	5	
87	A2	1	Total	C	Mg	N	O	0
			65	55	1	4	5	
87	A2	1	Total	C	Mg	N	O	0
			45	35	1	4	5	
87	A2	1	Total	C	Mg	N	O	0
			51	41	1	4	5	
87	A2	1	Total	C	Mg	N	O	0
			65	55	1	4	5	
87	A2	1	Total	C	Mg	N	O	0
			65	55	1	4	5	
87	A2	1	Total	C	Mg	N	O	0
			65	55	1	4	5	
87	A2	1	Total	C	Mg	N	O	0
			65	55	1	4	5	
87	A2	1	Total	C	Mg	N	O	0
			65	55	1	4	5	
87	A2	1	Total	C	Mg	N	O	0
			65	55	1	4	5	
87	A2	1	Total	C	Mg	N	O	0
			45	35	1	4	5	

Continued on next page...

Continued from previous page...

Mol	Chain	Residues	Atoms					AltConf
87	B2	1	Total	C	Mg	N	O	0
			58	48	1	4	5	
87	B2	1	Total	C	Mg	N	O	0
			65	55	1	4	5	
87	B2	1	Total	C	Mg	N	O	0
			65	55	1	4	5	
87	B2	1	Total	C	Mg	N	O	0
			65	55	1	4	5	
87	B2	1	Total	C	Mg	N	O	0
			65	55	1	4	5	
87	B2	1	Total	C	Mg	N	O	0
			65	55	1	4	5	
87	B2	1	Total	C	Mg	N	O	0
			65	55	1	4	5	
87	B2	1	Total	C	Mg	N	O	0
			65	55	1	4	5	
87	B2	1	Total	C	Mg	N	O	0
			55	45	1	4	5	
87	B2	1	Total	C	Mg	N	O	0
			65	55	1	4	5	
87	B2	1	Total	C	Mg	N	O	0
			45	35	1	4	5	
87	B2	1	Total	C	Mg	N	O	0
			42	34	1	4	3	
87	B2	1	Total	C	Mg	N	O	0
			55	45	1	4	5	
87	B2	1	Total	C	Mg	N	O	0
			59	49	1	4	5	
87	B2	1	Total	C	Mg	N	O	0
			60	50	1	4	5	
87	B2	1	Total	C	Mg	N	O	0
			65	55	1	4	5	
87	B2	1	Total	C	Mg	N	O	0
			45	35	1	4	5	
87	B2	1	Total	C	Mg	N	O	0
			43	35	1	4	3	
87	B2	1	Total	C	Mg	N	O	0
			55	45	1	4	5	
87	B2	1	Total	C	Mg	N	O	0
			65	55	1	4	5	
87	B2	1	Total	C	Mg	N	O	0
			65	55	1	4	5	

Continued on next page...

Continued from previous page...

Mol	Chain	Residues	Atoms					AltConf
87	B2	1	Total	C	Mg	N	O	0
			65	55	1	4	5	
87	B2	1	Total	C	Mg	N	O	0
			65	55	1	4	5	
87	B2	1	Total	C	Mg	N	O	0
			65	55	1	4	5	
87	B2	1	Total	C	Mg	N	O	0
			65	55	1	4	5	
87	B2	1	Total	C	Mg	N	O	0
			45	35	1	4	5	
87	B2	1	Total	C	Mg	N	O	0
			43	35	1	4	3	
87	B2	1	Total	C	Mg	N	O	0
			65	55	1	4	5	
87	B2	1	Total	C	Mg	N	O	0
			60	50	1	4	5	
87	B2	1	Total	C	Mg	N	O	0
			65	55	1	4	5	
87	B2	1	Total	C	Mg	N	O	0
			47	37	1	4	5	
87	B2	1	Total	C	Mg	N	O	0
			65	55	1	4	5	
87	B2	1	Total	C	Mg	N	O	0
			65	55	1	4	5	
87	B2	1	Total	C	Mg	N	O	0
			65	55	1	4	5	
87	F2	1	Total	C	Mg	N	O	0
			45	35	1	4	5	
87	F2	1	Total	C	Mg	N	O	0
			41	33	1	4	3	
87	F2	1	Total	C	Mg	N	O	0
			65	55	1	4	5	
87	I2	1	Total	C	Mg	N	O	0
			65	55	1	4	5	
87	I2	1	Total	C	Mg	N	O	0
			65	55	1	4	5	
87	J2	1	Total	C	Mg	N	O	0
			42	34	1	4	3	
87	K2	1	Total	C	Mg	N	O	0
			65	55	1	4	5	
87	K2	1	Total	C	Mg	N	O	0
			45	35	1	4	5	

Continued on next page...

Continued from previous page...

Mol	Chain	Residues	Atoms					AltConf
87	K2	1	Total	C	Mg	N	O	0
			42	34	1	4	3	
87	K2	1	Total	C	Mg	N	O	0
			49	39	1	4	5	
87	L2	1	Total	C	Mg	N	O	0
			57	47	1	4	5	
87	L2	1	Total	C	Mg	N	O	0
			65	55	1	4	5	
87	L2	1	Total	C	Mg	N	O	0
			50	40	1	4	5	
87	L2	1	Total	C	Mg	N	O	0
			56	46	1	4	5	
87	M2	1	Total	C	Mg	N	O	0
			45	35	1	4	5	
87	O2	1	Total	C	Mg	N	O	0
			41	33	1	4	3	
87	O2	1	Total	C	Mg	N	O	0
			50	40	1	4	5	
87	O2	1	Total	C	Mg	N	O	0
			45	35	1	4	5	
87	R2	1	Total	C	Mg	N	O	0
			45	35	1	4	5	
87	R2	1	Total	C	Mg	N	O	0
			45	35	1	4	5	
87	R2	1	Total	C	Mg	N	O	0
			46	36	1	4	5	
87	R2	1	Total	C	Mg	N	O	0
			45	35	1	4	5	
87	A6	1	Total	C	Mg	N	O	0
			65	55	1	4	5	
87	A6	1	Total	C	Mg	N	O	0
			60	50	1	4	5	
87	A6	1	Total	C	Mg	N	O	0
			50	40	1	4	5	
87	B6	1	Total	C	Mg	N	O	0
			65	55	1	4	5	
87	B6	1	Total	C	Mg	N	O	0
			65	55	1	4	5	
87	B6	1	Total	C	Mg	N	O	0
			65	55	1	4	5	
87	B6	1	Total	C	Mg	N	O	0
			65	55	1	4	5	

Continued on next page...

Continued from previous page...

Mol	Chain	Residues	Atoms					AltConf
87	B6	1	Total	C	Mg	N	O	0
			65	55	1	4	5	
87	B6	1	Total	C	Mg	N	O	0
			65	55	1	4	5	
87	B6	1	Total	C	Mg	N	O	0
			65	55	1	4	5	
87	B6	1	Total	C	Mg	N	O	0
			65	55	1	4	5	
87	B6	1	Total	C	Mg	N	O	0
			65	55	1	4	5	
87	B6	1	Total	C	Mg	N	O	0
			59	49	1	4	5	
87	B6	1	Total	C	Mg	N	O	0
			65	55	1	4	5	
87	B6	1	Total	C	Mg	N	O	0
			65	55	1	4	5	
87	B6	1	Total	C	Mg	N	O	0
			65	55	1	4	5	
87	B6	1	Total	C	Mg	N	O	0
			65	55	1	4	5	
87	C6	1	Total	C	Mg	N	O	0
			65	55	1	4	5	
87	C6	1	Total	C	Mg	N	O	0
			65	55	1	4	5	
87	C6	1	Total	C	Mg	N	O	0
			65	55	1	4	5	
87	C6	1	Total	C	Mg	N	O	0
			65	55	1	4	5	
87	C6	1	Total	C	Mg	N	O	0
			65	55	1	4	5	
87	C6	1	Total	C	Mg	N	O	0
			65	55	1	4	5	
87	C6	1	Total	C	Mg	N	O	0
			65	55	1	4	5	
87	C6	1	Total	C	Mg	N	O	0
			65	55	1	4	5	
87	C6	1	Total	C	Mg	N	O	0
			65	55	1	4	5	
87	C6	1	Total	C	Mg	N	O	0
			60	50	1	4	5	
87	C6	1	Total	C	Mg	N	O	0
			55	45	1	4	5	

Continued on next page...

Continued from previous page...

Mol	Chain	Residues	Atoms					AltConf
87	C6	1	Total	C	Mg	N	O	0
			65	55	1	4	5	
87	D6	1	Total	C	Mg	N	O	0
			65	55	1	4	5	
87	D6	1	Total	C	Mg	N	O	0
			65	55	1	4	5	
87	D6	1	Total	C	Mg	N	O	0
			65	55	1	4	5	
87	H6	1	Total	C	Mg	N	O	0
			65	55	1	4	5	
87	H6	1	Total	C	Mg	N	O	0
			65	55	1	4	5	
87	K6	1	Total	C	Mg	N	O	0
			65	55	1	4	5	
87	a6	1	Total	C	Mg	N	O	0
			65	55	1	4	5	
87	a6	1	Total	C	Mg	N	O	0
			60	50	1	4	5	
87	a6	1	Total	C	Mg	N	O	0
			50	40	1	4	5	
87	b6	1	Total	C	Mg	N	O	0
			65	55	1	4	5	
87	b6	1	Total	C	Mg	N	O	0
			65	55	1	4	5	
87	b6	1	Total	C	Mg	N	O	0
			65	55	1	4	5	
87	b6	1	Total	C	Mg	N	O	0
			65	55	1	4	5	
87	b6	1	Total	C	Mg	N	O	0
			65	55	1	4	5	
87	b6	1	Total	C	Mg	N	O	0
			65	55	1	4	5	
87	b6	1	Total	C	Mg	N	O	0
			65	55	1	4	5	
87	b6	1	Total	C	Mg	N	O	0
			65	55	1	4	5	
87	b6	1	Total	C	Mg	N	O	0
			65	55	1	4	5	
87	b6	1	Total	C	Mg	N	O	0
			59	49	1	4	5	

Continued on next page...

Continued from previous page...

Mol	Chain	Residues	Atoms					AltConf
87	b6	1	Total	C	Mg	N	O	0
			65	55	1	4	5	
87	b6	1	Total	C	Mg	N	O	0
			65	55	1	4	5	
87	b6	1	Total	C	Mg	N	O	0
			65	55	1	4	5	
87	b6	1	Total	C	Mg	N	O	0
			65	55	1	4	5	
87	c6	1	Total	C	Mg	N	O	0
			65	55	1	4	5	
87	c6	1	Total	C	Mg	N	O	0
			65	55	1	4	5	
87	c6	1	Total	C	Mg	N	O	0
			65	55	1	4	5	
87	c6	1	Total	C	Mg	N	O	0
			65	55	1	4	5	
87	c6	1	Total	C	Mg	N	O	0
			65	55	1	4	5	
87	c6	1	Total	C	Mg	N	O	0
			65	55	1	4	5	
87	c6	1	Total	C	Mg	N	O	0
			65	55	1	4	5	
87	c6	1	Total	C	Mg	N	O	0
			65	55	1	4	5	
87	c6	1	Total	C	Mg	N	O	0
			65	55	1	4	5	
87	c6	1	Total	C	Mg	N	O	0
			65	55	1	4	5	
87	c6	1	Total	C	Mg	N	O	0
			65	55	1	4	5	
87	c6	1	Total	C	Mg	N	O	0
			60	50	1	4	5	
87	c6	1	Total	C	Mg	N	O	0
			55	45	1	4	5	
87	c6	1	Total	C	Mg	N	O	0
			65	55	1	4	5	
87	d6	1	Total	C	Mg	N	O	0
			65	55	1	4	5	
87	d6	1	Total	C	Mg	N	O	0
			65	55	1	4	5	
87	d6	1	Total	C	Mg	N	O	0
			65	55	1	4	5	
87	aL	1	Total	C	Mg	N	O	0
			65	55	1	4	5	

Continued on next page...

Continued from previous page...

Mol	Chain	Residues	Atoms					AltConf
87	aL	1	Total	C	Mg	N	O	0
			60	50	1	4	5	
87	bL	1	Total	C	Mg	N	O	0
			46	36	1	4	5	
87	bL	1	Total	C	Mg	N	O	0
			65	55	1	4	5	
87	bL	1	Total	C	Mg	N	O	0
			65	55	1	4	5	
87	bL	1	Total	C	Mg	N	O	0
			65	55	1	4	5	
87	bL	1	Total	C	Mg	N	O	0
			65	55	1	4	5	
87	bL	1	Total	C	Mg	N	O	0
			65	55	1	4	5	
87	bL	1	Total	C	Mg	N	O	0
			65	55	1	4	5	
87	bL	1	Total	C	Mg	N	O	0
			65	55	1	4	5	
87	bL	1	Total	C	Mg	N	O	0
			65	55	1	4	5	
87	bL	1	Total	C	Mg	N	O	0
			65	55	1	4	5	
87	bL	1	Total	C	Mg	N	O	0
			65	55	1	4	5	
87	bL	1	Total	C	Mg	N	O	0
			65	55	1	4	5	
87	bL	1	Total	C	Mg	N	O	0
			59	49	1	4	5	
87	bL	1	Total	C	Mg	N	O	0
			56	46	1	4	5	
87	bL	1	Total	C	Mg	N	O	0
			65	55	1	4	5	
87	bL	1	Total	C	Mg	N	O	0
			65	55	1	4	5	
87	cL	1	Total	C	Mg	N	O	0
			65	55	1	4	5	
87	cL	1	Total	C	Mg	N	O	0
			65	55	1	4	5	
87	cL	1	Total	C	Mg	N	O	0
			65	55	1	4	5	
87	cL	1	Total	C	Mg	N	O	0
			65	55	1	4	5	
87	cL	1	Total	C	Mg	N	O	0
			65	55	1	4	5	

Continued on next page...

Continued from previous page...

Mol	Chain	Residues	Atoms					AltConf
87	cL	1	Total	C	Mg	N	O	0
			65	55	1	4	5	
87	cL	1	Total	C	Mg	N	O	0
			65	55	1	4	5	
87	cL	1	Total	C	Mg	N	O	0
			65	55	1	4	5	
87	cL	1	Total	C	Mg	N	O	0
			65	55	1	4	5	
87	cL	1	Total	C	Mg	N	O	0
			65	55	1	4	5	
87	cL	1	Total	C	Mg	N	O	0
			60	50	1	4	5	
87	cL	1	Total	C	Mg	N	O	0
			55	45	1	4	5	
87	cL	1	Total	C	Mg	N	O	0
			65	55	1	4	5	
87	dL	1	Total	C	Mg	N	O	0
			65	55	1	4	5	
87	dL	1	Total	C	Mg	N	O	0
			65	55	1	4	5	
87	dL	1	Total	C	Mg	N	O	0
			65	55	1	4	5	
87	dL	1	Total	C	Mg	N	O	0
			50	40	1	4	5	
87	nL	1	Total	C	Mg	N	O	0
			65	55	1	4	5	
87	1N	1	Total	C	Mg	N	O	0
			45	35	1	4	5	
87	1N	1	Total	C	Mg	N	O	0
			65	55	1	4	5	
87	1N	1	Total	C	Mg	N	O	0
			45	35	1	4	5	
87	1N	1	Total	C	Mg	N	O	0
			42	34	1	4	3	
87	1N	1	Total	C	Mg	N	O	0
			45	35	1	4	5	
87	1N	1	Total	C	Mg	N	O	0
			45	35	1	4	5	
87	1N	1	Total	C	Mg	N	O	0
			50	40	1	4	5	
87	1N	1	Total	C	Mg	N	O	0
			41	33	1	4	3	

Continued on next page...

Continued from previous page...

Mol	Chain	Residues	Atoms					AltConf
87	1N	1	Total	C	Mg	N	O	0
			42	34	1	4	3	
87	1N	1	Total	C	Mg	N	O	0
			45	35	1	4	5	
87	1N	1	Total	C	Mg	N	O	0
			45	35	1	4	5	
87	2N	1	Total	C	Mg	N	O	0
			54	44	1	4	5	
87	2N	1	Total	C	Mg	N	O	0
			45	35	1	4	5	
87	2N	1	Total	C	Mg	N	O	0
			65	55	1	4	5	
87	2N	1	Total	C	Mg	N	O	0
			45	35	1	4	5	
87	2N	1	Total	C	Mg	N	O	0
			42	34	1	4	3	
87	2N	1	Total	C	Mg	N	O	0
			45	35	1	4	5	
87	2N	1	Total	C	Mg	N	O	0
			45	35	1	4	5	
87	2N	1	Total	C	Mg	N	O	0
			45	35	1	4	5	
87	2N	1	Total	C	Mg	N	O	0
			50	40	1	4	5	
87	2N	1	Total	C	Mg	N	O	0
			41	33	1	4	3	
87	2N	1	Total	C	Mg	N	O	0
			42	34	1	4	3	
87	2N	1	Total	C	Mg	N	O	0
			45	35	1	4	5	
87	3N	1	Total	C	Mg	N	O	0
			45	35	1	4	5	
87	3N	1	Total	C	Mg	N	O	0
			45	35	1	4	5	
87	3N	1	Total	C	Mg	N	O	0
			45	35	1	4	5	
87	3N	1	Total	C	Mg	N	O	0
			65	55	1	4	5	
87	3N	1	Total	C	Mg	N	O	0
			45	35	1	4	5	
87	3N	1	Total	C	Mg	N	O	0
			42	34	1	4	3	

Continued on next page...

Continued from previous page...

Mol	Chain	Residues	Atoms					AltConf
87	3N	1	Total	C	Mg	N	O	0
			45	35	1	4	5	
87	3N	1	Total	C	Mg	N	O	0
			50	40	1	4	5	
87	3N	1	Total	C	Mg	N	O	0
			41	33	1	4	3	
87	3N	1	Total	C	Mg	N	O	0
			42	34	1	4	3	
87	3N	1	Total	C	Mg	N	O	0
			45	35	1	4	5	
87	3N	1	Total	C	Mg	N	O	0
			45	35	1	4	5	
87	4N	1	Total	C	Mg	N	O	0
			45	35	1	4	5	
87	4N	1	Total	C	Mg	N	O	0
			65	55	1	4	5	
87	4N	1	Total	C	Mg	N	O	0
			45	35	1	4	5	
87	4N	1	Total	C	Mg	N	O	0
			42	34	1	4	3	
87	4N	1	Total	C	Mg	N	O	0
			45	35	1	4	5	
87	4N	1	Total	C	Mg	N	O	0
			45	35	1	4	5	
87	4N	1	Total	C	Mg	N	O	0
			45	35	1	4	5	
87	4N	1	Total	C	Mg	N	O	0
			50	40	1	4	5	
87	4N	1	Total	C	Mg	N	O	0
			41	33	1	4	3	
87	4N	1	Total	C	Mg	N	O	0
			42	34	1	4	3	
87	4N	1	Total	C	Mg	N	O	0
			45	35	1	4	5	
87	5N	1	Total	C	Mg	N	O	0
			45	35	1	4	5	
87	5N	1	Total	C	Mg	N	O	0
			65	55	1	4	5	
87	5N	1	Total	C	Mg	N	O	0
			45	35	1	4	5	
87	5N	1	Total	C	Mg	N	O	0
			42	34	1	4	3	

Continued on next page...

Continued from previous page...

Mol	Chain	Residues	Atoms					AltConf
87	5N	1	Total	C	Mg	N	O	0
			45	35	1	4	5	
87	5N	1	Total	C	Mg	N	O	0
			45	35	1	4	5	
87	5N	1	Total	C	Mg	N	O	0
			50	40	1	4	5	
87	5N	1	Total	C	Mg	N	O	0
			41	33	1	4	3	
87	5N	1	Total	C	Mg	N	O	0
			42	34	1	4	3	
87	5N	1	Total	C	Mg	N	O	0
			45	35	1	4	5	
87	5N	1	Total	C	Mg	N	O	0
			45	35	1	4	5	
87	6N	1	Total	C	Mg	N	O	0
			45	35	1	4	5	
87	6N	1	Total	C	Mg	N	O	0
			65	55	1	4	5	
87	6N	1	Total	C	Mg	N	O	0
			45	35	1	4	5	
87	6N	1	Total	C	Mg	N	O	0
			42	34	1	4	3	
87	6N	1	Total	C	Mg	N	O	0
			45	35	1	4	5	
87	6N	1	Total	C	Mg	N	O	0
			45	35	1	4	5	
87	6N	1	Total	C	Mg	N	O	0
			45	35	1	4	5	
87	6N	1	Total	C	Mg	N	O	0
			50	40	1	4	5	
87	6N	1	Total	C	Mg	N	O	0
			41	33	1	4	3	
87	6N	1	Total	C	Mg	N	O	0
			42	34	1	4	3	
87	6N	1	Total	C	Mg	N	O	0
			45	35	1	4	5	
87	6N	1	Total	C	Mg	N	O	0
			45	35	1	4	5	
87	6N	1	Total	C	Mg	N	O	0
			45	35	1	4	5	
87	7N	1	Total	C	Mg	N	O	0
			45	35	1	4	5	

Continued on next page...

Continued from previous page...

Mol	Chain	Residues	Atoms					AltConf
87	7N	1	Total	C	Mg	N	O	0
			65	55	1	4	5	
87	7N	1	Total	C	Mg	N	O	0
			45	35	1	4	5	
87	7N	1	Total	C	Mg	N	O	0
			42	34	1	4	3	
87	7N	1	Total	C	Mg	N	O	0
			45	35	1	4	5	
87	7N	1	Total	C	Mg	N	O	0
			45	35	1	4	5	
87	7N	1	Total	C	Mg	N	O	0
			50	40	1	4	5	
87	7N	1	Total	C	Mg	N	O	0
			41	33	1	4	3	
87	7N	1	Total	C	Mg	N	O	0
			42	34	1	4	3	
87	7N	1	Total	C	Mg	N	O	0
			45	35	1	4	5	
87	8N	1	Total	C	Mg	N	O	0
			46	36	1	4	5	
87	8N	1	Total	C	Mg	N	O	0
			45	35	1	4	5	
87	8N	1	Total	C	Mg	N	O	0
			65	55	1	4	5	
87	8N	1	Total	C	Mg	N	O	0
			45	35	1	4	5	
87	8N	1	Total	C	Mg	N	O	0
			45	35	1	4	5	
87	8N	1	Total	C	Mg	N	O	0
			45	35	1	4	5	
87	8N	1	Total	C	Mg	N	O	0
			42	34	1	4	3	
87	8N	1	Total	C	Mg	N	O	0
			45	35	1	4	5	

- Molecule 88 is 1,2-DIPALMITOYL-PHOSPHATIDYL-GLYCEROLE (three-letter code: LHG) (formula: $C_{38}H_{75}O_{10}P$).

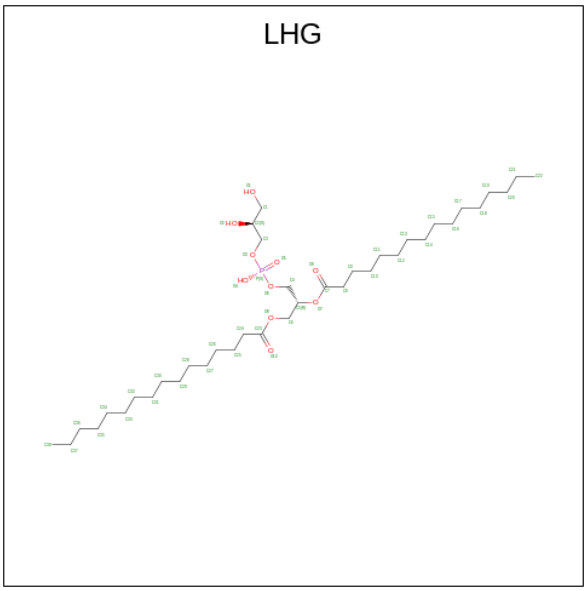

Mol	Chain	Residues	Atoms				AltConf
88	AL	1	Total	C	O	P	0
			49	38	10	1	
88	AL	1	Total	C	O	P	0
			43	32	10	1	
88	BL	1	Total	C	O	P	0
			49	38	10	1	
88	BL	1	Total	C	O	P	0
			41	30	10	1	
88	CL	1	Total	C	O	P	0
			37	26	10	1	
88	CL	1	Total	C	O	P	0
			32	21	10	1	
88	DL	1	Total	C	O	P	0
			49	38	10	1	
88	ML	1	Total	C	O	P	0
			39	28	10	1	
88	AN	1	Total	C	O	P	0
			49	38	10	1	
88	AN	1	Total	C	O	P	0
			40	29	10	1	
88	A2	1	Total	C	O	P	0
			49	38	10	1	
88	A2	1	Total	C	O	P	0
			40	29	10	1	
88	B6	1	Total	C	O	P	0
			49	38	10	1	
88	C6	1	Total	C	O	P	0
			37	26	10	1	

Continued on next page...

Continued from previous page...

Mol	Chain	Residues	Atoms	AltConf
88	C6	1	Total C O P 32 21 10 1	0
88	D6	1	Total C O P 43 32 10 1	0
88	D6	1	Total C O P 49 38 10 1	0
88	I6	1	Total C H O P 123 38 74 10 1	0
88	L6	1	Total C O P 49 38 10 1	0
88	M6	1	Total C O P 39 28 10 1	0
88	a6	1	Total C O P 43 32 10 1	0
88	c6	1	Total C O P 32 21 10 1	0
88	d6	1	Total C O P 46 35 10 1	0
88	d6	1	Total C O P 49 38 10 1	0
88	i6	1	Total C H O P 123 38 74 10 1	0
88	l6	1	Total C O P 49 38 10 1	0
88	m6	1	Total C O P 39 28 10 1	0
88	aL	1	Total C O P 43 32 10 1	0
88	bL	1	Total C O P 49 38 10 1	0
88	cL	1	Total C O P 32 21 10 1	0
88	dL	1	Total C O P 49 38 10 1	0
88	dL	1	Total C O P 46 35 10 1	0
88	iL	1	Total C O P 49 38 10 1	0
88	mL	1	Total C O P 39 28 10 1	0

- Molecule 89 is CA-MN4-O5 CLUSTER (three-letter code: OEX) (formula: $CaMn_4O_5$).

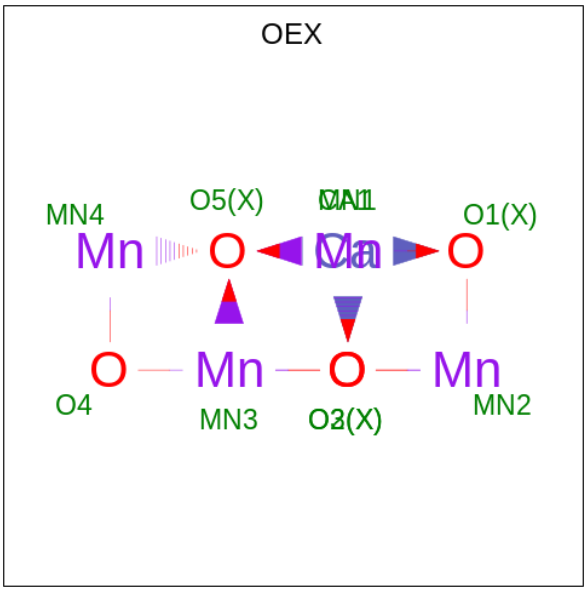

Mol	Chain	Residues	Atoms				AltConf
89	AL	1	Total	Ca	Mn	O	0
			10	1	4	5	
89	A6	1	Total	Ca	Mn	O	0
			10	1	4	5	
89	a6	1	Total	Ca	Mn	O	0
			10	1	4	5	
89	aL	1	Total	Ca	Mn	O	0
			10	1	4	5	

- Molecule 90 is FE (III) ION (three-letter code: FE) (formula: Fe).

Mol	Chain	Residues	Atoms		AltConf
90	AL	1	Total	Fe	0
			1	1	
90	A6	1	Total	Fe	0
			1	1	
90	a6	1	Total	Fe	0
			1	1	
90	aL	1	Total	Fe	0
			1	1	

- Molecule 91 is PHEOPHYTIN A (three-letter code: PHO) (formula: $C_{55}H_{74}N_4O_5$).

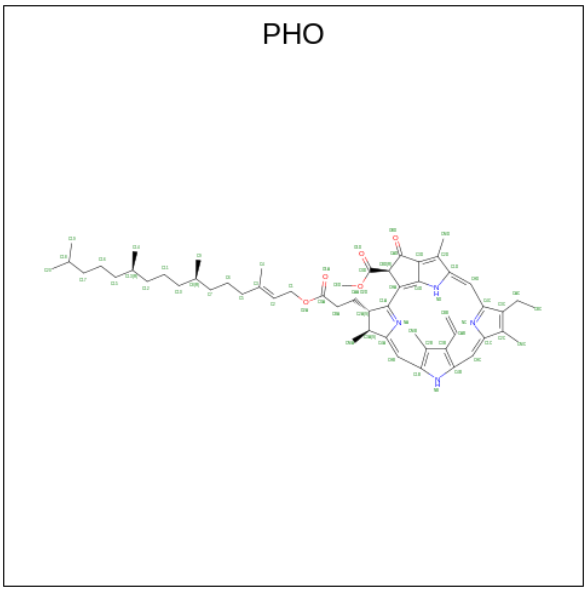

Mol	Chain	Residues	Atoms				AltConf
91	AL	1	Total	C	N	O	0
			64	55	4	5	
91	DL	1	Total	C	N	O	0
			64	55	4	5	
91	A6	1	Total	C	N	O	0
			64	55	4	5	
91	D6	1	Total	C	N	O	0
			64	55	4	5	
91	a6	1	Total	C	N	O	0
			64	55	4	5	
91	d6	1	Total	C	N	O	0
			64	55	4	5	
91	aL	1	Total	C	N	O	0
			64	55	4	5	
91	dL	1	Total	C	N	O	0
			64	55	4	5	

- Molecule 92 is 1,2-DISTEAROYL-MONOGALACTOSYL-DIGLYCERIDE (three-letter code: LMG) (formula: $C_{45}H_{86}O_{10}$).

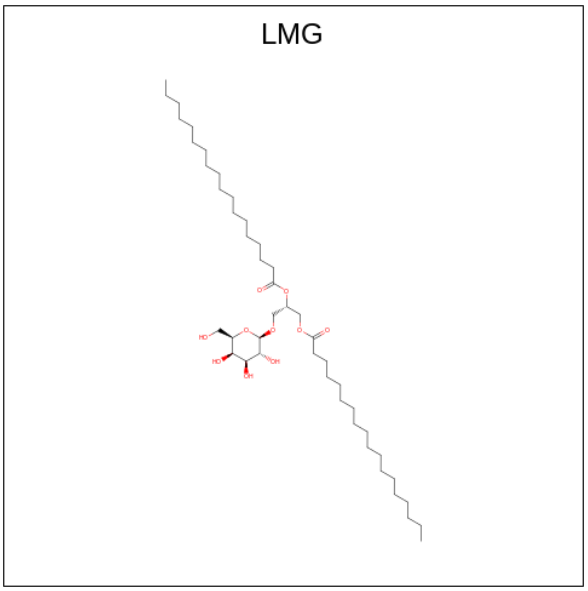

Mol	Chain	Residues	Atoms	AltConf
92	AL	1	Total C O 51 41 10	0
92	BL	1	Total C O 40 30 10	0
92	BL	1	Total C O 39 29 10	0
92	CL	1	Total C O 55 45 10	0
92	DL	1	Total C O 54 44 10	0
92	JL	1	Total C O 43 33 10	0
92	JL	1	Total C O 33 23 10	0
92	ML	1	Total C O 41 31 10	0
92	XL	1	Total C O 50 40 10	0
92	A6	1	Total C O 51 41 10	0
92	B6	1	Total C O 40 30 10	0
92	B6	1	Total C O 39 29 10	0
92	B6	1	Total C O 50 40 10	0
92	C6	1	Total C O 55 45 10	0

Continued on next page...

Continued from previous page...

Mol	Chain	Residues	Atoms			AltConf
92	D6	1	Total	C	O	0
			33	23	10	
92	D6	1	Total	C	O	0
			54	44	10	
92	J6	1	Total	C	O	0
			43	33	10	
92	a6	1	Total	C	O	0
			42	32	10	
92	b6	1	Total	C	O	0
			41	31	10	
92	b6	1	Total	C	O	0
			39	29	10	
92	b6	1	Total	C	O	0
			41	31	10	
92	b6	1	Total	C	O	0
			36	26	10	
92	d6	1	Total	C	O	0
			54	44	10	
92	j6	1	Total	C	O	0
			43	33	10	
92	j6	1	Total	C	O	0
			33	23	10	
92	k6	1	Total	C	O	0
			55	45	10	
92	m6	1	Total	C	O	0
			41	31	10	
92	m6	1	Total	C	O	0
			41	31	10	
92	x6	1	Total	C	O	0
			50	40	10	
92	aL	1	Total	C	O	0
			42	32	10	
92	bL	1	Total	C	O	0
			41	31	10	
92	bL	1	Total	C	O	0
			41	31	10	
92	bL	1	Total	C	O	0
			50	40	10	
92	bL	1	Total	C	O	0
			41	31	10	
92	bL	1	Total	C	O	0
			39	29	10	

Continued on next page...

Continued from previous page...

Mol	Chain	Residues	Atoms	AltConf
92	dL	1	Total C O 54 44 10	0
92	jL	1	Total C O 33 23 10	0
92	mL	1	Total C O 41 31 10	0
92	qL	1	Total C O 43 33 10	0
92	yL	1	Total C O 55 45 10	0

- Molecule 93 is BICARBONATE ION (three-letter code: BCT) (formula: CHO_3).

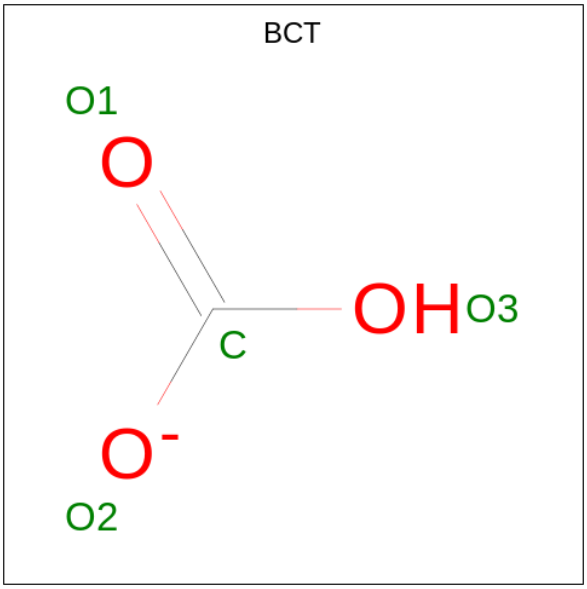

Mol	Chain	Residues	Atoms	AltConf
93	AL	1	Total C O 4 1 3	0
93	A6	1	Total C O 4 1 3	0
93	d6	1	Total C O 4 1 3	0
93	aL	1	Total C O 4 1 3	0

- Molecule 94 is 2,3-DIMETHYL-5-(3,7,11,15,19,23,27,31,35-NONAMETHYL-2,6,10,14,18,22,26,30,34-HEXATRIACONTANONAENYL-2,5-CYCLOHEXADIENE-1,4-DIONE-2,3-DIMETHYL-5-SOLANESYL-1,4-BENZOQUINONE (three-letter code: PL9) (formula: $C_{53}H_{80}O_2$).

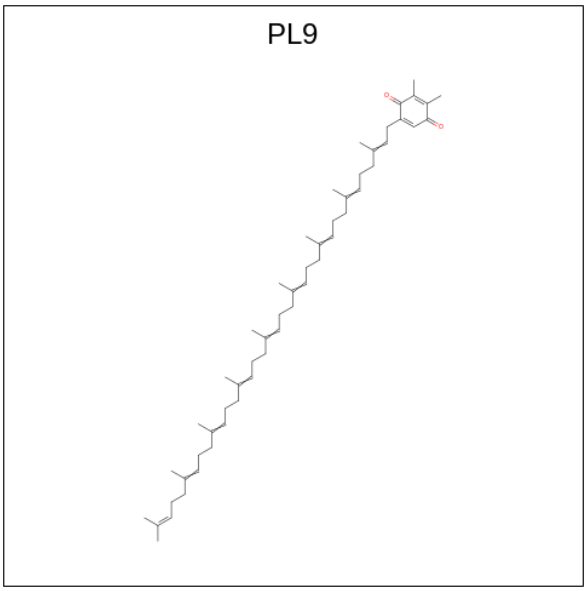

Mol	Chain	Residues	Atoms	AltConf
94	AL	1	Total C O 55 53 2	0
94	DL	1	Total C O 55 53 2	0
94	A6	1	Total C O 55 53 2	0
94	D6	1	Total C O 55 53 2	0
94	a6	1	Total C O 55 53 2	0
94	d6	1	Total C O 55 53 2	0
94	aL	1	Total C O 55 53 2	0
94	dL	1	Total C O 55 53 2	0

- Molecule 95 is DIGALACTOSYL DIACYL GLYCEROL (DGDG) (three-letter code: DGD) (formula: $C_{51}H_{96}O_{15}$).

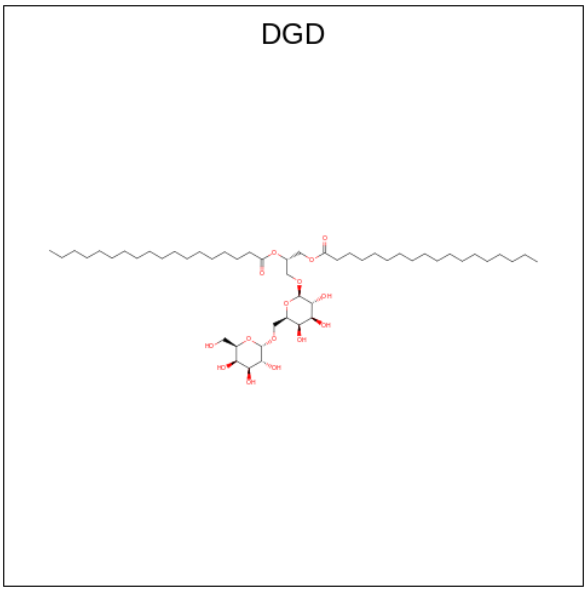

Mol	Chain	Residues	Atoms			AltConf
95	AL	1	Total	C	O	0
			62	47	15	
95	AL	1	Total	C	O	0
			40	25	15	
95	AL	1	Total	C	O	0
			40	25	15	
95	BL	1	Total	C	O	0
			40	25	15	
95	BL	1	Total	C	O	0
			40	25	15	
95	BL	1	Total	C	O	0
			58	43	15	
95	CL	1	Total	C	O	0
			62	47	15	
95	CL	1	Total	C	O	0
			42	27	15	
95	CL	1	Total	C	O	0
			48	33	15	
95	DL	1	Total	C	O	0
			62	47	15	
95	JL	1	Total	C	O	0
			62	47	15	
95	BN	1	Total	C	O	0
			66	51	15	
95	B2	1	Total	C	O	0
			66	51	15	
95	B6	1	Total	C	O	0
			58	43	15	

Continued on next page...

Continued from previous page...

Mol	Chain	Residues	Atoms	AltConf
95	C6	1	Total C O 62 47 15	0
95	C6	1	Total C O 42 27 15	0
95	C6	1	Total C O 42 27 15	0
95	C6	1	Total C O 62 47 15	0
95	C6	1	Total C O 48 33 15	0
95	D6	1	Total C O 62 47 15	0
95	J6	1	Total C O 62 47 15	0
95	L6	1	Total C O 58 43 15	0
95	O6	1	Total C O 40 25 15	0
95	a6	1	Total C O 40 25 15	0
95	a6	1	Total C O 40 25 15	0
95	a6	1	Total C O 53 38 15	0
95	b6	1	Total C O 40 25 15	0
95	b6	1	Total C O 42 27 15	0
95	c6	1	Total C O 62 47 15	0
95	c6	1	Total C O 62 47 15	0
95	c6	1	Total C O 48 33 15	0
95	h6	1	Total C O 62 47 15	0
95	aL	1	Total C O 53 38 15	0
95	cL	1	Total C O 62 47 15	0
95	cL	1	Total C O 62 47 15	0

Continued on next page...

Continued from previous page...

Mol	Chain	Residues	Atoms	AltConf
95	cL	1	Total C O 48 33 15	0
95	hL	1	Total C O 62 47 15	0
95	lL	1	Total C O 58 43 15	0

- Molecule 96 is PROTOPORPHYRIN IX CONTAINING FE (three-letter code: HEM) (formula: $C_{34}H_{32}FeN_4O_4$).

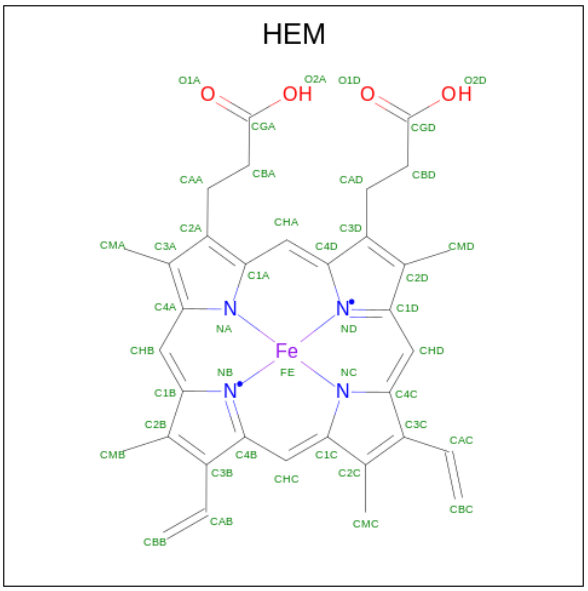

Mol	Chain	Residues	Atoms	AltConf
96	FL	1	Total C Fe N O 43 34 1 4 4	0
96	VL	1	Total C Fe N O 43 34 1 4 4	0
96	GN	1	Total C Fe N O 43 34 1 4 4	0
96	G2	1	Total C Fe N O 43 34 1 4 4	0
96	E6	1	Total C Fe H N O 73 34 1 30 4 4	0
96	V6	1	Total C Fe N O 43 34 1 4 4	0
96	f6	1	Total C Fe H N O 73 34 1 30 4 4	0
96	v6	1	Total C Fe N O 43 34 1 4 4	0

Continued on next page...

Continued from previous page...

Mol	Chain	Residues	Atoms					AltConf
96	fL	1	Total	C	Fe	N	O	0
			43	34	1	4	4	
96	vL	1	Total	C	Fe	N	O	0
			43	34	1	4	4	

- Molecule 97 is GLYCEROL (three-letter code: GOL) (formula: $C_3H_8O_3$).

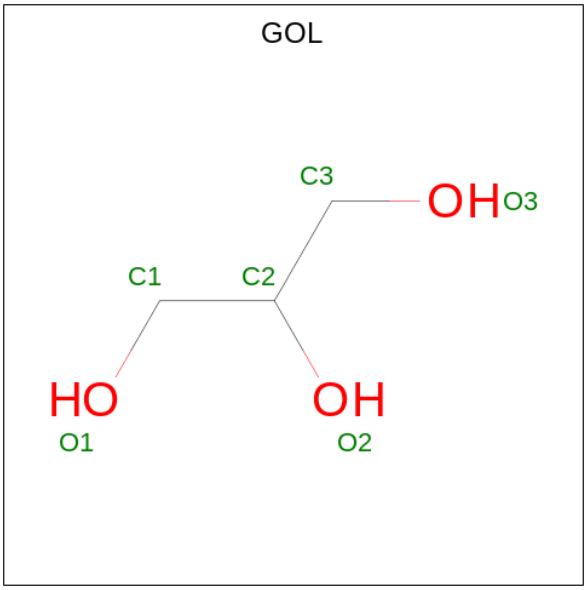

Mol	Chain	Residues	Atoms			AltConf
97	WL	1	Total	C	O	0
			6	3	3	
97	I6	1	Total	C	O	0
			6	3	3	
97	i6	1	Total	C	O	0
			6	3	3	
97	wL	1	Total	C	O	0
			6	3	3	

- Molecule 98 is PHYLLOQUINONE (three-letter code: PQN) (formula: $C_{31}H_{46}O_2$).

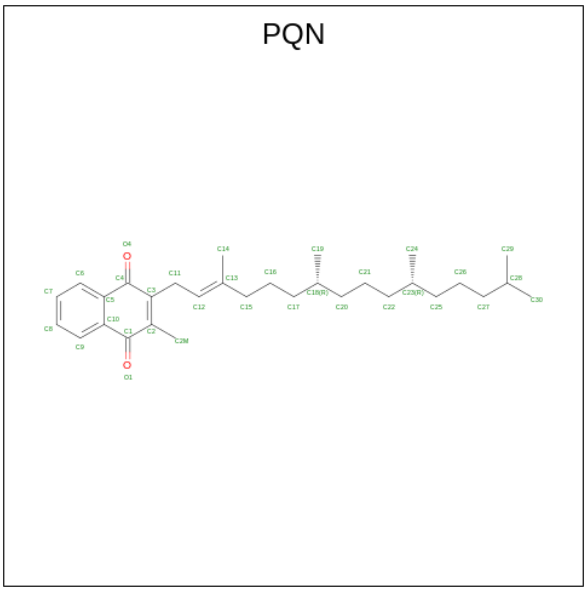

Mol	Chain	Residues	Atoms	AltConf
98	AN	1	Total C O 33 31 2	0
98	BN	1	Total C O 33 31 2	0
98	A2	1	Total C O 33 31 2	0
98	B2	1	Total C O 33 31 2	0

- Molecule 99 is IRON/SULFUR CLUSTER (three-letter code: SF4) (formula: Fe_4S_4).

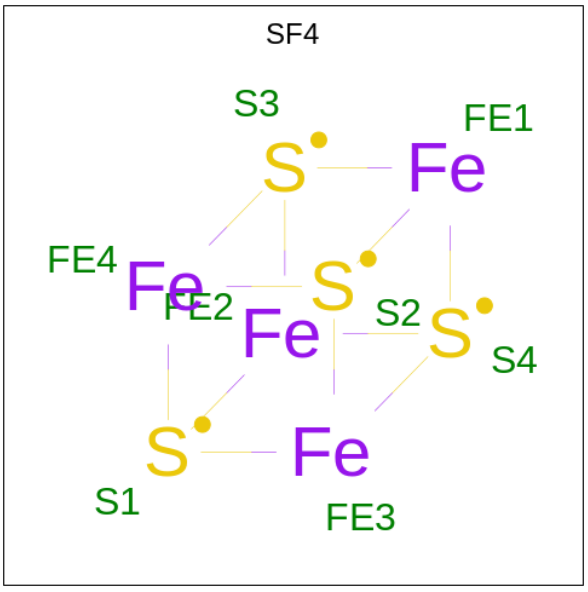

Mol	Chain	Residues	Atoms	AltConf
99	BN	1	Total Fe S 8 4 4	0
99	CN	1	Total Fe S 8 4 4	0
99	CN	1	Total Fe S 8 4 4	0
99	B2	1	Total Fe S 8 4 4	0
99	C2	1	Total Fe S 8 4 4	0
99	C2	1	Total Fe S 8 4 4	0

- Molecule 100 is (2S)-2,3-dihydroxypropyl octadecanoate (three-letter code: 3XQ) (formula: $C_{21}H_{42}O_4$) (labeled as "Ligand of Interest" by depositor).

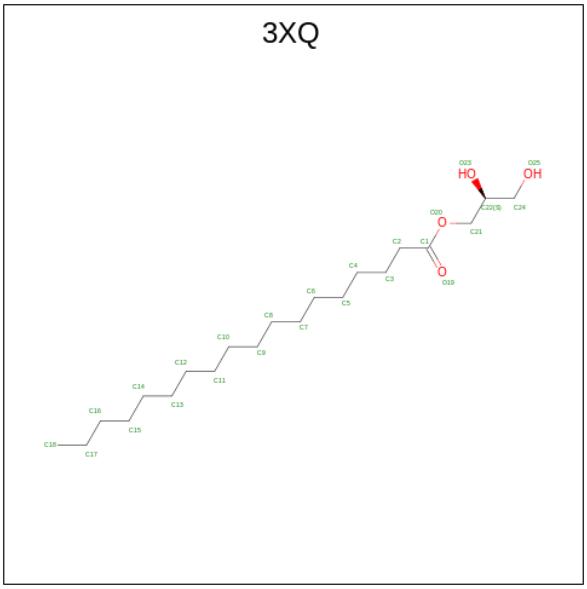

Mol	Chain	Residues	Atoms	AltConf
100	JN	1	Total C O 25 21 4	0
100	J2	1	Total C O 25 21 4	0

- Molecule 101 is FE2/S2 (INORGANIC) CLUSTER (three-letter code: FES) (formula: Fe_2S_2).

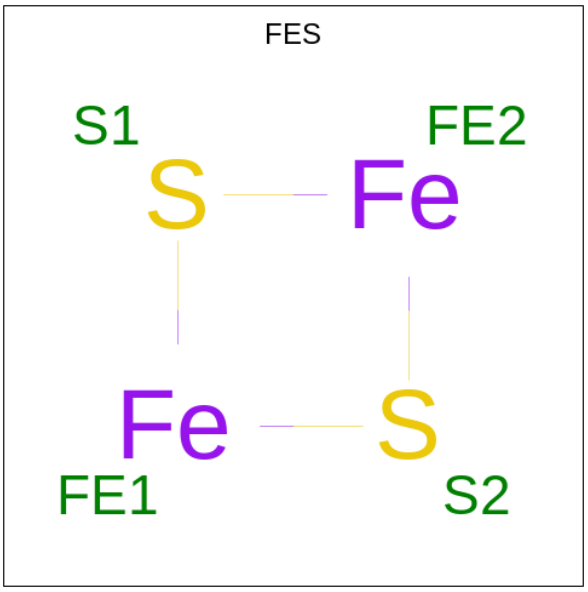

Mol	Chain	Residues	Atoms	AltConf
101	NN	1	Total Fe S 4 2 2	0
101	N2	1	Total Fe S 4 2 2	0

- Molecule 102 is beta-D-glucopyranose (three-letter code: BGC) (formula: $C_6H_{12}O_6$).

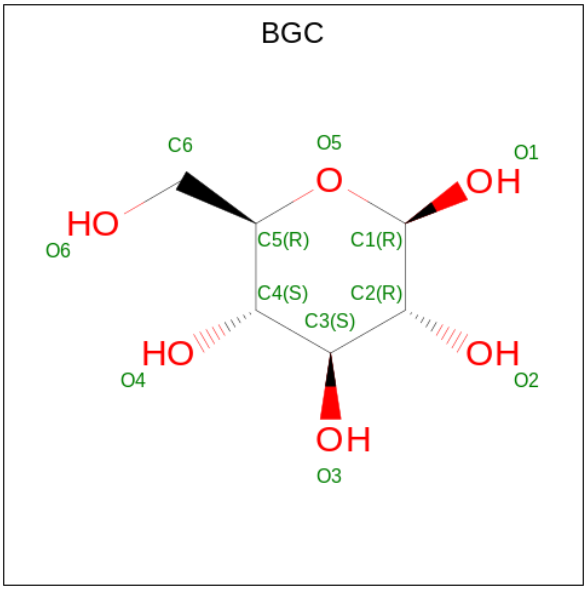

Mol	Chain	Residues	Atoms	AltConf
102	32	1	Total C O 11 6 5	0
102	3N	1	Total C O 11 6 5	0

- Molecule 103 is (1R,2S)-4-{(1E,3E,5E,7E,9E,11E,13E,15E,17E)-18-[(4S)-4-hydroxy-2,6,6-trimethylcyclohex-1-en-1-yl]-3,7,12,16-tetramethyloctadeca-1,3,5,7,9,11,13,15,17-nonaen-1-yl}-2,5,5-trimethylcyclohex-3-en-1-ol (three-letter code: ZEX) (formula: $C_{40}H_{56}O_2$).

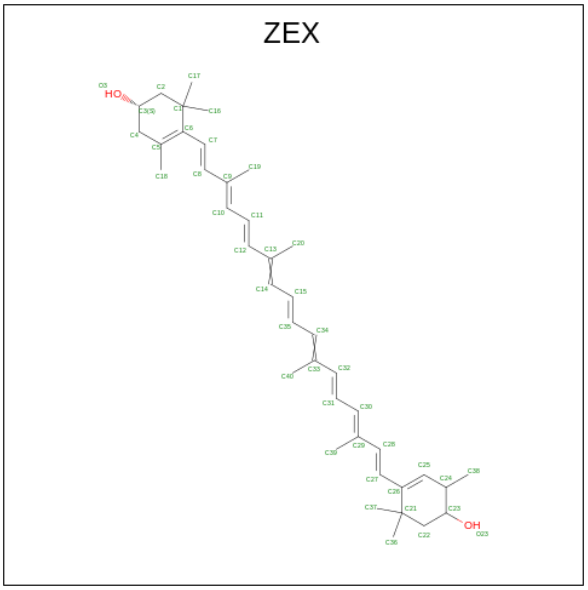

Mol	Chain	Residues	Atoms	AltConf
103	82	1	Total C O 42 40 2	0
103	82	1	Total C O 42 40 2	0
103	8N	1	Total C O 42 40 2	0
103	8N	1	Total C O 42 40 2	0

- Molecule 104 is water.

Mol	Chain	Residues	Atoms	AltConf
104	a6	2	Total O 2 2	0
104	aL	2	Total O 2 2	0

3 Residue-property plots

These plots are drawn for all protein, RNA, DNA and oligosaccharide chains in the entry. The first graphic for a chain summarises the proportions of the various outlier classes displayed in the second graphic. The second graphic shows the sequence view annotated by issues in geometry and atom inclusion in map density. Residues are color-coded according to the number of geometric quality criteria for which they contain at least one outlier: green = 0, yellow = 1, orange = 2 and red = 3 or more. A red diamond above a residue indicates a poor fit to the EM map for this residue (all-atom inclusion < 40%). Stretches of 2 or more consecutive residues without any outlier are shown as a green connector. Residues present in the sample, but not in the model, are shown in grey.

• Molecule 1: Phycoerythrin alpha subunit

Chain AA:

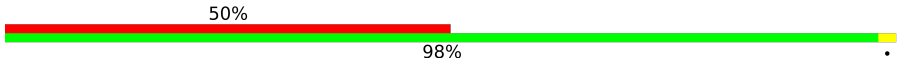

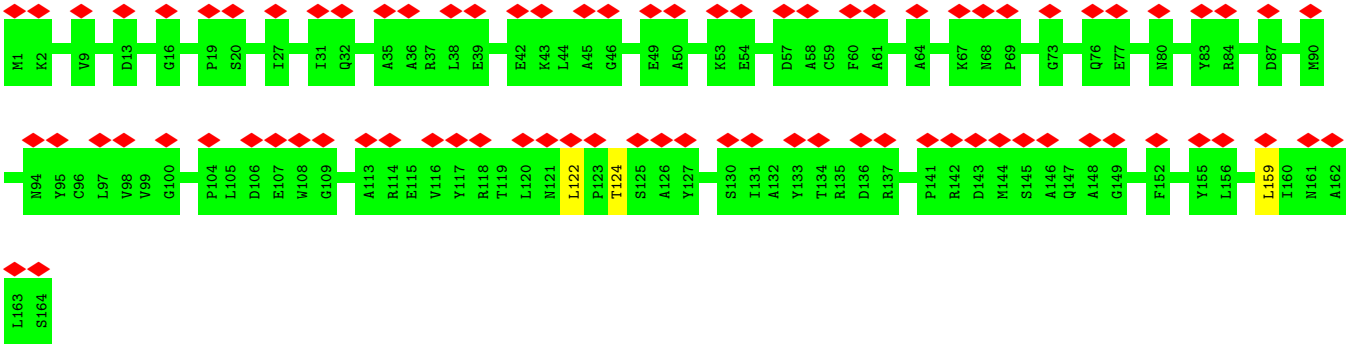

• Molecule 1: Phycoerythrin alpha subunit

Chain CA:

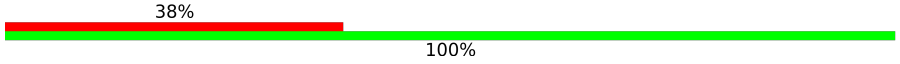

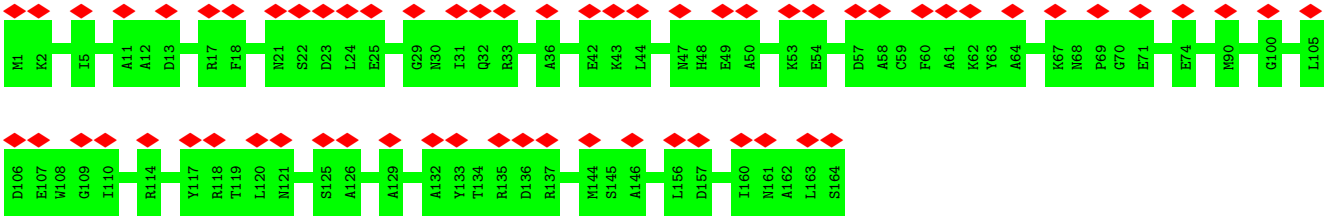

• Molecule 1: Phycoerythrin alpha subunit

Chain EA:

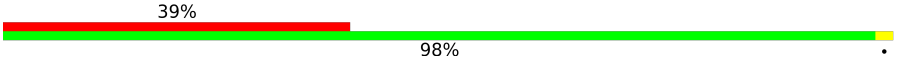

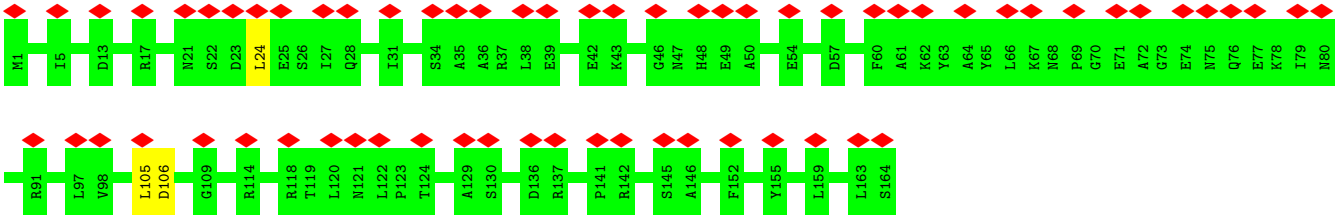

• Molecule 1: Phycoerythrin alpha subunit

Chain GA:

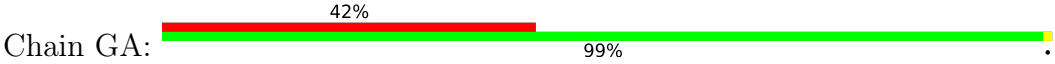

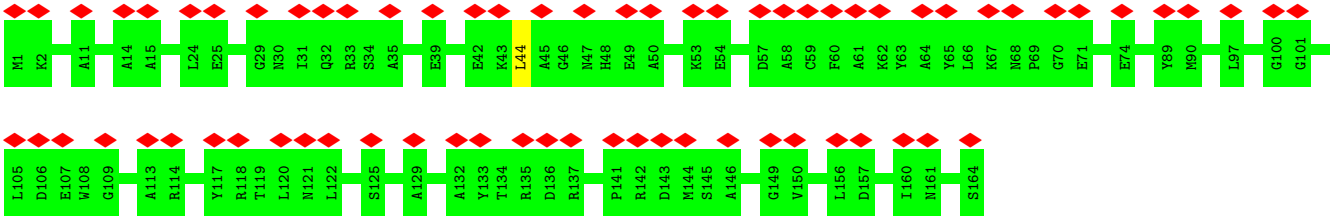

• Molecule 1: Phycoerythrin alpha subunit

Chain IA:

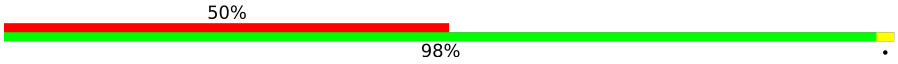

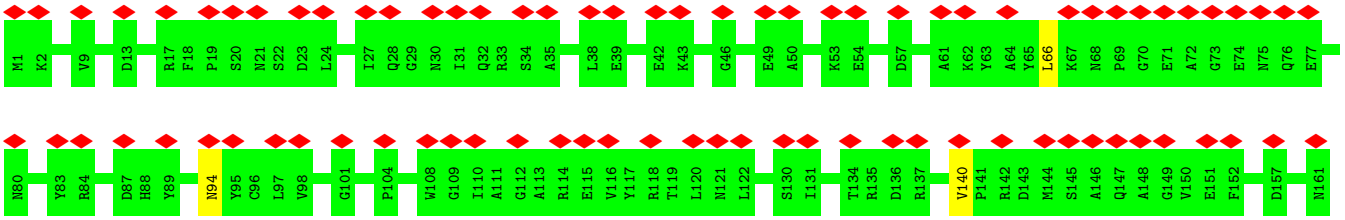

• Molecule 1: Phycoerythrin alpha subunit

Chain KA:

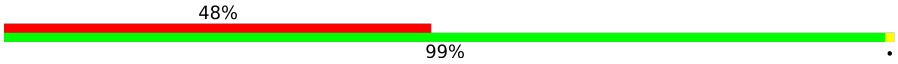

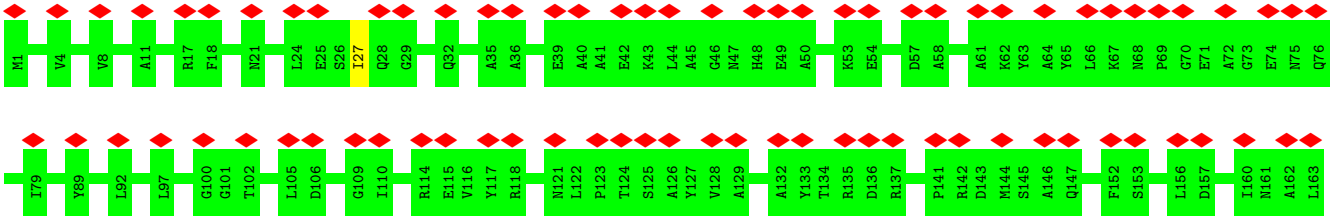

• Molecule 1: Phycoerythrin alpha subunit

Chain MA:

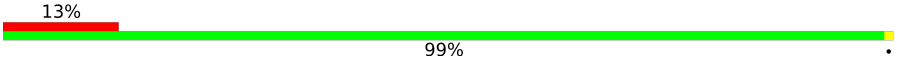

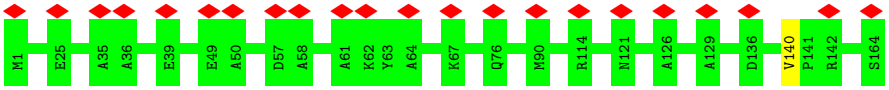

• Molecule 1: Phycoerythrin alpha subunit

Chain OA:

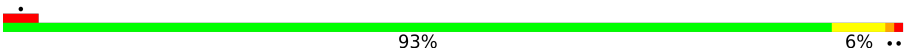

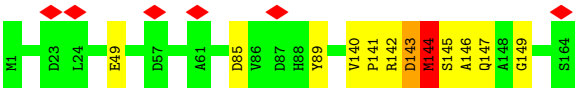

• Molecule 1: Phycoerythrin alpha subunit

Chain QA:

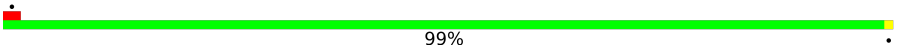

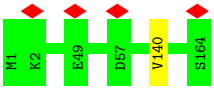

• Molecule 1: Phycoerythrin alpha subunit

Chain SA:

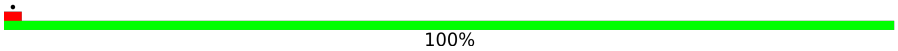

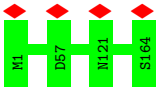

• Molecule 1: Phycoerythrin alpha subunit

Chain UA:

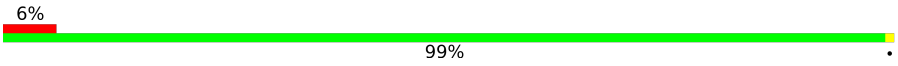

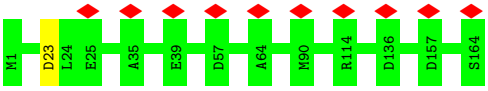

• Molecule 1: Phycoerythrin alpha subunit

Chain WA:

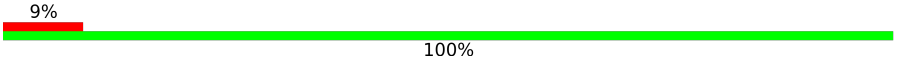

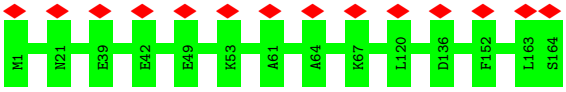

• Molecule 1: Phycoerythrin alpha subunit

Chain JB:

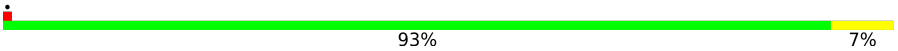

• Molecule 1: Phycoerythrin alpha subunit

Chain TB:

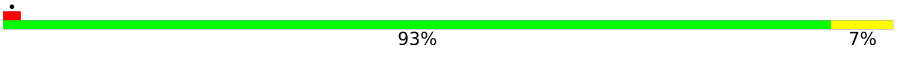

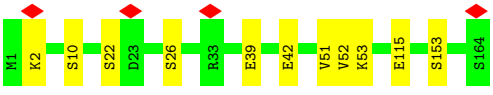

• Molecule 1: Phycoerythrin alpha subunit

Chain BD:

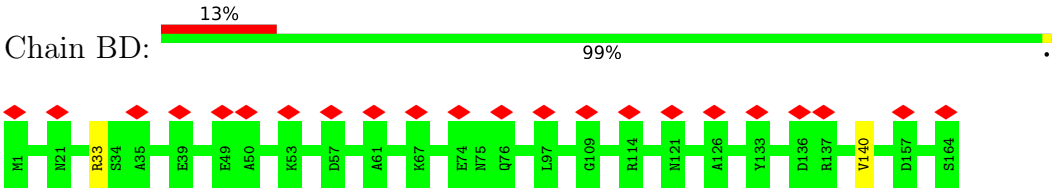

• Molecule 1: Phycoerythrin alpha subunit

Chain DD:

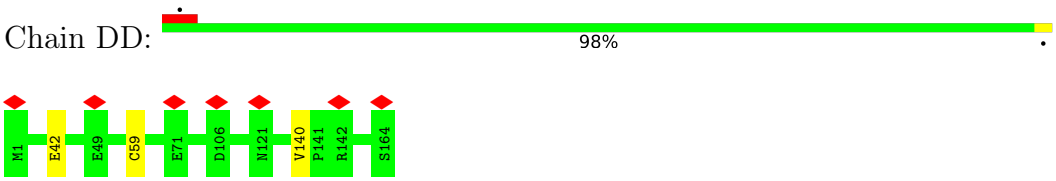

• Molecule 1: Phycoerythrin alpha subunit

Chain FD:

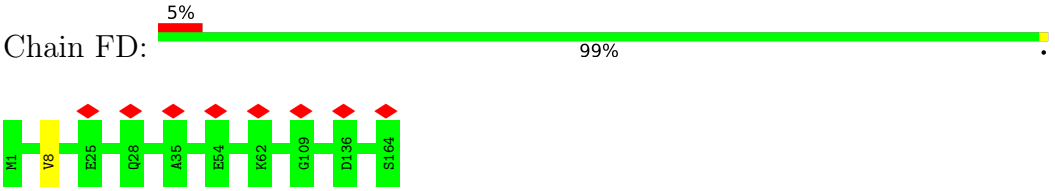

• Molecule 1: Phycoerythrin alpha subunit

Chain HD:

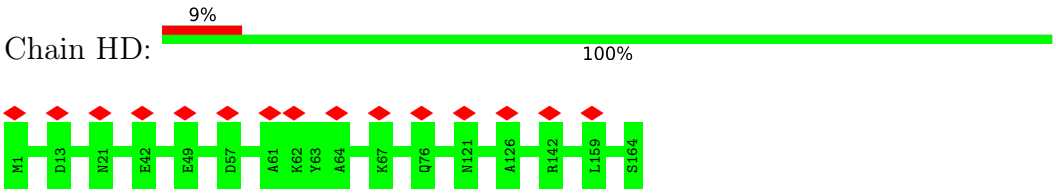

• Molecule 1: Phycoerythrin alpha subunit

Chain JD:

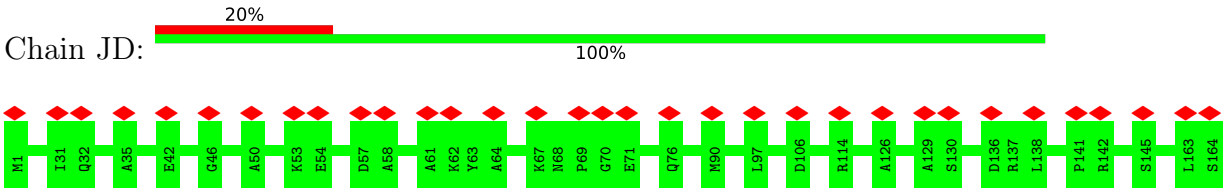

• Molecule 1: Phycoerythrin alpha subunit

Chain LD:

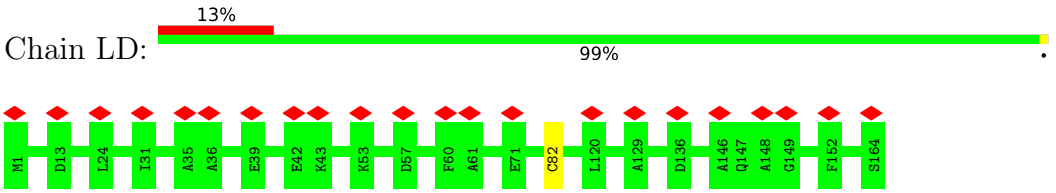

• Molecule 1: Phycoerythrin alpha subunit

Chain ND:

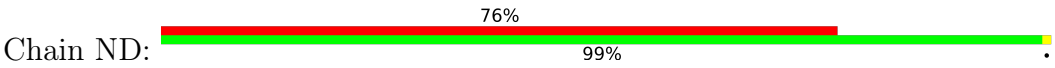

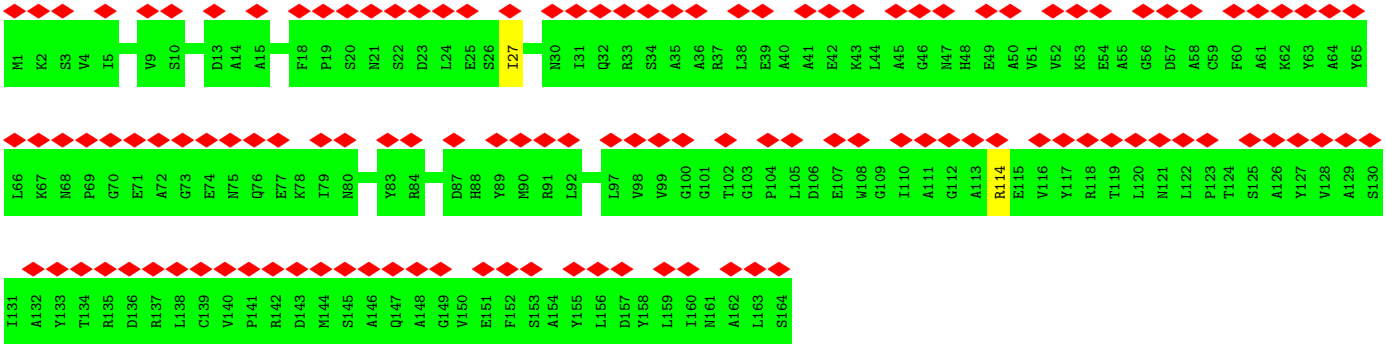

• Molecule 1: Phycoerythrin alpha subunit

Chain PD:

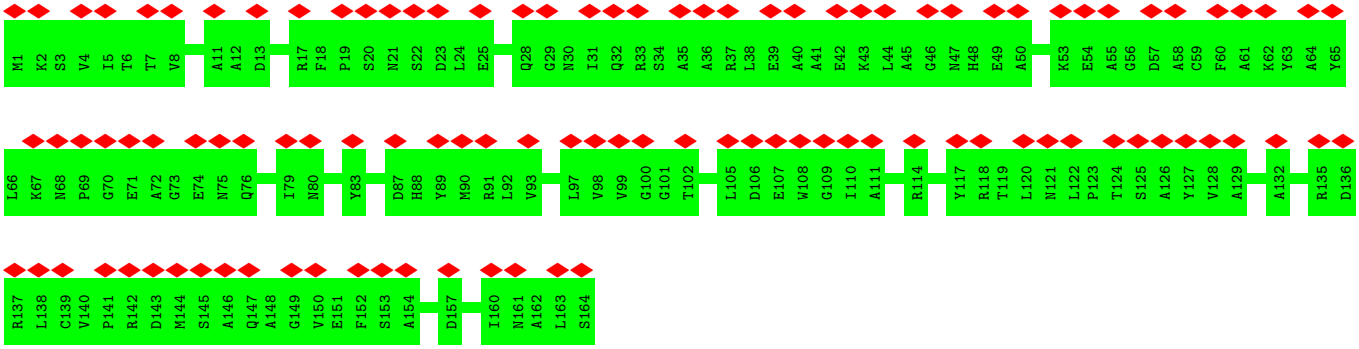

• Molecule 1: Phycoerythrin alpha subunit

Chain RD:

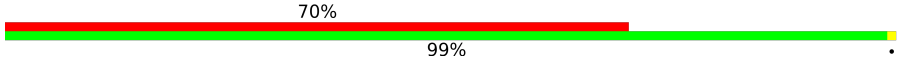

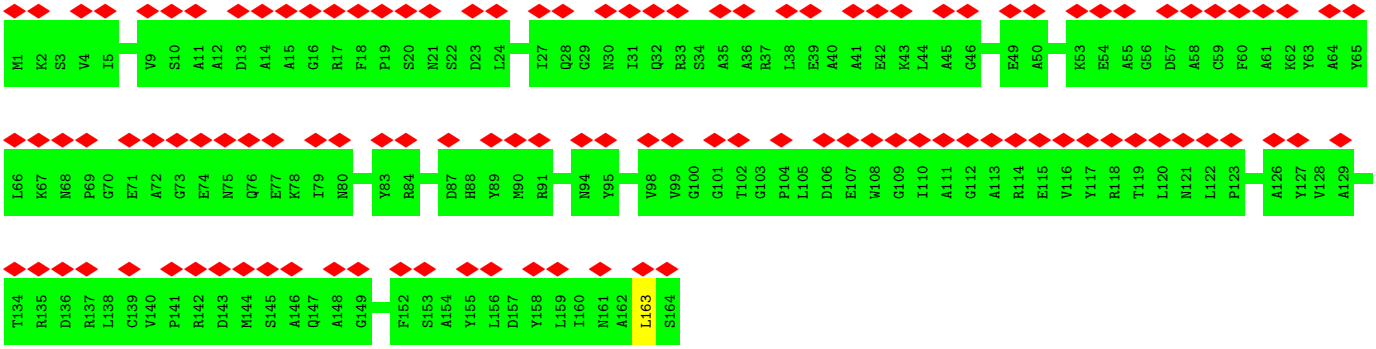

• Molecule 1: Phycoerythrin alpha subunit

Chain TD:

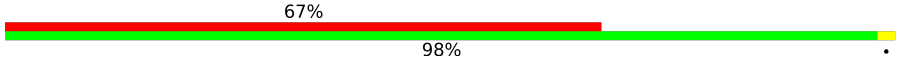

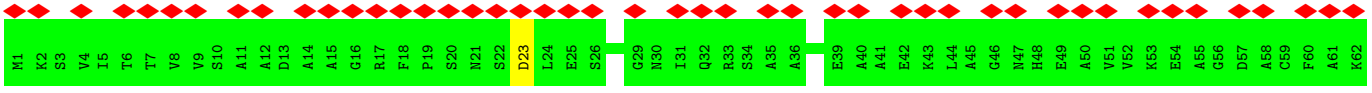

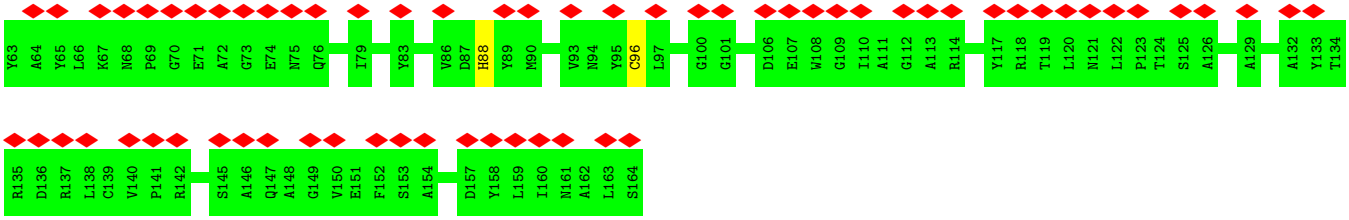

• Molecule 1: Phycoerythrin alpha subunit

Chain VD:

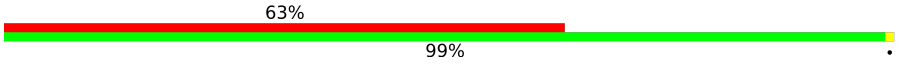

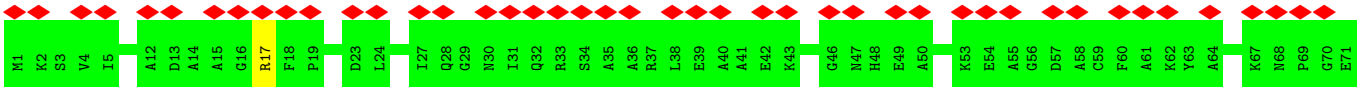

• Molecule 1: Phycoerythrin alpha subunit

Chain XD:

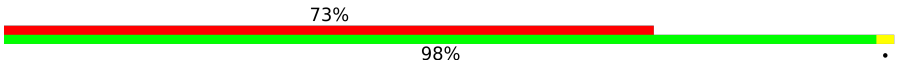

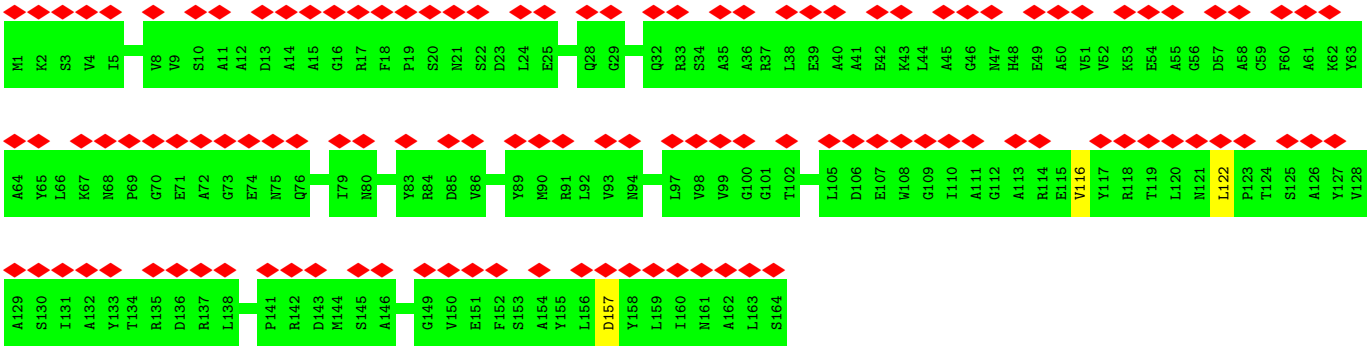

• Molecule 1: Phycoerythrin alpha subunit

Chain OE:

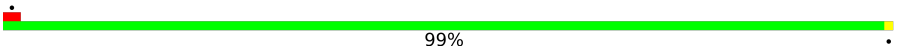

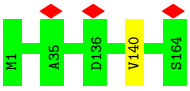

• Molecule 1: Phycoerythrin alpha subunit

Chain QE:

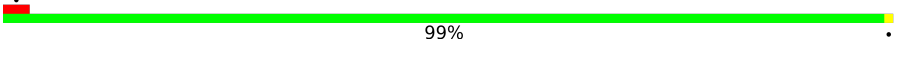

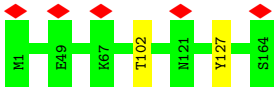

• Molecule 1: Phycoerythrin alpha subunit

Chain SE:

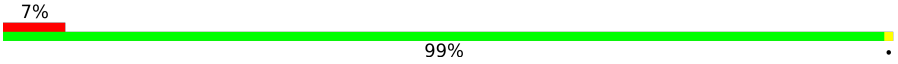

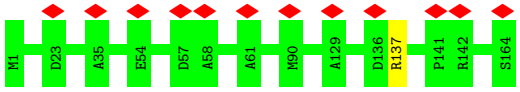

• Molecule 1: Phycoerythrin alpha subunit

Chain UE:

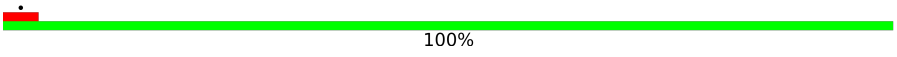

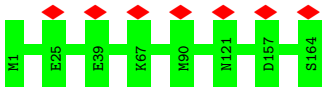

• Molecule 1: Phycoerythrin alpha subunit

Chain WE:

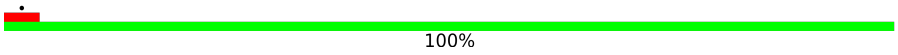

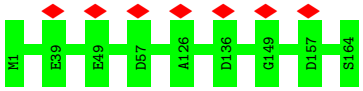

• Molecule 1: Phycoerythrin alpha subunit

Chain ZE:

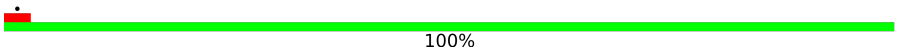

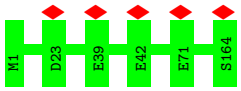

• Molecule 1: Phycoerythrin alpha subunit

Chain AF:

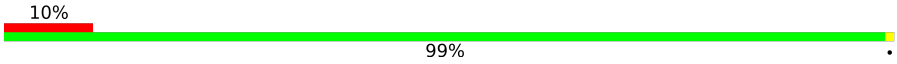

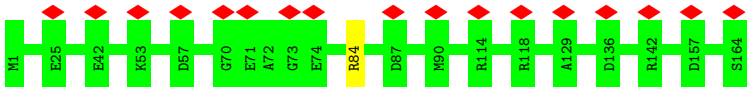

• Molecule 1: Phycoerythrin alpha subunit

Chain CF:

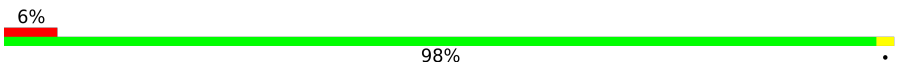

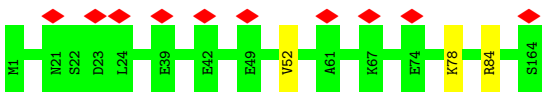

• Molecule 1: Phycoerythrin alpha subunit

Chain EF:

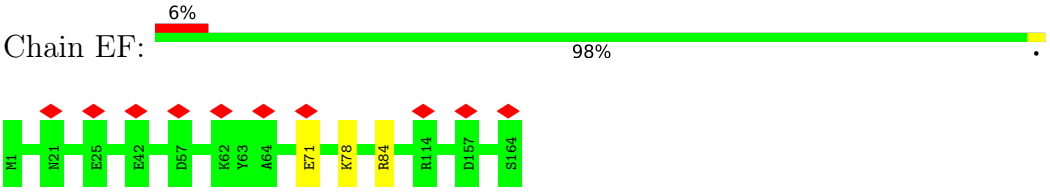

• Molecule 1: Phycoerythrin alpha subunit

Chain GF:

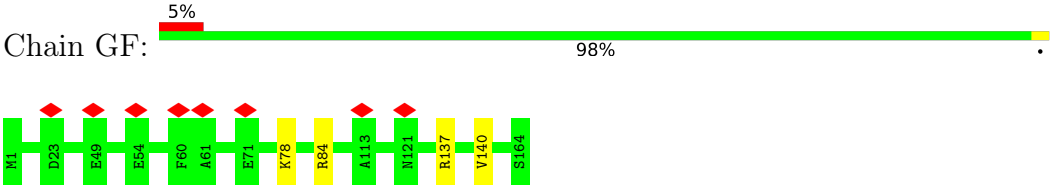

• Molecule 1: Phycoerythrin alpha subunit

Chain IF:

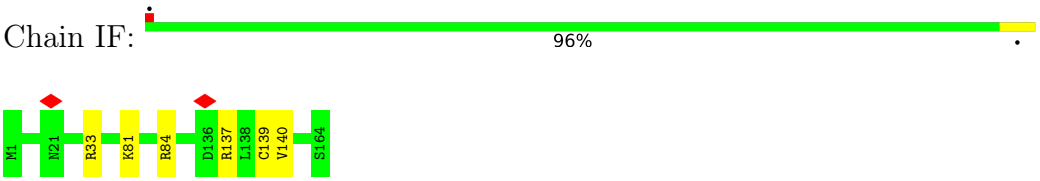

• Molecule 1: Phycoerythrin alpha subunit

Chain KF:

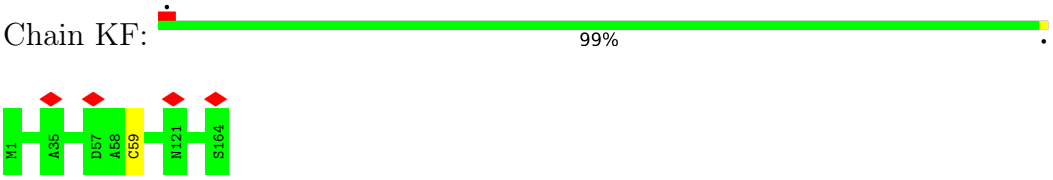

• Molecule 1: Phycoerythrin alpha subunit

Chain MF:

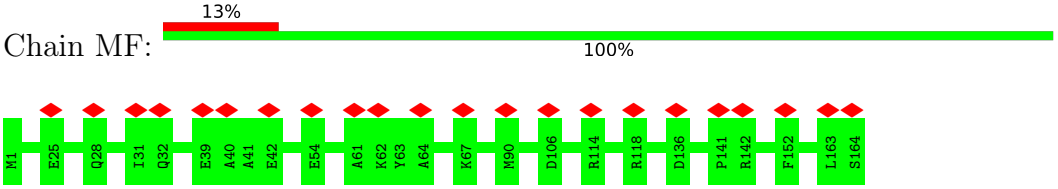

• Molecule 1: Phycoerythrin alpha subunit

Chain OF:

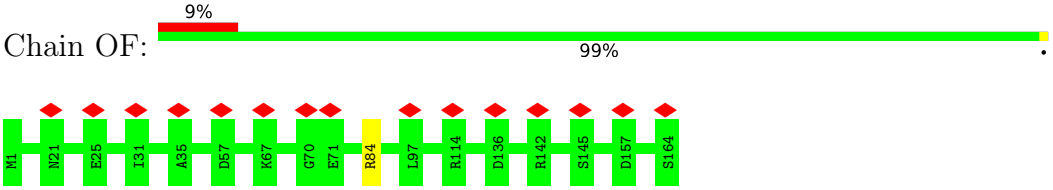

• Molecule 1: Phycoerythrin alpha subunit

Chain QF:

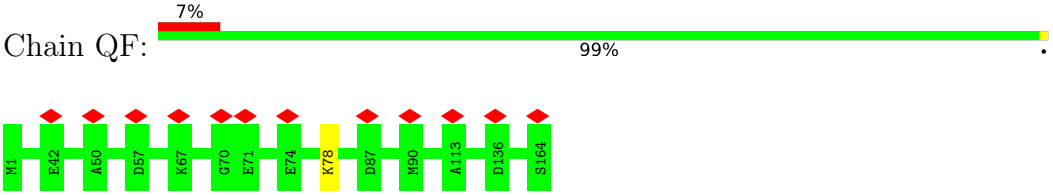

• Molecule 1: Phycoerythrin alpha subunit

Chain SF:

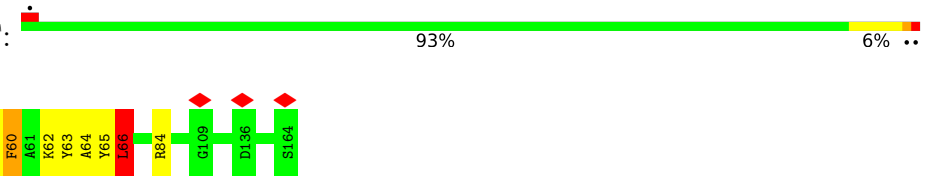

• Molecule 1: Phycoerythrin alpha subunit

Chain UF:

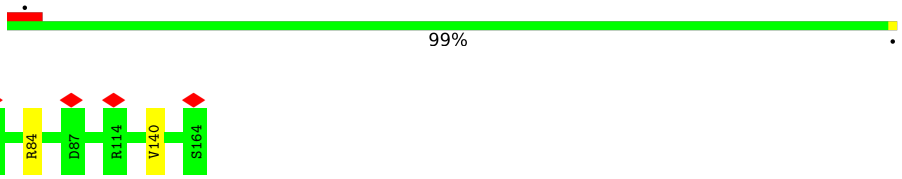

• Molecule 1: Phycoerythrin alpha subunit

Chain WF:

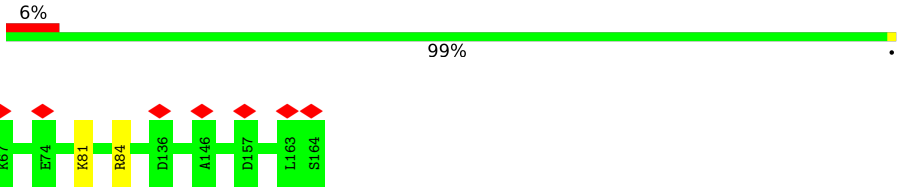

• Molecule 1: Phycoerythrin alpha subunit

Chain YF:

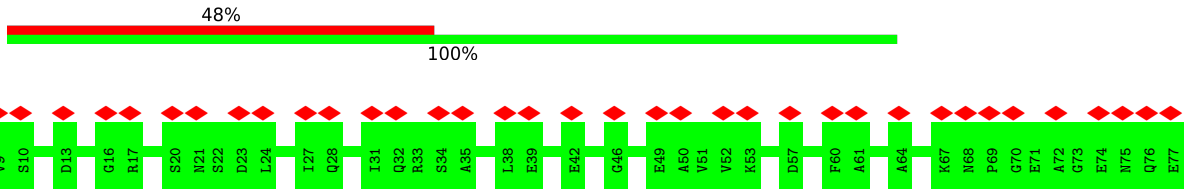

• Molecule 1: Phycoerythrin alpha subunit

Chain OG:

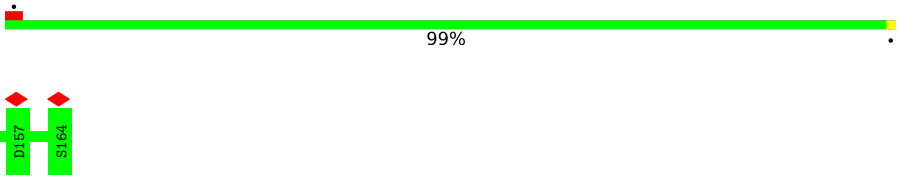

• Molecule 1: Phycoerythrin alpha subunit

Chain QG:

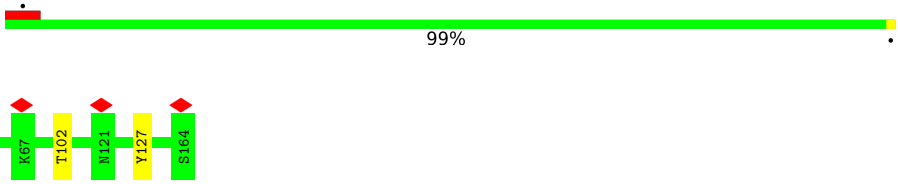

• Molecule 1: Phycoerythrin alpha subunit

Chain SG:

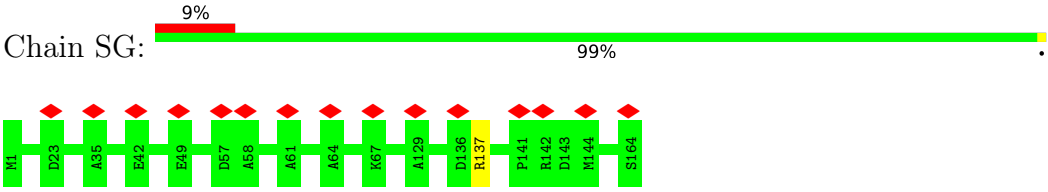

• Molecule 1: Phycoerythrin alpha subunit

Chain UG:

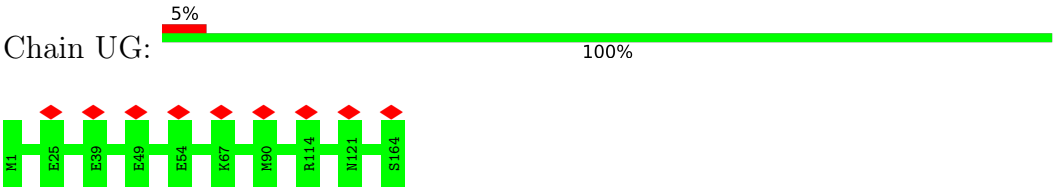

• Molecule 1: Phycoerythrin alpha subunit

Chain WG:

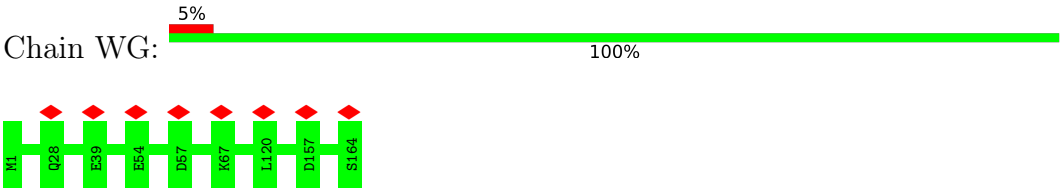

• Molecule 1: Phycoerythrin alpha subunit

Chain ZG:

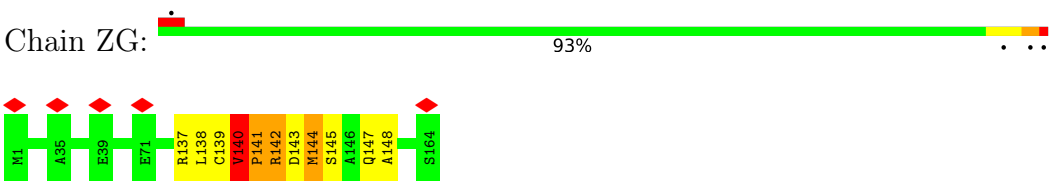

• Molecule 1: Phycoerythrin alpha subunit

Chain OH:

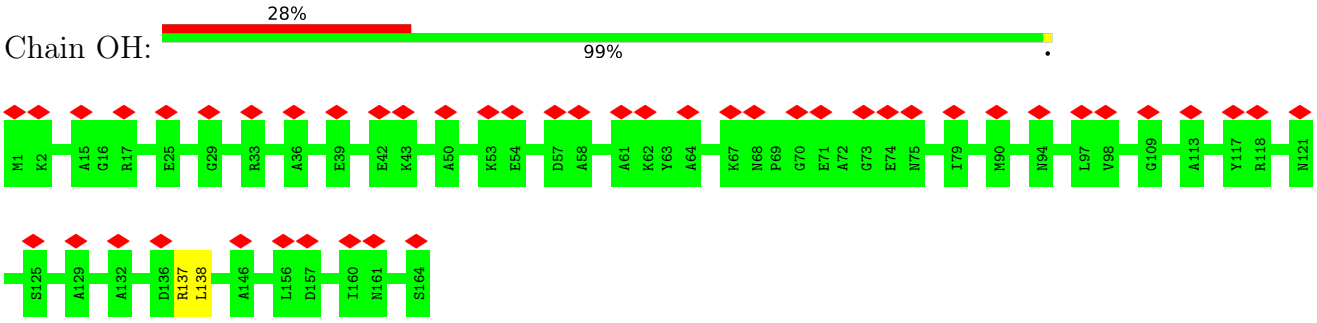

• Molecule 1: Phycoerythrin alpha subunit

Chain QH:

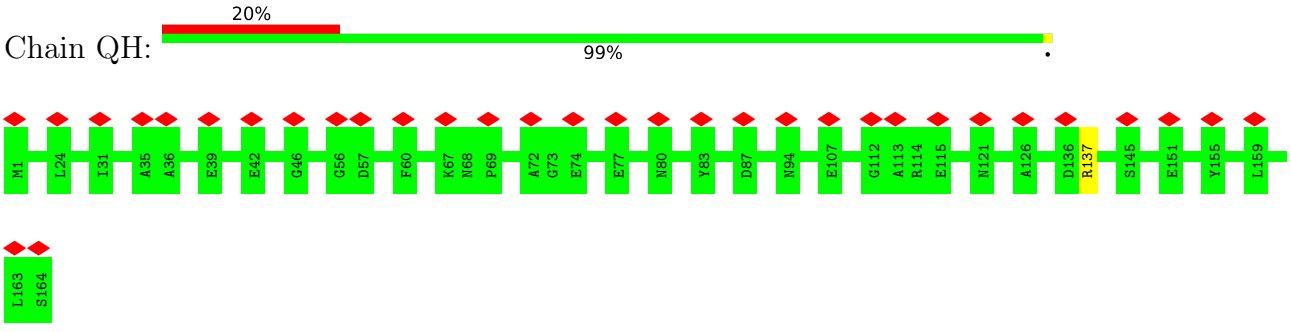

• Molecule 1: Phycoerythrin alpha subunit

Chain SH:

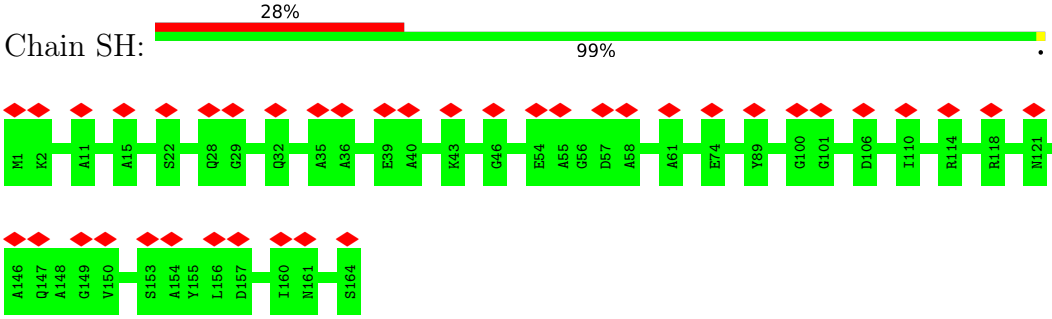

• Molecule 1: Phycoerythrin alpha subunit

Chain UH:

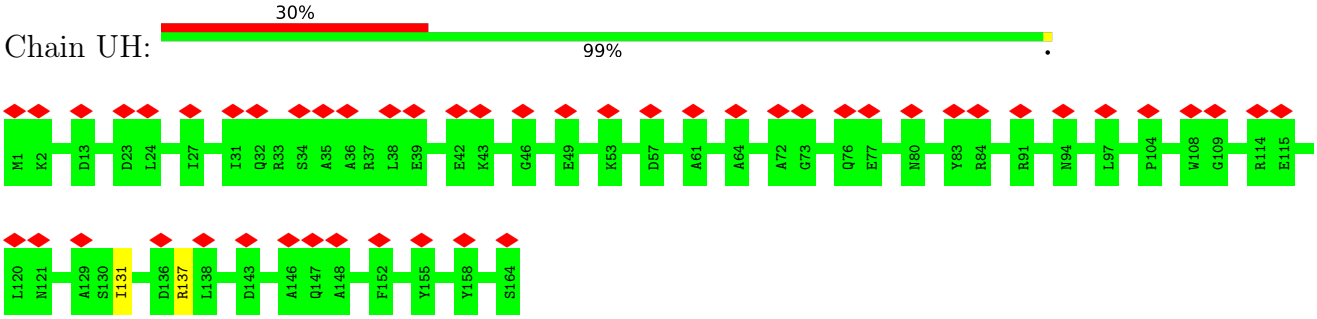

• Molecule 1: Phycoerythrin alpha subunit

Chain WH:

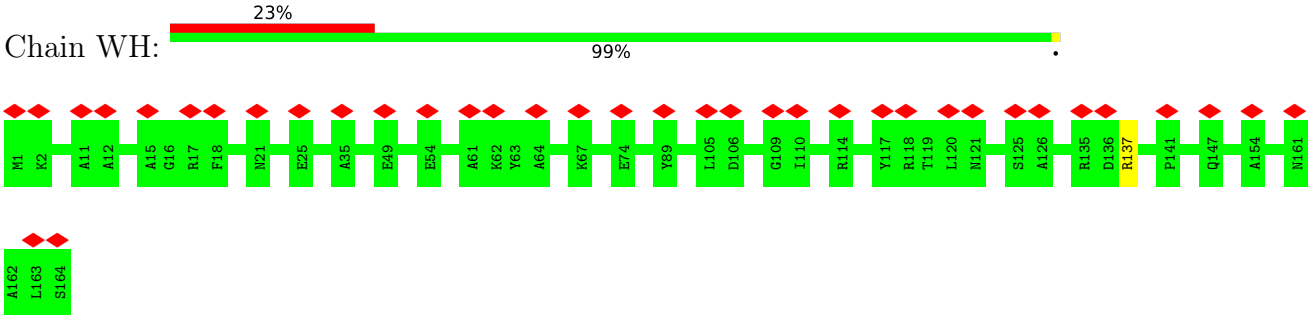

• Molecule 1: Phycoerythrin alpha subunit

Chain ZH:

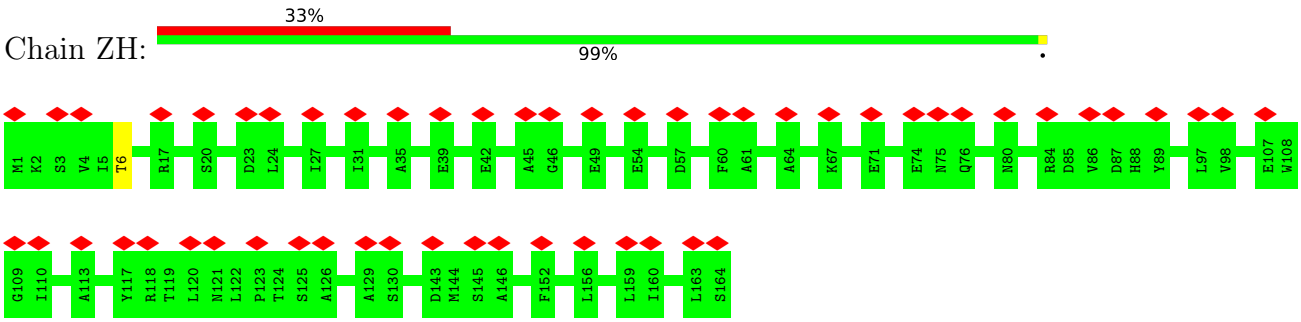

• Molecule 1: Phycoerythrin alpha subunit

Chain AI:

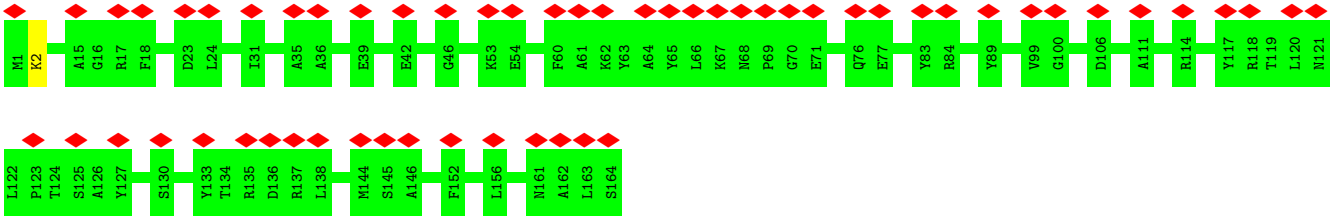

• Molecule 1: Phycoerythrin alpha subunit

Chain CI:

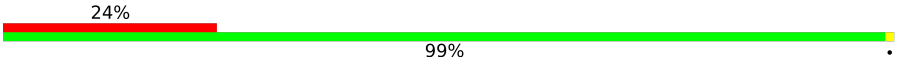

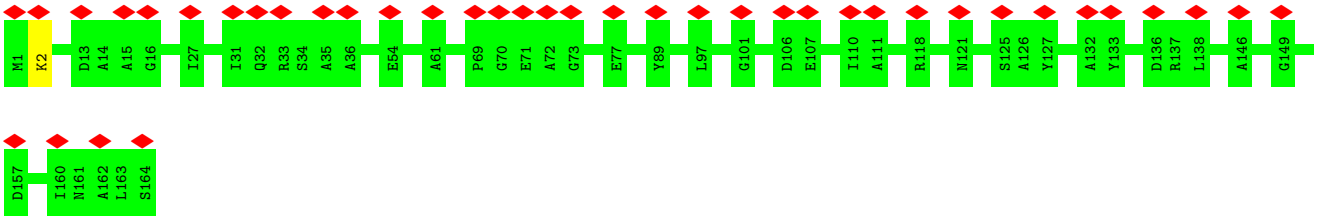

• Molecule 1: Phycoerythrin alpha subunit

Chain EI:

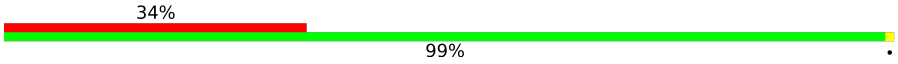

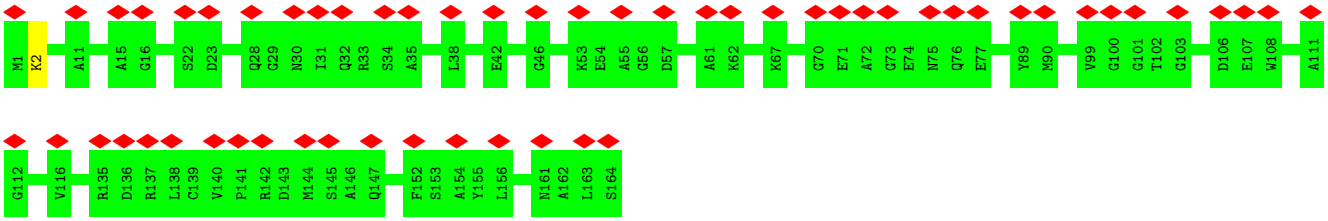

• Molecule 1: Phycoerythrin alpha subunit

Chain GI:

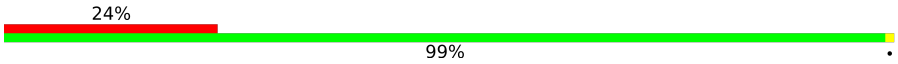

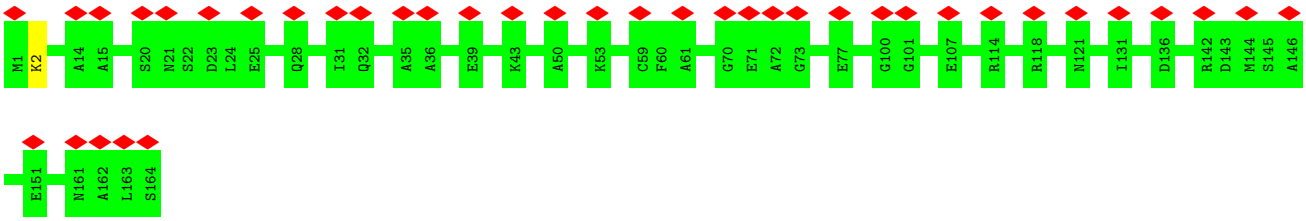

• Molecule 1: Phycoerythrin alpha subunit

Chain II:

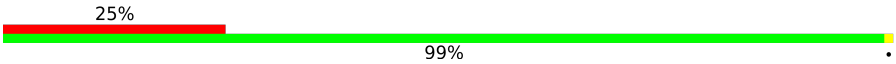

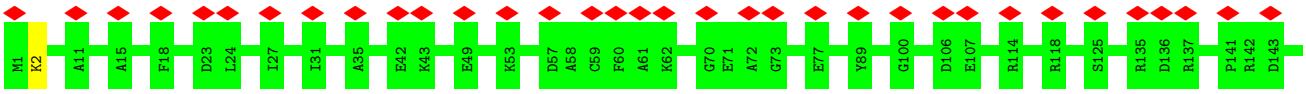

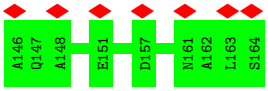

• Molecule 1: Phycoerythrin alpha subunit

Chain KI:

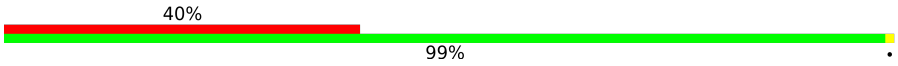

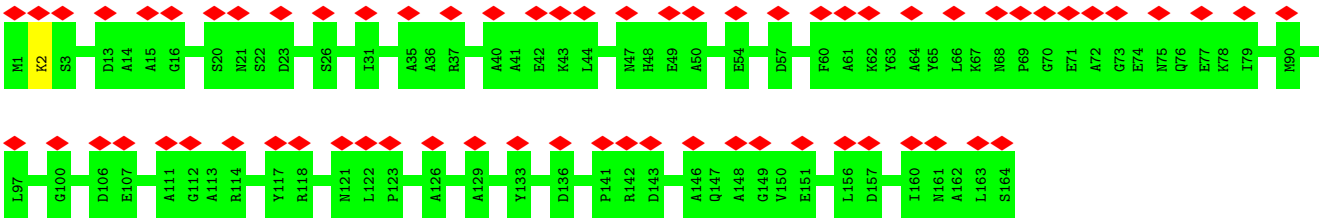

• Molecule 1: Phycoerythrin alpha subunit

Chain NI:

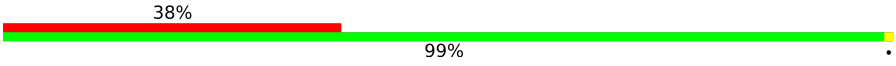

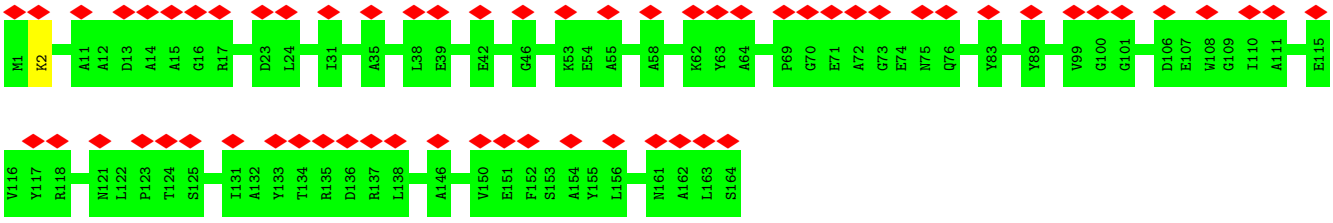

• Molecule 1: Phycoerythrin alpha subunit

Chain PI:

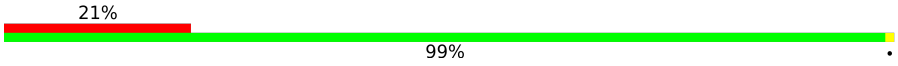

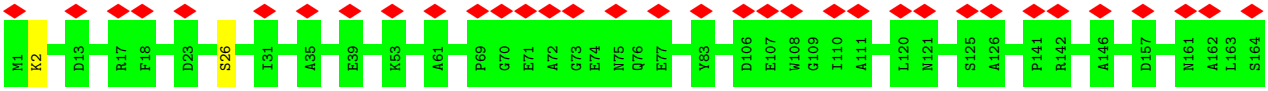

• Molecule 1: Phycoerythrin alpha subunit

Chain RI:

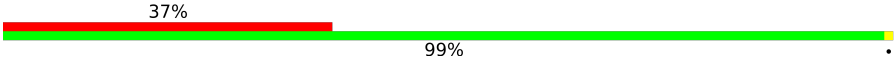

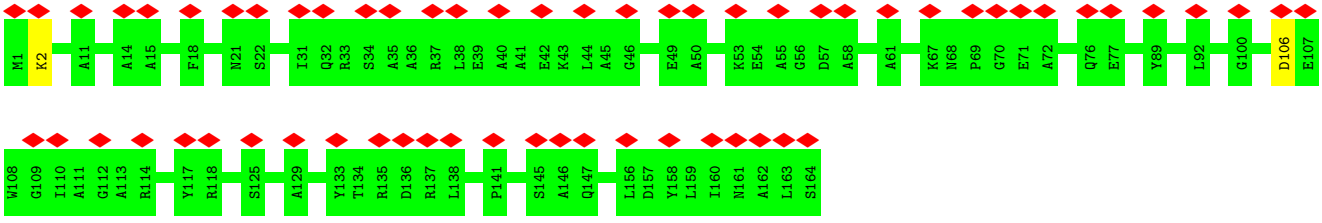

• Molecule 1: Phycoerythrin alpha subunit

Chain TI:

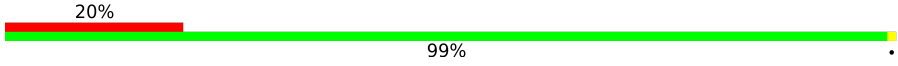

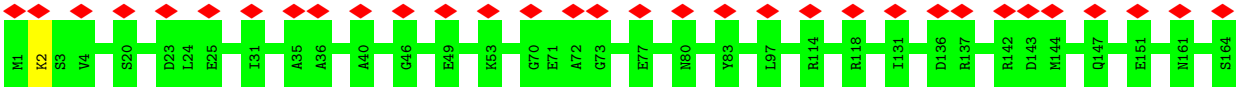

• Molecule 1: Phycoerythrin alpha subunit

Chain VI:

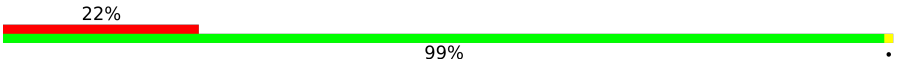

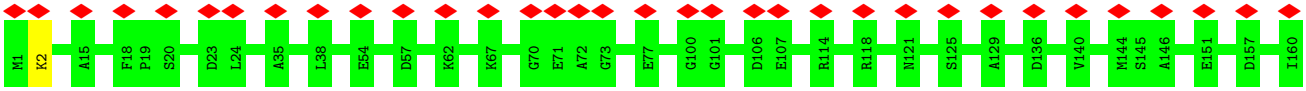

• Molecule 1: Phycoerythrin alpha subunit

Chain XI:

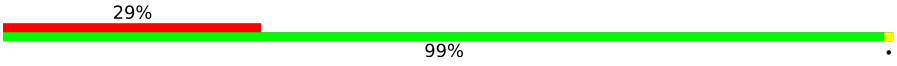

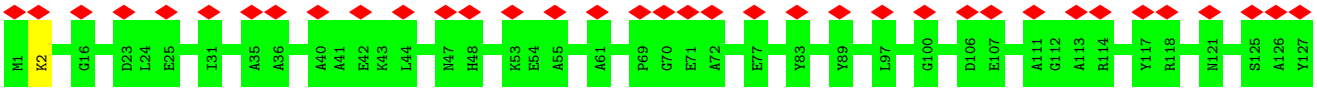

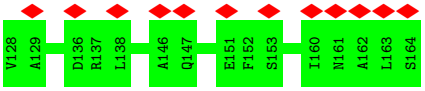

• Molecule 1: Phycoerythrin alpha subunit

Chain CJ:

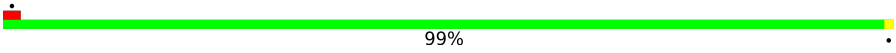

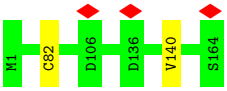

• Molecule 1: Phycoerythrin alpha subunit

Chain EJ:

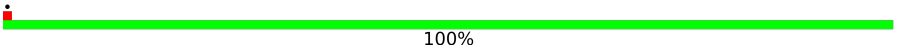

• Molecule 1: Phycoerythrin alpha subunit

Chain GJ:

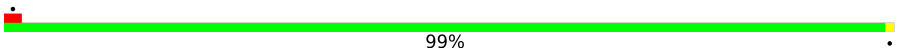

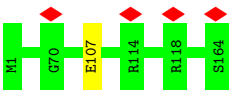

• Molecule 1: Phycoerythrin alpha subunit

Chain IJ:

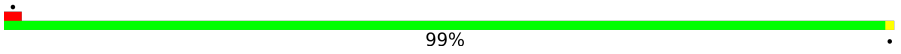

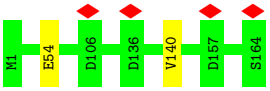

• Molecule 1: Phycoerythrin alpha subunit

Chain KJ:

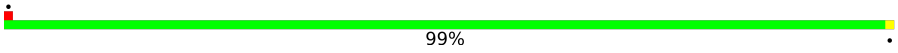

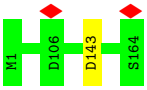

• Molecule 1: Phycoerythrin alpha subunit

Chain MJ:

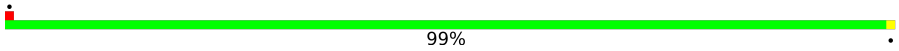

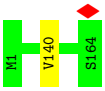

• Molecule 1: Phycoerythrin alpha subunit

Chain OJ:

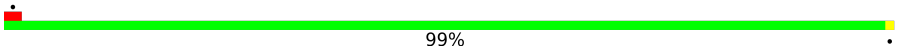

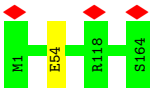

• Molecule 1: Phycoerythrin alpha subunit

Chain QJ:

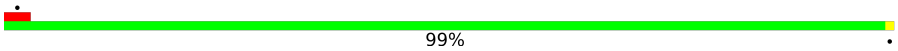

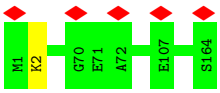

• Molecule 1: Phycoerythrin alpha subunit

Chain SJ:

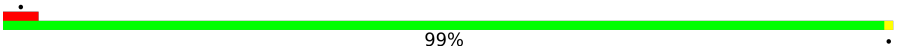

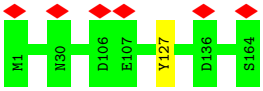

• Molecule 1: Phycoerythrin alpha subunit

Chain UJ:

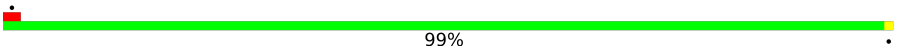

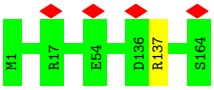

• Molecule 1: Phycoerythrin alpha subunit

Chain WJ:

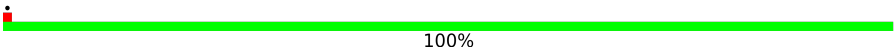

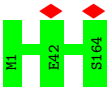

• Molecule 1: Phycoerythrin alpha subunit

Chain YJ:

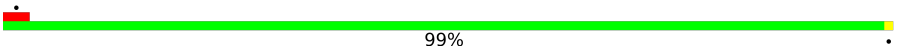

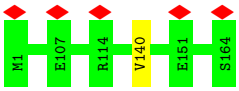

• Molecule 1: Phycoerythrin alpha subunit

Chain AK:

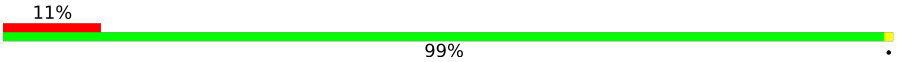

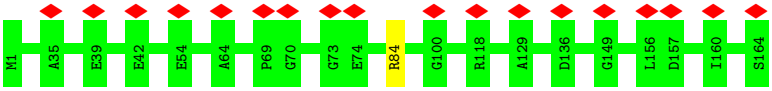

• Molecule 1: Phycoerythrin alpha subunit

Chain CK:

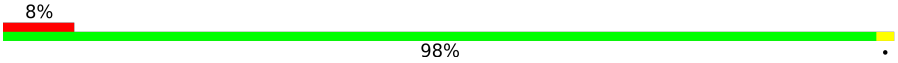

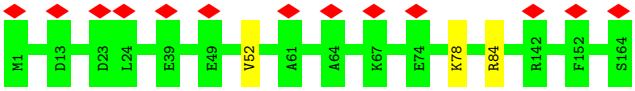

• Molecule 1: Phycoerythrin alpha subunit

Chain EK:

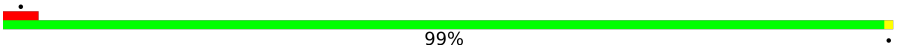

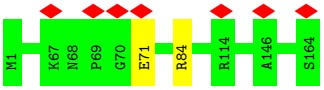

• Molecule 1: Phycoerythrin alpha subunit

Chain GK:

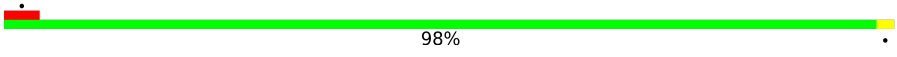

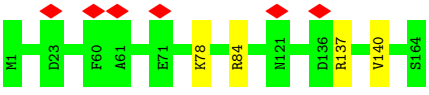

• Molecule 1: Phycoerythrin alpha subunit

Chain IK:

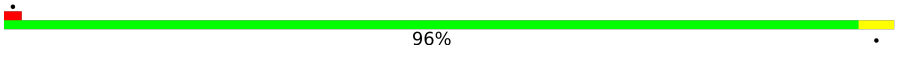

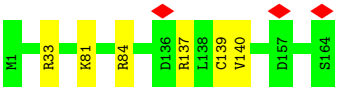

• Molecule 1: Phycoerythrin alpha subunit

Chain KK:

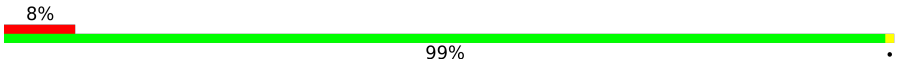

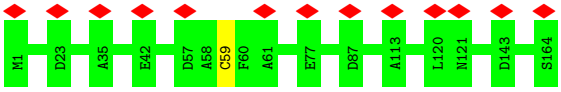

• Molecule 1: Phycoerythrin alpha subunit

Chain MK:

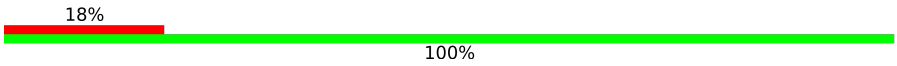

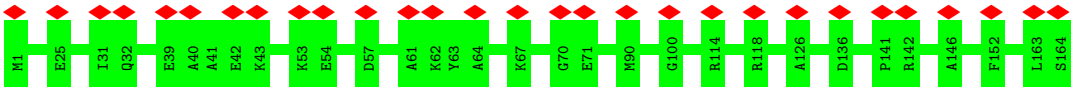

• Molecule 1: Phycoerythrin alpha subunit

Chain OK:

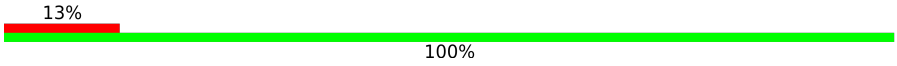

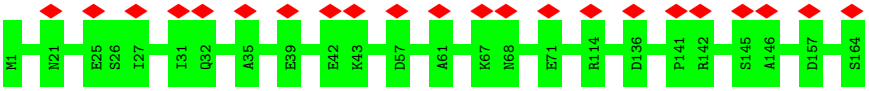

• Molecule 1: Phycoerythrin alpha subunit

Chain QK:

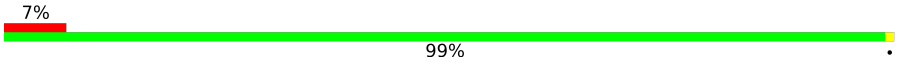

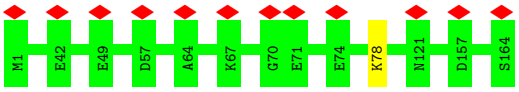

• Molecule 1: Phycoerythrin alpha subunit

Chain SK:

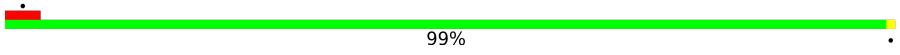

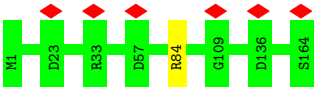

• Molecule 1: Phycoerythrin alpha subunit

Chain UK:

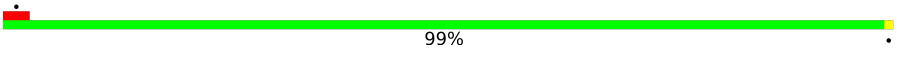

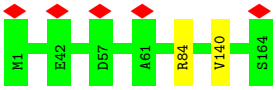

• Molecule 1: Phycoerythrin alpha subunit

Chain WK:

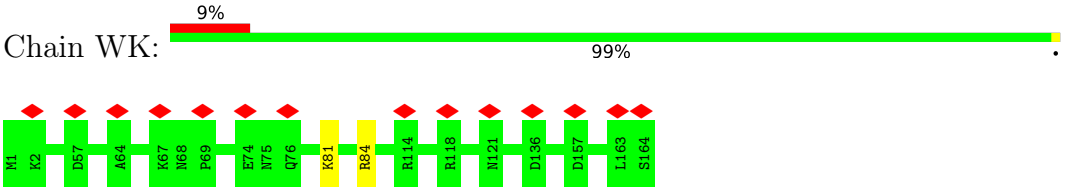

• Molecule 1: Phycoerythrin alpha subunit

Chain YK:

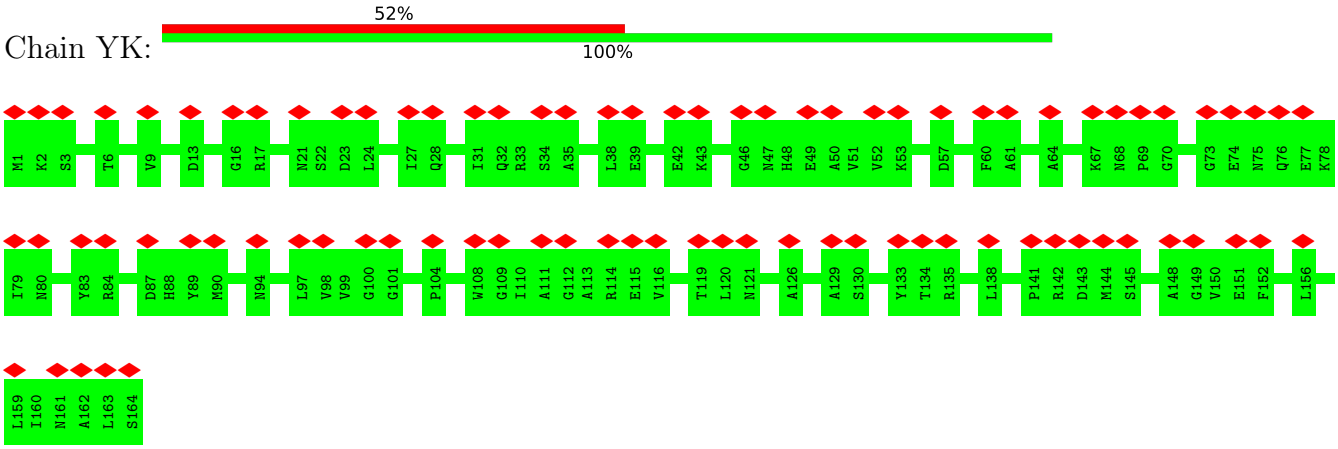

• Molecule 1: Phycoerythrin alpha subunit

Chain CM:

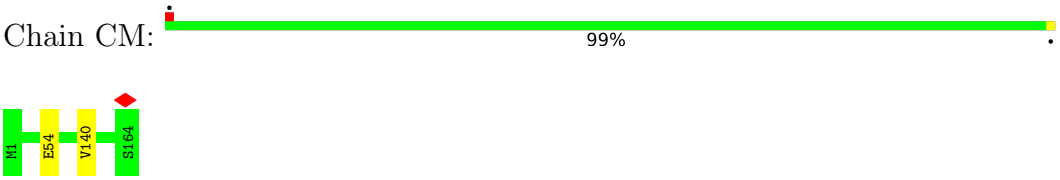

• Molecule 1: Phycoerythrin alpha subunit

Chain EM:

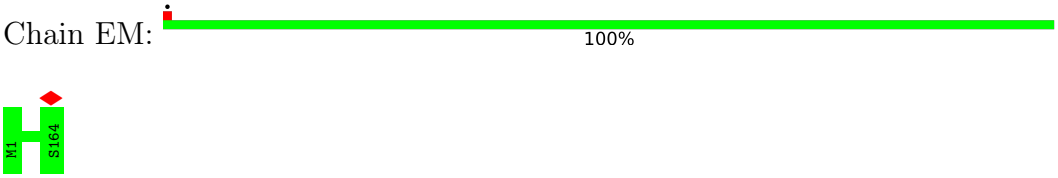

• Molecule 1: Phycoerythrin alpha subunit

Chain GM:

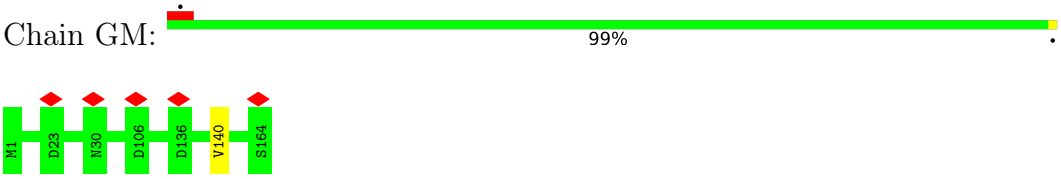

• Molecule 1: Phycoerythrin alpha subunit

Chain IM:

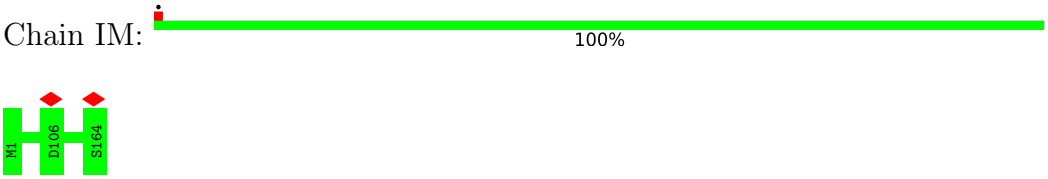

• Molecule 1: Phycoerythrin alpha subunit

Chain KM:

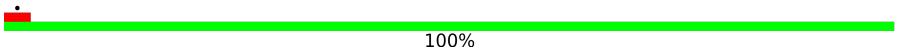

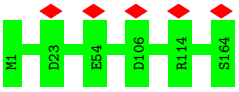

• Molecule 1: Phycoerythrin alpha subunit

Chain MM:

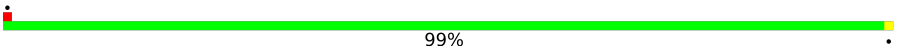

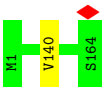

• Molecule 1: Phycoerythrin alpha subunit

Chain OM:

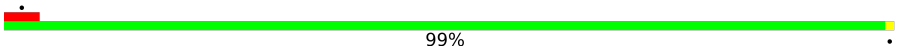

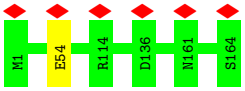

• Molecule 1: Phycoerythrin alpha subunit

Chain QM:

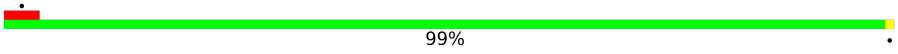

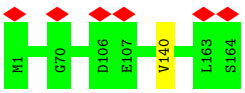

• Molecule 1: Phycoerythrin alpha subunit

Chain SM:

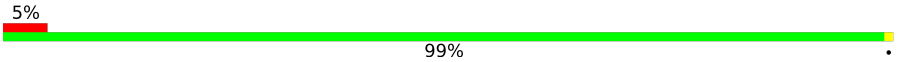

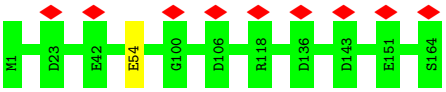

• Molecule 1: Phycoerythrin alpha subunit

Chain UM:

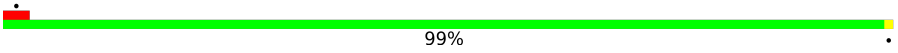

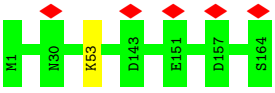

• Molecule 1: Phycoerythrin alpha subunit

Chain WM:

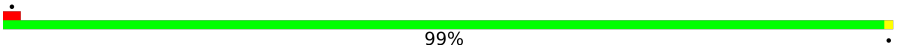

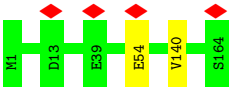

• Molecule 1: Phycoerythrin alpha subunit

Chain YM:

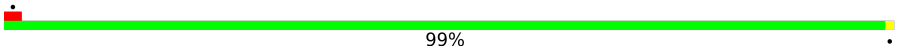

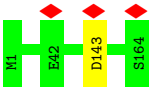

• Molecule 1: Phycoerythrin alpha subunit

Chain OO:

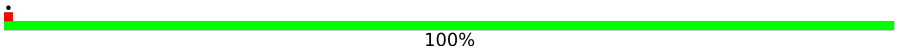

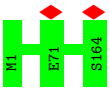

• Molecule 1: Phycoerythrin alpha subunit

Chain QO:

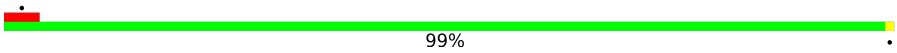

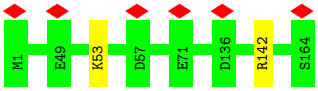

• Molecule 1: Phycoerythrin alpha subunit

Chain SO:

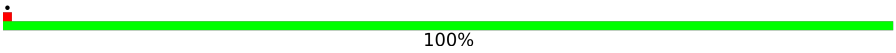

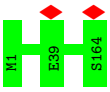

• Molecule 1: Phycoerythrin alpha subunit

Chain UO:

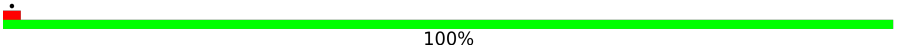

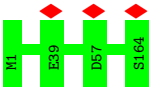

• Molecule 1: Phycoerythrin alpha subunit

Chain WO:

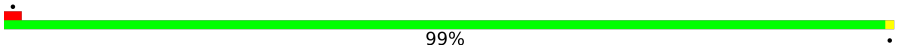

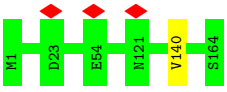

• Molecule 1: Phycoerythrin alpha subunit

Chain ZO:

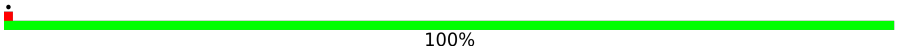

• Molecule 1: Phycoerythrin alpha subunit

Chain AP:

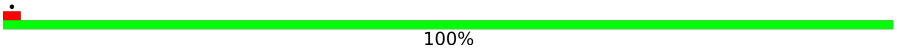

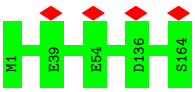

• Molecule 1: Phycoerythrin alpha subunit

Chain CP:

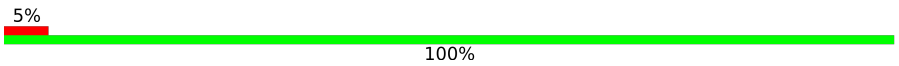

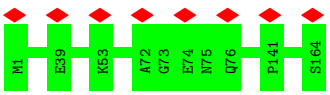

• Molecule 1: Phycoerythrin alpha subunit

Chain EP:

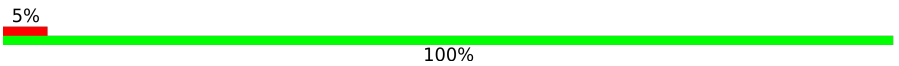

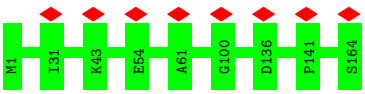

• Molecule 1: Phycoerythrin alpha subunit

Chain GP:

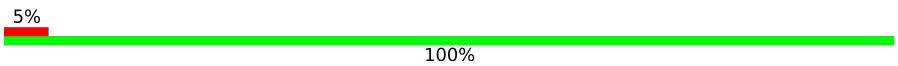

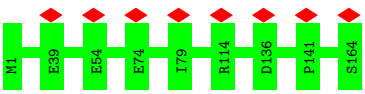

• Molecule 1: Phycoerythrin alpha subunit

Chain IP:

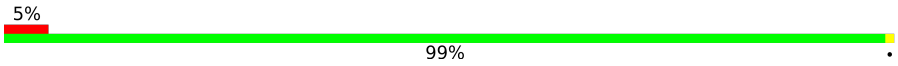

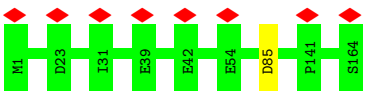

• Molecule 1: Phycoerythrin alpha subunit

Chain KP:

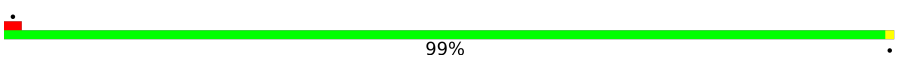

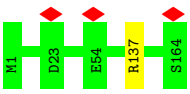

• Molecule 1: Phycoerythrin alpha subunit

Chain MP:

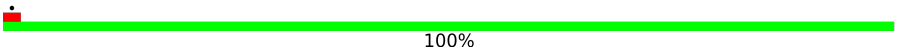

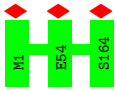

• Molecule 1: Phycoerythrin alpha subunit

Chain OP:

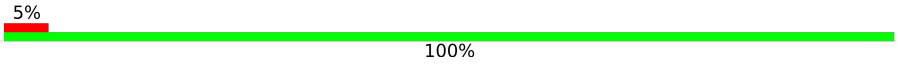

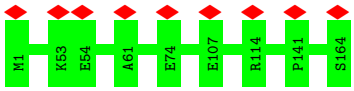

• Molecule 1: Phycoerythrin alpha subunit

Chain QP:

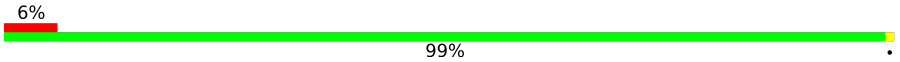

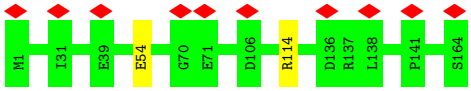

• Molecule 1: Phycoerythrin alpha subunit

Chain SP:

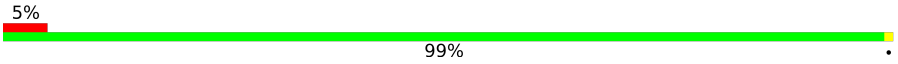

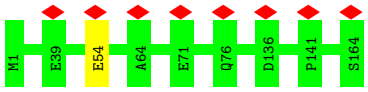

• Molecule 1: Phycoerythrin alpha subunit

Chain UP:

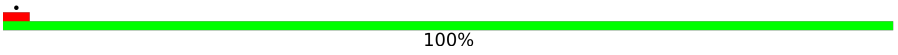

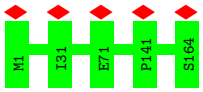

• Molecule 1: Phycoerythrin alpha subunit

Chain WP:

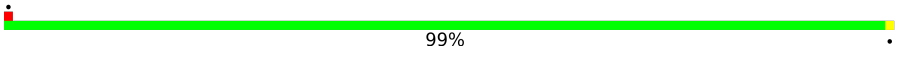

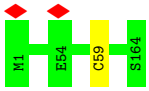

• Molecule 1: Phycoerythrin alpha subunit

Chain BQ:

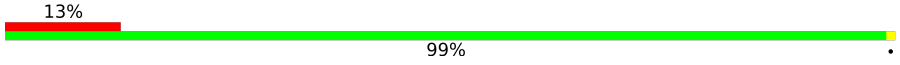

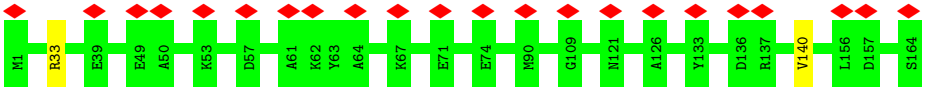

• Molecule 1: Phycoerythrin alpha subunit

Chain DQ:

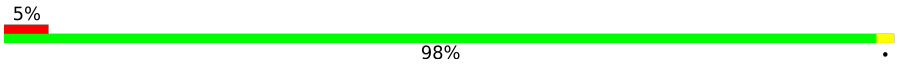

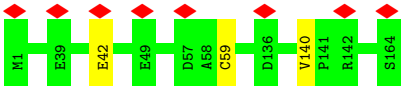

• Molecule 1: Phycoerythrin alpha subunit

Chain FQ:

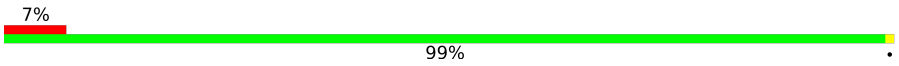

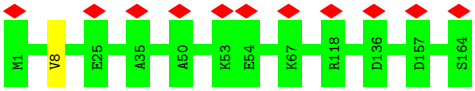

• Molecule 1: Phycoerythrin alpha subunit

Chain HQ:

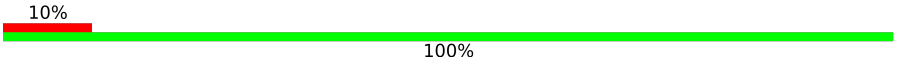

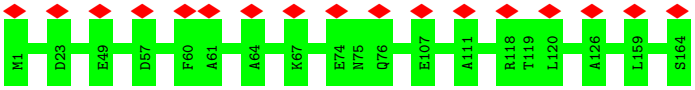

• Molecule 1: Phycoerythrin alpha subunit

Chain JQ:

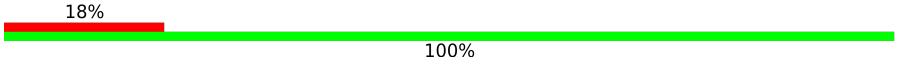

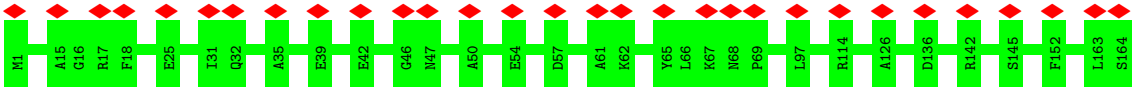

• Molecule 1: Phycoerythrin alpha subunit

Chain LQ:

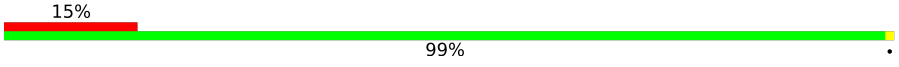

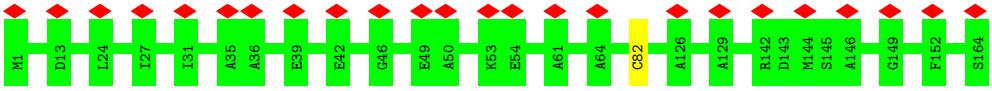

• Molecule 1: Phycoerythrin alpha subunit

Chain NQ:

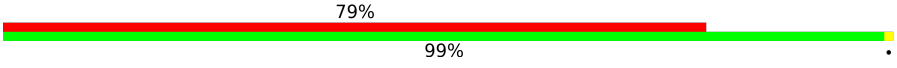

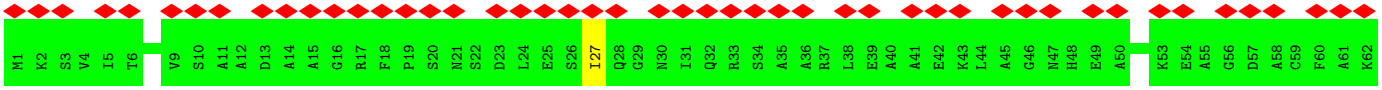

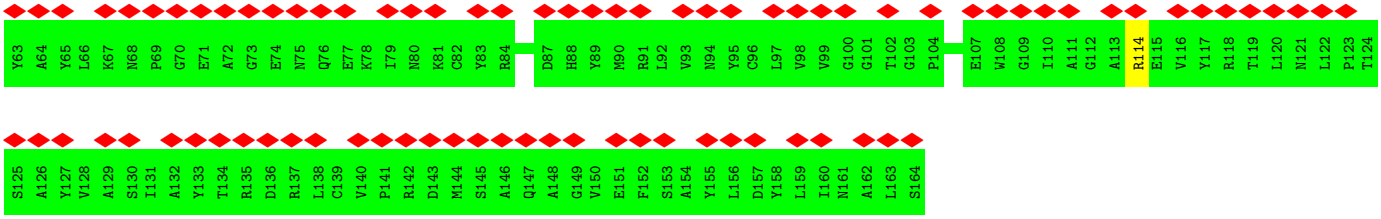

• Molecule 1: Phycoerythrin alpha subunit

Chain PQ:

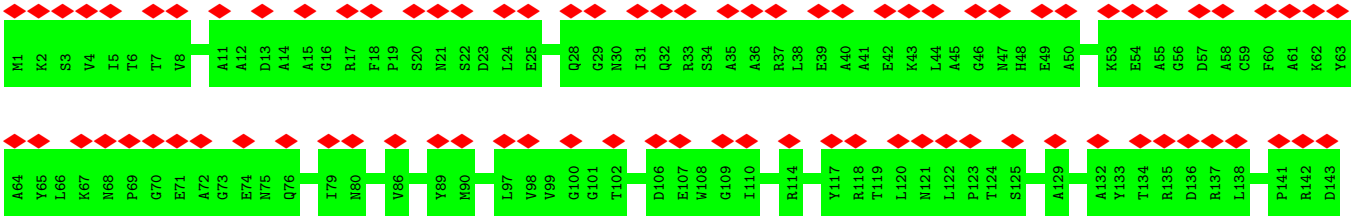

• Molecule 1: Phycoerythrin alpha subunit

Chain RQ:

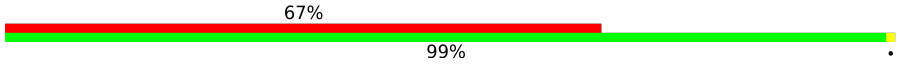

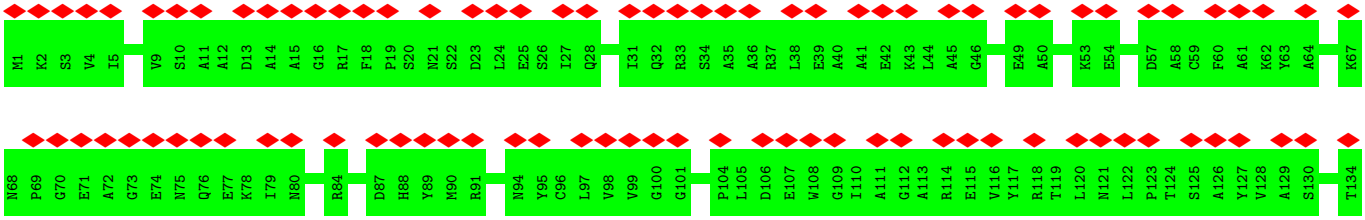

• Molecule 1: Phycoerythrin alpha subunit

Chain TQ:

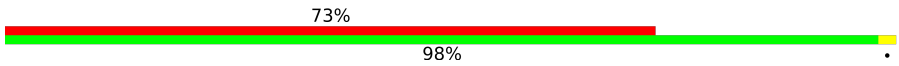

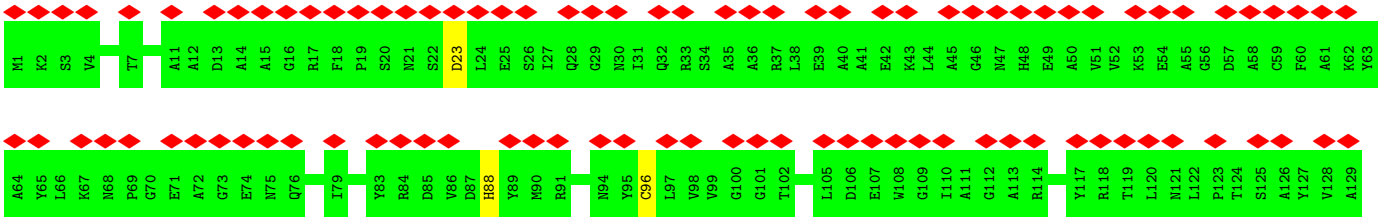

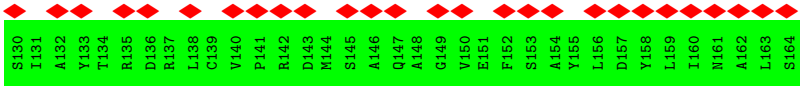

• Molecule 1: Phycoerythrin alpha subunit

Chain VQ:

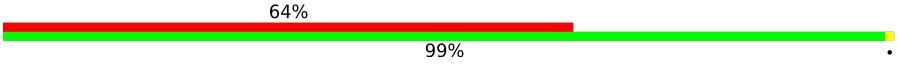

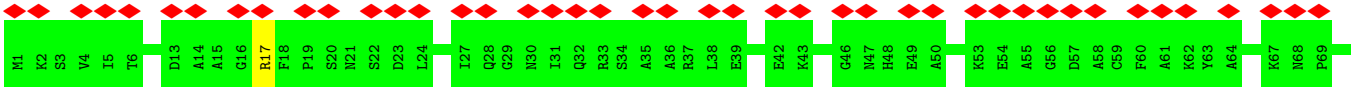

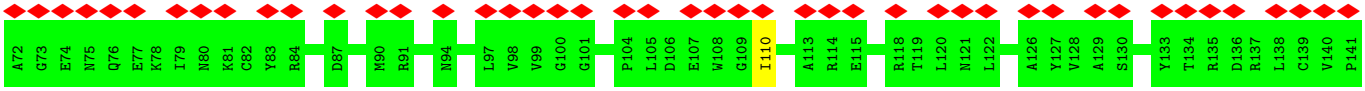

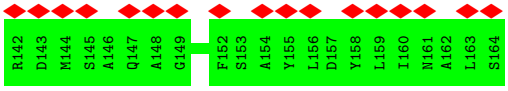

• Molecule 1: Phycoerythrin alpha subunit

Chain XQ:

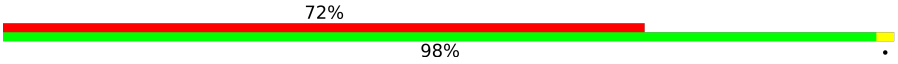

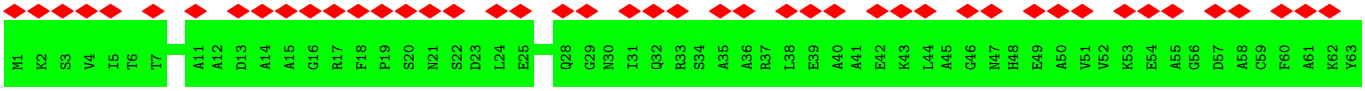

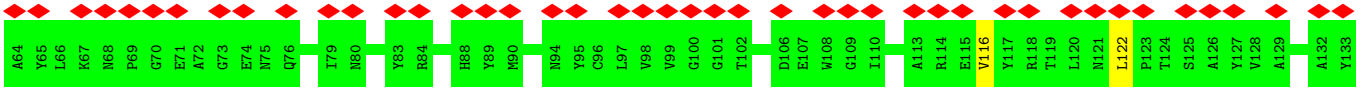

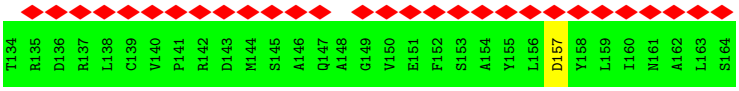

• Molecule 1: Phycoerythrin alpha subunit

Chain O1:

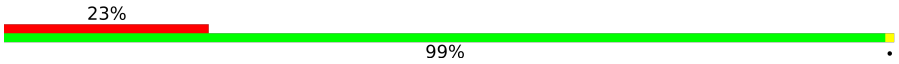

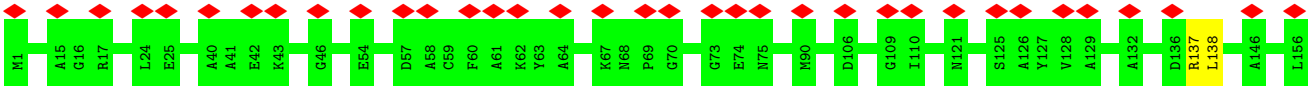

• Molecule 1: Phycoerythrin alpha subunit

Chain Q1:

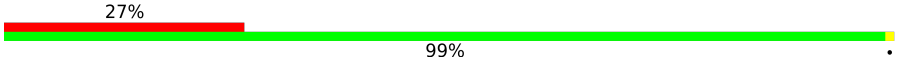

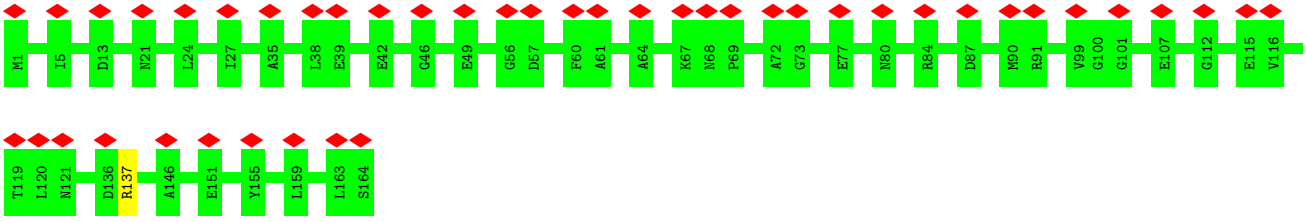

• Molecule 1: Phycoerythrin alpha subunit

Chain S1:

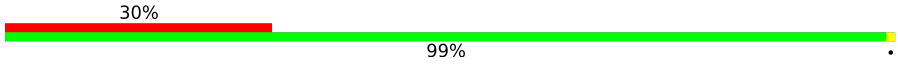

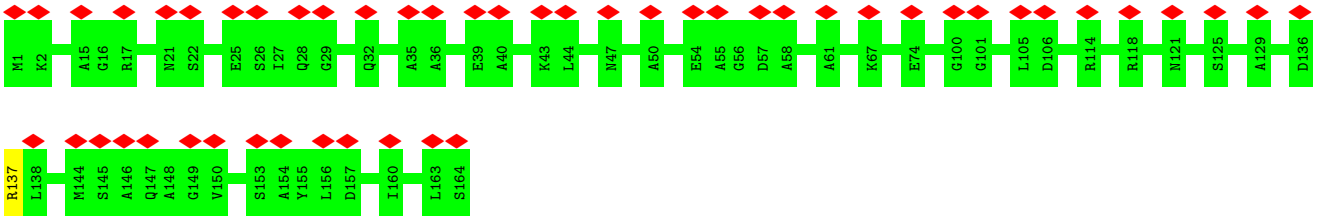

• Molecule 1: Phycoerythrin alpha subunit

Chain U1:

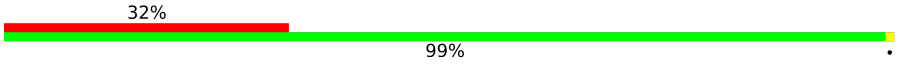

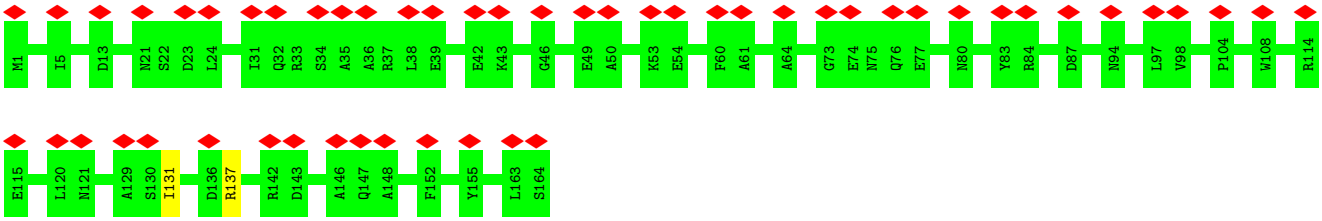

• Molecule 1: Phycoerythrin alpha subunit

Chain W1:

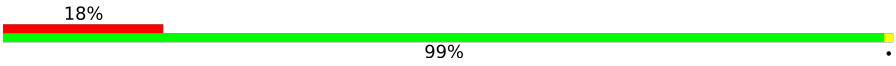

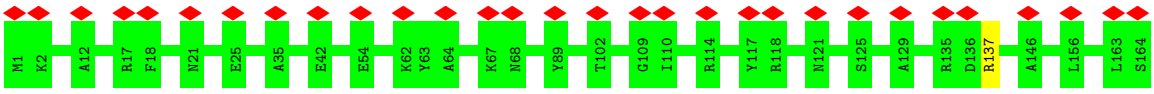

• Molecule 1: Phycoerythrin alpha subunit

Chain Z1:

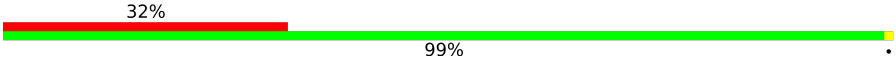

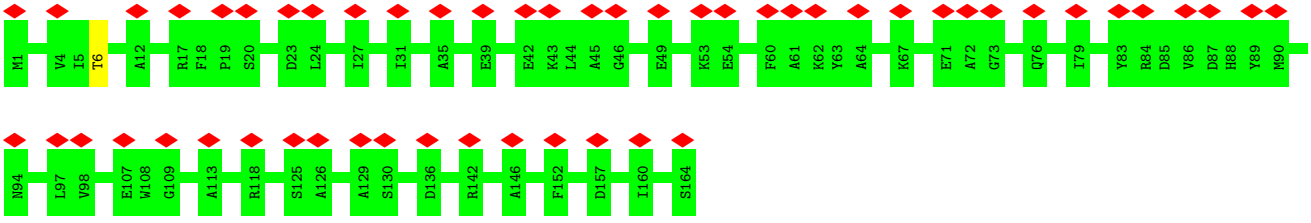

• Molecule 1: Phycoerythrin alpha subunit

Chain f1:

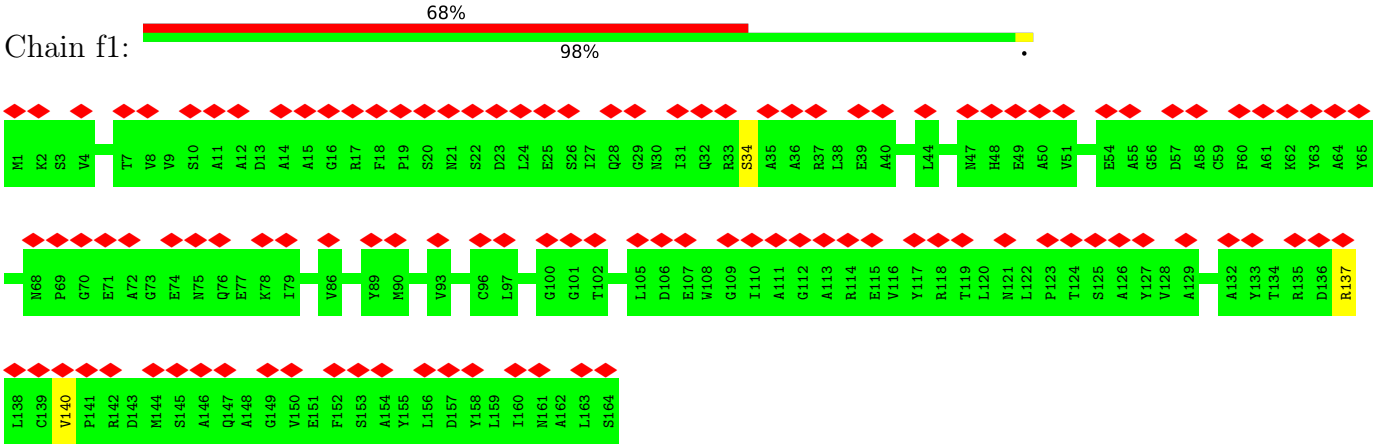

• Molecule 1: Phycoerythrin alpha subunit

Chain h1:

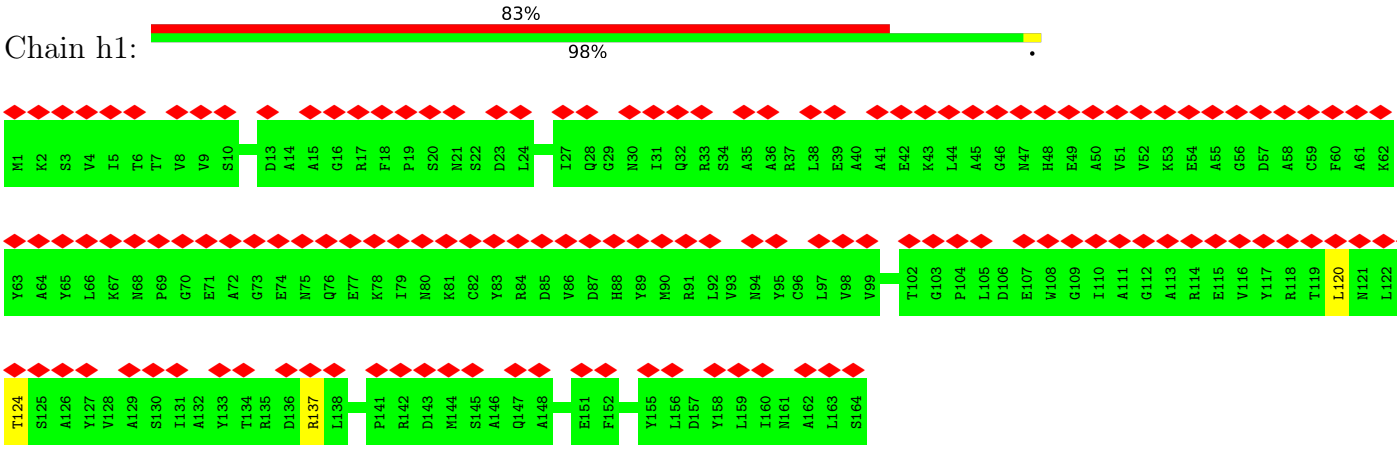

• Molecule 1: Phycoerythrin alpha subunit

Chain j1:

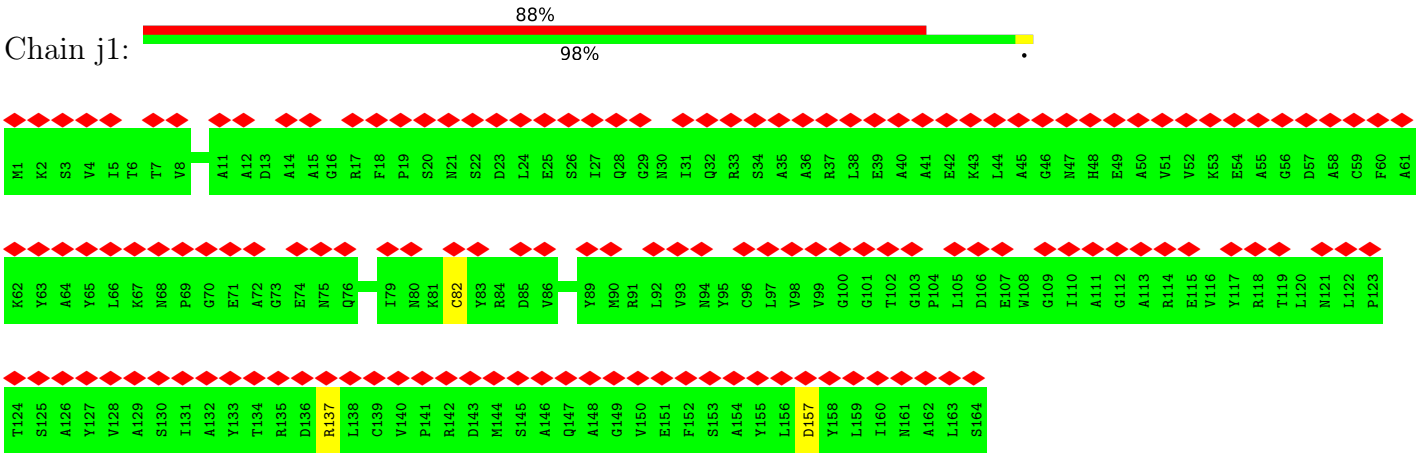

• Molecule 1: Phycoerythrin alpha subunit

Chain l1:

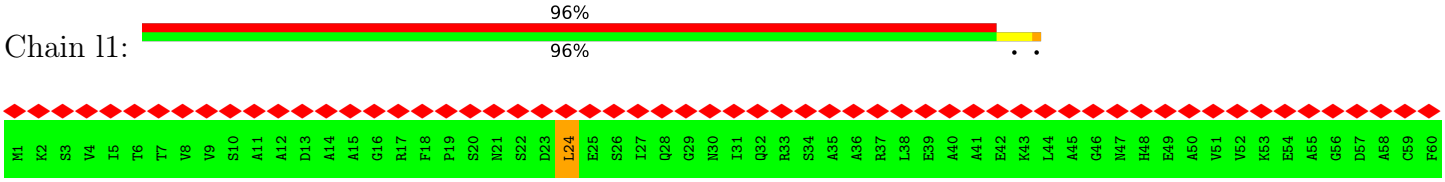

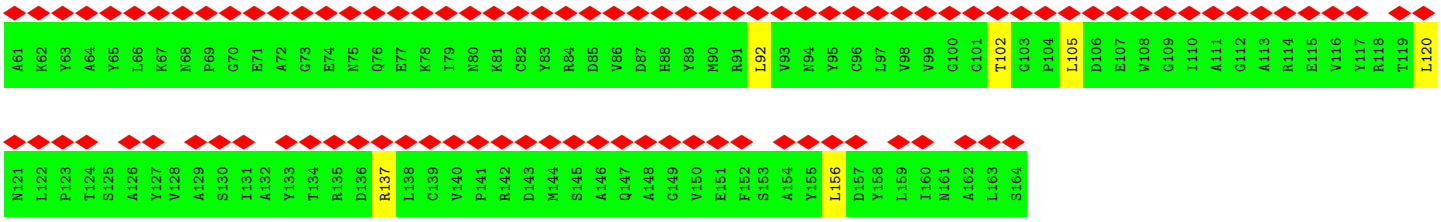

• Molecule 1: Phycoerythrin alpha subunit

Chain b1:

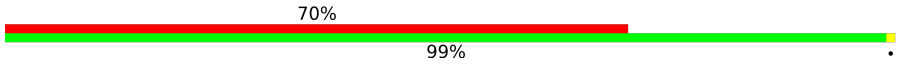

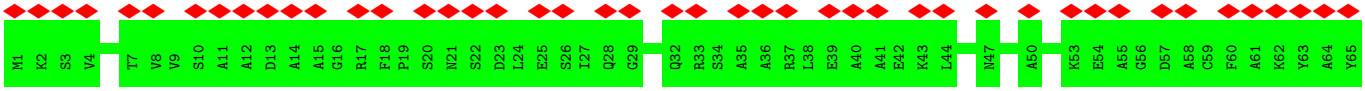

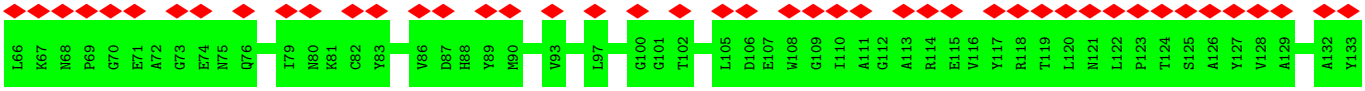

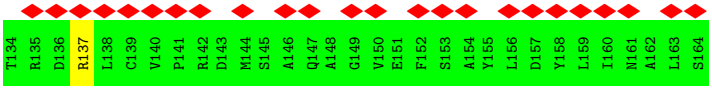

• Molecule 1: Phycoerythrin alpha subunit

Chain d1:

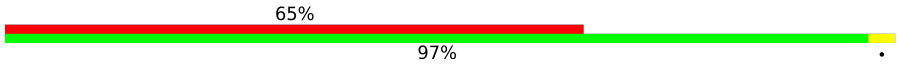

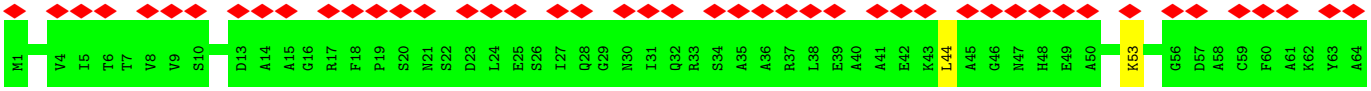

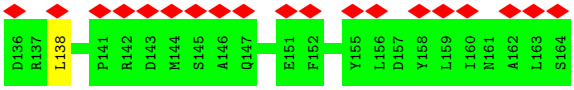

• Molecule 1: Phycoerythrin alpha subunit

Chain O4:

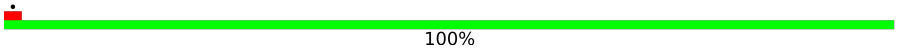

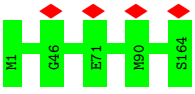

• Molecule 1: Phycoerythrin alpha subunit

Chain Q4:

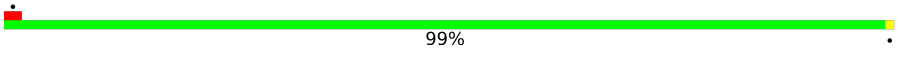

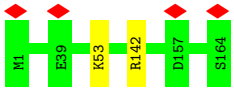

• Molecule 1: Phycoerythrin alpha subunit

Chain S4:

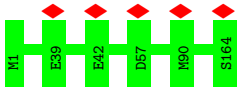

• Molecule 1: Phycoerythrin alpha subunit

Chain U4:

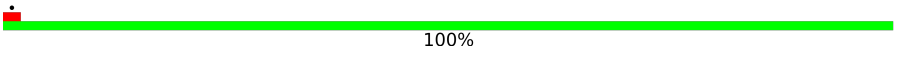

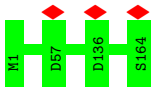

• Molecule 1: Phycoerythrin alpha subunit

Chain W4:

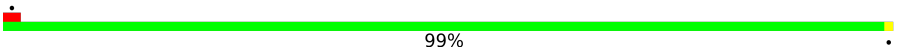

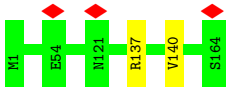

• Molecule 1: Phycoerythrin alpha subunit

Chain Z4:

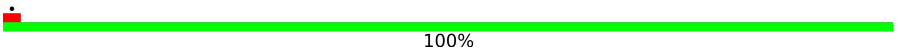

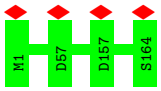

• Molecule 1: Phycoerythrin alpha subunit

Chain j4:

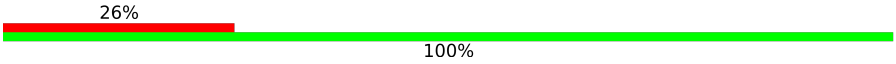

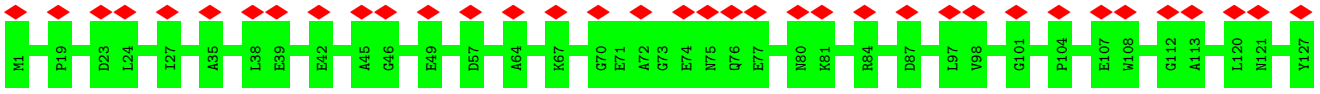

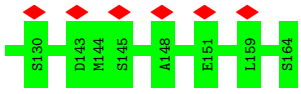

• Molecule 1: Phycoerythrin alpha subunit

Chain l4:

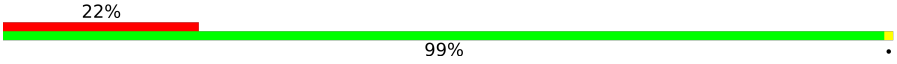

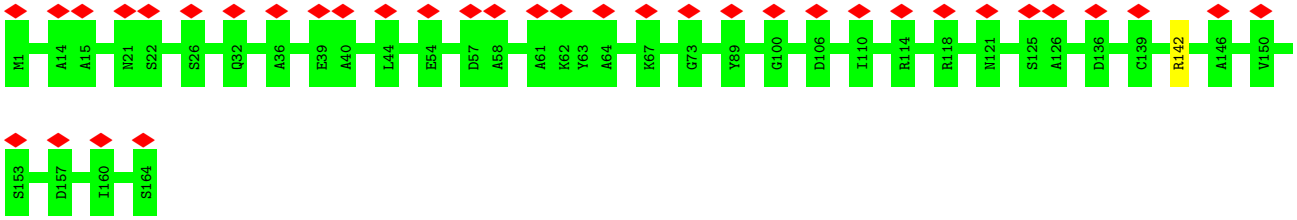

• Molecule 1: Phycoerythrin alpha subunit

Chain b4:

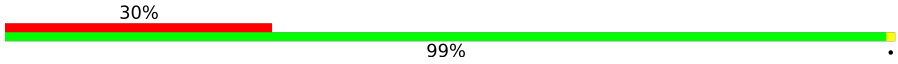

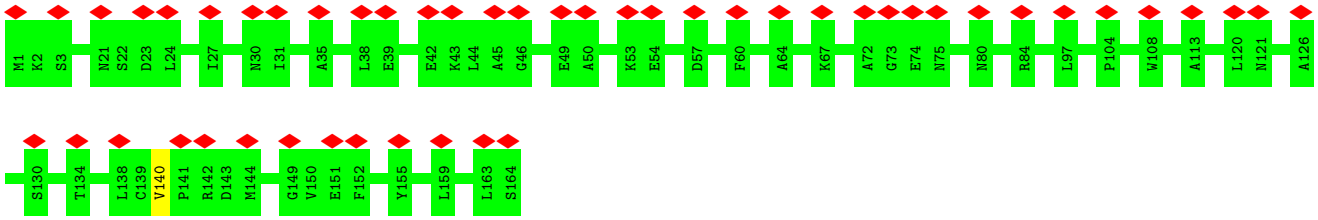

• Molecule 1: Phycoerythrin alpha subunit

Chain d4:

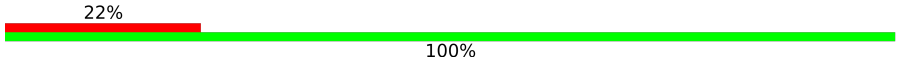

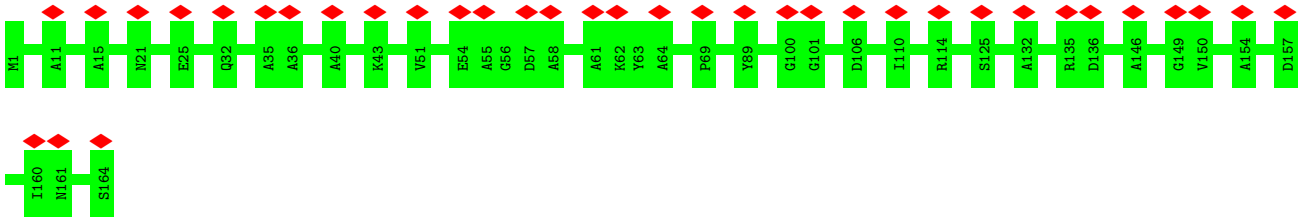

• Molecule 1: Phycoerythrin alpha subunit

Chain f4:

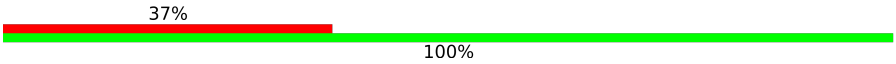

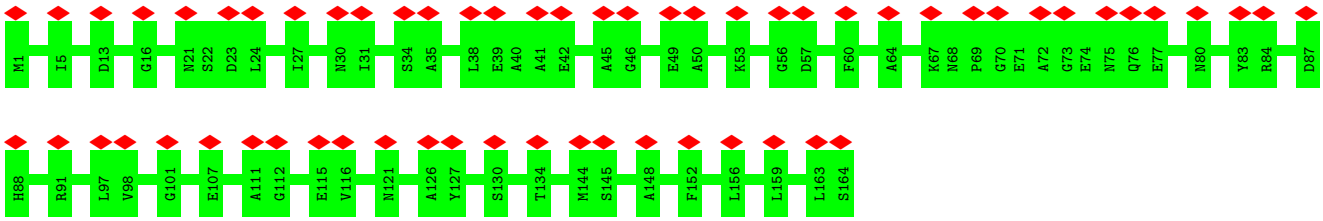

• Molecule 1: Phycoerythrin alpha subunit

Chain h4:

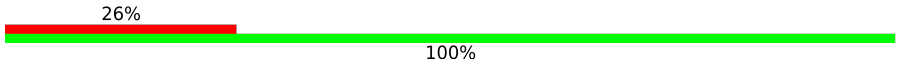

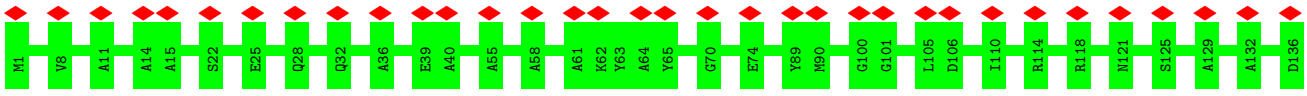

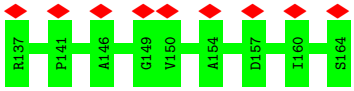

• Molecule 1: Phycoerythrin alpha subunit

Chain A5:

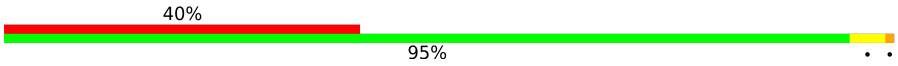

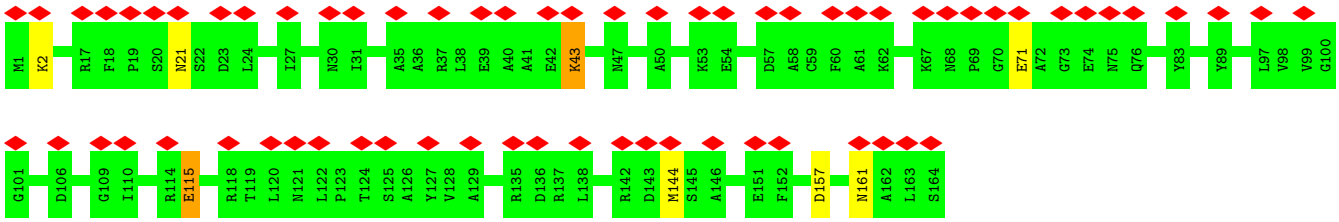

• Molecule 1: Phycoerythrin alpha subunit

Chain C5:

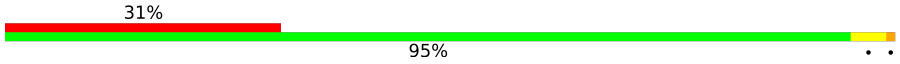

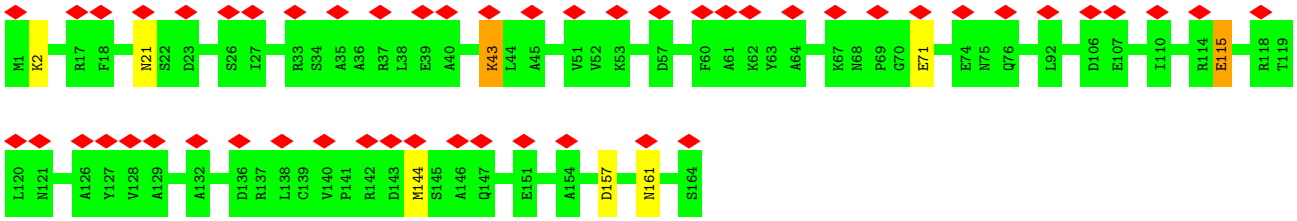

• Molecule 1: Phycoerythrin alpha subunit

Chain E5:

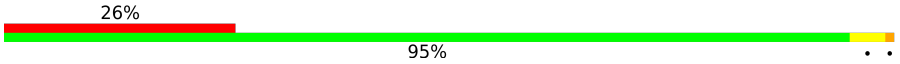

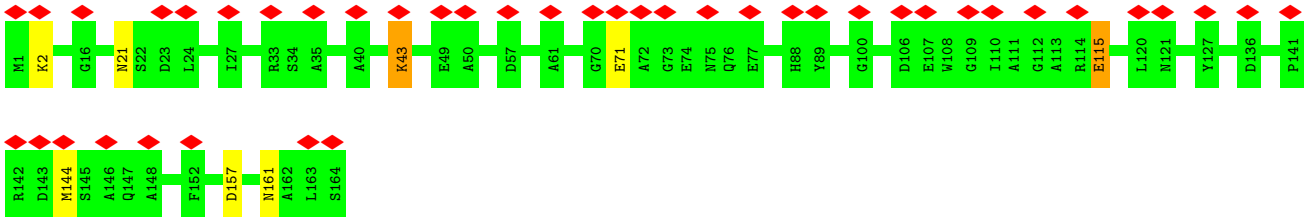

• Molecule 1: Phycoerythrin alpha subunit

Chain G5:

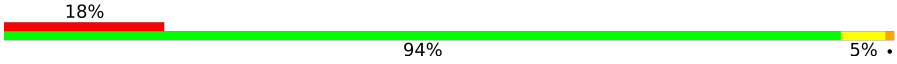

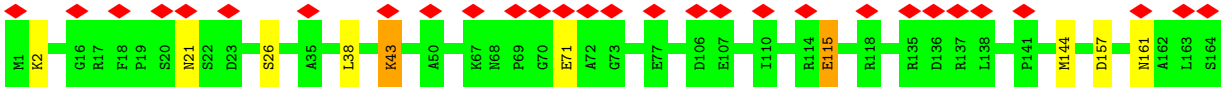

• Molecule 1: Phycoerythrin alpha subunit

Chain I5:

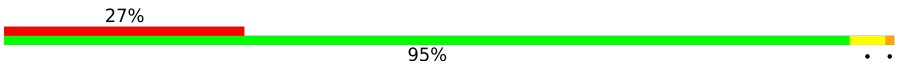

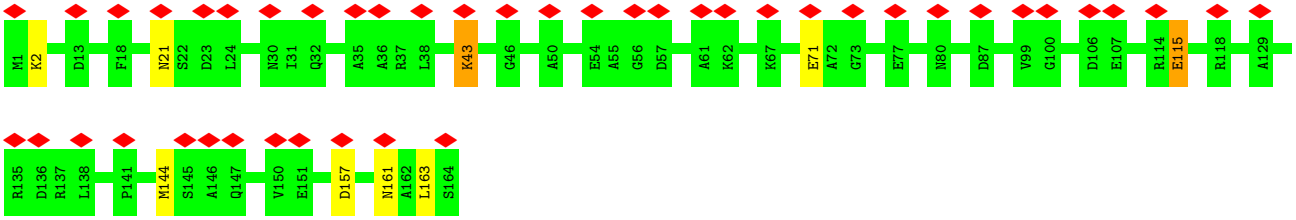

• Molecule 1: Phycoerythrin alpha subunit

Chain K5:

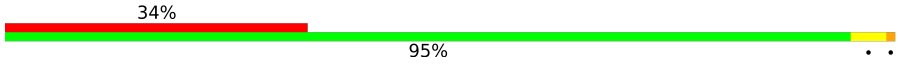

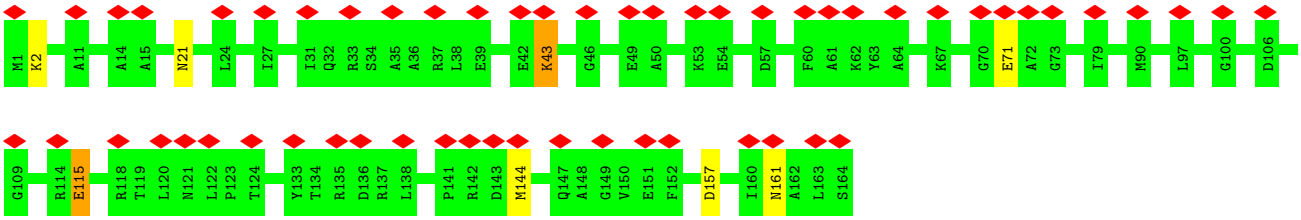

• Molecule 1: Phycoerythrin alpha subunit

Chain N5:

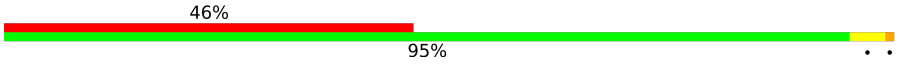

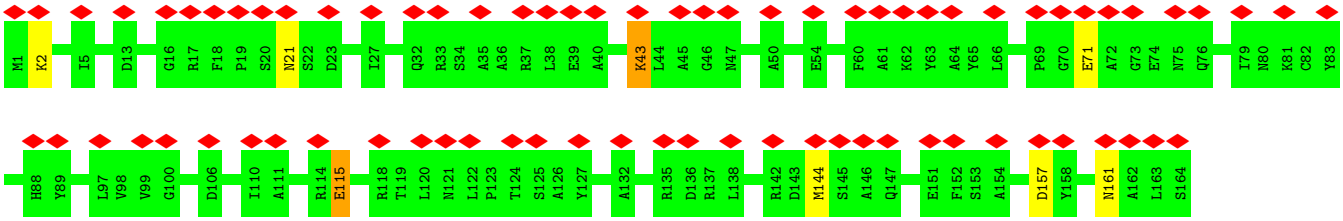

• Molecule 1: Phycoerythrin alpha subunit

Chain P5:

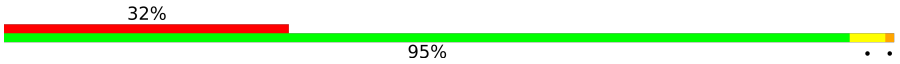

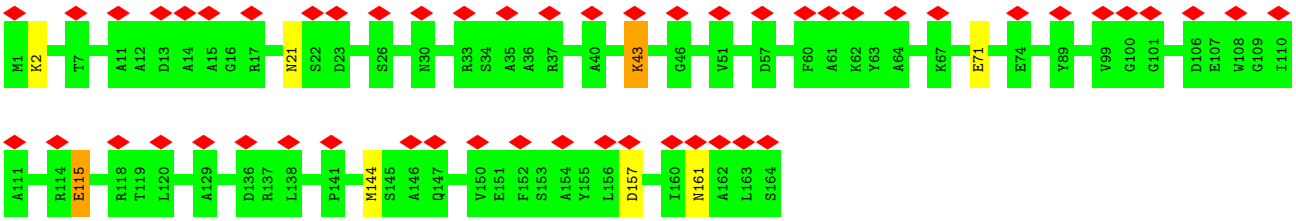

• Molecule 1: Phycoerythrin alpha subunit

Chain R5:

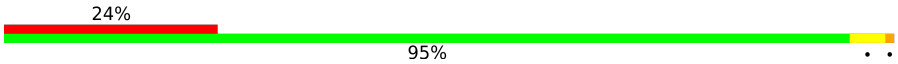

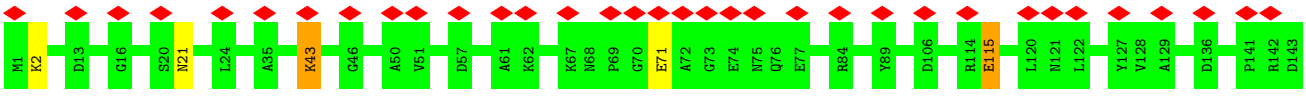

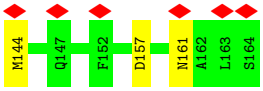

• Molecule 1: Phycoerythrin alpha subunit

Chain T5:

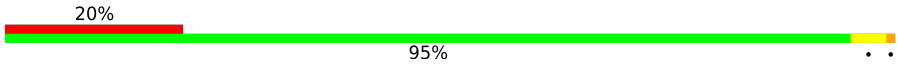

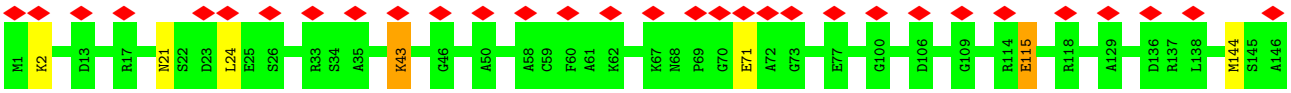

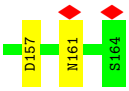

• Molecule 1: Phycoerythrin alpha subunit

Chain V5:

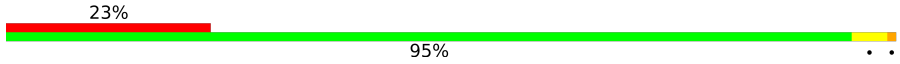

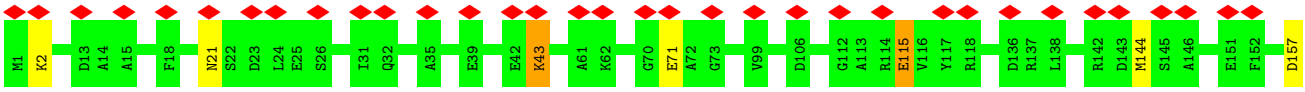

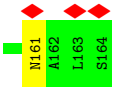

• Molecule 1: Phycoerythrin alpha subunit

Chain X5:

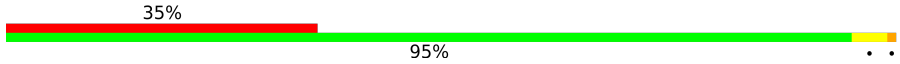

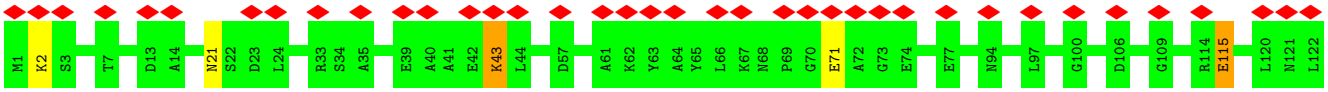

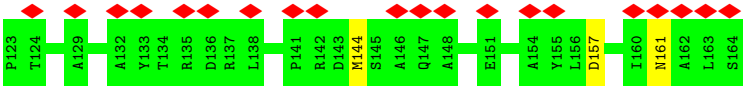

• Molecule 1: Phycoerythrin alpha subunit

Chain A7:

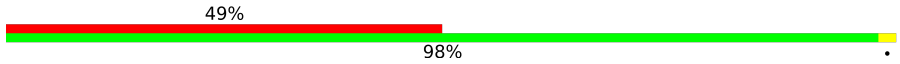

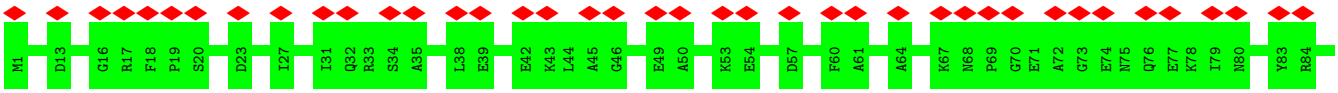

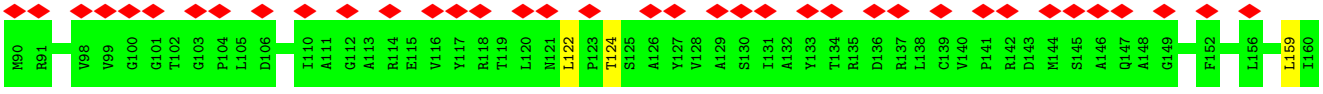

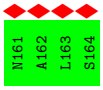

• Molecule 1: Phycoerythrin alpha subunit

Chain C7:

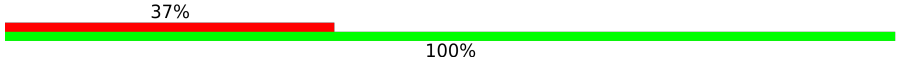

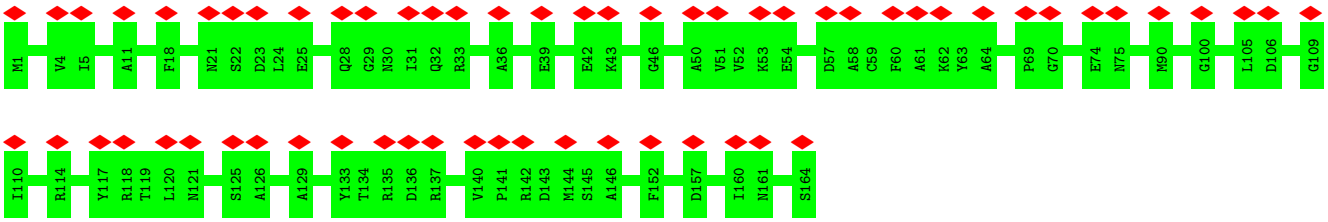

• Molecule 1: Phycoerythrin alpha subunit

Chain E7:

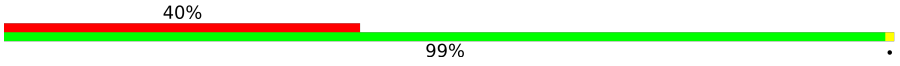

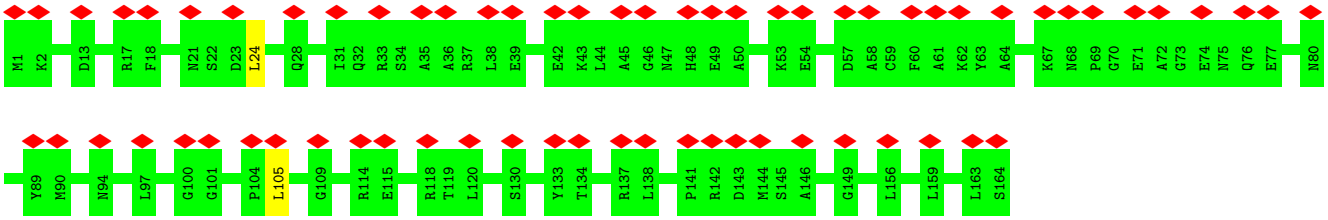

• Molecule 1: Phycoerythrin alpha subunit

Chain G7:

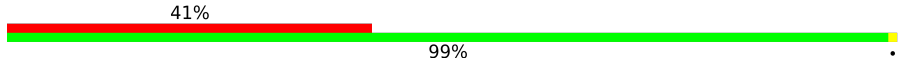

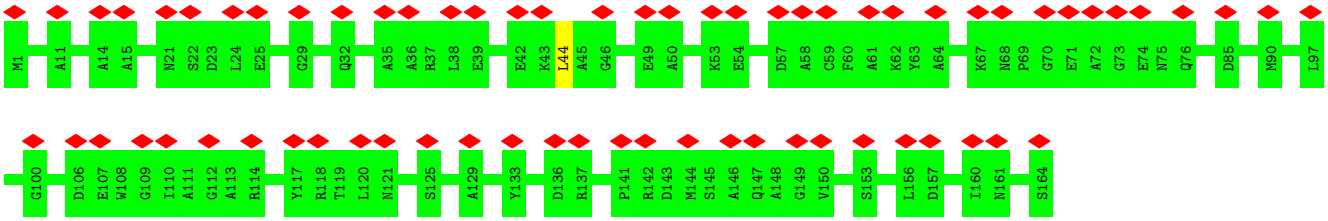

• Molecule 1: Phycoerythrin alpha subunit

Chain I7:

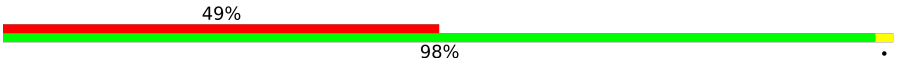

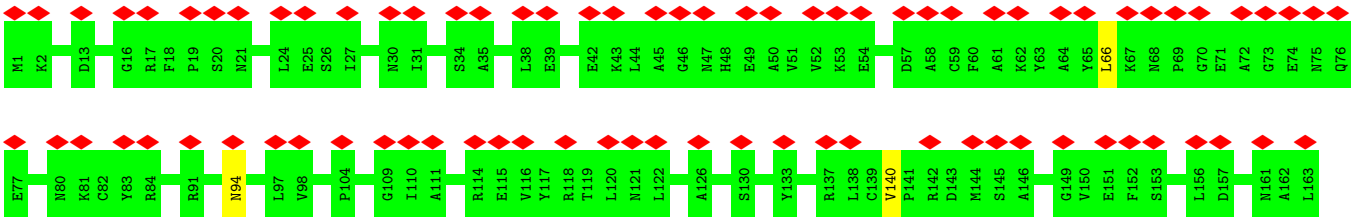

• Molecule 1: Phycoerythrin alpha subunit

Chain K7:

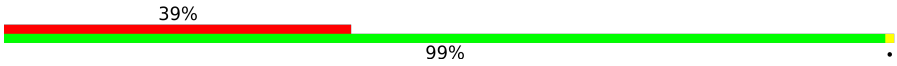

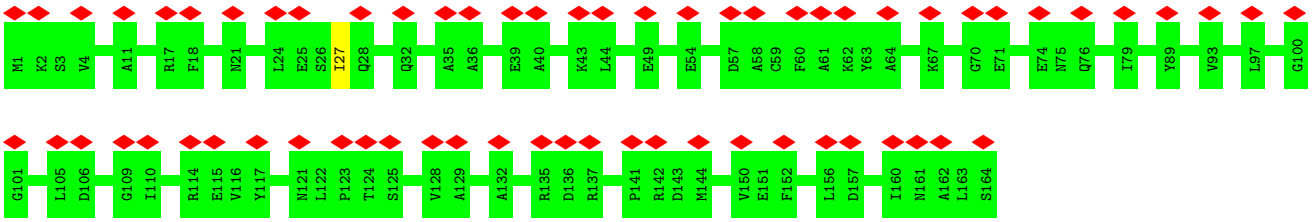

• Molecule 1: Phycoerythrin alpha subunit

Chain M7:

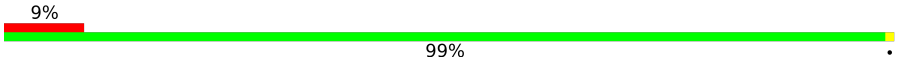

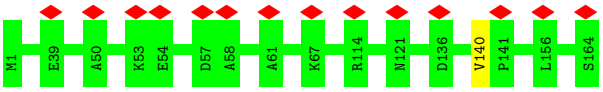

• Molecule 1: Phycoerythrin alpha subunit

Chain O7:

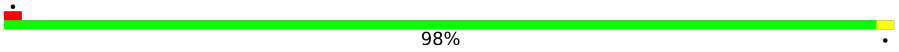

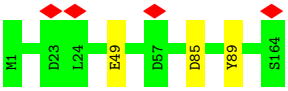

• Molecule 1: Phycoerythrin alpha subunit

Chain Q7:

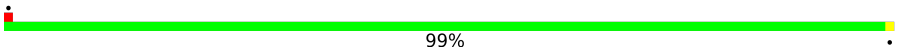

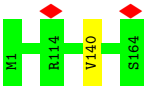

• Molecule 1: Phycoerythrin alpha subunit

Chain S7:

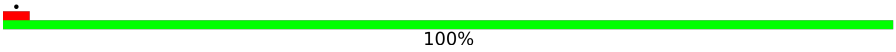

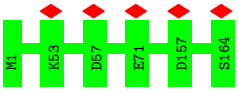

• Molecule 1: Phycoerythrin alpha subunit

Chain U7:

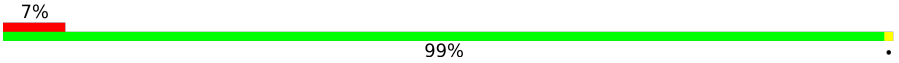

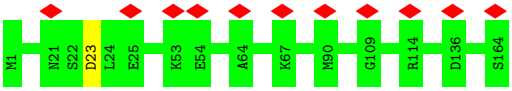

• Molecule 1: Phycoerythrin alpha subunit

Chain W7:

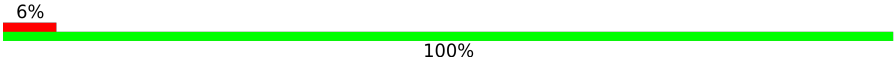

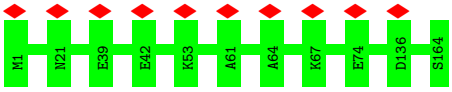

• Molecule 1: Phycoerythrin alpha subunit

Chain z8:

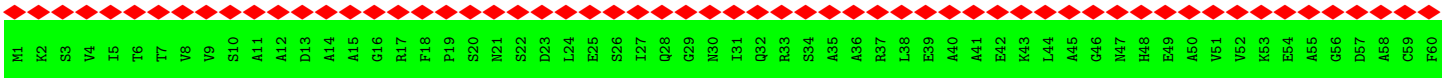

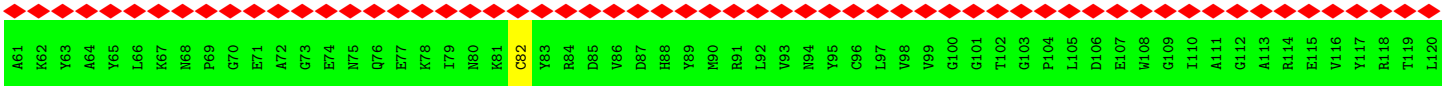

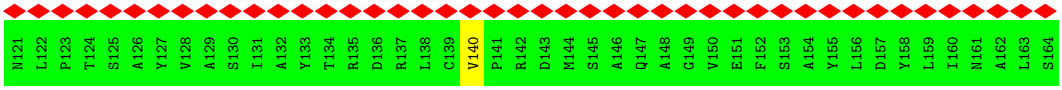

• Molecule 1: Phycoerythrin alpha subunit

Chain p8:

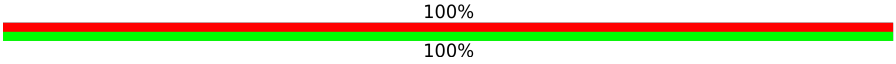

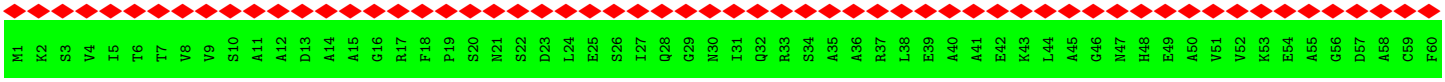

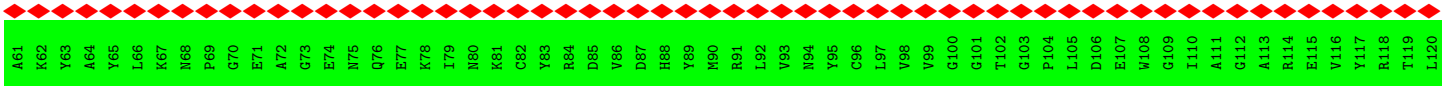

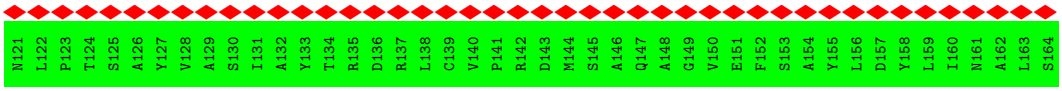

• Molecule 1: Phycoerythrin alpha subunit

Chain r8:

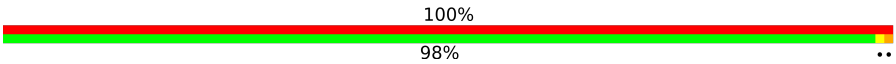

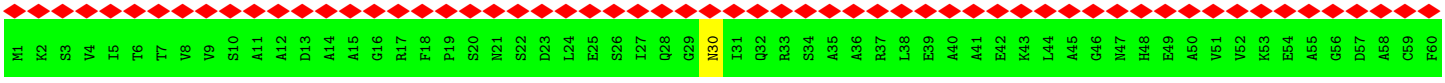

• Molecule 1: Phycoerythrin alpha subunit

Chain t8:



• Molecule 1: Phycoerythrin alpha subunit

Chain v8:

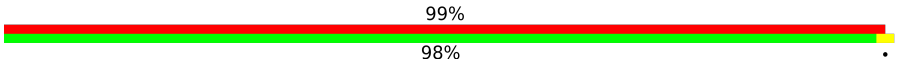

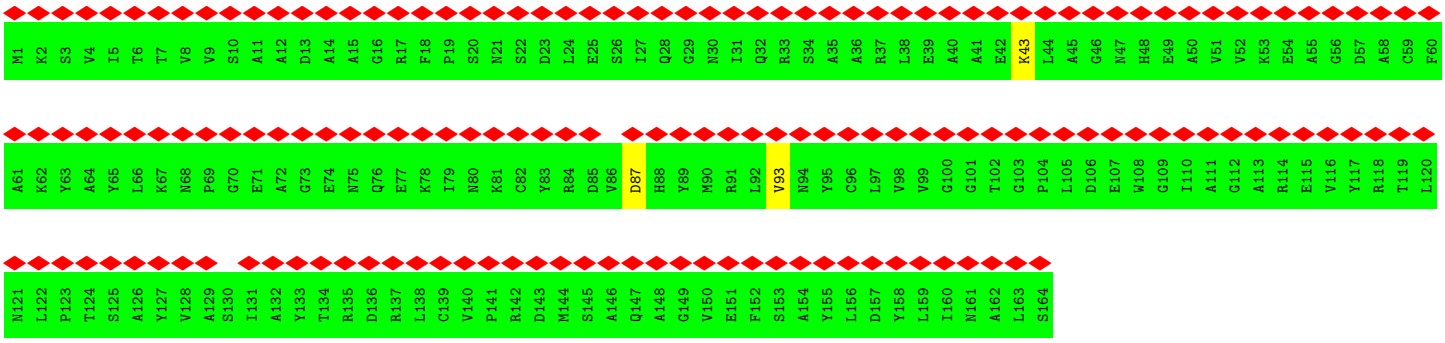

• Molecule 1: Phycoerythrin alpha subunit

Chain x8:



• Molecule 1: Phycoerythrin alpha subunit

Chain A9:

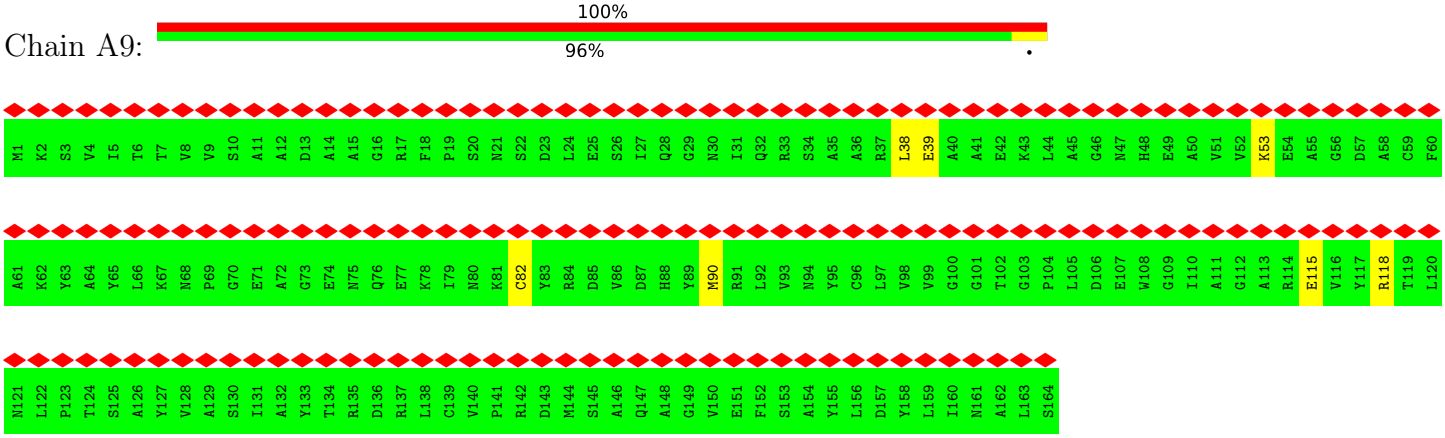

• Molecule 1: Phycoerythrin alpha subunit

Chain C9:

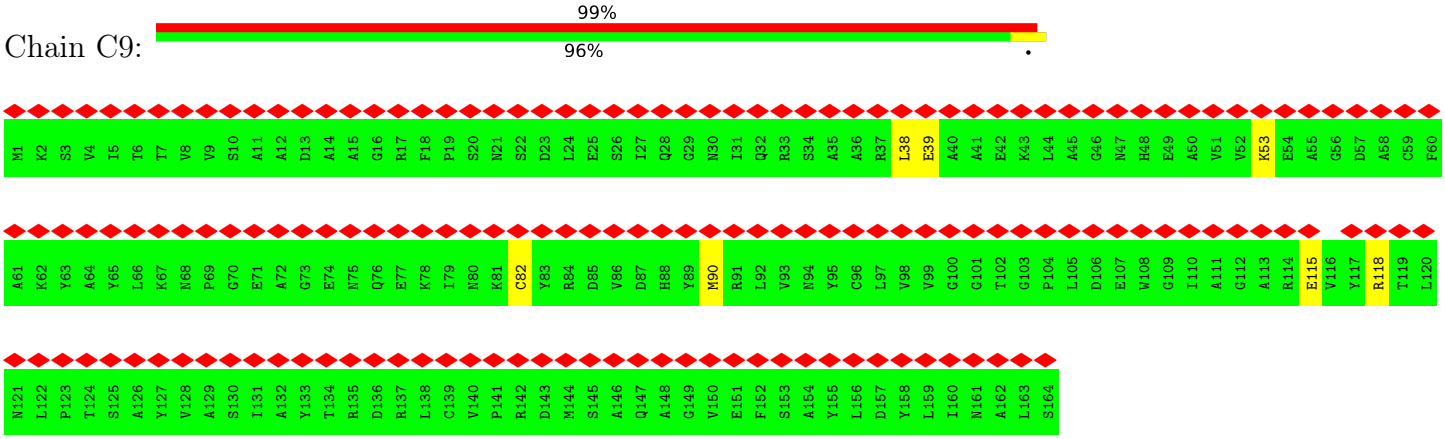

• Molecule 1: Phycoerythrin alpha subunit

Chain E9:

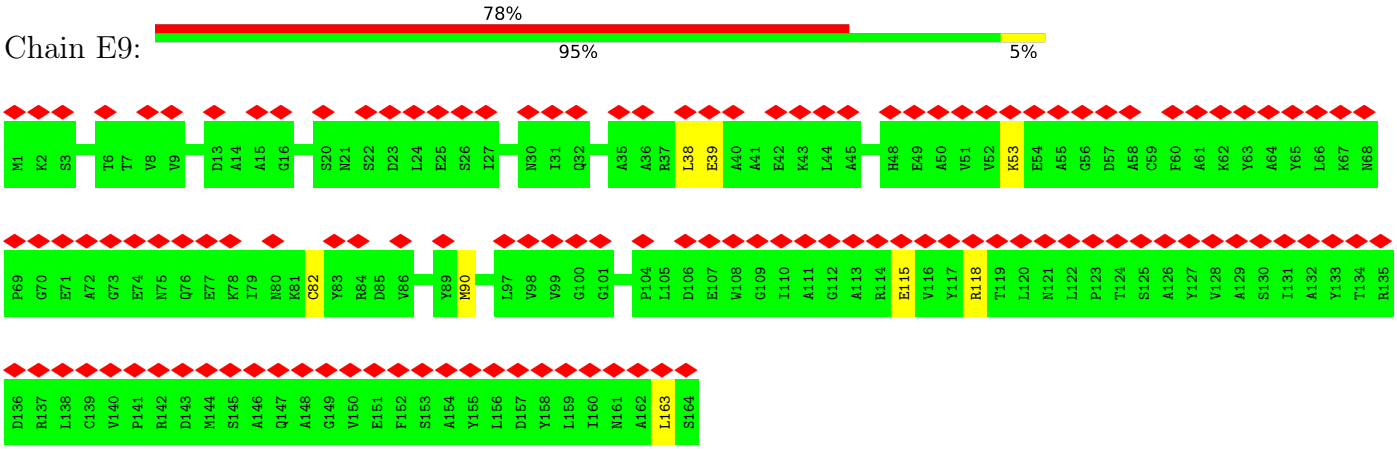

• Molecule 1: Phycoerythrin alpha subunit

Chain G9:

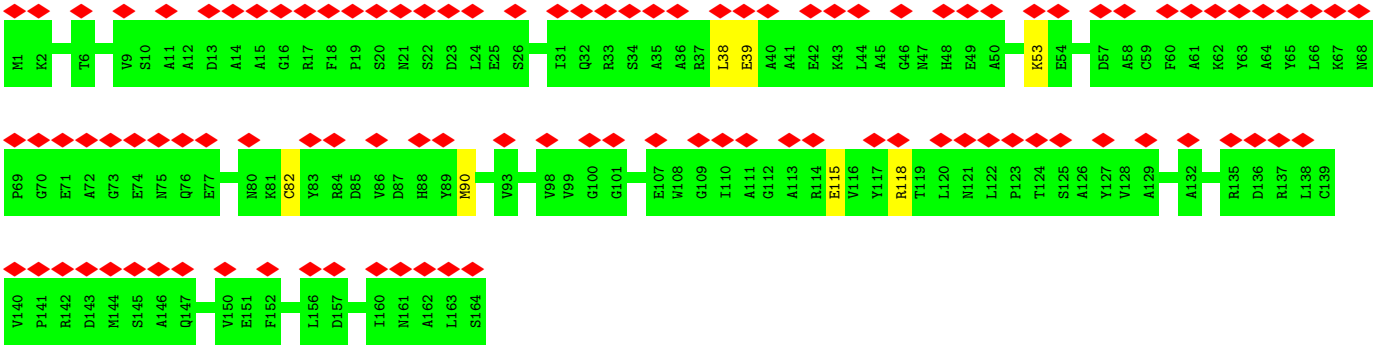

• Molecule 1: Phycoerythrin alpha subunit

Chain I9:

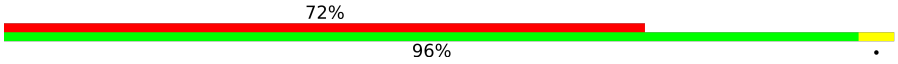

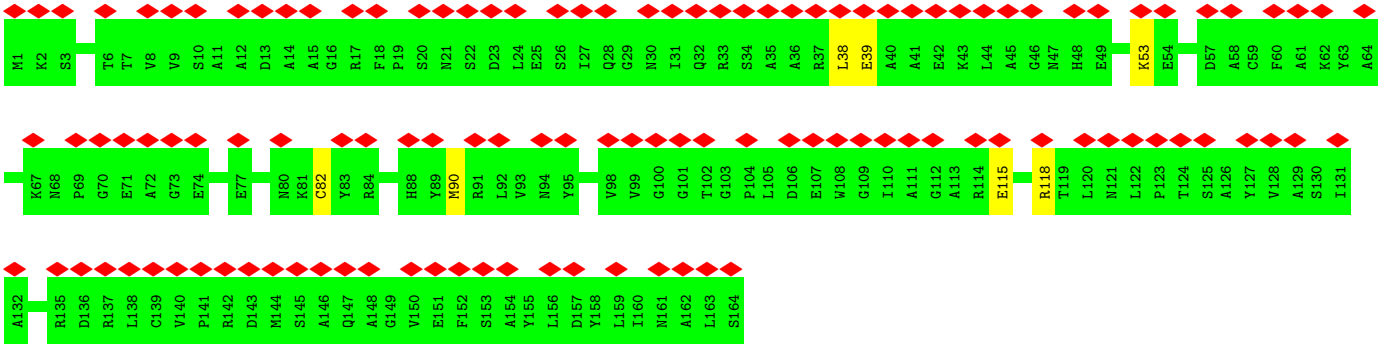

• Molecule 1: Phycoerythrin alpha subunit

Chain K9:

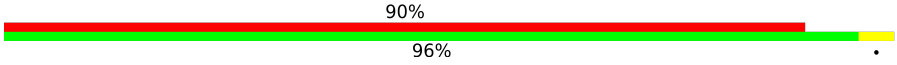

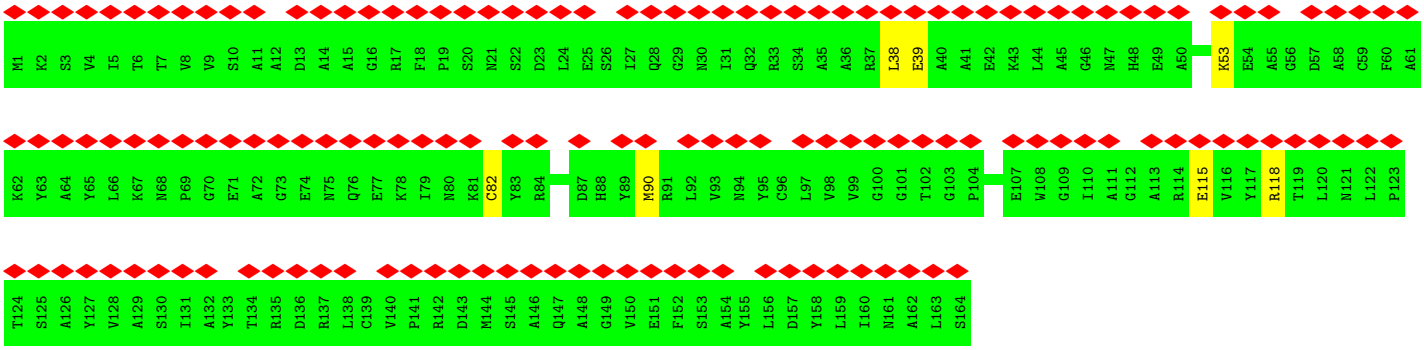

• Molecule 1: Phycoerythrin alpha subunit

Chain N9:

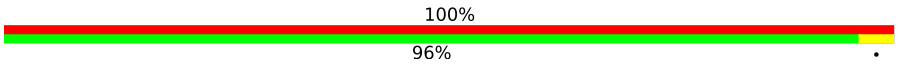

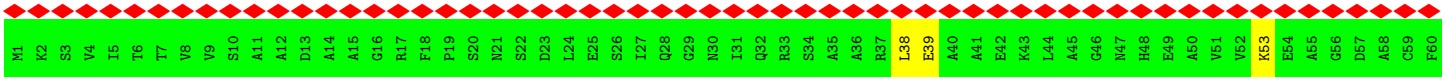

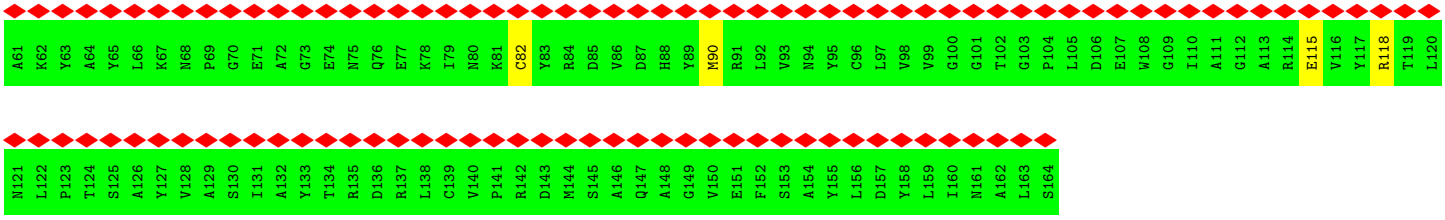

• Molecule 1: Phycoerythrin alpha subunit

Chain P9:

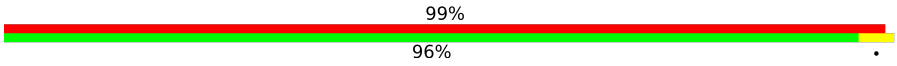



• Molecule 1: Phycoerythrin alpha subunit

Chain R9:

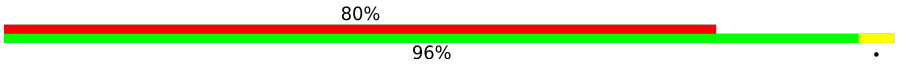

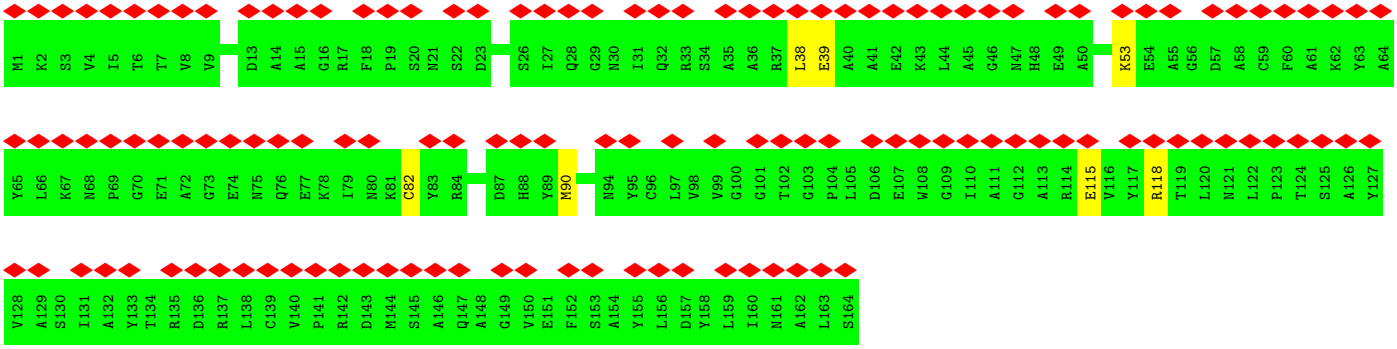

• Molecule 1: Phycoerythrin alpha subunit

Chain T9:

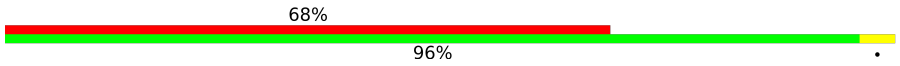

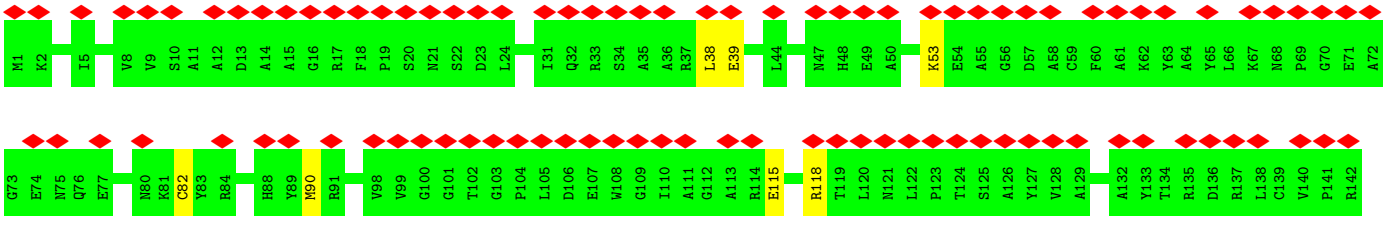

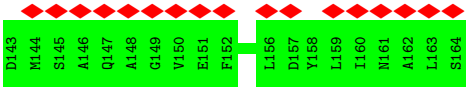

• Molecule 1: Phycoerythrin alpha subunit

Chain V9:

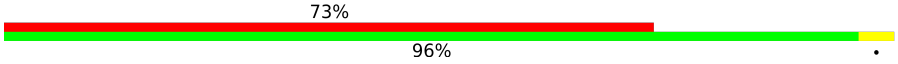



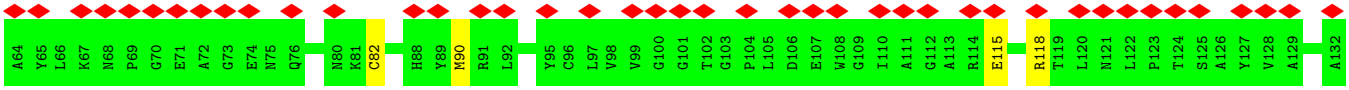

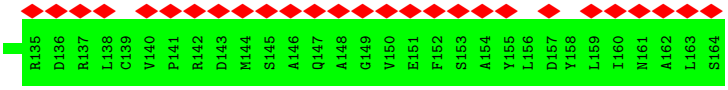

• Molecule 1: Phycoerythrin alpha subunit

Chain X9:

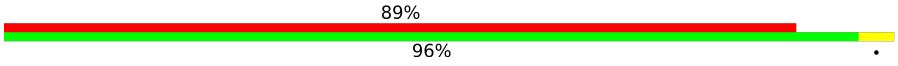

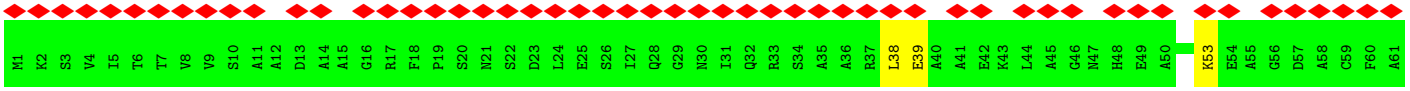

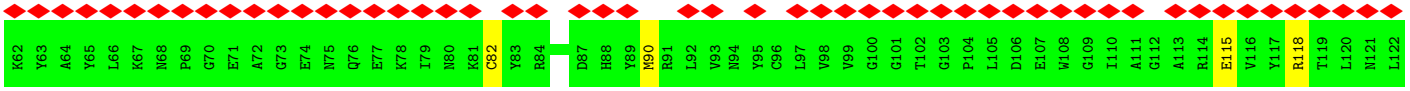

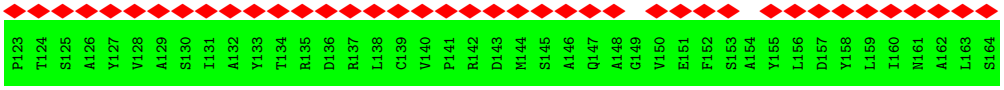

• Molecule 1: Phycoerythrin alpha subunit

Chain zC:



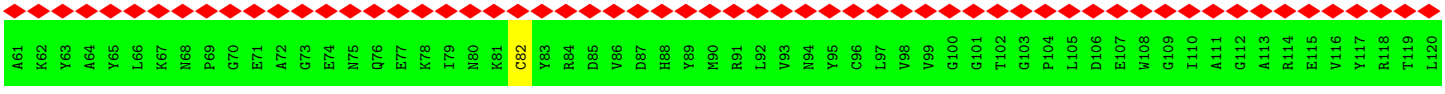

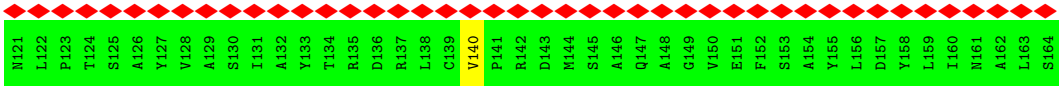

• Molecule 1: Phycoerythrin alpha subunit

Chain pC:

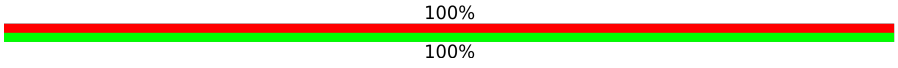



• Molecule 1: Phycoerythrin alpha subunit

Chain rC:

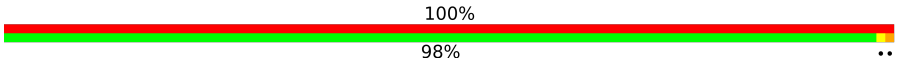



• Molecule 1: Phycoerythrin alpha subunit

Chain tC:

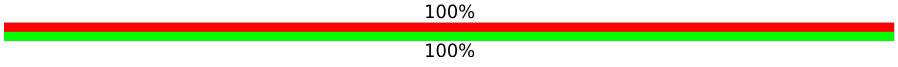



• Molecule 1: Phycoerythrin alpha subunit

Chain vC:

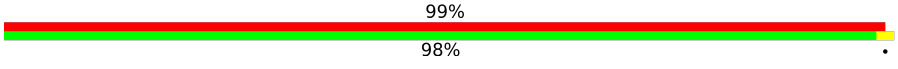

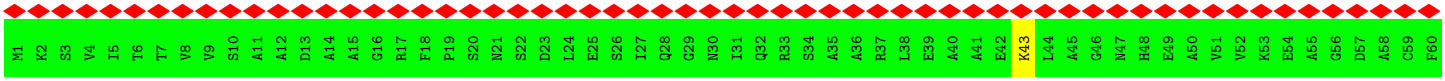

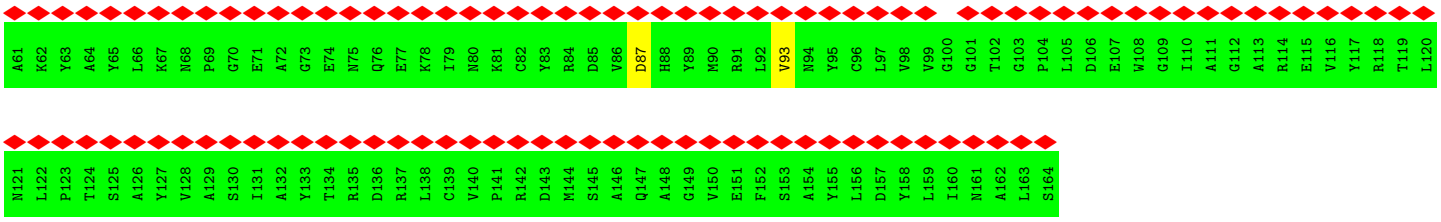

• Molecule 1: Phycoerythrin alpha subunit

Chain xC:

• Molecule 1: Phycoerythrin alpha subunit

Chain bE:

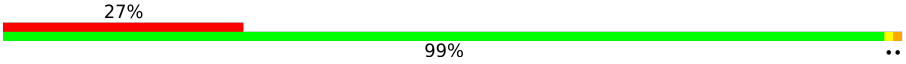

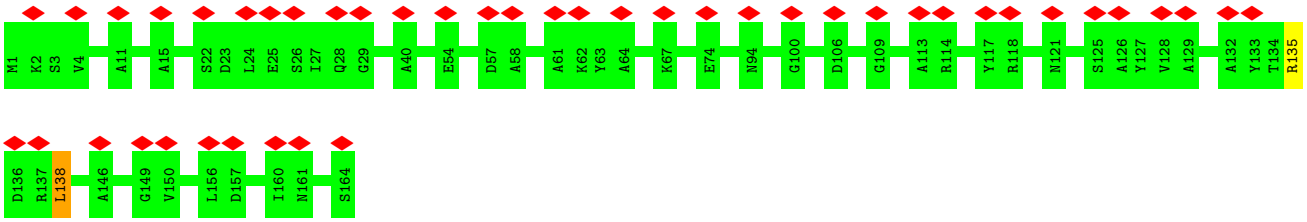

• Molecule 1: Phycoerythrin alpha subunit

Chain dE:

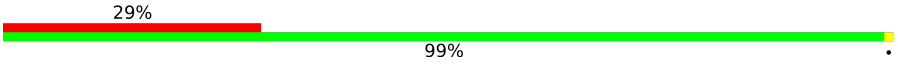

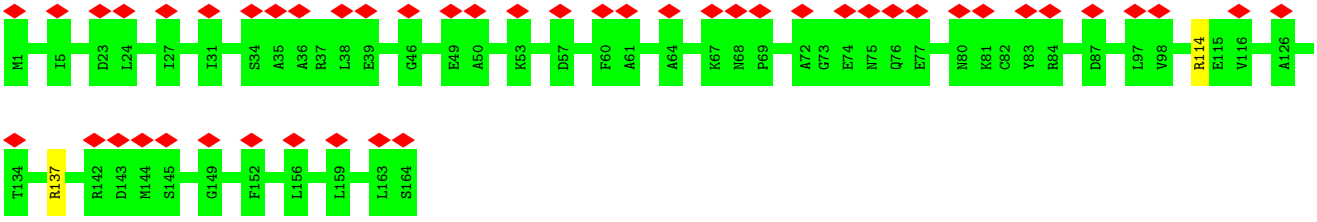

• Molecule 1: Phycoerythrin alpha subunit

Chain fE:

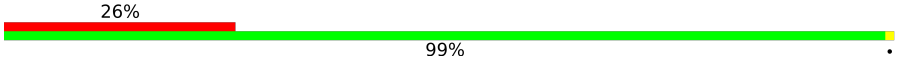

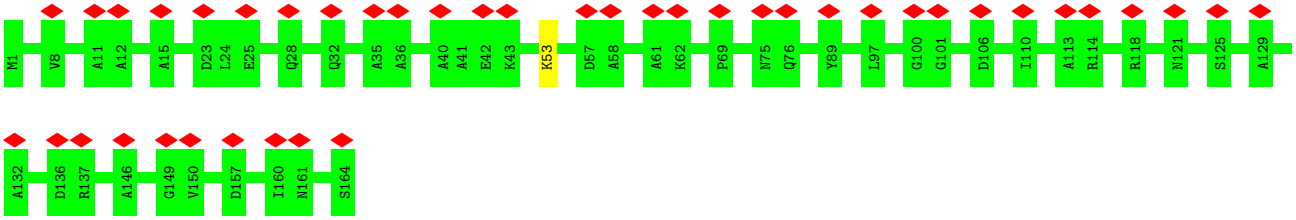

• Molecule 1: Phycoerythrin alpha subunit

Chain hE:

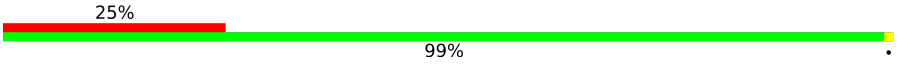

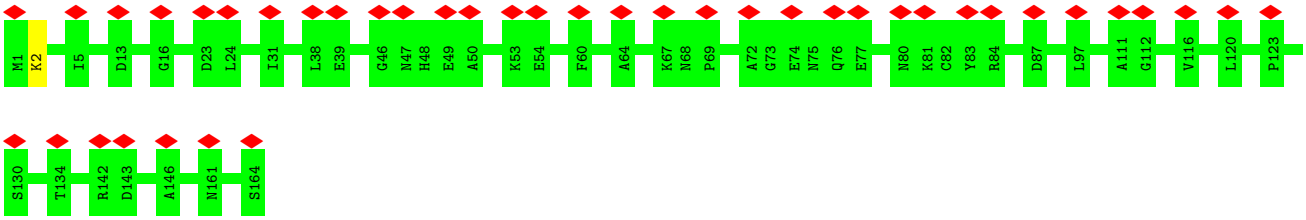

• Molecule 1: Phycoerythrin alpha subunit

Chain jE:

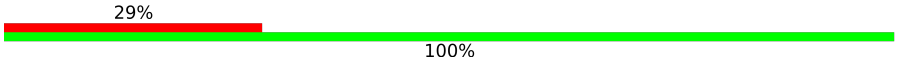

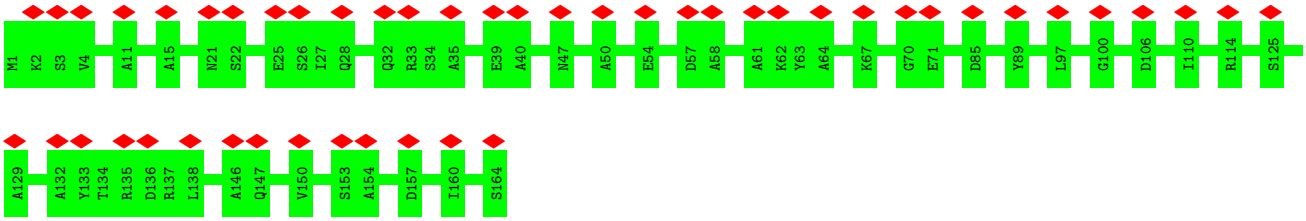

• Molecule 1: Phycoerythrin alpha subunit

Chain lE:

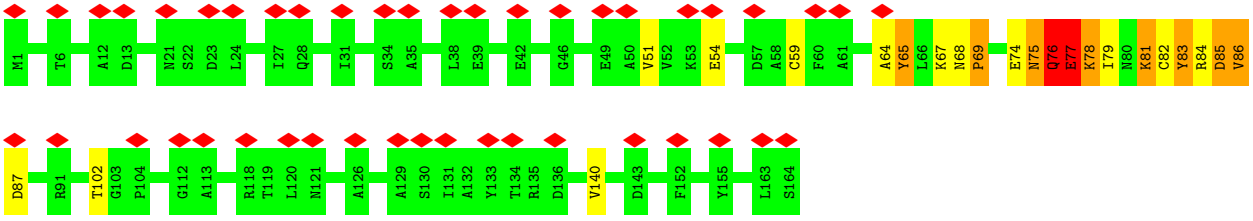

• Molecule 1: Phycoerythrin alpha subunit

Chain aF:

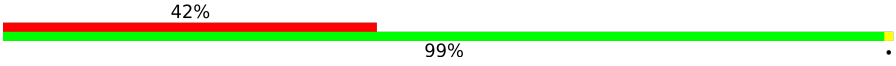

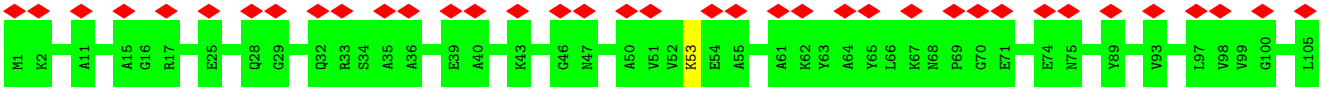

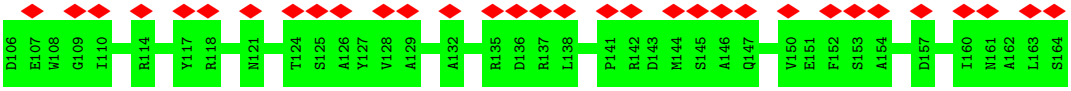

• Molecule 1: Phycoerythrin alpha subunit

Chain cF:

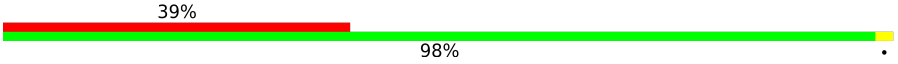

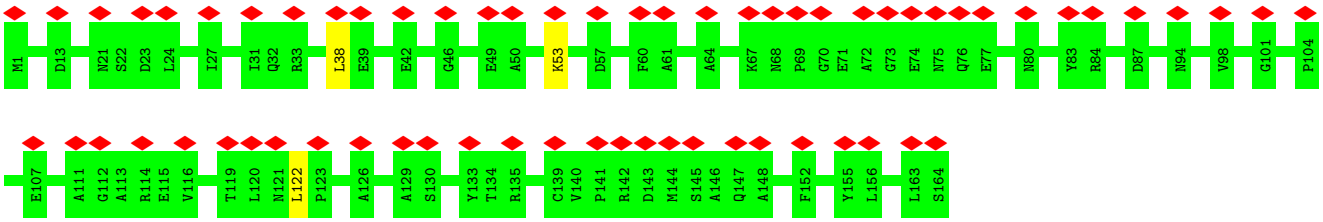

• Molecule 1: Phycoerythrin alpha subunit

Chain eF:

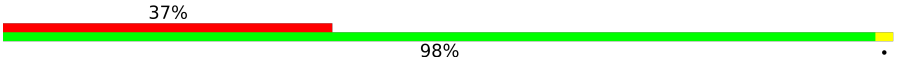

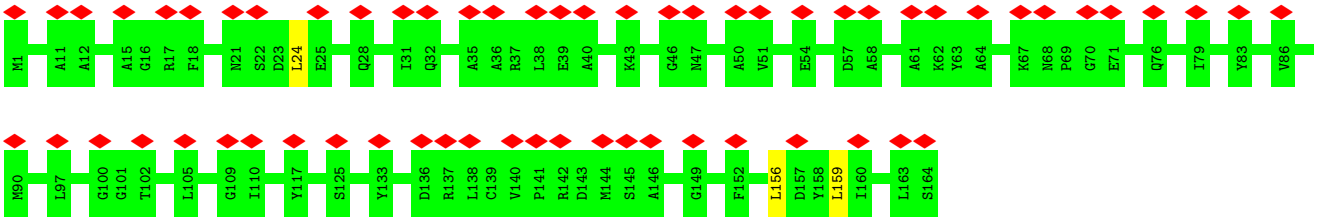

• Molecule 1: Phycoerythrin alpha subunit

Chain gF:

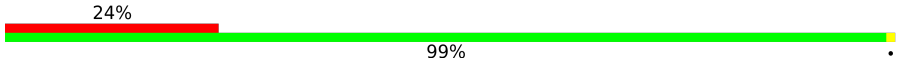

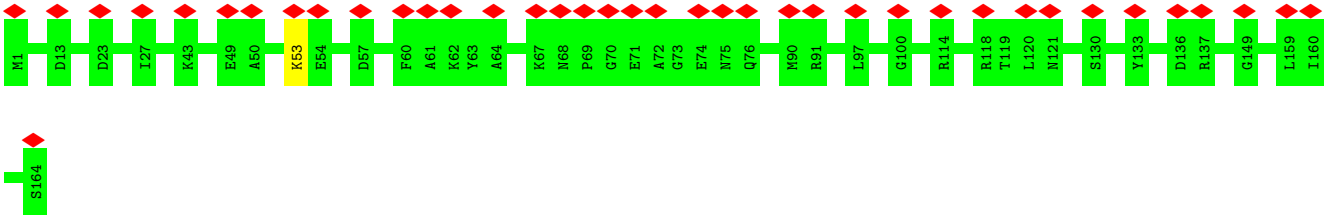

• Molecule 1: Phycoerythrin alpha subunit

Chain iF:

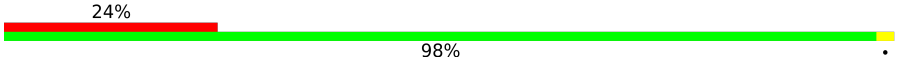

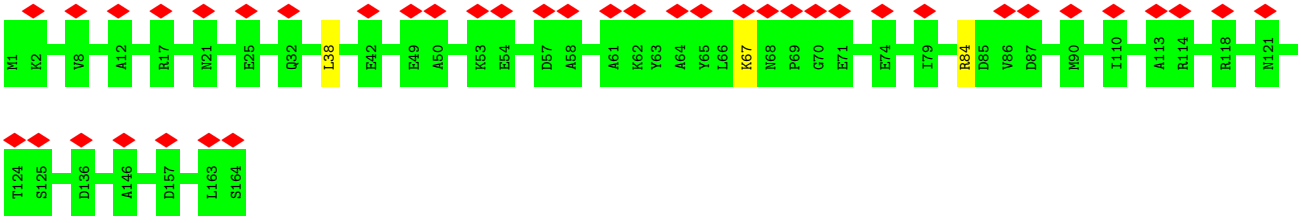

• Molecule 1: Phycoerythrin alpha subunit

Chain kF:

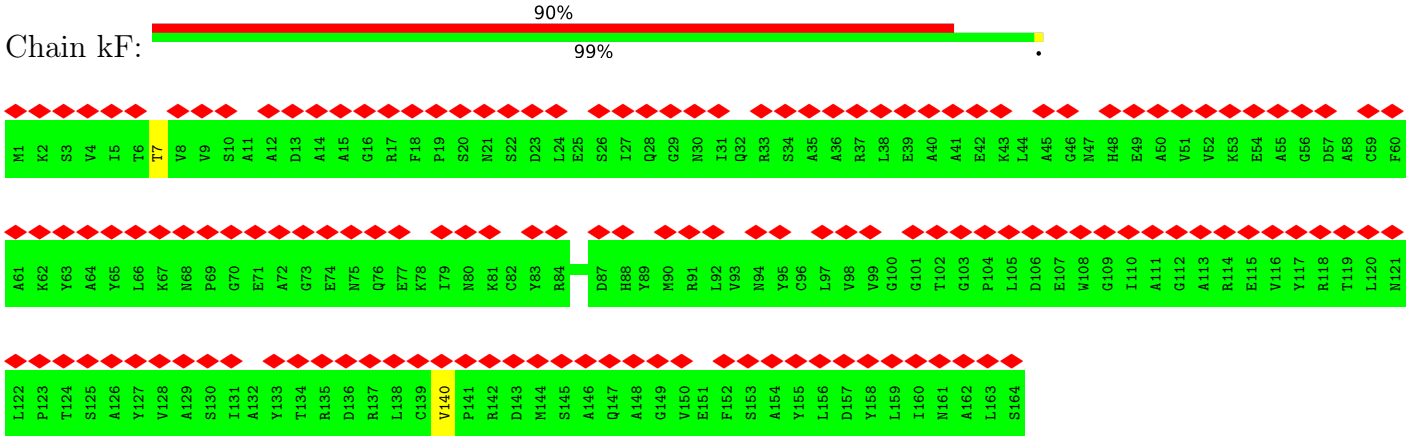

• Molecule 1: Phycoerythrin alpha subunit

Chain mF:

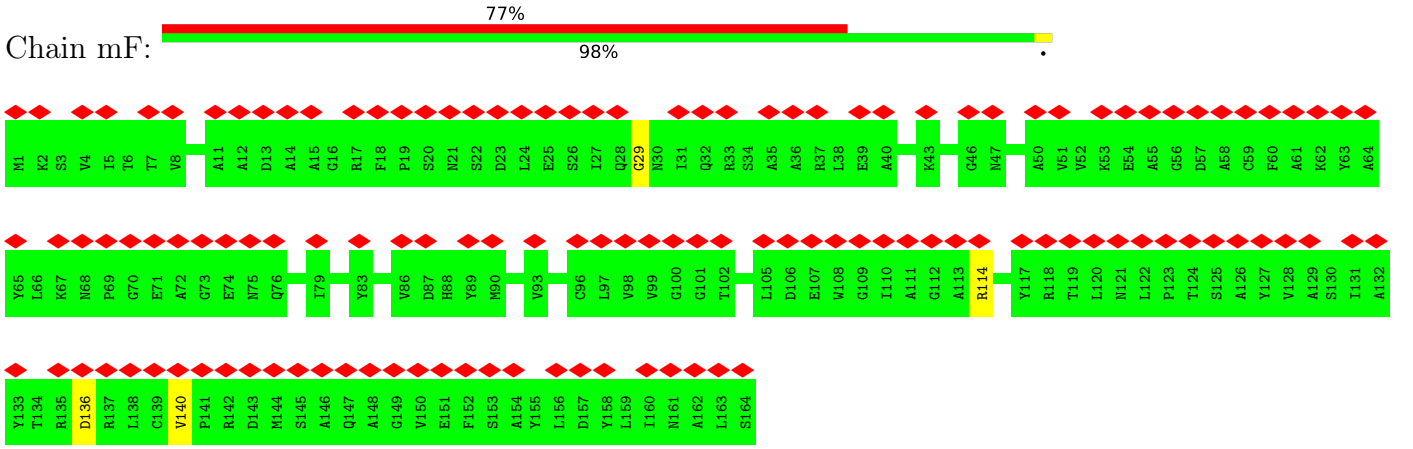

• Molecule 1: Phycoerythrin alpha subunit

Chain oF:

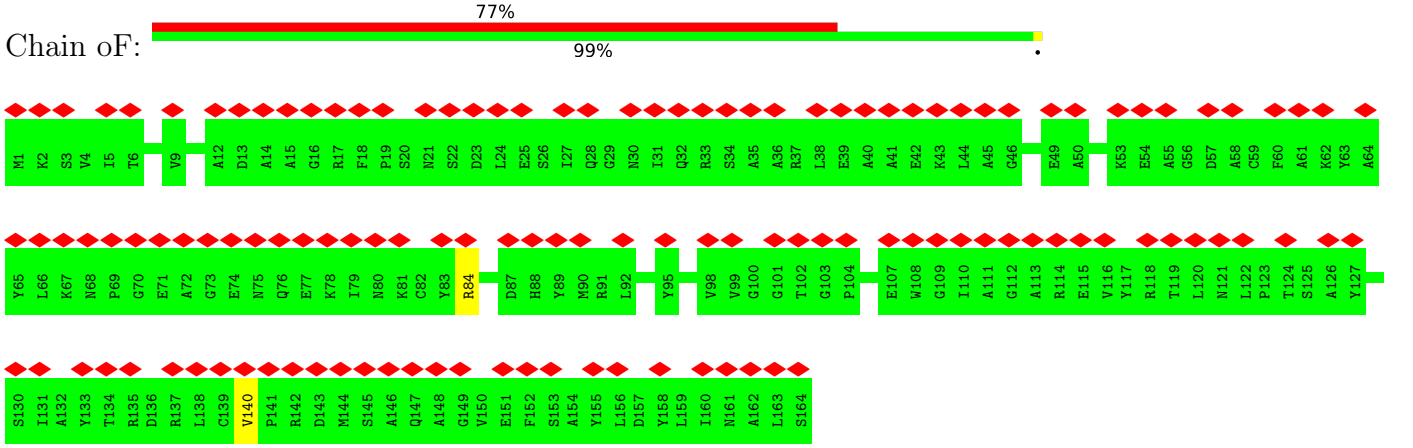

• Molecule 1: Phycoerythrin alpha subunit

Chain qF:

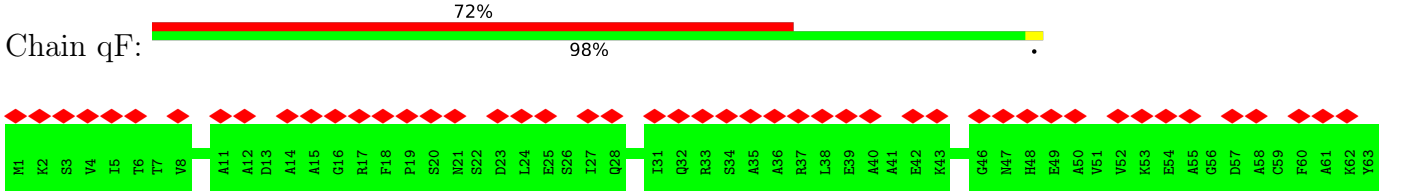

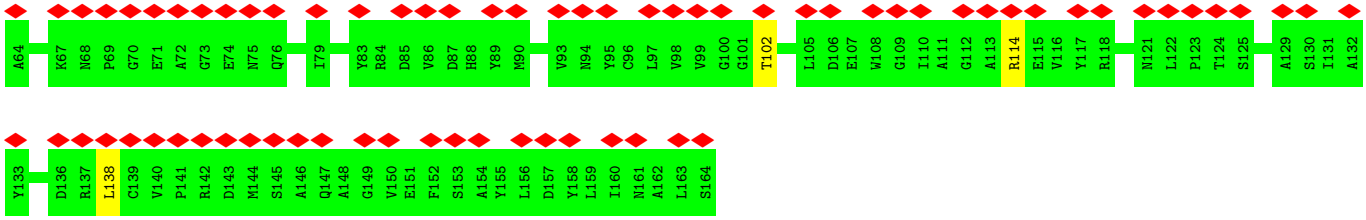

• Molecule 1: Phycoerythrin alpha subunit

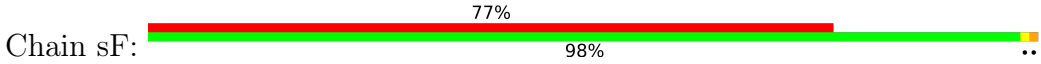

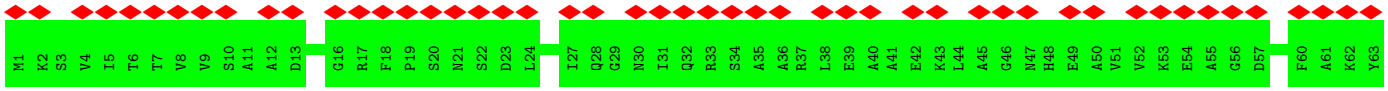

• Molecule 1: Phycoerythrin alpha subunit

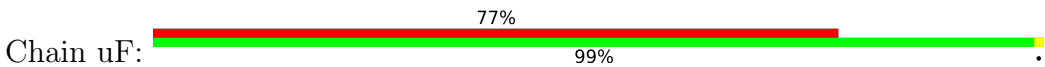

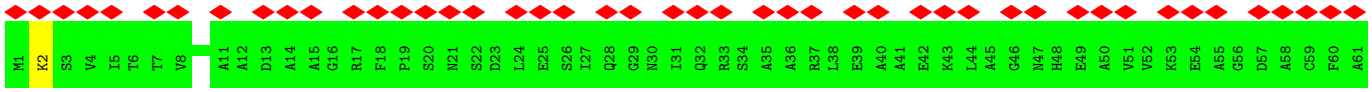

• Molecule 1: Phycoerythrin alpha subunit

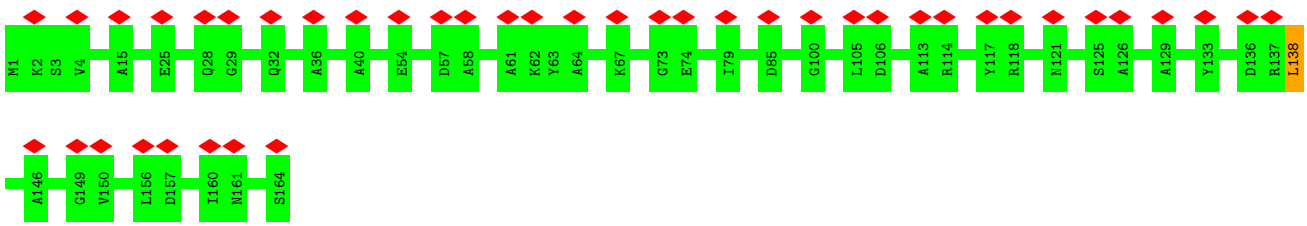

• Molecule 1: Phycoerythrin alpha subunit

Chain dG:

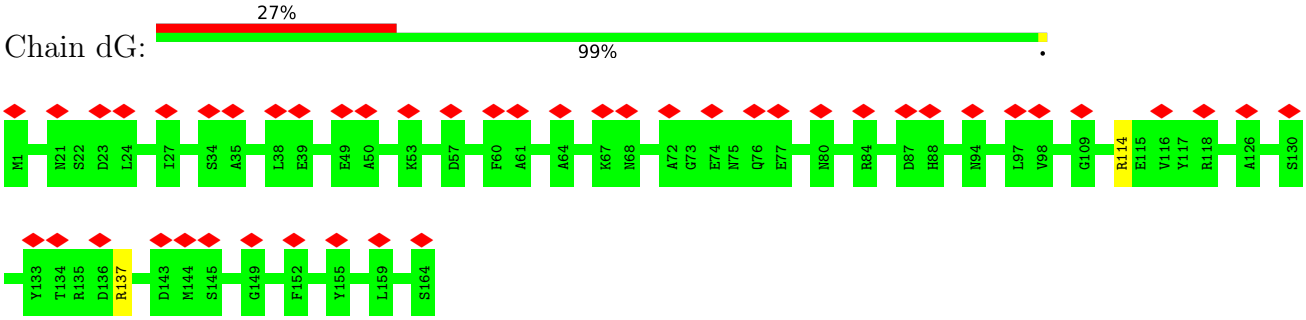

• Molecule 1: Phycoerythrin alpha subunit

Chain fG:

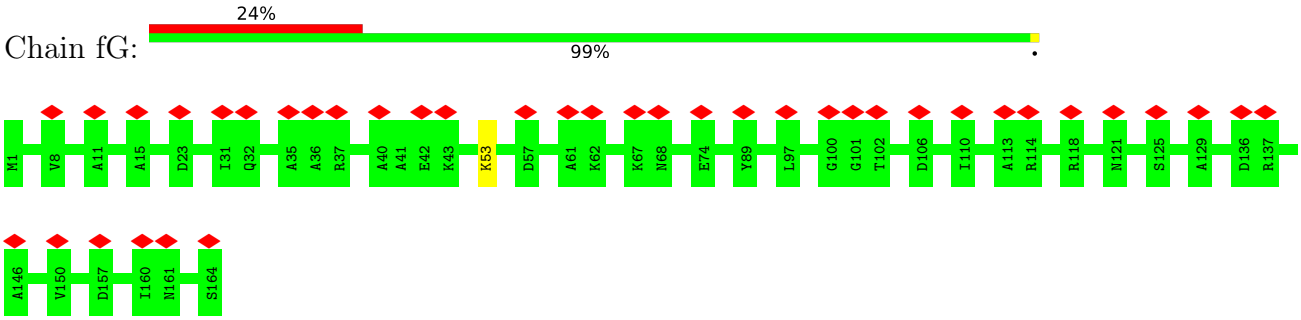

• Molecule 1: Phycoerythrin alpha subunit

Chain hG:

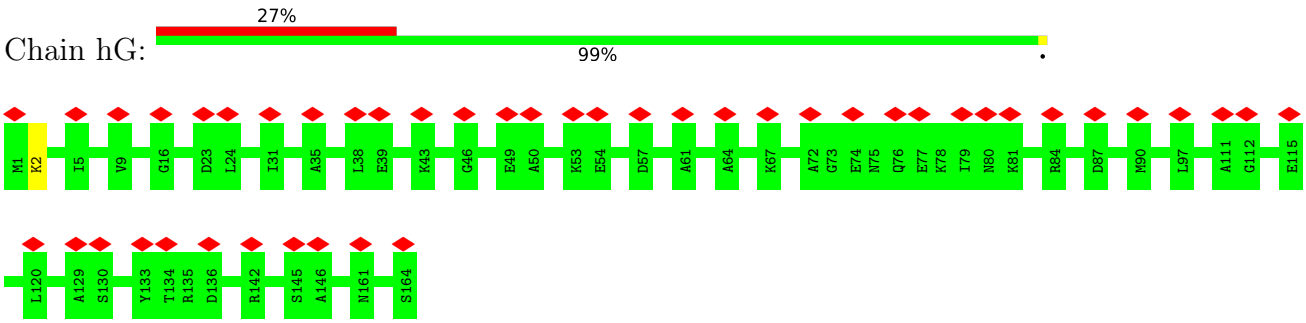

• Molecule 1: Phycoerythrin alpha subunit

Chain jG:

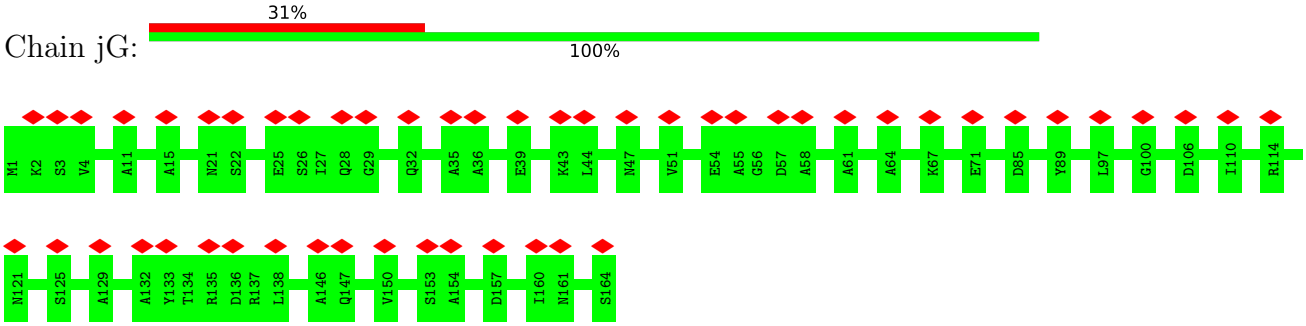

• Molecule 1: Phycoerythrin alpha subunit

Chain lG:

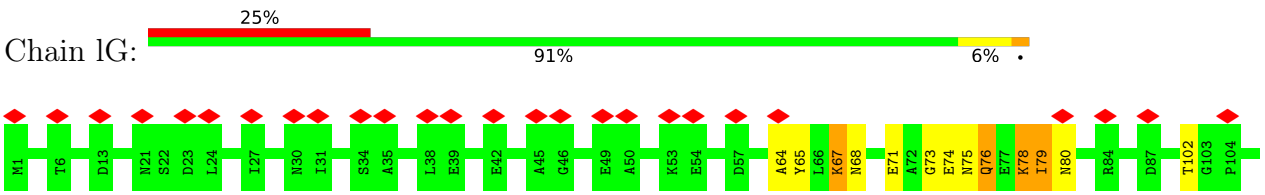

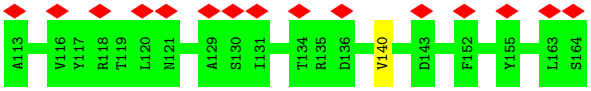

• Molecule 1: Phycoerythrin alpha subunit

Chain fH:

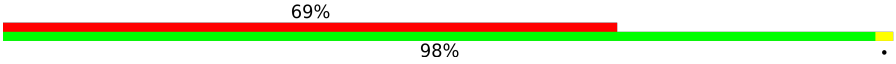

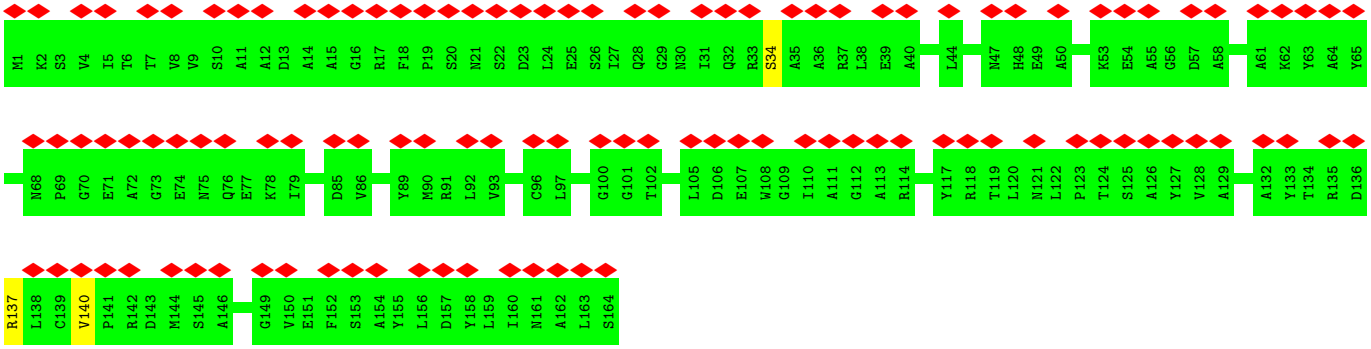

• Molecule 1: Phycoerythrin alpha subunit

Chain hH:

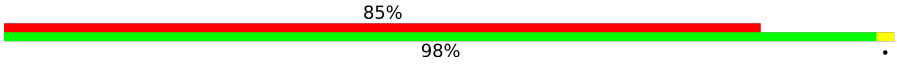

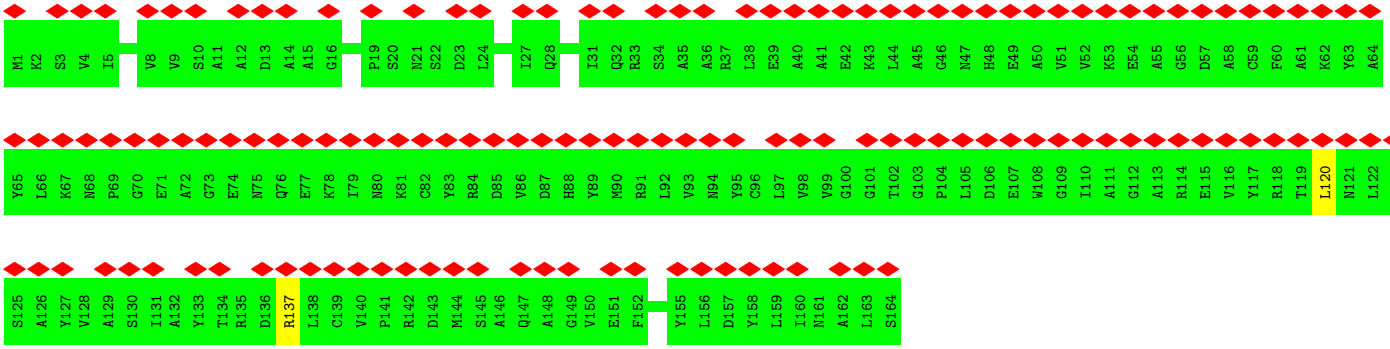

• Molecule 1: Phycoerythrin alpha subunit

Chain jH:

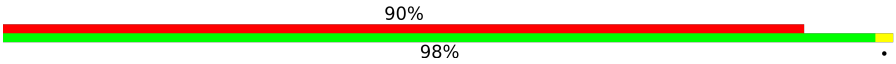

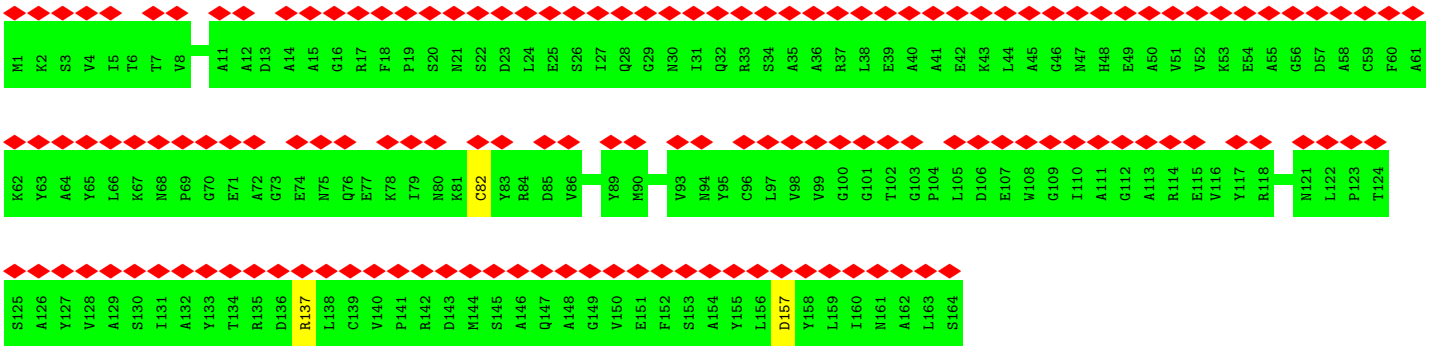

• Molecule 1: Phycoerythrin alpha subunit

Chain lH:

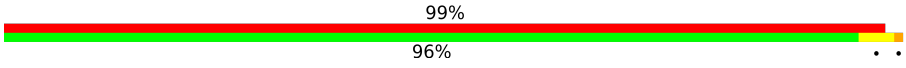

• Molecule 1: Phycoerythrin alpha subunit

Chain bH:

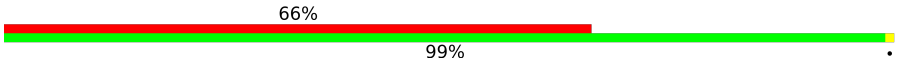

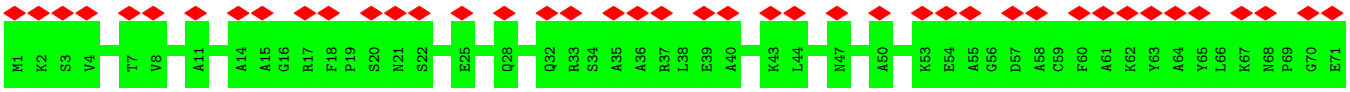

• Molecule 1: Phycoerythrin alpha subunit

Chain dH:

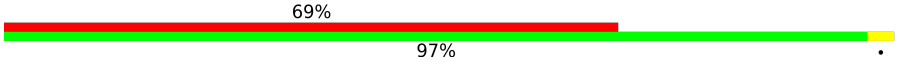

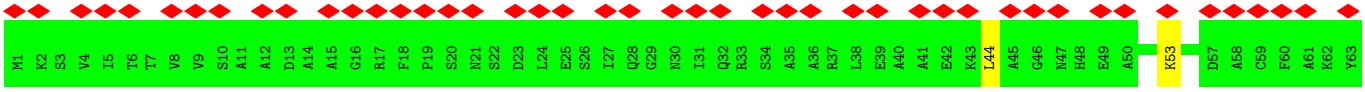

• Molecule 1: Phycoerythrin alpha subunit

Chain aJ:

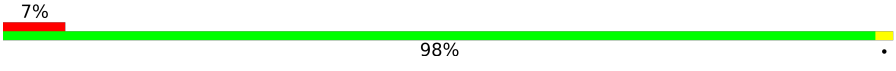

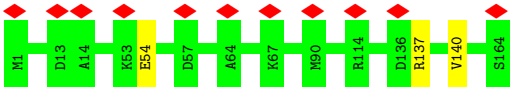

• Molecule 1: Phycoerythrin alpha subunit

Chain dJ:

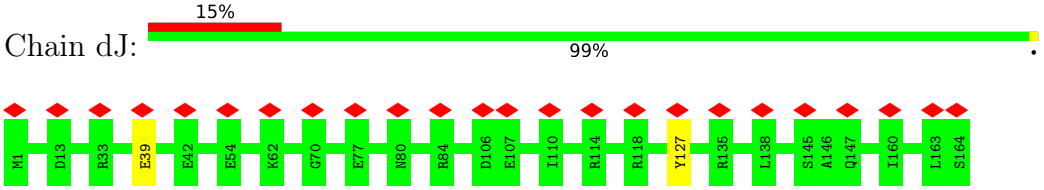

• Molecule 1: Phycoerythrin alpha subunit

Chain fJ:

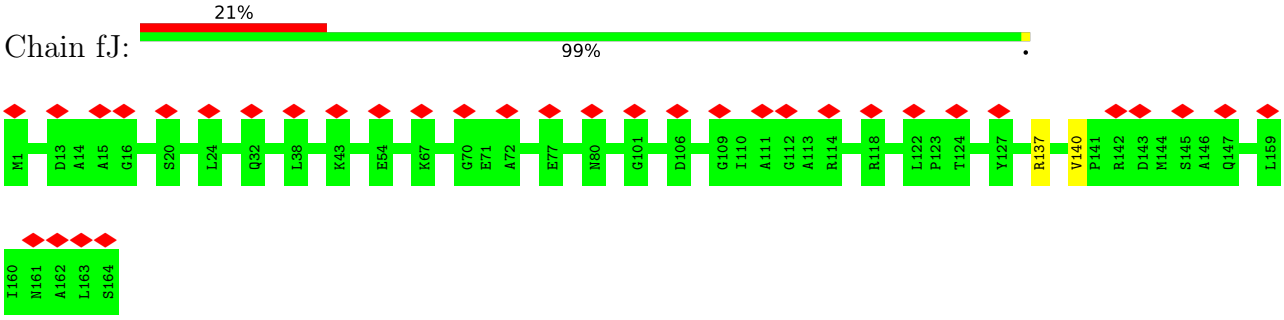

• Molecule 1: Phycoerythrin alpha subunit

Chain hJ:

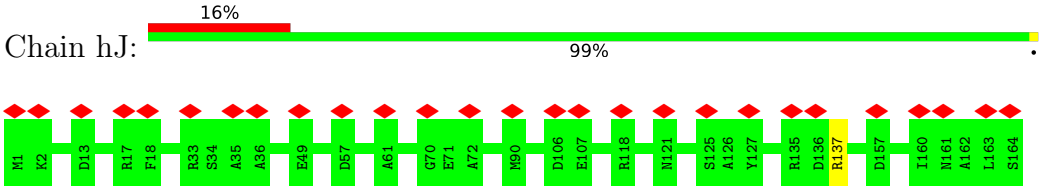

• Molecule 1: Phycoerythrin alpha subunit

Chain jJ:

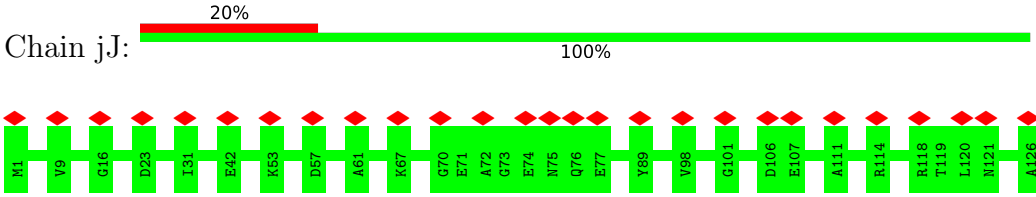

• Molecule 1: Phycoerythrin alpha subunit

Chain lJ:

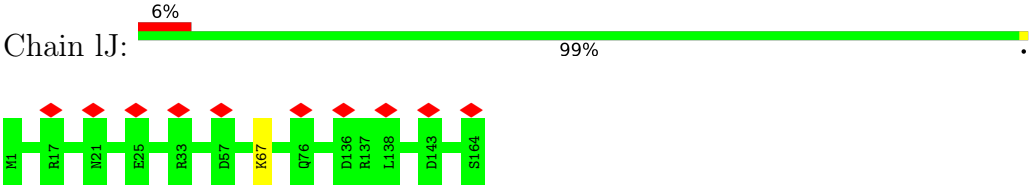

• Molecule 1: Phycoerythrin alpha subunit

Chain aK:

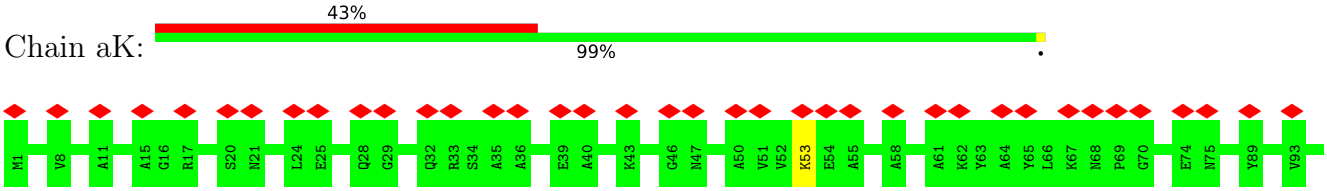

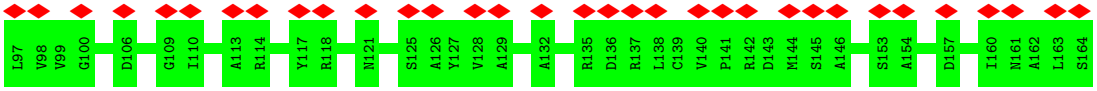

• Molecule 1: Phycoerythrin alpha subunit

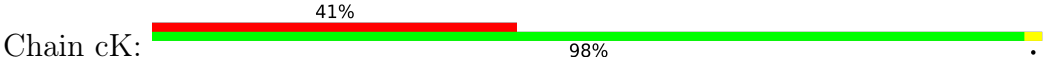

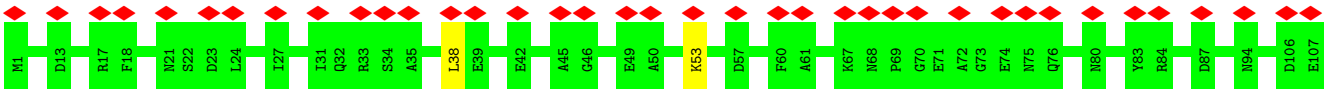

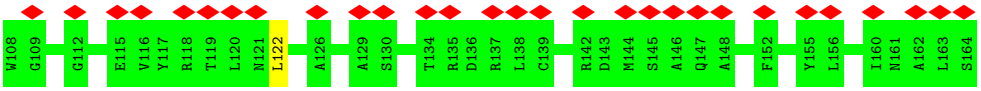

• Molecule 1: Phycoerythrin alpha subunit

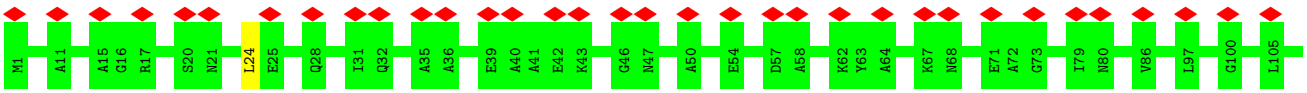

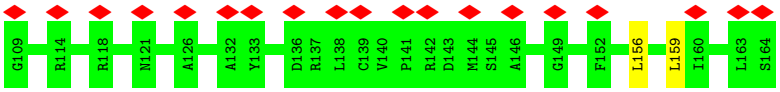

• Molecule 1: Phycoerythrin alpha subunit

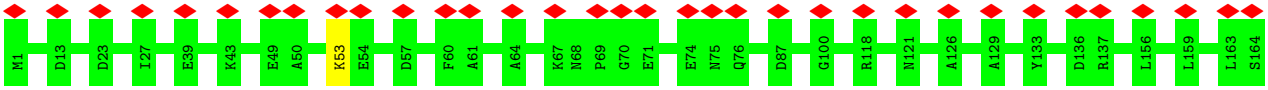

• Molecule 1: Phycoerythrin alpha subunit

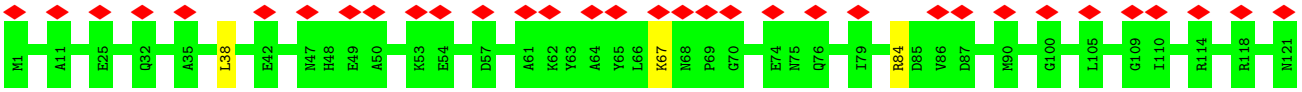

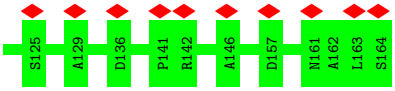

• Molecule 1: Phycoerythrin alpha subunit

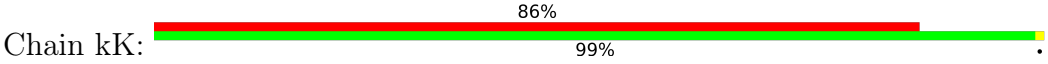

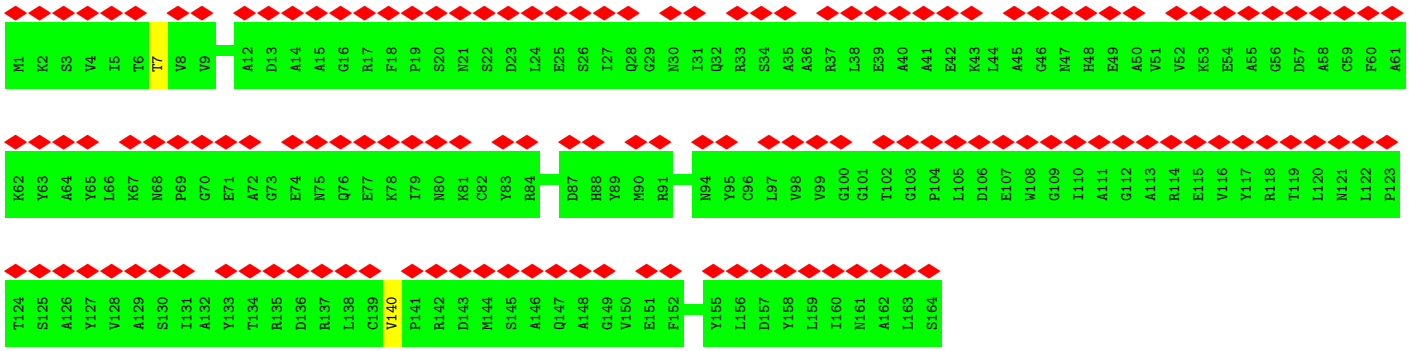

• Molecule 1: Phycoerythrin alpha subunit

Chain mK:

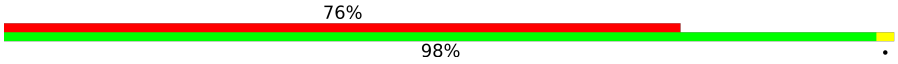

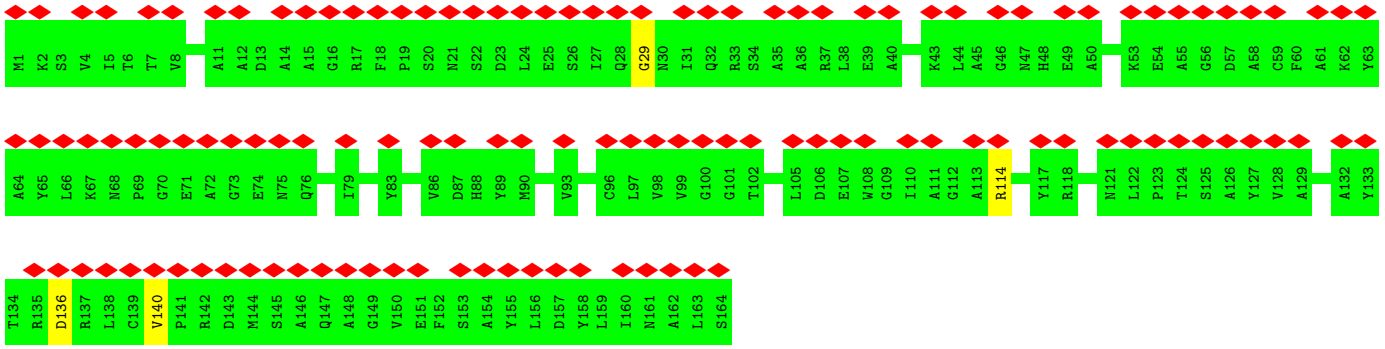

• Molecule 1: Phycoerythrin alpha subunit

Chain oK:

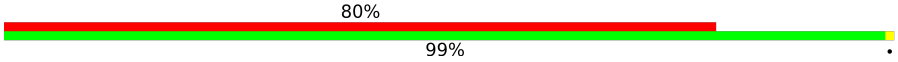

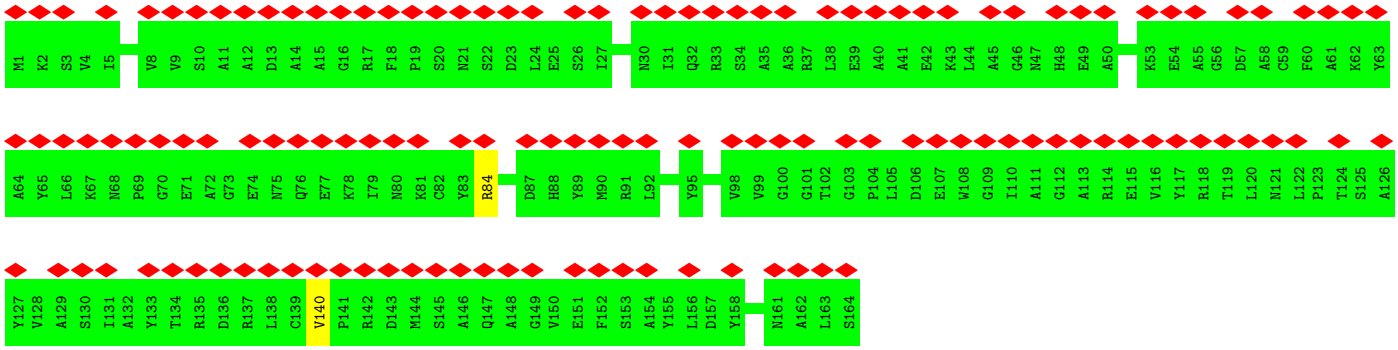

• Molecule 1: Phycoerythrin alpha subunit

Chain qK:

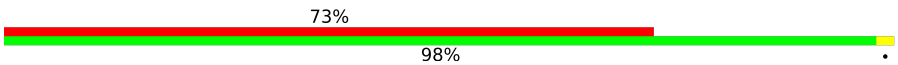

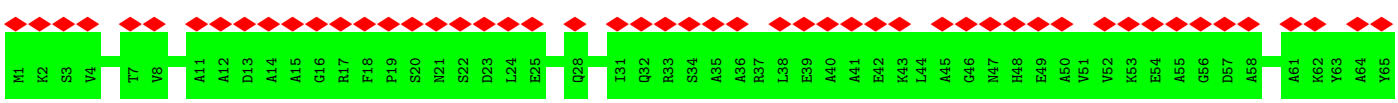

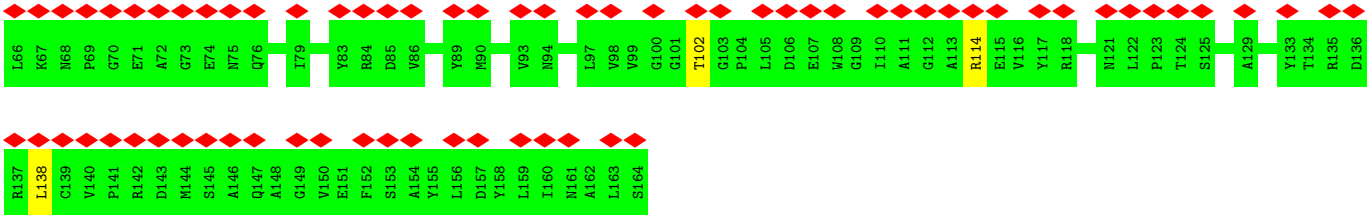

• Molecule 1: Phycoerythrin alpha subunit

Chain sK:

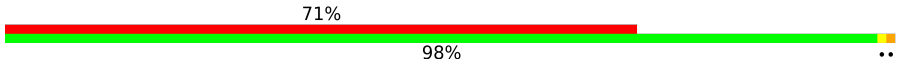

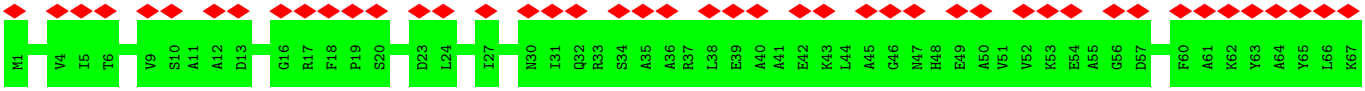

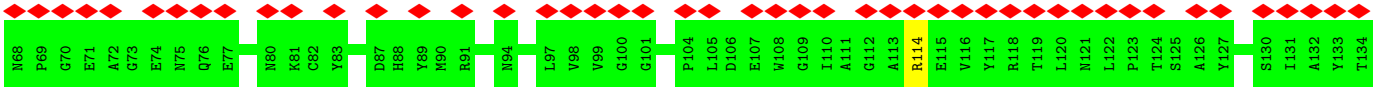

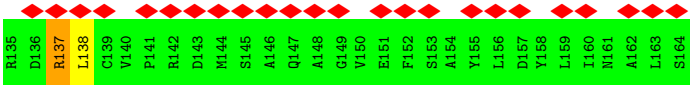

• Molecule 1: Phycoerythrin alpha subunit

Chain uK:

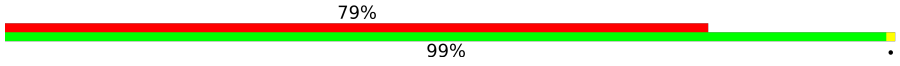

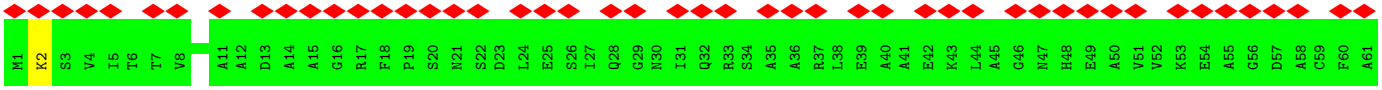

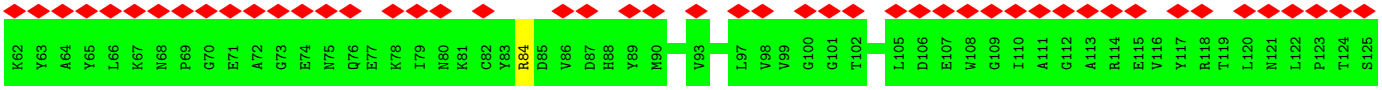

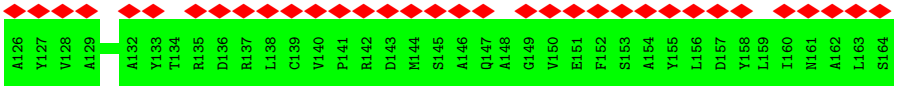

• Molecule 1: Phycoerythrin alpha subunit

Chain aM:

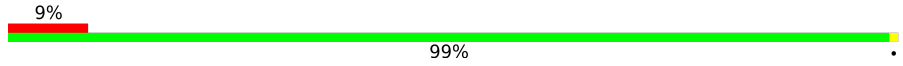

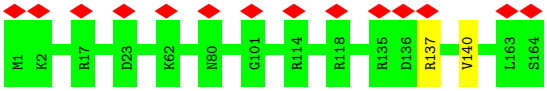

• Molecule 1: Phycoerythrin alpha subunit

Chain dM:

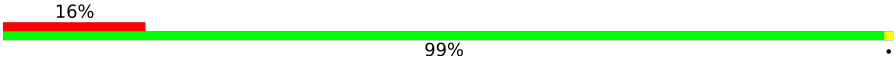

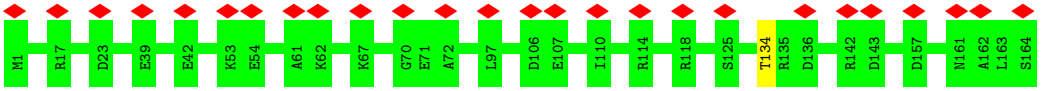

• Molecule 1: Phycoerythrin alpha subunit

Chain fM:

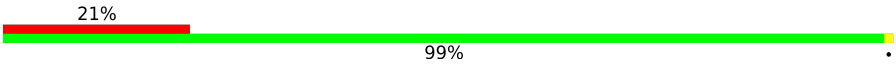

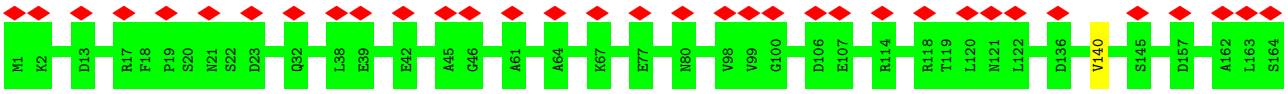

• Molecule 1: Phycoerythrin alpha subunit

Chain hM:

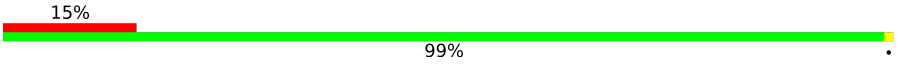

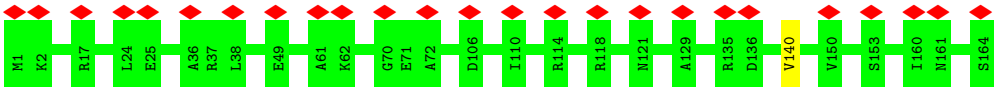

• Molecule 1: Phycoerythrin alpha subunit

Chain jM:

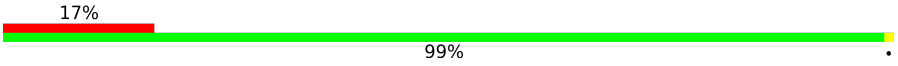

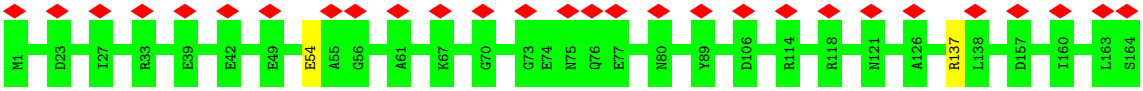

• Molecule 1: Phycoerythrin alpha subunit

Chain lM:

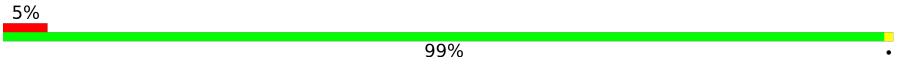

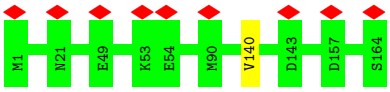

• Molecule 1: Phycoerythrin alpha subunit

Chain jO:

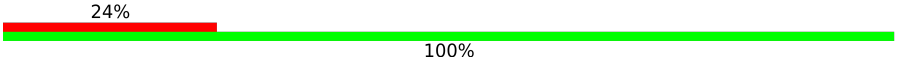

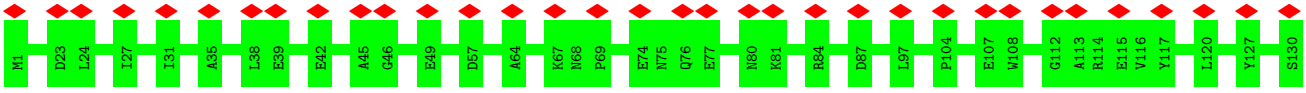

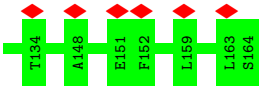

• Molecule 1: Phycoerythrin alpha subunit

Chain lO:

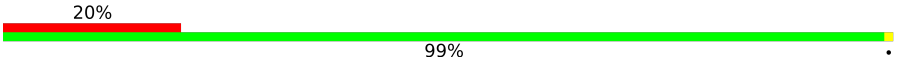

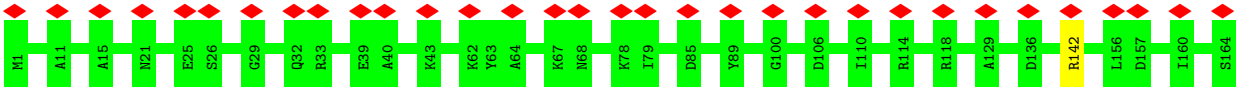

• Molecule 1: Phycoerythrin alpha subunit

Chain bO:

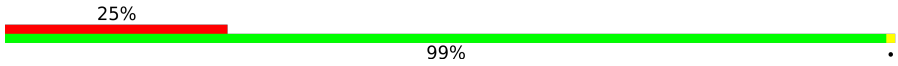

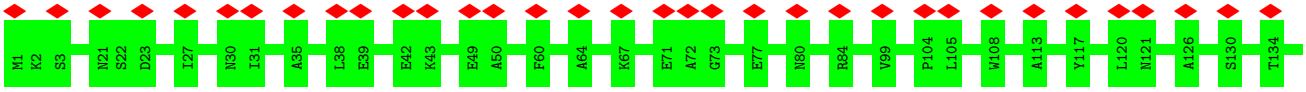

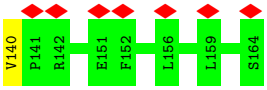

• Molecule 1: Phycoerythrin alpha subunit

Chain dO:

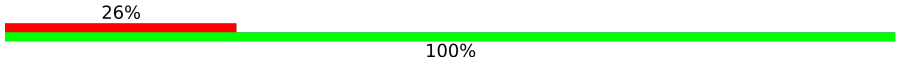

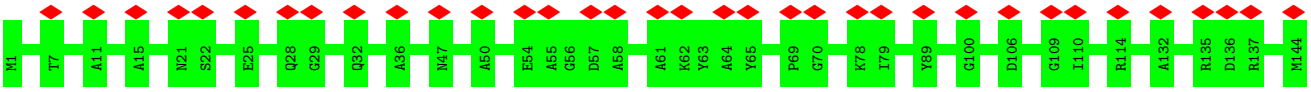

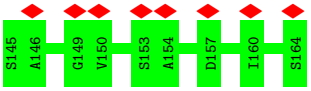

• Molecule 1: Phycoerythrin alpha subunit

Chain fO:

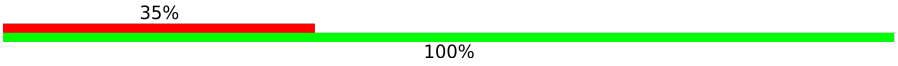

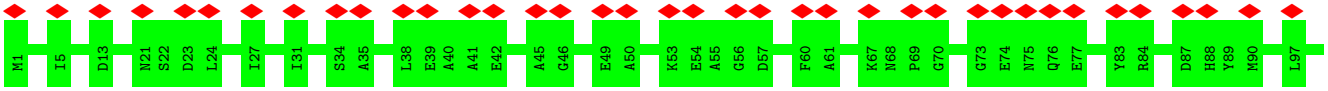

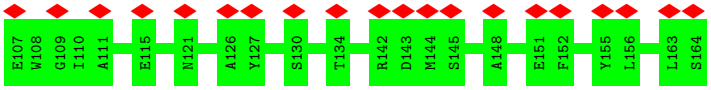

• Molecule 1: Phycoerythrin alpha subunit

Chain hO:

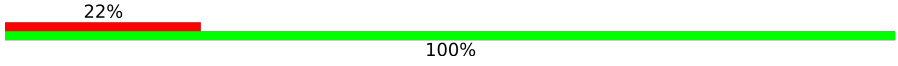

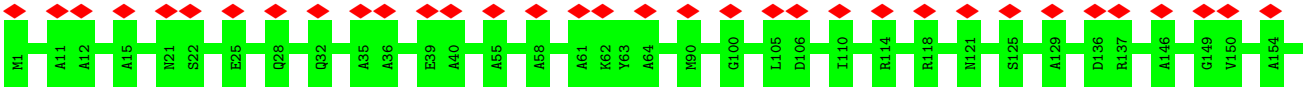

• Molecule 2: B-phycoerythrin beta chain

Chain BA:

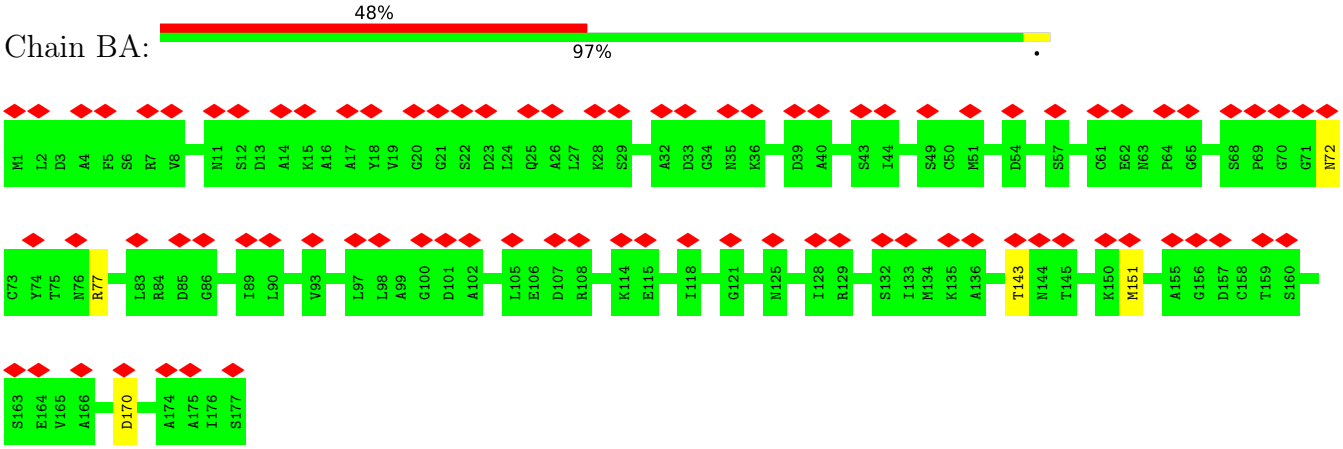

• Molecule 2: B-phycoerythrin beta chain

Chain DA:

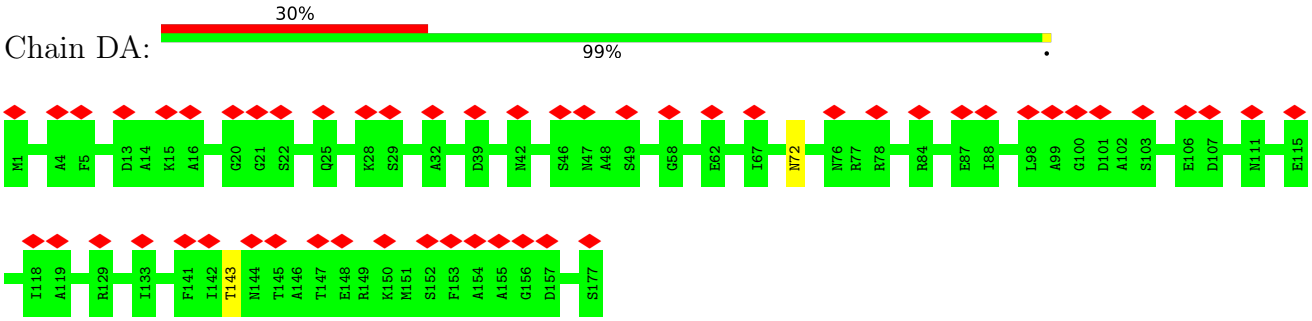

• Molecule 2: B-phycoerythrin beta chain

Chain FA:

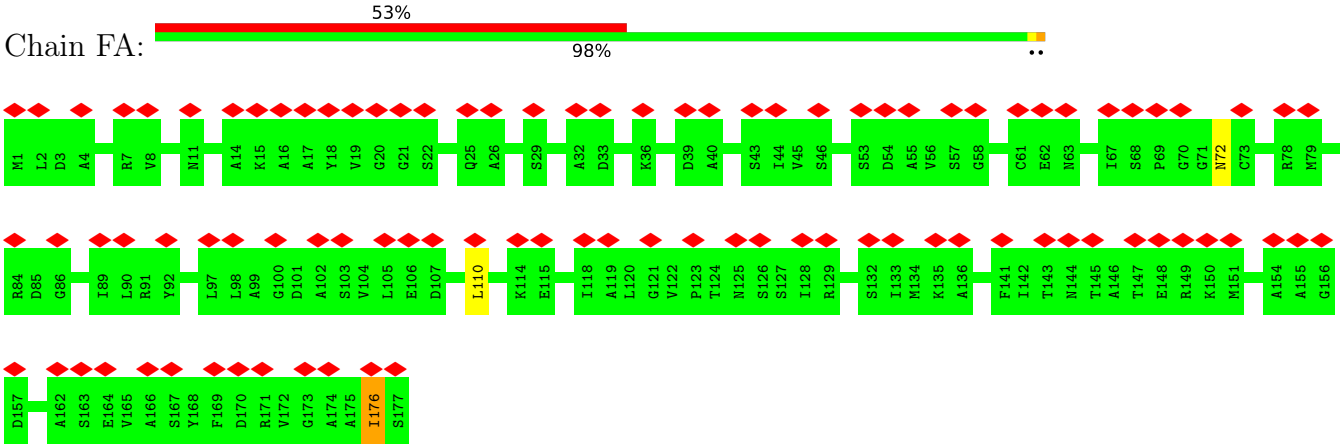

• Molecule 2: B-phycoerythrin beta chain

Chain HA:

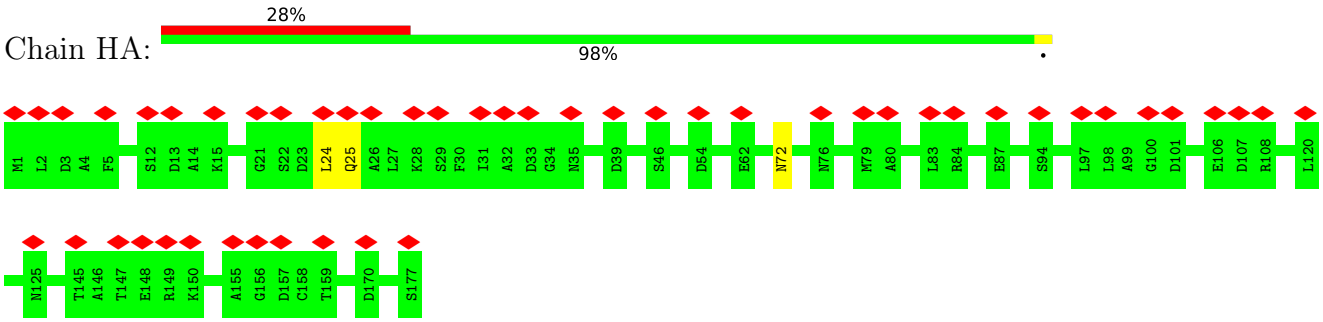

• Molecule 2: B-phycoerythrin beta chain

Chain JA:

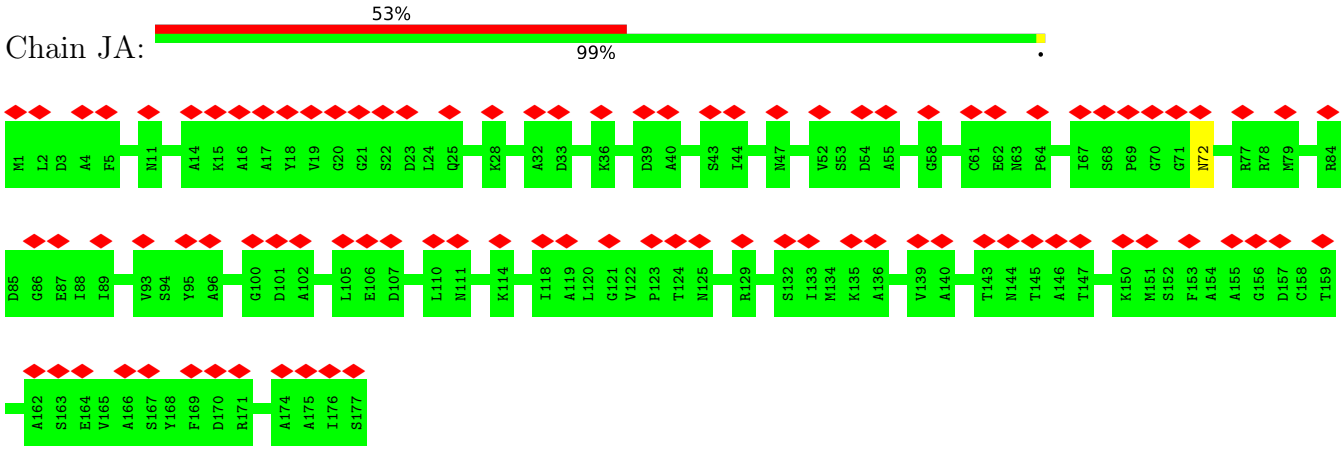

• Molecule 2: B-phycoerythrin beta chain

Chain LA:

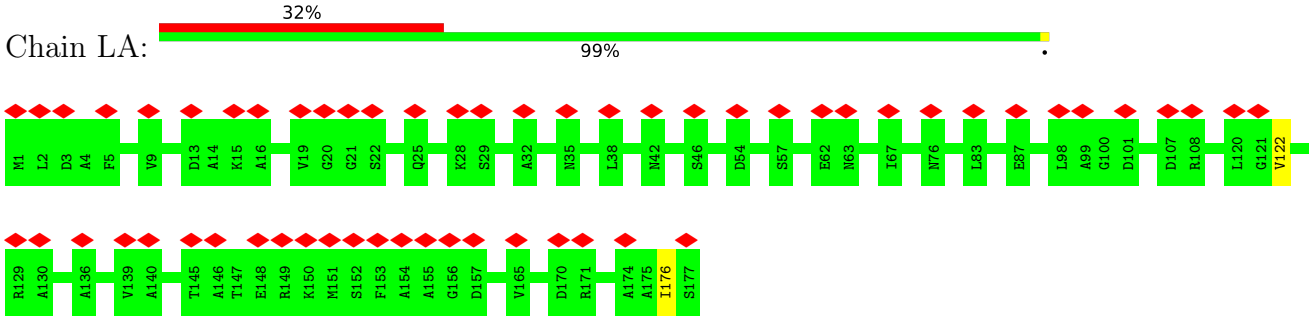

• Molecule 2: B-phycoerythrin beta chain

Chain NA:

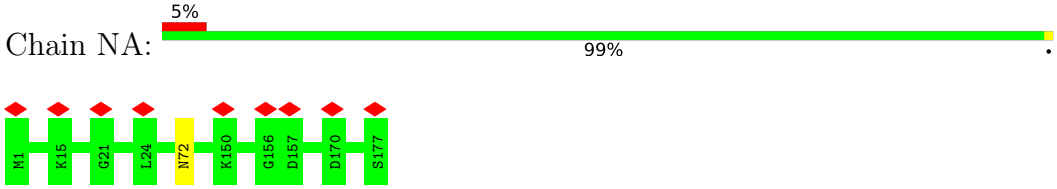

• Molecule 2: B-phycoerythrin beta chain

Chain PA:

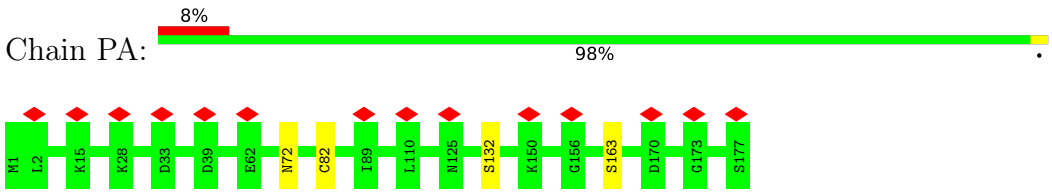

• Molecule 2: B-phycoerythrin beta chain

Chain RA:

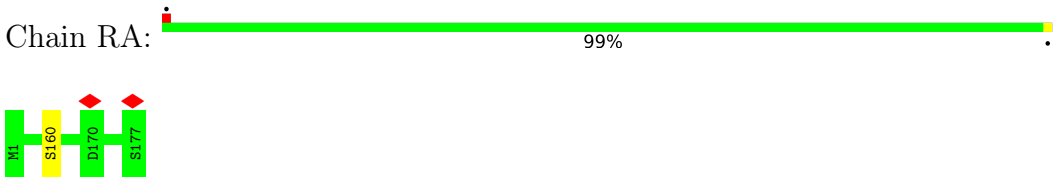

• Molecule 2: B-phycoerythrin beta chain

Chain TA:

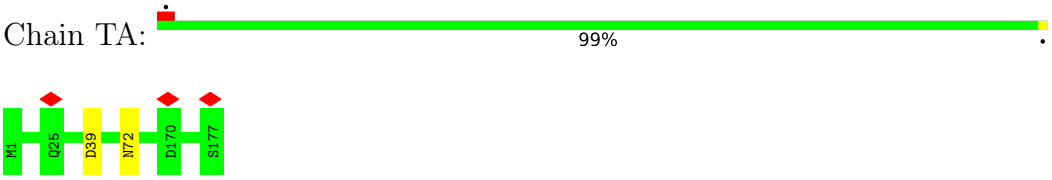

• Molecule 2: B-phycoerythrin beta chain

Chain VA:

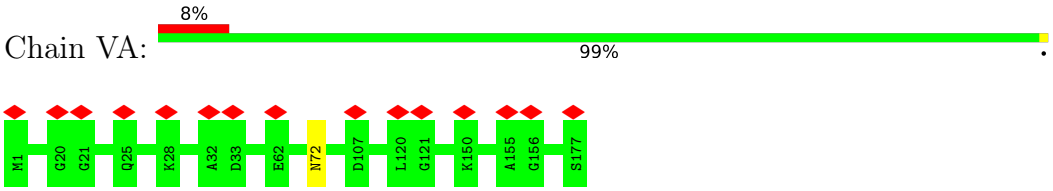

• Molecule 2: B-phycoerythrin beta chain

Chain XA:

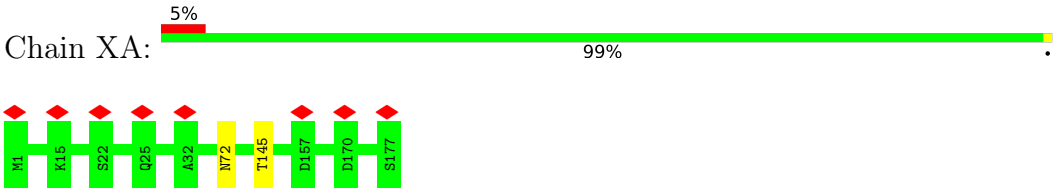

• Molecule 2: B-phycoerythrin beta chain

Chain BB:

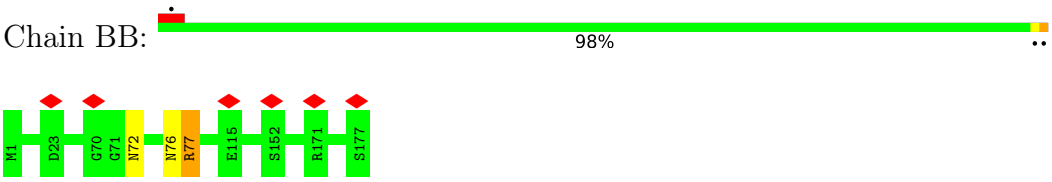

• Molecule 2: B-phycoerythrin beta chain

Chain CB:

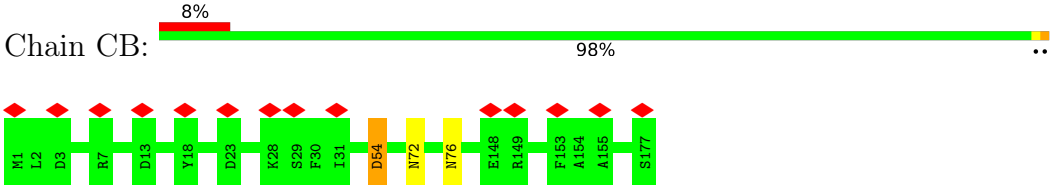

• Molecule 2: B-phycoerythrin beta chain

Chain DB:

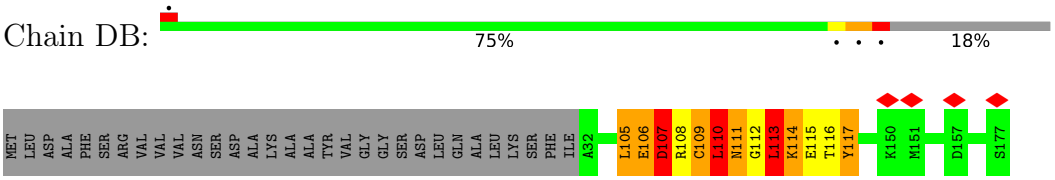

• Molecule 2: B-phycoerythrin beta chain

Chain FB:

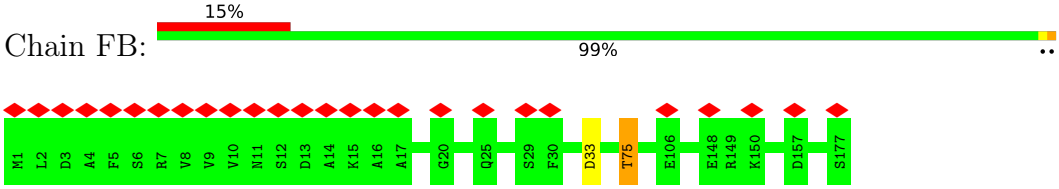

• Molecule 2: B-phycoerythrin beta chain

Chain GB:

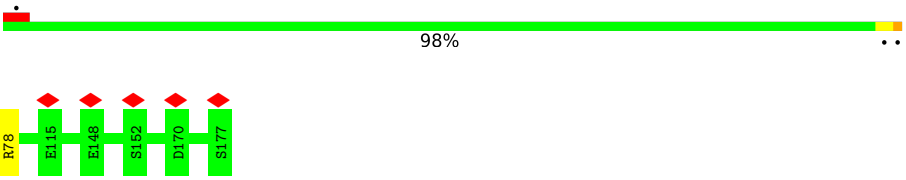

• Molecule 2: B-phycoerythrin beta chain

Chain HB:

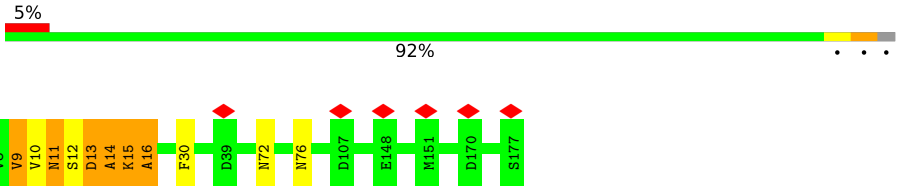

• Molecule 2: B-phycoerythrin beta chain

Chain IB:

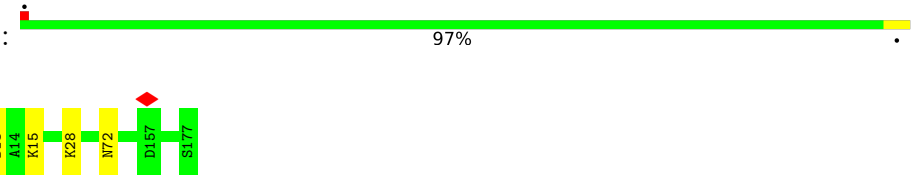

• Molecule 2: B-phycoerythrin beta chain

Chain LB:

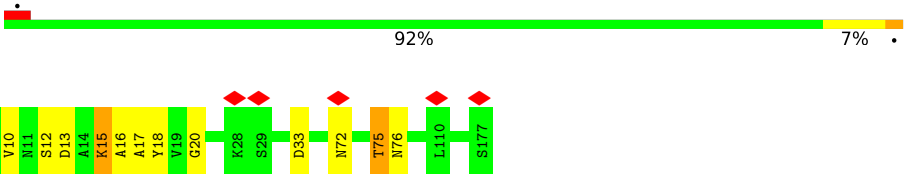

• Molecule 2: B-phycoerythrin beta chain

Chain MB:

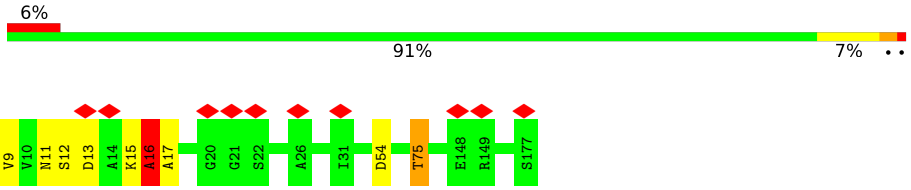

• Molecule 2: B-phycoerythrin beta chain

Chain NB:

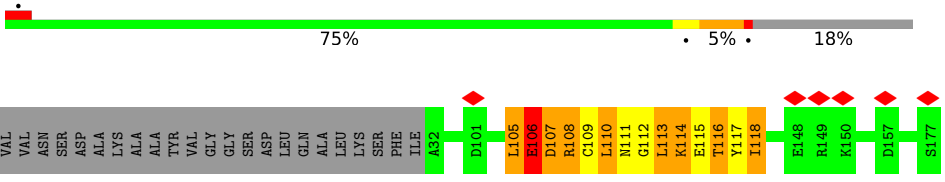

• Molecule 2: B-phycoerythrin beta chain

Chain OB:

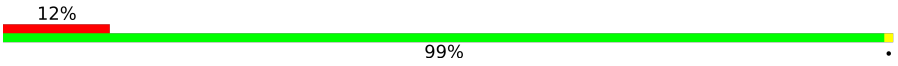

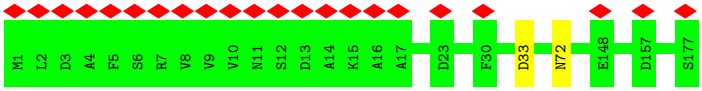

• Molecule 2: B-phycoerythrin beta chain

Chain PB:

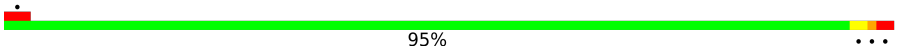

• Molecule 2: B-phycoerythrin beta chain

Chain QB:

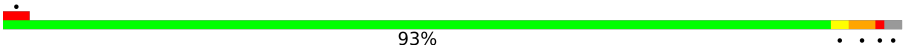

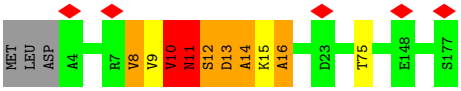

• Molecule 2: B-phycoerythrin beta chain

Chain RB:

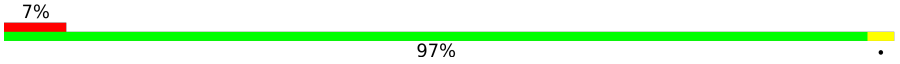

• Molecule 2: B-phycoerythrin beta chain

Chain SB:

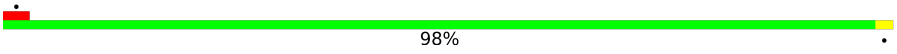

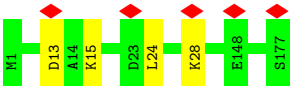

• Molecule 2: B-phycoerythrin beta chain

Chain VB:

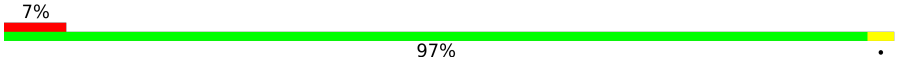

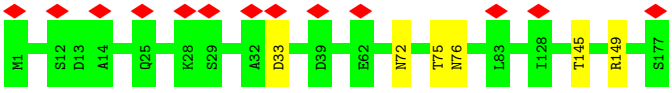

• Molecule 2: B-phycoerythrin beta chain

Chain XB:

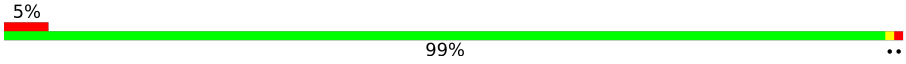

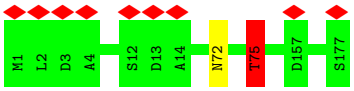

• Molecule 2: B-phycoerythrin beta chain

Chain YB:

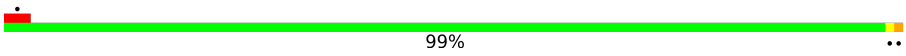

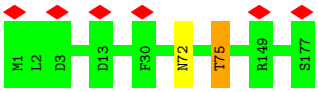

• Molecule 2: B-phycoerythrin beta chain

Chain ZB:

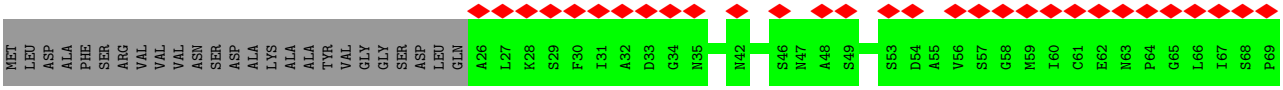

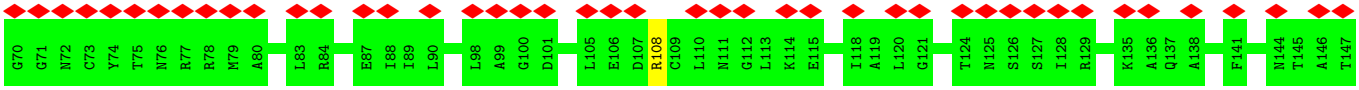

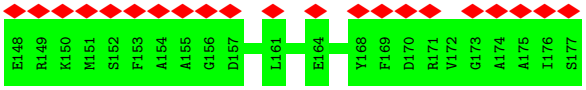

• Molecule 2: B-phycoerythrin beta chain

Chain CD:

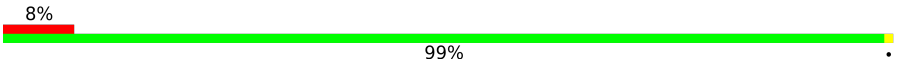

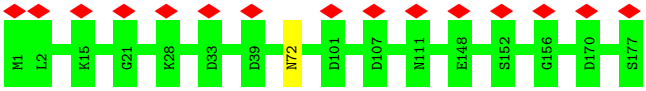

• Molecule 2: B-phycoerythrin beta chain

Chain ED:

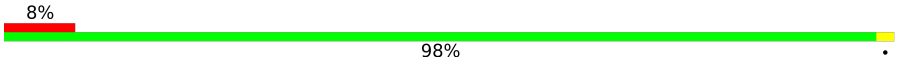

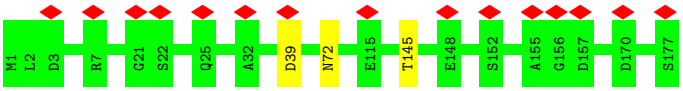

• Molecule 2: B-phycoerythrin beta chain

Chain GD:

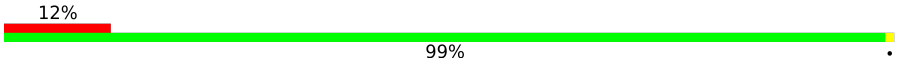

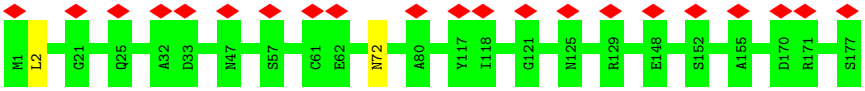

• Molecule 2: B-phycoerythrin beta chain

Chain ID:

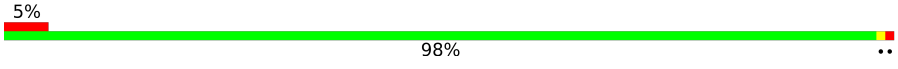

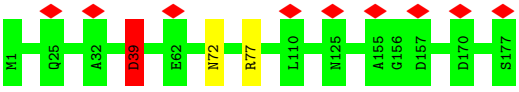

• Molecule 2: B-phycoerythrin beta chain

Chain KD:

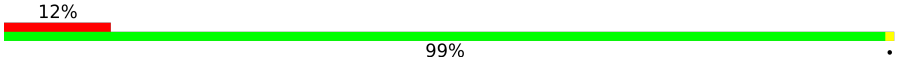

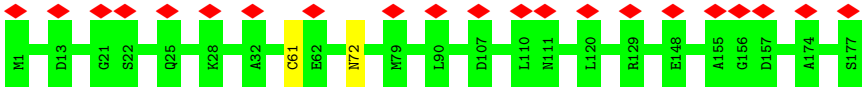

• Molecule 2: B-phycoerythrin beta chain

Chain MD:

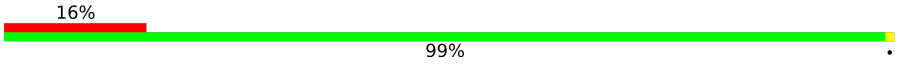

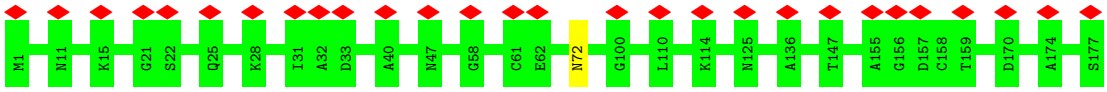

• Molecule 2: B-phycoerythrin beta chain

Chain OD:

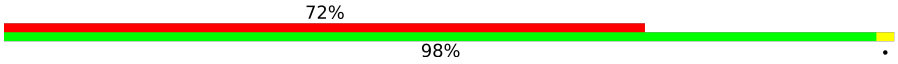

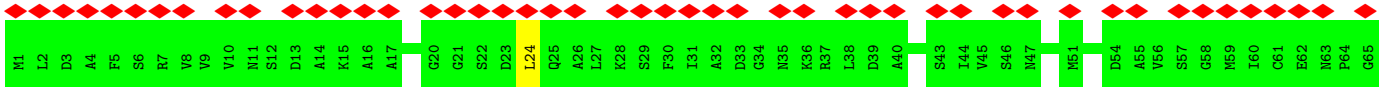

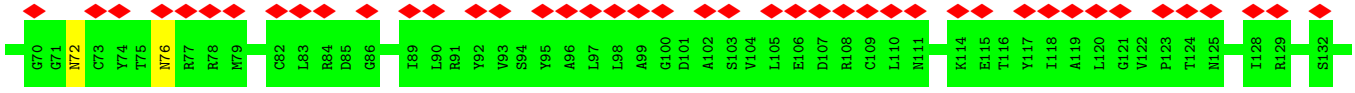

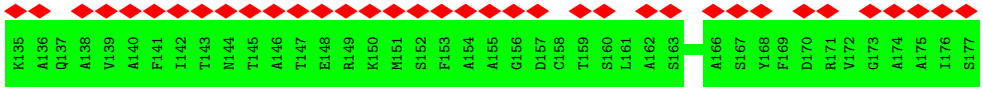

• Molecule 2: B-phycoerythrin beta chain

Chain QD:

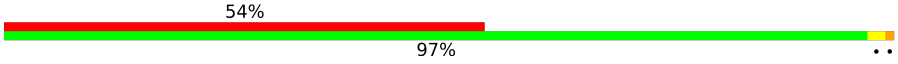

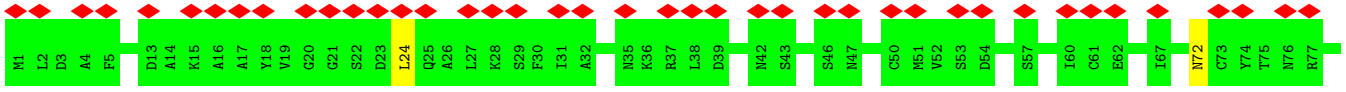

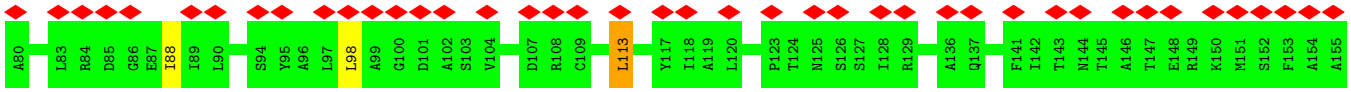

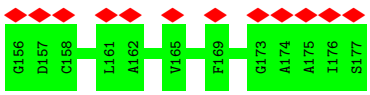

• Molecule 2: B-phycoerythrin beta chain

Chain SD:

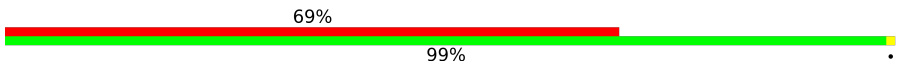

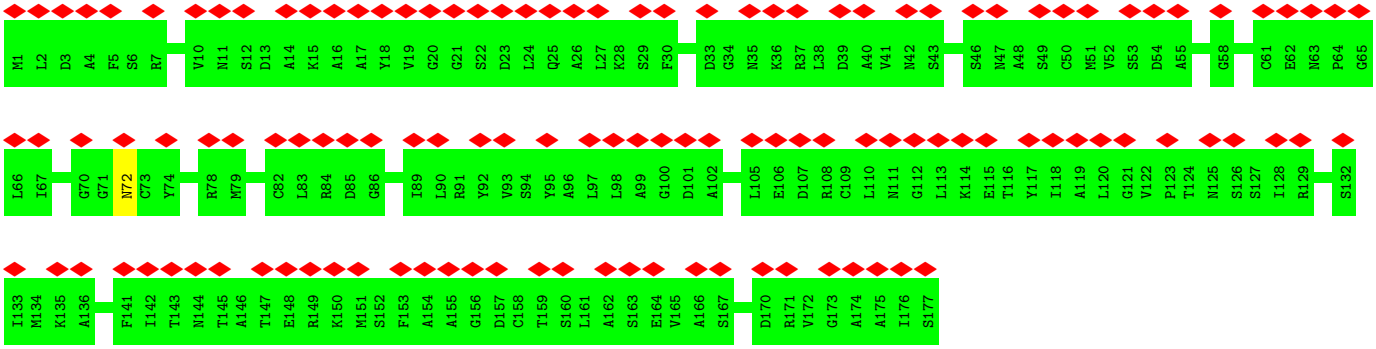

• Molecule 2: B-phycoerythrin beta chain

Chain UD:

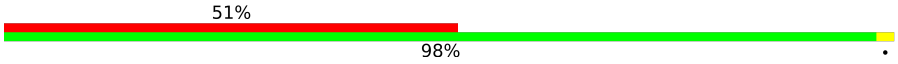

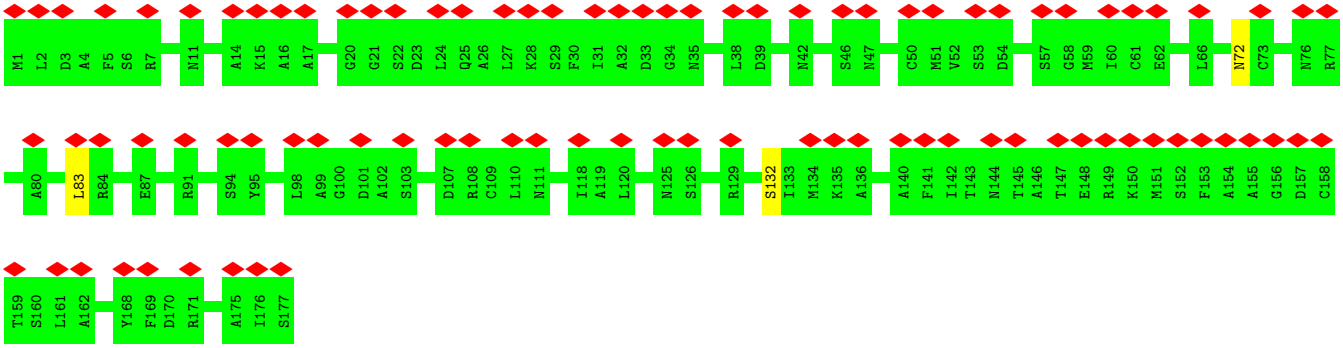

• Molecule 2: B-phycoerythrin beta chain

Chain WD:

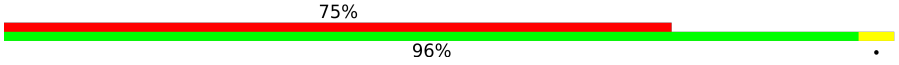

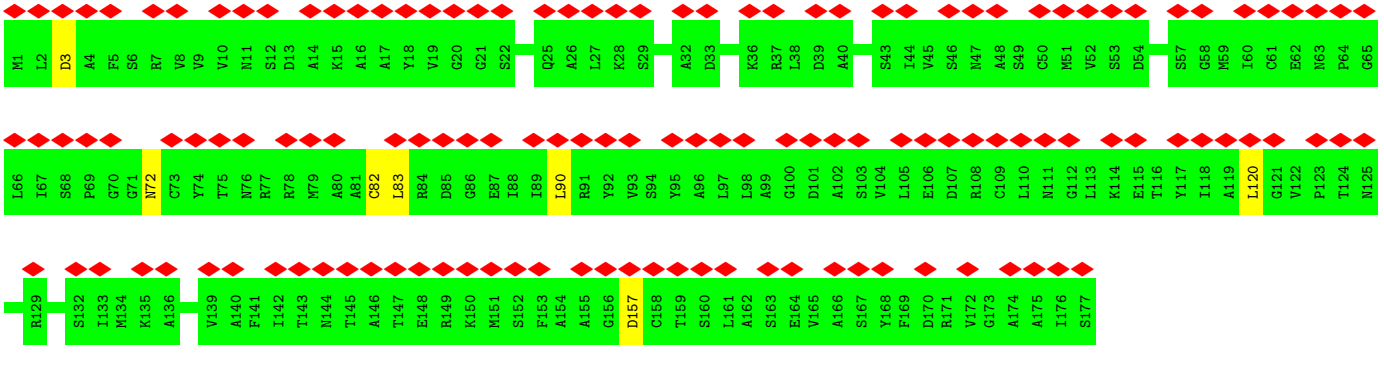

• Molecule 2: B-phycoerythrin beta chain

Chain YD:

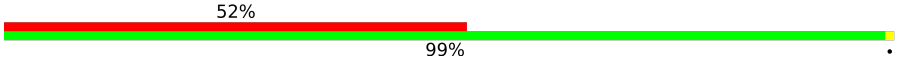

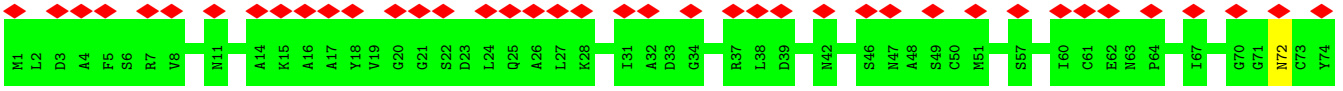

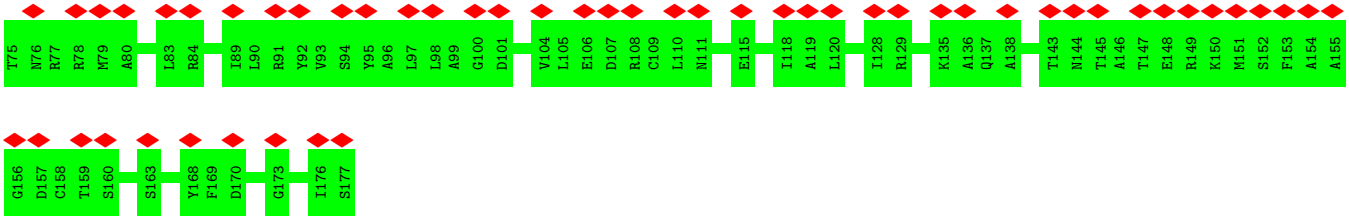

• Molecule 2: B-phycoerythrin beta chain

Chain PE:

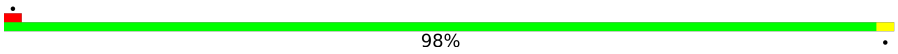

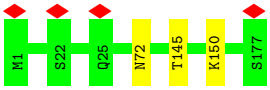

• Molecule 2: B-phycoerythrin beta chain

Chain RE:

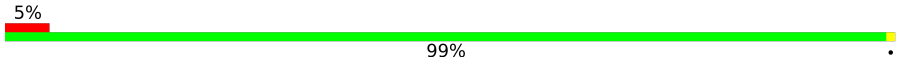

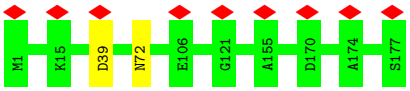

• Molecule 2: B-phycoerythrin beta chain

Chain TE:

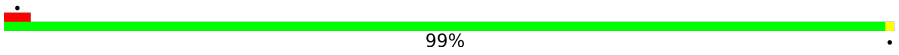

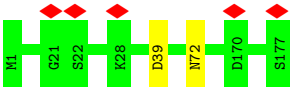

• Molecule 2: B-phycoerythrin beta chain

Chain VE:

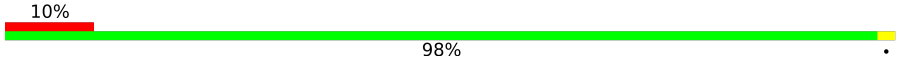

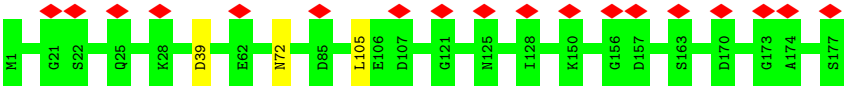

• Molecule 2: B-phycoerythrin beta chain

Chain YE:

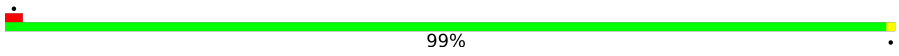

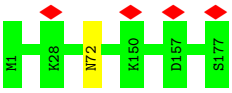

• Molecule 2: B-phycoerythrin beta chain

Chain BF:

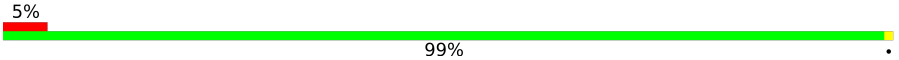

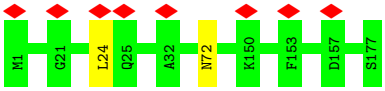

• Molecule 2: B-phycoerythrin beta chain

Chain DF:

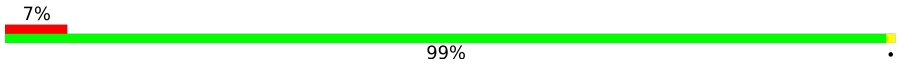

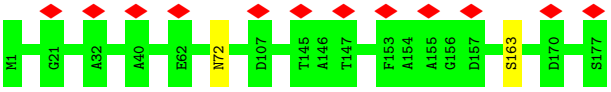

• Molecule 2: B-phycoerythrin beta chain

Chain FF:

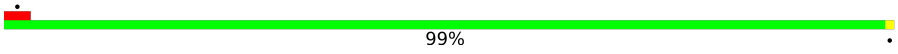

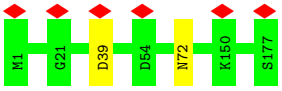

• Molecule 2: B-phycoerythrin beta chain

Chain HF:

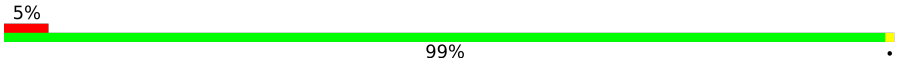

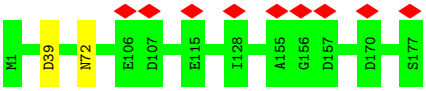

• Molecule 2: B-phycoerythrin beta chain

Chain JF:

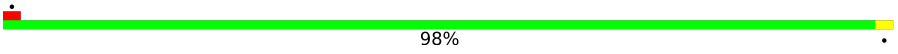

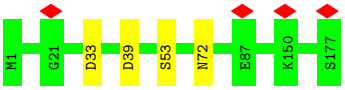

• Molecule 2: B-phycoerythrin beta chain

Chain LF:

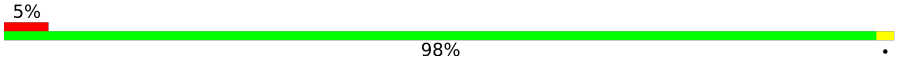

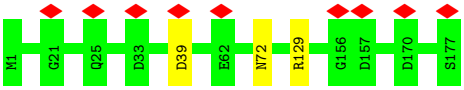

• Molecule 2: B-phycoerythrin beta chain

Chain NF:

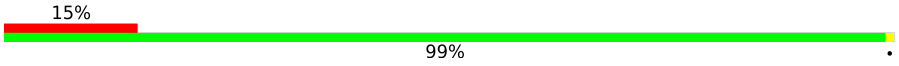

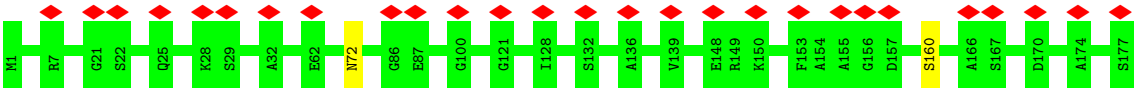

• Molecule 2: B-phycoerythrin beta chain

Chain PF:

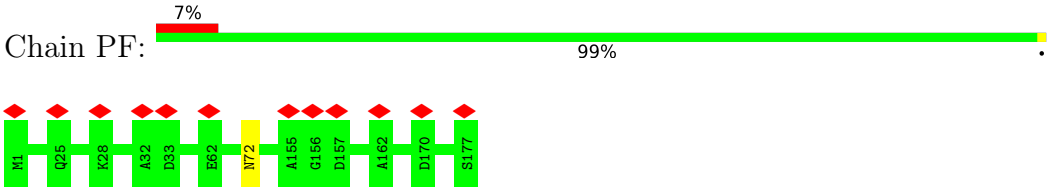

• Molecule 2: B-phycoerythrin beta chain

Chain RF:

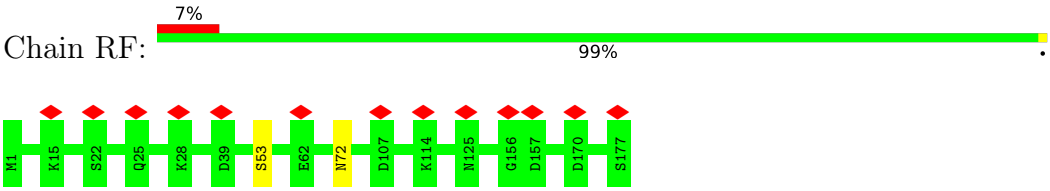

• Molecule 2: B-phycoerythrin beta chain

Chain TF:

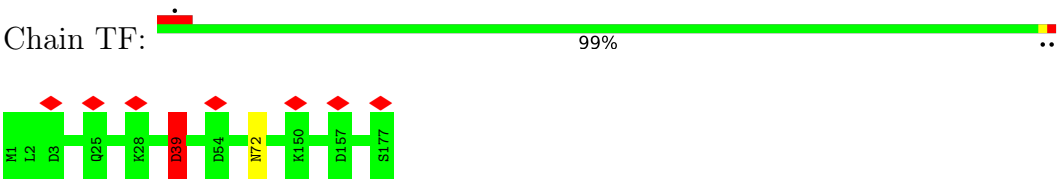

• Molecule 2: B-phycoerythrin beta chain

Chain VF:

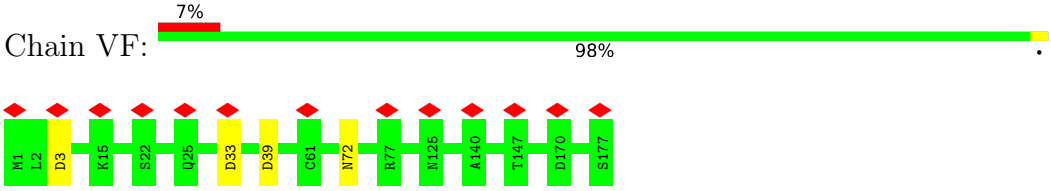

• Molecule 2: B-phycoerythrin beta chain

Chain XF:

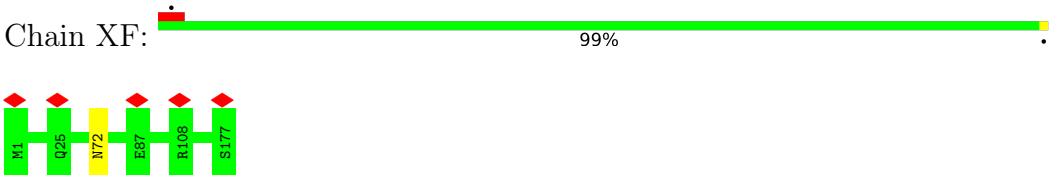

• Molecule 2: B-phycoerythrin beta chain

Chain ZF:

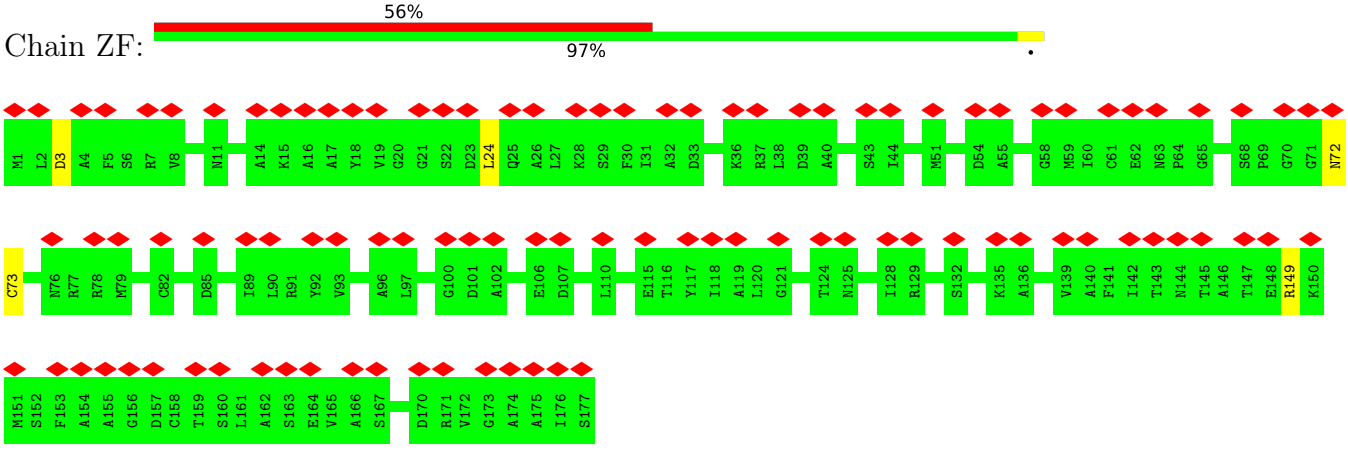

• Molecule 2: B-phycoerythrin beta chain

Chain PG:

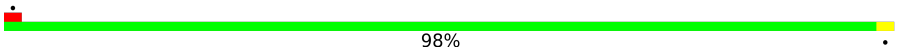

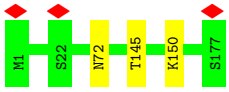

• Molecule 2: B-phycoerythrin beta chain

Chain RG:

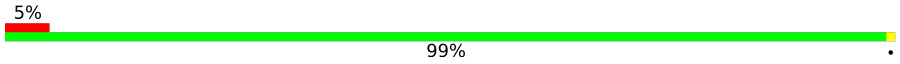

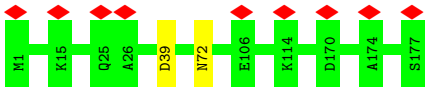

• Molecule 2: B-phycoerythrin beta chain

Chain TG:

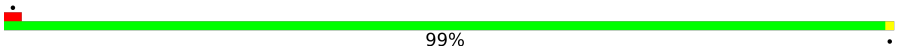

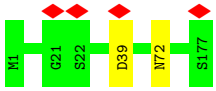

• Molecule 2: B-phycoerythrin beta chain

Chain VG:

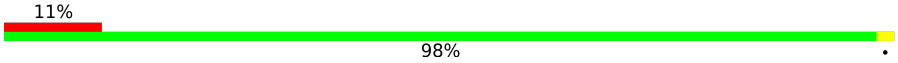

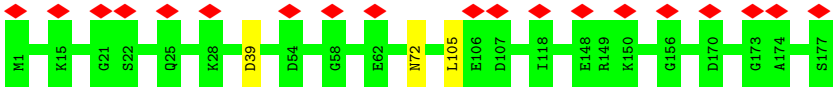

• Molecule 2: B-phycoerythrin beta chain

Chain YG:

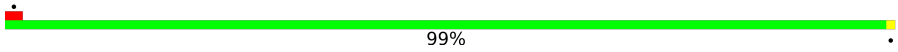

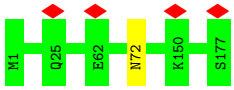

• Molecule 2: B-phycoerythrin beta chain

Chain PH:

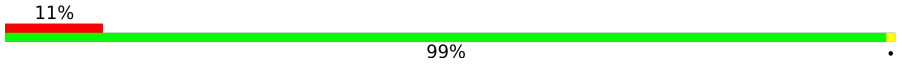

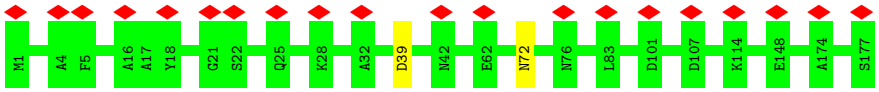

• Molecule 2: B-phycoerythrin beta chain

Chain RH:

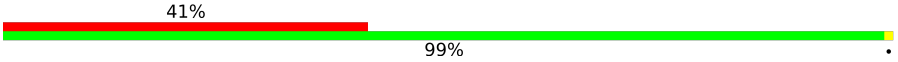

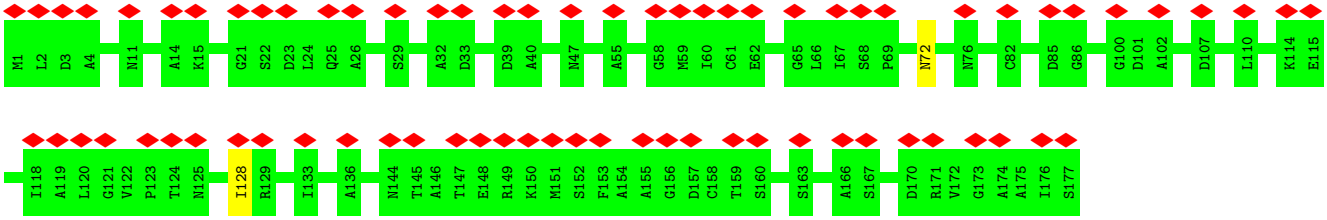

• Molecule 2: B-phycoerythrin beta chain

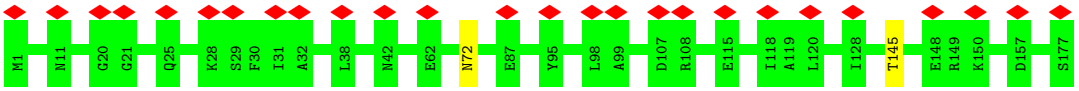

• Molecule 2: B-phycoerythrin beta chain

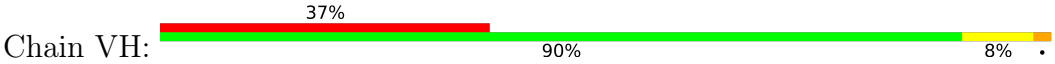

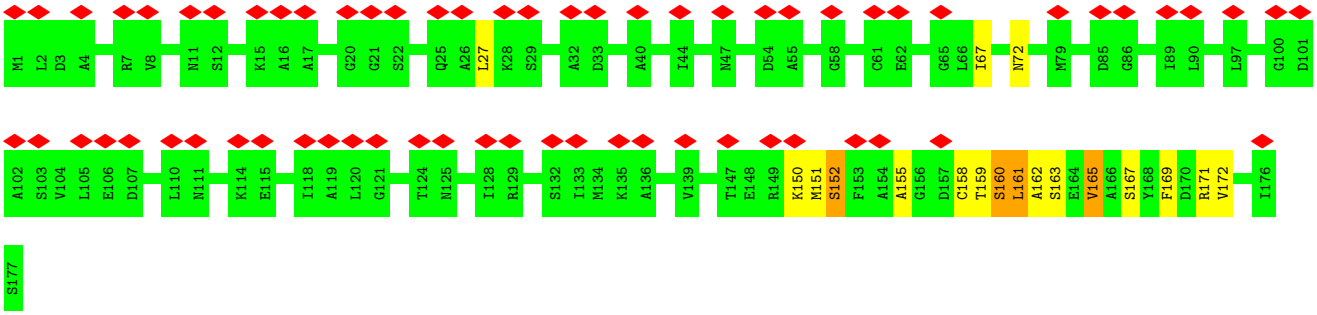

• Molecule 2: B-phycoerythrin beta chain

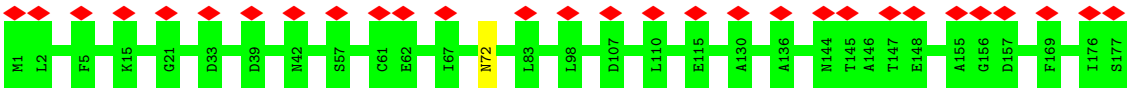

• Molecule 2: B-phycoerythrin beta chain

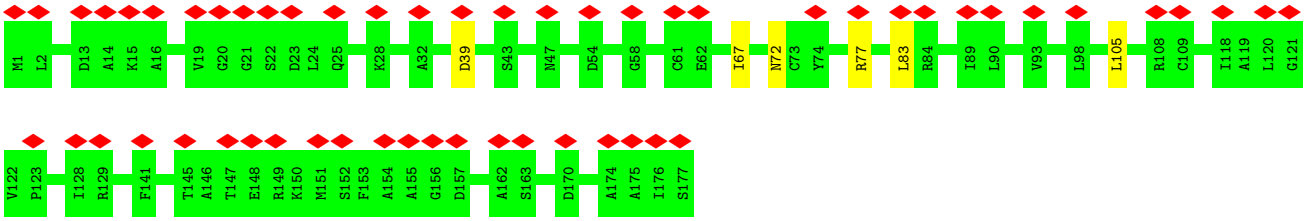

• Molecule 2: B-phycoerythrin beta chain

Chain DI:

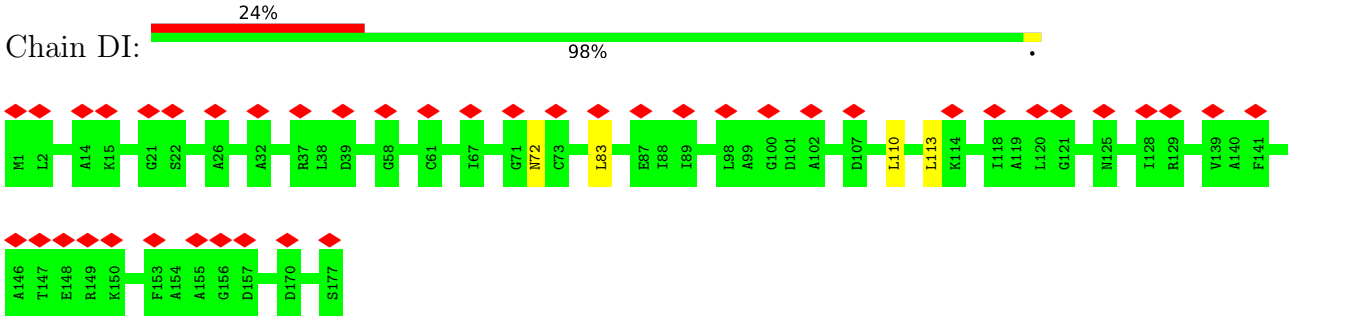

• Molecule 2: B-phycoerythrin beta chain

Chain FI:

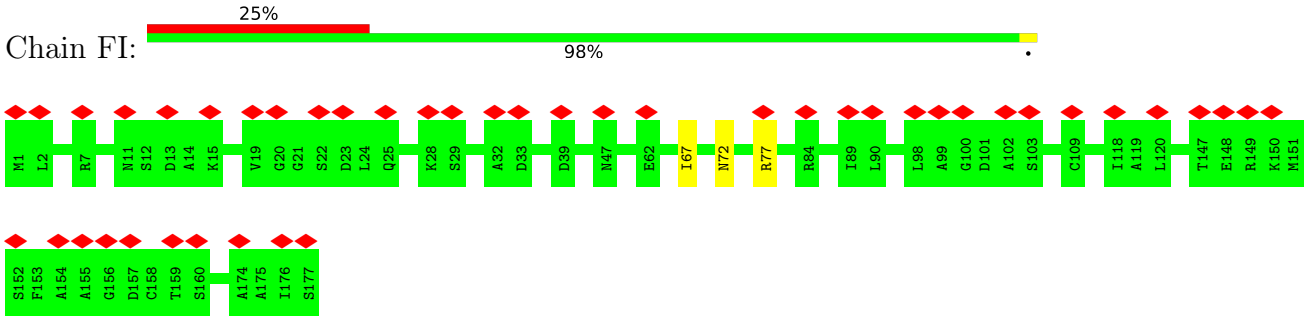

• Molecule 2: B-phycoerythrin beta chain

Chain HI:

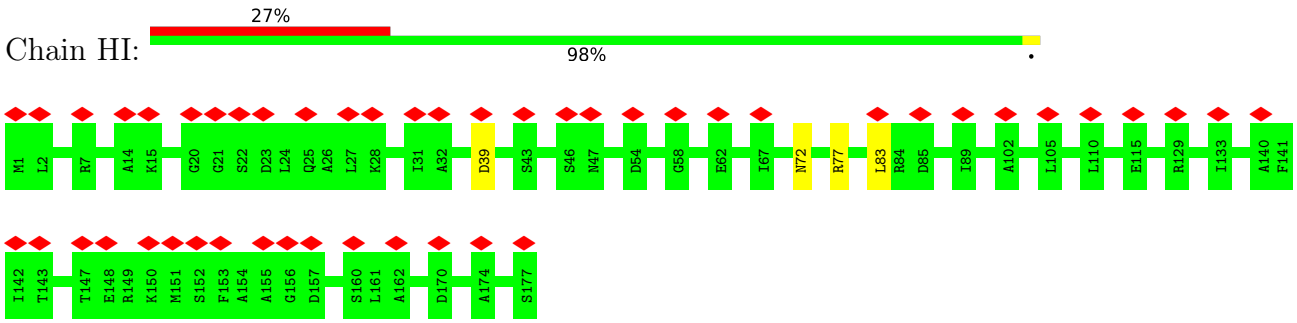

• Molecule 2: B-phycoerythrin beta chain

Chain JI:

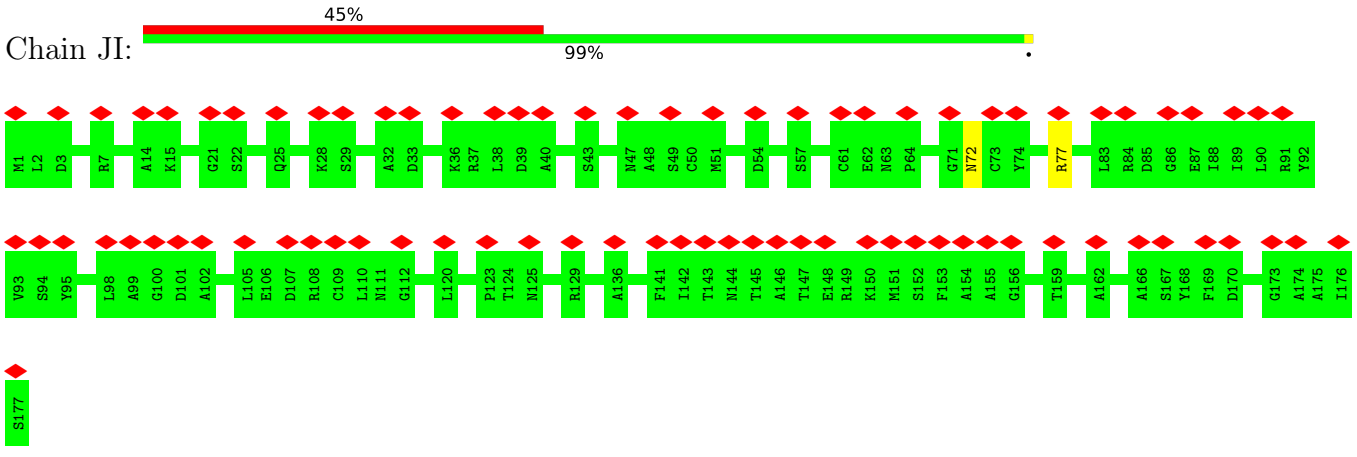

• Molecule 2: B-phycoerythrin beta chain

Chain LI:

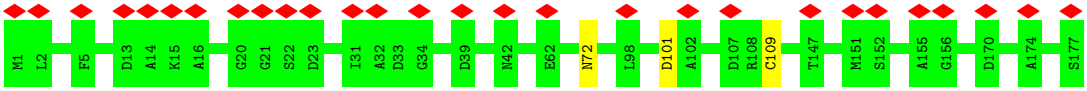

• Molecule 2: B-phycoerythrin beta chain

Chain OI:

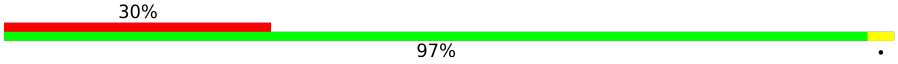

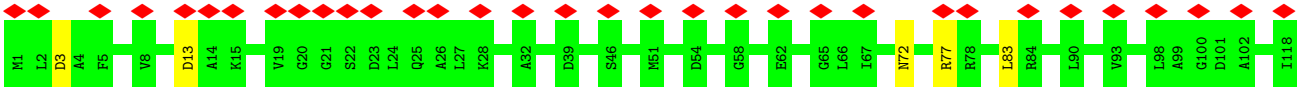

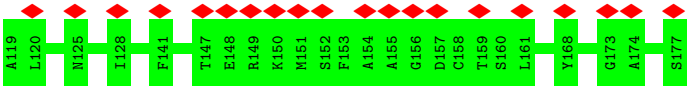

• Molecule 2: B-phycoerythrin beta chain

Chain QI:

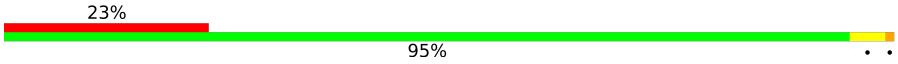

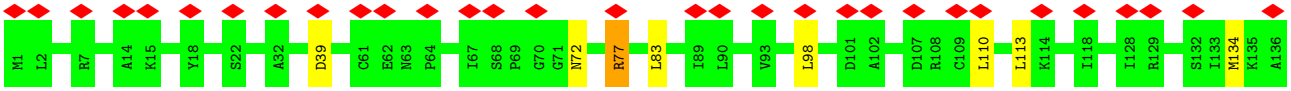

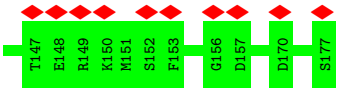

• Molecule 2: B-phycoerythrin beta chain

Chain SI:

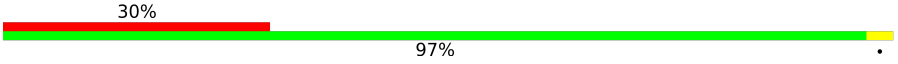

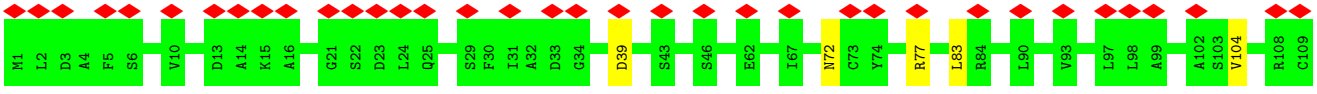

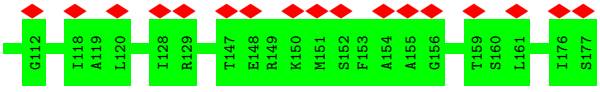

• Molecule 2: B-phycoerythrin beta chain

Chain UI:

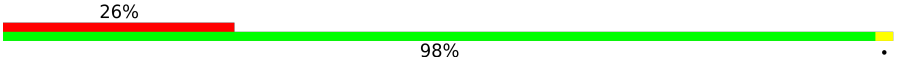

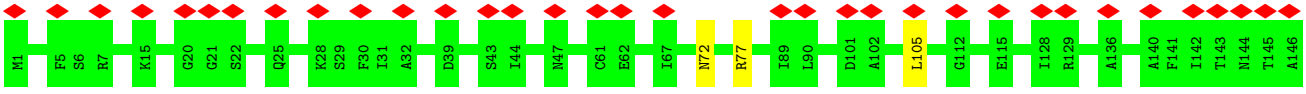

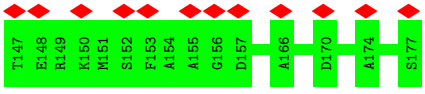

• Molecule 2: B-phycoerythrin beta chain

Chain WI:

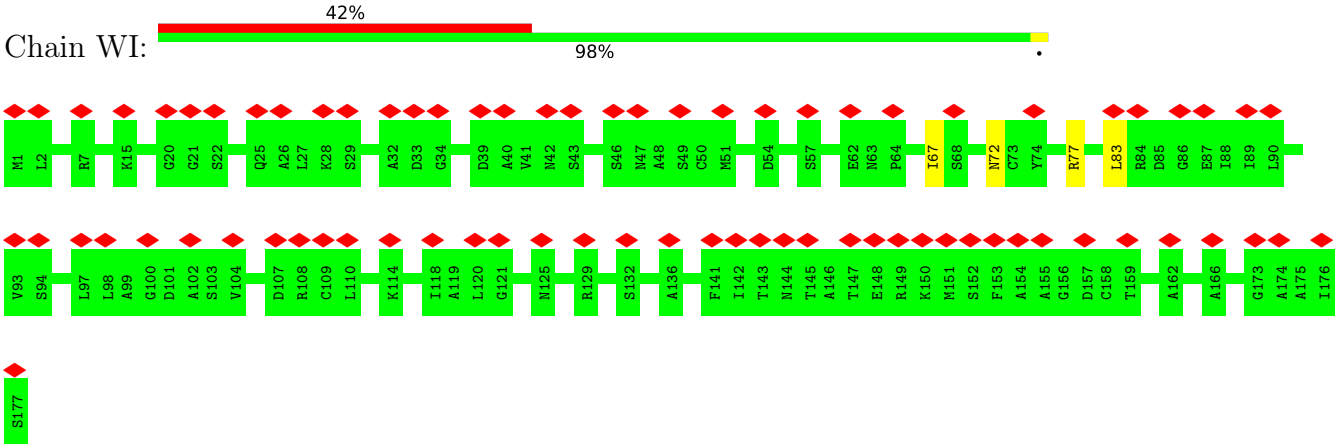

• Molecule 2: B-phycoerythrin beta chain

Chain YI:

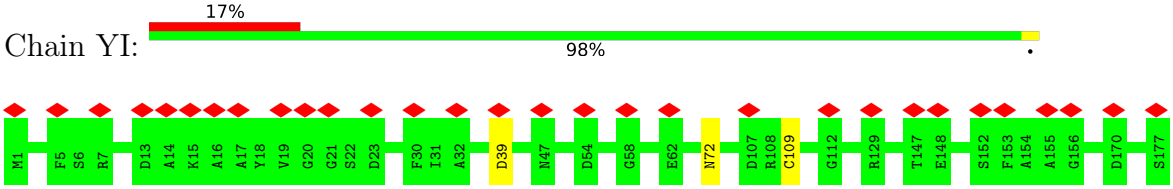

• Molecule 2: B-phycoerythrin beta chain

Chain DJ:

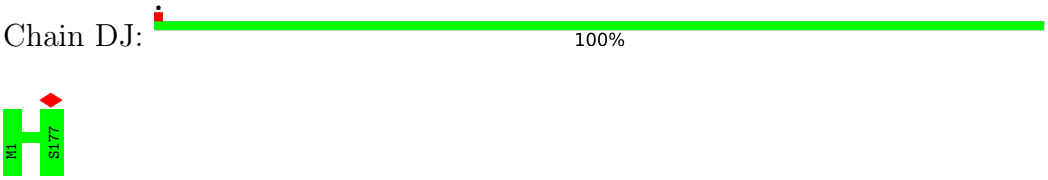

• Molecule 2: B-phycoerythrin beta chain

Chain FJ:

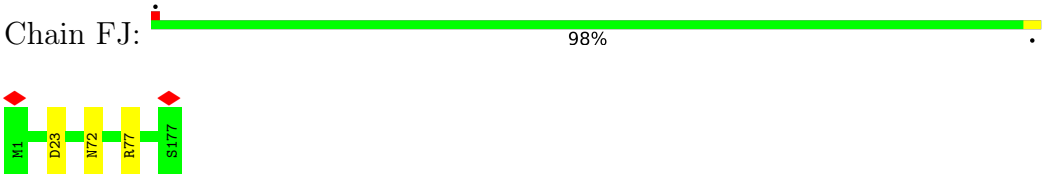

• Molecule 2: B-phycoerythrin beta chain

Chain HJ:

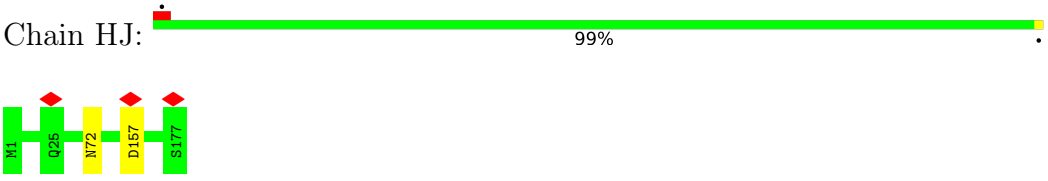

• Molecule 2: B-phycoerythrin beta chain

Chain JJ:

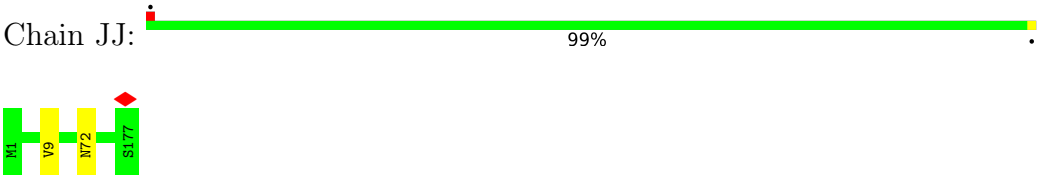

• Molecule 2: B-phycoerythrin beta chain

Chain LJ:

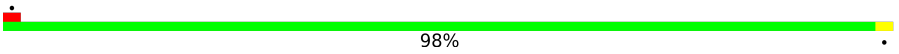

• Molecule 2: B-phycoerythrin beta chain

Chain NJ:

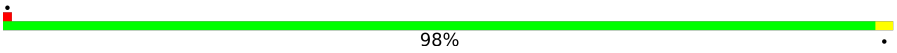

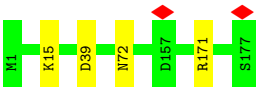

• Molecule 2: B-phycoerythrin beta chain

Chain PJ:

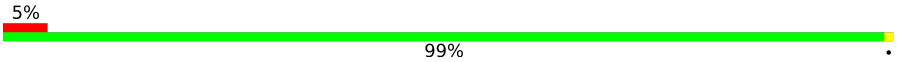

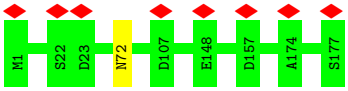

• Molecule 2: B-phycoerythrin beta chain

Chain RJ:

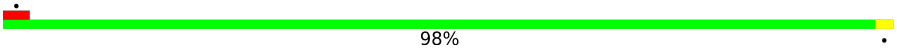

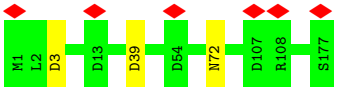

• Molecule 2: B-phycoerythrin beta chain

Chain TJ:

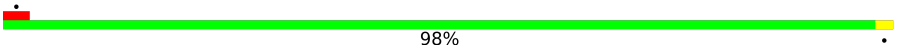

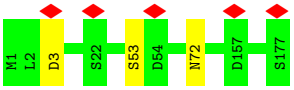

• Molecule 2: B-phycoerythrin beta chain

Chain VJ:

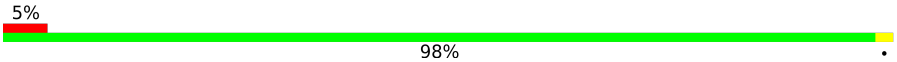

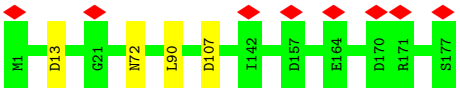

• Molecule 2: B-phycoerythrin beta chain

Chain XJ:

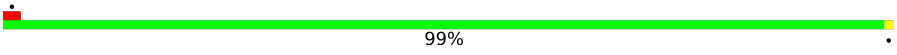

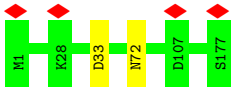

• Molecule 2: B-phycoerythrin beta chain

Chain ZJ:

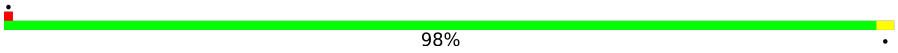

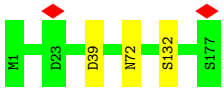

• Molecule 2: B-phycoerythrin beta chain

Chain BK:

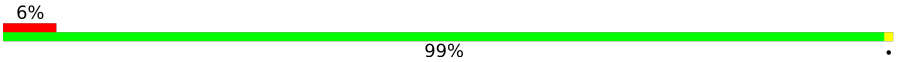

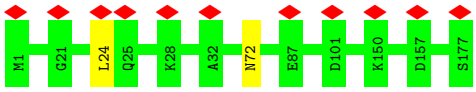

• Molecule 2: B-phycoerythrin beta chain

Chain DK:

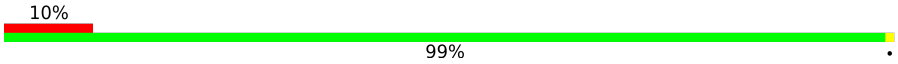

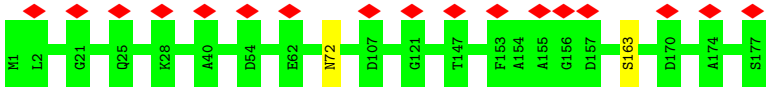

• Molecule 2: B-phycoerythrin beta chain

Chain FK:

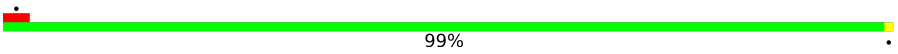

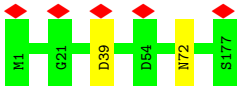

• Molecule 2: B-phycoerythrin beta chain

Chain HK:

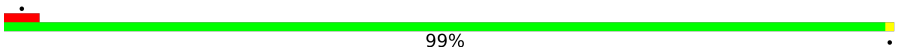

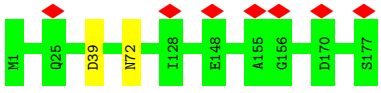

• Molecule 2: B-phycoerythrin beta chain

Chain JK:

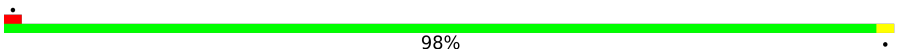

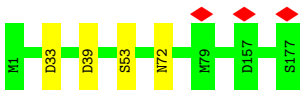

• Molecule 2: B-phycoerythrin beta chain

Chain LK:

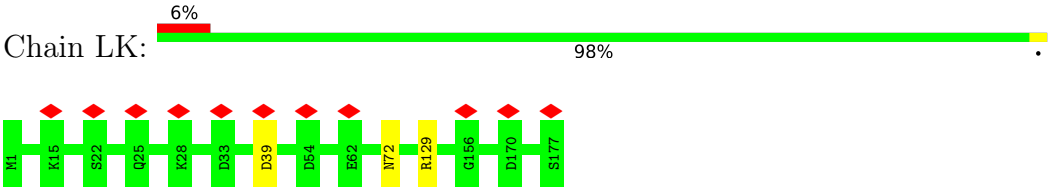

• Molecule 2: B-phycoerythrin beta chain

Chain NK:

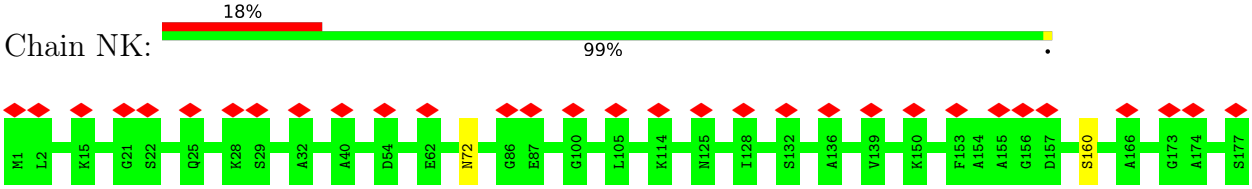

• Molecule 2: B-phycoerythrin beta chain

Chain PK:

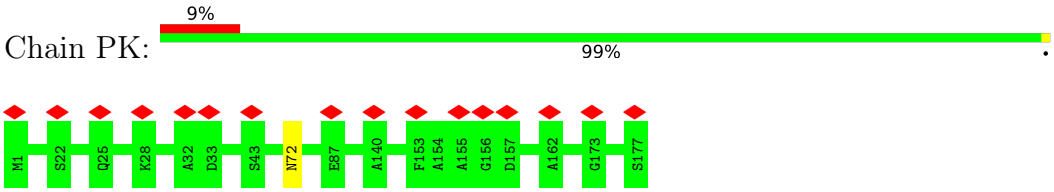

• Molecule 2: B-phycoerythrin beta chain

Chain RK:

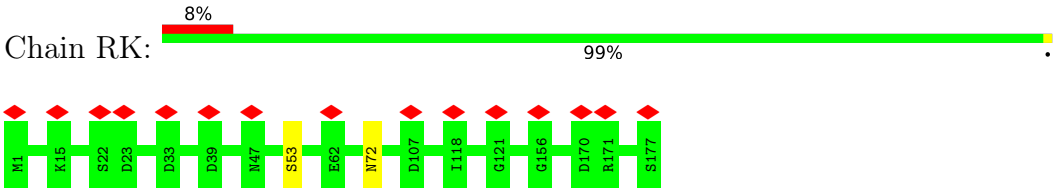

• Molecule 2: B-phycoerythrin beta chain

Chain TK:

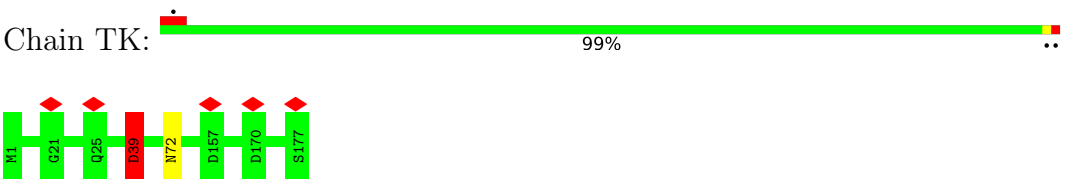

• Molecule 2: B-phycoerythrin beta chain

Chain VK:

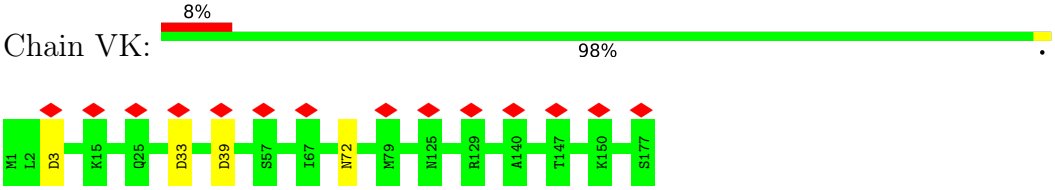

• Molecule 2: B-phycoerythrin beta chain

Chain XK:

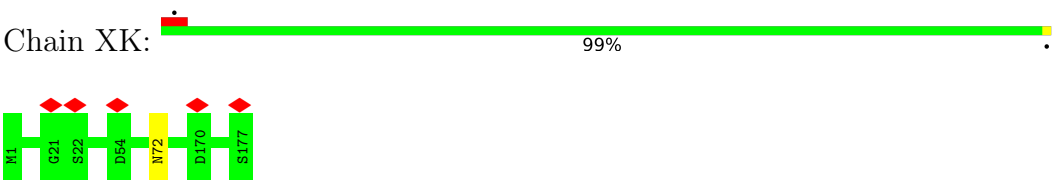

• Molecule 2: B-phycoerythrin beta chain

Chain ZK:

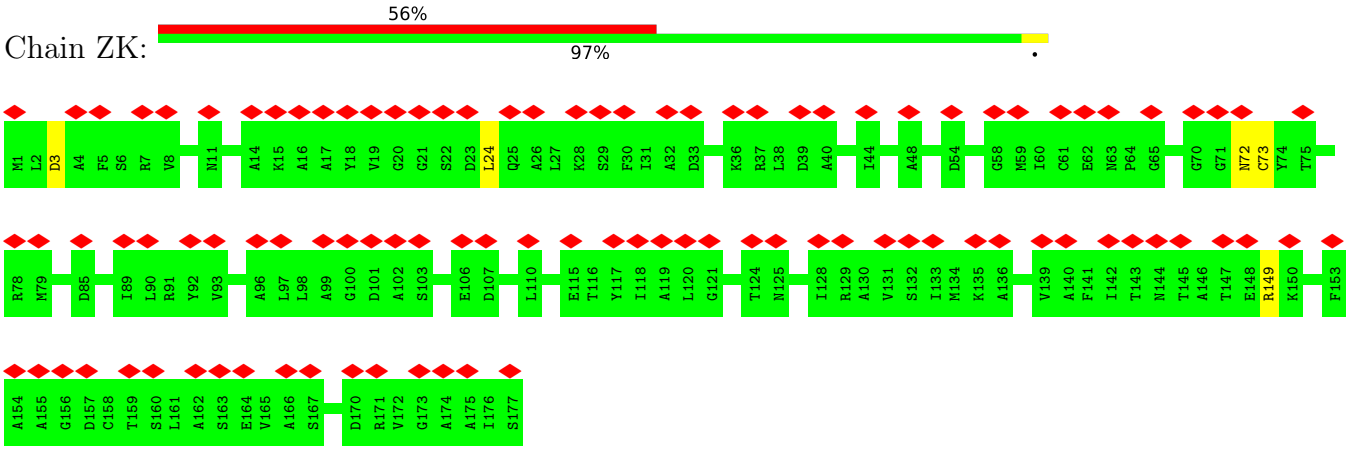

• Molecule 2: B-phycoerythrin beta chain

Chain DM:

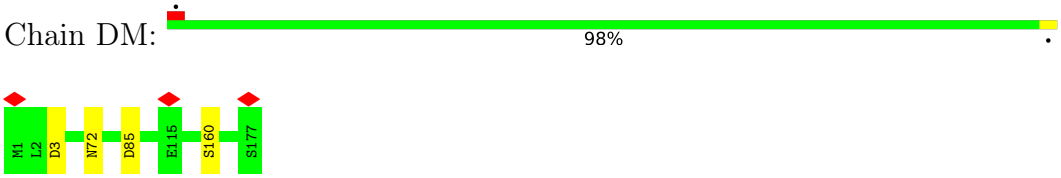

• Molecule 2: B-phycoerythrin beta chain

Chain FM:

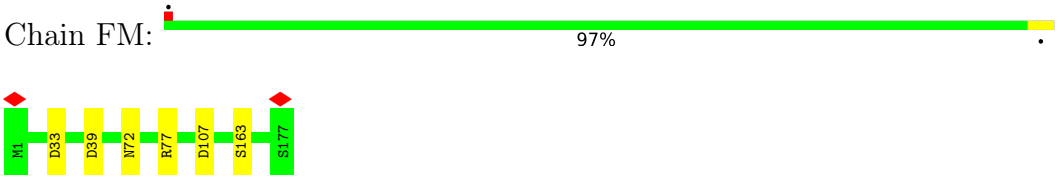

• Molecule 2: B-phycoerythrin beta chain

Chain HM:

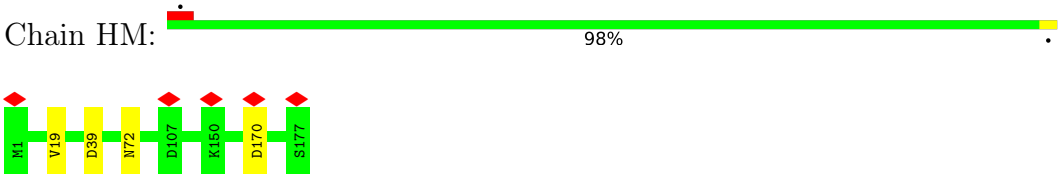

• Molecule 2: B-phycoerythrin beta chain

Chain JM:

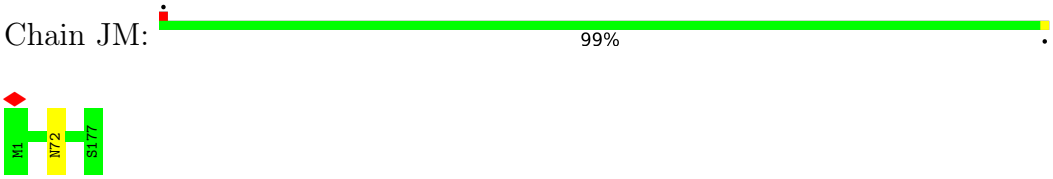

• Molecule 2: B-phycoerythrin beta chain

Chain LM:

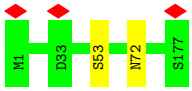

• Molecule 2: B-phycoerythrin beta chain

Chain NM:

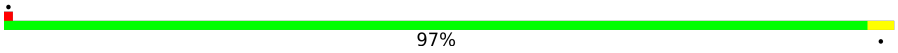

• Molecule 2: B-phycoerythrin beta chain

Chain PM:

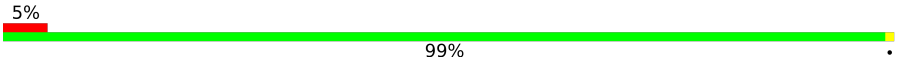

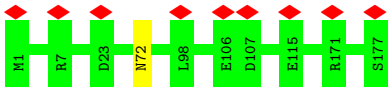

• Molecule 2: B-phycoerythrin beta chain

Chain RM:

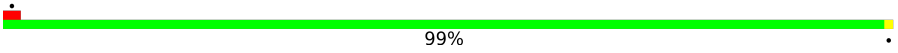

• Molecule 2: B-phycoerythrin beta chain

Chain TM:

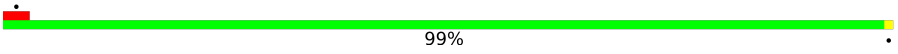

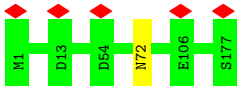

• Molecule 2: B-phycoerythrin beta chain

Chain VM:

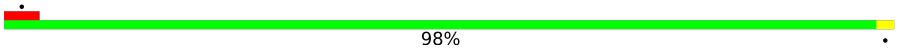

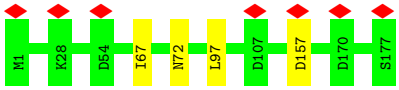

• Molecule 2: B-phycoerythrin beta chain

Chain XM:

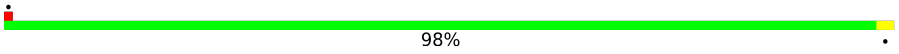

• Molecule 2: B-phycoerythrin beta chain

Chain ZM:

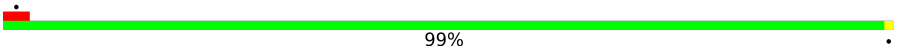

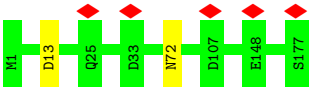

• Molecule 2: B-phycoerythrin beta chain

Chain PO:

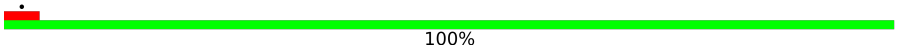

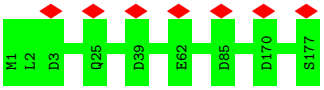

• Molecule 2: B-phycoerythrin beta chain

Chain RO:

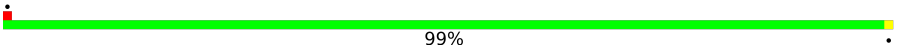

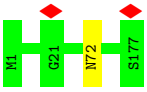

• Molecule 2: B-phycoerythrin beta chain

Chain TO:

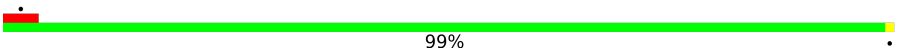

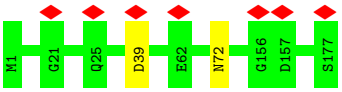

• Molecule 2: B-phycoerythrin beta chain

Chain VO:

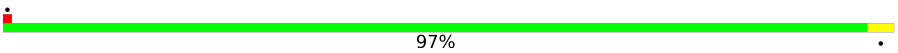

• Molecule 2: B-phycoerythrin beta chain

Chain YO:

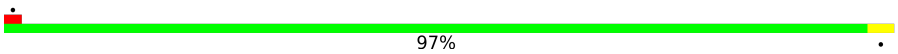

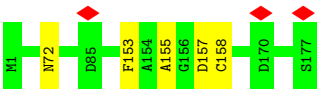

• Molecule 2: B-phycoerythrin beta chain

Chain BP:

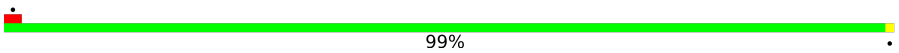

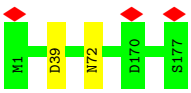

• Molecule 2: B-phycoerythrin beta chain

Chain DP:

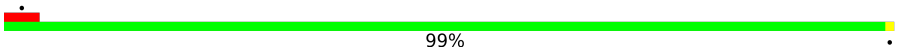

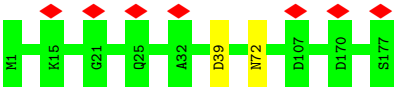

• Molecule 2: B-phycoerythrin beta chain

Chain FP:

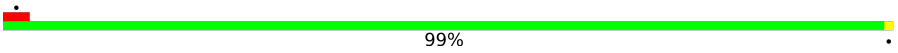

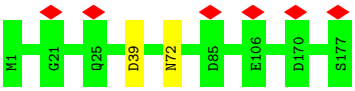

• Molecule 2: B-phycoerythrin beta chain

Chain HP:

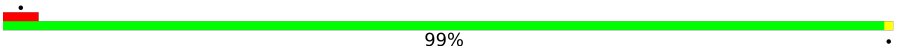

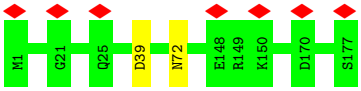

• Molecule 2: B-phycoerythrin beta chain

Chain JP:

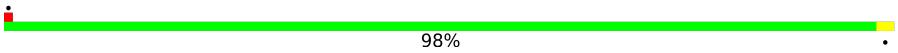

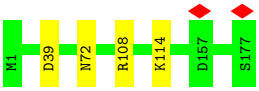

• Molecule 2: B-phycoerythrin beta chain

Chain LP:

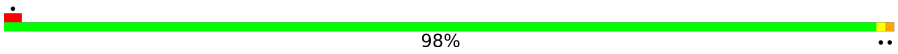

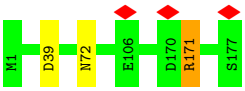

• Molecule 2: B-phycoerythrin beta chain

Chain NP:

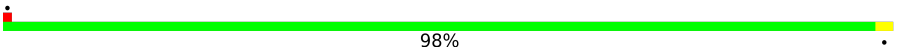

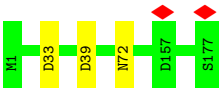

• Molecule 2: B-phycoerythrin beta chain

Chain PP:

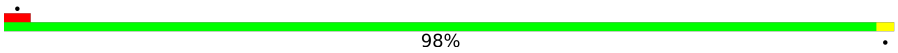

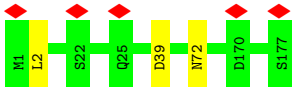

• Molecule 2: B-phycoerythrin beta chain

Chain RP:

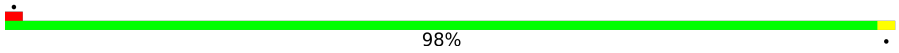

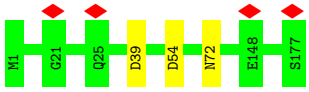

• Molecule 2: B-phycoerythrin beta chain

Chain TP:

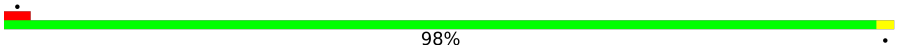

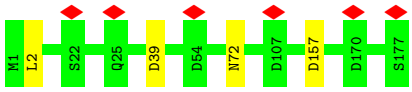

• Molecule 2: B-phycoerythrin beta chain

Chain VP:

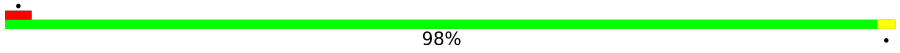

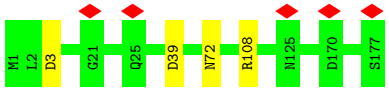

• Molecule 2: B-phycoerythrin beta chain

Chain XP:

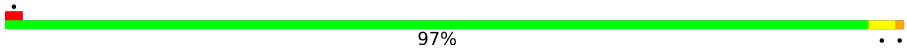

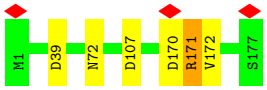

• Molecule 2: B-phycoerythrin beta chain

Chain CQ:

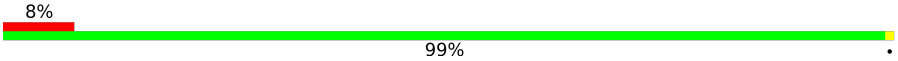

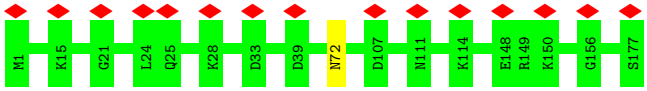

• Molecule 2: B-phycoerythrin beta chain

Chain EQ:

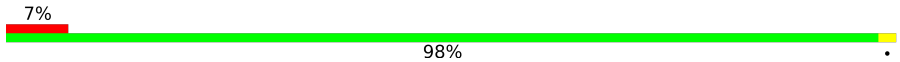

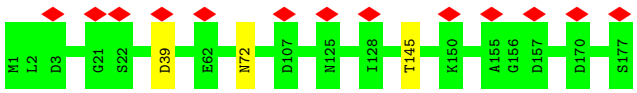

• Molecule 2: B-phycoerythrin beta chain

Chain GQ:

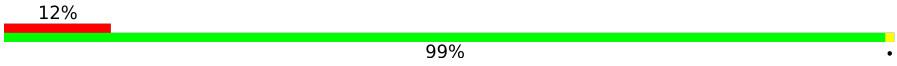

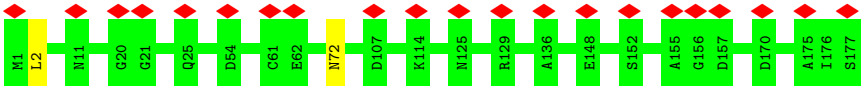

• Molecule 2: B-phycoerythrin beta chain

Chain IQ:

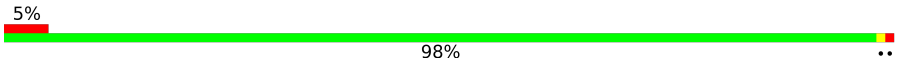

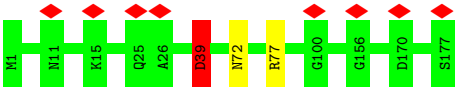

• Molecule 2: B-phycoerythrin beta chain

Chain KQ:

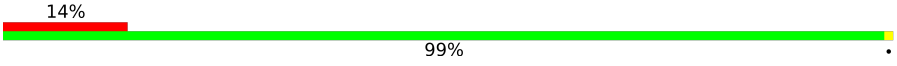

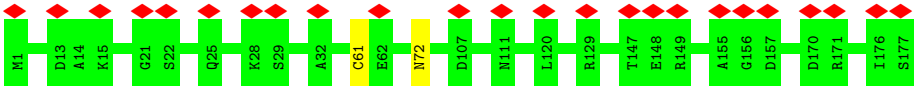

• Molecule 2: B-phycoerythrin beta chain

Chain MQ:

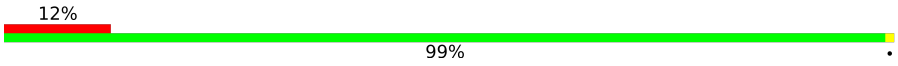

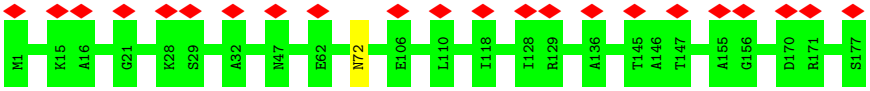

• Molecule 2: B-phycoerythrin beta chain

Chain OQ:

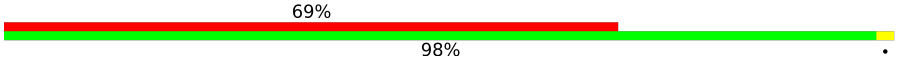

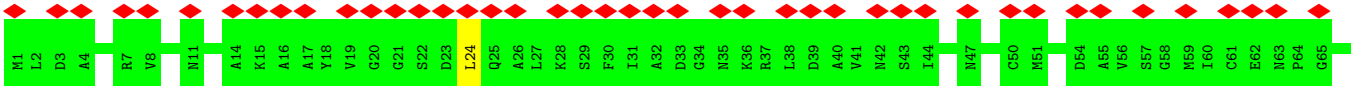

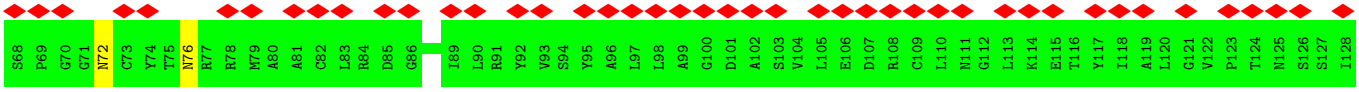

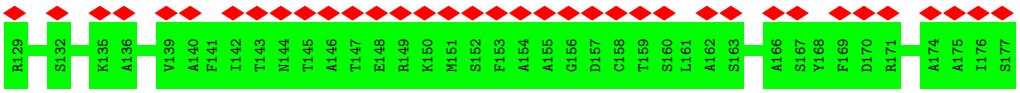

• Molecule 2: B-phycoerythrin beta chain

Chain QQ:

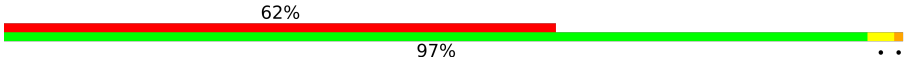

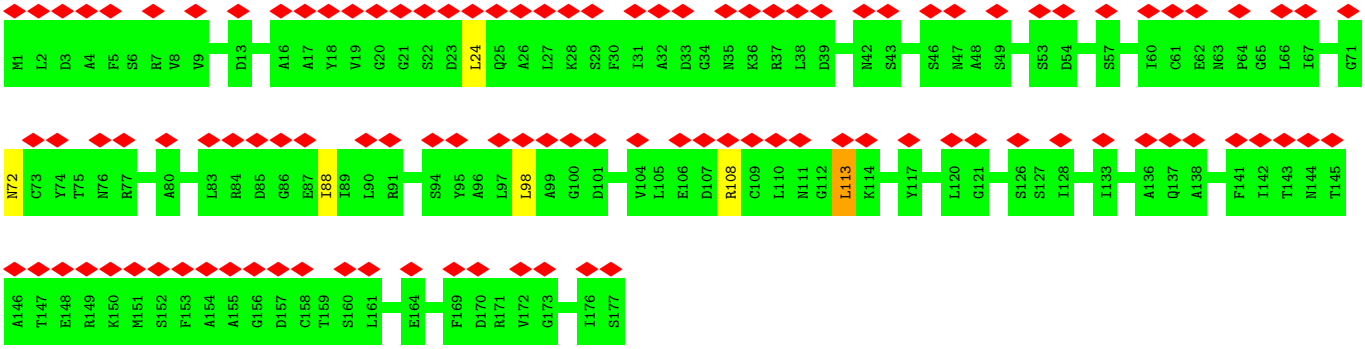

• Molecule 2: B-phycoerythrin beta chain

Chain SQ:

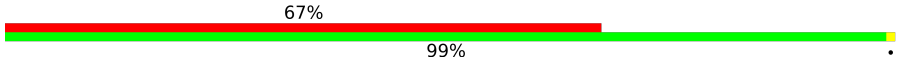

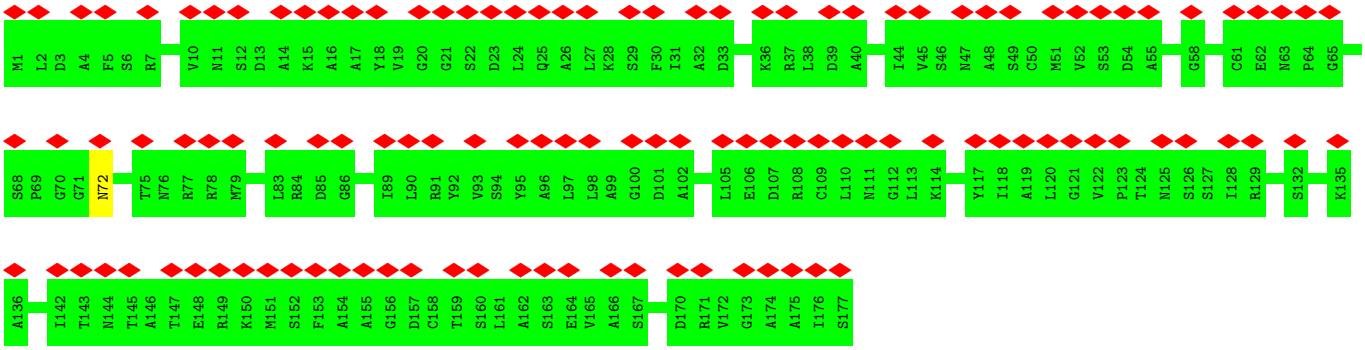

• Molecule 2: B-phycoerythrin beta chain

Chain UQ:

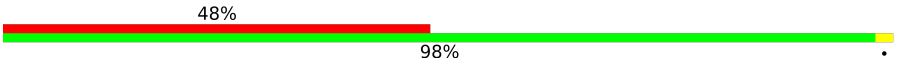

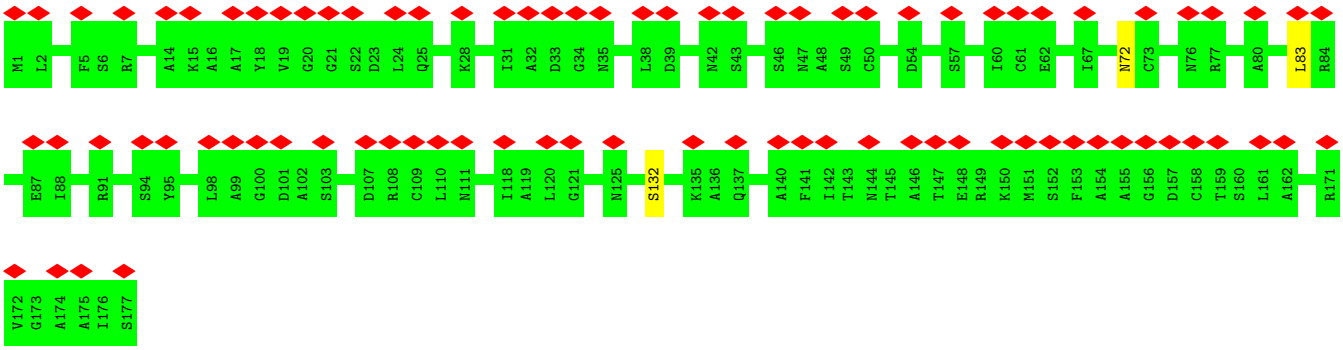

• Molecule 2: B-phycoerythrin beta chain

Chain WQ:

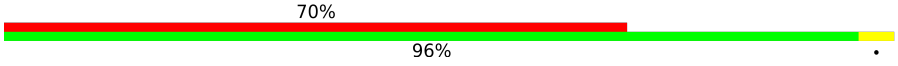

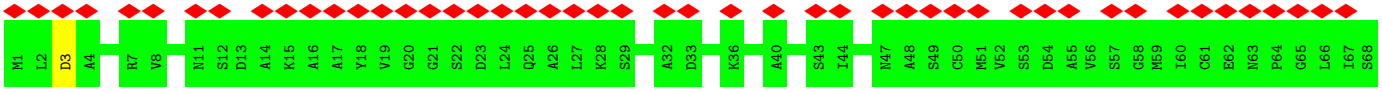

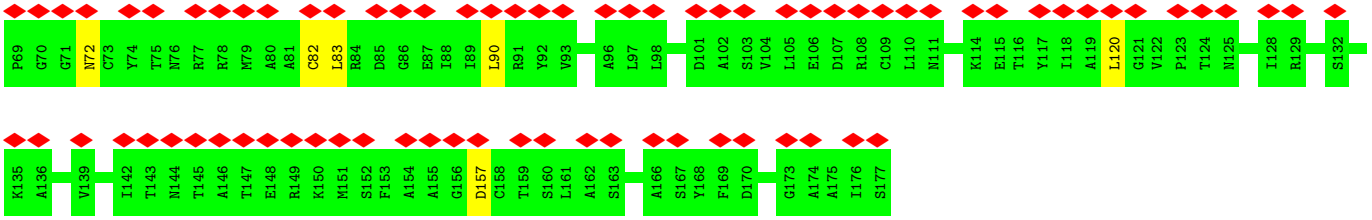

• Molecule 2: B-phycoerythrin beta chain

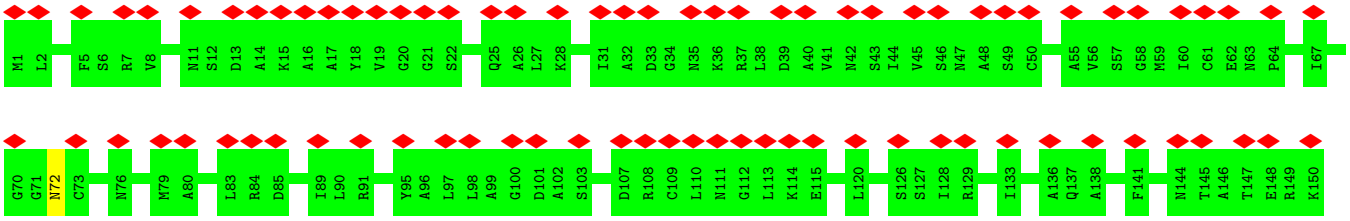

• Molecule 2: B-phycoerythrin beta chain

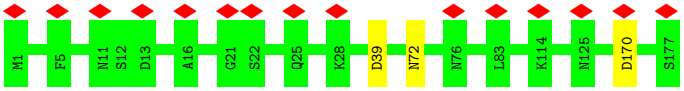

• Molecule 2: B-phycoerythrin beta chain

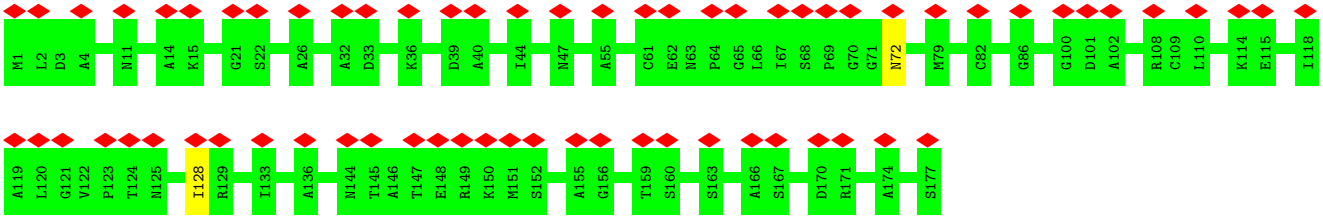

• Molecule 2: B-phycoerythrin beta chain

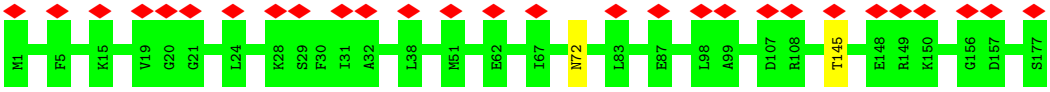

• Molecule 2: B-phycoerythrin beta chain

Chain V1:

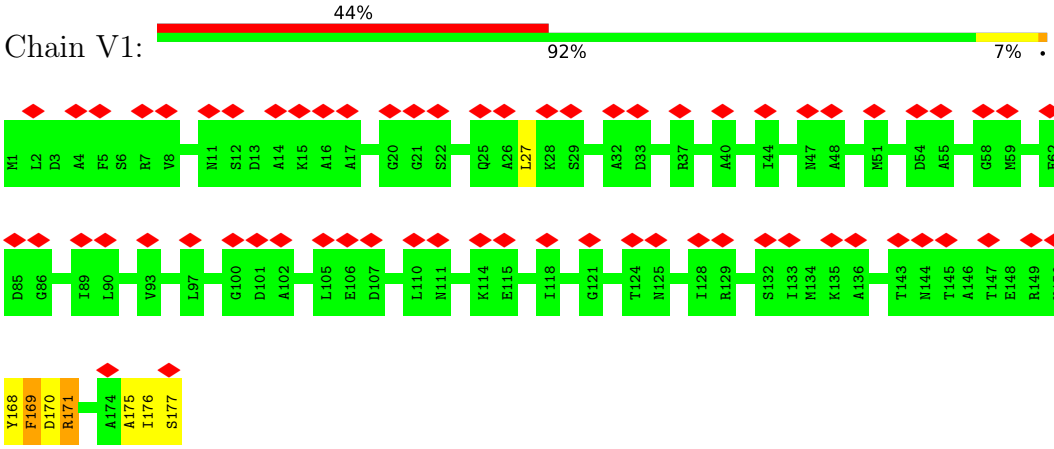

• Molecule 2: B-phycoerythrin beta chain

Chain Y1:

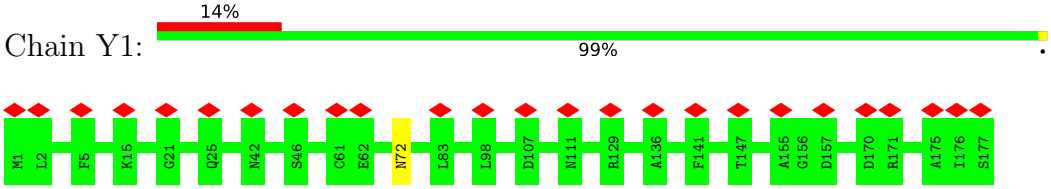

• Molecule 2: B-phycoerythrin beta chain

Chain g1:

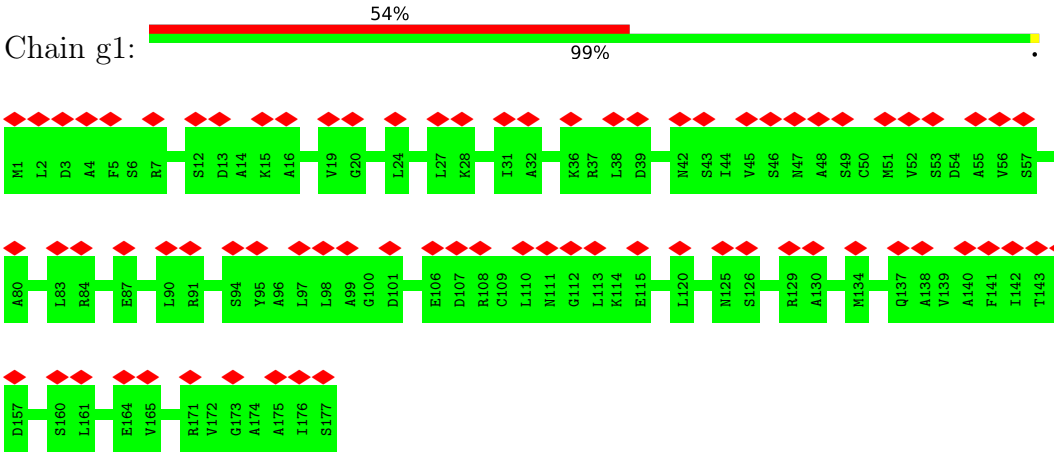

• Molecule 2: B-phycoerythrin beta chain

Chain i1:

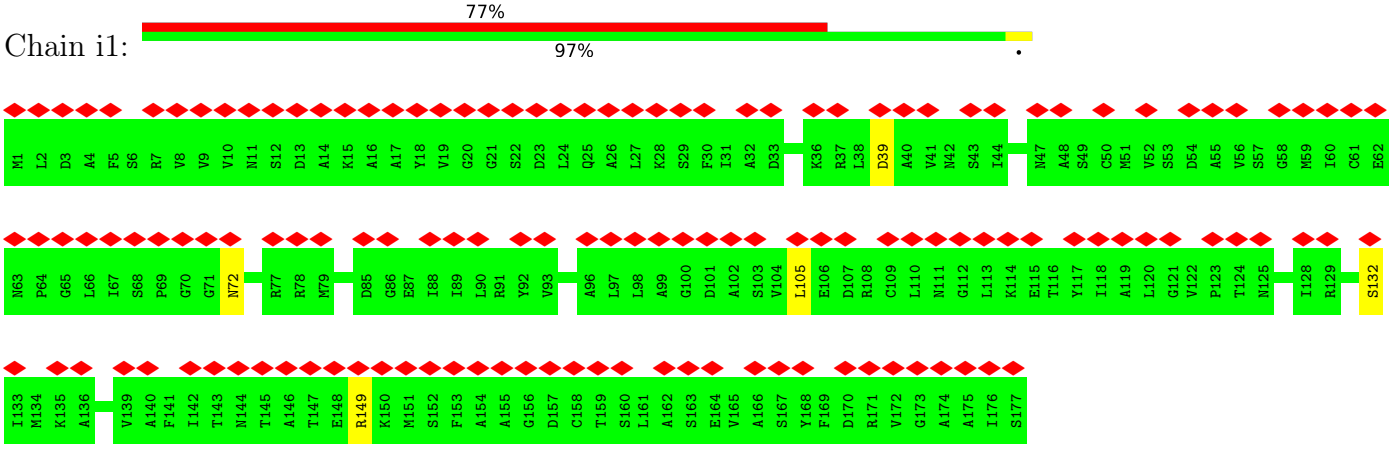

• Molecule 2: B-phycoerythrin beta chain

Chain k1:

• Molecule 2: B-phycoerythrin beta chain

Chain m1:

• Molecule 2: B-phycoerythrin beta chain

Chain a1:

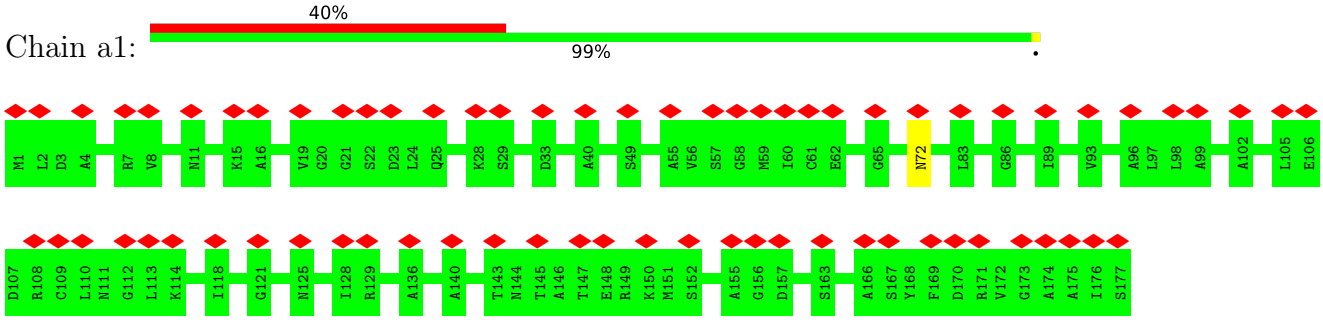

• Molecule 2: B-phycoerythrin beta chain

Chain c1:

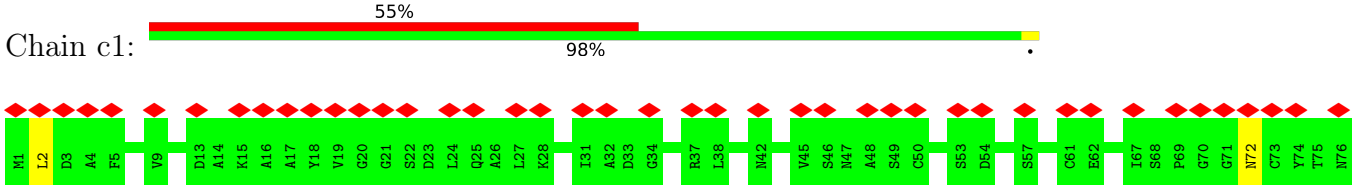

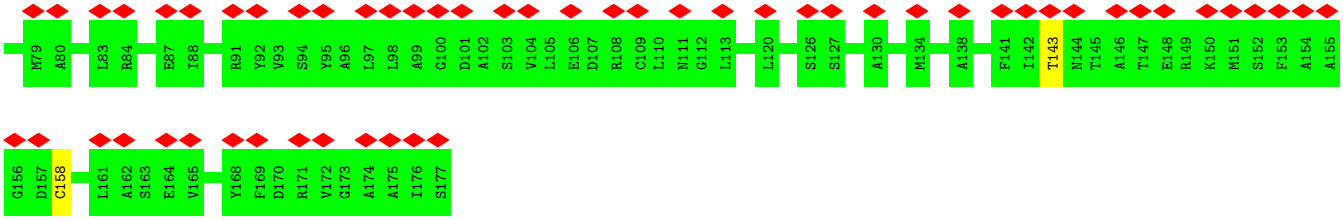

• Molecule 2: B-phycoerythrin beta chain

Chain e1:

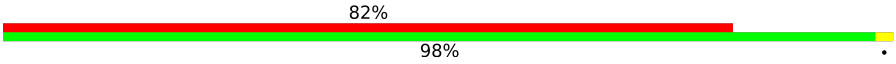

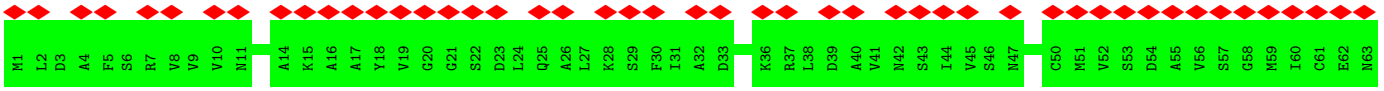

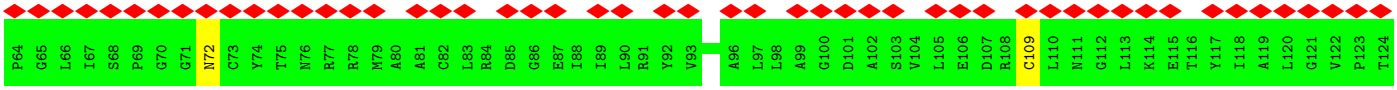

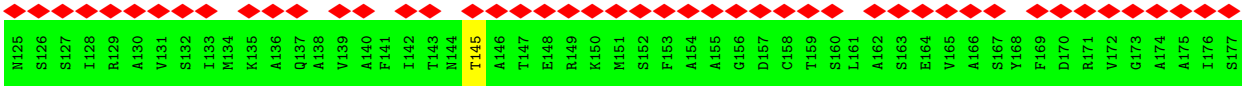

• Molecule 2: B-phycoerythrin beta chain

Chain P4:

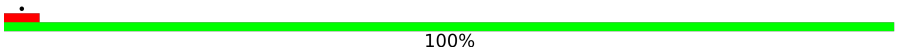

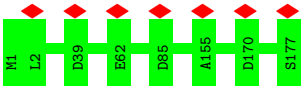

• Molecule 2: B-phycoerythrin beta chain

Chain R4:

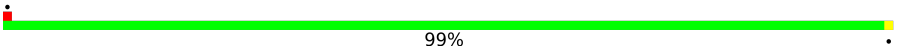

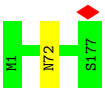

• Molecule 2: B-phycoerythrin beta chain

Chain T4:

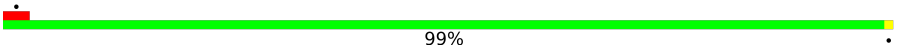

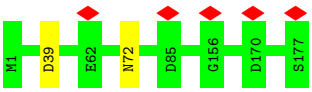

• Molecule 2: B-phycoerythrin beta chain

Chain V4:

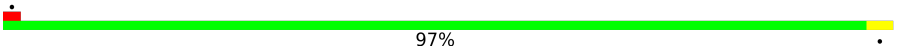

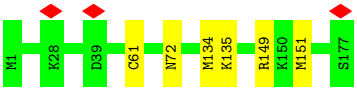

• Molecule 2: B-phycoerythrin beta chain

Chain Y4:

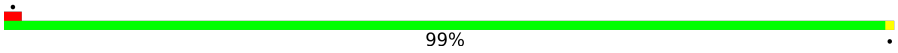

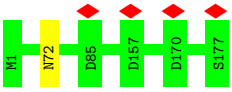

• Molecule 2: B-phycoerythrin beta chain

Chain i4:

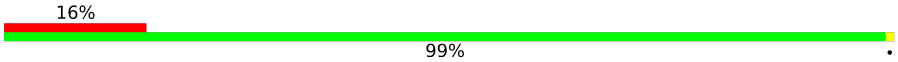

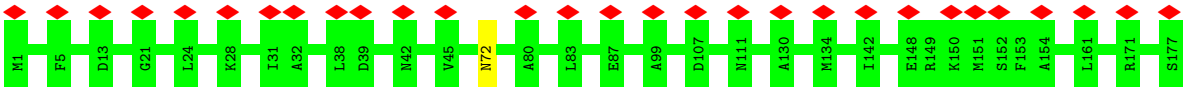

• Molecule 2: B-phycoerythrin beta chain

Chain k4:

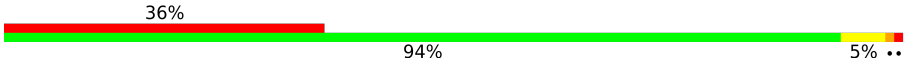

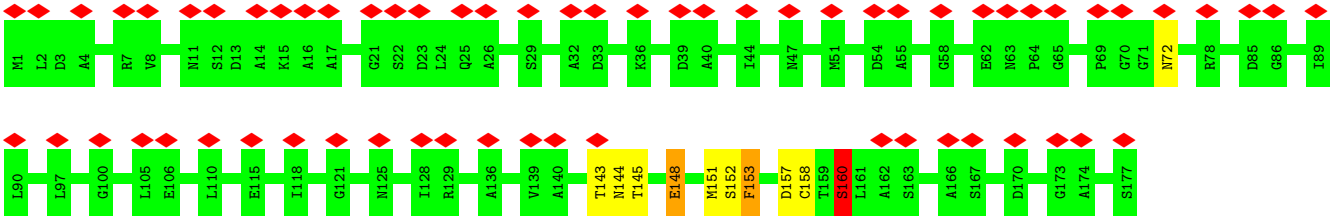

• Molecule 2: B-phycoerythrin beta chain

Chain m4:

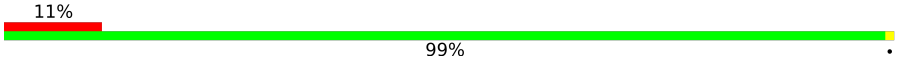

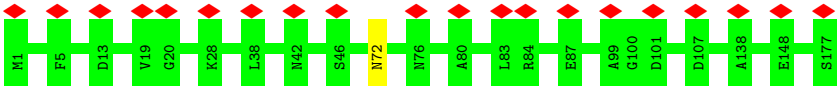

• Molecule 2: B-phycoerythrin beta chain

Chain a4:

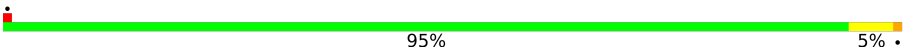

• Molecule 2: B-phycoerythrin beta chain

Chain c4:

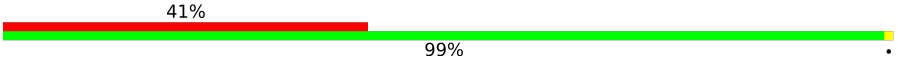

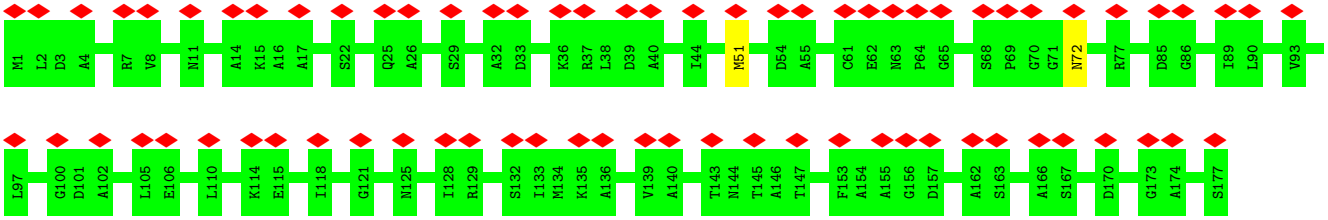

• Molecule 2: B-phycoerythrin beta chain

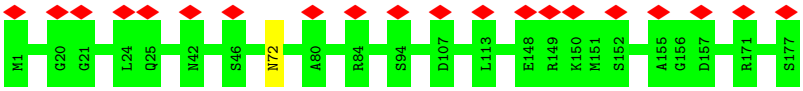

• Molecule 2: B-phycoerythrin beta chain

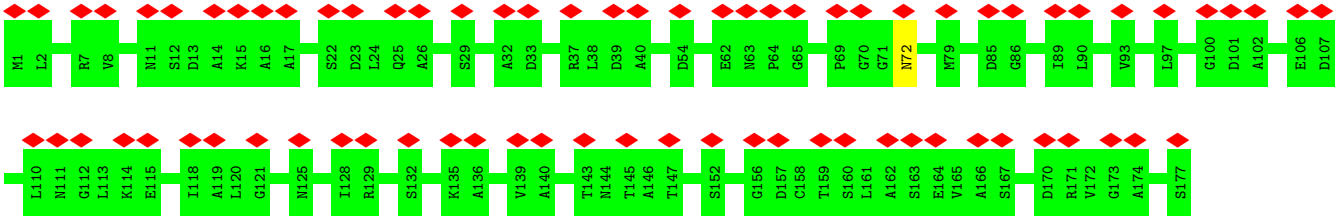

• Molecule 2: B-phycoerythrin beta chain

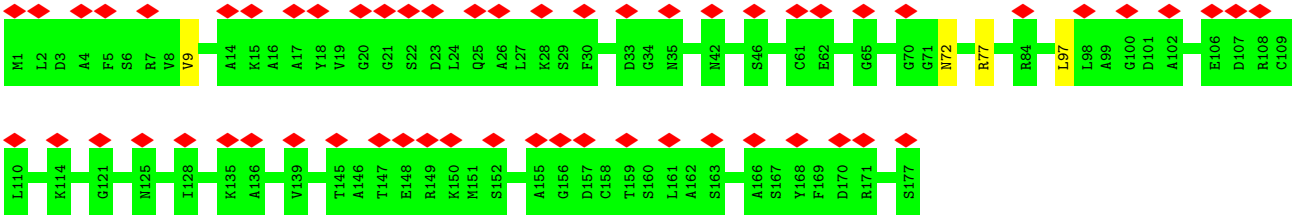

• Molecule 2: B-phycoerythrin beta chain

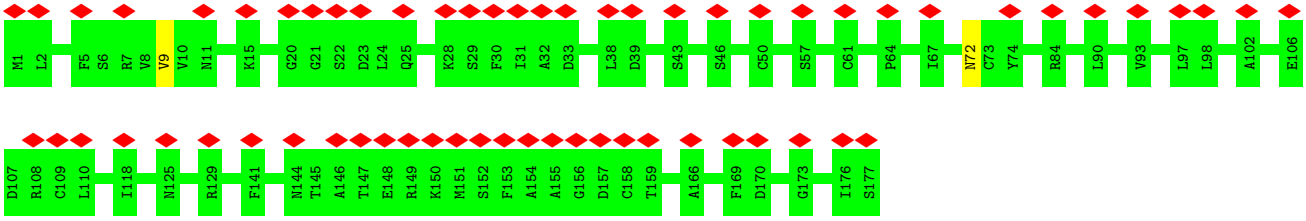

• Molecule 2: B-phycoerythrin beta chain

Chain F5:

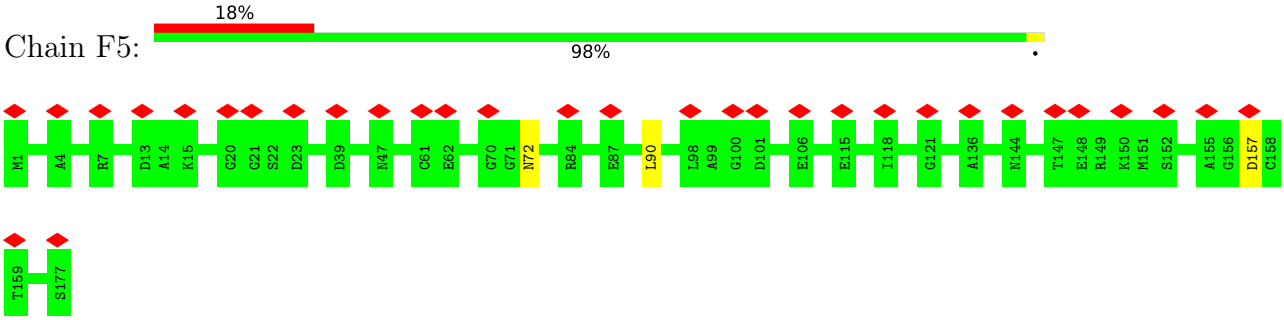

• Molecule 2: B-phycoerythrin beta chain

Chain H5:

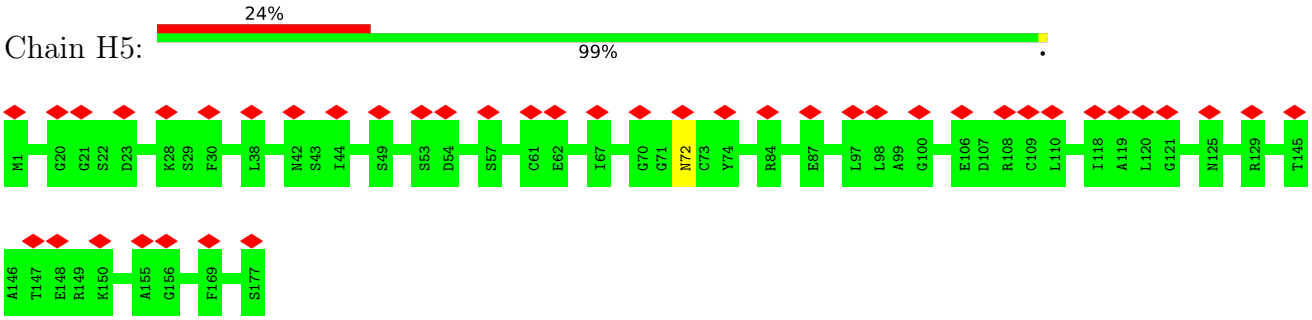

• Molecule 2: B-phycoerythrin beta chain

Chain J5:

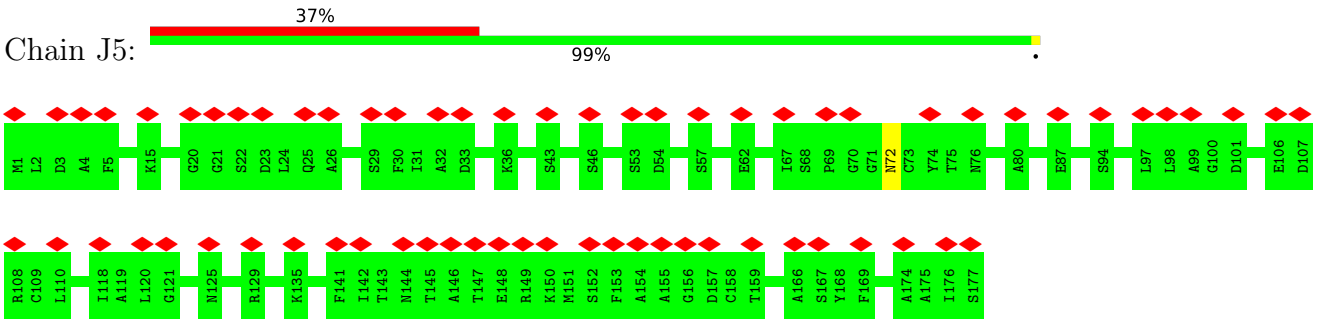

• Molecule 2: B-phycoerythrin beta chain

Chain L5:

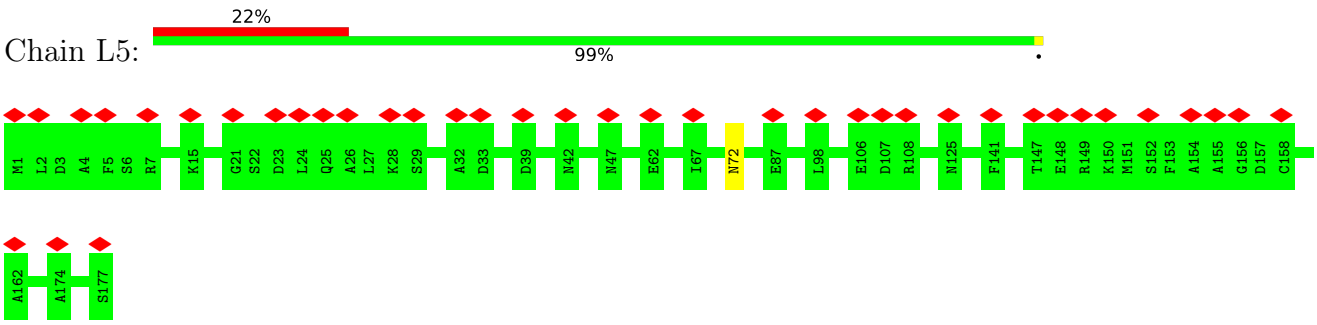

• Molecule 2: B-phycoerythrin beta chain

Chain O5:

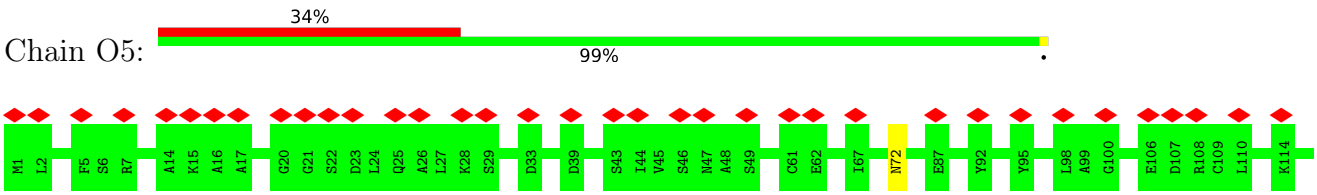

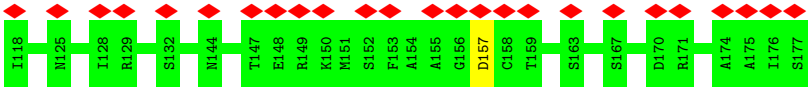

• Molecule 2: B-phycoerythrin beta chain

Chain Q5:

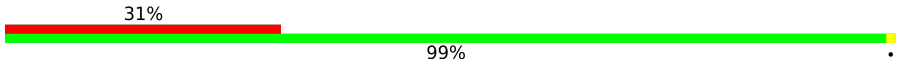

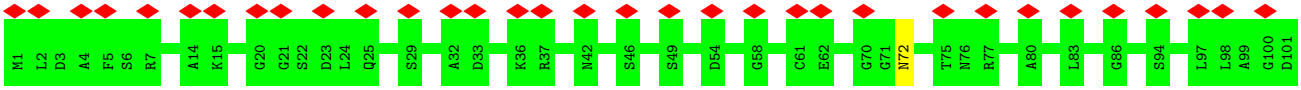

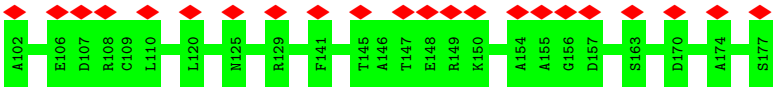

• Molecule 2: B-phycoerythrin beta chain

Chain S5:

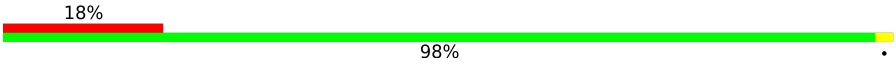

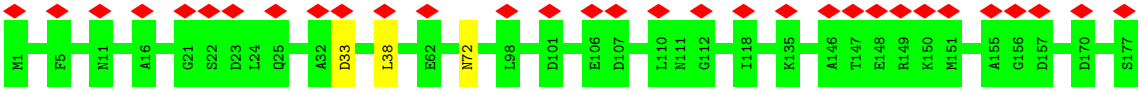

• Molecule 2: B-phycoerythrin beta chain

Chain U5:

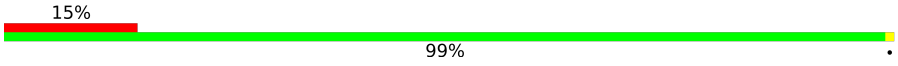

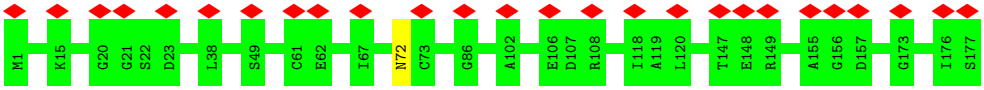

• Molecule 2: B-phycoerythrin beta chain

Chain W5:

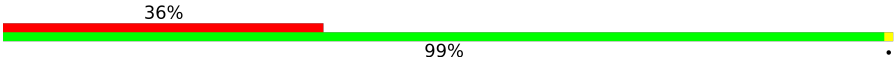

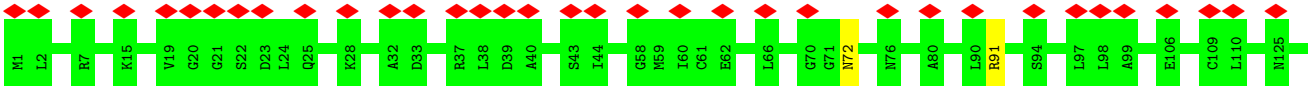

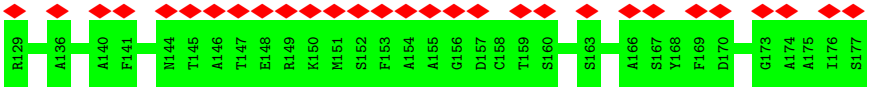

• Molecule 2: B-phycoerythrin beta chain

Chain Y5:

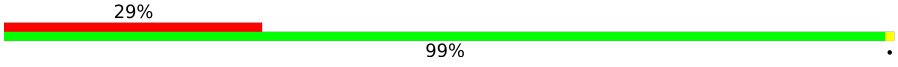

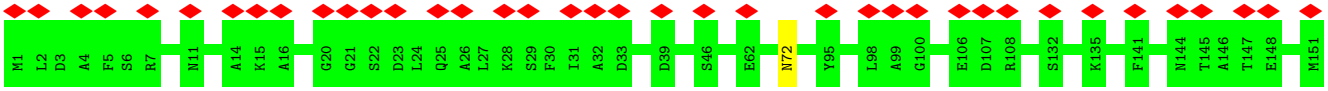

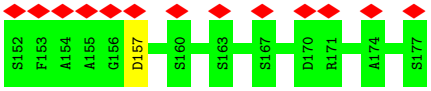

• Molecule 2: B-phycoerythrin beta chain

Chain B7:

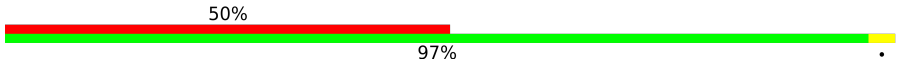

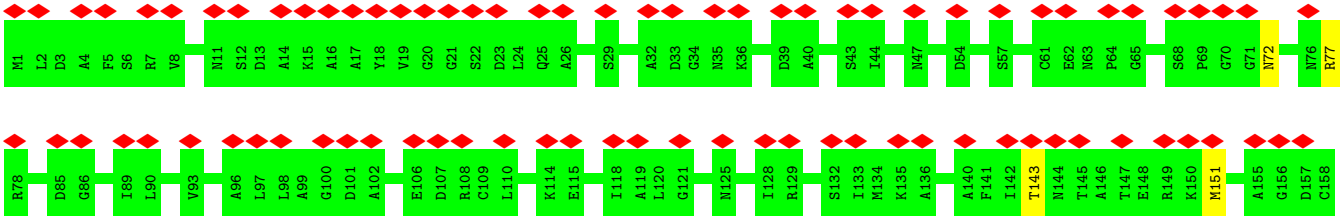

• Molecule 2: B-phycoerythrin beta chain

Chain D7:

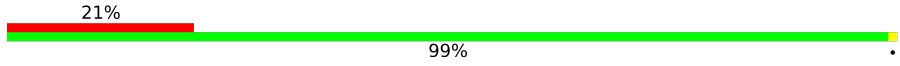

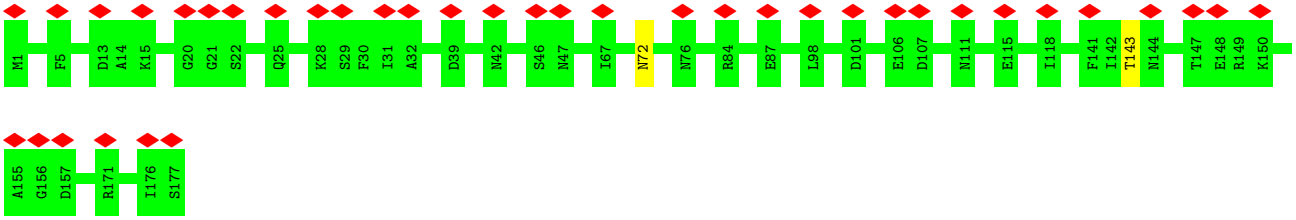

• Molecule 2: B-phycoerythrin beta chain

Chain F7:

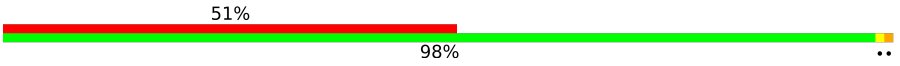

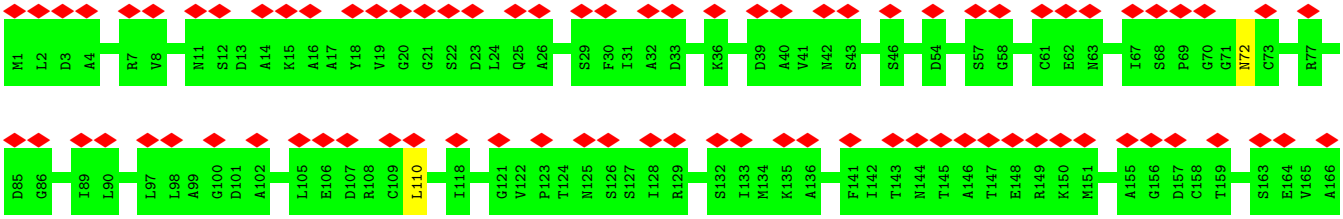

• Molecule 2: B-phycoerythrin beta chain

Chain H7:

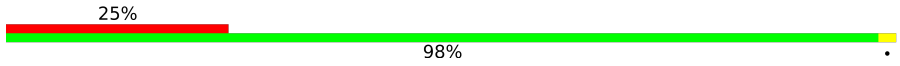

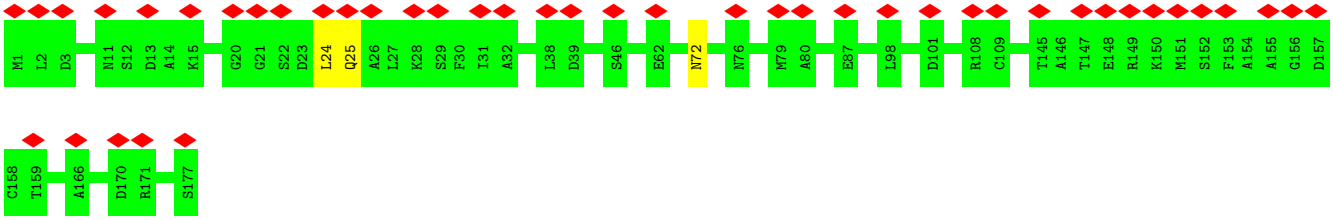

• Molecule 2: B-phycoerythrin beta chain

Chain J7:

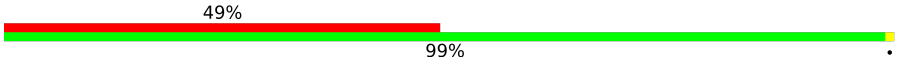

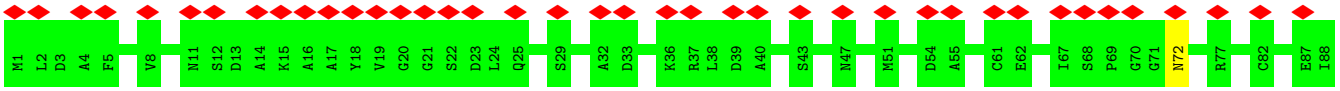

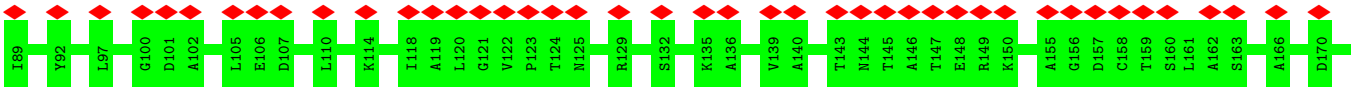

• Molecule 2: B-phycoerythrin beta chain

Chain L7:

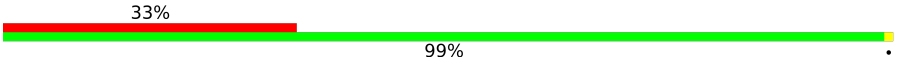

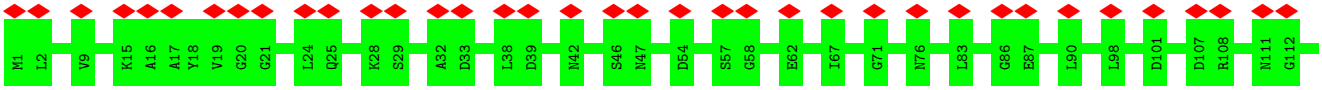

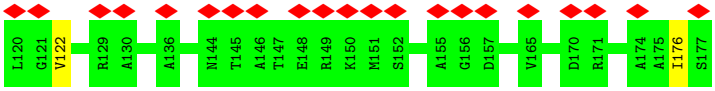

• Molecule 2: B-phycoerythrin beta chain

Chain N7:

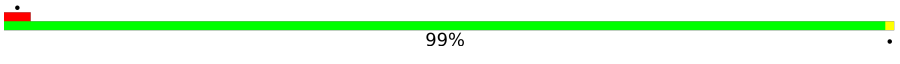

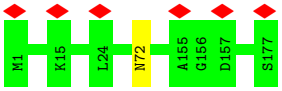

• Molecule 2: B-phycoerythrin beta chain

Chain P7:

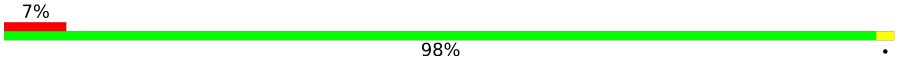

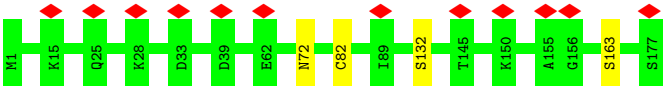

• Molecule 2: B-phycoerythrin beta chain

Chain R7:

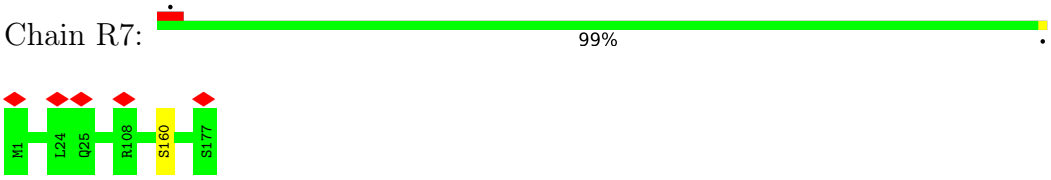

• Molecule 2: B-phycoerythrin beta chain

Chain T7:

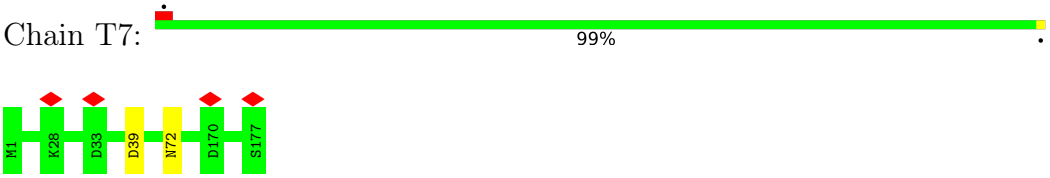

• Molecule 2: B-phycoerythrin beta chain

Chain V7:

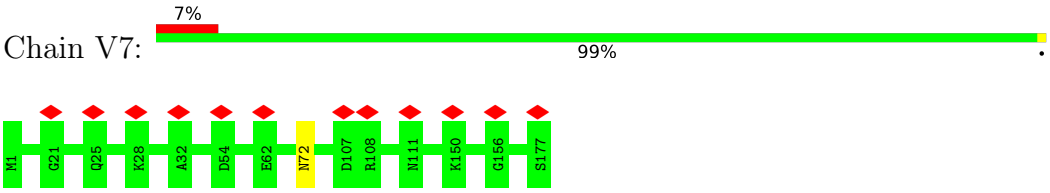

• Molecule 2: B-phycoerythrin beta chain

Chain X7:

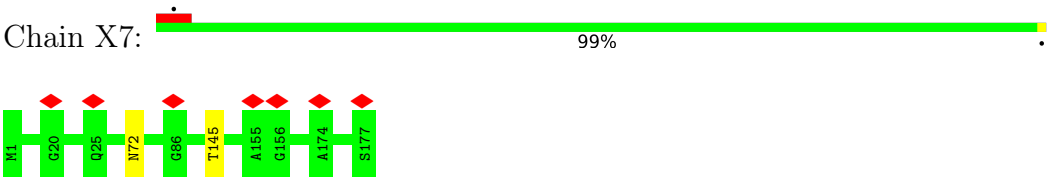

• Molecule 2: B-phycoerythrin beta chain

Chain y8:

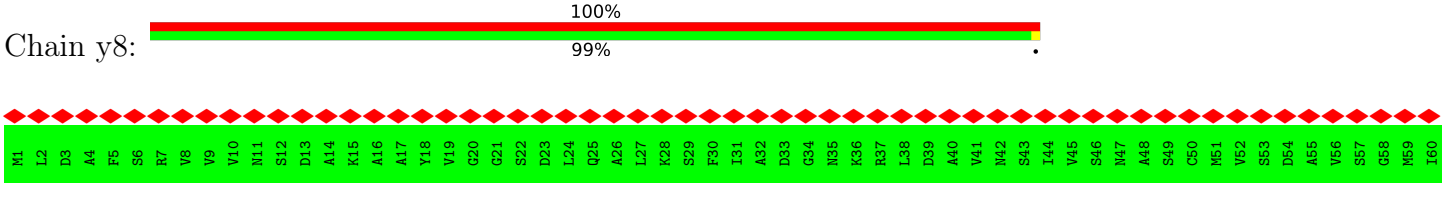

• Molecule 2: B-phycoerythrin beta chain

Chain 18:

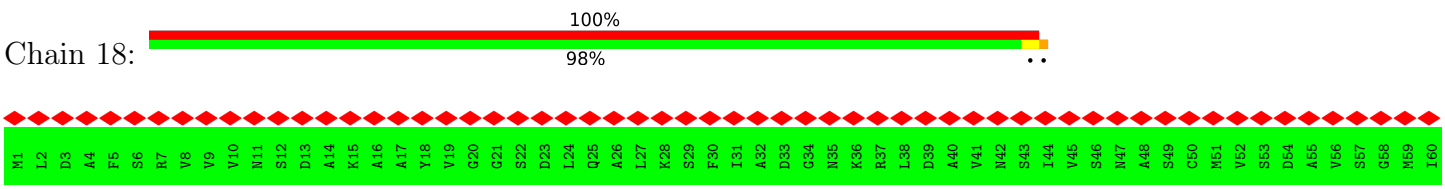

C61 E62 N63 P64 G65 L66 I67 S68 P69 G70 G71 N72 C73 Y74 T75 N76 R77 R78 M79 A80 A81 C82 L83 R84 D85 G86 E87 I88 I89 L90 R91 Y92 V93 S94 Y95 A96 L97 L98 A99 G100 D101 A102 S103 V104 L105 E106 D107 R108 C109 L110 N111 G112 L113 K114 E115 T116 Y117 I118 A119 L120

G121 V122 P123 T124 N125 S126 S127 I128 R129 A130 V131 S132 I133 M134 K135 A136 Q137 A138 V139 A140 F141 I142 T143 N144 T145 A146 T147 E148 R149 K150 M151 S152 F153 A154 A155 G156 D157 C158 T159 S160 L161 A162 S163 E164 V165 A166 S167 Y168 F169 D170 R171 V172 G173 A174 A175 I176 S177

- Molecule 2: B-phycoerythrin beta chain

Chain q8:

M1 L2 D3 A4 F5 S6 R7 V8 V9 V10 N11 S12 D13 A14 K15 A16 A17 Y18 V19 G20 G21 S22 D23 L24 Q25 A26 L27 K28 S29 F30 T31 A32 D33 G34 N35 K36 R37 L38 D39 A40 V41 N42 S43 I44 V45 S46 N47 A48 S49 C50 M51 V52 S53 D54 A55 V56 S57 G58 M59 I60

C61 E62 N63 P64 G65 L66 I67 S68 P69 G70 G71 N72 C73 Y74 T75 N76 R77 R78 M79 A80 A81 C82 L83 R84 D85 G86 E87 I88 I89 L90 R91 Y92 V93 S94 Y95 A96 L97 L98 A99 G100 D101 A102 S103 V104 L105 E106 D107 R108 C109 L110 N111 G112 L113 K114 E115 T116 Y117 I118 A119 L120

G121 V122 P123 T124 N125 S126 S127 I128 R129 A130 V131 S132 I133 M134 K135 A136 Q137 A138 V139 A140 F141 I142 T143 N144 T145 A146 T147 E148 R149 K150 M151 S152 F153 A154 A155 G156 D157 C158 T159 S160 L161 A162 S163 E164 V165 A166 S167 Y168 F169 D170 R171 V172 G173 A174 A175 I176 S177

- Molecule 2: B-phycoerythrin beta chain

Chain s8:

M1 L2 D3 A4 F5 S6 R7 V8 V9 V10 N11 S12 D13 A14 K15 A16 A17 Y18 V19 G20 G21 S22 D23 L24 Q25 A26 L27 K28 S29 F30 T31 A32 D33 G34 N35 K36 R37 L38 D39 A40 V41 N42 S43 I44 V45 S46 N47 A48 S49 C50 M51 V52 S53 D54 A55 V56 S57 G58 M59 I60

C61 E62 N63 P64 G65 L66 I67 S68 P69 G70 G71 N72 C73 Y74 T75 N76 R77 R78 M79 A80 A81 C82 L83 R84 D85 G86 E87 I88 I89 L90 R91 Y92 V93 S94 Y95 A96 L97 L98 A99 G100 D101 A102 S103 V104 L105 E106 D107 R108 C109 L110 N111 G112 L113 K114 E115 T116 Y117 I118 A119 L120

G121 V122 P123 T124 N125 S126 S127 I128 R129 A130 V131 S132 I133 M134 K135 A136 Q137 A138 V139 A140 F141 I142 T143 N144 T145 A146 T147 E148 R149 K150 M151 S152 F153 A154 A155 G156 D157 C158 T159 S160 L161 A162 S163 E164 V165 A166 S167 Y168 F169 D170 R171 V172 G173 A174 A175 I176 S177

- Molecule 2: B-phycoerythrin beta chain

Chain u8:

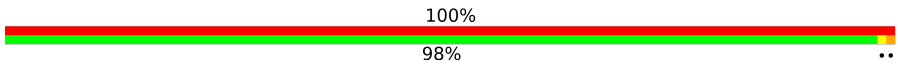

M1 L2 D3 A4 F5 S6 R7 V8 V9 V10 N11 S12 D13 A14 K15 A16 A17 Y18 V19 G20 G21 S22 D23 L24 Q25 A26 L27 K28 S29 F30 T31 A32 D33 G34 N35 K36 R37 L38 D39 A40 V41 N42 S43 I44 V45 S46 N47 A48 S49 C50 M51 V52 S53 D54 A55 V56 S57 G58 M59 I60

C61 E62 N63 P64 G65 L66 I67 S68 P69 G70 G71 N72 C73 Y74 T75 N76 R77 R78 M79 A80 A81 C82 L83 R84 D85 G86 E87 I88 I89 L90 R91 Y92 V93 S94 Y95 A96 L97 L98 A99 G100 D101 A102 S103 V104 L105 E106 D107 R108 C109 L110 N111 G112 L113 K114 E115 T116 Y117 I118 A119 L120

G121 V122 P123 T124 N125 S126 S127 I128 R129 A130 V131 S132 I133 M134 K135 A136 Q137 A138 V139 A140 F141 I142 T143 N144 T145 A146 T147 E148 R149 K150 M151 S152 F153 A154 A155 G156 D157 C158 T159 S160 L161 A162 S163 E164 V165 A166 S167 Y168 F169 D170 R171 V172 G173 A174 A175 I176 S177

• Molecule 2: B-phycoerythrin beta chain

Chain w8:

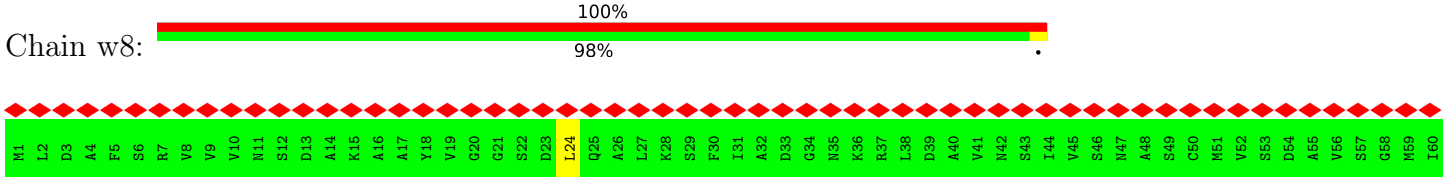

• Molecule 2: B-phycoerythrin beta chain

Chain B9:

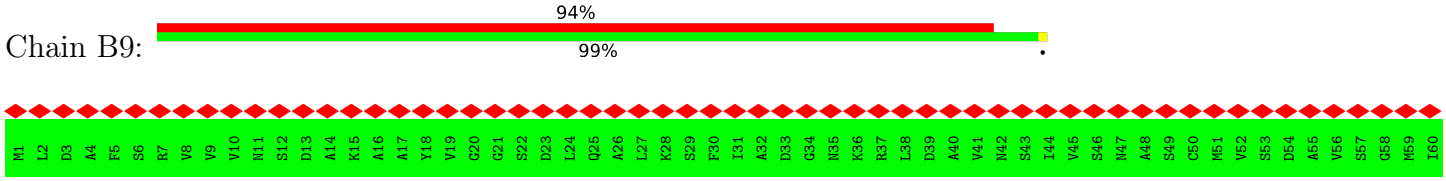

• Molecule 2: B-phycoerythrin beta chain

Chain D9:

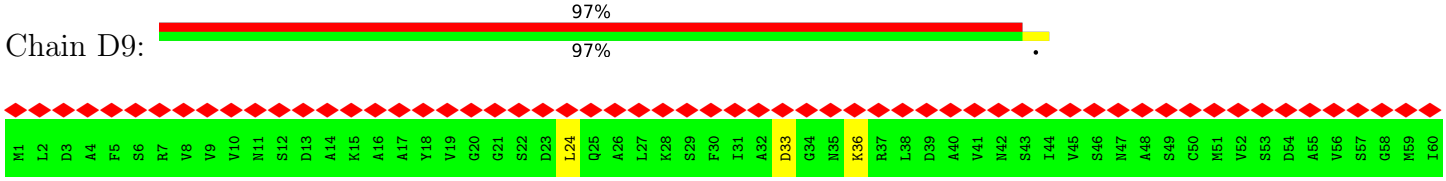

• Molecule 2: B-phycoerythrin beta chain

Chain F9:

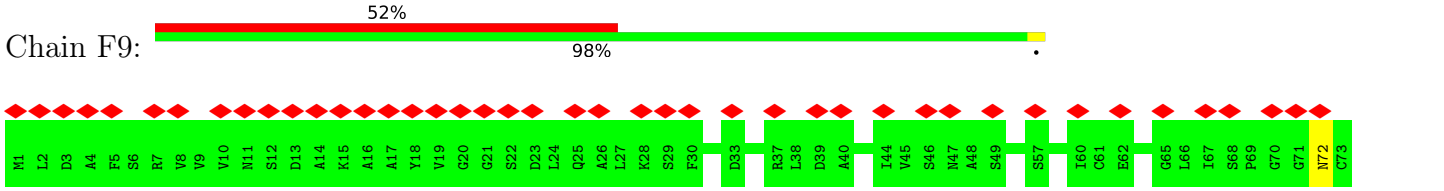

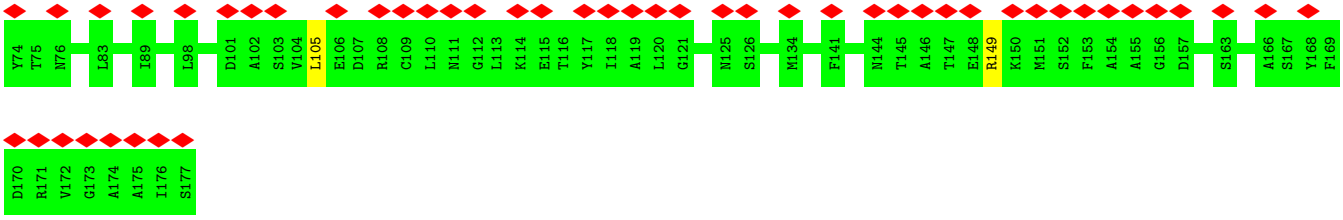

• Molecule 2: B-phycoerythrin beta chain

Chain H9:

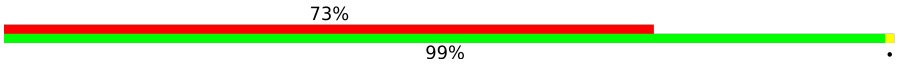

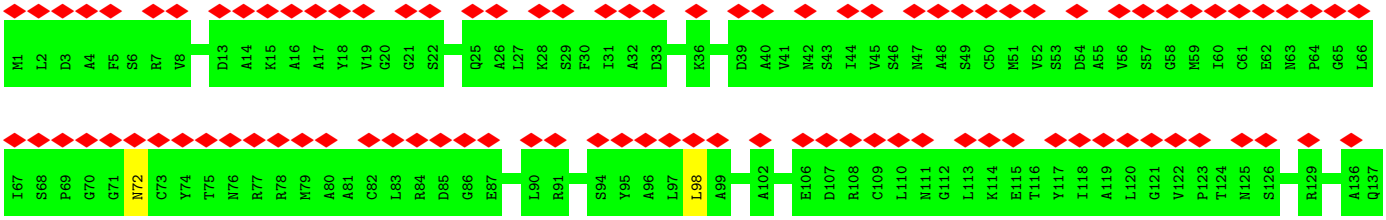

• Molecule 2: B-phycoerythrin beta chain

Chain J9:

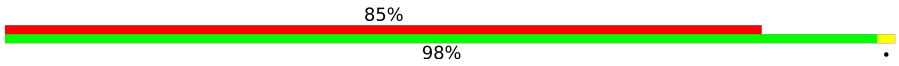



• Molecule 2: B-phycoerythrin beta chain

Chain L9:

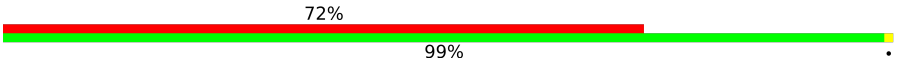

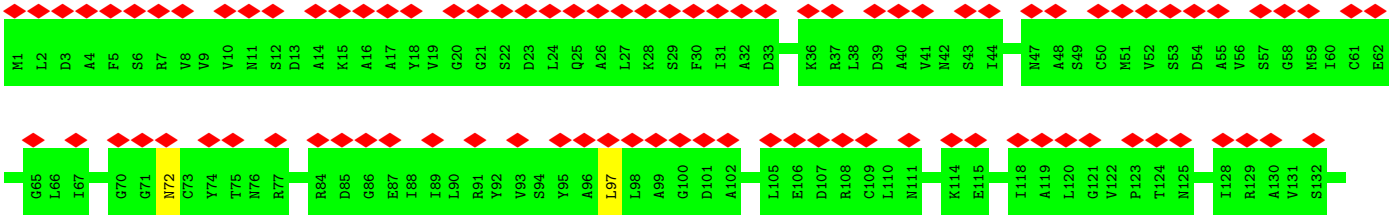

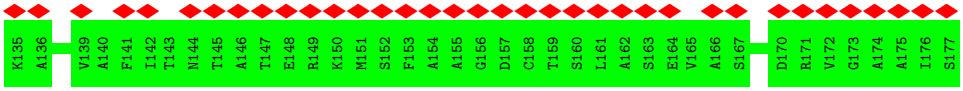

• Molecule 2: B-phycoerythrin beta chain

Chain O9:

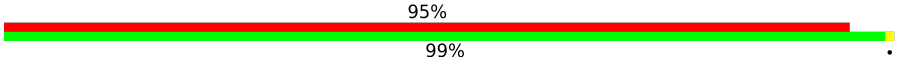

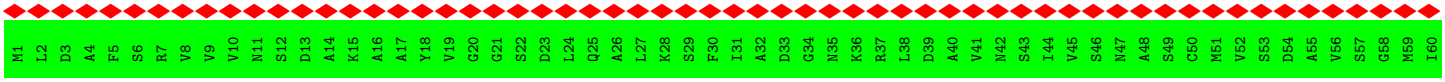

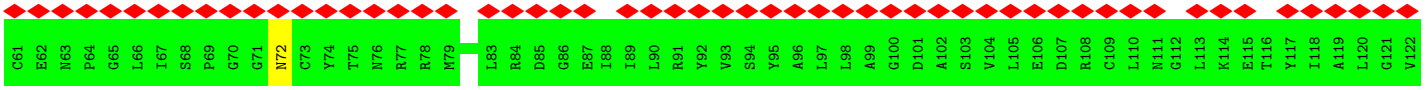

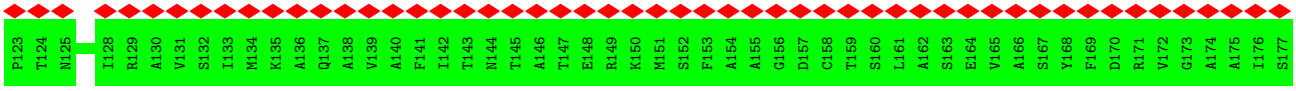

• Molecule 2: B-phycoerythrin beta chain

Chain Q9:

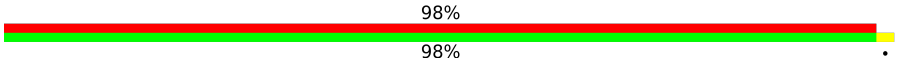

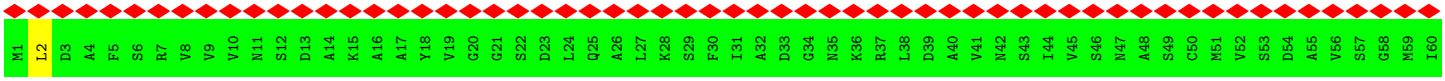

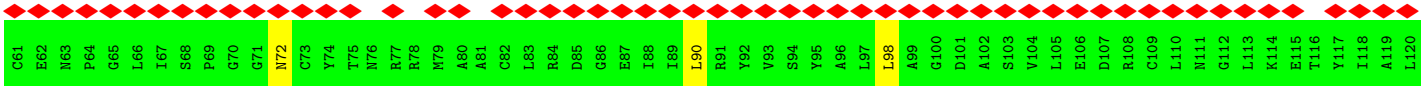

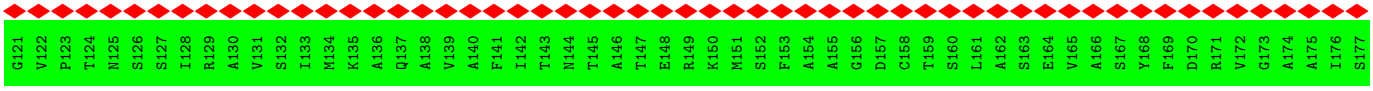

• Molecule 2: B-phycoerythrin beta chain

Chain S9:

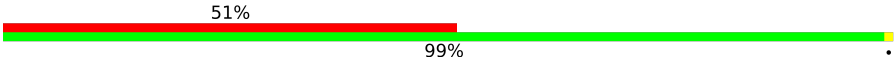

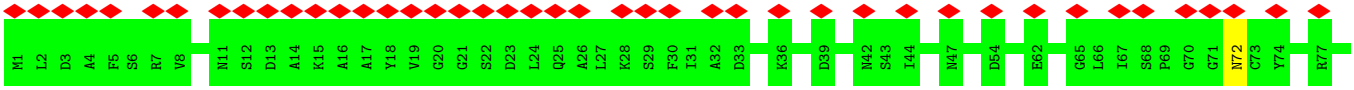

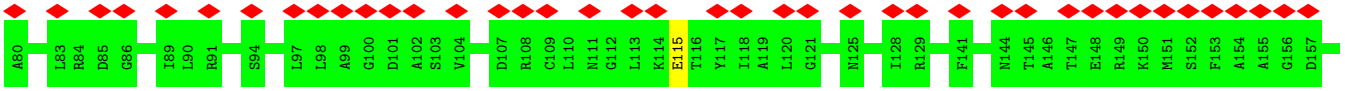

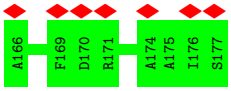

• Molecule 2: B-phycoerythrin beta chain

Chain U9:

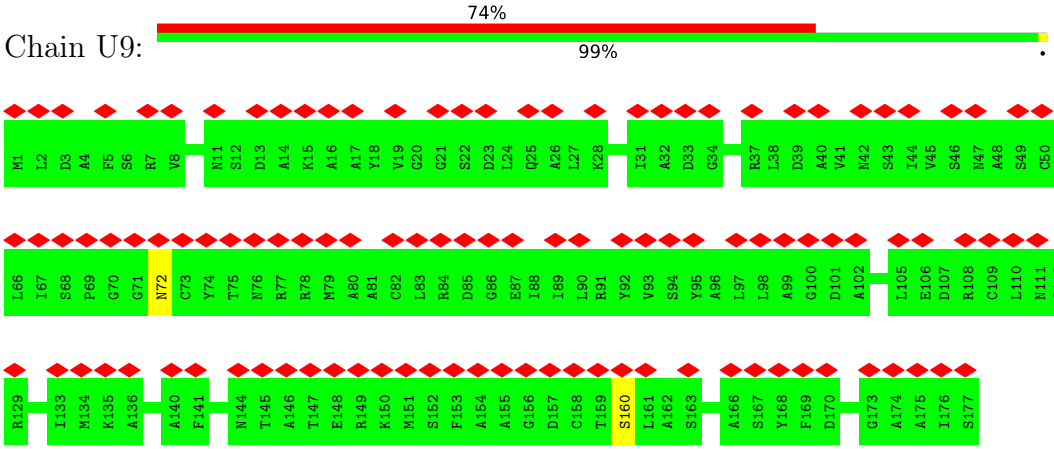

• Molecule 2: B-phycoerythrin beta chain

Chain W9:

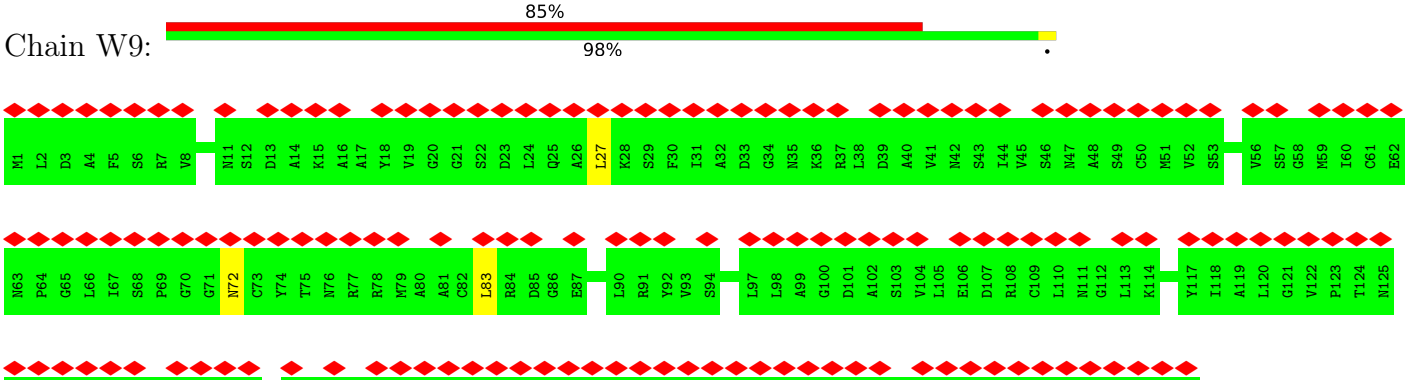

• Molecule 2: B-phycoerythrin beta chain

Chain Y9:

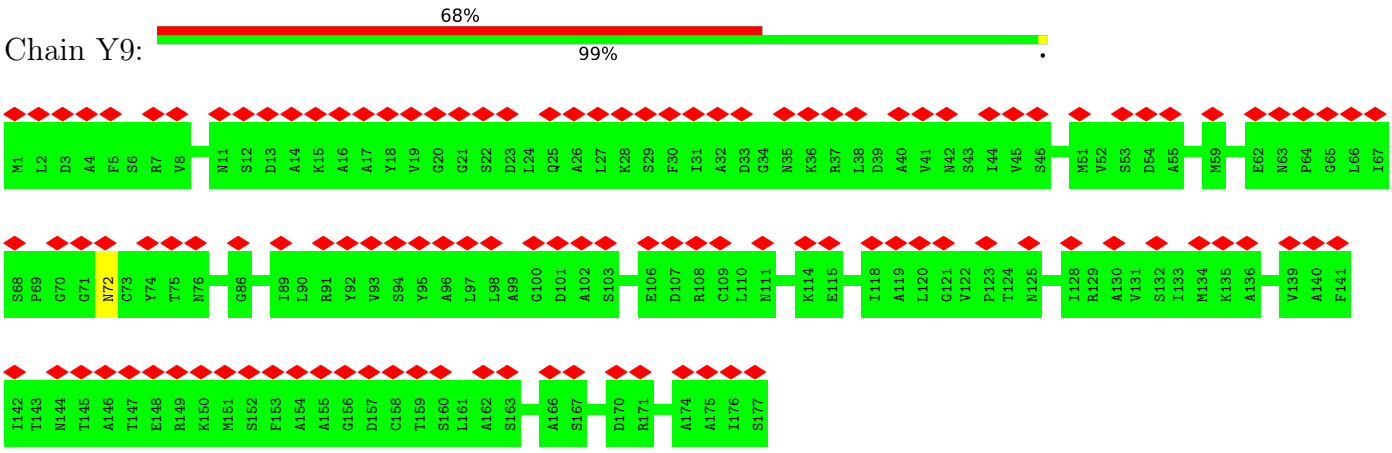

• Molecule 2: B-phycoerythrin beta chain

Chain aB:

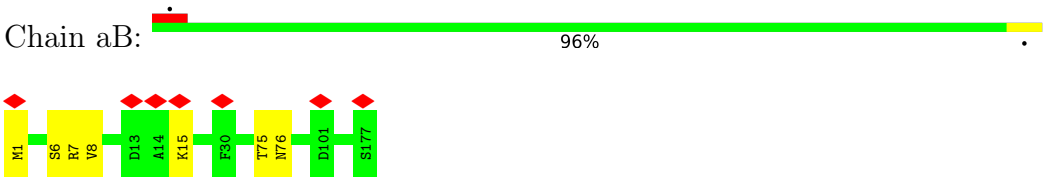

• Molecule 2: B-phycoerythrin beta chain

Chain bB:

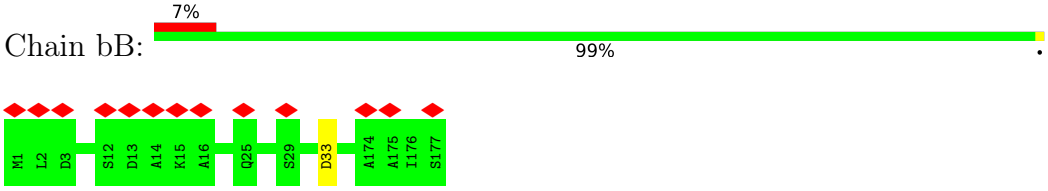

• Molecule 2: B-phycoerythrin beta chain

Chain dB:

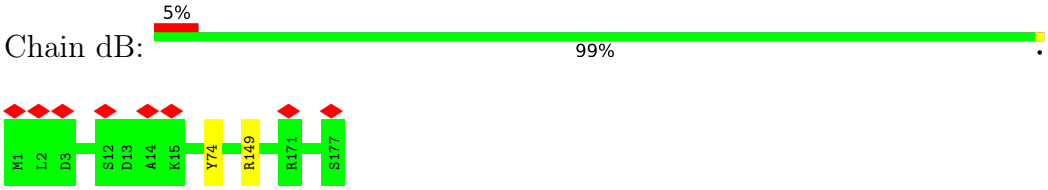

• Molecule 2: B-phycoerythrin beta chain

Chain eB:

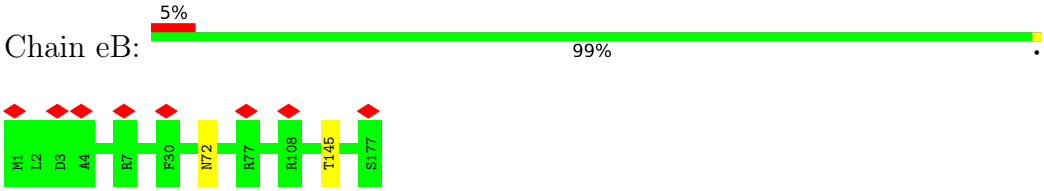

• Molecule 2: B-phycoerythrin beta chain

Chain gB:

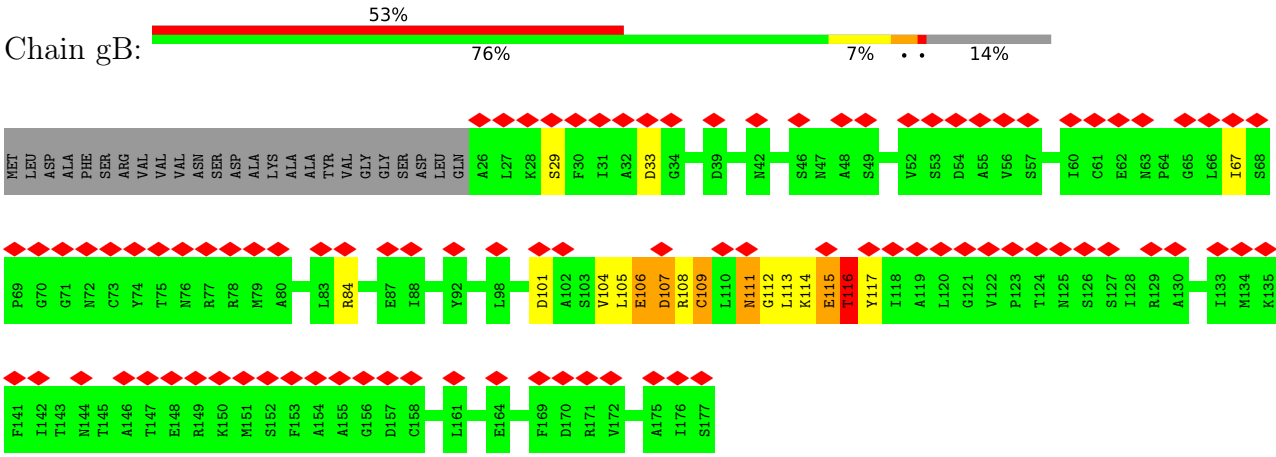

• Molecule 2: B-phycoerythrin beta chain

Chain yC:

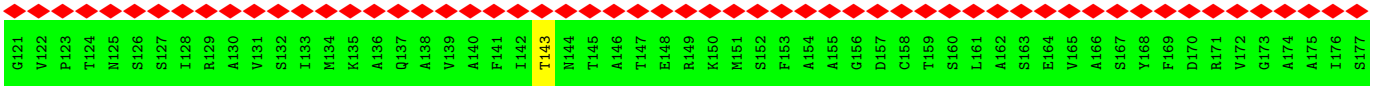

• Molecule 2: B-phycoerythrin beta chain

Chain 1C:

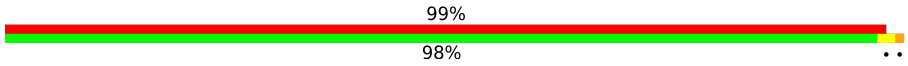

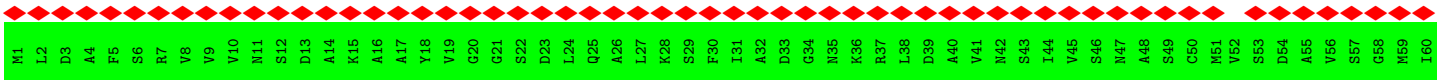

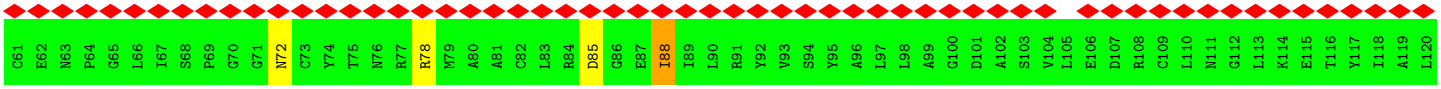

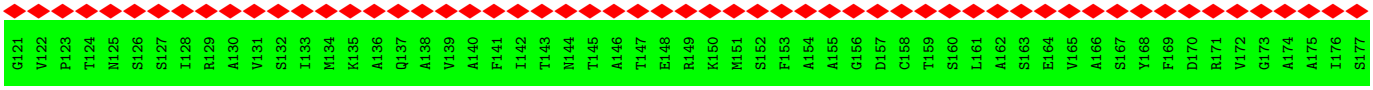

• Molecule 2: B-phycoerythrin beta chain

Chain qC:

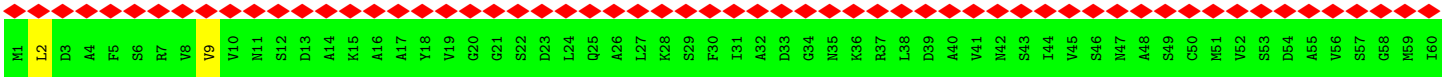

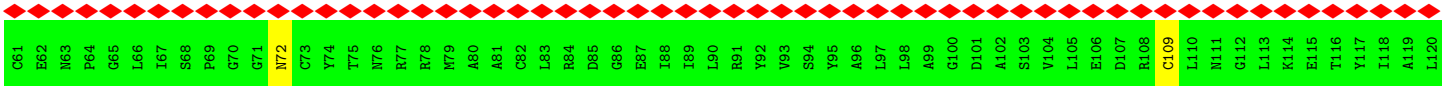

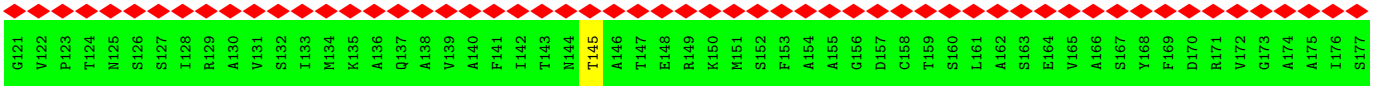

• Molecule 2: B-phycoerythrin beta chain

Chain sC:

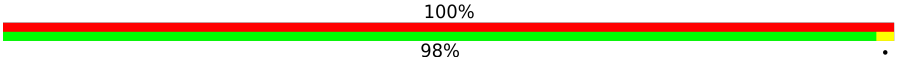

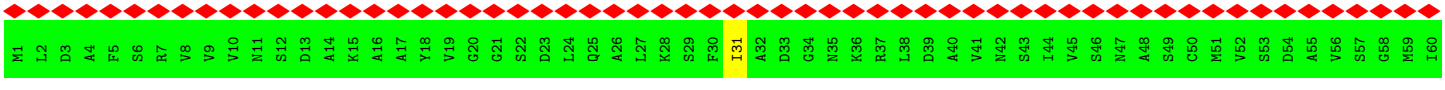

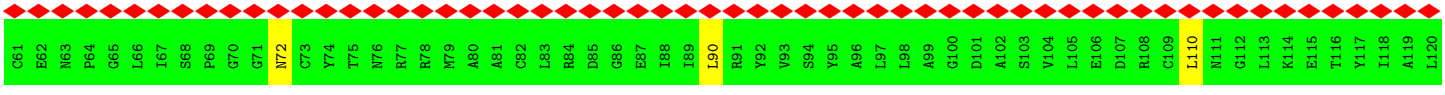

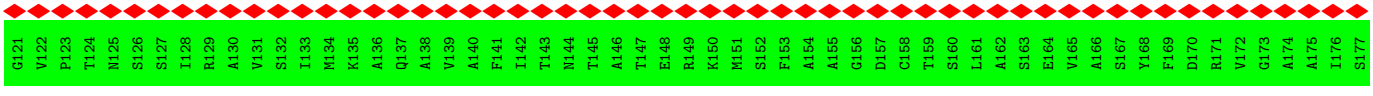

• Molecule 2: B-phycoerythrin beta chain

Chain uC:

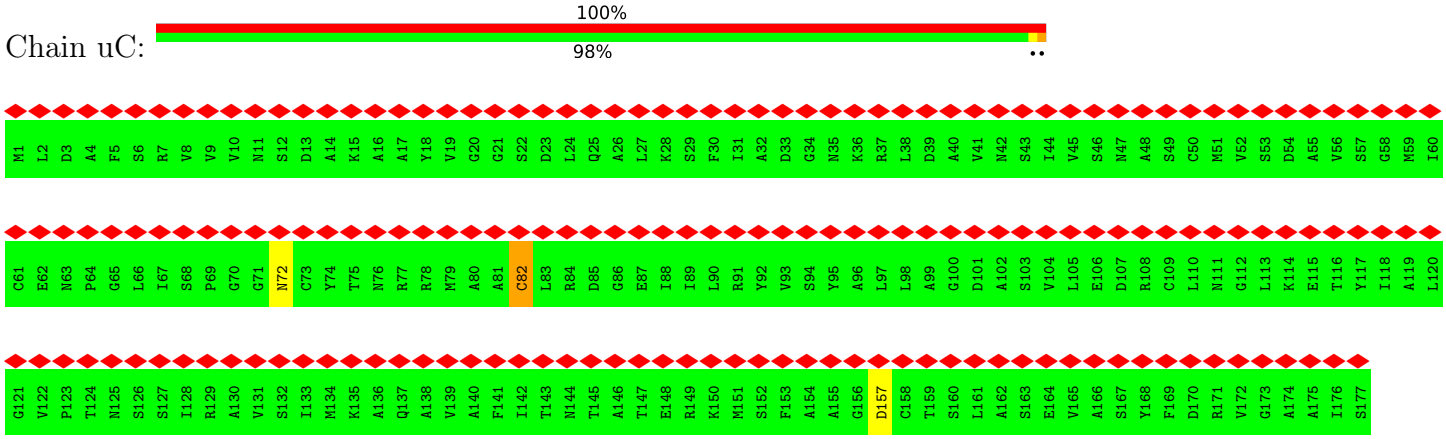

• Molecule 2: B-phycoerythrin beta chain

Chain wC:

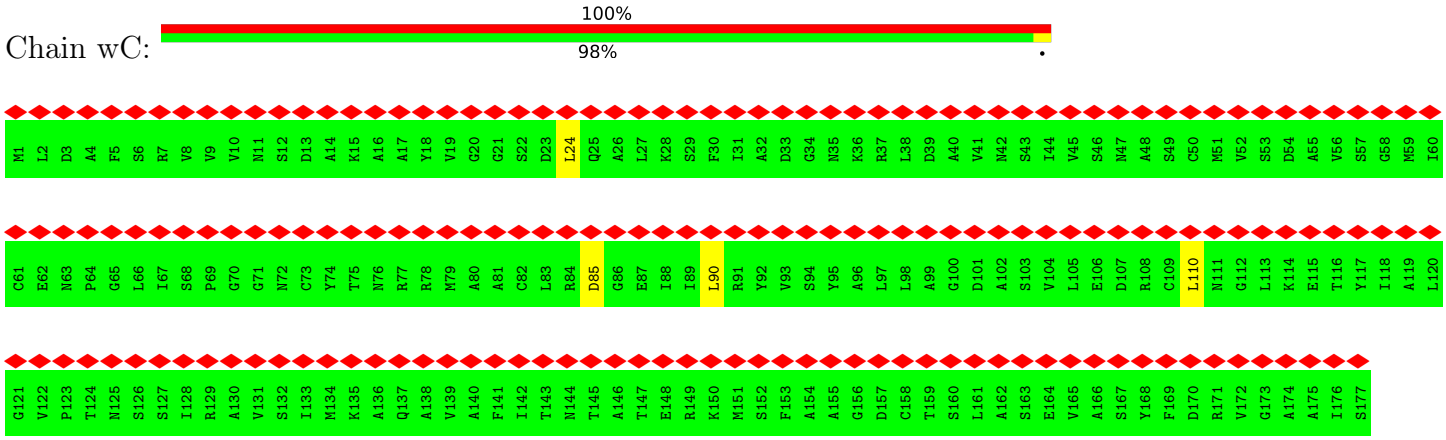

• Molecule 2: B-phycoerythrin beta chain

Chain aE:

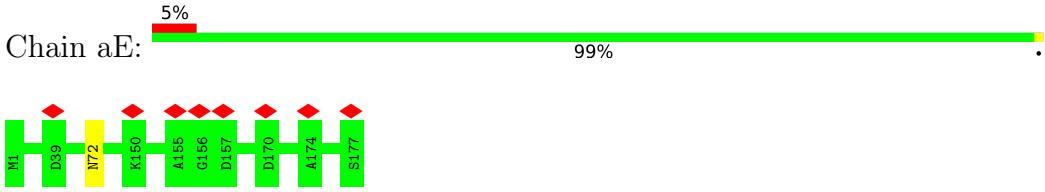

• Molecule 2: B-phycoerythrin beta chain

Chain cE:

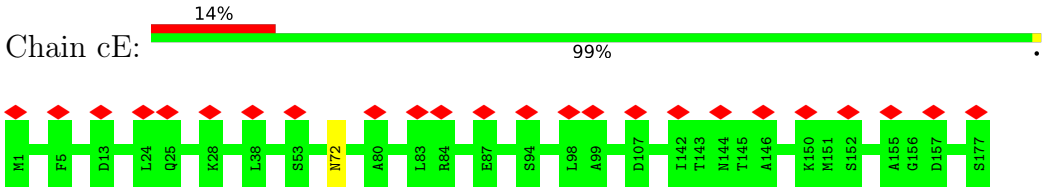

• Molecule 2: B-phycoerythrin beta chain

Chain eE:

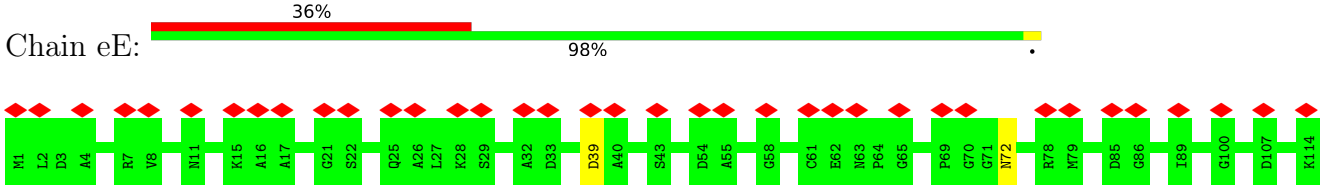

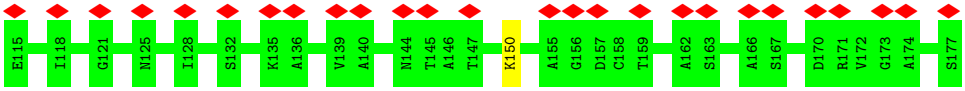

• Molecule 2: B-phycoerythrin beta chain

Chain gE:

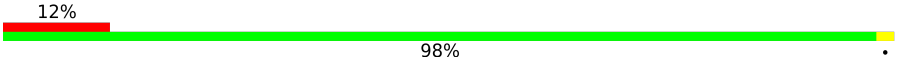

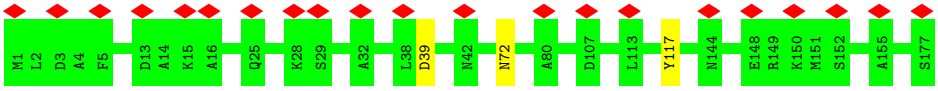

• Molecule 2: B-phycoerythrin beta chain

Chain iE:

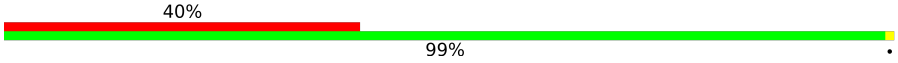

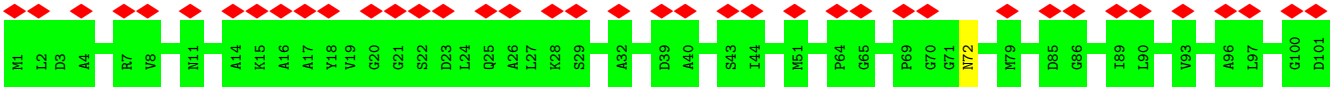

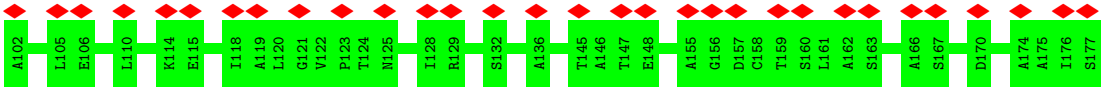

• Molecule 2: B-phycoerythrin beta chain

Chain kE:

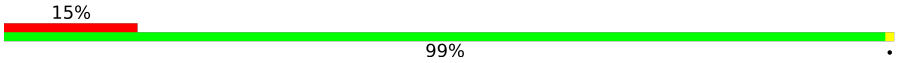

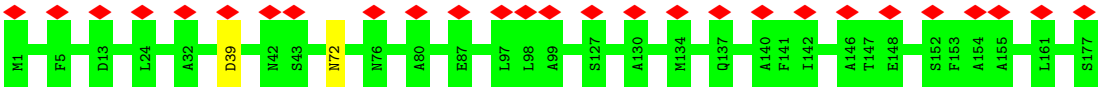

• Molecule 2: B-phycoerythrin beta chain

Chain mE:

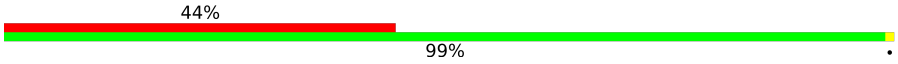

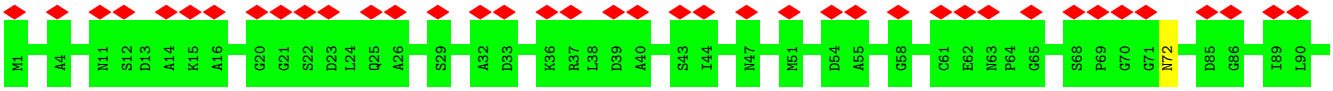

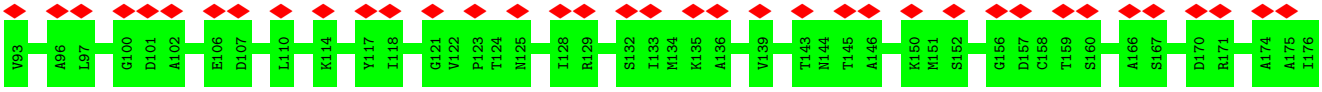

• Molecule 2: B-phycoerythrin beta chain

Chain bF:

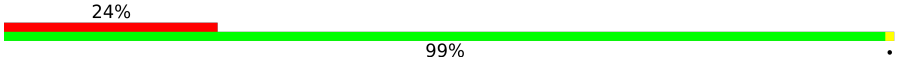

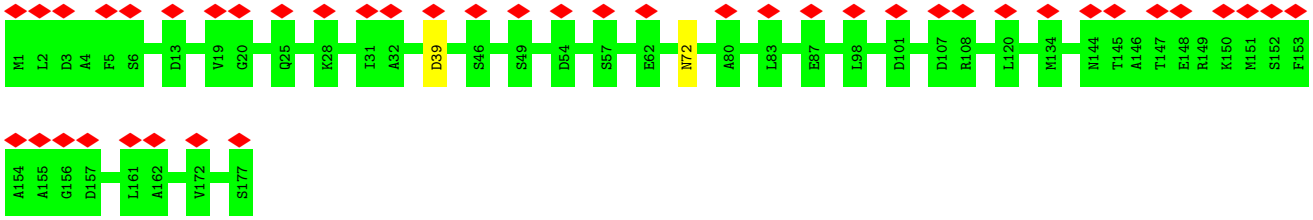

• Molecule 2: B-phycoerythrin beta chain

Chain dF:

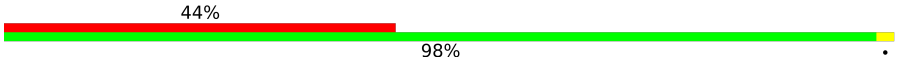

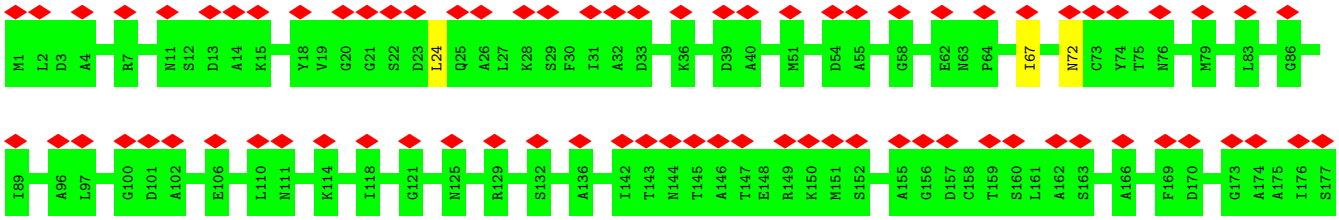

• Molecule 2: B-phycoerythrin beta chain

Chain fF:

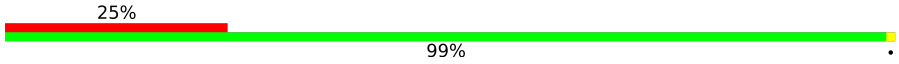

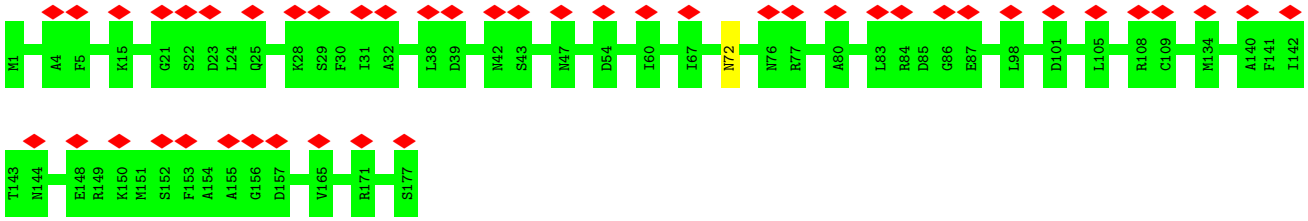

• Molecule 2: B-phycoerythrin beta chain

Chain hF:

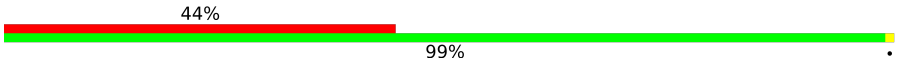

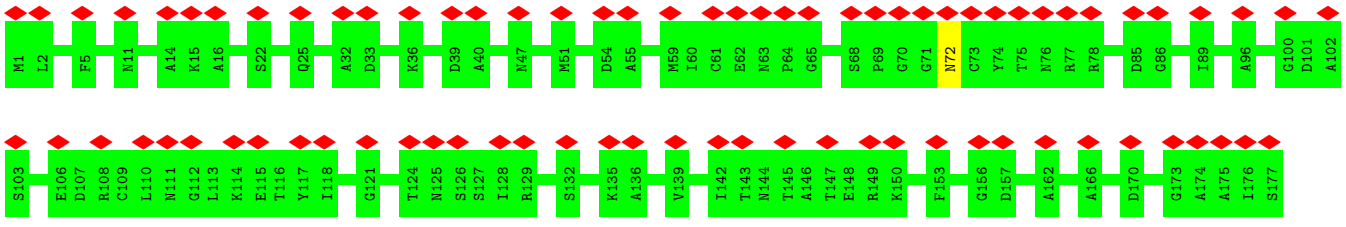

• Molecule 2: B-phycoerythrin beta chain

Chain jF:

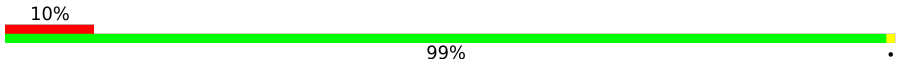

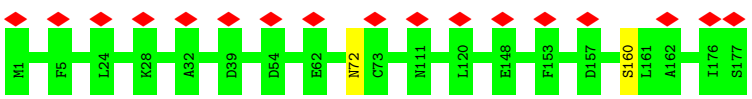

• Molecule 2: B-phycoerythrin beta chain

Chain lF:

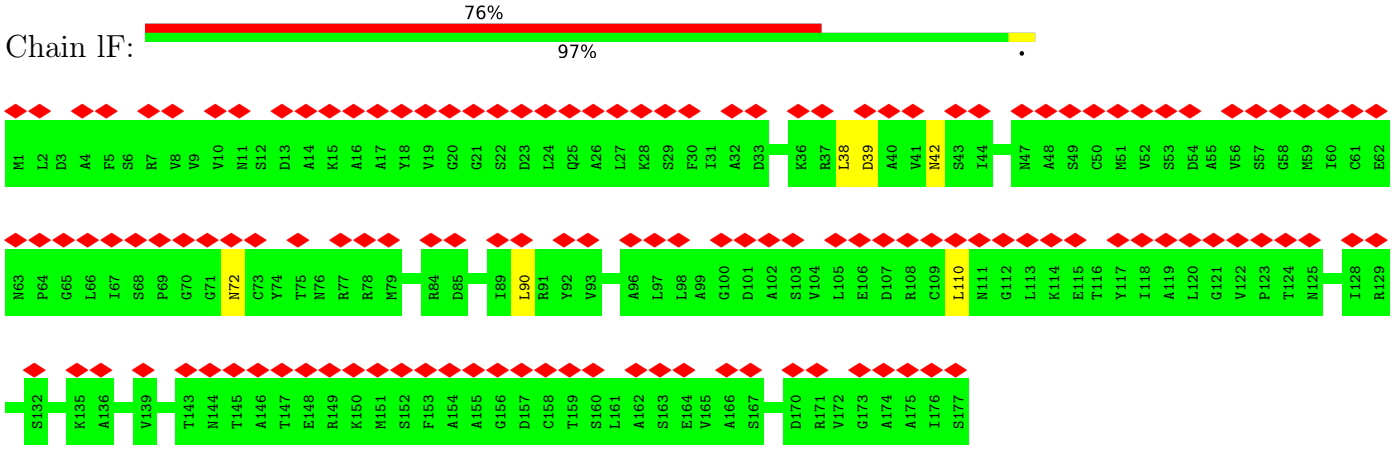

• Molecule 2: B-phycoerythrin beta chain

Chain nF:

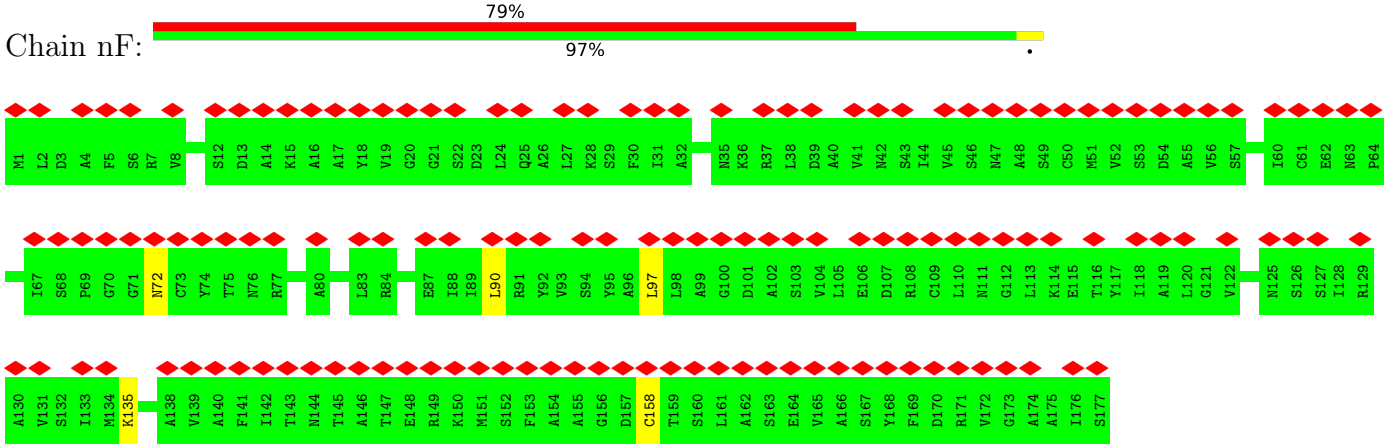

• Molecule 2: B-phycoerythrin beta chain

Chain pF:

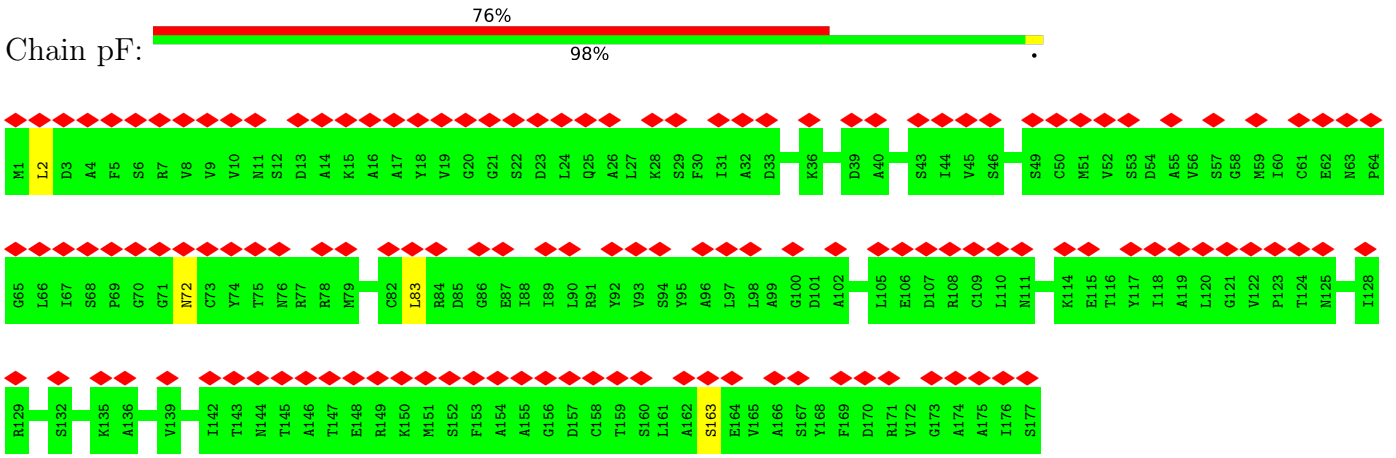

• Molecule 2: B-phycoerythrin beta chain

Chain rF:

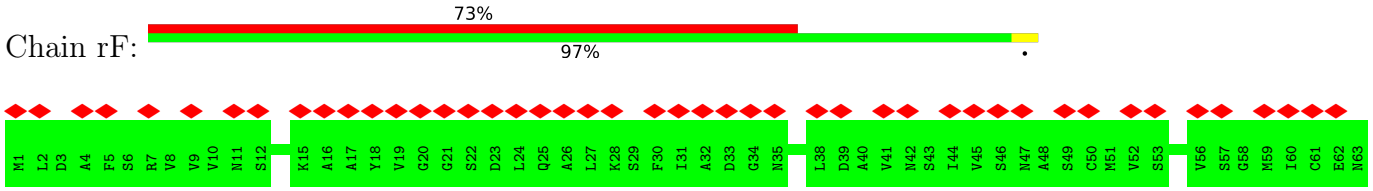

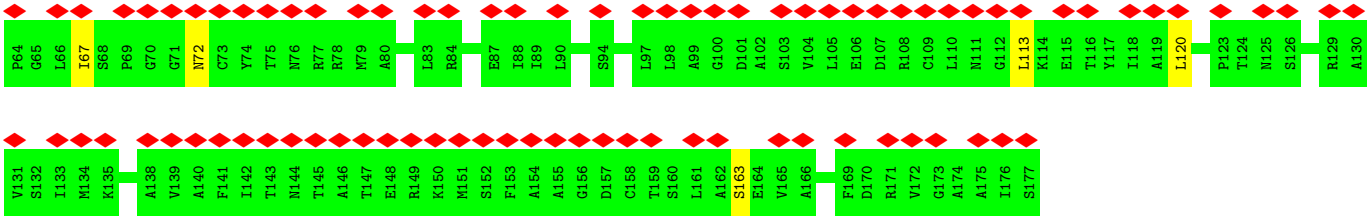

• Molecule 2: B-phycoerythrin beta chain

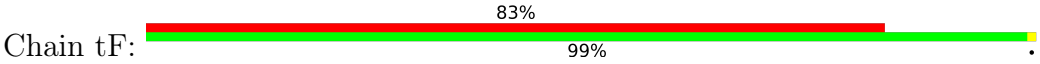

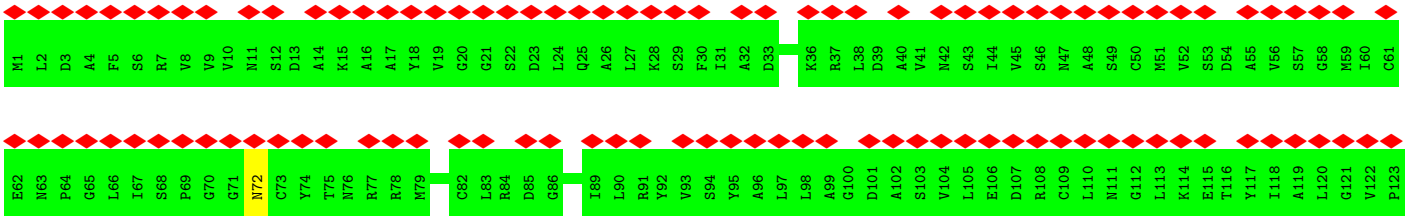

• Molecule 2: B-phycoerythrin beta chain

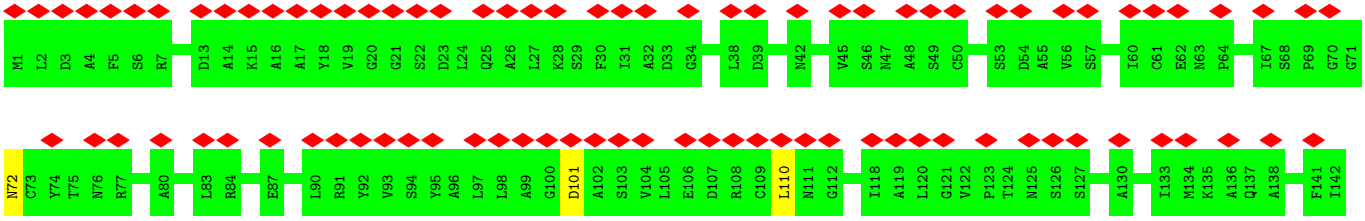

• Molecule 2: B-phycoerythrin beta chain

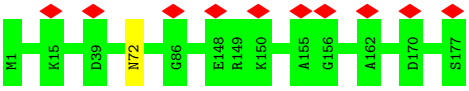

• Molecule 2: B-phycoerythrin beta chain

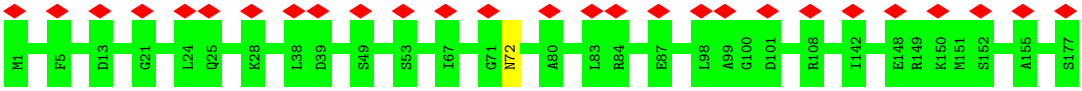

• Molecule 2: B-phycoerythrin beta chain

Chain eG:

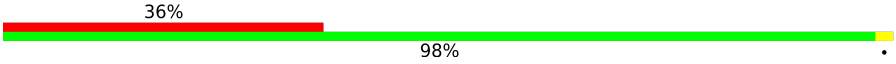

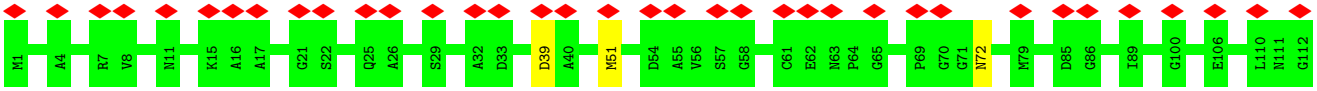

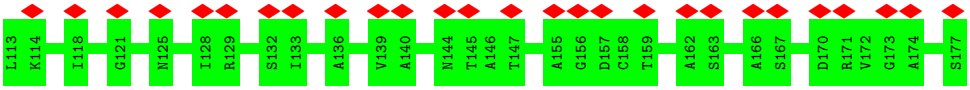

• Molecule 2: B-phycoerythrin beta chain

Chain gG:

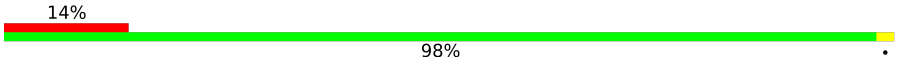

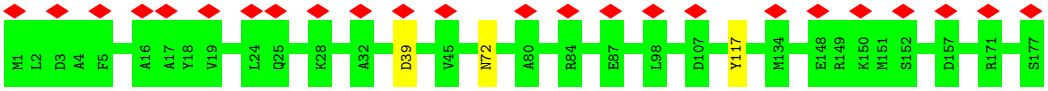

• Molecule 2: B-phycoerythrin beta chain

Chain iG:

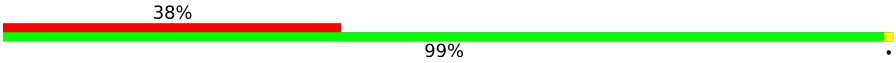

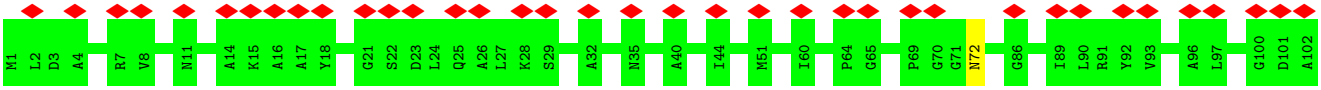

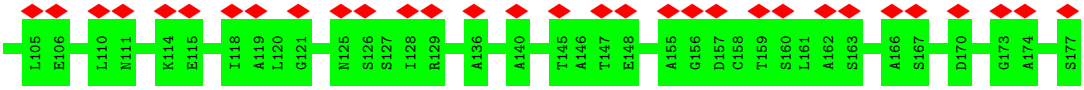

• Molecule 2: B-phycoerythrin beta chain

Chain kG:

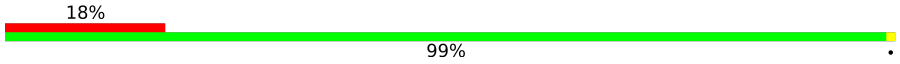

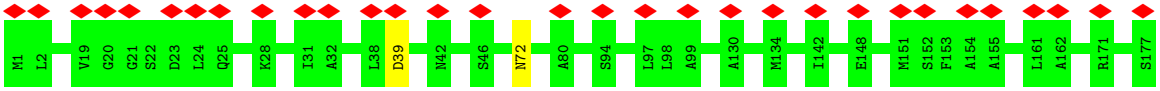

• Molecule 2: B-phycoerythrin beta chain

Chain mG:

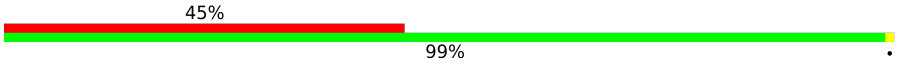

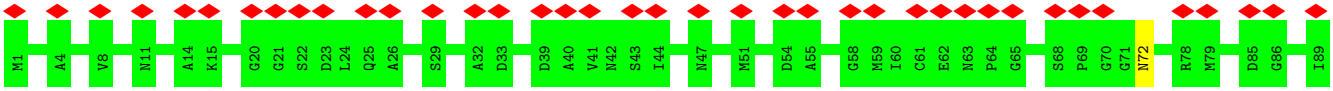

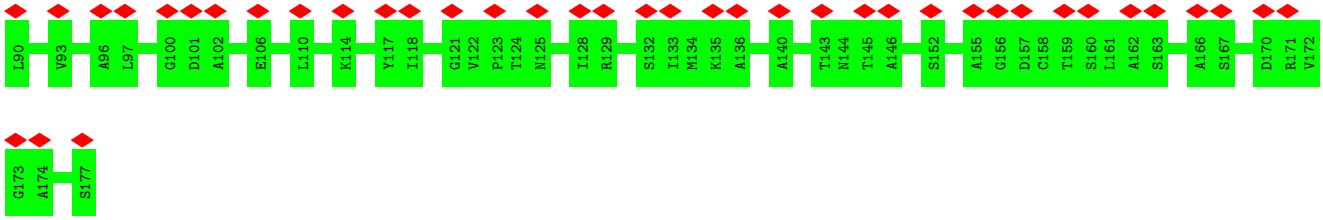

• Molecule 2: B-phycoerythrin beta chain

Chain gH:

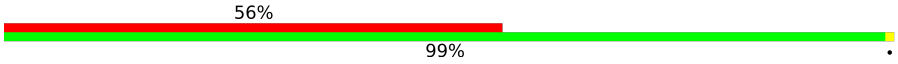

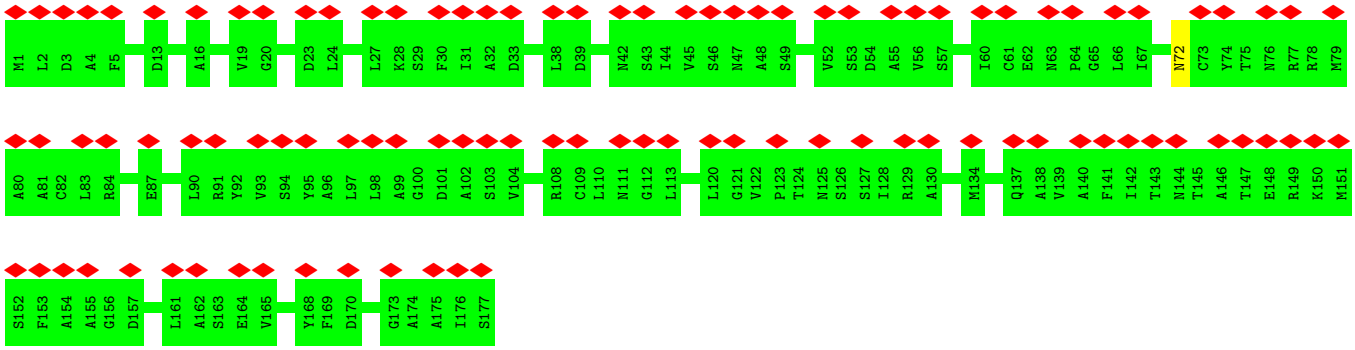

• Molecule 2: B-phycoerythrin beta chain

Chain iH:

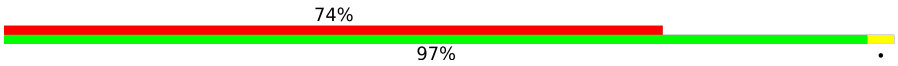

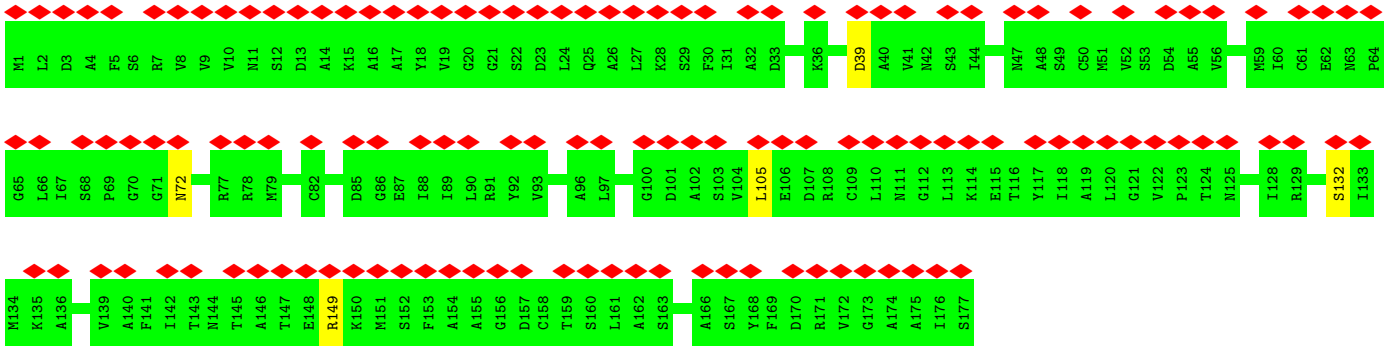

• Molecule 2: B-phycoerythrin beta chain

Chain kH:

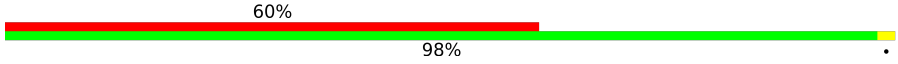

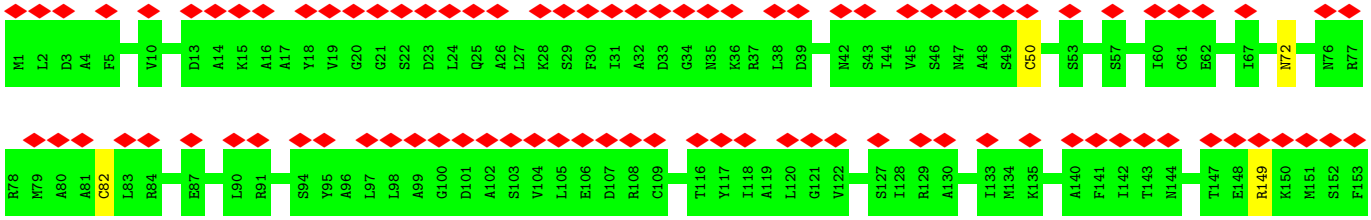

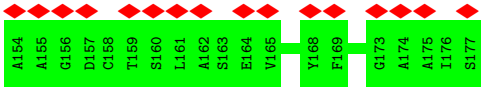

• Molecule 2: B-phycoerythrin beta chain

Chain mH:

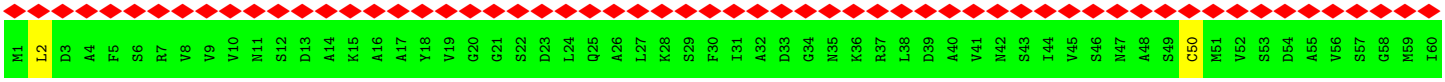

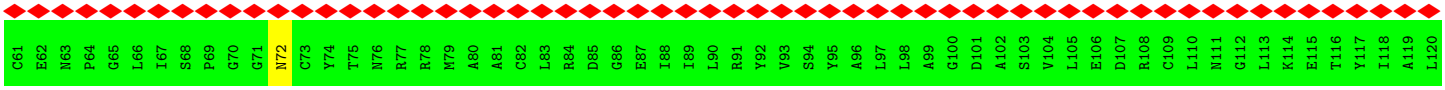

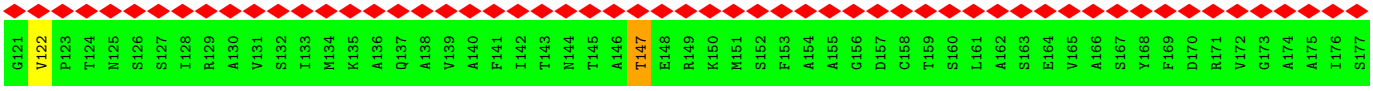

• Molecule 2: B-phycoerythrin beta chain

Chain aH:

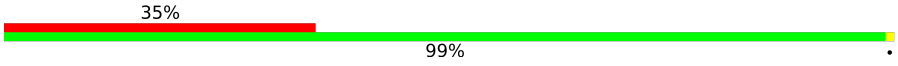

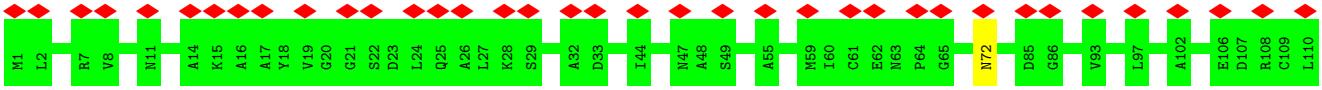

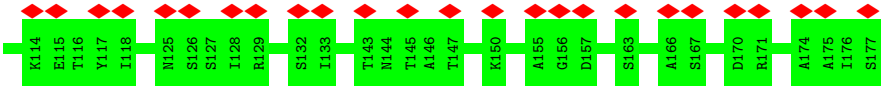

• Molecule 2: B-phycoerythrin beta chain

Chain cH:

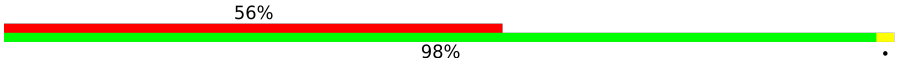

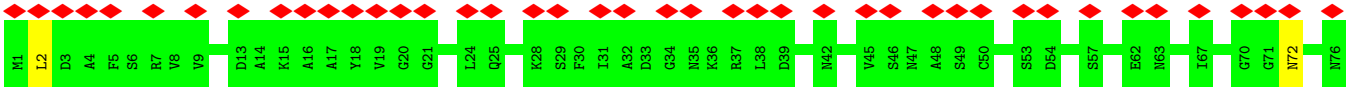

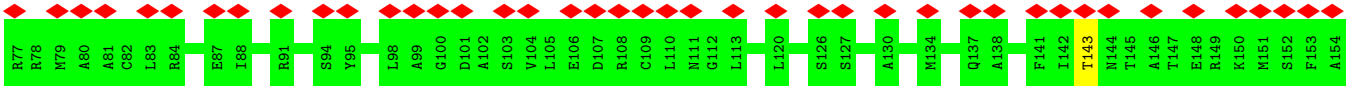

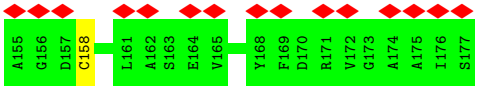

• Molecule 2: B-phycoerythrin beta chain

Chain eH:

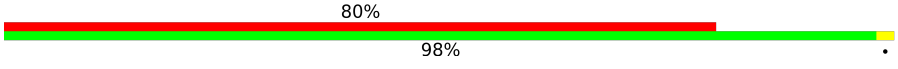

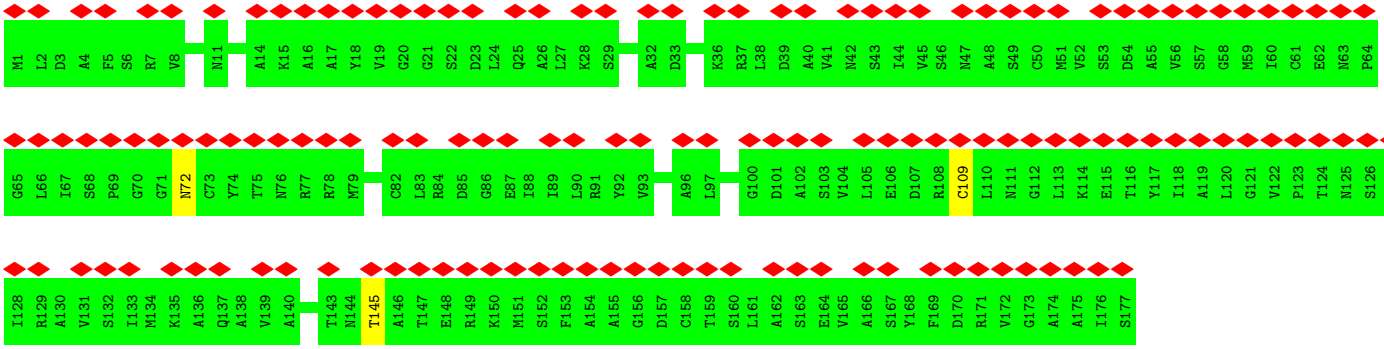

• Molecule 2: B-phycoerythrin beta chain

Chain cJ:

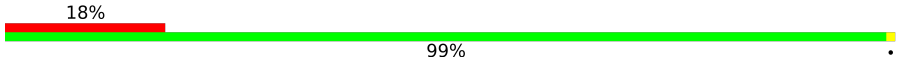

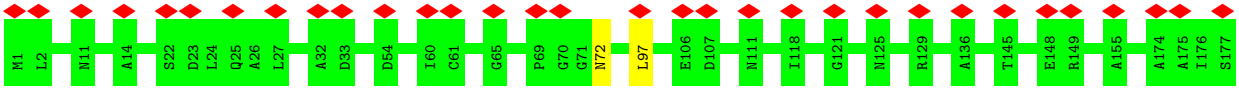

• Molecule 2: B-phycoerythrin beta chain

Chain eJ:

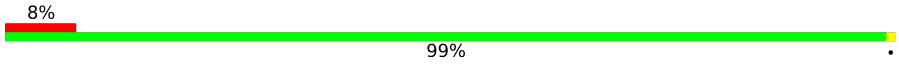

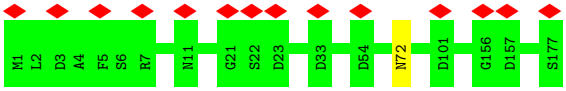

• Molecule 2: B-phycoerythrin beta chain

Chain gJ:

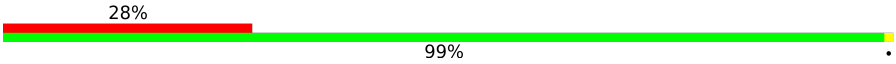

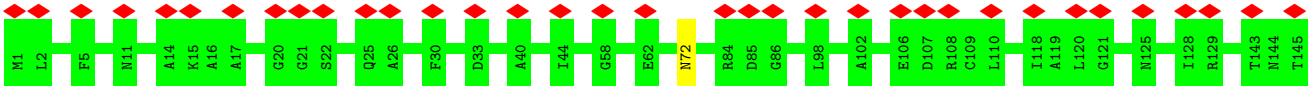

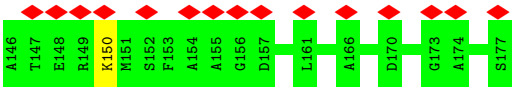

• Molecule 2: B-phycoerythrin beta chain

Chain iJ:

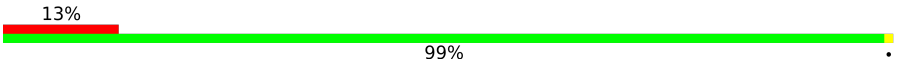

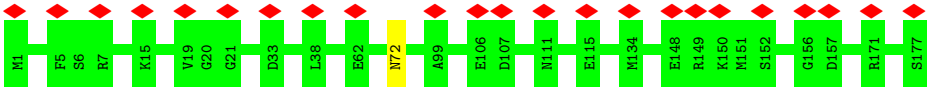

• Molecule 2: B-phycoerythrin beta chain

Chain kJ:

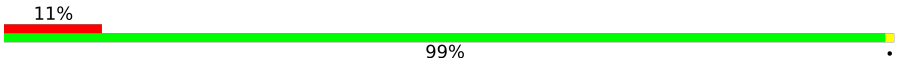

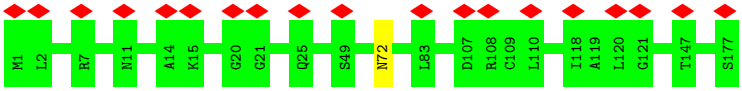

• Molecule 2: B-phycoerythrin beta chain

Chain mJ:

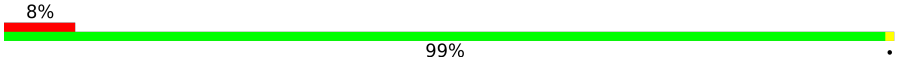

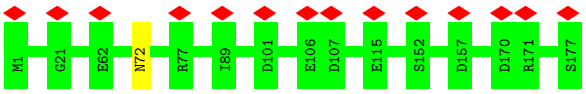

• Molecule 2: B-phycoerythrin beta chain

Chain bK:

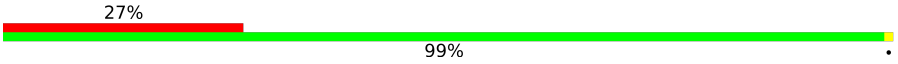

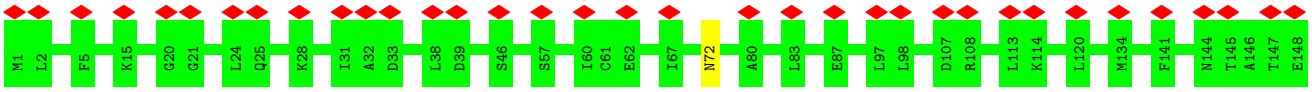

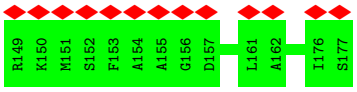

• Molecule 2: B-phycoerythrin beta chain

Chain dK:

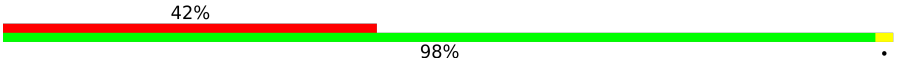

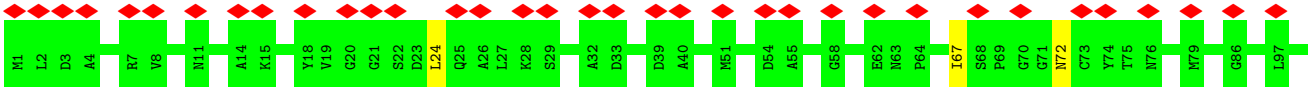

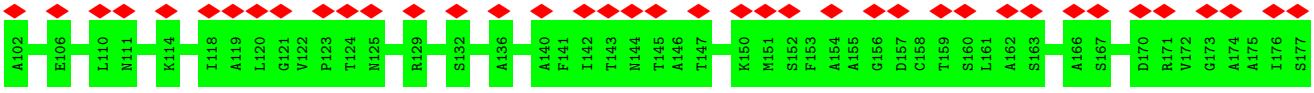

• Molecule 2: B-phycoerythrin beta chain

Chain fK:

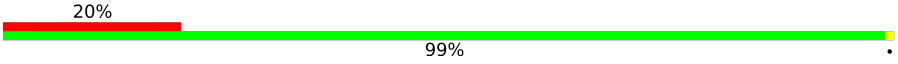

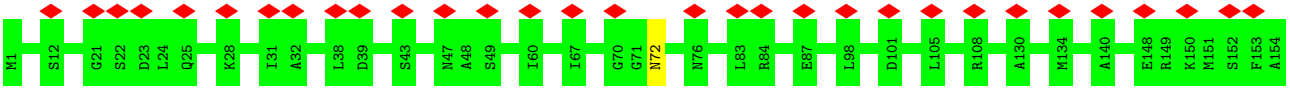

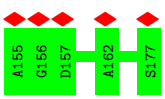

• Molecule 2: B-phycoerythrin beta chain

Chain hK:

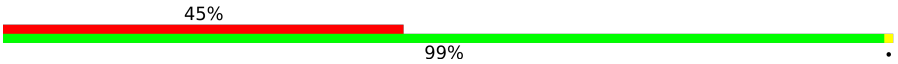

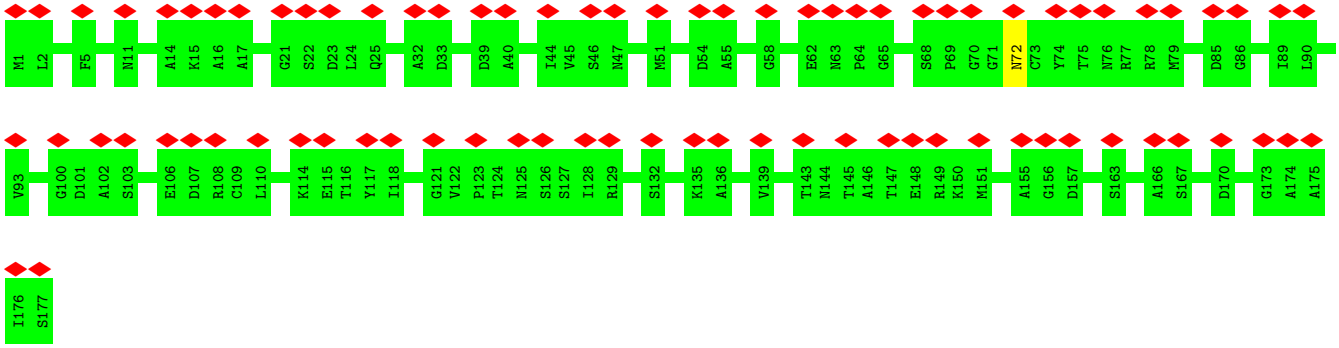

• Molecule 2: B-phycoerythrin beta chain

Chain jK:

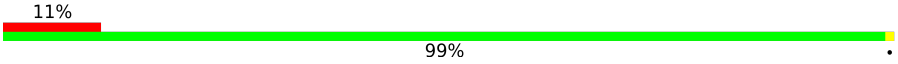

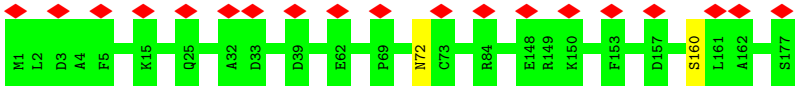

• Molecule 2: B-phycoerythrin beta chain

Chain lK:

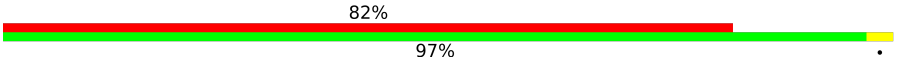

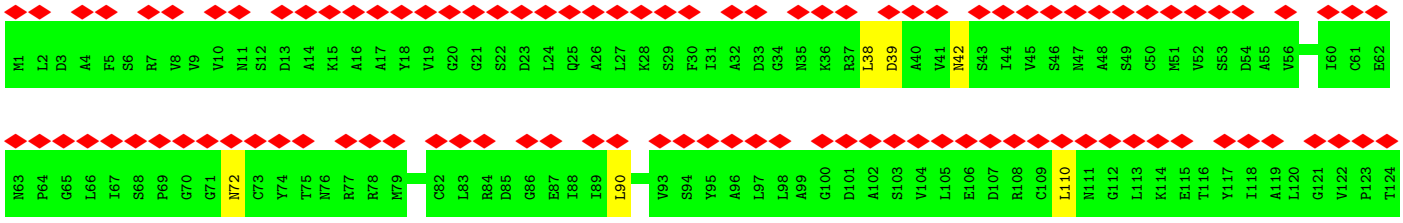

• Molecule 2: B-phycoerythrin beta chain

Chain nK:

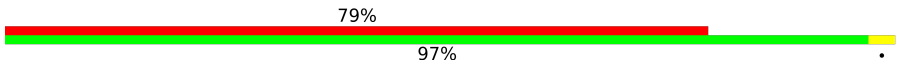

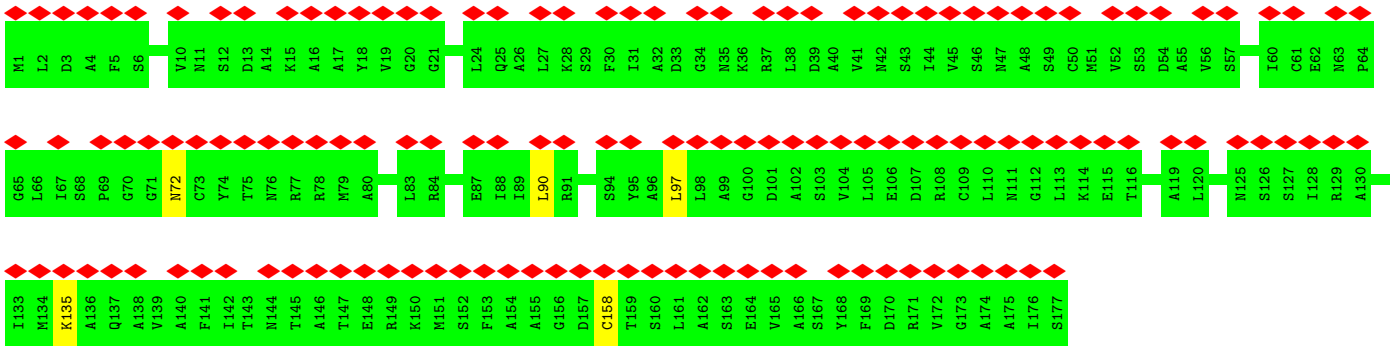

• Molecule 2: B-phycoerythrin beta chain

Chain pK:

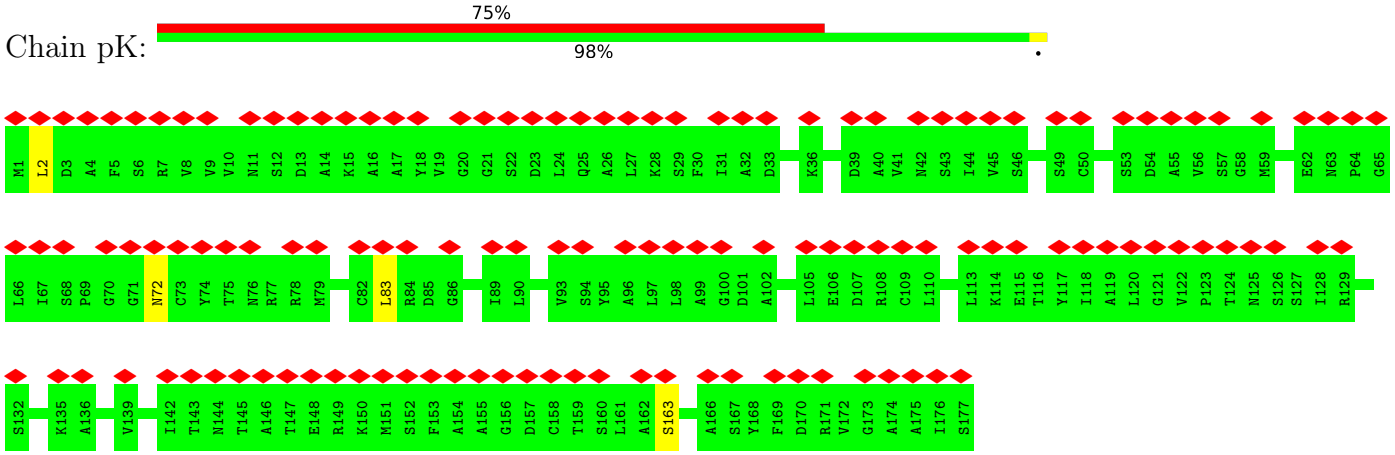

• Molecule 2: B-phycoerythrin beta chain

Chain rK:

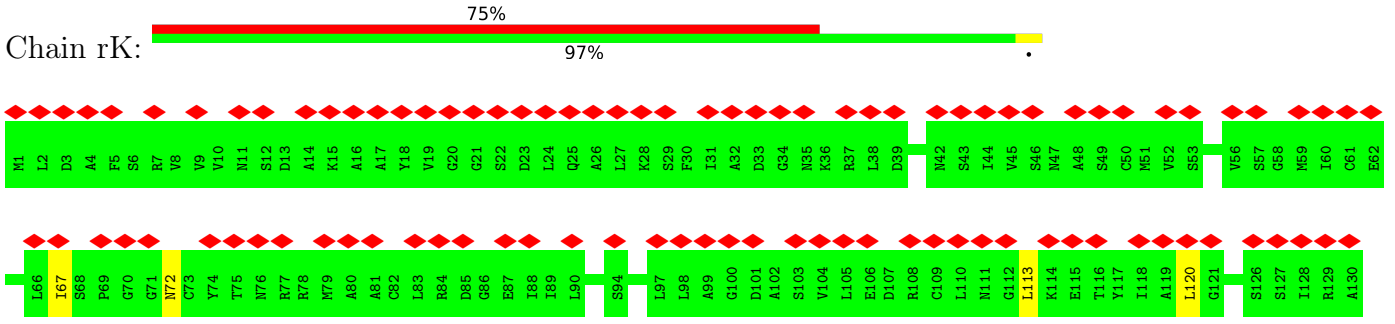

• Molecule 2: B-phycoerythrin beta chain

Chain tK:

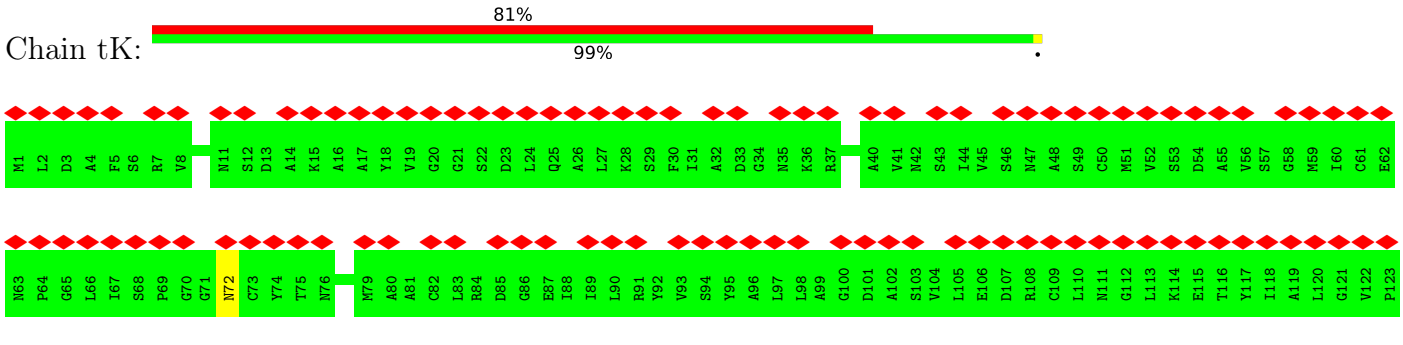

• Molecule 2: B-phycoerythrin beta chain

Chain vK:

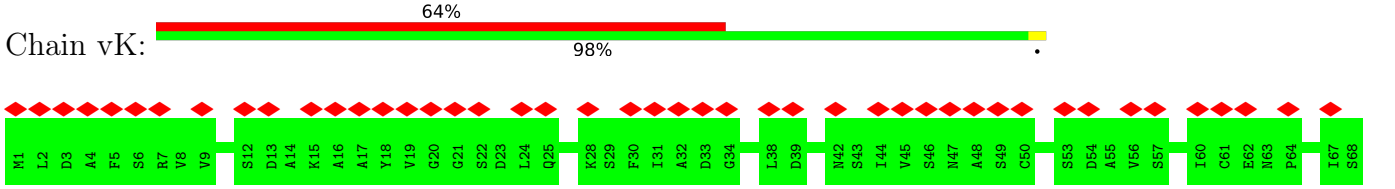

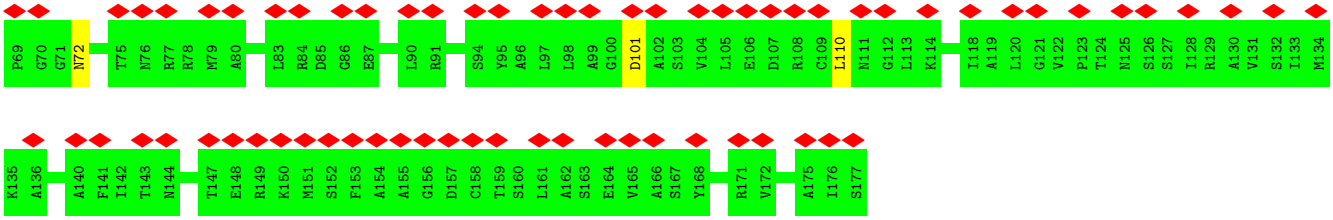

• Molecule 2: B-phycoerythrin beta chain

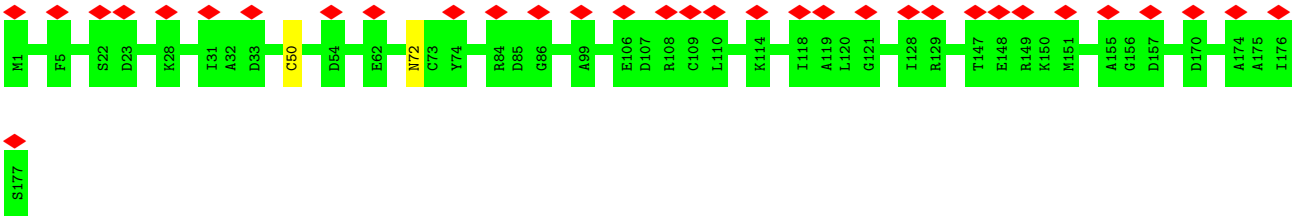

• Molecule 2: B-phycoerythrin beta chain

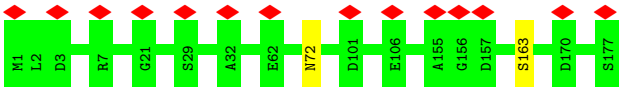

• Molecule 2: B-phycoerythrin beta chain

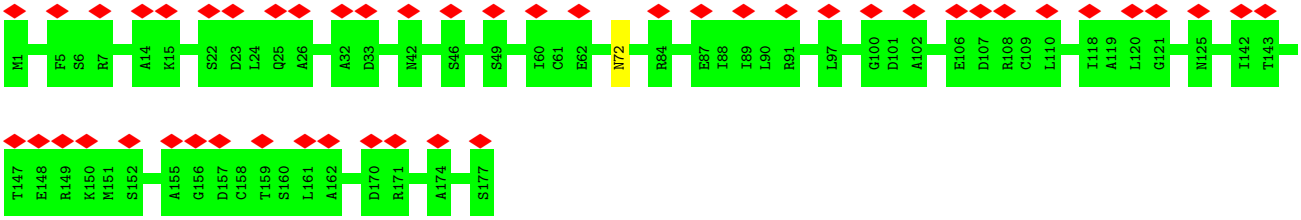

• Molecule 2: B-phycoerythrin beta chain

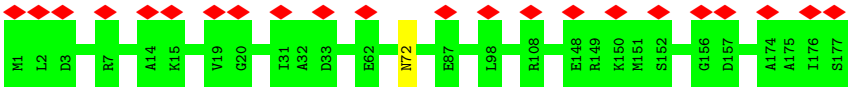

• Molecule 2: B-phycoerythrin beta chain

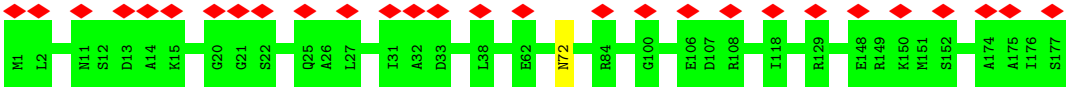

• Molecule 2: B-phycoerythrin beta chain

Chain mM:

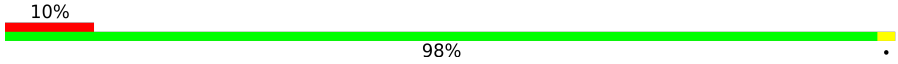

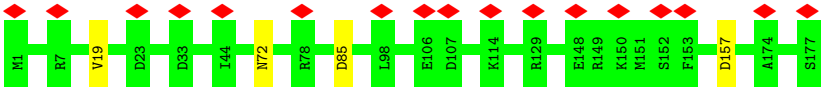

• Molecule 2: B-phycoerythrin beta chain

Chain iO:

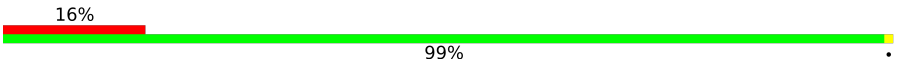

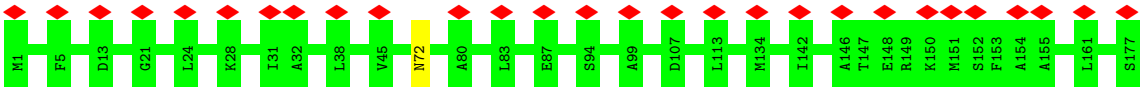

• Molecule 2: B-phycoerythrin beta chain

Chain kO:

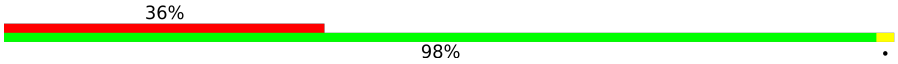

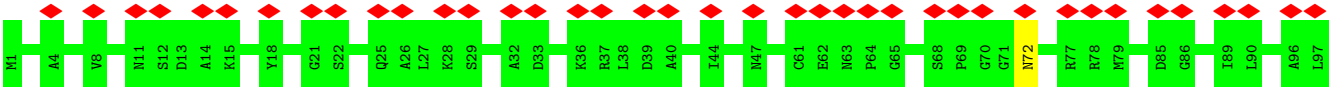

• Molecule 2: B-phycoerythrin beta chain

Chain mO:

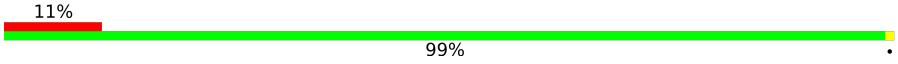

• Molecule 2: B-phycoerythrin beta chain

Chain aO:

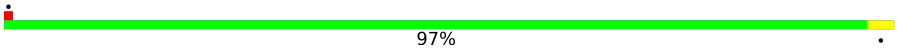

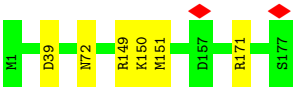

• Molecule 2: B-phycoerythrin beta chain

Chain cO:

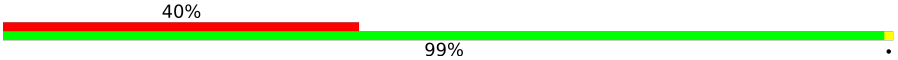

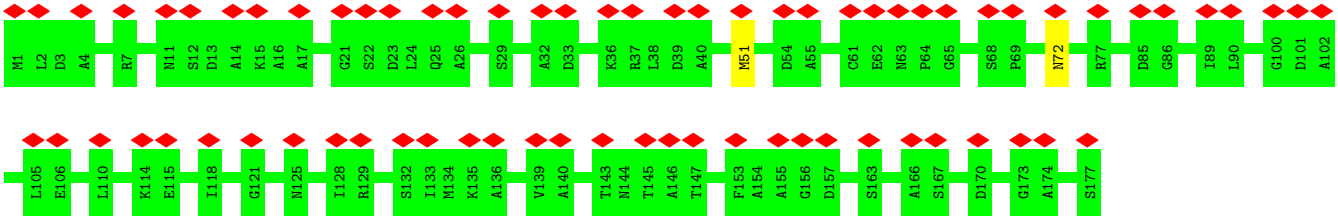

• Molecule 2: B-phycoerythrin beta chain

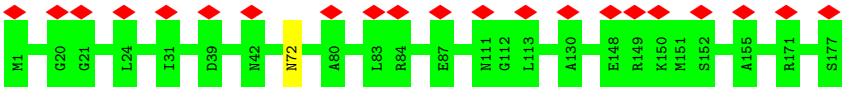

• Molecule 2: B-phycoerythrin beta chain

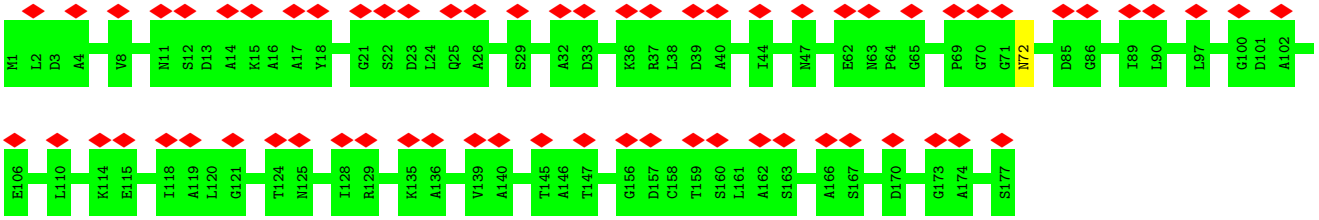

• Molecule 3: R-phycoerythrin gamma chain, chloroplastic

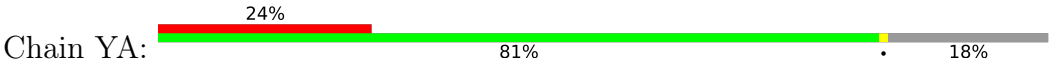

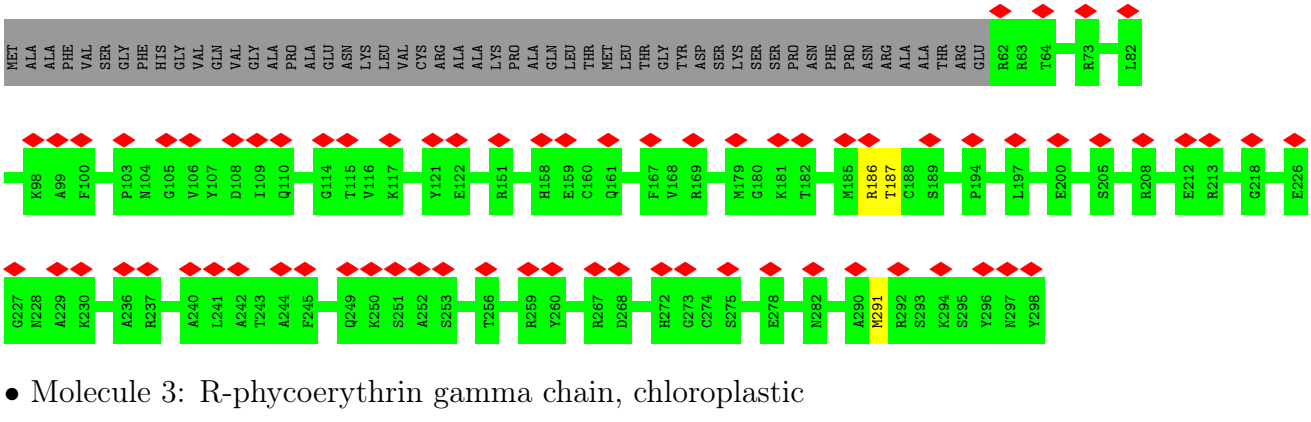

• Molecule 3: R-phycoerythrin gamma chain, chloroplastic

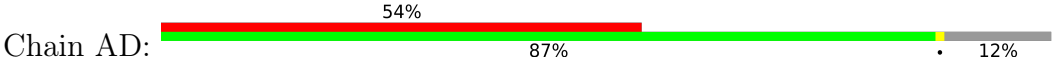

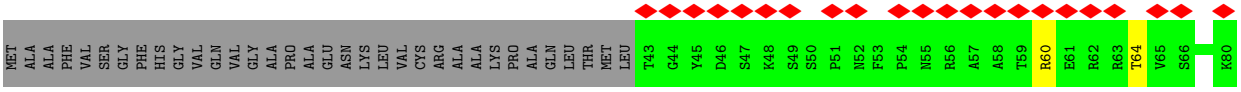

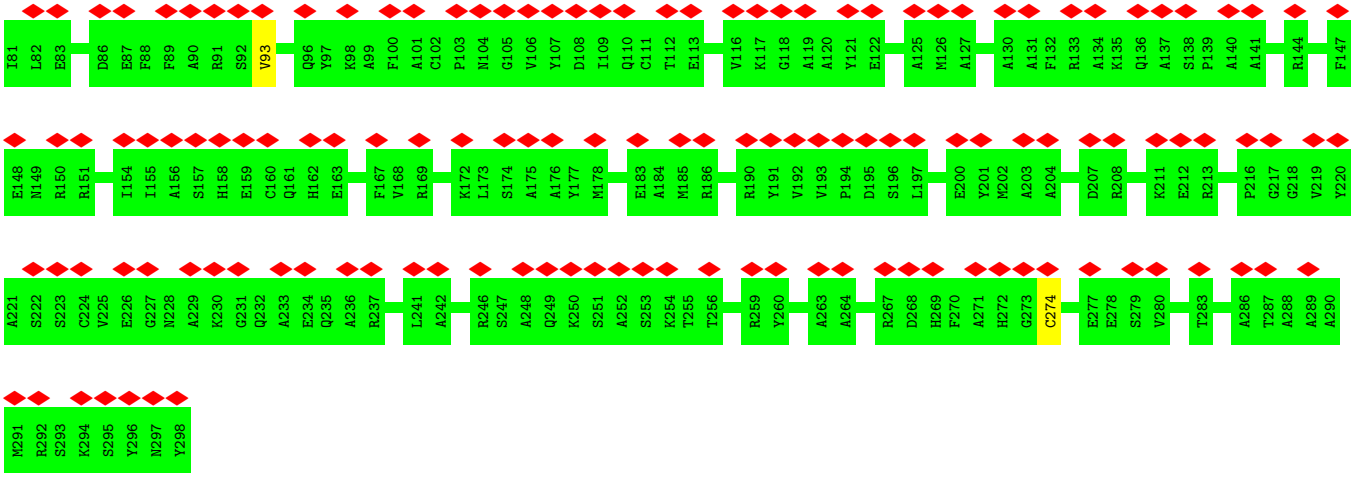

• Molecule 3: R-phycoerythrin gamma chain, chloroplastic

Chain AE:

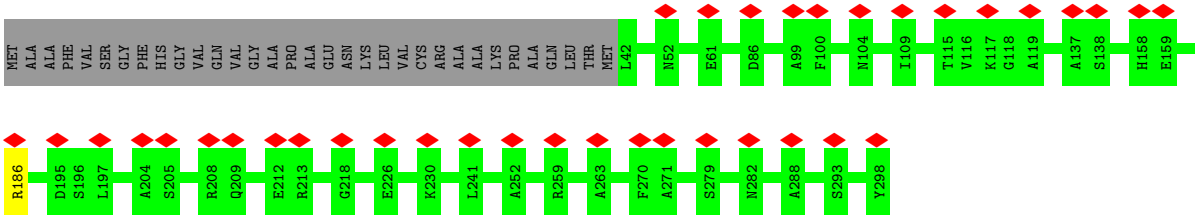

• Molecule 3: R-phycoerythrin gamma chain, chloroplastic

Chain AG:

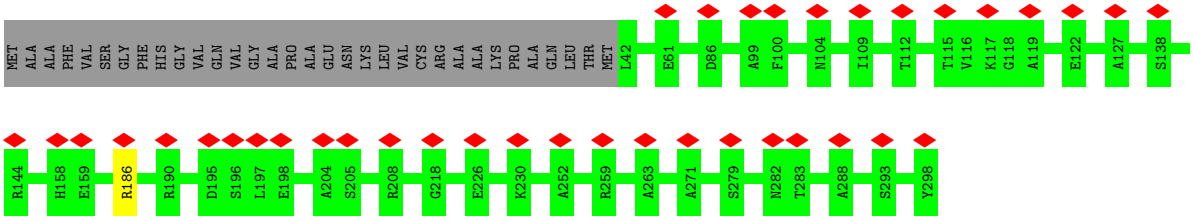

• Molecule 3: R-phycoerythrin gamma chain, chloroplastic

Chain AH:

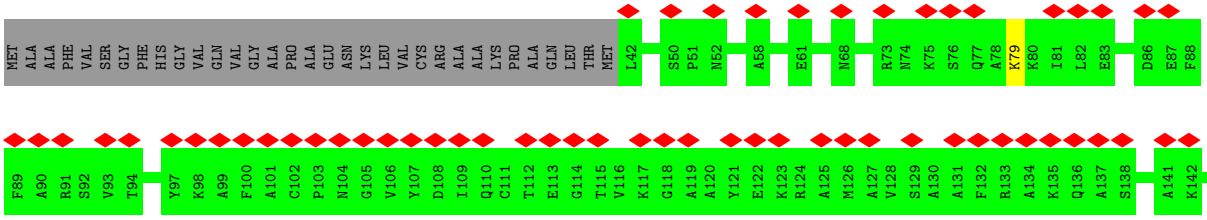

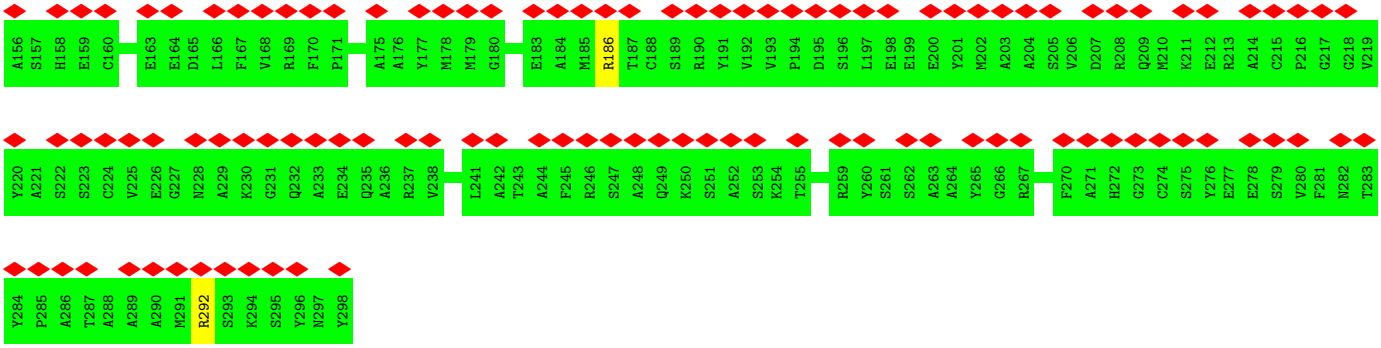

• Molecule 3: R-phycoerythrin gamma chain, chloroplastic

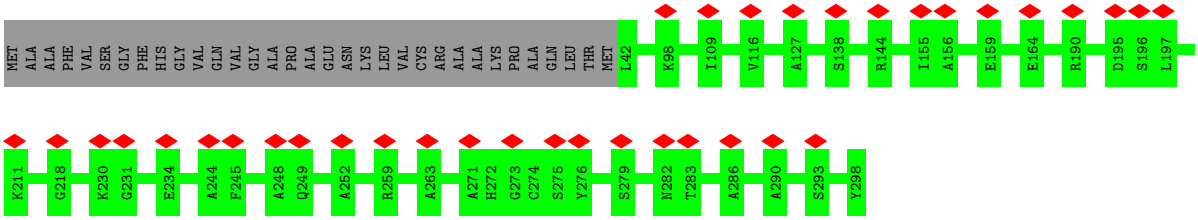

• Molecule 3: R-phycoerythrin gamma chain, chloroplastic

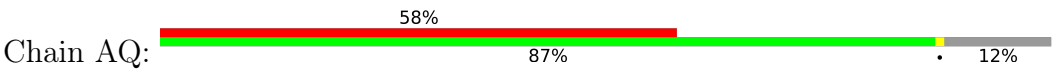

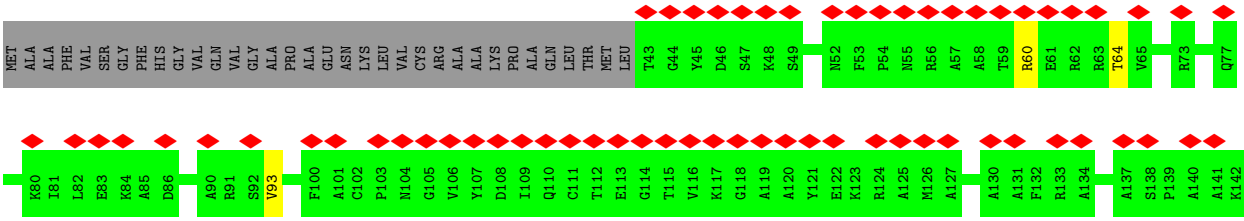

• Molecule 3: R-phycoerythrin gamma chain, chloroplastic

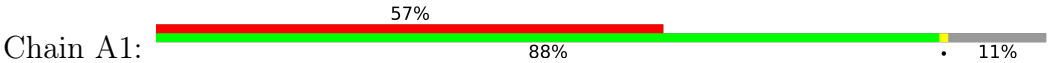

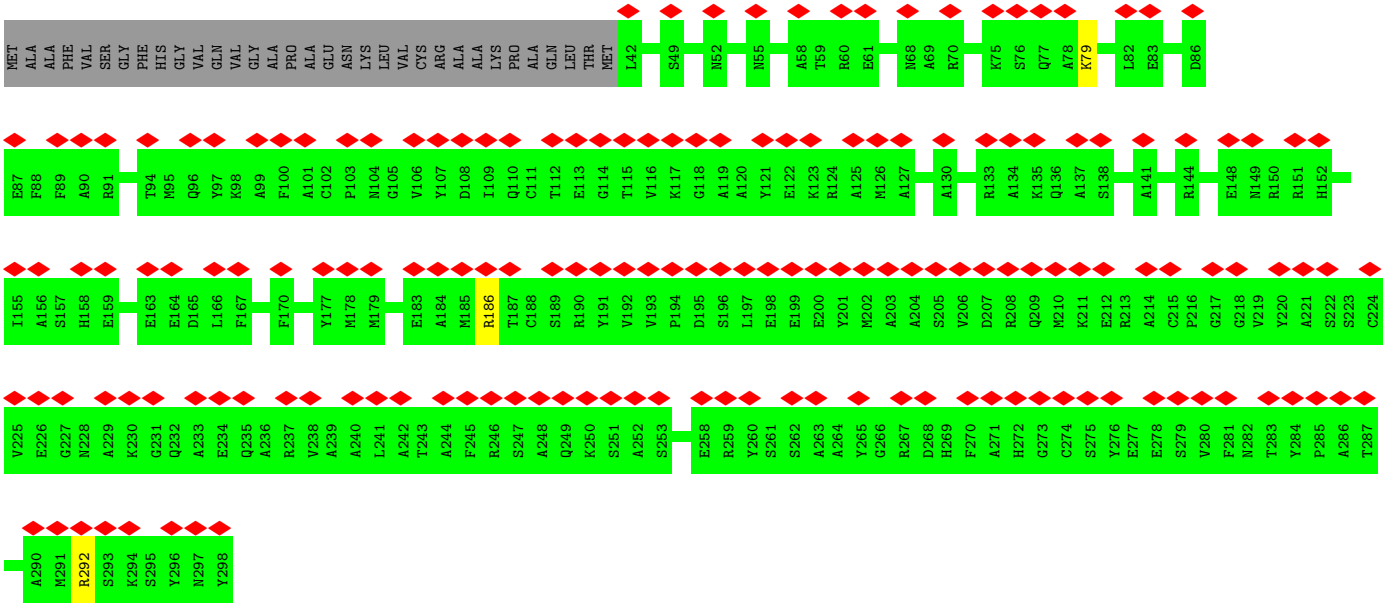

• Molecule 3: R-phycoerythrin gamma chain, chloroplastic

Chain A4:

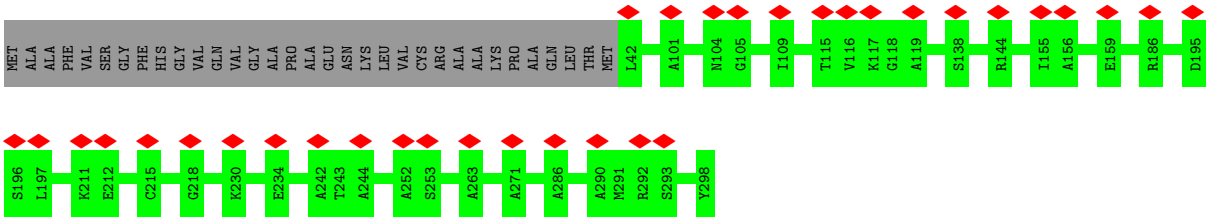

• Molecule 3: R-phycoerythrin gamma chain, chloroplastic

Chain Y7:

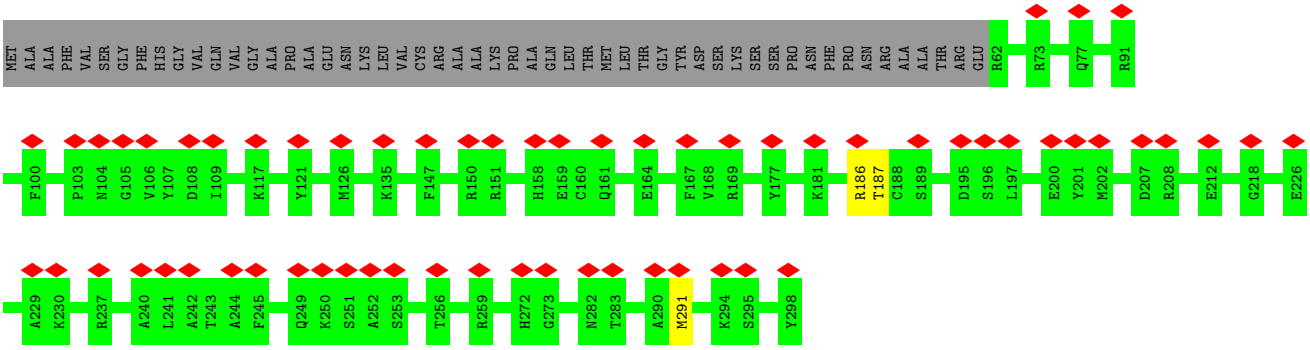

• Molecule 4: Linker4

Chain AB:



• Molecule 4: Linker4

Chain EB:

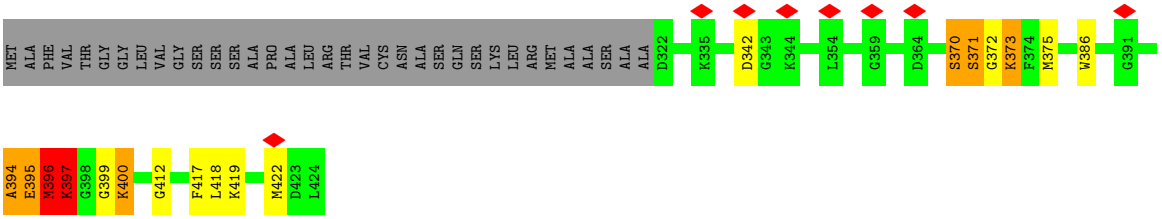

• Molecule 5: CaRSPs1

Chain KB:

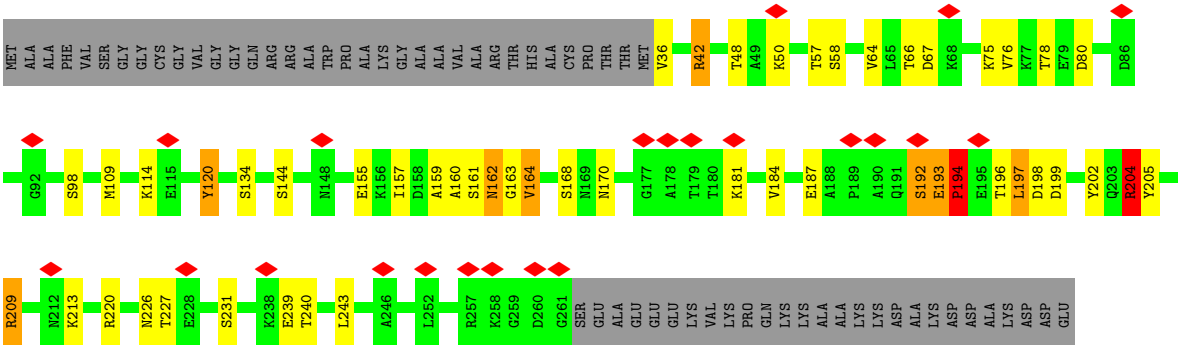

• Molecule 5: CaRSPs1

Chain UB:

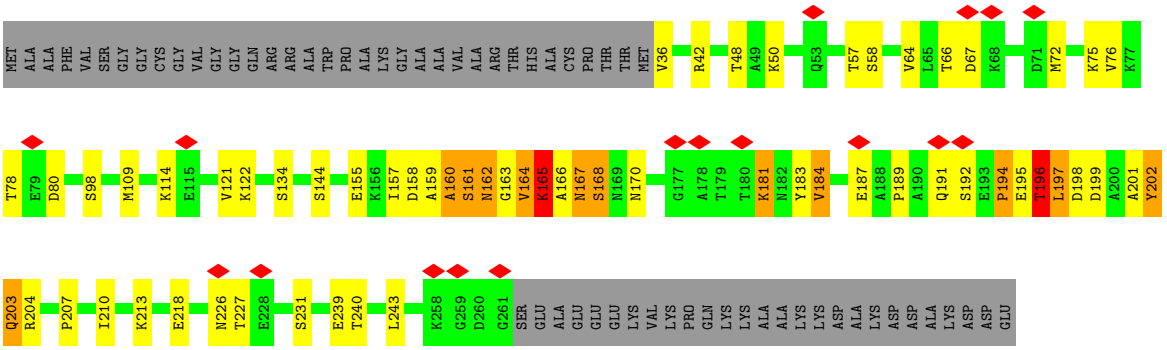

• Molecule 6: CaRSP2

Chain WB:

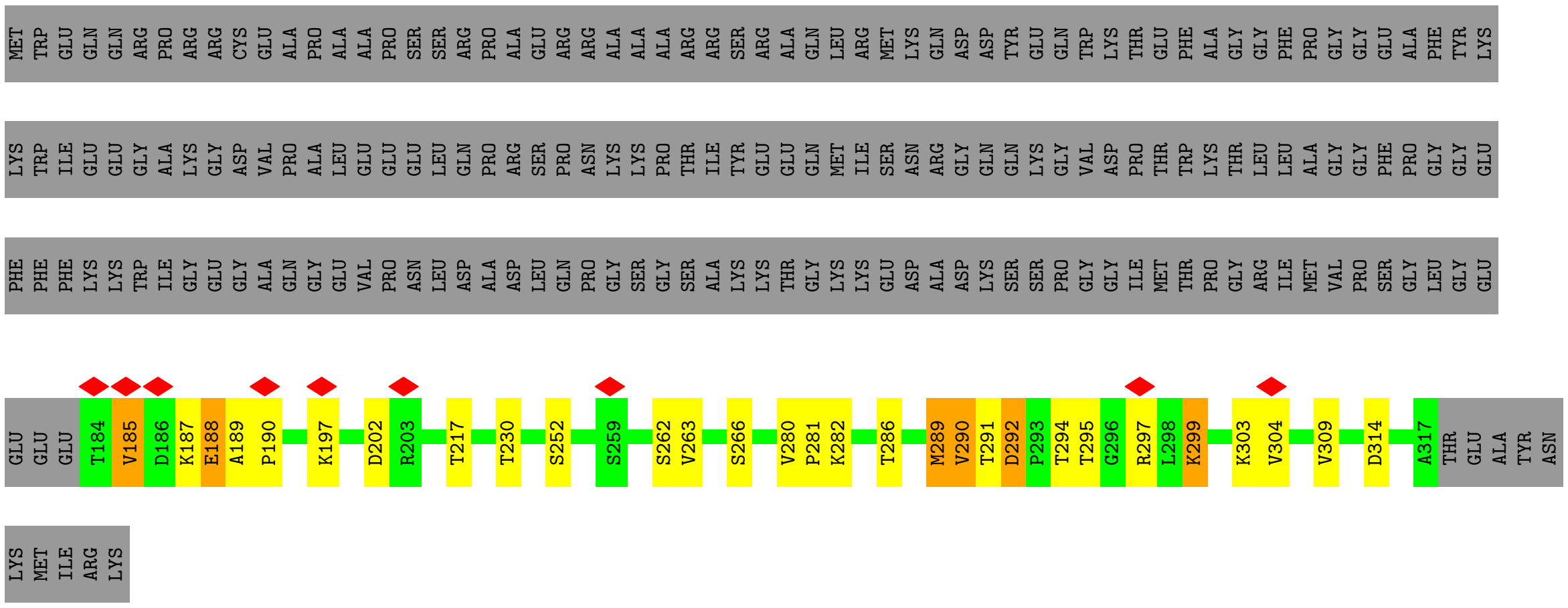

- Molecule 6: CaRSP2

Chain cB:



- Molecule 7: LRH

Chain AC:

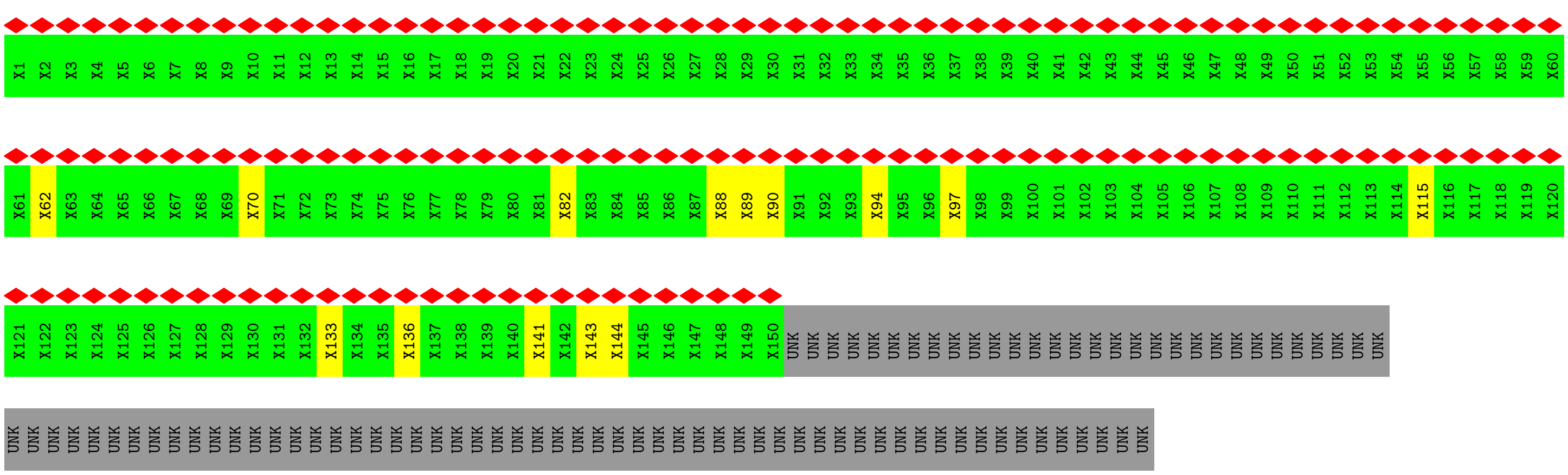

- Molecule 7: LRH

Chain A8:

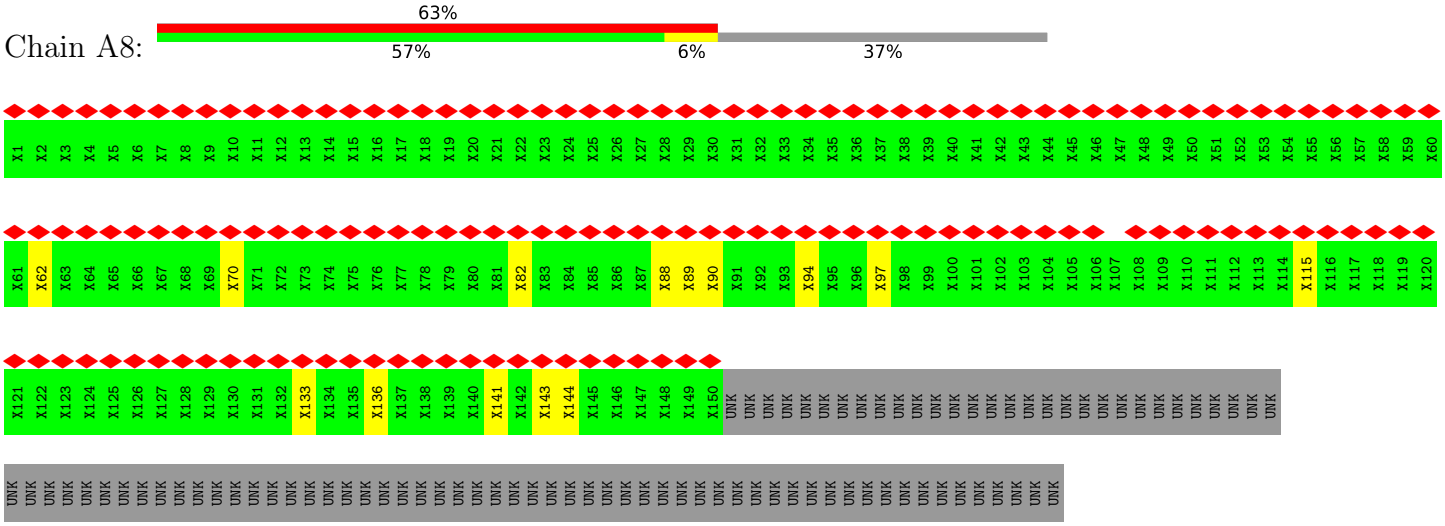

• Molecule 7: LRH

Chain a8:

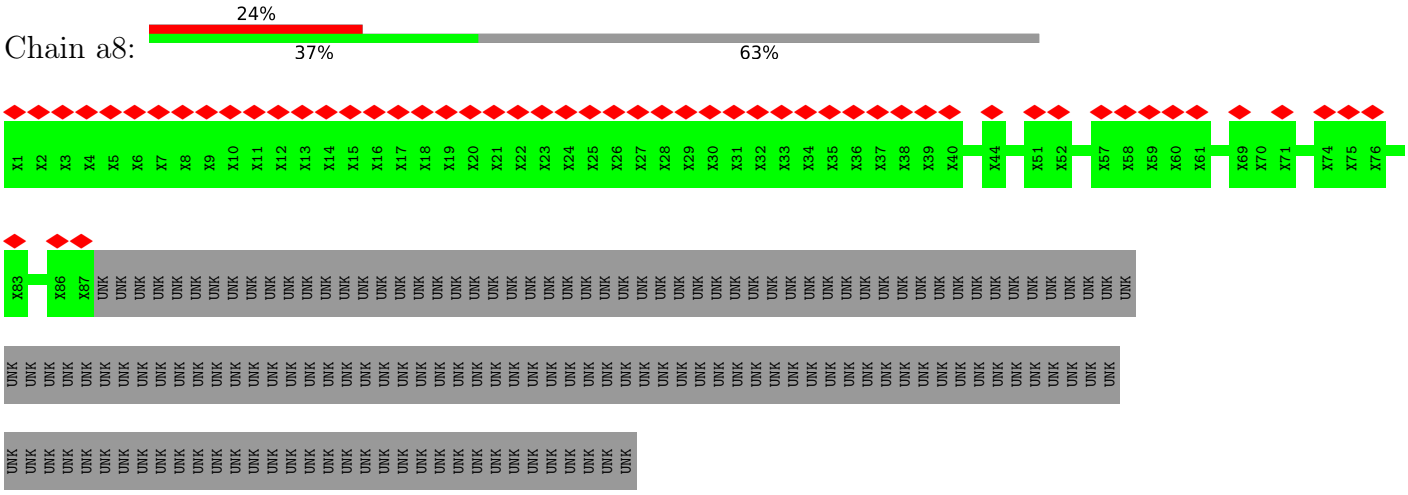

• Molecule 7: LRH

Chain aC:

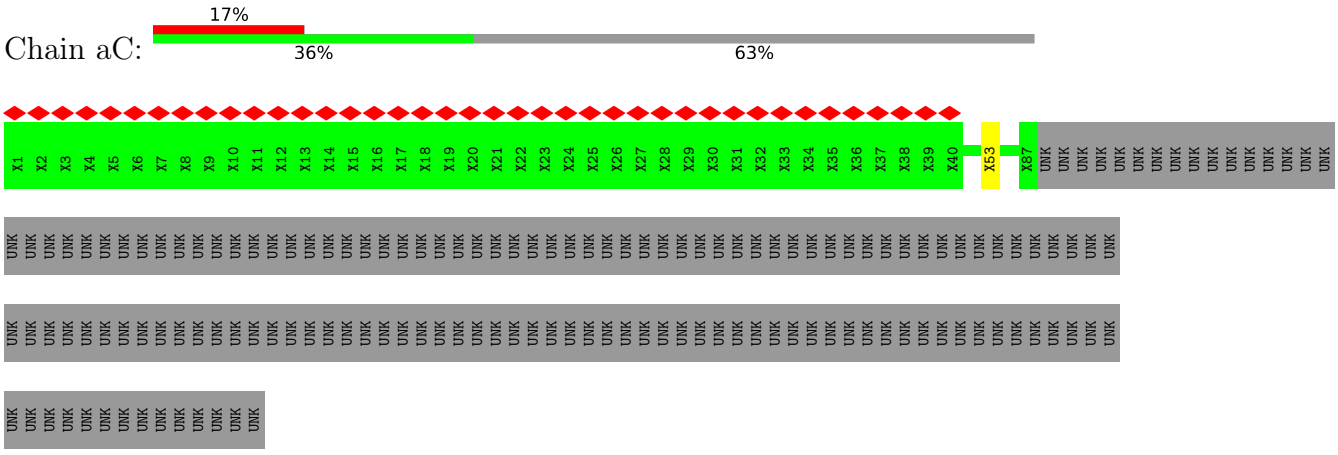

• Molecule 8: Phycobilisome rod-core linker polypeptide

Chain BE:

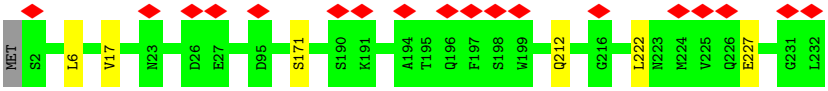

• Molecule 8: Phycobilisome rod-core linker polypeptide

Chain BG:

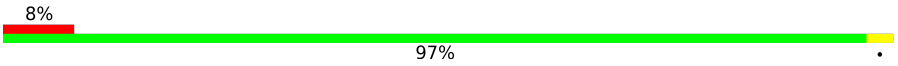

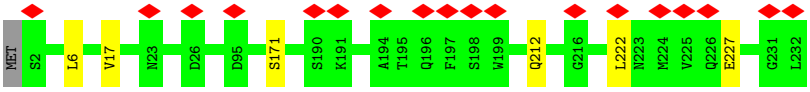

• Molecule 8: Phycobilisome rod-core linker polypeptide

Chain BH:

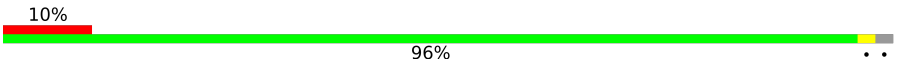

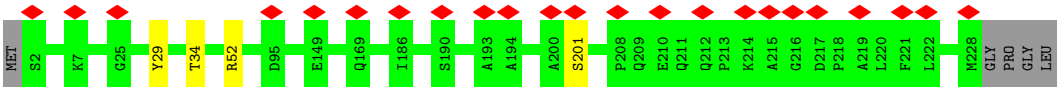

• Molecule 8: Phycobilisome rod-core linker polypeptide

Chain BO:

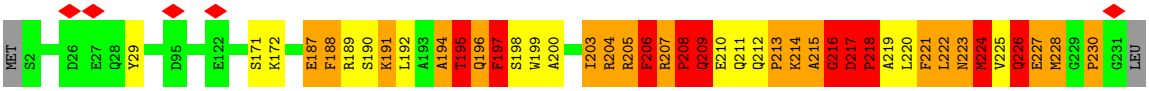

• Molecule 8: Phycobilisome rod-core linker polypeptide

Chain B1:

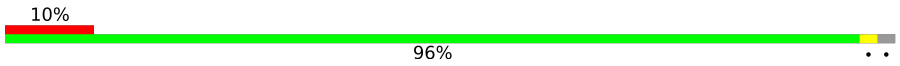

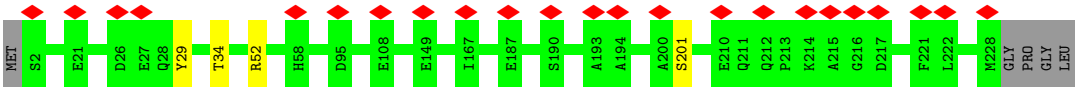

• Molecule 8: Phycobilisome rod-core linker polypeptide

Chain B4:

• Molecule 9: C-phycocyanin alpha subunit

Chain CE:

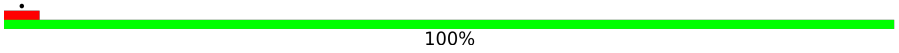

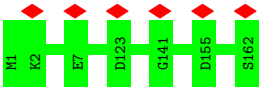

• Molecule 9: C-phycocyanin alpha subunit

Chain EE:

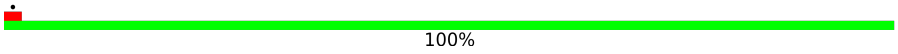

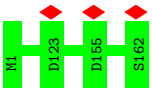

• Molecule 9: C-phycocyanin alpha subunit

Chain GE:

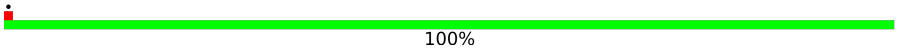

• Molecule 9: C-phycocyanin alpha subunit

Chain IE:

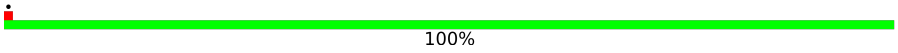

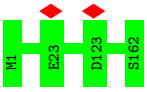

• Molecule 9: C-phycocyanin alpha subunit

Chain KE:

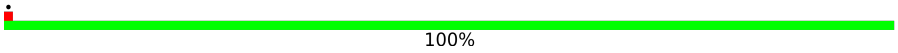

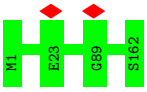

• Molecule 9: C-phycocyanin alpha subunit

Chain ME:

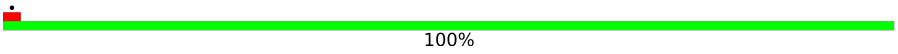

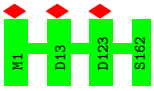

• Molecule 9: C-phycocyanin alpha subunit

Chain CG:

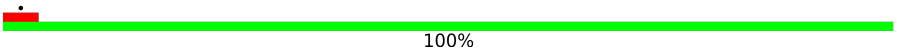

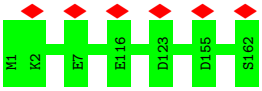

• Molecule 9: C-phycocyanin alpha subunit

Chain EG:

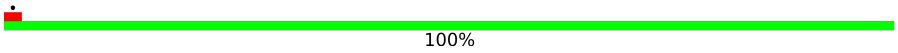

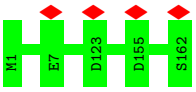

• Molecule 9: C-phycocyanin alpha subunit

Chain GG:

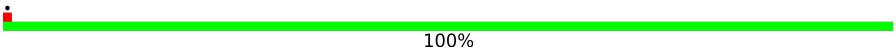

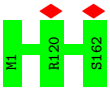

• Molecule 9: C-phycocyanin alpha subunit

Chain IG:

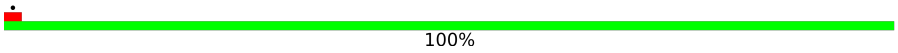

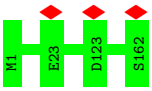

• Molecule 9: C-phycocyanin alpha subunit

Chain KG:

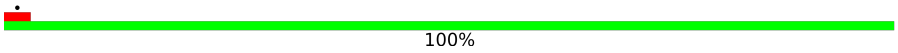

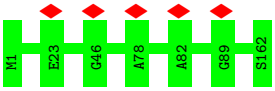

• Molecule 9: C-phycocyanin alpha subunit

Chain MG:

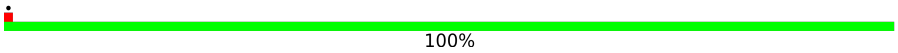

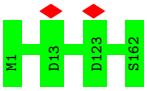

• Molecule 9: C-phycocyanin alpha subunit

Chain CH:

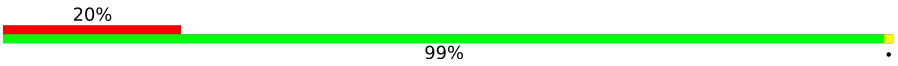

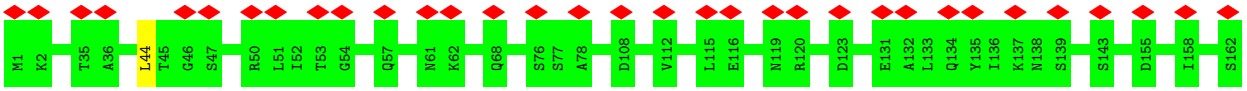

• Molecule 9: C-phycocyanin alpha subunit

Chain EH:

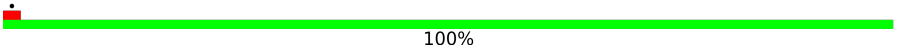

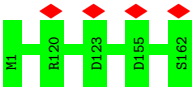

• Molecule 9: C-phycocyanin alpha subunit

Chain GH:

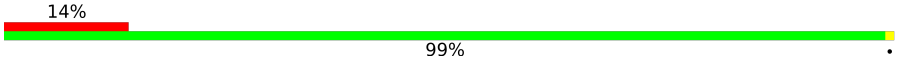

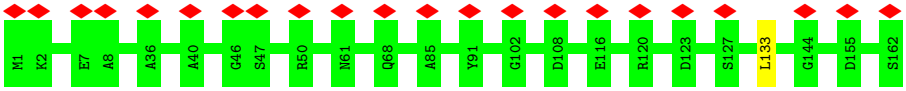

• Molecule 9: C-phycocyanin alpha subunit

Chain IH:

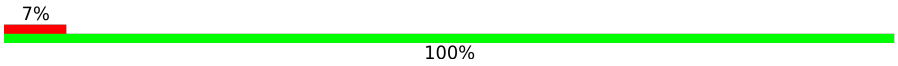

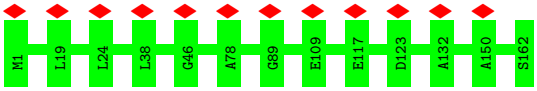

• Molecule 9: C-phycocyanin alpha subunit

Chain KH:

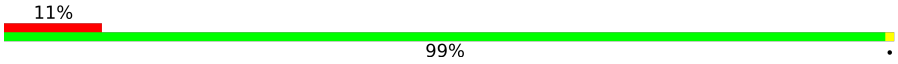

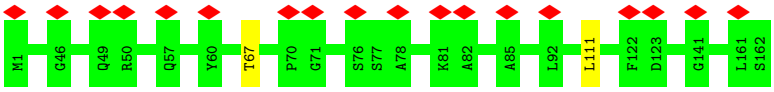

• Molecule 9: C-phycocyanin alpha subunit

Chain MH:

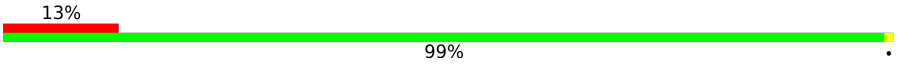

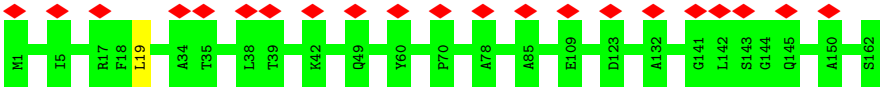

• Molecule 9: C-phycocyanin alpha subunit

Chain CO:

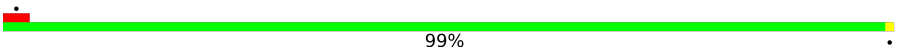

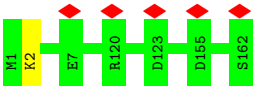

• Molecule 9: C-phycocyanin alpha subunit

Chain EO:

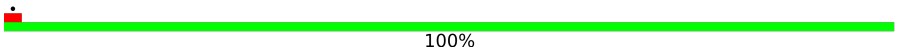

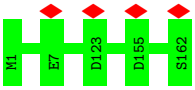

• Molecule 9: C-phycocyanin alpha subunit

Chain GO:

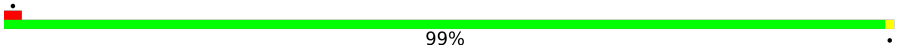

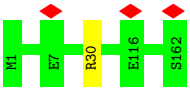

• Molecule 9: C-phycocyanin alpha subunit

Chain IO:

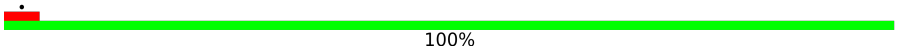

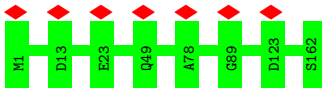

• Molecule 9: C-phycocyanin alpha subunit

Chain KO:

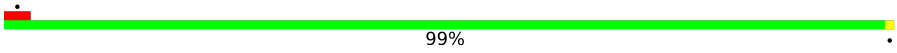

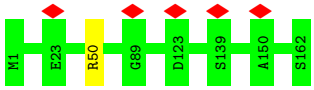

• Molecule 9: C-phycocyanin alpha subunit

Chain MO:

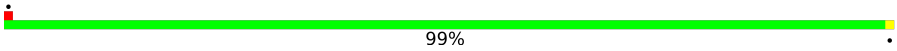

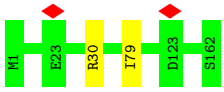

• Molecule 9: C-phycocyanin alpha subunit

Chain M1:

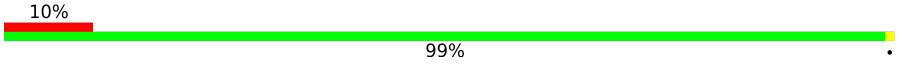

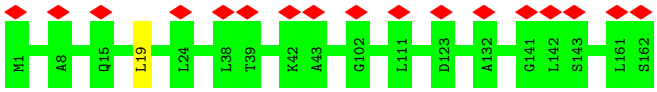

• Molecule 9: C-phycocyanin alpha subunit

Chain C1:

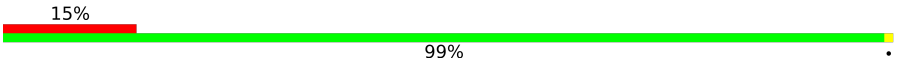

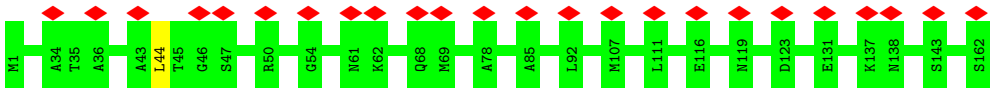

• Molecule 9: C-phycocyanin alpha subunit

Chain E1:

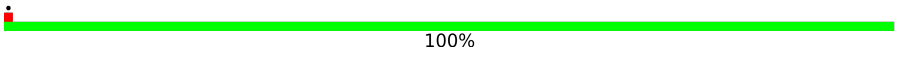

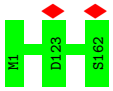

• Molecule 9: C-phycocyanin alpha subunit

Chain G1:

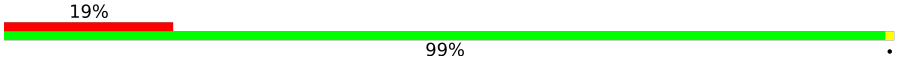

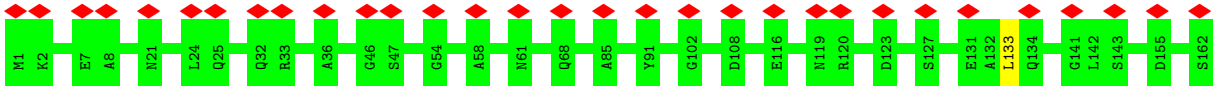

• Molecule 9: C-phycocyanin alpha subunit

Chain I1:

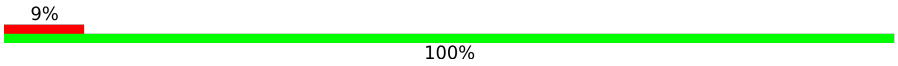

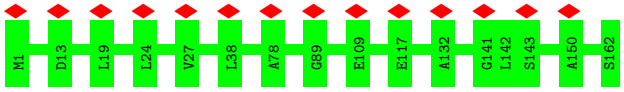

• Molecule 9: C-phycocyanin alpha subunit

Chain K1:

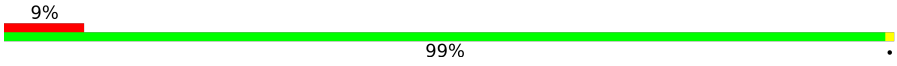

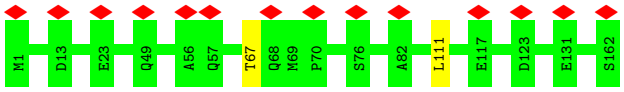

• Molecule 9: C-phycocyanin alpha subunit

Chain G4:

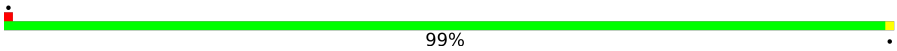

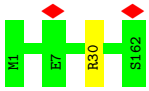

• Molecule 9: C-phycocyanin alpha subunit

Chain I4:

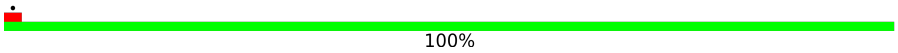

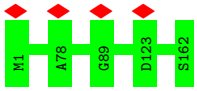

• Molecule 9: C-phycocyanin alpha subunit

Chain K4:

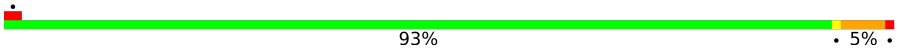

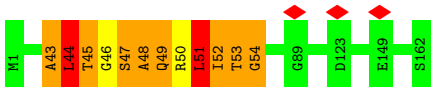

• Molecule 9: C-phycocyanin alpha subunit

Chain M4:

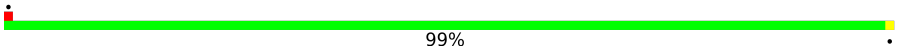

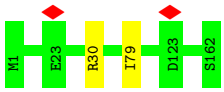

• Molecule 9: C-phycocyanin alpha subunit

Chain C4:

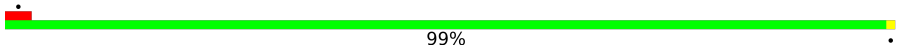

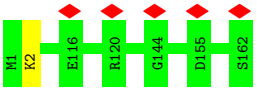

• Molecule 9: C-phycocyanin alpha subunit

Chain E4:

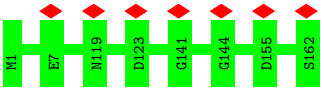

• Molecule 10: C-phycocyanin beta subunit

Chain DE:

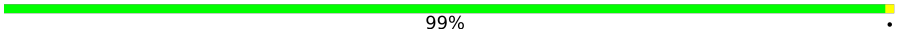

• Molecule 10: C-phycocyanin beta subunit

Chain FE:

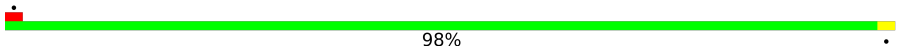

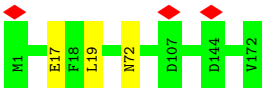

• Molecule 10: C-phycocyanin beta subunit

Chain HE:

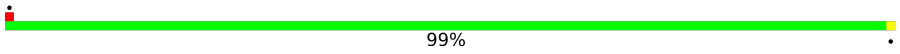

• Molecule 10: C-phycocyanin beta subunit

Chain JE:

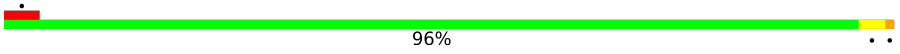

• Molecule 10: C-phycocyanin beta subunit

Chain LE:

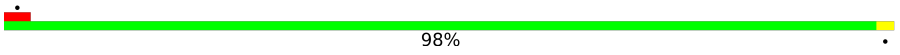

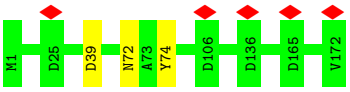

• Molecule 10: C-phycocyanin beta subunit

Chain NE:

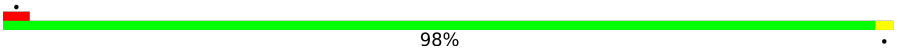

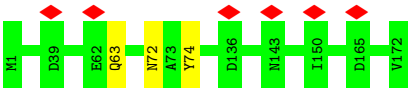

• Molecule 10: C-phycocyanin beta subunit

Chain DG:

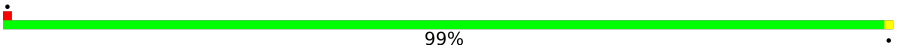

• Molecule 10: C-phycocyanin beta subunit

Chain FG:

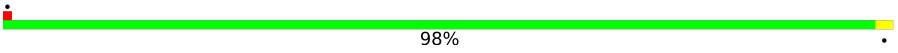

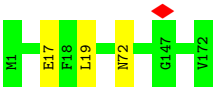

• Molecule 10: C-phycocyanin beta subunit

Chain HG:

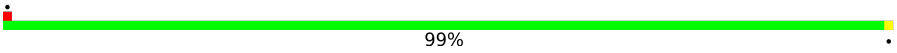

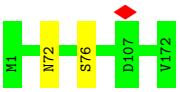

• Molecule 10: C-phycocyanin beta subunit

Chain JG:

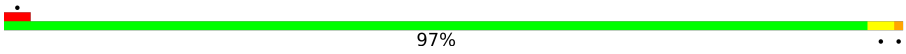

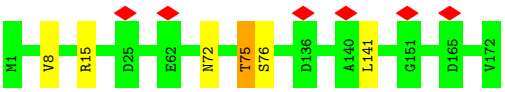

• Molecule 10: C-phycocyanin beta subunit

Chain LG:

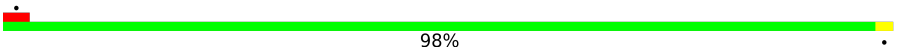

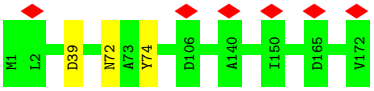

• Molecule 10: C-phycocyanin beta subunit

Chain NG:

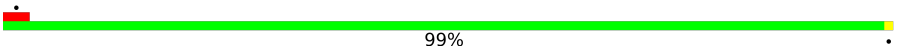

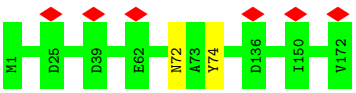

• Molecule 10: C-phycocyanin beta subunit

Chain DH:

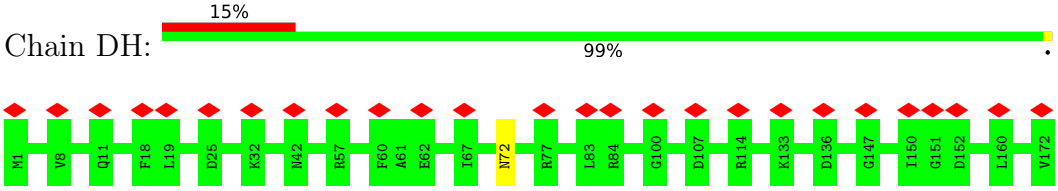

• Molecule 10: C-phycocyanin beta subunit

Chain FH:

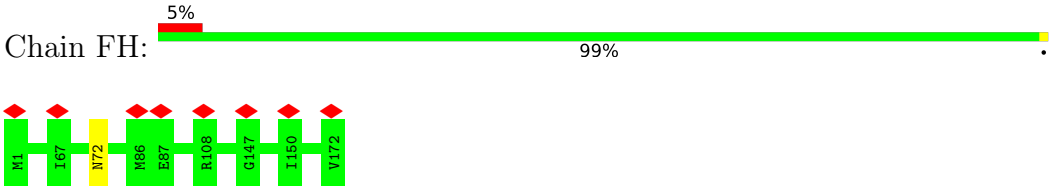

• Molecule 10: C-phycocyanin beta subunit

Chain HH:

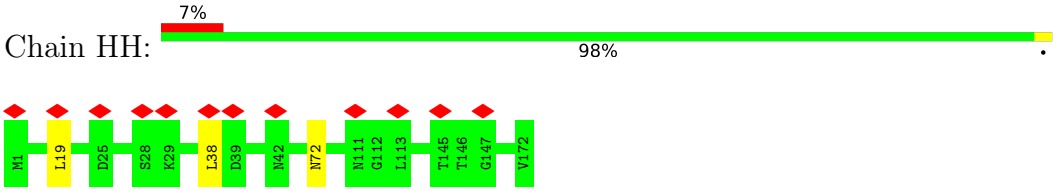

• Molecule 10: C-phycocyanin beta subunit

Chain JH:

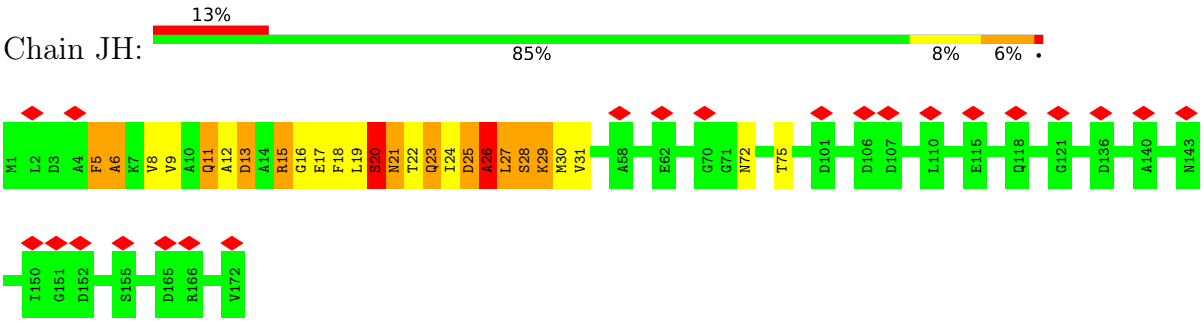

• Molecule 10: C-phycocyanin beta subunit

Chain LH:

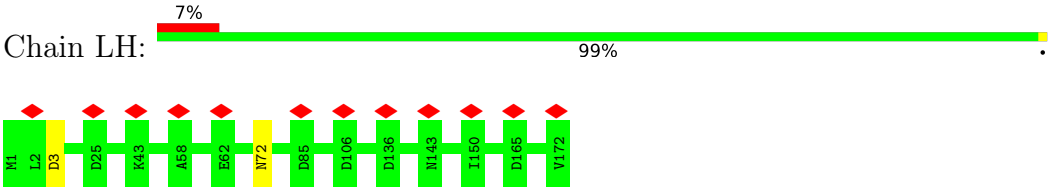

• Molecule 10: C-phycocyanin beta subunit

Chain NH:

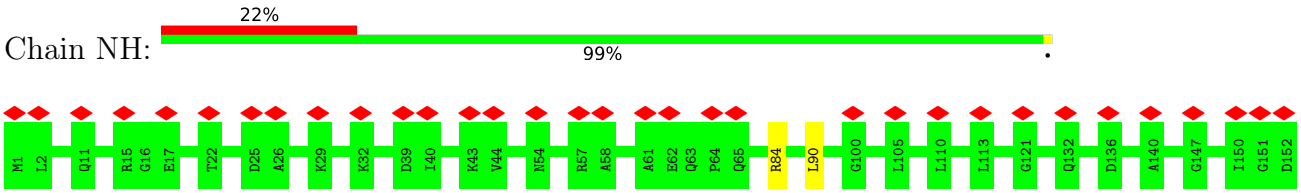

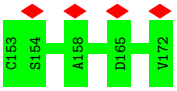

• Molecule 10: C-phycocyanin beta subunit

Chain DO:

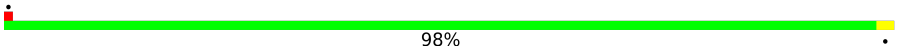

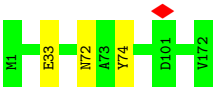

• Molecule 10: C-phycocyanin beta subunit

Chain FO:

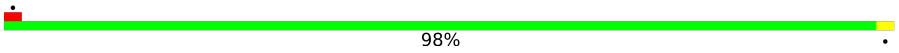

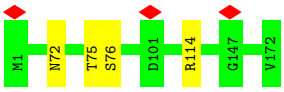

• Molecule 10: C-phycocyanin beta subunit

Chain HO:

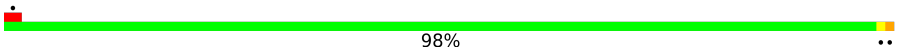

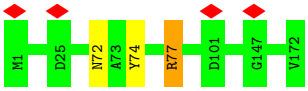

• Molecule 10: C-phycocyanin beta subunit

Chain JO:

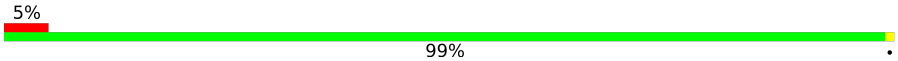

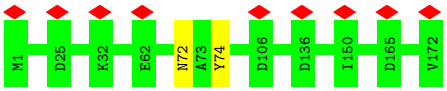

• Molecule 10: C-phycocyanin beta subunit

Chain LO:

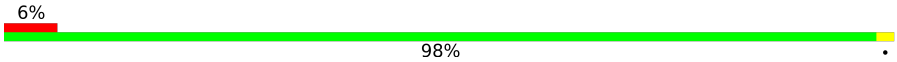

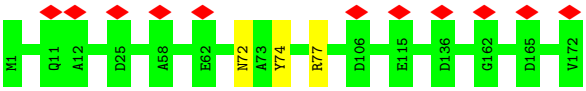

• Molecule 10: C-phycocyanin beta subunit

Chain NO:

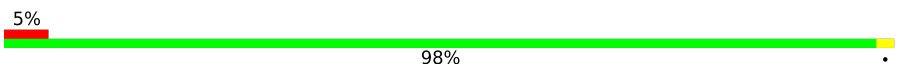

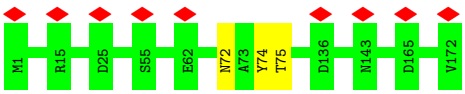

• Molecule 10: C-phycocyanin beta subunit

Chain L1:

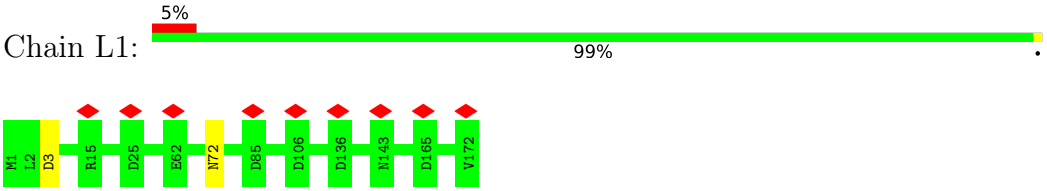

• Molecule 10: C-phycocyanin beta subunit

Chain N1:

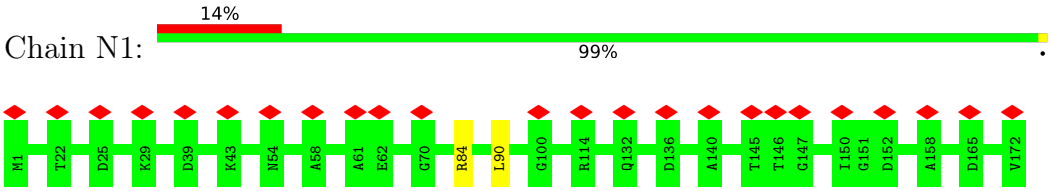

• Molecule 10: C-phycocyanin beta subunit

Chain D1:

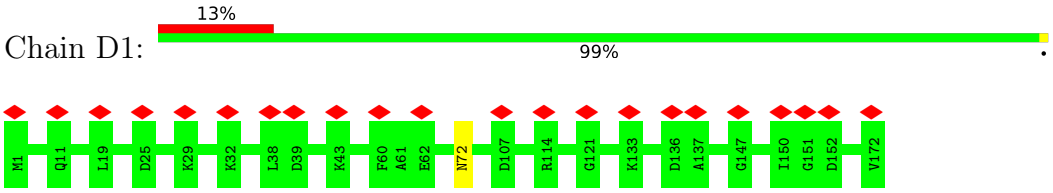

• Molecule 10: C-phycocyanin beta subunit

Chain F1:

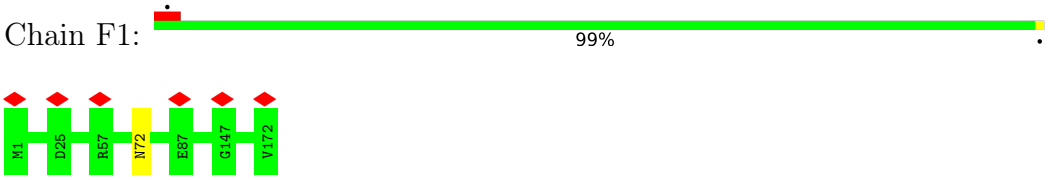

• Molecule 10: C-phycocyanin beta subunit

Chain H1:

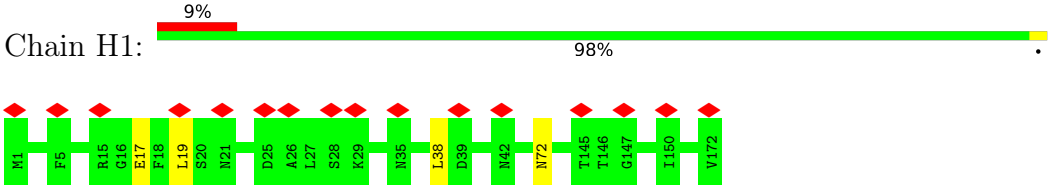

• Molecule 10: C-phycocyanin beta subunit

Chain J1:

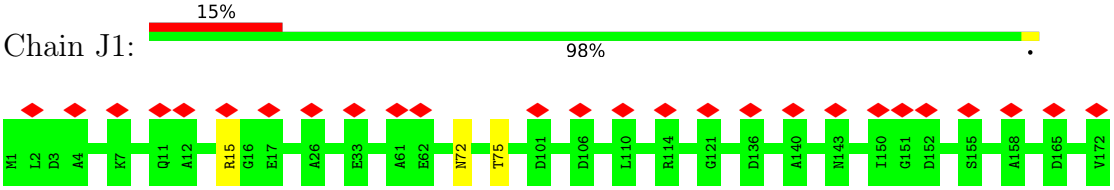

• Molecule 10: C-phycocyanin beta subunit

Chain F4:

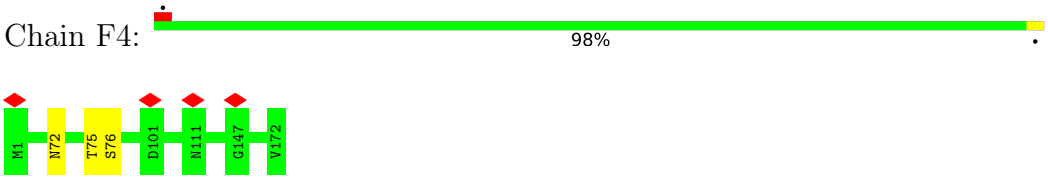

• Molecule 10: C-phycocyanin beta subunit

Chain H4:

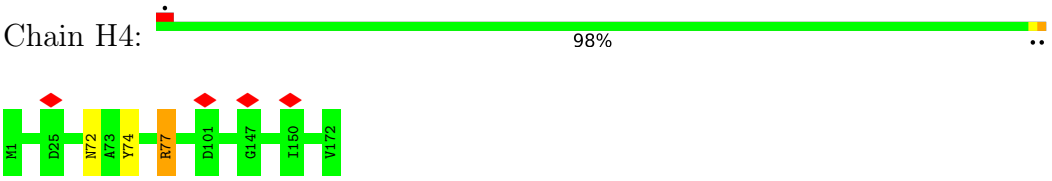

• Molecule 10: C-phycocyanin beta subunit

Chain J4:

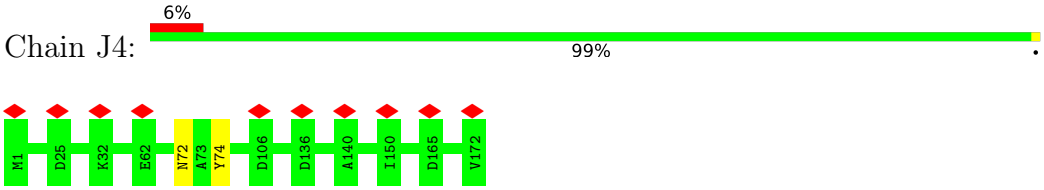

• Molecule 10: C-phycocyanin beta subunit

Chain L4:

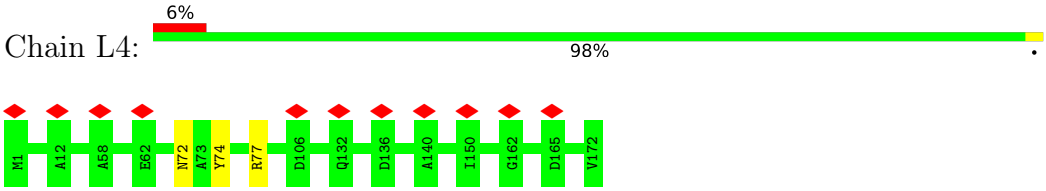

• Molecule 10: C-phycocyanin beta subunit

Chain N4:

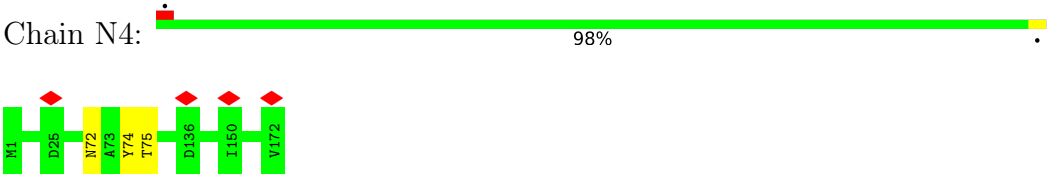

• Molecule 10: C-phycocyanin beta subunit

Chain D4:

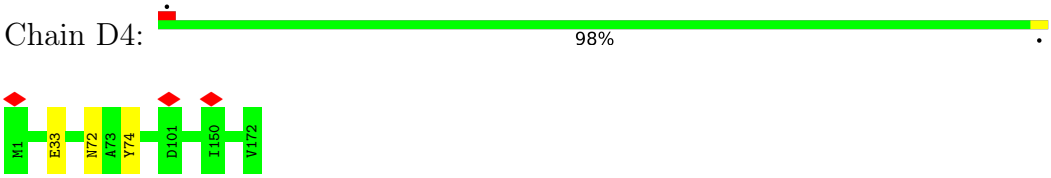

• Molecule 11: Phycobilisome 31.8 kDa linker polypeptide, phycoerythrin-associated, rod

Chain XE:

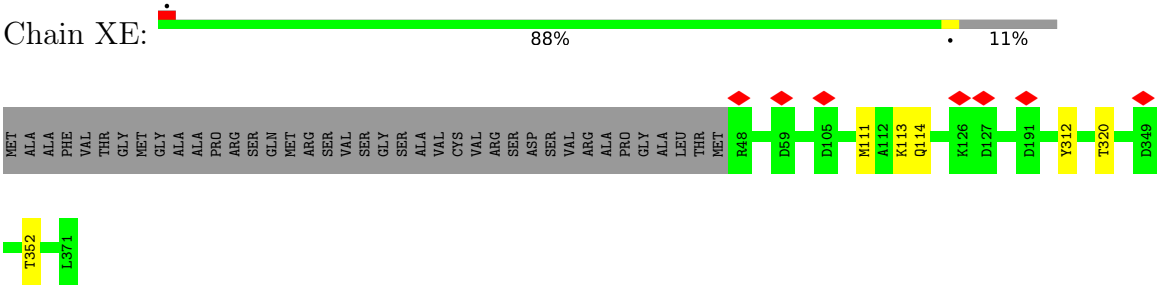

• Molecule 11: Phycobilisome 31.8 kDa linker polypeptide, phycoerythrin-associated, rod

Chain XG:

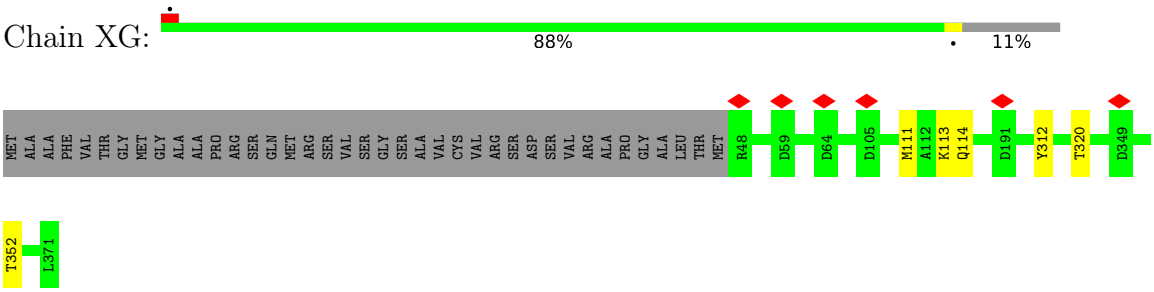

• Molecule 11: Phycobilisome 31.8 kDa linker polypeptide, phycoerythrin-associated, rod

Chain XH:

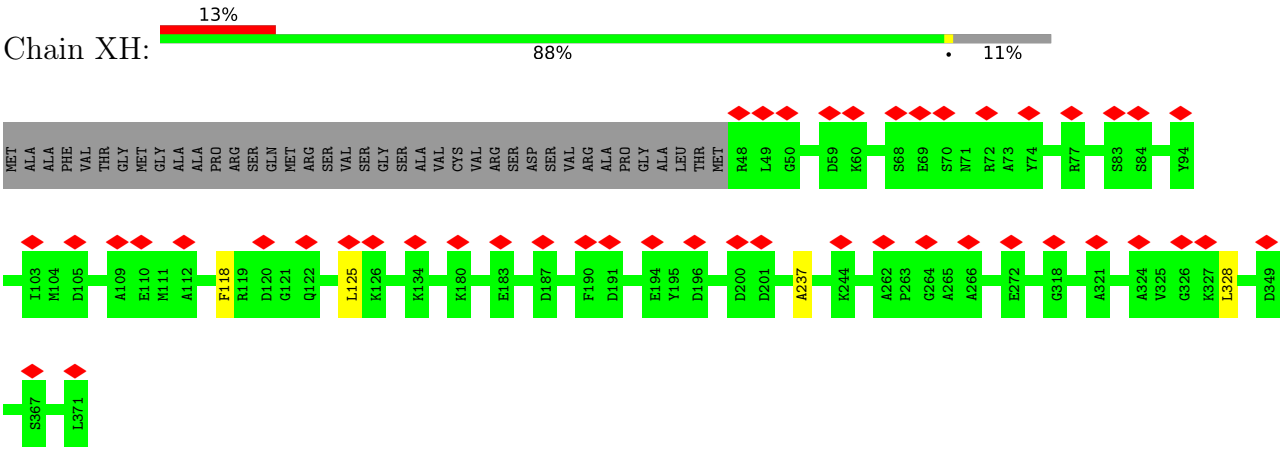

• Molecule 11: Phycobilisome 31.8 kDa linker polypeptide, phycoerythrin-associated, rod

Chain XO:

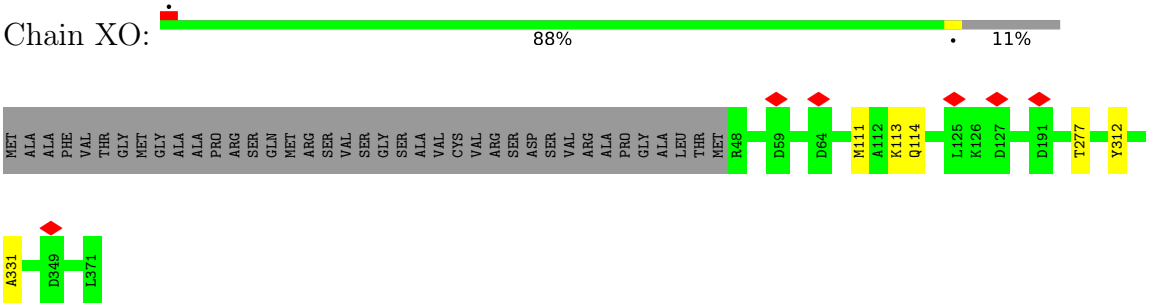

• Molecule 11: Phycobilisome 31.8 kDa linker polypeptide, phycoerythrin-associated, rod

Chain X1:

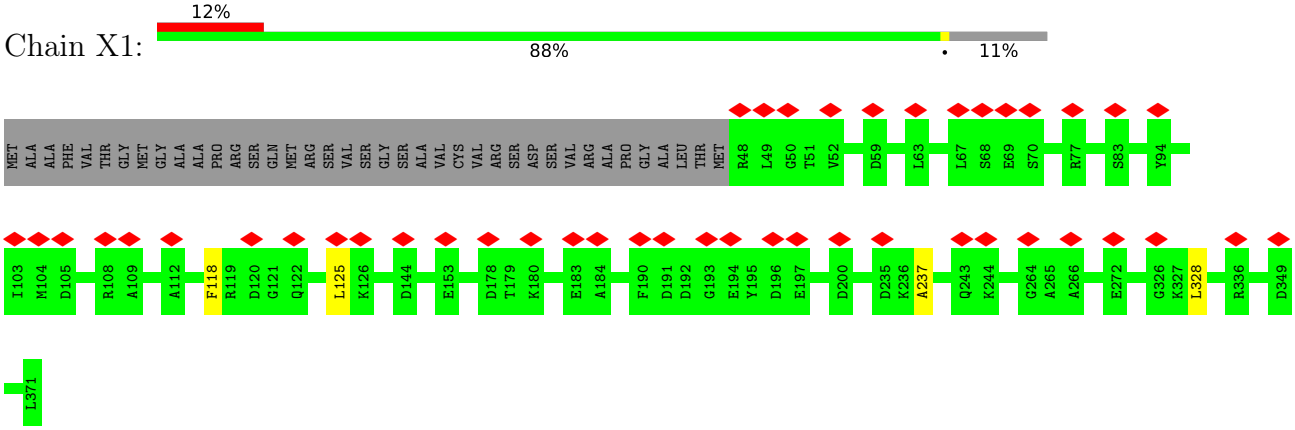

• Molecule 11: Phycobilisome 31.8 kDa linker polypeptide, phycoerythrin-associated, rod

Chain X4:

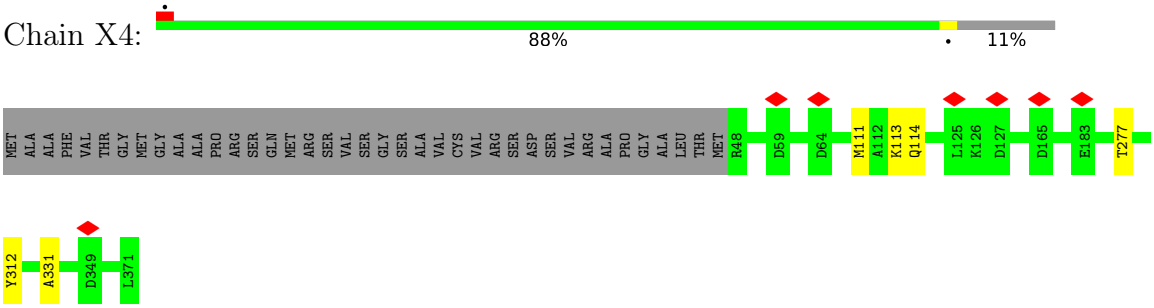

• Molecule 12: Phycobilisome 27.9 kDa linker polypeptide, phycoerythrin-associated, rod

Chain MI:

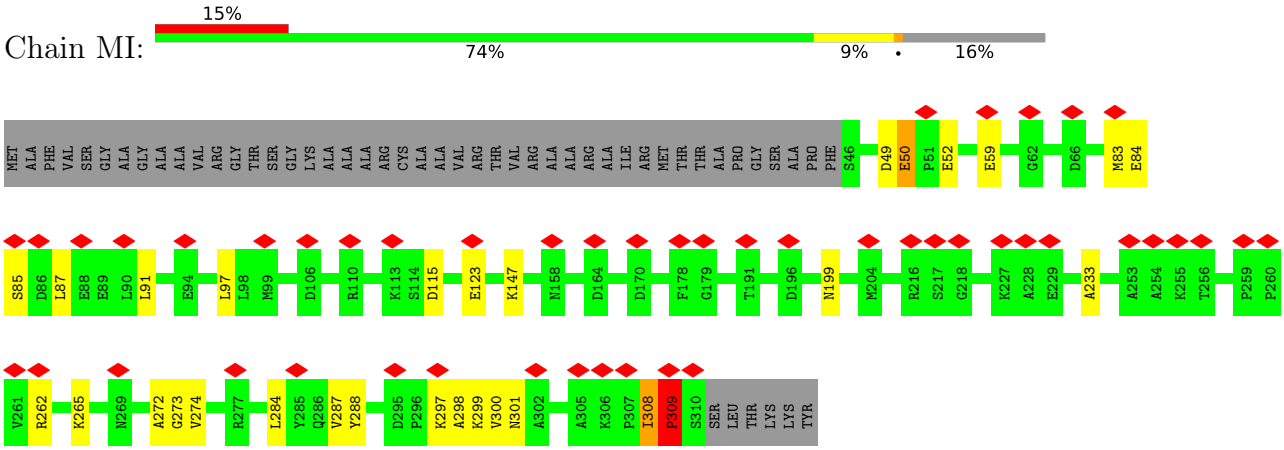

• Molecule 12: Phycobilisome 27.9 kDa linker polypeptide, phycoerythrin-associated, rod

Chain ZI:

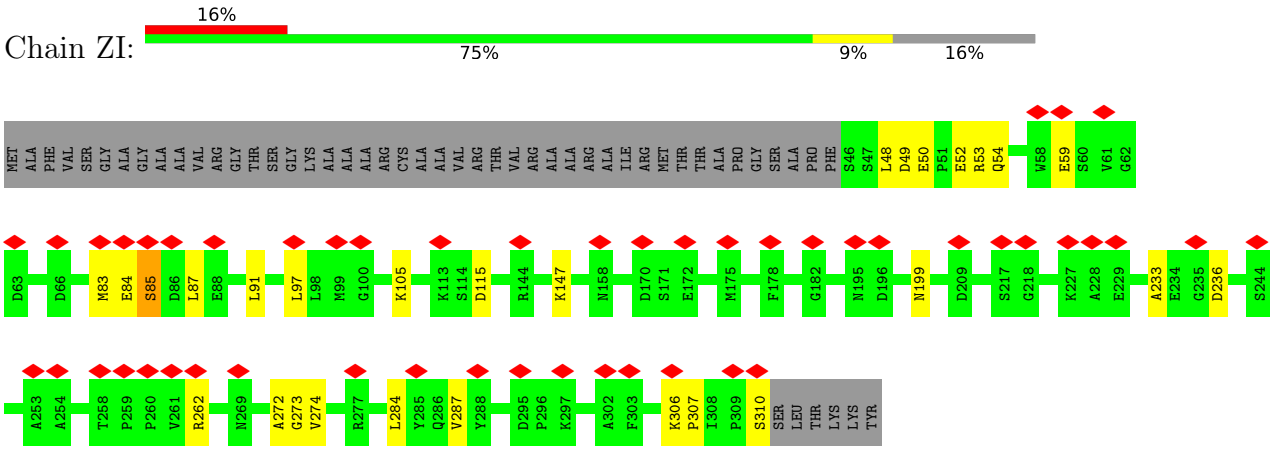

• Molecule 13: R-phycoerythrin gamma chain, chloroplastic

Chain AJ:

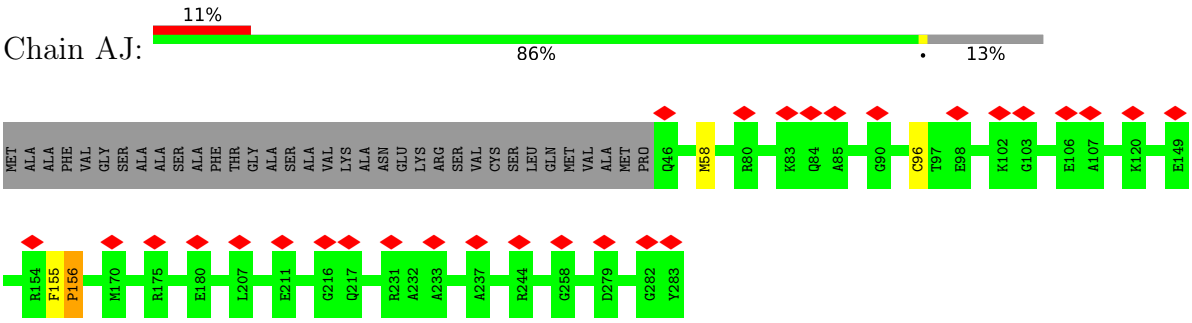

• Molecule 13: R-phycoerythrin gamma chain, chloroplastic

Chain AM:

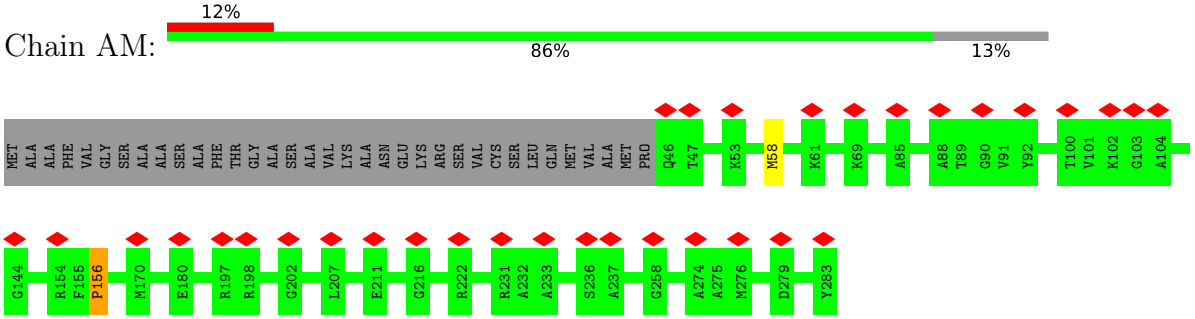

• Molecule 13: R-phycoerythrin gamma chain, chloroplastic

Chain wF:

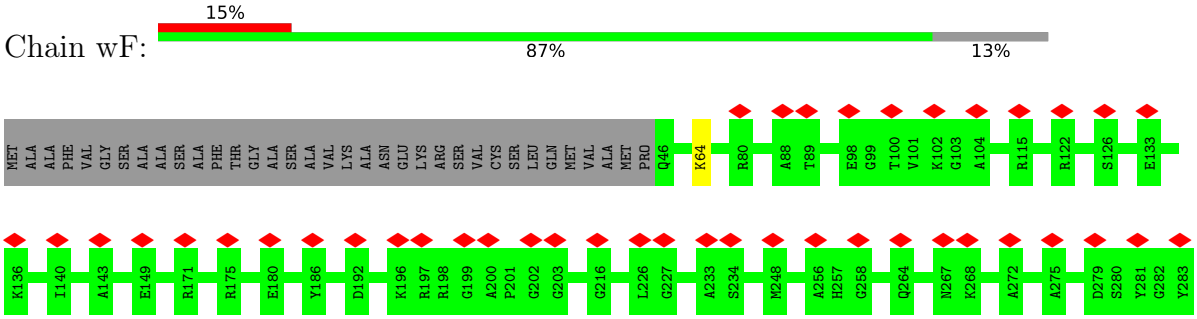

• Molecule 13: R-phycoerythrin gamma chain, chloroplastic

Chain xF:

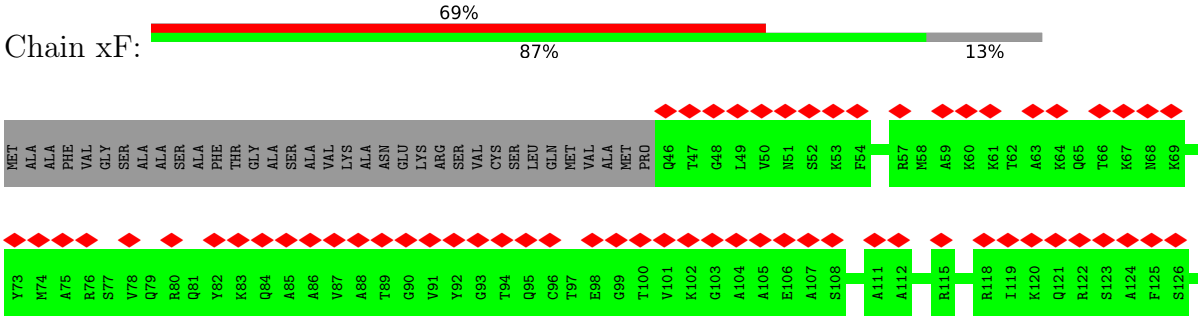

• Molecule 13: R-phycoerythrin gamma chain, chloroplastic

Chain wK:

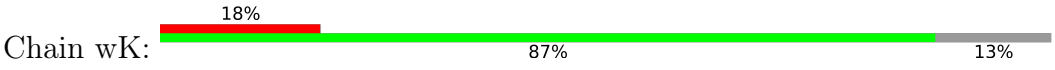

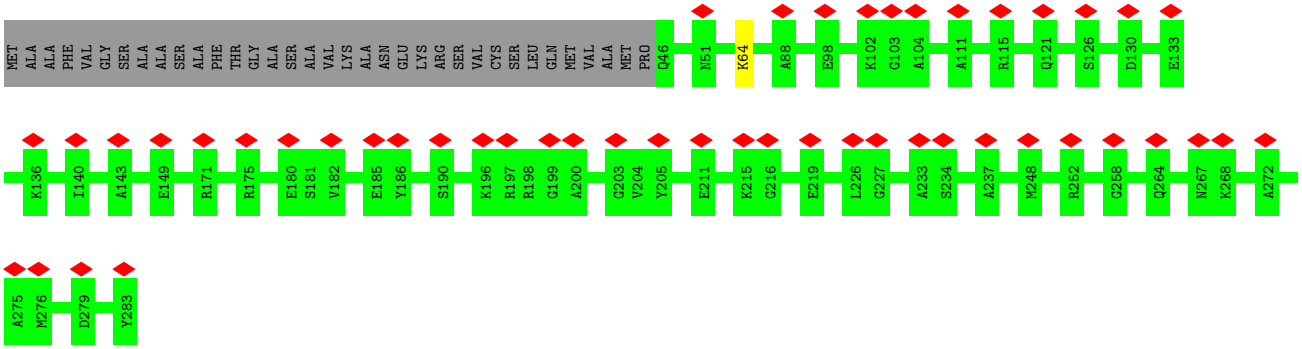

• Molecule 13: R-phycoerythrin gamma chain, chloroplastic

Chain xK:

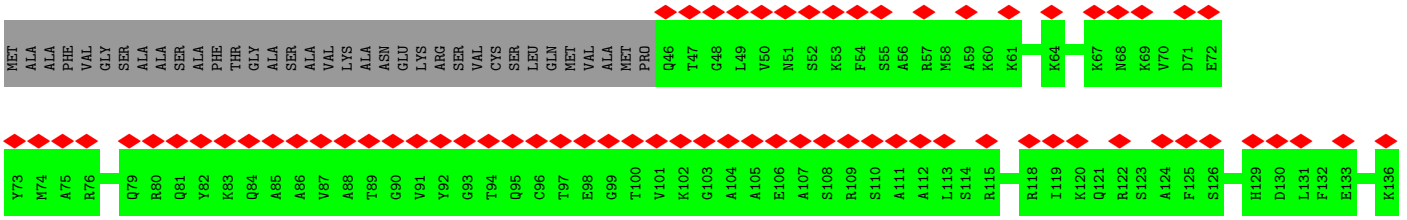

• Molecule 14: R-phycoerythrin gamma chain, chloroplastic

Chain BJ:

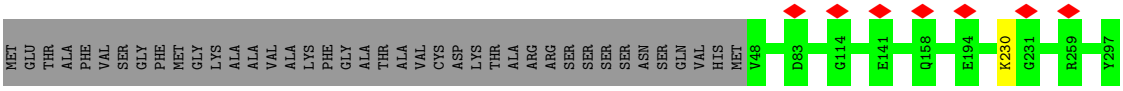

• Molecule 14: R-phycoerythrin gamma chain, chloroplastic

Chain BM:

• Molecule 14: R-phycoerythrin gamma chain, chloroplastic

Chain yF:



• Molecule 14: R-phycoerythrin gamma chain, chloroplastic

Chain yK:

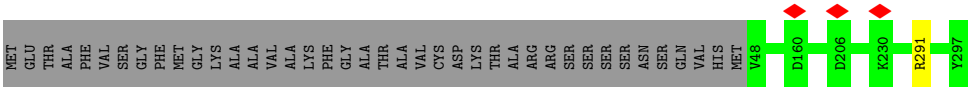

• Molecule 15: Photosystem II protein D1

Chain AL:

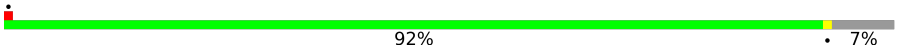

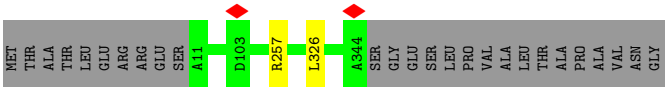

• Molecule 15: Photosystem II protein D1

Chain A6:

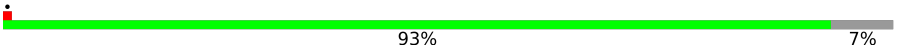

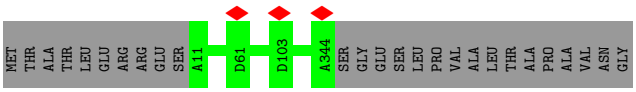

• Molecule 15: Photosystem II protein D1

Chain a6:

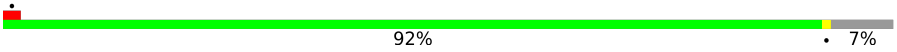

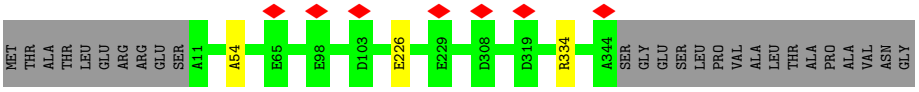

• Molecule 15: Photosystem II protein D1

Chain aL:

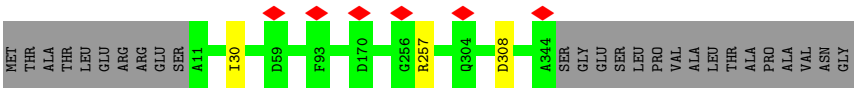

• Molecule 16: Photosystem II CP47 reaction center protein

Chain BL:

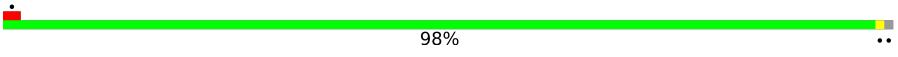

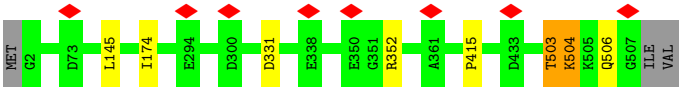

• Molecule 16: Photosystem II CP47 reaction center protein

Chain B6:

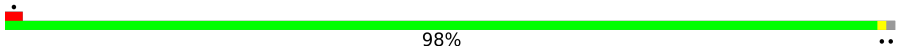

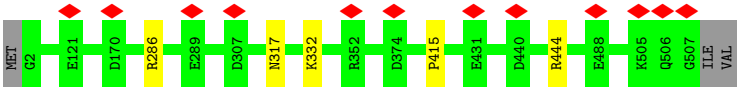

• Molecule 16: Photosystem II CP47 reaction center protein

Chain b6:

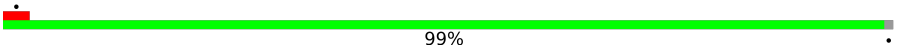

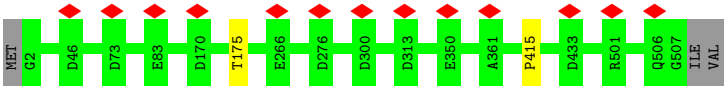

• Molecule 16: Photosystem II CP47 reaction center protein

Chain bL:

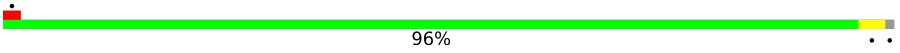

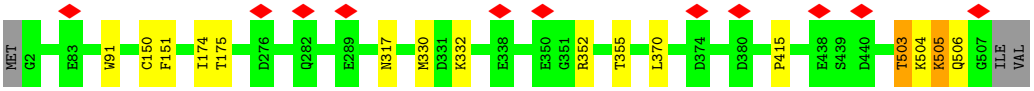

• Molecule 17: Photosystem II CP43 reaction center protein

Chain CL:

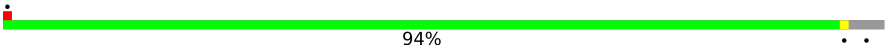

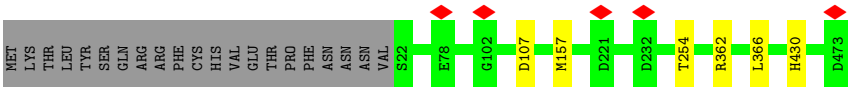

• Molecule 17: Photosystem II CP43 reaction center protein

Chain C6:

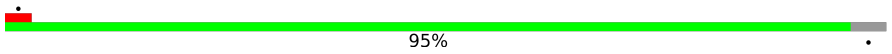

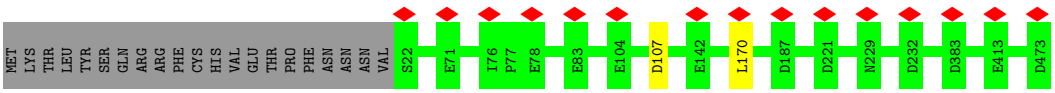

• Molecule 17: Photosystem II CP43 reaction center protein

Chain c6:

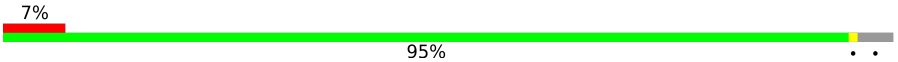

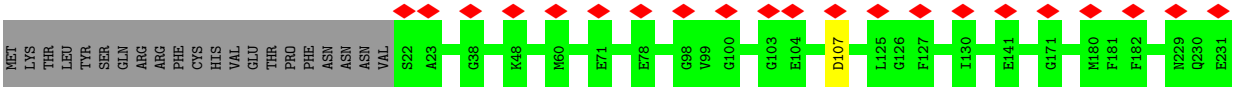

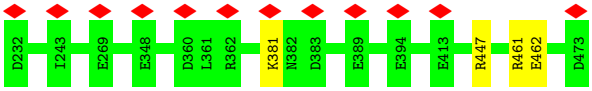

• Molecule 17: Photosystem II CP43 reaction center protein

Chain cL:

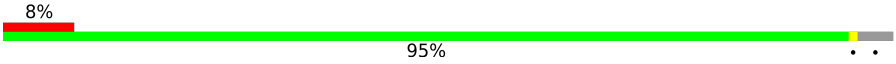

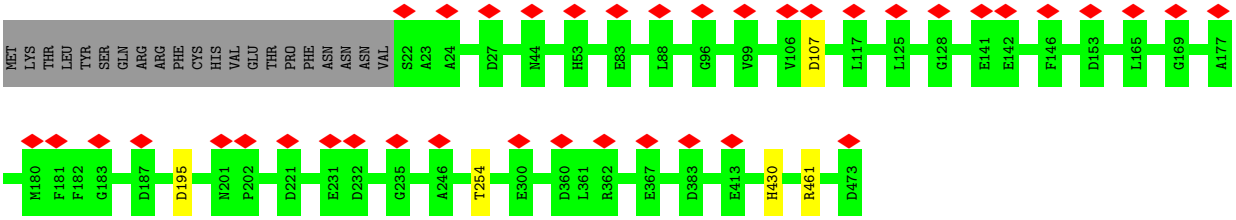

• Molecule 18: Photosystem II D2 protein

Chain DL:

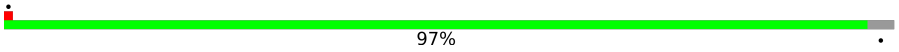

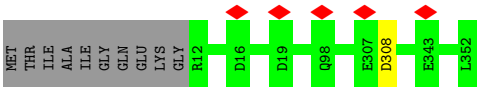

• Molecule 18: Photosystem II D2 protein

Chain D6:

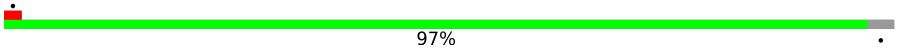

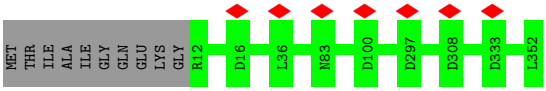

• Molecule 18: Photosystem II D2 protein

Chain d6:

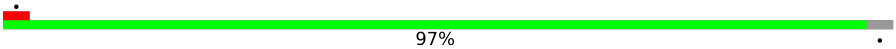

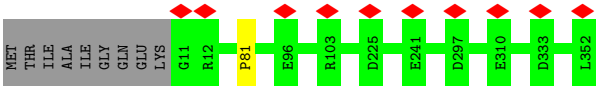

• Molecule 18: Photosystem II D2 protein

Chain dL:

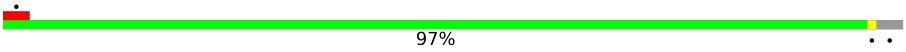

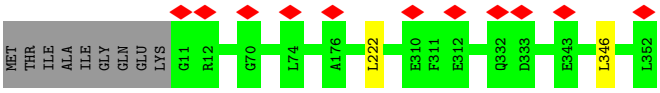

• Molecule 19: Cytochrome b559 subunit alpha

Chain EL:

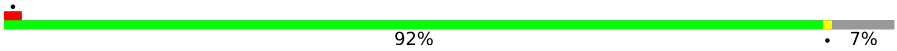

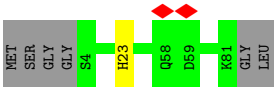

• Molecule 19: Cytochrome b559 subunit alpha

Chain E6:

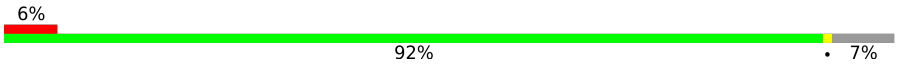

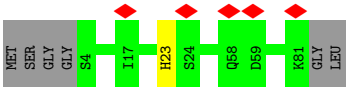

• Molecule 19: Cytochrome b559 subunit alpha

Chain e6:

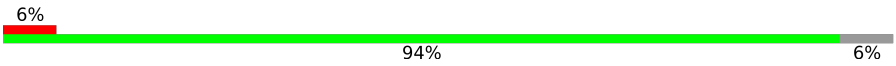

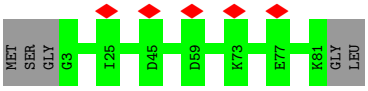

• Molecule 19: Cytochrome b559 subunit alpha

Chain eL:

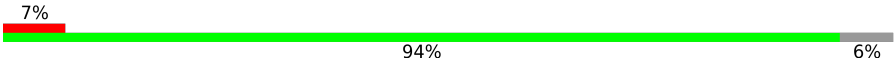

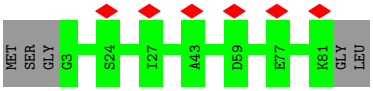

• Molecule 20: Cytochrome b559 subunit beta

Chain FL:

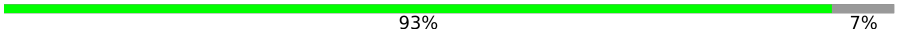

• Molecule 20: Cytochrome b559 subunit beta

Chain F6:

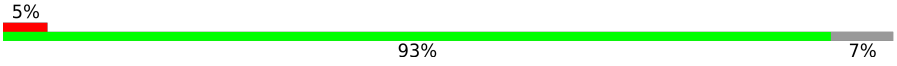

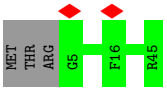

• Molecule 20: Cytochrome b559 subunit beta

Chain f6:

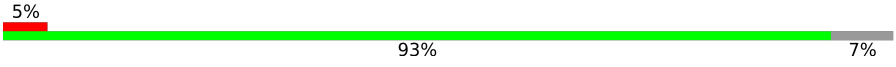

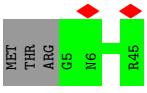

• Molecule 20: Cytochrome b559 subunit beta

Chain fL:

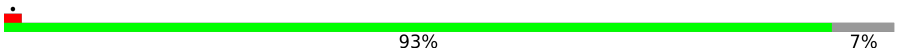

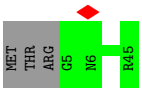

• Molecule 21: PSII_Pbs31 domain-containing protein

Chain GL:

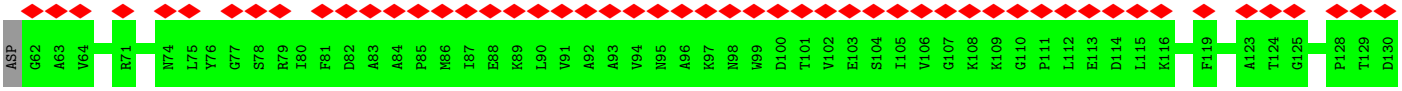

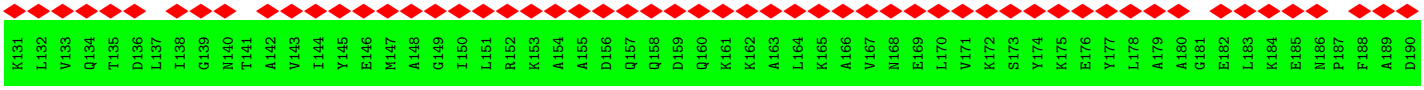

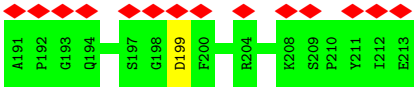

• Molecule 21: PSII_Pbs31 domain-containing protein

Chain G6:

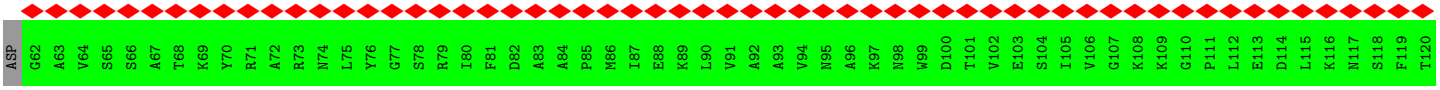

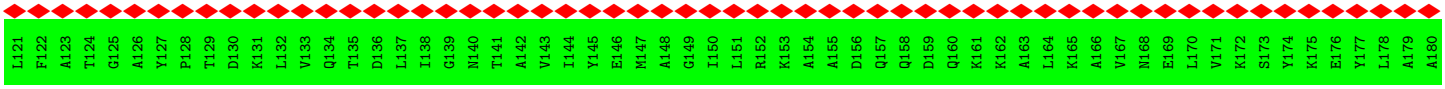

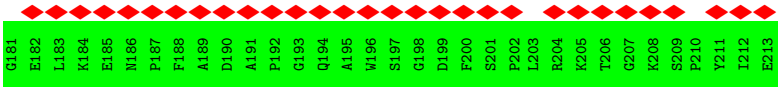

• Molecule 21: PSII_Pbs31 domain-containing protein

Chain g6:

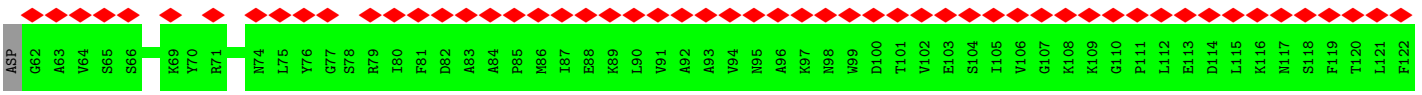

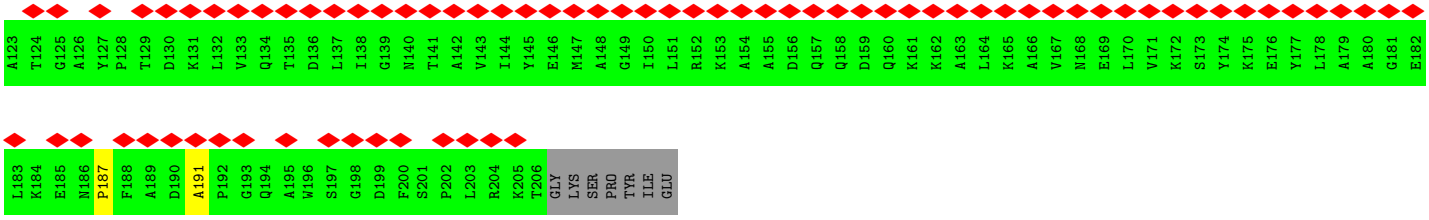

• Molecule 21: PSII_Pbs31 domain-containing protein

Chain gL:

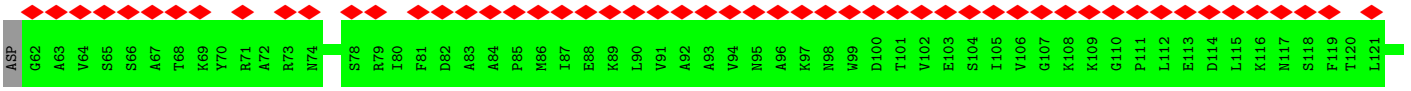

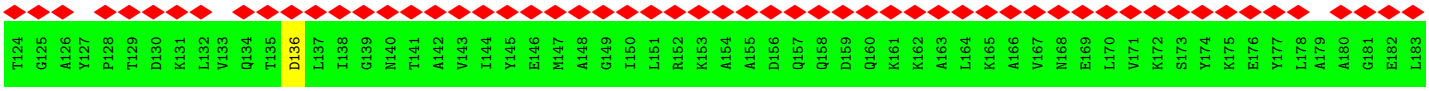

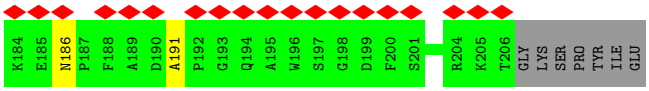

• Molecule 22: Photosystem II reaction center protein H

Chain HL:

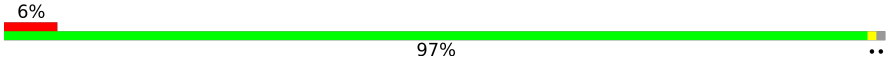

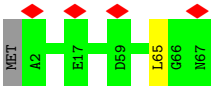

• Molecule 22: Photosystem II reaction center protein H

Chain H6:

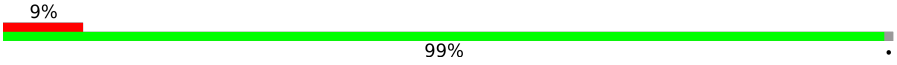

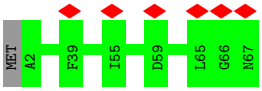

• Molecule 22: Photosystem II reaction center protein H

Chain h6:

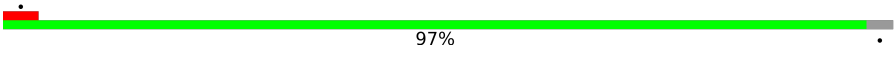

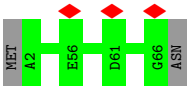

• Molecule 22: Photosystem II reaction center protein H

Chain hL:

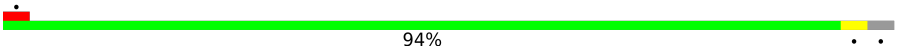

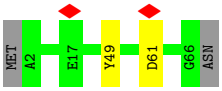

• Molecule 23: Photosystem II reaction center protein I

Chain IL:

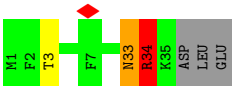

• Molecule 23: Photosystem II reaction center protein I

Chain I6:

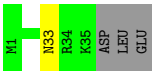

• Molecule 23: Photosystem II reaction center protein I

Chain i6:

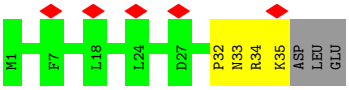

• Molecule 23: Photosystem II reaction center protein I

Chain iL:

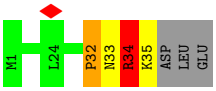

• Molecule 24: Photosystem II reaction center protein J

Chain JL:

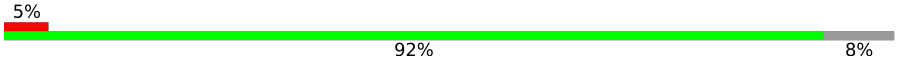

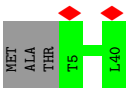

• Molecule 24: Photosystem II reaction center protein J

Chain J6:

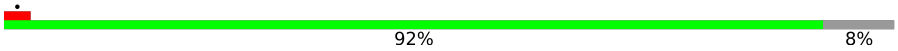

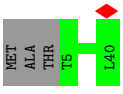

• Molecule 24: Photosystem II reaction center protein J

Chain j6:

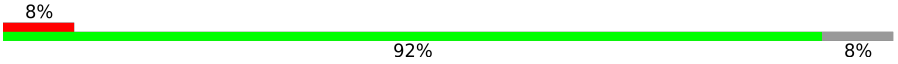

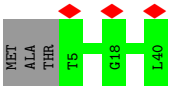

• Molecule 24: Photosystem II reaction center protein J

Chain jL:

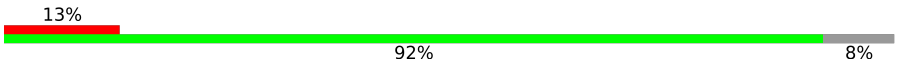

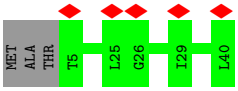

• Molecule 25: Photosystem II reaction center protein K

Chain KL:

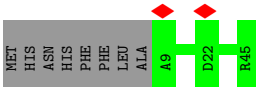

• Molecule 25: Photosystem II reaction center protein K

Chain K6:

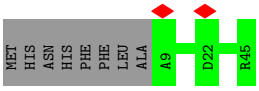

• Molecule 25: Photosystem II reaction center protein K

Chain k6:

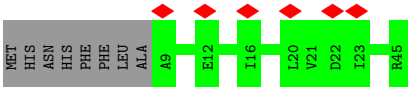

• Molecule 25: Photosystem II reaction center protein K

Chain kL:

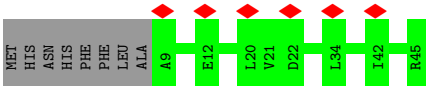

• Molecule 26: PsbL

Chain LL:

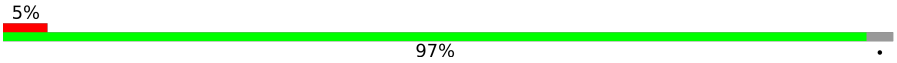

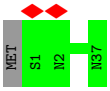

• Molecule 26: PsbL

Chain L6:

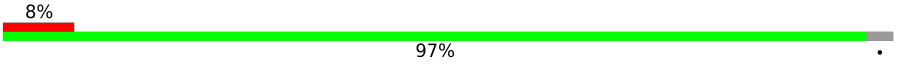

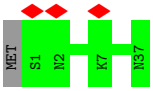

• Molecule 26: PsbL

Chain l6:

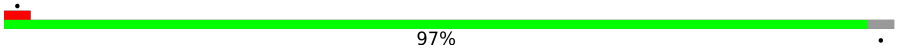

• Molecule 26: PsbL

Chain lL:

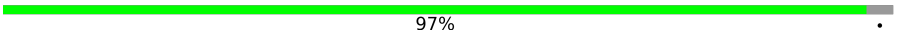

• Molecule 27: PsbM

Chain ML:



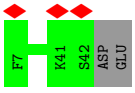

• Molecule 27: PsbM

Chain M6:



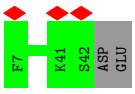

• Molecule 27: PsbM

Chain m6:



• Molecule 27: PsbM



• Molecule 28: Psb34

There are no outlier residues recorded for this chain.

• Molecule 28: Psb34

• Molecule 28: Psb34

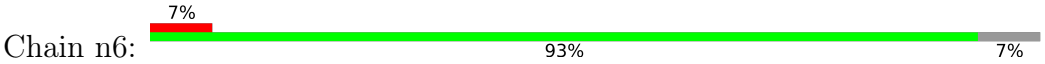

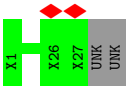

• Molecule 28: Psb34

• Molecule 29: Oxygen-evolving enhancer protein

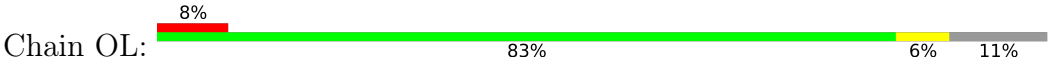

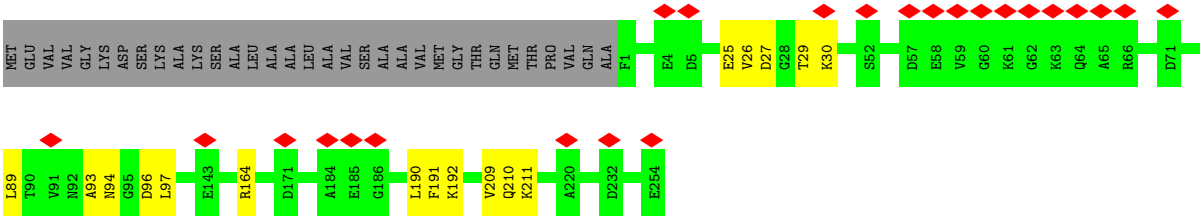

• Molecule 29: Oxygen-evolving enhancer protein

Chain O6:

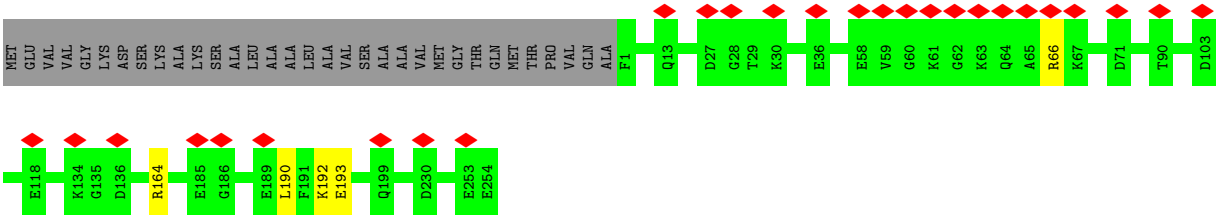

• Molecule 29: Oxygen-evolving enhancer protein

Chain o6:

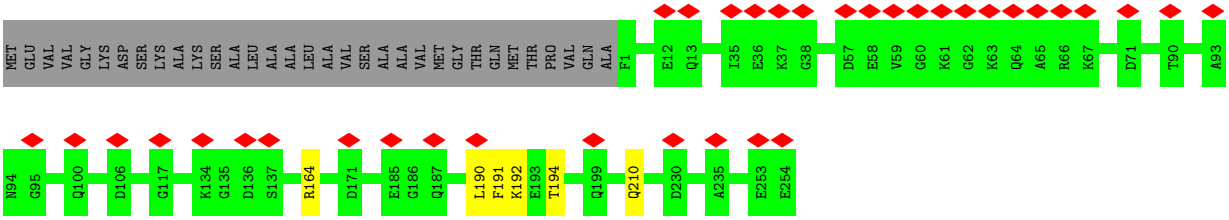

• Molecule 29: Oxygen-evolving enhancer protein

Chain oL:

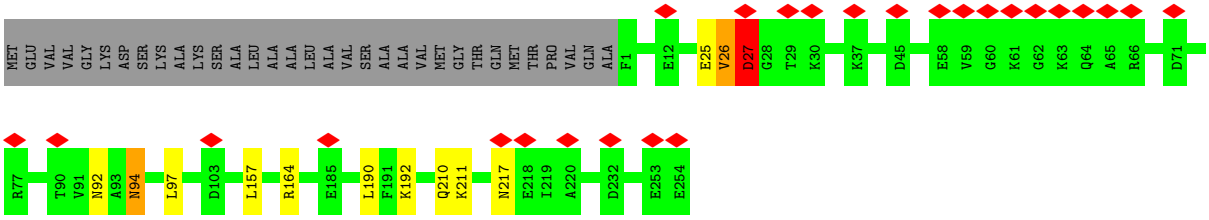

• Molecule 30: PsbQ'

Chain QL:

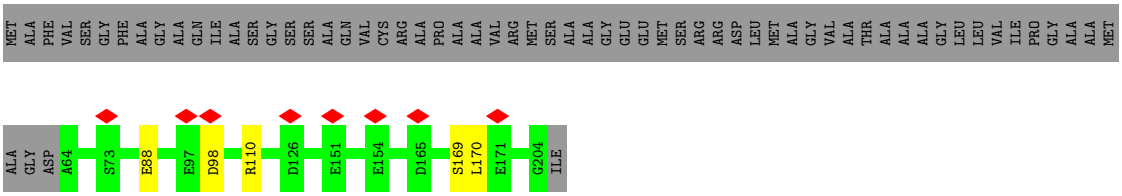

• Molecule 30: PsbQ'

Chain Q6:

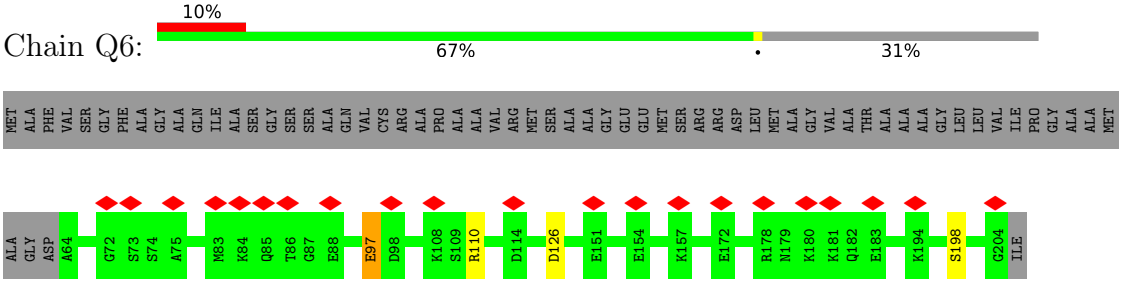

• Molecule 30: PsbQ'

Chain q6:

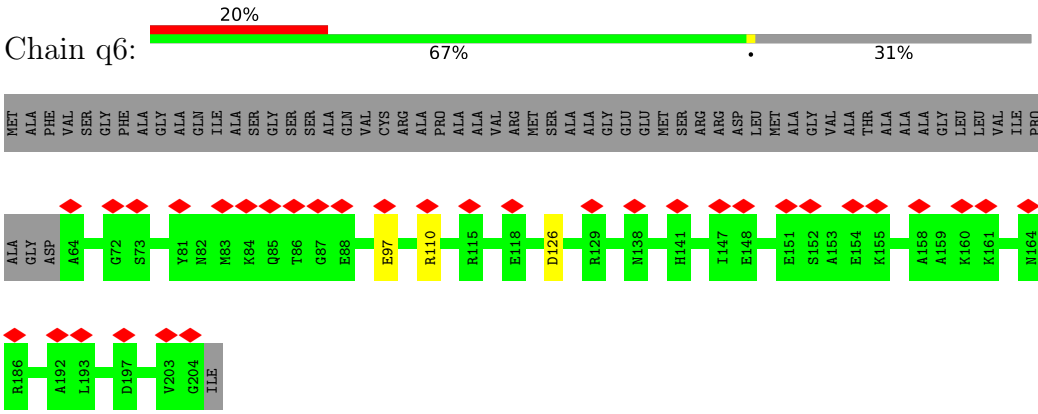

• Molecule 30: PsbQ'

Chain qL:

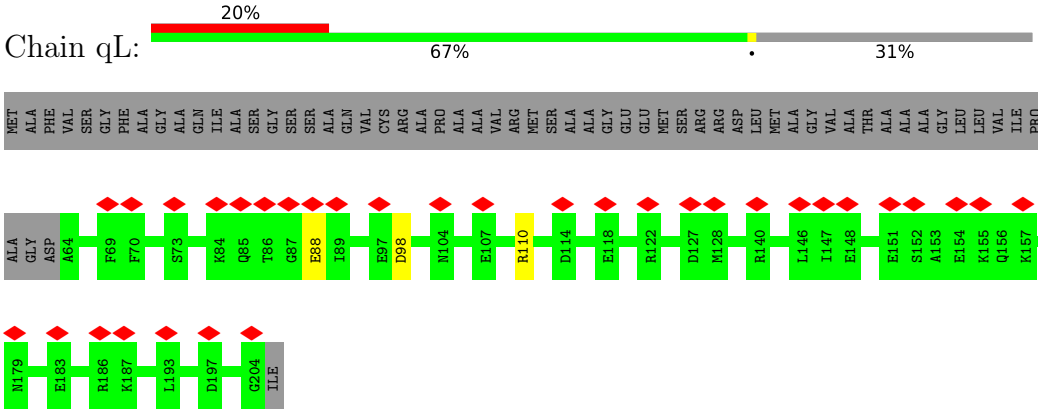

• Molecule 31: Photosystem II protein Y

Chain RL:

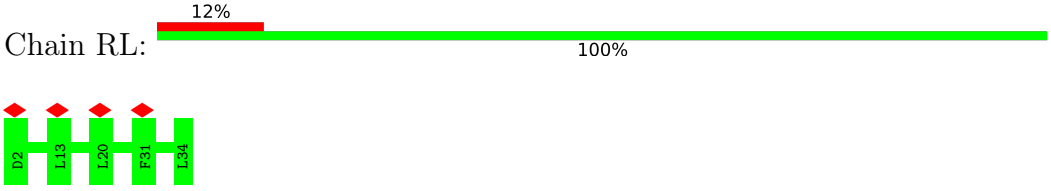

• Molecule 31: Photosystem II protein Y

Chain R6:

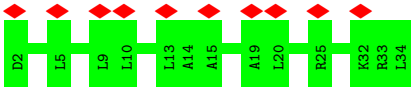

• Molecule 31: Photosystem II protein Y

Chain r6:

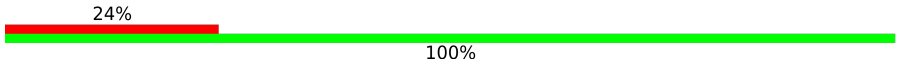

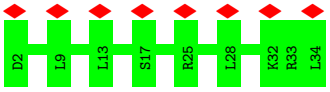

• Molecule 31: Photosystem II protein Y

Chain rL:

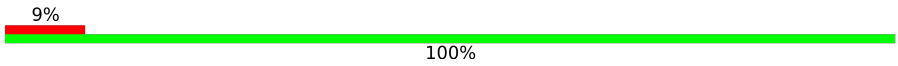

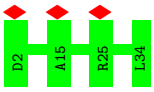

• Molecule 32: LPP1

Chain SL:

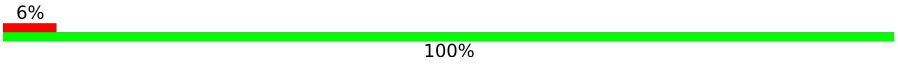

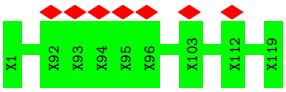

• Molecule 32: LPP1

Chain S6:

• Molecule 33: Photosystem II reaction center protein T

Chain TL:

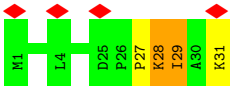

• Molecule 33: Photosystem II reaction center protein T

Chain T6:

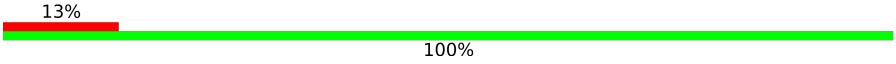

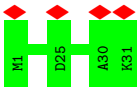

• Molecule 33: Photosystem II reaction center protein T

Chain t6:

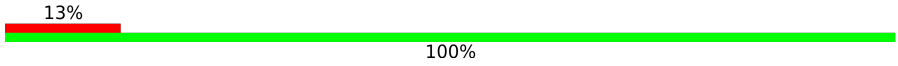

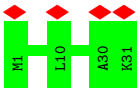

• Molecule 33: Photosystem II reaction center protein T

Chain tL:

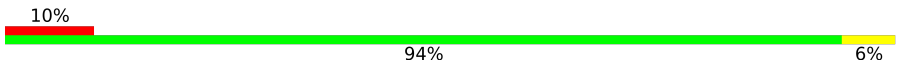

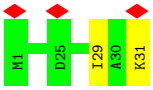

• Molecule 34: PS II complex 12 kDa extrinsic protein

Chain UL:

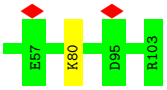

• Molecule 34: PS II complex 12 kDa extrinsic protein

Chain U6:





• Molecule 34: PS II complex 12 kDa extrinsic protein

Chain u6:



• Molecule 34: PS II complex 12 kDa extrinsic protein

Chain uL:



• Molecule 35: Cytochrome c550

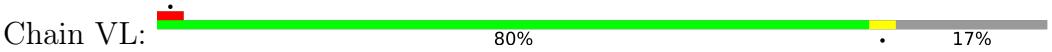



• Molecule 35: Cytochrome c550

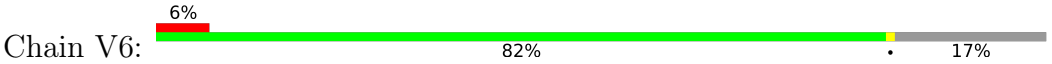

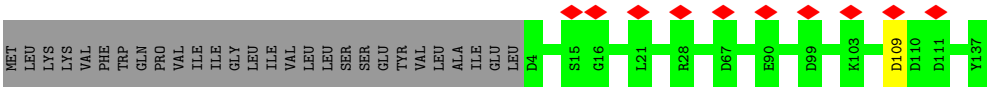

• Molecule 35: Cytochrome c550

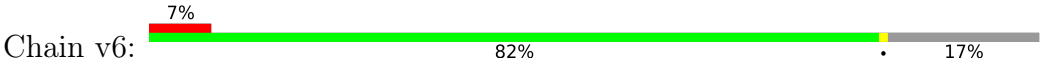

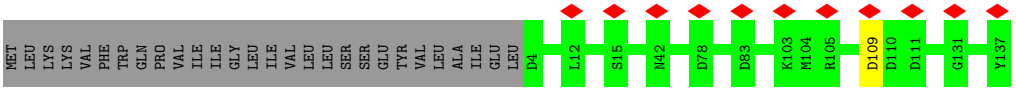

• Molecule 35: Cytochrome c550

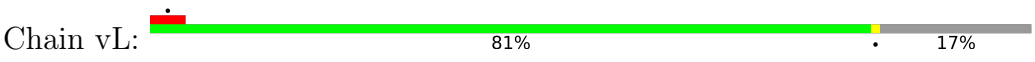

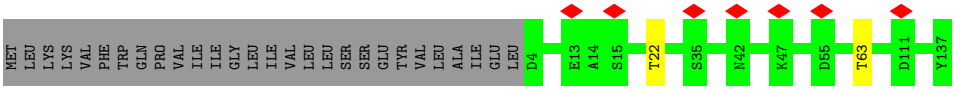

• Molecule 36: PsbW

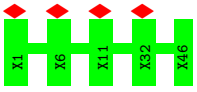

• Molecule 36: PsbW

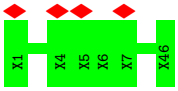

• Molecule 36: PsbW

Chain w6:

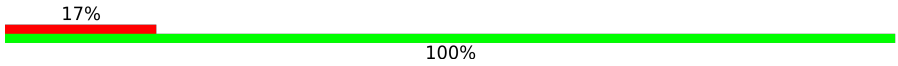

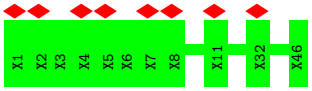

• Molecule 36: PsbW

Chain wL:

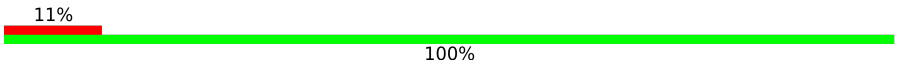

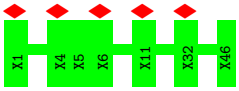

• Molecule 37: Photosystem II reaction center X protein

Chain XL:

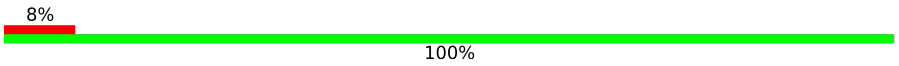

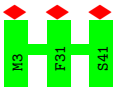

• Molecule 37: Photosystem II reaction center X protein

Chain X6:

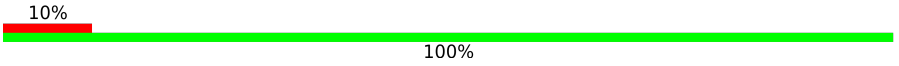

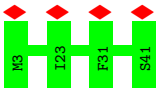

• Molecule 37: Photosystem II reaction center X protein

Chain x6:

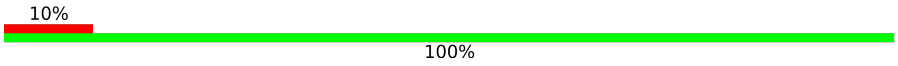

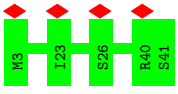

• Molecule 37: Photosystem II reaction center X protein

Chain xL:

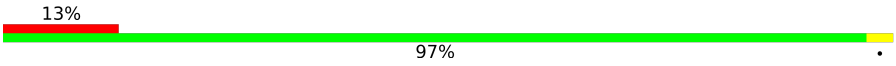

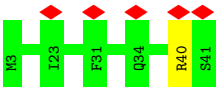

• Molecule 38: Photosystem II reaction center protein Ycf12

Chain YL:

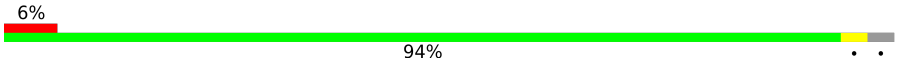

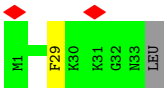

• Molecule 38: Photosystem II reaction center protein Ycf12

Chain Y6:

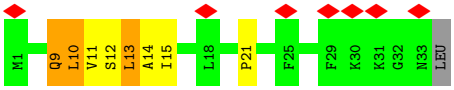

• Molecule 38: Photosystem II reaction center protein Ycf12

Chain y6:

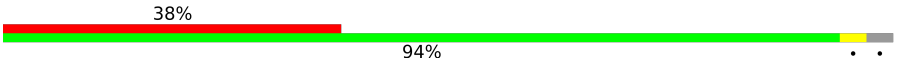

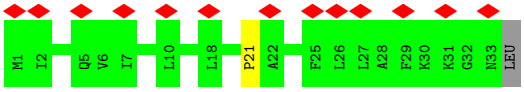

• Molecule 38: Photosystem II reaction center protein Ycf12

Chain yL:

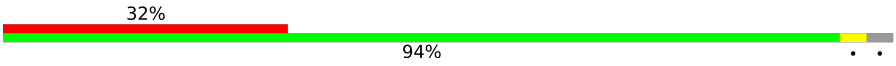

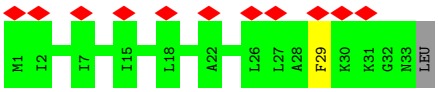

• Molecule 39: Photosystem II reaction center protein Z

Chain ZL:

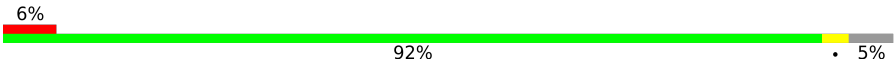

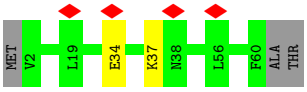

• Molecule 39: Photosystem II reaction center protein Z

Chain Z6:

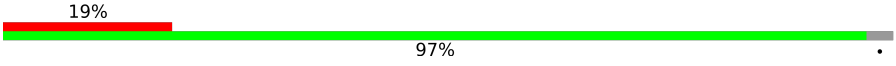

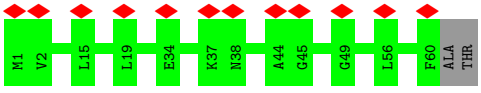

• Molecule 39: Photosystem II reaction center protein Z

Chain z6:

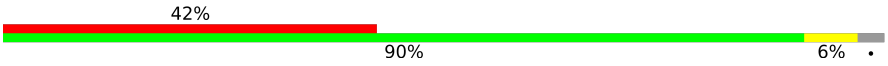

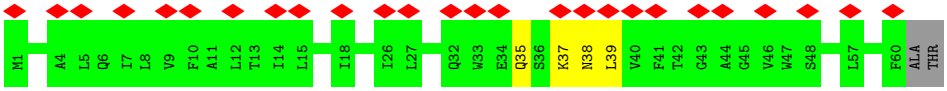

• Molecule 39: Photosystem II reaction center protein Z

Chain zL:

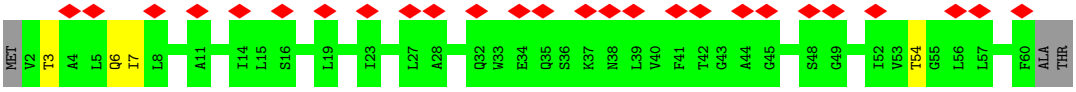

• Molecule 40: PsaA

Chain AN:

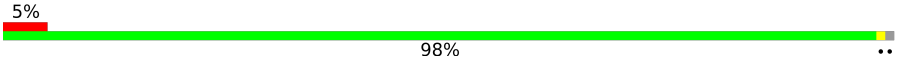

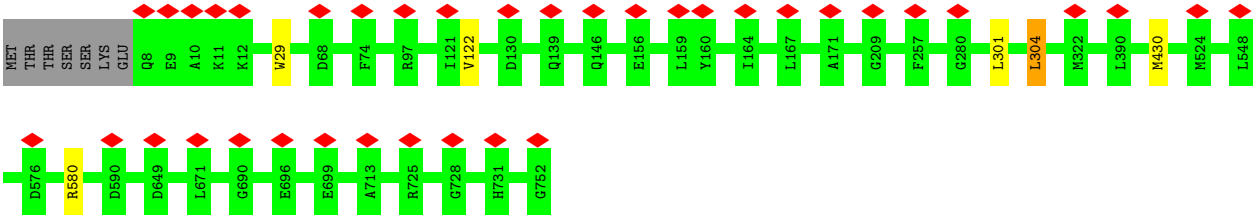

• Molecule 40: PsaA

Chain A2:

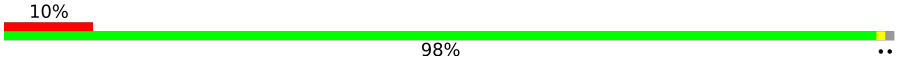

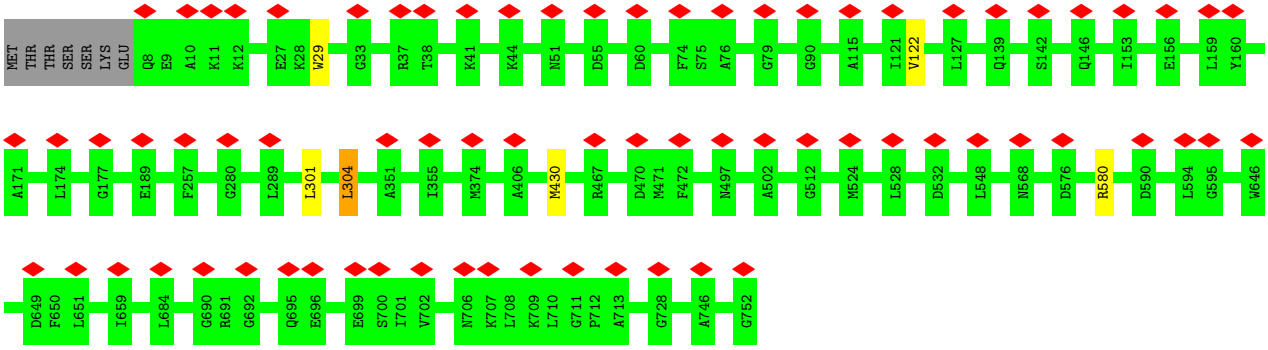

• Molecule 41: Photosystem I P700 chlorophyll a apoprotein A2

Chain BN:

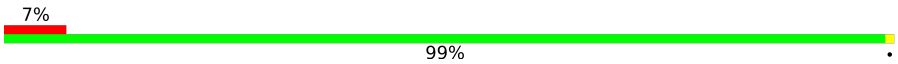

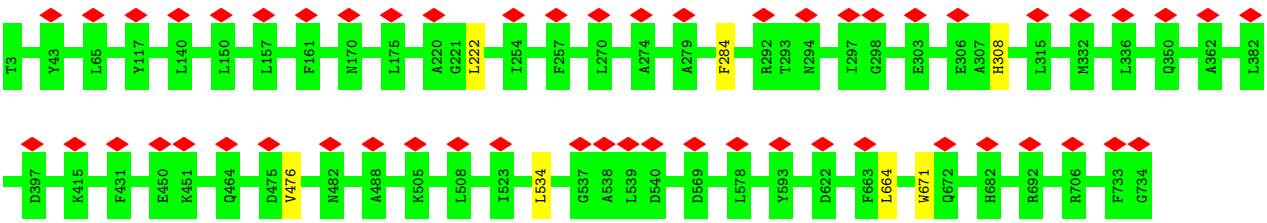

• Molecule 41: Photosystem I P700 chlorophyll a apoprotein A2

Chain B2:

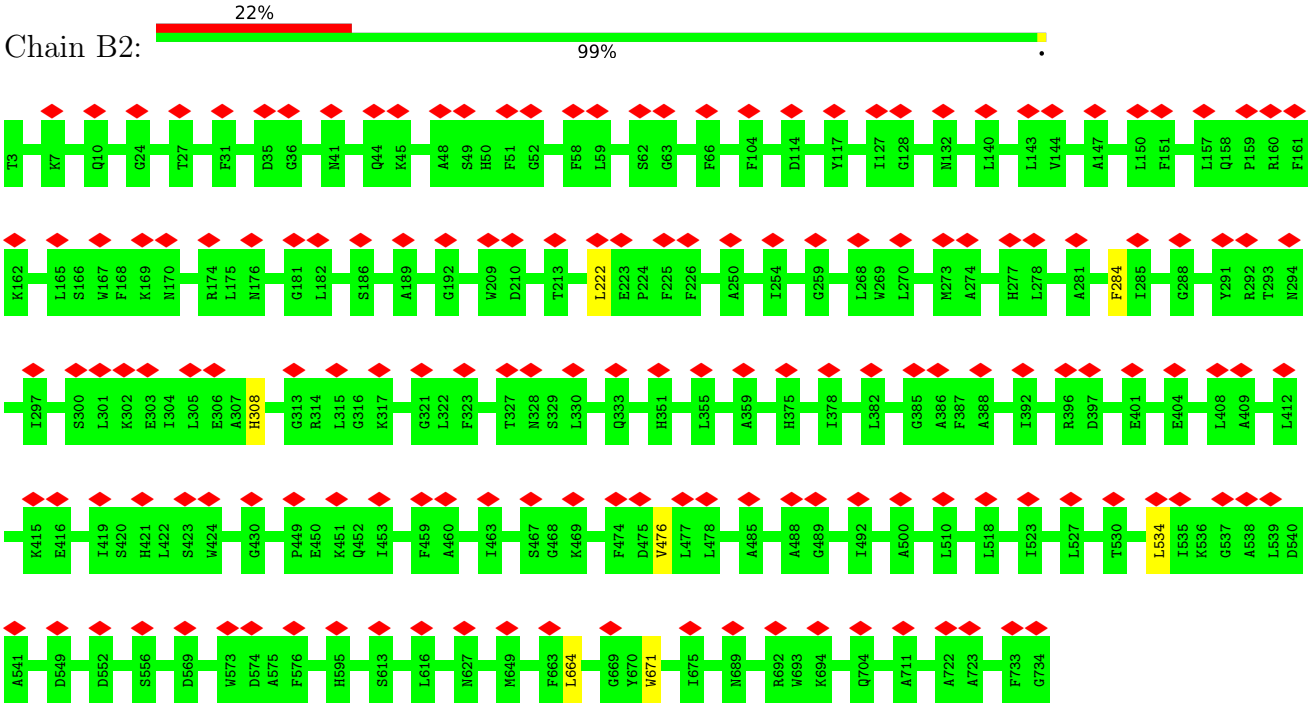

• Molecule 42: Photosystem I iron-sulfur center

Chain CN:

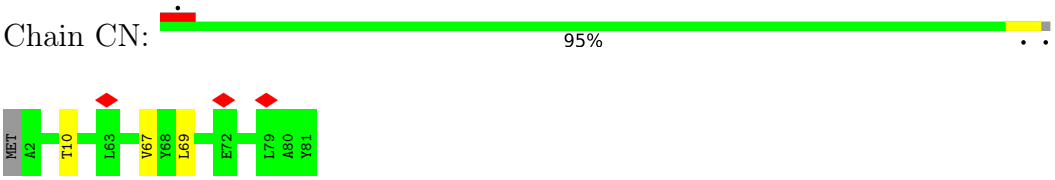

• Molecule 42: Photosystem I iron-sulfur center

Chain C2:

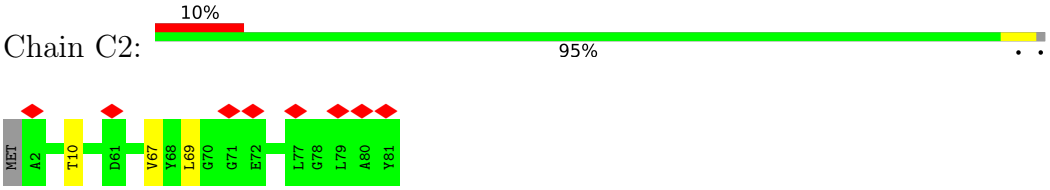

• Molecule 43: Photosystem I reaction center subunit II

Chain DN:

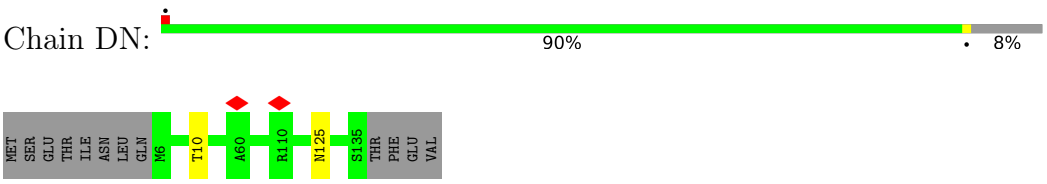

• Molecule 43: Photosystem I reaction center subunit II

Chain D2:

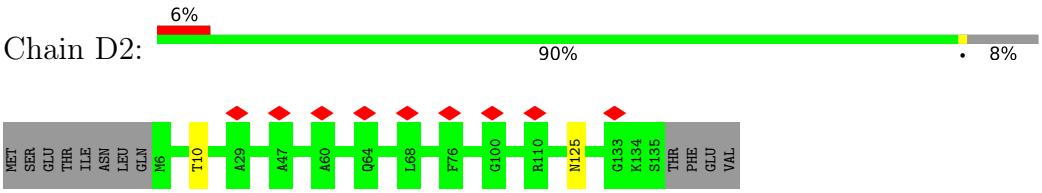

• Molecule 44: Photosystem I reaction center subunit IV

Chain EN:

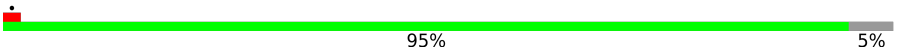

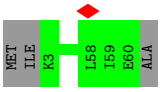

• Molecule 44: Photosystem I reaction center subunit IV

Chain E2:

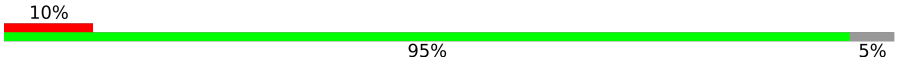

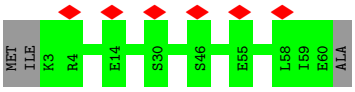

• Molecule 45: Photosystem I reaction center subunit III

Chain FN:

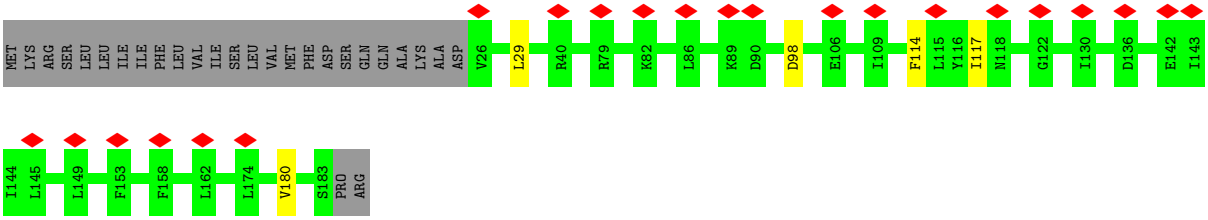

• Molecule 45: Photosystem I reaction center subunit III

Chain F2:

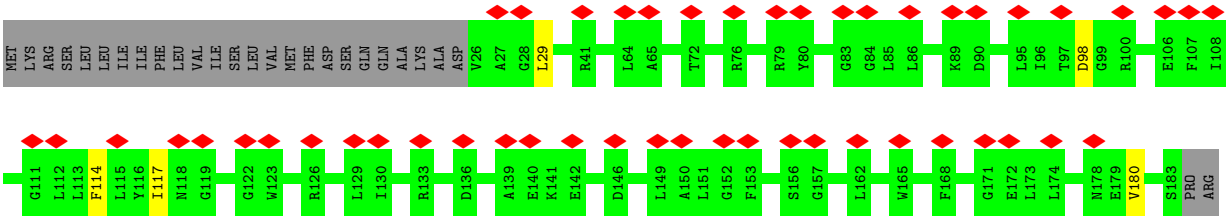

• Molecule 46: Cytochrome c6

Chain GN:

• Molecule 46: Cytochrome c6

Chain G2:

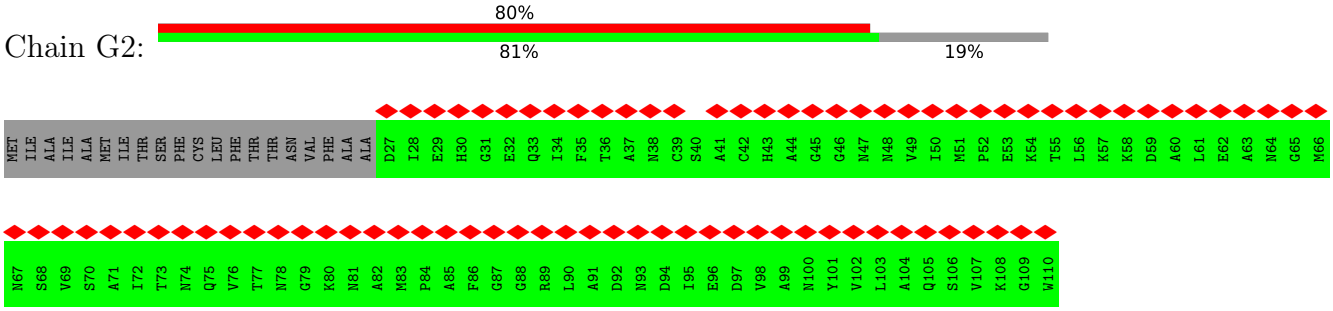

• Molecule 47: Photosystem I reaction center subunit VIII

Chain IN:

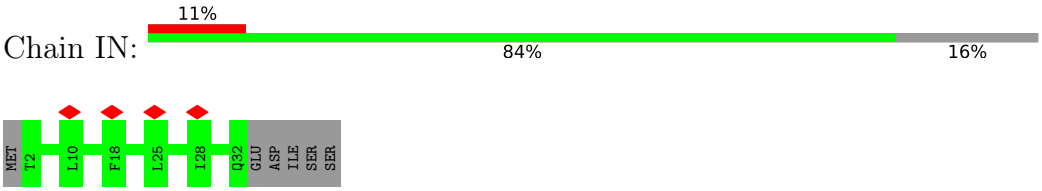

• Molecule 47: Photosystem I reaction center subunit VIII

Chain I2:

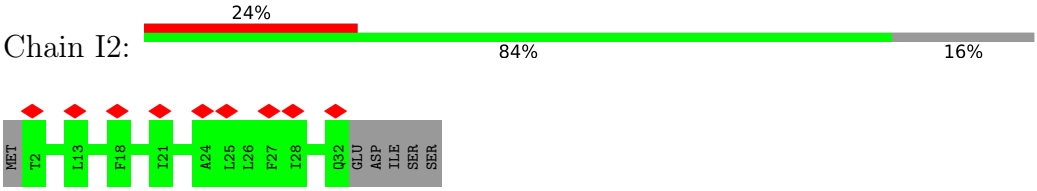

• Molecule 48: Photosystem I reaction center subunit IX

Chain JN:

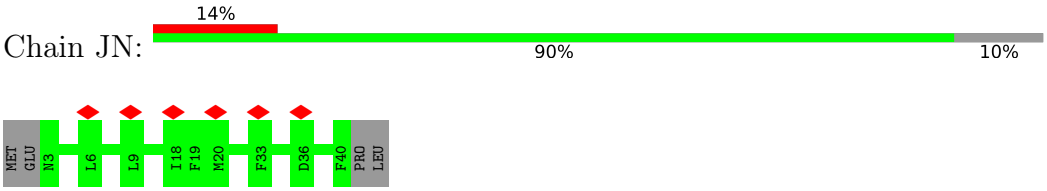

• Molecule 48: Photosystem I reaction center subunit IX

Chain J2:

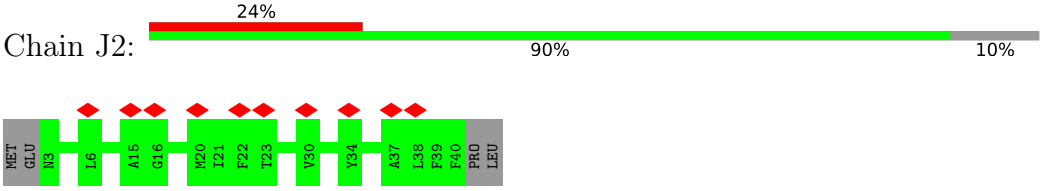

• Molecule 49: Photosystem I reaction center subunit PsaK

Chain KN:

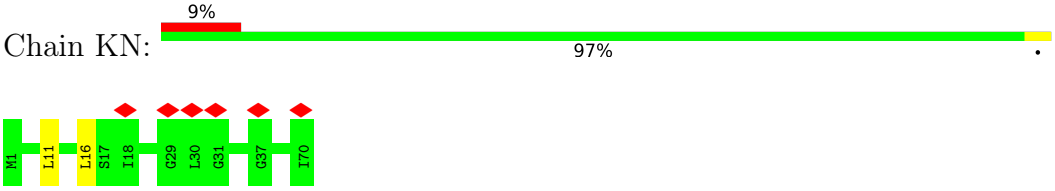

• Molecule 49: Photosystem I reaction center subunit PsaK

Chain K2:

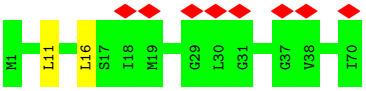

• Molecule 50: Photosystem I reaction center subunit XI

Chain LN:

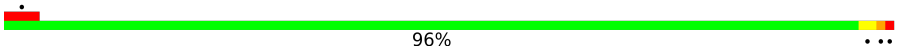

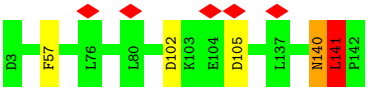

• Molecule 50: Photosystem I reaction center subunit XI

Chain L2:

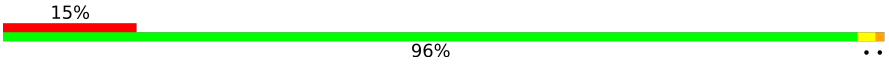

• Molecule 51: Photosystem I reaction center subunit XII

Chain MN:

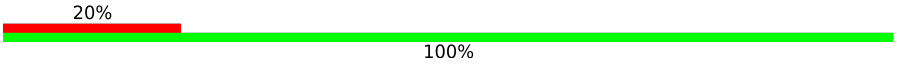

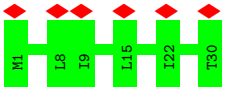

• Molecule 51: Photosystem I reaction center subunit XII

Chain M2:

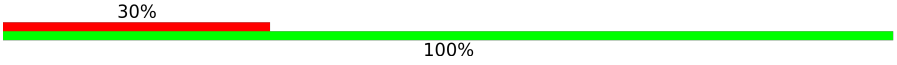

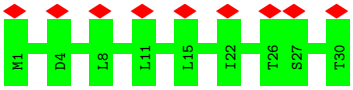

• Molecule 52: Ferredoxin

Chain NN:

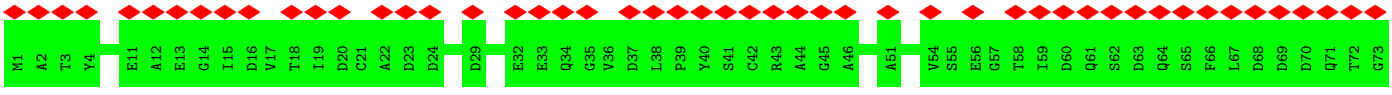

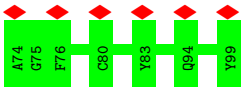

• Molecule 52: Ferredoxin

Chain N2:



• Molecule 53: Photosystem I subunit O

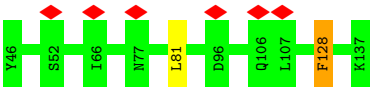

• Molecule 53: Photosystem I subunit O

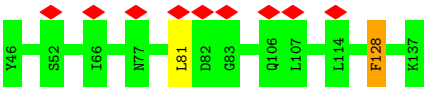

• Molecule 54: PsaR

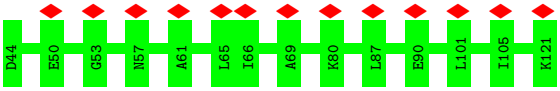

• Molecule 54: PsaR

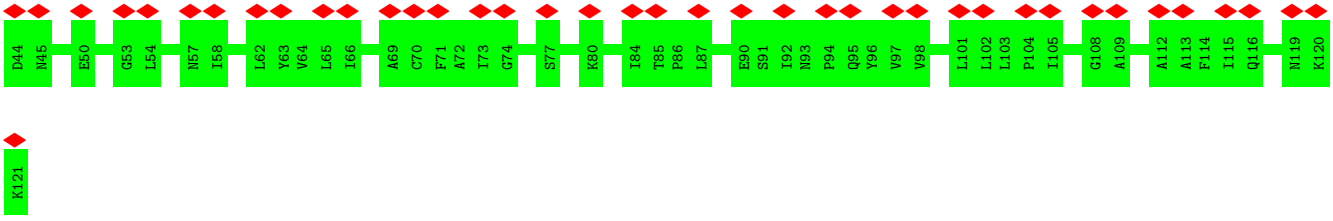

• Molecule 55: LPS1

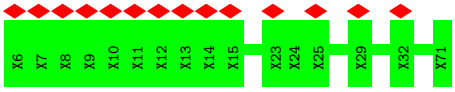

• Molecule 55: LPS1

Chain Z2:

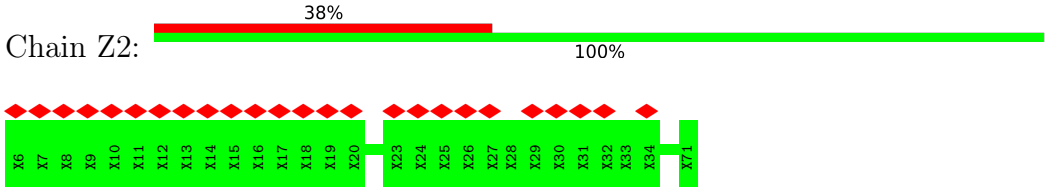

• Molecule 56: Phycobilisome 31.8 kDa linker polypeptide, phycoerythrin-associated, rod

Chain YP:

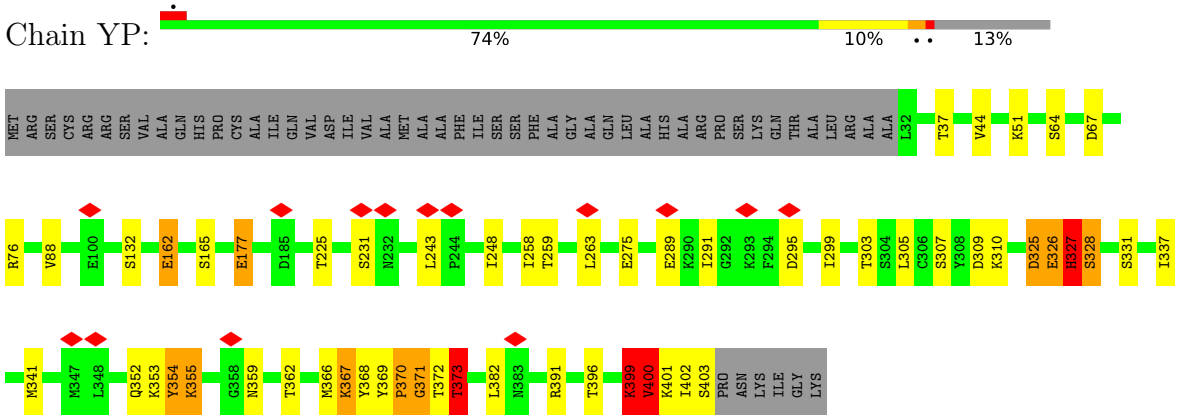

• Molecule 56: Phycobilisome 31.8 kDa linker polypeptide, phycoerythrin-associated, rod

Chain bP:

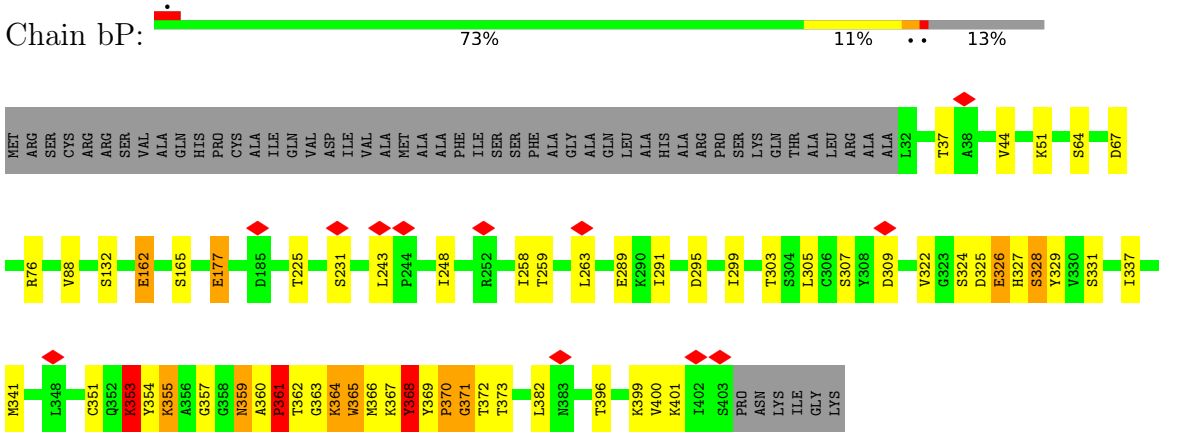

• Molecule 57: Chlorophyll a-b binding protein, chloroplastic

Chain 12:

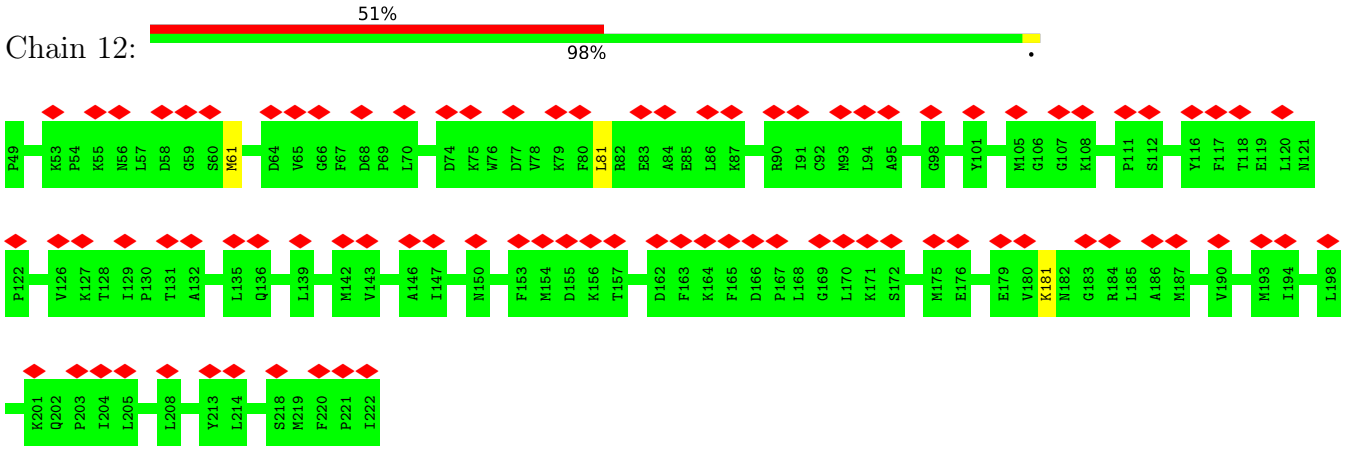

• Molecule 57: Chlorophyll a-b binding protein, chloroplastic

Chain 1N:

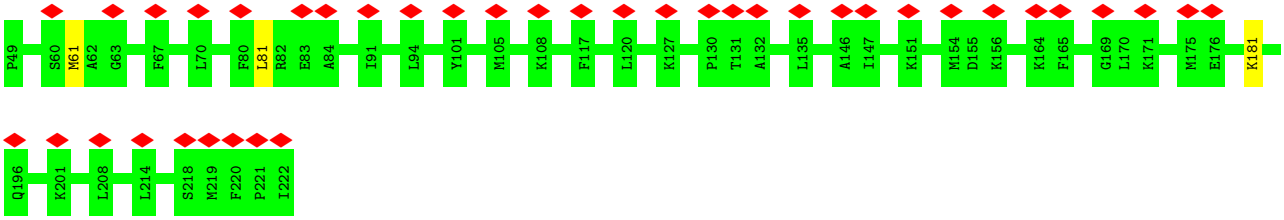

• Molecule 58: Chlorophyll a-b binding protein of LHCII type III, chloroplastic

Chain 22:

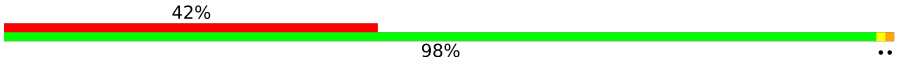

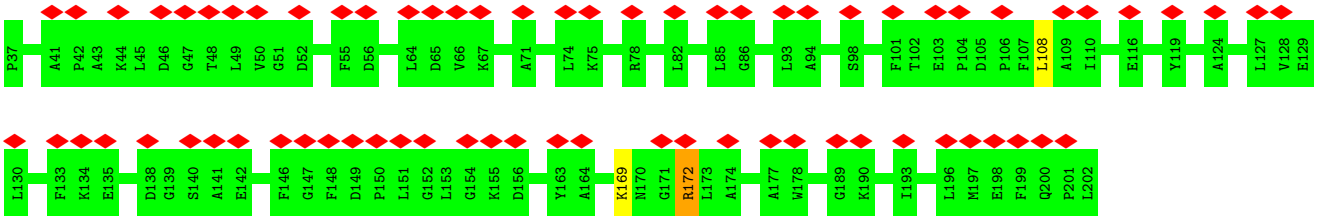

• Molecule 58: Chlorophyll a-b binding protein of LHCII type III, chloroplastic

Chain 2N:

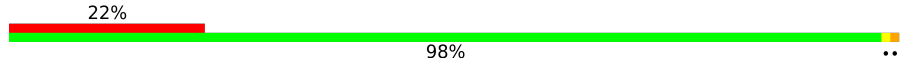

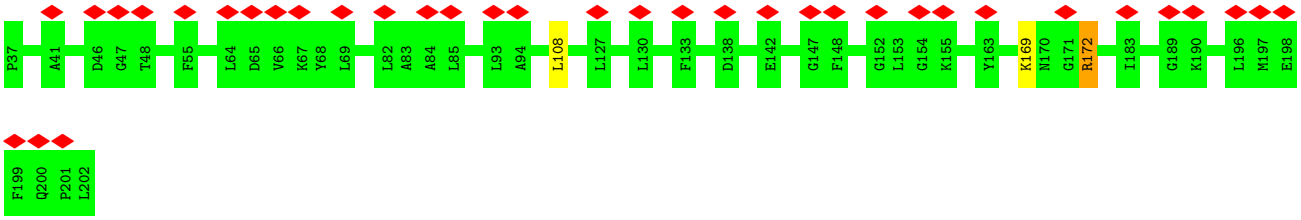

• Molecule 59: Chlorophyll a-b binding protein, chloroplastic

Chain 32:

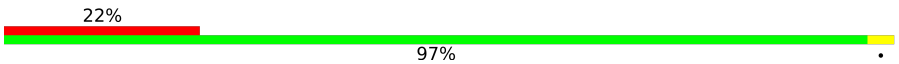

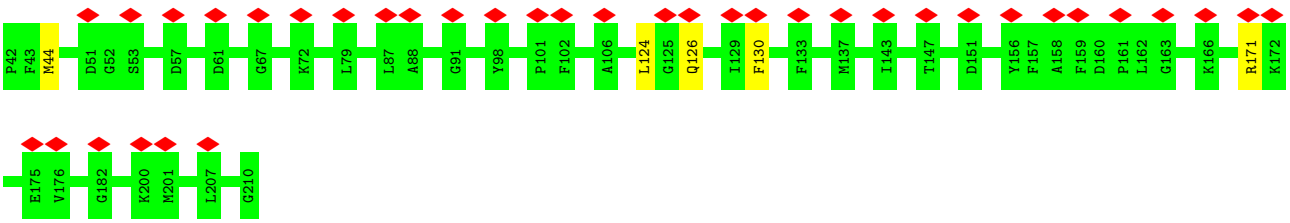

• Molecule 59: Chlorophyll a-b binding protein, chloroplastic

Chain 3N:

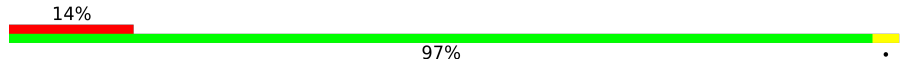

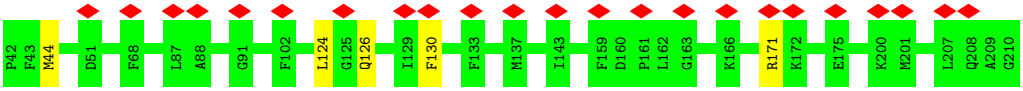

• Molecule 60: Chlorophyll a-b binding protein 1B-21, chloroplastic

Chain 42:

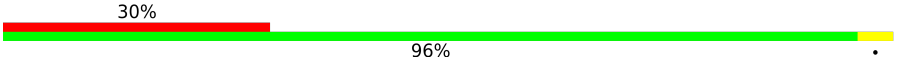

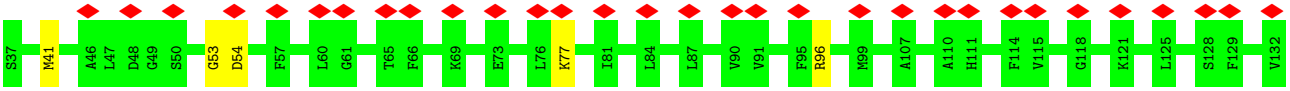

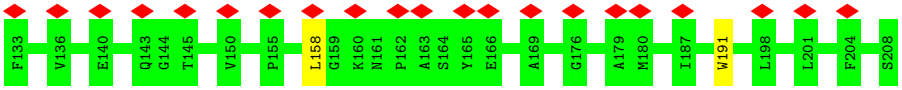

• Molecule 60: Chlorophyll a-b binding protein 1B-21, chloroplastic

Chain 4N:

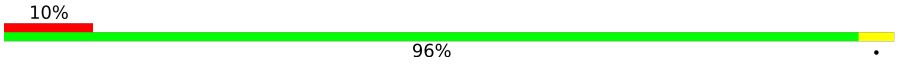

• Molecule 61: Chlorophyll a-b binding protein 1B-21, chloroplastic

Chain 52:

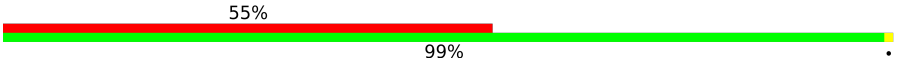

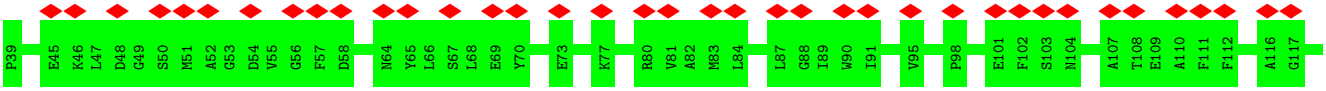

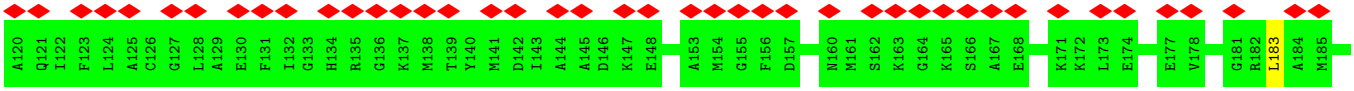

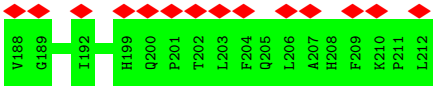

• Molecule 61: Chlorophyll a-b binding protein 1B-21, chloroplastic

Chain 5N:

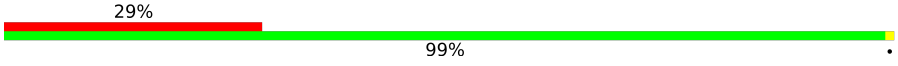

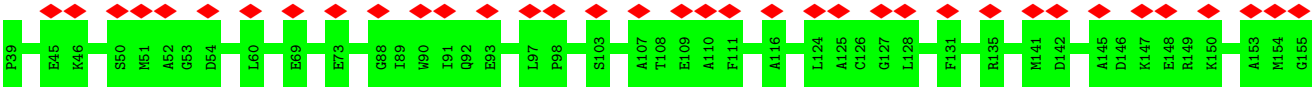

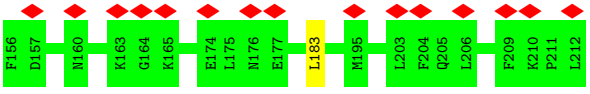

• Molecule 62: Chlorophyll a-b binding protein 1B-21, chloroplastic

Chain 62:

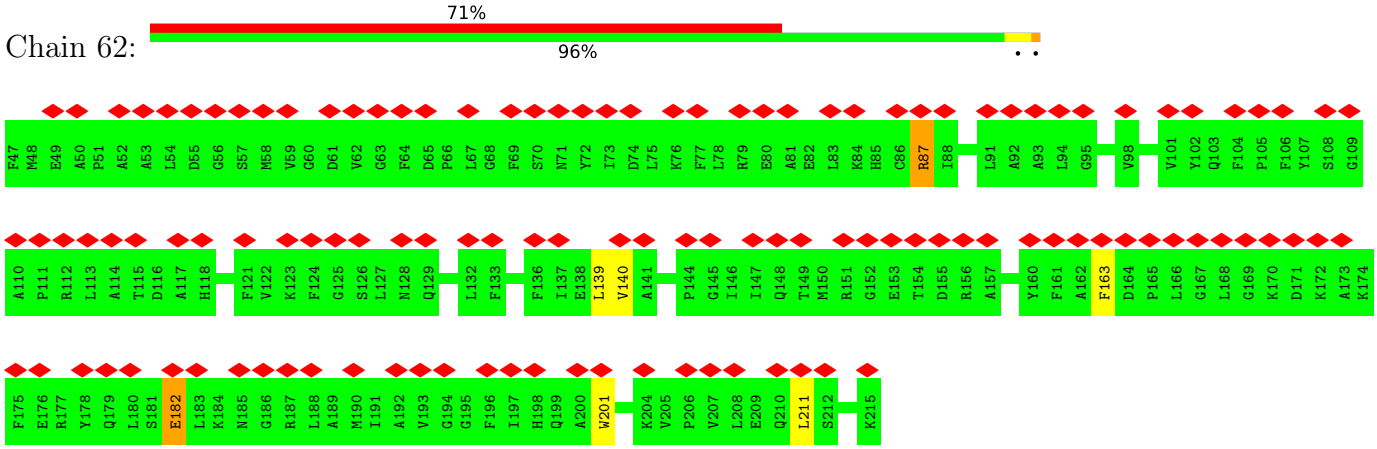

• Molecule 62: Chlorophyll a-b binding protein 1B-21, chloroplastic

Chain 6N:

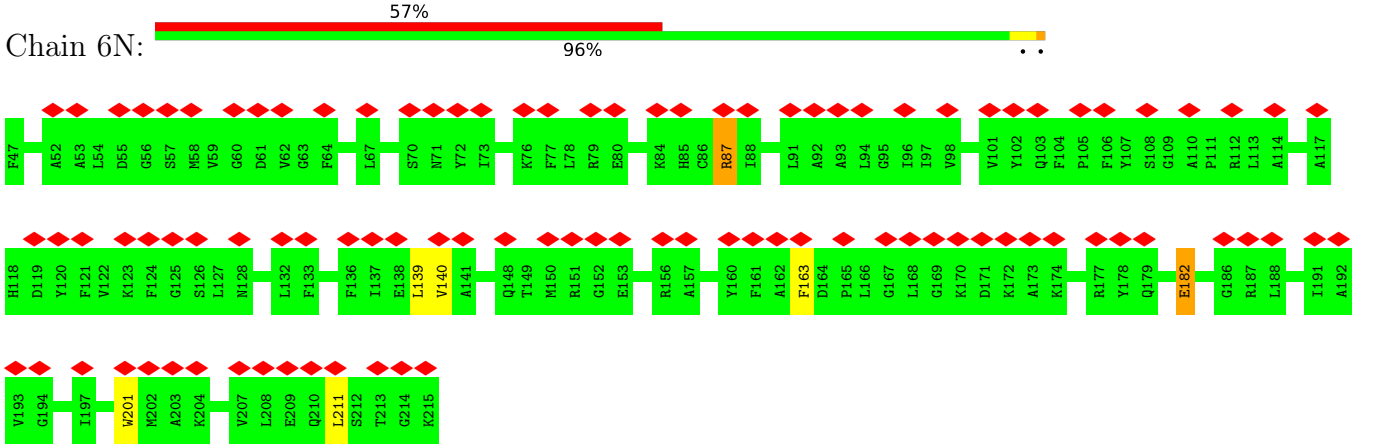

• Molecule 63: Fucoxanthin-chlorophyll a-c binding protein, chloroplastic

Chain 72:

• Molecule 63: Fucoxanthin-chlorophyll a-c binding protein, chloroplastic

Chain 7N:

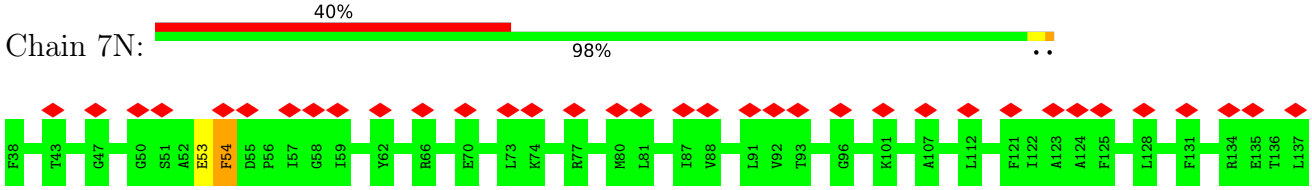

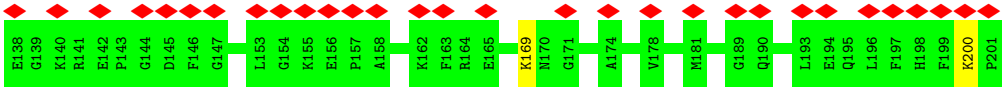

• Molecule 64: RedCAP

Chain 82:

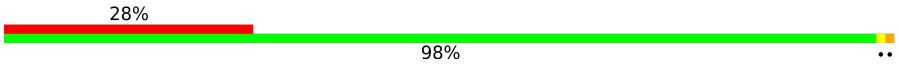

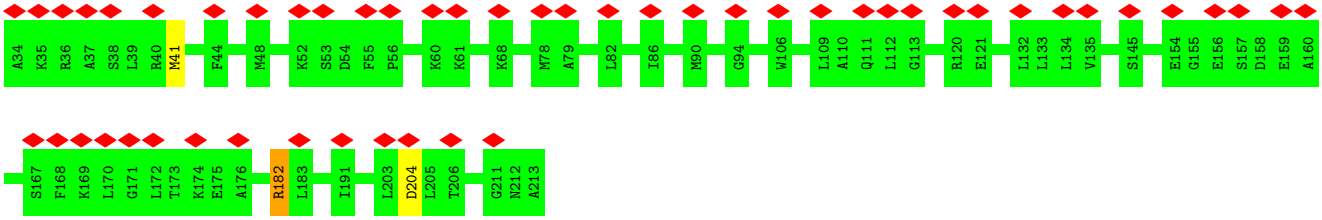

• Molecule 64: RedCAP

Chain 8N:

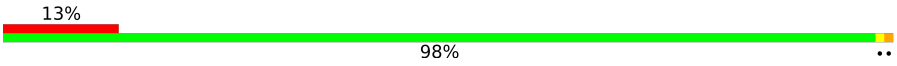

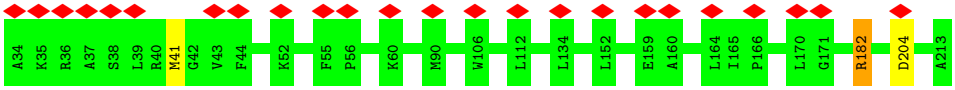

• Molecule 65: Lrc4

Chain 23:

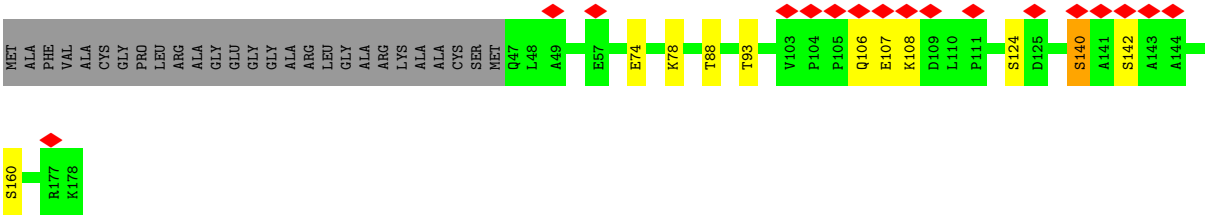

• Molecule 65: Lrc4

Chain Z3:

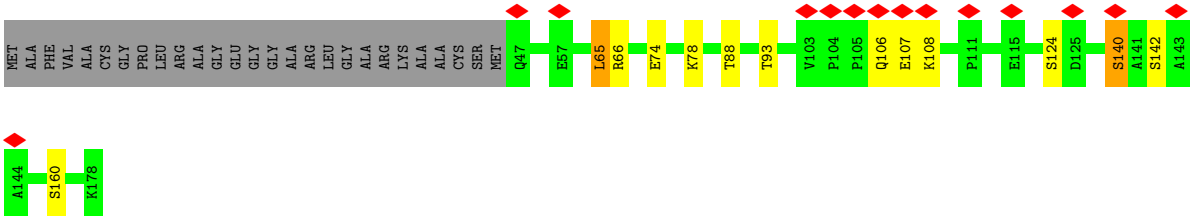

• Molecule 66: LRC5

Chain 33:

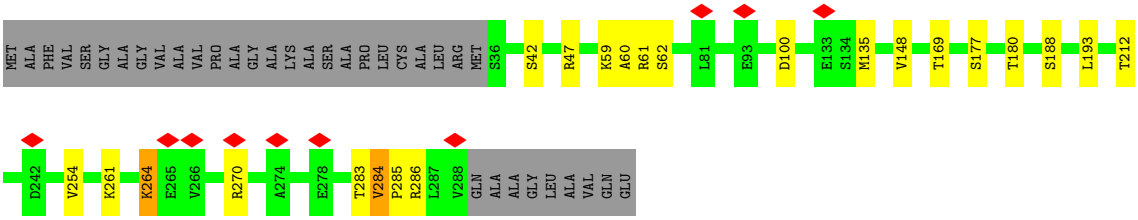

• Molecule 66: LRC5

Chain a3:

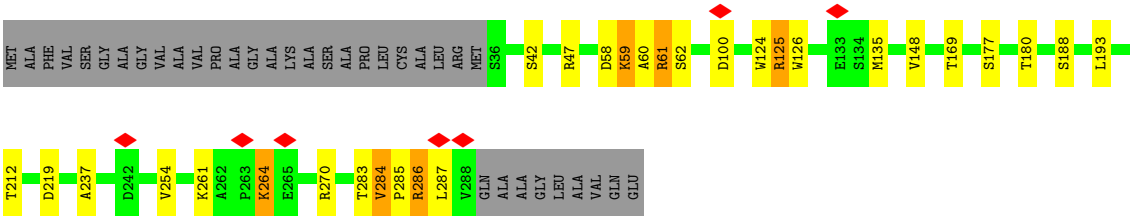

• Molecule 67: FAS1 domain-containing protein

Chain 43:

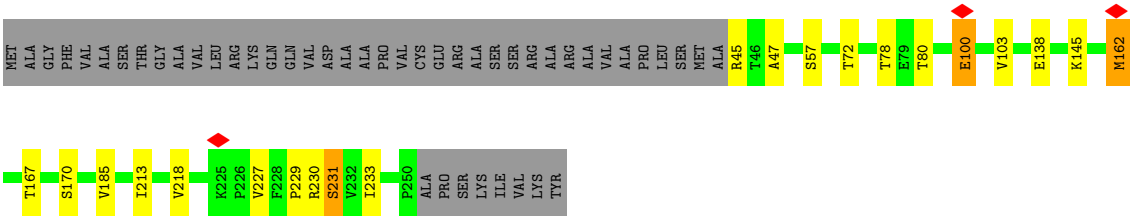

• Molecule 67: FAS1 domain-containing protein

Chain b3:

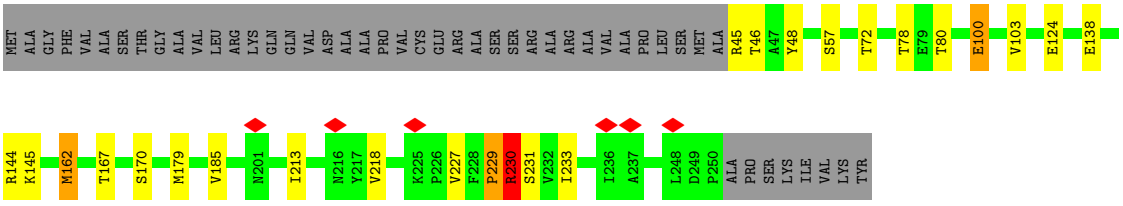

• Molecule 68: Allophycocyanin alpha subunit

Chain A3:

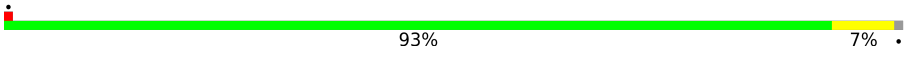

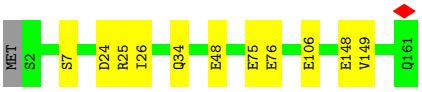

• Molecule 68: Allophycocyanin alpha subunit

Chain C3:

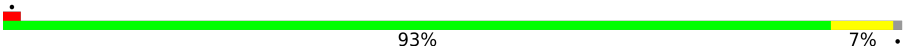

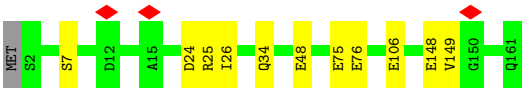

• Molecule 68: Allophycocyanin alpha subunit

Chain E3:

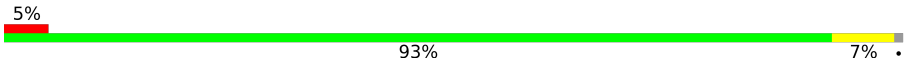

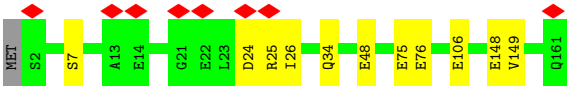

• Molecule 68: Allophycocyanin alpha subunit

Chain G3:

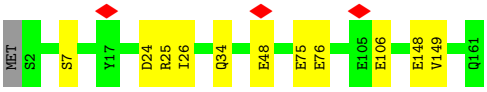

• Molecule 68: Allophycocyanin alpha subunit

Chain J3:

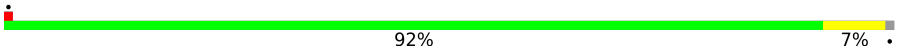

• Molecule 68: Allophycocyanin alpha subunit

Chain K3:

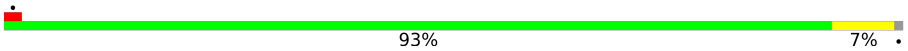

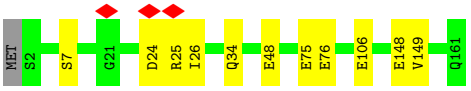

• Molecule 68: Allophycocyanin alpha subunit

Chain N3:

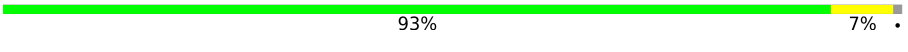

• Molecule 68: Allophycocyanin alpha subunit

Chain P3:

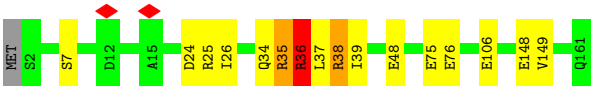

- Molecule 68: Allophycocyanin alpha subunit

Chain R3:

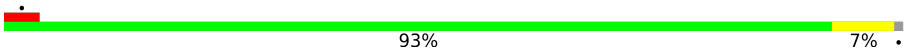

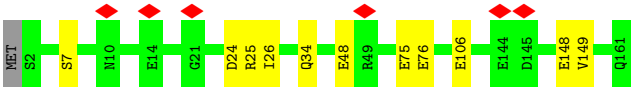

- Molecule 68: Allophycocyanin alpha subunit

Chain T3:

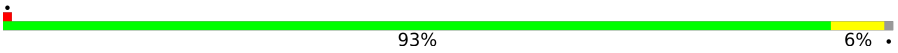

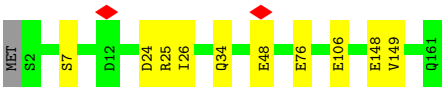

- Molecule 68: Allophycocyanin alpha subunit

Chain c3:

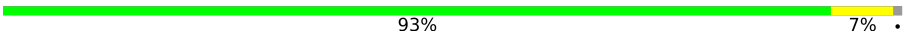

- Molecule 68: Allophycocyanin alpha subunit

Chain e3:

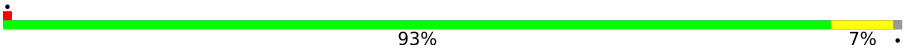

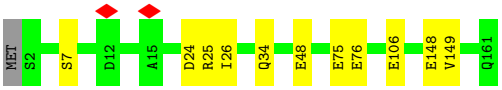

- Molecule 68: Allophycocyanin alpha subunit

Chain g3:

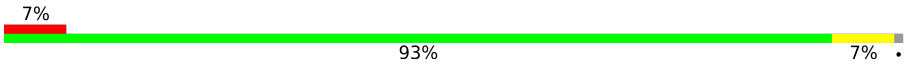

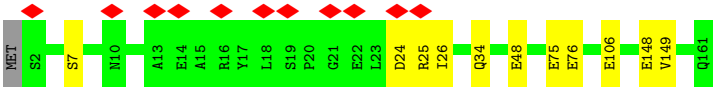

- Molecule 68: Allophycocyanin alpha subunit

Chain i3:

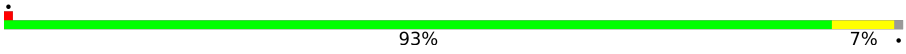

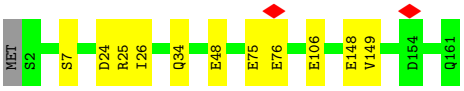

- Molecule 68: Allophycocyanin alpha subunit

Chain l3:

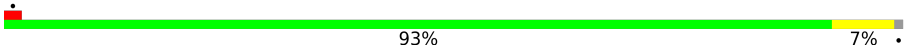

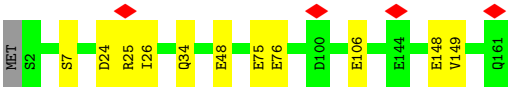

• Molecule 68: Allophycocyanin alpha subunit

Chain m3:

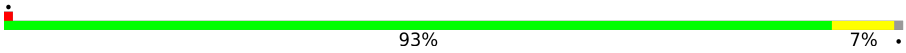

• Molecule 68: Allophycocyanin alpha subunit

Chain p3:

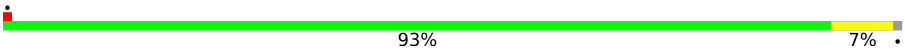

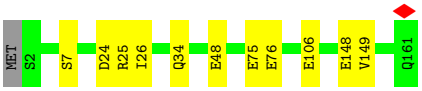

• Molecule 68: Allophycocyanin alpha subunit

Chain r3:

• Molecule 68: Allophycocyanin alpha subunit

Chain t3:

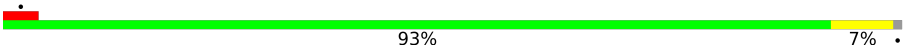

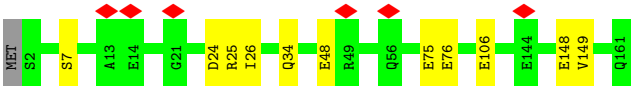

• Molecule 68: Allophycocyanin alpha subunit

Chain v3:

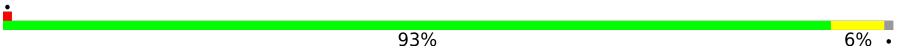

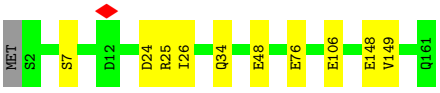

• Molecule 69: Allophycocyanin beta subunit

Chain B3:

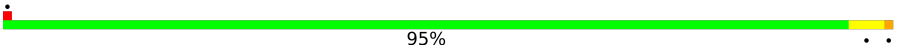

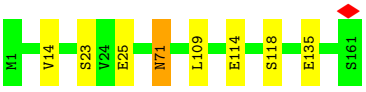

• Molecule 69: Allophycocyanin beta subunit

Chain D3:

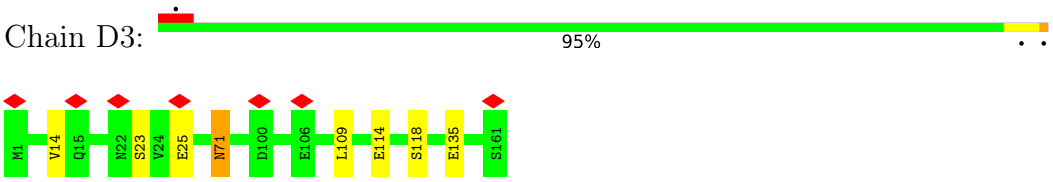

• Molecule 69: Allophycocyanin beta subunit

Chain F3:

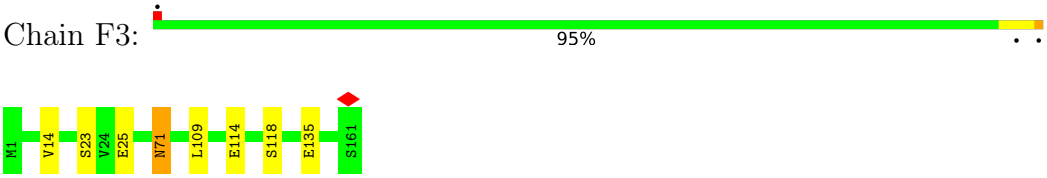

• Molecule 69: Allophycocyanin beta subunit

Chain H3:

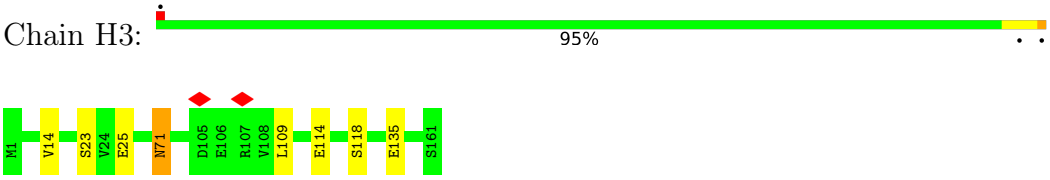

• Molecule 69: Allophycocyanin beta subunit

Chain I3:

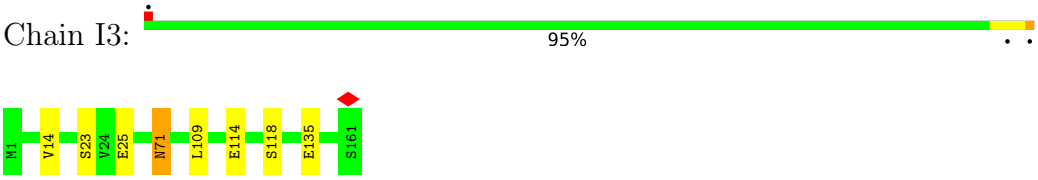

• Molecule 69: Allophycocyanin beta subunit

Chain L3:

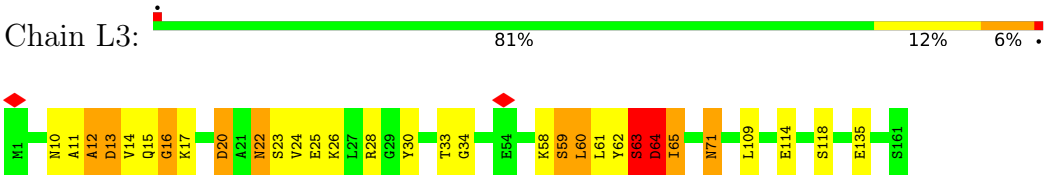

• Molecule 69: Allophycocyanin beta subunit

Chain M3:

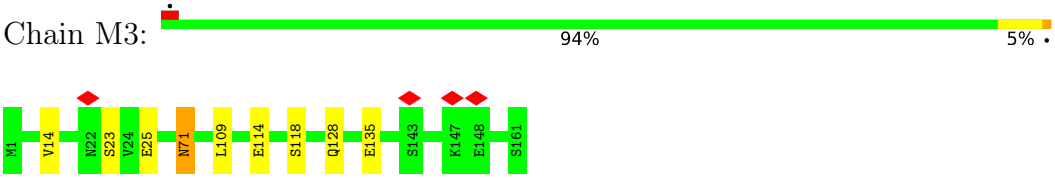

• Molecule 69: Allophycocyanin beta subunit

Chain O3:

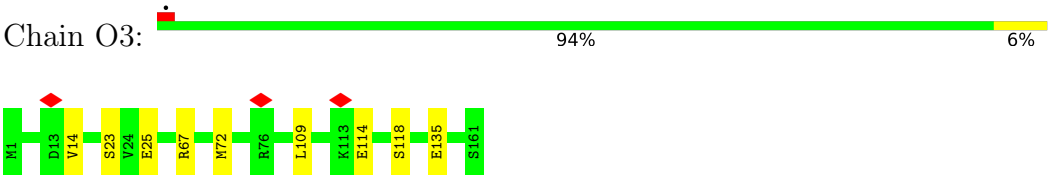

• Molecule 69: Allophycocyanin beta subunit

Chain Q3:

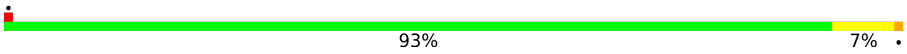

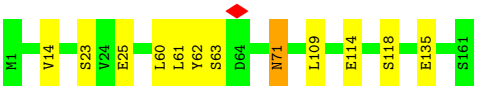

• Molecule 69: Allophycocyanin beta subunit

Chain S3:

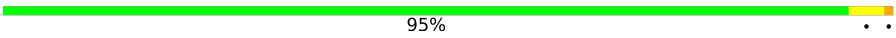

• Molecule 69: Allophycocyanin beta subunit

Chain U3:

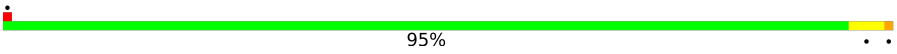

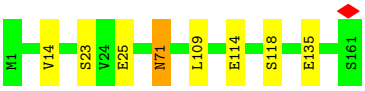

• Molecule 69: Allophycocyanin beta subunit

Chain d3:

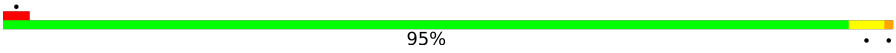

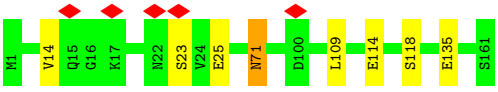

• Molecule 69: Allophycocyanin beta subunit

Chain f3:

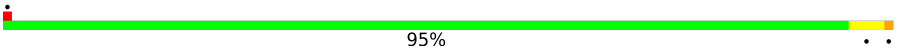

• Molecule 69: Allophycocyanin beta subunit

Chain h3:

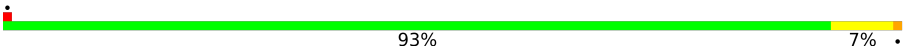

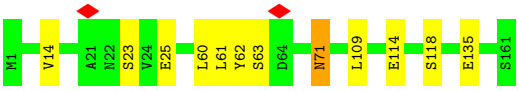

• Molecule 69: Allophycocyanin beta subunit

Chain j3:

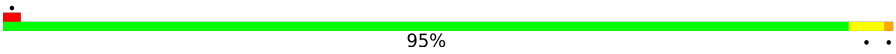

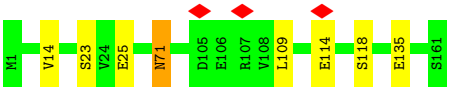

• Molecule 69: Allophycocyanin beta subunit

Chain k3:

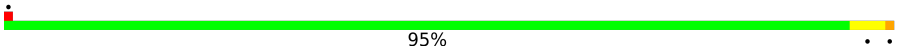

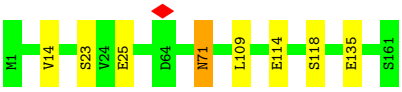

• Molecule 69: Allophycocyanin beta subunit

Chain n3:

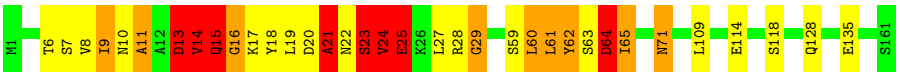

• Molecule 69: Allophycocyanin beta subunit

Chain o3:

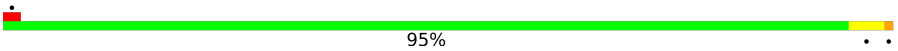

• Molecule 69: Allophycocyanin beta subunit

Chain q3:

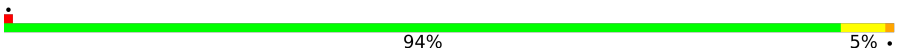

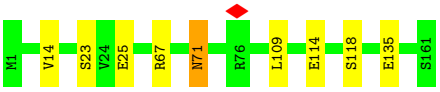

• Molecule 69: Allophycocyanin beta subunit

Chain s3:

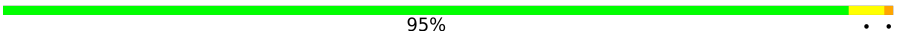

• Molecule 69: Allophycocyanin beta subunit

Chain u3:

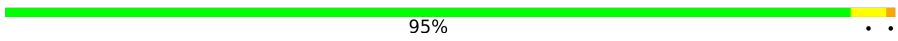

• Molecule 69: Allophycocyanin beta subunit

Chain w3:

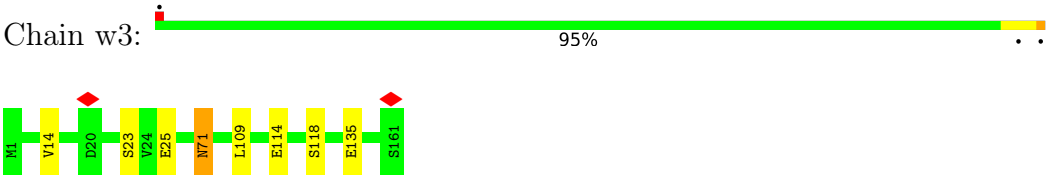

• Molecule 70: Allophycocyanin gamma subunit

Chain V3:

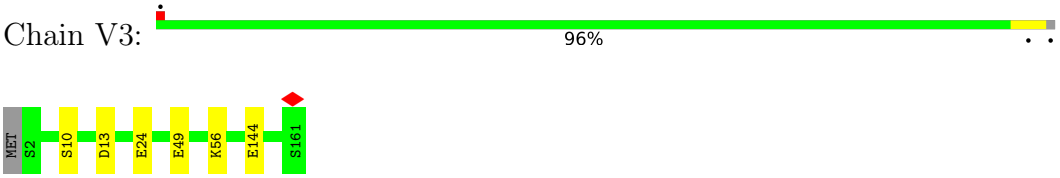

• Molecule 70: Allophycocyanin gamma subunit

Chain x3:

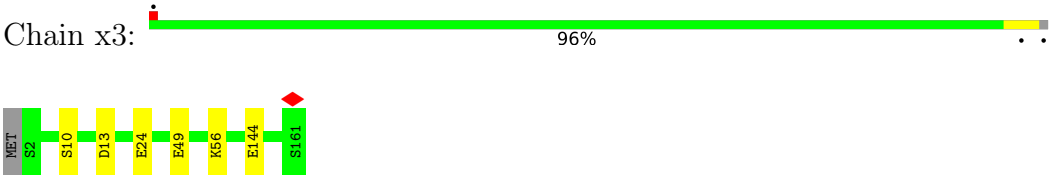

• Molecule 71: Allophycocyanin beta 18 subunit

Chain W3:

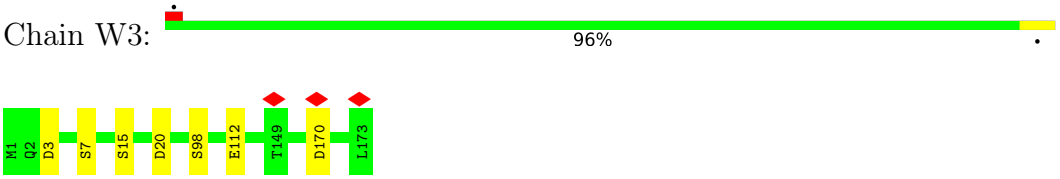

• Molecule 71: Allophycocyanin beta 18 subunit

Chain y3:

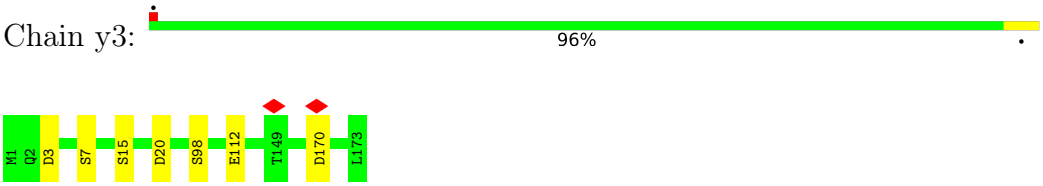

• Molecule 72: Phycobilisome 7.8 kDa linker polypeptide, allophycocyanin-associated, core

Chain X3:

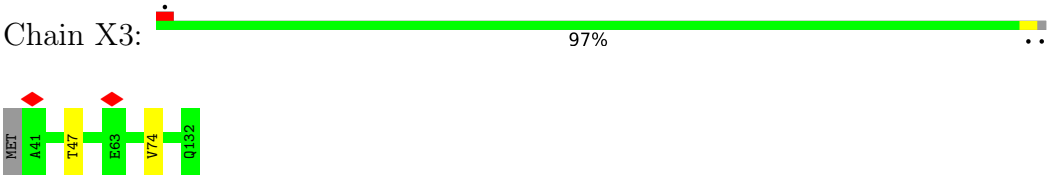

• Molecule 72: Phycobilisome 7.8 kDa linker polypeptide, allophycocyanin-associated, core

Chain z3:

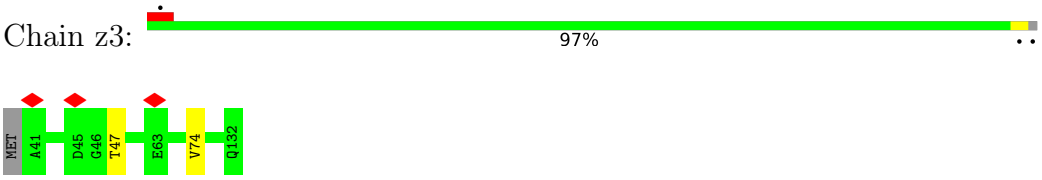

• Molecule 73: Phycobiliprotein ApcE

Chain 63:

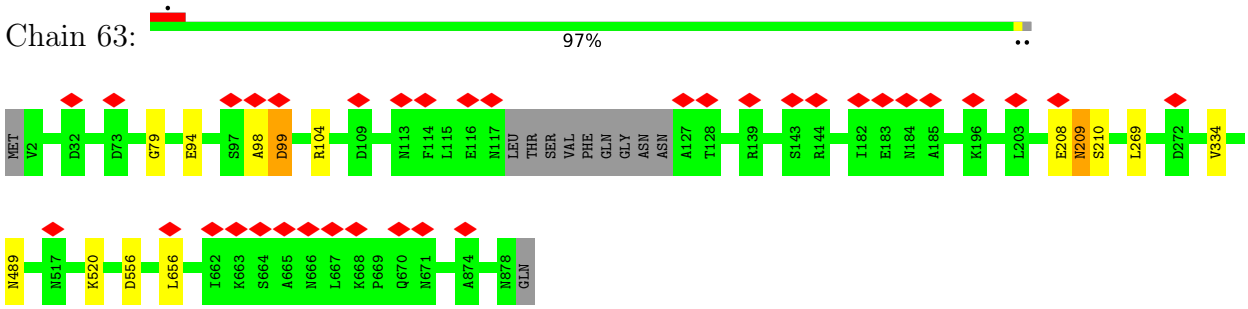

• Molecule 73: Phycobiliprotein ApcE

Chain 73:

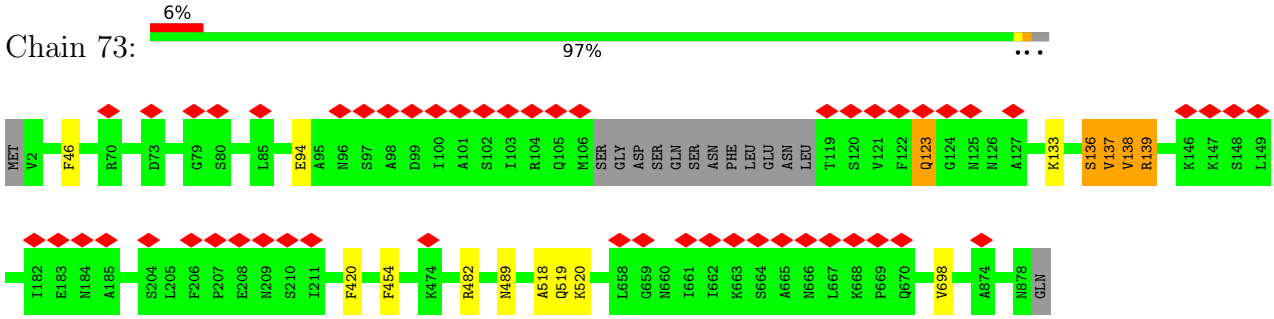

• Molecule 74: R-phycoerythrin gamma chain, chloroplastic

Chain M5:

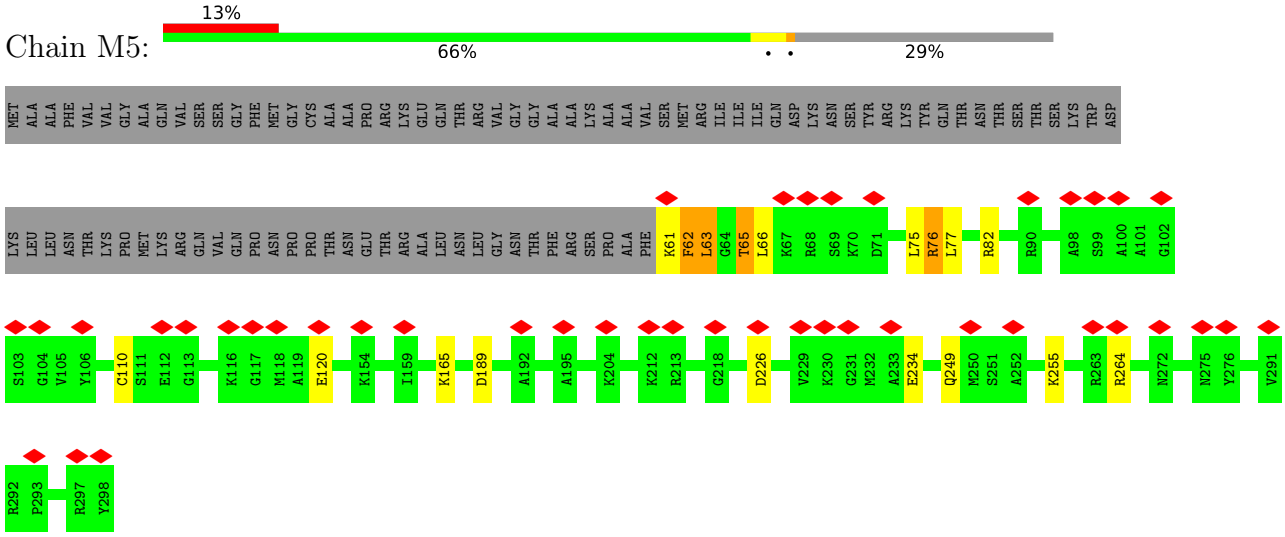

• Molecule 74: R-phycoerythrin gamma chain, chloroplastic

Chain Z5:

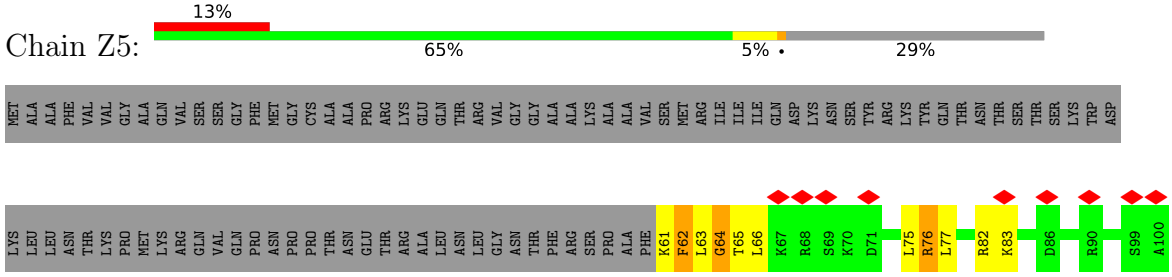

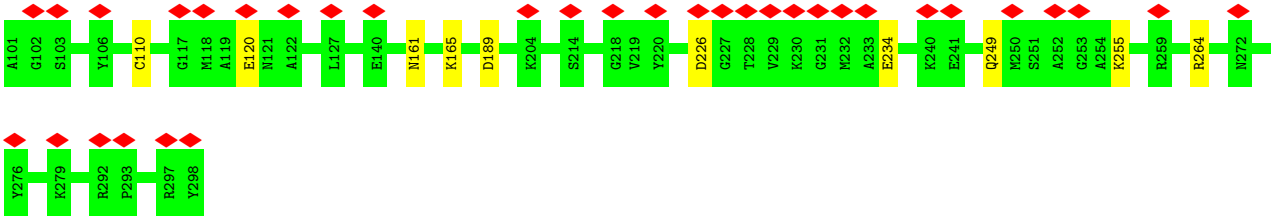

• Molecule 74: R-phycoerythrin gamma chain, chloroplastic

Chain Z9:

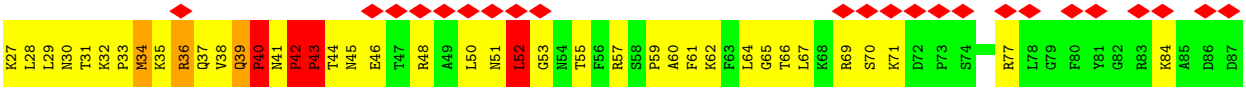

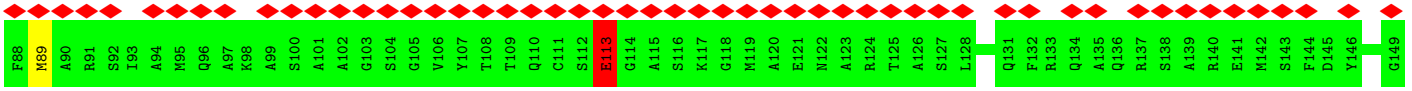

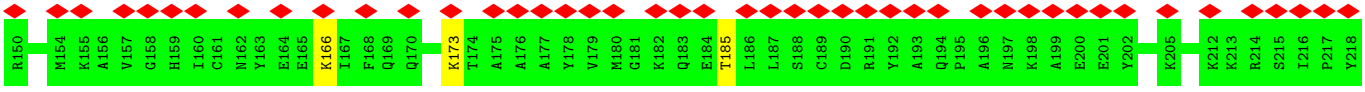

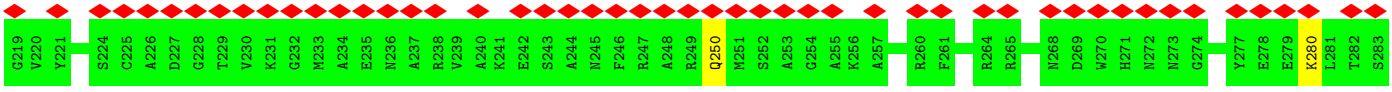

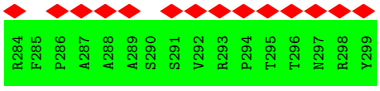

• Molecule 74: R-phycoerythrin gamma chain, chloroplastic

Chain M9:

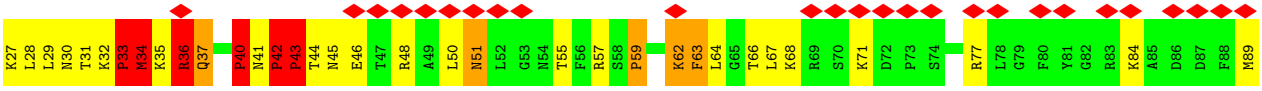

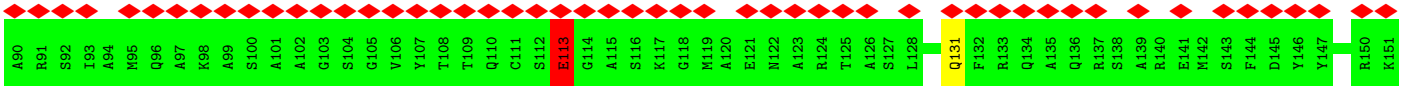

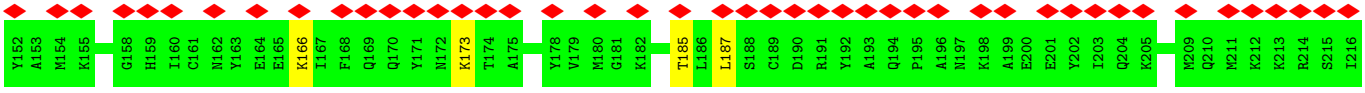

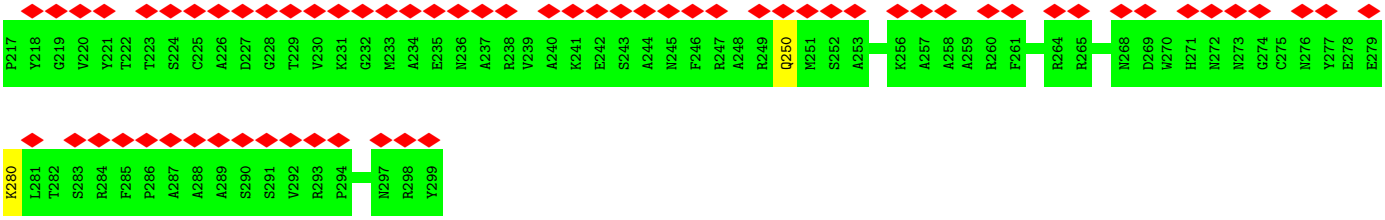

• Molecule 75: Phycobilisome 31.8 kDa linker polypeptide, phycoerythrin-associated, rod

Chain e7:



• Molecule 75: Phycobilisome 31.8 kDa linker polypeptide, phycoerythrin-associated, rod

Chain eA:



• Molecule 76: FAS1 domain-containing protein

Chain fB:

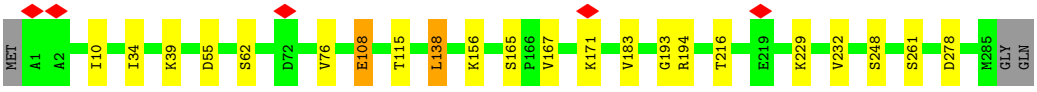

• Molecule 76: FAS1 domain-containing protein

Chain hB:

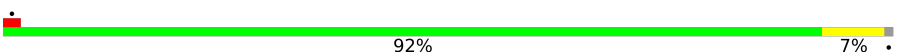

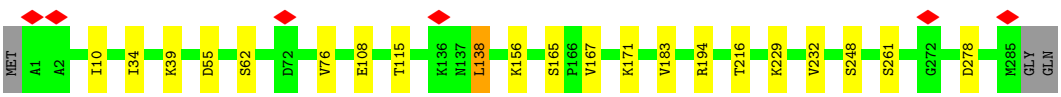

• Molecule 77: Phycobilisome 27.9 kDa linker polypeptide, phycoerythrin-associated, rod

Chain dD:

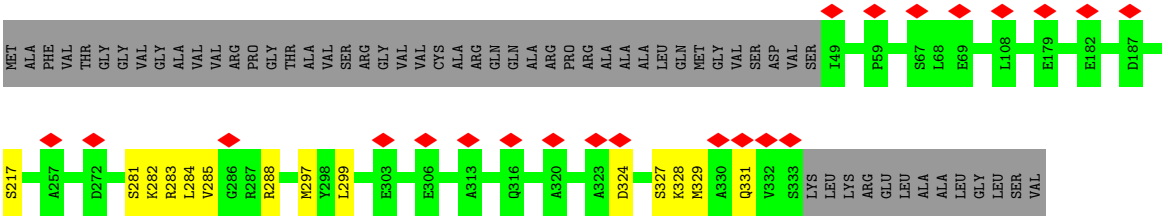

• Molecule 77: Phycobilisome 27.9 kDa linker polypeptide, phycoerythrin-associated, rod

Chain dQ:

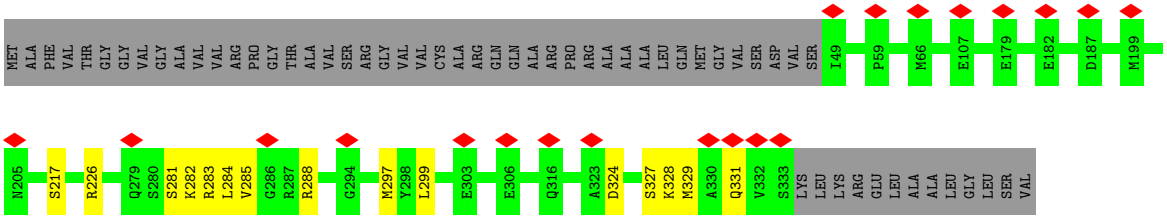

• Molecule 78: Phycobilisome 31.8 kDa linker polypeptide, phycoerythrin-associated, rod

Chain zF:

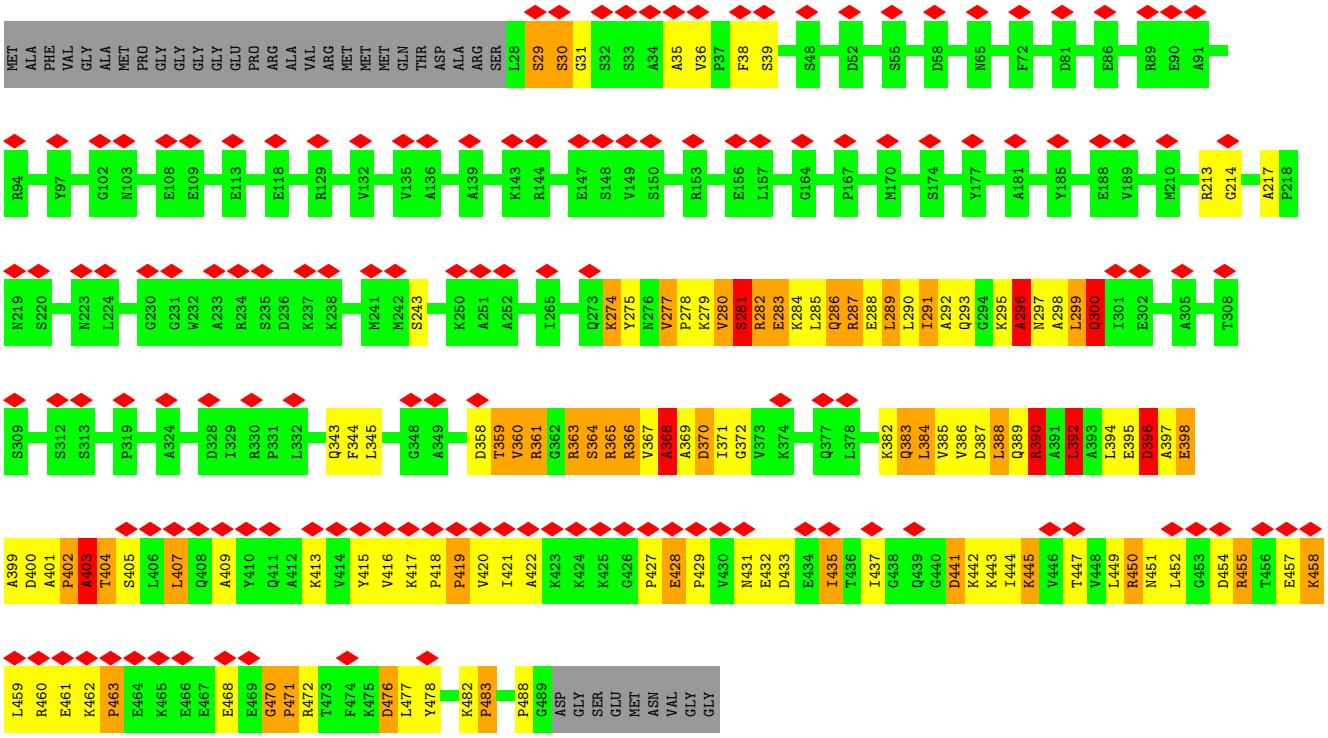

• Molecule 78: Phycobilisome 31.8 kDa linker polypeptide, phycoerythrin-associated, rod

Chain zK:

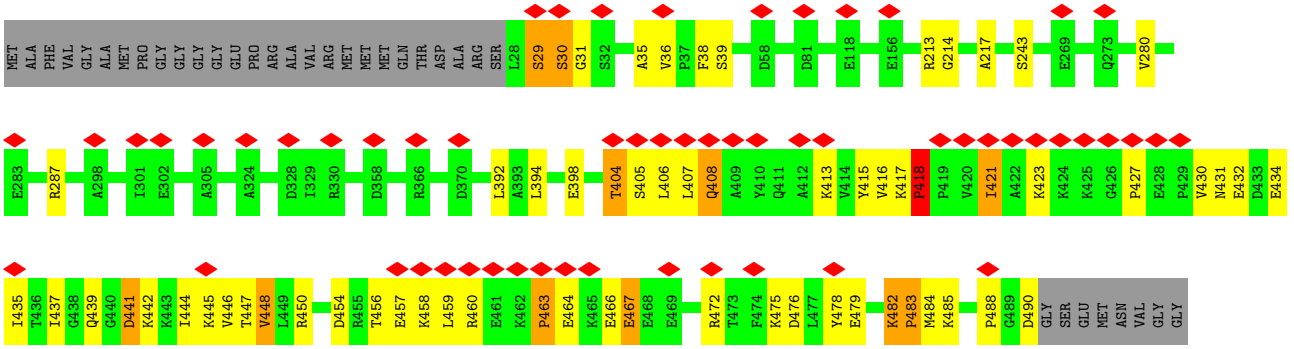

• Molecule 79: Phycobilisome 32.1 kDa linker polypeptide, phycocyanin-associated, rod

Chain bJ:

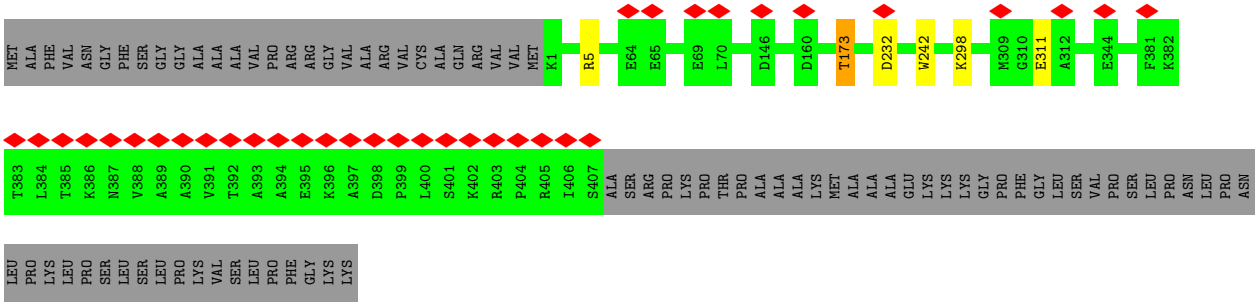

• Molecule 79: Phycobilisome 32.1 kDa linker polypeptide, phycocyanin-associated, rod

Chain bM:

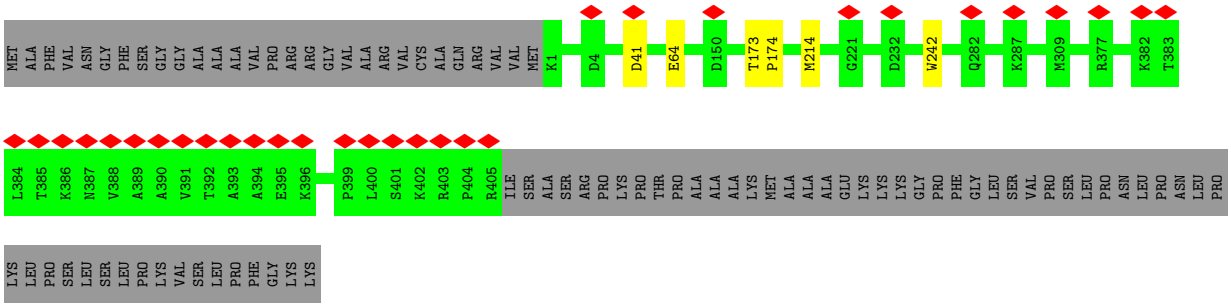

• Molecule 80: LPP2

Chain Y3:



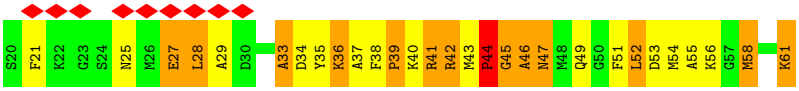

• Molecule 80: LPP2

Chain 53:

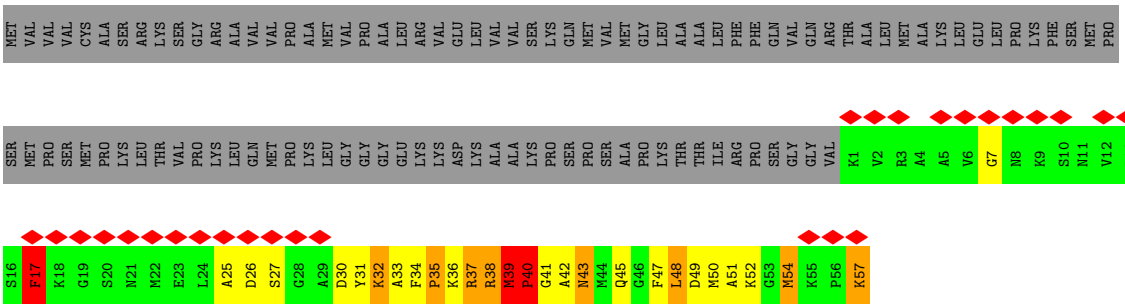

• Molecule 81: CNT

Chain 46:

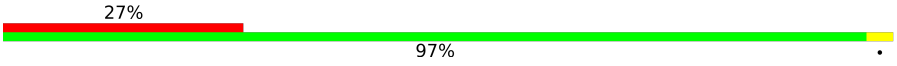

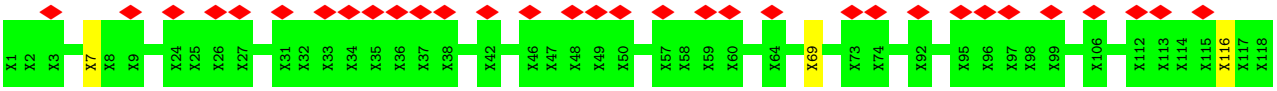

• Molecule 81: CNT

Chain 16:

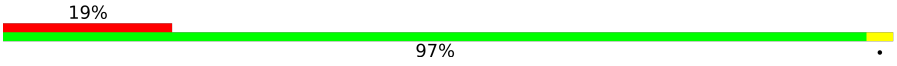

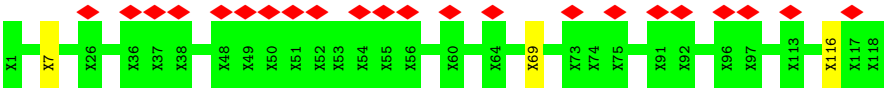

• Molecule 81: CNT

Chain 4L:

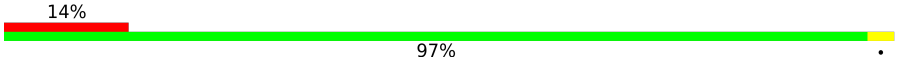

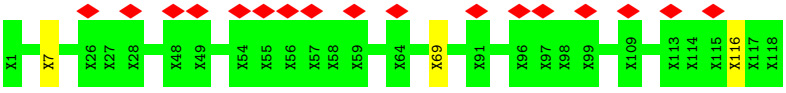

• Molecule 81: CNT

Chain 1L:

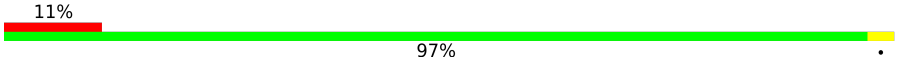

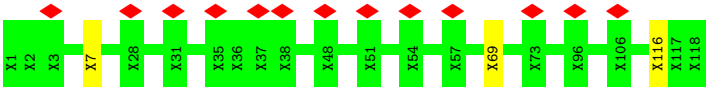

4 Experimental information (i)

Property	Value	Source
EM reconstruction method	SINGLE PARTICLE	Depositor
Imposed symmetry	POINT, Not provided	
Number of particles used	215000	Depositor
Resolution determination method	FSC 0.143 CUT-OFF	Depositor
CTF correction method	NONE	Depositor
Microscope	FEI TITAN KRIOS	Depositor
Voltage (kV)	300	Depositor
Electron dose ($e^-/Å^2$)	35	Depositor
Minimum defocus (nm)	6000	Depositor
Maximum defocus (nm)	6000	Depositor
Magnification	Not provided	
Image detector	GATAN K3 (6k x 4k)	Depositor
Maximum map value	11.570	Depositor
Minimum map value	-4.947	Depositor
Average map value	0.045	Depositor
Map value standard deviation	0.418	Depositor
Recommended contour level	1.0	Depositor
Map size (Å)	626.688, 626.688, 626.688	wwPDB
Map dimensions	384, 384, 384	wwPDB
Map angles (°)	90.0, 90.0, 90.0	wwPDB
Pixel spacing (Å)	1.632, 1.632, 1.632	Depositor

5 Model quality (i)

5.1 Standard geometry (i)

Bond lengths and bond angles in the following residue types are not validated in this section: BCT, PUB, GOL, BCR, DGD, CYC, PQN, PEB, PHO, CLA, CL, 3XQ, FES, LHG, PL9, LMG, ZEX, SF4, HEM, BGC, MEN, FE, OEX

The Z score for a bond length (or angle) is the number of standard deviations the observed value is removed from the expected value. A bond length (or angle) with $|Z| > 5$ is considered an outlier worth inspection. RMSZ is the root-mean-square of all Z scores of the bond lengths (or angles).

Mol	Chain	Bond lengths		Bond angles	
		RMSZ	$\#\|Z\| > 5$	RMSZ	$\#\|Z\| > 5$
1	A5	0.45	1/1271 (0.1%)	0.71	1/1721 (0.1%)
1	A7	0.34	0/1271	0.64	1/1721 (0.1%)
1	A9	0.33	0/1271	0.61	0/1721
1	AA	0.34	0/1271	0.64	1/1721 (0.1%)
1	AF	0.32	0/1271	0.60	1/1721 (0.1%)
1	AI	0.39	0/1271	0.60	0/1721
1	AK	0.32	0/1271	0.60	1/1721 (0.1%)
1	AP	0.36	0/1271	0.55	0/1721
1	BD	0.35	0/1271	0.60	0/1721
1	BQ	0.35	0/1271	0.60	0/1721
1	C5	0.45	1/1271 (0.1%)	0.71	1/1721 (0.1%)
1	C7	0.34	0/1271	0.58	0/1721
1	C9	0.33	0/1271	0.61	0/1721
1	CA	0.33	0/1271	0.58	0/1721
1	CF	0.34	0/1271	0.71	3/1721 (0.2%)
1	CI	0.39	0/1271	0.60	0/1721
1	CJ	0.38	0/1271	0.56	0/1721
1	CK	0.33	0/1271	0.71	3/1721 (0.2%)
1	CM	0.32	0/1271	0.54	1/1721 (0.1%)
1	CP	0.33	0/1271	0.54	0/1721
1	DD	0.38	0/1271	0.63	0/1721
1	DQ	0.38	0/1271	0.63	0/1721
1	E5	0.45	1/1271 (0.1%)	0.71	1/1721 (0.1%)
1	E7	0.33	0/1271	0.61	1/1721 (0.1%)
1	E9	0.33	0/1271	0.61	0/1721
1	EA	0.33	0/1271	0.61	2/1721 (0.1%)
1	EF	0.38	0/1271	0.64	2/1721 (0.1%)
1	EI	0.39	0/1271	0.60	0/1721
1	EJ	0.34	0/1271	0.53	0/1721
1	EK	0.38	0/1271	0.64	1/1721 (0.1%)
1	EM	0.29	0/1271	0.53	0/1721

Mol	Chain	Bond lengths		Bond angles	
		RMSZ	#|Z| >5	RMSZ	#|Z| >5
1	EP	0.31	0/1271	0.53	0/1721
1	FD	0.38	0/1271	0.60	0/1721
1	FQ	0.38	0/1271	0.60	0/1721
1	G5	0.45	1/1271 (0.1%)	0.71	1/1721 (0.1%)
1	G7	0.34	0/1271	0.61	1/1721 (0.1%)
1	G9	0.33	0/1271	0.61	0/1721
1	GA	0.34	0/1271	0.61	1/1721 (0.1%)
1	GF	0.50	0/1271	0.83	5/1721 (0.3%)
1	GI	0.39	0/1271	0.60	0/1721
1	GJ	0.33	0/1271	0.55	0/1721
1	GK	0.50	0/1271	0.83	5/1721 (0.3%)
1	GM	0.29	0/1271	0.48	0/1721
1	GP	0.32	0/1271	0.52	0/1721
1	HD	0.34	0/1271	0.60	0/1721
1	HQ	0.34	0/1271	0.60	0/1721
1	I5	0.45	1/1271 (0.1%)	0.71	1/1721 (0.1%)
1	I7	0.33	0/1271	0.63	1/1721 (0.1%)
1	I9	0.33	0/1271	0.61	0/1721
1	IA	0.32	0/1271	0.63	1/1721 (0.1%)
1	IF	0.49	0/1271	0.77	4/1721 (0.2%)
1	II	0.39	0/1271	0.60	0/1721
1	IJ	0.37	0/1271	0.54	0/1721
1	IK	0.48	0/1271	0.77	4/1721 (0.2%)
1	IM	0.31	0/1271	0.53	0/1721
1	IP	0.34	0/1271	0.54	0/1721
1	JB	0.44	0/1271	0.60	0/1721
1	JD	0.34	0/1271	0.58	0/1721
1	JQ	0.33	0/1271	0.58	0/1721
1	K5	0.45	1/1271 (0.1%)	0.71	1/1721 (0.1%)
1	K7	0.35	0/1271	0.64	1/1721 (0.1%)
1	K9	0.33	0/1271	0.61	0/1721
1	KA	0.35	0/1271	0.64	1/1721 (0.1%)
1	KF	0.38	0/1271	0.60	0/1721
1	KI	0.39	0/1271	0.60	0/1721
1	KJ	0.43	0/1271	0.59	0/1721
1	KK	0.38	0/1271	0.60	0/1721
1	KM	0.34	0/1271	0.54	0/1721
1	KP	0.39	0/1271	0.56	0/1721
1	LD	0.35	0/1271	0.59	0/1721
1	LQ	0.35	0/1271	0.59	0/1721
1	M7	0.36	0/1271	0.57	0/1721
1	MA	0.36	0/1271	0.58	0/1721
1	MF	0.31	0/1271	0.61	0/1721

Mol	Chain	Bond lengths		Bond angles	
		RMSZ	$\#\|Z\|>5$	RMSZ	$\#\|Z\|>5$
1	MJ	0.47	0/1271	0.60	0/1721
1	MK	0.31	0/1271	0.61	0/1721
1	MM	0.36	0/1271	0.56	0/1721
1	MP	0.36	0/1271	0.54	0/1721
1	N5	0.45	1/1271 (0.1%)	0.71	1/1721 (0.1%)
1	N9	0.33	0/1271	0.61	0/1721
1	ND	0.33	0/1271	0.60	1/1721 (0.1%)
1	NI	0.39	0/1271	0.60	0/1721
1	NQ	0.33	0/1271	0.60	1/1721 (0.1%)
1	O1	0.33	0/1271	0.59	0/1721
1	O4	0.34	0/1271	0.47	0/1721
1	O7	0.48	0/1271	0.63	1/1721 (0.1%)
1	OA	0.79	6/1271 (0.5%)	0.96	12/1721 (0.7%)
1	OE	0.37	0/1271	0.49	0/1721
1	OF	0.35	0/1271	0.60	1/1721 (0.1%)
1	OG	0.37	0/1271	0.49	0/1721
1	OH	0.33	0/1271	0.59	0/1721
1	OJ	0.34	0/1271	0.54	0/1721
1	OK	0.35	0/1271	0.60	0/1721
1	OM	0.31	0/1271	0.52	1/1721 (0.1%)
1	OO	0.34	0/1271	0.47	0/1721
1	OP	0.33	0/1271	0.60	0/1721
1	P5	0.45	1/1271 (0.1%)	0.71	1/1721 (0.1%)
1	P9	0.33	0/1271	0.61	0/1721
1	PD	0.34	0/1271	0.63	0/1721
1	PI	0.39	0/1271	0.60	0/1721
1	PQ	0.34	0/1271	0.63	0/1721
1	Q1	0.34	0/1271	0.60	2/1721 (0.1%)
1	Q4	0.39	0/1271	0.48	0/1721
1	Q7	0.44	0/1271	0.60	0/1721
1	QA	0.44	0/1271	0.60	0/1721
1	QE	0.33	0/1271	0.50	0/1721
1	QF	0.36	0/1271	0.66	1/1721 (0.1%)
1	QG	0.33	0/1271	0.50	0/1721
1	QH	0.34	0/1271	0.61	2/1721 (0.1%)
1	QJ	0.34	0/1271	0.54	0/1721
1	QK	0.36	0/1271	0.66	1/1721 (0.1%)
1	QM	0.29	0/1271	0.52	0/1721
1	QO	0.39	0/1271	0.48	0/1721
1	QP	0.32	0/1271	0.55	0/1721
1	R5	0.45	1/1271 (0.1%)	0.71	1/1721 (0.1%)
1	R9	0.33	0/1271	0.61	0/1721
1	RD	0.35	0/1271	0.63	1/1721 (0.1%)

Mol	Chain	Bond lengths		Bond angles	
		RMSZ	$\#\|Z\|>5$	RMSZ	$\#\|Z\|>5$
1	RI	0.39	0/1271	0.60	0/1721
1	RQ	0.35	0/1271	0.63	1/1721 (0.1%)
1	S1	0.35	0/1271	0.65	2/1721 (0.1%)
1	S4	0.36	0/1271	0.49	0/1721
1	S7	0.46	0/1271	0.63	0/1721
1	SA	0.45	0/1271	0.63	0/1721
1	SE	0.35	0/1271	0.49	0/1721
1	SF	0.79	6/1271 (0.5%)	0.89	5/1721 (0.3%)
1	SG	0.34	0/1271	0.49	0/1721
1	SH	0.35	0/1271	0.64	2/1721 (0.1%)
1	SJ	0.33	0/1271	0.53	0/1721
1	SK	0.39	0/1271	0.68	2/1721 (0.1%)
1	SM	0.30	0/1271	0.50	0/1721
1	SO	0.36	0/1271	0.49	0/1721
1	SP	0.34	0/1271	0.55	0/1721
1	T5	0.45	1/1271 (0.1%)	0.71	1/1721 (0.1%)
1	T9	0.33	0/1271	0.61	0/1721
1	TB	0.44	0/1271	0.60	0/1721
1	TD	0.35	0/1271	0.62	0/1721
1	TI	0.39	0/1271	0.60	0/1721
1	TQ	0.35	0/1271	0.62	0/1721
1	U1	0.33	0/1271	0.69	3/1721 (0.2%)
1	U4	0.39	0/1271	0.48	0/1721
1	U7	0.38	0/1271	0.58	0/1721
1	UA	0.38	0/1271	0.58	0/1721
1	UE	0.32	0/1271	0.50	0/1721
1	UF	0.41	0/1271	0.68	2/1721 (0.1%)
1	UG	0.32	0/1271	0.50	0/1721
1	UH	0.33	0/1271	0.69	3/1721 (0.2%)
1	UJ	0.40	0/1267	0.59	0/1717
1	UK	0.41	0/1271	0.68	2/1721 (0.1%)
1	UM	0.32	0/1267	0.55	0/1717
1	UO	0.39	0/1271	0.48	0/1721
1	UP	0.36	0/1271	0.56	0/1721
1	V5	0.45	1/1271 (0.1%)	0.71	1/1721 (0.1%)
1	V9	0.33	0/1271	0.61	0/1721
1	VD	0.34	0/1271	0.62	1/1721 (0.1%)
1	VI	0.39	0/1271	0.60	0/1721
1	VQ	0.34	0/1271	0.62	1/1721 (0.1%)
1	W1	0.33	0/1271	0.64	1/1721 (0.1%)
1	W4	0.37	0/1271	0.48	0/1721
1	W7	0.38	0/1271	0.56	0/1721
1	WA	0.38	0/1271	0.56	0/1721

Mol	Chain	Bond lengths		Bond angles	
		RMSZ	$\#\|Z\|>5$	RMSZ	$\#\|Z\|>5$
1	WE	0.38	0/1271	0.50	0/1721
1	WF	0.34	0/1271	0.62	2/1721 (0.1%)
1	WG	0.38	0/1271	0.50	0/1721
1	WH	0.33	0/1271	0.64	2/1721 (0.1%)
1	WJ	0.45	0/1271	0.59	0/1721
1	WK	0.35	0/1271	0.62	2/1721 (0.1%)
1	WM	0.34	0/1271	0.59	1/1721 (0.1%)
1	WO	0.37	0/1271	0.48	0/1721
1	WP	0.35	0/1267	0.56	0/1716
1	X5	0.45	1/1271 (0.1%)	0.71	1/1721 (0.1%)
1	X9	0.33	0/1271	0.61	0/1721
1	XD	0.34	0/1271	0.65	1/1721 (0.1%)
1	XI	0.39	0/1271	0.60	0/1721
1	XQ	0.34	0/1271	0.65	1/1721 (0.1%)
1	YF	0.34	0/1271	0.57	0/1721
1	YJ	0.40	0/1271	0.57	0/1721
1	YK	0.34	0/1271	0.57	0/1721
1	YM	0.34	0/1267	0.57	1/1717 (0.1%)
1	Z1	0.33	0/1271	0.59	0/1721
1	Z4	0.39	0/1271	0.48	0/1721
1	ZE	0.36	0/1271	0.50	0/1721
1	ZG	0.79	6/1271 (0.5%)	1.00	11/1721 (0.6%)
1	ZH	0.33	0/1271	0.59	0/1721
1	ZO	0.39	0/1271	0.48	0/1721
1	aF	0.34	0/1271	0.62	0/1721
1	aJ	0.33	0/1271	0.56	0/1721
1	aK	0.34	0/1271	0.62	0/1721
1	aM	0.29	0/1271	0.53	0/1721
1	b1	0.32	0/1271	0.71	2/1721 (0.1%)
1	b4	0.30	0/1271	0.52	0/1721
1	bE	0.31	0/1263	0.53	1/1710 (0.1%)
1	bG	0.31	0/1263	0.53	1/1710 (0.1%)
1	bH	0.32	0/1271	0.71	2/1721 (0.1%)
1	bO	0.30	0/1271	0.52	0/1721
1	cF	0.33	0/1271	0.62	1/1721 (0.1%)
1	cK	0.33	0/1271	0.62	1/1721 (0.1%)
1	d1	0.34	0/1271	0.70	2/1721 (0.1%)
1	d4	0.31	0/1271	0.51	0/1721
1	dE	0.29	0/1271	0.50	0/1721
1	dG	0.29	0/1271	0.50	0/1721
1	dH	0.35	0/1271	0.70	2/1721 (0.1%)
1	dJ	0.31	0/1271	0.59	0/1721
1	dM	0.30	0/1271	0.57	0/1721

Mol	Chain	Bond lengths		Bond angles	
		RMSZ	$\#\|Z\|>5$	RMSZ	$\#\|Z\|>5$
1	dO	0.31	0/1271	0.52	0/1721
1	eF	0.34	0/1271	0.65	1/1721 (0.1%)
1	eK	0.34	0/1271	0.65	1/1721 (0.1%)
1	f1	0.34	0/1271	0.69	2/1721 (0.1%)
1	f4	0.29	0/1271	0.53	0/1721
1	fE	0.29	0/1271	0.51	0/1721
1	fG	0.28	0/1271	0.51	0/1721
1	fH	0.34	0/1271	0.69	2/1721 (0.1%)
1	fJ	0.31	0/1271	0.56	0/1721
1	fM	0.28	0/1271	0.56	0/1721
1	fO	0.30	0/1271	0.53	0/1721
1	gF	0.31	0/1271	0.59	0/1721
1	gK	0.32	0/1271	0.59	0/1721
1	h1	0.32	0/1271	0.69	3/1721 (0.2%)
1	h4	0.32	0/1271	0.49	0/1721
1	hE	0.30	0/1271	0.51	0/1721
1	hG	0.30	0/1271	0.51	0/1721
1	hH	0.32	0/1271	0.69	3/1721 (0.2%)
1	hJ	0.30	0/1271	0.54	0/1721
1	hM	0.27	0/1271	0.51	0/1721
1	hO	0.31	0/1271	0.49	0/1721
1	iF	0.35	0/1271	0.62	2/1721 (0.1%)
1	iK	0.35	0/1271	0.62	2/1721 (0.1%)
1	j1	0.35	0/1271	0.72	3/1721 (0.2%)
1	j4	0.31	0/1271	0.50	0/1721
1	jE	0.29	0/1271	0.47	0/1721
1	jG	0.29	0/1271	0.47	0/1721
1	jH	0.35	0/1271	0.72	3/1721 (0.2%)
1	jJ	0.30	0/1271	0.55	0/1721
1	jM	0.29	0/1271	0.52	0/1721
1	jO	0.31	0/1271	0.50	0/1721
1	kF	0.33	0/1271	0.63	0/1721
1	kK	0.33	0/1271	0.63	0/1721
1	l1	0.37	0/1271	0.76	7/1721 (0.4%)
1	l4	0.32	0/1271	0.48	0/1721
1	lE	0.68	4/1271 (0.3%)	1.00	11/1721 (0.6%)
1	lG	0.59	0/1267	1.03	14/1716 (0.8%)
1	lH	0.37	0/1271	0.76	7/1721 (0.4%)
1	lJ	0.35	0/1271	0.61	0/1721
1	lM	0.30	0/1271	0.59	0/1721
1	lO	0.32	0/1271	0.48	0/1721
1	mF	0.35	0/1271	0.65	0/1721
1	mK	0.35	0/1271	0.65	0/1721

Mol	Chain	Bond lengths		Bond angles	
		RMSZ	$\#\|Z\|>5$	RMSZ	$\#\|Z\|>5$
1	oF	0.33	0/1271	0.64	0/1721
1	oK	0.33	0/1271	0.64	0/1721
1	p8	0.34	0/1271	0.61	0/1721
1	pC	0.34	0/1271	0.61	0/1721
1	qF	0.32	0/1271	0.65	1/1721 (0.1%)
1	qK	0.32	0/1271	0.65	1/1721 (0.1%)
1	r8	0.35	0/1271	0.63	1/1721 (0.1%)
1	rC	0.35	0/1271	0.63	1/1721 (0.1%)
1	sF	0.36	0/1271	0.60	2/1721 (0.1%)
1	sK	0.36	0/1271	0.60	2/1721 (0.1%)
1	t8	0.35	0/1271	0.61	0/1721
1	tC	0.35	0/1271	0.61	0/1721
1	uF	0.33	0/1271	0.62	1/1721 (0.1%)
1	uK	0.33	0/1271	0.62	1/1721 (0.1%)
1	v8	0.35	0/1271	0.72	1/1721 (0.1%)
1	vC	0.35	0/1271	0.72	1/1721 (0.1%)
1	x8	0.33	0/1271	0.66	1/1721 (0.1%)
1	xC	0.33	0/1271	0.66	1/1721 (0.1%)
1	z8	0.34	0/1271	0.65	0/1721
1	zC	0.34	0/1271	0.65	0/1721
2	18	0.32	0/1297	0.67	2/1750 (0.1%)
2	1C	0.32	0/1297	0.67	2/1750 (0.1%)
2	B5	0.43	1/1297 (0.1%)	0.70	3/1750 (0.2%)
2	B7	0.33	0/1297	0.66	0/1750
2	B9	0.32	0/1294	0.60	1/1746 (0.1%)
2	BA	0.33	0/1297	0.66	0/1750
2	BB	0.43	0/1297	0.64	2/1750 (0.1%)
2	BF	0.32	0/1303	0.56	1/1758 (0.1%)
2	BI	0.37	0/1297	0.73	5/1750 (0.3%)
2	BK	0.32	0/1303	0.57	1/1758 (0.1%)
2	BP	0.31	0/1297	0.59	1/1750 (0.1%)
2	CB	0.37	0/1294	0.61	1/1746 (0.1%)
2	CD	0.37	0/1297	0.61	0/1750
2	CQ	0.37	0/1297	0.61	0/1750
2	D5	0.38	1/1297 (0.1%)	0.58	0/1750
2	D7	0.33	0/1297	0.62	0/1750
2	D9	0.40	0/1297	0.75	4/1750 (0.2%)
2	DA	0.33	0/1297	0.62	0/1750
2	DB	0.92	5/1065 (0.5%)	1.20	13/1437 (0.9%)
2	DF	0.35	0/1315	0.58	0/1774
2	DI	0.36	0/1297	0.62	3/1750 (0.2%)
2	DJ	0.35	0/1315	0.55	0/1774
2	DK	0.35	0/1315	0.58	0/1774

Mol	Chain	Bond lengths		Bond angles	
		RMSZ	$\#\|Z\|>5$	RMSZ	$\#\|Z\|>5$
2	DM	0.30	0/1315	0.54	1/1774 (0.1%)
2	DP	0.31	0/1297	0.59	1/1750 (0.1%)
2	ED	0.37	0/1297	0.63	1/1750 (0.1%)
2	EQ	0.37	0/1297	0.63	1/1750 (0.1%)
2	F5	0.43	0/1297	0.63	1/1750 (0.1%)
2	F7	0.33	0/1297	0.63	1/1750 (0.1%)
2	F9	0.36	0/1297	0.63	2/1750 (0.1%)
2	FA	0.34	0/1297	0.63	1/1750 (0.1%)
2	FB	0.43	0/1297	0.64	2/1750 (0.1%)
2	FF	0.44	0/1315	0.62	0/1774
2	FI	0.36	0/1297	0.72	3/1750 (0.2%)
2	FJ	0.41	0/1315	0.68	3/1774 (0.2%)
2	FK	0.44	0/1315	0.62	0/1774
2	FM	0.32	0/1315	0.62	4/1774 (0.2%)
2	FP	0.33	0/1297	0.61	1/1750 (0.1%)
2	GB	0.41	0/1297	0.74	4/1750 (0.2%)
2	GD	0.32	0/1297	0.61	1/1750 (0.1%)
2	GQ	0.32	0/1297	0.61	1/1750 (0.1%)
2	H5	0.38	0/1309	0.59	0/1766
2	H7	0.34	0/1309	0.64	0/1766
2	H9	0.32	0/1309	0.59	1/1766 (0.1%)
2	HA	0.34	0/1309	0.64	0/1766
2	HB	0.67	4/1273 (0.3%)	0.89	11/1718 (0.6%)
2	HF	0.37	0/1315	0.56	1/1774 (0.1%)
2	HI	0.39	0/1303	0.71	3/1758 (0.2%)
2	HJ	0.37	0/1315	0.57	1/1774 (0.1%)
2	HK	0.37	0/1315	0.56	1/1774 (0.1%)
2	HM	0.30	0/1315	0.59	2/1774 (0.1%)
2	HP	0.31	0/1309	0.66	1/1766 (0.1%)
2	IB	0.44	0/1297	0.69	3/1750 (0.2%)
2	ID	0.42	0/1309	0.71	3/1766 (0.2%)
2	IQ	0.41	0/1309	0.72	3/1766 (0.2%)
2	J5	0.40	0/1297	0.59	0/1750
2	J7	0.34	0/1297	0.65	0/1750
2	J9	0.36	0/1297	0.64	2/1750 (0.1%)
2	JA	0.34	0/1297	0.65	0/1750
2	JF	0.39	0/1315	0.60	2/1774 (0.1%)
2	JI	0.38	0/1297	0.67	2/1750 (0.1%)
2	JJ	0.36	0/1309	0.56	0/1766
2	JK	0.39	0/1315	0.60	2/1774 (0.1%)
2	JM	0.30	0/1309	0.52	0/1766
2	JP	0.34	0/1297	0.61	1/1750 (0.1%)
2	KD	0.33	0/1297	0.57	0/1750

Mol	Chain	Bond lengths		Bond angles	
		RMSZ	$\#\|Z\|>5$	RMSZ	$\#\|Z\|>5$
2	KQ	0.33	0/1297	0.57	0/1750
2	L5	0.41	0/1297	0.59	0/1750
2	L7	0.34	0/1297	0.65	0/1750
2	L9	0.30	0/1297	0.54	1/1750 (0.1%)
2	LA	0.34	0/1297	0.65	0/1750
2	LB	0.57	0/1293	0.76	6/1746 (0.3%)
2	LF	0.49	0/1315	0.67	2/1774 (0.1%)
2	LI	0.40	0/1297	0.64	1/1750 (0.1%)
2	LJ	0.42	0/1315	0.63	3/1774 (0.2%)
2	LK	0.49	0/1315	0.67	2/1774 (0.1%)
2	LM	0.32	0/1315	0.53	0/1774
2	LP	0.39	1/1297 (0.1%)	0.72	2/1750 (0.1%)
2	MB	0.59	3/1286 (0.2%)	0.87	5/1735 (0.3%)
2	MD	0.34	0/1297	0.61	0/1750
2	MQ	0.34	0/1297	0.61	0/1750
2	N7	0.35	0/1315	0.56	0/1774
2	NA	0.35	0/1315	0.56	0/1774
2	NB	0.93	8/1062 (0.8%)	1.15	11/1433 (0.8%)
2	NF	0.33	0/1315	0.62	0/1774
2	NJ	0.44	0/1315	0.63	1/1774 (0.1%)
2	NK	0.34	0/1315	0.62	0/1774
2	NM	0.36	0/1315	0.62	1/1774 (0.1%)
2	NP	0.31	0/1297	0.61	2/1750 (0.1%)
2	O5	0.38	0/1297	0.60	0/1750
2	O9	0.32	0/1294	0.60	0/1746
2	OB	0.41	0/1297	0.67	1/1750 (0.1%)
2	OD	0.33	0/1297	0.62	1/1750 (0.1%)
2	OI	0.38	0/1297	0.75	6/1750 (0.3%)
2	OQ	0.33	0/1297	0.62	1/1750 (0.1%)
2	P1	0.35	0/1297	0.63	2/1750 (0.1%)
2	P4	0.30	0/1297	0.47	0/1750
2	P7	0.41	0/1315	0.59	0/1774
2	PA	0.41	0/1315	0.59	0/1774
2	PB	0.68	5/1297 (0.4%)	0.89	12/1750 (0.7%)
2	PE	0.37	0/1297	0.47	0/1750
2	PF	0.33	0/1315	0.60	0/1774
2	PG	0.36	0/1297	0.47	0/1750
2	PH	0.35	0/1297	0.62	1/1750 (0.1%)
2	PJ	0.31	0/1297	0.50	0/1750
2	PK	0.33	0/1315	0.59	0/1774
2	PM	0.28	0/1297	0.50	0/1750
2	PO	0.30	0/1297	0.47	0/1750
2	PP	0.31	0/1297	0.61	2/1750 (0.1%)

Mol	Chain	Bond lengths		Bond angles	
		RMSZ	$\#\|Z\|>5$	RMSZ	$\#\|Z\|>5$
2	Q5	0.38	0/1297	0.59	0/1750
2	Q9	0.39	0/1297	0.75	3/1750 (0.2%)
2	QB	0.57	2/1273 (0.2%)	0.91	7/1718 (0.4%)
2	QD	0.33	0/1297	0.67	4/1750 (0.2%)
2	QI	0.41	0/1297	0.73	7/1750 (0.4%)
2	QQ	0.33	0/1297	0.67	4/1750 (0.2%)
2	R1	0.34	0/1297	0.62	1/1750 (0.1%)
2	R4	0.35	0/1297	0.49	0/1750
2	R7	0.42	0/1315	0.58	0/1774
2	RA	0.41	0/1315	0.58	0/1774
2	RB	0.35	0/1297	0.63	2/1750 (0.1%)
2	RE	0.32	0/1297	0.49	0/1750
2	RF	0.36	0/1309	0.58	0/1766
2	RG	0.33	0/1297	0.49	0/1750
2	RH	0.34	0/1297	0.62	1/1750 (0.1%)
2	RJ	0.36	0/1303	0.65	2/1758 (0.1%)
2	RK	0.36	0/1309	0.58	0/1766
2	RM	0.32	0/1303	0.51	0/1758
2	RO	0.35	0/1297	0.49	0/1750
2	RP	0.32	0/1297	0.63	2/1750 (0.1%)
2	S5	0.44	0/1297	0.66	2/1750 (0.1%)
2	S9	0.36	0/1297	0.57	0/1750
2	SB	0.49	1/1289 (0.1%)	0.71	2/1739 (0.1%)
2	SD	0.34	0/1297	0.60	0/1750
2	SI	0.39	1/1297 (0.1%)	0.70	3/1750 (0.2%)
2	SQ	0.34	0/1297	0.60	0/1750
2	T1	0.33	0/1297	0.62	0/1750
2	T4	0.33	0/1297	0.47	0/1750
2	T7	0.54	0/1315	0.62	0/1774
2	TA	0.54	0/1315	0.62	0/1774
2	TE	0.36	0/1297	0.49	0/1750
2	TF	0.38	0/1309	0.61	1/1766 (0.1%)
2	TG	0.36	0/1297	0.49	0/1750
2	TH	0.34	0/1291	0.62	0/1743
2	TJ	0.37	0/1315	0.63	1/1774 (0.1%)
2	TK	0.37	0/1309	0.61	1/1766 (0.1%)
2	TM	0.31	0/1315	0.55	0/1774
2	TO	0.33	0/1297	0.47	0/1750
2	TP	0.33	0/1309	0.67	3/1766 (0.2%)
2	U5	0.35	0/1309	0.59	0/1766
2	U9	0.36	0/1309	0.64	0/1766
2	UD	0.35	0/1309	0.66	0/1766
2	UI	0.38	0/1303	0.65	3/1758 (0.2%)

Mol	Chain	Bond lengths		Bond angles	
		RMSZ	$\#\|Z\|>5$	RMSZ	$\#\|Z\|>5$
2	UQ	0.35	0/1309	0.66	0/1766
2	V1	0.54	0/1299	0.88	5/1752 (0.3%)
2	V4	0.38	0/1297	0.49	0/1750
2	V7	0.34	0/1315	0.57	0/1774
2	VA	0.34	0/1315	0.57	0/1774
2	VB	0.37	0/1297	0.65	2/1750 (0.1%)
2	VE	0.31	0/1309	0.54	2/1766 (0.1%)
2	VF	0.35	0/1309	0.61	2/1766 (0.1%)
2	VG	0.31	0/1309	0.53	2/1766 (0.1%)
2	VH	0.52	0/1283	0.91	7/1732 (0.4%)
2	VJ	0.36	0/1315	0.65	3/1774 (0.2%)
2	VK	0.35	0/1309	0.61	2/1766 (0.1%)
2	VM	0.31	0/1315	0.61	2/1774 (0.1%)
2	VO	0.38	0/1297	0.49	0/1750
2	VP	0.35	0/1297	0.63	1/1750 (0.1%)
2	W5	0.47	0/1297	0.65	2/1750 (0.1%)
2	W9	0.35	0/1297	0.66	3/1750 (0.2%)
2	WD	0.33	0/1297	0.70	4/1750 (0.2%)
2	WI	0.37	0/1297	0.75	4/1750 (0.2%)
2	WQ	0.33	0/1297	0.70	4/1750 (0.2%)
2	X7	0.41	0/1315	0.59	0/1774
2	XA	0.41	0/1315	0.59	0/1774
2	XB	0.35	0/1297	0.61	1/1750 (0.1%)
2	XF	0.37	0/1315	0.62	0/1774
2	XJ	0.37	0/1309	0.58	1/1766 (0.1%)
2	XK	0.38	0/1315	0.62	0/1774
2	XM	0.31	0/1309	0.57	2/1766 (0.1%)
2	XP	0.39	0/1297	0.86	7/1750 (0.4%)
2	Y1	0.32	0/1297	0.61	0/1750
2	Y4	0.32	0/1297	0.47	0/1750
2	Y5	0.41	0/1297	0.66	1/1750 (0.1%)
2	Y9	0.32	0/1297	0.53	0/1750
2	YB	0.35	0/1297	0.58	1/1750 (0.1%)
2	YD	0.33	0/1297	0.62	0/1750
2	YE	0.40	0/1297	0.50	0/1750
2	YG	0.40	0/1297	0.50	0/1750
2	YH	0.32	0/1297	0.61	0/1750
2	YI	0.41	0/1297	0.64	0/1750
2	YO	0.48	2/1297 (0.2%)	0.62	2/1750 (0.1%)
2	YQ	0.33	0/1297	0.62	0/1750
2	ZB	0.35	0/1112	0.65	0/1500
2	ZF	0.33	0/1315	0.69	2/1774 (0.1%)
2	ZJ	0.40	0/1315	0.58	1/1774 (0.1%)

Mol	Chain	Bond lengths		Bond angles	
		RMSZ	$\#\|Z\|>5$	RMSZ	$\#\|Z\|>5$
2	ZK	0.33	0/1315	0.69	2/1774 (0.1%)
2	ZM	0.32	0/1315	0.54	1/1774 (0.1%)
2	a1	0.33	0/1297	0.63	0/1750
2	a4	0.66	4/1297 (0.3%)	0.77	3/1750 (0.2%)
2	aB	0.40	0/1297	0.66	2/1750 (0.1%)
2	aE	0.32	0/1297	0.48	0/1750
2	aG	0.32	0/1297	0.48	0/1750
2	aH	0.33	0/1297	0.63	0/1750
2	aO	0.38	0/1297	0.52	0/1750
2	bB	0.33	0/1297	0.59	1/1750 (0.1%)
2	bF	0.33	0/1315	0.58	1/1774 (0.1%)
2	bK	0.33	0/1315	0.58	0/1774
2	c1	0.33	0/1297	0.60	1/1750 (0.1%)
2	c4	0.27	0/1297	0.46	0/1750
2	cE	0.30	0/1297	0.53	0/1750
2	cG	0.30	0/1297	0.53	0/1750
2	cH	0.33	0/1297	0.60	1/1750 (0.1%)
2	cJ	0.32	0/1309	0.60	1/1766 (0.1%)
2	cM	0.30	0/1309	0.59	1/1766 (0.1%)
2	cO	0.27	0/1297	0.46	0/1750
2	dB	0.33	0/1297	0.55	0/1750
2	dF	0.33	0/1305	0.64	2/1761 (0.1%)
2	dK	0.33	0/1309	0.64	2/1766 (0.1%)
2	e1	0.35	0/1297	0.63	0/1750
2	e4	0.29	0/1297	0.48	0/1750
2	eB	0.36	0/1297	0.55	0/1750
2	eE	0.29	0/1297	0.53	0/1750
2	eG	0.30	0/1293	0.52	0/1746
2	eH	0.35	0/1297	0.63	0/1750
2	eJ	0.35	0/1315	0.59	0/1774
2	eM	0.29	0/1315	0.55	0/1774
2	eO	0.28	0/1297	0.48	0/1750
2	fF	0.33	0/1309	0.61	0/1766
2	fK	0.33	0/1309	0.61	0/1766
2	g1	0.35	0/1297	0.62	0/1750
2	g4	0.27	0/1297	0.50	0/1750
2	gB	0.59	2/1102 (0.2%)	0.97	8/1487 (0.5%)
2	gE	0.29	0/1297	0.51	0/1750
2	gG	0.29	0/1297	0.50	0/1750
2	gH	0.34	0/1297	0.62	0/1750
2	gJ	0.29	0/1315	0.56	0/1774
2	gM	0.28	0/1315	0.56	0/1774
2	gO	0.27	0/1297	0.50	0/1750

Mol	Chain	Bond lengths		Bond angles	
		RMSZ	$\#\|Z\|>5$	RMSZ	$\#\|Z\|>5$
2	hF	0.32	0/1315	0.61	0/1774
2	hK	0.32	0/1315	0.61	0/1774
2	i1	0.34	0/1309	0.68	1/1766 (0.1%)
2	i4	0.28	0/1303	0.51	0/1758
2	iE	0.29	0/1309	0.57	0/1766
2	iG	0.29	0/1309	0.57	0/1766
2	iH	0.34	0/1309	0.68	1/1766 (0.1%)
2	iJ	0.32	0/1315	0.59	0/1774
2	iM	0.29	0/1315	0.55	0/1774
2	iO	0.28	0/1303	0.51	0/1758
2	jF	0.32	0/1315	0.58	0/1774
2	jK	0.32	0/1315	0.58	0/1774
2	k1	0.32	0/1297	0.64	1/1750 (0.1%)
2	k4	0.55	1/1290 (0.1%)	0.92	10/1741 (0.6%)
2	kE	0.30	0/1297	0.50	0/1750
2	kG	0.30	0/1297	0.50	0/1750
2	kH	0.32	0/1297	0.64	1/1750 (0.1%)
2	kJ	0.32	0/1315	0.60	0/1774
2	kM	0.29	0/1315	0.55	0/1774
2	kO	0.29	0/1297	0.52	0/1750
2	lF	0.33	0/1315	0.64	2/1774 (0.1%)
2	lK	0.33	0/1315	0.64	2/1774 (0.1%)
2	m1	0.35	0/1297	0.68	2/1750 (0.1%)
2	m4	0.28	0/1297	0.46	0/1750
2	mE	0.28	0/1297	0.56	0/1750
2	mG	0.28	0/1297	0.56	0/1750
2	mH	0.35	0/1297	0.68	2/1750 (0.1%)
2	mJ	0.32	0/1315	0.60	0/1774
2	mM	0.29	0/1315	0.59	1/1774 (0.1%)
2	mO	0.28	0/1297	0.46	0/1750
2	nF	0.34	0/1315	0.62	2/1774 (0.1%)
2	nK	0.35	0/1315	0.62	2/1774 (0.1%)
2	pF	0.31	0/1315	0.67	2/1774 (0.1%)
2	pK	0.31	0/1315	0.66	2/1774 (0.1%)
2	q8	0.32	0/1297	0.61	0/1750
2	qC	0.32	0/1297	0.61	0/1750
2	rF	0.32	0/1315	0.66	2/1774 (0.1%)
2	rK	0.32	0/1315	0.66	2/1774 (0.1%)
2	s8	0.31	0/1297	0.67	3/1750 (0.2%)
2	sC	0.31	0/1297	0.67	3/1750 (0.2%)
2	tF	0.33	0/1309	0.65	0/1766
2	tK	0.34	0/1309	0.65	0/1766
2	u8	0.34	0/1297	0.59	1/1750 (0.1%)

Mol	Chain	Bond lengths		Bond angles	
		RMSZ	$\#\|Z\|>5$	RMSZ	$\#\|Z\|>5$
2	uC	0.34	0/1297	0.59	1/1750 (0.1%)
2	vF	0.33	0/1315	0.67	2/1774 (0.1%)
2	vK	0.34	0/1315	0.67	2/1774 (0.1%)
2	w8	0.33	0/1309	0.67	3/1766 (0.2%)
2	wC	0.33	0/1309	0.67	3/1766 (0.2%)
2	y8	0.34	0/1297	0.66	0/1750
2	yC	0.34	0/1297	0.67	0/1750
3	A1	0.35	0/2025	0.59	0/2722
3	A4	0.30	0/2025	0.49	0/2722
3	AD	0.36	0/2017	0.60	0/2711
3	AE	0.30	0/2025	0.50	0/2722
3	AG	0.30	0/2025	0.50	0/2722
3	AH	0.36	0/2025	0.59	0/2722
3	AO	0.30	0/2025	0.49	0/2722
3	AQ	0.36	0/2017	0.59	0/2711
3	Y7	0.35	0/1866	0.58	0/2506
3	YA	0.35	0/1866	0.58	0/2506
4	AB	1.29	12/800 (1.5%)	1.71	19/1076 (1.8%)
4	EB	0.95	7/795 (0.9%)	1.37	14/1069 (1.3%)
5	KB	0.73	5/1755 (0.3%)	1.09	15/2374 (0.6%)
5	UB	0.80	3/1757 (0.2%)	1.25	26/2377 (1.1%)
6	WB	0.54	0/1057	0.93	2/1436 (0.1%)
6	cB	0.61	0/1093	1.00	4/1485 (0.3%)
8	B1	0.40	0/1917	0.64	0/2592
8	B4	1.37	36/1933 (1.9%)	1.37	39/2614 (1.5%)
8	BE	0.53	0/1941	0.63	2/2625 (0.1%)
8	BG	0.53	0/1941	0.63	2/2625 (0.1%)
8	BH	0.40	0/1917	0.64	0/2592
8	BO	1.48	41/1933 (2.1%)	1.42	42/2614 (1.6%)
9	C1	0.32	0/1251	0.59	0/1699
9	C4	0.43	0/1251	0.52	1/1699 (0.1%)
9	CE	0.37	0/1251	0.48	0/1699
9	CG	0.37	0/1251	0.48	0/1699
9	CH	0.32	0/1251	0.59	0/1699
9	CO	0.43	0/1251	0.52	1/1699 (0.1%)
9	E1	0.41	0/1251	0.59	0/1699
9	E4	0.42	0/1251	0.49	0/1699
9	EE	0.43	0/1251	0.50	0/1699
9	EG	0.43	0/1251	0.50	0/1699
9	EH	0.41	0/1251	0.59	0/1699
9	EO	0.42	0/1251	0.49	0/1699
9	G1	0.32	0/1251	0.58	1/1699 (0.1%)
9	G4	0.40	0/1251	0.48	0/1699

Mol	Chain	Bond lengths		Bond angles	
		RMSZ	$\#\|Z\|>5$	RMSZ	$\#\|Z\|>5$
9	GE	0.51	0/1251	0.52	0/1699
9	GG	0.52	0/1251	0.52	0/1699
9	GH	0.32	0/1251	0.58	1/1699 (0.1%)
9	GO	0.40	0/1251	0.48	0/1699
9	I1	0.42	0/1251	0.59	0/1699
9	I4	0.41	0/1251	0.48	0/1699
9	IE	0.50	0/1251	0.52	0/1699
9	IG	0.50	0/1251	0.52	0/1699
9	IH	0.42	0/1251	0.59	0/1699
9	IO	0.41	0/1251	0.48	0/1699
9	K1	0.36	0/1251	0.56	1/1699 (0.1%)
9	K4	1.20	12/1251 (1.0%)	1.02	14/1699 (0.8%)
9	KE	0.40	0/1251	0.46	0/1699
9	KG	0.40	0/1251	0.46	0/1699
9	KH	0.36	0/1251	0.56	1/1699 (0.1%)
9	KO	0.45	0/1251	0.49	0/1699
9	M1	0.32	0/1251	0.55	1/1699 (0.1%)
9	M4	0.41	0/1251	0.49	0/1699
9	ME	0.48	0/1251	0.50	0/1699
9	MG	0.48	0/1251	0.50	0/1699
9	MH	0.32	0/1251	0.55	1/1699 (0.1%)
9	MO	0.41	0/1251	0.49	0/1699
10	D1	0.32	0/1274	0.61	0/1723
10	D4	0.39	0/1274	0.52	0/1723
10	DE	0.42	0/1274	0.50	0/1723
10	DG	0.42	0/1274	0.50	0/1723
10	DH	0.32	0/1274	0.61	0/1723
10	DO	0.39	0/1274	0.52	0/1723
10	F1	0.32	0/1274	0.52	0/1723
10	F4	0.41	0/1274	0.51	0/1723
10	FE	0.38	0/1274	0.49	0/1723
10	FG	0.38	0/1274	0.49	0/1723
10	FH	0.32	0/1274	0.52	0/1723
10	FO	0.41	0/1274	0.51	0/1723
10	H1	0.37	0/1274	0.61	1/1723 (0.1%)
10	H4	0.40	0/1274	0.55	1/1723 (0.1%)
10	HE	0.44	0/1274	0.52	0/1723
10	HG	0.44	0/1274	0.52	0/1723
10	HH	0.37	0/1264	0.61	1/1711 (0.1%)
10	HO	0.40	0/1274	0.55	1/1723 (0.1%)
10	J1	0.35	0/1274	0.57	0/1723
10	J4	0.41	0/1274	0.54	0/1723
10	JE	0.58	0/1274	0.61	2/1723 (0.1%)

Mol	Chain	Bond lengths		Bond angles	
		RMSZ	$\#\|Z\|>5$	RMSZ	$\#\|Z\|>5$
10	JG	0.58	0/1271	0.61	2/1719 (0.1%)
10	JH	1.02	13/1270 (1.0%)	1.20	16/1718 (0.9%)
10	JO	0.41	0/1274	0.54	0/1723
10	L1	0.46	0/1274	0.67	1/1723 (0.1%)
10	L4	0.44	0/1274	0.57	0/1723
10	LE	0.47	0/1274	0.53	0/1723
10	LG	0.47	0/1274	0.53	0/1723
10	LH	0.46	0/1274	0.67	1/1723 (0.1%)
10	LO	0.44	0/1274	0.57	0/1723
10	N1	0.32	0/1274	0.62	3/1723 (0.2%)
10	N4	0.44	0/1274	0.52	0/1723
10	NE	0.44	0/1274	0.53	0/1723
10	NG	0.44	0/1274	0.52	0/1723
10	NH	0.32	0/1274	0.62	3/1723 (0.2%)
10	NO	0.44	0/1274	0.52	0/1723
11	X1	0.37	0/2585	0.67	3/3492 (0.1%)
11	X4	0.43	0/2585	0.58	1/3492 (0.0%)
11	XE	0.44	0/2585	0.59	0/3492
11	XG	0.44	0/2585	0.59	0/3492
11	XH	0.38	0/2585	0.67	3/3492 (0.1%)
11	XO	0.43	0/2585	0.58	1/3492 (0.0%)
12	MI	0.53	0/2124	0.89	7/2866 (0.2%)
12	ZI	0.53	0/2130	0.86	6/2874 (0.2%)
13	AJ	0.34	0/1843	0.62	4/2469 (0.2%)
13	AM	0.31	0/1843	0.56	2/2469 (0.1%)
13	wF	0.33	0/1843	0.55	0/2469
13	wK	0.34	0/1843	0.56	0/2469
13	xF	0.33	0/1843	0.57	0/2469
13	xK	0.33	0/1843	0.57	0/2469
14	BJ	0.36	0/1932	0.55	0/2590
14	BM	0.30	0/1932	0.51	0/2590
14	yF	0.36	0/1932	0.56	0/2590
14	yK	0.36	0/1932	0.56	0/2590
15	A6	0.36	0/2645	0.46	0/3614
15	AL	0.43	0/2652	0.64	2/3624 (0.1%)
15	a6	0.35	0/2645	0.45	1/3614 (0.0%)
15	aL	0.39	0/2652	0.66	2/3624 (0.1%)
16	B6	0.35	0/4058	0.48	2/5527 (0.0%)
16	BL	0.41	0/4058	0.64	5/5527 (0.1%)
16	b6	0.36	0/4058	0.48	1/5527 (0.0%)
16	bL	0.44	1/4064 (0.0%)	0.65	5/5534 (0.1%)
17	C6	0.35	0/3593	0.49	2/4901 (0.0%)
17	CL	0.40	0/3593	0.66	3/4901 (0.1%)

Mol	Chain	Bond lengths		Bond angles	
		RMSZ	$\#\|Z\|>5$	RMSZ	$\#\|Z\|>5$
17	c6	0.31	0/3593	0.45	1/4901 (0.0%)
17	cL	0.37	0/3593	0.63	2/4901 (0.0%)
18	D6	0.36	0/2792	0.45	0/3807
18	DL	0.42	0/2792	0.63	1/3807 (0.0%)
18	d6	0.36	0/2796	0.45	0/3812
18	dL	0.42	0/2796	0.63	2/3812 (0.1%)
19	E6	0.30	0/634	0.43	0/866
19	EL	0.35	0/634	0.58	0/866
19	e6	0.30	0/640	0.42	0/873
19	eL	0.33	0/640	0.59	0/873
20	F6	0.34	0/329	0.40	0/450
20	FL	0.36	0/329	0.63	0/450
20	f6	0.32	0/335	0.42	0/457
20	fL	0.33	0/335	0.59	0/457
21	G6	0.25	0/1182	0.42	0/1598
21	GL	0.30	0/1182	0.62	0/1598
21	g6	0.25	0/1125	0.45	0/1521
21	gL	0.33	0/1125	0.64	1/1521 (0.1%)
22	H6	0.30	0/520	0.47	0/710
22	HL	0.32	0/520	0.65	1/710 (0.1%)
22	h6	0.34	0/512	0.56	0/699
22	hL	0.35	0/512	0.78	1/699 (0.1%)
23	I6	0.36	0/304	0.48	0/410
23	IL	0.65	1/304 (0.3%)	0.92	0/410
23	i6	0.42	0/304	0.55	0/410
23	iL	0.51	0/304	0.87	3/410 (0.7%)
24	J6	0.31	0/261	0.41	0/355
24	JL	0.31	0/261	0.62	0/355
24	j6	0.31	0/261	0.40	0/355
24	jL	0.31	0/261	0.62	0/355
25	K6	0.32	0/305	0.45	0/419
25	KL	0.40	0/305	0.67	0/419
25	k6	0.32	0/305	0.44	0/419
25	kL	0.40	0/305	0.67	0/419
26	L6	0.37	0/312	0.37	0/425
26	LL	0.40	0/312	0.58	0/425
26	l6	0.37	0/312	0.38	0/425
26	lL	0.37	0/312	0.50	0/425
27	M6	0.33	0/312	0.44	0/422
27	ML	0.35	0/312	0.72	0/422
27	m6	0.38	0/312	0.49	0/422
27	mL	0.36	0/312	0.72	0/422
29	O6	0.32	0/1886	0.52	0/2552

Mol	Chain	Bond lengths		Bond angles	
		RMSZ	$\#\|Z\|>5$	RMSZ	$\#\|Z\|>5$
29	OL	0.41	1/1886 (0.1%)	0.75	3/2552 (0.1%)
29	o6	0.31	0/1888	0.51	0/2555
29	oL	0.40	0/1888	0.75	3/2555 (0.1%)
30	Q6	0.31	0/1151	0.52	2/1536 (0.1%)
30	QL	0.33	0/1151	0.56	0/1536
30	q6	0.31	0/1151	0.52	2/1536 (0.1%)
30	qL	0.32	0/1151	0.56	0/1536
31	R6	0.27	0/267	0.40	0/363
31	RL	0.29	0/267	0.59	0/363
31	r6	0.27	0/267	0.40	0/363
31	rL	0.29	0/267	0.59	0/363
33	T6	0.36	0/259	0.52	0/350
33	TL	0.62	0/259	0.91	2/350 (0.6%)
33	t6	0.36	0/259	0.52	0/350
33	tL	0.41	0/259	0.60	0/350
34	U6	0.32	0/739	0.47	0/1003
34	UL	0.38	0/739	0.71	0/1003
34	u6	0.32	0/748	0.48	0/1014
34	uL	0.33	0/748	0.60	0/1014
35	V6	0.30	0/1001	0.53	1/1365 (0.1%)
35	VL	0.35	0/1001	0.67	0/1365
35	v6	0.30	0/1001	0.53	1/1365 (0.1%)
35	vL	0.34	0/1001	0.67	0/1365
37	X6	0.24	0/271	0.46	0/372
37	XL	0.30	0/271	0.57	0/372
37	x6	0.27	0/281	0.44	0/383
37	xL	0.35	0/281	0.63	0/383
38	Y6	0.96	2/255 (0.8%)	1.26	5/346 (1.4%)
38	YL	0.35	0/255	0.69	0/346
38	y6	0.34	0/255	0.62	1/346 (0.3%)
38	yL	0.38	0/255	0.66	0/346
39	Z6	0.28	0/454	0.47	0/623
39	ZL	0.33	0/446	0.68	0/613
39	z6	0.33	0/454	0.51	0/623
39	zL	0.41	0/446	0.69	0/613
40	A2	0.36	0/6037	0.57	3/8221 (0.0%)
40	AN	0.37	0/6037	0.57	3/8221 (0.0%)
41	B2	0.35	0/6041	0.59	3/8244 (0.0%)
41	BN	0.35	0/6041	0.59	3/8244 (0.0%)
42	C2	0.36	0/605	0.64	1/821 (0.1%)
42	CN	0.36	0/605	0.64	1/821 (0.1%)
43	D2	0.37	0/1010	0.68	0/1365
43	DN	0.37	0/1010	0.68	0/1365

Mol	Chain	Bond lengths		Bond angles	
		RMSZ	$\#\|Z\|>5$	RMSZ	$\#\|Z\|>5$
44	E2	0.35	0/474	0.73	0/641
44	EN	0.35	0/474	0.73	0/641
45	F2	0.40	1/1275 (0.1%)	0.82	4/1725 (0.2%)
45	FN	0.40	1/1275 (0.1%)	0.82	4/1725 (0.2%)
46	G2	0.56	0/628	0.80	0/848
46	GN	0.56	0/628	0.80	0/848
47	I2	0.43	0/246	0.92	0/339
47	IN	0.43	0/246	0.92	0/339
48	J2	0.43	0/317	0.72	0/430
48	JN	0.43	0/317	0.72	0/430
49	K2	0.30	0/494	0.70	2/666 (0.3%)
49	KN	0.30	0/494	0.70	2/666 (0.3%)
50	L2	0.46	2/1081 (0.2%)	0.76	3/1470 (0.2%)
50	LN	0.47	2/1081 (0.2%)	0.79	3/1470 (0.2%)
51	M2	0.24	0/223	0.53	0/302
51	MN	0.24	0/223	0.53	0/302
52	N2	0.28	0/746	0.55	0/1014
52	NN	0.28	0/746	0.55	0/1014
53	O2	0.52	1/722 (0.1%)	0.79	2/990 (0.2%)
53	ON	0.52	1/722 (0.1%)	0.79	2/990 (0.2%)
54	R2	0.29	0/595	0.57	0/813
54	RN	0.29	0/595	0.57	0/813
56	YP	0.59	2/2892 (0.1%)	1.08	23/3930 (0.6%)
56	bP	0.70	10/2886 (0.3%)	1.02	27/3923 (0.7%)
57	12	0.33	0/1364	0.72	2/1844 (0.1%)
57	1N	0.33	0/1364	0.72	2/1844 (0.1%)
58	22	0.39	0/1259	1.13	4/1715 (0.2%)
58	2N	0.39	0/1259	1.13	4/1715 (0.2%)
59	32	0.59	2/1290 (0.2%)	0.78	5/1753 (0.3%)
59	3N	0.59	2/1290 (0.2%)	0.78	5/1753 (0.3%)
60	42	0.41	1/1371 (0.1%)	0.93	7/1857 (0.4%)
60	4N	0.41	1/1371 (0.1%)	0.93	7/1857 (0.4%)
61	52	0.35	0/1360	0.64	1/1828 (0.1%)
61	5N	0.35	0/1360	0.64	1/1828 (0.1%)
62	62	0.50	4/1346 (0.3%)	0.81	6/1816 (0.3%)
62	6N	0.50	4/1346 (0.3%)	0.81	6/1816 (0.3%)
63	72	0.36	0/1301	0.75	3/1753 (0.2%)
63	7N	0.36	0/1301	0.74	3/1753 (0.2%)
64	82	0.36	0/1412	0.70	2/1913 (0.1%)
64	8N	0.36	0/1412	0.70	2/1913 (0.1%)
65	23	0.41	0/1027	0.61	0/1399
65	Z3	0.70	4/1027 (0.4%)	0.85	3/1399 (0.2%)
66	33	0.63	4/1932 (0.2%)	0.71	5/2627 (0.2%)

Mol	Chain	Bond lengths		Bond angles	
		RMSZ	$\#\|Z\|>5$	RMSZ	$\#\|Z\|>5$
66	a3	0.68	5/1937 (0.3%)	0.88	12/2633 (0.5%)
67	43	0.62	5/1565 (0.3%)	0.72	3/2142 (0.1%)
67	b3	0.47	1/1569 (0.1%)	0.78	8/2147 (0.4%)
68	A3	0.38	0/1241	0.47	0/1676
68	C3	0.38	0/1241	0.47	0/1676
68	E3	0.38	0/1241	0.47	0/1676
68	G3	0.38	0/1241	0.47	0/1676
68	J3	0.38	0/1241	0.47	0/1676
68	K3	0.38	0/1241	0.47	0/1676
68	N3	0.38	0/1241	0.47	0/1676
68	P3	0.77	3/1237 (0.2%)	0.93	10/1671 (0.6%)
68	R3	0.38	0/1241	0.47	0/1676
68	T3	0.38	0/1241	0.47	0/1676
68	c3	0.38	0/1241	0.47	0/1676
68	e3	0.38	0/1241	0.47	0/1676
68	g3	0.38	0/1241	0.47	0/1676
68	i3	0.38	0/1241	0.47	0/1676
68	l3	0.38	0/1241	0.47	0/1676
68	m3	0.38	0/1241	0.47	0/1676
68	p3	0.38	0/1241	0.47	0/1676
68	r3	0.85	7/1241 (0.6%)	0.82	6/1676 (0.4%)
68	t3	0.38	0/1241	0.47	0/1676
68	v3	0.38	0/1241	0.47	0/1676
69	B3	0.40	0/1226	0.46	0/1655
69	D3	0.40	0/1226	0.46	0/1655
69	F3	0.40	0/1226	0.46	0/1655
69	H3	0.40	0/1226	0.46	0/1655
69	I3	0.40	0/1226	0.46	0/1655
69	L3	1.40	20/1226 (1.6%)	1.27	20/1655 (1.2%)
69	M3	0.40	0/1222	0.46	0/1651
69	O3	0.40	0/1226	0.46	0/1655
69	Q3	0.72	5/1226 (0.4%)	0.66	4/1655 (0.2%)
69	S3	0.40	0/1226	0.46	0/1655
69	U3	0.40	0/1226	0.46	0/1655
69	d3	0.40	0/1226	0.46	0/1655
69	f3	0.40	0/1226	0.46	0/1655
69	h3	0.58	2/1226 (0.2%)	0.60	2/1655 (0.1%)
69	j3	0.40	0/1226	0.46	0/1655
69	k3	0.40	0/1226	0.46	0/1655
69	n3	1.60	27/1223 (2.2%)	1.32	19/1651 (1.2%)
69	o3	0.40	0/1222	0.46	0/1651
69	q3	0.40	0/1226	0.46	0/1655
69	s3	0.41	0/1226	0.46	0/1655

Mol	Chain	Bond lengths		Bond angles	
		RMSZ	#|Z| >5	RMSZ	#|Z| >5
69	u3	0.40	0/1226	0.46	0/1655
69	w3	0.40	0/1226	0.46	0/1655
70	V3	0.39	0/1281	0.54	0/1731
70	x3	0.39	0/1281	0.54	0/1731
71	W3	0.40	0/1396	0.57	2/1886 (0.1%)
71	y3	0.40	0/1396	0.57	2/1886 (0.1%)
72	X3	0.47	0/732	0.61	0/981
72	z3	0.47	0/732	0.61	0/981
73	63	0.43	1/7070 (0.0%)	0.56	5/9547 (0.1%)
73	73	0.46	3/7044 (0.0%)	0.56	2/9513 (0.0%)
74	M5	0.52	1/1882 (0.1%)	0.86	6/2518 (0.2%)
74	M9	0.47	0/2182	0.92	10/2930 (0.3%)
74	Z5	0.56	3/1882 (0.2%)	0.86	6/2518 (0.2%)
74	Z9	0.48	0/2188	1.01	14/2937 (0.5%)
75	e7	0.47	0/1973	0.66	0/2657
75	eA	0.47	0/1973	0.66	0/2657
76	fB	0.50	2/2233 (0.1%)	0.70	4/3024 (0.1%)
76	hB	0.44	0/2233	0.64	1/3024 (0.0%)
77	dD	0.42	0/2242	0.65	0/3026
77	dQ	0.42	0/2242	0.64	0/3026
78	zF	1.14	43/3684 (1.2%)	1.37	67/4970 (1.3%)
78	zK	0.48	0/3698	0.82	7/4991 (0.1%)
79	bJ	0.43	0/3145	0.63	0/4260
79	bM	0.35	0/3144	0.59	1/4256 (0.0%)
80	53	2.13	15/375 (4.0%)	2.65	32/503 (6.4%)
80	Y3	2.10	17/422 (4.0%)	2.78	34/567 (6.0%)
All	All	0.41	411/1160118 (0.0%)	0.64	1302/1569078 (0.1%)

Chiral center outliers are detected by calculating the chiral volume of a chiral center and verifying if the center is modelled as a planar moiety or with the opposite hand.A planarity outlier is detected by checking planarity of atoms in a peptide group, atoms in a mainchain group or atoms of a sidechain that are expected to be planar.

Mol	Chain	#Chirality outliers	#Planarity outliers
1	A5	0	2
1	A9	0	1
1	C5	0	2
1	C9	0	1
1	E5	0	2
1	E9	0	1
1	EF	0	1
1	EK	0	1

Continued on next page...

Continued from previous page...

Mol	Chain	#Chirality outliers	#Planarity outliers
1	G5	0	2
1	G9	0	1
1	I5	0	2
1	I7	0	1
1	I9	0	1
1	IA	0	1
1	K5	0	2
1	K9	0	1
1	M7	0	1
1	MA	0	1
1	N5	0	2
1	N9	0	1
1	OA	0	4
1	P5	0	2
1	P9	0	1
1	R5	0	2
1	R9	0	1
1	T5	0	2
1	T9	0	1
1	V5	0	2
1	V9	0	1
1	X5	0	2
1	X9	0	1
1	XD	0	1
1	XQ	0	1
1	ZG	0	1
1	cF	0	1
1	cK	0	1
1	f1	0	2
1	fH	0	2
1	lE	0	4
1	lG	0	1
1	mF	0	2
1	mK	0	2
1	r8	0	1
1	rC	0	1
1	x8	0	1
1	xC	0	1
2	DB	0	7
2	F5	0	1
2	FB	0	1
2	HB	1	1

Continued on next page...

Continued from previous page...

Mol	Chain	#Chirality outliers	#Planarity outliers
2	ID	0	1
2	IQ	0	1
2	LB	0	1
2	MB	0	2
2	NB	0	2
2	O5	0	1
2	OD	0	1
2	OQ	0	1
2	PB	0	3
2	QB	0	4
2	RB	0	1
2	S9	0	1
2	TF	0	1
2	TK	0	1
2	UD	0	1
2	UQ	0	1
2	V1	0	3
2	VH	0	1
2	XB	0	1
2	aB	0	1
2	dB	0	1
2	gB	0	1
2	k4	0	1
2	m1	0	1
2	mH	0	1
2	nF	0	1
2	nK	0	1
2	q8	0	1
2	qC	0	1
2	w8	0	1
2	wC	0	1
4	AB	0	4
4	EB	0	5
5	KB	0	4
5	UB	0	2
6	WB	0	1
6	cB	0	2
7	A8	0	14
7	AC	0	14
7	aC	0	1
8	B1	0	1
8	B4	1	12

Continued on next page...

Continued from previous page...

Mol	Chain	#Chirality outliers	#Planarity outliers
8	BH	0	1
8	BO	0	14
9	K4	0	8
10	D4	0	2
10	DO	0	2
10	H1	0	1
10	H4	0	1
10	HH	0	1
10	HO	0	1
10	J4	0	1
10	JH	0	8
10	JO	0	1
10	L4	0	1
10	LE	0	1
10	LG	0	1
10	LO	0	1
10	N4	0	1
10	NE	0	1
10	NG	0	1
10	NO	0	1
12	MI	0	9
12	ZI	0	10
16	BL	0	2
16	bL	0	1
17	CL	0	2
17	cL	0	1
19	E6	0	1
19	EL	0	1
21	g6	0	1
21	gL	0	1
23	I6	0	1
23	IL	0	4
23	iL	0	1
29	OL	0	1
29	oL	0	2
32	S6	0	2
33	TL	0	1
35	VL	0	1
35	vL	0	1
38	Y6	0	1
40	A2	0	1
40	AN	0	1

Continued on next page...

Continued from previous page...

Mol	Chain	#Chirality outliers	#Planarity outliers
41	B2	0	2
41	BN	0	2
42	C2	0	2
42	CN	0	2
45	F2	0	1
45	FN	0	1
50	L2	0	1
50	LN	0	3
56	YP	0	9
56	bP	0	8
58	22	0	2
58	2N	0	2
59	32	0	2
59	3N	0	2
60	42	0	1
60	4N	0	1
62	62	0	2
62	6N	0	2
63	72	0	2
63	7N	0	2
64	82	0	1
64	8N	0	1
65	23	0	2
65	Z3	0	2
66	33	0	3
66	a3	0	5
67	43	0	1
67	b3	0	1
68	P3	0	1
68	r3	0	3
69	B3	0	1
69	D3	0	1
69	F3	0	1
69	H3	0	1
69	I3	0	1
69	L3	0	10
69	M3	0	1
69	Q3	0	1
69	S3	0	1
69	U3	0	1
69	d3	0	1
69	f3	0	1

Continued on next page...

Continued from previous page...

Mol	Chain	#Chirality outliers	#Planarity outliers
69	h3	0	1
69	j3	0	1
69	k3	0	1
69	n3	0	12
69	o3	0	1
69	q3	0	1
69	s3	0	1
69	u3	0	1
69	w3	0	1
73	63	0	5
73	73	0	5
74	M5	0	3
74	M9	0	5
74	Z5	0	3
74	Z9	0	7
76	fB	0	1
78	zF	0	16
78	zK	0	3
79	bJ	0	4
79	bM	0	1
80	53	0	3
80	Y3	0	2
81	16	0	3
81	1L	0	3
81	46	0	3
81	4L	0	3
All	All	2	453

All (411) bond length outliers are listed below:

Mol	Chain	Res	Type	Atoms	Z	Observed(Å)	Ideal(Å)
68	P3	36	ARG	C-O	-16.71	0.91	1.23
69	n3	65	ILE	C-O	-14.08	0.96	1.23
9	K4	51	LEU	C-O	-13.81	0.97	1.23
69	n3	13	ASP	C-O	-13.64	0.97	1.23
69	n3	7	SER	CA-CB	-13.41	1.32	1.52
8	BO	216	GLY	C-O	-13.22	1.02	1.23
9	K4	47	SER	CA-CB	-13.08	1.33	1.52
59	32	130	PHE	CD2-CE2	13.01	1.65	1.39
59	3N	130	PHE	CD2-CE2	12.99	1.65	1.39
69	L3	61	LEU	C-O	-12.77	0.99	1.23
8	B4	225	VAL	C-O	-12.70	0.99	1.23

Continued on next page...

Continued from previous page...

Mol	Chain	Res	Type	Atoms	Z	Observed(Å)	Ideal(Å)
8	B4	221	PHE	C-O	-12.48	0.99	1.23
9	K4	47	SER	C-O	-11.90	1.00	1.23
9	K4	45	THR	C-O	-11.87	1.00	1.23
66	a3	61	ARG	C-O	-11.13	1.02	1.23
69	n3	60	LEU	C-O	-10.94	1.02	1.23
69	L3	59	SER	CA-CB	-10.88	1.36	1.52
69	Q3	63	SER	CA-CB	-10.87	1.36	1.52
8	BO	221	PHE	C-O	-10.85	1.02	1.23
65	Z3	65	LEU	C-O	-10.74	1.02	1.23
69	n3	17	LYS	C-O	-10.65	1.03	1.23
69	h3	61	LEU	C-O	-10.46	1.03	1.23
69	L3	60	LEU	C-O	-10.42	1.03	1.23
4	EB	399	GLY	C-O	-10.37	1.07	1.23
8	B4	216	GLY	C-O	-10.28	1.07	1.23
69	n3	63	SER	C-O	-10.20	1.03	1.23
4	AB	415	PRO	N-CD	-10.19	1.33	1.47
2	HB	12	SER	C-O	-10.18	1.04	1.23
78	zF	363	ARG	C-O	-10.16	1.04	1.23
2	a4	172	VAL	C-O	-10.14	1.04	1.23
68	r3	146	ALA	C-O	-10.12	1.04	1.23
10	JH	17	GLU	C-O	-10.12	1.04	1.23
2	DB	106	GLU	C-O	-10.08	1.04	1.23
69	Q3	61	LEU	C-O	-10.03	1.04	1.23
8	BO	218	PRO	N-CD	-9.96	1.33	1.47
8	B4	218	PRO	N-CD	-9.87	1.34	1.47
2	a4	173	GLY	C-O	-9.82	1.07	1.23
68	r3	151	PHE	C-O	-9.78	1.04	1.23
8	B4	209	GLN	C-O	-9.78	1.04	1.23
78	zF	284	LYS	C-O	-9.72	1.04	1.23
78	zF	390	ARG	C-O	-9.66	1.04	1.23
10	JH	16	GLY	C-O	-9.66	1.08	1.23
9	K4	50	ARG	C-O	-9.62	1.05	1.23
9	K4	48	ALA	C-O	-9.53	1.05	1.23
69	L3	63	SER	C-O	-9.51	1.05	1.23
8	B4	214	LYS	C-O	-9.51	1.05	1.23
2	NB	115	GLU	C-O	-9.48	1.05	1.23
4	AB	395	GLU	CD-OE2	-9.44	1.15	1.25
8	BO	219	ALA	C-O	-9.43	1.05	1.23
69	L3	59	SER	C-O	-9.43	1.05	1.23
8	BO	198	SER	CA-CB	-9.42	1.38	1.52
65	Z3	66	ARG	C-O	-9.41	1.05	1.23
8	BO	224	MET	C-O	-9.28	1.05	1.23

Continued on next page...

Continued from previous page...

Mol	Chain	Res	Type	Atoms	Z	Observed(Å)	Ideal(Å)
1	OA	141	PRO	N-CA	-9.26	1.31	1.47
2	DB	113	LEU	C-O	-9.25	1.05	1.23
8	BO	218	PRO	N-CA	-9.23	1.31	1.47
80	53	52	LYS	C-O	-9.22	1.05	1.23
9	K4	53	THR	C-O	-9.21	1.05	1.23
80	Y3	56	LYS	C-O	-9.20	1.05	1.23
80	53	50	MET	C-O	-9.20	1.05	1.23
4	AB	389	GLY	C-O	-9.19	1.08	1.23
8	B4	210	GLU	C-O	-9.15	1.05	1.23
80	Y3	54	MET	C-O	-9.15	1.05	1.23
1	SF	56	GLY	C-O	-9.14	1.09	1.23
78	zF	395	GLU	CD-OE1	-9.14	1.15	1.25
8	B4	196	GLN	C-O	-9.14	1.05	1.23
80	53	51	ALA	C-O	-9.13	1.05	1.23
66	33	61	ARG	C-O	-9.11	1.06	1.23
80	Y3	55	ALA	C-O	-9.11	1.06	1.23
69	n3	64	ASP	C-O	8.99	1.40	1.23
8	BO	215	ALA	C-O	-8.89	1.06	1.23
9	K4	49	GLN	C-O	-8.89	1.06	1.23
1	ZG	140	VAL	C-O	-8.86	1.06	1.23
78	zF	364	SER	C-O	-8.85	1.06	1.23
78	zF	361	ARG	C-O	-8.82	1.06	1.23
1	ZG	141	PRO	C-O	-8.80	1.05	1.23
8	B4	219	ALA	C-O	-8.78	1.06	1.23
80	53	34	PHE	C-O	-8.76	1.06	1.23
80	Y3	38	PHE	C-O	-8.76	1.06	1.23
8	BO	213	PRO	N-CD	-8.75	1.35	1.47
2	PB	79	MET	CG-SD	-8.73	1.58	1.81
8	BO	208	PRO	N-CD	-8.73	1.35	1.47
66	33	285	PRO	C-O	-8.72	1.05	1.23
53	ON	128	PHE	CE1-CZ	8.70	1.53	1.37
8	BO	190	SER	CA-CB	-8.65	1.40	1.52
66	a3	285	PRO	C-O	-8.65	1.05	1.23
68	r3	143	GLY	C-O	-8.64	1.09	1.23
8	BO	210	GLU	C-O	-8.64	1.06	1.23
53	O2	128	PHE	CE1-CZ	8.63	1.53	1.37
69	Q3	63	SER	C-O	-8.63	1.06	1.23
68	r3	144	GLU	CD-OE1	-8.63	1.16	1.25
2	NB	111	ASN	C-O	-8.62	1.06	1.23
59	3N	130	PHE	CG-CD2	8.62	1.51	1.38
69	n3	27	LEU	C-O	-8.61	1.07	1.23
59	32	130	PHE	CG-CD2	8.57	1.51	1.38

Continued on next page...

Continued from previous page...

Mol	Chain	Res	Type	Atoms	Z	Observed(Å)	Ideal(Å)
67	43	229	PRO	N-CD	-8.52	1.35	1.47
78	zF	383	GLN	C-O	-8.50	1.07	1.23
2	HB	16	ALA	C-O	-8.49	1.07	1.23
78	zF	292	ALA	C-O	-8.47	1.07	1.23
9	K4	46	GLY	C-O	-8.45	1.10	1.23
78	zF	395	GLU	C-O	-8.45	1.07	1.23
69	n3	25	GLU	CD-OE1	-8.43	1.16	1.25
2	PB	78	ARG	C-O	-8.39	1.07	1.23
78	zF	286	GLN	C-O	-8.38	1.07	1.23
8	B4	212	GLN	C-O	-8.37	1.07	1.23
78	zF	385	VAL	C-O	-8.36	1.07	1.23
9	K4	44	LEU	C-O	-8.29	1.07	1.23
78	zF	293	GLN	C-O	-8.26	1.07	1.23
8	BO	214	LYS	C-O	-8.26	1.07	1.23
4	AB	387	PRO	N-CD	-8.25	1.36	1.47
80	Y3	45	GLY	C-O	-8.18	1.10	1.23
78	zF	360	VAL	C-O	-8.16	1.07	1.23
8	BO	213	PRO	C-O	-8.15	1.06	1.23
80	53	35	PRO	C-O	-8.15	1.06	1.23
80	Y3	39	PRO	C-O	-8.15	1.06	1.23
69	n3	61	LEU	C-O	-8.13	1.07	1.23
78	zF	289	LEU	C-O	-8.12	1.07	1.23
4	AB	420	ARG	C-O	-8.12	1.07	1.23
69	n3	10	ASN	C-O	-8.11	1.07	1.23
8	BO	190	SER	C-O	-8.08	1.08	1.23
8	BO	195	THR	C-O	-8.07	1.08	1.23
8	B4	222	LEU	C-O	-8.05	1.08	1.23
78	zF	291	ILE	C-O	-8.04	1.08	1.23
8	BO	227	GLU	CD-OE2	-7.97	1.16	1.25
8	BO	217	ASP	C-O	-7.97	1.08	1.23
4	AB	395	GLU	CD-OE1	-7.96	1.16	1.25
80	53	40	PRO	N-CA	-7.95	1.33	1.47
8	BO	199	TRP	C-O	-7.92	1.08	1.23
78	zF	295	LYS	C-O	-7.92	1.08	1.23
8	B4	198	SER	CA-CB	-7.91	1.41	1.52
69	n3	11	ALA	C-O	-7.91	1.08	1.23
8	BO	223	ASN	C-O	-7.89	1.08	1.23
80	53	35	PRO	N-CD	-7.89	1.36	1.47
69	L3	14	VAL	C-O	-7.88	1.08	1.23
80	Y3	39	PRO	N-CD	-7.87	1.36	1.47
38	Y6	12	SER	CA-CB	-7.87	1.41	1.52
8	BO	194	ALA	C-O	-7.81	1.08	1.23

Continued on next page...

Continued from previous page...

Mol	Chain	Res	Type	Atoms	Z	Observed(Å)	Ideal(Å)
67	43	231	SER	C-O	-7.81	1.08	1.23
56	bP	328	SER	CA-CB	-7.80	1.41	1.52
78	zF	365	ARG	C-O	-7.77	1.08	1.23
1	ZG	141	PRO	N-CD	-7.77	1.36	1.47
78	zF	278	PRO	C-O	-7.74	1.07	1.23
23	IL	34	ARG	C-O	-7.73	1.08	1.23
69	L3	30	TYR	C-O	-7.71	1.08	1.23
8	B4	218	PRO	N-CA	-7.68	1.34	1.47
73	73	138	VAL	C-O	-7.67	1.08	1.23
67	43	231	SER	CA-CB	-7.64	1.41	1.52
78	zF	364	SER	CA-CB	-7.63	1.41	1.52
62	62	163	PHE	CG-CD2	7.62	1.50	1.38
69	n3	8	VAL	C-O	-7.61	1.08	1.23
69	n3	23	SER	C-O	-7.60	1.08	1.23
62	6N	163	PHE	CG-CD2	7.59	1.50	1.38
8	B4	213	PRO	C-O	-7.58	1.08	1.23
69	L3	28	ARG	C-O	-7.56	1.08	1.23
78	zF	368	ALA	C-O	-7.53	1.09	1.23
78	zF	277	VAL	C-O	-7.50	1.09	1.23
80	53	40	PRO	N-CD	-7.45	1.37	1.47
69	n3	23	SER	CA-CB	-7.44	1.41	1.52
78	zF	372	GLY	C-O	-7.44	1.11	1.23
8	B4	208	PRO	N-CD	-7.43	1.37	1.47
78	zF	369	ALA	C-O	-7.41	1.09	1.23
69	L3	10	ASN	C-O	-7.40	1.09	1.23
69	L3	63	SER	CA-CB	-7.38	1.41	1.52
69	L3	11	ALA	C-O	-7.37	1.09	1.23
69	n3	7	SER	C-O	-7.30	1.09	1.23
78	zF	392	LEU	C-O	-7.30	1.09	1.23
69	n3	22	ASN	C-O	-7.28	1.09	1.23
68	P3	35	ARG	C-O	7.27	1.37	1.23
66	33	285	PRO	N-CD	-7.26	1.37	1.47
80	53	50	MET	CG-SD	-7.24	1.62	1.81
2	SB	15	LYS	C-O	-7.24	1.09	1.23
80	Y3	54	MET	CG-SD	-7.24	1.62	1.81
8	BO	227	GLU	CD-OE1	-7.23	1.17	1.25
68	r3	147	ALA	C-O	-7.23	1.09	1.23
78	zF	290	LEU	C-O	-7.17	1.09	1.23
8	BO	217	ASP	CG-OD1	-7.12	1.08	1.25
56	YP	371	GLY	C-O	-7.12	1.12	1.23
56	bP	370	PRO	N-CD	-7.03	1.38	1.47
78	zF	388	LEU	C-O	-7.03	1.09	1.23

Continued on next page...

Continued from previous page...

Mol	Chain	Res	Type	Atoms	Z	Observed(Å)	Ideal(Å)
1	OA	141	PRO	C-O	-7.02	1.09	1.23
2	QB	12	SER	C-O	-6.99	1.10	1.23
78	zF	402	PRO	N-CD	-6.99	1.38	1.47
78	zF	278	PRO	N-CD	-6.99	1.38	1.47
80	Y3	44	PRO	C-O	-6.97	1.09	1.23
2	DB	115	GLU	C-O	-6.97	1.10	1.23
8	BO	218	PRO	C-O	-6.95	1.09	1.23
8	BO	210	GLU	CD-OE1	-6.88	1.18	1.25
69	n3	14	VAL	C-O	-6.87	1.10	1.23
78	zF	384	LEU	C-O	-6.87	1.10	1.23
8	B4	210	GLU	CD-OE2	-6.86	1.18	1.25
8	B4	223	ASN	C-O	-6.86	1.10	1.23
16	bL	91	TRP	CA-CB	-6.84	1.39	1.53
68	r3	149	VAL	C-O	-6.78	1.10	1.23
8	BO	211	GLN	C-O	-6.76	1.10	1.23
1	ZG	142	ARG	C-O	-6.76	1.10	1.23
80	53	47	PHE	C-O	-6.74	1.10	1.23
80	Y3	51	PHE	C-O	-6.74	1.10	1.23
80	Y3	44	PRO	N-CD	-6.73	1.38	1.47
2	HB	14	ALA	C-O	-6.71	1.10	1.23
50	LN	57	PHE	CE1-CZ	6.69	1.50	1.37
66	33	284	VAL	C-O	-6.68	1.10	1.23
69	L3	23	SER	CA-CB	-6.68	1.43	1.52
69	n3	25	GLU	CD-OE2	-6.67	1.18	1.25
8	BO	208	PRO	C-O	-6.66	1.09	1.23
69	L3	65	ILE	C-O	-6.66	1.10	1.23
4	EB	373	LYS	C-O	-6.64	1.10	1.23
10	JH	13	ASP	C-O	-6.64	1.10	1.23
10	JH	21	ASN	C-O	-6.64	1.10	1.23
8	BO	220	LEU	C-O	-6.64	1.10	1.23
4	AB	415	PRO	C-O	-6.63	1.09	1.23
1	SF	60	PHE	C-O	-6.63	1.10	1.23
69	L3	13	ASP	C-O	-6.62	1.10	1.23
2	PB	79	MET	C-O	-6.62	1.10	1.23
50	L2	57	PHE	CE1-CZ	6.62	1.50	1.37
4	EB	371	SER	C-O	-6.62	1.10	1.23
10	JH	20	SER	CA-CB	-6.54	1.43	1.52
8	B4	215	ALA	C-O	-6.54	1.10	1.23
76	fB	194	ARG	C-O	-6.53	1.10	1.23
1	OA	141	PRO	N-CD	-6.53	1.38	1.47
69	n3	63	SER	CA-CB	-6.51	1.43	1.52
78	zF	299	LEU	C-O	-6.50	1.10	1.23

Continued on next page...

Continued from previous page...

Mol	Chain	Res	Type	Atoms	Z	Observed(Å)	Ideal(Å)
10	JH	8	VAL	C-O	-6.50	1.10	1.23
80	Y3	53	ASP	C-O	-6.48	1.11	1.23
1	SF	58	ALA	C-O	-6.48	1.11	1.23
80	53	49	ASP	C-O	-6.46	1.11	1.23
69	L3	15	GLN	C-O	-6.44	1.11	1.23
78	zF	366	ARG	NE-CZ	-6.43	1.24	1.33
1	OA	143	ASP	C-O	-6.42	1.11	1.23
8	B4	220	LEU	C-O	-6.42	1.11	1.23
56	YP	372	THR	C-O	-6.41	1.11	1.23
62	62	201	TRP	CZ3-CH2	6.40	1.50	1.40
8	B4	227	GLU	C-O	-6.39	1.11	1.23
78	zF	298	ALA	C-O	-6.39	1.11	1.23
5	UB	162	ASN	C-O	-6.37	1.11	1.23
62	6N	201	TRP	CZ3-CH2	6.37	1.50	1.40
5	KB	163	GLY	C-O	-6.36	1.13	1.23
8	BO	205	ARG	C-O	-6.34	1.11	1.23
2	NB	114	LYS	C-O	-6.34	1.11	1.23
56	bP	326	GLU	C-O	-6.33	1.11	1.23
8	BO	207	ARG	C-O	-6.32	1.11	1.23
5	KB	42	ARG	C-O	-6.32	1.11	1.23
56	bP	371	GLY	C-O	-6.31	1.13	1.23
78	zF	296	ALA	C-O	-6.28	1.11	1.23
2	k4	144	ASN	C-O	-6.28	1.11	1.23
78	zF	300	GLN	C-O	-6.28	1.11	1.23
4	AB	390	ASP	C-O	-6.26	1.11	1.23
80	Y3	52	LEU	C-O	-6.26	1.11	1.23
69	L3	64	ASP	CG-OD2	-6.25	1.10	1.25
5	UB	163	GLY	C-O	-6.25	1.13	1.23
80	53	48	LEU	C-O	-6.25	1.11	1.23
2	PB	76	ASN	C-O	-6.25	1.11	1.23
2	NB	106	GLU	C-O	-6.25	1.11	1.23
5	KB	164	VAL	C-O	-6.24	1.11	1.23
4	AB	385	ALA	C-O	-6.22	1.11	1.23
1	ZG	145	SER	CA-CB	-6.20	1.43	1.52
69	n3	25	GLU	C-O	-6.20	1.11	1.23
1	lE	77	GLU	CD-OE2	-6.20	1.18	1.25
2	MB	6	SER	CA-CB	-6.17	1.43	1.52
73	73	136	SER	CA-CB	-6.17	1.43	1.52
80	53	33	ALA	C-O	-6.14	1.11	1.23
4	EB	397	LYS	C-O	-6.13	1.11	1.23
56	bP	329	TYR	C-O	-6.12	1.11	1.23
80	Y3	37	ALA	C-O	-6.11	1.11	1.23

Continued on next page...

Continued from previous page...

Mol	Chain	Res	Type	Atoms	Z	Observed(Å)	Ideal(Å)
8	B4	228	MET	CG-SD	-6.10	1.65	1.81
78	zF	399	ALA	C-O	-6.10	1.11	1.23
2	YO	153	PHE	C-O	-6.09	1.11	1.23
8	B4	224	MET	C-O	-6.09	1.11	1.23
2	QB	14	ALA	C-O	-6.08	1.11	1.23
8	B4	210	GLU	CD-OE1	-6.07	1.19	1.25
8	B4	218	PRO	C-O	-6.06	1.11	1.23
78	zF	397	ALA	C-O	-6.03	1.11	1.23
5	UB	194	PRO	N-CD	-6.02	1.39	1.47
69	n3	24	VAL	C-O	-6.01	1.11	1.23
56	bP	327	HIS	C-O	-6.00	1.11	1.23
38	Y6	13	LEU	C-O	-5.96	1.12	1.23
10	JH	13	ASP	CG-OD2	-5.96	1.11	1.25
69	n3	16	GLY	C-O	-5.95	1.14	1.23
69	L3	24	VAL	C-O	-5.94	1.12	1.23
56	bP	328	SER	C-O	-5.93	1.12	1.23
69	n3	64	ASP	CG-OD1	-5.92	1.11	1.25
45	F2	114	PHE	CE2-CZ	5.91	1.48	1.37
66	a3	284	VAL	C-O	-5.91	1.12	1.23
2	MB	12	SER	CA-CB	-5.91	1.44	1.52
67	43	229	PRO	C-O	-5.91	1.11	1.23
8	BO	212	GLN	C-O	-5.91	1.12	1.23
45	FN	114	PHE	CE2-CZ	5.90	1.48	1.37
8	B4	208	PRO	C-O	-5.90	1.11	1.23
2	LP	171	ARG	C-O	-5.89	1.12	1.23
67	b3	230	ARG	C-O	-5.88	1.12	1.23
56	bP	369	TYR	C-O	-5.88	1.12	1.23
2	NB	118	ILE	C-O	-5.87	1.12	1.23
8	B4	206	PHE	C-O	-5.85	1.12	1.23
8	BO	196	GLN	C-O	-5.84	1.12	1.23
8	BO	188	PHE	C-O	-5.83	1.12	1.23
69	n3	29	GLY	C-O	-5.82	1.14	1.23
60	42	191	TRP	CZ3-CH2	5.81	1.49	1.40
4	EB	371	SER	CA-CB	-5.81	1.44	1.52
56	bP	326	GLU	CD-OE2	-5.81	1.19	1.25
62	6N	163	PHE	CD2-CE2	5.80	1.50	1.39
10	JH	12	ALA	C-O	-5.79	1.12	1.23
2	a4	171	ARG	C-O	-5.79	1.12	1.23
2	gB	115	GLU	CD-OE2	-5.78	1.19	1.25
2	MB	8	VAL	C-O	-5.78	1.12	1.23
62	62	163	PHE	CD2-CE2	5.77	1.50	1.39
60	4N	191	TRP	CZ3-CH2	5.77	1.49	1.40

Continued on next page...

Continued from previous page...

Mol	Chain	Res	Type	Atoms	Z	Observed(Å)	Ideal(Å)
69	L3	16	GLY	C-O	-5.77	1.14	1.23
66	a3	59	LYS	C-N	-5.75	1.20	1.34
8	BO	206	PHE	C-O	-5.74	1.12	1.23
8	BO	189	ARG	C-O	-5.74	1.12	1.23
10	JH	22	THR	C-O	-5.71	1.12	1.23
62	6N	182	GLU	CD-OE1	-5.71	1.19	1.25
68	P3	34	GLN	C-O	-5.70	1.12	1.23
9	K4	47	SER	CB-OG	-5.69	1.34	1.42
1	SF	55	ALA	C-O	-5.68	1.12	1.23
78	zF	387	ASP	C-O	-5.67	1.12	1.23
2	B5	9	VAL	CB-CG1	-5.66	1.41	1.52
69	n3	18	TYR	CZ-OH	-5.65	1.28	1.37
8	B4	204	ARG	NE-CZ	-5.65	1.25	1.33
8	BO	194	ALA	CA-CB	-5.64	1.40	1.52
4	EB	370	SER	CA-CB	-5.64	1.44	1.52
4	AB	418	LEU	C-O	-5.63	1.12	1.23
8	B4	213	PRO	N-CD	-5.63	1.40	1.47
62	62	182	GLU	CD-OE1	-5.63	1.19	1.25
1	OA	146	ALA	C-O	-5.63	1.12	1.23
8	B4	204	ARG	C-O	-5.62	1.12	1.23
80	Y3	42	ARG	C-O	-5.62	1.12	1.23
4	EB	400	LYS	C-N	-5.62	1.23	1.33
29	OL	25	GLU	C-O	-5.61	1.12	1.23
66	a3	285	PRO	N-CD	-5.59	1.40	1.47
1	lE	69	PRO	N-CD	-5.59	1.40	1.47
80	53	38	ARG	C-O	-5.58	1.12	1.23
2	YO	155	ALA	C-O	-5.56	1.12	1.23
1	lE	78	LYS	C-O	-5.56	1.12	1.23
69	n3	20	ASP	C-O	-5.55	1.12	1.23
78	zF	394	LEU	C-O	-5.54	1.12	1.23
73	63	334	VAL	CB-CG2	-5.54	1.41	1.52
2	NB	107	ASP	C-O	-5.51	1.12	1.23
1	V5	115	GLU	CB-CG	5.50	1.62	1.52
1	I5	115	GLU	CB-CG	5.49	1.62	1.52
1	R5	115	GLU	CB-CG	5.49	1.62	1.52
1	E5	115	GLU	CB-CG	5.49	1.62	1.52
1	K5	115	GLU	CB-CG	5.49	1.62	1.52
1	T5	115	GLU	CB-CG	5.49	1.62	1.52
78	zF	387	ASP	CG-OD2	-5.49	1.12	1.25
69	L3	23	SER	C-O	-5.48	1.12	1.23
1	C5	115	GLU	CB-CG	5.48	1.62	1.52
10	JH	23	GLN	C-O	-5.47	1.12	1.23

Continued on next page...

Continued from previous page...

Mol	Chain	Res	Type	Atoms	Z	Observed(Å)	Ideal(Å)
2	D5	9	VAL	CB-CG1	-5.46	1.41	1.52
1	N5	115	GLU	CB-CG	5.46	1.62	1.52
69	h3	62	TYR	C-O	-5.45	1.12	1.23
1	X5	115	GLU	CB-CG	5.45	1.62	1.52
4	AB	391	GLY	C-O	-5.45	1.15	1.23
1	A5	115	GLU	CB-CG	5.45	1.62	1.52
2	DB	115	GLU	CD-OE1	-5.44	1.19	1.25
1	G5	115	GLU	CB-CG	5.43	1.62	1.52
1	P5	115	GLU	CB-CG	5.43	1.62	1.52
73	73	420	PHE	CB-CG	-5.40	1.42	1.51
2	HB	15	LYS	C-O	-5.39	1.13	1.23
67	43	229	PRO	N-CA	-5.38	1.38	1.47
78	zF	275	TYR	C-O	-5.37	1.13	1.23
69	L3	62	TYR	C-O	-5.37	1.13	1.23
2	PB	77	ARG	C-O	-5.37	1.13	1.23
68	r3	150	GLY	C-O	-5.36	1.15	1.23
8	B4	199	TRP	CD2-CE2	-5.36	1.34	1.41
1	lE	85	ASP	C-O	-5.36	1.13	1.23
69	Q3	62	TYR	CG-CD1	-5.34	1.32	1.39
80	53	43	ASN	C-O	-5.34	1.13	1.23
65	Z3	66	ARG	NE-CZ	-5.34	1.26	1.33
2	NB	110	LEU	C-O	-5.33	1.13	1.23
78	zF	281	SER	C-O	-5.33	1.13	1.23
2	a4	174	ALA	C-O	-5.31	1.13	1.23
78	zF	405	SER	CA-CB	-5.27	1.45	1.52
2	gB	104	VAL	C-O	-5.26	1.13	1.23
8	BO	189	ARG	NE-CZ	-5.22	1.26	1.33
8	B4	199	TRP	C-O	-5.22	1.13	1.23
74	Z5	64	GLY	C-O	-5.22	1.15	1.23
74	M5	264	ARG	CZ-NH2	-5.22	1.26	1.33
74	Z5	264	ARG	CZ-NH2	-5.21	1.26	1.33
50	L2	57	PHE	CD1-CE1	5.21	1.49	1.39
4	AB	387	PRO	N-CA	-5.21	1.38	1.47
8	BO	207	ARG	NE-CZ	-5.21	1.26	1.33
8	B4	194	ALA	CA-CB	-5.19	1.41	1.52
50	LN	57	PHE	CD1-CE1	5.18	1.49	1.39
1	SF	66	LEU	C-O	-5.18	1.13	1.23
2	SI	104	VAL	CB-CG1	-5.17	1.42	1.52
9	K4	52	ILE	CA-CB	-5.17	1.43	1.54
8	B4	221	PHE	CG-CD1	-5.17	1.30	1.38
69	Q3	62	TYR	C-O	-5.16	1.13	1.23
76	fB	194	ARG	NE-CZ	-5.15	1.26	1.33

Continued on next page...

Continued from previous page...

Mol	Chain	Res	Type	Atoms	Z	Observed(Å)	Ideal(Å)
2	NB	106	GLU	CD-OE1	-5.14	1.20	1.25
78	zF	366	ARG	C-O	-5.13	1.13	1.23
80	Y3	14	SER	CA-CB	-5.13	1.45	1.52
10	JH	28	SER	CA-CB	-5.11	1.45	1.52
65	Z3	66	ARG	CD-NE	-5.09	1.37	1.46
8	BO	230	PRO	C-O	-5.09	1.13	1.23
8	BO	209	GLN	C-O	-5.08	1.13	1.23
5	KB	160	ALA	C-O	-5.07	1.13	1.23
56	bP	372	THR	C-O	-5.07	1.13	1.23
1	OA	144	MET	CG-SD	-5.06	1.68	1.81
8	B4	208	PRO	N-CA	-5.06	1.38	1.47
74	Z5	62	PHE	C-O	-5.06	1.13	1.23
1	ZG	145	SER	C-O	-5.05	1.13	1.23
8	B4	217	ASP	CG-OD1	-5.05	1.13	1.25
80	Y3	42	ARG	CD-NE	-5.04	1.37	1.46
8	B4	204	ARG	CD-NE	-5.04	1.37	1.46
2	DB	115	GLU	CB-CG	-5.04	1.42	1.52
10	JH	13	ASP	CG-OD1	-5.03	1.13	1.25
5	KB	120	TYR	C-O	-5.03	1.13	1.23
8	BO	199	TRP	CD2-CE2	-5.02	1.35	1.41
10	JH	9	VAL	C-O	-5.01	1.13	1.23
1	SF	64	ALA	C-O	-5.00	1.13	1.23

All (1302) bond angle outliers are listed below:

Mol	Chain	Res	Type	Atoms	Z	Observed(^{o})	Ideal(^{o})
58	22	172	ARG	NE-CZ-NH2	-30.84	104.88	120.30
58	2N	172	ARG	NE-CZ-NH2	-30.77	104.92	120.30
80	Y3	44	PRO	N-CA-CB	-21.09	77.99	103.30
56	YP	373	THR	CB-CA-C	-20.86	55.28	111.60
78	zK	482	LYS	C-N-CD	-20.85	74.74	120.60
78	zF	366	ARG	CG-CD-NE	-19.78	70.25	111.80
8	B4	213	PRO	N-CA-CB	-19.28	80.17	103.30
80	53	39	MET	N-CA-CB	-18.90	76.58	110.60
60	42	96	ARG	NE-CZ-NH2	-18.81	110.90	120.30
4	AB	415	PRO	N-CD-CG	-18.78	75.03	103.20
60	4N	96	ARG	NE-CZ-NH2	-18.71	110.94	120.30
1	GF	78	LYS	CD-CE-NZ	18.16	153.47	111.70
1	GK	78	LYS	CD-CE-NZ	18.16	153.47	111.70
56	YP	327	HIS	CB-CA-C	-17.84	74.71	110.40
68	P3	35	ARG	CB-CG-CD	-17.71	65.56	111.60
65	Z3	66	ARG	CG-CD-NE	-17.59	74.86	111.80

Continued on next page...

Continued from previous page...

Mol	Chain	Res	Type	Atoms	Z	Observed(^{o})	Ideal(^{o})
8	BO	226	GLN	CB-CA-C	-17.41	75.57	110.40
78	zF	287	ARG	CB-CA-C	-16.78	76.85	110.40
2	XP	171	ARG	CB-CA-C	-16.22	77.96	110.40
1	ZG	147	GLN	C-N-CA	-16.15	81.31	121.70
2	DB	107	ASP	CB-CA-C	-15.15	80.09	110.40
63	72	169	LYS	CD-CE-NZ	-14.71	77.86	111.70
63	7N	169	LYS	CD-CE-NZ	-14.69	77.90	111.70
2	GB	76	ASN	C-N-CA	-14.49	85.48	121.70
8	BO	204	ARG	CB-CA-C	14.26	138.91	110.40
62	6N	87	ARG	NE-CZ-NH1	-14.12	113.24	120.30
78	zF	300	GLN	C-N-CA	-14.09	86.47	121.70
5	UB	195	GLU	CB-CA-C	-14.09	82.22	110.40
62	62	87	ARG	NE-CZ-NH1	-14.04	113.28	120.30
1	ZG	147	GLN	CB-CA-C	-13.97	82.46	110.40
2	a4	171	ARG	CB-CA-C	-13.74	82.92	110.40
1	lE	64	ALA	O-C-N	13.73	144.67	122.70
10	JH	21	ASN	CB-CA-C	-13.64	83.12	110.40
80	Y3	42	ARG	CG-CD-NE	-13.64	83.17	111.80
58	2N	172	ARG	NE-CZ-NH1	-13.56	113.52	120.30
4	AB	393	GLN	CB-CA-C	13.52	137.44	110.40
58	22	172	ARG	NE-CZ-NH1	-13.51	113.55	120.30
68	P3	38	ARG	CB-CA-C	-13.50	83.39	110.40
60	4N	96	ARG	NE-CZ-NH1	-13.38	113.61	120.30
60	42	96	ARG	NE-CZ-NH1	-13.36	113.62	120.30
2	a4	171	ARG	CB-CG-CD	-13.36	76.86	111.60
78	zF	482	LYS	C-N-CD	-13.35	91.22	120.60
8	B4	228	MET	CB-CG-SD	-13.22	72.73	112.40
80	Y3	33	ALA	C-N-CA	-13.09	88.97	121.70
78	zF	363	ARG	CB-CA-C	-12.97	84.46	110.40
56	YP	355	LYS	CB-CA-C	-12.83	84.74	110.40
56	bP	353	LYS	CB-CA-C	-12.82	84.76	110.40
9	K4	45	THR	CB-CA-C	-12.75	77.18	111.60
69	n3	64	ASP	CB-CG-OD2	-12.55	107.00	118.30
2	XP	171	ARG	CG-CD-NE	-12.50	85.55	111.80
60	42	96	ARG	NH1-CZ-NH2	12.39	133.03	119.40
60	4N	96	ARG	NH1-CZ-NH2	12.33	132.96	119.40
2	QB	16	ALA	C-N-CA	-12.24	91.10	121.70
2	DB	114	LYS	CB-CA-C	-12.23	85.93	110.40
1	lG	79	ILE	C-N-CA	-12.19	91.22	121.70
74	Z9	52	LEU	CB-CA-C	-12.18	87.07	110.20
4	EB	397	LYS	CB-CA-C	-12.17	86.07	110.40
80	53	43	ASN	C-N-CA	-12.16	91.29	121.70

Continued on next page...

Continued from previous page...

Mol	Chain	Res	Type	Atoms	Z	Observed(^{o})	Ideal(^{o})
2	LP	171	ARG	CB-CA-C	-12.15	86.09	110.40
80	53	40	PRO	N-CA-CB	-12.11	88.77	103.30
80	Y3	42	ARG	CB-CA-C	-12.08	86.24	110.40
4	EB	395	GLU	CB-CA-C	12.07	134.55	110.40
78	zK	418	PRO	N-CA-CB	-12.07	88.81	103.30
45	F2	98	ASP	CB-CG-OD1	12.04	129.13	118.30
45	FN	98	ASP	CB-CG-OD1	12.02	129.12	118.30
2	IB	13	ASP	CB-CG-OD1	11.91	129.02	118.30
56	YP	373	THR	CA-CB-CG2	11.89	129.05	112.40
8	BO	203	ILE	C-N-CA	-11.86	92.05	121.70
78	zF	358	ASP	O-C-N	11.82	141.62	122.70
4	AB	397	LYS	CB-CA-C	-11.81	86.77	110.40
78	zF	282	ARG	CB-CA-C	-11.80	86.80	110.40
4	AB	415	PRO	N-CA-CB	-11.72	89.24	103.30
58	2N	169	LYS	CD-CE-NZ	-11.64	84.92	111.70
58	22	169	LYS	CD-CE-NZ	-11.64	84.94	111.70
2	SB	15	LYS	CB-CA-C	-11.56	87.28	110.40
74	Z9	52	LEU	N-CA-CB	-11.49	87.42	110.40
8	B4	193	ALA	CA-C-N	-11.48	91.94	117.20
8	BO	213	PRO	N-CA-CB	-11.45	89.56	103.30
80	Y3	53	ASP	CB-CA-C	-11.44	87.52	110.40
80	53	49	ASP	CB-CA-C	-11.44	87.53	110.40
78	zF	282	ARG	CG-CD-NE	-11.41	87.83	111.80
59	3N	124	LEU	CA-CB-CG	11.41	141.53	115.30
59	32	124	LEU	CA-CB-CG	11.40	141.51	115.30
69	L3	10	ASN	CB-CA-C	-11.39	87.63	110.40
69	n3	10	ASN	CB-CA-C	-11.35	87.70	110.40
2	NB	116	THR	CA-CB-OG1	-11.31	85.24	109.00
4	EB	394	ALA	CA-C-N	-11.29	92.36	117.20
66	a3	286	ARG	CB-CA-C	-11.25	87.90	110.40
1	lG	64	ALA	O-C-N	11.22	140.66	122.70
78	zF	366	ARG	CB-CG-CD	-11.15	82.60	111.60
2	k4	143	THR	O-C-N	11.07	140.41	122.70
66	a3	61	ARG	CG-CD-NE	-11.03	88.65	111.80
2	D9	33	ASP	CB-CG-OD1	10.98	128.18	118.30
2	PB	80	ALA	C-N-CA	-10.94	94.34	121.70
78	zF	297	ASN	CB-CA-C	-10.94	88.52	110.40
9	K4	50	ARG	CB-CA-C	-10.93	88.55	110.40
4	AB	387	PRO	CB-CA-C	-10.88	84.80	112.00
8	BO	204	ARG	N-CA-CB	-10.83	91.11	110.60
2	NB	115	GLU	CB-CA-C	10.80	132.00	110.40
67	b3	230	ARG	CB-CG-CD	-10.79	83.53	111.60

Continued on next page...

Continued from previous page...

Mol	Chain	Res	Type	Atoms	Z	Observed(^{o})	Ideal(^{o})
2	W9	83	LEU	CB-CG-CD2	-10.79	92.66	111.00
78	zF	296	ALA	CB-CA-C	-10.77	93.94	110.10
8	BO	208	PRO	C-N-CA	-10.76	94.80	121.70
2	OB	33	ASP	CB-CG-OD1	10.73	127.96	118.30
2	DB	116	THR	CA-CB-OG1	-10.73	86.48	109.00
2	NB	116	THR	OG1-CB-CG2	-10.66	85.48	110.00
78	zF	275	TYR	CB-CA-C	-10.59	89.22	110.40
1	lG	65	TYR	CB-CA-C	-10.58	89.24	110.40
1	lE	64	ALA	C-N-CA	10.58	148.15	121.70
2	WI	77	ARG	NE-CZ-NH1	-10.57	115.01	120.30
8	BO	218	PRO	N-CA-CB	-10.56	90.63	103.30
1	fH	137	ARG	NE-CZ-NH2	-10.56	115.02	120.30
2	DB	115	GLU	CB-CG-CD	-10.54	85.74	114.20
1	f1	137	ARG	NE-CZ-NH2	-10.53	115.04	120.30
57	1N	181	LYS	CD-CE-NZ	-10.50	87.56	111.70
57	12	181	LYS	CD-CE-NZ	-10.49	87.58	111.70
17	cL	254	THR	C-N-CA	10.48	147.89	121.70
68	r3	151	PHE	CB-CA-C	-10.46	89.48	110.40
80	53	39	MET	CB-CA-C	-10.44	89.52	110.40
4	AB	342	ASP	CB-CG-OD1	10.42	127.67	118.30
1	CF	78	LYS	CD-CE-NZ	10.40	135.62	111.70
1	ZG	142	ARG	CB-CA-C	-10.39	89.62	110.40
1	CK	78	LYS	CD-CE-NZ	10.39	135.59	111.70
9	K4	50	ARG	CB-CG-CD	-10.38	84.61	111.60
74	M5	65	THR	CB-CA-C	-10.36	83.64	111.60
8	B4	211	GLN	O-C-N	-10.35	106.14	122.70
5	UB	183	TYR	CB-CA-C	-10.35	89.70	110.40
5	UB	158	ASP	O-C-N	10.32	139.21	122.70
8	B4	205	ARG	CB-CG-CD	-10.32	84.77	111.60
1	IK	84	ARG	NE-CZ-NH1	10.30	125.45	120.30
56	bP	368	TYR	O-C-N	-10.29	106.23	122.70
1	b1	137	ARG	NE-CZ-NH2	-10.28	115.16	120.30
1	lG	64	ALA	C-N-CA	10.26	147.35	121.70
45	F2	114	PHE	CZ-CE2-CD2	-10.21	107.84	120.10
45	FN	114	PHE	CZ-CE2-CD2	-10.20	107.86	120.10
1	ZG	144	MET	CB-CG-SD	-10.17	81.89	112.40
69	n3	28	ARG	CG-CD-NE	-10.14	90.50	111.80
1	jH	137	ARG	NE-CZ-NH2	-10.14	115.23	120.30
1	IF	84	ARG	NE-CZ-NH1	10.13	125.37	120.30
1	bH	137	ARG	NE-CZ-NH2	-10.11	115.24	120.30
1	j1	137	ARG	NE-CZ-NH2	-10.10	115.25	120.30
8	BO	204	ARG	CG-CD-NE	-10.10	90.60	111.80

Continued on next page...

Continued from previous page...

Mol	Chain	Res	Type	Atoms	Z	Observed(^{o})	Ideal(^{o})
8	BO	230	PRO	N-CA-CB	-10.07	91.21	103.30
8	BO	188	PHE	CB-CA-C	-10.00	90.40	110.40
45	F2	98	ASP	CB-CG-OD2	-9.97	109.33	118.30
2	FP	39	ASP	CB-CG-OD1	9.94	127.25	118.30
1	QF	78	LYS	CD-CE-NZ	9.94	134.56	111.70
73	73	139	ARG	CB-CG-CD	-9.93	85.78	111.60
1	IK	84	ARG	NE-CZ-NH2	-9.91	115.34	120.30
50	L2	57	PHE	CD1-CE1-CZ	-9.90	108.22	120.10
1	QK	78	LYS	CD-CE-NZ	9.88	134.43	111.70
45	FN	98	ASP	CB-CG-OD2	-9.88	109.41	118.30
50	LN	57	PHE	CD1-CE1-CZ	-9.87	108.26	120.10
74	Z9	113	GLU	CA-CB-CG	9.86	135.10	113.40
74	M9	113	GLU	CA-CB-CG	9.86	135.10	113.40
80	53	34	PHE	CB-CA-C	-9.86	90.68	110.40
80	Y3	38	PHE	CB-CA-C	-9.85	90.70	110.40
2	BI	77	ARG	NE-CZ-NH1	-9.84	115.38	120.30
8	B4	199	TRP	C-N-CA	-9.83	97.14	121.70
16	bL	503	THR	C-N-CA	-9.81	97.18	121.70
4	AB	388	SER	C-N-CA	9.80	142.88	122.30
78	zF	274	LYS	CA-C-N	-9.79	95.67	117.20
4	EB	394	ALA	C-N-CA	9.77	146.12	121.70
1	IF	84	ARG	NE-CZ-NH2	-9.74	115.43	120.30
78	zF	370	ASP	CB-CA-C	-9.72	90.97	110.40
5	UB	158	ASP	C-N-CA	9.70	145.96	121.70
1	OA	141	PRO	CA-N-CD	9.69	125.27	111.70
1	lE	64	ALA	CA-C-N	-9.69	95.88	117.20
56	YP	369	TYR	CA-CB-CG	-9.68	95.00	113.40
2	LP	39	ASP	CB-CG-OD1	9.67	127.00	118.30
5	KB	209	ARG	CB-CA-C	-9.66	91.07	110.40
8	BO	203	ILE	CA-C-N	-9.64	96.00	117.20
2	SI	77	ARG	NE-CZ-NH1	-9.63	115.48	120.30
1	OA	144	MET	CB-CG-SD	-9.62	83.53	112.40
80	Y3	44	PRO	N-CD-CG	-9.62	88.77	103.20
5	UB	162	ASN	C-N-CA	-9.60	102.14	122.30
2	HB	10	VAL	CB-CA-C	9.57	129.59	111.40
8	B4	211	GLN	CA-C-N	-9.57	96.15	117.20
2	XP	39	ASP	CB-CG-OD1	9.57	126.91	118.30
68	P3	37	LEU	C-N-CA	-9.56	97.80	121.70
67	43	229	PRO	N-CD-CG	-9.53	88.91	103.20
5	KB	194	PRO	N-CA-CB	-9.48	91.92	103.30
8	B4	212	GLN	N-CA-CB	-9.48	93.53	110.60
4	AB	393	GLN	N-CA-CB	-9.48	93.54	110.60

Continued on next page...

Continued from previous page...

Mol	Chain	Res	Type	Atoms	Z	Observed(^{o})	Ideal(^{o})
62	62	163	PHE	CB-CG-CD2	9.45	127.42	120.80
56	YP	373	THR	CA-C-N	-9.43	96.45	117.20
38	Y6	9	GLN	CB-CA-C	-9.43	91.54	110.40
78	zF	402	PRO	N-CA-C	-9.42	87.60	112.10
4	AB	417	PHE	CB-CA-C	-9.40	91.59	110.40
76	fB	194	ARG	CG-CD-NE	-9.39	92.08	111.80
66	a3	125	ARG	N-CA-CB	-9.38	93.71	110.60
56	bP	368	TYR	CA-CB-CG	-9.38	95.57	113.40
74	Z9	52	LEU	CA-C-N	-9.38	97.44	116.20
62	6N	163	PHE	CB-CG-CD2	9.37	127.36	120.80
69	L3	33	THR	C-N-CA	-9.35	102.66	122.30
1	lE	86	VAL	C-N-CA	-9.33	98.38	121.70
68	r3	142	SER	CA-C-N	-9.33	97.55	116.20
9	K4	45	THR	CA-CB-OG1	-9.30	89.47	109.00
80	53	35	PRO	N-CD-CG	-9.29	89.26	103.20
4	EB	396	MET	C-N-CA	9.29	144.91	121.70
80	Y3	39	PRO	N-CD-CG	-9.28	89.28	103.20
2	OI	77	ARG	NE-CZ-NH1	-9.26	115.67	120.30
2	SB	13	ASP	CB-CG-OD1	9.26	126.63	118.30
78	zF	363	ARG	CB-CG-CD	-9.26	87.54	111.60
60	4N	77	LYS	CD-CE-NZ	-9.26	90.41	111.70
60	42	77	LYS	CD-CE-NZ	-9.25	90.43	111.70
78	zK	483	PRO	CA-N-CD	-9.22	98.59	111.50
56	bP	368	TYR	CB-CG-CD1	-9.20	115.48	121.00
78	zF	358	ASP	C-N-CA	9.19	144.68	121.70
78	zF	463	PRO	CA-N-CD	-9.19	98.63	111.50
80	53	35	PRO	N-CA-CB	-9.17	92.29	103.30
80	Y3	39	PRO	N-CA-CB	-9.15	92.32	103.30
5	KB	120	TYR	CB-CG-CD1	-9.14	115.52	121.00
2	k4	143	THR	CA-C-N	-9.11	97.15	117.20
38	Y6	21	PRO	CA-N-CD	-9.09	98.78	111.50
38	y6	21	PRO	CA-N-CD	-9.08	98.79	111.50
74	M9	33	PRO	CA-C-N	-9.08	97.22	117.20
80	Y3	39	PRO	CB-CA-C	-9.08	89.30	112.00
80	53	35	PRO	CB-CA-C	-9.07	89.33	112.00
2	HP	39	ASP	CB-CG-OD1	9.04	126.44	118.30
8	B4	226	GLN	CB-CA-C	-9.03	92.35	110.40
78	zF	488	PRO	CA-N-CD	-9.02	98.87	111.50
2	NB	108	ARG	CB-CA-C	9.01	128.42	110.40
5	KB	193	GLU	CB-CA-C	-9.01	92.39	110.40
62	6N	163	PHE	CB-CG-CD1	-9.00	114.50	120.80
78	zF	471	PRO	CA-N-CD	-8.99	98.92	111.50

Continued on next page...

Continued from previous page...

Mol	Chain	Res	Type	Atoms	Z	Observed(^{o})	Ideal(^{o})
2	BB	77	ARG	CG-CD-NE	-8.97	92.97	111.80
62	62	163	PHE	CB-CG-CD1	-8.96	114.53	120.80
78	zF	396	ASP	CA-CB-CG	-8.95	93.70	113.40
2	DB	107	ASP	N-CA-CB	-8.95	94.49	110.60
10	JH	31	VAL	C-N-CA	-8.94	99.35	121.70
68	P3	36	ARG	CB-CG-CD	-8.93	88.39	111.60
1	SK	84	ARG	NE-CZ-NH1	8.92	124.76	120.30
10	JH	11	GLN	CB-CA-C	-8.92	92.56	110.40
1	SF	84	ARG	NE-CZ-NH1	8.91	124.75	120.30
4	AB	417	PHE	N-CA-CB	8.82	126.47	110.60
13	AM	156	PRO	CA-N-CD	-8.82	99.16	111.50
1	OA	149	GLY	C-N-CA	-8.77	99.77	121.70
13	AJ	156	PRO	CA-N-CD	-8.72	99.29	111.50
2	NB	111	ASN	N-CA-C	-8.71	87.47	111.00
2	W5	91	ARG	NE-CZ-NH2	-8.71	115.95	120.30
2	NP	39	ASP	CB-CG-OD1	8.68	126.11	118.30
78	zF	483	PRO	CA-N-CD	-8.68	99.35	111.50
1	SF	84	ARG	NE-CZ-NH2	-8.67	115.96	120.30
10	JH	13	ASP	CB-CA-C	-8.67	93.06	110.40
29	OL	25	GLU	CB-CA-C	-8.67	93.06	110.40
80	53	49	ASP	C-N-CA	-8.67	100.03	121.70
80	Y3	53	ASP	C-N-CA	-8.65	100.07	121.70
2	RP	54	ASP	CB-CG-OD1	8.64	126.07	118.30
2	PP	39	ASP	CB-CG-OD1	8.63	126.07	118.30
69	n3	18	TYR	CB-CA-C	-8.61	93.18	110.40
1	j1	137	ARG	NE-CZ-NH1	8.60	124.60	120.30
16	B6	415	PRO	CA-N-CD	-8.60	99.46	111.50
1	jH	137	ARG	NE-CZ-NH1	8.60	124.60	120.30
78	zF	358	ASP	CA-C-N	-8.60	98.28	117.20
8	BO	204	ARG	NE-CZ-NH1	-8.59	116.00	120.30
8	B4	202	PRO	CA-C-N	-8.58	98.33	117.20
78	zK	463	PRO	CA-N-CD	-8.57	99.50	111.50
1	SK	84	ARG	NE-CZ-NH2	-8.52	116.04	120.30
16	BL	415	PRO	CA-N-CD	-8.50	99.60	111.50
16	b6	415	PRO	CA-N-CD	-8.49	99.61	111.50
2	MB	11	ASN	CB-CA-C	8.48	127.36	110.40
2	BI	77	ARG	NE-CZ-NH2	8.48	124.54	120.30
76	fB	194	ARG	CB-CA-C	-8.48	93.45	110.40
78	zF	363	ARG	CG-CD-NE	-8.46	94.03	111.80
16	bL	415	PRO	CA-N-CD	-8.46	99.66	111.50
2	FI	77	ARG	NE-CZ-NH1	-8.45	116.07	120.30
2	VP	39	ASP	CB-CG-OD1	8.45	125.91	118.30

Continued on next page...

Continued from previous page...

Mol	Chain	Res	Type	Atoms	Z	Observed(^{o})	Ideal(^{o})
73	63	99	ASP	CB-CG-OD1	8.45	125.90	118.30
1	lG	71	GLU	CB-CA-C	-8.45	93.51	110.40
74	M9	42	PRO	CA-N-CD	-8.43	99.70	111.50
10	JH	18	PHE	CB-CA-C	-8.41	93.57	110.40
78	zF	366	ARG	CB-CA-C	-8.41	93.58	110.40
74	Z9	42	PRO	CA-N-CD	-8.39	99.75	111.50
8	BO	212	GLN	CB-CG-CD	-8.37	89.85	111.60
69	L3	12	ALA	CB-CA-C	-8.36	97.56	110.10
9	K4	43	ALA	CA-C-N	-8.35	98.83	117.20
1	b1	137	ARG	NE-CZ-NH1	8.34	124.47	120.30
2	NB	111	ASN	CB-CA-C	-8.34	93.72	110.40
12	MI	309	PRO	CA-N-CD	-8.34	99.83	111.50
17	CL	254	THR	C-N-CA	8.32	142.51	121.70
66	33	61	ARG	CG-CD-NE	-8.32	94.32	111.80
8	B4	205	ARG	N-CA-CB	-8.31	95.65	110.60
8	BO	206	PHE	CA-C-O	-8.30	102.67	120.10
1	h1	137	ARG	NE-CZ-NH2	-8.30	116.15	120.30
69	L3	12	ALA	N-CA-CB	-8.29	98.49	110.10
10	JH	5	PHE	CA-C-N	-8.29	98.97	117.20
8	BO	230	PRO	N-CD-CG	-8.28	90.78	103.20
2	WI	77	ARG	NE-CZ-NH2	8.27	124.43	120.30
1	UH	137	ARG	NE-CZ-NH2	-8.26	116.17	120.30
5	UB	167	ASN	CB-CA-C	-8.24	93.93	110.40
69	n3	18	TYR	C-N-CA	-8.23	101.12	121.70
1	hH	137	ARG	NE-CZ-NH2	-8.23	116.19	120.30
2	RP	39	ASP	CB-CG-OD1	8.23	125.70	118.30
1	bH	137	ARG	NE-CZ-NH1	8.21	124.41	120.30
56	YP	325	ASP	O-C-N	-8.20	109.59	122.70
1	lG	78	LYS	CB-CA-C	-8.19	94.02	110.40
78	zF	372	GLY	C-N-CA	-8.18	101.25	121.70
2	k4	148	GLU	CB-CA-C	-8.17	94.06	110.40
2	TP	39	ASP	CB-CG-OD1	8.15	125.64	118.30
1	lG	64	ALA	CA-C-N	-8.15	99.27	117.20
8	BO	200	ALA	C-N-CA	-8.15	101.33	121.70
2	BP	39	ASP	CB-CG-OD1	8.14	125.63	118.30
69	L3	25	GLU	CB-CA-C	-8.12	94.17	110.40
1	GF	84	ARG	NE-CZ-NH1	8.11	124.36	120.30
66	a3	59	LYS	CA-C-O	8.11	137.13	120.10
8	B4	218	PRO	C-N-CA	-8.10	101.45	121.70
1	U1	137	ARG	NE-CZ-NH2	-8.09	116.25	120.30
78	zF	399	ALA	N-CA-CB	8.09	121.42	110.10
8	BO	226	GLN	C-N-CA	-8.08	101.49	121.70

Continued on next page...

Continued from previous page...

Mol	Chain	Res	Type	Atoms	Z	Observed(^{o})	Ideal(^{o})
80	Y3	44	PRO	N-CA-C	8.07	133.10	112.10
68	r3	145	ASP	N-CA-C	-8.07	89.22	111.00
2	YO	157	ASP	CB-CA-C	-8.05	94.29	110.40
2	aB	7	ARG	CG-CD-NE	-8.02	94.97	111.80
2	XP	171	ARG	CB-CG-CD	-7.99	90.83	111.60
2	QI	134	MET	CG-SD-CE	-7.97	87.45	100.20
80	Y3	54	MET	CB-CG-SD	-7.96	88.50	112.40
2	HB	10	VAL	CG1-CB-CG2	-7.96	98.16	110.90
9	CO	2	LYS	C-N-CA	7.96	141.60	121.70
80	53	50	MET	CB-CG-SD	-7.96	88.53	112.40
78	zF	390	ARG	CB-CG-CD	-7.95	90.92	111.60
9	C4	2	LYS	C-N-CA	7.95	141.56	121.70
5	UB	158	ASP	CA-C-N	-7.94	99.73	117.20
2	OI	77	ARG	NE-CZ-NH2	7.93	124.27	120.30
53	ON	81	LEU	CA-CB-CG	7.93	133.54	115.30
53	O2	81	LEU	CA-CB-CG	7.92	133.51	115.30
8	B4	227	GLU	CB-CA-C	-7.89	94.61	110.40
8	B4	210	GLU	C-N-CA	7.89	141.43	121.70
80	53	30	ASP	C-N-CA	-7.88	102.00	121.70
8	B4	202	PRO	O-C-N	7.88	135.31	122.70
80	Y3	51	PHE	CA-C-O	-7.87	103.57	120.10
67	b3	229	PRO	C-N-CA	-7.87	102.02	121.70
2	VH	165	VAL	CA-CB-CG1	7.87	122.70	110.90
2	V1	175	ALA	N-CA-CB	7.86	121.11	110.10
80	53	47	PHE	CA-C-O	-7.86	103.60	120.10
1	GK	84	ARG	NE-CZ-NH1	7.86	124.23	120.30
80	Y3	17	ASP	CB-CA-C	-7.85	94.69	110.40
5	UB	202	TYR	CB-CA-C	-7.84	94.72	110.40
2	DB	108	ARG	CB-CA-C	7.83	126.05	110.40
64	8N	182	ARG	CG-CD-NE	-7.82	95.38	111.80
2	B5	77	ARG	NE-CZ-NH1	-7.81	116.39	120.30
1	fH	137	ARG	NE-CZ-NH1	7.81	124.21	120.30
64	82	182	ARG	CG-CD-NE	-7.81	95.40	111.80
69	h3	60	LEU	C-N-CA	-7.80	102.19	121.70
56	YP	354	TYR	CB-CA-C	7.80	126.00	110.40
78	zF	365	ARG	CB-CA-C	-7.76	94.88	110.40
4	EB	400	LYS	C-N-CA	-7.75	106.01	122.30
69	n3	22	ASN	CB-CA-C	-7.73	94.95	110.40
74	M5	264	ARG	CB-CG-CD	7.72	131.67	111.60
74	Z5	264	ARG	CB-CG-CD	7.71	131.64	111.60
1	ZG	143	ASP	CB-CA-C	-7.70	95.00	110.40
1	f1	137	ARG	NE-CZ-NH1	7.69	124.14	120.30

Continued on next page...

Continued from previous page...

Mol	Chain	Res	Type	Atoms	Z	Observed(^{o})	Ideal(^{o})
29	OL	97	LEU	CA-CB-CG	7.69	132.98	115.30
66	33	264	LYS	CD-CE-NZ	7.68	129.36	111.70
66	a3	264	LYS	CD-CE-NZ	7.68	129.36	111.70
2	DP	39	ASP	CB-CG-OD1	7.67	125.21	118.30
8	B4	204	ARG	CG-CD-NE	-7.67	95.70	111.80
2	UI	77	ARG	NE-CZ-NH1	-7.67	116.47	120.30
10	JH	23	GLN	N-CA-CB	-7.66	96.82	110.60
2	FJ	77	ARG	NE-CZ-NH1	7.65	124.13	120.30
8	B4	212	GLN	CB-CG-CD	-7.63	91.75	111.60
1	P5	115	GLU	CA-CB-CG	7.63	130.20	113.40
1	E5	115	GLU	CA-CB-CG	7.63	130.19	113.40
1	T5	115	GLU	CA-CB-CG	7.62	130.17	113.40
1	C5	115	GLU	CA-CB-CG	7.62	130.17	113.40
1	X5	115	GLU	CA-CB-CG	7.62	130.16	113.40
1	N5	115	GLU	CA-CB-CG	7.62	130.15	113.40
9	K4	54	GLY	C-N-CA	-7.61	102.67	121.70
1	K5	115	GLU	CA-CB-CG	7.61	130.15	113.40
2	GB	77	ARG	C-N-CA	-7.61	102.67	121.70
56	YP	370	PRO	CA-N-CD	-7.61	100.84	111.50
1	A5	115	GLU	CA-CB-CG	7.61	130.14	113.40
1	V5	115	GLU	CA-CB-CG	7.61	130.14	113.40
56	bP	177	GLU	CA-CB-CG	7.61	130.13	113.40
1	I5	115	GLU	CA-CB-CG	7.60	130.13	113.40
1	R5	115	GLU	CA-CB-CG	7.60	130.12	113.40
2	DB	107	ASP	CB-CG-OD2	-7.59	111.47	118.30
1	G5	115	GLU	CA-CB-CG	7.59	130.10	113.40
56	YP	177	GLU	CA-CB-CG	7.59	130.09	113.40
5	UB	183	TYR	CB-CG-CD1	-7.59	116.45	121.00
69	n3	29	GLY	C-N-CA	-7.59	102.73	121.70
4	EB	373	LYS	N-CA-CB	-7.58	96.96	110.60
80	Y3	8	ALA	C-N-CA	7.57	140.63	121.70
78	zF	390	ARG	CG-CD-NE	-7.56	95.93	111.80
56	YP	354	TYR	CB-CG-CD2	-7.55	116.47	121.00
78	zF	399	ALA	CB-CA-C	7.53	121.39	110.10
2	DB	115	GLU	CB-CA-C	-7.53	95.34	110.40
4	EB	395	GLU	N-CA-CB	-7.53	97.05	110.60
5	UB	197	LEU	C-N-CA	-7.52	102.89	121.70
5	KB	194	PRO	CB-CA-C	-7.52	93.21	112.00
2	DB	117	TYR	C-N-CA	-7.51	102.93	121.70
1	SF	66	LEU	C-N-CA	-7.51	102.94	121.70
2	ZK	3	ASP	CB-CG-OD1	7.50	125.05	118.30
78	zF	398	GLU	N-CA-CB	7.50	124.11	110.60

Continued on next page...

Continued from previous page...

Mol	Chain	Res	Type	Atoms	Z	Observed(^{o})	Ideal(^{o})
2	QB	10	VAL	CA-C-N	-7.48	100.74	117.20
2	aB	6	SER	C-N-CA	-7.48	103.01	121.70
78	zF	395	GLU	CB-CA-C	-7.48	95.44	110.40
2	ZF	3	ASP	CB-CG-OD1	7.45	125.01	118.30
9	K4	52	ILE	N-CA-C	-7.44	90.91	111.00
2	HB	11	ASN	CB-CA-C	-7.44	95.53	110.40
10	JH	26	ALA	N-CA-C	-7.44	90.92	111.00
2	a4	171	ARG	CG-CD-NE	-7.43	96.19	111.80
1	WM	54	GLU	CA-CB-CG	7.42	129.72	113.40
56	bP	369	TYR	CB-CA-C	-7.42	95.56	110.40
2	PB	75	THR	CA-C-N	-7.42	100.89	117.20
67	b3	230	ARG	C-N-CA	7.42	140.24	121.70
69	L3	26	LYS	CB-CA-C	7.37	125.15	110.40
2	HB	10	VAL	C-N-CA	7.37	140.11	121.70
11	X1	237	ALA	C-N-CA	7.37	140.11	121.70
68	r3	144	GLU	CB-CG-CD	-7.36	94.32	114.20
2	gB	116	THR	CB-CA-C	-7.36	91.72	111.60
80	Y3	46	ALA	CA-C-N	-7.36	101.01	117.20
2	RJ	3	ASP	CB-CG-OD1	7.35	124.92	118.30
9	GH	133	LEU	CA-CB-CG	7.32	132.14	115.30
9	G1	133	LEU	CA-CB-CG	7.32	132.14	115.30
74	M9	37	GLN	CB-CA-C	-7.32	95.77	110.40
11	XH	237	ALA	C-N-CA	7.31	139.98	121.70
9	K4	54	GLY	N-CA-C	-7.29	94.89	113.10
2	MB	3	ASP	CB-CA-C	-7.28	95.84	110.40
60	4N	54	ASP	CB-CG-OD1	7.28	124.85	118.30
60	42	54	ASP	CB-CG-OD1	7.27	124.85	118.30
56	YP	372	THR	C-N-CA	7.26	139.86	121.70
2	B9	98	LEU	CB-CG-CD1	-7.24	98.69	111.00
5	KB	196	THR	CA-CB-OG1	-7.22	93.83	109.00
5	UB	109	MET	C-N-CA	7.22	139.74	121.70
1	lG	76	GLN	CB-CA-C	-7.22	95.97	110.40
5	KB	109	MET	C-N-CA	7.21	139.73	121.70
1	l1	156	LEU	CA-CB-CG	7.21	131.89	115.30
2	DB	108	ARG	C-N-CA	7.21	139.72	121.70
1	lH	156	LEU	CA-CB-CG	7.19	131.84	115.30
2	k4	158	CYS	CB-CA-C	7.18	124.77	110.40
69	L3	30	TYR	CB-CA-C	-7.18	96.04	110.40
2	HB	14	ALA	N-CA-CB	7.17	120.13	110.10
59	32	130	PHE	CG-CD2-CE2	-7.16	112.92	120.80
4	AB	408	LEU	CA-CB-CG	7.16	131.76	115.30
59	3N	130	PHE	CG-CD2-CE2	-7.15	112.93	120.80

Continued on next page...

Continued from previous page...

Mol	Chain	Res	Type	Atoms	Z	Observed(^{o})	Ideal(^{o})
2	IQ	39	ASP	CB-CG-OD1	7.13	124.72	118.30
1	OA	147	GLN	N-CA-CB	-7.13	97.77	110.60
2	ID	39	ASP	CB-CG-OD1	7.13	124.71	118.30
8	B4	211	GLN	C-N-CA	-7.12	103.90	121.70
2	VJ	13	ASP	CB-CG-OD1	7.12	124.70	118.30
74	M5	62	PHE	CB-CA-C	-7.11	96.17	110.40
2	TJ	3	ASP	CB-CG-OD1	7.10	124.69	118.30
69	n3	29	GLY	N-CA-C	-7.09	95.37	113.10
8	B4	209	GLN	CB-CA-C	-7.09	96.22	110.40
69	n3	61	LEU	N-CA-CB	-7.08	96.23	110.40
8	BO	222	LEU	O-C-N	7.07	134.00	122.70
78	zF	295	LYS	N-CA-CB	7.07	123.32	110.60
69	L3	33	THR	CB-CA-C	-7.05	92.57	111.60
76	fB	138	LEU	CA-CB-CG	7.05	131.51	115.30
8	BE	6	LEU	CA-CB-CG	7.04	131.50	115.30
76	hB	138	LEU	CA-CB-CG	7.04	131.49	115.30
40	A2	304	LEU	CA-CB-CG	7.04	131.49	115.30
8	BG	6	LEU	CA-CB-CG	7.04	131.49	115.30
40	AN	304	LEU	CA-CB-CG	7.03	131.47	115.30
2	JI	77	ARG	NE-CZ-NH1	-7.02	116.79	120.30
69	L3	63	SER	CA-C-O	-7.02	105.36	120.10
5	UB	194	PRO	N-CD-CG	-7.02	92.68	103.20
1	r8	120	LEU	CA-CB-CG	7.00	131.41	115.30
2	PB	77	ARG	CG-CD-NE	-7.00	97.10	111.80
69	n3	9	ILE	CB-CA-C	-7.00	97.60	111.60
29	oL	157	LEU	CA-CB-CG	7.00	131.40	115.30
10	JH	17	GLU	CB-CA-C	-7.00	96.41	110.40
11	XH	125	LEU	CA-CB-CG	7.00	131.39	115.30
2	QB	10	VAL	CB-CA-C	6.99	124.67	111.40
80	Y3	47	ASN	CB-CA-C	6.98	124.36	110.40
1	rC	120	LEU	CA-CB-CG	6.98	131.35	115.30
12	ZI	97	LEU	CA-CB-CG	6.98	131.35	115.30
12	MI	97	LEU	CA-CB-CG	6.97	131.34	115.30
2	SI	77	ARG	NE-CZ-NH2	6.97	123.79	120.30
66	a3	125	ARG	CA-C-O	6.97	134.75	120.10
78	zF	300	GLN	CB-CA-C	-6.97	96.46	110.40
2	mH	50	CYS	CA-CB-SG	6.97	126.54	114.00
78	zF	287	ARG	N-CA-CB	-6.97	98.06	110.60
56	YP	327	HIS	C-N-CA	-6.97	104.28	121.70
2	Q9	90	LEU	CA-CB-CG	6.96	131.32	115.30
11	X1	125	LEU	CA-CB-CG	6.96	131.31	115.30
2	QB	10	VAL	C-N-CA	6.96	139.10	121.70

Continued on next page...

Continued from previous page...

Mol	Chain	Res	Type	Atoms	Z	Observed(^{o})	Ideal(^{o})
16	B6	317	ASN	C-N-CA	-6.96	104.31	121.70
2	pF	83	LEU	CA-CB-CG	6.95	131.28	115.30
67	43	100	GLU	CA-CB-CG	6.94	128.67	113.40
2	pK	83	LEU	CA-CB-CG	6.93	131.24	115.30
10	JH	15	ARG	CB-CA-C	-6.93	96.55	110.40
69	n3	60	LEU	N-CA-CB	-6.92	96.56	110.40
2	k4	143	THR	C-N-CA	6.92	139.00	121.70
2	m1	50	CYS	CA-CB-SG	6.92	126.45	114.00
1	ZG	141	PRO	CB-CA-C	-6.92	94.71	112.00
67	b3	100	GLU	CA-CB-CG	6.91	128.61	113.40
8	B4	194	ALA	N-CA-CB	-6.91	100.43	110.10
12	ZI	236	ASP	CB-CG-OD1	6.90	124.51	118.30
66	a3	59	LYS	CB-CA-C	6.90	124.19	110.40
69	L3	62	TYR	CB-CA-C	-6.87	96.66	110.40
2	JP	39	ASP	CB-CG-OD1	6.86	124.48	118.30
65	Z3	66	ARG	CB-CA-C	-6.86	96.68	110.40
1	SF	63	TYR	CB-CA-C	-6.86	96.69	110.40
80	Y3	45	GLY	C-N-CA	6.85	138.83	121.70
56	bP	372	THR	C-N-CA	6.85	138.82	121.70
71	y3	170	ASP	CB-CG-OD2	6.85	124.46	118.30
56	YP	400	VAL	N-CA-C	-6.84	92.52	111.00
2	Q9	98	LEU	CA-CB-CG	6.84	131.03	115.30
22	hL	49	TYR	CA-CB-CG	6.82	126.36	113.40
1	UF	84	ARG	NE-CZ-NH2	-6.82	116.89	120.30
69	L3	14	VAL	CA-CB-CG2	-6.82	100.67	110.90
2	18	78	ARG	NE-CZ-NH1	6.82	123.71	120.30
8	B4	203	ILE	N-CA-C	-6.81	92.61	111.00
66	a3	59	LYS	O-C-N	-6.81	111.80	122.70
5	UB	161	SER	O-C-N	6.81	133.59	122.70
8	BO	219	ALA	N-CA-CB	6.81	119.63	110.10
2	PB	79	MET	CB-CG-SD	-6.80	91.98	112.40
71	W3	170	ASP	CB-CG-OD2	6.80	124.42	118.30
2	HB	10	VAL	CA-C-N	-6.80	102.24	117.20
8	B4	204	ARG	NE-CZ-NH1	-6.80	116.90	120.30
1	h1	137	ARG	NE-CZ-NH1	6.79	123.70	120.30
2	MB	5	PHE	CB-CA-C	6.79	123.98	110.40
2	FI	77	ARG	NE-CZ-NH2	6.79	123.69	120.30
69	L3	20	ASP	CB-CA-C	-6.78	96.83	110.40
8	BO	222	LEU	CA-C-N	-6.78	102.30	117.20
56	bP	327	HIS	CB-CA-C	-6.77	96.86	110.40
1	dH	138	LEU	CA-CB-CG	6.74	130.81	115.30
80	53	43	ASN	N-CA-C	-6.74	92.79	111.00

Continued on next page...

Continued from previous page...

Mol	Chain	Res	Type	Atoms	Z	Observed(^{o})	Ideal(^{o})
69	Q3	62	TYR	CA-CB-CG	-6.74	100.59	113.40
2	dF	67	ILE	CG1-CB-CG2	-6.74	96.58	111.40
2	1C	78	ARG	NE-CZ-NH1	6.73	123.67	120.30
16	BL	503	THR	C-N-CA	-6.73	104.87	121.70
2	dK	24	LEU	CA-CB-CG	6.72	130.76	115.30
2	FB	33	ASP	CB-CG-OD1	6.72	124.35	118.30
2	k4	160	SER	N-CA-C	-6.72	92.85	111.00
8	BO	211	GLN	CB-CA-C	-6.72	96.97	110.40
1	d1	138	LEU	CA-CB-CG	6.71	130.75	115.30
2	VM	157	ASP	CB-CG-OD1	6.71	124.34	118.30
50	LN	140	ASN	C-N-CA	-6.71	104.92	121.70
2	WD	90	LEU	CA-CB-CG	6.70	130.70	115.30
53	O2	128	PHE	CE1-CZ-CE2	-6.69	107.96	120.00
53	ON	128	PHE	CE1-CZ-CE2	-6.68	107.97	120.00
2	WQ	90	LEU	CA-CB-CG	6.68	130.68	115.30
80	53	39	MET	N-CA-C	6.68	129.03	111.00
1	UK	84	ARG	NE-CZ-NH2	-6.67	116.96	120.30
2	B5	77	ARG	NE-CZ-NH2	6.67	123.64	120.30
2	dF	24	LEU	CA-CB-CG	6.67	130.64	115.30
56	bP	359	ASN	C-N-CA	-6.67	105.03	121.70
1	UH	137	ARG	NE-CZ-NH1	6.66	123.63	120.30
2	k4	160	SER	C-N-CA	-6.66	105.05	121.70
2	dK	67	ILE	CG1-CB-CG2	-6.66	96.75	111.40
78	zF	361	ARG	N-CA-CB	-6.66	98.62	110.60
41	B2	222	LEU	CA-CB-CG	6.65	130.60	115.30
8	B4	208	PRO	N-CA-CB	-6.65	95.28	102.60
1	QH	137	ARG	NE-CZ-NH2	-6.65	116.97	120.30
41	BN	222	LEU	CA-CB-CG	6.65	130.59	115.30
8	B4	206	PHE	CA-C-O	-6.65	106.14	120.10
56	bP	364	LYS	CB-CA-C	6.64	123.69	110.40
78	zF	368	ALA	N-CA-CB	-6.63	100.82	110.10
68	r3	150	GLY	N-CA-C	-6.63	96.53	113.10
2	VH	165	VAL	CA-CB-CG2	6.63	120.84	110.90
1	IK	33	ARG	NE-CZ-NH1	-6.62	116.99	120.30
69	n3	60	LEU	CB-CG-CD2	-6.62	99.75	111.00
2	QI	98	LEU	CB-CG-CD1	-6.61	99.76	111.00
50	L2	142	PRO	N-CA-CB	-6.61	95.33	102.60
10	JH	25	ASP	C-N-CA	-6.60	105.21	121.70
1	lH	120	LEU	CA-CB-CG	6.59	130.47	115.30
5	KB	204	ARG	C-N-CA	-6.59	105.23	121.70
2	rK	120	LEU	CA-CB-CG	6.58	130.43	115.30
8	BO	187	GLU	CA-C-N	-6.58	102.73	117.20

Continued on next page...

Continued from previous page...

Mol	Chain	Res	Type	Atoms	Z	Observed(^{o})	Ideal(^{o})
1	ZG	139	CYS	CA-CB-SG	6.58	125.84	114.00
80	53	38	ARG	CB-CA-C	-6.57	97.25	110.40
1	CK	84	ARG	NE-CZ-NH1	6.57	123.58	120.30
78	zF	470	GLY	C-N-CD	-6.57	106.16	120.60
2	S5	33	ASP	CB-CG-OD1	6.55	124.20	118.30
2	GB	77	ARG	CB-CA-C	-6.55	97.29	110.40
10	JH	22	THR	CA-CB-OG1	-6.55	95.24	109.00
12	MI	91	LEU	CB-CG-CD2	-6.55	99.86	111.00
80	Y3	41	ARG	CG-CD-NE	6.55	125.56	111.80
10	LH	3	ASP	CB-CG-OD1	6.55	124.19	118.30
8	B4	212	GLN	N-CA-C	-6.54	93.33	111.00
2	rF	120	LEU	CA-CB-CG	6.54	130.35	115.30
2	VF	3	ASP	CB-CG-OD1	6.54	124.19	118.30
1	l1	120	LEU	CA-CB-CG	6.54	130.34	115.30
80	53	37	ARG	CG-CD-NE	6.54	125.53	111.80
1	CF	84	ARG	NE-CZ-NH1	6.53	123.57	120.30
1	Q1	137	ARG	NE-CZ-NH2	-6.53	117.03	120.30
8	B4	211	GLN	N-CA-CB	6.53	122.36	110.60
1	l1	137	ARG	NE-CZ-NH2	-6.53	117.03	120.30
1	IF	33	ARG	NE-CZ-NH1	-6.53	117.04	120.30
2	QI	113	LEU	CA-CB-CG	6.52	130.30	115.30
12	ZI	91	LEU	CB-CG-CD2	-6.52	99.92	111.00
2	DB	110	LEU	N-CA-C	-6.51	93.42	111.00
5	UB	165	LYS	C-N-CA	-6.51	105.42	121.70
1	lH	137	ARG	NE-CZ-NH2	-6.50	117.05	120.30
2	VK	33	ASP	CB-CG-OD1	6.50	124.15	118.30
74	Z5	65	THR	CA-CB-OG1	-6.50	95.34	109.00
5	UB	196	THR	CB-CA-C	-6.50	94.05	111.60
62	62	87	ARG	NE-CZ-NH2	-6.50	117.05	120.30
1	hH	137	ARG	NE-CZ-NH1	6.49	123.55	120.30
15	AL	326	LEU	CB-CG-CD2	-6.49	99.97	111.00
8	B4	223	ASN	C-N-CA	6.49	137.92	121.70
69	n3	25	GLU	CB-CA-C	6.48	123.36	110.40
2	vK	101	ASP	CB-CG-OD1	6.48	124.13	118.30
4	AB	393	GLN	CB-CG-CD	6.48	128.44	111.60
2	TP	157	ASP	CB-CG-OD1	6.47	124.12	118.30
5	UB	198	ASP	N-CA-CB	6.47	122.24	110.60
9	M1	19	LEU	CA-CB-CG	6.47	130.17	115.30
66	a3	100	ASP	CB-CG-OD1	6.46	124.12	118.30
74	Z9	36	ARG	O-C-N	6.46	133.04	122.70
10	L1	3	ASP	CB-CG-OD1	6.46	124.12	118.30
2	VK	3	ASP	CB-CG-OD1	6.45	124.10	118.30

Continued on next page...

Continued from previous page...

Mol	Chain	Res	Type	Atoms	Z	Observed(^{o})	Ideal(^{o})
2	NB	117	TYR	O-C-N	6.45	133.01	122.70
2	H9	98	LEU	CA-CB-CG	6.44	130.11	115.30
2	vF	101	ASP	CB-CG-OD1	6.44	124.10	118.30
1	U1	137	ARG	NE-CZ-NH1	6.44	123.52	120.30
2	HB	9	VAL	CA-CB-CG1	6.43	120.55	110.90
2	VF	33	ASP	CB-CG-OD1	6.43	124.09	118.30
66	33	100	ASP	CB-CG-OD1	6.43	124.09	118.30
66	33	61	ARG	CB-CG-CD	-6.43	94.89	111.60
62	6N	87	ARG	NE-CZ-NH2	-6.43	117.09	120.30
11	X1	328	LEU	CA-CB-CG	6.42	130.08	115.30
61	52	183	LEU	CA-CB-CG	6.42	130.08	115.30
80	53	45	GLN	CB-CA-C	-6.41	97.58	110.40
1	lG	65	TYR	CA-CB-CG	6.41	125.58	113.40
1	dH	44	LEU	CA-CB-CG	6.41	130.03	115.30
61	5N	183	LEU	CA-CB-CG	6.41	130.03	115.30
9	MH	19	LEU	CA-CB-CG	6.40	130.03	115.30
11	XH	328	LEU	CA-CB-CG	6.40	130.03	115.30
1	d1	44	LEU	CA-CB-CG	6.40	130.03	115.30
1	ZG	140	VAL	CB-CA-C	-6.40	99.24	111.40
12	ZI	147	LYS	CD-CE-NZ	6.40	126.41	111.70
1	OM	54	GLU	CA-CB-CG	6.39	127.47	113.40
2	wC	110	LEU	CA-CB-CG	6.39	130.01	115.30
80	53	42	ALA	O-C-N	6.39	132.93	122.70
4	AB	420	ARG	N-CA-CB	-6.39	99.09	110.60
8	BO	224	MET	N-CA-C	-6.39	93.75	111.00
2	FJ	23	ASP	CB-CG-OD1	6.39	124.05	118.30
80	Y3	49	GLN	CB-CA-C	-6.38	97.63	110.40
2	w8	110	LEU	CA-CB-CG	6.38	129.97	115.30
12	MI	147	LYS	CD-CE-NZ	6.37	126.35	111.70
2	TK	39	ASP	OD1-CG-OD2	-6.37	111.20	123.30
69	Q3	62	TYR	CB-CG-CD2	6.37	124.82	121.00
69	n3	21	ALA	CB-CA-C	-6.36	100.56	110.10
2	PB	77	ARG	CB-CG-CD	-6.36	95.07	111.60
78	zF	289	LEU	CB-CA-C	-6.35	98.13	110.20
78	zF	400	ASP	CB-CA-C	-6.35	97.70	110.40
2	ZK	24	LEU	CA-CB-CG	6.34	129.88	115.30
2	TF	39	ASP	OD1-CG-OD2	-6.34	111.26	123.30
1	lE	69	PRO	N-CD-CG	-6.34	93.70	103.20
2	ZF	24	LEU	CA-CB-CG	6.33	129.87	115.30
2	F9	149	ARG	NE-CZ-NH2	-6.33	117.14	120.30
80	Y3	27	GLU	CB-CA-C	-6.33	97.74	110.40
1	lG	79	ILE	CB-CA-C	6.32	124.25	111.60

Continued on next page...

Continued from previous page...

Mol	Chain	Res	Type	Atoms	Z	Observed(^{o})	Ideal(^{o})
67	b3	229	PRO	CA-C-N	-6.32	103.31	117.20
18	dL	222	LEU	CA-CB-CG	6.31	129.81	115.30
2	NM	107	ASP	CB-CG-OD1	6.31	123.98	118.30
8	BO	223	ASN	C-N-CA	6.31	137.47	121.70
2	VH	161	LEU	O-C-N	6.30	132.78	122.70
57	1N	81	LEU	CA-CB-CG	6.30	129.79	115.30
66	a3	124	TRP	C-N-CA	-6.29	105.97	121.70
56	bP	362	THR	N-CA-CB	6.29	122.26	110.30
2	GB	77	ARG	CB-CG-CD	-6.29	95.24	111.60
2	F7	176	ILE	CG1-CB-CG2	-6.29	97.57	111.40
2	FA	176	ILE	CG1-CB-CG2	-6.28	97.58	111.40
57	12	81	LEU	CA-CB-CG	6.28	129.75	115.30
66	a3	125	ARG	C-N-CA	-6.28	106.00	121.70
1	OA	141	PRO	N-CD-CG	-6.28	93.78	103.20
1	lG	65	TYR	CB-CG-CD2	6.27	124.76	121.00
56	YP	371	GLY	CA-C-O	-6.27	109.31	120.60
2	QB	16	ALA	CB-CA-C	-6.27	100.70	110.10
2	MB	75	THR	CA-CB-CG2	6.26	121.16	112.40
2	XP	171	ARG	N-CA-CB	-6.26	99.33	110.60
60	4N	158	LEU	CA-CB-CG	6.25	129.68	115.30
1	OA	143	ASP	CB-CG-OD1	-6.25	112.68	118.30
2	QD	88	ILE	CG1-CB-CG2	-6.25	97.66	111.40
60	42	158	LEU	CA-CB-CG	6.25	129.66	115.30
2	HI	77	ARG	NE-CZ-NH1	-6.25	117.18	120.30
78	zF	367	VAL	CA-CB-CG1	6.24	120.27	110.90
33	TL	28	LYS	N-CA-CB	-6.24	99.37	110.60
2	FI	67	ILE	CG1-CB-CG2	-6.24	97.68	111.40
56	bP	324	SER	C-N-CA	6.24	137.29	121.70
2	QQ	88	ILE	CG1-CB-CG2	-6.23	97.69	111.40
2	s8	110	LEU	CA-CB-CG	6.23	129.64	115.30
2	QI	110	LEU	CA-CB-CG	6.23	129.63	115.30
74	Z5	264	ARG	NE-CZ-NH2	6.22	123.41	120.30
2	YO	158	CYS	C-N-CA	-6.22	106.15	121.70
62	6N	163	PHE	CG-CD2-CE2	-6.22	113.95	120.80
8	B4	196	GLN	O-C-N	6.22	132.65	122.70
2	sC	110	LEU	CA-CB-CG	6.22	129.60	115.30
78	zF	278	PRO	CB-CA-C	-6.22	96.46	112.00
67	b3	230	ARG	CB-CA-C	6.21	122.82	110.40
74	M9	34	MET	N-CA-C	-6.21	94.24	111.00
5	KB	205	TYR	CB-CA-C	6.21	122.81	110.40
8	BO	221	PHE	CA-C-O	-6.21	107.07	120.10
8	BO	188	PHE	CA-CB-CG	-6.20	99.02	113.90

Continued on next page...

Continued from previous page...

Mol	Chain	Res	Type	Atoms	Z	Observed(^{o})	Ideal(^{o})
12	ZI	284	LEU	CA-CB-CG	6.20	129.56	115.30
2	cM	50	CYS	CA-CB-SG	6.20	125.16	114.00
5	UB	207	PRO	CB-CA-C	-6.20	96.50	112.00
12	MI	284	LEU	CA-CB-CG	6.20	129.56	115.30
1	uF	84	ARG	NE-CZ-NH1	-6.20	117.20	120.30
2	OI	3	ASP	CB-CG-OD1	6.19	123.87	118.30
1	WK	81	LYS	CD-CE-NZ	6.19	125.94	111.70
56	bP	355	LYS	CB-CA-C	-6.19	98.02	110.40
1	G7	44	LEU	CA-CB-CG	6.19	129.53	115.30
4	EB	400	LYS	N-CA-CB	6.19	121.74	110.60
62	62	163	PHE	CG-CD2-CE2	-6.18	114.00	120.80
2	UI	77	ARG	NE-CZ-NH2	6.18	123.39	120.30
1	GA	44	LEU	CA-CB-CG	6.18	129.51	115.30
1	l1	105	LEU	CA-CB-CG	6.17	129.48	115.30
38	Y6	12	SER	C-N-CA	-6.16	106.29	121.70
1	WF	81	LYS	CD-CE-NZ	6.16	125.86	111.70
5	UB	166	ALA	C-N-CA	6.15	137.08	121.70
1	lH	105	LEU	CA-CB-CG	6.15	129.45	115.30
8	BO	221	PHE	CA-C-N	6.15	130.72	117.20
74	Z9	40	PRO	N-CA-CB	-6.14	95.84	102.60
1	WH	137	ARG	NE-CZ-NH2	-6.14	117.23	120.30
74	M9	40	PRO	N-CA-CB	-6.14	95.84	102.60
2	XP	170	ASP	C-N-CA	-6.14	106.35	121.70
6	cB	293	PRO	C-N-CA	6.14	137.04	121.70
74	Z9	61	PHE	O-C-N	6.12	132.49	122.70
5	UB	164	VAL	CB-CA-C	-6.12	99.78	111.40
4	AB	414	PHE	O-C-N	-6.11	109.50	121.10
2	S5	38	LEU	CB-CG-CD1	-6.10	100.63	111.00
8	BO	208	PRO	N-CA-CB	-6.10	95.89	102.60
1	W1	137	ARG	NE-CZ-NH2	-6.09	117.25	120.30
2	VB	33	ASP	CB-CG-OD1	6.09	123.78	118.30
80	53	32	LYS	CB-CA-C	-6.09	98.22	110.40
80	Y3	36	LYS	CB-CA-C	-6.09	98.22	110.40
2	PB	78	ARG	CB-CG-CD	-6.09	95.78	111.60
5	KB	120	TYR	CB-CG-CD2	6.08	124.65	121.00
1	UK	84	ARG	NE-CZ-NH1	6.08	123.34	120.30
74	M5	264	ARG	NE-CZ-NH2	6.08	123.34	120.30
1	lE	83	TYR	CB-CG-CD2	6.08	124.65	121.00
2	MB	16	ALA	N-CA-CB	-6.08	101.59	110.10
2	V1	168	TYR	C-N-CA	6.08	136.89	121.70
8	B4	225	VAL	CA-C-O	-6.07	107.34	120.10
2	JI	77	ARG	NE-CZ-NH2	6.07	123.34	120.30

Continued on next page...

Continued from previous page...

Mol	Chain	Res	Type	Atoms	Z	Observed(^{o})	Ideal(^{o})
13	AJ	96	CYS	CA-CB-SG	6.07	124.93	114.00
49	KN	16	LEU	CA-CB-CG	6.07	129.26	115.30
1	uK	84	ARG	NE-CZ-NH1	-6.07	117.26	120.30
56	bP	325	ASP	C-N-CA	6.07	136.87	121.70
1	GF	84	ARG	NE-CZ-NH2	-6.07	117.27	120.30
49	K2	16	LEU	CA-CB-CG	6.06	129.24	115.30
2	QB	11	ASN	C-N-CA	6.06	136.84	121.70
16	BL	145	LEU	CB-CG-CD2	-6.05	100.71	111.00
2	PB	77	ARG	NE-CZ-NH1	-6.05	117.28	120.30
1	UF	84	ARG	NE-CZ-NH1	6.05	123.32	120.30
1	CK	84	ARG	NE-CZ-NH2	-6.04	117.28	120.30
2	PP	2	LEU	CA-CB-CG	6.04	129.20	115.30
1	lG	74	GLU	N-CA-CB	6.04	121.47	110.60
2	QB	8	VAL	C-N-CA	6.04	136.80	121.70
2	DI	110	LEU	CA-CB-CG	6.04	129.19	115.30
68	P3	36	ARG	NE-CZ-NH1	6.04	123.32	120.30
74	Z9	61	PHE	C-N-CA	6.04	136.79	121.70
74	Z9	35	LYS	N-CA-CB	6.03	121.45	110.60
16	BL	503	THR	O-C-N	-6.02	113.07	122.70
5	UB	203	GLN	CB-CA-C	-6.01	98.37	110.40
5	UB	160	ALA	N-CA-CB	-6.01	101.68	110.10
8	BO	225	VAL	N-CA-C	-6.01	94.78	111.00
2	W9	83	LEU	CB-CG-CD1	6.00	121.21	111.00
56	bP	364	LYS	CB-CG-CD	6.00	127.21	111.60
56	bP	365	TRP	CB-CA-C	-6.00	98.39	110.40
65	Z3	66	ARG	CB-CG-CD	-6.00	96.00	111.60
56	YP	354	TYR	CB-CG-CD1	6.00	124.60	121.00
1	lE	83	TYR	CB-CG-CD1	-5.99	117.40	121.00
8	BO	230	PRO	CA-N-CD	-5.99	103.11	111.50
1	O7	85	ASP	CB-CG-OD2	5.99	123.69	118.30
1	XD	122	LEU	CA-CB-CG	5.99	129.07	115.30
2	PB	79	MET	CA-C-O	-5.99	107.53	120.10
80	Y3	33	ALA	CA-C-N	5.98	130.36	117.20
10	JH	25	ASP	CA-C-N	-5.98	104.05	117.20
2	HJ	157	ASP	CB-CG-OD1	5.98	123.68	118.30
2	mH	2	LEU	CA-CB-CG	5.97	129.04	115.30
16	bL	370	LEU	CA-CB-CG	5.97	129.04	115.30
2	FM	39	ASP	CB-CG-OD2	5.97	123.67	118.30
60	4N	41	MET	CA-CB-CG	5.97	123.45	113.30
1	OA	85	ASP	CB-CG-OD2	5.97	123.67	118.30
9	K4	50	ARG	N-CA-CB	-5.97	99.86	110.60
2	k4	160	SER	CA-C-N	-5.97	104.08	117.20

Continued on next page...

Continued from previous page...

Mol	Chain	Res	Type	Atoms	Z	Observed(^{o})	Ideal(^{o})
2	m1	2	LEU	CA-CB-CG	5.96	129.02	115.30
2	HB	9	VAL	CA-CB-CG2	5.96	119.84	110.90
2	lF	90	LEU	CA-CB-CG	5.96	129.00	115.30
2	lK	90	LEU	CA-CB-CG	5.95	128.99	115.30
2	VJ	107	ASP	CB-CG-OD1	5.95	123.66	118.30
60	42	41	MET	CA-CB-CG	5.95	123.41	113.30
2	mM	157	ASP	CB-CG-OD1	5.94	123.64	118.30
59	3N	126	GLN	CA-CB-CG	5.94	126.46	113.40
5	UB	162	ASN	CB-CA-C	5.94	122.27	110.40
1	XQ	122	LEU	CA-CB-CG	5.94	128.95	115.30
2	QI	77	ARG	NE-CZ-NH2	-5.93	117.33	120.30
59	32	126	GLN	CA-CB-CG	5.93	126.45	113.40
16	bL	505	LYS	N-CA-CB	-5.93	99.92	110.60
1	lE	81	LYS	CB-CA-C	5.92	122.24	110.40
78	zF	360	VAL	CA-CB-CG2	-5.92	102.02	110.90
2	BI	67	ILE	CG1-CB-CG2	-5.91	98.39	111.40
1	OA	141	PRO	N-CA-C	-5.91	96.73	112.10
1	ZG	142	ARG	CG-CD-NE	5.91	124.21	111.80
33	TL	29	ILE	C-N-CA	-5.91	106.92	121.70
68	r3	151	PHE	C-N-CA	-5.91	106.92	121.70
1	OA	149	GLY	N-CA-C	-5.91	98.33	113.10
10	HO	77	ARG	NE-CZ-NH2	5.91	123.25	120.30
2	NB	116	THR	CA-CB-CG2	5.91	120.67	112.40
10	N1	90	LEU	CA-CB-CG	5.91	128.88	115.30
10	NH	84	ARG	NE-CZ-NH1	-5.90	117.35	120.30
1	j1	157	ASP	CB-CG-OD1	5.90	123.61	118.30
35	v6	109	ASP	CB-CG-OD1	5.90	123.61	118.30
30	Q6	126	ASP	CB-CG-OD1	5.89	123.60	118.30
74	Z9	35	LYS	CB-CA-C	-5.89	98.62	110.40
38	Y6	14	ALA	C-N-CA	-5.89	106.98	121.70
1	GK	84	ARG	NE-CZ-NH2	-5.88	117.36	120.30
10	N1	84	ARG	NE-CZ-NH1	-5.88	117.36	120.30
2	QQ	24	LEU	CA-CB-CG	5.88	128.83	115.30
10	NH	90	LEU	CA-CB-CG	5.88	128.83	115.30
1	CF	84	ARG	NE-CZ-NH2	-5.88	117.36	120.30
73	73	420	PHE	CB-CG-CD1	-5.88	116.69	120.80
80	Y3	42	ARG	C-N-CA	-5.88	107.01	121.70
8	B4	196	GLN	CB-CG-CD	-5.87	96.34	111.60
10	JH	30	MET	CB-CG-SD	-5.87	94.79	112.40
66	a3	59	LYS	C-N-CA	-5.87	107.03	121.70
1	sF	138	LEU	CA-CB-CG	5.86	128.78	115.30
80	53	40	PRO	CB-CA-C	5.86	126.65	112.00

Continued on next page...

Continued from previous page...

Mol	Chain	Res	Type	Atoms	Z	Observed(^{o})	Ideal(^{o})
29	oL	27	ASP	CB-CA-C	5.86	122.11	110.40
8	B4	223	ASN	CA-C-N	-5.85	104.33	117.20
2	Q9	2	LEU	CA-CB-CG	5.85	128.76	115.30
2	LB	15	LYS	N-CA-CB	-5.85	100.07	110.60
78	zF	387	ASP	CB-CG-OD2	-5.85	113.04	118.30
73	63	556	ASP	CB-CG-OD1	5.85	123.56	118.30
1	sK	138	LEU	CA-CB-CG	5.85	128.75	115.30
1	KA	27	ILE	CG1-CB-CG2	-5.84	98.54	111.40
1	K7	27	ILE	CG1-CB-CG2	-5.84	98.54	111.40
1	OA	141	PRO	CA-C-O	-5.84	106.18	120.20
8	B4	196	GLN	C-N-CA	5.84	136.31	121.70
2	gB	109	CYS	CA-CB-SG	-5.84	103.49	114.00
30	q6	126	ASP	CB-CG-OD1	5.83	123.55	118.30
58	2N	108	LEU	CA-CB-CG	5.83	128.71	115.30
58	22	108	LEU	CA-CB-CG	5.82	128.69	115.30
2	YB	75	THR	CA-CB-CG2	5.82	120.54	112.40
2	QD	24	LEU	CA-CB-CG	5.82	128.67	115.30
22	HL	65	LEU	CA-CB-CG	5.81	128.67	115.30
2	HI	83	LEU	CA-CB-CG	5.81	128.66	115.30
69	n3	13	ASP	CB-CG-OD2	-5.81	113.07	118.30
56	YP	327	HIS	N-CA-CB	-5.81	100.14	110.60
10	H4	77	ARG	NE-CZ-NH2	5.81	123.20	120.30
2	s8	31	ILE	CG1-CB-CG2	-5.81	98.63	111.40
1	lE	65	TYR	CB-CG-CD1	5.80	124.48	121.00
10	JG	141	LEU	CB-CG-CD2	-5.80	101.14	111.00
74	Z9	43	PRO	N-CA-C	-5.80	97.02	112.10
2	sC	31	ILE	CG1-CB-CG2	-5.80	98.65	111.40
74	M9	43	PRO	N-CA-C	-5.80	97.03	112.10
5	KB	159	ALA	CB-CA-C	-5.79	101.42	110.10
10	JE	141	LEU	CB-CG-CD2	-5.79	101.16	111.00
2	D9	105	LEU	CA-CB-CG	5.79	128.61	115.30
10	JG	75	THR	CA-CB-CG2	5.78	120.50	112.40
2	LK	129	ARG	CA-CB-CG	5.78	126.12	113.40
2	R1	128	ILE	CG1-CB-CG2	-5.78	98.68	111.40
4	AB	385	ALA	CB-CA-C	-5.78	101.43	110.10
1	jH	157	ASP	CB-CG-OD1	5.78	123.50	118.30
69	L3	16	GLY	C-N-CA	-5.78	107.26	121.70
74	Z9	52	LEU	N-CA-C	5.78	126.60	111.00
2	XP	107	ASP	CB-CG-OD1	5.77	123.50	118.30
1	S1	137	ARG	NE-CZ-NH2	-5.77	117.41	120.30
35	V6	109	ASP	CB-CG-OD1	5.77	123.50	118.30
2	W9	27	LEU	CA-CB-CG	5.77	128.58	115.30

Continued on next page...

Continued from previous page...

Mol	Chain	Res	Type	Atoms	Z	Observed(^{o})	Ideal(^{o})
78	zF	419	PRO	N-CA-CB	5.77	110.23	103.30
2	OI	13	ASP	CB-CG-OD1	5.77	123.49	118.30
2	V1	171	ARG	CB-CA-C	-5.77	98.87	110.40
2	D9	24	LEU	CA-CB-CG	5.76	128.56	115.30
21	gL	136	ASP	CB-CG-OD1	5.76	123.48	118.30
63	72	54	PHE	CZ-CE2-CD2	-5.76	113.19	120.10
74	Z9	42	PRO	CB-CA-C	5.76	126.39	112.00
2	ZJ	39	ASP	CB-CG-OD2	5.75	123.48	118.30
8	BO	188	PHE	N-CA-CB	-5.75	100.25	110.60
74	M9	42	PRO	CB-CA-C	5.75	126.38	112.00
78	zF	389	GLN	CB-CA-C	-5.75	98.90	110.40
78	zF	372	GLY	CA-C-N	5.75	129.84	117.20
2	XM	157	ASP	CB-CG-OD1	5.74	123.47	118.30
63	7N	54	PHE	CZ-CE2-CD2	-5.74	113.21	120.10
8	B4	210	GLU	CB-CG-CD	-5.74	98.70	114.20
10	JE	75	THR	CA-CB-CG2	5.74	120.44	112.40
1	SH	137	ARG	NE-CZ-NH2	-5.74	117.43	120.30
78	zF	287	ARG	CB-CG-CD	-5.74	96.67	111.60
5	KB	197	LEU	N-CA-CB	-5.74	98.92	110.40
2	gB	33	ASP	CB-CG-OD1	5.74	123.47	118.30
56	YP	399	LYS	CA-C-N	-5.74	104.58	117.20
2	LF	129	ARG	CA-CB-CG	5.73	126.01	113.40
56	bP	325	ASP	CB-CA-C	-5.73	98.94	110.40
69	n3	20	ASP	CB-CA-C	5.73	121.86	110.40
8	BO	207	ARG	CB-CA-C	-5.72	98.95	110.40
69	L3	33	THR	OG1-CB-CG2	-5.72	96.85	110.00
13	AJ	155	PHE	C-N-CD	5.71	140.40	128.40
1	qK	138	LEU	CA-CB-CG	5.71	128.44	115.30
2	LJ	3	ASP	CB-CG-OD1	5.71	123.44	118.30
2	OD	24	LEU	CA-CB-CG	5.71	128.43	115.30
1	qF	138	LEU	CA-CB-CG	5.71	128.42	115.30
2	RH	128	ILE	CG1-CB-CG2	-5.70	98.86	111.40
2	TP	2	LEU	CA-CB-CG	5.70	128.41	115.30
69	L3	58	LYS	O-C-N	5.69	131.81	122.70
2	sC	90	LEU	CA-CB-CG	5.69	128.39	115.30
1	VD	110	ILE	CG1-CB-CG2	-5.69	98.89	111.40
2	vF	110	LEU	CA-CB-CG	5.69	128.38	115.30
5	KB	204	ARG	CG-CD-NE	-5.69	99.86	111.80
2	JF	39	ASP	CB-CG-OD2	5.69	123.42	118.30
2	s8	90	LEU	CA-CB-CG	5.68	128.36	115.30
2	HI	39	ASP	CB-CG-OD2	-5.68	113.19	118.30
4	EB	342	ASP	CB-CG-OD1	5.68	123.41	118.30

Continued on next page...

Continued from previous page...

Mol	Chain	Res	Type	Atoms	Z	Observed(^{o})	Ideal(^{o})
2	XM	39	ASP	CB-CG-OD2	5.67	123.41	118.30
42	CN	69	LEU	CA-CB-CG	5.67	128.34	115.30
78	zF	389	GLN	CB-CG-CD	-5.67	96.86	111.60
2	OQ	24	LEU	CA-CB-CG	5.67	128.34	115.30
2	DB	109	CYS	CB-CA-C	-5.67	99.07	110.40
1	VQ	110	ILE	CG1-CB-CG2	-5.67	98.94	111.40
9	K4	54	GLY	CA-C-N	-5.66	104.74	117.20
2	vK	110	LEU	CA-CB-CG	5.66	128.32	115.30
8	BO	205	ARG	CG-CD-NE	-5.66	99.92	111.80
9	K4	50	ARG	CA-C-O	-5.66	108.22	120.10
42	C2	69	LEU	CA-CB-CG	5.65	128.30	115.30
67	b3	144	ARG	C-N-CA	-5.65	107.57	121.70
1	S1	137	ARG	NE-CZ-NH1	5.65	123.12	120.30
41	B2	671	TRP	CD1-NE1-CE2	-5.65	103.92	109.00
2	EQ	39	ASP	CB-CG-OD2	5.65	123.38	118.30
68	P3	38	ARG	C-N-CA	-5.64	107.59	121.70
56	bP	371	GLY	CA-C-O	-5.64	110.44	120.60
2	i1	105	LEU	CA-CB-CG	5.64	128.28	115.30
1	lH	24	LEU	CA-CB-CG	5.64	128.28	115.30
2	XJ	33	ASP	CB-CG-OD1	5.64	123.38	118.30
69	Q3	60	LEU	C-N-CA	-5.63	107.62	121.70
2	iH	105	LEU	CA-CB-CG	5.63	128.26	115.30
2	FB	75	THR	CA-CB-CG2	5.63	120.28	112.40
1	SF	63	TYR	CB-CG-CD2	5.63	124.38	121.00
1	SH	137	ARG	NE-CZ-NH1	5.63	123.11	120.30
41	BN	671	TRP	CD1-NE1-CE2	-5.63	103.94	109.00
45	F2	29	LEU	CA-CB-CG	5.63	128.24	115.30
8	BO	209	GLN	N-CA-CB	5.62	120.72	110.60
6	cB	295	THR	C-N-CA	5.62	134.11	122.30
1	l1	24	LEU	CA-CB-CG	5.62	128.23	115.30
6	WB	188	GLU	CB-CA-C	5.62	121.64	110.40
56	YP	373	THR	O-C-N	5.62	131.69	122.70
64	8N	182	ARG	NE-CZ-NH1	-5.62	117.49	120.30
1	EA	24	LEU	CA-CB-CG	5.62	128.22	115.30
64	82	182	ARG	NE-CZ-NH1	-5.62	117.49	120.30
9	K4	47	SER	CA-C-O	-5.62	108.30	120.10
2	w8	90	LEU	CA-CB-CG	5.62	128.22	115.30
2	BB	76	ASN	C-N-CA	-5.62	107.66	121.70
2	gB	116	THR	CA-CB-OG1	5.61	120.79	109.00
1	E7	24	LEU	CA-CB-CG	5.61	128.21	115.30
45	FN	29	LEU	CA-CB-CG	5.61	128.19	115.30
59	3N	130	PHE	CB-CG-CD2	5.61	124.72	120.80

Continued on next page...

Continued from previous page...

Mol	Chain	Res	Type	Atoms	Z	Observed(^{o})	Ideal(^{o})
8	BO	228	MET	CA-CB-CG	-5.60	103.77	113.30
2	JK	39	ASP	CB-CG-OD2	5.60	123.34	118.30
10	N1	84	ARG	NE-CZ-NH2	5.60	123.10	120.30
69	L3	59	SER	CA-C-O	-5.60	108.35	120.10
5	UB	158	ASP	CB-CA-C	5.59	121.59	110.40
2	WI	67	ILE	CG1-CB-CG2	-5.59	99.09	111.40
2	wC	90	LEU	CA-CB-CG	5.59	128.17	115.30
15	aL	30	ILE	CG1-CB-CG2	-5.59	99.09	111.40
1	sF	137	ARG	CG-CD-NE	5.59	123.55	111.80
1	bG	138	LEU	CA-CB-CG	5.59	128.16	115.30
13	AM	58	MET	CA-CB-CG	5.59	122.80	113.30
2	Y5	157	ASP	CB-CG-OD1	5.59	123.33	118.30
1	bE	138	LEU	CA-CB-CG	5.58	128.14	115.30
15	a6	54	ALA	C-N-CA	-5.58	107.75	121.70
2	HB	16	ALA	CB-CA-C	-5.58	101.73	110.10
56	bP	359	ASN	O-C-N	5.58	131.63	122.70
2	DI	113	LEU	CA-CB-CG	5.58	128.13	115.30
1	l1	137	ARG	NE-CZ-NH1	5.58	123.09	120.30
2	FJ	77	ARG	NE-CZ-NH2	-5.57	117.51	120.30
73	63	269	LEU	CA-CB-CG	5.57	128.12	115.30
15	aL	308	ASP	CB-CG-OD1	5.57	123.31	118.30
12	MI	84	GLU	CA-CB-CG	5.57	125.65	113.40
59	32	130	PHE	CB-CG-CD2	5.57	124.70	120.80
8	B4	204	ARG	CB-CA-C	5.57	121.53	110.40
78	zF	359	THR	N-CA-CB	-5.56	99.74	110.30
2	NB	117	TYR	CA-CB-CG	-5.56	102.84	113.40
1	OA	141	PRO	CA-C-N	5.55	129.42	117.20
4	AB	396	MET	CA-C-O	-5.55	108.44	120.10
12	ZI	84	GLU	CA-CB-CG	5.55	125.61	113.40
74	M9	37	GLN	N-CA-CB	5.55	120.59	110.60
5	UB	161	SER	N-CA-CB	5.55	118.82	110.50
2	ED	39	ASP	CB-CG-OD2	5.55	123.29	118.30
1	lH	137	ARG	NE-CZ-NH1	5.54	123.07	120.30
1	EF	84	ARG	NE-CZ-NH2	-5.54	117.53	120.30
10	NH	84	ARG	NE-CZ-NH2	5.54	123.07	120.30
8	B4	205	ARG	CA-CB-CG	-5.54	101.21	113.40
2	QI	77	ARG	CG-CD-NE	-5.54	100.17	111.80
8	BO	189	ARG	CG-CD-NE	-5.54	100.17	111.80
2	D9	33	ASP	CB-CG-OD2	-5.54	113.32	118.30
56	bP	361	PRO	N-CA-CB	-5.54	96.51	102.60
78	zF	364	SER	CA-C-O	-5.53	108.48	120.10
1	sK	137	ARG	CG-CD-NE	5.53	123.42	111.80

Continued on next page...

Continued from previous page...

Mol	Chain	Res	Type	Atoms	Z	Observed(^{o})	Ideal(^{o})
8	BO	203	ILE	O-C-N	5.53	131.54	122.70
10	JH	23	GLN	CB-CG-CD	-5.52	97.24	111.60
2	LJ	101	ASP	CB-CG-OD1	5.52	123.27	118.30
2	nF	90	LEU	CA-CB-CG	5.52	127.99	115.30
1	v8	87	ASP	CB-CG-OD1	5.52	123.26	118.30
23	iL	34	ARG	NE-CZ-NH1	-5.50	117.55	120.30
56	bP	322	VAL	C-N-CA	5.50	133.85	122.30
80	53	39	MET	CA-C-N	-5.50	101.71	117.10
2	BI	105	LEU	CA-CB-CG	5.49	127.93	115.30
80	53	17	PHE	N-CA-CB	5.49	120.48	110.60
2	QQ	98	LEU	CA-CB-CG	5.49	127.92	115.30
2	1C	88	ILE	CG1-CB-CG2	-5.49	99.33	111.40
68	P3	36	ARG	N-CA-C	-5.48	96.20	111.00
2	NB	114	LYS	CB-CA-C	5.48	121.36	110.40
2	QD	98	LEU	CA-CB-CG	5.48	127.91	115.30
1	QH	137	ARG	NE-CZ-NH1	5.48	123.04	120.30
2	rK	67	ILE	CG1-CB-CG2	-5.48	99.35	111.40
2	nK	90	LEU	CA-CB-CG	5.48	127.90	115.30
2	gB	111	ASN	N-CA-C	-5.48	96.21	111.00
71	y3	20	ASP	CB-CG-OD1	5.47	123.22	118.30
1	h1	120	LEU	CA-CB-CG	5.47	127.88	115.30
1	vC	87	ASP	CB-CG-OD1	5.47	123.22	118.30
2	k4	152	SER	C-N-CA	5.47	135.36	121.70
2	gB	67	ILE	CG1-CB-CG2	-5.46	99.38	111.40
78	zF	383	GLN	CB-CA-C	-5.46	99.47	110.40
4	EB	397	LYS	N-CA-C	5.46	125.75	111.00
78	zK	450	ARG	CB-CA-C	5.46	121.32	110.40
50	L2	105	ASP	CB-CG-OD1	5.46	123.21	118.30
56	YP	366	MET	CB-CG-SD	-5.45	96.04	112.40
2	J9	83	LEU	CA-CB-CG	-5.45	102.75	115.30
2	VE	105	LEU	CA-CB-CG	5.45	127.83	115.30
2	OI	77	ARG	CG-CD-NE	5.45	123.25	111.80
2	IQ	77	ARG	NE-CZ-NH1	5.45	123.03	120.30
2	18	88	ILE	CG1-CB-CG2	-5.45	99.41	111.40
29	oL	97	LEU	CA-CB-CG	5.45	127.83	115.30
2	rF	67	ILE	CG1-CB-CG2	-5.45	99.42	111.40
78	zF	418	PRO	N-CA-CB	5.45	109.83	103.30
2	HB	11	ASN	C-N-CA	5.44	135.31	121.70
2	NJ	39	ASP	CB-CG-OD2	5.44	123.20	118.30
2	FM	33	ASP	CB-CG-OD1	5.44	123.19	118.30
1	ND	27	ILE	CG1-CB-CG2	-5.43	99.45	111.40
8	B4	214	LYS	CB-CA-C	-5.43	99.54	110.40

Continued on next page...

Continued from previous page...

Mol	Chain	Res	Type	Atoms	Z	Observed(^{o})	Ideal(^{o})
1	GK	137	ARG	CB-CG-CD	5.43	125.71	111.60
1	GF	137	ARG	CB-CG-CD	5.42	125.71	111.60
1	hH	120	LEU	CA-CB-CG	5.42	127.78	115.30
2	IB	13	ASP	CB-CG-OD2	-5.42	113.42	118.30
62	6N	211	LEU	CA-CB-CG	5.42	127.77	115.30
2	PB	75	THR	CA-CB-CG2	5.42	119.99	112.40
74	Z5	66	LEU	CB-CA-C	5.42	120.50	110.20
1	xC	105	LEU	CA-CB-CG	5.42	127.76	115.30
1	NQ	27	ILE	CG1-CB-CG2	-5.42	99.48	111.40
1	ZG	140	VAL	CA-CB-CG1	-5.41	102.79	110.90
2	GD	2	LEU	CA-CB-CG	5.41	127.73	115.30
2	bB	33	ASP	CB-CG-OD1	5.41	123.17	118.30
2	HB	13	ASP	N-CA-CB	5.40	120.33	110.60
62	62	211	LEU	CA-CB-CG	5.40	127.73	115.30
13	AJ	58	MET	CA-CB-CG	5.40	122.48	113.30
66	33	285	PRO	N-CD-CG	-5.40	95.10	103.20
71	W3	20	ASP	CB-CG-OD1	5.40	123.16	118.30
1	lG	73	GLY	CA-C-O	-5.40	110.88	120.60
1	x8	105	LEU	CA-CB-CG	5.40	127.72	115.30
8	BO	198	SER	N-CA-CB	-5.39	102.41	110.50
78	zF	390	ARG	CA-C-O	-5.39	108.79	120.10
50	LN	105	ASP	CB-CG-OD1	5.39	123.15	118.30
69	n3	15	GLN	N-CA-C	-5.39	96.46	111.00
2	gB	106	GLU	C-N-CA	5.38	135.16	121.70
2	gB	116	THR	CA-C-N	-5.38	105.36	117.20
2	VG	105	LEU	CA-CB-CG	5.38	127.67	115.30
2	ZM	13	ASP	CB-CG-OD1	5.37	123.14	118.30
2	LB	33	ASP	CB-CG-OD1	5.37	123.13	118.30
2	WD	120	LEU	CA-CB-CG	5.37	127.64	115.30
2	PB	77	ARG	N-CA-CB	5.36	120.25	110.60
9	KH	111	LEU	CA-CB-CG	5.36	127.64	115.30
2	VH	169	PHE	CB-CA-C	5.36	121.12	110.40
1	I7	66	LEU	CA-CB-CG	5.36	127.64	115.30
1	lE	65	TYR	CB-CA-C	-5.36	99.69	110.40
2	RJ	39	ASP	CB-CG-OD2	5.35	123.12	118.30
1	EK	84	ARG	NE-CZ-NH2	-5.35	117.62	120.30
2	GQ	2	LEU	CA-CB-CG	5.35	127.61	115.30
6	WB	188	GLU	N-CA-CB	5.35	120.23	110.60
2	NB	113	LEU	N-CA-C	-5.34	96.58	111.00
2	HM	170	ASP	CB-CG-OD1	5.34	123.10	118.30
17	C6	170	LEU	CA-CB-CG	5.34	127.58	115.30
2	J9	13	ASP	CB-CG-OD1	-5.34	113.50	118.30

Continued on next page...

Continued from previous page...

Mol	Chain	Res	Type	Atoms	Z	Observed(^{o})	Ideal(^{o})
78	zF	390	ARG	CB-CA-C	-5.34	99.73	110.40
41	BN	671	TRP	CA-CB-CG	5.33	123.84	113.70
68	P3	38	ARG	N-CA-CB	-5.33	101.00	110.60
8	B4	213	PRO	N-CD-CG	-5.33	95.20	103.20
80	Y3	41	ARG	O-C-N	5.33	131.23	122.70
80	Y3	47	ASN	C-N-CA	-5.33	108.38	121.70
1	IA	66	LEU	CA-CB-CG	5.33	127.55	115.30
1	lH	92	LEU	CA-CB-CG	5.33	127.55	115.30
2	PB	79	MET	N-CA-CB	5.32	120.18	110.60
78	zF	403	ALA	C-N-CA	-5.32	108.40	121.70
78	zF	385	VAL	CA-C-O	-5.31	108.94	120.10
1	Q1	137	ARG	NE-CZ-NH1	5.31	122.95	120.30
4	EB	394	ALA	O-C-N	5.31	131.19	122.70
1	WF	84	ARG	NE-CZ-NH2	-5.31	117.65	120.30
8	BO	205	ARG	CB-CG-CD	-5.31	97.81	111.60
2	WQ	120	LEU	CA-CB-CG	5.30	127.50	115.30
1	lE	76	GLN	CB-CA-C	-5.30	99.79	110.40
1	OA	141	PRO	N-CA-CB	-5.30	96.77	102.60
2	UI	105	LEU	CA-CB-CG	5.30	127.49	115.30
2	P1	39	ASP	CB-CG-OD2	5.30	123.07	118.30
9	K1	111	LEU	CA-CB-CG	5.30	127.49	115.30
17	C6	107	ASP	CB-CG-OD2	5.30	123.07	118.30
80	Y3	41	ARG	CB-CA-C	-5.30	99.80	110.40
78	zK	441	ASP	CB-CA-C	5.30	121.00	110.40
2	CB	54	ASP	CB-CG-OD1	5.29	123.06	118.30
15	AL	326	LEU	CA-CB-CG	5.29	127.47	115.30
2	LB	18	TYR	N-CA-CB	-5.29	101.08	110.60
1	RD	163	LEU	CA-CB-CG	5.29	127.47	115.30
41	B2	671	TRP	CA-CB-CG	5.29	123.75	113.70
1	YM	143	ASP	CB-CG-OD2	-5.29	113.54	118.30
1	IF	81	LYS	CD-CE-NZ	5.29	123.86	111.70
69	h3	62	TYR	C-N-CA	-5.29	108.49	121.70
74	M9	62	LYS	C-N-CA	5.29	134.91	121.70
1	IK	81	LYS	CD-CE-NZ	5.28	123.85	111.70
1	RQ	163	LEU	CA-CB-CG	5.28	127.45	115.30
80	53	37	ARG	CB-CA-C	-5.28	99.83	110.40
5	UB	67	ASP	CB-CG-OD1	5.28	123.05	118.30
9	K4	48	ALA	C-N-CA	-5.28	108.51	121.70
2	HM	39	ASP	CB-CG-OD2	5.27	123.04	118.30
2	JF	33	ASP	CB-CG-OD1	5.27	123.04	118.30
74	Z5	77	LEU	CA-CB-CG	5.27	127.41	115.30
2	DM	3	ASP	CB-CG-OD1	5.27	123.04	118.30

Continued on next page...

Continued from previous page...

Mol	Chain	Res	Type	Atoms	Z	Observed(^{o})	Ideal(^{o})
74	M5	62	PHE	N-CA-CB	-5.27	101.12	110.60
5	UB	184	VAL	C-N-CA	5.26	134.86	121.70
74	M5	77	LEU	CA-CB-CG	5.26	127.41	115.30
8	BG	222	LEU	CA-CB-CG	5.26	127.40	115.30
78	zF	299	LEU	N-CA-C	-5.26	96.80	111.00
1	iK	38	LEU	CA-CB-CG	5.26	127.40	115.30
80	Y3	37	ALA	N-CA-CB	-5.26	102.73	110.10
2	VH	158	CYS	C-N-CA	-5.26	108.56	121.70
16	BL	331	ASP	CB-CG-OD2	5.26	123.03	118.30
8	BO	197	PHE	CB-CG-CD2	-5.26	117.12	120.80
1	l1	92	LEU	CA-CB-CG	5.26	127.39	115.30
78	zF	292	ALA	CA-C-O	-5.26	109.06	120.10
8	BE	222	LEU	CA-CB-CG	5.25	127.38	115.30
1	iF	38	LEU	CA-CB-CG	5.25	127.38	115.30
2	LB	75	THR	CA-CB-CG2	5.25	119.75	112.40
80	Y3	61	LYS	CB-CA-C	5.25	120.90	110.40
80	53	57	LYS	CB-CA-C	5.25	120.89	110.40
2	WI	83	LEU	CA-CB-CG	5.25	127.36	115.30
2	ID	77	ARG	NE-CZ-NH1	5.24	122.92	120.30
2	nF	97	LEU	CA-CB-CG	5.24	127.36	115.30
4	EB	400	LYS	CA-CB-CG	-5.24	101.87	113.40
18	dL	346	LEU	CA-CB-CG	5.24	127.35	115.30
80	53	38	ARG	C-N-CA	5.24	134.79	121.70
2	cJ	97	LEU	CA-CB-CG	5.24	127.34	115.30
78	zK	476	ASP	CB-CG-OD2	5.23	123.01	118.30
2	k4	153	PHE	N-CA-C	-5.23	96.88	111.00
80	53	33	ALA	N-CA-CB	-5.23	102.78	110.10
2	LB	3	ASP	CB-CG-OD1	5.23	123.01	118.30
2	FM	77	ARG	NE-CZ-NH1	5.23	122.91	120.30
6	cB	296	GLY	C-N-CA	5.23	134.77	121.70
2	LK	129	ARG	CB-CG-CD	5.23	125.19	111.60
17	CL	107	ASP	CB-CG-OD2	5.23	123.00	118.30
6	cB	279	PRO	N-CA-CB	-5.22	96.85	102.60
4	AB	396	MET	N-CA-CB	5.22	120.00	110.60
73	63	209	ASN	N-CA-C	-5.22	96.91	111.00
8	BO	226	GLN	N-CA-C	-5.21	96.92	111.00
80	53	43	ASN	CA-C-N	-5.21	105.73	117.20
2	VB	75	THR	CA-CB-CG2	5.21	119.70	112.40
18	DL	308	ASP	CB-CG-OD1	5.21	122.99	118.30
38	Y6	9	GLN	CA-C-N	-5.21	105.73	117.20
76	fB	194	ARG	CB-CG-CD	-5.21	98.05	111.60
1	WH	137	ARG	NE-CZ-NH1	5.21	122.91	120.30

Continued on next page...

Continued from previous page...

Mol	Chain	Res	Type	Atoms	Z	Observed(^{o})	Ideal(^{o})
5	KB	67	ASP	CB-CG-OD1	5.21	122.99	118.30
56	YP	399	LYS	O-C-N	-5.21	114.37	122.70
69	n3	6	THR	C-N-CA	-5.21	108.69	121.70
2	B5	97	LEU	CA-CB-CG	5.21	127.27	115.30
2	F9	105	LEU	CA-CB-CG	5.20	127.27	115.30
23	iL	32	PRO	CA-C-N	-5.20	105.75	117.20
23	iL	34	ARG	NE-CZ-NH2	5.20	122.90	120.30
2	SI	83	LEU	CA-CB-CG	5.20	127.26	115.30
69	n3	64	ASP	CB-CG-OD1	-5.20	113.62	118.30
2	RB	97	LEU	CA-CB-CG	5.20	127.25	115.30
2	ID	39	ASP	CB-CG-OD2	-5.20	113.62	118.30
1	eK	156	LEU	CA-CB-CG	5.20	127.25	115.30
80	Y3	28	LEU	C-N-CA	5.20	134.69	121.70
59	32	124	LEU	CB-CG-CD1	5.19	119.83	111.00
2	PH	39	ASP	CB-CG-OD2	5.19	122.97	118.30
17	CL	366	LEU	CA-CB-CG	5.19	127.24	115.30
2	pF	2	LEU	CA-CB-CG	5.19	127.24	115.30
2	nK	97	LEU	CA-CB-CG	5.19	127.24	115.30
2	pK	2	LEU	CA-CB-CG	5.19	127.23	115.30
2	LF	129	ARG	CB-CG-CD	5.18	125.07	111.60
2	BK	24	LEU	CA-CB-CG	5.18	127.21	115.30
1	eF	156	LEU	CA-CB-CG	5.18	127.21	115.30
2	XB	75	THR	CA-CB-CG2	5.18	119.65	112.40
2	JK	33	ASP	CB-CG-OD1	5.18	122.96	118.30
2	lF	110	LEU	CA-CB-CG	5.18	127.21	115.30
17	cL	107	ASP	CB-CG-OD2	5.18	122.96	118.30
2	LI	101	ASP	CB-CG-OD1	5.17	122.96	118.30
2	BF	24	LEU	CA-CB-CG	5.17	127.20	115.30
2	BI	83	LEU	CA-CB-CG	5.17	127.19	115.30
78	zF	476	ASP	CB-CG-OD2	5.17	122.95	118.30
59	3N	124	LEU	CB-CG-CD1	5.17	119.79	111.00
4	AB	415	PRO	CB-CA-C	-5.17	99.09	112.00
80	53	38	ARG	CG-CD-NE	5.17	122.64	111.80
63	7N	54	PHE	C-N-CA	5.16	134.61	121.70
2	VH	160	SER	N-CA-C	-5.16	97.07	111.00
56	bP	370	PRO	N-CD-CG	-5.16	95.46	103.20
1	lG	75	ASN	CB-CA-C	-5.16	100.08	110.40
80	53	54	MET	CB-CG-SD	-5.16	96.94	112.40
63	72	54	PHE	C-N-CA	5.15	134.58	121.70
1	AF	84	ARG	NE-CZ-NH2	-5.15	117.72	120.30
10	H1	19	LEU	CA-CB-CG	5.15	127.15	115.30
2	VG	39	ASP	CB-CG-OD2	5.15	122.94	118.30

Continued on next page...

Continued from previous page...

Mol	Chain	Res	Type	Atoms	Z	Observed(^{o})	Ideal(^{o})
2	lK	110	LEU	CA-CB-CG	5.15	127.14	115.30
56	bP	364	LYS	N-CA-CB	-5.15	101.33	110.60
1	U1	131	ILE	CG1-CB-CG2	-5.15	100.08	111.40
1	UH	131	ILE	CG1-CB-CG2	-5.14	100.08	111.40
80	Y3	58	MET	CB-CG-SD	-5.14	96.97	112.40
1	ZG	139	CYS	CB-CA-C	5.14	120.69	110.40
2	NP	33	ASP	CB-CG-OD1	5.14	122.93	118.30
40	A2	430	MET	CA-CB-CG	-5.14	104.56	113.30
2	L9	97	LEU	CA-CB-CG	5.14	127.12	115.30
78	zF	388	LEU	N-CA-CB	-5.14	100.12	110.40
78	zF	385	VAL	CA-C-N	5.14	128.50	117.20
56	bP	370	PRO	CA-N-CD	-5.13	104.31	111.50
56	YP	337	ILE	CG1-CB-CG2	-5.13	100.11	111.40
2	VE	39	ASP	CB-CG-OD2	5.13	122.92	118.30
30	q6	97	GLU	CA-CB-CG	5.13	124.68	113.40
56	bP	337	ILE	CG1-CB-CG2	-5.13	100.12	111.40
69	L3	62	TYR	CB-CG-CD1	5.12	124.07	121.00
2	WD	157	ASP	CB-CG-OD1	5.12	122.91	118.30
67	b3	162	MET	CB-CG-SD	5.12	127.77	112.40
1	cK	38	LEU	CA-CB-CG	5.12	127.08	115.30
2	QI	83	LEU	CA-CB-CG	5.12	127.08	115.30
40	AN	430	MET	CA-CB-CG	-5.12	104.60	113.30
30	Q6	97	GLU	CA-CB-CG	5.12	124.66	113.40
79	bM	214	MET	CA-CB-CG	5.12	122.00	113.30
8	B4	194	ALA	N-CA-C	-5.11	97.19	111.00
2	QD	113	LEU	CA-CB-CG	5.11	127.05	115.30
78	zF	359	THR	OG1-CB-CG2	5.11	121.75	110.00
69	L3	64	ASP	CB-CG-OD2	-5.11	113.70	118.30
2	PB	77	ARG	O-C-N	5.11	130.87	122.70
67	43	162	MET	CB-CG-SD	5.11	127.72	112.40
9	K4	45	THR	N-CA-CB	5.11	120.00	110.30
1	CM	54	GLU	CA-CB-CG	5.10	124.63	113.40
11	XO	331	ALA	C-N-CA	5.10	134.46	121.70
78	zF	449	LEU	C-N-CA	5.10	134.46	121.70
2	VH	67	ILE	CG1-CB-CG2	-5.10	100.18	111.40
2	QQ	113	LEU	CA-CB-CG	5.10	127.03	115.30
2	u8	82	CYS	CA-CB-SG	5.10	123.18	114.00
2	V1	169	PHE	C-N-CA	-5.10	108.96	121.70
2	c1	2	LEU	CA-CB-CG	5.09	127.02	115.30
1	iK	67	LYS	C-N-CA	5.09	134.43	121.70
80	Y3	58	MET	CB-CA-C	-5.09	100.21	110.40
10	HH	19	LEU	CA-CB-CG	5.09	127.01	115.30

Continued on next page...

Continued from previous page...

Mol	Chain	Res	Type	Atoms	Z	Observed(^{o})	Ideal(^{o})
29	OL	89	LEU	CA-CB-CG	5.09	127.00	115.30
78	zF	359	THR	CB-CA-C	-5.09	97.86	111.60
2	cH	2	LEU	CA-CB-CG	5.09	127.01	115.30
11	X4	331	ALA	C-N-CA	5.08	134.41	121.70
8	B4	225	VAL	CA-C-N	5.08	128.37	117.20
80	53	54	MET	CB-CA-C	-5.08	100.25	110.40
17	c6	107	ASP	CB-CG-OD2	5.08	122.87	118.30
1	cF	38	LEU	CA-CB-CG	5.08	126.97	115.30
1	iF	67	LYS	C-N-CA	5.08	134.39	121.70
2	DI	83	LEU	CA-CB-CG	5.07	126.97	115.30
12	MI	287	VAL	O-C-N	5.07	130.81	122.70
2	VM	97	LEU	CA-CB-CG	5.07	126.97	115.30
2	uC	82	CYS	CA-CB-SG	5.07	123.12	114.00
1	EA	106	ASP	CB-CG-OD1	5.07	122.86	118.30
1	AK	84	ARG	NE-CZ-NH2	-5.07	117.77	120.30
1	OF	84	ARG	NE-CZ-NH2	-5.06	117.77	120.30
1	WK	84	ARG	NE-CZ-NH2	-5.06	117.77	120.30
2	WQ	157	ASP	CB-CG-OD1	5.06	122.86	118.30
68	P3	38	ARG	NE-CZ-NH1	5.06	122.83	120.30
1	GK	137	ARG	CG-CD-NE	-5.06	101.17	111.80
8	BO	204	ARG	CB-CG-CD	5.06	124.76	111.60
2	IQ	39	ASP	CB-CG-OD2	-5.06	113.75	118.30
69	Q3	63	SER	CB-CA-C	-5.06	100.49	110.10
2	IB	3	ASP	CB-CG-OD1	5.05	122.85	118.30
2	LJ	33	ASP	CB-CG-OD1	5.05	122.85	118.30
2	W5	91	ARG	CG-CD-NE	-5.05	101.18	111.80
4	AB	342	ASP	CB-CG-OD2	-5.05	113.75	118.30
2	FM	107	ASP	CB-CG-OD1	5.05	122.85	118.30
56	YP	162	GLU	CA-CB-CG	5.05	124.50	113.40
40	A2	301	LEU	CB-CG-CD1	-5.05	102.42	111.00
2	F5	90	LEU	CB-CG-CD2	-5.05	102.42	111.00
16	bL	317	ASN	C-N-CA	-5.05	109.08	121.70
5	KB	197	LEU	C-N-CA	5.04	134.31	121.70
80	Y3	38	PHE	O-C-N	-5.04	111.52	121.10
2	DB	111	ASN	CB-CA-C	5.04	120.47	110.40
56	bP	162	GLU	CA-CB-CG	5.04	124.48	113.40
2	LB	10	VAL	CB-CA-C	-5.03	101.85	111.40
2	V1	67	ILE	CG1-CB-CG2	-5.03	100.34	111.40
56	bP	353	LYS	N-CA-C	-5.03	97.43	111.00
80	53	34	PHE	O-C-N	-5.03	111.55	121.10
1	GF	137	ARG	CG-CD-NE	-5.03	101.25	111.80
2	OI	83	LEU	CA-CB-CG	5.03	126.86	115.30

Continued on next page...

Continued from previous page...

Mol	Chain	Res	Type	Atoms	Z	Observed(^{o})	Ideal(^{o})
2	HK	39	ASP	CB-CG-OD2	5.03	122.82	118.30
73	63	656	LEU	CB-CG-CD1	-5.03	102.46	111.00
2	P1	170	ASP	CB-CG-OD1	5.02	122.82	118.30
68	P3	35	ARG	O-C-N	5.02	130.74	122.70
2	HF	39	ASP	CB-CG-OD2	5.02	122.82	118.30
2	WQ	83	LEU	CA-CB-CG	5.02	126.85	115.30
2	k1	50	CYS	CA-CB-SG	5.02	123.03	114.00
40	AN	301	LEU	CB-CG-CD1	-5.02	102.47	111.00
2	w8	24	LEU	CA-CB-CG	5.02	126.84	115.30
2	RB	33	ASP	CB-CG-OD1	5.01	122.81	118.30
69	L3	65	ILE	N-CA-C	-5.01	97.46	111.00
1	AA	122	LEU	CA-CB-CG	5.01	126.83	115.30
2	WD	83	LEU	CA-CB-CG	5.01	126.83	115.30
2	kH	50	CYS	CA-CB-SG	5.01	123.02	114.00
69	L3	65	ILE	CA-C-O	-5.01	109.58	120.10
1	EF	78	LYS	CD-CE-NZ	5.01	123.22	111.70
74	Z5	264	ARG	NE-CZ-NH1	-5.01	117.80	120.30
2	bF	39	ASP	CB-CG-OD2	5.01	122.81	118.30
10	JH	29	LYS	C-N-CA	-5.01	109.18	121.70
49	K2	11	LEU	CA-CB-CG	5.00	126.81	115.30
2	wC	24	LEU	CA-CB-CG	5.00	126.81	115.30
4	EB	395	GLU	C-N-CA	5.00	134.20	121.70
2	VJ	90	LEU	CA-CB-CG	5.00	126.80	115.30
49	KN	11	LEU	CA-CB-CG	5.00	126.80	115.30
1	A7	122	LEU	CA-CB-CG	5.00	126.80	115.30
78	zF	287	ARG	O-C-N	-5.00	114.70	122.70

All (2) chirality outliers are listed below:

Mol	Chain	Res	Type	Atom
2	HB	10	VAL	CA
8	B4	206	PHE	CA

All (453) planarity outliers are listed below:

Mol	Chain	Res	Type	Group
81	16	116	UNK	Mainchain
81	16	69	UNK	Mainchain
81	16	7	UNK	Peptide
81	1L	116	UNK	Mainchain
81	1L	69	UNK	Mainchain
81	1L	7	UNK	Peptide

Continued on next page...

Continued from previous page...

Mol	Chain	Res	Type	Group
58	22	172	ARG	Sidechain,Peptide
65	23	106	GLN	Peptide
65	23	140	SER	Peptide
58	2N	172	ARG	Sidechain,Peptide
59	32	171	ARG	Peptide
59	32	44	MET	Peptide
66	33	283	THR	Mainchain
66	33	284	VAL	Mainchain
66	33	47	ARG	Peptide
59	3N	171	ARG	Peptide
59	3N	44	MET	Peptide
60	42	53	GLY	Peptide
67	43	231	SER	Mainchain
81	46	116	UNK	Mainchain
81	46	69	UNK	Mainchain
81	46	7	UNK	Peptide
81	4L	116	UNK	Mainchain
81	4L	69	UNK	Mainchain
81	4L	7	UNK	Peptide
60	4N	53	GLY	Peptide
80	53	17	PHE	Mainchain
80	53	39	MET	Mainchain
80	53	7	GLY	Peptide
62	62	182	GLU	Sidechain
62	62	87	ARG	Sidechain
73	63	208	GLU	Peptide
73	63	209	ASN	Peptide
73	63	79	GLY	Peptide
73	63	94	GLU	Peptide
73	63	98	ALA	Peptide
62	6N	182	GLU	Sidechain
62	6N	87	ARG	Sidechain
63	72	200	LYS	Peptide
63	72	53	GLU	Peptide
73	73	123	GLN	Peptide
73	73	137	VAL	Mainchain
73	73	454	PHE	Peptide
73	73	46	PHE	Peptide
73	73	94	GLU	Peptide
63	7N	200	LYS	Peptide
63	7N	53	GLU	Peptide
64	82	41	MET	Peptide

Continued on next page...

Continued from previous page...

Mol	Chain	Res	Type	Group
64	8N	41	MET	Peptide
40	A2	304	LEU	Peptide
1	A5	21	ASN	Peptide
1	A5	43	LYS	Peptide
7	A8	115	UNK	Mainchain
7	A8	133	UNK	Mainchain
7	A8	136	UNK	Mainchain
7	A8	141	UNK	Mainchain
7	A8	143	UNK	Mainchain
7	A8	144	UNK	Mainchain
7	A8	62	UNK	Mainchain
7	A8	70	UNK	Mainchain
7	A8	82	UNK	Mainchain
7	A8	88	UNK	Mainchain
7	A8	89	UNK	Mainchain
7	A8	90	UNK	Mainchain
7	A8	94	UNK	Mainchain
7	A8	97	UNK	Mainchain
1	A9	38	LEU	Peptide
4	AB	384	ILE	Mainchain
4	AB	386	TRP	Mainchain
4	AB	391	GLY	Mainchain
4	AB	420	ARG	Mainchain
7	AC	115	UNK	Mainchain
7	AC	133	UNK	Mainchain
7	AC	136	UNK	Mainchain
7	AC	141	UNK	Mainchain
7	AC	143	UNK	Mainchain
7	AC	144	UNK	Mainchain
7	AC	62	UNK	Mainchain
7	AC	70	UNK	Mainchain
7	AC	82	UNK	Mainchain
7	AC	88	UNK	Mainchain
7	AC	89	UNK	Mainchain
7	AC	90	UNK	Mainchain
7	AC	94	UNK	Mainchain
7	AC	97	UNK	Mainchain
40	AN	304	LEU	Peptide
8	B1	29	TYR	Peptide
41	B2	308	HIS	Peptide
41	B2	476	VAL	Peptide
69	B3	71	MEN	Mainchain

Continued on next page...

Continued from previous page...

Mol	Chain	Res	Type	Group
8	B4	193	ALA	Mainchain
8	B4	195	THR	Mainchain
8	B4	202	PRO	Mainchain
8	B4	206	PHE	Mainchain
8	B4	210	GLU	Mainchain
8	B4	211	GLN	Mainchain
8	B4	212	GLN	Mainchain
8	B4	214	LYS	Mainchain
8	B4	217	ASP	Mainchain
8	B4	218	PRO	Mainchain
8	B4	223	ASN	Mainchain
8	B4	226	GLN	Mainchain
8	BH	29	TYR	Peptide
16	BL	503	THR	Mainchain
16	BL	504	LYS	Peptide
41	BN	308	HIS	Peptide
41	BN	476	VAL	Peptide
8	BO	187	GLU	Mainchain
8	BO	191	LYS	Mainchain
8	BO	194	ALA	Mainchain
8	BO	195	THR	Mainchain
8	BO	197	PHE	Mainchain
8	BO	203	ILE	Mainchain
8	BO	204	ARG	Mainchain
8	BO	206	PHE	Mainchain
8	BO	208	PRO	Mainchain
8	BO	215	ALA	Mainchain
8	BO	216	GLY	Mainchain
8	BO	217	ASP	Mainchain
8	BO	222	LEU	Mainchain
8	BO	223	ASN	Sidechain
42	C2	10	THR	Peptide
42	C2	67	VAL	Peptide
1	C5	21	ASN	Peptide
1	C5	43	LYS	Peptide
1	C9	38	LEU	Peptide
17	CL	157	MET	Peptide
17	CL	430	HIS	Peptide
42	CN	10	THR	Peptide
42	CN	67	VAL	Peptide
69	D3	71	MEN	Mainchain
10	D4	33	GLU	Peptide

Continued on next page...

Continued from previous page...

Mol	Chain	Res	Type	Group
10	D4	74	TYR	Peptide
2	DB	106	GLU	Mainchain
2	DB	107	ASP	Mainchain
2	DB	110	LEU	Mainchain
2	DB	111	ASN	Mainchain
2	DB	112	GLY	Mainchain
2	DB	113	LEU	Mainchain
2	DB	117	TYR	Mainchain
10	DO	33	GLU	Peptide
10	DO	74	TYR	Peptide
1	E5	21	ASN	Peptide
1	E5	43	LYS	Peptide
19	E6	23	HIS	Peptide
1	E9	38	LEU	Peptide
4	EB	371	SER	Mainchain
4	EB	394	ALA	Mainchain
4	EB	400	LYS	Mainchain
4	EB	412	GLY	Peptide
4	EB	417	PHE	Peptide
1	EF	71	GLU	Peptide
1	EK	71	GLU	Peptide
19	EL	23	HIS	Peptide
45	F2	117	ILE	Peptide
69	F3	71	MEN	Mainchain
2	F5	157	ASP	Peptide
2	FB	75	THR	Peptide
45	FN	117	ILE	Peptide
1	G5	21	ASN	Peptide
1	G5	43	LYS	Peptide
1	G9	38	LEU	Peptide
10	H1	38	LEU	Peptide
69	H3	71	MEN	Mainchain
10	H4	74	TYR	Peptide
2	HB	5	PHE	Peptide
10	HH	38	LEU	Peptide
10	HO	74	TYR	Peptide
69	I3	71	MEN	Mainchain
1	I5	21	ASN	Peptide
1	I5	43	LYS	Peptide
23	I6	33	ASN	Peptide
1	I7	94	ASN	Peptide
1	I9	38	LEU	Peptide

Continued on next page...

Continued from previous page...

Mol	Chain	Res	Type	Group
1	IA	94	ASN	Peptide
2	ID	39	ASP	Sidechain
23	IL	33	ASN	Sidechain,Mainchain
23	IL	34	ARG	Peptide,Mainchain
2	IQ	39	ASP	Sidechain
10	J4	74	TYR	Peptide
10	JH	11	GLN	Mainchain
10	JH	13	ASP	Sidechain
10	JH	20	SER	Mainchain
10	JH	21	ASN	Mainchain
10	JH	25	ASP	Mainchain
10	JH	26	ALA	Mainchain
10	JH	5	PHE	Mainchain
10	JH	6	ALA	Mainchain
10	JO	74	TYR	Peptide
9	K4	43	ALA	Mainchain
9	K4	44	LEU	Mainchain
9	K4	45	THR	Mainchain
9	K4	47	SER	Mainchain
9	K4	48	ALA	Mainchain
9	K4	51	LEU	Mainchain
9	K4	52	ILE	Mainchain
9	K4	54	GLY	Mainchain
1	K5	21	ASN	Peptide
1	K5	43	LYS	Peptide
1	K9	38	LEU	Peptide
5	KB	120	TYR	Mainchain
5	KB	192	SER	Mainchain
5	KB	193	GLU	Mainchain
5	KB	204	ARG	Mainchain
50	L2	102	ASP	Peptide
69	L3	16	GLY	Mainchain
69	L3	17	LYS	Mainchain
69	L3	20	ASP	Sidechain
69	L3	22	ASN	Sidechain
69	L3	59	SER	Mainchain
69	L3	60	LEU	Mainchain
69	L3	63	SER	Mainchain
69	L3	64	ASP	Sidechain
69	L3	65	ILE	Mainchain
69	L3	71	MEN	Mainchain
10	L4	74	TYR	Peptide

Continued on next page...

Continued from previous page...

Mol	Chain	Res	Type	Group
2	LB	6	SER	Mainchain
10	LE	74	TYR	Peptide
10	LG	74	TYR	Peptide
50	LN	102	ASP	Peptide
50	LN	140	ASN	Mainchain
50	LN	141	LEU	Peptide
10	LO	74	TYR	Peptide
69	M3	71	MEN	Mainchain
74	M5	110	CYS	Peptide
74	M5	249	GLN	Peptide
74	M5	255	LYS	Peptide
1	M7	140	VAL	Peptide
74	M9	166	LYS	Peptide
74	M9	185	THR	Peptide
74	M9	250	GLN	Peptide
74	M9	33	PRO	Mainchain
74	M9	36	ARG	Peptide
1	MA	140	VAL	Peptide
2	MB	1	MET	Mainchain
2	MB	16	ALA	Mainchain
12	MI	115	ASP	Peptide
12	MI	199	ASN	Peptide
12	MI	233	ALA	Peptide
12	MI	272	ALA	Peptide
12	MI	273	GLY	Peptide
12	MI	59	GLU	Peptide
12	MI	83	MET	Peptide
12	MI	85	SER	Peptide
12	MI	87	LEU	Peptide
10	N4	74	TYR	Peptide
1	N5	21	ASN	Peptide
1	N5	43	LYS	Peptide
1	N9	38	LEU	Peptide
2	NB	107	ASP	Mainchain
2	NB	113	LEU	Mainchain
10	NE	74	TYR	Peptide
10	NG	74	TYR	Peptide
10	NO	74	TYR	Peptide
2	O5	157	ASP	Peptide
1	OA	140	VAL	Mainchain
1	OA	143	ASP	Mainchain
1	OA	144	MET	Mainchain

Continued on next page...

Continued from previous page...

Mol	Chain	Res	Type	Group
1	OA	145	SER	Mainchain
2	OD	76	ASN	Peptide
29	OL	93	ALA	Mainchain
2	OQ	76	ASN	Peptide
68	P3	36	ARG	Mainchain
1	P5	21	ASN	Peptide
1	P5	43	LYS	Peptide
1	P9	38	LEU	Peptide
2	PB	75	THR	Mainchain
2	PB	77	ARG	Mainchain
2	PB	78	ARG	Mainchain
69	Q3	71	MEN	Mainchain
2	QB	10	VAL	Mainchain
2	QB	11	ASN	Mainchain
2	QB	75	THR	Peptide
2	QB	9	VAL	Mainchain
1	R5	21	ASN	Peptide
1	R5	43	LYS	Peptide
1	R9	38	LEU	Peptide
2	RB	75	THR	Peptide
69	S3	71	MEN	Mainchain
32	S6	101	UNK	Peptide
32	S6	99	UNK	Peptide
2	S9	115	GLU	Peptide
1	T5	21	ASN	Peptide
1	T5	43	LYS	Peptide
1	T9	38	LEU	Peptide
2	TF	39	ASP	Sidechain
2	TK	39	ASP	Sidechain
33	TL	27	PRO	Mainchain
69	U3	71	MEN	Mainchain
5	UB	165	LYS	Mainchain
5	UB	181	LYS	Mainchain
2	UD	83	LEU	Peptide
2	UQ	83	LEU	Peptide
2	V1	160[A]	SER	Mainchain
2	V1	160[B]	SER	Mainchain
2	V1	27	LEU	Peptide
1	V5	21	ASN	Peptide
1	V5	43	LYS	Peptide
1	V9	38	LEU	Peptide
2	VH	27	LEU	Peptide

Continued on next page...

Continued from previous page...

Mol	Chain	Res	Type	Group
35	VL	63	THR	Peptide
6	WB	303	LYS	Peptide
1	X5	21	ASN	Peptide
1	X5	43	LYS	Peptide
1	X9	38	LEU	Peptide
2	XB	75	THR	Peptide
1	XD	157	ASP	Peptide
1	XQ	157	ASP	Peptide
80	Y3	17	ASP	Mainchain
80	Y3	46	ALA	Mainchain
38	Y6	9	GLN	Mainchain
56	YP	258	ILE	Peptide
56	YP	325	ASP	Mainchain
56	YP	352	GLN	Mainchain
56	YP	371	GLY	Mainchain
56	YP	373	THR	Peptide,Mainchain
56	YP	382	LEU	Peptide
56	YP	399	LYS	Mainchain
56	YP	400	VAL	Mainchain
65	Z3	106	GLN	Peptide
65	Z3	140	SER	Peptide
74	Z5	110	CYS	Peptide
74	Z5	249	GLN	Peptide
74	Z5	255	LYS	Peptide
74	Z9	166	LYS	Peptide
74	Z9	185	THR	Peptide
74	Z9	250	GLN	Peptide
74	Z9	33	PRO	Mainchain
74	Z9	52	LEU	Peptide,Mainchain
74	Z9	60	ALA	Mainchain
1	ZG	140	VAL	Mainchain
12	ZI	115	ASP	Peptide
12	ZI	199	ASN	Peptide
12	ZI	233	ALA	Peptide
12	ZI	272	ALA	Peptide
12	ZI	273	GLY	Peptide
12	ZI	287	VAL	Peptide
12	ZI	59	GLU	Peptide
12	ZI	83	MET	Peptide
12	ZI	85	SER	Peptide
12	ZI	87	LEU	Peptide
66	a3	283	THR	Mainchain

Continued on next page...

Continued from previous page...

Mol	Chain	Res	Type	Group
66	a3	284	VAL	Mainchain
66	a3	47	ARG	Peptide
66	a3	58	ASP	Mainchain
66	a3	61	ARG	Mainchain
2	aB	76	ASN	Peptide
7	aC	53	UNK	Mainchain
67	b3	229	PRO	Mainchain
79	bJ	173	THR	Peptide
79	bJ	232	ASP	Peptide
79	bJ	242	TRP	Peptide
79	bJ	311	GLU	Peptide
16	bL	503	THR	Mainchain
79	bM	174	PRO	Peptide
56	bP	258	ILE	Peptide
56	bP	351	CYS	Mainchain
56	bP	353	LYS	Mainchain
56	bP	368	TYR	Sidechain,Mainchain
56	bP	371	GLY	Mainchain
56	bP	382	LEU	Peptide
56	bP	401	LYS	Peptide
6	cB	290	VAL	Peptide
6	cB	303	LYS	Peptide
1	cF	122	LEU	Peptide
1	cK	122	LEU	Peptide
17	cL	430	HIS	Peptide
69	d3	71	MEN	Mainchain
2	dB	74	TYR	Peptide
1	f1	140	VAL	Peptide
1	f1	34	SER	Peptide
69	f3	71	MEN	Mainchain
76	fB	193	GLY	Mainchain
1	fH	140	VAL	Peptide
1	fH	34	SER	Peptide
21	g6	191	ALA	Peptide
2	gB	101	ASP	Mainchain
21	gL	191	ALA	Peptide
69	h3	71	MEN	Mainchain
23	iL	32	PRO	Mainchain
69	j3	71	MEN	Mainchain
69	k3	71	MEN	Mainchain
2	k4	160	SER	Mainchain
1	lE	75	ASN	Sidechain

Continued on next page...

Continued from previous page...

Mol	Chain	Res	Type	Group
1	lE	77	GLU	Mainchain
1	lE	84	ARG	Mainchain
1	lE	85	ASP	Mainchain
1	lG	68	ASN	Mainchain
2	m1	147	THR	Peptide
1	mF	136	ASP	Peptide
1	mF	29	GLY	Peptide
2	mH	147	THR	Peptide
1	mK	136	ASP	Peptide
1	mK	29	GLY	Peptide
69	n3	11	ALA	Mainchain
69	n3	13	ASP	Sidechain,Mainchain
69	n3	15	GLN	Mainchain
69	n3	19	LEU	Mainchain
69	n3	21	ALA	Mainchain
69	n3	23	SER	Mainchain
69	n3	25	GLU	Sidechain
69	n3	29	GLY	Mainchain
69	n3	59	SER	Mainchain
69	n3	64	ASP	Sidechain
69	n3	71	MEN	Mainchain
2	nF	158	CYS	Peptide
2	nK	158	CYS	Peptide
69	o3	71	MEN	Mainchain
29	oL	217	ASN	Peptide
29	oL	92	ASN	Mainchain
69	q3	71	MEN	Mainchain
2	q8	109	CYS	Peptide
2	qC	109	CYS	Peptide
68	r3	142	SER	Mainchain
68	r3	145	ASP	Mainchain
68	r3	149	VAL	Mainchain
1	r8	30	ASN	Peptide
1	rC	30	ASN	Peptide
69	s3	71	MEN	Mainchain
69	u3	71	MEN	Mainchain
35	vL	63	THR	Peptide
69	w3	71	MEN	Mainchain
2	w8	85	ASP	Peptide
2	wC	85	ASP	Peptide
1	x8	139	CYS	Peptide
1	xC	139	CYS	Peptide

Continued on next page...

Continued from previous page...

Mol	Chain	Res	Type	Group
78	zF	214	GLY	Peptide
78	zF	217	ALA	Peptide
78	zF	243	SER	Peptide
78	zF	274	LYS	Mainchain
78	zF	281	SER	Mainchain
78	zF	283	GLU	Mainchain
78	zF	296	ALA	Mainchain
78	zF	359	THR	Mainchain
78	zF	364	SER	Mainchain
78	zF	368	ALA	Mainchain
78	zF	370	ASP	Sidechain
78	zF	382	LYS	Mainchain
78	zF	386	VAL	Mainchain
78	zF	390	ARG	Mainchain
78	zF	392	LEU	Mainchain
78	zF	403	ALA	Mainchain
78	zK	214	GLY	Peptide
78	zK	217	ALA	Peptide
78	zK	243	SER	Peptide

5.2 Too-close contacts

Due to software issues we are unable to calculate clashes - this section is therefore empty.

5.3 Torsion angles

5.3.1 Protein backbone

In the following table, the Percentiles column shows the percent Ramachandran outliers of the chain as a percentile score with respect to all PDB entries followed by that with respect to all EM entries.

The Analysed column shows the number of residues for which the backbone conformation was analysed, and the total number of residues.

Mol	Chain	Analysed	Favoured	Allowed	Outliers	Percentiles	
1	A5	162/164 (99%)	151 (93%)	11 (7%)	0	100	100
1	A7	162/164 (99%)	155 (96%)	7 (4%)	0	100	100
1	A9	162/164 (99%)	153 (94%)	9 (6%)	0	100	100
1	AA	162/164 (99%)	155 (96%)	7 (4%)	0	100	100

Continued on next page...

Continued from previous page...

Mol	Chain	Analysed	Favoured	Allowed	Outliers	Percentiles	
1	AF	162/164 (99%)	151 (93%)	11 (7%)	0	100	100
1	AI	162/164 (99%)	148 (91%)	14 (9%)	0	100	100
1	AK	162/164 (99%)	151 (93%)	11 (7%)	0	100	100
1	AP	162/164 (99%)	154 (95%)	8 (5%)	0	100	100
1	BD	162/164 (99%)	155 (96%)	7 (4%)	0	100	100
1	BQ	162/164 (99%)	155 (96%)	7 (4%)	0	100	100
1	C5	162/164 (99%)	151 (93%)	11 (7%)	0	100	100
1	C7	162/164 (99%)	152 (94%)	10 (6%)	0	100	100
1	C9	162/164 (99%)	153 (94%)	9 (6%)	0	100	100
1	CA	162/164 (99%)	150 (93%)	12 (7%)	0	100	100
1	CF	162/164 (99%)	153 (94%)	9 (6%)	0	100	100
1	CI	162/164 (99%)	148 (91%)	14 (9%)	0	100	100
1	CJ	162/164 (99%)	155 (96%)	7 (4%)	0	100	100
1	CK	162/164 (99%)	153 (94%)	9 (6%)	0	100	100
1	CM	162/164 (99%)	155 (96%)	7 (4%)	0	100	100
1	CP	162/164 (99%)	151 (93%)	11 (7%)	0	100	100
1	DD	162/164 (99%)	150 (93%)	12 (7%)	0	100	100
1	DQ	162/164 (99%)	150 (93%)	12 (7%)	0	100	100
1	E5	162/164 (99%)	151 (93%)	11 (7%)	0	100	100
1	E7	162/164 (99%)	152 (94%)	10 (6%)	0	100	100
1	E9	162/164 (99%)	153 (94%)	9 (6%)	0	100	100
1	EA	162/164 (99%)	152 (94%)	10 (6%)	0	100	100
1	EF	162/164 (99%)	151 (93%)	11 (7%)	0	100	100
1	EI	162/164 (99%)	148 (91%)	14 (9%)	0	100	100
1	EJ	162/164 (99%)	156 (96%)	6 (4%)	0	100	100
1	EK	162/164 (99%)	151 (93%)	11 (7%)	0	100	100
1	EM	162/164 (99%)	159 (98%)	3 (2%)	0	100	100
1	EP	162/164 (99%)	152 (94%)	10 (6%)	0	100	100
1	FD	162/164 (99%)	153 (94%)	9 (6%)	0	100	100
1	FQ	162/164 (99%)	153 (94%)	9 (6%)	0	100	100
1	G5	162/164 (99%)	151 (93%)	11 (7%)	0	100	100

Continued on next page...

Continued from previous page...

Mol	Chain	Analysed	Favoured	Allowed	Outliers	Percentiles	
1	G7	162/164 (99%)	152 (94%)	10 (6%)	0	100	100
1	G9	162/164 (99%)	153 (94%)	9 (6%)	0	100	100
1	GA	162/164 (99%)	152 (94%)	10 (6%)	0	100	100
1	GF	162/164 (99%)	151 (93%)	11 (7%)	0	100	100
1	GI	162/164 (99%)	148 (91%)	14 (9%)	0	100	100
1	GJ	162/164 (99%)	156 (96%)	6 (4%)	0	100	100
1	GK	162/164 (99%)	151 (93%)	11 (7%)	0	100	100
1	GM	162/164 (99%)	157 (97%)	5 (3%)	0	100	100
1	GP	162/164 (99%)	151 (93%)	11 (7%)	0	100	100
1	HD	162/164 (99%)	149 (92%)	13 (8%)	0	100	100
1	HQ	162/164 (99%)	149 (92%)	13 (8%)	0	100	100
1	I5	162/164 (99%)	151 (93%)	11 (7%)	0	100	100
1	I7	162/164 (99%)	154 (95%)	8 (5%)	0	100	100
1	I9	162/164 (99%)	153 (94%)	9 (6%)	0	100	100
1	IA	162/164 (99%)	154 (95%)	8 (5%)	0	100	100
1	IF	162/164 (99%)	153 (94%)	9 (6%)	0	100	100
1	II	162/164 (99%)	148 (91%)	14 (9%)	0	100	100
1	IJ	162/164 (99%)	155 (96%)	7 (4%)	0	100	100
1	IK	162/164 (99%)	153 (94%)	9 (6%)	0	100	100
1	IM	162/164 (99%)	156 (96%)	6 (4%)	0	100	100
1	IP	162/164 (99%)	155 (96%)	7 (4%)	0	100	100
1	JB	162/164 (99%)	158 (98%)	4 (2%)	0	100	100
1	JD	162/164 (99%)	155 (96%)	7 (4%)	0	100	100
1	JQ	162/164 (99%)	155 (96%)	7 (4%)	0	100	100
1	K5	162/164 (99%)	151 (93%)	11 (7%)	0	100	100
1	K7	162/164 (99%)	151 (93%)	11 (7%)	0	100	100
1	K9	162/164 (99%)	153 (94%)	9 (6%)	0	100	100
1	KA	162/164 (99%)	151 (93%)	11 (7%)	0	100	100
1	KF	162/164 (99%)	148 (91%)	14 (9%)	0	100	100
1	KI	162/164 (99%)	148 (91%)	14 (9%)	0	100	100
1	KJ	162/164 (99%)	155 (96%)	7 (4%)	0	100	100

Continued on next page...

Continued from previous page...

Mol	Chain	Analysed	Favoured	Allowed	Outliers	Percentiles	
1	KK	162/164 (99%)	148 (91%)	14 (9%)	0	100	100
1	KM	162/164 (99%)	153 (94%)	9 (6%)	0	100	100
1	KP	162/164 (99%)	150 (93%)	12 (7%)	0	100	100
1	LD	162/164 (99%)	151 (93%)	11 (7%)	0	100	100
1	LQ	162/164 (99%)	150 (93%)	12 (7%)	0	100	100
1	M7	162/164 (99%)	154 (95%)	8 (5%)	0	100	100
1	MA	162/164 (99%)	154 (95%)	8 (5%)	0	100	100
1	MF	162/164 (99%)	151 (93%)	11 (7%)	0	100	100
1	MJ	162/164 (99%)	155 (96%)	7 (4%)	0	100	100
1	MK	162/164 (99%)	151 (93%)	11 (7%)	0	100	100
1	MM	162/164 (99%)	154 (95%)	8 (5%)	0	100	100
1	MP	162/164 (99%)	150 (93%)	12 (7%)	0	100	100
1	N5	162/164 (99%)	151 (93%)	11 (7%)	0	100	100
1	N9	162/164 (99%)	153 (94%)	9 (6%)	0	100	100
1	ND	162/164 (99%)	152 (94%)	10 (6%)	0	100	100
1	NI	162/164 (99%)	148 (91%)	14 (9%)	0	100	100
1	NQ	162/164 (99%)	152 (94%)	10 (6%)	0	100	100
1	O1	162/164 (99%)	152 (94%)	10 (6%)	0	100	100
1	O4	162/164 (99%)	155 (96%)	7 (4%)	0	100	100
1	O7	162/164 (99%)	155 (96%)	7 (4%)	0	100	100
1	OA	162/164 (99%)	148 (91%)	13 (8%)	1 (1%)	25	57
1	OE	162/164 (99%)	157 (97%)	5 (3%)	0	100	100
1	OF	162/164 (99%)	152 (94%)	10 (6%)	0	100	100
1	OG	162/164 (99%)	157 (97%)	5 (3%)	0	100	100
1	OH	162/164 (99%)	152 (94%)	10 (6%)	0	100	100
1	OJ	162/164 (99%)	154 (95%)	8 (5%)	0	100	100
1	OK	162/164 (99%)	152 (94%)	10 (6%)	0	100	100
1	OM	162/164 (99%)	151 (93%)	11 (7%)	0	100	100
1	OO	162/164 (99%)	155 (96%)	7 (4%)	0	100	100
1	OP	162/164 (99%)	153 (94%)	9 (6%)	0	100	100
1	P5	162/164 (99%)	151 (93%)	11 (7%)	0	100	100

Continued on next page...

Continued from previous page...

Mol	Chain	Analysed	Favoured	Allowed	Outliers	Percentiles	
1	P9	162/164 (99%)	153 (94%)	9 (6%)	0	100	100
1	PD	162/164 (99%)	155 (96%)	7 (4%)	0	100	100
1	PI	162/164 (99%)	148 (91%)	14 (9%)	0	100	100
1	PQ	162/164 (99%)	155 (96%)	7 (4%)	0	100	100
1	Q1	162/164 (99%)	157 (97%)	5 (3%)	0	100	100
1	Q4	162/164 (99%)	154 (95%)	8 (5%)	0	100	100
1	Q7	162/164 (99%)	153 (94%)	9 (6%)	0	100	100
1	QA	162/164 (99%)	153 (94%)	9 (6%)	0	100	100
1	QE	162/164 (99%)	150 (93%)	12 (7%)	0	100	100
1	QF	162/164 (99%)	155 (96%)	7 (4%)	0	100	100
1	QG	162/164 (99%)	150 (93%)	12 (7%)	0	100	100
1	QH	162/164 (99%)	157 (97%)	5 (3%)	0	100	100
1	QJ	162/164 (99%)	158 (98%)	4 (2%)	0	100	100
1	QK	162/164 (99%)	155 (96%)	7 (4%)	0	100	100
1	QM	162/164 (99%)	158 (98%)	4 (2%)	0	100	100
1	QO	162/164 (99%)	154 (95%)	8 (5%)	0	100	100
1	QP	162/164 (99%)	151 (93%)	11 (7%)	0	100	100
1	R5	162/164 (99%)	151 (93%)	11 (7%)	0	100	100
1	R9	162/164 (99%)	153 (94%)	9 (6%)	0	100	100
1	RD	162/164 (99%)	151 (93%)	11 (7%)	0	100	100
1	RI	162/164 (99%)	148 (91%)	14 (9%)	0	100	100
1	RQ	162/164 (99%)	151 (93%)	11 (7%)	0	100	100
1	S1	162/164 (99%)	155 (96%)	7 (4%)	0	100	100
1	S4	162/164 (99%)	155 (96%)	7 (4%)	0	100	100
1	S7	162/164 (99%)	155 (96%)	7 (4%)	0	100	100
1	SA	162/164 (99%)	155 (96%)	7 (4%)	0	100	100
1	SE	162/164 (99%)	150 (93%)	12 (7%)	0	100	100
1	SF	162/164 (99%)	152 (94%)	9 (6%)	1 (1%)	25	57
1	SG	162/164 (99%)	150 (93%)	12 (7%)	0	100	100
1	SH	162/164 (99%)	155 (96%)	7 (4%)	0	100	100
1	SJ	162/164 (99%)	154 (95%)	8 (5%)	0	100	100

Continued on next page...

Continued from previous page...

Mol	Chain	Analysed	Favoured	Allowed	Outliers	Percentiles	
1	SK	162/164 (99%)	152 (94%)	10 (6%)	0	100	100
1	SM	162/164 (99%)	151 (93%)	11 (7%)	0	100	100
1	SO	162/164 (99%)	155 (96%)	7 (4%)	0	100	100
1	SP	162/164 (99%)	152 (94%)	10 (6%)	0	100	100
1	T5	162/164 (99%)	151 (93%)	11 (7%)	0	100	100
1	T9	162/164 (99%)	153 (94%)	9 (6%)	0	100	100
1	TB	162/164 (99%)	158 (98%)	4 (2%)	0	100	100
1	TD	162/164 (99%)	150 (93%)	12 (7%)	0	100	100
1	TI	162/164 (99%)	148 (91%)	14 (9%)	0	100	100
1	TQ	162/164 (99%)	150 (93%)	12 (7%)	0	100	100
1	U1	162/164 (99%)	151 (93%)	11 (7%)	0	100	100
1	U4	162/164 (99%)	156 (96%)	6 (4%)	0	100	100
1	U7	162/164 (99%)	155 (96%)	7 (4%)	0	100	100
1	UA	162/164 (99%)	155 (96%)	7 (4%)	0	100	100
1	UE	162/164 (99%)	152 (94%)	10 (6%)	0	100	100
1	UF	162/164 (99%)	151 (93%)	11 (7%)	0	100	100
1	UG	162/164 (99%)	151 (93%)	11 (7%)	0	100	100
1	UH	162/164 (99%)	152 (94%)	10 (6%)	0	100	100
1	UJ	162/164 (99%)	158 (98%)	4 (2%)	0	100	100
1	UK	162/164 (99%)	151 (93%)	11 (7%)	0	100	100
1	UM	162/164 (99%)	154 (95%)	8 (5%)	0	100	100
1	UO	162/164 (99%)	156 (96%)	6 (4%)	0	100	100
1	UP	162/164 (99%)	152 (94%)	10 (6%)	0	100	100
1	V5	162/164 (99%)	151 (93%)	11 (7%)	0	100	100
1	V9	162/164 (99%)	152 (94%)	10 (6%)	0	100	100
1	VD	162/164 (99%)	151 (93%)	11 (7%)	0	100	100
1	VI	162/164 (99%)	148 (91%)	14 (9%)	0	100	100
1	VQ	162/164 (99%)	151 (93%)	11 (7%)	0	100	100
1	W1	162/164 (99%)	154 (95%)	8 (5%)	0	100	100
1	W4	162/164 (99%)	157 (97%)	5 (3%)	0	100	100
1	W7	162/164 (99%)	156 (96%)	6 (4%)	0	100	100

Continued on next page...

Continued from previous page...

Mol	Chain	Analysed	Favoured	Allowed	Outliers	Percentiles	
1	WA	162/164 (99%)	156 (96%)	6 (4%)	0	100	100
1	WE	162/164 (99%)	152 (94%)	10 (6%)	0	100	100
1	WF	162/164 (99%)	150 (93%)	12 (7%)	0	100	100
1	WG	162/164 (99%)	151 (93%)	11 (7%)	0	100	100
1	WH	162/164 (99%)	154 (95%)	8 (5%)	0	100	100
1	WJ	162/164 (99%)	151 (93%)	11 (7%)	0	100	100
1	WK	162/164 (99%)	150 (93%)	12 (7%)	0	100	100
1	WM	162/164 (99%)	152 (94%)	10 (6%)	0	100	100
1	WO	162/164 (99%)	158 (98%)	4 (2%)	0	100	100
1	WP	162/164 (99%)	150 (93%)	12 (7%)	0	100	100
1	X5	162/164 (99%)	151 (93%)	11 (7%)	0	100	100
1	X9	162/164 (99%)	153 (94%)	9 (6%)	0	100	100
1	XD	162/164 (99%)	154 (95%)	8 (5%)	0	100	100
1	XI	162/164 (99%)	148 (91%)	14 (9%)	0	100	100
1	XQ	162/164 (99%)	154 (95%)	8 (5%)	0	100	100
1	YF	162/164 (99%)	154 (95%)	8 (5%)	0	100	100
1	YJ	162/164 (99%)	153 (94%)	9 (6%)	0	100	100
1	YK	162/164 (99%)	154 (95%)	8 (5%)	0	100	100
1	YM	162/164 (99%)	154 (95%)	8 (5%)	0	100	100
1	Z1	162/164 (99%)	150 (93%)	12 (7%)	0	100	100
1	Z4	162/164 (99%)	153 (94%)	9 (6%)	0	100	100
1	ZE	162/164 (99%)	155 (96%)	7 (4%)	0	100	100
1	ZG	162/164 (99%)	150 (93%)	8 (5%)	4 (2%)	5	27
1	ZH	162/164 (99%)	150 (93%)	12 (7%)	0	100	100
1	ZO	162/164 (99%)	153 (94%)	9 (6%)	0	100	100
1	aF	162/164 (99%)	149 (92%)	13 (8%)	0	100	100
1	aJ	162/164 (99%)	157 (97%)	5 (3%)	0	100	100
1	aK	162/164 (99%)	149 (92%)	13 (8%)	0	100	100
1	aM	162/164 (99%)	157 (97%)	5 (3%)	0	100	100
1	b1	162/164 (99%)	153 (94%)	9 (6%)	0	100	100
1	b4	162/164 (99%)	159 (98%)	3 (2%)	0	100	100

Continued on next page...

Continued from previous page...

Mol	Chain	Analysed	Favoured	Allowed	Outliers	Percentiles	
1	bE	162/164 (99%)	155 (96%)	7 (4%)	0	100	100
1	bG	162/164 (99%)	155 (96%)	7 (4%)	0	100	100
1	bH	162/164 (99%)	153 (94%)	9 (6%)	0	100	100
1	bO	162/164 (99%)	158 (98%)	4 (2%)	0	100	100
1	cF	162/164 (99%)	153 (94%)	9 (6%)	0	100	100
1	cK	162/164 (99%)	153 (94%)	9 (6%)	0	100	100
1	d1	162/164 (99%)	148 (91%)	14 (9%)	0	100	100
1	d4	162/164 (99%)	152 (94%)	10 (6%)	0	100	100
1	dE	162/164 (99%)	151 (93%)	11 (7%)	0	100	100
1	dG	162/164 (99%)	151 (93%)	11 (7%)	0	100	100
1	dH	162/164 (99%)	148 (91%)	14 (9%)	0	100	100
1	dJ	162/164 (99%)	157 (97%)	5 (3%)	0	100	100
1	dM	162/164 (99%)	156 (96%)	6 (4%)	0	100	100
1	dO	162/164 (99%)	152 (94%)	10 (6%)	0	100	100
1	eF	162/164 (99%)	151 (93%)	11 (7%)	0	100	100
1	eK	162/164 (99%)	151 (93%)	11 (7%)	0	100	100
1	f1	162/164 (99%)	155 (96%)	7 (4%)	0	100	100
1	f4	162/164 (99%)	154 (95%)	8 (5%)	0	100	100
1	fE	162/164 (99%)	151 (93%)	11 (7%)	0	100	100
1	fG	162/164 (99%)	151 (93%)	11 (7%)	0	100	100
1	fH	162/164 (99%)	155 (96%)	7 (4%)	0	100	100
1	fJ	162/164 (99%)	157 (97%)	5 (3%)	0	100	100
1	fM	162/164 (99%)	153 (94%)	9 (6%)	0	100	100
1	fO	162/164 (99%)	154 (95%)	8 (5%)	0	100	100
1	gF	162/164 (99%)	152 (94%)	10 (6%)	0	100	100
1	gK	162/164 (99%)	152 (94%)	10 (6%)	0	100	100
1	h1	162/164 (99%)	153 (94%)	9 (6%)	0	100	100
1	h4	162/164 (99%)	152 (94%)	10 (6%)	0	100	100
1	hE	162/164 (99%)	153 (94%)	9 (6%)	0	100	100
1	hG	162/164 (99%)	153 (94%)	9 (6%)	0	100	100
1	hH	162/164 (99%)	153 (94%)	9 (6%)	0	100	100

Continued on next page...

Continued from previous page...

Mol	Chain	Analysed	Favoured	Allowed	Outliers	Percentiles	
1	hJ	162/164 (99%)	158 (98%)	4 (2%)	0	100	100
1	hM	162/164 (99%)	157 (97%)	5 (3%)	0	100	100
1	hO	162/164 (99%)	152 (94%)	10 (6%)	0	100	100
1	iF	162/164 (99%)	153 (94%)	9 (6%)	0	100	100
1	iK	162/164 (99%)	153 (94%)	9 (6%)	0	100	100
1	j1	162/164 (99%)	150 (93%)	12 (7%)	0	100	100
1	j4	162/164 (99%)	152 (94%)	10 (6%)	0	100	100
1	jE	162/164 (99%)	152 (94%)	10 (6%)	0	100	100
1	jG	162/164 (99%)	152 (94%)	10 (6%)	0	100	100
1	jH	162/164 (99%)	150 (93%)	12 (7%)	0	100	100
1	jJ	162/164 (99%)	159 (98%)	3 (2%)	0	100	100
1	jM	162/164 (99%)	153 (94%)	9 (6%)	0	100	100
1	jO	162/164 (99%)	152 (94%)	10 (6%)	0	100	100
1	kF	162/164 (99%)	150 (93%)	12 (7%)	0	100	100
1	kK	162/164 (99%)	150 (93%)	12 (7%)	0	100	100
1	l1	162/164 (99%)	149 (92%)	13 (8%)	0	100	100
1	l4	162/164 (99%)	155 (96%)	7 (4%)	0	100	100
1	lE	162/164 (99%)	146 (90%)	13 (8%)	3 (2%)	8	34
1	lG	162/164 (99%)	147 (91%)	13 (8%)	2 (1%)	13	42
1	lH	162/164 (99%)	149 (92%)	13 (8%)	0	100	100
1	lJ	162/164 (99%)	155 (96%)	7 (4%)	0	100	100
1	lM	162/164 (99%)	156 (96%)	6 (4%)	0	100	100
1	lO	162/164 (99%)	154 (95%)	8 (5%)	0	100	100
1	mF	162/164 (99%)	143 (88%)	19 (12%)	0	100	100
1	mK	162/164 (99%)	144 (89%)	18 (11%)	0	100	100
1	oF	162/164 (99%)	144 (89%)	18 (11%)	0	100	100
1	oK	162/164 (99%)	144 (89%)	18 (11%)	0	100	100
1	p8	162/164 (99%)	147 (91%)	15 (9%)	0	100	100
1	pC	162/164 (99%)	147 (91%)	15 (9%)	0	100	100
1	qF	162/164 (99%)	152 (94%)	10 (6%)	0	100	100
1	qK	162/164 (99%)	152 (94%)	10 (6%)	0	100	100

Continued on next page...

Continued from previous page...

Mol	Chain	Analysed	Favoured	Allowed	Outliers	Percentiles	
1	r8	162/164 (99%)	147 (91%)	15 (9%)	0	100	100
1	rC	162/164 (99%)	147 (91%)	15 (9%)	0	100	100
1	sF	162/164 (99%)	153 (94%)	9 (6%)	0	100	100
1	sK	162/164 (99%)	153 (94%)	9 (6%)	0	100	100
1	t8	162/164 (99%)	152 (94%)	10 (6%)	0	100	100
1	tC	162/164 (99%)	152 (94%)	10 (6%)	0	100	100
1	uF	162/164 (99%)	146 (90%)	16 (10%)	0	100	100
1	uK	162/164 (99%)	146 (90%)	16 (10%)	0	100	100
1	v8	162/164 (99%)	149 (92%)	13 (8%)	0	100	100
1	vC	162/164 (99%)	149 (92%)	13 (8%)	0	100	100
1	x8	162/164 (99%)	154 (95%)	8 (5%)	0	100	100
1	xC	162/164 (99%)	154 (95%)	8 (5%)	0	100	100
1	z8	162/164 (99%)	152 (94%)	10 (6%)	0	100	100
1	zC	162/164 (99%)	152 (94%)	10 (6%)	0	100	100
2	18	174/177 (98%)	163 (94%)	11 (6%)	0	100	100
2	1C	174/177 (98%)	163 (94%)	11 (6%)	0	100	100
2	B5	174/177 (98%)	167 (96%)	7 (4%)	0	100	100
2	B7	174/177 (98%)	164 (94%)	10 (6%)	0	100	100
2	B9	174/177 (98%)	166 (95%)	8 (5%)	0	100	100
2	BA	174/177 (98%)	164 (94%)	10 (6%)	0	100	100
2	BB	174/177 (98%)	170 (98%)	4 (2%)	0	100	100
2	BF	175/177 (99%)	168 (96%)	7 (4%)	0	100	100
2	BI	174/177 (98%)	164 (94%)	10 (6%)	0	100	100
2	BK	175/177 (99%)	168 (96%)	7 (4%)	0	100	100
2	BP	174/177 (98%)	168 (97%)	6 (3%)	0	100	100
2	CB	174/177 (98%)	169 (97%)	4 (2%)	1 (1%)	25	57
2	CD	174/177 (98%)	169 (97%)	5 (3%)	0	100	100
2	CQ	174/177 (98%)	169 (97%)	5 (3%)	0	100	100
2	D5	174/177 (98%)	167 (96%)	7 (4%)	0	100	100
2	D7	174/177 (98%)	166 (95%)	8 (5%)	0	100	100
2	D9	174/177 (98%)	164 (94%)	10 (6%)	0	100	100

Continued on next page...

Continued from previous page...

Mol	Chain	Analysed	Favoured	Allowed	Outliers	Percentiles
2	DA	174/177 (98%)	166 (95%)	8 (5%)	0	100 100
2	DB	143/177 (81%)	134 (94%)	7 (5%)	2 (1%)	11 38
2	DF	177/177 (100%)	173 (98%)	4 (2%)	0	100 100
2	DI	174/177 (98%)	169 (97%)	5 (3%)	0	100 100
2	DJ	177/177 (100%)	173 (98%)	4 (2%)	0	100 100
2	DK	177/177 (100%)	173 (98%)	4 (2%)	0	100 100
2	DM	177/177 (100%)	171 (97%)	6 (3%)	0	100 100
2	DP	174/177 (98%)	165 (95%)	9 (5%)	0	100 100
2	ED	174/177 (98%)	170 (98%)	4 (2%)	0	100 100
2	EQ	174/177 (98%)	170 (98%)	4 (2%)	0	100 100
2	F5	174/177 (98%)	166 (95%)	8 (5%)	0	100 100
2	F7	174/177 (98%)	164 (94%)	10 (6%)	0	100 100
2	F9	174/177 (98%)	169 (97%)	5 (3%)	0	100 100
2	FA	174/177 (98%)	164 (94%)	10 (6%)	0	100 100
2	FB	174/177 (98%)	168 (97%)	6 (3%)	0	100 100
2	FF	177/177 (100%)	174 (98%)	3 (2%)	0	100 100
2	FI	174/177 (98%)	168 (97%)	6 (3%)	0	100 100
2	FJ	177/177 (100%)	173 (98%)	4 (2%)	0	100 100
2	FK	177/177 (100%)	173 (98%)	4 (2%)	0	100 100
2	FM	177/177 (100%)	173 (98%)	4 (2%)	0	100 100
2	FP	174/177 (98%)	166 (95%)	8 (5%)	0	100 100
2	GB	174/177 (98%)	166 (95%)	7 (4%)	1 (1%)	25 57
2	GD	174/177 (98%)	167 (96%)	7 (4%)	0	100 100
2	GQ	174/177 (98%)	167 (96%)	7 (4%)	0	100 100
2	H5	176/177 (99%)	170 (97%)	6 (3%)	0	100 100
2	H7	176/177 (99%)	165 (94%)	11 (6%)	0	100 100
2	H9	176/177 (99%)	169 (96%)	7 (4%)	0	100 100
2	HA	176/177 (99%)	165 (94%)	11 (6%)	0	100 100
2	HB	171/177 (97%)	158 (92%)	9 (5%)	4 (2%)	6 29
2	HF	177/177 (100%)	171 (97%)	6 (3%)	0	100 100
2	HI	175/177 (99%)	170 (97%)	5 (3%)	0	100 100

Continued on next page...

Continued from previous page...

Mol	Chain	Analysed	Favoured	Allowed	Outliers	Percentiles	
2	HJ	177/177 (100%)	172 (97%)	5 (3%)	0	100	100
2	HK	177/177 (100%)	170 (96%)	7 (4%)	0	100	100
2	HM	177/177 (100%)	174 (98%)	3 (2%)	0	100	100
2	HP	176/177 (99%)	172 (98%)	4 (2%)	0	100	100
2	IB	174/177 (98%)	171 (98%)	3 (2%)	0	100	100
2	ID	176/177 (99%)	172 (98%)	4 (2%)	0	100	100
2	IQ	176/177 (99%)	172 (98%)	4 (2%)	0	100	100
2	J5	174/177 (98%)	166 (95%)	8 (5%)	0	100	100
2	J7	174/177 (98%)	164 (94%)	10 (6%)	0	100	100
2	J9	174/177 (98%)	168 (97%)	6 (3%)	0	100	100
2	JA	174/177 (98%)	164 (94%)	10 (6%)	0	100	100
2	JF	177/177 (100%)	172 (97%)	5 (3%)	0	100	100
2	JI	174/177 (98%)	167 (96%)	7 (4%)	0	100	100
2	JJ	176/177 (99%)	173 (98%)	3 (2%)	0	100	100
2	JK	177/177 (100%)	171 (97%)	6 (3%)	0	100	100
2	JM	176/177 (99%)	173 (98%)	3 (2%)	0	100	100
2	JP	174/177 (98%)	170 (98%)	4 (2%)	0	100	100
2	KD	174/177 (98%)	169 (97%)	5 (3%)	0	100	100
2	KQ	174/177 (98%)	169 (97%)	5 (3%)	0	100	100
2	L5	174/177 (98%)	169 (97%)	5 (3%)	0	100	100
2	L7	174/177 (98%)	164 (94%)	10 (6%)	0	100	100
2	L9	174/177 (98%)	168 (97%)	6 (3%)	0	100	100
2	LA	174/177 (98%)	163 (94%)	11 (6%)	0	100	100
2	LB	174/177 (98%)	158 (91%)	8 (5%)	8 (5%)	2	15
2	LF	177/177 (100%)	174 (98%)	3 (2%)	0	100	100
2	LI	174/177 (98%)	167 (96%)	7 (4%)	0	100	100
2	LJ	177/177 (100%)	174 (98%)	3 (2%)	0	100	100
2	LK	177/177 (100%)	174 (98%)	3 (2%)	0	100	100
2	LM	177/177 (100%)	173 (98%)	4 (2%)	0	100	100
2	LP	174/177 (98%)	170 (98%)	4 (2%)	0	100	100
2	MB	174/177 (98%)	159 (91%)	10 (6%)	5 (3%)	4	24

Continued on next page...

Continued from previous page...

Mol	Chain	Analysed	Favoured	Allowed	Outliers	Percentiles	
2	MD	174/177 (98%)	168 (97%)	6 (3%)	0	100	100
2	MQ	174/177 (98%)	168 (97%)	6 (3%)	0	100	100
2	N7	177/177 (100%)	173 (98%)	4 (2%)	0	100	100
2	NA	177/177 (100%)	173 (98%)	4 (2%)	0	100	100
2	NB	143/177 (81%)	127 (89%)	10 (7%)	6 (4%)	3	17
2	NF	177/177 (100%)	167 (94%)	10 (6%)	0	100	100
2	NJ	177/177 (100%)	171 (97%)	6 (3%)	0	100	100
2	NK	177/177 (100%)	167 (94%)	10 (6%)	0	100	100
2	NM	177/177 (100%)	175 (99%)	2 (1%)	0	100	100
2	NP	174/177 (98%)	168 (97%)	6 (3%)	0	100	100
2	O5	174/177 (98%)	165 (95%)	9 (5%)	0	100	100
2	O9	174/177 (98%)	162 (93%)	12 (7%)	0	100	100
2	OB	174/177 (98%)	170 (98%)	4 (2%)	0	100	100
2	OD	174/177 (98%)	164 (94%)	10 (6%)	0	100	100
2	OI	174/177 (98%)	166 (95%)	8 (5%)	0	100	100
2	OQ	174/177 (98%)	165 (95%)	9 (5%)	0	100	100
2	P1	174/177 (98%)	163 (94%)	11 (6%)	0	100	100
2	P4	174/177 (98%)	171 (98%)	3 (2%)	0	100	100
2	P7	177/177 (100%)	172 (97%)	5 (3%)	0	100	100
2	PA	177/177 (100%)	172 (97%)	5 (3%)	0	100	100
2	PB	174/177 (98%)	169 (97%)	3 (2%)	2 (1%)	14	45
2	PE	174/177 (98%)	170 (98%)	4 (2%)	0	100	100
2	PF	177/177 (100%)	166 (94%)	11 (6%)	0	100	100
2	PG	174/177 (98%)	170 (98%)	4 (2%)	0	100	100
2	PH	174/177 (98%)	163 (94%)	11 (6%)	0	100	100
2	PJ	174/177 (98%)	171 (98%)	3 (2%)	0	100	100
2	PK	177/177 (100%)	166 (94%)	11 (6%)	0	100	100
2	PM	174/177 (98%)	171 (98%)	3 (2%)	0	100	100
2	PO	174/177 (98%)	171 (98%)	3 (2%)	0	100	100
2	PP	174/177 (98%)	169 (97%)	5 (3%)	0	100	100
2	Q5	174/177 (98%)	164 (94%)	10 (6%)	0	100	100

Continued on next page...

Continued from previous page...

Mol	Chain	Analysed	Favoured	Allowed	Outliers	Percentiles	
2	Q9	174/177 (98%)	165 (95%)	9 (5%)	0	100	100
2	QB	171/177 (97%)	158 (92%)	9 (5%)	4 (2%)	6	29
2	QD	174/177 (98%)	167 (96%)	7 (4%)	0	100	100
2	QI	174/177 (98%)	169 (97%)	5 (3%)	0	100	100
2	QQ	174/177 (98%)	167 (96%)	7 (4%)	0	100	100
2	R1	174/177 (98%)	166 (95%)	8 (5%)	0	100	100
2	R4	174/177 (98%)	171 (98%)	3 (2%)	0	100	100
2	R7	177/177 (100%)	170 (96%)	7 (4%)	0	100	100
2	RA	177/177 (100%)	170 (96%)	7 (4%)	0	100	100
2	RB	174/177 (98%)	169 (97%)	5 (3%)	0	100	100
2	RE	174/177 (98%)	173 (99%)	1 (1%)	0	100	100
2	RF	176/177 (99%)	170 (97%)	6 (3%)	0	100	100
2	RG	174/177 (98%)	173 (99%)	1 (1%)	0	100	100
2	RH	174/177 (98%)	166 (95%)	8 (5%)	0	100	100
2	RJ	175/177 (99%)	171 (98%)	4 (2%)	0	100	100
2	RK	176/177 (99%)	170 (97%)	6 (3%)	0	100	100
2	RM	175/177 (99%)	173 (99%)	2 (1%)	0	100	100
2	RO	174/177 (98%)	171 (98%)	3 (2%)	0	100	100
2	RP	174/177 (98%)	168 (97%)	6 (3%)	0	100	100
2	S5	174/177 (98%)	168 (97%)	6 (3%)	0	100	100
2	S9	174/177 (98%)	169 (97%)	5 (3%)	0	100	100
2	SB	174/177 (98%)	172 (99%)	2 (1%)	0	100	100
2	SD	174/177 (98%)	170 (98%)	4 (2%)	0	100	100
2	SI	174/177 (98%)	168 (97%)	6 (3%)	0	100	100
2	SQ	174/177 (98%)	170 (98%)	4 (2%)	0	100	100
2	T1	174/177 (98%)	166 (95%)	8 (5%)	0	100	100
2	T4	174/177 (98%)	171 (98%)	3 (2%)	0	100	100
2	T7	177/177 (100%)	169 (96%)	8 (4%)	0	100	100
2	TA	177/177 (100%)	169 (96%)	8 (4%)	0	100	100
2	TE	174/177 (98%)	166 (95%)	8 (5%)	0	100	100
2	TF	176/177 (99%)	170 (97%)	6 (3%)	0	100	100

Continued on next page...

Continued from previous page...

Mol	Chain	Analysed	Favoured	Allowed	Outliers	Percentiles	
2	TG	174/177 (98%)	166 (95%)	8 (5%)	0	100	100
2	TH	174/177 (98%)	166 (95%)	8 (5%)	0	100	100
2	TJ	177/177 (100%)	173 (98%)	4 (2%)	0	100	100
2	TK	176/177 (99%)	170 (97%)	6 (3%)	0	100	100
2	TM	177/177 (100%)	172 (97%)	5 (3%)	0	100	100
2	TO	174/177 (98%)	171 (98%)	3 (2%)	0	100	100
2	TP	176/177 (99%)	170 (97%)	6 (3%)	0	100	100
2	U5	176/177 (99%)	167 (95%)	9 (5%)	0	100	100
2	U9	176/177 (99%)	167 (95%)	9 (5%)	0	100	100
2	UD	176/177 (99%)	163 (93%)	13 (7%)	0	100	100
2	UI	175/177 (99%)	169 (97%)	6 (3%)	0	100	100
2	UQ	176/177 (99%)	163 (93%)	13 (7%)	0	100	100
2	V1	176/177 (99%)	158 (90%)	16 (9%)	2 (1%)	14	45
2	V4	174/177 (98%)	170 (98%)	4 (2%)	0	100	100
2	V7	177/177 (100%)	174 (98%)	3 (2%)	0	100	100
2	VA	177/177 (100%)	174 (98%)	3 (2%)	0	100	100
2	VB	174/177 (98%)	168 (97%)	5 (3%)	1 (1%)	25	57
2	VE	176/177 (99%)	170 (97%)	6 (3%)	0	100	100
2	VF	176/177 (99%)	171 (97%)	5 (3%)	0	100	100
2	VG	176/177 (99%)	170 (97%)	6 (3%)	0	100	100
2	VH	175/177 (99%)	157 (90%)	12 (7%)	6 (3%)	3	22
2	VJ	177/177 (100%)	175 (99%)	2 (1%)	0	100	100
2	VK	176/177 (99%)	171 (97%)	5 (3%)	0	100	100
2	VM	177/177 (100%)	174 (98%)	3 (2%)	0	100	100
2	VO	174/177 (98%)	170 (98%)	4 (2%)	0	100	100
2	VP	174/177 (98%)	168 (97%)	6 (3%)	0	100	100
2	W5	174/177 (98%)	167 (96%)	7 (4%)	0	100	100
2	W9	174/177 (98%)	170 (98%)	4 (2%)	0	100	100
2	WD	174/177 (98%)	162 (93%)	12 (7%)	0	100	100
2	WI	174/177 (98%)	168 (97%)	6 (3%)	0	100	100
2	WQ	174/177 (98%)	162 (93%)	12 (7%)	0	100	100

Continued on next page...

Continued from previous page...

Mol	Chain	Analysed	Favoured	Allowed	Outliers	Percentiles	
2	X7	177/177 (100%)	172 (97%)	5 (3%)	0	100	100
2	XA	177/177 (100%)	172 (97%)	5 (3%)	0	100	100
2	XB	174/177 (98%)	167 (96%)	6 (3%)	1 (1%)	25	57
2	XF	177/177 (100%)	173 (98%)	4 (2%)	0	100	100
2	XJ	176/177 (99%)	172 (98%)	4 (2%)	0	100	100
2	XK	177/177 (100%)	173 (98%)	4 (2%)	0	100	100
2	XM	176/177 (99%)	172 (98%)	4 (2%)	0	100	100
2	XP	174/177 (98%)	168 (97%)	5 (3%)	1 (1%)	25	57
2	Y1	174/177 (98%)	163 (94%)	11 (6%)	0	100	100
2	Y4	174/177 (98%)	172 (99%)	2 (1%)	0	100	100
2	Y5	174/177 (98%)	171 (98%)	3 (2%)	0	100	100
2	Y9	174/177 (98%)	163 (94%)	11 (6%)	0	100	100
2	YB	174/177 (98%)	169 (97%)	4 (2%)	1 (1%)	25	57
2	YD	174/177 (98%)	161 (92%)	13 (8%)	0	100	100
2	YE	174/177 (98%)	167 (96%)	7 (4%)	0	100	100
2	YG	174/177 (98%)	167 (96%)	7 (4%)	0	100	100
2	YH	174/177 (98%)	163 (94%)	11 (6%)	0	100	100
2	YI	174/177 (98%)	165 (95%)	9 (5%)	0	100	100
2	YO	174/177 (98%)	169 (97%)	5 (3%)	0	100	100
2	YQ	174/177 (98%)	161 (92%)	13 (8%)	0	100	100
2	ZB	149/177 (84%)	140 (94%)	9 (6%)	0	100	100
2	ZF	177/177 (100%)	168 (95%)	8 (4%)	1 (1%)	25	57
2	ZJ	177/177 (100%)	174 (98%)	3 (2%)	0	100	100
2	ZK	177/177 (100%)	168 (95%)	8 (4%)	1 (1%)	25	57
2	ZM	177/177 (100%)	175 (99%)	2 (1%)	0	100	100
2	a1	174/177 (98%)	161 (92%)	13 (8%)	0	100	100
2	a4	174/177 (98%)	170 (98%)	4 (2%)	0	100	100
2	aB	174/177 (98%)	168 (97%)	4 (2%)	2 (1%)	14	45
2	aE	174/177 (98%)	169 (97%)	5 (3%)	0	100	100
2	aG	174/177 (98%)	169 (97%)	5 (3%)	0	100	100
2	aH	174/177 (98%)	160 (92%)	14 (8%)	0	100	100

Continued on next page...

Continued from previous page...

Mol	Chain	Analysed	Favoured	Allowed	Outliers	Percentiles	
2	aO	174/177 (98%)	170 (98%)	4 (2%)	0	100	100
2	bB	174/177 (98%)	170 (98%)	4 (2%)	0	100	100
2	bF	177/177 (100%)	173 (98%)	4 (2%)	0	100	100
2	bK	177/177 (100%)	173 (98%)	4 (2%)	0	100	100
2	c1	174/177 (98%)	163 (94%)	11 (6%)	0	100	100
2	c4	174/177 (98%)	169 (97%)	5 (3%)	0	100	100
2	cE	174/177 (98%)	168 (97%)	6 (3%)	0	100	100
2	cG	174/177 (98%)	168 (97%)	6 (3%)	0	100	100
2	cH	174/177 (98%)	163 (94%)	11 (6%)	0	100	100
2	cJ	176/177 (99%)	174 (99%)	2 (1%)	0	100	100
2	cM	176/177 (99%)	172 (98%)	4 (2%)	0	100	100
2	cO	174/177 (98%)	169 (97%)	5 (3%)	0	100	100
2	dB	174/177 (98%)	168 (97%)	6 (3%)	0	100	100
2	dF	176/177 (99%)	169 (96%)	7 (4%)	0	100	100
2	dK	176/177 (99%)	169 (96%)	7 (4%)	0	100	100
2	e1	174/177 (98%)	163 (94%)	11 (6%)	0	100	100
2	e4	174/177 (98%)	166 (95%)	8 (5%)	0	100	100
2	eB	174/177 (98%)	173 (99%)	1 (1%)	0	100	100
2	eE	174/177 (98%)	166 (95%)	8 (5%)	0	100	100
2	eG	174/177 (98%)	165 (95%)	9 (5%)	0	100	100
2	eH	174/177 (98%)	163 (94%)	11 (6%)	0	100	100
2	eJ	177/177 (100%)	176 (99%)	1 (1%)	0	100	100
2	eM	177/177 (100%)	177 (100%)	0	0	100	100
2	eO	174/177 (98%)	166 (95%)	8 (5%)	0	100	100
2	fF	176/177 (99%)	170 (97%)	6 (3%)	0	100	100
2	fK	176/177 (99%)	170 (97%)	6 (3%)	0	100	100
2	g1	174/177 (98%)	169 (97%)	5 (3%)	0	100	100
2	g4	174/177 (98%)	162 (93%)	12 (7%)	0	100	100
2	gB	149/177 (84%)	133 (89%)	9 (6%)	7 (5%)	2	14
2	gE	174/177 (98%)	169 (97%)	5 (3%)	0	100	100
2	gG	174/177 (98%)	170 (98%)	4 (2%)	0	100	100

Continued on next page...

Continued from previous page...

Mol	Chain	Analysed	Favoured	Allowed	Outliers	Percentiles	
2	gH	174/177 (98%)	169 (97%)	5 (3%)	0	100	100
2	gJ	177/177 (100%)	173 (98%)	4 (2%)	0	100	100
2	gM	177/177 (100%)	175 (99%)	2 (1%)	0	100	100
2	gO	174/177 (98%)	163 (94%)	11 (6%)	0	100	100
2	hF	177/177 (100%)	170 (96%)	7 (4%)	0	100	100
2	hK	177/177 (100%)	170 (96%)	7 (4%)	0	100	100
2	i1	176/177 (99%)	174 (99%)	2 (1%)	0	100	100
2	i4	175/177 (99%)	170 (97%)	5 (3%)	0	100	100
2	iE	176/177 (99%)	161 (92%)	15 (8%)	0	100	100
2	iG	176/177 (99%)	161 (92%)	15 (8%)	0	100	100
2	iH	176/177 (99%)	174 (99%)	2 (1%)	0	100	100
2	iJ	177/177 (100%)	174 (98%)	3 (2%)	0	100	100
2	iM	177/177 (100%)	174 (98%)	3 (2%)	0	100	100
2	iO	175/177 (99%)	170 (97%)	5 (3%)	0	100	100
2	jF	177/177 (100%)	172 (97%)	5 (3%)	0	100	100
2	jK	177/177 (100%)	173 (98%)	4 (2%)	0	100	100
2	k1	174/177 (98%)	160 (92%)	14 (8%)	0	100	100
2	k4	174/177 (98%)	159 (91%)	12 (7%)	3 (2%)	9	35
2	kE	174/177 (98%)	171 (98%)	3 (2%)	0	100	100
2	kG	174/177 (98%)	171 (98%)	3 (2%)	0	100	100
2	kH	174/177 (98%)	160 (92%)	14 (8%)	0	100	100
2	kJ	177/177 (100%)	172 (97%)	5 (3%)	0	100	100
2	kM	177/177 (100%)	175 (99%)	2 (1%)	0	100	100
2	kO	174/177 (98%)	165 (95%)	9 (5%)	0	100	100
2	lF	177/177 (100%)	160 (90%)	17 (10%)	0	100	100
2	lK	177/177 (100%)	160 (90%)	17 (10%)	0	100	100
2	m1	174/177 (98%)	164 (94%)	10 (6%)	0	100	100
2	m4	174/177 (98%)	173 (99%)	1 (1%)	0	100	100
2	mE	174/177 (98%)	161 (92%)	13 (8%)	0	100	100
2	mG	174/177 (98%)	161 (92%)	13 (8%)	0	100	100
2	mH	174/177 (98%)	164 (94%)	10 (6%)	0	100	100

Continued on next page...

Continued from previous page...

Mol	Chain	Analysed	Favoured	Allowed	Outliers	Percentiles	
2	mJ	177/177 (100%)	170 (96%)	7 (4%)	0	100	100
2	mM	177/177 (100%)	175 (99%)	2 (1%)	0	100	100
2	mO	174/177 (98%)	173 (99%)	1 (1%)	0	100	100
2	nF	177/177 (100%)	164 (93%)	13 (7%)	0	100	100
2	nK	177/177 (100%)	164 (93%)	13 (7%)	0	100	100
2	pF	177/177 (100%)	169 (96%)	8 (4%)	0	100	100
2	pK	177/177 (100%)	169 (96%)	8 (4%)	0	100	100
2	q8	174/177 (98%)	161 (92%)	13 (8%)	0	100	100
2	qC	174/177 (98%)	161 (92%)	13 (8%)	0	100	100
2	rF	177/177 (100%)	170 (96%)	7 (4%)	0	100	100
2	rK	177/177 (100%)	169 (96%)	8 (4%)	0	100	100
2	s8	174/177 (98%)	157 (90%)	17 (10%)	0	100	100
2	sC	174/177 (98%)	157 (90%)	17 (10%)	0	100	100
2	tF	176/177 (99%)	163 (93%)	13 (7%)	0	100	100
2	tK	176/177 (99%)	163 (93%)	13 (7%)	0	100	100
2	u8	174/177 (98%)	159 (91%)	15 (9%)	0	100	100
2	uC	174/177 (98%)	159 (91%)	15 (9%)	0	100	100
2	vF	177/177 (100%)	166 (94%)	11 (6%)	0	100	100
2	vK	177/177 (100%)	166 (94%)	11 (6%)	0	100	100
2	w8	176/177 (99%)	164 (93%)	12 (7%)	0	100	100
2	wC	176/177 (99%)	164 (93%)	12 (7%)	0	100	100
2	y8	174/177 (98%)	163 (94%)	11 (6%)	0	100	100
2	yC	174/177 (98%)	163 (94%)	11 (6%)	0	100	100
3	A1	255/290 (88%)	237 (93%)	18 (7%)	0	100	100
3	A4	255/290 (88%)	239 (94%)	16 (6%)	0	100	100
3	AD	254/290 (88%)	232 (91%)	22 (9%)	0	100	100
3	AE	255/290 (88%)	236 (92%)	19 (8%)	0	100	100
3	AG	255/290 (88%)	234 (92%)	21 (8%)	0	100	100
3	AH	255/290 (88%)	237 (93%)	18 (7%)	0	100	100
3	AO	255/290 (88%)	239 (94%)	16 (6%)	0	100	100
3	AQ	254/290 (88%)	231 (91%)	23 (9%)	0	100	100

Continued on next page...

Continued from previous page...

Mol	Chain	Analysed	Favoured	Allowed	Outliers	Percentiles
3	Y7	235/290 (81%)	216 (92%)	19 (8%)	0	100 100
3	YA	235/290 (81%)	216 (92%)	19 (8%)	0	100 100
4	AB	101/138 (73%)	65 (64%)	26 (26%)	10 (10%)	0 3
4	EB	101/138 (73%)	71 (70%)	25 (25%)	5 (5%)	2 14
5	KB	224/288 (78%)	196 (88%)	23 (10%)	5 (2%)	6 30
5	UB	224/288 (78%)	189 (84%)	23 (10%)	12 (5%)	2 12
6	WB	132/327 (40%)	99 (75%)	23 (17%)	10 (8%)	1 6
6	cB	137/327 (42%)	107 (78%)	20 (15%)	10 (7%)	1 7
8	B1	225/232 (97%)	202 (90%)	22 (10%)	1 (0%)	34 66
8	B4	228/232 (98%)	195 (86%)	21 (9%)	12 (5%)	2 12
8	BE	229/232 (99%)	210 (92%)	19 (8%)	0	100 100
8	BG	229/232 (99%)	210 (92%)	19 (8%)	0	100 100
8	BH	225/232 (97%)	202 (90%)	22 (10%)	1 (0%)	34 66
8	BO	228/232 (98%)	191 (84%)	26 (11%)	11 (5%)	2 14
9	C1	160/162 (99%)	154 (96%)	6 (4%)	0	100 100
9	C4	160/162 (99%)	157 (98%)	3 (2%)	0	100 100
9	CE	160/162 (99%)	157 (98%)	3 (2%)	0	100 100
9	CG	160/162 (99%)	157 (98%)	3 (2%)	0	100 100
9	CH	160/162 (99%)	155 (97%)	5 (3%)	0	100 100
9	CO	160/162 (99%)	157 (98%)	3 (2%)	0	100 100
9	E1	160/162 (99%)	156 (98%)	4 (2%)	0	100 100
9	E4	160/162 (99%)	158 (99%)	2 (1%)	0	100 100
9	EE	160/162 (99%)	157 (98%)	3 (2%)	0	100 100
9	EG	160/162 (99%)	157 (98%)	3 (2%)	0	100 100
9	EH	160/162 (99%)	156 (98%)	4 (2%)	0	100 100
9	EO	160/162 (99%)	158 (99%)	2 (1%)	0	100 100
9	G1	160/162 (99%)	153 (96%)	7 (4%)	0	100 100
9	G4	160/162 (99%)	159 (99%)	1 (1%)	0	100 100
9	GE	160/162 (99%)	157 (98%)	3 (2%)	0	100 100
9	GG	160/162 (99%)	157 (98%)	3 (2%)	0	100 100
9	GH	160/162 (99%)	153 (96%)	7 (4%)	0	100 100

Continued on next page...

Continued from previous page...

Mol	Chain	Analysed	Favoured	Allowed	Outliers	Percentiles	
9	GO	160/162 (99%)	159 (99%)	1 (1%)	0	100	100
9	I1	160/162 (99%)	155 (97%)	5 (3%)	0	100	100
9	I4	160/162 (99%)	159 (99%)	1 (1%)	0	100	100
9	IE	160/162 (99%)	156 (98%)	4 (2%)	0	100	100
9	IG	160/162 (99%)	156 (98%)	4 (2%)	0	100	100
9	IH	160/162 (99%)	155 (97%)	5 (3%)	0	100	100
9	IO	160/162 (99%)	159 (99%)	1 (1%)	0	100	100
9	K1	160/162 (99%)	157 (98%)	3 (2%)	0	100	100
9	K4	160/162 (99%)	151 (94%)	8 (5%)	1 (1%)	25	57
9	KE	160/162 (99%)	157 (98%)	3 (2%)	0	100	100
9	KG	160/162 (99%)	157 (98%)	3 (2%)	0	100	100
9	KH	160/162 (99%)	156 (98%)	4 (2%)	0	100	100
9	KO	160/162 (99%)	158 (99%)	2 (1%)	0	100	100
9	M1	160/162 (99%)	152 (95%)	8 (5%)	0	100	100
9	M4	160/162 (99%)	156 (98%)	4 (2%)	0	100	100
9	ME	160/162 (99%)	156 (98%)	4 (2%)	0	100	100
9	MG	160/162 (99%)	156 (98%)	4 (2%)	0	100	100
9	MH	160/162 (99%)	152 (95%)	8 (5%)	0	100	100
9	MO	160/162 (99%)	156 (98%)	4 (2%)	0	100	100
10	D1	169/172 (98%)	158 (94%)	11 (6%)	0	100	100
10	D4	169/172 (98%)	164 (97%)	5 (3%)	0	100	100
10	DE	169/172 (98%)	165 (98%)	3 (2%)	1 (1%)	25	57
10	DG	169/172 (98%)	165 (98%)	3 (2%)	1 (1%)	25	57
10	DH	169/172 (98%)	158 (94%)	11 (6%)	0	100	100
10	DO	169/172 (98%)	163 (96%)	6 (4%)	0	100	100
10	F1	169/172 (98%)	163 (96%)	6 (4%)	0	100	100
10	F4	169/172 (98%)	158 (94%)	9 (5%)	2 (1%)	13	42
10	FE	169/172 (98%)	166 (98%)	3 (2%)	0	100	100
10	FG	169/172 (98%)	165 (98%)	4 (2%)	0	100	100
10	FH	169/172 (98%)	163 (96%)	6 (4%)	0	100	100
10	FO	169/172 (98%)	158 (94%)	9 (5%)	2 (1%)	13	42

Continued on next page...

Continued from previous page...

Mol	Chain	Analysed	Favoured	Allowed	Outliers	Percentiles	
10	H1	169/172 (98%)	162 (96%)	7 (4%)	0	100	100
10	H4	169/172 (98%)	161 (95%)	8 (5%)	0	100	100
10	HE	169/172 (98%)	161 (95%)	7 (4%)	1 (1%)	25	57
10	HG	169/172 (98%)	161 (95%)	7 (4%)	1 (1%)	25	57
10	HH	169/172 (98%)	162 (96%)	7 (4%)	0	100	100
10	HO	169/172 (98%)	161 (95%)	8 (5%)	0	100	100
10	J1	169/172 (98%)	165 (98%)	4 (2%)	0	100	100
10	J4	169/172 (98%)	160 (95%)	9 (5%)	0	100	100
10	JE	169/172 (98%)	164 (97%)	3 (2%)	2 (1%)	13	42
10	JG	169/172 (98%)	164 (97%)	3 (2%)	2 (1%)	13	42
10	JH	169/172 (98%)	160 (95%)	5 (3%)	4 (2%)	6	28
10	JO	169/172 (98%)	160 (95%)	9 (5%)	0	100	100
10	L1	169/172 (98%)	164 (97%)	5 (3%)	0	100	100
10	L4	169/172 (98%)	161 (95%)	8 (5%)	0	100	100
10	LE	169/172 (98%)	164 (97%)	5 (3%)	0	100	100
10	LG	169/172 (98%)	164 (97%)	5 (3%)	0	100	100
10	LH	169/172 (98%)	163 (96%)	6 (4%)	0	100	100
10	LO	169/172 (98%)	161 (95%)	8 (5%)	0	100	100
10	N1	169/172 (98%)	163 (96%)	6 (4%)	0	100	100
10	N4	169/172 (98%)	163 (96%)	6 (4%)	0	100	100
10	NE	169/172 (98%)	165 (98%)	4 (2%)	0	100	100
10	NG	169/172 (98%)	165 (98%)	4 (2%)	0	100	100
10	NH	169/172 (98%)	163 (96%)	6 (4%)	0	100	100
10	NO	169/172 (98%)	163 (96%)	6 (4%)	0	100	100
11	X1	322/363 (89%)	295 (92%)	27 (8%)	0	100	100
11	X4	322/363 (89%)	290 (90%)	32 (10%)	0	100	100
11	XE	322/363 (89%)	284 (88%)	38 (12%)	0	100	100
11	XG	322/363 (89%)	282 (88%)	40 (12%)	0	100	100
11	XH	322/363 (89%)	295 (92%)	27 (8%)	0	100	100
11	XO	322/363 (89%)	291 (90%)	31 (10%)	0	100	100
12	MI	263/316 (83%)	206 (78%)	52 (20%)	5 (2%)	8	34

Continued on next page...

Continued from previous page...

Mol	Chain	Analysed	Favoured	Allowed	Outliers	Percentiles
12	ZI	263/316 (83%)	205 (78%)	56 (21%)	2 (1%)	19 51
13	AJ	236/273 (86%)	220 (93%)	15 (6%)	1 (0%)	34 66
13	AM	236/273 (86%)	226 (96%)	9 (4%)	1 (0%)	34 66
13	wF	236/273 (86%)	223 (94%)	13 (6%)	0	100 100
13	wK	236/273 (86%)	223 (94%)	13 (6%)	0	100 100
13	xF	236/273 (86%)	221 (94%)	15 (6%)	0	100 100
13	xK	236/273 (86%)	221 (94%)	15 (6%)	0	100 100
14	BJ	248/290 (86%)	241 (97%)	7 (3%)	0	100 100
14	BM	248/290 (86%)	240 (97%)	8 (3%)	0	100 100
14	yF	248/290 (86%)	237 (96%)	11 (4%)	0	100 100
14	yK	248/290 (86%)	237 (96%)	11 (4%)	0	100 100
15	A6	332/360 (92%)	308 (93%)	24 (7%)	0	100 100
15	AL	332/360 (92%)	310 (93%)	22 (7%)	0	100 100
15	a6	332/360 (92%)	313 (94%)	19 (6%)	0	100 100
15	aL	332/360 (92%)	314 (95%)	18 (5%)	0	100 100
16	B6	504/509 (99%)	473 (94%)	31 (6%)	0	100 100
16	BL	504/509 (99%)	472 (94%)	32 (6%)	0	100 100
16	b6	504/509 (99%)	473 (94%)	31 (6%)	0	100 100
16	bL	504/509 (99%)	480 (95%)	24 (5%)	0	100 100
17	C6	450/473 (95%)	419 (93%)	31 (7%)	0	100 100
17	CL	450/473 (95%)	418 (93%)	32 (7%)	0	100 100
17	c6	450/473 (95%)	406 (90%)	44 (10%)	0	100 100
17	cL	450/473 (95%)	418 (93%)	32 (7%)	0	100 100
18	D6	339/351 (97%)	317 (94%)	22 (6%)	0	100 100
18	DL	339/351 (97%)	317 (94%)	22 (6%)	0	100 100
18	d6	340/351 (97%)	314 (92%)	25 (7%)	1 (0%)	41 71
18	dL	340/351 (97%)	314 (92%)	26 (8%)	0	100 100
19	E6	76/84 (90%)	72 (95%)	4 (5%)	0	100 100
19	EL	76/84 (90%)	73 (96%)	3 (4%)	0	100 100
19	e6	77/84 (92%)	71 (92%)	6 (8%)	0	100 100
19	eL	77/84 (92%)	70 (91%)	7 (9%)	0	100 100

Continued on next page...

Continued from previous page...

Mol	Chain	Analysed	Favoured	Allowed	Outliers	Percentiles	
20	F6	39/44 (89%)	35 (90%)	4 (10%)	0	100	100
20	FL	39/44 (89%)	37 (95%)	2 (5%)	0	100	100
20	f6	39/44 (89%)	36 (92%)	3 (8%)	0	100	100
20	fL	39/44 (89%)	37 (95%)	2 (5%)	0	100	100
21	G6	150/213 (70%)	135 (90%)	15 (10%)	0	100	100
21	GL	150/213 (70%)	135 (90%)	15 (10%)	0	100	100
21	g6	143/213 (67%)	124 (87%)	18 (13%)	1 (1%)	22	54
21	gL	143/213 (67%)	127 (89%)	16 (11%)	0	100	100
22	H6	64/67 (96%)	58 (91%)	6 (9%)	0	100	100
22	HL	64/67 (96%)	56 (88%)	8 (12%)	0	100	100
22	h6	63/67 (94%)	56 (89%)	7 (11%)	0	100	100
22	hL	63/67 (94%)	55 (87%)	8 (13%)	0	100	100
23	I6	33/38 (87%)	28 (85%)	5 (15%)	0	100	100
23	IL	33/38 (87%)	31 (94%)	1 (3%)	1 (3%)	4	24
23	i6	33/38 (87%)	29 (88%)	3 (9%)	1 (3%)	4	24
23	iL	33/38 (87%)	31 (94%)	1 (3%)	1 (3%)	4	24
24	J6	34/39 (87%)	34 (100%)	0	0	100	100
24	JL	34/39 (87%)	34 (100%)	0	0	100	100
24	j6	34/39 (87%)	34 (100%)	0	0	100	100
24	jL	34/39 (87%)	34 (100%)	0	0	100	100
25	K6	35/45 (78%)	33 (94%)	2 (6%)	0	100	100
25	KL	35/45 (78%)	32 (91%)	3 (9%)	0	100	100
25	k6	35/45 (78%)	33 (94%)	2 (6%)	0	100	100
25	kL	35/45 (78%)	32 (91%)	3 (9%)	0	100	100
26	L6	35/38 (92%)	34 (97%)	1 (3%)	0	100	100
26	LL	35/38 (92%)	35 (100%)	0	0	100	100
26	l6	35/38 (92%)	34 (97%)	1 (3%)	0	100	100
26	lL	35/38 (92%)	33 (94%)	2 (6%)	0	100	100
27	M6	40/101 (40%)	38 (95%)	2 (5%)	0	100	100
27	ML	40/101 (40%)	35 (88%)	5 (12%)	0	100	100
27	m6	40/101 (40%)	38 (95%)	2 (5%)	0	100	100

Continued on next page...

Continued from previous page...

Mol	Chain	Analysed	Favoured	Allowed	Outliers	Percentiles
27	mL	40/101 (40%)	35 (88%)	5 (12%)	0	100 100
29	O6	252/287 (88%)	203 (81%)	49 (19%)	0	100 100
29	OL	252/287 (88%)	221 (88%)	26 (10%)	5 (2%)	7 32
29	o6	252/287 (88%)	221 (88%)	31 (12%)	0	100 100
29	oL	252/287 (88%)	223 (88%)	25 (10%)	4 (2%)	9 36
30	Q6	139/205 (68%)	129 (93%)	10 (7%)	0	100 100
30	QL	139/205 (68%)	130 (94%)	9 (6%)	0	100 100
30	q6	139/205 (68%)	129 (93%)	10 (7%)	0	100 100
30	qL	139/205 (68%)	130 (94%)	9 (6%)	0	100 100
31	R6	31/33 (94%)	31 (100%)	0	0	100 100
31	RL	31/33 (94%)	31 (100%)	0	0	100 100
31	r6	31/33 (94%)	31 (100%)	0	0	100 100
31	rL	31/33 (94%)	31 (100%)	0	0	100 100
33	T6	29/31 (94%)	29 (100%)	0	0	100 100
33	TL	29/31 (94%)	27 (93%)	1 (3%)	1 (3%)	3 22
33	t6	29/31 (94%)	29 (100%)	0	0	100 100
33	tL	29/31 (94%)	29 (100%)	0	0	100 100
34	U6	91/150 (61%)	78 (86%)	12 (13%)	1 (1%)	14 45
34	UL	91/150 (61%)	76 (84%)	15 (16%)	0	100 100
34	u6	91/150 (61%)	83 (91%)	8 (9%)	0	100 100
34	uL	91/150 (61%)	84 (92%)	7 (8%)	0	100 100
35	V6	132/162 (82%)	119 (90%)	13 (10%)	0	100 100
35	VL	132/162 (82%)	119 (90%)	13 (10%)	0	100 100
35	v6	132/162 (82%)	118 (89%)	14 (11%)	0	100 100
35	vL	132/162 (82%)	118 (89%)	13 (10%)	1 (1%)	19 51
37	X6	37/39 (95%)	33 (89%)	4 (11%)	0	100 100
37	XL	37/39 (95%)	35 (95%)	2 (5%)	0	100 100
37	x6	37/39 (95%)	31 (84%)	6 (16%)	0	100 100
37	xL	37/39 (95%)	36 (97%)	1 (3%)	0	100 100
38	Y6	31/34 (91%)	24 (77%)	4 (13%)	3 (10%)	0 3
38	YL	31/34 (91%)	28 (90%)	3 (10%)	0	100 100

Continued on next page...

Continued from previous page...

Mol	Chain	Analysed	Favoured	Allowed	Outliers	Percentiles	
38	y6	31/34 (91%)	28 (90%)	3 (10%)	0	100	100
38	yL	31/34 (91%)	28 (90%)	3 (10%)	0	100	100
39	Z6	58/62 (94%)	55 (95%)	3 (5%)	0	100	100
39	ZL	57/62 (92%)	56 (98%)	1 (2%)	0	100	100
39	z6	58/62 (94%)	57 (98%)	1 (2%)	0	100	100
39	zL	57/62 (92%)	55 (96%)	2 (4%)	0	100	100
40	A2	743/752 (99%)	703 (95%)	40 (5%)	0	100	100
40	AN	743/752 (99%)	703 (95%)	40 (5%)	0	100	100
41	B2	730/732 (100%)	700 (96%)	30 (4%)	0	100	100
41	BN	730/732 (100%)	701 (96%)	29 (4%)	0	100	100
42	C2	78/81 (96%)	64 (82%)	14 (18%)	0	100	100
42	CN	78/81 (96%)	64 (82%)	14 (18%)	0	100	100
43	D2	128/142 (90%)	104 (81%)	24 (19%)	0	100	100
43	DN	128/142 (90%)	104 (81%)	24 (19%)	0	100	100
44	E2	56/61 (92%)	46 (82%)	10 (18%)	0	100	100
44	EN	56/61 (92%)	46 (82%)	10 (18%)	0	100	100
45	F2	156/185 (84%)	144 (92%)	12 (8%)	0	100	100
45	FN	156/185 (84%)	144 (92%)	12 (8%)	0	100	100
46	G2	82/104 (79%)	78 (95%)	4 (5%)	0	100	100
46	GN	82/104 (79%)	78 (95%)	4 (5%)	0	100	100
47	I2	29/37 (78%)	22 (76%)	7 (24%)	0	100	100
47	IN	29/37 (78%)	22 (76%)	7 (24%)	0	100	100
48	J2	36/42 (86%)	31 (86%)	5 (14%)	0	100	100
48	JN	36/42 (86%)	31 (86%)	5 (14%)	0	100	100
49	K2	68/70 (97%)	65 (96%)	3 (4%)	0	100	100
49	KN	68/70 (97%)	65 (96%)	3 (4%)	0	100	100
50	L2	138/140 (99%)	128 (93%)	9 (6%)	1 (1%)	22	54
50	LN	138/140 (99%)	128 (93%)	9 (6%)	1 (1%)	22	54
51	M2	28/30 (93%)	27 (96%)	1 (4%)	0	100	100
51	MN	28/30 (93%)	27 (96%)	1 (4%)	0	100	100
52	N2	97/99 (98%)	91 (94%)	6 (6%)	0	100	100

Continued on next page...

Continued from previous page...

Mol	Chain	Analysed	Favoured	Allowed	Outliers	Percentiles	
52	NN	97/99 (98%)	91 (94%)	6 (6%)	0	100	100
53	O2	90/92 (98%)	76 (84%)	14 (16%)	0	100	100
53	ON	90/92 (98%)	76 (84%)	14 (16%)	0	100	100
54	R2	76/78 (97%)	71 (93%)	5 (7%)	0	100	100
54	RN	76/78 (97%)	71 (93%)	5 (7%)	0	100	100
56	YP	370/426 (87%)	311 (84%)	49 (13%)	10 (3%)	5	26
56	bP	370/426 (87%)	310 (84%)	53 (14%)	7 (2%)	8	34
57	12	172/174 (99%)	151 (88%)	21 (12%)	0	100	100
57	1N	172/174 (99%)	151 (88%)	21 (12%)	0	100	100
58	22	164/166 (99%)	148 (90%)	16 (10%)	0	100	100
58	2N	164/166 (99%)	148 (90%)	16 (10%)	0	100	100
59	32	167/169 (99%)	137 (82%)	30 (18%)	0	100	100
59	3N	167/169 (99%)	137 (82%)	30 (18%)	0	100	100
60	42	170/172 (99%)	149 (88%)	21 (12%)	0	100	100
60	4N	170/172 (99%)	149 (88%)	21 (12%)	0	100	100
61	52	172/174 (99%)	166 (96%)	6 (4%)	0	100	100
61	5N	172/174 (99%)	166 (96%)	6 (4%)	0	100	100
62	62	167/169 (99%)	156 (93%)	10 (6%)	1 (1%)	25	57
62	6N	167/169 (99%)	156 (93%)	10 (6%)	1 (1%)	25	57
63	72	162/164 (99%)	141 (87%)	21 (13%)	0	100	100
63	7N	162/164 (99%)	140 (86%)	22 (14%)	0	100	100
64	82	178/180 (99%)	162 (91%)	16 (9%)	0	100	100
64	8N	178/180 (99%)	162 (91%)	16 (9%)	0	100	100
65	23	130/159 (82%)	113 (87%)	17 (13%)	0	100	100
65	Z3	130/159 (82%)	112 (86%)	18 (14%)	0	100	100
66	33	251/288 (87%)	235 (94%)	15 (6%)	1 (0%)	34	66
66	a3	251/288 (87%)	232 (92%)	16 (6%)	3 (1%)	13	42
67	43	204/253 (81%)	177 (87%)	26 (13%)	1 (0%)	29	61
67	b3	204/253 (81%)	176 (86%)	25 (12%)	3 (2%)	10	38
68	A3	158/161 (98%)	153 (97%)	5 (3%)	0	100	100
68	C3	158/161 (98%)	153 (97%)	5 (3%)	0	100	100

Continued on next page...

Continued from previous page...

Mol	Chain	Analysed	Favoured	Allowed	Outliers	Percentiles
68	E3	158/161 (98%)	153 (97%)	5 (3%)	0	100 100
68	G3	158/161 (98%)	153 (97%)	5 (3%)	0	100 100
68	J3	158/161 (98%)	153 (97%)	5 (3%)	0	100 100
68	K3	158/161 (98%)	153 (97%)	5 (3%)	0	100 100
68	N3	158/161 (98%)	153 (97%)	5 (3%)	0	100 100
68	P3	158/161 (98%)	148 (94%)	8 (5%)	2 (1%)	12 40
68	R3	158/161 (98%)	153 (97%)	5 (3%)	0	100 100
68	T3	158/161 (98%)	153 (97%)	5 (3%)	0	100 100
68	c3	158/161 (98%)	153 (97%)	5 (3%)	0	100 100
68	e3	158/161 (98%)	153 (97%)	5 (3%)	0	100 100
68	g3	158/161 (98%)	153 (97%)	5 (3%)	0	100 100
68	i3	158/161 (98%)	153 (97%)	5 (3%)	0	100 100
68	l3	158/161 (98%)	153 (97%)	5 (3%)	0	100 100
68	m3	158/161 (98%)	153 (97%)	5 (3%)	0	100 100
68	p3	158/161 (98%)	153 (97%)	5 (3%)	0	100 100
68	r3	158/161 (98%)	145 (92%)	7 (4%)	6 (4%)	3 19
68	t3	158/161 (98%)	153 (97%)	5 (3%)	0	100 100
68	v3	158/161 (98%)	153 (97%)	5 (3%)	0	100 100
69	B3	158/161 (98%)	152 (96%)	6 (4%)	0	100 100
69	D3	158/161 (98%)	152 (96%)	6 (4%)	0	100 100
69	F3	158/161 (98%)	152 (96%)	6 (4%)	0	100 100
69	H3	158/161 (98%)	152 (96%)	6 (4%)	0	100 100
69	I3	158/161 (98%)	152 (96%)	6 (4%)	0	100 100
69	L3	158/161 (98%)	144 (91%)	10 (6%)	4 (2%)	5 27
69	M3	158/161 (98%)	152 (96%)	6 (4%)	0	100 100
69	O3	158/161 (98%)	152 (96%)	5 (3%)	1 (1%)	25 57
69	Q3	158/161 (98%)	151 (96%)	7 (4%)	0	100 100
69	S3	158/161 (98%)	152 (96%)	6 (4%)	0	100 100
69	U3	158/161 (98%)	152 (96%)	6 (4%)	0	100 100
69	d3	158/161 (98%)	152 (96%)	6 (4%)	0	100 100
69	f3	158/161 (98%)	152 (96%)	6 (4%)	0	100 100

Continued on next page...

Continued from previous page...

Mol	Chain	Analysed	Favoured	Allowed	Outliers	Percentiles
69	h3	158/161 (98%)	151 (96%)	6 (4%)	1 (1%)	25 57
69	j3	158/161 (98%)	152 (96%)	6 (4%)	0	100 100
69	k3	158/161 (98%)	152 (96%)	6 (4%)	0	100 100
69	n3	158/161 (98%)	140 (89%)	9 (6%)	9 (6%)	1 11
69	o3	158/161 (98%)	152 (96%)	6 (4%)	0	100 100
69	q3	158/161 (98%)	152 (96%)	6 (4%)	0	100 100
69	s3	158/161 (98%)	152 (96%)	6 (4%)	0	100 100
69	u3	158/161 (98%)	152 (96%)	6 (4%)	0	100 100
69	w3	158/161 (98%)	152 (96%)	6 (4%)	0	100 100
70	V3	158/161 (98%)	152 (96%)	6 (4%)	0	100 100
70	x3	158/161 (98%)	152 (96%)	6 (4%)	0	100 100
71	W3	171/173 (99%)	161 (94%)	10 (6%)	0	100 100
71	y3	171/173 (99%)	160 (94%)	11 (6%)	0	100 100
72	X3	90/93 (97%)	84 (93%)	6 (7%)	0	100 100
72	z3	90/93 (97%)	84 (93%)	6 (7%)	0	100 100
73	63	864/879 (98%)	790 (91%)	72 (8%)	2 (0%)	47 77
73	73	861/879 (98%)	780 (91%)	77 (9%)	4 (0%)	29 61
74	M5	236/333 (71%)	205 (87%)	25 (11%)	6 (2%)	5 27
74	M9	273/333 (82%)	238 (87%)	23 (8%)	12 (4%)	2 16
74	Z5	236/333 (71%)	207 (88%)	25 (11%)	4 (2%)	9 35
74	Z9	273/333 (82%)	232 (85%)	28 (10%)	13 (5%)	2 14
75	e7	246/303 (81%)	222 (90%)	24 (10%)	0	100 100
75	eA	246/303 (81%)	222 (90%)	24 (10%)	0	100 100
76	fB	283/288 (98%)	262 (93%)	20 (7%)	1 (0%)	34 66
76	hB	283/288 (98%)	263 (93%)	19 (7%)	1 (0%)	34 66
77	dD	283/342 (83%)	250 (88%)	32 (11%)	1 (0%)	34 66
77	dQ	283/342 (83%)	250 (88%)	32 (11%)	1 (0%)	34 66
78	zF	460/498 (92%)	338 (74%)	72 (16%)	50 (11%)	0 2
78	zK	461/498 (93%)	378 (82%)	54 (12%)	29 (6%)	1 9
79	bJ	405/490 (83%)	352 (87%)	53 (13%)	0	100 100
79	bM	403/490 (82%)	349 (87%)	53 (13%)	1 (0%)	47 77

Continued on next page...

Continued from previous page...

Mol	Chain	Analysed	Favoured	Allowed	Outliers	Percentiles
80	53	55/162 (34%)	34 (62%)	13 (24%)	8 (14%)	0 1
80	Y3	59/162 (36%)	28 (48%)	10 (17%)	21 (36%)	0 0
All	All	149968/156640 (96%)	141078 (94%)	8491 (6%)	399 (0%)	44 71

All (399) Ramachandran outliers are listed below:

Mol	Chain	Res	Type
1	OA	144	MET
4	AB	385	ALA
4	AB	389	GLY
4	AB	419	LYS
4	AB	421	SER
2	DB	105	LEU
2	DB	107	ASP
4	EB	395	GLU
4	EB	397	LYS
5	KB	162	ASN
2	LB	12	SER
2	LB	15	LYS
2	LB	16	ALA
2	NB	105	LEU
2	NB	112	GLY
2	NB	118	ILE
2	PB	76	ASN
2	PB	79	MET
2	QB	12	SER
2	QB	14	ALA
2	QB	16	ALA
5	UB	159	ALA
5	UB	168	SER
5	UB	189	PRO
5	UB	191	GLN
5	UB	194	PRO
6	WB	185	VAL
6	WB	189	ALA
6	WB	190	PRO
6	WB	281	PRO
10	JH	26	ALA
10	JH	27	LEU
2	VH	162	ALA
12	MI	298	ALA

Continued on next page...

Continued from previous page...

Mol	Chain	Res	Type
12	MI	308	ILE
12	MI	309	PRO
33	TL	29	ILE
50	LN	141	LEU
8	BO	206	PHE
8	BO	208	PRO
8	BO	217	ASP
8	BO	228	MET
8	BO	230	PRO
56	YP	327	HIS
56	YP	328	SER
56	YP	370	PRO
56	YP	373	THR
67	43	47	ALA
69	L3	12	ALA
69	L3	34	GLY
69	L3	64	ASP
69	O3	72	MET
68	P3	36	ARG
66	a3	126	TRP
66	a3	237	ALA
67	b3	48	TYR
67	b3	230	ARG
67	b3	231	SER
69	n3	21	ALA
69	n3	64	ASP
69	n3	65	ILE
68	r3	145	ASP
8	B4	194	ALA
8	B4	197	PHE
8	B4	206	PHE
8	B4	208	PRO
8	B4	212	GLN
74	M5	226	ASP
74	Z5	64	GLY
74	Z5	226	ASP
38	Y6	10	LEU
23	i6	32	PRO
76	fB	108	GLU
6	cB	287	THR
6	cB	288	THR
6	cB	294	THR

Continued on next page...

Continued from previous page...

Mol	Chain	Res	Type
6	cB	297	ARG
2	gB	107	ASP
2	gB	115	GLU
76	hB	108	GLU
1	lE	69	PRO
78	zF	31	GLY
78	zF	288	GLU
78	zF	368	ALA
78	zF	396	ASP
78	zF	398	GLU
78	zF	407	LEU
78	zF	419	PRO
78	zF	427	PRO
78	zF	428	GLU
78	zF	435	ILE
78	zF	444	ILE
78	zF	447	THR
78	zF	450	ARG
78	zF	461	GLU
78	zF	462	LYS
78	zF	463	PRO
78	zF	468	GLU
78	zF	470	GLY
78	zF	471	PRO
78	zF	477	LEU
78	zF	478	TYR
78	zF	483	PRO
78	zK	31	GLY
78	zK	404	THR
78	zK	406	LEU
78	zK	415	TYR
78	zK	418	PRO
78	zK	423	LYS
78	zK	445	LYS
78	zK	467	GLU
78	zK	478	TYR
78	zK	483	PRO
78	zK	488	PRO
29	oL	25	GLU
29	oL	26	VAL
29	oL	94	ASN
56	bP	361	PRO

Continued on next page...

Continued from previous page...

Mol	Chain	Res	Type
56	bP	370	PRO
74	Z9	34	MET
74	Z9	39	GLN
74	Z9	42	PRO
74	Z9	51	ASN
74	Z9	52	LEU
74	Z9	62	LYS
74	Z9	65	GLY
74	Z9	113	GLU
74	M9	37	GLN
74	M9	40	PRO
74	M9	42	PRO
74	M9	63	PHE
74	M9	113	GLU
80	Y3	5	LYS
80	Y3	9	ALA
80	Y3	12	ASN
80	Y3	15	ASN
80	Y3	28	LEU
80	Y3	43	MET
80	Y3	44	PRO
80	Y3	47	ASN
80	53	15	PRO
80	53	25	ALA
80	53	39	MET
80	53	40	PRO
80	53	43	ASN
4	AB	397	LYS
4	AB	411	TYR
4	AB	415	PRO
4	EB	372	GLY
2	GB	78	ARG
2	HB	16	ALA
5	KB	198	ASP
2	LB	17	ALA
2	LB	20	GLY
2	LB	76	ASN
2	MB	16	ALA
2	MB	17	ALA
5	UB	160	ALA
5	UB	167	ASN
5	UB	196	THR

Continued on next page...

Continued from previous page...

Mol	Chain	Res	Type
2	VB	76	ASN
10	DE	76	SER
10	HE	76	SER
10	JE	76	SER
2	ZF	73	CYS
10	DG	76	SER
10	HG	76	SER
10	JG	76	SER
1	ZG	148	ALA
2	VH	152	SER
2	VH	155	ALA
2	VH	159	THR
2	VH	160	SER
2	VH	163	SER
2	ZK	73	CYS
29	OL	27	ASP
29	OL	96	ASP
29	OL	211	LYS
8	BO	209	GLN
8	BO	224	MET
8	BO	226	GLN
10	FO	76	SER
56	YP	353	LYS
56	YP	367	LYS
2	V1	163	SER
2	V1	169	PHE
50	L2	141	LEU
68	P3	39	ILE
66	a3	60	ALA
69	h3	63	SER
69	n3	16	GLY
69	n3	61	LEU
68	r3	143	GLY
68	r3	147	ALA
68	r3	150	GLY
73	63	210	SER
73	73	123	GLN
73	73	137	VAL
10	F4	76	SER
8	B4	203	ILE
8	B4	211	GLN
8	B4	224	MET

Continued on next page...

Continued from previous page...

Mol	Chain	Res	Type
2	k4	148	GLU
2	k4	160	SER
74	M5	63	LEU
74	M5	66	LEU
74	M5	76	ARG
74	Z5	76	ARG
34	U6	22	GLY
2	aB	8	VAL
6	cB	283	GLY
6	cB	291	THR
2	gB	29	SER
2	gB	117	TYR
78	zF	35	ALA
78	zF	39	SER
78	zF	296	ALA
78	zF	300	GLN
78	zF	403	ALA
78	zF	429	PRO
78	zF	437	ILE
78	zF	441	ASP
1	lG	80	ASN
78	zK	35	ALA
78	zK	39	SER
78	zK	405	SER
78	zK	479	GLU
29	oL	27	ASP
56	bP	353	LYS
74	Z9	53	GLY
74	M9	51	ASN
80	Y3	10	VAL
80	Y3	11	GLY
80	Y3	21	PHE
80	Y3	27	GLU
80	Y3	29	ALA
4	AB	329	PRO
2	HB	14	ALA
5	KB	194	PRO
5	UB	161	SER
5	UB	162	ASN
5	UB	210	ILE
6	WB	289	MET
6	WB	299	LYS

Continued on next page...

Continued from previous page...

Mol	Chain	Res	Type
10	JH	6	ALA
12	ZI	307	PRO
13	AJ	156	PRO
8	BO	197	PHE
8	BO	216	GLY
56	YP	368	TYR
66	33	60	ALA
69	L3	63	SER
68	r3	142	SER
73	63	99	ASP
73	73	518	ALA
8	B4	199	TRP
2	k4	153	PHE
74	M5	62	PHE
6	cB	279	PRO
2	gB	109	CYS
77	dD	282	LYS
1	lE	76	GLN
78	zF	30	SER
78	zF	366	ARG
78	zF	404	THR
78	zF	420	VAL
78	zF	421	ILE
78	zF	422	ALA
78	zF	476	ASP
78	zK	30	SER
78	zK	407	LEU
78	zK	408	GLN
23	iL	34	ARG
79	bM	64	GLU
77	dQ	282	LYS
74	Z9	40	PRO
74	Z9	43	PRO
74	Z9	67	LEU
74	M9	34	MET
74	M9	43	PRO
80	Y3	6	VAL
80	Y3	8	ALA
4	AB	348	LYS
4	EB	418	LEU
2	HB	9	VAL
2	HB	76	ASN

Continued on next page...

Continued from previous page...

Mol	Chain	Res	Type
2	MB	9	VAL
2	MB	13	ASP
2	MB	75	THR
2	NB	106	GLU
2	NB	110	LEU
2	YB	75	THR
1	SF	66	LEU
1	ZG	137	ARG
10	JH	28	SER
23	IL	33	ASN
2	XP	172	VAL
56	YP	326	GLU
9	K4	44	LEU
8	B4	195	THR
8	B4	210	GLU
74	M5	75	LEU
74	Z5	75	LEU
6	cB	290	VAL
6	cB	292	ASP
2	gB	112	GLY
2	gB	116	THR
78	zF	401	ALA
78	zF	402	PRO
78	zF	409	ALA
78	zF	442	LYS
78	zF	445	LYS
78	zF	455	ARG
78	zF	458	LYS
1	lG	67	LYS
78	zK	430	VAL
78	zK	435	ILE
78	zK	484	MET
74	M9	33	PRO
74	M9	36	ARG
80	Y3	7	ARG
80	Y3	19	PRO
80	Y3	34	ASP
4	EB	396	MET
5	KB	164	VAL
2	LB	75	THR
2	NB	116	THR
2	QB	13	ASP

Continued on next page...

Continued from previous page...

Mol	Chain	Res	Type
5	UB	201	ALA
6	WB	280	VAL
6	WB	292	ASP
6	WB	297	ARG
2	XB	75	THR
10	JE	75	THR
10	JG	75	THR
1	ZG	140	VAL
8	BH	201	SER
12	MI	50	GLU
56	YP	400	VAL
8	B1	201	SER
69	n3	62	TYR
73	73	136	SER
8	B4	213	PRO
6	cB	293	PRO
1	lE	87	ASP
78	zF	29	SER
78	zF	345	LEU
78	zF	390	ARG
78	zK	29	SER
78	zK	421	ILE
78	zK	463	PRO
78	zK	485	LYS
56	bP	360	ALA
56	bP	368	TYR
74	M9	62	LYS
80	Y3	33	ALA
80	53	26	ASP
4	AB	395	GLU
2	CB	76	ASN
5	KB	199	ASP
1	ZG	144	MET
29	OL	94	ASN
13	AM	156	PRO
8	BO	218	PRO
10	FO	75	THR
56	YP	402	ILE
62	62	140	VAL
69	n3	23	SER
10	F4	75	THR
2	aB	75	THR

Continued on next page...

Continued from previous page...

Mol	Chain	Res	Type
78	zF	280	VAL
78	zK	427	PRO
62	6N	140	VAL
56	bP	357	GLY
74	Z9	59	PRO
80	Y3	45	GLY
80	53	41	GLY
6	WB	290	VAL
69	n3	24	VAL
78	zF	36	VAL
74	M9	59	PRO
29	OL	26	VAL
18	d6	81	PRO
78	zF	416	VAL
78	zK	36	VAL
56	bP	363	GLY
69	n3	14	VAL
68	r3	149	VAL
78	zK	448	VAL
80	Y3	39	PRO
80	53	35	PRO
2	LB	8	VAL
12	MI	274	VAL
12	ZI	274	VAL
38	Y6	11	VAL
38	Y6	15	ILE
21	g6	187	PRO
78	zK	482	LYS
35	vL	22	THR

5.3.2 Protein sidechains (i)

In the following table, the Percentiles column shows the percent sidechain outliers of the chain as a percentile score with respect to all PDB entries followed by that with respect to all EM entries.

The Analysed column shows the number of residues for which the sidechain conformation was analysed, and the total number of residues.

Mol	Chain	Analysed	Rotameric	Outliers	Percentiles
1	A5	128/128 (100%)	121 (94%)	7 (6%)	21 52
1	A7	128/128 (100%)	126 (98%)	2 (2%)	62 79

Continued on next page...

Continued from previous page...

Mol	Chain	Analysed	Rotameric	Outliers	Percentiles
1	A9	128/128 (100%)	122 (95%)	6 (5%)	26 57
1	AA	128/128 (100%)	126 (98%)	2 (2%)	62 79
1	AF	128/128 (100%)	128 (100%)	0	100 100
1	AI	128/128 (100%)	127 (99%)	1 (1%)	81 89
1	AK	128/128 (100%)	128 (100%)	0	100 100
1	AP	128/128 (100%)	128 (100%)	0	100 100
1	BD	128/128 (100%)	126 (98%)	2 (2%)	62 79
1	BQ	128/128 (100%)	126 (98%)	2 (2%)	62 79
1	C5	128/128 (100%)	121 (94%)	7 (6%)	21 52
1	C7	128/128 (100%)	128 (100%)	0	100 100
1	C9	128/128 (100%)	122 (95%)	6 (5%)	26 57
1	CA	128/128 (100%)	128 (100%)	0	100 100
1	CF	128/128 (100%)	127 (99%)	1 (1%)	81 89
1	CI	128/128 (100%)	127 (99%)	1 (1%)	81 89
1	CJ	128/128 (100%)	126 (98%)	2 (2%)	62 79
1	CK	128/128 (100%)	127 (99%)	1 (1%)	81 89
1	CM	128/128 (100%)	127 (99%)	1 (1%)	81 89
1	CP	128/128 (100%)	128 (100%)	0	100 100
1	DD	128/128 (100%)	125 (98%)	3 (2%)	50 73
1	DQ	128/128 (100%)	125 (98%)	3 (2%)	50 73
1	E5	128/128 (100%)	121 (94%)	7 (6%)	21 52
1	E7	128/128 (100%)	127 (99%)	1 (1%)	81 89
1	E9	128/128 (100%)	121 (94%)	7 (6%)	21 52
1	EA	128/128 (100%)	127 (99%)	1 (1%)	81 89
1	EF	128/128 (100%)	128 (100%)	0	100 100
1	EI	128/128 (100%)	127 (99%)	1 (1%)	81 89
1	EJ	128/128 (100%)	128 (100%)	0	100 100
1	EK	128/128 (100%)	128 (100%)	0	100 100
1	EM	128/128 (100%)	128 (100%)	0	100 100
1	EP	128/128 (100%)	128 (100%)	0	100 100
1	FD	128/128 (100%)	127 (99%)	1 (1%)	81 89

Continued on next page...

Continued from previous page...

Mol	Chain	Analysed	Rotameric	Outliers	Percentiles
1	FQ	128/128 (100%)	127 (99%)	1 (1%)	81 89
1	G5	128/128 (100%)	119 (93%)	9 (7%)	15 43
1	G7	128/128 (100%)	128 (100%)	0	100 100
1	G9	128/128 (100%)	122 (95%)	6 (5%)	26 57
1	GA	128/128 (100%)	128 (100%)	0	100 100
1	GF	128/128 (100%)	127 (99%)	1 (1%)	81 89
1	GI	128/128 (100%)	127 (99%)	1 (1%)	81 89
1	GJ	128/128 (100%)	127 (99%)	1 (1%)	81 89
1	GK	128/128 (100%)	127 (99%)	1 (1%)	81 89
1	GM	128/128 (100%)	127 (99%)	1 (1%)	81 89
1	GP	128/128 (100%)	128 (100%)	0	100 100
1	HD	128/128 (100%)	128 (100%)	0	100 100
1	HQ	128/128 (100%)	128 (100%)	0	100 100
1	I5	128/128 (100%)	120 (94%)	8 (6%)	18 47
1	I7	128/128 (100%)	127 (99%)	1 (1%)	81 89
1	I9	128/128 (100%)	122 (95%)	6 (5%)	26 57
1	IA	128/128 (100%)	127 (99%)	1 (1%)	81 89
1	IF	128/128 (100%)	125 (98%)	3 (2%)	50 73
1	II	128/128 (100%)	127 (99%)	1 (1%)	81 89
1	IJ	128/128 (100%)	126 (98%)	2 (2%)	62 79
1	IK	128/128 (100%)	125 (98%)	3 (2%)	50 73
1	IM	128/128 (100%)	128 (100%)	0	100 100
1	IP	128/128 (100%)	127 (99%)	1 (1%)	81 89
1	JB	128/128 (100%)	117 (91%)	11 (9%)	10 35
1	JD	128/128 (100%)	128 (100%)	0	100 100
1	JQ	128/128 (100%)	128 (100%)	0	100 100
1	K5	128/128 (100%)	121 (94%)	7 (6%)	21 52
1	K7	128/128 (100%)	128 (100%)	0	100 100
1	K9	128/128 (100%)	122 (95%)	6 (5%)	26 57
1	KA	128/128 (100%)	128 (100%)	0	100 100
1	KF	128/128 (100%)	127 (99%)	1 (1%)	81 89

Continued on next page...

Continued from previous page...

Mol	Chain	Analysed	Rotameric	Outliers	Percentiles
1	KI	128/128 (100%)	127 (99%)	1 (1%)	81 89
1	KJ	128/128 (100%)	127 (99%)	1 (1%)	81 89
1	KK	128/128 (100%)	127 (99%)	1 (1%)	81 89
1	KM	128/128 (100%)	128 (100%)	0	100 100
1	KP	128/128 (100%)	127 (99%)	1 (1%)	81 89
1	LD	128/128 (100%)	127 (99%)	1 (1%)	81 89
1	LQ	128/128 (100%)	127 (99%)	1 (1%)	81 89
1	M7	128/128 (100%)	128 (100%)	0	100 100
1	MA	128/128 (100%)	128 (100%)	0	100 100
1	MF	128/128 (100%)	128 (100%)	0	100 100
1	MJ	128/128 (100%)	127 (99%)	1 (1%)	81 89
1	MK	128/128 (100%)	128 (100%)	0	100 100
1	MM	128/128 (100%)	127 (99%)	1 (1%)	81 89
1	MP	128/128 (100%)	128 (100%)	0	100 100
1	N5	128/128 (100%)	121 (94%)	7 (6%)	21 52
1	N9	128/128 (100%)	122 (95%)	6 (5%)	26 57
1	ND	128/128 (100%)	127 (99%)	1 (1%)	81 89
1	NI	128/128 (100%)	127 (99%)	1 (1%)	81 89
1	NQ	128/128 (100%)	127 (99%)	1 (1%)	81 89
1	O1	128/128 (100%)	126 (98%)	2 (2%)	62 79
1	O4	128/128 (100%)	128 (100%)	0	100 100
1	O7	128/128 (100%)	126 (98%)	2 (2%)	62 79
1	OA	128/128 (100%)	124 (97%)	4 (3%)	40 67
1	OE	128/128 (100%)	127 (99%)	1 (1%)	81 89
1	OF	128/128 (100%)	128 (100%)	0	100 100
1	OG	128/128 (100%)	127 (99%)	1 (1%)	81 89
1	OH	128/128 (100%)	126 (98%)	2 (2%)	62 79
1	OJ	128/128 (100%)	127 (99%)	1 (1%)	81 89
1	OK	128/128 (100%)	128 (100%)	0	100 100
1	OM	128/128 (100%)	128 (100%)	0	100 100
1	OO	128/128 (100%)	128 (100%)	0	100 100

Continued on next page...

Continued from previous page...

Mol	Chain	Analysed	Rotameric	Outliers	Percentiles
1	OP	128/128 (100%)	128 (100%)	0	100 100
1	P5	128/128 (100%)	121 (94%)	7 (6%)	21 52
1	P9	128/128 (100%)	122 (95%)	6 (5%)	26 57
1	PD	128/128 (100%)	128 (100%)	0	100 100
1	PI	128/128 (100%)	126 (98%)	2 (2%)	62 79
1	PQ	128/128 (100%)	128 (100%)	0	100 100
1	Q1	128/128 (100%)	128 (100%)	0	100 100
1	Q4	128/128 (100%)	126 (98%)	2 (2%)	62 79
1	Q7	128/128 (100%)	127 (99%)	1 (1%)	81 89
1	QA	128/128 (100%)	127 (99%)	1 (1%)	81 89
1	QE	128/128 (100%)	126 (98%)	2 (2%)	62 79
1	QF	128/128 (100%)	128 (100%)	0	100 100
1	QG	128/128 (100%)	126 (98%)	2 (2%)	62 79
1	QH	128/128 (100%)	128 (100%)	0	100 100
1	QJ	128/128 (100%)	127 (99%)	1 (1%)	81 89
1	QK	128/128 (100%)	128 (100%)	0	100 100
1	QM	128/128 (100%)	127 (99%)	1 (1%)	81 89
1	QO	128/128 (100%)	126 (98%)	2 (2%)	62 79
1	QP	128/128 (100%)	126 (98%)	2 (2%)	62 79
1	R5	128/128 (100%)	121 (94%)	7 (6%)	21 52
1	R9	128/128 (100%)	122 (95%)	6 (5%)	26 57
1	RD	128/128 (100%)	128 (100%)	0	100 100
1	RI	128/128 (100%)	126 (98%)	2 (2%)	62 79
1	RQ	128/128 (100%)	128 (100%)	0	100 100
1	S1	128/128 (100%)	128 (100%)	0	100 100
1	S4	128/128 (100%)	128 (100%)	0	100 100
1	S7	128/128 (100%)	128 (100%)	0	100 100
1	SA	128/128 (100%)	128 (100%)	0	100 100
1	SE	128/128 (100%)	127 (99%)	1 (1%)	81 89
1	SF	128/128 (100%)	122 (95%)	6 (5%)	26 57
1	SG	128/128 (100%)	127 (99%)	1 (1%)	81 89

Continued on next page...

Continued from previous page...

Mol	Chain	Analysed	Rotameric	Outliers	Percentiles
1	SH	128/128 (100%)	128 (100%)	0	100 100
1	SJ	128/128 (100%)	127 (99%)	1 (1%)	81 89
1	SK	128/128 (100%)	128 (100%)	0	100 100
1	SM	128/128 (100%)	127 (99%)	1 (1%)	81 89
1	SO	128/128 (100%)	128 (100%)	0	100 100
1	SP	128/128 (100%)	127 (99%)	1 (1%)	81 89
1	T5	128/128 (100%)	120 (94%)	8 (6%)	18 47
1	T9	128/128 (100%)	122 (95%)	6 (5%)	26 57
1	TB	128/128 (100%)	117 (91%)	11 (9%)	10 35
1	TD	128/128 (100%)	125 (98%)	3 (2%)	50 73
1	TI	128/128 (100%)	127 (99%)	1 (1%)	81 89
1	TQ	128/128 (100%)	125 (98%)	3 (2%)	50 73
1	U1	128/128 (100%)	128 (100%)	0	100 100
1	U4	128/128 (100%)	128 (100%)	0	100 100
1	U7	128/128 (100%)	127 (99%)	1 (1%)	81 89
1	UA	128/128 (100%)	127 (99%)	1 (1%)	81 89
1	UE	128/128 (100%)	128 (100%)	0	100 100
1	UF	128/128 (100%)	127 (99%)	1 (1%)	81 89
1	UG	128/128 (100%)	128 (100%)	0	100 100
1	UH	128/128 (100%)	128 (100%)	0	100 100
1	UJ	127/128 (99%)	126 (99%)	1 (1%)	81 89
1	UK	128/128 (100%)	127 (99%)	1 (1%)	81 89
1	UM	127/128 (99%)	126 (99%)	1 (1%)	81 89
1	UO	128/128 (100%)	128 (100%)	0	100 100
1	UP	128/128 (100%)	128 (100%)	0	100 100
1	V5	128/128 (100%)	121 (94%)	7 (6%)	21 52
1	V9	128/128 (100%)	122 (95%)	6 (5%)	26 57
1	VD	128/128 (100%)	127 (99%)	1 (1%)	81 89
1	VI	128/128 (100%)	127 (99%)	1 (1%)	81 89
1	VQ	128/128 (100%)	127 (99%)	1 (1%)	81 89
1	W1	128/128 (100%)	128 (100%)	0	100 100

Continued on next page...

Continued from previous page...

Mol	Chain	Analysed	Rotameric	Outliers	Percentiles
1	W4	128/128 (100%)	126 (98%)	2 (2%)	62 79
1	W7	128/128 (100%)	128 (100%)	0	100 100
1	WA	128/128 (100%)	128 (100%)	0	100 100
1	WE	128/128 (100%)	128 (100%)	0	100 100
1	WF	128/128 (100%)	128 (100%)	0	100 100
1	WG	128/128 (100%)	128 (100%)	0	100 100
1	WH	128/128 (100%)	128 (100%)	0	100 100
1	WJ	128/128 (100%)	128 (100%)	0	100 100
1	WK	128/128 (100%)	128 (100%)	0	100 100
1	WM	128/128 (100%)	127 (99%)	1 (1%)	81 89
1	WO	128/128 (100%)	127 (99%)	1 (1%)	81 89
1	WP	127/128 (99%)	126 (99%)	1 (1%)	81 89
1	X5	128/128 (100%)	121 (94%)	7 (6%)	21 52
1	X9	128/128 (100%)	122 (95%)	6 (5%)	26 57
1	XD	128/128 (100%)	127 (99%)	1 (1%)	81 89
1	XI	128/128 (100%)	127 (99%)	1 (1%)	81 89
1	XQ	128/128 (100%)	127 (99%)	1 (1%)	81 89
1	YF	128/128 (100%)	128 (100%)	0	100 100
1	YJ	128/128 (100%)	127 (99%)	1 (1%)	81 89
1	YK	128/128 (100%)	128 (100%)	0	100 100
1	YM	127/128 (99%)	127 (100%)	0	100 100
1	Z1	128/128 (100%)	127 (99%)	1 (1%)	81 89
1	Z4	128/128 (100%)	128 (100%)	0	100 100
1	ZE	128/128 (100%)	128 (100%)	0	100 100
1	ZG	128/128 (100%)	125 (98%)	3 (2%)	50 73
1	ZH	128/128 (100%)	127 (99%)	1 (1%)	81 89
1	ZO	128/128 (100%)	128 (100%)	0	100 100
1	aF	128/128 (100%)	127 (99%)	1 (1%)	81 89
1	aJ	128/128 (100%)	125 (98%)	3 (2%)	50 73
1	aK	128/128 (100%)	127 (99%)	1 (1%)	81 89
1	aM	128/128 (100%)	126 (98%)	2 (2%)	62 79

Continued on next page...

Continued from previous page...

Mol	Chain	Analysed	Rotameric	Outliers	Percentiles	
1	b1	128/128 (100%)	128 (100%)	0	100	100
1	b4	128/128 (100%)	127 (99%)	1 (1%)	81	89
1	bE	127/128 (99%)	125 (98%)	2 (2%)	62	79
1	bG	127/128 (99%)	126 (99%)	1 (1%)	81	89
1	bH	128/128 (100%)	128 (100%)	0	100	100
1	bO	128/128 (100%)	127 (99%)	1 (1%)	81	89
1	cF	128/128 (100%)	127 (99%)	1 (1%)	81	89
1	cK	128/128 (100%)	127 (99%)	1 (1%)	81	89
1	d1	128/128 (100%)	125 (98%)	3 (2%)	50	73
1	d4	128/128 (100%)	128 (100%)	0	100	100
1	dE	128/128 (100%)	126 (98%)	2 (2%)	62	79
1	dG	128/128 (100%)	126 (98%)	2 (2%)	62	79
1	dH	128/128 (100%)	125 (98%)	3 (2%)	50	73
1	dJ	128/128 (100%)	126 (98%)	2 (2%)	62	79
1	dM	128/128 (100%)	127 (99%)	1 (1%)	81	89
1	dO	128/128 (100%)	128 (100%)	0	100	100
1	eF	128/128 (100%)	126 (98%)	2 (2%)	62	79
1	eK	128/128 (100%)	126 (98%)	2 (2%)	62	79
1	f1	128/128 (100%)	128 (100%)	0	100	100
1	f4	128/128 (100%)	128 (100%)	0	100	100
1	fE	128/128 (100%)	127 (99%)	1 (1%)	81	89
1	fG	128/128 (100%)	127 (99%)	1 (1%)	81	89
1	fH	128/128 (100%)	128 (100%)	0	100	100
1	fJ	128/128 (100%)	126 (98%)	2 (2%)	62	79
1	fM	128/128 (100%)	127 (99%)	1 (1%)	81	89
1	fO	128/128 (100%)	128 (100%)	0	100	100
1	gF	128/128 (100%)	127 (99%)	1 (1%)	81	89
1	gK	128/128 (100%)	127 (99%)	1 (1%)	81	89
1	h1	128/128 (100%)	127 (99%)	1 (1%)	81	89
1	h4	128/128 (100%)	128 (100%)	0	100	100
1	hE	128/128 (100%)	127 (99%)	1 (1%)	81	89

Continued on next page...

Continued from previous page...

Mol	Chain	Analysed	Rotameric	Outliers	Percentiles
1	hG	128/128 (100%)	127 (99%)	1 (1%)	81 89
1	hH	128/128 (100%)	127 (99%)	1 (1%)	81 89
1	hJ	128/128 (100%)	127 (99%)	1 (1%)	81 89
1	hM	128/128 (100%)	127 (99%)	1 (1%)	81 89
1	hO	128/128 (100%)	128 (100%)	0	100 100
1	iF	128/128 (100%)	127 (99%)	1 (1%)	81 89
1	iK	128/128 (100%)	127 (99%)	1 (1%)	81 89
1	j1	128/128 (100%)	127 (99%)	1 (1%)	81 89
1	j4	128/128 (100%)	128 (100%)	0	100 100
1	jE	128/128 (100%)	128 (100%)	0	100 100
1	jG	128/128 (100%)	128 (100%)	0	100 100
1	jH	128/128 (100%)	127 (99%)	1 (1%)	81 89
1	jJ	128/128 (100%)	128 (100%)	0	100 100
1	jM	128/128 (100%)	126 (98%)	2 (2%)	62 79
1	jO	128/128 (100%)	128 (100%)	0	100 100
1	kF	128/128 (100%)	126 (98%)	2 (2%)	62 79
1	kK	128/128 (100%)	126 (98%)	2 (2%)	62 79
1	l1	128/128 (100%)	126 (98%)	2 (2%)	62 79
1	l4	128/128 (100%)	127 (99%)	1 (1%)	81 89
1	lE	128/128 (100%)	110 (86%)	18 (14%)	3 16
1	lG	127/128 (99%)	121 (95%)	6 (5%)	26 57
1	lH	128/128 (100%)	126 (98%)	2 (2%)	62 79
1	lJ	128/128 (100%)	127 (99%)	1 (1%)	81 89
1	lM	128/128 (100%)	127 (99%)	1 (1%)	81 89
1	lO	128/128 (100%)	127 (99%)	1 (1%)	81 89
1	mF	128/128 (100%)	126 (98%)	2 (2%)	62 79
1	mK	128/128 (100%)	126 (98%)	2 (2%)	62 79
1	oF	128/128 (100%)	126 (98%)	2 (2%)	62 79
1	oK	128/128 (100%)	126 (98%)	2 (2%)	62 79
1	p8	128/128 (100%)	128 (100%)	0	100 100
1	pC	128/128 (100%)	128 (100%)	0	100 100

Continued on next page...

Continued from previous page...

Mol	Chain	Analysed	Rotameric	Outliers	Percentiles	
1	qF	128/128 (100%)	126 (98%)	2 (2%)	62	79
1	qK	128/128 (100%)	126 (98%)	2 (2%)	62	79
1	r8	128/128 (100%)	126 (98%)	2 (2%)	62	79
1	rC	128/128 (100%)	126 (98%)	2 (2%)	62	79
1	sF	128/128 (100%)	126 (98%)	2 (2%)	62	79
1	sK	128/128 (100%)	126 (98%)	2 (2%)	62	79
1	t8	128/128 (100%)	128 (100%)	0	100	100
1	tC	128/128 (100%)	128 (100%)	0	100	100
1	uF	128/128 (100%)	127 (99%)	1 (1%)	81	89
1	uK	128/128 (100%)	127 (99%)	1 (1%)	81	89
1	v8	128/128 (100%)	126 (98%)	2 (2%)	62	79
1	vC	128/128 (100%)	126 (98%)	2 (2%)	62	79
1	x8	128/128 (100%)	125 (98%)	3 (2%)	50	73
1	xC	128/128 (100%)	125 (98%)	3 (2%)	50	73
1	z8	128/128 (100%)	126 (98%)	2 (2%)	62	79
1	zC	128/128 (100%)	126 (98%)	2 (2%)	62	79
2	18	137/137 (100%)	135 (98%)	2 (2%)	65	81
2	1C	137/137 (100%)	135 (98%)	2 (2%)	65	81
2	B5	137/137 (100%)	137 (100%)	0	100	100
2	B7	137/137 (100%)	133 (97%)	4 (3%)	42	69
2	B9	136/137 (99%)	136 (100%)	0	100	100
2	BA	137/137 (100%)	133 (97%)	4 (3%)	42	69
2	BB	137/137 (100%)	136 (99%)	1 (1%)	84	90
2	BF	138/137 (101%)	138 (100%)	0	100	100
2	BI	137/137 (100%)	136 (99%)	1 (1%)	84	90
2	BK	138/137 (101%)	138 (100%)	0	100	100
2	BP	137/137 (100%)	137 (100%)	0	100	100
2	CB	136/137 (99%)	135 (99%)	1 (1%)	84	90
2	CD	137/137 (100%)	137 (100%)	0	100	100
2	CQ	137/137 (100%)	137 (100%)	0	100	100
2	D5	137/137 (100%)	137 (100%)	0	100	100

Continued on next page...

Continued from previous page...

Mol	Chain	Analysed	Rotameric	Outliers	Percentiles
2	D7	137/137 (100%)	136 (99%)	1 (1%)	84 90
2	D9	137/137 (100%)	136 (99%)	1 (1%)	84 90
2	DA	137/137 (100%)	136 (99%)	1 (1%)	84 90
2	DB	113/137 (82%)	107 (95%)	6 (5%)	22 53
2	DF	140/137 (102%)	138 (99%)	2 (1%)	67 82
2	DI	137/137 (100%)	137 (100%)	0	100 100
2	DJ	140/137 (102%)	140 (100%)	0	100 100
2	DK	140/137 (102%)	138 (99%)	2 (1%)	67 82
2	DM	140/137 (102%)	137 (98%)	3 (2%)	53 75
2	DP	137/137 (100%)	137 (100%)	0	100 100
2	ED	137/137 (100%)	136 (99%)	1 (1%)	84 90
2	EQ	137/137 (100%)	136 (99%)	1 (1%)	84 90
2	F5	137/137 (100%)	137 (100%)	0	100 100
2	F7	137/137 (100%)	135 (98%)	2 (2%)	65 81
2	F9	137/137 (100%)	137 (100%)	0	100 100
2	FA	137/137 (100%)	135 (98%)	2 (2%)	65 81
2	FB	137/137 (100%)	137 (100%)	0	100 100
2	FF	140/137 (102%)	139 (99%)	1 (1%)	84 90
2	FI	137/137 (100%)	137 (100%)	0	100 100
2	FJ	140/137 (102%)	140 (100%)	0	100 100
2	FK	140/137 (102%)	139 (99%)	1 (1%)	84 90
2	FM	140/137 (102%)	138 (99%)	2 (1%)	67 82
2	FP	137/137 (100%)	137 (100%)	0	100 100
2	GB	137/137 (100%)	136 (99%)	1 (1%)	84 90
2	GD	137/137 (100%)	137 (100%)	0	100 100
2	GQ	137/137 (100%)	137 (100%)	0	100 100
2	H5	139/137 (102%)	139 (100%)	0	100 100
2	H7	139/137 (102%)	137 (99%)	2 (1%)	67 82
2	H9	139/137 (102%)	139 (100%)	0	100 100
2	HA	139/137 (102%)	137 (99%)	2 (1%)	67 82
2	HB	134/137 (98%)	130 (97%)	4 (3%)	41 68

Continued on next page...

Continued from previous page...

Mol	Chain	Analysed	Rotameric	Outliers	Percentiles	
2	HF	140/137 (102%)	140 (100%)	0	100	100
2	HI	138/137 (101%)	138 (100%)	0	100	100
2	HJ	140/137 (102%)	140 (100%)	0	100	100
2	HK	140/137 (102%)	140 (100%)	0	100	100
2	HM	140/137 (102%)	139 (99%)	1 (1%)	84	90
2	HP	139/137 (102%)	139 (100%)	0	100	100
2	IB	137/137 (100%)	134 (98%)	3 (2%)	52	74
2	ID	139/137 (102%)	138 (99%)	1 (1%)	84	90
2	IQ	139/137 (102%)	138 (99%)	1 (1%)	84	90
2	J5	137/137 (100%)	137 (100%)	0	100	100
2	J7	137/137 (100%)	137 (100%)	0	100	100
2	J9	137/137 (100%)	136 (99%)	1 (1%)	84	90
2	JA	137/137 (100%)	137 (100%)	0	100	100
2	JF	140/137 (102%)	138 (99%)	2 (1%)	67	82
2	JI	137/137 (100%)	137 (100%)	0	100	100
2	JJ	139/137 (102%)	138 (99%)	1 (1%)	84	90
2	JK	140/137 (102%)	138 (99%)	2 (1%)	67	82
2	JM	139/137 (102%)	139 (100%)	0	100	100
2	JP	137/137 (100%)	135 (98%)	2 (2%)	65	81
2	KD	137/137 (100%)	136 (99%)	1 (1%)	84	90
2	KQ	137/137 (100%)	136 (99%)	1 (1%)	84	90
2	L5	137/137 (100%)	137 (100%)	0	100	100
2	L7	137/137 (100%)	135 (98%)	2 (2%)	65	81
2	L9	137/137 (100%)	137 (100%)	0	100	100
2	LA	137/137 (100%)	135 (98%)	2 (2%)	65	81
2	LB	136/137 (99%)	134 (98%)	2 (2%)	65	81
2	LF	140/137 (102%)	139 (99%)	1 (1%)	84	90
2	LI	137/137 (100%)	136 (99%)	1 (1%)	84	90
2	LJ	140/137 (102%)	140 (100%)	0	100	100
2	LK	140/137 (102%)	139 (99%)	1 (1%)	84	90
2	LM	140/137 (102%)	138 (99%)	2 (1%)	67	82

Continued on next page...

Continued from previous page...

Mol	Chain	Analysed	Rotameric	Outliers	Percentiles
2	LP	137/137 (100%)	136 (99%)	1 (1%)	84 90
2	MB	135/137 (98%)	129 (96%)	6 (4%)	28 59
2	MD	137/137 (100%)	137 (100%)	0	100 100
2	MQ	137/137 (100%)	137 (100%)	0	100 100
2	N7	140/137 (102%)	140 (100%)	0	100 100
2	NA	140/137 (102%)	140 (100%)	0	100 100
2	NB	112/137 (82%)	107 (96%)	5 (4%)	27 58
2	NF	140/137 (102%)	138 (99%)	2 (1%)	67 82
2	NJ	140/137 (102%)	138 (99%)	2 (1%)	67 82
2	NK	140/137 (102%)	138 (99%)	2 (1%)	67 82
2	NM	140/137 (102%)	137 (98%)	3 (2%)	53 75
2	NP	137/137 (100%)	137 (100%)	0	100 100
2	O5	137/137 (100%)	137 (100%)	0	100 100
2	O9	136/137 (99%)	136 (100%)	0	100 100
2	OB	137/137 (100%)	137 (100%)	0	100 100
2	OD	137/137 (100%)	137 (100%)	0	100 100
2	OI	137/137 (100%)	137 (100%)	0	100 100
2	OQ	137/137 (100%)	137 (100%)	0	100 100
2	P1	137/137 (100%)	137 (100%)	0	100 100
2	P4	137/137 (100%)	137 (100%)	0	100 100
2	P7	140/137 (102%)	135 (96%)	5 (4%)	35 63
2	PA	140/137 (102%)	135 (96%)	5 (4%)	35 63
2	PB	137/137 (100%)	132 (96%)	5 (4%)	35 63
2	PE	137/137 (100%)	135 (98%)	2 (2%)	65 81
2	PF	140/137 (102%)	140 (100%)	0	100 100
2	PG	137/137 (100%)	135 (98%)	2 (2%)	65 81
2	PH	137/137 (100%)	137 (100%)	0	100 100
2	PJ	137/137 (100%)	137 (100%)	0	100 100
2	PK	140/137 (102%)	140 (100%)	0	100 100
2	PM	137/137 (100%)	137 (100%)	0	100 100
2	PO	137/137 (100%)	137 (100%)	0	100 100

Continued on next page...

Continued from previous page...

Mol	Chain	Analysed	Rotameric	Outliers	Percentiles	
2	PP	137/137 (100%)	137 (100%)	0	100	100
2	Q5	137/137 (100%)	137 (100%)	0	100	100
2	Q9	137/137 (100%)	137 (100%)	0	100	100
2	QB	134/137 (98%)	129 (96%)	5 (4%)	34	63
2	QD	137/137 (100%)	136 (99%)	1 (1%)	84	90
2	QI	137/137 (100%)	135 (98%)	2 (2%)	65	81
2	QQ	137/137 (100%)	135 (98%)	2 (2%)	65	81
2	R1	137/137 (100%)	137 (100%)	0	100	100
2	R4	137/137 (100%)	137 (100%)	0	100	100
2	R7	140/137 (102%)	138 (99%)	2 (1%)	67	82
2	RA	140/137 (102%)	138 (99%)	2 (1%)	67	82
2	RB	137/137 (100%)	135 (98%)	2 (2%)	65	81
2	RE	137/137 (100%)	136 (99%)	1 (1%)	84	90
2	RF	139/137 (102%)	137 (99%)	2 (1%)	67	82
2	RG	137/137 (100%)	136 (99%)	1 (1%)	84	90
2	RH	137/137 (100%)	137 (100%)	0	100	100
2	RJ	138/137 (101%)	138 (100%)	0	100	100
2	RK	139/137 (102%)	137 (99%)	2 (1%)	67	82
2	RM	138/137 (101%)	138 (100%)	0	100	100
2	RO	137/137 (100%)	137 (100%)	0	100	100
2	RP	137/137 (100%)	137 (100%)	0	100	100
2	S5	137/137 (100%)	137 (100%)	0	100	100
2	S9	137/137 (100%)	137 (100%)	0	100	100
2	SB	136/137 (99%)	134 (98%)	2 (2%)	65	81
2	SD	137/137 (100%)	137 (100%)	0	100	100
2	SI	137/137 (100%)	136 (99%)	1 (1%)	84	90
2	SQ	137/137 (100%)	137 (100%)	0	100	100
2	T1	137/137 (100%)	136 (99%)	1 (1%)	84	90
2	T4	137/137 (100%)	136 (99%)	1 (1%)	84	90
2	T7	140/137 (102%)	139 (99%)	1 (1%)	84	90
2	TA	140/137 (102%)	139 (99%)	1 (1%)	84	90

Continued on next page...

Continued from previous page...

Mol	Chain	Analysed	Rotameric	Outliers	Percentiles
2	TE	137/137 (100%)	136 (99%)	1 (1%)	84 90
2	TF	139/137 (102%)	138 (99%)	1 (1%)	84 90
2	TG	137/137 (100%)	136 (99%)	1 (1%)	84 90
2	TH	136/137 (99%)	135 (99%)	1 (1%)	84 90
2	TJ	140/137 (102%)	138 (99%)	2 (1%)	67 82
2	TK	139/137 (102%)	138 (99%)	1 (1%)	84 90
2	TM	140/137 (102%)	140 (100%)	0	100 100
2	TO	137/137 (100%)	136 (99%)	1 (1%)	84 90
2	TP	139/137 (102%)	139 (100%)	0	100 100
2	U5	139/137 (102%)	139 (100%)	0	100 100
2	U9	139/137 (102%)	137 (99%)	2 (1%)	67 82
2	UD	139/137 (102%)	137 (99%)	2 (1%)	67 82
2	UI	138/137 (101%)	138 (100%)	0	100 100
2	UQ	139/137 (102%)	137 (99%)	2 (1%)	67 82
2	V1	137/137 (100%)	131 (96%)	6 (4%)	28 59
2	V4	137/137 (100%)	132 (96%)	5 (4%)	35 63
2	V7	140/137 (102%)	140 (100%)	0	100 100
2	VA	140/137 (102%)	140 (100%)	0	100 100
2	VB	137/137 (100%)	135 (98%)	2 (2%)	65 81
2	VE	139/137 (102%)	139 (100%)	0	100 100
2	VF	139/137 (102%)	138 (99%)	1 (1%)	84 90
2	VG	139/137 (102%)	139 (100%)	0	100 100
2	VH	132/137 (96%)	124 (94%)	8 (6%)	18 48
2	VJ	140/137 (102%)	140 (100%)	0	100 100
2	VK	139/137 (102%)	138 (99%)	1 (1%)	84 90
2	VM	140/137 (102%)	139 (99%)	1 (1%)	84 90
2	VO	137/137 (100%)	132 (96%)	5 (4%)	35 63
2	VP	137/137 (100%)	135 (98%)	2 (2%)	65 81
2	W5	137/137 (100%)	137 (100%)	0	100 100
2	W9	137/137 (100%)	137 (100%)	0	100 100
2	WD	137/137 (100%)	135 (98%)	2 (2%)	65 81

Continued on next page...

Continued from previous page...

Mol	Chain	Analysed	Rotameric	Outliers	Percentiles
2	WI	137/137 (100%)	137 (100%)	0	100 100
2	WQ	137/137 (100%)	135 (98%)	2 (2%)	65 81
2	X7	140/137 (102%)	139 (99%)	1 (1%)	84 90
2	XA	140/137 (102%)	139 (99%)	1 (1%)	84 90
2	XB	137/137 (100%)	137 (100%)	0	100 100
2	XF	140/137 (102%)	140 (100%)	0	100 100
2	XJ	139/137 (102%)	139 (100%)	0	100 100
2	XK	140/137 (102%)	140 (100%)	0	100 100
2	XM	139/137 (102%)	139 (100%)	0	100 100
2	XP	137/137 (100%)	136 (99%)	1 (1%)	84 90
2	Y1	137/137 (100%)	137 (100%)	0	100 100
2	Y4	137/137 (100%)	137 (100%)	0	100 100
2	Y5	137/137 (100%)	137 (100%)	0	100 100
2	Y9	137/137 (100%)	137 (100%)	0	100 100
2	YB	137/137 (100%)	137 (100%)	0	100 100
2	YD	137/137 (100%)	137 (100%)	0	100 100
2	YE	137/137 (100%)	137 (100%)	0	100 100
2	YG	137/137 (100%)	137 (100%)	0	100 100
2	YH	137/137 (100%)	137 (100%)	0	100 100
2	YI	137/137 (100%)	135 (98%)	2 (2%)	65 81
2	YO	137/137 (100%)	137 (100%)	0	100 100
2	YQ	137/137 (100%)	137 (100%)	0	100 100
2	ZB	117/137 (85%)	116 (99%)	1 (1%)	78 87
2	ZF	140/137 (102%)	139 (99%)	1 (1%)	84 90
2	ZJ	140/137 (102%)	138 (99%)	2 (1%)	67 82
2	ZK	140/137 (102%)	139 (99%)	1 (1%)	84 90
2	ZM	140/137 (102%)	140 (100%)	0	100 100
2	a1	137/137 (100%)	137 (100%)	0	100 100
2	a4	137/137 (100%)	132 (96%)	5 (4%)	35 63
2	aB	137/137 (100%)	135 (98%)	2 (2%)	65 81
2	aE	137/137 (100%)	137 (100%)	0	100 100

Continued on next page...

Continued from previous page...

Mol	Chain	Analysed	Rotameric	Outliers	Percentiles
2	aG	137/137 (100%)	137 (100%)	0	100 100
2	aH	137/137 (100%)	137 (100%)	0	100 100
2	aO	137/137 (100%)	132 (96%)	5 (4%)	35 63
2	bB	137/137 (100%)	137 (100%)	0	100 100
2	bF	140/137 (102%)	140 (100%)	0	100 100
2	bK	140/137 (102%)	140 (100%)	0	100 100
2	c1	137/137 (100%)	135 (98%)	2 (2%)	65 81
2	c4	137/137 (100%)	136 (99%)	1 (1%)	84 90
2	cE	137/137 (100%)	137 (100%)	0	100 100
2	cG	137/137 (100%)	137 (100%)	0	100 100
2	cH	137/137 (100%)	135 (98%)	2 (2%)	65 81
2	cJ	139/137 (102%)	139 (100%)	0	100 100
2	cM	139/137 (102%)	139 (100%)	0	100 100
2	cO	137/137 (100%)	136 (99%)	1 (1%)	84 90
2	dB	137/137 (100%)	136 (99%)	1 (1%)	84 90
2	dF	138/137 (101%)	138 (100%)	0	100 100
2	dK	139/137 (102%)	139 (100%)	0	100 100
2	e1	137/137 (100%)	135 (98%)	2 (2%)	65 81
2	e4	137/137 (100%)	137 (100%)	0	100 100
2	eB	137/137 (100%)	136 (99%)	1 (1%)	84 90
2	eE	137/137 (100%)	135 (98%)	2 (2%)	65 81
2	eG	136/137 (99%)	134 (98%)	2 (2%)	65 81
2	eH	137/137 (100%)	135 (98%)	2 (2%)	65 81
2	eJ	140/137 (102%)	140 (100%)	0	100 100
2	eM	140/137 (102%)	138 (99%)	2 (1%)	67 82
2	eO	137/137 (100%)	137 (100%)	0	100 100
2	fF	139/137 (102%)	139 (100%)	0	100 100
2	fK	139/137 (102%)	139 (100%)	0	100 100
2	g1	137/137 (100%)	137 (100%)	0	100 100
2	g4	137/137 (100%)	137 (100%)	0	100 100
2	gB	114/137 (83%)	105 (92%)	9 (8%)	12 37

Continued on next page...

Continued from previous page...

Mol	Chain	Analysed	Rotameric	Outliers	Percentiles
2	gE	137/137 (100%)	135 (98%)	2 (2%)	65 81
2	gG	137/137 (100%)	135 (98%)	2 (2%)	65 81
2	gH	137/137 (100%)	137 (100%)	0	100 100
2	gJ	140/137 (102%)	139 (99%)	1 (1%)	84 90
2	gM	140/137 (102%)	140 (100%)	0	100 100
2	gO	137/137 (100%)	137 (100%)	0	100 100
2	hF	140/137 (102%)	140 (100%)	0	100 100
2	hK	140/137 (102%)	140 (100%)	0	100 100
2	i1	139/137 (102%)	135 (97%)	4 (3%)	42 69
2	i4	138/137 (101%)	138 (100%)	0	100 100
2	iE	139/137 (102%)	139 (100%)	0	100 100
2	iG	139/137 (102%)	139 (100%)	0	100 100
2	iH	139/137 (102%)	135 (97%)	4 (3%)	42 69
2	iJ	140/137 (102%)	140 (100%)	0	100 100
2	iM	140/137 (102%)	140 (100%)	0	100 100
2	iO	138/137 (101%)	138 (100%)	0	100 100
2	jF	140/137 (102%)	138 (99%)	2 (1%)	67 82
2	jK	140/137 (102%)	138 (99%)	2 (1%)	67 82
2	k1	137/137 (100%)	135 (98%)	2 (2%)	65 81
2	k4	136/137 (99%)	133 (98%)	3 (2%)	52 74
2	kE	137/137 (100%)	136 (99%)	1 (1%)	84 90
2	kG	137/137 (100%)	136 (99%)	1 (1%)	84 90
2	kH	137/137 (100%)	135 (98%)	2 (2%)	65 81
2	kJ	140/137 (102%)	140 (100%)	0	100 100
2	kM	140/137 (102%)	140 (100%)	0	100 100
2	kO	137/137 (100%)	135 (98%)	2 (2%)	65 81
2	lF	140/137 (102%)	137 (98%)	3 (2%)	53 75
2	lK	140/137 (102%)	137 (98%)	3 (2%)	53 75
2	m1	137/137 (100%)	135 (98%)	2 (2%)	65 81
2	m4	137/137 (100%)	137 (100%)	0	100 100
2	mE	137/137 (100%)	137 (100%)	0	100 100

Continued on next page...

Continued from previous page...

Mol	Chain	Analysed	Rotameric	Outliers	Percentiles	
2	mG	137/137 (100%)	137 (100%)	0	100	100
2	mH	137/137 (100%)	135 (98%)	2 (2%)	65	81
2	mJ	140/137 (102%)	140 (100%)	0	100	100
2	mM	140/137 (102%)	138 (99%)	2 (1%)	67	82
2	mO	137/137 (100%)	137 (100%)	0	100	100
2	nF	140/137 (102%)	139 (99%)	1 (1%)	84	90
2	nK	140/137 (102%)	139 (99%)	1 (1%)	84	90
2	pF	140/137 (102%)	138 (99%)	2 (1%)	67	82
2	pK	140/137 (102%)	138 (99%)	2 (1%)	67	82
2	q8	137/137 (100%)	134 (98%)	3 (2%)	52	74
2	qC	137/137 (100%)	134 (98%)	3 (2%)	52	74
2	rF	140/137 (102%)	137 (98%)	3 (2%)	53	75
2	rK	140/137 (102%)	137 (98%)	3 (2%)	53	75
2	s8	137/137 (100%)	137 (100%)	0	100	100
2	sC	137/137 (100%)	137 (100%)	0	100	100
2	tF	139/137 (102%)	139 (100%)	0	100	100
2	tK	139/137 (102%)	139 (100%)	0	100	100
2	u8	137/137 (100%)	135 (98%)	2 (2%)	65	81
2	uC	137/137 (100%)	135 (98%)	2 (2%)	65	81
2	vF	140/137 (102%)	140 (100%)	0	100	100
2	vK	140/137 (102%)	140 (100%)	0	100	100
2	w8	139/137 (102%)	139 (100%)	0	100	100
2	wC	139/137 (102%)	139 (100%)	0	100	100
2	y8	137/137 (100%)	136 (99%)	1 (1%)	84	90
2	yC	137/137 (100%)	136 (99%)	1 (1%)	84	90
3	A1	199/222 (90%)	196 (98%)	3 (2%)	65	81
3	A4	199/222 (90%)	199 (100%)	0	100	100
3	AD	198/222 (89%)	194 (98%)	4 (2%)	55	76
3	AE	199/222 (90%)	198 (100%)	1 (0%)	88	93
3	AG	199/222 (90%)	198 (100%)	1 (0%)	88	93
3	AH	199/222 (90%)	196 (98%)	3 (2%)	65	81

Continued on next page...

Continued from previous page...

Mol	Chain	Analysed	Rotameric	Outliers	Percentiles
3	AO	199/222 (90%)	199 (100%)	0	100 100
3	AQ	198/222 (89%)	194 (98%)	4 (2%)	55 76
3	Y7	182/222 (82%)	179 (98%)	3 (2%)	62 79
3	YA	182/222 (82%)	179 (98%)	3 (2%)	62 79
4	AB	81/109 (74%)	78 (96%)	3 (4%)	34 63
4	EB	81/109 (74%)	73 (90%)	8 (10%)	8 28
5	KB	178/223 (80%)	139 (78%)	39 (22%)	1 3
5	UB	178/223 (80%)	135 (76%)	43 (24%)	0 2
6	WB	112/268 (42%)	89 (80%)	23 (20%)	1 4
6	cB	115/268 (43%)	93 (81%)	22 (19%)	1 6
8	B1	208/211 (99%)	206 (99%)	2 (1%)	76 86
8	B4	209/211 (99%)	187 (90%)	22 (10%)	7 25
8	BE	210/211 (100%)	206 (98%)	4 (2%)	57 77
8	BG	210/211 (100%)	206 (98%)	4 (2%)	57 77
8	BH	208/211 (99%)	206 (99%)	2 (1%)	76 86
8	BO	209/211 (99%)	189 (90%)	20 (10%)	8 29
9	C1	125/125 (100%)	124 (99%)	1 (1%)	81 89
9	C4	125/125 (100%)	125 (100%)	0	100 100
9	CE	125/125 (100%)	125 (100%)	0	100 100
9	CG	125/125 (100%)	125 (100%)	0	100 100
9	CH	125/125 (100%)	124 (99%)	1 (1%)	81 89
9	CO	125/125 (100%)	125 (100%)	0	100 100
9	E1	125/125 (100%)	125 (100%)	0	100 100
9	E4	125/125 (100%)	125 (100%)	0	100 100
9	EE	125/125 (100%)	125 (100%)	0	100 100
9	EG	125/125 (100%)	125 (100%)	0	100 100
9	EH	125/125 (100%)	125 (100%)	0	100 100
9	EO	125/125 (100%)	125 (100%)	0	100 100
9	G1	125/125 (100%)	125 (100%)	0	100 100
9	G4	125/125 (100%)	124 (99%)	1 (1%)	81 89
9	GE	125/125 (100%)	125 (100%)	0	100 100

Continued on next page...

Continued from previous page...

Mol	Chain	Analysed	Rotameric	Outliers	Percentiles	
9	GG	125/125 (100%)	125 (100%)	0	100	100
9	GH	125/125 (100%)	125 (100%)	0	100	100
9	GO	125/125 (100%)	124 (99%)	1 (1%)	81	89
9	I1	125/125 (100%)	125 (100%)	0	100	100
9	I4	125/125 (100%)	125 (100%)	0	100	100
9	IE	125/125 (100%)	125 (100%)	0	100	100
9	IG	125/125 (100%)	125 (100%)	0	100	100
9	IH	125/125 (100%)	125 (100%)	0	100	100
9	IO	125/125 (100%)	125 (100%)	0	100	100
9	K1	125/125 (100%)	124 (99%)	1 (1%)	81	89
9	K4	125/125 (100%)	122 (98%)	3 (2%)	49	73
9	KE	125/125 (100%)	125 (100%)	0	100	100
9	KG	125/125 (100%)	125 (100%)	0	100	100
9	KH	125/125 (100%)	124 (99%)	1 (1%)	81	89
9	KO	125/125 (100%)	124 (99%)	1 (1%)	81	89
9	M1	125/125 (100%)	125 (100%)	0	100	100
9	M4	125/125 (100%)	123 (98%)	2 (2%)	62	79
9	ME	125/125 (100%)	125 (100%)	0	100	100
9	MG	125/125 (100%)	125 (100%)	0	100	100
9	MH	125/125 (100%)	125 (100%)	0	100	100
9	MO	125/125 (100%)	123 (98%)	2 (2%)	62	79
10	D1	134/134 (100%)	134 (100%)	0	100	100
10	D4	134/134 (100%)	134 (100%)	0	100	100
10	DE	134/134 (100%)	134 (100%)	0	100	100
10	DG	134/134 (100%)	134 (100%)	0	100	100
10	DH	134/134 (100%)	134 (100%)	0	100	100
10	DO	134/134 (100%)	134 (100%)	0	100	100
10	F1	134/134 (100%)	134 (100%)	0	100	100
10	F4	134/134 (100%)	134 (100%)	0	100	100
10	FE	134/134 (100%)	132 (98%)	2 (2%)	65	81
10	FG	134/134 (100%)	132 (98%)	2 (2%)	65	81

Continued on next page...

Continued from previous page...

Mol	Chain	Analysed	Rotameric	Outliers	Percentiles
10	FH	134/134 (100%)	134 (100%)	0	100 100
10	FO	134/134 (100%)	133 (99%)	1 (1%)	84 90
10	H1	134/134 (100%)	133 (99%)	1 (1%)	84 90
10	H4	134/134 (100%)	133 (99%)	1 (1%)	84 90
10	HE	134/134 (100%)	134 (100%)	0	100 100
10	HG	134/134 (100%)	134 (100%)	0	100 100
10	HH	132/134 (98%)	132 (100%)	0	100 100
10	HO	134/134 (100%)	133 (99%)	1 (1%)	84 90
10	J1	134/134 (100%)	132 (98%)	2 (2%)	65 81
10	J4	134/134 (100%)	134 (100%)	0	100 100
10	JE	134/134 (100%)	131 (98%)	3 (2%)	52 74
10	JG	133/134 (99%)	131 (98%)	2 (2%)	65 81
10	JH	133/134 (99%)	125 (94%)	8 (6%)	19 49
10	JO	134/134 (100%)	134 (100%)	0	100 100
10	L1	134/134 (100%)	134 (100%)	0	100 100
10	L4	134/134 (100%)	133 (99%)	1 (1%)	84 90
10	LE	134/134 (100%)	133 (99%)	1 (1%)	84 90
10	LG	134/134 (100%)	133 (99%)	1 (1%)	84 90
10	LH	134/134 (100%)	134 (100%)	0	100 100
10	LO	134/134 (100%)	133 (99%)	1 (1%)	84 90
10	N1	134/134 (100%)	134 (100%)	0	100 100
10	N4	134/134 (100%)	133 (99%)	1 (1%)	84 90
10	NE	134/134 (100%)	133 (99%)	1 (1%)	84 90
10	NG	134/134 (100%)	134 (100%)	0	100 100
10	NH	134/134 (100%)	134 (100%)	0	100 100
10	NO	134/134 (100%)	133 (99%)	1 (1%)	84 90
11	X1	261/289 (90%)	260 (100%)	1 (0%)	91 95
11	X4	261/289 (90%)	256 (98%)	5 (2%)	57 77
11	XE	261/289 (90%)	255 (98%)	6 (2%)	50 73
11	XG	261/289 (90%)	255 (98%)	6 (2%)	50 73
11	XH	261/289 (90%)	260 (100%)	1 (0%)	91 95

Continued on next page...

Continued from previous page...

Mol	Chain	Analysed	Rotameric	Outliers	Percentiles
11	XO	261/289 (90%)	256 (98%)	5 (2%)	57 77
12	MI	220/256 (86%)	207 (94%)	13 (6%)	19 49
12	ZI	222/256 (87%)	211 (95%)	11 (5%)	24 55
13	AJ	179/203 (88%)	179 (100%)	0	100 100
13	AM	179/203 (88%)	179 (100%)	0	100 100
13	wF	179/203 (88%)	178 (99%)	1 (1%)	86 91
13	wK	179/203 (88%)	178 (99%)	1 (1%)	86 91
13	xF	179/203 (88%)	178 (99%)	1 (1%)	86 91
13	xK	179/203 (88%)	178 (99%)	1 (1%)	86 91
14	BJ	188/218 (86%)	187 (100%)	1 (0%)	88 93
14	BM	188/218 (86%)	188 (100%)	0	100 100
14	yF	188/218 (86%)	187 (100%)	1 (0%)	88 93
14	yK	188/218 (86%)	187 (100%)	1 (0%)	88 93
15	A6	261/292 (89%)	261 (100%)	0	100 100
15	AL	262/292 (90%)	261 (100%)	1 (0%)	91 95
15	a6	261/292 (89%)	259 (99%)	2 (1%)	81 89
15	aL	262/292 (90%)	261 (100%)	1 (0%)	91 95
16	B6	389/409 (95%)	386 (99%)	3 (1%)	81 89
16	BL	389/409 (95%)	385 (99%)	4 (1%)	76 86
16	b6	389/409 (95%)	388 (100%)	1 (0%)	92 96
16	bL	390/409 (95%)	379 (97%)	11 (3%)	43 70
17	C6	342/374 (91%)	342 (100%)	0	100 100
17	CL	342/374 (91%)	341 (100%)	1 (0%)	92 96
17	c6	342/374 (91%)	338 (99%)	4 (1%)	71 83
17	cL	342/374 (91%)	340 (99%)	2 (1%)	86 91
18	D6	272/283 (96%)	272 (100%)	0	100 100
18	DL	272/283 (96%)	272 (100%)	0	100 100
18	d6	272/283 (96%)	272 (100%)	0	100 100
18	dL	272/283 (96%)	272 (100%)	0	100 100
19	E6	63/74 (85%)	63 (100%)	0	100 100
19	EL	63/74 (85%)	63 (100%)	0	100 100

Continued on next page...

Continued from previous page...

Mol	Chain	Analysed	Rotameric	Outliers	Percentiles	
19	e6	65/74 (88%)	65 (100%)	0	100	100
19	eL	65/74 (88%)	65 (100%)	0	100	100
20	F6	32/38 (84%)	32 (100%)	0	100	100
20	FL	32/38 (84%)	32 (100%)	0	100	100
20	f6	33/38 (87%)	33 (100%)	0	100	100
20	fL	33/38 (87%)	33 (100%)	0	100	100
21	G6	119/159 (75%)	119 (100%)	0	100	100
21	GL	119/159 (75%)	118 (99%)	1 (1%)	81	89
21	g6	113/159 (71%)	113 (100%)	0	100	100
21	gL	113/159 (71%)	112 (99%)	1 (1%)	78	87
22	H6	53/59 (90%)	53 (100%)	0	100	100
22	HL	53/59 (90%)	53 (100%)	0	100	100
22	h6	52/59 (88%)	52 (100%)	0	100	100
22	hL	52/59 (88%)	51 (98%)	1 (2%)	57	77
23	I6	34/37 (92%)	34 (100%)	0	100	100
23	IL	34/37 (92%)	32 (94%)	2 (6%)	19	49
23	i6	34/37 (92%)	31 (91%)	3 (9%)	10	33
23	iL	34/37 (92%)	31 (91%)	3 (9%)	10	33
24	J6	24/28 (86%)	24 (100%)	0	100	100
24	JL	24/28 (86%)	24 (100%)	0	100	100
24	j6	24/28 (86%)	24 (100%)	0	100	100
24	jL	24/28 (86%)	24 (100%)	0	100	100
25	K6	30/38 (79%)	30 (100%)	0	100	100
25	KL	30/38 (79%)	30 (100%)	0	100	100
25	k6	30/38 (79%)	30 (100%)	0	100	100
25	kL	30/38 (79%)	30 (100%)	0	100	100
26	L6	34/36 (94%)	34 (100%)	0	100	100
26	LL	34/36 (94%)	34 (100%)	0	100	100
26	l6	34/36 (94%)	34 (100%)	0	100	100
26	lL	34/36 (94%)	34 (100%)	0	100	100
27	M6	32/76 (42%)	32 (100%)	0	100	100

Continued on next page...

Continued from previous page...

Mol	Chain	Analysed	Rotameric	Outliers	Percentiles
27	ML	32/76 (42%)	32 (100%)	0	100 100
27	m6	32/76 (42%)	30 (94%)	2 (6%)	18 47
27	mL	32/76 (42%)	32 (100%)	0	100 100
29	O6	185/230 (80%)	180 (97%)	5 (3%)	44 71
29	OL	185/230 (80%)	177 (96%)	8 (4%)	29 59
29	o6	186/230 (81%)	180 (97%)	6 (3%)	39 67
29	oL	186/230 (81%)	178 (96%)	8 (4%)	29 59
30	Q6	122/161 (76%)	119 (98%)	3 (2%)	47 72
30	QL	122/161 (76%)	117 (96%)	5 (4%)	30 61
30	q6	122/161 (76%)	121 (99%)	1 (1%)	81 89
30	qL	122/161 (76%)	119 (98%)	3 (2%)	47 72
31	R6	27/27 (100%)	27 (100%)	0	100 100
31	RL	27/27 (100%)	27 (100%)	0	100 100
31	r6	27/27 (100%)	27 (100%)	0	100 100
31	rL	27/27 (100%)	27 (100%)	0	100 100
33	T6	27/27 (100%)	27 (100%)	0	100 100
33	TL	27/27 (100%)	25 (93%)	2 (7%)	13 40
33	t6	27/27 (100%)	27 (100%)	0	100 100
33	tL	27/27 (100%)	25 (93%)	2 (7%)	13 40
34	U6	76/120 (63%)	73 (96%)	3 (4%)	32 62
34	UL	76/120 (63%)	74 (97%)	2 (3%)	46 71
34	u6	79/120 (66%)	76 (96%)	3 (4%)	33 62
34	uL	79/120 (66%)	79 (100%)	0	100 100
35	V6	104/142 (73%)	104 (100%)	0	100 100
35	VL	104/142 (73%)	100 (96%)	4 (4%)	33 62
35	v6	104/142 (73%)	104 (100%)	0	100 100
35	vL	104/142 (73%)	104 (100%)	0	100 100
37	X6	30/36 (83%)	30 (100%)	0	100 100
37	XL	30/36 (83%)	30 (100%)	0	100 100
37	x6	32/36 (89%)	32 (100%)	0	100 100
37	xL	32/36 (89%)	31 (97%)	1 (3%)	40 67

Continued on next page...

Continued from previous page...

Mol	Chain	Analysed	Rotameric	Outliers	Percentiles
38	Y6	27/28 (96%)	25 (93%)	2 (7%)	13 40
38	YL	27/28 (96%)	26 (96%)	1 (4%)	34 63
38	y6	27/28 (96%)	27 (100%)	0	100 100
38	yL	27/28 (96%)	26 (96%)	1 (4%)	34 63
39	Z6	51/52 (98%)	51 (100%)	0	100 100
39	ZL	50/52 (96%)	48 (96%)	2 (4%)	31 61
39	z6	51/52 (98%)	47 (92%)	4 (8%)	12 38
39	zL	50/52 (96%)	46 (92%)	4 (8%)	12 37
40	A2	600/607 (99%)	597 (100%)	3 (0%)	88 93
40	AN	600/607 (99%)	597 (100%)	3 (0%)	88 93
41	B2	597/597 (100%)	594 (100%)	3 (0%)	88 93
41	BN	597/597 (100%)	594 (100%)	3 (0%)	88 93
42	C2	65/68 (96%)	65 (100%)	0	100 100
42	CN	65/68 (96%)	65 (100%)	0	100 100
43	D2	102/120 (85%)	100 (98%)	2 (2%)	55 76
43	DN	102/120 (85%)	100 (98%)	2 (2%)	55 76
44	E2	50/54 (93%)	50 (100%)	0	100 100
44	EN	50/54 (93%)	50 (100%)	0	100 100
45	F2	134/159 (84%)	133 (99%)	1 (1%)	84 90
45	FN	134/159 (84%)	133 (99%)	1 (1%)	84 90
46	G2	65/81 (80%)	65 (100%)	0	100 100
46	GN	65/81 (80%)	65 (100%)	0	100 100
47	I2	26/32 (81%)	26 (100%)	0	100 100
47	IN	26/32 (81%)	26 (100%)	0	100 100
48	J2	33/37 (89%)	33 (100%)	0	100 100
48	JN	33/37 (89%)	33 (100%)	0	100 100
49	K2	52/52 (100%)	52 (100%)	0	100 100
49	KN	52/52 (100%)	52 (100%)	0	100 100
50	L2	115/115 (100%)	113 (98%)	2 (2%)	60 78
50	LN	115/115 (100%)	114 (99%)	1 (1%)	78 87
51	M2	25/25 (100%)	25 (100%)	0	100 100

Continued on next page...

Continued from previous page...

Mol	Chain	Analysed	Rotameric	Outliers	Percentiles
51	MN	25/25 (100%)	25 (100%)	0	100 100
52	N2	82/82 (100%)	82 (100%)	0	100 100
52	NN	82/82 (100%)	82 (100%)	0	100 100
53	O2	74/76 (97%)	73 (99%)	1 (1%)	67 82
53	ON	74/76 (97%)	73 (99%)	1 (1%)	67 82
54	R2	66/66 (100%)	66 (100%)	0	100 100
54	RN	66/66 (100%)	66 (100%)	0	100 100
56	YP	306/349 (88%)	262 (86%)	44 (14%)	3 15
56	bP	305/349 (87%)	264 (87%)	41 (13%)	4 16
57	12	144/147 (98%)	143 (99%)	1 (1%)	84 90
57	1N	144/147 (98%)	143 (99%)	1 (1%)	84 90
58	22	122/132 (92%)	122 (100%)	0	100 100
58	2N	122/132 (92%)	122 (100%)	0	100 100
59	32	123/132 (93%)	123 (100%)	0	100 100
59	3N	123/132 (93%)	123 (100%)	0	100 100
60	42	137/142 (96%)	137 (100%)	0	100 100
60	4N	137/142 (96%)	137 (100%)	0	100 100
61	52	136/138 (99%)	136 (100%)	0	100 100
61	5N	136/138 (99%)	136 (100%)	0	100 100
62	62	134/134 (100%)	133 (99%)	1 (1%)	84 90
62	6N	134/134 (100%)	133 (99%)	1 (1%)	84 90
63	72	128/133 (96%)	127 (99%)	1 (1%)	81 89
63	7N	128/133 (96%)	127 (99%)	1 (1%)	81 89
64	82	143/143 (100%)	141 (99%)	2 (1%)	67 82
64	8N	143/143 (100%)	141 (99%)	2 (1%)	67 82
65	23	106/121 (88%)	96 (91%)	10 (9%)	8 30
65	Z3	106/121 (88%)	95 (90%)	11 (10%)	7 25
66	33	192/214 (90%)	176 (92%)	16 (8%)	11 36
66	a3	193/214 (90%)	174 (90%)	19 (10%)	8 29
67	43	164/199 (82%)	146 (89%)	18 (11%)	6 24
67	b3	165/199 (83%)	144 (87%)	21 (13%)	4 19

Continued on next page...

Continued from previous page...

Mol	Chain	Analysed	Rotameric	Outliers	Percentiles	
68	A3	130/131 (99%)	119 (92%)	11 (8%)	10	35
68	C3	130/131 (99%)	119 (92%)	11 (8%)	10	35
68	E3	130/131 (99%)	119 (92%)	11 (8%)	10	35
68	G3	130/131 (99%)	119 (92%)	11 (8%)	10	35
68	J3	130/131 (99%)	118 (91%)	12 (9%)	9	31
68	K3	130/131 (99%)	119 (92%)	11 (8%)	10	35
68	N3	130/131 (99%)	119 (92%)	11 (8%)	10	35
68	P3	129/131 (98%)	116 (90%)	13 (10%)	7	27
68	R3	130/131 (99%)	119 (92%)	11 (8%)	10	35
68	T3	130/131 (99%)	120 (92%)	10 (8%)	13	38
68	c3	130/131 (99%)	119 (92%)	11 (8%)	10	35
68	e3	130/131 (99%)	119 (92%)	11 (8%)	10	35
68	g3	130/131 (99%)	119 (92%)	11 (8%)	10	35
68	i3	130/131 (99%)	119 (92%)	11 (8%)	10	35
68	l3	130/131 (99%)	119 (92%)	11 (8%)	10	35
68	m3	130/131 (99%)	119 (92%)	11 (8%)	10	35
68	p3	130/131 (99%)	119 (92%)	11 (8%)	10	35
68	r3	130/131 (99%)	115 (88%)	15 (12%)	5	22
68	t3	130/131 (99%)	119 (92%)	11 (8%)	10	35
68	v3	130/131 (99%)	120 (92%)	10 (8%)	13	38
69	B3	124/124 (100%)	117 (94%)	7 (6%)	21	52
69	D3	124/124 (100%)	117 (94%)	7 (6%)	21	52
69	F3	124/124 (100%)	117 (94%)	7 (6%)	21	52
69	H3	124/124 (100%)	117 (94%)	7 (6%)	21	52
69	I3	124/124 (100%)	117 (94%)	7 (6%)	21	52
69	L3	124/124 (100%)	118 (95%)	6 (5%)	25	56
69	M3	123/124 (99%)	115 (94%)	8 (6%)	17	46
69	O3	124/124 (100%)	116 (94%)	8 (6%)	17	46
69	Q3	124/124 (100%)	117 (94%)	7 (6%)	21	52
69	S3	124/124 (100%)	117 (94%)	7 (6%)	21	52
69	U3	124/124 (100%)	117 (94%)	7 (6%)	21	52

Continued on next page...

Continued from previous page...

Mol	Chain	Analysed	Rotameric	Outliers	Percentiles
69	d3	124/124 (100%)	117 (94%)	7 (6%)	21 52
69	f3	124/124 (100%)	117 (94%)	7 (6%)	21 52
69	h3	124/124 (100%)	117 (94%)	7 (6%)	21 52
69	j3	124/124 (100%)	117 (94%)	7 (6%)	21 52
69	k3	124/124 (100%)	117 (94%)	7 (6%)	21 52
69	n3	123/124 (99%)	109 (89%)	14 (11%)	5 22
69	o3	123/124 (99%)	116 (94%)	7 (6%)	20 51
69	q3	124/124 (100%)	116 (94%)	8 (6%)	17 46
69	s3	124/124 (100%)	117 (94%)	7 (6%)	21 52
69	u3	124/124 (100%)	117 (94%)	7 (6%)	21 52
69	w3	124/124 (100%)	117 (94%)	7 (6%)	21 52
70	V3	133/136 (98%)	127 (96%)	6 (4%)	27 58
70	x3	133/136 (98%)	127 (96%)	6 (4%)	27 58
71	W3	147/153 (96%)	142 (97%)	5 (3%)	37 65
71	y3	147/153 (96%)	142 (97%)	5 (3%)	37 65
72	X3	78/79 (99%)	76 (97%)	2 (3%)	46 71
72	z3	78/79 (99%)	76 (97%)	2 (3%)	46 71
73	63	763/773 (99%)	760 (100%)	3 (0%)	91 95
73	73	759/773 (98%)	751 (99%)	8 (1%)	73 85
74	M5	184/262 (70%)	175 (95%)	9 (5%)	25 56
74	M9	216/262 (82%)	179 (83%)	37 (17%)	2 9
74	Z5	184/262 (70%)	173 (94%)	11 (6%)	19 49
74	Z9	217/262 (83%)	183 (84%)	34 (16%)	2 12
75	e7	204/237 (86%)	204 (100%)	0	100 100
75	eA	204/237 (86%)	204 (100%)	0	100 100
76	fB	227/229 (99%)	207 (91%)	20 (9%)	10 33
76	hB	227/229 (99%)	207 (91%)	20 (9%)	10 33
77	dD	238/278 (86%)	225 (94%)	13 (6%)	21 52
77	dQ	238/278 (86%)	224 (94%)	14 (6%)	19 49
78	zF	378/406 (93%)	326 (86%)	52 (14%)	3 16
78	zK	381/406 (94%)	342 (90%)	39 (10%)	7 27

Continued on next page...

Continued from previous page...

Mol	Chain	Analysed	Rotameric	Outliers	Percentiles
79	bJ	299/389 (77%)	296 (99%)	3 (1%)	76 86
79	bM	303/389 (78%)	300 (99%)	3 (1%)	76 86
80	53	24/130 (18%)	13 (54%)	11 (46%)	0 0
80	Y3	36/130 (28%)	23 (64%)	13 (36%)	0 0
All	All	119096/123080 (97%)	117013 (98%)	2083 (2%)	62 78

All (2083) residues with a non-rotameric sidechain are listed below:

Mol	Chain	Res	Type
1	AA	124	THR
1	AA	159	LEU
2	BA	77	ARG
2	BA	143	THR
2	BA	151	MET
2	BA	170	ASP
2	DA	143	THR
1	EA	105	LEU
2	FA	110	LEU
2	FA	176	ILE
2	HA	24	LEU
2	HA	25	GLN
1	IA	140	VAL
2	LA	122	VAL
2	LA	176	ILE
1	OA	49	GLU
1	OA	89	TYR
1	OA	142	ARG
1	OA	144	MET
2	PA	82	CYS
2	PA	132[A]	SER
2	PA	132[B]	SER
2	PA	163[A]	SER
2	PA	163[B]	SER
1	QA	140	VAL
2	RA	160[A]	SER
2	RA	160[B]	SER
2	TA	39	ASP
1	UA	23	ASP
2	XA	145	THR
3	YA	186	ARG
3	YA	187	THR

Continued on next page...

Continued from previous page...

Mol	Chain	Res	Type
3	YA	291	MET
4	AB	330	LYS
4	AB	409	ARG
4	AB	417	PHE
2	BB	77	ARG
2	CB	54	ASP
2	DB	105	LEU
2	DB	107	ASP
2	DB	109	CYS
2	DB	110	LEU
2	DB	113	LEU
2	DB	114	LYS
4	EB	370	SER
4	EB	373	LYS
4	EB	375	MET
4	EB	386	TRP
4	EB	396	MET
4	EB	397	LYS
4	EB	419	LYS
4	EB	422	MET
2	GB	77	ARG
2	HB	11	ASN
2	HB	13	ASP
2	HB	15	LYS
2	HB	30	PHE
2	IB	7	ARG
2	IB	15	LYS
2	IB	28	LYS
1	JB	2	LYS
1	JB	10	SER
1	JB	22	SER
1	JB	26	SER
1	JB	39	GLU
1	JB	42	GLU
1	JB	51	VAL
1	JB	52	VAL
1	JB	53	LYS
1	JB	115	GLU
1	JB	153	SER
5	KB	36	VAL
5	KB	42	ARG
5	KB	48	THR

Continued on next page...

Continued from previous page...

Mol	Chain	Res	Type
5	KB	50	LYS
5	KB	57	THR
5	KB	58	SER
5	KB	64	VAL
5	KB	66	THR
5	KB	75	LYS
5	KB	76	VAL
5	KB	78	THR
5	KB	80	ASP
5	KB	98	SER
5	KB	114	LYS
5	KB	134	SER
5	KB	144	SER
5	KB	155	GLU
5	KB	157	ILE
5	KB	161	SER
5	KB	162	ASN
5	KB	168	SER
5	KB	170	ASN
5	KB	181	LYS
5	KB	184	VAL
5	KB	187	GLU
5	KB	192	SER
5	KB	194	PRO
5	KB	197	LEU
5	KB	202	TYR
5	KB	204	ARG
5	KB	209	ARG
5	KB	213	LYS
5	KB	220	ARG
5	KB	226	ASN
5	KB	227	THR
5	KB	231	SER
5	KB	239	GLU
5	KB	240	THR
5	KB	243	LEU
2	LB	8	VAL
2	LB	13	ASP
2	MB	1	MET
2	MB	2	LEU
2	MB	5	PHE
2	MB	7	ARG

Continued on next page...

Continued from previous page...

Mol	Chain	Res	Type
2	MB	15	LYS
2	MB	54	ASP
2	NB	105	LEU
2	NB	106	GLU
2	NB	108	ARG
2	NB	109	CYS
2	NB	114	LYS
2	PB	7	ARG
2	PB	62	GLU
2	PB	76	ASN
2	PB	77	ARG
2	PB	78	ARG
2	QB	8	VAL
2	QB	10	VAL
2	QB	11	ASN
2	QB	13	ASP
2	QB	15	LYS
2	RB	77	ARG
2	RB	88	ILE
2	SB	24	LEU
2	SB	28	LYS
1	TB	2	LYS
1	TB	10	SER
1	TB	22	SER
1	TB	26	SER
1	TB	39	GLU
1	TB	42	GLU
1	TB	51	VAL
1	TB	52	VAL
1	TB	53	LYS
1	TB	115	GLU
1	TB	153	SER
5	UB	36	VAL
5	UB	42	ARG
5	UB	48	THR
5	UB	50	LYS
5	UB	57	THR
5	UB	58	SER
5	UB	64	VAL
5	UB	66	THR
5	UB	72	MET
5	UB	75	LYS

Continued on next page...

Continued from previous page...

Mol	Chain	Res	Type
5	UB	76	VAL
5	UB	78	THR
5	UB	80	ASP
5	UB	98	SER
5	UB	114	LYS
5	UB	121	VAL
5	UB	122	LYS
5	UB	134	SER
5	UB	144	SER
5	UB	155	GLU
5	UB	157	ILE
5	UB	164	VAL
5	UB	165	LYS
5	UB	168	SER
5	UB	170	ASN
5	UB	181	LYS
5	UB	184	VAL
5	UB	187	GLU
5	UB	192	SER
5	UB	196	THR
5	UB	197	LEU
5	UB	199	ASP
5	UB	202	TYR
5	UB	203	GLN
5	UB	204	ARG
5	UB	213	LYS
5	UB	218	GLU
5	UB	226	ASN
5	UB	227	THR
5	UB	231	SER
5	UB	239	GLU
5	UB	240	THR
5	UB	243	LEU
2	VB	145	THR
2	VB	149	ARG
6	WB	185	VAL
6	WB	187	LYS
6	WB	188	GLU
6	WB	197	LYS
6	WB	202	ASP
6	WB	217	THR
6	WB	230	THR

Continued on next page...

Continued from previous page...

Mol	Chain	Res	Type
6	WB	252	SER
6	WB	262	SER
6	WB	263	VAL
6	WB	266	SER
6	WB	282	LYS
6	WB	286	THR
6	WB	289	MET
6	WB	290	VAL
6	WB	291	THR
6	WB	292	ASP
6	WB	294	THR
6	WB	295	THR
6	WB	299	LYS
6	WB	304	VAL
6	WB	309	VAL
6	WB	314	ASP
2	ZB	108	ARG
3	AD	60	ARG
3	AD	64	THR
3	AD	93	VAL
3	AD	274	CYS
1	BD	33	ARG
1	BD	140	VAL
1	DD	42	GLU
1	DD	59	CYS
1	DD	140	VAL
2	ED	145	THR
1	FD	8	VAL
2	ID	39	ASP
2	KD	61	CYS
1	LD	82	CYS
1	ND	114	ARG
2	QD	113	LEU
1	TD	23	ASP
1	TD	88	HIS
1	TD	96	CYS
2	UD	132[A]	SER
2	UD	132[B]	SER
1	VD	17	ARG
2	WD	3	ASP
2	WD	82	CYS
1	XD	116	VAL

Continued on next page...

Continued from previous page...

Mol	Chain	Res	Type
3	AE	186	ARG
8	BE	17	VAL
8	BE	171	SER
8	BE	212	GLN
8	BE	227	GLU
10	FE	17	GLU
10	FE	19	LEU
10	JE	8	VAL
10	JE	15	ARG
10	JE	106	ASP
10	LE	39	ASP
10	NE	63	GLN
1	OE	140	VAL
2	PE	145	THR
2	PE	150	LYS
1	QE	102	THR
1	QE	127	TYR
2	RE	39	ASP
1	SE	137	ARG
2	TE	39	ASP
11	XE	111	MET
11	XE	113	LYS
11	XE	114	GLN
11	XE	312	TYR
11	XE	320	THR
11	XE	352	THR
1	CF	52	VAL
2	DF	163[A]	SER
2	DF	163[B]	SER
2	FF	39	ASP
1	GF	140	VAL
1	IF	137	ARG
1	IF	139	CYS
1	IF	140	VAL
2	JF	53[A]	SER
2	JF	53[B]	SER
1	KF	59	CYS
2	LF	39	ASP
2	NF	160[A]	SER
2	NF	160[B]	SER
2	RF	53[A]	SER
2	RF	53[B]	SER

Continued on next page...

Continued from previous page...

Mol	Chain	Res	Type
1	SF	57	ASP
1	SF	59	CYS
1	SF	60	PHE
1	SF	62	LYS
1	SF	65	TYR
1	SF	66	LEU
2	TF	39	ASP
1	UF	140	VAL
2	VF	39	ASP
2	ZF	149	ARG
3	AG	186	ARG
8	BG	17	VAL
8	BG	171	SER
8	BG	212	GLN
8	BG	227	GLU
10	FG	17	GLU
10	FG	19	LEU
10	JG	8	VAL
10	JG	15	ARG
10	LG	39	ASP
1	OG	140	VAL
2	PG	145	THR
2	PG	150	LYS
1	QG	102	THR
1	QG	127	TYR
2	RG	39	ASP
1	SG	137	ARG
2	TG	39	ASP
11	XG	111	MET
11	XG	113	LYS
11	XG	114	GLN
11	XG	312	TYR
11	XG	320	THR
11	XG	352	THR
1	ZG	138	LEU
1	ZG	141	PRO
1	ZG	142	ARG
3	AH	79	LYS
3	AH	186	ARG
3	AH	292	ARG
8	BH	34	THR
8	BH	52	ARG

Continued on next page...

Continued from previous page...

Mol	Chain	Res	Type
9	CH	44	LEU
10	JH	15	ARG
10	JH	19	LEU
10	JH	20	SER
10	JH	23	GLN
10	JH	24	ILE
10	JH	27	LEU
10	JH	29	LYS
10	JH	75	THR
9	KH	67	THR
1	OH	137	ARG
1	OH	138	LEU
2	TH	145	THR
2	VH	150	LYS
2	VH	151	MET
2	VH	152	SER
2	VH	161	LEU
2	VH	165	VAL
2	VH	167	SER
2	VH	171	ARG
2	VH	172	VAL
11	XH	118	PHE
1	ZH	6	THR
1	AI	2	LYS
2	BI	39	ASP
1	CI	2	LYS
1	EI	2	LYS
1	GI	2	LYS
1	II	2	LYS
1	KI	2	LYS
2	LI	109	CYS
12	MI	49	ASP
12	MI	50	GLU
12	MI	52	GLU
12	MI	123	GLU
12	MI	262	ARG
12	MI	265	LYS
12	MI	288	TYR
12	MI	297	LYS
12	MI	299	LYS
12	MI	300	VAL
12	MI	301	ASN

Continued on next page...

Continued from previous page...

Mol	Chain	Res	Type
12	MI	308	ILE
12	MI	309	PRO
1	NI	2	LYS
1	PI	2	LYS
1	PI	26	SER
2	QI	39	ASP
2	QI	77	ARG
1	RI	2	LYS
1	RI	106	ASP
2	SI	39	ASP
1	TI	2	LYS
1	VI	2	LYS
1	XI	2	LYS
2	YI	39	ASP
2	YI	109	CYS
12	ZI	48	LEU
12	ZI	49	ASP
12	ZI	50	GLU
12	ZI	52	GLU
12	ZI	53	ARG
12	ZI	54	GLN
12	ZI	85	SER
12	ZI	105	LYS
12	ZI	262	ARG
12	ZI	306	LYS
12	ZI	310	SER
14	BJ	230	LYS
1	CJ	82	CYS
1	CJ	140	VAL
1	GJ	107	GLU
1	IJ	54	GLU
1	IJ	140	VAL
2	JJ	9	VAL
1	KJ	143	ASP
1	MJ	140	VAL
2	NJ	15	LYS
2	NJ	171	ARG
1	OJ	54	GLU
1	QJ	2	LYS
1	SJ	127	TYR
2	TJ	53[A]	SER
2	TJ	53[B]	SER

Continued on next page...

Continued from previous page...

Mol	Chain	Res	Type
1	UJ	137	ARG
1	YJ	140	VAL
2	ZJ	132[A]	SER
2	ZJ	132[B]	SER
1	CK	52	VAL
2	DK	163[A]	SER
2	DK	163[B]	SER
2	FK	39	ASP
1	GK	140	VAL
1	IK	137	ARG
1	IK	139	CYS
1	IK	140	VAL
2	JK	53[A]	SER
2	JK	53[B]	SER
1	KK	59	CYS
2	LK	39	ASP
2	NK	160[A]	SER
2	NK	160[B]	SER
2	RK	53[A]	SER
2	RK	53[B]	SER
2	TK	39	ASP
1	UK	140	VAL
2	VK	39	ASP
2	ZK	149	ARG
15	AL	257	ARG
16	BL	174	ILE
16	BL	352	ARG
16	BL	504	LYS
16	BL	506	GLN
17	CL	362	ARG
21	GL	199	ASP
23	IL	3	THR
23	IL	34	ARG
29	OL	29	THR
29	OL	30	LYS
29	OL	164	ARG
29	OL	190	LEU
29	OL	191	PHE
29	OL	192	LYS
29	OL	209	VAL
29	OL	210	GLN
30	QL	88	GLU

Continued on next page...

Continued from previous page...

Mol	Chain	Res	Type
30	QL	98	ASP
30	QL	110	ARG
30	QL	169	SER
30	QL	170	LEU
33	TL	28	LYS
33	TL	31	LYS
34	UL	28	VAL
34	UL	80	LYS
35	VL	5	ASP
35	VL	6	ILE
35	VL	7	THR
35	VL	8	ARG
38	YL	29	PHE
39	ZL	34	GLU
39	ZL	37	LYS
1	CM	140	VAL
2	DM	85	ASP
2	DM	160[A]	SER
2	DM	160[B]	SER
2	FM	163[A]	SER
2	FM	163[B]	SER
1	GM	140	VAL
2	HM	19	VAL
2	LM	53[A]	SER
2	LM	53[B]	SER
1	MM	140	VAL
2	NM	15	LYS
2	NM	129	ARG
2	NM	171	ARG
1	QM	140	VAL
1	SM	54	GLU
1	UM	53	LYS
2	VM	67	ILE
1	WM	140	VAL
40	AN	29	TRP
40	AN	122	VAL
40	AN	580	ARG
41	BN	284	PHE
41	BN	534	LEU
41	BN	664	LEU
43	DN	10	THR
43	DN	125	ASN

Continued on next page...

Continued from previous page...

Mol	Chain	Res	Type
45	FN	180	VAL
50	LN	141	LEU
53	ON	128	PHE
8	BO	29	TYR
8	BO	171	SER
8	BO	172	LYS
8	BO	188	PHE
8	BO	191	LYS
8	BO	192	LEU
8	BO	195	THR
8	BO	196	GLN
8	BO	197	PHE
8	BO	205	ARG
8	BO	207	ARG
8	BO	208	PRO
8	BO	209	GLN
8	BO	213	PRO
8	BO	214	LYS
8	BO	218	PRO
8	BO	221	PHE
8	BO	224	MET
8	BO	226	GLN
8	BO	227	GLU
10	FO	114	ARG
9	GO	30	ARG
10	HO	77	ARG
9	KO	50	ARG
10	LO	77	ARG
9	MO	30	ARG
9	MO	79	ILE
10	NO	75	THR
1	QO	53	LYS
1	QO	142	ARG
2	TO	39	ASP
2	VO	61	CYS
2	VO	134	MET
2	VO	135	LYS
2	VO	149	ARG
2	VO	151	MET
1	WO	140	VAL
11	XO	111	MET
11	XO	113	LYS

Continued on next page...

Continued from previous page...

Mol	Chain	Res	Type
11	XO	114	GLN
11	XO	277	THR
11	XO	312	TYR
1	IP	85	ASP
2	JP	108	ARG
2	JP	114	LYS
1	KP	137	ARG
2	LP	171	ARG
1	QP	54	GLU
1	QP	114	ARG
1	SP	54	GLU
2	VP	3	ASP
2	VP	108	ARG
1	WP	59	CYS
2	XP	171	ARG
56	YP	37	THR
56	YP	44	VAL
56	YP	51	LYS
56	YP	64	SER
56	YP	67	ASP
56	YP	76	ARG
56	YP	88	VAL
56	YP	132	SER
56	YP	162	GLU
56	YP	165	SER
56	YP	177	GLU
56	YP	225	THR
56	YP	231	SER
56	YP	243	LEU
56	YP	248	ILE
56	YP	259	THR
56	YP	263	LEU
56	YP	275	GLU
56	YP	289	GLU
56	YP	291	ILE
56	YP	295	ASP
56	YP	299	ILE
56	YP	303	THR
56	YP	305	LEU
56	YP	307	SER
56	YP	309	ASP
56	YP	310	LYS

Continued on next page...

Continued from previous page...

Mol	Chain	Res	Type
56	YP	326	GLU
56	YP	327	HIS
56	YP	328	SER
56	YP	331	SER
56	YP	341	MET
56	YP	354	TYR
56	YP	355	LYS
56	YP	359	ASN
56	YP	362	THR
56	YP	367	LYS
56	YP	373	THR
56	YP	391	ARG
56	YP	396	THR
56	YP	399	LYS
56	YP	400	VAL
56	YP	401	LYS
56	YP	403	SER
3	AQ	60	ARG
3	AQ	64	THR
3	AQ	93	VAL
3	AQ	274	CYS
1	BQ	33	ARG
1	BQ	140	VAL
1	DQ	42	GLU
1	DQ	59	CYS
1	DQ	140	VAL
2	EQ	145	THR
1	FQ	8	VAL
2	IQ	39	ASP
2	KQ	61	CYS
1	LQ	82	CYS
1	NQ	114	ARG
2	QQ	108	ARG
2	QQ	113	LEU
1	TQ	23	ASP
1	TQ	88	HIS
1	TQ	96	CYS
2	UQ	132[A]	SER
2	UQ	132[B]	SER
1	VQ	17	ARG
2	WQ	3	ASP
2	WQ	82	CYS

Continued on next page...

Continued from previous page...

Mol	Chain	Res	Type
1	XQ	116	VAL
1	O1	137	ARG
1	O1	138	LEU
2	T1	145	THR
3	A1	79	LYS
3	A1	186	ARG
3	A1	292	ARG
8	B1	34	THR
8	B1	52	ARG
9	C1	44	LEU
10	H1	17	GLU
10	J1	15	ARG
10	J1	75	THR
9	K1	67	THR
2	V1	161	LEU
2	V1	167	SER
2	V1	170	ASP
2	V1	171	ARG
2	V1	176	ILE
2	V1	177	SER
11	X1	118	PHE
1	Z1	6	THR
1	h1	124	THR
2	i1	39	ASP
2	i1	132[A]	SER
2	i1	132[B]	SER
2	i1	149	ARG
1	j1	82	CYS
2	k1	82	CYS
2	k1	149	ARG
1	l1	24	LEU
1	l1	102	THR
2	m1	122	VAL
2	m1	147	THR
2	c1	143	THR
2	c1	158	CYS
1	d1	53	LYS
1	d1	102	THR
1	d1	114	ARG
2	e1	109	CYS
2	e1	145	THR
57	12	61	MET

Continued on next page...

Continued from previous page...

Mol	Chain	Res	Type
62	62	139	LEU
63	72	54	PHE
64	82	182	ARG
64	82	204	ASP
40	A2	29	TRP
40	A2	122	VAL
40	A2	580	ARG
41	B2	284	PHE
41	B2	534	LEU
41	B2	664	LEU
43	D2	10	THR
43	D2	125	ASN
45	F2	180	VAL
50	L2	141	LEU
50	L2	142	PRO
53	O2	128	PHE
65	23	74	GLU
65	23	78	LYS
65	23	88	THR
65	23	93	THR
65	23	107	GLU
65	23	108	LYS
65	23	124	SER
65	23	140	SER
65	23	142	SER
65	23	160	SER
66	33	42	SER
66	33	59	LYS
66	33	62	SER
66	33	135	MET
66	33	148	VAL
66	33	169	THR
66	33	177	SER
66	33	180	THR
66	33	188	SER
66	33	193	LEU
66	33	212	THR
66	33	254	VAL
66	33	261	LYS
66	33	264	LYS
66	33	270	ARG
66	33	286	ARG

Continued on next page...

Continued from previous page...

Mol	Chain	Res	Type
67	43	45	ARG
67	43	57	SER
67	43	72	THR
67	43	78	THR
67	43	80	THR
67	43	100	GLU
67	43	103	VAL
67	43	138	GLU
67	43	145	LYS
67	43	162	MET
67	43	167	THR
67	43	170	SER
67	43	185	VAL
67	43	213	ILE
67	43	218	VAL
67	43	227	VAL
67	43	230	ARG
67	43	233	ILE
68	A3	7	SER
68	A3	24	ASP
68	A3	25	ARG
68	A3	26	ILE
68	A3	34	GLN
68	A3	48	GLU
68	A3	75	GLU
68	A3	76	GLU
68	A3	106	GLU
68	A3	148	GLU
68	A3	149	VAL
69	B3	14	VAL
69	B3	23	SER
69	B3	25	GLU
69	B3	109	LEU
69	B3	114	GLU
69	B3	118	SER
69	B3	135	GLU
68	C3	7	SER
68	C3	24	ASP
68	C3	25	ARG
68	C3	26	ILE
68	C3	34	GLN
68	C3	48	GLU

Continued on next page...

Continued from previous page...

Mol	Chain	Res	Type
68	C3	75	GLU
68	C3	76	GLU
68	C3	106	GLU
68	C3	148	GLU
68	C3	149	VAL
69	D3	14	VAL
69	D3	23	SER
69	D3	25	GLU
69	D3	109	LEU
69	D3	114	GLU
69	D3	118	SER
69	D3	135	GLU
68	E3	7	SER
68	E3	24	ASP
68	E3	25	ARG
68	E3	26	ILE
68	E3	34	GLN
68	E3	48	GLU
68	E3	75	GLU
68	E3	76	GLU
68	E3	106	GLU
68	E3	148	GLU
68	E3	149	VAL
69	F3	14	VAL
69	F3	23	SER
69	F3	25	GLU
69	F3	109	LEU
69	F3	114	GLU
69	F3	118	SER
69	F3	135	GLU
68	G3	7	SER
68	G3	24	ASP
68	G3	25	ARG
68	G3	26	ILE
68	G3	34	GLN
68	G3	48	GLU
68	G3	75	GLU
68	G3	76	GLU
68	G3	106	GLU
68	G3	148	GLU
68	G3	149	VAL
69	H3	14	VAL

Continued on next page...

Continued from previous page...

Mol	Chain	Res	Type
69	H3	23	SER
69	H3	25	GLU
69	H3	109	LEU
69	H3	114	GLU
69	H3	118	SER
69	H3	135	GLU
69	I3	14	VAL
69	I3	23	SER
69	I3	25	GLU
69	I3	109	LEU
69	I3	114	GLU
69	I3	118	SER
69	I3	135	GLU
68	J3	7	SER
68	J3	24	ASP
68	J3	25	ARG
68	J3	26	ILE
68	J3	34	GLN
68	J3	48	GLU
68	J3	49	ARG
68	J3	75	GLU
68	J3	76	GLU
68	J3	106	GLU
68	J3	148	GLU
68	J3	149	VAL
68	K3	7	SER
68	K3	24	ASP
68	K3	25	ARG
68	K3	26	ILE
68	K3	34	GLN
68	K3	48	GLU
68	K3	75	GLU
68	K3	76	GLU
68	K3	106	GLU
68	K3	148	GLU
68	K3	149	VAL
69	L3	13	ASP
69	L3	22	ASN
69	L3	109	LEU
69	L3	114	GLU
69	L3	118	SER
69	L3	135	GLU

Continued on next page...

Continued from previous page...

Mol	Chain	Res	Type
69	M3	14	VAL
69	M3	23	SER
69	M3	25	GLU
69	M3	109	LEU
69	M3	114	GLU
69	M3	118	SER
69	M3	128	GLN
69	M3	135	GLU
68	N3	7	SER
68	N3	24	ASP
68	N3	25	ARG
68	N3	26	ILE
68	N3	34	GLN
68	N3	48	GLU
68	N3	75	GLU
68	N3	76	GLU
68	N3	106	GLU
68	N3	148	GLU
68	N3	149	VAL
69	O3	14	VAL
69	O3	23	SER
69	O3	25	GLU
69	O3	67	ARG
69	O3	109	LEU
69	O3	114	GLU
69	O3	118	SER
69	O3	135	GLU
68	P3	7	SER
68	P3	24	ASP
68	P3	25	ARG
68	P3	26	ILE
68	P3	35	ARG
68	P3	36	ARG
68	P3	38	ARG
68	P3	48	GLU
68	P3	75	GLU
68	P3	76	GLU
68	P3	106	GLU
68	P3	148	GLU
68	P3	149	VAL
69	Q3	14	VAL
69	Q3	23	SER

Continued on next page...

Continued from previous page...

Mol	Chain	Res	Type
69	Q3	25	GLU
69	Q3	109	LEU
69	Q3	114	GLU
69	Q3	118	SER
69	Q3	135	GLU
68	R3	7	SER
68	R3	24	ASP
68	R3	25	ARG
68	R3	26	ILE
68	R3	34	GLN
68	R3	48	GLU
68	R3	75	GLU
68	R3	76	GLU
68	R3	106	GLU
68	R3	148	GLU
68	R3	149	VAL
69	S3	14	VAL
69	S3	23	SER
69	S3	25	GLU
69	S3	109	LEU
69	S3	114	GLU
69	S3	118	SER
69	S3	135	GLU
68	T3	7	SER
68	T3	24	ASP
68	T3	25	ARG
68	T3	26	ILE
68	T3	34	GLN
68	T3	48	GLU
68	T3	76	GLU
68	T3	106	GLU
68	T3	148	GLU
68	T3	149	VAL
69	U3	14	VAL
69	U3	23	SER
69	U3	25	GLU
69	U3	109	LEU
69	U3	114	GLU
69	U3	118	SER
69	U3	135	GLU
70	V3	10	SER
70	V3	13	ASP

Continued on next page...

Continued from previous page...

Mol	Chain	Res	Type
70	V3	24	GLU
70	V3	49	GLU
70	V3	56	LYS
70	V3	144	GLU
71	W3	3	ASP
71	W3	7	SER
71	W3	15	SER
71	W3	98	SER
71	W3	112	GLU
72	X3	47	THR
72	X3	74	VAL
65	Z3	65	LEU
65	Z3	74	GLU
65	Z3	78	LYS
65	Z3	88	THR
65	Z3	93	THR
65	Z3	107	GLU
65	Z3	108	LYS
65	Z3	124	SER
65	Z3	140	SER
65	Z3	142	SER
65	Z3	160	SER
66	a3	42	SER
66	a3	59	LYS
66	a3	62	SER
66	a3	125	ARG
66	a3	135	MET
66	a3	148	VAL
66	a3	169	THR
66	a3	177	SER
66	a3	180	THR
66	a3	188	SER
66	a3	193	LEU
66	a3	212	THR
66	a3	219	ASP
66	a3	254	VAL
66	a3	261	LYS
66	a3	264	LYS
66	a3	270	ARG
66	a3	286	ARG
66	a3	287	LEU
67	b3	45	ARG

Continued on next page...

Continued from previous page...

Mol	Chain	Res	Type
67	b3	46	THR
67	b3	57	SER
67	b3	72	THR
67	b3	78	THR
67	b3	80	THR
67	b3	100	GLU
67	b3	103	VAL
67	b3	124	GLU
67	b3	138	GLU
67	b3	145	LYS
67	b3	162	MET
67	b3	167	THR
67	b3	170	SER
67	b3	179	MET
67	b3	185	VAL
67	b3	213	ILE
67	b3	218	VAL
67	b3	227	VAL
67	b3	230	ARG
67	b3	233	ILE
68	c3	7	SER
68	c3	24	ASP
68	c3	25	ARG
68	c3	26	ILE
68	c3	34	GLN
68	c3	48	GLU
68	c3	75	GLU
68	c3	76	GLU
68	c3	106	GLU
68	c3	148	GLU
68	c3	149	VAL
69	d3	14	VAL
69	d3	23	SER
69	d3	25	GLU
69	d3	109	LEU
69	d3	114	GLU
69	d3	118	SER
69	d3	135	GLU
68	e3	7	SER
68	e3	24	ASP
68	e3	25	ARG
68	e3	26	ILE

Continued on next page...

Continued from previous page...

Mol	Chain	Res	Type
68	e3	34	GLN
68	e3	48	GLU
68	e3	75	GLU
68	e3	76	GLU
68	e3	106	GLU
68	e3	148	GLU
68	e3	149	VAL
69	f3	14	VAL
69	f3	23	SER
69	f3	25	GLU
69	f3	109	LEU
69	f3	114	GLU
69	f3	118	SER
69	f3	135	GLU
68	g3	7	SER
68	g3	24	ASP
68	g3	25	ARG
68	g3	26	ILE
68	g3	34	GLN
68	g3	48	GLU
68	g3	75	GLU
68	g3	76	GLU
68	g3	106	GLU
68	g3	148	GLU
68	g3	149	VAL
69	h3	14	VAL
69	h3	23	SER
69	h3	25	GLU
69	h3	109	LEU
69	h3	114	GLU
69	h3	118	SER
69	h3	135	GLU
68	i3	7	SER
68	i3	24	ASP
68	i3	25	ARG
68	i3	26	ILE
68	i3	34	GLN
68	i3	48	GLU
68	i3	75	GLU
68	i3	76	GLU
68	i3	106	GLU
68	i3	148	GLU

Continued on next page...

Continued from previous page...

Mol	Chain	Res	Type
68	i3	149	VAL
69	j3	14	VAL
69	j3	23	SER
69	j3	25	GLU
69	j3	109	LEU
69	j3	114	GLU
69	j3	118	SER
69	j3	135	GLU
69	k3	14	VAL
69	k3	23	SER
69	k3	25	GLU
69	k3	109	LEU
69	k3	114	GLU
69	k3	118	SER
69	k3	135	GLU
68	l3	7	SER
68	l3	24	ASP
68	l3	25	ARG
68	l3	26	ILE
68	l3	34	GLN
68	l3	48	GLU
68	l3	75	GLU
68	l3	76	GLU
68	l3	106	GLU
68	l3	148	GLU
68	l3	149	VAL
68	m3	7	SER
68	m3	24	ASP
68	m3	25	ARG
68	m3	26	ILE
68	m3	34	GLN
68	m3	48	GLU
68	m3	75	GLU
68	m3	76	GLU
68	m3	106	GLU
68	m3	148	GLU
68	m3	149	VAL
69	n3	9	ILE
69	n3	13	ASP
69	n3	14	VAL
69	n3	15	GLN
69	n3	24	VAL

Continued on next page...

Continued from previous page...

Mol	Chain	Res	Type
69	n3	25	GLU
69	n3	60	LEU
69	n3	62	TYR
69	n3	64	ASP
69	n3	109	LEU
69	n3	114	GLU
69	n3	118	SER
69	n3	128	GLN
69	n3	135	GLU
69	o3	14	VAL
69	o3	23	SER
69	o3	25	GLU
69	o3	109	LEU
69	o3	114	GLU
69	o3	118	SER
69	o3	135	GLU
68	p3	7	SER
68	p3	24	ASP
68	p3	25	ARG
68	p3	26	ILE
68	p3	34	GLN
68	p3	48	GLU
68	p3	75	GLU
68	p3	76	GLU
68	p3	106	GLU
68	p3	148	GLU
68	p3	149	VAL
69	q3	14	VAL
69	q3	23	SER
69	q3	25	GLU
69	q3	67	ARG
69	q3	109	LEU
69	q3	114	GLU
69	q3	118	SER
69	q3	135	GLU
68	r3	7	SER
68	r3	24	ASP
68	r3	25	ARG
68	r3	26	ILE
68	r3	34	GLN
68	r3	35	ARG
68	r3	38	ARG

Continued on next page...

Continued from previous page...

Mol	Chain	Res	Type
68	r3	48	GLU
68	r3	52	LYS
68	r3	75	GLU
68	r3	76	GLU
68	r3	106	GLU
68	r3	144	GLU
68	r3	148	GLU
68	r3	149	VAL
69	s3	14	VAL
69	s3	23	SER
69	s3	25	GLU
69	s3	109	LEU
69	s3	114	GLU
69	s3	118	SER
69	s3	135	GLU
68	t3	7	SER
68	t3	24	ASP
68	t3	25	ARG
68	t3	26	ILE
68	t3	34	GLN
68	t3	48	GLU
68	t3	75	GLU
68	t3	76	GLU
68	t3	106	GLU
68	t3	148	GLU
68	t3	149	VAL
69	u3	14	VAL
69	u3	23	SER
69	u3	25	GLU
69	u3	109	LEU
69	u3	114	GLU
69	u3	118	SER
69	u3	135	GLU
68	v3	7	SER
68	v3	24	ASP
68	v3	25	ARG
68	v3	26	ILE
68	v3	34	GLN
68	v3	48	GLU
68	v3	76	GLU
68	v3	106	GLU
68	v3	148	GLU

Continued on next page...

Continued from previous page...

Mol	Chain	Res	Type
68	v3	149	VAL
69	w3	14	VAL
69	w3	23	SER
69	w3	25	GLU
69	w3	109	LEU
69	w3	114	GLU
69	w3	118	SER
69	w3	135	GLU
70	x3	10	SER
70	x3	13	ASP
70	x3	24	GLU
70	x3	49	GLU
70	x3	56	LYS
70	x3	144	GLU
71	y3	3	ASP
71	y3	7	SER
71	y3	15	SER
71	y3	98	SER
71	y3	112	GLU
72	z3	47	THR
72	z3	74	VAL
73	63	104	ARG
73	63	489	ASN
73	63	520	LYS
73	73	133	LYS
73	73	138	VAL
73	73	139	ARG
73	73	482	ARG
73	73	489	ASN
73	73	519	GLN
73	73	520	LYS
73	73	698	VAL
9	G4	30	ARG
10	H4	77	ARG
9	K4	49	GLN
9	K4	51	LEU
9	K4	53	THR
10	L4	77	ARG
9	M4	30	ARG
9	M4	79	ILE
10	N4	75	THR
8	B4	29	TYR

Continued on next page...

Continued from previous page...

Mol	Chain	Res	Type
8	B4	171	SER
8	B4	172	LYS
8	B4	191	LYS
8	B4	192	LEU
8	B4	195	THR
8	B4	196	GLN
8	B4	203	ILE
8	B4	205	ARG
8	B4	206	PHE
8	B4	207	ARG
8	B4	208	PRO
8	B4	209	GLN
8	B4	210	GLU
8	B4	211	GLN
8	B4	213	PRO
8	B4	214	LYS
8	B4	221	PHE
8	B4	224	MET
8	B4	226	GLN
8	B4	227	GLU
8	B4	228	MET
1	Q4	53	LYS
1	Q4	142	ARG
2	T4	39	ASP
2	V4	61	CYS
2	V4	134	MET
2	V4	135	LYS
2	V4	149	ARG
2	V4	151	MET
1	W4	137	ARG
1	W4	140	VAL
11	X4	111	MET
11	X4	113	LYS
11	X4	114	GLN
11	X4	277	THR
11	X4	312	TYR
2	k4	145	THR
2	k4	151	MET
2	k4	157	ASP
1	l4	142	ARG
2	a4	39	ASP
2	a4	149	ARG

Continued on next page...

Continued from previous page...

Mol	Chain	Res	Type
2	a4	150	LYS
2	a4	151	MET
2	a4	171	ARG
1	b4	140	VAL
2	c4	51	MET
1	A5	2	LYS
1	A5	43	LYS
1	A5	71	GLU
1	A5	115	GLU
1	A5	144	MET
1	A5	157	ASP
1	A5	161	ASN
1	C5	2	LYS
1	C5	43	LYS
1	C5	71	GLU
1	C5	115	GLU
1	C5	144	MET
1	C5	157	ASP
1	C5	161	ASN
1	E5	2	LYS
1	E5	43	LYS
1	E5	71	GLU
1	E5	115	GLU
1	E5	144	MET
1	E5	157	ASP
1	E5	161	ASN
1	G5	2	LYS
1	G5	26	SER
1	G5	38	LEU
1	G5	43	LYS
1	G5	71	GLU
1	G5	115	GLU
1	G5	144	MET
1	G5	157	ASP
1	G5	161	ASN
1	I5	2	LYS
1	I5	43	LYS
1	I5	71	GLU
1	I5	115	GLU
1	I5	144	MET
1	I5	157	ASP
1	I5	161	ASN

Continued on next page...

Continued from previous page...

Mol	Chain	Res	Type
1	I5	163	LEU
1	K5	2	LYS
1	K5	43	LYS
1	K5	71	GLU
1	K5	115	GLU
1	K5	144	MET
1	K5	157	ASP
1	K5	161	ASN
74	M5	61	LYS
74	M5	63	LEU
74	M5	65	THR
74	M5	76	ARG
74	M5	82	ARG
74	M5	120	GLU
74	M5	165	LYS
74	M5	189	ASP
74	M5	234	GLU
1	N5	2	LYS
1	N5	43	LYS
1	N5	71	GLU
1	N5	115	GLU
1	N5	144	MET
1	N5	157	ASP
1	N5	161	ASN
1	P5	2	LYS
1	P5	43	LYS
1	P5	71	GLU
1	P5	115	GLU
1	P5	144	MET
1	P5	157	ASP
1	P5	161	ASN
1	R5	2	LYS
1	R5	43	LYS
1	R5	71	GLU
1	R5	115	GLU
1	R5	144	MET
1	R5	157	ASP
1	R5	161	ASN
1	T5	2	LYS
1	T5	24	LEU
1	T5	43	LYS
1	T5	71	GLU

Continued on next page...

Continued from previous page...

Mol	Chain	Res	Type
1	T5	115	GLU
1	T5	144	MET
1	T5	157	ASP
1	T5	161	ASN
1	V5	2	LYS
1	V5	43	LYS
1	V5	71	GLU
1	V5	115	GLU
1	V5	144	MET
1	V5	157	ASP
1	V5	161	ASN
1	X5	2	LYS
1	X5	43	LYS
1	X5	71	GLU
1	X5	115	GLU
1	X5	144	MET
1	X5	157	ASP
1	X5	161	ASN
74	Z5	61	LYS
74	Z5	62	PHE
74	Z5	63	LEU
74	Z5	76	ARG
74	Z5	82	ARG
74	Z5	83	LYS
74	Z5	120	GLU
74	Z5	161	ASN
74	Z5	165	LYS
74	Z5	189	ASP
74	Z5	234	GLU
16	B6	286	ARG
16	B6	332	LYS
16	B6	444	ARG
29	O6	66	ARG
29	O6	164	ARG
29	O6	190	LEU
29	O6	192	LYS
29	O6	193	GLU
30	Q6	97	GLU
30	Q6	110	ARG
30	Q6	198	SER
34	U6	17	VAL
34	U6	18	MET

Continued on next page...

Continued from previous page...

Mol	Chain	Res	Type
34	U6	20	LEU
38	Y6	10	LEU
38	Y6	13	LEU
15	a6	226	GLU
15	a6	334	ARG
16	b6	175	THR
17	c6	381	LYS
17	c6	447	ARG
17	c6	461	ARG
17	c6	462	GLU
23	i6	33	ASN
23	i6	34	ARG
23	i6	35	LYS
27	m6	41	LYS
27	m6	42	SER
29	o6	164	ARG
29	o6	190	LEU
29	o6	191	PHE
29	o6	192	LYS
29	o6	194	THR
29	o6	210	GLN
30	q6	110	ARG
34	u6	17	VAL
34	u6	18	MET
34	u6	20	LEU
39	z6	35	GLN
39	z6	37	LYS
39	z6	38	ASN
39	z6	39	LEU
1	A7	124	THR
1	A7	159	LEU
2	B7	77	ARG
2	B7	143	THR
2	B7	151	MET
2	B7	170	ASP
2	D7	143	THR
1	E7	105	LEU
2	F7	110	LEU
2	F7	176	ILE
2	H7	24	LEU
2	H7	25	GLN
1	I7	140	VAL

Continued on next page...

Continued from previous page...

Mol	Chain	Res	Type
2	L7	122	VAL
2	L7	176	ILE
1	O7	49	GLU
1	O7	89	TYR
2	P7	82	CYS
2	P7	132[A]	SER
2	P7	132[B]	SER
2	P7	163[A]	SER
2	P7	163[B]	SER
1	Q7	140	VAL
2	R7	160[A]	SER
2	R7	160[B]	SER
2	T7	39	ASP
1	U7	23	ASP
2	X7	145	THR
3	Y7	186	ARG
3	Y7	187	THR
3	Y7	291	MET
2	y8	143	THR
1	z8	82	CYS
1	z8	140	VAL
2	18	85	ASP
2	18	88	ILE
2	q8	2	LEU
2	q8	9	VAL
2	q8	145	THR
1	r8	82	CYS
1	r8	120	LEU
2	u8	82	CYS
2	u8	157	ASP
1	v8	43	LYS
1	v8	93	VAL
1	x8	27	ILE
1	x8	43	LYS
1	x8	135	ARG
1	A9	39	GLU
1	A9	53	LYS
1	A9	82	CYS
1	A9	90	MET
1	A9	115	GLU
1	A9	118	ARG
1	C9	39	GLU

Continued on next page...

Continued from previous page...

Mol	Chain	Res	Type
1	C9	53	LYS
1	C9	82	CYS
1	C9	90	MET
1	C9	115	GLU
1	C9	118	ARG
2	D9	36	LYS
1	E9	39	GLU
1	E9	53	LYS
1	E9	82	CYS
1	E9	90	MET
1	E9	115	GLU
1	E9	118	ARG
1	E9	163	LEU
1	G9	39	GLU
1	G9	53	LYS
1	G9	82	CYS
1	G9	90	MET
1	G9	115	GLU
1	G9	118	ARG
1	I9	39	GLU
1	I9	53	LYS
1	I9	82	CYS
1	I9	90	MET
1	I9	115	GLU
1	I9	118	ARG
2	J9	129	ARG
1	K9	39	GLU
1	K9	53	LYS
1	K9	82	CYS
1	K9	90	MET
1	K9	115	GLU
1	K9	118	ARG
1	N9	39	GLU
1	N9	53	LYS
1	N9	82	CYS
1	N9	90	MET
1	N9	115	GLU
1	N9	118	ARG
1	P9	39	GLU
1	P9	53	LYS
1	P9	82	CYS
1	P9	90	MET

Continued on next page...

Continued from previous page...

Mol	Chain	Res	Type
1	P9	115	GLU
1	P9	118	ARG
1	R9	39	GLU
1	R9	53	LYS
1	R9	82	CYS
1	R9	90	MET
1	R9	115	GLU
1	R9	118	ARG
1	T9	39	GLU
1	T9	53	LYS
1	T9	82	CYS
1	T9	90	MET
1	T9	115	GLU
1	T9	118	ARG
2	U9	160[A]	SER
2	U9	160[B]	SER
1	V9	39	GLU
1	V9	53	LYS
1	V9	82	CYS
1	V9	90	MET
1	V9	115	GLU
1	V9	118	ARG
1	X9	39	GLU
1	X9	53	LYS
1	X9	82	CYS
1	X9	90	MET
1	X9	115	GLU
1	X9	118	ARG
76	fB	10	ILE
76	fB	34	ILE
76	fB	39	LYS
76	fB	55	ASP
76	fB	62	SER
76	fB	76	VAL
76	fB	108	GLU
76	fB	115	THR
76	fB	138	LEU
76	fB	156	LYS
76	fB	165	SER
76	fB	167	VAL
76	fB	171	LYS
76	fB	183	VAL

Continued on next page...

Continued from previous page...

Mol	Chain	Res	Type
76	fB	216	THR
76	fB	229	LYS
76	fB	232	VAL
76	fB	248	SER
76	fB	261	SER
76	fB	278	ASP
2	aB	1	MET
2	aB	15	LYS
6	cB	181	GLU
6	cB	182	GLU
6	cB	184	THR
6	cB	185	VAL
6	cB	187	LYS
6	cB	197	LYS
6	cB	202	ASP
6	cB	217	THR
6	cB	230	THR
6	cB	252	SER
6	cB	262	SER
6	cB	263	VAL
6	cB	266	SER
6	cB	278	PHE
6	cB	279	PRO
6	cB	280	VAL
6	cB	282	LYS
6	cB	290	VAL
6	cB	291	THR
6	cB	304	VAL
6	cB	309	VAL
6	cB	314	ASP
2	dB	149	ARG
2	eB	145	THR
2	gB	84	ARG
2	gB	105	LEU
2	gB	106	GLU
2	gB	107	ASP
2	gB	108	ARG
2	gB	111	ASN
2	gB	113	LEU
2	gB	114	LYS
2	gB	116	THR
76	hB	10	ILE

Continued on next page...

Continued from previous page...

Mol	Chain	Res	Type
76	hB	34	ILE
76	hB	39	LYS
76	hB	55	ASP
76	hB	62	SER
76	hB	76	VAL
76	hB	115	THR
76	hB	138	LEU
76	hB	156	LYS
76	hB	165	SER
76	hB	167	VAL
76	hB	171	LYS
76	hB	183	VAL
76	hB	194	ARG
76	hB	216	THR
76	hB	229	LYS
76	hB	232	VAL
76	hB	248	SER
76	hB	261	SER
76	hB	278	ASP
2	yC	143	THR
1	zC	82	CYS
1	zC	140	VAL
2	1C	85	ASP
2	1C	88	ILE
2	qC	2	LEU
2	qC	9	VAL
2	qC	145	THR
1	rC	82	CYS
1	rC	120	LEU
2	uC	82	CYS
2	uC	157	ASP
1	vC	43	LYS
1	vC	93	VAL
1	xC	27	ILE
1	xC	43	LYS
1	xC	135	ARG
77	dD	217	SER
77	dD	281	SER
77	dD	283	ARG
77	dD	284	LEU
77	dD	285	VAL
77	dD	288	ARG

Continued on next page...

Continued from previous page...

Mol	Chain	Res	Type
77	dD	297	MET
77	dD	299	LEU
77	dD	324	ASP
77	dD	327	SER
77	dD	328	LYS
77	dD	329	MET
77	dD	331	GLN
1	bE	135	ARG
1	bE	138	LEU
1	dE	114	ARG
1	dE	137	ARG
2	eE	39	ASP
2	eE	150	LYS
1	fE	53	LYS
2	gE	39	ASP
2	gE	117	TYR
1	hE	2	LYS
2	kE	39	ASP
1	lE	51	VAL
1	lE	54	GLU
1	lE	59	CYS
1	lE	65	TYR
1	lE	67	LYS
1	lE	68	ASN
1	lE	74	GLU
1	lE	75	ASN
1	lE	76	GLN
1	lE	77	GLU
1	lE	78	LYS
1	lE	79	ILE
1	lE	81	LYS
1	lE	82	CYS
1	lE	83	TYR
1	lE	86	VAL
1	lE	102	THR
1	lE	140	VAL
1	aF	53	LYS
1	cF	53	LYS
1	eF	24	LEU
1	eF	159	LEU
1	gF	53	LYS
1	iF	84	ARG

Continued on next page...

Continued from previous page...

Mol	Chain	Res	Type
2	jF	160[A]	SER
2	jF	160[B]	SER
1	kF	7	THR
1	kF	140	VAL
2	lF	38	LEU
2	lF	39	ASP
2	lF	42	ASN
1	mF	114	ARG
1	mF	140	VAL
2	nF	135	LYS
1	oF	84	ARG
1	oF	140	VAL
2	pF	163[A]	SER
2	pF	163[B]	SER
1	qF	102	THR
1	qF	114	ARG
2	rF	113	LEU
2	rF	163[A]	SER
2	rF	163[B]	SER
1	sF	114	ARG
1	sF	137	ARG
1	uF	2	LYS
13	wF	64	LYS
13	xF	215	LYS
14	yF	291	ARG
78	zF	29	SER
78	zF	30	SER
78	zF	38	PHE
78	zF	213	ARG
78	zF	277	VAL
78	zF	279	LYS
78	zF	280	VAL
78	zF	281	SER
78	zF	282	ARG
78	zF	283	GLU
78	zF	285	LEU
78	zF	286	GLN
78	zF	287	ARG
78	zF	289	LEU
78	zF	291	ILE
78	zF	299	LEU
78	zF	300	GLN

Continued on next page...

Continued from previous page...

Mol	Chain	Res	Type
78	zF	343	GLN
78	zF	344	PHE
78	zF	360	VAL
78	zF	361	ARG
78	zF	363	ARG
78	zF	365	ARG
78	zF	371	ILE
78	zF	383	GLN
78	zF	384	LEU
78	zF	388	LEU
78	zF	392	LEU
78	zF	396	ASP
78	zF	404	THR
78	zF	407	LEU
78	zF	413	LYS
78	zF	415	TYR
78	zF	417	LYS
78	zF	428	GLU
78	zF	431	ASN
78	zF	432	GLU
78	zF	433	ASP
78	zF	435	ILE
78	zF	441	ASP
78	zF	443	LYS
78	zF	445	LYS
78	zF	450	ARG
78	zF	451	ASN
78	zF	452	LEU
78	zF	454	ASP
78	zF	455	ARG
78	zF	457	GLU
78	zF	458	LYS
78	zF	459	LEU
78	zF	460	ARG
78	zF	472	ARG
1	bG	138	LEU
1	dG	114	ARG
1	dG	137	ARG
2	eG	39	ASP
2	eG	51	MET
1	fG	53	LYS
2	gG	39	ASP

Continued on next page...

Continued from previous page...

Mol	Chain	Res	Type
2	gG	117	TYR
1	hG	2	LYS
2	kG	39	ASP
1	lG	67	LYS
1	lG	76	GLN
1	lG	78	LYS
1	lG	79	ILE
1	lG	102	THR
1	lG	140	VAL
1	hH	124	THR
2	iH	39	ASP
2	iH	132[A]	SER
2	iH	132[B]	SER
2	iH	149	ARG
1	jH	82	CYS
2	kH	82	CYS
2	kH	149	ARG
1	lH	24	LEU
1	lH	102	THR
2	mH	122	VAL
2	mH	147	THR
2	cH	143	THR
2	cH	158	CYS
1	dH	53	LYS
1	dH	102	THR
1	dH	114	ARG
2	eH	109	CYS
2	eH	145	THR
1	aJ	54	GLU
1	aJ	137	ARG
1	aJ	140	VAL
1	dJ	39	GLU
1	dJ	127	TYR
1	fJ	137	ARG
1	fJ	140	VAL
2	gJ	150	LYS
1	hJ	137	ARG
1	lJ	67	LYS
79	bJ	5	ARG
79	bJ	173	THR
79	bJ	298	LYS
1	aK	53	LYS

Continued on next page...

Continued from previous page...

Mol	Chain	Res	Type
1	cK	53	LYS
1	eK	24	LEU
1	eK	159	LEU
1	gK	53	LYS
1	iK	84	ARG
2	jK	160[A]	SER
2	jK	160[B]	SER
1	kK	7	THR
1	kK	140	VAL
2	lK	38	LEU
2	lK	39	ASP
2	lK	42	ASN
1	mK	114	ARG
1	mK	140	VAL
2	nK	135	LYS
1	oK	84	ARG
1	oK	140	VAL
2	pK	163[A]	SER
2	pK	163[B]	SER
1	qK	102	THR
1	qK	114	ARG
2	rK	113	LEU
2	rK	163[A]	SER
2	rK	163[B]	SER
1	sK	114	ARG
1	sK	137	ARG
1	uK	2	LYS
13	wK	64	LYS
13	xK	215	LYS
14	yK	291	ARG
78	zK	29	SER
78	zK	30	SER
78	zK	38	PHE
78	zK	213	ARG
78	zK	280	VAL
78	zK	287	ARG
78	zK	392	LEU
78	zK	394	LEU
78	zK	398	GLU
78	zK	404	THR
78	zK	408	GLN
78	zK	413	LYS

Continued on next page...

Continued from previous page...

Mol	Chain	Res	Type
78	zK	416	VAL
78	zK	417	LYS
78	zK	418	PRO
78	zK	421	ILE
78	zK	431	ASN
78	zK	432	GLU
78	zK	434	GLU
78	zK	437	ILE
78	zK	439	GLN
78	zK	441	ASP
78	zK	442	LYS
78	zK	444	ILE
78	zK	446	VAL
78	zK	447	THR
78	zK	448	VAL
78	zK	454	ASP
78	zK	456	THR
78	zK	457	GLU
78	zK	458	LYS
78	zK	459	LEU
78	zK	460	ARG
78	zK	464	GLU
78	zK	466	GLU
78	zK	467	GLU
78	zK	472	ARG
78	zK	475	LYS
78	zK	490	ASP
15	aL	257	ARG
16	bL	150	CYS
16	bL	151	PHE
16	bL	174	ILE
16	bL	175	THR
16	bL	330	MET
16	bL	332	LYS
16	bL	352	ARG
16	bL	355	THR
16	bL	504	LYS
16	bL	505	LYS
16	bL	506	GLN
17	cL	195	ASP
17	cL	461	ARG
21	gL	186	ASN

Continued on next page...

Continued from previous page...

Mol	Chain	Res	Type
22	hL	61	ASP
23	iL	33	ASN
23	iL	34	ARG
23	iL	35	LYS
29	oL	26	VAL
29	oL	27	ASP
29	oL	94	ASN
29	oL	164	ARG
29	oL	190	LEU
29	oL	192	LYS
29	oL	210	GLN
29	oL	211	LYS
30	qL	88	GLU
30	qL	98	ASP
30	qL	110	ARG
33	tL	29	ILE
33	tL	31	LYS
37	xL	40	ARG
38	yL	29	PHE
39	zL	3	THR
39	zL	6	GLN
39	zL	7	ILE
39	zL	54	THR
1	aM	137	ARG
1	aM	140	VAL
1	dM	134	THR
2	eM	163[A]	SER
2	eM	163[B]	SER
1	fM	140	VAL
1	hM	140	VAL
1	jM	54	GLU
1	jM	137	ARG
1	lM	140	VAL
2	mM	19	VAL
2	mM	85	ASP
79	bM	41	ASP
79	bM	173	THR
79	bM	242	TRP
57	1N	61	MET
62	6N	139	LEU
63	7N	54	PHE
64	8N	182	ARG

Continued on next page...

Continued from previous page...

Mol	Chain	Res	Type
64	8N	204	ASP
2	kO	145	THR
2	kO	150	LYS
1	lO	142	ARG
2	aO	39	ASP
2	aO	149	ARG
2	aO	150	LYS
2	aO	151	MET
2	aO	171	ARG
1	bO	140	VAL
2	cO	51	MET
56	bP	37	THR
56	bP	44	VAL
56	bP	51	LYS
56	bP	64	SER
56	bP	67	ASP
56	bP	76	ARG
56	bP	88	VAL
56	bP	132	SER
56	bP	162	GLU
56	bP	165	SER
56	bP	177	GLU
56	bP	225	THR
56	bP	231	SER
56	bP	243	LEU
56	bP	248	ILE
56	bP	259	THR
56	bP	263	LEU
56	bP	289	GLU
56	bP	291	ILE
56	bP	295	ASP
56	bP	299	ILE
56	bP	303	THR
56	bP	305	LEU
56	bP	307	SER
56	bP	309	ASP
56	bP	326	GLU
56	bP	328	SER
56	bP	331	SER
56	bP	341	MET
56	bP	354	TYR
56	bP	355	LYS

Continued on next page...

Continued from previous page...

Mol	Chain	Res	Type
56	bP	359	ASN
56	bP	361	PRO
56	bP	364	LYS
56	bP	365	TRP
56	bP	366	MET
56	bP	367	LYS
56	bP	373	THR
56	bP	396	THR
56	bP	399	LYS
56	bP	400	VAL
77	dQ	217	SER
77	dQ	226	ARG
77	dQ	281	SER
77	dQ	283	ARG
77	dQ	284	LEU
77	dQ	285	VAL
77	dQ	288	ARG
77	dQ	297	MET
77	dQ	299	LEU
77	dQ	324	ASP
77	dQ	327	SER
77	dQ	328	LYS
77	dQ	329	MET
77	dQ	331	GLN
74	Z9	25	TRP
74	Z9	27	LYS
74	Z9	28	LEU
74	Z9	29	LEU
74	Z9	30	ASN
74	Z9	31	THR
74	Z9	32	LYS
74	Z9	34	MET
74	Z9	36	ARG
74	Z9	37	GLN
74	Z9	38	VAL
74	Z9	39	GLN
74	Z9	40	PRO
74	Z9	41	ASN
74	Z9	42	PRO
74	Z9	43	PRO
74	Z9	44	THR
74	Z9	45	ASN

Continued on next page...

Continued from previous page...

Mol	Chain	Res	Type
74	Z9	46	GLU
74	Z9	48	ARG
74	Z9	50	LEU
74	Z9	55	THR
74	Z9	57	ARG
74	Z9	64	LEU
74	Z9	66	THR
74	Z9	69	ARG
74	Z9	70	SER
74	Z9	71	LYS
74	Z9	77	ARG
74	Z9	84	LYS
74	Z9	89	MET
74	Z9	113	GLU
74	Z9	173	LYS
74	Z9	280	LYS
74	M9	25	TRP
74	M9	27	LYS
74	M9	28	LEU
74	M9	29	LEU
74	M9	30	ASN
74	M9	31	THR
74	M9	32	LYS
74	M9	34	MET
74	M9	35	LYS
74	M9	36	ARG
74	M9	40	PRO
74	M9	41	ASN
74	M9	42	PRO
74	M9	43	PRO
74	M9	44	THR
74	M9	45	ASN
74	M9	46	GLU
74	M9	48	ARG
74	M9	50	LEU
74	M9	51	ASN
74	M9	55	THR
74	M9	57	ARG
74	M9	59	PRO
74	M9	63	PHE
74	M9	64	LEU
74	M9	66	THR

Continued on next page...

Continued from previous page...

Mol	Chain	Res	Type
74	M9	67	LEU
74	M9	68	LYS
74	M9	71	LYS
74	M9	77	ARG
74	M9	84	LYS
74	M9	89	MET
74	M9	113	GLU
74	M9	131	GLN
74	M9	173	LYS
74	M9	187	LEU
74	M9	280	LYS
80	Y3	1	SER
80	Y3	10	VAL
80	Y3	12	ASN
80	Y3	25	ASN
80	Y3	35	TYR
80	Y3	36	LYS
80	Y3	40	LYS
80	Y3	41	ARG
80	Y3	42	ARG
80	Y3	44	PRO
80	Y3	52	LEU
80	Y3	58	MET
80	Y3	61	LYS
80	53	17	PHE
80	53	27	SER
80	53	31	TYR
80	53	32	LYS
80	53	36	LYS
80	53	37	ARG
80	53	38	ARG
80	53	40	PRO
80	53	48	LEU
80	53	54	MET
80	53	57	LYS

Sometimes sidechains can be flipped to improve hydrogen bonding and reduce clashes. All (1303) such sidechains are listed below:

Mol	Chain	Res	Type
1	AA	68	ASN
1	CA	68	ASN
1	CA	76	GLN

Continued on next page...

Continued from previous page...

Mol	Chain	Res	Type
1	CA	80	ASN
1	CA	94	ASN
2	DA	11	ASN
2	DA	35	ASN
2	DA	47	ASN
1	EA	28	GLN
1	EA	68	ASN
1	GA	28	GLN
1	GA	121	ASN
2	JA	11	ASN
1	KA	80	ASN
1	KA	161	ASN
2	LA	111	ASN
1	OA	21	ASN
1	QA	76	GLN
1	QA	80	ASN
1	UA	75	ASN
2	VA	47	ASN
1	WA	94	ASN
1	WA	147	GLN
3	YA	110	GLN
2	BB	47	ASN
2	BB	111	ASN
4	EB	404	ASN
2	FB	76	ASN
2	GB	111	ASN
2	HB	11	ASN
2	HB	76	ASN
2	IB	25	GLN
1	JB	28	GLN
1	JB	32	GLN
1	JB	68	ASN
1	JB	161	ASN
5	KB	162	ASN
2	MB	111	ASN
2	NB	35	ASN
2	NB	47	ASN
2	NB	125	ASN
2	QB	11	ASN
2	RB	76	ASN
2	SB	25	GLN
2	SB	47	ASN

Continued on next page...

Continued from previous page...

Mol	Chain	Res	Type
2	SB	76	ASN
1	TB	68	ASN
1	TB	161	ASN
5	UB	162	ASN
5	UB	212	ASN
2	XB	47	ASN
2	ZB	137	GLN
3	AD	96	GLN
3	AD	110	GLN
3	AD	136	GLN
3	AD	149	ASN
3	AD	209	GLN
1	BD	68	ASN
2	CD	11	ASN
2	CD	25	GLN
2	CD	63	ASN
1	DD	94	ASN
2	ED	11	ASN
1	FD	94	ASN
2	GD	11	ASN
1	HD	76	GLN
1	HD	80	ASN
1	HD	94	ASN
2	ID	11	ASN
2	ID	111	ASN
1	JD	21	ASN
1	JD	28	GLN
1	JD	68	ASN
1	JD	147	GLN
1	LD	28	GLN
1	LD	75	ASN
1	LD	147	GLN
2	MD	11	ASN
2	MD	25	GLN
2	OD	25	GLN
1	PD	68	ASN
1	PD	121	ASN
2	QD	11	ASN
2	QD	47	ASN
2	QD	63	ASN
2	QD	76	ASN
1	RD	94	ASN

Continued on next page...

Continued from previous page...

Mol	Chain	Res	Type
1	RD	161	ASN
1	VD	21	ASN
1	VD	28	GLN
1	VD	88	HIS
2	WD	35	ASN
1	XD	94	ASN
2	YD	11	ASN
2	YD	137	GLN
3	AE	96	GLN
3	AE	149	ASN
8	BE	209	GLN
9	CE	49	GLN
9	CE	61	ASN
9	CE	148	ASN
10	DE	35	ASN
10	DE	47	ASN
10	DE	118	GLN
10	FE	35	ASN
10	FE	111	ASN
10	FE	118	GLN
9	GE	14	ASN
9	GE	61	ASN
9	GE	145	GLN
10	HE	21	ASN
10	HE	35	ASN
10	HE	118	GLN
9	IE	15	GLN
9	IE	25	GLN
9	IE	32	GLN
9	IE	138	ASN
9	IE	145	GLN
10	JE	21	ASN
10	JE	35	ASN
10	JE	47	ASN
10	JE	68	GLN
10	JE	118	GLN
10	JE	132	GLN
9	KE	25	GLN
9	KE	145	GLN
10	LE	23	GLN
10	LE	35	ASN
10	LE	118	GLN

Continued on next page...

Continued from previous page...

Mol	Chain	Res	Type
9	ME	49	GLN
9	ME	145	GLN
10	NE	21	ASN
10	NE	35	ASN
10	NE	63	GLN
10	NE	65	GLN
10	NE	118	GLN
1	OE	28	GLN
1	OE	88	HIS
1	OE	147	GLN
1	QE	68	ASN
1	SE	94	ASN
1	SE	147	GLN
2	TE	125	ASN
2	TE	137	GLN
1	UE	28	GLN
1	UE	94	ASN
2	VE	25	GLN
1	WE	88	HIS
1	WE	147	GLN
11	XE	314	GLN
11	XE	341	ASN
2	YE	125	ASN
1	ZE	88	HIS
1	ZE	147	GLN
1	ZE	161	ASN
1	AF	30	ASN
1	AF	32	GLN
2	BF	47	ASN
2	BF	144	ASN
1	CF	30	ASN
2	DF	35	ASN
2	DF	47	ASN
1	EF	80	ASN
2	FF	47	ASN
2	FF	125	ASN
1	GF	94	ASN
1	IF	32	GLN
1	IF	94	ASN
1	IF	147	GLN
2	JF	47	ASN
1	KF	32	GLN

Continued on next page...

Continued from previous page...

Mol	Chain	Res	Type
2	LF	11	ASN
2	LF	25	GLN
2	LF	35	ASN
2	LF	47	ASN
2	LF	63	ASN
2	LF	125	ASN
1	MF	32	GLN
1	MF	88	HIS
1	MF	94	ASN
2	NF	47	ASN
1	OF	21	ASN
1	OF	80	ASN
2	PF	47	ASN
1	QF	76	GLN
1	QF	80	ASN
2	TF	47	ASN
1	UF	32	GLN
1	UF	76	GLN
1	UF	94	ASN
1	UF	147	GLN
2	VF	47	ASN
1	WF	21	ASN
1	WF	28	GLN
1	WF	32	GLN
1	WF	76	GLN
1	WF	94	ASN
1	WF	121	ASN
2	XF	35	ASN
2	XF	47	ASN
1	YF	76	GLN
2	ZF	47	ASN
3	AG	96	GLN
3	AG	149	ASN
8	BG	209	GLN
8	BG	211	GLN
9	CG	49	GLN
9	CG	61	ASN
9	CG	148	ASN
10	DG	35	ASN
10	DG	118	GLN
10	FG	35	ASN
10	FG	111	ASN

Continued on next page...

Continued from previous page...

Mol	Chain	Res	Type
10	FG	118	GLN
9	GG	14	ASN
9	GG	61	ASN
9	GG	145	GLN
10	HG	21	ASN
10	HG	35	ASN
10	HG	118	GLN
9	IG	15	GLN
9	IG	25	GLN
9	IG	32	GLN
9	IG	138	ASN
9	IG	145	GLN
10	JG	21	ASN
10	JG	35	ASN
10	JG	47	ASN
10	JG	118	GLN
10	JG	132	GLN
9	KG	25	GLN
9	KG	145	GLN
10	LG	23	GLN
10	LG	35	ASN
10	LG	118	GLN
9	MG	49	GLN
9	MG	145	GLN
10	NG	21	ASN
10	NG	35	ASN
10	NG	65	GLN
10	NG	118	GLN
1	OG	28	GLN
1	OG	88	HIS
1	OG	147	GLN
1	QG	68	ASN
1	SG	94	ASN
1	SG	147	GLN
2	TG	125	ASN
2	TG	137	GLN
1	UG	28	GLN
1	UG	94	ASN
2	VG	25	GLN
2	VG	137	GLN
1	WG	88	HIS
1	WG	147	GLN

Continued on next page...

Continued from previous page...

Mol	Chain	Res	Type
11	XG	314	GLN
11	XG	341	ASN
2	YG	125	ASN
1	ZG	88	HIS
1	ZG	147	GLN
1	ZG	161	ASN
3	AH	68	ASN
3	AH	232	GLN
8	BH	23	ASN
8	BH	211	GLN
9	CH	14	ASN
9	CH	61	ASN
9	CH	119	ASN
10	DH	21	ASN
10	DH	23	GLN
10	DH	54	ASN
10	DH	111	ASN
9	EH	145	GLN
10	FH	143	ASN
9	GH	49	GLN
9	GH	61	ASN
10	HH	23	GLN
10	HH	63	GLN
9	IH	21	ASN
10	JH	11	GLN
10	JH	143	ASN
9	KH	14	ASN
9	KH	61	ASN
9	MH	15	GLN
10	NH	21	ASN
10	NH	118	GLN
10	NH	143	ASN
1	OH	28	GLN
1	OH	75	ASN
1	OH	80	ASN
1	OH	94	ASN
1	OH	147	GLN
2	PH	76	ASN
2	PH	111	ASN
1	QH	80	ASN
1	QH	94	ASN
1	SH	76	GLN

Continued on next page...

Continued from previous page...

Mol	Chain	Res	Type
1	SH	80	ASN
1	SH	88	HIS
1	UH	161	ASN
2	VH	63	ASN
1	WH	88	HIS
11	XH	79	GLN
11	XH	341	ASN
1	ZH	80	ASN
1	ZH	147	GLN
1	GI	68	ASN
12	MI	71	GLN
12	MI	75	GLN
12	MI	199	ASN
1	PI	161	ASN
1	TI	68	ASN
12	ZI	71	GLN
12	ZI	75	GLN
12	ZI	199	ASN
13	AJ	46	GLN
13	AJ	65	GLN
13	AJ	265	GLN
14	BJ	209	ASN
1	CJ	76	GLN
1	GJ	80	ASN
1	GJ	94	ASN
1	IJ	76	GLN
1	IJ	80	ASN
1	IJ	94	ASN
2	JJ	137	GLN
1	KJ	28	GLN
2	LJ	11	ASN
2	LJ	137	GLN
2	PJ	47	ASN
1	SJ	76	GLN
1	SJ	80	ASN
1	UJ	32	GLN
1	UJ	76	GLN
2	VJ	11	ASN
2	VJ	42	ASN
2	VJ	111	ASN
2	XJ	63	ASN
1	YJ	76	GLN

Continued on next page...

Continued from previous page...

Mol	Chain	Res	Type
1	AK	30	ASN
1	AK	32	GLN
2	BK	47	ASN
2	BK	144	ASN
1	CK	30	ASN
2	DK	35	ASN
2	DK	47	ASN
1	EK	80	ASN
2	FK	47	ASN
2	FK	125	ASN
1	GK	94	ASN
1	IK	32	GLN
1	IK	94	ASN
1	IK	147	GLN
2	JK	47	ASN
1	KK	32	GLN
2	LK	11	ASN
2	LK	35	ASN
2	LK	47	ASN
2	LK	125	ASN
1	MK	32	GLN
1	MK	88	HIS
1	MK	94	ASN
2	NK	47	ASN
1	OK	21	ASN
1	OK	80	ASN
2	PK	47	ASN
1	QK	76	GLN
1	QK	80	ASN
2	TK	47	ASN
1	UK	32	GLN
1	UK	76	GLN
1	UK	94	ASN
1	UK	147	GLN
2	VK	47	ASN
1	WK	21	ASN
1	WK	28	GLN
1	WK	32	GLN
1	WK	94	ASN
1	WK	121	ASN
2	XK	35	ASN
2	XK	47	ASN

Continued on next page...

Continued from previous page...

Mol	Chain	Res	Type
1	YK	21	ASN
1	YK	76	GLN
2	ZK	47	ASN
15	AL	108	ASN
15	AL	230	ASN
15	AL	247	ASN
15	AL	298	ASN
15	AL	303	ASN
15	AL	322	ASN
16	BL	9	HIS
16	BL	157	HIS
16	BL	274	GLN
17	CL	39	ASN
17	CL	155	ASN
17	CL	311	GLN
17	CL	332	GLN
17	CL	378	ASN
17	CL	430	HIS
18	DL	87	HIS
18	DL	220	ASN
18	DL	336	HIS
19	EL	61	GLN
20	FL	8	ASN
21	GL	74	ASN
21	GL	140	ASN
21	GL	158	GLN
21	GL	160	GLN
22	HL	47	GLN
29	OL	13	GLN
29	OL	94	ASN
30	QL	143	GLN
30	QL	182	GLN
35	VL	34	ASN
39	ZL	6	GLN
39	ZL	38	ASN
39	ZL	58	ASN
13	AM	84	GLN
13	AM	265	GLN
14	BM	56	ASN
14	BM	135	ASN
1	CM	76	GLN
1	CM	80	ASN

Continued on next page...

Continued from previous page...

Mol	Chain	Res	Type
1	EM	32	GLN
1	EM	76	GLN
1	EM	80	ASN
1	GM	21	ASN
1	GM	32	GLN
1	GM	76	GLN
1	GM	80	ASN
1	GM	88	HIS
1	IM	76	GLN
1	IM	80	ASN
2	NM	111	ASN
2	NM	125	ASN
1	OM	32	GLN
1	QM	76	GLN
1	UM	21	ASN
1	UM	32	GLN
1	UM	76	GLN
2	VM	11	ASN
2	XM	111	ASN
40	AN	193	ASN
41	BN	80	ASN
41	BN	156	HIS
41	BN	351	HIS
41	BN	376	GLN
41	BN	439	HIS
41	BN	452	GLN
41	BN	520	HIS
43	DN	93	GLN
43	DN	115	ASN
45	FN	103	HIS
46	GN	75	GLN
49	KN	3	ASN
50	LN	9	ASN
50	LN	16	ASN
50	LN	22	ASN
53	ON	57	ASN
3	AO	68	ASN
3	AO	77	GLN
3	AO	152	HIS
3	AO	232	GLN
3	AO	235	GLN
3	AO	269	HIS

Continued on next page...

Continued from previous page...

Mol	Chain	Res	Type
3	AO	282	ASN
8	BO	53	GLN
8	BO	99	ASN
8	BO	121	ASN
8	BO	178	ASN
8	BO	196	GLN
8	BO	211	GLN
8	BO	226	GLN
9	CO	61	ASN
10	DO	35	ASN
9	EO	68	GLN
10	FO	35	ASN
9	GO	138	ASN
9	GO	159	ASN
9	IO	61	ASN
10	JO	35	ASN
9	KO	32	GLN
9	KO	138	ASN
10	LO	11	GLN
10	LO	35	ASN
10	LO	63	GLN
10	LO	65	GLN
10	LO	68	GLN
10	LO	143	ASN
9	MO	25	GLN
9	MO	32	GLN
9	MO	148	ASN
10	NO	65	GLN
10	NO	68	GLN
1	OO	21	ASN
2	PO	35	ASN
2	PO	76	ASN
1	QO	76	GLN
1	QO	161	ASN
2	RO	35	ASN
2	RO	47	ASN
2	RO	137	GLN
1	UO	76	GLN
1	UO	80	ASN
2	VO	47	ASN
1	WO	76	GLN
11	XO	71	ASN

Continued on next page...

Continued from previous page...

Mol	Chain	Res	Type
11	XO	169	HIS
11	XO	281	GLN
2	YO	11	ASN
2	YO	35	ASN
2	YO	47	ASN
2	YO	137	GLN
1	AP	76	GLN
1	AP	80	ASN
1	AP	121	ASN
1	AP	147	GLN
1	CP	28	GLN
1	CP	68	ASN
2	DP	35	ASN
1	EP	21	ASN
1	EP	28	GLN
1	EP	30	ASN
1	EP	68	ASN
1	EP	147	GLN
1	GP	28	GLN
1	GP	68	ASN
1	IP	68	ASN
1	KP	28	GLN
1	KP	76	GLN
1	KP	121	ASN
1	KP	147	GLN
2	LP	35	ASN
1	MP	28	GLN
1	MP	68	ASN
1	MP	147	GLN
1	OP	28	GLN
1	QP	28	GLN
1	QP	68	ASN
2	RP	125	ASN
1	SP	28	GLN
1	SP	68	ASN
1	UP	68	ASN
1	UP	147	GLN
1	WP	76	GLN
1	WP	147	GLN
2	XP	11	ASN
56	YP	91	GLN
56	YP	312	ASN

Continued on next page...

Continued from previous page...

Mol	Chain	Res	Type
56	YP	316	GLN
56	YP	327	HIS
56	YP	346	GLN
56	YP	383	ASN
3	AQ	96	GLN
3	AQ	110	GLN
3	AQ	136	GLN
3	AQ	149	ASN
3	AQ	209	GLN
1	BQ	68	ASN
2	CQ	11	ASN
2	CQ	25	GLN
2	CQ	63	ASN
1	DQ	94	ASN
2	EQ	11	ASN
1	FQ	94	ASN
2	GQ	11	ASN
1	HQ	76	GLN
1	HQ	80	ASN
1	HQ	94	ASN
2	IQ	11	ASN
2	IQ	111	ASN
1	JQ	21	ASN
1	JQ	28	GLN
1	JQ	147	GLN
1	LQ	28	GLN
1	LQ	75	ASN
1	LQ	147	GLN
2	MQ	11	ASN
2	MQ	25	GLN
2	OQ	25	GLN
1	PQ	68	ASN
1	PQ	121	ASN
1	PQ	147	GLN
2	QQ	11	ASN
2	QQ	47	ASN
2	QQ	63	ASN
2	QQ	76	ASN
1	RQ	94	ASN
1	RQ	161	ASN
1	VQ	21	ASN
1	VQ	28	GLN

Continued on next page...

Continued from previous page...

Mol	Chain	Res	Type
1	VQ	88	HIS
2	WQ	35	ASN
1	XQ	94	ASN
2	YQ	11	ASN
2	YQ	137	GLN
9	M1	15	GLN
10	N1	21	ASN
10	N1	118	GLN
10	N1	143	ASN
1	O1	28	GLN
1	O1	75	ASN
1	O1	94	ASN
1	O1	147	GLN
2	P1	76	ASN
2	P1	111	ASN
1	Q1	80	ASN
1	Q1	94	ASN
1	S1	76	GLN
1	S1	80	ASN
1	S1	88	HIS
1	U1	161	ASN
3	A1	68	ASN
3	A1	232	GLN
8	B1	23	ASN
8	B1	211	GLN
9	C1	14	ASN
9	C1	61	ASN
9	C1	119	ASN
10	D1	21	ASN
10	D1	23	GLN
10	D1	54	ASN
10	D1	111	ASN
9	E1	145	GLN
10	F1	143	ASN
9	G1	61	ASN
10	H1	63	GLN
9	I1	21	ASN
9	I1	49	GLN
10	J1	23	GLN
10	J1	47	ASN
10	J1	143	ASN
9	K1	14	ASN

Continued on next page...

Continued from previous page...

Mol	Chain	Res	Type
9	K1	61	ASN
2	V1	63	ASN
1	W1	88	HIS
11	X1	79	GLN
11	X1	341	ASN
1	Z1	80	ASN
1	Z1	147	GLN
1	f1	94	ASN
2	g1	47	ASN
1	h1	68	ASN
2	i1	47	ASN
2	i1	76	ASN
1	j1	32	GLN
2	k1	144	ASN
1	l1	68	ASN
1	l1	80	ASN
1	l1	147	GLN
2	m1	11	ASN
2	m1	76	ASN
2	m1	111	ASN
1	b1	161	ASN
2	c1	47	ASN
2	c1	63	ASN
1	d1	21	ASN
1	d1	28	GLN
2	e1	144	ASN
57	12	207	GLN
60	42	117	GLN
61	52	64	ASN
61	52	193	HIS
61	52	205	GLN
62	62	198	HIS
63	72	152	ASN
64	82	131	HIS
40	A2	193	ASN
41	B2	80	ASN
41	B2	156	HIS
41	B2	351	HIS
41	B2	376	GLN
41	B2	439	HIS
41	B2	452	GLN
41	B2	520	HIS

Continued on next page...

Continued from previous page...

Mol	Chain	Res	Type
43	D2	93	GLN
43	D2	115	ASN
45	F2	103	HIS
46	G2	75	GLN
49	K2	3	ASN
50	L2	9	ASN
50	L2	16	ASN
50	L2	22	ASN
53	O2	57	ASN
65	23	62	ASN
66	33	53	ASN
66	33	98	GLN
66	33	203	ASN
67	43	140	ASN
67	43	150	HIS
67	43	201	ASN
68	A3	60	GLN
68	A3	71	ASN
68	C3	71	ASN
69	D3	22	ASN
68	E3	71	ASN
68	G3	71	ASN
69	H3	22	ASN
69	I3	128	GLN
68	J3	10	ASN
68	J3	41	GLN
68	J3	71	ASN
68	K3	71	ASN
69	L3	15	GLN
69	L3	22	ASN
69	M3	128	GLN
68	N3	71	ASN
68	P3	71	ASN
68	R3	71	ASN
68	T3	71	ASN
69	U3	2	GLN
69	U3	10	ASN
70	V3	44	GLN
71	W3	72	ASN
71	W3	144	GLN
71	W3	172	ASN
65	Z3	62	ASN

Continued on next page...

Continued from previous page...

Mol	Chain	Res	Type
65	Z3	67	GLN
66	a3	53	ASN
66	a3	98	GLN
66	a3	203	ASN
67	b3	140	ASN
67	b3	150	HIS
67	b3	182	ASN
68	c3	71	ASN
69	d3	22	ASN
68	e3	71	ASN
68	g3	71	ASN
68	i3	71	ASN
69	j3	22	ASN
69	j3	117	ASN
69	k3	131	GLN
68	l3	10	ASN
68	l3	41	GLN
68	l3	71	ASN
68	m3	71	ASN
69	n3	15	GLN
69	n3	131	GLN
69	o3	128	GLN
68	r3	71	ASN
68	t3	71	ASN
68	v3	71	ASN
68	v3	161	GLN
69	w3	2	GLN
69	w3	10	ASN
70	x3	44	GLN
71	y3	63	GLN
71	y3	144	GLN
73	63	51	ASN
73	63	169	ASN
73	63	251	GLN
73	63	261	GLN
73	63	307	ASN
73	63	331	GLN
73	63	350	ASN
73	63	415	GLN
73	63	425	GLN
73	63	447	ASN
73	63	515	ASN

Continued on next page...

Continued from previous page...

Mol	Chain	Res	Type
73	63	542	ASN
73	63	552	ASN
73	63	557	ASN
73	63	677	GLN
73	63	705	GLN
73	63	724	GLN
73	63	755	GLN
73	63	800	GLN
73	63	816	GLN
73	63	824	ASN
73	63	849	ASN
73	63	878	ASN
73	73	48	ASN
73	73	169	ASN
73	73	307	ASN
73	73	350	ASN
73	73	415	GLN
73	73	425	GLN
73	73	453	GLN
73	73	490	GLN
73	73	519	GLN
73	73	542	ASN
73	73	557	ASN
73	73	632	ASN
73	73	660	ASN
73	73	705	GLN
73	73	724	GLN
73	73	755	GLN
73	73	800	GLN
73	73	808	GLN
73	73	849	ASN
73	73	878	ASN
10	F4	35	ASN
9	G4	138	ASN
9	G4	159	ASN
10	H4	23	GLN
9	I4	68	GLN
10	J4	35	ASN
9	K4	32	GLN
9	K4	138	ASN
10	L4	11	GLN
10	L4	35	ASN

Continued on next page...

Continued from previous page...

Mol	Chain	Res	Type
10	L4	63	GLN
10	L4	65	GLN
10	L4	68	GLN
9	M4	32	GLN
9	M4	148	ASN
10	N4	65	GLN
10	N4	68	GLN
1	O4	21	ASN
3	A4	68	ASN
3	A4	77	GLN
3	A4	152	HIS
3	A4	232	GLN
3	A4	235	GLN
3	A4	269	HIS
3	A4	282	ASN
8	B4	53	GLN
8	B4	99	ASN
8	B4	121	ASN
8	B4	178	ASN
8	B4	196	GLN
8	B4	209	GLN
8	B4	211	GLN
8	B4	226	GLN
9	C4	61	ASN
10	D4	35	ASN
9	E4	68	GLN
9	E4	138	ASN
2	P4	35	ASN
2	P4	76	ASN
1	Q4	76	GLN
1	Q4	161	ASN
2	R4	35	ASN
2	R4	47	ASN
2	R4	137	GLN
1	U4	76	GLN
1	U4	80	ASN
2	V4	47	ASN
1	W4	76	GLN
11	X4	71	ASN
11	X4	169	HIS
11	X4	281	GLN
2	Y4	11	ASN

Continued on next page...

Continued from previous page...

Mol	Chain	Res	Type
2	Y4	35	ASN
2	Y4	47	ASN
2	Y4	137	GLN
1	j4	32	GLN
2	k4	11	ASN
2	k4	35	ASN
1	l4	32	GLN
2	m4	47	ASN
2	a4	35	ASN
2	a4	47	ASN
1	b4	28	GLN
1	b4	76	GLN
1	b4	80	ASN
1	b4	161	ASN
2	c4	111	ASN
1	d4	21	ASN
1	d4	68	ASN
1	d4	76	GLN
1	d4	94	ASN
2	e4	47	ASN
2	e4	76	ASN
1	f4	28	GLN
1	f4	94	ASN
1	f4	161	ASN
2	g4	35	ASN
1	h4	28	GLN
1	A5	88	HIS
2	B5	11	ASN
2	B5	144	ASN
1	C5	28	GLN
1	C5	88	HIS
2	D5	11	ASN
2	D5	35	ASN
1	E5	88	HIS
1	G5	88	HIS
2	H5	144	ASN
1	I5	88	HIS
2	J5	11	ASN
1	K5	88	HIS
2	L5	11	ASN
74	M5	121	ASN
74	M5	135	GLN

Continued on next page...

Continued from previous page...

Mol	Chain	Res	Type
74	M5	249	GLN
74	M5	296	ASN
1	N5	88	HIS
2	O5	25	GLN
2	O5	42	ASN
2	O5	137	GLN
1	P5	88	HIS
1	R5	88	HIS
2	S5	25	GLN
1	T5	88	HIS
2	U5	25	GLN
1	V5	28	GLN
1	V5	88	HIS
2	W5	35	ASN
1	X5	88	HIS
2	Y5	11	ASN
2	Y5	42	ASN
74	Z5	121	ASN
74	Z5	249	GLN
74	Z5	296	ASN
15	A6	75	ASN
15	A6	108	ASN
15	A6	230	ASN
15	A6	296	ASN
15	A6	325	ASN
15	A6	335	ASN
16	B6	53	ASN
16	B6	157	HIS
16	B6	457	ASN
17	C6	56	HIS
17	C6	74	HIS
17	C6	84	GLN
17	C6	313	GLN
17	C6	322	GLN
18	D6	87	HIS
18	D6	129	GLN
18	D6	220	ASN
18	D6	350	ASN
19	E6	61	GLN
20	F6	8	ASN
21	G6	74	ASN
21	G6	194	GLN

Continued on next page...

Continued from previous page...

Mol	Chain	Res	Type
22	H6	15	ASN
22	H6	47	GLN
22	H6	50	ASN
25	K6	39	GLN
29	O6	94	ASN
29	O6	199	GLN
29	O6	217	ASN
30	Q6	143	GLN
34	U6	100	ASN
35	V6	34	ASN
35	V6	41	HIS
35	V6	51	ASN
37	X6	12	ASN
38	Y6	3	ASN
38	Y6	9	GLN
39	Z6	58	ASN
15	a6	230	ASN
15	a6	322	ASN
15	a6	338	ASN
16	b6	26	HIS
16	b6	201	HIS
16	b6	274	GLN
17	c6	91	HIS
17	c6	230	GLN
18	d6	87	HIS
18	d6	301	GLN
18	d6	338	ASN
19	e6	67	ASN
20	f6	8	ASN
21	g6	74	ASN
21	g6	95	ASN
21	g6	140	ASN
22	h6	47	GLN
22	h6	50	ASN
23	i6	33	ASN
25	k6	39	GLN
29	o6	8	GLN
29	o6	199	GLN
29	o6	210	GLN
29	o6	217	ASN
29	o6	227	GLN
30	q6	143	GLN

Continued on next page...

Continued from previous page...

Mol	Chain	Res	Type
34	u6	29	ASN
34	u6	45	ASN
34	u6	101	ASN
35	v6	34	ASN
35	v6	41	HIS
38	y6	3	ASN
39	z6	38	ASN
39	z6	58	ASN
1	A7	47	ASN
1	A7	68	ASN
1	C7	68	ASN
1	C7	76	GLN
1	C7	80	ASN
1	C7	94	ASN
2	D7	11	ASN
2	D7	35	ASN
2	D7	47	ASN
1	E7	28	GLN
1	E7	68	ASN
1	G7	28	GLN
1	G7	121	ASN
2	J7	11	ASN
1	K7	80	ASN
1	K7	161	ASN
2	L7	111	ASN
1	O7	21	ASN
1	Q7	76	GLN
1	Q7	80	ASN
2	V7	47	ASN
1	W7	94	ASN
1	W7	147	GLN
3	Y7	110	GLN
75	e7	165	HIS
75	e7	245	ASN
2	y8	25	GLN
1	z8	28	GLN
1	z8	80	ASN
2	18	63	ASN
2	18	76	ASN
2	18	137	GLN
1	p8	32	GLN
2	q8	42	ASN

Continued on next page...

Continued from previous page...

Mol	Chain	Res	Type
2	q8	144	ASN
2	s8	137	GLN
1	v8	28	GLN
1	x8	28	GLN
1	C9	94	ASN
2	D9	35	ASN
2	F9	76	ASN
2	F9	111	ASN
2	H9	42	ASN
2	H9	76	ASN
1	I9	94	ASN
2	J9	11	ASN
2	J9	76	ASN
2	L9	111	ASN
2	O9	35	ASN
1	P9	28	GLN
1	P9	32	GLN
2	Q9	111	ASN
2	Q9	144	ASN
2	S9	76	ASN
1	V9	94	ASN
2	W9	76	ASN
2	Y9	42	ASN
2	Y9	137	GLN
75	eA	165	HIS
75	eA	245	ASN
75	eA	271	ASN
76	fB	103	GLN
76	fB	235	GLN
76	fB	268	GLN
2	aB	11	ASN
2	dB	25	GLN
2	gB	35	ASN
2	gB	111	ASN
76	hB	103	GLN
76	hB	235	GLN
76	hB	268	GLN
2	yC	25	GLN
1	zC	28	GLN
1	zC	80	ASN
2	1C	63	ASN
2	1C	76	ASN

Continued on next page...

Continued from previous page...

Mol	Chain	Res	Type
2	1C	137	GLN
1	pC	32	GLN
2	qC	42	ASN
2	qC	144	ASN
2	sC	137	GLN
1	vC	28	GLN
1	xC	28	GLN
77	dD	152	GLN
77	dD	165	ASN
77	dD	193	GLN
77	dD	205	ASN
77	dD	310	GLN
77	dD	326	GLN
77	dD	331	GLN
1	bE	21	ASN
1	bE	30	ASN
1	bE	47	ASN
1	dE	28	GLN
1	dE	32	GLN
1	dE	94	ASN
1	fE	32	GLN
1	fE	147	GLN
2	gE	144	ASN
1	hE	121	ASN
2	iE	111	ASN
2	iE	137	GLN
1	jE	28	GLN
1	jE	68	ASN
2	kE	11	ASN
2	kE	137	GLN
1	lE	76	GLN
1	lE	88	HIS
2	mE	76	ASN
2	mE	125	ASN
1	aF	75	ASN
2	bF	47	ASN
2	dF	47	ASN
2	dF	63	ASN
1	eF	80	ASN
1	gF	32	GLN
1	gF	94	ASN
2	hF	11	ASN

Continued on next page...

Continued from previous page...

Mol	Chain	Res	Type
2	hF	25	GLN
1	iF	161	ASN
1	kF	21	ASN
1	kF	32	GLN
2	lF	144	ASN
1	mF	147	GLN
1	mF	161	ASN
2	nF	42	ASN
2	nF	47	ASN
2	pF	76	ASN
1	uF	147	GLN
14	yF	162	GLN
14	yF	209	ASN
14	yF	274	HIS
78	zF	120	GLN
78	zF	219	ASN
78	zF	223	ASN
78	zF	248	ASN
78	zF	286	GLN
78	zF	300	GLN
78	zF	343	GLN
78	zF	383	GLN
78	zF	451	ASN
1	bG	21	ASN
1	bG	30	ASN
1	dG	28	GLN
1	dG	32	GLN
1	dG	94	ASN
1	fG	32	GLN
1	fG	147	GLN
2	gG	144	ASN
1	hG	121	ASN
2	iG	111	ASN
2	iG	137	GLN
2	iG	144	ASN
1	jG	28	GLN
1	jG	68	ASN
2	kG	11	ASN
1	lG	76	GLN
2	mG	76	ASN
2	mG	125	ASN
1	fH	94	ASN

Continued on next page...

Continued from previous page...

Mol	Chain	Res	Type
2	gH	47	ASN
2	gH	76	ASN
1	hH	68	ASN
2	iH	47	ASN
2	iH	76	ASN
2	kH	144	ASN
1	lH	68	ASN
1	lH	80	ASN
1	lH	147	GLN
2	mH	11	ASN
2	mH	76	ASN
2	mH	111	ASN
1	bH	161	ASN
2	cH	47	ASN
2	cH	63	ASN
1	dH	21	ASN
1	dH	28	GLN
2	eH	144	ASN
1	aJ	28	GLN
1	aJ	30	ASN
1	aJ	76	GLN
1	aJ	80	ASN
1	dJ	47	ASN
1	dJ	68	ASN
2	eJ	76	ASN
1	fJ	30	ASN
2	iJ	11	ASN
1	jJ	32	GLN
2	kJ	42	ASN
1	lJ	32	GLN
2	mJ	11	ASN
79	bJ	9	GLN
79	bJ	126	HIS
79	bJ	138	GLN
79	bJ	179	ASN
79	bJ	217	ASN
79	bJ	361	GLN
1	aK	75	ASN
1	aK	161	ASN
2	bK	47	ASN
2	dK	47	ASN
2	dK	63	ASN

Continued on next page...

Continued from previous page...

Mol	Chain	Res	Type
1	eK	80	ASN
1	gK	32	GLN
1	gK	94	ASN
2	hK	11	ASN
1	iK	161	ASN
1	kK	21	ASN
1	kK	32	GLN
2	lK	144	ASN
1	mK	147	GLN
1	mK	161	ASN
2	nK	42	ASN
2	nK	47	ASN
2	pK	76	ASN
1	uK	147	GLN
14	yK	162	GLN
14	yK	209	ASN
14	yK	274	HIS
78	zK	120	GLN
78	zK	151	GLN
78	zK	286	GLN
78	zK	300	GLN
78	zK	377	GLN
78	zK	439	GLN
15	aL	303	ASN
15	aL	304	GLN
16	bL	9	HIS
16	bL	14	ASN
17	cL	311	GLN
17	cL	430	HIS
18	dL	87	HIS
18	dL	301	GLN
18	dL	336	HIS
18	dL	338	ASN
20	fL	8	ASN
21	gL	74	ASN
29	oL	13	GLN
29	oL	199	GLN
30	qL	143	GLN
30	qL	182	GLN
34	uL	29	ASN
34	uL	30	ASN
34	uL	45	ASN

Continued on next page...

Continued from previous page...

Mol	Chain	Res	Type
34	uL	72	GLN
35	vL	34	ASN
38	yL	9	GLN
39	zL	6	GLN
39	zL	58	ASN
1	dM	76	GLN
1	dM	94	ASN
1	dM	161	ASN
2	eM	42	ASN
2	eM	63	ASN
1	fM	161	ASN
2	gM	47	ASN
1	hM	80	ASN
1	hM	161	ASN
1	jM	32	GLN
2	kM	11	ASN
2	kM	47	ASN
1	lM	76	GLN
79	bM	179	ASN
79	bM	190	ASN
79	bM	241	ASN
79	bM	328	GLN
79	bM	331	ASN
79	bM	361	GLN
57	1N	207	GLN
60	4N	117	GLN
61	5N	64	ASN
61	5N	193	HIS
61	5N	205	GLN
62	6N	198	HIS
63	7N	152	ASN
64	8N	131	HIS
1	jO	32	GLN
2	kO	11	ASN
2	kO	35	ASN
1	lO	32	GLN
1	lO	47	ASN
2	aO	35	ASN
2	aO	47	ASN
1	bO	28	GLN
1	bO	76	GLN
1	bO	80	ASN

Continued on next page...

Continued from previous page...

Mol	Chain	Res	Type
1	bO	161	ASN
2	cO	111	ASN
1	dO	21	ASN
1	dO	76	GLN
1	dO	94	ASN
2	eO	47	ASN
2	eO	76	ASN
1	fO	28	GLN
1	fO	94	ASN
1	fO	161	ASN
2	gO	35	ASN
1	hO	28	GLN
56	bP	91	GLN
56	bP	316	GLN
56	bP	327	HIS
56	bP	346	GLN
56	bP	383	ASN
77	dQ	152	GLN
77	dQ	165	ASN
77	dQ	193	GLN
77	dQ	205	ASN
77	dQ	310	GLN
77	dQ	326	GLN
77	dQ	331	GLN
74	Z9	30	ASN
74	Z9	39	GLN
74	Z9	51	ASN
74	Z9	169	GLN
74	Z9	250	GLN
74	Z9	297	ASN
74	M9	30	ASN
74	M9	39	GLN
74	M9	45	ASN
74	M9	51	ASN
74	M9	131	GLN
74	M9	169	GLN
74	M9	250	GLN
74	M9	297	ASN
80	Y3	47	ASN
80	53	43	ASN

5.3.3 RNA (i)

There are no RNA molecules in this entry.

5.4 Non-standard residues in protein, DNA, RNA chains (i)

346 non-standard protein/DNA/RNA residues are modelled in this entry.

In the following table, the Counts columns list the number of bonds (or angles) for which Mogul statistics could be retrieved, the number of bonds (or angles) that are observed in the model and the number of bonds (or angles) that are defined in the Chemical Component Dictionary. The Link column lists molecule types, if any, to which the group is linked. The Z score for a bond length (or angle) is the number of standard deviations the observed value is removed from the expected value. A bond length (or angle) with $|Z| > 2$ is considered an outlier worth inspection. RMSZ is the root-mean-square of all Z scores of the bond lengths (or angles).

Mol	Type	Chain	Res	Link	Bond lengths			Bond angles		
					Counts	RMSZ	$\#\|Z\| > 2$	Counts	RMSZ	$\#\|Z\| > 2$
2	MEN	g1	72	-	7,8,9	0.91	0	6,9,11	1.62	2 (33%)
2	MEN	MB	72	-	7,8,9	0.69	0	6,9,11	0.97	0
2	MEN	SB	72	-	7,8,9	0.78	0	6,9,11	0.98	0
10	MEN	NG	72	-	7,8,9	0.86	0	6,9,11	1.51	2 (33%)
2	MEN	YH	72	-	7,8,9	0.95	0	6,9,11	1.30	1 (16%)
2	MEN	O9	72	-	7,8,9	0.99	0	6,9,11	1.72	2 (33%)
2	MEN	k4	72	-	7,8,9	0.90	0	6,9,11	1.49	1 (16%)
2	MEN	gG	72	-	7,8,9	0.84	0	6,9,11	1.53	1 (16%)
2	MEN	W5	72	-	7,8,9	0.92	0	6,9,11	1.70	1 (16%)
2	MEN	w8	72	-	7,8,9	0.93	0	6,9,11	0.94	0
2	MEN	i1	72	-	7,8,9	0.85	0	6,9,11	1.39	1 (16%)
2	MEN	PO	72	-	7,8,9	0.93	0	6,9,11	1.22	0
2	MEN	uC	72	-	7,8,9	0.93	0	6,9,11	1.24	1 (16%)
2	MEN	OI	72	-	7,8,9	0.92	0	6,9,11	1.35	1 (16%)
2	MEN	HJ	72	-	7,8,9	0.87	0	6,9,11	1.88	1 (16%)
2	MEN	TO	72	-	7,8,9	0.81	0	6,9,11	1.63	2 (33%)
69	MEN	I3	71	-	7,8,9	13.86	3 (42%)	6,9,11	17.16	6 (100%)
2	MEN	KD	72	-	7,8,9	0.88	0	6,9,11	1.44	1 (16%)
2	MEN	e4	72	-	7,8,9	0.87	0	6,9,11	1.62	2 (33%)
2	MEN	kH	72	-	7,8,9	0.93	0	6,9,11	1.11	1 (16%)
2	MEN	TK	72	-	7,8,9	1.39	1 (14%)	6,9,11	2.25	2 (33%)
2	MEN	P1	72	-	7,8,9	0.88	0	6,9,11	1.68	2 (33%)
2	MEN	kE	72	-	7,8,9	0.90	0	6,9,11	1.47	1 (16%)

Mol	Type	Chain	Res	Link	Bond lengths			Bond angles		
					Counts	RMSZ	$\#\|Z\|>2$	Counts	RMSZ	$\#\|Z\|>2$
2	MEN	pK	72	-	7,8,9	1.11	0	6,9,11	1.35	1 (16%)
2	MEN	FI	72	-	7,8,9	0.93	0	6,9,11	1.52	1 (16%)
2	MEN	FJ	72	-	7,8,9	0.88	0	6,9,11	1.67	1 (16%)
2	MEN	iM	72	-	7,8,9	0.83	0	6,9,11	1.44	1 (16%)
2	MEN	iO	72	-	7,8,9	0.88	0	6,9,11	1.48	1 (16%)
10	MEN	F1	72	-	7,8,9	0.92	0	6,9,11	1.39	1 (16%)
2	MEN	R4	72	-	7,8,9	0.88	0	6,9,11	1.43	2 (33%)
2	MEN	Y4	72	-	7,8,9	0.85	0	6,9,11	1.45	1 (16%)
2	MEN	R7	72	-	7,8,9	0.92	0	6,9,11	1.19	0
2	MEN	BK	72	-	7,8,9	1.61	1 (14%)	6,9,11	3.01	1 (16%)
2	MEN	VE	72	-	7,8,9	0.81	0	6,9,11	1.52	2 (33%)
69	MEN	D3	71	-	7,8,9	13.87	3 (42%)	6,9,11	17.16	6 (100%)
2	MEN	tF	72	-	7,8,9	1.18	1 (14%)	6,9,11	1.41	1 (16%)
2	MEN	jF	72	-	7,8,9	1.32	1 (14%)	6,9,11	1.79	2 (33%)
2	MEN	RG	72	-	7,8,9	0.91	0	6,9,11	1.46	1 (16%)
2	MEN	RP	72	-	7,8,9	0.85	0	6,9,11	1.86	2 (33%)
2	MEN	BF	72	-	7,8,9	1.62	1 (14%)	6,9,11	3.01	1 (16%)
2	MEN	Y1	72	-	7,8,9	0.94	0	6,9,11	1.28	1 (16%)
2	MEN	aB	72	-	7,8,9	0.82	0	6,9,11	0.78	0
10	MEN	HO	72	-	7,8,9	0.87	0	6,9,11	1.66	1 (16%)
2	MEN	DA	72	-	7,8,9	0.89	0	6,9,11	1.08	1 (16%)
2	MEN	Y9	72	-	7,8,9	0.96	0	6,9,11	1.26	1 (16%)
2	MEN	RF	72	-	7,8,9	1.77	1 (14%)	6,9,11	3.13	2 (33%)
2	MEN	MQ	72	-	7,8,9	0.89	0	6,9,11	1.74	2 (33%)
10	MEN	JO	72	-	7,8,9	0.84	0	6,9,11	1.85	2 (33%)
2	MEN	T4	72	-	7,8,9	0.81	0	6,9,11	1.62	2 (33%)
2	MEN	W9	72	-	7,8,9	0.92	0	6,9,11	1.32	1 (16%)
2	MEN	JI	72	-	7,8,9	0.89	0	6,9,11	1.61	2 (33%)
2	MEN	LP	72	-	7,8,9	0.86	0	6,9,11	1.56	1 (16%)
2	MEN	P4	72	-	7,8,9	0.89	0	6,9,11	1.25	0
2	MEN	VH	72	-	7,8,9	0.86	0	6,9,11	1.63	2 (33%)
2	MEN	pF	72	-	7,8,9	1.11	0	6,9,11	1.34	1 (16%)
2	MEN	L9	72	-	7,8,9	1.07	0	6,9,11	1.89	2 (33%)
2	MEN	gB	72	-	7,8,9	0.65	0	6,9,11	0.75	0
10	MEN	NO	72	-	7,8,9	0.90	0	6,9,11	1.40	2 (33%)

Mol	Type	Chain	Res	Link	Bond lengths			Bond angles		
					Counts	RMSZ	$\#\|Z\|>2$	Counts	RMSZ	$\#\|Z\|>2$
2	MEN	TP	72	-	7,8,9	0.88	0	6,9,11	1.46	1 (16%)
2	MEN	ZF	72	-	7,8,9	0.89	0	6,9,11	1.35	1 (16%)
2	MEN	m1	72	-	7,8,9	0.86	0	6,9,11	1.32	1 (16%)
2	MEN	R1	72	-	7,8,9	0.83	0	6,9,11	1.14	1 (16%)
2	MEN	DF	72	-	7,8,9	1.58	1 (14%)	6,9,11	2.43	2 (33%)
2	MEN	PP	72	-	7,8,9	0.90	0	6,9,11	1.50	1 (16%)
2	MEN	NA	72	-	7,8,9	0.93	0	6,9,11	1.47	1 (16%)
2	MEN	VA	72	-	7,8,9	0.87	0	6,9,11	1.40	1 (16%)
2	MEN	B9	72	-	7,8,9	1.15	0	6,9,11	1.95	2 (33%)
10	MEN	DG	72	-	7,8,9	0.88	0	6,9,11	1.60	2 (33%)
2	MEN	YD	72	-	7,8,9	0.91	0	6,9,11	1.66	1 (16%)
2	MEN	lK	72	-	7,8,9	1.02	0	6,9,11	1.69	2 (33%)
69	MEN	s3	71	-	7,8,9	27.44	6 (85%)	6,9,11	17.29	6 (100%)
2	MEN	HF	72	-	7,8,9	1.58	1 (14%)	6,9,11	2.45	2 (33%)
2	MEN	eM	72	-	7,8,9	0.86	0	6,9,11	1.57	1 (16%)
2	MEN	18	72	-	7,8,9	0.90	0	6,9,11	1.46	2 (33%)
2	MEN	OQ	72	-	7,8,9	0.92	0	6,9,11	1.29	2 (33%)
2	MEN	QB	72	-	7,8,9	0.83	0	6,9,11	0.86	0
2	MEN	O5	72	-	7,8,9	0.84	0	6,9,11	1.71	1 (16%)
2	MEN	a1	72	-	7,8,9	0.92	0	6,9,11	1.33	1 (16%)
2	MEN	H9	72	-	7,8,9	0.92	0	6,9,11	1.49	2 (33%)
2	MEN	eJ	72	-	7,8,9	0.91	0	6,9,11	1.50	2 (33%)
69	MEN	L3	71	-	7,8,9	13.86	3 (42%)	6,9,11	17.17	6 (100%)
69	MEN	n3	71	-	7,8,9	13.86	3 (42%)	6,9,11	17.17	6 (100%)
2	MEN	HA	72	-	7,8,9	0.90	0	6,9,11	1.76	1 (16%)
2	MEN	GD	72	-	7,8,9	0.83	0	6,9,11	1.76	2 (33%)
69	MEN	d3	71	-	7,8,9	13.86	3 (42%)	6,9,11	17.16	6 (100%)
2	MEN	OB	72	-	7,8,9	0.82	0	6,9,11	1.13	1 (16%)
2	MEN	P7	72	-	7,8,9	0.85	0	6,9,11	1.45	1 (16%)
2	MEN	OD	72	-	7,8,9	0.92	0	6,9,11	1.29	2 (33%)
10	MEN	H1	72	-	7,8,9	0.85	0	6,9,11	1.53	1 (16%)
2	MEN	RB	72	-	7,8,9	0.79	0	6,9,11	1.08	1 (16%)
2	MEN	J7	72	-	7,8,9	0.85	0	6,9,11	1.41	1 (16%)
10	MEN	FO	72	-	7,8,9	0.89	0	6,9,11	1.55	1 (16%)
2	MEN	TA	72	-	7,8,9	0.86	0	6,9,11	3.06	2 (33%)

Mol	Type	Chain	Res	Link	Bond lengths			Bond angles		
					Counts	RMSZ	$\#\|Z\|>2$	Counts	RMSZ	$\#\|Z\|>2$
10	MEN	L1	72	-	7,8,9	0.86	0	6,9,11	2.62	2 (33%)
2	MEN	DP	72	-	7,8,9	0.88	0	6,9,11	1.60	1 (16%)
2	MEN	NJ	72	-	7,8,9	0.94	0	6,9,11	1.54	2 (33%)
2	MEN	YQ	72	-	7,8,9	0.88	0	6,9,11	1.63	1 (16%)
2	MEN	J9	72	-	7,8,9	0.96	0	6,9,11	1.26	1 (16%)
2	MEN	bK	72	-	7,8,9	0.92	0	6,9,11	1.31	1 (16%)
10	MEN	N1	72	-	7,8,9	0.98	0	6,9,11	1.12	0
2	MEN	HI	72	-	7,8,9	0.89	0	6,9,11	1.37	1 (16%)
2	MEN	mH	72	-	7,8,9	0.84	0	6,9,11	1.31	1 (16%)
2	MEN	L5	72	-	7,8,9	0.90	0	6,9,11	1.94	1 (16%)
2	MEN	TF	72	-	7,8,9	1.39	1 (14%)	6,9,11	2.24	2 (33%)
2	MEN	XP	72	-	7,8,9	0.87	0	6,9,11	1.69	1 (16%)
2	MEN	eO	72	-	7,8,9	0.87	0	6,9,11	1.62	2 (33%)
2	MEN	VJ	72	-	7,8,9	0.87	0	6,9,11	1.53	1 (16%)
2	MEN	NP	72	-	7,8,9	0.89	0	6,9,11	1.53	1 (16%)
69	MEN	B3	71	-	7,8,9	13.86	3 (42%)	6,9,11	17.17	6 (100%)
2	MEN	PM	72	-	7,8,9	0.88	0	6,9,11	1.56	2 (33%)
2	MEN	cO	72	-	7,8,9	0.91	0	6,9,11	1.29	1 (16%)
2	MEN	VK	72	-	7,8,9	1.39	1 (14%)	6,9,11	1.60	1 (16%)
10	MEN	L4	72	-	7,8,9	0.82	0	6,9,11	1.86	2 (33%)
2	MEN	gJ	72	-	7,8,9	0.87	0	6,9,11	1.46	1 (16%)
2	MEN	FF	72	-	7,8,9	1.95	1 (14%)	6,9,11	3.67	3 (50%)
2	MEN	SD	72	-	7,8,9	0.95	0	6,9,11	1.35	1 (16%)
2	MEN	F9	72	-	7,8,9	0.88	0	6,9,11	1.68	2 (33%)
69	MEN	H3	71	-	7,8,9	13.85	3 (42%)	6,9,11	17.17	6 (100%)
10	MEN	J1	72	-	7,8,9	0.84	0	6,9,11	1.68	1 (16%)
10	MEN	LG	72	-	7,8,9	0.95	0	6,9,11	1.62	2 (33%)
2	MEN	dF	72	-	7,8,9	1.42	1 (14%)	6,9,11	2.13	1 (16%)
2	MEN	V1	72	-	7,8,9	0.85	0	6,9,11	1.62	2 (33%)
2	MEN	ZM	72	-	7,8,9	0.87	0	6,9,11	1.60	1 (16%)
2	MEN	vF	72	-	7,8,9	1.40	1 (14%)	6,9,11	1.17	1 (16%)
2	MEN	qC	72	-	7,8,9	0.91	0	6,9,11	1.65	1 (16%)
10	MEN	LE	72	-	7,8,9	0.96	0	6,9,11	1.65	2 (33%)
10	MEN	HE	72	-	7,8,9	0.89	0	6,9,11	1.39	1 (16%)
2	MEN	ZB	72	-	7,8,9	0.65	0	6,9,11	0.55	0

Mol	Type	Chain	Res	Link	Bond lengths			Bond angles		
					Counts	RMSZ	$\#\|Z\|>2$	Counts	RMSZ	$\#\|Z\|>2$
2	MEN	c4	72	-	7,8,9	0.87	0	6,9,11	1.29	1 (16%)
2	MEN	TJ	72	-	7,8,9	0.87	0	6,9,11	1.34	1 (16%)
2	MEN	PH	72	-	7,8,9	0.88	0	6,9,11	1.68	2 (33%)
69	MEN	h3	71	-	7,8,9	13.86	3 (42%)	6,9,11	17.17	6 (100%)
2	MEN	Y5	72	-	7,8,9	0.86	0	6,9,11	1.86	1 (16%)
2	MEN	iJ	72	-	7,8,9	0.86	0	6,9,11	1.38	1 (16%)
2	MEN	kO	72	-	7,8,9	0.85	0	6,9,11	1.50	1 (16%)
2	MEN	CQ	72	-	7,8,9	0.85	0	6,9,11	1.47	2 (33%)
2	MEN	DB	72	-	7,8,9	0.83	0	6,9,11	1.23	0
2	MEN	FA	72	-	7,8,9	1.01	0	6,9,11	1.63	2 (33%)
2	MEN	RM	72	-	7,8,9	0.88	0	6,9,11	1.29	1 (16%)
2	MEN	MD	72	-	7,8,9	0.85	0	6,9,11	1.73	2 (33%)
10	MEN	J4	72	-	7,8,9	0.87	0	6,9,11	1.85	2 (33%)
2	MEN	vK	72	-	7,8,9	1.42	1 (14%)	6,9,11	1.13	0
2	MEN	JK	72	-	7,8,9	1.49	1 (14%)	6,9,11	2.15	2 (33%)
2	MEN	u8	72	-	7,8,9	0.90	0	6,9,11	1.24	1 (16%)
2	MEN	DM	72	-	7,8,9	0.90	0	6,9,11	1.27	1 (16%)
10	MEN	N4	72	-	7,8,9	0.93	0	6,9,11	1.40	2 (33%)
2	MEN	a4	72	-	7,8,9	0.86	0	6,9,11	1.45	2 (33%)
2	MEN	TM	72	-	7,8,9	0.87	0	6,9,11	1.24	1 (16%)
2	MEN	B7	72	-	7,8,9	0.95	0	6,9,11	1.13	1 (16%)
2	MEN	nF	72	-	7,8,9	1.41	1 (14%)	6,9,11	1.45	1 (16%)
2	MEN	S5	72	-	7,8,9	0.92	0	6,9,11	1.79	1 (16%)
2	MEN	tK	72	-	7,8,9	1.19	1 (14%)	6,9,11	1.45	1 (16%)
2	MEN	mM	72	-	7,8,9	0.87	0	6,9,11	1.65	1 (16%)
2	MEN	CB	72	-	7,8,9	0.71	0	6,9,11	1.14	1 (16%)
69	MEN	k3	71	-	7,8,9	13.85	3 (42%)	6,9,11	17.17	6 (100%)
2	MEN	TH	72	-	7,8,9	0.92	0	6,9,11	1.79	2 (33%)
2	MEN	eB	72	-	7,8,9	0.68	0	6,9,11	1.23	1 (16%)
2	MEN	JP	72	-	7,8,9	0.85	0	6,9,11	1.58	1 (16%)
2	MEN	LM	72	-	7,8,9	0.86	0	6,9,11	1.44	1 (16%)
2	MEN	RK	72	-	7,8,9	1.77	1 (14%)	6,9,11	3.13	2 (33%)
2	MEN	PF	72	-	7,8,9	1.54	1 (14%)	6,9,11	2.54	2 (33%)
2	MEN	F7	72	-	7,8,9	1.01	0	6,9,11	1.62	2 (33%)
2	MEN	TG	72	-	7,8,9	0.95	0	6,9,11	1.44	1 (16%)

Mol	Type	Chain	Res	Link	Bond lengths			Bond angles		
					Counts	RMSZ	$\#\|Z\|>2$	Counts	RMSZ	$\#\|Z\|>2$
2	MEN	T1	72	-	7,8,9	0.95	0	6,9,11	1.81	2 (33%)
2	MEN	RE	72	-	7,8,9	0.92	0	6,9,11	1.47	1 (16%)
2	MEN	S9	72	-	7,8,9	0.95	0	6,9,11	1.36	1 (16%)
2	MEN	eH	72	-	7,8,9	0.92	0	6,9,11	1.28	1 (16%)
69	MEN	f3	71	-	7,8,9	13.86	3 (42%)	6,9,11	17.16	6 (100%)
2	MEN	wC	72	-	7,8,9	0.94	0	6,9,11	0.94	0
2	MEN	BA	72	-	7,8,9	0.93	0	6,9,11	1.12	1 (16%)
69	MEN	U3	71	-	7,8,9	27.43	6 (85%)	6,9,11	17.30	6 (100%)
2	MEN	Q9	72	-	7,8,9	0.94	0	6,9,11	1.37	2 (33%)
10	MEN	FE	72	-	7,8,9	0.86	0	6,9,11	1.53	1 (16%)
10	MEN	LH	72	-	7,8,9	0.91	0	6,9,11	2.59	2 (33%)
2	MEN	i4	72	-	7,8,9	0.85	0	6,9,11	1.47	1 (16%)
2	MEN	c1	72	-	7,8,9	0.83	0	6,9,11	1.84	1 (16%)
2	MEN	VF	72	-	7,8,9	1.38	1 (14%)	6,9,11	1.60	1 (16%)
2	MEN	YG	72	-	7,8,9	0.94	0	6,9,11	1.32	1 (16%)
2	MEN	bB	72	-	7,8,9	0.68	0	6,9,11	0.75	0
2	MEN	LK	72	-	7,8,9	1.80	1 (14%)	6,9,11	3.80	3 (50%)
2	MEN	cG	72	-	7,8,9	0.90	0	6,9,11	1.10	1 (16%)
2	MEN	cH	72	-	7,8,9	0.82	0	6,9,11	1.85	1 (16%)
2	MEN	XA	72	-	7,8,9	0.90	0	6,9,11	1.59	2 (33%)
69	MEN	q3	71	-	7,8,9	13.86	3 (42%)	6,9,11	17.17	6 (100%)
2	MEN	IB	72	-	7,8,9	0.78	0	6,9,11	1.08	1 (16%)
69	MEN	F3	71	-	7,8,9	13.86	3 (42%)	6,9,11	17.17	6 (100%)
2	MEN	QD	72	-	7,8,9	0.82	0	6,9,11	1.70	2 (33%)
10	MEN	JG	72	-	7,8,9	0.88	0	6,9,11	1.53	1 (16%)
2	MEN	HB	72	-	7,8,9	0.83	0	6,9,11	1.20	1 (16%)
2	MEN	RO	72	-	7,8,9	0.86	0	6,9,11	1.46	2 (33%)
2	MEN	fF	72	-	7,8,9	1.31	1 (14%)	6,9,11	2.30	2 (33%)
2	MEN	g4	72	-	7,8,9	0.90	0	6,9,11	1.40	1 (16%)
10	MEN	JH	72	-	7,8,9	0.83	0	6,9,11	1.65	1 (16%)
2	MEN	D7	72	-	7,8,9	0.87	0	6,9,11	1.08	1 (16%)
2	MEN	ZK	72	-	7,8,9	0.91	0	6,9,11	1.41	1 (16%)
10	MEN	FH	72	-	7,8,9	0.89	0	6,9,11	1.40	1 (16%)
2	MEN	NK	72	-	7,8,9	1.52	1 (14%)	6,9,11	2.76	3 (50%)
2	MEN	D5	72	-	7,8,9	0.86	0	6,9,11	1.50	1 (16%)

Mol	Type	Chain	Res	Link	Bond lengths			Bond angles		
					Counts	RMSZ	$\#\|Z\|>2$	Counts	RMSZ	$\#\|Z\|>2$
69	MEN	S3	71	-	7,8,9	27.44	6 (85%)	6,9,11	17.30	6 (100%)
2	MEN	q8	72	-	7,8,9	0.92	0	6,9,11	1.66	1 (16%)
2	MEN	Q5	72	-	7,8,9	0.92	0	6,9,11	1.68	1 (16%)
2	MEN	CD	72	-	7,8,9	0.84	0	6,9,11	1.48	2 (33%)
2	MEN	H5	72	-	7,8,9	0.85	0	6,9,11	1.78	2 (33%)
2	MEN	aG	72	-	7,8,9	0.87	0	6,9,11	1.70	2 (33%)
2	MEN	LB	72	-	7,8,9	0.74	0	6,9,11	1.14	1 (16%)
2	MEN	B5	72	-	7,8,9	0.81	0	6,9,11	1.89	1 (16%)
2	MEN	QQ	72	-	7,8,9	0.81	0	6,9,11	1.69	2 (33%)
2	MEN	VM	72	-	7,8,9	0.86	0	6,9,11	1.65	1 (16%)
2	MEN	JA	72	-	7,8,9	0.86	0	6,9,11	1.43	1 (16%)
2	MEN	FM	72	-	7,8,9	0.87	0	6,9,11	1.53	1 (16%)
2	MEN	ZJ	72	-	7,8,9	0.91	0	6,9,11	1.30	1 (16%)
2	MEN	U9	72	-	7,8,9	0.94	0	6,9,11	1.29	2 (33%)
2	MEN	LJ	72	-	7,8,9	0.92	0	6,9,11	1.38	2 (33%)
2	MEN	gM	72	-	7,8,9	0.85	0	6,9,11	1.67	2 (33%)
2	MEN	UI	72	-	7,8,9	0.91	0	6,9,11	1.34	1 (16%)
2	MEN	sC	72	-	7,8,9	0.87	0	6,9,11	1.42	2 (33%)
10	MEN	F4	72	-	7,8,9	0.90	0	6,9,11	1.52	1 (16%)
2	MEN	jK	72	-	7,8,9	1.29	1 (14%)	6,9,11	1.81	1 (16%)
69	MEN	M3	71	-	7,8,9	13.85	3 (42%)	6,9,11	17.17	6 (100%)
2	MEN	rK	72	-	7,8,9	1.23	1 (14%)	6,9,11	1.00	1 (16%)
2	MEN	TE	72	-	7,8,9	0.95	0	6,9,11	1.41	1 (16%)
2	MEN	YB	72	-	7,8,9	0.84	0	6,9,11	1.38	1 (16%)
2	MEN	FK	72	-	7,8,9	1.91	1 (14%)	6,9,11	3.71	3 (50%)
2	MEN	kG	72	-	7,8,9	0.88	0	6,9,11	1.48	1 (16%)
2	MEN	iH	72	-	7,8,9	0.83	0	6,9,11	1.42	1 (16%)
2	MEN	V4	72	-	7,8,9	0.89	0	6,9,11	1.32	2 (33%)
2	MEN	X7	72	-	7,8,9	0.93	0	6,9,11	1.61	2 (33%)
2	MEN	YE	72	-	7,8,9	0.93	0	6,9,11	1.31	1 (16%)
2	MEN	k1	72	-	7,8,9	0.91	0	6,9,11	1.08	1 (16%)
10	MEN	JE	72	-	7,8,9	0.86	0	6,9,11	1.53	1 (16%)
2	MEN	HK	72	-	7,8,9	1.57	1 (14%)	6,9,11	2.47	2 (33%)
10	MEN	FG	72	-	7,8,9	0.91	0	6,9,11	1.57	1 (16%)
2	MEN	rF	72	-	7,8,9	1.28	1 (14%)	6,9,11	0.98	1 (16%)

Mol	Type	Chain	Res	Link	Bond lengths			Bond angles		
					Counts	RMSZ	$\#\|Z\|>2$	Counts	RMSZ	$\#\|Z\|>2$
2	MEN	eE	72	-	7,8,9	0.84	0	6,9,11	1.48	1 (16%)
2	MEN	JF	72	-	7,8,9	1.46	1 (14%)	6,9,11	2.20	2 (33%)
2	MEN	PA	72	-	7,8,9	0.85	0	6,9,11	1.45	1 (16%)
2	MEN	V7	72	-	7,8,9	0.85	0	6,9,11	1.39	1 (16%)
2	MEN	e1	72	-	7,8,9	0.91	0	6,9,11	1.27	1 (16%)
2	MEN	VG	72	-	7,8,9	0.82	0	6,9,11	1.51	2 (33%)
2	MEN	nK	72	-	7,8,9	1.39	1 (14%)	6,9,11	1.50	1 (16%)
2	MEN	iE	72	-	7,8,9	0.93	0	6,9,11	1.20	1 (16%)
69	MEN	w3	71	-	7,8,9	27.42	6 (85%)	6,9,11	17.29	6 (100%)
2	MEN	m4	72	-	7,8,9	0.91	0	6,9,11	1.56	2 (33%)
2	MEN	SI	72	-	7,8,9	0.88	0	6,9,11	1.54	1 (16%)
2	MEN	fK	72	-	7,8,9	1.28	1 (14%)	6,9,11	2.31	2 (33%)
2	MEN	WD	72	-	7,8,9	0.89	0	6,9,11	1.43	1 (16%)
2	MEN	T7	72	-	7,8,9	0.86	0	6,9,11	3.08	2 (33%)
2	MEN	PJ	72	-	7,8,9	0.88	0	6,9,11	1.48	1 (16%)
2	MEN	ED	72	-	7,8,9	0.82	0	6,9,11	1.44	1 (16%)
2	MEN	FB	72	-	7,8,9	0.76	0	6,9,11	0.98	0
2	MEN	U5	72	-	7,8,9	0.90	0	6,9,11	1.72	1 (16%)
2	MEN	XB	72	-	7,8,9	0.66	0	6,9,11	1.14	1 (16%)
2	MEN	HP	72	-	7,8,9	0.87	0	6,9,11	1.50	1 (16%)
2	MEN	mE	72	-	7,8,9	0.89	0	6,9,11	1.41	1 (16%)
2	MEN	HM	72	-	7,8,9	0.87	0	6,9,11	1.62	1 (16%)
2	MEN	YI	72	-	7,8,9	0.97	0	6,9,11	1.38	2 (33%)
69	MEN	O3	71	-	7,8,9	0.68	0	6,9,11	0.78	0
2	MEN	UD	72	-	7,8,9	0.94	0	6,9,11	1.66	1 (16%)
2	MEN	eG	72	-	7,8,9	0.83	0	6,9,11	1.48	1 (16%)
2	MEN	aO	72	-	7,8,9	0.87	0	6,9,11	1.47	2 (33%)
2	MEN	EQ	72	-	7,8,9	0.88	0	6,9,11	1.45	1 (16%)
2	MEN	FP	72	-	7,8,9	0.88	0	6,9,11	1.70	1 (16%)
2	MEN	mG	72	-	7,8,9	0.90	0	6,9,11	1.40	1 (16%)
2	MEN	DI	72	-	7,8,9	0.97	0	6,9,11	1.24	1 (16%)
2	MEN	WQ	72	-	7,8,9	0.91	0	6,9,11	1.42	1 (16%)
2	MEN	UQ	72	-	7,8,9	0.96	0	6,9,11	1.65	1 (16%)
2	MEN	mO	72	-	7,8,9	0.88	0	6,9,11	1.54	2 (33%)
2	MEN	aH	72	-	7,8,9	0.91	0	6,9,11	1.34	1 (16%)

Mol	Type	Chain	Res	Link	Bond lengths			Bond angles		
					Counts	RMSZ	$\#\|Z\|>2$	Counts	RMSZ	$\#\|Z\|>2$
2	MEN	PG	72	-	7,8,9	0.85	0	6,9,11	1.62	1 (16%)
2	MEN	L7	72	-	7,8,9	0.88	0	6,9,11	1.20	0
2	MEN	JJ	72	-	7,8,9	0.87	0	6,9,11	1.61	2 (33%)
2	MEN	PK	72	-	7,8,9	1.57	1 (14%)	6,9,11	2.54	2 (33%)
2	MEN	hK	72	-	7,8,9	1.18	1 (14%)	6,9,11	0.88	0
2	MEN	gE	72	-	7,8,9	0.88	0	6,9,11	1.55	1 (16%)
2	MEN	gO	72	-	7,8,9	0.90	0	6,9,11	1.39	1 (16%)
2	MEN	lF	72	-	7,8,9	1.04	0	6,9,11	1.70	2 (33%)
2	MEN	QI	72	-	7,8,9	1.01	0	6,9,11	1.18	1 (16%)
2	MEN	H7	72	-	7,8,9	0.91	0	6,9,11	1.77	1 (16%)
2	MEN	cM	72	-	7,8,9	0.91	0	6,9,11	1.39	1 (16%)
10	MEN	NE	72	-	7,8,9	0.85	0	6,9,11	1.52	2 (33%)
2	MEN	cJ	72	-	7,8,9	0.88	0	6,9,11	1.25	1 (16%)
2	MEN	PE	72	-	7,8,9	0.83	0	6,9,11	1.59	1 (16%)
2	MEN	BB	72	-	7,8,9	0.80	0	6,9,11	1.25	1 (16%)
2	MEN	LI	72	-	7,8,9	0.97	0	6,9,11	1.68	2 (33%)
2	MEN	y8	72	-	7,8,9	0.99	0	6,9,11	1.24	1 (16%)
10	MEN	HH	72	-	7,8,9	0.85	0	6,9,11	1.53	1 (16%)
69	MEN	o3	71	-	7,8,9	13.86	3 (42%)	6,9,11	17.16	6 (100%)
2	MEN	kM	72	-	7,8,9	0.88	0	6,9,11	1.45	1 (16%)
2	MEN	dB	72	-	7,8,9	0.69	0	6,9,11	0.88	0
2	MEN	kJ	72	-	7,8,9	0.83	0	6,9,11	1.41	2 (33%)
2	MEN	cE	72	-	7,8,9	0.88	0	6,9,11	1.08	1 (16%)
2	MEN	RJ	72	-	7,8,9	0.91	0	6,9,11	1.57	1 (16%)
10	MEN	DO	72	-	7,8,9	0.90	0	6,9,11	1.36	2 (33%)
2	MEN	F5	72	-	7,8,9	0.87	0	6,9,11	1.70	1 (16%)
10	MEN	H4	72	-	7,8,9	0.87	0	6,9,11	1.69	2 (33%)
10	MEN	NH	72	-	7,8,9	0.97	0	6,9,11	1.13	0
2	MEN	NM	72	-	7,8,9	0.87	0	6,9,11	1.42	2 (33%)
2	MEN	VP	72	-	7,8,9	0.88	0	6,9,11	1.50	1 (16%)
2	MEN	bF	72	-	7,8,9	0.92	0	6,9,11	1.29	1 (16%)
2	MEN	RA	72	-	7,8,9	0.91	0	6,9,11	1.19	0
2	MEN	VB	72	-	7,8,9	0.77	0	6,9,11	0.90	1 (16%)
10	MEN	D4	72	-	7,8,9	0.87	0	6,9,11	1.34	2 (33%)
2	MEN	DK	72	-	7,8,9	1.57	1 (14%)	6,9,11	2.45	2 (33%)
2	MEN	DJ	72	-	7,8,9	0.89	0	6,9,11	1.18	0

Mol	Type	Chain	Res	Link	Bond lengths			Bond angles		
					Counts	RMSZ	$\#\|Z\|>2$	Counts	RMSZ	$\#\|Z\|>2$
2	MEN	dK	72	-	7,8,9	1.43	1 (14%)	6,9,11	2.13	1 (16%)
2	MEN	mJ	72	-	7,8,9	0.90	0	6,9,11	1.41	1 (16%)
10	MEN	LO	72	-	7,8,9	0.85	0	6,9,11	1.84	2 (33%)
10	MEN	D1	72	-	7,8,9	0.86	0	6,9,11	1.58	2 (33%)
69	MEN	Q3	71	-	7,8,9	27.43	6 (85%)	6,9,11	17.29	6 (100%)
2	MEN	YO	72	-	7,8,9	0.83	0	6,9,11	1.46	1 (16%)
2	MEN	NF	72	-	7,8,9	1.50	1 (14%)	6,9,11	2.71	2 (33%)
10	MEN	HG	72	-	7,8,9	0.91	0	6,9,11	1.44	2 (33%)
2	MEN	KQ	72	-	7,8,9	0.88	0	6,9,11	1.41	1 (16%)
10	MEN	DE	72	-	7,8,9	0.86	0	6,9,11	1.60	2 (33%)
2	MEN	PB	72	-	7,8,9	0.79	0	6,9,11	0.93	0
2	MEN	BP	72	-	7,8,9	0.87	0	6,9,11	1.54	1 (16%)
2	MEN	gH	72	-	7,8,9	0.91	0	6,9,11	1.63	2 (33%)
2	MEN	JM	72	-	7,8,9	0.88	0	6,9,11	1.67	2 (33%)
2	MEN	N7	72	-	7,8,9	0.92	0	6,9,11	1.45	1 (16%)
2	MEN	RH	72	-	7,8,9	0.82	0	6,9,11	1.14	1 (16%)
2	MEN	1C	72	-	7,8,9	0.90	0	6,9,11	1.46	2 (33%)
2	MEN	VO	72	-	7,8,9	0.94	0	6,9,11	1.36	2 (33%)
2	MEN	XF	72	-	7,8,9	1.93	1 (14%)	6,9,11	3.17	2 (33%)
2	MEN	BI	72	-	7,8,9	0.87	0	6,9,11	1.49	1 (16%)
2	MEN	IQ	72	-	7,8,9	0.87	0	6,9,11	1.67	1 (16%)
69	MEN	u3	71	-	7,8,9	27.42	6 (85%)	6,9,11	17.29	6 (100%)
2	MEN	LF	72	-	7,8,9	1.80	1 (14%)	6,9,11	3.80	3 (50%)
2	MEN	J5	72	-	7,8,9	0.87	0	6,9,11	1.59	2 (33%)
2	MEN	GB	72	-	7,8,9	0.79	0	6,9,11	1.29	1 (16%)
2	MEN	WI	72	-	7,8,9	0.88	0	6,9,11	1.42	1 (16%)
2	MEN	SQ	72	-	7,8,9	0.95	0	6,9,11	1.34	1 (16%)
2	MEN	hF	72	-	7,8,9	1.22	1 (14%)	6,9,11	0.85	0
2	MEN	XM	72	-	7,8,9	0.87	0	6,9,11	1.56	2 (33%)
2	MEN	LA	72	-	7,8,9	0.89	0	6,9,11	1.18	0
2	MEN	XJ	72	-	7,8,9	0.89	0	6,9,11	1.64	2 (33%)
2	MEN	XK	72	-	7,8,9	1.93	1 (14%)	6,9,11	3.18	2 (33%)
2	MEN	GQ	72	-	7,8,9	0.88	0	6,9,11	1.79	2 (33%)
2	MEN	D9	72	-	7,8,9	0.96	0	6,9,11	1.31	1 (16%)
2	MEN	yC	72	-	7,8,9	0.99	0	6,9,11	1.22	1 (16%)

Mol	Type	Chain	Res	Link	Bond lengths			Bond angles		
					Counts	RMSZ	$\#\|Z\|>2$	Counts	RMSZ	$\#\|Z\|>2$
69	MEN	j3	71	-	7,8,9	13.85	3 (42%)	6,9,11	17.17	6 (100%)
2	MEN	aE	72	-	7,8,9	0.86	0	6,9,11	1.68	2 (33%)
10	MEN	DH	72	-	7,8,9	0.86	0	6,9,11	1.59	2 (33%)
2	MEN	s8	72	-	7,8,9	0.88	0	6,9,11	1.41	2 (33%)
2	MEN	ID	72	-	7,8,9	0.83	0	6,9,11	1.63	1 (16%)
2	MEN	iG	72	-	7,8,9	0.93	0	6,9,11	1.19	1 (16%)
2	MEN	NB	72	-	7,8,9	0.81	0	6,9,11	0.44	0

In the following table, the Chirals column lists the number of chiral outliers, the number of chiral centers analysed, the number of these observed in the model and the number defined in the Chemical Component Dictionary. Similar counts are reported in the Torsion and Rings columns. '-' means no outliers of that kind were identified.

Mol	Type	Chain	Res	Link	Chirals	Torsions	Rings
2	MEN	g1	72	-	-	3/7/8/10	-
2	MEN	MB	72	-	-	2/7/8/10	-
2	MEN	SB	72	-	-	3/7/8/10	-
10	MEN	NG	72	-	-	4/7/8/10	-
2	MEN	YH	72	-	-	4/7/8/10	-
2	MEN	O9	72	-	-	4/7/8/10	-
2	MEN	k4	72	-	-	5/7/8/10	-
2	MEN	gG	72	-	-	4/7/8/10	-
2	MEN	W5	72	-	-	4/7/8/10	-
2	MEN	w8	72	-	-	2/7/8/10	-
2	MEN	i1	72	-	-	4/7/8/10	-
2	MEN	PO	72	-	-	4/7/8/10	-
2	MEN	uC	72	-	-	3/7/8/10	-
2	MEN	OI	72	-	-	5/7/8/10	-
2	MEN	HJ	72	-	-	4/7/8/10	-
2	MEN	TO	72	-	-	3/7/8/10	-
69	MEN	I3	71	-	-	5/7/8/10	-
2	MEN	KD	72	-	-	4/7/8/10	-
2	MEN	e4	72	-	-	5/7/8/10	-
2	MEN	kH	72	-	-	4/7/8/10	-
2	MEN	TK	72	-	-	2/7/8/10	-
2	MEN	P1	72	-	-	4/7/8/10	-

Continued on next page...

Continued from previous page...

Mol	Type	Chain	Res	Link	Chirals	Torsions	Rings
2	MEN	kE	72	-	-	4/7/8/10	-
2	MEN	pK	72	-	-	3/7/8/10	-
2	MEN	FI	72	-	-	5/7/8/10	-
2	MEN	FJ	72	-	-	4/7/8/10	-
2	MEN	iM	72	-	-	4/7/8/10	-
2	MEN	iO	72	-	-	4/7/8/10	-
10	MEN	F1	72	-	-	2/7/8/10	-
2	MEN	R4	72	-	-	4/7/8/10	-
2	MEN	Y4	72	-	-	4/7/8/10	-
2	MEN	R7	72	-	-	4/7/8/10	-
2	MEN	BK	72	-	-	2/7/8/10	-
2	MEN	VE	72	-	-	4/7/8/10	-
69	MEN	D3	71	-	-	5/7/8/10	-
2	MEN	tF	72	-	-	4/7/8/10	-
2	MEN	jF	72	-	-	4/7/8/10	-
2	MEN	RG	72	-	-	3/7/8/10	-
2	MEN	RP	72	-	-	4/7/8/10	-
2	MEN	BF	72	-	-	2/7/8/10	-
2	MEN	Y1	72	-	-	4/7/8/10	-
2	MEN	aB	72	-	-	4/7/8/10	-
10	MEN	HO	72	-	-	2/7/8/10	-
2	MEN	DA	72	-	-	3/7/8/10	-
2	MEN	Y9	72	-	-	2/7/8/10	-
2	MEN	RF	72	-	-	2/7/8/10	-
2	MEN	MQ	72	-	-	2/7/8/10	-
10	MEN	JO	72	-	-	2/7/8/10	-
2	MEN	T4	72	-	-	3/7/8/10	-
2	MEN	W9	72	-	-	2/7/8/10	-
2	MEN	JI	72	-	-	5/7/8/10	-
2	MEN	LP	72	-	-	4/7/8/10	-
2	MEN	P4	72	-	-	4/7/8/10	-
2	MEN	VH	72	-	-	4/7/8/10	-
2	MEN	pF	72	-	-	3/7/8/10	-
2	MEN	L9	72	-	-	2/7/8/10	-

Continued on next page...

Continued from previous page...

Mol	Type	Chain	Res	Link	Chirals	Torsions	Rings
2	MEN	gB	72	-	-	5/7/8/10	-
10	MEN	NO	72	-	-	3/7/8/10	-
2	MEN	TP	72	-	-	4/7/8/10	-
2	MEN	ZF	72	-	-	5/7/8/10	-
2	MEN	m1	72	-	-	4/7/8/10	-
2	MEN	R1	72	-	-	2/7/8/10	-
2	MEN	DF	72	-	-	2/7/8/10	-
2	MEN	PP	72	-	-	4/7/8/10	-
2	MEN	NA	72	-	-	4/7/8/10	-
2	MEN	VA	72	-	-	4/7/8/10	-
2	MEN	B9	72	-	-	4/7/8/10	-
10	MEN	DG	72	-	-	4/7/8/10	-
2	MEN	YD	72	-	-	4/7/8/10	-
2	MEN	lK	72	-	-	4/7/8/10	-
69	MEN	s3	71	-	-	6/7/8/10	-
2	MEN	HF	72	-	-	2/7/8/10	-
2	MEN	eM	72	-	-	4/7/8/10	-
2	MEN	18	72	-	-	4/7/8/10	-
2	MEN	OQ	72	-	-	2/7/8/10	-
2	MEN	QB	72	-	-	6/7/8/10	-
2	MEN	O5	72	-	-	4/7/8/10	-
2	MEN	a1	72	-	-	3/7/8/10	-
2	MEN	H9	72	-	-	2/7/8/10	-
2	MEN	eJ	72	-	-	4/7/8/10	-
69	MEN	L3	71	-	-	4/7/8/10	-
69	MEN	n3	71	-	-	4/7/8/10	-
2	MEN	HA	72	-	-	4/7/8/10	-
2	MEN	GD	72	-	-	4/7/8/10	-
69	MEN	d3	71	-	-	5/7/8/10	-
2	MEN	OB	72	-	-	4/7/8/10	-
2	MEN	P7	72	-	-	4/7/8/10	-
2	MEN	OD	72	-	-	2/7/8/10	-
10	MEN	H1	72	-	-	4/7/8/10	-
2	MEN	RB	72	-	-	7/7/8/10	-

Continued on next page...

Continued from previous page...

Mol	Type	Chain	Res	Link	Chirals	Torsions	Rings
2	MEN	J7	72	-	-	1/7/8/10	-
10	MEN	FO	72	-	-	3/7/8/10	-
2	MEN	TA	72	-	-	6/7/8/10	-
10	MEN	L1	72	-	-	2/7/8/10	-
2	MEN	DP	72	-	-	4/7/8/10	-
2	MEN	NJ	72	-	-	5/7/8/10	-
2	MEN	YQ	72	-	-	4/7/8/10	-
2	MEN	J9	72	-	-	2/7/8/10	-
2	MEN	bK	72	-	-	4/7/8/10	-
10	MEN	N1	72	-	-	2/7/8/10	-
2	MEN	HI	72	-	-	4/7/8/10	-
2	MEN	mH	72	-	-	4/7/8/10	-
2	MEN	L5	72	-	-	4/7/8/10	-
2	MEN	TF	72	-	-	2/7/8/10	-
2	MEN	XP	72	-	-	4/7/8/10	-
2	MEN	eO	72	-	-	5/7/8/10	-
2	MEN	VJ	72	-	-	4/7/8/10	-
2	MEN	NP	72	-	-	4/7/8/10	-
69	MEN	B3	71	-	-	5/7/8/10	-
2	MEN	PM	72	-	-	5/7/8/10	-
2	MEN	cO	72	-	-	2/7/8/10	-
2	MEN	VK	72	-	-	4/7/8/10	-
10	MEN	L4	72	-	-	4/7/8/10	-
2	MEN	gJ	72	-	-	2/7/8/10	-
2	MEN	FF	72	-	-	2/7/8/10	-
2	MEN	SD	72	-	-	4/7/8/10	-
2	MEN	F9	72	-	-	2/7/8/10	-
69	MEN	H3	71	-	-	4/7/8/10	-
10	MEN	J1	72	-	-	1/7/8/10	-
10	MEN	LG	72	-	-	4/7/8/10	-
2	MEN	dF	72	-	-	3/7/8/10	-
2	MEN	V1	72	-	-	4/7/8/10	-
2	MEN	ZM	72	-	-	5/7/8/10	-
2	MEN	vF	72	-	-	1/7/8/10	-
2	MEN	qC	72	-	-	3/7/8/10	-

Continued on next page...

Continued from previous page...

Mol	Type	Chain	Res	Link	Chirals	Torsions	Rings
10	MEN	LE	72	-	-	4/7/8/10	-
10	MEN	HE	72	-	-	4/7/8/10	-
2	MEN	ZB	72	-	-	6/7/8/10	-
2	MEN	c4	72	-	-	2/7/8/10	-
2	MEN	TJ	72	-	-	5/7/8/10	-
2	MEN	PH	72	-	-	4/7/8/10	-
69	MEN	h3	71	-	-	5/7/8/10	-
2	MEN	Y5	72	-	-	4/7/8/10	-
2	MEN	iJ	72	-	-	4/7/8/10	-
2	MEN	kO	72	-	-	5/7/8/10	-
2	MEN	CQ	72	-	-	4/7/8/10	-
2	MEN	DB	72	-	-	4/7/8/10	-
2	MEN	FA	72	-	-	4/7/8/10	-
2	MEN	RM	72	-	-	4/7/8/10	-
2	MEN	MD	72	-	-	2/7/8/10	-
10	MEN	J4	72	-	-	2/7/8/10	-
2	MEN	vK	72	-	-	1/7/8/10	-
2	MEN	JK	72	-	-	2/7/8/10	-
2	MEN	u8	72	-	-	3/7/8/10	-
2	MEN	DM	72	-	-	5/7/8/10	-
10	MEN	N4	72	-	-	3/7/8/10	-
2	MEN	a4	72	-	-	3/7/8/10	-
2	MEN	TM	72	-	-	3/7/8/10	-
2	MEN	B7	72	-	-	4/7/8/10	-
2	MEN	nF	72	-	-	3/7/8/10	-
2	MEN	S5	72	-	-	4/7/8/10	-
2	MEN	tK	72	-	-	4/7/8/10	-
2	MEN	mM	72	-	-	4/7/8/10	-
2	MEN	CB	72	-	-	2/7/8/10	-
69	MEN	k3	71	-	-	4/7/8/10	-
2	MEN	TH	72	-	-	5/7/8/10	-
2	MEN	eB	72	-	-	3/7/8/10	-
2	MEN	JP	72	-	-	4/7/8/10	-
2	MEN	LM	72	-	-	4/7/8/10	-

Continued on next page...

Continued from previous page...

Mol	Type	Chain	Res	Link	Chirals	Torsions	Rings
2	MEN	RK	72	-	-	2/7/8/10	-
2	MEN	PF	72	-	-	3/7/8/10	-
2	MEN	F7	72	-	-	4/7/8/10	-
2	MEN	TG	72	-	-	3/7/8/10	-
2	MEN	T1	72	-	-	5/7/8/10	-
2	MEN	RE	72	-	-	3/7/8/10	-
2	MEN	S9	72	-	-	2/7/8/10	-
2	MEN	eH	72	-	-	3/7/8/10	-
69	MEN	f3	71	-	-	4/7/8/10	-
2	MEN	wC	72	-	-	2/7/8/10	-
2	MEN	BA	72	-	-	4/7/8/10	-
69	MEN	U3	71	-	-	6/7/8/10	-
2	MEN	Q9	72	-	-	2/7/8/10	-
10	MEN	FE	72	-	-	3/7/8/10	-
10	MEN	LH	72	-	-	2/7/8/10	-
2	MEN	i4	72	-	-	4/7/8/10	-
2	MEN	c1	72	-	-	4/7/8/10	-
2	MEN	VF	72	-	-	4/7/8/10	-
2	MEN	YG	72	-	-	5/7/8/10	-
2	MEN	bB	72	-	-	4/7/8/10	-
2	MEN	LK	72	-	-	3/7/8/10	-
2	MEN	cG	72	-	-	3/7/8/10	-
2	MEN	cH	72	-	-	4/7/8/10	-
2	MEN	XA	72	-	-	4/7/8/10	-
69	MEN	q3	71	-	-	5/7/8/10	-
2	MEN	IB	72	-	-	4/7/8/10	-
69	MEN	F3	71	-	-	4/7/8/10	-
2	MEN	QD	72	-	-	4/7/8/10	-
10	MEN	JG	72	-	-	2/7/8/10	-
2	MEN	HB	72	-	-	2/7/8/10	-
2	MEN	RO	72	-	-	4/7/8/10	-
2	MEN	fF	72	-	-	2/7/8/10	-
2	MEN	g4	72	-	-	4/7/8/10	-
10	MEN	JH	72	-	-	1/7/8/10	-

Continued on next page...

Continued from previous page...

Mol	Type	Chain	Res	Link	Chirals	Torsions	Rings
2	MEN	D7	72	-	-	3/7/8/10	-
2	MEN	ZK	72	-	-	5/7/8/10	-
10	MEN	FH	72	-	-	2/7/8/10	-
2	MEN	NK	72	-	-	2/7/8/10	-
2	MEN	D5	72	-	-	4/7/8/10	-
69	MEN	S3	71	-	-	6/7/8/10	-
2	MEN	q8	72	-	-	3/7/8/10	-
2	MEN	Q5	72	-	-	4/7/8/10	-
2	MEN	CD	72	-	-	4/7/8/10	-
2	MEN	H5	72	-	-	4/7/8/10	-
2	MEN	aG	72	-	-	4/7/8/10	-
2	MEN	LB	72	-	-	4/7/8/10	-
2	MEN	B5	72	-	-	4/7/8/10	-
2	MEN	QQ	72	-	-	4/7/8/10	-
2	MEN	VM	72	-	-	4/7/8/10	-
2	MEN	JA	72	-	-	1/7/8/10	-
2	MEN	FM	72	-	-	4/7/8/10	-
2	MEN	ZJ	72	-	-	4/7/8/10	-
2	MEN	U9	72	-	-	2/7/8/10	-
2	MEN	LJ	72	-	-	5/7/8/10	-
2	MEN	gM	72	-	-	5/7/8/10	-
2	MEN	UI	72	-	-	4/7/8/10	-
2	MEN	sC	72	-	-	2/7/8/10	-
10	MEN	F4	72	-	-	3/7/8/10	-
2	MEN	jK	72	-	-	4/7/8/10	-
69	MEN	M3	71	-	-	4/7/8/10	-
2	MEN	rK	72	-	-	3/7/8/10	-
2	MEN	TE	72	-	-	3/7/8/10	-
2	MEN	YB	72	-	-	4/7/8/10	-
2	MEN	FK	72	-	-	2/7/8/10	-
2	MEN	kG	72	-	-	4/7/8/10	-
2	MEN	iH	72	-	-	4/7/8/10	-
2	MEN	V4	72	-	-	2/7/8/10	-
2	MEN	X7	72	-	-	4/7/8/10	-

Continued on next page...

Continued from previous page...

Mol	Type	Chain	Res	Link	Chirals	Torsions	Rings
2	MEN	YE	72	-	-	5/7/8/10	-
2	MEN	k1	72	-	-	4/7/8/10	-
10	MEN	JE	72	-	-	2/7/8/10	-
2	MEN	HK	72	-	-	2/7/8/10	-
10	MEN	FG	72	-	-	3/7/8/10	-
2	MEN	rF	72	-	-	3/7/8/10	-
2	MEN	eE	72	-	-	2/7/8/10	-
2	MEN	JF	72	-	-	2/7/8/10	-
2	MEN	PA	72	-	-	4/7/8/10	-
2	MEN	V7	72	-	-	4/7/8/10	-
2	MEN	e1	72	-	-	3/7/8/10	-
2	MEN	VG	72	-	-	4/7/8/10	-
2	MEN	nK	72	-	-	3/7/8/10	-
2	MEN	iE	72	-	-	3/7/8/10	-
69	MEN	w3	71	-	-	6/7/8/10	-
2	MEN	m4	72	-	-	4/7/8/10	-
2	MEN	SI	72	-	-	4/7/8/10	-
2	MEN	fK	72	-	-	2/7/8/10	-
2	MEN	WD	72	-	-	4/7/8/10	-
2	MEN	T7	72	-	-	6/7/8/10	-
2	MEN	PJ	72	-	-	4/7/8/10	-
2	MEN	ED	72	-	-	3/7/8/10	-
2	MEN	FB	72	-	-	3/7/8/10	-
2	MEN	U5	72	-	-	4/7/8/10	-
2	MEN	XB	72	-	-	5/7/8/10	-
2	MEN	HP	72	-	-	4/7/8/10	-
2	MEN	mE	72	-	-	3/7/8/10	-
2	MEN	HM	72	-	-	4/7/8/10	-
2	MEN	YI	72	-	-	3/7/8/10	-
69	MEN	O3	71	-	-	2/7/8/10	-
2	MEN	UD	72	-	-	3/7/8/10	-
2	MEN	eG	72	-	-	2/7/8/10	-
2	MEN	aO	72	-	-	3/7/8/10	-
2	MEN	EQ	72	-	-	3/7/8/10	-

Continued on next page...

Continued from previous page...

Mol	Type	Chain	Res	Link	Chirals	Torsions	Rings
2	MEN	FP	72	-	-	5/7/8/10	-
2	MEN	mG	72	-	-	3/7/8/10	-
2	MEN	DI	72	-	-	4/7/8/10	-
2	MEN	WQ	72	-	-	4/7/8/10	-
2	MEN	UQ	72	-	-	3/7/8/10	-
2	MEN	mO	72	-	-	4/7/8/10	-
2	MEN	aH	72	-	-	3/7/8/10	-
2	MEN	PG	72	-	-	3/7/8/10	-
2	MEN	L7	72	-	-	5/7/8/10	-
2	MEN	JJ	72	-	-	3/7/8/10	-
2	MEN	PK	72	-	-	3/7/8/10	-
2	MEN	hK	72	-	-	2/7/8/10	-
2	MEN	gE	72	-	-	4/7/8/10	-
2	MEN	gO	72	-	-	4/7/8/10	-
2	MEN	lF	72	-	-	4/7/8/10	-
2	MEN	QI	72	-	-	4/7/8/10	-
2	MEN	H7	72	-	-	4/7/8/10	-
2	MEN	cM	72	-	-	4/7/8/10	-
10	MEN	NE	72	-	-	4/7/8/10	-
2	MEN	cJ	72	-	-	4/7/8/10	-
2	MEN	PE	72	-	-	3/7/8/10	-
2	MEN	BB	72	-	-	5/7/8/10	-
2	MEN	LI	72	-	-	4/7/8/10	-
2	MEN	y8	72	-	-	3/7/8/10	-
10	MEN	HH	72	-	-	4/7/8/10	-
69	MEN	o3	71	-	-	5/7/8/10	-
2	MEN	kM	72	-	-	4/7/8/10	-
2	MEN	dB	72	-	-	5/7/8/10	-
2	MEN	kJ	72	-	-	4/7/8/10	-
2	MEN	cE	72	-	-	3/7/8/10	-
2	MEN	RJ	72	-	-	4/7/8/10	-
10	MEN	DO	72	-	-	2/7/8/10	-
2	MEN	F5	72	-	-	4/7/8/10	-
10	MEN	H4	72	-	-	2/7/8/10	-

Continued on next page...

Continued from previous page...

Mol	Type	Chain	Res	Link	Chirals	Torsions	Rings
10	MEN	NH	72	-	-	2/7/8/10	-
2	MEN	NM	72	-	-	4/7/8/10	-
2	MEN	VP	72	-	-	4/7/8/10	-
2	MEN	bF	72	-	-	4/7/8/10	-
2	MEN	RA	72	-	-	4/7/8/10	-
2	MEN	VB	72	-	-	4/7/8/10	-
10	MEN	D4	72	-	-	2/7/8/10	-
2	MEN	DK	72	-	-	2/7/8/10	-
2	MEN	DJ	72	-	-	3/7/8/10	-
2	MEN	dK	72	-	-	3/7/8/10	-
2	MEN	mJ	72	-	-	4/7/8/10	-
10	MEN	LO	72	-	-	4/7/8/10	-
10	MEN	D1	72	-	-	4/7/8/10	-
69	MEN	Q3	71	-	-	6/7/8/10	-
2	MEN	YO	72	-	-	4/7/8/10	-
2	MEN	NF	72	-	-	2/7/8/10	-
10	MEN	HG	72	-	-	4/7/8/10	-
2	MEN	KQ	72	-	-	4/7/8/10	-
10	MEN	DE	72	-	-	4/7/8/10	-
2	MEN	PB	72	-	-	4/7/8/10	-
2	MEN	BP	72	-	-	4/7/8/10	-
2	MEN	gH	72	-	-	3/7/8/10	-
2	MEN	JM	72	-	-	4/7/8/10	-
2	MEN	N7	72	-	-	4/7/8/10	-
2	MEN	RH	72	-	-	2/7/8/10	-
2	MEN	1C	72	-	-	4/7/8/10	-
2	MEN	VO	72	-	-	2/7/8/10	-
2	MEN	XF	72	-	-	2/7/8/10	-
2	MEN	BI	72	-	-	5/7/8/10	-
2	MEN	IQ	72	-	-	4/7/8/10	-
69	MEN	u3	71	-	-	6/7/8/10	-
2	MEN	LF	72	-	-	3/7/8/10	-
2	MEN	J5	72	-	-	5/7/8/10	-
2	MEN	GB	72	-	-	6/7/8/10	-

Continued on next page...

Continued from previous page...

Mol	Type	Chain	Res	Link	Chirals	Torsions	Rings
2	MEN	WI	72	-	-	5/7/8/10	-
2	MEN	SQ	72	-	-	4/7/8/10	-
2	MEN	hF	72	-	-	2/7/8/10	-
2	MEN	XM	72	-	-	4/7/8/10	-
2	MEN	LA	72	-	-	5/7/8/10	-
2	MEN	XJ	72	-	-	5/7/8/10	-
2	MEN	XK	72	-	-	2/7/8/10	-
2	MEN	GQ	72	-	-	4/7/8/10	-
2	MEN	D9	72	-	-	2/7/8/10	-
2	MEN	yC	72	-	-	3/7/8/10	-
69	MEN	j3	71	-	-	4/7/8/10	-
2	MEN	aE	72	-	-	4/7/8/10	-
10	MEN	DH	72	-	-	4/7/8/10	-
2	MEN	s8	72	-	-	2/7/8/10	-
2	MEN	ID	72	-	-	4/7/8/10	-
2	MEN	iG	72	-	-	3/7/8/10	-
2	MEN	NB	72	-	-	3/7/8/10	-

All (121) bond length outliers are listed below:

Mol	Chain	Res	Type	Atoms	Z	Observed(Å)	Ideal(Å)
69	S3	71	MEN	CE2-ND2	67.26	2.65	1.45
69	Q3	71	MEN	CE2-ND2	67.24	2.65	1.45
69	s3	71	MEN	CE2-ND2	67.24	2.65	1.45
69	U3	71	MEN	CE2-ND2	67.22	2.65	1.45
69	w3	71	MEN	CE2-ND2	67.21	2.65	1.45
69	u3	71	MEN	CE2-ND2	67.19	2.65	1.45
69	D3	71	MEN	O-C	33.20	2.52	1.19
69	q3	71	MEN	O-C	33.20	2.52	1.19
69	f3	71	MEN	O-C	33.19	2.52	1.19
69	I3	71	MEN	O-C	33.19	2.52	1.19
69	h3	71	MEN	O-C	33.19	2.52	1.19
69	M3	71	MEN	O-C	33.18	2.52	1.19
69	L3	71	MEN	O-C	33.18	2.52	1.19
69	n3	71	MEN	O-C	33.18	2.52	1.19
69	d3	71	MEN	O-C	33.18	2.52	1.19
69	B3	71	MEN	O-C	33.17	2.52	1.19
69	o3	71	MEN	O-C	33.17	2.52	1.19

Continued on next page...

Continued from previous page...

Mol	Chain	Res	Type	Atoms	Z	Observed(Å)	Ideal(Å)
69	F3	71	MEN	O-C	33.17	2.52	1.19
69	k3	71	MEN	O-C	33.17	2.52	1.19
69	j3	71	MEN	O-C	33.16	2.52	1.19
69	H3	71	MEN	O-C	33.16	2.52	1.19
69	w3	71	MEN	CG-ND2	15.54	2.07	1.34
69	s3	71	MEN	CG-ND2	15.53	2.07	1.34
69	u3	71	MEN	CG-ND2	15.53	2.07	1.34
69	Q3	71	MEN	CG-ND2	15.53	2.07	1.34
69	S3	71	MEN	CG-ND2	15.53	2.07	1.34
69	U3	71	MEN	CG-ND2	15.52	2.07	1.34
69	F3	71	MEN	CB-CG	15.26	1.86	1.51
69	S3	71	MEN	CB-CA	15.25	1.86	1.53
69	D3	71	MEN	CB-CG	15.25	1.86	1.51
69	u3	71	MEN	CB-CA	15.24	1.86	1.53
69	o3	71	MEN	CB-CG	15.24	1.86	1.51
69	L3	71	MEN	CB-CG	15.24	1.86	1.51
69	k3	71	MEN	CB-CG	15.24	1.86	1.51
69	H3	71	MEN	CB-CG	15.24	1.86	1.51
69	q3	71	MEN	CB-CG	15.24	1.86	1.51
69	j3	71	MEN	CB-CG	15.24	1.86	1.51
69	n3	71	MEN	CB-CG	15.24	1.86	1.51
69	B3	71	MEN	CB-CG	15.23	1.86	1.51
69	s3	71	MEN	CB-CA	15.23	1.86	1.53
69	I3	71	MEN	CB-CG	15.23	1.86	1.51
69	f3	71	MEN	CB-CG	15.23	1.86	1.51
69	Q3	71	MEN	CB-CA	15.23	1.86	1.53
69	w3	71	MEN	CB-CA	15.23	1.86	1.53
69	h3	71	MEN	CB-CG	15.22	1.86	1.51
69	U3	71	MEN	CB-CA	15.22	1.86	1.53
69	d3	71	MEN	CB-CG	15.22	1.86	1.51
69	M3	71	MEN	CB-CG	15.21	1.86	1.51
69	s3	71	MEN	CB-CG	-11.51	1.25	1.51
69	Q3	71	MEN	CB-CG	-11.49	1.25	1.51
69	u3	71	MEN	CB-CG	-11.49	1.25	1.51
69	w3	71	MEN	CB-CG	-11.49	1.25	1.51
69	S3	71	MEN	CB-CG	-11.47	1.25	1.51
69	U3	71	MEN	CB-CG	-11.45	1.25	1.51
69	s3	71	MEN	O-C	9.84	1.59	1.19
69	U3	71	MEN	O-C	9.84	1.59	1.19
69	u3	71	MEN	O-C	9.84	1.59	1.19
69	Q3	71	MEN	O-C	9.83	1.59	1.19
69	w3	71	MEN	O-C	9.81	1.59	1.19

Continued on next page...

Continued from previous page...

Mol	Chain	Res	Type	Atoms	Z	Observed(Å)	Ideal(Å)
69	S3	71	MEN	O-C	9.80	1.59	1.19
69	S3	71	MEN	OD1-CG	6.75	1.37	1.23
69	s3	71	MEN	OD1-CG	6.73	1.36	1.23
69	Q3	71	MEN	OD1-CG	6.72	1.36	1.23
69	U3	71	MEN	OD1-CG	6.70	1.36	1.23
69	w3	71	MEN	OD1-CG	6.70	1.36	1.23
69	u3	71	MEN	OD1-CG	6.70	1.36	1.23
2	FF	72	MEN	OD1-CG	4.51	1.32	1.23
2	XK	72	MEN	OD1-CG	4.47	1.32	1.23
2	XF	72	MEN	OD1-CG	4.46	1.32	1.23
2	FK	72	MEN	OD1-CG	4.38	1.32	1.23
2	LK	72	MEN	OD1-CG	4.11	1.31	1.23
2	LF	72	MEN	OD1-CG	4.10	1.31	1.23
2	RK	72	MEN	OD1-CG	4.03	1.31	1.23
2	RF	72	MEN	OD1-CG	3.98	1.31	1.23
2	BK	72	MEN	OD1-CG	3.59	1.30	1.23
2	BF	72	MEN	OD1-CG	3.54	1.30	1.23
2	HF	72	MEN	OD1-CG	3.52	1.30	1.23
2	HK	72	MEN	OD1-CG	3.48	1.30	1.23
2	DK	72	MEN	OD1-CG	3.45	1.30	1.23
2	DF	72	MEN	OD1-CG	3.44	1.30	1.23
2	PK	72	MEN	OD1-CG	3.38	1.30	1.23
2	PF	72	MEN	OD1-CG	3.30	1.30	1.23
2	NK	72	MEN	OD1-CG	3.23	1.29	1.23
2	NF	72	MEN	OD1-CG	3.21	1.29	1.23
2	JK	72	MEN	OD1-CG	3.19	1.29	1.23
2	JF	72	MEN	OD1-CG	3.13	1.29	1.23
2	TK	72	MEN	OD1-CG	2.97	1.29	1.23
2	TF	72	MEN	OD1-CG	2.94	1.29	1.23
2	nF	72	MEN	OD1-CG	2.93	1.29	1.23
2	nK	72	MEN	OD1-CG	2.84	1.29	1.23
2	VK	72	MEN	OD1-CG	2.81	1.29	1.23
2	vK	72	MEN	OD1-CG	2.78	1.28	1.23
2	VF	72	MEN	OD1-CG	2.77	1.28	1.23
2	dK	72	MEN	OD1-CG	2.77	1.28	1.23
2	dF	72	MEN	OD1-CG	2.75	1.28	1.23
2	vF	72	MEN	OD1-CG	2.75	1.28	1.23
2	jF	72	MEN	OD1-CG	2.70	1.28	1.23
2	jK	72	MEN	OD1-CG	2.62	1.28	1.23
2	fF	72	MEN	OD1-CG	2.55	1.28	1.23
2	fK	72	MEN	OD1-CG	2.52	1.28	1.23
2	tF	72	MEN	OD1-CG	2.37	1.28	1.23

Continued on next page...

Continued from previous page...

Mol	Chain	Res	Type	Atoms	Z	Observed(Å)	Ideal(Å)
2	hF	72	MEN	OD1-CG	2.35	1.28	1.23
2	tK	72	MEN	OD1-CG	2.34	1.28	1.23
2	rF	72	MEN	OD1-CG	2.33	1.28	1.23
2	hK	72	MEN	OD1-CG	2.28	1.27	1.23
69	q3	71	MEN	CE2-ND2	2.24	1.49	1.45
69	k3	71	MEN	CE2-ND2	2.22	1.49	1.45
69	n3	71	MEN	CE2-ND2	2.22	1.49	1.45
69	I3	71	MEN	CE2-ND2	2.22	1.49	1.45
69	F3	71	MEN	CE2-ND2	2.22	1.49	1.45
69	h3	71	MEN	CE2-ND2	2.22	1.49	1.45
69	B3	71	MEN	CE2-ND2	2.21	1.49	1.45
69	j3	71	MEN	CE2-ND2	2.21	1.49	1.45
69	f3	71	MEN	CE2-ND2	2.21	1.49	1.45
69	L3	71	MEN	CE2-ND2	2.20	1.49	1.45
69	o3	71	MEN	CE2-ND2	2.20	1.49	1.45
2	rK	72	MEN	OD1-CG	2.19	1.27	1.23
69	H3	71	MEN	CE2-ND2	2.19	1.49	1.45
69	D3	71	MEN	CE2-ND2	2.18	1.49	1.45
69	d3	71	MEN	CE2-ND2	2.18	1.49	1.45
69	M3	71	MEN	CE2-ND2	2.15	1.49	1.45

All (542) bond angle outliers are listed below:

Mol	Chain	Res	Type	Atoms	Z	Observed(^{o})	Ideal(^{o})
69	U3	71	MEN	OD1-CG-CB	-38.81	64.66	121.50
69	S3	71	MEN	OD1-CG-CB	-38.79	64.69	121.50
69	s3	71	MEN	OD1-CG-CB	-38.79	64.69	121.50
69	Q3	71	MEN	OD1-CG-CB	-38.78	64.69	121.50
69	w3	71	MEN	OD1-CG-CB	-38.78	64.69	121.50
69	u3	71	MEN	OD1-CG-CB	-38.77	64.71	121.50
69	q3	71	MEN	CB-CA-C	-24.39	65.74	111.47
69	L3	71	MEN	CB-CA-C	-24.39	65.75	111.47
69	F3	71	MEN	CB-CA-C	-24.39	65.75	111.47
69	h3	71	MEN	CB-CA-C	-24.38	65.77	111.47
69	D3	71	MEN	CB-CA-C	-24.38	65.77	111.47
69	d3	71	MEN	CB-CA-C	-24.38	65.77	111.47
69	j3	71	MEN	CB-CA-C	-24.38	65.77	111.47
69	f3	71	MEN	CB-CA-C	-24.38	65.77	111.47
69	n3	71	MEN	CB-CA-C	-24.37	65.78	111.47
69	M3	71	MEN	CB-CA-C	-24.37	65.78	111.47
69	H3	71	MEN	CB-CA-C	-24.37	65.78	111.47
69	I3	71	MEN	CB-CA-C	-24.37	65.79	111.47

Continued on next page...

Continued from previous page...

Mol	Chain	Res	Type	Atoms	Z	Observed(^{o})	Ideal(^{o})
69	o3	71	MEN	CB-CA-C	-24.36	65.79	111.47
69	k3	71	MEN	CB-CA-C	-24.36	65.80	111.47
69	B3	71	MEN	CB-CA-C	-24.36	65.81	111.47
69	M3	71	MEN	OD1-CG-CB	23.53	155.96	121.50
69	B3	71	MEN	OD1-CG-CB	23.51	155.93	121.50
69	L3	71	MEN	OD1-CG-CB	23.51	155.93	121.50
69	h3	71	MEN	OD1-CG-CB	23.51	155.93	121.50
69	q3	71	MEN	OD1-CG-CB	23.51	155.92	121.50
69	H3	71	MEN	OD1-CG-CB	23.49	155.90	121.50
69	j3	71	MEN	OD1-CG-CB	23.49	155.90	121.50
69	k3	71	MEN	OD1-CG-CB	23.49	155.89	121.50
69	I3	71	MEN	OD1-CG-CB	23.49	155.89	121.50
69	n3	71	MEN	OD1-CG-CB	23.48	155.89	121.50
69	f3	71	MEN	OD1-CG-CB	23.48	155.89	121.50
69	o3	71	MEN	OD1-CG-CB	23.48	155.88	121.50
69	D3	71	MEN	OD1-CG-CB	23.48	155.88	121.50
69	F3	71	MEN	OD1-CG-CB	23.47	155.87	121.50
69	d3	71	MEN	OD1-CG-CB	23.47	155.87	121.50
69	H3	71	MEN	CA-CB-CG	-16.30	66.31	112.70
69	M3	71	MEN	CA-CB-CG	-16.30	66.31	112.70
69	D3	71	MEN	CA-CB-CG	-16.30	66.32	112.70
69	q3	71	MEN	CA-CB-CG	-16.30	66.32	112.70
69	h3	71	MEN	CA-CB-CG	-16.30	66.32	112.70
69	F3	71	MEN	CA-CB-CG	-16.30	66.32	112.70
69	d3	71	MEN	CA-CB-CG	-16.30	66.32	112.70
69	k3	71	MEN	CA-CB-CG	-16.30	66.32	112.70
69	f3	71	MEN	CA-CB-CG	-16.30	66.32	112.70
69	j3	71	MEN	CA-CB-CG	-16.30	66.32	112.70
69	n3	71	MEN	CA-CB-CG	-16.30	66.33	112.70
69	I3	71	MEN	CA-CB-CG	-16.30	66.33	112.70
69	L3	71	MEN	CA-CB-CG	-16.29	66.33	112.70
69	B3	71	MEN	CA-CB-CG	-16.29	66.34	112.70
69	o3	71	MEN	CA-CB-CG	-16.29	66.35	112.70
69	Q3	71	MEN	OD1-CG-ND2	-14.64	46.10	122.36
69	j3	71	MEN	CB-CG-ND2	-14.64	95.79	115.48
69	u3	71	MEN	OD1-CG-ND2	-14.64	46.10	122.36
69	S3	71	MEN	OD1-CG-ND2	-14.64	46.10	122.36
69	k3	71	MEN	CB-CG-ND2	-14.64	95.79	115.48
69	w3	71	MEN	OD1-CG-ND2	-14.64	46.12	122.36
69	F3	71	MEN	CB-CG-ND2	-14.64	95.80	115.48
69	s3	71	MEN	OD1-CG-ND2	-14.64	46.13	122.36
69	d3	71	MEN	CB-CG-ND2	-14.64	95.80	115.48

Continued on next page...

Continued from previous page...

Mol	Chain	Res	Type	Atoms	Z	Observed(^{o})	Ideal(^{o})
69	n3	71	MEN	CB-CG-ND2	-14.63	95.80	115.48
69	o3	71	MEN	CB-CG-ND2	-14.63	95.80	115.48
69	L3	71	MEN	CB-CG-ND2	-14.63	95.81	115.48
69	U3	71	MEN	OD1-CG-ND2	-14.63	46.17	122.36
69	B3	71	MEN	CB-CG-ND2	-14.62	95.82	115.48
69	D3	71	MEN	CB-CG-ND2	-14.62	95.83	115.48
69	H3	71	MEN	CB-CG-ND2	-14.61	95.83	115.48
69	f3	71	MEN	CB-CG-ND2	-14.61	95.83	115.48
69	q3	71	MEN	CB-CG-ND2	-14.61	95.84	115.48
69	I3	71	MEN	CB-CG-ND2	-14.61	95.84	115.48
69	h3	71	MEN	CB-CG-ND2	-14.59	95.86	115.48
69	M3	71	MEN	CB-CG-ND2	-14.56	95.90	115.48
69	D3	71	MEN	OD1-CG-ND2	-11.66	61.66	122.36
69	h3	71	MEN	OD1-CG-ND2	-11.65	61.67	122.36
69	I3	71	MEN	OD1-CG-ND2	-11.65	61.67	122.36
69	f3	71	MEN	OD1-CG-ND2	-11.65	61.68	122.36
69	d3	71	MEN	OD1-CG-ND2	-11.65	61.68	122.36
69	H3	71	MEN	OD1-CG-ND2	-11.65	61.68	122.36
69	F3	71	MEN	OD1-CG-ND2	-11.65	61.68	122.36
69	M3	71	MEN	OD1-CG-ND2	-11.65	61.69	122.36
69	n3	71	MEN	OD1-CG-ND2	-11.65	61.69	122.36
69	q3	71	MEN	OD1-CG-ND2	-11.65	61.71	122.36
69	o3	71	MEN	OD1-CG-ND2	-11.65	61.71	122.36
69	k3	71	MEN	OD1-CG-ND2	-11.65	61.71	122.36
69	L3	71	MEN	OD1-CG-ND2	-11.64	61.72	122.36
69	B3	71	MEN	OD1-CG-ND2	-11.64	61.72	122.36
69	j3	71	MEN	OD1-CG-ND2	-11.64	61.73	122.36
2	LF	72	MEN	CB-CG-ND2	-8.42	104.16	115.48
2	LK	72	MEN	CB-CG-ND2	-8.41	104.17	115.48
2	FK	72	MEN	CB-CG-ND2	-7.93	104.83	115.48
2	FF	72	MEN	CB-CG-ND2	-7.84	104.94	115.48
2	XF	72	MEN	CB-CG-ND2	-6.87	106.25	115.48
2	XK	72	MEN	CB-CG-ND2	-6.85	106.27	115.48
2	RF	72	MEN	CB-CG-ND2	-6.73	106.43	115.48
2	RK	72	MEN	CB-CG-ND2	-6.73	106.43	115.48
2	T7	72	MEN	CB-CG-ND2	6.63	124.40	115.48
2	TA	72	MEN	CB-CG-ND2	6.62	124.39	115.48
2	BK	72	MEN	CB-CG-ND2	-6.54	106.69	115.48
2	BF	72	MEN	CB-CG-ND2	-6.51	106.72	115.48
69	s3	71	MEN	CB-CA-C	5.77	122.29	111.47
69	U3	71	MEN	CB-CA-C	5.76	122.27	111.47
69	S3	71	MEN	CB-CA-C	5.75	122.26	111.47

Continued on next page...

Continued from previous page...

Mol	Chain	Res	Type	Atoms	Z	Observed(^{o})	Ideal(^{o})
69	u3	71	MEN	CB-CA-C	5.75	122.25	111.47
69	w3	71	MEN	CB-CA-C	5.74	122.24	111.47
69	Q3	71	MEN	CB-CA-C	5.73	122.21	111.47
10	L1	72	MEN	CB-CG-ND2	5.67	123.11	115.48
10	LH	72	MEN	CB-CG-ND2	5.61	123.03	115.48
2	NK	72	MEN	CB-CG-ND2	-5.41	108.20	115.48
2	PK	72	MEN	CB-CG-ND2	-5.34	108.30	115.48
2	PF	72	MEN	CB-CG-ND2	-5.34	108.31	115.48
2	NF	72	MEN	CB-CG-ND2	-5.28	108.39	115.48
69	Q3	71	MEN	CB-CG-ND2	-4.91	108.88	115.48
69	S3	71	MEN	CB-CG-ND2	-4.90	108.90	115.48
69	w3	71	MEN	CB-CG-ND2	-4.89	108.91	115.48
69	s3	71	MEN	CB-CG-ND2	-4.89	108.91	115.48
69	u3	71	MEN	CB-CG-ND2	-4.89	108.91	115.48
69	U3	71	MEN	CB-CG-ND2	-4.87	108.93	115.48
2	HK	72	MEN	CB-CG-ND2	-4.81	109.01	115.48
2	HF	72	MEN	CB-CG-ND2	-4.79	109.04	115.48
2	TK	72	MEN	CB-CA-C	-4.39	103.23	111.47
2	JF	72	MEN	CB-CG-ND2	-4.39	109.58	115.48
2	TF	72	MEN	CB-CA-C	-4.38	103.27	111.47
2	DK	72	MEN	CB-CG-ND2	-4.29	109.72	115.48
2	JK	72	MEN	CB-CG-ND2	-4.24	109.78	115.48
2	B5	72	MEN	CB-CA-C	-4.23	103.54	111.47
2	fK	72	MEN	CB-CG-ND2	-4.21	109.82	115.48
2	fF	72	MEN	CB-CG-ND2	-4.19	109.85	115.48
2	DF	72	MEN	CB-CG-ND2	-4.18	109.86	115.48
2	L5	72	MEN	CB-CA-C	-4.11	103.76	111.47
2	dF	72	MEN	CB-CG-ND2	-4.07	110.01	115.48
2	cH	72	MEN	CB-CA-C	-4.04	103.89	111.47
2	dK	72	MEN	CB-CG-ND2	-4.04	110.05	115.48
2	c1	72	MEN	CB-CA-C	-4.03	103.92	111.47
2	Y5	72	MEN	CB-CA-C	-4.01	103.94	111.47
2	HJ	72	MEN	CB-CA-C	-3.93	104.09	111.47
2	H7	72	MEN	CB-CA-C	-3.84	104.26	111.47
2	HA	72	MEN	CB-CA-C	-3.83	104.30	111.47
2	DF	72	MEN	CB-CA-C	-3.81	104.32	111.47
2	DK	72	MEN	CB-CA-C	-3.77	104.40	111.47
69	u3	71	MEN	CA-CB-CG	3.74	123.34	112.70
69	w3	71	MEN	CA-CB-CG	3.74	123.34	112.70
69	U3	71	MEN	CA-CB-CG	3.74	123.33	112.70
69	s3	71	MEN	CA-CB-CG	3.73	123.32	112.70
69	Q3	71	MEN	CA-CB-CG	3.73	123.32	112.70

Continued on next page...

Continued from previous page...

Mol	Chain	Res	Type	Atoms	Z	Observed(^{o})	Ideal(^{o})
69	S3	71	MEN	CA-CB-CG	3.72	123.29	112.70
2	RP	72	MEN	CB-CA-C	-3.71	104.52	111.47
2	U5	72	MEN	CB-CA-C	-3.67	104.59	111.47
2	jK	72	MEN	CB-CG-ND2	-3.66	110.56	115.48
2	B9	72	MEN	CB-CA-C	-3.64	104.64	111.47
2	H5	72	MEN	CB-CA-C	-3.63	104.67	111.47
10	JO	72	MEN	CB-CG-ND2	3.61	120.34	115.48
10	J4	72	MEN	CB-CG-ND2	3.60	120.33	115.48
2	O5	72	MEN	CB-CA-C	-3.59	104.73	111.47
2	IQ	72	MEN	CB-CG-ND2	3.57	120.28	115.48
2	Q5	72	MEN	CB-CA-C	-3.56	104.79	111.47
2	jF	72	MEN	CB-CG-ND2	-3.55	110.71	115.48
2	XP	72	MEN	CB-CA-C	-3.52	104.86	111.47
2	YD	72	MEN	CB-CA-C	-3.51	104.89	111.47
2	FJ	72	MEN	CB-CA-C	-3.48	104.94	111.47
2	HM	72	MEN	CB-CA-C	-3.48	104.94	111.47
2	TH	72	MEN	CB-CA-C	-3.47	104.96	111.47
2	ID	72	MEN	CB-CG-ND2	3.47	120.15	115.48
2	T1	72	MEN	CB-CA-C	-3.46	104.97	111.47
2	W5	72	MEN	CB-CA-C	-3.46	104.98	111.47
2	YQ	72	MEN	CB-CA-C	-3.46	104.98	111.47
2	L9	72	MEN	CB-CA-C	-3.46	104.99	111.47
2	lF	72	MEN	CB-CA-C	-3.45	105.00	111.47
2	lK	72	MEN	CB-CA-C	-3.44	105.02	111.47
2	F5	72	MEN	CB-CA-C	-3.42	105.06	111.47
2	O9	72	MEN	CB-CA-C	-3.42	105.06	111.47
2	MD	72	MEN	CB-CG-ND2	3.42	120.08	115.48
2	MQ	72	MEN	CB-CG-ND2	3.41	120.07	115.48
2	S5	72	MEN	CB-CA-C	-3.40	105.09	111.47
10	H4	72	MEN	CB-CG-ND2	3.37	120.01	115.48
2	q8	72	MEN	CB-CA-C	-3.36	105.16	111.47
10	J1	72	MEN	CB-CA-C	-3.36	105.18	111.47
2	qC	72	MEN	CB-CA-C	-3.33	105.22	111.47
10	JH	72	MEN	CB-CA-C	-3.33	105.23	111.47
2	ZM	72	MEN	CB-CA-C	-3.32	105.24	111.47
2	FM	72	MEN	CB-CA-C	-3.31	105.26	111.47
10	HO	72	MEN	CB-CG-ND2	3.31	119.94	115.48
2	VJ	72	MEN	CB-CA-C	-3.30	105.27	111.47
2	QD	72	MEN	CB-CA-C	-3.30	105.28	111.47
2	FP	72	MEN	CB-CA-C	-3.30	105.29	111.47
2	D5	72	MEN	CB-CA-C	-3.28	105.33	111.47
2	VM	72	MEN	CB-CA-C	-3.27	105.34	111.47

Continued on next page...

Continued from previous page...

Mol	Chain	Res	Type	Atoms	Z	Observed(^{o})	Ideal(^{o})
2	gM	72	MEN	CB-CA-C	-3.27	105.35	111.47
2	RJ	72	MEN	CB-CA-C	-3.26	105.35	111.47
10	FG	72	MEN	CB-CG-ND2	3.25	119.85	115.48
2	LP	72	MEN	CB-CA-C	-3.24	105.39	111.47
2	QQ	72	MEN	CB-CA-C	-3.24	105.39	111.47
2	JM	72	MEN	CB-CA-C	-3.21	105.44	111.47
2	BP	72	MEN	CB-CA-C	-3.20	105.47	111.47
2	GQ	72	MEN	CB-CA-C	-3.20	105.48	111.47
10	L4	72	MEN	CB-CG-ND2	3.19	119.77	115.48
2	F9	72	MEN	CB-CA-C	-3.19	105.50	111.47
10	FE	72	MEN	CB-CG-ND2	3.18	119.76	115.48
2	mM	72	MEN	CB-CA-C	-3.17	105.53	111.47
2	VF	72	MEN	CB-CA-C	-3.16	105.54	111.47
2	GD	72	MEN	CB-CA-C	-3.16	105.54	111.47
2	UQ	72	MEN	CB-CA-C	-3.16	105.54	111.47
2	UD	72	MEN	CB-CA-C	-3.16	105.55	111.47
2	JI	72	MEN	CB-CA-C	-3.15	105.55	111.47
2	gH	72	MEN	CB-CA-C	-3.15	105.56	111.47
10	LO	72	MEN	CB-CG-ND2	3.14	119.70	115.48
2	VK	72	MEN	CB-CA-C	-3.14	105.59	111.47
2	FF	72	MEN	CB-CA-C	-3.13	105.60	111.47
10	FO	72	MEN	CB-CG-ND2	3.13	119.69	115.48
2	g1	72	MEN	CB-CA-C	-3.12	105.61	111.47
10	JG	72	MEN	CB-CG-ND2	3.12	119.68	115.48
2	FI	72	MEN	CB-CA-C	-3.12	105.62	111.47
2	eM	72	MEN	CB-CA-C	-3.11	105.63	111.47
2	FK	72	MEN	CB-CA-C	-3.11	105.63	111.47
10	JE	72	MEN	CB-CG-ND2	3.11	119.66	115.48
2	kO	72	MEN	CB-CA-C	-3.09	105.67	111.47
2	HP	72	MEN	CB-CA-C	-3.09	105.67	111.47
2	J5	72	MEN	CB-CA-C	-3.09	105.67	111.47
10	L4	72	MEN	CB-CA-C	-3.08	105.69	111.47
2	VH	72	MEN	CB-CA-C	-3.08	105.69	111.47
2	DP	72	MEN	CB-CA-C	-3.08	105.70	111.47
10	LO	72	MEN	CB-CA-C	-3.08	105.70	111.47
10	F4	72	MEN	CB-CG-ND2	3.07	119.62	115.48
2	V1	72	MEN	CB-CA-C	-3.06	105.73	111.47
2	aG	72	MEN	CB-CA-C	-3.06	105.73	111.47
2	pK	72	MEN	CB-CA-C	-3.06	105.73	111.47
2	aE	72	MEN	CB-CA-C	-3.06	105.74	111.47
2	k4	72	MEN	CB-CA-C	-3.05	105.75	111.47
2	NF	72	MEN	CB-CA-C	-3.05	105.76	111.47

Continued on next page...

Continued from previous page...

Mol	Chain	Res	Type	Atoms	Z	Observed(^{o})	Ideal(^{o})
2	VP	72	MEN	CB-CA-C	-3.04	105.76	111.47
2	LI	72	MEN	CA-CB-CG	-3.04	104.04	112.70
2	kG	72	MEN	CB-CA-C	-3.03	105.78	111.47
2	N7	72	MEN	CB-CA-C	-3.03	105.79	111.47
2	NA	72	MEN	CB-CA-C	-3.02	105.80	111.47
2	ED	72	MEN	CB-CA-C	-3.02	105.81	111.47
2	PP	72	MEN	CB-CA-C	-3.02	105.81	111.47
2	kE	72	MEN	CB-CA-C	-3.01	105.82	111.47
2	EQ	72	MEN	CB-CA-C	-3.01	105.82	111.47
2	NP	72	MEN	CB-CA-C	-3.01	105.83	111.47
2	pF	72	MEN	CB-CA-C	-3.01	105.83	111.47
2	BI	72	MEN	CB-CA-C	-3.00	105.84	111.47
2	NK	72	MEN	CB-CA-C	-2.99	105.86	111.47
2	e4	72	MEN	CB-CA-C	-2.98	105.88	111.47
2	L9	72	MEN	CA-CB-CG	-2.98	104.22	112.70
2	JP	72	MEN	CB-CA-C	-2.97	105.90	111.47
10	DE	72	MEN	CB-CA-C	-2.97	105.90	111.47
2	SI	72	MEN	CB-CA-C	-2.97	105.91	111.47
2	eO	72	MEN	CB-CA-C	-2.96	105.92	111.47
2	TP	72	MEN	CB-CA-C	-2.96	105.92	111.47
2	kM	72	MEN	CB-CA-C	-2.96	105.92	111.47
2	PG	72	MEN	CB-CA-C	-2.96	105.93	111.47
10	DG	72	MEN	CB-CA-C	-2.96	105.93	111.47
2	gE	72	MEN	CB-CA-C	-2.96	105.93	111.47
2	gG	72	MEN	CB-CA-C	-2.96	105.93	111.47
2	PE	72	MEN	CB-CA-C	-2.95	105.94	111.47
2	B9	72	MEN	CA-CB-CG	-2.94	104.34	112.70
2	tK	72	MEN	CB-CA-C	-2.93	105.97	111.47
2	PA	72	MEN	CB-CA-C	-2.90	106.02	111.47
2	y8	72	MEN	CB-CA-C	-2.90	106.02	111.47
2	iH	72	MEN	CB-CA-C	-2.90	106.03	111.47
2	iM	72	MEN	CB-CA-C	-2.90	106.04	111.47
2	i1	72	MEN	CB-CA-C	-2.89	106.05	111.47
2	UI	72	MEN	CB-CA-C	-2.89	106.05	111.47
2	P1	72	MEN	CB-CA-C	-2.89	106.05	111.47
2	P7	72	MEN	CB-CA-C	-2.88	106.06	111.47
2	tF	72	MEN	CB-CA-C	-2.88	106.06	111.47
2	XJ	72	MEN	CB-CA-C	-2.86	106.10	111.47
2	WQ	72	MEN	CB-CA-C	-2.86	106.11	111.47
10	HH	72	MEN	CB-CA-C	-2.86	106.11	111.47
2	yC	72	MEN	CB-CA-C	-2.86	106.11	111.47
2	LM	72	MEN	CB-CA-C	-2.85	106.12	111.47

Continued on next page...

Continued from previous page...

Mol	Chain	Res	Type	Atoms	Z	Observed(^{o})	Ideal(^{o})
2	PH	72	MEN	CB-CA-C	-2.85	106.13	111.47
2	PM	72	MEN	CB-CA-C	-2.85	106.13	111.47
2	aH	72	MEN	CB-CG-ND2	2.84	119.30	115.48
10	H1	72	MEN	CB-CA-C	-2.84	106.15	111.47
2	i4	72	MEN	CB-CA-C	-2.82	106.17	111.47
2	WD	72	MEN	CB-CA-C	-2.82	106.18	111.47
2	a1	72	MEN	CB-CG-ND2	2.81	119.26	115.48
2	WI	72	MEN	CB-CA-C	-2.80	106.22	111.47
2	gJ	72	MEN	CB-CA-C	-2.80	106.22	111.47
2	GQ	72	MEN	CA-CB-CG	-2.80	104.74	112.70
2	iO	72	MEN	CB-CA-C	-2.79	106.23	111.47
2	GD	72	MEN	CA-CB-CG	-2.79	104.77	112.70
2	OI	72	MEN	CB-CA-C	-2.78	106.26	111.47
2	TO	72	MEN	CB-CA-C	-2.77	106.27	111.47
2	F7	72	MEN	CB-CA-C	-2.77	106.27	111.47
2	H9	72	MEN	CB-CG-ND2	2.77	119.20	115.48
2	FA	72	MEN	CB-CA-C	-2.76	106.29	111.47
2	T4	72	MEN	CB-CA-C	-2.76	106.29	111.47
10	FH	72	MEN	CB-CA-C	-2.74	106.32	111.47
10	F1	72	MEN	CB-CA-C	-2.73	106.35	111.47
2	nK	72	MEN	CB-CG-ND2	-2.72	111.82	115.48
2	PJ	72	MEN	CB-CA-C	-2.72	106.37	111.47
10	LE	72	MEN	CB-CG-ND2	2.70	119.12	115.48
2	YO	72	MEN	CB-CA-C	-2.69	106.42	111.47
2	KD	72	MEN	CB-CA-C	-2.69	106.42	111.47
10	HG	72	MEN	CB-CG-ND2	2.69	119.10	115.48
69	h3	71	MEN	CE2-ND2-CG	2.69	142.44	121.93
69	M3	71	MEN	CE2-ND2-CG	2.69	142.43	121.93
69	H3	71	MEN	CE2-ND2-CG	2.69	142.42	121.93
69	I3	71	MEN	CE2-ND2-CG	2.68	142.41	121.93
69	q3	71	MEN	CE2-ND2-CG	2.68	142.41	121.93
69	D3	71	MEN	CE2-ND2-CG	2.68	142.40	121.93
2	XM	72	MEN	CB-CA-C	-2.68	106.44	111.47
69	f3	71	MEN	CE2-ND2-CG	2.68	142.40	121.93
69	k3	71	MEN	CE2-ND2-CG	2.68	142.39	121.93
69	n3	71	MEN	CE2-ND2-CG	2.68	142.39	121.93
69	o3	71	MEN	CE2-ND2-CG	2.68	142.38	121.93
69	F3	71	MEN	CE2-ND2-CG	2.68	142.38	121.93
69	L3	71	MEN	CE2-ND2-CG	2.68	142.37	121.93
69	d3	71	MEN	CE2-ND2-CG	2.68	142.35	121.93
69	B3	71	MEN	CE2-ND2-CG	2.68	142.35	121.93
69	j3	71	MEN	CE2-ND2-CG	2.67	142.34	121.93

Continued on next page...

Continued from previous page...

Mol	Chain	Res	Type	Atoms	Z	Observed(^{o})	Ideal(^{o})
2	KQ	72	MEN	CB-CA-C	-2.66	106.48	111.47
2	Y4	72	MEN	CB-CA-C	-2.66	106.48	111.47
2	HI	72	MEN	CB-CA-C	-2.65	106.50	111.47
2	gO	72	MEN	CB-CA-C	-2.65	106.51	111.47
2	sC	72	MEN	CB-CG-ND2	2.64	119.04	115.48
2	s8	72	MEN	CB-CG-ND2	2.64	119.03	115.48
2	cM	72	MEN	CB-CA-C	-2.63	106.54	111.47
10	LE	72	MEN	CB-CA-C	-2.62	106.56	111.47
2	JA	72	MEN	CB-CA-C	-2.62	106.56	111.47
2	VE	72	MEN	CB-CA-C	-2.61	106.57	111.47
2	mJ	72	MEN	CB-CA-C	-2.61	106.57	111.47
2	J9	72	MEN	CB-CG-ND2	2.61	118.99	115.48
10	DH	72	MEN	CB-CA-C	-2.61	106.58	111.47
10	LG	72	MEN	CB-CG-ND2	2.60	118.98	115.48
2	g4	72	MEN	CB-CA-C	-2.60	106.60	111.47
2	XJ	72	MEN	CA-CB-CG	-2.60	105.31	112.70
2	YG	72	MEN	CB-CG-ND2	2.59	118.97	115.48
2	NJ	72	MEN	CB-CA-C	-2.59	106.61	111.47
10	LG	72	MEN	CB-CA-C	-2.59	106.61	111.47
2	nF	72	MEN	CB-CG-ND2	-2.59	112.00	115.48
2	XA	72	MEN	CB-CA-C	-2.59	106.61	111.47
2	mE	72	MEN	CB-CA-C	-2.59	106.61	111.47
2	VG	72	MEN	CB-CA-C	-2.59	106.61	111.47
2	X7	72	MEN	CB-CA-C	-2.59	106.62	111.47
2	DI	72	MEN	CB-CA-C	-2.59	106.62	111.47
2	mG	72	MEN	CB-CA-C	-2.58	106.62	111.47
2	m4	72	MEN	CB-CG-ND2	2.58	118.95	115.48
2	J7	72	MEN	CB-CA-C	-2.58	106.64	111.47
10	HE	72	MEN	CB-CG-ND2	2.57	118.94	115.48
10	D1	72	MEN	CB-CA-C	-2.56	106.66	111.47
10	D1	72	MEN	CA-CB-CG	-2.56	105.40	112.70
2	TG	72	MEN	CB-CA-C	-2.56	106.67	111.47
2	1C	72	MEN	CB-CA-C	-2.55	106.68	111.47
2	CD	72	MEN	CB-CA-C	-2.55	106.68	111.47
10	NE	72	MEN	CB-CA-C	-2.55	106.69	111.47
10	DH	72	MEN	CA-CB-CG	-2.55	105.44	112.70
2	eG	72	MEN	CB-CA-C	-2.55	106.69	111.47
2	kJ	72	MEN	CB-CA-C	-2.55	106.69	111.47
2	T7	72	MEN	OD1-CG-CB	-2.55	117.77	121.50
2	18	72	MEN	CB-CA-C	-2.54	106.70	111.47
2	YE	72	MEN	CB-CG-ND2	2.54	118.90	115.48
2	eE	72	MEN	CB-CA-C	-2.54	106.71	111.47

Continued on next page...

Continued from previous page...

Mol	Chain	Res	Type	Atoms	Z	Observed(^{o})	Ideal(^{o})
2	CQ	72	MEN	CB-CA-C	-2.54	106.71	111.47
10	NG	72	MEN	CB-CA-C	-2.53	106.72	111.47
2	TE	72	MEN	CB-CA-C	-2.53	106.72	111.47
2	RE	72	MEN	CB-CA-C	-2.53	106.73	111.47
2	W9	72	MEN	CB-CA-C	-2.53	106.73	111.47
2	FA	72	MEN	CB-CG-ND2	2.51	118.86	115.48
2	mO	72	MEN	CB-CG-ND2	2.51	118.86	115.48
2	RG	72	MEN	CB-CA-C	-2.51	106.77	111.47
2	X7	72	MEN	CB-CG-ND2	2.50	118.85	115.48
2	JJ	72	MEN	CB-CA-C	-2.50	106.79	111.47
2	BB	72	MEN	CA-CB-CG	-2.50	105.60	112.70
2	YB	72	MEN	CA-CB-CG	-2.49	105.60	112.70
2	RM	72	MEN	CB-CA-C	-2.49	106.80	111.47
2	uC	72	MEN	CB-CA-C	-2.48	106.81	111.47
2	HB	72	MEN	CA-CB-CG	-2.48	105.63	112.70
2	NM	72	MEN	CB-CG-ND2	2.48	118.82	115.48
2	S9	72	MEN	CB-CA-C	-2.48	106.82	111.47
2	F7	72	MEN	CB-CG-ND2	2.47	118.81	115.48
10	NE	72	MEN	CB-CG-ND2	2.47	118.80	115.48
2	TO	72	MEN	CB-CG-ND2	2.46	118.80	115.48
10	NG	72	MEN	CB-CG-ND2	2.46	118.80	115.48
10	J4	72	MEN	CB-CA-C	-2.46	106.86	111.47
2	u8	72	MEN	CB-CA-C	-2.46	106.86	111.47
2	T4	72	MEN	CB-CG-ND2	2.46	118.79	115.48
2	TM	72	MEN	CB-CA-C	-2.46	106.86	111.47
2	cJ	72	MEN	CB-CA-C	-2.45	106.88	111.47
2	V7	72	MEN	CB-CA-C	-2.44	106.89	111.47
2	TA	72	MEN	OD1-CG-CB	-2.44	117.92	121.50
2	LK	72	MEN	OD1-CG-CB	2.44	125.07	121.50
10	JO	72	MEN	CB-CA-C	-2.44	106.90	111.47
2	XA	72	MEN	CB-CG-ND2	2.43	118.76	115.48
2	TF	72	MEN	CB-CG-ND2	-2.43	112.21	115.48
2	SD	72	MEN	CB-CA-C	-2.43	106.92	111.47
2	TK	72	MEN	CB-CG-ND2	-2.42	112.22	115.48
2	LI	72	MEN	CB-CA-C	-2.42	106.93	111.47
2	YI	72	MEN	CB-CA-C	-2.42	106.93	111.47
2	SQ	72	MEN	CB-CA-C	-2.42	106.94	111.47
2	aO	72	MEN	CB-CG-ND2	2.41	118.72	115.48
2	eJ	72	MEN	CB-CA-C	-2.40	106.96	111.47
2	VA	72	MEN	CB-CA-C	-2.40	106.97	111.47
2	a4	72	MEN	CB-CG-ND2	2.40	118.71	115.48
2	JF	72	MEN	CB-CA-C	-2.40	106.97	111.47

Continued on next page...

Continued from previous page...

Mol	Chain	Res	Type	Atoms	Z	Observed(^{o})	Ideal(^{o})
2	LF	72	MEN	OD1-CG-CB	2.38	124.99	121.50
2	JK	72	MEN	CB-CA-C	-2.38	107.00	111.47
2	Q9	72	MEN	CB-CG-ND2	2.38	118.69	115.48
2	LJ	72	MEN	CB-CA-C	-2.38	107.01	111.47
2	NJ	72	MEN	CB-CG-ND2	2.37	118.68	115.48
2	fK	72	MEN	CB-CA-C	-2.37	107.02	111.47
2	fF	72	MEN	CB-CA-C	-2.36	107.04	111.47
10	DO	72	MEN	CB-CG-ND2	2.36	118.66	115.48
2	PH	72	MEN	CB-CG-ND2	2.36	118.65	115.48
2	TJ	72	MEN	CB-CA-C	-2.35	107.06	111.47
2	XK	72	MEN	CA-CB-CG	2.35	119.40	112.70
2	O9	72	MEN	CA-CB-CG	-2.35	106.01	112.70
2	GB	72	MEN	CA-CB-CG	-2.35	106.01	112.70
10	DG	72	MEN	CA-CB-CG	-2.33	106.08	112.70
2	FK	72	MEN	OD1-CG-CB	2.32	124.90	121.50
2	D9	72	MEN	CB-CA-C	-2.32	107.11	111.47
2	18	72	MEN	CB-CG-ND2	2.32	118.61	115.48
2	IB	72	MEN	CA-CB-CG	-2.32	106.10	112.70
2	XF	72	MEN	CA-CB-CG	2.32	119.30	112.70
10	DE	72	MEN	CA-CB-CG	-2.32	106.10	112.70
2	F9	72	MEN	CA-CB-CG	-2.31	106.12	112.70
10	D4	72	MEN	CB-CG-ND2	2.30	118.58	115.48
2	1C	72	MEN	CB-CG-ND2	2.30	118.58	115.48
2	T1	72	MEN	CB-CG-ND2	2.30	118.57	115.48
2	RB	72	MEN	CA-CB-CG	-2.29	106.18	112.70
10	NO	72	MEN	CB-CA-C	-2.29	107.17	111.47
2	RP	72	MEN	CA-CB-CG	-2.29	106.19	112.70
2	OB	72	MEN	CA-CB-CG	-2.29	106.19	112.70
2	ZK	72	MEN	CA-CB-CG	-2.28	106.20	112.70
2	mH	72	MEN	CB-CA-C	-2.28	107.19	111.47
2	FF	72	MEN	OD1-CG-CB	2.28	124.84	121.50
2	LF	72	MEN	CB-CA-C	-2.28	107.20	111.47
2	P1	72	MEN	CB-CG-ND2	2.28	118.55	115.48
2	VO	72	MEN	CB-CG-ND2	2.28	118.55	115.48
2	CD	72	MEN	CB-CG-ND2	2.27	118.54	115.48
2	HK	72	MEN	CB-CA-C	-2.27	107.21	111.47
2	RO	72	MEN	CB-CG-ND2	2.27	118.54	115.48
2	m4	72	MEN	CB-CA-C	-2.27	107.21	111.47
2	LB	72	MEN	CA-CB-CG	-2.27	106.24	112.70
2	RK	72	MEN	OD1-CG-CB	2.27	124.82	121.50
2	JJ	72	MEN	CB-CG-ND2	2.27	118.53	115.48
10	N4	72	MEN	CB-CA-C	-2.26	107.22	111.47

Continued on next page...

Continued from previous page...

Mol	Chain	Res	Type	Atoms	Z	Observed(^{o})	Ideal(^{o})
2	kH	72	MEN	CB-CA-C	-2.26	107.23	111.47
2	aO	72	MEN	CB-CA-C	-2.26	107.23	111.47
2	CQ	72	MEN	CB-CG-ND2	2.26	118.52	115.48
2	Q9	72	MEN	CB-CA-C	-2.26	107.24	111.47
2	DM	72	MEN	CB-CA-C	-2.26	107.24	111.47
2	RF	72	MEN	OD1-CG-CB	2.25	124.80	121.50
2	mO	72	MEN	CB-CA-C	-2.25	107.26	111.47
2	R4	72	MEN	CB-CG-ND2	2.24	118.50	115.48
2	gM	72	MEN	CB-CG-ND2	2.24	118.50	115.48
2	k1	72	MEN	CB-CA-C	-2.24	107.27	111.47
10	N4	72	MEN	CB-CG-ND2	2.24	118.49	115.48
2	aG	72	MEN	CB-CG-ND2	2.24	118.49	115.48
2	TH	72	MEN	CB-CG-ND2	2.23	118.49	115.48
2	m1	72	MEN	CB-CA-C	-2.23	107.29	111.47
2	H9	72	MEN	CB-CA-C	-2.23	107.29	111.47
2	Y9	72	MEN	CB-CA-C	-2.22	107.30	111.47
2	YH	72	MEN	CB-CA-C	-2.22	107.31	111.47
69	s3	71	MEN	CE2-ND2-CG	-2.22	105.00	121.93
69	U3	71	MEN	CE2-ND2-CG	-2.22	105.00	121.93
2	ZF	72	MEN	CA-CB-CG	-2.22	106.39	112.70
69	w3	71	MEN	CE2-ND2-CG	-2.22	105.02	121.93
69	u3	71	MEN	CE2-ND2-CG	-2.22	105.02	121.93
69	Q3	71	MEN	CE2-ND2-CG	-2.21	105.03	121.93
69	S3	71	MEN	CE2-ND2-CG	-2.21	105.03	121.93
2	LK	72	MEN	CB-CA-C	-2.20	107.33	111.47
2	cO	72	MEN	CB-CA-C	-2.20	107.34	111.47
10	NO	72	MEN	CB-CG-ND2	2.20	118.45	115.48
2	H5	72	MEN	CB-CG-ND2	2.20	118.45	115.48
2	aE	72	MEN	CB-CG-ND2	2.20	118.44	115.48
2	HF	72	MEN	CB-CA-C	-2.20	107.35	111.47
2	U9	72	MEN	CB-CG-ND2	2.20	118.44	115.48
2	Y1	72	MEN	CB-CA-C	-2.19	107.36	111.47
2	c4	72	MEN	CB-CA-C	-2.19	107.36	111.47
2	iJ	72	MEN	CB-CA-C	-2.19	107.36	111.47
2	eH	72	MEN	CB-CA-C	-2.19	107.36	111.47
2	V4	72	MEN	CB-CG-ND2	2.18	118.42	115.48
2	RO	72	MEN	CB-CA-C	-2.18	107.38	111.47
2	ZJ	72	MEN	CB-CA-C	-2.18	107.39	111.47
2	a4	72	MEN	CB-CA-C	-2.17	107.40	111.47
2	R4	72	MEN	CB-CA-C	-2.17	107.40	111.47
2	QI	72	MEN	CA-CB-CG	-2.17	106.53	112.70
2	V1	72	MEN	CB-CG-ND2	2.17	118.40	115.48

Continued on next page...

Continued from previous page...

Mol	Chain	Res	Type	Atoms	Z	Observed(^{o})	Ideal(^{o})
2	eO	72	MEN	CA-CB-CG	-2.16	106.54	112.70
2	U9	72	MEN	CB-CA-C	-2.16	107.41	111.47
2	bK	72	MEN	CB-CA-C	-2.16	107.42	111.47
2	bF	72	MEN	CB-CA-C	-2.16	107.42	111.47
2	MQ	72	MEN	CB-CA-C	-2.16	107.43	111.47
10	L1	72	MEN	CB-CA-C	-2.15	107.44	111.47
2	e1	72	MEN	CB-CA-C	-2.15	107.44	111.47
2	JI	72	MEN	CA-CB-CG	-2.15	106.59	112.70
2	e4	72	MEN	CA-CB-CG	-2.15	106.59	112.70
2	J5	72	MEN	CB-CG-ND2	2.15	118.37	115.48
2	VH	72	MEN	CB-CG-ND2	2.14	118.37	115.48
2	VO	72	MEN	CB-CA-C	-2.14	107.45	111.47
2	CB	72	MEN	CA-CB-CG	-2.14	106.61	112.70
2	DA	72	MEN	CB-CG-ND2	2.14	118.36	115.48
2	V4	72	MEN	CB-CA-C	-2.12	107.49	111.47
2	D7	72	MEN	CB-CG-ND2	2.12	118.34	115.48
10	LH	72	MEN	CB-CA-C	-2.12	107.50	111.47
2	XM	72	MEN	CA-CB-CG	-2.11	106.70	112.70
2	eB	72	MEN	CA-CB-CG	-2.11	106.70	112.70
2	MD	72	MEN	CB-CA-C	-2.11	107.52	111.47
2	BA	72	MEN	CB-CA-C	-2.10	107.54	111.47
2	B7	72	MEN	CB-CA-C	-2.10	107.54	111.47
2	RH	72	MEN	CB-CG-ND2	2.09	118.30	115.48
2	QQ	72	MEN	CB-CG-ND2	2.09	118.30	115.48
2	OQ	72	MEN	CB-CG-ND2	2.08	118.29	115.48
2	PK	72	MEN	OD1-CG-CB	2.08	124.55	121.50
2	OD	72	MEN	CB-CG-ND2	2.08	118.28	115.48
2	rK	72	MEN	CB-CA-C	-2.08	107.57	111.47
2	sC	72	MEN	CB-CA-C	-2.08	107.58	111.47
2	kJ	72	MEN	CB-CG-ND2	2.07	118.27	115.48
2	VE	72	MEN	CB-CG-ND2	2.07	118.27	115.48
2	s8	72	MEN	CB-CA-C	-2.07	107.59	111.47
2	VG	72	MEN	CB-CG-ND2	2.06	118.26	115.48
2	R1	72	MEN	CB-CG-ND2	2.06	118.26	115.48
2	rF	72	MEN	CB-CA-C	-2.06	107.61	111.47
2	PF	72	MEN	OD1-CG-CB	2.05	124.50	121.50
2	lF	72	MEN	CB-CG-ND2	2.05	118.24	115.48
2	OQ	72	MEN	CB-CA-C	-2.05	107.63	111.47
2	iG	72	MEN	CB-CA-C	-2.05	107.63	111.47
2	vF	72	MEN	CB-CA-C	-2.04	107.64	111.47
10	DO	72	MEN	CB-CA-C	-2.04	107.64	111.47
2	g1	72	MEN	CB-CG-ND2	2.04	118.22	115.48

Continued on next page...

Continued from previous page...

Mol	Chain	Res	Type	Atoms	Z	Observed(^{o})	Ideal(^{o})
2	NK	72	MEN	OD1-CG-CB	2.04	124.48	121.50
2	YI	72	MEN	CA-CB-CG	-2.04	106.91	112.70
2	cG	72	MEN	CB-CA-C	-2.03	107.65	111.47
2	LJ	72	MEN	CA-CB-CG	-2.03	106.92	112.70
2	jF	72	MEN	CB-CA-C	-2.03	107.66	111.47
10	D4	72	MEN	CB-CA-C	-2.03	107.67	111.47
2	gH	72	MEN	CB-CG-ND2	2.03	118.21	115.48
2	eJ	72	MEN	CA-CB-CG	-2.03	106.93	112.70
2	NM	72	MEN	CB-CA-C	-2.02	107.67	111.47
2	JM	72	MEN	CB-CG-ND2	2.02	118.21	115.48
10	H4	72	MEN	CB-CA-C	-2.02	107.68	111.47
2	OD	72	MEN	CB-CA-C	-2.02	107.68	111.47
2	lK	72	MEN	CB-CG-ND2	2.02	118.20	115.48
2	PM	72	MEN	CB-CG-ND2	2.01	118.19	115.48
2	cE	72	MEN	CB-CA-C	-2.01	107.70	111.47
2	VB	72	MEN	CA-CB-CG	-2.01	106.98	112.70
2	QD	72	MEN	CB-CG-ND2	2.01	118.19	115.48
10	HG	72	MEN	CB-CA-C	-2.01	107.71	111.47
2	XB	72	MEN	CA-CB-CG	-2.01	106.99	112.70
2	iE	72	MEN	CB-CA-C	-2.00	107.71	111.47

There are no chirality outliers.

All (1235) torsion outliers are listed below:

Mol	Chain	Res	Type	Atoms
2	BA	72	MEN	N-CA-CB-CG
2	DA	72	MEN	O-C-CA-CB
2	FA	72	MEN	C-CA-CB-CG
2	LA	72	MEN	O-C-CA-CB
2	LA	72	MEN	C-CA-CB-CG
2	NA	72	MEN	C-CA-CB-CG
2	PA	72	MEN	C-CA-CB-CG
2	RA	72	MEN	C-CA-CB-CG
2	TA	72	MEN	C-CA-CB-CG
2	TA	72	MEN	CB-CG-ND2-CE2
2	TA	72	MEN	OD1-CG-ND2-CE2
2	VA	72	MEN	C-CA-CB-CG
2	BB	72	MEN	N-CA-CB-CG
2	BB	72	MEN	C-CA-CB-CG
2	BB	72	MEN	CB-CG-ND2-CE2
2	CB	72	MEN	C-CA-CB-CG
2	DB	72	MEN	CB-CG-ND2-CE2

Continued on next page...

Continued from previous page...

Mol	Chain	Res	Type	Atoms
2	FB	72	MEN	C-CA-CB-CG
2	GB	72	MEN	C-CA-CB-CG
2	GB	72	MEN	CB-CG-ND2-CE2
2	HB	72	MEN	C-CA-CB-CG
2	IB	72	MEN	O-C-CA-CB
2	IB	72	MEN	N-CA-CB-CG
2	IB	72	MEN	C-CA-CB-CG
2	LB	72	MEN	CB-CG-ND2-CE2
2	LB	72	MEN	OD1-CG-ND2-CE2
2	MB	72	MEN	C-CA-CB-CG
2	NB	72	MEN	O-C-CA-CB
2	NB	72	MEN	CB-CG-ND2-CE2
2	NB	72	MEN	OD1-CG-ND2-CE2
2	OB	72	MEN	N-CA-CB-CG
2	OB	72	MEN	C-CA-CB-CG
2	OB	72	MEN	CB-CG-ND2-CE2
2	PB	72	MEN	C-CA-CB-CG
2	QB	72	MEN	O-C-CA-CB
2	QB	72	MEN	C-CA-CB-CG
2	QB	72	MEN	CB-CG-ND2-CE2
2	RB	72	MEN	O-C-CA-CB
2	RB	72	MEN	CB-CG-ND2-CE2
2	RB	72	MEN	OD1-CG-ND2-CE2
2	SB	72	MEN	C-CA-CB-CG
2	VB	72	MEN	C-CA-CB-CG
2	VB	72	MEN	CB-CG-ND2-CE2
2	XB	72	MEN	O-C-CA-CB
2	XB	72	MEN	C-CA-CB-CG
2	XB	72	MEN	CB-CG-ND2-CE2
2	YB	72	MEN	CB-CG-ND2-CE2
2	ZB	72	MEN	C-CA-CB-CG
2	ZB	72	MEN	CB-CG-ND2-CE2
2	CD	72	MEN	C-CA-CB-CG
2	GD	72	MEN	C-CA-CB-CG
2	KD	72	MEN	C-CA-CB-CG
2	MD	72	MEN	C-CA-CB-CG
2	QD	72	MEN	N-CA-CB-CG
2	QD	72	MEN	C-CA-CB-CG
2	WD	72	MEN	C-CA-CB-CG
2	YD	72	MEN	N-CA-CB-CG
10	DE	72	MEN	C-CA-CB-CG
10	HE	72	MEN	C-CA-CB-CG

Continued on next page...

Continued from previous page...

Mol	Chain	Res	Type	Atoms
10	LE	72	MEN	C-CA-CB-CG
2	RE	72	MEN	C-CA-CB-CG
2	YE	72	MEN	O-C-CA-CB
2	YE	72	MEN	C-CA-CB-CG
2	LF	72	MEN	O-C-CA-CB
2	PF	72	MEN	O-C-CA-CB
2	ZF	72	MEN	O-C-CA-CB
2	ZF	72	MEN	C-CA-CB-CG
10	DG	72	MEN	C-CA-CB-CG
10	HG	72	MEN	C-CA-CB-CG
10	LG	72	MEN	C-CA-CB-CG
2	RG	72	MEN	C-CA-CB-CG
2	YG	72	MEN	O-C-CA-CB
2	YG	72	MEN	C-CA-CB-CG
10	DH	72	MEN	C-CA-CB-CG
10	HH	72	MEN	N-CA-CB-CG
10	HH	72	MEN	C-CA-CB-CG
2	PH	72	MEN	C-CA-CB-CG
2	RH	72	MEN	C-CA-CB-CG
2	TH	72	MEN	O-C-CA-CB
2	TH	72	MEN	N-CA-CB-CG
2	TH	72	MEN	C-CA-CB-CG
2	BI	72	MEN	O-C-CA-CB
2	BI	72	MEN	C-CA-CB-CG
2	DI	72	MEN	C-CA-CB-CG
2	FI	72	MEN	O-C-CA-CB
2	FI	72	MEN	C-CA-CB-CG
2	HI	72	MEN	C-CA-CB-CG
2	JI	72	MEN	O-C-CA-CB
2	JI	72	MEN	C-CA-CB-CG
2	LI	72	MEN	C-CA-CB-CG
2	OI	72	MEN	O-C-CA-CB
2	OI	72	MEN	C-CA-CB-CG
2	QI	72	MEN	C-CA-CB-CG
2	SI	72	MEN	C-CA-CB-CG
2	UI	72	MEN	N-CA-CB-CG
2	UI	72	MEN	C-CA-CB-CG
2	WI	72	MEN	O-C-CA-CB
2	WI	72	MEN	C-CA-CB-CG
2	YI	72	MEN	C-CA-CB-CG
2	DJ	72	MEN	C-CA-CB-CG
2	FJ	72	MEN	N-CA-CB-CG

Continued on next page...

Continued from previous page...

Mol	Chain	Res	Type	Atoms
2	FJ	72	MEN	C-CA-CB-CG
2	HJ	72	MEN	C-CA-CB-CG
2	LJ	72	MEN	O-C-CA-CB
2	LJ	72	MEN	C-CA-CB-CG
2	NJ	72	MEN	O-C-CA-CB
2	NJ	72	MEN	C-CA-CB-CG
2	TJ	72	MEN	O-C-CA-CB
2	TJ	72	MEN	C-CA-CB-CG
2	VJ	72	MEN	C-CA-CB-CG
2	XJ	72	MEN	O-C-CA-CB
2	XJ	72	MEN	C-CA-CB-CG
2	ZJ	72	MEN	C-CA-CB-CG
2	LK	72	MEN	O-C-CA-CB
2	PK	72	MEN	O-C-CA-CB
2	ZK	72	MEN	O-C-CA-CB
2	ZK	72	MEN	C-CA-CB-CG
2	DM	72	MEN	O-C-CA-CB
2	DM	72	MEN	C-CA-CB-CG
2	FM	72	MEN	C-CA-CB-CG
2	HM	72	MEN	O-C-CA-CB
2	JM	72	MEN	C-CA-CB-CG
2	LM	72	MEN	C-CA-CB-CG
2	NM	72	MEN	O-C-CA-CB
2	NM	72	MEN	C-CA-CB-CG
2	PM	72	MEN	O-C-CA-CB
2	RM	72	MEN	C-CA-CB-CG
2	TM	72	MEN	O-C-CA-CB
2	TM	72	MEN	C-CA-CB-CG
2	VM	72	MEN	C-CA-CB-CG
2	XM	72	MEN	O-C-CA-CB
2	XM	72	MEN	C-CA-CB-CG
2	ZM	72	MEN	O-C-CA-CB
2	ZM	72	MEN	C-CA-CB-CG
10	NO	72	MEN	O-C-CA-CB
2	PO	72	MEN	C-CA-CB-CG
2	RO	72	MEN	C-CA-CB-CG
2	YO	72	MEN	C-CA-CB-CG
2	BP	72	MEN	C-CA-CB-CG
2	DP	72	MEN	C-CA-CB-CG
2	FP	72	MEN	O-C-CA-CB
2	FP	72	MEN	C-CA-CB-CG
2	HP	72	MEN	C-CA-CB-CG

Continued on next page...

Continued from previous page...

Mol	Chain	Res	Type	Atoms
2	JP	72	MEN	C-CA-CB-CG
2	LP	72	MEN	C-CA-CB-CG
2	NP	72	MEN	C-CA-CB-CG
2	PP	72	MEN	C-CA-CB-CG
2	TP	72	MEN	C-CA-CB-CG
2	VP	72	MEN	C-CA-CB-CG
2	XP	72	MEN	C-CA-CB-CG
2	CQ	72	MEN	C-CA-CB-CG
2	GQ	72	MEN	C-CA-CB-CG
2	KQ	72	MEN	C-CA-CB-CG
2	MQ	72	MEN	C-CA-CB-CG
2	QQ	72	MEN	N-CA-CB-CG
2	QQ	72	MEN	C-CA-CB-CG
2	WQ	72	MEN	C-CA-CB-CG
2	YQ	72	MEN	N-CA-CB-CG
2	P1	72	MEN	C-CA-CB-CG
2	R1	72	MEN	C-CA-CB-CG
2	T1	72	MEN	O-C-CA-CB
2	T1	72	MEN	N-CA-CB-CG
2	T1	72	MEN	C-CA-CB-CG
10	D1	72	MEN	C-CA-CB-CG
10	H1	72	MEN	N-CA-CB-CG
10	H1	72	MEN	C-CA-CB-CG
2	g1	72	MEN	O-C-CA-CB
2	g1	72	MEN	CA-CB-CG-OD1
2	g1	72	MEN	CA-CB-CG-ND2
2	i1	72	MEN	C-CA-CB-CG
2	c1	72	MEN	C-CA-CB-CG
2	e1	72	MEN	O-C-CA-CB
69	B3	71	MEN	O-C-CA-CB
69	B3	71	MEN	CB-CG-ND2-CE2
69	D3	71	MEN	O-C-CA-CB
69	D3	71	MEN	CB-CG-ND2-CE2
69	F3	71	MEN	CB-CG-ND2-CE2
69	H3	71	MEN	CB-CG-ND2-CE2
69	I3	71	MEN	O-C-CA-CB
69	I3	71	MEN	CB-CG-ND2-CE2
69	L3	71	MEN	CB-CG-ND2-CE2
69	M3	71	MEN	CB-CG-ND2-CE2
69	Q3	71	MEN	O-C-CA-CB
69	Q3	71	MEN	CB-CG-ND2-CE2
69	S3	71	MEN	O-C-CA-CB

Continued on next page...

Continued from previous page...

Mol	Chain	Res	Type	Atoms
69	S3	71	MEN	CB-CG-ND2-CE2
69	U3	71	MEN	O-C-CA-CB
69	U3	71	MEN	CB-CG-ND2-CE2
69	d3	71	MEN	O-C-CA-CB
69	d3	71	MEN	CB-CG-ND2-CE2
69	f3	71	MEN	CB-CG-ND2-CE2
69	h3	71	MEN	O-C-CA-CB
69	h3	71	MEN	CB-CG-ND2-CE2
69	j3	71	MEN	CB-CG-ND2-CE2
69	k3	71	MEN	CB-CG-ND2-CE2
69	n3	71	MEN	CB-CG-ND2-CE2
69	o3	71	MEN	O-C-CA-CB
69	o3	71	MEN	CB-CG-ND2-CE2
69	q3	71	MEN	O-C-CA-CB
69	q3	71	MEN	CB-CG-ND2-CE2
69	s3	71	MEN	O-C-CA-CB
69	s3	71	MEN	CB-CG-ND2-CE2
69	u3	71	MEN	O-C-CA-CB
69	u3	71	MEN	CB-CG-ND2-CE2
69	w3	71	MEN	O-C-CA-CB
69	w3	71	MEN	CB-CG-ND2-CE2
10	N4	72	MEN	O-C-CA-CB
2	P4	72	MEN	C-CA-CB-CG
2	R4	72	MEN	C-CA-CB-CG
2	Y4	72	MEN	C-CA-CB-CG
2	i4	72	MEN	C-CA-CB-CG
2	k4	72	MEN	O-C-CA-CB
2	k4	72	MEN	C-CA-CB-CG
2	m4	72	MEN	C-CA-CB-CG
2	e4	72	MEN	O-C-CA-CB
2	g4	72	MEN	C-CA-CB-CG
2	B5	72	MEN	N-CA-CB-CG
2	B5	72	MEN	C-CA-CB-CG
2	F5	72	MEN	C-CA-CB-CG
2	H5	72	MEN	C-CA-CB-CG
2	J5	72	MEN	O-C-CA-CB
2	L5	72	MEN	C-CA-CB-CG
2	O5	72	MEN	C-CA-CB-CG
2	Q5	72	MEN	C-CA-CB-CG
2	S5	72	MEN	N-CA-CB-CG
2	S5	72	MEN	C-CA-CB-CG
2	W5	72	MEN	C-CA-CB-CG

Continued on next page...

Continued from previous page...

Mol	Chain	Res	Type	Atoms
2	Y5	72	MEN	C-CA-CB-CG
2	B7	72	MEN	N-CA-CB-CG
2	D7	72	MEN	O-C-CA-CB
2	F7	72	MEN	C-CA-CB-CG
2	L7	72	MEN	O-C-CA-CB
2	L7	72	MEN	C-CA-CB-CG
2	N7	72	MEN	C-CA-CB-CG
2	P7	72	MEN	C-CA-CB-CG
2	R7	72	MEN	C-CA-CB-CG
2	T7	72	MEN	C-CA-CB-CG
2	T7	72	MEN	CB-CG-ND2-CE2
2	T7	72	MEN	OD1-CG-ND2-CE2
2	V7	72	MEN	C-CA-CB-CG
2	q8	72	MEN	N-CA-CB-CG
2	O9	72	MEN	C-CA-CB-CG
2	aB	72	MEN	C-CA-CB-CG
2	bB	72	MEN	CB-CG-ND2-CE2
2	dB	72	MEN	O-C-CA-CB
2	dB	72	MEN	C-CA-CB-CG
2	dB	72	MEN	CB-CG-ND2-CE2
2	eB	72	MEN	C-CA-CB-CG
2	gB	72	MEN	O-C-CA-CB
2	gB	72	MEN	C-CA-CB-CG
2	qC	72	MEN	N-CA-CB-CG
2	aE	72	MEN	C-CA-CB-CG
2	cE	72	MEN	O-C-CA-CB
2	kE	72	MEN	C-CA-CB-CG
2	bF	72	MEN	N-CA-CB-CG
2	bF	72	MEN	C-CA-CB-CG
2	dF	72	MEN	O-C-CA-CB
2	jF	72	MEN	C-CA-CB-CG
2	nF	72	MEN	C-CA-CB-CG
2	pF	72	MEN	O-C-CA-CB
2	rF	72	MEN	O-C-CA-CB
2	tF	72	MEN	C-CA-CB-CG
2	aG	72	MEN	C-CA-CB-CG
2	cG	72	MEN	O-C-CA-CB
2	kG	72	MEN	C-CA-CB-CG
2	gH	72	MEN	O-C-CA-CB
2	gH	72	MEN	CA-CB-CG-OD1
2	gH	72	MEN	CA-CB-CG-ND2
2	iH	72	MEN	C-CA-CB-CG

Continued on next page...

Continued from previous page...

Mol	Chain	Res	Type	Atoms
2	cH	72	MEN	C-CA-CB-CG
2	eH	72	MEN	O-C-CA-CB
2	eJ	72	MEN	C-CA-CB-CG
2	iJ	72	MEN	C-CA-CB-CG
2	kJ	72	MEN	C-CA-CB-CG
2	mJ	72	MEN	C-CA-CB-CG
2	bK	72	MEN	N-CA-CB-CG
2	bK	72	MEN	C-CA-CB-CG
2	dK	72	MEN	O-C-CA-CB
2	jK	72	MEN	C-CA-CB-CG
2	nK	72	MEN	C-CA-CB-CG
2	pK	72	MEN	O-C-CA-CB
2	rK	72	MEN	O-C-CA-CB
2	tK	72	MEN	C-CA-CB-CG
2	eM	72	MEN	C-CA-CB-CG
2	gM	72	MEN	O-C-CA-CB
2	gM	72	MEN	C-CA-CB-CG
2	iM	72	MEN	O-C-CA-CB
2	iM	72	MEN	C-CA-CB-CG
2	kM	72	MEN	C-CA-CB-CG
2	mM	72	MEN	C-CA-CB-CG
2	iO	72	MEN	C-CA-CB-CG
2	kO	72	MEN	O-C-CA-CB
2	kO	72	MEN	C-CA-CB-CG
2	mO	72	MEN	C-CA-CB-CG
2	eO	72	MEN	O-C-CA-CB
2	gO	72	MEN	C-CA-CB-CG
2	FA	72	MEN	CA-CB-CG-OD1
2	OD	72	MEN	CA-CB-CG-OD1
2	SD	72	MEN	CA-CB-CG-OD1
2	YD	72	MEN	CA-CB-CG-OD1
2	VE	72	MEN	CA-CB-CG-OD1
2	VG	72	MEN	CA-CB-CG-OD1
2	VH	72	MEN	CA-CB-CG-OD1
2	JM	72	MEN	CA-CB-CG-OD1
2	OQ	72	MEN	CA-CB-CG-OD1
2	SQ	72	MEN	CA-CB-CG-OD1
2	YQ	72	MEN	CA-CB-CG-OD1
2	V1	72	MEN	CA-CB-CG-OD1
2	k1	72	MEN	CA-CB-CG-OD1
2	m4	72	MEN	CA-CB-CG-OD1
2	F5	72	MEN	CA-CB-CG-OD1

Continued on next page...

Continued from previous page...

Mol	Chain	Res	Type	Atoms
2	H5	72	MEN	CA-CB-CG-OD1
2	J5	72	MEN	CA-CB-CG-OD1
2	S5	72	MEN	CA-CB-CG-OD1
2	W5	72	MEN	CA-CB-CG-OD1
2	F7	72	MEN	CA-CB-CG-OD1
2	aE	72	MEN	CA-CB-CG-OD1
2	aG	72	MEN	CA-CB-CG-OD1
2	kH	72	MEN	CA-CB-CG-OD1
2	mO	72	MEN	CA-CB-CG-OD1
2	FA	72	MEN	CA-CB-CG-ND2
2	OD	72	MEN	CA-CB-CG-ND2
2	SD	72	MEN	CA-CB-CG-ND2
2	YD	72	MEN	CA-CB-CG-ND2
2	VE	72	MEN	CA-CB-CG-ND2
2	VG	72	MEN	CA-CB-CG-ND2
10	LH	72	MEN	CA-CB-CG-ND2
2	VH	72	MEN	CA-CB-CG-ND2
2	PJ	72	MEN	CA-CB-CG-ND2
2	JM	72	MEN	CA-CB-CG-ND2
2	PM	72	MEN	CA-CB-CG-ND2
2	TO	72	MEN	CA-CB-CG-ND2
2	OQ	72	MEN	CA-CB-CG-ND2
2	SQ	72	MEN	CA-CB-CG-ND2
2	YQ	72	MEN	CA-CB-CG-ND2
10	L1	72	MEN	CA-CB-CG-ND2
2	V1	72	MEN	CA-CB-CG-ND2
2	k1	72	MEN	CA-CB-CG-ND2
2	T4	72	MEN	CA-CB-CG-ND2
2	k4	72	MEN	CA-CB-CG-ND2
2	m4	72	MEN	CA-CB-CG-ND2
2	F5	72	MEN	CA-CB-CG-ND2
2	H5	72	MEN	CA-CB-CG-ND2
2	J5	72	MEN	CA-CB-CG-ND2
2	S5	72	MEN	CA-CB-CG-ND2
2	W5	72	MEN	CA-CB-CG-ND2
2	F7	72	MEN	CA-CB-CG-ND2
2	aE	72	MEN	CA-CB-CG-ND2
2	tF	72	MEN	CA-CB-CG-ND2
2	aG	72	MEN	CA-CB-CG-ND2
2	kH	72	MEN	CA-CB-CG-ND2
2	mJ	72	MEN	CA-CB-CG-ND2
2	tK	72	MEN	CA-CB-CG-ND2

Continued on next page...

Continued from previous page...

Mol	Chain	Res	Type	Atoms
2	cM	72	MEN	CA-CB-CG-ND2
2	gM	72	MEN	CA-CB-CG-ND2
2	kM	72	MEN	CA-CB-CG-ND2
2	kO	72	MEN	CA-CB-CG-ND2
2	mO	72	MEN	CA-CB-CG-ND2
2	BB	72	MEN	OD1-CG-ND2-CE2
2	DB	72	MEN	OD1-CG-ND2-CE2
2	OB	72	MEN	OD1-CG-ND2-CE2
2	VB	72	MEN	OD1-CG-ND2-CE2
2	XB	72	MEN	OD1-CG-ND2-CE2
2	YB	72	MEN	OD1-CG-ND2-CE2
69	B3	71	MEN	OD1-CG-ND2-CE2
69	D3	71	MEN	OD1-CG-ND2-CE2
69	F3	71	MEN	OD1-CG-ND2-CE2
69	H3	71	MEN	OD1-CG-ND2-CE2
69	I3	71	MEN	OD1-CG-ND2-CE2
69	L3	71	MEN	OD1-CG-ND2-CE2
69	M3	71	MEN	OD1-CG-ND2-CE2
69	d3	71	MEN	OD1-CG-ND2-CE2
69	f3	71	MEN	OD1-CG-ND2-CE2
69	h3	71	MEN	OD1-CG-ND2-CE2
69	j3	71	MEN	OD1-CG-ND2-CE2
69	k3	71	MEN	OD1-CG-ND2-CE2
69	n3	71	MEN	OD1-CG-ND2-CE2
69	o3	71	MEN	OD1-CG-ND2-CE2
69	q3	71	MEN	OD1-CG-ND2-CE2
2	dB	72	MEN	OD1-CG-ND2-CE2
2	FA	72	MEN	N-CA-CB-CG
2	PA	72	MEN	N-CA-CB-CG
2	RA	72	MEN	N-CA-CB-CG
2	TA	72	MEN	N-CA-CB-CG
2	VA	72	MEN	N-CA-CB-CG
2	CB	72	MEN	N-CA-CB-CG
2	DB	72	MEN	N-CA-CB-CG
2	FB	72	MEN	N-CA-CB-CG
2	GB	72	MEN	N-CA-CB-CG
2	HB	72	MEN	N-CA-CB-CG
2	LB	72	MEN	N-CA-CB-CG
2	MB	72	MEN	N-CA-CB-CG
2	PB	72	MEN	N-CA-CB-CG
2	QB	72	MEN	N-CA-CB-CG
2	SB	72	MEN	N-CA-CB-CG

Continued on next page...

Continued from previous page...

Mol	Chain	Res	Type	Atoms
2	VB	72	MEN	N-CA-CB-CG
2	XB	72	MEN	N-CA-CB-CG
2	YB	72	MEN	N-CA-CB-CG
2	ZB	72	MEN	N-CA-CB-CG
2	CD	72	MEN	N-CA-CB-CG
2	GD	72	MEN	N-CA-CB-CG
2	KD	72	MEN	N-CA-CB-CG
2	MD	72	MEN	N-CA-CB-CG
2	SD	72	MEN	N-CA-CB-CG
2	WD	72	MEN	N-CA-CB-CG
10	DE	72	MEN	N-CA-CB-CG
2	RE	72	MEN	N-CA-CB-CG
2	ZF	72	MEN	N-CA-CB-CG
10	DG	72	MEN	N-CA-CB-CG
10	HG	72	MEN	N-CA-CB-CG
2	RG	72	MEN	N-CA-CB-CG
10	DH	72	MEN	N-CA-CB-CG
2	PH	72	MEN	N-CA-CB-CG
2	RH	72	MEN	N-CA-CB-CG
2	VH	72	MEN	N-CA-CB-CG
2	BI	72	MEN	N-CA-CB-CG
2	DI	72	MEN	N-CA-CB-CG
2	FI	72	MEN	N-CA-CB-CG
2	HI	72	MEN	N-CA-CB-CG
2	JI	72	MEN	N-CA-CB-CG
2	LI	72	MEN	N-CA-CB-CG
2	OI	72	MEN	N-CA-CB-CG
2	QI	72	MEN	N-CA-CB-CG
2	SI	72	MEN	N-CA-CB-CG
2	WI	72	MEN	N-CA-CB-CG
2	YI	72	MEN	N-CA-CB-CG
2	DJ	72	MEN	N-CA-CB-CG
2	HJ	72	MEN	N-CA-CB-CG
2	LJ	72	MEN	N-CA-CB-CG
2	NJ	72	MEN	N-CA-CB-CG
2	RJ	72	MEN	N-CA-CB-CG
2	TJ	72	MEN	N-CA-CB-CG
2	VJ	72	MEN	N-CA-CB-CG
2	XJ	72	MEN	N-CA-CB-CG
2	ZJ	72	MEN	N-CA-CB-CG
2	ZK	72	MEN	N-CA-CB-CG
2	DM	72	MEN	N-CA-CB-CG

Continued on next page...

Continued from previous page...

Mol	Chain	Res	Type	Atoms
2	FM	72	MEN	N-CA-CB-CG
2	HM	72	MEN	N-CA-CB-CG
2	JM	72	MEN	N-CA-CB-CG
2	LM	72	MEN	N-CA-CB-CG
2	NM	72	MEN	N-CA-CB-CG
2	TM	72	MEN	N-CA-CB-CG
2	VM	72	MEN	N-CA-CB-CG
2	XM	72	MEN	N-CA-CB-CG
2	ZM	72	MEN	N-CA-CB-CG
2	YO	72	MEN	N-CA-CB-CG
2	BP	72	MEN	N-CA-CB-CG
2	DP	72	MEN	N-CA-CB-CG
2	HP	72	MEN	N-CA-CB-CG
2	JP	72	MEN	N-CA-CB-CG
2	LP	72	MEN	N-CA-CB-CG
2	NP	72	MEN	N-CA-CB-CG
2	PP	72	MEN	N-CA-CB-CG
2	TP	72	MEN	N-CA-CB-CG
2	VP	72	MEN	N-CA-CB-CG
2	XP	72	MEN	N-CA-CB-CG
2	CQ	72	MEN	N-CA-CB-CG
2	GQ	72	MEN	N-CA-CB-CG
2	KQ	72	MEN	N-CA-CB-CG
2	MQ	72	MEN	N-CA-CB-CG
2	SQ	72	MEN	N-CA-CB-CG
2	WQ	72	MEN	N-CA-CB-CG
2	P1	72	MEN	N-CA-CB-CG
2	R1	72	MEN	N-CA-CB-CG
10	D1	72	MEN	N-CA-CB-CG
2	V1	72	MEN	N-CA-CB-CG
2	i1	72	MEN	N-CA-CB-CG
2	c1	72	MEN	N-CA-CB-CG
69	Q3	71	MEN	N-CA-CB-CG
69	S3	71	MEN	N-CA-CB-CG
69	U3	71	MEN	N-CA-CB-CG
69	s3	71	MEN	N-CA-CB-CG
69	u3	71	MEN	N-CA-CB-CG
69	w3	71	MEN	N-CA-CB-CG
2	Y4	72	MEN	N-CA-CB-CG
2	i4	72	MEN	N-CA-CB-CG
2	k4	72	MEN	N-CA-CB-CG
2	g4	72	MEN	N-CA-CB-CG

Continued on next page...

Continued from previous page...

Mol	Chain	Res	Type	Atoms
2	F5	72	MEN	N-CA-CB-CG
2	H5	72	MEN	N-CA-CB-CG
2	J5	72	MEN	N-CA-CB-CG
2	L5	72	MEN	N-CA-CB-CG
2	O5	72	MEN	N-CA-CB-CG
2	Q5	72	MEN	N-CA-CB-CG
2	U5	72	MEN	N-CA-CB-CG
2	W5	72	MEN	N-CA-CB-CG
2	Y5	72	MEN	N-CA-CB-CG
2	F7	72	MEN	N-CA-CB-CG
2	P7	72	MEN	N-CA-CB-CG
2	R7	72	MEN	N-CA-CB-CG
2	T7	72	MEN	N-CA-CB-CG
2	V7	72	MEN	N-CA-CB-CG
2	18	72	MEN	N-CA-CB-CG
2	O9	72	MEN	N-CA-CB-CG
2	aB	72	MEN	N-CA-CB-CG
2	dB	72	MEN	N-CA-CB-CG
2	eB	72	MEN	N-CA-CB-CG
2	gB	72	MEN	N-CA-CB-CG
2	1C	72	MEN	N-CA-CB-CG
2	aE	72	MEN	N-CA-CB-CG
2	kE	72	MEN	N-CA-CB-CG
2	lF	72	MEN	N-CA-CB-CG
2	tF	72	MEN	N-CA-CB-CG
2	aG	72	MEN	N-CA-CB-CG
2	kG	72	MEN	N-CA-CB-CG
2	iH	72	MEN	N-CA-CB-CG
2	cH	72	MEN	N-CA-CB-CG
2	cJ	72	MEN	N-CA-CB-CG
2	eJ	72	MEN	N-CA-CB-CG
2	iJ	72	MEN	N-CA-CB-CG
2	kJ	72	MEN	N-CA-CB-CG
2	mJ	72	MEN	N-CA-CB-CG
2	lK	72	MEN	N-CA-CB-CG
2	tK	72	MEN	N-CA-CB-CG
2	cM	72	MEN	N-CA-CB-CG
2	eM	72	MEN	N-CA-CB-CG
2	gM	72	MEN	N-CA-CB-CG
2	iM	72	MEN	N-CA-CB-CG
2	kM	72	MEN	N-CA-CB-CG
2	mM	72	MEN	N-CA-CB-CG

Continued on next page...

Continued from previous page...

Mol	Chain	Res	Type	Atoms
2	iO	72	MEN	N-CA-CB-CG
2	kO	72	MEN	N-CA-CB-CG
2	gO	72	MEN	N-CA-CB-CG
10	LH	72	MEN	CA-CB-CG-OD1
2	PJ	72	MEN	CA-CB-CG-OD1
2	PM	72	MEN	CA-CB-CG-OD1
2	TO	72	MEN	CA-CB-CG-OD1
10	L1	72	MEN	CA-CB-CG-OD1
2	k4	72	MEN	CA-CB-CG-OD1
2	tF	72	MEN	CA-CB-CG-OD1
2	tK	72	MEN	CA-CB-CG-OD1
2	kM	72	MEN	CA-CB-CG-OD1
2	kO	72	MEN	CA-CB-CG-OD1
2	PA	72	MEN	CA-CB-CG-ND2
2	PH	72	MEN	CA-CB-CG-ND2
2	P1	72	MEN	CA-CB-CG-ND2
2	D5	72	MEN	CA-CB-CG-ND2
2	O5	72	MEN	CA-CB-CG-ND2
2	P7	72	MEN	CA-CB-CG-ND2
2	rF	72	MEN	CA-CB-CG-ND2
2	rK	72	MEN	CA-CB-CG-ND2
2	mM	72	MEN	CA-CB-CG-ND2
2	GB	72	MEN	OD1-CG-ND2-CE2
2	QB	72	MEN	OD1-CG-ND2-CE2
2	ZB	72	MEN	OD1-CG-ND2-CE2
69	Q3	71	MEN	OD1-CG-ND2-CE2
69	S3	71	MEN	OD1-CG-ND2-CE2
69	U3	71	MEN	OD1-CG-ND2-CE2
69	s3	71	MEN	OD1-CG-ND2-CE2
69	u3	71	MEN	OD1-CG-ND2-CE2
69	w3	71	MEN	OD1-CG-ND2-CE2
2	bB	72	MEN	OD1-CG-ND2-CE2
2	PA	72	MEN	CA-CB-CG-OD1
2	RA	72	MEN	CA-CB-CG-OD1
2	PB	72	MEN	CA-CB-CG-OD1
2	GD	72	MEN	CA-CB-CG-OD1
10	LE	72	MEN	CA-CB-CG-OD1
2	PE	72	MEN	CA-CB-CG-OD1
2	TE	72	MEN	CA-CB-CG-OD1
2	BF	72	MEN	CA-CB-CG-OD1
2	JF	72	MEN	CA-CB-CG-OD1
2	LF	72	MEN	CA-CB-CG-OD1

Continued on next page...

Continued from previous page...

Mol	Chain	Res	Type	Atoms
2	NF	72	MEN	CA-CB-CG-OD1
2	RF	72	MEN	CA-CB-CG-OD1
2	XF	72	MEN	CA-CB-CG-OD1
10	LG	72	MEN	CA-CB-CG-OD1
2	PG	72	MEN	CA-CB-CG-OD1
2	TG	72	MEN	CA-CB-CG-OD1
10	DH	72	MEN	CA-CB-CG-OD1
10	FH	72	MEN	CA-CB-CG-OD1
10	NH	72	MEN	CA-CB-CG-OD1
2	PH	72	MEN	CA-CB-CG-OD1
2	BI	72	MEN	CA-CB-CG-OD1
2	FI	72	MEN	CA-CB-CG-OD1
2	HI	72	MEN	CA-CB-CG-OD1
2	OI	72	MEN	CA-CB-CG-OD1
2	QI	72	MEN	CA-CB-CG-OD1
2	SI	72	MEN	CA-CB-CG-OD1
2	FJ	72	MEN	CA-CB-CG-OD1
2	BK	72	MEN	CA-CB-CG-OD1
2	JK	72	MEN	CA-CB-CG-OD1
2	NK	72	MEN	CA-CB-CG-OD1
2	RK	72	MEN	CA-CB-CG-OD1
2	XK	72	MEN	CA-CB-CG-OD1
2	FM	72	MEN	CA-CB-CG-OD1
2	LM	72	MEN	CA-CB-CG-OD1
2	VM	72	MEN	CA-CB-CG-OD1
10	DO	72	MEN	CA-CB-CG-OD1
10	HO	72	MEN	CA-CB-CG-OD1
2	RO	72	MEN	CA-CB-CG-OD1
2	BP	72	MEN	CA-CB-CG-OD1
2	RP	72	MEN	CA-CB-CG-OD1
2	GQ	72	MEN	CA-CB-CG-OD1
10	N1	72	MEN	CA-CB-CG-OD1
2	P1	72	MEN	CA-CB-CG-OD1
10	D1	72	MEN	CA-CB-CG-OD1
10	F1	72	MEN	CA-CB-CG-OD1
10	H4	72	MEN	CA-CB-CG-OD1
10	D4	72	MEN	CA-CB-CG-OD1
2	R4	72	MEN	CA-CB-CG-OD1
2	T4	72	MEN	CA-CB-CG-OD1
2	D5	72	MEN	CA-CB-CG-OD1
2	L5	72	MEN	CA-CB-CG-OD1
2	O5	72	MEN	CA-CB-CG-OD1

Continued on next page...

Continued from previous page...

Mol	Chain	Res	Type	Atoms
2	P7	72	MEN	CA-CB-CG-OD1
2	R7	72	MEN	CA-CB-CG-OD1
2	F9	72	MEN	CA-CB-CG-OD1
2	H9	72	MEN	CA-CB-CG-OD1
2	J9	72	MEN	CA-CB-CG-OD1
2	S9	72	MEN	CA-CB-CG-OD1
2	Y9	72	MEN	CA-CB-CG-OD1
2	gB	72	MEN	CA-CB-CG-OD1
2	bF	72	MEN	CA-CB-CG-OD1
2	dF	72	MEN	CA-CB-CG-OD1
2	rF	72	MEN	CA-CB-CG-OD1
2	eJ	72	MEN	CA-CB-CG-OD1
2	kJ	72	MEN	CA-CB-CG-OD1
2	mJ	72	MEN	CA-CB-CG-OD1
2	bK	72	MEN	CA-CB-CG-OD1
2	dK	72	MEN	CA-CB-CG-OD1
2	rK	72	MEN	CA-CB-CG-OD1
2	cM	72	MEN	CA-CB-CG-OD1
2	gM	72	MEN	CA-CB-CG-OD1
2	mM	72	MEN	CA-CB-CG-OD1
2	BA	72	MEN	CA-CB-CG-ND2
2	HA	72	MEN	CA-CB-CG-ND2
2	RA	72	MEN	CA-CB-CG-ND2
2	VA	72	MEN	CA-CB-CG-ND2
2	XA	72	MEN	CA-CB-CG-ND2
2	PB	72	MEN	CA-CB-CG-ND2
2	ZB	72	MEN	CA-CB-CG-ND2
2	ED	72	MEN	CA-CB-CG-ND2
2	GD	72	MEN	CA-CB-CG-ND2
2	KD	72	MEN	CA-CB-CG-ND2
2	UD	72	MEN	CA-CB-CG-ND2
2	WD	72	MEN	CA-CB-CG-ND2
10	DE	72	MEN	CA-CB-CG-ND2
10	NE	72	MEN	CA-CB-CG-ND2
2	FF	72	MEN	CA-CB-CG-ND2
2	JF	72	MEN	CA-CB-CG-ND2
2	NF	72	MEN	CA-CB-CG-ND2
2	ZF	72	MEN	CA-CB-CG-ND2
10	DG	72	MEN	CA-CB-CG-ND2
10	NG	72	MEN	CA-CB-CG-ND2
10	DH	72	MEN	CA-CB-CG-ND2
10	FH	72	MEN	CA-CB-CG-ND2

Continued on next page...

Continued from previous page...

Mol	Chain	Res	Type	Atoms
10	NH	72	MEN	CA-CB-CG-ND2
2	TH	72	MEN	CA-CB-CG-ND2
2	FI	72	MEN	CA-CB-CG-ND2
2	JI	72	MEN	CA-CB-CG-ND2
2	QI	72	MEN	CA-CB-CG-ND2
2	UI	72	MEN	CA-CB-CG-ND2
2	WI	72	MEN	CA-CB-CG-ND2
2	HJ	72	MEN	CA-CB-CG-ND2
2	NJ	72	MEN	CA-CB-CG-ND2
2	RJ	72	MEN	CA-CB-CG-ND2
2	FK	72	MEN	CA-CB-CG-ND2
2	JK	72	MEN	CA-CB-CG-ND2
2	NK	72	MEN	CA-CB-CG-ND2
2	ZK	72	MEN	CA-CB-CG-ND2
2	DM	72	MEN	CA-CB-CG-ND2
2	FM	72	MEN	CA-CB-CG-ND2
2	LM	72	MEN	CA-CB-CG-ND2
2	RM	72	MEN	CA-CB-CG-ND2
2	VM	72	MEN	CA-CB-CG-ND2
2	ZM	72	MEN	CA-CB-CG-ND2
10	DO	72	MEN	CA-CB-CG-ND2
2	RO	72	MEN	CA-CB-CG-ND2
2	BP	72	MEN	CA-CB-CG-ND2
2	DP	72	MEN	CA-CB-CG-ND2
2	FP	72	MEN	CA-CB-CG-ND2
2	HP	72	MEN	CA-CB-CG-ND2
2	JP	72	MEN	CA-CB-CG-ND2
2	LP	72	MEN	CA-CB-CG-ND2
2	PP	72	MEN	CA-CB-CG-ND2
2	TP	72	MEN	CA-CB-CG-ND2
2	VP	72	MEN	CA-CB-CG-ND2
2	XP	72	MEN	CA-CB-CG-ND2
2	EQ	72	MEN	CA-CB-CG-ND2
2	GQ	72	MEN	CA-CB-CG-ND2
2	KQ	72	MEN	CA-CB-CG-ND2
2	UQ	72	MEN	CA-CB-CG-ND2
2	WQ	72	MEN	CA-CB-CG-ND2
10	N1	72	MEN	CA-CB-CG-ND2
2	T1	72	MEN	CA-CB-CG-ND2
10	D1	72	MEN	CA-CB-CG-ND2
10	F1	72	MEN	CA-CB-CG-ND2
2	Y1	72	MEN	CA-CB-CG-ND2

Continued on next page...

Continued from previous page...

Mol	Chain	Res	Type	Atoms
2	m1	72	MEN	CA-CB-CG-ND2
2	c1	72	MEN	CA-CB-CG-ND2
69	O3	71	MEN	CA-CB-CG-ND2
10	D4	72	MEN	CA-CB-CG-ND2
2	R4	72	MEN	CA-CB-CG-ND2
2	i4	72	MEN	CA-CB-CG-ND2
2	c4	72	MEN	CA-CB-CG-ND2
2	L5	72	MEN	CA-CB-CG-ND2
2	Q5	72	MEN	CA-CB-CG-ND2
2	U5	72	MEN	CA-CB-CG-ND2
2	Y5	72	MEN	CA-CB-CG-ND2
2	B7	72	MEN	CA-CB-CG-ND2
2	H7	72	MEN	CA-CB-CG-ND2
2	R7	72	MEN	CA-CB-CG-ND2
2	V7	72	MEN	CA-CB-CG-ND2
2	X7	72	MEN	CA-CB-CG-ND2
2	B9	72	MEN	CA-CB-CG-ND2
2	D9	72	MEN	CA-CB-CG-ND2
2	F9	72	MEN	CA-CB-CG-ND2
2	H9	72	MEN	CA-CB-CG-ND2
2	Q9	72	MEN	CA-CB-CG-ND2
2	S9	72	MEN	CA-CB-CG-ND2
2	U9	72	MEN	CA-CB-CG-ND2
2	W9	72	MEN	CA-CB-CG-ND2
2	gE	72	MEN	CA-CB-CG-ND2
2	mE	72	MEN	CA-CB-CG-ND2
2	bF	72	MEN	CA-CB-CG-ND2
2	dF	72	MEN	CA-CB-CG-ND2
2	fF	72	MEN	CA-CB-CG-ND2
2	lF	72	MEN	CA-CB-CG-ND2
2	gG	72	MEN	CA-CB-CG-ND2
2	mG	72	MEN	CA-CB-CG-ND2
2	mH	72	MEN	CA-CB-CG-ND2
2	cH	72	MEN	CA-CB-CG-ND2
2	cJ	72	MEN	CA-CB-CG-ND2
2	eJ	72	MEN	CA-CB-CG-ND2
2	kJ	72	MEN	CA-CB-CG-ND2
2	dK	72	MEN	CA-CB-CG-ND2
2	fK	72	MEN	CA-CB-CG-ND2
2	lK	72	MEN	CA-CB-CG-ND2
2	eM	72	MEN	CA-CB-CG-ND2
2	iO	72	MEN	CA-CB-CG-ND2

Continued on next page...

Continued from previous page...

Mol	Chain	Res	Type	Atoms
2	cO	72	MEN	CA-CB-CG-ND2
2	HA	72	MEN	N-CA-CB-CG
2	RB	72	MEN	N-CA-CB-CG
10	HE	72	MEN	N-CA-CB-CG
2	RM	72	MEN	N-CA-CB-CG
10	NO	72	MEN	N-CA-CB-CG
2	m1	72	MEN	N-CA-CB-CG
69	B3	71	MEN	N-CA-CB-CG
69	D3	71	MEN	N-CA-CB-CG
69	F3	71	MEN	N-CA-CB-CG
69	H3	71	MEN	N-CA-CB-CG
69	I3	71	MEN	N-CA-CB-CG
69	L3	71	MEN	N-CA-CB-CG
69	M3	71	MEN	N-CA-CB-CG
69	d3	71	MEN	N-CA-CB-CG
69	f3	71	MEN	N-CA-CB-CG
69	h3	71	MEN	N-CA-CB-CG
69	j3	71	MEN	N-CA-CB-CG
69	k3	71	MEN	N-CA-CB-CG
69	n3	71	MEN	N-CA-CB-CG
69	o3	71	MEN	N-CA-CB-CG
69	q3	71	MEN	N-CA-CB-CG
10	N4	72	MEN	N-CA-CB-CG
2	H7	72	MEN	N-CA-CB-CG
2	bB	72	MEN	N-CA-CB-CG
2	jF	72	MEN	N-CA-CB-CG
2	mH	72	MEN	N-CA-CB-CG
2	jK	72	MEN	N-CA-CB-CG
2	BA	72	MEN	CA-CB-CG-OD1
2	HA	72	MEN	CA-CB-CG-OD1
2	VA	72	MEN	CA-CB-CG-OD1
2	ED	72	MEN	CA-CB-CG-OD1
2	KD	72	MEN	CA-CB-CG-OD1
2	UD	72	MEN	CA-CB-CG-OD1
10	DE	72	MEN	CA-CB-CG-OD1
10	JE	72	MEN	CA-CB-CG-OD1
10	NE	72	MEN	CA-CB-CG-OD1
2	YE	72	MEN	CA-CB-CG-OD1
2	FF	72	MEN	CA-CB-CG-OD1
2	HF	72	MEN	CA-CB-CG-OD1
2	PF	72	MEN	CA-CB-CG-OD1
2	ZF	72	MEN	CA-CB-CG-OD1

Continued on next page...

Continued from previous page...

Mol	Chain	Res	Type	Atoms
10	DG	72	MEN	CA-CB-CG-OD1
10	JG	72	MEN	CA-CB-CG-OD1
10	NG	72	MEN	CA-CB-CG-OD1
2	YG	72	MEN	CA-CB-CG-OD1
2	TH	72	MEN	CA-CB-CG-OD1
2	YH	72	MEN	CA-CB-CG-OD1
2	DI	72	MEN	CA-CB-CG-OD1
2	JI	72	MEN	CA-CB-CG-OD1
2	UI	72	MEN	CA-CB-CG-OD1
2	WI	72	MEN	CA-CB-CG-OD1
2	HJ	72	MEN	CA-CB-CG-OD1
2	NJ	72	MEN	CA-CB-CG-OD1
2	RJ	72	MEN	CA-CB-CG-OD1
2	VJ	72	MEN	CA-CB-CG-OD1
2	XJ	72	MEN	CA-CB-CG-OD1
2	ZJ	72	MEN	CA-CB-CG-OD1
2	FK	72	MEN	CA-CB-CG-OD1
2	HK	72	MEN	CA-CB-CG-OD1
2	LK	72	MEN	CA-CB-CG-OD1
2	PK	72	MEN	CA-CB-CG-OD1
2	ZK	72	MEN	CA-CB-CG-OD1
2	DM	72	MEN	CA-CB-CG-OD1
2	RM	72	MEN	CA-CB-CG-OD1
2	ZM	72	MEN	CA-CB-CG-OD1
2	VO	72	MEN	CA-CB-CG-OD1
2	DP	72	MEN	CA-CB-CG-OD1
2	HP	72	MEN	CA-CB-CG-OD1
2	JP	72	MEN	CA-CB-CG-OD1
2	LP	72	MEN	CA-CB-CG-OD1
2	PP	72	MEN	CA-CB-CG-OD1
2	TP	72	MEN	CA-CB-CG-OD1
2	XP	72	MEN	CA-CB-CG-OD1
2	EQ	72	MEN	CA-CB-CG-OD1
2	KQ	72	MEN	CA-CB-CG-OD1
2	UQ	72	MEN	CA-CB-CG-OD1
2	T1	72	MEN	CA-CB-CG-OD1
2	Y1	72	MEN	CA-CB-CG-OD1
2	m1	72	MEN	CA-CB-CG-OD1
2	a1	72	MEN	CA-CB-CG-OD1
2	c1	72	MEN	CA-CB-CG-OD1
69	O3	71	MEN	CA-CB-CG-OD1
2	V4	72	MEN	CA-CB-CG-OD1

Continued on next page...

Continued from previous page...

Mol	Chain	Res	Type	Atoms
2	i4	72	MEN	CA-CB-CG-OD1
2	a4	72	MEN	CA-CB-CG-OD1
2	c4	72	MEN	CA-CB-CG-OD1
2	g4	72	MEN	CA-CB-CG-OD1
2	Q5	72	MEN	CA-CB-CG-OD1
2	U5	72	MEN	CA-CB-CG-OD1
2	B7	72	MEN	CA-CB-CG-OD1
2	H7	72	MEN	CA-CB-CG-OD1
2	V7	72	MEN	CA-CB-CG-OD1
2	y8	72	MEN	CA-CB-CG-OD1
2	s8	72	MEN	CA-CB-CG-OD1
2	B9	72	MEN	CA-CB-CG-OD1
2	D9	72	MEN	CA-CB-CG-OD1
2	L9	72	MEN	CA-CB-CG-OD1
2	Q9	72	MEN	CA-CB-CG-OD1
2	U9	72	MEN	CA-CB-CG-OD1
2	W9	72	MEN	CA-CB-CG-OD1
2	yC	72	MEN	CA-CB-CG-OD1
2	sC	72	MEN	CA-CB-CG-OD1
2	cE	72	MEN	CA-CB-CG-OD1
2	gE	72	MEN	CA-CB-CG-OD1
2	kE	72	MEN	CA-CB-CG-OD1
2	mE	72	MEN	CA-CB-CG-OD1
2	fF	72	MEN	CA-CB-CG-OD1
2	jF	72	MEN	CA-CB-CG-OD1
2	pF	72	MEN	CA-CB-CG-OD1
2	cG	72	MEN	CA-CB-CG-OD1
2	gG	72	MEN	CA-CB-CG-OD1
2	kG	72	MEN	CA-CB-CG-OD1
2	mG	72	MEN	CA-CB-CG-OD1
2	mH	72	MEN	CA-CB-CG-OD1
2	aH	72	MEN	CA-CB-CG-OD1
2	cH	72	MEN	CA-CB-CG-OD1
2	cJ	72	MEN	CA-CB-CG-OD1
2	fK	72	MEN	CA-CB-CG-OD1
2	jK	72	MEN	CA-CB-CG-OD1
2	pK	72	MEN	CA-CB-CG-OD1
2	iO	72	MEN	CA-CB-CG-OD1
2	aO	72	MEN	CA-CB-CG-OD1
2	cO	72	MEN	CA-CB-CG-OD1
2	gO	72	MEN	CA-CB-CG-OD1
2	LA	72	MEN	CA-CB-CG-ND2

Continued on next page...

Continued from previous page...

Mol	Chain	Res	Type	Atoms
10	LE	72	MEN	CA-CB-CG-ND2
2	PE	72	MEN	CA-CB-CG-ND2
2	TE	72	MEN	CA-CB-CG-ND2
2	YE	72	MEN	CA-CB-CG-ND2
2	BF	72	MEN	CA-CB-CG-ND2
2	LF	72	MEN	CA-CB-CG-ND2
2	RF	72	MEN	CA-CB-CG-ND2
2	VF	72	MEN	CA-CB-CG-ND2
10	LG	72	MEN	CA-CB-CG-ND2
2	PG	72	MEN	CA-CB-CG-ND2
2	TG	72	MEN	CA-CB-CG-ND2
2	YG	72	MEN	CA-CB-CG-ND2
10	HH	72	MEN	CA-CB-CG-ND2
2	YH	72	MEN	CA-CB-CG-ND2
2	HI	72	MEN	CA-CB-CG-ND2
2	SI	72	MEN	CA-CB-CG-ND2
2	VJ	72	MEN	CA-CB-CG-ND2
2	XJ	72	MEN	CA-CB-CG-ND2
2	BK	72	MEN	CA-CB-CG-ND2
2	LK	72	MEN	CA-CB-CG-ND2
2	RK	72	MEN	CA-CB-CG-ND2
2	VK	72	MEN	CA-CB-CG-ND2
10	HO	72	MEN	CA-CB-CG-ND2
10	JO	72	MEN	CA-CB-CG-ND2
2	NP	72	MEN	CA-CB-CG-ND2
2	RP	72	MEN	CA-CB-CG-ND2
10	H1	72	MEN	CA-CB-CG-ND2
2	a1	72	MEN	CA-CB-CG-ND2
10	H4	72	MEN	CA-CB-CG-ND2
10	J4	72	MEN	CA-CB-CG-ND2
2	18	72	MEN	CA-CB-CG-ND2
2	J9	72	MEN	CA-CB-CG-ND2
2	L9	72	MEN	CA-CB-CG-ND2
2	Y9	72	MEN	CA-CB-CG-ND2
2	1C	72	MEN	CA-CB-CG-ND2
2	kE	72	MEN	CA-CB-CG-ND2
2	hF	72	MEN	CA-CB-CG-ND2
2	pF	72	MEN	CA-CB-CG-ND2
2	kG	72	MEN	CA-CB-CG-ND2
2	aH	72	MEN	CA-CB-CG-ND2
2	bK	72	MEN	CA-CB-CG-ND2
2	hK	72	MEN	CA-CB-CG-ND2

Continued on next page...

Continued from previous page...

Mol	Chain	Res	Type	Atoms
2	pK	72	MEN	CA-CB-CG-ND2
2	BA	72	MEN	C-CA-CB-CG
2	HA	72	MEN	C-CA-CB-CG
2	XA	72	MEN	C-CA-CB-CG
2	DB	72	MEN	C-CA-CB-CG
2	LB	72	MEN	C-CA-CB-CG
2	RB	72	MEN	C-CA-CB-CG
2	YB	72	MEN	C-CA-CB-CG
2	ID	72	MEN	C-CA-CB-CG
2	SD	72	MEN	C-CA-CB-CG
2	YD	72	MEN	C-CA-CB-CG
10	NE	72	MEN	C-CA-CB-CG
2	VE	72	MEN	C-CA-CB-CG
2	VF	72	MEN	C-CA-CB-CG
10	NG	72	MEN	C-CA-CB-CG
2	VG	72	MEN	C-CA-CB-CG
2	VH	72	MEN	C-CA-CB-CG
2	YH	72	MEN	C-CA-CB-CG
2	PJ	72	MEN	C-CA-CB-CG
2	RJ	72	MEN	C-CA-CB-CG
2	VK	72	MEN	C-CA-CB-CG
2	HM	72	MEN	C-CA-CB-CG
2	PM	72	MEN	C-CA-CB-CG
10	LO	72	MEN	C-CA-CB-CG
2	RP	72	MEN	C-CA-CB-CG
2	IQ	72	MEN	C-CA-CB-CG
2	SQ	72	MEN	C-CA-CB-CG
2	YQ	72	MEN	C-CA-CB-CG
2	V1	72	MEN	C-CA-CB-CG
2	Y1	72	MEN	C-CA-CB-CG
2	k1	72	MEN	C-CA-CB-CG
2	a1	72	MEN	C-CA-CB-CG
69	Q3	71	MEN	C-CA-CB-CG
69	S3	71	MEN	C-CA-CB-CG
69	U3	71	MEN	C-CA-CB-CG
69	s3	71	MEN	C-CA-CB-CG
69	u3	71	MEN	C-CA-CB-CG
69	w3	71	MEN	C-CA-CB-CG
10	L4	72	MEN	C-CA-CB-CG
2	e4	72	MEN	C-CA-CB-CG
2	D5	72	MEN	C-CA-CB-CG
2	J5	72	MEN	C-CA-CB-CG

Continued on next page...

Continued from previous page...

Mol	Chain	Res	Type	Atoms
2	U5	72	MEN	C-CA-CB-CG
2	B7	72	MEN	C-CA-CB-CG
2	H7	72	MEN	C-CA-CB-CG
2	X7	72	MEN	C-CA-CB-CG
2	y8	72	MEN	C-CA-CB-CG
2	18	72	MEN	C-CA-CB-CG
2	q8	72	MEN	C-CA-CB-CG
2	u8	72	MEN	C-CA-CB-CG
2	w8	72	MEN	C-CA-CB-CG
2	yC	72	MEN	C-CA-CB-CG
2	1C	72	MEN	C-CA-CB-CG
2	qC	72	MEN	C-CA-CB-CG
2	uC	72	MEN	C-CA-CB-CG
2	wC	72	MEN	C-CA-CB-CG
2	gE	72	MEN	C-CA-CB-CG
2	iE	72	MEN	C-CA-CB-CG
2	lF	72	MEN	C-CA-CB-CG
2	gG	72	MEN	C-CA-CB-CG
2	iG	72	MEN	C-CA-CB-CG
2	kH	72	MEN	C-CA-CB-CG
2	aH	72	MEN	C-CA-CB-CG
2	cJ	72	MEN	C-CA-CB-CG
2	lK	72	MEN	C-CA-CB-CG
2	cM	72	MEN	C-CA-CB-CG
2	eO	72	MEN	C-CA-CB-CG
2	DA	72	MEN	CA-CB-CG-OD1
2	ZB	72	MEN	CA-CB-CG-OD1
2	QD	72	MEN	CA-CB-CG-OD1
2	WD	72	MEN	CA-CB-CG-OD1
2	VF	72	MEN	CA-CB-CG-OD1
10	HG	72	MEN	CA-CB-CG-OD1
2	LJ	72	MEN	CA-CB-CG-OD1
2	VK	72	MEN	CA-CB-CG-OD1
2	FP	72	MEN	CA-CB-CG-OD1
2	VP	72	MEN	CA-CB-CG-OD1
2	QQ	72	MEN	CA-CB-CG-OD1
2	WQ	72	MEN	CA-CB-CG-OD1
2	e4	72	MEN	CA-CB-CG-OD1
2	B5	72	MEN	CA-CB-CG-OD1
2	Y5	72	MEN	CA-CB-CG-OD1
2	D7	72	MEN	CA-CB-CG-OD1
2	X7	72	MEN	CA-CB-CG-OD1

Continued on next page...

Continued from previous page...

Mol	Chain	Res	Type	Atoms
2	18	72	MEN	CA-CB-CG-OD1
2	O9	72	MEN	CA-CB-CG-OD1
2	1C	72	MEN	CA-CB-CG-OD1
2	lF	72	MEN	CA-CB-CG-OD1
2	lK	72	MEN	CA-CB-CG-OD1
2	eM	72	MEN	CA-CB-CG-OD1
2	eO	72	MEN	CA-CB-CG-OD1
2	DA	72	MEN	CA-CB-CG-ND2
2	NA	72	MEN	CA-CB-CG-ND2
2	GB	72	MEN	CA-CB-CG-ND2
2	CD	72	MEN	CA-CB-CG-ND2
2	ID	72	MEN	CA-CB-CG-ND2
2	QD	72	MEN	CA-CB-CG-ND2
10	HE	72	MEN	CA-CB-CG-ND2
10	JE	72	MEN	CA-CB-CG-ND2
2	DF	72	MEN	CA-CB-CG-ND2
2	HF	72	MEN	CA-CB-CG-ND2
2	PF	72	MEN	CA-CB-CG-ND2
2	TF	72	MEN	CA-CB-CG-ND2
2	XF	72	MEN	CA-CB-CG-ND2
10	HG	72	MEN	CA-CB-CG-ND2
10	JG	72	MEN	CA-CB-CG-ND2
2	BI	72	MEN	CA-CB-CG-ND2
2	DI	72	MEN	CA-CB-CG-ND2
2	OI	72	MEN	CA-CB-CG-ND2
2	FJ	72	MEN	CA-CB-CG-ND2
2	LJ	72	MEN	CA-CB-CG-ND2
2	ZJ	72	MEN	CA-CB-CG-ND2
2	DK	72	MEN	CA-CB-CG-ND2
2	HK	72	MEN	CA-CB-CG-ND2
2	PK	72	MEN	CA-CB-CG-ND2
2	TK	72	MEN	CA-CB-CG-ND2
2	XK	72	MEN	CA-CB-CG-ND2
10	LO	72	MEN	CA-CB-CG-ND2
2	PO	72	MEN	CA-CB-CG-ND2
2	VO	72	MEN	CA-CB-CG-ND2
2	YO	72	MEN	CA-CB-CG-ND2
2	IQ	72	MEN	CA-CB-CG-ND2
2	QQ	72	MEN	CA-CB-CG-ND2
2	i1	72	MEN	CA-CB-CG-ND2
69	Q3	71	MEN	CA-CB-CG-ND2
69	S3	71	MEN	CA-CB-CG-ND2

Continued on next page...

Continued from previous page...

Mol	Chain	Res	Type	Atoms
69	U3	71	MEN	CA-CB-CG-ND2
69	s3	71	MEN	CA-CB-CG-ND2
69	u3	71	MEN	CA-CB-CG-ND2
69	w3	71	MEN	CA-CB-CG-ND2
10	L4	72	MEN	CA-CB-CG-ND2
2	P4	72	MEN	CA-CB-CG-ND2
2	V4	72	MEN	CA-CB-CG-ND2
2	Y4	72	MEN	CA-CB-CG-ND2
2	a4	72	MEN	CA-CB-CG-ND2
2	e4	72	MEN	CA-CB-CG-ND2
2	g4	72	MEN	CA-CB-CG-ND2
2	B5	72	MEN	CA-CB-CG-ND2
2	D7	72	MEN	CA-CB-CG-ND2
2	L7	72	MEN	CA-CB-CG-ND2
2	N7	72	MEN	CA-CB-CG-ND2
2	y8	72	MEN	CA-CB-CG-ND2
2	s8	72	MEN	CA-CB-CG-ND2
2	O9	72	MEN	CA-CB-CG-ND2
2	aB	72	MEN	CA-CB-CG-ND2
2	gB	72	MEN	CA-CB-CG-ND2
2	yC	72	MEN	CA-CB-CG-ND2
2	sC	72	MEN	CA-CB-CG-ND2
2	cE	72	MEN	CA-CB-CG-ND2
2	jF	72	MEN	CA-CB-CG-ND2
2	cG	72	MEN	CA-CB-CG-ND2
2	iH	72	MEN	CA-CB-CG-ND2
2	jK	72	MEN	CA-CB-CG-ND2
2	aO	72	MEN	CA-CB-CG-ND2
2	eO	72	MEN	CA-CB-CG-ND2
2	gO	72	MEN	CA-CB-CG-ND2
2	LA	72	MEN	N-CA-CB-CG
2	NA	72	MEN	N-CA-CB-CG
10	LE	72	MEN	N-CA-CB-CG
10	NE	72	MEN	N-CA-CB-CG
2	VE	72	MEN	N-CA-CB-CG
2	YE	72	MEN	N-CA-CB-CG
10	LG	72	MEN	N-CA-CB-CG
10	NG	72	MEN	N-CA-CB-CG
2	VG	72	MEN	N-CA-CB-CG
2	YG	72	MEN	N-CA-CB-CG
2	PJ	72	MEN	N-CA-CB-CG
10	LO	72	MEN	N-CA-CB-CG

Continued on next page...

Continued from previous page...

Mol	Chain	Res	Type	Atoms
2	PO	72	MEN	N-CA-CB-CG
2	RO	72	MEN	N-CA-CB-CG
2	FP	72	MEN	N-CA-CB-CG
10	L4	72	MEN	N-CA-CB-CG
2	P4	72	MEN	N-CA-CB-CG
2	R4	72	MEN	N-CA-CB-CG
2	m4	72	MEN	N-CA-CB-CG
2	e4	72	MEN	N-CA-CB-CG
2	D5	72	MEN	N-CA-CB-CG
2	L7	72	MEN	N-CA-CB-CG
2	N7	72	MEN	N-CA-CB-CG
2	gE	72	MEN	N-CA-CB-CG
2	gG	72	MEN	N-CA-CB-CG
2	gJ	72	MEN	N-CA-CB-CG
2	mO	72	MEN	N-CA-CB-CG
2	eO	72	MEN	N-CA-CB-CG
2	NA	72	MEN	CA-CB-CG-OD1
2	XA	72	MEN	CA-CB-CG-OD1
2	GB	72	MEN	CA-CB-CG-OD1
2	ID	72	MEN	CA-CB-CG-OD1
10	HE	72	MEN	CA-CB-CG-OD1
2	DF	72	MEN	CA-CB-CG-OD1
2	TF	72	MEN	CA-CB-CG-OD1
2	DK	72	MEN	CA-CB-CG-OD1
2	TK	72	MEN	CA-CB-CG-OD1
10	JO	72	MEN	CA-CB-CG-OD1
10	LO	72	MEN	CA-CB-CG-OD1
2	YO	72	MEN	CA-CB-CG-OD1
2	NP	72	MEN	CA-CB-CG-OD1
2	IQ	72	MEN	CA-CB-CG-OD1
2	i1	72	MEN	CA-CB-CG-OD1
10	J4	72	MEN	CA-CB-CG-OD1
10	L4	72	MEN	CA-CB-CG-OD1
2	Y4	72	MEN	CA-CB-CG-OD1
2	N7	72	MEN	CA-CB-CG-OD1
2	aB	72	MEN	CA-CB-CG-OD1
2	hF	72	MEN	CA-CB-CG-OD1
2	iH	72	MEN	CA-CB-CG-OD1
2	hK	72	MEN	CA-CB-CG-OD1
2	CQ	72	MEN	CA-CB-CG-ND2
2	u8	72	MEN	CA-CB-CG-ND2
2	uC	72	MEN	CA-CB-CG-ND2

Continued on next page...

Continued from previous page...

Mol	Chain	Res	Type	Atoms
2	LA	72	MEN	CA-CB-CG-OD1
2	CD	72	MEN	CA-CB-CG-OD1
10	HH	72	MEN	CA-CB-CG-OD1
2	PO	72	MEN	CA-CB-CG-OD1
2	CQ	72	MEN	CA-CB-CG-OD1
10	H1	72	MEN	CA-CB-CG-OD1
2	P4	72	MEN	CA-CB-CG-OD1
2	L7	72	MEN	CA-CB-CG-OD1
2	u8	72	MEN	CA-CB-CG-OD1
2	uC	72	MEN	CA-CB-CG-OD1
2	XA	72	MEN	N-CA-CB-CG
2	ED	72	MEN	N-CA-CB-CG
2	ID	72	MEN	N-CA-CB-CG
2	UD	72	MEN	N-CA-CB-CG
10	FE	72	MEN	N-CA-CB-CG
2	TE	72	MEN	N-CA-CB-CG
2	VF	72	MEN	N-CA-CB-CG
10	FG	72	MEN	N-CA-CB-CG
2	TG	72	MEN	N-CA-CB-CG
2	YH	72	MEN	N-CA-CB-CG
2	VK	72	MEN	N-CA-CB-CG
2	PM	72	MEN	N-CA-CB-CG
10	FO	72	MEN	N-CA-CB-CG
2	TO	72	MEN	N-CA-CB-CG
2	RP	72	MEN	N-CA-CB-CG
2	EQ	72	MEN	N-CA-CB-CG
2	IQ	72	MEN	N-CA-CB-CG
2	UQ	72	MEN	N-CA-CB-CG
2	Y1	72	MEN	N-CA-CB-CG
2	k1	72	MEN	N-CA-CB-CG
10	F4	72	MEN	N-CA-CB-CG
2	T4	72	MEN	N-CA-CB-CG
2	a4	72	MEN	N-CA-CB-CG
2	X7	72	MEN	N-CA-CB-CG
2	B9	72	MEN	N-CA-CB-CG
2	iE	72	MEN	N-CA-CB-CG
2	nF	72	MEN	N-CA-CB-CG
2	iG	72	MEN	N-CA-CB-CG
2	kH	72	MEN	N-CA-CB-CG
2	nK	72	MEN	N-CA-CB-CG
2	aO	72	MEN	N-CA-CB-CG
2	iJ	72	MEN	CA-CB-CG-OD1

Continued on next page...

Continued from previous page...

Mol	Chain	Res	Type	Atoms
2	JA	72	MEN	CA-CB-CG-OD1
2	RB	72	MEN	CA-CB-CG-OD1
2	LI	72	MEN	CA-CB-CG-OD1
2	e1	72	MEN	CA-CB-CG-OD1
2	J7	72	MEN	CA-CB-CG-OD1
2	nF	72	MEN	CA-CB-CG-OD1
2	eH	72	MEN	CA-CB-CG-OD1
2	nK	72	MEN	CA-CB-CG-OD1
2	iM	72	MEN	CA-CB-CG-OD1
2	TJ	72	MEN	CA-CB-CG-ND2
10	FO	72	MEN	CA-CB-CG-ND2
10	F4	72	MEN	CA-CB-CG-ND2
2	eE	72	MEN	CA-CB-CG-ND2
2	eG	72	MEN	CA-CB-CG-ND2
2	PE	72	MEN	N-CA-CB-CG
2	PG	72	MEN	N-CA-CB-CG
2	JJ	72	MEN	N-CA-CB-CG
2	JJ	72	MEN	C-CA-CB-CG
10	NO	72	MEN	C-CA-CB-CG
2	m1	72	MEN	C-CA-CB-CG
69	B3	71	MEN	C-CA-CB-CG
69	D3	71	MEN	C-CA-CB-CG
69	F3	71	MEN	C-CA-CB-CG
69	H3	71	MEN	C-CA-CB-CG
69	I3	71	MEN	C-CA-CB-CG
69	L3	71	MEN	C-CA-CB-CG
69	M3	71	MEN	C-CA-CB-CG
69	d3	71	MEN	C-CA-CB-CG
69	f3	71	MEN	C-CA-CB-CG
69	h3	71	MEN	C-CA-CB-CG
69	j3	71	MEN	C-CA-CB-CG
69	k3	71	MEN	C-CA-CB-CG
69	n3	71	MEN	C-CA-CB-CG
69	o3	71	MEN	C-CA-CB-CG
69	q3	71	MEN	C-CA-CB-CG
10	N4	72	MEN	C-CA-CB-CG
2	B9	72	MEN	C-CA-CB-CG
2	bB	72	MEN	C-CA-CB-CG
2	mE	72	MEN	C-CA-CB-CG
2	mG	72	MEN	C-CA-CB-CG
2	mH	72	MEN	C-CA-CB-CG
2	gJ	72	MEN	C-CA-CB-CG

Continued on next page...

Continued from previous page...

Mol	Chain	Res	Type	Atoms
2	eB	72	MEN	OD1-CG-ND2-CE2
2	TA	72	MEN	CA-CB-CG-OD1
2	BB	72	MEN	CA-CB-CG-OD1
2	FB	72	MEN	CA-CB-CG-OD1
2	IB	72	MEN	CA-CB-CG-OD1
2	QB	72	MEN	CA-CB-CG-OD1
10	FE	72	MEN	CA-CB-CG-OD1
2	RE	72	MEN	CA-CB-CG-OD1
10	FG	72	MEN	CA-CB-CG-OD1
2	RG	72	MEN	CA-CB-CG-OD1
10	JH	72	MEN	CA-CB-CG-OD1
2	YI	72	MEN	CA-CB-CG-OD1
2	DJ	72	MEN	CA-CB-CG-OD1
2	JJ	72	MEN	CA-CB-CG-OD1
2	TJ	72	MEN	CA-CB-CG-OD1
2	HM	72	MEN	CA-CB-CG-OD1
2	NM	72	MEN	CA-CB-CG-OD1
2	XM	72	MEN	CA-CB-CG-OD1
10	FO	72	MEN	CA-CB-CG-OD1
10	J1	72	MEN	CA-CB-CG-OD1
10	F4	72	MEN	CA-CB-CG-OD1
2	T7	72	MEN	CA-CB-CG-OD1
2	q8	72	MEN	CA-CB-CG-OD1
2	qC	72	MEN	CA-CB-CG-OD1
2	eE	72	MEN	CA-CB-CG-OD1
2	iE	72	MEN	CA-CB-CG-OD1
2	vF	72	MEN	CA-CB-CG-OD1
2	eG	72	MEN	CA-CB-CG-OD1
2	iG	72	MEN	CA-CB-CG-OD1
2	vK	72	MEN	CA-CB-CG-OD1
2	TA	72	MEN	CA-CB-CG-ND2
2	RB	72	MEN	CA-CB-CG-ND2
2	SB	72	MEN	CA-CB-CG-ND2
10	FE	72	MEN	CA-CB-CG-ND2
10	FG	72	MEN	CA-CB-CG-ND2
2	LI	72	MEN	CA-CB-CG-ND2
2	e1	72	MEN	CA-CB-CG-ND2
2	T7	72	MEN	CA-CB-CG-ND2
2	w8	72	MEN	CA-CB-CG-ND2
2	wC	72	MEN	CA-CB-CG-ND2
2	eH	72	MEN	CA-CB-CG-ND2
2	iJ	72	MEN	CA-CB-CG-ND2

There are no ring outliers.

No monomer is involved in short contacts.

5.5 Carbohydrates (i)

There are no monosaccharides in this entry.

5.6 Ligand geometry (i)

Of 2437 ligands modelled in this entry, 8 are monoatomic - leaving 2429 for Mogul analysis.

In the following table, the Counts columns list the number of bonds (or angles) for which Mogul statistics could be retrieved, the number of bonds (or angles) that are observed in the model and the number of bonds (or angles) that are defined in the Chemical Component Dictionary. The Link column lists molecule types, if any, to which the group is linked. The Z score for a bond length (or angle) is the number of standard deviations the observed value is removed from the expected value. A bond length (or angle) with $|Z| > 2$ is considered an outlier worth inspection. RMSZ is the root-mean-square of all Z scores of the bond lengths (or angles).

Mol	Type	Chain	Res	Link	Bond lengths			Bond angles		
					Counts	RMSZ	$\#\|Z\| > 2$	Counts	RMSZ	$\#\|Z\| > 2$
82	PEB	Y9	203	-	43,46,46	3.32	9 (20%)	45,67,67	2.11	13 (28%)
87	CLA	A2	822	-	45,53,73	1.72	9 (20%)	52,89,113	1.78	9 (17%)
84	CYC	L4	1001	-	42,46,46	3.14	16 (38%)	50,67,67	2.96	22 (44%)
82	PEB	P9	201	-	43,46,46	3.37	11 (25%)	45,67,67	1.95	14 (31%)
82	PEB	SO	201	-	43,46,46	3.43	11 (25%)	45,67,67	2.67	18 (40%)
82	PEB	wK	302	-	43,46,46	3.31	9 (20%)	45,67,67	2.22	15 (33%)
82	PEB	TD	203	-	43,46,46	3.40	8 (18%)	45,67,67	2.13	12 (26%)
82	PEB	MQ	201	-	43,46,46	3.43	10 (23%)	45,67,67	2.07	15 (33%)
87	CLA	BN	817	-	59,67,73	1.56	8 (13%)	68,105,113	1.53	10 (14%)
84	CYC	JH	1003	-	42,46,46	3.21	12 (28%)	50,67,67	2.65	19 (38%)
82	PEB	BK	201	-	43,46,46	3.40	12 (27%)	45,67,67	3.50	16 (35%)
82	PEB	DQ	201	-	43,46,46	3.18	11 (25%)	45,67,67	2.39	14 (31%)
82	PEB	MJ	202	-	43,46,46	3.07	9 (20%)	45,67,67	2.32	16 (35%)
82	PEB	kO	202	-	43,46,46	3.34	12 (27%)	45,67,67	2.36	14 (31%)
87	CLA	c6	616	-	65,73,73	1.45	6 (9%)	76,113,113	1.42	8 (10%)
82	PEB	BA	201	-	43,46,46	3.32	11 (25%)	45,67,67	2.18	17 (37%)
82	PEB	IP	202	-	43,46,46	3.26	9 (20%)	45,67,67	2.06	14 (31%)
87	CLA	RN	203	-	46,54,73	1.72	6 (13%)	53,90,113	1.58	7 (13%)
82	PEB	zK	501	-	43,46,46	3.08	9 (20%)	45,67,67	2.07	15 (33%)

Mol	Type	Chain	Res	Link	Bond lengths			Bond angles		
					Counts	RMSZ	$\#\|Z\|>2$	Counts	RMSZ	$\#\|Z\|>2$
82	PEB	QE	201	-	43,46,46	3.16	11 (25%)	45,67,67	2.65	17 (37%)
82	PEB	AP	201	-	43,46,46	3.23	10 (23%)	45,67,67	2.20	15 (33%)
82	PEB	QO	202	-	43,46,46	1.10	2 (4%)	45,67,67	1.01	2 (4%)
82	PEB	nK	202	-	43,46,46	3.59	13 (30%)	45,67,67	1.94	13 (28%)
87	CLA	JN	101	-	42,50,73	1.85	9 (21%)	48,85,113	1.69	8 (16%)
82	PEB	RG	201	-	43,46,46	3.42	10 (23%)	45,67,67	2.26	17 (37%)
82	PEB	U5	203	-	43,46,46	3.32	10 (23%)	45,67,67	1.96	16 (35%)
84	CYC	IE	1001	-	42,46,46	3.19	13 (30%)	50,67,67	2.84	18 (36%)
82	PEB	uF	202	-	43,46,46	3.49	10 (23%)	45,67,67	2.02	14 (31%)
87	CLA	b6	610	-	65,73,73	1.50	8 (12%)	76,113,113	1.35	8 (10%)
87	CLA	AN	849	-	65,73,73	1.41	8 (12%)	76,113,113	1.69	8 (10%)
82	PEB	DF	203	-	43,46,46	3.43	10 (23%)	45,67,67	2.02	15 (33%)
82	PEB	Y9	201	-	43,46,46	3.52	11 (25%)	45,67,67	2.21	14 (31%)
87	CLA	6N	605	-	45,53,73	1.75	6 (13%)	52,89,113	1.67	8 (15%)
82	PEB	g4	202	-	43,46,46	3.34	10 (23%)	45,67,67	2.32	14 (31%)
83	PUB	Z5	302	-	42,46,46	3.60	9 (21%)	37,67,67	3.50	16 (43%)
82	PEB	aJ	204	-	43,46,46	3.25	10 (23%)	45,67,67	2.66	17 (37%)
85	BCR	BL	617	-	41,41,41	0.78	0	56,56,56	2.24	18 (32%)
82	PEB	IJ	202	-	43,46,46	3.16	11 (25%)	45,67,67	2.38	14 (31%)
82	PEB	WE	201	-	43,46,46	3.34	11 (25%)	45,67,67	2.32	17 (37%)
82	PEB	AI	202	-	43,46,46	3.22	11 (25%)	45,67,67	2.31	14 (31%)
82	PEB	IA	201	-	43,46,46	3.33	12 (27%)	45,67,67	2.19	13 (28%)
87	CLA	C6	513	-	65,73,73	1.45	7 (10%)	76,113,113	1.44	7 (9%)
88	LHG	C6	522	-	31,31,48	1.12	2 (6%)	34,37,54	1.57	4 (11%)
82	PEB	ND	203	-	43,46,46	3.36	8 (18%)	45,67,67	2.03	13 (28%)
82	PEB	UO	201	-	43,46,46	3.20	10 (23%)	45,67,67	2.80	19 (42%)
82	PEB	DQ	203	-	43,46,46	3.27	10 (23%)	45,67,67	2.24	15 (33%)
87	CLA	72	605	-	45,53,73	1.79	7 (15%)	52,89,113	1.68	9 (17%)
82	PEB	kF	203	-	43,46,46	3.41	11 (25%)	45,67,67	2.30	11 (24%)
85	BCR	kL	100	-	41,41,41	0.83	0	56,56,56	2.73	23 (41%)
82	PEB	NJ	202	-	43,46,46	3.27	10 (23%)	45,67,67	2.57	18 (40%)
84	CYC	q3	1001	-	42,46,46	3.44	14 (33%)	50,67,67	3.15	21 (42%)
84	CYC	HG	1001	-	42,46,46	3.12	13 (30%)	50,67,67	3.07	21 (42%)
88	LHG	A2	844	-	39,39,48	1.04	2 (5%)	42,45,54	1.08	2 (4%)
82	PEB	z8	202	-	43,46,46	3.54	11 (25%)	45,67,67	2.50	17 (37%)

Mol	Type	Chain	Res	Link	Bond lengths			Bond angles		
					Counts	RMSZ	$\#\|Z\|>2$	Counts	RMSZ	$\#\|Z\|>2$
82	PEB	CJ	203	-	43,46,46	3.14	10 (23%)	45,67,67	2.57	18 (40%)
82	PEB	kE	202	-	43,46,46	3.34	9 (20%)	45,67,67	2.15	16 (35%)
87	CLA	72	604	-	42,50,73	1.82	9 (21%)	48,85,113	1.78	10 (20%)
87	CLA	CL	508	-	65,73,73	1.50	10 (15%)	76,113,113	1.59	11 (14%)
82	PEB	jF	201	-	43,46,46	3.34	11 (25%)	45,67,67	2.83	18 (40%)
82	PEB	YA	304	-	43,46,46	3.30	11 (25%)	45,67,67	2.58	13 (28%)
85	BCR	c6	602	-	41,41,41	0.81	0	56,56,56	2.21	22 (39%)
83	PUB	BJ	302	-	42,46,46	3.23	7 (16%)	37,67,67	3.28	13 (35%)
87	CLA	B6	616	-	65,73,73	1.45	8 (12%)	76,113,113	1.97	7 (9%)
82	PEB	cG	201	-	43,46,46	3.39	11 (25%)	45,67,67	2.13	16 (35%)
95	DGD	C6	502	-	63,63,67	1.08	4 (6%)	77,77,81	1.82	16 (20%)
85	BCR	H6	101	-	41,41,41	0.81	2 (4%)	56,56,56	2.14	18 (32%)
82	PEB	JP	202	-	43,46,46	3.32	10 (23%)	45,67,67	2.14	15 (33%)
82	PEB	DQ	202	-	43,46,46	3.16	12 (27%)	45,67,67	2.76	20 (44%)
82	PEB	P9	202	-	43,46,46	3.58	10 (23%)	45,67,67	2.66	17 (37%)
87	CLA	5N	602	-	65,73,73	1.44	6 (9%)	76,113,113	1.48	9 (11%)
82	PEB	lM	203	-	43,46,46	3.34	11 (25%)	45,67,67	2.37	15 (33%)
88	LHG	dL	405	-	48,48,48	0.90	2 (4%)	51,54,54	1.02	3 (5%)
85	BCR	F2	204	-	41,41,41	0.72	0	56,56,56	1.94	13 (23%)
87	CLA	BN	815	-	42,50,73	1.74	8 (19%)	48,85,113	1.78	9 (18%)
84	CYC	k3	1001	-	42,46,46	3.43	14 (33%)	50,67,67	3.16	21 (42%)
89	OEX	A6	405	-	0,15,15	-	-	-		
82	PEB	dB	201	-	43,46,46	3.31	11 (25%)	45,67,67	2.07	15 (33%)
82	PEB	GA	201	-	43,46,46	3.11	9 (20%)	45,67,67	2.23	13 (28%)
82	PEB	BI	203	-	43,46,46	3.46	10 (23%)	45,67,67	2.36	15 (33%)
82	PEB	cO	201	-	43,46,46	3.37	10 (23%)	45,67,67	1.98	15 (33%)
82	PEB	GD	201	-	43,46,46	3.43	11 (25%)	45,67,67	2.34	15 (33%)
82	PEB	vK	202	-	43,46,46	3.50	11 (25%)	45,67,67	1.97	16 (35%)
87	CLA	AN	822	-	45,53,73	1.72	9 (20%)	52,89,113	1.78	9 (17%)
82	PEB	pF	201	-	43,46,46	3.31	9 (20%)	45,67,67	2.73	17 (37%)
82	PEB	P7	201	-	43,46,46	3.40	10 (23%)	45,67,67	2.19	16 (35%)
87	CLA	B2	817	-	60,68,73	1.48	7 (11%)	70,107,113	1.63	10 (14%)
82	PEB	aH	202	-	43,46,46	3.47	10 (23%)	45,67,67	2.10	16 (35%)
82	PEB	UE	201	-	43,46,46	3.28	10 (23%)	45,67,67	2.38	16 (35%)
82	PEB	L7	202	-	43,46,46	3.18	10 (23%)	45,67,67	2.75	17 (37%)

Mol	Type	Chain	Res	Link	Bond lengths			Bond angles		
					Counts	RMSZ	$\#\|Z\|>2$	Counts	RMSZ	$\#\|Z\|>2$
83	PUB	AJ	304	-	42,46,46	3.42	7 (16%)	37,67,67	3.51	18 (48%)
82	PEB	JA	202	-	43,46,46	3.25	10 (23%)	45,67,67	2.75	16 (35%)
87	CLA	62	306	-	45,53,73	1.76	6 (13%)	52,89,113	1.67	8 (15%)
82	PEB	Y9	202	-	43,46,46	3.44	12 (27%)	45,67,67	2.28	14 (31%)
84	CYC	x3	1001	-	42,46,46	3.51	12 (28%)	50,67,67	2.97	23 (46%)
82	PEB	GF	203	-	43,46,46	3.40	11 (25%)	45,67,67	2.65	23 (51%)
87	CLA	3N	312	-	45,53,73	1.76	7 (15%)	52,89,113	1.65	9 (17%)
84	CYC	O3	1001	-	42,46,46	3.43	14 (33%)	50,67,67	3.15	21 (42%)
82	PEB	AD	304	-	43,46,46	3.49	10 (23%)	45,67,67	2.66	15 (33%)
82	PEB	S5	203	-	43,46,46	3.21	10 (23%)	45,67,67	2.00	16 (35%)
95	DGD	C6	504	-	43,43,67	1.01	3 (6%)	57,57,81	1.53	10 (17%)
82	PEB	RA	202	-	43,46,46	3.09	10 (23%)	45,67,67	2.94	15 (33%)
87	CLA	BL	622	-	65,73,73	1.46	8 (12%)	76,113,113	1.54	9 (11%)
82	PEB	G9	201	-	43,46,46	3.37	10 (23%)	45,67,67	1.94	14 (31%)
83	PUB	AG	302	-	42,46,46	3.41	9 (21%)	37,67,67	3.31	16 (43%)
83	PUB	AJ	303	-	42,46,46	3.26	8 (19%)	37,67,67	3.64	18 (48%)
85	BCR	bL	601	-	41,41,41	0.76	0	56,56,56	1.58	11 (19%)
82	PEB	FP	201	-	43,46,46	3.49	12 (27%)	45,67,67	2.11	16 (35%)
87	CLA	6N	613	-	45,53,73	1.80	9 (20%)	52,89,113	1.52	6 (11%)
82	PEB	BA	203	-	43,46,46	3.34	9 (20%)	45,67,67	1.99	13 (28%)
82	PEB	cJ	202	-	43,46,46	3.33	10 (23%)	45,67,67	2.73	15 (33%)
82	PEB	L1	1002	-	43,46,46	3.11	10 (23%)	45,67,67	2.37	14 (31%)
87	CLA	A2	814	-	54,62,73	1.60	9 (16%)	62,99,113	1.55	8 (12%)
82	PEB	Y4	201	-	43,46,46	3.38	10 (23%)	45,67,67	2.15	16 (35%)
83	PUB	KA	203	-	42,46,46	3.37	7 (16%)	37,67,67	3.58	17 (45%)
82	PEB	XF	201	-	43,46,46	3.37	10 (23%)	45,67,67	3.73	17 (37%)
87	CLA	72	610	-	45,53,73	1.76	7 (15%)	52,89,113	1.66	8 (15%)
82	PEB	VK	201	-	43,46,46	3.43	10 (23%)	45,67,67	2.57	15 (33%)
87	CLA	b6	612	-	65,73,73	1.48	8 (12%)	76,113,113	1.49	10 (13%)
88	LHG	M6	101	-	38,38,48	1.02	2 (5%)	41,44,54	1.27	4 (9%)
82	PEB	I5	202	-	43,46,46	3.34	10 (23%)	45,67,67	1.94	14 (31%)
82	PEB	PQ	202	-	43,46,46	3.48	11 (25%)	45,67,67	2.21	16 (35%)
82	PEB	yC	202	-	43,46,46	3.38	9 (20%)	45,67,67	2.17	14 (31%)
82	PEB	QF	203	-	43,46,46	3.45	13 (30%)	45,67,67	3.26	16 (35%)
87	CLA	B6	605	-	65,73,73	1.44	7 (10%)	76,113,113	1.40	7 (9%)

Mol	Type	Chain	Res	Link	Bond lengths			Bond angles		
					Counts	RMSZ	$\#\|Z\|>2$	Counts	RMSZ	$\#\|Z\|>2$
82	PEB	S9	202	-	43,46,46	3.28	12 (27%)	45,67,67	2.21	15 (33%)
82	PEB	M7	202	-	43,46,46	3.33	10 (23%)	45,67,67	2.01	13 (28%)
87	CLA	CL	504	-	65,73,73	1.48	10 (15%)	76,113,113	1.44	9 (11%)
87	CLA	B6	604	-	65,73,73	1.45	7 (10%)	76,113,113	1.44	9 (11%)
82	PEB	YP	502	-	43,46,46	3.20	10 (23%)	45,67,67	2.00	14 (31%)
82	PEB	zF	501	-	43,46,46	3.09	8 (18%)	45,67,67	2.08	15 (33%)
84	CYC	R3	1001	-	42,46,46	3.68	14 (33%)	50,67,67	2.92	18 (36%)
82	PEB	EJ	203	-	43,46,46	3.25	10 (23%)	45,67,67	2.15	16 (35%)
87	CLA	A2	820	-	65,73,73	1.46	9 (13%)	76,113,113	1.61	12 (15%)
87	CLA	BN	825	-	65,73,73	1.63	10 (15%)	76,113,113	1.52	11 (14%)
87	CLA	3N	305	-	65,73,73	1.65	9 (13%)	76,113,113	1.94	15 (19%)
82	PEB	GE	1002	-	43,46,46	3.23	10 (23%)	45,67,67	2.31	17 (37%)
82	PEB	TO	203	-	43,46,46	3.40	10 (23%)	45,67,67	2.02	13 (28%)
87	CLA	12	601	-	45,53,73	1.76	7 (15%)	52,89,113	1.74	8 (15%)
82	PEB	ZG	203	-	43,46,46	3.32	11 (25%)	45,67,67	2.14	16 (35%)
87	CLA	42	607	-	45,53,73	1.79	7 (15%)	52,89,113	1.80	10 (19%)
82	PEB	GQ	201	-	43,46,46	3.43	11 (25%)	45,67,67	2.33	15 (33%)
82	PEB	AM	301	-	43,46,46	3.28	11 (25%)	45,67,67	2.22	14 (31%)
82	PEB	ZF	202	-	43,46,46	3.55	12 (27%)	45,67,67	2.05	15 (33%)
82	PEB	m4	201	-	43,46,46	3.39	11 (25%)	45,67,67	2.11	15 (33%)
82	PEB	L9	203	-	43,46,46	3.40	11 (25%)	45,67,67	2.32	15 (33%)
87	CLA	72	608	-	41,49,73	1.83	5 (12%)	47,84,113	1.78	10 (21%)
83	PUB	xK	306	-	42,46,46	3.61	7 (16%)	37,67,67	2.91	15 (40%)
82	PEB	wC	204	-	43,46,46	3.41	11 (25%)	45,67,67	1.93	11 (24%)
82	PEB	iH	201	-	43,46,46	3.34	12 (27%)	45,67,67	2.04	16 (35%)
82	PEB	Q4	202	-	43,46,46	1.06	2 (4%)	45,67,67	1.00	2 (4%)
82	PEB	SO	202	-	43,46,46	3.34	11 (25%)	45,67,67	1.97	13 (28%)
87	CLA	C6	519	-	55,63,73	1.56	7 (12%)	64,101,113	1.47	8 (12%)
87	CLA	nL	101	-	65,73,73	1.42	7 (10%)	76,113,113	1.59	10 (13%)
82	PEB	QP	201	-	43,46,46	3.29	11 (25%)	45,67,67	2.10	15 (33%)
87	CLA	82	301	-	45,53,73	1.81	10 (22%)	52,89,113	1.81	10 (19%)
82	PEB	lH	201	-	43,46,46	3.44	12 (27%)	45,67,67	2.04	13 (28%)
85	BCR	cL	503	-	41,41,41	0.72	0	56,56,56	1.82	14 (25%)
82	PEB	IQ	201	-	43,46,46	3.67	13 (30%)	45,67,67	2.35	18 (40%)
82	PEB	Q1	201	-	43,46,46	3.31	11 (25%)	45,67,67	2.49	17 (37%)

Mol	Type	Chain	Res	Link	Bond lengths			Bond angles		
					Counts	RMSZ	$\#\|Z\|>2$	Counts	RMSZ	$\#\|Z\|>2$
87	CLA	4N	607	-	45,53,73	1.79	8 (17%)	52,89,113	1.80	10 (19%)
82	PEB	eF	201	-	43,46,46	3.42	13 (30%)	45,67,67	2.23	17 (37%)
82	PEB	FD	201	-	43,46,46	3.26	12 (27%)	45,67,67	2.62	17 (37%)
82	PEB	II	201	-	43,46,46	3.35	9 (20%)	45,67,67	1.98	13 (28%)
87	CLA	3N	307	-	42,50,73	1.78	8 (19%)	48,85,113	1.75	8 (16%)
82	PEB	FF	201	-	43,46,46	3.51	10 (23%)	45,67,67	3.87	16 (35%)
83	PUB	A1	304	-	42,46,46	3.72	8 (19%)	37,67,67	3.97	17 (45%)
87	CLA	LN	206	-	56,64,73	1.51	8 (14%)	65,102,113	1.62	8 (12%)
82	PEB	D5	202	-	43,46,46	3.27	12 (27%)	45,67,67	2.20	15 (33%)
82	PEB	eG	202	-	43,46,46	3.42	11 (25%)	45,67,67	2.31	13 (28%)
82	PEB	m1	202	-	43,46,46	3.70	11 (25%)	45,67,67	1.85	11 (24%)
88	LHG	a6	610	-	42,42,48	0.97	2 (4%)	45,48,54	1.10	2 (4%)
82	PEB	jH	203	-	43,46,46	3.48	14 (32%)	45,67,67	2.50	15 (33%)
82	PEB	AE	304	-	43,46,46	3.30	10 (23%)	45,67,67	2.15	16 (35%)
82	PEB	KA	202	-	43,46,46	3.45	10 (23%)	45,67,67	1.80	11 (24%)
82	PEB	iO	203	-	43,46,46	3.54	11 (25%)	45,67,67	1.90	13 (28%)
82	PEB	HG	1002	-	43,46,46	3.31	12 (27%)	45,67,67	2.13	12 (26%)
82	PEB	aO	201	-	43,46,46	3.33	10 (23%)	45,67,67	2.29	17 (37%)
82	PEB	e1	201	-	43,46,46	3.42	10 (23%)	45,67,67	2.09	16 (35%)
82	PEB	H1	1002	-	43,46,46	3.46	12 (27%)	45,67,67	2.31	14 (31%)
82	PEB	TP	202	-	43,46,46	3.41	10 (23%)	45,67,67	2.15	17 (37%)
82	PEB	DJ	202	-	43,46,46	3.28	10 (23%)	45,67,67	2.45	16 (35%)
82	PEB	A4	301	-	43,46,46	3.39	11 (25%)	45,67,67	2.00	14 (31%)
82	PEB	aG	201	-	43,46,46	3.28	10 (23%)	45,67,67	2.16	19 (42%)
82	PEB	CM	201	-	43,46,46	3.24	10 (23%)	45,67,67	2.10	13 (28%)
83	PUB	Z9	305	-	42,46,46	3.33	10 (23%)	37,67,67	4.36	16 (43%)
82	PEB	lO	202	-	43,46,46	3.48	12 (27%)	45,67,67	1.91	15 (33%)
82	PEB	Y7	301	-	43,46,46	3.39	10 (23%)	45,67,67	2.74	18 (40%)
84	CYC	K3	1001	-	42,46,46	3.67	14 (33%)	50,67,67	2.93	19 (38%)
82	PEB	wF	301	-	43,46,46	3.24	9 (20%)	45,67,67	2.30	15 (33%)
99	SF4	C2	101	-	0,12,12	-	-	-		
85	BCR	bL	603	-	41,41,41	0.74	0	56,56,56	1.77	13 (23%)
82	PEB	SH	201	-	43,46,46	3.31	12 (27%)	45,67,67	2.38	14 (31%)
84	CYC	D1	1001	-	42,46,46	3.35	13 (30%)	50,67,67	2.86	18 (36%)
82	PEB	TF	202	-	43,46,46	3.43	12 (27%)	45,67,67	2.22	18 (40%)

Mol	Type	Chain	Res	Link	Bond lengths			Bond angles		
					Counts	RMSZ	$\#\|Z\|>2$	Counts	RMSZ	$\#\|Z\|>2$
83	PUB	AE	303	-	42,46,46	3.43	7 (16%)	37,67,67	3.00	14 (37%)
82	PEB	qK	201	-	43,46,46	3.41	12 (27%)	45,67,67	2.68	17 (37%)
87	CLA	AN	816	-	45,53,73	1.81	8 (17%)	52,89,113	1.66	8 (15%)
82	PEB	yK	301	-	43,46,46	3.34	10 (23%)	45,67,67	2.08	15 (33%)
82	PEB	TI	202	-	43,46,46	3.35	9 (20%)	45,67,67	1.98	13 (28%)
82	PEB	CQ	201	-	43,46,46	3.13	11 (25%)	45,67,67	2.25	18 (40%)
82	PEB	N7	202	-	43,46,46	3.04	9 (20%)	45,67,67	3.12	17 (37%)
85	BCR	JN	102	-	41,41,41	0.74	0	56,56,56	2.00	16 (28%)
82	PEB	CD	201	-	43,46,46	3.15	11 (25%)	45,67,67	2.23	18 (40%)
82	PEB	U7	202	-	43,46,46	3.34	10 (23%)	45,67,67	1.94	13 (28%)
82	PEB	jK	202	-	43,46,46	3.45	10 (23%)	45,67,67	2.17	13 (28%)
85	BCR	KL	100	-	41,41,41	0.83	0	56,56,56	2.73	23 (41%)
82	PEB	IK	201	-	43,46,46	2.70	11 (25%)	45,67,67	2.79	16 (35%)
82	PEB	J4	1002	-	43,46,46	3.30	11 (25%)	45,67,67	2.11	14 (31%)
82	PEB	JI	202	-	43,46,46	3.39	10 (23%)	45,67,67	1.82	13 (28%)
82	PEB	QO	201	-	43,46,46	3.32	11 (25%)	45,67,67	2.70	20 (44%)
82	PEB	DD	202	-	43,46,46	3.16	12 (27%)	45,67,67	2.76	19 (42%)
82	PEB	FJ	201	-	43,46,46	3.31	9 (20%)	45,67,67	2.69	19 (42%)
84	CYC	DG	1001	-	42,46,46	3.17	14 (33%)	50,67,67	3.01	21 (42%)
87	CLA	4N	609	-	41,49,73	1.80	7 (17%)	47,84,113	1.85	10 (21%)
87	CLA	cL	508	-	65,73,73	1.47	9 (13%)	76,113,113	1.66	11 (14%)
95	DGD	AL	415	-	41,41,67	1.07	2 (4%)	55,55,81	1.20	5 (9%)
92	LMG	b6	623	-	41,41,55	0.27	0	49,49,63	0.35	0
82	PEB	KB	302	-	43,46,46	3.34	10 (23%)	45,67,67	2.20	15 (33%)
84	CYC	G4	1001	-	42,46,46	3.32	14 (33%)	50,67,67	2.93	19 (38%)
87	CLA	BN	821	-	43,51,73	1.73	7 (16%)	49,86,113	1.38	7 (14%)
82	PEB	LI	201	-	43,46,46	3.38	10 (23%)	45,67,67	2.00	15 (33%)
82	PEB	RM	201	-	43,46,46	3.28	11 (25%)	45,67,67	2.22	15 (33%)
82	PEB	kE	201	-	43,46,46	3.45	12 (27%)	45,67,67	2.24	17 (37%)
82	PEB	M9	305	-	43,46,46	3.11	11 (25%)	45,67,67	2.72	16 (35%)
82	PEB	UG	201	-	43,46,46	3.29	10 (23%)	45,67,67	2.39	16 (35%)
82	PEB	iM	201	-	43,46,46	3.38	12 (27%)	45,67,67	2.32	14 (31%)
82	PEB	YI	202	-	43,46,46	3.29	10 (23%)	45,67,67	2.13	15 (33%)
82	PEB	xF	303	-	43,46,46	3.42	10 (23%)	45,67,67	1.98	12 (26%)
89	OEX	a6	611	-	0,15,15	-	-	-		

Mol	Type	Chain	Res	Link	Bond lengths			Bond angles		
					Counts	RMSZ	$\#\|Z\|>2$	Counts	RMSZ	$\#\|Z\|>2$
87	CLA	AN	819	-	62,70,73	1.50	9 (14%)	72,109,113	1.63	8 (11%)
95	DGD	AL	414	-	63,63,67	0.83	2 (3%)	77,77,81	1.33	9 (11%)
87	CLA	A2	823	-	65,73,73	1.41	8 (12%)	76,113,113	1.58	8 (10%)
87	CLA	1N	601	-	45,53,73	1.75	7 (15%)	52,89,113	1.74	8 (15%)
83	PUB	AH	303	-	42,46,46	3.60	8 (19%)	37,67,67	3.19	15 (40%)
82	PEB	gM	202	-	43,46,46	3.43	9 (20%)	45,67,67	2.32	16 (35%)
82	PEB	MK	201	-	43,46,46	3.27	10 (23%)	45,67,67	1.87	14 (31%)
82	PEB	dJ	201	-	43,46,46	3.31	12 (27%)	45,67,67	2.34	15 (33%)
87	CLA	82	302	-	65,73,73	1.56	12 (18%)	76,113,113	1.87	15 (19%)
87	CLA	62	309	-	50,58,73	2.27	10 (20%)	58,95,113	7.36	23 (39%)
82	PEB	NJ	201	-	43,46,46	3.17	10 (23%)	45,67,67	2.82	17 (37%)
82	PEB	q8	203	-	43,46,46	3.45	9 (20%)	45,67,67	2.08	14 (31%)
82	PEB	v8	202	-	43,46,46	3.53	11 (25%)	45,67,67	2.53	17 (37%)
82	PEB	N9	201	-	43,46,46	3.37	11 (25%)	45,67,67	1.94	14 (31%)
82	PEB	W5	203	-	43,46,46	3.21	9 (20%)	45,67,67	2.11	16 (35%)
82	PEB	HI	203	-	43,46,46	3.31	10 (23%)	45,67,67	2.10	13 (28%)
87	CLA	BL	620	-	65,73,73	1.51	10 (15%)	76,113,113	1.58	8 (10%)
82	PEB	NI	203	-	43,46,46	3.06	12 (27%)	45,67,67	2.67	14 (31%)
82	PEB	zC	202	-	43,46,46	3.52	9 (20%)	45,67,67	2.49	16 (35%)
88	LHG	iL	101	-	48,48,48	0.96	2 (4%)	51,54,54	0.96	3 (5%)
87	CLA	A2	852	-	45,53,73	2.04	12 (26%)	52,89,113	2.83	22 (42%)
82	PEB	uF	203	-	43,46,46	3.46	11 (25%)	45,67,67	1.98	15 (33%)
82	PEB	PH	201	-	43,46,46	3.39	10 (23%)	45,67,67	2.26	17 (37%)
82	PEB	VM	202	-	43,46,46	3.33	10 (23%)	45,67,67	2.22	15 (33%)
82	PEB	g4	203	-	43,46,46	3.44	11 (25%)	45,67,67	2.19	13 (28%)
82	PEB	FM	202	-	43,46,46	3.30	11 (25%)	45,67,67	2.29	16 (35%)
82	PEB	IF	201	-	43,46,46	2.70	11 (25%)	45,67,67	2.79	16 (35%)
82	PEB	kH	202	-	43,46,46	3.45	11 (25%)	45,67,67	2.06	14 (31%)
82	PEB	IJ	203	-	43,46,46	3.40	11 (25%)	45,67,67	2.31	14 (31%)
95	DGD	c6	618	-	63,63,67	0.84	2 (3%)	77,77,81	1.03	4 (5%)
82	PEB	vK	201	-	43,46,46	3.48	10 (23%)	45,67,67	2.85	18 (40%)
87	CLA	bL	618	-	65,73,73	1.39	8 (12%)	76,113,113	1.69	9 (11%)
82	PEB	YE	202	-	43,46,46	3.41	10 (23%)	45,67,67	2.29	17 (37%)
82	PEB	LJ	202	-	43,46,46	3.33	10 (23%)	45,67,67	2.27	16 (35%)
82	PEB	f1	202	-	43,46,46	3.47	9 (20%)	45,67,67	2.59	15 (33%)

Mol	Type	Chain	Res	Link	Bond lengths			Bond angles		
					Counts	RMSZ	$\#\|Z\|>2$	Counts	RMSZ	$\#\|Z\|>2$
87	CLA	AN	831	-	65,73,73	1.53	11 (16%)	76,113,113	1.60	12 (15%)
87	CLA	22	605	-	54,62,73	1.67	8 (14%)	67,100,113	1.75	11 (16%)
88	LHG	D6	401	-	42,42,48	0.97	2 (4%)	45,48,54	1.10	2 (4%)
82	PEB	dE	204	-	43,46,46	3.41	13 (30%)	45,67,67	2.11	13 (28%)
85	BCR	C6	507	-	41,41,41	0.82	1 (2%)	56,56,56	2.03	16 (28%)
82	PEB	c1	201	-	43,46,46	3.32	10 (23%)	45,67,67	2.08	16 (35%)
87	CLA	LN	204	-	50,58,73	1.70	8 (16%)	58,95,113	1.89	13 (22%)
82	PEB	LB	201	-	43,46,46	3.25	10 (23%)	45,67,67	2.11	14 (31%)
82	PEB	aF	202	-	43,46,46	3.29	11 (25%)	45,67,67	2.17	16 (35%)
87	CLA	22	601	-	45,53,73	1.74	5 (11%)	52,89,113	1.72	7 (13%)
87	CLA	B2	809	-	65,73,73	1.49	9 (13%)	76,113,113	1.60	8 (10%)
82	PEB	LE	1002	-	43,46,46	3.32	10 (23%)	45,67,67	1.89	13 (28%)
82	PEB	hG	202	-	43,46,46	3.37	11 (25%)	45,67,67	2.00	14 (31%)
82	PEB	p8	201	-	43,46,46	3.48	9 (20%)	45,67,67	1.93	14 (31%)
85	BCR	BN	841	-	41,41,41	0.77	0	56,56,56	2.31	21 (37%)
87	CLA	K2	106	-	49,57,73	1.73	9 (18%)	55,93,113	1.40	11 (20%)
82	PEB	XM	202	-	43,46,46	3.33	12 (27%)	45,67,67	2.53	16 (35%)
85	BCR	J2	102	-	41,41,41	0.73	0	56,56,56	2.01	16 (28%)
82	PEB	PB	201	-	43,46,46	3.31	10 (23%)	45,67,67	2.26	15 (33%)
82	PEB	vC	201	-	43,46,46	3.55	12 (27%)	45,67,67	2.11	14 (31%)
82	PEB	aJ	203	-	43,46,46	3.36	11 (25%)	45,67,67	2.13	15 (33%)
82	PEB	YP	503	-	43,46,46	3.33	10 (23%)	45,67,67	2.19	15 (33%)
87	CLA	AL	403	-	65,73,73	1.45	8 (12%)	76,113,113	1.63	10 (13%)
87	CLA	62	310	-	41,49,73	1.88	6 (14%)	47,84,113	1.72	9 (19%)
82	PEB	PF	202	-	43,46,46	3.59	11 (25%)	45,67,67	2.07	14 (31%)
87	CLA	8N	306	-	45,53,73	1.84	9 (20%)	52,89,113	1.92	12 (23%)
82	PEB	T1	201	-	43,46,46	3.38	12 (27%)	45,67,67	2.21	20 (44%)
82	PEB	gF	203	-	43,46,46	3.26	11 (25%)	45,67,67	2.57	16 (35%)
82	PEB	PG	202	-	43,46,46	3.36	10 (23%)	45,67,67	2.30	18 (40%)
85	BCR	fL	101	-	41,41,41	0.74	0	56,56,56	2.42	25 (44%)
82	PEB	RO	201	-	43,46,46	3.32	10 (23%)	45,67,67	2.38	14 (31%)
82	PEB	S9	201	-	43,46,46	3.31	11 (25%)	45,67,67	2.43	14 (31%)
87	CLA	2N	301	-	54,62,73	1.66	8 (14%)	67,100,113	1.75	11 (16%)
87	CLA	AN	801	-	44,52,73	1.75	9 (20%)	49,87,113	1.85	9 (18%)
82	PEB	sC	202	-	43,46,46	3.55	11 (25%)	45,67,67	2.37	15 (33%)

Mol	Type	Chain	Res	Link	Bond lengths			Bond angles		
					Counts	RMSZ	$\#\|Z\|>2$	Counts	RMSZ	$\#\|Z\|>2$
87	CLA	7N	609	-	42,50,73	1.81	6 (14%)	48,85,113	1.76	9 (18%)
82	PEB	UP	202	-	43,46,46	3.47	12 (27%)	45,67,67	2.11	15 (33%)
83	PUB	AM	304	-	42,46,46	3.36	7 (16%)	37,67,67	3.18	16 (43%)
82	PEB	SF	201	-	43,46,46	3.22	11 (25%)	45,67,67	2.59	15 (33%)
85	BCR	A2	847	-	41,41,41	0.80	0	56,56,56	1.99	18 (32%)
82	PEB	dK	201	-	43,46,46	3.48	10 (23%)	45,67,67	2.46	17 (37%)
87	CLA	A2	830	-	65,73,73	1.41	9 (13%)	76,113,113	1.48	8 (10%)
87	CLA	6N	602	-	65,73,73	1.48	6 (9%)	76,113,113	1.39	10 (13%)
82	PEB	K7	202	-	43,46,46	3.44	10 (23%)	45,67,67	1.80	11 (24%)
84	CYC	J3	1001	-	42,46,46	3.68	14 (33%)	50,67,67	2.94	19 (38%)
82	PEB	iE	202	-	43,46,46	3.49	10 (23%)	45,67,67	2.02	15 (33%)
82	PEB	H9	202	-	43,46,46	3.20	10 (23%)	45,67,67	2.30	13 (28%)
82	PEB	KI	203	-	43,46,46	3.22	10 (23%)	45,67,67	2.31	14 (31%)
82	PEB	xK	302	-	43,46,46	3.39	11 (25%)	45,67,67	2.91	13 (28%)
82	PEB	r8	201	-	43,46,46	3.31	11 (25%)	45,67,67	2.11	16 (35%)
85	BCR	b6	602	-	41,41,41	0.76	0	56,56,56	2.48	24 (42%)
82	PEB	fJ	201	-	43,46,46	3.28	9 (20%)	45,67,67	2.10	14 (31%)
87	CLA	BN	830	-	65,73,73	1.46	8 (12%)	76,113,113	1.39	6 (7%)
85	BCR	AN	845	-	41,41,41	0.71	0	56,56,56	1.97	12 (21%)
82	PEB	S7	201	-	43,46,46	3.18	10 (23%)	45,67,67	2.76	16 (35%)
82	PEB	KM	203	-	43,46,46	3.19	10 (23%)	45,67,67	2.64	18 (40%)
85	BCR	B2	838	-	41,41,41	0.73	0	56,56,56	2.49	21 (37%)
82	PEB	T5	201	-	43,46,46	3.23	11 (25%)	45,67,67	2.22	15 (33%)
82	PEB	L9	202	-	43,46,46	3.49	11 (25%)	45,67,67	2.34	14 (31%)
87	CLA	A2	810	-	65,73,73	1.38	7 (10%)	76,113,113	1.53	9 (11%)
87	CLA	B2	823	-	65,73,73	1.43	8 (12%)	76,113,113	1.63	12 (15%)
87	CLA	C6	516	-	65,73,73	1.44	8 (12%)	76,113,113	1.47	9 (11%)
82	PEB	AA	201	-	43,46,46	3.49	12 (27%)	45,67,67	2.31	18 (40%)
82	PEB	DK	201	-	43,46,46	3.25	8 (18%)	45,67,67	3.07	17 (37%)
82	PEB	c1	202	-	43,46,46	3.44	10 (23%)	45,67,67	2.33	16 (35%)
87	CLA	7N	606	-	45,53,73	1.79	7 (15%)	52,89,113	1.66	9 (17%)
82	PEB	kK	201	-	43,46,46	3.41	10 (23%)	45,67,67	2.05	11 (24%)
83	PUB	xF	306	-	42,46,46	3.60	7 (16%)	37,67,67	2.90	15 (40%)
87	CLA	AN	828	-	65,73,73	1.78	10 (15%)	76,113,113	1.57	12 (15%)
83	PUB	AQ	302	-	42,46,46	3.48	8 (19%)	37,67,67	3.17	15 (40%)

Mol	Type	Chain	Res	Link	Bond lengths			Bond angles		
					Counts	RMSZ	$\#\|Z\|>2$	Counts	RMSZ	$\#\|Z\|>2$
82	PEB	D7	201	-	43,46,46	3.41	13 (30%)	45,67,67	2.40	14 (31%)
84	CYC	IO	1001	-	42,46,46	3.19	13 (30%)	50,67,67	2.82	20 (40%)
87	CLA	5N	606	-	45,53,73	1.68	6 (13%)	52,89,113	2.01	8 (15%)
82	PEB	D5	201	-	43,46,46	3.16	10 (23%)	45,67,67	2.09	19 (42%)
82	PEB	R5	201	-	43,46,46	3.23	11 (25%)	45,67,67	2.22	15 (33%)
82	PEB	IB	202	-	43,46,46	3.23	11 (25%)	45,67,67	2.28	15 (33%)
82	PEB	WE	202	-	43,46,46	3.32	10 (23%)	45,67,67	2.02	13 (28%)
82	PEB	H5	201	-	43,46,46	3.66	15 (34%)	45,67,67	2.48	15 (33%)
87	CLA	2N	310	-	41,49,73	1.78	7 (17%)	47,84,113	1.72	9 (19%)
82	PEB	e4	201	-	43,46,46	3.34	11 (25%)	45,67,67	2.15	15 (33%)
92	LMG	d6	409	-	54,54,55	0.89	2 (3%)	62,62,63	1.00	3 (4%)
82	PEB	M9	302	-	43,46,46	3.11	10 (23%)	45,67,67	2.26	15 (33%)
87	CLA	BN	813	-	65,73,73	1.46	10 (15%)	76,113,113	1.50	12 (15%)
82	PEB	TI	201	-	43,46,46	2.88	12 (27%)	45,67,67	2.80	16 (35%)
82	PEB	hM	201	-	43,46,46	3.33	12 (27%)	45,67,67	2.34	14 (31%)
84	CYC	N3	1001	-	42,46,46	3.68	14 (33%)	50,67,67	2.92	19 (38%)
82	PEB	lO	201	-	43,46,46	3.34	10 (23%)	45,67,67	2.26	17 (37%)
82	PEB	KI	201	-	43,46,46	3.16	13 (30%)	45,67,67	2.83	14 (31%)
82	PEB	O4	202	-	43,46,46	3.37	11 (25%)	45,67,67	1.85	11 (24%)
84	CYC	DH	1003	-	42,46,46	3.14	12 (28%)	50,67,67	2.96	20 (40%)
87	CLA	C6	520	-	65,73,73	1.44	9 (13%)	76,113,113	1.43	7 (9%)
82	PEB	SJ	202	-	43,46,46	3.36	10 (23%)	45,67,67	2.06	13 (28%)
82	PEB	jK	201	-	43,46,46	3.34	11 (25%)	45,67,67	2.84	18 (40%)
82	PEB	fG	202	-	43,46,46	3.44	12 (27%)	45,67,67	1.97	14 (31%)
82	PEB	qF	203	-	43,46,46	3.50	12 (27%)	45,67,67	2.29	16 (35%)
82	PEB	d4	202	-	43,46,46	3.35	11 (25%)	45,67,67	1.88	12 (26%)
82	PEB	P5	201	-	43,46,46	3.23	11 (25%)	45,67,67	2.21	15 (33%)
82	PEB	mF	202	-	43,46,46	3.43	10 (23%)	45,67,67	2.19	14 (31%)
87	CLA	B6	614	-	65,73,73	1.45	7 (10%)	76,113,113	1.42	9 (11%)
87	CLA	BN	812	-	55,63,73	1.57	9 (16%)	64,101,113	1.58	9 (14%)
87	CLA	B2	824	-	65,73,73	1.64	9 (13%)	76,113,113	1.51	11 (14%)
82	PEB	LA	201	-	43,46,46	3.42	11 (25%)	45,67,67	2.23	15 (33%)
85	BCR	B2	841	-	41,41,41	0.77	0	56,56,56	2.31	21 (37%)
82	PEB	dF	201	-	43,46,46	3.45	10 (23%)	45,67,67	2.45	16 (35%)
85	BCR	Z6	101	-	41,41,41	0.78	1 (2%)	56,56,56	3.40	25 (44%)

Mol	Type	Chain	Res	Link	Bond lengths			Bond angles		
					Counts	RMSZ	$\#\|Z\|>2$	Counts	RMSZ	$\#\|Z\|>2$
82	PEB	gH	203	-	43,46,46	3.38	11 (25%)	45,67,67	2.44	16 (35%)
87	CLA	3N	311	-	42,50,73	1.85	7 (16%)	48,85,113	1.77	9 (18%)
82	PEB	UQ	202	-	43,46,46	3.51	9 (20%)	45,67,67	1.88	14 (31%)
87	CLA	82	304	-	45,53,73	1.76	7 (15%)	52,89,113	1.64	9 (17%)
94	PL9	dL	406	-	55,55,55	0.70	3 (5%)	68,69,69	1.79	16 (23%)
82	PEB	bF	202	-	43,46,46	3.63	10 (23%)	45,67,67	2.38	15 (33%)
82	PEB	ZO	201	-	43,46,46	3.34	12 (27%)	45,67,67	2.77	18 (40%)
87	CLA	AN	850	-	65,73,73	1.44	7 (10%)	76,113,113	1.57	9 (11%)
82	PEB	T4	203	-	43,46,46	3.42	10 (23%)	45,67,67	2.02	13 (28%)
82	PEB	VD	203	-	43,46,46	3.26	13 (30%)	45,67,67	2.37	14 (31%)
82	PEB	sK	203	-	43,46,46	3.49	13 (30%)	45,67,67	2.76	16 (35%)
82	PEB	F7	203	-	43,46,46	3.60	12 (27%)	45,67,67	1.98	16 (35%)
82	PEB	k4	201	-	43,46,46	3.42	12 (27%)	45,67,67	1.97	12 (26%)
82	PEB	W9	203	-	43,46,46	3.42	11 (25%)	45,67,67	2.15	16 (35%)
96	HEM	V6	201	-	41,50,50	1.38	7 (17%)	45,82,82	1.78	10 (22%)
87	CLA	A2	803	-	52,60,73	1.66	10 (19%)	60,97,113	1.46	8 (13%)
82	PEB	w8	201	-	43,46,46	3.55	11 (25%)	45,67,67	2.02	14 (31%)
82	PEB	Z5	305	-	43,46,46	3.17	11 (25%)	45,67,67	2.87	19 (42%)
82	PEB	OO	201	-	43,46,46	3.35	11 (25%)	45,67,67	2.49	18 (40%)
82	PEB	wC	203	-	43,46,46	3.50	11 (25%)	45,67,67	1.97	14 (31%)
82	PEB	MB	201	-	43,46,46	3.26	10 (23%)	45,67,67	2.18	16 (35%)
87	CLA	AN	825	-	55,63,73	1.58	8 (14%)	64,101,113	1.63	8 (12%)
87	CLA	R2	203	-	46,54,73	1.71	6 (13%)	53,90,113	1.57	7 (13%)
82	PEB	DO	1002	-	43,46,46	3.31	10 (23%)	45,67,67	2.19	17 (37%)
82	PEB	gG	201	-	43,46,46	3.37	10 (23%)	45,67,67	2.01	16 (35%)
82	PEB	h1	202	-	43,46,46	3.38	12 (27%)	45,67,67	2.15	14 (31%)
87	CLA	B2	805	-	65,73,73	1.41	7 (10%)	76,113,113	1.60	8 (10%)
85	BCR	JN	103	-	41,41,41	0.70	0	56,56,56	2.08	16 (28%)
87	CLA	c6	608	-	65,73,73	1.45	6 (9%)	76,113,113	1.39	7 (9%)
87	CLA	b6	609	-	65,73,73	1.46	7 (10%)	76,113,113	1.50	8 (10%)
87	CLA	c6	605	-	65,73,73	1.46	7 (10%)	76,113,113	1.37	8 (10%)
82	PEB	JA	203	-	43,46,46	3.38	10 (23%)	45,67,67	2.30	15 (33%)
82	PEB	YI	201	-	43,46,46	3.36	11 (25%)	45,67,67	2.06	16 (35%)
82	PEB	ZH	201	-	43,46,46	3.26	9 (20%)	45,67,67	3.15	17 (37%)
82	PEB	KE	201	-	43,46,46	3.31	11 (25%)	45,67,67	2.10	15 (33%)

Mol	Type	Chain	Res	Link	Bond lengths			Bond angles		
					Counts	RMSZ	$\#\|Z\|>2$	Counts	RMSZ	$\#\|Z\|>2$
82	PEB	RF	201	-	43,46,46	3.27	10 (23%)	45,67,67	3.72	21 (46%)
87	CLA	BL	601	-	65,73,73	1.47	10 (15%)	76,113,113	1.40	8 (10%)
82	PEB	hK	202	-	43,46,46	3.44	10 (23%)	45,67,67	2.00	16 (35%)
87	CLA	7N	610	-	45,53,73	1.77	7 (15%)	52,89,113	1.67	8 (15%)
82	PEB	sF	202	-	43,46,46	3.44	11 (25%)	45,67,67	2.05	15 (33%)
82	PEB	KI	202	-	43,46,46	3.35	10 (23%)	45,67,67	1.97	13 (28%)
82	PEB	W9	201	-	43,46,46	3.35	11 (25%)	45,67,67	2.34	16 (35%)
82	PEB	Z4	201	-	43,46,46	3.35	12 (27%)	45,67,67	2.78	18 (40%)
82	PEB	OM	202	-	43,46,46	3.36	12 (27%)	45,67,67	2.46	16 (35%)
82	PEB	dF	202	-	43,46,46	3.70	11 (25%)	45,67,67	1.85	15 (33%)
87	CLA	72	602	-	65,73,73	1.57	7 (10%)	76,113,113	1.95	18 (23%)
87	CLA	CL	514	-	55,63,73	1.57	7 (12%)	64,101,113	1.58	6 (9%)
82	PEB	R7	201	-	43,46,46	3.28	10 (23%)	45,67,67	2.16	16 (35%)
82	PEB	P5	202	-	43,46,46	3.35	10 (23%)	45,67,67	1.94	14 (31%)
82	PEB	V1	202	-	43,46,46	3.39	11 (25%)	45,67,67	2.53	16 (35%)
100	3XQ	JN	104	-	24,24,24	0.20	0	25,25,25	0.23	0
82	PEB	VD	201	-	43,46,46	3.17	10 (23%)	45,67,67	2.29	12 (26%)
87	CLA	52	608	-	41,49,73	1.88	8 (19%)	47,84,113	1.90	12 (25%)
82	PEB	mM	201	-	43,46,46	3.37	11 (25%)	45,67,67	2.32	12 (26%)
82	PEB	LA	202	-	43,46,46	3.17	10 (23%)	45,67,67	2.77	17 (37%)
88	LHG	l6	101	-	48,48,48	0.90	2 (4%)	51,54,54	1.13	4 (7%)
82	PEB	DD	203	-	43,46,46	3.28	10 (23%)	45,67,67	2.27	15 (33%)
82	PEB	XD	203	-	43,46,46	3.41	10 (23%)	45,67,67	1.98	13 (28%)
82	PEB	lE	201	-	43,46,46	3.38	13 (30%)	45,67,67	2.22	13 (28%)
82	PEB	m1	201	-	43,46,46	3.49	11 (25%)	45,67,67	1.91	15 (33%)
82	PEB	OJ	202	-	43,46,46	3.39	10 (23%)	45,67,67	2.87	16 (35%)
82	PEB	FQ	202	-	43,46,46	3.42	12 (27%)	45,67,67	1.99	15 (33%)
82	PEB	l4	202	-	43,46,46	3.48	11 (25%)	45,67,67	1.92	16 (35%)
82	PEB	P1	202	-	43,46,46	3.44	10 (23%)	45,67,67	2.00	17 (37%)
82	PEB	LM	201	-	43,46,46	3.41	10 (23%)	45,67,67	2.23	13 (28%)
82	PEB	w8	202	-	43,46,46	3.57	10 (23%)	45,67,67	2.61	14 (31%)
82	PEB	OQ	202	-	43,46,46	3.49	13 (30%)	45,67,67	1.97	15 (33%)
82	PEB	E9	202	-	43,46,46	3.58	11 (25%)	45,67,67	2.66	17 (37%)
87	CLA	A6	403	-	60,68,73	1.48	7 (11%)	70,107,113	1.53	8 (11%)
82	PEB	KB	301	-	43,46,46	3.28	10 (23%)	45,67,67	2.21	18 (40%)

Mol	Type	Chain	Res	Link	Bond lengths			Bond angles		
					Counts	RMSZ	$\#\|Z\|>2$	Counts	RMSZ	$\#\|Z\|>2$
82	PEB	HD	201	-	43,46,46	3.19	11 (25%)	45,67,67	2.43	16 (35%)
82	PEB	ID	202	-	43,46,46	3.43	11 (25%)	45,67,67	2.33	15 (33%)
82	PEB	a1	202	-	43,46,46	3.45	10 (23%)	45,67,67	2.11	16 (35%)
82	PEB	K5	201	-	43,46,46	3.22	11 (25%)	45,67,67	2.22	15 (33%)
82	PEB	SG	202	-	43,46,46	1.09	2 (4%)	45,67,67	1.01	2 (4%)
88	LHG	A2	843	-	48,48,48	0.93	2 (4%)	51,54,54	0.91	2 (3%)
82	PEB	PI	202	-	43,46,46	3.22	11 (25%)	45,67,67	2.31	14 (31%)
82	PEB	dG	201	-	43,46,46	3.35	9 (20%)	45,67,67	2.14	14 (31%)
82	PEB	TD	201	-	43,46,46	3.35	13 (30%)	45,67,67	2.29	13 (28%)
82	PEB	uC	202	-	43,46,46	3.46	12 (27%)	45,67,67	2.45	13 (28%)
82	PEB	dK	202	-	43,46,46	3.68	11 (25%)	45,67,67	1.84	15 (33%)
82	PEB	eO	203	-	43,46,46	3.30	9 (20%)	45,67,67	1.98	12 (26%)
82	PEB	TO	202	-	43,46,46	3.34	11 (25%)	45,67,67	2.24	14 (31%)
92	LMG	k6	101	-	55,55,55	0.89	2 (3%)	63,63,63	0.89	2 (3%)
82	PEB	BB	201	-	43,46,46	3.36	11 (25%)	45,67,67	2.17	14 (31%)
82	PEB	OD	201	-	43,46,46	3.41	10 (23%)	45,67,67	1.99	15 (33%)
82	PEB	RE	201	-	43,46,46	3.43	10 (23%)	45,67,67	2.24	17 (37%)
82	PEB	XQ	203	-	43,46,46	3.41	10 (23%)	45,67,67	1.97	13 (28%)
82	PEB	mO	203	-	43,46,46	3.46	13 (30%)	45,67,67	2.17	15 (33%)
82	PEB	FA	201	-	43,46,46	3.42	10 (23%)	45,67,67	2.06	15 (33%)
84	CYC	H3	1001	-	42,46,46	3.45	14 (33%)	50,67,67	3.16	21 (42%)
87	CLA	BN	802	-	58,66,73	1.74	9 (15%)	67,104,113	1.71	14 (20%)
82	PEB	aO	202	-	43,46,46	3.31	12 (27%)	45,67,67	2.56	15 (33%)
82	PEB	GI	203	-	43,46,46	3.22	10 (23%)	45,67,67	2.32	14 (31%)
82	PEB	UF	201	-	43,46,46	2.77	10 (23%)	45,67,67	3.00	17 (37%)
82	PEB	S7	202	-	43,46,46	3.20	10 (23%)	45,67,67	1.95	12 (26%)
82	PEB	dO	202	-	43,46,46	3.34	11 (25%)	45,67,67	1.88	12 (26%)
82	PEB	J1	1002	-	43,46,46	3.17	10 (23%)	45,67,67	2.13	14 (31%)
82	PEB	PG	201	-	43,46,46	3.35	10 (23%)	45,67,67	2.22	18 (40%)
82	PEB	EF	201	-	43,46,46	3.07	9 (20%)	45,67,67	2.32	14 (31%)
83	PUB	yK	302	-	42,46,46	3.36	7 (16%)	37,67,67	3.16	19 (51%)
82	PEB	bP	501	-	43,46,46	3.29	10 (23%)	45,67,67	2.06	14 (31%)
87	CLA	52	610	-	45,53,73	1.73	7 (15%)	52,89,113	1.66	8 (15%)
87	CLA	O2	203	-	45,53,73	1.91	10 (22%)	52,89,113	1.59	9 (17%)
88	LHG	mL	102	-	38,38,48	1.05	2 (5%)	41,44,54	1.08	2 (4%)

Mol	Type	Chain	Res	Link	Bond lengths			Bond angles		
					Counts	RMSZ	$\#\|Z\|>2$	Counts	RMSZ	$\#\|Z\|>2$
95	DGD	BN	844	-	67,67,67	0.87	2 (2%)	81,81,81	0.99	4 (4%)
82	PEB	aE	202	-	43,46,46	3.35	11 (25%)	45,67,67	2.34	15 (33%)
82	PEB	f1	203	-	43,46,46	3.48	11 (25%)	45,67,67	2.22	15 (33%)
87	CLA	B2	827	-	65,73,73	1.58	10 (15%)	76,113,113	1.54	9 (11%)
82	PEB	eK	202	-	43,46,46	3.16	10 (23%)	45,67,67	2.26	19 (42%)
88	LHG	CL	522	-	31,31,48	1.11	2 (6%)	34,37,54	1.54	5 (14%)
82	PEB	NB	203	-	43,46,46	3.27	11 (25%)	45,67,67	2.15	15 (33%)
82	PEB	ZE	203	-	43,46,46	3.33	11 (25%)	45,67,67	2.15	16 (35%)
85	BCR	AN	847	-	41,41,41	0.79	0	56,56,56	1.99	18 (32%)
82	PEB	HF	201	-	43,46,46	3.13	13 (30%)	45,67,67	2.92	21 (46%)
92	LMG	b6	624	-	36,36,55	1.16	2 (5%)	44,44,63	1.25	4 (9%)
84	CYC	EH	1001	-	42,46,46	3.04	14 (33%)	50,67,67	3.17	20 (40%)
87	CLA	b6	606	-	65,73,73	1.44	9 (13%)	76,113,113	1.47	8 (10%)
82	PEB	nF	201	-	43,46,46	3.46	10 (23%)	45,67,67	3.21	17 (37%)
82	PEB	MM	202	-	43,46,46	3.18	11 (25%)	45,67,67	2.16	13 (28%)
87	CLA	A2	809	-	65,73,73	1.52	8 (12%)	76,113,113	1.63	12 (15%)
94	PL9	d6	408	-	55,55,55	0.62	2 (3%)	68,69,69	1.98	21 (30%)
82	PEB	bP	502	-	43,46,46	3.33	10 (23%)	45,67,67	2.23	15 (33%)
82	PEB	fE	203	-	43,46,46	3.41	11 (25%)	45,67,67	2.18	13 (28%)
82	PEB	H4	1002	-	43,46,46	3.22	10 (23%)	45,67,67	2.07	16 (35%)
82	PEB	MQ	202	-	43,46,46	3.31	9 (20%)	45,67,67	1.99	13 (28%)
82	PEB	DB	202	-	43,46,46	3.22	10 (23%)	45,67,67	2.12	13 (28%)
85	BCR	c6	617	-	41,41,41	0.76	0	56,56,56	3.02	21 (37%)
87	CLA	RN	201	-	45,53,73	1.79	6 (13%)	52,89,113	1.69	9 (17%)
87	CLA	B6	603	-	65,73,73	1.46	9 (13%)	76,113,113	1.37	7 (9%)
82	PEB	CK	203	-	43,46,46	3.46	12 (27%)	45,67,67	1.99	16 (35%)
83	PUB	AG	303	-	42,46,46	3.45	7 (16%)	37,67,67	3.00	14 (37%)
87	CLA	42	610	-	42,50,73	1.84	6 (14%)	48,85,113	1.84	9 (18%)
92	LMG	bL	624	-	39,39,55	1.06	2 (5%)	47,47,63	1.20	3 (6%)
82	PEB	U5	201	-	43,46,46	3.59	14 (32%)	45,67,67	2.21	14 (31%)
82	PEB	JQ	202	-	43,46,46	3.22	9 (20%)	45,67,67	2.08	13 (28%)
94	PL9	aL	601	-	55,55,55	0.75	3 (5%)	68,69,69	1.97	19 (27%)
82	PEB	jE	201	-	43,46,46	3.40	12 (27%)	45,67,67	2.08	15 (33%)
82	PEB	C5	202	-	43,46,46	3.34	10 (23%)	45,67,67	1.94	14 (31%)
85	BCR	B6	602	-	41,41,41	0.79	0	56,56,56	2.15	17 (30%)

Mol	Type	Chain	Res	Link	Bond lengths			Bond angles		
					Counts	RMSZ	$\#\|Z\|>2$	Counts	RMSZ	$\#\|Z\|>2$
82	PEB	EK	202	-	43,46,46	3.37	11 (25%)	45,67,67	2.02	16 (35%)
82	PEB	LP	202	-	43,46,46	3.36	10 (23%)	45,67,67	2.14	16 (35%)
82	PEB	c4	201	-	43,46,46	3.39	10 (23%)	45,67,67	1.99	14 (31%)
82	PEB	E5	202	-	43,46,46	3.36	10 (23%)	45,67,67	1.94	14 (31%)
87	CLA	a6	607	-	65,73,73	1.45	7 (10%)	76,113,113	1.46	8 (10%)
95	DGD	J6	101	-	63,63,67	0.84	2 (3%)	77,77,81	1.06	5 (6%)
84	CYC	63	901	-	42,46,46	3.25	15 (35%)	50,67,67	3.08	24 (48%)
87	CLA	b6	614	-	59,67,73	1.51	9 (15%)	68,105,113	1.49	7 (10%)
87	CLA	B2	812	-	65,73,73	1.46	10 (15%)	76,113,113	1.50	12 (15%)
87	CLA	6N	603	-	45,53,73	1.78	6 (13%)	52,89,113	1.61	6 (11%)
82	PEB	EF	202	-	43,46,46	3.36	11 (25%)	45,67,67	2.02	16 (35%)
82	PEB	i1	202	-	43,46,46	3.51	10 (23%)	45,67,67	1.86	12 (26%)
87	CLA	7N	602	-	65,73,73	1.56	7 (10%)	76,113,113	1.95	18 (23%)
82	PEB	J7	202	-	43,46,46	3.27	10 (23%)	45,67,67	2.75	16 (35%)
96	HEM	E6	101	-	41,50,50	1.48	7 (17%)	45,82,82	1.93	13 (28%)
82	PEB	eA	301	-	43,46,46	3.35	10 (23%)	45,67,67	1.95	13 (28%)
87	CLA	72	601	-	45,53,73	1.75	5 (11%)	52,89,113	1.73	8 (15%)
82	PEB	CP	202	-	43,46,46	3.34	11 (25%)	45,67,67	2.12	14 (31%)
82	PEB	QH	202	-	43,46,46	3.39	11 (25%)	45,67,67	2.50	17 (37%)
87	CLA	A2	816	-	45,53,73	1.80	8 (17%)	52,89,113	1.67	7 (13%)
87	CLA	5N	609	-	42,50,73	1.85	8 (19%)	48,85,113	1.87	9 (18%)
82	PEB	gF	201	-	43,46,46	3.12	11 (25%)	45,67,67	2.39	15 (33%)
87	CLA	A2	811	-	65,73,73	1.53	11 (16%)	76,113,113	1.64	12 (15%)
82	PEB	YD	202	-	43,46,46	3.46	11 (25%)	45,67,67	2.00	12 (26%)
82	PEB	YJ	203	-	43,46,46	3.18	10 (23%)	45,67,67	2.25	17 (37%)
99	SF4	CN	102	-	0,12,12	-	-	-		
82	PEB	f4	201	-	43,46,46	3.35	11 (25%)	45,67,67	2.23	16 (35%)
82	PEB	XM	201	-	43,46,46	3.37	10 (23%)	45,67,67	2.28	14 (31%)
82	PEB	18	202	-	43,46,46	3.52	12 (27%)	45,67,67	2.33	14 (31%)
82	PEB	mE	203	-	43,46,46	3.46	11 (25%)	45,67,67	1.96	15 (33%)
87	CLA	AN	829	-	65,73,73	1.41	8 (12%)	76,113,113	1.67	8 (10%)
95	DGD	C6	523	-	49,49,67	0.95	2 (4%)	63,63,81	1.07	4 (6%)
82	PEB	qK	203	-	43,46,46	3.51	12 (27%)	45,67,67	2.31	16 (35%)
82	PEB	IB	203	-	43,46,46	3.25	10 (23%)	45,67,67	2.26	16 (35%)
82	PEB	J5	201	-	43,46,46	3.41	10 (23%)	45,67,67	2.13	16 (35%)

Mol	Type	Chain	Res	Link	Bond lengths			Bond angles		
					Counts	RMSZ	$\#\|Z\|>2$	Counts	RMSZ	$\#\|Z\|>2$
82	PEB	SQ	201	-	43,46,46	3.38	10 (23%)	45,67,67	2.09	13 (28%)
82	PEB	cE	201	-	43,46,46	3.37	11 (25%)	45,67,67	2.11	16 (35%)
82	PEB	BI	201	-	43,46,46	3.43	12 (27%)	45,67,67	2.44	19 (42%)
84	CYC	EO	1001	-	42,46,46	3.19	15 (35%)	50,67,67	2.95	19 (38%)
82	PEB	YO	201	-	43,46,46	3.39	10 (23%)	45,67,67	2.15	16 (35%)
85	BCR	I2	101	-	41,41,41	0.77	0	56,56,56	2.36	15 (26%)
87	CLA	A2	826	-	65,73,73	1.45	8 (12%)	76,113,113	1.54	11 (14%)
82	PEB	U4	201	-	43,46,46	3.19	10 (23%)	45,67,67	2.80	19 (42%)
87	CLA	RN	202	-	45,53,73	1.81	7 (15%)	52,89,113	1.69	10 (19%)
84	CYC	m3	1001	-	42,46,46	3.67	14 (33%)	50,67,67	2.92	19 (38%)
87	CLA	B2	818	-	65,73,73	1.52	9 (13%)	76,113,113	1.44	7 (9%)
87	CLA	32	312	-	45,53,73	1.76	8 (17%)	52,89,113	1.66	9 (17%)
88	LHG	AL	407	-	42,42,48	0.97	2 (4%)	45,48,54	1.08	2 (4%)
82	PEB	kO	201	-	43,46,46	3.43	11 (25%)	45,67,67	1.98	12 (26%)
82	PEB	HJ	201	-	43,46,46	3.18	10 (23%)	45,67,67	2.39	15 (33%)
82	PEB	SP	202	-	43,46,46	3.40	11 (25%)	45,67,67	2.16	16 (35%)
82	PEB	ZG	201	-	43,46,46	3.15	10 (23%)	45,67,67	2.45	16 (35%)
87	CLA	H6	102	-	65,73,73	1.43	7 (10%)	76,113,113	1.41	9 (11%)
96	HEM	G2	201	-	41,50,50	1.94	7 (17%)	45,82,82	1.59	9 (20%)
87	CLA	L2	202	-	57,65,73	1.56	9 (15%)	66,103,113	1.43	8 (12%)
87	CLA	7N	605	-	45,53,73	1.79	7 (15%)	52,89,113	1.68	9 (17%)
82	PEB	UE	202	-	43,46,46	3.49	10 (23%)	45,67,67	2.05	15 (33%)
82	PEB	QM	202	-	43,46,46	3.30	9 (20%)	45,67,67	2.40	15 (33%)
82	PEB	Q9	203	-	43,46,46	3.44	10 (23%)	45,67,67	2.21	16 (35%)
82	PEB	dQ	401	-	43,46,46	3.32	10 (23%)	45,67,67	2.32	18 (40%)
82	PEB	TQ	203	-	43,46,46	3.38	8 (18%)	45,67,67	2.13	12 (26%)
84	CYC	CH	1001	-	42,46,46	3.25	13 (30%)	50,67,67	2.72	20 (40%)
87	CLA	62	313	-	45,53,73	1.98	7 (15%)	52,89,113	2.21	16 (30%)
87	CLA	I2	103	-	65,73,73	1.45	7 (10%)	76,113,113	1.48	10 (13%)
87	CLA	4N	611	-	45,53,73	1.75	7 (15%)	52,89,113	1.66	6 (11%)
82	PEB	AO	304	-	43,46,46	3.38	9 (20%)	45,67,67	2.08	13 (28%)
82	PEB	XI	202	-	43,46,46	3.22	9 (20%)	45,67,67	2.32	14 (31%)
87	CLA	12	611	-	45,53,73	1.77	7 (15%)	52,89,113	1.61	9 (17%)
92	LMG	C6	501	-	55,55,55	0.86	2 (3%)	63,63,63	0.99	2 (3%)
85	BCR	BN	842	-	41,41,41	0.77	0	56,56,56	2.28	17 (30%)

Mol	Type	Chain	Res	Link	Bond lengths			Bond angles		
					Counts	RMSZ	$\#\|Z\|>2$	Counts	RMSZ	$\#\|Z\|>2$
82	PEB	HE	1002	-	43,46,46	3.29	12 (27%)	45,67,67	2.11	12 (26%)
82	PEB	J7	203	-	43,46,46	3.40	10 (23%)	45,67,67	2.31	14 (31%)
87	CLA	82	305	-	45,53,73	1.84	10 (22%)	52,89,113	1.91	12 (23%)
82	PEB	sC	203	-	43,46,46	3.57	11 (25%)	45,67,67	1.96	14 (31%)
82	PEB	YB	202	-	43,46,46	3.34	10 (23%)	45,67,67	2.03	15 (33%)
82	PEB	h1	203	-	43,46,46	1.08	2 (4%)	45,67,67	1.00	2 (4%)
87	CLA	62	301	-	45,53,73	1.80	9 (20%)	52,89,113	1.53	6 (11%)
82	PEB	K9	201	-	43,46,46	3.37	11 (25%)	45,67,67	1.94	14 (31%)
88	LHG	c6	619	-	31,31,48	1.11	2 (6%)	34,37,54	1.31	3 (8%)
95	DGD	c6	620	-	49,49,67	0.95	2 (4%)	63,63,81	1.07	4 (6%)
82	PEB	QB	203	-	43,46,46	3.31	10 (23%)	45,67,67	2.10	15 (33%)
82	PEB	jH	201	-	43,46,46	3.18	10 (23%)	45,67,67	2.18	16 (35%)
82	PEB	lM	202	-	43,46,46	3.28	10 (23%)	45,67,67	2.21	15 (33%)
82	PEB	VK	202	-	43,46,46	3.44	11 (25%)	45,67,67	2.65	18 (40%)
82	PEB	XK	202	-	43,46,46	3.26	12 (27%)	45,67,67	2.64	16 (35%)
87	CLA	1N	609	-	42,50,73	1.81	8 (19%)	48,85,113	1.82	10 (20%)
82	PEB	iG	201	-	43,46,46	3.45	11 (25%)	45,67,67	1.97	14 (31%)
87	CLA	CL	510	-	65,73,73	1.44	10 (15%)	76,113,113	1.78	13 (17%)
87	CLA	aL	605	-	65,73,73	1.43	7 (10%)	76,113,113	1.66	11 (14%)
82	PEB	UJ	202	-	43,46,46	3.17	10 (23%)	45,67,67	2.33	15 (33%)
82	PEB	rF	202	-	43,46,46	3.44	12 (27%)	45,67,67	2.05	13 (28%)
84	CYC	K4	1001	-	42,46,46	3.26	14 (33%)	50,67,67	2.89	19 (38%)
87	CLA	B2	821	-	55,63,73	1.57	7 (12%)	64,101,113	1.53	8 (12%)
82	PEB	JD	203	-	43,46,46	3.20	11 (25%)	45,67,67	2.24	12 (26%)
82	PEB	XI	201	-	43,46,46	3.35	10 (23%)	45,67,67	1.98	14 (31%)
82	PEB	sF	203	-	43,46,46	3.50	13 (30%)	45,67,67	2.75	16 (35%)
82	PEB	lG	201	-	43,46,46	3.36	12 (27%)	45,67,67	2.25	13 (28%)
85	BCR	BN	838	-	41,41,41	0.74	0	56,56,56	2.49	21 (37%)
82	PEB	RJ	202	-	43,46,46	3.26	10 (23%)	45,67,67	2.50	15 (33%)
84	CYC	DE	1001	-	42,46,46	3.16	14 (33%)	50,67,67	3.00	21 (42%)
87	CLA	A2	802	-	44,52,73	1.74	9 (20%)	49,87,113	1.85	9 (18%)
82	PEB	i4	201	-	43,46,46	3.43	10 (23%)	45,67,67	2.00	15 (33%)
82	PEB	GF	202	-	43,46,46	2.64	11 (25%)	45,67,67	3.01	20 (44%)
82	PEB	UB	301	-	43,46,46	3.30	10 (23%)	45,67,67	2.28	16 (35%)
82	PEB	PI	201	-	43,46,46	3.35	10 (23%)	45,67,67	1.98	13 (28%)

Mol	Type	Chain	Res	Link	Bond lengths			Bond angles		
					Counts	RMSZ	$\#\|Z\|>2$	Counts	RMSZ	$\#\|Z\|>2$
82	PEB	KJ	201	-	43,46,46	3.21	10 (23%)	45,67,67	2.26	16 (35%)
82	PEB	NM	201	-	43,46,46	3.27	10 (23%)	45,67,67	2.78	18 (40%)
82	PEB	FP	202	-	43,46,46	3.27	10 (23%)	45,67,67	2.18	16 (35%)
82	PEB	gB	202	-	43,46,46	3.29	10 (23%)	45,67,67	2.19	14 (31%)
87	CLA	72	603	-	45,53,73	1.78	7 (15%)	52,89,113	1.68	10 (19%)
82	PEB	RA	203	-	43,46,46	3.40	10 (23%)	45,67,67	2.24	19 (42%)
87	CLA	B2	830	-	65,73,73	1.46	7 (10%)	76,113,113	1.40	6 (7%)
82	PEB	RK	201	-	43,46,46	3.27	9 (20%)	45,67,67	3.71	21 (46%)
87	CLA	BN	829	-	43,51,73	1.75	7 (16%)	49,86,113	1.76	6 (12%)
87	CLA	BN	807	-	65,73,73	1.46	10 (15%)	76,113,113	1.34	7 (9%)
82	PEB	CF	202	-	43,46,46	3.07	8 (18%)	45,67,67	2.08	15 (33%)
82	PEB	m4	202	-	43,46,46	3.30	12 (27%)	45,67,67	2.37	16 (35%)
87	CLA	AN	811	-	65,73,73	1.54	11 (16%)	76,113,113	1.64	12 (15%)
84	CYC	E4	1001	-	42,46,46	3.17	15 (35%)	50,67,67	2.96	19 (38%)
85	BCR	c6	603	-	41,41,41	0.79	0	56,56,56	2.59	25 (44%)
87	CLA	A2	831	-	65,73,73	1.55	11 (16%)	76,113,113	1.60	12 (15%)
83	PUB	QJ	201	-	42,46,46	3.37	7 (16%)	37,67,67	3.52	18 (48%)
87	CLA	b6	607	-	65,73,73	1.48	8 (12%)	76,113,113	1.36	7 (9%)
82	PEB	OJ	203	-	43,46,46	3.16	11 (25%)	45,67,67	2.62	18 (40%)
82	PEB	FQ	203	-	43,46,46	3.41	13 (30%)	45,67,67	3.07	13 (28%)
82	PEB	vF	201	-	43,46,46	3.47	10 (23%)	45,67,67	2.88	18 (40%)
82	PEB	F9	201	-	43,46,46	3.39	10 (23%)	45,67,67	2.29	16 (35%)
85	BCR	B6	601	-	41,41,41	0.80	1 (2%)	56,56,56	2.08	21 (37%)
95	DGD	c6	601	-	63,63,67	1.08	4 (6%)	77,77,81	1.82	16 (20%)
87	CLA	C6	509	-	65,73,73	1.44	8 (12%)	76,113,113	1.40	7 (9%)
94	PL9	AL	413	-	55,55,55	0.72	2 (3%)	68,69,69	2.61	17 (25%)
95	DGD	L6	102	-	59,59,67	0.87	2 (3%)	73,73,81	1.17	7 (9%)
82	PEB	MF	202	-	43,46,46	3.45	12 (27%)	45,67,67	1.96	15 (33%)
87	CLA	62	311	-	42,50,73	1.81	6 (14%)	48,85,113	1.87	10 (20%)
82	PEB	Q1	202	-	43,46,46	3.40	12 (27%)	45,67,67	2.50	17 (37%)
82	PEB	iO	201	-	43,46,46	3.41	10 (23%)	45,67,67	1.99	15 (33%)
82	PEB	MM	201	-	43,46,46	3.18	10 (23%)	45,67,67	2.51	17 (37%)
82	PEB	aE	201	-	43,46,46	3.29	10 (23%)	45,67,67	2.16	19 (42%)
82	PEB	MP	203	-	43,46,46	3.35	11 (25%)	45,67,67	2.69	15 (33%)
87	CLA	62	307	-	45,53,73	1.80	6 (13%)	52,89,113	1.63	9 (17%)

Mol	Type	Chain	Res	Link	Bond lengths			Bond angles		
					Counts	RMSZ	$\#\|Z\|>2$	Counts	RMSZ	$\#\|Z\|>2$
82	PEB	HH	1002	-	43,46,46	3.45	11 (25%)	45,67,67	2.30	14 (31%)
87	CLA	BN	836	-	65,73,73	1.43	8 (12%)	76,113,113	1.75	11 (14%)
91	PHO	aL	610	-	51,69,69	1.67	8 (15%)	47,99,99	1.64	6 (12%)
83	PUB	NQ	201	-	42,46,46	3.77	9 (21%)	37,67,67	3.15	12 (32%)
82	PEB	JD	201	-	43,46,46	3.39	12 (27%)	45,67,67	2.19	15 (33%)
87	CLA	BN	809	-	65,73,73	1.45	8 (12%)	76,113,113	1.48	7 (9%)
82	PEB	qF	202	-	43,46,46	3.37	11 (25%)	45,67,67	3.42	18 (40%)
82	PEB	rK	201	-	43,46,46	3.46	11 (25%)	45,67,67	2.23	13 (28%)
82	PEB	IM	203	-	43,46,46	3.28	9 (20%)	45,67,67	2.23	14 (31%)
103	ZEX	8N	310	-	42,43,43	1.78	9 (21%)	55,60,60	3.89	31 (56%)
82	PEB	EP	203	-	43,46,46	3.46	11 (25%)	45,67,67	2.48	15 (33%)
87	CLA	7N	608	-	41,49,73	1.83	5 (12%)	47,84,113	1.79	10 (21%)
82	PEB	yC	201	-	43,46,46	1.08	2 (4%)	45,67,67	0.98	2 (4%)
82	PEB	EQ	202	-	43,46,46	3.30	10 (23%)	45,67,67	2.09	14 (31%)
87	CLA	bL	617	-	65,73,73	1.49	9 (13%)	76,113,113	1.66	8 (10%)
82	PEB	YJ	201	-	43,46,46	3.26	11 (25%)	45,67,67	2.52	18 (40%)
82	PEB	jJ	203	-	43,46,46	3.27	12 (27%)	45,67,67	2.52	18 (40%)
84	CYC	KG	202	-	42,46,46	3.19	14 (33%)	50,67,67	2.74	19 (38%)
82	PEB	B9	201	-	43,46,46	3.51	11 (25%)	45,67,67	2.20	14 (31%)
82	PEB	D1	1002	-	43,46,46	3.31	11 (25%)	45,67,67	2.13	15 (33%)
82	PEB	C5	201	-	43,46,46	3.23	11 (25%)	45,67,67	2.22	15 (33%)
87	CLA	A2	815	-	65,73,73	1.44	9 (13%)	76,113,113	1.52	11 (14%)
95	DGD	lL	101	-	59,59,67	0.91	2 (3%)	73,73,81	1.58	11 (15%)
87	CLA	5N	605	-	45,53,73	1.77	6 (13%)	52,89,113	1.65	8 (15%)
82	PEB	Z9	303	-	43,46,46	3.38	10 (23%)	45,67,67	2.38	17 (37%)
84	CYC	LH	1001	-	42,46,46	3.17	12 (28%)	50,67,67	2.96	22 (44%)
82	PEB	cK	202	-	43,46,46	3.39	8 (18%)	45,67,67	2.01	13 (28%)
82	PEB	fJ	203	-	43,46,46	3.35	12 (27%)	45,67,67	2.38	14 (31%)
85	BCR	A6	401	-	41,41,41	0.74	0	56,56,56	2.25	19 (33%)
82	PEB	F9	203	-	43,46,46	3.24	9 (20%)	45,67,67	2.21	17 (37%)
87	CLA	BN	801	-	65,73,73	1.43	8 (12%)	76,113,113	1.50	8 (10%)
87	CLA	BL	604	-	59,67,73	1.53	8 (13%)	68,105,113	1.44	6 (8%)
87	CLA	b6	615	-	65,73,73	1.46	9 (13%)	76,113,113	1.36	7 (9%)
82	PEB	rC	202	-	43,46,46	3.66	11 (25%)	45,67,67	2.49	14 (31%)
82	PEB	GA	202	-	43,46,46	3.36	11 (25%)	45,67,67	1.98	15 (33%)

Mol	Type	Chain	Res	Link	Bond lengths			Bond angles		
					Counts	RMSZ	$\#\|Z\|>2$	Counts	RMSZ	$\#\|Z\|>2$
97	GOL	i6	102	-	5,5,5	0.24	0	5,5,5	0.20	0
87	CLA	bL	607	-	65,73,73	1.48	10 (15%)	76,113,113	1.76	14 (18%)
87	CLA	1N	611	-	45,53,73	1.79	7 (15%)	52,89,113	1.61	10 (19%)
87	CLA	8N	305	-	45,53,73	1.75	7 (15%)	52,89,113	1.65	9 (17%)
87	CLA	R2	204	-	45,53,73	1.73	9 (20%)	52,89,113	1.63	8 (15%)
82	PEB	j1	203	-	43,46,46	3.51	14 (32%)	45,67,67	2.50	15 (33%)
83	PUB	Z5	303	-	42,46,46	3.65	9 (21%)	37,67,67	3.55	16 (43%)
82	PEB	jO	201	-	43,46,46	3.40	11 (25%)	45,67,67	2.31	17 (37%)
82	PEB	UH	203	-	43,46,46	3.33	10 (23%)	45,67,67	2.34	15 (33%)
82	PEB	WP	202	-	43,46,46	3.26	10 (23%)	45,67,67	2.16	17 (37%)
82	PEB	b1	201	-	43,46,46	3.36	11 (25%)	45,67,67	2.04	15 (33%)
91	PHO	D6	404	-	51,69,69	1.69	8 (15%)	47,99,99	1.88	13 (27%)
82	PEB	a1	201	-	43,46,46	3.41	10 (23%)	45,67,67	2.11	13 (28%)
82	PEB	T7	203	-	43,46,46	3.30	10 (23%)	45,67,67	2.26	17 (37%)
82	PEB	SB	203	-	43,46,46	3.24	10 (23%)	45,67,67	2.35	15 (33%)
82	PEB	U1	203	-	43,46,46	3.32	9 (20%)	45,67,67	2.34	15 (33%)
84	CYC	DH	1001	-	42,46,46	3.36	15 (35%)	50,67,67	2.85	18 (36%)
82	PEB	eH	201	-	43,46,46	3.45	11 (25%)	45,67,67	2.09	16 (35%)
87	CLA	42	604	-	42,50,73	2.50	10 (23%)	48,85,113	4.60	21 (43%)
87	CLA	BN	808	-	65,73,73	1.46	10 (15%)	76,113,113	1.41	7 (9%)
82	PEB	VP	202	-	43,46,46	3.38	10 (23%)	45,67,67	2.20	17 (37%)
82	PEB	L4	1002	-	43,46,46	3.35	10 (23%)	45,67,67	2.66	18 (40%)
87	CLA	CL	503	-	65,73,73	1.41	8 (12%)	76,113,113	1.66	10 (13%)
82	PEB	Y4	202	-	43,46,46	3.20	11 (25%)	45,67,67	2.33	15 (33%)
87	CLA	6N	608	-	50,58,73	2.28	10 (20%)	58,95,113	7.35	23 (39%)
95	DGD	CL	520	-	43,43,67	1.08	2 (4%)	57,57,81	1.27	6 (10%)
82	PEB	WI	201	-	43,46,46	3.43	12 (27%)	45,67,67	2.42	16 (35%)
87	CLA	cL	507	-	65,73,73	1.47	6 (9%)	76,113,113	1.50	8 (10%)
85	BCR	B2	839	-	41,41,41	0.72	0	56,56,56	1.97	14 (25%)
84	CYC	BG	1002	-	42,46,46	3.23	15 (35%)	50,67,67	2.91	23 (46%)
87	CLA	A2	850	-	65,73,73	1.44	7 (10%)	76,113,113	1.58	10 (13%)
87	CLA	bL	621	-	65,73,73	1.41	7 (10%)	76,113,113	1.54	7 (9%)
87	CLA	1N	606	-	45,53,73	1.79	8 (17%)	52,89,113	1.53	7 (13%)
88	LHG	dL	408	-	45,45,48	0.96	2 (4%)	48,51,54	1.04	3 (6%)
82	PEB	dG	204	-	43,46,46	3.43	13 (30%)	45,67,67	2.12	13 (28%)

Mol	Type	Chain	Res	Link	Bond lengths			Bond angles		
					Counts	RMSZ	$\#\|Z\|>2$	Counts	RMSZ	$\#\|Z\|>2$
87	CLA	8N	304	-	45,53,73	1.78	9 (20%)	52,89,113	1.84	13 (25%)
84	CYC	T3	1001	-	42,46,46	3.67	14 (33%)	50,67,67	2.94	19 (38%)
95	DGD	C6	521	-	63,63,67	0.84	2 (3%)	77,77,81	1.16	7 (9%)
82	PEB	1C	202	-	43,46,46	3.51	12 (27%)	45,67,67	2.33	13 (28%)
87	CLA	8N	302	-	45,53,73	1.82	10 (22%)	52,89,113	1.80	10 (19%)
87	CLA	42	602	-	65,73,73	1.52	8 (12%)	76,113,113	1.48	6 (7%)
82	PEB	SA	201	-	43,46,46	3.19	10 (23%)	45,67,67	2.76	16 (35%)
87	CLA	B2	831	-	60,68,73	1.53	10 (16%)	70,107,113	1.51	10 (14%)
82	PEB	N9	202	-	43,46,46	3.58	10 (23%)	45,67,67	2.65	17 (37%)
82	PEB	UK	201	-	43,46,46	2.78	10 (23%)	45,67,67	2.99	17 (37%)
82	PEB	HA	201	-	43,46,46	3.56	11 (25%)	45,67,67	2.14	14 (31%)
87	CLA	AN	852	-	45,53,73	2.04	12 (26%)	52,89,113	2.83	22 (42%)
84	CYC	GO	1001	-	42,46,46	3.33	14 (33%)	50,67,67	2.93	18 (36%)
87	CLA	B2	810	-	65,73,73	1.50	11 (16%)	76,113,113	1.54	8 (10%)
82	PEB	T7	201	-	43,46,46	3.54	11 (25%)	45,67,67	2.32	18 (40%)
82	PEB	hG	201	-	43,46,46	3.60	12 (27%)	45,67,67	2.56	10 (22%)
82	PEB	NK	202	-	43,46,46	3.50	10 (23%)	45,67,67	1.93	13 (28%)
87	CLA	B2	836	-	65,73,73	1.43	8 (12%)	76,113,113	1.75	11 (14%)
87	CLA	AN	826	-	65,73,73	1.44	8 (12%)	76,113,113	1.55	10 (13%)
82	PEB	tK	202	-	43,46,46	3.65	11 (25%)	45,67,67	2.62	16 (35%)
82	PEB	DA	203	-	43,46,46	3.39	10 (23%)	45,67,67	1.99	16 (35%)
82	PEB	OA	202	-	43,46,46	3.25	10 (23%)	45,67,67	1.98	15 (33%)
82	PEB	fE	201	-	43,46,46	3.36	10 (23%)	45,67,67	2.12	17 (37%)
87	CLA	1N	608	-	41,49,73	1.80	6 (14%)	47,84,113	1.74	10 (21%)
87	CLA	CL	507	-	65,73,73	1.42	7 (10%)	76,113,113	1.77	12 (15%)
87	CLA	2N	305	-	42,50,73	1.76	8 (19%)	48,85,113	1.85	9 (18%)
87	CLA	B2	813	-	45,53,73	1.68	7 (15%)	52,89,113	1.73	7 (13%)
87	CLA	H6	103	-	65,73,73	1.46	7 (10%)	76,113,113	1.36	7 (9%)
82	PEB	DP	201	-	43,46,46	3.35	10 (23%)	45,67,67	2.05	14 (31%)
82	PEB	LF	201	-	43,46,46	3.37	11 (25%)	45,67,67	3.50	19 (42%)
85	BCR	LN	201	-	41,41,41	0.75	0	56,56,56	1.87	11 (19%)
85	BCR	KN	101	-	41,41,41	0.78	1 (2%)	56,56,56	2.75	19 (33%)
82	PEB	pK	202	-	43,46,46	3.59	11 (25%)	45,67,67	2.74	18 (40%)
87	CLA	22	603	-	45,53,73	1.76	8 (17%)	52,89,113	1.57	6 (11%)
85	BCR	a6	605	-	41,41,41	0.81	1 (2%)	56,56,56	1.92	18 (32%)

Mol	Type	Chain	Res	Link	Bond lengths			Bond angles		
					Counts	RMSZ	$\#\|Z\|>2$	Counts	RMSZ	$\#\|Z\|>2$
91	PHO	a6	613	-	51,69,69	1.69	8 (15%)	47,99,99	1.83	9 (19%)
82	PEB	PO	203	-	43,46,46	3.33	9 (20%)	45,67,67	1.85	13 (28%)
82	PEB	HM	201	-	43,46,46	3.21	10 (23%)	45,67,67	2.53	15 (33%)
87	CLA	6N	609	-	41,49,73	1.86	6 (14%)	47,84,113	1.72	9 (19%)
82	PEB	gJ	201	-	43,46,46	3.39	11 (25%)	45,67,67	2.75	15 (33%)
83	PUB	yK	303	-	42,46,46	3.32	7 (16%)	37,67,67	3.10	13 (35%)
82	PEB	AJ	301	-	43,46,46	3.17	10 (23%)	45,67,67	2.30	15 (33%)
82	PEB	q8	202	-	43,46,46	3.37	12 (27%)	45,67,67	2.50	15 (33%)
82	PEB	e4	203	-	43,46,46	3.33	9 (20%)	45,67,67	1.98	12 (26%)
87	CLA	BN	819	-	65,73,73	1.52	9 (13%)	76,113,113	1.43	7 (9%)
87	CLA	B2	801	-	58,66,73	1.75	10 (17%)	67,104,113	1.71	14 (20%)
87	CLA	2N	303	-	65,73,73	1.69	6 (9%)	76,113,113	2.74	16 (21%)
98	PQN	BN	837	-	34,34,34	1.88	4 (11%)	42,45,45	2.53	14 (33%)
82	PEB	DB	201	-	43,46,46	3.32	10 (23%)	45,67,67	2.09	16 (35%)
82	PEB	HA	203	-	43,46,46	3.58	11 (25%)	45,67,67	2.48	16 (35%)
82	PEB	fH	203	-	43,46,46	3.44	11 (25%)	45,67,67	2.19	15 (33%)
82	PEB	A7	202	-	43,46,46	3.43	11 (25%)	45,67,67	1.98	12 (26%)
82	PEB	WH	201	-	43,46,46	3.23	10 (23%)	45,67,67	2.23	15 (33%)
82	PEB	QQ	202	-	43,46,46	3.48	12 (27%)	45,67,67	1.83	13 (28%)
92	LMG	bL	609	-	41,41,55	0.31	0	49,49,63	0.56	0
95	DGD	cL	520	-	49,49,67	0.98	2 (4%)	63,63,81	1.12	4 (6%)
82	PEB	cB	403	-	43,46,46	3.30	10 (23%)	45,67,67	2.21	18 (40%)
85	BCR	BN	840	-	41,41,41	0.73	0	56,56,56	1.79	16 (28%)
87	CLA	bL	608	-	65,73,73	1.50	8 (12%)	76,113,113	1.45	8 (10%)
82	PEB	YB	201	-	43,46,46	3.31	11 (25%)	45,67,67	2.17	15 (33%)
87	CLA	FN	203	-	45,53,73	1.77	9 (20%)	52,89,113	1.58	9 (17%)
82	PEB	bE	201	-	43,46,46	3.37	10 (23%)	45,67,67	2.14	14 (31%)
82	PEB	IF	202	-	43,46,46	1.07	2 (4%)	45,67,67	0.98	2 (4%)
82	PEB	XA	203	-	43,46,46	3.48	11 (25%)	45,67,67	2.30	18 (40%)
92	LMG	A6	408	-	51,51,55	0.93	2 (3%)	59,59,63	1.21	6 (10%)
82	PEB	gB	203	-	43,46,46	3.24	11 (25%)	45,67,67	2.34	15 (33%)
82	PEB	fK	201	-	43,46,46	3.42	10 (23%)	45,67,67	3.07	16 (35%)
95	DGD	hL	101	-	63,63,67	0.86	2 (3%)	77,77,81	1.04	5 (6%)
82	PEB	QG	201	-	43,46,46	3.17	11 (25%)	45,67,67	2.64	17 (37%)
87	CLA	cL	514	-	65,73,73	1.45	7 (10%)	76,113,113	1.44	7 (9%)

Mol	Type	Chain	Res	Link	Bond lengths			Bond angles		
					Counts	RMSZ	$\#\|Z\|>2$	Counts	RMSZ	$\#\|Z\|>2$
82	PEB	MF	203	-	43,46,46	3.33	13 (30%)	45,67,67	2.57	16 (35%)
82	PEB	DG	1002	-	43,46,46	3.31	12 (27%)	45,67,67	2.26	14 (31%)
82	PEB	SP	203	-	43,46,46	3.54	11 (25%)	45,67,67	2.05	13 (28%)
82	PEB	Q5	201	-	43,46,46	3.25	11 (25%)	45,67,67	2.11	17 (37%)
87	CLA	A2	807	-	65,73,73	1.45	10 (15%)	76,113,113	1.47	8 (10%)
82	PEB	B7	201	-	43,46,46	3.33	11 (25%)	45,67,67	2.18	17 (37%)
82	PEB	pC	201	-	43,46,46	3.49	9 (20%)	45,67,67	1.93	14 (31%)
82	PEB	mE	201	-	43,46,46	3.48	13 (30%)	45,67,67	1.95	13 (28%)
87	CLA	3N	310	-	41,49,73	1.79	7 (17%)	47,84,113	2.03	11 (23%)
82	PEB	PO	201	-	43,46,46	3.37	10 (23%)	45,67,67	2.23	17 (37%)
82	PEB	J9	203	-	43,46,46	3.38	11 (25%)	45,67,67	2.10	14 (31%)
82	PEB	WG	202	-	43,46,46	3.35	10 (23%)	45,67,67	2.01	13 (28%)
87	CLA	B2	829	-	43,51,73	1.74	8 (18%)	49,86,113	1.75	6 (12%)
82	PEB	FH	1002	-	43,46,46	3.31	10 (23%)	45,67,67	2.15	12 (26%)
82	PEB	UB	302	-	43,46,46	3.46	11 (25%)	45,67,67	2.16	16 (35%)
82	PEB	lF	201	-	43,46,46	3.42	11 (25%)	45,67,67	2.59	15 (33%)
85	BCR	B2	802	-	41,41,41	0.77	0	56,56,56	3.37	24 (42%)
87	CLA	cL	505	-	65,73,73	1.45	7 (10%)	76,113,113	1.60	11 (14%)
87	CLA	72	607	-	50,58,73	1.75	8 (16%)	58,95,113	1.61	10 (17%)
82	PEB	V5	201	-	43,46,46	3.22	11 (25%)	45,67,67	2.22	15 (33%)
82	PEB	OM	203	-	43,46,46	3.33	11 (25%)	45,67,67	2.30	15 (33%)
82	PEB	VA	203	-	43,46,46	3.54	12 (27%)	45,67,67	1.97	16 (35%)
82	PEB	hH	201	-	43,46,46	3.38	11 (25%)	45,67,67	2.16	14 (31%)
87	CLA	bL	604	-	46,54,73	1.73	8 (17%)	53,90,113	1.70	7 (13%)
88	LHG	BL	610	-	48,48,48	0.92	2 (4%)	51,54,54	1.03	3 (5%)
87	CLA	c6	609	-	65,73,73	1.47	7 (10%)	76,113,113	1.37	9 (11%)
82	PEB	PD	203	-	43,46,46	3.39	9 (20%)	45,67,67	2.12	12 (26%)
84	CYC	C1	1001	-	42,46,46	3.27	13 (30%)	50,67,67	2.73	20 (40%)
87	CLA	BN	816	-	55,63,73	1.57	6 (10%)	64,101,113	1.61	9 (14%)
82	PEB	RO	203	-	43,46,46	3.44	10 (23%)	45,67,67	1.98	11 (24%)
82	PEB	k1	202	-	43,46,46	3.46	11 (25%)	45,67,67	2.04	14 (31%)
87	CLA	A2	821	-	65,73,73	1.44	8 (12%)	76,113,113	1.58	9 (11%)
88	LHG	B6	617	-	48,48,48	0.92	2 (4%)	51,54,54	1.00	2 (3%)
82	PEB	yF	301	-	43,46,46	3.36	10 (23%)	45,67,67	2.10	15 (33%)
84	CYC	F4	1001	-	42,46,46	3.26	14 (33%)	50,67,67	2.99	20 (40%)

Mol	Type	Chain	Res	Link	Bond lengths			Bond angles		
					Counts	RMSZ	$\#\|Z\|>2$	Counts	RMSZ	$\#\|Z\|>2$
82	PEB	WJ	203	-	43,46,46	3.14	10 (23%)	45,67,67	2.69	19 (42%)
82	PEB	j1	202	-	43,46,46	3.42	13 (30%)	45,67,67	2.63	16 (35%)
82	PEB	CF	203	-	43,46,46	3.42	12 (27%)	45,67,67	1.98	16 (35%)
82	PEB	w8	203	-	43,46,46	3.50	11 (25%)	45,67,67	1.97	14 (31%)
84	CYC	JH	1001	-	42,46,46	3.21	15 (35%)	50,67,67	2.86	23 (46%)
82	PEB	V7	202	-	43,46,46	3.21	10 (23%)	45,67,67	2.57	18 (40%)
82	PEB	UJ	203	-	43,46,46	3.42	10 (23%)	45,67,67	2.16	14 (31%)
82	PEB	g1	202	-	43,46,46	3.50	11 (25%)	45,67,67	2.22	14 (31%)
82	PEB	VG	202	-	43,46,46	3.48	10 (23%)	45,67,67	2.20	15 (33%)
82	PEB	B7	203	-	43,46,46	3.34	9 (20%)	45,67,67	1.99	14 (31%)
82	PEB	QM	203	-	43,46,46	3.36	10 (23%)	45,67,67	2.15	14 (31%)
82	PEB	DF	201	-	43,46,46	3.26	8 (18%)	45,67,67	3.08	18 (40%)
95	DGD	BL	613	-	41,41,67	1.11	3 (7%)	55,55,81	1.47	7 (12%)
82	PEB	GD	202	-	43,46,46	3.44	9 (20%)	45,67,67	2.10	17 (37%)
82	PEB	rC	201	-	43,46,46	3.31	12 (27%)	45,67,67	2.12	16 (35%)
82	PEB	r8	202	-	43,46,46	3.67	10 (23%)	45,67,67	2.50	14 (31%)
82	PEB	GK	203	-	43,46,46	3.39	11 (25%)	45,67,67	2.64	22 (48%)
82	PEB	bE	202	-	43,46,46	1.08	2 (4%)	45,67,67	1.00	2 (4%)
82	PEB	ZE	201	-	43,46,46	3.13	10 (23%)	45,67,67	2.46	17 (37%)
82	PEB	PO	202	-	43,46,46	3.29	11 (25%)	45,67,67	2.47	16 (35%)
82	PEB	H9	203	-	43,46,46	3.41	11 (25%)	45,67,67	2.28	13 (28%)
82	PEB	OH	202	-	43,46,46	3.31	10 (23%)	45,67,67	2.47	15 (33%)
82	PEB	JO	1002	-	43,46,46	3.30	11 (25%)	45,67,67	2.12	14 (31%)
84	CYC	A3	1001	-	42,46,46	3.66	14 (33%)	50,67,67	2.92	20 (40%)
82	PEB	ED	202	-	43,46,46	3.30	10 (23%)	45,67,67	2.08	14 (31%)
82	PEB	B7	202	-	43,46,46	3.47	11 (25%)	45,67,67	3.07	17 (37%)
82	PEB	VF	201	-	43,46,46	3.43	10 (23%)	45,67,67	2.55	15 (33%)
82	PEB	I9	201	-	43,46,46	3.38	12 (27%)	45,67,67	1.94	14 (31%)
83	PUB	xF	305	-	42,46,46	3.38	7 (16%)	37,67,67	3.26	15 (40%)
82	PEB	QJ	203	-	43,46,46	3.29	10 (23%)	45,67,67	2.17	13 (28%)
82	PEB	T4	201	-	43,46,46	3.36	10 (23%)	45,67,67	2.16	17 (37%)
87	CLA	6N	606	-	45,53,73	1.80	6 (13%)	52,89,113	1.64	9 (17%)
87	CLA	AN	815	-	65,73,73	1.44	9 (13%)	76,113,113	1.52	12 (15%)
87	CLA	72	609	-	42,50,73	1.81	5 (11%)	48,85,113	1.75	9 (18%)
95	DGD	cL	519	-	63,63,67	0.84	2 (3%)	77,77,81	0.95	3 (3%)

Mol	Type	Chain	Res	Link	Bond lengths			Bond angles		
					Counts	RMSZ	$\#\|Z\|>2$	Counts	RMSZ	$\#\|Z\|>2$
84	CYC	LE	1001	-	42,46,46	3.22	15 (35%)	50,67,67	3.05	21 (42%)
87	CLA	52	606	-	45,53,73	1.68	6 (13%)	52,89,113	2.01	8 (15%)
82	PEB	VP	201	-	43,46,46	3.45	11 (25%)	45,67,67	2.09	17 (37%)
87	CLA	A2	839	-	65,73,73	1.42	7 (10%)	76,113,113	1.57	10 (13%)
87	CLA	BN	805	-	65,73,73	1.49	8 (12%)	76,113,113	1.55	10 (13%)
87	CLA	82	306	-	46,54,73	1.83	10 (21%)	53,90,113	1.91	14 (26%)
82	PEB	B5	203	-	43,46,46	3.22	10 (23%)	45,67,67	2.04	16 (35%)
82	PEB	mK	201	-	43,46,46	3.40	10 (23%)	45,67,67	2.11	15 (33%)
87	CLA	bL	616	-	65,73,73	1.48	10 (15%)	76,113,113	1.41	10 (13%)
91	PHO	AL	410	-	51,69,69	1.66	8 (15%)	47,99,99	1.72	8 (17%)
82	PEB	A9	201	-	43,46,46	3.38	10 (23%)	45,67,67	1.94	14 (31%)
92	LMG	m6	103	-	41,41,55	1.00	2 (4%)	49,49,63	1.12	5 (10%)
82	PEB	QA	202	-	43,46,46	3.20	10 (23%)	45,67,67	1.98	13 (28%)
84	CYC	FG	1001	-	42,46,46	3.26	13 (30%)	50,67,67	2.90	18 (36%)
82	PEB	KQ	202	-	43,46,46	3.35	9 (20%)	45,67,67	2.16	15 (33%)
92	LMG	bL	610	-	41,41,55	0.31	0	49,49,63	0.48	0
85	BCR	K6	102	-	41,41,41	0.73	0	56,56,56	2.77	23 (41%)
87	CLA	12	604	-	42,50,73	1.78	7 (16%)	48,85,113	1.72	8 (16%)
87	CLA	BN	831	-	60,68,73	1.54	10 (16%)	70,107,113	1.49	10 (14%)
88	LHG	aL	607	-	42,42,48	0.98	2 (4%)	45,48,54	1.09	2 (4%)
82	PEB	V4	202	-	43,46,46	3.14	10 (23%)	45,67,67	2.43	17 (37%)
87	CLA	B6	615	-	65,73,73	1.48	8 (12%)	76,113,113	1.37	7 (9%)
96	HEM	f6	101	-	41,50,50	1.49	7 (17%)	45,82,82	2.02	16 (35%)
82	PEB	N7	203	-	43,46,46	3.35	10 (23%)	45,67,67	2.36	17 (37%)
82	PEB	HP	202	-	43,46,46	3.33	10 (23%)	45,67,67	2.21	14 (31%)
103	ZEX	8N	309	-	42,43,43	0.82	1 (2%)	55,60,60	2.15	16 (29%)
82	PEB	KM	201	-	43,46,46	3.35	11 (25%)	45,67,67	2.12	13 (28%)
87	CLA	AN	814	-	54,62,73	1.61	9 (16%)	62,99,113	1.56	8 (12%)
82	PEB	vC	202	-	43,46,46	3.54	11 (25%)	45,67,67	2.54	17 (37%)
82	PEB	TQ	202	-	43,46,46	3.46	10 (23%)	45,67,67	2.04	15 (33%)
87	CLA	J2	101	-	42,50,73	1.84	9 (21%)	48,85,113	1.68	8 (16%)
82	PEB	ZM	202	-	43,46,46	3.32	12 (27%)	45,67,67	2.57	14 (31%)
82	PEB	gE	202	-	43,46,46	3.37	9 (20%)	45,67,67	2.49	13 (28%)
82	PEB	WM	203	-	43,46,46	3.14	10 (23%)	45,67,67	2.46	15 (33%)
82	PEB	T1	202	-	43,46,46	3.32	9 (20%)	45,67,67	1.81	12 (26%)

Mol	Type	Chain	Res	Link	Bond lengths			Bond angles		
					Counts	RMSZ	$\#\|Z\|>2$	Counts	RMSZ	$\#\|Z\|>2$
87	CLA	32	302	-	45,53,73	1.90	8 (17%)	52,89,113	2.24	13 (25%)
82	PEB	RB	201	-	43,46,46	3.47	10 (23%)	45,67,67	2.11	14 (31%)
82	PEB	T9	201	-	43,46,46	3.37	11 (25%)	45,67,67	1.94	14 (31%)
82	PEB	WA	201	-	43,46,46	3.17	10 (23%)	45,67,67	2.29	15 (33%)
82	PEB	P4	202	-	43,46,46	3.30	11 (25%)	45,67,67	2.49	16 (35%)
82	PEB	B5	201	-	43,46,46	3.35	11 (25%)	45,67,67	2.10	15 (33%)
87	CLA	ON	201	-	41,49,73	1.85	6 (14%)	47,84,113	1.76	9 (19%)
82	PEB	S1	202	-	43,46,46	3.32	10 (23%)	45,67,67	2.41	13 (28%)
87	CLA	C6	510	-	65,73,73	1.45	8 (12%)	76,113,113	1.39	8 (10%)
87	CLA	B2	820	-	43,51,73	1.73	8 (18%)	49,86,113	1.38	7 (14%)
87	CLA	d6	401	-	65,73,73	1.44	7 (10%)	76,113,113	1.45	8 (10%)
82	PEB	JB	201	-	43,46,46	3.37	11 (25%)	45,67,67	2.76	16 (35%)
82	PEB	WB	401	-	43,46,46	3.14	10 (23%)	45,67,67	2.39	15 (33%)
82	PEB	M9	304	-	43,46,46	3.38	10 (23%)	45,67,67	2.38	17 (37%)
92	LMG	b6	620	-	39,39,55	1.05	2 (5%)	47,47,63	1.33	5 (10%)
87	CLA	R2	202	-	45,53,73	1.82	7 (15%)	52,89,113	1.70	10 (19%)
82	PEB	N7	201	-	43,46,46	3.29	10 (23%)	45,67,67	2.31	17 (37%)
84	CYC	J1	1001	-	42,46,46	3.21	15 (35%)	50,67,67	2.86	22 (44%)
85	BCR	J2	103	-	41,41,41	0.71	0	56,56,56	2.09	16 (28%)
82	PEB	j4	202	-	43,46,46	3.32	11 (25%)	45,67,67	1.95	12 (26%)
82	PEB	A7	201	-	43,46,46	3.45	12 (27%)	45,67,67	2.30	17 (37%)
82	PEB	pK	201	-	43,46,46	3.33	10 (23%)	45,67,67	2.73	17 (37%)
82	PEB	M9	301	-	43,46,46	3.33	10 (23%)	45,67,67	1.86	13 (28%)
82	PEB	EB	501	-	43,46,46	3.26	10 (23%)	45,67,67	2.23	16 (35%)
87	CLA	8N	307	-	42,50,73	1.78	7 (16%)	48,85,113	1.65	7 (14%)
82	PEB	NB	201	-	43,46,46	3.24	10 (23%)	45,67,67	2.21	17 (37%)
82	PEB	eG	203	-	43,46,46	3.58	12 (27%)	45,67,67	2.69	18 (40%)
82	PEB	KF	202	-	43,46,46	3.34	11 (25%)	45,67,67	2.36	16 (35%)
82	PEB	R7	203	-	43,46,46	3.40	10 (23%)	45,67,67	2.24	19 (42%)
88	LHG	L6	101	-	48,48,48	0.90	2 (4%)	51,54,54	1.13	4 (7%)
82	PEB	aK	203	-	43,46,46	3.34	9 (20%)	45,67,67	2.33	16 (35%)
85	BCR	BL	618	-	41,41,41	0.73	0	56,56,56	1.83	13 (23%)
87	CLA	A2	838	-	65,73,73	1.46	9 (13%)	76,113,113	1.46	10 (13%)
82	PEB	vF	202	-	43,46,46	3.49	10 (23%)	45,67,67	1.96	16 (35%)
82	PEB	AI	203	-	43,46,46	3.01	13 (30%)	45,67,67	2.72	15 (33%)

Mol	Type	Chain	Res	Link	Bond lengths			Bond angles		
					Counts	RMSZ	$\#\|Z\|>2$	Counts	RMSZ	$\#\|Z\|>2$
82	PEB	QF	201	-	43,46,46	3.13	9 (20%)	45,67,67	2.28	14 (31%)
82	PEB	UP	201	-	43,46,46	3.33	11 (25%)	45,67,67	2.20	16 (35%)
92	LMG	dL	407	-	54,54,55	0.92	2 (3%)	62,62,63	1.34	6 (9%)
82	PEB	dM	202	-	43,46,46	3.38	11 (25%)	45,67,67	2.00	13 (28%)
82	PEB	D7	202	-	43,46,46	3.23	11 (25%)	45,67,67	2.50	16 (35%)
87	CLA	c6	614	-	60,68,73	1.52	5 (8%)	70,107,113	1.52	11 (15%)
82	PEB	QE	203	-	43,46,46	3.38	10 (23%)	45,67,67	2.00	15 (33%)
87	CLA	I2	102	-	65,73,73	1.44	9 (13%)	76,113,113	1.47	7 (9%)
87	CLA	K2	101	-	65,73,73	1.48	8 (12%)	76,113,113	1.40	7 (9%)
82	PEB	R5	202	-	43,46,46	3.35	10 (23%)	45,67,67	1.94	14 (31%)
82	PEB	kM	201	-	43,46,46	3.34	11 (25%)	45,67,67	2.38	14 (31%)
84	CYC	j3	1001	-	42,46,46	3.42	14 (33%)	50,67,67	3.16	21 (42%)
82	PEB	u8	201	-	43,46,46	3.50	14 (32%)	45,67,67	2.24	17 (37%)
82	PEB	TD	202	-	43,46,46	3.44	10 (23%)	45,67,67	2.05	15 (33%)
82	PEB	H5	202	-	43,46,46	3.30	10 (23%)	45,67,67	2.28	14 (31%)
82	PEB	XD	202	-	43,46,46	3.53	11 (25%)	45,67,67	1.94	14 (31%)
82	PEB	DI	202	-	43,46,46	3.27	9 (20%)	45,67,67	2.06	14 (31%)
82	PEB	EM	203	-	43,46,46	3.29	10 (23%)	45,67,67	2.08	14 (31%)
83	PUB	xK	301	-	42,46,46	3.25	8 (19%)	37,67,67	3.36	19 (51%)
82	PEB	SK	203	-	43,46,46	3.25	9 (20%)	45,67,67	2.14	14 (31%)
88	LHG	d6	402	-	45,45,48	0.96	2 (4%)	48,51,54	1.11	3 (6%)
82	PEB	F1	1002	-	43,46,46	3.30	10 (23%)	45,67,67	2.15	12 (26%)
87	CLA	B6	607	-	65,73,73	1.48	8 (12%)	76,113,113	1.39	8 (10%)
82	PEB	U9	203	-	43,46,46	3.44	10 (23%)	45,67,67	2.17	16 (35%)
82	PEB	l1	203	-	43,46,46	3.47	12 (27%)	45,67,67	2.75	15 (33%)
87	CLA	O2	201	-	41,49,73	1.84	6 (14%)	47,84,113	1.75	9 (19%)
82	PEB	tK	203	-	43,46,46	3.51	12 (27%)	45,67,67	2.18	12 (26%)
82	PEB	cF	203	-	43,46,46	3.33	12 (27%)	45,67,67	2.78	17 (37%)
87	CLA	22	610	-	41,49,73	1.79	7 (17%)	47,84,113	1.71	9 (19%)
82	PEB	O1	202	-	43,46,46	3.31	10 (23%)	45,67,67	2.46	15 (33%)
82	PEB	TA	202	-	43,46,46	2.76	9 (20%)	45,67,67	3.00	19 (42%)
84	CYC	DO	1001	-	42,46,46	3.12	13 (30%)	50,67,67	2.81	20 (40%)
82	PEB	R4	201	-	43,46,46	3.33	11 (25%)	45,67,67	2.37	15 (33%)
82	PEB	eM	201	-	43,46,46	3.30	11 (25%)	45,67,67	2.30	17 (37%)
82	PEB	PK	202	-	43,46,46	3.60	11 (25%)	45,67,67	2.08	14 (31%)

Mol	Type	Chain	Res	Link	Bond lengths			Bond angles		
					Counts	RMSZ	$\#\|Z\|>2$	Counts	RMSZ	$\#\|Z\|>2$
87	CLA	LN	202	-	57,65,73	1.57	9 (15%)	66,103,113	1.43	8 (12%)
95	DGD	b6	621	-	41,41,67	1.10	2 (4%)	55,55,81	1.35	7 (12%)
82	PEB	MD	201	-	43,46,46	3.44	10 (23%)	45,67,67	2.08	15 (33%)
82	PEB	MI	401	-	43,46,46	1.09	2 (4%)	45,67,67	0.99	2 (4%)
82	PEB	I7	202	-	43,46,46	3.44	11 (25%)	45,67,67	1.87	12 (26%)
82	PEB	WG	201	-	43,46,46	3.34	10 (23%)	45,67,67	2.33	18 (40%)
87	CLA	DL	406	-	65,73,73	1.44	8 (12%)	76,113,113	1.47	8 (10%)
87	CLA	AN	807	-	65,73,73	1.45	10 (15%)	76,113,113	1.48	9 (11%)
99	SF4	C2	102	-	0,12,12	-	-	-		
82	PEB	fM	201	-	43,46,46	3.37	10 (23%)	45,67,67	2.05	12 (26%)
82	PEB	gK	203	-	43,46,46	3.29	11 (25%)	45,67,67	2.56	16 (35%)
82	PEB	d1	203	-	43,46,46	3.40	10 (23%)	45,67,67	2.83	15 (33%)
82	PEB	aM	201	-	43,46,46	3.33	11 (25%)	45,67,67	2.20	15 (33%)
87	CLA	dL	402	-	65,73,73	1.49	7 (10%)	76,113,113	1.49	10 (13%)
88	LHG	cL	501	-	31,31,48	1.11	2 (6%)	34,37,54	1.50	5 (14%)
87	CLA	7N	603	-	45,53,73	1.78	7 (15%)	52,89,113	1.68	10 (19%)
84	CYC	NH	1001	-	42,46,46	3.37	16 (38%)	50,67,67	2.85	23 (46%)
82	PEB	QP	202	-	43,46,46	3.29	12 (27%)	45,67,67	1.96	14 (31%)
82	PEB	A1	301	-	43,46,46	3.40	8 (18%)	45,67,67	2.12	14 (31%)
82	PEB	V9	201	-	43,46,46	3.38	10 (23%)	45,67,67	1.95	14 (31%)
82	PEB	KD	201	-	43,46,46	3.37	11 (25%)	45,67,67	1.97	14 (31%)
84	CYC	F3	1001	-	42,46,46	3.44	14 (33%)	50,67,67	3.16	21 (42%)
82	PEB	V7	201	-	43,46,46	3.37	10 (23%)	45,67,67	2.12	13 (28%)
82	PEB	kH	201	-	43,46,46	3.39	10 (23%)	45,67,67	2.10	16 (35%)
82	PEB	i4	203	-	43,46,46	3.52	12 (27%)	45,67,67	1.90	14 (31%)
82	PEB	VJ	202	-	43,46,46	3.37	10 (23%)	45,67,67	2.46	18 (40%)
87	CLA	BN	832	-	65,73,73	1.44	8 (12%)	76,113,113	1.53	8 (10%)
87	CLA	5N	604	-	42,50,73	1.76	7 (16%)	48,85,113	1.76	8 (16%)
83	PUB	M5	302	-	42,46,46	3.60	9 (21%)	37,67,67	3.50	16 (43%)
92	LMG	bL	623	-	41,41,55	0.98	2 (4%)	49,49,63	1.30	5 (10%)
82	PEB	k1	201	-	43,46,46	3.41	10 (23%)	45,67,67	2.08	16 (35%)
82	PEB	IF	203	-	43,46,46	3.08	11 (25%)	45,67,67	2.73	17 (37%)
82	PEB	HK	201	-	43,46,46	3.14	13 (30%)	45,67,67	2.92	21 (46%)
84	CYC	CO	1001	-	42,46,46	3.24	15 (35%)	50,67,67	2.92	20 (40%)
84	CYC	M1	201	-	42,46,46	3.21	12 (28%)	50,67,67	2.66	19 (38%)

Mol	Type	Chain	Res	Link	Bond lengths			Bond angles		
					Counts	RMSZ	$\#\|Z\|>2$	Counts	RMSZ	$\#\|Z\|>2$
87	CLA	F2	205	-	65,73,73	1.67	9 (13%)	76,113,113	1.80	15 (19%)
87	CLA	cL	512	-	65,73,73	1.47	10 (15%)	76,113,113	1.70	12 (15%)
82	PEB	DM	202	-	43,46,46	3.39	11 (25%)	45,67,67	2.30	16 (35%)
82	PEB	LD	202	-	43,46,46	3.36	11 (25%)	45,67,67	2.25	14 (31%)
82	PEB	bH	202	-	43,46,46	3.54	11 (25%)	45,67,67	2.60	17 (37%)
82	PEB	C9	201	-	43,46,46	3.38	12 (27%)	45,67,67	1.94	14 (31%)
82	PEB	S4	201	-	43,46,46	3.40	11 (25%)	45,67,67	2.66	18 (40%)
82	PEB	R4	203	-	43,46,46	3.45	10 (23%)	45,67,67	1.98	11 (24%)
82	PEB	O5	203	-	43,46,46	3.15	10 (23%)	45,67,67	2.02	16 (35%)
82	PEB	UB	303	-	43,46,46	3.28	10 (23%)	45,67,67	2.05	14 (31%)
95	DGD	C6	503	-	43,43,67	1.01	3 (6%)	57,57,81	1.62	11 (19%)
82	PEB	hF	202	-	43,46,46	3.45	10 (23%)	45,67,67	1.98	15 (33%)
82	PEB	LP	201	-	43,46,46	3.32	10 (23%)	45,67,67	2.03	15 (33%)
87	CLA	bL	620	-	56,64,73	1.55	9 (16%)	65,102,113	1.56	8 (12%)
87	CLA	B6	612	-	59,67,73	1.50	8 (13%)	68,105,113	1.50	8 (11%)
82	PEB	NF	202	-	43,46,46	3.51	10 (23%)	45,67,67	1.93	13 (28%)
82	PEB	aM	203	-	43,46,46	3.32	11 (25%)	45,67,67	2.36	15 (33%)
82	PEB	S5	202	-	43,46,46	3.25	11 (25%)	45,67,67	2.30	13 (28%)
84	CYC	Q3	1001	-	42,46,46	3.44	14 (33%)	50,67,67	3.15	21 (42%)
82	PEB	TK	202	-	43,46,46	3.44	12 (27%)	45,67,67	2.22	17 (37%)
82	PEB	VO	201	-	43,46,46	3.34	10 (23%)	45,67,67	2.20	16 (35%)
82	PEB	kF	202	-	43,46,46	3.59	12 (27%)	45,67,67	1.91	12 (26%)
82	PEB	UH	202	-	43,46,46	3.29	13 (30%)	45,67,67	2.13	16 (35%)
87	CLA	62	305	-	42,50,73	1.90	8 (19%)	48,85,113	1.64	8 (16%)
82	PEB	O7	201	-	43,46,46	3.09	10 (23%)	45,67,67	2.81	20 (44%)
82	PEB	h4	202	-	43,46,46	3.41	9 (20%)	45,67,67	1.99	13 (28%)
82	PEB	JH	1002	-	43,46,46	3.18	10 (23%)	45,67,67	2.15	14 (31%)
87	CLA	AN	827	-	55,63,73	1.60	9 (16%)	64,101,113	1.58	12 (18%)
82	PEB	KK	201	-	43,46,46	3.12	10 (23%)	45,67,67	2.52	14 (31%)
88	LHG	m6	102	-	38,38,48	1.04	2 (5%)	41,44,54	1.09	4 (9%)
91	PHO	DL	405	-	51,69,69	1.68	8 (15%)	47,99,99	1.81	10 (21%)
82	PEB	fH	201	-	43,46,46	3.48	13 (30%)	45,67,67	2.00	14 (31%)
82	PEB	LM	202	-	43,46,46	3.34	10 (23%)	45,67,67	2.50	17 (37%)
87	CLA	AN	836	-	45,53,73	1.78	8 (17%)	52,89,113	1.73	7 (13%)
87	CLA	BN	826	-	65,73,73	1.45	10 (15%)	76,113,113	1.42	9 (11%)

Mol	Type	Chain	Res	Link	Bond lengths			Bond angles		
					Counts	RMSZ	$\#\|Z\|>2$	Counts	RMSZ	$\#\|Z\|>2$
82	PEB	GM	201	-	43,46,46	3.32	10 (23%)	45,67,67	2.16	15 (33%)
85	BCR	F6	101	-	41,41,41	0.81	1 (2%)	56,56,56	2.31	17 (30%)
84	CYC	e3	1001	-	42,46,46	3.67	14 (33%)	50,67,67	2.93	19 (38%)
85	BCR	CL	501	-	41,41,41	0.74	0	56,56,56	1.77	16 (28%)
82	PEB	II	203	-	43,46,46	2.90	13 (30%)	45,67,67	3.05	16 (35%)
85	BCR	A2	804	-	41,41,41	0.75	0	56,56,56	2.07	17 (30%)
82	PEB	QK	201	-	43,46,46	3.12	9 (20%)	45,67,67	2.26	14 (31%)
82	PEB	Q7	202	-	43,46,46	3.18	10 (23%)	45,67,67	1.98	13 (28%)
82	PEB	L9	201	-	43,46,46	3.42	11 (25%)	45,67,67	2.03	12 (26%)
95	DGD	cL	502	-	63,63,67	0.84	2 (3%)	77,77,81	1.27	8 (10%)
82	PEB	TB	202	-	43,46,46	3.22	10 (23%)	45,67,67	2.33	16 (35%)
82	PEB	WI	203	-	43,46,46	3.39	10 (23%)	45,67,67	1.74	12 (26%)
82	PEB	WB	402	-	43,46,46	3.32	10 (23%)	45,67,67	2.27	19 (42%)
82	PEB	ZI	401	-	43,46,46	3.59	14 (32%)	45,67,67	3.02	19 (42%)
87	CLA	c6	607	-	65,73,73	1.43	6 (9%)	76,113,113	1.43	7 (9%)
84	CYC	D1	1003	-	42,46,46	3.15	12 (28%)	50,67,67	2.94	20 (40%)
82	PEB	MK	202	-	43,46,46	3.48	11 (25%)	45,67,67	1.96	15 (33%)
88	LHG	AL	406	-	48,48,48	0.93	2 (4%)	51,54,54	1.06	4 (7%)
87	CLA	A2	805	-	65,73,73	1.48	9 (13%)	76,113,113	1.39	10 (13%)
87	CLA	BL	606	-	65,73,73	1.42	6 (9%)	76,113,113	1.50	7 (9%)
82	PEB	L7	203	-	43,46,46	3.46	10 (23%)	45,67,67	1.81	13 (28%)
82	PEB	HJ	202	-	43,46,46	3.29	10 (23%)	45,67,67	2.52	15 (33%)
82	PEB	S4	202	-	43,46,46	3.31	11 (25%)	45,67,67	1.95	13 (28%)
82	PEB	Q9	201	-	43,46,46	3.57	11 (25%)	45,67,67	2.15	15 (33%)
82	PEB	GJ	201	-	43,46,46	3.20	10 (23%)	45,67,67	2.30	17 (37%)
87	CLA	5N	603	-	45,53,73	1.75	7 (15%)	52,89,113	1.56	6 (11%)
82	PEB	FD	203	-	43,46,46	3.42	13 (30%)	45,67,67	3.08	13 (28%)
82	PEB	BA	202	-	43,46,46	3.48	11 (25%)	45,67,67	3.05	18 (40%)
82	PEB	VO	202	-	43,46,46	3.13	10 (23%)	45,67,67	2.43	18 (40%)
82	PEB	UF	202	-	43,46,46	3.23	9 (20%)	45,67,67	2.15	12 (26%)
87	CLA	AN	851	-	65,73,73	1.44	9 (13%)	76,113,113	1.49	9 (11%)
82	PEB	AP	202	-	43,46,46	3.32	11 (25%)	45,67,67	2.01	14 (31%)
82	PEB	GM	203	-	43,46,46	3.24	11 (25%)	45,67,67	2.44	14 (31%)
88	LHG	CL	521	-	36,36,48	1.08	2 (5%)	39,42,54	1.12	3 (7%)
82	PEB	F4	1002	-	43,46,46	3.26	10 (23%)	45,67,67	2.22	17 (37%)

Mol	Type	Chain	Res	Link	Bond lengths			Bond angles		
					Counts	RMSZ	$\#\|Z\|>2$	Counts	RMSZ	$\#\|Z\|>2$
87	CLA	AN	833	-	65,73,73	1.47	9 (13%)	76,113,113	1.39	7 (9%)
82	PEB	U9	201	-	43,46,46	3.46	10 (23%)	45,67,67	2.09	13 (28%)
82	PEB	G7	202	-	43,46,46	3.38	10 (23%)	45,67,67	1.99	15 (33%)
82	PEB	LK	202	-	43,46,46	3.65	11 (25%)	45,67,67	2.71	15 (33%)
82	PEB	Z9	301	-	43,46,46	3.11	10 (23%)	45,67,67	2.26	15 (33%)
82	PEB	L5	201	-	43,46,46	3.31	10 (23%)	45,67,67	2.03	16 (35%)
82	PEB	yC	203	-	43,46,46	3.56	12 (27%)	45,67,67	2.29	11 (24%)
82	PEB	M5	305	-	43,46,46	3.18	11 (25%)	45,67,67	2.87	19 (42%)
82	PEB	Z5	301	-	43,46,46	3.12	11 (25%)	45,67,67	2.41	14 (31%)
82	PEB	UD	202	-	43,46,46	3.52	9 (20%)	45,67,67	1.89	15 (33%)
87	CLA	cL	506	-	65,73,73	1.51	9 (13%)	76,113,113	1.43	10 (13%)
103	ZEX	82	309	-	42,43,43	0.82	2 (4%)	55,60,60	2.15	16 (29%)
82	PEB	BQ	201	-	43,46,46	3.22	10 (23%)	45,67,67	2.33	16 (35%)
87	CLA	3N	313	-	45,53,73	1.77	8 (17%)	52,89,113	1.66	10 (19%)
82	PEB	gK	201	-	43,46,46	3.12	11 (25%)	45,67,67	2.38	15 (33%)
82	PEB	OB	201	-	43,46,46	3.33	11 (25%)	45,67,67	2.10	13 (28%)
87	CLA	AN	837	-	51,59,73	1.62	8 (15%)	59,96,113	1.85	15 (25%)
82	PEB	K9	202	-	43,46,46	3.59	10 (23%)	45,67,67	2.66	17 (37%)
87	CLA	bL	622	-	65,73,73	1.49	10 (15%)	76,113,113	1.46	7 (9%)
82	PEB	MJ	203	-	43,46,46	3.23	10 (23%)	45,67,67	2.25	13 (28%)
82	PEB	KB	303	-	43,46,46	1.08	2 (4%)	45,67,67	1.00	2 (4%)
82	PEB	ZJ	201	-	43,46,46	3.31	10 (23%)	45,67,67	2.48	15 (33%)
82	PEB	qC	201	-	43,46,46	3.52	12 (27%)	45,67,67	2.11	14 (31%)
87	CLA	AN	838	-	65,73,73	1.46	10 (15%)	76,113,113	1.45	10 (13%)
82	PEB	dM	201	-	43,46,46	3.32	12 (27%)	45,67,67	2.57	16 (35%)
87	CLA	32	303	-	45,53,73	1.72	6 (13%)	52,89,113	2.14	9 (17%)
82	PEB	CQ	202	-	43,46,46	3.46	10 (23%)	45,67,67	1.98	15 (33%)
84	CYC	NE	201	-	42,46,46	3.18	14 (33%)	50,67,67	2.74	19 (38%)
84	CYC	HO	1001	-	42,46,46	3.26	14 (33%)	50,67,67	3.08	23 (46%)
82	PEB	Q9	202	-	43,46,46	3.51	12 (27%)	45,67,67	2.31	17 (37%)
82	PEB	uK	201	-	43,46,46	3.53	11 (25%)	45,67,67	2.04	14 (31%)
87	CLA	CL	506	-	65,73,73	1.48	11 (16%)	76,113,113	1.74	12 (15%)
87	CLA	6N	604	-	42,50,73	1.91	8 (19%)	48,85,113	1.65	8 (16%)
82	PEB	i4	202	-	43,46,46	3.25	10 (23%)	45,67,67	2.32	14 (31%)
82	PEB	KJ	202	-	43,46,46	3.15	10 (23%)	45,67,67	2.67	18 (40%)

Mol	Type	Chain	Res	Link	Bond lengths			Bond angles		
					Counts	RMSZ	$\#\|Z\|>2$	Counts	RMSZ	$\#\|Z\|>2$
87	CLA	LN	203	-	65,73,73	1.47	9 (13%)	76,113,113	1.56	8 (10%)
82	PEB	UI	201	-	43,46,46	3.43	12 (27%)	45,67,67	2.18	15 (33%)
82	PEB	HB	201	-	43,46,46	3.26	10 (23%)	45,67,67	2.04	14 (31%)
87	CLA	K2	103	-	45,53,73	1.73	8 (17%)	52,89,113	1.64	7 (13%)
87	CLA	cL	515	-	60,68,73	1.58	7 (11%)	70,107,113	1.76	14 (20%)
84	CYC	I1	1001	-	42,46,46	3.18	12 (28%)	50,67,67	2.97	22 (44%)
82	PEB	WF	201	-	43,46,46	3.26	12 (27%)	45,67,67	2.63	21 (46%)
82	PEB	Z1	202	-	43,46,46	3.31	10 (23%)	45,67,67	2.19	17 (37%)
97	GOL	wL	101	-	5,5,5	0.24	0	5,5,5	0.35	0
87	CLA	2N	308	-	45,53,73	1.90	8 (17%)	52,89,113	1.62	10 (19%)
82	PEB	KD	202	-	43,46,46	3.36	10 (23%)	45,67,67	2.15	15 (33%)
82	PEB	PE	201	-	43,46,46	3.37	10 (23%)	45,67,67	2.23	18 (40%)
82	PEB	VI	201	-	43,46,46	3.34	9 (20%)	45,67,67	1.97	13 (28%)
82	PEB	X5	202	-	43,46,46	3.35	10 (23%)	45,67,67	1.94	14 (31%)
82	PEB	AH	305	-	43,46,46	3.45	9 (20%)	45,67,67	2.43	15 (33%)
84	CYC	h3	1001	-	42,46,46	3.44	14 (33%)	50,67,67	3.16	21 (42%)
82	PEB	YQ	202	-	43,46,46	3.44	10 (23%)	45,67,67	1.99	12 (26%)
88	LHG	ML	102	-	38,38,48	1.03	2 (5%)	41,44,54	1.09	3 (7%)
82	PEB	UG	203	-	43,46,46	3.41	10 (23%)	45,67,67	2.04	15 (33%)
82	PEB	CK	202	-	43,46,46	3.08	8 (18%)	45,67,67	2.07	15 (33%)
82	PEB	YM	202	-	43,46,46	3.35	10 (23%)	45,67,67	2.17	13 (28%)
82	PEB	W5	201	-	43,46,46	3.19	10 (23%)	45,67,67	2.24	18 (40%)
82	PEB	iF	202	-	43,46,46	3.27	10 (23%)	45,67,67	2.31	18 (40%)
82	PEB	a4	201	-	43,46,46	3.30	11 (25%)	45,67,67	2.30	17 (37%)
82	PEB	IM	201	-	43,46,46	3.27	11 (25%)	45,67,67	2.48	15 (33%)
82	PEB	TM	201	-	43,46,46	3.30	11 (25%)	45,67,67	2.39	12 (26%)
82	PEB	EP	201	-	43,46,46	3.30	11 (25%)	45,67,67	2.02	14 (31%)
99	SF4	BN	804	-	0,12,12	-	-	-		
82	PEB	WO	201	-	43,46,46	3.29	11 (25%)	45,67,67	2.59	16 (35%)
82	PEB	AA	202	-	43,46,46	3.43	11 (25%)	45,67,67	1.98	12 (26%)
82	PEB	dM	203	-	43,46,46	3.41	10 (23%)	45,67,67	2.37	12 (26%)
87	CLA	d6	403	-	65,73,73	1.47	7 (10%)	76,113,113	1.45	9 (11%)
82	PEB	gK	202	-	43,46,46	3.37	10 (23%)	45,67,67	2.05	15 (33%)
85	BCR	BN	839	-	41,41,41	0.72	0	56,56,56	1.97	14 (25%)
82	PEB	JD	202	-	43,46,46	3.19	10 (23%)	45,67,67	2.06	13 (28%)

Mol	Type	Chain	Res	Link	Bond lengths			Bond angles		
					Counts	RMSZ	$\#\|Z\|>2$	Counts	RMSZ	$\#\|Z\|>2$
82	PEB	lF	203	-	43,46,46	3.40	14 (32%)	45,67,67	2.53	16 (35%)
82	PEB	VJ	201	-	43,46,46	3.38	10 (23%)	45,67,67	2.26	14 (31%)
82	PEB	z8	201	-	43,46,46	3.62	11 (25%)	45,67,67	2.30	19 (42%)
82	PEB	RI	201	-	43,46,46	3.35	9 (20%)	45,67,67	1.97	13 (28%)
87	CLA	DL	403	-	65,73,73	1.44	9 (13%)	76,113,113	1.66	9 (11%)
82	PEB	H5	203	-	43,46,46	3.35	9 (20%)	45,67,67	1.91	14 (31%)
83	PUB	Y7	302	-	42,46,46	3.53	8 (19%)	37,67,67	3.04	16 (43%)
87	CLA	cL	509	-	65,73,73	1.41	7 (10%)	76,113,113	1.67	13 (17%)
82	PEB	s8	201	-	43,46,46	3.48	12 (27%)	45,67,67	2.36	16 (35%)
82	PEB	B9	202	-	43,46,46	3.22	12 (27%)	45,67,67	2.69	19 (42%)
82	PEB	ZJ	202	-	43,46,46	3.29	10 (23%)	45,67,67	2.43	14 (31%)
82	PEB	gH	201	-	43,46,46	3.58	10 (23%)	45,67,67	1.93	15 (33%)
82	PEB	iK	202	-	43,46,46	3.25	10 (23%)	45,67,67	2.31	18 (40%)
87	CLA	6N	610	-	42,50,73	1.82	6 (14%)	48,85,113	1.87	10 (20%)
82	PEB	dH	203	-	43,46,46	3.39	12 (27%)	45,67,67	2.81	15 (33%)
83	PUB	yF	302	-	42,46,46	3.40	7 (16%)	37,67,67	3.16	19 (51%)
84	CYC	D3	1001	-	42,46,46	3.44	14 (33%)	50,67,67	3.15	21 (42%)
82	PEB	mH	201	-	43,46,46	3.49	12 (27%)	45,67,67	1.89	14 (31%)
84	CYC	H4	1001	-	42,46,46	3.23	15 (35%)	50,67,67	3.08	23 (46%)
82	PEB	VE	202	-	43,46,46	3.45	10 (23%)	45,67,67	2.18	15 (33%)
82	PEB	LI	202	-	43,46,46	3.25	10 (23%)	45,67,67	2.04	14 (31%)
101	FES	N2	101	-	0,4,4	-	-	-		
82	PEB	UH	201	-	43,46,46	3.41	11 (25%)	45,67,67	2.54	15 (33%)
85	BCR	hL	102	-	41,41,41	0.72	0	56,56,56	1.81	14 (25%)
87	CLA	CL	513	-	60,68,73	1.60	8 (13%)	70,107,113	1.75	15 (21%)
82	PEB	CJ	201	-	43,46,46	3.22	10 (23%)	45,67,67	2.34	16 (35%)
87	CLA	AN	840	-	65,73,73	1.45	9 (13%)	76,113,113	1.46	8 (10%)
82	PEB	Y5	202	-	43,46,46	3.25	11 (25%)	45,67,67	2.24	15 (33%)
82	PEB	tC	201	-	43,46,46	3.66	12 (27%)	45,67,67	1.78	14 (31%)
87	CLA	32	313	-	45,53,73	1.76	8 (17%)	52,89,113	1.65	10 (19%)
87	CLA	BL	623	-	65,73,73	1.46	7 (10%)	76,113,113	1.59	8 (10%)
88	LHG	d6	407	-	48,48,48	0.91	2 (4%)	51,54,54	1.05	3 (5%)
82	PEB	b1	202	-	43,46,46	3.52	10 (23%)	45,67,67	2.61	17 (37%)
82	PEB	TK	201	-	43,46,46	3.26	8 (18%)	45,67,67	2.94	15 (33%)
84	CYC	MO	1001	-	42,46,46	3.17	12 (28%)	50,67,67	2.89	17 (34%)

Mol	Type	Chain	Res	Link	Bond lengths			Bond angles		
					Counts	RMSZ	$\#\|Z\|>2$	Counts	RMSZ	$\#\|Z\|>2$
82	PEB	Z1	201	-	43,46,46	3.26	9 (20%)	45,67,67	3.16	17 (37%)
87	CLA	12	603	-	45,53,73	1.71	6 (13%)	52,89,113	1.75	7 (13%)
82	PEB	lH	202	-	43,46,46	3.50	11 (25%)	45,67,67	2.76	15 (33%)
82	PEB	eH	202	-	43,46,46	3.44	11 (25%)	45,67,67	1.95	13 (28%)
87	CLA	ON	202	-	50,58,73	1.86	7 (14%)	58,95,113	2.03	12 (20%)
82	PEB	KK	202	-	43,46,46	3.36	11 (25%)	45,67,67	2.36	16 (35%)
88	LHG	DL	407	-	48,48,48	0.91	2 (4%)	51,54,54	1.04	4 (7%)
87	CLA	b6	605	-	65,73,73	1.97	11 (16%)	76,113,113	1.73	7 (9%)
82	PEB	eF	202	-	43,46,46	3.12	10 (23%)	45,67,67	2.25	20 (44%)
95	DGD	BL	607	-	41,41,67	1.05	2 (4%)	55,55,81	1.12	4 (7%)
82	PEB	TB	201	-	43,46,46	3.38	11 (25%)	45,67,67	2.77	16 (35%)
87	CLA	3N	306	-	45,53,73	1.69	7 (15%)	52,89,113	1.72	8 (15%)
89	OEX	aL	608	-	0,15,15	-	-	-		
84	CYC	C4	1001	-	42,46,46	3.25	14 (33%)	50,67,67	2.93	21 (42%)
95	DGD	DL	408	-	63,63,67	0.86	2 (3%)	77,77,81	1.07	4 (5%)
82	PEB	KF	203	-	43,46,46	3.30	10 (23%)	45,67,67	2.05	17 (37%)
82	PEB	OF	201	-	43,46,46	3.31	12 (27%)	45,67,67	2.57	18 (40%)
87	CLA	8N	308	-	45,53,73	1.79	10 (22%)	52,89,113	2.20	13 (25%)
87	CLA	bL	606	-	65,73,73	1.46	11 (16%)	76,113,113	1.48	10 (13%)
87	CLA	2N	306	-	45,53,73	1.76	6 (13%)	52,89,113	1.72	8 (15%)
82	PEB	hE	203	-	43,46,46	3.32	9 (20%)	45,67,67	2.01	13 (28%)
82	PEB	e1	202	-	43,46,46	3.45	11 (25%)	45,67,67	1.96	14 (31%)
82	PEB	s8	202	-	43,46,46	3.57	11 (25%)	45,67,67	2.37	15 (33%)
82	PEB	Q7	201	-	43,46,46	3.22	11 (25%)	45,67,67	2.65	16 (35%)
82	PEB	UK	202	-	43,46,46	3.26	9 (20%)	45,67,67	2.17	13 (28%)
82	PEB	R1	201	-	43,46,46	3.40	11 (25%)	45,67,67	2.16	18 (40%)
82	PEB	HA	202	-	43,46,46	3.34	11 (25%)	45,67,67	2.59	17 (37%)
85	BCR	AN	804	-	41,41,41	0.76	0	56,56,56	2.07	17 (30%)
82	PEB	WQ	201	-	43,46,46	3.44	10 (23%)	45,67,67	2.10	15 (33%)
82	PEB	W1	202	-	43,46,46	3.36	9 (20%)	45,67,67	2.52	16 (35%)
82	PEB	T7	202	-	43,46,46	2.77	9 (20%)	45,67,67	2.99	19 (42%)
82	PEB	O9	202	-	43,46,46	3.08	10 (23%)	45,67,67	2.56	19 (42%)
87	CLA	A2	829	-	65,73,73	1.42	8 (12%)	76,113,113	1.68	8 (10%)
82	PEB	RD	201	-	43,46,46	3.50	12 (27%)	45,67,67	2.09	13 (28%)
82	PEB	SH	202	-	43,46,46	3.32	9 (20%)	45,67,67	2.40	13 (28%)

Mol	Type	Chain	Res	Link	Bond lengths			Bond angles		
					Counts	RMSZ	$\#\|Z\|>2$	Counts	RMSZ	$\#\|Z\|>2$
82	PEB	aB	201	-	43,46,46	3.24	10 (23%)	45,67,67	2.34	16 (35%)
82	PEB	tF	201	-	43,46,46	3.52	10 (23%)	45,67,67	2.86	15 (33%)
82	PEB	XA	202	-	43,46,46	3.02	9 (20%)	45,67,67	2.62	19 (42%)
82	PEB	NM	202	-	43,46,46	3.32	11 (25%)	45,67,67	2.52	15 (33%)
82	PEB	xC	202	-	43,46,46	3.43	10 (23%)	45,67,67	2.61	18 (40%)
82	PEB	hE	202	-	43,46,46	3.36	11 (25%)	45,67,67	2.00	14 (31%)
87	CLA	3N	301	-	45,53,73	1.69	7 (15%)	52,89,113	1.67	11 (21%)
92	LMG	B6	619	-	39,39,55	1.03	2 (5%)	47,47,63	1.27	5 (10%)
82	PEB	QB	202	-	43,46,46	3.40	10 (23%)	45,67,67	1.98	15 (33%)
82	PEB	QB	204	-	43,46,46	3.25	10 (23%)	45,67,67	2.04	12 (26%)
84	CYC	LG	1001	-	42,46,46	3.24	14 (33%)	50,67,67	3.05	20 (40%)
87	CLA	cL	513	-	65,73,73	1.52	7 (10%)	76,113,113	1.40	7 (9%)
84	CYC	FE	1001	-	42,46,46	3.24	15 (35%)	50,67,67	2.71	17 (34%)
87	CLA	32	311	-	42,50,73	1.84	7 (16%)	48,85,113	1.76	9 (18%)
82	PEB	CD	202	-	43,46,46	3.46	10 (23%)	45,67,67	1.99	15 (33%)
87	CLA	AN	805	-	65,73,73	1.49	9 (13%)	76,113,113	1.38	10 (13%)
82	PEB	HM	202	-	43,46,46	3.42	12 (27%)	45,67,67	2.70	21 (46%)
82	PEB	bK	202	-	43,46,46	3.62	9 (20%)	45,67,67	2.36	14 (31%)
87	CLA	32	307	-	45,53,73	2.96	6 (13%)	52,89,113	2.07	10 (19%)
82	PEB	h1	201	-	43,46,46	3.38	11 (25%)	45,67,67	2.44	16 (35%)
82	PEB	FJ	202	-	43,46,46	3.31	10 (23%)	45,67,67	2.44	16 (35%)
82	PEB	RP	201	-	43,46,46	3.42	12 (27%)	45,67,67	2.11	16 (35%)
82	PEB	G7	201	-	43,46,46	3.11	8 (18%)	45,67,67	2.22	13 (28%)
92	LMG	J6	102	-	43,43,55	1.01	3 (6%)	51,51,63	2.16	12 (23%)
87	CLA	CL	512	-	65,73,73	1.46	7 (10%)	76,113,113	1.41	6 (7%)
87	CLA	c6	604	-	65,73,73	1.48	6 (9%)	76,113,113	1.40	7 (9%)
82	PEB	WK	201	-	43,46,46	3.24	11 (25%)	45,67,67	2.63	21 (46%)
82	PEB	TI	203	-	43,46,46	3.22	9 (20%)	45,67,67	2.31	14 (31%)
87	CLA	2N	309	-	50,58,73	1.73	8 (16%)	58,95,113	2.04	13 (22%)
82	PEB	gB	201	-	43,46,46	3.38	11 (25%)	45,67,67	2.17	14 (31%)
82	PEB	RM	202	-	43,46,46	3.38	10 (23%)	45,67,67	2.59	17 (37%)
82	PEB	CB	202	-	43,46,46	3.38	11 (25%)	45,67,67	2.49	15 (33%)
82	PEB	YF	201	-	43,46,46	3.25	9 (20%)	45,67,67	2.03	15 (33%)
82	PEB	SE	202	-	43,46,46	3.23	9 (20%)	45,67,67	2.46	14 (31%)
82	PEB	LO	1002	-	43,46,46	3.36	10 (23%)	45,67,67	2.68	18 (40%)

Mol	Type	Chain	Res	Link	Bond lengths			Bond angles		
					Counts	RMSZ	$\#\|Z\|>2$	Counts	RMSZ	$\#\|Z\|>2$
82	PEB	PD	202	-	43,46,46	3.48	11 (25%)	45,67,67	2.20	16 (35%)
83	PUB	ND	201	-	42,46,46	3.77	9 (21%)	37,67,67	3.13	12 (32%)
87	CLA	BN	824	-	65,73,73	1.43	8 (12%)	76,113,113	1.63	12 (15%)
82	PEB	MF	201	-	43,46,46	3.32	10 (23%)	45,67,67	1.88	13 (28%)
82	PEB	kJ	201	-	43,46,46	3.35	12 (27%)	45,67,67	2.33	14 (31%)
82	PEB	dE	202	-	43,46,46	3.39	10 (23%)	45,67,67	2.42	16 (35%)
82	PEB	f1	201	-	43,46,46	3.48	13 (30%)	45,67,67	2.00	13 (28%)
82	PEB	J9	201	-	43,46,46	3.48	11 (25%)	45,67,67	2.43	15 (33%)
82	PEB	UP	203	-	43,46,46	3.39	11 (25%)	45,67,67	2.53	16 (35%)
82	PEB	NQ	204	-	43,46,46	3.50	11 (25%)	45,67,67	2.23	16 (35%)
83	PUB	M5	303	-	42,46,46	3.65	9 (21%)	37,67,67	3.54	16 (43%)
82	PEB	OK	202	-	43,46,46	3.10	9 (20%)	45,67,67	2.20	15 (33%)
99	SF4	B2	803	-	0,12,12	-	-	-		
87	CLA	AL	405	-	50,58,73	1.66	10 (20%)	58,95,113	1.74	12 (20%)
82	PEB	gJ	202	-	43,46,46	3.41	12 (27%)	45,67,67	2.52	17 (37%)
87	CLA	52	609	-	42,50,73	1.85	8 (19%)	48,85,113	1.86	9 (18%)
82	PEB	fF	201	-	43,46,46	3.39	9 (20%)	45,67,67	3.06	16 (35%)
84	CYC	73	1001	-	42,46,46	3.44	14 (33%)	50,67,67	3.15	21 (42%)
82	PEB	AK	201	-	43,46,46	3.24	10 (23%)	45,67,67	2.31	17 (37%)
82	PEB	YG	201	-	43,46,46	3.09	10 (23%)	45,67,67	2.59	20 (44%)
82	PEB	RD	202	-	43,46,46	3.35	11 (25%)	45,67,67	1.99	13 (28%)
82	PEB	UM	201	-	43,46,46	3.27	11 (25%)	45,67,67	2.49	14 (31%)
82	PEB	SJ	201	-	43,46,46	3.21	10 (23%)	45,67,67	2.43	15 (33%)
87	CLA	B2	804	-	65,73,73	1.49	8 (12%)	76,113,113	1.55	10 (13%)
82	PEB	EA	202	-	43,46,46	3.41	12 (27%)	45,67,67	1.98	13 (28%)
82	PEB	FI	201	-	43,46,46	3.30	13 (30%)	45,67,67	2.23	16 (35%)
82	PEB	KG	201	-	43,46,46	3.30	11 (25%)	45,67,67	2.09	15 (33%)
82	PEB	lF	202	-	43,46,46	3.44	11 (25%)	45,67,67	2.10	15 (33%)
82	PEB	OA	201	-	43,46,46	3.09	10 (23%)	45,67,67	2.81	20 (44%)
82	PEB	V5	202	-	43,46,46	3.35	10 (23%)	45,67,67	1.94	14 (31%)
82	PEB	PH	202	-	43,46,46	3.47	10 (23%)	45,67,67	1.99	17 (37%)
82	PEB	iF	201	-	43,46,46	3.41	10 (23%)	45,67,67	2.39	14 (31%)
82	PEB	WK	203	-	43,46,46	3.40	11 (25%)	45,67,67	2.15	12 (26%)
87	CLA	32	308	-	45,53,73	1.68	7 (15%)	52,89,113	1.66	10 (19%)
82	PEB	SG	203	-	43,46,46	3.22	9 (20%)	45,67,67	2.46	14 (31%)

Mol	Type	Chain	Res	Link	Bond lengths			Bond angles		
					Counts	RMSZ	$\#\|Z\|>2$	Counts	RMSZ	$\#\|Z\|>2$
92	LMG	DL	402	-	54,54,55	0.92	2 (3%)	62,62,63	1.33	7 (11%)
83	PUB	A1	303	-	42,46,46	3.60	8 (19%)	37,67,67	3.19	15 (40%)
82	PEB	N5	201	-	43,46,46	3.23	11 (25%)	45,67,67	2.22	15 (33%)
82	PEB	xK	304	-	43,46,46	3.48	10 (23%)	45,67,67	2.28	17 (37%)
87	CLA	AN	835	-	65,73,73	1.41	7 (10%)	76,113,113	1.52	7 (9%)
82	PEB	DA	201	-	43,46,46	3.39	13 (30%)	45,67,67	2.40	14 (31%)
84	CYC	p3	1001	-	42,46,46	3.67	14 (33%)	50,67,67	2.93	18 (36%)
82	PEB	iG	202	-	43,46,46	3.46	10 (23%)	45,67,67	2.02	14 (31%)
97	GOL	I6	102	-	5,5,5	0.24	0	5,5,5	0.21	0
87	CLA	52	607	-	50,58,73	1.66	6 (12%)	58,95,113	1.70	9 (15%)
82	PEB	CK	201	-	43,46,46	3.36	10 (23%)	45,67,67	2.27	14 (31%)
84	CYC	BE	1001	-	42,46,46	3.34	14 (33%)	50,67,67	2.84	22 (44%)
82	PEB	GK	201	-	43,46,46	3.17	12 (27%)	45,67,67	3.03	21 (46%)
82	PEB	iK	201	-	43,46,46	3.41	10 (23%)	45,67,67	2.38	14 (31%)
92	LMG	yL	101	-	55,55,55	0.34	0	63,63,63	0.53	0
82	PEB	Y5	203	-	43,46,46	3.21	9 (20%)	45,67,67	2.03	14 (31%)
84	CYC	y3	1001	-	42,46,46	3.43	13 (30%)	50,67,67	3.01	23 (46%)
82	PEB	hJ	201	-	43,46,46	3.33	12 (27%)	45,67,67	2.44	16 (35%)
87	CLA	B2	816	-	59,67,73	1.56	9 (15%)	68,105,113	1.53	9 (13%)
87	CLA	B2	811	-	55,63,73	1.56	9 (16%)	64,101,113	1.58	9 (14%)
82	PEB	aM	204	-	43,46,46	3.38	11 (25%)	45,67,67	2.39	14 (31%)
82	PEB	p8	202	-	43,46,46	3.77	10 (23%)	45,67,67	2.77	17 (37%)
82	PEB	VE	201	-	43,46,46	3.38	11 (25%)	45,67,67	2.04	16 (35%)
87	CLA	AN	832	-	50,58,73	1.64	10 (20%)	58,95,113	1.67	9 (15%)
82	PEB	nF	202	-	43,46,46	3.61	12 (27%)	45,67,67	1.94	13 (28%)
87	CLA	7N	607	-	50,58,73	1.75	8 (16%)	58,95,113	1.61	10 (17%)
82	PEB	WD	201	-	43,46,46	3.42	11 (25%)	45,67,67	2.09	15 (33%)
87	CLA	4N	604	-	42,50,73	2.50	10 (23%)	48,85,113	4.60	21 (43%)
82	PEB	U1	202	-	43,46,46	3.30	12 (27%)	45,67,67	2.13	17 (37%)
82	PEB	oK	203	-	43,46,46	3.38	11 (25%)	45,67,67	2.29	13 (28%)
87	CLA	B6	610	-	65,73,73	1.48	9 (13%)	76,113,113	1.47	8 (10%)
87	CLA	BN	814	-	45,53,73	1.68	7 (15%)	52,89,113	1.72	7 (13%)
82	PEB	BP	202	-	43,46,46	3.37	10 (23%)	45,67,67	2.21	16 (35%)
82	PEB	QA	201	-	43,46,46	3.24	11 (25%)	45,67,67	2.65	16 (35%)
82	PEB	FB	201	-	43,46,46	3.27	11 (25%)	45,67,67	2.19	13 (28%)

Mol	Type	Chain	Res	Link	Bond lengths			Bond angles		
					Counts	RMSZ	$\#\|Z\|>2$	Counts	RMSZ	$\#\|Z\|>2$
84	CYC	JO	1001	-	42,46,46	3.11	16 (38%)	50,67,67	2.96	21 (42%)
87	CLA	5N	607	-	50,58,73	1.66	6 (12%)	58,95,113	1.71	9 (15%)
82	PEB	iF	203	-	43,46,46	3.46	12 (27%)	45,67,67	2.04	14 (31%)
82	PEB	F7	202	-	43,46,46	3.28	11 (25%)	45,67,67	2.72	19 (42%)
82	PEB	cO	203	-	43,46,46	3.47	11 (25%)	45,67,67	1.99	11 (24%)
95	DGD	AL	416	-	41,41,67	1.11	3 (7%)	55,55,81	1.50	8 (14%)
82	PEB	y8	201	-	43,46,46	1.07	2 (4%)	45,67,67	1.00	2 (4%)
82	PEB	QD	202	-	43,46,46	3.47	12 (27%)	45,67,67	1.83	13 (28%)
82	PEB	RO	202	-	43,46,46	3.23	11 (25%)	45,67,67	2.49	16 (35%)
82	PEB	fF	202	-	43,46,46	3.58	12 (27%)	45,67,67	2.00	18 (40%)
88	LHG	BL	615	-	40,40,48	0.99	2 (5%)	43,46,54	1.04	3 (6%)
93	BCT	A6	409	-	2,3,3	1.23	0	2,3,3	3.83	2 (100%)
87	CLA	bL	619	-	59,67,73	1.52	9 (15%)	68,105,113	1.51	7 (10%)
82	PEB	P7	203	-	43,46,46	3.40	10 (23%)	45,67,67	2.06	13 (28%)
82	PEB	kH	203	-	43,46,46	3.35	10 (23%)	45,67,67	2.26	16 (35%)
82	PEB	FI	202	-	43,46,46	3.26	9 (20%)	45,67,67	2.19	15 (33%)
82	PEB	DK	203	-	43,46,46	3.46	10 (23%)	45,67,67	2.03	14 (31%)
82	PEB	MJ	201	-	43,46,46	3.11	10 (23%)	45,67,67	2.60	18 (40%)
87	CLA	B2	807	-	65,73,73	1.46	10 (15%)	76,113,113	1.41	8 (10%)
82	PEB	SF	202	-	43,46,46	3.25	12 (27%)	45,67,67	2.41	16 (35%)
82	PEB	V1	201	-	43,46,46	3.40	12 (27%)	45,67,67	2.42	18 (40%)
82	PEB	UE	203	-	43,46,46	3.40	11 (25%)	45,67,67	2.04	15 (33%)
84	CYC	BE	1002	-	42,46,46	3.23	14 (33%)	50,67,67	2.91	23 (46%)
87	CLA	4N	601	-	45,53,73	1.78	8 (17%)	52,89,113	1.68	9 (17%)
82	PEB	HQ	201	-	43,46,46	3.20	11 (25%)	45,67,67	2.42	16 (35%)
82	PEB	U9	204	-	43,46,46	3.57	11 (25%)	45,67,67	2.64	16 (35%)
82	PEB	hO	201	-	43,46,46	3.42	11 (25%)	45,67,67	2.36	18 (40%)
82	PEB	IP	201	-	43,46,46	3.32	10 (23%)	45,67,67	2.17	16 (35%)
82	PEB	Y5	201	-	43,46,46	3.20	10 (23%)	45,67,67	2.16	17 (37%)
82	PEB	DP	202	-	43,46,46	3.37	10 (23%)	45,67,67	2.17	17 (37%)
82	PEB	NI	201	-	43,46,46	3.34	10 (23%)	45,67,67	1.98	13 (28%)
82	PEB	XJ	201	-	43,46,46	3.30	10 (23%)	45,67,67	2.47	15 (33%)
82	PEB	YM	203	-	43,46,46	3.33	13 (30%)	45,67,67	2.14	12 (26%)
82	PEB	D5	203	-	43,46,46	3.22	9 (20%)	45,67,67	2.05	16 (35%)
87	CLA	B2	819	-	45,53,73	1.75	10 (22%)	52,89,113	1.69	8 (15%)

Mol	Type	Chain	Res	Link	Bond lengths			Bond angles		
					Counts	RMSZ	$\#\|Z\|>2$	Counts	RMSZ	$\#\|Z\|>2$
82	PEB	FK	202	-	43,46,46	3.43	10 (23%)	45,67,67	2.52	17 (37%)
98	PQN	AN	842	-	34,34,34	1.53	2 (5%)	42,45,45	1.01	2 (4%)
82	PEB	WH	203	-	43,46,46	3.41	12 (27%)	45,67,67	2.32	16 (35%)
82	PEB	oK	201	-	43,46,46	3.31	10 (23%)	45,67,67	2.25	15 (33%)
82	PEB	AG	304	-	43,46,46	3.30	9 (20%)	45,67,67	2.16	16 (35%)
82	PEB	DH	1002	-	43,46,46	3.32	11 (25%)	45,67,67	2.14	14 (31%)
82	PEB	T5	202	-	43,46,46	3.36	10 (23%)	45,67,67	1.94	14 (31%)
82	PEB	uF	201	-	43,46,46	3.46	12 (27%)	45,67,67	2.19	11 (24%)
82	PEB	jG	201	-	43,46,46	3.43	12 (27%)	45,67,67	2.10	15 (33%)
82	PEB	DK	202	-	43,46,46	3.13	10 (23%)	45,67,67	2.68	16 (35%)
82	PEB	g4	201	-	43,46,46	3.39	11 (25%)	45,67,67	1.98	13 (28%)
85	BCR	k6	102	-	41,41,41	0.73	0	56,56,56	2.76	23 (41%)
82	PEB	kK	202	-	43,46,46	3.56	11 (25%)	45,67,67	1.89	12 (26%)
87	CLA	b6	613	-	65,73,73	1.43	8 (12%)	76,113,113	1.47	7 (9%)
88	LHG	I6	101	-	48,48,48	0.93	2 (4%)	51,54,54	1.13	5 (9%)
82	PEB	GK	202	-	43,46,46	2.65	11 (25%)	45,67,67	3.02	20 (44%)
82	PEB	HP	201	-	43,46,46	3.49	11 (25%)	45,67,67	2.03	15 (33%)
85	BCR	KN	104	-	41,41,41	0.83	0	56,56,56	2.48	19 (33%)
83	PUB	A4	302	-	42,46,46	3.45	7 (16%)	37,67,67	3.14	16 (43%)
82	PEB	x8	202	-	43,46,46	3.43	10 (23%)	45,67,67	2.60	18 (40%)
82	PEB	R9	202	-	43,46,46	3.59	11 (25%)	45,67,67	2.66	17 (37%)
82	PEB	WM	201	-	43,46,46	3.37	10 (23%)	45,67,67	2.20	16 (35%)
82	PEB	bG	201	-	43,46,46	3.39	10 (23%)	45,67,67	2.13	13 (28%)
82	PEB	BF	201	-	43,46,46	3.40	11 (25%)	45,67,67	3.48	16 (35%)
82	PEB	lJ	203	-	43,46,46	3.32	10 (23%)	45,67,67	2.37	15 (33%)
82	PEB	wC	202	-	43,46,46	3.56	10 (23%)	45,67,67	2.61	13 (28%)
82	PEB	hJ	202	-	43,46,46	3.33	11 (25%)	45,67,67	2.08	15 (33%)
82	PEB	ZM	201	-	43,46,46	3.37	11 (25%)	45,67,67	2.41	14 (31%)
82	PEB	BI	202	-	43,46,46	3.02	11 (25%)	45,67,67	2.81	16 (35%)
82	PEB	V1	203	-	43,46,46	3.38	10 (23%)	45,67,67	2.16	16 (35%)
85	BCR	C6	508	-	41,41,41	0.80	1 (2%)	56,56,56	2.61	22 (39%)
87	CLA	AL	404	-	60,68,73	1.47	9 (15%)	70,107,113	1.52	8 (11%)
82	PEB	H7	201	-	43,46,46	3.56	11 (25%)	45,67,67	2.14	14 (31%)
82	PEB	IP	203	-	43,46,46	3.37	11 (25%)	45,67,67	2.62	15 (33%)
95	DGD	aL	603	-	54,54,67	0.91	2 (3%)	68,68,81	1.04	2 (2%)

Mol	Type	Chain	Res	Link	Bond lengths			Bond angles		
					Counts	RMSZ	$\#\|Z\|>2$	Counts	RMSZ	$\#\|Z\|>2$
82	PEB	AE	301	-	43,46,46	3.35	11 (25%)	45,67,67	2.35	17 (37%)
82	PEB	m4	203	-	43,46,46	3.46	12 (27%)	45,67,67	2.17	15 (33%)
87	CLA	8N	301	-	46,54,73	1.83	10 (21%)	53,90,113	1.91	14 (26%)
82	PEB	pC	202	-	43,46,46	3.80	10 (23%)	45,67,67	2.78	17 (37%)
87	CLA	42	601	-	45,53,73	1.78	8 (17%)	52,89,113	1.67	9 (17%)
82	PEB	YK	203	-	43,46,46	3.41	13 (30%)	45,67,67	2.68	17 (37%)
82	PEB	JP	201	-	43,46,46	3.49	12 (27%)	45,67,67	2.07	16 (35%)
83	PUB	wK	304	-	42,46,46	3.40	8 (19%)	37,67,67	3.12	17 (45%)
82	PEB	PQ	203	-	43,46,46	3.39	9 (20%)	45,67,67	2.10	12 (26%)
82	PEB	X9	202	-	43,46,46	3.59	11 (25%)	45,67,67	2.66	17 (37%)
87	CLA	AN	808	-	65,73,73	1.45	10 (15%)	76,113,113	1.47	10 (13%)
82	PEB	hB	301	-	43,46,46	3.49	11 (25%)	45,67,67	2.01	15 (33%)
82	PEB	DI	201	-	43,46,46	3.57	11 (25%)	45,67,67	2.20	16 (35%)
87	CLA	1N	607	-	50,58,73	1.68	6 (12%)	58,95,113	1.70	9 (15%)
87	CLA	KN	105	-	49,57,73	1.71	9 (18%)	55,93,113	1.39	10 (18%)
82	PEB	TG	201	-	43,46,46	3.36	10 (23%)	45,67,67	2.29	19 (42%)
87	CLA	MN	101	-	45,53,73	1.73	8 (17%)	52,89,113	1.81	9 (17%)
85	BCR	A2	848	-	41,41,41	0.83	1 (2%)	56,56,56	2.57	20 (35%)
87	CLA	42	609	-	41,49,73	1.79	7 (17%)	47,84,113	1.84	10 (21%)
91	PHO	dL	403	-	51,69,69	1.65	8 (15%)	47,99,99	1.86	11 (23%)
82	PEB	Q1	203	-	43,46,46	3.28	11 (25%)	45,67,67	2.07	14 (31%)
87	CLA	c6	615	-	55,63,73	1.57	6 (10%)	64,101,113	1.50	9 (14%)
82	PEB	jM	201	-	43,46,46	3.32	10 (23%)	45,67,67	2.49	16 (35%)
82	PEB	MA	201	-	43,46,46	3.28	10 (23%)	45,67,67	2.42	14 (31%)
82	PEB	ZO	202	-	43,46,46	3.29	10 (23%)	45,67,67	1.93	12 (26%)
82	PEB	SM	202	-	43,46,46	3.42	12 (27%)	45,67,67	1.99	13 (28%)
82	PEB	CB	201	-	43,46,46	3.26	10 (23%)	45,67,67	2.16	16 (35%)
82	PEB	VH	201	-	43,46,46	3.37	12 (27%)	45,67,67	2.40	18 (40%)
82	PEB	SJ	203	-	43,46,46	3.29	10 (23%)	45,67,67	2.47	16 (35%)
82	PEB	JF	202	-	43,46,46	3.49	10 (23%)	45,67,67	2.34	16 (35%)
82	PEB	EI	202	-	43,46,46	3.22	10 (23%)	45,67,67	2.31	14 (31%)
82	PEB	L7	201	-	43,46,46	3.44	11 (25%)	45,67,67	2.24	15 (33%)
87	CLA	C6	514	-	65,73,73	1.49	9 (13%)	76,113,113	1.39	9 (11%)
95	DGD	B2	844	-	67,67,67	0.87	2 (2%)	81,81,81	1.00	4 (4%)
82	PEB	RB	202	-	43,46,46	3.33	10 (23%)	45,67,67	2.10	16 (35%)

Mol	Type	Chain	Res	Link	Bond lengths			Bond angles		
					Counts	RMSZ	$\#\|Z\|>2$	Counts	RMSZ	$\#\|Z\|>2$
87	CLA	2N	302	-	45,53,73	1.74	5 (11%)	52,89,113	1.72	7 (13%)
82	PEB	W7	201	-	43,46,46	3.17	10 (23%)	45,67,67	2.31	15 (33%)
82	PEB	MB	202	-	43,46,46	3.41	10 (23%)	45,67,67	2.25	17 (37%)
82	PEB	Y7	304	-	43,46,46	3.31	11 (25%)	45,67,67	2.59	13 (28%)
82	PEB	uC	203	-	43,46,46	3.58	12 (27%)	45,67,67	2.07	16 (35%)
87	CLA	22	604	-	42,50,73	1.76	8 (19%)	48,85,113	1.85	9 (18%)
93	BCT	d6	410	-	2,3,3	1.26	0	2,3,3	4.07	1 (50%)
82	PEB	aO	203	-	43,46,46	3.47	13 (30%)	45,67,67	2.00	14 (31%)
83	PUB	Z9	302	-	42,46,46	3.39	9 (21%)	37,67,67	4.03	18 (48%)
82	PEB	gG	202	-	43,46,46	3.39	10 (23%)	45,67,67	2.50	13 (28%)
87	CLA	c6	610	-	65,73,73	1.46	8 (12%)	76,113,113	1.39	8 (10%)
92	LMG	aL	611	-	42,42,55	1.05	2 (4%)	50,50,63	1.32	8 (16%)
82	PEB	cJ	201	-	43,46,46	3.29	10 (23%)	45,67,67	2.24	14 (31%)
82	PEB	j4	203	-	43,46,46	3.33	11 (25%)	45,67,67	2.34	14 (31%)
85	BCR	b6	603	-	41,41,41	0.85	1 (2%)	56,56,56	2.15	18 (32%)
83	PUB	xK	305	-	42,46,46	3.41	7 (16%)	37,67,67	3.26	15 (40%)
82	PEB	ZH	202	-	43,46,46	3.29	10 (23%)	45,67,67	2.18	17 (37%)
82	PEB	RF	202	-	43,46,46	3.39	11 (25%)	45,67,67	2.32	15 (33%)
82	PEB	bB	201	-	43,46,46	3.22	10 (23%)	45,67,67	2.16	15 (33%)
85	BCR	A2	845	-	41,41,41	0.72	0	56,56,56	1.97	12 (21%)
87	CLA	7N	604	-	42,50,73	1.83	9 (21%)	48,85,113	1.77	10 (20%)
82	PEB	I5	201	-	43,46,46	3.22	11 (25%)	45,67,67	2.22	15 (33%)
82	PEB	PQ	201	-	43,46,46	3.48	13 (30%)	45,67,67	2.12	13 (28%)
87	CLA	BN	820	-	45,53,73	1.75	10 (22%)	52,89,113	1.68	9 (17%)
82	PEB	NB	202	-	43,46,46	3.24	10 (23%)	45,67,67	2.13	13 (28%)
83	PUB	AM	303	-	42,46,46	3.36	8 (19%)	37,67,67	3.53	16 (43%)
82	PEB	AO	301	-	43,46,46	3.37	9 (20%)	45,67,67	2.00	14 (31%)
84	CYC	BG	1001	-	42,46,46	3.35	14 (33%)	50,67,67	2.81	22 (44%)
82	PEB	WJ	202	-	43,46,46	3.26	10 (23%)	45,67,67	2.63	17 (37%)
82	PEB	xF	304	-	43,46,46	3.46	10 (23%)	45,67,67	2.27	16 (35%)
82	PEB	M7	201	-	43,46,46	3.27	11 (25%)	45,67,67	2.42	14 (31%)
82	PEB	LQ	201	-	43,46,46	3.35	11 (25%)	45,67,67	2.43	16 (35%)
82	PEB	W9	202	-	43,46,46	3.58	11 (25%)	45,67,67	2.49	17 (37%)
82	PEB	VB	201	-	43,46,46	3.32	11 (25%)	45,67,67	1.99	13 (28%)
82	PEB	R4	202	-	43,46,46	3.21	11 (25%)	45,67,67	2.49	16 (35%)

Mol	Type	Chain	Res	Link	Bond lengths			Bond angles		
					Counts	RMSZ	$\#\|Z\|>2$	Counts	RMSZ	$\#\|Z\|>2$
82	PEB	mF	201	-	43,46,46	3.40	10 (23%)	45,67,67	2.11	15 (33%)
87	CLA	C6	517	-	65,73,73	1.47	8 (12%)	76,113,113	1.44	8 (10%)
82	PEB	BD	202	-	43,46,46	3.33	9 (20%)	45,67,67	2.02	15 (33%)
87	CLA	B2	815	-	55,63,73	1.56	6 (10%)	64,101,113	1.61	9 (14%)
82	PEB	VD	202	-	43,46,46	3.53	10 (23%)	45,67,67	2.06	12 (26%)
82	PEB	ZB	202	-	43,46,46	3.33	10 (23%)	45,67,67	2.10	13 (28%)
87	CLA	KN	102	-	45,53,73	1.74	8 (17%)	52,89,113	1.65	6 (11%)
82	PEB	bO	202	-	43,46,46	3.44	10 (23%)	45,67,67	2.00	13 (28%)
82	PEB	jJ	201	-	43,46,46	3.30	10 (23%)	45,67,67	2.20	14 (31%)
95	DGD	b6	622	-	43,43,67	1.06	3 (6%)	57,57,81	1.22	5 (8%)
82	PEB	GI	202	-	43,46,46	3.35	9 (20%)	45,67,67	1.98	13 (28%)
82	PEB	fM	202	-	43,46,46	3.33	10 (23%)	45,67,67	2.30	15 (33%)
87	CLA	A2	837	-	51,59,73	1.63	8 (15%)	59,96,113	1.86	15 (25%)
82	PEB	A1	302	-	43,46,46	3.39	11 (25%)	45,67,67	1.95	12 (26%)
82	PEB	lE	202	-	43,46,46	1.07	2 (4%)	45,67,67	0.99	2 (4%)
87	CLA	BN	818	-	60,68,73	1.48	7 (11%)	70,107,113	1.63	10 (14%)
92	LMG	B6	618	-	40,40,55	1.04	2 (5%)	48,48,63	1.36	6 (12%)
82	PEB	Q4	201	-	43,46,46	3.31	11 (25%)	45,67,67	2.70	20 (44%)
85	BCR	AN	848	-	41,41,41	0.83	1 (2%)	56,56,56	2.57	20 (35%)
87	CLA	F2	202	-	41,49,73	1.81	9 (21%)	47,84,113	1.89	10 (21%)
82	PEB	MM	203	-	43,46,46	3.27	11 (25%)	45,67,67	2.22	16 (35%)
82	PEB	YD	201	-	43,46,46	3.51	11 (25%)	45,67,67	1.98	12 (26%)
84	CYC	EE	1001	-	42,46,46	3.22	15 (35%)	50,67,67	2.76	21 (42%)
82	PEB	GP	201	-	43,46,46	3.45	11 (25%)	45,67,67	2.60	16 (35%)
82	PEB	W7	202	-	43,46,46	3.41	12 (27%)	45,67,67	2.04	13 (28%)
82	PEB	18	201	-	43,46,46	3.64	11 (25%)	45,67,67	2.01	15 (33%)
82	PEB	kO	203	-	43,46,46	1.09	2 (4%)	45,67,67	1.00	2 (4%)
82	PEB	HQ	203	-	43,46,46	3.44	10 (23%)	45,67,67	2.13	12 (26%)
88	LHG	C6	505	-	36,36,48	1.04	2 (5%)	39,42,54	1.23	4 (10%)
82	PEB	SM	203	-	43,46,46	3.32	11 (25%)	45,67,67	2.31	15 (33%)
82	PEB	O5	201	-	43,46,46	3.28	11 (25%)	45,67,67	2.06	17 (37%)
87	CLA	B6	613	-	65,73,73	1.46	9 (13%)	76,113,113	1.39	6 (7%)
82	PEB	sK	201	-	43,46,46	3.20	11 (25%)	45,67,67	2.07	13 (28%)
82	PEB	MK	203	-	43,46,46	3.34	13 (30%)	45,67,67	2.56	16 (35%)
82	PEB	OK	203	-	43,46,46	3.30	9 (20%)	45,67,67	2.03	16 (35%)

Mol	Type	Chain	Res	Link	Bond lengths			Bond angles		
					Counts	RMSZ	$\#\|Z\|>2$	Counts	RMSZ	$\#\|Z\|>2$
82	PEB	eE	202	-	43,46,46	3.41	10 (23%)	45,67,67	2.31	13 (28%)
82	PEB	cB	401	-	43,46,46	3.36	10 (23%)	45,67,67	1.99	15 (33%)
93	BCT	aL	612	-	2,3,3	1.22	0	2,3,3	3.86	1 (50%)
82	PEB	PP	202	-	43,46,46	3.36	10 (23%)	45,67,67	2.22	17 (37%)
87	CLA	A2	832	-	50,58,73	1.64	10 (20%)	58,95,113	1.67	9 (15%)
82	PEB	PA	202	-	43,46,46	3.12	10 (23%)	45,67,67	2.64	16 (35%)
82	PEB	N4	1002	-	43,46,46	3.32	10 (23%)	45,67,67	2.14	17 (37%)
82	PEB	aK	201	-	43,46,46	3.42	12 (27%)	45,67,67	2.42	15 (33%)
87	CLA	BL	602	-	65,73,73	1.51	9 (13%)	76,113,113	1.56	7 (9%)
82	PEB	NO	1002	-	43,46,46	3.30	10 (23%)	45,67,67	2.14	16 (35%)
82	PEB	QQ	201	-	43,46,46	3.47	11 (25%)	45,67,67	2.25	18 (40%)
87	CLA	1N	604	-	42,50,73	1.78	7 (16%)	48,85,113	1.70	8 (16%)
82	PEB	dG	202	-	43,46,46	3.35	9 (20%)	45,67,67	2.43	16 (35%)
82	PEB	HQ	202	-	43,46,46	3.42	12 (27%)	45,67,67	2.44	16 (35%)
82	PEB	TJ	202	-	43,46,46	3.34	10 (23%)	45,67,67	2.22	16 (35%)
84	CYC	u3	1001	-	42,46,46	3.44	14 (33%)	50,67,67	3.15	21 (42%)
87	CLA	32	304	-	65,73,73	1.65	9 (13%)	76,113,113	1.94	15 (19%)
82	PEB	SF	203	-	43,46,46	3.24	10 (23%)	45,67,67	2.14	14 (31%)
82	PEB	OI	203	-	43,46,46	3.38	9 (20%)	45,67,67	2.00	14 (31%)
82	PEB	f4	202	-	43,46,46	3.41	10 (23%)	45,67,67	1.97	14 (31%)
82	PEB	X7	203	-	43,46,46	3.51	11 (25%)	45,67,67	2.30	18 (40%)
82	PEB	RQ	202	-	43,46,46	3.36	11 (25%)	45,67,67	1.98	13 (28%)
87	CLA	42	606	-	45,53,73	1.74	8 (17%)	52,89,113	1.61	8 (15%)
82	PEB	BB	202	-	43,46,46	3.26	10 (23%)	45,67,67	2.16	14 (31%)
82	PEB	OD	202	-	43,46,46	3.47	13 (30%)	45,67,67	1.98	15 (33%)
82	PEB	RE	202	-	43,46,46	3.40	10 (23%)	45,67,67	2.17	17 (37%)
87	CLA	2N	307	-	45,53,73	1.76	7 (15%)	52,89,113	1.64	11 (21%)
87	CLA	A2	825	-	55,63,73	1.59	8 (14%)	64,101,113	1.63	8 (12%)
82	PEB	FA	202	-	43,46,46	3.28	11 (25%)	45,67,67	2.72	18 (40%)
82	PEB	JA	201	-	43,46,46	3.30	10 (23%)	45,67,67	2.44	13 (28%)
82	PEB	mG	202	-	43,46,46	3.42	11 (25%)	45,67,67	2.55	14 (31%)
87	CLA	IN	102	-	65,73,73	1.44	9 (13%)	76,113,113	1.46	7 (9%)
87	CLA	b6	604	-	65,73,73	1.45	9 (13%)	76,113,113	1.42	7 (9%)
102	BGC	3N	302	-	11,11,12	0.36	0	15,15,17	1.38	1 (6%)
82	PEB	X5	201	-	43,46,46	3.22	11 (25%)	45,67,67	2.22	15 (33%)

Mol	Type	Chain	Res	Link	Bond lengths			Bond angles		
					Counts	RMSZ	$\#\|Z\|>2$	Counts	RMSZ	$\#\|Z\|>2$
87	CLA	B2	825	-	65,73,73	1.42	8 (12%)	76,113,113	1.51	8 (10%)
82	PEB	YQ	201	-	43,46,46	3.51	11 (25%)	45,67,67	1.98	12 (26%)
82	PEB	KQ	201	-	43,46,46	3.36	10 (23%)	45,67,67	1.98	14 (31%)
82	PEB	WA	202	-	43,46,46	3.44	11 (25%)	45,67,67	2.05	13 (28%)
82	PEB	VQ	202	-	43,46,46	3.53	11 (25%)	45,67,67	2.07	12 (26%)
82	PEB	cO	202	-	43,46,46	3.46	12 (27%)	45,67,67	2.38	14 (31%)
82	PEB	TF	201	-	43,46,46	3.28	8 (18%)	45,67,67	2.93	15 (33%)
85	BCR	d6	405	-	41,41,41	0.80	0	56,56,56	2.02	17 (30%)
82	PEB	UM	202	-	43,46,46	3.24	11 (25%)	45,67,67	2.25	14 (31%)
87	CLA	BN	835	-	65,73,73	1.45	8 (12%)	76,113,113	1.40	8 (10%)
82	PEB	18	203	-	43,46,46	3.47	9 (20%)	45,67,67	1.82	12 (26%)
82	PEB	t8	202	-	43,46,46	3.64	11 (25%)	45,67,67	2.47	15 (33%)
87	CLA	AN	809	-	65,73,73	1.51	8 (12%)	76,113,113	1.62	12 (15%)
87	CLA	BN	833	-	47,55,73	1.69	9 (19%)	54,91,113	1.61	10 (18%)
82	PEB	jO	202	-	43,46,46	3.37	11 (25%)	45,67,67	1.95	12 (26%)
82	PEB	OG	203	-	43,46,46	3.20	11 (25%)	45,67,67	2.24	16 (35%)
82	PEB	JB	202	-	43,46,46	3.21	10 (23%)	45,67,67	2.32	16 (35%)
87	CLA	62	302	-	45,53,73	1.80	6 (13%)	52,89,113	1.56	6 (11%)
102	BGC	32	301	-	11,11,12	0.36	0	15,15,17	1.38	1 (6%)
82	PEB	AD	303	-	43,46,46	3.44	11 (25%)	45,67,67	2.27	16 (35%)
87	CLA	4N	606	-	45,53,73	1.74	8 (17%)	52,89,113	1.61	8 (15%)
82	PEB	U7	201	-	43,46,46	3.23	10 (23%)	45,67,67	2.61	13 (28%)
87	CLA	22	609	-	50,58,73	1.72	8 (16%)	58,95,113	2.05	13 (22%)
87	CLA	A6	404	-	50,58,73	1.62	7 (14%)	58,95,113	1.67	9 (15%)
84	CYC	n3	1001	-	42,46,46	3.43	14 (33%)	50,67,67	3.15	21 (42%)
85	BCR	F2	203	-	41,41,41	0.73	0	56,56,56	2.11	18 (32%)
82	PEB	ZG	202	-	43,46,46	3.35	10 (23%)	45,67,67	2.16	17 (37%)
82	PEB	ZF	201	-	43,46,46	3.40	11 (25%)	45,67,67	2.42	17 (37%)
82	PEB	DD	201	-	43,46,46	3.19	11 (25%)	45,67,67	2.39	14 (31%)
82	PEB	X7	201	-	43,46,46	3.63	11 (25%)	45,67,67	2.34	19 (42%)
87	CLA	CL	509	-	65,73,73	1.45	9 (13%)	76,113,113	1.47	10 (13%)
82	PEB	XB	201	-	43,46,46	3.29	10 (23%)	45,67,67	2.18	15 (33%)
82	PEB	GP	202	-	43,46,46	3.25	10 (23%)	45,67,67	2.24	15 (33%)
85	BCR	BL	616	-	41,41,41	0.80	0	56,56,56	1.59	11 (19%)
82	PEB	DM	201	-	43,46,46	3.45	10 (23%)	45,67,67	2.30	13 (28%)

Mol	Type	Chain	Res	Link	Bond lengths			Bond angles		
					Counts	RMSZ	$\#\|Z\|>2$	Counts	RMSZ	$\#\|Z\|>2$
82	PEB	eK	203	-	43,46,46	3.35	10 (23%)	45,67,67	2.15	13 (28%)
82	PEB	SG	201	-	43,46,46	3.30	10 (23%)	45,67,67	2.09	17 (37%)
82	PEB	kM	202	-	43,46,46	3.37	11 (25%)	45,67,67	2.50	15 (33%)
87	CLA	BL	605	-	65,73,73	1.46	10 (15%)	76,113,113	1.51	8 (10%)
82	PEB	ZK	202	-	43,46,46	3.57	12 (27%)	45,67,67	2.06	14 (31%)
84	CYC	l3	1001	-	42,46,46	3.67	14 (33%)	50,67,67	2.92	20 (40%)
82	PEB	rF	201	-	43,46,46	3.46	11 (25%)	45,67,67	2.23	13 (28%)
82	PEB	CI	202	-	43,46,46	3.21	10 (23%)	45,67,67	2.31	14 (31%)
85	BCR	K2	102	-	41,41,41	0.80	1 (2%)	56,56,56	2.74	19 (33%)
82	PEB	A4	304	-	43,46,46	3.36	10 (23%)	45,67,67	2.06	13 (28%)
82	PEB	X9	201	-	43,46,46	3.37	10 (23%)	45,67,67	1.95	14 (31%)
92	LMG	jL	101	-	33,33,55	1.16	2 (6%)	41,41,63	1.26	4 (9%)
82	PEB	GF	201	-	43,46,46	3.17	12 (27%)	45,67,67	3.04	20 (44%)
82	PEB	WG	203	-	43,46,46	3.14	10 (23%)	45,67,67	2.29	17 (37%)
87	CLA	42	611	-	45,53,73	1.75	7 (15%)	52,89,113	1.67	6 (11%)
82	PEB	S5	201	-	43,46,46	3.48	11 (25%)	45,67,67	2.22	17 (37%)
87	CLA	BN	827	-	65,73,73	1.58	10 (15%)	76,113,113	1.55	9 (11%)
82	PEB	jE	202	-	43,46,46	3.42	11 (25%)	45,67,67	1.96	13 (28%)
82	PEB	GJ	202	-	43,46,46	3.40	10 (23%)	45,67,67	2.02	14 (31%)
82	PEB	aF	203	-	43,46,46	3.37	10 (23%)	45,67,67	2.32	17 (37%)
82	PEB	kK	203	-	43,46,46	3.46	12 (27%)	45,67,67	2.31	11 (24%)
82	PEB	cK	203	-	43,46,46	3.30	13 (30%)	45,67,67	2.77	17 (37%)
82	PEB	RI	203	-	43,46,46	2.94	10 (23%)	45,67,67	2.96	15 (33%)
82	PEB	c4	202	-	43,46,46	3.49	12 (27%)	45,67,67	2.37	14 (31%)
82	PEB	jH	202	-	43,46,46	3.40	12 (27%)	45,67,67	2.62	16 (35%)
87	CLA	BN	806	-	65,73,73	1.42	7 (10%)	76,113,113	1.60	8 (10%)
92	LMG	j6	101	-	43,43,55	1.00	3 (6%)	51,51,63	2.16	12 (23%)
87	CLA	M2	101	-	45,53,73	1.73	8 (17%)	52,89,113	1.80	10 (19%)
84	CYC	w3	1001	-	42,46,46	3.43	14 (33%)	50,67,67	3.16	21 (42%)
82	PEB	aJ	202	-	43,46,46	3.26	10 (23%)	45,67,67	2.29	18 (40%)
83	PUB	A4	303	-	42,46,46	3.41	7 (16%)	37,67,67	3.02	14 (37%)
82	PEB	mO	201	-	43,46,46	3.40	10 (23%)	45,67,67	2.09	15 (33%)
87	CLA	1N	603	-	45,53,73	1.71	6 (13%)	52,89,113	1.74	7 (13%)
82	PEB	YK	202	-	43,46,46	3.38	11 (25%)	45,67,67	1.87	13 (28%)
82	PEB	O1	203	-	43,46,46	3.28	10 (23%)	45,67,67	2.40	15 (33%)

Mol	Type	Chain	Res	Link	Bond lengths			Bond angles		
					Counts	RMSZ	$\#\|Z\|>2$	Counts	RMSZ	$\#\|Z\|>2$
82	PEB	IK	202	-	43,46,46	1.10	2 (4%)	45,67,67	1.00	2 (4%)
82	PEB	M5	301	-	43,46,46	3.14	10 (23%)	45,67,67	2.42	14 (31%)
82	PEB	gF	202	-	43,46,46	3.34	10 (23%)	45,67,67	2.04	15 (33%)
82	PEB	JK	202	-	43,46,46	3.49	11 (25%)	45,67,67	2.33	16 (35%)
82	PEB	YA	303	-	43,46,46	3.35	10 (23%)	45,67,67	3.21	18 (40%)
82	PEB	LG	1002	-	43,46,46	3.32	10 (23%)	45,67,67	1.90	14 (31%)
92	LMG	ML	101	-	41,41,55	1.05	3 (7%)	49,49,63	1.65	9 (18%)
82	PEB	gO	203	-	43,46,46	3.45	11 (25%)	45,67,67	2.18	14 (31%)
82	PEB	oF	201	-	43,46,46	3.35	11 (25%)	45,67,67	2.25	15 (33%)
82	PEB	IQ	202	-	43,46,46	3.41	11 (25%)	45,67,67	2.32	15 (33%)
82	PEB	LJ	201	-	43,46,46	3.32	10 (23%)	45,67,67	2.55	13 (28%)
87	CLA	cL	516	-	55,63,73	1.57	7 (12%)	64,101,113	1.55	7 (10%)
82	PEB	iJ	201	-	43,46,46	3.35	10 (23%)	45,67,67	2.29	15 (33%)
82	PEB	J5	202	-	43,46,46	3.26	11 (25%)	45,67,67	2.20	14 (31%)
96	HEM	v6	201	-	41,50,50	1.38	7 (17%)	45,82,82	1.78	10 (22%)
82	PEB	SQ	202	-	43,46,46	3.36	10 (23%)	45,67,67	1.98	16 (35%)
84	CYC	FO	1001	-	42,46,46	3.25	13 (30%)	50,67,67	2.98	20 (40%)
87	CLA	6N	611	-	45,53,73	1.76	5 (11%)	52,89,113	1.62	7 (13%)
82	PEB	cE	202	-	43,46,46	3.48	10 (23%)	45,67,67	1.99	13 (28%)
82	PEB	aF	201	-	43,46,46	3.43	11 (25%)	45,67,67	2.40	15 (33%)
82	PEB	YO	202	-	43,46,46	3.21	10 (23%)	45,67,67	2.33	15 (33%)
99	SF4	CN	101	-	0,12,12	-	-	-		
84	CYC	S3	1001	-	42,46,46	3.44	14 (33%)	50,67,67	3.15	21 (42%)
82	PEB	U4	202	-	43,46,46	3.30	10 (23%)	45,67,67	1.89	12 (26%)
82	PEB	dD	401	-	43,46,46	3.30	10 (23%)	45,67,67	2.30	18 (40%)
84	CYC	E3	1001	-	42,46,46	3.67	14 (33%)	50,67,67	2.92	18 (36%)
82	PEB	C9	202	-	43,46,46	3.58	10 (23%)	45,67,67	2.66	17 (37%)
82	PEB	AM	302	-	43,46,46	3.36	8 (18%)	45,67,67	2.09	14 (31%)
82	PEB	TH	201	-	43,46,46	3.35	12 (27%)	45,67,67	2.20	19 (42%)
82	PEB	GP	203	-	43,46,46	3.37	11 (25%)	45,67,67	1.98	13 (28%)
92	LMG	CL	519	-	55,55,55	0.87	2 (3%)	63,63,63	1.06	4 (6%)
92	LMG	B6	622	-	50,50,55	0.92	2 (4%)	58,58,63	1.04	4 (6%)
82	PEB	aG	202	-	43,46,46	3.37	11 (25%)	45,67,67	2.34	15 (33%)
85	BCR	CL	516	-	41,41,41	0.72	0	56,56,56	2.91	21 (37%)
87	CLA	32	305	-	45,53,73	1.70	7 (15%)	52,89,113	1.72	8 (15%)

Mol	Type	Chain	Res	Link	Bond lengths			Bond angles		
					Counts	RMSZ	$\#\|Z\|>2$	Counts	RMSZ	$\#\|Z\|>2$
82	PEB	GB	201	-	43,46,46	3.28	10 (23%)	45,67,67	2.18	15 (33%)
82	PEB	E5	201	-	43,46,46	3.23	11 (25%)	45,67,67	2.22	15 (33%)
82	PEB	PF	201	-	43,46,46	3.34	9 (20%)	45,67,67	3.23	18 (40%)
82	PEB	G5	202	-	43,46,46	3.36	10 (23%)	45,67,67	1.94	14 (31%)
82	PEB	WJ	201	-	43,46,46	3.28	11 (25%)	45,67,67	2.40	17 (37%)
82	PEB	gE	201	-	43,46,46	3.35	10 (23%)	45,67,67	2.01	16 (35%)
82	PEB	i1	201	-	43,46,46	3.34	12 (27%)	45,67,67	2.04	16 (35%)
87	CLA	22	606	-	45,53,73	1.76	6 (13%)	52,89,113	1.72	8 (15%)
82	PEB	G9	202	-	43,46,46	3.58	11 (25%)	45,67,67	2.66	17 (37%)
87	CLA	b6	618	-	65,73,73	1.44	8 (12%)	76,113,113	1.38	7 (9%)
87	CLA	KN	103	-	42,50,73	1.71	8 (19%)	48,85,113	1.99	9 (18%)
87	CLA	C6	512	-	65,73,73	1.44	7 (10%)	76,113,113	1.46	8 (10%)
82	PEB	hM	203	-	43,46,46	3.34	9 (20%)	45,67,67	2.64	13 (28%)
87	CLA	12	608	-	41,49,73	1.80	6 (14%)	47,84,113	1.74	10 (21%)
87	CLA	12	607	-	50,58,73	1.67	6 (12%)	58,95,113	1.69	9 (15%)
82	PEB	ZB	201	-	43,46,46	3.38	10 (23%)	45,67,67	1.96	14 (31%)
82	PEB	QH	201	-	43,46,46	3.32	11 (25%)	45,67,67	2.51	17 (37%)
82	PEB	AQ	303	-	43,46,46	3.45	11 (25%)	45,67,67	2.27	17 (37%)
82	PEB	W5	202	-	43,46,46	3.48	12 (27%)	45,67,67	2.33	17 (37%)
87	CLA	52	605	-	45,53,73	1.76	6 (13%)	52,89,113	1.63	8 (15%)
84	CYC	HE	1001	-	42,46,46	3.12	14 (33%)	50,67,67	3.07	21 (42%)
84	CYC	t3	1001	-	42,46,46	3.68	14 (33%)	50,67,67	2.93	19 (38%)
82	PEB	K7	201	-	43,46,46	3.26	11 (25%)	45,67,67	2.47	16 (35%)
82	PEB	GI	201	-	43,46,46	2.86	12 (27%)	45,67,67	2.76	15 (33%)
82	PEB	NP	202	-	43,46,46	3.38	11 (25%)	45,67,67	2.26	17 (37%)
82	PEB	iE	201	-	43,46,46	3.48	11 (25%)	45,67,67	1.97	14 (31%)
87	CLA	A6	402	-	65,73,73	1.45	7 (10%)	76,113,113	1.52	10 (13%)
87	CLA	R2	201	-	45,53,73	1.81	7 (15%)	52,89,113	1.69	9 (17%)
87	CLA	AN	839	-	65,73,73	1.41	7 (10%)	76,113,113	1.58	10 (13%)
82	PEB	hG	203	-	43,46,46	3.32	10 (23%)	45,67,67	2.00	13 (28%)
92	LMG	D6	407	-	33,33,55	1.13	2 (6%)	41,41,63	1.51	8 (19%)
82	PEB	e7	301	-	43,46,46	1.08	2 (4%)	45,67,67	0.99	2 (4%)
87	CLA	32	306	-	42,50,73	1.79	8 (19%)	48,85,113	1.74	8 (16%)
82	PEB	wF	302	-	43,46,46	3.33	9 (20%)	45,67,67	2.23	15 (33%)
82	PEB	E7	202	-	43,46,46	3.41	12 (27%)	45,67,67	1.99	13 (28%)

Mol	Type	Chain	Res	Link	Bond lengths			Bond angles		
					Counts	RMSZ	$\#\|Z\|>2$	Counts	RMSZ	$\#\|Z\|>2$
82	PEB	SD	202	-	43,46,46	3.36	10 (23%)	45,67,67	1.98	16 (35%)
82	PEB	TJ	201	-	43,46,46	3.23	10 (23%)	45,67,67	2.45	16 (35%)
82	PEB	KF	201	-	43,46,46	3.12	10 (23%)	45,67,67	2.52	14 (31%)
84	CYC	d3	1001	-	42,46,46	3.44	14 (33%)	50,67,67	3.16	21 (42%)
82	PEB	RI	202	-	43,46,46	3.21	10 (23%)	45,67,67	2.31	14 (31%)
82	PEB	GB	203	-	43,46,46	3.31	10 (23%)	45,67,67	2.17	16 (35%)
92	LMG	qL	301	-	43,43,55	0.99	2 (4%)	51,51,63	1.18	6 (11%)
82	PEB	LQ	202	-	43,46,46	3.37	11 (25%)	45,67,67	2.25	14 (31%)
82	PEB	iM	202	-	43,46,46	3.42	12 (27%)	45,67,67	2.41	17 (37%)
84	CYC	MG	1001	-	42,46,46	3.17	14 (33%)	50,67,67	2.89	19 (38%)
82	PEB	ND	202	-	43,46,46	3.43	11 (25%)	45,67,67	1.82	12 (26%)
82	PEB	ND	204	-	43,46,46	3.49	9 (20%)	45,67,67	2.23	15 (33%)
82	PEB	NQ	203	-	43,46,46	3.36	8 (18%)	45,67,67	2.02	13 (28%)
82	PEB	fB	301	-	43,46,46	3.49	12 (27%)	45,67,67	2.00	15 (33%)
82	PEB	BK	202	-	43,46,46	3.44	10 (23%)	45,67,67	2.35	14 (31%)
82	PEB	a4	202	-	43,46,46	3.31	12 (27%)	45,67,67	2.58	15 (33%)
82	PEB	lG	202	-	43,46,46	3.34	11 (25%)	45,67,67	2.01	14 (31%)
87	CLA	L2	203	-	65,73,73	1.47	8 (12%)	76,113,113	1.56	8 (10%)
96	HEM	FL	102	-	41,50,50	1.42	6 (14%)	45,82,82	1.86	11 (24%)
82	PEB	IB	201	-	43,46,46	3.25	10 (23%)	45,67,67	2.12	13 (28%)
87	CLA	32	310	-	41,49,73	1.80	7 (17%)	47,84,113	2.02	11 (23%)
82	PEB	cM	201	-	43,46,46	3.35	11 (25%)	45,67,67	2.39	12 (26%)
103	ZEX	82	310	-	42,43,43	1.77	9 (21%)	55,60,60	3.88	30 (54%)
82	PEB	CJ	202	-	43,46,46	3.25	10 (23%)	45,67,67	2.11	14 (31%)
82	PEB	xK	303	-	43,46,46	3.45	11 (25%)	45,67,67	1.98	12 (26%)
85	BCR	K2	105	-	41,41,41	0.83	0	56,56,56	2.48	19 (33%)
82	PEB	ZB	203	-	43,46,46	3.38	10 (23%)	45,67,67	2.07	14 (31%)
82	PEB	GB	202	-	43,46,46	3.26	10 (23%)	45,67,67	2.10	15 (33%)
87	CLA	A2	817	-	42,50,73	1.75	8 (19%)	48,85,113	1.72	8 (16%)
87	CLA	CL	515	-	65,73,73	1.48	9 (13%)	76,113,113	1.48	8 (10%)
87	CLA	42	605	-	45,53,73	1.75	7 (15%)	52,89,113	2.16	13 (25%)
84	CYC	KO	1001	-	42,46,46	3.27	14 (33%)	50,67,67	2.89	19 (38%)
82	PEB	BF	202	-	43,46,46	3.44	10 (23%)	45,67,67	2.35	14 (31%)
82	PEB	cH	202	-	43,46,46	3.45	10 (23%)	45,67,67	2.31	16 (35%)
82	PEB	I9	202	-	43,46,46	3.58	11 (25%)	45,67,67	2.66	17 (37%)

Mol	Type	Chain	Res	Link	Bond lengths			Bond angles		
					Counts	RMSZ	$\#\|Z\|>2$	Counts	RMSZ	$\#\|Z\|>2$
87	CLA	A2	835	-	65,73,73	1.40	7 (10%)	76,113,113	1.51	7 (9%)
82	PEB	RQ	201	-	43,46,46	3.51	12 (27%)	45,67,67	2.09	13 (28%)
82	PEB	lE	203	-	43,46,46	3.46	11 (25%)	45,67,67	1.98	14 (31%)
82	PEB	gO	202	-	43,46,46	3.31	9 (20%)	45,67,67	2.32	14 (31%)
85	BCR	b6	601	-	41,41,41	0.89	2 (4%)	56,56,56	2.10	17 (30%)
82	PEB	mJ	201	-	43,46,46	3.35	10 (23%)	45,67,67	2.63	16 (35%)
87	CLA	A2	828	-	65,73,73	1.79	10 (15%)	76,113,113	1.57	12 (15%)
82	PEB	Z4	202	-	43,46,46	3.30	10 (23%)	45,67,67	1.93	12 (26%)
82	PEB	mG	201	-	43,46,46	3.49	13 (30%)	45,67,67	1.94	13 (28%)
82	PEB	SA	202	-	43,46,46	3.20	10 (23%)	45,67,67	1.96	12 (26%)
82	PEB	F9	202	-	43,46,46	3.31	10 (23%)	45,67,67	2.37	17 (37%)
87	CLA	D6	402	-	65,73,73	1.44	7 (10%)	76,113,113	1.46	8 (10%)
82	PEB	d4	201	-	43,46,46	3.28	10 (23%)	45,67,67	2.20	16 (35%)
84	CYC	g3	1001	-	42,46,46	3.68	14 (33%)	50,67,67	2.92	19 (38%)
87	CLA	8N	303	-	65,73,73	1.57	12 (18%)	76,113,113	1.88	15 (19%)
95	DGD	a6	603	-	41,41,67	1.07	2 (4%)	55,55,81	1.33	5 (9%)
87	CLA	bL	615	-	65,73,73	1.47	7 (10%)	76,113,113	1.43	9 (11%)
82	PEB	YM	201	-	43,46,46	3.14	10 (23%)	45,67,67	2.55	17 (37%)
82	PEB	OH	201	-	43,46,46	3.33	13 (30%)	45,67,67	2.34	16 (35%)
82	PEB	VQ	201	-	43,46,46	3.20	10 (23%)	45,67,67	2.30	12 (26%)
82	PEB	B9	203	-	43,46,46	3.39	9 (20%)	45,67,67	2.03	12 (26%)
82	PEB	XF	203	-	43,46,46	3.49	11 (25%)	45,67,67	2.26	17 (37%)
82	PEB	OP	203	-	43,46,46	3.02	10 (23%)	45,67,67	2.23	14 (31%)
82	PEB	iO	202	-	43,46,46	3.25	10 (23%)	45,67,67	2.32	14 (31%)
82	PEB	UQ	201	-	43,46,46	3.49	12 (27%)	45,67,67	2.13	17 (37%)
82	PEB	HD	203	-	43,46,46	3.45	10 (23%)	45,67,67	2.13	12 (26%)
84	CYC	GE	1001	-	42,46,46	3.19	14 (33%)	50,67,67	2.88	18 (36%)
87	CLA	3N	303	-	45,53,73	1.90	8 (17%)	52,89,113	2.23	13 (25%)
84	CYC	i3	1001	-	42,46,46	3.67	14 (33%)	50,67,67	2.93	19 (38%)
87	CLA	a6	609	-	50,58,73	1.63	7 (14%)	58,95,113	1.63	8 (13%)
82	PEB	PA	203	-	43,46,46	3.40	10 (23%)	45,67,67	2.06	13 (28%)
82	PEB	lM	201	-	43,46,46	3.31	11 (25%)	45,67,67	2.46	16 (35%)
82	PEB	rK	202	-	43,46,46	3.43	12 (27%)	45,67,67	2.05	13 (28%)
87	CLA	BL	603	-	65,73,73	1.41	8 (12%)	76,113,113	1.68	8 (10%)
84	CYC	f3	1001	-	42,46,46	3.44	14 (33%)	50,67,67	3.15	21 (42%)

Mol	Type	Chain	Res	Link	Bond lengths			Bond angles		
					Counts	RMSZ	$\#\|Z\|>2$	Counts	RMSZ	$\#\|Z\|>2$
87	CLA	AN	803	-	52,60,73	1.67	10 (19%)	60,97,113	1.47	8 (13%)
82	PEB	eJ	201	-	43,46,46	3.26	10 (23%)	45,67,67	2.26	14 (31%)
82	PEB	kF	201	-	43,46,46	3.40	10 (23%)	45,67,67	2.06	12 (26%)
82	PEB	dG	203	-	43,46,46	3.48	12 (27%)	45,67,67	2.08	15 (33%)
82	PEB	HD	202	-	43,46,46	3.40	12 (27%)	45,67,67	2.45	16 (35%)
82	PEB	b4	201	-	43,46,46	3.40	10 (23%)	45,67,67	2.39	17 (37%)
87	CLA	3N	309	-	50,58,73	1.63	5 (10%)	58,95,113	2.04	13 (22%)
82	PEB	KA	201	-	43,46,46	3.26	12 (27%)	45,67,67	2.48	17 (37%)
87	CLA	B6	606	-	65,73,73	1.46	8 (12%)	76,113,113	1.49	8 (10%)
87	CLA	5N	610	-	45,53,73	1.73	7 (15%)	52,89,113	1.65	8 (15%)
87	CLA	A2	836	-	45,53,73	1.78	8 (17%)	52,89,113	1.72	7 (13%)
82	PEB	sC	201	-	43,46,46	3.46	11 (25%)	45,67,67	2.35	15 (33%)
82	PEB	R1	202	-	43,46,46	3.51	11 (25%)	45,67,67	1.72	10 (22%)
82	PEB	O4	201	-	43,46,46	3.36	10 (23%)	45,67,67	2.49	17 (37%)
88	LHG	AN	844	-	39,39,48	1.03	2 (5%)	42,45,54	1.08	2 (4%)
82	PEB	RQ	203	-	43,46,46	3.37	12 (27%)	45,67,67	2.32	16 (35%)
82	PEB	DJ	201	-	43,46,46	3.39	10 (23%)	45,67,67	2.57	15 (33%)
82	PEB	KM	202	-	43,46,46	3.28	11 (25%)	45,67,67	2.15	15 (33%)
82	PEB	D4	1002	-	43,46,46	3.32	11 (25%)	45,67,67	2.18	17 (37%)
87	CLA	B2	822	-	65,73,73	1.44	8 (12%)	76,113,113	1.46	12 (15%)
87	CLA	B6	608	-	65,73,73	1.45	7 (10%)	76,113,113	1.39	8 (10%)
82	PEB	e4	202	-	43,46,46	3.36	10 (23%)	45,67,67	2.24	16 (35%)
82	PEB	bH	201	-	43,46,46	3.37	11 (25%)	45,67,67	2.03	15 (33%)
82	PEB	mG	203	-	43,46,46	3.46	11 (25%)	45,67,67	1.97	14 (31%)
82	PEB	CI	201	-	43,46,46	3.34	10 (23%)	45,67,67	1.98	13 (28%)
82	PEB	TA	203	-	43,46,46	3.29	10 (23%)	45,67,67	2.26	17 (37%)
82	PEB	OP	201	-	43,46,46	3.41	11 (25%)	45,67,67	2.48	15 (33%)
82	PEB	F7	201	-	43,46,46	3.43	9 (20%)	45,67,67	2.07	15 (33%)
87	CLA	CL	511	-	65,73,73	1.41	9 (13%)	76,113,113	1.64	12 (15%)
82	PEB	eF	203	-	43,46,46	3.38	10 (23%)	45,67,67	2.15	13 (28%)
82	PEB	HB	202	-	43,46,46	3.25	10 (23%)	45,67,67	2.10	15 (33%)
82	PEB	VQ	203	-	43,46,46	3.26	13 (30%)	45,67,67	2.37	13 (28%)
82	PEB	KB	304	-	43,46,46	3.27	10 (23%)	45,67,67	2.12	14 (31%)
82	PEB	OH	203	-	43,46,46	3.24	10 (23%)	45,67,67	2.42	14 (31%)
98	PQN	A2	842	-	34,34,34	1.53	2 (5%)	42,45,45	1.00	2 (4%)

Mol	Type	Chain	Res	Link	Bond lengths			Bond angles		
					Counts	RMSZ	$\#\|Z\|>2$	Counts	RMSZ	$\#\|Z\|>2$
92	LMG	D6	409	-	54,54,55	0.88	2 (3%)	62,62,63	1.01	3 (4%)
82	PEB	lG	203	-	43,46,46	3.46	11 (25%)	45,67,67	1.97	14 (31%)
82	PEB	fO	201	-	43,46,46	3.33	10 (23%)	45,67,67	2.23	16 (35%)
82	PEB	UM	203	-	43,46,46	3.42	12 (27%)	45,67,67	2.33	14 (31%)
82	PEB	hF	201	-	43,46,46	3.36	10 (23%)	45,67,67	2.43	17 (37%)
82	PEB	sF	201	-	43,46,46	3.21	11 (25%)	45,67,67	2.07	13 (28%)
87	CLA	62	304	-	45,53,73	1.77	6 (13%)	52,89,113	1.60	6 (11%)
82	PEB	FK	201	-	43,46,46	3.48	10 (23%)	45,67,67	3.85	17 (37%)
87	CLA	AN	812	-	55,63,73	1.62	8 (14%)	64,101,113	1.56	7 (10%)
87	CLA	HL	102	-	65,73,73	1.46	9 (13%)	76,113,113	1.40	9 (11%)
85	BCR	BN	843	-	41,41,41	0.77	0	56,56,56	2.01	18 (32%)
82	PEB	SK	201	-	43,46,46	3.19	12 (27%)	45,67,67	2.58	15 (33%)
95	DGD	D6	410	-	63,63,67	0.85	2 (3%)	77,77,81	1.10	4 (5%)
82	PEB	D9	201	-	43,46,46	3.28	11 (25%)	45,67,67	2.06	16 (35%)
87	CLA	HL	101	-	65,73,73	1.41	8 (12%)	76,113,113	1.57	9 (11%)
87	CLA	cL	517	-	65,73,73	1.51	7 (10%)	76,113,113	1.44	7 (9%)
82	PEB	aJ	201	-	43,46,46	3.26	11 (25%)	45,67,67	2.20	14 (31%)
87	CLA	52	611	-	45,53,73	1.80	7 (15%)	52,89,113	1.75	11 (21%)
82	PEB	WE	203	-	43,46,46	3.14	10 (23%)	45,67,67	2.28	17 (37%)
82	PEB	OJ	201	-	43,46,46	3.21	10 (23%)	45,67,67	2.06	15 (33%)
82	PEB	l4	201	-	43,46,46	3.31	11 (25%)	45,67,67	2.26	17 (37%)
85	BCR	L2	201	-	41,41,41	0.75	0	56,56,56	1.87	12 (21%)
87	CLA	dL	409	-	50,58,73	1.62	9 (18%)	58,95,113	1.69	10 (17%)
82	PEB	P1	201	-	43,46,46	3.37	10 (23%)	45,67,67	2.25	17 (37%)
82	PEB	YF	202	-	43,46,46	3.42	11 (25%)	45,67,67	1.90	13 (28%)
87	CLA	C6	515	-	65,73,73	1.46	9 (13%)	76,113,113	1.34	7 (9%)
82	PEB	JK	201	-	43,46,46	3.38	10 (23%)	45,67,67	3.05	17 (37%)
87	CLA	AN	841	-	65,73,73	1.50	9 (13%)	76,113,113	1.51	9 (11%)
82	PEB	b4	202	-	43,46,46	3.43	10 (23%)	45,67,67	2.00	13 (28%)
82	PEB	kJ	202	-	43,46,46	3.35	10 (23%)	45,67,67	2.40	16 (35%)
82	PEB	HF	202	-	43,46,46	3.42	10 (23%)	45,67,67	2.38	16 (35%)
82	PEB	SI	201	-	43,46,46	3.23	11 (25%)	45,67,67	2.25	14 (31%)
82	PEB	OQ	201	-	43,46,46	3.40	10 (23%)	45,67,67	1.99	15 (33%)
82	PEB	JJ	202	-	43,46,46	3.35	10 (23%)	45,67,67	2.35	18 (40%)
82	PEB	E9	201	-	43,46,46	3.38	9 (20%)	45,67,67	1.95	14 (31%)

Mol	Type	Chain	Res	Link	Bond lengths			Bond angles		
					Counts	RMSZ	$\#\|Z\|>2$	Counts	RMSZ	$\#\|Z\|>2$
82	PEB	RK	202	-	43,46,46	3.39	11 (25%)	45,67,67	2.31	15 (33%)
82	PEB	fG	203	-	43,46,46	3.39	11 (25%)	45,67,67	2.19	13 (28%)
82	PEB	u8	203	-	43,46,46	3.58	12 (27%)	45,67,67	2.08	16 (35%)
82	PEB	ID	201	-	43,46,46	3.68	13 (30%)	45,67,67	2.36	18 (40%)
82	PEB	QJ	204	-	43,46,46	3.38	10 (23%)	45,67,67	1.97	11 (24%)
87	CLA	B2	835	-	65,73,73	1.45	9 (13%)	76,113,113	1.41	8 (10%)
87	CLA	5N	611	-	45,53,73	1.81	7 (15%)	52,89,113	1.75	11 (21%)
82	PEB	gH	202	-	43,46,46	3.50	11 (25%)	45,67,67	2.22	14 (31%)
82	PEB	RG	202	-	43,46,46	3.40	10 (23%)	45,67,67	2.18	17 (37%)
82	PEB	eE	203	-	43,46,46	3.58	12 (27%)	45,67,67	2.70	18 (40%)
82	PEB	OI	201	-	43,46,46	3.50	13 (30%)	45,67,67	2.31	15 (33%)
87	CLA	3N	304	-	45,53,73	1.71	6 (13%)	52,89,113	2.13	9 (17%)
82	PEB	eJ	202	-	43,46,46	3.24	10 (23%)	45,67,67	2.65	18 (40%)
92	LMG	x6	601	-	50,50,55	0.91	2 (4%)	58,58,63	1.14	4 (6%)
82	PEB	O9	201	-	43,46,46	3.40	11 (25%)	45,67,67	2.30	16 (35%)
82	PEB	G5	201	-	43,46,46	3.22	11 (25%)	45,67,67	2.22	15 (33%)
82	PEB	v8	201	-	43,46,46	3.55	12 (27%)	45,67,67	2.13	15 (33%)
82	PEB	mH	202	-	43,46,46	3.70	10 (23%)	45,67,67	1.86	12 (26%)
82	PEB	WK	202	-	43,46,46	3.31	11 (25%)	45,67,67	2.28	18 (40%)
82	PEB	c4	203	-	43,46,46	3.46	12 (27%)	45,67,67	1.99	11 (24%)
94	PL9	D6	408	-	55,55,55	0.64	2 (3%)	68,69,69	2.02	23 (33%)
88	LHG	bL	612	-	48,48,48	0.94	2 (4%)	51,54,54	1.07	3 (5%)
82	PEB	t8	201	-	43,46,46	3.67	12 (27%)	45,67,67	1.78	14 (31%)
82	PEB	F5	201	-	43,46,46	3.27	10 (23%)	45,67,67	2.31	21 (46%)
82	PEB	XP	202	-	43,46,46	3.41	10 (23%)	45,67,67	2.13	16 (35%)
96	HEM	vL	201	-	41,50,50	1.44	7 (17%)	45,82,82	1.88	11 (24%)
82	PEB	uC	201	-	43,46,46	3.50	14 (32%)	45,67,67	2.24	18 (40%)
87	CLA	O2	202	-	50,58,73	1.87	7 (14%)	58,95,113	2.03	12 (20%)
83	PUB	xF	301	-	42,46,46	3.24	8 (19%)	37,67,67	3.35	19 (51%)
87	CLA	1N	610	-	45,53,73	1.74	6 (13%)	52,89,113	1.68	8 (15%)
82	PEB	D9	203	-	43,46,46	3.48	10 (23%)	45,67,67	1.98	13 (28%)
84	CYC	EG	1001	-	42,46,46	3.21	15 (35%)	50,67,67	2.76	21 (42%)
82	PEB	OG	202	-	43,46,46	3.35	10 (23%)	45,67,67	2.05	14 (31%)
82	PEB	iH	202	-	43,46,46	3.54	11 (25%)	45,67,67	1.85	12 (26%)
82	PEB	fE	202	-	43,46,46	3.42	13 (30%)	45,67,67	1.97	14 (31%)

Mol	Type	Chain	Res	Link	Bond lengths			Bond angles		
					Counts	RMSZ	$\#\|Z\|>2$	Counts	RMSZ	$\#\|Z\|>2$
82	PEB	BJ	301	-	43,46,46	3.28	10 (23%)	45,67,67	2.22	16 (35%)
82	PEB	BM	301	-	43,46,46	3.36	10 (23%)	45,67,67	2.19	16 (35%)
82	PEB	Y1	201	-	43,46,46	3.51	11 (25%)	45,67,67	2.31	18 (40%)
84	CYC	W3	1001	-	42,46,46	3.44	13 (30%)	50,67,67	3.01	23 (46%)
83	PUB	AO	302	-	42,46,46	3.44	7 (16%)	37,67,67	3.14	16 (43%)
82	PEB	VI	202	-	43,46,46	3.23	10 (23%)	45,67,67	2.31	14 (31%)
82	PEB	V7	203	-	43,46,46	3.55	12 (27%)	45,67,67	1.96	15 (33%)
82	PEB	AB	501	-	43,46,46	3.22	10 (23%)	45,67,67	2.23	16 (35%)
82	PEB	AF	201	-	43,46,46	3.24	10 (23%)	45,67,67	2.30	17 (37%)
82	PEB	N5	202	-	43,46,46	3.35	10 (23%)	45,67,67	1.94	14 (31%)
96	HEM	fL	102	-	41,50,50	1.39	6 (14%)	45,82,82	1.89	11 (24%)
87	CLA	K2	104	-	42,50,73	1.69	8 (19%)	48,85,113	1.98	9 (18%)
82	PEB	eK	201	-	43,46,46	3.42	13 (30%)	45,67,67	2.22	17 (37%)
87	CLA	C6	511	-	65,73,73	1.45	6 (9%)	76,113,113	1.44	8 (10%)
82	PEB	KP	201	-	43,46,46	3.36	11 (25%)	45,67,67	2.49	15 (33%)
84	CYC	FH	1001	-	42,46,46	3.32	14 (33%)	50,67,67	2.90	18 (36%)
82	PEB	wK	303	-	43,46,46	3.47	11 (25%)	45,67,67	2.07	15 (33%)
82	PEB	IJ	201	-	43,46,46	3.20	10 (23%)	45,67,67	2.43	15 (33%)
82	PEB	QJ	202	-	43,46,46	3.26	11 (25%)	45,67,67	2.41	16 (35%)
82	PEB	hK	201	-	43,46,46	3.38	10 (23%)	45,67,67	2.43	17 (37%)
82	PEB	U1	201	-	43,46,46	3.39	11 (25%)	45,67,67	2.54	15 (33%)
82	PEB	WH	202	-	43,46,46	3.37	10 (23%)	45,67,67	2.53	16 (35%)
87	CLA	A2	819	-	62,70,73	1.50	9 (14%)	72,109,113	1.63	8 (11%)
82	PEB	NA	203	-	43,46,46	3.34	10 (23%)	45,67,67	2.36	17 (37%)
82	PEB	SI	202	-	43,46,46	3.31	10 (23%)	45,67,67	2.00	13 (28%)
95	DGD	CL	517	-	63,63,67	0.84	2 (3%)	77,77,81	1.06	2 (2%)
82	PEB	A4	305	-	43,46,46	3.39	10 (23%)	45,67,67	2.01	13 (28%)
82	PEB	F5	203	-	43,46,46	3.25	10 (23%)	45,67,67	2.10	17 (37%)
82	PEB	AI	201	-	43,46,46	3.34	9 (20%)	45,67,67	1.97	13 (28%)
82	PEB	OK	201	-	43,46,46	3.30	12 (27%)	45,67,67	2.58	18 (40%)
82	PEB	P7	202	-	43,46,46	3.15	10 (23%)	45,67,67	2.63	16 (35%)
82	PEB	1C	201	-	43,46,46	3.66	12 (27%)	45,67,67	2.02	15 (33%)
82	PEB	E7	201	-	43,46,46	3.56	12 (27%)	45,67,67	2.31	14 (31%)
85	BCR	cL	518	-	41,41,41	0.69	0	56,56,56	2.99	26 (46%)
94	PL9	DL	401	-	55,55,55	0.73	3 (5%)	68,69,69	1.88	15 (22%)

Mol	Type	Chain	Res	Link	Bond lengths			Bond angles		
					Counts	RMSZ	$\#\|Z\|>2$	Counts	RMSZ	$\#\|Z\|>2$
82	PEB	BQ	203	-	43,46,46	2.93	9 (20%)	45,67,67	2.38	14 (31%)
82	PEB	QG	202	-	43,46,46	3.43	10 (23%)	45,67,67	2.06	15 (33%)
82	PEB	OI	202	-	43,46,46	2.87	11 (25%)	45,67,67	2.88	16 (35%)
82	PEB	PM	202	-	43,46,46	3.32	10 (23%)	45,67,67	2.24	14 (31%)
98	PQN	B2	837	-	34,34,34	1.88	4 (11%)	42,45,45	2.53	14 (33%)
82	PEB	y8	202	-	43,46,46	3.37	9 (20%)	45,67,67	2.16	14 (31%)
82	PEB	ZH	203	-	43,46,46	3.40	12 (27%)	45,67,67	2.51	16 (35%)
82	PEB	Q5	202	-	43,46,46	3.38	10 (23%)	45,67,67	2.62	15 (33%)
82	PEB	gO	201	-	43,46,46	3.39	10 (23%)	45,67,67	1.98	13 (28%)
92	LMG	bL	611	-	50,50,55	0.98	2 (4%)	58,58,63	1.17	5 (8%)
92	LMG	JL	103	-	33,33,55	1.15	2 (6%)	41,41,63	1.22	3 (7%)
82	PEB	EA	201	-	43,46,46	3.57	12 (27%)	45,67,67	2.32	14 (31%)
82	PEB	mE	202	-	43,46,46	3.42	11 (25%)	45,67,67	2.56	14 (31%)
82	PEB	AH	301	-	43,46,46	3.40	8 (18%)	45,67,67	2.12	14 (31%)
92	LMG	mL	101	-	41,41,55	1.06	3 (7%)	49,49,63	1.63	8 (16%)
83	PUB	BM	302	-	42,46,46	3.36	7 (16%)	37,67,67	3.28	15 (40%)
87	CLA	2N	312	-	45,53,73	1.78	6 (13%)	52,89,113	1.79	11 (21%)
82	PEB	F5	202	-	43,46,46	3.17	10 (23%)	45,67,67	2.43	17 (37%)
82	PEB	OE	202	-	43,46,46	3.36	10 (23%)	45,67,67	2.06	15 (33%)
87	CLA	42	608	-	50,58,73	1.70	9 (18%)	58,95,113	1.94	15 (25%)
82	PEB	S1	201	-	43,46,46	3.31	12 (27%)	45,67,67	2.37	14 (31%)
95	DGD	a6	602	-	41,41,67	1.04	2 (4%)	55,55,81	1.16	4 (7%)
82	PEB	EK	201	-	43,46,46	3.08	9 (20%)	45,67,67	2.33	14 (31%)
82	PEB	hH	202	-	43,46,46	1.07	2 (4%)	45,67,67	1.00	2 (4%)
82	PEB	XF	202	-	43,46,46	3.25	12 (27%)	45,67,67	2.62	16 (35%)
95	DGD	h6	101	-	63,63,67	0.91	2 (3%)	77,77,81	1.00	3 (3%)
87	CLA	B6	611	-	65,73,73	1.45	9 (13%)	76,113,113	1.44	8 (10%)
82	PEB	EJ	201	-	43,46,46	3.10	11 (25%)	45,67,67	2.62	17 (37%)
84	CYC	P3	1001	-	42,46,46	3.67	14 (33%)	50,67,67	2.93	19 (38%)
87	CLA	AN	817	-	42,50,73	1.77	8 (19%)	48,85,113	1.71	8 (16%)
87	CLA	BN	811	-	65,73,73	1.51	11 (16%)	76,113,113	1.53	8 (10%)
85	BCR	aL	604	-	41,41,41	0.70	0	56,56,56	1.72	11 (19%)
82	PEB	mM	202	-	43,46,46	3.45	12 (27%)	45,67,67	2.43	16 (35%)
87	CLA	6N	607	-	45,53,73	1.79	6 (13%)	52,89,113	1.70	9 (17%)
82	PEB	oK	202	-	43,46,46	3.52	9 (20%)	45,67,67	1.95	14 (31%)

Mol	Type	Chain	Res	Link	Bond lengths			Bond angles		
					Counts	RMSZ	$\#\|Z\|>2$	Counts	RMSZ	$\#\|Z\|>2$
88	LHG	D6	406	-	48,48,48	0.89	2 (4%)	51,54,54	1.09	3 (5%)
82	PEB	eO	202	-	43,46,46	3.35	11 (25%)	45,67,67	2.25	16 (35%)
95	DGD	CL	523	-	49,49,67	0.97	2 (4%)	63,63,81	1.12	4 (6%)
82	PEB	lK	201	-	43,46,46	3.39	12 (27%)	45,67,67	2.59	15 (33%)
82	PEB	jG	202	-	43,46,46	3.42	11 (25%)	45,67,67	1.95	13 (28%)
82	PEB	NG	201	-	43,46,46	3.36	11 (25%)	45,67,67	2.23	15 (33%)
82	PEB	RP	202	-	43,46,46	3.35	10 (23%)	45,67,67	2.09	15 (33%)
87	CLA	AN	821	-	65,73,73	1.43	10 (15%)	76,113,113	1.58	9 (11%)
82	PEB	CP	201	-	43,46,46	3.39	12 (27%)	45,67,67	2.49	17 (37%)
92	LMG	b6	619	-	41,41,55	1.02	2 (4%)	49,49,63	1.21	4 (8%)
82	PEB	x8	201	-	43,46,46	3.52	10 (23%)	45,67,67	1.88	15 (33%)
82	PEB	eB	202	-	43,46,46	3.31	10 (23%)	45,67,67	2.14	15 (33%)
82	PEB	XA	201	-	43,46,46	3.63	11 (25%)	45,67,67	2.35	19 (42%)
87	CLA	4N	608	-	50,58,73	1.70	9 (18%)	58,95,113	1.94	15 (25%)
82	PEB	hE	201	-	43,46,46	3.60	13 (30%)	45,67,67	2.56	10 (22%)
87	CLA	4N	605	-	45,53,73	1.74	7 (15%)	52,89,113	2.16	12 (23%)
87	CLA	B2	826	-	65,73,73	1.45	9 (13%)	76,113,113	1.41	9 (11%)
87	CLA	82	308	-	45,53,73	1.79	10 (22%)	52,89,113	2.19	13 (25%)
82	PEB	HI	201	-	43,46,46	3.43	12 (27%)	45,67,67	2.23	14 (31%)
82	PEB	WM	202	-	43,46,46	3.29	11 (25%)	45,67,67	2.18	14 (31%)
82	PEB	KP	202	-	43,46,46	3.19	10 (23%)	45,67,67	2.14	16 (35%)
82	PEB	NI	202	-	43,46,46	3.22	9 (20%)	45,67,67	2.32	14 (31%)
82	PEB	NH	1002	-	43,46,46	3.26	11 (25%)	45,67,67	2.09	12 (26%)
82	PEB	UO	202	-	43,46,46	3.31	9 (20%)	45,67,67	1.90	12 (26%)
82	PEB	K5	202	-	43,46,46	3.34	10 (23%)	45,67,67	1.93	14 (31%)
82	PEB	DB	203	-	43,46,46	3.12	10 (23%)	45,67,67	2.15	15 (33%)
82	PEB	eE	201	-	43,46,46	3.37	11 (25%)	45,67,67	1.95	13 (28%)
82	PEB	XD	201	-	43,46,46	3.35	10 (23%)	45,67,67	2.46	15 (33%)
82	PEB	KJ	203	-	43,46,46	3.06	11 (25%)	45,67,67	2.81	17 (37%)
82	PEB	ZE	202	-	43,46,46	3.34	11 (25%)	45,67,67	2.16	16 (35%)
82	PEB	BD	203	-	43,46,46	2.94	9 (20%)	45,67,67	2.38	14 (31%)
82	PEB	AK	202	-	43,46,46	3.52	12 (27%)	45,67,67	1.91	12 (26%)
82	PEB	M5	304	-	43,46,46	3.25	11 (25%)	45,67,67	2.71	19 (42%)
87	CLA	B2	808	-	65,73,73	1.45	8 (12%)	76,113,113	1.49	7 (9%)
82	PEB	mJ	202	-	43,46,46	3.33	10 (23%)	45,67,67	2.09	15 (33%)

Mol	Type	Chain	Res	Link	Bond lengths			Bond angles		
					Counts	RMSZ	$\#\|Z\|>2$	Counts	RMSZ	$\#\|Z\|>2$
82	PEB	JQ	203	-	43,46,46	3.21	13 (30%)	45,67,67	2.23	13 (28%)
87	CLA	FN	201	-	41,49,73	1.80	9 (21%)	47,84,113	1.88	10 (21%)
82	PEB	VF	202	-	43,46,46	3.45	10 (23%)	45,67,67	2.65	18 (40%)
82	PEB	V4	201	-	43,46,46	3.34	10 (23%)	45,67,67	2.20	16 (35%)
82	PEB	aK	202	-	43,46,46	3.25	11 (25%)	45,67,67	2.17	16 (35%)
82	PEB	TH	202	-	43,46,46	3.32	9 (20%)	45,67,67	1.82	13 (28%)
82	PEB	AO	305	-	43,46,46	3.38	10 (23%)	45,67,67	2.00	13 (28%)
82	PEB	lK	203	-	43,46,46	3.39	14 (32%)	45,67,67	2.54	16 (35%)
87	CLA	3N	308	-	45,53,73	2.96	7 (15%)	52,89,113	2.07	11 (21%)
82	PEB	EJ	202	-	43,46,46	3.20	10 (23%)	45,67,67	2.13	12 (26%)
82	PEB	CP	203	-	43,46,46	3.39	10 (23%)	45,67,67	1.95	14 (31%)
82	PEB	SP	201	-	43,46,46	3.46	11 (25%)	45,67,67	2.54	15 (33%)
87	CLA	12	602	-	65,73,73	1.37	6 (9%)	76,113,113	1.51	9 (11%)
92	LMG	BL	612	-	39,39,55	1.06	2 (5%)	47,47,63	1.21	5 (10%)
82	PEB	JF	201	-	43,46,46	3.40	11 (25%)	45,67,67	3.08	17 (37%)
87	CLA	FN	205	-	65,73,73	1.67	9 (13%)	76,113,113	1.79	15 (19%)
87	CLA	52	602	-	65,73,73	1.44	6 (9%)	76,113,113	1.48	8 (10%)
85	BCR	B2	843	-	41,41,41	0.77	0	56,56,56	2.01	18 (32%)
82	PEB	MA	202	-	43,46,46	3.33	10 (23%)	45,67,67	2.00	13 (28%)
82	PEB	H7	202	-	43,46,46	3.37	11 (25%)	45,67,67	2.58	17 (37%)
87	CLA	22	611	-	42,50,73	1.78	6 (14%)	48,85,113	1.85	8 (16%)
82	PEB	EM	202	-	43,46,46	3.30	10 (23%)	45,67,67	2.17	17 (37%)
82	PEB	nK	201	-	43,46,46	3.47	10 (23%)	45,67,67	3.23	17 (37%)
91	PHO	d6	404	-	51,69,69	1.71	9 (17%)	47,99,99	1.95	13 (27%)
82	PEB	QE	202	-	43,46,46	3.44	10 (23%)	45,67,67	2.07	15 (33%)
82	PEB	CM	202	-	43,46,46	3.32	11 (25%)	45,67,67	2.24	16 (35%)
82	PEB	mK	202	-	43,46,46	3.42	10 (23%)	45,67,67	2.20	14 (31%)
87	CLA	BN	828	-	45,53,73	1.78	10 (22%)	52,89,113	1.59	8 (15%)
82	PEB	BD	201	-	43,46,46	3.22	11 (25%)	45,67,67	2.32	16 (35%)
92	LMG	j6	102	-	33,33,55	1.12	2 (6%)	41,41,63	1.17	4 (9%)
82	PEB	A9	202	-	43,46,46	3.59	10 (23%)	45,67,67	2.66	17 (37%)
84	CYC	GG	1001	-	42,46,46	3.17	13 (30%)	50,67,67	2.89	19 (38%)
84	CYC	E1	1001	-	42,46,46	3.05	14 (33%)	50,67,67	3.18	20 (40%)
82	PEB	PJ	201	-	43,46,46	3.39	10 (23%)	45,67,67	2.32	15 (33%)
82	PEB	R9	201	-	43,46,46	3.38	10 (23%)	45,67,67	1.95	14 (31%)

Mol	Type	Chain	Res	Link	Bond lengths			Bond angles		
					Counts	RMSZ	$\#\|Z\|>2$	Counts	RMSZ	$\#\|Z\|>2$
87	CLA	4N	610	-	42,50,73	1.86	6 (14%)	48,85,113	1.85	9 (18%)
84	CYC	KH	1001	-	42,46,46	3.18	11 (26%)	50,67,67	2.92	22 (44%)
82	PEB	AD	301	-	43,46,46	3.32	9 (20%)	45,67,67	1.99	16 (35%)
82	PEB	JQ	201	-	43,46,46	3.45	10 (23%)	45,67,67	2.20	15 (33%)
84	CYC	LO	1001	-	42,46,46	3.13	16 (38%)	50,67,67	2.97	22 (44%)
82	PEB	wC	201	-	43,46,46	3.55	11 (25%)	45,67,67	2.03	14 (31%)
82	PEB	d1	202	-	43,46,46	3.39	12 (27%)	45,67,67	2.11	15 (33%)
87	CLA	BL	609	-	65,73,73	1.48	8 (12%)	76,113,113	1.49	8 (10%)
82	PEB	KK	203	-	43,46,46	3.32	9 (20%)	45,67,67	2.05	17 (37%)
82	PEB	YJ	202	-	43,46,46	3.17	10 (23%)	45,67,67	2.20	15 (33%)
82	PEB	CA	201	-	43,46,46	3.30	12 (27%)	45,67,67	2.55	17 (37%)
82	PEB	UJ	201	-	43,46,46	3.17	10 (23%)	45,67,67	2.53	19 (42%)
87	CLA	52	604	-	42,50,73	1.77	7 (16%)	48,85,113	1.76	8 (16%)
82	PEB	A1	305	-	43,46,46	3.44	11 (25%)	45,67,67	2.42	15 (33%)
82	PEB	VB	202	-	43,46,46	3.32	10 (23%)	45,67,67	2.09	15 (33%)
82	PEB	hO	202	-	43,46,46	3.40	10 (23%)	45,67,67	2.00	13 (28%)
100	3XQ	J2	104	-	24,24,24	0.20	0	25,25,25	0.23	0
82	PEB	OF	203	-	43,46,46	3.26	8 (18%)	45,67,67	2.01	16 (35%)
84	CYC	V3	1001	-	42,46,46	3.50	11 (26%)	50,67,67	2.97	23 (46%)
82	PEB	l1	202	-	43,46,46	3.45	11 (25%)	45,67,67	2.04	13 (28%)
82	PEB	b1	203	-	43,46,46	3.34	12 (27%)	45,67,67	2.58	16 (35%)
82	PEB	B5	202	-	43,46,46	3.45	12 (27%)	45,67,67	2.29	13 (28%)
82	PEB	jJ	202	-	43,46,46	3.46	8 (18%)	45,67,67	2.04	14 (31%)
82	PEB	QB	201	-	43,46,46	3.25	10 (23%)	45,67,67	2.02	15 (33%)
82	PEB	CF	201	-	43,46,46	3.38	9 (20%)	45,67,67	2.29	14 (31%)
82	PEB	cM	202	-	43,46,46	3.39	10 (23%)	45,67,67	2.24	18 (40%)
82	PEB	GQ	202	-	43,46,46	3.42	9 (20%)	45,67,67	2.10	17 (37%)
82	PEB	eH	203	-	43,46,46	3.33	12 (27%)	45,67,67	2.58	16 (35%)
82	PEB	YK	201	-	43,46,46	3.28	9 (20%)	45,67,67	2.04	15 (33%)
82	PEB	SM	201	-	43,46,46	3.38	11 (25%)	45,67,67	2.00	13 (28%)
82	PEB	OG	201	-	43,46,46	3.39	10 (23%)	45,67,67	2.24	15 (33%)
82	PEB	fJ	202	-	43,46,46	3.46	11 (25%)	45,67,67	2.15	17 (37%)
84	CYC	F1	1001	-	42,46,46	3.32	14 (33%)	50,67,67	2.89	18 (36%)
87	CLA	1N	605	-	45,53,73	1.75	5 (11%)	52,89,113	1.62	8 (15%)
82	PEB	N1	1002	-	43,46,46	3.28	12 (27%)	45,67,67	2.09	11 (24%)

Mol	Type	Chain	Res	Link	Bond lengths			Bond angles		
					Counts	RMSZ	$\#\|Z\|>2$	Counts	RMSZ	$\#\|Z\|>2$
87	CLA	22	608	-	45,53,73	1.90	8 (17%)	52,89,113	1.61	10 (19%)
82	PEB	aH	201	-	43,46,46	3.39	9 (20%)	45,67,67	2.13	13 (28%)
82	PEB	LD	203	-	43,46,46	3.37	9 (20%)	45,67,67	2.04	14 (31%)
87	CLA	L2	204	-	50,58,73	1.70	9 (18%)	58,95,113	1.89	15 (25%)
83	PUB	wF	304	-	42,46,46	3.43	7 (16%)	37,67,67	3.12	17 (45%)
87	CLA	AN	810	-	65,73,73	1.39	7 (10%)	76,113,113	1.54	9 (11%)
84	CYC	U3	1001	-	42,46,46	3.44	14 (33%)	50,67,67	3.15	21 (42%)
82	PEB	cB	402	-	43,46,46	3.24	10 (23%)	45,67,67	2.50	15 (33%)
82	PEB	QF	202	-	43,46,46	3.41	11 (25%)	45,67,67	1.94	13 (28%)
82	PEB	cF	201	-	43,46,46	3.20	10 (23%)	45,67,67	2.31	15 (33%)
82	PEB	GJ	203	-	43,46,46	3.16	10 (23%)	45,67,67	2.60	18 (40%)
82	PEB	RA	201	-	43,46,46	3.29	10 (23%)	45,67,67	2.16	16 (35%)
93	BCT	AL	412	-	2,3,3	1.16	0	2,3,3	3.89	1 (50%)
82	PEB	sK	202	-	43,46,46	3.45	10 (23%)	45,67,67	2.05	15 (33%)
82	PEB	XK	203	-	43,46,46	3.47	11 (25%)	45,67,67	2.26	17 (37%)
82	PEB	s8	203	-	43,46,46	3.56	11 (25%)	45,67,67	1.95	14 (31%)
82	PEB	FF	202	-	43,46,46	3.42	11 (25%)	45,67,67	2.52	17 (37%)
82	PEB	LH	1003	-	43,46,46	3.11	10 (23%)	45,67,67	2.37	14 (31%)
82	PEB	WI	202	-	43,46,46	3.04	12 (27%)	45,67,67	2.88	16 (35%)
82	PEB	NQ	202	-	43,46,46	3.44	12 (27%)	45,67,67	1.85	12 (26%)
87	CLA	C6	518	-	60,68,73	1.53	8 (13%)	70,107,113	1.45	6 (8%)
82	PEB	qF	201	-	43,46,46	3.42	12 (27%)	45,67,67	2.70	17 (37%)
82	PEB	QK	203	-	43,46,46	3.43	13 (30%)	45,67,67	3.27	16 (35%)
87	CLA	2N	304	-	45,53,73	1.77	8 (17%)	52,89,113	1.55	6 (11%)
82	PEB	Z9	304	-	43,46,46	3.11	12 (27%)	45,67,67	2.71	16 (35%)
87	CLA	bL	605	-	65,73,73	1.45	7 (10%)	76,113,113	1.45	8 (10%)
82	PEB	dO	201	-	43,46,46	3.27	10 (23%)	45,67,67	2.19	16 (35%)
85	BCR	BN	803	-	41,41,41	0.76	0	56,56,56	3.37	24 (42%)
87	CLA	1N	602	-	65,73,73	1.38	7 (10%)	76,113,113	1.51	9 (11%)
87	CLA	AN	823	-	65,73,73	1.41	8 (12%)	76,113,113	1.59	8 (10%)
82	PEB	YF	203	-	43,46,46	3.43	11 (25%)	45,67,67	2.69	17 (37%)
87	CLA	b6	616	-	65,73,73	1.45	7 (10%)	76,113,113	1.42	9 (11%)
82	PEB	PM	201	-	43,46,46	3.38	12 (27%)	45,67,67	2.57	15 (33%)
87	CLA	6N	612	-	45,53,73	1.98	7 (15%)	52,89,113	2.21	16 (30%)
82	PEB	jM	203	-	43,46,46	3.36	12 (27%)	45,67,67	2.46	14 (31%)

Mol	Type	Chain	Res	Link	Bond lengths			Bond angles		
					Counts	RMSZ	$\#\|Z\|>2$	Counts	RMSZ	$\#\|Z\|>2$
87	CLA	cL	510	-	65,73,73	1.51	9 (13%)	76,113,113	1.62	9 (11%)
95	DGD	B6	620	-	59,59,67	0.90	2 (3%)	73,73,81	0.98	3 (4%)
82	PEB	cK	201	-	43,46,46	3.22	10 (23%)	45,67,67	2.30	15 (33%)
82	PEB	AH	302	-	43,46,46	3.41	10 (23%)	45,67,67	1.95	12 (26%)
82	PEB	eM	202	-	43,46,46	3.35	11 (25%)	45,67,67	2.43	15 (33%)
82	PEB	MD	202	-	43,46,46	3.33	10 (23%)	45,67,67	1.98	13 (28%)
82	PEB	Z1	203	-	43,46,46	3.40	11 (25%)	45,67,67	2.50	16 (35%)
84	CYC	LH	1002	-	42,46,46	3.52	16 (38%)	50,67,67	3.08	24 (48%)
87	CLA	12	610	-	45,53,73	1.74	6 (13%)	52,89,113	1.68	8 (15%)
82	PEB	VI	203	-	43,46,46	2.71	10 (23%)	45,67,67	3.05	18 (40%)
82	PEB	LK	201	-	43,46,46	3.36	11 (25%)	45,67,67	3.49	19 (42%)
82	PEB	fO	202	-	43,46,46	3.43	12 (27%)	45,67,67	1.97	14 (31%)
82	PEB	aM	202	-	43,46,46	3.35	10 (23%)	45,67,67	2.09	13 (28%)
87	CLA	DL	404	-	65,73,73	1.49	7 (10%)	76,113,113	1.47	8 (10%)
82	PEB	OE	201	-	43,46,46	3.37	10 (23%)	45,67,67	2.22	14 (31%)
82	PEB	Y7	303	-	43,46,46	3.33	10 (23%)	45,67,67	3.21	18 (40%)
82	PEB	jM	202	-	43,46,46	3.29	10 (23%)	45,67,67	2.84	13 (28%)
82	PEB	qC	203	-	43,46,46	3.44	9 (20%)	45,67,67	2.08	14 (31%)
87	CLA	B2	814	-	42,50,73	1.75	8 (19%)	48,85,113	1.80	9 (18%)
82	PEB	k4	202	-	43,46,46	1.08	2 (4%)	45,67,67	1.00	2 (4%)
82	PEB	AQ	304	-	43,46,46	3.49	10 (23%)	45,67,67	2.66	15 (33%)
82	PEB	V9	202	-	43,46,46	3.57	10 (23%)	45,67,67	2.66	17 (37%)
82	PEB	lJ	202	-	43,46,46	3.16	12 (27%)	45,67,67	2.48	17 (37%)
82	PEB	tC	202	-	43,46,46	3.64	11 (25%)	45,67,67	2.48	15 (33%)
84	CYC	o3	1001	-	42,46,46	3.44	14 (33%)	50,67,67	3.15	21 (42%)
82	PEB	YE	201	-	43,46,46	3.10	11 (25%)	45,67,67	2.60	20 (44%)
82	PEB	W4	201	-	43,46,46	3.26	11 (25%)	45,67,67	2.59	17 (37%)
87	CLA	52	603	-	45,53,73	1.75	7 (15%)	52,89,113	1.55	6 (11%)
82	PEB	X7	202	-	43,46,46	3.02	9 (20%)	45,67,67	2.63	18 (40%)
87	CLA	82	303	-	45,53,73	1.80	9 (20%)	52,89,113	1.84	13 (25%)
82	PEB	HB	203	-	43,46,46	3.18	10 (23%)	45,67,67	2.11	16 (35%)
87	CLA	12	609	-	42,50,73	1.81	8 (19%)	48,85,113	1.83	10 (20%)
82	PEB	FA	203	-	43,46,46	3.58	12 (27%)	45,67,67	1.97	17 (37%)
82	PEB	XB	202	-	43,46,46	3.31	10 (23%)	45,67,67	2.08	16 (35%)
84	CYC	FE	1002	-	42,46,46	3.25	15 (35%)	50,67,67	2.90	18 (36%)

Mol	Type	Chain	Res	Link	Bond lengths			Bond angles		
					Counts	RMSZ	$\#\|Z\|>2$	Counts	RMSZ	$\#\|Z\|>2$
82	PEB	HK	202	-	43,46,46	3.39	10 (23%)	45,67,67	2.38	16 (35%)
85	BCR	h6	102	-	41,41,41	0.80	0	56,56,56	2.08	14 (25%)
82	PEB	oF	203	-	43,46,46	3.38	11 (25%)	45,67,67	2.28	13 (28%)
82	PEB	PP	201	-	43,46,46	3.31	10 (23%)	45,67,67	2.09	17 (37%)
82	PEB	PA	201	-	43,46,46	3.41	10 (23%)	45,67,67	2.18	17 (37%)
82	PEB	AQ	301	-	43,46,46	3.31	9 (20%)	45,67,67	2.00	16 (35%)
82	PEB	eG	201	-	43,46,46	3.40	11 (25%)	45,67,67	1.96	14 (31%)
87	CLA	c6	611	-	65,73,73	1.44	7 (10%)	76,113,113	1.52	10 (13%)
82	PEB	QG	203	-	43,46,46	3.40	9 (20%)	45,67,67	1.99	15 (33%)
87	CLA	AN	824	-	51,59,73	1.63	8 (15%)	59,96,113	1.69	8 (13%)
82	PEB	II	202	-	43,46,46	3.22	9 (20%)	45,67,67	2.31	14 (31%)
82	PEB	QP	203	-	43,46,46	3.47	12 (27%)	45,67,67	2.54	17 (37%)
82	PEB	cF	202	-	43,46,46	1.08	2 (4%)	45,67,67	1.00	2 (4%)
92	LMG	AL	411	-	51,51,55	0.95	2 (3%)	59,59,63	1.10	4 (6%)
82	PEB	UA	201	-	43,46,46	3.23	10 (23%)	45,67,67	2.61	13 (28%)
82	PEB	Q5	203	-	43,46,46	3.13	11 (25%)	45,67,67	2.07	15 (33%)
82	PEB	AP	203	-	43,46,46	3.42	11 (25%)	45,67,67	2.58	15 (33%)
82	PEB	RD	203	-	43,46,46	3.40	12 (27%)	45,67,67	2.33	16 (35%)
87	CLA	CL	505	-	65,73,73	1.49	7 (10%)	76,113,113	1.51	10 (13%)
87	CLA	82	307	-	42,50,73	1.79	8 (19%)	48,85,113	1.64	7 (14%)
82	PEB	TP	201	-	43,46,46	3.57	12 (27%)	45,67,67	2.02	15 (33%)
82	PEB	a4	203	-	43,46,46	3.46	13 (30%)	45,67,67	2.00	14 (31%)
82	PEB	fK	202	-	43,46,46	3.62	12 (27%)	45,67,67	2.01	18 (40%)
84	CYC	M3	1001	-	42,46,46	3.44	14 (33%)	50,67,67	3.15	21 (42%)
85	BCR	AL	401	-	41,41,41	0.69	0	56,56,56	1.74	11 (19%)
82	PEB	OE	203	-	43,46,46	3.23	11 (25%)	45,67,67	2.24	16 (35%)
82	PEB	J7	201	-	43,46,46	3.29	9 (20%)	45,67,67	2.44	13 (28%)
82	PEB	tF	202	-	43,46,46	3.64	12 (27%)	45,67,67	2.63	15 (33%)
82	PEB	WQ	202	-	43,46,46	3.48	13 (30%)	45,67,67	1.96	15 (33%)
84	CYC	H1	1001	-	42,46,46	3.30	13 (30%)	50,67,67	2.89	22 (44%)
82	PEB	NA	201	-	43,46,46	3.30	10 (23%)	45,67,67	2.31	18 (40%)
82	PEB	VA	201	-	43,46,46	3.35	10 (23%)	45,67,67	2.10	13 (28%)
82	PEB	QD	201	-	43,46,46	3.48	10 (23%)	45,67,67	2.26	19 (42%)
82	PEB	EM	201	-	43,46,46	3.30	12 (27%)	45,67,67	2.42	16 (35%)
85	BCR	B2	842	-	41,41,41	0.76	0	56,56,56	2.28	17 (30%)

Mol	Type	Chain	Res	Link	Bond lengths			Bond angles		
					Counts	RMSZ	$\#\|Z\|>2$	Counts	RMSZ	$\#\|Z\|>2$
84	CYC	ME	1001	-	42,46,46	3.15	14 (33%)	50,67,67	2.88	19 (38%)
87	CLA	A2	818	-	45,53,73	1.74	8 (17%)	52,89,113	1.60	7 (13%)
87	CLA	A2	827	-	55,63,73	1.59	9 (16%)	64,101,113	1.57	12 (18%)
87	CLA	c6	606	-	65,73,73	1.46	6 (9%)	76,113,113	1.42	8 (10%)
82	PEB	O7	202	-	43,46,46	3.27	10 (23%)	45,67,67	1.97	15 (33%)
82	PEB	XQ	202	-	43,46,46	3.57	12 (27%)	45,67,67	1.92	14 (31%)
82	PEB	mO	202	-	43,46,46	3.32	12 (27%)	45,67,67	2.38	16 (35%)
82	PEB	tK	201	-	43,46,46	3.53	10 (23%)	45,67,67	2.85	16 (35%)
84	CYC	N4	1001	-	42,46,46	3.36	15 (35%)	50,67,67	2.84	21 (42%)
87	CLA	12	606	-	45,53,73	1.77	7 (15%)	52,89,113	1.53	7 (13%)
82	PEB	C7	201	-	43,46,46	3.28	12 (27%)	45,67,67	2.54	17 (37%)
82	PEB	ZK	201	-	43,46,46	3.40	11 (25%)	45,67,67	2.41	17 (37%)
82	PEB	NE	202	-	43,46,46	3.37	11 (25%)	45,67,67	2.23	15 (33%)
82	PEB	QI	201	-	43,46,46	3.34	10 (23%)	45,67,67	2.08	15 (33%)
82	PEB	qK	202	-	43,46,46	3.39	11 (25%)	45,67,67	3.43	18 (40%)
82	PEB	CA	202	-	43,46,46	1.08	2 (4%)	45,67,67	0.99	2 (4%)
82	PEB	UI	202	-	43,46,46	3.26	10 (23%)	45,67,67	2.12	15 (33%)
84	CYC	73	1002	-	42,46,46	3.42	15 (35%)	50,67,67	3.15	23 (46%)
82	PEB	GM	202	-	43,46,46	3.38	11 (25%)	45,67,67	2.04	13 (28%)
82	PEB	O5	202	-	43,46,46	3.28	11 (25%)	45,67,67	2.27	16 (35%)
82	PEB	JI	201	-	43,46,46	3.43	11 (25%)	45,67,67	2.16	17 (37%)
87	CLA	22	612	-	45,53,73	1.77	6 (13%)	52,89,113	1.78	11 (21%)
82	PEB	hM	202	-	43,46,46	3.41	12 (27%)	45,67,67	2.27	14 (31%)
82	PEB	Y1	202	-	43,46,46	3.46	10 (23%)	45,67,67	2.03	12 (26%)
82	PEB	d1	201	-	43,46,46	3.26	9 (20%)	45,67,67	2.34	14 (31%)
82	PEB	q8	201	-	43,46,46	3.54	11 (25%)	45,67,67	2.11	14 (31%)
84	CYC	J4	1001	-	42,46,46	3.14	16 (38%)	50,67,67	2.96	22 (44%)
87	CLA	BL	619	-	65,73,73	1.44	7 (10%)	76,113,113	1.46	8 (10%)
83	PUB	M9	303	-	42,46,46	3.38	9 (21%)	37,67,67	4.03	18 (48%)
82	PEB	YP	501	-	43,46,46	3.32	10 (23%)	45,67,67	2.15	15 (33%)
82	PEB	GG	1002	-	43,46,46	3.24	10 (23%)	45,67,67	2.32	17 (37%)
82	PEB	IK	203	-	43,46,46	3.06	11 (25%)	45,67,67	2.74	18 (40%)
87	CLA	BN	823	-	65,73,73	1.45	8 (12%)	76,113,113	1.46	12 (15%)
82	PEB	zC	201	-	43,46,46	3.61	11 (25%)	45,67,67	2.30	19 (42%)
87	CLA	62	308	-	45,53,73	1.79	6 (13%)	52,89,113	1.69	9 (17%)

Mol	Type	Chain	Res	Link	Bond lengths			Bond angles		
					Counts	RMSZ	$\#\|Z\|>2$	Counts	RMSZ	$\#\|Z\|>2$
92	LMG	a6	614	-	42,42,55	1.04	2 (4%)	50,50,63	1.22	4 (8%)
101	FES	NN	101	-	0,4,4	-	-	-		
82	PEB	xF	302	-	43,46,46	3.38	12 (27%)	45,67,67	2.91	13 (28%)
92	LMG	XL	601	-	50,50,55	0.99	2 (4%)	58,58,63	1.25	3 (5%)
87	CLA	A2	841	-	65,73,73	1.50	9 (13%)	76,113,113	1.51	9 (11%)
87	CLA	BN	822	-	55,63,73	1.58	7 (12%)	64,101,113	1.54	9 (14%)
87	CLA	F2	201	-	45,53,73	1.75	9 (20%)	52,89,113	1.58	9 (17%)
82	PEB	VM	201	-	43,46,46	3.35	10 (23%)	45,67,67	2.14	13 (28%)
82	PEB	TE	201	-	43,46,46	3.33	10 (23%)	45,67,67	2.28	19 (42%)
82	PEB	DF	202	-	43,46,46	3.15	10 (23%)	45,67,67	2.69	16 (35%)
88	LHG	AN	843	-	48,48,48	0.93	2 (4%)	51,54,54	0.91	2 (3%)
82	PEB	gM	201	-	43,46,46	3.42	10 (23%)	45,67,67	2.32	14 (31%)
82	PEB	FM	201	-	43,46,46	3.29	10 (23%)	45,67,67	2.60	16 (35%)
82	PEB	VA	202	-	43,46,46	3.20	9 (20%)	45,67,67	2.58	18 (40%)
87	CLA	62	303	-	65,73,73	1.49	5 (7%)	76,113,113	1.40	10 (13%)
87	CLA	A2	851	-	65,73,73	1.44	10 (15%)	76,113,113	1.50	9 (11%)
85	BCR	bL	602	-	41,41,41	0.79	0	56,56,56	2.29	19 (33%)
82	PEB	w8	204	-	43,46,46	3.41	11 (25%)	45,67,67	1.94	12 (26%)
87	CLA	A2	812	-	55,63,73	1.62	8 (14%)	64,101,113	1.57	7 (10%)
87	CLA	L2	206	-	56,64,73	1.51	8 (14%)	65,102,113	1.63	8 (12%)
87	CLA	7N	601	-	45,53,73	1.76	5 (11%)	52,89,113	1.73	8 (15%)
82	PEB	O9	203	-	43,46,46	3.42	11 (25%)	45,67,67	2.06	16 (35%)
85	BCR	A2	846	-	41,41,41	0.76	0	56,56,56	2.75	19 (33%)
85	BCR	IN	101	-	41,41,41	0.76	0	56,56,56	2.36	15 (26%)
82	PEB	MP	201	-	43,46,46	3.39	10 (23%)	45,67,67	2.30	17 (37%)
82	PEB	dJ	202	-	43,46,46	3.28	11 (25%)	45,67,67	2.08	13 (28%)
87	CLA	A2	833	-	65,73,73	1.47	9 (13%)	76,113,113	1.40	7 (9%)
82	PEB	OO	202	-	43,46,46	3.35	11 (25%)	45,67,67	1.85	11 (24%)
85	BCR	HL	103	-	41,41,41	0.73	0	56,56,56	1.70	12 (21%)
85	BCR	L2	205	-	41,41,41	0.76	0	56,56,56	3.24	23 (41%)
87	CLA	5N	601	-	45,53,73	1.73	5 (11%)	52,89,113	1.76	8 (15%)
87	CLA	A2	808	-	65,73,73	1.46	10 (15%)	76,113,113	1.48	10 (13%)
88	LHG	i6	101	-	48,48,48	0.93	2 (4%)	51,54,54	0.77	2 (3%)
82	PEB	J5	203	-	43,46,46	3.21	10 (23%)	45,67,67	2.02	15 (33%)
82	PEB	L5	202	-	43,46,46	3.32	11 (25%)	45,67,67	2.15	14 (31%)

Mol	Type	Chain	Res	Link	Bond lengths			Bond angles		
					Counts	RMSZ	$\#\|Z\|>2$	Counts	RMSZ	$\#\|Z\|>2$
82	PEB	AG	301	-	43,46,46	3.33	11 (25%)	45,67,67	2.33	16 (35%)
82	PEB	CM	203	-	43,46,46	3.18	10 (23%)	45,67,67	2.66	17 (37%)
82	PEB	l1	201	-	43,46,46	3.40	10 (23%)	45,67,67	2.27	15 (33%)
82	PEB	dH	202	-	43,46,46	3.41	12 (27%)	45,67,67	2.11	15 (33%)
83	PUB	yF	303	-	42,46,46	3.30	7 (16%)	37,67,67	3.12	13 (35%)
82	PEB	PJ	202	-	43,46,46	3.31	10 (23%)	45,67,67	2.31	17 (37%)
82	PEB	YO	203	-	43,46,46	3.40	11 (25%)	45,67,67	2.05	13 (28%)
87	CLA	AN	820	-	65,73,73	1.46	9 (13%)	76,113,113	1.61	12 (15%)
82	PEB	BQ	202	-	43,46,46	3.33	10 (23%)	45,67,67	2.01	15 (33%)
82	PEB	YA	301	-	43,46,46	3.41	10 (23%)	45,67,67	2.74	18 (40%)
87	CLA	B6	609	-	65,73,73	1.49	8 (12%)	76,113,113	1.37	9 (11%)
87	CLA	CL	518	-	46,54,73	1.73	7 (15%)	53,90,113	1.58	7 (13%)
82	PEB	C7	202	-	43,46,46	1.06	2 (4%)	45,67,67	1.00	2 (4%)
82	PEB	1C	203	-	43,46,46	3.48	9 (20%)	45,67,67	1.83	12 (26%)
92	LMG	BL	611	-	40,40,55	1.01	2 (5%)	48,48,63	1.34	6 (12%)
87	CLA	4N	602	-	65,73,73	1.52	8 (12%)	76,113,113	1.46	6 (7%)
82	PEB	iK	203	-	43,46,46	3.47	12 (27%)	45,67,67	2.03	14 (31%)
85	BCR	CL	502	-	41,41,41	0.88	0	56,56,56	2.37	18 (32%)
87	CLA	dL	401	-	65,73,73	1.46	9 (13%)	76,113,113	1.59	8 (10%)
87	CLA	a6	608	-	60,68,73	1.50	8 (13%)	70,107,113	1.54	10 (14%)
84	CYC	I4	1001	-	42,46,46	3.19	13 (30%)	50,67,67	2.82	20 (40%)
82	PEB	EI	201	-	43,46,46	3.33	9 (20%)	45,67,67	1.98	13 (28%)
96	HEM	VL	201	-	41,50,50	1.44	7 (17%)	45,82,82	1.88	11 (24%)
84	CYC	L3	1001	-	42,46,46	3.44	14 (33%)	50,67,67	3.15	21 (42%)
82	PEB	wF	303	-	43,46,46	3.47	11 (25%)	45,67,67	2.08	15 (33%)
95	DGD	O6	301	-	41,41,67	1.05	2 (4%)	55,55,81	1.13	5 (9%)
82	PEB	Y4	203	-	43,46,46	3.38	11 (25%)	45,67,67	2.04	13 (28%)
82	PEB	RJ	201	-	43,46,46	3.28	10 (23%)	45,67,67	2.40	15 (33%)
82	PEB	j1	201	-	43,46,46	3.17	10 (23%)	45,67,67	2.19	16 (35%)
82	PEB	qC	202	-	43,46,46	3.38	12 (27%)	45,67,67	2.50	15 (33%)
82	PEB	YH	201	-	43,46,46	3.51	11 (25%)	45,67,67	2.31	18 (40%)
82	PEB	A5	201	-	43,46,46	3.21	11 (25%)	45,67,67	2.21	15 (33%)
83	PUB	AE	302	-	42,46,46	3.40	9 (21%)	37,67,67	3.31	16 (43%)
84	CYC	r3	1001	-	42,46,46	1.09	1 (2%)	50,67,67	0.95	2 (4%)
85	BCR	B2	840	-	41,41,41	0.72	0	56,56,56	1.79	16 (28%)

Mol	Type	Chain	Res	Link	Bond lengths			Bond angles		
					Counts	RMSZ	$\#\|Z\|>2$	Counts	RMSZ	$\#\|Z\|>2$
87	CLA	32	309	-	50,58,73	1.62	5 (10%)	58,95,113	2.04	13 (22%)
82	PEB	g1	201	-	43,46,46	3.57	10 (23%)	45,67,67	1.92	15 (33%)
84	CYC	I3	1001	-	42,46,46	3.43	14 (33%)	50,67,67	3.16	21 (42%)
82	PEB	VG	201	-	43,46,46	3.40	11 (25%)	45,67,67	2.06	16 (35%)
87	CLA	42	603	-	45,53,73	1.70	7 (15%)	52,89,113	1.77	8 (15%)
82	PEB	uK	202	-	43,46,46	3.43	11 (25%)	45,67,67	1.97	15 (33%)
82	PEB	IA	202	-	43,46,46	3.42	11 (25%)	45,67,67	1.87	12 (26%)
87	CLA	c6	613	-	65,73,73	1.48	7 (10%)	76,113,113	1.35	8 (10%)
82	PEB	SB	201	-	43,46,46	3.18	10 (23%)	45,67,67	2.14	15 (33%)
87	CLA	A2	806	-	55,63,73	1.57	7 (12%)	64,101,113	1.69	8 (12%)
87	CLA	K6	101	-	65,73,73	1.48	9 (13%)	76,113,113	1.45	10 (13%)
84	CYC	NO	1001	-	42,46,46	3.37	15 (35%)	50,67,67	2.85	21 (42%)
82	PEB	WF	202	-	43,46,46	3.30	11 (25%)	45,67,67	2.29	18 (40%)
87	CLA	B2	828	-	45,53,73	1.78	10 (22%)	52,89,113	1.60	8 (15%)
87	CLA	bL	613	-	65,73,73	1.46	7 (10%)	76,113,113	1.64	8 (10%)
82	PEB	fH	202	-	43,46,46	3.47	9 (20%)	45,67,67	2.59	15 (33%)
87	CLA	ON	203	-	45,53,73	1.91	10 (22%)	52,89,113	1.58	9 (17%)
84	CYC	D4	1001	-	42,46,46	3.12	13 (30%)	50,67,67	2.79	20 (40%)
82	PEB	PE	202	-	43,46,46	3.34	10 (23%)	45,67,67	2.30	18 (40%)
87	CLA	72	606	-	45,53,73	1.80	8 (17%)	52,89,113	1.66	9 (17%)
87	CLA	5N	608	-	41,49,73	1.87	8 (19%)	47,84,113	1.90	12 (25%)
82	PEB	ED	201	-	43,46,46	3.30	11 (25%)	45,67,67	2.18	16 (35%)
84	CYC	IG	1001	-	42,46,46	3.18	13 (30%)	50,67,67	2.85	18 (36%)
82	PEB	JM	202	-	43,46,46	3.36	10 (23%)	45,67,67	2.37	15 (33%)
82	PEB	jF	202	-	43,46,46	3.45	10 (23%)	45,67,67	2.17	13 (28%)
82	PEB	MP	202	-	43,46,46	3.32	10 (23%)	45,67,67	2.08	15 (33%)
84	CYC	G3	1001	-	42,46,46	3.68	14 (33%)	50,67,67	2.93	19 (38%)
82	PEB	T9	202	-	43,46,46	3.59	10 (23%)	45,67,67	2.66	17 (37%)
82	PEB	bK	201	-	43,46,46	3.39	10 (23%)	45,67,67	2.09	15 (33%)
82	PEB	RH	202	-	43,46,46	3.52	11 (25%)	45,67,67	1.74	11 (24%)
82	PEB	UD	201	-	43,46,46	3.51	12 (27%)	45,67,67	2.13	17 (37%)
82	PEB	XJ	202	-	43,46,46	3.19	11 (25%)	45,67,67	2.40	17 (37%)
82	PEB	bO	201	-	43,46,46	3.37	10 (23%)	45,67,67	2.38	16 (35%)
82	PEB	LQ	203	-	43,46,46	3.37	9 (20%)	45,67,67	2.04	14 (31%)
94	PL9	a6	601	-	55,55,55	0.62	2 (3%)	68,69,69	1.92	22 (32%)

Mol	Type	Chain	Res	Link	Bond lengths			Bond angles		
					Counts	RMSZ	$\#\|Z\|>2$	Counts	RMSZ	$\#\|Z\|>2$
82	PEB	LF	202	-	43,46,46	3.66	11 (25%)	45,67,67	2.71	15 (33%)
85	BCR	LN	205	-	41,41,41	0.77	0	56,56,56	3.24	24 (42%)
87	CLA	BN	810	-	65,73,73	1.48	9 (13%)	76,113,113	1.60	8 (10%)
82	PEB	IM	202	-	43,46,46	3.27	11 (25%)	45,67,67	2.26	14 (31%)
92	LMG	JL	102	-	43,43,55	0.96	2 (4%)	51,51,63	1.28	5 (9%)
82	PEB	TM	202	-	43,46,46	3.44	10 (23%)	45,67,67	2.21	16 (35%)
82	PEB	EP	202	-	43,46,46	3.31	10 (23%)	45,67,67	2.01	13 (28%)
84	CYC	N1	1001	-	42,46,46	3.36	16 (38%)	50,67,67	2.84	22 (44%)
87	CLA	bL	614	-	65,73,73	1.44	8 (12%)	76,113,113	1.58	8 (10%)
82	PEB	H9	201	-	43,46,46	3.45	10 (23%)	45,67,67	1.96	13 (28%)
87	CLA	AN	802	-	65,73,73	1.48	8 (12%)	76,113,113	1.56	12 (15%)
87	CLA	A2	834	-	65,73,73	1.46	9 (13%)	76,113,113	1.51	9 (11%)
82	PEB	oF	202	-	43,46,46	3.51	9 (20%)	45,67,67	1.96	12 (26%)
82	PEB	lJ	201	-	43,46,46	3.21	11 (25%)	45,67,67	2.53	16 (35%)
82	PEB	Z5	304	-	43,46,46	3.24	11 (25%)	45,67,67	2.71	19 (42%)
87	CLA	B2	834	-	65,73,73	1.50	10 (15%)	76,113,113	1.46	9 (11%)
97	GOL	WL	101	-	5,5,5	0.22	0	5,5,5	0.34	0
84	CYC	K1	1001	-	42,46,46	3.18	11 (26%)	50,67,67	2.95	22 (44%)
82	PEB	dE	201	-	43,46,46	3.37	10 (23%)	45,67,67	2.15	14 (31%)
82	PEB	iJ	202	-	43,46,46	3.29	10 (23%)	45,67,67	2.53	16 (35%)
87	CLA	aL	606	-	60,68,73	1.63	8 (13%)	70,107,113	2.10	16 (22%)
82	PEB	fG	201	-	43,46,46	3.34	10 (23%)	45,67,67	2.12	17 (37%)
83	PUB	AO	303	-	42,46,46	3.41	7 (16%)	37,67,67	3.01	14 (37%)
87	CLA	B2	833	-	47,55,73	1.68	9 (19%)	54,91,113	1.61	10 (18%)
82	PEB	UG	202	-	43,46,46	3.48	10 (23%)	45,67,67	2.05	15 (33%)
82	PEB	kG	201	-	43,46,46	3.46	12 (27%)	45,67,67	2.24	17 (37%)
82	PEB	H7	203	-	43,46,46	3.55	12 (27%)	45,67,67	2.47	16 (35%)
82	PEB	EQ	201	-	43,46,46	3.29	11 (25%)	45,67,67	2.16	17 (37%)
82	PEB	YH	202	-	43,46,46	3.45	10 (23%)	45,67,67	2.03	12 (26%)
85	BCR	AN	846	-	41,41,41	0.76	0	56,56,56	2.75	19 (33%)
82	PEB	OP	202	-	43,46,46	3.35	10 (23%)	45,67,67	2.10	14 (31%)
82	PEB	u8	202	-	43,46,46	3.45	11 (25%)	45,67,67	2.44	13 (28%)
82	PEB	TQ	201	-	43,46,46	3.36	13 (30%)	45,67,67	2.31	13 (28%)
82	PEB	cH	201	-	43,46,46	3.31	10 (23%)	45,67,67	2.07	15 (33%)
82	PEB	SB	202	-	43,46,46	3.33	11 (25%)	45,67,67	2.22	17 (37%)

Mol	Type	Chain	Res	Link	Bond lengths			Bond angles		
					Counts	RMSZ	$\#\|Z\|>2$	Counts	RMSZ	$\#\|Z\|>2$
82	PEB	D7	203	-	43,46,46	3.38	10 (23%)	45,67,67	1.98	16 (35%)
84	CYC	C3	1001	-	42,46,46	3.68	14 (33%)	50,67,67	2.93	19 (38%)
82	PEB	fM	203	-	43,46,46	3.31	11 (25%)	45,67,67	2.48	16 (35%)
82	PEB	AJ	302	-	43,46,46	3.24	9 (20%)	45,67,67	2.18	13 (28%)
85	BCR	FN	202	-	41,41,41	0.72	0	56,56,56	2.11	18 (32%)
87	CLA	c6	612	-	65,73,73	1.48	7 (10%)	76,113,113	1.39	8 (10%)
82	PEB	P4	201	-	43,46,46	3.38	10 (23%)	45,67,67	2.23	17 (37%)
82	PEB	SK	202	-	43,46,46	3.25	12 (27%)	45,67,67	2.40	16 (35%)
83	PUB	AH	304	-	42,46,46	3.72	8 (19%)	37,67,67	3.97	17 (45%)
82	PEB	xC	201	-	43,46,46	3.53	10 (23%)	45,67,67	1.88	14 (31%)
95	DGD	JL	101	-	63,63,67	0.83	2 (3%)	77,77,81	0.94	2 (2%)
87	CLA	22	602	-	65,73,73	1.68	6 (9%)	76,113,113	2.74	16 (21%)
82	PEB	YG	202	-	43,46,46	3.41	10 (23%)	45,67,67	2.28	17 (37%)
89	OEX	AL	408	-	0,15,15	-	-	-		
87	CLA	RN	204	-	45,53,73	1.74	8 (17%)	52,89,113	1.63	8 (15%)
82	PEB	dE	203	-	43,46,46	3.49	12 (27%)	45,67,67	2.07	15 (33%)
87	CLA	A2	813	-	65,73,73	1.43	8 (12%)	76,113,113	1.44	6 (7%)
87	CLA	b6	617	-	65,73,73	1.47	8 (12%)	76,113,113	1.42	7 (9%)
92	LMG	m6	101	-	41,41,55	1.01	2 (4%)	49,49,63	1.15	4 (8%)
82	PEB	XQ	201	-	43,46,46	3.34	11 (25%)	45,67,67	2.47	15 (33%)
84	CYC	c3	1001	-	42,46,46	3.68	14 (33%)	50,67,67	2.92	19 (38%)
82	PEB	HO	1002	-	43,46,46	3.28	10 (23%)	45,67,67	2.07	15 (33%)
87	CLA	AN	818	-	45,53,73	1.75	8 (17%)	52,89,113	1.59	7 (13%)
82	PEB	bF	201	-	43,46,46	3.39	10 (23%)	45,67,67	2.08	15 (33%)
82	PEB	j4	201	-	43,46,46	3.40	11 (25%)	45,67,67	2.30	17 (37%)
85	BCR	B6	621	-	41,41,41	0.88	2 (4%)	56,56,56	2.38	19 (33%)
87	CLA	B2	806	-	65,73,73	1.46	10 (15%)	76,113,113	1.34	7 (9%)
82	PEB	U5	202	-	43,46,46	3.34	10 (23%)	45,67,67	2.31	15 (33%)
82	PEB	LA	203	-	43,46,46	3.49	9 (20%)	45,67,67	1.81	13 (28%)
87	CLA	22	607	-	45,53,73	1.75	7 (15%)	52,89,113	1.63	11 (21%)
82	PEB	OF	202	-	43,46,46	3.09	9 (20%)	45,67,67	2.20	15 (33%)
84	CYC	CG	1001	-	42,46,46	3.26	15 (35%)	50,67,67	2.70	18 (36%)
82	PEB	OM	201	-	43,46,46	3.34	11 (25%)	45,67,67	2.27	14 (31%)
84	CYC	M4	1001	-	42,46,46	3.16	12 (28%)	50,67,67	2.88	17 (34%)
82	PEB	QM	204	-	43,46,46	3.37	11 (25%)	45,67,67	1.89	10 (22%)

Mol	Type	Chain	Res	Link	Bond lengths			Bond angles		
					Counts	RMSZ	$\#\|Z\|>2$	Counts	RMSZ	$\#\|Z\|>2$
82	PEB	D9	202	-	43,46,46	3.47	12 (27%)	45,67,67	2.32	16 (35%)
82	PEB	cG	202	-	43,46,46	3.46	11 (25%)	45,67,67	1.98	13 (28%)
82	PEB	XP	201	-	43,46,46	3.29	11 (25%)	45,67,67	2.09	16 (35%)
87	CLA	52	601	-	45,53,73	1.74	6 (13%)	52,89,113	1.75	8 (15%)
82	PEB	NP	201	-	43,46,46	3.41	11 (25%)	45,67,67	2.07	16 (35%)
82	PEB	kG	202	-	43,46,46	3.33	11 (25%)	45,67,67	2.14	16 (35%)
82	PEB	aB	202	-	43,46,46	3.35	10 (23%)	45,67,67	1.99	16 (35%)
82	PEB	I7	201	-	43,46,46	3.35	12 (27%)	45,67,67	2.19	13 (28%)
87	CLA	AN	813	-	65,73,73	1.43	8 (12%)	76,113,113	1.44	6 (7%)
82	PEB	FQ	201	-	43,46,46	3.25	11 (25%)	45,67,67	2.63	17 (37%)
83	PUB	AD	302	-	42,46,46	3.47	8 (19%)	37,67,67	3.17	15 (40%)
95	DGD	a6	604	-	54,54,67	0.91	2 (3%)	68,68,81	1.10	6 (8%)
82	PEB	dH	201	-	43,46,46	3.26	10 (23%)	45,67,67	2.35	15 (33%)
82	PEB	NK	201	-	43,46,46	3.33	10 (23%)	45,67,67	3.07	16 (35%)
87	CLA	2N	311	-	42,50,73	1.79	6 (14%)	48,85,113	1.86	8 (16%)
95	DGD	BL	614	-	59,59,67	0.94	3 (5%)	73,73,81	1.57	12 (16%)
82	PEB	SD	201	-	43,46,46	3.39	10 (23%)	45,67,67	2.09	13 (28%)
84	CYC	B3	1001	-	42,46,46	3.44	14 (33%)	50,67,67	3.15	21 (42%)
82	PEB	TA	201	-	43,46,46	3.56	11 (25%)	45,67,67	2.32	17 (37%)
87	CLA	AN	834	-	65,73,73	1.47	9 (13%)	76,113,113	1.51	9 (11%)
87	CLA	d6	406	-	65,73,73	1.45	6 (9%)	76,113,113	1.43	9 (11%)
82	PEB	T4	202	-	43,46,46	3.36	12 (27%)	45,67,67	2.25	14 (31%)
82	PEB	W1	203	-	43,46,46	3.41	12 (27%)	45,67,67	2.33	16 (35%)
84	CYC	v3	1001	-	42,46,46	3.68	14 (33%)	50,67,67	2.93	19 (38%)
82	PEB	PK	201	-	43,46,46	3.31	8 (18%)	45,67,67	3.21	18 (40%)
87	CLA	b6	611	-	65,73,73	1.48	9 (13%)	76,113,113	1.36	7 (9%)
82	PEB	SH	203	-	43,46,46	3.39	11 (25%)	45,67,67	2.54	17 (37%)
82	PEB	AF	202	-	43,46,46	3.52	12 (27%)	45,67,67	1.91	12 (26%)
87	CLA	BL	621	-	65,73,73	1.46	9 (13%)	76,113,113	1.68	12 (15%)
82	PEB	dB	202	-	43,46,46	3.25	10 (23%)	45,67,67	1.97	13 (28%)
82	PEB	A5	202	-	43,46,46	3.35	10 (23%)	45,67,67	1.93	14 (31%)
87	CLA	12	605	-	45,53,73	1.75	6 (13%)	52,89,113	1.63	8 (15%)
87	CLA	cL	511	-	65,73,73	1.42	9 (13%)	76,113,113	1.48	9 (11%)
82	PEB	pF	202	-	43,46,46	3.59	11 (25%)	45,67,67	2.72	18 (40%)
87	CLA	D6	405	-	65,73,73	1.46	7 (10%)	76,113,113	1.44	9 (11%)

Mol	Type	Chain	Res	Link	Bond lengths			Bond angles		
					Counts	RMSZ	$\#\|Z\|>2$	Counts	RMSZ	$\#\|Z\|>2$
82	PEB	wK	301	-	43,46,46	3.21	9 (20%)	45,67,67	2.28	15 (33%)
87	CLA	A2	840	-	65,73,73	1.44	9 (13%)	76,113,113	1.45	8 (10%)
82	PEB	LD	201	-	43,46,46	3.33	11 (25%)	45,67,67	2.42	16 (35%)
87	CLA	D6	403	-	65,73,73	1.47	9 (13%)	76,113,113	1.41	8 (10%)
87	CLA	AN	830	-	65,73,73	1.41	10 (15%)	76,113,113	1.47	8 (10%)
82	PEB	JJ	201	-	43,46,46	3.35	10 (23%)	45,67,67	2.38	14 (31%)
85	BCR	cL	504	-	41,41,41	0.85	1 (2%)	56,56,56	2.32	17 (30%)
82	PEB	WP	201	-	43,46,46	3.38	11 (25%)	45,67,67	2.63	15 (33%)
82	PEB	eO	201	-	43,46,46	3.35	11 (25%)	45,67,67	2.15	15 (33%)
82	PEB	S9	203	-	43,46,46	3.32	10 (23%)	45,67,67	2.25	16 (35%)
87	CLA	A2	849	-	65,73,73	1.42	8 (12%)	76,113,113	1.69	8 (10%)
96	HEM	GN	201	-	41,50,50	1.94	7 (17%)	45,82,82	1.59	9 (20%)
82	PEB	J9	202	-	43,46,46	3.45	11 (25%)	45,67,67	2.37	17 (37%)
82	PEB	QK	202	-	43,46,46	3.39	10 (23%)	45,67,67	1.94	13 (28%)
85	BCR	FL	101	-	41,41,41	0.74	0	56,56,56	2.39	25 (44%)
87	CLA	A2	824	-	51,59,73	1.64	8 (15%)	59,96,113	1.69	8 (13%)
82	PEB	WF	203	-	43,46,46	3.40	11 (25%)	45,67,67	2.16	12 (26%)
82	PEB	FO	1002	-	43,46,46	3.24	10 (23%)	45,67,67	2.22	17 (37%)
83	PUB	QM	201	-	42,46,46	3.45	7 (16%)	37,67,67	3.33	16 (43%)
84	CYC	L1	1001	-	42,46,46	3.51	16 (38%)	50,67,67	3.09	25 (50%)
82	PEB	W1	201	-	43,46,46	3.22	11 (25%)	45,67,67	2.22	15 (33%)
83	PUB	K7	203	-	42,46,46	3.36	7 (16%)	37,67,67	3.59	17 (45%)
82	PEB	BP	201	-	43,46,46	3.45	12 (27%)	45,67,67	2.17	18 (40%)
82	PEB	DE	1002	-	43,46,46	3.30	12 (27%)	45,67,67	2.25	14 (31%)
82	PEB	R7	202	-	43,46,46	3.09	11 (25%)	45,67,67	2.93	15 (33%)
91	PHO	A6	407	-	51,69,69	1.66	8 (15%)	47,99,99	1.93	10 (21%)
82	PEB	UA	202	-	43,46,46	3.32	10 (23%)	45,67,67	1.95	13 (28%)
87	CLA	6N	601	-	45,53,73	1.79	5 (11%)	52,89,113	1.57	6 (11%)
82	PEB	TO	201	-	43,46,46	3.33	10 (23%)	45,67,67	2.17	17 (37%)
82	PEB	L5	203	-	43,46,46	3.16	10 (23%)	45,67,67	2.18	17 (37%)
83	PUB	YA	302	-	42,46,46	3.53	8 (19%)	37,67,67	3.04	16 (43%)
82	PEB	NF	201	-	43,46,46	3.34	10 (23%)	45,67,67	3.08	17 (37%)
87	CLA	AN	806	-	55,63,73	1.57	7 (12%)	64,101,113	1.69	8 (12%)
87	CLA	62	312	-	45,53,73	1.77	5 (11%)	52,89,113	1.62	7 (13%)
82	PEB	NA	202	-	43,46,46	3.01	9 (20%)	45,67,67	3.12	17 (37%)

Mol	Type	Chain	Res	Link	Bond lengths			Bond angles		
					Counts	RMSZ	$\#\|Z\|>2$	Counts	RMSZ	$\#\|Z\|>2$
87	CLA	A2	801	-	65,73,73	1.47	8 (12%)	76,113,113	1.55	12 (15%)
87	CLA	b6	608	-	65,73,73	1.40	10 (15%)	76,113,113	1.61	12 (15%)
82	PEB	lK	202	-	43,46,46	3.43	11 (25%)	45,67,67	2.11	16 (35%)
82	PEB	JM	201	-	43,46,46	3.34	10 (23%)	45,67,67	2.29	15 (33%)
87	CLA	4N	603	-	45,53,73	1.71	7 (15%)	52,89,113	1.77	8 (15%)
82	PEB	h4	201	-	43,46,46	3.40	11 (25%)	45,67,67	2.34	19 (42%)
82	PEB	DA	202	-	43,46,46	3.22	11 (25%)	45,67,67	2.50	16 (35%)
82	PEB	U9	202	-	43,46,46	3.33	10 (23%)	45,67,67	2.27	15 (33%)
82	PEB	eB	201	-	43,46,46	3.29	10 (23%)	45,67,67	2.04	16 (35%)
87	CLA	IN	103	-	65,73,73	1.45	7 (10%)	76,113,113	1.49	10 (13%)
82	PEB	BB	203	-	43,46,46	3.32	10 (23%)	45,67,67	2.22	16 (35%)
82	PEB	RH	201	-	43,46,46	3.41	11 (25%)	45,67,67	2.17	18 (40%)
82	PEB	y8	203	-	43,46,46	3.54	12 (27%)	45,67,67	2.29	11 (24%)
87	CLA	BN	834	-	65,73,73	1.49	10 (15%)	76,113,113	1.46	9 (11%)
82	PEB	hJ	203	-	43,46,46	3.48	11 (25%)	45,67,67	2.24	15 (33%)
87	CLA	dL	404	-	65,73,73	1.43	8 (12%)	76,113,113	1.51	10 (13%)
82	PEB	SE	201	-	43,46,46	3.28	10 (23%)	45,67,67	2.08	16 (35%)
82	PEB	PD	201	-	43,46,46	3.45	13 (30%)	45,67,67	2.12	13 (28%)
94	PL9	A6	410	-	55,55,55	0.61	1 (1%)	68,69,69	2.28	21 (30%)
84	CYC	HH	1001	-	42,46,46	3.30	15 (35%)	50,67,67	2.88	22 (44%)
82	PEB	HI	202	-	43,46,46	2.90	12 (27%)	45,67,67	2.88	16 (35%)
87	CLA	B2	832	-	65,73,73	1.43	8 (12%)	76,113,113	1.53	8 (10%)
82	PEB	WD	202	-	43,46,46	3.48	13 (30%)	45,67,67	1.95	15 (33%)
82	PEB	QH	203	-	43,46,46	3.30	9 (20%)	45,67,67	2.08	14 (31%)
82	PEB	O1	201	-	43,46,46	3.36	13 (30%)	45,67,67	2.34	16 (35%)
82	PEB	VH	202	-	43,46,46	3.37	10 (23%)	45,67,67	2.14	16 (35%)
82	PEB	XK	201	-	43,46,46	3.39	10 (23%)	45,67,67	3.73	17 (37%)
82	PEB	FD	202	-	43,46,46	3.42	11 (25%)	45,67,67	1.99	15 (33%)
87	CLA	BL	608	-	65,73,73	1.48	7 (10%)	76,113,113	1.53	9 (11%)
85	BCR	FN	204	-	41,41,41	0.72	0	56,56,56	1.95	13 (23%)

In the following table, the Chirals column lists the number of chiral outliers, the number of chiral centers analysed, the number of these observed in the model and the number defined in the Chemical Component Dictionary. Similar counts are reported in the Torsion and Rings columns. '-' means no outliers of that kind were identified.

Mol	Type	Chain	Res	Link	Chirals	Torsions	Rings
82	PEB	Y9	203	-	-	9/24/74/74	0/4/4/4
87	CLA	A2	822	-	1/1/11/20	6/13/91/115	-
84	CYC	L4	1001	-	-	5/25/74/74	0/4/4/4
82	PEB	P9	201	-	-	8/24/74/74	0/4/4/4
82	PEB	SO	201	-	-	10/24/74/74	0/4/4/4
82	PEB	wK	302	-	-	9/24/74/74	0/4/4/4
82	PEB	TD	203	-	-	13/24/74/74	0/4/4/4
82	PEB	MQ	201	-	-	7/24/74/74	0/4/4/4
87	CLA	BN	817	-	1/1/13/20	6/30/108/115	-
84	CYC	JH	1003	-	-	9/25/74/74	0/4/4/4
82	PEB	BK	201	-	-	11/24/74/74	0/4/4/4
82	PEB	DQ	201	-	-	10/24/74/74	0/4/4/4
82	PEB	MJ	202	-	-	4/24/74/74	0/4/4/4
82	PEB	kO	202	-	-	13/24/74/74	0/4/4/4
87	CLA	c6	616	-	1/1/15/20	12/37/115/115	-
82	PEB	BA	201	-	-	8/24/74/74	0/4/4/4
82	PEB	IP	202	-	-	11/24/74/74	0/4/4/4
87	CLA	RN	203	-	1/1/11/20	6/15/93/115	-
82	PEB	zK	501	-	-	6/24/74/74	0/4/4/4
82	PEB	QE	201	-	-	9/24/74/74	0/4/4/4
82	PEB	AP	201	-	-	4/24/74/74	0/4/4/4
82	PEB	QO	202	-	-	9/24/74/74	0/4/4/4
82	PEB	nK	202	-	-	11/24/74/74	0/4/4/4
87	CLA	JN	101	-	1/1/10/20	3/10/88/115	-
82	PEB	RG	201	-	-	8/24/74/74	0/4/4/4
82	PEB	U5	203	-	-	12/24/74/74	0/4/4/4
84	CYC	IE	1001	-	-	8/25/74/74	0/4/4/4
87	CLA	b6	610	-	1/1/15/20	15/37/115/115	-
82	PEB	uF	202	-	-	10/24/74/74	0/4/4/4
87	CLA	AN	849	-	1/1/15/20	11/37/115/115	-
82	PEB	DF	203	-	-	12/24/74/74	0/4/4/4
82	PEB	Y9	201	-	-	11/24/74/74	0/4/4/4
87	CLA	6N	605	-	1/1/11/20	6/13/91/115	-
82	PEB	g4	202	-	-	8/24/74/74	0/4/4/4
83	PUB	Z5	302	-	-	7/24/74/74	0/4/4/4

Continued on next page...

Continued from previous page...

Mol	Type	Chain	Res	Link	Chirals	Torsions	Rings
82	PEB	aJ	204	-	-	5/24/74/74	0/4/4/4
85	BCR	BL	617	-	-	3/29/63/63	0/2/2/2
82	PEB	IJ	202	-	-	6/24/74/74	0/4/4/4
82	PEB	WE	201	-	-	7/24/74/74	0/4/4/4
82	PEB	AI	202	-	-	10/24/74/74	0/4/4/4
87	CLA	C6	513	-	1/1/15/20	20/37/115/115	-
82	PEB	IA	201	-	-	13/24/74/74	0/4/4/4
88	LHG	C6	522	-	-	13/36/36/53	-
82	PEB	ND	203	-	-	12/24/74/74	0/4/4/4
82	PEB	UO	201	-	-	8/24/74/74	0/4/4/4
87	CLA	72	605	-	1/1/11/20	6/13/91/115	-
82	PEB	DQ	203	-	-	10/24/74/74	0/4/4/4
82	PEB	kF	203	-	-	10/24/74/74	0/4/4/4
85	BCR	kL	100	-	-	13/29/63/63	0/2/2/2
82	PEB	NJ	202	-	-	9/24/74/74	0/4/4/4
84	CYC	q3	1001	-	-	4/25/74/74	0/4/4/4
84	CYC	HG	1001	-	-	8/25/74/74	0/4/4/4
88	LHG	A2	844	-	-	17/44/44/53	-
82	PEB	z8	202	-	-	11/24/74/74	0/4/4/4
82	PEB	CJ	203	-	-	8/24/74/74	0/4/4/4
82	PEB	kE	202	-	-	11/24/74/74	0/4/4/4
87	CLA	72	604	-	1/1/10/20	5/10/88/115	-
87	CLA	CL	508	-	1/1/15/20	21/37/115/115	-
82	PEB	jF	201	-	-	7/24/74/74	0/4/4/4
82	PEB	YA	304	-	-	13/24/74/74	0/4/4/4
85	BCR	c6	602	-	-	3/29/63/63	0/2/2/2
87	CLA	B6	616	-	1/1/15/20	14/37/115/115	-
83	PUB	BJ	302	-	-	7/24/74/74	0/4/4/4
82	PEB	cG	201	-	-	5/24/74/74	0/4/4/4
95	DGD	C6	502	-	-	26/51/91/95	0/2/2/2
85	BCR	H6	101	-	-	3/29/63/63	0/2/2/2
82	PEB	JP	202	-	-	5/24/74/74	0/4/4/4
82	PEB	DQ	202	-	-	9/24/74/74	0/4/4/4
87	CLA	5N	602	-	1/1/15/20	10/37/115/115	-

Continued on next page...

Continued from previous page...

Mol	Type	Chain	Res	Link	Chirals	Torsions	Rings
82	PEB	P9	202	-	-	15/24/74/74	0/4/4/4
82	PEB	lM	203	-	-	12/24/74/74	0/4/4/4
88	LHG	dL	405	-	-	15/53/53/53	-
85	BCR	F2	204	-	-	6/29/63/63	0/2/2/2
87	CLA	BN	815	-	1/1/10/20	3/10/88/115	-
84	CYC	k3	1001	-	-	4/25/74/74	0/4/4/4
82	PEB	dB	201	-	-	8/24/74/74	0/4/4/4
82	PEB	GA	201	-	-	6/24/74/74	0/4/4/4
82	PEB	BI	203	-	-	8/24/74/74	0/4/4/4
82	PEB	cO	201	-	-	7/24/74/74	0/4/4/4
82	PEB	GD	201	-	-	4/24/74/74	0/4/4/4
82	PEB	vK	202	-	-	9/24/74/74	0/4/4/4
87	CLA	AN	822	-	1/1/11/20	6/13/91/115	-
82	PEB	pF	201	-	-	10/24/74/74	0/4/4/4
82	PEB	P7	201	-	-	4/24/74/74	0/4/4/4
87	CLA	B2	817	-	1/1/14/20	12/31/109/115	-
82	PEB	aH	202	-	-	10/24/74/74	0/4/4/4
82	PEB	UE	201	-	-	5/24/74/74	0/4/4/4
82	PEB	L7	202	-	-	9/24/74/74	0/4/4/4
83	PUB	AJ	304	-	-	9/24/74/74	0/4/4/4
87	CLA	62	306	-	1/1/11/20	6/13/91/115	-
82	PEB	JA	202	-	-	10/24/74/74	0/4/4/4
82	PEB	Y9	202	-	-	7/24/74/74	0/4/4/4
84	CYC	x3	1001	-	-	10/25/74/74	0/4/4/4
82	PEB	GF	203	-	-	9/24/74/74	0/4/4/4
87	CLA	3N	312	-	1/1/11/20	7/13/91/115	-
84	CYC	O3	1001	-	-	4/25/74/74	0/4/4/4
82	PEB	AD	304	-	-	9/24/74/74	0/4/4/4
82	PEB	S5	203	-	-	12/24/74/74	0/4/4/4
95	DGD	C6	504	-	-	12/31/71/95	0/2/2/2
82	PEB	RA	202	-	-	10/24/74/74	0/4/4/4
87	CLA	BL	622	-	1/1/15/20	7/37/115/115	-
82	PEB	G9	201	-	-	8/24/74/74	0/4/4/4
83	PUB	AG	302	-	-	9/24/74/74	0/4/4/4

Continued on next page...

Continued from previous page...

Mol	Type	Chain	Res	Link	Chirals	Torsions	Rings
83	PUB	AJ	303	-	-	13/24/74/74	0/4/4/4
85	BCR	bL	601	-	-	8/29/63/63	0/2/2/2
82	PEB	FP	201	-	-	6/24/74/74	0/4/4/4
87	CLA	6N	613	-	1/1/11/20	4/13/91/115	-
82	PEB	BA	203	-	-	12/24/74/74	0/4/4/4
82	PEB	cJ	202	-	-	10/24/74/74	0/4/4/4
82	PEB	L1	1002	-	-	7/24/74/74	0/4/4/4
87	CLA	A2	814	-	1/1/12/20	8/24/102/115	-
82	PEB	Y4	201	-	-	2/24/74/74	0/4/4/4
83	PUB	KA	203	-	-	6/24/74/74	0/4/4/4
82	PEB	XF	201	-	-	10/24/74/74	0/4/4/4
87	CLA	72	610	-	1/1/11/20	3/13/91/115	-
87	CLA	b6	612	-	1/1/15/20	17/37/115/115	-
82	PEB	VK	201	-	-	10/24/74/74	0/4/4/4
88	LHG	M6	101	-	-	13/43/43/53	-
82	PEB	I5	202	-	-	11/24/74/74	0/4/4/4
82	PEB	PQ	202	-	-	10/24/74/74	0/4/4/4
82	PEB	yC	202	-	-	9/24/74/74	0/4/4/4
82	PEB	QF	203	-	-	6/24/74/74	0/4/4/4
87	CLA	B6	605	-	1/1/15/20	16/37/115/115	-
82	PEB	S9	202	-	-	7/24/74/74	0/4/4/4
82	PEB	M7	202	-	-	13/24/74/74	0/4/4/4
87	CLA	CL	504	-	-	16/37/115/115	-
87	CLA	B6	604	-	1/1/15/20	14/37/115/115	-
82	PEB	YP	502	-	-	11/24/74/74	0/4/4/4
82	PEB	zF	501	-	-	6/24/74/74	0/4/4/4
84	CYC	R3	1001	-	-	8/25/74/74	0/4/4/4
87	CLA	A2	820	-	1/1/15/20	10/37/115/115	-
82	PEB	EJ	203	-	-	11/24/74/74	0/4/4/4
87	CLA	BN	825	-	1/1/15/20	18/37/115/115	-
87	CLA	3N	305	-	-	13/37/115/115	-
82	PEB	GE	1002	-	-	9/24/74/74	0/4/4/4
82	PEB	TO	203	-	-	11/24/74/74	0/4/4/4
87	CLA	12	601	-	1/1/11/20	10/13/91/115	-

Continued on next page...

Continued from previous page...

Mol	Type	Chain	Res	Link	Chirals	Torsions	Rings
87	CLA	42	607	-	1/1/11/20	6/13/91/115	-
82	PEB	ZG	203	-	-	9/24/74/74	0/4/4/4
82	PEB	GQ	201	-	-	4/24/74/74	0/4/4/4
82	PEB	AM	301	-	-	11/24/74/74	0/4/4/4
82	PEB	ZF	202	-	-	10/24/74/74	0/4/4/4
82	PEB	m4	201	-	-	9/24/74/74	0/4/4/4
87	CLA	72	608	-	1/1/10/20	4/8/86/115	-
82	PEB	L9	203	-	-	7/24/74/74	0/4/4/4
83	PUB	xK	306	-	-	6/24/74/74	0/4/4/4
82	PEB	wC	204	-	-	8/24/74/74	0/4/4/4
82	PEB	iH	201	-	-	8/24/74/74	0/4/4/4
82	PEB	Q4	202	-	-	9/24/74/74	0/4/4/4
82	PEB	SO	202	-	-	10/24/74/74	0/4/4/4
87	CLA	C6	519	-	1/1/13/20	11/25/103/115	-
87	CLA	nL	101	-	1/1/15/20	18/37/115/115	-
82	PEB	QP	201	-	-	7/24/74/74	0/4/4/4
87	CLA	82	301	-	-	8/13/91/115	-
82	PEB	lH	201	-	-	10/24/74/74	0/4/4/4
85	BCR	cL	503	-	-	2/29/63/63	0/2/2/2
82	PEB	IQ	201	-	-	7/24/74/74	0/4/4/4
82	PEB	Q1	201	-	-	8/24/74/74	0/4/4/4
87	CLA	4N	607	-	1/1/11/20	6/13/91/115	-
82	PEB	eF	201	-	-	11/24/74/74	0/4/4/4
82	PEB	FD	201	-	-	13/24/74/74	0/4/4/4
82	PEB	II	201	-	-	8/24/74/74	0/4/4/4
87	CLA	3N	307	-	-	2/10/88/115	-
82	PEB	FF	201	-	-	5/24/74/74	0/4/4/4
83	PUB	A1	304	-	-	15/24/74/74	0/4/4/4
87	CLA	LN	206	-	-	5/27/105/115	-
82	PEB	D5	202	-	-	10/24/74/74	0/4/4/4
82	PEB	eG	202	-	-	6/24/74/74	0/4/4/4
82	PEB	m1	202	-	-	10/24/74/74	0/4/4/4
88	LHG	a6	610	-	-	14/47/47/53	-
82	PEB	jH	203	-	-	8/24/74/74	0/4/4/4

Continued on next page...

Continued from previous page...

Mol	Type	Chain	Res	Link	Chirals	Torsions	Rings
82	PEB	AE	304	-	-	4/24/74/74	0/4/4/4
82	PEB	KA	202	-	-	10/24/74/74	0/4/4/4
82	PEB	iO	203	-	-	12/24/74/74	0/4/4/4
82	PEB	HG	1002	-	-	8/24/74/74	0/4/4/4
82	PEB	aO	201	-	-	2/24/74/74	0/4/4/4
82	PEB	e1	201	-	-	8/24/74/74	0/4/4/4
82	PEB	H1	1002	-	-	8/24/74/74	0/4/4/4
82	PEB	TP	202	-	-	11/24/74/74	0/4/4/4
82	PEB	DJ	202	-	-	11/24/74/74	0/4/4/4
82	PEB	A4	301	-	-	7/24/74/74	0/4/4/4
82	PEB	aG	201	-	-	5/24/74/74	0/4/4/4
82	PEB	CM	201	-	-	7/24/74/74	0/4/4/4
83	PUB	Z9	305	-	-	14/24/74/74	0/4/4/4
82	PEB	lO	202	-	-	10/24/74/74	0/4/4/4
82	PEB	Y7	301	-	-	16/24/74/74	0/4/4/4
84	CYC	K3	1001	-	-	8/25/74/74	0/4/4/4
82	PEB	wF	301	-	-	11/24/74/74	0/4/4/4
99	SF4	C2	101	-	-	-	0/6/5/5
85	BCR	bL	603	-	-	4/29/63/63	0/2/2/2
82	PEB	SH	201	-	-	5/24/74/74	0/4/4/4
84	CYC	D1	1001	-	-	6/25/74/74	0/4/4/4
82	PEB	TF	202	-	-	15/24/74/74	0/4/4/4
83	PUB	AE	303	-	-	8/24/74/74	0/4/4/4
82	PEB	qK	201	-	-	10/24/74/74	0/4/4/4
87	CLA	AN	816	-	1/1/11/20	6/13/91/115	-
82	PEB	yK	301	-	-	8/24/74/74	0/4/4/4
82	PEB	TI	202	-	-	8/24/74/74	0/4/4/4
82	PEB	CQ	201	-	-	4/24/74/74	0/4/4/4
82	PEB	N7	202	-	-	8/24/74/74	0/4/4/4
85	BCR	JN	102	-	-	7/29/63/63	0/2/2/2
82	PEB	CD	201	-	-	4/24/74/74	0/4/4/4
82	PEB	U7	202	-	-	11/24/74/74	0/4/4/4
82	PEB	jK	202	-	-	12/24/74/74	0/4/4/4
85	BCR	KL	100	-	-	13/29/63/63	0/2/2/2

Continued on next page...

Continued from previous page...

Mol	Type	Chain	Res	Link	Chirals	Torsions	Rings
82	PEB	IK	201	-	-	9/24/74/74	0/4/4/4
82	PEB	J4	1002	-	-	12/24/74/74	0/4/4/4
82	PEB	JI	202	-	-	9/24/74/74	0/4/4/4
82	PEB	QO	201	-	-	8/24/74/74	0/4/4/4
82	PEB	DD	202	-	-	9/24/74/74	0/4/4/4
82	PEB	FJ	201	-	-	8/24/74/74	0/4/4/4
84	CYC	DG	1001	-	-	11/25/74/74	0/4/4/4
87	CLA	4N	609	-	1/1/10/20	3/8/86/115	-
87	CLA	cL	508	-	1/1/15/20	16/37/115/115	-
95	DGD	AL	415	-	-	1/29/69/95	0/2/2/2
92	LMG	b6	623	-	-	21/36/56/70	0/1/1/1
82	PEB	KB	302	-	-	9/24/74/74	0/4/4/4
84	CYC	G4	1001	-	-	6/25/74/74	0/4/4/4
87	CLA	BN	821	-	1/1/10/20	0/11/89/115	-
82	PEB	LI	201	-	-	10/24/74/74	0/4/4/4
82	PEB	RM	201	-	-	6/24/74/74	0/4/4/4
82	PEB	kE	201	-	-	8/24/74/74	0/4/4/4
82	PEB	M9	305	-	-	10/24/74/74	0/4/4/4
82	PEB	UG	201	-	-	5/24/74/74	0/4/4/4
82	PEB	iM	201	-	-	7/24/74/74	0/4/4/4
82	PEB	YI	202	-	-	6/24/74/74	0/4/4/4
82	PEB	xF	303	-	-	12/24/74/74	0/4/4/4
87	CLA	AN	819	-	1/1/14/20	10/34/112/115	-
95	DGD	AL	414	-	-	17/51/91/95	0/2/2/2
87	CLA	A2	823	-	1/1/15/20	20/37/115/115	-
87	CLA	1N	601	-	1/1/11/20	10/13/91/115	-
83	PUB	AH	303	-	-	5/24/74/74	0/4/4/4
82	PEB	gM	202	-	-	10/24/74/74	0/4/4/4
82	PEB	MK	201	-	-	6/24/74/74	0/4/4/4
87	CLA	82	302	-	1/1/15/20	17/37/115/115	-
82	PEB	dJ	201	-	-	11/24/74/74	0/4/4/4
87	CLA	62	309	-	1/1/12/20	10/19/97/115	-
82	PEB	NJ	201	-	-	9/24/74/74	0/4/4/4
82	PEB	q8	203	-	-	6/24/74/74	0/4/4/4

Continued on next page...

Continued from previous page...

Mol	Type	Chain	Res	Link	Chirals	Torsions	Rings
82	PEB	v8	202	-	-	13/24/74/74	0/4/4/4
82	PEB	N9	201	-	-	8/24/74/74	0/4/4/4
82	PEB	W5	203	-	-	12/24/74/74	0/4/4/4
87	CLA	BL	620	-	1/1/15/20	9/37/115/115	-
82	PEB	HI	203	-	-	7/24/74/74	0/4/4/4
82	PEB	NI	203	-	-	10/24/74/74	0/4/4/4
82	PEB	zC	202	-	-	11/24/74/74	0/4/4/4
88	LHG	iL	101	-	-	16/53/53/53	-
87	CLA	A2	852	-	1/1/11/20	6/13/91/115	-
82	PEB	uF	203	-	-	9/24/74/74	0/4/4/4
82	PEB	PH	201	-	-	5/24/74/74	0/4/4/4
82	PEB	VM	202	-	-	9/24/74/74	0/4/4/4
82	PEB	g4	203	-	-	10/24/74/74	0/4/4/4
82	PEB	FM	202	-	-	9/24/74/74	0/4/4/4
82	PEB	IF	201	-	-	9/24/74/74	0/4/4/4
82	PEB	kH	202	-	-	9/24/74/74	0/4/4/4
82	PEB	IJ	203	-	-	9/24/74/74	0/4/4/4
95	DGD	c6	618	-	-	10/51/91/95	0/2/2/2
82	PEB	vK	201	-	-	9/24/74/74	0/4/4/4
87	CLA	bL	618	-	1/1/15/20	11/37/115/115	-
82	PEB	YE	202	-	-	11/24/74/74	0/4/4/4
82	PEB	LJ	202	-	-	9/24/74/74	0/4/4/4
87	CLA	AN	831	-	1/1/15/20	12/37/115/115	-
87	CLA	22	605	-	1/1/13/20	11/25/101/115	-
82	PEB	f1	202	-	-	9/24/74/74	0/4/4/4
88	LHG	D6	401	-	-	16/47/47/53	-
82	PEB	dE	204	-	-	13/24/74/74	0/4/4/4
85	BCR	C6	507	-	-	1/29/63/63	0/2/2/2
82	PEB	c1	201	-	-	6/24/74/74	0/4/4/4
87	CLA	LN	204	-	1/1/12/20	11/19/97/115	-
82	PEB	LB	201	-	-	10/24/74/74	0/4/4/4
82	PEB	aF	202	-	-	9/24/74/74	0/4/4/4
87	CLA	22	601	-	-	5/13/91/115	-
87	CLA	B2	809	-	1/1/15/20	9/37/115/115	-

Continued on next page...

Continued from previous page...

Mol	Type	Chain	Res	Link	Chirals	Torsions	Rings
82	PEB	LE	1002	-	-	10/24/74/74	0/4/4/4
82	PEB	hG	202	-	-	11/24/74/74	0/4/4/4
82	PEB	p8	201	-	-	13/24/74/74	0/4/4/4
85	BCR	BN	841	-	-	4/29/63/63	0/2/2/2
87	CLA	K2	106	-	-	8/18/96/115	-
82	PEB	XM	202	-	-	9/24/74/74	0/4/4/4
85	BCR	J2	102	-	-	7/29/63/63	0/2/2/2
82	PEB	PB	201	-	-	7/24/74/74	0/4/4/4
82	PEB	vC	201	-	-	10/24/74/74	0/4/4/4
82	PEB	aJ	203	-	-	10/24/74/74	0/4/4/4
82	PEB	YP	503	-	-	7/24/74/74	0/4/4/4
87	CLA	AL	403	-	1/1/15/20	12/37/115/115	-
87	CLA	62	310	-	-	3/8/86/115	-
82	PEB	PF	202	-	-	12/24/74/74	0/4/4/4
87	CLA	8N	306	-	1/1/11/20	7/13/91/115	-
82	PEB	T1	201	-	-	9/24/74/74	0/4/4/4
82	PEB	gF	203	-	-	9/24/74/74	0/4/4/4
82	PEB	PG	202	-	-	14/24/74/74	0/4/4/4
85	BCR	fL	101	-	-	8/29/63/63	0/2/2/2
82	PEB	RO	201	-	-	2/24/74/74	0/4/4/4
82	PEB	S9	201	-	-	13/24/74/74	0/4/4/4
87	CLA	2N	301	-	1/1/13/20	11/25/101/115	-
87	CLA	AN	801	-	1/1/10/20	7/11/90/115	-
82	PEB	sC	202	-	-	8/24/74/74	0/4/4/4
87	CLA	7N	609	-	1/1/10/20	5/10/88/115	-
82	PEB	UP	202	-	-	10/24/74/74	0/4/4/4
83	PUB	AM	304	-	-	8/24/74/74	0/4/4/4
82	PEB	SF	201	-	-	4/24/74/74	0/4/4/4
85	BCR	A2	847	-	-	8/29/63/63	0/2/2/2
82	PEB	dK	201	-	-	10/24/74/74	0/4/4/4
87	CLA	A2	830	-	1/1/15/20	14/37/115/115	-
87	CLA	6N	602	-	1/1/15/20	16/37/115/115	-
82	PEB	K7	202	-	-	10/24/74/74	0/4/4/4
84	CYC	J3	1001	-	-	8/25/74/74	0/4/4/4

Continued on next page...

Continued from previous page...

Mol	Type	Chain	Res	Link	Chirals	Torsions	Rings
82	PEB	iE	202	-	-	10/24/74/74	0/4/4/4
82	PEB	H9	202	-	-	8/24/74/74	0/4/4/4
82	PEB	KI	203	-	-	10/24/74/74	0/4/4/4
82	PEB	xK	302	-	-	12/24/74/74	0/4/4/4
82	PEB	r8	201	-	-	10/24/74/74	0/4/4/4
87	CLA	BN	830	-	1/1/15/20	13/37/115/115	-
82	PEB	fJ	201	-	-	5/24/74/74	0/4/4/4
85	BCR	b6	602	-	-	1/29/63/63	0/2/2/2
85	BCR	AN	845	-	-	11/29/63/63	0/2/2/2
87	CLA	C6	516	-	1/1/15/20	10/37/115/115	-
82	PEB	KM	203	-	-	6/24/74/74	0/4/4/4
87	CLA	B2	823	-	1/1/15/20	8/37/115/115	-
82	PEB	T5	201	-	-	11/24/74/74	0/4/4/4
87	CLA	A2	810	-	1/1/15/20	21/37/115/115	-
82	PEB	S7	201	-	-	6/24/74/74	0/4/4/4
82	PEB	L9	202	-	-	8/24/74/74	0/4/4/4
85	BCR	B2	838	-	-	5/29/63/63	0/2/2/2
82	PEB	AA	201	-	-	11/24/74/74	0/4/4/4
82	PEB	DK	201	-	-	7/24/74/74	0/4/4/4
82	PEB	c1	202	-	-	11/24/74/74	0/4/4/4
87	CLA	7N	606	-	1/1/11/20	5/13/91/115	-
82	PEB	kK	201	-	-	12/24/74/74	0/4/4/4
83	PUB	xF	306	-	-	6/24/74/74	0/4/4/4
87	CLA	AN	828	-	1/1/15/20	11/37/115/115	-
83	PUB	AQ	302	-	-	8/24/74/74	0/4/4/4
82	PEB	D7	201	-	-	11/24/74/74	0/4/4/4
84	CYC	IO	1001	-	-	9/25/74/74	0/4/4/4
87	CLA	5N	606	-	1/1/11/20	6/13/91/115	-
82	PEB	D5	201	-	-	6/24/74/74	0/4/4/4
82	PEB	R5	201	-	-	11/24/74/74	0/4/4/4
82	PEB	IB	202	-	-	8/24/74/74	0/4/4/4
82	PEB	WE	202	-	-	8/24/74/74	0/4/4/4
87	CLA	2N	310	-	1/1/10/20	3/8/86/115	-
82	PEB	H5	201	-	-	11/24/74/74	0/4/4/4

Continued on next page...

Continued from previous page...

Mol	Type	Chain	Res	Link	Chirals	Torsions	Rings
82	PEB	e4	201	-	-	5/24/74/74	0/4/4/4
92	LMG	d6	409	-	-	17/49/69/70	0/1/1/1
87	CLA	BN	813	-	1/1/15/20	26/37/115/115	-
82	PEB	M9	302	-	-	16/24/74/74	0/4/4/4
82	PEB	TI	201	-	-	10/24/74/74	0/4/4/4
82	PEB	hM	201	-	-	8/24/74/74	0/4/4/4
84	CYC	N3	1001	-	-	8/25/74/74	0/4/4/4
82	PEB	lO	201	-	-	8/24/74/74	0/4/4/4
87	CLA	C6	520	-	1/1/15/20	15/37/115/115	-
82	PEB	KI	201	-	-	10/24/74/74	0/4/4/4
82	PEB	O4	202	-	-	6/24/74/74	0/4/4/4
84	CYC	DH	1003	-	-	10/25/74/74	0/4/4/4
82	PEB	SJ	202	-	-	12/24/74/74	0/4/4/4
82	PEB	jK	201	-	-	7/24/74/74	0/4/4/4
82	PEB	fG	202	-	-	8/24/74/74	0/4/4/4
82	PEB	qF	203	-	-	10/24/74/74	0/4/4/4
87	CLA	B6	614	-	1/1/15/20	8/37/115/115	-
82	PEB	d4	202	-	-	9/24/74/74	0/4/4/4
82	PEB	P5	201	-	-	11/24/74/74	0/4/4/4
82	PEB	mF	202	-	-	11/24/74/74	0/4/4/4
87	CLA	BN	812	-	1/1/13/20	5/25/103/115	-
87	CLA	B2	824	-	1/1/15/20	18/37/115/115	-
82	PEB	LA	201	-	-	5/24/74/74	0/4/4/4
85	BCR	B2	841	-	-	4/29/63/63	0/2/2/2
82	PEB	dF	201	-	-	9/24/74/74	0/4/4/4
85	BCR	Z6	101	-	-	3/29/63/63	0/2/2/2
87	CLA	3N	311	-	1/1/10/20	7/10/88/115	-
82	PEB	gH	203	-	-	9/24/74/74	0/4/4/4
82	PEB	UQ	202	-	-	8/24/74/74	0/4/4/4
87	CLA	82	304	-	1/1/11/20	5/13/91/115	-
94	PL9	dL	406	-	-	13/53/73/73	0/1/1/1
82	PEB	bF	202	-	-	9/24/74/74	0/4/4/4
82	PEB	ZO	201	-	-	7/24/74/74	0/4/4/4
87	CLA	AN	850	-	1/1/15/20	6/37/115/115	-

Continued on next page...

Continued from previous page...

Mol	Type	Chain	Res	Link	Chirals	Torsions	Rings
82	PEB	T4	203	-	-	11/24/74/74	0/4/4/4
82	PEB	VD	203	-	-	14/24/74/74	0/4/4/4
82	PEB	sK	203	-	-	6/24/74/74	0/4/4/4
82	PEB	F7	203	-	-	11/24/74/74	0/4/4/4
82	PEB	k4	201	-	-	8/24/74/74	0/4/4/4
82	PEB	W9	203	-	-	8/24/74/74	0/4/4/4
96	HEM	V6	201	-	-	0/12/54/54	-
87	CLA	A2	803	-	1/1/12/20	11/22/100/115	-
82	PEB	w8	201	-	-	12/24/74/74	0/4/4/4
82	PEB	Z5	305	-	-	13/24/74/74	0/4/4/4
82	PEB	OO	201	-	-	9/24/74/74	0/4/4/4
82	PEB	wC	203	-	-	5/24/74/74	0/4/4/4
82	PEB	MB	201	-	-	3/24/74/74	0/4/4/4
87	CLA	AN	825	-	1/1/13/20	7/25/103/115	-
87	CLA	R2	203	-	1/1/11/20	6/15/93/115	-
82	PEB	DO	1002	-	-	8/24/74/74	0/4/4/4
82	PEB	gG	201	-	-	6/24/74/74	0/4/4/4
82	PEB	h1	202	-	-	11/24/74/74	0/4/4/4
87	CLA	B2	805	-	1/1/15/20	18/37/115/115	-
85	BCR	JN	103	-	-	13/29/63/63	0/2/2/2
87	CLA	c6	608	-	1/1/15/20	23/37/115/115	-
87	CLA	b6	609	-	1/1/15/20	19/37/115/115	-
87	CLA	c6	605	-	1/1/15/20	15/37/115/115	-
82	PEB	JA	203	-	-	16/24/74/74	0/4/4/4
82	PEB	YI	201	-	-	10/24/74/74	0/4/4/4
82	PEB	ZH	201	-	-	11/24/74/74	0/4/4/4
87	CLA	BL	601	-	1/1/15/20	13/37/115/115	-
82	PEB	KE	201	-	-	6/24/74/74	0/4/4/4
82	PEB	RF	201	-	-	7/24/74/74	0/4/4/4
82	PEB	hK	202	-	-	9/24/74/74	0/4/4/4
87	CLA	7N	610	-	1/1/11/20	3/13/91/115	-
82	PEB	sF	202	-	-	9/24/74/74	0/4/4/4
82	PEB	KI	202	-	-	8/24/74/74	0/4/4/4
82	PEB	W9	201	-	-	13/24/74/74	0/4/4/4

Continued on next page...

Continued from previous page...

Mol	Type	Chain	Res	Link	Chirals	Torsions	Rings
82	PEB	Z4	201	-	-	7/24/74/74	0/4/4/4
82	PEB	OM	202	-	-	7/24/74/74	0/4/4/4
82	PEB	dF	202	-	-	12/24/74/74	0/4/4/4
87	CLA	72	602	-	1/1/15/20	14/37/115/115	-
87	CLA	CL	514	-	1/1/13/20	9/25/103/115	-
82	PEB	R7	201	-	-	5/24/74/74	0/4/4/4
82	PEB	P5	202	-	-	11/24/74/74	0/4/4/4
82	PEB	V1	202	-	-	7/24/74/74	0/4/4/4
100	3XQ	JN	104	-	-	17/24/24/24	-
82	PEB	VD	201	-	-	12/24/74/74	0/4/4/4
87	CLA	52	608	-	1/1/10/20	4/8/86/115	-
82	PEB	mM	201	-	-	8/24/74/74	0/4/4/4
82	PEB	LA	202	-	-	9/24/74/74	0/4/4/4
88	LHG	l6	101	-	-	18/53/53/53	-
82	PEB	DD	203	-	-	10/24/74/74	0/4/4/4
82	PEB	XD	203	-	-	10/24/74/74	0/4/4/4
82	PEB	lE	201	-	-	9/24/74/74	0/4/4/4
82	PEB	m1	201	-	-	8/24/74/74	0/4/4/4
82	PEB	OJ	202	-	-	15/24/74/74	0/4/4/4
82	PEB	FQ	202	-	-	10/24/74/74	0/4/4/4
82	PEB	l4	202	-	-	10/24/74/74	0/4/4/4
82	PEB	P1	202	-	-	8/24/74/74	0/4/4/4
82	PEB	LM	201	-	-	4/24/74/74	0/4/4/4
82	PEB	w8	202	-	-	5/24/74/74	0/4/4/4
82	PEB	OQ	202	-	-	14/24/74/74	0/4/4/4
87	CLA	A6	403	-	1/1/14/20	9/31/109/115	-
82	PEB	E9	202	-	-	15/24/74/74	0/4/4/4
82	PEB	KB	301	-	-	9/24/74/74	0/4/4/4
82	PEB	HD	201	-	-	12/24/74/74	0/4/4/4
82	PEB	ID	202	-	-	7/24/74/74	0/4/4/4
82	PEB	a1	202	-	-	10/24/74/74	0/4/4/4
82	PEB	K5	201	-	-	11/24/74/74	0/4/4/4
82	PEB	SG	202	-	-	10/24/74/74	0/4/4/4
88	LHG	A2	843	-	-	16/53/53/53	-

Continued on next page...

Continued from previous page...

Mol	Type	Chain	Res	Link	Chirals	Torsions	Rings
82	PEB	PI	202	-	-	10/24/74/74	0/4/4/4
82	PEB	dG	201	-	-	10/24/74/74	0/4/4/4
82	PEB	TD	201	-	-	13/24/74/74	0/4/4/4
82	PEB	uC	202	-	-	7/24/74/74	0/4/4/4
82	PEB	dK	202	-	-	12/24/74/74	0/4/4/4
82	PEB	eO	203	-	-	8/24/74/74	0/4/4/4
82	PEB	TO	202	-	-	5/24/74/74	0/4/4/4
92	LMG	k6	101	-	-	15/50/70/70	0/1/1/1
82	PEB	BB	201	-	-	3/24/74/74	0/4/4/4
82	PEB	OD	201	-	-	8/24/74/74	0/4/4/4
82	PEB	RE	201	-	-	8/24/74/74	0/4/4/4
82	PEB	XQ	203	-	-	10/24/74/74	0/4/4/4
82	PEB	mO	203	-	-	9/24/74/74	0/4/4/4
82	PEB	FA	201	-	-	3/24/74/74	0/4/4/4
87	CLA	BN	802	-	1/1/13/20	11/29/107/115	-
84	CYC	H3	1001	-	-	4/25/74/74	0/4/4/4
82	PEB	aO	202	-	-	7/24/74/74	0/4/4/4
82	PEB	GI	203	-	-	10/24/74/74	0/4/4/4
82	PEB	UF	201	-	-	8/24/74/74	0/4/4/4
82	PEB	S7	202	-	-	8/24/74/74	0/4/4/4
82	PEB	dO	202	-	-	9/24/74/74	0/4/4/4
82	PEB	J1	1002	-	-	9/24/74/74	0/4/4/4
82	PEB	PG	201	-	-	4/24/74/74	0/4/4/4
82	PEB	EF	201	-	-	9/24/74/74	0/4/4/4
83	PUB	yK	302	-	-	3/24/74/74	0/4/4/4
82	PEB	bP	501	-	-	9/24/74/74	0/4/4/4
87	CLA	52	610	-	1/1/11/20	3/13/91/115	-
87	CLA	O2	203	-	-	8/13/91/115	-
88	LHG	mL	102	-	-	17/43/43/53	-
95	DGD	BN	844	-	-	19/55/95/95	0/2/2/2
82	PEB	aE	202	-	-	13/24/74/74	0/4/4/4
82	PEB	f1	203	-	-	12/24/74/74	0/4/4/4
87	CLA	B2	827	-	1/1/15/20	13/37/115/115	-
82	PEB	eK	202	-	-	8/24/74/74	0/4/4/4

Continued on next page...

Continued from previous page...

Mol	Type	Chain	Res	Link	Chirals	Torsions	Rings
88	LHG	CL	522	-	-	10/36/36/53	-
82	PEB	NB	203	-	-	13/24/74/74	0/4/4/4
82	PEB	ZE	203	-	-	9/24/74/74	0/4/4/4
85	BCR	AN	847	-	-	8/29/63/63	0/2/2/2
82	PEB	HF	201	-	-	7/24/74/74	0/4/4/4
92	LMG	b6	624	-	-	11/31/51/70	0/1/1/1
84	CYC	EH	1001	-	-	7/25/74/74	0/4/4/4
87	CLA	b6	606	-	1/1/15/20	10/37/115/115	-
82	PEB	nF	201	-	-	7/24/74/74	0/4/4/4
82	PEB	MM	202	-	-	7/24/74/74	0/4/4/4
87	CLA	A2	809	-	1/1/15/20	13/37/115/115	-
94	PL9	d6	408	-	-	15/53/73/73	0/1/1/1
82	PEB	bP	502	-	-	9/24/74/74	0/4/4/4
82	PEB	fE	203	-	-	9/24/74/74	0/4/4/4
82	PEB	H4	1002	-	-	7/24/74/74	0/4/4/4
82	PEB	MQ	202	-	-	10/24/74/74	0/4/4/4
82	PEB	DB	202	-	-	9/24/74/74	0/4/4/4
85	BCR	c6	617	-	-	9/29/63/63	0/2/2/2
87	CLA	RN	201	-	1/1/11/20	5/13/91/115	-
87	CLA	B6	603	-	1/1/15/20	11/37/115/115	-
87	CLA	42	610	-	1/1/10/20	5/10/88/115	-
82	PEB	CK	203	-	-	11/24/74/74	0/4/4/4
83	PUB	AG	303	-	-	8/24/74/74	0/4/4/4
92	LMG	bL	624	-	-	7/34/54/70	0/1/1/1
82	PEB	U5	201	-	-	11/24/74/74	0/4/4/4
82	PEB	JQ	202	-	-	12/24/74/74	0/4/4/4
94	PL9	aL	601	-	-	10/53/73/73	0/1/1/1
82	PEB	jE	201	-	-	9/24/74/74	0/4/4/4
82	PEB	C5	202	-	-	11/24/74/74	0/4/4/4
85	BCR	B6	602	-	-	2/29/63/63	0/2/2/2
82	PEB	EK	202	-	-	10/24/74/74	0/4/4/4
82	PEB	LP	202	-	-	8/24/74/74	0/4/4/4
87	CLA	a6	607	-	1/1/15/20	13/37/115/115	-
82	PEB	c4	201	-	-	7/24/74/74	0/4/4/4

Continued on next page...

Continued from previous page...

Mol	Type	Chain	Res	Link	Chirals	Torsions	Rings
82	PEB	E5	202	-	-	11/24/74/74	0/4/4/4
95	DGD	J6	101	-	-	13/51/91/95	0/2/2/2
84	CYC	63	901	-	-	8/25/74/74	0/4/4/4
87	CLA	b6	614	-	1/1/13/20	10/30/108/115	-
87	CLA	B2	812	-	1/1/15/20	26/37/115/115	-
87	CLA	6N	603	-	1/1/11/20	7/13/91/115	-
82	PEB	EF	202	-	-	10/24/74/74	0/4/4/4
82	PEB	i1	202	-	-	9/24/74/74	0/4/4/4
87	CLA	7N	602	-	1/1/15/20	14/37/115/115	-
82	PEB	J7	202	-	-	10/24/74/74	0/4/4/4
96	HEM	E6	101	-	-	2/12/54/54	-
87	CLA	72	601	-	1/1/11/20	10/13/91/115	-
82	PEB	eA	301	-	-	9/24/74/74	0/4/4/4
82	PEB	CP	202	-	-	6/24/74/74	0/4/4/4
82	PEB	QH	202	-	-	13/24/74/74	0/4/4/4
87	CLA	A2	816	-	1/1/11/20	6/13/91/115	-
87	CLA	5N	609	-	1/1/10/20	4/10/88/115	-
87	CLA	A2	811	-	1/1/15/20	19/37/115/115	-
82	PEB	gF	201	-	-	6/24/74/74	0/4/4/4
82	PEB	YD	202	-	-	8/24/74/74	0/4/4/4
82	PEB	YJ	203	-	-	9/24/74/74	0/4/4/4
99	SF4	CN	102	-	-	-	0/6/5/5
82	PEB	f4	201	-	-	11/24/74/74	0/4/4/4
82	PEB	XM	201	-	-	9/24/74/74	0/4/4/4
82	PEB	18	202	-	-	6/24/74/74	0/4/4/4
82	PEB	mE	203	-	-	8/24/74/74	0/4/4/4
87	CLA	AN	829	-	1/1/15/20	17/37/115/115	-
95	DGD	C6	523	-	-	13/37/77/95	0/2/2/2
82	PEB	qK	203	-	-	10/24/74/74	0/4/4/4
82	PEB	IB	203	-	-	8/24/74/74	0/4/4/4
82	PEB	J5	201	-	-	9/24/74/74	0/4/4/4
82	PEB	SQ	201	-	-	6/24/74/74	0/4/4/4
82	PEB	cE	201	-	-	5/24/74/74	0/4/4/4
82	PEB	BI	201	-	-	9/24/74/74	0/4/4/4

Continued on next page...

Continued from previous page...

Mol	Type	Chain	Res	Link	Chirals	Torsions	Rings
84	CYC	EO	1001	-	-	8/25/74/74	0/4/4/4
82	PEB	YO	201	-	-	2/24/74/74	0/4/4/4
85	BCR	I2	101	-	-	12/29/63/63	0/2/2/2
87	CLA	A2	826	-	1/1/15/20	11/37/115/115	-
82	PEB	U4	201	-	-	9/24/74/74	0/4/4/4
87	CLA	RN	202	-	1/1/11/20	7/13/91/115	-
84	CYC	m3	1001	-	-	8/25/74/74	0/4/4/4
87	CLA	B2	818	-	-	14/37/115/115	-
87	CLA	32	312	-	1/1/11/20	7/13/91/115	-
88	LHG	AL	407	-	-	16/47/47/53	-
82	PEB	kO	201	-	-	8/24/74/74	0/4/4/4
82	PEB	HJ	201	-	-	8/24/74/74	0/4/4/4
82	PEB	SP	202	-	-	4/24/74/74	0/4/4/4
82	PEB	ZG	201	-	-	7/24/74/74	0/4/4/4
87	CLA	H6	102	-	1/1/15/20	8/37/115/115	-
96	HEM	G2	201	-	-	4/12/54/54	-
87	CLA	L2	202	-	1/1/13/20	14/28/106/115	-
87	CLA	7N	605	-	1/1/11/20	6/13/91/115	-
82	PEB	UE	202	-	-	9/24/74/74	0/4/4/4
82	PEB	QM	202	-	-	7/24/74/74	0/4/4/4
82	PEB	Q9	203	-	-	9/24/74/74	0/4/4/4
82	PEB	dQ	401	-	-	11/24/74/74	0/4/4/4
82	PEB	TQ	203	-	-	13/24/74/74	0/4/4/4
87	CLA	62	313	-	1/1/11/20	7/13/91/115	-
87	CLA	I2	103	-	1/1/15/20	18/37/115/115	-
84	CYC	CH	1001	-	-	8/25/74/74	0/4/4/4
87	CLA	4N	611	-	1/1/11/20	4/13/91/115	-
82	PEB	AO	304	-	-	9/24/74/74	0/4/4/4
82	PEB	XI	202	-	-	10/24/74/74	0/4/4/4
87	CLA	12	611	-	1/1/11/20	6/13/91/115	-
92	LMG	C6	501	-	-	17/50/70/70	0/1/1/1
85	BCR	BN	842	-	-	13/29/63/63	0/2/2/2
82	PEB	HE	1002	-	-	8/24/74/74	0/4/4/4
87	CLA	82	305	-	1/1/11/20	7/13/91/115	-

Continued on next page...

Continued from previous page...

Mol	Type	Chain	Res	Link	Chirals	Torsions	Rings
82	PEB	J7	203	-	-	16/24/74/74	0/4/4/4
82	PEB	sC	203	-	-	7/24/74/74	0/4/4/4
82	PEB	YB	202	-	-	8/24/74/74	0/4/4/4
82	PEB	h1	203	-	-	12/24/74/74	0/4/4/4
87	CLA	62	301	-	1/1/11/20	4/13/91/115	-
82	PEB	K9	201	-	-	8/24/74/74	0/4/4/4
88	LHG	c6	619	-	-	11/36/36/53	-
95	DGD	c6	620	-	-	13/37/77/95	0/2/2/2
82	PEB	QB	203	-	-	9/24/74/74	0/4/4/4
82	PEB	jH	201	-	-	9/24/74/74	0/4/4/4
82	PEB	lM	202	-	-	6/24/74/74	0/4/4/4
82	PEB	VK	202	-	-	13/24/74/74	0/4/4/4
82	PEB	XK	202	-	-	5/24/74/74	0/4/4/4
87	CLA	1N	609	-	1/1/10/20	4/10/88/115	-
82	PEB	iG	201	-	-	10/24/74/74	0/4/4/4
87	CLA	CL	510	-	1/1/15/20	11/37/115/115	-
87	CLA	aL	605	-	1/1/15/20	12/37/115/115	-
82	PEB	UJ	202	-	-	5/24/74/74	0/4/4/4
82	PEB	rF	202	-	-	11/24/74/74	0/4/4/4
87	CLA	B2	821	-	1/1/13/20	11/25/103/115	-
84	CYC	K4	1001	-	-	7/25/74/74	0/4/4/4
82	PEB	JD	203	-	-	14/24/74/74	0/4/4/4
82	PEB	XI	201	-	-	8/24/74/74	0/4/4/4
82	PEB	sF	203	-	-	6/24/74/74	0/4/4/4
82	PEB	lG	201	-	-	9/24/74/74	0/4/4/4
85	BCR	BN	838	-	-	5/29/63/63	0/2/2/2
82	PEB	RJ	202	-	-	9/24/74/74	0/4/4/4
87	CLA	A2	802	-	1/1/10/20	7/11/90/115	-
84	CYC	DE	1001	-	-	11/25/74/74	0/4/4/4
82	PEB	i4	201	-	-	6/24/74/74	0/4/4/4
82	PEB	GF	202	-	-	7/24/74/74	0/4/4/4
82	PEB	UB	301	-	-	9/24/74/74	0/4/4/4
82	PEB	PI	201	-	-	8/24/74/74	0/4/4/4
82	PEB	KJ	201	-	-	5/24/74/74	0/4/4/4

Continued on next page...

Continued from previous page...

Mol	Type	Chain	Res	Link	Chirals	Torsions	Rings
82	PEB	NM	201	-	-	10/24/74/74	0/4/4/4
82	PEB	FP	202	-	-	7/24/74/74	0/4/4/4
82	PEB	gB	202	-	-	8/24/74/74	0/4/4/4
87	CLA	72	603	-	-	5/13/91/115	-
87	CLA	B2	830	-	1/1/15/20	13/37/115/115	-
82	PEB	RA	203	-	-	11/24/74/74	0/4/4/4
82	PEB	RK	201	-	-	7/24/74/74	0/4/4/4
87	CLA	BN	829	-	1/1/10/20	5/11/89/115	-
87	CLA	BN	807	-	1/1/15/20	18/37/115/115	-
82	PEB	CF	202	-	-	6/24/74/74	0/4/4/4
87	CLA	AN	811	-	1/1/15/20	19/37/115/115	-
82	PEB	m4	202	-	-	8/24/74/74	0/4/4/4
84	CYC	E4	1001	-	-	8/25/74/74	0/4/4/4
85	BCR	c6	603	-	-	10/29/63/63	0/2/2/2
87	CLA	A2	831	-	1/1/15/20	11/37/115/115	-
83	PUB	QJ	201	-	-	5/24/74/74	0/4/4/4
87	CLA	b6	607	-	1/1/15/20	13/37/115/115	-
82	PEB	OJ	203	-	-	8/24/74/74	0/4/4/4
82	PEB	FQ	203	-	-	9/24/74/74	0/4/4/4
82	PEB	vF	201	-	-	9/24/74/74	0/4/4/4
82	PEB	F9	201	-	-	12/24/74/74	0/4/4/4
85	BCR	B6	601	-	-	0/29/63/63	0/2/2/2
95	DGD	c6	601	-	-	26/51/91/95	0/2/2/2
87	CLA	C6	509	-	1/1/15/20	19/37/115/115	-
94	PL9	AL	413	-	-	13/53/73/73	0/1/1/1
95	DGD	L6	102	-	-	24/47/87/95	0/2/2/2
82	PEB	MF	202	-	-	10/24/74/74	0/4/4/4
87	CLA	62	311	-	1/1/10/20	3/10/88/115	-
82	PEB	Q1	202	-	-	13/24/74/74	0/4/4/4
82	PEB	iO	201	-	-	6/24/74/74	0/4/4/4
82	PEB	MM	201	-	-	7/24/74/74	0/4/4/4
82	PEB	aE	201	-	-	5/24/74/74	0/4/4/4
82	PEB	MP	203	-	-	11/24/74/74	0/4/4/4
87	CLA	62	307	-	-	6/13/91/115	-

Continued on next page...

Continued from previous page...

Mol	Type	Chain	Res	Link	Chirals	Torsions	Rings
82	PEB	HH	1002	-	-	8/24/74/74	0/4/4/4
87	CLA	BN	836	-	1/1/15/20	16/37/115/115	-
91	PHO	aL	610	-	3/3/17/22	14/37/103/103	0/5/6/6
87	CLA	BN	809	-	1/1/15/20	12/37/115/115	-
82	PEB	JD	201	-	-	14/24/74/74	0/4/4/4
83	PUB	NQ	201	-	-	3/24/74/74	0/4/4/4
82	PEB	qF	202	-	-	15/24/74/74	0/4/4/4
82	PEB	rK	201	-	-	11/24/74/74	0/4/4/4
82	PEB	IM	203	-	-	9/24/74/74	0/4/4/4
103	ZEX	8N	310	-	-	11/29/67/67	0/2/2/2
82	PEB	EP	203	-	-	11/24/74/74	0/4/4/4
87	CLA	7N	608	-	1/1/10/20	4/8/86/115	-
82	PEB	yC	201	-	-	13/24/74/74	0/4/4/4
82	PEB	EQ	202	-	-	7/24/74/74	0/4/4/4
87	CLA	bL	617	-	1/1/15/20	12/37/115/115	-
82	PEB	YJ	201	-	-	6/24/74/74	0/4/4/4
82	PEB	jJ	203	-	-	7/24/74/74	0/4/4/4
84	CYC	KG	202	-	-	9/25/74/74	0/4/4/4
82	PEB	B9	201	-	-	12/24/74/74	0/4/4/4
82	PEB	D1	1002	-	-	11/24/74/74	0/4/4/4
82	PEB	C5	201	-	-	11/24/74/74	0/4/4/4
87	CLA	A2	815	-	1/1/15/20	18/37/115/115	-
95	DGD	lL	101	-	-	20/47/87/95	0/2/2/2
87	CLA	5N	605	-	-	4/13/91/115	-
82	PEB	Z9	303	-	-	11/24/74/74	0/4/4/4
84	CYC	LH	1001	-	-	9/25/74/74	0/4/4/4
82	PEB	cK	202	-	-	13/24/74/74	0/4/4/4
82	PEB	fJ	203	-	-	8/24/74/74	0/4/4/4
85	BCR	A6	401	-	-	4/29/63/63	0/2/2/2
82	PEB	F9	203	-	-	11/24/74/74	0/4/4/4
87	CLA	BN	801	-	1/1/15/20	17/37/115/115	-
87	CLA	BL	604	-	1/1/13/20	7/30/108/115	-
87	CLA	b6	615	-	1/1/15/20	15/37/115/115	-
82	PEB	rC	202	-	-	16/24/74/74	0/4/4/4

Continued on next page...

Continued from previous page...

Mol	Type	Chain	Res	Link	Chirals	Torsions	Rings
82	PEB	GA	202	-	-	13/24/74/74	0/4/4/4
97	GOL	i6	102	-	-	0/4/4/4	-
87	CLA	bL	607	-	1/1/15/20	14/37/115/115	-
87	CLA	1N	611	-	1/1/11/20	6/13/91/115	-
87	CLA	8N	305	-	1/1/11/20	5/13/91/115	-
87	CLA	R2	204	-	1/1/11/20	9/13/91/115	-
82	PEB	j1	203	-	-	8/24/74/74	0/4/4/4
83	PUB	Z5	303	-	-	8/24/74/74	0/4/4/4
82	PEB	jO	201	-	-	11/24/74/74	0/4/4/4
82	PEB	UH	203	-	-	9/24/74/74	0/4/4/4
82	PEB	WP	202	-	-	4/24/74/74	0/4/4/4
82	PEB	b1	201	-	-	10/24/74/74	0/4/4/4
91	PHO	D6	404	-	3/3/17/22	6/37/103/103	0/5/6/6
82	PEB	a1	201	-	-	7/24/74/74	0/4/4/4
82	PEB	T7	203	-	-	7/24/74/74	0/4/4/4
82	PEB	SB	203	-	-	8/24/74/74	0/4/4/4
82	PEB	U1	203	-	-	9/24/74/74	0/4/4/4
84	CYC	DH	1001	-	-	6/25/74/74	0/4/4/4
82	PEB	eH	201	-	-	8/24/74/74	0/4/4/4
87	CLA	42	604	-	-	5/10/88/115	-
87	CLA	BN	808	-	1/1/15/20	9/37/115/115	-
82	PEB	VP	202	-	-	7/24/74/74	0/4/4/4
87	CLA	CL	503	-	1/1/15/20	22/37/115/115	-
82	PEB	L4	1002	-	-	9/24/74/74	0/4/4/4
82	PEB	Y4	202	-	-	6/24/74/74	0/4/4/4
87	CLA	6N	608	-	1/1/12/20	10/19/97/115	-
95	DGD	CL	520	-	-	5/31/71/95	0/2/2/2
87	CLA	cL	507	-	1/1/15/20	10/37/115/115	-
87	CLA	1N	606	-	1/1/11/20	6/13/91/115	-
82	PEB	WI	201	-	-	8/24/74/74	0/4/4/4
87	CLA	bL	621	-	1/1/15/20	8/37/115/115	-
87	CLA	A2	850	-	1/1/15/20	6/37/115/115	-
84	CYC	BG	1002	-	-	5/25/74/74	0/4/4/4
85	BCR	B2	839	-	-	6/29/63/63	0/2/2/2

Continued on next page...

Continued from previous page...

Mol	Type	Chain	Res	Link	Chirals	Torsions	Rings
88	LHG	dL	408	-	-	12/50/50/53	-
82	PEB	dG	204	-	-	13/24/74/74	0/4/4/4
87	CLA	8N	304	-	1/1/11/20	6/13/91/115	-
84	CYC	T3	1001	-	-	8/25/74/74	0/4/4/4
95	DGD	C6	521	-	-	14/51/91/95	0/2/2/2
82	PEB	1C	202	-	-	6/24/74/74	0/4/4/4
87	CLA	8N	302	-	-	8/13/91/115	-
87	CLA	42	602	-	-	14/37/115/115	-
82	PEB	SA	201	-	-	6/24/74/74	0/4/4/4
87	CLA	B2	831	-	1/1/14/20	15/31/109/115	-
82	PEB	N9	202	-	-	15/24/74/74	0/4/4/4
82	PEB	UK	201	-	-	8/24/74/74	0/4/4/4
87	CLA	AN	852	-	1/1/11/20	6/13/91/115	-
82	PEB	HA	201	-	-	4/24/74/74	0/4/4/4
84	CYC	GO	1001	-	-	6/25/74/74	0/4/4/4
87	CLA	B2	810	-	1/1/15/20	18/37/115/115	-
82	PEB	T7	201	-	-	5/24/74/74	0/4/4/4
82	PEB	hG	201	-	-	9/24/74/74	0/4/4/4
82	PEB	NK	202	-	-	10/24/74/74	0/4/4/4
87	CLA	B2	836	-	1/1/15/20	16/37/115/115	-
87	CLA	AN	826	-	1/1/15/20	11/37/115/115	-
82	PEB	tK	202	-	-	11/24/74/74	0/4/4/4
82	PEB	DA	203	-	-	11/24/74/74	0/4/4/4
87	CLA	1N	608	-	1/1/10/20	5/8/86/115	-
82	PEB	OA	202	-	-	11/24/74/74	0/4/4/4
87	CLA	2N	305	-	1/1/10/20	3/10/88/115	-
87	CLA	CL	507	-	1/1/15/20	19/37/115/115	-
82	PEB	fE	201	-	-	10/24/74/74	0/4/4/4
87	CLA	B2	813	-	1/1/11/20	4/13/91/115	-
87	CLA	H6	103	-	1/1/15/20	19/37/115/115	-
82	PEB	DP	201	-	-	6/24/74/74	0/4/4/4
82	PEB	LF	201	-	-	9/24/74/74	0/4/4/4
85	BCR	LN	201	-	-	12/29/63/63	0/2/2/2
87	CLA	22	603	-	1/1/11/20	7/13/91/115	-

Continued on next page...

Continued from previous page...

Mol	Type	Chain	Res	Link	Chirals	Torsions	Rings
82	PEB	pK	202	-	-	11/24/74/74	0/4/4/4
85	BCR	KN	101	-	-	13/29/63/63	0/2/2/2
85	BCR	a6	605	-	-	6/29/63/63	0/2/2/2
91	PHO	a6	613	-	3/3/17/22	11/37/103/103	0/5/6/6
82	PEB	PO	203	-	-	6/24/74/74	0/4/4/4
82	PEB	HM	201	-	-	9/24/74/74	0/4/4/4
87	CLA	6N	609	-	-	3/8/86/115	-
82	PEB	gJ	201	-	-	9/24/74/74	0/4/4/4
83	PUB	yK	303	-	-	5/24/74/74	0/4/4/4
82	PEB	AJ	301	-	-	12/24/74/74	0/4/4/4
82	PEB	q8	202	-	-	9/24/74/74	0/4/4/4
82	PEB	e4	203	-	-	8/24/74/74	0/4/4/4
87	CLA	BN	819	-	-	14/37/115/115	-
87	CLA	B2	801	-	1/1/13/20	11/29/107/115	-
87	CLA	2N	303	-	1/1/15/20	16/37/115/115	-
98	PQN	BN	837	-	-	5/23/43/43	0/2/2/2
82	PEB	DB	201	-	-	7/24/74/74	0/4/4/4
82	PEB	HA	203	-	-	12/24/74/74	0/4/4/4
82	PEB	fH	203	-	-	12/24/74/74	0/4/4/4
82	PEB	A7	202	-	-	12/24/74/74	0/4/4/4
82	PEB	WH	201	-	-	8/24/74/74	0/4/4/4
82	PEB	QQ	202	-	-	12/24/74/74	0/4/4/4
92	LMG	bL	609	-	3/3/8/8	21/36/56/70	0/1/1/1
95	DGD	cL	520	-	-	11/37/77/95	0/2/2/2
82	PEB	cB	403	-	-	6/24/74/74	0/4/4/4
85	BCR	BN	840	-	-	7/29/63/63	0/2/2/2
87	CLA	bL	608	-	1/1/15/20	8/37/115/115	-
82	PEB	YB	201	-	-	5/24/74/74	0/4/4/4
87	CLA	FN	203	-	1/1/11/20	8/13/91/115	-
82	PEB	bE	201	-	-	6/24/74/74	0/4/4/4
82	PEB	IF	202	-	-	14/24/74/74	0/4/4/4
82	PEB	XA	203	-	-	12/24/74/74	0/4/4/4
92	LMG	A6	408	-	-	8/46/66/70	0/1/1/1
82	PEB	gB	203	-	-	12/24/74/74	0/4/4/4

Continued on next page...

Continued from previous page...

Mol	Type	Chain	Res	Link	Chirals	Torsions	Rings
82	PEB	fK	201	-	-	11/24/74/74	0/4/4/4
95	DGD	hL	101	-	-	18/51/91/95	0/2/2/2
82	PEB	QG	201	-	-	9/24/74/74	0/4/4/4
87	CLA	cL	514	-	1/1/15/20	6/37/115/115	-
82	PEB	MF	203	-	-	6/24/74/74	0/4/4/4
82	PEB	DG	1002	-	-	8/24/74/74	0/4/4/4
82	PEB	SP	203	-	-	11/24/74/74	0/4/4/4
82	PEB	Q5	201	-	-	8/24/74/74	0/4/4/4
87	CLA	A2	807	-	1/1/15/20	10/37/115/115	-
82	PEB	B7	201	-	-	8/24/74/74	0/4/4/4
82	PEB	pC	201	-	-	13/24/74/74	0/4/4/4
82	PEB	mE	201	-	-	6/24/74/74	0/4/4/4
87	CLA	3N	310	-	1/1/10/20	3/8/86/115	-
82	PEB	PO	201	-	-	5/24/74/74	0/4/4/4
82	PEB	J9	203	-	-	9/24/74/74	0/4/4/4
82	PEB	WG	202	-	-	8/24/74/74	0/4/4/4
87	CLA	B2	829	-	1/1/10/20	5/11/89/115	-
82	PEB	FH	1002	-	-	11/24/74/74	0/4/4/4
82	PEB	UB	302	-	-	9/24/74/74	0/4/4/4
82	PEB	lF	201	-	-	11/24/74/74	0/4/4/4
87	CLA	cL	505	-	1/1/15/20	21/37/115/115	-
85	BCR	B2	802	-	-	11/29/63/63	0/2/2/2
87	CLA	72	607	-	-	7/19/97/115	-
82	PEB	V5	201	-	-	11/24/74/74	0/4/4/4
82	PEB	OM	203	-	-	6/24/74/74	0/4/4/4
82	PEB	VA	203	-	-	7/24/74/74	0/4/4/4
82	PEB	hH	201	-	-	11/24/74/74	0/4/4/4
87	CLA	bL	604	-	1/1/11/20	6/15/93/115	-
88	LHG	BL	610	-	-	13/53/53/53	-
87	CLA	c6	609	-	1/1/15/20	19/37/115/115	-
82	PEB	PD	203	-	-	12/24/74/74	0/4/4/4
84	CYC	C1	1001	-	-	9/25/74/74	0/4/4/4
87	CLA	BN	816	-	-	6/25/103/115	-
82	PEB	RO	203	-	-	9/24/74/74	0/4/4/4

Continued on next page...

Continued from previous page...

Mol	Type	Chain	Res	Link	Chirals	Torsions	Rings
87	CLA	A2	821	-	1/1/15/20	16/37/115/115	-
82	PEB	k1	202	-	-	9/24/74/74	0/4/4/4
88	LHG	B6	617	-	-	15/53/53/53	-
82	PEB	yF	301	-	-	8/24/74/74	0/4/4/4
84	CYC	F4	1001	-	-	9/25/74/74	0/4/4/4
82	PEB	WJ	203	-	-	7/24/74/74	0/4/4/4
82	PEB	j1	202	-	-	8/24/74/74	0/4/4/4
82	PEB	CF	203	-	-	11/24/74/74	0/4/4/4
82	PEB	w8	203	-	-	5/24/74/74	0/4/4/4
84	CYC	JH	1001	-	-	5/25/74/74	0/4/4/4
82	PEB	V7	202	-	-	10/24/74/74	0/4/4/4
82	PEB	UJ	203	-	-	9/24/74/74	0/4/4/4
82	PEB	g1	202	-	-	6/24/74/74	0/4/4/4
82	PEB	VG	202	-	-	10/24/74/74	0/4/4/4
82	PEB	B7	203	-	-	12/24/74/74	0/4/4/4
82	PEB	QM	203	-	-	9/24/74/74	0/4/4/4
82	PEB	DF	201	-	-	7/24/74/74	0/4/4/4
95	DGD	BL	613	-	-	7/29/69/95	0/2/2/2
82	PEB	GD	202	-	-	13/24/74/74	0/4/4/4
82	PEB	rC	201	-	-	10/24/74/74	0/4/4/4
82	PEB	r8	202	-	-	16/24/74/74	0/4/4/4
82	PEB	GK	203	-	-	9/24/74/74	0/4/4/4
82	PEB	bE	202	-	-	12/24/74/74	0/4/4/4
82	PEB	ZE	201	-	-	8/24/74/74	0/4/4/4
82	PEB	PO	202	-	-	6/24/74/74	0/4/4/4
82	PEB	H9	203	-	-	10/24/74/74	0/4/4/4
82	PEB	OH	202	-	-	7/24/74/74	0/4/4/4
82	PEB	JO	1002	-	-	12/24/74/74	0/4/4/4
84	CYC	A3	1001	-	-	8/25/74/74	0/4/4/4
82	PEB	ED	202	-	-	7/24/74/74	0/4/4/4
82	PEB	B7	202	-	-	8/24/74/74	0/4/4/4
82	PEB	VF	201	-	-	10/24/74/74	0/4/4/4
82	PEB	I9	201	-	-	8/24/74/74	0/4/4/4
83	PUB	xF	305	-	-	8/24/74/74	0/4/4/4

Continued on next page...

Continued from previous page...

Mol	Type	Chain	Res	Link	Chirals	Torsions	Rings
82	PEB	QJ	203	-	-	7/24/74/74	0/4/4/4
82	PEB	T4	201	-	-	5/24/74/74	0/4/4/4
87	CLA	6N	606	-	-	6/13/91/115	-
87	CLA	AN	815	-	1/1/15/20	18/37/115/115	-
87	CLA	72	609	-	1/1/10/20	5/10/88/115	-
95	DGD	cL	519	-	-	7/51/91/95	0/2/2/2
84	CYC	LE	1001	-	-	10/25/74/74	0/4/4/4
87	CLA	52	606	-	1/1/11/20	6/13/91/115	-
82	PEB	VP	201	-	-	7/24/74/74	0/4/4/4
87	CLA	A2	839	-	-	9/37/115/115	-
87	CLA	BN	805	-	1/1/15/20	8/37/115/115	-
87	CLA	82	306	-	1/1/11/20	8/15/93/115	-
82	PEB	B5	203	-	-	12/24/74/74	0/4/4/4
82	PEB	mK	201	-	-	6/24/74/74	0/4/4/4
87	CLA	bL	616	-	1/1/15/20	14/37/115/115	-
91	PHO	AL	410	-	3/3/17/22	14/37/103/103	0/5/6/6
82	PEB	A9	201	-	-	8/24/74/74	0/4/4/4
92	LMG	m6	103	-	-	10/36/56/70	0/1/1/1
82	PEB	QA	202	-	-	9/24/74/74	0/4/4/4
84	CYC	FG	1001	-	-	5/25/74/74	0/4/4/4
82	PEB	KQ	202	-	-	13/24/74/74	0/4/4/4
92	LMG	bL	610	-	-	17/36/56/70	0/1/1/1
85	BCR	K6	102	-	-	12/29/63/63	0/2/2/2
87	CLA	12	604	-	1/1/10/20	1/10/88/115	-
87	CLA	BN	831	-	1/1/14/20	15/31/109/115	-
88	LHG	aL	607	-	-	18/47/47/53	-
82	PEB	V4	202	-	-	12/24/74/74	0/4/4/4
87	CLA	B6	615	-	1/1/15/20	18/37/115/115	-
96	HEM	f6	101	-	-	2/12/54/54	-
82	PEB	N7	203	-	-	8/24/74/74	0/4/4/4
82	PEB	HP	202	-	-	8/24/74/74	0/4/4/4
103	ZEX	8N	309	-	-	11/29/67/67	0/2/2/2
82	PEB	KM	201	-	-	8/24/74/74	0/4/4/4
87	CLA	AN	814	-	1/1/12/20	8/24/102/115	-

Continued on next page...

Continued from previous page...

Mol	Type	Chain	Res	Link	Chirals	Torsions	Rings
82	PEB	vC	202	-	-	13/24/74/74	0/4/4/4
82	PEB	TQ	202	-	-	9/24/74/74	0/4/4/4
87	CLA	J2	101	-	1/1/10/20	3/10/88/115	-
82	PEB	ZM	202	-	-	9/24/74/74	0/4/4/4
82	PEB	gE	202	-	-	11/24/74/74	0/4/4/4
82	PEB	WM	203	-	-	7/24/74/74	0/4/4/4
82	PEB	T1	202	-	-	15/24/74/74	0/4/4/4
87	CLA	32	302	-	1/1/11/20	7/13/91/115	-
82	PEB	RB	201	-	-	6/24/74/74	0/4/4/4
82	PEB	T9	201	-	-	8/24/74/74	0/4/4/4
82	PEB	WA	201	-	-	7/24/74/74	0/4/4/4
82	PEB	P4	202	-	-	6/24/74/74	0/4/4/4
82	PEB	B5	201	-	-	11/24/74/74	0/4/4/4
87	CLA	ON	201	-	1/1/10/20	5/8/86/115	-
82	PEB	S1	202	-	-	8/24/74/74	0/4/4/4
87	CLA	C6	510	-	1/1/15/20	17/37/115/115	-
87	CLA	B2	820	-	1/1/10/20	0/11/89/115	-
87	CLA	d6	401	-	1/1/15/20	17/37/115/115	-
82	PEB	JB	201	-	-	9/24/74/74	0/4/4/4
82	PEB	WB	401	-	-	11/24/74/74	0/4/4/4
82	PEB	M9	304	-	-	11/24/74/74	0/4/4/4
92	LMG	b6	620	-	-	12/34/54/70	0/1/1/1
87	CLA	R2	202	-	1/1/11/20	7/13/91/115	-
82	PEB	N7	201	-	-	3/24/74/74	0/4/4/4
84	CYC	J1	1001	-	-	4/25/74/74	0/4/4/4
85	BCR	J2	103	-	-	13/29/63/63	0/2/2/2
82	PEB	j4	202	-	-	8/24/74/74	0/4/4/4
82	PEB	A7	201	-	-	11/24/74/74	0/4/4/4
82	PEB	pK	201	-	-	10/24/74/74	0/4/4/4
82	PEB	M9	301	-	-	6/24/74/74	0/4/4/4
87	CLA	8N	307	-	1/1/10/20	3/10/88/115	-
82	PEB	EB	501	-	-	11/24/74/74	0/4/4/4
82	PEB	NB	201	-	-	6/24/74/74	0/4/4/4
82	PEB	eG	203	-	-	13/24/74/74	0/4/4/4

Continued on next page...

Continued from previous page...

Mol	Type	Chain	Res	Link	Chirals	Torsions	Rings
82	PEB	KF	202	-	-	4/24/74/74	0/4/4/4
82	PEB	R7	203	-	-	11/24/74/74	0/4/4/4
88	LHG	L6	101	-	-	18/53/53/53	-
82	PEB	aK	203	-	-	11/24/74/74	0/4/4/4
85	BCR	BL	618	-	-	4/29/63/63	0/2/2/2
87	CLA	A2	838	-	1/1/15/20	13/37/115/115	-
82	PEB	vF	202	-	-	9/24/74/74	0/4/4/4
82	PEB	AI	203	-	-	10/24/74/74	0/4/4/4
82	PEB	QF	201	-	-	8/24/74/74	0/4/4/4
82	PEB	UP	201	-	-	4/24/74/74	0/4/4/4
92	LMG	dL	407	-	-	23/49/69/70	0/1/1/1
82	PEB	dM	202	-	-	9/24/74/74	0/4/4/4
82	PEB	D7	202	-	-	14/24/74/74	0/4/4/4
87	CLA	c6	614	-	1/1/14/20	12/31/109/115	-
82	PEB	QE	203	-	-	10/24/74/74	0/4/4/4
87	CLA	I2	102	-	1/1/15/20	10/37/115/115	-
87	CLA	K2	101	-	1/1/15/20	10/37/115/115	-
82	PEB	R5	202	-	-	11/24/74/74	0/4/4/4
82	PEB	kM	201	-	-	8/24/74/74	0/4/4/4
84	CYC	j3	1001	-	-	4/25/74/74	0/4/4/4
82	PEB	u8	201	-	-	12/24/74/74	0/4/4/4
82	PEB	TD	202	-	-	9/24/74/74	0/4/4/4
82	PEB	H5	202	-	-	8/24/74/74	0/4/4/4
82	PEB	XD	202	-	-	11/24/74/74	0/4/4/4
82	PEB	DI	202	-	-	7/24/74/74	0/4/4/4
82	PEB	EM	203	-	-	11/24/74/74	0/4/4/4
83	PUB	xK	301	-	-	7/24/74/74	0/4/4/4
82	PEB	SK	203	-	-	9/24/74/74	0/4/4/4
88	LHG	d6	402	-	-	17/50/50/53	-
82	PEB	F1	1002	-	-	11/24/74/74	0/4/4/4
87	CLA	B6	607	-	1/1/15/20	14/37/115/115	-
82	PEB	U9	203	-	-	7/24/74/74	0/4/4/4
82	PEB	l1	203	-	-	13/24/74/74	0/4/4/4
87	CLA	O2	201	-	1/1/10/20	5/8/86/115	-

Continued on next page...

Continued from previous page...

Mol	Type	Chain	Res	Link	Chirals	Torsions	Rings
82	PEB	tK	203	-	-	11/24/74/74	0/4/4/4
82	PEB	cF	203	-	-	6/24/74/74	0/4/4/4
87	CLA	22	610	-	1/1/10/20	3/8/86/115	-
82	PEB	O1	202	-	-	7/24/74/74	0/4/4/4
82	PEB	TA	202	-	-	9/24/74/74	0/4/4/4
84	CYC	DO	1001	-	-	9/25/74/74	0/4/4/4
82	PEB	R4	201	-	-	2/24/74/74	0/4/4/4
87	CLA	LN	202	-	1/1/13/20	14/28/106/115	-
82	PEB	PK	202	-	-	12/24/74/74	0/4/4/4
82	PEB	eM	201	-	-	6/24/74/74	0/4/4/4
95	DGD	b6	621	-	-	9/29/69/95	0/2/2/2
82	PEB	MD	201	-	-	7/24/74/74	0/4/4/4
82	PEB	MI	401	-	-	10/24/74/74	0/4/4/4
82	PEB	I7	202	-	-	12/24/74/74	0/4/4/4
87	CLA	DL	406	-	1/1/15/20	16/37/115/115	-
82	PEB	WG	201	-	-	7/24/74/74	0/4/4/4
87	CLA	AN	807	-	1/1/15/20	10/37/115/115	-
99	SF4	C2	102	-	-	-	0/6/5/5
82	PEB	fM	201	-	-	5/24/74/74	0/4/4/4
82	PEB	gK	203	-	-	9/24/74/74	0/4/4/4
82	PEB	d1	203	-	-	10/24/74/74	0/4/4/4
82	PEB	aM	201	-	-	10/24/74/74	0/4/4/4
87	CLA	dL	402	-	-	8/37/115/115	-
88	LHG	cL	501	-	-	7/36/36/53	-
87	CLA	7N	603	-	-	5/13/91/115	-
84	CYC	NH	1001	-	-	8/25/74/74	0/4/4/4
82	PEB	QP	202	-	-	11/24/74/74	0/4/4/4
82	PEB	A1	301	-	-	7/24/74/74	0/4/4/4
82	PEB	V9	201	-	-	8/24/74/74	0/4/4/4
82	PEB	KD	201	-	-	9/24/74/74	0/4/4/4
84	CYC	F3	1001	-	-	4/25/74/74	0/4/4/4
82	PEB	V7	201	-	-	11/24/74/74	0/4/4/4
82	PEB	kH	201	-	-	8/24/74/74	0/4/4/4
82	PEB	i4	203	-	-	12/24/74/74	0/4/4/4

Continued on next page...

Continued from previous page...

Mol	Type	Chain	Res	Link	Chirals	Torsions	Rings
87	CLA	BN	832	-	1/1/15/20	10/37/115/115	-
82	PEB	VJ	202	-	-	8/24/74/74	0/4/4/4
87	CLA	5N	604	-	1/1/10/20	4/10/88/115	-
83	PUB	M5	302	-	-	7/24/74/74	0/4/4/4
92	LMG	bL	623	-	-	11/36/56/70	0/1/1/1
82	PEB	k1	201	-	-	8/24/74/74	0/4/4/4
82	PEB	IF	203	-	-	4/24/74/74	0/4/4/4
82	PEB	HK	201	-	-	7/24/74/74	0/4/4/4
84	CYC	CO	1001	-	-	9/25/74/74	0/4/4/4
84	CYC	M1	201	-	-	9/25/74/74	0/4/4/4
87	CLA	F2	205	-	-	18/37/115/115	-
87	CLA	cL	512	-	1/1/15/20	8/37/115/115	-
82	PEB	DM	202	-	-	8/24/74/74	0/4/4/4
82	PEB	LD	202	-	-	9/24/74/74	0/4/4/4
82	PEB	bH	202	-	-	9/24/74/74	0/4/4/4
82	PEB	C9	201	-	-	8/24/74/74	0/4/4/4
82	PEB	S4	201	-	-	10/24/74/74	0/4/4/4
82	PEB	R4	203	-	-	9/24/74/74	0/4/4/4
82	PEB	O5	203	-	-	14/24/74/74	0/4/4/4
82	PEB	UB	303	-	-	7/24/74/74	0/4/4/4
95	DGD	C6	503	-	-	13/31/71/95	0/2/2/2
82	PEB	hF	202	-	-	9/24/74/74	0/4/4/4
82	PEB	LP	201	-	-	7/24/74/74	0/4/4/4
87	CLA	bL	620	-	1/1/13/20	9/27/105/115	-
87	CLA	B6	612	-	1/1/13/20	14/30/108/115	-
82	PEB	NF	202	-	-	10/24/74/74	0/4/4/4
82	PEB	aM	203	-	-	15/24/74/74	0/4/4/4
82	PEB	S5	202	-	-	10/24/74/74	0/4/4/4
84	CYC	Q3	1001	-	-	4/25/74/74	0/4/4/4
82	PEB	TK	202	-	-	15/24/74/74	0/4/4/4
82	PEB	VO	201	-	-	4/24/74/74	0/4/4/4
82	PEB	kF	202	-	-	10/24/74/74	0/4/4/4
82	PEB	UH	202	-	-	6/24/74/74	0/4/4/4
87	CLA	62	305	-	-	7/10/88/115	-

Continued on next page...

Continued from previous page...

Mol	Type	Chain	Res	Link	Chirals	Torsions	Rings
82	PEB	O7	201	-	-	9/24/74/74	0/4/4/4
82	PEB	h4	202	-	-	9/24/74/74	0/4/4/4
87	CLA	AN	827	-	1/1/13/20	7/25/103/115	-
82	PEB	JH	1002	-	-	9/24/74/74	0/4/4/4
82	PEB	KK	201	-	-	7/24/74/74	0/4/4/4
88	LHG	m6	102	-	-	19/43/43/53	-
91	PHO	DL	405	-	3/3/17/22	8/37/103/103	0/5/6/6
82	PEB	fH	201	-	-	9/24/74/74	0/4/4/4
82	PEB	LM	202	-	-	10/24/74/74	0/4/4/4
87	CLA	AN	836	-	-	5/13/91/115	-
87	CLA	BN	826	-	1/1/15/20	16/37/115/115	-
82	PEB	GM	201	-	-	8/24/74/74	0/4/4/4
85	BCR	F6	101	-	-	9/29/63/63	0/2/2/2
84	CYC	e3	1001	-	-	8/25/74/74	0/4/4/4
85	BCR	CL	501	-	-	1/29/63/63	0/2/2/2
82	PEB	II	203	-	-	10/24/74/74	0/4/4/4
85	BCR	A2	804	-	-	2/29/63/63	0/2/2/2
82	PEB	QK	201	-	-	8/24/74/74	0/4/4/4
82	PEB	Q7	202	-	-	9/24/74/74	0/4/4/4
82	PEB	L9	201	-	-	10/24/74/74	0/4/4/4
95	DGD	cL	502	-	-	12/51/91/95	0/2/2/2
82	PEB	TB	202	-	-	9/24/74/74	0/4/4/4
82	PEB	WI	203	-	-	8/24/74/74	0/4/4/4
87	CLA	c6	607	-	1/1/15/20	17/37/115/115	-
82	PEB	WB	402	-	-	5/24/74/74	0/4/4/4
82	PEB	ZI	401	-	-	7/24/74/74	0/4/4/4
84	CYC	D1	1003	-	-	10/25/74/74	0/4/4/4
82	PEB	MK	202	-	-	10/24/74/74	0/4/4/4
88	LHG	AL	406	-	-	22/53/53/53	-
87	CLA	A2	805	-	1/1/15/20	21/37/115/115	-
87	CLA	BL	606	-	1/1/15/20	2/37/115/115	-
82	PEB	L7	203	-	-	9/24/74/74	0/4/4/4
82	PEB	HJ	202	-	-	9/24/74/74	0/4/4/4
82	PEB	S4	202	-	-	10/24/74/74	0/4/4/4

Continued on next page...

Continued from previous page...

Mol	Type	Chain	Res	Link	Chirals	Torsions	Rings
87	CLA	5N	603	-	1/1/11/20	6/13/91/115	-
82	PEB	GJ	201	-	-	6/24/74/74	0/4/4/4
82	PEB	Q9	201	-	-	11/24/74/74	0/4/4/4
82	PEB	FD	203	-	-	9/24/74/74	0/4/4/4
82	PEB	BA	202	-	-	8/24/74/74	0/4/4/4
82	PEB	VO	202	-	-	12/24/74/74	0/4/4/4
87	CLA	AN	851	-	1/1/15/20	20/37/115/115	-
82	PEB	UF	202	-	-	9/24/74/74	0/4/4/4
82	PEB	AP	202	-	-	9/24/74/74	0/4/4/4
82	PEB	GM	203	-	-	8/24/74/74	0/4/4/4
88	LHG	CL	521	-	-	14/41/41/53	-
82	PEB	F4	1002	-	-	9/24/74/74	0/4/4/4
87	CLA	AN	833	-	1/1/15/20	11/37/115/115	-
82	PEB	U9	201	-	-	11/24/74/74	0/4/4/4
82	PEB	G7	202	-	-	13/24/74/74	0/4/4/4
82	PEB	LK	202	-	-	14/24/74/74	0/4/4/4
82	PEB	Z9	301	-	-	16/24/74/74	0/4/4/4
82	PEB	L5	201	-	-	10/24/74/74	0/4/4/4
82	PEB	yC	203	-	-	11/24/74/74	0/4/4/4
82	PEB	M5	305	-	-	13/24/74/74	0/4/4/4
82	PEB	Z5	301	-	-	9/24/74/74	0/4/4/4
87	CLA	cL	506	-	1/1/15/20	14/37/115/115	-
82	PEB	UD	202	-	-	8/24/74/74	0/4/4/4
103	ZEX	82	309	-	-	11/29/67/67	0/2/2/2
82	PEB	BQ	201	-	-	11/24/74/74	0/4/4/4
87	CLA	3N	313	-	1/1/11/20	6/13/91/115	-
82	PEB	gK	201	-	-	6/24/74/74	0/4/4/4
82	PEB	OB	201	-	-	11/24/74/74	0/4/4/4
87	CLA	AN	837	-	1/1/12/20	8/21/99/115	-
82	PEB	K9	202	-	-	15/24/74/74	0/4/4/4
87	CLA	bL	622	-	1/1/15/20	13/37/115/115	-
82	PEB	MJ	203	-	-	9/24/74/74	0/4/4/4
82	PEB	KB	303	-	-	12/24/74/74	0/4/4/4
82	PEB	ZJ	201	-	-	4/24/74/74	0/4/4/4

Continued on next page...

Continued from previous page...

Mol	Type	Chain	Res	Link	Chirals	Torsions	Rings
82	PEB	qC	201	-	-	6/24/74/74	0/4/4/4
87	CLA	AN	838	-	1/1/15/20	13/37/115/115	-
82	PEB	dM	201	-	-	7/24/74/74	0/4/4/4
87	CLA	32	303	-	1/1/11/20	7/13/91/115	-
82	PEB	CQ	202	-	-	7/24/74/74	0/4/4/4
84	CYC	NE	201	-	-	8/25/74/74	0/4/4/4
84	CYC	HO	1001	-	-	7/25/74/74	0/4/4/4
82	PEB	Q9	202	-	-	7/24/74/74	0/4/4/4
82	PEB	uK	201	-	-	10/24/74/74	0/4/4/4
87	CLA	CL	506	-	1/1/15/20	15/37/115/115	-
87	CLA	6N	604	-	-	7/10/88/115	-
82	PEB	i4	202	-	-	8/24/74/74	0/4/4/4
82	PEB	KJ	202	-	-	15/24/74/74	0/4/4/4
87	CLA	LN	203	-	-	20/37/115/115	-
82	PEB	UI	201	-	-	7/24/74/74	0/4/4/4
82	PEB	HB	201	-	-	13/24/74/74	0/4/4/4
87	CLA	K2	103	-	1/1/11/20	3/13/91/115	-
87	CLA	cL	515	-	1/1/14/20	15/31/109/115	-
84	CYC	I1	1001	-	-	9/25/74/74	0/4/4/4
82	PEB	WF	201	-	-	7/24/74/74	0/4/4/4
82	PEB	Z1	202	-	-	9/24/74/74	0/4/4/4
97	GOL	wL	101	-	-	2/4/4/4	-
87	CLA	2N	308	-	-	5/13/91/115	-
82	PEB	KD	202	-	-	13/24/74/74	0/4/4/4
82	PEB	PE	201	-	-	4/24/74/74	0/4/4/4
82	PEB	VI	201	-	-	8/24/74/74	0/4/4/4
82	PEB	X5	202	-	-	11/24/74/74	0/4/4/4
82	PEB	AH	305	-	-	12/24/74/74	0/4/4/4
84	CYC	h3	1001	-	-	4/25/74/74	0/4/4/4
82	PEB	YQ	202	-	-	8/24/74/74	0/4/4/4
88	LHG	ML	102	-	-	15/43/43/53	-
82	PEB	UG	203	-	-	13/24/74/74	0/4/4/4
82	PEB	CK	202	-	-	6/24/74/74	0/4/4/4
82	PEB	YM	202	-	-	8/24/74/74	0/4/4/4

Continued on next page...

Continued from previous page...

Mol	Type	Chain	Res	Link	Chirals	Torsions	Rings
82	PEB	W5	201	-	-	7/24/74/74	0/4/4/4
82	PEB	iF	202	-	-	13/24/74/74	0/4/4/4
82	PEB	a4	201	-	-	2/24/74/74	0/4/4/4
82	PEB	IM	201	-	-	6/24/74/74	0/4/4/4
82	PEB	TM	201	-	-	6/24/74/74	0/4/4/4
82	PEB	EP	201	-	-	7/24/74/74	0/4/4/4
99	SF4	BN	804	-	-	-	0/6/5/5
82	PEB	WO	201	-	-	7/24/74/74	0/4/4/4
87	CLA	d6	403	-	1/1/15/20	17/37/115/115	-
82	PEB	AA	202	-	-	12/24/74/74	0/4/4/4
82	PEB	dM	203	-	-	13/24/74/74	0/4/4/4
82	PEB	gK	202	-	-	11/24/74/74	0/4/4/4
85	BCR	BN	839	-	-	6/29/63/63	0/2/2/2
82	PEB	JD	202	-	-	12/24/74/74	0/4/4/4
82	PEB	lF	203	-	-	10/24/74/74	0/4/4/4
82	PEB	VJ	201	-	-	8/24/74/74	0/4/4/4
82	PEB	z8	201	-	-	11/24/74/74	0/4/4/4
87	CLA	DL	403	-	1/1/15/20	10/37/115/115	-
82	PEB	RI	201	-	-	8/24/74/74	0/4/4/4
82	PEB	H5	203	-	-	12/24/74/74	0/4/4/4
83	PUB	Y7	302	-	-	3/24/74/74	0/4/4/4
87	CLA	cL	509	-	1/1/15/20	21/37/115/115	-
82	PEB	s8	201	-	-	7/24/74/74	0/4/4/4
82	PEB	B9	202	-	-	8/24/74/74	0/4/4/4
82	PEB	ZJ	202	-	-	9/24/74/74	0/4/4/4
82	PEB	gH	201	-	-	10/24/74/74	0/4/4/4
82	PEB	iK	202	-	-	13/24/74/74	0/4/4/4
87	CLA	6N	610	-	1/1/10/20	3/10/88/115	-
82	PEB	dH	203	-	-	10/24/74/74	0/4/4/4
83	PUB	yF	302	-	-	3/24/74/74	0/4/4/4
84	CYC	D3	1001	-	-	4/25/74/74	0/4/4/4
82	PEB	mH	201	-	-	8/24/74/74	0/4/4/4
84	CYC	H4	1001	-	-	7/25/74/74	0/4/4/4
82	PEB	VE	202	-	-	10/24/74/74	0/4/4/4

Continued on next page...

Continued from previous page...

Mol	Type	Chain	Res	Link	Chirals	Torsions	Rings
82	PEB	LI	202	-	-	7/24/74/74	0/4/4/4
101	FES	N2	101	-	-	-	0/1/1/1
82	PEB	UH	201	-	-	9/24/74/74	0/4/4/4
85	BCR	hL	102	-	-	3/29/63/63	0/2/2/2
87	CLA	CL	513	-	1/1/14/20	14/31/109/115	-
82	PEB	CJ	201	-	-	4/24/74/74	0/4/4/4
87	CLA	AN	840	-	1/1/15/20	12/37/115/115	-
82	PEB	Y5	202	-	-	10/24/74/74	0/4/4/4
82	PEB	tC	201	-	-	9/24/74/74	0/4/4/4
87	CLA	32	313	-	1/1/11/20	6/13/91/115	-
87	CLA	BL	623	-	1/1/15/20	9/37/115/115	-
88	LHG	d6	407	-	-	15/53/53/53	-
82	PEB	b1	202	-	-	9/24/74/74	0/4/4/4
82	PEB	TK	201	-	-	7/24/74/74	0/4/4/4
84	CYC	MO	1001	-	-	8/25/74/74	0/4/4/4
82	PEB	Z1	201	-	-	11/24/74/74	0/4/4/4
87	CLA	12	603	-	1/1/11/20	4/13/91/115	-
82	PEB	lH	202	-	-	13/24/74/74	0/4/4/4
82	PEB	eH	202	-	-	11/24/74/74	0/4/4/4
87	CLA	ON	202	-	1/1/12/20	8/19/97/115	-
82	PEB	KK	202	-	-	4/24/74/74	0/4/4/4
88	LHG	DL	407	-	-	16/53/53/53	-
87	CLA	b6	605	-	-	15/37/115/115	-
82	PEB	eF	202	-	-	8/24/74/74	0/4/4/4
95	DGD	BL	607	-	-	5/29/69/95	0/2/2/2
82	PEB	TB	201	-	-	9/24/74/74	0/4/4/4
87	CLA	3N	306	-	1/1/11/20	6/13/91/115	-
84	CYC	C4	1001	-	-	9/25/74/74	0/4/4/4
95	DGD	DL	408	-	-	9/51/91/95	0/2/2/2
82	PEB	KF	203	-	-	8/24/74/74	0/4/4/4
82	PEB	OF	201	-	-	6/24/74/74	0/4/4/4
87	CLA	8N	308	-	1/1/11/20	10/13/91/115	-
87	CLA	bL	606	-	1/1/15/20	9/37/115/115	-
87	CLA	2N	306	-	1/1/11/20	7/13/91/115	-

Continued on next page...

Continued from previous page...

Mol	Type	Chain	Res	Link	Chirals	Torsions	Rings
82	PEB	hE	203	-	-	7/24/74/74	0/4/4/4
82	PEB	e1	202	-	-	11/24/74/74	0/4/4/4
82	PEB	s8	202	-	-	8/24/74/74	0/4/4/4
82	PEB	Q7	201	-	-	6/24/74/74	0/4/4/4
82	PEB	UK	202	-	-	9/24/74/74	0/4/4/4
82	PEB	R1	201	-	-	7/24/74/74	0/4/4/4
82	PEB	HA	202	-	-	8/24/74/74	0/4/4/4
85	BCR	AN	804	-	-	2/29/63/63	0/2/2/2
82	PEB	WQ	201	-	-	4/24/74/74	0/4/4/4
82	PEB	W1	202	-	-	9/24/74/74	0/4/4/4
82	PEB	T7	202	-	-	9/24/74/74	0/4/4/4
87	CLA	A2	829	-	1/1/15/20	17/37/115/115	-
82	PEB	O9	202	-	-	11/24/74/74	0/4/4/4
82	PEB	RD	201	-	-	12/24/74/74	0/4/4/4
82	PEB	SH	202	-	-	8/24/74/74	0/4/4/4
82	PEB	aB	201	-	-	2/24/74/74	0/4/4/4
82	PEB	tF	201	-	-	7/24/74/74	0/4/4/4
87	CLA	3N	301	-	1/1/11/20	3/13/91/115	-
82	PEB	XA	202	-	-	9/24/74/74	0/4/4/4
82	PEB	NM	202	-	-	9/24/74/74	0/4/4/4
82	PEB	xC	202	-	-	15/24/74/74	0/4/4/4
82	PEB	hE	202	-	-	11/24/74/74	0/4/4/4
92	LMG	B6	619	-	-	7/34/54/70	0/1/1/1
82	PEB	QB	202	-	-	9/24/74/74	0/4/4/4
82	PEB	QB	204	-	-	10/24/74/74	0/4/4/4
84	CYC	LG	1001	-	-	10/25/74/74	0/4/4/4
87	CLA	cL	513	-	1/1/15/20	9/37/115/115	-
84	CYC	FE	1001	-	-	8/25/74/74	0/4/4/4
87	CLA	32	311	-	1/1/10/20	7/10/88/115	-
82	PEB	CD	202	-	-	7/24/74/74	0/4/4/4
87	CLA	AN	805	-	1/1/15/20	21/37/115/115	-
82	PEB	HM	202	-	-	10/24/74/74	0/4/4/4
82	PEB	bK	202	-	-	9/24/74/74	0/4/4/4
87	CLA	32	307	-	-	3/13/91/115	-

Continued on next page...

Continued from previous page...

Mol	Type	Chain	Res	Link	Chirals	Torsions	Rings
82	PEB	h1	201	-	-	9/24/74/74	0/4/4/4
82	PEB	FJ	202	-	-	9/24/74/74	0/4/4/4
82	PEB	RP	201	-	-	9/24/74/74	0/4/4/4
82	PEB	G7	201	-	-	6/24/74/74	0/4/4/4
92	LMG	J6	102	-	-	17/38/58/70	0/1/1/1
87	CLA	CL	512	-	1/1/15/20	4/37/115/115	-
87	CLA	c6	604	-	1/1/15/20	27/37/115/115	-
82	PEB	WK	201	-	-	7/24/74/74	0/4/4/4
82	PEB	TI	203	-	-	10/24/74/74	0/4/4/4
87	CLA	2N	309	-	-	9/19/97/115	-
82	PEB	gB	201	-	-	11/24/74/74	0/4/4/4
82	PEB	RM	202	-	-	11/24/74/74	0/4/4/4
82	PEB	CB	202	-	-	9/24/74/74	0/4/4/4
82	PEB	YF	201	-	-	7/24/74/74	0/4/4/4
82	PEB	SE	202	-	-	7/24/74/74	0/4/4/4
82	PEB	LO	1002	-	-	9/24/74/74	0/4/4/4
82	PEB	PD	202	-	-	10/24/74/74	0/4/4/4
87	CLA	BN	824	-	1/1/15/20	8/37/115/115	-
83	PUB	ND	201	-	-	3/24/74/74	0/4/4/4
82	PEB	MF	201	-	-	6/24/74/74	0/4/4/4
82	PEB	kJ	201	-	-	11/24/74/74	0/4/4/4
82	PEB	dE	202	-	-	6/24/74/74	0/4/4/4
82	PEB	f1	201	-	-	9/24/74/74	0/4/4/4
82	PEB	J9	201	-	-	13/24/74/74	0/4/4/4
82	PEB	UP	203	-	-	9/24/74/74	0/4/4/4
82	PEB	NQ	204	-	-	12/24/74/74	0/4/4/4
83	PUB	M5	303	-	-	8/24/74/74	0/4/4/4
82	PEB	OK	202	-	-	9/24/74/74	0/4/4/4
99	SF4	B2	803	-	-	-	0/6/5/5
87	CLA	AL	405	-	1/1/12/20	6/19/97/115	-
82	PEB	gJ	202	-	-	10/24/74/74	0/4/4/4
87	CLA	52	609	-	1/1/10/20	4/10/88/115	-
82	PEB	fF	201	-	-	11/24/74/74	0/4/4/4
84	CYC	73	1001	-	-	4/25/74/74	0/4/4/4

Continued on next page...

Continued from previous page...

Mol	Type	Chain	Res	Link	Chirals	Torsions	Rings
82	PEB	AK	201	-	-	9/24/74/74	0/4/4/4
82	PEB	YG	201	-	-	10/24/74/74	0/4/4/4
82	PEB	RD	202	-	-	10/24/74/74	0/4/4/4
82	PEB	UM	201	-	-	6/24/74/74	0/4/4/4
82	PEB	SJ	201	-	-	8/24/74/74	0/4/4/4
87	CLA	B2	804	-	1/1/15/20	8/37/115/115	-
82	PEB	EA	202	-	-	11/24/74/74	0/4/4/4
82	PEB	FI	201	-	-	12/24/74/74	0/4/4/4
82	PEB	KG	201	-	-	6/24/74/74	0/4/4/4
82	PEB	lF	202	-	-	13/24/74/74	0/4/4/4
82	PEB	OA	201	-	-	9/24/74/74	0/4/4/4
82	PEB	V5	202	-	-	11/24/74/74	0/4/4/4
82	PEB	PH	202	-	-	8/24/74/74	0/4/4/4
82	PEB	iF	201	-	-	9/24/74/74	0/4/4/4
82	PEB	WK	203	-	-	13/24/74/74	0/4/4/4
87	CLA	32	308	-	1/1/11/20	3/13/91/115	-
82	PEB	SG	203	-	-	7/24/74/74	0/4/4/4
92	LMG	DL	402	-	-	18/49/69/70	0/1/1/1
83	PUB	A1	303	-	-	5/24/74/74	0/4/4/4
82	PEB	N5	201	-	-	11/24/74/74	0/4/4/4
87	CLA	AN	835	-	1/1/15/20	14/37/115/115	-
82	PEB	xK	304	-	-	9/24/74/74	0/4/4/4
82	PEB	DA	201	-	-	11/24/74/74	0/4/4/4
84	CYC	p3	1001	-	-	8/25/74/74	0/4/4/4
82	PEB	iG	202	-	-	10/24/74/74	0/4/4/4
97	GOL	I6	102	-	-	0/4/4/4	-
87	CLA	52	607	-	1/1/12/20	8/19/97/115	-
82	PEB	CK	201	-	-	6/24/74/74	0/4/4/4
84	CYC	BE	1001	-	-	12/25/74/74	0/4/4/4
82	PEB	GK	201	-	-	8/24/74/74	0/4/4/4
82	PEB	iK	201	-	-	9/24/74/74	0/4/4/4
92	LMG	yL	101	-	-	29/50/70/70	0/1/1/1
82	PEB	Y5	203	-	-	12/24/74/74	0/4/4/4
84	CYC	y3	1001	-	-	10/25/74/74	0/4/4/4

Continued on next page...

Continued from previous page...

Mol	Type	Chain	Res	Link	Chirals	Torsions	Rings
82	PEB	hJ	201	-	-	7/24/74/74	0/4/4/4
87	CLA	B2	816	-	1/1/13/20	6/30/108/115	-
87	CLA	B2	811	-	1/1/13/20	5/25/103/115	-
82	PEB	aM	204	-	-	9/24/74/74	0/4/4/4
82	PEB	p8	202	-	-	16/24/74/74	0/4/4/4
87	CLA	AN	832	-	1/1/12/20	8/19/97/115	-
82	PEB	VE	201	-	-	8/24/74/74	0/4/4/4
82	PEB	nF	202	-	-	11/24/74/74	0/4/4/4
87	CLA	7N	607	-	-	7/19/97/115	-
82	PEB	WD	201	-	-	4/24/74/74	0/4/4/4
87	CLA	4N	604	-	-	5/10/88/115	-
82	PEB	U1	202	-	-	6/24/74/74	0/4/4/4
82	PEB	oK	203	-	-	17/24/74/74	0/4/4/4
87	CLA	B6	610	-	1/1/15/20	11/37/115/115	-
87	CLA	BN	814	-	1/1/11/20	4/13/91/115	-
87	CLA	5N	607	-	1/1/12/20	8/19/97/115	-
82	PEB	QA	201	-	-	6/24/74/74	0/4/4/4
82	PEB	FB	201	-	-	12/24/74/74	0/4/4/4
82	PEB	BP	202	-	-	8/24/74/74	0/4/4/4
84	CYC	JO	1001	-	-	9/25/74/74	0/4/4/4
82	PEB	iF	203	-	-	12/24/74/74	0/4/4/4
82	PEB	F7	202	-	-	10/24/74/74	0/4/4/4
82	PEB	cO	203	-	-	12/24/74/74	0/4/4/4
95	DGD	AL	416	-	-	8/29/69/95	0/2/2/2
82	PEB	y8	201	-	-	15/24/74/74	0/4/4/4
82	PEB	QD	202	-	-	12/24/74/74	0/4/4/4
82	PEB	RO	202	-	-	10/24/74/74	0/4/4/4
82	PEB	fF	202	-	-	11/24/74/74	0/4/4/4
88	LHG	BL	615	-	-	17/45/45/53	-
87	CLA	bL	619	-	1/1/13/20	8/30/108/115	-
82	PEB	P7	203	-	-	7/24/74/74	0/4/4/4
82	PEB	kH	203	-	-	8/24/74/74	0/4/4/4
82	PEB	FI	202	-	-	8/24/74/74	0/4/4/4
82	PEB	DK	203	-	-	12/24/74/74	0/4/4/4

Continued on next page...

Continued from previous page...

Mol	Type	Chain	Res	Link	Chirals	Torsions	Rings
82	PEB	MJ	201	-	-	7/24/74/74	0/4/4/4
87	CLA	B2	807	-	1/1/15/20	9/37/115/115	-
82	PEB	SF	202	-	-	7/24/74/74	0/4/4/4
82	PEB	V1	201	-	-	2/24/74/74	0/4/4/4
82	PEB	UE	203	-	-	13/24/74/74	0/4/4/4
84	CYC	BE	1002	-	-	5/25/74/74	0/4/4/4
87	CLA	4N	601	-	-	6/13/91/115	-
82	PEB	HQ	201	-	-	12/24/74/74	0/4/4/4
82	PEB	U9	204	-	-	9/24/74/74	0/4/4/4
82	PEB	hO	201	-	-	10/24/74/74	0/4/4/4
82	PEB	IP	201	-	-	4/24/74/74	0/4/4/4
82	PEB	Y5	201	-	-	10/24/74/74	0/4/4/4
82	PEB	DP	202	-	-	8/24/74/74	0/4/4/4
82	PEB	NI	201	-	-	8/24/74/74	0/4/4/4
82	PEB	XJ	201	-	-	5/24/74/74	0/4/4/4
82	PEB	YM	203	-	-	13/24/74/74	0/4/4/4
82	PEB	D5	203	-	-	12/24/74/74	0/4/4/4
87	CLA	B2	819	-	1/1/11/20	6/13/91/115	-
82	PEB	FK	202	-	-	11/24/74/74	0/4/4/4
98	PQN	AN	842	-	-	6/23/43/43	0/2/2/2
82	PEB	WH	203	-	-	8/24/74/74	0/4/4/4
82	PEB	oK	201	-	-	13/24/74/74	0/4/4/4
82	PEB	AG	304	-	-	4/24/74/74	0/4/4/4
82	PEB	DH	1002	-	-	11/24/74/74	0/4/4/4
82	PEB	T5	202	-	-	11/24/74/74	0/4/4/4
82	PEB	uF	201	-	-	11/24/74/74	0/4/4/4
82	PEB	jG	201	-	-	9/24/74/74	0/4/4/4
82	PEB	DK	202	-	-	12/24/74/74	0/4/4/4
82	PEB	g4	201	-	-	4/24/74/74	0/4/4/4
85	BCR	k6	102	-	-	12/29/63/63	0/2/2/2
82	PEB	kK	202	-	-	10/24/74/74	0/4/4/4
87	CLA	b6	613	-	1/1/15/20	17/37/115/115	-
88	LHG	I6	101	-	-	21/53/53/53	-
82	PEB	GK	202	-	-	7/24/74/74	0/4/4/4

Continued on next page...

Continued from previous page...

Mol	Type	Chain	Res	Link	Chirals	Torsions	Rings
82	PEB	HP	201	-	-	6/24/74/74	0/4/4/4
85	BCR	KN	104	-	-	8/29/63/63	0/2/2/2
83	PUB	A4	302	-	-	2/24/74/74	0/4/4/4
82	PEB	x8	202	-	-	15/24/74/74	0/4/4/4
82	PEB	R9	202	-	-	15/24/74/74	0/4/4/4
82	PEB	WM	201	-	-	7/24/74/74	0/4/4/4
82	PEB	bG	201	-	-	6/24/74/74	0/4/4/4
82	PEB	BF	201	-	-	11/24/74/74	0/4/4/4
82	PEB	lJ	203	-	-	11/24/74/74	0/4/4/4
82	PEB	wC	202	-	-	5/24/74/74	0/4/4/4
82	PEB	hJ	202	-	-	6/24/74/74	0/4/4/4
82	PEB	ZM	201	-	-	10/24/74/74	0/4/4/4
82	PEB	BI	202	-	-	10/24/74/74	0/4/4/4
87	CLA	AL	404	-	1/1/14/20	4/31/109/115	-
82	PEB	V1	203	-	-	9/24/74/74	0/4/4/4
85	BCR	C6	508	-	-	10/29/63/63	0/2/2/2
82	PEB	H7	201	-	-	4/24/74/74	0/4/4/4
82	PEB	IP	203	-	-	10/24/74/74	0/4/4/4
95	DGD	aL	603	-	-	7/42/82/95	0/2/2/2
82	PEB	AE	301	-	-	10/24/74/74	0/4/4/4
82	PEB	m4	203	-	-	9/24/74/74	0/4/4/4
87	CLA	8N	301	-	1/1/11/20	8/15/93/115	-
82	PEB	pC	202	-	-	16/24/74/74	0/4/4/4
87	CLA	42	601	-	-	6/13/91/115	-
82	PEB	YK	203	-	-	7/24/74/74	0/4/4/4
82	PEB	JP	201	-	-	6/24/74/74	0/4/4/4
83	PUB	wK	304	-	-	7/24/74/74	0/4/4/4
82	PEB	PQ	203	-	-	12/24/74/74	0/4/4/4
82	PEB	X9	202	-	-	15/24/74/74	0/4/4/4
87	CLA	AN	808	-	1/1/15/20	15/37/115/115	-
82	PEB	hB	301	-	-	12/24/74/74	0/4/4/4
82	PEB	DI	201	-	-	6/24/74/74	0/4/4/4
87	CLA	1N	607	-	-	9/19/97/115	-
87	CLA	MN	101	-	1/1/11/20	8/13/91/115	-

Continued on next page...

Continued from previous page...

Mol	Type	Chain	Res	Link	Chirals	Torsions	Rings
82	PEB	TG	201	-	-	3/24/74/74	0/4/4/4
87	CLA	42	609	-	1/1/10/20	3/8/86/115	-
85	BCR	A2	848	-	-	16/29/63/63	0/2/2/2
87	CLA	KN	105	-	-	9/18/96/115	-
91	PHO	dL	403	-	3/3/17/22	8/37/103/103	0/5/6/6
82	PEB	Q1	203	-	-	9/24/74/74	0/4/4/4
87	CLA	c6	615	-	1/1/13/20	10/25/103/115	-
82	PEB	jM	201	-	-	10/24/74/74	0/4/4/4
82	PEB	MA	201	-	-	10/24/74/74	0/4/4/4
82	PEB	ZO	202	-	-	9/24/74/74	0/4/4/4
82	PEB	SM	202	-	-	12/24/74/74	0/4/4/4
82	PEB	CB	201	-	-	3/24/74/74	0/4/4/4
82	PEB	VH	201	-	-	2/24/74/74	0/4/4/4
82	PEB	SJ	203	-	-	9/24/74/74	0/4/4/4
82	PEB	JF	202	-	-	13/24/74/74	0/4/4/4
82	PEB	EI	202	-	-	10/24/74/74	0/4/4/4
82	PEB	L7	201	-	-	6/24/74/74	0/4/4/4
87	CLA	C6	514	-	1/1/15/20	22/37/115/115	-
95	DGD	B2	844	-	-	19/55/95/95	0/2/2/2
82	PEB	RB	202	-	-	10/24/74/74	0/4/4/4
87	CLA	2N	302	-	-	5/13/91/115	-
82	PEB	W7	201	-	-	7/24/74/74	0/4/4/4
82	PEB	MB	202	-	-	9/24/74/74	0/4/4/4
82	PEB	Y7	304	-	-	13/24/74/74	0/4/4/4
82	PEB	uC	203	-	-	2/24/74/74	0/4/4/4
87	CLA	22	604	-	1/1/10/20	3/10/88/115	-
82	PEB	aO	203	-	-	12/24/74/74	0/4/4/4
83	PUB	Z9	302	-	-	7/24/74/74	0/4/4/4
82	PEB	gG	202	-	-	11/24/74/74	0/4/4/4
87	CLA	c6	610	-	1/1/15/20	11/37/115/115	-
92	LMG	aL	611	-	-	9/37/57/70	0/1/1/1
82	PEB	cJ	201	-	-	8/24/74/74	0/4/4/4
82	PEB	j4	203	-	-	13/24/74/74	0/4/4/4
85	BCR	b6	603	-	-	2/29/63/63	0/2/2/2

Continued on next page...

Continued from previous page...

Mol	Type	Chain	Res	Link	Chirals	Torsions	Rings
83	PUB	xK	305	-	-	8/24/74/74	0/4/4/4
82	PEB	ZH	202	-	-	9/24/74/74	0/4/4/4
82	PEB	RF	202	-	-	13/24/74/74	0/4/4/4
82	PEB	bB	201	-	-	10/24/74/74	0/4/4/4
87	CLA	7N	604	-	1/1/10/20	5/10/88/115	-
85	BCR	A2	845	-	-	11/29/63/63	0/2/2/2
82	PEB	I5	201	-	-	11/24/74/74	0/4/4/4
82	PEB	PQ	201	-	-	8/24/74/74	0/4/4/4
87	CLA	BN	820	-	1/1/11/20	6/13/91/115	-
82	PEB	NB	202	-	-	7/24/74/74	0/4/4/4
83	PUB	AM	303	-	-	11/24/74/74	0/4/4/4
82	PEB	AO	301	-	-	7/24/74/74	0/4/4/4
84	CYC	BG	1001	-	-	12/25/74/74	0/4/4/4
82	PEB	WJ	202	-	-	13/24/74/74	0/4/4/4
82	PEB	xF	304	-	-	9/24/74/74	0/4/4/4
82	PEB	M7	201	-	-	10/24/74/74	0/4/4/4
82	PEB	LQ	201	-	-	9/24/74/74	0/4/4/4
82	PEB	W9	202	-	-	11/24/74/74	0/4/4/4
82	PEB	VB	201	-	-	10/24/74/74	0/4/4/4
82	PEB	R4	202	-	-	10/24/74/74	0/4/4/4
82	PEB	mF	201	-	-	6/24/74/74	0/4/4/4
87	CLA	C6	517	-	1/1/15/20	13/37/115/115	-
82	PEB	BD	202	-	-	10/24/74/74	0/4/4/4
87	CLA	B2	815	-	-	6/25/103/115	-
82	PEB	VD	202	-	-	12/24/74/74	0/4/4/4
82	PEB	ZB	202	-	-	10/24/74/74	0/4/4/4
87	CLA	KN	102	-	1/1/11/20	3/13/91/115	-
82	PEB	bO	202	-	-	8/24/74/74	0/4/4/4
82	PEB	jJ	201	-	-	5/24/74/74	0/4/4/4
95	DGD	b6	622	-	-	10/31/71/95	0/2/2/2
87	CLA	A2	837	-	1/1/12/20	8/21/99/115	-
82	PEB	GI	202	-	-	8/24/74/74	0/4/4/4
82	PEB	fM	202	-	-	11/24/74/74	0/4/4/4
82	PEB	A1	302	-	-	11/24/74/74	0/4/4/4

Continued on next page...

Continued from previous page...

Mol	Type	Chain	Res	Link	Chirals	Torsions	Rings
82	PEB	lE	202	-	-	14/24/74/74	0/4/4/4
87	CLA	BN	818	-	1/1/14/20	12/31/109/115	-
92	LMG	B6	618	-	-	10/35/55/70	0/1/1/1
82	PEB	Q4	201	-	-	8/24/74/74	0/4/4/4
85	BCR	AN	848	-	-	16/29/63/63	0/2/2/2
87	CLA	F2	202	-	1/1/10/20	3/8/86/115	-
82	PEB	MM	203	-	-	10/24/74/74	0/4/4/4
82	PEB	YD	201	-	-	7/24/74/74	0/4/4/4
84	CYC	EE	1001	-	-	6/25/74/74	0/4/4/4
82	PEB	GP	201	-	-	8/24/74/74	0/4/4/4
82	PEB	W7	202	-	-	12/24/74/74	0/4/4/4
82	PEB	18	201	-	-	12/24/74/74	0/4/4/4
82	PEB	kO	203	-	-	12/24/74/74	0/4/4/4
82	PEB	HQ	203	-	-	12/24/74/74	0/4/4/4
88	LHG	C6	505	-	-	14/41/41/53	-
82	PEB	SM	203	-	-	8/24/74/74	0/4/4/4
82	PEB	O5	201	-	-	9/24/74/74	0/4/4/4
87	CLA	B6	613	-	1/1/15/20	15/37/115/115	-
82	PEB	sK	201	-	-	12/24/74/74	0/4/4/4
82	PEB	MK	203	-	-	6/24/74/74	0/4/4/4
82	PEB	OK	203	-	-	10/24/74/74	0/4/4/4
82	PEB	eE	202	-	-	6/24/74/74	0/4/4/4
82	PEB	cB	401	-	-	6/24/74/74	0/4/4/4
82	PEB	PP	202	-	-	8/24/74/74	0/4/4/4
87	CLA	A2	832	-	1/1/12/20	8/19/97/115	-
82	PEB	PA	202	-	-	7/24/74/74	0/4/4/4
87	CLA	BL	602	-	1/1/15/20	14/37/115/115	-
82	PEB	N4	1002	-	-	8/24/74/74	0/4/4/4
82	PEB	aK	201	-	-	8/24/74/74	0/4/4/4
82	PEB	NO	1002	-	-	8/24/74/74	0/4/4/4
82	PEB	QQ	201	-	-	2/24/74/74	0/4/4/4
87	CLA	1N	604	-	1/1/10/20	1/10/88/115	-
82	PEB	dG	202	-	-	6/24/74/74	0/4/4/4
82	PEB	HQ	202	-	-	12/24/74/74	0/4/4/4

Continued on next page...

Continued from previous page...

Mol	Type	Chain	Res	Link	Chirals	Torsions	Rings
82	PEB	TJ	202	-	-	9/24/74/74	0/4/4/4
84	CYC	u3	1001	-	-	4/25/74/74	0/4/4/4
87	CLA	32	304	-	-	13/37/115/115	-
82	PEB	SF	203	-	-	9/24/74/74	0/4/4/4
82	PEB	OI	203	-	-	7/24/74/74	0/4/4/4
82	PEB	f4	202	-	-	10/24/74/74	0/4/4/4
82	PEB	X7	203	-	-	12/24/74/74	0/4/4/4
82	PEB	RQ	202	-	-	10/24/74/74	0/4/4/4
87	CLA	42	606	-	1/1/11/20	6/13/91/115	-
82	PEB	BB	202	-	-	7/24/74/74	0/4/4/4
87	CLA	2N	307	-	1/1/11/20	6/13/91/115	-
82	PEB	OD	202	-	-	14/24/74/74	0/4/4/4
82	PEB	RE	202	-	-	11/24/74/74	0/4/4/4
87	CLA	A2	825	-	1/1/13/20	7/25/103/115	-
82	PEB	FA	202	-	-	10/24/74/74	0/4/4/4
87	CLA	IN	102	-	1/1/15/20	9/37/115/115	-
87	CLA	b6	604	-	1/1/15/20	16/37/115/115	-
82	PEB	JA	201	-	-	3/24/74/74	0/4/4/4
82	PEB	mG	202	-	-	7/24/74/74	0/4/4/4
102	BGC	3N	302	-	-	0/2/19/22	0/1/1/1
82	PEB	X5	201	-	-	11/24/74/74	0/4/4/4
87	CLA	B2	825	-	1/1/15/20	17/37/115/115	-
82	PEB	YQ	201	-	-	7/24/74/74	0/4/4/4
82	PEB	KQ	201	-	-	9/24/74/74	0/4/4/4
82	PEB	WA	202	-	-	12/24/74/74	0/4/4/4
82	PEB	VQ	202	-	-	12/24/74/74	0/4/4/4
82	PEB	cO	202	-	-	11/24/74/74	0/4/4/4
82	PEB	TF	201	-	-	7/24/74/74	0/4/4/4
85	BCR	d6	405	-	-	12/29/63/63	0/2/2/2
82	PEB	UM	202	-	-	4/24/74/74	0/4/4/4
87	CLA	BN	835	-	1/1/15/20	20/37/115/115	-
87	CLA	BN	833	-	1/1/11/20	6/16/94/115	-
87	CLA	AN	809	-	1/1/15/20	13/37/115/115	-
82	PEB	18	203	-	-	8/24/74/74	0/4/4/4

Continued on next page...

Continued from previous page...

Mol	Type	Chain	Res	Link	Chirals	Torsions	Rings
82	PEB	t8	202	-	-	18/24/74/74	0/4/4/4
82	PEB	jO	202	-	-	8/24/74/74	0/4/4/4
82	PEB	OG	203	-	-	6/24/74/74	0/4/4/4
87	CLA	62	302	-	1/1/11/20	5/13/91/115	-
82	PEB	JB	202	-	-	9/24/74/74	0/4/4/4
102	BGC	32	301	-	-	0/2/19/22	0/1/1/1
82	PEB	AD	303	-	-	11/24/74/74	0/4/4/4
87	CLA	4N	606	-	1/1/11/20	6/13/91/115	-
82	PEB	U7	201	-	-	5/24/74/74	0/4/4/4
87	CLA	22	609	-	-	9/19/97/115	-
87	CLA	A6	404	-	1/1/12/20	4/19/97/115	-
84	CYC	n3	1001	-	-	4/25/74/74	0/4/4/4
85	BCR	F2	203	-	-	6/29/63/63	0/2/2/2
82	PEB	ZG	202	-	-	9/24/74/74	0/4/4/4
82	PEB	ZF	201	-	-	9/24/74/74	0/4/4/4
82	PEB	DD	201	-	-	10/24/74/74	0/4/4/4
82	PEB	X7	201	-	-	5/24/74/74	0/4/4/4
87	CLA	CL	509	-	-	12/37/115/115	-
82	PEB	XB	201	-	-	8/24/74/74	0/4/4/4
82	PEB	GP	202	-	-	4/24/74/74	0/4/4/4
85	BCR	BL	616	-	-	4/29/63/63	0/2/2/2
82	PEB	DM	201	-	-	10/24/74/74	0/4/4/4
82	PEB	eK	203	-	-	9/24/74/74	0/4/4/4
82	PEB	SG	201	-	-	10/24/74/74	0/4/4/4
82	PEB	kM	202	-	-	9/24/74/74	0/4/4/4
87	CLA	BL	605	-	1/1/15/20	14/37/115/115	-
82	PEB	ZK	202	-	-	10/24/74/74	0/4/4/4
84	CYC	l3	1001	-	-	8/25/74/74	0/4/4/4
82	PEB	rF	201	-	-	11/24/74/74	0/4/4/4
82	PEB	CI	202	-	-	10/24/74/74	0/4/4/4
85	BCR	K2	102	-	-	13/29/63/63	0/2/2/2
82	PEB	A4	304	-	-	9/24/74/74	0/4/4/4
82	PEB	X9	201	-	-	8/24/74/74	0/4/4/4
92	LMG	jL	101	-	-	8/28/48/70	0/1/1/1

Continued on next page...

Continued from previous page...

Mol	Type	Chain	Res	Link	Chirals	Torsions	Rings
82	PEB	GF	201	-	-	8/24/74/74	0/4/4/4
82	PEB	WG	203	-	-	7/24/74/74	0/4/4/4
87	CLA	42	611	-	1/1/11/20	4/13/91/115	-
82	PEB	S5	201	-	-	11/24/74/74	0/4/4/4
87	CLA	BN	827	-	1/1/15/20	13/37/115/115	-
82	PEB	jE	202	-	-	6/24/74/74	0/4/4/4
82	PEB	GJ	202	-	-	7/24/74/74	0/4/4/4
82	PEB	aF	203	-	-	11/24/74/74	0/4/4/4
82	PEB	kK	203	-	-	9/24/74/74	0/4/4/4
82	PEB	cK	203	-	-	6/24/74/74	0/4/4/4
87	CLA	BN	806	-	1/1/15/20	18/37/115/115	-
82	PEB	RI	203	-	-	10/24/74/74	0/4/4/4
82	PEB	c4	202	-	-	11/24/74/74	0/4/4/4
82	PEB	jH	202	-	-	8/24/74/74	0/4/4/4
92	LMG	j6	101	-	-	17/38/58/70	0/1/1/1
87	CLA	M2	101	-	1/1/11/20	8/13/91/115	-
84	CYC	w3	1001	-	-	4/25/74/74	0/4/4/4
82	PEB	aJ	202	-	-	6/24/74/74	0/4/4/4
83	PUB	A4	303	-	-	7/24/74/74	0/4/4/4
82	PEB	mO	201	-	-	9/24/74/74	0/4/4/4
87	CLA	1N	603	-	1/1/11/20	4/13/91/115	-
82	PEB	YK	202	-	-	10/24/74/74	0/4/4/4
82	PEB	O1	203	-	-	10/24/74/74	0/4/4/4
82	PEB	IK	202	-	-	14/24/74/74	0/4/4/4
82	PEB	M5	301	-	-	9/24/74/74	0/4/4/4
82	PEB	gF	202	-	-	11/24/74/74	0/4/4/4
82	PEB	JK	202	-	-	13/24/74/74	0/4/4/4
82	PEB	YA	303	-	-	13/24/74/74	0/4/4/4
82	PEB	LG	1002	-	-	10/24/74/74	0/4/4/4
92	LMG	ML	101	-	-	11/36/56/70	0/1/1/1
82	PEB	gO	203	-	-	10/24/74/74	0/4/4/4
82	PEB	oF	201	-	-	13/24/74/74	0/4/4/4
82	PEB	IQ	202	-	-	7/24/74/74	0/4/4/4
82	PEB	LJ	201	-	-	7/24/74/74	0/4/4/4

Continued on next page...

Continued from previous page...

Mol	Type	Chain	Res	Link	Chirals	Torsions	Rings
87	CLA	cL	516	-	1/1/13/20	8/25/103/115	-
82	PEB	iJ	201	-	-	5/24/74/74	0/4/4/4
82	PEB	J5	202	-	-	10/24/74/74	0/4/4/4
96	HEM	v6	201	-	-	0/12/54/54	-
82	PEB	SQ	202	-	-	9/24/74/74	0/4/4/4
84	CYC	FO	1001	-	-	9/25/74/74	0/4/4/4
87	CLA	6N	611	-	1/1/11/20	8/13/91/115	-
82	PEB	cE	202	-	-	10/24/74/74	0/4/4/4
82	PEB	aF	201	-	-	8/24/74/74	0/4/4/4
82	PEB	YO	202	-	-	6/24/74/74	0/4/4/4
99	SF4	CN	101	-	-	-	0/6/5/5
84	CYC	S3	1001	-	-	4/25/74/74	0/4/4/4
82	PEB	U4	202	-	-	10/24/74/74	0/4/4/4
82	PEB	dD	401	-	-	11/24/74/74	0/4/4/4
84	CYC	E3	1001	-	-	8/25/74/74	0/4/4/4
82	PEB	C9	202	-	-	15/24/74/74	0/4/4/4
82	PEB	AM	302	-	-	7/24/74/74	0/4/4/4
82	PEB	TH	201	-	-	9/24/74/74	0/4/4/4
82	PEB	GP	203	-	-	9/24/74/74	0/4/4/4
92	LMG	CL	519	-	-	22/50/70/70	0/1/1/1
92	LMG	B6	622	-	-	12/45/65/70	0/1/1/1
82	PEB	aG	202	-	-	13/24/74/74	0/4/4/4
85	BCR	CL	516	-	-	5/29/63/63	0/2/2/2
87	CLA	32	305	-	1/1/11/20	6/13/91/115	-
82	PEB	GB	201	-	-	6/24/74/74	0/4/4/4
82	PEB	E5	201	-	-	11/24/74/74	0/4/4/4
82	PEB	PF	201	-	-	7/24/74/74	0/4/4/4
82	PEB	G5	202	-	-	11/24/74/74	0/4/4/4
82	PEB	WJ	201	-	-	5/24/74/74	0/4/4/4
82	PEB	gE	201	-	-	6/24/74/74	0/4/4/4
82	PEB	i1	201	-	-	8/24/74/74	0/4/4/4
87	CLA	22	606	-	1/1/11/20	7/13/91/115	-
82	PEB	G9	202	-	-	15/24/74/74	0/4/4/4
87	CLA	b6	618	-	1/1/15/20	19/37/115/115	-

Continued on next page...

Continued from previous page...

Mol	Type	Chain	Res	Link	Chirals	Torsions	Rings
87	CLA	KN	103	-	1/1/10/20	4/10/88/115	-
87	CLA	C6	512	-	1/1/15/20	13/37/115/115	-
82	PEB	hM	203	-	-	13/24/74/74	0/4/4/4
87	CLA	12	608	-	1/1/10/20	5/8/86/115	-
87	CLA	12	607	-	-	9/19/97/115	-
82	PEB	ZB	201	-	-	10/24/74/74	0/4/4/4
82	PEB	QH	201	-	-	8/24/74/74	0/4/4/4
82	PEB	AQ	303	-	-	11/24/74/74	0/4/4/4
82	PEB	W5	202	-	-	10/24/74/74	0/4/4/4
87	CLA	52	605	-	-	4/13/91/115	-
84	CYC	HE	1001	-	-	8/25/74/74	0/4/4/4
84	CYC	t3	1001	-	-	8/25/74/74	0/4/4/4
82	PEB	K7	201	-	-	7/24/74/74	0/4/4/4
82	PEB	GI	201	-	-	10/24/74/74	0/4/4/4
82	PEB	NP	202	-	-	8/24/74/74	0/4/4/4
82	PEB	iE	201	-	-	10/24/74/74	0/4/4/4
87	CLA	A6	402	-	1/1/15/20	22/37/115/115	-
87	CLA	R2	201	-	1/1/11/20	5/13/91/115	-
87	CLA	AN	839	-	-	9/37/115/115	-
82	PEB	hG	203	-	-	7/24/74/74	0/4/4/4
92	LMG	D6	407	-	-	7/28/48/70	0/1/1/1
82	PEB	e7	301	-	-	10/24/74/74	0/4/4/4
87	CLA	32	306	-	-	2/10/88/115	-
82	PEB	wF	302	-	-	9/24/74/74	0/4/4/4
82	PEB	E7	202	-	-	11/24/74/74	0/4/4/4
82	PEB	SD	202	-	-	9/24/74/74	0/4/4/4
82	PEB	TJ	201	-	-	8/24/74/74	0/4/4/4
82	PEB	KF	201	-	-	6/24/74/74	0/4/4/4
84	CYC	d3	1001	-	-	4/25/74/74	0/4/4/4
82	PEB	RI	202	-	-	10/24/74/74	0/4/4/4
82	PEB	GB	203	-	-	12/24/74/74	0/4/4/4
92	LMG	qL	301	-	-	10/38/58/70	0/1/1/1
82	PEB	LQ	202	-	-	9/24/74/74	0/4/4/4
82	PEB	iM	202	-	-	10/24/74/74	0/4/4/4

Continued on next page...

Continued from previous page...

Mol	Type	Chain	Res	Link	Chirals	Torsions	Rings
84	CYC	MG	1001	-	-	7/25/74/74	0/4/4/4
82	PEB	ND	202	-	-	11/24/74/74	0/4/4/4
82	PEB	ND	204	-	-	12/24/74/74	0/4/4/4
82	PEB	NQ	203	-	-	12/24/74/74	0/4/4/4
82	PEB	fB	301	-	-	12/24/74/74	0/4/4/4
82	PEB	BK	202	-	-	13/24/74/74	0/4/4/4
82	PEB	a4	202	-	-	7/24/74/74	0/4/4/4
82	PEB	lG	202	-	-	14/24/74/74	0/4/4/4
87	CLA	L2	203	-	-	20/37/115/115	-
96	HEM	FL	102	-	-	4/12/54/54	-
82	PEB	IB	201	-	-	7/24/74/74	0/4/4/4
87	CLA	32	310	-	1/1/10/20	3/8/86/115	-
82	PEB	cM	201	-	-	10/24/74/74	0/4/4/4
103	ZEX	82	310	-	-	10/29/67/67	0/2/2/2
82	PEB	CJ	202	-	-	9/24/74/74	0/4/4/4
82	PEB	xK	303	-	-	12/24/74/74	0/4/4/4
85	BCR	K2	105	-	-	8/29/63/63	0/2/2/2
82	PEB	ZB	203	-	-	11/24/74/74	0/4/4/4
87	CLA	A2	817	-	1/1/10/20	5/10/88/115	-
82	PEB	GB	202	-	-	9/24/74/74	0/4/4/4
87	CLA	CL	515	-	1/1/15/20	6/37/115/115	-
87	CLA	42	605	-	1/1/11/20	7/13/91/115	-
84	CYC	KO	1001	-	-	7/25/74/74	0/4/4/4
82	PEB	BF	202	-	-	13/24/74/74	0/4/4/4
82	PEB	cH	202	-	-	11/24/74/74	0/4/4/4
82	PEB	I9	202	-	-	15/24/74/74	0/4/4/4
87	CLA	A2	835	-	1/1/15/20	14/37/115/115	-
82	PEB	RQ	201	-	-	12/24/74/74	0/4/4/4
82	PEB	lE	203	-	-	7/24/74/74	0/4/4/4
82	PEB	gO	202	-	-	8/24/74/74	0/4/4/4
85	BCR	b6	601	-	-	2/29/63/63	0/2/2/2
82	PEB	mJ	201	-	-	9/24/74/74	0/4/4/4
87	CLA	A2	828	-	1/1/15/20	11/37/115/115	-
82	PEB	Z4	202	-	-	9/24/74/74	0/4/4/4

Continued on next page...

Continued from previous page...

Mol	Type	Chain	Res	Link	Chirals	Torsions	Rings
82	PEB	mG	201	-	-	6/24/74/74	0/4/4/4
82	PEB	SA	202	-	-	8/24/74/74	0/4/4/4
82	PEB	F9	202	-	-	8/24/74/74	0/4/4/4
87	CLA	D6	402	-	1/1/15/20	17/37/115/115	-
87	CLA	8N	303	-	1/1/15/20	17/37/115/115	-
82	PEB	d4	201	-	-	8/24/74/74	0/4/4/4
84	CYC	g3	1001	-	-	8/25/74/74	0/4/4/4
95	DGD	a6	603	-	-	10/29/69/95	0/2/2/2
87	CLA	bL	615	-	-	13/37/115/115	-
82	PEB	YM	201	-	-	7/24/74/74	0/4/4/4
82	PEB	OH	201	-	-	11/24/74/74	0/4/4/4
82	PEB	VQ	201	-	-	12/24/74/74	0/4/4/4
82	PEB	B9	203	-	-	9/24/74/74	0/4/4/4
82	PEB	XF	203	-	-	11/24/74/74	0/4/4/4
82	PEB	OP	203	-	-	11/24/74/74	0/4/4/4
82	PEB	iO	202	-	-	8/24/74/74	0/4/4/4
82	PEB	UQ	201	-	-	9/24/74/74	0/4/4/4
82	PEB	HD	203	-	-	12/24/74/74	0/4/4/4
84	CYC	GE	1001	-	-	7/25/74/74	0/4/4/4
87	CLA	3N	303	-	1/1/11/20	7/13/91/115	-
84	CYC	i3	1001	-	-	8/25/74/74	0/4/4/4
87	CLA	a6	609	-	1/1/12/20	6/19/97/115	-
82	PEB	PA	203	-	-	7/24/74/74	0/4/4/4
82	PEB	lM	201	-	-	8/24/74/74	0/4/4/4
82	PEB	rK	202	-	-	11/24/74/74	0/4/4/4
87	CLA	BL	603	-	1/1/15/20	13/37/115/115	-
87	CLA	AN	803	-	1/1/12/20	11/22/100/115	-
84	CYC	f3	1001	-	-	4/25/74/74	0/4/4/4
82	PEB	eJ	201	-	-	6/24/74/74	0/4/4/4
87	CLA	3N	309	-	1/1/12/20	12/19/97/115	-
82	PEB	kF	201	-	-	12/24/74/74	0/4/4/4
82	PEB	HD	202	-	-	12/24/74/74	0/4/4/4
82	PEB	b4	201	-	-	8/24/74/74	0/4/4/4
82	PEB	dG	203	-	-	8/24/74/74	0/4/4/4

Continued on next page...

Continued from previous page...

Mol	Type	Chain	Res	Link	Chirals	Torsions	Rings
82	PEB	KA	201	-	-	7/24/74/74	0/4/4/4
87	CLA	B6	606	-	1/1/15/20	13/37/115/115	-
87	CLA	5N	610	-	1/1/11/20	3/13/91/115	-
87	CLA	A2	836	-	-	5/13/91/115	-
82	PEB	sC	201	-	-	7/24/74/74	0/4/4/4
82	PEB	R1	202	-	-	12/24/74/74	0/4/4/4
82	PEB	O4	201	-	-	9/24/74/74	0/4/4/4
88	LHG	AN	844	-	-	17/44/44/53	-
82	PEB	RQ	203	-	-	10/24/74/74	0/4/4/4
87	CLA	B6	608	-	1/1/15/20	16/37/115/115	-
82	PEB	DJ	201	-	-	8/24/74/74	0/4/4/4
87	CLA	B2	822	-	1/1/15/20	14/37/115/115	-
82	PEB	KM	202	-	-	14/24/74/74	0/4/4/4
82	PEB	D4	1002	-	-	8/24/74/74	0/4/4/4
82	PEB	e4	202	-	-	10/24/74/74	0/4/4/4
82	PEB	bH	201	-	-	10/24/74/74	0/4/4/4
82	PEB	mG	203	-	-	8/24/74/74	0/4/4/4
82	PEB	CI	201	-	-	8/24/74/74	0/4/4/4
82	PEB	TA	203	-	-	7/24/74/74	0/4/4/4
87	CLA	CL	511	-	1/1/15/20	11/37/115/115	-
82	PEB	OP	201	-	-	9/24/74/74	0/4/4/4
82	PEB	F7	201	-	-	3/24/74/74	0/4/4/4
82	PEB	eF	203	-	-	9/24/74/74	0/4/4/4
82	PEB	HB	202	-	-	9/24/74/74	0/4/4/4
82	PEB	VQ	203	-	-	14/24/74/74	0/4/4/4
82	PEB	KB	304	-	-	8/24/74/74	0/4/4/4
82	PEB	OH	203	-	-	10/24/74/74	0/4/4/4
98	PQN	A2	842	-	-	6/23/43/43	0/2/2/2
92	LMG	D6	409	-	-	16/49/69/70	0/1/1/1
82	PEB	lG	203	-	-	7/24/74/74	0/4/4/4
82	PEB	fO	201	-	-	11/24/74/74	0/4/4/4
82	PEB	UM	203	-	-	9/24/74/74	0/4/4/4
82	PEB	hF	201	-	-	10/24/74/74	0/4/4/4
82	PEB	sF	201	-	-	12/24/74/74	0/4/4/4

Continued on next page...

Continued from previous page...

Mol	Type	Chain	Res	Link	Chirals	Torsions	Rings
87	CLA	62	304	-	1/1/11/20	7/13/91/115	-
82	PEB	FK	201	-	-	5/24/74/74	0/4/4/4
87	CLA	AN	812	-	1/1/13/20	9/25/103/115	-
87	CLA	HL	102	-	1/1/15/20	13/37/115/115	-
85	BCR	BN	843	-	-	6/29/63/63	0/2/2/2
82	PEB	SK	201	-	-	4/24/74/74	0/4/4/4
95	DGD	D6	410	-	-	12/51/91/95	0/2/2/2
82	PEB	D9	201	-	-	10/24/74/74	0/4/4/4
87	CLA	HL	101	-	1/1/15/20	10/37/115/115	-
87	CLA	cL	517	-	1/1/15/20	8/37/115/115	-
82	PEB	aJ	201	-	-	11/24/74/74	0/4/4/4
87	CLA	52	611	-	1/1/11/20	8/13/91/115	-
82	PEB	WE	203	-	-	7/24/74/74	0/4/4/4
87	CLA	dL	409	-	1/1/12/20	6/19/97/115	-
82	PEB	OJ	201	-	-	5/24/74/74	0/4/4/4
82	PEB	l4	201	-	-	8/24/74/74	0/4/4/4
85	BCR	L2	201	-	-	13/29/63/63	0/2/2/2
82	PEB	P1	201	-	-	5/24/74/74	0/4/4/4
82	PEB	YF	202	-	-	10/24/74/74	0/4/4/4
87	CLA	C6	515	-	-	13/37/115/115	-
82	PEB	JK	201	-	-	8/24/74/74	0/4/4/4
87	CLA	AN	841	-	1/1/15/20	12/37/115/115	-
82	PEB	b4	202	-	-	8/24/74/74	0/4/4/4
82	PEB	kJ	202	-	-	9/24/74/74	0/4/4/4
82	PEB	HF	202	-	-	12/24/74/74	0/4/4/4
82	PEB	SI	201	-	-	12/24/74/74	0/4/4/4
82	PEB	OQ	201	-	-	8/24/74/74	0/4/4/4
82	PEB	JJ	202	-	-	8/24/74/74	0/4/4/4
82	PEB	E9	201	-	-	8/24/74/74	0/4/4/4
82	PEB	RK	202	-	-	13/24/74/74	0/4/4/4
82	PEB	fG	203	-	-	9/24/74/74	0/4/4/4
82	PEB	u8	203	-	-	2/24/74/74	0/4/4/4
82	PEB	ID	201	-	-	7/24/74/74	0/4/4/4
82	PEB	QJ	204	-	-	9/24/74/74	0/4/4/4

Continued on next page...

Continued from previous page...

Mol	Type	Chain	Res	Link	Chirals	Torsions	Rings
87	CLA	B2	835	-	1/1/15/20	20/37/115/115	-
87	CLA	5N	611	-	1/1/11/20	8/13/91/115	-
82	PEB	gH	202	-	-	6/24/74/74	0/4/4/4
82	PEB	RG	202	-	-	11/24/74/74	0/4/4/4
82	PEB	eE	203	-	-	13/24/74/74	0/4/4/4
82	PEB	OI	201	-	-	8/24/74/74	0/4/4/4
87	CLA	3N	304	-	1/1/11/20	7/13/91/115	-
82	PEB	eJ	202	-	-	11/24/74/74	0/4/4/4
92	LMG	x6	601	-	-	8/45/65/70	0/1/1/1
82	PEB	O9	201	-	-	14/24/74/74	0/4/4/4
82	PEB	G5	201	-	-	11/24/74/74	0/4/4/4
82	PEB	v8	201	-	-	10/24/74/74	0/4/4/4
82	PEB	mH	202	-	-	10/24/74/74	0/4/4/4
82	PEB	WK	202	-	-	8/24/74/74	0/4/4/4
82	PEB	c4	203	-	-	12/24/74/74	0/4/4/4
94	PL9	D6	408	-	-	12/53/73/73	0/1/1/1
88	LHG	bL	612	-	-	17/53/53/53	-
82	PEB	t8	201	-	-	9/24/74/74	0/4/4/4
82	PEB	F5	201	-	-	11/24/74/74	0/4/4/4
82	PEB	XP	202	-	-	10/24/74/74	0/4/4/4
96	HEM	vL	201	-	-	0/12/54/54	-
82	PEB	uC	201	-	-	12/24/74/74	0/4/4/4
87	CLA	O2	202	-	1/1/12/20	8/19/97/115	-
87	CLA	1N	610	-	1/1/11/20	6/13/91/115	-
83	PUB	xF	301	-	-	7/24/74/74	0/4/4/4
82	PEB	D9	203	-	-	9/24/74/74	0/4/4/4
84	CYC	EG	1001	-	-	6/25/74/74	0/4/4/4
82	PEB	OG	202	-	-	10/24/74/74	0/4/4/4
82	PEB	iH	202	-	-	9/24/74/74	0/4/4/4
82	PEB	fE	202	-	-	8/24/74/74	0/4/4/4
82	PEB	BJ	301	-	-	8/24/74/74	0/4/4/4
82	PEB	BM	301	-	-	12/24/74/74	0/4/4/4
82	PEB	Y1	201	-	-	7/24/74/74	0/4/4/4
84	CYC	W3	1001	-	-	10/25/74/74	0/4/4/4

Continued on next page...

Continued from previous page...

Mol	Type	Chain	Res	Link	Chirals	Torsions	Rings
83	PUB	AO	302	-	-	2/24/74/74	0/4/4/4
82	PEB	VI	202	-	-	10/24/74/74	0/4/4/4
82	PEB	V7	203	-	-	7/24/74/74	0/4/4/4
82	PEB	AB	501	-	-	9/24/74/74	0/4/4/4
82	PEB	AF	201	-	-	9/24/74/74	0/4/4/4
82	PEB	N5	202	-	-	11/24/74/74	0/4/4/4
96	HEM	fL	102	-	-	5/12/54/54	-
87	CLA	K2	104	-	1/1/10/20	4/10/88/115	-
82	PEB	eK	201	-	-	11/24/74/74	0/4/4/4
87	CLA	C6	511	-	1/1/15/20	15/37/115/115	-
82	PEB	KP	201	-	-	9/24/74/74	0/4/4/4
84	CYC	FH	1001	-	-	6/25/74/74	0/4/4/4
82	PEB	wK	303	-	-	7/24/74/74	0/4/4/4
82	PEB	IJ	201	-	-	6/24/74/74	0/4/4/4
82	PEB	QJ	202	-	-	8/24/74/74	0/4/4/4
82	PEB	hK	201	-	-	10/24/74/74	0/4/4/4
82	PEB	U1	201	-	-	9/24/74/74	0/4/4/4
82	PEB	WH	202	-	-	9/24/74/74	0/4/4/4
87	CLA	A2	819	-	1/1/14/20	10/34/112/115	-
82	PEB	NA	203	-	-	8/24/74/74	0/4/4/4
82	PEB	SI	202	-	-	8/24/74/74	0/4/4/4
95	DGD	CL	517	-	-	5/51/91/95	0/2/2/2
82	PEB	A4	305	-	-	10/24/74/74	0/4/4/4
82	PEB	F5	203	-	-	12/24/74/74	0/4/4/4
82	PEB	AI	201	-	-	8/24/74/74	0/4/4/4
82	PEB	OK	201	-	-	6/24/74/74	0/4/4/4
82	PEB	P7	202	-	-	7/24/74/74	0/4/4/4
82	PEB	1C	201	-	-	12/24/74/74	0/4/4/4
82	PEB	E7	201	-	-	7/24/74/74	0/4/4/4
85	BCR	cL	518	-	-	4/29/63/63	0/2/2/2
94	PL9	DL	401	-	-	12/53/73/73	0/1/1/1
82	PEB	BQ	203	-	-	12/24/74/74	0/4/4/4
82	PEB	QG	202	-	-	9/24/74/74	0/4/4/4
82	PEB	OI	202	-	-	10/24/74/74	0/4/4/4

Continued on next page...

Continued from previous page...

Mol	Type	Chain	Res	Link	Chirals	Torsions	Rings
82	PEB	PM	202	-	-	9/24/74/74	0/4/4/4
98	PQN	B2	837	-	-	5/23/43/43	0/2/2/2
82	PEB	y8	202	-	-	9/24/74/74	0/4/4/4
82	PEB	ZH	203	-	-	7/24/74/74	0/4/4/4
82	PEB	Q5	202	-	-	10/24/74/74	0/4/4/4
82	PEB	gO	201	-	-	4/24/74/74	0/4/4/4
92	LMG	bL	611	-	-	14/45/65/70	0/1/1/1
92	LMG	JL	103	-	-	6/28/48/70	0/1/1/1
82	PEB	EA	201	-	-	7/24/74/74	0/4/4/4
82	PEB	mE	202	-	-	7/24/74/74	0/4/4/4
82	PEB	AH	301	-	-	7/24/74/74	0/4/4/4
92	LMG	mL	101	-	-	8/36/56/70	0/1/1/1
83	PUB	BM	302	-	-	9/24/74/74	0/4/4/4
87	CLA	2N	312	-	1/1/11/20	5/13/91/115	-
82	PEB	F5	202	-	-	11/24/74/74	0/4/4/4
82	PEB	OE	202	-	-	10/24/74/74	0/4/4/4
87	CLA	42	608	-	1/1/12/20	9/19/97/115	-
82	PEB	S1	201	-	-	5/24/74/74	0/4/4/4
95	DGD	a6	602	-	-	10/29/69/95	0/2/2/2
82	PEB	EK	201	-	-	9/24/74/74	0/4/4/4
82	PEB	hH	202	-	-	11/24/74/74	0/4/4/4
82	PEB	XF	202	-	-	5/24/74/74	0/4/4/4
95	DGD	h6	101	-	-	12/51/91/95	0/2/2/2
87	CLA	B6	611	-	1/1/15/20	19/37/115/115	-
87	CLA	6N	607	-	1/1/11/20	3/13/91/115	-
87	CLA	AN	817	-	1/1/10/20	5/10/88/115	-
87	CLA	BN	811	-	1/1/15/20	18/37/115/115	-
82	PEB	EJ	201	-	-	7/24/74/74	0/4/4/4
84	CYC	P3	1001	-	-	8/25/74/74	0/4/4/4
82	PEB	mM	202	-	-	9/24/74/74	0/4/4/4
85	BCR	aL	604	-	-	6/29/63/63	0/2/2/2
82	PEB	oK	202	-	-	9/24/74/74	0/4/4/4
88	LHG	D6	406	-	-	11/53/53/53	-
82	PEB	eO	202	-	-	10/24/74/74	0/4/4/4

Continued on next page...

Continued from previous page...

Mol	Type	Chain	Res	Link	Chirals	Torsions	Rings
95	DGD	CL	523	-	-	11/37/77/95	0/2/2/2
82	PEB	lK	201	-	-	11/24/74/74	0/4/4/4
82	PEB	jG	202	-	-	6/24/74/74	0/4/4/4
82	PEB	NG	201	-	-	10/24/74/74	0/4/4/4
82	PEB	RP	202	-	-	7/24/74/74	0/4/4/4
87	CLA	AN	821	-	1/1/15/20	16/37/115/115	-
82	PEB	CP	201	-	-	11/24/74/74	0/4/4/4
92	LMG	b6	619	-	-	5/36/56/70	0/1/1/1
82	PEB	x8	201	-	-	11/24/74/74	0/4/4/4
82	PEB	eB	202	-	-	5/24/74/74	0/4/4/4
82	PEB	XA	201	-	-	5/24/74/74	0/4/4/4
87	CLA	4N	608	-	1/1/12/20	9/19/97/115	-
82	PEB	hE	201	-	-	9/24/74/74	0/4/4/4
87	CLA	4N	605	-	1/1/11/20	7/13/91/115	-
87	CLA	B2	826	-	1/1/15/20	16/37/115/115	-
87	CLA	82	308	-	1/1/11/20	10/13/91/115	-
82	PEB	HI	201	-	-	8/24/74/74	0/4/4/4
82	PEB	WM	202	-	-	13/24/74/74	0/4/4/4
82	PEB	KP	202	-	-	4/24/74/74	0/4/4/4
82	PEB	NI	202	-	-	10/24/74/74	0/4/4/4
82	PEB	NH	1002	-	-	9/24/74/74	0/4/4/4
82	PEB	UO	202	-	-	10/24/74/74	0/4/4/4
82	PEB	K5	202	-	-	11/24/74/74	0/4/4/4
82	PEB	DB	203	-	-	14/24/74/74	0/4/4/4
82	PEB	eE	201	-	-	9/24/74/74	0/4/4/4
82	PEB	XD	201	-	-	9/24/74/74	0/4/4/4
82	PEB	KJ	203	-	-	8/24/74/74	0/4/4/4
82	PEB	ZE	202	-	-	9/24/74/74	0/4/4/4
82	PEB	BD	203	-	-	12/24/74/74	0/4/4/4
82	PEB	AK	202	-	-	11/24/74/74	0/4/4/4
87	CLA	B2	808	-	1/1/15/20	12/37/115/115	-
82	PEB	M5	304	-	-	8/24/74/74	0/4/4/4
82	PEB	mJ	202	-	-	8/24/74/74	0/4/4/4
82	PEB	JQ	203	-	-	14/24/74/74	0/4/4/4

Continued on next page...

Continued from previous page...

Mol	Type	Chain	Res	Link	Chirals	Torsions	Rings
87	CLA	FN	201	-	1/1/10/20	3/8/86/115	-
82	PEB	VF	202	-	-	13/24/74/74	0/4/4/4
82	PEB	V4	201	-	-	4/24/74/74	0/4/4/4
82	PEB	aK	202	-	-	9/24/74/74	0/4/4/4
82	PEB	TH	202	-	-	15/24/74/74	0/4/4/4
82	PEB	AO	305	-	-	10/24/74/74	0/4/4/4
82	PEB	lK	203	-	-	10/24/74/74	0/4/4/4
87	CLA	3N	308	-	-	3/13/91/115	-
82	PEB	EJ	202	-	-	5/24/74/74	0/4/4/4
82	PEB	CP	203	-	-	9/24/74/74	0/4/4/4
82	PEB	SP	201	-	-	9/24/74/74	0/4/4/4
87	CLA	12	602	-	1/1/15/20	13/37/115/115	-
92	LMG	BL	612	-	-	5/34/54/70	0/1/1/1
82	PEB	JF	201	-	-	8/24/74/74	0/4/4/4
87	CLA	52	602	-	1/1/15/20	10/37/115/115	-
87	CLA	FN	205	-	-	18/37/115/115	-
85	BCR	B2	843	-	-	6/29/63/63	0/2/2/2
82	PEB	MA	202	-	-	13/24/74/74	0/4/4/4
82	PEB	H7	202	-	-	8/24/74/74	0/4/4/4
87	CLA	22	611	-	1/1/10/20	5/10/88/115	-
82	PEB	EM	202	-	-	7/24/74/74	0/4/4/4
82	PEB	nK	201	-	-	7/24/74/74	0/4/4/4
91	PHO	d6	404	-	3/3/17/22	3/37/103/103	0/5/6/6
82	PEB	QE	202	-	-	9/24/74/74	0/4/4/4
82	PEB	CM	202	-	-	11/24/74/74	0/4/4/4
82	PEB	mK	202	-	-	11/24/74/74	0/4/4/4
87	CLA	BN	828	-	1/1/11/20	5/13/91/115	-
82	PEB	BD	201	-	-	11/24/74/74	0/4/4/4
92	LMG	j6	102	-	-	10/28/48/70	0/1/1/1
82	PEB	A9	202	-	-	15/24/74/74	0/4/4/4
84	CYC	GG	1001	-	-	7/25/74/74	0/4/4/4
84	CYC	E1	1001	-	-	7/25/74/74	0/4/4/4
82	PEB	PJ	201	-	-	6/24/74/74	0/4/4/4
87	CLA	4N	610	-	1/1/10/20	5/10/88/115	-

Continued on next page...

Continued from previous page...

Mol	Type	Chain	Res	Link	Chirals	Torsions	Rings
82	PEB	R9	201	-	-	8/24/74/74	0/4/4/4
84	CYC	KH	1001	-	-	9/25/74/74	0/4/4/4
82	PEB	AD	301	-	-	10/24/74/74	0/4/4/4
82	PEB	JQ	201	-	-	14/24/74/74	0/4/4/4
84	CYC	LO	1001	-	-	5/25/74/74	0/4/4/4
82	PEB	wC	201	-	-	12/24/74/74	0/4/4/4
82	PEB	d1	202	-	-	10/24/74/74	0/4/4/4
87	CLA	BL	609	-	1/1/15/20	16/37/115/115	-
82	PEB	KK	203	-	-	8/24/74/74	0/4/4/4
82	PEB	YJ	202	-	-	5/24/74/74	0/4/4/4
82	PEB	CA	201	-	-	9/24/74/74	0/4/4/4
82	PEB	UJ	201	-	-	8/24/74/74	0/4/4/4
87	CLA	52	604	-	1/1/10/20	4/10/88/115	-
82	PEB	A1	305	-	-	12/24/74/74	0/4/4/4
82	PEB	VB	202	-	-	10/24/74/74	0/4/4/4
82	PEB	hO	202	-	-	9/24/74/74	0/4/4/4
100	3XQ	J2	104	-	-	14/24/24/24	-
82	PEB	OF	203	-	-	10/24/74/74	0/4/4/4
84	CYC	V3	1001	-	-	10/25/74/74	0/4/4/4
82	PEB	l1	202	-	-	10/24/74/74	0/4/4/4
82	PEB	b1	203	-	-	7/24/74/74	0/4/4/4
82	PEB	B5	202	-	-	9/24/74/74	0/4/4/4
82	PEB	jJ	202	-	-	12/24/74/74	0/4/4/4
82	PEB	QB	201	-	-	13/24/74/74	0/4/4/4
82	PEB	CF	201	-	-	6/24/74/74	0/4/4/4
82	PEB	cM	202	-	-	10/24/74/74	0/4/4/4
82	PEB	GQ	202	-	-	13/24/74/74	0/4/4/4
82	PEB	eH	203	-	-	7/24/74/74	0/4/4/4
82	PEB	YK	201	-	-	7/24/74/74	0/4/4/4
82	PEB	SM	201	-	-	10/24/74/74	0/4/4/4
82	PEB	OG	201	-	-	9/24/74/74	0/4/4/4
87	CLA	1N	605	-	1/1/11/20	7/13/91/115	-
82	PEB	fJ	202	-	-	10/24/74/74	0/4/4/4
84	CYC	F1	1001	-	-	6/25/74/74	0/4/4/4

Continued on next page...

Continued from previous page...

Mol	Type	Chain	Res	Link	Chirals	Torsions	Rings
82	PEB	N1	1002	-	-	9/24/74/74	0/4/4/4
87	CLA	22	608	-	-	5/13/91/115	-
82	PEB	aH	201	-	-	7/24/74/74	0/4/4/4
87	CLA	L2	204	-	1/1/12/20	11/19/97/115	-
82	PEB	LD	203	-	-	11/24/74/74	0/4/4/4
83	PUB	wF	304	-	-	7/24/74/74	0/4/4/4
87	CLA	AN	810	-	1/1/15/20	21/37/115/115	-
84	CYC	U3	1001	-	-	4/25/74/74	0/4/4/4
82	PEB	cB	402	-	-	12/24/74/74	0/4/4/4
82	PEB	QF	202	-	-	7/24/74/74	0/4/4/4
82	PEB	GJ	203	-	-	8/24/74/74	0/4/4/4
82	PEB	cF	201	-	-	11/24/74/74	0/4/4/4
82	PEB	RA	201	-	-	5/24/74/74	0/4/4/4
82	PEB	sK	202	-	-	9/24/74/74	0/4/4/4
82	PEB	XK	203	-	-	11/24/74/74	0/4/4/4
82	PEB	s8	203	-	-	7/24/74/74	0/4/4/4
82	PEB	FF	202	-	-	11/24/74/74	0/4/4/4
82	PEB	LH	1003	-	-	7/24/74/74	0/4/4/4
82	PEB	WI	202	-	-	9/24/74/74	0/4/4/4
82	PEB	NQ	202	-	-	11/24/74/74	0/4/4/4
87	CLA	C6	518	-	1/1/14/20	14/31/109/115	-
82	PEB	qF	201	-	-	10/24/74/74	0/4/4/4
82	PEB	QK	203	-	-	7/24/74/74	0/4/4/4
87	CLA	2N	304	-	1/1/11/20	7/13/91/115	-
87	CLA	bL	605	-	1/1/15/20	8/37/115/115	-
82	PEB	Z9	304	-	-	10/24/74/74	0/4/4/4
82	PEB	dO	201	-	-	8/24/74/74	0/4/4/4
87	CLA	1N	602	-	1/1/15/20	13/37/115/115	-
85	BCR	BN	803	-	-	11/29/63/63	0/2/2/2
87	CLA	AN	823	-	1/1/15/20	20/37/115/115	-
82	PEB	YF	203	-	-	7/24/74/74	0/4/4/4
87	CLA	b6	616	-	1/1/15/20	12/37/115/115	-
82	PEB	PM	201	-	-	12/24/74/74	0/4/4/4
87	CLA	6N	612	-	1/1/11/20	7/13/91/115	-

Continued on next page...

Continued from previous page...

Mol	Type	Chain	Res	Link	Chirals	Torsions	Rings
82	PEB	jM	203	-	-	6/24/74/74	0/4/4/4
87	CLA	cL	510	-	1/1/15/20	22/37/115/115	-
95	DGD	B6	620	-	-	12/47/87/95	0/2/2/2
82	PEB	cK	201	-	-	11/24/74/74	0/4/4/4
82	PEB	AH	302	-	-	11/24/74/74	0/4/4/4
82	PEB	eM	202	-	-	10/24/74/74	0/4/4/4
82	PEB	MD	202	-	-	10/24/74/74	0/4/4/4
82	PEB	Z1	203	-	-	7/24/74/74	0/4/4/4
87	CLA	12	610	-	1/1/11/20	6/13/91/115	-
84	CYC	LH	1002	-	-	10/25/74/74	0/4/4/4
82	PEB	VI	203	-	-	10/24/74/74	0/4/4/4
82	PEB	LK	201	-	-	9/24/74/74	0/4/4/4
82	PEB	fO	202	-	-	10/24/74/74	0/4/4/4
82	PEB	aM	202	-	-	7/24/74/74	0/4/4/4
87	CLA	DL	404	-	-	15/37/115/115	-
82	PEB	OE	201	-	-	9/24/74/74	0/4/4/4
82	PEB	Y7	303	-	-	13/24/74/74	0/4/4/4
82	PEB	jM	202	-	-	15/24/74/74	0/4/4/4
82	PEB	qC	203	-	-	6/24/74/74	0/4/4/4
87	CLA	B2	814	-	1/1/10/20	3/10/88/115	-
82	PEB	k4	202	-	-	12/24/74/74	0/4/4/4
82	PEB	AQ	304	-	-	9/24/74/74	0/4/4/4
82	PEB	V9	202	-	-	15/24/74/74	0/4/4/4
82	PEB	lJ	202	-	-	7/24/74/74	0/4/4/4
82	PEB	tC	202	-	-	18/24/74/74	0/4/4/4
84	CYC	o3	1001	-	-	4/25/74/74	0/4/4/4
82	PEB	YE	201	-	-	10/24/74/74	0/4/4/4
82	PEB	W4	201	-	-	7/24/74/74	0/4/4/4
87	CLA	52	603	-	1/1/11/20	6/13/91/115	-
82	PEB	X7	202	-	-	9/24/74/74	0/4/4/4
87	CLA	82	303	-	1/1/11/20	6/13/91/115	-
82	PEB	HB	203	-	-	12/24/74/74	0/4/4/4
87	CLA	12	609	-	1/1/10/20	4/10/88/115	-
82	PEB	FA	203	-	-	11/24/74/74	0/4/4/4

Continued on next page...

Continued from previous page...

Mol	Type	Chain	Res	Link	Chirals	Torsions	Rings
82	PEB	XB	202	-	-	10/24/74/74	0/4/4/4
84	CYC	FE	1002	-	-	5/25/74/74	0/4/4/4
82	PEB	HK	202	-	-	12/24/74/74	0/4/4/4
85	BCR	h6	102	-	-	3/29/63/63	0/2/2/2
82	PEB	oF	203	-	-	17/24/74/74	0/4/4/4
82	PEB	PP	201	-	-	6/24/74/74	0/4/4/4
82	PEB	PA	201	-	-	4/24/74/74	0/4/4/4
82	PEB	AQ	301	-	-	10/24/74/74	0/4/4/4
87	CLA	c6	611	-	1/1/15/20	10/37/115/115	-
82	PEB	eG	201	-	-	9/24/74/74	0/4/4/4
82	PEB	QG	203	-	-	10/24/74/74	0/4/4/4
87	CLA	AN	824	-	1/1/12/20	8/21/99/115	-
82	PEB	II	202	-	-	10/24/74/74	0/4/4/4
82	PEB	QP	203	-	-	10/24/74/74	0/4/4/4
82	PEB	cF	202	-	-	9/24/74/74	0/4/4/4
92	LMG	AL	411	-	-	12/46/66/70	0/1/1/1
82	PEB	UA	201	-	-	5/24/74/74	0/4/4/4
82	PEB	Q5	203	-	-	12/24/74/74	0/4/4/4
82	PEB	AP	203	-	-	11/24/74/74	0/4/4/4
82	PEB	RD	203	-	-	10/24/74/74	0/4/4/4
87	CLA	CL	505	-	1/1/15/20	14/37/115/115	-
87	CLA	82	307	-	1/1/10/20	3/10/88/115	-
82	PEB	TP	201	-	-	6/24/74/74	0/4/4/4
82	PEB	a4	203	-	-	12/24/74/74	0/4/4/4
82	PEB	fK	202	-	-	11/24/74/74	0/4/4/4
84	CYC	M3	1001	-	-	4/25/74/74	0/4/4/4
85	BCR	AL	401	-	-	5/29/63/63	0/2/2/2
82	PEB	OE	203	-	-	6/24/74/74	0/4/4/4
82	PEB	J7	201	-	-	3/24/74/74	0/4/4/4
82	PEB	tF	202	-	-	11/24/74/74	0/4/4/4
82	PEB	WQ	202	-	-	8/24/74/74	0/4/4/4
84	CYC	H1	1001	-	-	7/25/74/74	0/4/4/4
82	PEB	NA	201	-	-	3/24/74/74	0/4/4/4
82	PEB	VA	201	-	-	11/24/74/74	0/4/4/4

Continued on next page...

Continued from previous page...

Mol	Type	Chain	Res	Link	Chirals	Torsions	Rings
82	PEB	QD	201	-	-	2/24/74/74	0/4/4/4
82	PEB	EM	201	-	-	6/24/74/74	0/4/4/4
85	BCR	B2	842	-	-	13/29/63/63	0/2/2/2
84	CYC	ME	1001	-	-	7/25/74/74	0/4/4/4
87	CLA	A2	818	-	-	6/13/91/115	-
87	CLA	A2	827	-	1/1/13/20	7/25/103/115	-
87	CLA	c6	606	-	1/1/15/20	16/37/115/115	-
82	PEB	O7	202	-	-	11/24/74/74	0/4/4/4
82	PEB	XQ	202	-	-	11/24/74/74	0/4/4/4
82	PEB	mO	202	-	-	8/24/74/74	0/4/4/4
82	PEB	tK	201	-	-	7/24/74/74	0/4/4/4
84	CYC	N4	1001	-	-	11/25/74/74	0/4/4/4
87	CLA	12	606	-	1/1/11/20	6/13/91/115	-
82	PEB	C7	201	-	-	9/24/74/74	0/4/4/4
82	PEB	ZK	201	-	-	9/24/74/74	0/4/4/4
82	PEB	NE	202	-	-	10/24/74/74	0/4/4/4
82	PEB	QI	201	-	-	8/24/74/74	0/4/4/4
82	PEB	qK	202	-	-	15/24/74/74	0/4/4/4
82	PEB	CA	202	-	-	13/24/74/74	0/4/4/4
82	PEB	UI	202	-	-	7/24/74/74	0/4/4/4
84	CYC	73	1002	-	-	6/25/74/74	0/4/4/4
82	PEB	GM	202	-	-	12/24/74/74	0/4/4/4
82	PEB	O5	202	-	-	10/24/74/74	0/4/4/4
82	PEB	JI	201	-	-	8/24/74/74	0/4/4/4
87	CLA	22	612	-	1/1/11/20	5/13/91/115	-
82	PEB	hM	202	-	-	10/24/74/74	0/4/4/4
82	PEB	Y1	202	-	-	8/24/74/74	0/4/4/4
82	PEB	d1	201	-	-	7/24/74/74	0/4/4/4
82	PEB	q8	201	-	-	6/24/74/74	0/4/4/4
84	CYC	J4	1001	-	-	9/25/74/74	0/4/4/4
87	CLA	BL	619	-	1/1/15/20	6/37/115/115	-
83	PUB	M9	303	-	-	7/24/74/74	0/4/4/4
82	PEB	YP	501	-	-	3/24/74/74	0/4/4/4
82	PEB	GG	1002	-	-	9/24/74/74	0/4/4/4

Continued on next page...

Continued from previous page...

Mol	Type	Chain	Res	Link	Chirals	Torsions	Rings
82	PEB	IK	203	-	-	4/24/74/74	0/4/4/4
87	CLA	BN	823	-	1/1/15/20	14/37/115/115	-
82	PEB	zC	201	-	-	11/24/74/74	0/4/4/4
87	CLA	62	308	-	1/1/11/20	3/13/91/115	-
92	LMG	a6	614	-	-	3/37/57/70	0/1/1/1
101	FES	NN	101	-	-	-	0/1/1/1
82	PEB	xF	302	-	-	12/24/74/74	0/4/4/4
92	LMG	XL	601	-	-	15/45/65/70	0/1/1/1
87	CLA	A2	841	-	1/1/15/20	12/37/115/115	-
87	CLA	BN	822	-	1/1/13/20	11/25/103/115	-
87	CLA	F2	201	-	1/1/11/20	8/13/91/115	-
82	PEB	VM	201	-	-	8/24/74/74	0/4/4/4
82	PEB	TE	201	-	-	3/24/74/74	0/4/4/4
82	PEB	DF	202	-	-	12/24/74/74	0/4/4/4
88	LHG	AN	843	-	-	16/53/53/53	-
82	PEB	gM	201	-	-	8/24/74/74	0/4/4/4
82	PEB	FM	201	-	-	8/24/74/74	0/4/4/4
82	PEB	VA	202	-	-	10/24/74/74	0/4/4/4
87	CLA	62	303	-	1/1/15/20	16/37/115/115	-
87	CLA	A2	851	-	1/1/15/20	20/37/115/115	-
85	BCR	bL	602	-	-	1/29/63/63	0/2/2/2
82	PEB	w8	204	-	-	8/24/74/74	0/4/4/4
87	CLA	A2	812	-	1/1/13/20	9/25/103/115	-
87	CLA	L2	206	-	-	5/27/105/115	-
87	CLA	7N	601	-	1/1/11/20	10/13/91/115	-
82	PEB	O9	203	-	-	9/24/74/74	0/4/4/4
85	BCR	A2	846	-	-	10/29/63/63	0/2/2/2
85	BCR	IN	101	-	-	12/29/63/63	0/2/2/2
82	PEB	MP	201	-	-	4/24/74/74	0/4/4/4
82	PEB	dJ	202	-	-	6/24/74/74	0/4/4/4
87	CLA	A2	833	-	1/1/15/20	11/37/115/115	-
82	PEB	OO	202	-	-	6/24/74/74	0/4/4/4
85	BCR	HL	103	-	-	4/29/63/63	0/2/2/2
85	BCR	L2	205	-	-	11/29/63/63	0/2/2/2

Continued on next page...

Continued from previous page...

Mol	Type	Chain	Res	Link	Chirals	Torsions	Rings
87	CLA	5N	601	-	1/1/11/20	9/13/91/115	-
87	CLA	A2	808	-	1/1/15/20	15/37/115/115	-
88	LHG	i6	101	-	-	17/53/53/53	-
82	PEB	J5	203	-	-	12/24/74/74	0/4/4/4
82	PEB	L5	202	-	-	9/24/74/74	0/4/4/4
82	PEB	AG	301	-	-	10/24/74/74	0/4/4/4
82	PEB	CM	203	-	-	6/24/74/74	0/4/4/4
82	PEB	l1	201	-	-	8/24/74/74	0/4/4/4
82	PEB	dH	202	-	-	10/24/74/74	0/4/4/4
83	PUB	yF	303	-	-	5/24/74/74	0/4/4/4
87	CLA	AN	820	-	1/1/15/20	10/37/115/115	-
82	PEB	PJ	202	-	-	8/24/74/74	0/4/4/4
82	PEB	YO	203	-	-	11/24/74/74	0/4/4/4
82	PEB	BQ	202	-	-	10/24/74/74	0/4/4/4
87	CLA	B6	609	-	1/1/15/20	14/37/115/115	-
82	PEB	YA	301	-	-	16/24/74/74	0/4/4/4
87	CLA	CL	518	-	1/1/11/20	10/15/93/115	-
82	PEB	C7	202	-	-	13/24/74/74	0/4/4/4
82	PEB	1C	203	-	-	8/24/74/74	0/4/4/4
92	LMG	BL	611	-	-	12/35/55/70	0/1/1/1
87	CLA	4N	602	-	-	14/37/115/115	-
82	PEB	iK	203	-	-	12/24/74/74	0/4/4/4
85	BCR	CL	502	-	-	5/29/63/63	0/2/2/2
87	CLA	dL	401	-	1/1/15/20	12/37/115/115	-
87	CLA	a6	608	-	1/1/14/20	13/31/109/115	-
84	CYC	I4	1001	-	-	9/25/74/74	0/4/4/4
82	PEB	EI	201	-	-	8/24/74/74	0/4/4/4
96	HEM	VL	201	-	-	0/12/54/54	-
84	CYC	L3	1001	-	-	4/25/74/74	0/4/4/4
82	PEB	wF	303	-	-	7/24/74/74	0/4/4/4
95	DGD	O6	301	-	-	7/29/69/95	0/2/2/2
82	PEB	Y4	203	-	-	11/24/74/74	0/4/4/4
82	PEB	RJ	201	-	-	5/24/74/74	0/4/4/4
82	PEB	j1	201	-	-	9/24/74/74	0/4/4/4

Continued on next page...

Continued from previous page...

Mol	Type	Chain	Res	Link	Chirals	Torsions	Rings
82	PEB	YH	201	-	-	7/24/74/74	0/4/4/4
82	PEB	A5	201	-	-	11/24/74/74	0/4/4/4
82	PEB	qC	202	-	-	9/24/74/74	0/4/4/4
83	PUB	AE	302	-	-	9/24/74/74	0/4/4/4
84	CYC	r3	1001	-	-	9/25/74/74	0/4/4/4
87	CLA	32	309	-	1/1/12/20	12/19/97/115	-
85	BCR	B2	840	-	-	7/29/63/63	0/2/2/2
82	PEB	g1	201	-	-	10/24/74/74	0/4/4/4
84	CYC	I3	1001	-	-	4/25/74/74	0/4/4/4
82	PEB	VG	201	-	-	8/24/74/74	0/4/4/4
87	CLA	42	603	-	1/1/11/20	5/13/91/115	-
82	PEB	uK	202	-	-	8/24/74/74	0/4/4/4
82	PEB	IA	202	-	-	12/24/74/74	0/4/4/4
87	CLA	c6	613	-	1/1/15/20	14/37/115/115	-
82	PEB	SB	201	-	-	4/24/74/74	0/4/4/4
87	CLA	A2	806	-	1/1/13/20	9/25/103/115	-
87	CLA	K6	101	-	1/1/15/20	14/37/115/115	-
84	CYC	NO	1001	-	-	11/25/74/74	0/4/4/4
82	PEB	WF	202	-	-	8/24/74/74	0/4/4/4
87	CLA	B2	828	-	1/1/11/20	5/13/91/115	-
87	CLA	bL	613	-	1/1/15/20	11/37/115/115	-
82	PEB	fH	202	-	-	9/24/74/74	0/4/4/4
87	CLA	ON	203	-	-	8/13/91/115	-
84	CYC	D4	1001	-	-	9/25/74/74	0/4/4/4
82	PEB	PE	202	-	-	14/24/74/74	0/4/4/4
87	CLA	72	606	-	1/1/11/20	5/13/91/115	-
87	CLA	5N	608	-	1/1/10/20	4/8/86/115	-
82	PEB	ED	201	-	-	12/24/74/74	0/4/4/4
84	CYC	IG	1001	-	-	8/25/74/74	0/4/4/4
82	PEB	JM	202	-	-	9/24/74/74	0/4/4/4
82	PEB	jF	202	-	-	12/24/74/74	0/4/4/4
82	PEB	MP	202	-	-	9/24/74/74	0/4/4/4
84	CYC	G3	1001	-	-	8/25/74/74	0/4/4/4
82	PEB	T9	202	-	-	15/24/74/74	0/4/4/4

Continued on next page...

Continued from previous page...

Mol	Type	Chain	Res	Link	Chirals	Torsions	Rings
82	PEB	bK	201	-	-	4/24/74/74	0/4/4/4
82	PEB	RH	202	-	-	12/24/74/74	0/4/4/4
82	PEB	UD	201	-	-	9/24/74/74	0/4/4/4
82	PEB	XJ	202	-	-	8/24/74/74	0/4/4/4
82	PEB	bO	201	-	-	8/24/74/74	0/4/4/4
82	PEB	LQ	203	-	-	11/24/74/74	0/4/4/4
94	PL9	a6	601	-	-	11/53/73/73	0/1/1/1
87	CLA	BN	810	-	1/1/15/20	9/37/115/115	-
82	PEB	LF	202	-	-	14/24/74/74	0/4/4/4
85	BCR	LN	205	-	-	11/29/63/63	0/2/2/2
82	PEB	IM	202	-	-	7/24/74/74	0/4/4/4
92	LMG	JL	102	-	-	16/38/58/70	0/1/1/1
82	PEB	TM	202	-	-	7/24/74/74	0/4/4/4
82	PEB	EP	202	-	-	10/24/74/74	0/4/4/4
84	CYC	N1	1001	-	-	8/25/74/74	0/4/4/4
87	CLA	bL	614	-	1/1/15/20	9/37/115/115	-
82	PEB	H9	201	-	-	10/24/74/74	0/4/4/4
87	CLA	AN	802	-	1/1/15/20	14/37/115/115	-
87	CLA	A2	834	-	-	18/37/115/115	-
82	PEB	oF	202	-	-	9/24/74/74	0/4/4/4
82	PEB	lJ	201	-	-	8/24/74/74	0/4/4/4
82	PEB	Z5	304	-	-	8/24/74/74	0/4/4/4
87	CLA	B2	834	-	1/1/15/20	13/37/115/115	-
97	GOL	WL	101	-	-	2/4/4/4	-
84	CYC	K1	1001	-	-	9/25/74/74	0/4/4/4
82	PEB	dE	201	-	-	11/24/74/74	0/4/4/4
82	PEB	iJ	202	-	-	9/24/74/74	0/4/4/4
87	CLA	aL	606	-	2/2/14/20	10/31/109/115	-
82	PEB	fG	201	-	-	10/24/74/74	0/4/4/4
83	PUB	AO	303	-	-	7/24/74/74	0/4/4/4
87	CLA	B2	833	-	1/1/11/20	6/16/94/115	-
82	PEB	UG	202	-	-	9/24/74/74	0/4/4/4
82	PEB	kG	201	-	-	8/24/74/74	0/4/4/4
82	PEB	H7	203	-	-	12/24/74/74	0/4/4/4

Continued on next page...

Continued from previous page...

Mol	Type	Chain	Res	Link	Chirals	Torsions	Rings
82	PEB	EQ	201	-	-	12/24/74/74	0/4/4/4
82	PEB	YH	202	-	-	8/24/74/74	0/4/4/4
85	BCR	AN	846	-	-	10/29/63/63	0/2/2/2
82	PEB	OP	202	-	-	4/24/74/74	0/4/4/4
82	PEB	u8	202	-	-	7/24/74/74	0/4/4/4
82	PEB	TQ	201	-	-	13/24/74/74	0/4/4/4
82	PEB	cH	201	-	-	6/24/74/74	0/4/4/4
82	PEB	SB	202	-	-	7/24/74/74	0/4/4/4
82	PEB	D7	203	-	-	11/24/74/74	0/4/4/4
84	CYC	C3	1001	-	-	8/25/74/74	0/4/4/4
82	PEB	fM	203	-	-	7/24/74/74	0/4/4/4
82	PEB	AJ	302	-	-	8/24/74/74	0/4/4/4
85	BCR	FN	202	-	-	6/29/63/63	0/2/2/2
87	CLA	c6	612	-	1/1/15/20	17/37/115/115	-
82	PEB	P4	201	-	-	5/24/74/74	0/4/4/4
82	PEB	SK	202	-	-	7/24/74/74	0/4/4/4
83	PUB	AH	304	-	-	15/24/74/74	0/4/4/4
82	PEB	xC	201	-	-	11/24/74/74	0/4/4/4
95	DGD	JL	101	-	-	8/51/91/95	0/2/2/2
87	CLA	22	602	-	1/1/15/20	16/37/115/115	-
82	PEB	YG	202	-	-	12/24/74/74	0/4/4/4
87	CLA	RN	204	-	1/1/11/20	9/13/91/115	-
87	CLA	A2	813	-	1/1/15/20	11/37/115/115	-
87	CLA	b6	617	-	1/1/15/20	17/37/115/115	-
82	PEB	dE	203	-	-	8/24/74/74	0/4/4/4
92	LMG	m6	101	-	-	16/36/56/70	0/1/1/1
82	PEB	XQ	201	-	-	9/24/74/74	0/4/4/4
84	CYC	c3	1001	-	-	8/25/74/74	0/4/4/4
82	PEB	HO	1002	-	-	7/24/74/74	0/4/4/4
87	CLA	AN	818	-	-	6/13/91/115	-
82	PEB	bF	201	-	-	4/24/74/74	0/4/4/4
82	PEB	j4	201	-	-	11/24/74/74	0/4/4/4
85	BCR	B6	621	-	-	0/29/63/63	0/2/2/2
87	CLA	B2	806	-	1/1/15/20	18/37/115/115	-

Continued on next page...

Continued from previous page...

Mol	Type	Chain	Res	Link	Chirals	Torsions	Rings
82	PEB	U5	202	-	-	10/24/74/74	0/4/4/4
82	PEB	LA	203	-	-	9/24/74/74	0/4/4/4
87	CLA	22	607	-	1/1/11/20	6/13/91/115	-
82	PEB	OF	202	-	-	9/24/74/74	0/4/4/4
84	CYC	CG	1001	-	-	8/25/74/74	0/4/4/4
82	PEB	OM	201	-	-	6/24/74/74	0/4/4/4
84	CYC	M4	1001	-	-	8/25/74/74	0/4/4/4
82	PEB	QM	204	-	-	10/24/74/74	0/4/4/4
82	PEB	D9	202	-	-	7/24/74/74	0/4/4/4
82	PEB	cG	202	-	-	10/24/74/74	0/4/4/4
82	PEB	XP	201	-	-	5/24/74/74	0/4/4/4
87	CLA	52	601	-	1/1/11/20	9/13/91/115	-
82	PEB	NP	201	-	-	8/24/74/74	0/4/4/4
82	PEB	kG	202	-	-	11/24/74/74	0/4/4/4
82	PEB	aB	202	-	-	8/24/74/74	0/4/4/4
82	PEB	I7	201	-	-	13/24/74/74	0/4/4/4
87	CLA	AN	813	-	1/1/15/20	11/37/115/115	-
82	PEB	FQ	201	-	-	13/24/74/74	0/4/4/4
83	PUB	AD	302	-	-	8/24/74/74	0/4/4/4
95	DGD	a6	604	-	-	4/42/82/95	0/2/2/2
82	PEB	dH	201	-	-	7/24/74/74	0/4/4/4
82	PEB	NK	201	-	-	7/24/74/74	0/4/4/4
87	CLA	2N	311	-	1/1/10/20	5/10/88/115	-
95	DGD	BL	614	-	-	15/47/87/95	0/2/2/2
82	PEB	SD	201	-	-	6/24/74/74	0/4/4/4
84	CYC	B3	1001	-	-	4/25/74/74	0/4/4/4
82	PEB	TA	201	-	-	5/24/74/74	0/4/4/4
87	CLA	d6	406	-	1/1/15/20	19/37/115/115	-
87	CLA	AN	834	-	-	18/37/115/115	-
82	PEB	T4	202	-	-	5/24/74/74	0/4/4/4
82	PEB	W1	203	-	-	8/24/74/74	0/4/4/4
84	CYC	v3	1001	-	-	8/25/74/74	0/4/4/4
82	PEB	PK	201	-	-	7/24/74/74	0/4/4/4
87	CLA	b6	611	-	1/1/15/20	17/37/115/115	-

Continued on next page...

Continued from previous page...

Mol	Type	Chain	Res	Link	Chirals	Torsions	Rings
82	PEB	SH	203	-	-	7/24/74/74	0/4/4/4
82	PEB	AF	202	-	-	11/24/74/74	0/4/4/4
87	CLA	BL	621	-	1/1/15/20	15/37/115/115	-
82	PEB	dB	202	-	-	10/24/74/74	0/4/4/4
82	PEB	A5	202	-	-	11/24/74/74	0/4/4/4
87	CLA	12	605	-	1/1/11/20	7/13/91/115	-
87	CLA	cL	511	-	-	11/37/115/115	-
82	PEB	pF	202	-	-	11/24/74/74	0/4/4/4
87	CLA	D6	405	-	1/1/15/20	13/37/115/115	-
82	PEB	wK	301	-	-	11/24/74/74	0/4/4/4
87	CLA	A2	840	-	1/1/15/20	12/37/115/115	-
82	PEB	LD	201	-	-	9/24/74/74	0/4/4/4
87	CLA	D6	403	-	1/1/15/20	19/37/115/115	-
87	CLA	AN	830	-	1/1/15/20	14/37/115/115	-
82	PEB	JJ	201	-	-	8/24/74/74	0/4/4/4
85	BCR	cL	504	-	-	5/29/63/63	0/2/2/2
82	PEB	WP	201	-	-	10/24/74/74	0/4/4/4
82	PEB	eO	201	-	-	5/24/74/74	0/4/4/4
82	PEB	S9	203	-	-	13/24/74/74	0/4/4/4
87	CLA	A2	849	-	1/1/15/20	11/37/115/115	-
96	HEM	GN	201	-	-	4/12/54/54	-
82	PEB	J9	202	-	-	8/24/74/74	0/4/4/4
82	PEB	QK	202	-	-	7/24/74/74	0/4/4/4
85	BCR	FL	101	-	-	8/29/63/63	0/2/2/2
87	CLA	A2	824	-	1/1/12/20	8/21/99/115	-
82	PEB	WF	203	-	-	13/24/74/74	0/4/4/4
82	PEB	FO	1002	-	-	9/24/74/74	0/4/4/4
83	PUB	QM	201	-	-	5/24/74/74	0/4/4/4
84	CYC	L1	1001	-	-	10/25/74/74	0/4/4/4
82	PEB	W1	201	-	-	8/24/74/74	0/4/4/4
83	PUB	K7	203	-	-	6/24/74/74	0/4/4/4
82	PEB	BP	201	-	-	8/24/74/74	0/4/4/4
82	PEB	DE	1002	-	-	8/24/74/74	0/4/4/4
82	PEB	R7	202	-	-	10/24/74/74	0/4/4/4

Continued on next page...

Continued from previous page...

Mol	Type	Chain	Res	Link	Chirals	Torsions	Rings
91	PHO	A6	407	-	3/3/17/22	11/37/103/103	0/5/6/6
82	PEB	UA	202	-	-	11/24/74/74	0/4/4/4
87	CLA	6N	601	-	1/1/11/20	5/13/91/115	-
82	PEB	TO	201	-	-	5/24/74/74	0/4/4/4
82	PEB	L5	203	-	-	12/24/74/74	0/4/4/4
83	PUB	YA	302	-	-	3/24/74/74	0/4/4/4
82	PEB	NF	201	-	-	7/24/74/74	0/4/4/4
87	CLA	AN	806	-	1/1/13/20	9/25/103/115	-
87	CLA	62	312	-	1/1/11/20	8/13/91/115	-
82	PEB	NA	202	-	-	8/24/74/74	0/4/4/4
87	CLA	A2	801	-	1/1/15/20	14/37/115/115	-
87	CLA	b6	608	-	1/1/15/20	17/37/115/115	-
82	PEB	lK	202	-	-	13/24/74/74	0/4/4/4
82	PEB	JM	201	-	-	6/24/74/74	0/4/4/4
87	CLA	4N	603	-	1/1/11/20	5/13/91/115	-
82	PEB	h4	201	-	-	10/24/74/74	0/4/4/4
82	PEB	DA	202	-	-	14/24/74/74	0/4/4/4
87	CLA	IN	103	-	1/1/15/20	18/37/115/115	-
82	PEB	U9	202	-	-	10/24/74/74	0/4/4/4
82	PEB	eB	201	-	-	4/24/74/74	0/4/4/4
82	PEB	BB	203	-	-	8/24/74/74	0/4/4/4
82	PEB	RH	201	-	-	7/24/74/74	0/4/4/4
82	PEB	y8	203	-	-	11/24/74/74	0/4/4/4
87	CLA	BN	834	-	1/1/15/20	13/37/115/115	-
82	PEB	hJ	203	-	-	13/24/74/74	0/4/4/4
87	CLA	dL	404	-	1/1/15/20	15/37/115/115	-
82	PEB	SE	201	-	-	10/24/74/74	0/4/4/4
82	PEB	PD	201	-	-	7/24/74/74	0/4/4/4
94	PL9	A6	410	-	-	17/53/73/73	0/1/1/1
84	CYC	HH	1001	-	-	7/25/74/74	0/4/4/4
82	PEB	HI	202	-	-	10/24/74/74	0/4/4/4
87	CLA	B2	832	-	1/1/15/20	10/37/115/115	-
82	PEB	WD	202	-	-	8/24/74/74	0/4/4/4
82	PEB	QH	203	-	-	9/24/74/74	0/4/4/4

Continued on next page...

Continued from previous page...

Mol	Type	Chain	Res	Link	Chirals	Torsions	Rings
82	PEB	O1	201	-	-	11/24/74/74	0/4/4/4
82	PEB	VH	202	-	-	9/24/74/74	0/4/4/4
82	PEB	XK	201	-	-	9/24/74/74	0/4/4/4
82	PEB	FD	202	-	-	10/24/74/74	0/4/4/4
87	CLA	BL	608	-	1/1/15/20	15/37/115/115	-
85	BCR	FN	204	-	-	6/29/63/63	0/2/2/2

All (22213) bond length outliers are listed below:

Mol	Chain	Res	Type	Atoms	Z	Observed(Å)	Ideal(Å)
82	pC	202	PEB	CHB-C4B	19.20	1.51	1.35
82	p8	202	PEB	CHB-C4B	18.94	1.50	1.35
82	ID	201	PEB	CHB-C4B	18.87	1.50	1.35
82	IQ	201	PEB	CHB-C4B	18.85	1.50	1.35
83	NQ	201	PUB	CHB-C1C	18.64	1.50	1.35
83	ND	201	PUB	CHB-C1C	18.59	1.50	1.35
82	LF	202	PEB	CHB-C4B	18.51	1.50	1.35
82	t8	201	PEB	CHB-C4B	18.49	1.50	1.35
82	LK	202	PEB	CHB-C4B	18.46	1.50	1.35
82	tC	201	PEB	CHB-C4B	18.40	1.50	1.35
84	v3	1001	CYC	CHA-C1A	18.34	1.50	1.35
84	N3	1001	CYC	CHA-C1A	18.33	1.50	1.35
84	g3	1001	CYC	CHA-C1A	18.33	1.50	1.35
84	J3	1001	CYC	CHA-C1A	18.31	1.50	1.35
84	c3	1001	CYC	CHA-C1A	18.31	1.50	1.35
84	t3	1001	CYC	CHA-C1A	18.30	1.50	1.35
84	G3	1001	CYC	CHA-C1A	18.30	1.50	1.35
84	R3	1001	CYC	CHA-C1A	18.27	1.50	1.35
84	E3	1001	CYC	CHA-C1A	18.26	1.50	1.35
84	C3	1001	CYC	CHA-C1A	18.26	1.50	1.35
84	T3	1001	CYC	CHA-C1A	18.26	1.50	1.35
84	m3	1001	CYC	CHA-C1A	18.25	1.50	1.35
84	P3	1001	CYC	CHA-C1A	18.24	1.50	1.35
84	p3	1001	CYC	CHA-C1A	18.23	1.50	1.35
84	l3	1001	CYC	CHA-C1A	18.21	1.50	1.35
84	e3	1001	CYC	CHA-C1A	18.20	1.50	1.35
84	i3	1001	CYC	CHA-C1A	18.19	1.50	1.35
82	hG	201	PEB	CHB-C4B	18.19	1.50	1.35
84	K3	1001	CYC	CHA-C1A	18.19	1.50	1.35
84	A3	1001	CYC	CHA-C1A	18.16	1.50	1.35
82	z8	201	PEB	CHB-C4B	18.15	1.50	1.35

Continued on next page...

Continued from previous page...

Mol	Chain	Res	Type	Atoms	Z	Observed(Å)	Ideal(Å)
82	hE	201	PEB	CHB-C4B	18.15	1.50	1.35
82	zC	201	PEB	CHB-C4B	18.12	1.50	1.35
82	1C	201	PEB	CHB-C4B	18.07	1.50	1.35
82	t8	202	PEB	CHB-C4B	18.07	1.50	1.35
82	tC	202	PEB	CHB-C4B	18.04	1.50	1.35
82	r8	202	PEB	CHB-C4B	18.04	1.50	1.35
82	tF	202	PEB	CHB-C4B	18.01	1.50	1.35
82	XA	201	PEB	CHB-C4B	17.99	1.50	1.35
82	tK	202	PEB	CHB-C4B	17.98	1.50	1.35
82	X7	201	PEB	CHB-C4B	17.94	1.50	1.35
82	rC	202	PEB	CHB-C4B	17.92	1.50	1.35
82	m1	202	PEB	CHB-C4B	17.91	1.50	1.35
82	dF	202	PEB	CHB-C4B	17.91	1.50	1.35
82	DI	201	PEB	CHB-C4B	17.90	1.50	1.35
82	18	201	PEB	CHB-C4B	17.90	1.50	1.35
82	mH	202	PEB	CHB-C4B	17.86	1.50	1.35
82	FF	201	PEB	CHB-C4B	17.82	1.50	1.35
84	x3	1001	CYC	CHA-C1A	17.81	1.50	1.35
82	TP	201	PEB	CHB-C4B	17.79	1.50	1.35
82	w8	202	PEB	CHB-C4B	17.78	1.50	1.35
82	kF	202	PEB	CHB-C4B	17.77	1.50	1.35
82	XQ	202	PEB	CHB-C4B	17.76	1.50	1.35
82	dK	202	PEB	CHB-C4B	17.74	1.49	1.35
82	u8	203	PEB	CHB-C4B	17.73	1.49	1.35
84	V3	1001	CYC	CHA-C1A	17.73	1.49	1.35
82	F7	203	PEB	CHB-C4B	17.68	1.49	1.35
82	TA	201	PEB	CHB-C4B	17.66	1.49	1.35
82	gH	201	PEB	CHB-C4B	17.65	1.49	1.35
82	uC	203	PEB	CHB-C4B	17.64	1.49	1.35
82	v8	201	PEB	CHB-C4B	17.63	1.49	1.35
82	vC	201	PEB	CHB-C4B	17.62	1.49	1.35
82	wC	201	PEB	CHB-C4B	17.61	1.49	1.35
82	A9	202	PEB	CHB-C4B	17.60	1.49	1.35
82	HA	203	PEB	CHB-C4B	17.59	1.49	1.35
82	K9	202	PEB	CHB-C4B	17.58	1.49	1.35
82	PK	202	PEB	CHB-C4B	17.57	1.49	1.35
82	nF	202	PEB	CHB-C4B	17.57	1.49	1.35
82	V7	203	PEB	CHB-C4B	17.56	1.49	1.35
82	hJ	203	PEB	CHB-C4B	17.56	1.49	1.35
82	T9	202	PEB	CHB-C4B	17.56	1.49	1.35
82	FA	203	PEB	CHB-C4B	17.55	1.49	1.35
82	G9	202	PEB	CHB-C4B	17.55	1.49	1.35

Continued on next page...

Continued from previous page...

Mol	Chain	Res	Type	Atoms	Z	Observed(Å)	Ideal(Å)
82	W9	202	PEB	CHB-C4B	17.54	1.49	1.35
82	w8	201	PEB	CHB-C4B	17.54	1.49	1.35
82	T7	201	PEB	CHB-C4B	17.54	1.49	1.35
82	FK	201	PEB	CHB-C4B	17.54	1.49	1.35
82	wC	202	PEB	CHB-C4B	17.54	1.49	1.35
82	R9	202	PEB	CHB-C4B	17.53	1.49	1.35
83	Z5	303	PUB	CHB-C1C	17.52	1.49	1.35
82	g1	201	PEB	CHB-C4B	17.52	1.49	1.35
82	X9	202	PEB	CHB-C4B	17.50	1.49	1.35
82	N9	202	PEB	CHB-C4B	17.50	1.49	1.35
82	X7	203	PEB	CHB-C4B	17.50	1.49	1.35
82	E9	202	PEB	CHB-C4B	17.49	1.49	1.35
82	kK	202	PEB	CHB-C4B	17.48	1.49	1.35
82	P9	202	PEB	CHB-C4B	17.48	1.49	1.35
83	xK	306	PUB	CHB-C1C	17.47	1.49	1.35
82	I9	202	PEB	CHB-C4B	17.47	1.49	1.35
82	Q9	201	PEB	CHB-C4B	17.47	1.49	1.35
83	M5	303	PUB	CHB-C1C	17.46	1.49	1.35
82	xC	201	PEB	CHB-C4B	17.45	1.49	1.35
82	C9	202	PEB	CHB-C4B	17.45	1.49	1.35
83	xF	306	PUB	CHB-C1C	17.43	1.49	1.35
82	V9	202	PEB	CHB-C4B	17.43	1.49	1.35
82	pF	202	PEB	CHB-C4B	17.43	1.49	1.35
82	XD	202	PEB	CHB-C4B	17.42	1.49	1.35
82	E7	201	PEB	CHB-C4B	17.42	1.49	1.35
82	x8	201	PEB	CHB-C4B	17.42	1.49	1.35
82	vC	202	PEB	CHB-C4B	17.42	1.49	1.35
82	pK	202	PEB	CHB-C4B	17.41	1.49	1.35
82	sC	203	PEB	CHB-C4B	17.41	1.49	1.35
82	bF	202	PEB	CHB-C4B	17.41	1.49	1.35
82	uC	202	PEB	CHB-C4B	17.40	1.49	1.35
82	VA	203	PEB	CHB-C4B	17.40	1.49	1.35
82	H7	203	PEB	CHB-C4B	17.39	1.49	1.35
82	tK	201	PEB	CHB-C4B	17.37	1.49	1.35
82	EA	201	PEB	CHB-C4B	17.37	1.49	1.35
82	nK	202	PEB	CHB-C4B	17.37	1.49	1.35
82	s8	203	PEB	CHB-C4B	17.37	1.49	1.35
82	bK	202	PEB	CHB-C4B	17.36	1.49	1.35
83	Z5	302	PUB	CHB-C1C	17.36	1.49	1.35
84	LH	1002	CYC	CHA-C1A	17.35	1.49	1.35
82	kK	203	PEB	CHB-C4B	17.35	1.49	1.35
83	M5	302	PUB	CHB-C1C	17.34	1.49	1.35

Continued on next page...

Continued from previous page...

Mol	Chain	Res	Type	Atoms	Z	Observed(Å)	Ideal(Å)
82	UE	202	PEB	CHB-C4B	17.33	1.49	1.35
82	tK	203	PEB	CHB-C4B	17.33	1.49	1.35
82	pC	201	PEB	CHB-C4B	17.33	1.49	1.35
82	u8	202	PEB	CHB-C4B	17.33	1.49	1.35
82	PF	202	PEB	CHB-C4B	17.32	1.49	1.35
82	H7	201	PEB	CHB-C4B	17.32	1.49	1.35
82	v8	202	PEB	CHB-C4B	17.32	1.49	1.35
82	RQ	201	PEB	CHB-C4B	17.32	1.49	1.35
82	JP	201	PEB	CHB-C4B	17.31	1.49	1.35
82	U9	204	PEB	CHB-C4B	17.31	1.49	1.35
82	HA	201	PEB	CHB-C4B	17.30	1.49	1.35
82	BI	203	PEB	CHB-C4B	17.30	1.49	1.35
82	tF	201	PEB	CHB-C4B	17.30	1.49	1.35
82	BA	202	PEB	CHB-C4B	17.30	1.49	1.35
82	UG	202	PEB	CHB-C4B	17.28	1.49	1.35
82	l4	202	PEB	CHB-C4B	17.28	1.49	1.35
82	XA	203	PEB	CHB-C4B	17.27	1.49	1.35
82	B9	201	PEB	CHB-C4B	17.26	1.49	1.35
82	HP	201	PEB	CHB-C4B	17.26	1.49	1.35
82	W5	202	PEB	CHB-C4B	17.25	1.49	1.35
82	ZI	401	PEB	CHB-C4B	17.24	1.49	1.35
82	eE	203	PEB	CHB-C4B	17.24	1.49	1.35
82	p8	201	PEB	CHB-C4B	17.24	1.49	1.35
84	L1	1001	CYC	CHA-C1A	17.23	1.49	1.35
82	z8	202	PEB	CHB-C4B	17.23	1.49	1.35
82	eG	203	PEB	CHB-C4B	17.23	1.49	1.35
82	B7	202	PEB	CHB-C4B	17.22	1.49	1.35
82	lO	202	PEB	CHB-C4B	17.22	1.49	1.35
82	RD	201	PEB	CHB-C4B	17.21	1.49	1.35
82	R4	203	PEB	CHB-C4B	17.20	1.49	1.35
82	18	202	PEB	CHB-C4B	17.20	1.49	1.35
82	ZK	202	PEB	CHB-C4B	17.20	1.49	1.35
82	vK	202	PEB	CHB-C4B	17.19	1.49	1.35
82	dK	201	PEB	CHB-C4B	17.18	1.49	1.35
82	FP	201	PEB	CHB-C4B	17.17	1.49	1.35
82	vF	202	PEB	CHB-C4B	17.16	1.49	1.35
82	LA	203	PEB	CHB-C4B	17.13	1.49	1.35
82	dG	203	PEB	CHB-C4B	17.13	1.49	1.35
83	YA	302	PUB	CHB-C1C	17.12	1.49	1.35
82	q8	201	PEB	CHB-C4B	17.12	1.49	1.35
82	RO	203	PEB	CHB-C4B	17.12	1.49	1.35
82	oK	202	PEB	CHB-C4B	17.12	1.49	1.35

Continued on next page...

Continued from previous page...

Mol	Chain	Res	Type	Atoms	Z	Observed(Å)	Ideal(Å)
82	dE	203	PEB	CHB-C4B	17.11	1.49	1.35
82	oF	202	PEB	CHB-C4B	17.11	1.49	1.35
82	OI	201	PEB	CHB-C4B	17.11	1.49	1.35
82	fH	201	PEB	CHB-C4B	17.11	1.49	1.35
82	AF	202	PEB	CHB-C4B	17.10	1.49	1.35
82	f1	201	PEB	CHB-C4B	17.10	1.49	1.35
82	1C	202	PEB	CHB-C4B	17.09	1.49	1.35
82	hB	301	PEB	CHB-C4B	17.09	1.49	1.35
82	Y9	201	PEB	CHB-C4B	17.09	1.49	1.35
82	ZF	202	PEB	CHB-C4B	17.09	1.49	1.35
82	zC	202	PEB	CHB-C4B	17.08	1.49	1.35
82	fK	202	PEB	CHB-C4B	17.08	1.49	1.35
82	s8	202	PEB	CHB-C4B	17.08	1.49	1.35
82	u8	201	PEB	CHB-C4B	17.08	1.49	1.35
82	kF	203	PEB	CHB-C4B	17.08	1.49	1.35
82	uC	201	PEB	CHB-C4B	17.07	1.49	1.35
82	IJ	203	PEB	CHB-C4B	17.07	1.49	1.35
82	SM	202	PEB	CHB-C4B	17.07	1.49	1.35
83	A1	303	PUB	CHB-C1C	17.07	1.49	1.35
82	RH	202	PEB	CHB-C4B	17.06	1.49	1.35
82	R1	202	PEB	CHB-C4B	17.06	1.49	1.35
82	g1	202	PEB	CHB-C4B	17.06	1.49	1.35
83	Y7	302	PUB	CHB-C1C	17.05	1.49	1.35
82	AK	202	PEB	CHB-C4B	17.05	1.49	1.35
82	TQ	202	PEB	CHB-C4B	17.05	1.49	1.35
82	rF	201	PEB	CHB-C4B	17.04	1.49	1.35
84	W3	1001	CYC	CHA-C1A	17.04	1.49	1.35
82	wC	203	PEB	CHB-C4B	17.04	1.49	1.35
82	rK	201	PEB	CHB-C4B	17.04	1.49	1.35
82	fB	301	PEB	CHB-C4B	17.04	1.49	1.35
84	DH	1001	CYC	CHA-C1A	17.04	1.49	1.35
82	w8	203	PEB	CHB-C4B	17.03	1.49	1.35
82	iH	202	PEB	CHB-C4B	17.02	1.49	1.35
82	S5	201	PEB	CHB-C4B	17.02	1.49	1.35
82	kG	201	PEB	CHB-C4B	17.02	1.49	1.35
82	qC	201	PEB	CHB-C4B	17.02	1.49	1.35
82	JF	201	PEB	CHB-C4B	17.01	1.49	1.35
82	sC	202	PEB	CHB-C4B	17.01	1.49	1.35
82	yC	203	PEB	CHB-C4B	17.01	1.49	1.35
82	AA	201	PEB	CHB-C4B	17.00	1.49	1.35
82	fK	201	PEB	CHB-C4B	17.00	1.49	1.35
82	iE	202	PEB	CHB-C4B	17.00	1.49	1.35

Continued on next page...

Continued from previous page...

Mol	Chain	Res	Type	Atoms	Z	Observed(Å)	Ideal(Å)
84	D1	1001	CYC	CHA-C1A	17.00	1.49	1.35
82	UD	201	PEB	CHB-C4B	16.99	1.49	1.35
83	AH	303	PUB	CHB-C1C	16.99	1.49	1.35
84	y3	1001	CYC	CHA-C1A	16.98	1.49	1.35
82	L9	202	PEB	CHB-C4B	16.98	1.49	1.35
82	V1	202	PEB	CHB-C4B	16.98	1.49	1.35
82	uF	201	PEB	CHB-C4B	16.97	1.49	1.35
82	VP	201	PEB	CHB-C4B	16.97	1.49	1.35
82	dF	201	PEB	CHB-C4B	16.97	1.49	1.35
82	gH	202	PEB	CHB-C4B	16.97	1.49	1.35
87	3N	308	CLA	C4B-NB	16.97	1.50	1.35
82	ND	204	PEB	CHB-C4B	16.96	1.49	1.35
82	UD	202	PEB	CHB-C4B	16.96	1.49	1.35
82	CK	203	PEB	CHB-C4B	16.96	1.49	1.35
82	NQ	204	PEB	CHB-C4B	16.96	1.49	1.35
82	VF	201	PEB	CHB-C4B	16.95	1.49	1.35
82	XF	203	PEB	CHB-C4B	16.95	1.49	1.35
82	YH	201	PEB	CHB-C4B	16.95	1.49	1.35
82	UJ	203	PEB	CHB-C4B	16.95	1.49	1.35
82	iO	203	PEB	CHB-C4B	16.95	1.49	1.35
82	YQ	201	PEB	CHB-C4B	16.94	1.49	1.35
82	y8	203	PEB	CHB-C4B	16.94	1.49	1.35
82	uK	201	PEB	CHB-C4B	16.94	1.49	1.35
87	32	307	CLA	C4B-NB	16.94	1.50	1.35
82	VG	202	PEB	CHB-C4B	16.94	1.49	1.35
82	cE	202	PEB	CHB-C4B	16.94	1.49	1.35
82	vK	201	PEB	CHB-C4B	16.93	1.49	1.35
82	bH	202	PEB	CHB-C4B	16.92	1.49	1.35
82	mE	203	PEB	CHB-C4B	16.92	1.49	1.35
82	fJ	202	PEB	CHB-C4B	16.92	1.49	1.35
82	f1	203	PEB	CHB-C4B	16.92	1.49	1.35
82	c4	202	PEB	CHB-C4B	16.92	1.49	1.35
82	YD	201	PEB	CHB-C4B	16.91	1.49	1.35
82	ID	202	PEB	CHB-C4B	16.91	1.49	1.35
82	mG	203	PEB	CHB-C4B	16.90	1.49	1.35
82	TD	202	PEB	CHB-C4B	16.90	1.49	1.35
82	i4	203	PEB	CHB-C4B	16.90	1.49	1.35
82	Y1	201	PEB	CHB-C4B	16.90	1.49	1.35
82	AD	304	PEB	CHB-C4B	16.90	1.49	1.35
82	AQ	304	PEB	CHB-C4B	16.90	1.49	1.35
82	Q9	202	PEB	CHB-C4B	16.90	1.49	1.35
82	fF	201	PEB	CHB-C4B	16.90	1.49	1.35

Continued on next page...

Continued from previous page...

Mol	Chain	Res	Type	Atoms	Z	Observed(Å)	Ideal(Å)
82	SH	203	PEB	CHB-C4B	16.89	1.49	1.35
82	PQ	201	PEB	CHB-C4B	16.89	1.49	1.35
82	SP	203	PEB	CHB-C4B	16.88	1.49	1.35
82	j1	203	PEB	CHB-C4B	16.88	1.49	1.35
82	D9	202	PEB	CHB-C4B	16.88	1.49	1.35
82	UQ	202	PEB	CHB-C4B	16.87	1.49	1.35
82	VK	201	PEB	CHB-C4B	16.87	1.49	1.35
82	UQ	201	PEB	CHB-C4B	16.87	1.49	1.35
82	lE	203	PEB	CHB-C4B	16.87	1.49	1.35
82	XK	203	PEB	CHB-C4B	16.87	1.49	1.35
82	BP	201	PEB	CHB-C4B	16.86	1.49	1.35
83	AH	304	PUB	CHB-C1C	16.86	1.49	1.35
82	mG	201	PEB	CHB-C4B	16.86	1.49	1.35
82	L7	203	PEB	CHB-C4B	16.86	1.49	1.35
82	CQ	202	PEB	CHB-C4B	16.86	1.49	1.35
82	DK	203	PEB	CHB-C4B	16.85	1.49	1.35
82	CD	202	PEB	CHB-C4B	16.85	1.49	1.35
82	lG	203	PEB	CHB-C4B	16.85	1.49	1.35
82	fF	202	PEB	CHB-C4B	16.83	1.49	1.35
82	OJ	202	PEB	CHB-C4B	16.83	1.49	1.35
82	b1	202	PEB	CHB-C4B	16.83	1.49	1.35
82	JK	201	PEB	CHB-C4B	16.82	1.49	1.35
82	hF	202	PEB	CHB-C4B	16.81	1.49	1.35
82	kE	201	PEB	CHB-C4B	16.81	1.49	1.35
82	mE	202	PEB	CHB-C4B	16.81	1.49	1.35
82	iE	201	PEB	CHB-C4B	16.81	1.49	1.35
82	IQ	202	PEB	CHB-C4B	16.80	1.49	1.35
82	H5	201	PEB	CHB-C4B	16.80	1.49	1.35
82	GJ	202	PEB	CHB-C4B	16.80	1.49	1.35
82	xK	303	PEB	CHB-C4B	16.79	1.49	1.35
82	WQ	201	PEB	CHB-C4B	16.79	1.49	1.35
82	YI	201	PEB	CHB-C4B	16.79	1.49	1.35
82	RP	201	PEB	CHB-C4B	16.79	1.49	1.35
82	UP	202	PEB	CHB-C4B	16.79	1.49	1.35
82	NF	202	PEB	CHB-C4B	16.78	1.49	1.35
82	vF	201	PEB	CHB-C4B	16.78	1.49	1.35
82	CF	203	PEB	CHB-C4B	16.78	1.49	1.35
82	jH	203	PEB	CHB-C4B	16.78	1.49	1.35
82	T4	203	PEB	CHB-C4B	16.77	1.49	1.35
82	iG	202	PEB	CHB-C4B	16.77	1.49	1.35
82	QE	202	PEB	CHB-C4B	16.77	1.49	1.35
82	VD	202	PEB	CHB-C4B	16.77	1.49	1.35

Continued on next page...

Continued from previous page...

Mol	Chain	Res	Type	Atoms	Z	Observed(Å)	Ideal(Å)
82	cO	202	PEB	CHB-C4B	16.77	1.49	1.35
82	D9	203	PEB	CHB-C4B	16.76	1.49	1.35
82	BK	201	PEB	CHB-C4B	16.75	1.49	1.35
82	cO	203	PEB	CHB-C4B	16.75	1.49	1.35
82	FK	202	PEB	CHB-C4B	16.75	1.49	1.35
82	VQ	202	PEB	CHB-C4B	16.75	1.49	1.35
82	hK	202	PEB	CHB-C4B	16.75	1.49	1.35
83	wF	304	PUB	CHB-C1C	16.75	1.49	1.35
82	wF	303	PEB	CHB-C4B	16.74	1.49	1.35
82	F7	201	PEB	CHB-C4B	16.74	1.49	1.35
82	H9	201	PEB	CHB-C4B	16.74	1.49	1.35
82	nF	201	PEB	CHB-C4B	16.74	1.49	1.35
82	cG	202	PEB	CHB-C4B	16.74	1.49	1.35
82	mG	202	PEB	CHB-C4B	16.74	1.49	1.35
83	A1	304	PUB	CHB-C1C	16.74	1.49	1.35
82	BF	201	PEB	CHB-C4B	16.73	1.49	1.35
82	i4	201	PEB	CHB-C4B	16.72	1.49	1.35
82	fO	202	PEB	CHB-C4B	16.72	1.49	1.35
82	i1	202	PEB	CHB-C4B	16.72	1.49	1.35
82	UM	203	PEB	CHB-C4B	16.71	1.49	1.35
84	73	1002	CYC	CHA-C1A	16.71	1.49	1.35
82	iG	201	PEB	CHB-C4B	16.71	1.49	1.35
82	XK	201	PEB	CHB-C4B	16.71	1.49	1.35
82	U5	201	PEB	CHB-C4B	16.71	1.49	1.35
82	nK	201	PEB	CHB-C4B	16.71	1.49	1.35
82	MD	201	PEB	CHB-C4B	16.71	1.49	1.35
82	aO	203	PEB	CHB-C4B	16.71	1.49	1.35
82	PA	201	PEB	CHB-C4B	16.70	1.49	1.35
82	VE	202	PEB	CHB-C4B	16.70	1.49	1.35
82	DF	203	PEB	CHB-C4B	16.70	1.49	1.35
82	A7	201	PEB	CHB-C4B	16.70	1.49	1.35
82	fH	203	PEB	CHB-C4B	16.70	1.49	1.35
82	mH	201	PEB	CHB-C4B	16.70	1.49	1.35
82	iF	201	PEB	CHB-C4B	16.69	1.49	1.35
82	NQ	202	PEB	CHB-C4B	16.68	1.49	1.35
82	FA	201	PEB	CHB-C4B	16.68	1.49	1.35
82	VG	201	PEB	CHB-C4B	16.68	1.49	1.35
82	JK	202	PEB	CHB-C4B	16.68	1.49	1.35
82	s8	201	PEB	CHB-C4B	16.67	1.49	1.35
82	Q1	202	PEB	CHB-C4B	16.67	1.49	1.35
82	m1	201	PEB	CHB-C4B	16.67	1.49	1.35
82	bO	202	PEB	CHB-C4B	16.67	1.49	1.35

Continued on next page...

Continued from previous page...

Mol	Chain	Res	Type	Atoms	Z	Observed(Å)	Ideal(Å)
82	XF	201	PEB	CHB-C4B	16.67	1.49	1.35
82	O4	202	PEB	CHB-C4B	16.67	1.49	1.35
82	q8	203	PEB	CHB-C4B	16.67	1.49	1.35
82	kO	201	PEB	CHB-C4B	16.67	1.49	1.35
82	QB	202	PEB	CHB-C4B	16.67	1.49	1.35
82	QQ	202	PEB	CHB-C4B	16.67	1.49	1.35
82	xF	304	PEB	CHB-C4B	16.66	1.49	1.35
82	TO	203	PEB	CHB-C4B	16.66	1.49	1.35
84	FH	1001	CYC	CHA-C1A	16.66	1.49	1.35
82	QG	202	PEB	CHB-C4B	16.66	1.49	1.35
82	QF	202	PEB	CHB-C4B	16.65	1.49	1.35
82	qF	201	PEB	CHB-C4B	16.65	1.49	1.35
82	dE	202	PEB	CHB-C4B	16.65	1.49	1.35
82	FF	202	PEB	CHB-C4B	16.65	1.49	1.35
82	MK	202	PEB	CHB-C4B	16.65	1.49	1.35
82	jG	201	PEB	CHB-C4B	16.65	1.49	1.35
82	k4	201	PEB	CHB-C4B	16.65	1.49	1.35
82	WD	201	PEB	CHB-C4B	16.64	1.49	1.35
82	VF	202	PEB	CHB-C4B	16.64	1.49	1.35
82	iF	203	PEB	CHB-C4B	16.64	1.49	1.35
82	iK	203	PEB	CHB-C4B	16.64	1.49	1.35
82	PA	203	PEB	CHB-C4B	16.64	1.49	1.35
82	PD	201	PEB	CHB-C4B	16.64	1.49	1.35
82	l1	202	PEB	CHB-C4B	16.64	1.49	1.35
82	xK	304	PEB	CHB-C4B	16.64	1.49	1.35
82	mE	201	PEB	CHB-C4B	16.64	1.49	1.35
82	dM	203	PEB	CHB-C4B	16.64	1.49	1.35
82	MQ	201	PEB	CHB-C4B	16.64	1.49	1.35
82	iK	201	PEB	CHB-C4B	16.63	1.49	1.35
82	JF	202	PEB	CHB-C4B	16.63	1.49	1.35
82	RH	201	PEB	CHB-C4B	16.63	1.49	1.35
82	NP	201	PEB	CHB-C4B	16.63	1.49	1.35
82	qF	203	PEB	CHB-C4B	16.63	1.49	1.35
82	lH	201	PEB	CHB-C4B	16.63	1.49	1.35
82	fJ	203	PEB	CHB-C4B	16.63	1.49	1.35
84	F1	1001	CYC	CHA-C1A	16.63	1.49	1.35
82	HI	201	PEB	CHB-C4B	16.62	1.49	1.35
82	a1	201	PEB	CHB-C4B	16.62	1.49	1.35
82	YO	201	PEB	CHB-C4B	16.62	1.49	1.35
82	uF	202	PEB	CHB-C4B	16.62	1.49	1.35
82	KA	202	PEB	CHB-C4B	16.62	1.49	1.35
82	UI	201	PEB	CHB-C4B	16.62	1.49	1.35

Continued on next page...

Continued from previous page...

Mol	Chain	Res	Type	Atoms	Z	Observed(Å)	Ideal(Å)
82	VK	202	PEB	CHB-C4B	16.62	1.49	1.35
82	J9	202	PEB	CHB-C4B	16.62	1.49	1.35
82	qK	203	PEB	CHB-C4B	16.62	1.49	1.35
82	h4	202	PEB	CHB-C4B	16.61	1.49	1.35
82	BF	202	PEB	CHB-C4B	16.61	1.49	1.35
82	f4	202	PEB	CHB-C4B	16.61	1.49	1.35
82	a4	203	PEB	CHB-C4B	16.61	1.49	1.35
82	jJ	202	PEB	CHB-C4B	16.61	1.49	1.35
82	NK	202	PEB	CHB-C4B	16.60	1.49	1.35
82	wK	303	PEB	CHB-C4B	16.60	1.49	1.35
82	cH	202	PEB	CHB-C4B	16.60	1.49	1.35
82	ND	202	PEB	CHB-C4B	16.60	1.49	1.35
82	EA	202	PEB	CHB-C4B	16.60	1.49	1.35
82	eG	202	PEB	CHB-C4B	16.60	1.49	1.35
82	P7	201	PEB	CHB-C4B	16.59	1.49	1.35
82	QH	202	PEB	CHB-C4B	16.59	1.49	1.35
82	qC	203	PEB	CHB-C4B	16.59	1.49	1.35
82	YD	202	PEB	CHB-C4B	16.59	1.49	1.35
82	YQ	202	PEB	CHB-C4B	16.59	1.49	1.35
82	18	203	PEB	CHB-C4B	16.58	1.49	1.35
82	sC	201	PEB	CHB-C4B	16.58	1.49	1.35
84	NH	1001	CYC	CHA-C1A	16.58	1.49	1.35
82	QD	202	PEB	CHB-C4B	16.57	1.49	1.35
82	TQ	201	PEB	CHB-C4B	16.57	1.49	1.35
82	AH	305	PEB	CHB-C4B	16.57	1.49	1.35
82	qK	201	PEB	CHB-C4B	16.57	1.49	1.35
82	Y4	201	PEB	CHB-C4B	16.57	1.49	1.35
82	hO	201	PEB	CHB-C4B	16.57	1.49	1.35
82	PH	202	PEB	CHB-C4B	16.56	1.49	1.35
82	P7	203	PEB	CHB-C4B	16.56	1.49	1.35
82	fG	202	PEB	CHB-C4B	16.56	1.49	1.35
82	E7	202	PEB	CHB-C4B	16.56	1.49	1.35
82	YO	203	PEB	CHB-C4B	16.56	1.49	1.35
82	QM	204	PEB	CHB-C4B	16.55	1.49	1.35
82	OQ	202	PEB	CHB-C4B	16.55	1.49	1.35
82	OO	202	PEB	CHB-C4B	16.55	1.48	1.35
82	R1	201	PEB	CHB-C4B	16.55	1.48	1.35
82	lF	201	PEB	CHB-C4B	16.55	1.48	1.35
82	e1	202	PEB	CHB-C4B	16.55	1.48	1.35
82	SP	202	PEB	CHB-C4B	16.55	1.48	1.35
82	xF	303	PEB	CHB-C4B	16.54	1.48	1.35
82	eE	202	PEB	CHB-C4B	16.54	1.48	1.35

Continued on next page...

Continued from previous page...

Mol	Chain	Res	Type	Atoms	Z	Observed(Å)	Ideal(Å)
82	jK	202	PEB	CHB-C4B	16.54	1.48	1.35
82	hO	202	PEB	CHB-C4B	16.54	1.48	1.35
82	MJ	203	PEB	CHB-C4B	16.54	1.48	1.35
82	A7	202	PEB	CHB-C4B	16.53	1.48	1.35
82	K7	202	PEB	CHB-C4B	16.53	1.48	1.35
82	PH	201	PEB	CHB-C4B	16.53	1.48	1.35
82	b4	202	PEB	CHB-C4B	16.53	1.48	1.35
82	eA	301	PEB	CHB-C4B	16.53	1.48	1.35
82	QD	201	PEB	CHB-C4B	16.53	1.48	1.35
82	TD	201	PEB	CHB-C4B	16.53	1.48	1.35
82	QQ	201	PEB	CHB-C4B	16.53	1.48	1.35
82	QJ	204	PEB	CHB-C4B	16.53	1.48	1.35
82	LI	201	PEB	CHB-C4B	16.52	1.48	1.35
82	W9	203	PEB	CHB-C4B	16.52	1.48	1.35
84	M3	1001	CYC	CHA-C1A	16.52	1.48	1.35
82	DM	201	PEB	CHB-C4B	16.52	1.48	1.35
82	V1	201	PEB	CHB-C4B	16.52	1.48	1.35
82	l1	201	PEB	CHB-C4B	16.52	1.48	1.35
82	c4	203	PEB	CHB-C4B	16.52	1.48	1.35
82	OG	201	PEB	CHB-C4B	16.52	1.48	1.35
82	UH	201	PEB	CHB-C4B	16.52	1.48	1.35
82	KB	302	PEB	CHB-C4B	16.51	1.48	1.35
82	m4	203	PEB	CHB-C4B	16.50	1.48	1.35
82	B5	202	PEB	CHB-C4B	16.50	1.48	1.35
82	1C	203	PEB	CHB-C4B	16.50	1.48	1.35
82	OP	202	PEB	CHB-C4B	16.50	1.48	1.35
82	BI	201	PEB	CHB-C4B	16.50	1.48	1.35
83	wK	304	PUB	CHB-C1C	16.50	1.48	1.35
82	QF	203	PEB	CHB-C4B	16.50	1.48	1.35
84	H3	1001	CYC	CHA-C1A	16.50	1.48	1.35
82	k1	202	PEB	CHB-C4B	16.50	1.48	1.35
82	LM	201	PEB	CHB-C4B	16.49	1.48	1.35
82	lH	202	PEB	CHB-C4B	16.49	1.48	1.35
82	J5	201	PEB	CHB-C4B	16.49	1.48	1.35
84	q3	1001	CYC	CHA-C1A	16.48	1.48	1.35
82	iO	201	PEB	CHB-C4B	16.48	1.48	1.35
82	RG	202	PEB	CHB-C4B	16.48	1.48	1.35
82	LQ	201	PEB	CHB-C4B	16.47	1.48	1.35
82	YE	202	PEB	CHB-C4B	16.47	1.48	1.35
82	JQ	201	PEB	CHB-C4B	16.47	1.48	1.35
82	A1	305	PEB	CHB-C4B	16.47	1.48	1.35
84	N1	1001	CYC	CHA-C1A	16.47	1.48	1.35

Continued on next page...

Continued from previous page...

Mol	Chain	Res	Type	Atoms	Z	Observed(Å)	Ideal(Å)
84	D3	1001	CYC	CHA-C1A	16.46	1.48	1.35
84	d3	1001	CYC	CHA-C1A	16.46	1.48	1.35
82	BK	202	PEB	CHB-C4B	16.46	1.48	1.35
82	VE	201	PEB	CHB-C4B	16.46	1.48	1.35
84	B3	1001	CYC	CHA-C1A	16.46	1.48	1.35
82	Y9	202	PEB	CHB-C4B	16.46	1.48	1.35
82	P1	201	PEB	CHB-C4B	16.46	1.48	1.35
82	A9	201	PEB	CHB-C4B	16.46	1.48	1.35
82	HQ	202	PEB	CHB-C4B	16.46	1.48	1.35
82	WQ	202	PEB	CHB-C4B	16.46	1.48	1.35
84	u3	1001	CYC	CHA-C1A	16.46	1.48	1.35
82	Y4	203	PEB	CHB-C4B	16.46	1.48	1.35
82	UG	203	PEB	CHB-C4B	16.45	1.48	1.35
82	PI	201	PEB	CHB-C4B	16.45	1.48	1.35
82	V9	201	PEB	CHB-C4B	16.45	1.48	1.35
84	L3	1001	CYC	CHA-C1A	16.45	1.48	1.35
84	f3	1001	CYC	CHA-C1A	16.45	1.48	1.35
82	QK	202	PEB	CHB-C4B	16.45	1.48	1.35
82	W1	203	PEB	CHB-C4B	16.45	1.48	1.35
82	WD	202	PEB	CHB-C4B	16.45	1.48	1.35
82	G5	202	PEB	CHB-C4B	16.45	1.48	1.35
82	GD	202	PEB	CHB-C4B	16.44	1.48	1.35
82	aH	201	PEB	CHB-C4B	16.44	1.48	1.35
84	Q3	1001	CYC	CHA-C1A	16.44	1.48	1.35
84	o3	1001	CYC	CHA-C1A	16.44	1.48	1.35
82	iM	202	PEB	CHB-C4B	16.44	1.48	1.35
82	GD	201	PEB	CHB-C4B	16.44	1.48	1.35
84	n3	1001	CYC	CHA-C1A	16.44	1.48	1.35
82	YG	202	PEB	CHB-C4B	16.44	1.48	1.35
82	eH	202	PEB	CHB-C4B	16.44	1.48	1.35
82	mO	203	PEB	CHB-C4B	16.44	1.48	1.35
82	J9	201	PEB	CHB-C4B	16.43	1.48	1.35
82	jF	202	PEB	CHB-C4B	16.43	1.48	1.35
82	XI	201	PEB	CHB-C4B	16.43	1.48	1.35
82	GQ	201	PEB	CHB-C4B	16.43	1.48	1.35
82	Y1	202	PEB	CHB-C4B	16.43	1.48	1.35
82	R9	201	PEB	CHB-C4B	16.43	1.48	1.35
82	jE	201	PEB	CHB-C4B	16.43	1.48	1.35
84	U3	1001	CYC	CHA-C1A	16.43	1.48	1.35
82	T5	202	PEB	CHB-C4B	16.43	1.48	1.35
82	RE	201	PEB	CHB-C4B	16.43	1.48	1.35
82	WG	202	PEB	CHB-C4B	16.43	1.48	1.35

Continued on next page...

Continued from previous page...

Mol	Chain	Res	Type	Atoms	Z	Observed(Å)	Ideal(Å)
82	hM	202	PEB	CHB-C4B	16.42	1.48	1.35
82	E9	201	PEB	CHB-C4B	16.42	1.48	1.35
82	T9	201	PEB	CHB-C4B	16.42	1.48	1.35
84	F3	1001	CYC	CHA-C1A	16.42	1.48	1.35
82	TI	202	PEB	CHB-C4B	16.42	1.48	1.35
82	jE	202	PEB	CHB-C4B	16.42	1.48	1.35
82	KI	202	PEB	CHB-C4B	16.42	1.48	1.35
82	RI	201	PEB	CHB-C4B	16.41	1.48	1.35
82	k1	201	PEB	CHB-C4B	16.41	1.48	1.35
84	S3	1001	CYC	CHA-C1A	16.41	1.48	1.35
84	h3	1001	CYC	CHA-C1A	16.41	1.48	1.35
82	GM	202	PEB	CHB-C4B	16.41	1.48	1.35
82	UB	302	PEB	CHB-C4B	16.41	1.48	1.35
82	MP	201	PEB	CHB-C4B	16.41	1.48	1.35
82	U9	203	PEB	CHB-C4B	16.41	1.48	1.35
82	OE	202	PEB	CHB-C4B	16.41	1.48	1.35
82	RE	202	PEB	CHB-C4B	16.41	1.48	1.35
82	Q9	203	PEB	CHB-C4B	16.41	1.48	1.35
82	C9	201	PEB	CHB-C4B	16.40	1.48	1.35
82	AA	202	PEB	CHB-C4B	16.40	1.48	1.35
82	SO	202	PEB	CHB-C4B	16.40	1.48	1.35
82	hK	201	PEB	CHB-C4B	16.40	1.48	1.35
82	GI	202	PEB	CHB-C4B	16.40	1.48	1.35
82	mM	202	PEB	CHB-C4B	16.40	1.48	1.35
84	73	1001	CYC	CHA-C1A	16.40	1.48	1.35
82	QK	203	PEB	CHB-C4B	16.40	1.48	1.35
82	YM	203	PEB	CHB-C4B	16.40	1.48	1.35
82	N5	202	PEB	CHB-C4B	16.40	1.48	1.35
82	X9	201	PEB	CHB-C4B	16.40	1.48	1.35
82	HF	202	PEB	CHB-C4B	16.39	1.48	1.35
82	R7	203	PEB	CHB-C4B	16.39	1.48	1.35
82	OI	203	PEB	CHB-C4B	16.39	1.48	1.35
82	h4	201	PEB	CHB-C4B	16.39	1.48	1.35
82	I9	201	PEB	CHB-C4B	16.39	1.48	1.35
82	K9	201	PEB	CHB-C4B	16.39	1.48	1.35
82	A5	202	PEB	CHB-C4B	16.39	1.48	1.35
82	P5	202	PEB	CHB-C4B	16.39	1.48	1.35
82	H7	202	PEB	CHB-C4B	16.39	1.48	1.35
82	sF	203	PEB	CHB-C4B	16.39	1.48	1.35
82	OD	202	PEB	CHB-C4B	16.39	1.48	1.35
84	O3	1001	CYC	CHA-C1A	16.39	1.48	1.35
82	CF	201	PEB	CHB-C4B	16.38	1.48	1.35

Continued on next page...

Continued from previous page...

Mol	Chain	Res	Type	Atoms	Z	Observed(Å)	Ideal(Å)
82	LF	201	PEB	CHB-C4B	16.38	1.48	1.35
82	E5	202	PEB	CHB-C4B	16.38	1.48	1.35
82	MF	202	PEB	CHB-C4B	16.38	1.48	1.35
82	A4	305	PEB	CHB-C4B	16.38	1.48	1.35
82	GF	203	PEB	CHB-C4B	16.38	1.48	1.35
82	X5	202	PEB	CHB-C4B	16.38	1.48	1.35
82	lF	202	PEB	CHB-C4B	16.38	1.48	1.35
82	RA	203	PEB	CHB-C4B	16.38	1.48	1.35
82	WH	203	PEB	CHB-C4B	16.38	1.48	1.35
82	P9	201	PEB	CHB-C4B	16.38	1.48	1.35
82	G9	201	PEB	CHB-C4B	16.37	1.48	1.35
82	fE	203	PEB	CHB-C4B	16.37	1.48	1.35
82	c1	202	PEB	CHB-C4B	16.37	1.48	1.35
84	G4	1001	CYC	CHA-C1A	16.37	1.48	1.35
82	TK	202	PEB	CHB-C4B	16.37	1.48	1.35
84	HH	1001	CYC	CHA-C1A	16.37	1.48	1.35
82	LD	201	PEB	CHB-C4B	16.36	1.48	1.35
82	QH	201	PEB	CHB-C4B	16.36	1.48	1.35
82	AM	302	PEB	CHB-C4B	16.36	1.48	1.35
82	CP	203	PEB	CHB-C4B	16.36	1.48	1.35
82	hM	201	PEB	CHB-C4B	16.36	1.48	1.35
82	T1	201	PEB	CHB-C4B	16.36	1.48	1.35
82	M9	301	PEB	CHB-C4B	16.36	1.48	1.35
82	II	201	PEB	CHB-C4B	16.36	1.48	1.35
82	NI	201	PEB	CHB-C4B	16.36	1.48	1.35
84	GO	1001	CYC	CHA-C1A	16.36	1.48	1.35
82	O9	203	PEB	CHB-C4B	16.36	1.48	1.35
82	RG	201	PEB	CHB-C4B	16.36	1.48	1.35
82	N9	201	PEB	CHB-C4B	16.36	1.48	1.35
82	dM	202	PEB	CHB-C4B	16.36	1.48	1.35
84	w3	1001	CYC	CHA-C1A	16.35	1.48	1.35
82	UE	203	PEB	CHB-C4B	16.35	1.48	1.35
82	mF	202	PEB	CHB-C4B	16.35	1.48	1.35
82	dH	202	PEB	CHB-C4B	16.35	1.48	1.35
82	gH	203	PEB	CHB-C4B	16.35	1.48	1.35
82	OE	201	PEB	CHB-C4B	16.35	1.48	1.35
82	V5	202	PEB	CHB-C4B	16.35	1.48	1.35
82	R5	202	PEB	CHB-C4B	16.34	1.48	1.35
82	VI	201	PEB	CHB-C4B	16.34	1.48	1.35
82	lK	201	PEB	CHB-C4B	16.34	1.48	1.35
84	k3	1001	CYC	CHA-C1A	16.34	1.48	1.35
82	LK	201	PEB	CHB-C4B	16.34	1.48	1.35

Continued on next page...

Continued from previous page...

Mol	Chain	Res	Type	Atoms	Z	Observed(Å)	Ideal(Å)
82	L9	203	PEB	CHB-C4B	16.34	1.48	1.35
82	j4	201	PEB	CHB-C4B	16.34	1.48	1.35
82	NE	202	PEB	CHB-C4B	16.34	1.48	1.35
82	NG	201	PEB	CHB-C4B	16.34	1.48	1.35
82	RK	202	PEB	CHB-C4B	16.34	1.48	1.35
82	jM	203	PEB	CHB-C4B	16.34	1.48	1.35
84	H1	1001	CYC	CHA-C1A	16.34	1.48	1.35
82	A4	301	PEB	CHB-C4B	16.33	1.48	1.35
82	L9	201	PEB	CHB-C4B	16.33	1.48	1.35
82	YH	202	PEB	CHB-C4B	16.33	1.48	1.35
82	dG	204	PEB	CHB-C4B	16.33	1.48	1.35
82	eH	201	PEB	CHB-C4B	16.33	1.48	1.35
84	I3	1001	CYC	CHA-C1A	16.33	1.48	1.35
82	AI	201	PEB	CHB-C4B	16.33	1.48	1.35
84	j3	1001	CYC	CHA-C1A	16.32	1.48	1.35
82	kH	202	PEB	CHB-C4B	16.32	1.48	1.35
82	mO	201	PEB	CHB-C4B	16.32	1.48	1.35
82	fE	202	PEB	CHB-C4B	16.32	1.48	1.35
82	SJ	202	PEB	CHB-C4B	16.32	1.48	1.35
82	GQ	202	PEB	CHB-C4B	16.32	1.48	1.35
82	g4	202	PEB	CHB-C4B	16.32	1.48	1.35
82	jO	202	PEB	CHB-C4B	16.31	1.48	1.35
82	lK	202	PEB	CHB-C4B	16.31	1.48	1.35
82	K5	202	PEB	CHB-C4B	16.31	1.48	1.35
82	N7	203	PEB	CHB-C4B	16.31	1.48	1.35
82	CI	201	PEB	CHB-C4B	16.31	1.48	1.35
82	AO	304	PEB	CHB-C4B	16.31	1.48	1.35
82	D7	201	PEB	CHB-C4B	16.31	1.48	1.35
82	P1	202	PEB	CHB-C4B	16.30	1.48	1.35
82	gG	201	PEB	CHB-C4B	16.30	1.48	1.35
82	jG	202	PEB	CHB-C4B	16.30	1.48	1.35
82	PO	203	PEB	CHB-C4B	16.30	1.48	1.35
82	HQ	203	PEB	CHB-C4B	16.30	1.48	1.35
82	SB	202	PEB	CHB-C4B	16.30	1.48	1.35
82	U1	201	PEB	CHB-C4B	16.29	1.48	1.35
82	lJ	203	PEB	CHB-C4B	16.29	1.48	1.35
82	HK	202	PEB	CHB-C4B	16.29	1.48	1.35
82	I5	202	PEB	CHB-C4B	16.29	1.48	1.35
84	C1	1001	CYC	CHA-C1A	16.29	1.48	1.35
82	h1	201	PEB	CHB-C4B	16.29	1.48	1.35
82	L7	201	PEB	CHB-C4B	16.29	1.48	1.35
82	VH	201	PEB	CHB-C4B	16.29	1.48	1.35

Continued on next page...

Continued from previous page...

Mol	Chain	Res	Type	Atoms	Z	Observed(Å)	Ideal(Å)
82	V7	201	PEB	CHB-C4B	16.28	1.48	1.35
82	MM	203	PEB	CHB-C4B	16.28	1.48	1.35
82	SM	201	PEB	CHB-C4B	16.28	1.48	1.35
82	cG	201	PEB	CHB-C4B	16.28	1.48	1.35
82	TM	202	PEB	CHB-C4B	16.28	1.48	1.35
82	RP	202	PEB	CHB-C4B	16.28	1.48	1.35
82	C5	202	PEB	CHB-C4B	16.28	1.48	1.35
82	fG	203	PEB	CHB-C4B	16.28	1.48	1.35
82	AO	305	PEB	CHB-C4B	16.27	1.48	1.35
82	T4	201	PEB	CHB-C4B	16.27	1.48	1.35
82	YF	202	PEB	CHB-C4B	16.27	1.48	1.35
82	LO	1002	PEB	CHB-C4B	16.27	1.48	1.35
82	m4	201	PEB	CHB-C4B	16.27	1.48	1.35
82	c4	201	PEB	CHB-C4B	16.27	1.48	1.35
82	ZB	201	PEB	CHB-C4B	16.27	1.48	1.35
84	FG	1001	CYC	CHA-C1A	16.27	1.48	1.35
82	RD	203	PEB	CHB-C4B	16.26	1.48	1.35
82	AQ	303	PEB	CHB-C4B	16.26	1.48	1.35
82	O9	201	PEB	CHB-C4B	16.26	1.48	1.35
82	dG	202	PEB	CHB-C4B	16.26	1.48	1.35
82	jO	201	PEB	CHB-C4B	16.26	1.48	1.35
82	AO	301	PEB	CHB-C4B	16.26	1.48	1.35
82	OG	202	PEB	CHB-C4B	16.26	1.48	1.35
82	gO	201	PEB	CHB-C4B	16.26	1.48	1.35
82	HD	202	PEB	CHB-C4B	16.26	1.48	1.35
82	HA	202	PEB	CHB-C4B	16.26	1.48	1.35
82	WI	201	PEB	CHB-C4B	16.25	1.48	1.35
82	aH	202	PEB	CHB-C4B	16.25	1.48	1.35
82	bP	502	PEB	CHB-C4B	16.25	1.48	1.35
82	EI	201	PEB	CHB-C4B	16.25	1.48	1.35
82	O4	201	PEB	CHB-C4B	16.25	1.48	1.35
82	hM	203	PEB	CHB-C4B	16.25	1.48	1.35
82	gM	202	PEB	CHB-C4B	16.25	1.48	1.35
82	HD	203	PEB	CHB-C4B	16.25	1.48	1.35
82	U9	201	PEB	CHB-C4B	16.25	1.48	1.35
82	aM	204	PEB	CHB-C4B	16.25	1.48	1.35
82	JI	201	PEB	CHB-C4B	16.25	1.48	1.35
82	TH	201	PEB	CHB-C4B	16.25	1.48	1.35
82	I7	202	PEB	CHB-C4B	16.25	1.48	1.35
82	XD	203	PEB	CHB-C4B	16.24	1.48	1.35
82	VA	201	PEB	CHB-C4B	16.24	1.48	1.35
82	TF	202	PEB	CHB-C4B	16.24	1.48	1.35

Continued on next page...

Continued from previous page...

Mol	Chain	Res	Type	Atoms	Z	Observed(Å)	Ideal(Å)
82	Q1	201	PEB	CHB-C4B	16.24	1.48	1.35
82	cK	202	PEB	CHB-C4B	16.24	1.48	1.35
82	FQ	202	PEB	CHB-C4B	16.24	1.48	1.35
82	mK	202	PEB	CHB-C4B	16.24	1.48	1.35
82	BB	201	PEB	CHB-C4B	16.23	1.48	1.35
82	GK	203	PEB	CHB-C4B	16.23	1.48	1.35
82	dE	204	PEB	CHB-C4B	16.23	1.48	1.35
82	d1	202	PEB	CHB-C4B	16.23	1.48	1.35
82	TD	203	PEB	CHB-C4B	16.23	1.48	1.35
82	TG	201	PEB	CHB-C4B	16.23	1.48	1.35
82	WI	203	PEB	CHB-C4B	16.23	1.48	1.35
82	g4	201	PEB	CHB-C4B	16.23	1.48	1.35
82	aG	202	PEB	CHB-C4B	16.22	1.48	1.35
84	BG	1001	CYC	CHA-C1A	16.22	1.48	1.35
82	KD	202	PEB	CHB-C4B	16.22	1.48	1.35
82	JI	202	PEB	CHB-C4B	16.22	1.48	1.35
82	aJ	203	PEB	CHB-C4B	16.22	1.48	1.35
82	gO	203	PEB	CHB-C4B	16.22	1.48	1.35
83	AQ	302	PUB	CHB-C1C	16.22	1.48	1.35
82	NA	203	PEB	CHB-C4B	16.22	1.48	1.35
82	DP	201	PEB	CHB-C4B	16.22	1.48	1.35
82	gE	201	PEB	CHB-C4B	16.21	1.48	1.35
82	WA	202	PEB	CHB-C4B	16.21	1.48	1.35
82	FD	202	PEB	CHB-C4B	16.21	1.48	1.35
82	AH	302	PEB	CHB-C4B	16.21	1.48	1.35
82	l1	203	PEB	CHB-C4B	16.21	1.48	1.35
82	a1	202	PEB	CHB-C4B	16.21	1.48	1.35
82	qK	202	PEB	CHB-C4B	16.21	1.48	1.35
82	LA	201	PEB	CHB-C4B	16.20	1.48	1.35
82	g4	203	PEB	CHB-C4B	16.20	1.48	1.35
82	aF	201	PEB	CHB-C4B	16.20	1.48	1.35
82	kH	201	PEB	CHB-C4B	16.20	1.48	1.35
82	sK	203	PEB	CHB-C4B	16.20	1.48	1.35
82	DA	201	PEB	CHB-C4B	16.20	1.48	1.35
82	gB	201	PEB	CHB-C4B	16.20	1.48	1.35
82	e4	203	PEB	CHB-C4B	16.20	1.48	1.35
82	TP	202	PEB	CHB-C4B	16.20	1.48	1.35
83	yF	302	PUB	CHB-C1C	16.20	1.48	1.35
82	b1	201	PEB	CHB-C4B	16.19	1.48	1.35
82	S4	202	PEB	CHB-C4B	16.19	1.48	1.35
82	WE	202	PEB	CHB-C4B	16.19	1.48	1.35
82	lE	201	PEB	CHB-C4B	16.19	1.48	1.35

Continued on next page...

Continued from previous page...

Mol	Chain	Res	Type	Atoms	Z	Observed(Å)	Ideal(Å)
82	gM	201	PEB	CHB-C4B	16.19	1.48	1.35
82	FA	202	PEB	CHB-C4B	16.19	1.48	1.35
82	F7	202	PEB	CHB-C4B	16.19	1.48	1.35
82	sK	202	PEB	CHB-C4B	16.19	1.48	1.35
82	XP	202	PEB	CHB-C4B	16.19	1.48	1.35
82	lG	202	PEB	CHB-C4B	16.19	1.48	1.35
82	XD	201	PEB	CHB-C4B	16.18	1.48	1.35
82	CM	202	PEB	CHB-C4B	16.18	1.48	1.35
82	L4	1002	PEB	CHB-C4B	16.18	1.48	1.35
82	T4	202	PEB	CHB-C4B	16.18	1.48	1.35
82	e4	201	PEB	CHB-C4B	16.18	1.48	1.35
82	xC	202	PEB	CHB-C4B	16.18	1.48	1.35
83	AD	302	PUB	CHB-C1C	16.18	1.48	1.35
82	QG	203	PEB	CHB-C4B	16.18	1.48	1.35
82	WF	203	PEB	CHB-C4B	16.17	1.48	1.35
82	e1	201	PEB	CHB-C4B	16.17	1.48	1.35
82	CK	201	PEB	CHB-C4B	16.17	1.48	1.35
82	DM	202	PEB	CHB-C4B	16.17	1.48	1.35
82	A1	301	PEB	CHB-C4B	16.17	1.48	1.35
82	OB	201	PEB	CHB-C4B	16.17	1.48	1.35
82	KD	201	PEB	CHB-C4B	16.17	1.48	1.35
82	bH	201	PEB	CHB-C4B	16.17	1.48	1.35
84	BE	1001	CYC	CHA-C1A	16.17	1.48	1.35
82	PD	202	PEB	CHB-C4B	16.16	1.48	1.35
82	AE	301	PEB	CHB-C4B	16.16	1.48	1.35
82	qC	202	PEB	CHB-C4B	16.16	1.48	1.35
82	eG	201	PEB	CHB-C4B	16.16	1.48	1.35
84	F4	1001	CYC	CHA-C1A	16.16	1.48	1.35
82	SO	201	PEB	CHB-C4B	16.16	1.48	1.35
82	VP	202	PEB	CHB-C4B	16.16	1.48	1.35
82	U5	202	PEB	CHB-C4B	16.16	1.48	1.35
82	XQ	201	PEB	CHB-C4B	16.16	1.48	1.35
82	UO	202	PEB	CHB-C4B	16.16	1.48	1.35
82	GP	203	PEB	CHB-C4B	16.16	1.48	1.35
82	RF	202	PEB	CHB-C4B	16.16	1.48	1.35
82	PJ	201	PEB	CHB-C4B	16.15	1.48	1.35
82	lM	203	PEB	CHB-C4B	16.15	1.48	1.35
82	OD	201	PEB	CHB-C4B	16.15	1.48	1.35
82	FB	201	PEB	CHB-C4B	16.15	1.48	1.35
82	PQ	202	PEB	CHB-C4B	16.14	1.48	1.35
82	aE	202	PEB	CHB-C4B	16.14	1.48	1.35
82	PE	201	PEB	CHB-C4B	16.14	1.48	1.35

Continued on next page...

Continued from previous page...

Mol	Chain	Res	Type	Atoms	Z	Observed(Å)	Ideal(Å)
82	KM	201	PEB	CHB-C4B	16.14	1.48	1.35
82	B9	203	PEB	CHB-C4B	16.14	1.48	1.35
82	hF	201	PEB	CHB-C4B	16.14	1.48	1.35
82	NF	201	PEB	CHB-C4B	16.14	1.48	1.35
82	WK	203	PEB	CHB-C4B	16.14	1.48	1.35
82	b4	201	PEB	CHB-C4B	16.14	1.48	1.35
82	G7	202	PEB	CHB-C4B	16.14	1.48	1.35
82	lM	201	PEB	CHB-C4B	16.14	1.48	1.35
82	JD	201	PEB	CHB-C4B	16.14	1.48	1.35
82	x8	202	PEB	CHB-C4B	16.14	1.48	1.35
82	IA	202	PEB	CHB-C4B	16.14	1.48	1.35
82	e4	202	PEB	CHB-C4B	16.14	1.48	1.35
82	TQ	203	PEB	CHB-C4B	16.13	1.48	1.35
82	hH	201	PEB	CHB-C4B	16.13	1.48	1.35
82	AD	303	PEB	CHB-C4B	16.13	1.48	1.35
82	QE	203	PEB	CHB-C4B	16.13	1.48	1.35
82	WM	201	PEB	CHB-C4B	16.13	1.48	1.35
82	cO	201	PEB	CHB-C4B	16.12	1.48	1.35
82	EK	202	PEB	CHB-C4B	16.12	1.48	1.35
82	BM	301	PEB	CHB-C4B	16.12	1.48	1.35
82	VO	201	PEB	CHB-C4B	16.12	1.48	1.35
82	kH	203	PEB	CHB-C4B	16.11	1.48	1.35
82	LP	201	PEB	CHB-C4B	16.11	1.48	1.35
82	YF	203	PEB	CHB-C4B	16.11	1.48	1.35
82	KM	202	PEB	CHB-C4B	16.11	1.48	1.35
82	AH	301	PEB	CHB-C4B	16.11	1.48	1.35
82	sF	202	PEB	CHB-C4B	16.11	1.48	1.35
82	LP	202	PEB	CHB-C4B	16.11	1.48	1.35
82	KQ	202	PEB	CHB-C4B	16.11	1.48	1.35
82	q8	202	PEB	CHB-C4B	16.11	1.48	1.35
84	JH	1003	CYC	CHA-C1A	16.11	1.48	1.35
82	NP	202	PEB	CHB-C4B	16.11	1.48	1.35
82	XQ	203	PEB	CHB-C4B	16.11	1.48	1.35
82	bF	201	PEB	CHB-C4B	16.11	1.48	1.35
82	cE	201	PEB	CHB-C4B	16.11	1.48	1.35
82	P4	201	PEB	CHB-C4B	16.10	1.48	1.35
84	FE	1002	CYC	CHA-C1A	16.10	1.48	1.35
82	W7	202	PEB	CHB-C4B	16.10	1.48	1.35
82	dB	201	PEB	CHB-C4B	16.10	1.48	1.35
82	LQ	202	PEB	CHB-C4B	16.10	1.48	1.35
82	RB	201	PEB	CHB-C4B	16.10	1.48	1.35
82	OF	201	PEB	CHB-C4B	16.10	1.48	1.35

Continued on next page...

Continued from previous page...

Mol	Chain	Res	Type	Atoms	Z	Observed(Å)	Ideal(Å)
82	qF	202	PEB	CHB-C4B	16.10	1.48	1.35
82	KB	304	PEB	CHB-C4B	16.09	1.48	1.35
82	DP	202	PEB	CHB-C4B	16.09	1.48	1.35
82	mK	201	PEB	CHB-C4B	16.09	1.48	1.35
82	I7	201	PEB	CHB-C4B	16.09	1.48	1.35
82	hJ	201	PEB	CHB-C4B	16.09	1.48	1.35
82	cM	202	PEB	CHB-C4B	16.09	1.48	1.35
84	CH	1001	CYC	CHA-C1A	16.09	1.48	1.35
82	AG	301	PEB	CHB-C4B	16.09	1.48	1.35
82	H1	1002	PEB	CHB-C4B	16.09	1.48	1.35
84	FO	1001	CYC	CHA-C1A	16.09	1.48	1.35
82	rF	202	PEB	CHB-C4B	16.08	1.48	1.35
82	fM	201	PEB	CHB-C4B	16.08	1.48	1.35
82	CJ	202	PEB	CHB-C4B	16.08	1.48	1.35
82	eO	202	PEB	CHB-C4B	16.08	1.48	1.35
82	OO	201	PEB	CHB-C4B	16.08	1.48	1.35
83	A4	302	PUB	CHB-C1C	16.08	1.48	1.35
82	h1	202	PEB	CHB-C4B	16.08	1.48	1.35
82	H5	203	PEB	CHB-C4B	16.08	1.48	1.35
82	bK	201	PEB	CHB-C4B	16.08	1.48	1.35
82	SD	201	PEB	CHB-C4B	16.07	1.48	1.35
82	U4	202	PEB	CHB-C4B	16.07	1.48	1.35
82	DJ	201	PEB	CHB-C4B	16.07	1.48	1.35
83	AO	303	PUB	CHB-C1C	16.07	1.48	1.35
82	MD	202	PEB	CHB-C4B	16.06	1.48	1.35
82	Q5	202	PEB	CHB-C4B	16.06	1.48	1.35
82	eO	201	PEB	CHB-C4B	16.06	1.48	1.35
82	NK	201	PEB	CHB-C4B	16.06	1.48	1.35
82	YK	202	PEB	CHB-C4B	16.06	1.48	1.35
82	YB	202	PEB	CHB-C4B	16.05	1.48	1.35
82	WG	201	PEB	CHB-C4B	16.05	1.48	1.35
82	lG	201	PEB	CHB-C4B	16.05	1.48	1.35
82	PP	202	PEB	CHB-C4B	16.05	1.48	1.35
82	YA	303	PEB	CHB-C4B	16.05	1.48	1.35
82	DH	1002	PEB	CHB-C4B	16.04	1.48	1.35
82	OM	202	PEB	CHB-C4B	16.04	1.48	1.35
82	OQ	201	PEB	CHB-C4B	16.04	1.48	1.35
82	PF	201	PEB	CHB-C4B	16.04	1.48	1.35
82	eF	201	PEB	CHB-C4B	16.04	1.48	1.35
82	TF	201	PEB	CHB-C4B	16.04	1.48	1.35
82	fE	201	PEB	CHB-C4B	16.03	1.48	1.35
82	EF	202	PEB	CHB-C4B	16.03	1.48	1.35

Continued on next page...

Continued from previous page...

Mol	Chain	Res	Type	Atoms	Z	Observed(Å)	Ideal(Å)
82	L5	201	PEB	CHB-C4B	16.03	1.48	1.35
82	gJ	202	PEB	CHB-C4B	16.03	1.48	1.35
82	KQ	201	PEB	CHB-C4B	16.03	1.48	1.35
82	MK	203	PEB	CHB-C4B	16.03	1.48	1.35
82	H9	203	PEB	CHB-C4B	16.03	1.48	1.35
82	TO	202	PEB	CHB-C4B	16.03	1.48	1.35
82	A4	304	PEB	CHB-C4B	16.03	1.48	1.35
82	J7	203	PEB	CHB-C4B	16.03	1.48	1.35
82	fG	201	PEB	CHB-C4B	16.03	1.48	1.35
82	A1	302	PEB	CHB-C4B	16.03	1.48	1.35
82	dE	201	PEB	CHB-C4B	16.03	1.48	1.35
82	PG	201	PEB	CHB-C4B	16.03	1.48	1.35
82	HM	202	PEB	CHB-C4B	16.03	1.48	1.35
82	gG	202	PEB	CHB-C4B	16.03	1.48	1.35
82	kK	201	PEB	CHB-C4B	16.03	1.48	1.35
82	RQ	203	PEB	CHB-C4B	16.02	1.48	1.35
82	PO	201	PEB	CHB-C4B	16.02	1.48	1.35
82	U5	203	PEB	CHB-C4B	16.02	1.48	1.35
84	M1	201	CYC	CHA-C1A	16.02	1.48	1.35
82	lO	201	PEB	CHB-C4B	16.01	1.48	1.35
82	TO	201	PEB	CHB-C4B	16.01	1.48	1.35
82	mF	201	PEB	CHB-C4B	16.01	1.48	1.35
83	AG	303	PUB	CHB-C1C	16.01	1.48	1.35
82	M7	202	PEB	CHB-C4B	16.01	1.48	1.35
83	A4	303	PUB	CHB-C1C	16.01	1.48	1.35
82	OK	201	PEB	CHB-C4B	16.00	1.48	1.35
82	B5	201	PEB	CHB-C4B	16.00	1.48	1.35
82	bO	201	PEB	CHB-C4B	16.00	1.48	1.35
82	ZF	201	PEB	CHB-C4B	16.00	1.48	1.35
84	NO	1001	CYC	CHA-C1A	16.00	1.48	1.35
82	dM	201	PEB	CHB-C4B	16.00	1.48	1.35
82	aO	201	PEB	CHB-C4B	16.00	1.48	1.35
82	V4	201	PEB	CHB-C4B	16.00	1.48	1.35
82	uF	203	PEB	CHB-C4B	16.00	1.48	1.35
82	eO	203	PEB	CHB-C4B	16.00	1.48	1.35
82	aK	201	PEB	CHB-C4B	15.99	1.48	1.35
82	YP	501	PEB	CHB-C4B	15.99	1.48	1.35
82	aM	203	PEB	CHB-C4B	15.99	1.48	1.35
82	MA	202	PEB	CHB-C4B	15.99	1.48	1.35
82	WJ	202	PEB	CHB-C4B	15.99	1.48	1.35
83	yK	302	PUB	CHB-C1C	15.99	1.48	1.35
82	ZK	201	PEB	CHB-C4B	15.99	1.48	1.35

Continued on next page...

Continued from previous page...

Mol	Chain	Res	Type	Atoms	Z	Observed(Å)	Ideal(Å)
82	TE	201	PEB	CHB-C4B	15.99	1.48	1.35
82	Y9	203	PEB	CHB-C4B	15.99	1.48	1.35
82	bG	201	PEB	CHB-C4B	15.99	1.48	1.35
82	hG	202	PEB	CHB-C4B	15.98	1.48	1.35
82	DG	1002	PEB	CHB-C4B	15.98	1.48	1.35
82	HH	1002	PEB	CHB-C4B	15.98	1.48	1.35
82	NQ	203	PEB	CHB-C4B	15.98	1.48	1.35
82	ZG	202	PEB	CHB-C4B	15.97	1.48	1.35
82	pK	201	PEB	CHB-C4B	15.97	1.48	1.35
82	SP	201	PEB	CHB-C4B	15.97	1.48	1.35
82	TJ	202	PEB	CHB-C4B	15.97	1.48	1.35
82	MQ	202	PEB	CHB-C4B	15.97	1.48	1.35
82	MF	203	PEB	CHB-C4B	15.97	1.48	1.35
82	LD	202	PEB	CHB-C4B	15.97	1.48	1.35
82	RK	201	PEB	CHB-C4B	15.97	1.48	1.35
82	UP	201	PEB	CHB-C4B	15.97	1.48	1.35
82	yF	301	PEB	CHB-C4B	15.97	1.48	1.35
82	SQ	201	PEB	CHB-C4B	15.96	1.48	1.35
82	YK	203	PEB	CHB-C4B	15.96	1.48	1.35
83	AO	302	PUB	CHB-C1C	15.96	1.48	1.35
84	KO	1001	CYC	CHA-C1A	15.96	1.48	1.35
82	YP	503	PEB	CHB-C4B	15.96	1.48	1.35
84	N4	1001	CYC	CHA-C1A	15.96	1.48	1.35
82	rK	202	PEB	CHB-C4B	15.95	1.48	1.35
82	ND	203	PEB	CHB-C4B	15.95	1.48	1.35
82	RM	202	PEB	CHB-C4B	15.95	1.48	1.35
82	aM	202	PEB	CHB-C4B	15.95	1.48	1.35
82	WE	201	PEB	CHB-C4B	15.94	1.48	1.35
82	fM	202	PEB	CHB-C4B	15.94	1.48	1.35
82	LD	203	PEB	CHB-C4B	15.94	1.48	1.35
82	jF	201	PEB	CHB-C4B	15.94	1.48	1.35
82	Y7	303	PEB	CHB-C4B	15.94	1.48	1.35
82	eK	201	PEB	CHB-C4B	15.94	1.48	1.35
82	BP	202	PEB	CHB-C4B	15.93	1.48	1.35
82	CP	202	PEB	CHB-C4B	15.93	1.48	1.35
82	SQ	202	PEB	CHB-C4B	15.93	1.48	1.35
84	K4	1001	CYC	CHA-C1A	15.93	1.48	1.35
82	O1	201	PEB	CHB-C4B	15.93	1.48	1.35
82	S4	201	PEB	CHB-C4B	15.92	1.48	1.35
82	kF	201	PEB	CHB-C4B	15.92	1.48	1.35
82	WM	202	PEB	CHB-C4B	15.92	1.48	1.35
82	fM	203	PEB	CHB-C4B	15.92	1.48	1.35

Continued on next page...

Continued from previous page...

Mol	Chain	Res	Type	Atoms	Z	Observed(Å)	Ideal(Å)
82	gE	202	PEB	CHB-C4B	15.92	1.48	1.35
82	eE	201	PEB	CHB-C4B	15.92	1.48	1.35
82	RF	201	PEB	CHB-C4B	15.91	1.48	1.35
82	PQ	203	PEB	CHB-C4B	15.91	1.48	1.35
82	hJ	202	PEB	CHB-C4B	15.91	1.48	1.35
82	Z4	202	PEB	CHB-C4B	15.91	1.48	1.35
82	BD	202	PEB	CHB-C4B	15.91	1.48	1.35
82	bP	501	PEB	CHB-C4B	15.91	1.48	1.35
82	hE	202	PEB	CHB-C4B	15.91	1.48	1.35
82	gO	202	PEB	CHB-C4B	15.91	1.48	1.35
82	Z4	201	PEB	CHB-C4B	15.91	1.48	1.35
82	J7	202	PEB	CHB-C4B	15.91	1.48	1.35
82	BQ	202	PEB	CHB-C4B	15.90	1.48	1.35
82	QM	202	PEB	CHB-C4B	15.90	1.48	1.35
82	QM	203	PEB	CHB-C4B	15.90	1.48	1.35
82	QI	201	PEB	CHB-C4B	15.90	1.48	1.35
82	dG	201	PEB	CHB-C4B	15.90	1.48	1.35
82	RB	202	PEB	CHB-C4B	15.90	1.48	1.35
82	FH	1002	PEB	CHB-C4B	15.90	1.48	1.35
82	JA	203	PEB	CHB-C4B	15.89	1.48	1.35
82	D4	1002	PEB	CHB-C4B	15.89	1.48	1.35
82	SM	203	PEB	CHB-C4B	15.89	1.48	1.35
82	LQ	203	PEB	CHB-C4B	15.89	1.48	1.35
82	V1	203	PEB	CHB-C4B	15.89	1.48	1.35
82	J9	203	PEB	CHB-C4B	15.89	1.48	1.35
82	j4	202	PEB	CHB-C4B	15.89	1.48	1.35
82	eB	202	PEB	CHB-C4B	15.88	1.48	1.35
82	yC	202	PEB	CHB-C4B	15.88	1.48	1.35
84	K1	1001	CYC	CHA-C1A	15.88	1.48	1.35
82	VJ	202	PEB	CHB-C4B	15.88	1.48	1.35
82	SG	201	PEB	CHB-C4B	15.88	1.48	1.35
82	PM	201	PEB	CHB-C4B	15.88	1.48	1.35
82	ZE	202	PEB	CHB-C4B	15.88	1.48	1.35
82	AP	202	PEB	CHB-C4B	15.88	1.48	1.35
82	D1	1002	PEB	CHB-C4B	15.88	1.48	1.35
82	IA	201	PEB	CHB-C4B	15.87	1.48	1.35
82	gJ	201	PEB	CHB-C4B	15.87	1.48	1.35
82	MP	202	PEB	CHB-C4B	15.87	1.48	1.35
82	kO	202	PEB	CHB-C4B	15.87	1.48	1.35
82	PG	202	PEB	CHB-C4B	15.87	1.48	1.35
82	IP	201	PEB	CHB-C4B	15.87	1.48	1.35
82	d1	203	PEB	CHB-C4B	15.87	1.48	1.35

Continued on next page...

Continued from previous page...

Mol	Chain	Res	Type	Atoms	Z	Observed(Å)	Ideal(Å)
84	KH	1001	CYC	CHA-C1A	15.87	1.48	1.35
82	L5	202	PEB	CHB-C4B	15.87	1.48	1.35
82	DF	201	PEB	CHB-C4B	15.86	1.48	1.35
82	HG	1002	PEB	CHB-C4B	15.86	1.48	1.35
82	kJ	202	PEB	CHB-C4B	15.86	1.48	1.35
82	bE	201	PEB	CHB-C4B	15.86	1.48	1.35
82	SD	202	PEB	CHB-C4B	15.86	1.48	1.35
82	kM	202	PEB	CHB-C4B	15.86	1.48	1.35
83	AE	303	PUB	CHB-C1C	15.86	1.48	1.35
82	GA	202	PEB	CHB-C4B	15.86	1.48	1.35
82	UB	303	PEB	CHB-C4B	15.86	1.48	1.35
82	PD	203	PEB	CHB-C4B	15.86	1.48	1.35
82	WH	202	PEB	CHB-C4B	15.86	1.48	1.35
82	EM	203	PEB	CHB-C4B	15.86	1.48	1.35
82	YJ	203	PEB	CHB-C4B	15.86	1.48	1.35
82	dO	202	PEB	CHB-C4B	15.86	1.48	1.35
82	IB	202	PEB	CHB-C4B	15.85	1.48	1.35
82	d4	202	PEB	CHB-C4B	15.84	1.48	1.35
84	CG	1001	CYC	CHA-C1A	15.84	1.48	1.35
82	TH	202	PEB	CHB-C4B	15.84	1.48	1.35
82	W1	202	PEB	CHB-C4B	15.84	1.48	1.35
82	j4	203	PEB	CHB-C4B	15.84	1.48	1.35
82	eB	201	PEB	CHB-C4B	15.84	1.48	1.35
82	wC	204	PEB	CHB-C4B	15.83	1.48	1.35
82	jK	201	PEB	CHB-C4B	15.83	1.48	1.35
82	H5	202	PEB	CHB-C4B	15.83	1.48	1.35
82	PK	201	PEB	CHB-C4B	15.83	1.48	1.35
82	U9	202	PEB	CHB-C4B	15.83	1.48	1.35
82	PP	201	PEB	CHB-C4B	15.82	1.48	1.35
82	N4	1002	PEB	CHB-C4B	15.82	1.48	1.35
82	y8	202	PEB	CHB-C4B	15.82	1.48	1.35
82	oF	203	PEB	CHB-C4B	15.82	1.48	1.35
82	KB	301	PEB	CHB-C4B	15.81	1.48	1.35
82	TK	201	PEB	CHB-C4B	15.81	1.48	1.35
82	uK	202	PEB	CHB-C4B	15.81	1.48	1.35
82	pF	201	PEB	CHB-C4B	15.81	1.48	1.35
82	eF	203	PEB	CHB-C4B	15.81	1.48	1.35
82	cF	203	PEB	CHB-C4B	15.81	1.48	1.35
82	gK	202	PEB	CHB-C4B	15.80	1.48	1.35
82	w8	204	PEB	CHB-C4B	15.80	1.48	1.35
82	O1	203	PEB	CHB-C4B	15.80	1.48	1.35
82	ZB	202	PEB	CHB-C4B	15.80	1.48	1.35

Continued on next page...

Continued from previous page...

Mol	Chain	Res	Type	Atoms	Z	Observed(Å)	Ideal(Å)
82	F1	1002	PEB	CHB-C4B	15.80	1.48	1.35
82	ZE	203	PEB	CHB-C4B	15.79	1.48	1.35
82	dH	203	PEB	CHB-C4B	15.79	1.48	1.35
82	KG	201	PEB	CHB-C4B	15.79	1.48	1.35
82	DA	203	PEB	CHB-C4B	15.79	1.48	1.35
82	DK	201	PEB	CHB-C4B	15.79	1.48	1.35
83	QM	201	PUB	CHB-C1C	15.79	1.48	1.35
82	yK	301	PEB	CHB-C4B	15.79	1.48	1.35
82	a4	201	PEB	CHB-C4B	15.78	1.48	1.35
82	oK	203	PEB	CHB-C4B	15.78	1.48	1.35
82	EJ	203	PEB	CHB-C4B	15.78	1.48	1.35
82	T1	202	PEB	CHB-C4B	15.78	1.48	1.35
82	eM	202	PEB	CHB-C4B	15.78	1.48	1.35
82	ZG	203	PEB	CHB-C4B	15.78	1.48	1.35
82	DO	1002	PEB	CHB-C4B	15.78	1.48	1.35
82	b1	203	PEB	CHB-C4B	15.77	1.48	1.35
82	lF	203	PEB	CHB-C4B	15.77	1.48	1.35
82	Z9	303	PEB	CHB-C4B	15.77	1.48	1.35
82	AQ	301	PEB	CHB-C4B	15.77	1.48	1.35
82	d4	201	PEB	CHB-C4B	15.77	1.48	1.35
82	PE	202	PEB	CHB-C4B	15.77	1.48	1.35
82	kE	202	PEB	CHB-C4B	15.77	1.48	1.35
82	YM	202	PEB	CHB-C4B	15.77	1.48	1.35
82	aO	202	PEB	CHB-C4B	15.77	1.48	1.35
82	QB	203	PEB	CHB-C4B	15.76	1.48	1.35
82	VH	202	PEB	CHB-C4B	15.76	1.48	1.35
82	D7	203	PEB	CHB-C4B	15.76	1.48	1.35
82	aB	202	PEB	CHB-C4B	15.76	1.48	1.35
82	f4	201	PEB	CHB-C4B	15.76	1.48	1.35
84	63	901	CYC	CHA-C1A	15.76	1.48	1.35
82	XM	201	PEB	CHB-C4B	15.76	1.48	1.35
82	F9	201	PEB	CHB-C4B	15.76	1.48	1.35
82	wF	302	PEB	CHB-C4B	15.76	1.48	1.35
82	eH	203	PEB	CHB-C4B	15.75	1.48	1.35
82	VM	201	PEB	CHB-C4B	15.75	1.48	1.35
82	mM	201	PEB	CHB-C4B	15.75	1.48	1.35
82	U7	202	PEB	CHB-C4B	15.75	1.48	1.35
82	gK	203	PEB	CHB-C4B	15.74	1.48	1.35
82	JA	202	PEB	CHB-C4B	15.74	1.48	1.35
82	SJ	203	PEB	CHB-C4B	15.74	1.48	1.35
82	QP	203	PEB	CHB-C4B	15.74	1.48	1.35
82	SI	202	PEB	CHB-C4B	15.74	1.48	1.35

Continued on next page...

Continued from previous page...

Mol	Chain	Res	Type	Atoms	Z	Observed(Å)	Ideal(Å)
82	dJ	201	PEB	CHB-C4B	15.74	1.48	1.35
82	iJ	201	PEB	CHB-C4B	15.74	1.48	1.35
83	QJ	201	PUB	CHB-C1C	15.74	1.48	1.35
82	ZO	202	PEB	CHB-C4B	15.74	1.48	1.35
82	HO	1002	PEB	CHB-C4B	15.73	1.48	1.35
82	O5	201	PEB	CHB-C4B	15.73	1.48	1.35
82	l4	201	PEB	CHB-C4B	15.73	1.48	1.35
82	VJ	201	PEB	CHB-C4B	15.73	1.48	1.35
82	dO	201	PEB	CHB-C4B	15.73	1.48	1.35
82	DE	1002	PEB	CHB-C4B	15.73	1.48	1.35
82	JM	202	PEB	CHB-C4B	15.73	1.48	1.35
82	RQ	202	PEB	CHB-C4B	15.73	1.48	1.35
82	EP	201	PEB	CHB-C4B	15.73	1.48	1.35
82	HE	1002	PEB	CHB-C4B	15.72	1.48	1.35
82	lK	203	PEB	CHB-C4B	15.72	1.48	1.35
82	aM	201	PEB	CHB-C4B	15.72	1.48	1.35
82	KK	203	PEB	CHB-C4B	15.72	1.48	1.35
82	BA	203	PEB	CHB-C4B	15.72	1.48	1.35
82	OM	203	PEB	CHB-C4B	15.72	1.48	1.35
82	OH	201	PEB	CHB-C4B	15.71	1.48	1.35
82	M9	304	PEB	CHB-C4B	15.71	1.48	1.35
82	ZO	201	PEB	CHB-C4B	15.71	1.48	1.35
82	KE	201	PEB	CHB-C4B	15.71	1.48	1.35
82	IM	203	PEB	CHB-C4B	15.71	1.48	1.35
82	SE	201	PEB	CHB-C4B	15.71	1.48	1.35
82	NO	1002	PEB	CHB-C4B	15.71	1.48	1.35
82	HP	202	PEB	CHB-C4B	15.71	1.48	1.35
82	UM	201	PEB	CHB-C4B	15.70	1.48	1.35
82	AD	301	PEB	CHB-C4B	15.70	1.48	1.35
82	EP	202	PEB	CHB-C4B	15.70	1.48	1.35
82	OM	201	PEB	CHB-C4B	15.70	1.48	1.35
82	aF	202	PEB	CHB-C4B	15.70	1.48	1.35
82	gF	202	PEB	CHB-C4B	15.70	1.48	1.35
83	BM	302	PUB	CHB-C1C	15.70	1.48	1.35
84	FE	1001	CYC	CHA-C1A	15.70	1.48	1.35
82	MB	201	PEB	CHB-C4B	15.69	1.48	1.35
82	XF	202	PEB	CHB-C4B	15.69	1.48	1.35
82	j1	202	PEB	CHB-C4B	15.69	1.48	1.35
82	GB	203	PEB	CHB-C4B	15.69	1.48	1.35
82	RA	201	PEB	CHB-C4B	15.69	1.48	1.35
82	BB	202	PEB	CHB-C4B	15.68	1.48	1.35
82	cB	401	PEB	CHB-C4B	15.68	1.48	1.35

Continued on next page...

Continued from previous page...

Mol	Chain	Res	Type	Atoms	Z	Observed(Å)	Ideal(Å)
82	MF	201	PEB	CHB-C4B	15.68	1.48	1.35
82	B7	203	PEB	CHB-C4B	15.68	1.48	1.35
82	xK	302	PEB	CHB-C4B	15.68	1.48	1.35
82	YI	202	PEB	CHB-C4B	15.68	1.48	1.35
82	LE	1002	PEB	CHB-C4B	15.68	1.48	1.35
82	LJ	201	PEB	CHB-C4B	15.68	1.48	1.35
84	HO	1001	CYC	CHA-C1A	15.67	1.48	1.35
82	cM	201	PEB	CHB-C4B	15.67	1.48	1.35
82	UA	202	PEB	CHB-C4B	15.67	1.48	1.35
82	XP	201	PEB	CHB-C4B	15.67	1.48	1.35
82	J5	202	PEB	CHB-C4B	15.67	1.48	1.35
82	FI	201	PEB	CHB-C4B	15.66	1.48	1.35
82	a4	202	PEB	CHB-C4B	15.66	1.48	1.35
84	C4	1001	CYC	CHA-C1A	15.66	1.48	1.35
82	JM	201	PEB	CHB-C4B	15.66	1.48	1.35
82	BB	203	PEB	CHB-C4B	15.66	1.48	1.35
82	cK	203	PEB	CHB-C4B	15.66	1.48	1.35
82	fO	201	PEB	CHB-C4B	15.66	1.48	1.35
82	XB	201	PEB	CHB-C4B	15.65	1.48	1.35
82	S9	202	PEB	CHB-C4B	15.65	1.48	1.35
82	iM	201	PEB	CHB-C4B	15.65	1.48	1.35
82	JQ	203	PEB	CHB-C4B	15.64	1.48	1.35
82	W9	201	PEB	CHB-C4B	15.64	1.48	1.35
82	R4	201	PEB	CHB-C4B	15.64	1.48	1.35
82	P4	202	PEB	CHB-C4B	15.63	1.48	1.35
84	JH	1001	CYC	CHA-C1A	15.63	1.48	1.35
82	NA	201	PEB	CHB-C4B	15.63	1.48	1.35
82	HI	203	PEB	CHB-C4B	15.63	1.48	1.35
82	XK	202	PEB	CHB-C4B	15.63	1.48	1.35
82	VM	202	PEB	CHB-C4B	15.63	1.48	1.35
82	mJ	202	PEB	CHB-C4B	15.63	1.48	1.35
83	AE	302	PUB	CHB-C1C	15.62	1.48	1.35
83	AG	302	PUB	CHB-C1C	15.62	1.48	1.35
82	PM	202	PEB	CHB-C4B	15.62	1.48	1.35
82	ZM	201	PEB	CHB-C4B	15.62	1.48	1.35
82	EM	201	PEB	CHB-C4B	15.62	1.48	1.35
82	O7	202	PEB	CHB-C4B	15.62	1.48	1.35
82	jJ	203	PEB	CHB-C4B	15.62	1.48	1.35
82	ED	201	PEB	CHB-C4B	15.62	1.48	1.35
82	dQ	401	PEB	CHB-C4B	15.62	1.48	1.35
82	WO	201	PEB	CHB-C4B	15.61	1.48	1.35
82	JO	1002	PEB	CHB-C4B	15.61	1.48	1.35

Continued on next page...

Continued from previous page...

Mol	Chain	Res	Type	Atoms	Z	Observed(Å)	Ideal(Å)
82	kG	202	PEB	CHB-C4B	15.61	1.48	1.35
82	IB	201	PEB	CHB-C4B	15.61	1.48	1.35
82	wK	302	PEB	CHB-C4B	15.61	1.48	1.35
82	J4	1002	PEB	CHB-C4B	15.60	1.48	1.35
82	B7	201	PEB	CHB-C4B	15.60	1.48	1.35
82	FJ	202	PEB	CHB-C4B	15.60	1.48	1.35
82	F9	202	PEB	CHB-C4B	15.60	1.48	1.35
82	NB	203	PEB	CHB-C4B	15.60	1.48	1.35
82	MA	201	PEB	CHB-C4B	15.60	1.48	1.35
82	cB	403	PEB	CHB-C4B	15.60	1.48	1.35
82	YB	201	PEB	CHB-C4B	15.59	1.48	1.35
82	R7	201	PEB	CHB-C4B	15.59	1.48	1.35
82	JD	203	PEB	CHB-C4B	15.59	1.48	1.35
82	mO	202	PEB	CHB-C4B	15.59	1.48	1.35
83	AJ	304	PUB	CHB-C1C	15.59	1.48	1.35
82	LG	1002	PEB	CHB-C4B	15.58	1.48	1.35
82	QO	201	PEB	CHB-C4B	15.58	1.48	1.35
82	S9	203	PEB	CHB-C4B	15.58	1.48	1.35
82	LM	202	PEB	CHB-C4B	15.57	1.48	1.35
82	RO	201	PEB	CHB-C4B	15.57	1.48	1.35
84	I4	1001	CYC	CHA-C1A	15.57	1.48	1.35
82	c1	201	PEB	CHB-C4B	15.57	1.48	1.35
82	hE	203	PEB	CHB-C4B	15.57	1.48	1.35
82	hG	203	PEB	CHB-C4B	15.57	1.48	1.35
82	i1	201	PEB	CHB-C4B	15.56	1.48	1.35
82	V7	202	PEB	CHB-C4B	15.56	1.48	1.35
84	IO	1001	CYC	CHA-C1A	15.56	1.48	1.35
82	kJ	201	PEB	CHB-C4B	15.56	1.48	1.35
82	DB	201	PEB	CHB-C4B	15.56	1.48	1.35
82	BJ	301	PEB	CHB-C4B	15.56	1.48	1.35
82	GB	202	PEB	CHB-C4B	15.55	1.48	1.35
82	PO	202	PEB	CHB-C4B	15.55	1.48	1.35
82	AG	304	PEB	CHB-C4B	15.55	1.48	1.35
82	xF	302	PEB	CHB-C4B	15.54	1.48	1.35
82	QH	203	PEB	CHB-C4B	15.54	1.48	1.35
82	NM	202	PEB	CHB-C4B	15.54	1.48	1.35
84	D1	1003	CYC	CHA-C1A	15.54	1.48	1.35
82	ZB	203	PEB	CHB-C4B	15.54	1.48	1.35
82	WB	402	PEB	CHB-C4B	15.53	1.48	1.35
84	J1	1001	CYC	CHA-C1A	15.53	1.48	1.35
82	JJ	202	PEB	CHB-C4B	15.52	1.48	1.35
82	jH	202	PEB	CHB-C4B	15.52	1.48	1.35

Continued on next page...

Continued from previous page...

Mol	Chain	Res	Type	Atoms	Z	Observed(Å)	Ideal(Å)
82	FD	201	PEB	CHB-C4B	15.52	1.48	1.35
82	FP	202	PEB	CHB-C4B	15.52	1.48	1.35
84	MO	1001	CYC	CHA-C1A	15.52	1.48	1.35
82	KJ	202	PEB	CHB-C4B	15.52	1.48	1.35
82	UG	201	PEB	CHB-C4B	15.52	1.48	1.35
82	JP	202	PEB	CHB-C4B	15.52	1.48	1.35
82	gF	203	PEB	CHB-C4B	15.51	1.48	1.35
82	iH	201	PEB	CHB-C4B	15.51	1.48	1.35
82	eK	203	PEB	CHB-C4B	15.51	1.48	1.35
83	AM	304	PUB	CHB-C1C	15.51	1.48	1.35
82	PJ	202	PEB	CHB-C4B	15.51	1.48	1.35
82	CP	201	PEB	CHB-C4B	15.51	1.48	1.35
82	LJ	202	PEB	CHB-C4B	15.51	1.48	1.35
82	Y5	203	PEB	CHB-C4B	15.51	1.48	1.35
84	CO	1001	CYC	CHA-C1A	15.51	1.48	1.35
82	FD	203	PEB	CHB-C4B	15.50	1.48	1.35
82	EQ	201	PEB	CHB-C4B	15.50	1.48	1.35
82	F5	202	PEB	CHB-C4B	15.50	1.48	1.35
82	LI	202	PEB	CHB-C4B	15.50	1.48	1.35
82	OK	203	PEB	CHB-C4B	15.50	1.48	1.35
82	aF	203	PEB	CHB-C4B	15.50	1.48	1.35
82	FM	202	PEB	CHB-C4B	15.49	1.48	1.35
82	S5	202	PEB	CHB-C4B	15.49	1.48	1.35
82	cH	201	PEB	CHB-C4B	15.49	1.48	1.35
82	BA	201	PEB	CHB-C4B	15.49	1.48	1.35
82	XM	202	PEB	CHB-C4B	15.49	1.48	1.35
82	N7	201	PEB	CHB-C4B	15.49	1.48	1.35
82	RD	202	PEB	CHB-C4B	15.49	1.48	1.35
82	Y7	304	PEB	CHB-C4B	15.49	1.48	1.35
82	XB	202	PEB	CHB-C4B	15.48	1.48	1.35
82	D5	202	PEB	CHB-C4B	15.48	1.48	1.35
82	gB	202	PEB	CHB-C4B	15.48	1.48	1.35
82	ED	202	PEB	CHB-C4B	15.48	1.48	1.35
82	OH	203	PEB	CHB-C4B	15.48	1.48	1.35
82	AE	304	PEB	CHB-C4B	15.48	1.48	1.35
82	M7	201	PEB	CHB-C4B	15.47	1.48	1.35
82	jM	202	PEB	CHB-C4B	15.47	1.48	1.35
82	KF	203	PEB	CHB-C4B	15.47	1.48	1.35
82	NB	202	PEB	CHB-C4B	15.47	1.48	1.35
82	dD	401	PEB	CHB-C4B	15.47	1.48	1.35
82	O5	202	PEB	CHB-C4B	15.46	1.48	1.35
82	CB	202	PEB	CHB-C4B	15.46	1.48	1.35

Continued on next page...

Continued from previous page...

Mol	Chain	Res	Type	Atoms	Z	Observed(Å)	Ideal(Å)
84	M4	1001	CYC	CHA-C1A	15.46	1.48	1.35
82	cJ	202	PEB	CHB-C4B	15.46	1.48	1.35
82	EB	501	PEB	CHB-C4B	15.45	1.48	1.35
82	EP	203	PEB	CHB-C4B	15.45	1.48	1.35
83	yK	303	PUB	CHB-C1C	15.45	1.48	1.35
82	AM	301	PEB	CHB-C4B	15.44	1.48	1.35
82	JJ	201	PEB	CHB-C4B	15.44	1.48	1.35
82	SH	201	PEB	CHB-C4B	15.44	1.48	1.35
82	W4	201	PEB	CHB-C4B	15.44	1.48	1.35
82	WA	201	PEB	CHB-C4B	15.44	1.48	1.35
82	UB	301	PEB	CHB-C4B	15.44	1.48	1.35
82	D7	202	PEB	CHB-C4B	15.44	1.48	1.35
82	NB	201	PEB	CHB-C4B	15.44	1.48	1.35
84	DH	1003	CYC	CHA-C1A	15.44	1.48	1.35
82	VA	202	PEB	CHB-C4B	15.43	1.48	1.35
82	KK	202	PEB	CHB-C4B	15.43	1.48	1.35
82	Q4	201	PEB	CHB-C4B	15.43	1.48	1.35
82	GM	201	PEB	CHB-C4B	15.43	1.48	1.35
82	ZH	203	PEB	CHB-C4B	15.42	1.48	1.35
82	dJ	202	PEB	CHB-C4B	15.42	1.48	1.35
82	QJ	202	PEB	CHB-C4B	15.42	1.48	1.35
82	VB	202	PEB	CHB-C4B	15.42	1.48	1.35
82	YJ	201	PEB	CHB-C4B	15.42	1.48	1.35
82	FQ	203	PEB	CHB-C4B	15.42	1.48	1.35
82	DI	202	PEB	CHB-C4B	15.41	1.48	1.35
82	F5	203	PEB	CHB-C4B	15.41	1.48	1.35
82	ZM	202	PEB	CHB-C4B	15.41	1.48	1.35
82	EQ	202	PEB	CHB-C4B	15.41	1.48	1.35
84	EO	1001	CYC	CHA-C1A	15.41	1.48	1.35
82	DA	202	PEB	CHB-C4B	15.41	1.48	1.35
82	YA	304	PEB	CHB-C4B	15.41	1.48	1.35
84	LG	1001	CYC	CHA-C1A	15.41	1.48	1.35
82	OP	201	PEB	CHB-C4B	15.41	1.48	1.35
82	lM	202	PEB	CHB-C4B	15.40	1.48	1.35
82	IM	201	PEB	CHB-C4B	15.40	1.48	1.35
82	S1	201	PEB	CHB-C4B	15.40	1.48	1.35
82	rC	201	PEB	CHB-C4B	15.40	1.48	1.35
82	QJ	203	PEB	CHB-C4B	15.40	1.48	1.35
82	GP	201	PEB	CHB-C4B	15.39	1.48	1.35
82	O1	202	PEB	CHB-C4B	15.39	1.48	1.35
82	aJ	201	PEB	CHB-C4B	15.38	1.48	1.35
82	m4	202	PEB	CHB-C4B	15.38	1.48	1.35

Continued on next page...

Continued from previous page...

Mol	Chain	Res	Type	Atoms	Z	Observed(Å)	Ideal(Å)
82	aJ	204	PEB	CHB-C4B	15.38	1.48	1.35
84	DG	1001	CYC	CHA-C1A	15.38	1.48	1.35
82	FQ	201	PEB	CHB-C4B	15.37	1.48	1.35
82	GM	203	PEB	CHB-C4B	15.37	1.48	1.35
82	S5	203	PEB	CHB-C4B	15.37	1.48	1.35
82	Z1	203	PEB	CHB-C4B	15.37	1.48	1.35
84	H4	1001	CYC	CHA-C1A	15.37	1.48	1.35
82	QP	201	PEB	CHB-C4B	15.37	1.48	1.35
82	iO	202	PEB	CHB-C4B	15.36	1.48	1.35
82	cJ	201	PEB	CHB-C4B	15.36	1.48	1.35
82	i4	202	PEB	CHB-C4B	15.36	1.48	1.35
82	WP	202	PEB	CHB-C4B	15.36	1.48	1.35
82	MK	201	PEB	CHB-C4B	15.36	1.47	1.35
82	W7	201	PEB	CHB-C4B	15.36	1.47	1.35
82	UE	201	PEB	CHB-C4B	15.35	1.47	1.35
82	WJ	201	PEB	CHB-C4B	15.35	1.47	1.35
82	B5	203	PEB	CHB-C4B	15.35	1.47	1.35
82	aE	201	PEB	CHB-C4B	15.35	1.47	1.35
82	aG	201	PEB	CHB-C4B	15.35	1.47	1.35
82	CM	201	PEB	CHB-C4B	15.35	1.47	1.35
84	LE	1001	CYC	CHA-C1A	15.35	1.47	1.35
82	FI	202	PEB	CHB-C4B	15.35	1.47	1.35
82	OF	203	PEB	CHB-C4B	15.35	1.47	1.35
82	WF	201	PEB	CHB-C4B	15.34	1.47	1.35
82	DB	202	PEB	CHB-C4B	15.34	1.47	1.35
82	ZJ	201	PEB	CHB-C4B	15.34	1.47	1.35
82	OA	202	PEB	CHB-C4B	15.33	1.47	1.35
83	yF	303	PUB	CHB-C1C	15.33	1.47	1.35
82	GP	202	PEB	CHB-C4B	15.33	1.47	1.35
82	YP	502	PEB	CHB-C4B	15.33	1.47	1.35
82	aB	201	PEB	CHB-C4B	15.33	1.47	1.35
82	cB	402	PEB	CHB-C4B	15.33	1.47	1.35
82	GB	201	PEB	CHB-C4B	15.33	1.47	1.35
82	IB	203	PEB	CHB-C4B	15.32	1.47	1.35
84	KG	202	CYC	CHA-C1A	15.32	1.47	1.35
82	KF	202	PEB	CHB-C4B	15.32	1.47	1.35
82	Z1	202	PEB	CHB-C4B	15.32	1.47	1.35
82	AJ	302	PEB	CHB-C4B	15.32	1.47	1.35
82	DJ	202	PEB	CHB-C4B	15.32	1.47	1.35
82	YA	301	PEB	CHB-C4B	15.32	1.47	1.35
82	eM	201	PEB	CHB-C4B	15.32	1.47	1.35
82	CA	201	PEB	CHB-C4B	15.31	1.47	1.35

Continued on next page...

Continued from previous page...

Mol	Chain	Res	Type	Atoms	Z	Observed(Å)	Ideal(Å)
82	BD	201	PEB	CHB-C4B	15.31	1.47	1.35
82	ZJ	202	PEB	CHB-C4B	15.31	1.47	1.35
82	f1	202	PEB	CHB-C4B	15.31	1.47	1.35
82	Q1	203	PEB	CHB-C4B	15.31	1.47	1.35
83	KA	203	PUB	CHB-C1C	15.31	1.47	1.35
82	aJ	202	PEB	CHB-C4B	15.30	1.47	1.35
82	EM	202	PEB	CHB-C4B	15.30	1.47	1.35
84	DE	1001	CYC	CHA-C1A	15.30	1.47	1.35
82	r8	201	PEB	CHB-C4B	15.30	1.47	1.35
82	SI	201	PEB	CHB-C4B	15.29	1.47	1.35
82	F4	1002	PEB	CHB-C4B	15.29	1.47	1.35
82	ZH	202	PEB	CHB-C4B	15.29	1.47	1.35
82	CJ	201	PEB	CHB-C4B	15.29	1.47	1.35
82	AP	203	PEB	CHB-C4B	15.28	1.47	1.35
82	N1	1002	PEB	CHB-C4B	15.28	1.47	1.35
84	NE	201	CYC	CHA-C1A	15.28	1.47	1.35
82	aK	203	PEB	CHB-C4B	15.28	1.47	1.35
82	mJ	201	PEB	CHB-C4B	15.28	1.47	1.35
82	IM	202	PEB	CHB-C4B	15.28	1.47	1.35
82	kM	201	PEB	CHB-C4B	15.28	1.47	1.35
82	fJ	201	PEB	CHB-C4B	15.27	1.47	1.35
82	XJ	201	PEB	CHB-C4B	15.27	1.47	1.35
82	OH	202	PEB	CHB-C4B	15.26	1.47	1.35
82	S7	202	PEB	CHB-C4B	15.26	1.47	1.35
82	H4	1002	PEB	CHB-C4B	15.26	1.47	1.35
82	DD	201	PEB	CHB-C4B	15.26	1.47	1.35
82	NJ	202	PEB	CHB-C4B	15.26	1.47	1.35
82	AP	201	PEB	CHB-C4B	15.25	1.47	1.35
82	fH	202	PEB	CHB-C4B	15.24	1.47	1.35
82	aK	202	PEB	CHB-C4B	15.24	1.47	1.35
82	SB	203	PEB	CHB-C4B	15.24	1.47	1.35
82	iJ	202	PEB	CHB-C4B	15.24	1.47	1.35
82	E5	201	PEB	CHB-C4B	15.23	1.47	1.35
82	d1	201	PEB	CHB-C4B	15.22	1.47	1.35
82	CB	201	PEB	CHB-C4B	15.22	1.47	1.35
82	P7	202	PEB	CHB-C4B	15.22	1.47	1.35
82	Q5	201	PEB	CHB-C4B	15.22	1.47	1.35
82	WK	201	PEB	CHB-C4B	15.22	1.47	1.35
82	S1	202	PEB	CHB-C4B	15.22	1.47	1.35
82	SH	202	PEB	CHB-C4B	15.22	1.47	1.35
83	K7	203	PUB	CHB-C1C	15.22	1.47	1.35
82	P5	201	PEB	CHB-C4B	15.21	1.47	1.35

Continued on next page...

Continued from previous page...

Mol	Chain	Res	Type	Atoms	Z	Observed(Å)	Ideal(Å)
82	QP	202	PEB	CHB-C4B	15.21	1.47	1.35
84	EE	1001	CYC	CHA-C1A	15.21	1.47	1.35
82	NH	1002	PEB	CHB-C4B	15.21	1.47	1.35
84	EG	1001	CYC	CHA-C1A	15.19	1.47	1.35
84	DO	1001	CYC	CHA-C1A	15.19	1.47	1.35
84	D4	1001	CYC	CHA-C1A	15.19	1.47	1.35
82	HB	202	PEB	CHB-C4B	15.19	1.47	1.35
82	SA	202	PEB	CHB-C4B	15.19	1.47	1.35
82	TA	203	PEB	CHB-C4B	15.19	1.47	1.35
82	SE	202	PEB	CHB-C4B	15.19	1.47	1.35
82	BQ	201	PEB	CHB-C4B	15.18	1.47	1.35
82	jJ	201	PEB	CHB-C4B	15.18	1.47	1.35
82	OE	203	PEB	CHB-C4B	15.18	1.47	1.35
82	lJ	201	PEB	CHB-C4B	15.18	1.47	1.35
82	GG	1002	PEB	CHB-C4B	15.18	1.47	1.35
82	JA	201	PEB	CHB-C4B	15.17	1.47	1.35
82	TI	203	PEB	CHB-C4B	15.17	1.47	1.35
82	MM	201	PEB	CHB-C4B	15.17	1.47	1.35
82	GE	1002	PEB	CHB-C4B	15.17	1.47	1.35
82	T5	201	PEB	CHB-C4B	15.17	1.47	1.35
82	QB	201	PEB	CHB-C4B	15.16	1.47	1.35
82	C5	201	PEB	CHB-C4B	15.16	1.47	1.35
82	II	202	PEB	CHB-C4B	15.16	1.47	1.35
82	VI	202	PEB	CHB-C4B	15.16	1.47	1.35
84	E4	1001	CYC	CHA-C1A	15.16	1.47	1.35
82	VB	201	PEB	CHB-C4B	15.16	1.47	1.35
82	T7	203	PEB	CHB-C4B	15.16	1.47	1.35
82	LB	201	PEB	CHB-C4B	15.15	1.47	1.35
82	J5	203	PEB	CHB-C4B	15.15	1.47	1.35
82	S9	201	PEB	CHB-C4B	15.15	1.47	1.35
83	AM	303	PUB	CHB-C1C	15.15	1.47	1.35
82	KI	203	PEB	CHB-C4B	15.15	1.47	1.35
82	Y7	301	PEB	CHB-C4B	15.15	1.47	1.35
82	QA	201	PEB	CHB-C4B	15.15	1.47	1.35
82	WK	202	PEB	CHB-C4B	15.15	1.47	1.35
82	dB	202	PEB	CHB-C4B	15.15	1.47	1.35
82	N5	201	PEB	CHB-C4B	15.14	1.47	1.35
82	Y5	202	PEB	CHB-C4B	15.14	1.47	1.35
82	GI	203	PEB	CHB-C4B	15.14	1.47	1.35
82	DQ	201	PEB	CHB-C4B	15.14	1.47	1.35
82	AB	501	PEB	CHB-C4B	15.14	1.47	1.35
83	xK	305	PUB	CHB-C1C	15.14	1.47	1.35

Continued on next page...

Continued from previous page...

Mol	Chain	Res	Type	Atoms	Z	Observed(Å)	Ideal(Å)
84	MG	1001	CYC	CHA-C1A	15.14	1.47	1.35
82	AI	202	PEB	CHB-C4B	15.13	1.47	1.35
84	I1	1001	CYC	CHA-C1A	15.13	1.47	1.35
82	XI	202	PEB	CHB-C4B	15.13	1.47	1.35
82	FO	1002	PEB	CHB-C4B	15.13	1.47	1.35
82	C7	201	PEB	CHB-C4B	15.12	1.47	1.35
82	I5	201	PEB	CHB-C4B	15.12	1.47	1.35
82	L7	202	PEB	CHB-C4B	15.12	1.47	1.35
82	IP	203	PEB	CHB-C4B	15.12	1.47	1.35
82	eJ	202	PEB	CHB-C4B	15.12	1.47	1.35
82	TB	201	PEB	CHB-C4B	15.12	1.47	1.35
82	V5	201	PEB	CHB-C4B	15.11	1.47	1.35
82	R5	201	PEB	CHB-C4B	15.11	1.47	1.35
82	NI	202	PEB	CHB-C4B	15.11	1.47	1.35
82	UI	202	PEB	CHB-C4B	15.11	1.47	1.35
82	RM	201	PEB	CHB-C4B	15.11	1.47	1.35
82	UK	202	PEB	CHB-C4B	15.11	1.47	1.35
82	U1	202	PEB	CHB-C4B	15.11	1.47	1.35
82	jM	201	PEB	CHB-C4B	15.11	1.47	1.35
82	G5	201	PEB	CHB-C4B	15.11	1.47	1.35
82	UH	203	PEB	CHB-C4B	15.10	1.47	1.35
82	K5	201	PEB	CHB-C4B	15.10	1.47	1.35
82	dH	201	PEB	CHB-C4B	15.10	1.47	1.35
82	EI	202	PEB	CHB-C4B	15.10	1.47	1.35
82	HJ	202	PEB	CHB-C4B	15.10	1.47	1.35
82	RJ	201	PEB	CHB-C4B	15.10	1.47	1.35
82	PI	202	PEB	CHB-C4B	15.10	1.47	1.35
82	FJ	201	PEB	CHB-C4B	15.10	1.47	1.35
82	eJ	201	PEB	CHB-C4B	15.10	1.47	1.35
82	wF	301	PEB	CHB-C4B	15.10	1.47	1.35
82	TM	201	PEB	CHB-C4B	15.10	1.47	1.35
82	PB	201	PEB	CHB-C4B	15.09	1.47	1.35
84	HG	1001	CYC	CHA-C1A	15.09	1.47	1.35
82	JB	201	PEB	CHB-C4B	15.08	1.47	1.35
82	VQ	201	PEB	CHB-C4B	15.08	1.47	1.35
82	ZH	201	PEB	CHB-C4B	15.08	1.47	1.35
82	X5	201	PEB	CHB-C4B	15.08	1.47	1.35
82	LA	202	PEB	CHB-C4B	15.08	1.47	1.35
82	CI	202	PEB	CHB-C4B	15.08	1.47	1.35
82	SK	203	PEB	CHB-C4B	15.08	1.47	1.35
82	SG	203	PEB	CHB-C4B	15.07	1.47	1.35
82	UO	201	PEB	CHB-C4B	15.07	1.47	1.35

Continued on next page...

Continued from previous page...

Mol	Chain	Res	Type	Atoms	Z	Observed(Å)	Ideal(Å)
82	RI	202	PEB	CHB-C4B	15.07	1.47	1.35
82	KP	202	PEB	CHB-C4B	15.07	1.47	1.35
82	W1	201	PEB	CHB-C4B	15.07	1.47	1.35
82	Z1	201	PEB	CHB-C4B	15.07	1.47	1.35
83	BJ	302	PUB	CHB-C1C	15.06	1.47	1.35
82	SF	201	PEB	CHB-C4B	15.06	1.47	1.35
82	IP	202	PEB	CHB-C4B	15.06	1.47	1.35
82	oF	201	PEB	CHB-C4B	15.06	1.47	1.35
82	NM	201	PEB	CHB-C4B	15.05	1.47	1.35
82	A5	201	PEB	CHB-C4B	15.05	1.47	1.35
82	J7	201	PEB	CHB-C4B	15.04	1.47	1.35
82	UH	202	PEB	CHB-C4B	15.04	1.47	1.35
82	iF	202	PEB	CHB-C4B	15.04	1.47	1.35
82	WH	201	PEB	CHB-C4B	15.03	1.47	1.35
82	HQ	201	PEB	CHB-C4B	15.03	1.47	1.35
84	HE	1001	CYC	CHA-C1A	15.03	1.47	1.35
82	IJ	201	PEB	CHB-C4B	15.03	1.47	1.35
82	PA	202	PEB	CHB-C4B	15.02	1.47	1.35
82	U4	201	PEB	CHB-C4B	15.01	1.47	1.35
84	ME	1001	CYC	CHA-C1A	15.01	1.47	1.35
84	LH	1001	CYC	CHA-C1A	15.01	1.47	1.35
82	D5	203	PEB	CHB-C4B	15.01	1.47	1.35
82	M5	304	PEB	CHB-C4B	14.98	1.47	1.35
82	AF	201	PEB	CHB-C4B	14.98	1.47	1.35
82	U1	203	PEB	CHB-C4B	14.98	1.47	1.35
82	D9	201	PEB	CHB-C4B	14.98	1.47	1.35
82	YO	202	PEB	CHB-C4B	14.98	1.47	1.35
82	QA	202	PEB	CHB-C4B	14.96	1.47	1.35
82	wK	301	PEB	CHB-C4B	14.96	1.47	1.35
82	AK	201	PEB	CHB-C4B	14.96	1.47	1.35
82	RJ	202	PEB	CHB-C4B	14.96	1.47	1.35
82	Y5	201	PEB	CHB-C4B	14.96	1.47	1.35
82	HB	201	PEB	CHB-C4B	14.95	1.47	1.35
84	GE	1001	CYC	CHA-C1A	14.95	1.47	1.35
84	BE	1002	CYC	CHA-C1A	14.94	1.47	1.35
82	SF	203	PEB	CHB-C4B	14.94	1.47	1.35
82	AJ	301	PEB	CHB-C4B	14.94	1.47	1.35
84	BG	1002	CYC	CHA-C1A	14.94	1.47	1.35
82	HD	201	PEB	CHB-C4B	14.94	1.47	1.35
82	YK	201	PEB	CHB-C4B	14.94	1.47	1.35
82	SK	202	PEB	CHB-C4B	14.93	1.47	1.35
82	F9	203	PEB	CHB-C4B	14.93	1.47	1.35

Continued on next page...

Continued from previous page...

Mol	Chain	Res	Type	Atoms	Z	Observed(Å)	Ideal(Å)
82	QB	204	PEB	CHB-C4B	14.92	1.47	1.35
82	UM	202	PEB	CHB-C4B	14.92	1.47	1.35
82	FM	201	PEB	CHB-C4B	14.92	1.47	1.35
82	Q7	202	PEB	CHB-C4B	14.91	1.47	1.35
82	MB	202	PEB	CHB-C4B	14.91	1.47	1.35
82	CM	203	PEB	CHB-C4B	14.91	1.47	1.35
82	iK	202	PEB	CHB-C4B	14.91	1.47	1.35
82	Q7	201	PEB	CHB-C4B	14.91	1.47	1.35
84	J4	1001	CYC	CHA-C1A	14.91	1.47	1.35
82	DD	203	PEB	CHB-C4B	14.91	1.47	1.35
82	WB	401	PEB	CHB-C4B	14.90	1.47	1.35
82	JH	1002	PEB	CHB-C4B	14.90	1.47	1.35
82	SK	201	PEB	CHB-C4B	14.90	1.47	1.35
82	W5	203	PEB	CHB-C4B	14.90	1.47	1.35
83	xF	305	PUB	CHB-C1C	14.90	1.47	1.35
82	DQ	203	PEB	CHB-C4B	14.90	1.47	1.35
82	VD	201	PEB	CHB-C4B	14.90	1.47	1.35
82	UF	202	PEB	CHB-C4B	14.89	1.47	1.35
82	GJ	203	PEB	CHB-C4B	14.89	1.47	1.35
82	W5	201	PEB	CHB-C4B	14.89	1.47	1.35
82	SF	202	PEB	CHB-C4B	14.88	1.47	1.35
82	OG	203	PEB	CHB-C4B	14.88	1.47	1.35
82	YF	201	PEB	CHB-C4B	14.88	1.47	1.35
82	J1	1002	PEB	CHB-C4B	14.88	1.47	1.35
84	IE	1001	CYC	CHA-C1A	14.88	1.47	1.35
82	MP	203	PEB	CHB-C4B	14.87	1.47	1.35
82	Z5	304	PEB	CHB-C4B	14.87	1.47	1.35
82	sF	201	PEB	CHB-C4B	14.86	1.47	1.35
82	Y4	202	PEB	CHB-C4B	14.85	1.47	1.35
82	TB	202	PEB	CHB-C4B	14.85	1.47	1.35
82	JQ	202	PEB	CHB-C4B	14.85	1.47	1.35
82	UP	203	PEB	CHB-C4B	14.84	1.47	1.35
82	RO	202	PEB	CHB-C4B	14.84	1.47	1.35
82	UA	201	PEB	CHB-C4B	14.82	1.47	1.35
82	oK	201	PEB	CHB-C4B	14.82	1.47	1.35
82	SB	201	PEB	CHB-C4B	14.82	1.47	1.35
82	bB	201	PEB	CHB-C4B	14.81	1.47	1.35
82	U7	201	PEB	CHB-C4B	14.81	1.47	1.35
82	KJ	201	PEB	CHB-C4B	14.80	1.47	1.35
82	OJ	203	PEB	CHB-C4B	14.80	1.47	1.35
82	SJ	201	PEB	CHB-C4B	14.80	1.47	1.35
84	GG	1001	CYC	CHA-C1A	14.80	1.47	1.35

Continued on next page...

Continued from previous page...

Mol	Chain	Res	Type	Atoms	Z	Observed(Å)	Ideal(Å)
82	KM	203	PEB	CHB-C4B	14.79	1.47	1.35
82	WF	202	PEB	CHB-C4B	14.79	1.47	1.35
82	KP	201	PEB	CHB-C4B	14.79	1.47	1.35
82	DF	202	PEB	CHB-C4B	14.78	1.47	1.35
84	IG	1001	CYC	CHA-C1A	14.78	1.47	1.35
82	OJ	201	PEB	CHB-C4B	14.77	1.47	1.35
82	sK	201	PEB	CHB-C4B	14.77	1.47	1.35
83	AJ	303	PUB	CHB-C1C	14.77	1.47	1.35
82	WM	203	PEB	CHB-C4B	14.76	1.47	1.35
82	WP	201	PEB	CHB-C4B	14.76	1.47	1.35
82	KI	201	PEB	CHB-C4B	14.76	1.47	1.35
82	R4	202	PEB	CHB-C4B	14.73	1.47	1.35
82	F5	201	PEB	CHB-C4B	14.73	1.47	1.35
82	H9	202	PEB	CHB-C4B	14.73	1.47	1.35
82	L5	203	PEB	CHB-C4B	14.73	1.47	1.35
82	VD	203	PEB	CHB-C4B	14.73	1.47	1.35
82	JD	202	PEB	CHB-C4B	14.73	1.47	1.35
82	MM	202	PEB	CHB-C4B	14.72	1.47	1.35
82	HB	203	PEB	CHB-C4B	14.71	1.47	1.35
82	WJ	203	PEB	CHB-C4B	14.71	1.47	1.35
82	WE	203	PEB	CHB-C4B	14.70	1.47	1.35
82	JB	202	PEB	CHB-C4B	14.68	1.47	1.35
82	YM	201	PEB	CHB-C4B	14.68	1.47	1.35
82	VQ	203	PEB	CHB-C4B	14.68	1.47	1.35
82	HK	201	PEB	CHB-C4B	14.66	1.47	1.35
82	O5	203	PEB	CHB-C4B	14.66	1.47	1.35
82	TJ	201	PEB	CHB-C4B	14.66	1.47	1.35
82	UJ	201	PEB	CHB-C4B	14.65	1.47	1.35
82	EJ	202	PEB	CHB-C4B	14.64	1.47	1.35
82	cK	201	PEB	CHB-C4B	14.63	1.47	1.35
84	JO	1001	CYC	CHA-C1A	14.63	1.47	1.35
82	DK	202	PEB	CHB-C4B	14.62	1.47	1.35
82	LH	1003	PEB	CHB-C4B	14.62	1.47	1.35
82	L1	1002	PEB	CHB-C4B	14.62	1.47	1.35
82	WG	203	PEB	CHB-C4B	14.60	1.47	1.35
82	XJ	202	PEB	CHB-C4B	14.60	1.47	1.35
82	GF	201	PEB	CHB-C4B	14.60	1.47	1.35
84	L4	1001	CYC	CHA-C1A	14.59	1.47	1.35
84	LO	1001	CYC	CHA-C1A	14.58	1.47	1.35
82	GJ	201	PEB	CHB-C4B	14.57	1.47	1.35
82	GK	201	PEB	CHB-C4B	14.57	1.47	1.35
82	BI	202	PEB	CHB-C4B	14.57	1.47	1.35

Continued on next page...

Continued from previous page...

Mol	Chain	Res	Type	Atoms	Z	Observed(Å)	Ideal(Å)
82	CJ	203	PEB	CHB-C4B	14.56	1.47	1.35
82	HF	201	PEB	CHB-C4B	14.56	1.47	1.35
82	KF	201	PEB	CHB-C4B	14.53	1.47	1.35
82	D5	201	PEB	CHB-C4B	14.53	1.47	1.35
82	QF	201	PEB	CHB-C4B	14.53	1.47	1.35
82	EJ	201	PEB	CHB-C4B	14.53	1.47	1.35
82	QK	201	PEB	CHB-C4B	14.51	1.47	1.35
82	gB	203	PEB	CHB-C4B	14.50	1.47	1.35
82	KK	201	PEB	CHB-C4B	14.49	1.47	1.35
82	KA	201	PEB	CHB-C4B	14.49	1.47	1.35
82	DB	203	PEB	CHB-C4B	14.47	1.47	1.35
82	YJ	202	PEB	CHB-C4B	14.47	1.47	1.35
82	HJ	201	PEB	CHB-C4B	14.46	1.47	1.35
82	K7	201	PEB	CHB-C4B	14.45	1.47	1.35
82	R7	202	PEB	CHB-C4B	14.40	1.47	1.35
82	cF	201	PEB	CHB-C4B	14.38	1.47	1.35
82	IJ	202	PEB	CHB-C4B	14.37	1.47	1.35
82	NI	203	PEB	CHB-C4B	14.36	1.47	1.35
83	xK	301	PUB	CHB-C1C	14.35	1.47	1.35
82	M5	305	PEB	CHB-C4B	14.35	1.47	1.35
83	xF	301	PUB	CHB-C1C	14.35	1.47	1.35
82	Z5	305	PEB	CHB-C4B	14.34	1.47	1.35
82	EK	201	PEB	CHB-C4B	14.33	1.47	1.35
82	B9	202	PEB	CHB-C4B	14.33	1.47	1.35
82	G7	201	PEB	CHB-C4B	14.32	1.47	1.35
82	RA	202	PEB	CHB-C4B	14.31	1.47	1.35
82	DD	202	PEB	CHB-C4B	14.31	1.47	1.35
82	QG	201	PEB	CHB-C4B	14.30	1.47	1.35
82	Q5	203	PEB	CHB-C4B	14.30	1.47	1.35
82	HM	201	PEB	CHB-C4B	14.30	1.47	1.35
82	GA	201	PEB	CHB-C4B	14.28	1.47	1.35
82	N7	202	PEB	CHB-C4B	14.28	1.47	1.35
82	DQ	202	PEB	CHB-C4B	14.26	1.47	1.35
82	SA	201	PEB	CHB-C4B	14.26	1.47	1.35
82	jH	201	PEB	CHB-C4B	14.26	1.47	1.35
82	j1	201	PEB	CHB-C4B	14.25	1.47	1.35
82	QE	201	PEB	CHB-C4B	14.24	1.47	1.35
82	ZG	201	PEB	CHB-C4B	14.23	1.47	1.35
82	M5	301	PEB	CHB-C4B	14.23	1.47	1.35
82	MJ	201	PEB	CHB-C4B	14.18	1.47	1.35
82	S7	201	PEB	CHB-C4B	14.17	1.47	1.35
82	OF	202	PEB	CHB-C4B	14.16	1.46	1.35

Continued on next page...

Continued from previous page...

Mol	Chain	Res	Type	Atoms	Z	Observed(Å)	Ideal(Å)
82	OK	202	PEB	CHB-C4B	14.14	1.46	1.35
82	VO	202	PEB	CHB-C4B	14.14	1.46	1.35
82	ZE	201	PEB	CHB-C4B	14.13	1.46	1.35
82	lJ	202	PEB	CHB-C4B	14.13	1.46	1.35
83	Z9	302	PUB	CHB-C1C	14.13	1.46	1.35
82	EF	201	PEB	CHB-C4B	14.13	1.46	1.35
82	zF	501	PEB	CHB-C4B	14.12	1.46	1.35
82	NJ	201	PEB	CHB-C4B	14.12	1.46	1.35
82	Z5	301	PEB	CHB-C4B	14.10	1.46	1.35
82	eK	202	PEB	CHB-C4B	14.08	1.46	1.35
82	V4	202	PEB	CHB-C4B	14.07	1.46	1.35
82	M9	305	PEB	CHB-C4B	14.06	1.46	1.35
83	M9	303	PUB	CHB-C1C	14.06	1.46	1.35
82	CK	202	PEB	CHB-C4B	14.06	1.46	1.35
82	NA	202	PEB	CHB-C4B	14.05	1.46	1.35
82	zK	501	PEB	CHB-C4B	14.01	1.46	1.35
82	Z9	304	PEB	CHB-C4B	13.97	1.46	1.35
82	UJ	202	PEB	CHB-C4B	13.96	1.46	1.35
82	XA	202	PEB	CHB-C4B	13.93	1.46	1.35
82	KJ	203	PEB	CHB-C4B	13.92	1.46	1.35
84	E1	1001	CYC	CHA-C1A	13.91	1.46	1.35
82	BD	203	PEB	CHB-C4B	13.89	1.46	1.35
82	BQ	203	PEB	CHB-C4B	13.88	1.46	1.35
82	MJ	202	PEB	CHB-C4B	13.88	1.46	1.35
82	X7	202	PEB	CHB-C4B	13.88	1.46	1.35
82	RI	203	PEB	CHB-C4B	13.87	1.46	1.35
82	YE	201	PEB	CHB-C4B	13.83	1.46	1.35
82	YG	201	PEB	CHB-C4B	13.83	1.46	1.35
84	EH	1001	CYC	CHA-C1A	13.81	1.46	1.35
82	CF	202	PEB	CHB-C4B	13.79	1.46	1.35
82	eF	202	PEB	CHB-C4B	13.75	1.46	1.35
82	IF	203	PEB	CHB-C4B	13.73	1.46	1.35
82	CD	201	PEB	CHB-C4B	13.68	1.46	1.35
82	AI	203	PEB	CHB-C4B	13.56	1.46	1.35
82	gF	201	PEB	CHB-C4B	13.54	1.46	1.35
82	CQ	201	PEB	CHB-C4B	13.52	1.46	1.35
83	A1	304	PUB	C3A-C2A	13.51	1.49	1.34
82	IK	203	PEB	CHB-C4B	13.47	1.46	1.35
82	gK	201	PEB	CHB-C4B	13.45	1.46	1.35
82	WI	202	PEB	CHB-C4B	13.44	1.46	1.35
82	Z9	301	PEB	CHB-C4B	13.40	1.46	1.35
82	M9	302	PEB	CHB-C4B	13.40	1.46	1.35

Continued on next page...

Continued from previous page...

Mol	Chain	Res	Type	Atoms	Z	Observed(Å)	Ideal(Å)
83	AH	304	PUB	C3A-C2A	13.34	1.49	1.34
82	O9	202	PEB	CHB-C4B	13.26	1.46	1.35
82	O7	201	PEB	CHB-C4B	13.24	1.46	1.35
82	OA	201	PEB	CHB-C4B	13.19	1.46	1.35
82	II	203	PEB	CHB-C4B	13.16	1.46	1.35
82	OP	203	PEB	CHB-C4B	13.01	1.46	1.35
82	HI	202	PEB	CHB-C4B	12.96	1.46	1.35
83	Z9	305	PUB	CHB-C1C	12.82	1.45	1.35
83	M9	303	PUB	C3A-C2A	12.80	1.49	1.34
83	Z9	302	PUB	C3A-C2A	12.78	1.48	1.34
82	TI	201	PEB	CHB-C4B	12.68	1.45	1.35
82	OI	202	PEB	CHB-C4B	12.64	1.45	1.35
83	Z9	305	PUB	C3A-C2A	12.48	1.48	1.34
82	GI	201	PEB	CHB-C4B	12.46	1.45	1.35
82	VI	203	PEB	CHB-C4B	12.28	1.45	1.35
83	xK	305	PUB	C3A-C2A	12.01	1.48	1.34
83	M5	303	PUB	C3A-C2A	11.98	1.48	1.34
82	T7	202	PEB	CHB-C4B	11.96	1.45	1.35
83	xF	305	PUB	C3A-C2A	11.96	1.48	1.34
83	Z5	303	PUB	C3A-C2A	11.87	1.47	1.34
82	TA	202	PEB	CHB-C4B	11.85	1.45	1.35
83	AJ	304	PUB	C3A-C2A	11.84	1.47	1.34
83	QM	201	PUB	C3A-C2A	11.72	1.47	1.34
83	AQ	302	PUB	C3A-C2A	11.67	1.47	1.34
83	ND	201	PUB	C3A-C2A	11.67	1.47	1.34
83	xK	306	PUB	C3A-C2A	11.66	1.47	1.34
83	NQ	201	PUB	C3A-C2A	11.65	1.47	1.34
83	AH	303	PUB	C3A-C2A	11.63	1.47	1.34
83	AO	302	PUB	C3A-C2A	11.58	1.47	1.34
83	AD	302	PUB	C3A-C2A	11.57	1.47	1.34
83	xF	306	PUB	C3A-C2A	11.56	1.47	1.34
83	xK	301	PUB	C3A-C2A	11.55	1.47	1.34
83	AG	302	PUB	C3A-C2A	11.55	1.47	1.34
83	xF	301	PUB	C3A-C2A	11.53	1.47	1.34
83	A4	302	PUB	C3A-C2A	11.53	1.47	1.34
83	A1	303	PUB	C3A-C2A	11.48	1.47	1.34
83	AG	303	PUB	C3A-C2A	11.48	1.47	1.34
83	AE	302	PUB	C3A-C2A	11.45	1.47	1.34
83	KA	203	PUB	C3A-C2A	11.45	1.47	1.34
82	fH	202	PEB	C2D-C3D	11.43	1.49	1.34
83	AE	303	PUB	C3A-C2A	11.40	1.47	1.34
83	K7	203	PUB	C3A-C2A	11.37	1.47	1.34

Continued on next page...

Continued from previous page...

Mol	Chain	Res	Type	Atoms	Z	Observed(Å)	Ideal(Å)
82	f1	202	PEB	C2D-C3D	11.36	1.49	1.34
83	A4	303	PUB	C3A-C2A	11.30	1.47	1.34
83	AM	304	PUB	C3A-C2A	11.29	1.47	1.34
83	Y7	302	PUB	C3A-C2A	11.22	1.47	1.34
83	yF	303	PUB	C3A-C2A	11.18	1.47	1.34
83	AM	303	PUB	C3A-C2A	11.14	1.47	1.34
83	AO	303	PUB	C3A-C2A	11.13	1.47	1.34
87	b6	605	CLA	C4B-NB	11.12	1.45	1.35
83	yK	303	PUB	C3A-C2A	11.10	1.47	1.34
83	BM	302	PUB	C3A-C2A	11.10	1.47	1.34
83	YA	302	PUB	C3A-C2A	11.08	1.46	1.34
83	yF	302	PUB	C3A-C2A	11.07	1.46	1.34
83	QJ	201	PUB	C3A-C2A	10.97	1.46	1.34
83	yK	302	PUB	C3A-C2A	10.95	1.46	1.34
83	BJ	302	PUB	C3A-C2A	10.83	1.46	1.34
83	AJ	303	PUB	C3A-C2A	10.78	1.46	1.34
82	H5	201	PEB	C2D-C3D	10.72	1.48	1.34
82	UK	201	PEB	CHB-C4B	10.70	1.44	1.35
82	U5	201	PEB	C2D-C3D	10.69	1.48	1.34
82	UF	201	PEB	CHB-C4B	10.66	1.44	1.35
83	M5	302	PUB	C3A-C2A	10.55	1.46	1.34
83	Z5	302	PUB	C3A-C2A	10.52	1.46	1.34
82	U1	203	PEB	C2D-C3D	10.52	1.48	1.34
82	UH	203	PEB	C2D-C3D	10.46	1.48	1.34
83	wF	304	PUB	C3A-C2A	10.46	1.46	1.34
83	wK	304	PUB	C3A-C2A	10.42	1.46	1.34
87	A2	828	CLA	C4B-NB	10.41	1.44	1.35
82	j1	202	PEB	C2D-C3D	10.37	1.47	1.34
82	jH	202	PEB	C2D-C3D	10.32	1.47	1.34
82	HH	1002	PEB	C2D-C3D	10.32	1.47	1.34
82	z8	201	PEB	C2D-C3D	10.31	1.47	1.34
87	AN	828	CLA	C4B-NB	10.30	1.44	1.35
82	RB	201	PEB	C2D-C3D	10.24	1.47	1.34
82	WQ	201	PEB	C2D-C3D	10.24	1.47	1.34
82	zC	201	PEB	C2D-C3D	10.23	1.47	1.34
82	jJ	202	PEB	C2D-C3D	10.23	1.47	1.34
82	bH	202	PEB	C2D-C3D	10.22	1.47	1.34
82	b1	202	PEB	C2D-C3D	10.21	1.47	1.34
82	H1	1002	PEB	C2D-C3D	10.20	1.47	1.34
82	cB	401	PEB	C2D-C3D	10.20	1.47	1.34
82	ZH	203	PEB	C2D-C3D	10.19	1.47	1.34
82	w8	204	PEB	C2D-C3D	10.18	1.47	1.34

Continued on next page...

Continued from previous page...

Mol	Chain	Res	Type	Atoms	Z	Observed(Å)	Ideal(Å)
82	1C	203	PEB	C2D-C3D	10.16	1.47	1.34
82	wC	204	PEB	C2D-C3D	10.15	1.47	1.34
82	m1	201	PEB	C2D-C3D	10.15	1.47	1.34
82	Z1	203	PEB	C2D-C3D	10.14	1.47	1.34
82	y8	202	PEB	C2D-C3D	10.14	1.47	1.34
82	g1	201	PEB	C2D-C3D	10.12	1.47	1.34
82	mH	201	PEB	C2D-C3D	10.12	1.47	1.34
82	yC	202	PEB	C2D-C3D	10.12	1.47	1.34
82	CQ	201	PEB	C2D-C3D	10.11	1.47	1.34
82	uF	203	PEB	C2D-C3D	10.11	1.47	1.34
82	xK	304	PEB	C2D-C3D	10.11	1.47	1.34
82	UQ	202	PEB	C2D-C3D	10.11	1.47	1.34
82	OH	202	PEB	C2D-C3D	10.11	1.47	1.34
82	WD	201	PEB	C2D-C3D	10.10	1.47	1.34
82	tK	201	PEB	C2D-C3D	10.09	1.47	1.34
82	i1	201	PEB	C2D-C3D	10.09	1.47	1.34
82	UD	202	PEB	C2D-C3D	10.09	1.47	1.34
82	18	201	PEB	C2D-C3D	10.06	1.47	1.34
82	CD	201	PEB	C2D-C3D	10.06	1.47	1.34
82	AD	303	PEB	C2D-C3D	10.06	1.47	1.34
82	iH	201	PEB	C2D-C3D	10.06	1.47	1.34
82	gH	201	PEB	C2D-C3D	10.05	1.47	1.34
82	j1	203	PEB	C2D-C3D	10.04	1.47	1.34
82	vF	201	PEB	C2D-C3D	10.04	1.47	1.34
82	O1	202	PEB	C2D-C3D	10.04	1.47	1.34
82	EA	201	PEB	C2D-C3D	10.03	1.47	1.34
82	lH	202	PEB	C2D-C3D	10.03	1.47	1.34
82	uK	201	PEB	C2D-C3D	10.03	1.47	1.34
82	xF	302	PEB	C2D-C3D	10.03	1.47	1.34
82	xK	302	PEB	C2D-C3D	10.03	1.47	1.34
82	q8	201	PEB	C2D-C3D	10.02	1.47	1.34
82	sC	202	PEB	C2D-C3D	10.02	1.47	1.34
82	s8	202	PEB	C2D-C3D	10.02	1.47	1.34
82	xF	304	PEB	C2D-C3D	10.01	1.47	1.34
82	B5	202	PEB	C2D-C3D	10.01	1.47	1.34
82	1C	201	PEB	C2D-C3D	10.01	1.47	1.34
82	aF	203	PEB	C2D-C3D	10.01	1.47	1.34
82	aK	203	PEB	C2D-C3D	10.01	1.47	1.34
82	rC	202	PEB	C2D-C3D	10.00	1.47	1.34
82	r8	202	PEB	C2D-C3D	10.00	1.47	1.34
82	PD	203	PEB	C2D-C3D	10.00	1.47	1.34
82	qC	201	PEB	C2D-C3D	10.00	1.47	1.34

Continued on next page...

Continued from previous page...

Mol	Chain	Res	Type	Atoms	Z	Observed(Å)	Ideal(Å)
82	tF	201	PEB	C2D-C3D	10.00	1.47	1.34
82	b4	201	PEB	C2D-C3D	9.99	1.47	1.34
82	M5	304	PEB	C2D-C3D	9.99	1.47	1.34
82	PQ	203	PEB	C2D-C3D	9.99	1.47	1.34
82	uK	202	PEB	C2D-C3D	9.99	1.47	1.34
82	SH	202	PEB	C2D-C3D	9.99	1.47	1.34
82	WD	202	PEB	C2D-C3D	9.99	1.47	1.34
82	18	203	PEB	C2D-C3D	9.98	1.47	1.34
82	W9	202	PEB	C2D-C3D	9.98	1.47	1.34
82	vK	201	PEB	C2D-C3D	9.98	1.47	1.34
82	aH	202	PEB	C2D-C3D	9.98	1.47	1.34
82	YD	201	PEB	C2D-C3D	9.98	1.47	1.34
82	gJ	202	PEB	C2D-C3D	9.98	1.47	1.34
82	c1	201	PEB	C2D-C3D	9.97	1.47	1.34
82	GD	202	PEB	C2D-C3D	9.97	1.47	1.34
82	oF	201	PEB	C2D-C3D	9.97	1.47	1.34
82	E7	201	PEB	C2D-C3D	9.97	1.47	1.34
82	wC	203	PEB	C2D-C3D	9.97	1.47	1.34
82	mK	202	PEB	C2D-C3D	9.97	1.47	1.34
82	L9	202	PEB	C2D-C3D	9.97	1.47	1.34
82	WQ	202	PEB	C2D-C3D	9.97	1.47	1.34
82	S1	202	PEB	C2D-C3D	9.97	1.47	1.34
82	m1	202	PEB	C2D-C3D	9.96	1.47	1.34
82	qK	203	PEB	C2D-C3D	9.96	1.47	1.34
82	OD	201	PEB	C2D-C3D	9.96	1.47	1.34
82	Z5	304	PEB	C2D-C3D	9.96	1.47	1.34
82	PB	201	PEB	C2D-C3D	9.96	1.47	1.34
82	mH	202	PEB	C2D-C3D	9.95	1.47	1.34
82	OD	202	PEB	C2D-C3D	9.95	1.47	1.34
82	Y9	202	PEB	C2D-C3D	9.95	1.47	1.34
82	AQ	303	PEB	C2D-C3D	9.94	1.47	1.34
82	w8	203	PEB	C2D-C3D	9.94	1.47	1.34
82	nK	201	PEB	C2D-C3D	9.94	1.47	1.34
82	uF	202	PEB	C2D-C3D	9.94	1.47	1.34
82	l1	203	PEB	C2D-C3D	9.94	1.47	1.34
82	sK	202	PEB	C2D-C3D	9.94	1.47	1.34
82	sC	203	PEB	C2D-C3D	9.93	1.47	1.34
82	GQ	202	PEB	C2D-C3D	9.93	1.47	1.34
82	eK	201	PEB	C2D-C3D	9.93	1.47	1.34
82	VD	202	PEB	C2D-C3D	9.93	1.47	1.34
82	VQ	202	PEB	C2D-C3D	9.93	1.47	1.34
82	MK	202	PEB	C2D-C3D	9.93	1.47	1.34

Continued on next page...

Continued from previous page...

Mol	Chain	Res	Type	Atoms	Z	Observed(Å)	Ideal(Å)
82	Q9	202	PEB	C2D-C3D	9.93	1.47	1.34
82	f4	201	PEB	C2D-C3D	9.93	1.47	1.34
82	QG	203	PEB	C2D-C3D	9.93	1.47	1.34
82	b1	203	PEB	C2D-C3D	9.93	1.47	1.34
82	jM	201	PEB	C2D-C3D	9.92	1.47	1.34
82	yC	203	PEB	C2D-C3D	9.92	1.47	1.34
82	s8	203	PEB	C2D-C3D	9.92	1.47	1.34
82	B9	202	PEB	C2D-C3D	9.92	1.47	1.34
82	OQ	201	PEB	C2D-C3D	9.91	1.47	1.34
82	wC	201	PEB	C2D-C3D	9.91	1.47	1.34
82	rK	201	PEB	C2D-C3D	9.91	1.47	1.34
82	WA	202	PEB	C2D-C3D	9.91	1.47	1.34
82	nF	201	PEB	C2D-C3D	9.91	1.47	1.34
82	VB	202	PEB	C2D-C3D	9.91	1.47	1.34
82	YD	202	PEB	C2D-C3D	9.91	1.47	1.34
82	Z1	201	PEB	C2D-C3D	9.91	1.47	1.34
82	YA	301	PEB	C2D-C3D	9.91	1.47	1.34
82	HD	203	PEB	C2D-C3D	9.90	1.47	1.34
82	qK	202	PEB	C2D-C3D	9.90	1.47	1.34
82	LA	201	PEB	C2D-C3D	9.90	1.47	1.34
82	C9	202	PEB	C2D-C3D	9.90	1.47	1.34
82	ZH	201	PEB	C2D-C3D	9.89	1.47	1.34
82	K7	201	PEB	C2D-C3D	9.89	1.47	1.34
82	N1	1002	PEB	C2D-C3D	9.89	1.47	1.34
82	dH	203	PEB	C2D-C3D	9.89	1.47	1.34
82	OQ	202	PEB	C2D-C3D	9.89	1.47	1.34
82	bO	201	PEB	C2D-C3D	9.89	1.47	1.34
82	GQ	201	PEB	C2D-C3D	9.89	1.47	1.34
82	L7	201	PEB	C2D-C3D	9.89	1.47	1.34
82	MF	202	PEB	C2D-C3D	9.89	1.47	1.34
82	w8	201	PEB	C2D-C3D	9.88	1.47	1.34
82	N9	202	PEB	C2D-C3D	9.88	1.47	1.34
82	y8	203	PEB	C2D-C3D	9.88	1.47	1.34
82	DA	203	PEB	C2D-C3D	9.88	1.47	1.34
82	I7	202	PEB	C2D-C3D	9.88	1.47	1.34
82	wC	202	PEB	C2D-C3D	9.87	1.47	1.34
82	KA	201	PEB	C2D-C3D	9.87	1.47	1.34
82	YQ	201	PEB	C2D-C3D	9.87	1.47	1.34
82	IA	202	PEB	C2D-C3D	9.87	1.47	1.34
82	cH	201	PEB	C2D-C3D	9.87	1.47	1.34
82	TP	202	PEB	C2D-C3D	9.87	1.47	1.34
82	Y7	301	PEB	C2D-C3D	9.87	1.47	1.34

Continued on next page...

Continued from previous page...

Mol	Chain	Res	Type	Atoms	Z	Observed(Å)	Ideal(Å)
82	mF	202	PEB	C2D-C3D	9.87	1.47	1.34
82	QQ	201	PEB	C2D-C3D	9.86	1.47	1.34
82	eH	203	PEB	C2D-C3D	9.86	1.47	1.34
82	tK	202	PEB	C2D-C3D	9.86	1.47	1.34
82	kK	202	PEB	C2D-C3D	9.86	1.47	1.34
82	GA	202	PEB	C2D-C3D	9.86	1.47	1.34
82	I9	202	PEB	C2D-C3D	9.85	1.47	1.34
82	gK	202	PEB	C2D-C3D	9.85	1.47	1.34
82	c1	202	PEB	C2D-C3D	9.85	1.47	1.34
82	qC	202	PEB	C2D-C3D	9.85	1.47	1.34
82	qF	202	PEB	C2D-C3D	9.85	1.47	1.34
82	gH	202	PEB	C2D-C3D	9.85	1.47	1.34
82	r8	201	PEB	C2D-C3D	9.85	1.47	1.34
82	X9	202	PEB	C2D-C3D	9.85	1.47	1.34
82	qF	203	PEB	C2D-C3D	9.85	1.47	1.34
82	oK	202	PEB	C2D-C3D	9.85	1.47	1.34
82	sK	203	PEB	C2D-C3D	9.85	1.47	1.34
82	U9	203	PEB	C2D-C3D	9.84	1.47	1.34
82	MB	202	PEB	C2D-C3D	9.84	1.47	1.34
82	IF	201	PEB	CHB-C4B	9.84	1.43	1.35
82	oK	201	PEB	C2D-C3D	9.84	1.47	1.34
82	W1	202	PEB	C2D-C3D	9.84	1.47	1.34
82	H7	201	PEB	C2D-C3D	9.84	1.47	1.34
82	QD	201	PEB	C2D-C3D	9.84	1.47	1.34
82	mE	201	PEB	C2D-C3D	9.84	1.47	1.34
82	NO	1002	PEB	C2D-C3D	9.84	1.47	1.34
82	WH	202	PEB	C2D-C3D	9.83	1.47	1.34
82	pF	201	PEB	C2D-C3D	9.83	1.47	1.34
82	sF	202	PEB	C2D-C3D	9.83	1.47	1.34
82	lF	201	PEB	C2D-C3D	9.83	1.47	1.34
82	J7	203	PEB	C2D-C3D	9.83	1.47	1.34
82	q8	203	PEB	C2D-C3D	9.83	1.47	1.34
82	fJ	202	PEB	C2D-C3D	9.83	1.47	1.34
82	T9	202	PEB	C2D-C3D	9.83	1.47	1.34
82	A1	302	PEB	C2D-C3D	9.83	1.47	1.34
82	d1	203	PEB	C2D-C3D	9.83	1.47	1.34
82	E9	202	PEB	C2D-C3D	9.83	1.47	1.34
82	MF	201	PEB	C2D-C3D	9.83	1.47	1.34
82	hG	202	PEB	C2D-C3D	9.83	1.47	1.34
82	b4	202	PEB	C2D-C3D	9.83	1.47	1.34
82	D7	203	PEB	C2D-C3D	9.83	1.47	1.34
82	GD	201	PEB	C2D-C3D	9.83	1.47	1.34

Continued on next page...

Continued from previous page...

Mol	Chain	Res	Type	Atoms	Z	Observed(Å)	Ideal(Å)
82	QP	202	PEB	C2D-C3D	9.83	1.47	1.34
82	kH	202	PEB	C2D-C3D	9.82	1.47	1.34
82	jH	203	PEB	C2D-C3D	9.82	1.47	1.34
82	fO	201	PEB	C2D-C3D	9.82	1.47	1.34
82	iO	201	PEB	C2D-C3D	9.82	1.47	1.34
82	P9	202	PEB	C2D-C3D	9.82	1.47	1.34
82	eH	201	PEB	C2D-C3D	9.82	1.47	1.34
82	SQ	201	PEB	C2D-C3D	9.82	1.47	1.34
82	a1	202	PEB	C2D-C3D	9.82	1.47	1.34
82	Z1	202	PEB	C2D-C3D	9.82	1.47	1.34
82	A9	202	PEB	C2D-C3D	9.81	1.47	1.34
82	VH	202	PEB	C2D-C3D	9.81	1.47	1.34
82	V9	202	PEB	C2D-C3D	9.81	1.47	1.34
82	AH	302	PEB	C2D-C3D	9.81	1.47	1.34
82	G9	202	PEB	C2D-C3D	9.81	1.47	1.34
82	mF	201	PEB	C2D-C3D	9.80	1.47	1.34
82	JA	203	PEB	C2D-C3D	9.80	1.47	1.34
82	Y1	201	PEB	C2D-C3D	9.80	1.47	1.34
82	FA	203	PEB	C2D-C3D	9.80	1.47	1.34
82	k1	202	PEB	C2D-C3D	9.80	1.47	1.34
82	SD	201	PEB	C2D-C3D	9.80	1.47	1.34
82	tF	202	PEB	C2D-C3D	9.80	1.47	1.34
82	oF	202	PEB	C2D-C3D	9.80	1.47	1.34
82	W7	202	PEB	C2D-C3D	9.80	1.47	1.34
82	L7	203	PEB	C2D-C3D	9.79	1.47	1.34
82	rC	201	PEB	C2D-C3D	9.79	1.47	1.34
82	IK	201	PEB	CHB-C4B	9.79	1.43	1.35
82	jH	201	PEB	C2D-C3D	9.79	1.47	1.34
82	VA	203	PEB	C2D-C3D	9.79	1.47	1.34
82	XQ	203	PEB	C2D-C3D	9.79	1.47	1.34
82	N4	1002	PEB	C2D-C3D	9.79	1.47	1.34
82	H9	203	PEB	C2D-C3D	9.79	1.47	1.34
82	Q9	203	PEB	C2D-C3D	9.79	1.47	1.34
82	iO	203	PEB	C2D-C3D	9.79	1.47	1.34
82	NH	1002	PEB	C2D-C3D	9.79	1.47	1.34
82	G7	202	PEB	C2D-C3D	9.79	1.47	1.34
82	K9	202	PEB	C2D-C3D	9.79	1.47	1.34
82	R9	202	PEB	C2D-C3D	9.79	1.47	1.34
82	tC	201	PEB	C2D-C3D	9.79	1.47	1.34
82	YO	203	PEB	C2D-C3D	9.79	1.47	1.34
82	g4	203	PEB	C2D-C3D	9.78	1.47	1.34
82	H7	202	PEB	C2D-C3D	9.78	1.47	1.34

Continued on next page...

Continued from previous page...

Mol	Chain	Res	Type	Atoms	Z	Observed(Å)	Ideal(Å)
82	iH	202	PEB	C2D-C3D	9.78	1.47	1.34
82	jJ	201	PEB	C2D-C3D	9.78	1.47	1.34
82	q8	202	PEB	C2D-C3D	9.78	1.47	1.34
82	lK	201	PEB	C2D-C3D	9.78	1.47	1.34
82	YQ	202	PEB	C2D-C3D	9.78	1.47	1.34
82	eK	203	PEB	C2D-C3D	9.77	1.47	1.34
82	iE	201	PEB	C2D-C3D	9.77	1.47	1.34
82	U9	201	PEB	C2D-C3D	9.77	1.47	1.34
82	rF	201	PEB	C2D-C3D	9.77	1.47	1.34
82	gG	202	PEB	C2D-C3D	9.77	1.47	1.34
82	J9	202	PEB	C2D-C3D	9.77	1.47	1.34
82	w8	202	PEB	C2D-C3D	9.77	1.47	1.34
82	sF	203	PEB	C2D-C3D	9.77	1.47	1.34
82	V7	203	PEB	C2D-C3D	9.77	1.47	1.34
82	aJ	203	PEB	C2D-C3D	9.77	1.47	1.34
82	IP	202	PEB	C2D-C3D	9.76	1.47	1.34
82	mM	202	PEB	C2D-C3D	9.76	1.47	1.34
82	eF	201	PEB	C2D-C3D	9.76	1.47	1.34
82	LO	1002	PEB	C2D-C3D	9.76	1.47	1.34
82	D9	203	PEB	C2D-C3D	9.76	1.47	1.34
82	hE	202	PEB	C2D-C3D	9.76	1.47	1.34
82	iE	202	PEB	C2D-C3D	9.76	1.47	1.34
82	bF	201	PEB	C2D-C3D	9.76	1.47	1.34
82	lG	203	PEB	C2D-C3D	9.76	1.47	1.34
82	cH	202	PEB	C2D-C3D	9.76	1.47	1.34
82	i1	202	PEB	C2D-C3D	9.76	1.47	1.34
82	iK	203	PEB	C2D-C3D	9.76	1.47	1.34
82	PH	202	PEB	C2D-C3D	9.75	1.47	1.34
82	t8	201	PEB	C2D-C3D	9.75	1.47	1.34
82	fM	201	PEB	C2D-C3D	9.75	1.47	1.34
82	gM	202	PEB	C2D-C3D	9.75	1.47	1.34
82	kF	202	PEB	C2D-C3D	9.75	1.47	1.34
82	YH	201	PEB	C2D-C3D	9.75	1.47	1.34
82	pF	202	PEB	C2D-C3D	9.75	1.47	1.34
82	HA	201	PEB	C2D-C3D	9.75	1.47	1.34
82	OM	202	PEB	C2D-C3D	9.75	1.47	1.34
82	AH	301	PEB	C2D-C3D	9.75	1.47	1.34
82	B9	201	PEB	C2D-C3D	9.75	1.47	1.34
82	F7	203	PEB	C2D-C3D	9.75	1.47	1.34
82	ND	204	PEB	C2D-C3D	9.75	1.47	1.34
82	eF	203	PEB	C2D-C3D	9.75	1.47	1.34
82	g1	202	PEB	C2D-C3D	9.74	1.47	1.34

Continued on next page...

Continued from previous page...

Mol	Chain	Res	Type	Atoms	Z	Observed(Å)	Ideal(Å)
82	uC	203	PEB	C2D-C3D	9.74	1.47	1.34
82	iF	202	PEB	C2D-C3D	9.74	1.47	1.34
82	YH	202	PEB	C2D-C3D	9.74	1.47	1.34
82	L4	1002	PEB	C2D-C3D	9.74	1.47	1.34
82	gF	202	PEB	C2D-C3D	9.74	1.47	1.34
82	lK	203	PEB	C2D-C3D	9.74	1.47	1.34
82	QE	203	PEB	C2D-C3D	9.74	1.47	1.34
82	u8	203	PEB	C2D-C3D	9.74	1.47	1.34
82	vC	201	PEB	C2D-C3D	9.74	1.47	1.34
82	Z9	303	PEB	C2D-C3D	9.74	1.47	1.34
82	AD	301	PEB	C2D-C3D	9.74	1.47	1.34
82	AQ	304	PEB	C2D-C3D	9.74	1.47	1.34
82	c4	203	PEB	C2D-C3D	9.73	1.47	1.34
82	NQ	204	PEB	C2D-C3D	9.73	1.47	1.34
82	f1	203	PEB	C2D-C3D	9.73	1.47	1.34
82	c4	202	PEB	C2D-C3D	9.73	1.47	1.34
82	cO	201	PEB	C2D-C3D	9.73	1.47	1.34
82	M9	304	PEB	C2D-C3D	9.73	1.47	1.34
82	HA	202	PEB	C2D-C3D	9.73	1.47	1.34
82	e1	201	PEB	C2D-C3D	9.73	1.47	1.34
82	Y4	203	PEB	C2D-C3D	9.73	1.47	1.34
82	pK	202	PEB	C2D-C3D	9.73	1.47	1.34
82	mG	203	PEB	C2D-C3D	9.72	1.47	1.34
82	D9	201	PEB	C2D-C3D	9.72	1.47	1.34
82	lE	203	PEB	C2D-C3D	9.72	1.47	1.34
82	W9	203	PEB	C2D-C3D	9.72	1.47	1.34
82	c4	201	PEB	C2D-C3D	9.72	1.47	1.34
82	g4	201	PEB	C2D-C3D	9.72	1.47	1.34
82	F9	202	PEB	C2D-C3D	9.72	1.47	1.34
82	lF	203	PEB	C2D-C3D	9.72	1.47	1.34
82	V1	203	PEB	C2D-C3D	9.72	1.47	1.34
82	i4	203	PEB	C2D-C3D	9.72	1.47	1.34
82	cG	202	PEB	C2D-C3D	9.72	1.47	1.34
82	v8	201	PEB	C2D-C3D	9.72	1.47	1.34
82	U9	202	PEB	C2D-C3D	9.72	1.47	1.34
82	ND	203	PEB	C2D-C3D	9.71	1.47	1.34
82	mG	201	PEB	C2D-C3D	9.71	1.47	1.34
82	XD	203	PEB	C2D-C3D	9.71	1.47	1.34
82	QG	201	PEB	C2D-C3D	9.71	1.47	1.34
82	MQ	201	PEB	C2D-C3D	9.71	1.47	1.34
82	aK	201	PEB	C2D-C3D	9.71	1.47	1.34
82	SO	201	PEB	C2D-C3D	9.71	1.47	1.34

Continued on next page...

Continued from previous page...

Mol	Chain	Res	Type	Atoms	Z	Observed(Å)	Ideal(Å)
82	mK	201	PEB	C2D-C3D	9.71	1.47	1.34
82	ZK	202	PEB	C2D-C3D	9.71	1.47	1.34
82	VG	202	PEB	C2D-C3D	9.70	1.47	1.34
82	PQ	201	PEB	C2D-C3D	9.70	1.47	1.34
82	B9	203	PEB	C2D-C3D	9.70	1.47	1.34
82	eE	203	PEB	C2D-C3D	9.70	1.47	1.34
82	BA	202	PEB	C2D-C3D	9.70	1.47	1.34
82	U1	202	PEB	C2D-C3D	9.70	1.47	1.34
82	gO	201	PEB	C2D-C3D	9.70	1.47	1.34
82	TM	202	PEB	C2D-C3D	9.69	1.47	1.34
82	fB	301	PEB	C2D-C3D	9.69	1.47	1.34
82	UI	202	PEB	C2D-C3D	9.69	1.47	1.34
82	J9	203	PEB	C2D-C3D	9.69	1.47	1.34
82	eH	202	PEB	C2D-C3D	9.69	1.47	1.34
82	F4	1002	PEB	C2D-C3D	9.69	1.47	1.34
82	pK	201	PEB	C2D-C3D	9.69	1.47	1.34
82	LA	203	PEB	C2D-C3D	9.69	1.47	1.34
82	dJ	201	PEB	C2D-C3D	9.69	1.47	1.34
82	j1	201	PEB	C2D-C3D	9.68	1.47	1.34
82	kH	201	PEB	C2D-C3D	9.68	1.47	1.34
82	dE	203	PEB	C2D-C3D	9.68	1.47	1.34
82	P1	202	PEB	C2D-C3D	9.68	1.47	1.34
82	Y1	202	PEB	C2D-C3D	9.68	1.47	1.34
82	gK	201	PEB	C2D-C3D	9.68	1.47	1.34
82	bK	201	PEB	C2D-C3D	9.68	1.47	1.34
82	aF	201	PEB	C2D-C3D	9.68	1.47	1.34
82	cK	202	PEB	C2D-C3D	9.68	1.47	1.34
82	AD	304	PEB	C2D-C3D	9.68	1.47	1.34
82	cE	202	PEB	C2D-C3D	9.67	1.47	1.34
82	iG	202	PEB	C2D-C3D	9.67	1.47	1.34
82	cO	202	PEB	C2D-C3D	9.67	1.47	1.34
82	bO	202	PEB	C2D-C3D	9.67	1.47	1.34
82	D9	202	PEB	C2D-C3D	9.67	1.47	1.34
82	d1	201	PEB	C2D-C3D	9.67	1.47	1.34
82	A4	304	PEB	C2D-C3D	9.67	1.47	1.34
82	kO	201	PEB	C2D-C3D	9.67	1.47	1.34
82	lF	202	PEB	C2D-C3D	9.67	1.47	1.34
82	WH	203	PEB	C2D-C3D	9.67	1.47	1.34
82	OP	203	PEB	C2D-C3D	9.67	1.47	1.34
82	mE	203	PEB	C2D-C3D	9.67	1.47	1.34
82	mJ	202	PEB	C2D-C3D	9.67	1.47	1.34
82	A1	301	PEB	C2D-C3D	9.66	1.47	1.34

Continued on next page...

Continued from previous page...

Mol	Chain	Res	Type	Atoms	Z	Observed(Å)	Ideal(Å)
82	qC	203	PEB	C2D-C3D	9.66	1.47	1.34
82	bH	201	PEB	C2D-C3D	9.66	1.47	1.34
82	MK	201	PEB	C2D-C3D	9.66	1.47	1.34
82	KF	203	PEB	C2D-C3D	9.66	1.47	1.34
82	u8	201	PEB	C2D-C3D	9.66	1.47	1.34
82	O9	203	PEB	C2D-C3D	9.66	1.47	1.34
82	ZF	202	PEB	C2D-C3D	9.66	1.47	1.34
82	dH	201	PEB	C2D-C3D	9.66	1.47	1.34
82	YF	202	PEB	C2D-C3D	9.66	1.47	1.34
82	gE	202	PEB	C2D-C3D	9.66	1.47	1.34
82	kM	201	PEB	C2D-C3D	9.66	1.47	1.34
82	AH	305	PEB	C2D-C3D	9.66	1.47	1.34
82	MD	201	PEB	C2D-C3D	9.66	1.47	1.34
82	HP	202	PEB	C2D-C3D	9.66	1.47	1.34
82	rK	202	PEB	C2D-C3D	9.65	1.46	1.34
82	aM	201	PEB	C2D-C3D	9.65	1.46	1.34
82	aO	203	PEB	C2D-C3D	9.65	1.46	1.34
82	Q9	201	PEB	C2D-C3D	9.65	1.46	1.34
82	F9	201	PEB	C2D-C3D	9.65	1.46	1.34
82	VE	202	PEB	C2D-C3D	9.65	1.46	1.34
82	uC	201	PEB	C2D-C3D	9.65	1.46	1.34
82	QD	202	PEB	C2D-C3D	9.65	1.46	1.34
82	NQ	203	PEB	C2D-C3D	9.65	1.46	1.34
82	NP	202	PEB	C2D-C3D	9.65	1.46	1.34
82	FO	1002	PEB	C2D-C3D	9.65	1.46	1.34
82	gF	201	PEB	C2D-C3D	9.65	1.46	1.34
82	gO	203	PEB	C2D-C3D	9.65	1.46	1.34
82	xC	201	PEB	C2D-C3D	9.65	1.46	1.34
82	J9	201	PEB	C2D-C3D	9.64	1.46	1.34
82	H9	202	PEB	C2D-C3D	9.64	1.46	1.34
82	U9	204	PEB	C2D-C3D	9.64	1.46	1.34
82	HQ	203	PEB	C2D-C3D	9.64	1.46	1.34
82	QK	202	PEB	C2D-C3D	9.64	1.46	1.34
82	kM	202	PEB	C2D-C3D	9.64	1.46	1.34
82	QF	202	PEB	C2D-C3D	9.64	1.46	1.34
82	cK	201	PEB	C2D-C3D	9.64	1.46	1.34
82	B7	203	PEB	C2D-C3D	9.64	1.46	1.34
82	dK	201	PEB	C2D-C3D	9.64	1.46	1.34
82	mO	201	PEB	C2D-C3D	9.64	1.46	1.34
82	ZH	202	PEB	C2D-C3D	9.64	1.46	1.34
82	eG	203	PEB	C2D-C3D	9.64	1.46	1.34
82	i4	201	PEB	C2D-C3D	9.63	1.46	1.34

Continued on next page...

Continued from previous page...

Mol	Chain	Res	Type	Atoms	Z	Observed(Å)	Ideal(Å)
82	EK	202	PEB	C2D-C3D	9.63	1.46	1.34
82	KK	203	PEB	C2D-C3D	9.63	1.46	1.34
82	RG	201	PEB	C2D-C3D	9.63	1.46	1.34
82	UJ	203	PEB	C2D-C3D	9.63	1.46	1.34
82	dG	201	PEB	C2D-C3D	9.63	1.46	1.34
82	PD	201	PEB	C2D-C3D	9.63	1.46	1.34
82	e4	203	PEB	C2D-C3D	9.63	1.46	1.34
82	cM	202	PEB	C2D-C3D	9.63	1.46	1.34
82	k1	201	PEB	C2D-C3D	9.63	1.46	1.34
82	YK	203	PEB	C2D-C3D	9.63	1.46	1.34
82	A1	305	PEB	C2D-C3D	9.62	1.46	1.34
82	s8	201	PEB	C2D-C3D	9.62	1.46	1.34
82	F9	203	PEB	C2D-C3D	9.62	1.46	1.34
82	PD	202	PEB	C2D-C3D	9.62	1.46	1.34
82	AE	304	PEB	C2D-C3D	9.62	1.46	1.34
82	fH	203	PEB	C2D-C3D	9.62	1.46	1.34
82	ZK	201	PEB	C2D-C3D	9.62	1.46	1.34
82	S4	201	PEB	C2D-C3D	9.62	1.46	1.34
82	TD	203	PEB	C2D-C3D	9.62	1.46	1.34
82	EF	202	PEB	C2D-C3D	9.62	1.46	1.34
82	eE	201	PEB	C2D-C3D	9.62	1.46	1.34
82	GM	201	PEB	C2D-C3D	9.62	1.46	1.34
82	RD	202	PEB	C2D-C3D	9.62	1.46	1.34
82	hB	301	PEB	C2D-C3D	9.62	1.46	1.34
82	S9	203	PEB	C2D-C3D	9.61	1.46	1.34
82	iG	201	PEB	C2D-C3D	9.61	1.46	1.34
82	jG	202	PEB	C2D-C3D	9.61	1.46	1.34
82	LQ	203	PEB	C2D-C3D	9.61	1.46	1.34
82	QQ	202	PEB	C2D-C3D	9.61	1.46	1.34
82	dF	202	PEB	C2D-C3D	9.61	1.46	1.34
82	aM	204	PEB	C2D-C3D	9.61	1.46	1.34
82	e1	202	PEB	C2D-C3D	9.61	1.46	1.34
82	UD	201	PEB	C2D-C3D	9.60	1.46	1.34
82	YF	203	PEB	C2D-C3D	9.60	1.46	1.34
82	dF	201	PEB	C2D-C3D	9.60	1.46	1.34
82	PQ	202	PEB	C2D-C3D	9.60	1.46	1.34
82	AK	202	PEB	C2D-C3D	9.60	1.46	1.34
82	B7	202	PEB	C2D-C3D	9.60	1.46	1.34
82	x8	201	PEB	C2D-C3D	9.60	1.46	1.34
82	fE	203	PEB	C2D-C3D	9.60	1.46	1.34
82	vC	202	PEB	C2D-C3D	9.59	1.46	1.34
82	hG	203	PEB	C2D-C3D	9.59	1.46	1.34

Continued on next page...

Continued from previous page...

Mol	Chain	Res	Type	Atoms	Z	Observed(Å)	Ideal(Å)
82	RH	201	PEB	C2D-C3D	9.59	1.46	1.34
82	hE	203	PEB	C2D-C3D	9.59	1.46	1.34
82	mO	203	PEB	C2D-C3D	9.59	1.46	1.34
82	cO	203	PEB	C2D-C3D	9.59	1.46	1.34
82	L9	201	PEB	C2D-C3D	9.59	1.46	1.34
82	LD	203	PEB	C2D-C3D	9.59	1.46	1.34
82	UE	203	PEB	C2D-C3D	9.59	1.46	1.34
82	HA	203	PEB	C2D-C3D	9.59	1.46	1.34
82	v8	202	PEB	C2D-C3D	9.59	1.46	1.34
82	JM	202	PEB	C2D-C3D	9.59	1.46	1.34
82	fE	201	PEB	C2D-C3D	9.59	1.46	1.34
82	HI	203	PEB	C2D-C3D	9.59	1.46	1.34
82	UH	202	PEB	C2D-C3D	9.58	1.46	1.34
82	AG	304	PEB	C2D-C3D	9.58	1.46	1.34
82	Y9	201	PEB	C2D-C3D	9.58	1.46	1.34
82	dG	204	PEB	C2D-C3D	9.58	1.46	1.34
82	UQ	201	PEB	C2D-C3D	9.58	1.46	1.34
82	dK	202	PEB	C2D-C3D	9.58	1.46	1.34
82	AO	304	PEB	C2D-C3D	9.58	1.46	1.34
82	m4	201	PEB	C2D-C3D	9.58	1.46	1.34
82	OK	203	PEB	C2D-C3D	9.58	1.46	1.34
82	wF	301	PEB	C2D-C3D	9.58	1.46	1.34
82	iK	202	PEB	C2D-C3D	9.58	1.46	1.34
82	AF	202	PEB	C2D-C3D	9.58	1.46	1.34
82	K7	202	PEB	C2D-C3D	9.57	1.46	1.34
82	xF	303	PEB	C2D-C3D	9.57	1.46	1.34
82	jG	201	PEB	C2D-C3D	9.57	1.46	1.34
82	mO	202	PEB	C2D-C3D	9.57	1.46	1.34
82	cF	201	PEB	C2D-C3D	9.57	1.46	1.34
82	QE	201	PEB	C2D-C3D	9.57	1.46	1.34
82	sC	201	PEB	C2D-C3D	9.57	1.46	1.34
82	eG	201	PEB	C2D-C3D	9.57	1.46	1.34
82	a1	201	PEB	C2D-C3D	9.57	1.46	1.34
82	dE	201	PEB	C2D-C3D	9.57	1.46	1.34
82	xK	303	PEB	C2D-C3D	9.57	1.46	1.34
82	LM	202	PEB	C2D-C3D	9.57	1.46	1.34
82	RE	201	PEB	C2D-C3D	9.57	1.46	1.34
82	TQ	203	PEB	C2D-C3D	9.57	1.46	1.34
82	O9	201	PEB	C2D-C3D	9.57	1.46	1.34
82	gJ	201	PEB	C2D-C3D	9.57	1.46	1.34
82	JA	201	PEB	C2D-C3D	9.56	1.46	1.34
82	YK	202	PEB	C2D-C3D	9.56	1.46	1.34

Continued on next page...

Continued from previous page...

Mol	Chain	Res	Type	Atoms	Z	Observed(Å)	Ideal(Å)
82	WF	202	PEB	C2D-C3D	9.56	1.46	1.34
82	R1	201	PEB	C2D-C3D	9.56	1.46	1.34
82	lK	202	PEB	C2D-C3D	9.56	1.46	1.34
82	aH	201	PEB	C2D-C3D	9.56	1.46	1.34
82	XD	201	PEB	C2D-C3D	9.56	1.46	1.34
82	kJ	201	PEB	C2D-C3D	9.56	1.46	1.34
82	UH	201	PEB	C2D-C3D	9.56	1.46	1.34
82	U1	201	PEB	C2D-C3D	9.56	1.46	1.34
82	WI	203	PEB	C2D-C3D	9.55	1.46	1.34
82	Q4	201	PEB	C2D-C3D	9.55	1.46	1.34
82	a4	203	PEB	C2D-C3D	9.55	1.46	1.34
82	gG	201	PEB	C2D-C3D	9.55	1.46	1.34
82	p8	202	PEB	C2D-C3D	9.55	1.46	1.34
82	MD	202	PEB	C2D-C3D	9.55	1.46	1.34
82	T4	203	PEB	C2D-C3D	9.55	1.46	1.34
82	kE	202	PEB	C2D-C3D	9.55	1.46	1.34
82	RQ	201	PEB	C2D-C3D	9.55	1.46	1.34
82	e4	202	PEB	C2D-C3D	9.55	1.46	1.34
82	ZF	201	PEB	C2D-C3D	9.54	1.46	1.34
82	SD	202	PEB	C2D-C3D	9.54	1.46	1.34
82	CF	201	PEB	C2D-C3D	9.54	1.46	1.34
82	iM	201	PEB	C2D-C3D	9.54	1.46	1.34
82	YK	201	PEB	C2D-C3D	9.54	1.46	1.34
82	Q5	202	PEB	C2D-C3D	9.54	1.46	1.34
82	JI	202	PEB	C2D-C3D	9.54	1.46	1.34
82	CK	201	PEB	C2D-C3D	9.54	1.46	1.34
82	aM	202	PEB	C2D-C3D	9.54	1.46	1.34
82	k4	201	PEB	C2D-C3D	9.54	1.46	1.34
82	jM	202	PEB	C2D-C3D	9.54	1.46	1.34
82	rF	202	PEB	C2D-C3D	9.54	1.46	1.34
82	UG	203	PEB	C2D-C3D	9.54	1.46	1.34
82	BP	202	PEB	C2D-C3D	9.53	1.46	1.34
82	kJ	202	PEB	C2D-C3D	9.53	1.46	1.34
82	Q1	203	PEB	C2D-C3D	9.53	1.46	1.34
82	H7	203	PEB	C2D-C3D	9.53	1.46	1.34
82	W1	203	PEB	C2D-C3D	9.53	1.46	1.34
82	RJ	202	PEB	C2D-C3D	9.53	1.46	1.34
82	l1	202	PEB	C2D-C3D	9.53	1.46	1.34
82	J7	201	PEB	C2D-C3D	9.52	1.46	1.34
82	F7	201	PEB	C2D-C3D	9.52	1.46	1.34
82	WF	203	PEB	C2D-C3D	9.52	1.46	1.34
82	CK	203	PEB	C2D-C3D	9.52	1.46	1.34

Continued on next page...

Continued from previous page...

Mol	Chain	Res	Type	Atoms	Z	Observed(Å)	Ideal(Å)
82	FP	202	PEB	C2D-C3D	9.52	1.46	1.34
82	jE	202	PEB	C2D-C3D	9.52	1.46	1.34
82	cJ	202	PEB	C2D-C3D	9.52	1.46	1.34
82	dG	203	PEB	C2D-C3D	9.52	1.46	1.34
82	iM	202	PEB	C2D-C3D	9.52	1.46	1.34
82	wK	301	PEB	C2D-C3D	9.52	1.46	1.34
82	AQ	301	PEB	C2D-C3D	9.51	1.46	1.34
82	jE	201	PEB	C2D-C3D	9.51	1.46	1.34
82	O9	202	PEB	C2D-C3D	9.51	1.46	1.34
82	S9	201	PEB	C2D-C3D	9.51	1.46	1.34
82	UK	202	PEB	C2D-C3D	9.51	1.46	1.34
82	h4	201	PEB	C2D-C3D	9.51	1.46	1.34
82	ZM	202	PEB	C2D-C3D	9.51	1.46	1.34
82	DQ	203	PEB	C2D-C3D	9.51	1.46	1.34
82	pC	202	PEB	C2D-C3D	9.51	1.46	1.34
82	JP	202	PEB	C2D-C3D	9.51	1.46	1.34
82	mM	201	PEB	C2D-C3D	9.51	1.46	1.34
82	RQ	202	PEB	C2D-C3D	9.51	1.46	1.34
82	x8	202	PEB	C2D-C3D	9.51	1.46	1.34
82	JH	1002	PEB	C2D-C3D	9.51	1.46	1.34
82	m4	202	PEB	C2D-C3D	9.51	1.46	1.34
82	fE	202	PEB	C2D-C3D	9.51	1.46	1.34
82	VM	202	PEB	C2D-C3D	9.50	1.46	1.34
82	eE	202	PEB	C2D-C3D	9.50	1.46	1.34
82	eG	202	PEB	C2D-C3D	9.50	1.46	1.34
82	fK	202	PEB	C2D-C3D	9.50	1.46	1.34
82	RM	202	PEB	C2D-C3D	9.50	1.46	1.34
82	IM	201	PEB	C2D-C3D	9.50	1.46	1.34
82	AO	301	PEB	C2D-C3D	9.50	1.46	1.34
82	SP	203	PEB	C2D-C3D	9.50	1.46	1.34
82	iF	203	PEB	C2D-C3D	9.50	1.46	1.34
82	eO	202	PEB	C2D-C3D	9.50	1.46	1.34
82	UF	202	PEB	C2D-C3D	9.50	1.46	1.34
82	XM	202	PEB	C2D-C3D	9.50	1.46	1.34
82	KA	202	PEB	C2D-C3D	9.49	1.46	1.34
82	NQ	202	PEB	C2D-C3D	9.49	1.46	1.34
82	d4	202	PEB	C2D-C3D	9.49	1.46	1.34
82	VD	203	PEB	C2D-C3D	9.49	1.46	1.34
82	QM	203	PEB	C2D-C3D	9.49	1.46	1.34
82	Y5	202	PEB	C2D-C3D	9.49	1.46	1.34
82	bF	202	PEB	C2D-C3D	9.49	1.46	1.34
82	hM	202	PEB	C2D-C3D	9.49	1.46	1.34

Continued on next page...

Continued from previous page...

Mol	Chain	Res	Type	Atoms	Z	Observed(Å)	Ideal(Å)
82	m4	203	PEB	C2D-C3D	9.49	1.46	1.34
82	dM	203	PEB	C2D-C3D	9.49	1.46	1.34
82	YF	201	PEB	C2D-C3D	9.49	1.46	1.34
82	P4	202	PEB	C2D-C3D	9.49	1.46	1.34
82	SQ	202	PEB	C2D-C3D	9.49	1.46	1.34
82	E7	202	PEB	C2D-C3D	9.49	1.46	1.34
82	WH	201	PEB	C2D-C3D	9.49	1.46	1.34
82	A4	301	PEB	C2D-C3D	9.49	1.46	1.34
82	QF	201	PEB	C2D-C3D	9.48	1.46	1.34
82	JJ	202	PEB	C2D-C3D	9.48	1.46	1.34
82	P4	201	PEB	C2D-C3D	9.48	1.46	1.34
82	PO	202	PEB	C2D-C3D	9.48	1.46	1.34
82	BA	201	PEB	C2D-C3D	9.48	1.46	1.34
82	fJ	201	PEB	C2D-C3D	9.48	1.46	1.34
82	fG	203	PEB	C2D-C3D	9.48	1.46	1.34
82	H5	203	PEB	C2D-C3D	9.48	1.46	1.34
82	RD	201	PEB	C2D-C3D	9.48	1.46	1.34
82	OM	203	PEB	C2D-C3D	9.48	1.46	1.34
82	b1	201	PEB	C2D-C3D	9.48	1.46	1.34
82	DD	203	PEB	C2D-C3D	9.47	1.46	1.34
82	VJ	201	PEB	C2D-C3D	9.47	1.46	1.34
82	WK	203	PEB	C2D-C3D	9.47	1.46	1.34
82	cG	201	PEB	C2D-C3D	9.47	1.46	1.34
82	A4	305	PEB	C2D-C3D	9.47	1.46	1.34
82	gE	201	PEB	C2D-C3D	9.47	1.46	1.34
82	Z9	301	PEB	C2D-C3D	9.47	1.46	1.34
82	18	202	PEB	C2D-C3D	9.47	1.46	1.34
82	iJ	202	PEB	C2D-C3D	9.47	1.46	1.34
82	kO	202	PEB	C2D-C3D	9.47	1.46	1.34
82	kG	202	PEB	C2D-C3D	9.47	1.46	1.34
82	nK	202	PEB	C2D-C3D	9.47	1.46	1.34
82	dO	202	PEB	C2D-C3D	9.47	1.46	1.34
82	PM	202	PEB	C2D-C3D	9.46	1.46	1.34
82	bG	201	PEB	C2D-C3D	9.46	1.46	1.34
82	E9	201	PEB	C2D-C3D	9.46	1.46	1.34
82	TO	203	PEB	C2D-C3D	9.46	1.46	1.34
82	HJ	202	PEB	C2D-C3D	9.46	1.46	1.34
82	XQ	202	PEB	C2D-C3D	9.46	1.46	1.34
82	XQ	201	PEB	C2D-C3D	9.46	1.46	1.34
82	R9	201	PEB	C2D-C3D	9.46	1.46	1.34
82	OA	202	PEB	C2D-C3D	9.46	1.46	1.34
82	j4	203	PEB	C2D-C3D	9.46	1.46	1.34

Continued on next page...

Continued from previous page...

Mol	Chain	Res	Type	Atoms	Z	Observed(Å)	Ideal(Å)
82	vK	202	PEB	C2D-C3D	9.46	1.46	1.34
82	aM	203	PEB	C2D-C3D	9.46	1.46	1.34
82	CB	202	PEB	C2D-C3D	9.45	1.46	1.34
82	OF	203	PEB	C2D-C3D	9.45	1.46	1.34
82	QI	201	PEB	C2D-C3D	9.45	1.46	1.34
82	hF	201	PEB	C2D-C3D	9.45	1.46	1.34
82	M5	305	PEB	C2D-C3D	9.45	1.46	1.34
82	nF	202	PEB	C2D-C3D	9.45	1.46	1.34
82	lH	201	PEB	C2D-C3D	9.45	1.46	1.34
82	qF	201	PEB	C2D-C3D	9.45	1.46	1.34
82	L9	203	PEB	C2D-C3D	9.45	1.46	1.34
82	vF	202	PEB	C2D-C3D	9.45	1.46	1.34
82	ND	202	PEB	C2D-C3D	9.45	1.46	1.34
82	J1	1002	PEB	C2D-C3D	9.45	1.46	1.34
82	fG	201	PEB	C2D-C3D	9.45	1.46	1.34
82	zC	202	PEB	C2D-C3D	9.44	1.46	1.34
82	xC	202	PEB	C2D-C3D	9.44	1.46	1.34
82	EM	202	PEB	C2D-C3D	9.44	1.46	1.34
82	ZB	203	PEB	C2D-C3D	9.44	1.46	1.34
82	DM	202	PEB	C2D-C3D	9.44	1.46	1.34
82	I9	201	PEB	C2D-C3D	9.44	1.46	1.34
82	gM	201	PEB	C2D-C3D	9.44	1.46	1.34
82	AO	305	PEB	C2D-C3D	9.44	1.46	1.34
82	U7	202	PEB	C2D-C3D	9.44	1.46	1.34
82	QB	203	PEB	C2D-C3D	9.44	1.46	1.34
82	DI	202	PEB	C2D-C3D	9.44	1.46	1.34
82	dE	204	PEB	C2D-C3D	9.44	1.46	1.34
82	FA	201	PEB	C2D-C3D	9.44	1.46	1.34
82	PE	201	PEB	C2D-C3D	9.44	1.46	1.34
82	CF	202	PEB	C2D-C3D	9.44	1.46	1.34
82	H9	201	PEB	C2D-C3D	9.44	1.46	1.34
82	DP	202	PEB	C2D-C3D	9.44	1.46	1.34
82	z8	202	PEB	C2D-C3D	9.44	1.46	1.34
82	C9	201	PEB	C2D-C3D	9.44	1.46	1.34
82	eO	203	PEB	C2D-C3D	9.44	1.46	1.34
82	AE	301	PEB	C2D-C3D	9.44	1.46	1.34
82	VF	202	PEB	C2D-C3D	9.44	1.46	1.34
82	eM	202	PEB	C2D-C3D	9.44	1.46	1.34
82	ZB	202	PEB	C2D-C3D	9.43	1.46	1.34
82	kK	201	PEB	C2D-C3D	9.43	1.46	1.34
82	JQ	201	PEB	C2D-C3D	9.43	1.46	1.34
82	dM	202	PEB	C2D-C3D	9.43	1.46	1.34

Continued on next page...

Continued from previous page...

Mol	Chain	Res	Type	Atoms	Z	Observed(Å)	Ideal(Å)
82	CA	201	PEB	C2D-C3D	9.43	1.46	1.34
82	fG	202	PEB	C2D-C3D	9.43	1.46	1.34
82	BA	203	PEB	C2D-C3D	9.43	1.46	1.34
82	CF	203	PEB	C2D-C3D	9.43	1.46	1.34
82	h4	202	PEB	C2D-C3D	9.43	1.46	1.34
82	aE	201	PEB	C2D-C3D	9.43	1.46	1.34
82	fM	203	PEB	C2D-C3D	9.43	1.46	1.34
82	M9	302	PEB	C2D-C3D	9.43	1.46	1.34
82	UP	201	PEB	C2D-C3D	9.43	1.46	1.34
82	G9	201	PEB	C2D-C3D	9.43	1.46	1.34
82	kF	201	PEB	C2D-C3D	9.43	1.46	1.34
82	CD	202	PEB	C2D-C3D	9.43	1.46	1.34
82	RH	202	PEB	C2D-C3D	9.43	1.46	1.34
82	CK	202	PEB	C2D-C3D	9.43	1.46	1.34
82	gB	202	PEB	C2D-C3D	9.43	1.46	1.34
82	FD	203	PEB	C2D-C3D	9.43	1.46	1.34
82	QJ	204	PEB	C2D-C3D	9.43	1.46	1.34
82	FP	201	PEB	C2D-C3D	9.42	1.46	1.34
82	1C	202	PEB	C2D-C3D	9.42	1.46	1.34
82	FQ	202	PEB	C2D-C3D	9.42	1.46	1.34
82	dM	201	PEB	C2D-C3D	9.42	1.46	1.34
82	L7	202	PEB	C2D-C3D	9.42	1.46	1.34
82	PP	202	PEB	C2D-C3D	9.42	1.46	1.34
82	lO	201	PEB	C2D-C3D	9.42	1.46	1.34
82	FD	202	PEB	C2D-C3D	9.42	1.46	1.34
82	SJ	202	PEB	C2D-C3D	9.42	1.46	1.34
82	HM	202	PEB	C2D-C3D	9.42	1.46	1.34
82	VQ	203	PEB	C2D-C3D	9.42	1.46	1.34
82	hO	202	PEB	C2D-C3D	9.42	1.46	1.34
82	RO	203	PEB	C2D-C3D	9.42	1.46	1.34
82	R4	203	PEB	C2D-C3D	9.42	1.46	1.34
82	EA	202	PEB	C2D-C3D	9.42	1.46	1.34
82	j4	201	PEB	C2D-C3D	9.42	1.46	1.34
82	D5	203	PEB	C2D-C3D	9.42	1.46	1.34
82	AA	201	PEB	C2D-C3D	9.42	1.46	1.34
82	zK	501	PEB	C2D-C3D	9.42	1.46	1.34
82	d4	201	PEB	C2D-C3D	9.41	1.46	1.34
82	jO	201	PEB	C2D-C3D	9.41	1.46	1.34
82	K9	201	PEB	C2D-C3D	9.41	1.46	1.34
82	gF	203	PEB	C2D-C3D	9.41	1.46	1.34
82	gK	203	PEB	C2D-C3D	9.41	1.46	1.34
82	dO	201	PEB	C2D-C3D	9.41	1.46	1.34

Continued on next page...

Continued from previous page...

Mol	Chain	Res	Type	Atoms	Z	Observed(Å)	Ideal(Å)
82	SM	203	PEB	C2D-C3D	9.41	1.46	1.34
82	BP	201	PEB	C2D-C3D	9.41	1.46	1.34
82	AF	201	PEB	C2D-C3D	9.41	1.46	1.34
82	t8	202	PEB	C2D-C3D	9.41	1.46	1.34
82	XP	202	PEB	C2D-C3D	9.41	1.46	1.34
82	A7	201	PEB	C2D-C3D	9.41	1.46	1.34
82	XD	202	PEB	C2D-C3D	9.40	1.46	1.34
82	S9	202	PEB	C2D-C3D	9.40	1.46	1.34
82	hO	201	PEB	C2D-C3D	9.40	1.46	1.34
82	LP	202	PEB	C2D-C3D	9.40	1.46	1.34
82	HP	201	PEB	C2D-C3D	9.40	1.46	1.34
82	MQ	202	PEB	C2D-C3D	9.40	1.46	1.34
82	gB	203	PEB	C2D-C3D	9.40	1.46	1.34
82	oF	203	PEB	C2D-C3D	9.40	1.46	1.34
82	BB	203	PEB	C2D-C3D	9.40	1.46	1.34
82	HF	202	PEB	C2D-C3D	9.40	1.46	1.34
82	VK	202	PEB	C2D-C3D	9.40	1.46	1.34
82	QM	202	PEB	C2D-C3D	9.40	1.46	1.34
82	B7	201	PEB	C2D-C3D	9.40	1.46	1.34
82	bE	201	PEB	C2D-C3D	9.40	1.46	1.34
82	A9	201	PEB	C2D-C3D	9.40	1.46	1.34
82	PO	201	PEB	C2D-C3D	9.39	1.46	1.34
82	UP	202	PEB	C2D-C3D	9.39	1.46	1.34
82	R4	201	PEB	C2D-C3D	9.39	1.46	1.34
82	C7	201	PEB	C2D-C3D	9.39	1.46	1.34
82	ZM	201	PEB	C2D-C3D	9.39	1.46	1.34
82	zF	501	PEB	C2D-C3D	9.39	1.46	1.34
82	BM	301	PEB	C2D-C3D	9.39	1.46	1.34
82	BJ	301	PEB	C2D-C3D	9.39	1.46	1.34
82	YM	202	PEB	C2D-C3D	9.39	1.46	1.34
82	VP	202	PEB	C2D-C3D	9.39	1.46	1.34
82	h1	201	PEB	C2D-C3D	9.39	1.46	1.34
82	GP	203	PEB	C2D-C3D	9.39	1.46	1.34
82	UG	201	PEB	C2D-C3D	9.39	1.46	1.34
82	Z5	305	PEB	C2D-C3D	9.39	1.46	1.34
82	T9	201	PEB	C2D-C3D	9.39	1.46	1.34
82	hJ	202	PEB	C2D-C3D	9.39	1.46	1.34
82	TP	201	PEB	C2D-C3D	9.38	1.46	1.34
82	QK	201	PEB	C2D-C3D	9.38	1.46	1.34
82	cE	201	PEB	C2D-C3D	9.38	1.46	1.34
82	AG	301	PEB	C2D-C3D	9.38	1.46	1.34
82	MP	201	PEB	C2D-C3D	9.38	1.46	1.34

Continued on next page...

Continued from previous page...

Mol	Chain	Res	Type	Atoms	Z	Observed(Å)	Ideal(Å)
82	N9	201	PEB	C2D-C3D	9.38	1.46	1.34
82	mG	202	PEB	C2D-C3D	9.38	1.46	1.34
82	qK	201	PEB	C2D-C3D	9.38	1.46	1.34
82	mJ	201	PEB	C2D-C3D	9.38	1.46	1.34
82	P9	201	PEB	C2D-C3D	9.38	1.46	1.34
82	tC	202	PEB	C2D-C3D	9.38	1.46	1.34
82	PK	201	PEB	C2D-C3D	9.38	1.46	1.34
82	fO	202	PEB	C2D-C3D	9.38	1.46	1.34
82	wK	302	PEB	C2D-C3D	9.38	1.46	1.34
82	UB	302	PEB	C2D-C3D	9.38	1.46	1.34
82	eF	202	PEB	C2D-C3D	9.38	1.46	1.34
82	CQ	202	PEB	C2D-C3D	9.37	1.46	1.34
82	eK	202	PEB	C2D-C3D	9.37	1.46	1.34
82	X9	201	PEB	C2D-C3D	9.37	1.46	1.34
82	QH	203	PEB	C2D-C3D	9.37	1.46	1.34
82	WB	402	PEB	C2D-C3D	9.37	1.46	1.34
82	AK	201	PEB	C2D-C3D	9.37	1.46	1.34
82	PG	201	PEB	C2D-C3D	9.37	1.46	1.34
82	V9	201	PEB	C2D-C3D	9.37	1.46	1.34
82	X7	203	PEB	C2D-C3D	9.37	1.46	1.34
82	EP	202	PEB	C2D-C3D	9.37	1.46	1.34
82	QO	201	PEB	C2D-C3D	9.36	1.46	1.34
82	ED	202	PEB	C2D-C3D	9.36	1.46	1.34
82	PM	201	PEB	C2D-C3D	9.36	1.46	1.34
82	D5	202	PEB	C2D-C3D	9.36	1.46	1.34
82	jF	202	PEB	C2D-C3D	9.36	1.46	1.34
82	SE	202	PEB	C2D-C3D	9.36	1.46	1.34
82	lM	203	PEB	C2D-C3D	9.36	1.46	1.34
82	Y9	203	PEB	C2D-C3D	9.36	1.46	1.34
82	WK	202	PEB	C2D-C3D	9.36	1.46	1.34
82	EQ	202	PEB	C2D-C3D	9.36	1.46	1.34
82	YO	202	PEB	C2D-C3D	9.36	1.46	1.34
82	aB	202	PEB	C2D-C3D	9.36	1.46	1.34
82	AB	501	PEB	C2D-C3D	9.36	1.46	1.34
82	V7	201	PEB	C2D-C3D	9.36	1.46	1.34
82	SF	203	PEB	C2D-C3D	9.35	1.46	1.34
82	YB	202	PEB	C2D-C3D	9.35	1.46	1.34
82	oK	203	PEB	C2D-C3D	9.35	1.46	1.34
82	O7	202	PEB	C2D-C3D	9.35	1.46	1.34
82	pC	201	PEB	C2D-C3D	9.35	1.46	1.34
82	XA	202	PEB	C2D-C3D	9.35	1.46	1.34
82	L5	202	PEB	C2D-C3D	9.35	1.46	1.34

Continued on next page...

Continued from previous page...

Mol	Chain	Res	Type	Atoms	Z	Observed(Å)	Ideal(Å)
82	RO	201	PEB	C2D-C3D	9.34	1.46	1.34
82	W9	201	PEB	C2D-C3D	9.34	1.46	1.34
82	UA	202	PEB	C2D-C3D	9.34	1.46	1.34
82	GM	202	PEB	C2D-C3D	9.34	1.46	1.34
82	iO	202	PEB	C2D-C3D	9.34	1.46	1.34
82	VB	201	PEB	C2D-C3D	9.34	1.46	1.34
82	RM	201	PEB	C2D-C3D	9.34	1.46	1.34
82	gH	203	PEB	C2D-C3D	9.34	1.46	1.34
82	KK	202	PEB	C2D-C3D	9.34	1.46	1.34
82	R1	202	PEB	C2D-C3D	9.34	1.46	1.34
82	QG	202	PEB	C2D-C3D	9.34	1.46	1.34
82	CP	202	PEB	C2D-C3D	9.34	1.46	1.34
82	p8	201	PEB	C2D-C3D	9.34	1.46	1.34
82	KQ	201	PEB	C2D-C3D	9.34	1.46	1.34
82	HM	201	PEB	C2D-C3D	9.34	1.46	1.34
82	EM	201	PEB	C2D-C3D	9.33	1.46	1.34
82	lE	201	PEB	C2D-C3D	9.33	1.46	1.34
82	lG	201	PEB	C2D-C3D	9.33	1.46	1.34
82	RE	202	PEB	C2D-C3D	9.33	1.46	1.34
82	wF	302	PEB	C2D-C3D	9.33	1.46	1.34
82	UE	202	PEB	C2D-C3D	9.33	1.46	1.34
82	UG	202	PEB	C2D-C3D	9.33	1.46	1.34
82	Y4	202	PEB	C2D-C3D	9.33	1.46	1.34
82	RP	202	PEB	C2D-C3D	9.33	1.46	1.34
82	JK	202	PEB	C2D-C3D	9.33	1.46	1.34
82	EM	203	PEB	C2D-C3D	9.32	1.46	1.34
82	hM	203	PEB	C2D-C3D	9.32	1.46	1.34
82	CP	203	PEB	C2D-C3D	9.32	1.46	1.34
82	XM	201	PEB	C2D-C3D	9.32	1.46	1.34
82	SG	203	PEB	C2D-C3D	9.32	1.46	1.34
82	FQ	203	PEB	C2D-C3D	9.32	1.46	1.34
82	NI	202	PEB	C2D-C3D	9.32	1.46	1.34
82	l4	201	PEB	C2D-C3D	9.32	1.46	1.34
82	fM	202	PEB	C2D-C3D	9.32	1.46	1.34
82	GK	203	PEB	C2D-C3D	9.32	1.46	1.34
82	AM	302	PEB	C2D-C3D	9.31	1.46	1.34
82	gO	202	PEB	C2D-C3D	9.31	1.46	1.34
82	GB	201	PEB	C2D-C3D	9.31	1.46	1.34
82	HB	202	PEB	C2D-C3D	9.31	1.46	1.34
82	GI	203	PEB	C2D-C3D	9.31	1.46	1.34
82	O5	202	PEB	C2D-C3D	9.31	1.46	1.34
82	X7	202	PEB	C2D-C3D	9.31	1.46	1.34

Continued on next page...

Continued from previous page...

Mol	Chain	Res	Type	Atoms	Z	Observed(Å)	Ideal(Å)
82	YE	202	PEB	C2D-C3D	9.31	1.46	1.34
82	BQ	202	PEB	C2D-C3D	9.31	1.46	1.34
82	bK	202	PEB	C2D-C3D	9.31	1.46	1.34
82	yK	301	PEB	C2D-C3D	9.31	1.46	1.34
82	RG	202	PEB	C2D-C3D	9.31	1.46	1.34
82	hJ	201	PEB	C2D-C3D	9.31	1.46	1.34
82	OG	203	PEB	C2D-C3D	9.31	1.46	1.34
82	ZG	201	PEB	C2D-C3D	9.31	1.46	1.34
82	TH	202	PEB	C2D-C3D	9.31	1.46	1.34
82	SK	203	PEB	C2D-C3D	9.31	1.46	1.34
82	VM	201	PEB	C2D-C3D	9.30	1.46	1.34
82	jK	202	PEB	C2D-C3D	9.30	1.46	1.34
82	i4	202	PEB	C2D-C3D	9.30	1.46	1.34
82	UE	201	PEB	C2D-C3D	9.30	1.46	1.34
82	M7	201	PEB	C2D-C3D	9.30	1.46	1.34
82	PG	202	PEB	C2D-C3D	9.30	1.46	1.34
82	NM	202	PEB	C2D-C3D	9.30	1.46	1.34
82	VI	202	PEB	C2D-C3D	9.30	1.46	1.34
82	AM	301	PEB	C2D-C3D	9.30	1.46	1.34
82	GP	202	PEB	C2D-C3D	9.30	1.46	1.34
82	YA	304	PEB	C2D-C3D	9.30	1.46	1.34
82	BD	202	PEB	C2D-C3D	9.30	1.46	1.34
82	PP	201	PEB	C2D-C3D	9.30	1.46	1.34
82	S1	201	PEB	C2D-C3D	9.30	1.46	1.34
82	W5	201	PEB	C2D-C3D	9.30	1.46	1.34
82	Y7	304	PEB	C2D-C3D	9.30	1.46	1.34
82	T1	202	PEB	C2D-C3D	9.29	1.46	1.34
82	VA	201	PEB	C2D-C3D	9.29	1.46	1.34
82	QP	201	PEB	C2D-C3D	9.29	1.46	1.34
82	II	202	PEB	C2D-C3D	9.29	1.46	1.34
82	PF	201	PEB	C2D-C3D	9.29	1.46	1.34
82	KF	202	PEB	C2D-C3D	9.29	1.46	1.34
82	W5	203	PEB	C2D-C3D	9.29	1.46	1.34
82	OI	203	PEB	C2D-C3D	9.29	1.46	1.34
82	kE	201	PEB	C2D-C3D	9.29	1.46	1.34
82	AA	202	PEB	C2D-C3D	9.29	1.46	1.34
82	mE	202	PEB	C2D-C3D	9.29	1.46	1.34
82	HQ	202	PEB	C2D-C3D	9.29	1.46	1.34
82	hK	201	PEB	C2D-C3D	9.28	1.46	1.34
82	eO	201	PEB	C2D-C3D	9.28	1.46	1.34
82	RO	202	PEB	C2D-C3D	9.28	1.46	1.34
82	EI	202	PEB	C2D-C3D	9.28	1.46	1.34

Continued on next page...

Continued from previous page...

Mol	Chain	Res	Type	Atoms	Z	Observed(Å)	Ideal(Å)
82	NP	201	PEB	C2D-C3D	9.28	1.46	1.34
82	lM	201	PEB	C2D-C3D	9.28	1.46	1.34
82	QJ	203	PEB	C2D-C3D	9.28	1.46	1.34
82	FM	202	PEB	C2D-C3D	9.28	1.46	1.34
82	ZB	201	PEB	C2D-C3D	9.28	1.46	1.34
82	W1	201	PEB	C2D-C3D	9.28	1.46	1.34
82	fF	202	PEB	C2D-C3D	9.27	1.46	1.34
82	CI	202	PEB	C2D-C3D	9.27	1.46	1.34
82	AI	202	PEB	C2D-C3D	9.27	1.46	1.34
82	jK	201	PEB	C2D-C3D	9.27	1.46	1.34
82	KD	201	PEB	C2D-C3D	9.27	1.46	1.34
82	ZE	202	PEB	C2D-C3D	9.27	1.46	1.34
82	cM	201	PEB	C2D-C3D	9.27	1.46	1.34
82	XK	201	PEB	C2D-C3D	9.27	1.46	1.34
82	P7	203	PEB	C2D-C3D	9.27	1.46	1.34
82	aG	201	PEB	C2D-C3D	9.27	1.46	1.34
82	VJ	202	PEB	C2D-C3D	9.27	1.46	1.34
82	FI	202	PEB	C2D-C3D	9.26	1.46	1.34
82	gB	201	PEB	C2D-C3D	9.26	1.46	1.34
82	PJ	201	PEB	C2D-C3D	9.26	1.46	1.34
82	KD	202	PEB	C2D-C3D	9.26	1.46	1.34
82	XI	202	PEB	C2D-C3D	9.26	1.46	1.34
82	O1	201	PEB	C2D-C3D	9.26	1.46	1.34
82	FA	202	PEB	C2D-C3D	9.26	1.46	1.34
82	XA	203	PEB	C2D-C3D	9.26	1.46	1.34
82	JQ	202	PEB	C2D-C3D	9.26	1.46	1.34
82	QE	202	PEB	C2D-C3D	9.26	1.46	1.34
82	S5	202	PEB	C2D-C3D	9.25	1.46	1.34
82	OE	203	PEB	C2D-C3D	9.25	1.46	1.34
82	WF	201	PEB	C2D-C3D	9.25	1.46	1.34
82	LA	202	PEB	C2D-C3D	9.25	1.46	1.34
82	TI	203	PEB	C2D-C3D	9.25	1.46	1.34
82	M7	202	PEB	C2D-C3D	9.25	1.46	1.34
82	Z9	304	PEB	C2D-C3D	9.25	1.46	1.34
82	D4	1002	PEB	C2D-C3D	9.25	1.46	1.34
82	Z4	202	PEB	C2D-C3D	9.25	1.46	1.34
82	WK	201	PEB	C2D-C3D	9.25	1.46	1.34
82	DM	201	PEB	C2D-C3D	9.25	1.46	1.34
82	GF	203	PEB	C2D-C3D	9.25	1.46	1.34
82	PI	202	PEB	C2D-C3D	9.24	1.46	1.34
82	PJ	202	PEB	C2D-C3D	9.24	1.46	1.34
82	VA	202	PEB	C2D-C3D	9.24	1.46	1.34

Continued on next page...

Continued from previous page...

Mol	Chain	Res	Type	Atoms	Z	Observed(Å)	Ideal(Å)
82	QF	203	PEB	C2D-C3D	9.24	1.46	1.34
82	QJ	202	PEB	C2D-C3D	9.24	1.46	1.34
82	dJ	202	PEB	C2D-C3D	9.24	1.46	1.34
82	SP	202	PEB	C2D-C3D	9.24	1.46	1.34
82	dG	202	PEB	C2D-C3D	9.24	1.46	1.34
82	IA	201	PEB	C2D-C3D	9.24	1.46	1.34
82	VE	201	PEB	C2D-C3D	9.24	1.46	1.34
82	bB	201	PEB	C2D-C3D	9.23	1.46	1.34
82	XP	201	PEB	C2D-C3D	9.23	1.46	1.34
82	fK	201	PEB	C2D-C3D	9.23	1.46	1.34
82	DK	203	PEB	C2D-C3D	9.23	1.46	1.34
82	RI	202	PEB	C2D-C3D	9.23	1.46	1.34
82	T4	201	PEB	C2D-C3D	9.23	1.46	1.34
82	KI	203	PEB	C2D-C3D	9.23	1.46	1.34
82	lJ	201	PEB	C2D-C3D	9.23	1.46	1.34
82	TM	201	PEB	C2D-C3D	9.23	1.46	1.34
82	MA	202	PEB	C2D-C3D	9.23	1.46	1.34
82	DO	1002	PEB	C2D-C3D	9.23	1.46	1.34
82	F7	202	PEB	C2D-C3D	9.23	1.46	1.34
82	PE	202	PEB	C2D-C3D	9.23	1.46	1.34
82	XJ	202	PEB	C2D-C3D	9.23	1.46	1.34
82	OA	201	PEB	C2D-C3D	9.22	1.46	1.34
82	V7	202	PEB	C2D-C3D	9.22	1.46	1.34
82	SM	202	PEB	C2D-C3D	9.22	1.46	1.34
82	SH	201	PEB	C2D-C3D	9.22	1.46	1.34
82	IM	203	PEB	C2D-C3D	9.22	1.46	1.34
82	KQ	202	PEB	C2D-C3D	9.22	1.46	1.34
82	HK	202	PEB	C2D-C3D	9.22	1.46	1.34
82	ZO	202	PEB	C2D-C3D	9.22	1.46	1.34
82	iJ	201	PEB	C2D-C3D	9.22	1.46	1.34
82	HO	1002	PEB	C2D-C3D	9.22	1.46	1.34
82	ZE	201	PEB	C2D-C3D	9.21	1.46	1.34
82	RK	201	PEB	C2D-C3D	9.21	1.46	1.34
82	aK	202	PEB	C2D-C3D	9.21	1.46	1.34
82	JD	201	PEB	C2D-C3D	9.21	1.46	1.34
82	l1	201	PEB	C2D-C3D	9.21	1.46	1.34
82	ZG	202	PEB	C2D-C3D	9.21	1.46	1.34
82	DK	201	PEB	C2D-C3D	9.21	1.46	1.34
82	EP	201	PEB	C2D-C3D	9.21	1.46	1.34
82	A7	202	PEB	C2D-C3D	9.21	1.46	1.34
82	J7	202	PEB	C2D-C3D	9.20	1.46	1.34
82	YG	202	PEB	C2D-C3D	9.20	1.46	1.34

Continued on next page...

Continued from previous page...

Mol	Chain	Res	Type	Atoms	Z	Observed(Å)	Ideal(Å)
82	f4	202	PEB	C2D-C3D	9.20	1.46	1.34
82	VG	201	PEB	C2D-C3D	9.20	1.46	1.34
82	U5	202	PEB	C2D-C3D	9.20	1.46	1.34
82	OM	201	PEB	C2D-C3D	9.20	1.46	1.34
82	hF	202	PEB	C2D-C3D	9.20	1.46	1.34
82	JF	202	PEB	C2D-C3D	9.19	1.46	1.34
82	WG	203	PEB	C2D-C3D	9.19	1.46	1.34
82	R7	203	PEB	C2D-C3D	9.19	1.46	1.34
82	Y5	201	PEB	C2D-C3D	9.19	1.46	1.34
82	lJ	203	PEB	C2D-C3D	9.19	1.46	1.34
82	aJ	201	PEB	C2D-C3D	9.19	1.46	1.34
82	a4	202	PEB	C2D-C3D	9.19	1.46	1.34
82	MA	201	PEB	C2D-C3D	9.19	1.46	1.34
82	NE	202	PEB	C2D-C3D	9.18	1.46	1.34
82	KE	201	PEB	C2D-C3D	9.18	1.46	1.34
82	HD	202	PEB	C2D-C3D	9.18	1.46	1.34
82	H5	202	PEB	C2D-C3D	9.18	1.46	1.34
82	TO	201	PEB	C2D-C3D	9.18	1.46	1.34
82	M9	305	PEB	C2D-C3D	9.18	1.46	1.34
82	iF	201	PEB	C2D-C3D	9.18	1.46	1.34
82	II	201	PEB	C2D-C3D	9.17	1.46	1.34
82	OO	201	PEB	C2D-C3D	9.17	1.46	1.34
82	JI	201	PEB	C2D-C3D	9.17	1.46	1.34
82	NK	202	PEB	C2D-C3D	9.17	1.46	1.34
82	MP	202	PEB	C2D-C3D	9.17	1.46	1.34
82	LF	201	PEB	C2D-C3D	9.17	1.46	1.34
82	SI	202	PEB	C2D-C3D	9.17	1.46	1.34
82	OH	203	PEB	C2D-C3D	9.17	1.46	1.34
82	iK	201	PEB	C2D-C3D	9.17	1.46	1.34
82	YP	503	PEB	C2D-C3D	9.17	1.46	1.34
82	L5	201	PEB	C2D-C3D	9.17	1.46	1.34
82	LB	201	PEB	C2D-C3D	9.17	1.46	1.34
82	EB	501	PEB	C2D-C3D	9.17	1.46	1.34
82	GM	203	PEB	C2D-C3D	9.17	1.46	1.34
82	QB	204	PEB	C2D-C3D	9.17	1.46	1.34
82	WE	203	PEB	C2D-C3D	9.17	1.46	1.34
82	XF	201	PEB	C2D-C3D	9.16	1.46	1.34
82	I7	201	PEB	C2D-C3D	9.16	1.46	1.34
82	YI	202	PEB	C2D-C3D	9.16	1.46	1.34
82	dH	202	PEB	C2D-C3D	9.16	1.46	1.34
82	OH	201	PEB	C2D-C3D	9.16	1.46	1.34
82	RF	201	PEB	C2D-C3D	9.16	1.46	1.34

Continued on next page...

Continued from previous page...

Mol	Chain	Res	Type	Atoms	Z	Observed(Å)	Ideal(Å)
82	kG	201	PEB	C2D-C3D	9.16	1.46	1.34
82	sF	201	PEB	C2D-C3D	9.16	1.46	1.34
82	DJ	202	PEB	C2D-C3D	9.16	1.46	1.34
82	GJ	202	PEB	C2D-C3D	9.16	1.46	1.34
82	W5	202	PEB	C2D-C3D	9.16	1.46	1.34
82	V1	201	PEB	C2D-C3D	9.16	1.46	1.34
82	kH	203	PEB	C2D-C3D	9.15	1.46	1.34
82	RB	202	PEB	C2D-C3D	9.15	1.46	1.34
82	Y4	201	PEB	C2D-C3D	9.15	1.46	1.34
82	DF	203	PEB	C2D-C3D	9.15	1.46	1.34
82	FJ	201	PEB	C2D-C3D	9.15	1.46	1.34
82	BK	202	PEB	C2D-C3D	9.15	1.46	1.34
82	jF	201	PEB	C2D-C3D	9.15	1.46	1.34
82	TJ	202	PEB	C2D-C3D	9.15	1.46	1.34
82	NA	202	PEB	C2D-C3D	9.15	1.46	1.34
82	GI	202	PEB	C2D-C3D	9.15	1.46	1.34
82	eJ	201	PEB	C2D-C3D	9.15	1.46	1.34
82	g4	202	PEB	C2D-C3D	9.15	1.46	1.34
82	D5	201	PEB	C2D-C3D	9.15	1.46	1.34
82	dE	202	PEB	C2D-C3D	9.15	1.46	1.34
82	YA	303	PEB	C2D-C3D	9.14	1.46	1.34
82	R4	202	PEB	C2D-C3D	9.14	1.46	1.34
82	D7	202	PEB	C2D-C3D	9.14	1.46	1.34
82	RJ	201	PEB	C2D-C3D	9.14	1.46	1.34
82	hG	201	PEB	C2D-C3D	9.14	1.46	1.34
82	UM	201	PEB	C2D-C3D	9.14	1.46	1.34
82	PO	203	PEB	C2D-C3D	9.14	1.46	1.34
82	VQ	201	PEB	C2D-C3D	9.14	1.46	1.34
82	O1	203	PEB	C2D-C3D	9.14	1.46	1.34
82	dB	202	PEB	C2D-C3D	9.14	1.46	1.34
82	jO	202	PEB	C2D-C3D	9.14	1.46	1.34
82	XB	201	PEB	C2D-C3D	9.14	1.46	1.34
82	YE	201	PEB	C2D-C3D	9.14	1.46	1.34
82	ZG	203	PEB	C2D-C3D	9.14	1.46	1.34
82	WI	201	PEB	C2D-C3D	9.14	1.46	1.34
82	P7	201	PEB	C2D-C3D	9.14	1.46	1.34
82	cJ	201	PEB	C2D-C3D	9.14	1.46	1.34
82	TI	202	PEB	C2D-C3D	9.14	1.46	1.34
82	CM	202	PEB	C2D-C3D	9.14	1.46	1.34
82	eB	202	PEB	C2D-C3D	9.14	1.46	1.34
82	ED	201	PEB	C2D-C3D	9.14	1.46	1.34
82	jM	203	PEB	C2D-C3D	9.14	1.46	1.34

Continued on next page...

Continued from previous page...

Mol	Chain	Res	Type	Atoms	Z	Observed(Å)	Ideal(Å)
82	H4	1002	PEB	C2D-C3D	9.13	1.46	1.34
82	BB	201	PEB	C2D-C3D	9.13	1.46	1.34
82	IM	202	PEB	C2D-C3D	9.13	1.46	1.34
82	RP	201	PEB	C2D-C3D	9.13	1.46	1.34
82	e4	201	PEB	C2D-C3D	9.13	1.46	1.34
82	RA	203	PEB	C2D-C3D	9.13	1.46	1.34
82	YO	201	PEB	C2D-C3D	9.13	1.46	1.34
82	DP	201	PEB	C2D-C3D	9.13	1.46	1.34
82	R7	202	PEB	C2D-C3D	9.13	1.46	1.34
82	eJ	202	PEB	C2D-C3D	9.13	1.46	1.34
82	UJ	202	PEB	C2D-C3D	9.13	1.46	1.34
82	F5	201	PEB	C2D-C3D	9.13	1.46	1.34
82	lG	202	PEB	C2D-C3D	9.13	1.46	1.34
82	TO	202	PEB	C2D-C3D	9.13	1.46	1.34
82	T4	202	PEB	C2D-C3D	9.13	1.46	1.34
82	aG	202	PEB	C2D-C3D	9.13	1.46	1.34
82	LK	201	PEB	C2D-C3D	9.13	1.46	1.34
82	IQ	202	PEB	C2D-C3D	9.13	1.46	1.34
82	PI	201	PEB	C2D-C3D	9.12	1.46	1.34
82	O7	201	PEB	C2D-C3D	9.12	1.46	1.34
82	VH	201	PEB	C2D-C3D	9.12	1.46	1.34
82	V4	202	PEB	C2D-C3D	9.12	1.46	1.34
82	XI	201	PEB	C2D-C3D	9.12	1.46	1.34
82	LQ	201	PEB	C2D-C3D	9.12	1.46	1.34
82	V4	201	PEB	C2D-C3D	9.12	1.46	1.34
82	VI	201	PEB	C2D-C3D	9.12	1.46	1.34
82	UI	201	PEB	C2D-C3D	9.12	1.46	1.34
82	ID	202	PEB	C2D-C3D	9.11	1.46	1.34
82	ZE	203	PEB	C2D-C3D	9.11	1.46	1.34
82	aE	202	PEB	C2D-C3D	9.11	1.46	1.34
82	GK	202	PEB	CHB-C4B	9.11	1.42	1.35
82	UM	203	PEB	C2D-C3D	9.11	1.46	1.34
82	P7	202	PEB	C2D-C3D	9.11	1.46	1.34
82	PA	203	PEB	C2D-C3D	9.11	1.46	1.34
82	TA	203	PEB	C2D-C3D	9.11	1.46	1.34
82	NI	201	PEB	C2D-C3D	9.11	1.46	1.34
82	jJ	203	PEB	C2D-C3D	9.11	1.46	1.34
82	WM	202	PEB	C2D-C3D	9.11	1.46	1.34
82	T7	203	PEB	C2D-C3D	9.11	1.46	1.34
82	NM	201	PEB	C2D-C3D	9.11	1.46	1.34
82	yF	301	PEB	C2D-C3D	9.11	1.46	1.34
82	OJ	202	PEB	C2D-C3D	9.11	1.46	1.34

Continued on next page...

Continued from previous page...

Mol	Chain	Res	Type	Atoms	Z	Observed(Å)	Ideal(Å)
82	UJ	201	PEB	C2D-C3D	9.11	1.46	1.34
82	LP	201	PEB	C2D-C3D	9.11	1.46	1.34
82	RA	202	PEB	C2D-C3D	9.10	1.46	1.34
82	CI	201	PEB	C2D-C3D	9.10	1.46	1.34
82	VO	201	PEB	C2D-C3D	9.10	1.46	1.34
82	fF	201	PEB	C2D-C3D	9.10	1.46	1.34
82	AI	201	PEB	C2D-C3D	9.10	1.46	1.34
82	hE	201	PEB	C2D-C3D	9.10	1.46	1.34
82	JK	201	PEB	C2D-C3D	9.10	1.46	1.34
82	LD	201	PEB	C2D-C3D	9.10	1.46	1.34
82	hH	201	PEB	C2D-C3D	9.10	1.46	1.34
82	EI	201	PEB	C2D-C3D	9.10	1.46	1.34
82	RI	201	PEB	C2D-C3D	9.10	1.46	1.34
82	LJ	202	PEB	C2D-C3D	9.10	1.46	1.34
82	HQ	201	PEB	C2D-C3D	9.10	1.46	1.34
82	KG	201	PEB	C2D-C3D	9.09	1.46	1.34
82	DA	202	PEB	C2D-C3D	9.09	1.46	1.34
82	TQ	202	PEB	C2D-C3D	9.09	1.46	1.34
82	U5	203	PEB	C2D-C3D	9.09	1.46	1.34
82	JD	202	PEB	C2D-C3D	9.09	1.46	1.34
82	BF	202	PEB	C2D-C3D	9.09	1.46	1.34
82	ZJ	202	PEB	C2D-C3D	9.09	1.46	1.34
82	UK	201	PEB	C2D-C3D	9.09	1.46	1.34
82	VP	201	PEB	C2D-C3D	9.09	1.46	1.34
82	cB	402	PEB	C2D-C3D	9.09	1.46	1.34
82	SM	201	PEB	C2D-C3D	9.09	1.46	1.34
82	d1	202	PEB	C2D-C3D	9.08	1.46	1.34
82	aJ	204	PEB	C2D-C3D	9.08	1.46	1.34
82	BI	203	PEB	C2D-C3D	9.08	1.46	1.34
82	MK	203	PEB	C2D-C3D	9.08	1.46	1.34
82	JA	202	PEB	C2D-C3D	9.08	1.46	1.34
82	TD	202	PEB	C2D-C3D	9.08	1.46	1.34
82	WE	201	PEB	C2D-C3D	9.08	1.46	1.34
82	HD	201	PEB	C2D-C3D	9.08	1.46	1.34
82	XJ	201	PEB	C2D-C3D	9.08	1.46	1.34
82	EP	203	PEB	C2D-C3D	9.08	1.46	1.34
82	EF	201	PEB	C2D-C3D	9.07	1.46	1.34
82	dQ	401	PEB	C2D-C3D	9.07	1.46	1.34
82	UM	202	PEB	C2D-C3D	9.07	1.46	1.34
82	aJ	202	PEB	C2D-C3D	9.07	1.46	1.34
82	HG	1002	PEB	C2D-C3D	9.07	1.46	1.34
82	NG	201	PEB	C2D-C3D	9.07	1.46	1.34

Continued on next page...

Continued from previous page...

Mol	Chain	Res	Type	Atoms	Z	Observed(Å)	Ideal(Å)
82	NA	201	PEB	C2D-C3D	9.07	1.46	1.34
82	lM	202	PEB	C2D-C3D	9.07	1.46	1.34
82	IP	201	PEB	C2D-C3D	9.07	1.46	1.34
82	DF	201	PEB	C2D-C3D	9.07	1.46	1.34
82	GJ	201	PEB	C2D-C3D	9.06	1.46	1.34
82	hK	202	PEB	C2D-C3D	9.06	1.46	1.34
82	KI	202	PEB	C2D-C3D	9.06	1.46	1.34
82	NJ	202	PEB	C2D-C3D	9.06	1.46	1.34
82	VF	201	PEB	C2D-C3D	9.06	1.46	1.34
82	GF	202	PEB	CHB-C4B	9.06	1.42	1.35
82	DH	1002	PEB	C2D-C3D	9.06	1.46	1.34
82	SK	201	PEB	C2D-C3D	9.06	1.46	1.34
82	HE	1002	PEB	C2D-C3D	9.06	1.46	1.34
82	SE	201	PEB	C2D-C3D	9.06	1.46	1.34
82	N7	202	PEB	C2D-C3D	9.06	1.46	1.34
82	sK	201	PEB	C2D-C3D	9.06	1.46	1.34
82	aO	202	PEB	C2D-C3D	9.06	1.46	1.34
82	AP	202	PEB	C2D-C3D	9.05	1.46	1.34
82	XB	202	PEB	C2D-C3D	9.05	1.46	1.34
82	GB	203	PEB	C2D-C3D	9.05	1.46	1.34
82	N7	201	PEB	C2D-C3D	9.05	1.46	1.34
82	VD	201	PEB	C2D-C3D	9.05	1.46	1.34
82	ZJ	201	PEB	C2D-C3D	9.05	1.46	1.34
82	GB	202	PEB	C2D-C3D	9.05	1.46	1.34
82	kK	203	PEB	C2D-C3D	9.05	1.46	1.34
82	JJ	201	PEB	C2D-C3D	9.05	1.46	1.34
82	O4	201	PEB	C2D-C3D	9.05	1.46	1.34
82	SJ	203	PEB	C2D-C3D	9.04	1.46	1.34
82	lO	202	PEB	C2D-C3D	9.04	1.46	1.34
82	SF	201	PEB	C2D-C3D	9.04	1.46	1.34
82	h1	202	PEB	C2D-C3D	9.04	1.46	1.34
82	bP	502	PEB	C2D-C3D	9.04	1.46	1.34
82	YG	201	PEB	C2D-C3D	9.04	1.46	1.34
82	JM	201	PEB	C2D-C3D	9.04	1.46	1.34
82	UP	203	PEB	C2D-C3D	9.04	1.46	1.34
82	IJ	201	PEB	C2D-C3D	9.04	1.46	1.34
82	BI	201	PEB	C2D-C3D	9.04	1.46	1.34
82	GA	201	PEB	C2D-C3D	9.03	1.46	1.34
82	aF	202	PEB	C2D-C3D	9.03	1.46	1.34
82	l4	202	PEB	C2D-C3D	9.03	1.46	1.34
82	QM	204	PEB	C2D-C3D	9.03	1.46	1.34
82	QH	202	PEB	C2D-C3D	9.02	1.46	1.34

Continued on next page...

Continued from previous page...

Mol	Chain	Res	Type	Atoms	Z	Observed(Å)	Ideal(Å)
82	SG	201	PEB	C2D-C3D	9.02	1.46	1.34
82	D1	1002	PEB	C2D-C3D	9.02	1.46	1.34
82	UO	202	PEB	C2D-C3D	9.02	1.46	1.34
82	wK	303	PEB	C2D-C3D	9.02	1.46	1.34
82	OG	201	PEB	C2D-C3D	9.02	1.46	1.34
82	DQ	202	PEB	C2D-C3D	9.02	1.46	1.34
82	CB	201	PEB	C2D-C3D	9.02	1.46	1.34
82	FJ	202	PEB	C2D-C3D	9.02	1.46	1.34
82	J4	1002	PEB	C2D-C3D	9.02	1.46	1.34
82	Y7	303	PEB	C2D-C3D	9.02	1.46	1.34
82	PF	202	PEB	C2D-C3D	9.02	1.46	1.34
82	YB	201	PEB	C2D-C3D	9.01	1.46	1.34
82	JF	201	PEB	C2D-C3D	9.01	1.46	1.34
82	EQ	201	PEB	C2D-C3D	9.01	1.46	1.34
82	MF	203	PEB	C2D-C3D	9.01	1.46	1.34
82	DB	201	PEB	C2D-C3D	9.01	1.46	1.34
82	eM	201	PEB	C2D-C3D	9.01	1.46	1.34
82	cB	403	PEB	C2D-C3D	9.01	1.46	1.34
82	QA	201	PEB	C2D-C3D	9.01	1.46	1.34
82	TA	202	PEB	C2D-C3D	9.01	1.46	1.34
82	NF	202	PEB	C2D-C3D	9.01	1.46	1.34
82	PH	201	PEB	C2D-C3D	9.01	1.46	1.34
82	EJ	202	PEB	C2D-C3D	9.01	1.46	1.34
82	O5	203	PEB	C2D-C3D	9.01	1.46	1.34
82	PA	201	PEB	C2D-C3D	9.01	1.46	1.34
82	QK	203	PEB	C2D-C3D	9.00	1.46	1.34
82	UF	201	PEB	C2D-C3D	9.00	1.46	1.34
82	NJ	201	PEB	C2D-C3D	9.00	1.46	1.34
82	IB	203	PEB	C2D-C3D	9.00	1.46	1.34
82	WG	201	PEB	C2D-C3D	9.00	1.46	1.34
82	hM	201	PEB	C2D-C3D	9.00	1.46	1.34
82	KF	201	PEB	C2D-C3D	9.00	1.46	1.34
82	Q1	202	PEB	C2D-C3D	8.99	1.46	1.34
82	OG	202	PEB	C2D-C3D	8.99	1.46	1.34
82	M9	301	PEB	C2D-C3D	8.99	1.46	1.34
82	SB	203	PEB	C2D-C3D	8.99	1.46	1.34
82	YM	201	PEB	C2D-C3D	8.99	1.46	1.34
82	VK	201	PEB	C2D-C3D	8.99	1.46	1.34
82	J5	203	PEB	C2D-C3D	8.99	1.46	1.34
82	QA	202	PEB	C2D-C3D	8.98	1.46	1.34
82	FM	201	PEB	C2D-C3D	8.98	1.46	1.34
82	G7	201	PEB	C2D-C3D	8.98	1.46	1.34

Continued on next page...

Continued from previous page...

Mol	Chain	Res	Type	Atoms	Z	Observed(Å)	Ideal(Å)
82	U4	202	PEB	C2D-C3D	8.98	1.46	1.34
82	TJ	201	PEB	C2D-C3D	8.98	1.46	1.34
82	OP	202	PEB	C2D-C3D	8.98	1.46	1.34
82	KK	201	PEB	C2D-C3D	8.98	1.46	1.34
82	N7	203	PEB	C2D-C3D	8.98	1.46	1.34
82	UB	301	PEB	C2D-C3D	8.97	1.46	1.34
82	wF	303	PEB	C2D-C3D	8.97	1.46	1.34
82	VO	202	PEB	C2D-C3D	8.97	1.46	1.34
82	NA	203	PEB	C2D-C3D	8.97	1.46	1.34
82	S7	201	PEB	C2D-C3D	8.97	1.46	1.34
82	T7	202	PEB	C2D-C3D	8.97	1.46	1.34
82	Q7	201	PEB	C2D-C3D	8.97	1.46	1.34
82	aO	201	PEB	C2D-C3D	8.96	1.46	1.34
82	SA	201	PEB	C2D-C3D	8.96	1.46	1.34
82	ZO	201	PEB	C2D-C3D	8.96	1.46	1.34
82	TA	201	PEB	C2D-C3D	8.96	1.46	1.34
82	KM	201	PEB	C2D-C3D	8.96	1.46	1.34
82	cF	203	PEB	C2D-C3D	8.96	1.46	1.34
82	RQ	203	PEB	C2D-C3D	8.96	1.46	1.34
82	X7	201	PEB	C2D-C3D	8.96	1.46	1.34
82	PA	202	PEB	C2D-C3D	8.96	1.46	1.34
82	OE	202	PEB	C2D-C3D	8.95	1.46	1.34
82	eA	301	PEB	C2D-C3D	8.95	1.46	1.34
82	F1	1002	PEB	C2D-C3D	8.95	1.46	1.34
82	FH	1002	PEB	C2D-C3D	8.95	1.46	1.34
82	J5	202	PEB	C2D-C3D	8.95	1.46	1.34
82	P1	201	PEB	C2D-C3D	8.94	1.46	1.34
82	OI	201	PEB	C2D-C3D	8.94	1.46	1.34
82	j4	202	PEB	C2D-C3D	8.94	1.46	1.34
82	NK	201	PEB	C2D-C3D	8.94	1.46	1.34
82	IK	201	PEB	C2D-C3D	8.94	1.46	1.34
82	kF	203	PEB	C2D-C3D	8.94	1.46	1.34
82	HI	201	PEB	C2D-C3D	8.94	1.46	1.34
82	RD	203	PEB	C2D-C3D	8.94	1.46	1.34
82	EJ	203	PEB	C2D-C3D	8.93	1.46	1.34
82	WM	201	PEB	C2D-C3D	8.93	1.46	1.34
82	B5	203	PEB	C2D-C3D	8.93	1.46	1.34
82	DJ	201	PEB	C2D-C3D	8.93	1.46	1.34
82	OE	201	PEB	C2D-C3D	8.93	1.46	1.34
82	WI	202	PEB	C2D-C3D	8.93	1.46	1.34
82	CJ	203	PEB	C2D-C3D	8.93	1.46	1.34
82	HK	201	PEB	C2D-C3D	8.93	1.46	1.34

Continued on next page...

Continued from previous page...

Mol	Chain	Res	Type	Atoms	Z	Observed(Å)	Ideal(Å)
82	f1	201	PEB	C2D-C3D	8.92	1.46	1.34
82	DA	201	PEB	C2D-C3D	8.92	1.46	1.34
82	TF	201	PEB	C2D-C3D	8.92	1.46	1.34
82	LM	201	PEB	C2D-C3D	8.92	1.46	1.34
82	D7	201	PEB	C2D-C3D	8.92	1.46	1.34
82	DD	202	PEB	C2D-C3D	8.92	1.46	1.34
82	fH	201	PEB	C2D-C3D	8.92	1.46	1.34
82	Q7	202	PEB	C2D-C3D	8.92	1.46	1.34
82	Z4	201	PEB	C2D-C3D	8.92	1.46	1.34
82	dD	401	PEB	C2D-C3D	8.92	1.46	1.34
82	XA	201	PEB	C2D-C3D	8.92	1.46	1.34
82	N5	201	PEB	C2D-C3D	8.91	1.46	1.34
82	WG	202	PEB	C2D-C3D	8.91	1.46	1.34
82	TK	201	PEB	C2D-C3D	8.91	1.46	1.34
82	WE	202	PEB	C2D-C3D	8.91	1.46	1.34
82	YM	203	PEB	C2D-C3D	8.91	1.46	1.34
82	JP	201	PEB	C2D-C3D	8.91	1.46	1.34
82	R5	202	PEB	C2D-C3D	8.91	1.46	1.34
82	R7	201	PEB	C2D-C3D	8.91	1.46	1.34
82	SB	201	PEB	C2D-C3D	8.91	1.46	1.34
82	SH	203	PEB	C2D-C3D	8.91	1.46	1.34
82	T5	202	PEB	C2D-C3D	8.90	1.46	1.34
82	M5	301	PEB	C2D-C3D	8.90	1.46	1.34
82	WP	201	PEB	C3C-C4C	8.90	1.56	1.42
82	HB	203	PEB	C2D-C3D	8.90	1.46	1.34
82	YJ	201	PEB	C2D-C3D	8.90	1.46	1.34
82	CM	203	PEB	C2D-C3D	8.90	1.46	1.34
82	QP	203	PEB	C2D-C3D	8.90	1.46	1.34
82	N5	202	PEB	C2D-C3D	8.90	1.46	1.34
82	NF	201	PEB	C2D-C3D	8.90	1.46	1.34
82	OJ	201	PEB	C2D-C3D	8.89	1.46	1.34
82	GK	202	PEB	C2D-C3D	8.89	1.46	1.34
82	JO	1002	PEB	C2D-C3D	8.89	1.46	1.34
82	Q5	203	PEB	C2D-C3D	8.89	1.46	1.34
82	EK	201	PEB	C2D-C3D	8.89	1.46	1.34
82	bP	501	PEB	C2D-C3D	8.89	1.46	1.34
82	IQ	201	PEB	C2D-C3D	8.89	1.46	1.34
82	E5	202	PEB	C2D-C3D	8.89	1.46	1.34
82	F5	203	PEB	C2D-C3D	8.89	1.46	1.34
82	Z5	301	PEB	C2D-C3D	8.89	1.46	1.34
82	WP	202	PEB	C2D-C3D	8.88	1.46	1.34
82	SJ	201	PEB	C2D-C3D	8.88	1.46	1.34

Continued on next page...

Continued from previous page...

Mol	Chain	Res	Type	Atoms	Z	Observed(Å)	Ideal(Å)
82	AP	201	PEB	C2D-C3D	8.88	1.46	1.34
82	IB	201	PEB	C2D-C3D	8.88	1.46	1.34
82	AJ	302	PEB	C2D-C3D	8.88	1.46	1.34
82	X5	201	PEB	C2D-C3D	8.88	1.46	1.34
82	G5	202	PEB	C2D-C3D	8.87	1.46	1.34
82	O5	201	PEB	C2D-C3D	8.87	1.46	1.34
82	XK	203	PEB	C2D-C3D	8.87	1.46	1.34
82	IF	201	PEB	C2D-C3D	8.87	1.46	1.34
82	V5	201	PEB	C2D-C3D	8.87	1.46	1.34
82	ID	201	PEB	C2D-C3D	8.87	1.45	1.34
82	U4	201	PEB	C2D-C3D	8.87	1.45	1.34
82	a4	201	PEB	C2D-C3D	8.87	1.45	1.34
82	UO	201	PEB	C2D-C3D	8.87	1.45	1.34
82	PK	202	PEB	C2D-C3D	8.86	1.45	1.34
82	DE	1002	PEB	C2D-C3D	8.86	1.45	1.34
82	GE	1002	PEB	C2D-C3D	8.86	1.45	1.34
82	IK	203	PEB	C2D-C3D	8.86	1.45	1.34
82	R5	201	PEB	C2D-C3D	8.86	1.45	1.34
82	I5	201	PEB	C2D-C3D	8.86	1.45	1.34
82	C5	202	PEB	C2D-C3D	8.86	1.45	1.34
82	V5	202	PEB	C2D-C3D	8.86	1.45	1.34
82	P5	202	PEB	C2D-C3D	8.86	1.45	1.34
82	Q5	201	PEB	C2D-C3D	8.86	1.45	1.34
82	E5	201	PEB	C2D-C3D	8.85	1.45	1.34
82	X5	202	PEB	C2D-C3D	8.85	1.45	1.34
82	OJ	203	PEB	C2D-C3D	8.85	1.45	1.34
82	QH	201	PEB	C2D-C3D	8.85	1.45	1.34
82	GP	201	PEB	C2D-C3D	8.85	1.45	1.34
82	RA	201	PEB	C2D-C3D	8.85	1.45	1.34
82	A5	202	PEB	C2D-C3D	8.85	1.45	1.34
82	MM	201	PEB	C2D-C3D	8.85	1.45	1.34
82	I5	202	PEB	C2D-C3D	8.85	1.45	1.34
82	T7	201	PEB	C2D-C3D	8.84	1.45	1.34
82	KM	203	PEB	C2D-C3D	8.84	1.45	1.34
82	DI	201	PEB	C2D-C3D	8.84	1.45	1.34
82	K5	202	PEB	C2D-C3D	8.84	1.45	1.34
82	G5	201	PEB	C2D-C3D	8.84	1.45	1.34
82	XF	203	PEB	C2D-C3D	8.84	1.45	1.34
82	K5	201	PEB	C2D-C3D	8.84	1.45	1.34
82	HB	201	PEB	C2D-C3D	8.83	1.45	1.34
82	SK	202	PEB	C2D-C3D	8.83	1.45	1.34
82	cK	203	PEB	C2D-C3D	8.83	1.45	1.34

Continued on next page...

Continued from previous page...

Mol	Chain	Res	Type	Atoms	Z	Observed(Å)	Ideal(Å)
82	OK	202	PEB	C2D-C3D	8.83	1.45	1.34
82	C5	201	PEB	C2D-C3D	8.83	1.45	1.34
82	LG	1002	PEB	C2D-C3D	8.83	1.45	1.34
82	SA	202	PEB	C2D-C3D	8.83	1.45	1.34
82	CM	201	PEB	C2D-C3D	8.83	1.45	1.34
82	GP	201	PEB	C3C-C4C	8.83	1.55	1.42
82	KP	201	PEB	C2D-C3D	8.83	1.45	1.34
82	P5	201	PEB	C2D-C3D	8.82	1.45	1.34
82	LI	202	PEB	C2D-C3D	8.82	1.45	1.34
82	tK	203	PEB	C2D-C3D	8.81	1.45	1.34
82	T5	201	PEB	C2D-C3D	8.80	1.45	1.34
82	LD	202	PEB	C2D-C3D	8.80	1.45	1.34
82	LE	1002	PEB	C2D-C3D	8.79	1.45	1.34
82	L5	203	PEB	C2D-C3D	8.79	1.45	1.34
82	WM	203	PEB	C2D-C3D	8.79	1.45	1.34
82	V1	202	PEB	C2D-C3D	8.79	1.45	1.34
82	DB	202	PEB	C2D-C3D	8.79	1.45	1.34
82	BF	201	PEB	C2D-C3D	8.79	1.45	1.34
82	J5	201	PEB	C2D-C3D	8.79	1.45	1.34
82	GJ	203	PEB	C2D-C3D	8.78	1.45	1.34
82	QB	202	PEB	C2D-C3D	8.78	1.45	1.34
82	IF	203	PEB	C2D-C3D	8.78	1.45	1.34
82	FK	201	PEB	C2D-C3D	8.77	1.45	1.34
82	A5	201	PEB	C2D-C3D	8.77	1.45	1.34
82	LQ	202	PEB	C2D-C3D	8.77	1.45	1.34
82	GF	202	PEB	C2D-C3D	8.77	1.45	1.34
82	GG	1002	PEB	C2D-C3D	8.77	1.45	1.34
82	HF	201	PEB	C2D-C3D	8.77	1.45	1.34
82	KI	201	PEB	C2D-C3D	8.77	1.45	1.34
82	S7	202	PEB	C2D-C3D	8.76	1.45	1.34
82	O4	202	PEB	C2D-C3D	8.76	1.45	1.34
82	BQ	201	PEB	C2D-C3D	8.76	1.45	1.34
82	Q1	201	PEB	C2D-C3D	8.76	1.45	1.34
82	fJ	203	PEB	C2D-C3D	8.76	1.45	1.34
82	OF	202	PEB	C2D-C3D	8.76	1.45	1.34
82	SO	202	PEB	C2D-C3D	8.75	1.45	1.34
82	MM	202	PEB	C2D-C3D	8.75	1.45	1.34
82	TE	201	PEB	C2D-C3D	8.75	1.45	1.34
82	WO	201	PEB	C2D-C3D	8.75	1.45	1.34
82	eB	201	PEB	C2D-C3D	8.74	1.45	1.34
82	RF	202	PEB	C2D-C3D	8.74	1.45	1.34
82	FF	201	PEB	C2D-C3D	8.74	1.45	1.34

Continued on next page...

Continued from previous page...

Mol	Chain	Res	Type	Atoms	Z	Observed(Å)	Ideal(Å)
82	EJ	201	PEB	C2D-C3D	8.74	1.45	1.34
82	MJ	201	PEB	C2D-C3D	8.74	1.45	1.34
82	SF	202	PEB	C2D-C3D	8.73	1.45	1.34
82	OK	201	PEB	C2D-C3D	8.73	1.45	1.34
82	KJ	203	PEB	C2D-C3D	8.72	1.45	1.34
82	LJ	201	PEB	C2D-C3D	8.72	1.45	1.34
82	AP	203	PEB	C2D-C3D	8.72	1.45	1.34
82	UB	303	PEB	C2D-C3D	8.72	1.45	1.34
82	HJ	201	PEB	C2D-C3D	8.72	1.45	1.34
82	NB	202	PEB	C2D-C3D	8.72	1.45	1.34
82	SP	201	PEB	C2D-C3D	8.72	1.45	1.34
82	TG	201	PEB	C2D-C3D	8.71	1.45	1.34
82	BK	201	PEB	C2D-C3D	8.71	1.45	1.34
82	S5	203	PEB	C2D-C3D	8.71	1.45	1.34
82	KM	202	PEB	C2D-C3D	8.71	1.45	1.34
82	W4	201	PEB	C2D-C3D	8.71	1.45	1.34
82	hJ	203	PEB	C2D-C3D	8.71	1.45	1.34
82	uF	201	PEB	C2D-C3D	8.71	1.45	1.34
82	S4	202	PEB	C2D-C3D	8.71	1.45	1.34
82	AJ	301	PEB	C2D-C3D	8.71	1.45	1.34
82	MP	203	PEB	C3C-C4C	8.70	1.55	1.42
82	T1	201	PEB	C2D-C3D	8.70	1.45	1.34
82	KP	202	PEB	C2D-C3D	8.70	1.45	1.34
82	FI	201	PEB	C2D-C3D	8.70	1.45	1.34
82	IJ	203	PEB	C2D-C3D	8.69	1.45	1.34
82	JB	202	PEB	C2D-C3D	8.69	1.45	1.34
82	DG	1002	PEB	C2D-C3D	8.69	1.45	1.34
82	OO	202	PEB	C2D-C3D	8.69	1.45	1.34
82	RK	202	PEB	C2D-C3D	8.69	1.45	1.34
82	WP	201	PEB	C2D-C3D	8.68	1.45	1.34
82	QB	201	PEB	C2D-C3D	8.67	1.45	1.34
82	U7	201	PEB	C2D-C3D	8.67	1.45	1.34
82	TB	202	PEB	C2D-C3D	8.66	1.45	1.34
82	lJ	202	PEB	C2D-C3D	8.66	1.45	1.34
82	TF	202	PEB	C2D-C3D	8.66	1.45	1.34
82	OB	201	PEB	C2D-C3D	8.66	1.45	1.34
82	IP	203	PEB	C3C-C4C	8.65	1.55	1.42
82	YJ	202	PEB	C2D-C3D	8.65	1.45	1.34
82	OP	201	PEB	C2D-C3D	8.65	1.45	1.34
82	SB	202	PEB	C2D-C3D	8.65	1.45	1.34
82	UA	201	PEB	C2D-C3D	8.64	1.45	1.34
82	WJ	201	PEB	C2D-C3D	8.64	1.45	1.34

Continued on next page...

Continued from previous page...

Mol	Chain	Res	Type	Atoms	Z	Observed(Å)	Ideal(Å)
87	F2	205	CLA	C4B-NB	8.64	1.42	1.35
82	TK	202	PEB	C2D-C3D	8.64	1.45	1.34
87	FN	205	CLA	C4B-NB	8.64	1.42	1.35
82	UP	203	PEB	C3C-C4C	8.64	1.55	1.42
82	u8	202	PEB	C2D-C3D	8.62	1.45	1.34
82	Y5	203	PEB	C2D-C3D	8.62	1.45	1.34
82	KJ	201	PEB	C2D-C3D	8.61	1.45	1.34
82	uC	202	PEB	C2D-C3D	8.60	1.45	1.34
87	6N	608	CLA	C1D-ND	8.60	1.48	1.37
82	LI	201	PEB	C2D-C3D	8.60	1.45	1.34
82	FK	202	PEB	C2D-C3D	8.59	1.45	1.34
82	OF	201	PEB	C2D-C3D	8.59	1.45	1.34
82	EP	203	PEB	C3C-C4C	8.59	1.55	1.42
82	AP	203	PEB	C3C-C4C	8.57	1.55	1.42
87	62	309	CLA	C1D-ND	8.56	1.48	1.37
82	BD	201	PEB	C2D-C3D	8.56	1.45	1.34
82	KP	201	PEB	C3C-C4C	8.55	1.55	1.42
82	CJ	201	PEB	C2D-C3D	8.54	1.45	1.34
82	TH	201	PEB	C2D-C3D	8.54	1.45	1.34
82	B5	201	PEB	C2D-C3D	8.53	1.45	1.34
82	KJ	202	PEB	C2D-C3D	8.53	1.45	1.34
82	YP	502	PEB	C2D-C3D	8.53	1.45	1.34
82	TI	201	PEB	C2D-C3D	8.53	1.45	1.34
82	NB	201	PEB	C2D-C3D	8.53	1.45	1.34
82	IJ	202	PEB	C2D-C3D	8.53	1.45	1.34
82	TB	201	PEB	C2D-C3D	8.52	1.45	1.34
87	B2	824	CLA	C4B-NB	8.52	1.42	1.35
82	QP	203	PEB	C3C-C4C	8.52	1.55	1.42
82	JB	201	PEB	C2D-C3D	8.51	1.45	1.34
82	WJ	202	PEB	C2D-C3D	8.51	1.45	1.34
82	DF	202	PEB	C2D-C3D	8.51	1.45	1.34
82	aB	201	PEB	C2D-C3D	8.51	1.45	1.34
82	KB	302	PEB	C2D-C3D	8.49	1.45	1.34
87	BN	825	CLA	C4B-NB	8.46	1.42	1.35
82	WJ	203	PEB	C2D-C3D	8.46	1.45	1.34
82	XK	202	PEB	C2D-C3D	8.46	1.45	1.34
82	BB	202	PEB	C2D-C3D	8.45	1.45	1.34
82	CJ	202	PEB	C2D-C3D	8.45	1.45	1.34
82	DK	202	PEB	C2D-C3D	8.45	1.45	1.34
82	YP	501	PEB	C2D-C3D	8.44	1.45	1.34
82	FD	201	PEB	C2D-C3D	8.43	1.45	1.34
82	FF	202	PEB	C2D-C3D	8.43	1.45	1.34

Continued on next page...

Continued from previous page...

Mol	Chain	Res	Type	Atoms	Z	Observed(Å)	Ideal(Å)
82	XF	202	PEB	C2D-C3D	8.43	1.45	1.34
82	S5	201	PEB	C2D-C3D	8.41	1.45	1.34
82	WB	401	PEB	C2D-C3D	8.41	1.45	1.34
82	AI	203	PEB	C2D-C3D	8.41	1.45	1.34
82	SI	201	PEB	C2D-C3D	8.39	1.45	1.34
82	L1	1002	PEB	C2D-C3D	8.38	1.45	1.34
82	LF	202	PEB	C2D-C3D	8.37	1.45	1.34
82	FQ	201	PEB	C2D-C3D	8.37	1.45	1.34
82	SP	201	PEB	C3C-C4C	8.37	1.55	1.42
82	IB	202	PEB	C2D-C3D	8.36	1.45	1.34
82	dB	201	PEB	C2D-C3D	8.35	1.45	1.34
82	MB	201	PEB	C2D-C3D	8.35	1.45	1.34
82	JD	203	PEB	C2D-C3D	8.34	1.45	1.34
82	KB	304	PEB	C2D-C3D	8.34	1.45	1.34
82	MM	203	PEB	C2D-C3D	8.32	1.45	1.34
82	NB	203	PEB	C2D-C3D	8.31	1.45	1.34
87	O2	202	CLA	C4B-NB	8.30	1.42	1.35
82	MP	203	PEB	C2D-C3D	8.30	1.45	1.34
82	LH	1003	PEB	C2D-C3D	8.30	1.45	1.34
87	ON	202	CLA	C4B-NB	8.29	1.42	1.35
82	W7	201	PEB	C2D-C3D	8.28	1.45	1.34
82	KB	301	PEB	C2D-C3D	8.28	1.45	1.34
82	JQ	203	PEB	C2D-C3D	8.28	1.45	1.34
82	GI	201	PEB	C2D-C3D	8.26	1.45	1.34
82	IP	203	PEB	C2D-C3D	8.26	1.45	1.34
82	ZI	401	PEB	C2D-C3D	8.26	1.45	1.34
82	TQ	201	PEB	C2D-C3D	8.26	1.45	1.34
82	MJ	202	PEB	C2D-C3D	8.25	1.45	1.34
87	B2	801	CLA	C4B-NB	8.25	1.42	1.35
82	TD	201	PEB	C2D-C3D	8.25	1.45	1.34
82	WA	201	PEB	C2D-C3D	8.25	1.45	1.34
82	LK	202	PEB	C2D-C3D	8.23	1.45	1.34
82	CP	201	PEB	C2D-C3D	8.22	1.45	1.34
82	DB	203	PEB	C2D-C3D	8.22	1.45	1.34
82	GK	201	PEB	C2D-C3D	8.20	1.45	1.34
82	DQ	201	PEB	C2D-C3D	8.18	1.45	1.34
82	GF	201	PEB	C2D-C3D	8.18	1.45	1.34
82	CP	201	PEB	C3C-C4C	8.18	1.54	1.42
82	DD	201	PEB	C2D-C3D	8.18	1.45	1.34
82	OI	202	PEB	C2D-C3D	8.17	1.45	1.34
82	OP	201	PEB	C3C-C4C	8.17	1.54	1.42
87	BN	802	CLA	C4B-NB	8.17	1.42	1.35

Continued on next page...

Continued from previous page...

Mol	Chain	Res	Type	Atoms	Z	Observed(Å)	Ideal(Å)
82	YI	201	PEB	C2D-C3D	8.15	1.45	1.34
87	32	304	CLA	C4B-NB	8.11	1.42	1.35
87	3N	305	CLA	C4B-NB	8.10	1.42	1.35
82	F5	202	PEB	C2D-C3D	8.08	1.44	1.34
98	B2	837	PQN	C3-C2	8.08	1.50	1.35
98	BN	837	PQN	C3-C2	8.07	1.49	1.35
82	YJ	203	PEB	C2D-C3D	8.06	1.44	1.34
87	2N	308	CLA	C4B-NB	8.06	1.42	1.35
82	FB	201	PEB	C2D-C3D	8.05	1.44	1.34
82	HI	202	PEB	C2D-C3D	8.05	1.44	1.34
87	22	608	CLA	C4B-NB	8.04	1.42	1.35
82	NI	203	PEB	C2D-C3D	8.00	1.44	1.34
87	6N	604	CLA	C4B-NB	7.99	1.42	1.35
87	62	305	CLA	C4B-NB	7.99	1.42	1.35
82	RI	203	PEB	C2D-C3D	7.97	1.44	1.34
82	II	203	PEB	C2D-C3D	7.81	1.44	1.34
87	4N	610	CLA	C4B-NB	7.77	1.42	1.35
87	62	310	CLA	C4B-NB	7.77	1.42	1.35
87	42	604	CLA	C4B-NB	7.75	1.42	1.35
87	6N	609	CLA	C4B-NB	7.71	1.42	1.35
87	42	610	CLA	C4B-NB	7.71	1.42	1.35
82	bK	202	PEB	C3C-C4C	7.71	1.54	1.42
87	4N	604	CLA	C4B-NB	7.69	1.42	1.35
87	A2	809	CLA	C4B-NB	7.67	1.42	1.35
87	AN	809	CLA	C4B-NB	7.65	1.42	1.35
87	62	313	CLA	C4B-NB	7.63	1.42	1.35
87	3N	311	CLA	C4B-NB	7.63	1.42	1.35
87	cL	517	CLA	C4B-NB	7.62	1.42	1.35
87	6N	612	CLA	C4B-NB	7.62	1.42	1.35
87	3N	303	CLA	C4B-NB	7.61	1.42	1.35
82	BI	202	PEB	C2D-C3D	7.60	1.44	1.34
82	fK	202	PEB	C3C-C4C	7.60	1.53	1.42
87	62	312	CLA	C4B-NB	7.59	1.42	1.35
87	4N	602	CLA	C4B-NB	7.59	1.42	1.35
82	fF	202	PEB	C3C-C4C	7.59	1.53	1.42
82	bF	202	PEB	C3C-C4C	7.59	1.53	1.42
87	42	602	CLA	C4B-NB	7.58	1.42	1.35
87	32	311	CLA	C4B-NB	7.57	1.42	1.35
87	dL	402	CLA	C4B-NB	7.55	1.41	1.35
87	52	609	CLA	C4B-NB	7.55	1.41	1.35
87	K2	106	CLA	C4B-NB	7.55	1.41	1.35
87	5N	609	CLA	C4B-NB	7.55	1.41	1.35

Continued on next page...

Continued from previous page...

Mol	Chain	Res	Type	Atoms	Z	Observed(Å)	Ideal(Å)
87	2N	303	CLA	C4B-NB	7.55	1.41	1.35
82	BQ	203	PEB	C2D-C3D	7.54	1.44	1.34
87	22	602	CLA	C4B-NB	7.54	1.41	1.35
87	32	302	CLA	C4B-NB	7.54	1.41	1.35
82	BD	203	PEB	C2D-C3D	7.52	1.44	1.34
87	6N	611	CLA	C4B-NB	7.51	1.41	1.35
87	1N	607	CLA	C4B-NB	7.51	1.41	1.35
87	R2	202	CLA	C4B-NB	7.49	1.41	1.35
87	52	608	CLA	C4B-NB	7.49	1.41	1.35
87	62	302	CLA	C4B-NB	7.48	1.41	1.35
87	CL	513	CLA	C4B-NB	7.47	1.41	1.35
87	JN	101	CLA	C4B-NB	7.47	1.41	1.35
87	ON	201	CLA	C4B-NB	7.47	1.41	1.35
87	cL	513	CLA	C4B-NB	7.46	1.41	1.35
87	B2	827	CLA	C4B-NB	7.46	1.41	1.35
87	42	604	CLA	C3D-C2D	7.45	1.59	1.39
87	KN	105	CLA	C4B-NB	7.44	1.41	1.35
87	42	601	CLA	C4B-NB	7.44	1.41	1.35
87	DL	404	CLA	C4B-NB	7.44	1.41	1.35
87	12	607	CLA	C4B-NB	7.43	1.41	1.35
87	5N	608	CLA	C4B-NB	7.43	1.41	1.35
98	AN	842	PQN	C3-C2	7.43	1.48	1.35
87	6N	610	CLA	C4B-NB	7.43	1.41	1.35
87	J2	101	CLA	C4B-NB	7.43	1.41	1.35
98	A2	842	PQN	C3-C2	7.43	1.48	1.35
87	RN	202	CLA	C4B-NB	7.43	1.41	1.35
87	BN	819	CLA	C4B-NB	7.42	1.41	1.35
87	42	604	CLA	C3D-C4D	7.42	1.60	1.44
82	MJ	203	PEB	C2D-C3D	7.42	1.44	1.34
87	AN	812	CLA	C4B-NB	7.42	1.41	1.35
87	BN	827	CLA	C4B-NB	7.42	1.41	1.35
82	Y7	301	PEB	C3C-C4C	7.42	1.53	1.42
87	4N	604	CLA	C3D-C2D	7.41	1.59	1.39
87	8N	301	CLA	C4B-NB	7.41	1.41	1.35
87	72	603	CLA	C4B-NB	7.41	1.41	1.35
87	6N	603	CLA	C4B-NB	7.41	1.41	1.35
87	B2	818	CLA	C4B-NB	7.41	1.41	1.35
82	YA	301	PEB	C3C-C4C	7.40	1.53	1.42
87	4N	601	CLA	C4B-NB	7.40	1.41	1.35
87	4N	604	CLA	C3D-C4D	7.40	1.60	1.44
82	PF	202	PEB	C3C-C4C	7.40	1.53	1.42
87	5N	611	CLA	C4B-NB	7.39	1.41	1.35

Continued on next page...

Continued from previous page...

Mol	Chain	Res	Type	Atoms	Z	Observed(Å)	Ideal(Å)
87	6N	601	CLA	C4B-NB	7.39	1.41	1.35
87	AN	816	CLA	C4B-NB	7.39	1.41	1.35
87	O2	201	CLA	C4B-NB	7.38	1.41	1.35
82	PK	202	PEB	C3C-C4C	7.38	1.53	1.42
87	AN	836	CLA	C4B-NB	7.37	1.41	1.35
87	62	311	CLA	C4B-NB	7.37	1.41	1.35
87	A2	836	CLA	C4B-NB	7.37	1.41	1.35
87	62	304	CLA	C4B-NB	7.37	1.41	1.35
87	6N	606	CLA	C4B-NB	7.37	1.41	1.35
87	72	609	CLA	C4B-NB	7.37	1.41	1.35
87	b6	610	CLA	C4B-NB	7.37	1.41	1.35
87	1N	611	CLA	C4B-NB	7.36	1.41	1.35
87	A2	812	CLA	C4B-NB	7.36	1.41	1.35
87	7N	601	CLA	C4B-NB	7.35	1.41	1.35
87	7N	603	CLA	C4B-NB	7.35	1.41	1.35
87	42	611	CLA	C4B-NB	7.34	1.41	1.35
87	22	606	CLA	C4B-NB	7.34	1.41	1.35
87	AN	803	CLA	C4B-NB	7.34	1.41	1.35
87	7N	609	CLA	C4B-NB	7.34	1.41	1.35
87	52	611	CLA	C4B-NB	7.34	1.41	1.35
87	82	306	CLA	C4B-NB	7.33	1.41	1.35
87	2N	307	CLA	C4B-NB	7.33	1.41	1.35
87	K2	101	CLA	C4B-NB	7.33	1.41	1.35
82	NF	202	PEB	C3C-C4C	7.31	1.53	1.42
87	3N	313	CLA	C4B-NB	7.31	1.41	1.35
87	bL	608	CLA	C4B-NB	7.31	1.41	1.35
87	22	607	CLA	C4B-NB	7.31	1.41	1.35
87	12	611	CLA	C4B-NB	7.30	1.41	1.35
87	6N	613	CLA	C4B-NB	7.30	1.41	1.35
87	2N	311	CLA	C4B-NB	7.30	1.41	1.35
87	A2	816	CLA	C4B-NB	7.29	1.41	1.35
87	A2	803	CLA	C4B-NB	7.29	1.41	1.35
87	72	605	CLA	C4B-NB	7.29	1.41	1.35
87	B6	609	CLA	C4B-NB	7.29	1.41	1.35
87	R2	201	CLA	C4B-NB	7.29	1.41	1.35
87	4N	611	CLA	C4B-NB	7.28	1.41	1.35
87	d6	403	CLA	C4B-NB	7.28	1.41	1.35
87	7N	604	CLA	C4B-NB	7.28	1.41	1.35
87	2N	306	CLA	C4B-NB	7.27	1.41	1.35
87	72	607	CLA	C4B-NB	7.27	1.41	1.35
87	2N	312	CLA	C4B-NB	7.27	1.41	1.35
87	7N	607	CLA	C4B-NB	7.27	1.41	1.35

Continued on next page...

Continued from previous page...

Mol	Chain	Res	Type	Atoms	Z	Observed(Å)	Ideal(Å)
87	CL	518	CLA	C4B-NB	7.26	1.41	1.35
87	bL	615	CLA	C4B-NB	7.26	1.41	1.35
87	22	610	CLA	C4B-NB	7.26	1.41	1.35
87	bL	622	CLA	C4B-NB	7.26	1.41	1.35
87	62	307	CLA	C4B-NB	7.26	1.41	1.35
87	BN	817	CLA	C4B-NB	7.25	1.41	1.35
87	12	601	CLA	C4B-NB	7.25	1.41	1.35
87	72	601	CLA	C4B-NB	7.25	1.41	1.35
87	1N	609	CLA	C4B-NB	7.25	1.41	1.35
87	62	301	CLA	C4B-NB	7.25	1.41	1.35
87	7N	605	CLA	C4B-NB	7.25	1.41	1.35
87	BL	609	CLA	C4B-NB	7.24	1.41	1.35
87	7N	610	CLA	C4B-NB	7.24	1.41	1.35
87	4N	609	CLA	C4B-NB	7.24	1.41	1.35
87	82	307	CLA	C4B-NB	7.23	1.41	1.35
87	c6	604	CLA	C4B-NB	7.23	1.41	1.35
87	cL	515	CLA	C4B-NB	7.23	1.41	1.35
96	GN	201	HEM	C3D-C2D	7.23	1.52	1.36
87	CL	515	CLA	C4B-NB	7.23	1.41	1.35
87	cL	510	CLA	C4B-NB	7.23	1.41	1.35
87	62	303	CLA	C4B-NB	7.23	1.41	1.35
87	42	608	CLA	C4B-NB	7.22	1.41	1.35
87	22	611	CLA	C4B-NB	7.22	1.41	1.35
87	5N	605	CLA	C4B-NB	7.22	1.41	1.35
87	22	612	CLA	C4B-NB	7.21	1.41	1.35
87	3N	312	CLA	C4B-NB	7.21	1.41	1.35
87	bL	604	CLA	C4B-NB	7.21	1.41	1.35
87	RN	201	CLA	C4B-NB	7.21	1.41	1.35
87	AN	841	CLA	C4B-NB	7.21	1.41	1.35
87	32	312	CLA	C4B-NB	7.21	1.41	1.35
96	G2	201	HEM	C3D-C2D	7.21	1.52	1.36
87	A2	841	CLA	C4B-NB	7.20	1.41	1.35
87	B6	607	CLA	C4B-NB	7.20	1.41	1.35
87	12	609	CLA	C4B-NB	7.20	1.41	1.35
87	42	609	CLA	C4B-NB	7.20	1.41	1.35
87	c6	612	CLA	C4B-NB	7.20	1.41	1.35
87	AN	806	CLA	C4B-NB	7.19	1.41	1.35
87	7N	608	CLA	C4B-NB	7.19	1.41	1.35
87	82	303	CLA	C4B-NB	7.19	1.41	1.35
87	B2	804	CLA	C4B-NB	7.18	1.41	1.35
82	NK	202	PEB	C3C-C4C	7.18	1.53	1.42
87	B2	816	CLA	C4B-NB	7.18	1.41	1.35

Continued on next page...

Continued from previous page...

Mol	Chain	Res	Type	Atoms	Z	Observed(Å)	Ideal(Å)
87	1N	601	CLA	C4B-NB	7.18	1.41	1.35
87	cL	507	CLA	C4B-NB	7.18	1.41	1.35
87	8N	306	CLA	C4B-NB	7.18	1.41	1.35
87	22	605	CLA	C4B-NB	7.18	1.41	1.35
87	B2	828	CLA	C4B-NB	7.18	1.41	1.35
87	72	608	CLA	C4B-NB	7.17	1.41	1.35
87	2N	310	CLA	C4B-NB	7.17	1.41	1.35
87	32	313	CLA	C4B-NB	7.17	1.41	1.35
87	82	305	CLA	C4B-NB	7.17	1.41	1.35
87	A2	806	CLA	C4B-NB	7.17	1.41	1.35
87	c6	613	CLA	C4B-NB	7.17	1.41	1.35
87	BN	828	CLA	C4B-NB	7.16	1.41	1.35
87	C6	518	CLA	C4B-NB	7.16	1.41	1.35
87	62	308	CLA	C4B-NB	7.16	1.41	1.35
87	8N	303	CLA	C4B-NB	7.16	1.41	1.35
87	72	604	CLA	C4B-NB	7.16	1.41	1.35
87	52	601	CLA	C4B-NB	7.16	1.41	1.35
87	72	610	CLA	C4B-NB	7.15	1.41	1.35
87	8N	302	CLA	C4B-NB	7.15	1.41	1.35
87	CL	505	CLA	C4B-NB	7.15	1.41	1.35
87	B6	615	CLA	C4B-NB	7.15	1.41	1.35
87	4N	608	CLA	C4B-NB	7.15	1.41	1.35
87	6N	602	CLA	C4B-NB	7.15	1.41	1.35
87	3N	309	CLA	C4B-NB	7.14	1.41	1.35
87	AN	805	CLA	C4B-NB	7.14	1.41	1.35
87	cL	506	CLA	C4B-NB	7.14	1.41	1.35
87	52	605	CLA	C4B-NB	7.14	1.41	1.35
87	6N	607	CLA	C4B-NB	7.13	1.41	1.35
87	62	306	CLA	C4B-NB	7.12	1.41	1.35
87	52	607	CLA	C4B-NB	7.12	1.41	1.35
87	b6	607	CLA	C4B-NB	7.12	1.41	1.35
87	2N	301	CLA	C4B-NB	7.12	1.41	1.35
87	8N	307	CLA	C4B-NB	7.11	1.41	1.35
87	5N	603	CLA	C4B-NB	7.11	1.41	1.35
87	6N	605	CLA	C4B-NB	7.11	1.41	1.35
87	BN	805	CLA	C4B-NB	7.11	1.41	1.35
87	c6	609	CLA	C4B-NB	7.11	1.41	1.35
87	8N	304	CLA	C4B-NB	7.11	1.41	1.35
87	5N	607	CLA	C4B-NB	7.10	1.41	1.35
87	A2	850	CLA	C4B-NB	7.10	1.41	1.35
87	1N	604	CLA	C4B-NB	7.10	1.41	1.35
87	52	603	CLA	C4B-NB	7.10	1.41	1.35

Continued on next page...

Continued from previous page...

Mol	Chain	Res	Type	Atoms	Z	Observed(Å)	Ideal(Å)
87	b6	611	CLA	C4B-NB	7.10	1.41	1.35
87	H6	103	CLA	C4B-NB	7.09	1.41	1.35
87	12	610	CLA	C4B-NB	7.09	1.41	1.35
87	BN	816	CLA	C4B-NB	7.09	1.41	1.35
87	A2	805	CLA	C4B-NB	7.08	1.41	1.35
87	12	605	CLA	C4B-NB	7.08	1.41	1.35
87	32	309	CLA	C4B-NB	7.08	1.41	1.35
87	B2	809	CLA	C4B-NB	7.07	1.41	1.35
87	52	610	CLA	C4B-NB	7.07	1.41	1.35
87	C6	514	CLA	C4B-NB	7.07	1.41	1.35
87	c6	615	CLA	C4B-NB	7.07	1.41	1.35
87	5N	610	CLA	C4B-NB	7.07	1.41	1.35
87	LN	202	CLA	C4B-NB	7.07	1.41	1.35
87	82	302	CLA	C4B-NB	7.07	1.41	1.35
87	c6	614	CLA	C4B-NB	7.06	1.41	1.35
87	D6	403	CLA	C4B-NB	7.06	1.41	1.35
87	2N	304	CLA	C4B-NB	7.06	1.41	1.35
87	AN	850	CLA	C4B-NB	7.06	1.41	1.35
87	B2	834	CLA	C4B-NB	7.06	1.41	1.35
87	b6	612	CLA	C4B-NB	7.06	1.41	1.35
87	RN	203	CLA	C4B-NB	7.06	1.41	1.35
87	AN	814	CLA	C4B-NB	7.05	1.41	1.35
87	cL	514	CLA	C4B-NB	7.05	1.41	1.35
87	R2	203	CLA	C4B-NB	7.05	1.41	1.35
87	C6	513	CLA	C4B-NB	7.05	1.41	1.35
87	22	604	CLA	C4B-NB	7.04	1.41	1.35
87	A2	824	CLA	C4B-NB	7.04	1.41	1.35
87	1N	610	CLA	C4B-NB	7.04	1.41	1.35
87	2N	305	CLA	C4B-NB	7.04	1.41	1.35
87	22	603	CLA	C4B-NB	7.03	1.41	1.35
87	c6	606	CLA	C4B-NB	7.03	1.41	1.35
87	22	601	CLA	C4B-NB	7.03	1.41	1.35
87	B2	815	CLA	C4B-NB	7.03	1.41	1.35
87	AN	827	CLA	C4B-NB	7.02	1.41	1.35
87	cL	508	CLA	C4B-NB	7.02	1.41	1.35
87	2N	302	CLA	C4B-NB	7.02	1.41	1.35
87	32	310	CLA	C4B-NB	7.02	1.41	1.35
87	1N	605	CLA	C4B-NB	7.02	1.41	1.35
87	82	301	CLA	C4B-NB	7.02	1.41	1.35
87	b6	617	CLA	C4B-NB	7.02	1.41	1.35
87	AN	818	CLA	C4B-NB	7.02	1.41	1.35
87	82	304	CLA	C4B-NB	7.02	1.41	1.35

Continued on next page...

Continued from previous page...

Mol	Chain	Res	Type	Atoms	Z	Observed(Å)	Ideal(Å)
87	3N	310	CLA	C4B-NB	7.01	1.41	1.35
87	CL	506	CLA	C4B-NB	7.01	1.41	1.35
87	AN	824	CLA	C4B-NB	7.00	1.41	1.35
87	1N	606	CLA	C4B-NB	7.00	1.41	1.35
87	D6	405	CLA	C4B-NB	7.00	1.41	1.35
87	BN	810	CLA	C4B-NB	6.99	1.41	1.35
87	B6	610	CLA	C4B-NB	6.99	1.41	1.35
87	5N	601	CLA	C4B-NB	6.99	1.41	1.35
87	B2	830	CLA	C4B-NB	6.99	1.41	1.35
87	d6	406	CLA	C4B-NB	6.98	1.41	1.35
87	32	306	CLA	C4B-NB	6.98	1.41	1.35
87	B6	604	CLA	C4B-NB	6.98	1.41	1.35
87	B2	817	CLA	C4B-NB	6.98	1.41	1.35
87	72	606	CLA	C4B-NB	6.97	1.41	1.35
87	BN	830	CLA	C4B-NB	6.97	1.41	1.35
87	A2	827	CLA	C4B-NB	6.96	1.41	1.35
87	LN	204	CLA	C4B-NB	6.96	1.41	1.35
87	12	606	CLA	C4B-NB	6.96	1.41	1.35
87	BN	829	CLA	C4B-NB	6.96	1.41	1.35
87	A2	818	CLA	C4B-NB	6.96	1.41	1.35
87	L2	202	CLA	C4B-NB	6.96	1.41	1.35
87	A2	814	CLA	C4B-NB	6.96	1.41	1.35
87	c6	616	CLA	C4B-NB	6.96	1.41	1.35
87	AN	817	CLA	C4B-NB	6.95	1.41	1.35
87	M2	101	CLA	C4B-NB	6.95	1.41	1.35
87	BL	602	CLA	C4B-NB	6.95	1.41	1.35
87	42	607	CLA	C4B-NB	6.95	1.41	1.35
87	2N	309	CLA	C4B-NB	6.95	1.41	1.35
87	8N	305	CLA	C4B-NB	6.95	1.41	1.35
87	FN	203	CLA	C4B-NB	6.95	1.41	1.35
87	12	604	CLA	C4B-NB	6.95	1.41	1.35
87	MN	101	CLA	C4B-NB	6.94	1.41	1.35
87	4N	607	CLA	C4B-NB	6.94	1.41	1.35
87	BN	811	CLA	C4B-NB	6.94	1.41	1.35
87	52	604	CLA	C4B-NB	6.94	1.41	1.35
87	AN	819	CLA	C4B-NB	6.94	1.41	1.35
87	B6	606	CLA	C4B-NB	6.93	1.41	1.35
87	bL	613	CLA	C4B-NB	6.93	1.41	1.35
87	22	609	CLA	C4B-NB	6.93	1.41	1.35
87	BN	834	CLA	C4B-NB	6.93	1.41	1.35
87	B6	613	CLA	C4B-NB	6.93	1.41	1.35
87	12	603	CLA	C4B-NB	6.92	1.41	1.35

Continued on next page...

Continued from previous page...

Mol	Chain	Res	Type	Atoms	Z	Observed(Å)	Ideal(Å)
87	BL	608	CLA	C4B-NB	6.92	1.41	1.35
87	BL	623	CLA	C4B-NB	6.92	1.41	1.35
87	A2	849	CLA	C4B-NB	6.92	1.41	1.35
87	L2	204	CLA	C4B-NB	6.92	1.41	1.35
87	A2	838	CLA	C4B-NB	6.92	1.41	1.35
87	K6	101	CLA	C4B-NB	6.92	1.41	1.35
87	C6	515	CLA	C4B-NB	6.92	1.41	1.35
87	HL	102	CLA	C4B-NB	6.91	1.41	1.35
87	BN	801	CLA	C4B-NB	6.91	1.41	1.35
87	1N	603	CLA	C4B-NB	6.91	1.41	1.35
82	JB	202	PEB	C3C-C4C	6.91	1.52	1.42
87	c6	610	CLA	C4B-NB	6.91	1.41	1.35
87	BN	820	CLA	C4B-NB	6.90	1.41	1.35
87	c6	605	CLA	C4B-NB	6.90	1.41	1.35
87	AN	849	CLA	C4B-NB	6.90	1.41	1.35
87	BN	812	CLA	C4B-NB	6.90	1.41	1.35
87	cL	505	CLA	C4B-NB	6.90	1.41	1.35
87	AN	813	CLA	C4B-NB	6.90	1.41	1.35
87	AN	835	CLA	C4B-NB	6.90	1.41	1.35
87	BN	822	CLA	C4B-NB	6.90	1.41	1.35
87	A2	813	CLA	C4B-NB	6.90	1.41	1.35
87	c6	608	CLA	C4B-NB	6.90	1.41	1.35
87	BN	818	CLA	C4B-NB	6.89	1.41	1.35
87	52	602	CLA	C4B-NB	6.89	1.41	1.35
87	B6	603	CLA	C4B-NB	6.89	1.41	1.35
87	L2	203	CLA	C4B-NB	6.89	1.41	1.35
87	bL	621	CLA	C4B-NB	6.89	1.41	1.35
87	BL	622	CLA	C4B-NB	6.89	1.41	1.35
87	A2	819	CLA	C4B-NB	6.89	1.41	1.35
82	TK	202	PEB	C3C-C4C	6.89	1.52	1.42
87	5N	604	CLA	C4B-NB	6.89	1.41	1.35
87	B2	829	CLA	C4B-NB	6.88	1.41	1.35
87	A2	817	CLA	C4B-NB	6.88	1.41	1.35
87	BN	821	CLA	C4B-NB	6.88	1.41	1.35
87	B6	614	CLA	C4B-NB	6.88	1.41	1.35
82	TB	202	PEB	C3C-C4C	6.88	1.52	1.42
87	LN	203	CLA	C4B-NB	6.87	1.41	1.35
87	B2	811	CLA	C4B-NB	6.87	1.41	1.35
87	C6	519	CLA	C4B-NB	6.87	1.41	1.35
87	BL	620	CLA	C4B-NB	6.87	1.41	1.35
87	AN	838	CLA	C4B-NB	6.87	1.41	1.35
87	3N	307	CLA	C4B-NB	6.87	1.41	1.35

Continued on next page...

Continued from previous page...

Mol	Chain	Res	Type	Atoms	Z	Observed(Å)	Ideal(Å)
87	b6	616	CLA	C4B-NB	6.87	1.41	1.35
87	bL	617	CLA	C4B-NB	6.86	1.41	1.35
87	BN	832	CLA	C4B-NB	6.86	1.41	1.35
87	7N	606	CLA	C4B-NB	6.86	1.41	1.35
87	C6	512	CLA	C4B-NB	6.86	1.41	1.35
87	B2	825	CLA	C4B-NB	6.86	1.41	1.35
82	dF	202	PEB	C3C-C4C	6.86	1.52	1.42
87	A2	835	CLA	C4B-NB	6.86	1.41	1.35
87	12	608	CLA	C4B-NB	6.85	1.41	1.35
87	C6	509	CLA	C4B-NB	6.85	1.41	1.35
87	c6	611	CLA	C4B-NB	6.85	1.41	1.35
87	B2	810	CLA	C4B-NB	6.85	1.41	1.35
87	ON	203	CLA	C4B-NB	6.84	1.41	1.35
87	RN	204	CLA	C4B-NB	6.84	1.41	1.35
82	TF	202	PEB	C3C-C4C	6.84	1.52	1.42
87	B2	819	CLA	C4B-NB	6.84	1.41	1.35
87	b6	609	CLA	C4B-NB	6.84	1.41	1.35
87	b6	618	CLA	C4B-NB	6.83	1.41	1.35
87	5N	602	CLA	C4B-NB	6.83	1.41	1.35
87	BL	606	CLA	C4B-NB	6.82	1.41	1.35
87	42	605	CLA	C4B-NB	6.82	1.41	1.35
87	R2	204	CLA	C4B-NB	6.82	1.41	1.35
87	F2	201	CLA	C4B-NB	6.82	1.41	1.35
87	B2	821	CLA	C4B-NB	6.82	1.41	1.35
87	B6	608	CLA	C4B-NB	6.81	1.41	1.35
87	A2	831	CLA	C4B-NB	6.81	1.41	1.35
87	AN	840	CLA	C4B-NB	6.81	1.41	1.35
87	8N	308	CLA	C4B-NB	6.80	1.41	1.35
87	I2	102	CLA	C4B-NB	6.80	1.41	1.35
87	42	606	CLA	C4B-NB	6.80	1.41	1.35
87	C6	520	CLA	C4B-NB	6.80	1.41	1.35
87	IN	102	CLA	C4B-NB	6.80	1.41	1.35
87	a6	607	CLA	C4B-NB	6.80	1.41	1.35
87	A6	402	CLA	C4B-NB	6.80	1.41	1.35
87	1N	608	CLA	C4B-NB	6.80	1.41	1.35
87	BN	831	CLA	C4B-NB	6.80	1.41	1.35
87	C6	511	CLA	C4B-NB	6.79	1.41	1.35
87	bL	605	CLA	C4B-NB	6.79	1.41	1.35
87	BL	604	CLA	C4B-NB	6.79	1.41	1.35
87	A2	833	CLA	C4B-NB	6.79	1.41	1.35
87	bL	620	CLA	C4B-NB	6.79	1.41	1.35
87	DL	406	CLA	C4B-NB	6.79	1.41	1.35

Continued on next page...

Continued from previous page...

Mol	Chain	Res	Type	Atoms	Z	Observed(Å)	Ideal(Å)
87	B2	820	CLA	C4B-NB	6.79	1.41	1.35
82	JF	202	PEB	C3C-C4C	6.79	1.52	1.42
87	bL	616	CLA	C4B-NB	6.78	1.41	1.35
87	82	308	CLA	C4B-NB	6.78	1.41	1.35
87	AN	811	CLA	C4B-NB	6.78	1.41	1.35
87	dL	401	CLA	C4B-NB	6.78	1.41	1.35
87	I2	103	CLA	C4B-NB	6.78	1.41	1.35
87	BL	619	CLA	C4B-NB	6.77	1.41	1.35
87	4N	605	CLA	C4B-NB	6.77	1.41	1.35
87	BL	601	CLA	C4B-NB	6.77	1.41	1.35
87	B2	832	CLA	C4B-NB	6.77	1.41	1.35
87	L2	206	CLA	C4B-NB	6.77	1.41	1.35
87	A2	811	CLA	C4B-NB	6.77	1.41	1.35
87	B2	814	CLA	C4B-NB	6.77	1.41	1.35
87	AN	833	CLA	C4B-NB	6.77	1.41	1.35
87	B6	605	CLA	C4B-NB	6.76	1.41	1.35
87	3N	301	CLA	C4B-NB	6.76	1.41	1.35
87	KN	102	CLA	C4B-NB	6.76	1.41	1.35
87	bL	619	CLA	C4B-NB	6.75	1.41	1.35
87	AN	801	CLA	C4B-NB	6.75	1.41	1.35
87	AN	802	CLA	C4B-NB	6.75	1.41	1.35
87	32	305	CLA	C4B-NB	6.75	1.41	1.35
87	A2	840	CLA	C4B-NB	6.75	1.41	1.35
87	b6	615	CLA	C4B-NB	6.75	1.41	1.35
87	4N	603	CLA	C4B-NB	6.75	1.41	1.35
82	HB	201	PEB	C3C-C4C	6.75	1.52	1.42
87	a6	608	CLA	C4B-NB	6.75	1.41	1.35
87	C6	510	CLA	C4B-NB	6.75	1.41	1.35
87	D6	402	CLA	C4B-NB	6.75	1.41	1.35
87	CL	514	CLA	C4B-NB	6.74	1.41	1.35
87	4N	606	CLA	C4B-NB	6.74	1.41	1.35
87	A2	825	CLA	C4B-NB	6.74	1.41	1.35
87	K2	103	CLA	C4B-NB	6.74	1.41	1.35
87	AN	831	CLA	C4B-NB	6.73	1.41	1.35
82	VI	203	PEB	C2D-C3D	6.73	1.43	1.34
87	CL	509	CLA	C4B-NB	6.73	1.41	1.35
87	O2	203	CLA	C4B-NB	6.73	1.41	1.35
87	cL	516	CLA	C4B-NB	6.73	1.41	1.35
87	CL	512	CLA	C4B-NB	6.73	1.41	1.35
87	LN	206	CLA	C4B-NB	6.72	1.41	1.35
82	JK	202	PEB	C3C-C4C	6.72	1.52	1.42
82	dK	202	PEB	C3C-C4C	6.72	1.52	1.42

Continued on next page...

Continued from previous page...

Mol	Chain	Res	Type	Atoms	Z	Observed(Å)	Ideal(Å)
87	BN	806	CLA	C4B-NB	6.72	1.41	1.35
87	B2	806	CLA	C4B-NB	6.72	1.41	1.35
87	H6	102	CLA	C4B-NB	6.72	1.41	1.35
87	CL	507	CLA	C4B-NB	6.72	1.41	1.35
87	C6	517	CLA	C4B-NB	6.72	1.41	1.35
87	c6	607	CLA	C4B-NB	6.72	1.41	1.35
87	A6	404	CLA	C4B-NB	6.71	1.41	1.35
87	cL	512	CLA	C4B-NB	6.71	1.41	1.35
87	BN	815	CLA	C4B-NB	6.71	1.41	1.35
87	IN	103	CLA	C4B-NB	6.70	1.41	1.35
87	32	308	CLA	C4B-NB	6.70	1.41	1.35
87	AN	825	CLA	C4B-NB	6.70	1.41	1.35
87	B6	616	CLA	C4B-NB	6.70	1.41	1.35
87	BN	833	CLA	C4B-NB	6.70	1.41	1.35
87	BL	621	CLA	C4B-NB	6.69	1.41	1.35
87	A2	801	CLA	C4B-NB	6.69	1.41	1.35
87	A2	808	CLA	C4B-NB	6.69	1.41	1.35
82	rF	202	PEB	C3C-C4C	6.68	1.52	1.42
87	a6	609	CLA	C4B-NB	6.68	1.41	1.35
87	72	602	CLA	C4B-NB	6.68	1.41	1.35
87	5N	606	CLA	C4B-NB	6.68	1.41	1.35
87	3N	306	CLA	C4B-NB	6.68	1.41	1.35
87	BN	807	CLA	C4B-NB	6.68	1.41	1.35
87	A2	802	CLA	C4B-NB	6.68	1.41	1.35
87	CL	508	CLA	C4B-NB	6.67	1.41	1.35
87	d6	401	CLA	C4B-NB	6.67	1.41	1.35
87	A2	832	CLA	C4B-NB	6.67	1.41	1.35
87	AN	851	CLA	C4B-NB	6.66	1.41	1.35
87	DL	403	CLA	C4B-NB	6.66	1.41	1.35
87	52	606	CLA	C4B-NB	6.66	1.41	1.35
87	2N	303	CLA	C1D-ND	6.66	1.46	1.37
87	A2	851	CLA	C4B-NB	6.64	1.41	1.35
87	AN	810	CLA	C4B-NB	6.64	1.41	1.35
87	B2	805	CLA	C4B-NB	6.64	1.41	1.35
87	B2	836	CLA	C4B-NB	6.63	1.41	1.35
87	BN	813	CLA	C4B-NB	6.63	1.41	1.35
87	B2	812	CLA	C4B-NB	6.63	1.41	1.35
87	aL	606	CLA	C4B-NB	6.63	1.41	1.35
87	KN	103	CLA	C4B-NB	6.63	1.41	1.35
87	b6	614	CLA	C4B-NB	6.63	1.41	1.35
87	A2	822	CLA	C4B-NB	6.63	1.41	1.35
87	A2	821	CLA	C4B-NB	6.62	1.41	1.35

Continued on next page...

Continued from previous page...

Mol	Chain	Res	Type	Atoms	Z	Observed(Å)	Ideal(Å)
87	b6	604	CLA	C4B-NB	6.62	1.41	1.35
87	AN	832	CLA	C4B-NB	6.62	1.41	1.35
87	B2	831	CLA	C4B-NB	6.62	1.41	1.35
87	aL	605	CLA	C4B-NB	6.62	1.41	1.35
87	42	603	CLA	C4B-NB	6.62	1.41	1.35
87	32	303	CLA	C4B-NB	6.62	1.41	1.35
87	A2	823	CLA	C4B-NB	6.61	1.41	1.35
87	AN	822	CLA	C4B-NB	6.61	1.41	1.35
82	rK	202	PEB	C3C-C4C	6.61	1.52	1.42
87	BN	836	CLA	C4B-NB	6.61	1.41	1.35
87	AN	808	CLA	C4B-NB	6.60	1.41	1.35
87	A2	807	CLA	C4B-NB	6.60	1.41	1.35
87	B6	611	CLA	C4B-NB	6.60	1.41	1.35
87	cL	511	CLA	C4B-NB	6.60	1.41	1.35
87	A2	810	CLA	C4B-NB	6.60	1.41	1.35
87	BN	808	CLA	C4B-NB	6.60	1.41	1.35
87	A2	837	CLA	C4B-NB	6.60	1.41	1.35
87	B2	807	CLA	C4B-NB	6.60	1.41	1.35
87	7N	602	CLA	C4B-NB	6.59	1.41	1.35
87	CL	504	CLA	C4B-NB	6.59	1.41	1.35
87	b6	606	CLA	C4B-NB	6.59	1.41	1.35
87	F2	202	CLA	C4B-NB	6.59	1.41	1.35
87	B2	833	CLA	C4B-NB	6.59	1.41	1.35
87	b6	613	CLA	C4B-NB	6.59	1.41	1.35
87	BN	823	CLA	C4B-NB	6.58	1.41	1.35
87	AN	823	CLA	C4B-NB	6.58	1.41	1.35
82	XB	202	PEB	C3C-C4C	6.58	1.52	1.42
87	22	602	CLA	C1D-ND	6.58	1.45	1.37
87	nL	101	CLA	C4B-NB	6.58	1.41	1.35
87	AN	821	CLA	C4B-NB	6.58	1.41	1.35
87	A2	826	CLA	C4B-NB	6.57	1.41	1.35
87	C6	516	CLA	C4B-NB	6.57	1.41	1.35
87	A6	403	CLA	C4B-NB	6.57	1.41	1.35
87	A2	839	CLA	C4B-NB	6.57	1.41	1.35
87	FN	201	CLA	C4B-NB	6.56	1.41	1.35
87	AN	839	CLA	C4B-NB	6.55	1.41	1.35
87	A2	820	CLA	C4B-NB	6.55	1.41	1.35
87	AL	405	CLA	C4B-NB	6.55	1.41	1.35
87	B2	835	CLA	C4B-NB	6.55	1.41	1.35
87	K2	104	CLA	C4B-NB	6.55	1.41	1.35
82	VB	201	PEB	C3C-C4C	6.55	1.52	1.42
87	AN	807	CLA	C4B-NB	6.55	1.41	1.35

Continued on next page...

Continued from previous page...

Mol	Chain	Res	Type	Atoms	Z	Observed(Å)	Ideal(Å)
87	3N	304	CLA	C4B-NB	6.54	1.41	1.35
87	bL	607	CLA	C4B-NB	6.53	1.41	1.35
87	BN	835	CLA	C4B-NB	6.53	1.41	1.35
87	B6	612	CLA	C4B-NB	6.52	1.41	1.35
87	B2	822	CLA	C4B-NB	6.52	1.41	1.35
87	dL	404	CLA	C4B-NB	6.52	1.41	1.35
87	AN	837	CLA	C4B-NB	6.50	1.41	1.35
82	ZF	202	PEB	C3C-C4C	6.50	1.52	1.42
87	A2	829	CLA	C4B-NB	6.50	1.41	1.35
87	BL	605	CLA	C4B-NB	6.49	1.41	1.35
87	bL	614	CLA	C4B-NB	6.48	1.41	1.35
87	AL	403	CLA	C4B-NB	6.48	1.41	1.35
82	DD	203	PEB	C3C-C4C	6.47	1.52	1.42
87	BN	814	CLA	C4B-NB	6.46	1.41	1.35
87	AN	820	CLA	C4B-NB	6.46	1.41	1.35
87	CL	503	CLA	C4B-NB	6.45	1.41	1.35
87	B2	813	CLA	C4B-NB	6.45	1.41	1.35
87	A2	830	CLA	C4B-NB	6.45	1.41	1.35
87	AN	830	CLA	C4B-NB	6.45	1.41	1.35
87	cL	509	CLA	C4B-NB	6.44	1.41	1.35
87	AN	826	CLA	C4B-NB	6.44	1.40	1.35
87	AN	829	CLA	C4B-NB	6.43	1.40	1.35
82	XF	203	PEB	C3C-C4C	6.43	1.52	1.42
82	ZK	202	PEB	C3C-C4C	6.42	1.52	1.42
87	B2	808	CLA	C4B-NB	6.42	1.40	1.35
82	ZB	203	PEB	C3C-C4C	6.42	1.52	1.42
87	AN	815	CLA	C4B-NB	6.42	1.40	1.35
84	x3	1001	CYC	CHB-C1B	6.42	1.53	1.38
87	AL	404	CLA	C4B-NB	6.41	1.40	1.35
87	B2	823	CLA	C4B-NB	6.41	1.40	1.35
87	BN	826	CLA	C4B-NB	6.41	1.40	1.35
87	BN	809	CLA	C4B-NB	6.40	1.40	1.35
82	DQ	203	PEB	C3C-C4C	6.40	1.52	1.42
87	A2	815	CLA	C4B-NB	6.40	1.40	1.35
87	B2	826	CLA	C4B-NB	6.39	1.40	1.35
84	V3	1001	CYC	CHB-C1B	6.38	1.53	1.38
82	U9	204	PEB	C3B-C2B	6.38	1.50	1.36
82	sF	203	PEB	C3B-C2B	6.38	1.50	1.36
82	sK	203	PEB	C3B-C2B	6.38	1.50	1.36
82	XK	203	PEB	C3C-C4C	6.37	1.52	1.42
82	BK	202	PEB	C3C-C4C	6.37	1.52	1.42
87	HL	101	CLA	C4B-NB	6.36	1.40	1.35

Continued on next page...

Continued from previous page...

Mol	Chain	Res	Type	Atoms	Z	Observed(Å)	Ideal(Å)
82	FM	201	PEB	C3C-C4C	6.35	1.52	1.42
87	BN	824	CLA	C4B-NB	6.35	1.40	1.35
82	HM	201	PEB	C3C-C4C	6.33	1.51	1.42
87	dL	409	CLA	C4B-NB	6.31	1.40	1.35
82	gB	203	PEB	C3C-C4C	6.31	1.51	1.42
82	S9	201	PEB	C3C-C4C	6.30	1.51	1.42
82	nK	202	PEB	C3C-C4C	6.30	1.51	1.42
82	BF	202	PEB	C3C-C4C	6.30	1.51	1.42
82	ZF	201	PEB	C3B-C2B	6.27	1.50	1.36
87	A2	852	CLA	C1D-ND	6.25	1.45	1.37
87	AN	852	CLA	C1D-ND	6.25	1.45	1.37
87	BL	603	CLA	C4B-NB	6.24	1.40	1.35
82	FQ	203	PEB	C3B-C2B	6.24	1.50	1.36
82	FD	203	PEB	C3B-C2B	6.23	1.50	1.36
82	QB	201	PEB	C3C-C4C	6.22	1.51	1.42
82	nF	202	PEB	C3C-C4C	6.21	1.51	1.42
82	LG	1002	PEB	C3C-C4C	6.20	1.51	1.42
82	iK	201	PEB	C3B-C2B	6.20	1.49	1.36
87	bL	606	CLA	C4B-NB	6.19	1.40	1.35
82	QB	204	PEB	C3C-C4C	6.19	1.51	1.42
82	HM	202	PEB	C3B-C2B	6.19	1.49	1.36
82	ZI	401	PEB	C3B-C2B	6.19	1.49	1.36
82	ZK	201	PEB	C3B-C2B	6.18	1.49	1.36
87	b6	608	CLA	C4B-NB	6.17	1.40	1.35
82	r8	202	PEB	C3B-C2B	6.17	1.49	1.36
82	iM	201	PEB	C3C-C4C	6.17	1.51	1.42
82	iF	201	PEB	C3B-C2B	6.17	1.49	1.36
87	CL	510	CLA	C4B-NB	6.16	1.40	1.35
87	1N	602	CLA	C4B-NB	6.16	1.40	1.35
82	F9	201	PEB	C3C-C4C	6.15	1.51	1.42
82	SP	203	PEB	C3C-C4C	6.15	1.51	1.42
82	LE	1002	PEB	C3C-C4C	6.14	1.51	1.42
82	rC	202	PEB	C3B-C2B	6.14	1.49	1.36
82	dB	202	PEB	C3C-C4C	6.14	1.51	1.42
82	oK	203	PEB	C3B-C2B	6.14	1.49	1.36
82	d1	203	PEB	C3B-C2B	6.12	1.49	1.36
82	wK	303	PEB	C3B-C2B	6.12	1.49	1.36
87	bL	618	CLA	C4B-NB	6.12	1.40	1.35
82	kM	201	PEB	C3C-C4C	6.11	1.51	1.42
82	RF	202	PEB	C3C-C4C	6.11	1.51	1.42
82	g4	203	PEB	C3B-C2B	6.10	1.49	1.36
82	wF	303	PEB	C3B-C2B	6.09	1.49	1.36

Continued on next page...

Continued from previous page...

Mol	Chain	Res	Type	Atoms	Z	Observed(Å)	Ideal(Å)
82	dH	203	PEB	C3B-C2B	6.09	1.49	1.36
82	ZH	201	PEB	C3C-C4C	6.08	1.51	1.42
82	l1	203	PEB	C3B-C2B	6.07	1.49	1.36
82	Q5	202	PEB	C3C-C4C	6.07	1.51	1.42
82	gO	203	PEB	C3B-C2B	6.07	1.49	1.36
82	TM	201	PEB	C3C-C4C	6.06	1.51	1.42
82	FJ	201	PEB	C3C-C4C	6.06	1.51	1.42
82	cJ	201	PEB	C3C-C4C	6.05	1.51	1.42
82	m4	203	PEB	C3B-C2B	6.05	1.49	1.36
82	mO	203	PEB	C3B-C2B	6.05	1.49	1.36
87	12	602	CLA	C4B-NB	6.05	1.40	1.35
82	dE	204	PEB	C3B-C2B	6.04	1.49	1.36
82	lH	202	PEB	C3B-C2B	6.04	1.49	1.36
82	oF	203	PEB	C3B-C2B	6.04	1.49	1.36
87	AN	834	CLA	C4B-NB	6.04	1.40	1.35
82	dG	204	PEB	C3B-C2B	6.04	1.49	1.36
82	lK	202	PEB	C3C-C4C	6.04	1.51	1.42
87	AN	852	CLA	C4B-NB	6.03	1.40	1.35
87	6N	608	CLA	C4B-NB	6.03	1.40	1.35
82	Z1	201	PEB	C3C-C4C	6.02	1.51	1.42
87	32	307	CLA	C1D-ND	6.02	1.45	1.37
82	uK	202	PEB	C3B-C2B	6.02	1.49	1.36
82	x8	202	PEB	C3B-C2B	6.01	1.49	1.36
87	A2	852	CLA	C4B-NB	6.01	1.40	1.35
82	tK	203	PEB	C3B-C2B	6.01	1.49	1.36
82	wK	303	PEB	C3C-C4C	6.01	1.51	1.42
82	pC	202	PEB	C3B-C2B	6.00	1.49	1.36
82	RK	202	PEB	C3C-C4C	6.00	1.51	1.42
82	cK	203	PEB	C3B-C2B	5.99	1.49	1.36
82	xC	202	PEB	C3B-C2B	5.99	1.49	1.36
82	18	202	PEB	C3B-C2B	5.99	1.49	1.36
84	IE	1001	CYC	C3B-C2B	5.99	1.49	1.36
84	IG	1001	CYC	C3B-C2B	5.99	1.49	1.36
87	3N	308	CLA	C1D-ND	5.98	1.45	1.37
82	SP	203	PEB	C3B-C2B	5.98	1.49	1.36
82	lF	202	PEB	C3C-C4C	5.98	1.51	1.42
82	IF	201	PEB	C3C-C4C	5.98	1.51	1.42
82	uF	203	PEB	C3B-C2B	5.97	1.49	1.36
82	DK	203	PEB	C3C-C4C	5.97	1.51	1.42
82	fH	202	PEB	C3B-C2B	5.97	1.49	1.36
82	1C	202	PEB	C3B-C2B	5.96	1.49	1.36
82	Y7	304	PEB	C3B-C2B	5.96	1.49	1.36

Continued on next page...

Continued from previous page...

Mol	Chain	Res	Type	Atoms	Z	Observed(Å)	Ideal(Å)
82	zC	202	PEB	C3B-C2B	5.96	1.49	1.36
82	RQ	203	PEB	C3B-C2B	5.96	1.49	1.36
82	tC	202	PEB	C3B-C2B	5.95	1.49	1.36
82	A9	202	PEB	C3B-C2B	5.95	1.49	1.36
82	JJ	201	PEB	C3C-C4C	5.95	1.51	1.42
82	I9	202	PEB	C3B-C2B	5.95	1.49	1.36
82	HQ	203	PEB	C3C-C4C	5.95	1.51	1.42
82	PM	201	PEB	C3C-C4C	5.95	1.51	1.42
82	gK	201	PEB	C3C-C4C	5.94	1.51	1.42
83	Z9	305	PUB	C2B-C1B	5.94	1.51	1.42
82	jH	202	PEB	C3B-C2B	5.94	1.49	1.36
82	RJ	201	PEB	C3C-C4C	5.94	1.51	1.42
82	NM	201	PEB	C3C-C4C	5.94	1.51	1.42
82	p8	202	PEB	C3B-C2B	5.94	1.49	1.36
82	P9	202	PEB	C3B-C2B	5.94	1.49	1.36
82	R9	202	PEB	C3B-C2B	5.94	1.49	1.36
82	z8	202	PEB	C3B-C2B	5.94	1.49	1.36
82	t8	202	PEB	C3B-C2B	5.93	1.49	1.36
82	C9	202	PEB	C3B-C2B	5.93	1.49	1.36
82	cF	203	PEB	C3B-C2B	5.93	1.49	1.36
82	YA	304	PEB	C3B-C2B	5.93	1.49	1.36
82	X9	202	PEB	C3B-C2B	5.93	1.49	1.36
82	j1	202	PEB	C3B-C2B	5.93	1.49	1.36
82	TJ	201	PEB	C3C-C4C	5.92	1.51	1.42
82	HD	203	PEB	C3C-C4C	5.92	1.51	1.42
82	E9	202	PEB	C3B-C2B	5.92	1.49	1.36
82	wF	303	PEB	C3C-C4C	5.92	1.51	1.42
82	lF	203	PEB	C3B-C2B	5.92	1.49	1.36
82	K9	202	PEB	C3B-C2B	5.92	1.49	1.36
82	DF	203	PEB	C3C-C4C	5.92	1.51	1.42
82	IK	201	PEB	C3C-C4C	5.92	1.51	1.42
82	jF	202	PEB	C3C-C4C	5.91	1.51	1.42
82	uF	201	PEB	C3B-C2B	5.91	1.49	1.36
82	LJ	201	PEB	C3C-C4C	5.91	1.51	1.42
87	62	309	CLA	C4B-NB	5.91	1.40	1.35
82	N9	202	PEB	C3B-C2B	5.91	1.49	1.36
82	NQ	202	PEB	C3C-C4C	5.91	1.51	1.42
82	gM	201	PEB	C3C-C4C	5.91	1.51	1.42
82	O1	201	PEB	C3B-C2B	5.90	1.49	1.36
82	JB	201	PEB	CHA-C1B	5.90	1.54	1.40
82	UM	203	PEB	C3B-C2B	5.90	1.49	1.36
82	UK	201	PEB	C3C-C4C	5.90	1.51	1.42

Continued on next page...

Continued from previous page...

Mol	Chain	Res	Type	Atoms	Z	Observed(Å)	Ideal(Å)
82	PD	201	PEB	C3B-C2B	5.90	1.49	1.36
82	xK	302	PEB	C3B-C2B	5.90	1.49	1.36
82	gK	202	PEB	C3C-C4C	5.90	1.51	1.42
82	T9	202	PEB	C3B-C2B	5.89	1.49	1.36
82	aF	201	PEB	C3B-C2B	5.89	1.49	1.36
82	V9	202	PEB	C3B-C2B	5.89	1.49	1.36
82	gJ	201	PEB	C3C-C4C	5.89	1.51	1.42
82	tK	202	PEB	C3C-C4C	5.89	1.51	1.42
82	TB	201	PEB	CHA-C1B	5.89	1.54	1.40
82	aH	202	PEB	C3C-C4C	5.89	1.51	1.42
82	gF	201	PEB	C3C-C4C	5.89	1.51	1.42
82	lK	203	PEB	C3B-C2B	5.89	1.49	1.36
82	MB	202	PEB	C3C-C4C	5.88	1.51	1.42
82	aF	203	PEB	C3C-C4C	5.88	1.51	1.42
82	f1	202	PEB	C3B-C2B	5.88	1.49	1.36
87	A2	834	CLA	C4B-NB	5.88	1.40	1.35
82	RD	203	PEB	C3B-C2B	5.88	1.49	1.36
82	G9	202	PEB	C3B-C2B	5.88	1.49	1.36
82	xK	304	PEB	C3B-C2B	5.88	1.49	1.36
82	ZM	201	PEB	C3C-C4C	5.88	1.51	1.42
84	i3	1001	CYC	CHB-C1B	5.88	1.52	1.38
84	J3	1001	CYC	CHB-C1B	5.87	1.52	1.38
82	w8	204	PEB	C3C-C4C	5.87	1.51	1.42
82	UH	202	PEB	C3C-C4C	5.87	1.51	1.42
82	LF	202	PEB	C3C-C4C	5.87	1.51	1.42
82	PQ	201	PEB	C3B-C2B	5.87	1.49	1.36
82	i1	202	PEB	C3B-C2B	5.87	1.49	1.36
84	C3	1001	CYC	CHB-C1B	5.87	1.52	1.38
84	v3	1001	CYC	CHB-C1B	5.87	1.52	1.38
84	m3	1001	CYC	CHB-C1B	5.87	1.52	1.38
82	HB	203	PEB	C3C-C4C	5.87	1.51	1.42
82	LK	202	PEB	C3C-C4C	5.87	1.51	1.42
84	R3	1001	CYC	CHB-C1B	5.86	1.52	1.38
82	aK	201	PEB	C3B-C2B	5.86	1.49	1.36
82	hF	202	PEB	C3C-C4C	5.86	1.51	1.42
82	UF	201	PEB	C3C-C4C	5.86	1.51	1.42
84	t3	1001	CYC	CHB-C1B	5.86	1.52	1.38
83	A1	304	PUB	C2C-C3C	5.86	1.49	1.36
84	K3	1001	CYC	CHB-C1B	5.86	1.52	1.38
82	OH	201	PEB	C3B-C2B	5.86	1.49	1.36
84	A3	1001	CYC	CHB-C1B	5.86	1.52	1.38
84	G3	1001	CYC	CHB-C1B	5.86	1.52	1.38

Continued on next page...

Continued from previous page...

Mol	Chain	Res	Type	Atoms	Z	Observed(Å)	Ideal(Å)
84	P3	1001	CYC	CHB-C1B	5.86	1.52	1.38
82	AQ	304	PEB	C3B-C2B	5.85	1.49	1.36
82	KQ	202	PEB	C3B-C2B	5.85	1.49	1.36
82	B7	201	PEB	C3B-C2B	5.85	1.49	1.36
87	62	309	CLA	MG-NA	5.85	2.20	2.06
84	T3	1001	CYC	CHB-C1B	5.85	1.51	1.38
82	bH	202	PEB	C3B-C2B	5.85	1.49	1.36
82	WF	203	PEB	C3B-C2B	5.84	1.49	1.36
87	62	313	CLA	C1D-ND	5.84	1.45	1.37
84	E3	1001	CYC	CHB-C1B	5.84	1.51	1.38
82	QF	203	PEB	C3B-C2B	5.84	1.49	1.36
84	p3	1001	CYC	CHB-C1B	5.84	1.51	1.38
82	VQ	203	PEB	C3B-C2B	5.84	1.49	1.36
84	g3	1001	CYC	CHB-C1B	5.84	1.51	1.38
82	gB	201	PEB	C3B-C2B	5.84	1.49	1.36
82	QK	203	PEB	C3B-C2B	5.84	1.49	1.36
82	oF	201	PEB	C3B-C2B	5.84	1.49	1.36
84	e3	1001	CYC	CHB-C1B	5.84	1.51	1.38
84	c3	1001	CYC	CHB-C1B	5.84	1.51	1.38
84	l3	1001	CYC	CHB-C1B	5.84	1.51	1.38
82	VJ	201	PEB	C3C-C4C	5.84	1.51	1.42
82	eM	201	PEB	C3C-C4C	5.84	1.51	1.42
82	KD	202	PEB	C3B-C2B	5.84	1.49	1.36
84	F4	1001	CYC	C3B-C2B	5.83	1.49	1.36
82	YH	202	PEB	C3C-C4C	5.83	1.51	1.42
82	wC	204	PEB	C3C-C4C	5.83	1.51	1.42
84	N3	1001	CYC	CHB-C1B	5.83	1.51	1.38
82	b1	202	PEB	C3B-C2B	5.83	1.49	1.36
82	LB	201	PEB	C3C-C4C	5.83	1.51	1.42
82	a1	202	PEB	C3C-C4C	5.83	1.51	1.42
82	kF	201	PEB	C3C-C4C	5.83	1.51	1.42
82	mJ	201	PEB	C3C-C4C	5.83	1.51	1.42
84	KO	1001	CYC	C3B-C2B	5.82	1.49	1.36
82	J9	203	PEB	C3C-C4C	5.82	1.51	1.42
82	U1	202	PEB	C3C-C4C	5.82	1.51	1.42
82	HJ	201	PEB	C3C-C4C	5.82	1.51	1.42
82	nK	201	PEB	C3B-C2B	5.82	1.49	1.36
82	YK	201	PEB	C3C-C4C	5.82	1.51	1.42
82	iO	203	PEB	C3B-C2B	5.82	1.49	1.36
82	AH	301	PEB	C3C-C4C	5.82	1.51	1.42
82	A1	301	PEB	C3C-C4C	5.82	1.51	1.42
82	YH	201	PEB	C3C-C4C	5.81	1.51	1.42

Continued on next page...

Continued from previous page...

Mol	Chain	Res	Type	Atoms	Z	Observed(Å)	Ideal(Å)
82	xF	302	PEB	C3B-C2B	5.81	1.49	1.36
84	NE	201	CYC	C3B-C2B	5.81	1.49	1.36
87	6N	612	CLA	C1D-ND	5.81	1.44	1.37
82	BA	201	PEB	C3B-C2B	5.81	1.49	1.36
82	VQ	203	PEB	C3C-C4C	5.81	1.51	1.42
82	i4	203	PEB	C3B-C2B	5.81	1.49	1.36
82	OI	201	PEB	C3B-C2B	5.81	1.49	1.36
82	VD	203	PEB	C3C-C4C	5.81	1.51	1.42
82	YQ	202	PEB	C3B-C2B	5.81	1.49	1.36
82	YD	202	PEB	C3B-C2B	5.80	1.49	1.36
82	hH	201	PEB	C3B-C2B	5.80	1.49	1.36
82	l1	201	PEB	C3C-C4C	5.80	1.51	1.42
84	FO	1001	CYC	C3B-C2B	5.80	1.49	1.36
82	GK	201	PEB	C3B-C2B	5.80	1.49	1.36
87	6N	608	CLA	MG-NA	5.80	2.20	2.06
82	kK	201	PEB	C3C-C4C	5.80	1.51	1.42
82	hK	202	PEB	C3C-C4C	5.80	1.51	1.42
82	bB	201	PEB	C3C-C4C	5.80	1.51	1.42
84	LH	1002	CYC	CHB-C1B	5.80	1.51	1.38
82	h1	202	PEB	C3B-C2B	5.80	1.49	1.36
82	J7	203	PEB	C3B-C2B	5.79	1.49	1.36
82	QD	202	PEB	C3C-C4C	5.79	1.51	1.42
82	UB	301	PEB	C3C-C4C	5.79	1.51	1.42
82	FF	202	PEB	C3C-C4C	5.79	1.51	1.42
82	FQ	202	PEB	C3B-C2B	5.79	1.49	1.36
82	iH	202	PEB	C3B-C2B	5.78	1.49	1.36
82	AD	304	PEB	C3B-C2B	5.78	1.49	1.36
82	ZJ	201	PEB	C3C-C4C	5.78	1.51	1.42
82	kJ	201	PEB	C3C-C4C	5.78	1.51	1.42
98	B2	837	PQN	C10-C5	5.78	1.50	1.40
82	jK	202	PEB	C3C-C4C	5.78	1.51	1.42
82	WF	202	PEB	C3C-C4C	5.78	1.51	1.42
82	O9	202	PEB	C3B-C2B	5.77	1.49	1.36
82	EA	201	PEB	C3B-C2B	5.77	1.49	1.36
82	i1	202	PEB	C3C-C4C	5.77	1.51	1.42
82	iH	202	PEB	C3C-C4C	5.77	1.51	1.42
82	VD	203	PEB	C3B-C2B	5.77	1.49	1.36
82	Y1	201	PEB	C3C-C4C	5.77	1.51	1.42
82	eG	203	PEB	C3B-C2B	5.77	1.49	1.36
82	AF	202	PEB	C3B-C2B	5.77	1.49	1.36
82	oK	201	PEB	C3B-C2B	5.77	1.49	1.36
84	E4	1001	CYC	C3B-C2B	5.77	1.49	1.36

Continued on next page...

Continued from previous page...

Mol	Chain	Res	Type	Atoms	Z	Observed(Å)	Ideal(Å)
82	FI	201	PEB	C3B-C2B	5.77	1.49	1.36
82	JA	203	PEB	C3B-C2B	5.77	1.49	1.36
82	AD	303	PEB	C3B-C2B	5.77	1.49	1.36
82	s8	202	PEB	C3B-C2B	5.77	1.49	1.36
82	aG	202	PEB	C3B-C2B	5.76	1.49	1.36
84	I4	1001	CYC	C3B-C2B	5.76	1.49	1.36
84	L1	1001	CYC	CHB-C1B	5.76	1.51	1.38
82	tF	202	PEB	C3C-C4C	5.76	1.51	1.42
82	JD	201	PEB	C3B-C2B	5.76	1.49	1.36
98	BN	837	PQN	C10-C5	5.76	1.50	1.40
82	YA	303	PEB	C3B-C2B	5.76	1.49	1.36
84	EO	1001	CYC	C3B-C2B	5.76	1.49	1.36
82	kH	203	PEB	C3C-C4C	5.76	1.51	1.42
84	GO	1001	CYC	C3B-C2B	5.76	1.49	1.36
84	NO	1001	CYC	C2A-C3A	5.75	1.49	1.36
82	NJ	201	PEB	C3C-C4C	5.75	1.51	1.42
82	T1	202	PEB	C3C-C4C	5.75	1.51	1.42
82	FD	202	PEB	C3B-C2B	5.75	1.49	1.36
82	e1	202	PEB	C3B-C2B	5.75	1.49	1.36
82	GF	202	PEB	C3C-C4C	5.75	1.51	1.42
82	mH	202	PEB	C3B-C2B	5.75	1.49	1.36
82	E7	201	PEB	C3B-C2B	5.75	1.49	1.36
82	sC	202	PEB	C3B-C2B	5.75	1.49	1.36
82	WK	203	PEB	C3B-C2B	5.75	1.48	1.36
82	KI	201	PEB	C3B-C2B	5.75	1.48	1.36
82	cM	201	PEB	C3C-C4C	5.75	1.51	1.42
82	QQ	202	PEB	C3C-C4C	5.75	1.51	1.42
82	FD	203	PEB	C3C-C4C	5.74	1.51	1.42
82	W9	201	PEB	C3C-C4C	5.74	1.51	1.42
82	RH	202	PEB	C3B-C2B	5.74	1.48	1.36
82	JQ	201	PEB	C3B-C2B	5.74	1.48	1.36
82	Y1	202	PEB	C3C-C4C	5.74	1.51	1.42
82	WK	202	PEB	C3C-C4C	5.74	1.51	1.42
82	AK	202	PEB	C3B-C2B	5.74	1.48	1.36
82	WK	203	PEB	C3C-C4C	5.74	1.51	1.42
82	J7	201	PEB	C3C-C4C	5.74	1.51	1.42
82	VD	202	PEB	C3B-C2B	5.74	1.48	1.36
82	VQ	202	PEB	C3B-C2B	5.74	1.48	1.36
82	pK	202	PEB	C3C-C4C	5.74	1.51	1.42
82	ND	202	PEB	C3C-C4C	5.74	1.51	1.42
82	nF	201	PEB	C3B-C2B	5.74	1.48	1.36
84	C4	1001	CYC	C3B-C2B	5.73	1.48	1.36

Continued on next page...

Continued from previous page...

Mol	Chain	Res	Type	Atoms	Z	Observed(Å)	Ideal(Å)
84	FE	1001	CYC	C3B-C2B	5.73	1.48	1.36
84	KG	202	CYC	C3B-C2B	5.73	1.48	1.36
82	Y7	303	PEB	C3B-C2B	5.73	1.48	1.36
82	GF	201	PEB	C3B-C2B	5.73	1.48	1.36
82	q8	201	PEB	C3B-C2B	5.73	1.48	1.36
82	GE	1002	PEB	C3B-C2B	5.73	1.48	1.36
84	G4	1001	CYC	C3B-C2B	5.73	1.48	1.36
84	BE	1001	CYC	C3B-C2B	5.73	1.48	1.36
82	jK	201	PEB	C3B-C2B	5.72	1.48	1.36
83	AH	304	PUB	C2C-C3C	5.72	1.48	1.36
82	VQ	202	PEB	C3C-C4C	5.72	1.51	1.42
82	jF	201	PEB	C3B-C2B	5.72	1.48	1.36
82	m1	202	PEB	C3B-C2B	5.72	1.48	1.36
82	PJ	201	PEB	C3C-C4C	5.72	1.51	1.42
82	AA	202	PEB	C3B-C2B	5.72	1.48	1.36
84	IO	1001	CYC	C3B-C2B	5.72	1.48	1.36
84	y3	1001	CYC	CHB-C1B	5.72	1.51	1.38
82	uK	202	PEB	C3C-C4C	5.72	1.51	1.42
82	JA	201	PEB	C3C-C4C	5.72	1.51	1.42
82	GG	1002	PEB	C3B-C2B	5.72	1.48	1.36
82	FQ	203	PEB	C3C-C4C	5.72	1.51	1.42
82	aK	203	PEB	C3C-C4C	5.72	1.51	1.42
82	mE	202	PEB	C3C-C4C	5.71	1.51	1.42
84	L3	1001	CYC	CHB-C1B	5.71	1.51	1.38
82	pF	202	PEB	C3C-C4C	5.71	1.51	1.42
82	FK	202	PEB	C3C-C4C	5.71	1.51	1.42
82	gF	202	PEB	C3C-C4C	5.71	1.51	1.42
84	JH	1003	CYC	C3B-C2B	5.71	1.48	1.36
84	N4	1001	CYC	C3B-C2B	5.71	1.48	1.36
84	w3	1001	CYC	CHB-C1B	5.71	1.51	1.38
82	B9	202	PEB	C3B-C2B	5.71	1.48	1.36
84	NO	1001	CYC	C3B-C2B	5.71	1.48	1.36
82	Q9	203	PEB	C3B-C2B	5.71	1.48	1.36
82	qC	201	PEB	C3B-C2B	5.71	1.48	1.36
82	eJ	201	PEB	C3C-C4C	5.70	1.51	1.42
84	N4	1001	CYC	C2A-C3A	5.70	1.48	1.36
84	DH	1001	CYC	C3B-C2B	5.70	1.48	1.36
84	D3	1001	CYC	CHB-C1B	5.70	1.51	1.38
82	m1	201	PEB	C3C-C4C	5.70	1.50	1.42
82	aE	202	PEB	C3B-C2B	5.70	1.48	1.36
84	H3	1001	CYC	CHB-C1B	5.70	1.51	1.38
82	DA	203	PEB	C3B-C2B	5.70	1.48	1.36

Continued on next page...

Continued from previous page...

Mol	Chain	Res	Type	Atoms	Z	Observed(Å)	Ideal(Å)
84	D1	1003	CYC	C3B-C2B	5.70	1.48	1.36
84	F3	1001	CYC	CHB-C1B	5.70	1.51	1.38
82	A1	301	PEB	C3B-C2B	5.70	1.48	1.36
82	eH	202	PEB	C3B-C2B	5.70	1.48	1.36
82	R1	202	PEB	C3B-C2B	5.70	1.48	1.36
82	Y7	301	PEB	C3B-C2B	5.70	1.48	1.36
84	EE	1001	CYC	C3B-C2B	5.70	1.48	1.36
82	MK	203	PEB	C3B-C2B	5.70	1.48	1.36
84	o3	1001	CYC	CHB-C1B	5.70	1.51	1.38
82	UQ	202	PEB	C3C-C4C	5.70	1.50	1.42
82	TH	202	PEB	C3C-C4C	5.69	1.50	1.42
84	h3	1001	CYC	CHB-C1B	5.69	1.51	1.38
82	mG	202	PEB	C3C-C4C	5.69	1.50	1.42
84	BG	1002	CYC	C3B-C2B	5.69	1.48	1.36
84	M1	201	CYC	C3B-C2B	5.69	1.48	1.36
82	D7	201	PEB	C3B-C2B	5.69	1.48	1.36
82	EQ	202	PEB	C3C-C4C	5.69	1.50	1.42
84	73	1001	CYC	CHB-C1B	5.69	1.51	1.38
82	jH	201	PEB	C3C-C4C	5.69	1.50	1.42
84	u3	1001	CYC	CHB-C1B	5.69	1.51	1.38
82	VD	202	PEB	C3C-C4C	5.69	1.50	1.42
82	hJ	203	PEB	C3B-C2B	5.69	1.48	1.36
84	W3	1001	CYC	CHB-C1B	5.69	1.51	1.38
82	VM	201	PEB	C3C-C4C	5.69	1.50	1.42
82	uF	203	PEB	C3C-C4C	5.69	1.50	1.42
84	k3	1001	CYC	CHB-C1B	5.69	1.51	1.38
84	MG	1001	CYC	C3B-C2B	5.69	1.48	1.36
84	K4	1001	CYC	C3B-C2B	5.68	1.48	1.36
82	UP	202	PEB	C3B-C2B	5.68	1.48	1.36
84	d3	1001	CYC	CHB-C1B	5.68	1.51	1.38
84	Q3	1001	CYC	CHB-C1B	5.68	1.51	1.38
84	q3	1001	CYC	CHB-C1B	5.68	1.51	1.38
82	AH	301	PEB	C3B-C2B	5.68	1.48	1.36
82	hE	201	PEB	C3B-C2B	5.68	1.48	1.36
82	SD	202	PEB	C3C-C4C	5.68	1.50	1.42
82	jH	203	PEB	C3B-C2B	5.68	1.48	1.36
84	CO	1001	CYC	C3B-C2B	5.68	1.48	1.36
83	Z5	302	PUB	C2B-C1B	5.68	1.50	1.42
82	A1	302	PEB	C3B-C2B	5.68	1.48	1.36
82	A1	305	PEB	C3B-C2B	5.68	1.48	1.36
82	AQ	303	PEB	C3B-C2B	5.68	1.48	1.36
82	mH	201	PEB	C3C-C4C	5.68	1.50	1.42

Continued on next page...

Continued from previous page...

Mol	Chain	Res	Type	Atoms	Z	Observed(Å)	Ideal(Å)
82	UD	202	PEB	C3C-C4C	5.68	1.50	1.42
82	U1	203	PEB	C3C-C4C	5.68	1.50	1.42
84	j3	1001	CYC	CHB-C1B	5.68	1.51	1.38
82	j1	203	PEB	C3B-C2B	5.68	1.48	1.36
84	O3	1001	CYC	CHB-C1B	5.68	1.51	1.38
82	eF	203	PEB	C3C-C4C	5.68	1.50	1.42
87	CL	511	CLA	C4B-NB	5.67	1.40	1.35
82	WA	202	PEB	C3B-C2B	5.67	1.48	1.36
82	FD	202	PEB	C3C-C4C	5.67	1.50	1.42
82	b4	201	PEB	C3C-C4C	5.67	1.50	1.42
82	bO	201	PEB	C3C-C4C	5.67	1.50	1.42
84	U3	1001	CYC	CHB-C1B	5.67	1.51	1.38
82	UE	201	PEB	C3C-C4C	5.67	1.50	1.42
82	18	203	PEB	C3C-C4C	5.67	1.50	1.42
82	iE	201	PEB	C3B-C2B	5.67	1.48	1.36
82	xF	304	PEB	C3B-C2B	5.67	1.48	1.36
84	f3	1001	CYC	CHB-C1B	5.67	1.51	1.38
82	U9	203	PEB	C3B-C2B	5.67	1.48	1.36
82	1C	203	PEB	C3C-C4C	5.67	1.50	1.42
84	EG	1001	CYC	C3B-C2B	5.67	1.48	1.36
82	YF	201	PEB	C3C-C4C	5.67	1.50	1.42
82	OH	202	PEB	C3B-C2B	5.67	1.48	1.36
82	H9	203	PEB	C3B-C2B	5.67	1.48	1.36
84	I3	1001	CYC	CHB-C1B	5.67	1.51	1.38
84	CG	1001	CYC	C3B-C2B	5.67	1.48	1.36
84	B3	1001	CYC	CHB-C1B	5.67	1.51	1.38
82	SQ	202	PEB	C3C-C4C	5.66	1.50	1.42
82	iK	202	PEB	C3C-C4C	5.66	1.50	1.42
84	n3	1001	CYC	CHB-C1B	5.66	1.51	1.38
82	HD	201	PEB	C3B-C2B	5.66	1.48	1.36
84	M3	1001	CYC	CHB-C1B	5.66	1.51	1.38
82	xK	303	PEB	C3B-C2B	5.66	1.48	1.36
84	KH	1001	CYC	C3B-C2B	5.66	1.48	1.36
83	M5	302	PUB	C2B-C1B	5.66	1.50	1.42
82	uF	202	PEB	C3B-C2B	5.66	1.48	1.36
84	DE	1001	CYC	C3B-C2B	5.66	1.48	1.36
84	DG	1001	CYC	C3B-C2B	5.66	1.48	1.36
84	BE	1002	CYC	C3B-C2B	5.66	1.48	1.36
82	ED	202	PEB	C3C-C4C	5.65	1.50	1.42
82	gE	202	PEB	C3C-C4C	5.65	1.50	1.42
82	YA	301	PEB	C3B-C2B	5.65	1.48	1.36
82	A7	202	PEB	C3B-C2B	5.65	1.48	1.36

Continued on next page...

Continued from previous page...

Mol	Chain	Res	Type	Atoms	Z	Observed(Å)	Ideal(Å)
84	S3	1001	CYC	CHB-C1B	5.65	1.51	1.38
82	AH	302	PEB	C3B-C2B	5.65	1.48	1.36
82	eK	203	PEB	C3C-C4C	5.65	1.50	1.42
82	AM	301	PEB	C3B-C2B	5.65	1.48	1.36
82	WF	203	PEB	C3C-C4C	5.65	1.50	1.42
82	A7	201	PEB	C3B-C2B	5.65	1.48	1.36
82	W7	202	PEB	C3B-C2B	5.65	1.48	1.36
82	fH	202	PEB	C3C-C4C	5.65	1.50	1.42
83	A4	302	PUB	C2C-C3C	5.65	1.48	1.36
82	gJ	201	PEB	C3B-C2B	5.65	1.48	1.36
82	sK	202	PEB	C3B-C2B	5.65	1.48	1.36
82	D7	203	PEB	C3B-C2B	5.64	1.48	1.36
82	GK	202	PEB	C3C-C4C	5.64	1.50	1.42
84	D1	1001	CYC	C3B-C2B	5.64	1.48	1.36
82	AH	305	PEB	C3B-C2B	5.64	1.48	1.36
82	uK	201	PEB	C3B-C2B	5.64	1.48	1.36
82	S1	202	PEB	C3C-C4C	5.64	1.50	1.42
84	CH	1001	CYC	C3B-C2B	5.64	1.48	1.36
82	tC	201	PEB	C3B-C2B	5.64	1.48	1.36
82	jM	203	PEB	C3B-C2B	5.64	1.48	1.36
82	pK	201	PEB	C3B-C2B	5.63	1.48	1.36
82	gG	202	PEB	C3C-C4C	5.63	1.50	1.42
82	iF	202	PEB	C3C-C4C	5.63	1.50	1.42
82	jM	201	PEB	C3B-C2B	5.63	1.48	1.36
82	eK	202	PEB	C3C-C4C	5.63	1.50	1.42
82	HQ	201	PEB	C3B-C2B	5.63	1.48	1.36
82	V1	203	PEB	C3C-C4C	5.63	1.50	1.42
82	cK	201	PEB	C3C-C4C	5.63	1.50	1.42
82	hG	201	PEB	C3B-C2B	5.63	1.48	1.36
82	WI	201	PEB	C3B-C2B	5.63	1.48	1.36
82	f1	202	PEB	C3C-C4C	5.63	1.50	1.42
84	C1	1001	CYC	C3B-C2B	5.63	1.48	1.36
82	uC	203	PEB	C3B-C2B	5.63	1.48	1.36
82	HH	1002	PEB	C3B-C2B	5.63	1.48	1.36
82	Z5	305	PEB	C3B-C2B	5.63	1.48	1.36
82	LD	203	PEB	C3C-C4C	5.62	1.50	1.42
82	x8	202	PEB	C3C-C4C	5.62	1.50	1.42
84	H4	1001	CYC	C3B-C2B	5.62	1.48	1.36
82	ZH	203	PEB	C3B-C2B	5.62	1.48	1.36
82	VH	202	PEB	C3C-C4C	5.62	1.50	1.42
84	K1	1001	CYC	C3B-C2B	5.62	1.48	1.36
84	GE	1001	CYC	C3B-C2B	5.62	1.48	1.36

Continued on next page...

Continued from previous page...

Mol	Chain	Res	Type	Atoms	Z	Observed(Å)	Ideal(Å)
82	SF	203	PEB	C3C-C4C	5.62	1.50	1.42
84	GG	1001	CYC	C3B-C2B	5.62	1.48	1.36
82	lF	201	PEB	C3B-C2B	5.62	1.48	1.36
82	lM	203	PEB	C3B-C2B	5.62	1.48	1.36
82	lE	201	PEB	C3B-C2B	5.62	1.48	1.36
82	KA	201	PEB	C3C-C4C	5.62	1.50	1.42
84	BG	1001	CYC	C3B-C2B	5.62	1.48	1.36
82	DF	202	PEB	C3B-C2B	5.62	1.48	1.36
82	DA	201	PEB	C3B-C2B	5.62	1.48	1.36
82	O1	202	PEB	C3B-C2B	5.62	1.48	1.36
82	mM	201	PEB	C3C-C4C	5.61	1.50	1.42
82	JI	201	PEB	C3B-C2B	5.61	1.48	1.36
82	AA	201	PEB	C3B-C2B	5.61	1.48	1.36
82	vC	202	PEB	C3B-C2B	5.61	1.48	1.36
82	FQ	202	PEB	C3C-C4C	5.61	1.50	1.42
82	UI	201	PEB	C3B-C2B	5.61	1.48	1.36
84	LH	1002	CYC	C3B-C2B	5.61	1.48	1.36
82	XD	202	PEB	C3B-C2B	5.61	1.48	1.36
82	YK	203	PEB	C3B-C2B	5.61	1.48	1.36
82	K7	201	PEB	C3C-C4C	5.61	1.50	1.42
82	sF	202	PEB	C3B-C2B	5.61	1.48	1.36
82	mG	201	PEB	C3B-C2B	5.61	1.48	1.36
82	LQ	203	PEB	C3C-C4C	5.61	1.50	1.42
82	CB	201	PEB	C3C-C4C	5.61	1.50	1.42
82	Z9	303	PEB	C3B-C2B	5.61	1.48	1.36
82	qK	203	PEB	C3C-C4C	5.60	1.50	1.42
82	JM	201	PEB	C3C-C4C	5.60	1.50	1.42
82	uC	202	PEB	C3B-C2B	5.60	1.48	1.36
82	M9	304	PEB	C3B-C2B	5.60	1.48	1.36
82	e1	202	PEB	C3C-C4C	5.60	1.50	1.42
82	YK	202	PEB	C3B-C2B	5.60	1.48	1.36
82	lK	201	PEB	C3B-C2B	5.60	1.48	1.36
82	H1	1002	PEB	C3B-C2B	5.60	1.48	1.36
82	M5	305	PEB	C3B-C2B	5.60	1.48	1.36
82	fG	203	PEB	C3B-C2B	5.60	1.48	1.36
82	Z1	203	PEB	C3B-C2B	5.60	1.48	1.36
82	YF	203	PEB	C3B-C2B	5.60	1.48	1.36
82	AO	304	PEB	C3B-C2B	5.60	1.48	1.36
82	A4	304	PEB	C3B-C2B	5.60	1.48	1.36
82	J9	201	PEB	C3C-C4C	5.60	1.50	1.42
84	HO	1001	CYC	C3B-C2B	5.60	1.48	1.36
82	eF	202	PEB	C3C-C4C	5.59	1.50	1.42

Continued on next page...

Continued from previous page...

Mol	Chain	Res	Type	Atoms	Z	Observed(Å)	Ideal(Å)
82	xC	202	PEB	C3C-C4C	5.59	1.50	1.42
84	ME	1001	CYC	C3B-C2B	5.59	1.48	1.36
82	DK	202	PEB	C3B-C2B	5.59	1.48	1.36
82	HF	202	PEB	C3C-C4C	5.59	1.50	1.42
82	mE	201	PEB	C3B-C2B	5.59	1.48	1.36
82	RD	202	PEB	C3C-C4C	5.59	1.50	1.42
82	RQ	202	PEB	C3C-C4C	5.59	1.50	1.42
84	DH	1003	CYC	C3B-C2B	5.59	1.48	1.36
82	eE	203	PEB	C3B-C2B	5.59	1.48	1.36
82	OI	202	PEB	C3B-C2B	5.59	1.48	1.36
82	RD	202	PEB	C3B-C2B	5.59	1.48	1.36
82	g1	202	PEB	C3B-C2B	5.59	1.48	1.36
82	c4	202	PEB	C3B-C2B	5.59	1.48	1.36
84	FH	1001	CYC	C3B-C2B	5.59	1.48	1.36
82	YF	202	PEB	C3B-C2B	5.58	1.48	1.36
82	MF	203	PEB	C3B-C2B	5.58	1.48	1.36
82	tK	203	PEB	C3C-C4C	5.58	1.50	1.42
82	SF	201	PEB	C3B-C2B	5.58	1.48	1.36
82	lG	201	PEB	C3B-C2B	5.58	1.48	1.36
82	FA	203	PEB	C3B-C2B	5.58	1.48	1.36
82	iG	201	PEB	C3B-C2B	5.58	1.48	1.36
82	gH	202	PEB	C3B-C2B	5.58	1.48	1.36
84	GO	1001	CYC	C2A-C3A	5.57	1.48	1.36
82	D7	202	PEB	C3B-C2B	5.57	1.48	1.36
83	AO	302	PUB	C2C-C3C	5.57	1.48	1.36
82	u8	203	PEB	C3B-C2B	5.57	1.48	1.36
82	DM	201	PEB	C3C-C4C	5.57	1.50	1.42
82	H9	203	PEB	C3C-C4C	5.57	1.50	1.42
82	eH	202	PEB	C3C-C4C	5.57	1.50	1.42
82	BI	201	PEB	C3B-C2B	5.57	1.48	1.36
82	pF	201	PEB	C3B-C2B	5.57	1.48	1.36
82	F7	203	PEB	C3B-C2B	5.57	1.48	1.36
84	HO	1001	CYC	C2A-C3A	5.57	1.48	1.36
82	eE	202	PEB	C3B-C2B	5.57	1.48	1.36
82	gE	202	PEB	C3B-C2B	5.57	1.48	1.36
82	wF	302	PEB	C3B-C2B	5.57	1.48	1.36
82	TD	202	PEB	C3C-C4C	5.57	1.50	1.42
82	RD	201	PEB	C3B-C2B	5.57	1.48	1.36
82	WH	202	PEB	C3B-C2B	5.57	1.48	1.36
82	WI	202	PEB	C3B-C2B	5.57	1.48	1.36
82	PD	203	PEB	C3C-C4C	5.56	1.50	1.42
82	HI	201	PEB	C3B-C2B	5.56	1.48	1.36

Continued on next page...

Continued from previous page...

Mol	Chain	Res	Type	Atoms	Z	Observed(Å)	Ideal(Å)
82	u8	202	PEB	C3B-C2B	5.56	1.48	1.36
82	iM	202	PEB	C3B-C2B	5.56	1.48	1.36
82	mK	201	PEB	C3C-C4C	5.56	1.50	1.42
84	L1	1001	CYC	C3B-C2B	5.56	1.48	1.36
82	HK	202	PEB	C3C-C4C	5.56	1.50	1.42
82	F5	201	PEB	C3C-C4C	5.56	1.50	1.42
82	nF	201	PEB	C3C-C4C	5.56	1.50	1.42
82	NQ	204	PEB	C3C-C4C	5.56	1.50	1.42
82	BA	203	PEB	C3C-C4C	5.56	1.50	1.42
82	t8	201	PEB	C3B-C2B	5.56	1.48	1.36
82	iJ	201	PEB	C3C-C4C	5.56	1.50	1.42
82	EM	201	PEB	C3B-C2B	5.55	1.48	1.36
82	XF	202	PEB	C3B-C2B	5.55	1.48	1.36
82	h1	201	PEB	C3B-C2B	5.55	1.48	1.36
82	a1	202	PEB	C3B-C2B	5.55	1.48	1.36
82	nK	201	PEB	C3C-C4C	5.55	1.50	1.42
82	MK	202	PEB	C3C-C4C	5.55	1.50	1.42
82	VF	202	PEB	C3C-C4C	5.55	1.50	1.42
82	SI	201	PEB	C3B-C2B	5.55	1.48	1.36
82	cO	202	PEB	C3B-C2B	5.55	1.48	1.36
84	MO	1001	CYC	C3B-C2B	5.55	1.48	1.36
84	M4	1001	CYC	C3B-C2B	5.55	1.48	1.36
82	HA	201	PEB	C3B-C2B	5.55	1.48	1.36
82	RH	202	PEB	C3C-C4C	5.55	1.50	1.42
82	XM	201	PEB	C3C-C4C	5.55	1.50	1.42
83	K7	203	PUB	C2C-C3C	5.55	1.48	1.36
82	yC	202	PEB	C3C-C4C	5.55	1.50	1.42
82	RQ	202	PEB	C3B-C2B	5.54	1.48	1.36
82	cB	403	PEB	C3C-C4C	5.54	1.50	1.42
82	H7	201	PEB	C3B-C2B	5.54	1.48	1.36
82	v8	202	PEB	C3B-C2B	5.54	1.48	1.36
82	W1	202	PEB	C3B-C2B	5.54	1.48	1.36
82	kH	202	PEB	C3C-C4C	5.54	1.50	1.42
82	f1	201	PEB	C3B-C2B	5.54	1.48	1.36
82	B5	201	PEB	C3B-C2B	5.54	1.48	1.36
82	DA	202	PEB	C3B-C2B	5.54	1.48	1.36
82	lH	201	PEB	C3B-C2B	5.54	1.48	1.36
84	FE	1002	CYC	C2A-C3A	5.54	1.48	1.36
82	J7	203	PEB	C3C-C4C	5.54	1.50	1.42
82	f4	201	PEB	C3C-C4C	5.54	1.50	1.42
82	rF	201	PEB	C3B-C2B	5.54	1.48	1.36
82	k1	202	PEB	C3C-C4C	5.54	1.50	1.42

Continued on next page...

Continued from previous page...

Mol	Chain	Res	Type	Atoms	Z	Observed(Å)	Ideal(Å)
82	OD	201	PEB	C3B-C2B	5.54	1.48	1.36
82	s8	202	PEB	C3C-C4C	5.54	1.50	1.42
82	IJ	203	PEB	C3B-C2B	5.54	1.48	1.36
82	CF	201	PEB	C3B-C2B	5.54	1.48	1.36
82	SH	202	PEB	C3C-C4C	5.54	1.50	1.42
82	kF	202	PEB	C3B-C2B	5.53	1.48	1.36
82	KF	203	PEB	C3C-C4C	5.53	1.50	1.42
82	OQ	201	PEB	C3B-C2B	5.53	1.48	1.36
82	Q9	203	PEB	C3C-C4C	5.53	1.50	1.42
82	mF	201	PEB	C3C-C4C	5.53	1.50	1.42
82	fO	201	PEB	C3C-C4C	5.53	1.50	1.42
82	XM	201	PEB	C3B-C2B	5.53	1.48	1.36
82	HD	203	PEB	C3B-C2B	5.53	1.48	1.36
82	RB	201	PEB	C3C-C4C	5.53	1.50	1.42
82	aH	202	PEB	C3B-C2B	5.53	1.48	1.36
83	KA	203	PUB	C2C-C3C	5.53	1.48	1.36
82	U1	203	PEB	C3B-C2B	5.53	1.48	1.36
82	l1	202	PEB	C3B-C2B	5.53	1.48	1.36
82	qF	201	PEB	C3B-C2B	5.53	1.48	1.36
82	j1	201	PEB	C3C-C4C	5.53	1.50	1.42
82	H1	1002	PEB	C3C-C4C	5.53	1.50	1.42
82	qC	203	PEB	C3B-C2B	5.53	1.48	1.36
84	LH	1001	CYC	C3B-C2B	5.53	1.48	1.36
82	YQ	201	PEB	C3B-C2B	5.53	1.48	1.36
82	eG	202	PEB	C3B-C2B	5.53	1.48	1.36
84	G4	1001	CYC	C2A-C3A	5.53	1.48	1.36
84	I1	1001	CYC	C3B-C2B	5.53	1.48	1.36
82	iF	203	PEB	C3C-C4C	5.53	1.50	1.42
82	rK	201	PEB	C3B-C2B	5.52	1.48	1.36
82	RQ	201	PEB	C3B-C2B	5.52	1.48	1.36
82	f1	203	PEB	C3B-C2B	5.52	1.48	1.36
82	ND	204	PEB	C3B-C2B	5.52	1.48	1.36
82	R1	202	PEB	C3C-C4C	5.52	1.50	1.42
82	UH	203	PEB	C3C-C4C	5.52	1.50	1.42
82	EK	201	PEB	C3C-C4C	5.52	1.50	1.42
82	sC	202	PEB	C3C-C4C	5.52	1.50	1.42
82	hG	203	PEB	C3B-C2B	5.52	1.48	1.36
82	AP	202	PEB	C3B-C2B	5.52	1.48	1.36
82	mF	201	PEB	C3B-C2B	5.52	1.48	1.36
82	SK	203	PEB	C3C-C4C	5.52	1.50	1.42
83	M9	303	PUB	C2C-C3C	5.52	1.48	1.36
82	bO	202	PEB	C3B-C2B	5.52	1.48	1.36

Continued on next page...

Continued from previous page...

Mol	Chain	Res	Type	Atoms	Z	Observed(Å)	Ideal(Å)
84	NH	1001	CYC	C2A-C3A	5.52	1.48	1.36
82	SK	201	PEB	C3B-C2B	5.52	1.48	1.36
82	xF	303	PEB	C3B-C2B	5.52	1.48	1.36
82	LM	201	PEB	C3C-C4C	5.52	1.50	1.42
82	NQ	203	PEB	C3C-C4C	5.52	1.50	1.42
82	cF	201	PEB	C3C-C4C	5.52	1.50	1.42
82	hF	201	PEB	C3B-C2B	5.52	1.48	1.36
84	F1	1001	CYC	C3B-C2B	5.52	1.48	1.36
84	J4	1001	CYC	C3B-C2B	5.52	1.48	1.36
82	KK	203	PEB	C3C-C4C	5.52	1.50	1.42
82	g1	201	PEB	C3C-C4C	5.52	1.50	1.42
82	gH	203	PEB	C3B-C2B	5.52	1.48	1.36
82	hK	201	PEB	C3B-C2B	5.52	1.48	1.36
82	II	203	PEB	C3B-C2B	5.52	1.48	1.36
82	MP	202	PEB	C3B-C2B	5.52	1.48	1.36
82	PQ	203	PEB	C3C-C4C	5.52	1.50	1.42
82	1C	201	PEB	C3B-C2B	5.52	1.48	1.36
82	TQ	202	PEB	C3C-C4C	5.52	1.50	1.42
82	HA	203	PEB	C3B-C2B	5.52	1.48	1.36
82	yC	203	PEB	C3B-C2B	5.52	1.48	1.36
82	XQ	203	PEB	C3C-C4C	5.51	1.50	1.42
82	hG	203	PEB	C3C-C4C	5.51	1.50	1.42
82	y8	203	PEB	C3B-C2B	5.51	1.48	1.36
82	sC	203	PEB	C3B-C2B	5.51	1.48	1.36
82	sK	201	PEB	C3C-C4C	5.51	1.50	1.42
82	RP	201	PEB	C3B-C2B	5.51	1.48	1.36
82	wK	302	PEB	C3B-C2B	5.51	1.48	1.36
82	RA	202	PEB	C3C-C4C	5.51	1.50	1.42
82	JD	202	PEB	C3B-C2B	5.51	1.48	1.36
82	TQ	201	PEB	C3B-C2B	5.51	1.48	1.36
83	Z9	302	PUB	C2C-C3C	5.51	1.48	1.36
82	UG	201	PEB	C3C-C4C	5.51	1.50	1.42
82	V4	202	PEB	C3C-C4C	5.51	1.50	1.42
82	XP	202	PEB	C3B-C2B	5.51	1.48	1.36
82	cM	202	PEB	C3C-C4C	5.51	1.50	1.42
84	H4	1001	CYC	C2A-C3A	5.51	1.48	1.36
82	hE	203	PEB	C3C-C4C	5.51	1.50	1.42
82	QJ	204	PEB	C3B-C2B	5.51	1.48	1.36
82	KM	202	PEB	C3B-C2B	5.50	1.48	1.36
82	CK	201	PEB	C3B-C2B	5.50	1.48	1.36
82	q8	203	PEB	C3B-C2B	5.50	1.48	1.36
82	HQ	203	PEB	C3B-C2B	5.50	1.48	1.36

Continued on next page...

Continued from previous page...

Mol	Chain	Res	Type	Atoms	Z	Observed(Å)	Ideal(Å)
84	V3	1001	CYC	C3B-C2B	5.50	1.48	1.36
82	WB	402	PEB	C3C-C4C	5.50	1.50	1.42
82	kK	203	PEB	C3B-C2B	5.50	1.48	1.36
82	QM	203	PEB	C3B-C2B	5.50	1.48	1.36
82	M5	304	PEB	C3B-C2B	5.50	1.48	1.36
82	wC	201	PEB	C3B-C2B	5.50	1.48	1.36
82	MF	202	PEB	C3C-C4C	5.50	1.50	1.42
82	cM	201	PEB	C3B-C2B	5.50	1.48	1.36
82	WH	201	PEB	C3B-C2B	5.50	1.48	1.36
84	x3	1001	CYC	C3B-C2B	5.50	1.48	1.36
82	VI	203	PEB	C3B-C2B	5.50	1.48	1.36
82	PM	201	PEB	C3B-C2B	5.50	1.48	1.36
82	kH	203	PEB	C3B-C2B	5.50	1.48	1.36
82	OK	202	PEB	C3C-C4C	5.50	1.50	1.42
82	JQ	202	PEB	C3B-C2B	5.49	1.48	1.36
82	B7	202	PEB	C3B-C2B	5.49	1.48	1.36
82	HI	202	PEB	C3B-C2B	5.49	1.48	1.36
82	H5	201	PEB	C3B-C2B	5.49	1.48	1.36
82	y8	202	PEB	C3C-C4C	5.49	1.50	1.42
82	s8	203	PEB	C3B-C2B	5.49	1.48	1.36
82	DD	201	PEB	C3B-C2B	5.49	1.48	1.36
82	TQ	203	PEB	C3B-C2B	5.49	1.48	1.36
82	TD	203	PEB	C3B-C2B	5.49	1.48	1.36
82	YD	201	PEB	C3B-C2B	5.49	1.48	1.36
84	LO	1001	CYC	C3B-C2B	5.49	1.48	1.36
82	RB	202	PEB	C3C-C4C	5.49	1.50	1.42
82	VK	202	PEB	C3C-C4C	5.49	1.50	1.42
82	oK	202	PEB	C3B-C2B	5.49	1.48	1.36
82	JA	203	PEB	C3C-C4C	5.49	1.50	1.42
82	SE	202	PEB	C3B-C2B	5.49	1.48	1.36
82	LQ	202	PEB	C3B-C2B	5.49	1.48	1.36
82	VQ	201	PEB	C3B-C2B	5.49	1.48	1.36
82	QM	204	PEB	C3B-C2B	5.49	1.48	1.36
82	Q9	202	PEB	C3B-C2B	5.49	1.48	1.36
82	oF	202	PEB	C3B-C2B	5.49	1.48	1.36
82	l1	201	PEB	C3B-C2B	5.49	1.48	1.36
82	UH	203	PEB	C3B-C2B	5.49	1.48	1.36
82	QH	202	PEB	C3B-C2B	5.49	1.48	1.36
82	U5	201	PEB	C3B-C2B	5.48	1.48	1.36
82	SG	203	PEB	C3B-C2B	5.48	1.48	1.36
82	fE	203	PEB	C3B-C2B	5.48	1.48	1.36
82	jE	202	PEB	C3B-C2B	5.48	1.48	1.36

Continued on next page...

Continued from previous page...

Mol	Chain	Res	Type	Atoms	Z	Observed(Å)	Ideal(Å)
83	xF	305	PUB	C2C-C3C	5.48	1.48	1.36
82	M5	301	PEB	C3B-C2B	5.48	1.48	1.36
82	pC	201	PEB	C3C-C4C	5.48	1.50	1.42
82	mM	201	PEB	C3B-C2B	5.48	1.48	1.36
82	vF	202	PEB	C3C-C4C	5.48	1.50	1.42
84	JO	1001	CYC	C3B-C2B	5.48	1.48	1.36
82	OM	202	PEB	C3B-C2B	5.48	1.48	1.36
82	dM	203	PEB	C3B-C2B	5.48	1.48	1.36
82	18	203	PEB	C3B-C2B	5.48	1.48	1.36
82	hE	203	PEB	C3B-C2B	5.48	1.48	1.36
82	CP	203	PEB	C3B-C2B	5.48	1.48	1.36
82	HP	202	PEB	C3B-C2B	5.48	1.48	1.36
82	18	201	PEB	C3B-C2B	5.48	1.48	1.36
82	mM	202	PEB	C3B-C2B	5.48	1.48	1.36
83	A1	303	PUB	C2C-C3C	5.48	1.48	1.36
82	XK	202	PEB	C3B-C2B	5.48	1.48	1.36
82	kK	202	PEB	C3B-C2B	5.48	1.48	1.36
82	hM	202	PEB	C3B-C2B	5.48	1.48	1.36
82	Z5	301	PEB	C3B-C2B	5.48	1.48	1.36
82	VG	202	PEB	C3B-C2B	5.48	1.48	1.36
82	GD	201	PEB	C3C-C4C	5.48	1.50	1.42
82	C7	201	PEB	C3C-C4C	5.48	1.50	1.42
82	fH	203	PEB	C3B-C2B	5.48	1.48	1.36
82	Z5	304	PEB	C3B-C2B	5.47	1.48	1.36
82	IP	202	PEB	C3C-C4C	5.47	1.50	1.42
82	fK	201	PEB	C3B-C2B	5.47	1.48	1.36
82	qK	201	PEB	C3B-C2B	5.47	1.48	1.36
82	pK	202	PEB	C3B-C2B	5.47	1.48	1.36
82	qF	203	PEB	C3C-C4C	5.47	1.50	1.42
82	cK	202	PEB	C3C-C4C	5.47	1.50	1.42
82	p8	201	PEB	C3C-C4C	5.47	1.50	1.42
82	dK	201	PEB	C3B-C2B	5.47	1.48	1.36
82	GJ	202	PEB	C3B-C2B	5.47	1.48	1.36
82	B7	203	PEB	C3C-C4C	5.47	1.50	1.42
82	DH	1002	PEB	C3B-C2B	5.47	1.48	1.36
82	AJ	301	PEB	C3B-C2B	5.47	1.48	1.36
82	IM	203	PEB	C3B-C2B	5.47	1.48	1.36
82	dE	201	PEB	C3B-C2B	5.47	1.48	1.36
82	D1	1002	PEB	C3B-C2B	5.47	1.48	1.36
82	s8	201	PEB	C3B-C2B	5.47	1.48	1.36
82	NQ	204	PEB	C3B-C2B	5.47	1.48	1.36
82	b4	202	PEB	C3B-C2B	5.47	1.48	1.36

Continued on next page...

Continued from previous page...

Mol	Chain	Res	Type	Atoms	Z	Observed(Å)	Ideal(Å)
82	w8	201	PEB	C3B-C2B	5.47	1.48	1.36
82	fM	202	PEB	C3B-C2B	5.47	1.48	1.36
82	PG	201	PEB	C3C-C4C	5.47	1.50	1.42
82	pF	202	PEB	C3B-C2B	5.47	1.48	1.36
82	gG	202	PEB	C3B-C2B	5.47	1.48	1.36
82	OD	202	PEB	C3B-C2B	5.46	1.48	1.36
82	iE	202	PEB	C3B-C2B	5.46	1.48	1.36
82	kO	202	PEB	C3B-C2B	5.46	1.48	1.36
82	FP	201	PEB	C3B-C2B	5.46	1.48	1.36
82	gK	203	PEB	C3B-C2B	5.46	1.48	1.36
82	OF	202	PEB	C3C-C4C	5.46	1.50	1.42
82	XQ	203	PEB	C3B-C2B	5.46	1.48	1.36
82	J7	202	PEB	C3B-C2B	5.46	1.48	1.36
83	AH	303	PUB	C2C-C3C	5.46	1.48	1.36
82	MB	202	PEB	C3B-C2B	5.46	1.48	1.36
82	GM	202	PEB	C3B-C2B	5.46	1.48	1.36
82	W1	201	PEB	C3B-C2B	5.46	1.48	1.36
82	J7	201	PEB	C3B-C2B	5.46	1.48	1.36
82	aJ	201	PEB	C3B-C2B	5.46	1.48	1.36
87	6N	608	CLA	C1B-NB	-5.46	1.30	1.35
82	HH	1002	PEB	C3C-C4C	5.46	1.50	1.42
82	dD	401	PEB	C3B-C2B	5.46	1.48	1.36
82	Z1	202	PEB	C3C-C4C	5.46	1.50	1.42
82	1C	203	PEB	C3B-C2B	5.46	1.48	1.36
82	gF	203	PEB	C3B-C2B	5.46	1.48	1.36
84	N1	1001	CYC	C2A-C3A	5.46	1.48	1.36
82	uF	202	PEB	C3C-C4C	5.45	1.50	1.42
82	JA	202	PEB	C3B-C2B	5.45	1.48	1.36
82	XA	203	PEB	C3B-C2B	5.45	1.48	1.36
82	Q1	202	PEB	C3B-C2B	5.45	1.48	1.36
82	XD	203	PEB	C3C-C4C	5.45	1.50	1.42
82	L9	202	PEB	C3B-C2B	5.45	1.48	1.36
82	hM	203	PEB	C3B-C2B	5.45	1.48	1.36
84	L4	1001	CYC	C3B-C2B	5.45	1.48	1.36
82	oF	201	PEB	C3C-C4C	5.45	1.50	1.42
83	xK	305	PUB	C2C-C3C	5.45	1.48	1.36
82	Z1	203	PEB	C3C-C4C	5.45	1.50	1.42
82	ND	203	PEB	C3B-C2B	5.45	1.48	1.36
82	tK	201	PEB	C3B-C2B	5.45	1.48	1.36
82	JA	201	PEB	C3B-C2B	5.45	1.48	1.36
82	m1	202	PEB	C2A-C1A	-5.45	1.47	1.52
82	lK	202	PEB	C3B-C2B	5.45	1.48	1.36

Continued on next page...

Continued from previous page...

Mol	Chain	Res	Type	Atoms	Z	Observed(Å)	Ideal(Å)
82	sC	201	PEB	C3C-C4C	5.45	1.50	1.42
82	DF	201	PEB	C3C-C4C	5.45	1.50	1.42
87	O2	202	CLA	C1D-ND	5.45	1.44	1.37
82	VE	202	PEB	C3B-C2B	5.45	1.48	1.36
82	OJ	202	PEB	C3B-C2B	5.45	1.48	1.36
82	CA	201	PEB	C3C-C4C	5.45	1.50	1.42
82	ND	203	PEB	C3C-C4C	5.45	1.50	1.42
82	LD	202	PEB	C3B-C2B	5.45	1.48	1.36
82	YG	202	PEB	C3B-C2B	5.45	1.48	1.36
82	iF	203	PEB	C3B-C2B	5.45	1.48	1.36
82	jG	202	PEB	C3B-C2B	5.45	1.48	1.36
82	NQ	203	PEB	C3B-C2B	5.45	1.48	1.36
82	XQ	201	PEB	C3B-C2B	5.45	1.48	1.36
82	U7	202	PEB	C3C-C4C	5.45	1.50	1.42
82	sF	202	PEB	C3C-C4C	5.45	1.50	1.42
82	XD	201	PEB	C3B-C2B	5.45	1.48	1.36
82	fH	201	PEB	C3B-C2B	5.45	1.48	1.36
82	J4	1002	PEB	C3C-C4C	5.44	1.50	1.42
82	gK	202	PEB	C3B-C2B	5.44	1.48	1.36
82	V7	201	PEB	C3B-C2B	5.44	1.48	1.36
82	AO	305	PEB	C3B-C2B	5.44	1.48	1.36
82	CF	202	PEB	C3C-C4C	5.44	1.50	1.42
82	l4	201	PEB	C3C-C4C	5.44	1.50	1.42
82	hH	201	PEB	C3C-C4C	5.44	1.50	1.42
82	SM	201	PEB	C3B-C2B	5.44	1.48	1.36
82	m4	202	PEB	C3B-C2B	5.44	1.48	1.36
82	R7	203	PEB	C3B-C2B	5.44	1.48	1.36
82	TO	202	PEB	C3B-C2B	5.44	1.48	1.36
82	hO	202	PEB	C3B-C2B	5.44	1.48	1.36
82	X7	203	PEB	C3B-C2B	5.44	1.48	1.36
82	tF	201	PEB	C3B-C2B	5.44	1.48	1.36
84	FG	1001	CYC	C2A-C3A	5.44	1.48	1.36
82	r8	201	PEB	C3B-C2B	5.44	1.48	1.36
82	cO	203	PEB	C3B-C2B	5.44	1.48	1.36
82	PG	202	PEB	C3B-C2B	5.44	1.48	1.36
82	lJ	203	PEB	C3B-C2B	5.44	1.48	1.36
82	AJ	302	PEB	C3C-C4C	5.44	1.50	1.42
82	s8	201	PEB	C3C-C4C	5.43	1.50	1.42
82	gH	201	PEB	C3C-C4C	5.43	1.50	1.42
82	YE	202	PEB	C3B-C2B	5.43	1.48	1.36
82	RD	203	PEB	C3C-C4C	5.43	1.50	1.42
82	sF	201	PEB	C3C-C4C	5.43	1.50	1.42

Continued on next page...

Continued from previous page...

Mol	Chain	Res	Type	Atoms	Z	Observed(Å)	Ideal(Å)
82	ND	204	PEB	C3C-C4C	5.43	1.50	1.42
82	PE	201	PEB	C3C-C4C	5.43	1.50	1.42
82	c4	203	PEB	C3C-C4C	5.43	1.50	1.42
82	T4	202	PEB	C3B-C2B	5.43	1.48	1.36
82	ZO	201	PEB	C3C-C4C	5.43	1.50	1.42
82	vK	201	PEB	C3B-C2B	5.43	1.48	1.36
82	YK	201	PEB	C3B-C2B	5.43	1.48	1.36
82	VD	201	PEB	C3B-C2B	5.43	1.48	1.36
82	QH	201	PEB	C3B-C2B	5.43	1.48	1.36
82	BI	202	PEB	C3B-C2B	5.43	1.48	1.36
82	dQ	401	PEB	C3B-C2B	5.43	1.48	1.36
82	iK	203	PEB	C3C-C4C	5.43	1.50	1.42
82	OK	203	PEB	C3C-C4C	5.43	1.50	1.42
82	gM	201	PEB	C3B-C2B	5.43	1.48	1.36
82	XD	203	PEB	C3B-C2B	5.43	1.48	1.36
82	F7	201	PEB	C3B-C2B	5.43	1.48	1.36
84	63	901	CYC	C2A-C3A	5.43	1.48	1.36
82	jO	201	PEB	C3C-C4C	5.43	1.50	1.42
82	SJ	202	PEB	C3B-C2B	5.43	1.48	1.36
82	wC	204	PEB	C3B-C2B	5.43	1.48	1.36
82	AD	301	PEB	C3B-C2B	5.43	1.48	1.36
82	DJ	201	PEB	C3B-C2B	5.43	1.48	1.36
82	AQ	301	PEB	C3B-C2B	5.43	1.48	1.36
82	TD	201	PEB	C3B-C2B	5.43	1.48	1.36
82	VK	201	PEB	C3B-C2B	5.43	1.48	1.36
82	D9	202	PEB	C3B-C2B	5.43	1.48	1.36
82	mK	201	PEB	C3B-C2B	5.43	1.48	1.36
82	ZH	203	PEB	C3C-C4C	5.42	1.50	1.42
82	BA	202	PEB	C3B-C2B	5.42	1.48	1.36
82	HD	202	PEB	C3B-C2B	5.42	1.48	1.36
82	EF	201	PEB	C3C-C4C	5.42	1.50	1.42
82	uF	201	PEB	C3C-C4C	5.42	1.50	1.42
82	KM	201	PEB	C3B-C2B	5.42	1.48	1.36
82	nK	202	PEB	C3B-C2B	5.42	1.48	1.36
82	DM	201	PEB	C3B-C2B	5.42	1.48	1.36
82	WQ	202	PEB	C3B-C2B	5.42	1.48	1.36
82	vF	201	PEB	C3B-C2B	5.42	1.48	1.36
83	AM	303	PUB	C2C-C3C	5.42	1.48	1.36
82	iG	202	PEB	C3B-C2B	5.42	1.48	1.36
84	E1	1001	CYC	C3B-C2B	5.42	1.48	1.36
82	VI	202	PEB	C3B-C2B	5.42	1.48	1.36
82	TD	203	PEB	C3C-C4C	5.42	1.50	1.42

Continued on next page...

Continued from previous page...

Mol	Chain	Res	Type	Atoms	Z	Observed(Å)	Ideal(Å)
82	e4	202	PEB	C3B-C2B	5.42	1.48	1.36
82	eF	203	PEB	C3B-C2B	5.42	1.48	1.36
82	eK	203	PEB	C3B-C2B	5.42	1.48	1.36
82	RQ	203	PEB	C3C-C4C	5.42	1.50	1.42
82	VF	201	PEB	C3B-C2B	5.42	1.48	1.36
82	JM	202	PEB	C3B-C2B	5.42	1.48	1.36
82	wC	203	PEB	C3B-C2B	5.42	1.48	1.36
82	h1	202	PEB	C3C-C4C	5.42	1.50	1.42
82	jF	201	PEB	C3C-C4C	5.42	1.50	1.42
82	LG	1002	PEB	C3B-C2B	5.42	1.48	1.36
82	GQ	201	PEB	C3C-C4C	5.42	1.50	1.42
82	XQ	202	PEB	C3B-C2B	5.42	1.48	1.36
82	CB	202	PEB	C3B-C2B	5.42	1.48	1.36
82	OQ	202	PEB	C3B-C2B	5.42	1.48	1.36
82	AK	201	PEB	C3C-C4C	5.42	1.50	1.42
83	AE	302	PUB	C2C-C3C	5.41	1.48	1.36
82	JO	1002	PEB	C3C-C4C	5.41	1.50	1.42
82	XI	202	PEB	C3B-C2B	5.41	1.48	1.36
82	GP	201	PEB	C3B-C2B	5.41	1.48	1.36
82	Y9	203	PEB	C3C-C4C	5.41	1.50	1.42
82	Q1	201	PEB	C3B-C2B	5.41	1.48	1.36
82	U9	201	PEB	C3C-C4C	5.41	1.50	1.42
82	FA	201	PEB	C3B-C2B	5.41	1.48	1.36
82	rC	201	PEB	C3B-C2B	5.41	1.48	1.36
82	w8	204	PEB	C3B-C2B	5.41	1.48	1.36
82	AF	201	PEB	C3C-C4C	5.41	1.50	1.42
82	B9	203	PEB	C3C-C4C	5.41	1.50	1.42
82	AM	302	PEB	C3B-C2B	5.41	1.48	1.36
82	j4	203	PEB	C3B-C2B	5.41	1.48	1.36
82	H7	203	PEB	C3B-C2B	5.41	1.48	1.36
82	yF	301	PEB	C3C-C4C	5.41	1.50	1.42
82	dF	201	PEB	C3B-C2B	5.41	1.48	1.36
82	mO	202	PEB	C3B-C2B	5.41	1.48	1.36
82	AE	301	PEB	C3B-C2B	5.41	1.48	1.36
82	EI	202	PEB	C3B-C2B	5.41	1.48	1.36
82	OH	203	PEB	C3B-C2B	5.40	1.48	1.36
82	LE	1002	PEB	C3B-C2B	5.40	1.48	1.36
82	O1	203	PEB	C3B-C2B	5.40	1.48	1.36
82	aO	202	PEB	C3B-C2B	5.40	1.48	1.36
82	jJ	201	PEB	C3B-C2B	5.40	1.48	1.36
82	l1	202	PEB	C3C-C4C	5.40	1.50	1.42
82	XJ	201	PEB	C3B-C2B	5.40	1.48	1.36

Continued on next page...

Continued from previous page...

Mol	Chain	Res	Type	Atoms	Z	Observed(Å)	Ideal(Å)
82	y8	203	PEB	C3C-C4C	5.40	1.50	1.42
82	KI	203	PEB	C3B-C2B	5.40	1.48	1.36
82	DJ	201	PEB	C3C-C4C	5.40	1.50	1.42
82	A4	305	PEB	C3B-C2B	5.40	1.48	1.36
82	YM	203	PEB	C3B-C2B	5.40	1.48	1.36
82	JQ	203	PEB	C3B-C2B	5.40	1.48	1.36
82	bH	202	PEB	C3C-C4C	5.40	1.50	1.42
82	c4	203	PEB	C3B-C2B	5.40	1.48	1.36
82	RI	202	PEB	C3B-C2B	5.40	1.48	1.36
82	EB	501	PEB	C3B-C2B	5.39	1.48	1.36
82	aJ	203	PEB	C3B-C2B	5.39	1.48	1.36
82	B5	202	PEB	C3C-C4C	5.39	1.50	1.42
82	dM	201	PEB	C3B-C2B	5.39	1.48	1.36
82	GQ	202	PEB	C3C-C4C	5.39	1.50	1.42
82	fE	203	PEB	C3C-C4C	5.39	1.50	1.42
82	L9	203	PEB	C3B-C2B	5.39	1.48	1.36
82	HQ	202	PEB	C3B-C2B	5.39	1.48	1.36
82	TA	203	PEB	C3B-C2B	5.39	1.48	1.36
82	l4	202	PEB	C3B-C2B	5.39	1.48	1.36
82	gB	202	PEB	C3B-C2B	5.39	1.48	1.36
82	jM	202	PEB	C3B-C2B	5.39	1.48	1.36
82	mH	202	PEB	C2A-C1A	-5.39	1.47	1.52
82	BI	203	PEB	C3B-C2B	5.39	1.48	1.36
82	NI	202	PEB	C3B-C2B	5.39	1.48	1.36
82	sC	201	PEB	C3B-C2B	5.39	1.48	1.36
84	JO	1001	CYC	C2A-C3A	5.39	1.48	1.36
82	h4	202	PEB	C3B-C2B	5.39	1.48	1.36
83	QM	201	PUB	C2C-C3C	5.39	1.48	1.36
82	PI	202	PEB	C3B-C2B	5.39	1.48	1.36
82	aM	201	PEB	C3B-C2B	5.39	1.48	1.36
82	uK	201	PEB	C3C-C4C	5.39	1.50	1.42
82	mJ	201	PEB	C3B-C2B	5.39	1.48	1.36
87	B2	801	CLA	C1D-ND	5.39	1.44	1.37
82	CK	203	PEB	C3B-C2B	5.39	1.48	1.36
82	kF	201	PEB	C3B-C2B	5.39	1.48	1.36
82	T7	203	PEB	C3B-C2B	5.39	1.48	1.36
82	Y9	201	PEB	C3C-C4C	5.39	1.50	1.42
82	b1	202	PEB	C3C-C4C	5.39	1.50	1.42
82	VA	201	PEB	C3B-C2B	5.38	1.48	1.36
82	NP	201	PEB	C3B-C2B	5.38	1.48	1.36
82	GD	202	PEB	C3C-C4C	5.38	1.50	1.42
82	OK	201	PEB	C3B-C2B	5.38	1.48	1.36

Continued on next page...

Continued from previous page...

Mol	Chain	Res	Type	Atoms	Z	Observed(Å)	Ideal(Å)
82	PE	202	PEB	C3B-C2B	5.38	1.48	1.36
82	CI	202	PEB	C3B-C2B	5.38	1.48	1.36
82	eG	201	PEB	C3B-C2B	5.38	1.48	1.36
82	R7	202	PEB	C3C-C4C	5.38	1.50	1.42
82	II	202	PEB	C3B-C2B	5.38	1.48	1.36
82	NP	202	PEB	C3B-C2B	5.38	1.48	1.36
82	a4	202	PEB	C3B-C2B	5.38	1.48	1.36
87	ON	202	CLA	C1D-ND	5.38	1.44	1.37
82	TI	201	PEB	C3B-C2B	5.38	1.48	1.36
82	ZH	202	PEB	C3C-C4C	5.38	1.50	1.42
82	AI	202	PEB	C3B-C2B	5.38	1.48	1.36
82	GI	203	PEB	C3B-C2B	5.38	1.48	1.36
82	PJ	202	PEB	C3B-C2B	5.38	1.48	1.36
82	UK	202	PEB	C3B-C2B	5.38	1.48	1.36
84	W3	1001	CYC	C3B-C2B	5.38	1.48	1.36
82	MA	202	PEB	C3B-C2B	5.38	1.48	1.36
82	dG	201	PEB	C3B-C2B	5.38	1.48	1.36
82	w8	203	PEB	C3B-C2B	5.38	1.48	1.36
82	yC	203	PEB	C3C-C4C	5.38	1.50	1.42
82	kF	203	PEB	C3B-C2B	5.38	1.48	1.36
82	GM	201	PEB	C3B-C2B	5.38	1.48	1.36
82	hJ	201	PEB	C3B-C2B	5.38	1.48	1.36
82	fF	201	PEB	C3B-C2B	5.37	1.48	1.36
82	TQ	203	PEB	C3C-C4C	5.37	1.50	1.42
82	JD	203	PEB	C3B-C2B	5.37	1.48	1.36
82	W9	203	PEB	C3B-C2B	5.37	1.48	1.36
82	QH	203	PEB	C3B-C2B	5.37	1.48	1.36
82	sF	201	PEB	C3B-C2B	5.37	1.48	1.36
82	oK	201	PEB	C3C-C4C	5.37	1.50	1.42
82	WH	203	PEB	C3B-C2B	5.37	1.48	1.36
82	BP	202	PEB	C3B-C2B	5.37	1.48	1.36
82	DQ	201	PEB	C3B-C2B	5.37	1.48	1.36
82	cK	202	PEB	C3B-C2B	5.37	1.48	1.36
82	D9	203	PEB	C3C-C4C	5.37	1.50	1.42
82	vK	202	PEB	C3C-C4C	5.37	1.50	1.42
82	MF	202	PEB	C3B-C2B	5.37	1.48	1.36
82	bF	202	PEB	C3B-C2B	5.37	1.48	1.36
83	AH	303	PUB	C2B-C1B	5.37	1.50	1.42
82	WB	402	PEB	C3B-C2B	5.37	1.48	1.36
82	EJ	203	PEB	C3B-C2B	5.37	1.48	1.36
82	W9	202	PEB	C3B-C2B	5.37	1.48	1.36
82	P1	202	PEB	C3B-C2B	5.37	1.48	1.36

Continued on next page...

Continued from previous page...

Mol	Chain	Res	Type	Atoms	Z	Observed(Å)	Ideal(Å)
82	kO	201	PEB	C3B-C2B	5.37	1.48	1.36
82	q8	202	PEB	C3B-C2B	5.37	1.48	1.36
83	Z9	305	PUB	C2C-C3C	5.37	1.48	1.36
82	wC	202	PEB	C3B-C2B	5.37	1.48	1.36
82	GI	201	PEB	C3B-C2B	5.37	1.48	1.36
82	lO	202	PEB	C3B-C2B	5.37	1.48	1.36
82	BP	201	PEB	C3B-C2B	5.36	1.48	1.36
82	b1	201	PEB	C3B-C2B	5.36	1.48	1.36
82	RI	203	PEB	C3B-C2B	5.36	1.48	1.36
82	dH	202	PEB	C3B-C2B	5.36	1.48	1.36
82	H7	202	PEB	C3B-C2B	5.36	1.48	1.36
82	LQ	201	PEB	C3B-C2B	5.36	1.48	1.36
82	M7	202	PEB	C3B-C2B	5.36	1.48	1.36
82	lE	203	PEB	C3B-C2B	5.36	1.48	1.36
82	iK	203	PEB	C3B-C2B	5.36	1.48	1.36
82	gM	202	PEB	C3C-C4C	5.36	1.50	1.42
82	T1	201	PEB	C3B-C2B	5.36	1.48	1.36
82	W1	203	PEB	C3B-C2B	5.36	1.48	1.36
82	dH	201	PEB	C3B-C2B	5.36	1.48	1.36
82	eE	203	PEB	C3C-C4C	5.36	1.50	1.42
82	PH	202	PEB	C3B-C2B	5.36	1.48	1.36
82	LH	1003	PEB	C3B-C2B	5.36	1.48	1.36
82	OF	201	PEB	C3B-C2B	5.36	1.48	1.36
82	Q1	203	PEB	C3B-C2B	5.36	1.48	1.36
84	y3	1001	CYC	C3B-C2B	5.36	1.48	1.36
82	Z4	201	PEB	C3C-C4C	5.36	1.50	1.42
87	62	309	CLA	C1B-NB	-5.36	1.30	1.35
82	YF	201	PEB	C3B-C2B	5.36	1.48	1.36
82	qC	202	PEB	C3B-C2B	5.36	1.48	1.36
82	jJ	202	PEB	C3B-C2B	5.36	1.48	1.36
82	DI	202	PEB	C3C-C4C	5.36	1.50	1.42
82	HA	202	PEB	C3B-C2B	5.36	1.48	1.36
82	CD	202	PEB	C3B-C2B	5.36	1.48	1.36
82	S9	203	PEB	C3C-C4C	5.36	1.50	1.42
82	TI	203	PEB	C3B-C2B	5.36	1.48	1.36
84	EH	1001	CYC	C3B-C2B	5.36	1.48	1.36
82	dB	201	PEB	C3B-C2B	5.36	1.48	1.36
82	DM	202	PEB	C3B-C2B	5.36	1.48	1.36
82	j4	201	PEB	C3C-C4C	5.36	1.50	1.42
82	eO	202	PEB	C3B-C2B	5.36	1.48	1.36
82	CQ	202	PEB	C3B-C2B	5.36	1.48	1.36
82	d1	202	PEB	C3B-C2B	5.36	1.48	1.36

Continued on next page...

Continued from previous page...

Mol	Chain	Res	Type	Atoms	Z	Observed(Å)	Ideal(Å)
82	K7	202	PEB	C3B-C2B	5.36	1.48	1.36
82	IJ	201	PEB	C3B-C2B	5.35	1.48	1.36
82	B9	201	PEB	C3B-C2B	5.35	1.48	1.36
82	lF	202	PEB	C3B-C2B	5.35	1.48	1.36
82	QG	203	PEB	C3C-C4C	5.35	1.50	1.42
82	CF	203	PEB	C3B-C2B	5.35	1.48	1.36
82	dM	202	PEB	C3B-C2B	5.35	1.48	1.36
82	OF	203	PEB	C3C-C4C	5.35	1.50	1.42
82	NI	203	PEB	C3B-C2B	5.35	1.48	1.36
82	I5	202	PEB	C3B-C2B	5.35	1.48	1.36
82	CM	202	PEB	C3B-C2B	5.35	1.48	1.36
82	BA	203	PEB	C3B-C2B	5.35	1.48	1.36
82	hK	202	PEB	C3B-C2B	5.35	1.48	1.36
82	sK	201	PEB	C3B-C2B	5.35	1.48	1.36
82	JQ	202	PEB	C3C-C4C	5.35	1.50	1.42
82	PQ	202	PEB	C3C-C4C	5.35	1.50	1.42
82	GP	203	PEB	C3B-C2B	5.35	1.48	1.36
82	KA	202	PEB	C3B-C2B	5.35	1.48	1.36
82	fG	203	PEB	C3C-C4C	5.35	1.50	1.42
82	cO	203	PEB	C3C-C4C	5.35	1.50	1.42
82	aF	203	PEB	C3B-C2B	5.35	1.48	1.36
82	mK	202	PEB	C3B-C2B	5.35	1.48	1.36
82	TP	201	PEB	C3B-C2B	5.35	1.48	1.36
82	kK	201	PEB	C3B-C2B	5.34	1.48	1.36
82	fM	201	PEB	C3B-C2B	5.34	1.48	1.36
82	EP	202	PEB	C3B-C2B	5.34	1.48	1.36
82	qK	203	PEB	C3B-C2B	5.34	1.48	1.36
82	p8	202	PEB	C3C-C4C	5.34	1.50	1.42
82	VP	202	PEB	C3B-C2B	5.34	1.48	1.36
82	V5	202	PEB	C3B-C2B	5.34	1.48	1.36
82	lH	201	PEB	C3C-C4C	5.34	1.50	1.42
82	TH	201	PEB	C3B-C2B	5.34	1.48	1.36
82	BQ	201	PEB	C3B-C2B	5.34	1.48	1.36
82	V7	202	PEB	C3B-C2B	5.34	1.48	1.36
82	MA	201	PEB	C3B-C2B	5.34	1.48	1.36
82	LK	201	PEB	C3B-C2B	5.34	1.48	1.36
82	gF	202	PEB	C3B-C2B	5.34	1.48	1.36
82	pC	202	PEB	C3C-C4C	5.34	1.50	1.42
82	XJ	201	PEB	C3C-C4C	5.34	1.50	1.42
82	VA	202	PEB	C3B-C2B	5.34	1.48	1.36
82	k4	201	PEB	C3B-C2B	5.34	1.48	1.36
82	O5	202	PEB	C3C-C4C	5.34	1.50	1.42

Continued on next page...

Continued from previous page...

Mol	Chain	Res	Type	Atoms	Z	Observed(Å)	Ideal(Å)
82	aK	203	PEB	C3B-C2B	5.34	1.48	1.36
82	UA	202	PEB	C3C-C4C	5.34	1.50	1.42
82	jK	201	PEB	C3C-C4C	5.34	1.50	1.42
82	PQ	203	PEB	C3B-C2B	5.33	1.48	1.36
82	S1	202	PEB	C3B-C2B	5.33	1.48	1.36
82	OM	203	PEB	C3B-C2B	5.33	1.48	1.36
82	bH	201	PEB	C3B-C2B	5.33	1.48	1.36
83	AG	302	PUB	C2C-C3C	5.33	1.48	1.36
82	bK	201	PEB	C3C-C4C	5.33	1.50	1.42
82	RA	203	PEB	C3B-C2B	5.33	1.48	1.36
82	C5	202	PEB	C3B-C2B	5.33	1.48	1.36
83	A1	303	PUB	C2B-C1B	5.33	1.50	1.42
82	WB	401	PEB	C3B-C2B	5.33	1.48	1.36
82	T5	202	PEB	C3B-C2B	5.33	1.48	1.36
82	P5	202	PEB	C3B-C2B	5.33	1.48	1.36
82	w8	202	PEB	C3B-C2B	5.33	1.48	1.36
82	gO	202	PEB	C3B-C2B	5.33	1.48	1.36
82	NF	201	PEB	C3B-C2B	5.33	1.48	1.36
82	nF	202	PEB	C3B-C2B	5.33	1.48	1.36
82	aB	202	PEB	C3C-C4C	5.33	1.50	1.42
82	QJ	203	PEB	C3B-C2B	5.33	1.48	1.36
82	U1	201	PEB	C3B-C2B	5.33	1.48	1.36
82	Y1	202	PEB	C3B-C2B	5.33	1.48	1.36
82	B7	203	PEB	C3B-C2B	5.33	1.48	1.36
82	kH	201	PEB	C3C-C4C	5.33	1.50	1.42
82	MM	203	PEB	C3B-C2B	5.33	1.48	1.36
82	B5	202	PEB	C3B-C2B	5.33	1.48	1.36
82	LF	201	PEB	C3B-C2B	5.33	1.48	1.36
82	QP	203	PEB	C3B-C2B	5.33	1.48	1.36
82	fH	201	PEB	C3C-C4C	5.33	1.50	1.42
82	E5	202	PEB	C3B-C2B	5.33	1.48	1.36
82	cG	202	PEB	C3B-C2B	5.33	1.48	1.36
82	WD	202	PEB	C3B-C2B	5.33	1.48	1.36
82	QE	201	PEB	C3C-C4C	5.33	1.50	1.42
82	cH	201	PEB	C3C-C4C	5.32	1.50	1.42
82	N5	202	PEB	C3B-C2B	5.32	1.48	1.36
87	BN	802	CLA	C1D-ND	5.32	1.44	1.37
82	L1	1002	PEB	C3B-C2B	5.32	1.48	1.36
82	DE	1002	PEB	C3B-C2B	5.32	1.48	1.36
82	a4	203	PEB	C3B-C2B	5.32	1.48	1.36
82	D7	203	PEB	C3C-C4C	5.32	1.50	1.42
83	AJ	304	PUB	C2C-C3C	5.32	1.48	1.36

Continued on next page...

Continued from previous page...

Mol	Chain	Res	Type	Atoms	Z	Observed(Å)	Ideal(Å)
82	fJ	201	PEB	C3B-C2B	5.32	1.48	1.36
82	PD	203	PEB	C3B-C2B	5.32	1.48	1.36
82	f4	202	PEB	C3B-C2B	5.32	1.48	1.36
82	TM	201	PEB	C3B-C2B	5.32	1.48	1.36
82	M9	302	PEB	C3B-C2B	5.32	1.48	1.36
82	JF	201	PEB	C3B-C2B	5.32	1.48	1.36
82	A4	301	PEB	C3B-C2B	5.32	1.48	1.36
84	LE	1001	CYC	C3B-C2B	5.32	1.48	1.36
84	CO	1001	CYC	C2A-C3A	5.32	1.48	1.36
82	PD	202	PEB	C3C-C4C	5.32	1.50	1.42
82	DD	203	PEB	C3B-C2B	5.32	1.48	1.36
82	G5	202	PEB	C3B-C2B	5.32	1.48	1.36
82	AG	301	PEB	C3B-C2B	5.32	1.48	1.36
82	c1	201	PEB	C3C-C4C	5.32	1.50	1.42
82	yK	301	PEB	C3C-C4C	5.32	1.50	1.42
82	UD	202	PEB	C3B-C2B	5.32	1.48	1.36
82	VO	202	PEB	C3C-C4C	5.32	1.50	1.42
82	KM	203	PEB	C3B-C2B	5.32	1.48	1.36
82	A5	202	PEB	C3B-C2B	5.31	1.48	1.36
82	OQ	202	PEB	C3C-C4C	5.31	1.50	1.42
82	BD	201	PEB	C3B-C2B	5.31	1.48	1.36
83	QM	201	PUB	C2B-C1B	5.31	1.50	1.42
82	mF	202	PEB	C3B-C2B	5.31	1.48	1.36
84	J1	1001	CYC	C3B-C2B	5.31	1.48	1.36
82	QB	203	PEB	C3B-C2B	5.31	1.48	1.36
82	TP	202	PEB	C3B-C2B	5.31	1.48	1.36
82	EM	202	PEB	C3B-C2B	5.31	1.48	1.36
82	YK	202	PEB	C3C-C4C	5.31	1.50	1.42
82	k1	201	PEB	C3C-C4C	5.31	1.50	1.42
82	lO	201	PEB	C3C-C4C	5.31	1.50	1.42
82	TF	201	PEB	C3B-C2B	5.31	1.48	1.36
82	rF	202	PEB	C3B-C2B	5.31	1.48	1.36
84	BG	1001	CYC	C2A-C3A	5.31	1.48	1.36
82	DK	201	PEB	C3C-C4C	5.31	1.50	1.42
82	F9	203	PEB	C3C-C4C	5.31	1.50	1.42
82	UB	303	PEB	C3B-C2B	5.31	1.48	1.36
82	D5	203	PEB	C3B-C2B	5.31	1.48	1.36
82	bK	202	PEB	C3B-C2B	5.31	1.48	1.36
82	iM	201	PEB	C3B-C2B	5.31	1.48	1.36
82	SJ	201	PEB	C3B-C2B	5.31	1.48	1.36
84	KO	1001	CYC	C2A-C3A	5.31	1.48	1.36
82	DI	201	PEB	C3B-C2B	5.30	1.48	1.36

Continued on next page...

Continued from previous page...

Mol	Chain	Res	Type	Atoms	Z	Observed(Å)	Ideal(Å)
82	UJ	203	PEB	C3B-C2B	5.30	1.48	1.36
82	R5	202	PEB	C3B-C2B	5.30	1.48	1.36
82	M7	201	PEB	C3B-C2B	5.30	1.48	1.36
84	J4	1001	CYC	C2A-C3A	5.30	1.48	1.36
82	dH	201	PEB	C3C-C4C	5.30	1.50	1.42
82	UH	201	PEB	C3B-C2B	5.30	1.48	1.36
82	YP	503	PEB	C3B-C2B	5.30	1.48	1.36
82	d4	202	PEB	C3B-C2B	5.30	1.48	1.36
82	bK	201	PEB	C3B-C2B	5.30	1.48	1.36
82	Z9	301	PEB	C3B-C2B	5.30	1.48	1.36
82	kM	202	PEB	C3B-C2B	5.30	1.48	1.36
84	LG	1001	CYC	C3B-C2B	5.30	1.48	1.36
82	ZB	202	PEB	C3B-C2B	5.30	1.48	1.36
82	FI	202	PEB	C3B-C2B	5.30	1.48	1.36
82	RM	201	PEB	C3B-C2B	5.30	1.48	1.36
82	SM	202	PEB	C3B-C2B	5.30	1.48	1.36
82	k1	201	PEB	C3B-C2B	5.30	1.48	1.36
82	hB	301	PEB	C3B-C2B	5.30	1.48	1.36
82	ZM	201	PEB	C3B-C2B	5.30	1.48	1.36
82	UE	202	PEB	C3B-C2B	5.30	1.48	1.36
82	JP	201	PEB	C3B-C2B	5.30	1.48	1.36
82	iO	203	PEB	C3C-C4C	5.30	1.50	1.42
82	QH	203	PEB	C3C-C4C	5.30	1.50	1.42
82	YH	202	PEB	C3B-C2B	5.30	1.48	1.36
82	lG	203	PEB	C3B-C2B	5.30	1.48	1.36
82	i4	201	PEB	C3B-C2B	5.30	1.48	1.36
82	WQ	202	PEB	C3C-C4C	5.30	1.50	1.42
82	eG	203	PEB	C3C-C4C	5.30	1.50	1.42
82	cE	202	PEB	C3B-C2B	5.30	1.48	1.36
82	JD	202	PEB	C3C-C4C	5.30	1.50	1.42
82	SD	202	PEB	C3B-C2B	5.30	1.48	1.36
82	EM	203	PEB	C3B-C2B	5.29	1.48	1.36
82	XM	202	PEB	C3B-C2B	5.29	1.48	1.36
82	QK	201	PEB	C3C-C4C	5.29	1.50	1.42
82	AI	203	PEB	C3B-C2B	5.29	1.48	1.36
82	iF	202	PEB	C3B-C2B	5.29	1.48	1.36
82	kH	201	PEB	C3B-C2B	5.29	1.48	1.36
84	73	1002	CYC	C3B-C2B	5.29	1.48	1.36
82	gM	202	PEB	C3B-C2B	5.29	1.48	1.36
84	FE	1002	CYC	C3B-C2B	5.29	1.48	1.36
82	S5	201	PEB	C3B-C2B	5.29	1.48	1.36
82	X5	202	PEB	C3B-C2B	5.29	1.48	1.36

Continued on next page...

Continued from previous page...

Mol	Chain	Res	Type	Atoms	Z	Observed(Å)	Ideal(Å)
82	BB	201	PEB	C3B-C2B	5.29	1.48	1.36
82	AK	202	PEB	C3C-C4C	5.29	1.50	1.42
82	EQ	202	PEB	C3B-C2B	5.29	1.48	1.36
82	S5	201	PEB	C3C-C4C	5.29	1.50	1.42
82	jG	202	PEB	C3C-C4C	5.29	1.50	1.42
82	QF	201	PEB	C3C-C4C	5.29	1.50	1.42
82	L7	201	PEB	C3B-C2B	5.29	1.48	1.36
82	NB	202	PEB	C3B-C2B	5.29	1.48	1.36
82	V7	202	PEB	C3C-C4C	5.29	1.50	1.42
82	JK	201	PEB	C3B-C2B	5.29	1.48	1.36
82	DP	202	PEB	C3B-C2B	5.29	1.48	1.36
82	K5	202	PEB	C3B-C2B	5.29	1.48	1.36
82	aM	202	PEB	C3B-C2B	5.29	1.48	1.36
82	fE	202	PEB	C3B-C2B	5.29	1.48	1.36
82	hM	201	PEB	C3B-C2B	5.29	1.48	1.36
82	HJ	202	PEB	C3B-C2B	5.29	1.48	1.36
82	ZO	202	PEB	C3B-C2B	5.29	1.48	1.36
82	QQ	202	PEB	C3B-C2B	5.29	1.48	1.36
82	d1	201	PEB	C3B-C2B	5.29	1.48	1.36
82	LI	201	PEB	C3B-C2B	5.28	1.48	1.36
82	TH	202	PEB	C3B-C2B	5.28	1.48	1.36
82	fO	202	PEB	C3B-C2B	5.28	1.48	1.36
82	DG	1002	PEB	C3B-C2B	5.28	1.48	1.36
82	OM	201	PEB	C3B-C2B	5.28	1.48	1.36
82	TK	201	PEB	C3B-C2B	5.28	1.48	1.36
82	bF	201	PEB	C3C-C4C	5.28	1.50	1.42
82	i4	203	PEB	C3C-C4C	5.28	1.50	1.42
82	HI	203	PEB	C3B-C2B	5.28	1.48	1.36
82	QE	202	PEB	C3B-C2B	5.28	1.48	1.36
82	aO	203	PEB	C3B-C2B	5.28	1.48	1.36
84	BE	1001	CYC	C2A-C3A	5.28	1.48	1.36
84	CH	1001	CYC	C2A-C3A	5.28	1.48	1.36
82	CB	202	PEB	C3C-C4C	5.28	1.50	1.42
82	QE	203	PEB	C3C-C4C	5.28	1.50	1.42
82	IA	202	PEB	C3B-C2B	5.28	1.48	1.36
82	eE	201	PEB	C3B-C2B	5.28	1.48	1.36
82	AF	202	PEB	C3C-C4C	5.28	1.50	1.42
82	PP	202	PEB	C3B-C2B	5.28	1.48	1.36
82	UQ	202	PEB	C3B-C2B	5.28	1.48	1.36
82	GA	202	PEB	C3C-C4C	5.28	1.50	1.42
82	PB	201	PEB	C3C-C4C	5.28	1.50	1.42
82	O9	203	PEB	C3C-C4C	5.28	1.50	1.42

Continued on next page...

Continued from previous page...

Mol	Chain	Res	Type	Atoms	Z	Observed(Å)	Ideal(Å)
82	zF	501	PEB	C3C-C4C	5.28	1.50	1.42
82	VM	202	PEB	C3B-C2B	5.28	1.47	1.36
82	SP	201	PEB	C3B-C2B	5.28	1.47	1.36
84	FG	1001	CYC	C3B-C2B	5.28	1.47	1.36
82	DA	203	PEB	C3C-C4C	5.28	1.50	1.42
82	f1	203	PEB	C3C-C4C	5.28	1.50	1.42
82	hF	202	PEB	C3B-C2B	5.28	1.47	1.36
82	RA	202	PEB	C3B-C2B	5.28	1.47	1.36
82	OD	202	PEB	C3C-C4C	5.27	1.50	1.42
82	SG	201	PEB	C3B-C2B	5.27	1.47	1.36
82	eK	201	PEB	C3B-C2B	5.27	1.47	1.36
82	EA	202	PEB	C3B-C2B	5.27	1.47	1.36
82	wK	301	PEB	C3B-C2B	5.27	1.47	1.36
84	FH	1001	CYC	C2A-C3A	5.27	1.47	1.36
82	XA	201	PEB	C3B-C2B	5.27	1.47	1.36
82	R7	202	PEB	C3B-C2B	5.27	1.47	1.36
84	H3	1001	CYC	C3B-C2B	5.27	1.47	1.36
82	SI	202	PEB	C3B-C2B	5.27	1.47	1.36
82	lM	202	PEB	C3B-C2B	5.27	1.47	1.36
82	JI	202	PEB	C3C-C4C	5.27	1.50	1.42
82	PM	202	PEB	C3B-C2B	5.27	1.47	1.36
82	QG	201	PEB	C3C-C4C	5.27	1.50	1.42
82	cO	201	PEB	C3B-C2B	5.27	1.47	1.36
84	JH	1001	CYC	C2A-C3A	5.27	1.47	1.36
84	h3	1001	CYC	C3B-C2B	5.27	1.47	1.36
82	Y5	203	PEB	C3C-C4C	5.27	1.50	1.42
82	SH	201	PEB	C3B-C2B	5.27	1.47	1.36
82	qF	203	PEB	C3B-C2B	5.27	1.47	1.36
82	sK	202	PEB	C3C-C4C	5.27	1.50	1.42
82	QD	202	PEB	C3B-C2B	5.27	1.47	1.36
84	N1	1001	CYC	C3B-C2B	5.27	1.47	1.36
84	n3	1001	CYC	C3B-C2B	5.27	1.47	1.36
82	l1	203	PEB	C3C-C4C	5.27	1.50	1.42
84	w3	1001	CYC	C3B-C2B	5.27	1.47	1.36
84	C4	1001	CYC	C2A-C3A	5.27	1.47	1.36
82	dO	202	PEB	C3B-C2B	5.27	1.47	1.36
82	G7	202	PEB	C3C-C4C	5.27	1.50	1.42
82	gO	203	PEB	C3C-C4C	5.27	1.50	1.42
82	AP	203	PEB	C3B-C2B	5.26	1.47	1.36
82	P4	201	PEB	C3B-C2B	5.26	1.47	1.36
84	f3	1001	CYC	C3B-C2B	5.26	1.47	1.36
84	u3	1001	CYC	C3B-C2B	5.26	1.47	1.36

Continued on next page...

Continued from previous page...

Mol	Chain	Res	Type	Atoms	Z	Observed(Å)	Ideal(Å)
82	LD	201	PEB	C3B-C2B	5.26	1.47	1.36
82	L9	201	PEB	C3B-C2B	5.26	1.47	1.36
82	NK	201	PEB	C3B-C2B	5.26	1.47	1.36
84	L3	1001	CYC	C3B-C2B	5.26	1.47	1.36
82	A1	302	PEB	C3C-C4C	5.26	1.50	1.42
82	cB	402	PEB	C3B-C2B	5.26	1.47	1.36
82	dG	202	PEB	C3B-C2B	5.26	1.47	1.36
82	CK	202	PEB	C3C-C4C	5.26	1.50	1.42
84	q3	1001	CYC	C3B-C2B	5.26	1.47	1.36
82	JP	202	PEB	C3B-C2B	5.26	1.47	1.36
82	D9	203	PEB	C3B-C2B	5.26	1.47	1.36
84	d3	1001	CYC	C3B-C2B	5.26	1.47	1.36
84	K4	1001	CYC	C2A-C3A	5.26	1.47	1.36
82	VM	201	PEB	C3B-C2B	5.26	1.47	1.36
82	J9	202	PEB	C3B-C2B	5.26	1.47	1.36
82	wF	301	PEB	C3B-C2B	5.26	1.47	1.36
84	JH	1001	CYC	C3B-C2B	5.26	1.47	1.36
84	D3	1001	CYC	C3B-C2B	5.26	1.47	1.36
82	PB	201	PEB	C3B-C2B	5.26	1.47	1.36
82	QG	203	PEB	C3B-C2B	5.26	1.47	1.36
82	T1	202	PEB	C3B-C2B	5.26	1.47	1.36
82	eJ	201	PEB	C3B-C2B	5.26	1.47	1.36
82	MJ	203	PEB	C3B-C2B	5.26	1.47	1.36
82	k1	202	PEB	C3B-C2B	5.25	1.47	1.36
82	SJ	203	PEB	C3B-C2B	5.25	1.47	1.36
82	DQ	203	PEB	C3B-C2B	5.25	1.47	1.36
82	bF	201	PEB	C3B-C2B	5.25	1.47	1.36
84	F1	1001	CYC	C2A-C3A	5.25	1.47	1.36
84	S3	1001	CYC	C3B-C2B	5.25	1.47	1.36
82	XB	201	PEB	C3B-C2B	5.25	1.47	1.36
82	UF	202	PEB	C3B-C2B	5.25	1.47	1.36
82	fH	203	PEB	C3C-C4C	5.25	1.50	1.42
82	LA	201	PEB	C3B-C2B	5.25	1.47	1.36
82	OI	203	PEB	C3B-C2B	5.25	1.47	1.36
84	k3	1001	CYC	C3B-C2B	5.25	1.47	1.36
82	dO	202	PEB	C3C-C4C	5.25	1.50	1.42
83	Z9	302	PUB	C2B-C1B	5.25	1.50	1.42
82	kH	202	PEB	C3B-C2B	5.25	1.47	1.36
82	L5	203	PEB	C3B-C2B	5.25	1.47	1.36
82	eM	202	PEB	C3B-C2B	5.25	1.47	1.36
82	I7	202	PEB	C3B-C2B	5.25	1.47	1.36
82	M9	305	PEB	C3B-C2B	5.25	1.47	1.36

Continued on next page...

Continued from previous page...

Mol	Chain	Res	Type	Atoms	Z	Observed(Å)	Ideal(Å)
82	KB	304	PEB	C3B-C2B	5.25	1.47	1.36
82	GD	202	PEB	C3B-C2B	5.25	1.47	1.36
82	QG	202	PEB	C3B-C2B	5.25	1.47	1.36
82	Q1	203	PEB	C3C-C4C	5.25	1.50	1.42
82	pK	201	PEB	C3C-C4C	5.25	1.50	1.42
82	PK	201	PEB	C3B-C2B	5.25	1.47	1.36
82	IB	203	PEB	C3B-C2B	5.25	1.47	1.36
82	e1	201	PEB	C3B-C2B	5.25	1.47	1.36
82	fG	202	PEB	C3B-C2B	5.25	1.47	1.36
82	cB	401	PEB	C3B-C2B	5.25	1.47	1.36
82	j4	202	PEB	C3B-C2B	5.25	1.47	1.36
82	WD	202	PEB	C3C-C4C	5.25	1.50	1.42
82	e4	202	PEB	C3C-C4C	5.25	1.50	1.42
82	lH	202	PEB	C3C-C4C	5.25	1.50	1.42
82	tF	202	PEB	C3B-C2B	5.25	1.47	1.36
82	qK	202	PEB	C3B-C2B	5.25	1.47	1.36
82	fB	301	PEB	C3B-C2B	5.25	1.47	1.36
84	J3	1001	CYC	C2A-C3A	5.25	1.47	1.36
82	VA	202	PEB	C3C-C4C	5.25	1.50	1.42
82	QD	201	PEB	C3C-C4C	5.25	1.50	1.42
82	iE	202	PEB	C3C-C4C	5.25	1.50	1.42
82	ED	202	PEB	C3B-C2B	5.24	1.47	1.36
82	qF	202	PEB	C3B-C2B	5.24	1.47	1.36
82	eM	201	PEB	C3B-C2B	5.24	1.47	1.36
82	AQ	301	PEB	C3C-C4C	5.24	1.50	1.42
82	J9	201	PEB	C3B-C2B	5.24	1.47	1.36
82	mG	203	PEB	C3B-C2B	5.24	1.47	1.36
82	DJ	202	PEB	C3B-C2B	5.24	1.47	1.36
84	F3	1001	CYC	C3B-C2B	5.24	1.47	1.36
84	I3	1001	CYC	C3B-C2B	5.24	1.47	1.36
82	UP	202	PEB	C3C-C4C	5.24	1.50	1.42
82	s8	203	PEB	C3C-C4C	5.24	1.50	1.42
82	kJ	201	PEB	C3B-C2B	5.24	1.47	1.36
84	l3	1001	CYC	C2A-C3A	5.24	1.47	1.36
82	BD	202	PEB	C3C-C4C	5.24	1.50	1.42
84	B3	1001	CYC	C3B-C2B	5.24	1.47	1.36
82	H9	201	PEB	C3C-C4C	5.24	1.50	1.42
82	eO	202	PEB	C3C-C4C	5.24	1.50	1.42
82	SH	202	PEB	C3B-C2B	5.24	1.47	1.36
82	AH	302	PEB	C3C-C4C	5.24	1.50	1.42
82	B7	202	PEB	C3C-C4C	5.24	1.50	1.42
82	AH	305	PEB	C3C-C4C	5.24	1.50	1.42

Continued on next page...

Continued from previous page...

Mol	Chain	Res	Type	Atoms	Z	Observed(Å)	Ideal(Å)
82	fM	203	PEB	C3B-C2B	5.24	1.47	1.36
82	c4	201	PEB	C3B-C2B	5.24	1.47	1.36
82	yC	202	PEB	C3B-C2B	5.24	1.47	1.36
84	o3	1001	CYC	C3B-C2B	5.24	1.47	1.36
82	iK	202	PEB	C3B-C2B	5.24	1.47	1.36
82	Z5	301	PEB	C3C-C4C	5.24	1.50	1.42
82	kF	202	PEB	C3C-C4C	5.24	1.50	1.42
82	fJ	201	PEB	C3C-C4C	5.24	1.50	1.42
82	AO	301	PEB	C3B-C2B	5.24	1.47	1.36
82	b1	203	PEB	C3B-C2B	5.24	1.47	1.36
82	H5	203	PEB	C3B-C2B	5.24	1.47	1.36
82	G7	202	PEB	C3B-C2B	5.24	1.47	1.36
84	O3	1001	CYC	C3B-C2B	5.24	1.47	1.36
82	OB	201	PEB	C3B-C2B	5.24	1.47	1.36
82	LP	202	PEB	C3B-C2B	5.24	1.47	1.36
82	S1	201	PEB	C3B-C2B	5.24	1.47	1.36
83	AE	303	PUB	C2C-C3C	5.24	1.47	1.36
84	M3	1001	CYC	C3B-C2B	5.24	1.47	1.36
82	XD	202	PEB	C3C-C4C	5.24	1.50	1.42
82	XQ	202	PEB	C3C-C4C	5.24	1.50	1.42
82	M5	301	PEB	C3C-C4C	5.24	1.50	1.42
82	SM	203	PEB	C3B-C2B	5.24	1.47	1.36
82	mJ	202	PEB	C3B-C2B	5.23	1.47	1.36
84	NH	1001	CYC	C3B-C2B	5.23	1.47	1.36
82	X7	201	PEB	C3B-C2B	5.23	1.47	1.36
84	73	1001	CYC	C3B-C2B	5.23	1.47	1.36
82	OO	202	PEB	C3B-C2B	5.23	1.47	1.36
84	T3	1001	CYC	C3B-C2B	5.23	1.47	1.36
82	AD	301	PEB	C3C-C4C	5.23	1.50	1.42
82	OP	201	PEB	C3B-C2B	5.23	1.47	1.36
82	Z4	202	PEB	C3B-C2B	5.23	1.47	1.36
84	e3	1001	CYC	C2A-C3A	5.23	1.47	1.36
82	RH	201	PEB	C3B-C2B	5.23	1.47	1.36
84	E3	1001	CYC	C2A-C3A	5.23	1.47	1.36
83	AG	303	PUB	C2C-C3C	5.23	1.47	1.36
84	U3	1001	CYC	C3B-C2B	5.23	1.47	1.36
84	g3	1001	CYC	C2A-C3A	5.23	1.47	1.36
82	cH	202	PEB	C3C-C4C	5.23	1.50	1.42
82	PJ	201	PEB	C3B-C2B	5.23	1.47	1.36
82	eH	201	PEB	C3B-C2B	5.23	1.47	1.36
84	m3	1001	CYC	C2A-C3A	5.23	1.47	1.36
84	Q3	1001	CYC	C3B-C2B	5.23	1.47	1.36

Continued on next page...

Continued from previous page...

Mol	Chain	Res	Type	Atoms	Z	Observed(Å)	Ideal(Å)
82	i1	201	PEB	C3C-C4C	5.23	1.50	1.42
82	cB	401	PEB	C3C-C4C	5.23	1.50	1.42
84	R3	1001	CYC	C2A-C3A	5.23	1.47	1.36
84	G3	1001	CYC	C2A-C3A	5.23	1.47	1.36
82	m1	202	PEB	C3C-C4C	5.23	1.50	1.42
82	rK	202	PEB	C3B-C2B	5.23	1.47	1.36
82	BB	203	PEB	C3B-C2B	5.23	1.47	1.36
82	kM	201	PEB	C3B-C2B	5.23	1.47	1.36
82	Z9	304	PEB	C3B-C2B	5.23	1.47	1.36
82	VJ	201	PEB	C3B-C2B	5.23	1.47	1.36
82	WO	201	PEB	C3C-C4C	5.22	1.50	1.42
82	F7	203	PEB	C3C-C4C	5.22	1.50	1.42
82	S9	203	PEB	C3B-C2B	5.22	1.47	1.36
82	jO	202	PEB	C3B-C2B	5.22	1.47	1.36
84	J3	1001	CYC	C3B-C2B	5.22	1.47	1.36
82	YQ	201	PEB	C3C-C4C	5.22	1.50	1.42
84	C3	1001	CYC	C2A-C3A	5.22	1.47	1.36
82	mH	202	PEB	C3C-C4C	5.22	1.50	1.42
82	RM	202	PEB	C3B-C2B	5.22	1.47	1.36
82	zK	501	PEB	C3C-C4C	5.22	1.50	1.42
84	p3	1001	CYC	C2A-C3A	5.22	1.47	1.36
82	j4	202	PEB	C3C-C4C	5.22	1.50	1.42
82	jM	201	PEB	C3C-C4C	5.22	1.50	1.42
84	m3	1001	CYC	C2C-C1C	-5.22	1.47	1.52
82	OG	203	PEB	C3B-C2B	5.22	1.47	1.36
82	AE	304	PEB	C3B-C2B	5.22	1.47	1.36
84	i3	1001	CYC	C2A-C3A	5.22	1.47	1.36
84	K3	1001	CYC	C2C-C1C	-5.22	1.47	1.52
82	AJ	302	PEB	C3B-C2B	5.22	1.47	1.36
82	K7	201	PEB	C3B-C2B	5.22	1.47	1.36
84	j3	1001	CYC	C3B-C2B	5.22	1.47	1.36
82	jJ	203	PEB	C3B-C2B	5.22	1.47	1.36
82	LA	203	PEB	C3B-C2B	5.22	1.47	1.36
82	IM	201	PEB	C3B-C2B	5.22	1.47	1.36
82	fK	202	PEB	C3B-C2B	5.22	1.47	1.36
82	f1	201	PEB	C3C-C4C	5.22	1.50	1.42
84	c3	1001	CYC	C2A-C3A	5.22	1.47	1.36
82	UA	201	PEB	C3B-C2B	5.22	1.47	1.36
82	YB	201	PEB	C3B-C2B	5.22	1.47	1.36
82	U7	201	PEB	C3B-C2B	5.22	1.47	1.36
82	eE	202	PEB	C3C-C4C	5.22	1.50	1.42
82	SB	203	PEB	C3B-C2B	5.21	1.47	1.36

Continued on next page...

Continued from previous page...

Mol	Chain	Res	Type	Atoms	Z	Observed(Å)	Ideal(Å)
82	VH	202	PEB	C3B-C2B	5.21	1.47	1.36
82	gH	202	PEB	C3C-C4C	5.21	1.50	1.42
83	AJ	303	PUB	C2C-C3C	5.21	1.47	1.36
84	G3	1001	CYC	C3B-C2B	5.21	1.47	1.36
82	SE	201	PEB	C3B-C2B	5.21	1.47	1.36
82	y8	202	PEB	C3B-C2B	5.21	1.47	1.36
83	A4	303	PUB	C2C-C3C	5.21	1.47	1.36
82	GA	202	PEB	C3B-C2B	5.21	1.47	1.36
82	UD	201	PEB	C3B-C2B	5.21	1.47	1.36
82	RE	202	PEB	C3B-C2B	5.21	1.47	1.36
84	C3	1001	CYC	C3B-C2B	5.21	1.47	1.36
82	NB	203	PEB	C3C-C4C	5.21	1.50	1.42
82	MQ	202	PEB	C3C-C4C	5.21	1.50	1.42
82	NM	202	PEB	C3B-C2B	5.21	1.47	1.36
82	QE	203	PEB	C3B-C2B	5.21	1.47	1.36
84	J1	1001	CYC	C2A-C3A	5.21	1.47	1.36
82	FA	203	PEB	C3C-C4C	5.21	1.50	1.42
82	VA	203	PEB	C3B-C2B	5.21	1.47	1.36
82	SB	202	PEB	C3B-C2B	5.21	1.47	1.36
84	A3	1001	CYC	C2A-C3A	5.21	1.47	1.36
82	UG	202	PEB	C3B-C2B	5.21	1.47	1.36
82	QQ	201	PEB	C3B-C2B	5.21	1.47	1.36
82	UM	201	PEB	C3B-C2B	5.21	1.47	1.36
82	UG	203	PEB	C3B-C2B	5.21	1.47	1.36
84	e3	1001	CYC	C3B-C2B	5.21	1.47	1.36
84	73	1002	CYC	C2A-C3A	5.21	1.47	1.36
84	DH	1001	CYC	C2A-C3A	5.21	1.47	1.36
82	Y4	201	PEB	C3C-C4C	5.21	1.50	1.42
82	PO	201	PEB	C3B-C2B	5.21	1.47	1.36
82	WH	203	PEB	C3C-C4C	5.21	1.50	1.42
82	QI	201	PEB	C3C-C4C	5.21	1.50	1.42
82	g1	202	PEB	C3C-C4C	5.21	1.50	1.42
82	aH	201	PEB	C3C-C4C	5.21	1.50	1.42
82	JJ	201	PEB	C3B-C2B	5.21	1.47	1.36
82	tK	202	PEB	C3B-C2B	5.21	1.47	1.36
82	MA	202	PEB	C3C-C4C	5.21	1.50	1.42
82	c1	202	PEB	C3C-C4C	5.21	1.50	1.42
82	M7	202	PEB	C3C-C4C	5.21	1.50	1.42
84	i3	1001	CYC	C2C-C1C	-5.21	1.47	1.52
82	TJ	201	PEB	C3B-C2B	5.21	1.47	1.36
84	K3	1001	CYC	C2A-C3A	5.21	1.47	1.36
84	l3	1001	CYC	C3B-C2B	5.21	1.47	1.36

Continued on next page...

Continued from previous page...

Mol	Chain	Res	Type	Atoms	Z	Observed(Å)	Ideal(Å)
82	CJ	202	PEB	C3B-C2B	5.21	1.47	1.36
84	v3	1001	CYC	C2A-C3A	5.21	1.47	1.36
82	ZJ	202	PEB	C3B-C2B	5.21	1.47	1.36
82	RG	202	PEB	C3B-C2B	5.20	1.47	1.36
82	E7	202	PEB	C3B-C2B	5.20	1.47	1.36
84	HH	1001	CYC	C3B-C2B	5.20	1.47	1.36
82	U5	203	PEB	C3B-C2B	5.20	1.47	1.36
82	fO	202	PEB	C3C-C4C	5.20	1.50	1.42
82	VP	201	PEB	C3B-C2B	5.20	1.47	1.36
82	dE	202	PEB	C3B-C2B	5.20	1.47	1.36
84	T3	1001	CYC	C2A-C3A	5.20	1.47	1.36
84	t3	1001	CYC	C2A-C3A	5.20	1.47	1.36
83	M9	303	PUB	C2B-C1B	5.20	1.50	1.42
82	KA	201	PEB	C3B-C2B	5.20	1.47	1.36
82	kJ	202	PEB	C3B-C2B	5.20	1.47	1.36
82	LA	203	PEB	C3C-C4C	5.20	1.50	1.42
82	xK	304	PEB	C3C-C4C	5.20	1.50	1.42
82	KD	201	PEB	C3B-C2B	5.20	1.47	1.36
82	WF	201	PEB	C3B-C2B	5.20	1.47	1.36
82	KQ	201	PEB	C3B-C2B	5.20	1.47	1.36
84	N3	1001	CYC	C2A-C3A	5.20	1.47	1.36
82	BQ	202	PEB	C3B-C2B	5.20	1.47	1.36
82	W5	203	PEB	C3B-C2B	5.20	1.47	1.36
82	UQ	201	PEB	C3C-C4C	5.20	1.50	1.42
82	IB	202	PEB	C3B-C2B	5.20	1.47	1.36
82	g4	202	PEB	C3B-C2B	5.20	1.47	1.36
84	t3	1001	CYC	C3B-C2B	5.20	1.47	1.36
82	UF	202	PEB	C3C-C4C	5.20	1.50	1.42
82	d1	201	PEB	C3C-C4C	5.20	1.50	1.42
82	JM	201	PEB	C3B-C2B	5.20	1.47	1.36
82	QM	202	PEB	C3B-C2B	5.20	1.47	1.36
82	zC	202	PEB	C3C-C4C	5.20	1.50	1.42
84	i3	1001	CYC	C3B-C2B	5.20	1.47	1.36
82	lJ	201	PEB	C3B-C2B	5.20	1.47	1.36
82	aM	203	PEB	C3B-C2B	5.20	1.47	1.36
84	K3	1001	CYC	C3B-C2B	5.20	1.47	1.36
82	QD	201	PEB	C3B-C2B	5.20	1.47	1.36
82	iJ	201	PEB	C3B-C2B	5.20	1.47	1.36
82	FB	201	PEB	C3B-C2B	5.20	1.47	1.36
82	hO	202	PEB	C3C-C4C	5.20	1.50	1.42
82	UE	201	PEB	C3B-C2B	5.20	1.47	1.36
82	UG	201	PEB	C3B-C2B	5.20	1.47	1.36

Continued on next page...

Continued from previous page...

Mol	Chain	Res	Type	Atoms	Z	Observed(Å)	Ideal(Å)
84	NO	1001	CYC	CHB-C1B	5.20	1.50	1.38
82	ZG	201	PEB	C3C-C4C	5.20	1.50	1.42
82	sC	203	PEB	C3C-C4C	5.20	1.50	1.42
82	GB	203	PEB	C3B-C2B	5.20	1.47	1.36
82	H9	202	PEB	C3B-C2B	5.20	1.47	1.36
82	HE	1002	PEB	C3B-C2B	5.20	1.47	1.36
82	A1	305	PEB	C3C-C4C	5.20	1.50	1.42
82	CP	201	PEB	C3B-C2B	5.20	1.47	1.36
84	E3	1001	CYC	C3B-C2B	5.20	1.47	1.36
82	OO	201	PEB	C3C-C4C	5.19	1.50	1.42
82	iG	202	PEB	C3C-C4C	5.19	1.50	1.42
82	d4	202	PEB	C3C-C4C	5.19	1.50	1.42
84	P3	1001	CYC	C2A-C3A	5.19	1.47	1.36
84	R3	1001	CYC	C2C-C1C	-5.19	1.47	1.52
82	BD	202	PEB	C3B-C2B	5.19	1.47	1.36
82	a1	201	PEB	C3B-C2B	5.19	1.47	1.36
82	c1	202	PEB	C3B-C2B	5.19	1.47	1.36
82	F9	203	PEB	C3B-C2B	5.19	1.47	1.36
82	aE	201	PEB	C3C-C4C	5.19	1.50	1.42
82	GQ	202	PEB	C3B-C2B	5.19	1.47	1.36
82	aB	202	PEB	C3B-C2B	5.19	1.47	1.36
82	FO	1002	PEB	C3B-C2B	5.19	1.47	1.36
82	jE	202	PEB	C3C-C4C	5.19	1.50	1.42
82	VB	202	PEB	C3B-C2B	5.19	1.47	1.36
82	mE	203	PEB	C3B-C2B	5.19	1.47	1.36
82	DD	202	PEB	C3C-C4C	5.19	1.50	1.42
82	DQ	202	PEB	C3C-C4C	5.19	1.50	1.42
82	h4	202	PEB	C3C-C4C	5.19	1.50	1.42
82	eG	202	PEB	C3C-C4C	5.19	1.50	1.42
82	fJ	202	PEB	C3B-C2B	5.19	1.47	1.36
82	WE	202	PEB	C3B-C2B	5.19	1.47	1.36
82	I7	201	PEB	C3B-C2B	5.19	1.47	1.36
82	EM	202	PEB	C3C-C4C	5.19	1.50	1.42
82	q8	203	PEB	C3C-C4C	5.19	1.50	1.42
84	DO	1001	CYC	C2A-C3A	5.19	1.47	1.36
84	H1	1001	CYC	C3B-C2B	5.19	1.47	1.36
82	UD	201	PEB	C3C-C4C	5.19	1.50	1.42
82	lG	202	PEB	C3C-C4C	5.19	1.50	1.42
82	J5	202	PEB	C3B-C2B	5.19	1.47	1.36
82	iJ	202	PEB	C3B-C2B	5.19	1.47	1.36
82	lM	201	PEB	C3B-C2B	5.19	1.47	1.36
82	eF	201	PEB	C3C-C4C	5.19	1.50	1.42

Continued on next page...

Continued from previous page...

Mol	Chain	Res	Type	Atoms	Z	Observed(Å)	Ideal(Å)
84	N3	1001	CYC	C3B-C2B	5.19	1.47	1.36
82	SQ	202	PEB	C3B-C2B	5.19	1.47	1.36
82	P1	202	PEB	C3C-C4C	5.19	1.50	1.42
82	MB	201	PEB	C3B-C2B	5.19	1.47	1.36
82	L7	202	PEB	C3B-C2B	5.19	1.47	1.36
82	LA	202	PEB	C3B-C2B	5.19	1.47	1.36
82	LM	201	PEB	C3B-C2B	5.19	1.47	1.36
82	RO	202	PEB	C3C-C4C	5.19	1.50	1.42
84	73	1002	CYC	C1C-NC	-5.19	1.30	1.37
82	MP	203	PEB	C3B-C2B	5.19	1.47	1.36
82	YF	202	PEB	C3C-C4C	5.19	1.50	1.42
83	xK	305	PUB	C2B-C1B	5.19	1.50	1.42
82	cG	201	PEB	C3B-C2B	5.19	1.47	1.36
82	fF	202	PEB	C3B-C2B	5.19	1.47	1.36
82	Q5	201	PEB	C3B-C2B	5.18	1.47	1.36
84	R3	1001	CYC	C3B-C2B	5.18	1.47	1.36
82	WI	203	PEB	C3C-C4C	5.18	1.50	1.42
82	dE	201	PEB	C3C-C4C	5.18	1.50	1.42
84	g3	1001	CYC	C3B-C2B	5.18	1.47	1.36
82	AQ	303	PEB	C3C-C4C	5.18	1.50	1.42
82	J9	202	PEB	C3C-C4C	5.18	1.50	1.42
82	TA	201	PEB	C3B-C2B	5.18	1.47	1.36
84	P3	1001	CYC	C3B-C2B	5.18	1.47	1.36
82	YM	202	PEB	C3B-C2B	5.18	1.47	1.36
82	eH	203	PEB	C3B-C2B	5.18	1.47	1.36
82	UQ	201	PEB	C3B-C2B	5.18	1.47	1.36
84	m3	1001	CYC	C3B-C2B	5.18	1.47	1.36
82	U9	202	PEB	C3B-C2B	5.18	1.47	1.36
82	L5	202	PEB	C3C-C4C	5.18	1.50	1.42
82	HG	1002	PEB	C3B-C2B	5.18	1.47	1.36
82	qC	203	PEB	C3C-C4C	5.18	1.50	1.42
82	PF	201	PEB	C3B-C2B	5.18	1.47	1.36
82	mF	202	PEB	C3C-C4C	5.18	1.50	1.42
82	Y5	201	PEB	C3B-C2B	5.18	1.47	1.36
82	Y9	202	PEB	C3B-C2B	5.18	1.47	1.36
82	AD	304	PEB	C3C-C4C	5.18	1.50	1.42
82	T9	202	PEB	C3C-C4C	5.18	1.50	1.42
82	vK	201	PEB	C3C-C4C	5.18	1.50	1.42
83	yK	303	PUB	C2B-C1B	5.18	1.50	1.42
82	EP	203	PEB	C3B-C2B	5.18	1.47	1.36
84	v3	1001	CYC	C3B-C2B	5.18	1.47	1.36
82	kK	202	PEB	C3C-C4C	5.18	1.50	1.42

Continued on next page...

Continued from previous page...

Mol	Chain	Res	Type	Atoms	Z	Observed(Å)	Ideal(Å)
82	NE	202	PEB	C3B-C2B	5.18	1.47	1.36
82	YJ	203	PEB	C3B-C2B	5.18	1.47	1.36
82	IP	203	PEB	C3B-C2B	5.18	1.47	1.36
82	g4	203	PEB	C3C-C4C	5.18	1.50	1.42
82	lF	203	PEB	C3C-C4C	5.18	1.50	1.42
82	UE	203	PEB	C3B-C2B	5.18	1.47	1.36
82	cF	201	PEB	C3B-C2B	5.18	1.47	1.36
82	e1	201	PEB	C3C-C4C	5.18	1.50	1.42
82	CM	203	PEB	C3B-C2B	5.18	1.47	1.36
82	dJ	202	PEB	C3B-C2B	5.18	1.47	1.36
82	fJ	203	PEB	C3B-C2B	5.18	1.47	1.36
82	d4	201	PEB	C3C-C4C	5.17	1.50	1.42
82	qC	201	PEB	C3C-C4C	5.17	1.50	1.42
83	xK	301	PUB	C2B-C1B	5.17	1.50	1.42
82	BM	301	PEB	C3B-C2B	5.17	1.47	1.36
84	FO	1001	CYC	C2A-C3A	5.17	1.47	1.36
82	1C	201	PEB	C3C-C4C	5.17	1.50	1.42
82	dG	201	PEB	C3C-C4C	5.17	1.50	1.42
82	IA	201	PEB	C3B-C2B	5.17	1.47	1.36
82	vF	201	PEB	C3C-C4C	5.17	1.50	1.42
82	gJ	202	PEB	C3C-C4C	5.17	1.50	1.42
82	HF	201	PEB	C3B-C2B	5.17	1.47	1.36
84	L4	1001	CYC	C2A-C3A	5.17	1.47	1.36
82	Y5	202	PEB	C3B-C2B	5.17	1.47	1.36
82	P4	202	PEB	C3B-C2B	5.17	1.47	1.36
82	P9	202	PEB	C3C-C4C	5.17	1.50	1.42
82	aB	201	PEB	C3B-C2B	5.17	1.47	1.36
84	A3	1001	CYC	C3B-C2B	5.17	1.47	1.36
82	GA	201	PEB	C3B-C2B	5.17	1.47	1.36
82	P7	202	PEB	C3B-C2B	5.17	1.47	1.36
82	F4	1002	PEB	C3B-C2B	5.17	1.47	1.36
84	e3	1001	CYC	C2C-C1C	-5.17	1.47	1.52
82	X9	201	PEB	C3C-C4C	5.17	1.50	1.42
82	aK	201	PEB	C3C-C4C	5.17	1.50	1.42
82	MK	202	PEB	C3B-C2B	5.17	1.47	1.36
82	N7	203	PEB	C3B-C2B	5.17	1.47	1.36
82	QP	201	PEB	C3B-C2B	5.17	1.47	1.36
82	q8	201	PEB	C3C-C4C	5.17	1.50	1.42
82	jG	201	PEB	C3B-C2B	5.17	1.47	1.36
82	Z9	303	PEB	C3C-C4C	5.17	1.50	1.42
82	G7	201	PEB	C3B-C2B	5.16	1.47	1.36
84	l3	1001	CYC	C2C-C1C	-5.16	1.47	1.52

Continued on next page...

Continued from previous page...

Mol	Chain	Res	Type	Atoms	Z	Observed(Å)	Ideal(Å)
82	F9	202	PEB	C3C-C4C	5.16	1.50	1.42
82	tF	201	PEB	C3C-C4C	5.16	1.50	1.42
82	BA	202	PEB	C3C-C4C	5.16	1.50	1.42
82	BQ	202	PEB	C3C-C4C	5.16	1.50	1.42
82	WG	202	PEB	C3B-C2B	5.16	1.47	1.36
82	TD	202	PEB	C3B-C2B	5.16	1.47	1.36
82	gJ	202	PEB	C3B-C2B	5.16	1.47	1.36
84	p3	1001	CYC	C3B-C2B	5.16	1.47	1.36
82	OE	203	PEB	C3C-C4C	5.16	1.50	1.42
82	W1	203	PEB	C3C-C4C	5.16	1.50	1.42
82	L9	203	PEB	C3C-C4C	5.16	1.50	1.42
84	LO	1001	CYC	C2A-C3A	5.16	1.47	1.36
82	MD	202	PEB	C3C-C4C	5.16	1.50	1.42
82	IK	203	PEB	C3B-C2B	5.16	1.47	1.36
82	YO	201	PEB	C3C-C4C	5.16	1.50	1.42
82	z8	202	PEB	C3C-C4C	5.16	1.50	1.42
82	I9	202	PEB	C3C-C4C	5.16	1.50	1.42
82	pF	201	PEB	C3C-C4C	5.16	1.50	1.42
82	OG	202	PEB	C3B-C2B	5.16	1.47	1.36
82	VJ	202	PEB	C3B-C2B	5.16	1.47	1.36
82	V7	203	PEB	C3B-C2B	5.16	1.47	1.36
84	N4	1001	CYC	CHB-C1B	5.16	1.50	1.38
82	aH	201	PEB	C3B-C2B	5.16	1.47	1.36
82	CK	203	PEB	C3C-C4C	5.16	1.50	1.42
82	PO	202	PEB	C3B-C2B	5.16	1.47	1.36
82	T7	201	PEB	C3B-C2B	5.16	1.47	1.36
83	xF	301	PUB	C2B-C1B	5.16	1.50	1.42
82	F9	202	PEB	C3B-C2B	5.16	1.47	1.36
82	LJ	202	PEB	C3B-C2B	5.16	1.47	1.36
84	C1	1001	CYC	C2A-C3A	5.16	1.47	1.36
82	dO	201	PEB	C3C-C4C	5.16	1.50	1.42
82	MK	201	PEB	C3C-C4C	5.16	1.50	1.42
82	A9	201	PEB	C3C-C4C	5.16	1.50	1.42
82	iH	201	PEB	C3C-C4C	5.16	1.50	1.42
82	NG	201	PEB	C3B-C2B	5.16	1.47	1.36
82	AB	501	PEB	C3B-C2B	5.15	1.47	1.36
82	WK	201	PEB	C3B-C2B	5.15	1.47	1.36
82	RO	201	PEB	C3C-C4C	5.15	1.50	1.42
82	S9	202	PEB	C3B-C2B	5.15	1.47	1.36
82	VB	202	PEB	C3C-C4C	5.15	1.50	1.42
82	PD	202	PEB	C3B-C2B	5.15	1.47	1.36
82	PQ	202	PEB	C3B-C2B	5.15	1.47	1.36

Continued on next page...

Continued from previous page...

Mol	Chain	Res	Type	Atoms	Z	Observed(Å)	Ideal(Å)
82	iO	201	PEB	C3B-C2B	5.15	1.47	1.36
82	L9	201	PEB	C3C-C4C	5.15	1.50	1.42
82	H5	202	PEB	C3B-C2B	5.15	1.47	1.36
84	g3	1001	CYC	C1C-NC	-5.15	1.30	1.37
82	C9	201	PEB	C3C-C4C	5.15	1.50	1.42
82	cE	201	PEB	C3B-C2B	5.15	1.47	1.36
82	eF	201	PEB	C3B-C2B	5.15	1.47	1.36
82	UA	202	PEB	C3B-C2B	5.15	1.47	1.36
83	QJ	201	PUB	C2C-C3C	5.15	1.47	1.36
82	jO	202	PEB	C3C-C4C	5.15	1.50	1.42
84	c3	1001	CYC	C2C-C1C	-5.15	1.47	1.52
82	RB	202	PEB	C3B-C2B	5.15	1.47	1.36
82	kE	202	PEB	C3B-C2B	5.15	1.47	1.36
82	aJ	204	PEB	C3B-C2B	5.15	1.47	1.36
82	GM	203	PEB	C3B-C2B	5.15	1.47	1.36
82	SO	201	PEB	C3C-C4C	5.15	1.50	1.42
84	P3	1001	CYC	C2C-C1C	-5.15	1.47	1.52
82	V1	203	PEB	C3B-C2B	5.15	1.47	1.36
82	L5	202	PEB	C3B-C2B	5.15	1.47	1.36
82	O9	203	PEB	C3B-C2B	5.15	1.47	1.36
82	M9	304	PEB	C3C-C4C	5.15	1.50	1.42
82	QF	202	PEB	C3B-C2B	5.15	1.47	1.36
84	MO	1001	CYC	C2A-C3A	5.15	1.47	1.36
82	G9	201	PEB	C3C-C4C	5.15	1.50	1.42
82	ZB	201	PEB	C3B-C2B	5.15	1.47	1.36
82	pC	201	PEB	C3B-C2B	5.15	1.47	1.36
82	aF	201	PEB	C3C-C4C	5.15	1.50	1.42
84	T3	1001	CYC	C1C-NC	-5.15	1.30	1.37
84	C3	1001	CYC	C2C-C1C	-5.15	1.47	1.52
82	IF	203	PEB	C3B-C2B	5.14	1.47	1.36
83	BM	302	PUB	C2C-C3C	5.14	1.47	1.36
84	C3	1001	CYC	C1C-NC	-5.14	1.30	1.37
83	xF	305	PUB	C2B-C1B	5.14	1.50	1.42
82	SA	202	PEB	C3B-C2B	5.14	1.47	1.36
82	D9	201	PEB	C3C-C4C	5.14	1.50	1.42
82	X9	202	PEB	C3C-C4C	5.14	1.50	1.42
82	IK	202	PEB	CHB-C4B	5.14	1.39	1.35
82	eB	201	PEB	C3B-C2B	5.14	1.47	1.36
84	J3	1001	CYC	C2C-C1C	-5.14	1.47	1.52
82	V9	202	PEB	C3C-C4C	5.14	1.50	1.42
82	eK	201	PEB	C3C-C4C	5.14	1.50	1.42
82	OE	203	PEB	C3B-C2B	5.14	1.47	1.36

Continued on next page...

Continued from previous page...

Mol	Chain	Res	Type	Atoms	Z	Observed(Å)	Ideal(Å)
82	R1	201	PEB	C3B-C2B	5.14	1.47	1.36
82	F5	201	PEB	C3B-C2B	5.14	1.47	1.36
83	M5	302	PUB	C3B-C2B	5.14	1.52	1.37
82	NA	203	PEB	C3B-C2B	5.14	1.47	1.36
84	A3	1001	CYC	C2C-C1C	-5.14	1.47	1.52
82	SH	203	PEB	C3B-C2B	5.14	1.47	1.36
83	Z5	302	PUB	C3B-C2B	5.14	1.52	1.37
82	R9	202	PEB	C3C-C4C	5.14	1.50	1.42
82	aG	201	PEB	C3C-C4C	5.14	1.50	1.42
82	m4	201	PEB	C3B-C2B	5.14	1.47	1.36
84	F4	1001	CYC	C2A-C3A	5.14	1.47	1.36
84	c3	1001	CYC	C3B-C2B	5.14	1.47	1.36
82	U4	202	PEB	C3B-C2B	5.14	1.47	1.36
82	P4	202	PEB	C3C-C4C	5.14	1.50	1.42
82	I9	201	PEB	C3C-C4C	5.14	1.50	1.42
82	K9	201	PEB	C3C-C4C	5.14	1.50	1.42
82	N9	201	PEB	C3C-C4C	5.14	1.50	1.42
82	oF	203	PEB	C3C-C4C	5.14	1.50	1.42
82	JO	1002	PEB	C3B-C2B	5.14	1.47	1.36
83	AM	304	PUB	C2C-C3C	5.14	1.47	1.36
82	VA	203	PEB	C3C-C4C	5.14	1.50	1.42
82	LP	201	PEB	C3C-C4C	5.14	1.50	1.42
82	O4	201	PEB	C3C-C4C	5.14	1.50	1.42
82	U7	202	PEB	C3B-C2B	5.14	1.47	1.36
82	KD	202	PEB	C3C-C4C	5.14	1.50	1.42
82	PA	202	PEB	C3B-C2B	5.14	1.47	1.36
82	JQ	201	PEB	C3C-C4C	5.14	1.50	1.42
84	D4	1001	CYC	C3B-C2B	5.14	1.47	1.36
82	S7	201	PEB	C1A-NA	-5.14	1.31	1.37
82	HK	201	PEB	C3B-C2B	5.13	1.47	1.36
82	b4	202	PEB	C3C-C4C	5.13	1.50	1.42
82	eH	201	PEB	C3C-C4C	5.13	1.50	1.42
82	QG	201	PEB	C3B-C2B	5.13	1.47	1.36
82	XF	201	PEB	C3B-C2B	5.13	1.47	1.36
82	D5	202	PEB	C3C-C4C	5.13	1.50	1.42
82	wF	302	PEB	C3C-C4C	5.13	1.50	1.42
82	cH	202	PEB	C3B-C2B	5.13	1.47	1.36
82	XP	201	PEB	C3C-C4C	5.13	1.50	1.42
82	W4	201	PEB	C3C-C4C	5.13	1.50	1.42
82	C9	202	PEB	C3C-C4C	5.13	1.50	1.42
82	kE	201	PEB	C3C-C4C	5.13	1.50	1.42
82	gE	201	PEB	C3B-C2B	5.13	1.47	1.36

Continued on next page...

Continued from previous page...

Mol	Chain	Res	Type	Atoms	Z	Observed(Å)	Ideal(Å)
82	HA	203	PEB	C3C-C4C	5.13	1.50	1.42
82	L7	203	PEB	C3B-C2B	5.13	1.47	1.36
82	kG	202	PEB	C3B-C2B	5.13	1.47	1.36
82	E9	202	PEB	C3C-C4C	5.13	1.50	1.42
82	R9	201	PEB	C3C-C4C	5.13	1.50	1.42
82	UI	202	PEB	C3B-C2B	5.13	1.47	1.36
82	V1	202	PEB	C3B-C2B	5.13	1.47	1.36
84	G3	1001	CYC	C1C-NC	-5.13	1.31	1.37
82	BB	202	PEB	C3B-C2B	5.13	1.47	1.36
82	uC	201	PEB	C3B-C2B	5.13	1.47	1.36
82	OM	203	PEB	C3C-C4C	5.13	1.50	1.42
82	i4	202	PEB	C3B-C2B	5.13	1.47	1.36
82	H4	1002	PEB	C3B-C2B	5.13	1.47	1.36
82	KK	202	PEB	C3B-C2B	5.13	1.47	1.36
82	P9	201	PEB	C3B-C2B	5.13	1.47	1.36
83	AO	303	PUB	C2C-C3C	5.13	1.47	1.36
82	MB	202	PEB	CHA-C1B	5.13	1.52	1.40
82	DB	203	PEB	C3C-C4C	5.13	1.50	1.42
82	QI	201	PEB	C3B-C2B	5.13	1.47	1.36
82	QQ	201	PEB	C3C-C4C	5.13	1.50	1.42
82	yF	301	PEB	C3B-C2B	5.13	1.47	1.36
82	x8	201	PEB	C3B-C2B	5.12	1.47	1.36
82	ZK	201	PEB	C3C-C4C	5.12	1.50	1.42
82	K9	202	PEB	C3C-C4C	5.12	1.50	1.42
82	CP	202	PEB	C3B-C2B	5.12	1.47	1.36
82	18	201	PEB	C3C-C4C	5.12	1.50	1.42
82	bP	502	PEB	C3B-C2B	5.12	1.47	1.36
84	P3	1001	CYC	C1C-NC	-5.12	1.31	1.37
82	SE	202	PEB	C3C-C4C	5.12	1.50	1.42
82	fG	202	PEB	C3C-C4C	5.12	1.50	1.42
82	UO	202	PEB	C3B-C2B	5.12	1.47	1.36
84	t3	1001	CYC	C2C-C1C	-5.12	1.47	1.52
82	CQ	202	PEB	C3C-C4C	5.12	1.50	1.42
83	QJ	201	PUB	C2B-C1B	5.12	1.50	1.42
82	KB	301	PEB	C3B-C2B	5.12	1.47	1.36
82	W5	203	PEB	C3C-C4C	5.12	1.50	1.42
82	O4	202	PEB	C3B-C2B	5.12	1.47	1.36
82	EF	202	PEB	C3B-C2B	5.12	1.47	1.36
82	X9	201	PEB	C3B-C2B	5.12	1.47	1.36
82	BK	201	PEB	C3B-C2B	5.12	1.47	1.36
82	LP	201	PEB	C3B-C2B	5.12	1.47	1.36
82	OJ	203	PEB	C3B-C2B	5.12	1.47	1.36

Continued on next page...

Continued from previous page...

Mol	Chain	Res	Type	Atoms	Z	Observed(Å)	Ideal(Å)
82	LQ	203	PEB	C3B-C2B	5.12	1.47	1.36
82	iO	202	PEB	C3B-C2B	5.12	1.47	1.36
82	N9	202	PEB	C3C-C4C	5.12	1.50	1.42
82	bE	201	PEB	C3B-C2B	5.12	1.47	1.36
82	OE	202	PEB	C3B-C2B	5.12	1.47	1.36
82	kG	201	PEB	C3C-C4C	5.12	1.50	1.42
82	cJ	202	PEB	C3C-C4C	5.12	1.50	1.42
82	VO	202	PEB	C3B-C2B	5.12	1.47	1.36
82	bO	202	PEB	C3C-C4C	5.12	1.50	1.42
84	N3	1001	CYC	C2C-C1C	-5.12	1.47	1.52
82	T4	203	PEB	C3B-C2B	5.12	1.47	1.36
82	I9	201	PEB	C3B-C2B	5.12	1.47	1.36
82	UB	302	PEB	C3B-C2B	5.12	1.47	1.36
82	gG	201	PEB	C3B-C2B	5.12	1.47	1.36
82	oK	203	PEB	C3C-C4C	5.12	1.50	1.42
82	EK	202	PEB	C3B-C2B	5.11	1.47	1.36
84	D1	1001	CYC	C2A-C3A	5.11	1.47	1.36
82	AD	303	PEB	C3C-C4C	5.11	1.50	1.42
84	M4	1001	CYC	C2A-C3A	5.11	1.47	1.36
82	H7	203	PEB	C3C-C4C	5.11	1.50	1.42
82	QE	201	PEB	C3B-C2B	5.11	1.47	1.36
82	T9	201	PEB	C3C-C4C	5.11	1.50	1.42
82	aF	202	PEB	C3C-C4C	5.11	1.50	1.42
82	eJ	202	PEB	C3B-C2B	5.11	1.47	1.36
82	XP	201	PEB	C3B-C2B	5.11	1.47	1.36
82	VB	201	PEB	C3B-C2B	5.11	1.47	1.36
82	ZM	202	PEB	C3B-C2B	5.11	1.47	1.36
82	FF	201	PEB	C3B-C2B	5.11	1.47	1.36
82	J5	201	PEB	C3B-C2B	5.11	1.47	1.36
82	KA	202	PEB	C3C-C4C	5.11	1.50	1.42
82	KF	202	PEB	C3B-C2B	5.11	1.47	1.36
82	AG	304	PEB	C3B-C2B	5.11	1.47	1.36
82	S5	202	PEB	C3B-C2B	5.11	1.47	1.36
82	xC	201	PEB	C3B-C2B	5.11	1.47	1.36
84	DO	1001	CYC	C3B-C2B	5.11	1.47	1.36
82	SG	203	PEB	C3C-C4C	5.11	1.50	1.42
82	eE	201	PEB	C3C-C4C	5.11	1.50	1.42
83	AD	302	PUB	C2C-C3C	5.11	1.47	1.36
82	P9	201	PEB	C3C-C4C	5.11	1.50	1.42
84	y3	1001	CYC	C1C-NC	-5.11	1.31	1.37
82	VM	202	PEB	C3C-C4C	5.11	1.50	1.42
82	a4	203	PEB	C3C-C4C	5.11	1.50	1.42

Continued on next page...

Continued from previous page...

Mol	Chain	Res	Type	Atoms	Z	Observed(Å)	Ideal(Å)
82	JB	202	PEB	C3B-C2B	5.11	1.47	1.36
82	DI	202	PEB	C3B-C2B	5.11	1.47	1.36
82	OI	203	PEB	C3C-C4C	5.11	1.50	1.42
82	hE	202	PEB	C3C-C4C	5.11	1.50	1.42
82	SM	201	PEB	C3C-C4C	5.11	1.50	1.42
82	U9	202	PEB	C3C-C4C	5.11	1.50	1.42
82	SG	202	PEB	CHB-C4B	5.11	1.39	1.35
82	V9	201	PEB	C3B-C2B	5.11	1.47	1.36
84	GE	1001	CYC	C2A-C3A	5.11	1.47	1.36
84	I4	1001	CYC	C2A-C3A	5.11	1.47	1.36
82	AA	202	PEB	C3C-C4C	5.10	1.50	1.42
84	E3	1001	CYC	C2C-C1C	-5.10	1.47	1.52
82	hE	202	PEB	C3B-C2B	5.10	1.47	1.36
84	e3	1001	CYC	C1C-NC	-5.10	1.31	1.37
82	CD	202	PEB	C3C-C4C	5.10	1.50	1.42
82	Q7	202	PEB	C3B-C2B	5.10	1.47	1.36
83	AQ	302	PUB	C2C-C3C	5.10	1.47	1.36
82	a1	201	PEB	C3C-C4C	5.10	1.50	1.42
82	mJ	202	PEB	C3C-C4C	5.10	1.50	1.42
82	TQ	202	PEB	C3B-C2B	5.10	1.47	1.36
82	QO	202	PEB	CHB-C4B	5.10	1.39	1.35
82	tK	201	PEB	C3C-C4C	5.10	1.50	1.42
82	E9	201	PEB	C3B-C2B	5.10	1.47	1.36
82	gB	203	PEB	C3B-C2B	5.10	1.47	1.36
82	PF	201	PEB	C3C-C4C	5.10	1.50	1.42
82	L7	203	PEB	C3C-C4C	5.10	1.50	1.42
82	YO	202	PEB	C3B-C2B	5.10	1.47	1.36
82	S4	202	PEB	C3B-C2B	5.10	1.47	1.36
84	m3	1001	CYC	C1C-NC	-5.10	1.31	1.37
82	bG	201	PEB	C3C-C4C	5.10	1.50	1.42
82	KQ	202	PEB	C3C-C4C	5.10	1.50	1.42
82	hG	202	PEB	C3B-C2B	5.10	1.47	1.36
84	K3	1001	CYC	C1C-NC	-5.10	1.31	1.37
82	RJ	202	PEB	C3B-C2B	5.10	1.47	1.36
82	vK	202	PEB	C3B-C2B	5.10	1.47	1.36
82	NA	201	PEB	C3B-C2B	5.10	1.47	1.36
82	OK	203	PEB	C3B-C2B	5.10	1.47	1.36
82	Y4	202	PEB	C3B-C2B	5.10	1.47	1.36
84	g3	1001	CYC	C2C-C1C	-5.10	1.47	1.52
82	TB	202	PEB	C3B-C2B	5.10	1.47	1.36
82	LJ	201	PEB	C3B-C2B	5.10	1.47	1.36
82	hJ	202	PEB	C3B-C2B	5.10	1.47	1.36

Continued on next page...

Continued from previous page...

Mol	Chain	Res	Type	Atoms	Z	Observed(Å)	Ideal(Å)
82	OG	203	PEB	C3C-C4C	5.10	1.50	1.42
82	G9	202	PEB	C3C-C4C	5.10	1.50	1.42
82	dE	203	PEB	C3C-C4C	5.10	1.50	1.42
82	bG	201	PEB	C3B-C2B	5.10	1.47	1.36
82	DB	202	PEB	C3B-C2B	5.10	1.47	1.36
82	RJ	201	PEB	C3B-C2B	5.10	1.47	1.36
82	QK	202	PEB	C3B-C2B	5.10	1.47	1.36
82	C9	201	PEB	C3B-C2B	5.10	1.47	1.36
82	U5	203	PEB	C3C-C4C	5.10	1.50	1.42
82	A9	202	PEB	C3C-C4C	5.10	1.50	1.42
82	u8	201	PEB	C3B-C2B	5.10	1.47	1.36
82	dK	202	PEB	C3B-C2B	5.10	1.47	1.36
82	TJ	202	PEB	C3B-C2B	5.09	1.47	1.36
84	F3	1001	CYC	C2A-C3A	5.09	1.47	1.36
82	ZE	201	PEB	C3C-C4C	5.09	1.50	1.42
82	EK	202	PEB	C3C-C4C	5.09	1.50	1.42
82	OF	203	PEB	C3B-C2B	5.09	1.47	1.36
82	YI	201	PEB	C3B-C2B	5.09	1.47	1.36
82	LM	202	PEB	C3B-C2B	5.09	1.47	1.36
83	ND	201	PUB	C2C-C3C	5.09	1.47	1.36
82	dG	203	PEB	C3C-C4C	5.09	1.50	1.42
82	A9	201	PEB	C3B-C2B	5.09	1.47	1.36
84	EH	1001	CYC	C2A-C3A	5.09	1.47	1.36
82	O9	201	PEB	C3C-C4C	5.09	1.50	1.42
83	yF	303	PUB	C2B-C1B	5.09	1.50	1.42
82	TO	203	PEB	C3B-C2B	5.09	1.47	1.36
82	ZB	203	PEB	C3B-C2B	5.09	1.47	1.36
82	XK	201	PEB	C3B-C2B	5.09	1.47	1.36
82	N9	201	PEB	C3B-C2B	5.09	1.47	1.36
84	R3	1001	CYC	C1C-NC	-5.09	1.31	1.37
82	YD	201	PEB	C3C-C4C	5.09	1.50	1.42
82	R4	202	PEB	C3C-C4C	5.09	1.50	1.42
82	O5	203	PEB	C3C-C4C	5.09	1.50	1.42
82	xC	201	PEB	C3C-C4C	5.09	1.50	1.42
82	cJ	201	PEB	C3B-C2B	5.09	1.47	1.36
82	fE	202	PEB	C3C-C4C	5.09	1.50	1.42
83	K7	203	PUB	C2B-C1B	5.09	1.50	1.42
82	gO	201	PEB	C3B-C2B	5.09	1.47	1.36
82	v8	201	PEB	C3B-C2B	5.09	1.47	1.36
82	DP	202	PEB	C3C-C4C	5.09	1.50	1.42
82	aK	202	PEB	C3C-C4C	5.09	1.50	1.42
82	RK	201	PEB	C3B-C2B	5.09	1.47	1.36

Continued on next page...

Continued from previous page...

Mol	Chain	Res	Type	Atoms	Z	Observed(Å)	Ideal(Å)
82	Y1	201	PEB	C3B-C2B	5.09	1.47	1.36
82	T9	201	PEB	C3B-C2B	5.09	1.47	1.36
84	p3	1001	CYC	C2C-C1C	-5.09	1.47	1.52
82	cJ	202	PEB	C3B-C2B	5.09	1.47	1.36
83	NQ	201	PUB	C2C-C3C	5.09	1.47	1.36
84	E1	1001	CYC	C2A-C3A	5.09	1.47	1.36
83	BJ	302	PUB	C2C-C3C	5.09	1.47	1.36
82	OA	201	PEB	C1A-NA	-5.09	1.31	1.37
82	g4	201	PEB	C3B-C2B	5.09	1.47	1.36
84	GG	1001	CYC	C2A-C3A	5.09	1.47	1.36
82	IB	201	PEB	C3B-C2B	5.09	1.47	1.36
82	iH	201	PEB	C3B-C2B	5.09	1.47	1.36
84	t3	1001	CYC	C1C-NC	-5.09	1.31	1.37
82	JP	202	PEB	C3C-C4C	5.09	1.50	1.42
82	UH	202	PEB	C3B-C2B	5.08	1.47	1.36
82	S7	202	PEB	C3B-C2B	5.08	1.47	1.36
82	f4	202	PEB	C3C-C4C	5.08	1.50	1.42
82	UP	203	PEB	C3B-C2B	5.08	1.47	1.36
82	Y4	202	PEB	C3C-C4C	5.08	1.50	1.42
82	x8	201	PEB	C3C-C4C	5.08	1.50	1.42
82	M9	302	PEB	C3C-C4C	5.08	1.50	1.42
82	R9	201	PEB	C3B-C2B	5.08	1.47	1.36
84	l3	1001	CYC	C1C-NC	-5.08	1.31	1.37
83	AH	304	PUB	C2B-C1B	5.08	1.50	1.42
83	A1	304	PUB	C2B-C1B	5.08	1.50	1.42
82	U5	202	PEB	C3B-C2B	5.08	1.47	1.36
82	N7	201	PEB	C3B-C2B	5.08	1.47	1.36
84	HE	1001	CYC	C3B-C2B	5.08	1.47	1.36
82	JI	201	PEB	C3C-C4C	5.08	1.50	1.42
82	J5	203	PEB	C3B-C2B	5.08	1.47	1.36
82	WM	202	PEB	C3B-C2B	5.08	1.47	1.36
82	K7	202	PEB	C3C-C4C	5.08	1.50	1.42
82	GB	201	PEB	C3B-C2B	5.08	1.47	1.36
82	aM	204	PEB	C3B-C2B	5.08	1.47	1.36
84	IO	1001	CYC	C2A-C3A	5.08	1.47	1.36
84	v3	1001	CYC	C2C-C1C	-5.08	1.47	1.52
82	V4	202	PEB	C3B-C2B	5.08	1.47	1.36
84	T3	1001	CYC	C2C-C1C	-5.08	1.47	1.52
82	R4	201	PEB	C3C-C4C	5.08	1.50	1.42
82	NQ	202	PEB	C3B-C2B	5.08	1.47	1.36
82	mE	202	PEB	C3B-C2B	5.08	1.47	1.36
82	V9	201	PEB	C3C-C4C	5.08	1.50	1.42

Continued on next page...

Continued from previous page...

Mol	Chain	Res	Type	Atoms	Z	Observed(Å)	Ideal(Å)
82	YJ	201	PEB	C3B-C2B	5.08	1.47	1.36
82	kE	201	PEB	C3B-C2B	5.08	1.47	1.36
84	NH	1001	CYC	CHB-C1B	5.08	1.50	1.38
82	V7	203	PEB	C3C-C4C	5.08	1.50	1.42
84	E3	1001	CYC	C1C-NC	-5.08	1.31	1.37
84	J3	1001	CYC	C1C-NC	-5.08	1.31	1.37
82	dJ	201	PEB	C3B-C2B	5.08	1.47	1.36
82	E9	201	PEB	C3C-C4C	5.08	1.50	1.42
82	U9	203	PEB	C3C-C4C	5.08	1.50	1.42
83	AJ	304	PUB	C2B-C1B	5.08	1.50	1.42
82	FA	202	PEB	C3B-C2B	5.08	1.47	1.36
84	N1	1001	CYC	CHB-C1B	5.08	1.50	1.38
82	ND	202	PEB	C3B-C2B	5.08	1.47	1.36
84	c3	1001	CYC	C1C-NC	-5.08	1.31	1.37
82	G7	201	PEB	C3C-C4C	5.07	1.50	1.42
91	dL	403	PHO	C3B-C2B	5.07	1.47	1.40
82	SD	201	PEB	C3B-C2B	5.07	1.47	1.36
82	SQ	201	PEB	C3B-C2B	5.07	1.47	1.36
82	kJ	202	PEB	C3C-C4C	5.07	1.50	1.42
84	W3	1001	CYC	C1C-NC	-5.07	1.31	1.37
82	K9	201	PEB	C3B-C2B	5.07	1.47	1.36
82	SO	202	PEB	C3B-C2B	5.07	1.47	1.36
82	kO	203	PEB	CHB-C4B	5.07	1.39	1.35
82	KP	201	PEB	C3B-C2B	5.07	1.47	1.36
82	FI	202	PEB	C3C-C4C	5.07	1.50	1.42
82	eG	201	PEB	C3C-C4C	5.07	1.50	1.42
82	lK	203	PEB	C3C-C4C	5.07	1.50	1.42
82	aO	203	PEB	C3C-C4C	5.07	1.50	1.42
82	Z9	301	PEB	C3C-C4C	5.07	1.50	1.42
82	WP	201	PEB	C3B-C2B	5.07	1.47	1.36
82	VP	202	PEB	C3C-C4C	5.07	1.50	1.42
82	G9	201	PEB	C3B-C2B	5.07	1.47	1.36
82	cB	403	PEB	C3B-C2B	5.07	1.47	1.36
82	XA	201	PEB	C2A-C1A	-5.07	1.47	1.52
82	WM	201	PEB	C3B-C2B	5.07	1.47	1.36
82	vC	201	PEB	C3B-C2B	5.07	1.47	1.36
82	SA	201	PEB	C1A-NA	-5.07	1.31	1.37
84	v3	1001	CYC	C1C-NC	-5.07	1.31	1.37
82	B9	203	PEB	C3B-C2B	5.07	1.47	1.36
84	G3	1001	CYC	C2C-C1C	-5.07	1.47	1.52
82	d1	202	PEB	C3C-C4C	5.07	1.50	1.42
83	xK	306	PUB	C2C-C3C	5.07	1.47	1.36

Continued on next page...

Continued from previous page...

Mol	Chain	Res	Type	Atoms	Z	Observed(Å)	Ideal(Å)
84	j3	1001	CYC	C2A-C3A	5.07	1.47	1.36
82	ZO	202	PEB	C3C-C4C	5.07	1.50	1.42
83	AM	303	PUB	C2B-C1B	5.07	1.50	1.42
82	mG	202	PEB	C3B-C2B	5.06	1.47	1.36
82	U1	202	PEB	C3B-C2B	5.06	1.47	1.36
84	A3	1001	CYC	C1C-NC	-5.06	1.31	1.37
82	PO	202	PEB	C3C-C4C	5.06	1.50	1.42
82	QA	202	PEB	C3B-C2B	5.06	1.47	1.36
82	VH	201	PEB	C3B-C2B	5.06	1.47	1.36
84	D4	1001	CYC	C2A-C3A	5.06	1.47	1.36
82	OH	202	PEB	C3C-C4C	5.06	1.49	1.42
84	B3	1001	CYC	C2A-C3A	5.06	1.47	1.36
82	U9	201	PEB	C3B-C2B	5.06	1.47	1.36
82	hG	202	PEB	C3C-C4C	5.06	1.49	1.42
82	DQ	202	PEB	C3B-C2B	5.06	1.47	1.36
84	k3	1001	CYC	C2A-C3A	5.06	1.47	1.36
82	Q5	203	PEB	C3C-C4C	5.06	1.49	1.42
84	I3	1001	CYC	C2A-C3A	5.06	1.47	1.36
84	73	1001	CYC	C2A-C3A	5.06	1.47	1.36
82	MF	201	PEB	C3C-C4C	5.06	1.49	1.42
82	cG	202	PEB	C3C-C4C	5.06	1.49	1.42
82	oK	202	PEB	C3C-C4C	5.06	1.49	1.42
82	U7	201	PEB	C1A-NA	-5.06	1.31	1.37
84	h3	1001	CYC	C2A-C3A	5.06	1.47	1.36
82	MI	401	PEB	CHB-C4B	5.06	1.39	1.35
82	ZE	203	PEB	C3B-C2B	5.06	1.47	1.36
82	F7	202	PEB	C3B-C2B	5.06	1.47	1.36
82	OF	201	PEB	C3C-C4C	5.06	1.49	1.42
82	O1	202	PEB	C3C-C4C	5.06	1.49	1.42
82	EJ	201	PEB	C3B-C2B	5.06	1.47	1.36
82	IP	202	PEB	C3B-C2B	5.06	1.47	1.36
84	o3	1001	CYC	C2A-C3A	5.06	1.47	1.36
84	EE	1001	CYC	CHB-C1B	5.06	1.50	1.38
82	jE	201	PEB	C3B-C2B	5.06	1.47	1.36
84	U3	1001	CYC	C2A-C3A	5.06	1.47	1.36
82	TH	201	PEB	C3C-C4C	5.06	1.49	1.42
82	GB	202	PEB	C3B-C2B	5.06	1.47	1.36
82	lG	202	PEB	C3B-C2B	5.06	1.47	1.36
84	N3	1001	CYC	C1C-NC	-5.06	1.31	1.37
82	ZK	202	PEB	C3B-C2B	5.06	1.47	1.36
84	DG	1001	CYC	C2A-C3A	5.05	1.47	1.36
82	dE	203	PEB	C3B-C2B	5.05	1.47	1.36

Continued on next page...

Continued from previous page...

Mol	Chain	Res	Type	Atoms	Z	Observed(Å)	Ideal(Å)
84	HG	1001	CYC	C3B-C2B	5.05	1.47	1.36
82	KG	201	PEB	C3B-C2B	5.05	1.47	1.36
82	NM	201	PEB	C3B-C2B	5.05	1.47	1.36
82	BP	201	PEB	C3C-C4C	5.05	1.49	1.42
82	CA	201	PEB	C3B-C2B	5.05	1.47	1.36
82	fG	201	PEB	C3B-C2B	5.05	1.47	1.36
82	LI	202	PEB	C3B-C2B	5.05	1.47	1.36
82	JJ	202	PEB	C3C-C4C	5.05	1.49	1.42
82	FM	202	PEB	C3B-C2B	5.05	1.47	1.36
82	DP	201	PEB	C3B-C2B	5.05	1.47	1.36
82	R4	202	PEB	C3B-C2B	5.05	1.47	1.36
82	GK	201	PEB	C3C-C4C	5.05	1.49	1.42
84	IG	1001	CYC	CHB-C1B	5.05	1.50	1.38
82	dF	202	PEB	C3B-C2B	5.05	1.47	1.36
82	XM	202	PEB	C3C-C4C	5.05	1.49	1.42
84	DH	1003	CYC	C2A-C3A	5.05	1.47	1.36
84	d3	1001	CYC	C2A-C3A	5.05	1.47	1.36
84	EG	1001	CYC	CHB-C1B	5.05	1.50	1.38
82	QJ	202	PEB	C3B-C2B	5.05	1.47	1.36
82	J9	203	PEB	C3B-C2B	5.05	1.47	1.36
82	CJ	201	PEB	C3B-C2B	5.05	1.47	1.36
82	HO	1002	PEB	C3B-C2B	5.05	1.47	1.36
82	PH	202	PEB	C3C-C4C	5.05	1.49	1.42
84	Q3	1001	CYC	C2A-C3A	5.05	1.47	1.36
84	f3	1001	CYC	C2A-C3A	5.05	1.47	1.36
82	GA	201	PEB	C3C-C4C	5.05	1.49	1.42
82	cE	202	PEB	C3C-C4C	5.05	1.49	1.42
83	yK	303	PUB	C2C-C3C	5.05	1.47	1.36
82	eA	301	PEB	C3B-C2B	5.04	1.47	1.36
82	YP	501	PEB	C3B-C2B	5.04	1.47	1.36
84	M3	1001	CYC	C2A-C3A	5.04	1.47	1.36
82	B5	201	PEB	C3C-C4C	5.04	1.49	1.42
82	H9	201	PEB	C3B-C2B	5.04	1.47	1.36
84	n3	1001	CYC	C2A-C3A	5.04	1.47	1.36
82	dH	202	PEB	C3C-C4C	5.04	1.49	1.42
82	hO	201	PEB	C3C-C4C	5.04	1.49	1.42
82	OP	203	PEB	C3B-C2B	5.04	1.47	1.36
82	V1	201	PEB	C3B-C2B	5.04	1.47	1.36
82	Y5	203	PEB	C3B-C2B	5.04	1.47	1.36
84	H3	1001	CYC	C2A-C3A	5.04	1.47	1.36
82	p8	201	PEB	C3B-C2B	5.04	1.47	1.36
82	yK	301	PEB	C3B-C2B	5.04	1.47	1.36

Continued on next page...

Continued from previous page...

Mol	Chain	Res	Type	Atoms	Z	Observed(Å)	Ideal(Å)
82	bE	201	PEB	C3C-C4C	5.04	1.49	1.42
82	XJ	202	PEB	C3B-C2B	5.04	1.47	1.36
82	J5	203	PEB	C3C-C4C	5.04	1.49	1.42
82	TA	202	PEB	C3C-C4C	5.04	1.49	1.42
82	QB	202	PEB	C3C-C4C	5.04	1.49	1.42
84	D3	1001	CYC	C2A-C3A	5.04	1.47	1.36
82	i4	202	PEB	C3C-C4C	5.04	1.49	1.42
82	HP	201	PEB	C3B-C2B	5.04	1.47	1.36
82	EA	201	PEB	C3C-C4C	5.04	1.49	1.42
82	A4	301	PEB	C3C-C4C	5.04	1.49	1.42
82	cO	202	PEB	C3C-C4C	5.04	1.49	1.42
82	Z1	202	PEB	C3B-C2B	5.04	1.47	1.36
82	JA	202	PEB	C3C-C4C	5.04	1.49	1.42
82	MD	202	PEB	C3B-C2B	5.04	1.47	1.36
82	RP	202	PEB	C3B-C2B	5.04	1.47	1.36
82	i1	201	PEB	C3B-C2B	5.04	1.47	1.36
82	UK	202	PEB	C3C-C4C	5.03	1.49	1.42
82	U1	201	PEB	C3C-C4C	5.03	1.49	1.42
82	dE	202	PEB	C3C-C4C	5.03	1.49	1.42
82	xF	302	PEB	C3C-C4C	5.03	1.49	1.42
84	q3	1001	CYC	C2A-C3A	5.03	1.47	1.36
82	ZG	202	PEB	C3C-C4C	5.03	1.49	1.42
84	L3	1001	CYC	C2A-C3A	5.03	1.47	1.36
82	SD	201	PEB	C3C-C4C	5.03	1.49	1.42
82	ZF	201	PEB	C3C-C4C	5.03	1.49	1.42
82	G5	202	PEB	C3C-C4C	5.03	1.49	1.42
84	p3	1001	CYC	C1C-NC	-5.03	1.31	1.37
82	Y4	203	PEB	C3B-C2B	5.03	1.47	1.36
82	gH	201	PEB	C3B-C2B	5.03	1.47	1.36
82	EF	202	PEB	C3C-C4C	5.03	1.49	1.42
82	HB	202	PEB	C3B-C2B	5.03	1.47	1.36
82	Q5	203	PEB	C3B-C2B	5.03	1.47	1.36
82	aK	202	PEB	C3B-C2B	5.03	1.47	1.36
83	YA	302	PUB	C2C-C3C	5.03	1.47	1.36
82	AQ	304	PEB	C3C-C4C	5.03	1.49	1.42
82	T7	202	PEB	C3C-C4C	5.03	1.49	1.42
82	DB	201	PEB	C3C-C4C	5.03	1.49	1.42
82	w8	201	PEB	C3C-C4C	5.03	1.49	1.42
82	kG	201	PEB	C3B-C2B	5.03	1.47	1.36
84	u3	1001	CYC	C2A-C3A	5.03	1.47	1.36
82	TG	201	PEB	C3C-C4C	5.03	1.49	1.42
82	GJ	201	PEB	C3C-C4C	5.03	1.49	1.42

Continued on next page...

Continued from previous page...

Mol	Chain	Res	Type	Atoms	Z	Observed(Å)	Ideal(Å)
82	ZG	203	PEB	C3B-C2B	5.03	1.47	1.36
84	w3	1001	CYC	C2A-C3A	5.03	1.47	1.36
82	GF	201	PEB	C3C-C4C	5.03	1.49	1.42
82	HP	201	PEB	C3C-C4C	5.03	1.49	1.42
82	v8	202	PEB	C3C-C4C	5.03	1.49	1.42
82	cF	203	PEB	C3C-C4C	5.03	1.49	1.42
84	FE	1001	CYC	CHB-C1B	5.03	1.50	1.38
84	S3	1001	CYC	C2A-C3A	5.03	1.47	1.36
82	mK	202	PEB	C3C-C4C	5.03	1.49	1.42
83	Y7	302	PUB	C2C-C3C	5.02	1.47	1.36
82	l4	202	PEB	C3C-C4C	5.02	1.49	1.42
82	YH	201	PEB	C3B-C2B	5.02	1.47	1.36
82	wC	203	PEB	C3C-C4C	5.02	1.49	1.42
82	wK	302	PEB	C3C-C4C	5.02	1.49	1.42
82	BP	202	PEB	C3C-C4C	5.02	1.49	1.42
82	VD	201	PEB	C3C-C4C	5.02	1.49	1.42
82	cE	201	PEB	C3C-C4C	5.02	1.49	1.42
82	UA	201	PEB	C1A-NA	-5.02	1.31	1.37
82	YO	203	PEB	C3B-C2B	5.02	1.47	1.36
82	JH	1002	PEB	C3C-C4C	5.02	1.49	1.42
82	QM	203	PEB	C3C-C4C	5.02	1.49	1.42
82	U4	201	PEB	C3C-C4C	5.02	1.49	1.42
82	WF	202	PEB	C3B-C2B	5.02	1.47	1.36
82	S5	203	PEB	C3B-C2B	5.02	1.47	1.36
82	EM	201	PEB	C3C-C4C	5.02	1.49	1.42
82	BM	301	PEB	C3C-C4C	5.02	1.49	1.42
82	VQ	201	PEB	C3C-C4C	5.02	1.49	1.42
82	eO	201	PEB	C3C-C4C	5.02	1.49	1.42
82	PH	201	PEB	C3B-C2B	5.02	1.47	1.36
82	QE	202	PEB	C3C-C4C	5.02	1.49	1.42
82	aF	202	PEB	C3B-C2B	5.02	1.47	1.36
82	vF	202	PEB	C3B-C2B	5.02	1.47	1.36
82	JD	201	PEB	C3C-C4C	5.02	1.49	1.42
82	xF	304	PEB	C3C-C4C	5.02	1.49	1.42
83	BM	302	PUB	C2B-C1B	5.02	1.49	1.42
82	IA	202	PEB	C3C-C4C	5.02	1.49	1.42
82	UI	202	PEB	C3C-C4C	5.02	1.49	1.42
82	IK	203	PEB	C3C-C4C	5.02	1.49	1.42
82	RO	202	PEB	C3B-C2B	5.02	1.47	1.36
82	FQ	201	PEB	C3B-C2B	5.02	1.47	1.36
82	SQ	201	PEB	C3C-C4C	5.02	1.49	1.42
82	GB	201	PEB	C3C-C4C	5.02	1.49	1.42

Continued on next page...

Continued from previous page...

Mol	Chain	Res	Type	Atoms	Z	Observed(Å)	Ideal(Å)
82	EJ	202	PEB	C3C-C4C	5.02	1.49	1.42
82	R5	202	PEB	C3C-C4C	5.02	1.49	1.42
82	MQ	202	PEB	C3B-C2B	5.01	1.47	1.36
82	cK	201	PEB	C3B-C2B	5.01	1.47	1.36
82	VG	201	PEB	C3C-C4C	5.01	1.49	1.42
82	E5	202	PEB	C3C-C4C	5.01	1.49	1.42
82	u8	203	PEB	C3C-C4C	5.01	1.49	1.42
82	LD	203	PEB	C3B-C2B	5.01	1.47	1.36
82	J4	1002	PEB	C3B-C2B	5.01	1.47	1.36
84	O3	1001	CYC	C2A-C3A	5.01	1.47	1.36
82	NK	201	PEB	C3C-C4C	5.01	1.49	1.42
82	uC	203	PEB	C3C-C4C	5.01	1.49	1.42
84	DE	1001	CYC	C2A-C3A	5.01	1.47	1.36
84	i3	1001	CYC	C1C-NC	-5.01	1.31	1.37
82	RA	201	PEB	C3C-C4C	5.01	1.49	1.42
82	KE	201	PEB	C3C-C4C	5.01	1.49	1.42
82	L5	203	PEB	C3C-C4C	5.01	1.49	1.42
82	T7	203	PEB	C3C-C4C	5.01	1.49	1.42
82	FK	201	PEB	C3B-C2B	5.01	1.47	1.36
82	C7	201	PEB	C3B-C2B	5.01	1.47	1.36
83	yF	302	PUB	C2C-C3C	5.01	1.47	1.36
82	cF	202	PEB	CHB-C4B	5.01	1.39	1.35
82	DO	1002	PEB	C3B-C2B	5.01	1.47	1.36
82	D4	1002	PEB	C3B-C2B	5.01	1.47	1.36
82	KJ	202	PEB	C3B-C2B	5.01	1.47	1.36
82	WJ	202	PEB	C3B-C2B	5.01	1.47	1.36
82	S4	201	PEB	C3C-C4C	5.01	1.49	1.42
82	Q9	201	PEB	C3B-C2B	5.01	1.47	1.36
82	mO	201	PEB	C3B-C2B	5.01	1.47	1.36
82	AA	201	PEB	C3C-C4C	5.01	1.49	1.42
82	V5	202	PEB	C3C-C4C	5.01	1.49	1.42
82	KE	201	PEB	C3B-C2B	5.01	1.47	1.36
82	O5	202	PEB	C3B-C2B	5.01	1.47	1.36
82	I7	202	PEB	C3C-C4C	5.00	1.49	1.42
84	CG	1001	CYC	CHB-C1B	5.00	1.49	1.38
82	CJ	203	PEB	C3B-C2B	5.00	1.47	1.36
82	T4	202	PEB	C3C-C4C	5.00	1.49	1.42
82	h4	201	PEB	C3C-C4C	5.00	1.49	1.42
82	VE	201	PEB	C3B-C2B	5.00	1.47	1.36
82	bP	501	PEB	C3B-C2B	5.00	1.47	1.36
84	MG	1001	CYC	C2A-C3A	5.00	1.47	1.36
84	BE	1001	CYC	CHB-C1B	5.00	1.49	1.38

Continued on next page...

Continued from previous page...

Mol	Chain	Res	Type	Atoms	Z	Observed(Å)	Ideal(Å)
82	yC	201	PEB	CHB-C4B	5.00	1.39	1.35
82	QP	202	PEB	C3B-C2B	5.00	1.47	1.36
84	D1	1003	CYC	C2A-C3A	5.00	1.47	1.36
82	A7	202	PEB	C3C-C4C	5.00	1.49	1.42
82	QG	202	PEB	C3C-C4C	5.00	1.49	1.42
82	FF	201	PEB	C2A-C1A	-5.00	1.47	1.52
82	HM	202	PEB	C3C-C4C	5.00	1.49	1.42
82	PO	203	PEB	C3C-C4C	5.00	1.49	1.42
82	FA	201	PEB	C3C-C4C	5.00	1.49	1.42
82	YO	201	PEB	C3B-C2B	5.00	1.47	1.36
84	IE	1001	CYC	CHB-C1B	5.00	1.49	1.38
82	KQ	201	PEB	C3C-C4C	5.00	1.49	1.42
82	hE	201	PEB	C3C-C4C	5.00	1.49	1.42
82	NF	202	PEB	C3B-C2B	5.00	1.47	1.36
82	WA	202	PEB	C3C-C4C	5.00	1.49	1.42
82	IF	203	PEB	C3C-C4C	5.00	1.49	1.42
82	lO	202	PEB	C3C-C4C	5.00	1.49	1.42
82	BJ	301	PEB	C3B-C2B	5.00	1.47	1.36
82	DF	201	PEB	C3B-C2B	5.00	1.47	1.36
82	IM	202	PEB	C3B-C2B	5.00	1.47	1.36
82	O5	203	PEB	C3B-C2B	5.00	1.47	1.36
82	GM	201	PEB	C3C-C4C	5.00	1.49	1.42
82	kM	202	PEB	C3C-C4C	5.00	1.49	1.42
82	A5	202	PEB	C3C-C4C	4.99	1.49	1.42
82	LM	202	PEB	C3C-C4C	4.99	1.49	1.42
82	RF	201	PEB	C3B-C2B	4.99	1.47	1.36
82	LO	1002	PEB	C3B-C2B	4.99	1.47	1.36
82	dG	203	PEB	C3B-C2B	4.99	1.47	1.36
82	OH	203	PEB	C3C-C4C	4.99	1.49	1.42
82	QB	201	PEB	C3B-C2B	4.99	1.47	1.36
82	O1	203	PEB	C3C-C4C	4.99	1.49	1.42
82	dG	202	PEB	C3C-C4C	4.99	1.49	1.42
82	D1	1002	PEB	C3C-C4C	4.99	1.49	1.42
82	iG	201	PEB	C3C-C4C	4.99	1.49	1.42
82	WI	201	PEB	C3C-C4C	4.99	1.49	1.42
84	BG	1001	CYC	CHB-C1B	4.99	1.49	1.38
82	EQ	201	PEB	C3C-C4C	4.99	1.49	1.42
82	A7	201	PEB	C3C-C4C	4.99	1.49	1.42
82	UM	202	PEB	C3B-C2B	4.99	1.47	1.36
82	I5	202	PEB	C3C-C4C	4.99	1.49	1.42
82	SB	201	PEB	C3B-C2B	4.99	1.47	1.36
82	ZE	202	PEB	C3C-C4C	4.99	1.49	1.42

Continued on next page...

Continued from previous page...

Mol	Chain	Res	Type	Atoms	Z	Observed(Å)	Ideal(Å)
82	gB	202	PEB	C3C-C4C	4.99	1.49	1.42
82	EP	201	PEB	C3B-C2B	4.99	1.47	1.36
82	FD	201	PEB	C3B-C2B	4.99	1.47	1.36
82	BF	201	PEB	C3B-C2B	4.99	1.47	1.36
82	O9	201	PEB	C3B-C2B	4.99	1.47	1.36
82	KB	301	PEB	C3C-C4C	4.99	1.49	1.42
82	ZH	202	PEB	C3B-C2B	4.99	1.47	1.36
82	FP	202	PEB	C3B-C2B	4.99	1.47	1.36
82	GF	203	PEB	C3C-C4C	4.99	1.49	1.42
82	N1	1002	PEB	C3B-C2B	4.98	1.47	1.36
82	VG	201	PEB	C3B-C2B	4.98	1.47	1.36
82	PK	201	PEB	C3C-C4C	4.98	1.49	1.42
82	J7	202	PEB	C3C-C4C	4.98	1.49	1.42
82	VJ	202	PEB	C3C-C4C	4.98	1.49	1.42
82	c4	201	PEB	C3C-C4C	4.98	1.49	1.42
84	EG	1001	CYC	C2A-C3A	4.98	1.47	1.36
82	bE	202	PEB	CHB-C4B	4.98	1.39	1.35
82	dB	202	PEB	C3B-C2B	4.98	1.47	1.36
84	HH	1001	CYC	CHB-C1B	4.98	1.49	1.38
82	F7	201	PEB	C3C-C4C	4.98	1.49	1.42
82	hG	201	PEB	C3C-C4C	4.98	1.49	1.42
82	PP	202	PEB	C3C-C4C	4.98	1.49	1.42
82	Q9	202	PEB	C3C-C4C	4.98	1.49	1.42
82	UO	201	PEB	C3C-C4C	4.98	1.49	1.42
82	cK	203	PEB	C3C-C4C	4.98	1.49	1.42
82	Y9	202	PEB	C3C-C4C	4.98	1.49	1.42
84	63	901	CYC	CHB-C1B	4.98	1.49	1.38
82	e7	301	PEB	CHB-C4B	4.98	1.39	1.35
82	RM	202	PEB	C3C-C4C	4.98	1.49	1.42
82	X5	202	PEB	C3C-C4C	4.98	1.49	1.42
82	Y7	304	PEB	C3C-C4C	4.98	1.49	1.42
82	RB	201	PEB	C3B-C2B	4.98	1.47	1.36
82	ZB	201	PEB	C3C-C4C	4.98	1.49	1.42
82	A4	305	PEB	C3C-C4C	4.98	1.49	1.42
82	vC	202	PEB	C3C-C4C	4.98	1.49	1.42
82	Q7	202	PEB	C3C-C4C	4.98	1.49	1.42
82	lF	201	PEB	C3C-C4C	4.98	1.49	1.42
82	ZB	202	PEB	C3C-C4C	4.97	1.49	1.42
82	GJ	201	PEB	C3B-C2B	4.97	1.47	1.36
82	eO	201	PEB	C3B-C2B	4.97	1.47	1.36
83	xF	306	PUB	C2C-C3C	4.97	1.47	1.36
82	lK	201	PEB	C3C-C4C	4.97	1.49	1.42

Continued on next page...

Continued from previous page...

Mol	Chain	Res	Type	Atoms	Z	Observed(Å)	Ideal(Å)
82	TG	201	PEB	C3B-C2B	4.97	1.47	1.36
82	P5	202	PEB	C3C-C4C	4.97	1.49	1.42
82	YQ	202	PEB	C3C-C4C	4.97	1.49	1.42
83	AE	302	PUB	C2B-C1B	4.97	1.49	1.42
82	ZG	201	PEB	C3B-C2B	4.97	1.47	1.36
82	PJ	202	PEB	C3C-C4C	4.97	1.49	1.42
82	TP	201	PEB	C3C-C4C	4.97	1.49	1.42
82	HJ	201	PEB	C3B-C2B	4.97	1.47	1.36
82	NJ	202	PEB	C3B-C2B	4.97	1.47	1.36
82	QA	202	PEB	C3C-C4C	4.97	1.49	1.42
82	KK	202	PEB	C3C-C4C	4.97	1.49	1.42
84	EE	1001	CYC	C2A-C3A	4.97	1.47	1.36
82	dQ	401	PEB	C3C-C4C	4.97	1.49	1.42
82	NK	202	PEB	C3B-C2B	4.97	1.47	1.36
82	T5	202	PEB	C3C-C4C	4.97	1.49	1.42
82	KD	201	PEB	C3C-C4C	4.97	1.49	1.42
82	OG	202	PEB	C3C-C4C	4.97	1.49	1.42
82	lG	201	PEB	C3C-C4C	4.97	1.49	1.42
82	aJ	202	PEB	C3C-C4C	4.97	1.49	1.42
82	SF	201	PEB	C3C-C4C	4.97	1.49	1.42
82	TB	201	PEB	C2A-C1A	-4.97	1.47	1.52
82	FH	1002	PEB	C3C-C4C	4.97	1.49	1.42
82	dB	201	PEB	C3C-C4C	4.97	1.49	1.42
82	QA	201	PEB	C3B-C2B	4.97	1.47	1.36
82	FJ	202	PEB	C3B-C2B	4.97	1.47	1.36
84	FE	1001	CYC	C2A-C3A	4.97	1.47	1.36
82	wF	301	PEB	C3C-C4C	4.97	1.49	1.42
82	mM	202	PEB	C3C-C4C	4.97	1.49	1.42
84	ME	1001	CYC	C2A-C3A	4.97	1.47	1.36
82	PH	201	PEB	C3C-C4C	4.97	1.49	1.42
83	xK	301	PUB	C2C-C3C	4.97	1.47	1.36
82	a4	202	PEB	C3C-C4C	4.96	1.49	1.42
82	XA	201	PEB	C3C-C4C	4.96	1.49	1.42
82	fE	201	PEB	C3C-C4C	4.96	1.49	1.42
83	AO	303	PUB	C2B-C1B	4.96	1.49	1.42
82	FJ	201	PEB	C3B-C2B	4.96	1.47	1.36
82	FM	201	PEB	C3B-C2B	4.96	1.47	1.36
82	BD	203	PEB	C3B-C2B	4.96	1.47	1.36
82	JB	201	PEB	C2A-C1A	-4.96	1.47	1.52
82	N7	202	PEB	C3C-C4C	4.96	1.49	1.42
82	dE	204	PEB	C3C-C4C	4.96	1.49	1.42
82	SF	203	PEB	C3B-C2B	4.96	1.47	1.36

Continued on next page...

Continued from previous page...

Mol	Chain	Res	Type	Atoms	Z	Observed(Å)	Ideal(Å)
82	SK	203	PEB	C3B-C2B	4.96	1.47	1.36
82	Y9	203	PEB	C3B-C2B	4.96	1.47	1.36
82	hF	201	PEB	C3C-C4C	4.96	1.49	1.42
82	N4	1002	PEB	C3B-C2B	4.96	1.47	1.36
82	OE	202	PEB	C3C-C4C	4.96	1.49	1.42
82	AO	301	PEB	C3C-C4C	4.96	1.49	1.42
82	N5	202	PEB	C3C-C4C	4.96	1.49	1.42
82	w8	203	PEB	C3C-C4C	4.96	1.49	1.42
82	P1	201	PEB	C3B-C2B	4.96	1.47	1.36
82	II	201	PEB	C3B-C2B	4.96	1.47	1.36
82	Y9	201	PEB	C3B-C2B	4.96	1.47	1.36
82	HA	201	PEB	C3C-C4C	4.96	1.49	1.42
82	TA	203	PEB	C3C-C4C	4.96	1.49	1.42
82	UM	202	PEB	C3C-C4C	4.96	1.49	1.42
82	FI	201	PEB	C3C-C4C	4.96	1.49	1.42
82	SI	202	PEB	C3C-C4C	4.96	1.49	1.42
82	U5	202	PEB	C3C-C4C	4.96	1.49	1.42
82	CM	203	PEB	C3C-C4C	4.96	1.49	1.42
82	TM	202	PEB	C3B-C2B	4.96	1.47	1.36
82	CF	203	PEB	C3C-C4C	4.96	1.49	1.42
82	PG	202	PEB	C3C-C4C	4.96	1.49	1.42
82	g4	202	PEB	C3C-C4C	4.96	1.49	1.42
82	NH	1002	PEB	C3B-C2B	4.96	1.47	1.36
82	AO	305	PEB	C3C-C4C	4.96	1.49	1.42
82	dJ	201	PEB	C3C-C4C	4.96	1.49	1.42
82	iO	202	PEB	C3C-C4C	4.96	1.49	1.42
82	TD	201	PEB	C3C-C4C	4.96	1.49	1.42
82	Z4	202	PEB	C3C-C4C	4.96	1.49	1.42
82	B5	203	PEB	C3B-C2B	4.95	1.47	1.36
84	JH	1003	CYC	CHB-C1B	4.95	1.49	1.38
82	CI	201	PEB	C3B-C2B	4.95	1.47	1.36
82	YO	202	PEB	C3C-C4C	4.95	1.49	1.42
82	M9	301	PEB	C3B-C2B	4.95	1.47	1.36
82	SB	201	PEB	C3C-C4C	4.95	1.49	1.42
82	P7	203	PEB	C3C-C4C	4.95	1.49	1.42
91	DL	405	PHO	O2D-CGD	4.95	1.45	1.33
82	SF	202	PEB	C2A-C1A	-4.95	1.47	1.52
82	ZE	201	PEB	C3B-C2B	4.95	1.47	1.36
82	F1	1002	PEB	C3B-C2B	4.95	1.47	1.36
82	T1	201	PEB	C3C-C4C	4.95	1.49	1.42
82	YD	202	PEB	C3C-C4C	4.95	1.49	1.42
82	m4	202	PEB	C3C-C4C	4.95	1.49	1.42

Continued on next page...

Continued from previous page...

Mol	Chain	Res	Type	Atoms	Z	Observed(Å)	Ideal(Å)
82	KG	201	PEB	C3C-C4C	4.95	1.49	1.42
82	DH	1002	PEB	C3C-C4C	4.95	1.49	1.42
83	wK	304	PUB	C2C-C3C	4.95	1.47	1.36
82	Q4	201	PEB	C3C-C4C	4.95	1.49	1.42
82	E7	201	PEB	C3C-C4C	4.95	1.49	1.42
82	SP	202	PEB	C3B-C2B	4.95	1.47	1.36
82	fE	201	PEB	C3B-C2B	4.95	1.47	1.36
91	d6	404	PHO	O2D-CGD	4.95	1.45	1.33
82	PP	201	PEB	C3C-C4C	4.95	1.49	1.42
82	DK	201	PEB	C3B-C2B	4.95	1.47	1.36
82	TO	202	PEB	C3C-C4C	4.95	1.49	1.42
82	b1	201	PEB	C3C-C4C	4.95	1.49	1.42
82	Q7	201	PEB	C3B-C2B	4.95	1.47	1.36
82	D4	1002	PEB	C3C-C4C	4.95	1.49	1.42
82	aJ	202	PEB	C3B-C2B	4.95	1.47	1.36
82	LP	202	PEB	C3C-C4C	4.95	1.49	1.42
82	aO	201	PEB	C3C-C4C	4.95	1.49	1.42
82	MD	201	PEB	C3C-C4C	4.95	1.49	1.42
82	HB	201	PEB	C3B-C2B	4.95	1.47	1.36
82	PP	201	PEB	C3B-C2B	4.95	1.47	1.36
82	PA	203	PEB	C3C-C4C	4.95	1.49	1.42
82	xF	303	PEB	C3C-C4C	4.95	1.49	1.42
82	O7	201	PEB	C1A-NA	-4.95	1.31	1.37
82	LB	201	PEB	C3B-C2B	4.95	1.47	1.36
82	m4	203	PEB	C3C-C4C	4.94	1.49	1.42
82	D7	202	PEB	C3C-C4C	4.94	1.49	1.42
82	X7	201	PEB	C2A-C1A	-4.94	1.47	1.52
82	YA	304	PEB	C3C-C4C	4.94	1.49	1.42
82	C5	202	PEB	C3C-C4C	4.94	1.49	1.42
84	M1	201	CYC	CHB-C1B	4.94	1.49	1.38
83	AG	302	PUB	C2B-C1B	4.94	1.49	1.42
82	e4	201	PEB	C3B-C2B	4.94	1.47	1.36
82	CA	202	PEB	CHB-C4B	4.94	1.39	1.35
82	jJ	202	PEB	C3C-C4C	4.94	1.49	1.42
82	OK	201	PEB	C3C-C4C	4.94	1.49	1.42
82	g1	201	PEB	C3B-C2B	4.94	1.47	1.36
82	DP	201	PEB	C3C-C4C	4.94	1.49	1.42
82	rC	202	PEB	C3C-C4C	4.94	1.49	1.42
84	r3	1001	CYC	CHA-C1A	4.94	1.39	1.35
82	NB	201	PEB	C3C-C4C	4.94	1.49	1.42
82	hM	202	PEB	C3C-C4C	4.94	1.49	1.42
83	KA	203	PUB	C2B-C1B	4.94	1.49	1.42

Continued on next page...

Continued from previous page...

Mol	Chain	Res	Type	Atoms	Z	Observed(Å)	Ideal(Å)
82	k4	202	PEB	CHB-C4B	4.94	1.39	1.35
82	cO	201	PEB	C3C-C4C	4.94	1.49	1.42
82	KI	202	PEB	C3B-C2B	4.94	1.47	1.36
82	W7	201	PEB	C3B-C2B	4.94	1.47	1.36
82	J5	202	PEB	C3C-C4C	4.94	1.49	1.42
82	GI	202	PEB	C3B-C2B	4.94	1.47	1.36
82	XP	202	PEB	C3C-C4C	4.94	1.49	1.42
82	R7	201	PEB	C3C-C4C	4.94	1.49	1.42
82	KB	302	PEB	C3B-C2B	4.94	1.47	1.36
82	ZG	202	PEB	C3B-C2B	4.94	1.47	1.36
82	UE	203	PEB	C3C-C4C	4.94	1.49	1.42
82	Y4	201	PEB	C3B-C2B	4.94	1.47	1.36
83	AM	304	PUB	C2B-C1B	4.94	1.49	1.42
82	VI	201	PEB	C3B-C2B	4.94	1.47	1.36
84	FH	1001	CYC	CHB-C1B	4.93	1.49	1.38
84	63	901	CYC	C3B-C2B	4.93	1.47	1.36
82	GK	203	PEB	C3C-C4C	4.93	1.49	1.42
82	AM	302	PEB	C3C-C4C	4.93	1.49	1.42
82	P1	201	PEB	C3C-C4C	4.93	1.49	1.42
82	kO	202	PEB	C3C-C4C	4.93	1.49	1.42
82	PO	203	PEB	C3B-C2B	4.93	1.47	1.36
82	m4	201	PEB	C3C-C4C	4.93	1.49	1.42
84	CG	1001	CYC	C2A-C3A	4.93	1.47	1.36
82	EI	201	PEB	C3B-C2B	4.93	1.47	1.36
82	H7	201	PEB	C3C-C4C	4.93	1.49	1.42
83	xF	301	PUB	C2C-C3C	4.93	1.47	1.36
82	WD	201	PEB	C3C-C4C	4.93	1.49	1.42
82	K5	202	PEB	C3C-C4C	4.93	1.49	1.42
82	JJ	202	PEB	C3B-C2B	4.93	1.47	1.36
82	PE	202	PEB	C3C-C4C	4.93	1.49	1.42
82	TE	201	PEB	C3C-C4C	4.93	1.49	1.42
82	RO	203	PEB	C3B-C2B	4.93	1.47	1.36
82	j1	201	PEB	C3B-C2B	4.93	1.47	1.36
82	eB	202	PEB	C3B-C2B	4.93	1.47	1.36
82	hJ	202	PEB	C3C-C4C	4.93	1.49	1.42
82	NO	1002	PEB	C3B-C2B	4.93	1.47	1.36
87	2N	303	CLA	C1D-C2D	4.93	1.55	1.45
82	N5	201	PEB	C3C-C4C	4.93	1.49	1.42
82	r8	202	PEB	C3C-C4C	4.93	1.49	1.42
82	ZE	202	PEB	C3B-C2B	4.93	1.47	1.36
91	D6	404	PHO	O2D-CGD	4.93	1.45	1.33
82	X7	201	PEB	C3C-C4C	4.93	1.49	1.42

Continued on next page...

Continued from previous page...

Mol	Chain	Res	Type	Atoms	Z	Observed(Å)	Ideal(Å)
82	WJ	201	PEB	C3B-C2B	4.93	1.47	1.36
82	JI	202	PEB	C3B-C2B	4.93	1.47	1.36
82	FK	201	PEB	C2A-C1A	-4.93	1.47	1.52
82	UG	203	PEB	C3C-C4C	4.93	1.49	1.42
82	fM	202	PEB	C3C-C4C	4.93	1.49	1.42
84	JH	1001	CYC	CHB-C1B	4.93	1.49	1.38
84	M1	201	CYC	C2A-C3A	4.93	1.47	1.36
82	e4	201	PEB	C3C-C4C	4.93	1.49	1.42
87	32	302	CLA	C1D-ND	4.93	1.43	1.37
82	VE	201	PEB	C3C-C4C	4.93	1.49	1.42
82	aO	202	PEB	C3C-C4C	4.93	1.49	1.42
82	WB	401	PEB	C3C-C4C	4.93	1.49	1.42
82	DO	1002	PEB	C3C-C4C	4.93	1.49	1.42
82	D7	201	PEB	C3C-C4C	4.93	1.49	1.42
82	TO	201	PEB	C3B-C2B	4.92	1.47	1.36
82	SJ	201	PEB	C3C-C4C	4.92	1.49	1.42
82	tC	202	PEB	C3C-C4C	4.92	1.49	1.42
83	yF	303	PUB	C2C-C3C	4.92	1.47	1.36
82	KB	303	PEB	CHB-C4B	4.92	1.39	1.35
82	lJ	202	PEB	C2A-C1A	-4.92	1.47	1.52
82	WK	202	PEB	C3B-C2B	4.92	1.47	1.36
82	D5	202	PEB	C3B-C2B	4.92	1.47	1.36
84	LG	1001	CYC	C2A-C3A	4.92	1.47	1.36
91	a6	613	PHO	O2D-CGD	4.92	1.45	1.33
87	22	602	CLA	C1D-C2D	4.92	1.55	1.45
82	j1	202	PEB	C3C-C4C	4.92	1.49	1.42
82	EJ	202	PEB	C3B-C2B	4.92	1.47	1.36
82	xK	302	PEB	C3C-C4C	4.92	1.49	1.42
82	OJ	201	PEB	C3B-C2B	4.92	1.47	1.36
83	yK	302	PUB	C2C-C3C	4.92	1.47	1.36
82	NF	201	PEB	C3C-C4C	4.92	1.49	1.42
82	TP	202	PEB	C3C-C4C	4.92	1.49	1.42
82	V4	201	PEB	C3B-C2B	4.92	1.47	1.36
82	Q5	202	PEB	C3B-C2B	4.92	1.47	1.36
82	WG	203	PEB	C3B-C2B	4.92	1.47	1.36
82	W7	202	PEB	C3C-C4C	4.92	1.49	1.42
82	cG	201	PEB	C3C-C4C	4.92	1.49	1.42
82	CM	201	PEB	C3C-C4C	4.92	1.49	1.42
82	W9	202	PEB	C3C-C4C	4.92	1.49	1.42
82	iJ	202	PEB	C3C-C4C	4.92	1.49	1.42
82	HI	203	PEB	C3C-C4C	4.92	1.49	1.42
82	ZF	202	PEB	C3B-C2B	4.92	1.47	1.36

Continued on next page...

Continued from previous page...

Mol	Chain	Res	Type	Atoms	Z	Observed(Å)	Ideal(Å)
82	MF	203	PEB	C3C-C4C	4.92	1.49	1.42
82	V4	201	PEB	C3C-C4C	4.92	1.49	1.42
82	KJ	203	PEB	C3B-C2B	4.92	1.47	1.36
82	NP	201	PEB	C3C-C4C	4.92	1.49	1.42
82	mO	203	PEB	C3C-C4C	4.92	1.49	1.42
82	PI	201	PEB	C3B-C2B	4.92	1.47	1.36
82	TO	201	PEB	C3C-C4C	4.91	1.49	1.42
82	OJ	201	PEB	C3C-C4C	4.91	1.49	1.42
82	BK	202	PEB	C3B-C2B	4.91	1.47	1.36
82	J1	1002	PEB	C3C-C4C	4.91	1.49	1.42
82	aM	201	PEB	C3C-C4C	4.91	1.49	1.42
84	K1	1001	CYC	C2A-C3A	4.91	1.47	1.36
82	RI	201	PEB	C3B-C2B	4.91	1.47	1.36
82	WA	201	PEB	C3B-C2B	4.91	1.47	1.36
82	CD	201	PEB	C3C-C4C	4.91	1.49	1.42
82	dG	204	PEB	C3C-C4C	4.91	1.49	1.42
82	jJ	201	PEB	C3C-C4C	4.91	1.49	1.42
82	XI	201	PEB	C3B-C2B	4.91	1.47	1.36
82	GJ	203	PEB	C3B-C2B	4.91	1.47	1.36
82	c4	202	PEB	C3C-C4C	4.91	1.49	1.42
82	v8	201	PEB	C3C-C4C	4.91	1.49	1.42
84	F1	1001	CYC	CHB-C1B	4.91	1.49	1.38
82	EP	202	PEB	C3C-C4C	4.91	1.49	1.42
82	T4	201	PEB	C3C-C4C	4.91	1.49	1.42
82	wC	201	PEB	C3C-C4C	4.91	1.49	1.42
82	y8	201	PEB	CHB-C4B	4.91	1.39	1.35
82	bH	201	PEB	C3C-C4C	4.91	1.49	1.42
82	hK	201	PEB	C3C-C4C	4.91	1.49	1.42
82	D5	201	PEB	C3C-C4C	4.91	1.49	1.42
82	t8	202	PEB	C3C-C4C	4.91	1.49	1.42
82	j4	203	PEB	C3C-C4C	4.90	1.49	1.42
82	W9	203	PEB	C3C-C4C	4.90	1.49	1.42
82	fG	201	PEB	C3C-C4C	4.90	1.49	1.42
82	lE	202	PEB	CHB-C4B	4.90	1.39	1.35
82	SA	202	PEB	C3C-C4C	4.90	1.49	1.42
82	G5	201	PEB	C3C-C4C	4.90	1.49	1.42
82	TI	202	PEB	C3B-C2B	4.90	1.47	1.36
82	KF	202	PEB	C3C-C4C	4.90	1.49	1.42
82	R5	201	PEB	C3C-C4C	4.90	1.49	1.42
82	oF	202	PEB	C3C-C4C	4.90	1.49	1.42
82	DD	202	PEB	C3B-C2B	4.90	1.47	1.36
84	73	1002	CYC	CHB-C1B	4.90	1.49	1.38

Continued on next page...

Continued from previous page...

Mol	Chain	Res	Type	Atoms	Z	Observed(Å)	Ideal(Å)
82	YM	201	PEB	C3B-C2B	4.90	1.47	1.36
82	MB	201	PEB	C3C-C4C	4.90	1.49	1.42
82	RM	201	PEB	C3C-C4C	4.90	1.49	1.42
82	UB	301	PEB	C3B-C2B	4.90	1.47	1.36
82	AI	201	PEB	C3B-C2B	4.90	1.47	1.36
82	h1	203	PEB	CHB-C4B	4.90	1.39	1.35
82	HM	201	PEB	C3B-C2B	4.90	1.47	1.36
82	iE	201	PEB	C3C-C4C	4.90	1.49	1.42
83	AG	303	PUB	C2B-C1B	4.90	1.49	1.42
82	IQ	202	PEB	C3B-C2B	4.90	1.47	1.36
83	wF	304	PUB	C2C-C3C	4.90	1.47	1.36
84	LE	1001	CYC	C2A-C3A	4.90	1.47	1.36
82	IA	201	PEB	C3C-C4C	4.90	1.49	1.42
82	H5	203	PEB	C3C-C4C	4.90	1.49	1.42
84	C1	1001	CYC	CHB-C1B	4.90	1.49	1.38
82	PO	201	PEB	C3C-C4C	4.90	1.49	1.42
82	GB	203	PEB	C3C-C4C	4.89	1.49	1.42
82	YB	202	PEB	C3B-C2B	4.89	1.47	1.36
82	DA	201	PEB	C3C-C4C	4.89	1.49	1.42
82	xK	303	PEB	C3C-C4C	4.89	1.49	1.42
82	dD	401	PEB	C3C-C4C	4.89	1.49	1.42
82	HP	202	PEB	C3C-C4C	4.89	1.49	1.42
82	V5	201	PEB	C3C-C4C	4.89	1.49	1.42
82	D9	202	PEB	C3C-C4C	4.89	1.49	1.42
82	gB	201	PEB	C3C-C4C	4.89	1.49	1.42
84	H1	1001	CYC	CHB-C1B	4.89	1.49	1.38
82	TE	201	PEB	C3B-C2B	4.89	1.47	1.36
82	NI	201	PEB	C3B-C2B	4.89	1.47	1.36
82	C5	201	PEB	C3C-C4C	4.89	1.49	1.42
82	mE	201	PEB	C3C-C4C	4.89	1.49	1.42
82	WQ	201	PEB	C3C-C4C	4.89	1.49	1.42
82	mG	201	PEB	C3C-C4C	4.89	1.49	1.42
82	mO	201	PEB	C3C-C4C	4.89	1.49	1.42
82	c1	201	PEB	C3B-C2B	4.89	1.47	1.36
82	P5	201	PEB	C3C-C4C	4.89	1.49	1.42
82	e4	203	PEB	C3B-C2B	4.89	1.47	1.36
82	ED	201	PEB	C3C-C4C	4.88	1.49	1.42
82	UJ	201	PEB	C3C-C4C	4.88	1.49	1.42
82	F9	201	PEB	C3B-C2B	4.88	1.47	1.36
82	M9	305	PEB	C3C-C4C	4.88	1.49	1.42
82	WJ	203	PEB	C3B-C2B	4.88	1.47	1.36
82	D5	203	PEB	C3C-C4C	4.88	1.49	1.42

Continued on next page...

Continued from previous page...

Mol	Chain	Res	Type	Atoms	Z	Observed(Å)	Ideal(Å)
83	ND	201	PUB	C2B-C1B	4.88	1.49	1.42
82	NA	202	PEB	C3B-C2B	4.88	1.47	1.36
82	I7	201	PEB	C3C-C4C	4.88	1.49	1.42
82	GQ	201	PEB	C3B-C2B	4.88	1.47	1.36
82	UH	201	PEB	C3C-C4C	4.88	1.49	1.42
82	QO	201	PEB	C3C-C4C	4.88	1.49	1.42
82	a4	201	PEB	C3C-C4C	4.88	1.49	1.42
82	ED	201	PEB	C3B-C2B	4.88	1.47	1.36
82	R4	203	PEB	C3B-C2B	4.88	1.47	1.36
82	MQ	201	PEB	C3C-C4C	4.88	1.49	1.42
82	P4	201	PEB	C3C-C4C	4.88	1.49	1.42
82	gO	202	PEB	C3C-C4C	4.88	1.49	1.42
82	WE	203	PEB	C3B-C2B	4.88	1.47	1.36
82	CB	201	PEB	C3B-C2B	4.88	1.47	1.36
82	XK	201	PEB	C3C-C4C	4.88	1.49	1.42
82	JH	1002	PEB	C3B-C2B	4.88	1.47	1.36
82	NP	202	PEB	C3C-C4C	4.88	1.49	1.42
82	L4	1002	PEB	C3B-C2B	4.88	1.47	1.36
82	F1	1002	PEB	C3C-C4C	4.88	1.49	1.42
82	BF	202	PEB	C3B-C2B	4.88	1.47	1.36
82	cH	201	PEB	C3B-C2B	4.88	1.47	1.36
82	YI	202	PEB	C3B-C2B	4.88	1.47	1.36
82	H9	202	PEB	C3C-C4C	4.88	1.49	1.42
84	JH	1003	CYC	C2A-C3A	4.88	1.47	1.36
82	A5	201	PEB	C3C-C4C	4.87	1.49	1.42
84	H1	1001	CYC	C2A-C3A	4.87	1.47	1.36
82	aG	202	PEB	C3C-C4C	4.87	1.49	1.42
82	N7	202	PEB	C3B-C2B	4.87	1.47	1.36
82	FH	1002	PEB	C3B-C2B	4.87	1.47	1.36
82	vC	201	PEB	C3C-C4C	4.87	1.49	1.42
82	T4	201	PEB	C3B-C2B	4.87	1.47	1.36
82	DA	202	PEB	C3C-C4C	4.87	1.49	1.42
82	EQ	201	PEB	C3B-C2B	4.87	1.47	1.36
82	RH	201	PEB	C3C-C4C	4.87	1.49	1.42
82	SI	201	PEB	C3C-C4C	4.87	1.49	1.42
82	P7	203	PEB	C3B-C2B	4.87	1.47	1.36
82	lJ	202	PEB	C3B-C2B	4.87	1.47	1.36
84	J1	1001	CYC	CHB-C1B	4.87	1.49	1.38
82	YP	502	PEB	C3B-C2B	4.87	1.47	1.36
84	BG	1001	CYC	C2C-C1C	-4.87	1.47	1.52
82	dM	203	PEB	C3C-C4C	4.87	1.49	1.42
82	ID	202	PEB	C3B-C2B	4.87	1.47	1.36

Continued on next page...

Continued from previous page...

Mol	Chain	Res	Type	Atoms	Z	Observed(Å)	Ideal(Å)
82	UJ	201	PEB	C3B-C2B	4.87	1.47	1.36
82	W5	202	PEB	C3B-C2B	4.87	1.47	1.36
82	BQ	203	PEB	C3B-C2B	4.87	1.47	1.36
82	Z9	304	PEB	C3C-C4C	4.87	1.49	1.42
82	HD	202	PEB	C3C-C4C	4.87	1.49	1.42
82	VH	201	PEB	C3C-C4C	4.87	1.49	1.42
82	T5	201	PEB	C3C-C4C	4.87	1.49	1.42
82	S7	202	PEB	C3C-C4C	4.87	1.49	1.42
82	K5	201	PEB	C3C-C4C	4.87	1.49	1.42
82	OP	202	PEB	C3B-C2B	4.86	1.47	1.36
82	B7	201	PEB	C3C-C4C	4.86	1.49	1.42
91	DL	405	PHO	C3B-C2B	4.86	1.47	1.40
82	WM	203	PEB	C3C-C4C	4.86	1.49	1.42
82	X5	201	PEB	C3C-C4C	4.86	1.49	1.42
82	GD	201	PEB	C3B-C2B	4.86	1.47	1.36
82	H5	202	PEB	C3C-C4C	4.86	1.49	1.42
82	JM	202	PEB	C3C-C4C	4.86	1.49	1.42
82	VO	201	PEB	C3C-C4C	4.86	1.49	1.42
82	R1	201	PEB	C3C-C4C	4.86	1.49	1.42
82	w8	202	PEB	C3C-C4C	4.86	1.49	1.42
82	jG	201	PEB	C3C-C4C	4.86	1.49	1.42
82	d1	203	PEB	C3C-C4C	4.86	1.49	1.42
82	dM	202	PEB	C3C-C4C	4.86	1.49	1.42
82	CQ	201	PEB	C3C-C4C	4.86	1.49	1.42
84	K4	1001	CYC	CHB-C1B	4.86	1.49	1.38
87	3N	303	CLA	C1D-ND	4.86	1.43	1.37
82	RD	201	PEB	C3C-C4C	4.86	1.49	1.42
82	YB	201	PEB	C3C-C4C	4.85	1.49	1.42
82	PA	203	PEB	C3B-C2B	4.85	1.47	1.36
84	NE	201	CYC	CHB-C1B	4.85	1.49	1.38
82	aE	202	PEB	C3C-C4C	4.85	1.49	1.42
82	WI	203	PEB	C3B-C2B	4.85	1.47	1.36
82	BA	201	PEB	C3C-C4C	4.85	1.49	1.42
82	L5	201	PEB	C3B-C2B	4.85	1.47	1.36
84	GG	1001	CYC	CHB-C1B	4.85	1.49	1.38
82	ZJ	201	PEB	C3B-C2B	4.85	1.47	1.36
82	kG	202	PEB	C3C-C4C	4.85	1.49	1.42
82	O9	202	PEB	C3C-C4C	4.85	1.49	1.42
84	KG	202	CYC	CHB-C1B	4.85	1.49	1.38
82	WG	203	PEB	C3C-C4C	4.85	1.49	1.42
82	I5	201	PEB	C3C-C4C	4.85	1.49	1.42
82	M9	301	PEB	C3C-C4C	4.85	1.49	1.42

Continued on next page...

Continued from previous page...

Mol	Chain	Res	Type	Atoms	Z	Observed(Å)	Ideal(Å)
83	AE	303	PUB	C2B-C1B	4.85	1.49	1.42
82	OQ	201	PEB	C3C-C4C	4.85	1.49	1.42
82	U4	202	PEB	C3C-C4C	4.85	1.49	1.42
82	GP	202	PEB	C3B-C2B	4.85	1.47	1.36
82	NA	202	PEB	C3C-C4C	4.85	1.49	1.42
82	wC	202	PEB	C3C-C4C	4.85	1.49	1.42
82	QB	204	PEB	C3B-C2B	4.85	1.47	1.36
82	m1	201	PEB	C3B-C2B	4.85	1.47	1.36
82	jE	201	PEB	C3C-C4C	4.85	1.49	1.42
84	BE	1002	CYC	C2A-C3A	4.85	1.47	1.36
82	WH	202	PEB	C3C-C4C	4.85	1.49	1.42
82	XF	201	PEB	C3C-C4C	4.84	1.49	1.42
91	A6	407	PHO	O2D-CGD	4.84	1.45	1.33
84	BE	1001	CYC	C2C-C1C	-4.84	1.47	1.52
82	AM	301	PEB	C3C-C4C	4.84	1.49	1.42
82	mH	201	PEB	C3B-C2B	4.84	1.47	1.36
82	F5	203	PEB	C3B-C2B	4.84	1.47	1.36
82	C7	202	PEB	CHB-C4B	4.84	1.39	1.35
82	eO	203	PEB	C3C-C4C	4.84	1.49	1.42
82	jM	202	PEB	C3C-C4C	4.84	1.49	1.42
82	V1	201	PEB	C3C-C4C	4.84	1.49	1.42
82	E5	201	PEB	C3C-C4C	4.84	1.49	1.42
82	iM	202	PEB	C3C-C4C	4.84	1.49	1.42
82	hH	202	PEB	CHB-C4B	4.84	1.39	1.35
83	A4	303	PUB	C2B-C1B	4.84	1.49	1.42
82	SH	203	PEB	C3C-C4C	4.84	1.49	1.42
82	OD	201	PEB	C3C-C4C	4.84	1.49	1.42
82	PQ	201	PEB	C3C-C4C	4.84	1.49	1.42
84	HG	1001	CYC	C2A-C3A	4.83	1.47	1.36
82	KJ	201	PEB	C3B-C2B	4.83	1.47	1.36
82	L9	202	PEB	C3C-C4C	4.83	1.49	1.42
82	X7	202	PEB	C3C-C4C	4.83	1.49	1.42
84	KH	1001	CYC	C2A-C3A	4.83	1.47	1.36
82	CM	201	PEB	C3B-C2B	4.83	1.47	1.36
82	HJ	202	PEB	C3C-C4C	4.83	1.49	1.42
82	YO	203	PEB	C3C-C4C	4.83	1.49	1.42
82	HB	203	PEB	C3B-C2B	4.83	1.47	1.36
82	Y5	202	PEB	C3C-C4C	4.83	1.49	1.42
82	aM	202	PEB	C3C-C4C	4.83	1.49	1.42
84	I1	1001	CYC	C2A-C3A	4.83	1.47	1.36
84	CH	1001	CYC	CHB-C1B	4.83	1.49	1.38
84	W3	1001	CYC	C2A-C3A	4.83	1.47	1.36

Continued on next page...

Continued from previous page...

Mol	Chain	Res	Type	Atoms	Z	Observed(Å)	Ideal(Å)
82	Q4	202	PEB	CHB-C4B	4.83	1.39	1.35
82	RG	201	PEB	C3B-C2B	4.83	1.47	1.36
84	KO	1001	CYC	CHB-C1B	4.82	1.49	1.38
82	SK	201	PEB	C3C-C4C	4.82	1.49	1.42
82	OM	201	PEB	C3C-C4C	4.82	1.49	1.42
82	lG	203	PEB	C3C-C4C	4.82	1.49	1.42
84	y3	1001	CYC	C2A-C3A	4.82	1.47	1.36
91	dL	403	PHO	O2D-CGD	4.82	1.45	1.33
82	PQ	202	PEB	C1A-NA	-4.82	1.31	1.37
82	IF	202	PEB	CHB-C4B	4.82	1.39	1.35
84	HE	1001	CYC	C2A-C3A	4.82	1.47	1.36
82	dH	203	PEB	C3C-C4C	4.82	1.49	1.42
82	QB	202	PEB	C3B-C2B	4.82	1.47	1.36
82	XQ	201	PEB	C3C-C4C	4.82	1.49	1.42
82	gO	201	PEB	C3C-C4C	4.82	1.49	1.42
82	RE	201	PEB	C3B-C2B	4.82	1.47	1.36
82	AP	202	PEB	C3C-C4C	4.82	1.49	1.42
82	DB	201	PEB	C3B-C2B	4.82	1.47	1.36
82	GP	203	PEB	C3C-C4C	4.82	1.49	1.42
82	RE	201	PEB	C3C-C4C	4.81	1.49	1.42
82	e4	203	PEB	C3C-C4C	4.81	1.49	1.42
82	MJ	201	PEB	C3B-C2B	4.81	1.47	1.36
82	KK	201	PEB	C3C-C4C	4.81	1.49	1.42
82	dJ	202	PEB	C3C-C4C	4.81	1.49	1.42
82	J1	1002	PEB	C3B-C2B	4.81	1.47	1.36
82	O7	202	PEB	C3B-C2B	4.81	1.47	1.36
82	SJ	203	PEB	C3C-C4C	4.81	1.49	1.42
82	O4	202	PEB	C3C-C4C	4.81	1.49	1.42
82	V1	202	PEB	C3C-C4C	4.81	1.49	1.42
83	yK	302	PUB	C2B-C1B	4.81	1.49	1.42
82	eO	203	PEB	C3B-C2B	4.81	1.46	1.36
82	UA	201	PEB	C3C-C4C	4.81	1.49	1.42
82	g4	201	PEB	C3C-C4C	4.81	1.49	1.42
82	OP	203	PEB	C3C-C4C	4.81	1.49	1.42
82	mE	203	PEB	C3C-C4C	4.80	1.49	1.42
82	mG	203	PEB	C3C-C4C	4.80	1.49	1.42
82	KF	203	PEB	C3B-C2B	4.80	1.46	1.36
84	HH	1001	CYC	C2A-C3A	4.80	1.46	1.36
82	VO	201	PEB	C3B-C2B	4.80	1.46	1.36
82	AG	301	PEB	C3C-C4C	4.80	1.49	1.42
82	BB	203	PEB	C3C-C4C	4.80	1.49	1.42
82	WE	201	PEB	C3C-C4C	4.80	1.49	1.42

Continued on next page...

Continued from previous page...

Mol	Chain	Res	Type	Atoms	Z	Observed(Å)	Ideal(Å)
82	S4	202	PEB	C3C-C4C	4.80	1.49	1.42
84	63	901	CYC	C1C-NC	-4.80	1.31	1.37
84	EO	1001	CYC	C2A-C3A	4.80	1.46	1.36
82	QP	201	PEB	C3C-C4C	4.80	1.49	1.42
82	QF	203	PEB	C3C-C4C	4.80	1.49	1.42
84	IE	1001	CYC	C2A-C3A	4.80	1.46	1.36
82	O5	201	PEB	C3C-C4C	4.80	1.49	1.42
82	AE	304	PEB	C3C-C4C	4.80	1.49	1.42
82	FM	202	PEB	C3C-C4C	4.80	1.49	1.42
82	lE	203	PEB	C3C-C4C	4.80	1.49	1.42
82	eM	202	PEB	C3C-C4C	4.80	1.49	1.42
82	zC	201	PEB	C3C-C4C	4.80	1.49	1.42
84	CO	1001	CYC	CHB-C1B	4.80	1.49	1.38
82	QK	203	PEB	C3C-C4C	4.80	1.49	1.42
83	yF	302	PUB	C2B-C1B	4.80	1.49	1.42
82	RQ	201	PEB	C3C-C4C	4.79	1.49	1.42
82	jH	201	PEB	C3B-C2B	4.79	1.46	1.36
82	UO	202	PEB	C3C-C4C	4.79	1.49	1.42
82	kO	201	PEB	C3C-C4C	4.79	1.49	1.42
82	mO	202	PEB	C3C-C4C	4.79	1.49	1.42
82	B9	201	PEB	C3C-C4C	4.79	1.49	1.42
82	OA	202	PEB	C3B-C2B	4.79	1.46	1.36
82	CQ	201	PEB	C3B-C2B	4.79	1.46	1.36
82	kE	202	PEB	C3C-C4C	4.79	1.49	1.42
82	z8	201	PEB	C3C-C4C	4.79	1.49	1.42
82	wK	301	PEB	C3C-C4C	4.79	1.49	1.42
84	GE	1001	CYC	C2C-C1C	-4.79	1.47	1.52
84	GE	1001	CYC	CHB-C1B	4.79	1.49	1.38
82	IQ	202	PEB	C3C-C4C	4.79	1.49	1.42
82	SF	202	PEB	C3B-C2B	4.79	1.46	1.36
82	Y4	203	PEB	C3C-C4C	4.79	1.49	1.42
82	NA	203	PEB	C3C-C4C	4.78	1.49	1.42
82	XA	202	PEB	C3C-C4C	4.78	1.49	1.42
82	N7	203	PEB	C3C-C4C	4.78	1.49	1.42
82	BD	203	PEB	C3C-C4C	4.78	1.49	1.42
82	X5	201	PEB	C3B-C2B	4.78	1.46	1.36
82	DG	1002	PEB	C3C-C4C	4.78	1.49	1.42
84	V3	1001	CYC	C2A-C3A	4.78	1.46	1.36
82	gH	203	PEB	C3C-C4C	4.78	1.49	1.42
82	jH	202	PEB	C3C-C4C	4.78	1.49	1.42
82	LI	202	PEB	C3C-C4C	4.78	1.49	1.42
82	QP	202	PEB	C3C-C4C	4.78	1.49	1.42

Continued on next page...

Continued from previous page...

Mol	Chain	Res	Type	Atoms	Z	Observed(Å)	Ideal(Å)
82	KK	203	PEB	C3B-C2B	4.78	1.46	1.36
84	LH	1001	CYC	C2A-C3A	4.78	1.46	1.36
82	R5	201	PEB	C3B-C2B	4.78	1.46	1.36
82	BB	202	PEB	C3C-C4C	4.78	1.49	1.42
84	E4	1001	CYC	C2A-C3A	4.78	1.46	1.36
84	I1	1001	CYC	C2C-C1C	-4.78	1.47	1.52
82	KF	201	PEB	C3C-C4C	4.78	1.49	1.42
82	Q9	201	PEB	C3C-C4C	4.78	1.49	1.42
84	G4	1001	CYC	CHB-C1B	4.78	1.49	1.38
82	XB	202	PEB	C3B-C2B	4.78	1.46	1.36
82	WE	203	PEB	C3C-C4C	4.78	1.49	1.42
82	AG	304	PEB	C3C-C4C	4.78	1.49	1.42
84	C4	1001	CYC	CHB-C1B	4.78	1.49	1.38
82	GB	202	PEB	C3C-C4C	4.77	1.49	1.42
82	h1	201	PEB	C3C-C4C	4.77	1.49	1.42
82	aM	204	PEB	C3C-C4C	4.77	1.49	1.42
84	MG	1001	CYC	CHB-C1B	4.77	1.49	1.38
82	EP	201	PEB	C3C-C4C	4.77	1.49	1.42
82	dF	201	PEB	C3C-C4C	4.77	1.49	1.42
82	ZI	401	PEB	CHA-C1B	4.77	1.51	1.40
82	aJ	201	PEB	C3C-C4C	4.77	1.49	1.42
82	IP	201	PEB	C3B-C2B	4.77	1.46	1.36
82	YJ	201	PEB	C3C-C4C	4.77	1.49	1.42
82	MK	203	PEB	C3C-C4C	4.77	1.49	1.42
82	U7	201	PEB	C3C-C4C	4.77	1.49	1.42
82	LD	202	PEB	C3C-C4C	4.77	1.49	1.42
82	BI	201	PEB	C3C-C4C	4.77	1.49	1.42
82	E5	201	PEB	C3B-C2B	4.77	1.46	1.36
82	LK	201	PEB	C3C-C4C	4.77	1.49	1.42
84	ME	1001	CYC	CHB-C1B	4.77	1.49	1.38
82	cM	202	PEB	C3B-C2B	4.77	1.46	1.36
82	LF	201	PEB	C3C-C4C	4.77	1.49	1.42
82	TQ	201	PEB	C3C-C4C	4.76	1.49	1.42
82	QJ	202	PEB	C3C-C4C	4.76	1.49	1.42
84	x3	1001	CYC	C2A-C3A	4.76	1.46	1.36
82	CK	201	PEB	C3C-C4C	4.76	1.49	1.42
83	NQ	201	PUB	C2B-C1B	4.76	1.49	1.42
82	bB	201	PEB	C3B-C2B	4.76	1.46	1.36
82	YB	202	PEB	C3C-C4C	4.76	1.49	1.42
82	eA	301	PEB	C3C-C4C	4.76	1.49	1.42
82	aO	201	PEB	C3B-C2B	4.76	1.46	1.36
82	WA	201	PEB	C3C-C4C	4.76	1.49	1.42

Continued on next page...

Continued from previous page...

Mol	Chain	Res	Type	Atoms	Z	Observed(Å)	Ideal(Å)
82	PM	202	PEB	C3C-C4C	4.76	1.49	1.42
82	I5	201	PEB	C3B-C2B	4.76	1.46	1.36
82	DF	202	PEB	C3C-C4C	4.76	1.49	1.42
82	K5	201	PEB	C3B-C2B	4.76	1.46	1.36
82	UI	201	PEB	C3C-C4C	4.76	1.49	1.42
82	rK	201	PEB	C3C-C4C	4.76	1.49	1.42
82	fM	201	PEB	C3C-C4C	4.76	1.49	1.42
82	N5	201	PEB	C3B-C2B	4.76	1.46	1.36
82	MM	201	PEB	C3B-C2B	4.76	1.46	1.36
83	AD	302	PUB	C2B-C1B	4.75	1.49	1.42
82	D5	201	PEB	C3B-C2B	4.75	1.46	1.36
82	F5	202	PEB	C3B-C2B	4.75	1.46	1.36
82	VK	201	PEB	C3C-C4C	4.75	1.49	1.42
82	uC	202	PEB	C3C-C4C	4.75	1.49	1.42
82	PD	201	PEB	C3C-C4C	4.75	1.49	1.42
82	NE	202	PEB	C3C-C4C	4.75	1.49	1.42
82	BQ	203	PEB	C3C-C4C	4.75	1.49	1.42
82	RF	202	PEB	C3B-C2B	4.75	1.46	1.36
84	HO	1001	CYC	CHB-C1B	4.75	1.49	1.38
84	BG	1002	CYC	C2A-C3A	4.75	1.46	1.36
84	IG	1001	CYC	C2A-C3A	4.75	1.46	1.36
82	NG	201	PEB	C3C-C4C	4.75	1.49	1.42
82	QA	201	PEB	C3C-C4C	4.75	1.49	1.42
82	k4	201	PEB	C3C-C4C	4.75	1.49	1.42
82	aE	201	PEB	C3B-C2B	4.75	1.46	1.36
82	eJ	202	PEB	C3C-C4C	4.75	1.49	1.42
84	I1	1001	CYC	CHB-C1B	4.75	1.49	1.38
82	TI	202	PEB	C3C-C4C	4.75	1.49	1.42
82	Q7	201	PEB	C3C-C4C	4.75	1.49	1.42
82	qK	201	PEB	C3C-C4C	4.74	1.49	1.42
82	P5	201	PEB	C3B-C2B	4.74	1.46	1.36
82	ID	202	PEB	C3C-C4C	4.74	1.49	1.42
91	aL	610	PHO	C3B-C2B	4.74	1.47	1.40
82	RI	201	PEB	C3C-C4C	4.74	1.49	1.42
82	GM	203	PEB	C3C-C4C	4.74	1.49	1.42
82	G5	201	PEB	C3B-C2B	4.74	1.46	1.36
82	KB	302	PEB	C3C-C4C	4.74	1.49	1.42
82	O5	201	PEB	C3B-C2B	4.74	1.46	1.36
82	V5	201	PEB	C3B-C2B	4.74	1.46	1.36
82	qF	201	PEB	C3C-C4C	4.74	1.49	1.42
82	lE	201	PEB	C3C-C4C	4.74	1.49	1.42
82	gG	201	PEB	C3C-C4C	4.74	1.49	1.42

Continued on next page...

Continued from previous page...

Mol	Chain	Res	Type	Atoms	Z	Observed(Å)	Ideal(Å)
82	H7	202	PEB	C3C-C4C	4.74	1.49	1.42
82	u8	202	PEB	C3C-C4C	4.74	1.49	1.42
82	A5	201	PEB	C3B-C2B	4.74	1.46	1.36
82	OO	202	PEB	C3C-C4C	4.74	1.49	1.42
82	QM	202	PEB	C3C-C4C	4.74	1.49	1.42
82	SP	202	PEB	C3C-C4C	4.74	1.49	1.42
82	KI	202	PEB	C3C-C4C	4.74	1.49	1.42
82	U9	204	PEB	C3C-C4C	4.74	1.49	1.42
82	CP	203	PEB	C3C-C4C	4.74	1.49	1.42
82	KJ	201	PEB	C3C-C4C	4.74	1.49	1.42
82	LQ	202	PEB	C3C-C4C	4.74	1.49	1.42
82	NM	202	PEB	C3C-C4C	4.73	1.49	1.42
82	JB	201	PEB	C1A-NA	-4.73	1.31	1.37
82	oF	201	PEB	C1A-NA	-4.73	1.31	1.37
82	VI	201	PEB	C3C-C4C	4.73	1.49	1.42
82	TM	202	PEB	C3C-C4C	4.73	1.49	1.42
82	RK	202	PEB	C3B-C2B	4.73	1.46	1.36
82	XD	201	PEB	C3C-C4C	4.73	1.49	1.42
83	xK	306	PUB	C2B-C1B	4.73	1.49	1.42
82	T5	201	PEB	C3B-C2B	4.73	1.46	1.36
82	W5	201	PEB	C3B-C2B	4.73	1.46	1.36
82	B5	203	PEB	C3C-C4C	4.73	1.49	1.42
82	DE	1002	PEB	C3C-C4C	4.73	1.49	1.42
82	tC	201	PEB	C3C-C4C	4.73	1.49	1.42
82	sK	202	PEB	CHA-C1B	4.73	1.51	1.40
84	I4	1001	CYC	CHB-C1B	4.73	1.49	1.38
84	LG	1001	CYC	C2C-C1C	-4.73	1.47	1.52
82	DQ	201	PEB	C3C-C4C	4.73	1.49	1.42
82	YJ	202	PEB	C3B-C2B	4.73	1.46	1.36
82	R4	201	PEB	C3B-C2B	4.73	1.46	1.36
82	CD	201	PEB	C3B-C2B	4.72	1.46	1.36
82	SK	202	PEB	C3B-C2B	4.72	1.46	1.36
82	WG	201	PEB	C3C-C4C	4.72	1.49	1.42
82	XI	201	PEB	C3C-C4C	4.72	1.49	1.42
82	TJ	202	PEB	C3C-C4C	4.72	1.49	1.42
82	W1	202	PEB	C3C-C4C	4.72	1.49	1.42
82	UJ	202	PEB	C2A-C1A	-4.72	1.47	1.52
82	IB	201	PEB	C3C-C4C	4.72	1.49	1.42
82	HQ	201	PEB	C3C-C4C	4.72	1.49	1.42
82	J5	201	PEB	C3C-C4C	4.72	1.49	1.42
84	KG	202	CYC	C2A-C3A	4.72	1.46	1.36
82	UB	302	PEB	C3C-C4C	4.72	1.49	1.42

Continued on next page...

Continued from previous page...

Mol	Chain	Res	Type	Atoms	Z	Observed(Å)	Ideal(Å)
82	CI	201	PEB	C3C-C4C	4.72	1.49	1.42
82	a4	201	PEB	C3B-C2B	4.72	1.46	1.36
82	X7	202	PEB	C3B-C2B	4.72	1.46	1.36
82	t8	201	PEB	C3C-C4C	4.72	1.49	1.42
82	hO	201	PEB	C3B-C2B	4.72	1.46	1.36
82	eB	202	PEB	C3C-C4C	4.72	1.49	1.42
82	HB	202	PEB	C3C-C4C	4.72	1.49	1.42
82	II	201	PEB	C3C-C4C	4.72	1.49	1.42
82	NI	201	PEB	C3C-C4C	4.72	1.49	1.42
82	OA	201	PEB	C3B-C2B	4.72	1.46	1.36
82	jF	202	PEB	C3B-C2B	4.72	1.46	1.36
82	DD	201	PEB	C3C-C4C	4.72	1.49	1.42
82	MM	202	PEB	C3B-C2B	4.72	1.46	1.36
82	RJ	202	PEB	C3C-C4C	4.71	1.49	1.42
82	L7	201	PEB	C3C-C4C	4.71	1.49	1.42
82	aG	201	PEB	C3B-C2B	4.71	1.46	1.36
82	dO	201	PEB	C3B-C2B	4.71	1.46	1.36
82	RA	203	PEB	C3C-C4C	4.71	1.49	1.42
84	NE	201	CYC	C2A-C3A	4.71	1.46	1.36
82	fO	201	PEB	C3B-C2B	4.71	1.46	1.36
82	QJ	203	PEB	C3C-C4C	4.71	1.49	1.42
82	RO	201	PEB	C3B-C2B	4.71	1.46	1.36
82	PA	201	PEB	C3C-C4C	4.71	1.49	1.42
82	ZM	202	PEB	C3C-C4C	4.71	1.49	1.42
82	AI	201	PEB	C3C-C4C	4.71	1.49	1.42
82	dK	201	PEB	C3C-C4C	4.71	1.49	1.42
84	B3	1001	CYC	C2C-C1C	-4.71	1.47	1.52
82	uC	201	PEB	C3C-C4C	4.71	1.49	1.42
84	LH	1001	CYC	C2C-C1C	-4.71	1.47	1.52
84	IO	1001	CYC	CHB-C1B	4.71	1.49	1.38
82	SA	201	PEB	C3C-C4C	4.71	1.49	1.42
82	C5	201	PEB	C3B-C2B	4.71	1.46	1.36
82	GI	202	PEB	C3C-C4C	4.71	1.49	1.42
82	S1	201	PEB	C3C-C4C	4.71	1.49	1.42
82	qC	202	PEB	C3C-C4C	4.71	1.49	1.42
82	TB	201	PEB	C1A-NA	-4.71	1.31	1.37
82	S9	201	PEB	C3B-C2B	4.71	1.46	1.36
82	UB	303	PEB	C3C-C4C	4.71	1.49	1.42
82	f4	201	PEB	C3B-C2B	4.71	1.46	1.36
82	T7	203	PEB	C1A-NA	-4.71	1.31	1.37
82	HD	201	PEB	C3C-C4C	4.71	1.49	1.42
83	xF	306	PUB	C2B-C1B	4.71	1.49	1.42

Continued on next page...

Continued from previous page...

Mol	Chain	Res	Type	Atoms	Z	Observed(Å)	Ideal(Å)
84	O3	1001	CYC	C2C-C1C	-4.70	1.47	1.52
82	M5	305	PEB	C3C-C4C	4.70	1.49	1.42
82	WP	202	PEB	C3B-C2B	4.70	1.46	1.36
82	YI	202	PEB	C3C-C4C	4.70	1.49	1.42
82	WM	203	PEB	C3B-C2B	4.70	1.46	1.36
82	FP	201	PEB	C3C-C4C	4.70	1.49	1.42
82	IM	202	PEB	C3C-C4C	4.70	1.49	1.42
82	h4	201	PEB	C3B-C2B	4.70	1.46	1.36
84	H4	1001	CYC	CHB-C1B	4.70	1.49	1.38
82	SA	201	PEB	C3B-C2B	4.70	1.46	1.36
82	W7	201	PEB	C3C-C4C	4.70	1.49	1.42
82	eB	201	PEB	C3C-C4C	4.70	1.49	1.42
82	EI	201	PEB	C3C-C4C	4.70	1.49	1.42
82	PI	201	PEB	C3C-C4C	4.70	1.49	1.42
82	iF	201	PEB	C3C-C4C	4.70	1.49	1.42
82	PF	202	PEB	C3B-C2B	4.70	1.46	1.36
82	PK	202	PEB	C3B-C2B	4.70	1.46	1.36
82	ZE	203	PEB	C3C-C4C	4.70	1.49	1.42
82	UG	202	PEB	C3C-C4C	4.69	1.49	1.42
82	i4	201	PEB	C3C-C4C	4.69	1.49	1.42
82	cB	402	PEB	C3C-C4C	4.69	1.49	1.42
84	GO	1001	CYC	CHB-C1B	4.69	1.49	1.38
82	SM	203	PEB	C3C-C4C	4.69	1.49	1.42
82	S9	202	PEB	C3C-C4C	4.69	1.49	1.42
83	AQ	302	PUB	C2B-C1B	4.69	1.49	1.42
82	CF	201	PEB	C3C-C4C	4.69	1.49	1.42
82	S5	202	PEB	C3C-C4C	4.69	1.49	1.42
82	TO	203	PEB	C3C-C4C	4.69	1.49	1.42
82	RG	201	PEB	C3C-C4C	4.69	1.49	1.42
82	Z5	305	PEB	C3C-C4C	4.69	1.49	1.42
82	JF	202	PEB	C3B-C2B	4.69	1.46	1.36
84	LH	1001	CYC	CHB-C1B	4.69	1.49	1.38
82	M7	201	PEB	C3C-C4C	4.69	1.49	1.42
84	q3	1001	CYC	C2C-C1C	-4.69	1.47	1.52
82	YA	303	PEB	C3C-C4C	4.69	1.49	1.42
82	lM	202	PEB	C3C-C4C	4.69	1.49	1.42
82	QB	203	PEB	C3C-C4C	4.68	1.49	1.42
82	SO	202	PEB	C3C-C4C	4.68	1.49	1.42
82	N1	1002	PEB	C3C-C4C	4.68	1.49	1.42
82	rF	201	PEB	C3C-C4C	4.68	1.49	1.42
82	P7	201	PEB	C3C-C4C	4.68	1.49	1.42
82	SH	201	PEB	C3C-C4C	4.68	1.49	1.42

Continued on next page...

Continued from previous page...

Mol	Chain	Res	Type	Atoms	Z	Observed(Å)	Ideal(Å)
82	R7	203	PEB	C3C-C4C	4.68	1.49	1.42
83	AJ	303	PUB	C2B-C1B	4.68	1.49	1.42
82	HQ	202	PEB	C3C-C4C	4.68	1.49	1.42
82	BD	201	PEB	C3C-C4C	4.68	1.49	1.42
82	Q4	201	PEB	C2A-C1A	-4.67	1.47	1.52
82	O7	201	PEB	C3B-C2B	4.67	1.46	1.36
82	Q1	201	PEB	C3C-C4C	4.67	1.49	1.42
82	CP	202	PEB	C3C-C4C	4.67	1.49	1.42
82	NH	1002	PEB	C3C-C4C	4.67	1.49	1.42
82	HG	1002	PEB	C3C-C4C	4.67	1.49	1.42
82	T4	203	PEB	C3C-C4C	4.67	1.49	1.42
82	VE	202	PEB	C3C-C4C	4.67	1.49	1.42
82	VG	202	PEB	C3C-C4C	4.67	1.49	1.42
82	H4	1002	PEB	C3C-C4C	4.67	1.49	1.42
82	EB	501	PEB	C3C-C4C	4.67	1.49	1.42
82	NF	201	PEB	C2A-C1A	-4.67	1.47	1.52
82	q8	202	PEB	C3C-C4C	4.67	1.49	1.42
82	aJ	204	PEB	C3C-C4C	4.67	1.49	1.42
82	jK	202	PEB	C3B-C2B	4.66	1.46	1.36
82	hM	203	PEB	C3C-C4C	4.66	1.49	1.42
84	K1	1001	CYC	CHB-C1B	4.66	1.49	1.38
82	MP	202	PEB	C3C-C4C	4.66	1.49	1.42
82	YE	201	PEB	C3C-C4C	4.66	1.49	1.42
84	EH	1001	CYC	CHB-C1B	4.66	1.49	1.38
82	HA	202	PEB	C3C-C4C	4.66	1.49	1.42
82	DB	202	PEB	C3C-C4C	4.66	1.49	1.42
82	JK	202	PEB	C3B-C2B	4.66	1.46	1.36
82	Q7	201	PEB	C1A-NA	-4.66	1.31	1.37
82	SK	202	PEB	C2A-C1A	-4.66	1.47	1.52
84	L3	1001	CYC	C2C-C1C	-4.66	1.47	1.52
82	PD	202	PEB	C1A-NA	-4.66	1.31	1.37
84	S3	1001	CYC	C2C-C1C	-4.66	1.47	1.52
82	Q5	201	PEB	C3C-C4C	4.66	1.49	1.42
82	S7	201	PEB	C3B-C2B	4.66	1.46	1.36
82	YG	201	PEB	C3B-C2B	4.66	1.46	1.36
82	UJ	202	PEB	C3C-C4C	4.66	1.49	1.42
82	MB	202	PEB	C2A-C1A	-4.66	1.47	1.52
82	WJ	201	PEB	C2A-C1A	-4.66	1.47	1.52
82	sF	202	PEB	CHA-C1B	4.66	1.51	1.40
82	hM	201	PEB	C3C-C4C	4.66	1.49	1.42
82	XA	202	PEB	C3B-C2B	4.65	1.46	1.36
82	Y7	303	PEB	C3C-C4C	4.65	1.49	1.42

Continued on next page...

Continued from previous page...

Mol	Chain	Res	Type	Atoms	Z	Observed(Å)	Ideal(Å)
84	U3	1001	CYC	C2C-C1C	-4.65	1.47	1.52
82	P7	202	PEB	C3C-C4C	4.65	1.49	1.42
82	S7	201	PEB	C3C-C4C	4.65	1.49	1.42
84	D1	1001	CYC	CHB-C1B	4.65	1.49	1.38
82	MJ	202	PEB	C1A-NA	-4.65	1.31	1.37
82	u8	201	PEB	C3C-C4C	4.65	1.49	1.42
84	E1	1001	CYC	CHB-C1B	4.65	1.49	1.38
82	YE	201	PEB	C3B-C2B	4.65	1.46	1.36
82	KI	203	PEB	C3C-C4C	4.65	1.49	1.42
82	d4	201	PEB	C3B-C2B	4.65	1.46	1.36
82	AE	301	PEB	C3C-C4C	4.65	1.49	1.42
82	YP	503	PEB	C3C-C4C	4.65	1.49	1.42
87	F2	205	CLA	C1D-ND	4.65	1.43	1.37
82	OF	202	PEB	CHA-C1B	4.65	1.51	1.40
82	QK	202	PEB	C3C-C4C	4.65	1.49	1.42
82	hB	301	PEB	C3C-C4C	4.65	1.49	1.42
82	TA	203	PEB	C1A-NA	-4.65	1.31	1.37
82	bP	501	PEB	C3C-C4C	4.64	1.49	1.42
82	DM	202	PEB	C3C-C4C	4.64	1.49	1.42
82	QO	201	PEB	C2A-C1A	-4.64	1.47	1.52
82	GJ	203	PEB	C3C-C4C	4.64	1.49	1.42
82	DK	202	PEB	C3C-C4C	4.64	1.49	1.42
82	GF	203	PEB	C3B-C2B	4.64	1.46	1.36
92	XL	601	LMG	O7-C10	4.64	1.47	1.34
82	YF	203	PEB	C3C-C4C	4.64	1.49	1.42
83	wF	304	PUB	C2B-C1B	4.64	1.49	1.42
82	iO	201	PEB	C3C-C4C	4.64	1.49	1.42
84	KH	1001	CYC	CHB-C1B	4.64	1.49	1.38
84	GG	1001	CYC	C2C-C1C	-4.64	1.48	1.52
84	w3	1001	CYC	C2C-C1C	-4.64	1.48	1.52
84	MO	1001	CYC	CHB-C1B	4.64	1.49	1.38
82	NB	202	PEB	C3C-C4C	4.64	1.49	1.42
82	HO	1002	PEB	C3C-C4C	4.64	1.49	1.42
82	BQ	201	PEB	C3C-C4C	4.64	1.49	1.42
84	o3	1001	CYC	C2C-C1C	-4.64	1.48	1.52
91	aL	610	PHO	O2D-CGD	4.63	1.44	1.33
82	BJ	301	PEB	C3C-C4C	4.63	1.49	1.42
82	UM	201	PEB	C3C-C4C	4.63	1.49	1.42
82	SE	201	PEB	C3C-C4C	4.63	1.49	1.42
82	RO	203	PEB	C3C-C4C	4.63	1.49	1.42
82	GK	203	PEB	C3B-C2B	4.63	1.46	1.36
82	iK	201	PEB	C3C-C4C	4.63	1.49	1.42

Continued on next page...

Continued from previous page...

Mol	Chain	Res	Type	Atoms	Z	Observed(Å)	Ideal(Å)
82	MD	201	PEB	C3B-C2B	4.63	1.46	1.36
84	E4	1001	CYC	CHB-C1B	4.63	1.49	1.38
82	QF	202	PEB	C3C-C4C	4.63	1.49	1.42
82	OI	201	PEB	C3C-C4C	4.63	1.49	1.42
84	k3	1001	CYC	C2C-C1C	-4.63	1.48	1.52
82	VI	202	PEB	C3C-C4C	4.63	1.49	1.42
82	aB	201	PEB	C3C-C4C	4.63	1.49	1.42
82	LA	201	PEB	C3C-C4C	4.63	1.49	1.42
82	ZJ	202	PEB	C3C-C4C	4.63	1.49	1.42
84	73	1001	CYC	C2C-C1C	-4.63	1.48	1.52
84	EO	1001	CYC	CHB-C1B	4.63	1.49	1.38
84	h3	1001	CYC	C2C-C1C	-4.63	1.48	1.52
82	XJ	202	PEB	C3C-C4C	4.63	1.49	1.42
82	UE	202	PEB	C3C-C4C	4.62	1.49	1.42
82	WH	201	PEB	C3C-C4C	4.62	1.49	1.42
82	OK	202	PEB	CHA-C1B	4.62	1.51	1.40
83	M5	303	PUB	C2B-C1B	4.62	1.49	1.42
82	NI	202	PEB	C3C-C4C	4.62	1.49	1.42
82	gE	201	PEB	C3C-C4C	4.62	1.49	1.42
82	YP	501	PEB	C3C-C4C	4.62	1.49	1.42
82	PI	202	PEB	C3C-C4C	4.62	1.49	1.42
82	W5	201	PEB	C3C-C4C	4.62	1.49	1.42
84	H3	1001	CYC	C2C-C1C	-4.62	1.48	1.52
82	UJ	202	PEB	C3B-C2B	4.62	1.46	1.36
82	MA	201	PEB	C3C-C4C	4.62	1.49	1.42
82	DB	203	PEB	C3B-C2B	4.62	1.46	1.36
82	PA	202	PEB	C3C-C4C	4.62	1.49	1.42
82	RE	202	PEB	C3C-C4C	4.62	1.49	1.42
84	F3	1001	CYC	C2C-C1C	-4.62	1.48	1.52
82	SG	201	PEB	C3C-C4C	4.62	1.49	1.42
82	DI	201	PEB	C3C-C4C	4.62	1.49	1.42
82	VK	202	PEB	C3B-C2B	4.62	1.46	1.36
84	BG	1002	CYC	CHB-C1B	4.61	1.49	1.38
82	lM	201	PEB	C3C-C4C	4.61	1.49	1.42
82	VP	201	PEB	C3C-C4C	4.61	1.49	1.42
87	FN	205	CLA	C1D-ND	4.61	1.43	1.37
82	IJ	202	PEB	C1A-NA	-4.61	1.31	1.37
82	JD	203	PEB	C3C-C4C	4.61	1.49	1.42
82	OG	201	PEB	C3B-C2B	4.61	1.46	1.36
82	rC	201	PEB	C3C-C4C	4.61	1.49	1.42
83	YA	302	PUB	C2B-C1B	4.61	1.49	1.42
82	EI	202	PEB	C3C-C4C	4.61	1.49	1.42

Continued on next page...

Continued from previous page...

Mol	Chain	Res	Type	Atoms	Z	Observed(Å)	Ideal(Å)
82	HI	201	PEB	C3C-C4C	4.61	1.49	1.42
82	YP	502	PEB	C3C-C4C	4.61	1.49	1.42
82	Z1	201	PEB	C3B-C2B	4.61	1.46	1.36
82	RP	202	PEB	C3C-C4C	4.61	1.49	1.42
82	R4	203	PEB	C3C-C4C	4.61	1.49	1.42
82	TK	201	PEB	C3C-C4C	4.61	1.49	1.42
82	AP	201	PEB	C3B-C2B	4.61	1.46	1.36
82	jM	203	PEB	C3C-C4C	4.61	1.49	1.42
82	WM	201	PEB	C3C-C4C	4.61	1.49	1.42
82	FQ	201	PEB	C3C-C4C	4.61	1.49	1.42
82	V7	201	PEB	C3C-C4C	4.61	1.49	1.42
82	jH	203	PEB	C3C-C4C	4.61	1.49	1.42
82	lJ	201	PEB	C3C-C4C	4.61	1.49	1.42
84	DH	1001	CYC	CHB-C1B	4.60	1.49	1.38
82	OB	201	PEB	C3C-C4C	4.60	1.49	1.42
82	KJ	201	PEB	C2A-C1A	-4.60	1.48	1.52
82	XI	202	PEB	C3C-C4C	4.60	1.49	1.42
84	DH	1003	CYC	CHB-C1B	4.60	1.49	1.38
82	RI	202	PEB	C3C-C4C	4.60	1.49	1.42
82	KK	202	PEB	C1A-NA	-4.60	1.31	1.37
82	MQ	201	PEB	C3B-C2B	4.60	1.46	1.36
82	Y5	201	PEB	C3C-C4C	4.60	1.49	1.42
82	NB	203	PEB	C3B-C2B	4.60	1.46	1.36
82	Q1	202	PEB	C3C-C4C	4.60	1.49	1.42
82	HK	202	PEB	C3B-C2B	4.60	1.46	1.36
82	II	202	PEB	C3C-C4C	4.60	1.49	1.42
82	TI	203	PEB	C3C-C4C	4.60	1.49	1.42
82	AJ	301	PEB	C3C-C4C	4.60	1.49	1.42
83	Z5	303	PUB	C2B-C1B	4.60	1.49	1.42
82	O7	202	PEB	C3C-C4C	4.60	1.49	1.42
82	GP	202	PEB	C3C-C4C	4.60	1.49	1.42
83	Y7	302	PUB	C2B-C1B	4.60	1.49	1.42
82	QH	202	PEB	C3C-C4C	4.59	1.49	1.42
82	FB	201	PEB	C3C-C4C	4.59	1.49	1.42
82	S4	201	PEB	C1A-NA	-4.59	1.31	1.37
82	SO	201	PEB	C1A-NA	-4.59	1.31	1.37
82	QH	201	PEB	C3C-C4C	4.59	1.49	1.42
82	JQ	203	PEB	C3C-C4C	4.59	1.49	1.42
82	KM	201	PEB	C3C-C4C	4.59	1.49	1.42
82	ZO	201	PEB	C2A-C1A	-4.59	1.48	1.52
84	D1	1003	CYC	CHB-C1B	4.59	1.48	1.38
84	D3	1001	CYC	C2C-C1C	-4.59	1.48	1.52

Continued on next page...

Continued from previous page...

Mol	Chain	Res	Type	Atoms	Z	Observed(Å)	Ideal(Å)
82	TF	201	PEB	C3C-C4C	4.59	1.49	1.42
82	IJ	201	PEB	C3C-C4C	4.59	1.49	1.42
82	YJ	202	PEB	C3C-C4C	4.59	1.49	1.42
82	oK	201	PEB	C1A-NA	-4.59	1.31	1.37
82	RA	201	PEB	C3B-C2B	4.59	1.46	1.36
82	LA	202	PEB	C3C-C4C	4.59	1.49	1.42
82	FD	201	PEB	C3C-C4C	4.59	1.49	1.42
82	BI	203	PEB	C3C-C4C	4.59	1.49	1.42
82	kF	203	PEB	C3C-C4C	4.59	1.49	1.42
91	a6	613	PHO	OBD-CAD	4.59	1.28	1.22
92	b6	624	LMG	O7-C10	4.58	1.47	1.34
82	NA	201	PEB	C3C-C4C	4.58	1.49	1.42
82	SK	202	PEB	C3C-C4C	4.58	1.49	1.42
82	fB	301	PEB	C3C-C4C	4.58	1.49	1.42
82	KP	202	PEB	C3B-C2B	4.58	1.46	1.36
82	eH	203	PEB	C3C-C4C	4.58	1.49	1.42
84	Q3	1001	CYC	C2C-C1C	-4.58	1.48	1.52
82	OE	201	PEB	C3C-C4C	4.58	1.49	1.42
82	NB	201	PEB	C3B-C2B	4.58	1.46	1.36
84	N4	1001	CYC	C2C-C1C	-4.58	1.48	1.52
82	GE	1002	PEB	C3C-C4C	4.58	1.49	1.42
82	YG	201	PEB	C3C-C4C	4.58	1.49	1.42
82	OH	201	PEB	C3C-C4C	4.58	1.49	1.42
82	CI	202	PEB	C3C-C4C	4.58	1.49	1.42
82	MM	201	PEB	C3C-C4C	4.58	1.49	1.42
82	LD	202	PEB	C1A-NA	-4.58	1.31	1.37
84	M4	1001	CYC	CHB-C1B	4.58	1.48	1.38
82	KB	304	PEB	C3C-C4C	4.58	1.49	1.42
91	A6	407	PHO	C3B-C2B	4.58	1.46	1.40
84	L1	1001	CYC	C2A-C3A	4.58	1.46	1.36
82	j1	203	PEB	C3C-C4C	4.58	1.49	1.42
82	B9	202	PEB	C3C-C4C	4.58	1.49	1.42
84	M3	1001	CYC	C2C-C1C	-4.58	1.48	1.52
82	SB	203	PEB	C3C-C4C	4.57	1.49	1.42
84	u3	1001	CYC	C2C-C1C	-4.57	1.48	1.52
82	TF	202	PEB	C3B-C2B	4.57	1.46	1.36
82	TK	202	PEB	C3B-C2B	4.57	1.46	1.36
82	NK	201	PEB	C2A-C1A	-4.57	1.48	1.52
82	ZJ	202	PEB	C1A-NA	-4.57	1.31	1.37
82	FO	1002	PEB	C3C-C4C	4.57	1.49	1.42
82	D9	201	PEB	C3B-C2B	4.57	1.46	1.36
82	OA	202	PEB	C3C-C4C	4.57	1.49	1.42

Continued on next page...

Continued from previous page...

Mol	Chain	Res	Type	Atoms	Z	Observed(Å)	Ideal(Å)
82	SJ	202	PEB	C3C-C4C	4.57	1.49	1.42
82	GI	203	PEB	C3C-C4C	4.57	1.49	1.42
82	SK	202	PEB	C1A-NA	-4.57	1.31	1.37
84	BE	1002	CYC	CHB-C1B	4.57	1.48	1.38
82	ZH	201	PEB	C3B-C2B	4.57	1.46	1.36
82	z8	201	PEB	C3B-C2B	4.57	1.46	1.36
82	L1	1002	PEB	C3C-C4C	4.57	1.49	1.42
82	DK	203	PEB	C3B-C2B	4.56	1.46	1.36
82	MJ	201	PEB	C3C-C4C	4.56	1.49	1.42
82	j4	201	PEB	C3B-C2B	4.56	1.46	1.36
84	j3	1001	CYC	C2C-C1C	-4.56	1.48	1.52
82	LJ	202	PEB	C3C-C4C	4.56	1.49	1.42
84	x3	1001	CYC	C1C-NC	-4.56	1.31	1.37
82	HE	1002	PEB	C3C-C4C	4.56	1.49	1.42
82	AI	202	PEB	C3C-C4C	4.56	1.49	1.42
82	OG	201	PEB	C3C-C4C	4.56	1.49	1.42
82	ZG	203	PEB	C3C-C4C	4.56	1.49	1.42
82	X7	201	PEB	CHA-C1B	4.56	1.51	1.40
82	ZO	201	PEB	C1A-NA	-4.55	1.31	1.37
82	A4	304	PEB	C3C-C4C	4.55	1.49	1.42
82	OE	201	PEB	C3B-C2B	4.55	1.46	1.36
82	PE	201	PEB	C3B-C2B	4.55	1.46	1.36
82	W1	201	PEB	C3C-C4C	4.55	1.49	1.42
82	b1	203	PEB	C3C-C4C	4.55	1.49	1.42
82	O7	201	PEB	C3C-C4C	4.55	1.49	1.42
82	R7	201	PEB	C3B-C2B	4.55	1.46	1.36
82	NJ	202	PEB	C3C-C4C	4.55	1.49	1.42
82	UJ	202	PEB	C1A-NA	-4.55	1.31	1.37
82	RG	202	PEB	C3C-C4C	4.55	1.49	1.42
91	D6	404	PHO	C3B-C2B	4.55	1.46	1.40
82	TB	201	PEB	C3B-C2B	4.55	1.46	1.36
82	PG	201	PEB	C3B-C2B	4.55	1.46	1.36
82	JF	201	PEB	C3C-C4C	4.55	1.49	1.42
82	XK	203	PEB	C3B-C2B	4.55	1.46	1.36
82	KF	202	PEB	C1A-NA	-4.54	1.31	1.37
82	L5	201	PEB	C3C-C4C	4.54	1.49	1.42
84	f3	1001	CYC	C2C-C1C	-4.54	1.48	1.52
82	LH	1003	PEB	C3C-C4C	4.54	1.49	1.42
82	ZI	401	PEB	C2A-C1A	-4.54	1.48	1.52
84	LH	1002	CYC	C2A-C3A	4.54	1.46	1.36
82	RP	201	PEB	C3C-C4C	4.54	1.49	1.42
82	W9	201	PEB	C3B-C2B	4.54	1.46	1.36

Continued on next page...

Continued from previous page...

Mol	Chain	Res	Type	Atoms	Z	Observed(Å)	Ideal(Å)
82	L7	202	PEB	C3C-C4C	4.54	1.49	1.42
82	P7	201	PEB	C3B-C2B	4.54	1.46	1.36
82	IB	203	PEB	C3C-C4C	4.54	1.49	1.42
82	GG	1002	PEB	C3C-C4C	4.54	1.49	1.42
82	XA	201	PEB	CHA-C1B	4.54	1.51	1.40
82	SF	202	PEB	C3C-C4C	4.53	1.49	1.42
84	d3	1001	CYC	C2C-C1C	-4.53	1.48	1.52
82	GM	202	PEB	C3C-C4C	4.53	1.49	1.42
82	zC	201	PEB	C3B-C2B	4.53	1.46	1.36
82	IP	201	PEB	C3C-C4C	4.53	1.49	1.42
82	HF	202	PEB	C3B-C2B	4.53	1.46	1.36
91	AL	410	PHO	O2D-CGD	4.53	1.44	1.33
82	SF	202	PEB	C1A-NA	-4.53	1.31	1.37
82	EA	202	PEB	C3C-C4C	4.53	1.49	1.42
82	QM	204	PEB	C3C-C4C	4.53	1.49	1.42
84	LG	1001	CYC	CHB-C1B	4.53	1.48	1.38
82	XB	201	PEB	C3C-C4C	4.53	1.49	1.42
82	F4	1002	PEB	C3C-C4C	4.53	1.49	1.42
83	AO	302	PUB	C2B-C1B	4.53	1.49	1.42
84	NO	1001	CYC	C2C-C1C	-4.53	1.48	1.52
87	1N	608	CLA	C1D-ND	4.53	1.43	1.37
82	YM	201	PEB	C3C-C4C	4.53	1.49	1.42
82	F5	203	PEB	C3C-C4C	4.53	1.49	1.42
82	WE	201	PEB	C3B-C2B	4.53	1.46	1.36
82	VF	201	PEB	C3C-C4C	4.53	1.49	1.42
82	r8	201	PEB	C3C-C4C	4.53	1.49	1.42
82	MJ	202	PEB	C2A-C1A	-4.53	1.48	1.52
82	KK	201	PEB	C3B-C2B	4.53	1.46	1.36
82	FK	201	PEB	C3C-C4C	4.53	1.49	1.42
82	Z4	201	PEB	C2A-C1A	-4.53	1.48	1.52
82	aM	203	PEB	C3C-C4C	4.53	1.49	1.42
82	OA	201	PEB	C3C-C4C	4.52	1.49	1.42
84	LE	1001	CYC	C2C-C1C	-4.52	1.48	1.52
82	F5	202	PEB	C3C-C4C	4.52	1.49	1.42
82	AO	304	PEB	C3C-C4C	4.52	1.49	1.42
82	KF	201	PEB	C3B-C2B	4.52	1.46	1.36
98	A2	842	PQN	C10-C5	4.52	1.48	1.40
82	E7	202	PEB	C3C-C4C	4.52	1.49	1.42
91	d6	404	PHO	C3B-C2B	4.52	1.46	1.40
82	Z4	201	PEB	C1A-NA	-4.52	1.31	1.37
82	IM	201	PEB	C3C-C4C	4.52	1.49	1.42
83	A4	302	PUB	C2B-C1B	4.52	1.49	1.42

Continued on next page...

Continued from previous page...

Mol	Chain	Res	Type	Atoms	Z	Observed(Å)	Ideal(Å)
84	I3	1001	CYC	C2C-C1C	-4.52	1.48	1.52
84	D4	1001	CYC	CHB-C1B	4.52	1.48	1.38
84	S3	1001	CYC	C1C-NC	-4.51	1.31	1.37
82	jO	201	PEB	C3B-C2B	4.51	1.46	1.36
87	b6	605	CLA	C3B-C2B	-4.51	1.34	1.40
84	n3	1001	CYC	C2C-C1C	-4.51	1.48	1.52
82	JB	201	PEB	C3B-C2B	4.51	1.46	1.36
82	DF	203	PEB	C3B-C2B	4.51	1.46	1.36
82	mH	202	PEB	CHA-C1B	4.51	1.51	1.40
82	m1	202	PEB	CHA-C1B	4.51	1.51	1.40
82	CJ	203	PEB	C3C-C4C	4.51	1.49	1.42
98	AN	842	PQN	C10-C5	4.51	1.48	1.40
92	bL	611	LMG	O7-C10	4.51	1.47	1.34
84	L4	1001	CYC	CHB-C1B	4.50	1.48	1.38
82	HF	201	PEB	C3C-C4C	4.50	1.49	1.42
82	AF	201	PEB	C3B-C2B	4.50	1.46	1.36
82	N7	201	PEB	C3C-C4C	4.50	1.49	1.42
82	NJ	201	PEB	C3B-C2B	4.50	1.46	1.36
82	AK	201	PEB	C3B-C2B	4.50	1.46	1.36
82	c1	202	PEB	CHA-C1B	4.50	1.51	1.40
82	kK	203	PEB	C3C-C4C	4.50	1.49	1.42
82	YM	202	PEB	C3C-C4C	4.50	1.49	1.42
84	LE	1001	CYC	CHB-C1B	4.50	1.48	1.38
82	QA	201	PEB	C1A-NA	-4.50	1.31	1.37
84	w3	1001	CYC	C1C-NC	-4.50	1.31	1.37
82	WE	202	PEB	C3C-C4C	4.50	1.49	1.42
84	LH	1002	CYC	C1C-NC	-4.50	1.31	1.37
82	JP	201	PEB	C3C-C4C	4.49	1.49	1.42
82	VF	202	PEB	C3B-C2B	4.49	1.46	1.36
82	WG	201	PEB	C3B-C2B	4.49	1.46	1.36
82	O1	201	PEB	C3C-C4C	4.49	1.49	1.42
84	DO	1001	CYC	CHB-C1B	4.49	1.48	1.38
82	PA	201	PEB	C3B-C2B	4.49	1.46	1.36
82	KM	203	PEB	C3C-C4C	4.49	1.49	1.42
83	BJ	302	PUB	C2B-C1B	4.49	1.49	1.42
82	YG	202	PEB	C3C-C4C	4.49	1.49	1.42
84	I3	1001	CYC	C1C-NC	-4.49	1.31	1.37
82	FP	202	PEB	C3C-C4C	4.49	1.49	1.42
91	AL	410	PHO	C3B-C2B	4.49	1.46	1.40
82	Z1	203	PEB	CHA-C1B	4.49	1.50	1.40
84	U3	1001	CYC	C1C-NC	-4.49	1.31	1.37
83	wK	304	PUB	C2B-C1B	4.49	1.49	1.42

Continued on next page...

Continued from previous page...

Mol	Chain	Res	Type	Atoms	Z	Observed(Å)	Ideal(Å)
84	u3	1001	CYC	C1C-NC	-4.48	1.31	1.37
84	F3	1001	CYC	C1C-NC	-4.48	1.31	1.37
82	TA	202	PEB	C3B-C2B	4.48	1.46	1.36
87	12	608	CLA	C1D-ND	4.48	1.43	1.37
84	f3	1001	CYC	C1C-NC	-4.48	1.31	1.37
82	VA	201	PEB	C3C-C4C	4.48	1.49	1.42
84	J4	1001	CYC	CHB-C1B	4.48	1.48	1.38
82	gF	201	PEB	CHA-C1B	4.48	1.50	1.40
84	n3	1001	CYC	C1C-NC	-4.48	1.31	1.37
84	d3	1001	CYC	C1C-NC	-4.47	1.31	1.37
82	UO	201	PEB	C1A-NA	-4.47	1.31	1.37
82	WQ	201	PEB	C3B-C2B	4.47	1.46	1.36
82	IJ	202	PEB	C3C-C4C	4.47	1.49	1.42
84	H3	1001	CYC	C1C-NC	-4.47	1.31	1.37
82	sK	203	PEB	C3C-C4C	4.47	1.49	1.42
91	dL	403	PHO	OBD-CAD	4.47	1.28	1.22
82	BB	201	PEB	C3C-C4C	4.47	1.49	1.42
82	GF	201	PEB	C1A-NA	-4.47	1.31	1.37
84	D3	1001	CYC	C1C-NC	-4.47	1.31	1.37
84	73	1001	CYC	C1C-NC	-4.47	1.31	1.37
84	B3	1001	CYC	C1C-NC	-4.47	1.31	1.37
91	d6	404	PHO	OBD-CAD	4.46	1.28	1.22
84	IG	1001	CYC	C2C-C1C	-4.46	1.48	1.52
88	iL	101	LHG	O7-C7	4.46	1.46	1.34
84	LO	1001	CYC	CHB-C1B	4.46	1.48	1.38
84	k3	1001	CYC	C1C-NC	-4.46	1.31	1.37
82	J9	203	PEB	CHA-C1B	4.46	1.50	1.40
84	O3	1001	CYC	C1C-NC	-4.46	1.31	1.37
84	V3	1001	CYC	C1C-NC	-4.46	1.31	1.37
84	JO	1001	CYC	CHB-C1B	4.46	1.48	1.38
82	DJ	202	PEB	C3C-C4C	4.45	1.49	1.42
82	S5	203	PEB	C3C-C4C	4.45	1.49	1.42
84	j3	1001	CYC	C1C-NC	-4.45	1.31	1.37
82	MF	201	PEB	C3B-C2B	4.45	1.46	1.36
82	U4	201	PEB	C1A-NA	-4.45	1.31	1.37
84	M3	1001	CYC	C1C-NC	-4.45	1.31	1.37
84	L3	1001	CYC	C1C-NC	-4.45	1.31	1.37
82	jJ	203	PEB	C3C-C4C	4.45	1.49	1.42
84	FG	1001	CYC	CHB-C1B	4.45	1.48	1.38
82	ZM	202	PEB	C1A-NA	-4.45	1.31	1.37
84	Q3	1001	CYC	C1C-NC	-4.45	1.31	1.37
82	T7	201	PEB	C2A-C1A	-4.45	1.48	1.52

Continued on next page...

Continued from previous page...

Mol	Chain	Res	Type	Atoms	Z	Observed(Å)	Ideal(Å)
82	O9	203	PEB	CHA-C1B	4.44	1.50	1.40
82	T7	202	PEB	C3B-C2B	4.44	1.46	1.36
82	kH	202	PEB	CHA-C1B	4.44	1.50	1.40
82	k1	202	PEB	CHA-C1B	4.44	1.50	1.40
84	h3	1001	CYC	C1C-NC	-4.44	1.31	1.37
82	BF	201	PEB	C2A-C1A	-4.44	1.48	1.52
82	hJ	203	PEB	C3C-C4C	4.44	1.49	1.42
82	yC	203	PEB	C1A-NA	-4.44	1.31	1.37
82	cH	202	PEB	CHA-C1B	4.44	1.50	1.40
82	BK	201	PEB	C3C-C4C	4.44	1.49	1.42
82	y8	203	PEB	C1A-NA	-4.44	1.31	1.37
82	WG	202	PEB	C3C-C4C	4.44	1.49	1.42
82	AB	501	PEB	C3C-C4C	4.44	1.49	1.42
82	SB	202	PEB	C3C-C4C	4.44	1.49	1.42
82	W5	202	PEB	C3C-C4C	4.44	1.49	1.42
84	IE	1001	CYC	C2C-C1C	-4.44	1.48	1.52
82	ID	201	PEB	C3B-C2B	4.44	1.46	1.36
82	1C	202	PEB	C3C-C4C	4.43	1.49	1.42
82	JK	201	PEB	C3C-C4C	4.43	1.49	1.42
82	fJ	202	PEB	C3C-C4C	4.43	1.49	1.42
82	Y1	202	PEB	CHA-C1B	4.43	1.50	1.40
82	LQ	201	PEB	C3C-C4C	4.43	1.49	1.42
82	fJ	203	PEB	C3C-C4C	4.43	1.49	1.42
82	OE	201	PEB	C2A-C1A	-4.43	1.48	1.52
84	o3	1001	CYC	C1C-NC	-4.42	1.31	1.37
82	RF	201	PEB	C3C-C4C	4.42	1.48	1.42
87	ON	203	CLA	C1D-ND	4.42	1.43	1.37
82	IQ	201	PEB	C3B-C2B	4.42	1.46	1.36
82	YH	202	PEB	CHA-C1B	4.42	1.50	1.40
87	O2	203	CLA	C1D-ND	4.42	1.43	1.37
82	WP	202	PEB	C3C-C4C	4.42	1.48	1.42
82	BF	201	PEB	C3C-C4C	4.42	1.48	1.42
82	WP	202	PEB	C1A-NA	-4.42	1.31	1.37
82	TB	201	PEB	C3C-C4C	4.42	1.48	1.42
82	JJ	202	PEB	C1A-NA	-4.42	1.31	1.37
82	kF	201	PEB	CHA-C1B	4.42	1.50	1.40
82	WD	201	PEB	C3B-C2B	4.42	1.46	1.36
84	E3	1001	CYC	CHB-C4A	4.41	1.50	1.40
82	sF	203	PEB	C3C-C4C	4.41	1.48	1.42
87	aL	606	CLA	O2D-CGD	4.41	1.44	1.33
82	FF	202	PEB	C3B-C2B	4.41	1.46	1.36
82	FK	202	PEB	C3B-C2B	4.41	1.46	1.36

Continued on next page...

Continued from previous page...

Mol	Chain	Res	Type	Atoms	Z	Observed(Å)	Ideal(Å)
82	YK	203	PEB	C3C-C4C	4.41	1.48	1.42
84	K3	1001	CYC	CHB-C4A	4.41	1.50	1.40
96	GN	201	HEM	C3C-CAC	4.41	1.56	1.47
82	kG	202	PEB	C1A-NA	-4.41	1.31	1.37
84	q3	1001	CYC	C1C-NC	-4.41	1.31	1.37
82	XK	201	PEB	C2A-C1A	-4.41	1.48	1.52
84	l3	1001	CYC	CHB-C4A	4.41	1.50	1.40
84	FO	1001	CYC	CHB-C1B	4.41	1.48	1.38
84	p3	1001	CYC	CHB-C4A	4.41	1.50	1.40
84	m3	1001	CYC	CHB-C4A	4.40	1.50	1.40
82	KP	202	PEB	C3C-C4C	4.40	1.48	1.42
82	ZH	203	PEB	CHA-C1B	4.40	1.50	1.40
82	WO	201	PEB	C1A-NA	-4.40	1.31	1.37
82	fM	203	PEB	C3C-C4C	4.40	1.48	1.42
84	i3	1001	CYC	CHB-C4A	4.40	1.50	1.40
82	18	202	PEB	C3C-C4C	4.40	1.48	1.42
84	FE	1002	CYC	CHB-C1B	4.40	1.48	1.38
82	LJ	202	PEB	CHA-C1B	4.40	1.50	1.40
84	N3	1001	CYC	CHB-C4A	4.40	1.50	1.40
84	e3	1001	CYC	CHB-C4A	4.40	1.50	1.40
82	LQ	202	PEB	C1A-NA	-4.40	1.31	1.37
84	R3	1001	CYC	CHB-C4A	4.40	1.50	1.40
84	c3	1001	CYC	CHB-C4A	4.40	1.50	1.40
84	A3	1001	CYC	CHB-C4A	4.40	1.50	1.40
82	gK	201	PEB	CHA-C1B	4.40	1.50	1.40
84	g3	1001	CYC	CHB-C4A	4.39	1.50	1.40
82	AP	201	PEB	C1A-NA	-4.39	1.31	1.37
84	v3	1001	CYC	CHB-C4A	4.39	1.50	1.40
96	G2	201	HEM	C3C-CAC	4.39	1.56	1.47
82	CB	202	PEB	C1A-NA	-4.39	1.31	1.37
82	XF	203	PEB	C3B-C2B	4.39	1.46	1.36
82	eF	202	PEB	CHA-C1B	4.39	1.50	1.40
82	DB	201	PEB	C1A-NA	-4.39	1.31	1.37
84	T3	1001	CYC	CHB-C4A	4.39	1.50	1.40
82	YE	202	PEB	C3C-C4C	4.39	1.48	1.42
84	F4	1001	CYC	CHB-C1B	4.39	1.48	1.38
82	hJ	201	PEB	C3C-C4C	4.39	1.48	1.42
92	D6	409	LMG	O8-C28	4.39	1.46	1.33
84	P3	1001	CYC	CHB-C4A	4.39	1.50	1.40
91	DL	405	PHO	OBD-CAD	4.38	1.28	1.22
82	WJ	201	PEB	C1A-NA	-4.38	1.31	1.37
82	PQ	202	PEB	CHA-C1B	4.38	1.50	1.40

Continued on next page...

Continued from previous page...

Mol	Chain	Res	Type	Atoms	Z	Observed(Å)	Ideal(Å)
84	t3	1001	CYC	CHB-C4A	4.38	1.50	1.40
82	OP	202	PEB	C3C-C4C	4.38	1.48	1.42
82	dM	201	PEB	C3C-C4C	4.38	1.48	1.42
84	J3	1001	CYC	CHB-C4A	4.38	1.50	1.40
82	CJ	201	PEB	C3C-C4C	4.38	1.48	1.42
92	dL	407	LMG	O8-C28	4.38	1.46	1.33
103	8N	310	ZEX	C21-C26	-4.38	1.47	1.53
82	PD	202	PEB	CHA-C1B	4.38	1.50	1.40
82	LI	201	PEB	C3C-C4C	4.37	1.48	1.42
84	G3	1001	CYC	CHB-C4A	4.37	1.50	1.40
84	L1	1001	CYC	CHB-C4A	4.37	1.50	1.40
84	C3	1001	CYC	CHB-C4A	4.37	1.50	1.40
82	HK	201	PEB	C3C-C4C	4.37	1.48	1.42
84	LE	1001	CYC	C1C-NC	-4.37	1.31	1.37
82	IA	202	PEB	C1A-NA	-4.37	1.31	1.37
84	CO	1001	CYC	C2C-C1C	-4.37	1.48	1.52
84	n3	1001	CYC	CHB-C4A	4.37	1.50	1.40
82	gF	203	PEB	C3C-C4C	4.37	1.48	1.42
82	N4	1002	PEB	C3C-C4C	4.37	1.48	1.42
82	gK	203	PEB	C3C-C4C	4.36	1.48	1.42
82	S5	201	PEB	C2C-C3C	4.36	1.50	1.37
82	IJ	202	PEB	C2A-C1A	-4.36	1.48	1.52
82	JB	201	PEB	C3C-C4C	4.36	1.48	1.42
82	MK	201	PEB	C3B-C2B	4.36	1.46	1.36
82	LD	201	PEB	C3C-C4C	4.36	1.48	1.42
82	IJ	202	PEB	C3B-C2B	4.36	1.46	1.36
91	a6	613	PHO	C3B-C2B	4.36	1.46	1.40
84	q3	1001	CYC	CHB-C4A	4.36	1.50	1.40
82	cM	202	PEB	CHA-C1B	4.36	1.50	1.40
82	F5	203	PEB	C1A-NA	-4.36	1.32	1.37
82	PK	201	PEB	C2A-C1A	-4.36	1.48	1.52
82	IB	202	PEB	C3C-C4C	4.36	1.48	1.42
95	h6	101	DGD	O2G-C1B	4.35	1.46	1.34
84	B3	1001	CYC	CHB-C4A	4.35	1.50	1.40
82	WI	203	PEB	CHA-C1B	4.35	1.50	1.40
82	RA	203	PEB	C1A-NA	-4.35	1.32	1.37
82	YJ	202	PEB	C1A-NA	-4.35	1.32	1.37
84	LG	1001	CYC	C1C-NC	-4.35	1.32	1.37
84	DE	1001	CYC	C2C-C1C	-4.35	1.48	1.52
84	U3	1001	CYC	CHB-C4A	4.35	1.50	1.40
82	W4	201	PEB	C1A-NA	-4.35	1.32	1.37
84	Q3	1001	CYC	CHB-C4A	4.35	1.50	1.40

Continued on next page...

Continued from previous page...

Mol	Chain	Res	Type	Atoms	Z	Observed(Å)	Ideal(Å)
84	d3	1001	CYC	CHB-C4A	4.35	1.50	1.40
82	BK	201	PEB	C2A-C1A	-4.35	1.48	1.52
84	I3	1001	CYC	CHB-C4A	4.35	1.50	1.40
84	O3	1001	CYC	CHB-C4A	4.35	1.50	1.40
82	S4	201	PEB	C2A-C1A	-4.35	1.48	1.52
84	M3	1001	CYC	CHB-C4A	4.35	1.50	1.40
82	TA	201	PEB	C2A-C1A	-4.35	1.48	1.52
87	7N	608	CLA	C1D-ND	4.35	1.43	1.37
87	b6	605	CLA	C1B-NB	4.35	1.39	1.35
91	D6	404	PHO	OBD-CAD	4.35	1.28	1.22
84	u3	1001	CYC	CHB-C4A	4.34	1.50	1.40
84	S3	1001	CYC	CHB-C4A	4.34	1.50	1.40
103	82	310	ZEX	C21-C26	-4.34	1.47	1.53
84	H3	1001	CYC	CHB-C4A	4.34	1.50	1.40
84	LH	1002	CYC	CHB-C4A	4.34	1.50	1.40
84	k3	1001	CYC	CHB-C4A	4.34	1.50	1.40
92	d6	409	LMG	O8-C28	4.34	1.46	1.33
82	LF	201	PEB	C2A-C1A	-4.34	1.48	1.52
82	l4	201	PEB	C3B-C2B	4.34	1.45	1.36
84	D3	1001	CYC	CHB-C4A	4.34	1.50	1.40
82	I7	202	PEB	C1A-NA	-4.34	1.32	1.37
82	kK	201	PEB	CHA-C1B	4.34	1.50	1.40
82	MJ	202	PEB	C3B-C2B	4.34	1.45	1.36
84	w3	1001	CYC	CHB-C4A	4.34	1.50	1.40
82	DM	202	PEB	CHA-C1B	4.34	1.50	1.40
84	F3	1001	CYC	CHB-C4A	4.34	1.50	1.40
84	j3	1001	CYC	CHB-C4A	4.34	1.50	1.40
82	MP	201	PEB	C1A-NA	-4.33	1.32	1.37
82	FF	201	PEB	C3C-C4C	4.33	1.48	1.42
84	L3	1001	CYC	CHB-C4A	4.33	1.50	1.40
82	GK	201	PEB	C1A-NA	-4.33	1.32	1.37
84	h3	1001	CYC	CHB-C4A	4.33	1.50	1.40
92	DL	402	LMG	O8-C28	4.33	1.46	1.33
84	NO	1001	CYC	C1C-NC	-4.33	1.32	1.37
84	N4	1001	CYC	C1C-NC	-4.33	1.32	1.37
82	PF	201	PEB	C2A-C1A	-4.33	1.48	1.52
82	NO	1002	PEB	C3C-C4C	4.33	1.48	1.42
82	WF	201	PEB	C3C-C4C	4.33	1.48	1.42
82	MM	202	PEB	C3C-C4C	4.33	1.48	1.42
82	LI	201	PEB	C1A-NA	-4.33	1.32	1.37
82	aB	202	PEB	C1A-NA	-4.33	1.32	1.37
84	H4	1001	CYC	C1C-NC	-4.33	1.32	1.37

Continued on next page...

Continued from previous page...

Mol	Chain	Res	Type	Atoms	Z	Observed(Å)	Ideal(Å)
82	lM	203	PEB	C3C-C4C	4.33	1.48	1.42
84	f3	1001	CYC	CHB-C4A	4.33	1.50	1.40
82	FJ	202	PEB	C3C-C4C	4.33	1.48	1.42
82	fK	201	PEB	C3C-C4C	4.33	1.48	1.42
82	KJ	203	PEB	C1A-NA	-4.32	1.32	1.37
84	L1	1001	CYC	C1C-NC	-4.32	1.32	1.37
82	D9	203	PEB	CHA-C1B	4.32	1.50	1.40
82	MJ	202	PEB	C3C-C4C	4.32	1.48	1.42
82	QF	201	PEB	CHA-C1B	4.32	1.50	1.40
82	eK	202	PEB	CHA-C1B	4.32	1.50	1.40
87	cL	515	CLA	C1D-ND	4.32	1.43	1.37
82	bO	201	PEB	C3B-C2B	4.32	1.45	1.36
84	73	1001	CYC	CHB-C4A	4.32	1.50	1.40
82	OG	201	PEB	C2A-C1A	-4.32	1.48	1.52
84	BE	1002	CYC	C2C-C1C	-4.32	1.48	1.52
82	b4	201	PEB	C3B-C2B	4.32	1.45	1.36
92	bL	611	LMG	O8-C28	4.32	1.46	1.33
84	E1	1001	CYC	C1C-NC	-4.32	1.32	1.37
82	WM	201	PEB	C1A-NA	-4.32	1.32	1.37
82	R7	203	PEB	C1A-NA	-4.31	1.32	1.37
83	Z5	302	PUB	C2C-C3C	4.31	1.45	1.36
82	TM	202	PEB	CHA-C1B	4.31	1.50	1.40
82	GJ	202	PEB	C3C-C4C	4.31	1.48	1.42
82	cJ	202	PEB	CHA-C1B	4.31	1.50	1.40
84	HG	1001	CYC	C2C-C1C	-4.31	1.48	1.52
84	HO	1001	CYC	C1C-NC	-4.31	1.32	1.37
91	A6	407	PHO	OBD-CAD	4.31	1.28	1.22
82	eK	202	PEB	C3B-C2B	4.31	1.45	1.36
84	o3	1001	CYC	CHB-C4A	4.31	1.50	1.40
82	WF	202	PEB	CHA-C1B	4.31	1.50	1.40
92	A6	408	LMG	O8-C28	4.31	1.45	1.33
84	HG	1001	CYC	CHB-C1B	4.31	1.48	1.38
82	QK	201	PEB	CHA-C1B	4.31	1.50	1.40
82	IM	203	PEB	C3C-C4C	4.31	1.48	1.42
82	DB	203	PEB	C1A-NA	-4.31	1.32	1.37
82	WK	201	PEB	C1A-NA	-4.30	1.32	1.37
84	DE	1001	CYC	C1C-NC	-4.30	1.32	1.37
87	72	608	CLA	C1D-ND	4.30	1.43	1.37
82	eF	202	PEB	C3B-C2B	4.30	1.45	1.36
88	CL	521	LHG	O7-C7	4.30	1.46	1.34
82	WK	202	PEB	CHA-C1B	4.30	1.50	1.40
91	aL	610	PHO	OBD-CAD	4.30	1.28	1.22

Continued on next page...

Continued from previous page...

Mol	Chain	Res	Type	Atoms	Z	Observed(Å)	Ideal(Å)
95	B2	844	DGD	O1G-C1A	4.30	1.45	1.33
92	a6	614	LMG	O8-C28	4.30	1.45	1.33
95	BN	844	DGD	O1G-C1A	4.30	1.45	1.33
82	RK	201	PEB	C3C-C4C	4.30	1.48	1.42
83	Z9	305	PUB	O1C-CGC	4.30	1.36	1.22
82	V4	202	PEB	C1A-NA	-4.30	1.32	1.37
82	V1	203	PEB	CHA-C1B	4.30	1.50	1.40
82	aH	202	PEB	CHA-C1B	4.30	1.50	1.40
83	M5	302	PUB	C2C-C3C	4.30	1.45	1.36
95	b6	621	DGD	O1G-C1A	4.29	1.45	1.33
87	72	606	CLA	C1D-ND	4.29	1.43	1.37
82	YP	501	PEB	C2A-C1A	-4.29	1.48	1.52
82	lO	201	PEB	C3B-C2B	4.29	1.45	1.36
82	CK	202	PEB	CHA-C1B	4.29	1.50	1.40
87	b6	605	CLA	C1D-ND	4.29	1.43	1.37
82	CB	202	PEB	CHA-C1B	4.29	1.50	1.40
82	JJ	202	PEB	CHA-C1B	4.29	1.50	1.40
84	HE	1001	CYC	CHB-C1B	4.29	1.48	1.38
87	62	303	CLA	C1D-ND	4.29	1.43	1.37
82	eJ	202	PEB	C1A-NA	-4.29	1.32	1.37
84	EH	1001	CYC	C1C-NC	-4.29	1.32	1.37
82	XK	202	PEB	C1A-NA	-4.29	1.32	1.37
82	WG	201	PEB	C1A-NA	-4.29	1.32	1.37
82	J5	201	PEB	C1A-NA	-4.29	1.32	1.37
82	VH	202	PEB	CHA-C1B	4.28	1.50	1.40
82	zF	501	PEB	CHA-C1B	4.28	1.50	1.40
87	7N	606	CLA	C1D-ND	4.28	1.43	1.37
84	HE	1001	CYC	C1C-NC	-4.28	1.32	1.37
82	LF	202	PEB	C2C-C3C	4.28	1.50	1.37
82	zK	501	PEB	CHA-C1B	4.28	1.50	1.40
82	bG	201	PEB	C1A-NA	-4.28	1.32	1.37
82	LJ	202	PEB	C1A-NA	-4.28	1.32	1.37
82	Q5	201	PEB	C1A-NA	-4.28	1.32	1.37
82	W5	202	PEB	C1A-NA	-4.28	1.32	1.37
82	B9	203	PEB	CHA-C1B	4.28	1.50	1.40
82	QJ	204	PEB	C3C-C4C	4.28	1.48	1.42
82	Z5	304	PEB	C3C-C4C	4.28	1.48	1.42
82	bP	502	PEB	C3C-C4C	4.28	1.48	1.42
82	tK	202	PEB	C2C-C3C	4.28	1.50	1.37
82	x8	202	PEB	C2C-C3C	4.28	1.50	1.37
82	lJ	202	PEB	C3C-C4C	4.27	1.48	1.42
82	FJ	202	PEB	CHA-C1B	4.27	1.50	1.40

Continued on next page...

Continued from previous page...

Mol	Chain	Res	Type	Atoms	Z	Observed(Å)	Ideal(Å)
82	WJ	201	PEB	C3C-C4C	4.27	1.48	1.42
82	LK	202	PEB	C2C-C3C	4.27	1.50	1.37
82	WO	201	PEB	C2A-C1A	-4.27	1.48	1.52
82	M5	304	PEB	C3C-C4C	4.27	1.48	1.42
82	gF	201	PEB	C3B-C2B	4.27	1.45	1.36
82	KK	202	PEB	C2A-C1A	-4.27	1.48	1.52
82	DD	202	PEB	C1A-NA	-4.27	1.32	1.37
84	BG	1002	CYC	C1C-NC	-4.27	1.32	1.37
82	ZE	201	PEB	C1A-NA	-4.27	1.32	1.37
82	LF	202	PEB	C3B-C2B	4.27	1.45	1.36
82	MB	202	PEB	C1A-NA	-4.27	1.32	1.37
82	RM	202	PEB	CHA-C1B	4.27	1.50	1.40
82	MQ	201	PEB	C1A-NA	-4.26	1.32	1.37
92	CL	519	LMG	O7-C10	4.26	1.46	1.34
82	VM	202	PEB	CHA-C1B	4.26	1.50	1.40
92	bL	624	LMG	O7-C10	4.26	1.46	1.34
82	OJ	203	PEB	C3C-C4C	4.26	1.48	1.42
84	BE	1002	CYC	CHB-C4A	4.26	1.50	1.40
82	XF	202	PEB	C3C-C4C	4.26	1.48	1.42
82	MB	201	PEB	C1A-NA	-4.26	1.32	1.37
87	7N	602	CLA	C1D-ND	4.26	1.43	1.37
82	T1	202	PEB	CHA-C1B	4.26	1.50	1.40
88	i6	101	LHG	O7-C7	4.26	1.46	1.34
82	MK	201	PEB	C1A-NA	-4.26	1.32	1.37
82	VO	202	PEB	C1A-NA	-4.26	1.32	1.37
84	DG	1001	CYC	C1C-NC	-4.26	1.32	1.37
82	gK	201	PEB	C3B-C2B	4.26	1.45	1.36
92	BL	612	LMG	O7-C10	4.26	1.46	1.34
82	eG	203	PEB	C2C-C3C	4.26	1.50	1.37
95	a6	603	DGD	O1G-C1A	4.25	1.45	1.33
82	OO	201	PEB	C3B-C2B	4.25	1.45	1.36
82	s8	201	PEB	CHA-C1B	4.25	1.50	1.40
91	d6	404	PHO	O2A-CGA	4.25	1.45	1.33
82	UP	201	PEB	C3C-C4C	4.25	1.48	1.42
82	oF	202	PEB	CHA-C1B	4.25	1.50	1.40
82	LK	202	PEB	C3B-C2B	4.25	1.45	1.36
95	B2	844	DGD	O2G-C1B	4.25	1.46	1.34
82	WF	202	PEB	C1A-NA	-4.25	1.32	1.37
82	UP	201	PEB	C3B-C2B	4.25	1.45	1.36
82	T7	201	PEB	C3C-C4C	4.25	1.48	1.42
82	AK	201	PEB	CHA-C1B	4.25	1.50	1.40
82	U9	201	PEB	CHA-C1B	4.25	1.50	1.40

Continued on next page...

Continued from previous page...

Mol	Chain	Res	Type	Atoms	Z	Observed(Å)	Ideal(Å)
82	O7	201	PEB	C2A-C1A	-4.25	1.48	1.52
82	FA	202	PEB	C3C-C4C	4.25	1.48	1.42
82	fF	201	PEB	C3C-C4C	4.25	1.48	1.42
92	k6	101	LMG	O8-C28	4.25	1.45	1.33
82	FF	202	PEB	C1A-NA	-4.25	1.32	1.37
88	C6	505	LHG	O7-C7	4.25	1.46	1.34
95	BN	844	DGD	O2G-C1B	4.24	1.46	1.34
82	eE	203	PEB	C2C-C3C	4.24	1.50	1.37
87	6N	607	CLA	C1D-ND	4.24	1.43	1.37
82	RB	201	PEB	CHA-C1B	4.24	1.50	1.40
82	WE	201	PEB	C1A-NA	-4.24	1.32	1.37
82	Q5	202	PEB	C1A-NA	-4.24	1.32	1.37
92	b6	624	LMG	O8-C28	4.24	1.45	1.33
82	DM	201	PEB	CHA-C1B	4.24	1.50	1.40
82	RJ	202	PEB	CHA-C1B	4.24	1.50	1.40
82	VJ	202	PEB	CHA-C1B	4.24	1.50	1.40
82	xC	202	PEB	C2C-C3C	4.24	1.50	1.37
88	iL	101	LHG	O8-C23	4.23	1.45	1.33
82	MM	202	PEB	C1A-NA	-4.23	1.32	1.37
92	XL	601	LMG	O8-C28	4.23	1.45	1.33
88	A2	844	LHG	O7-C7	4.23	1.46	1.34
84	73	1002	CYC	C2C-C1C	-4.23	1.48	1.52
82	IF	203	PEB	C1A-NA	-4.23	1.32	1.37
84	BG	1002	CYC	C2C-C1C	-4.23	1.48	1.52
82	NJ	202	PEB	C1A-NA	-4.23	1.32	1.37
82	AF	201	PEB	CHA-C1B	4.23	1.50	1.40
92	ML	101	LMG	O7-C10	4.22	1.46	1.34
82	PM	202	PEB	CHA-C1B	4.22	1.50	1.40
82	VF	202	PEB	CHA-C1B	4.22	1.50	1.40
82	gM	202	PEB	CHA-C1B	4.22	1.50	1.40
82	P1	202	PEB	CHA-C1B	4.22	1.50	1.40
82	sC	201	PEB	CHA-C1B	4.22	1.50	1.40
82	KP	202	PEB	C1A-NA	-4.22	1.32	1.37
82	MD	201	PEB	C1A-NA	-4.22	1.32	1.37
84	HE	1001	CYC	C2C-C1C	-4.22	1.48	1.52
82	H5	201	PEB	C1A-NA	-4.22	1.32	1.37
82	RA	203	PEB	CHA-C1B	4.22	1.50	1.40
82	tF	202	PEB	C2C-C3C	4.22	1.50	1.37
82	T7	201	PEB	C1A-NA	-4.22	1.32	1.37
84	FE	1001	CYC	CHB-C4A	4.22	1.50	1.40
88	mL	102	LHG	O8-C23	4.22	1.45	1.33
82	TA	201	PEB	C3C-C4C	4.22	1.48	1.42

Continued on next page...

Continued from previous page...

Mol	Chain	Res	Type	Atoms	Z	Observed(Å)	Ideal(Å)
87	72	602	CLA	C1D-ND	4.22	1.43	1.37
82	OF	202	PEB	C3B-C2B	4.22	1.45	1.36
87	CL	513	CLA	C1D-ND	4.22	1.43	1.37
82	uK	201	PEB	CHA-C1B	4.22	1.50	1.40
82	WK	201	PEB	C3C-C4C	4.22	1.48	1.42
82	lJ	202	PEB	C1A-NA	-4.22	1.32	1.37
82	UB	302	PEB	C2C-C3C	4.22	1.50	1.37
82	MF	201	PEB	C1A-NA	-4.22	1.32	1.37
87	62	308	CLA	C1D-ND	4.22	1.43	1.37
87	72	607	CLA	C1D-ND	4.22	1.43	1.37
92	jL	101	LMG	O7-C10	4.22	1.46	1.34
95	CL	520	DGD	O1G-C1A	4.22	1.45	1.33
84	CG	1001	CYC	CHB-C4A	4.21	1.50	1.40
82	P7	201	PEB	CHA-C1B	4.21	1.50	1.40
82	TI	201	PEB	C3C-C4C	4.21	1.48	1.42
87	3N	305	CLA	C1D-ND	4.21	1.43	1.37
82	U5	202	PEB	C1A-NA	-4.21	1.32	1.37
82	PA	201	PEB	CHA-C1B	4.21	1.50	1.40
82	uF	202	PEB	CHA-C1B	4.21	1.50	1.40
82	F5	201	PEB	C2C-C3C	4.21	1.50	1.37
82	RE	201	PEB	C2A-C1A	-4.21	1.48	1.52
82	TH	202	PEB	CHA-C1B	4.21	1.50	1.40
95	DL	408	DGD	O1G-C1A	4.21	1.45	1.33
92	BL	611	LMG	O8-C28	4.21	1.45	1.33
82	qF	203	PEB	CHA-C1B	4.21	1.50	1.40
82	V5	201	PEB	C1A-NA	-4.21	1.32	1.37
95	h6	101	DGD	O1G-C1A	4.21	1.45	1.33
84	W3	1001	CYC	CHB-C4A	4.21	1.50	1.40
83	M5	303	PUB	C2C-C3C	4.21	1.45	1.36
95	BL	613	DGD	O1G-C1A	4.20	1.45	1.33
84	EH	1001	CYC	C2C-C1C	-4.20	1.48	1.52
82	O4	201	PEB	C1A-NA	-4.20	1.32	1.37
88	bL	612	LHG	O8-C23	4.20	1.45	1.33
82	MP	201	PEB	C3B-C2B	4.20	1.45	1.36
92	b6	619	LMG	O8-C28	4.20	1.45	1.33
92	aL	611	LMG	O7-C10	4.20	1.46	1.34
88	BL	610	LHG	O8-C23	4.20	1.45	1.33
82	SD	201	PEB	CHA-C1B	4.20	1.50	1.40
82	bK	202	PEB	CHA-C1B	4.20	1.50	1.40
84	NO	1001	CYC	CHB-C4A	4.20	1.50	1.40
82	QQ	201	PEB	CHA-C1B	4.20	1.50	1.40
82	V1	201	PEB	CHA-C1B	4.20	1.50	1.40

Continued on next page...

Continued from previous page...

Mol	Chain	Res	Type	Atoms	Z	Observed(Å)	Ideal(Å)
82	VK	201	PEB	C2A-C1A	-4.20	1.48	1.52
87	AN	831	CLA	CMB-C2B	-4.20	1.42	1.51
82	SO	201	PEB	C2A-C1A	-4.20	1.48	1.52
82	GI	201	PEB	C3C-C4C	4.20	1.48	1.42
92	jL	101	LMG	O8-C28	4.20	1.45	1.33
82	WF	201	PEB	C1A-NA	-4.20	1.32	1.37
82	T5	201	PEB	C1A-NA	-4.20	1.32	1.37
82	XK	202	PEB	C3C-C4C	4.20	1.48	1.42
82	QD	201	PEB	CHA-C1B	4.19	1.50	1.40
82	NM	202	PEB	CHA-C1B	4.19	1.50	1.40
82	E5	201	PEB	C1A-NA	-4.19	1.32	1.37
84	C4	1001	CYC	C2C-C1C	-4.19	1.48	1.52
83	Z5	303	PUB	C2C-C3C	4.19	1.45	1.36
92	JL	103	LMG	O8-C28	4.19	1.45	1.33
82	F7	202	PEB	C3C-C4C	4.19	1.48	1.42
82	OJ	201	PEB	C1A-NA	-4.19	1.32	1.37
82	HD	202	PEB	CHA-C1B	4.19	1.50	1.40
84	BG	1001	CYC	C1C-NC	-4.19	1.32	1.37
82	DI	201	PEB	CHA-C1B	4.19	1.50	1.40
87	7N	607	CLA	C1D-ND	4.19	1.42	1.37
84	BE	1002	CYC	C1C-NC	-4.19	1.32	1.37
82	mM	202	PEB	CHA-C1B	4.19	1.50	1.40
95	D6	410	DGD	O1G-C1A	4.19	1.45	1.33
82	R4	202	PEB	C1A-NA	-4.19	1.32	1.37
95	AL	415	DGD	O1G-C1A	4.19	1.45	1.33
84	HH	1001	CYC	C1C-NC	-4.19	1.32	1.37
88	AN	844	LHG	O7-C7	4.19	1.46	1.34
82	dH	202	PEB	C1A-NA	-4.19	1.32	1.37
82	SM	202	PEB	C3C-C4C	4.18	1.48	1.42
87	32	304	CLA	C1D-ND	4.18	1.42	1.37
82	ZM	201	PEB	CHA-C1B	4.18	1.50	1.40
82	IK	203	PEB	C1A-NA	-4.18	1.32	1.37
92	B6	619	LMG	O8-C28	4.18	1.45	1.33
87	aL	606	CLA	O2A-CGA	4.18	1.45	1.33
92	k6	101	LMG	O7-C10	4.18	1.46	1.34
92	B6	618	LMG	O8-C28	4.18	1.45	1.33
82	O4	201	PEB	C3B-C2B	4.18	1.45	1.36
84	y3	1001	CYC	CHB-C4A	4.18	1.50	1.40
82	VK	202	PEB	CHA-C1B	4.18	1.50	1.40
82	Z9	301	PEB	C1A-NA	-4.18	1.32	1.37
87	6N	602	CLA	C1D-ND	4.18	1.42	1.37
84	N4	1001	CYC	CHB-C4A	4.18	1.50	1.40

Continued on next page...

Continued from previous page...

Mol	Chain	Res	Type	Atoms	Z	Observed(Å)	Ideal(Å)
82	qK	203	PEB	CHA-C1B	4.18	1.50	1.40
87	A2	831	CLA	CMB-C2B	-4.18	1.42	1.51
82	LM	202	PEB	CHA-C1B	4.18	1.50	1.40
82	DQ	202	PEB	C1A-NA	-4.18	1.32	1.37
82	CF	202	PEB	C3B-C2B	4.18	1.45	1.36
82	tC	201	PEB	CHA-C1B	4.18	1.50	1.40
84	N1	1001	CYC	CHB-C4A	4.18	1.50	1.40
88	M6	101	LHG	O8-C23	4.18	1.45	1.33
91	AL	410	PHO	OBD-CAD	4.18	1.28	1.22
82	ZG	201	PEB	C1A-NA	-4.18	1.32	1.37
82	LI	202	PEB	C1A-NA	-4.18	1.32	1.37
95	AL	416	DGD	O1G-C1A	4.18	1.45	1.33
84	NH	1001	CYC	CHB-C4A	4.18	1.50	1.40
82	D5	201	PEB	C1A-NA	-4.18	1.32	1.37
82	bE	201	PEB	C1A-NA	-4.18	1.32	1.37
82	XF	201	PEB	C2A-C1A	-4.18	1.48	1.52
82	NB	203	PEB	CHA-C1B	4.18	1.50	1.40
82	C5	201	PEB	C1A-NA	-4.17	1.32	1.37
92	DL	402	LMG	O7-C10	4.17	1.46	1.34
92	B6	622	LMG	O8-C28	4.17	1.45	1.33
92	mL	101	LMG	O7-C10	4.17	1.46	1.34
82	CB	201	PEB	C1A-NA	-4.17	1.32	1.37
82	EJ	201	PEB	C3C-C4C	4.17	1.48	1.42
88	BL	615	LHG	O8-C23	4.17	1.45	1.33
82	d1	202	PEB	C1A-NA	-4.17	1.32	1.37
84	CH	1001	CYC	CHB-C4A	4.17	1.50	1.40
82	a1	202	PEB	CHA-C1B	4.17	1.50	1.40
82	YI	201	PEB	C1A-NA	-4.17	1.32	1.37
82	GG	1002	PEB	C1A-NA	-4.17	1.32	1.37
82	R7	203	PEB	CHA-C1B	4.17	1.50	1.40
82	OK	202	PEB	C3B-C2B	4.17	1.45	1.36
95	lL	101	DGD	O1G-C1A	4.17	1.45	1.33
82	PH	202	PEB	CHA-C1B	4.17	1.50	1.40
82	ED	201	PEB	C1A-NA	-4.17	1.32	1.37
84	J1	1001	CYC	C1C-NC	-4.17	1.32	1.37
82	SQ	201	PEB	CHA-C1B	4.17	1.50	1.40
95	b6	622	DGD	O1G-C1A	4.17	1.45	1.33
82	YE	201	PEB	C1A-NA	-4.16	1.32	1.37
95	BL	613	DGD	O2G-C1B	4.16	1.46	1.34
82	zF	501	PEB	C3B-C2B	4.16	1.45	1.36
82	PJ	202	PEB	CHA-C1B	4.16	1.50	1.40
84	D4	1001	CYC	C1C-NC	-4.16	1.32	1.37

Continued on next page...

Continued from previous page...

Mol	Chain	Res	Type	Atoms	Z	Observed(Å)	Ideal(Å)
82	kM	202	PEB	CHA-C1B	4.16	1.50	1.40
84	BE	1001	CYC	C1C-NC	-4.16	1.32	1.37
88	ML	102	LHG	O8-C23	4.16	1.45	1.33
82	H5	201	PEB	OD-C4D	4.16	1.31	1.23
82	I5	201	PEB	C1A-NA	-4.16	1.32	1.37
84	H4	1001	CYC	C2C-C1C	-4.16	1.48	1.52
92	D6	407	LMG	O8-C28	4.16	1.45	1.33
84	J1	1001	CYC	CHB-C4A	4.16	1.50	1.40
82	X5	201	PEB	C1A-NA	-4.16	1.32	1.37
82	F9	201	PEB	C1A-NA	-4.16	1.32	1.37
88	A2	844	LHG	O8-C23	4.16	1.45	1.33
82	XJ	202	PEB	C1A-NA	-4.16	1.32	1.37
82	XP	202	PEB	C1A-NA	-4.16	1.32	1.37
84	DG	1001	CYC	C2C-C1C	-4.16	1.48	1.52
82	VK	201	PEB	CHA-C1B	4.16	1.50	1.40
82	CF	202	PEB	CHA-C1B	4.16	1.50	1.40
92	b6	620	LMG	O8-C28	4.16	1.45	1.33
82	TA	201	PEB	C1A-NA	-4.16	1.32	1.37
82	A5	201	PEB	C1A-NA	-4.16	1.32	1.37
92	AL	411	LMG	O8-C28	4.15	1.45	1.33
82	oK	202	PEB	CHA-C1B	4.15	1.50	1.40
82	zK	501	PEB	C3B-C2B	4.15	1.45	1.36
88	dL	408	LHG	O8-C23	4.15	1.45	1.33
91	a6	613	PHO	O2A-CGA	4.15	1.45	1.33
84	L1	1001	CYC	C2C-C1C	-4.15	1.48	1.52
82	EQ	201	PEB	C1A-NA	-4.15	1.32	1.37
82	R5	201	PEB	C1A-NA	-4.15	1.32	1.37
88	d6	402	LHG	O8-C23	4.15	1.45	1.33
82	N7	201	PEB	C2A-C1A	-4.15	1.48	1.52
82	U5	201	PEB	OD-C4D	4.15	1.31	1.23
82	R7	201	PEB	C1A-NA	-4.15	1.32	1.37
82	HM	202	PEB	CHA-C1B	4.15	1.50	1.40
88	mL	102	LHG	O7-C7	4.15	1.46	1.34
82	KJ	203	PEB	C3C-C4C	4.15	1.48	1.42
88	m6	102	LHG	O7-C7	4.15	1.46	1.34
82	P5	201	PEB	C1A-NA	-4.15	1.32	1.37
84	H1	1001	CYC	C1C-NC	-4.15	1.32	1.37
82	TM	202	PEB	C1A-NA	-4.14	1.32	1.37
95	B6	620	DGD	O1G-C1A	4.14	1.45	1.33
88	AN	844	LHG	O8-C23	4.14	1.45	1.33
95	BL	614	DGD	O1G-C1A	4.14	1.45	1.33
82	uK	202	PEB	CHA-C1B	4.14	1.50	1.40

Continued on next page...

Continued from previous page...

Mol	Chain	Res	Type	Atoms	Z	Observed(Å)	Ideal(Å)
82	YP	501	PEB	C1A-NA	-4.14	1.32	1.37
88	AN	843	LHG	O8-C23	4.14	1.45	1.33
82	iH	202	PEB	CHA-C1B	4.14	1.50	1.40
95	O6	301	DGD	O1G-C1A	4.14	1.45	1.33
95	b6	621	DGD	O2G-C1B	4.14	1.46	1.34
82	LJ	201	PEB	CHA-C1B	4.14	1.50	1.40
82	eG	203	PEB	CHA-C1B	4.14	1.50	1.40
88	A2	843	LHG	O8-C23	4.14	1.45	1.33
92	CL	519	LMG	O8-C28	4.14	1.45	1.33
82	G5	201	PEB	C1A-NA	-4.14	1.32	1.37
92	j6	102	LMG	O8-C28	4.14	1.45	1.33
82	Q4	201	PEB	C1A-NA	-4.14	1.32	1.37
91	d6	404	PHO	C3A-C2A	-4.14	1.50	1.54
82	WK	202	PEB	C1A-NA	-4.14	1.32	1.37
88	m6	102	LHG	O8-C23	4.14	1.45	1.33
82	CK	202	PEB	C3B-C2B	4.14	1.45	1.36
82	DJ	202	PEB	CHA-C1B	4.14	1.50	1.40
82	TJ	202	PEB	CHA-C1B	4.14	1.50	1.40
82	Q9	201	PEB	CHA-C1B	4.14	1.50	1.40
88	aL	607	LHG	O7-C7	4.14	1.46	1.34
88	AL	406	LHG	O8-C23	4.14	1.45	1.33
82	uF	203	PEB	CHA-C1B	4.14	1.50	1.40
87	RN	201	CLA	C1D-ND	4.14	1.42	1.37
82	AP	201	PEB	C3C-C4C	4.14	1.48	1.42
95	J6	101	DGD	O1G-C1A	4.13	1.45	1.33
82	DA	203	PEB	CHA-C1B	4.13	1.50	1.40
82	i1	202	PEB	CHA-C1B	4.13	1.50	1.40
82	N5	201	PEB	C1A-NA	-4.13	1.32	1.37
95	C6	521	DGD	O1G-C1A	4.13	1.45	1.33
87	5N	608	CLA	C1D-ND	4.13	1.42	1.37
82	XA	203	PEB	C3C-C4C	4.13	1.48	1.42
82	aJ	203	PEB	C3C-C4C	4.13	1.48	1.42
82	IP	201	PEB	C1A-NA	-4.13	1.32	1.37
82	h1	202	PEB	C1A-NA	-4.13	1.32	1.37
92	JL	103	LMG	O7-C10	4.13	1.46	1.34
82	UB	301	PEB	CHA-C1B	4.13	1.50	1.40
82	KJ	201	PEB	C1A-NA	-4.13	1.32	1.37
82	QO	201	PEB	C1A-NA	-4.13	1.32	1.37
82	K5	201	PEB	C1A-NA	-4.13	1.32	1.37
82	eM	202	PEB	C1A-NA	-4.13	1.32	1.37
82	OO	201	PEB	C1A-NA	-4.13	1.32	1.37
84	ME	1001	CYC	C2C-C1C	-4.13	1.48	1.52

Continued on next page...

Continued from previous page...

Mol	Chain	Res	Type	Atoms	Z	Observed(Å)	Ideal(Å)
82	UF	201	PEB	C1A-NA	-4.13	1.32	1.37
82	OJ	202	PEB	C3C-C4C	4.13	1.48	1.42
82	MP	201	PEB	C3C-C4C	4.13	1.48	1.42
95	c6	618	DGD	O1G-C1A	4.13	1.45	1.33
82	bF	202	PEB	CHA-C1B	4.13	1.50	1.40
95	C6	523	DGD	O1G-C1A	4.13	1.45	1.33
84	BG	1002	CYC	CHB-C4A	4.13	1.50	1.40
82	iM	202	PEB	CHA-C1B	4.13	1.50	1.40
82	M9	302	PEB	C1A-NA	-4.12	1.32	1.37
84	DO	1001	CYC	C1C-NC	-4.12	1.32	1.37
95	a6	603	DGD	O2G-C1B	4.12	1.45	1.34
82	tF	202	PEB	CHA-C1B	4.12	1.50	1.40
82	F5	202	PEB	C1A-NA	-4.12	1.32	1.37
88	i6	101	LHG	O8-C23	4.12	1.45	1.33
88	B6	617	LHG	O8-C23	4.12	1.45	1.33
82	gH	202	PEB	CHA-C1B	4.12	1.50	1.40
95	c6	620	DGD	O1G-C1A	4.12	1.45	1.33
82	YE	201	PEB	C2A-C1A	-4.12	1.48	1.52
82	YJ	202	PEB	C2A-C1A	-4.12	1.48	1.52
95	AL	415	DGD	O2G-C1B	4.12	1.45	1.34
82	YG	201	PEB	C1A-NA	-4.12	1.32	1.37
84	EE	1001	CYC	CHB-C4A	4.12	1.50	1.40
82	HQ	202	PEB	CHA-C1B	4.12	1.50	1.40
87	R2	201	CLA	C1D-ND	4.12	1.42	1.37
82	KQ	201	PEB	C1A-NA	-4.12	1.32	1.37
92	AL	411	LMG	O7-C10	4.12	1.45	1.34
82	N7	201	PEB	CHA-C1B	4.12	1.50	1.40
84	HG	1001	CYC	C1C-NC	-4.12	1.32	1.37
95	BL	607	DGD	O2G-C1B	4.12	1.45	1.34
82	KF	202	PEB	C2A-C1A	-4.12	1.48	1.52
92	dL	407	LMG	O7-C10	4.11	1.45	1.34
82	eF	201	PEB	C1A-NA	-4.11	1.32	1.37
82	hF	201	PEB	CHA-C1B	4.11	1.50	1.40
82	RA	201	PEB	C1A-NA	-4.11	1.32	1.37
82	OE	201	PEB	C1A-NA	-4.11	1.32	1.37
82	NA	201	PEB	C2A-C1A	-4.11	1.48	1.52
82	PA	203	PEB	C1A-NA	-4.11	1.32	1.37
82	t8	201	PEB	CHA-C1B	4.11	1.50	1.40
84	J4	1001	CYC	C1C-NC	-4.11	1.32	1.37
88	d6	407	LHG	O8-C23	4.11	1.45	1.33
82	VF	201	PEB	C2A-C1A	-4.11	1.48	1.52
92	bL	624	LMG	O8-C28	4.11	1.45	1.33

Continued on next page...

Continued from previous page...

Mol	Chain	Res	Type	Atoms	Z	Observed(Å)	Ideal(Å)
95	BL	607	DGD	O1G-C1A	4.11	1.45	1.33
82	L9	201	PEB	C1A-NA	-4.11	1.32	1.37
82	hK	201	PEB	CHA-C1B	4.11	1.50	1.40
88	CL	521	LHG	O8-C23	4.11	1.45	1.33
92	x6	601	LMG	O8-C28	4.11	1.45	1.33
82	pK	202	PEB	CHA-C1B	4.11	1.50	1.40
82	VJ	201	PEB	CHA-C1B	4.10	1.50	1.40
84	JH	1001	CYC	CHB-C4A	4.10	1.50	1.40
82	MM	202	PEB	CHA-C1B	4.10	1.50	1.40
84	EG	1001	CYC	CHB-C4A	4.10	1.50	1.40
95	B6	620	DGD	O2G-C1B	4.10	1.45	1.34
82	VH	201	PEB	CHA-C1B	4.10	1.50	1.40
84	C1	1001	CYC	CHB-C4A	4.10	1.50	1.40
88	C6	522	LHG	O8-C23	4.10	1.45	1.33
82	HJ	202	PEB	CHA-C1B	4.10	1.50	1.40
92	b6	619	LMG	O7-C10	4.10	1.45	1.34
82	DA	201	PEB	CHA-C1B	4.10	1.50	1.40
82	jO	201	PEB	C1A-NA	-4.10	1.32	1.37
84	DG	1001	CYC	CHB-C1B	4.10	1.47	1.38
82	mJ	202	PEB	CHA-C1B	4.10	1.50	1.40
95	aL	603	DGD	O1G-C1A	4.10	1.45	1.33
92	BL	612	LMG	O8-C28	4.10	1.45	1.33
87	52	608	CLA	C1D-ND	4.10	1.42	1.37
95	CL	517	DGD	O1G-C1A	4.10	1.45	1.33
95	BL	614	DGD	O2G-C1B	4.10	1.45	1.34
88	L6	101	LHG	O8-C23	4.10	1.45	1.33
88	l6	101	LHG	O8-C23	4.10	1.45	1.33
92	C6	501	LMG	O8-C28	4.10	1.45	1.33
95	JL	101	DGD	O1G-C1A	4.10	1.45	1.33
92	a6	614	LMG	O7-C10	4.09	1.45	1.34
82	QB	202	PEB	CHA-C1B	4.09	1.50	1.40
88	bL	612	LHG	O7-C7	4.09	1.45	1.34
82	QB	201	PEB	C1A-NA	-4.09	1.32	1.37
82	tK	202	PEB	CHA-C1B	4.09	1.50	1.40
82	S4	201	PEB	C3B-C2B	4.09	1.45	1.36
95	CL	523	DGD	O1G-C1A	4.09	1.45	1.33
82	iM	201	PEB	CHA-C1B	4.09	1.50	1.40
82	eK	201	PEB	C1A-NA	-4.09	1.32	1.37
95	a6	602	DGD	O1G-C1A	4.09	1.45	1.33
82	EK	201	PEB	C3B-C2B	4.09	1.45	1.36
82	lO	201	PEB	C1A-NA	-4.09	1.32	1.37
82	BB	203	PEB	C1A-NA	-4.09	1.32	1.37

Continued on next page...

Continued from previous page...

Mol	Chain	Res	Type	Atoms	Z	Observed(Å)	Ideal(Å)
82	P7	201	PEB	C1A-NA	-4.09	1.32	1.37
82	qF	201	PEB	CHA-C1B	4.09	1.50	1.40
92	m6	101	LMG	O8-C28	4.09	1.45	1.33
82	pF	202	PEB	CHA-C1B	4.09	1.50	1.40
82	EK	201	PEB	CHA-C1B	4.09	1.50	1.40
82	aG	201	PEB	C1A-NA	-4.09	1.32	1.37
95	cL	520	DGD	O1G-C1A	4.09	1.45	1.33
82	NJ	201	PEB	C1A-NA	-4.09	1.32	1.37
82	W4	201	PEB	C2A-C1A	-4.09	1.48	1.52
87	A2	809	CLA	C1D-ND	4.09	1.42	1.37
83	Z5	303	PUB	OD-C4D	4.09	1.31	1.23
82	PA	201	PEB	C1A-NA	-4.09	1.32	1.37
91	D6	404	PHO	O2A-CGA	4.09	1.45	1.33
82	kE	202	PEB	C1A-NA	-4.09	1.32	1.37
82	FK	202	PEB	C1A-NA	-4.08	1.32	1.37
92	j6	102	LMG	O7-C10	4.08	1.45	1.34
92	A6	408	LMG	O7-C10	4.08	1.45	1.34
82	CP	202	PEB	CHA-C1B	4.08	1.50	1.40
82	VF	201	PEB	CHA-C1B	4.08	1.50	1.40
88	AL	406	LHG	O7-C7	4.08	1.45	1.34
82	dK	202	PEB	CHA-C1B	4.08	1.50	1.40
82	PB	201	PEB	C1A-NA	-4.08	1.32	1.37
95	CL	520	DGD	O2G-C1B	4.08	1.45	1.34
95	AL	416	DGD	O2G-C1B	4.08	1.45	1.34
84	HO	1001	CYC	C2C-C1C	-4.08	1.48	1.52
95	a6	604	DGD	O1G-C1A	4.08	1.45	1.33
82	FM	201	PEB	C1A-NA	-4.08	1.32	1.37
88	AN	843	LHG	O7-C7	4.08	1.45	1.34
82	eE	203	PEB	CHA-C1B	4.08	1.50	1.40
82	pC	202	PEB	CHA-C1B	4.08	1.50	1.40
87	42	607	CLA	C1D-ND	4.08	1.42	1.37
82	LM	201	PEB	CHA-C1B	4.08	1.50	1.40
82	JJ	202	PEB	C2A-C1A	-4.08	1.48	1.52
82	jK	202	PEB	C1A-NA	-4.08	1.32	1.37
82	cG	202	PEB	CHA-C1B	4.08	1.50	1.40
82	dF	202	PEB	CHA-C1B	4.08	1.50	1.40
82	SO	201	PEB	C3B-C2B	4.07	1.45	1.36
82	RO	202	PEB	C1A-NA	-4.07	1.32	1.37
95	L6	102	DGD	O1G-C1A	4.07	1.45	1.33
88	A2	843	LHG	O7-C7	4.07	1.45	1.34
82	EF	201	PEB	CHA-C1B	4.07	1.50	1.40
82	OO	201	PEB	C2A-C1A	-4.07	1.48	1.52

Continued on next page...

Continued from previous page...

Mol	Chain	Res	Type	Atoms	Z	Observed(Å)	Ideal(Å)
92	m6	103	LMG	O8-C28	4.07	1.45	1.33
82	ID	201	PEB	C1A-NA	-4.07	1.32	1.37
82	UF	201	PEB	CHA-C1B	4.07	1.49	1.40
88	D6	401	LHG	O8-C23	4.07	1.45	1.33
92	bL	623	LMG	O8-C28	4.07	1.45	1.33
88	d6	402	LHG	O7-C7	4.07	1.45	1.34
91	A6	407	PHO	O2A-CGA	4.07	1.45	1.33
82	FJ	201	PEB	C2A-C1A	-4.07	1.48	1.52
84	L4	1001	CYC	C2C-C1C	-4.07	1.48	1.52
82	TJ	202	PEB	C1A-NA	-4.07	1.32	1.37
87	4N	607	CLA	C1D-ND	4.07	1.42	1.37
82	GB	203	PEB	C1A-NA	-4.07	1.32	1.37
82	RM	201	PEB	CHA-C1B	4.07	1.49	1.40
95	AL	414	DGD	O1G-C1A	4.07	1.45	1.33
82	ZG	202	PEB	C1A-NA	-4.07	1.32	1.37
82	O9	202	PEB	C1A-NA	-4.07	1.32	1.37
82	cB	403	PEB	C2C-C3C	4.07	1.49	1.37
82	S5	201	PEB	C1A-NA	-4.07	1.32	1.37
82	IM	202	PEB	C1A-NA	-4.06	1.32	1.37
83	M5	303	PUB	OD-C4D	4.06	1.31	1.23
88	c6	619	LHG	O8-C23	4.06	1.45	1.33
82	UJ	202	PEB	CHA-C1B	4.06	1.49	1.40
82	UK	201	PEB	CHA-C1B	4.06	1.49	1.40
82	LJ	202	PEB	C2A-C1A	-4.06	1.48	1.52
84	MG	1001	CYC	C2C-C1C	-4.06	1.48	1.52
82	FJ	202	PEB	C1A-NA	-4.06	1.32	1.37
82	UB	302	PEB	CHA-C1B	4.06	1.49	1.40
82	L7	201	PEB	CHA-C1B	4.06	1.49	1.40
82	s8	203	PEB	CHA-C1B	4.06	1.49	1.40
82	P7	203	PEB	C1A-NA	-4.06	1.32	1.37
82	gK	201	PEB	C1A-NA	-4.06	1.32	1.37
84	JO	1001	CYC	C1C-NC	-4.06	1.32	1.37
82	TF	202	PEB	C1A-NA	-4.06	1.32	1.37
82	WJ	203	PEB	C3C-C4C	4.06	1.48	1.42
92	aL	611	LMG	O8-C28	4.06	1.45	1.33
87	A2	852	CLA	C1D-C2D	4.06	1.53	1.45
82	g1	202	PEB	CHA-C1B	4.06	1.49	1.40
82	D7	203	PEB	CHA-C1B	4.06	1.49	1.40
82	JK	201	PEB	CHA-C1B	4.06	1.49	1.40
82	X7	203	PEB	C3C-C4C	4.06	1.48	1.42
95	lL	101	DGD	O2G-C1B	4.06	1.45	1.34
92	d6	409	LMG	O7-C10	4.06	1.45	1.34

Continued on next page...

Continued from previous page...

Mol	Chain	Res	Type	Atoms	Z	Observed(Å)	Ideal(Å)
82	NB	203	PEB	C1A-NA	-4.05	1.32	1.37
92	qL	301	LMG	O8-C28	4.05	1.45	1.33
82	FM	202	PEB	CHA-C1B	4.05	1.49	1.40
82	CM	202	PEB	C3C-C4C	4.05	1.48	1.42
95	CL	517	DGD	O2G-C1B	4.05	1.45	1.34
82	IQ	202	PEB	CHA-C1B	4.05	1.49	1.40
82	SH	201	PEB	C1A-NA	-4.05	1.32	1.37
82	HJ	202	PEB	C1A-NA	-4.05	1.32	1.37
82	gM	201	PEB	CHA-C1B	4.05	1.49	1.40
82	EJ	203	PEB	C3C-C4C	4.05	1.48	1.42
82	KD	201	PEB	C1A-NA	-4.05	1.32	1.37
82	D9	201	PEB	C1A-NA	-4.05	1.32	1.37
82	IQ	201	PEB	CHA-C1B	4.05	1.49	1.40
82	MP	201	PEB	C2A-C1A	-4.05	1.48	1.52
82	FM	201	PEB	CHA-C1B	4.05	1.49	1.40
95	O6	301	DGD	O2G-C1B	4.05	1.45	1.34
82	XM	202	PEB	CHA-C1B	4.05	1.49	1.40
88	CL	522	LHG	O8-C23	4.05	1.45	1.33
82	IJ	202	PEB	CHA-C1B	4.05	1.49	1.40
82	bK	201	PEB	CHA-C1B	4.05	1.49	1.40
82	p8	202	PEB	CHA-C1B	4.05	1.49	1.40
84	E1	1001	CYC	C2C-C1C	-4.05	1.48	1.52
88	cL	501	LHG	O8-C23	4.05	1.45	1.33
82	Q5	203	PEB	CHA-C1B	4.05	1.49	1.40
82	mE	203	PEB	CHA-C1B	4.05	1.49	1.40
88	ML	102	LHG	O7-C7	4.04	1.45	1.34
95	a6	604	DGD	O2G-C1B	4.04	1.45	1.34
82	H9	201	PEB	CHA-C1B	4.04	1.49	1.40
82	mF	201	PEB	CHA-C1B	4.04	1.49	1.40
82	mJ	201	PEB	CHA-C1B	4.04	1.49	1.40
82	EF	201	PEB	C3B-C2B	4.04	1.45	1.36
82	TQ	202	PEB	CHA-C1B	4.04	1.49	1.40
82	NI	203	PEB	C3C-C4C	4.04	1.48	1.42
84	EE	1001	CYC	C1C-NC	-4.04	1.32	1.37
84	LO	1001	CYC	C1C-NC	-4.04	1.32	1.37
82	mG	203	PEB	CHA-C1B	4.04	1.49	1.40
92	m6	103	LMG	O7-C10	4.04	1.45	1.34
82	NA	201	PEB	CHA-C1B	4.04	1.49	1.40
82	HM	201	PEB	CHA-C1B	4.04	1.49	1.40
82	WM	201	PEB	C2A-C1A	-4.04	1.48	1.52
96	FL	102	HEM	C4D-ND	-4.04	1.33	1.40
87	3N	304	CLA	C1D-ND	4.04	1.42	1.37

Continued on next page...

Continued from previous page...

Mol	Chain	Res	Type	Atoms	Z	Observed(Å)	Ideal(Å)
82	GB	201	PEB	C1A-NA	-4.04	1.32	1.37
82	YB	202	PEB	C1A-NA	-4.04	1.32	1.37
95	cL	519	DGD	O1G-C1A	4.04	1.45	1.33
84	JH	1001	CYC	C1C-NC	-4.04	1.32	1.37
82	KA	202	PEB	CHA-C1B	4.04	1.49	1.40
82	NJ	202	PEB	CHA-C1B	4.04	1.49	1.40
82	dF	202	PEB	C2C-C3C	4.04	1.49	1.37
82	TK	202	PEB	C1A-NA	-4.04	1.32	1.37
88	a6	610	LHG	O8-C23	4.04	1.45	1.33
82	RK	201	PEB	C2A-C1A	-4.03	1.48	1.52
82	hH	201	PEB	C1A-NA	-4.03	1.32	1.37
82	JI	201	PEB	C1A-NA	-4.03	1.32	1.37
88	dL	405	LHG	O7-C7	4.03	1.45	1.34
95	hL	101	DGD	O1G-C1A	4.03	1.45	1.33
82	S9	201	PEB	CHA-C1B	4.03	1.49	1.40
82	eM	202	PEB	CHA-C1B	4.03	1.49	1.40
82	ZJ	201	PEB	C1A-NA	-4.03	1.32	1.37
82	O4	201	PEB	C2A-C1A	-4.03	1.48	1.52
88	DL	407	LHG	O8-C23	4.03	1.45	1.33
82	ZB	203	PEB	C1A-NA	-4.03	1.32	1.37
82	cE	202	PEB	CHA-C1B	4.02	1.49	1.40
82	jF	202	PEB	C1A-NA	-4.02	1.32	1.37
82	IQ	201	PEB	C3C-C4C	4.02	1.48	1.42
82	LD	202	PEB	CHA-C1B	4.02	1.49	1.40
82	LQ	202	PEB	CHA-C1B	4.02	1.49	1.40
82	FQ	203	PEB	C4B-NB	-4.02	1.30	1.38
82	QB	202	PEB	C1A-NA	-4.02	1.32	1.37
95	cL	502	DGD	O1G-C1A	4.02	1.45	1.33
84	GO	1001	CYC	C2C-C1C	-4.02	1.48	1.52
82	sC	203	PEB	CHA-C1B	4.02	1.49	1.40
87	32	303	CLA	C1D-ND	4.02	1.42	1.37
82	ZI	401	PEB	C2C-C3C	4.02	1.49	1.37
92	B6	618	LMG	O7-C10	4.02	1.45	1.34
95	aL	603	DGD	O2G-C1B	4.02	1.45	1.34
82	ID	202	PEB	CHA-C1B	4.02	1.49	1.40
82	aH	201	PEB	CHA-C1B	4.02	1.49	1.40
82	TD	202	PEB	CHA-C1B	4.02	1.49	1.40
82	j4	201	PEB	C1A-NA	-4.02	1.32	1.37
82	BM	301	PEB	CHA-C1B	4.02	1.49	1.40
82	JM	202	PEB	CHA-C1B	4.02	1.49	1.40
82	a4	203	PEB	CHA-C1B	4.02	1.49	1.40
87	AN	809	CLA	C1D-ND	4.02	1.42	1.37

Continued on next page...

Continued from previous page...

Mol	Chain	Res	Type	Atoms	Z	Observed(Å)	Ideal(Å)
82	dK	202	PEB	C2C-C3C	4.02	1.49	1.37
82	LA	201	PEB	CHA-C1B	4.02	1.49	1.40
82	JF	201	PEB	CHA-C1B	4.02	1.49	1.40
82	CM	201	PEB	C1A-NA	-4.02	1.32	1.37
82	a1	201	PEB	CHA-C1B	4.02	1.49	1.40
87	AN	852	CLA	C1D-C2D	4.02	1.53	1.45
82	RF	201	PEB	C2A-C1A	-4.01	1.48	1.52
92	D6	409	LMG	O7-C10	4.01	1.45	1.34
82	i4	203	PEB	CHA-C1B	4.01	1.49	1.40
82	QQ	202	PEB	C1A-NA	-4.01	1.32	1.37
82	jF	202	PEB	CHA-C1B	4.01	1.49	1.40
82	FQ	201	PEB	C1A-NA	-4.01	1.32	1.37
82	W5	201	PEB	C1A-NA	-4.01	1.32	1.37
82	fK	202	PEB	C1A-NA	-4.01	1.32	1.37
88	a6	610	LHG	O7-C7	4.01	1.45	1.34
82	mH	201	PEB	C1A-NA	-4.01	1.32	1.37
84	EG	1001	CYC	C1C-NC	-4.01	1.32	1.37
82	YG	201	PEB	C2A-C1A	-4.01	1.48	1.52
82	WM	201	PEB	CHA-C1B	4.01	1.49	1.40
82	OA	201	PEB	C2A-C1A	-4.01	1.48	1.52
82	fF	202	PEB	C1A-NA	-4.01	1.32	1.37
95	a6	602	DGD	O2G-C1B	4.01	1.45	1.34
88	aL	607	LHG	O8-C23	4.01	1.45	1.33
91	D6	404	PHO	C3A-C2A	-4.01	1.51	1.54
82	GP	202	PEB	C1A-NA	-4.01	1.32	1.37
82	B5	201	PEB	C1A-NA	-4.01	1.32	1.37
82	H5	203	PEB	C1A-NA	-4.01	1.32	1.37
82	dJ	202	PEB	C1A-NA	-4.01	1.32	1.37
82	RF	202	PEB	C1A-NA	-4.01	1.32	1.37
82	S1	201	PEB	C1A-NA	-4.01	1.32	1.37
82	hO	201	PEB	C1A-NA	-4.01	1.32	1.37
82	ZJ	202	PEB	CHA-C1B	4.00	1.49	1.40
82	D7	201	PEB	CHA-C1B	4.00	1.49	1.40
82	eO	201	PEB	CHA-C1B	4.00	1.49	1.40
82	W4	201	PEB	C3B-C2B	4.00	1.45	1.36
88	AL	407	LHG	O8-C23	4.00	1.45	1.33
84	IE	1001	CYC	C1C-NC	-4.00	1.32	1.37
84	73	1002	CYC	CHB-C4A	4.00	1.49	1.40
82	NB	201	PEB	C1A-NA	-4.00	1.32	1.37
82	e1	201	PEB	C1A-NA	-4.00	1.32	1.37
82	Y9	203	PEB	CHA-C1B	4.00	1.49	1.40
88	I6	101	LHG	O8-C23	4.00	1.45	1.33

Continued on next page...

Continued from previous page...

Mol	Chain	Res	Type	Atoms	Z	Observed(Å)	Ideal(Å)
82	ID	201	PEB	CHA-C1B	4.00	1.49	1.40
82	T7	201	PEB	CHA-C1B	4.00	1.49	1.40
82	WE	201	PEB	C2A-C1A	-4.00	1.48	1.52
82	LA	203	PEB	CHA-C1B	4.00	1.49	1.40
82	P7	201	PEB	C2A-C1A	-4.00	1.48	1.52
82	WB	402	PEB	C2C-C3C	4.00	1.49	1.37
82	LK	201	PEB	C2A-C1A	-4.00	1.48	1.52
82	H5	202	PEB	C1A-NA	-4.00	1.32	1.37
82	ZM	202	PEB	CHA-C1B	4.00	1.49	1.40
82	iO	203	PEB	CHA-C1B	4.00	1.49	1.40
82	M5	305	PEB	C1A-NA	-3.99	1.32	1.37
92	m6	101	LMG	O7-C10	3.99	1.45	1.34
82	ZI	401	PEB	C3C-C4C	3.99	1.48	1.42
88	d6	407	LHG	O7-C7	3.99	1.45	1.34
82	SA	201	PEB	C2A-C1A	-3.99	1.48	1.52
82	MJ	201	PEB	C2A-C1A	-3.99	1.48	1.52
82	WJ	203	PEB	C1A-NA	-3.99	1.32	1.37
88	AL	407	LHG	O7-C7	3.99	1.45	1.34
82	jK	202	PEB	CHA-C1B	3.99	1.49	1.40
84	EO	1001	CYC	C2C-C1C	-3.99	1.48	1.52
84	E4	1001	CYC	C2C-C1C	-3.99	1.48	1.52
82	aJ	202	PEB	C1A-NA	-3.99	1.32	1.37
82	PA	201	PEB	C2A-C1A	-3.99	1.48	1.52
82	m1	201	PEB	C1A-NA	-3.99	1.32	1.37
84	I1	1001	CYC	C1C-NC	-3.99	1.32	1.37
82	UK	201	PEB	C1A-NA	-3.99	1.32	1.37
82	aO	203	PEB	CHA-C1B	3.99	1.49	1.40
84	LO	1001	CYC	C2C-C1C	-3.99	1.48	1.52
84	F1	1001	CYC	CHB-C4A	3.99	1.49	1.40
82	L5	201	PEB	C1A-NA	-3.99	1.32	1.37
82	YM	202	PEB	CHA-C1B	3.98	1.49	1.40
82	HK	201	PEB	C1A-NA	-3.98	1.32	1.37
82	GQ	202	PEB	C2C-C3C	3.98	1.49	1.37
82	WJ	203	PEB	C2A-C1A	-3.98	1.48	1.52
82	UP	201	PEB	C1A-NA	-3.98	1.32	1.37
82	aE	201	PEB	C1A-NA	-3.98	1.32	1.37
87	62	307	CLA	C1D-ND	3.98	1.42	1.37
82	ZG	202	PEB	CHA-C1B	3.98	1.49	1.40
82	IQ	201	PEB	C1A-NA	-3.98	1.32	1.37
82	eB	202	PEB	C1A-NA	-3.98	1.32	1.37
82	z8	202	PEB	C2C-C3C	3.98	1.49	1.37
82	RM	201	PEB	C1A-NA	-3.98	1.32	1.37

Continued on next page...

Continued from previous page...

Mol	Chain	Res	Type	Atoms	Z	Observed(Å)	Ideal(Å)
82	QP	201	PEB	C1A-NA	-3.98	1.32	1.37
82	A1	305	PEB	C2C-C3C	3.98	1.49	1.37
82	GF	202	PEB	C1A-NA	-3.98	1.32	1.37
82	HB	201	PEB	C1A-NA	-3.98	1.32	1.37
82	ED	201	PEB	CHA-C1B	3.98	1.49	1.40
82	aF	203	PEB	CHA-C1B	3.98	1.49	1.40
82	HK	202	PEB	C1A-NA	-3.98	1.32	1.37
82	DJ	201	PEB	CHA-C1B	3.98	1.49	1.40
82	aK	203	PEB	CHA-C1B	3.98	1.49	1.40
92	JL	102	LMG	O7-C10	3.98	1.45	1.34
82	eJ	202	PEB	CHA-C1B	3.97	1.49	1.40
82	EM	203	PEB	C3C-C4C	3.97	1.48	1.42
82	UJ	201	PEB	C1A-NA	-3.97	1.32	1.37
82	U5	201	PEB	C1A-NA	-3.97	1.32	1.37
82	KM	202	PEB	C3C-C4C	3.97	1.48	1.42
82	IM	202	PEB	CHA-C1B	3.97	1.49	1.40
82	DB	201	PEB	C2A-C1A	-3.97	1.48	1.52
84	BG	1001	CYC	CHB-C4A	3.97	1.49	1.40
82	QQ	202	PEB	CHA-C1B	3.97	1.49	1.40
82	PP	201	PEB	C1A-NA	-3.97	1.32	1.37
82	ID	201	PEB	C3C-C4C	3.97	1.48	1.42
95	L6	102	DGD	O2G-C1B	3.97	1.45	1.34
82	UM	202	PEB	C1A-NA	-3.97	1.32	1.37
82	YM	202	PEB	C1A-NA	-3.97	1.32	1.37
95	cL	502	DGD	O2G-C1B	3.97	1.45	1.34
82	TA	201	PEB	CHA-C1B	3.97	1.49	1.40
88	I6	101	LHG	O7-C7	3.97	1.45	1.34
82	G9	202	PEB	CHA-C1B	3.97	1.49	1.40
82	GE	1002	PEB	C1A-NA	-3.97	1.32	1.37
88	B6	617	LHG	O7-C7	3.97	1.45	1.34
82	EJ	202	PEB	C1A-NA	-3.97	1.32	1.37
84	FE	1002	CYC	C1C-NC	-3.97	1.32	1.37
92	qL	301	LMG	O7-C10	3.97	1.45	1.34
84	KG	202	CYC	CHB-C4A	3.97	1.49	1.40
82	ZE	202	PEB	CHA-C1B	3.97	1.49	1.40
82	GD	202	PEB	C2C-C3C	3.97	1.49	1.37
88	D6	406	LHG	O8-C23	3.97	1.44	1.33
84	IG	1001	CYC	C1C-NC	-3.97	1.32	1.37
88	D6	401	LHG	O7-C7	3.97	1.45	1.34
82	L7	203	PEB	CHA-C1B	3.97	1.49	1.40
82	LF	202	PEB	C2A-C1A	-3.97	1.48	1.52
82	AG	304	PEB	C1A-NA	-3.97	1.32	1.37

Continued on next page...

Continued from previous page...

Mol	Chain	Res	Type	Atoms	Z	Observed(Å)	Ideal(Å)
82	UQ	201	PEB	CHA-C1B	3.96	1.49	1.40
82	xC	201	PEB	CHA-C1B	3.96	1.49	1.40
82	CD	201	PEB	C1A-NA	-3.96	1.32	1.37
95	cL	520	DGD	O2G-C1B	3.96	1.45	1.34
95	b6	622	DGD	O2G-C1B	3.96	1.45	1.34
82	GJ	201	PEB	C1A-NA	-3.96	1.32	1.37
82	FD	203	PEB	C4B-NB	-3.96	1.30	1.38
82	SF	202	PEB	CHA-C1B	3.96	1.49	1.40
82	QD	202	PEB	C1A-NA	-3.96	1.32	1.37
82	TG	201	PEB	C1A-NA	-3.96	1.32	1.37
92	C6	501	LMG	O7-C10	3.96	1.45	1.34
82	KA	201	PEB	C1A-NA	-3.96	1.32	1.37
84	M1	201	CYC	CHB-C4A	3.96	1.49	1.40
82	WI	202	PEB	C3C-C4C	3.96	1.48	1.42
92	J6	102	LMG	O7-C10	3.96	1.45	1.34
82	K7	202	PEB	CHA-C1B	3.96	1.49	1.40
82	wF	303	PEB	CHA-C1B	3.96	1.49	1.40
84	GG	1001	CYC	CHB-C4A	3.96	1.49	1.40
82	HJ	201	PEB	C1A-NA	-3.96	1.32	1.37
82	IQ	202	PEB	C1A-NA	-3.96	1.32	1.37
82	pC	202	PEB	C2C-C3C	3.96	1.49	1.37
82	ID	202	PEB	C1A-NA	-3.96	1.32	1.37
84	L4	1001	CYC	C1C-NC	-3.96	1.32	1.37
82	OJ	203	PEB	C1A-NA	-3.95	1.32	1.37
82	SP	202	PEB	C1A-NA	-3.95	1.32	1.37
82	f1	201	PEB	C1A-NA	-3.95	1.32	1.37
82	B7	203	PEB	CHA-C1B	3.95	1.49	1.40
82	dK	201	PEB	CHA-C1B	3.95	1.49	1.40
82	JM	201	PEB	CHA-C1B	3.95	1.49	1.40
82	qK	201	PEB	CHA-C1B	3.95	1.49	1.40
84	BE	1001	CYC	CHB-C4A	3.95	1.49	1.40
84	DE	1001	CYC	CHB-C1B	3.95	1.47	1.38
82	MJ	201	PEB	C1A-NA	-3.95	1.32	1.37
82	JJ	201	PEB	CHA-C1B	3.95	1.49	1.40
82	R9	202	PEB	CHA-C1B	3.95	1.49	1.40
82	YI	202	PEB	C1A-NA	-3.95	1.32	1.37
82	CQ	202	PEB	CHA-C1B	3.95	1.49	1.40
82	HF	202	PEB	CHA-C1B	3.95	1.49	1.40
82	HK	202	PEB	CHA-C1B	3.95	1.49	1.40
82	E9	202	PEB	CHA-C1B	3.95	1.49	1.40
82	qF	202	PEB	C3C-C4C	3.95	1.48	1.42
82	I9	202	PEB	CHA-C1B	3.95	1.49	1.40

Continued on next page...

Continued from previous page...

Mol	Chain	Res	Type	Atoms	Z	Observed(Å)	Ideal(Å)
82	Y7	303	PEB	C2C-C3C	3.95	1.49	1.37
82	BA	201	PEB	CHA-C1B	3.95	1.49	1.40
82	DJ	201	PEB	C1A-NA	-3.95	1.32	1.37
82	F7	201	PEB	CHA-C1B	3.95	1.49	1.40
87	6N	606	CLA	C1D-ND	3.95	1.42	1.37
82	dF	201	PEB	CHA-C1B	3.95	1.49	1.40
82	TP	202	PEB	CHA-C1B	3.95	1.49	1.40
82	UQ	202	PEB	CHA-C1B	3.95	1.49	1.40
82	eH	201	PEB	C1A-NA	-3.95	1.32	1.37
82	SK	202	PEB	CHA-C1B	3.95	1.49	1.40
82	N7	203	PEB	CHA-C1B	3.95	1.49	1.40
82	fG	202	PEB	CHA-C1B	3.95	1.49	1.40
82	OG	201	PEB	C1A-NA	-3.95	1.32	1.37
82	HQ	202	PEB	C1A-NA	-3.95	1.32	1.37
82	X9	202	PEB	CHA-C1B	3.95	1.49	1.40
88	dL	408	LHG	O7-C7	3.95	1.45	1.34
82	P9	202	PEB	CHA-C1B	3.95	1.49	1.40
82	UB	301	PEB	C1A-NA	-3.95	1.32	1.37
82	fH	201	PEB	C1A-NA	-3.95	1.32	1.37
82	hJ	202	PEB	C1A-NA	-3.95	1.32	1.37
82	p8	202	PEB	C2C-C3C	3.95	1.49	1.37
84	NE	201	CYC	CHB-C4A	3.95	1.49	1.40
82	OG	201	PEB	CHA-C1B	3.95	1.49	1.40
88	DL	407	LHG	O7-C7	3.95	1.45	1.34
82	OD	202	PEB	CHA-C1B	3.95	1.49	1.40
92	mL	101	LMG	O8-C28	3.94	1.44	1.33
82	D5	202	PEB	C1A-NA	-3.94	1.32	1.37
82	K9	202	PEB	CHA-C1B	3.94	1.49	1.40
82	wK	303	PEB	CHA-C1B	3.94	1.49	1.40
82	iJ	202	PEB	CHA-C1B	3.94	1.49	1.40
82	l4	201	PEB	C1A-NA	-3.94	1.32	1.37
88	dL	405	LHG	O8-C23	3.94	1.44	1.33
82	fK	201	PEB	C2A-C1A	-3.94	1.48	1.52
82	OP	202	PEB	C1A-NA	-3.94	1.32	1.37
82	T7	203	PEB	CHA-C1B	3.94	1.49	1.40
96	vL	201	HEM	C1B-NB	-3.94	1.33	1.40
82	fH	202	PEB	C1A-NA	-3.94	1.32	1.37
82	T9	202	PEB	CHA-C1B	3.94	1.49	1.40
82	V9	202	PEB	CHA-C1B	3.94	1.49	1.40
82	A9	202	PEB	CHA-C1B	3.94	1.49	1.40
82	IK	201	PEB	C1A-NA	-3.94	1.32	1.37
82	YM	201	PEB	C1A-NA	-3.94	1.32	1.37

Continued on next page...

Continued from previous page...

Mol	Chain	Res	Type	Atoms	Z	Observed(Å)	Ideal(Å)
82	S7	201	PEB	C2A-C1A	-3.94	1.48	1.52
84	N1	1001	CYC	C2C-C1C	-3.94	1.48	1.52
82	bB	201	PEB	C1A-NA	-3.94	1.32	1.37
82	FA	201	PEB	CHA-C1B	3.94	1.49	1.40
82	PA	203	PEB	CHA-C1B	3.94	1.49	1.40
95	C6	521	DGD	O2G-C1B	3.94	1.45	1.34
82	m4	201	PEB	CHA-C1B	3.94	1.49	1.40
82	XF	202	PEB	C1A-NA	-3.94	1.32	1.37
82	XP	202	PEB	CHA-C1B	3.94	1.49	1.40
82	fK	201	PEB	CHA-C1B	3.94	1.49	1.40
82	BB	201	PEB	C1A-NA	-3.94	1.32	1.37
82	OM	201	PEB	C1A-NA	-3.94	1.32	1.37
82	Q1	202	PEB	CHA-C1B	3.94	1.49	1.40
82	XJ	201	PEB	CHA-C1B	3.94	1.49	1.40
82	OM	201	PEB	CHA-C1B	3.94	1.49	1.40
82	gO	203	PEB	CHA-C1B	3.94	1.49	1.40
82	SF	201	PEB	C1A-NA	-3.94	1.32	1.37
82	U5	203	PEB	C1A-NA	-3.94	1.32	1.37
82	YG	202	PEB	CHA-C1B	3.94	1.49	1.40
82	r8	202	PEB	CHA-C1B	3.94	1.49	1.40
82	CJ	202	PEB	C3C-C4C	3.94	1.48	1.42
92	x6	601	LMG	O7-C10	3.94	1.45	1.34
82	FF	201	PEB	CHA-C1B	3.94	1.49	1.40
82	mH	201	PEB	CHA-C1B	3.94	1.49	1.40
82	B7	201	PEB	CHA-C1B	3.94	1.49	1.40
82	RO	201	PEB	C1A-NA	-3.93	1.32	1.37
82	CQ	201	PEB	C1A-NA	-3.93	1.32	1.37
82	lM	202	PEB	CHA-C1B	3.93	1.49	1.40
82	PG	202	PEB	C2C-C3C	3.93	1.49	1.37
82	cB	401	PEB	CHA-C1B	3.93	1.49	1.40
82	HE	1002	PEB	C1A-NA	-3.93	1.32	1.37
84	EE	1001	CYC	C2C-C1C	-3.93	1.48	1.52
82	N9	202	PEB	CHA-C1B	3.93	1.49	1.40
82	PE	202	PEB	C2C-C3C	3.93	1.49	1.37
82	H1	1002	PEB	C1A-NA	-3.93	1.32	1.37
82	f4	201	PEB	C1A-NA	-3.93	1.32	1.37
82	MM	202	PEB	C2A-C1A	-3.93	1.48	1.52
82	UD	202	PEB	CHA-C1B	3.93	1.49	1.40
82	LK	201	PEB	CHA-C1B	3.93	1.49	1.40
82	MK	201	PEB	CHA-C1B	3.93	1.49	1.40
82	OI	202	PEB	C3C-C4C	3.93	1.48	1.42
82	OI	201	PEB	CHA-C1B	3.93	1.49	1.40

Continued on next page...

Continued from previous page...

Mol	Chain	Res	Type	Atoms	Z	Observed(Å)	Ideal(Å)
82	QE	202	PEB	C1A-NA	-3.93	1.32	1.37
82	CD	202	PEB	CHA-C1B	3.93	1.49	1.40
82	hB	301	PEB	CHA-C1B	3.93	1.49	1.40
95	cL	519	DGD	O2G-C1B	3.93	1.45	1.34
82	XA	203	PEB	C1A-NA	-3.93	1.32	1.37
82	iK	203	PEB	C1A-NA	-3.93	1.32	1.37
82	PF	202	PEB	C2C-C3C	3.93	1.49	1.37
82	qK	202	PEB	C3C-C4C	3.93	1.48	1.42
84	GE	1001	CYC	CHB-C4A	3.93	1.49	1.40
82	gF	201	PEB	C1A-NA	-3.93	1.32	1.37
82	L4	1002	PEB	C3C-C4C	3.93	1.48	1.42
82	A1	301	PEB	C2C-C3C	3.93	1.49	1.37
82	ZB	201	PEB	CHA-C1B	3.93	1.49	1.40
82	e4	201	PEB	CHA-C1B	3.93	1.49	1.40
82	OM	202	PEB	C2C-C3C	3.93	1.49	1.37
82	Q7	201	PEB	CHA-C1B	3.93	1.49	1.40
82	rK	202	PEB	CHA-C1B	3.93	1.49	1.40
82	EQ	201	PEB	CHA-C1B	3.93	1.49	1.40
82	HF	202	PEB	C1A-NA	-3.92	1.32	1.37
82	L5	203	PEB	CHA-C1B	3.92	1.49	1.40
84	FH	1001	CYC	CHB-C4A	3.92	1.49	1.40
95	C6	523	DGD	O2G-C1B	3.92	1.45	1.34
82	W5	203	PEB	C1A-NA	-3.92	1.32	1.37
82	B5	203	PEB	CHA-C1B	3.92	1.49	1.40
82	PF	202	PEB	CHA-C1B	3.92	1.49	1.40
82	mO	201	PEB	CHA-C1B	3.92	1.49	1.40
82	h4	201	PEB	C1A-NA	-3.92	1.32	1.37
82	N7	201	PEB	C1A-NA	-3.92	1.32	1.37
82	AH	301	PEB	C2C-C3C	3.92	1.49	1.37
82	QP	201	PEB	CHA-C1B	3.92	1.49	1.40
82	cF	203	PEB	CHA-C1B	3.92	1.49	1.40
82	zC	202	PEB	C2C-C3C	3.92	1.49	1.37
82	AE	304	PEB	C1A-NA	-3.92	1.32	1.37
84	GE	1001	CYC	C1C-NC	-3.92	1.32	1.37
92	j6	101	LMG	O7-C10	3.92	1.45	1.34
82	P7	203	PEB	CHA-C1B	3.92	1.49	1.40
82	cK	203	PEB	CHA-C1B	3.92	1.49	1.40
95	CL	523	DGD	O2G-C1B	3.92	1.45	1.34
82	X7	203	PEB	C1A-NA	-3.92	1.32	1.37
87	AN	802	CLA	C1D-ND	3.92	1.42	1.37
84	G4	1001	CYC	C2C-C1C	-3.92	1.48	1.52
84	GG	1001	CYC	C1C-NC	-3.92	1.32	1.37

Continued on next page...

Continued from previous page...

Mol	Chain	Res	Type	Atoms	Z	Observed(Å)	Ideal(Å)
82	C9	202	PEB	CHA-C1B	3.92	1.49	1.40
82	SB	203	PEB	C1A-NA	-3.92	1.32	1.37
82	bF	201	PEB	CHA-C1B	3.92	1.49	1.40
88	M6	101	LHG	O7-C7	3.92	1.45	1.34
82	DK	203	PEB	C1A-NA	-3.91	1.32	1.37
82	KM	203	PEB	C1A-NA	-3.91	1.32	1.37
82	DP	201	PEB	C1A-NA	-3.91	1.32	1.37
82	x8	201	PEB	CHA-C1B	3.91	1.49	1.40
82	IF	201	PEB	C1A-NA	-3.91	1.32	1.37
82	AH	305	PEB	C2C-C3C	3.91	1.49	1.37
84	J4	1001	CYC	CHB-C4A	3.91	1.49	1.40
82	YM	203	PEB	C3C-C4C	3.91	1.48	1.42
84	LO	1001	CYC	CHB-C4A	3.91	1.49	1.40
82	QH	202	PEB	CHA-C1B	3.91	1.49	1.40
82	CP	202	PEB	C1A-NA	-3.91	1.32	1.37
84	LH	1001	CYC	C1C-NC	-3.91	1.32	1.37
82	rC	202	PEB	C2C-C3C	3.91	1.49	1.37
82	1C	201	PEB	C2C-C3C	3.91	1.49	1.37
82	YE	202	PEB	CHA-C1B	3.91	1.49	1.40
82	QA	201	PEB	CHA-C1B	3.91	1.49	1.40
82	TA	203	PEB	CHA-C1B	3.91	1.49	1.40
82	RE	201	PEB	CHA-C1B	3.91	1.49	1.40
82	B5	201	PEB	CHA-C1B	3.91	1.49	1.40
82	PJ	202	PEB	C1A-NA	-3.91	1.32	1.37
82	RG	201	PEB	CHA-C1B	3.91	1.49	1.40
82	VB	202	PEB	C1A-NA	-3.91	1.32	1.37
82	Z5	305	PEB	C1A-NA	-3.91	1.32	1.37
82	RA	201	PEB	CHA-C1B	3.91	1.49	1.40
82	LK	202	PEB	CHA-C1B	3.91	1.49	1.40
82	mK	201	PEB	CHA-C1B	3.91	1.49	1.40
95	hL	101	DGD	O2G-C1B	3.91	1.45	1.34
82	m1	201	PEB	CHA-C1B	3.91	1.49	1.40
95	c6	618	DGD	O2G-C1B	3.91	1.45	1.34
92	JL	102	LMG	O8-C28	3.91	1.44	1.33
87	7N	609	CLA	C1D-ND	3.91	1.42	1.37
82	a4	201	PEB	C2A-C1A	-3.90	1.48	1.52
82	EM	202	PEB	C1A-NA	-3.90	1.32	1.37
82	fO	201	PEB	C1A-NA	-3.90	1.32	1.37
88	c6	619	LHG	O7-C7	3.90	1.45	1.34
82	VJ	201	PEB	C1A-NA	-3.90	1.32	1.37
82	WH	202	PEB	CHA-C1B	3.90	1.49	1.40
82	NB	203	PEB	C2A-C1A	-3.90	1.48	1.52

Continued on next page...

Continued from previous page...

Mol	Chain	Res	Type	Atoms	Z	Observed(Å)	Ideal(Å)
84	LH	1002	CYC	C2C-C1C	-3.90	1.48	1.52
82	PK	202	PEB	C2C-C3C	3.90	1.49	1.37
82	EJ	201	PEB	C1A-NA	-3.90	1.32	1.37
82	OM	203	PEB	C1A-NA	-3.90	1.32	1.37
82	jK	201	PEB	CHA-C1B	3.90	1.49	1.40
82	P1	202	PEB	C1A-NA	-3.90	1.32	1.37
82	SI	201	PEB	C1A-NA	-3.90	1.32	1.37
87	A2	801	CLA	C1D-ND	3.90	1.42	1.37
82	IJ	203	PEB	C3C-C4C	3.90	1.48	1.42
82	SP	203	PEB	CHA-C1B	3.90	1.49	1.40
82	nK	202	PEB	CHA-C1B	3.89	1.49	1.40
84	FG	1001	CYC	C1C-NC	-3.89	1.32	1.37
84	F4	1001	CYC	C1C-NC	-3.89	1.32	1.37
82	BA	203	PEB	CHA-C1B	3.89	1.49	1.40
82	KK	202	PEB	CHA-C1B	3.89	1.49	1.40
82	WQ	202	PEB	CHA-C1B	3.89	1.49	1.40
82	g4	203	PEB	CHA-C1B	3.89	1.49	1.40
96	VL	201	HEM	C1B-NB	-3.89	1.33	1.40
82	YA	303	PEB	C2C-C3C	3.89	1.49	1.37
82	YI	201	PEB	C3C-C4C	3.89	1.48	1.42
84	N1	1001	CYC	C1C-NC	-3.89	1.32	1.37
87	5N	607	CLA	C1D-ND	3.89	1.42	1.37
82	ED	202	PEB	CHA-C1B	3.89	1.49	1.40
82	EQ	202	PEB	CHA-C1B	3.89	1.49	1.40
82	nK	202	PEB	C2C-C3C	3.89	1.49	1.37
82	l4	202	PEB	CHA-C1B	3.89	1.49	1.40
82	18	201	PEB	C2C-C3C	3.89	1.49	1.37
82	OA	202	PEB	C1A-NA	-3.89	1.32	1.37
95	c6	620	DGD	O2G-C1B	3.89	1.45	1.34
82	iJ	201	PEB	CHA-C1B	3.89	1.49	1.40
84	CO	1001	CYC	CHB-C4A	3.89	1.49	1.40
82	Y1	201	PEB	CHA-C1B	3.89	1.49	1.40
87	42	605	CLA	C1D-ND	3.89	1.42	1.37
82	RJ	201	PEB	C1A-NA	-3.89	1.32	1.37
82	YB	201	PEB	C1A-NA	-3.89	1.32	1.37
92	ML	101	LMG	O8-C28	3.89	1.44	1.33
82	eM	201	PEB	CHA-C1B	3.89	1.49	1.40
87	22	605	CLA	C4D-ND	-3.89	1.32	1.37
82	RG	201	PEB	C2A-C1A	-3.89	1.48	1.52
82	TD	203	PEB	C2C-C3C	3.89	1.49	1.37
82	IK	201	PEB	CHA-C1B	3.89	1.49	1.40
82	KF	201	PEB	C1A-NA	-3.89	1.32	1.37

Continued on next page...

Continued from previous page...

Mol	Chain	Res	Type	Atoms	Z	Observed(Å)	Ideal(Å)
82	PH	202	PEB	C1A-NA	-3.89	1.32	1.37
82	WO	201	PEB	C3B-C2B	3.89	1.45	1.36
82	UD	201	PEB	CHA-C1B	3.89	1.49	1.40
82	RH	202	PEB	CHA-C1B	3.89	1.49	1.40
82	TQ	203	PEB	C2C-C3C	3.89	1.49	1.37
82	fE	202	PEB	CHA-C1B	3.89	1.49	1.40
82	NA	201	PEB	C1A-NA	-3.88	1.32	1.37
82	RB	201	PEB	C1A-NA	-3.88	1.32	1.37
82	ZH	202	PEB	C1A-NA	-3.88	1.32	1.37
82	WI	201	PEB	C1A-NA	-3.88	1.32	1.37
82	QJ	203	PEB	C1A-NA	-3.88	1.32	1.37
87	LN	202	CLA	C1D-ND	3.88	1.42	1.37
82	NA	203	PEB	CHA-C1B	3.88	1.49	1.40
82	MF	201	PEB	CHA-C1B	3.88	1.49	1.40
82	Q9	202	PEB	CHA-C1B	3.88	1.49	1.40
84	JH	1003	CYC	CHB-C4A	3.88	1.49	1.40
96	G2	201	HEM	C3C-C2C	-3.88	1.35	1.40
82	KF	202	PEB	CHA-C1B	3.88	1.49	1.40
82	eF	202	PEB	C1A-NA	-3.88	1.32	1.37
82	WB	402	PEB	CHA-C1B	3.88	1.49	1.40
95	JL	101	DGD	O2G-C1B	3.88	1.45	1.34
87	2N	302	CLA	C1D-ND	3.88	1.42	1.37
82	XJ	202	PEB	CHA-C1B	3.88	1.49	1.40
87	7N	604	CLA	C1D-ND	3.88	1.42	1.37
82	IF	201	PEB	CHA-C1B	3.88	1.49	1.40
82	JI	202	PEB	CHA-C1B	3.88	1.49	1.40
82	fF	201	PEB	CHA-C1B	3.88	1.49	1.40
84	JO	1001	CYC	CHB-C4A	3.88	1.49	1.40
82	XF	203	PEB	C2C-C3C	3.88	1.49	1.37
82	EQ	202	PEB	C1A-NA	-3.88	1.32	1.37
82	WG	201	PEB	C2A-C1A	-3.88	1.48	1.52
82	SQ	202	PEB	CHA-C1B	3.88	1.49	1.40
82	UD	202	PEB	C1A-NA	-3.88	1.32	1.37
82	R7	201	PEB	CHA-C1B	3.88	1.49	1.40
82	tC	202	PEB	C2C-C3C	3.88	1.49	1.37
87	72	609	CLA	C1D-ND	3.88	1.42	1.37
82	GK	203	PEB	CHA-C1B	3.88	1.49	1.40
82	SK	201	PEB	C1A-NA	-3.88	1.32	1.37
82	F5	201	PEB	C1A-NA	-3.88	1.32	1.37
82	rC	202	PEB	CHA-C1B	3.88	1.49	1.40
92	B6	622	LMG	O7-C10	3.87	1.45	1.34
82	Z1	202	PEB	C1A-NA	-3.87	1.32	1.37

Continued on next page...

Continued from previous page...

Mol	Chain	Res	Type	Atoms	Z	Observed(Å)	Ideal(Å)
82	MJ	202	PEB	CHA-C1B	3.87	1.49	1.40
82	NM	201	PEB	CHA-C1B	3.87	1.49	1.40
82	NM	202	PEB	C1A-NA	-3.87	1.32	1.37
82	QF	201	PEB	C3B-C2B	3.87	1.45	1.36
92	D6	407	LMG	O7-C10	3.87	1.45	1.34
82	e1	202	PEB	CHA-C1B	3.87	1.49	1.40
82	OQ	202	PEB	CHA-C1B	3.87	1.49	1.40
82	TM	202	PEB	C2A-C1A	-3.87	1.48	1.52
82	dE	203	PEB	CHA-C1B	3.87	1.49	1.40
82	jF	201	PEB	CHA-C1B	3.87	1.49	1.40
82	R4	201	PEB	C1A-NA	-3.87	1.32	1.37
82	r8	202	PEB	C2C-C3C	3.87	1.49	1.37
92	b6	620	LMG	O7-C10	3.87	1.45	1.34
82	XM	201	PEB	CHA-C1B	3.87	1.49	1.40
82	nF	202	PEB	CHA-C1B	3.87	1.49	1.40
82	HG	1002	PEB	C1A-NA	-3.87	1.32	1.37
82	I9	202	PEB	C2C-C3C	3.87	1.49	1.37
82	Q5	203	PEB	C1A-NA	-3.87	1.32	1.37
82	P9	202	PEB	C2C-C3C	3.87	1.49	1.37
84	HH	1001	CYC	C2C-C1C	-3.87	1.48	1.52
82	WD	202	PEB	C1A-NA	-3.87	1.32	1.37
82	VJ	202	PEB	C1A-NA	-3.87	1.32	1.37
82	JM	202	PEB	C1A-NA	-3.87	1.32	1.37
82	TG	201	PEB	CHA-C1B	3.87	1.49	1.40
82	SB	201	PEB	C1A-NA	-3.87	1.32	1.37
82	QE	202	PEB	CHA-C1B	3.87	1.49	1.40
82	NK	202	PEB	CHA-C1B	3.87	1.49	1.40
82	K9	202	PEB	C2C-C3C	3.87	1.49	1.37
82	QD	202	PEB	CHA-C1B	3.87	1.49	1.40
82	J9	202	PEB	C1A-NA	-3.87	1.32	1.37
82	QE	203	PEB	CHA-C1B	3.86	1.49	1.40
84	C4	1001	CYC	CHB-C4A	3.86	1.49	1.40
82	IF	203	PEB	C2A-C1A	-3.86	1.48	1.52
82	l1	202	PEB	CHA-C1B	3.86	1.49	1.40
82	SD	202	PEB	CHA-C1B	3.86	1.49	1.40
82	QG	202	PEB	CHA-C1B	3.86	1.49	1.40
82	QG	202	PEB	C1A-NA	-3.86	1.32	1.37
82	f1	202	PEB	C1A-NA	-3.86	1.32	1.37
84	FO	1001	CYC	C1C-NC	-3.86	1.32	1.37
82	wC	203	PEB	CHA-C1B	3.86	1.49	1.40
82	R4	201	PEB	C2A-C1A	-3.86	1.48	1.52
88	C6	522	LHG	O7-C7	3.86	1.45	1.34

Continued on next page...

Continued from previous page...

Mol	Chain	Res	Type	Atoms	Z	Observed(Å)	Ideal(Å)
87	2N	301	CLA	C4D-ND	-3.86	1.32	1.37
84	H1	1001	CYC	C2C-C1C	-3.86	1.48	1.52
82	TF	201	PEB	CHA-C1B	3.86	1.49	1.40
82	R9	202	PEB	C2C-C3C	3.86	1.49	1.37
82	H5	201	PEB	CHA-C1B	3.86	1.49	1.40
82	J9	201	PEB	CHA-C1B	3.86	1.49	1.40
82	J5	203	PEB	C1A-NA	-3.86	1.32	1.37
82	O5	202	PEB	C1A-NA	-3.86	1.32	1.37
82	FD	201	PEB	C1A-NA	-3.86	1.32	1.37
82	QD	201	PEB	C2A-C1A	-3.86	1.48	1.52
82	jG	202	PEB	CHA-C1B	3.86	1.49	1.40
82	OE	201	PEB	CHA-C1B	3.86	1.49	1.40
84	L4	1001	CYC	CHB-C4A	3.86	1.49	1.40
82	K7	201	PEB	C1A-NA	-3.86	1.32	1.37
87	72	604	CLA	C1D-ND	3.86	1.42	1.37
82	TF	201	PEB	C2A-C1A	-3.86	1.48	1.52
82	E9	202	PEB	C2C-C3C	3.85	1.49	1.37
82	HP	201	PEB	C1A-NA	-3.85	1.32	1.37
82	VP	201	PEB	C1A-NA	-3.85	1.32	1.37
82	GF	203	PEB	CHA-C1B	3.85	1.49	1.40
82	PK	202	PEB	CHA-C1B	3.85	1.49	1.40
87	4N	605	CLA	C1D-ND	3.85	1.42	1.37
82	IB	203	PEB	C1A-NA	-3.85	1.32	1.37
82	mM	201	PEB	CHA-C1B	3.85	1.49	1.40
82	RO	201	PEB	C2A-C1A	-3.85	1.48	1.52
84	IE	1001	CYC	CHB-C4A	3.85	1.49	1.40
84	CG	1001	CYC	C1C-NC	-3.85	1.32	1.37
87	52	609	CLA	C1D-ND	3.85	1.42	1.37
82	AQ	304	PEB	C2C-C3C	3.85	1.49	1.37
82	QE	201	PEB	C1A-NA	-3.85	1.32	1.37
82	HI	201	PEB	C1A-NA	-3.85	1.32	1.37
84	EO	1001	CYC	CHB-C4A	3.85	1.49	1.40
82	A9	202	PEB	C2C-C3C	3.85	1.49	1.37
82	N9	202	PEB	C2C-C3C	3.85	1.49	1.37
82	NF	202	PEB	CHA-C1B	3.85	1.49	1.40
82	D1	1002	PEB	CHA-C1B	3.85	1.49	1.40
82	fG	202	PEB	C1A-NA	-3.85	1.32	1.37
82	WD	202	PEB	CHA-C1B	3.85	1.49	1.40
82	rF	202	PEB	CHA-C1B	3.85	1.49	1.40
84	M4	1001	CYC	C2C-C1C	-3.85	1.48	1.52
82	LF	202	PEB	CHA-C1B	3.85	1.49	1.40
82	PO	201	PEB	CHA-C1B	3.85	1.49	1.40

Continued on next page...

Continued from previous page...

Mol	Chain	Res	Type	Atoms	Z	Observed(Å)	Ideal(Å)
82	JI	202	PEB	C1A-NA	-3.85	1.32	1.37
82	B5	203	PEB	C1A-NA	-3.85	1.32	1.37
82	S5	203	PEB	C1A-NA	-3.85	1.32	1.37
82	aK	202	PEB	C1A-NA	-3.85	1.32	1.37
82	HH	1002	PEB	C1A-NA	-3.85	1.32	1.37
82	O5	201	PEB	C1A-NA	-3.85	1.32	1.37
82	fE	202	PEB	C1A-NA	-3.85	1.32	1.37
84	H1	1001	CYC	CHB-C4A	3.85	1.49	1.40
82	t8	202	PEB	C2C-C3C	3.85	1.49	1.37
82	Z4	201	PEB	C3B-C2B	3.85	1.44	1.36
87	ON	203	CLA	CHC-C1C	3.85	1.44	1.35
82	EP	201	PEB	C1A-NA	-3.85	1.32	1.37
82	V9	202	PEB	C2C-C3C	3.85	1.49	1.37
82	aO	201	PEB	C2A-C1A	-3.85	1.48	1.52
82	W1	203	PEB	C1A-NA	-3.85	1.32	1.37
82	xF	302	PEB	C2C-C3C	3.85	1.49	1.37
82	NF	201	PEB	CHA-C1B	3.85	1.49	1.40
84	EG	1001	CYC	C2C-C1C	-3.85	1.48	1.52
91	a6	613	PHO	C3A-C2A	-3.84	1.51	1.54
82	P4	201	PEB	CHA-C1B	3.84	1.49	1.40
82	B9	201	PEB	CHA-C1B	3.84	1.49	1.40
82	ID	201	PEB	C2C-C3C	3.84	1.49	1.37
82	dD	401	PEB	C2A-C1A	-3.84	1.48	1.52
82	ZE	203	PEB	CHA-C1B	3.84	1.49	1.40
84	MG	1001	CYC	CHB-C4A	3.84	1.49	1.40
82	KK	203	PEB	C1A-NA	-3.84	1.32	1.37
84	KG	202	CYC	C1C-NC	-3.84	1.32	1.37
82	nF	202	PEB	C2C-C3C	3.84	1.49	1.37
82	vF	201	PEB	CHA-C1B	3.84	1.49	1.40
82	CJ	203	PEB	C1A-NA	-3.84	1.32	1.37
82	G9	202	PEB	C2C-C3C	3.84	1.49	1.37
82	fF	201	PEB	C2A-C1A	-3.84	1.48	1.52
82	BJ	301	PEB	C1A-NA	-3.84	1.32	1.37
82	KK	201	PEB	C1A-NA	-3.84	1.32	1.37
82	YP	501	PEB	CHA-C1B	3.84	1.49	1.40
82	C9	202	PEB	C2C-C3C	3.84	1.49	1.37
87	82	305	CLA	C1D-ND	3.84	1.42	1.37
87	1N	602	CLA	C1D-ND	3.84	1.42	1.37
82	GK	202	PEB	C1A-NA	-3.84	1.32	1.37
82	GG	1002	PEB	C2A-C1A	-3.84	1.48	1.52
82	cE	202	PEB	C1A-NA	-3.84	1.32	1.37
87	2N	308	CLA	C1D-ND	3.84	1.42	1.37

Continued on next page...

Continued from previous page...

Mol	Chain	Res	Type	Atoms	Z	Observed(Å)	Ideal(Å)
82	AD	304	PEB	C2C-C3C	3.84	1.49	1.37
82	T9	202	PEB	C2C-C3C	3.84	1.49	1.37
87	O2	203	CLA	CHC-C1C	3.84	1.44	1.35
82	VG	202	PEB	CHA-C1B	3.84	1.49	1.40
82	XK	203	PEB	CHA-C1B	3.84	1.49	1.40
82	UG	203	PEB	C1A-NA	-3.84	1.32	1.37
82	t8	202	PEB	CHA-C1B	3.84	1.49	1.40
92	B6	619	LMG	O7-C10	3.84	1.45	1.34
82	UE	203	PEB	C1A-NA	-3.84	1.32	1.37
87	L2	202	CLA	C1D-ND	3.84	1.42	1.37
82	NK	201	PEB	CHA-C1B	3.83	1.49	1.40
82	dG	203	PEB	CHA-C1B	3.83	1.49	1.40
82	xC	201	PEB	C2C-C3C	3.83	1.49	1.37
82	GJ	201	PEB	C2A-C1A	-3.83	1.48	1.52
82	B9	202	PEB	C1A-NA	-3.83	1.32	1.37
82	1C	201	PEB	C1A-NA	-3.83	1.32	1.37
82	CM	201	PEB	CHA-C1B	3.83	1.49	1.40
82	x8	201	PEB	C2C-C3C	3.83	1.49	1.37
82	GF	203	PEB	C2A-C1A	-3.83	1.48	1.52
82	FJ	201	PEB	C1A-NA	-3.83	1.32	1.37
82	XA	203	PEB	CHA-C1B	3.83	1.49	1.40
82	JK	202	PEB	CHA-C1B	3.83	1.49	1.40
82	CQ	202	PEB	C1A-NA	-3.83	1.32	1.37
88	BL	610	LHG	O7-C7	3.83	1.45	1.34
87	8N	306	CLA	C1D-ND	3.83	1.42	1.37
82	dK	202	PEB	C2A-C1A	-3.83	1.48	1.52
82	U9	204	PEB	C2C-C3C	3.83	1.49	1.37
82	U9	201	PEB	C1A-NA	-3.83	1.32	1.37
88	D6	406	LHG	O7-C7	3.83	1.45	1.34
82	FM	202	PEB	C1A-NA	-3.83	1.32	1.37
84	NE	201	CYC	C1C-NC	-3.83	1.32	1.37
82	ZG	202	PEB	C2A-C1A	-3.83	1.48	1.52
82	IK	203	PEB	C2A-C1A	-3.83	1.48	1.52
82	s8	202	PEB	CHA-C1B	3.83	1.49	1.40
82	X9	202	PEB	C2C-C3C	3.83	1.49	1.37
82	J9	201	PEB	C1A-NA	-3.83	1.32	1.37
82	zC	202	PEB	C1A-NA	-3.83	1.32	1.37
82	vK	202	PEB	C1A-NA	-3.83	1.32	1.37
82	ZE	202	PEB	C1A-NA	-3.83	1.32	1.37
82	QG	201	PEB	C1A-NA	-3.83	1.32	1.37
82	IP	202	PEB	CHA-C1B	3.83	1.49	1.40
91	aL	610	PHO	O2A-CGA	3.83	1.44	1.33

Continued on next page...

Continued from previous page...

Mol	Chain	Res	Type	Atoms	Z	Observed(Å)	Ideal(Å)
82	JJ	201	PEB	C1A-NA	-3.83	1.32	1.37
82	a4	201	PEB	C1A-NA	-3.83	1.32	1.37
84	H4	1001	CYC	CHB-C4A	3.83	1.49	1.40
82	XK	203	PEB	C2C-C3C	3.83	1.49	1.37
87	12	602	CLA	C1D-ND	3.83	1.42	1.37
82	Y5	202	PEB	C1A-NA	-3.83	1.32	1.37
82	T1	201	PEB	CHA-C1B	3.83	1.49	1.40
87	A2	816	CLA	C1D-ND	3.83	1.42	1.37
82	mG	201	PEB	CHA-C1B	3.83	1.49	1.40
82	AD	303	PEB	CHA-C1B	3.83	1.49	1.40
82	FK	201	PEB	CHA-C1B	3.83	1.49	1.40
82	LM	202	PEB	C1A-NA	-3.83	1.32	1.37
82	MM	201	PEB	C1A-NA	-3.83	1.32	1.37
84	CO	1001	CYC	C1C-NC	-3.83	1.32	1.37
82	YH	201	PEB	CHA-C1B	3.82	1.49	1.40
82	BI	202	PEB	C3C-C4C	3.82	1.48	1.42
82	HM	201	PEB	C1A-NA	-3.82	1.32	1.37
82	JP	202	PEB	C1A-NA	-3.82	1.32	1.37
82	TK	201	PEB	CHA-C1B	3.82	1.49	1.40
82	R1	202	PEB	CHA-C1B	3.82	1.49	1.40
91	AL	410	PHO	O2A-CGA	3.82	1.44	1.33
82	HF	201	PEB	C1A-NA	-3.82	1.32	1.37
82	KD	202	PEB	CHA-C1B	3.82	1.49	1.40
82	fB	301	PEB	CHA-C1B	3.82	1.49	1.40
82	Y9	201	PEB	C1A-NA	-3.82	1.32	1.37
87	22	608	CLA	C1D-ND	3.82	1.42	1.37
82	TK	201	PEB	C2A-C1A	-3.82	1.48	1.52
82	TE	201	PEB	CHA-C1B	3.82	1.49	1.40
83	QJ	201	PUB	C3B-C2B	3.82	1.49	1.37
82	iF	202	PEB	C1A-NA	-3.82	1.32	1.37
83	ND	201	PUB	C3B-C2B	3.82	1.49	1.37
83	NQ	201	PUB	C3B-C2B	3.82	1.49	1.37
82	NB	201	PEB	CHA-C1B	3.82	1.49	1.40
82	RE	202	PEB	CHA-C1B	3.82	1.49	1.40
82	YG	202	PEB	C2C-C3C	3.82	1.49	1.37
82	HD	202	PEB	C1A-NA	-3.82	1.32	1.37
87	5N	609	CLA	C1D-ND	3.82	1.42	1.37
82	ZE	202	PEB	C2A-C1A	-3.82	1.48	1.52
82	GK	203	PEB	C2A-C1A	-3.82	1.48	1.52
82	XA	201	PEB	C1A-NA	-3.82	1.32	1.37
82	cG	201	PEB	CHA-C1B	3.82	1.49	1.40
82	aB	201	PEB	C1A-NA	-3.82	1.32	1.37

Continued on next page...

Continued from previous page...

Mol	Chain	Res	Type	Atoms	Z	Observed(Å)	Ideal(Å)
82	QO	201	PEB	C3B-C2B	3.82	1.44	1.36
82	PF	202	PEB	C1A-NA	-3.82	1.32	1.37
82	H9	202	PEB	C1A-NA	-3.82	1.32	1.37
82	aF	202	PEB	C1A-NA	-3.82	1.32	1.37
84	KO	1001	CYC	CHB-C4A	3.82	1.49	1.40
82	GP	201	PEB	CHC-C4C	3.82	1.59	1.50
82	VB	201	PEB	CHA-C1B	3.82	1.49	1.40
82	ZJ	201	PEB	C2A-C1A	-3.82	1.48	1.52
87	FN	201	CLA	C1D-ND	3.82	1.42	1.37
82	KB	301	PEB	C1A-NA	-3.82	1.32	1.37
82	ED	202	PEB	C1A-NA	-3.82	1.32	1.37
82	t8	201	PEB	C2C-C3C	3.82	1.49	1.37
82	AQ	303	PEB	CHA-C1B	3.82	1.49	1.40
82	m4	202	PEB	C1A-NA	-3.82	1.32	1.37
82	mO	202	PEB	C1A-NA	-3.82	1.32	1.37
82	kE	201	PEB	CHA-C1B	3.82	1.49	1.40
82	eH	202	PEB	CHA-C1B	3.82	1.49	1.40
84	NH	1001	CYC	C1C-NC	-3.82	1.32	1.37
82	zC	201	PEB	CHA-C1B	3.82	1.49	1.40
82	tC	202	PEB	CHA-C1B	3.81	1.49	1.40
87	62	311	CLA	C1D-ND	3.81	1.42	1.37
82	AP	201	PEB	C2A-C1A	-3.81	1.48	1.52
82	ZJ	201	PEB	CHA-C1B	3.81	1.49	1.40
82	KQ	202	PEB	CHA-C1B	3.81	1.49	1.40
82	nK	201	PEB	CHA-C1B	3.81	1.49	1.40
82	TO	202	PEB	C1A-NA	-3.81	1.32	1.37
82	GD	201	PEB	CHA-C1B	3.81	1.49	1.40
82	X7	203	PEB	CHA-C1B	3.81	1.49	1.40
82	IQ	201	PEB	C2C-C3C	3.81	1.49	1.37
82	Y9	202	PEB	C1A-NA	-3.81	1.32	1.37
82	aO	201	PEB	C1A-NA	-3.81	1.32	1.37
82	WD	201	PEB	CHA-C1B	3.81	1.49	1.40
95	DL	408	DGD	O2G-C1B	3.81	1.45	1.34
82	lH	201	PEB	CHA-C1B	3.81	1.49	1.40
82	LF	202	PEB	C1A-NA	-3.81	1.32	1.37
82	mF	202	PEB	CHA-C1B	3.81	1.49	1.40
87	B2	827	CLA	CMB-C2B	-3.81	1.43	1.51
82	YA	304	PEB	C2C-C3C	3.81	1.49	1.37
87	6N	610	CLA	C1D-ND	3.81	1.42	1.37
96	GN	201	HEM	C3C-C2C	-3.81	1.35	1.40
82	H7	203	PEB	C1A-NA	-3.81	1.32	1.37
82	uC	203	PEB	CHA-C1B	3.81	1.49	1.40

Continued on next page...

Continued from previous page...

Mol	Chain	Res	Type	Atoms	Z	Observed(Å)	Ideal(Å)
82	HB	202	PEB	C1A-NA	-3.81	1.32	1.37
82	NA	203	PEB	C1A-NA	-3.81	1.32	1.37
88	BL	615	LHG	O7-C7	3.81	1.45	1.34
84	IO	1001	CYC	CHB-C4A	3.81	1.49	1.40
82	xK	302	PEB	C2C-C3C	3.81	1.49	1.37
82	Y7	303	PEB	CHA-C1B	3.81	1.49	1.40
82	QB	204	PEB	C1A-NA	-3.81	1.32	1.37
82	SE	201	PEB	C1A-NA	-3.81	1.32	1.37
82	LK	202	PEB	C1A-NA	-3.81	1.32	1.37
82	CJ	201	PEB	C1A-NA	-3.81	1.32	1.37
82	eE	201	PEB	C1A-NA	-3.81	1.32	1.37
87	52	607	CLA	C1D-ND	3.81	1.42	1.37
82	WH	202	PEB	C2C-C3C	3.81	1.49	1.37
82	J7	201	PEB	CHA-C1B	3.81	1.49	1.40
82	vK	202	PEB	CHA-C1B	3.81	1.49	1.40
87	AN	820	CLA	C1D-ND	3.81	1.42	1.37
82	tC	201	PEB	C2C-C3C	3.81	1.49	1.37
82	w8	203	PEB	CHA-C1B	3.81	1.49	1.40
82	jE	202	PEB	CHA-C1B	3.81	1.49	1.40
91	A6	407	PHO	C3A-C2A	-3.81	1.51	1.54
82	lO	202	PEB	CHA-C1B	3.81	1.49	1.40
82	LJ	201	PEB	C1A-NA	-3.80	1.32	1.37
82	JF	202	PEB	CHA-C1B	3.80	1.49	1.40
82	cO	203	PEB	CHA-C1B	3.80	1.49	1.40
82	NB	201	PEB	C2A-C1A	-3.80	1.48	1.52
82	LK	202	PEB	C2A-C1A	-3.80	1.48	1.52
82	LO	1002	PEB	C3C-C4C	3.80	1.48	1.42
87	AN	834	CLA	C1D-ND	3.80	1.42	1.37
82	ZK	202	PEB	C2C-C3C	3.80	1.48	1.37
82	kG	201	PEB	CHA-C1B	3.80	1.49	1.40
82	hK	202	PEB	CHA-C1B	3.80	1.49	1.40
82	eO	203	PEB	CHA-C1B	3.80	1.49	1.40
87	22	601	CLA	C1D-ND	3.80	1.42	1.37
82	VE	202	PEB	CHA-C1B	3.80	1.49	1.40
82	XB	201	PEB	C1A-NA	-3.80	1.32	1.37
82	GD	201	PEB	C1A-NA	-3.80	1.32	1.37
82	Y5	201	PEB	C1A-NA	-3.80	1.32	1.37
87	BN	827	CLA	CMB-C2B	-3.80	1.43	1.51
82	eB	202	PEB	CHA-C1B	3.80	1.49	1.40
84	ME	1001	CYC	CHB-C4A	3.80	1.49	1.40
82	R4	203	PEB	CHA-C1B	3.80	1.49	1.40
82	uK	202	PEB	C2C-C3C	3.80	1.48	1.37

Continued on next page...

Continued from previous page...

Mol	Chain	Res	Type	Atoms	Z	Observed(Å)	Ideal(Å)
82	RO	201	PEB	CHA-C1B	3.80	1.49	1.40
84	HO	1001	CYC	CHB-C4A	3.80	1.49	1.40
82	JB	201	PEB	C1B-C2B	3.80	1.54	1.45
82	GJ	203	PEB	C1A-NA	-3.80	1.32	1.37
95	J6	101	DGD	O2G-C1B	3.80	1.45	1.34
82	V4	201	PEB	CHA-C1B	3.80	1.49	1.40
82	S5	203	PEB	CHA-C1B	3.80	1.49	1.40
82	gB	201	PEB	CHA-C1B	3.80	1.49	1.40
82	FA	203	PEB	C1A-NA	-3.80	1.32	1.37
82	WG	203	PEB	C1A-NA	-3.80	1.32	1.37
87	F2	202	CLA	C1D-ND	3.80	1.42	1.37
82	18	201	PEB	C1A-NA	-3.80	1.32	1.37
82	iH	201	PEB	C1A-NA	-3.80	1.32	1.37
82	W1	202	PEB	CHA-C1B	3.80	1.49	1.40
84	K4	1001	CYC	CHB-C4A	3.80	1.49	1.40
82	UJ	203	PEB	C3C-C4C	3.80	1.48	1.42
82	ZB	201	PEB	C1A-NA	-3.80	1.32	1.37
82	WI	203	PEB	C1A-NA	-3.80	1.32	1.37
82	DJ	202	PEB	C1A-NA	-3.80	1.32	1.37
82	YP	503	PEB	C1A-NA	-3.80	1.32	1.37
82	iJ	201	PEB	C1A-NA	-3.80	1.32	1.37
84	DH	1003	CYC	C1C-NC	-3.80	1.32	1.37
82	m4	203	PEB	CHA-C1B	3.80	1.49	1.40
82	r8	201	PEB	C2C-C3C	3.80	1.48	1.37
82	R4	201	PEB	CHA-C1B	3.80	1.49	1.40
87	B2	824	CLA	C1D-ND	3.80	1.42	1.37
82	eA	301	PEB	CHA-C1B	3.79	1.49	1.40
91	dL	403	PHO	O2A-CGA	3.79	1.44	1.33
82	Q4	201	PEB	C3B-C2B	3.79	1.44	1.36
82	WQ	201	PEB	CHA-C1B	3.79	1.49	1.40
82	kK	202	PEB	CHA-C1B	3.79	1.49	1.40
82	TE	201	PEB	C2A-C1A	-3.79	1.48	1.52
82	YF	203	PEB	C2A-C1A	-3.79	1.48	1.52
82	MQ	201	PEB	CHA-C1B	3.79	1.49	1.40
82	sC	202	PEB	CHA-C1B	3.79	1.49	1.40
82	lF	202	PEB	CHA-C1B	3.79	1.49	1.40
82	jJ	201	PEB	C1A-NA	-3.79	1.32	1.37
87	62	301	CLA	C1D-ND	3.79	1.42	1.37
82	mE	201	PEB	CHA-C1B	3.79	1.49	1.40
84	LH	1001	CYC	CHB-C4A	3.79	1.49	1.40
82	HA	201	PEB	CHA-C1B	3.79	1.49	1.40
82	BQ	201	PEB	C1A-NA	-3.79	1.32	1.37

Continued on next page...

Continued from previous page...

Mol	Chain	Res	Type	Atoms	Z	Observed(Å)	Ideal(Å)
87	RN	202	CLA	C1D-ND	3.79	1.42	1.37
82	JI	201	PEB	CHA-C1B	3.79	1.49	1.40
82	iG	202	PEB	CHA-C1B	3.79	1.49	1.40
84	E4	1001	CYC	CHB-C4A	3.79	1.49	1.40
82	FJ	202	PEB	C2A-C1A	-3.79	1.48	1.52
87	7N	603	CLA	C1D-ND	3.79	1.42	1.37
82	GB	201	PEB	CHA-C1B	3.79	1.49	1.40
82	RK	202	PEB	C1A-NA	-3.79	1.32	1.37
82	TP	201	PEB	C1A-NA	-3.79	1.32	1.37
87	72	603	CLA	C1D-ND	3.79	1.42	1.37
82	FP	201	PEB	CHA-C1B	3.79	1.49	1.40
84	NH	1001	CYC	C2C-C1C	-3.79	1.48	1.52
82	T4	202	PEB	C1A-NA	-3.79	1.32	1.37
82	sK	203	PEB	C1A-NA	-3.79	1.32	1.37
95	D6	410	DGD	O2G-C1B	3.79	1.45	1.34
82	DB	201	PEB	CHA-C1B	3.79	1.49	1.40
82	FJ	201	PEB	CHA-C1B	3.79	1.49	1.40
82	KB	302	PEB	C1A-NA	-3.79	1.32	1.37
82	XJ	201	PEB	C1A-NA	-3.79	1.32	1.37
82	RO	203	PEB	CHA-C1B	3.79	1.49	1.40
84	E4	1001	CYC	C1C-NC	-3.79	1.32	1.37
82	gB	202	PEB	CHA-C1B	3.79	1.49	1.40
82	XD	203	PEB	CHA-C1B	3.79	1.49	1.40
82	XF	203	PEB	CHA-C1B	3.79	1.49	1.40
82	UB	302	PEB	OD-C4D	3.79	1.30	1.23
82	W9	201	PEB	CHA-C1B	3.79	1.49	1.40
82	TB	201	PEB	C1B-C2B	3.79	1.54	1.45
87	1N	606	CLA	C1D-ND	3.79	1.42	1.37
84	IG	1001	CYC	CHB-C4A	3.79	1.49	1.40
82	cE	201	PEB	CHA-C1B	3.79	1.49	1.40
84	MO	1001	CYC	C2C-C1C	-3.78	1.48	1.52
87	62	306	CLA	C1D-ND	3.78	1.42	1.37
87	72	610	CLA	C1D-ND	3.78	1.42	1.37
82	mK	202	PEB	CHA-C1B	3.78	1.49	1.40
82	YB	201	PEB	CHA-C1B	3.78	1.49	1.40
87	A2	827	CLA	C4D-ND	-3.78	1.32	1.37
87	BN	825	CLA	C1D-ND	3.78	1.42	1.37
82	A1	302	PEB	CHA-C1B	3.78	1.49	1.40
83	AM	303	PUB	OD-C4D	3.78	1.30	1.23
82	VE	202	PEB	C2C-C3C	3.78	1.48	1.37
82	YJ	201	PEB	C1A-NA	-3.78	1.32	1.37
82	CM	203	PEB	C1A-NA	-3.78	1.32	1.37

Continued on next page...

Continued from previous page...

Mol	Chain	Res	Type	Atoms	Z	Observed(Å)	Ideal(Å)
82	DQ	201	PEB	C1A-NA	-3.78	1.32	1.37
82	F7	203	PEB	C1A-NA	-3.78	1.32	1.37
84	GO	1001	CYC	CHB-C4A	3.78	1.49	1.40
103	82	310	ZEX	C5-C6	-3.78	1.27	1.34
82	GK	203	PEB	C1A-NA	-3.78	1.32	1.37
82	cB	403	PEB	CHA-C1B	3.78	1.49	1.40
87	A2	834	CLA	C1D-ND	3.78	1.42	1.37
82	b4	201	PEB	C1A-NA	-3.78	1.32	1.37
82	D5	203	PEB	CHA-C1B	3.78	1.49	1.40
82	J5	203	PEB	CHA-C1B	3.78	1.49	1.40
82	L5	202	PEB	C1A-NA	-3.78	1.32	1.37
82	BD	203	PEB	C1A-NA	-3.78	1.32	1.37
82	GF	202	PEB	C4A-NA	-3.78	1.29	1.37
82	M9	304	PEB	CHA-C1B	3.78	1.49	1.40
84	I4	1001	CYC	CHB-C4A	3.78	1.49	1.40
87	c6	614	CLA	C1D-ND	3.78	1.42	1.37
87	6N	605	CLA	C1D-ND	3.78	1.42	1.37
82	W1	202	PEB	C2C-C3C	3.78	1.48	1.37
82	NK	202	PEB	C1A-NA	-3.78	1.32	1.37
88	CL	522	LHG	O7-C7	3.78	1.45	1.34
82	vK	201	PEB	CHA-C1B	3.78	1.49	1.40
82	MD	201	PEB	CHA-C1B	3.78	1.49	1.40
87	7N	610	CLA	C1D-ND	3.77	1.42	1.37
82	u8	203	PEB	CHA-C1B	3.77	1.49	1.40
82	QJ	202	PEB	C1A-NA	-3.77	1.32	1.37
82	tC	202	PEB	C1A-NA	-3.77	1.32	1.37
82	mO	203	PEB	CHA-C1B	3.77	1.49	1.40
82	S5	202	PEB	C1A-NA	-3.77	1.32	1.37
82	YA	303	PEB	CHA-C1B	3.77	1.49	1.40
87	52	605	CLA	C1D-ND	3.77	1.42	1.37
82	U1	201	PEB	CHA-C1B	3.77	1.49	1.40
83	QM	201	PUB	C3B-C2B	3.77	1.48	1.37
82	EB	501	PEB	C1A-NA	-3.77	1.32	1.37
82	AH	301	PEB	CHA-C1B	3.77	1.49	1.40
82	z8	202	PEB	CHA-C1B	3.77	1.49	1.40
82	bP	501	PEB	C1A-NA	-3.77	1.32	1.37
82	Z9	304	PEB	CHA-C1B	3.77	1.49	1.40
82	BD	202	PEB	C1A-NA	-3.77	1.32	1.37
82	RE	202	PEB	C1A-NA	-3.77	1.32	1.37
82	WH	203	PEB	C1A-NA	-3.77	1.32	1.37
82	ZE	203	PEB	C1A-NA	-3.77	1.32	1.37
82	eG	201	PEB	C1A-NA	-3.77	1.32	1.37

Continued on next page...

Continued from previous page...

Mol	Chain	Res	Type	Atoms	Z	Observed(Å)	Ideal(Å)
82	DH	1002	PEB	CHA-C1B	3.77	1.49	1.40
82	OI	203	PEB	CHA-C1B	3.77	1.49	1.40
82	NP	201	PEB	C1A-NA	-3.77	1.32	1.37
82	VO	201	PEB	CHA-C1B	3.77	1.49	1.40
82	SB	202	PEB	C1A-NA	-3.77	1.32	1.37
82	RG	202	PEB	C1A-NA	-3.77	1.32	1.37
82	VQ	202	PEB	C1A-NA	-3.77	1.32	1.37
82	MM	203	PEB	C3C-C4C	3.77	1.47	1.42
82	hF	202	PEB	CHA-C1B	3.77	1.49	1.40
82	JM	201	PEB	C1A-NA	-3.77	1.32	1.37
84	DH	1001	CYC	CHB-C4A	3.77	1.49	1.40
82	H5	201	PEB	C3C-C4C	3.77	1.47	1.42
95	AL	414	DGD	O2G-C1B	3.77	1.44	1.34
82	EP	201	PEB	CHA-C1B	3.77	1.49	1.40
82	c4	203	PEB	CHA-C1B	3.77	1.49	1.40
82	eB	201	PEB	CHA-C1B	3.77	1.49	1.40
82	FI	201	PEB	C1A-NA	-3.77	1.32	1.37
82	cG	202	PEB	C1A-NA	-3.77	1.32	1.37
82	cJ	201	PEB	C1A-NA	-3.77	1.32	1.37
82	gJ	201	PEB	CHA-C1B	3.77	1.49	1.40
82	Y7	304	PEB	C2C-C3C	3.77	1.48	1.37
82	CJ	201	PEB	C2A-C1A	-3.77	1.48	1.52
88	cL	501	LHG	O7-C7	3.77	1.44	1.34
82	BQ	202	PEB	C1A-NA	-3.77	1.32	1.37
82	RG	202	PEB	CHA-C1B	3.76	1.49	1.40
82	W9	201	PEB	C1A-NA	-3.76	1.32	1.37
84	FE	1001	CYC	C1C-NC	-3.76	1.32	1.37
82	FK	202	PEB	C2C-C3C	3.76	1.48	1.37
82	ZO	201	PEB	C3B-C2B	3.76	1.44	1.36
83	AH	303	PUB	C3B-C2B	3.76	1.48	1.37
82	FD	201	PEB	C2A-C1A	-3.76	1.48	1.52
82	UM	202	PEB	C2A-C1A	-3.76	1.48	1.52
82	mH	202	PEB	C2C-C3C	3.76	1.48	1.37
82	GQ	201	PEB	CHA-C1B	3.76	1.49	1.40
82	nF	201	PEB	CHA-C1B	3.76	1.49	1.40
82	TE	201	PEB	C1A-NA	-3.76	1.32	1.37
82	XM	202	PEB	C1A-NA	-3.76	1.32	1.37
82	BI	203	PEB	CHA-C1B	3.76	1.49	1.40
82	xC	202	PEB	CHA-C1B	3.76	1.49	1.40
82	YM	202	PEB	C2A-C1A	-3.76	1.48	1.52
84	G4	1001	CYC	CHB-C4A	3.76	1.49	1.40
82	SF	203	PEB	CHA-C1B	3.76	1.49	1.40

Continued on next page...

Continued from previous page...

Mol	Chain	Res	Type	Atoms	Z	Observed(Å)	Ideal(Å)
82	PJ	201	PEB	CHA-C1B	3.76	1.49	1.40
82	iE	202	PEB	CHA-C1B	3.76	1.49	1.40
82	L7	201	PEB	C1A-NA	-3.76	1.32	1.37
87	B2	815	CLA	C1D-ND	3.76	1.42	1.37
82	BK	201	PEB	CHA-C1B	3.76	1.49	1.40
82	VG	202	PEB	C2C-C3C	3.76	1.48	1.37
91	DL	405	PHO	O2A-CGA	3.76	1.44	1.33
87	AN	816	CLA	C1D-ND	3.76	1.42	1.37
82	AH	302	PEB	CHA-C1B	3.76	1.49	1.40
82	fJ	203	PEB	C1A-NA	-3.76	1.32	1.37
87	5N	605	CLA	C1D-ND	3.76	1.42	1.37
82	YE	202	PEB	C2C-C3C	3.76	1.48	1.37
82	JA	201	PEB	CHA-C1B	3.76	1.49	1.40
82	QG	203	PEB	CHA-C1B	3.76	1.49	1.40
82	tK	201	PEB	CHA-C1B	3.76	1.49	1.40
82	SG	201	PEB	C1A-NA	-3.76	1.32	1.37
82	CP	203	PEB	CHA-C1B	3.76	1.49	1.40
82	QK	201	PEB	C3B-C2B	3.76	1.44	1.36
82	O5	203	PEB	C1A-NA	-3.76	1.32	1.37
87	BN	816	CLA	C1D-ND	3.76	1.42	1.37
87	3N	311	CLA	C1D-ND	3.76	1.42	1.37
82	Y9	201	PEB	C2C-C3C	3.76	1.48	1.37
82	XP	201	PEB	C1A-NA	-3.76	1.32	1.37
82	X7	201	PEB	C1A-NA	-3.76	1.32	1.37
87	62	302	CLA	C1D-ND	3.75	1.42	1.37
87	R2	202	CLA	C1D-ND	3.75	1.42	1.37
82	XQ	203	PEB	CHA-C1B	3.75	1.49	1.40
82	BD	201	PEB	C1A-NA	-3.75	1.32	1.37
82	WM	202	PEB	C2C-C3C	3.75	1.48	1.37
82	Z9	303	PEB	CHA-C1B	3.75	1.49	1.40
82	ZF	202	PEB	C2C-C3C	3.75	1.48	1.37
82	sF	203	PEB	C1A-NA	-3.75	1.32	1.37
82	jM	202	PEB	C2C-C3C	3.75	1.48	1.37
84	D4	1001	CYC	C2C-C1C	-3.75	1.48	1.52
84	HH	1001	CYC	CHB-C4A	3.75	1.49	1.40
84	C4	1001	CYC	C1C-NC	-3.75	1.32	1.37
82	UP	202	PEB	CHA-C1B	3.75	1.49	1.40
82	DI	201	PEB	C2C-C3C	3.75	1.48	1.37
82	rC	201	PEB	C2C-C3C	3.75	1.48	1.37
82	yC	203	PEB	C2C-C3C	3.75	1.48	1.37
82	SI	202	PEB	C1A-NA	-3.75	1.32	1.37
82	kF	203	PEB	CHA-C1B	3.75	1.49	1.40

Continued on next page...

Continued from previous page...

Mol	Chain	Res	Type	Atoms	Z	Observed(Å)	Ideal(Å)
82	UG	201	PEB	C1A-NA	-3.75	1.32	1.37
82	HB	202	PEB	CHA-C1B	3.75	1.49	1.40
87	CL	505	CLA	C1D-ND	3.75	1.42	1.37
87	12	606	CLA	C1D-ND	3.75	1.42	1.37
82	UE	201	PEB	C1A-NA	-3.75	1.32	1.37
82	aB	201	PEB	CHA-C1B	3.75	1.49	1.40
82	TJ	201	PEB	CHA-C1B	3.75	1.49	1.40
82	VG	201	PEB	C1A-NA	-3.75	1.32	1.37
82	HA	203	PEB	C1A-NA	-3.75	1.32	1.37
82	AB	501	PEB	C1A-NA	-3.75	1.32	1.37
82	BQ	203	PEB	C1A-NA	-3.75	1.32	1.37
82	dF	202	PEB	C1A-NA	-3.75	1.32	1.37
87	A2	820	CLA	C1D-ND	3.75	1.42	1.37
87	6N	601	CLA	C1D-ND	3.75	1.42	1.37
82	LF	201	PEB	CHA-C1B	3.75	1.49	1.40
82	ZG	203	PEB	CHA-C1B	3.75	1.49	1.40
88	l6	101	LHG	O7-C7	3.75	1.44	1.34
82	UF	202	PEB	C1A-NA	-3.75	1.32	1.37
82	UO	201	PEB	C3B-C2B	3.75	1.44	1.36
82	U4	201	PEB	C3B-C2B	3.75	1.44	1.36
83	A1	303	PUB	C3B-C2B	3.75	1.48	1.37
82	z8	201	PEB	CHA-C1B	3.75	1.49	1.40
82	PE	201	PEB	C1A-NA	-3.75	1.32	1.37
82	eJ	201	PEB	C1A-NA	-3.75	1.32	1.37
82	TP	201	PEB	CHA-C1B	3.75	1.49	1.40
82	YA	301	PEB	C2C-C3C	3.75	1.48	1.37
82	vC	202	PEB	C2C-C3C	3.75	1.48	1.37
82	fE	201	PEB	C1A-NA	-3.74	1.32	1.37
82	L9	201	PEB	CHA-C1B	3.74	1.49	1.40
87	c6	604	CLA	C1D-ND	3.74	1.42	1.37
82	SP	203	PEB	C2C-C3C	3.74	1.48	1.37
82	ZB	202	PEB	CHA-C1B	3.74	1.49	1.40
82	RM	202	PEB	C1A-NA	-3.74	1.32	1.37
82	z8	202	PEB	C1A-NA	-3.74	1.32	1.37
82	eK	202	PEB	C1A-NA	-3.74	1.32	1.37
82	PD	201	PEB	CHA-C1B	3.74	1.49	1.40
82	KB	302	PEB	CHA-C1B	3.74	1.49	1.40
82	UH	202	PEB	C1A-NA	-3.74	1.32	1.37
82	CB	201	PEB	CHA-C1B	3.74	1.49	1.40
82	e4	203	PEB	CHA-C1B	3.74	1.49	1.40
82	kJ	202	PEB	CHA-C1B	3.74	1.49	1.40
82	UQ	202	PEB	C1A-NA	-3.74	1.32	1.37

Continued on next page...

Continued from previous page...

Mol	Chain	Res	Type	Atoms	Z	Observed(Å)	Ideal(Å)
87	6N	613	CLA	C1D-ND	3.74	1.42	1.37
82	hM	203	PEB	CHA-C1B	3.74	1.49	1.40
82	FF	202	PEB	C2C-C3C	3.74	1.48	1.37
82	uF	203	PEB	C2C-C3C	3.74	1.48	1.37
82	lG	203	PEB	CHA-C1B	3.74	1.49	1.40
82	JP	201	PEB	C1A-NA	-3.74	1.32	1.37
82	mJ	202	PEB	C1A-NA	-3.74	1.32	1.37
82	c4	202	PEB	CHA-C1B	3.74	1.49	1.40
82	cO	202	PEB	CHA-C1B	3.74	1.49	1.40
82	v8	202	PEB	C2C-C3C	3.74	1.48	1.37
87	32	311	CLA	C1D-ND	3.74	1.42	1.37
82	RP	201	PEB	CHA-C1B	3.74	1.49	1.40
82	BA	203	PEB	C1A-NA	-3.74	1.32	1.37
82	LD	201	PEB	C1A-NA	-3.74	1.32	1.37
82	pC	202	PEB	C4B-C3B	3.74	1.51	1.45
82	UH	201	PEB	CHA-C1B	3.74	1.49	1.40
82	GQ	201	PEB	C1A-NA	-3.74	1.32	1.37
82	LQ	203	PEB	CHA-C1B	3.74	1.49	1.40
82	VQ	202	PEB	CHA-C1B	3.74	1.49	1.40
82	kF	202	PEB	CHA-C1B	3.74	1.49	1.40
82	lJ	203	PEB	C3C-C4C	3.74	1.47	1.42
82	UM	202	PEB	CHA-C1B	3.74	1.49	1.40
82	q8	203	PEB	CHA-C1B	3.74	1.49	1.40
82	VB	201	PEB	C1A-NA	-3.74	1.32	1.37
82	qK	202	PEB	CHA-C1B	3.74	1.49	1.40
82	IP	203	PEB	CHC-C4C	3.74	1.59	1.50
87	O2	203	CLA	C4D-ND	-3.74	1.32	1.37
82	GK	202	PEB	C4A-NA	-3.74	1.29	1.37
82	K7	202	PEB	C2C-C3C	3.74	1.48	1.37
82	iF	203	PEB	C1A-NA	-3.74	1.32	1.37
82	hG	202	PEB	C1A-NA	-3.74	1.32	1.37
82	OB	201	PEB	CHA-C1B	3.74	1.49	1.40
87	4N	610	CLA	C1D-ND	3.74	1.42	1.37
82	U1	202	PEB	C1A-NA	-3.73	1.32	1.37
82	W1	202	PEB	C1A-NA	-3.73	1.32	1.37
82	OQ	201	PEB	CHA-C1B	3.73	1.49	1.40
82	AI	203	PEB	C3C-C4C	3.73	1.47	1.42
82	WJ	202	PEB	C3C-C4C	3.73	1.47	1.42
82	NM	201	PEB	C1A-NA	-3.73	1.32	1.37
82	DF	203	PEB	C1A-NA	-3.73	1.32	1.37
82	iE	202	PEB	C2C-C3C	3.73	1.48	1.37
82	eJ	201	PEB	CHA-C1B	3.73	1.49	1.40

Continued on next page...

Continued from previous page...

Mol	Chain	Res	Type	Atoms	Z	Observed(Å)	Ideal(Å)
82	V7	201	PEB	C1A-NA	-3.73	1.32	1.37
82	oK	202	PEB	C2C-C3C	3.73	1.48	1.37
82	DG	1002	PEB	C1A-NA	-3.73	1.32	1.37
82	P1	201	PEB	C1A-NA	-3.73	1.32	1.37
82	N7	203	PEB	C1A-NA	-3.73	1.32	1.37
82	YQ	201	PEB	C2C-C3C	3.73	1.48	1.37
82	qC	203	PEB	CHA-C1B	3.73	1.49	1.40
82	vF	202	PEB	CHA-C1B	3.73	1.49	1.40
82	XF	203	PEB	C1A-NA	-3.73	1.32	1.37
84	I1	1001	CYC	CHB-C4A	3.73	1.49	1.40
82	cB	403	PEB	C1A-NA	-3.73	1.32	1.37
84	K4	1001	CYC	C1C-NC	-3.73	1.32	1.37
82	GB	202	PEB	CHA-C1B	3.73	1.49	1.40
82	NJ	201	PEB	C2A-C1A	-3.73	1.48	1.52
87	42	607	CLA	C4D-ND	-3.73	1.32	1.37
82	JP	201	PEB	CHA-C1B	3.73	1.49	1.40
82	P4	202	PEB	C1A-NA	-3.73	1.32	1.37
82	WP	202	PEB	C2A-C1A	-3.73	1.48	1.52
87	1N	609	CLA	C1D-ND	3.73	1.42	1.37
87	7N	601	CLA	C1D-ND	3.73	1.42	1.37
82	tF	201	PEB	CHA-C1B	3.73	1.49	1.40
82	GM	201	PEB	C1A-NA	-3.73	1.32	1.37
82	VO	201	PEB	C1A-NA	-3.73	1.32	1.37
82	SQ	202	PEB	C1A-NA	-3.73	1.32	1.37
82	YD	201	PEB	C2C-C3C	3.73	1.48	1.37
82	M9	305	PEB	CHA-C1B	3.73	1.49	1.40
87	AN	827	CLA	C4D-ND	-3.73	1.32	1.37
82	fJ	202	PEB	C2C-C3C	3.73	1.48	1.37
82	QM	203	PEB	C1A-NA	-3.73	1.32	1.37
82	Z5	301	PEB	C1A-NA	-3.73	1.32	1.37
82	SJ	203	PEB	C1A-NA	-3.73	1.32	1.37
84	EO	1001	CYC	C1C-NC	-3.73	1.32	1.37
82	zC	201	PEB	C2C-C3C	3.73	1.48	1.37
82	dD	401	PEB	C2C-C3C	3.73	1.48	1.37
82	NJ	202	PEB	C2A-C1A	-3.73	1.48	1.52
82	IM	201	PEB	C1A-NA	-3.72	1.32	1.37
82	y8	203	PEB	C2C-C3C	3.72	1.48	1.37
82	jM	201	PEB	C2C-C3C	3.72	1.48	1.37
84	LE	1001	CYC	CHB-C4A	3.72	1.49	1.40
87	AN	820	CLA	C4D-ND	-3.72	1.32	1.37
82	PD	202	PEB	C2A-C1A	-3.72	1.48	1.52
82	dQ	401	PEB	CHA-C1B	3.72	1.49	1.40

Continued on next page...

Continued from previous page...

Mol	Chain	Res	Type	Atoms	Z	Observed(Å)	Ideal(Å)
82	VP	202	PEB	CHA-C1B	3.72	1.49	1.40
82	e1	201	PEB	CHA-C1B	3.72	1.49	1.40
82	F5	203	PEB	CHA-C1B	3.72	1.49	1.40
82	x8	202	PEB	CHA-C1B	3.72	1.49	1.40
82	GA	201	PEB	C1A-NA	-3.72	1.32	1.37
82	PO	202	PEB	C1A-NA	-3.72	1.32	1.37
82	kE	202	PEB	C2C-C3C	3.72	1.48	1.37
84	K4	1001	CYC	C2C-C1C	-3.72	1.48	1.52
92	BL	611	LMG	O7-C10	3.72	1.44	1.34
82	HM	202	PEB	C1A-NA	-3.72	1.32	1.37
82	xF	303	PEB	C2C-C3C	3.72	1.48	1.37
82	dQ	401	PEB	C2A-C1A	-3.72	1.48	1.52
84	D1	1001	CYC	C2C-C1C	-3.72	1.48	1.52
82	H7	201	PEB	CHA-C1B	3.72	1.49	1.40
82	AH	305	PEB	CHA-C1B	3.72	1.49	1.40
82	OE	203	PEB	C1A-NA	-3.72	1.32	1.37
82	X7	201	PEB	C2C-C3C	3.72	1.48	1.37
82	TJ	201	PEB	C1A-NA	-3.72	1.32	1.37
82	UK	202	PEB	C1A-NA	-3.72	1.32	1.37
82	BP	202	PEB	C1A-NA	-3.72	1.32	1.37
82	f1	202	PEB	C2C-C3C	3.72	1.48	1.37
82	gJ	202	PEB	CHA-C1B	3.72	1.49	1.40
82	u8	201	PEB	CHA-C1B	3.72	1.49	1.40
82	vC	202	PEB	CHA-C1B	3.72	1.49	1.40
82	KF	203	PEB	C1A-NA	-3.72	1.32	1.37
82	ZF	201	PEB	C1A-NA	-3.72	1.32	1.37
82	WQ	202	PEB	C1A-NA	-3.72	1.32	1.37
82	N1	1002	PEB	C1A-NA	-3.72	1.32	1.37
82	mE	203	PEB	C2C-C3C	3.72	1.48	1.37
82	mG	203	PEB	C2C-C3C	3.72	1.48	1.37
103	8N	310	ZEX	C5-C6	-3.72	1.28	1.34
82	Y4	202	PEB	C1A-NA	-3.72	1.32	1.37
82	v8	201	PEB	CHA-C1B	3.72	1.49	1.40
82	bH	202	PEB	C2C-C3C	3.72	1.48	1.37
82	z8	201	PEB	C2C-C3C	3.72	1.48	1.37
82	iE	201	PEB	CHA-C1B	3.72	1.49	1.40
82	PK	202	PEB	C1A-NA	-3.72	1.32	1.37
87	42	610	CLA	C1D-ND	3.72	1.42	1.37
87	72	602	CLA	C4D-ND	-3.72	1.32	1.37
84	EH	1001	CYC	CHB-C4A	3.72	1.49	1.40
82	bG	201	PEB	C2A-C1A	-3.72	1.48	1.52
82	QH	202	PEB	C1A-NA	-3.71	1.32	1.37

Continued on next page...

Continued from previous page...

Mol	Chain	Res	Type	Atoms	Z	Observed(Å)	Ideal(Å)
82	M5	301	PEB	C1A-NA	-3.71	1.32	1.37
82	M7	201	PEB	C1A-NA	-3.71	1.32	1.37
92	bL	623	LMG	O7-C10	3.71	1.44	1.34
82	RJ	202	PEB	C1A-NA	-3.71	1.32	1.37
82	aK	201	PEB	C1A-NA	-3.71	1.32	1.37
82	IJ	203	PEB	CHA-C1B	3.71	1.49	1.40
82	YP	502	PEB	CHA-C1B	3.71	1.49	1.40
82	eH	201	PEB	CHA-C1B	3.71	1.49	1.40
82	tK	203	PEB	CHA-C1B	3.71	1.49	1.40
82	Y7	301	PEB	C2C-C3C	3.71	1.48	1.37
87	FN	203	CLA	C4D-ND	-3.71	1.32	1.37
84	KO	1001	CYC	C2C-C1C	-3.71	1.48	1.52
82	hE	202	PEB	C1A-NA	-3.71	1.32	1.37
82	UM	203	PEB	C3C-C4C	3.71	1.47	1.42
84	D4	1001	CYC	CHB-C4A	3.71	1.49	1.40
82	aF	202	PEB	CHA-C1B	3.71	1.49	1.40
82	WB	402	PEB	C1A-NA	-3.71	1.32	1.37
82	GP	203	PEB	C2C-C3C	3.71	1.48	1.37
82	KA	202	PEB	C2C-C3C	3.71	1.48	1.37
87	4N	607	CLA	C4D-ND	-3.71	1.32	1.37
82	L9	201	PEB	C2C-C3C	3.71	1.48	1.37
82	XB	202	PEB	CHA-C1B	3.71	1.49	1.40
84	F4	1001	CYC	C2C-C1C	-3.71	1.48	1.52
82	aH	202	PEB	C2C-C3C	3.71	1.48	1.37
82	TH	201	PEB	CHA-C1B	3.71	1.49	1.40
82	PH	201	PEB	C1A-NA	-3.71	1.32	1.37
82	jJ	203	PEB	C1A-NA	-3.71	1.32	1.37
82	PF	201	PEB	CHA-C1B	3.71	1.49	1.40
88	C6	505	LHG	O8-C23	3.71	1.44	1.33
82	BF	201	PEB	CHA-C1B	3.71	1.49	1.40
82	i4	201	PEB	CHA-C1B	3.71	1.49	1.40
82	zC	202	PEB	CHA-C1B	3.71	1.49	1.40
82	iO	201	PEB	CHA-C1B	3.71	1.49	1.40
82	kM	201	PEB	CHA-C1B	3.71	1.49	1.40
84	D1	1001	CYC	CHB-C4A	3.71	1.49	1.40
82	m1	202	PEB	C2C-C3C	3.71	1.48	1.37
87	cL	517	CLA	C1D-ND	3.71	1.42	1.37
82	lE	203	PEB	CHA-C1B	3.71	1.49	1.40
82	i1	201	PEB	C1A-NA	-3.71	1.32	1.37
82	dD	401	PEB	C1A-NA	-3.71	1.32	1.37
84	ME	1001	CYC	C1C-NC	-3.71	1.32	1.37
82	YQ	201	PEB	CHA-C1B	3.71	1.49	1.40

Continued on next page...

Continued from previous page...

Mol	Chain	Res	Type	Atoms	Z	Observed(Å)	Ideal(Å)
87	K2	103	CLA	C4D-ND	-3.71	1.32	1.37
82	BM	301	PEB	C1A-NA	-3.71	1.32	1.37
82	aK	203	PEB	C1A-NA	-3.71	1.32	1.37
82	QQ	201	PEB	C2A-C1A	-3.71	1.48	1.52
82	iG	201	PEB	CHA-C1B	3.71	1.49	1.40
87	F2	201	CLA	C4D-ND	-3.71	1.32	1.37
82	KM	201	PEB	C1A-NA	-3.71	1.32	1.37
87	KN	102	CLA	C4D-ND	-3.71	1.32	1.37
82	YD	201	PEB	CHA-C1B	3.71	1.49	1.40
82	XB	202	PEB	C1A-NA	-3.70	1.32	1.37
82	XA	201	PEB	C2C-C3C	3.70	1.48	1.37
82	bG	201	PEB	CHA-C1B	3.70	1.49	1.40
84	DO	1001	CYC	C2C-C1C	-3.70	1.48	1.52
82	OD	201	PEB	CHA-C1B	3.70	1.49	1.40
82	JP	202	PEB	CHA-C1B	3.70	1.49	1.40
82	D9	201	PEB	CHA-C1B	3.70	1.49	1.40
82	J5	201	PEB	CHA-C1B	3.70	1.49	1.40
82	HB	203	PEB	C1A-NA	-3.70	1.32	1.37
82	oF	203	PEB	CHA-C1B	3.70	1.49	1.40
82	CJ	201	PEB	CHA-C1B	3.70	1.49	1.40
87	ON	201	CLA	C1D-ND	3.70	1.42	1.37
82	bE	201	PEB	CHA-C1B	3.70	1.49	1.40
82	a1	202	PEB	C2C-C3C	3.70	1.48	1.37
82	j4	202	PEB	C2C-C3C	3.70	1.48	1.37
83	M5	303	PUB	C3B-C2B	3.70	1.48	1.37
82	VA	201	PEB	C1A-NA	-3.70	1.32	1.37
82	IB	202	PEB	C1A-NA	-3.70	1.32	1.37
82	CD	202	PEB	C1A-NA	-3.70	1.32	1.37
82	xK	302	PEB	C1A-NA	-3.70	1.32	1.37
82	BF	202	PEB	CHA-C1B	3.70	1.49	1.40
82	NQ	202	PEB	CHA-C1B	3.70	1.49	1.40
82	d1	203	PEB	CHA-C1B	3.70	1.49	1.40
84	DH	1001	CYC	C2C-C1C	-3.70	1.48	1.52
82	VD	202	PEB	C2C-C3C	3.70	1.48	1.37
82	KB	301	PEB	CHA-C1B	3.70	1.49	1.40
82	PK	201	PEB	CHA-C1B	3.70	1.49	1.40
82	WI	201	PEB	CHA-C1B	3.70	1.49	1.40
82	g1	201	PEB	CHA-C1B	3.70	1.49	1.40
84	E1	1001	CYC	CHB-C4A	3.70	1.49	1.40
82	cJ	201	PEB	CHA-C1B	3.70	1.49	1.40
82	SD	202	PEB	C1A-NA	-3.70	1.32	1.37
82	YG	202	PEB	C1A-NA	-3.70	1.32	1.37

Continued on next page...

Continued from previous page...

Mol	Chain	Res	Type	Atoms	Z	Observed(Å)	Ideal(Å)
82	BI	201	PEB	C1A-NA	-3.70	1.32	1.37
82	H9	201	PEB	C1A-NA	-3.70	1.32	1.37
82	GJ	202	PEB	CHA-C1B	3.70	1.49	1.40
82	A1	305	PEB	CHA-C1B	3.70	1.49	1.40
82	wC	201	PEB	CHA-C1B	3.70	1.49	1.40
82	IB	201	PEB	C1A-NA	-3.70	1.32	1.37
87	72	601	CLA	C1D-ND	3.70	1.42	1.37
82	VM	202	PEB	C1A-NA	-3.70	1.32	1.37
82	SM	201	PEB	CHA-C1B	3.70	1.49	1.40
82	qC	203	PEB	C2C-C3C	3.70	1.48	1.37
82	uC	201	PEB	C2C-C3C	3.70	1.48	1.37
84	V3	1001	CYC	C2C-C1C	-3.70	1.48	1.52
82	LM	201	PEB	C1A-NA	-3.70	1.32	1.37
82	HB	201	PEB	CHA-C1B	3.70	1.49	1.40
82	QK	202	PEB	CHA-C1B	3.70	1.49	1.40
82	p8	202	PEB	C4B-C3B	3.70	1.51	1.45
96	v6	201	HEM	C1B-NB	-3.70	1.33	1.40
82	GK	202	PEB	CHA-C1B	3.70	1.49	1.40
82	uC	201	PEB	CHA-C1B	3.70	1.49	1.40
82	RD	202	PEB	C1A-NA	-3.70	1.32	1.37
82	q8	201	PEB	CHA-C1B	3.70	1.49	1.40
84	x3	1001	CYC	C2C-C1C	-3.69	1.48	1.52
82	qC	201	PEB	CHA-C1B	3.69	1.49	1.40
82	oF	202	PEB	C2C-C3C	3.69	1.48	1.37
82	dQ	401	PEB	C2C-C3C	3.69	1.48	1.37
82	y8	202	PEB	C1A-NA	-3.69	1.32	1.37
87	bL	604	CLA	C1D-ND	3.69	1.42	1.37
82	F9	203	PEB	CHA-C1B	3.69	1.49	1.40
96	f6	101	HEM	C1B-NB	-3.69	1.33	1.40
82	UJ	203	PEB	CHA-C1B	3.69	1.49	1.40
82	SK	203	PEB	CHA-C1B	3.69	1.49	1.40
82	a4	201	PEB	CHA-C1B	3.69	1.49	1.40
82	gH	201	PEB	CHA-C1B	3.69	1.49	1.40
82	XK	202	PEB	CHA-C1B	3.69	1.49	1.40
82	PM	202	PEB	C1A-NA	-3.69	1.32	1.37
82	i4	202	PEB	C1A-NA	-3.69	1.32	1.37
82	kJ	202	PEB	C1A-NA	-3.69	1.32	1.37
82	EI	201	PEB	C1A-NA	-3.69	1.32	1.37
82	bO	201	PEB	C1A-NA	-3.69	1.32	1.37
87	c6	605	CLA	C1D-ND	3.69	1.42	1.37
82	b1	202	PEB	C2C-C3C	3.69	1.48	1.37
82	NF	202	PEB	C1A-NA	-3.69	1.32	1.37

Continued on next page...

Continued from previous page...

Mol	Chain	Res	Type	Atoms	Z	Observed(Å)	Ideal(Å)
91	a6	613	PHO	C3D-C2D	3.69	1.46	1.39
87	1N	605	CLA	C1D-ND	3.69	1.42	1.37
82	MB	201	PEB	CHA-C1B	3.69	1.49	1.40
82	v8	202	PEB	CHA-C1B	3.69	1.49	1.40
82	QK	203	PEB	C1A-NA	-3.69	1.32	1.37
84	MG	1001	CYC	C1C-NC	-3.69	1.32	1.37
83	Z5	303	PUB	C3B-C2B	3.69	1.48	1.37
82	PM	201	PEB	CHA-C1B	3.69	1.49	1.40
82	HQ	203	PEB	C2C-C3C	3.69	1.48	1.37
82	VM	201	PEB	CHA-C1B	3.69	1.49	1.40
82	vC	201	PEB	CHA-C1B	3.69	1.49	1.40
82	EA	201	PEB	C1A-NA	-3.69	1.32	1.37
82	eB	201	PEB	C1A-NA	-3.69	1.32	1.37
82	dK	202	PEB	C1A-NA	-3.69	1.32	1.37
82	NK	202	PEB	C2C-C3C	3.69	1.48	1.37
82	EP	203	PEB	CHC-C4C	3.69	1.59	1.50
88	L6	101	LHG	O7-C7	3.69	1.44	1.34
82	UB	302	PEB	C1A-NA	-3.69	1.32	1.37
87	62	310	CLA	C1D-ND	3.69	1.42	1.37
82	YK	201	PEB	C2C-C3C	3.69	1.48	1.37
83	KA	203	PUB	C3B-C2B	3.69	1.48	1.37
96	fL	102	HEM	C4D-ND	-3.69	1.34	1.40
82	HJ	201	PEB	CHA-C1B	3.69	1.49	1.40
82	TB	202	PEB	C1A-NA	-3.68	1.32	1.37
82	eM	201	PEB	C1A-NA	-3.68	1.32	1.37
82	fH	202	PEB	C2C-C3C	3.68	1.48	1.37
82	A7	202	PEB	C2C-C3C	3.68	1.48	1.37
82	uF	201	PEB	CHA-C1B	3.68	1.49	1.40
82	B7	201	PEB	C2C-C3C	3.68	1.48	1.37
82	DJ	201	PEB	C2A-C1A	-3.68	1.48	1.52
82	VQ	202	PEB	C2C-C3C	3.68	1.48	1.37
87	3N	312	CLA	C1D-ND	3.68	1.42	1.37
82	LP	202	PEB	CHA-C1B	3.68	1.49	1.40
84	LG	1001	CYC	CHB-C4A	3.68	1.49	1.40
82	FP	201	PEB	C1A-NA	-3.68	1.32	1.37
82	iK	202	PEB	C1A-NA	-3.68	1.32	1.37
82	bP	502	PEB	C1A-NA	-3.68	1.32	1.37
83	xF	306	PUB	C3B-C2B	3.68	1.48	1.37
82	BA	202	PEB	CHA-C1B	3.68	1.49	1.40
82	rC	201	PEB	CHA-C1B	3.68	1.49	1.40
87	ON	203	CLA	C4D-ND	-3.68	1.32	1.37
82	lM	202	PEB	C1A-NA	-3.68	1.32	1.37

Continued on next page...

Continued from previous page...

Mol	Chain	Res	Type	Atoms	Z	Observed(Å)	Ideal(Å)
82	vK	201	PEB	C2C-C3C	3.68	1.48	1.37
82	ND	202	PEB	CHA-C1B	3.68	1.49	1.40
82	ZO	202	PEB	CHA-C1B	3.68	1.49	1.40
82	XQ	202	PEB	CHA-C1B	3.68	1.49	1.40
82	vC	201	PEB	C2C-C3C	3.68	1.48	1.37
82	RP	202	PEB	C1A-NA	-3.68	1.32	1.37
82	BA	201	PEB	C2C-C3C	3.68	1.48	1.37
82	OB	201	PEB	C1A-NA	-3.68	1.32	1.37
82	DE	1002	PEB	C1A-NA	-3.68	1.32	1.37
82	RG	201	PEB	C1A-NA	-3.68	1.32	1.37
82	YJ	202	PEB	CHA-C1B	3.68	1.49	1.40
87	7N	605	CLA	C1D-ND	3.68	1.42	1.37
82	OM	202	PEB	C3C-C4C	3.68	1.47	1.42
82	QA	202	PEB	C1A-NA	-3.68	1.32	1.37
82	DB	202	PEB	CHA-C1B	3.68	1.49	1.40
82	DB	203	PEB	CHA-C1B	3.68	1.49	1.40
82	P4	201	PEB	C1A-NA	-3.68	1.32	1.37
87	AN	828	CLA	C1D-ND	3.68	1.42	1.37
82	DP	202	PEB	CHA-C1B	3.68	1.49	1.40
82	kG	202	PEB	C2C-C3C	3.68	1.48	1.37
82	LE	1002	PEB	C1A-NA	-3.68	1.32	1.37
82	OP	201	PEB	C1A-NA	-3.68	1.32	1.37
82	g4	201	PEB	CHA-C1B	3.68	1.49	1.40
82	xK	303	PEB	C2C-C3C	3.68	1.48	1.37
82	YK	203	PEB	C2A-C1A	-3.68	1.48	1.52
82	bE	201	PEB	C2A-C1A	-3.68	1.48	1.52
82	WE	203	PEB	C1A-NA	-3.68	1.32	1.37
82	FF	202	PEB	C2A-C1A	-3.67	1.48	1.52
82	UP	201	PEB	C2A-C1A	-3.67	1.48	1.52
82	HD	203	PEB	C2C-C3C	3.67	1.48	1.37
82	J7	201	PEB	C2C-C3C	3.67	1.48	1.37
87	82	302	CLA	C4D-ND	-3.67	1.32	1.37
82	jO	202	PEB	C2C-C3C	3.67	1.48	1.37
82	PE	202	PEB	C1A-NA	-3.67	1.32	1.37
82	VE	201	PEB	C1A-NA	-3.67	1.32	1.37
82	gE	202	PEB	C1A-NA	-3.67	1.32	1.37
82	PQ	203	PEB	CHA-C1B	3.67	1.49	1.40
82	A1	301	PEB	CHA-C1B	3.67	1.49	1.40
82	JF	201	PEB	C2A-C1A	-3.67	1.48	1.52
87	12	609	CLA	C1D-ND	3.67	1.42	1.37
82	AA	202	PEB	C2C-C3C	3.67	1.48	1.37
82	iG	202	PEB	C2C-C3C	3.67	1.48	1.37

Continued on next page...

Continued from previous page...

Mol	Chain	Res	Type	Atoms	Z	Observed(Å)	Ideal(Å)
82	B7	202	PEB	CHA-C1B	3.67	1.49	1.40
82	FD	202	PEB	CHA-C1B	3.67	1.49	1.40
82	YP	502	PEB	C1A-NA	-3.67	1.32	1.37
82	cM	201	PEB	C1A-NA	-3.67	1.32	1.37
82	u8	201	PEB	C2C-C3C	3.67	1.48	1.37
87	A2	820	CLA	C4D-ND	-3.67	1.32	1.37
82	p8	201	PEB	C2C-C3C	3.67	1.48	1.37
82	Q9	201	PEB	C2C-C3C	3.67	1.48	1.37
82	DK	203	PEB	CHA-C1B	3.67	1.49	1.40
82	M9	301	PEB	CHA-C1B	3.67	1.49	1.40
82	ZG	203	PEB	C1A-NA	-3.67	1.32	1.37
82	IJ	201	PEB	C1A-NA	-3.67	1.32	1.37
82	BK	202	PEB	CHA-C1B	3.67	1.49	1.40
82	AA	202	PEB	C1A-NA	-3.67	1.32	1.37
82	UM	201	PEB	C1A-NA	-3.67	1.32	1.37
82	yF	301	PEB	C1A-NA	-3.67	1.32	1.37
82	AJ	302	PEB	CHA-C1B	3.67	1.49	1.40
87	A2	828	CLA	C1D-ND	3.67	1.42	1.37
82	YB	202	PEB	CHA-C1B	3.67	1.49	1.40
82	UB	303	PEB	C1A-NA	-3.67	1.32	1.37
82	QI	201	PEB	C1A-NA	-3.67	1.32	1.37
82	RP	201	PEB	C1A-NA	-3.67	1.32	1.37
82	LD	203	PEB	CHA-C1B	3.67	1.49	1.40
87	A2	836	CLA	C1D-ND	3.67	1.42	1.37
82	AO	304	PEB	CHA-C1B	3.67	1.49	1.40
82	CP	203	PEB	C2C-C3C	3.67	1.48	1.37
82	FQ	201	PEB	C2A-C1A	-3.67	1.48	1.52
82	VF	202	PEB	C2C-C3C	3.67	1.48	1.37
82	WJ	202	PEB	C1A-NA	-3.67	1.32	1.37
82	PQ	201	PEB	CHA-C1B	3.67	1.49	1.40
82	SI	202	PEB	CHA-C1B	3.67	1.49	1.40
82	L5	203	PEB	C1A-NA	-3.67	1.32	1.37
82	DF	203	PEB	C2C-C3C	3.67	1.48	1.37
82	AQ	303	PEB	C2C-C3C	3.67	1.48	1.37
82	q8	201	PEB	C2C-C3C	3.67	1.48	1.37
82	xK	304	PEB	C2C-C3C	3.67	1.48	1.37
82	LG	1002	PEB	C1A-NA	-3.67	1.32	1.37
82	PG	201	PEB	C1A-NA	-3.67	1.32	1.37
82	DI	201	PEB	C1A-NA	-3.67	1.32	1.37
82	KI	202	PEB	C1A-NA	-3.67	1.32	1.37
82	ZM	201	PEB	C1A-NA	-3.67	1.32	1.37
82	iJ	202	PEB	C1A-NA	-3.67	1.32	1.37

Continued on next page...

Continued from previous page...

Mol	Chain	Res	Type	Atoms	Z	Observed(Å)	Ideal(Å)
82	PG	202	PEB	CHA-C1B	3.67	1.49	1.40
82	WJ	201	PEB	CHA-C1B	3.67	1.49	1.40
82	FQ	202	PEB	CHA-C1B	3.66	1.49	1.40
87	8N	301	CLA	C4D-ND	-3.66	1.32	1.37
83	A1	304	PUB	C3B-C2B	3.66	1.48	1.37
82	UB	301	PEB	C2A-C1A	-3.66	1.48	1.52
82	iK	201	PEB	CHA-C1B	3.66	1.49	1.40
82	YF	201	PEB	C2C-C3C	3.66	1.48	1.37
82	NH	1002	PEB	C1A-NA	-3.66	1.32	1.37
82	j1	203	PEB	C1A-NA	-3.66	1.32	1.37
83	xK	306	PUB	C3B-C2B	3.66	1.48	1.37
82	pC	201	PEB	C2C-C3C	3.66	1.48	1.37
87	cL	510	CLA	C1D-ND	3.66	1.42	1.37
87	6N	604	CLA	C1D-ND	3.66	1.42	1.37
82	qC	201	PEB	C2C-C3C	3.66	1.48	1.37
82	VP	202	PEB	C1A-NA	-3.66	1.32	1.37
82	G7	201	PEB	C1A-NA	-3.66	1.32	1.37
82	cH	201	PEB	C1A-NA	-3.66	1.32	1.37
82	YH	201	PEB	C2C-C3C	3.66	1.48	1.37
82	TM	201	PEB	CHA-C1B	3.66	1.49	1.40
82	F9	201	PEB	CHA-C1B	3.66	1.49	1.40
84	63	901	CYC	CHB-C4A	3.66	1.49	1.40
82	J5	202	PEB	C1A-NA	-3.66	1.32	1.37
87	A2	839	CLA	C1D-ND	3.66	1.42	1.37
82	OJ	202	PEB	C1A-NA	-3.66	1.32	1.37
82	dH	203	PEB	CHA-C1B	3.66	1.49	1.40
82	KM	203	PEB	C2A-C1A	-3.66	1.48	1.52
87	BN	821	CLA	C1D-ND	3.66	1.42	1.37
87	O2	201	CLA	C1D-ND	3.66	1.42	1.37
82	Q1	202	PEB	C1A-NA	-3.66	1.32	1.37
82	NB	202	PEB	CHA-C1B	3.66	1.49	1.40
82	aG	202	PEB	CHA-C1B	3.66	1.49	1.40
82	NQ	203	PEB	C2C-C3C	3.66	1.48	1.37
82	QP	202	PEB	OD-C4D	3.66	1.30	1.23
82	OP	202	PEB	CHA-C1B	3.66	1.49	1.40
82	r8	201	PEB	CHA-C1B	3.66	1.49	1.40
82	NI	201	PEB	C1A-NA	-3.66	1.32	1.37
82	BK	202	PEB	C1A-NA	-3.66	1.32	1.37
82	AM	302	PEB	CHA-C1B	3.66	1.49	1.40
82	QB	202	PEB	C2A-C1A	-3.66	1.48	1.52
82	PE	202	PEB	CHA-C1B	3.66	1.49	1.40
103	82	310	ZEX	C2-C3	-3.66	1.47	1.52

Continued on next page...

Continued from previous page...

Mol	Chain	Res	Type	Atoms	Z	Observed(Å)	Ideal(Å)
82	ZK	201	PEB	C1A-NA	-3.66	1.32	1.37
82	O7	202	PEB	C1A-NA	-3.66	1.32	1.37
82	aK	202	PEB	CHA-C1B	3.66	1.49	1.40
82	kK	203	PEB	CHA-C1B	3.66	1.49	1.40
82	HK	202	PEB	C2C-C3C	3.66	1.48	1.37
82	BB	202	PEB	CHA-C1B	3.66	1.49	1.40
87	cL	516	CLA	C1D-ND	3.66	1.42	1.37
82	XD	202	PEB	CHA-C1B	3.66	1.49	1.40
82	C7	201	PEB	CHA-C1B	3.66	1.49	1.40
82	LB	201	PEB	CHA-C1B	3.66	1.49	1.40
82	H7	203	PEB	CHA-C1B	3.66	1.49	1.40
82	DM	201	PEB	C1A-NA	-3.66	1.32	1.37
87	BL	622	CLA	C1D-ND	3.66	1.42	1.37
82	iF	203	PEB	C2C-C3C	3.66	1.48	1.37
96	V6	201	HEM	C1B-NB	-3.66	1.34	1.40
82	JA	201	PEB	C2C-C3C	3.66	1.48	1.37
82	qK	203	PEB	OD-C4D	3.66	1.30	1.23
87	12	605	CLA	C1D-ND	3.66	1.42	1.37
87	M2	101	CLA	C1D-ND	3.66	1.42	1.37
82	O9	201	PEB	C2C-C3C	3.66	1.48	1.37
82	AO	305	PEB	CHA-C1B	3.66	1.49	1.40
82	S9	203	PEB	CHA-C1B	3.66	1.49	1.40
82	V4	201	PEB	C2A-C1A	-3.65	1.48	1.52
83	AJ	303	PUB	OD-C4D	3.65	1.30	1.23
82	LD	203	PEB	C1A-NA	-3.65	1.32	1.37
82	PP	202	PEB	CHA-C1B	3.65	1.49	1.40
87	C6	511	CLA	C1D-ND	3.65	1.42	1.37
82	XI	201	PEB	C1A-NA	-3.65	1.32	1.37
82	C7	201	PEB	C1A-NA	-3.65	1.32	1.37
82	dQ	401	PEB	C1A-NA	-3.65	1.32	1.37
82	SE	201	PEB	CHA-C1B	3.65	1.49	1.40
82	I5	202	PEB	CHA-C1B	3.65	1.49	1.40
82	dD	401	PEB	CHA-C1B	3.65	1.49	1.40
82	OQ	202	PEB	C2C-C3C	3.65	1.48	1.37
82	ND	204	PEB	CHA-C1B	3.65	1.49	1.40
82	kE	202	PEB	CHA-C1B	3.65	1.49	1.40
82	sF	201	PEB	CHA-C1B	3.65	1.49	1.40
82	AI	201	PEB	C1A-NA	-3.65	1.32	1.37
82	GM	203	PEB	C1A-NA	-3.65	1.32	1.37
82	YO	202	PEB	C1A-NA	-3.65	1.32	1.37
82	jH	201	PEB	C1A-NA	-3.65	1.32	1.37
84	I4	1001	CYC	C2C-C1C	-3.65	1.48	1.52

Continued on next page...

Continued from previous page...

Mol	Chain	Res	Type	Atoms	Z	Observed(Å)	Ideal(Å)
82	W7	201	PEB	C1A-NA	-3.65	1.32	1.37
82	SG	201	PEB	CHA-C1B	3.65	1.49	1.40
82	E5	202	PEB	CHA-C1B	3.65	1.49	1.40
84	FG	1001	CYC	C2C-C1C	-3.65	1.48	1.52
82	BB	201	PEB	CHA-C1B	3.65	1.49	1.40
82	LQ	201	PEB	C1A-NA	-3.65	1.32	1.37
87	62	312	CLA	C1D-ND	3.65	1.42	1.37
82	JB	202	PEB	C1A-NA	-3.65	1.32	1.37
87	2N	304	CLA	C1D-ND	3.65	1.42	1.37
87	A2	819	CLA	C4D-ND	-3.65	1.32	1.37
82	SF	203	PEB	C1A-NA	-3.65	1.32	1.37
82	SK	203	PEB	C1A-NA	-3.65	1.32	1.37
82	c4	201	PEB	C1A-NA	-3.65	1.32	1.37
82	iF	201	PEB	CHA-C1B	3.65	1.49	1.40
82	MQ	202	PEB	C2C-C3C	3.65	1.48	1.37
82	YK	201	PEB	C1A-NA	-3.65	1.32	1.37
87	7N	602	CLA	C4D-ND	-3.65	1.32	1.37
82	YE	202	PEB	C1A-NA	-3.65	1.32	1.37
82	TG	201	PEB	C2A-C1A	-3.65	1.48	1.52
82	R7	201	PEB	C2A-C1A	-3.65	1.48	1.52
82	mF	202	PEB	C2C-C3C	3.65	1.48	1.37
87	AN	819	CLA	C4D-ND	-3.65	1.32	1.37
82	sK	201	PEB	CHA-C1B	3.65	1.49	1.40
87	c6	606	CLA	C1D-ND	3.65	1.42	1.37
82	gE	201	PEB	C1A-NA	-3.65	1.32	1.37
82	KM	201	PEB	CHA-C1B	3.65	1.49	1.40
82	U9	204	PEB	CHA-C1B	3.65	1.49	1.40
82	VD	202	PEB	C1A-NA	-3.65	1.32	1.37
82	QF	203	PEB	C1A-NA	-3.65	1.32	1.37
82	WM	202	PEB	C1A-NA	-3.65	1.32	1.37
82	z8	201	PEB	C1A-NA	-3.65	1.32	1.37
82	YI	202	PEB	CHA-C1B	3.65	1.49	1.40
82	P5	202	PEB	CHA-C1B	3.65	1.49	1.40
84	DO	1001	CYC	CHB-C4A	3.65	1.49	1.40
82	AM	302	PEB	C2C-C3C	3.64	1.48	1.37
82	UP	203	PEB	CHC-C4C	3.64	1.59	1.50
82	oK	203	PEB	CHA-C1B	3.64	1.49	1.40
87	BN	809	CLA	C1D-ND	3.64	1.42	1.37
82	q8	203	PEB	C2C-C3C	3.64	1.48	1.37
82	PO	202	PEB	CHA-C1B	3.64	1.49	1.40
82	V5	201	PEB	CHA-C1B	3.64	1.49	1.40
82	ND	203	PEB	C2C-C3C	3.64	1.48	1.37

Continued on next page...

Continued from previous page...

Mol	Chain	Res	Type	Atoms	Z	Observed(Å)	Ideal(Å)
87	72	605	CLA	C1D-ND	3.64	1.42	1.37
87	c6	616	CLA	C1D-ND	3.64	1.42	1.37
82	WA	201	PEB	C1A-NA	-3.64	1.32	1.37
82	V4	201	PEB	C1A-NA	-3.64	1.32	1.37
82	mM	201	PEB	C1A-NA	-3.64	1.32	1.37
82	a4	201	PEB	C2C-C3C	3.64	1.48	1.37
82	CA	201	PEB	CHA-C1B	3.64	1.49	1.40
82	aB	201	PEB	C2A-C1A	-3.64	1.48	1.52
82	SJ	201	PEB	C1A-NA	-3.64	1.32	1.37
82	l4	202	PEB	C1A-NA	-3.64	1.32	1.37
82	GF	202	PEB	CHA-C1B	3.64	1.48	1.40
82	UI	202	PEB	CHA-C1B	3.64	1.48	1.40
82	c4	202	PEB	C1A-NA	-3.64	1.32	1.37
82	gM	202	PEB	C1A-NA	-3.64	1.32	1.37
82	GP	203	PEB	CHA-C1B	3.64	1.48	1.40
82	NQ	203	PEB	CHA-C1B	3.64	1.48	1.40
82	Z1	201	PEB	C2A-C1A	-3.64	1.48	1.52
82	aE	202	PEB	CHA-C1B	3.64	1.48	1.40
87	2N	307	CLA	C1D-ND	3.64	1.42	1.37
82	B7	203	PEB	C1A-NA	-3.64	1.32	1.37
82	fJ	202	PEB	C1A-NA	-3.64	1.32	1.37
82	R5	202	PEB	CHA-C1B	3.64	1.48	1.40
82	OB	201	PEB	C2A-C1A	-3.64	1.48	1.52
82	NP	202	PEB	CHA-C1B	3.64	1.48	1.40
82	D5	203	PEB	C1A-NA	-3.64	1.32	1.37
82	aJ	204	PEB	C1A-NA	-3.64	1.32	1.37
82	tF	201	PEB	C2C-C3C	3.64	1.48	1.37
82	dG	201	PEB	C2C-C3C	3.64	1.48	1.37
82	K5	202	PEB	CHA-C1B	3.64	1.48	1.40
82	PO	203	PEB	CHA-C1B	3.64	1.48	1.40
87	MN	101	CLA	C1D-ND	3.64	1.42	1.37
82	FP	202	PEB	CHA-C1B	3.64	1.48	1.40
82	N5	202	PEB	CHA-C1B	3.64	1.48	1.40
82	Q9	203	PEB	CHA-C1B	3.64	1.48	1.40
82	HA	203	PEB	CHA-C1B	3.64	1.48	1.40
82	HH	1002	PEB	CHA-C1B	3.64	1.48	1.40
82	GM	201	PEB	CHA-C1B	3.64	1.48	1.40
82	w8	201	PEB	CHA-C1B	3.64	1.48	1.40
87	82	306	CLA	C4D-ND	-3.64	1.32	1.37
82	mK	202	PEB	C1A-NA	-3.64	1.32	1.37
82	lO	202	PEB	C1A-NA	-3.64	1.32	1.37
84	D1	1003	CYC	C1C-NC	-3.64	1.32	1.37

Continued on next page...

Continued from previous page...

Mol	Chain	Res	Type	Atoms	Z	Observed(Å)	Ideal(Å)
82	SI	201	PEB	CHA-C1B	3.64	1.48	1.40
82	D4	1002	PEB	CHA-C1B	3.64	1.48	1.40
87	32	310	CLA	C1D-ND	3.64	1.42	1.37
82	Q9	201	PEB	C4B-C3B	3.64	1.51	1.45
82	CB	202	PEB	C2A-C1A	-3.64	1.48	1.52
82	VI	201	PEB	C1A-NA	-3.64	1.32	1.37
82	OD	202	PEB	C2C-C3C	3.64	1.48	1.37
82	XQ	202	PEB	C2C-C3C	3.64	1.48	1.37
82	iK	203	PEB	C2C-C3C	3.64	1.48	1.37
82	VD	202	PEB	CHA-C1B	3.64	1.48	1.40
82	vF	201	PEB	C2C-C3C	3.64	1.48	1.37
82	HP	201	PEB	CHA-C1B	3.64	1.48	1.40
87	22	611	CLA	C1D-ND	3.64	1.42	1.37
82	lF	201	PEB	C2C-C3C	3.64	1.48	1.37
82	RE	202	PEB	C2C-C3C	3.64	1.48	1.37
82	RG	202	PEB	C2C-C3C	3.64	1.48	1.37
82	J9	201	PEB	C2C-C3C	3.64	1.48	1.37
83	AH	304	PUB	C3B-C2B	3.64	1.48	1.37
82	kO	202	PEB	C1A-NA	-3.64	1.32	1.37
87	5N	601	CLA	C1D-ND	3.64	1.42	1.37
82	C5	202	PEB	CHA-C1B	3.64	1.48	1.40
82	HF	202	PEB	C2C-C3C	3.64	1.48	1.37
82	UA	201	PEB	C2A-C1A	-3.64	1.48	1.52
82	YK	201	PEB	CHA-C1B	3.64	1.48	1.40
82	qF	202	PEB	CHA-C1B	3.64	1.48	1.40
82	t8	202	PEB	C1A-NA	-3.64	1.32	1.37
82	gJ	201	PEB	C2C-C3C	3.64	1.48	1.37
82	O4	202	PEB	CHA-C1B	3.64	1.48	1.40
82	R4	201	PEB	C2C-C3C	3.63	1.48	1.37
82	MD	202	PEB	C2C-C3C	3.63	1.48	1.37
87	bL	617	CLA	CMB-C2B	-3.63	1.44	1.51
87	6N	611	CLA	C1D-ND	3.63	1.42	1.37
82	RB	202	PEB	C1A-NA	-3.63	1.32	1.37
82	EM	203	PEB	C1A-NA	-3.63	1.32	1.37
82	Y1	201	PEB	C2C-C3C	3.63	1.48	1.37
96	FL	102	HEM	C1B-NB	-3.63	1.34	1.40
87	8N	303	CLA	C4D-ND	-3.63	1.32	1.37
82	Z4	202	PEB	CHA-C1B	3.63	1.48	1.40
82	AD	303	PEB	C2C-C3C	3.63	1.48	1.37
82	kG	202	PEB	CHA-C1B	3.63	1.48	1.40
82	aO	201	PEB	CHA-C1B	3.63	1.48	1.40
82	KB	301	PEB	C2C-C3C	3.63	1.48	1.37

Continued on next page...

Continued from previous page...

Mol	Chain	Res	Type	Atoms	Z	Observed(Å)	Ideal(Å)
82	A5	202	PEB	CHA-C1B	3.63	1.48	1.40
82	K5	201	PEB	CHA-C1B	3.63	1.48	1.40
82	lK	202	PEB	CHA-C1B	3.63	1.48	1.40
87	cL	509	CLA	C1D-ND	3.63	1.42	1.37
82	X5	202	PEB	CHA-C1B	3.63	1.48	1.40
82	WM	203	PEB	C1A-NA	-3.63	1.32	1.37
82	SM	202	PEB	C2C-C3C	3.63	1.48	1.37
82	v8	201	PEB	C2C-C3C	3.63	1.48	1.37
82	CF	201	PEB	CHA-C1B	3.63	1.48	1.40
82	Q7	202	PEB	C1A-NA	-3.63	1.32	1.37
82	nF	202	PEB	C1A-NA	-3.63	1.32	1.37
82	f4	202	PEB	C2C-C3C	3.63	1.48	1.37
82	bB	201	PEB	CHA-C1B	3.63	1.48	1.40
82	dG	201	PEB	CHA-C1B	3.63	1.48	1.40
82	OG	203	PEB	C1A-NA	-3.63	1.32	1.37
82	TM	201	PEB	C1A-NA	-3.63	1.32	1.37
82	BP	202	PEB	CHA-C1B	3.63	1.48	1.40
82	hJ	203	PEB	CHA-C1B	3.63	1.48	1.40
82	bO	202	PEB	CHA-C1B	3.63	1.48	1.40
87	82	305	CLA	C4D-ND	-3.63	1.32	1.37
87	dL	404	CLA	C1D-ND	3.63	1.42	1.37
82	JQ	201	PEB	CHA-C1B	3.63	1.48	1.40
82	RQ	202	PEB	CHA-C1B	3.63	1.48	1.40
82	A4	304	PEB	CHA-C1B	3.63	1.48	1.40
82	QP	202	PEB	CHA-C1B	3.63	1.48	1.40
82	DK	203	PEB	C2C-C3C	3.63	1.48	1.37
82	IA	201	PEB	C1A-NA	-3.63	1.32	1.37
82	PD	203	PEB	CHA-C1B	3.63	1.48	1.40
82	JH	1002	PEB	CHA-C1B	3.63	1.48	1.40
82	aB	202	PEB	CHA-C1B	3.63	1.48	1.40
82	aJ	202	PEB	CHA-C1B	3.63	1.48	1.40
87	A2	826	CLA	C1D-ND	3.63	1.42	1.37
87	5N	606	CLA	C1D-ND	3.63	1.42	1.37
82	BB	202	PEB	C1A-NA	-3.63	1.32	1.37
84	FO	1001	CYC	C2C-C1C	-3.63	1.48	1.52
82	FI	201	PEB	CHA-C1B	3.63	1.48	1.40
82	KQ	201	PEB	CHA-C1B	3.63	1.48	1.40
87	62	304	CLA	C1D-ND	3.63	1.42	1.37
82	QF	202	PEB	CHA-C1B	3.63	1.48	1.40
82	GI	202	PEB	C1A-NA	-3.63	1.32	1.37
83	K7	203	PUB	C3B-C2B	3.63	1.48	1.37
82	G5	202	PEB	CHA-C1B	3.63	1.48	1.40

Continued on next page...

Continued from previous page...

Mol	Chain	Res	Type	Atoms	Z	Observed(Å)	Ideal(Å)
82	S5	201	PEB	CHA-C1B	3.63	1.48	1.40
82	DP	202	PEB	C1A-NA	-3.63	1.32	1.37
87	5N	603	CLA	C1D-ND	3.63	1.42	1.37
82	FI	202	PEB	CHA-C1B	3.63	1.48	1.40
82	jM	201	PEB	CHA-C1B	3.63	1.48	1.40
82	RB	202	PEB	CHA-C1B	3.62	1.48	1.40
82	ND	203	PEB	CHA-C1B	3.62	1.48	1.40
82	SP	202	PEB	CHA-C1B	3.62	1.48	1.40
82	dG	203	PEB	C1A-NA	-3.62	1.32	1.37
87	32	309	CLA	C1D-ND	3.62	1.42	1.37
82	WF	202	PEB	C2C-C3C	3.62	1.48	1.37
82	W9	203	PEB	CHA-C1B	3.62	1.48	1.40
82	OJ	201	PEB	C2A-C1A	-3.62	1.48	1.52
82	FK	202	PEB	CHA-C1B	3.62	1.48	1.40
82	Q9	202	PEB	C1A-NA	-3.62	1.32	1.37
87	1N	611	CLA	C1D-ND	3.62	1.42	1.37
82	A4	305	PEB	CHA-C1B	3.62	1.48	1.40
82	eG	201	PEB	CHA-C1B	3.62	1.48	1.40
82	aM	202	PEB	CHA-C1B	3.62	1.48	1.40
82	JP	201	PEB	C2C-C3C	3.62	1.48	1.37
82	YQ	202	PEB	C2C-C3C	3.62	1.48	1.37
82	gM	202	PEB	C2C-C3C	3.62	1.48	1.37
82	aO	201	PEB	C2C-C3C	3.62	1.48	1.37
82	MA	201	PEB	C1A-NA	-3.62	1.32	1.37
82	TI	202	PEB	C1A-NA	-3.62	1.32	1.37
91	d6	404	PHO	C3D-C2D	3.62	1.45	1.39
82	dM	203	PEB	C2C-C3C	3.62	1.48	1.37
82	tK	201	PEB	C2C-C3C	3.62	1.48	1.37
82	c1	201	PEB	C1A-NA	-3.62	1.32	1.37
82	lJ	201	PEB	C1A-NA	-3.62	1.32	1.37
82	RP	202	PEB	CHA-C1B	3.62	1.48	1.40
82	P1	201	PEB	CHA-C1B	3.62	1.48	1.40
82	V5	202	PEB	CHA-C1B	3.62	1.48	1.40
87	K2	101	CLA	C1D-ND	3.62	1.42	1.37
82	dE	201	PEB	CHA-C1B	3.62	1.48	1.40
82	VK	202	PEB	C2C-C3C	3.62	1.48	1.37
82	pK	201	PEB	C2C-C3C	3.62	1.48	1.37
82	DF	203	PEB	CHA-C1B	3.62	1.48	1.40
82	OO	202	PEB	CHA-C1B	3.62	1.48	1.40
82	dB	202	PEB	CHA-C1B	3.62	1.48	1.40
82	LP	202	PEB	C1A-NA	-3.62	1.32	1.37
87	6N	603	CLA	C1D-ND	3.62	1.42	1.37

Continued on next page...

Continued from previous page...

Mol	Chain	Res	Type	Atoms	Z	Observed(Å)	Ideal(Å)
82	fO	202	PEB	C2C-C3C	3.62	1.48	1.37
82	NI	201	PEB	CHA-C1B	3.62	1.48	1.40
82	eF	203	PEB	OD-C4D	3.62	1.30	1.23
82	lM	202	PEB	C2A-C1A	-3.62	1.48	1.52
82	VB	202	PEB	CHA-C1B	3.62	1.48	1.40
87	32	312	CLA	C1D-ND	3.62	1.42	1.37
87	B2	816	CLA	C1D-ND	3.62	1.42	1.37
87	B2	820	CLA	C1D-ND	3.62	1.42	1.37
82	W7	202	PEB	CHA-C1B	3.62	1.48	1.40
87	62	305	CLA	C1D-ND	3.62	1.42	1.37
82	jH	203	PEB	C1A-NA	-3.62	1.32	1.37
82	PQ	203	PEB	C2C-C3C	3.62	1.48	1.37
87	2N	311	CLA	C1D-ND	3.62	1.42	1.37
96	E6	101	HEM	C4D-ND	-3.62	1.34	1.40
82	gJ	202	PEB	C1A-NA	-3.62	1.32	1.37
82	kK	201	PEB	C1A-NA	-3.62	1.32	1.37
82	d4	202	PEB	C2C-C3C	3.62	1.48	1.37
82	DA	203	PEB	C1A-NA	-3.62	1.32	1.37
82	vF	202	PEB	C1A-NA	-3.62	1.32	1.37
82	VP	201	PEB	C2C-C3C	3.62	1.48	1.37
82	mK	202	PEB	C2C-C3C	3.61	1.48	1.37
82	CK	201	PEB	CHA-C1B	3.61	1.48	1.40
82	OH	201	PEB	C1A-NA	-3.61	1.32	1.37
82	II	201	PEB	C1A-NA	-3.61	1.32	1.37
84	KO	1001	CYC	C1C-NC	-3.61	1.32	1.37
82	R5	201	PEB	CHA-C1B	3.61	1.48	1.40
82	iK	202	PEB	CHA-C1B	3.61	1.48	1.40
82	PD	203	PEB	C2C-C3C	3.61	1.48	1.37
87	bL	605	CLA	C1D-ND	3.61	1.42	1.37
82	RI	203	PEB	C3C-C4C	3.61	1.47	1.42
82	QB	204	PEB	CHA-C1B	3.61	1.48	1.40
82	UH	202	PEB	C2C-C3C	3.61	1.48	1.37
82	xF	304	PEB	C2C-C3C	3.61	1.48	1.37
87	AN	808	CLA	C1D-ND	3.61	1.42	1.37
87	BL	608	CLA	C4D-ND	-3.61	1.32	1.37
82	Q9	203	PEB	C2C-C3C	3.61	1.48	1.37
82	VP	201	PEB	CHA-C1B	3.61	1.48	1.40
82	Y9	201	PEB	CHA-C1B	3.61	1.48	1.40
82	U9	203	PEB	C2C-C3C	3.61	1.48	1.37
87	b6	606	CLA	C1D-ND	3.61	1.42	1.37
87	c6	612	CLA	C1D-ND	3.61	1.42	1.37
87	BN	805	CLA	C4D-ND	-3.61	1.32	1.37

Continued on next page...

Continued from previous page...

Mol	Chain	Res	Type	Atoms	Z	Observed(Å)	Ideal(Å)
82	KE	201	PEB	C1A-NA	-3.61	1.32	1.37
82	N1	1002	PEB	CHA-C1B	3.61	1.48	1.40
82	C5	201	PEB	CHA-C1B	3.61	1.48	1.40
82	yC	203	PEB	CHA-C1B	3.61	1.48	1.40
82	JF	202	PEB	C1A-NA	-3.61	1.32	1.37
82	RI	201	PEB	C1A-NA	-3.61	1.32	1.37
82	UP	202	PEB	C2C-C3C	3.61	1.48	1.37
82	NH	1002	PEB	CHA-C1B	3.61	1.48	1.40
103	8N	310	ZEX	C2-C3	-3.61	1.47	1.52
82	OQ	202	PEB	C1A-NA	-3.61	1.32	1.37
82	cB	402	PEB	CHA-C1B	3.61	1.48	1.40
82	B9	201	PEB	C2C-C3C	3.61	1.48	1.37
82	KE	201	PEB	CHA-C1B	3.61	1.48	1.40
82	TO	201	PEB	CHA-C1B	3.61	1.48	1.40
82	T4	201	PEB	CHA-C1B	3.61	1.48	1.40
82	PD	201	PEB	C1A-NA	-3.61	1.32	1.37
82	SO	202	PEB	C1A-NA	-3.61	1.32	1.37
82	UQ	201	PEB	C1A-NA	-3.61	1.32	1.37
82	qK	202	PEB	C1A-NA	-3.61	1.32	1.37
82	dM	202	PEB	C1A-NA	-3.61	1.32	1.37
82	1C	202	PEB	C2C-C3C	3.61	1.48	1.37
82	lJ	202	PEB	CHA-C1B	3.61	1.48	1.40
82	UB	303	PEB	CHA-C1B	3.61	1.48	1.40
82	FF	202	PEB	CHA-C1B	3.61	1.48	1.40
82	UG	202	PEB	CHA-C1B	3.61	1.48	1.40
84	FE	1002	CYC	CHB-C4A	3.61	1.48	1.40
82	dE	201	PEB	C2C-C3C	3.61	1.48	1.37
96	vL	201	HEM	C4D-ND	-3.61	1.34	1.40
82	EI	201	PEB	CHA-C1B	3.61	1.48	1.40
82	FQ	201	PEB	CHA-C1B	3.61	1.48	1.40
82	1C	202	PEB	CHA-C1B	3.61	1.48	1.40
82	H1	1002	PEB	CHA-C1B	3.61	1.48	1.40
82	ID	201	PEB	C2A-C1A	-3.61	1.48	1.52
87	42	606	CLA	C1D-ND	3.61	1.42	1.37
96	VL	201	HEM	C4D-ND	-3.61	1.34	1.40
82	UO	202	PEB	CHA-C1B	3.61	1.48	1.40
82	FF	201	PEB	C2C-C3C	3.61	1.48	1.37
87	AN	811	CLA	C1D-ND	3.61	1.42	1.37
87	B2	808	CLA	C1D-ND	3.61	1.42	1.37
82	N5	201	PEB	CHA-C1B	3.61	1.48	1.40
82	LA	201	PEB	C1A-NA	-3.61	1.32	1.37
82	wF	301	PEB	C1A-NA	-3.61	1.32	1.37

Continued on next page...

Continued from previous page...

Mol	Chain	Res	Type	Atoms	Z	Observed(Å)	Ideal(Å)
82	G5	201	PEB	CHA-C1B	3.61	1.48	1.40
96	fL	102	HEM	C1B-NB	-3.61	1.34	1.40
82	NJ	201	PEB	CHA-C1B	3.61	1.48	1.40
82	NF	202	PEB	C2C-C3C	3.61	1.48	1.37
82	CA	201	PEB	C1A-NA	-3.61	1.32	1.37
82	LB	201	PEB	C1A-NA	-3.61	1.32	1.37
82	iO	202	PEB	C1A-NA	-3.61	1.32	1.37
82	NP	201	PEB	CHA-C1B	3.61	1.48	1.40
82	jJ	202	PEB	CHA-C1B	3.61	1.48	1.40
87	AN	836	CLA	C1D-ND	3.60	1.42	1.37
87	52	606	CLA	C1D-ND	3.60	1.42	1.37
87	3N	307	CLA	C1D-ND	3.60	1.42	1.37
82	A5	201	PEB	CHA-C1B	3.60	1.48	1.40
87	cL	506	CLA	C1D-ND	3.60	1.42	1.37
82	PI	201	PEB	CHA-C1B	3.60	1.48	1.40
82	UI	201	PEB	C1A-NA	-3.60	1.32	1.37
82	yC	202	PEB	C1A-NA	-3.60	1.32	1.37
82	AI	201	PEB	CHA-C1B	3.60	1.48	1.40
87	4N	609	CLA	C1D-ND	3.60	1.42	1.37
82	I5	201	PEB	CHA-C1B	3.60	1.48	1.40
82	aE	202	PEB	C2C-C3C	3.60	1.48	1.37
87	22	607	CLA	C1D-ND	3.60	1.42	1.37
82	NB	202	PEB	C1A-NA	-3.60	1.32	1.37
82	BF	202	PEB	C1A-NA	-3.60	1.32	1.37
82	NP	202	PEB	C1A-NA	-3.60	1.32	1.37
82	V1	201	PEB	C1A-NA	-3.60	1.32	1.37
82	AP	202	PEB	C2C-C3C	3.60	1.48	1.37
87	32	306	CLA	C1D-ND	3.60	1.42	1.37
82	ZB	203	PEB	CHA-C1B	3.60	1.48	1.40
82	D7	201	PEB	C2C-C3C	3.60	1.48	1.37
82	QM	202	PEB	CHA-C1B	3.60	1.48	1.40
82	W9	201	PEB	C2C-C3C	3.60	1.48	1.37
82	UD	201	PEB	C1A-NA	-3.60	1.32	1.37
84	K1	1001	CYC	C1C-NC	-3.60	1.32	1.37
82	aJ	202	PEB	C2A-C1A	-3.60	1.48	1.52
82	xF	302	PEB	C1A-NA	-3.60	1.32	1.37
82	mJ	201	PEB	C1A-NA	-3.60	1.32	1.37
82	PD	202	PEB	C2C-C3C	3.60	1.48	1.37
82	f4	202	PEB	CHA-C1B	3.60	1.48	1.40
82	P5	201	PEB	CHA-C1B	3.60	1.48	1.40
87	52	601	CLA	C1D-ND	3.60	1.42	1.37
82	YJ	201	PEB	C2A-C1A	-3.60	1.48	1.52

Continued on next page...

Continued from previous page...

Mol	Chain	Res	Type	Atoms	Z	Observed(Å)	Ideal(Å)
82	fM	201	PEB	CHA-C1B	3.60	1.48	1.40
82	18	202	PEB	C2C-C3C	3.60	1.48	1.37
87	CL	508	CLA	CMB-C2B	-3.60	1.44	1.51
82	KI	202	PEB	CHA-C1B	3.60	1.48	1.40
82	P4	202	PEB	CHA-C1B	3.60	1.48	1.40
87	8N	306	CLA	C4D-ND	-3.60	1.32	1.37
82	DD	201	PEB	C1A-NA	-3.60	1.32	1.37
82	PP	202	PEB	C1A-NA	-3.60	1.32	1.37
82	II	201	PEB	CHA-C1B	3.60	1.48	1.40
82	JJ	201	PEB	C2A-C1A	-3.60	1.48	1.52
82	aM	203	PEB	C2C-C3C	3.60	1.48	1.37
82	aM	204	PEB	CHA-C1B	3.60	1.48	1.40
82	DB	202	PEB	C1A-NA	-3.60	1.32	1.37
82	CI	201	PEB	C1A-NA	-3.60	1.32	1.37
82	kM	202	PEB	C1A-NA	-3.60	1.32	1.37
82	jK	202	PEB	C2C-C3C	3.60	1.48	1.37
82	gJ	202	PEB	C2C-C3C	3.60	1.48	1.37
82	SB	202	PEB	C2A-C1A	-3.60	1.48	1.52
87	A2	811	CLA	C1D-ND	3.60	1.42	1.37
82	YF	202	PEB	C1A-NA	-3.60	1.32	1.37
82	jE	202	PEB	C1A-NA	-3.60	1.32	1.37
82	wC	202	PEB	C2C-C3C	3.60	1.48	1.37
82	iM	202	PEB	C2C-C3C	3.60	1.48	1.37
82	JI	201	PEB	C2C-C3C	3.60	1.48	1.37
84	N3	1001	CYC	C3D-C2D	3.60	1.48	1.37
82	GF	203	PEB	C1A-NA	-3.60	1.32	1.37
82	A7	201	PEB	C1A-NA	-3.60	1.32	1.37
87	JN	101	CLA	C1D-ND	3.60	1.42	1.37
87	3N	309	CLA	C1D-ND	3.60	1.42	1.37
82	h4	202	PEB	C2C-C3C	3.60	1.48	1.37
84	LG	1001	CYC	C3D-C2D	3.60	1.48	1.37
82	AK	201	PEB	C1A-NA	-3.59	1.32	1.37
82	iM	201	PEB	C1A-NA	-3.59	1.32	1.37
87	2N	301	CLA	CAB-C3B	-3.59	1.44	1.51
82	K9	201	PEB	C2C-C3C	3.59	1.48	1.37
82	1C	203	PEB	C1A-NA	-3.59	1.32	1.37
82	QM	203	PEB	CHA-C1B	3.59	1.48	1.40
84	K3	1001	CYC	C3D-C2D	3.59	1.48	1.37
82	RI	201	PEB	CHA-C1B	3.59	1.48	1.40
82	CD	201	PEB	C2C-C3C	3.59	1.48	1.37
82	UI	202	PEB	C1A-NA	-3.59	1.32	1.37
82	F1	1002	PEB	C1A-NA	-3.59	1.32	1.37

Continued on next page...

Continued from previous page...

Mol	Chain	Res	Type	Atoms	Z	Observed(Å)	Ideal(Å)
82	U7	202	PEB	C1A-NA	-3.59	1.32	1.37
84	FE	1002	CYC	C2C-C1C	-3.59	1.48	1.52
87	DL	406	CLA	C1D-ND	3.59	1.42	1.37
87	B2	813	CLA	C1D-ND	3.59	1.42	1.37
84	e3	1001	CYC	C3D-C2D	3.59	1.48	1.37
82	QI	201	PEB	CHA-C1B	3.59	1.48	1.40
82	d4	202	PEB	CHA-C1B	3.59	1.48	1.40
82	eE	201	PEB	CHA-C1B	3.59	1.48	1.40
82	D7	203	PEB	C1A-NA	-3.59	1.33	1.37
82	O4	202	PEB	C2C-C3C	3.59	1.48	1.37
82	WA	202	PEB	CHA-C1B	3.59	1.48	1.40
82	HP	202	PEB	CHA-C1B	3.59	1.48	1.40
82	E5	201	PEB	CHA-C1B	3.59	1.48	1.40
82	wK	303	PEB	C2C-C3C	3.59	1.48	1.37
84	E3	1001	CYC	C3D-C2D	3.59	1.48	1.37
82	OE	202	PEB	CHA-C1B	3.59	1.48	1.40
82	X9	201	PEB	C2C-C3C	3.59	1.48	1.37
82	PI	201	PEB	C1A-NA	-3.59	1.33	1.37
82	a4	202	PEB	C1A-NA	-3.59	1.33	1.37
82	mE	201	PEB	C1A-NA	-3.59	1.33	1.37
82	bP	502	PEB	CHA-C1B	3.59	1.48	1.40
87	52	604	CLA	C1D-ND	3.59	1.42	1.37
87	4N	606	CLA	C1D-ND	3.59	1.42	1.37
82	XF	202	PEB	CHA-C1B	3.59	1.48	1.40
82	JD	201	PEB	C1A-NA	-3.59	1.33	1.37
82	A4	301	PEB	C1A-NA	-3.59	1.33	1.37
82	VI	201	PEB	CHA-C1B	3.59	1.48	1.40
82	YK	202	PEB	CHA-C1B	3.59	1.48	1.40
82	T5	202	PEB	CHA-C1B	3.59	1.48	1.40
82	V7	203	PEB	CHA-C1B	3.59	1.48	1.40
82	wK	302	PEB	CHA-C1B	3.59	1.48	1.40
87	1N	603	CLA	C1D-ND	3.59	1.42	1.37
82	18	202	PEB	C1A-NA	-3.59	1.33	1.37
82	DP	201	PEB	CHA-C1B	3.59	1.48	1.40
82	pF	201	PEB	C2C-C3C	3.59	1.48	1.37
82	CI	201	PEB	CHA-C1B	3.59	1.48	1.40
82	SO	201	PEB	CHA-C1B	3.59	1.48	1.40
82	18	201	PEB	CHA-C1B	3.59	1.48	1.40
82	FM	201	PEB	C2A-C1A	-3.59	1.48	1.52
82	R1	202	PEB	C2A-C1A	-3.59	1.48	1.52
82	DM	202	PEB	C1A-NA	-3.59	1.33	1.37
82	S9	202	PEB	C1A-NA	-3.59	1.33	1.37

Continued on next page...

Continued from previous page...

Mol	Chain	Res	Type	Atoms	Z	Observed(Å)	Ideal(Å)
82	fG	201	PEB	C1A-NA	-3.59	1.33	1.37
82	DI	202	PEB	CHA-C1B	3.59	1.48	1.40
82	hE	202	PEB	CHA-C1B	3.59	1.48	1.40
82	lK	201	PEB	C2C-C3C	3.59	1.48	1.37
82	IB	201	PEB	CHA-C1B	3.59	1.48	1.40
84	p3	1001	CYC	C3D-C2D	3.59	1.48	1.37
82	JD	201	PEB	CHA-C1B	3.59	1.48	1.40
82	T5	201	PEB	CHA-C1B	3.59	1.48	1.40
82	P9	201	PEB	C2C-C3C	3.59	1.48	1.37
82	QB	201	PEB	CHA-C1B	3.59	1.48	1.40
82	D9	203	PEB	C2C-C3C	3.59	1.48	1.37
82	E9	201	PEB	C2C-C3C	3.59	1.48	1.37
87	22	612	CLA	C1D-ND	3.59	1.42	1.37
82	FK	202	PEB	C2A-C1A	-3.59	1.48	1.52
82	K5	201	PEB	C2A-C1A	-3.59	1.48	1.52
82	lM	203	PEB	C2C-C3C	3.59	1.48	1.37
87	22	605	CLA	CAB-C3B	-3.59	1.44	1.51
82	hO	202	PEB	C2C-C3C	3.59	1.48	1.37
82	WG	201	PEB	CHA-C1B	3.59	1.48	1.40
82	X5	201	PEB	CHA-C1B	3.59	1.48	1.40
82	kF	202	PEB	C2C-C3C	3.59	1.48	1.37
82	cF	203	PEB	C1A-NA	-3.59	1.33	1.37
82	kF	201	PEB	C1A-NA	-3.59	1.33	1.37
82	hG	201	PEB	C1A-NA	-3.59	1.33	1.37
82	aM	202	PEB	C1A-NA	-3.59	1.33	1.37
82	NQ	204	PEB	CHA-C1B	3.58	1.48	1.40
82	gO	201	PEB	CHA-C1B	3.58	1.48	1.40
82	qF	203	PEB	OD-C4D	3.58	1.30	1.23
82	TI	202	PEB	CHA-C1B	3.58	1.48	1.40
82	XI	201	PEB	CHA-C1B	3.58	1.48	1.40
82	gB	203	PEB	C1A-NA	-3.58	1.33	1.37
82	gF	203	PEB	C1A-NA	-3.58	1.33	1.37
82	BJ	301	PEB	CHA-C1B	3.58	1.48	1.40
82	YE	202	PEB	C2A-C1A	-3.58	1.48	1.52
82	KP	202	PEB	C2A-C1A	-3.58	1.48	1.52
82	UG	202	PEB	C1A-NA	-3.58	1.33	1.37
82	PO	201	PEB	C1A-NA	-3.58	1.33	1.37
82	O5	203	PEB	CHA-C1B	3.58	1.48	1.40
82	YD	202	PEB	C1A-NA	-3.58	1.33	1.37
82	gO	202	PEB	C1A-NA	-3.58	1.33	1.37
82	lG	202	PEB	C2C-C3C	3.58	1.48	1.37
82	wK	302	PEB	C2C-C3C	3.58	1.48	1.37

Continued on next page...

Continued from previous page...

Mol	Chain	Res	Type	Atoms	Z	Observed(Å)	Ideal(Å)
87	BN	811	CLA	CMB-C2B	-3.58	1.44	1.51
82	RD	202	PEB	CHA-C1B	3.58	1.48	1.40
87	AL	405	CLA	C1D-ND	3.58	1.42	1.37
82	S9	203	PEB	C1A-NA	-3.58	1.33	1.37
82	lE	203	PEB	C1A-NA	-3.58	1.33	1.37
82	GI	202	PEB	CHA-C1B	3.58	1.48	1.40
82	U5	203	PEB	CHA-C1B	3.58	1.48	1.40
82	cG	202	PEB	C2C-C3C	3.58	1.48	1.37
87	42	609	CLA	C1D-ND	3.58	1.42	1.37
82	kK	202	PEB	C2C-C3C	3.58	1.48	1.37
84	R3	1001	CYC	C3D-C2D	3.58	1.48	1.37
82	YF	202	PEB	CHA-C1B	3.58	1.48	1.40
87	B6	609	CLA	C1D-ND	3.58	1.42	1.37
84	G3	1001	CYC	C3D-C2D	3.58	1.48	1.37
83	AQ	302	PUB	C3B-C2B	3.58	1.48	1.37
84	i3	1001	CYC	C3D-C2D	3.58	1.48	1.37
82	JA	203	PEB	CHA-C1B	3.58	1.48	1.40
82	F7	203	PEB	CHA-C1B	3.58	1.48	1.40
82	fM	202	PEB	C1A-NA	-3.58	1.33	1.37
87	52	603	CLA	C1D-ND	3.58	1.42	1.37
95	C6	502	DGD	O1G-C1A	3.58	1.43	1.33
82	i4	203	PEB	C2C-C3C	3.58	1.48	1.37
82	MF	203	PEB	C1A-NA	-3.58	1.33	1.37
82	UH	203	PEB	C1A-NA	-3.58	1.33	1.37
82	S9	201	PEB	C1A-NA	-3.58	1.33	1.37
82	SH	203	PEB	CHA-C1B	3.58	1.48	1.40
82	FD	201	PEB	CHA-C1B	3.58	1.48	1.40
82	UE	202	PEB	CHA-C1B	3.58	1.48	1.40
82	V1	202	PEB	CHA-C1B	3.58	1.48	1.40
82	gG	202	PEB	C2C-C3C	3.58	1.48	1.37
82	GQ	201	PEB	C2C-C3C	3.58	1.48	1.37
82	V9	201	PEB	C2C-C3C	3.58	1.48	1.37
84	t3	1001	CYC	C3D-C2D	3.58	1.48	1.37
82	PG	202	PEB	C1A-NA	-3.58	1.33	1.37
82	YJ	203	PEB	C3C-C4C	3.58	1.47	1.42
82	gE	202	PEB	CHA-C1B	3.58	1.48	1.40
82	jO	202	PEB	CHA-C1B	3.58	1.48	1.40
82	w8	203	PEB	C2C-C3C	3.58	1.48	1.37
82	aG	202	PEB	C2C-C3C	3.58	1.48	1.37
82	R9	201	PEB	C2C-C3C	3.58	1.48	1.37
87	AN	839	CLA	C1D-ND	3.58	1.42	1.37
87	B2	810	CLA	CMB-C2B	-3.58	1.44	1.51

Continued on next page...

Continued from previous page...

Mol	Chain	Res	Type	Atoms	Z	Observed(Å)	Ideal(Å)
82	G9	201	PEB	C2C-C3C	3.58	1.48	1.37
82	dB	201	PEB	C1A-NA	-3.58	1.33	1.37
82	hF	202	PEB	C2C-C3C	3.58	1.48	1.37
82	H7	203	PEB	C4B-C3B	3.58	1.51	1.45
82	JQ	201	PEB	C1A-NA	-3.58	1.33	1.37
82	T1	201	PEB	C1A-NA	-3.58	1.33	1.37
82	qF	202	PEB	C1A-NA	-3.58	1.33	1.37
82	J1	1002	PEB	CHA-C1B	3.58	1.48	1.40
87	AN	826	CLA	C1D-ND	3.57	1.42	1.37
87	BN	814	CLA	C1D-ND	3.57	1.42	1.37
82	dF	202	PEB	C2A-C1A	-3.57	1.48	1.52
82	SD	201	PEB	C2C-C3C	3.57	1.48	1.37
82	18	202	PEB	CHA-C1B	3.57	1.48	1.40
82	L9	202	PEB	CHA-C1B	3.57	1.48	1.40
82	hG	202	PEB	CHA-C1B	3.57	1.48	1.40
82	XK	203	PEB	C1A-NA	-3.57	1.33	1.37
82	w8	202	PEB	C2C-C3C	3.57	1.48	1.37
87	bL	614	CLA	C1D-ND	3.57	1.42	1.37
82	JK	201	PEB	C2A-C1A	-3.57	1.48	1.52
82	VM	201	PEB	C1A-NA	-3.57	1.33	1.37
82	WP	201	PEB	C1A-NA	-3.57	1.33	1.37
82	fM	203	PEB	C1A-NA	-3.57	1.33	1.37
82	QD	202	PEB	C2C-C3C	3.57	1.48	1.37
82	RD	201	PEB	C2C-C3C	3.57	1.48	1.37
84	C3	1001	CYC	C3D-C2D	3.57	1.48	1.37
82	OG	202	PEB	CHA-C1B	3.57	1.48	1.40
87	82	303	CLA	C1D-ND	3.57	1.42	1.37
87	A2	808	CLA	C1D-ND	3.57	1.42	1.37
82	DO	1002	PEB	CHA-C1B	3.57	1.48	1.40
82	g4	201	PEB	C1A-NA	-3.57	1.33	1.37
82	T4	202	PEB	CHA-C1B	3.57	1.48	1.40
82	QQ	202	PEB	C2C-C3C	3.57	1.48	1.37
82	OI	201	PEB	C1A-NA	-3.57	1.33	1.37
82	xK	303	PEB	C1A-NA	-3.57	1.33	1.37
82	WH	202	PEB	C1A-NA	-3.57	1.33	1.37
84	J3	1001	CYC	C3D-C2D	3.57	1.48	1.37
82	WE	201	PEB	CHA-C1B	3.57	1.48	1.40
82	UG	203	PEB	CHA-C1B	3.57	1.48	1.40
87	J2	101	CLA	C1D-ND	3.57	1.42	1.37
84	m3	1001	CYC	C3D-C2D	3.57	1.48	1.37
82	RQ	201	PEB	C2C-C3C	3.57	1.48	1.37
82	IQ	201	PEB	C2A-C1A	-3.57	1.48	1.52

Continued on next page...

Continued from previous page...

Mol	Chain	Res	Type	Atoms	Z	Observed(Å)	Ideal(Å)
82	H9	201	PEB	C2C-C3C	3.57	1.48	1.37
82	TO	202	PEB	CHA-C1B	3.57	1.48	1.40
84	LE	1001	CYC	C3D-C2D	3.57	1.48	1.37
95	C6	502	DGD	O2G-C1B	3.57	1.44	1.34
82	AA	201	PEB	C1A-NA	-3.57	1.33	1.37
82	P1	201	PEB	C2C-C3C	3.57	1.48	1.37
87	BN	817	CLA	C1D-ND	3.57	1.42	1.37
82	zC	201	PEB	C1A-NA	-3.57	1.33	1.37
82	GE	1002	PEB	C2A-C1A	-3.57	1.48	1.52
82	U1	202	PEB	C2C-C3C	3.57	1.48	1.37
82	PH	201	PEB	C2C-C3C	3.57	1.48	1.37
82	dO	202	PEB	C2C-C3C	3.57	1.48	1.37
82	xF	303	PEB	C1A-NA	-3.57	1.33	1.37
82	E7	202	PEB	C2C-C3C	3.57	1.48	1.37
82	fO	202	PEB	CHA-C1B	3.57	1.48	1.40
87	3N	313	CLA	C1D-ND	3.57	1.42	1.37
82	MK	203	PEB	C1A-NA	-3.57	1.33	1.37
82	W9	202	PEB	C1A-NA	-3.57	1.33	1.37
82	hJ	203	PEB	C2C-C3C	3.57	1.48	1.37
83	AD	302	PUB	C3B-C2B	3.57	1.48	1.37
87	3N	310	CLA	C1D-ND	3.57	1.42	1.37
82	HI	203	PEB	C1A-NA	-3.57	1.33	1.37
82	l1	202	PEB	C1A-NA	-3.57	1.33	1.37
82	e4	201	PEB	C1A-NA	-3.57	1.33	1.37
82	E7	202	PEB	C1A-NA	-3.57	1.33	1.37
82	d1	203	PEB	C2C-C3C	3.57	1.48	1.37
82	HI	201	PEB	CHA-C1B	3.57	1.48	1.40
82	EP	202	PEB	C2C-C3C	3.57	1.48	1.37
82	T9	201	PEB	C2C-C3C	3.57	1.48	1.37
82	X5	201	PEB	C2A-C1A	-3.56	1.48	1.52
84	IO	1001	CYC	C2C-C1C	-3.56	1.48	1.52
82	XD	202	PEB	C2C-C3C	3.56	1.48	1.37
82	N9	201	PEB	C2C-C3C	3.56	1.48	1.37
82	LQ	203	PEB	C1A-NA	-3.56	1.33	1.37
82	O1	201	PEB	C1A-NA	-3.56	1.33	1.37
82	FA	203	PEB	C2C-C3C	3.56	1.48	1.37
82	QM	203	PEB	C2C-C3C	3.56	1.48	1.37
82	HA	203	PEB	C4B-C3B	3.56	1.51	1.45
82	C9	201	PEB	C2C-C3C	3.56	1.48	1.37
87	CL	504	CLA	C4D-ND	-3.56	1.32	1.37
82	iJ	201	PEB	C2C-C3C	3.56	1.48	1.37
82	ZH	201	PEB	C2A-C1A	-3.56	1.48	1.52

Continued on next page...

Continued from previous page...

Mol	Chain	Res	Type	Atoms	Z	Observed(Å)	Ideal(Å)
82	PH	201	PEB	CHA-C1B	3.56	1.48	1.40
82	MM	203	PEB	CHA-C1B	3.56	1.48	1.40
82	OM	202	PEB	C1A-NA	-3.56	1.33	1.37
87	B2	804	CLA	C4D-ND	-3.56	1.32	1.37
82	cB	402	PEB	C2C-C3C	3.56	1.48	1.37
82	sC	203	PEB	C2C-C3C	3.56	1.48	1.37
82	eH	201	PEB	C2C-C3C	3.56	1.48	1.37
82	VJ	202	PEB	C2A-C1A	-3.56	1.48	1.52
82	GB	203	PEB	CHA-C1B	3.56	1.48	1.40
84	T3	1001	CYC	C3D-C2D	3.56	1.48	1.37
82	KG	201	PEB	C1A-NA	-3.56	1.33	1.37
84	IO	1001	CYC	C1C-NC	-3.56	1.33	1.37
82	YD	202	PEB	C2C-C3C	3.56	1.48	1.37
87	22	603	CLA	C1D-ND	3.56	1.42	1.37
82	VA	203	PEB	CHA-C1B	3.56	1.48	1.40
82	J7	203	PEB	CHA-C1B	3.56	1.48	1.40
82	OP	203	PEB	C1A-NA	-3.56	1.33	1.37
82	OK	203	PEB	C2C-C3C	3.56	1.48	1.37
82	A9	201	PEB	C2C-C3C	3.56	1.48	1.37
82	YO	202	PEB	CHA-C1B	3.56	1.48	1.40
82	Y4	202	PEB	CHA-C1B	3.56	1.48	1.40
82	gG	202	PEB	CHA-C1B	3.56	1.48	1.40
82	HO	1002	PEB	C1A-NA	-3.56	1.33	1.37
82	1C	202	PEB	C1A-NA	-3.56	1.33	1.37
84	P3	1001	CYC	C3D-C2D	3.56	1.48	1.37
84	c3	1001	CYC	C3D-C2D	3.56	1.48	1.37
87	cL	507	CLA	C1D-ND	3.56	1.42	1.37
82	dH	203	PEB	C2C-C3C	3.56	1.48	1.37
82	EP	202	PEB	CHA-C1B	3.56	1.48	1.40
84	A3	1001	CYC	C3D-C2D	3.56	1.48	1.37
87	12	611	CLA	C1D-ND	3.56	1.42	1.37
87	c6	615	CLA	C1D-ND	3.56	1.42	1.37
87	2N	312	CLA	C1D-ND	3.56	1.42	1.37
82	hK	202	PEB	C2C-C3C	3.56	1.48	1.37
82	RA	201	PEB	C2A-C1A	-3.56	1.48	1.52
82	aO	202	PEB	C1A-NA	-3.56	1.33	1.37
82	ZH	203	PEB	C2C-C3C	3.56	1.48	1.37
82	e1	202	PEB	C2C-C3C	3.56	1.48	1.37
82	jF	202	PEB	C2C-C3C	3.56	1.48	1.37
82	eH	202	PEB	C2C-C3C	3.56	1.48	1.37
84	v3	1001	CYC	C3D-C2D	3.56	1.48	1.37
82	TF	202	PEB	CHA-C1B	3.56	1.48	1.40

Continued on next page...

Continued from previous page...

Mol	Chain	Res	Type	Atoms	Z	Observed(Å)	Ideal(Å)
82	m4	201	PEB	C2C-C3C	3.56	1.48	1.37
82	CQ	201	PEB	C2C-C3C	3.56	1.48	1.37
82	1C	201	PEB	CHA-C1B	3.56	1.48	1.40
82	jJ	201	PEB	CHA-C1B	3.56	1.48	1.40
82	I7	202	PEB	C2C-C3C	3.56	1.48	1.37
82	B9	203	PEB	C2C-C3C	3.56	1.48	1.37
82	I9	201	PEB	C2C-C3C	3.56	1.48	1.37
82	NO	1002	PEB	C1A-NA	-3.56	1.33	1.37
82	eO	202	PEB	C1A-NA	-3.56	1.33	1.37
82	AA	201	PEB	C2C-C3C	3.56	1.48	1.37
82	gE	202	PEB	C2C-C3C	3.56	1.48	1.37
82	FM	202	PEB	C2A-C1A	-3.56	1.48	1.52
82	RQ	202	PEB	C1A-NA	-3.56	1.33	1.37
87	BN	831	CLA	C4D-ND	-3.56	1.32	1.37
82	wC	203	PEB	C2C-C3C	3.56	1.48	1.37
82	oK	201	PEB	C2C-C3C	3.56	1.48	1.37
82	kO	201	PEB	C2C-C3C	3.56	1.48	1.37
87	AN	815	CLA	C1D-ND	3.56	1.42	1.37
87	dL	409	CLA	C1D-ND	3.56	1.42	1.37
87	6N	609	CLA	C1D-ND	3.56	1.42	1.37
82	BP	201	PEB	CHA-C1B	3.56	1.48	1.40
82	dB	201	PEB	CHA-C1B	3.56	1.48	1.40
82	EM	201	PEB	C1A-NA	-3.56	1.33	1.37
82	GP	203	PEB	C1A-NA	-3.56	1.33	1.37
82	L4	1002	PEB	C2A-C1A	-3.56	1.48	1.52
82	R5	201	PEB	C2A-C1A	-3.56	1.48	1.52
82	Y4	201	PEB	CHA-C1B	3.56	1.48	1.40
82	UG	202	PEB	C2C-C3C	3.56	1.48	1.37
82	Z1	203	PEB	C2C-C3C	3.56	1.48	1.37
82	j1	201	PEB	C1A-NA	-3.56	1.33	1.37
82	GD	201	PEB	C2C-C3C	3.55	1.48	1.37
82	iO	203	PEB	C2C-C3C	3.55	1.48	1.37
87	cL	513	CLA	C1D-ND	3.55	1.42	1.37
87	4N	611	CLA	C1D-ND	3.55	1.42	1.37
87	B2	831	CLA	C4D-ND	-3.55	1.32	1.37
82	MF	202	PEB	C1A-NA	-3.55	1.33	1.37
82	dG	203	PEB	C2C-C3C	3.55	1.48	1.37
84	l3	1001	CYC	C3D-C2D	3.55	1.48	1.37
82	wF	302	PEB	CHA-C1B	3.55	1.48	1.40
82	U9	201	PEB	C2C-C3C	3.55	1.48	1.37
82	sF	201	PEB	C2C-C3C	3.55	1.48	1.37
82	FA	203	PEB	CHA-C1B	3.55	1.48	1.40

Continued on next page...

Continued from previous page...

Mol	Chain	Res	Type	Atoms	Z	Observed(Å)	Ideal(Å)
82	S4	201	PEB	CHA-C1B	3.55	1.48	1.40
82	ZF	202	PEB	C1A-NA	-3.55	1.33	1.37
82	MK	202	PEB	C1A-NA	-3.55	1.33	1.37
82	T4	201	PEB	C2A-C1A	-3.55	1.48	1.52
82	MP	203	PEB	CHC-C4C	3.55	1.58	1.50
82	W9	203	PEB	C2C-C3C	3.55	1.48	1.37
82	YF	201	PEB	CHA-C1B	3.55	1.48	1.40
82	YO	203	PEB	CHA-C1B	3.55	1.48	1.40
82	Y4	203	PEB	CHA-C1B	3.55	1.48	1.40
82	oF	203	PEB	C2C-C3C	3.55	1.48	1.37
82	fM	202	PEB	C2C-C3C	3.55	1.48	1.37
82	QJ	204	PEB	CHA-C1B	3.55	1.48	1.40
82	OM	203	PEB	CHA-C1B	3.55	1.48	1.40
82	MP	202	PEB	CHA-C1B	3.55	1.48	1.40
82	D9	202	PEB	CHA-C1B	3.55	1.48	1.40
82	XD	203	PEB	C2C-C3C	3.55	1.48	1.37
87	B6	608	CLA	C1D-ND	3.55	1.42	1.37
82	YO	201	PEB	CHA-C1B	3.55	1.48	1.40
84	FG	1001	CYC	CHB-C4A	3.55	1.48	1.40
82	U1	201	PEB	C1A-NA	-3.55	1.33	1.37
82	EM	202	PEB	C2C-C3C	3.55	1.48	1.37
82	SM	201	PEB	C2C-C3C	3.55	1.48	1.37
82	H4	1002	PEB	C1A-NA	-3.55	1.33	1.37
82	GQ	202	PEB	CHA-C1B	3.55	1.48	1.40
82	fH	202	PEB	CHA-C1B	3.55	1.48	1.40
82	XQ	203	PEB	C2C-C3C	3.55	1.48	1.37
84	63	901	CYC	C2C-C1C	-3.55	1.48	1.52
82	UQ	201	PEB	C2C-C3C	3.55	1.48	1.37
82	AP	202	PEB	CHA-C1B	3.55	1.48	1.40
82	A4	304	PEB	C2C-C3C	3.55	1.48	1.37
82	jH	202	PEB	C2C-C3C	3.55	1.48	1.37
84	GO	1001	CYC	C1C-NC	-3.55	1.33	1.37
84	C1	1001	CYC	C1C-NC	-3.55	1.33	1.37
87	8N	307	CLA	C1D-ND	3.55	1.42	1.37
82	UE	202	PEB	C2C-C3C	3.55	1.48	1.37
87	c6	610	CLA	C1D-ND	3.55	1.42	1.37
82	AO	304	PEB	C2C-C3C	3.55	1.48	1.37
82	uK	201	PEB	C2C-C3C	3.55	1.48	1.37
82	UI	201	PEB	CHA-C1B	3.55	1.48	1.40
82	JO	1002	PEB	CHA-C1B	3.55	1.48	1.40
83	AO	302	PUB	C3B-C2B	3.55	1.48	1.37
83	A4	302	PUB	C3B-C2B	3.55	1.48	1.37

Continued on next page...

Continued from previous page...

Mol	Chain	Res	Type	Atoms	Z	Observed(Å)	Ideal(Å)
84	g3	1001	CYC	C3D-C2D	3.55	1.48	1.37
91	aL	610	PHO	C3D-C2D	3.55	1.45	1.39
82	WG	202	PEB	CHA-C1B	3.55	1.48	1.40
82	RO	201	PEB	C2C-C3C	3.55	1.48	1.37
82	wC	204	PEB	C2C-C3C	3.55	1.48	1.37
82	OD	202	PEB	C1A-NA	-3.55	1.33	1.37
82	qK	203	PEB	C1A-NA	-3.55	1.33	1.37
82	cO	201	PEB	C1A-NA	-3.55	1.33	1.37
84	D1	1003	CYC	CHB-C4A	3.55	1.48	1.40
87	A2	814	CLA	C1D-ND	3.55	1.42	1.37
82	SQ	201	PEB	C2C-C3C	3.55	1.48	1.37
82	KJ	202	PEB	C3C-C4C	3.55	1.47	1.42
82	kJ	201	PEB	C1A-NA	-3.55	1.33	1.37
82	OO	202	PEB	C2C-C3C	3.55	1.48	1.37
82	H1	1002	PEB	C2C-C3C	3.55	1.48	1.37
82	WP	201	PEB	CHC-C4C	3.55	1.58	1.50
82	ED	201	PEB	C2A-C1A	-3.55	1.48	1.52
82	F7	203	PEB	C2C-C3C	3.55	1.48	1.37
82	PE	201	PEB	CHA-C1B	3.55	1.48	1.40
82	TQ	202	PEB	C2C-C3C	3.55	1.48	1.37
82	mM	202	PEB	C2C-C3C	3.55	1.48	1.37
82	BP	201	PEB	C1A-NA	-3.55	1.33	1.37
82	L9	203	PEB	C2C-C3C	3.54	1.48	1.37
82	mO	201	PEB	C2C-C3C	3.54	1.48	1.37
82	j1	202	PEB	C2C-C3C	3.54	1.48	1.37
82	rF	201	PEB	CHA-C1B	3.54	1.48	1.40
82	kM	202	PEB	C2C-C3C	3.54	1.48	1.37
82	e4	202	PEB	C1A-NA	-3.54	1.33	1.37
82	wF	303	PEB	C2C-C3C	3.54	1.48	1.37
87	C6	512	CLA	C1D-ND	3.54	1.42	1.37
82	DQ	202	PEB	CHA-C1B	3.54	1.48	1.40
95	c6	601	DGD	O2G-C1B	3.54	1.44	1.34
82	bF	201	PEB	C2C-C3C	3.54	1.48	1.37
82	A7	202	PEB	C1A-NA	-3.54	1.33	1.37
82	U9	202	PEB	C1A-NA	-3.54	1.33	1.37
82	kJ	201	PEB	C2C-C3C	3.54	1.48	1.37
87	CL	508	CLA	C1D-ND	3.54	1.42	1.37
82	EA	202	PEB	C2C-C3C	3.54	1.48	1.37
87	BN	834	CLA	C4D-ND	-3.54	1.32	1.37
82	PI	202	PEB	C1A-NA	-3.54	1.33	1.37
82	DA	201	PEB	C2C-C3C	3.54	1.48	1.37
82	AF	201	PEB	C1A-NA	-3.54	1.33	1.37

Continued on next page...

Continued from previous page...

Mol	Chain	Res	Type	Atoms	Z	Observed(Å)	Ideal(Å)
82	NI	202	PEB	C1A-NA	-3.54	1.33	1.37
82	PJ	201	PEB	C1A-NA	-3.54	1.33	1.37
82	MP	202	PEB	C1A-NA	-3.54	1.33	1.37
82	cE	202	PEB	C2C-C3C	3.54	1.48	1.37
82	WM	202	PEB	C3C-C4C	3.54	1.47	1.42
82	s8	203	PEB	C2C-C3C	3.54	1.48	1.37
82	p8	201	PEB	CHA-C1B	3.54	1.48	1.40
82	IP	201	PEB	CHA-C1B	3.54	1.48	1.40
82	I5	201	PEB	C2A-C1A	-3.54	1.48	1.52
82	T5	201	PEB	C2A-C1A	-3.54	1.48	1.52
82	yK	301	PEB	C1A-NA	-3.54	1.33	1.37
82	AK	202	PEB	CHA-C1B	3.54	1.48	1.40
82	WK	203	PEB	C2C-C3C	3.54	1.48	1.37
82	LI	201	PEB	CHA-C1B	3.54	1.48	1.40
82	NE	202	PEB	C1A-NA	-3.54	1.33	1.37
82	KD	201	PEB	CHA-C1B	3.54	1.48	1.40
82	OH	203	PEB	C1A-NA	-3.54	1.33	1.37
82	FO	1002	PEB	CHA-C1B	3.54	1.48	1.40
87	B2	833	CLA	C4D-ND	-3.54	1.32	1.37
82	UD	201	PEB	C2C-C3C	3.54	1.48	1.37
82	H9	203	PEB	CHA-C1B	3.54	1.48	1.40
87	C6	510	CLA	C1D-ND	3.54	1.42	1.37
84	KH	1001	CYC	C1C-NC	-3.54	1.33	1.37
82	UM	203	PEB	C2C-C3C	3.54	1.48	1.37
82	b4	202	PEB	CHA-C1B	3.54	1.48	1.40
82	QP	203	PEB	CHC-C4C	3.54	1.58	1.50
82	MD	202	PEB	CHA-C1B	3.54	1.48	1.40
82	MQ	202	PEB	CHA-C1B	3.54	1.48	1.40
82	dO	202	PEB	CHA-C1B	3.54	1.48	1.40
82	SM	201	PEB	C1A-NA	-3.54	1.33	1.37
82	a4	203	PEB	C1A-NA	-3.54	1.33	1.37
84	G4	1001	CYC	C1C-NC	-3.54	1.33	1.37
82	YA	304	PEB	CHA-C1B	3.54	1.48	1.40
82	j4	202	PEB	CHA-C1B	3.54	1.48	1.40
82	cM	201	PEB	CHA-C1B	3.54	1.48	1.40
82	cO	202	PEB	C1A-NA	-3.54	1.33	1.37
87	IN	103	CLA	C1D-ND	3.54	1.42	1.37
84	EE	1001	CYC	C3D-C2D	3.53	1.48	1.37
82	18	203	PEB	CHA-C1B	3.53	1.48	1.40
82	RG	201	PEB	C2C-C3C	3.53	1.48	1.37
82	SM	203	PEB	C1A-NA	-3.53	1.33	1.37
82	TP	202	PEB	C1A-NA	-3.53	1.33	1.37

Continued on next page...

Continued from previous page...

Mol	Chain	Res	Type	Atoms	Z	Observed(Å)	Ideal(Å)
82	S1	202	PEB	C1A-NA	-3.53	1.33	1.37
82	gK	203	PEB	C1A-NA	-3.53	1.33	1.37
87	I2	103	CLA	C1D-ND	3.53	1.42	1.37
82	CB	202	PEB	OD-C4D	3.53	1.30	1.23
82	gH	202	PEB	C2C-C3C	3.53	1.48	1.37
82	SQ	201	PEB	C1A-NA	-3.53	1.33	1.37
87	BL	608	CLA	C1D-ND	3.53	1.42	1.37
87	CL	515	CLA	C1D-ND	3.53	1.42	1.37
82	w8	204	PEB	C2C-C3C	3.53	1.48	1.37
82	wF	302	PEB	C2C-C3C	3.53	1.48	1.37
82	eG	201	PEB	C2C-C3C	3.53	1.48	1.37
84	D1	1003	CYC	C3D-C2D	3.53	1.48	1.37
82	UP	203	PEB	C1A-NA	-3.53	1.33	1.37
82	u8	201	PEB	C1A-NA	-3.53	1.33	1.37
82	aF	203	PEB	C1A-NA	-3.53	1.33	1.37
82	aM	204	PEB	C1A-NA	-3.53	1.33	1.37
82	cM	202	PEB	C1A-NA	-3.53	1.33	1.37
82	RE	201	PEB	C2C-C3C	3.53	1.48	1.37
87	AN	850	CLA	C1D-ND	3.53	1.42	1.37
87	bL	607	CLA	C1D-ND	3.53	1.42	1.37
82	O9	201	PEB	CHA-C1B	3.53	1.48	1.40
82	IA	202	PEB	C2C-C3C	3.53	1.48	1.37
82	KP	201	PEB	CHA-C1B	3.53	1.48	1.40
96	V6	201	HEM	C4D-ND	-3.53	1.34	1.40
82	DK	201	PEB	CHA-C1B	3.53	1.48	1.40
82	YP	503	PEB	CHA-C1B	3.53	1.48	1.40
82	UE	202	PEB	C1A-NA	-3.53	1.33	1.37
84	KG	202	CYC	C2C-C1C	-3.53	1.48	1.52
82	PO	201	PEB	C2C-C3C	3.53	1.48	1.37
82	PQ	202	PEB	C2C-C3C	3.53	1.48	1.37
82	A7	201	PEB	C2C-C3C	3.53	1.48	1.37
82	cJ	201	PEB	C2C-C3C	3.53	1.48	1.37
82	LP	201	PEB	CHA-C1B	3.53	1.48	1.40
82	TM	201	PEB	C2C-C3C	3.53	1.48	1.37
82	O4	202	PEB	C1A-NA	-3.53	1.33	1.37
82	c4	203	PEB	C1A-NA	-3.53	1.33	1.37
82	B5	202	PEB	C1A-NA	-3.53	1.33	1.37
87	12	603	CLA	C1D-ND	3.53	1.42	1.37
82	SJ	202	PEB	CHA-C1B	3.53	1.48	1.40
84	DH	1003	CYC	CHB-C4A	3.53	1.48	1.40
82	GB	202	PEB	C1A-NA	-3.53	1.33	1.37
82	RE	201	PEB	C1A-NA	-3.53	1.33	1.37

Continued on next page...

Continued from previous page...

Mol	Chain	Res	Type	Atoms	Z	Observed(Å)	Ideal(Å)
82	E7	201	PEB	C1A-NA	-3.53	1.33	1.37
82	cK	202	PEB	C1A-NA	-3.53	1.33	1.37
82	OG	202	PEB	C2C-C3C	3.53	1.48	1.37
96	v6	201	HEM	C4D-ND	-3.53	1.34	1.40
82	UM	203	PEB	CHA-C1B	3.53	1.48	1.40
82	kH	201	PEB	CHA-C1B	3.53	1.48	1.40
87	BN	829	CLA	C1D-ND	3.53	1.42	1.37
87	42	611	CLA	C1D-ND	3.53	1.42	1.37
87	1N	604	CLA	C1D-ND	3.53	1.42	1.37
82	KQ	202	PEB	C2C-C3C	3.53	1.48	1.37
82	dM	203	PEB	C1A-NA	-3.53	1.33	1.37
82	TA	201	PEB	C2C-C3C	3.53	1.48	1.37
82	T7	201	PEB	C2C-C3C	3.53	1.48	1.37
82	g1	202	PEB	C2C-C3C	3.53	1.48	1.37
82	SB	201	PEB	CHA-C1B	3.53	1.48	1.40
82	iO	203	PEB	C1A-NA	-3.53	1.33	1.37
84	CH	1001	CYC	C1C-NC	-3.53	1.33	1.37
82	RH	202	PEB	C2A-C1A	-3.53	1.48	1.52
82	HI	202	PEB	C3C-C4C	3.53	1.47	1.42
82	YF	203	PEB	C1A-NA	-3.53	1.33	1.37
82	IJ	203	PEB	C1A-NA	-3.53	1.33	1.37
82	H7	201	PEB	C1A-NA	-3.53	1.33	1.37
91	AL	410	PHO	C3A-C2A	-3.53	1.51	1.54
82	kM	201	PEB	C2C-C3C	3.53	1.48	1.37
82	FB	201	PEB	CHA-C1B	3.53	1.48	1.40
82	C5	201	PEB	C2A-C1A	-3.53	1.48	1.52
82	oK	203	PEB	C2C-C3C	3.53	1.48	1.37
82	gG	202	PEB	C1A-NA	-3.53	1.33	1.37
82	cJ	202	PEB	C1A-NA	-3.53	1.33	1.37
82	cO	203	PEB	C1A-NA	-3.53	1.33	1.37
95	c6	601	DGD	O1G-C1A	3.53	1.43	1.33
87	5N	604	CLA	C1D-ND	3.53	1.42	1.37
82	YM	203	PEB	CHA-C1B	3.53	1.48	1.40
82	WP	202	PEB	CHA-C1B	3.53	1.48	1.40
82	jJ	202	PEB	C2C-C3C	3.53	1.48	1.37
82	WK	202	PEB	C2C-C3C	3.53	1.48	1.37
82	XM	201	PEB	C2C-C3C	3.53	1.48	1.37
82	NQ	204	PEB	C1A-NA	-3.52	1.33	1.37
82	i4	201	PEB	C1A-NA	-3.52	1.33	1.37
82	aF	201	PEB	C1A-NA	-3.52	1.33	1.37
82	dJ	201	PEB	C1A-NA	-3.52	1.33	1.37
82	k4	201	PEB	C2C-C3C	3.52	1.48	1.37

Continued on next page...

Continued from previous page...

Mol	Chain	Res	Type	Atoms	Z	Observed(Å)	Ideal(Å)
82	eK	203	PEB	OD-C4D	3.52	1.30	1.23
87	AN	801	CLA	C1D-ND	3.52	1.42	1.37
87	A2	822	CLA	C1D-ND	3.52	1.42	1.37
87	BN	833	CLA	C4D-ND	-3.52	1.32	1.37
82	LA	201	PEB	C2A-C1A	-3.52	1.48	1.52
82	dM	202	PEB	CHA-C1B	3.52	1.48	1.40
84	M4	1001	CYC	CHB-C4A	3.52	1.48	1.40
82	YQ	202	PEB	C1A-NA	-3.52	1.33	1.37
82	P4	201	PEB	C2C-C3C	3.52	1.48	1.37
87	B2	830	CLA	C1D-ND	3.52	1.42	1.37
87	D6	405	CLA	C1D-ND	3.52	1.42	1.37
82	EA	202	PEB	C1A-NA	-3.52	1.33	1.37
82	ZO	202	PEB	C1A-NA	-3.52	1.33	1.37
82	j4	203	PEB	CHA-C1B	3.52	1.48	1.40
82	w8	201	PEB	C2C-C3C	3.52	1.48	1.37
82	eE	201	PEB	C2C-C3C	3.52	1.48	1.37
82	QB	203	PEB	C1A-NA	-3.52	1.33	1.37
82	LP	201	PEB	C1A-NA	-3.52	1.33	1.37
82	lG	203	PEB	C1A-NA	-3.52	1.33	1.37
82	F1	1002	PEB	C2C-C3C	3.52	1.48	1.37
82	AG	304	PEB	CHA-C1B	3.52	1.48	1.40
82	CP	201	PEB	C1A-NA	-3.52	1.33	1.37
82	V7	203	PEB	C1A-NA	-3.52	1.33	1.37
82	T7	203	PEB	C2A-C1A	-3.52	1.48	1.52
82	YF	202	PEB	C2C-C3C	3.52	1.48	1.37
87	BL	620	CLA	CMB-C2B	-3.52	1.44	1.51
82	MA	202	PEB	C2C-C3C	3.52	1.48	1.37
82	KG	201	PEB	CHA-C1B	3.52	1.48	1.40
87	5N	610	CLA	C1D-ND	3.52	1.42	1.37
82	dG	202	PEB	C1A-NA	-3.52	1.33	1.37
82	KD	202	PEB	C2C-C3C	3.52	1.48	1.37
82	TG	201	PEB	C2C-C3C	3.52	1.48	1.37
82	gB	202	PEB	C2C-C3C	3.52	1.48	1.37
82	AA	202	PEB	CHA-C1B	3.52	1.48	1.40
82	fE	202	PEB	C2C-C3C	3.52	1.48	1.37
82	Z1	203	PEB	C1A-NA	-3.52	1.33	1.37
82	WE	202	PEB	CHA-C1B	3.52	1.48	1.40
87	22	604	CLA	C1D-ND	3.52	1.42	1.37
82	fF	202	PEB	CHA-C1B	3.52	1.48	1.40
82	YG	202	PEB	C2A-C1A	-3.52	1.48	1.52
87	52	602	CLA	C1D-ND	3.52	1.42	1.37
87	5N	602	CLA	C1D-ND	3.52	1.42	1.37

Continued on next page...

Continued from previous page...

Mol	Chain	Res	Type	Atoms	Z	Observed(Å)	Ideal(Å)
82	gM	201	PEB	C2C-C3C	3.52	1.48	1.37
87	4N	604	CLA	C3D-CAD	3.52	1.57	1.45
82	oF	201	PEB	C2C-C3C	3.52	1.48	1.37
82	FH	1002	PEB	C1A-NA	-3.52	1.33	1.37
82	g4	202	PEB	C1A-NA	-3.52	1.33	1.37
87	B6	604	CLA	C1D-ND	3.52	1.42	1.37
87	d6	406	CLA	C1D-ND	3.52	1.42	1.37
82	y8	203	PEB	CHA-C1B	3.52	1.48	1.40
82	fJ	201	PEB	C1A-NA	-3.52	1.33	1.37
82	TK	202	PEB	CHA-C1B	3.52	1.48	1.40
82	g1	201	PEB	C2C-C3C	3.52	1.48	1.37
82	VG	201	PEB	CHA-C1B	3.52	1.48	1.40
82	R1	201	PEB	C2C-C3C	3.52	1.48	1.37
87	A2	802	CLA	C1D-ND	3.52	1.42	1.37
82	GM	202	PEB	CHA-C1B	3.52	1.48	1.40
82	FK	201	PEB	C2C-C3C	3.52	1.48	1.37
82	QH	203	PEB	CHA-C1B	3.52	1.48	1.40
87	A2	818	CLA	C1D-ND	3.52	1.42	1.37
82	Y4	201	PEB	C2C-C3C	3.52	1.48	1.37
82	sK	201	PEB	C2C-C3C	3.52	1.48	1.37
82	U7	201	PEB	C2A-C1A	-3.52	1.49	1.52
82	g1	201	PEB	C1A-NA	-3.51	1.33	1.37
82	m4	201	PEB	C1A-NA	-3.51	1.33	1.37
82	I7	201	PEB	C1A-NA	-3.51	1.33	1.37
82	cO	201	PEB	CHA-C1B	3.51	1.48	1.40
82	PG	201	PEB	CHA-C1B	3.51	1.48	1.40
82	QD	201	PEB	C2C-C3C	3.51	1.48	1.37
82	TA	203	PEB	C2A-C1A	-3.51	1.49	1.52
82	dK	201	PEB	C2C-C3C	3.51	1.48	1.37
84	C1	1001	CYC	C3D-C2D	3.51	1.48	1.37
82	LG	1002	PEB	CHA-C1B	3.51	1.48	1.40
84	HG	1001	CYC	CHB-C4A	3.51	1.48	1.40
87	32	313	CLA	C1D-ND	3.51	1.42	1.37
87	B2	834	CLA	C4D-ND	-3.51	1.32	1.37
82	T4	201	PEB	C1A-NA	-3.51	1.33	1.37
82	Q9	201	PEB	C1A-NA	-3.51	1.33	1.37
82	LM	201	PEB	C2C-C3C	3.51	1.48	1.37
82	cH	201	PEB	C2C-C3C	3.51	1.48	1.37
82	GD	202	PEB	CHA-C1B	3.51	1.48	1.40
82	NE	202	PEB	CHA-C1B	3.51	1.48	1.40
82	KP	202	PEB	CHA-C1B	3.51	1.48	1.40
82	AA	202	PEB	OD-C4D	3.51	1.30	1.23

Continued on next page...

Continued from previous page...

Mol	Chain	Res	Type	Atoms	Z	Observed(Å)	Ideal(Å)
82	cM	201	PEB	C2C-C3C	3.51	1.48	1.37
82	JF	202	PEB	C2C-C3C	3.51	1.48	1.37
87	BL	619	CLA	C1D-ND	3.51	1.42	1.37
82	BI	201	PEB	C2C-C3C	3.51	1.48	1.37
82	UA	202	PEB	C1A-NA	-3.51	1.33	1.37
82	RI	202	PEB	C1A-NA	-3.51	1.33	1.37
82	AP	203	PEB	C1A-NA	-3.51	1.33	1.37
82	sF	202	PEB	C2C-C3C	3.51	1.48	1.37
82	fK	202	PEB	C2C-C3C	3.51	1.48	1.37
82	dH	202	PEB	CHA-C1B	3.51	1.48	1.40
82	mO	202	PEB	CHA-C1B	3.51	1.48	1.40
82	N5	201	PEB	C2A-C1A	-3.51	1.49	1.52
82	P5	201	PEB	C2A-C1A	-3.51	1.49	1.52
82	g4	202	PEB	CHA-C1B	3.51	1.48	1.40
82	gB	201	PEB	C2C-C3C	3.51	1.48	1.37
82	mO	203	PEB	C2C-C3C	3.51	1.48	1.37
82	AO	301	PEB	C1A-NA	-3.51	1.33	1.37
82	U4	202	PEB	CHA-C1B	3.51	1.48	1.40
82	dG	204	PEB	C2C-C3C	3.51	1.48	1.37
82	F4	1002	PEB	C2A-C1A	-3.51	1.49	1.52
82	FH	1002	PEB	CHA-C1B	3.51	1.48	1.40
82	kO	202	PEB	CHA-C1B	3.51	1.48	1.40
82	CF	202	PEB	C2C-C3C	3.51	1.48	1.37
82	dF	201	PEB	C2C-C3C	3.51	1.48	1.37
82	lG	203	PEB	C2C-C3C	3.51	1.48	1.37
82	GI	203	PEB	C1A-NA	-3.51	1.33	1.37
82	s8	201	PEB	C1A-NA	-3.51	1.33	1.37
82	OH	202	PEB	C2C-C3C	3.51	1.48	1.37
82	ZF	201	PEB	CHA-C1B	3.51	1.48	1.40
82	HH	1002	PEB	C2C-C3C	3.51	1.48	1.37
87	b6	615	CLA	C1D-ND	3.51	1.42	1.37
82	d1	202	PEB	CHA-C1B	3.51	1.48	1.40
82	W9	202	PEB	CHA-C1B	3.51	1.48	1.40
82	hO	202	PEB	CHA-C1B	3.51	1.48	1.40
82	qC	202	PEB	CHA-C1B	3.51	1.48	1.40
82	CI	202	PEB	C1A-NA	-3.51	1.33	1.37
82	aO	203	PEB	C1A-NA	-3.51	1.33	1.37
82	M9	304	PEB	C2C-C3C	3.51	1.48	1.37
82	Q1	203	PEB	CHA-C1B	3.51	1.48	1.40
82	k4	201	PEB	CHA-C1B	3.51	1.48	1.40
82	A5	201	PEB	C2A-C1A	-3.51	1.49	1.52
87	CL	504	CLA	C1D-ND	3.51	1.42	1.37

Continued on next page...

Continued from previous page...

Mol	Chain	Res	Type	Atoms	Z	Observed(Å)	Ideal(Å)
87	B2	829	CLA	C1D-ND	3.51	1.42	1.37
82	OE	202	PEB	C1A-NA	-3.51	1.33	1.37
82	gH	201	PEB	C1A-NA	-3.51	1.33	1.37
87	62	313	CLA	C1D-C2D	3.51	1.52	1.45
82	BQ	202	PEB	CHA-C1B	3.51	1.48	1.40
82	OI	201	PEB	C2C-C3C	3.51	1.48	1.37
82	AB	501	PEB	CHA-C1B	3.51	1.48	1.40
82	TE	201	PEB	C2C-C3C	3.51	1.48	1.37
87	82	304	CLA	C1D-ND	3.51	1.42	1.37
82	l1	203	PEB	CHA-C1B	3.51	1.48	1.40
82	FM	201	PEB	C2C-C3C	3.51	1.48	1.37
82	wC	201	PEB	C2C-C3C	3.51	1.48	1.37
84	IG	1001	CYC	C3D-C2D	3.51	1.48	1.37
84	BG	1002	CYC	C1B-NB	-3.51	1.31	1.37
87	AN	814	CLA	C1D-ND	3.51	1.42	1.37
87	5N	611	CLA	C1D-ND	3.51	1.42	1.37
82	OG	202	PEB	C1A-NA	-3.51	1.33	1.37
82	rC	201	PEB	C1A-NA	-3.51	1.33	1.37
82	kH	201	PEB	C1A-NA	-3.51	1.33	1.37
82	F1	1002	PEB	CHA-C1B	3.51	1.48	1.40
82	AE	304	PEB	C2C-C3C	3.50	1.48	1.37
82	jG	202	PEB	C2C-C3C	3.50	1.48	1.37
82	iJ	202	PEB	C2C-C3C	3.50	1.48	1.37
87	cL	505	CLA	C1D-ND	3.50	1.42	1.37
82	DD	202	PEB	CHA-C1B	3.50	1.48	1.40
82	F5	202	PEB	CHA-C1B	3.50	1.48	1.40
82	sC	201	PEB	C2C-C3C	3.50	1.48	1.37
82	bH	202	PEB	CHA-C1B	3.50	1.48	1.40
82	bP	501	PEB	CHA-C1B	3.50	1.48	1.40
82	A4	305	PEB	C2C-C3C	3.50	1.48	1.37
82	dM	201	PEB	C1A-NA	-3.50	1.33	1.37
83	AM	304	PUB	C3B-C2B	3.50	1.48	1.37
82	c1	201	PEB	C2C-C3C	3.50	1.48	1.37
82	ZF	202	PEB	CHA-C1B	3.50	1.48	1.40
82	uC	201	PEB	C1A-NA	-3.50	1.33	1.37
84	M1	201	CYC	C1C-NC	-3.50	1.33	1.37
82	cJ	202	PEB	C2C-C3C	3.50	1.48	1.37
87	12	604	CLA	C1D-ND	3.50	1.42	1.37
82	J4	1002	PEB	CHA-C1B	3.50	1.48	1.40
82	h4	202	PEB	CHA-C1B	3.50	1.48	1.40
82	fF	202	PEB	C2C-C3C	3.50	1.48	1.37
82	RK	202	PEB	CHA-C1B	3.50	1.48	1.40

Continued on next page...

Continued from previous page...

Mol	Chain	Res	Type	Atoms	Z	Observed(Å)	Ideal(Å)
87	BL	601	CLA	C1D-ND	3.50	1.42	1.37
84	MO	1001	CYC	CHB-C4A	3.50	1.48	1.40
82	GM	202	PEB	C2C-C3C	3.50	1.48	1.37
82	aB	201	PEB	C2C-C3C	3.50	1.48	1.37
82	AF	202	PEB	CHA-C1B	3.50	1.48	1.40
82	U5	201	PEB	C3C-C4C	3.50	1.47	1.42
82	E5	201	PEB	C2A-C1A	-3.50	1.49	1.52
82	G5	201	PEB	C2A-C1A	-3.50	1.49	1.52
82	f1	202	PEB	CHA-C1B	3.50	1.48	1.40
84	HE	1001	CYC	CHB-C4A	3.50	1.48	1.40
87	6N	612	CLA	C1D-C2D	3.50	1.52	1.45
82	EK	202	PEB	C1A-NA	-3.50	1.33	1.37
82	WK	203	PEB	C1A-NA	-3.50	1.33	1.37
82	gG	201	PEB	C1A-NA	-3.50	1.33	1.37
82	OD	201	PEB	C2C-C3C	3.50	1.48	1.37
82	e1	201	PEB	C2C-C3C	3.50	1.48	1.37
87	BN	813	CLA	C1D-ND	3.50	1.42	1.37
87	A2	815	CLA	C1D-ND	3.50	1.42	1.37
82	BD	202	PEB	CHA-C1B	3.50	1.48	1.40
82	M7	202	PEB	C2C-C3C	3.50	1.48	1.37
82	EJ	202	PEB	CHA-C1B	3.50	1.48	1.40
82	uF	202	PEB	C2C-C3C	3.50	1.48	1.37
84	GO	1001	CYC	C3D-C2D	3.50	1.48	1.37
87	42	604	CLA	C3D-CAD	3.50	1.57	1.45
82	SD	201	PEB	C1A-NA	-3.50	1.33	1.37
82	WH	201	PEB	C1A-NA	-3.50	1.33	1.37
82	dE	202	PEB	C1A-NA	-3.50	1.33	1.37
82	AA	201	PEB	CHA-C1B	3.50	1.48	1.40
87	CL	511	CLA	C4D-ND	-3.50	1.32	1.37
82	TI	203	PEB	C1A-NA	-3.50	1.33	1.37
82	QK	202	PEB	C1A-NA	-3.50	1.33	1.37
82	hE	201	PEB	C1A-NA	-3.50	1.33	1.37
96	f6	101	HEM	C4D-ND	-3.50	1.34	1.40
87	AN	818	CLA	C1D-ND	3.50	1.42	1.37
87	c6	607	CLA	C1D-ND	3.50	1.42	1.37
82	O9	203	PEB	C2C-C3C	3.50	1.48	1.37
82	hM	203	PEB	C2C-C3C	3.50	1.48	1.37
87	BL	602	CLA	C4D-ND	-3.50	1.32	1.37
82	Z9	303	PEB	C2C-C3C	3.50	1.48	1.37
82	AI	202	PEB	C1A-NA	-3.50	1.33	1.37
82	k1	201	PEB	C1A-NA	-3.50	1.33	1.37
82	MP	202	PEB	C2C-C3C	3.50	1.48	1.37

Continued on next page...

Continued from previous page...

Mol	Chain	Res	Type	Atoms	Z	Observed(Å)	Ideal(Å)
87	R2	204	CLA	C1D-ND	3.50	1.42	1.37
82	FP	202	PEB	C1A-NA	-3.50	1.33	1.37
82	cF	201	PEB	C1A-NA	-3.50	1.33	1.37
82	fJ	201	PEB	CHA-C1B	3.50	1.48	1.40
87	a6	607	CLA	C1D-ND	3.50	1.42	1.37
87	A2	841	CLA	C4D-ND	-3.50	1.32	1.37
82	EP	202	PEB	C1A-NA	-3.50	1.33	1.37
82	f4	202	PEB	C1A-NA	-3.50	1.33	1.37
82	lH	201	PEB	C1A-NA	-3.50	1.33	1.37
82	QM	204	PEB	C2C-C3C	3.50	1.48	1.37
84	DH	1003	CYC	C3D-C2D	3.50	1.48	1.37
82	NG	201	PEB	CHA-C1B	3.50	1.48	1.40
82	m4	202	PEB	CHA-C1B	3.50	1.48	1.40
82	H5	201	PEB	C2A-C1A	-3.50	1.49	1.52
82	CM	202	PEB	C2C-C3C	3.50	1.48	1.37
82	cM	202	PEB	C2C-C3C	3.50	1.48	1.37
82	PQ	201	PEB	C1A-NA	-3.49	1.33	1.37
82	aG	202	PEB	C1A-NA	-3.49	1.33	1.37
82	YO	201	PEB	C2C-C3C	3.49	1.48	1.37
84	EG	1001	CYC	C3D-C2D	3.49	1.48	1.37
82	TK	202	PEB	C2C-C3C	3.49	1.48	1.37
87	A2	807	CLA	C4D-ND	-3.49	1.32	1.37
96	E6	101	HEM	C1B-NB	-3.49	1.34	1.40
82	dM	202	PEB	C2C-C3C	3.49	1.48	1.37
84	CH	1001	CYC	C3D-C2D	3.49	1.48	1.37
82	JD	203	PEB	C1A-NA	-3.49	1.33	1.37
82	XI	202	PEB	C1A-NA	-3.49	1.33	1.37
82	OO	202	PEB	C1A-NA	-3.49	1.33	1.37
82	VO	201	PEB	C2A-C1A	-3.49	1.49	1.52
87	a6	609	CLA	C1D-ND	3.49	1.42	1.37
82	HD	203	PEB	CHA-C1B	3.49	1.48	1.40
82	TO	201	PEB	C1A-NA	-3.49	1.33	1.37
82	mF	202	PEB	C1A-NA	-3.49	1.33	1.37
82	aJ	203	PEB	CHA-C1B	3.49	1.48	1.40
87	b6	609	CLA	C4D-ND	-3.49	1.32	1.37
82	Q5	202	PEB	CHA-C1B	3.49	1.48	1.40
82	RF	202	PEB	CHA-C1B	3.49	1.48	1.40
82	WF	203	PEB	C2C-C3C	3.49	1.48	1.37
82	m4	203	PEB	C2C-C3C	3.49	1.48	1.37
82	mG	202	PEB	C1A-NA	-3.49	1.33	1.37
82	jG	201	PEB	CHA-C1B	3.49	1.48	1.40
82	fM	201	PEB	C2C-C3C	3.49	1.48	1.37

Continued on next page...

Continued from previous page...

Mol	Chain	Res	Type	Atoms	Z	Observed(Å)	Ideal(Å)
82	SO	202	PEB	CHA-C1B	3.49	1.48	1.40
82	CB	202	PEB	C2C-C3C	3.49	1.48	1.37
87	4N	602	CLA	C1D-ND	3.49	1.42	1.37
82	wK	301	PEB	C1A-NA	-3.49	1.33	1.37
87	A6	402	CLA	C1D-ND	3.49	1.42	1.37
82	iM	202	PEB	C1A-NA	-3.49	1.33	1.37
82	WI	201	PEB	C2C-C3C	3.49	1.48	1.37
82	SJ	202	PEB	C2C-C3C	3.49	1.48	1.37
82	bK	201	PEB	C2C-C3C	3.49	1.48	1.37
82	c4	201	PEB	CHA-C1B	3.49	1.48	1.40
82	iF	202	PEB	CHA-C1B	3.49	1.48	1.40
82	EI	202	PEB	C1A-NA	-3.49	1.33	1.37
82	hJ	203	PEB	C1A-NA	-3.49	1.33	1.37
82	iO	201	PEB	C1A-NA	-3.49	1.33	1.37
82	QQ	201	PEB	C2C-C3C	3.49	1.48	1.37
82	1C	203	PEB	C2C-C3C	3.49	1.48	1.37
82	dE	204	PEB	C2C-C3C	3.49	1.48	1.37
84	IE	1001	CYC	C3D-C2D	3.49	1.48	1.37
82	S4	202	PEB	CHA-C1B	3.49	1.48	1.40
82	AE	301	PEB	C2C-C3C	3.49	1.48	1.37
82	hE	203	PEB	C1A-NA	-3.49	1.33	1.37
82	VH	201	PEB	C2C-C3C	3.49	1.48	1.37
82	XM	202	PEB	C2C-C3C	3.49	1.48	1.37
82	iE	201	PEB	C2C-C3C	3.49	1.48	1.37
83	AJ	304	PUB	C3B-C2B	3.49	1.48	1.37
82	NG	201	PEB	C1A-NA	-3.49	1.33	1.37
82	HB	203	PEB	CHA-C1B	3.49	1.48	1.40
82	YI	201	PEB	CHA-C1B	3.49	1.48	1.40
82	WJ	202	PEB	CHA-C1B	3.49	1.48	1.40
82	d1	202	PEB	C2C-C3C	3.49	1.48	1.37
82	QG	203	PEB	C1A-NA	-3.49	1.33	1.37
82	ZH	203	PEB	C1A-NA	-3.49	1.33	1.37
82	OK	202	PEB	C1A-NA	-3.49	1.33	1.37
82	cB	401	PEB	C1A-NA	-3.49	1.33	1.37
82	aJ	203	PEB	C1A-NA	-3.49	1.33	1.37
82	PM	202	PEB	C2C-C3C	3.49	1.48	1.37
82	A1	302	PEB	C2C-C3C	3.49	1.48	1.37
82	NE	202	PEB	C2C-C3C	3.49	1.48	1.37
82	GI	203	PEB	C2C-C3C	3.49	1.48	1.37
82	WH	203	PEB	CHA-C1B	3.49	1.48	1.40
82	L9	203	PEB	CHA-C1B	3.49	1.48	1.40
82	cG	201	PEB	C2C-C3C	3.49	1.48	1.37

Continued on next page...

Continued from previous page...

Mol	Chain	Res	Type	Atoms	Z	Observed(Å)	Ideal(Å)
87	52	611	CLA	C1D-ND	3.49	1.42	1.37
87	C6	519	CLA	C1D-ND	3.49	1.42	1.37
82	CP	201	PEB	C2C-C3C	3.49	1.48	1.37
82	F4	1002	PEB	CHA-C1B	3.49	1.48	1.40
82	D7	203	PEB	C2C-C3C	3.49	1.48	1.37
82	sC	203	PEB	C1A-NA	-3.49	1.33	1.37
87	BN	824	CLA	C4D-ND	-3.49	1.32	1.37
82	jJ	201	PEB	C2C-C3C	3.49	1.48	1.37
82	VE	201	PEB	CHA-C1B	3.48	1.48	1.40
82	J7	201	PEB	C1A-NA	-3.48	1.33	1.37
82	AM	301	PEB	C2C-C3C	3.48	1.48	1.37
82	1C	203	PEB	CHA-C1B	3.48	1.48	1.40
84	V3	1001	CYC	CHB-C4A	3.48	1.48	1.40
95	C6	503	DGD	O1G-C1A	3.48	1.43	1.33
82	AO	301	PEB	CHA-C1B	3.48	1.48	1.40
82	gO	202	PEB	CHA-C1B	3.48	1.48	1.40
87	AN	822	CLA	C1D-ND	3.48	1.42	1.37
87	d6	403	CLA	C1D-ND	3.48	1.42	1.37
82	VI	202	PEB	C2C-C3C	3.48	1.48	1.37
82	UE	203	PEB	CHA-C1B	3.48	1.48	1.40
91	D6	404	PHO	C3D-C2D	3.48	1.45	1.39
82	DA	203	PEB	C2C-C3C	3.48	1.48	1.37
82	DJ	202	PEB	C2C-C3C	3.48	1.48	1.37
82	AK	202	PEB	C1A-NA	-3.48	1.33	1.37
82	r8	201	PEB	C1A-NA	-3.48	1.33	1.37
82	OJ	201	PEB	CHA-C1B	3.48	1.48	1.40
82	aE	201	PEB	CHA-C1B	3.48	1.48	1.40
82	pK	202	PEB	C2C-C3C	3.48	1.48	1.37
82	rK	201	PEB	C2C-C3C	3.48	1.48	1.37
82	CM	202	PEB	CHA-C1B	3.48	1.48	1.40
82	EM	202	PEB	CHA-C1B	3.48	1.48	1.40
82	kO	201	PEB	CHA-C1B	3.48	1.48	1.40
82	hK	201	PEB	C2C-C3C	3.48	1.48	1.37
82	DM	201	PEB	C2C-C3C	3.48	1.48	1.37
82	JM	202	PEB	C2C-C3C	3.48	1.48	1.37
82	xK	303	PEB	CHA-C1B	3.48	1.48	1.40
82	cG	201	PEB	C1A-NA	-3.48	1.33	1.37
82	AO	305	PEB	C2C-C3C	3.48	1.48	1.37
82	E7	202	PEB	CHA-C1B	3.48	1.48	1.40
82	MD	201	PEB	C2C-C3C	3.48	1.48	1.37
82	hM	202	PEB	C2C-C3C	3.48	1.48	1.37
82	lH	202	PEB	C1A-NA	-3.48	1.33	1.37

Continued on next page...

Continued from previous page...

Mol	Chain	Res	Type	Atoms	Z	Observed(Å)	Ideal(Å)
82	U9	203	PEB	CHA-C1B	3.48	1.48	1.40
82	18	203	PEB	C2C-C3C	3.48	1.48	1.37
82	dE	203	PEB	C1A-NA	-3.48	1.33	1.37
82	mG	201	PEB	C1A-NA	-3.48	1.33	1.37
82	MF	203	PEB	CHA-C1B	3.48	1.48	1.40
82	YK	203	PEB	CHA-C1B	3.48	1.48	1.40
87	AN	840	CLA	C4D-ND	-3.48	1.32	1.37
82	NI	202	PEB	C2C-C3C	3.48	1.48	1.37
82	PE	201	PEB	C2A-C1A	-3.48	1.49	1.52
82	PH	201	PEB	C2A-C1A	-3.48	1.49	1.52
82	RI	202	PEB	C2C-C3C	3.48	1.48	1.37
82	HM	201	PEB	C2C-C3C	3.48	1.48	1.37
87	B6	616	CLA	C1D-ND	3.48	1.42	1.37
82	II	202	PEB	C1A-NA	-3.48	1.33	1.37
82	c1	202	PEB	C1A-NA	-3.48	1.33	1.37
82	CK	202	PEB	C2C-C3C	3.48	1.48	1.37
82	iM	201	PEB	C2C-C3C	3.48	1.48	1.37
87	B2	805	CLA	C4D-ND	-3.48	1.32	1.37
87	HL	101	CLA	C1D-ND	3.48	1.42	1.37
82	B7	201	PEB	C1A-NA	-3.48	1.33	1.37
82	QB	203	PEB	CHA-C1B	3.48	1.48	1.40
82	AH	302	PEB	C2C-C3C	3.48	1.48	1.37
82	g4	201	PEB	C2C-C3C	3.48	1.48	1.37
87	C6	516	CLA	C1D-ND	3.48	1.42	1.37
87	2N	305	CLA	C1D-ND	3.48	1.42	1.37
82	xF	304	PEB	CHA-C1B	3.48	1.48	1.40
82	FB	201	PEB	C2A-C1A	-3.48	1.49	1.52
82	gM	201	PEB	C1A-NA	-3.48	1.33	1.37
82	NM	202	PEB	C2C-C3C	3.48	1.48	1.37
82	YP	501	PEB	C2C-C3C	3.48	1.48	1.37
82	lK	202	PEB	C2C-C3C	3.48	1.48	1.37
87	BN	806	CLA	C4D-ND	-3.48	1.32	1.37
82	CF	203	PEB	CHA-C1B	3.48	1.48	1.40
82	A4	301	PEB	CHA-C1B	3.48	1.48	1.40
87	82	301	CLA	C1D-ND	3.48	1.42	1.37
82	WB	401	PEB	C2C-C3C	3.48	1.48	1.37
82	A7	202	PEB	CHA-C1B	3.48	1.48	1.40
82	EI	202	PEB	C2C-C3C	3.48	1.48	1.37
87	42	603	CLA	C1D-ND	3.48	1.42	1.37
87	B6	615	CLA	C1D-ND	3.48	1.42	1.37
87	8N	302	CLA	C1D-ND	3.48	1.42	1.37
82	QE	203	PEB	C1A-NA	-3.48	1.33	1.37

Continued on next page...

Continued from previous page...

Mol	Chain	Res	Type	Atoms	Z	Observed(Å)	Ideal(Å)
82	kG	201	PEB	C1A-NA	-3.48	1.33	1.37
82	ZB	203	PEB	C2C-C3C	3.48	1.48	1.37
82	JD	201	PEB	C2C-C3C	3.48	1.48	1.37
82	lE	201	PEB	CHA-C1B	3.48	1.48	1.40
82	NG	201	PEB	C2C-C3C	3.47	1.48	1.37
82	PD	203	PEB	C1A-NA	-3.47	1.33	1.37
82	dB	202	PEB	C1A-NA	-3.47	1.33	1.37
82	wK	303	PEB	C1A-NA	-3.47	1.33	1.37
87	B2	823	CLA	C4D-ND	-3.47	1.32	1.37
82	AJ	301	PEB	C2C-C3C	3.47	1.48	1.37
82	TD	202	PEB	C2C-C3C	3.47	1.48	1.37
82	AG	301	PEB	CHA-C1B	3.47	1.48	1.40
82	k1	201	PEB	CHA-C1B	3.47	1.48	1.40
82	EF	201	PEB	C1A-NA	-3.47	1.33	1.37
82	sC	201	PEB	C1A-NA	-3.47	1.33	1.37
82	nK	202	PEB	C1A-NA	-3.47	1.33	1.37
82	hM	202	PEB	C1A-NA	-3.47	1.33	1.37
87	B2	835	CLA	C1D-ND	3.47	1.42	1.37
82	PG	201	PEB	C2A-C1A	-3.47	1.49	1.52
82	AK	202	PEB	C2C-C3C	3.47	1.48	1.37
82	SP	201	PEB	CHA-C1B	3.47	1.48	1.40
82	HA	201	PEB	C1A-NA	-3.47	1.33	1.37
82	VG	202	PEB	C1A-NA	-3.47	1.33	1.37
82	S4	202	PEB	C1A-NA	-3.47	1.33	1.37
82	XI	202	PEB	C2C-C3C	3.47	1.48	1.37
82	dJ	202	PEB	C2C-C3C	3.47	1.48	1.37
82	vK	201	PEB	C2A-C1A	-3.47	1.49	1.52
84	NE	201	CYC	C2C-C1C	-3.47	1.49	1.52
82	FH	1002	PEB	C2C-C3C	3.47	1.48	1.37
82	pC	201	PEB	CHA-C1B	3.47	1.48	1.40
82	hM	202	PEB	CHA-C1B	3.47	1.48	1.40
82	EF	202	PEB	C1A-NA	-3.47	1.33	1.37
87	CL	518	CLA	C1D-ND	3.47	1.42	1.37
87	RN	204	CLA	C1D-ND	3.47	1.42	1.37
87	a6	608	CLA	C1D-ND	3.47	1.42	1.37
87	b6	616	CLA	C1D-ND	3.47	1.42	1.37
82	CI	202	PEB	C2C-C3C	3.47	1.48	1.37
82	O1	202	PEB	C2C-C3C	3.47	1.48	1.37
82	eM	202	PEB	C2C-C3C	3.47	1.48	1.37
82	SE	202	PEB	C1A-NA	-3.47	1.33	1.37
82	UP	202	PEB	C1A-NA	-3.47	1.33	1.37
87	AL	405	CLA	C4D-ND	-3.47	1.32	1.37

Continued on next page...

Continued from previous page...

Mol	Chain	Res	Type	Atoms	Z	Observed(Å)	Ideal(Å)
82	GJ	201	PEB	CHA-C1B	3.47	1.48	1.40
87	8N	304	CLA	C1D-ND	3.47	1.42	1.37
82	SQ	202	PEB	C2C-C3C	3.47	1.48	1.37
82	g4	203	PEB	C2C-C3C	3.47	1.48	1.37
82	ZE	203	PEB	C2C-C3C	3.47	1.48	1.37
82	RM	202	PEB	C2C-C3C	3.47	1.48	1.37
83	AG	303	PUB	C3B-C2B	3.47	1.48	1.37
87	B6	607	CLA	C1D-ND	3.47	1.42	1.37
82	A7	202	PEB	OD-C4D	3.47	1.30	1.23
82	EQ	201	PEB	C2A-C1A	-3.47	1.49	1.52
82	WM	202	PEB	CHA-C1B	3.47	1.48	1.40
82	EK	201	PEB	C1A-NA	-3.47	1.33	1.37
87	42	602	CLA	C1D-ND	3.47	1.42	1.37
87	4N	601	CLA	C1D-ND	3.47	1.42	1.37
82	AD	301	PEB	C2C-C3C	3.47	1.48	1.37
82	fK	202	PEB	CHA-C1B	3.47	1.48	1.40
82	KA	201	PEB	C2C-C3C	3.47	1.48	1.37
82	s8	203	PEB	C1A-NA	-3.47	1.33	1.37
83	YA	302	PUB	C3B-C2B	3.47	1.47	1.37
82	iE	201	PEB	C1A-NA	-3.47	1.33	1.37
82	JK	202	PEB	C2C-C3C	3.47	1.47	1.37
82	hF	201	PEB	C2C-C3C	3.47	1.47	1.37
82	KI	201	PEB	C3C-C4C	3.47	1.47	1.42
87	CL	512	CLA	C1D-ND	3.47	1.42	1.37
87	52	610	CLA	C1D-ND	3.47	1.42	1.37
87	CL	509	CLA	C4D-ND	-3.47	1.32	1.37
82	jG	202	PEB	C1A-NA	-3.47	1.33	1.37
82	II	203	PEB	C3C-C4C	3.47	1.47	1.42
87	8N	305	CLA	C1D-ND	3.47	1.42	1.37
82	AD	304	PEB	CHA-C1B	3.47	1.48	1.40
82	DF	201	PEB	CHA-C1B	3.47	1.48	1.40
82	JM	201	PEB	C2C-C3C	3.47	1.47	1.37
87	B2	809	CLA	C1D-ND	3.47	1.42	1.37
82	aG	201	PEB	CHA-C1B	3.47	1.48	1.40
82	lF	202	PEB	C2C-C3C	3.47	1.47	1.37
82	gO	203	PEB	C2C-C3C	3.47	1.47	1.37
87	c6	613	CLA	C1D-ND	3.47	1.42	1.37
82	SP	201	PEB	C2C-C3C	3.47	1.47	1.37
82	gO	201	PEB	C2C-C3C	3.47	1.47	1.37
82	lF	203	PEB	CHA-C1B	3.47	1.48	1.40
82	hG	203	PEB	C1A-NA	-3.47	1.33	1.37
82	zF	501	PEB	C2C-C3C	3.47	1.47	1.37

Continued on next page...

Continued from previous page...

Mol	Chain	Res	Type	Atoms	Z	Observed(Å)	Ideal(Å)
91	dL	403	PHO	C3C-C2C	3.47	1.47	1.37
87	B2	812	CLA	C1D-ND	3.47	1.42	1.37
82	EB	501	PEB	CHA-C1B	3.46	1.48	1.40
82	TI	203	PEB	C2C-C3C	3.46	1.47	1.37
82	SM	202	PEB	C1A-NA	-3.46	1.33	1.37
82	pC	202	PEB	C1A-NA	-3.46	1.33	1.37
82	dE	204	PEB	C1A-NA	-3.46	1.33	1.37
82	s8	201	PEB	C2C-C3C	3.46	1.47	1.37
82	dG	202	PEB	CHA-C1B	3.46	1.48	1.40
82	QK	203	PEB	C4B-NB	-3.46	1.31	1.38
82	AO	304	PEB	C1A-NA	-3.46	1.33	1.37
82	mM	202	PEB	C1A-NA	-3.46	1.33	1.37
82	q8	202	PEB	CHA-C1B	3.46	1.48	1.40
82	DM	202	PEB	C2C-C3C	3.46	1.47	1.37
82	iH	201	PEB	C2C-C3C	3.46	1.47	1.37
87	BN	830	CLA	C1D-ND	3.46	1.42	1.37
82	IK	201	PEB	CMB-C2B	-3.46	1.43	1.50
82	HI	203	PEB	CHA-C1B	3.46	1.48	1.40
82	lH	202	PEB	CHA-C1B	3.46	1.48	1.40
82	AG	304	PEB	C2C-C3C	3.46	1.47	1.37
82	PI	202	PEB	C2C-C3C	3.46	1.47	1.37
82	JQ	201	PEB	C2C-C3C	3.46	1.47	1.37
82	bG	201	PEB	C2C-C3C	3.46	1.47	1.37
82	XB	201	PEB	CHA-C1B	3.46	1.48	1.40
87	B2	821	CLA	C1D-ND	3.46	1.42	1.37
82	AQ	301	PEB	C2C-C3C	3.46	1.47	1.37
82	b4	202	PEB	C2C-C3C	3.46	1.47	1.37
82	kH	201	PEB	C2C-C3C	3.46	1.47	1.37
82	II	202	PEB	C2C-C3C	3.46	1.47	1.37
84	G4	1001	CYC	C3D-C2D	3.46	1.47	1.37
87	RN	203	CLA	C1D-ND	3.46	1.42	1.37
87	B2	819	CLA	C1D-ND	3.46	1.42	1.37
82	HP	202	PEB	C1A-NA	-3.46	1.33	1.37
82	AE	304	PEB	CHA-C1B	3.46	1.48	1.40
82	l1	203	PEB	C2C-C3C	3.46	1.47	1.37
87	BL	604	CLA	C1D-ND	3.46	1.42	1.37
87	82	306	CLA	C1D-ND	3.46	1.42	1.37
82	JO	1002	PEB	C1A-NA	-3.46	1.33	1.37
82	AP	202	PEB	C1A-NA	-3.46	1.33	1.37
84	F4	1001	CYC	CHB-C4A	3.46	1.48	1.40
82	DH	1002	PEB	C2C-C3C	3.46	1.47	1.37
82	J9	201	PEB	C4B-C3B	3.46	1.51	1.45

Continued on next page...

Continued from previous page...

Mol	Chain	Res	Type	Atoms	Z	Observed(Å)	Ideal(Å)
82	jE	202	PEB	C2C-C3C	3.46	1.47	1.37
87	C6	514	CLA	C1D-ND	3.46	1.42	1.37
87	AN	825	CLA	C4D-ND	-3.46	1.32	1.37
82	PA	203	PEB	C2C-C3C	3.46	1.47	1.37
82	c4	203	PEB	C2C-C3C	3.46	1.47	1.37
82	gB	203	PEB	C2C-C3C	3.46	1.47	1.37
82	zK	501	PEB	C2C-C3C	3.46	1.47	1.37
87	BL	602	CLA	CMB-C2B	-3.46	1.44	1.51
82	ZB	202	PEB	C2C-C3C	3.46	1.47	1.37
82	VI	202	PEB	C1A-NA	-3.46	1.33	1.37
82	v8	202	PEB	C1A-NA	-3.46	1.33	1.37
82	vC	202	PEB	C1A-NA	-3.46	1.33	1.37
87	42	601	CLA	C1D-ND	3.46	1.42	1.37
82	TQ	203	PEB	CHA-C1B	3.46	1.48	1.40
82	Y7	304	PEB	CHA-C1B	3.46	1.48	1.40
82	fG	202	PEB	C2C-C3C	3.46	1.47	1.37
82	gH	201	PEB	C2C-C3C	3.46	1.47	1.37
82	mE	202	PEB	CHA-C1B	3.46	1.48	1.40
82	lG	201	PEB	CHA-C1B	3.46	1.48	1.40
82	JQ	203	PEB	C1A-NA	-3.46	1.33	1.37
82	j4	203	PEB	C1A-NA	-3.46	1.33	1.37
87	AN	812	CLA	C1D-ND	3.46	1.42	1.37
82	dH	202	PEB	C2C-C3C	3.46	1.47	1.37
82	PO	203	PEB	C1A-NA	-3.46	1.33	1.37
82	EP	203	PEB	C1A-NA	-3.46	1.33	1.37
82	d4	202	PEB	C1A-NA	-3.46	1.33	1.37
87	BN	808	CLA	C4D-ND	-3.46	1.32	1.37
82	L7	201	PEB	C2A-C1A	-3.46	1.49	1.52
87	A2	825	CLA	C4D-ND	-3.46	1.32	1.37
82	OF	203	PEB	C2C-C3C	3.46	1.47	1.37
82	bE	201	PEB	C2C-C3C	3.46	1.47	1.37
82	IM	203	PEB	CHA-C1B	3.46	1.48	1.40
82	UP	201	PEB	C2C-C3C	3.46	1.47	1.37
87	B2	812	CLA	C4D-ND	-3.46	1.32	1.37
82	KP	201	PEB	C1A-NA	-3.46	1.33	1.37
82	AI	202	PEB	C2C-C3C	3.46	1.47	1.37
82	LM	202	PEB	C2C-C3C	3.46	1.47	1.37
82	b1	202	PEB	CHA-C1B	3.45	1.48	1.40
84	x3	1001	CYC	CHB-C4A	3.45	1.48	1.40
84	JH	1003	CYC	C1C-NC	-3.45	1.33	1.37
82	VE	201	PEB	C2C-C3C	3.45	1.47	1.37
82	BF	202	PEB	C2C-C3C	3.45	1.47	1.37

Continued on next page...

Continued from previous page...

Mol	Chain	Res	Type	Atoms	Z	Observed(Å)	Ideal(Å)
87	B6	613	CLA	C1D-ND	3.45	1.42	1.37
82	DJ	201	PEB	C2C-C3C	3.45	1.47	1.37
87	DL	403	CLA	C4D-ND	-3.45	1.32	1.37
82	18	203	PEB	C1A-NA	-3.45	1.33	1.37
87	CL	510	CLA	CMB-C2B	-3.45	1.44	1.51
87	A2	806	CLA	C1D-ND	3.45	1.42	1.37
82	kJ	202	PEB	C2C-C3C	3.45	1.47	1.37
87	AN	807	CLA	C4D-ND	-3.45	1.32	1.37
82	V1	203	PEB	C2C-C3C	3.45	1.47	1.37
82	iG	201	PEB	C2C-C3C	3.45	1.47	1.37
82	eK	203	PEB	C1A-NA	-3.45	1.33	1.37
82	V1	201	PEB	C2C-C3C	3.45	1.47	1.37
87	2N	306	CLA	C1D-ND	3.45	1.42	1.37
82	OQ	201	PEB	C2C-C3C	3.45	1.47	1.37
82	iH	202	PEB	C2C-C3C	3.45	1.47	1.37
82	cK	203	PEB	C1A-NA	-3.45	1.33	1.37
87	4N	608	CLA	C1D-ND	3.45	1.42	1.37
82	MK	202	PEB	CHA-C1B	3.45	1.48	1.40
82	qF	203	PEB	C1A-NA	-3.45	1.33	1.37
82	w8	204	PEB	CHA-C1B	3.45	1.48	1.40
82	xF	302	PEB	CHA-C1B	3.45	1.48	1.40
82	YB	201	PEB	C2A-C1A	-3.45	1.49	1.52
82	TO	201	PEB	C2A-C1A	-3.45	1.49	1.52
82	ZM	201	PEB	C2C-C3C	3.45	1.47	1.37
87	1N	601	CLA	C1D-ND	3.45	1.42	1.37
82	VA	203	PEB	C1A-NA	-3.45	1.33	1.37
82	J4	1002	PEB	C1A-NA	-3.45	1.33	1.37
82	UB	301	PEB	C2C-C3C	3.45	1.47	1.37
82	WG	202	PEB	C2C-C3C	3.45	1.47	1.37
87	AN	819	CLA	CHC-C1C	3.45	1.43	1.35
82	BB	203	PEB	CHA-C1B	3.45	1.48	1.40
82	xK	304	PEB	CHA-C1B	3.45	1.48	1.40
87	A2	852	CLA	C4C-C3C	3.45	1.51	1.45
82	VD	203	PEB	C1A-NA	-3.45	1.33	1.37
82	QH	203	PEB	C1A-NA	-3.45	1.33	1.37
82	cO	203	PEB	C2C-C3C	3.45	1.47	1.37
82	LE	1002	PEB	CHA-C1B	3.45	1.48	1.40
87	dL	401	CLA	C4D-ND	-3.45	1.33	1.37
87	12	607	CLA	C1D-ND	3.45	1.42	1.37
87	bL	619	CLA	C1D-ND	3.45	1.42	1.37
82	QM	204	PEB	CHA-C1B	3.45	1.48	1.40
82	J9	202	PEB	CHA-C1B	3.45	1.48	1.40

Continued on next page...

Continued from previous page...

Mol	Chain	Res	Type	Atoms	Z	Observed(Å)	Ideal(Å)
82	A4	301	PEB	C2C-C3C	3.45	1.47	1.37
82	lE	203	PEB	C2C-C3C	3.45	1.47	1.37
83	Z9	302	PUB	OD-C4D	3.45	1.30	1.23
87	BL	603	CLA	C4D-ND	-3.45	1.33	1.37
82	GJ	202	PEB	C2C-C3C	3.45	1.47	1.37
87	B6	611	CLA	C1D-ND	3.45	1.42	1.37
82	s8	202	PEB	C2C-C3C	3.45	1.47	1.37
82	AJ	302	PEB	C1A-NA	-3.45	1.33	1.37
82	VQ	203	PEB	C1A-NA	-3.45	1.33	1.37
82	bO	202	PEB	C2C-C3C	3.45	1.47	1.37
87	32	306	CLA	C4D-ND	-3.45	1.33	1.37
87	BN	835	CLA	C1D-ND	3.45	1.42	1.37
82	rF	202	PEB	C2C-C3C	3.45	1.47	1.37
82	AE	301	PEB	CHA-C1B	3.45	1.48	1.40
82	O1	203	PEB	C1A-NA	-3.45	1.33	1.37
82	uC	203	PEB	C2C-C3C	3.45	1.47	1.37
82	aM	201	PEB	C2C-C3C	3.45	1.47	1.37
82	XI	201	PEB	C2C-C3C	3.45	1.47	1.37
82	S1	202	PEB	CHA-C1B	3.45	1.48	1.40
82	TF	202	PEB	C2C-C3C	3.45	1.47	1.37
82	KI	203	PEB	C2C-C3C	3.45	1.47	1.37
82	sC	202	PEB	C2C-C3C	3.45	1.47	1.37
82	OM	201	PEB	C2A-C1A	-3.45	1.49	1.52
82	AP	203	PEB	CHC-C4C	3.45	1.58	1.50
87	A2	850	CLA	C1D-ND	3.45	1.42	1.37
82	eO	201	PEB	C1A-NA	-3.45	1.33	1.37
82	KF	202	PEB	C2C-C3C	3.44	1.47	1.37
82	EI	201	PEB	C2C-C3C	3.44	1.47	1.37
82	lJ	203	PEB	C1A-NA	-3.44	1.33	1.37
82	DF	201	PEB	C2A-C1A	-3.44	1.49	1.52
82	V5	201	PEB	C2A-C1A	-3.44	1.49	1.52
87	DL	404	CLA	C4D-ND	-3.44	1.33	1.37
82	F9	203	PEB	C2C-C3C	3.44	1.47	1.37
82	YK	202	PEB	C2C-C3C	3.44	1.47	1.37
82	cE	201	PEB	C2C-C3C	3.44	1.47	1.37
82	mM	201	PEB	C2C-C3C	3.44	1.47	1.37
82	OQ	201	PEB	C1A-NA	-3.44	1.33	1.37
82	mO	201	PEB	C1A-NA	-3.44	1.33	1.37
84	M4	1001	CYC	C1C-NC	-3.44	1.33	1.37
82	SD	202	PEB	C2C-C3C	3.44	1.47	1.37
87	82	307	CLA	C1D-ND	3.44	1.42	1.37
87	A6	403	CLA	C1D-ND	3.44	1.42	1.37

Continued on next page...

Continued from previous page...

Mol	Chain	Res	Type	Atoms	Z	Observed(Å)	Ideal(Å)
82	HQ	203	PEB	CHA-C1B	3.44	1.48	1.40
82	jM	202	PEB	CHA-C1B	3.44	1.48	1.40
82	SJ	201	PEB	C2C-C3C	3.44	1.47	1.37
82	TO	203	PEB	CHA-C1B	3.44	1.48	1.40
82	BK	202	PEB	C2C-C3C	3.44	1.47	1.37
82	PQ	202	PEB	C2A-C1A	-3.44	1.49	1.52
91	DL	405	PHO	C3A-C2A	-3.44	1.51	1.54
87	BN	822	CLA	C1D-ND	3.44	1.42	1.37
82	k1	201	PEB	C2C-C3C	3.44	1.47	1.37
82	lH	201	PEB	C2C-C3C	3.44	1.47	1.37
82	NI	201	PEB	C2C-C3C	3.44	1.47	1.37
82	GP	201	PEB	CHA-C1B	3.44	1.48	1.40
87	3N	307	CLA	C4D-ND	-3.44	1.33	1.37
82	KI	203	PEB	C1A-NA	-3.44	1.33	1.37
87	cL	510	CLA	CMB-C2B	-3.44	1.44	1.51
82	OE	202	PEB	C2C-C3C	3.44	1.47	1.37
82	dE	203	PEB	C2C-C3C	3.44	1.47	1.37
87	22	610	CLA	C1D-ND	3.44	1.42	1.37
82	UD	202	PEB	C2C-C3C	3.44	1.47	1.37
82	TD	203	PEB	CHA-C1B	3.44	1.48	1.40
82	rK	201	PEB	CHA-C1B	3.44	1.48	1.40
87	BN	813	CLA	C4D-ND	-3.44	1.33	1.37
82	FJ	201	PEB	C2C-C3C	3.44	1.47	1.37
82	YM	202	PEB	C2C-C3C	3.44	1.47	1.37
82	UH	201	PEB	C1A-NA	-3.44	1.33	1.37
82	XM	201	PEB	C1A-NA	-3.44	1.33	1.37
82	i1	202	PEB	C2C-C3C	3.44	1.47	1.37
82	jM	203	PEB	C1A-NA	-3.44	1.33	1.37
82	UA	202	PEB	C2C-C3C	3.44	1.47	1.37
82	m1	201	PEB	C2C-C3C	3.44	1.47	1.37
82	AJ	301	PEB	C1A-NA	-3.44	1.33	1.37
82	cB	402	PEB	C1A-NA	-3.44	1.33	1.37
82	cE	201	PEB	C1A-NA	-3.44	1.33	1.37
82	eE	203	PEB	C1A-NA	-3.44	1.33	1.37
82	EJ	202	PEB	C2C-C3C	3.44	1.47	1.37
82	RP	201	PEB	C2C-C3C	3.44	1.47	1.37
82	f1	201	PEB	C2C-C3C	3.44	1.47	1.37
82	LI	202	PEB	CHA-C1B	3.44	1.48	1.40
83	AM	303	PUB	C3B-C2B	3.44	1.47	1.37
82	jE	201	PEB	CHA-C1B	3.44	1.48	1.40
82	OI	203	PEB	C1A-NA	-3.44	1.33	1.37
82	U9	203	PEB	C1A-NA	-3.44	1.33	1.37

Continued on next page...

Continued from previous page...

Mol	Chain	Res	Type	Atoms	Z	Observed(Å)	Ideal(Å)
82	MB	202	PEB	C2C-C3C	3.44	1.47	1.37
82	fJ	201	PEB	C2C-C3C	3.44	1.47	1.37
82	IP	203	PEB	C1A-NA	-3.44	1.33	1.37
82	EJ	202	PEB	C2A-C1A	-3.44	1.49	1.52
82	LQ	203	PEB	C2C-C3C	3.44	1.47	1.37
87	72	602	CLA	C1D-C2D	3.44	1.52	1.45
82	PJ	202	PEB	C2C-C3C	3.44	1.47	1.37
82	SH	202	PEB	CHA-C1B	3.44	1.48	1.40
82	iF	203	PEB	CHA-C1B	3.44	1.48	1.40
83	AE	303	PUB	C3B-C2B	3.44	1.47	1.37
82	GI	202	PEB	C2C-C3C	3.44	1.47	1.37
87	BN	824	CLA	C1D-ND	3.44	1.42	1.37
82	WB	401	PEB	CHA-C1B	3.44	1.48	1.40
82	KJ	202	PEB	CHA-C1B	3.44	1.48	1.40
82	HP	201	PEB	C2C-C3C	3.44	1.47	1.37
87	B2	814	CLA	C1D-ND	3.43	1.42	1.37
82	EF	202	PEB	C2C-C3C	3.43	1.47	1.37
87	B2	804	CLA	CHC-C1C	3.43	1.43	1.35
82	UA	201	PEB	CHA-C1B	3.43	1.48	1.40
82	O5	201	PEB	CHA-C1B	3.43	1.48	1.40
82	QF	203	PEB	C4B-NB	-3.43	1.31	1.38
82	kM	201	PEB	C1A-NA	-3.43	1.33	1.37
82	vK	202	PEB	C2C-C3C	3.43	1.47	1.37
87	CL	510	CLA	C4D-ND	-3.43	1.33	1.37
82	lK	203	PEB	CHA-C1B	3.43	1.48	1.40
82	PI	201	PEB	C2C-C3C	3.43	1.47	1.37
87	C6	520	CLA	C1D-ND	3.43	1.42	1.37
82	JA	201	PEB	C1A-NA	-3.43	1.33	1.37
82	ZB	202	PEB	C1A-NA	-3.43	1.33	1.37
82	rF	201	PEB	C2C-C3C	3.43	1.47	1.37
82	RH	201	PEB	C2C-C3C	3.43	1.47	1.37
87	BL	623	CLA	C1D-ND	3.43	1.42	1.37
87	8N	301	CLA	C1D-ND	3.43	1.42	1.37
82	Y9	203	PEB	C2C-C3C	3.43	1.47	1.37
82	fE	201	PEB	C2C-C3C	3.43	1.47	1.37
82	SP	202	PEB	C2C-C3C	3.43	1.47	1.37
82	O5	201	PEB	C2C-C3C	3.43	1.47	1.37
82	v8	201	PEB	C1A-NA	-3.43	1.33	1.37
82	fO	202	PEB	C1A-NA	-3.43	1.33	1.37
82	ZK	201	PEB	CHA-C1B	3.43	1.48	1.40
82	wC	204	PEB	CHA-C1B	3.43	1.48	1.40
82	KB	301	PEB	C2A-C1A	-3.43	1.49	1.52

Continued on next page...

Continued from previous page...

Mol	Chain	Res	Type	Atoms	Z	Observed(Å)	Ideal(Å)
82	LD	203	PEB	C2C-C3C	3.43	1.47	1.37
82	AF	201	PEB	C2C-C3C	3.43	1.47	1.37
82	QP	203	PEB	C2C-C3C	3.43	1.47	1.37
87	AN	824	CLA	C1D-ND	3.43	1.42	1.37
82	AI	201	PEB	C2C-C3C	3.43	1.47	1.37
82	WM	201	PEB	C2C-C3C	3.43	1.47	1.37
82	CK	203	PEB	CHA-C1B	3.43	1.48	1.40
82	DF	202	PEB	C2A-C1A	-3.43	1.49	1.52
82	h1	202	PEB	C2C-C3C	3.43	1.47	1.37
82	EA	201	PEB	CHA-C1B	3.43	1.48	1.40
83	Y7	302	PUB	C3B-C2B	3.43	1.47	1.37
82	WE	202	PEB	C2C-C3C	3.43	1.47	1.37
87	12	601	CLA	C1D-ND	3.43	1.42	1.37
82	NF	201	PEB	C2C-C3C	3.43	1.47	1.37
82	i1	201	PEB	CHA-C1B	3.43	1.48	1.40
82	TP	201	PEB	C2C-C3C	3.43	1.47	1.37
87	LN	203	CLA	C4D-ND	-3.43	1.33	1.37
82	UO	202	PEB	C1A-NA	-3.43	1.33	1.37
82	U4	202	PEB	C1A-NA	-3.43	1.33	1.37
82	Z9	303	PEB	C1A-NA	-3.43	1.33	1.37
87	AN	833	CLA	C1D-ND	3.43	1.42	1.37
87	b6	610	CLA	C1D-ND	3.43	1.42	1.37
82	XF	201	PEB	CHA-C1B	3.43	1.48	1.40
87	B2	836	CLA	C4D-ND	-3.43	1.33	1.37
82	Y5	201	PEB	C2C-C3C	3.43	1.47	1.37
82	RO	202	PEB	CHA-C1B	3.43	1.48	1.40
82	a4	202	PEB	CHA-C1B	3.43	1.48	1.40
82	H9	202	PEB	CHA-C1B	3.43	1.48	1.40
82	h1	201	PEB	C2C-C3C	3.43	1.47	1.37
84	BE	1002	CYC	C1B-NB	-3.43	1.32	1.37
82	dE	202	PEB	CHA-C1B	3.43	1.48	1.40
82	xF	303	PEB	CHA-C1B	3.43	1.48	1.40
82	QB	202	PEB	C2C-C3C	3.43	1.47	1.37
82	U4	202	PEB	C2C-C3C	3.43	1.47	1.37
82	AF	202	PEB	C1A-NA	-3.43	1.33	1.37
82	YQ	201	PEB	C1A-NA	-3.43	1.33	1.37
82	eA	301	PEB	C1A-NA	-3.43	1.33	1.37
87	B6	603	CLA	C1D-ND	3.43	1.42	1.37
87	C6	517	CLA	C1D-ND	3.43	1.42	1.37
87	b6	604	CLA	C1D-ND	3.43	1.42	1.37
82	CJ	202	PEB	CHA-C1B	3.43	1.48	1.40
82	hJ	202	PEB	CHA-C1B	3.43	1.48	1.40

Continued on next page...

Continued from previous page...

Mol	Chain	Res	Type	Atoms	Z	Observed(Å)	Ideal(Å)
82	NB	202	PEB	C2C-C3C	3.43	1.47	1.37
82	P7	203	PEB	C2C-C3C	3.43	1.47	1.37
82	RD	203	PEB	C1A-NA	-3.43	1.33	1.37
82	MP	203	PEB	C1A-NA	-3.43	1.33	1.37
82	PQ	203	PEB	C1A-NA	-3.43	1.33	1.37
87	BN	805	CLA	CHC-C1C	3.43	1.43	1.35
87	cL	512	CLA	CMB-C2B	-3.43	1.44	1.51
82	CI	201	PEB	C2C-C3C	3.43	1.47	1.37
87	AN	806	CLA	C1D-ND	3.43	1.42	1.37
87	C6	518	CLA	C1D-ND	3.43	1.42	1.37
87	c6	609	CLA	C1D-ND	3.43	1.42	1.37
82	e4	203	PEB	C2C-C3C	3.42	1.47	1.37
82	S9	203	PEB	C2C-C3C	3.42	1.47	1.37
82	ND	204	PEB	C1A-NA	-3.42	1.33	1.37
82	a1	201	PEB	C2C-C3C	3.42	1.47	1.37
82	RJ	202	PEB	C2C-C3C	3.42	1.47	1.37
82	YP	503	PEB	C2C-C3C	3.42	1.47	1.37
82	W5	202	PEB	C2C-C3C	3.42	1.47	1.37
82	W1	201	PEB	C1A-NA	-3.42	1.33	1.37
82	c1	201	PEB	CHA-C1B	3.42	1.48	1.40
82	VM	202	PEB	C2C-C3C	3.42	1.47	1.37
82	kF	201	PEB	C2C-C3C	3.42	1.47	1.37
82	E7	201	PEB	CHA-C1B	3.42	1.48	1.40
82	u8	202	PEB	CHA-C1B	3.42	1.48	1.40
82	RI	201	PEB	C2C-C3C	3.42	1.47	1.37
82	b1	202	PEB	C1A-NA	-3.42	1.33	1.37
82	TM	202	PEB	C2C-C3C	3.42	1.47	1.37
82	VF	201	PEB	C2C-C3C	3.42	1.47	1.37
82	KI	202	PEB	C2C-C3C	3.42	1.47	1.37
82	EA	202	PEB	CHA-C1B	3.42	1.48	1.40
82	KB	304	PEB	C1A-NA	-3.42	1.33	1.37
82	M9	301	PEB	C1A-NA	-3.42	1.33	1.37
82	BB	202	PEB	C2A-C1A	-3.42	1.49	1.52
82	wC	202	PEB	CHA-C1B	3.42	1.48	1.40
82	dE	204	PEB	CHA-C1B	3.42	1.48	1.40
87	A2	812	CLA	C1D-ND	3.42	1.42	1.37
82	HG	1002	PEB	C2C-C3C	3.42	1.47	1.37
82	DG	1002	PEB	CHA-C1B	3.42	1.48	1.40
82	A7	201	PEB	CHA-C1B	3.42	1.48	1.40
82	LJ	201	PEB	C2C-C3C	3.42	1.47	1.37
82	H7	201	PEB	C2C-C3C	3.42	1.47	1.37
84	Q3	1001	CYC	O1D-CGD	3.42	1.33	1.22

Continued on next page...

Continued from previous page...

Mol	Chain	Res	Type	Atoms	Z	Observed(Å)	Ideal(Å)
82	QF	202	PEB	C1A-NA	-3.42	1.33	1.37
82	jO	202	PEB	C1A-NA	-3.42	1.33	1.37
82	FH	1002	PEB	C2A-C1A	-3.42	1.49	1.52
82	kK	201	PEB	C2C-C3C	3.42	1.47	1.37
82	eO	203	PEB	C2C-C3C	3.42	1.47	1.37
83	AO	303	PUB	C3B-C2B	3.42	1.47	1.37
82	MK	203	PEB	CHA-C1B	3.42	1.48	1.40
82	HO	1002	PEB	CHA-C1B	3.42	1.48	1.40
82	xK	302	PEB	CHA-C1B	3.42	1.48	1.40
87	RN	203	CLA	C4D-ND	-3.42	1.33	1.37
82	AG	301	PEB	C2C-C3C	3.42	1.47	1.37
82	VI	201	PEB	C2C-C3C	3.42	1.47	1.37
82	aH	201	PEB	C2C-C3C	3.42	1.47	1.37
82	lO	202	PEB	C2C-C3C	3.42	1.47	1.37
82	DK	202	PEB	C1A-NA	-3.42	1.33	1.37
82	RO	202	PEB	C2A-C1A	-3.42	1.49	1.52
82	pK	201	PEB	CHA-C1B	3.42	1.48	1.40
82	D1	1002	PEB	C2C-C3C	3.42	1.47	1.37
82	eO	201	PEB	C2C-C3C	3.42	1.47	1.37
82	mE	202	PEB	C1A-NA	-3.42	1.33	1.37
87	C6	517	CLA	C4D-ND	-3.42	1.33	1.37
87	A6	404	CLA	C1D-ND	3.42	1.42	1.37
82	W1	203	PEB	CHA-C1B	3.42	1.48	1.40
82	UO	202	PEB	C2C-C3C	3.42	1.47	1.37
82	aG	201	PEB	C2C-C3C	3.42	1.47	1.37
82	SH	202	PEB	C1A-NA	-3.42	1.33	1.37
82	p8	202	PEB	C1A-NA	-3.42	1.33	1.37
82	sK	202	PEB	C2C-C3C	3.42	1.47	1.37
82	M9	305	PEB	C2C-C3C	3.42	1.47	1.37
82	OM	202	PEB	CHA-C1B	3.42	1.48	1.40
82	LE	1002	PEB	C2C-C3C	3.42	1.47	1.37
82	u8	203	PEB	C2C-C3C	3.42	1.47	1.37
87	A2	833	CLA	C1D-ND	3.42	1.42	1.37
82	YK	203	PEB	C1A-NA	-3.42	1.33	1.37
82	fH	203	PEB	C2C-C3C	3.42	1.47	1.37
87	bL	618	CLA	C4D-ND	-3.42	1.33	1.37
82	IP	201	PEB	C2C-C3C	3.42	1.47	1.37
82	K5	202	PEB	C2C-C3C	3.42	1.47	1.37
87	42	608	CLA	C1D-ND	3.42	1.42	1.37
87	C6	509	CLA	C1D-ND	3.42	1.42	1.37
87	2N	310	CLA	C1D-ND	3.42	1.42	1.37
82	cK	201	PEB	C1A-NA	-3.42	1.33	1.37

Continued on next page...

Continued from previous page...

Mol	Chain	Res	Type	Atoms	Z	Observed(Å)	Ideal(Å)
82	AF	202	PEB	C2C-C3C	3.42	1.47	1.37
82	ZG	203	PEB	C2C-C3C	3.42	1.47	1.37
82	SO	202	PEB	C2C-C3C	3.42	1.47	1.37
82	MQ	201	PEB	C2C-C3C	3.42	1.47	1.37
82	aE	201	PEB	C2C-C3C	3.42	1.47	1.37
82	II	201	PEB	C2C-C3C	3.42	1.47	1.37
82	TI	202	PEB	C2C-C3C	3.42	1.47	1.37
82	HE	1002	PEB	C2C-C3C	3.42	1.47	1.37
82	VH	202	PEB	C2C-C3C	3.42	1.47	1.37
82	EM	203	PEB	C2C-C3C	3.42	1.47	1.37
82	OP	201	PEB	C2C-C3C	3.42	1.47	1.37
82	QP	201	PEB	C2C-C3C	3.42	1.47	1.37
82	V5	202	PEB	C2C-C3C	3.42	1.47	1.37
82	B5	201	PEB	C2C-C3C	3.42	1.47	1.37
82	VE	202	PEB	C1A-NA	-3.42	1.33	1.37
82	w8	204	PEB	C1A-NA	-3.42	1.33	1.37
82	O9	201	PEB	C1A-NA	-3.42	1.33	1.37
87	AN	837	CLA	C4D-ND	-3.42	1.33	1.37
82	SB	202	PEB	CHA-C1B	3.41	1.48	1.40
82	MP	203	PEB	CHA-C1B	3.41	1.48	1.40
82	FB	201	PEB	C1A-NA	-3.41	1.33	1.37
82	HD	201	PEB	C1A-NA	-3.41	1.33	1.37
82	aJ	201	PEB	CHA-C1B	3.41	1.48	1.40
82	gK	203	PEB	CHA-C1B	3.41	1.48	1.40
87	BN	810	CLA	C1D-ND	3.41	1.42	1.37
87	4N	604	CLA	CMD-C2D	3.41	1.58	1.50
84	h3	1001	CYC	O1D-CGD	3.41	1.33	1.22
82	ZM	202	PEB	C2C-C3C	3.41	1.47	1.37
82	rK	202	PEB	C2C-C3C	3.41	1.47	1.37
84	I3	1001	CYC	O1D-CGD	3.41	1.33	1.22
82	PB	201	PEB	CHA-C1B	3.41	1.48	1.40
82	RH	202	PEB	C2C-C3C	3.41	1.47	1.37
82	e4	201	PEB	C2C-C3C	3.41	1.47	1.37
87	a6	609	CLA	C4D-ND	-3.41	1.33	1.37
82	iG	202	PEB	C1A-NA	-3.41	1.33	1.37
82	EM	203	PEB	CHA-C1B	3.41	1.48	1.40
82	W5	203	PEB	CHA-C1B	3.41	1.48	1.40
87	BN	819	CLA	C1D-ND	3.41	1.42	1.37
82	P1	201	PEB	C2A-C1A	-3.41	1.49	1.52
82	f1	203	PEB	C2C-C3C	3.41	1.47	1.37
82	iO	202	PEB	CHA-C1B	3.41	1.48	1.40
91	DL	405	PHO	C3D-C2D	3.41	1.45	1.39

Continued on next page...

Continued from previous page...

Mol	Chain	Res	Type	Atoms	Z	Observed(Å)	Ideal(Å)
82	Y1	202	PEB	C1A-NA	-3.41	1.33	1.37
82	R5	202	PEB	C1A-NA	-3.41	1.33	1.37
82	O9	203	PEB	C1A-NA	-3.41	1.33	1.37
82	GK	203	PEB	C2C-C3C	3.41	1.47	1.37
87	4N	603	CLA	C1D-ND	3.41	1.42	1.37
82	AM	301	PEB	CHA-C1B	3.41	1.48	1.40
87	A2	819	CLA	CHC-C1C	3.41	1.43	1.35
87	KN	103	CLA	C1D-ND	3.41	1.42	1.37
82	j4	201	PEB	C2C-C3C	3.41	1.47	1.37
87	B2	807	CLA	C4D-ND	-3.41	1.33	1.37
82	VM	201	PEB	C2C-C3C	3.41	1.47	1.37
87	BN	820	CLA	C1D-ND	3.41	1.42	1.37
82	WF	203	PEB	CHA-C1B	3.41	1.48	1.40
82	WK	203	PEB	CHA-C1B	3.41	1.48	1.40
82	OM	201	PEB	C2C-C3C	3.41	1.47	1.37
82	iG	201	PEB	C1A-NA	-3.41	1.33	1.37
87	AN	852	CLA	C4C-C3C	3.41	1.50	1.45
84	H3	1001	CYC	O1D-CGD	3.41	1.33	1.22
82	ZK	202	PEB	CHA-C1B	3.41	1.48	1.40
82	dG	204	PEB	CHA-C1B	3.41	1.48	1.40
82	OK	202	PEB	C2C-C3C	3.41	1.47	1.37
82	MP	201	PEB	C2C-C3C	3.41	1.47	1.37
82	GM	201	PEB	C2C-C3C	3.41	1.47	1.37
82	aJ	202	PEB	C2C-C3C	3.41	1.47	1.37
82	CP	203	PEB	C1A-NA	-3.41	1.33	1.37
82	U1	203	PEB	C1A-NA	-3.41	1.33	1.37
82	dO	202	PEB	C1A-NA	-3.41	1.33	1.37
84	FO	1001	CYC	CHB-C4A	3.41	1.48	1.40
84	73	1001	CYC	O1D-CGD	3.41	1.33	1.22
87	A2	841	CLA	CMB-C2B	-3.41	1.44	1.51
82	AP	201	PEB	CHA-C1B	3.41	1.48	1.40
82	VG	201	PEB	C2C-C3C	3.41	1.47	1.37
82	FM	202	PEB	C2C-C3C	3.41	1.47	1.37
103	8N	310	ZEX	C1-C6	-3.41	1.49	1.53
82	dG	204	PEB	C1A-NA	-3.41	1.33	1.37
84	I4	1001	CYC	C1C-NC	-3.41	1.33	1.37
82	DK	202	PEB	C2A-C1A	-3.41	1.49	1.52
82	JI	202	PEB	C2C-C3C	3.41	1.47	1.37
84	CG	1001	CYC	C3D-C2D	3.41	1.47	1.37
87	L2	203	CLA	C1D-ND	3.41	1.42	1.37
82	MF	202	PEB	CHA-C1B	3.41	1.48	1.40
82	AO	301	PEB	C2C-C3C	3.41	1.47	1.37

Continued on next page...

Continued from previous page...

Mol	Chain	Res	Type	Atoms	Z	Observed(Å)	Ideal(Å)
82	l1	203	PEB	C1A-NA	-3.41	1.33	1.37
84	B3	1001	CYC	O1D-CGD	3.41	1.33	1.22
82	GA	202	PEB	C2C-C3C	3.41	1.47	1.37
82	i1	201	PEB	C2C-C3C	3.41	1.47	1.37
82	lH	202	PEB	C2C-C3C	3.41	1.47	1.37
82	AQ	304	PEB	CHA-C1B	3.41	1.48	1.40
82	S1	201	PEB	CHA-C1B	3.41	1.48	1.40
87	d6	401	CLA	C1D-ND	3.41	1.42	1.37
87	aL	606	CLA	C1D-ND	3.41	1.42	1.37
84	q3	1001	CYC	O1D-CGD	3.41	1.33	1.22
82	LO	1002	PEB	CHA-C1B	3.41	1.48	1.40
82	U7	201	PEB	CHA-C1B	3.41	1.48	1.40
87	AN	841	CLA	CMB-C2B	-3.41	1.44	1.51
82	YF	201	PEB	C1A-NA	-3.41	1.33	1.37
82	eB	201	PEB	C2C-C3C	3.41	1.47	1.37
84	W3	1001	CYC	C3D-C2D	3.41	1.47	1.37
82	eE	202	PEB	CHA-C1B	3.41	1.48	1.40
82	M5	301	PEB	C2C-C3C	3.41	1.47	1.37
87	B2	828	CLA	C1D-ND	3.41	1.42	1.37
84	f3	1001	CYC	O1D-CGD	3.41	1.33	1.22
82	mG	202	PEB	CHA-C1B	3.41	1.48	1.40
82	jO	201	PEB	C2C-C3C	3.41	1.47	1.37
84	j3	1001	CYC	O1D-CGD	3.40	1.33	1.22
82	I7	201	PEB	CHA-C1B	3.40	1.48	1.40
87	AN	841	CLA	C4D-ND	-3.40	1.33	1.37
87	AN	811	CLA	CMB-C2B	-3.40	1.44	1.51
82	aM	201	PEB	CHA-C1B	3.40	1.48	1.40
82	OK	203	PEB	C1A-NA	-3.40	1.33	1.37
82	dE	201	PEB	C1A-NA	-3.40	1.33	1.37
82	RF	202	PEB	C2C-C3C	3.40	1.47	1.37
82	YF	203	PEB	CHA-C1B	3.40	1.48	1.40
82	FA	201	PEB	C2C-C3C	3.40	1.47	1.37
82	GP	201	PEB	C1A-NA	-3.40	1.33	1.37
82	NK	201	PEB	C2C-C3C	3.40	1.47	1.37
82	mH	201	PEB	C2C-C3C	3.40	1.47	1.37
87	BN	828	CLA	C1D-ND	3.40	1.42	1.37
87	B2	823	CLA	C1D-ND	3.40	1.42	1.37
87	B6	614	CLA	C1D-ND	3.40	1.42	1.37
82	T4	203	PEB	CHA-C1B	3.40	1.48	1.40
82	fH	201	PEB	C2C-C3C	3.40	1.47	1.37
82	rK	202	PEB	C1A-NA	-3.40	1.33	1.37
87	L2	203	CLA	C4D-ND	-3.40	1.33	1.37

Continued on next page...

Continued from previous page...

Mol	Chain	Res	Type	Atoms	Z	Observed(Å)	Ideal(Å)
82	uC	202	PEB	CHA-C1B	3.40	1.48	1.40
82	GM	202	PEB	C1A-NA	-3.40	1.33	1.37
82	cH	202	PEB	C1A-NA	-3.40	1.33	1.37
84	FH	1001	CYC	C1C-NC	-3.40	1.33	1.37
87	A2	815	CLA	C4D-ND	-3.40	1.33	1.37
82	J1	1002	PEB	C2C-C3C	3.40	1.47	1.37
82	PG	201	PEB	C2C-C3C	3.40	1.47	1.37
82	cF	201	PEB	C2C-C3C	3.40	1.47	1.37
83	M9	303	PUB	OD-C4D	3.40	1.30	1.23
82	OD	201	PEB	C1A-NA	-3.40	1.33	1.37
82	M9	304	PEB	C1A-NA	-3.40	1.33	1.37
84	F1	1001	CYC	C1C-NC	-3.40	1.33	1.37
82	R4	202	PEB	CHA-C1B	3.40	1.48	1.40
82	VH	201	PEB	C1A-NA	-3.40	1.33	1.37
82	gO	201	PEB	C1A-NA	-3.40	1.33	1.37
82	vF	202	PEB	C2C-C3C	3.40	1.47	1.37
83	AJ	303	PUB	C3B-C2B	3.40	1.47	1.37
82	dO	201	PEB	CHA-C1B	3.40	1.48	1.40
82	VK	201	PEB	C2C-C3C	3.40	1.47	1.37
82	FP	201	PEB	C2C-C3C	3.40	1.47	1.37
82	MP	203	PEB	C2C-C3C	3.40	1.47	1.37
84	w3	1001	CYC	O1D-CGD	3.40	1.33	1.22
87	5N	602	CLA	C4D-ND	-3.40	1.33	1.37
82	oK	202	PEB	OD-C4D	3.40	1.30	1.23
82	eA	301	PEB	C2C-C3C	3.40	1.47	1.37
87	FN	203	CLA	C1D-ND	3.40	1.42	1.37
82	ZH	202	PEB	C2C-C3C	3.40	1.47	1.37
82	C5	202	PEB	C2C-C3C	3.40	1.47	1.37
82	hE	202	PEB	C2C-C3C	3.40	1.47	1.37
82	hG	202	PEB	C2C-C3C	3.40	1.47	1.37
82	lO	201	PEB	C2C-C3C	3.40	1.47	1.37
103	82	310	ZEX	C1-C6	-3.40	1.49	1.53
82	T5	202	PEB	C2C-C3C	3.40	1.47	1.37
84	y3	1001	CYC	C3D-C2D	3.40	1.47	1.37
87	AN	838	CLA	C4D-ND	-3.40	1.33	1.37
87	C6	515	CLA	C4D-ND	-3.40	1.33	1.37
82	w8	202	PEB	CHA-C1B	3.40	1.48	1.40
87	bL	613	CLA	C1D-ND	3.40	1.42	1.37
82	S7	202	PEB	C2C-C3C	3.40	1.47	1.37
82	WE	201	PEB	C2C-C3C	3.40	1.47	1.37
82	A5	202	PEB	C2C-C3C	3.40	1.47	1.37
82	kE	201	PEB	C2C-C3C	3.40	1.47	1.37

Continued on next page...

Continued from previous page...

Mol	Chain	Res	Type	Atoms	Z	Observed(Å)	Ideal(Å)
82	fJ	202	PEB	CHA-C1B	3.40	1.48	1.40
82	FO	1002	PEB	C2A-C1A	-3.40	1.49	1.52
82	LG	1002	PEB	C2C-C3C	3.40	1.47	1.37
82	iE	202	PEB	C1A-NA	-3.40	1.33	1.37
91	AL	410	PHO	C3D-C2D	3.40	1.45	1.39
82	b4	201	PEB	CHA-C1B	3.40	1.48	1.40
82	I5	202	PEB	C2C-C3C	3.40	1.47	1.37
82	J5	201	PEB	C2C-C3C	3.40	1.47	1.37
87	b6	614	CLA	C1D-ND	3.40	1.42	1.37
87	aL	605	CLA	C1D-ND	3.40	1.42	1.37
82	UK	201	PEB	C3B-C2B	3.40	1.43	1.36
82	HJ	201	PEB	C2C-C3C	3.40	1.47	1.37
82	TK	201	PEB	C2C-C3C	3.40	1.47	1.37
84	S3	1001	CYC	O1D-CGD	3.40	1.33	1.22
82	RK	201	PEB	CHA-C1B	3.40	1.48	1.40
82	YJ	203	PEB	C1A-NA	-3.40	1.33	1.37
82	N4	1002	PEB	C1A-NA	-3.40	1.33	1.37
82	jM	201	PEB	C1A-NA	-3.40	1.33	1.37
87	A2	831	CLA	C4D-ND	-3.39	1.33	1.37
82	hJ	202	PEB	C2C-C3C	3.39	1.47	1.37
82	i4	203	PEB	C1A-NA	-3.39	1.33	1.37
84	k3	1001	CYC	O1D-CGD	3.39	1.33	1.22
82	R1	202	PEB	C2C-C3C	3.39	1.47	1.37
87	b6	611	CLA	C4D-ND	-3.39	1.33	1.37
87	b6	617	CLA	C4D-ND	-3.39	1.33	1.37
82	OF	202	PEB	C2C-C3C	3.39	1.47	1.37
82	bF	202	PEB	C2C-C3C	3.39	1.47	1.37
84	o3	1001	CYC	O1D-CGD	3.39	1.33	1.22
87	BN	815	CLA	C1D-ND	3.39	1.42	1.37
82	IJ	203	PEB	C2C-C3C	3.39	1.47	1.37
82	G5	202	PEB	C2C-C3C	3.39	1.47	1.37
82	IB	203	PEB	C2A-C1A	-3.39	1.49	1.52
82	IF	201	PEB	CMB-C2B	-3.39	1.43	1.50
82	FD	203	PEB	C1A-NA	-3.39	1.33	1.37
82	IM	203	PEB	C1A-NA	-3.39	1.33	1.37
82	UM	203	PEB	C1A-NA	-3.39	1.33	1.37
82	vC	201	PEB	C1A-NA	-3.39	1.33	1.37
82	wC	204	PEB	C1A-NA	-3.39	1.33	1.37
82	aE	202	PEB	C1A-NA	-3.39	1.33	1.37
87	BL	606	CLA	C1D-ND	3.39	1.42	1.37
87	CL	506	CLA	C1D-ND	3.39	1.42	1.37
82	j1	203	PEB	CHA-C1B	3.39	1.48	1.40

Continued on next page...

Continued from previous page...

Mol	Chain	Res	Type	Atoms	Z	Observed(Å)	Ideal(Å)
82	KD	201	PEB	C2C-C3C	3.39	1.47	1.37
82	GF	203	PEB	C2C-C3C	3.39	1.47	1.37
82	j1	201	PEB	C2C-C3C	3.39	1.47	1.37
82	U7	202	PEB	C2C-C3C	3.39	1.47	1.37
82	aM	202	PEB	C2C-C3C	3.39	1.47	1.37
84	FE	1001	CYC	C3D-C2D	3.39	1.47	1.37
82	TH	201	PEB	C1A-NA	-3.39	1.33	1.37
82	Y5	203	PEB	CHA-C1B	3.39	1.48	1.40
82	UO	201	PEB	C2A-C1A	-3.39	1.49	1.52
82	R5	202	PEB	C2C-C3C	3.39	1.47	1.37
87	A2	825	CLA	C1D-ND	3.39	1.42	1.37
82	SA	201	PEB	CHA-C1B	3.39	1.48	1.40
82	SG	203	PEB	C1A-NA	-3.39	1.33	1.37
82	Y4	203	PEB	C2C-C3C	3.39	1.47	1.37
91	aL	610	PHO	C3C-C2C	3.39	1.47	1.37
87	AN	815	CLA	C4D-ND	-3.39	1.33	1.37
87	AN	850	CLA	C4D-ND	-3.39	1.33	1.37
82	cO	201	PEB	C2C-C3C	3.39	1.47	1.37
82	S7	201	PEB	CHA-C1B	3.39	1.48	1.40
82	cH	201	PEB	CHA-C1B	3.39	1.48	1.40
82	QM	204	PEB	C1A-NA	-3.39	1.33	1.37
82	kO	201	PEB	C1A-NA	-3.39	1.33	1.37
87	7N	602	CLA	C1D-C2D	3.39	1.52	1.45
82	OH	201	PEB	C2C-C3C	3.39	1.47	1.37
82	K7	201	PEB	C2C-C3C	3.39	1.47	1.37
87	AN	839	CLA	C4D-ND	-3.39	1.33	1.37
82	OG	201	PEB	C2C-C3C	3.39	1.47	1.37
82	AJ	302	PEB	C2C-C3C	3.39	1.47	1.37
82	M5	301	PEB	CHA-C1B	3.39	1.48	1.40
84	O3	1001	CYC	O1D-CGD	3.39	1.33	1.22
82	UQ	202	PEB	C2C-C3C	3.39	1.47	1.37
82	Z9	304	PEB	C2C-C3C	3.39	1.47	1.37
87	b6	612	CLA	C1D-ND	3.39	1.42	1.37
87	22	605	CLA	CMB-C2B	-3.39	1.44	1.51
82	PJ	201	PEB	C2C-C3C	3.39	1.47	1.37
82	FQ	203	PEB	C1A-NA	-3.39	1.33	1.37
82	KK	202	PEB	C2C-C3C	3.39	1.47	1.37
82	L4	1002	PEB	CHA-C1B	3.39	1.48	1.40
84	D3	1001	CYC	O1D-CGD	3.39	1.33	1.22
84	JO	1001	CYC	C2C-C1C	-3.39	1.49	1.52
82	QJ	203	PEB	C2C-C3C	3.39	1.47	1.37
82	d4	201	PEB	C1A-NA	-3.39	1.33	1.37

Continued on next page...

Continued from previous page...

Mol	Chain	Res	Type	Atoms	Z	Observed(Å)	Ideal(Å)
82	bH	202	PEB	C1A-NA	-3.39	1.33	1.37
82	gH	203	PEB	CHA-C1B	3.39	1.48	1.40
82	aO	202	PEB	CHA-C1B	3.39	1.48	1.40
82	F9	201	PEB	C2C-C3C	3.39	1.47	1.37
82	SP	201	PEB	CHC-C4C	3.39	1.58	1.50
82	W1	201	PEB	C2C-C3C	3.39	1.47	1.37
87	K6	101	CLA	C1D-ND	3.39	1.41	1.37
87	3N	306	CLA	C1D-ND	3.39	1.41	1.37
82	E5	202	PEB	C1A-NA	-3.39	1.33	1.37
87	b6	604	CLA	C4D-ND	-3.39	1.33	1.37
82	oK	201	PEB	CHA-C1B	3.39	1.48	1.40
84	d3	1001	CYC	O1D-CGD	3.39	1.33	1.22
82	N5	202	PEB	C2C-C3C	3.39	1.47	1.37
82	F9	203	PEB	C1A-NA	-3.39	1.33	1.37
82	VO	201	PEB	C2C-C3C	3.39	1.47	1.37
82	RE	202	PEB	C2A-C1A	-3.39	1.49	1.52
82	P5	202	PEB	C2C-C3C	3.39	1.47	1.37
82	YD	202	PEB	CHA-C1B	3.39	1.48	1.40
87	BN	836	CLA	C4D-ND	-3.39	1.33	1.37
82	j4	202	PEB	C1A-NA	-3.39	1.33	1.37
87	42	604	CLA	CMD-C2D	3.39	1.58	1.50
82	AP	203	PEB	CHA-C1B	3.39	1.48	1.40
87	B6	606	CLA	C1D-ND	3.39	1.41	1.37
87	1N	607	CLA	C1D-ND	3.39	1.41	1.37
82	IA	201	PEB	CHA-C1B	3.39	1.48	1.40
82	g4	203	PEB	C1A-NA	-3.39	1.33	1.37
82	BD	201	PEB	C2A-C1A	-3.39	1.49	1.52
82	RD	202	PEB	C2C-C3C	3.39	1.47	1.37
82	MJ	203	PEB	CHA-C1B	3.38	1.48	1.40
82	PP	201	PEB	CHA-C1B	3.38	1.48	1.40
82	c4	201	PEB	C2C-C3C	3.38	1.47	1.37
82	NQ	204	PEB	C2C-C3C	3.38	1.47	1.37
82	lG	201	PEB	C2C-C3C	3.38	1.47	1.37
82	AE	301	PEB	C1A-NA	-3.38	1.33	1.37
84	u3	1001	CYC	O1D-CGD	3.38	1.33	1.22
82	N4	1002	PEB	CHA-C1B	3.38	1.48	1.40
82	E5	202	PEB	C2C-C3C	3.38	1.47	1.37
87	BL	605	CLA	C1D-ND	3.38	1.41	1.37
87	BN	818	CLA	C1D-ND	3.38	1.41	1.37
87	B2	831	CLA	C1D-ND	3.38	1.41	1.37
82	TI	201	PEB	C1A-NA	-3.38	1.33	1.37
82	JQ	202	PEB	C2C-C3C	3.38	1.47	1.37

Continued on next page...

Continued from previous page...

Mol	Chain	Res	Type	Atoms	Z	Observed(Å)	Ideal(Å)
82	gH	203	PEB	C2C-C3C	3.38	1.47	1.37
87	A2	840	CLA	C4D-ND	-3.38	1.33	1.37
87	2N	301	CLA	CMB-C2B	-3.38	1.44	1.51
82	ZJ	202	PEB	C2A-C1A	-3.38	1.49	1.52
82	BA	201	PEB	C1A-NA	-3.38	1.33	1.37
82	T5	202	PEB	C1A-NA	-3.38	1.33	1.37
87	LN	203	CLA	C1D-ND	3.38	1.41	1.37
82	eO	202	PEB	CHA-C1B	3.38	1.48	1.40
82	ZB	201	PEB	C2C-C3C	3.38	1.47	1.37
82	Z5	301	PEB	C2C-C3C	3.38	1.47	1.37
87	AN	831	CLA	C4D-ND	-3.38	1.33	1.37
84	F3	1001	CYC	O1D-CGD	3.38	1.33	1.22
82	PM	201	PEB	C1A-NA	-3.38	1.33	1.37
87	c6	608	CLA	C1D-ND	3.38	1.41	1.37
82	O4	201	PEB	CHA-C1B	3.38	1.48	1.40
82	jH	201	PEB	C2C-C3C	3.38	1.47	1.37
82	JO	1002	PEB	C2C-C3C	3.38	1.47	1.37
82	F7	201	PEB	C2C-C3C	3.38	1.47	1.37
82	OK	203	PEB	CHA-C1B	3.38	1.48	1.40
87	B2	832	CLA	C1D-ND	3.38	1.41	1.37
84	BE	1002	CYC	C4B-NB	-3.38	1.30	1.38
87	bL	617	CLA	C4D-ND	-3.38	1.33	1.37
84	U3	1001	CYC	O1D-CGD	3.38	1.33	1.22
82	X5	202	PEB	C2C-C3C	3.38	1.47	1.37
82	O5	202	PEB	CHA-C1B	3.38	1.48	1.40
87	A2	811	CLA	CMB-C2B	-3.38	1.44	1.51
82	s8	202	PEB	C2A-C1A	-3.38	1.49	1.52
82	F4	1002	PEB	C1A-NA	-3.38	1.33	1.37
82	kJ	201	PEB	CHA-C1B	3.38	1.48	1.40
82	dM	203	PEB	CHA-C1B	3.38	1.48	1.40
87	B2	817	CLA	C1D-ND	3.38	1.41	1.37
84	D1	1001	CYC	C3D-C2D	3.38	1.47	1.37
84	M3	1001	CYC	O1D-CGD	3.38	1.33	1.22
82	XP	202	PEB	C2C-C3C	3.38	1.47	1.37
82	JK	202	PEB	C1A-NA	-3.38	1.33	1.37
82	pK	202	PEB	C1A-NA	-3.38	1.33	1.37
82	M9	301	PEB	C2C-C3C	3.38	1.47	1.37
84	n3	1001	CYC	O1D-CGD	3.38	1.33	1.22
84	BG	1002	CYC	C4B-NB	-3.38	1.30	1.38
82	lH	202	PEB	OD-C4D	3.38	1.30	1.23
82	RJ	201	PEB	CHA-C1B	3.38	1.48	1.40
82	P5	202	PEB	C1A-NA	-3.38	1.33	1.37

Continued on next page...

Continued from previous page...

Mol	Chain	Res	Type	Atoms	Z	Observed(Å)	Ideal(Å)
82	IP	203	PEB	C2C-C3C	3.38	1.47	1.37
82	LP	201	PEB	C2C-C3C	3.38	1.47	1.37
82	eK	203	PEB	CHA-C1B	3.38	1.48	1.40
82	UE	203	PEB	C2C-C3C	3.38	1.47	1.37
82	F7	201	PEB	C1A-NA	-3.38	1.33	1.37
87	32	305	CLA	C1D-ND	3.38	1.41	1.37
82	HM	202	PEB	C2C-C3C	3.38	1.47	1.37
82	Z1	202	PEB	C2C-C3C	3.38	1.47	1.37
82	pF	202	PEB	C2C-C3C	3.38	1.47	1.37
82	Y5	201	PEB	CHA-C1B	3.38	1.48	1.40
82	fG	201	PEB	C2C-C3C	3.38	1.47	1.37
87	62	309	CLA	CMB-C2B	-3.38	1.44	1.51
82	C5	202	PEB	C1A-NA	-3.38	1.33	1.37
87	AN	825	CLA	C1D-ND	3.37	1.41	1.37
82	EJ	203	PEB	C2C-C3C	3.37	1.47	1.37
82	SP	201	PEB	C1A-NA	-3.37	1.33	1.37
87	D6	403	CLA	C4D-ND	-3.37	1.33	1.37
87	8N	302	CLA	C4D-ND	-3.37	1.33	1.37
82	MB	201	PEB	C2A-C1A	-3.37	1.49	1.52
82	J5	201	PEB	C2A-C1A	-3.37	1.49	1.52
84	L3	1001	CYC	O1D-CGD	3.37	1.33	1.22
82	WA	201	PEB	CHA-C1B	3.37	1.48	1.40
87	LN	204	CLA	C4D-ND	-3.37	1.33	1.37
87	B6	612	CLA	C1D-ND	3.37	1.41	1.37
82	Z5	301	PEB	CHA-C1B	3.37	1.48	1.40
82	WE	202	PEB	C1A-NA	-3.37	1.33	1.37
82	HQ	201	PEB	C1A-NA	-3.37	1.33	1.37
82	K5	202	PEB	C1A-NA	-3.37	1.33	1.37
87	O2	201	CLA	C4D-ND	-3.37	1.33	1.37
82	eG	202	PEB	CHA-C1B	3.37	1.48	1.40
82	bH	201	PEB	C2C-C3C	3.37	1.47	1.37
82	V5	202	PEB	C1A-NA	-3.37	1.33	1.37
82	i4	202	PEB	CHA-C1B	3.37	1.48	1.40
82	D5	202	PEB	C2C-C3C	3.37	1.47	1.37
82	AQ	304	PEB	C1A-NA	-3.37	1.33	1.37
82	jM	202	PEB	C1A-NA	-3.37	1.33	1.37
82	EK	202	PEB	C2C-C3C	3.37	1.47	1.37
91	a6	613	PHO	C3C-C2C	3.37	1.47	1.37
82	b1	201	PEB	C2C-C3C	3.37	1.47	1.37
82	I7	201	PEB	C2C-C3C	3.37	1.47	1.37
82	aJ	201	PEB	C2C-C3C	3.37	1.47	1.37
82	AD	304	PEB	C1A-NA	-3.37	1.33	1.37

Continued on next page...

Continued from previous page...

Mol	Chain	Res	Type	Atoms	Z	Observed(Å)	Ideal(Å)
82	HA	201	PEB	C2C-C3C	3.37	1.47	1.37
82	W9	202	PEB	C2C-C3C	3.37	1.47	1.37
82	FI	202	PEB	C2C-C3C	3.37	1.47	1.37
87	A2	833	CLA	C4D-ND	-3.37	1.33	1.37
82	EF	202	PEB	CHA-C1B	3.37	1.48	1.40
82	XK	201	PEB	CHA-C1B	3.37	1.48	1.40
82	WF	203	PEB	C1A-NA	-3.37	1.33	1.37
82	LO	1002	PEB	C1A-NA	-3.37	1.33	1.37
82	G5	202	PEB	C1A-NA	-3.37	1.33	1.37
87	6N	608	CLA	CMB-C2B	-3.37	1.44	1.51
82	QA	202	PEB	CHA-C1B	3.37	1.48	1.40
82	cJ	202	PEB	C2A-C1A	-3.37	1.49	1.52
87	A2	838	CLA	C4D-ND	-3.37	1.33	1.37
87	A2	824	CLA	C1D-ND	3.37	1.41	1.37
87	b6	617	CLA	C1D-ND	3.37	1.41	1.37
82	HG	1002	PEB	CHA-C1B	3.37	1.48	1.40
82	KJ	201	PEB	CHA-C1B	3.37	1.48	1.40
82	jH	202	PEB	CHA-C1B	3.37	1.48	1.40
82	LO	1002	PEB	C2C-C3C	3.37	1.47	1.37
87	dL	409	CLA	C4D-ND	-3.37	1.33	1.37
82	U1	203	PEB	C2C-C3C	3.37	1.47	1.37
84	MO	1001	CYC	C3D-C2D	3.37	1.47	1.37
82	RH	201	PEB	CHA-C1B	3.37	1.48	1.40
82	d4	201	PEB	CHA-C1B	3.37	1.48	1.40
95	C6	504	DGD	O2G-C1B	3.37	1.43	1.34
82	KB	304	PEB	CHA-C1B	3.37	1.48	1.40
82	KM	202	PEB	CHA-C1B	3.37	1.48	1.40
82	gF	203	PEB	CHA-C1B	3.37	1.48	1.40
82	VJ	202	PEB	C2C-C3C	3.37	1.47	1.37
87	bL	608	CLA	C1D-ND	3.37	1.41	1.37
82	H5	203	PEB	CHA-C1B	3.37	1.48	1.40
82	LH	1003	PEB	C2A-C1A	-3.37	1.49	1.52
82	N7	203	PEB	C2A-C1A	-3.37	1.49	1.52
87	52	602	CLA	C4D-ND	-3.37	1.33	1.37
82	WD	202	PEB	C2C-C3C	3.37	1.47	1.37
82	TQ	201	PEB	C2C-C3C	3.37	1.47	1.37
82	VF	202	PEB	C1A-NA	-3.37	1.33	1.37
82	DO	1002	PEB	C1A-NA	-3.37	1.33	1.37
82	hE	203	PEB	CHA-C1B	3.37	1.48	1.40
82	iH	201	PEB	CHA-C1B	3.37	1.48	1.40
84	KH	1001	CYC	CHB-C4A	3.37	1.48	1.40
82	nK	201	PEB	C2C-C3C	3.37	1.47	1.37

Continued on next page...

Continued from previous page...

Mol	Chain	Res	Type	Atoms	Z	Observed(Å)	Ideal(Å)
82	TF	202	PEB	C2A-C1A	-3.37	1.49	1.52
82	gG	201	PEB	CHA-C1B	3.37	1.48	1.40
82	EA	201	PEB	C2C-C3C	3.37	1.47	1.37
82	OP	201	PEB	CHC-C4C	3.37	1.58	1.50
82	bK	202	PEB	C2C-C3C	3.37	1.47	1.37
87	L2	204	CLA	C4D-ND	-3.37	1.33	1.37
82	j1	202	PEB	CHA-C1B	3.37	1.48	1.40
82	dG	201	PEB	C1A-NA	-3.37	1.33	1.37
82	DB	203	PEB	C2A-C1A	-3.36	1.49	1.52
82	S9	202	PEB	CHA-C1B	3.36	1.48	1.40
82	eF	202	PEB	C2C-C3C	3.36	1.47	1.37
82	YK	202	PEB	C1A-NA	-3.36	1.33	1.37
82	IM	203	PEB	C2C-C3C	3.36	1.47	1.37
82	L4	1002	PEB	C2C-C3C	3.36	1.47	1.37
82	G7	202	PEB	C2C-C3C	3.36	1.47	1.37
87	b6	613	CLA	C4D-ND	-3.36	1.33	1.37
82	DE	1002	PEB	CHA-C1B	3.36	1.48	1.40
82	AK	201	PEB	C2C-C3C	3.36	1.47	1.37
82	D4	1002	PEB	C2A-C1A	-3.36	1.49	1.52
82	CF	201	PEB	C1A-NA	-3.36	1.33	1.37
82	B7	202	PEB	C2C-C3C	3.36	1.47	1.37
87	BN	812	CLA	C1D-ND	3.36	1.41	1.37
82	BM	301	PEB	C2C-C3C	3.36	1.47	1.37
82	l4	202	PEB	C2C-C3C	3.36	1.47	1.37
82	fG	201	PEB	CHA-C1B	3.36	1.48	1.40
82	i4	201	PEB	C2C-C3C	3.36	1.47	1.37
82	fK	201	PEB	C2C-C3C	3.36	1.47	1.37
82	I5	202	PEB	C1A-NA	-3.36	1.33	1.37
82	X5	202	PEB	C1A-NA	-3.36	1.33	1.37
82	HE	1002	PEB	CHA-C1B	3.36	1.48	1.40
87	K6	101	CLA	C4D-ND	-3.36	1.33	1.37
82	CD	202	PEB	C2C-C3C	3.36	1.47	1.37
82	LH	1003	PEB	C2C-C3C	3.36	1.47	1.37
87	b6	611	CLA	C1D-ND	3.36	1.41	1.37
82	L9	202	PEB	C1A-NA	-3.36	1.33	1.37
82	mE	203	PEB	C1A-NA	-3.36	1.33	1.37
82	eJ	202	PEB	C2C-C3C	3.36	1.47	1.37
87	nL	101	CLA	C4D-ND	-3.36	1.33	1.37
87	F2	201	CLA	C1D-ND	3.36	1.41	1.37
82	RJ	201	PEB	C2C-C3C	3.36	1.47	1.37
82	RD	203	PEB	C2C-C3C	3.36	1.47	1.37
82	lJ	202	PEB	C2C-C3C	3.36	1.47	1.37

Continued on next page...

Continued from previous page...

Mol	Chain	Res	Type	Atoms	Z	Observed(Å)	Ideal(Å)
82	OA	202	PEB	CHA-C1B	3.36	1.48	1.40
82	TP	202	PEB	C2C-C3C	3.36	1.47	1.37
87	A2	837	CLA	C1D-ND	3.36	1.41	1.37
82	OP	202	PEB	C2C-C3C	3.36	1.47	1.37
82	O1	201	PEB	C2C-C3C	3.36	1.47	1.37
82	AO	305	PEB	C1A-NA	-3.36	1.33	1.37
82	Y1	201	PEB	C1A-NA	-3.36	1.33	1.37
82	A4	305	PEB	C1A-NA	-3.36	1.33	1.37
82	eH	203	PEB	C1A-NA	-3.36	1.33	1.37
82	RF	201	PEB	CHA-C1B	3.36	1.48	1.40
82	OP	201	PEB	CHA-C1B	3.36	1.48	1.40
82	JO	1002	PEB	C2A-C1A	-3.36	1.49	1.52
82	oF	202	PEB	OD-C4D	3.36	1.30	1.23
82	RQ	203	PEB	C2C-C3C	3.36	1.47	1.37
82	V4	201	PEB	C2C-C3C	3.36	1.47	1.37
82	Q1	203	PEB	C1A-NA	-3.36	1.33	1.37
82	SH	202	PEB	C2C-C3C	3.36	1.47	1.37
82	YE	201	PEB	CHA-C1B	3.36	1.48	1.40
87	BN	832	CLA	C1D-ND	3.36	1.41	1.37
82	GG	1002	PEB	CHA-C1B	3.36	1.48	1.40
82	TJ	202	PEB	C2C-C3C	3.36	1.47	1.37
82	aO	203	PEB	C2C-C3C	3.36	1.47	1.37
82	S4	202	PEB	C2C-C3C	3.36	1.47	1.37
82	iK	203	PEB	CHA-C1B	3.36	1.48	1.40
82	EP	203	PEB	C2C-C3C	3.36	1.47	1.37
82	R4	202	PEB	C2A-C1A	-3.36	1.49	1.52
87	HL	102	CLA	C1D-ND	3.36	1.41	1.37
82	L7	203	PEB	C2C-C3C	3.36	1.47	1.37
82	eM	201	PEB	C2C-C3C	3.36	1.47	1.37
82	VD	201	PEB	C1A-NA	-3.36	1.33	1.37
82	VQ	201	PEB	C1A-NA	-3.36	1.33	1.37
82	kE	201	PEB	C1A-NA	-3.36	1.33	1.37
82	lM	201	PEB	C1A-NA	-3.36	1.33	1.37
87	AN	825	CLA	CHC-C1C	3.36	1.43	1.35
82	Z1	201	PEB	CHA-C1B	3.36	1.48	1.40
82	PO	203	PEB	C2C-C3C	3.36	1.47	1.37
82	LP	202	PEB	C2C-C3C	3.36	1.47	1.37
82	B7	203	PEB	C2C-C3C	3.36	1.47	1.37
82	nF	201	PEB	C2C-C3C	3.36	1.47	1.37
87	A2	839	CLA	C4D-ND	-3.36	1.33	1.37
82	LJ	201	PEB	C2A-C1A	-3.36	1.49	1.52
82	JB	202	PEB	C2C-C3C	3.36	1.47	1.37

Continued on next page...

Continued from previous page...

Mol	Chain	Res	Type	Atoms	Z	Observed(Å)	Ideal(Å)
82	fH	201	PEB	CHA-C1B	3.36	1.48	1.40
82	D9	201	PEB	C2C-C3C	3.36	1.47	1.37
82	AD	301	PEB	CHA-C1B	3.36	1.48	1.40
82	d1	203	PEB	C1A-NA	-3.36	1.33	1.37
82	ZE	202	PEB	C2C-C3C	3.35	1.47	1.37
82	ZG	202	PEB	C2C-C3C	3.35	1.47	1.37
87	R2	203	CLA	C4D-ND	-3.35	1.33	1.37
82	R1	201	PEB	CHA-C1B	3.35	1.48	1.40
82	WG	201	PEB	C2C-C3C	3.35	1.47	1.37
87	LN	206	CLA	C1D-ND	3.35	1.41	1.37
87	22	606	CLA	C1D-ND	3.35	1.41	1.37
82	YD	201	PEB	C1A-NA	-3.35	1.33	1.37
82	CK	201	PEB	C1A-NA	-3.35	1.33	1.37
82	IA	201	PEB	C2C-C3C	3.35	1.47	1.37
82	LA	203	PEB	C2C-C3C	3.35	1.47	1.37
82	TF	201	PEB	C2C-C3C	3.35	1.47	1.37
82	G7	202	PEB	CHA-C1B	3.35	1.48	1.40
82	W7	201	PEB	CHA-C1B	3.35	1.48	1.40
82	qK	203	PEB	C2C-C3C	3.35	1.47	1.37
82	eG	203	PEB	C1A-NA	-3.35	1.33	1.37
82	PF	201	PEB	C2C-C3C	3.35	1.47	1.37
82	NJ	202	PEB	C2C-C3C	3.35	1.47	1.37
82	BP	201	PEB	C2C-C3C	3.35	1.47	1.37
82	yK	301	PEB	C2C-C3C	3.35	1.47	1.37
91	A6	407	PHO	C3D-C2D	3.35	1.45	1.39
87	BN	801	CLA	C4D-ND	-3.35	1.33	1.37
82	CP	202	PEB	C2C-C3C	3.35	1.47	1.37
87	B2	811	CLA	C1D-ND	3.35	1.41	1.37
87	bL	621	CLA	C1D-ND	3.35	1.41	1.37
82	SI	202	PEB	C2C-C3C	3.35	1.47	1.37
82	HJ	202	PEB	C2C-C3C	3.35	1.47	1.37
82	KM	202	PEB	C2C-C3C	3.35	1.47	1.37
82	eK	202	PEB	C2C-C3C	3.35	1.47	1.37
82	QP	201	PEB	C2A-C1A	-3.35	1.49	1.52
87	A2	850	CLA	C4D-ND	-3.35	1.33	1.37
87	BL	621	CLA	CMB-C2B	-3.35	1.44	1.51
82	rF	202	PEB	C1A-NA	-3.35	1.33	1.37
87	cL	514	CLA	C1D-ND	3.35	1.41	1.37
82	FB	201	PEB	C2C-C3C	3.35	1.47	1.37
87	KN	103	CLA	C4D-ND	-3.35	1.33	1.37
82	RF	202	PEB	C2A-C1A	-3.35	1.49	1.52
82	WP	202	PEB	C2C-C3C	3.35	1.47	1.37

Continued on next page...

Continued from previous page...

Mol	Chain	Res	Type	Atoms	Z	Observed(Å)	Ideal(Å)
87	A2	825	CLA	CHC-C1C	3.35	1.43	1.35
82	ZK	202	PEB	C1A-NA	-3.35	1.33	1.37
87	K2	104	CLA	C1D-ND	3.35	1.41	1.37
82	DD	201	PEB	CHA-C1B	3.35	1.48	1.40
82	jH	203	PEB	CHA-C1B	3.35	1.48	1.40
82	CF	201	PEB	C2C-C3C	3.35	1.47	1.37
82	fE	203	PEB	C2C-C3C	3.35	1.47	1.37
83	M9	303	PUB	C3B-C2B	3.35	1.47	1.37
87	A2	837	CLA	C4D-ND	-3.35	1.33	1.37
82	lM	202	PEB	C2C-C3C	3.35	1.47	1.37
82	CP	202	PEB	C2A-C1A	-3.35	1.49	1.52
87	AL	403	CLA	C1D-ND	3.35	1.41	1.37
82	SM	203	PEB	CHA-C1B	3.35	1.48	1.40
87	B2	816	CLA	C4D-ND	-3.35	1.33	1.37
82	Y7	303	PEB	C1A-NA	-3.35	1.33	1.37
82	l1	202	PEB	C2C-C3C	3.35	1.47	1.37
82	E7	201	PEB	C2C-C3C	3.35	1.47	1.37
87	cL	508	CLA	C1D-ND	3.35	1.41	1.37
82	NP	202	PEB	C2C-C3C	3.35	1.47	1.37
83	A4	303	PUB	C3B-C2B	3.35	1.47	1.37
82	GE	1002	PEB	CHA-C1B	3.35	1.48	1.40
82	QJ	204	PEB	C1A-NA	-3.35	1.33	1.37
82	RQ	203	PEB	C1A-NA	-3.35	1.33	1.37
82	S1	202	PEB	C2C-C3C	3.35	1.47	1.37
82	aM	203	PEB	C1A-NA	-3.35	1.33	1.37
82	RK	202	PEB	C2A-C1A	-3.35	1.49	1.52
82	Q7	202	PEB	CHA-C1B	3.35	1.48	1.40
82	OH	202	PEB	C1A-NA	-3.35	1.33	1.37
82	KB	302	PEB	C2C-C3C	3.35	1.47	1.37
82	FJ	202	PEB	C2C-C3C	3.35	1.47	1.37
82	PK	201	PEB	C2C-C3C	3.35	1.47	1.37
82	J7	203	PEB	C2C-C3C	3.35	1.47	1.37
87	K2	104	CLA	C4D-ND	-3.35	1.33	1.37
82	QJ	203	PEB	CHA-C1B	3.35	1.48	1.40
82	TB	202	PEB	C2C-C3C	3.35	1.47	1.37
82	IM	202	PEB	C2C-C3C	3.35	1.47	1.37
84	E4	1001	CYC	C3D-C2D	3.35	1.47	1.37
87	AL	403	CLA	C4D-ND	-3.35	1.33	1.37
82	NP	201	PEB	C2C-C3C	3.35	1.47	1.37
82	BQ	202	PEB	C2C-C3C	3.35	1.47	1.37
95	C6	504	DGD	O1G-C1A	3.35	1.43	1.33
91	AL	410	PHO	CBD-CGD	-3.35	1.47	1.52

Continued on next page...

Continued from previous page...

Mol	Chain	Res	Type	Atoms	Z	Observed(Å)	Ideal(Å)
82	IP	201	PEB	C2A-C1A	-3.35	1.49	1.52
82	k1	202	PEB	C2A-C1A	-3.35	1.49	1.52
82	QD	201	PEB	C1A-NA	-3.35	1.33	1.37
82	wF	303	PEB	C1A-NA	-3.35	1.33	1.37
87	AN	829	CLA	C4D-ND	-3.35	1.33	1.37
82	KE	201	PEB	C2C-C3C	3.35	1.47	1.37
82	hH	201	PEB	C2C-C3C	3.35	1.47	1.37
82	XP	201	PEB	CHA-C1B	3.35	1.48	1.40
82	G7	201	PEB	CHA-C1B	3.35	1.48	1.40
82	N5	202	PEB	C1A-NA	-3.35	1.33	1.37
82	Y5	203	PEB	C1A-NA	-3.35	1.33	1.37
82	fM	201	PEB	C1A-NA	-3.35	1.33	1.37
87	82	301	CLA	C4D-ND	-3.35	1.33	1.37
83	Z9	302	PUB	C3B-C2B	3.34	1.47	1.37
87	BN	831	CLA	C1D-ND	3.34	1.41	1.37
82	iO	201	PEB	C2C-C3C	3.34	1.47	1.37
87	AN	811	CLA	C3B-C2B	-3.34	1.35	1.40
82	j1	202	PEB	OD-C4D	3.34	1.29	1.23
82	CM	201	PEB	C2C-C3C	3.34	1.47	1.37
82	gE	201	PEB	C2C-C3C	3.34	1.47	1.37
82	SH	201	PEB	CHA-C1B	3.34	1.48	1.40
82	TQ	201	PEB	CHA-C1B	3.34	1.48	1.40
82	pF	201	PEB	CHA-C1B	3.34	1.48	1.40
82	Z4	202	PEB	C2C-C3C	3.34	1.47	1.37
87	bL	616	CLA	C1D-ND	3.34	1.41	1.37
82	fM	202	PEB	CHA-C1B	3.34	1.48	1.40
87	D6	402	CLA	C1D-ND	3.34	1.41	1.37
82	OF	203	PEB	CHA-C1B	3.34	1.48	1.40
84	K1	1001	CYC	CHB-C4A	3.34	1.48	1.40
82	YH	202	PEB	C1A-NA	-3.34	1.33	1.37
82	qF	201	PEB	C1A-NA	-3.34	1.33	1.37
82	UH	203	PEB	C2C-C3C	3.34	1.47	1.37
82	P7	201	PEB	C2C-C3C	3.34	1.47	1.37
82	R7	203	PEB	C2C-C3C	3.34	1.47	1.37
87	CL	511	CLA	C1D-ND	3.34	1.41	1.37
82	hO	201	PEB	C2C-C3C	3.34	1.47	1.37
82	b1	203	PEB	C1A-NA	-3.34	1.33	1.37
84	MO	1001	CYC	C1C-NC	-3.34	1.33	1.37
82	EP	201	PEB	C2C-C3C	3.34	1.47	1.37
82	ZH	201	PEB	CHA-C1B	3.34	1.48	1.40
82	RQ	202	PEB	C2C-C3C	3.34	1.47	1.37
82	AQ	301	PEB	C1A-NA	-3.34	1.33	1.37

Continued on next page...

Continued from previous page...

Mol	Chain	Res	Type	Atoms	Z	Observed(Å)	Ideal(Å)
82	aJ	203	PEB	C2C-C3C	3.34	1.47	1.37
82	BD	201	PEB	CHA-C1B	3.34	1.48	1.40
82	J4	1002	PEB	C2C-C3C	3.34	1.47	1.37
82	DQ	201	PEB	CHA-C1B	3.34	1.48	1.40
82	EK	201	PEB	C2C-C3C	3.34	1.47	1.37
82	HP	202	PEB	C2C-C3C	3.34	1.47	1.37
82	lE	201	PEB	C2C-C3C	3.34	1.47	1.37
82	qF	203	PEB	C2C-C3C	3.34	1.47	1.37
82	mJ	202	PEB	C2C-C3C	3.34	1.47	1.37
82	WB	401	PEB	C1A-NA	-3.34	1.33	1.37
82	M7	202	PEB	CHA-C1B	3.34	1.48	1.40
82	SA	202	PEB	C2C-C3C	3.34	1.47	1.37
82	ZO	202	PEB	C2C-C3C	3.34	1.47	1.37
84	M4	1001	CYC	C3D-C2D	3.34	1.47	1.37
87	2N	312	CLA	C4D-ND	-3.34	1.33	1.37
82	oF	201	PEB	CHA-C1B	3.34	1.48	1.40
82	WJ	202	PEB	C2C-C3C	3.34	1.47	1.37
82	FI	202	PEB	C1A-NA	-3.34	1.33	1.37
82	gE	201	PEB	CHA-C1B	3.34	1.48	1.40
87	AN	834	CLA	C4D-ND	-3.34	1.33	1.37
82	SA	202	PEB	OD-C4D	3.34	1.29	1.23
82	QK	202	PEB	C2C-C3C	3.34	1.47	1.37
82	PP	202	PEB	C2C-C3C	3.34	1.47	1.37
84	EO	1001	CYC	C3D-C2D	3.34	1.47	1.37
82	KA	201	PEB	CHA-C1B	3.34	1.48	1.40
82	Y7	304	PEB	C1A-NA	-3.34	1.33	1.37
82	lG	202	PEB	CHA-C1B	3.34	1.48	1.40
82	Y1	202	PEB	C2A-C1A	-3.34	1.49	1.52
82	NH	1002	PEB	C2C-C3C	3.34	1.47	1.37
82	fF	201	PEB	C2C-C3C	3.34	1.47	1.37
82	YA	303	PEB	C1A-NA	-3.34	1.33	1.37
82	bF	201	PEB	C1A-NA	-3.34	1.33	1.37
82	l4	201	PEB	C2C-C3C	3.34	1.47	1.37
82	CK	201	PEB	C2C-C3C	3.34	1.47	1.37
82	YA	304	PEB	C1A-NA	-3.34	1.33	1.37
82	L1	1002	PEB	C1A-NA	-3.34	1.33	1.37
82	VI	203	PEB	C3C-C4C	3.34	1.47	1.42
82	IB	203	PEB	CHA-C1B	3.34	1.48	1.40
82	gK	202	PEB	C2C-C3C	3.34	1.47	1.37
87	BN	819	CLA	C4D-ND	-3.34	1.33	1.37
82	gF	201	PEB	C2C-C3C	3.34	1.47	1.37
87	CL	514	CLA	C1D-ND	3.33	1.41	1.37

Continued on next page...

Continued from previous page...

Mol	Chain	Res	Type	Atoms	Z	Observed(Å)	Ideal(Å)
87	8N	301	CLA	CHC-C1C	3.33	1.43	1.35
82	yF	301	PEB	C2C-C3C	3.33	1.47	1.37
82	KJ	203	PEB	C2A-C1A	-3.33	1.49	1.52
82	vF	201	PEB	C2A-C1A	-3.33	1.49	1.52
82	JH	1002	PEB	C2C-C3C	3.33	1.47	1.37
82	f1	201	PEB	CHA-C1B	3.33	1.48	1.40
82	h1	201	PEB	CHA-C1B	3.33	1.48	1.40
82	cK	201	PEB	C2C-C3C	3.33	1.47	1.37
82	GA	201	PEB	CHA-C1B	3.33	1.48	1.40
82	wK	301	PEB	C2C-C3C	3.33	1.47	1.37
82	gB	203	PEB	CHA-C1B	3.33	1.48	1.40
82	OF	202	PEB	C1A-NA	-3.33	1.33	1.37
82	b1	201	PEB	C1A-NA	-3.33	1.33	1.37
82	RK	202	PEB	C2C-C3C	3.33	1.47	1.37
82	UM	202	PEB	C2C-C3C	3.33	1.47	1.37
87	L2	206	CLA	C1D-ND	3.33	1.41	1.37
82	LO	1002	PEB	C2A-C1A	-3.33	1.49	1.52
82	L1	1002	PEB	C2C-C3C	3.33	1.47	1.37
82	mG	201	PEB	C2C-C3C	3.33	1.47	1.37
82	Y9	202	PEB	CHA-C1B	3.33	1.48	1.40
82	lF	201	PEB	CHA-C1B	3.33	1.48	1.40
82	PO	201	PEB	C2A-C1A	-3.33	1.49	1.52
82	jF	201	PEB	C2A-C1A	-3.33	1.49	1.52
82	BA	203	PEB	C2C-C3C	3.33	1.47	1.37
87	B2	808	CLA	C4D-ND	-3.33	1.33	1.37
87	H6	103	CLA	C4D-ND	-3.33	1.33	1.37
82	WP	201	PEB	CHA-C1B	3.33	1.48	1.40
82	fE	201	PEB	CHA-C1B	3.33	1.48	1.40
87	AN	821	CLA	C1D-ND	3.33	1.41	1.37
87	B6	605	CLA	C1D-ND	3.33	1.41	1.37
82	FO	1002	PEB	C1A-NA	-3.33	1.33	1.37
82	H9	203	PEB	C1A-NA	-3.33	1.33	1.37
82	lM	203	PEB	CHA-C1B	3.33	1.48	1.40
82	BA	202	PEB	C2C-C3C	3.33	1.47	1.37
83	xF	305	PUB	C3B-C2B	3.33	1.47	1.37
87	C6	512	CLA	C4D-ND	-3.33	1.33	1.37
82	CF	203	PEB	C1A-NA	-3.33	1.33	1.37
82	OO	201	PEB	CHA-C1B	3.33	1.48	1.40
82	hG	203	PEB	CHA-C1B	3.33	1.48	1.40
87	R2	203	CLA	C1D-ND	3.33	1.41	1.37
82	QE	202	PEB	C2C-C3C	3.33	1.47	1.37
82	hB	301	PEB	C2C-C3C	3.33	1.47	1.37

Continued on next page...

Continued from previous page...

Mol	Chain	Res	Type	Atoms	Z	Observed(Å)	Ideal(Å)
82	GB	203	PEB	C2A-C1A	-3.33	1.49	1.52
82	QP	202	PEB	C1A-NA	-3.33	1.33	1.37
82	AQ	303	PEB	C1A-NA	-3.33	1.33	1.37
82	GP	202	PEB	C2C-C3C	3.33	1.47	1.37
82	S4	201	PEB	C2C-C3C	3.33	1.47	1.37
91	A6	407	PHO	C3C-C2C	3.33	1.47	1.37
82	KM	201	PEB	C2C-C3C	3.33	1.47	1.37
82	mE	201	PEB	C2C-C3C	3.33	1.47	1.37
82	D9	203	PEB	C1A-NA	-3.33	1.33	1.37
82	gO	203	PEB	C1A-NA	-3.33	1.33	1.37
82	V7	201	PEB	CHA-C1B	3.33	1.48	1.40
82	YG	201	PEB	C2C-C3C	3.33	1.47	1.37
82	bO	201	PEB	CHA-C1B	3.33	1.48	1.40
87	D6	402	CLA	C4D-ND	-3.33	1.33	1.37
82	cK	202	PEB	C2C-C3C	3.33	1.47	1.37
82	NO	1002	PEB	CHA-C1B	3.33	1.48	1.40
82	DQ	202	PEB	C2A-C1A	-3.33	1.49	1.52
82	YE	201	PEB	C2C-C3C	3.33	1.47	1.37
82	O1	202	PEB	C1A-NA	-3.33	1.33	1.37
82	A5	202	PEB	C1A-NA	-3.33	1.33	1.37
82	E9	201	PEB	C1A-NA	-3.33	1.33	1.37
82	R9	201	PEB	C1A-NA	-3.33	1.33	1.37
82	VJ	201	PEB	C2C-C3C	3.33	1.47	1.37
82	D5	201	PEB	C2C-C3C	3.33	1.47	1.37
82	gF	202	PEB	C2C-C3C	3.33	1.47	1.37
82	KM	202	PEB	C1A-NA	-3.33	1.33	1.37
82	bH	201	PEB	C1A-NA	-3.33	1.33	1.37
84	DH	1001	CYC	C3D-C2D	3.33	1.47	1.37
87	82	306	CLA	CHC-C1C	3.33	1.43	1.35
82	BD	202	PEB	C2C-C3C	3.33	1.47	1.37
82	U9	202	PEB	CHA-C1B	3.33	1.48	1.40
87	B2	819	CLA	C4D-ND	-3.33	1.33	1.37
87	H6	103	CLA	C1D-ND	3.33	1.41	1.37
82	bH	201	PEB	CHA-C1B	3.32	1.48	1.40
82	S7	202	PEB	OD-C4D	3.32	1.29	1.23
82	d1	201	PEB	C1A-NA	-3.32	1.33	1.37
82	b4	202	PEB	C1A-NA	-3.32	1.33	1.37
82	KQ	201	PEB	C2C-C3C	3.32	1.47	1.37
82	h4	201	PEB	C2C-C3C	3.32	1.47	1.37
82	O7	202	PEB	OD-C4D	3.32	1.29	1.23
82	YO	201	PEB	C1A-NA	-3.32	1.33	1.37
83	wF	304	PUB	C3B-C2B	3.32	1.47	1.37

Continued on next page...

Continued from previous page...

Mol	Chain	Res	Type	Atoms	Z	Observed(Å)	Ideal(Å)
82	SJ	201	PEB	CHA-C1B	3.32	1.48	1.40
87	B6	614	CLA	C4D-ND	-3.32	1.33	1.37
87	8N	308	CLA	C4D-ND	-3.32	1.33	1.37
82	FQ	203	PEB	CHA-C1B	3.32	1.48	1.40
82	RH	202	PEB	C1A-NA	-3.32	1.33	1.37
87	IN	103	CLA	C4D-ND	-3.32	1.33	1.37
82	CM	201	PEB	C2A-C1A	-3.32	1.49	1.52
82	OE	201	PEB	C2C-C3C	3.32	1.47	1.37
82	UJ	203	PEB	C2C-C3C	3.32	1.47	1.37
82	LA	203	PEB	C1A-NA	-3.32	1.33	1.37
82	jJ	202	PEB	C1A-NA	-3.32	1.33	1.37
87	BN	811	CLA	C1D-ND	3.32	1.41	1.37
87	22	612	CLA	C4D-ND	-3.32	1.33	1.37
87	I2	103	CLA	C4D-ND	-3.32	1.33	1.37
87	cL	511	CLA	C4D-ND	-3.32	1.33	1.37
87	A2	811	CLA	C3B-C2B	-3.32	1.35	1.40
82	QG	203	PEB	C2C-C3C	3.32	1.47	1.37
82	L5	201	PEB	C2C-C3C	3.32	1.47	1.37
82	wF	301	PEB	C2C-C3C	3.32	1.47	1.37
82	WM	203	PEB	CHA-C1B	3.32	1.48	1.40
82	Y7	301	PEB	CHA-C1B	3.32	1.48	1.40
87	AN	817	CLA	C1D-ND	3.32	1.41	1.37
87	d6	403	CLA	C4D-ND	-3.32	1.33	1.37
82	ZO	201	PEB	CHA-C1B	3.32	1.48	1.40
82	BB	201	PEB	C2C-C3C	3.32	1.47	1.37
82	UB	303	PEB	C2C-C3C	3.32	1.47	1.37
82	OI	203	PEB	C2C-C3C	3.32	1.47	1.37
82	MK	202	PEB	C2C-C3C	3.32	1.47	1.37
82	TO	201	PEB	C2C-C3C	3.32	1.47	1.37
82	OI	201	PEB	C4B-C3B	3.32	1.51	1.45
82	RM	202	PEB	C2A-C1A	-3.32	1.49	1.52
82	J4	1002	PEB	C2A-C1A	-3.32	1.49	1.52
82	CF	203	PEB	C2C-C3C	3.32	1.47	1.37
84	ME	1001	CYC	C3D-C2D	3.32	1.47	1.37
82	jH	202	PEB	OD-C4D	3.32	1.29	1.23
82	aK	202	PEB	C2C-C3C	3.32	1.47	1.37
82	DD	203	PEB	C1A-NA	-3.32	1.33	1.37
82	MM	202	PEB	C2C-C3C	3.32	1.47	1.37
82	PE	201	PEB	C2C-C3C	3.32	1.47	1.37
82	AG	301	PEB	C1A-NA	-3.32	1.33	1.37
82	u8	203	PEB	C1A-NA	-3.32	1.33	1.37
82	SO	201	PEB	C2C-C3C	3.32	1.47	1.37

Continued on next page...

Continued from previous page...

Mol	Chain	Res	Type	Atoms	Z	Observed(Å)	Ideal(Å)
82	DP	202	PEB	C2C-C3C	3.32	1.47	1.37
82	eF	203	PEB	CHA-C1B	3.32	1.48	1.40
82	Y9	201	PEB	C4B-C3B	3.32	1.51	1.45
82	DK	201	PEB	C2A-C1A	-3.32	1.49	1.52
82	hE	201	PEB	CHA-C1B	3.32	1.48	1.40
91	d6	404	PHO	C3C-C2C	3.32	1.47	1.37
82	OF	203	PEB	C1A-NA	-3.32	1.33	1.37
83	BM	302	PUB	C3B-C2B	3.32	1.47	1.37
82	SG	203	PEB	CHA-C1B	3.32	1.48	1.40
82	DG	1002	PEB	C2C-C3C	3.32	1.47	1.37
82	BP	202	PEB	C2C-C3C	3.32	1.47	1.37
87	B2	806	CLA	C4D-ND	-3.32	1.33	1.37
82	DB	202	PEB	C2C-C3C	3.32	1.47	1.37
87	BN	809	CLA	C4D-ND	-3.32	1.33	1.37
82	CQ	202	PEB	C2C-C3C	3.32	1.47	1.37
82	AQ	301	PEB	CHA-C1B	3.32	1.48	1.40
82	HJ	202	PEB	C2A-C1A	-3.32	1.49	1.52
82	QB	204	PEB	C2C-C3C	3.32	1.47	1.37
87	A2	834	CLA	C4D-ND	-3.32	1.33	1.37
82	CM	202	PEB	C1A-NA	-3.31	1.33	1.37
82	V9	201	PEB	C1A-NA	-3.31	1.33	1.37
82	LA	201	PEB	C2C-C3C	3.31	1.47	1.37
82	H7	203	PEB	C2C-C3C	3.31	1.47	1.37
82	fG	203	PEB	C2C-C3C	3.31	1.47	1.37
87	A2	821	CLA	C1D-ND	3.31	1.41	1.37
82	VB	201	PEB	C2C-C3C	3.31	1.47	1.37
82	YH	201	PEB	C1A-NA	-3.31	1.33	1.37
82	H9	203	PEB	C2C-C3C	3.31	1.47	1.37
82	mK	201	PEB	C2C-C3C	3.31	1.47	1.37
82	T4	203	PEB	C1A-NA	-3.31	1.33	1.37
82	D9	202	PEB	C1A-NA	-3.31	1.33	1.37
82	ND	204	PEB	C2C-C3C	3.31	1.47	1.37
82	mG	203	PEB	C1A-NA	-3.31	1.33	1.37
82	d4	201	PEB	C2C-C3C	3.31	1.47	1.37
82	D9	202	PEB	C2C-C3C	3.31	1.47	1.37
82	gG	201	PEB	C2C-C3C	3.31	1.47	1.37
82	SB	203	PEB	CHA-C1B	3.31	1.48	1.40
82	IA	202	PEB	OD-C4D	3.31	1.29	1.23
82	UF	201	PEB	C2C-C3C	3.31	1.47	1.37
82	QP	203	PEB	CHA-C1B	3.31	1.48	1.40
82	CJ	202	PEB	C1A-NA	-3.31	1.33	1.37
82	oF	202	PEB	C1A-NA	-3.31	1.33	1.37

Continued on next page...

Continued from previous page...

Mol	Chain	Res	Type	Atoms	Z	Observed(Å)	Ideal(Å)
82	lG	202	PEB	C1A-NA	-3.31	1.33	1.37
82	QF	202	PEB	C2C-C3C	3.31	1.47	1.37
82	fB	301	PEB	C2C-C3C	3.31	1.47	1.37
82	I7	202	PEB	OD-C4D	3.31	1.29	1.23
87	B2	818	CLA	C1D-ND	3.31	1.41	1.37
82	BB	202	PEB	C2C-C3C	3.31	1.47	1.37
82	BQ	201	PEB	C2A-C1A	-3.31	1.49	1.52
82	uF	201	PEB	C2C-C3C	3.31	1.47	1.37
82	BF	201	PEB	OD-C4D	3.31	1.29	1.23
82	Q1	203	PEB	C2C-C3C	3.31	1.47	1.37
87	B2	818	CLA	C4D-ND	-3.31	1.33	1.37
82	MK	201	PEB	C2C-C3C	3.31	1.47	1.37
82	R7	201	PEB	C2C-C3C	3.31	1.47	1.37
82	UG	203	PEB	C2C-C3C	3.31	1.47	1.37
82	FP	202	PEB	C2C-C3C	3.31	1.47	1.37
82	YO	203	PEB	C2C-C3C	3.31	1.47	1.37
87	IN	102	CLA	C4D-ND	-3.31	1.33	1.37
82	gK	202	PEB	CHA-C1B	3.31	1.48	1.40
82	ZF	201	PEB	C2C-C3C	3.31	1.47	1.37
84	I4	1001	CYC	C3D-C2D	3.31	1.47	1.37
82	JA	203	PEB	C1A-NA	-3.31	1.33	1.37
82	SE	201	PEB	C2C-C3C	3.31	1.47	1.37
87	c6	611	CLA	C4D-ND	-3.31	1.33	1.37
87	H6	102	CLA	C1D-ND	3.31	1.41	1.37
82	G7	202	PEB	C1A-NA	-3.31	1.33	1.37
82	pF	202	PEB	C1A-NA	-3.31	1.33	1.37
82	GA	202	PEB	CHA-C1B	3.31	1.48	1.40
82	PH	202	PEB	C2A-C1A	-3.31	1.49	1.52
82	CJ	203	PEB	C2A-C1A	-3.31	1.49	1.52
82	OJ	203	PEB	C2A-C1A	-3.31	1.49	1.52
87	BN	822	CLA	C4D-ND	-3.31	1.33	1.37
87	B2	825	CLA	C4D-ND	-3.31	1.33	1.37
82	AP	203	PEB	C2C-C3C	3.31	1.47	1.37
82	EP	203	PEB	CHA-C1B	3.31	1.48	1.40
87	c6	611	CLA	C1D-ND	3.31	1.41	1.37
82	QG	202	PEB	C2C-C3C	3.31	1.47	1.37
91	D6	404	PHO	C3C-C2C	3.31	1.47	1.37
87	BN	823	CLA	C4D-ND	-3.31	1.33	1.37
82	yC	202	PEB	CHA-C1B	3.31	1.48	1.40
82	DE	1002	PEB	C2C-C3C	3.31	1.47	1.37
82	KP	202	PEB	C2C-C3C	3.31	1.47	1.37
82	DI	202	PEB	C2C-C3C	3.31	1.47	1.37

Continued on next page...

Continued from previous page...

Mol	Chain	Res	Type	Atoms	Z	Observed(Å)	Ideal(Å)
82	LQ	202	PEB	C2C-C3C	3.31	1.47	1.37
82	LD	202	PEB	C2C-C3C	3.31	1.47	1.37
82	jE	201	PEB	C2C-C3C	3.31	1.47	1.37
82	gJ	201	PEB	C1A-NA	-3.31	1.33	1.37
87	82	308	CLA	C4D-ND	-3.31	1.33	1.37
82	a4	203	PEB	C2C-C3C	3.31	1.47	1.37
82	hE	203	PEB	C2C-C3C	3.31	1.47	1.37
91	AL	410	PHO	C3C-C2C	3.31	1.47	1.37
82	QP	203	PEB	C1A-NA	-3.30	1.33	1.37
82	WQ	202	PEB	C2C-C3C	3.30	1.47	1.37
82	aF	203	PEB	C2C-C3C	3.30	1.47	1.37
82	Q5	201	PEB	CHA-C1B	3.30	1.48	1.40
82	wK	301	PEB	CHA-C1B	3.30	1.48	1.40
82	JD	202	PEB	C2C-C3C	3.30	1.47	1.37
82	CK	203	PEB	C2C-C3C	3.30	1.47	1.37
82	NO	1002	PEB	C2C-C3C	3.30	1.47	1.37
87	1N	601	CLA	C4D-ND	-3.30	1.33	1.37
87	2N	305	CLA	C4D-ND	-3.30	1.33	1.37
82	fH	203	PEB	CHA-C1B	3.30	1.48	1.40
82	tK	203	PEB	C2C-C3C	3.30	1.47	1.37
82	D4	1002	PEB	C2C-C3C	3.30	1.47	1.37
82	WA	202	PEB	OD-C4D	3.30	1.29	1.23
82	XD	201	PEB	C1A-NA	-3.30	1.33	1.37
82	dH	201	PEB	C1A-NA	-3.30	1.33	1.37
87	B2	822	CLA	C4D-ND	-3.30	1.33	1.37
82	TD	201	PEB	CHA-C1B	3.30	1.48	1.40
82	JA	203	PEB	C2C-C3C	3.30	1.47	1.37
82	kG	201	PEB	C2C-C3C	3.30	1.47	1.37
91	dL	403	PHO	C3D-C2D	3.30	1.45	1.39
82	ND	202	PEB	C2C-C3C	3.30	1.47	1.37
82	Q1	201	PEB	C2C-C3C	3.30	1.47	1.37
87	BL	604	CLA	C4D-ND	-3.30	1.33	1.37
87	22	604	CLA	C4D-ND	-3.30	1.33	1.37
87	bL	606	CLA	C4D-ND	-3.30	1.33	1.37
82	PA	201	PEB	C2C-C3C	3.30	1.47	1.37
82	QQ	201	PEB	C1A-NA	-3.30	1.33	1.37
82	L4	1002	PEB	C1A-NA	-3.30	1.33	1.37
87	BN	817	CLA	C4D-ND	-3.30	1.33	1.37
82	PM	201	PEB	C2C-C3C	3.30	1.47	1.37
82	e4	202	PEB	CHA-C1B	3.30	1.48	1.40
82	H7	202	PEB	C2C-C3C	3.30	1.47	1.37
84	KH	1001	CYC	C3D-C2D	3.30	1.47	1.37

Continued on next page...

Continued from previous page...

Mol	Chain	Res	Type	Atoms	Z	Observed(Å)	Ideal(Å)
82	XJ	202	PEB	C2C-C3C	3.30	1.47	1.37
87	b6	608	CLA	C1D-ND	3.30	1.41	1.37
82	T4	203	PEB	C2C-C3C	3.30	1.47	1.37
82	gB	202	PEB	C1A-NA	-3.30	1.33	1.37
82	bK	201	PEB	C1A-NA	-3.30	1.33	1.37
82	aM	203	PEB	CHA-C1B	3.30	1.48	1.40
87	bL	607	CLA	CMB-C2B	-3.30	1.44	1.51
82	sC	202	PEB	C2A-C1A	-3.30	1.49	1.52
82	ZK	201	PEB	C2C-C3C	3.30	1.47	1.37
82	UP	203	PEB	C2C-C3C	3.30	1.47	1.37
82	GP	202	PEB	CHA-C1B	3.30	1.48	1.40
82	FD	202	PEB	C1A-NA	-3.30	1.33	1.37
82	RO	203	PEB	C2C-C3C	3.30	1.47	1.37
82	N1	1002	PEB	C2C-C3C	3.30	1.47	1.37
82	c1	202	PEB	C2C-C3C	3.30	1.47	1.37
82	QF	202	PEB	OD-C4D	3.30	1.29	1.23
87	F2	202	CLA	C4D-ND	-3.30	1.33	1.37
82	NQ	202	PEB	C1A-NA	-3.30	1.33	1.37
82	DD	203	PEB	C2C-C3C	3.30	1.47	1.37
83	wK	304	PUB	C3B-C2B	3.30	1.47	1.37
87	C6	515	CLA	C1D-ND	3.30	1.41	1.37
87	4N	602	CLA	C4D-ND	-3.30	1.33	1.37
82	SG	201	PEB	C2C-C3C	3.30	1.47	1.37
82	KA	202	PEB	OD-C4D	3.30	1.29	1.23
82	SP	203	PEB	C1A-NA	-3.30	1.33	1.37
82	u8	202	PEB	C1A-NA	-3.30	1.33	1.37
87	AN	823	CLA	C1D-ND	3.30	1.41	1.37
82	QH	201	PEB	C2C-C3C	3.30	1.47	1.37
82	GB	201	PEB	C2C-C3C	3.30	1.47	1.37
82	O7	202	PEB	CHA-C1B	3.30	1.48	1.40
87	C6	516	CLA	C4D-ND	-3.30	1.33	1.37
82	OA	202	PEB	OD-C4D	3.30	1.29	1.23
82	HA	202	PEB	C2C-C3C	3.30	1.47	1.37
82	LD	201	PEB	C2C-C3C	3.30	1.47	1.37
82	J7	203	PEB	C1A-NA	-3.29	1.33	1.37
82	ZJ	201	PEB	C2C-C3C	3.29	1.47	1.37
84	KG	202	CYC	C3D-C2D	3.29	1.47	1.37
87	A6	402	CLA	C4D-ND	-3.29	1.33	1.37
82	UK	202	PEB	OD-C4D	3.29	1.29	1.23
82	RA	203	PEB	C2C-C3C	3.29	1.47	1.37
82	NA	203	PEB	C2A-C1A	-3.29	1.49	1.52
82	QE	203	PEB	C2C-C3C	3.29	1.47	1.37

Continued on next page...

Continued from previous page...

Mol	Chain	Res	Type	Atoms	Z	Observed(Å)	Ideal(Å)
87	42	602	CLA	C4D-ND	-3.29	1.33	1.37
82	b1	201	PEB	CHA-C1B	3.29	1.48	1.40
82	hG	203	PEB	C2C-C3C	3.29	1.47	1.37
82	jG	201	PEB	C2C-C3C	3.29	1.47	1.37
87	AN	837	CLA	C1D-ND	3.29	1.41	1.37
82	G5	201	PEB	C2C-C3C	3.29	1.47	1.37
82	YQ	202	PEB	CHA-C1B	3.29	1.48	1.40
82	cK	202	PEB	CHA-C1B	3.29	1.48	1.40
82	F1	1002	PEB	C2A-C1A	-3.29	1.49	1.52
83	xK	305	PUB	C3B-C2B	3.29	1.47	1.37
82	CP	201	PEB	CHA-C1B	3.29	1.48	1.40
82	IP	203	PEB	CHA-C1B	3.29	1.48	1.40
87	A2	807	CLA	C1D-ND	3.29	1.41	1.37
87	B2	810	CLA	C1D-ND	3.29	1.41	1.37
82	B5	201	PEB	C2A-C1A	-3.29	1.49	1.52
82	HA	203	PEB	C2C-C3C	3.29	1.47	1.37
82	k1	202	PEB	C2C-C3C	3.29	1.47	1.37
82	E5	201	PEB	C2C-C3C	3.29	1.47	1.37
84	K1	1001	CYC	C3D-C2D	3.29	1.47	1.37
82	K5	201	PEB	C2C-C3C	3.29	1.47	1.37
82	l1	203	PEB	OD-C4D	3.29	1.29	1.23
82	QF	201	PEB	C1A-NA	-3.29	1.33	1.37
87	AN	832	CLA	C4D-ND	-3.29	1.33	1.37
87	A2	802	CLA	C4D-ND	-3.29	1.33	1.37
87	B6	610	CLA	C4D-ND	-3.29	1.33	1.37
87	A2	827	CLA	CHC-C1C	3.29	1.43	1.35
82	C5	201	PEB	C2C-C3C	3.29	1.47	1.37
82	eJ	201	PEB	C2C-C3C	3.29	1.47	1.37
82	J9	203	PEB	C2C-C3C	3.29	1.47	1.37
82	A4	304	PEB	C1A-NA	-3.29	1.33	1.37
82	f1	203	PEB	CHA-C1B	3.29	1.48	1.40
82	DP	201	PEB	C2C-C3C	3.29	1.47	1.37
82	UF	201	PEB	C3B-C2B	3.29	1.43	1.36
87	b6	614	CLA	C4D-ND	-3.29	1.33	1.37
82	TO	203	PEB	C2C-C3C	3.29	1.47	1.37
82	YG	201	PEB	CHA-C1B	3.29	1.48	1.40
82	SJ	202	PEB	C1A-NA	-3.29	1.33	1.37
82	eE	202	PEB	C1A-NA	-3.29	1.33	1.37
82	L7	201	PEB	C2C-C3C	3.29	1.47	1.37
82	eO	201	PEB	C2A-C1A	-3.29	1.49	1.52
82	TD	201	PEB	C2C-C3C	3.29	1.47	1.37
82	MF	202	PEB	C2C-C3C	3.29	1.47	1.37

Continued on next page...

Continued from previous page...

Mol	Chain	Res	Type	Atoms	Z	Observed(Å)	Ideal(Å)
82	JQ	202	PEB	C1A-NA	-3.29	1.33	1.37
87	BN	820	CLA	C4D-ND	-3.29	1.33	1.37
87	A2	832	CLA	C4D-ND	-3.29	1.33	1.37
82	F9	202	PEB	C1A-NA	-3.29	1.33	1.37
82	qK	201	PEB	C1A-NA	-3.29	1.33	1.37
82	CP	201	PEB	CHC-C4C	3.29	1.58	1.50
82	tC	202	PEB	C4B-C3B	3.29	1.50	1.45
87	12	601	CLA	C4D-ND	-3.29	1.33	1.37
87	dL	404	CLA	C4D-ND	-3.29	1.33	1.37
82	aK	203	PEB	C2C-C3C	3.28	1.47	1.37
82	XD	203	PEB	C1A-NA	-3.28	1.33	1.37
82	DO	1002	PEB	C2C-C3C	3.28	1.47	1.37
82	WI	203	PEB	C2C-C3C	3.28	1.47	1.37
82	TJ	202	PEB	C2A-C1A	-3.28	1.49	1.52
82	Z4	201	PEB	CHA-C1B	3.28	1.48	1.40
82	Z4	201	PEB	C2C-C3C	3.28	1.47	1.37
87	A2	823	CLA	C1D-ND	3.28	1.41	1.37
82	EB	501	PEB	C2C-C3C	3.28	1.47	1.37
87	I2	102	CLA	C4D-ND	-3.28	1.33	1.37
87	C6	510	CLA	C4D-ND	-3.28	1.33	1.37
82	X9	201	PEB	C1A-NA	-3.28	1.33	1.37
82	Q5	201	PEB	C2C-C3C	3.28	1.47	1.37
82	dO	201	PEB	C2C-C3C	3.28	1.47	1.37
84	K4	1001	CYC	C3D-C2D	3.28	1.47	1.37
87	AN	833	CLA	C4D-ND	-3.28	1.33	1.37
82	A5	201	PEB	C2C-C3C	3.28	1.47	1.37
82	uC	203	PEB	C1A-NA	-3.28	1.33	1.37
82	iH	202	PEB	C1A-NA	-3.28	1.33	1.37
82	dB	202	PEB	C2C-C3C	3.28	1.47	1.37
82	kH	202	PEB	C2C-C3C	3.28	1.47	1.37
82	RM	201	PEB	C2A-C1A	-3.28	1.49	1.52
82	TJ	201	PEB	C2C-C3C	3.28	1.47	1.37
82	I5	201	PEB	C2C-C3C	3.28	1.47	1.37
82	kK	203	PEB	C2C-C3C	3.28	1.47	1.37
82	AD	301	PEB	C1A-NA	-3.28	1.33	1.37
82	QH	203	PEB	C2C-C3C	3.28	1.47	1.37
84	M1	201	CYC	C3D-C2D	3.28	1.47	1.37
87	BL	623	CLA	C4D-ND	-3.28	1.33	1.37
82	MJ	203	PEB	C1A-NA	-3.28	1.33	1.37
82	D5	201	PEB	CHA-C1B	3.28	1.48	1.40
82	RJ	202	PEB	C2A-C1A	-3.28	1.49	1.52
87	c6	608	CLA	C4D-ND	-3.28	1.33	1.37

Continued on next page...

Continued from previous page...

Mol	Chain	Res	Type	Atoms	Z	Observed(Å)	Ideal(Å)
82	Z4	202	PEB	C1A-NA	-3.28	1.33	1.37
82	VA	201	PEB	CHA-C1B	3.28	1.48	1.40
87	A2	829	CLA	C4D-ND	-3.28	1.33	1.37
82	KG	201	PEB	C2C-C3C	3.28	1.47	1.37
82	AH	305	PEB	C1A-NA	-3.28	1.33	1.37
82	OJ	201	PEB	C2C-C3C	3.28	1.47	1.37
82	VD	201	PEB	C2C-C3C	3.28	1.47	1.37
82	QA	202	PEB	OD-C4D	3.28	1.29	1.23
82	VQ	201	PEB	C2C-C3C	3.28	1.47	1.37
82	V5	201	PEB	C2C-C3C	3.28	1.47	1.37
82	Q9	202	PEB	C2C-C3C	3.28	1.47	1.37
82	dH	203	PEB	C1A-NA	-3.28	1.33	1.37
82	sK	202	PEB	OD-C4D	3.28	1.29	1.23
84	LH	1001	CYC	C3D-C2D	3.28	1.47	1.37
82	jG	201	PEB	C1A-NA	-3.28	1.33	1.37
87	dL	402	CLA	C1D-ND	3.28	1.41	1.37
82	M5	304	PEB	CHA-C1B	3.28	1.48	1.40
82	y8	202	PEB	CHA-C1B	3.28	1.48	1.40
82	TD	202	PEB	C1A-NA	-3.28	1.33	1.37
82	hF	202	PEB	C1A-NA	-3.28	1.33	1.37
82	UB	302	PEB	C2A-C1A	-3.28	1.49	1.52
82	K7	201	PEB	CHA-C1B	3.28	1.48	1.40
82	R1	202	PEB	C1A-NA	-3.28	1.33	1.37
87	b6	618	CLA	C4D-ND	-3.28	1.33	1.37
82	XB	201	PEB	C2C-C3C	3.28	1.47	1.37
82	LH	1003	PEB	C1A-NA	-3.27	1.33	1.37
82	YM	203	PEB	C1A-NA	-3.27	1.33	1.37
82	P9	201	PEB	C1A-NA	-3.27	1.33	1.37
82	R4	203	PEB	C2C-C3C	3.27	1.47	1.37
82	DQ	203	PEB	OD-C4D	3.27	1.29	1.23
82	hG	201	PEB	CHA-C1B	3.27	1.48	1.40
82	P5	201	PEB	C2C-C3C	3.27	1.47	1.37
82	N5	201	PEB	C2C-C3C	3.27	1.47	1.37
82	SE	202	PEB	CHA-C1B	3.27	1.48	1.40
82	RA	201	PEB	C2C-C3C	3.27	1.47	1.37
82	UK	201	PEB	C2C-C3C	3.27	1.47	1.37
82	DF	202	PEB	C1A-NA	-3.27	1.33	1.37
82	T9	201	PEB	C1A-NA	-3.27	1.33	1.37
82	ZI	401	PEB	C4B-C3B	3.27	1.50	1.45
82	T5	201	PEB	C2C-C3C	3.27	1.47	1.37
84	N1	1001	CYC	C3D-C2D	3.27	1.47	1.37
82	VO	202	PEB	CHA-C1B	3.27	1.48	1.40

Continued on next page...

Continued from previous page...

Mol	Chain	Res	Type	Atoms	Z	Observed(Å)	Ideal(Å)
87	a6	607	CLA	C4D-ND	-3.27	1.33	1.37
82	dJ	202	PEB	CHA-C1B	3.27	1.48	1.40
82	KJ	202	PEB	C1A-NA	-3.27	1.33	1.37
82	L7	203	PEB	C1A-NA	-3.27	1.33	1.37
87	A2	813	CLA	C1D-ND	3.27	1.41	1.37
82	GP	201	PEB	C2C-C3C	3.27	1.47	1.37
82	Z5	305	PEB	C2C-C3C	3.27	1.47	1.37
82	C9	201	PEB	C1A-NA	-3.27	1.33	1.37
82	I9	201	PEB	C1A-NA	-3.27	1.33	1.37
82	eF	203	PEB	C1A-NA	-3.27	1.33	1.37
87	AL	404	CLA	C1D-ND	3.27	1.41	1.37
87	BL	620	CLA	C1D-ND	3.27	1.41	1.37
82	yK	301	PEB	CHA-C1B	3.27	1.48	1.40
87	b6	609	CLA	C1D-ND	3.27	1.41	1.37
82	JJ	202	PEB	C2C-C3C	3.27	1.47	1.37
82	R5	201	PEB	C2C-C3C	3.27	1.47	1.37
82	JJ	201	PEB	C2C-C3C	3.27	1.47	1.37
82	HI	201	PEB	C2C-C3C	3.27	1.47	1.37
82	B5	202	PEB	C2C-C3C	3.27	1.47	1.37
82	X5	201	PEB	C2C-C3C	3.27	1.47	1.37
82	CD	201	PEB	CHA-C1B	3.27	1.48	1.40
87	c6	609	CLA	C4D-ND	-3.27	1.33	1.37
84	NE	201	CYC	C3D-C2D	3.27	1.47	1.37
82	TO	203	PEB	C1A-NA	-3.27	1.33	1.37
82	GB	203	PEB	C2C-C3C	3.27	1.47	1.37
82	fG	203	PEB	CHA-C1B	3.27	1.48	1.40
82	hM	201	PEB	CHA-C1B	3.27	1.48	1.40
82	MM	203	PEB	C2C-C3C	3.27	1.47	1.37
82	U5	203	PEB	C2C-C3C	3.27	1.47	1.37
87	AN	827	CLA	CHC-C1C	3.27	1.43	1.35
82	D4	1002	PEB	C1A-NA	-3.27	1.33	1.37
82	QJ	204	PEB	C2C-C3C	3.27	1.47	1.37
87	ON	201	CLA	C4D-ND	-3.27	1.33	1.37
87	B2	821	CLA	C4D-ND	-3.27	1.33	1.37
82	EJ	203	PEB	CHA-C1B	3.27	1.48	1.40
82	BQ	201	PEB	CHA-C1B	3.27	1.48	1.40
82	PH	202	PEB	C2C-C3C	3.27	1.47	1.37
82	Y4	201	PEB	C1A-NA	-3.27	1.33	1.37
82	FD	202	PEB	OD-C4D	3.27	1.29	1.23
82	FQ	202	PEB	C1A-NA	-3.27	1.33	1.37
82	V4	202	PEB	CHA-C1B	3.27	1.48	1.40
82	QB	201	PEB	C2C-C3C	3.27	1.47	1.37

Continued on next page...

Continued from previous page...

Mol	Chain	Res	Type	Atoms	Z	Observed(Å)	Ideal(Å)
82	XJ	201	PEB	C2C-C3C	3.27	1.47	1.37
87	1N	606	CLA	C4D-ND	-3.27	1.33	1.37
87	BN	806	CLA	CHC-C1C	3.27	1.43	1.35
82	PE	202	PEB	C2A-C1A	-3.27	1.49	1.52
82	iJ	202	PEB	C2A-C1A	-3.27	1.49	1.52
82	DA	201	PEB	C1A-NA	-3.26	1.33	1.37
82	Z5	304	PEB	CHA-C1B	3.26	1.48	1.40
82	WA	202	PEB	C2C-C3C	3.26	1.47	1.37
82	WH	201	PEB	C2C-C3C	3.26	1.47	1.37
83	Z5	302	PUB	CAB-C3B	3.26	1.56	1.52
82	NB	203	PEB	C2C-C3C	3.26	1.47	1.37
82	MF	201	PEB	C2C-C3C	3.26	1.47	1.37
87	2N	309	CLA	C1D-ND	3.26	1.41	1.37
82	G9	201	PEB	C1A-NA	-3.26	1.33	1.37
82	EF	201	PEB	C2C-C3C	3.26	1.47	1.37
82	P1	202	PEB	C2C-C3C	3.26	1.47	1.37
82	A9	201	PEB	CHA-C1B	3.26	1.48	1.40
82	yF	301	PEB	CHA-C1B	3.26	1.48	1.40
82	XQ	203	PEB	C1A-NA	-3.26	1.33	1.37
82	N9	201	PEB	C1A-NA	-3.26	1.33	1.37
87	BN	807	CLA	C4D-ND	-3.26	1.33	1.37
82	aJ	204	PEB	C2A-C1A	-3.26	1.49	1.52
82	yK	301	PEB	C2A-C1A	-3.26	1.49	1.52
82	CJ	201	PEB	C2C-C3C	3.26	1.47	1.37
84	MG	1001	CYC	C3D-C2D	3.26	1.47	1.37
82	E9	201	PEB	CHA-C1B	3.26	1.48	1.40
82	V9	201	PEB	CHA-C1B	3.26	1.48	1.40
82	RP	202	PEB	C2C-C3C	3.26	1.47	1.37
87	bL	620	CLA	C1D-ND	3.26	1.41	1.37
84	FH	1001	CYC	C3D-C2D	3.26	1.47	1.37
82	HD	202	PEB	C2C-C3C	3.26	1.47	1.37
82	uF	203	PEB	C1A-NA	-3.26	1.33	1.37
87	CL	512	CLA	C4D-ND	-3.26	1.33	1.37
82	gF	202	PEB	CHA-C1B	3.26	1.48	1.40
82	GM	203	PEB	CHA-C1B	3.26	1.48	1.40
87	1N	610	CLA	C4D-ND	-3.26	1.33	1.37
82	AM	301	PEB	C1A-NA	-3.26	1.33	1.37
87	82	302	CLA	C4C-C3C	3.26	1.50	1.45
87	A2	826	CLA	C4D-ND	-3.26	1.33	1.37
82	K9	201	PEB	C1A-NA	-3.26	1.33	1.37
82	N4	1002	PEB	C2C-C3C	3.26	1.47	1.37
82	GD	202	PEB	C1A-NA	-3.26	1.33	1.37

Continued on next page...

Continued from previous page...

Mol	Chain	Res	Type	Atoms	Z	Observed(Å)	Ideal(Å)
82	OF	201	PEB	C1A-NA	-3.26	1.33	1.37
82	UF	202	PEB	OD-C4D	3.26	1.29	1.23
82	K9	201	PEB	CHA-C1B	3.26	1.48	1.40
87	1N	611	CLA	C4D-ND	-3.26	1.33	1.37
82	J9	203	PEB	C1A-NA	-3.26	1.33	1.37
82	tC	201	PEB	C1A-NA	-3.26	1.33	1.37
82	MP	201	PEB	CHA-C1B	3.26	1.48	1.40
87	AN	838	CLA	C1D-ND	3.26	1.41	1.37
87	AN	840	CLA	C1D-ND	3.26	1.41	1.37
82	MB	202	PEB	OD-C4D	3.26	1.29	1.23
82	YB	202	PEB	C2C-C3C	3.26	1.47	1.37
82	aF	202	PEB	C2C-C3C	3.26	1.47	1.37
82	P9	201	PEB	CHA-C1B	3.26	1.48	1.40
87	BL	619	CLA	C4D-ND	-3.26	1.33	1.37
87	B6	603	CLA	C4D-ND	-3.26	1.33	1.37
87	BN	801	CLA	CHC-C1C	3.26	1.43	1.35
82	LM	202	PEB	C2A-C1A	-3.26	1.49	1.52
87	bL	619	CLA	C4D-ND	-3.26	1.33	1.37
82	BJ	301	PEB	C2C-C3C	3.26	1.47	1.37
87	b6	610	CLA	C4D-ND	-3.26	1.33	1.37
82	S5	202	PEB	CHA-C1B	3.25	1.48	1.40
87	1N	610	CLA	C1D-ND	3.25	1.41	1.37
82	KF	203	PEB	C2C-C3C	3.25	1.47	1.37
87	C6	513	CLA	C1D-ND	3.25	1.41	1.37
82	H4	1002	PEB	C2C-C3C	3.25	1.47	1.37
82	T4	201	PEB	C2C-C3C	3.25	1.47	1.37
82	CB	201	PEB	C2C-C3C	3.25	1.47	1.37
82	FD	202	PEB	C2C-C3C	3.25	1.47	1.37
84	IO	1001	CYC	C3D-C2D	3.25	1.47	1.37
87	AN	801	CLA	C4D-ND	-3.25	1.33	1.37
87	C6	514	CLA	C4D-ND	-3.25	1.33	1.37
82	H4	1002	PEB	CHA-C1B	3.25	1.48	1.40
82	N9	201	PEB	CHA-C1B	3.25	1.48	1.40
82	KB	302	PEB	C2A-C1A	-3.25	1.49	1.52
82	dB	201	PEB	C2A-C1A	-3.25	1.49	1.52
82	OB	201	PEB	C2C-C3C	3.25	1.47	1.37
82	HQ	202	PEB	C2C-C3C	3.25	1.47	1.37
84	I1	1001	CYC	C3D-C2D	3.25	1.47	1.37
87	B6	610	CLA	C1D-ND	3.25	1.41	1.37
82	xC	201	PEB	C1A-NA	-3.25	1.33	1.37
82	hK	202	PEB	C1A-NA	-3.25	1.33	1.37
82	XA	203	PEB	C2C-C3C	3.25	1.47	1.37

Continued on next page...

Continued from previous page...

Mol	Chain	Res	Type	Atoms	Z	Observed(Å)	Ideal(Å)
82	CJ	202	PEB	C2C-C3C	3.25	1.47	1.37
82	F9	202	PEB	C2C-C3C	3.25	1.47	1.37
82	fE	203	PEB	CHA-C1B	3.25	1.48	1.40
87	c6	612	CLA	C4D-ND	-3.25	1.33	1.37
82	BI	201	PEB	C4B-C3B	3.25	1.50	1.45
87	b6	607	CLA	C1D-ND	3.25	1.41	1.37
87	dL	401	CLA	C1D-ND	3.25	1.41	1.37
82	L9	203	PEB	C1A-NA	-3.25	1.33	1.37
87	BN	814	CLA	C4D-ND	-3.25	1.33	1.37
82	GJ	201	PEB	C2C-C3C	3.25	1.47	1.37
87	B2	833	CLA	C1D-ND	3.25	1.41	1.37
82	R9	201	PEB	CHA-C1B	3.25	1.48	1.40
87	cL	506	CLA	C4D-ND	-3.25	1.33	1.37
82	IM	202	PEB	C2A-C1A	-3.25	1.49	1.52
82	P1	202	PEB	C2A-C1A	-3.25	1.49	1.52
82	cH	202	PEB	C2C-C3C	3.25	1.47	1.37
87	bL	608	CLA	C4D-ND	-3.25	1.33	1.37
82	dM	201	PEB	CHA-C1B	3.25	1.48	1.40
87	A2	817	CLA	C1D-ND	3.25	1.41	1.37
82	BI	203	PEB	C1A-NA	-3.25	1.33	1.37
82	Q4	201	PEB	C2C-C3C	3.25	1.47	1.37
87	82	303	CLA	C4D-ND	-3.25	1.33	1.37
87	A2	808	CLA	C4D-ND	-3.25	1.33	1.37
84	KH	1001	CYC	C2C-C1C	-3.25	1.49	1.52
82	ZO	201	PEB	C2C-C3C	3.25	1.47	1.37
82	C9	201	PEB	CHA-C1B	3.25	1.48	1.40
82	w8	202	PEB	C1A-NA	-3.25	1.33	1.37
82	gK	201	PEB	C2C-C3C	3.25	1.47	1.37
82	kH	202	PEB	C2A-C1A	-3.25	1.49	1.52
82	QM	202	PEB	C1A-NA	-3.25	1.33	1.37
87	BN	826	CLA	C4D-ND	-3.25	1.33	1.37
87	B6	606	CLA	C4D-ND	-3.25	1.33	1.37
87	B6	615	CLA	C4D-ND	-3.25	1.33	1.37
82	NQ	202	PEB	C2C-C3C	3.25	1.47	1.37
82	FD	203	PEB	CHA-C1B	3.25	1.48	1.40
82	G9	201	PEB	CHA-C1B	3.25	1.48	1.40
82	SH	201	PEB	C2C-C3C	3.25	1.47	1.37
82	lJ	203	PEB	C2C-C3C	3.25	1.47	1.37
87	6N	602	CLA	CHC-C1C	3.25	1.43	1.35
82	x8	201	PEB	C1A-NA	-3.25	1.33	1.37
82	EK	202	PEB	CHA-C1B	3.25	1.48	1.40
82	E7	202	PEB	OD-C4D	3.25	1.29	1.23

Continued on next page...

Continued from previous page...

Mol	Chain	Res	Type	Atoms	Z	Observed(Å)	Ideal(Å)
82	W9	203	PEB	C1A-NA	-3.25	1.33	1.37
87	A2	816	CLA	C4D-ND	-3.25	1.33	1.37
87	AN	807	CLA	C1D-ND	3.25	1.41	1.37
87	B2	826	CLA	C1D-ND	3.25	1.41	1.37
83	AG	302	PUB	C3B-C2B	3.25	1.47	1.37
82	L1	1002	PEB	C2A-C1A	-3.24	1.49	1.52
82	A9	201	PEB	C1A-NA	-3.24	1.33	1.37
82	fJ	203	PEB	CHA-C1B	3.24	1.48	1.40
82	DQ	203	PEB	C2C-C3C	3.24	1.47	1.37
82	N9	202	PEB	C1A-NA	-3.24	1.33	1.37
82	l1	201	PEB	CHA-C1B	3.24	1.48	1.40
82	mJ	201	PEB	C2A-C1A	-3.24	1.49	1.52
82	Y9	202	PEB	C2C-C3C	3.24	1.47	1.37
84	F1	1001	CYC	C3D-C2D	3.24	1.47	1.37
82	NB	201	PEB	C2C-C3C	3.24	1.47	1.37
87	cL	512	CLA	C1D-ND	3.24	1.41	1.37
82	LJ	202	PEB	C2C-C3C	3.24	1.47	1.37
82	SK	203	PEB	C2C-C3C	3.24	1.47	1.37
82	tF	201	PEB	C2A-C1A	-3.24	1.49	1.52
82	XD	201	PEB	CHA-C1B	3.24	1.48	1.40
82	XQ	201	PEB	CHA-C1B	3.24	1.48	1.40
82	wC	202	PEB	C1A-NA	-3.24	1.33	1.37
82	eB	202	PEB	C2C-C3C	3.24	1.47	1.37
87	CL	503	CLA	C4D-ND	-3.24	1.33	1.37
87	CL	508	CLA	C4D-ND	-3.24	1.33	1.37
87	B6	611	CLA	C4D-ND	-3.24	1.33	1.37
82	W7	202	PEB	C2C-C3C	3.24	1.47	1.37
82	MQ	202	PEB	C1A-NA	-3.24	1.33	1.37
82	WG	203	PEB	CHA-C1B	3.24	1.48	1.40
82	DD	201	PEB	C2A-C1A	-3.24	1.49	1.52
87	B2	805	CLA	CHC-C1C	3.24	1.43	1.35
87	A2	849	CLA	CHC-C1C	3.24	1.43	1.35
82	K7	202	PEB	OD-C4D	3.24	1.29	1.23
82	AP	201	PEB	C2C-C3C	3.24	1.47	1.37
82	aG	201	PEB	C2A-C1A	-3.24	1.49	1.52
82	jK	201	PEB	C2A-C1A	-3.24	1.49	1.52
82	M9	304	PEB	C2A-C1A	-3.24	1.49	1.52
82	TD	203	PEB	C1A-NA	-3.24	1.33	1.37
82	RB	202	PEB	C2C-C3C	3.24	1.47	1.37
84	NH	1001	CYC	C3D-C2D	3.24	1.47	1.37
82	CQ	201	PEB	CHA-C1B	3.24	1.48	1.40
82	kF	203	PEB	C2C-C3C	3.24	1.47	1.37

Continued on next page...

Continued from previous page...

Mol	Chain	Res	Type	Atoms	Z	Observed(Å)	Ideal(Å)
82	GQ	202	PEB	C1A-NA	-3.24	1.33	1.37
84	D1	1001	CYC	C1C-NC	-3.24	1.33	1.37
82	QJ	202	PEB	C2A-C1A	-3.24	1.49	1.52
82	X9	201	PEB	CHA-C1B	3.24	1.48	1.40
82	BB	203	PEB	C2C-C3C	3.24	1.47	1.37
82	uC	202	PEB	C2C-C3C	3.24	1.47	1.37
82	lK	201	PEB	CHA-C1B	3.24	1.48	1.40
82	mJ	201	PEB	C2C-C3C	3.24	1.47	1.37
84	KO	1001	CYC	C3D-C2D	3.24	1.47	1.37
87	IN	102	CLA	C1D-ND	3.24	1.41	1.37
82	UJ	202	PEB	C2C-C3C	3.24	1.47	1.37
82	bO	201	PEB	C2C-C3C	3.24	1.47	1.37
82	DH	1002	PEB	C1A-NA	-3.24	1.33	1.37
82	RQ	201	PEB	C1A-NA	-3.24	1.33	1.37
82	Z9	304	PEB	C1A-NA	-3.24	1.33	1.37
82	I9	201	PEB	CHA-C1B	3.24	1.48	1.40
82	GK	203	PEB	OD-C4D	3.24	1.29	1.23
82	ZJ	202	PEB	C2C-C3C	3.24	1.47	1.37
82	b4	201	PEB	C2C-C3C	3.24	1.47	1.37
87	b6	607	CLA	C4D-ND	-3.24	1.33	1.37
87	bL	616	CLA	C4D-ND	-3.24	1.33	1.37
82	LQ	201	PEB	C2C-C3C	3.24	1.47	1.37
82	AD	303	PEB	C1A-NA	-3.24	1.33	1.37
87	3N	309	CLA	C4D-ND	-3.24	1.33	1.37
82	c4	202	PEB	C2C-C3C	3.24	1.47	1.37
82	HB	203	PEB	C2C-C3C	3.24	1.47	1.37
82	UK	202	PEB	C2C-C3C	3.24	1.47	1.37
84	V3	1001	CYC	C3D-C2D	3.24	1.47	1.37
82	OA	201	PEB	CHA-C1B	3.24	1.48	1.40
82	XB	202	PEB	C2C-C3C	3.24	1.47	1.37
82	KK	203	PEB	C2C-C3C	3.24	1.47	1.37
87	aL	605	CLA	C4D-ND	-3.24	1.33	1.37
82	SM	202	PEB	CHA-C1B	3.24	1.48	1.40
82	aF	201	PEB	C2C-C3C	3.24	1.47	1.37
87	22	612	CLA	CHC-C1C	3.24	1.43	1.35
82	GB	202	PEB	C2A-C1A	-3.23	1.49	1.52
87	BN	833	CLA	C1D-ND	3.23	1.41	1.37
87	12	610	CLA	C1D-ND	3.23	1.41	1.37
87	b6	613	CLA	C1D-ND	3.23	1.41	1.37
87	bL	615	CLA	C1D-ND	3.23	1.41	1.37
91	DL	405	PHO	C3C-C2C	3.23	1.47	1.37
82	P9	202	PEB	C1A-NA	-3.23	1.33	1.37

Continued on next page...

Continued from previous page...

Mol	Chain	Res	Type	Atoms	Z	Observed(Å)	Ideal(Å)
87	B6	607	CLA	C4D-ND	-3.23	1.33	1.37
82	bP	501	PEB	C2C-C3C	3.23	1.47	1.37
82	OJ	202	PEB	CHA-C1B	3.23	1.48	1.40
82	YA	301	PEB	CHA-C1B	3.23	1.48	1.40
92	J6	102	LMG	O8-C28	3.23	1.42	1.33
82	GM	201	PEB	C2A-C1A	-3.23	1.49	1.52
87	AN	851	CLA	C1D-ND	3.23	1.41	1.37
87	62	303	CLA	CHC-C1C	3.23	1.43	1.35
87	32	309	CLA	C4D-ND	-3.23	1.33	1.37
84	L1	1001	CYC	C3D-C2D	3.23	1.47	1.37
82	DF	201	PEB	C2C-C3C	3.23	1.47	1.37
87	d6	401	CLA	C4D-ND	-3.23	1.33	1.37
87	8N	303	CLA	C4C-C3C	3.23	1.50	1.45
82	YK	203	PEB	C2C-C3C	3.23	1.47	1.37
82	UE	201	PEB	CHA-C1B	3.23	1.48	1.40
87	8N	307	CLA	C4D-ND	-3.23	1.33	1.37
87	BN	834	CLA	CHC-C1C	3.23	1.43	1.35
82	WD	201	PEB	C2C-C3C	3.23	1.47	1.37
82	WP	201	PEB	C2C-C3C	3.23	1.47	1.37
82	p8	201	PEB	C1A-NA	-3.23	1.33	1.37
87	A2	838	CLA	C1D-ND	3.23	1.41	1.37
82	U7	202	PEB	CHA-C1B	3.23	1.48	1.40
82	Q9	203	PEB	C1A-NA	-3.23	1.33	1.37
82	aM	201	PEB	C1A-NA	-3.23	1.33	1.37
82	J5	202	PEB	CHA-C1B	3.23	1.48	1.40
82	HJ	201	PEB	C2A-C1A	-3.23	1.49	1.52
82	SP	202	PEB	C2A-C1A	-3.23	1.49	1.52
82	U4	201	PEB	C2A-C1A	-3.23	1.49	1.52
82	Z9	303	PEB	C2A-C1A	-3.23	1.49	1.52
82	fO	201	PEB	C2C-C3C	3.23	1.47	1.37
87	B6	609	CLA	C4D-ND	-3.23	1.33	1.37
82	YP	502	PEB	C2C-C3C	3.23	1.47	1.37
82	BK	201	PEB	OD-C4D	3.23	1.29	1.23
82	H5	203	PEB	C2C-C3C	3.23	1.47	1.37
82	eH	201	PEB	C2A-C1A	-3.23	1.49	1.52
82	IJ	202	PEB	C2C-C3C	3.23	1.47	1.37
82	fJ	203	PEB	C2C-C3C	3.23	1.47	1.37
82	fB	301	PEB	C1A-NA	-3.23	1.33	1.37
82	TK	202	PEB	C2A-C1A	-3.23	1.49	1.52
82	XP	201	PEB	C2C-C3C	3.23	1.47	1.37
87	A2	822	CLA	C4D-ND	-3.23	1.33	1.37
82	X7	203	PEB	C2C-C3C	3.23	1.47	1.37

Continued on next page...

Continued from previous page...

Mol	Chain	Res	Type	Atoms	Z	Observed(Å)	Ideal(Å)
87	I2	102	CLA	C1D-ND	3.23	1.41	1.37
84	x3	1001	CYC	C3D-C2D	3.23	1.47	1.37
87	B6	616	CLA	CMB-C2B	-3.23	1.44	1.51
82	DO	1002	PEB	C2A-C1A	-3.23	1.49	1.52
82	dO	201	PEB	C1A-NA	-3.23	1.33	1.37
82	WG	202	PEB	C1A-NA	-3.22	1.33	1.37
82	T9	202	PEB	C1A-NA	-3.22	1.33	1.37
82	UG	203	PEB	OD-C4D	3.22	1.29	1.23
87	B2	806	CLA	C1D-ND	3.22	1.41	1.37
87	A2	803	CLA	C4D-ND	-3.22	1.33	1.37
82	O4	201	PEB	C2C-C3C	3.22	1.47	1.37
82	S9	201	PEB	C2C-C3C	3.22	1.47	1.37
87	AN	803	CLA	C4D-ND	-3.22	1.33	1.37
87	B6	612	CLA	C4D-ND	-3.22	1.33	1.37
82	BI	201	PEB	CHA-C1B	3.22	1.48	1.40
82	MM	201	PEB	CHA-C1B	3.22	1.48	1.40
87	12	610	CLA	C4D-ND	-3.22	1.33	1.37
82	VA	203	PEB	C2C-C3C	3.22	1.47	1.37
82	VK	202	PEB	C1A-NA	-3.22	1.33	1.37
82	XQ	201	PEB	C1A-NA	-3.22	1.33	1.37
82	MA	202	PEB	CHA-C1B	3.22	1.48	1.40
87	AN	817	CLA	C4D-ND	-3.22	1.33	1.37
87	12	606	CLA	C4D-ND	-3.22	1.33	1.37
82	QO	201	PEB	C2C-C3C	3.22	1.47	1.37
82	t8	202	PEB	C4B-C3B	3.22	1.50	1.45
82	TH	201	PEB	C2C-C3C	3.22	1.47	1.37
82	kH	203	PEB	CHA-C1B	3.22	1.48	1.40
87	CL	514	CLA	C4D-ND	-3.22	1.33	1.37
87	AN	808	CLA	C4D-ND	-3.22	1.33	1.37
87	BN	818	CLA	C4D-ND	-3.22	1.33	1.37
87	B2	835	CLA	C4D-ND	-3.22	1.33	1.37
87	cL	512	CLA	C4D-ND	-3.22	1.33	1.37
82	UH	201	PEB	C2C-C3C	3.22	1.47	1.37
82	GB	202	PEB	C2C-C3C	3.22	1.47	1.37
82	bF	202	PEB	C1A-NA	-3.22	1.33	1.37
87	b6	616	CLA	C4D-ND	-3.22	1.33	1.37
82	UF	202	PEB	C2C-C3C	3.22	1.47	1.37
82	WE	203	PEB	CHA-C1B	3.22	1.48	1.40
82	T9	201	PEB	CHA-C1B	3.22	1.48	1.40
87	AN	816	CLA	C4D-ND	-3.22	1.33	1.37
82	TH	202	PEB	C2C-C3C	3.22	1.47	1.37
82	QK	201	PEB	C1A-NA	-3.22	1.33	1.37

Continued on next page...

Continued from previous page...

Mol	Chain	Res	Type	Atoms	Z	Observed(Å)	Ideal(Å)
82	U9	204	PEB	C1A-NA	-3.22	1.33	1.37
84	L1	1001	CYC	C1B-C2B	3.22	1.50	1.45
82	SH	202	PEB	OD-C4D	3.22	1.29	1.23
87	B2	807	CLA	C1D-ND	3.22	1.41	1.37
82	eG	202	PEB	C1A-NA	-3.22	1.33	1.37
82	IB	201	PEB	C2C-C3C	3.22	1.47	1.37
82	LB	201	PEB	C2C-C3C	3.22	1.47	1.37
82	f4	201	PEB	C2C-C3C	3.22	1.47	1.37
87	2N	312	CLA	CHC-C1C	3.22	1.43	1.35
87	A2	840	CLA	C1D-ND	3.22	1.41	1.37
87	BN	835	CLA	C4D-ND	-3.22	1.33	1.37
87	FN	201	CLA	C4D-ND	-3.22	1.33	1.37
87	B2	813	CLA	C4D-ND	-3.22	1.33	1.37
82	ND	202	PEB	C1A-NA	-3.22	1.33	1.37
82	IJ	201	PEB	C2A-C1A	-3.22	1.49	1.52
82	M5	305	PEB	C2C-C3C	3.22	1.47	1.37
82	dB	201	PEB	C2C-C3C	3.22	1.47	1.37
82	MJ	203	PEB	C3C-C4C	3.22	1.47	1.42
87	7N	602	CLA	CHC-C1C	3.22	1.43	1.35
82	e1	202	PEB	C1A-NA	-3.22	1.33	1.37
87	b6	618	CLA	C1D-ND	3.22	1.41	1.37
87	B6	616	CLA	C4D-ND	-3.21	1.33	1.37
82	hE	201	PEB	C2C-C3C	3.21	1.47	1.37
82	hG	201	PEB	C2C-C3C	3.21	1.47	1.37
87	CL	506	CLA	C4D-ND	-3.21	1.33	1.37
82	AI	203	PEB	C1A-NA	-3.21	1.33	1.37
82	OK	201	PEB	C1A-NA	-3.21	1.33	1.37
82	h4	202	PEB	C1A-NA	-3.21	1.33	1.37
82	d1	201	PEB	CHA-C1B	3.21	1.47	1.40
82	YM	203	PEB	C2C-C3C	3.21	1.47	1.37
82	FQ	202	PEB	C2C-C3C	3.21	1.47	1.37
82	WQ	201	PEB	C2C-C3C	3.21	1.47	1.37
82	cO	202	PEB	C2C-C3C	3.21	1.47	1.37
82	gH	203	PEB	OD-C4D	3.21	1.29	1.23
87	B2	834	CLA	CHC-C1C	3.21	1.43	1.35
82	FA	201	PEB	C1A-NA	-3.21	1.33	1.37
87	AN	813	CLA	C1D-ND	3.21	1.41	1.37
82	KB	304	PEB	C2C-C3C	3.21	1.47	1.37
82	SF	203	PEB	C2C-C3C	3.21	1.47	1.37
82	OP	203	PEB	CHA-C1B	3.21	1.47	1.40
82	KE	201	PEB	C2A-C1A	-3.21	1.49	1.52
82	eJ	202	PEB	C2A-C1A	-3.21	1.49	1.52

Continued on next page...

Continued from previous page...

Mol	Chain	Res	Type	Atoms	Z	Observed(Å)	Ideal(Å)
82	V9	202	PEB	C1A-NA	-3.21	1.33	1.37
82	W7	202	PEB	OD-C4D	3.21	1.29	1.23
82	lM	201	PEB	CHA-C1B	3.21	1.47	1.40
82	DB	201	PEB	C2C-C3C	3.21	1.47	1.37
82	QF	203	PEB	C2A-C1A	-3.21	1.49	1.52
82	P4	201	PEB	C2A-C1A	-3.21	1.49	1.52
87	C6	520	CLA	C4D-ND	-3.21	1.33	1.37
82	u8	202	PEB	C2C-C3C	3.21	1.47	1.37
87	72	602	CLA	CHC-C1C	3.21	1.43	1.35
82	U5	201	PEB	CHA-C1B	3.21	1.47	1.40
82	lJ	203	PEB	CHA-C1B	3.21	1.47	1.40
87	BN	832	CLA	C4D-ND	-3.21	1.33	1.37
82	aK	201	PEB	C2C-C3C	3.21	1.47	1.37
82	T1	202	PEB	C2C-C3C	3.21	1.47	1.37
82	EJ	203	PEB	C1A-NA	-3.21	1.33	1.37
82	QJ	202	PEB	CHA-C1B	3.21	1.47	1.40
87	AN	849	CLA	CHC-C1C	3.21	1.43	1.35
87	B2	810	CLA	C4D-ND	-3.21	1.33	1.37
82	YF	203	PEB	OD-C4D	3.21	1.29	1.23
82	k4	201	PEB	C1A-NA	-3.21	1.33	1.37
82	RA	203	PEB	C2A-C1A	-3.21	1.49	1.52
82	T1	201	PEB	C2C-C3C	3.21	1.47	1.37
82	TQ	202	PEB	C1A-NA	-3.21	1.33	1.37
82	X9	202	PEB	C1A-NA	-3.21	1.33	1.37
82	jH	202	PEB	C1A-NA	-3.21	1.33	1.37
84	JH	1003	CYC	C3D-C2D	3.21	1.47	1.37
82	hB	301	PEB	C1A-NA	-3.21	1.33	1.37
82	xC	202	PEB	C1A-NA	-3.21	1.33	1.37
82	UG	201	PEB	CHA-C1B	3.21	1.47	1.40
82	A9	202	PEB	C1A-NA	-3.21	1.33	1.37
82	lK	203	PEB	OD-C4D	3.21	1.29	1.23
87	82	307	CLA	C4D-ND	-3.21	1.33	1.37
83	BJ	302	PUB	C3B-C2B	3.21	1.47	1.37
82	JD	202	PEB	C1A-NA	-3.21	1.33	1.37
82	aM	204	PEB	C2C-C3C	3.21	1.47	1.37
83	M5	302	PUB	CAB-C3B	3.21	1.56	1.52
82	GA	202	PEB	C1A-NA	-3.21	1.33	1.37
87	cL	508	CLA	C4D-ND	-3.21	1.33	1.37
87	CL	503	CLA	C1D-ND	3.20	1.41	1.37
87	B2	804	CLA	CMC-C2C	-3.20	1.44	1.50
87	82	304	CLA	C4D-ND	-3.20	1.33	1.37
82	KM	201	PEB	C2A-C1A	-3.20	1.49	1.52

Continued on next page...

Continued from previous page...

Mol	Chain	Res	Type	Atoms	Z	Observed(Å)	Ideal(Å)
82	DA	202	PEB	CHA-C1B	3.20	1.47	1.40
87	A2	834	CLA	C3B-C2B	-3.20	1.35	1.40
82	uK	202	PEB	C1A-NA	-3.20	1.33	1.37
87	H6	102	CLA	C4D-ND	-3.20	1.33	1.37
87	BL	601	CLA	C4D-ND	-3.20	1.33	1.37
87	B2	832	CLA	C4D-ND	-3.20	1.33	1.37
82	AJ	301	PEB	CHA-C1B	3.20	1.47	1.40
82	jJ	203	PEB	C2C-C3C	3.20	1.47	1.37
87	BN	827	CLA	C4D-ND	-3.20	1.33	1.37
82	f1	203	PEB	C1A-NA	-3.20	1.33	1.37
82	kF	203	PEB	C1A-NA	-3.20	1.33	1.37
83	AE	302	PUB	C3B-C2B	3.20	1.47	1.37
103	8N	310	ZEX	C34-C33	-3.20	1.31	1.35
82	FQ	202	PEB	OD-C4D	3.20	1.29	1.23
82	UI	201	PEB	C2C-C3C	3.20	1.47	1.37
84	H1	1001	CYC	C3D-C2D	3.20	1.47	1.37
87	bL	606	CLA	CMB-C2B	-3.20	1.45	1.51
87	B2	827	CLA	C4D-ND	-3.20	1.33	1.37
82	YB	201	PEB	C2C-C3C	3.20	1.47	1.37
82	VP	202	PEB	C2C-C3C	3.20	1.47	1.37
87	A2	817	CLA	C4D-ND	-3.20	1.33	1.37
82	FD	203	PEB	C2A-C1A	-3.20	1.49	1.52
82	GF	201	PEB	C2A-C1A	-3.20	1.49	1.52
82	x8	202	PEB	C1A-NA	-3.20	1.33	1.37
87	B2	818	CLA	CMB-C2B	-3.20	1.45	1.51
82	UI	201	PEB	C2A-C1A	-3.20	1.49	1.52
82	DQ	201	PEB	C2A-C1A	-3.20	1.49	1.52
87	bL	613	CLA	C4D-ND	-3.20	1.33	1.37
82	KP	201	PEB	C2C-C3C	3.20	1.47	1.37
82	eK	203	PEB	C2C-C3C	3.20	1.47	1.37
84	LH	1002	CYC	C3D-C2D	3.20	1.47	1.37
82	pC	201	PEB	C1A-NA	-3.20	1.33	1.37
82	h1	201	PEB	OD-C4D	3.20	1.29	1.23
87	22	609	CLA	C1D-ND	3.20	1.41	1.37
82	UH	203	PEB	CHA-C1B	3.20	1.47	1.40
87	BN	810	CLA	C4D-ND	-3.20	1.33	1.37
82	mF	201	PEB	C2C-C3C	3.20	1.47	1.37
82	O5	202	PEB	C2A-C1A	-3.20	1.49	1.52
82	D1	1002	PEB	C1A-NA	-3.20	1.33	1.37
82	HO	1002	PEB	C2C-C3C	3.20	1.47	1.37
82	jF	201	PEB	C2C-C3C	3.20	1.47	1.37
82	sF	203	PEB	C2C-C3C	3.20	1.47	1.37

Continued on next page...

Continued from previous page...

Mol	Chain	Res	Type	Atoms	Z	Observed(Å)	Ideal(Å)
82	lM	201	PEB	C2C-C3C	3.20	1.47	1.37
87	12	611	CLA	C4D-ND	-3.20	1.33	1.37
87	c6	605	CLA	C4D-ND	-3.20	1.33	1.37
82	CK	203	PEB	C1A-NA	-3.20	1.33	1.37
82	uC	202	PEB	C1A-NA	-3.20	1.33	1.37
82	fE	203	PEB	C1A-NA	-3.20	1.33	1.37
82	mG	202	PEB	C2C-C3C	3.20	1.47	1.37
82	O7	201	PEB	CHA-C1B	3.20	1.47	1.40
82	YP	502	PEB	C2A-C1A	-3.20	1.49	1.52
82	E9	202	PEB	C1A-NA	-3.20	1.33	1.37
82	I9	202	PEB	C1A-NA	-3.20	1.33	1.37
82	hM	203	PEB	C1A-NA	-3.20	1.33	1.37
82	M7	201	PEB	CHA-C1B	3.20	1.47	1.40
87	BL	609	CLA	C4D-ND	-3.19	1.33	1.37
87	1N	607	CLA	C4D-ND	-3.19	1.33	1.37
82	WJ	201	PEB	C2C-C3C	3.19	1.47	1.37
82	PP	201	PEB	C2C-C3C	3.19	1.47	1.37
82	QK	202	PEB	OD-C4D	3.19	1.29	1.23
82	dE	202	PEB	C2C-C3C	3.19	1.47	1.37
82	M9	302	PEB	C2C-C3C	3.19	1.47	1.37
82	VH	202	PEB	C1A-NA	-3.19	1.33	1.37
82	hJ	201	PEB	C1A-NA	-3.19	1.33	1.37
82	UP	203	PEB	CHA-C1B	3.19	1.47	1.40
82	TJ	201	PEB	C2A-C1A	-3.19	1.49	1.52
82	FO	1002	PEB	C2C-C3C	3.19	1.47	1.37
82	U5	201	PEB	C2C-C3C	3.19	1.47	1.37
82	eF	203	PEB	C2C-C3C	3.19	1.47	1.37
82	iF	202	PEB	C2C-C3C	3.19	1.47	1.37
87	4N	601	CLA	C4D-ND	-3.19	1.33	1.37
82	IK	201	PEB	C2C-C3C	3.19	1.47	1.37
84	NO	1001	CYC	C3D-C2D	3.19	1.47	1.37
87	2N	309	CLA	C4D-ND	-3.19	1.33	1.37
82	XD	201	PEB	C2C-C3C	3.19	1.47	1.37
82	cB	401	PEB	C2C-C3C	3.19	1.47	1.37
87	A2	825	CLA	CMC-C2C	-3.19	1.44	1.50
82	mK	201	PEB	C1A-NA	-3.19	1.33	1.37
87	B6	604	CLA	C4D-ND	-3.19	1.33	1.37
87	BN	826	CLA	C1D-ND	3.19	1.41	1.37
87	A2	803	CLA	C1D-ND	3.19	1.41	1.37
82	J9	202	PEB	C2C-C3C	3.19	1.47	1.37
82	R9	202	PEB	C1A-NA	-3.19	1.33	1.37
82	tF	202	PEB	C1A-NA	-3.19	1.33	1.37

Continued on next page...

Continued from previous page...

Mol	Chain	Res	Type	Atoms	Z	Observed(Å)	Ideal(Å)
87	CL	507	CLA	C4D-ND	-3.19	1.33	1.37
87	HL	101	CLA	C4D-ND	-3.19	1.33	1.37
82	RB	201	PEB	C2C-C3C	3.19	1.47	1.37
82	VB	202	PEB	C2C-C3C	3.19	1.47	1.37
82	K9	202	PEB	C1A-NA	-3.19	1.33	1.37
82	DD	202	PEB	C2A-C1A	-3.19	1.49	1.52
87	12	604	CLA	C4D-ND	-3.19	1.33	1.37
82	OJ	202	PEB	C2C-C3C	3.19	1.47	1.37
82	AH	302	PEB	C1A-NA	-3.19	1.33	1.37
82	S1	202	PEB	OD-C4D	3.19	1.29	1.23
82	dG	202	PEB	C2C-C3C	3.19	1.47	1.37
84	HH	1001	CYC	C3D-C2D	3.19	1.47	1.37
82	DB	203	PEB	C2C-C3C	3.19	1.47	1.37
82	lK	202	PEB	C1A-NA	-3.19	1.33	1.37
87	B2	826	CLA	C4D-ND	-3.19	1.33	1.37
87	cL	510	CLA	C4D-ND	-3.19	1.33	1.37
87	CL	513	CLA	CHC-C1C	3.19	1.43	1.35
87	BN	819	CLA	CMB-C2B	-3.19	1.45	1.51
82	wF	301	PEB	CHA-C1B	3.19	1.47	1.40
82	EA	202	PEB	OD-C4D	3.19	1.29	1.23
82	S1	201	PEB	C2C-C3C	3.19	1.47	1.37
82	DQ	203	PEB	C1A-NA	-3.19	1.33	1.37
82	TQ	203	PEB	C1A-NA	-3.19	1.33	1.37
83	AG	303	PUB	OD-C4D	3.19	1.29	1.23
82	YI	202	PEB	C2C-C3C	3.19	1.47	1.37
82	PD	201	PEB	C2C-C3C	3.19	1.47	1.37
82	B5	203	PEB	C2C-C3C	3.19	1.47	1.37
82	BI	203	PEB	C2C-C3C	3.19	1.47	1.37
82	NM	201	PEB	C2C-C3C	3.19	1.47	1.37
82	oK	202	PEB	C1A-NA	-3.18	1.33	1.37
82	VQ	202	PEB	OD-C4D	3.18	1.29	1.23
87	12	607	CLA	C4D-ND	-3.18	1.33	1.37
87	B6	613	CLA	C4D-ND	-3.18	1.33	1.37
82	KJ	201	PEB	C2C-C3C	3.18	1.47	1.37
82	S9	202	PEB	C2C-C3C	3.18	1.47	1.37
82	tK	201	PEB	C2A-C1A	-3.18	1.49	1.52
82	A1	302	PEB	C1A-NA	-3.18	1.33	1.37
82	mF	201	PEB	C1A-NA	-3.18	1.33	1.37
82	DK	201	PEB	C2C-C3C	3.18	1.47	1.37
84	GE	1001	CYC	C3D-C2D	3.18	1.47	1.37
82	D7	202	PEB	CHA-C1B	3.18	1.47	1.40
87	3N	303	CLA	C1D-C2D	3.18	1.51	1.45

Continued on next page...

Continued from previous page...

Mol	Chain	Res	Type	Atoms	Z	Observed(Å)	Ideal(Å)
82	OO	201	PEB	C2C-C3C	3.18	1.47	1.37
82	V7	203	PEB	C2C-C3C	3.18	1.47	1.37
82	HI	202	PEB	OD-C4D	3.18	1.29	1.23
82	s8	203	PEB	OD-C4D	3.18	1.29	1.23
82	U1	203	PEB	CHA-C1B	3.18	1.47	1.40
82	NI	203	PEB	C1A-NA	-3.18	1.33	1.37
82	M5	304	PEB	C1A-NA	-3.18	1.33	1.37
87	B2	825	CLA	CHC-C1C	3.18	1.43	1.35
87	22	608	CLA	C4D-ND	-3.18	1.33	1.37
82	UM	201	PEB	CHA-C1B	3.18	1.47	1.40
82	YK	203	PEB	OD-C4D	3.18	1.29	1.23
82	iK	202	PEB	C2C-C3C	3.18	1.47	1.37
82	mO	203	PEB	C1A-NA	-3.18	1.33	1.37
82	UA	202	PEB	CHA-C1B	3.18	1.47	1.40
82	VD	202	PEB	OD-C4D	3.18	1.29	1.23
82	UE	203	PEB	OD-C4D	3.18	1.29	1.23
87	B2	809	CLA	C4D-ND	-3.18	1.33	1.37
82	IM	201	PEB	CHA-C1B	3.18	1.47	1.40
82	A1	305	PEB	C1A-NA	-3.18	1.33	1.37
82	CB	201	PEB	C2A-C1A	-3.18	1.49	1.52
84	F1	1001	CYC	C2C-C1C	-3.18	1.49	1.52
87	A2	811	CLA	C4D-ND	-3.18	1.33	1.37
87	c6	613	CLA	C4D-ND	-3.18	1.33	1.37
82	PA	202	PEB	CHA-C1B	3.18	1.47	1.40
82	KP	201	PEB	CHC-C4C	3.18	1.58	1.50
82	WA	202	PEB	C1A-NA	-3.18	1.33	1.37
82	MM	203	PEB	C1A-NA	-3.18	1.33	1.37
87	AN	826	CLA	C4D-ND	-3.18	1.33	1.37
82	W4	201	PEB	CHA-C1B	3.18	1.47	1.40
82	VI	203	PEB	C1A-NA	-3.18	1.33	1.37
87	AN	822	CLA	C4D-ND	-3.18	1.33	1.37
82	XF	201	PEB	C2C-C3C	3.18	1.47	1.37
82	WG	202	PEB	C2A-C1A	-3.18	1.49	1.52
84	E1	1001	CYC	C3D-C2D	3.18	1.47	1.37
82	m4	203	PEB	C1A-NA	-3.18	1.33	1.37
82	hM	201	PEB	C1A-NA	-3.18	1.33	1.37
87	d6	406	CLA	C4D-ND	-3.18	1.33	1.37
87	BN	807	CLA	C1D-ND	3.17	1.41	1.37
87	A6	403	CLA	C4D-ND	-3.17	1.33	1.37
82	oF	203	PEB	C1A-NA	-3.17	1.33	1.37
87	K2	106	CLA	C3B-C2B	-3.17	1.36	1.40
82	HB	202	PEB	C2C-C3C	3.17	1.47	1.37

Continued on next page...

Continued from previous page...

Mol	Chain	Res	Type	Atoms	Z	Observed(Å)	Ideal(Å)
82	DD	203	PEB	OD-C4D	3.17	1.29	1.23
82	YJ	202	PEB	C2C-C3C	3.17	1.47	1.37
87	DL	404	CLA	C1D-ND	3.17	1.41	1.37
87	A2	801	CLA	C4D-ND	-3.17	1.33	1.37
82	U1	201	PEB	C2C-C3C	3.17	1.47	1.37
82	hJ	201	PEB	CHA-C1B	3.17	1.47	1.40
82	jE	201	PEB	C2A-C1A	-3.17	1.49	1.52
87	AN	802	CLA	C4D-ND	-3.17	1.33	1.37
87	AN	813	CLA	C4D-ND	-3.17	1.33	1.37
87	52	604	CLA	C4D-ND	-3.17	1.33	1.37
82	qK	201	PEB	C2C-C3C	3.17	1.47	1.37
87	c6	610	CLA	C4D-ND	-3.17	1.33	1.37
82	lF	203	PEB	C2C-C3C	3.17	1.47	1.37
87	AN	803	CLA	C1D-ND	3.17	1.41	1.37
87	A2	831	CLA	C1D-ND	3.17	1.41	1.37
82	TQ	201	PEB	OD-C4D	3.17	1.29	1.23
87	B6	616	CLA	CHC-C1C	3.17	1.43	1.35
82	OD	202	PEB	C2A-C1A	-3.17	1.49	1.52
82	IB	203	PEB	C2C-C3C	3.17	1.47	1.37
87	dL	402	CLA	C4D-ND	-3.17	1.33	1.37
92	j6	101	LMG	O8-C28	3.17	1.42	1.33
82	fG	203	PEB	C1A-NA	-3.17	1.33	1.37
82	BI	202	PEB	OD-C4D	3.17	1.29	1.23
84	M3	1001	CYC	C1B-C2B	3.17	1.50	1.45
84	f3	1001	CYC	C1B-C2B	3.17	1.50	1.45
82	Y1	201	PEB	C2A-C1A	-3.17	1.49	1.52
87	52	611	CLA	C4D-ND	-3.17	1.33	1.37
82	V1	202	PEB	C2C-C3C	3.17	1.47	1.37
82	i1	202	PEB	C1A-NA	-3.17	1.33	1.37
82	V1	203	PEB	C2A-C1A	-3.17	1.49	1.52
84	CG	1001	CYC	C2C-C1C	-3.17	1.49	1.52
87	AN	811	CLA	C4D-ND	-3.17	1.33	1.37
84	h3	1001	CYC	C1B-C2B	3.17	1.50	1.45
82	QK	203	PEB	C2A-C1A	-3.17	1.49	1.52
82	J1	1002	PEB	C1A-NA	-3.17	1.33	1.37
82	C9	202	PEB	C1A-NA	-3.17	1.33	1.37
84	q3	1001	CYC	C1B-C2B	3.17	1.50	1.45
87	AN	825	CLA	CMC-C2C	-3.17	1.44	1.50
87	BN	811	CLA	C4D-ND	-3.17	1.33	1.37
87	C6	513	CLA	C4D-ND	-3.17	1.33	1.37
87	c6	607	CLA	C4D-ND	-3.17	1.33	1.37
82	ND	203	PEB	OD-C4D	3.17	1.29	1.23

Continued on next page...

Continued from previous page...

Mol	Chain	Res	Type	Atoms	Z	Observed(Å)	Ideal(Å)
82	IF	201	PEB	C2C-C3C	3.17	1.47	1.37
82	Z9	301	PEB	C2C-C3C	3.17	1.47	1.37
82	L9	202	PEB	C2C-C3C	3.17	1.47	1.37
82	hO	201	PEB	C2A-C1A	-3.17	1.49	1.52
87	BN	805	CLA	CMC-C2C	-3.17	1.44	1.50
82	dH	201	PEB	CHA-C1B	3.17	1.47	1.40
87	12	610	CLA	CHC-C1C	3.17	1.43	1.35
87	c6	614	CLA	C4D-ND	-3.17	1.33	1.37
82	RG	202	PEB	C2A-C1A	-3.17	1.49	1.52
82	F4	1002	PEB	C2C-C3C	3.17	1.47	1.37
84	DH	1001	CYC	C1C-NC	-3.17	1.33	1.37
82	QF	201	PEB	C2C-C3C	3.17	1.47	1.37
87	D6	405	CLA	C4D-ND	-3.17	1.33	1.37
82	SB	201	PEB	C2C-C3C	3.17	1.47	1.37
82	HB	202	PEB	C2A-C1A	-3.17	1.49	1.52
82	eB	201	PEB	C2A-C1A	-3.17	1.49	1.52
87	A2	813	CLA	C4D-ND	-3.16	1.33	1.37
87	bL	622	CLA	C1D-ND	3.16	1.41	1.37
82	B5	202	PEB	CHA-C1B	3.16	1.47	1.40
82	jM	203	PEB	C2C-C3C	3.16	1.47	1.37
82	qC	202	PEB	C1A-NA	-3.16	1.33	1.37
84	FG	1001	CYC	C3D-C2D	3.16	1.47	1.37
82	FQ	203	PEB	C2A-C1A	-3.16	1.49	1.52
82	mO	201	PEB	C2A-C1A	-3.16	1.49	1.52
82	M5	304	PEB	C2C-C3C	3.16	1.47	1.37
82	B9	203	PEB	C1A-NA	-3.16	1.33	1.37
82	G9	202	PEB	C1A-NA	-3.16	1.33	1.37
87	42	601	CLA	C4D-ND	-3.16	1.33	1.37
82	RM	201	PEB	C2C-C3C	3.16	1.47	1.37
82	eH	203	PEB	CHA-C1B	3.16	1.47	1.40
95	C6	503	DGD	O2G-C1B	3.16	1.43	1.34
82	sK	203	PEB	C2C-C3C	3.16	1.47	1.37
82	T1	202	PEB	C1A-NA	-3.16	1.33	1.37
82	Z5	304	PEB	C1A-NA	-3.16	1.33	1.37
82	oK	203	PEB	C1A-NA	-3.16	1.33	1.37
87	bL	614	CLA	C4D-ND	-3.16	1.33	1.37
87	nL	101	CLA	C1D-ND	3.16	1.41	1.37
82	GA	201	PEB	C2C-C3C	3.16	1.47	1.37
82	sF	202	PEB	C1A-NA	-3.16	1.33	1.37
84	N4	1001	CYC	C3D-C2D	3.16	1.47	1.37
82	sF	202	PEB	OD-C4D	3.16	1.29	1.23
82	lK	203	PEB	C2C-C3C	3.16	1.47	1.37

Continued on next page...

Continued from previous page...

Mol	Chain	Res	Type	Atoms	Z	Observed(Å)	Ideal(Å)
103	8N	310	ZEX	C14-C13	-3.16	1.31	1.35
91	aL	610	PHO	CBD-CGD	-3.16	1.48	1.52
82	F5	201	PEB	C2A-C1A	-3.16	1.49	1.52
82	eH	202	PEB	C1A-NA	-3.16	1.33	1.37
83	Z9	305	PUB	OD-C4D	3.16	1.29	1.23
82	V1	203	PEB	C1A-NA	-3.16	1.33	1.37
82	bB	201	PEB	C2C-C3C	3.16	1.47	1.37
87	CL	510	CLA	C1D-ND	3.16	1.41	1.37
87	R2	201	CLA	C4D-ND	-3.16	1.33	1.37
87	c6	616	CLA	C4D-ND	-3.16	1.33	1.37
84	u3	1001	CYC	C1B-C2B	3.16	1.50	1.45
82	LI	201	PEB	C2C-C3C	3.16	1.47	1.37
87	bL	606	CLA	CHC-C1C	3.16	1.43	1.35
87	1N	610	CLA	CHC-C1C	3.16	1.43	1.35
82	h4	201	PEB	C2A-C1A	-3.16	1.49	1.52
82	YJ	203	PEB	CHA-C1B	3.16	1.47	1.40
84	o3	1001	CYC	C1B-C2B	3.16	1.50	1.45
87	32	313	CLA	C4D-ND	-3.16	1.33	1.37
82	tK	202	PEB	C1A-NA	-3.16	1.33	1.37
82	SJ	203	PEB	CHA-C1B	3.16	1.47	1.40
82	j1	202	PEB	C1A-NA	-3.16	1.33	1.37
82	u8	201	PEB	OD-C4D	3.16	1.29	1.23
87	HL	102	CLA	C4D-ND	-3.16	1.33	1.37
82	b1	203	PEB	CHA-C1B	3.16	1.47	1.40
103	82	310	ZEX	C34-C33	-3.16	1.31	1.35
82	oK	203	PEB	OD-C4D	3.16	1.29	1.23
82	Q4	201	PEB	CHA-C1B	3.15	1.47	1.40
87	AN	805	CLA	C4D-ND	-3.15	1.33	1.37
87	2N	304	CLA	C4D-ND	-3.15	1.33	1.37
82	JF	201	PEB	C2C-C3C	3.15	1.47	1.37
82	YJ	201	PEB	CHA-C1B	3.15	1.47	1.40
82	Z5	304	PEB	C2C-C3C	3.15	1.47	1.37
87	K2	101	CLA	C4D-ND	-3.15	1.33	1.37
82	Q7	202	PEB	C2C-C3C	3.15	1.47	1.37
82	S5	201	PEB	C2A-C1A	-3.15	1.49	1.52
87	1N	604	CLA	C4D-ND	-3.15	1.33	1.37
84	Q3	1001	CYC	C1B-C2B	3.15	1.50	1.45
82	bO	202	PEB	C1A-NA	-3.15	1.33	1.37
87	AN	806	CLA	C4D-ND	-3.15	1.33	1.37
82	iJ	201	PEB	C2A-C1A	-3.15	1.49	1.52
82	QK	201	PEB	C2C-C3C	3.15	1.47	1.37
84	S3	1001	CYC	C1B-C2B	3.15	1.50	1.45

Continued on next page...

Continued from previous page...

Mol	Chain	Res	Type	Atoms	Z	Observed(Å)	Ideal(Å)
87	32	302	CLA	C1D-C2D	3.15	1.51	1.45
82	bP	502	PEB	C2C-C3C	3.15	1.47	1.37
87	BL	609	CLA	C1D-ND	3.15	1.41	1.37
87	8N	305	CLA	C4D-ND	-3.15	1.33	1.37
82	w8	202	PEB	C4B-C3B	3.15	1.50	1.45
82	j1	203	PEB	C2C-C3C	3.15	1.47	1.37
82	BF	201	PEB	C2C-C3C	3.15	1.47	1.37
82	M9	305	PEB	C1A-NA	-3.15	1.33	1.37
82	eF	201	PEB	C2C-C3C	3.15	1.47	1.37
87	BL	605	CLA	C4D-ND	-3.15	1.33	1.37
87	AN	835	CLA	C4D-ND	-3.15	1.33	1.37
82	bP	501	PEB	C2A-C1A	-3.15	1.49	1.52
82	QH	201	PEB	CHA-C1B	3.15	1.47	1.40
82	W7	202	PEB	C1A-NA	-3.15	1.33	1.37
87	A2	805	CLA	C4D-ND	-3.15	1.33	1.37
87	2N	308	CLA	C4D-ND	-3.15	1.33	1.37
82	hM	201	PEB	C2C-C3C	3.15	1.47	1.37
87	82	308	CLA	CHC-C1C	3.15	1.43	1.35
87	3N	305	CLA	O1D-CGD	3.15	1.29	1.21
82	MA	201	PEB	CHA-C1B	3.15	1.47	1.40
82	jM	203	PEB	CHA-C1B	3.15	1.47	1.40
82	DJ	202	PEB	C2A-C1A	-3.15	1.49	1.52
87	R2	204	CLA	C4D-ND	-3.15	1.33	1.37
82	OH	202	PEB	CHA-C1B	3.15	1.47	1.40
82	EQ	202	PEB	C2C-C3C	3.15	1.47	1.37
82	OK	203	PEB	OD-C4D	3.15	1.29	1.23
87	LN	204	CLA	C1D-ND	3.15	1.41	1.37
87	A2	830	CLA	C4D-ND	-3.15	1.33	1.37
82	hK	201	PEB	C2A-C1A	-3.15	1.49	1.52
82	HI	203	PEB	C2C-C3C	3.15	1.47	1.37
87	b6	612	CLA	C4D-ND	-3.15	1.33	1.37
82	WI	202	PEB	C2C-C3C	3.15	1.47	1.37
82	QE	203	PEB	OD-C4D	3.15	1.29	1.23
82	GK	201	PEB	C2A-C1A	-3.15	1.49	1.52
84	j3	1001	CYC	C1B-C2B	3.15	1.50	1.45
87	AN	830	CLA	C4D-ND	-3.15	1.33	1.37
82	GF	203	PEB	OD-C4D	3.15	1.29	1.23
87	AN	834	CLA	C3B-C2B	-3.15	1.36	1.40
87	cL	517	CLA	CHC-C1C	3.15	1.43	1.35
87	A2	849	CLA	C4D-ND	-3.15	1.33	1.37
82	jE	201	PEB	C1A-NA	-3.15	1.33	1.37
82	D7	201	PEB	C2A-C1A	-3.14	1.49	1.52

Continued on next page...

Continued from previous page...

Mol	Chain	Res	Type	Atoms	Z	Observed(Å)	Ideal(Å)
82	H5	202	PEB	C2C-C3C	3.14	1.47	1.37
82	ID	202	PEB	C2C-C3C	3.14	1.47	1.37
82	VD	201	PEB	CHA-C1B	3.14	1.47	1.40
82	O1	202	PEB	CHA-C1B	3.14	1.47	1.40
87	BN	830	CLA	C4D-ND	-3.14	1.33	1.37
84	F3	1001	CYC	C1B-C2B	3.14	1.50	1.45
84	w3	1001	CYC	C1B-C2B	3.14	1.50	1.45
82	MF	203	PEB	C2C-C3C	3.14	1.47	1.37
82	XQ	201	PEB	C2C-C3C	3.14	1.47	1.37
82	jH	203	PEB	C2C-C3C	3.14	1.47	1.37
84	J4	1001	CYC	C2C-C1C	-3.14	1.49	1.52
87	32	308	CLA	C1D-ND	3.14	1.41	1.37
82	sC	203	PEB	OD-C4D	3.14	1.29	1.23
87	BN	828	CLA	CHC-C1C	3.14	1.43	1.35
84	FE	1002	CYC	C3D-C2D	3.14	1.47	1.37
82	AB	501	PEB	C2C-C3C	3.14	1.47	1.37
82	YI	201	PEB	C2C-C3C	3.14	1.47	1.37
82	WQ	201	PEB	C1A-NA	-3.14	1.33	1.37
82	HA	201	PEB	C2A-C1A	-3.14	1.49	1.52
82	MM	201	PEB	C2A-C1A	-3.14	1.49	1.52
82	yF	301	PEB	C2A-C1A	-3.14	1.49	1.52
84	FE	1001	CYC	C2C-C1C	-3.14	1.49	1.52
87	B2	830	CLA	C4D-ND	-3.14	1.33	1.37
82	SF	202	PEB	C2C-C3C	3.14	1.47	1.37
82	mE	202	PEB	C2C-C3C	3.14	1.47	1.37
82	GB	201	PEB	C2A-C1A	-3.14	1.49	1.52
82	WM	203	PEB	C2A-C1A	-3.14	1.49	1.52
82	aJ	204	PEB	CHA-C1B	3.14	1.47	1.40
82	WO	201	PEB	C2C-C3C	3.14	1.47	1.37
87	b6	615	CLA	C4D-ND	-3.14	1.33	1.37
87	BL	603	CLA	CMD-C2D	-3.14	1.44	1.50
82	RD	201	PEB	C1A-NA	-3.14	1.33	1.37
82	gF	202	PEB	C1A-NA	-3.14	1.33	1.37
82	dH	201	PEB	C2C-C3C	3.14	1.47	1.37
87	BL	602	CLA	C1D-ND	3.14	1.41	1.37
87	C6	518	CLA	C4D-ND	-3.14	1.33	1.37
87	c6	604	CLA	C4D-ND	-3.14	1.33	1.37
82	Y1	202	PEB	C2C-C3C	3.14	1.47	1.37
82	Q5	202	PEB	C2C-C3C	3.14	1.47	1.37
82	D7	201	PEB	C1A-NA	-3.14	1.33	1.37
87	BN	808	CLA	C1D-ND	3.14	1.41	1.37
82	UD	201	PEB	OD-C4D	3.14	1.29	1.23

Continued on next page...

Continued from previous page...

Mol	Chain	Res	Type	Atoms	Z	Observed(Å)	Ideal(Å)
87	B2	817	CLA	C4D-ND	-3.14	1.33	1.37
82	jK	201	PEB	C2C-C3C	3.14	1.47	1.37
82	AM	302	PEB	C1A-NA	-3.14	1.33	1.37
82	SK	202	PEB	C2C-C3C	3.14	1.47	1.37
82	G7	201	PEB	C2C-C3C	3.14	1.47	1.37
87	6N	601	CLA	CHC-C1C	3.14	1.43	1.35
82	YH	202	PEB	C2A-C1A	-3.14	1.49	1.52
84	73	1001	CYC	C1B-C2B	3.14	1.50	1.45
82	BK	201	PEB	C2C-C3C	3.14	1.47	1.37
82	RD	202	PEB	OD-C4D	3.14	1.29	1.23
103	82	310	ZEX	C14-C13	-3.14	1.31	1.35
82	W5	201	PEB	C2C-C3C	3.14	1.47	1.37
84	BG	1001	CYC	C3D-C2D	3.14	1.47	1.37
87	2N	305	CLA	CHC-C1C	3.14	1.43	1.35
82	MD	202	PEB	C1A-NA	-3.14	1.33	1.37
82	q8	202	PEB	C1A-NA	-3.14	1.33	1.37
87	4N	608	CLA	C4D-ND	-3.14	1.33	1.37
82	OQ	202	PEB	C2A-C1A	-3.14	1.49	1.52
84	U3	1001	CYC	C1B-C2B	3.14	1.50	1.45
84	GG	1001	CYC	C3D-C2D	3.14	1.47	1.37
84	C4	1001	CYC	C3D-C2D	3.14	1.47	1.37
87	8N	308	CLA	CHC-C1C	3.14	1.43	1.35
87	C6	511	CLA	C4D-ND	-3.14	1.33	1.37
82	QO	201	PEB	CHA-C1B	3.14	1.47	1.40
82	QA	202	PEB	C2C-C3C	3.14	1.47	1.37
82	KA	202	PEB	C1A-NA	-3.14	1.33	1.37
82	t8	201	PEB	C1A-NA	-3.14	1.33	1.37
82	kE	201	PEB	C2A-C1A	-3.13	1.49	1.52
82	sF	203	PEB	C2A-C1A	-3.13	1.49	1.52
84	LH	1002	CYC	C1B-C2B	3.13	1.50	1.45
87	JN	101	CLA	C4D-ND	-3.13	1.33	1.37
87	J2	101	CLA	C4D-ND	-3.13	1.33	1.37
87	DL	404	CLA	CHC-C1C	3.13	1.43	1.35
87	b6	612	CLA	CMB-C2B	-3.13	1.45	1.51
87	A2	851	CLA	C1D-ND	3.13	1.41	1.37
82	F5	201	PEB	CHA-C1B	3.13	1.47	1.40
82	AK	201	PEB	C2A-C1A	-3.13	1.49	1.52
82	SH	203	PEB	C1A-NA	-3.13	1.33	1.37
87	A2	806	CLA	C4D-ND	-3.13	1.33	1.37
82	fM	203	PEB	CHA-C1B	3.13	1.47	1.40
87	22	604	CLA	CHC-C1C	3.13	1.43	1.35
87	2N	311	CLA	CHC-C1C	3.13	1.43	1.35

Continued on next page...

Continued from previous page...

Mol	Chain	Res	Type	Atoms	Z	Observed(Å)	Ideal(Å)
82	AD	303	PEB	OD-C4D	3.13	1.29	1.23
87	bL	608	CLA	CHC-C1C	3.13	1.43	1.35
87	8N	304	CLA	C4D-ND	-3.13	1.33	1.37
82	RB	201	PEB	C2A-C1A	-3.13	1.49	1.52
82	lF	203	PEB	OD-C4D	3.13	1.29	1.23
87	B2	834	CLA	C1D-ND	3.13	1.41	1.37
87	b6	610	CLA	CHC-C1C	3.13	1.43	1.35
84	I3	1001	CYC	C1B-C2B	3.13	1.50	1.45
87	RN	204	CLA	C4D-ND	-3.13	1.33	1.37
87	5N	604	CLA	C4D-ND	-3.13	1.33	1.37
87	AL	403	CLA	CHC-C1C	3.13	1.43	1.35
82	SF	201	PEB	CHA-C1B	3.13	1.47	1.40
82	KK	203	PEB	OD-C4D	3.13	1.29	1.23
87	AN	831	CLA	C1D-ND	3.13	1.41	1.37
87	32	304	CLA	O1D-CGD	3.13	1.29	1.21
82	qF	201	PEB	C2C-C3C	3.13	1.46	1.37
82	W5	202	PEB	C2A-C1A	-3.13	1.49	1.52
82	QH	202	PEB	C2C-C3C	3.13	1.46	1.37
84	CO	1001	CYC	C3D-C2D	3.13	1.46	1.37
82	Q7	202	PEB	OD-C4D	3.13	1.29	1.23
82	kK	203	PEB	C1A-NA	-3.13	1.33	1.37
87	BL	620	CLA	C4D-ND	-3.13	1.33	1.37
87	B6	608	CLA	C4D-ND	-3.13	1.33	1.37
96	G2	201	HEM	CAB-C3B	3.13	1.56	1.47
82	SM	203	PEB	C2C-C3C	3.13	1.46	1.37
87	6N	611	CLA	CHC-C1C	3.13	1.43	1.35
82	QB	203	PEB	C2C-C3C	3.13	1.46	1.37
82	KK	201	PEB	C2A-C1A	-3.13	1.49	1.52
87	RN	201	CLA	C4D-ND	-3.13	1.33	1.37
87	22	611	CLA	CHC-C1C	3.13	1.43	1.35
82	JK	201	PEB	C2C-C3C	3.13	1.46	1.37
84	p3	1001	CYC	C1B-C2B	3.13	1.50	1.45
82	fM	203	PEB	C2C-C3C	3.13	1.46	1.37
82	AI	203	PEB	OD-C4D	3.13	1.29	1.23
87	CL	518	CLA	C4D-ND	-3.13	1.33	1.37
87	A6	404	CLA	C4D-ND	-3.13	1.33	1.37
84	D3	1001	CYC	C1B-C2B	3.13	1.50	1.45
84	d3	1001	CYC	C1B-C2B	3.13	1.50	1.45
82	XK	203	PEB	C2A-C1A	-3.13	1.49	1.52
87	42	602	CLA	CHC-C1C	3.13	1.43	1.35
82	U5	202	PEB	C2C-C3C	3.13	1.46	1.37
84	O3	1001	CYC	C1B-C2B	3.12	1.50	1.45

Continued on next page...

Continued from previous page...

Mol	Chain	Res	Type	Atoms	Z	Observed(Å)	Ideal(Å)
82	EM	202	PEB	C2A-C1A	-3.12	1.49	1.52
84	K1	1001	CYC	C2C-C1C	-3.12	1.49	1.52
87	B2	810	CLA	C3B-C2B	-3.12	1.36	1.40
82	OE	203	PEB	CHA-C1B	3.12	1.47	1.40
87	a6	608	CLA	CHC-C1C	3.12	1.43	1.35
82	wC	202	PEB	C4B-C3B	3.12	1.50	1.45
87	B2	828	CLA	CHC-C1C	3.12	1.43	1.35
87	22	609	CLA	C4D-ND	-3.12	1.33	1.37
82	RF	201	PEB	C2C-C3C	3.12	1.46	1.37
82	d1	201	PEB	C2C-C3C	3.12	1.46	1.37
84	BE	1001	CYC	C3D-C2D	3.12	1.46	1.37
84	e3	1001	CYC	C1B-C2B	3.12	1.50	1.45
82	YM	201	PEB	C2A-C1A	-3.12	1.49	1.52
82	RI	203	PEB	C1A-NA	-3.12	1.33	1.37
82	NA	203	PEB	C2C-C3C	3.12	1.46	1.37
82	YH	202	PEB	C2C-C3C	3.12	1.46	1.37
82	EQ	201	PEB	C2C-C3C	3.12	1.46	1.37
82	XD	202	PEB	C1A-NA	-3.12	1.33	1.37
82	Y9	203	PEB	C1A-NA	-3.12	1.33	1.37
87	ON	201	CLA	CHC-C1C	3.12	1.43	1.35
82	W9	202	PEB	C4B-C3B	3.12	1.50	1.45
87	O2	201	CLA	CHC-C1C	3.12	1.43	1.35
87	dL	402	CLA	CHC-C1C	3.12	1.43	1.35
82	CA	201	PEB	C2C-C3C	3.12	1.46	1.37
82	aJ	204	PEB	C2C-C3C	3.12	1.46	1.37
82	UJ	203	PEB	C1A-NA	-3.12	1.33	1.37
82	IQ	202	PEB	C2C-C3C	3.12	1.46	1.37
82	NE	202	PEB	C2A-C1A	-3.12	1.49	1.52
84	k3	1001	CYC	C1B-C2B	3.12	1.50	1.45
82	RH	201	PEB	C1A-NA	-3.12	1.33	1.37
87	AN	849	CLA	C4D-ND	-3.12	1.33	1.37
87	cL	505	CLA	C4D-ND	-3.12	1.33	1.37
87	3N	313	CLA	C4D-ND	-3.12	1.33	1.37
87	6N	604	CLA	C4D-ND	-3.12	1.33	1.37
87	D6	403	CLA	C1D-ND	3.12	1.41	1.37
87	B6	612	CLA	CHC-C1C	3.12	1.43	1.35
82	O9	201	PEB	C4B-C3B	3.12	1.50	1.45
82	RQ	202	PEB	OD-C4D	3.12	1.29	1.23
82	O5	202	PEB	C2C-C3C	3.12	1.46	1.37
84	EH	1001	CYC	C3D-C2D	3.12	1.46	1.37
87	A2	828	CLA	C3B-C2B	-3.12	1.36	1.40
84	BG	1002	CYC	C3D-C2D	3.12	1.46	1.37

Continued on next page...

Continued from previous page...

Mol	Chain	Res	Type	Atoms	Z	Observed(Å)	Ideal(Å)
87	5N	610	CLA	C4D-ND	-3.12	1.33	1.37
82	U9	201	PEB	C2A-C1A	-3.12	1.49	1.52
87	5N	601	CLA	C4D-ND	-3.12	1.33	1.37
87	8N	306	CLA	CHC-C1C	3.12	1.43	1.35
82	lG	201	PEB	C1A-NA	-3.12	1.33	1.37
82	bK	202	PEB	C1A-NA	-3.12	1.33	1.37
87	L2	204	CLA	C1D-ND	3.12	1.41	1.37
82	XF	203	PEB	C2A-C1A	-3.12	1.49	1.52
82	H5	201	PEB	C4D-ND	3.12	1.39	1.35
82	IB	202	PEB	C2C-C3C	3.12	1.46	1.37
84	A3	1001	CYC	C1B-C2B	3.12	1.50	1.45
82	OG	203	PEB	CHA-C1B	3.12	1.47	1.40
82	JM	201	PEB	C2A-C1A	-3.12	1.49	1.52
84	F4	1001	CYC	C3D-C2D	3.12	1.46	1.37
87	bL	606	CLA	C1D-ND	3.12	1.41	1.37
82	UQ	201	PEB	OD-C4D	3.12	1.29	1.23
82	hO	202	PEB	C1A-NA	-3.12	1.33	1.37
82	VP	201	PEB	C2A-C1A	-3.11	1.49	1.52
82	H7	202	PEB	CHA-C1B	3.11	1.47	1.40
82	O9	202	PEB	CHA-C1B	3.11	1.47	1.40
87	AN	835	CLA	C1D-ND	3.11	1.41	1.37
87	c6	613	CLA	CHC-C1C	3.11	1.43	1.35
82	aB	202	PEB	C2C-C3C	3.11	1.46	1.37
82	EM	201	PEB	CHA-C1B	3.11	1.47	1.40
87	B2	828	CLA	C4D-ND	-3.11	1.33	1.37
82	NQ	203	PEB	OD-C4D	3.11	1.29	1.23
87	BN	833	CLA	CHC-C1C	3.11	1.42	1.35
82	P7	202	PEB	CHA-C1B	3.11	1.47	1.40
82	N7	203	PEB	C2C-C3C	3.11	1.46	1.37
87	2N	306	CLA	C4D-ND	-3.11	1.33	1.37
82	N4	1002	PEB	C2A-C1A	-3.11	1.49	1.52
87	62	302	CLA	CHC-C1C	3.11	1.42	1.35
87	AN	823	CLA	C4D-ND	-3.11	1.33	1.37
82	HQ	203	PEB	C1A-NA	-3.11	1.33	1.37
87	42	603	CLA	C4D-ND	-3.11	1.33	1.37
87	5N	611	CLA	C4D-ND	-3.11	1.33	1.37
82	PQ	201	PEB	C2C-C3C	3.11	1.46	1.37
82	R7	203	PEB	C2A-C1A	-3.11	1.49	1.52
87	82	305	CLA	CHC-C1C	3.11	1.42	1.35
87	4N	603	CLA	CHC-C1C	3.11	1.42	1.35
84	l3	1001	CYC	C1B-C2B	3.11	1.50	1.45
82	JP	202	PEB	C2C-C3C	3.11	1.46	1.37

Continued on next page...

Continued from previous page...

Mol	Chain	Res	Type	Atoms	Z	Observed(Å)	Ideal(Å)
84	BE	1002	CYC	C3D-C2D	3.11	1.46	1.37
82	MJ	202	PEB	C2C-C3C	3.11	1.46	1.37
84	H3	1001	CYC	C1B-C2B	3.11	1.50	1.45
87	c6	604	CLA	CHC-C1C	3.11	1.42	1.35
87	6N	603	CLA	CHC-C1C	3.11	1.42	1.35
82	GP	202	PEB	C2A-C1A	-3.11	1.49	1.52
82	MB	201	PEB	C2C-C3C	3.11	1.46	1.37
87	42	603	CLA	CHC-C1C	3.11	1.42	1.35
82	MJ	203	PEB	C2C-C3C	3.11	1.46	1.37
82	s8	202	PEB	C1A-NA	-3.11	1.33	1.37
87	a6	608	CLA	C4D-ND	-3.11	1.33	1.37
82	DA	202	PEB	C2C-C3C	3.11	1.46	1.37
82	J7	202	PEB	C2C-C3C	3.11	1.46	1.37
87	A2	835	CLA	C1D-ND	3.11	1.41	1.37
87	cL	514	CLA	C4D-ND	-3.11	1.33	1.37
87	K6	101	CLA	CMB-C2B	-3.11	1.45	1.51
82	hJ	201	PEB	C2C-C3C	3.11	1.46	1.37
87	KN	105	CLA	C3B-C2B	-3.11	1.36	1.40
82	B9	201	PEB	C1A-NA	-3.11	1.33	1.37
87	42	606	CLA	C4D-ND	-3.11	1.33	1.37
87	52	601	CLA	C4D-ND	-3.11	1.33	1.37
84	B3	1001	CYC	C1B-C2B	3.11	1.50	1.45
82	DF	202	PEB	CHA-C1B	3.11	1.47	1.40
82	UA	202	PEB	OD-C4D	3.11	1.29	1.23
87	B2	833	CLA	CHC-C1C	3.11	1.42	1.35
82	LQ	202	PEB	C2A-C1A	-3.11	1.49	1.52
82	W4	201	PEB	C2C-C3C	3.11	1.46	1.37
82	S5	203	PEB	C2C-C3C	3.11	1.46	1.37
83	yF	302	PUB	C3B-C2B	3.11	1.46	1.37
82	WD	201	PEB	C1A-NA	-3.11	1.33	1.37
87	A2	810	CLA	CHC-C1C	3.11	1.42	1.35
82	WI	202	PEB	C1A-NA	-3.11	1.33	1.37
96	GN	201	HEM	CAB-C3B	3.10	1.55	1.47
82	SH	201	PEB	C2A-C1A	-3.10	1.49	1.52
82	wF	302	PEB	C1A-NA	-3.10	1.33	1.37
82	SH	203	PEB	C2C-C3C	3.10	1.46	1.37
82	j1	201	PEB	CHA-C1B	3.10	1.47	1.40
84	G3	1001	CYC	C1B-C2B	3.10	1.50	1.45
84	N3	1001	CYC	C1B-C2B	3.10	1.50	1.45
82	L5	202	PEB	C2C-C3C	3.10	1.46	1.37
82	Y5	202	PEB	C2C-C3C	3.10	1.46	1.37
83	AE	303	PUB	OD-C4D	3.10	1.29	1.23

Continued on next page...

Continued from previous page...

Mol	Chain	Res	Type	Atoms	Z	Observed(Å)	Ideal(Å)
82	YF	203	PEB	C2C-C3C	3.10	1.46	1.37
87	cL	506	CLA	CMB-C2B	-3.10	1.45	1.51
87	AN	828	CLA	C3B-C2B	-3.10	1.36	1.40
82	EM	201	PEB	C2C-C3C	3.10	1.46	1.37
87	62	312	CLA	CHC-C1C	3.10	1.42	1.35
87	B6	605	CLA	CHC-C1C	3.10	1.42	1.35
82	QI	201	PEB	C2C-C3C	3.10	1.46	1.37
87	4N	602	CLA	CHC-C1C	3.10	1.42	1.35
82	AK	202	PEB	OD-C4D	3.10	1.29	1.23
87	c6	609	CLA	CHC-C1C	3.10	1.42	1.35
82	LI	202	PEB	C2C-C3C	3.10	1.46	1.37
82	TH	202	PEB	C1A-NA	-3.10	1.33	1.37
82	N7	201	PEB	C2C-C3C	3.10	1.46	1.37
82	O5	203	PEB	C2C-C3C	3.10	1.46	1.37
82	SK	201	PEB	CHA-C1B	3.10	1.47	1.40
82	GJ	202	PEB	C1A-NA	-3.10	1.33	1.37
82	gK	202	PEB	C1A-NA	-3.10	1.33	1.37
82	ZG	203	PEB	C2A-C1A	-3.10	1.49	1.52
82	XJ	201	PEB	C2A-C1A	-3.10	1.49	1.52
82	C7	201	PEB	C2C-C3C	3.10	1.46	1.37
87	3N	304	CLA	C4D-ND	-3.10	1.33	1.37
84	73	1001	CYC	C3D-C2D	3.10	1.46	1.37
82	JH	1002	PEB	C1A-NA	-3.10	1.33	1.37
82	wC	201	PEB	C1A-NA	-3.10	1.33	1.37
87	BN	811	CLA	C3B-C2B	-3.10	1.36	1.40
82	kK	202	PEB	OD-C4D	3.10	1.29	1.23
87	C6	509	CLA	C4D-ND	-3.10	1.33	1.37
87	6N	607	CLA	CHC-C1C	3.10	1.42	1.35
87	DL	403	CLA	C1D-ND	3.10	1.41	1.37
82	HB	201	PEB	C2C-C3C	3.10	1.46	1.37
82	eH	203	PEB	C2C-C3C	3.10	1.46	1.37
82	CQ	201	PEB	C2A-C1A	-3.10	1.49	1.52
82	XJ	202	PEB	C2A-C1A	-3.10	1.49	1.52
84	FH	1001	CYC	C2C-C1C	-3.10	1.49	1.52
84	n3	1001	CYC	C1B-C2B	3.10	1.50	1.45
87	42	608	CLA	C4D-ND	-3.10	1.33	1.37
82	WO	201	PEB	CHA-C1B	3.10	1.47	1.40
84	K3	1001	CYC	C1B-C2B	3.10	1.50	1.45
84	g3	1001	CYC	C1B-C2B	3.10	1.50	1.45
84	m3	1001	CYC	C1B-C2B	3.10	1.50	1.45
84	t3	1001	CYC	C1B-C2B	3.10	1.50	1.45
84	v3	1001	CYC	C1B-C2B	3.10	1.50	1.45

Continued on next page...

Continued from previous page...

Mol	Chain	Res	Type	Atoms	Z	Observed(Å)	Ideal(Å)
87	B6	603	CLA	CHC-C1C	3.10	1.42	1.35
82	iK	201	PEB	C2C-C3C	3.10	1.46	1.37
87	cL	517	CLA	C4D-ND	-3.10	1.33	1.37
87	B6	613	CLA	CHC-C1C	3.10	1.42	1.35
82	VH	202	PEB	C2A-C1A	-3.10	1.49	1.52
82	SA	202	PEB	C1A-NA	-3.10	1.33	1.37
82	sK	201	PEB	C1A-NA	-3.10	1.33	1.37
84	T3	1001	CYC	C1B-C2B	3.10	1.50	1.45
82	DI	202	PEB	C1A-NA	-3.10	1.33	1.37
84	q3	1001	CYC	C3D-C2D	3.10	1.46	1.37
82	SQ	201	PEB	C2A-C1A	-3.10	1.49	1.52
87	4N	603	CLA	C4D-ND	-3.10	1.33	1.37
82	ZI	401	PEB	C1A-NA	-3.09	1.33	1.37
87	BN	834	CLA	C1D-ND	3.09	1.41	1.37
84	c3	1001	CYC	C1B-C2B	3.09	1.50	1.45
82	jF	202	PEB	C2A-C1A	-3.09	1.49	1.52
82	XK	201	PEB	C2C-C3C	3.09	1.46	1.37
84	w3	1001	CYC	C3D-C2D	3.09	1.46	1.37
82	R1	201	PEB	C1A-NA	-3.09	1.33	1.37
87	3N	301	CLA	C1D-ND	3.09	1.41	1.37
87	3N	301	CLA	C4D-ND	-3.09	1.33	1.37
87	4N	611	CLA	C4D-ND	-3.09	1.33	1.37
87	BL	609	CLA	CHC-C1C	3.09	1.42	1.35
87	AN	810	CLA	CHC-C1C	3.09	1.42	1.35
82	SB	201	PEB	C2A-C1A	-3.09	1.49	1.52
82	gF	203	PEB	C2C-C3C	3.09	1.46	1.37
87	62	305	CLA	C4D-ND	-3.09	1.33	1.37
87	A2	824	CLA	C4D-ND	-3.09	1.33	1.37
82	LK	201	PEB	C2C-C3C	3.09	1.46	1.37
82	aE	201	PEB	C2A-C1A	-3.09	1.49	1.52
82	uF	203	PEB	OD-C4D	3.09	1.29	1.23
82	S7	202	PEB	C1A-NA	-3.09	1.33	1.37
82	kF	202	PEB	C1A-NA	-3.09	1.33	1.37
82	iK	201	PEB	C1A-NA	-3.09	1.33	1.37
82	wK	302	PEB	C1A-NA	-3.09	1.33	1.37
82	Q1	202	PEB	C2C-C3C	3.09	1.46	1.37
82	MK	203	PEB	C2C-C3C	3.09	1.46	1.37
87	AN	803	CLA	CHC-C1C	3.09	1.42	1.35
87	4N	606	CLA	C4D-ND	-3.09	1.33	1.37
87	cL	507	CLA	CHC-C1C	3.09	1.42	1.35
87	A2	830	CLA	C1D-ND	3.09	1.41	1.37
82	KG	201	PEB	C2A-C1A	-3.09	1.49	1.52

Continued on next page...

Continued from previous page...

Mol	Chain	Res	Type	Atoms	Z	Observed(Å)	Ideal(Å)
82	b4	201	PEB	C2A-C1A	-3.09	1.49	1.52
84	L3	1001	CYC	C1B-C2B	3.09	1.50	1.45
82	oF	203	PEB	OD-C4D	3.09	1.29	1.23
82	kK	202	PEB	C1A-NA	-3.09	1.33	1.37
87	62	308	CLA	CHC-C1C	3.09	1.42	1.35
84	M3	1001	CYC	C3D-C2D	3.09	1.46	1.37
82	K7	202	PEB	C1A-NA	-3.09	1.33	1.37
82	q8	203	PEB	C1A-NA	-3.09	1.33	1.37
82	w8	201	PEB	C1A-NA	-3.09	1.33	1.37
84	Q3	1001	CYC	C3D-C2D	3.09	1.46	1.37
82	HO	1002	PEB	C2A-C1A	-3.09	1.49	1.52
82	AQ	303	PEB	OD-C4D	3.09	1.29	1.23
87	c6	615	CLA	C4D-ND	-3.09	1.33	1.37
82	KF	203	PEB	OD-C4D	3.09	1.29	1.23
84	k3	1001	CYC	C3D-C2D	3.09	1.46	1.37
84	o3	1001	CYC	C3D-C2D	3.09	1.46	1.37
82	YH	201	PEB	C2A-C1A	-3.09	1.49	1.52
82	LI	201	PEB	C2A-C1A	-3.09	1.49	1.52
82	NM	202	PEB	C2A-C1A	-3.09	1.49	1.52
82	H7	201	PEB	C2A-C1A	-3.09	1.49	1.52
82	fH	202	PEB	OD-C4D	3.09	1.29	1.23
82	D7	202	PEB	C2C-C3C	3.09	1.46	1.37
87	bL	622	CLA	C4D-ND	-3.09	1.33	1.37
82	NI	203	PEB	OD-C4D	3.09	1.29	1.23
87	A6	403	CLA	CHC-C1C	3.09	1.42	1.35
82	kF	202	PEB	OD-C4D	3.09	1.29	1.23
87	C6	517	CLA	CHC-C1C	3.09	1.42	1.35
87	A2	831	CLA	C3B-C2B	-3.08	1.36	1.40
82	RQ	203	PEB	CHA-C1B	3.08	1.47	1.40
82	q8	201	PEB	C1A-NA	-3.08	1.33	1.37
82	jJ	203	PEB	CHA-C1B	3.08	1.47	1.40
82	AF	202	PEB	OD-C4D	3.08	1.29	1.23
82	q8	202	PEB	C2C-C3C	3.08	1.46	1.37
82	a1	202	PEB	C1A-NA	-3.08	1.33	1.37
82	H5	201	PEB	C2C-C3C	3.08	1.46	1.37
84	n3	1001	CYC	C3D-C2D	3.08	1.46	1.37
87	52	610	CLA	C4D-ND	-3.08	1.33	1.37
87	62	304	CLA	CHC-C1C	3.08	1.42	1.35
82	QM	202	PEB	C2C-C3C	3.08	1.46	1.37
82	SK	203	PEB	OD-C4D	3.08	1.29	1.23
82	lM	203	PEB	C1A-NA	-3.08	1.33	1.37
82	WE	202	PEB	C2A-C1A	-3.08	1.49	1.52

Continued on next page...

Continued from previous page...

Mol	Chain	Res	Type	Atoms	Z	Observed(Å)	Ideal(Å)
82	JQ	202	PEB	CHA-C1B	3.08	1.47	1.40
87	cL	507	CLA	C4D-ND	-3.08	1.33	1.37
84	FO	1001	CYC	C3D-C2D	3.08	1.46	1.37
87	AN	830	CLA	CHC-C1C	3.08	1.42	1.35
82	ED	202	PEB	C2C-C3C	3.08	1.46	1.37
84	h3	1001	CYC	C3D-C2D	3.08	1.46	1.37
87	bL	615	CLA	C4D-ND	-3.08	1.33	1.37
87	A2	803	CLA	CHC-C1C	3.08	1.42	1.35
82	XM	202	PEB	C2A-C1A	-3.08	1.49	1.52
87	BN	829	CLA	C4D-ND	-3.08	1.33	1.37
82	JA	202	PEB	C2C-C3C	3.08	1.46	1.37
82	g1	202	PEB	OD-C4D	3.08	1.29	1.23
82	fG	202	PEB	OD-C4D	3.08	1.29	1.23
82	YI	201	PEB	C2A-C1A	-3.08	1.49	1.52
82	H5	202	PEB	CHA-C1B	3.08	1.47	1.40
82	RK	201	PEB	C2C-C3C	3.08	1.46	1.37
87	c6	608	CLA	CHC-C1C	3.08	1.42	1.35
82	HD	203	PEB	C1A-NA	-3.08	1.33	1.37
87	AN	824	CLA	C4D-ND	-3.08	1.33	1.37
84	F3	1001	CYC	C3D-C2D	3.08	1.46	1.37
82	QG	203	PEB	OD-C4D	3.08	1.29	1.23
82	LQ	201	PEB	CHA-C1B	3.08	1.47	1.40
82	LF	201	PEB	C2C-C3C	3.08	1.46	1.37
87	bL	604	CLA	C4D-ND	-3.08	1.33	1.37
82	eK	201	PEB	C2C-C3C	3.08	1.46	1.37
82	LH	1003	PEB	CHA-C1B	3.08	1.47	1.40
82	F9	202	PEB	CHA-C1B	3.08	1.47	1.40
82	BJ	301	PEB	C2A-C1A	-3.08	1.49	1.52
87	42	611	CLA	C4D-ND	-3.08	1.33	1.37
87	52	609	CLA	C4D-ND	-3.08	1.33	1.37
87	L2	206	CLA	C4D-ND	-3.08	1.33	1.37
84	I3	1001	CYC	C3D-C2D	3.08	1.46	1.37
87	M2	101	CLA	CHC-C1C	3.08	1.42	1.35
82	pF	202	PEB	C4B-C3B	3.08	1.50	1.45
87	BL	606	CLA	C4D-ND	-3.08	1.33	1.37
87	B2	811	CLA	C4D-ND	-3.08	1.33	1.37
84	u3	1001	CYC	C3D-C2D	3.08	1.46	1.37
82	IB	201	PEB	C2A-C1A	-3.08	1.49	1.52
82	C7	201	PEB	C2A-C1A	-3.08	1.49	1.52
82	sK	203	PEB	C2A-C1A	-3.08	1.49	1.52
87	A6	402	CLA	CHC-C1C	3.07	1.42	1.35
87	D6	403	CLA	CHC-C1C	3.07	1.42	1.35

Continued on next page...

Continued from previous page...

Mol	Chain	Res	Type	Atoms	Z	Observed(Å)	Ideal(Å)
82	HQ	203	PEB	OD-C4D	3.07	1.29	1.23
82	VQ	203	PEB	C2C-C3C	3.07	1.46	1.37
87	AN	830	CLA	C1D-ND	3.07	1.41	1.37
82	Q1	201	PEB	CHA-C1B	3.07	1.47	1.40
87	BN	828	CLA	C4D-ND	-3.07	1.33	1.37
87	A2	835	CLA	C4D-ND	-3.07	1.33	1.37
82	YJ	203	PEB	C2C-C3C	3.07	1.46	1.37
82	DK	202	PEB	CHA-C1B	3.07	1.47	1.40
87	AN	805	CLA	C1D-ND	3.07	1.41	1.37
82	TD	201	PEB	OD-C4D	3.07	1.29	1.23
87	nL	101	CLA	CMC-C2C	-3.07	1.44	1.50
84	U3	1001	CYC	C3D-C2D	3.07	1.46	1.37
87	B2	827	CLA	C3B-C2B	-3.07	1.36	1.40
82	ZM	201	PEB	C2A-C1A	-3.07	1.49	1.52
82	HA	202	PEB	CHA-C1B	3.07	1.47	1.40
87	3N	308	CLA	C1C-NC	-3.07	1.33	1.37
91	aL	610	PHO	C3A-C2A	-3.07	1.51	1.54
84	J3	1001	CYC	C1B-C2B	3.07	1.50	1.45
82	lF	202	PEB	C1A-NA	-3.07	1.33	1.37
82	FI	201	PEB	C2C-C3C	3.07	1.46	1.37
82	RD	203	PEB	CHA-C1B	3.07	1.47	1.40
87	B6	605	CLA	C4D-ND	-3.07	1.33	1.37
87	C6	519	CLA	C4D-ND	-3.07	1.33	1.37
82	qC	202	PEB	C2C-C3C	3.07	1.46	1.37
84	L3	1001	CYC	C3D-C2D	3.07	1.46	1.37
82	R4	203	PEB	C1A-NA	-3.07	1.33	1.37
87	32	305	CLA	C4D-ND	-3.07	1.33	1.37
87	LN	204	CLA	C3C-C2C	3.07	1.43	1.36
84	P3	1001	CYC	C1B-C2B	3.07	1.50	1.45
84	H3	1001	CYC	C3D-C2D	3.07	1.46	1.37
84	S3	1001	CYC	C3D-C2D	3.07	1.46	1.37
87	5N	602	CLA	CHC-C1C	3.07	1.42	1.35
82	OQ	201	PEB	OD-C4D	3.07	1.29	1.23
82	JD	202	PEB	OD-C4D	3.07	1.29	1.23
82	NA	201	PEB	C2C-C3C	3.07	1.46	1.37
82	IP	202	PEB	C1A-NA	-3.07	1.33	1.37
82	dJ	201	PEB	CHA-C1B	3.07	1.47	1.40
87	D6	405	CLA	CHC-C1C	3.07	1.42	1.35
87	b6	615	CLA	CHC-C1C	3.07	1.42	1.35
84	C3	1001	CYC	C1B-C2B	3.07	1.50	1.45
84	j3	1001	CYC	C3D-C2D	3.07	1.46	1.37
87	d6	403	CLA	CHC-C1C	3.07	1.42	1.35

Continued on next page...

Continued from previous page...

Mol	Chain	Res	Type	Atoms	Z	Observed(Å)	Ideal(Å)
82	MA	201	PEB	C2C-C3C	3.07	1.46	1.37
82	dM	201	PEB	C2C-C3C	3.07	1.46	1.37
87	b6	618	CLA	CHC-C1C	3.07	1.42	1.35
82	HD	203	PEB	OD-C4D	3.07	1.29	1.23
87	32	303	CLA	C4D-ND	-3.07	1.33	1.37
84	R3	1001	CYC	C1B-C2B	3.07	1.50	1.45
82	uC	201	PEB	OD-C4D	3.07	1.29	1.23
82	TB	201	PEB	C4A-NA	-3.07	1.30	1.37
87	BL	602	CLA	CMC-C2C	-3.07	1.44	1.50
82	aM	204	PEB	C2A-C1A	-3.07	1.49	1.52
82	QH	201	PEB	C1A-NA	-3.06	1.33	1.37
87	C6	510	CLA	CHC-C1C	3.06	1.42	1.35
82	UI	202	PEB	C2C-C3C	3.06	1.46	1.37
82	KF	201	PEB	C2A-C1A	-3.06	1.49	1.52
82	RJ	201	PEB	C2A-C1A	-3.06	1.49	1.52
82	MA	202	PEB	C1A-NA	-3.06	1.33	1.37
82	aH	202	PEB	C1A-NA	-3.06	1.33	1.37
82	JB	201	PEB	C4A-NA	-3.06	1.30	1.37
84	E3	1001	CYC	C1B-C2B	3.06	1.50	1.45
83	yK	302	PUB	C3B-C2B	3.06	1.46	1.37
87	52	607	CLA	CHC-C1C	3.06	1.42	1.35
87	b6	607	CLA	CHC-C1C	3.06	1.42	1.35
82	JF	202	PEB	C2A-C1A	-3.06	1.49	1.52
82	PG	202	PEB	C2A-C1A	-3.06	1.49	1.52
82	KM	203	PEB	CHA-C1B	3.06	1.47	1.40
87	AN	831	CLA	C3B-C2B	-3.06	1.36	1.40
82	VQ	201	PEB	CHA-C1B	3.06	1.47	1.40
87	bL	620	CLA	CHC-C1C	3.06	1.42	1.35
96	f6	101	HEM	FE-NB	3.06	2.12	1.96
82	jH	201	PEB	CHA-C1B	3.06	1.47	1.40
87	BL	619	CLA	CHC-C1C	3.06	1.42	1.35
82	VJ	201	PEB	C2A-C1A	-3.06	1.49	1.52
87	B2	836	CLA	C1D-ND	3.06	1.41	1.37
82	IF	201	PEB	C4A-NA	-3.06	1.30	1.37
84	D3	1001	CYC	C3D-C2D	3.06	1.46	1.37
87	4N	611	CLA	CHC-C1C	3.06	1.42	1.35
87	L2	204	CLA	C3C-C2C	3.06	1.43	1.36
87	BL	605	CLA	CHC-C1C	3.06	1.42	1.35
82	RO	203	PEB	C1A-NA	-3.06	1.33	1.37
82	qC	203	PEB	C1A-NA	-3.06	1.33	1.37
87	12	607	CLA	CHC-C1C	3.06	1.42	1.35
82	IK	201	PEB	C4A-NA	-3.06	1.30	1.37

Continued on next page...

Continued from previous page...

Mol	Chain	Res	Type	Atoms	Z	Observed(Å)	Ideal(Å)
87	CL	515	CLA	CHC-C1C	3.06	1.42	1.35
87	1N	607	CLA	CHC-C1C	3.06	1.42	1.35
87	B2	829	CLA	C4D-ND	-3.06	1.33	1.37
87	b6	606	CLA	C4D-ND	-3.06	1.33	1.37
82	uF	202	PEB	C1A-NA	-3.06	1.33	1.37
82	ED	201	PEB	C2C-C3C	3.06	1.46	1.37
82	F5	203	PEB	C2C-C3C	3.06	1.46	1.37
82	W7	201	PEB	C2C-C3C	3.06	1.46	1.37
82	IB	202	PEB	CHA-C1B	3.06	1.47	1.40
87	12	603	CLA	CHC-C1C	3.06	1.42	1.35
87	5N	606	CLA	C4D-ND	-3.06	1.33	1.37
87	32	307	CLA	C1C-NC	-3.06	1.33	1.37
82	f1	202	PEB	OD-C4D	3.06	1.29	1.23
87	cL	516	CLA	C4D-ND	-3.06	1.33	1.37
87	3N	306	CLA	C4D-ND	-3.06	1.33	1.37
87	L2	206	CLA	CHC-C1C	3.06	1.42	1.35
82	GM	203	PEB	C2C-C3C	3.06	1.46	1.37
87	AN	836	CLA	C4D-ND	-3.06	1.33	1.37
87	cL	508	CLA	CMB-C2B	-3.06	1.45	1.51
84	d3	1001	CYC	C3D-C2D	3.06	1.46	1.37
87	32	311	CLA	C4D-ND	-3.06	1.33	1.37
87	CL	505	CLA	CHC-C1C	3.06	1.42	1.35
87	52	602	CLA	CHC-C1C	3.06	1.42	1.35
82	B9	201	PEB	C4B-C3B	3.06	1.50	1.45
82	gB	201	PEB	C1A-NA	-3.05	1.33	1.37
82	uK	201	PEB	C1A-NA	-3.05	1.33	1.37
82	fE	202	PEB	OD-C4D	3.05	1.29	1.23
82	HM	202	PEB	C2A-C1A	-3.05	1.49	1.52
82	qC	201	PEB	C1A-NA	-3.05	1.33	1.37
82	d1	203	PEB	OD-C4D	3.05	1.29	1.23
82	UK	202	PEB	CHA-C1B	3.05	1.47	1.40
82	sF	203	PEB	CHA-C1B	3.05	1.47	1.40
82	YI	202	PEB	C2A-C1A	-3.05	1.49	1.52
82	JM	202	PEB	C2A-C1A	-3.05	1.49	1.52
82	LM	201	PEB	C2A-C1A	-3.05	1.49	1.52
82	oK	203	PEB	C2A-C1A	-3.05	1.49	1.52
82	b1	203	PEB	C2C-C3C	3.05	1.46	1.37
87	5N	607	CLA	CHC-C1C	3.05	1.42	1.35
87	C6	511	CLA	CHC-C1C	3.05	1.42	1.35
87	bL	620	CLA	C4D-ND	-3.05	1.33	1.37
96	E6	101	HEM	FE-NB	3.05	2.12	1.96
84	f3	1001	CYC	C3D-C2D	3.05	1.46	1.37

Continued on next page...

Continued from previous page...

Mol	Chain	Res	Type	Atoms	Z	Observed(Å)	Ideal(Å)
87	LN	206	CLA	CHC-C1C	3.05	1.42	1.35
87	b6	614	CLA	CHC-C1C	3.05	1.42	1.35
82	XQ	202	PEB	C1A-NA	-3.05	1.33	1.37
82	F5	202	PEB	C2C-C3C	3.05	1.46	1.37
87	LN	206	CLA	C4D-ND	-3.05	1.33	1.37
82	lO	201	PEB	CHA-C1B	3.05	1.47	1.40
82	CA	201	PEB	C2A-C1A	-3.05	1.49	1.52
82	a4	202	PEB	C2A-C1A	-3.05	1.49	1.52
87	c6	606	CLA	CHC-C1C	3.05	1.42	1.35
87	6N	605	CLA	CHC-C1C	3.05	1.42	1.35
87	3N	311	CLA	C4D-ND	-3.05	1.33	1.37
82	M9	302	PEB	CHA-C1B	3.05	1.47	1.40
82	QJ	202	PEB	C2C-C3C	3.05	1.46	1.37
82	cK	202	PEB	OD-C4D	3.05	1.29	1.23
82	lK	201	PEB	OD-C4D	3.05	1.29	1.23
87	1N	603	CLA	CHC-C1C	3.05	1.42	1.35
82	RD	201	PEB	CHA-C1B	3.05	1.47	1.40
82	YM	201	PEB	CHA-C1B	3.05	1.47	1.40
87	c6	606	CLA	C4D-ND	-3.05	1.33	1.37
87	KN	102	CLA	CHC-C1C	3.05	1.42	1.35
82	O1	203	PEB	C2C-C3C	3.05	1.46	1.37
82	r8	202	PEB	C1A-NA	-3.05	1.33	1.37
87	52	604	CLA	CHC-C1C	3.05	1.42	1.35
87	BN	812	CLA	C4D-ND	-3.05	1.33	1.37
87	A2	814	CLA	C4D-ND	-3.05	1.33	1.37
82	dK	201	PEB	C2A-C1A	-3.05	1.49	1.52
84	i3	1001	CYC	C1B-C2B	3.05	1.50	1.45
82	KF	203	PEB	CHA-C1B	3.05	1.47	1.40
87	CL	515	CLA	C4D-ND	-3.05	1.33	1.37
87	5N	604	CLA	CHC-C1C	3.05	1.42	1.35
82	BP	202	PEB	C2A-C1A	-3.05	1.49	1.52
82	kH	203	PEB	C2C-C3C	3.05	1.46	1.37
87	22	603	CLA	C4D-ND	-3.04	1.33	1.37
87	22	606	CLA	C4D-ND	-3.04	1.33	1.37
87	A2	823	CLA	C4D-ND	-3.04	1.33	1.37
87	A2	830	CLA	CHC-C1C	3.04	1.42	1.35
87	bL	613	CLA	CHC-C1C	3.04	1.42	1.35
87	A2	829	CLA	C1D-ND	3.04	1.41	1.37
82	iF	201	PEB	C2C-C3C	3.04	1.46	1.37
82	uK	202	PEB	OD-C4D	3.04	1.29	1.23
84	O3	1001	CYC	C3D-C2D	3.04	1.46	1.37
82	lE	201	PEB	C1A-NA	-3.04	1.33	1.37

Continued on next page...

Continued from previous page...

Mol	Chain	Res	Type	Atoms	Z	Observed(Å)	Ideal(Å)
82	hH	201	PEB	CHA-C1B	3.04	1.47	1.40
82	GF	201	PEB	C4B-NB	-3.04	1.32	1.38
82	WK	203	PEB	OD-C4D	3.04	1.29	1.23
87	52	606	CLA	C4D-ND	-3.04	1.33	1.37
82	l4	201	PEB	CHA-C1B	3.04	1.47	1.40
87	C6	519	CLA	CHC-C1C	3.04	1.42	1.35
82	hG	203	PEB	OD-C4D	3.04	1.29	1.23
87	MN	101	CLA	CHC-C1C	3.04	1.42	1.35
87	H6	102	CLA	CHC-C1C	3.04	1.42	1.35
82	ZG	203	PEB	OD-C4D	3.04	1.29	1.23
87	CL	507	CLA	C1D-ND	3.04	1.41	1.37
82	sF	201	PEB	C1A-NA	-3.04	1.33	1.37
87	72	605	CLA	CHC-C1C	3.04	1.42	1.35
87	C6	518	CLA	CHC-C1C	3.04	1.42	1.35
82	VA	201	PEB	C2C-C3C	3.04	1.46	1.37
87	7N	607	CLA	CHC-C1C	3.04	1.42	1.35
87	2N	309	CLA	C4C-C3C	3.04	1.50	1.45
87	62	306	CLA	CHC-C1C	3.04	1.42	1.35
82	ZB	201	PEB	C2A-C1A	-3.04	1.49	1.52
96	f6	101	HEM	C3B-C4B	3.04	1.50	1.44
82	gH	202	PEB	OD-C4D	3.04	1.29	1.23
84	B3	1001	CYC	C3D-C2D	3.04	1.46	1.37
87	62	313	CLA	CHC-C1C	3.04	1.42	1.35
87	M2	101	CLA	C4D-ND	-3.04	1.33	1.37
82	SF	203	PEB	OD-C4D	3.04	1.29	1.23
82	NO	1002	PEB	C2A-C1A	-3.04	1.49	1.52
82	aJ	201	PEB	C1A-NA	-3.04	1.33	1.37
82	UM	201	PEB	C2C-C3C	3.04	1.46	1.37
87	J2	101	CLA	CHC-C1C	3.04	1.42	1.35
87	8N	302	CLA	CHC-C1C	3.04	1.42	1.35
87	52	603	CLA	CHC-C1C	3.04	1.42	1.35
82	CP	203	PEB	OD-C4D	3.04	1.29	1.23
82	VD	203	PEB	C2C-C3C	3.04	1.46	1.37
82	W5	203	PEB	C2C-C3C	3.04	1.46	1.37
87	42	611	CLA	CHC-C1C	3.04	1.42	1.35
82	CF	202	PEB	C1A-NA	-3.04	1.33	1.37
82	JD	202	PEB	CHA-C1B	3.04	1.47	1.40
82	S1	201	PEB	C2A-C1A	-3.03	1.49	1.52
82	L5	203	PEB	C2A-C1A	-3.03	1.49	1.52
87	c6	614	CLA	CHC-C1C	3.03	1.42	1.35
87	a6	607	CLA	CHC-C1C	3.03	1.42	1.35
87	K2	106	CLA	C1D-ND	3.03	1.41	1.37

Continued on next page...

Continued from previous page...

Mol	Chain	Res	Type	Atoms	Z	Observed(Å)	Ideal(Å)
82	M7	201	PEB	C2C-C3C	3.03	1.46	1.37
84	DG	1001	CYC	C3D-C2D	3.03	1.46	1.37
82	J5	203	PEB	C2C-C3C	3.03	1.46	1.37
82	e4	201	PEB	C2A-C1A	-3.03	1.49	1.52
87	C6	515	CLA	CHC-C1C	3.03	1.42	1.35
82	WF	203	PEB	OD-C4D	3.03	1.29	1.23
82	WK	201	PEB	C2C-C3C	3.03	1.46	1.37
87	7N	603	CLA	CHC-C1C	3.03	1.42	1.35
87	AN	814	CLA	C4D-ND	-3.03	1.33	1.37
82	hE	203	PEB	OD-C4D	3.03	1.29	1.23
82	sC	202	PEB	C1A-NA	-3.03	1.33	1.37
82	iF	201	PEB	C1A-NA	-3.03	1.33	1.37
82	sK	202	PEB	C1A-NA	-3.03	1.33	1.37
82	PB	201	PEB	C2A-C1A	-3.03	1.49	1.52
82	e1	201	PEB	C2A-C1A	-3.03	1.49	1.52
87	JN	101	CLA	CHC-C1C	3.03	1.42	1.35
82	SI	201	PEB	C2C-C3C	3.03	1.46	1.37
82	S5	202	PEB	C2C-C3C	3.03	1.46	1.37
82	OF	203	PEB	OD-C4D	3.03	1.29	1.23
82	WI	202	PEB	OD-C4D	3.03	1.29	1.23
87	AN	829	CLA	C1D-ND	3.03	1.41	1.37
82	jE	202	PEB	OD-C4D	3.03	1.29	1.23
82	pF	202	PEB	C2A-C1A	-3.03	1.49	1.52
87	5N	609	CLA	C4D-ND	-3.03	1.33	1.37
82	gK	203	PEB	C2C-C3C	3.03	1.46	1.37
87	bL	615	CLA	CHC-C1C	3.03	1.42	1.35
82	18	203	PEB	OD-C4D	3.03	1.29	1.23
87	AN	835	CLA	CHC-C1C	3.03	1.42	1.35
82	WH	202	PEB	OD-C4D	3.03	1.29	1.23
87	BL	621	CLA	C1D-ND	3.03	1.41	1.37
87	72	607	CLA	C4D-ND	-3.03	1.33	1.37
82	OD	201	PEB	OD-C4D	3.03	1.29	1.23
87	72	608	CLA	CHC-C1C	3.03	1.42	1.35
82	gH	203	PEB	C1A-NA	-3.03	1.33	1.37
87	82	301	CLA	CHC-C1C	3.03	1.42	1.35
87	7N	606	CLA	CHC-C1C	3.03	1.42	1.35
82	W9	201	PEB	C4B-C3B	3.03	1.50	1.45
87	3N	311	CLA	CHC-C1C	3.03	1.42	1.35
82	ZE	203	PEB	OD-C4D	3.03	1.29	1.23
87	5N	605	CLA	CHC-C1C	3.03	1.42	1.35
82	F7	202	PEB	C2C-C3C	3.03	1.46	1.37
82	M7	202	PEB	C1A-NA	-3.03	1.33	1.37

Continued on next page...

Continued from previous page...

Mol	Chain	Res	Type	Atoms	Z	Observed(Å)	Ideal(Å)
82	e4	202	PEB	C2C-C3C	3.03	1.46	1.37
87	c6	616	CLA	CHC-C1C	3.03	1.42	1.35
87	6N	612	CLA	CHC-C1C	3.03	1.42	1.35
87	6N	604	CLA	CHC-C1C	3.02	1.42	1.35
82	IB	202	PEB	C2A-C1A	-3.02	1.49	1.52
82	YO	203	PEB	C1A-NA	-3.02	1.33	1.37
87	B6	610	CLA	CHC-C1C	3.02	1.42	1.35
83	xK	301	PUB	C3B-C2B	3.02	1.46	1.37
82	fH	203	PEB	C1A-NA	-3.02	1.33	1.37
82	O1	201	PEB	CHA-C1B	3.02	1.47	1.40
87	AN	818	CLA	C4D-ND	-3.02	1.33	1.37
82	UI	202	PEB	C2A-C1A	-3.02	1.49	1.52
87	K2	103	CLA	CHC-C1C	3.02	1.42	1.35
82	EI	202	PEB	CHA-C1B	3.02	1.47	1.40
82	RD	203	PEB	OD-C4D	3.02	1.29	1.23
87	72	607	CLA	CHC-C1C	3.02	1.42	1.35
87	B6	614	CLA	CHC-C1C	3.02	1.42	1.35
84	DE	1001	CYC	CHB-C4A	3.02	1.47	1.40
82	OK	201	PEB	C2C-C3C	3.02	1.46	1.37
87	CL	507	CLA	CHC-C1C	3.02	1.42	1.35
82	ZE	201	PEB	CHA-C1B	3.02	1.47	1.40
87	BN	827	CLA	C3B-C2B	-3.02	1.36	1.40
87	72	610	CLA	C4D-ND	-3.02	1.33	1.37
82	JB	201	PEB	C2C-C3C	3.02	1.46	1.37
82	SB	203	PEB	C2A-C1A	-3.02	1.49	1.52
82	IP	202	PEB	OD-C4D	3.02	1.29	1.23
82	ZG	201	PEB	CHA-C1B	3.02	1.47	1.40
82	SB	203	PEB	C2C-C3C	3.02	1.46	1.37
82	UO	201	PEB	CHA-C1B	3.02	1.47	1.40
87	H6	103	CLA	CHC-C1C	3.02	1.42	1.35
87	32	308	CLA	C4D-ND	-3.02	1.33	1.37
87	bL	605	CLA	C4D-ND	-3.02	1.33	1.37
87	6N	602	CLA	C4D-ND	-3.02	1.33	1.37
87	B6	604	CLA	CHC-C1C	3.02	1.42	1.35
87	12	604	CLA	CHC-C1C	3.02	1.42	1.35
82	jK	202	PEB	C2A-C1A	-3.02	1.49	1.52
82	L1	1002	PEB	CHA-C1B	3.02	1.47	1.40
87	A2	836	CLA	C4D-ND	-3.02	1.33	1.37
82	BQ	201	PEB	C2C-C3C	3.02	1.46	1.37
87	7N	605	CLA	CHC-C1C	3.02	1.42	1.35
84	J1	1001	CYC	C3D-C2D	3.02	1.46	1.37
87	1N	604	CLA	CHC-C1C	3.02	1.42	1.35

Continued on next page...

Continued from previous page...

Mol	Chain	Res	Type	Atoms	Z	Observed(Å)	Ideal(Å)
87	MN	101	CLA	C4D-ND	-3.02	1.33	1.37
87	B2	827	CLA	CMD-C2D	-3.02	1.44	1.50
82	sC	201	PEB	OD-C4D	3.02	1.29	1.23
87	6N	613	CLA	CHC-C1C	3.02	1.42	1.35
82	jO	201	PEB	CHA-C1B	3.02	1.47	1.40
87	A2	806	CLA	CHC-C1C	3.02	1.42	1.35
82	WA	201	PEB	C2A-C1A	-3.02	1.49	1.52
82	DE	1002	PEB	C2A-C1A	-3.02	1.49	1.52
87	62	303	CLA	C4D-ND	-3.02	1.33	1.37
82	dJ	201	PEB	C2C-C3C	3.02	1.46	1.37
87	BN	826	CLA	CMB-C2B	-3.02	1.45	1.51
87	CL	514	CLA	CHC-C1C	3.02	1.42	1.35
87	52	605	CLA	CHC-C1C	3.01	1.42	1.35
87	62	301	CLA	CHC-C1C	3.01	1.42	1.35
84	DG	1001	CYC	CHB-C4A	3.01	1.47	1.40
87	A2	821	CLA	CHC-C1C	3.01	1.42	1.35
87	4N	607	CLA	CHC-C1C	3.01	1.42	1.35
87	CL	504	CLA	CMB-C2B	-3.01	1.45	1.51
87	CL	506	CLA	CMB-C2B	-3.01	1.45	1.51
82	rC	202	PEB	C4B-C3B	3.01	1.50	1.45
82	sK	203	PEB	CHA-C1B	3.01	1.47	1.40
87	BN	822	CLA	CHC-C1C	3.01	1.42	1.35
82	L5	201	PEB	CHA-C1B	3.01	1.47	1.40
87	3N	301	CLA	CHC-C1C	3.01	1.42	1.35
82	ZM	202	PEB	C2A-C1A	-3.01	1.49	1.52
82	iO	202	PEB	C2C-C3C	3.01	1.46	1.37
82	W1	203	PEB	C2C-C3C	3.01	1.46	1.37
82	VQ	203	PEB	CHA-C1B	3.01	1.47	1.40
82	J7	202	PEB	CHA-C1B	3.01	1.47	1.40
87	CL	512	CLA	CHC-C1C	3.01	1.42	1.35
87	72	601	CLA	CHC-C1C	3.01	1.42	1.35
87	cL	511	CLA	CHC-C1C	3.01	1.42	1.35
82	U7	202	PEB	OD-C4D	3.01	1.29	1.23
87	32	308	CLA	CHC-C1C	3.01	1.42	1.35
87	62	302	CLA	C4D-ND	-3.01	1.33	1.37
87	22	609	CLA	C4C-C3C	3.01	1.50	1.45
82	KK	203	PEB	CHA-C1B	3.01	1.47	1.40
87	62	305	CLA	CHC-C1C	3.01	1.42	1.35
82	dH	203	PEB	OD-C4D	3.01	1.29	1.23
84	LO	1001	CYC	C3D-C2D	3.01	1.46	1.37
84	L4	1001	CYC	C3D-C2D	3.01	1.46	1.37
82	r8	201	PEB	OD-C4D	3.01	1.29	1.23

Continued on next page...

Continued from previous page...

Mol	Chain	Res	Type	Atoms	Z	Observed(Å)	Ideal(Å)
82	IJ	201	PEB	C2C-C3C	3.01	1.46	1.37
87	cL	506	CLA	CHC-C1C	3.01	1.42	1.35
87	1N	601	CLA	CHC-C1C	3.01	1.42	1.35
87	5N	608	CLA	CHC-C1C	3.01	1.42	1.35
87	7N	607	CLA	C4D-ND	-3.01	1.33	1.37
87	BN	836	CLA	C1D-ND	3.01	1.41	1.37
87	F2	201	CLA	CHC-C1C	3.01	1.42	1.35
82	OH	203	PEB	C2C-C3C	3.01	1.46	1.37
82	V7	201	PEB	C2C-C3C	3.01	1.46	1.37
82	U9	202	PEB	C2C-C3C	3.01	1.46	1.37
82	MK	202	PEB	OD-C4D	3.01	1.29	1.23
82	f4	201	PEB	CHA-C1B	3.01	1.47	1.40
82	SF	203	PEB	C2A-C1A	-3.01	1.49	1.52
82	QG	202	PEB	C2A-C1A	-3.01	1.49	1.52
82	WA	201	PEB	C2C-C3C	3.01	1.46	1.37
82	UJ	201	PEB	C2C-C3C	3.01	1.46	1.37
87	BN	830	CLA	CHC-C1C	3.01	1.42	1.35
87	b6	611	CLA	CHC-C1C	3.01	1.42	1.35
82	i4	202	PEB	C2C-C3C	3.01	1.46	1.37
87	A2	851	CLA	C4D-ND	-3.01	1.33	1.37
82	SK	203	PEB	C2A-C1A	-3.01	1.49	1.52
82	GE	1002	PEB	C2C-C3C	3.01	1.46	1.37
87	B6	609	CLA	CHC-C1C	3.01	1.42	1.35
82	CQ	202	PEB	C2A-C1A	-3.01	1.49	1.52
87	7N	601	CLA	CHC-C1C	3.01	1.42	1.35
87	7N	608	CLA	CHC-C1C	3.01	1.42	1.35
82	WI	201	PEB	C4B-C3B	3.01	1.50	1.45
82	lJ	201	PEB	CHA-C1B	3.01	1.47	1.40
82	l1	201	PEB	C2C-C3C	3.01	1.46	1.37
87	AN	810	CLA	C4D-ND	-3.01	1.33	1.37
82	1C	203	PEB	OD-C4D	3.01	1.29	1.23
82	KJ	202	PEB	C2C-C3C	3.01	1.46	1.37
87	a6	609	CLA	CHC-C1C	3.00	1.42	1.35
87	6N	613	CLA	C4D-ND	-3.00	1.33	1.37
82	YF	202	PEB	OD-C4D	3.00	1.29	1.23
82	KK	201	PEB	CHA-C1B	3.00	1.47	1.40
82	qF	202	PEB	C2C-C3C	3.00	1.46	1.37
87	72	606	CLA	CHC-C1C	3.00	1.42	1.35
82	eH	201	PEB	OD-C4D	3.00	1.29	1.23
82	iK	203	PEB	OD-C4D	3.00	1.29	1.23
87	d6	401	CLA	CHC-C1C	3.00	1.42	1.35
82	UF	202	PEB	CHA-C1B	3.00	1.47	1.40

Continued on next page...

Continued from previous page...

Mol	Chain	Res	Type	Atoms	Z	Observed(Å)	Ideal(Å)
82	TB	201	PEB	C2C-C3C	3.00	1.46	1.37
87	A2	835	CLA	CHC-C1C	3.00	1.42	1.35
82	UA	201	PEB	C2C-C3C	3.00	1.46	1.37
87	6N	606	CLA	CHC-C1C	3.00	1.42	1.35
82	PJ	202	PEB	C2A-C1A	-3.00	1.49	1.52
82	1C	202	PEB	C4B-C3B	3.00	1.50	1.45
87	BL	623	CLA	CHC-C1C	3.00	1.42	1.35
87	42	608	CLA	CMB-C2B	-3.00	1.45	1.51
82	eO	202	PEB	C2C-C3C	3.00	1.46	1.37
82	XI	202	PEB	CHA-C1B	3.00	1.47	1.40
82	I7	202	PEB	CHA-C1B	3.00	1.47	1.40
87	B6	615	CLA	CHC-C1C	3.00	1.42	1.35
87	A2	821	CLA	C4D-ND	-3.00	1.33	1.37
82	FQ	201	PEB	C2C-C3C	3.00	1.46	1.37
87	A2	852	CLA	CHD-C4C	3.00	1.46	1.39
87	FN	203	CLA	CHC-C1C	3.00	1.42	1.35
87	D6	402	CLA	CHC-C1C	3.00	1.42	1.35
82	sC	202	PEB	OD-C4D	3.00	1.29	1.23
82	II	202	PEB	CHA-C1B	3.00	1.47	1.40
82	Y5	202	PEB	CHA-C1B	3.00	1.47	1.40
87	AN	851	CLA	C4D-ND	-3.00	1.33	1.37
82	NI	203	PEB	C2C-C3C	3.00	1.46	1.37
87	AN	834	CLA	C3B-CAB	-3.00	1.41	1.47
82	VP	202	PEB	C2A-C1A	-3.00	1.49	1.52
87	62	307	CLA	CHC-C1C	3.00	1.42	1.35
87	B6	607	CLA	CHC-C1C	3.00	1.42	1.35
82	L5	202	PEB	CHA-C1B	3.00	1.47	1.40
87	A2	805	CLA	C1D-ND	3.00	1.41	1.37
87	52	608	CLA	CHC-C1C	3.00	1.42	1.35
87	d6	406	CLA	CHC-C1C	3.00	1.42	1.35
82	pK	202	PEB	C2A-C1A	-3.00	1.49	1.52
87	32	311	CLA	CHC-C1C	3.00	1.42	1.35
87	5N	603	CLA	CHC-C1C	3.00	1.42	1.35
82	Z9	301	PEB	CHA-C1B	3.00	1.47	1.40
87	A2	819	CLA	C1D-ND	3.00	1.41	1.37
82	j4	201	PEB	CHA-C1B	3.00	1.47	1.40
87	BL	620	CLA	CHC-C1C	3.00	1.42	1.35
82	rC	201	PEB	OD-C4D	3.00	1.29	1.23
82	NI	202	PEB	CHA-C1B	3.00	1.47	1.40
87	DL	406	CLA	CHC-C1C	3.00	1.42	1.35
87	A2	808	CLA	CHC-C1C	3.00	1.42	1.35
87	B2	821	CLA	CHC-C1C	3.00	1.42	1.35

Continued on next page...

Continued from previous page...

Mol	Chain	Res	Type	Atoms	Z	Observed(Å)	Ideal(Å)
82	rC	202	PEB	OD-C4D	3.00	1.29	1.23
87	AN	821	CLA	CHC-C1C	3.00	1.42	1.35
87	12	601	CLA	CHC-C1C	3.00	1.42	1.35
82	kJ	202	PEB	C2A-C1A	-3.00	1.49	1.52
87	BN	824	CLA	CHC-C1C	3.00	1.42	1.35
82	PB	201	PEB	C2C-C3C	3.00	1.46	1.37
87	BL	604	CLA	CHC-C1C	2.99	1.42	1.35
82	F5	202	PEB	C2A-C1A	-2.99	1.49	1.52
82	eB	202	PEB	C2A-C1A	-2.99	1.49	1.52
82	nK	201	PEB	C2A-C1A	-2.99	1.49	1.52
87	6N	601	CLA	C4D-ND	-2.99	1.33	1.37
82	v8	202	PEB	OD-C4D	2.99	1.29	1.23
82	kH	202	PEB	C1A-NA	-2.99	1.33	1.37
82	NJ	201	PEB	C2C-C3C	2.99	1.46	1.37
82	QP	202	PEB	C2C-C3C	2.99	1.46	1.37
87	A2	818	CLA	C4D-ND	-2.99	1.33	1.37
87	cL	509	CLA	C4D-ND	-2.99	1.33	1.37
87	bL	622	CLA	CHC-C1C	2.99	1.42	1.35
82	UP	201	PEB	CHA-C1B	2.99	1.47	1.40
82	UJ	201	PEB	C2A-C1A	-2.99	1.49	1.52
82	JI	202	PEB	OD-C4D	2.99	1.29	1.23
87	5N	603	CLA	C4D-ND	-2.99	1.33	1.37
82	OM	203	PEB	C2C-C3C	2.99	1.46	1.37
82	aK	201	PEB	CHA-C1B	2.99	1.47	1.40
87	A2	838	CLA	CHC-C1C	2.99	1.42	1.35
87	B6	610	CLA	CMB-C2B	-2.99	1.45	1.51
87	52	603	CLA	C4D-ND	-2.99	1.33	1.37
82	fK	202	PEB	OD-C4D	2.99	1.29	1.23
82	bO	201	PEB	C2A-C1A	-2.99	1.49	1.52
83	xF	301	PUB	C3B-C2B	2.99	1.46	1.37
87	B2	826	CLA	CMB-C2B	-2.99	1.45	1.51
82	iG	201	PEB	OD-C4D	2.99	1.29	1.23
82	CI	202	PEB	CHA-C1B	2.99	1.47	1.40
87	12	605	CLA	C4D-ND	-2.99	1.33	1.37
87	32	302	CLA	C4D-ND	-2.99	1.33	1.37
87	bL	607	CLA	C4D-ND	-2.99	1.33	1.37
87	8N	303	CLA	C1D-ND	2.99	1.41	1.37
87	cL	515	CLA	CHC-C1C	2.99	1.42	1.35
82	KI	203	PEB	CHA-C1B	2.99	1.47	1.40
82	D5	202	PEB	CHA-C1B	2.99	1.47	1.40
87	4N	608	CLA	CMB-C2B	-2.99	1.45	1.51
87	BN	827	CLA	CMD-C2D	-2.99	1.44	1.50

Continued on next page...

Continued from previous page...

Mol	Chain	Res	Type	Atoms	Z	Observed(Å)	Ideal(Å)
87	BL	609	CLA	CMB-C2B	-2.99	1.45	1.51
82	W1	202	PEB	OD-C4D	2.99	1.29	1.23
87	72	609	CLA	CHC-C1C	2.99	1.42	1.35
87	6N	610	CLA	CHC-C1C	2.99	1.42	1.35
87	aL	606	CLA	C4D-ND	-2.99	1.33	1.37
82	GG	1002	PEB	C2C-C3C	2.99	1.46	1.37
82	GI	203	PEB	CHA-C1B	2.99	1.47	1.40
82	S7	202	PEB	CHA-C1B	2.99	1.47	1.40
87	KN	102	CLA	C1D-ND	2.99	1.41	1.37
87	72	603	CLA	CHC-C1C	2.99	1.42	1.35
82	XQ	201	PEB	OD-C4D	2.99	1.29	1.23
82	eG	202	PEB	C2C-C3C	2.99	1.46	1.37
82	qK	202	PEB	C2C-C3C	2.99	1.46	1.37
87	CL	518	CLA	CHC-C1C	2.99	1.42	1.35
87	82	307	CLA	CHC-C1C	2.99	1.42	1.35
82	SJ	203	PEB	C2C-C3C	2.99	1.46	1.37
82	vC	202	PEB	OD-C4D	2.99	1.29	1.23
87	AN	801	CLA	CHC-C1C	2.99	1.42	1.35
87	12	608	CLA	CHC-C1C	2.99	1.42	1.35
87	CL	505	CLA	C4D-ND	-2.99	1.33	1.37
87	AN	808	CLA	CHC-C1C	2.99	1.42	1.35
87	42	607	CLA	CHC-C1C	2.99	1.42	1.35
87	1N	608	CLA	CHC-C1C	2.99	1.42	1.35
87	L2	203	CLA	CMB-C2B	-2.99	1.45	1.51
82	IM	201	PEB	C2C-C3C	2.98	1.46	1.37
82	MD	201	PEB	C2A-C1A	-2.98	1.49	1.52
87	AN	806	CLA	CHC-C1C	2.98	1.42	1.35
87	7N	610	CLA	CHC-C1C	2.98	1.42	1.35
87	AL	404	CLA	C4D-ND	-2.98	1.33	1.37
87	7N	610	CLA	C4D-ND	-2.98	1.33	1.37
82	U4	201	PEB	CHA-C1B	2.98	1.47	1.40
87	AN	838	CLA	CHC-C1C	2.98	1.42	1.35
82	RI	202	PEB	CHA-C1B	2.98	1.47	1.40
82	CM	203	PEB	CHA-C1B	2.98	1.47	1.40
87	3N	303	CLA	C4D-ND	-2.98	1.33	1.37
87	KN	105	CLA	C1D-ND	2.98	1.41	1.37
82	WK	201	PEB	CHA-C1B	2.98	1.47	1.40
87	C6	513	CLA	CHC-C1C	2.98	1.42	1.35
82	QH	203	PEB	OD-C4D	2.98	1.29	1.23
82	JP	201	PEB	C2A-C1A	-2.98	1.49	1.52
82	JQ	203	PEB	C2C-C3C	2.98	1.46	1.37
84	DE	1001	CYC	C3D-C2D	2.98	1.46	1.37

Continued on next page...

Continued from previous page...

Mol	Chain	Res	Type	Atoms	Z	Observed(Å)	Ideal(Å)
82	WE	202	PEB	OD-C4D	2.98	1.29	1.23
87	RN	204	CLA	CHC-C1C	2.98	1.42	1.35
87	B2	823	CLA	CHC-C1C	2.98	1.42	1.35
87	B2	830	CLA	CHC-C1C	2.98	1.42	1.35
87	aL	606	CLA	CHC-C1C	2.98	1.42	1.35
82	NB	202	PEB	C2A-C1A	-2.98	1.49	1.52
87	DL	406	CLA	C4D-ND	-2.98	1.33	1.37
87	bL	621	CLA	C4D-ND	-2.98	1.33	1.37
87	B2	818	CLA	CHC-C1C	2.98	1.42	1.35
87	AN	852	CLA	CHD-C4C	2.98	1.46	1.39
87	BN	807	CLA	CHC-C1C	2.98	1.42	1.35
87	c6	612	CLA	CHC-C1C	2.98	1.42	1.35
82	g4	202	PEB	C2C-C3C	2.98	1.46	1.37
87	aL	605	CLA	CHC-C1C	2.98	1.42	1.35
82	YO	201	PEB	C2A-C1A	-2.98	1.49	1.52
87	A6	404	CLA	CHC-C1C	2.98	1.42	1.35
82	J5	202	PEB	C2C-C3C	2.98	1.46	1.37
87	82	308	CLA	C1D-ND	2.98	1.41	1.37
82	r8	202	PEB	C4B-C3B	2.98	1.50	1.45
82	MF	202	PEB	OD-C4D	2.98	1.29	1.23
87	b6	604	CLA	CHC-C1C	2.98	1.42	1.35
87	2N	306	CLA	CHC-C1C	2.98	1.42	1.35
82	TA	203	PEB	C2C-C3C	2.98	1.46	1.37
82	HD	202	PEB	C2A-C1A	-2.98	1.49	1.52
82	ZE	203	PEB	C2A-C1A	-2.98	1.49	1.52
82	AA	201	PEB	C4B-C3B	2.98	1.50	1.45
87	R2	204	CLA	CHC-C1C	2.98	1.42	1.35
82	VI	202	PEB	CHA-C1B	2.98	1.47	1.40
82	U4	201	PEB	C2C-C3C	2.98	1.46	1.37
87	7N	605	CLA	C4D-ND	-2.98	1.33	1.37
82	h1	201	PEB	C1A-NA	-2.98	1.33	1.37
82	AI	202	PEB	CHA-C1B	2.98	1.47	1.40
82	fO	201	PEB	CHA-C1B	2.98	1.47	1.40
87	32	310	CLA	CHC-C1C	2.98	1.42	1.35
82	FD	201	PEB	C2C-C3C	2.97	1.46	1.37
87	4N	609	CLA	C4D-ND	-2.97	1.33	1.37
87	7N	609	CLA	CHC-C1C	2.97	1.42	1.35
82	Q5	203	PEB	C2C-C3C	2.97	1.46	1.37
87	A2	834	CLA	C3B-CAB	-2.97	1.41	1.47
87	b6	608	CLA	C4D-ND	-2.97	1.33	1.37
82	OH	201	PEB	CHA-C1B	2.97	1.47	1.40
82	CD	201	PEB	C2A-C1A	-2.97	1.49	1.52

Continued on next page...

Continued from previous page...

Mol	Chain	Res	Type	Atoms	Z	Observed(Å)	Ideal(Å)
87	C6	514	CLA	CHC-C1C	2.97	1.42	1.35
82	VB	202	PEB	OD-C4D	2.97	1.29	1.23
87	BN	823	CLA	C1D-ND	2.97	1.41	1.37
87	LN	203	CLA	CMB-C2B	-2.97	1.45	1.51
87	BL	603	CLA	CHC-C1C	2.97	1.42	1.35
87	I2	102	CLA	CHC-C1C	2.97	1.42	1.35
82	U7	201	PEB	C2C-C3C	2.97	1.46	1.37
87	AN	805	CLA	CHC-C1C	2.97	1.42	1.35
82	tC	201	PEB	OD-C4D	2.97	1.29	1.23
87	IN	102	CLA	CHC-C1C	2.97	1.42	1.35
82	iH	202	PEB	C2A-C1A	-2.97	1.49	1.52
87	BL	622	CLA	CHC-C1C	2.97	1.42	1.35
82	Q1	201	PEB	C1A-NA	-2.97	1.33	1.37
82	GK	201	PEB	C4B-NB	-2.97	1.32	1.38
87	62	310	CLA	CHC-C1C	2.97	1.42	1.35
87	cL	514	CLA	CHC-C1C	2.97	1.42	1.35
82	FA	202	PEB	C2C-C3C	2.97	1.46	1.37
87	72	610	CLA	CHC-C1C	2.97	1.42	1.35
82	WB	402	PEB	C2A-C1A	-2.97	1.49	1.52
87	cL	511	CLA	C1D-ND	2.97	1.41	1.37
82	PI	202	PEB	CHA-C1B	2.97	1.47	1.40
82	TQ	203	PEB	OD-C4D	2.97	1.29	1.23
87	32	312	CLA	CHC-C1C	2.97	1.42	1.35
82	aK	201	PEB	OD-C4D	2.97	1.29	1.23
82	V1	202	PEB	C1A-NA	-2.97	1.33	1.37
82	OJ	203	PEB	C2C-C3C	2.97	1.46	1.37
82	T7	203	PEB	C2C-C3C	2.97	1.46	1.37
87	62	301	CLA	C4D-ND	-2.97	1.33	1.37
82	AP	202	PEB	OD-C4D	2.97	1.29	1.23
82	s8	202	PEB	OD-C4D	2.97	1.29	1.23
87	R2	203	CLA	CHC-C1C	2.97	1.42	1.35
82	B9	202	PEB	C2C-C3C	2.97	1.46	1.37
82	IA	202	PEB	CHA-C1B	2.97	1.47	1.40
82	lJ	201	PEB	C2C-C3C	2.97	1.46	1.37
82	RQ	201	PEB	CHA-C1B	2.97	1.47	1.40
82	uF	201	PEB	OD-C4D	2.97	1.29	1.23
87	3N	310	CLA	C4D-ND	-2.97	1.33	1.37
82	WG	202	PEB	OD-C4D	2.97	1.29	1.23
82	aF	201	PEB	C4B-C3B	2.97	1.50	1.45
87	7N	604	CLA	CHC-C1C	2.96	1.42	1.35
87	F2	205	CLA	CHC-C1C	2.96	1.42	1.35
87	3N	310	CLA	CHC-C1C	2.96	1.42	1.35

Continued on next page...

Continued from previous page...

Mol	Chain	Res	Type	Atoms	Z	Observed(Å)	Ideal(Å)
87	HL	102	CLA	CHC-C1C	2.96	1.42	1.35
87	B2	817	CLA	CHC-C1C	2.96	1.42	1.35
82	k1	202	PEB	OD-C4D	2.96	1.29	1.23
82	eE	202	PEB	C2C-C3C	2.96	1.46	1.37
82	CM	203	PEB	C2C-C3C	2.96	1.46	1.37
82	m4	202	PEB	C2C-C3C	2.96	1.46	1.37
82	s8	201	PEB	OD-C4D	2.96	1.29	1.23
82	eF	201	PEB	OD-C4D	2.96	1.29	1.23
87	72	605	CLA	C4D-ND	-2.96	1.33	1.37
82	w8	203	PEB	C1A-NA	-2.96	1.33	1.37
82	eO	203	PEB	C1A-NA	-2.96	1.33	1.37
82	AI	203	PEB	C1D-ND	2.96	1.50	1.45
82	WF	201	PEB	CHA-C1B	2.96	1.47	1.40
87	32	306	CLA	CHC-C1C	2.96	1.42	1.35
87	K6	101	CLA	CHC-C1C	2.96	1.42	1.35
82	r8	202	PEB	OD-C4D	2.96	1.29	1.23
82	IP	202	PEB	C2C-C3C	2.96	1.46	1.37
82	TD	203	PEB	OD-C4D	2.96	1.29	1.23
82	j1	203	PEB	OD-C4D	2.96	1.29	1.23
82	MJ	201	PEB	C2C-C3C	2.96	1.46	1.37
82	z8	201	PEB	OD-C4D	2.96	1.29	1.23
82	h1	202	PEB	CHA-C1B	2.96	1.47	1.40
82	KF	201	PEB	CHA-C1B	2.96	1.47	1.40
82	F7	202	PEB	CHA-C1B	2.96	1.47	1.40
82	pK	202	PEB	C4B-C3B	2.96	1.50	1.45
82	iE	201	PEB	OD-C4D	2.96	1.29	1.23
82	OF	201	PEB	C2C-C3C	2.96	1.46	1.37
87	AL	403	CLA	CMD-C2D	-2.96	1.44	1.50
82	HI	202	PEB	C1A-NA	-2.96	1.33	1.37
82	WF	201	PEB	C2C-C3C	2.96	1.46	1.37
87	AN	807	CLA	CHC-C1C	2.96	1.42	1.35
87	c6	607	CLA	CHC-C1C	2.96	1.42	1.35
82	mO	202	PEB	C2C-C3C	2.96	1.46	1.37
87	B2	806	CLA	CHC-C1C	2.96	1.42	1.35
82	pC	202	PEB	C2A-C1A	-2.96	1.49	1.52
82	JQ	202	PEB	OD-C4D	2.96	1.29	1.23
82	VD	203	PEB	CHA-C1B	2.96	1.47	1.40
82	U5	202	PEB	CHA-C1B	2.96	1.47	1.40
87	BN	819	CLA	CHC-C1C	2.96	1.42	1.35
87	62	311	CLA	CHC-C1C	2.96	1.42	1.35
87	72	604	CLA	CHC-C1C	2.96	1.42	1.35
82	lF	201	PEB	OD-C4D	2.96	1.29	1.23

Continued on next page...

Continued from previous page...

Mol	Chain	Res	Type	Atoms	Z	Observed(Å)	Ideal(Å)
82	aH	201	PEB	OD-C4D	2.96	1.29	1.23
82	AF	201	PEB	C2A-C1A	-2.96	1.49	1.52
82	jG	201	PEB	C2A-C1A	-2.96	1.49	1.52
82	Z1	203	PEB	OD-C4D	2.96	1.29	1.23
82	OI	202	PEB	OD-C4D	2.96	1.29	1.23
82	HQ	202	PEB	C2A-C1A	-2.96	1.49	1.52
87	c6	605	CLA	CHC-C1C	2.96	1.42	1.35
87	62	307	CLA	C4D-ND	-2.96	1.33	1.37
87	A2	813	CLA	CHC-C1C	2.96	1.42	1.35
87	B2	809	CLA	CHC-C1C	2.96	1.42	1.35
87	BN	825	CLA	C3B-C2B	-2.96	1.36	1.40
82	eE	203	PEB	C2A-C1A	-2.96	1.49	1.52
87	AL	404	CLA	CHC-C1C	2.96	1.42	1.35
87	BN	818	CLA	CHC-C1C	2.95	1.42	1.35
87	72	609	CLA	C4D-ND	-2.95	1.33	1.37
87	1N	605	CLA	C4D-ND	-2.95	1.33	1.37
82	KD	202	PEB	C1A-NA	-2.95	1.33	1.37
87	AN	833	CLA	CHC-C1C	2.95	1.42	1.35
87	c6	610	CLA	CHC-C1C	2.95	1.42	1.35
87	B2	824	CLA	C4D-ND	-2.95	1.33	1.37
87	6N	603	CLA	C4D-ND	-2.95	1.33	1.37
87	1N	605	CLA	CHC-C1C	2.95	1.42	1.35
87	A2	821	CLA	CMB-C2B	-2.95	1.45	1.51
82	LD	201	PEB	CHA-C1B	2.95	1.47	1.40
87	12	605	CLA	CHC-C1C	2.95	1.42	1.35
87	AN	823	CLA	CMB-C2B	-2.95	1.45	1.51
82	j4	203	PEB	C2C-C3C	2.95	1.46	1.37
87	b6	616	CLA	CHC-C1C	2.95	1.42	1.35
82	LA	202	PEB	CHA-C1B	2.95	1.47	1.40
82	kG	201	PEB	C2A-C1A	-2.95	1.49	1.52
87	AN	816	CLA	CHC-C1C	2.95	1.42	1.35
87	6N	609	CLA	CHC-C1C	2.95	1.42	1.35
82	JA	202	PEB	CHA-C1B	2.95	1.47	1.40
87	AN	821	CLA	C4D-ND	-2.95	1.33	1.37
87	A2	851	CLA	CHC-C1C	2.95	1.42	1.35
87	B6	608	CLA	CHC-C1C	2.95	1.42	1.35
82	KQ	202	PEB	C1A-NA	-2.95	1.33	1.37
82	H9	202	PEB	C2C-C3C	2.95	1.46	1.37
82	jG	202	PEB	OD-C4D	2.95	1.29	1.23
82	UO	201	PEB	C2C-C3C	2.95	1.46	1.37
82	TI	203	PEB	CHA-C1B	2.95	1.47	1.40
87	L2	204	CLA	CHC-C1C	2.95	1.42	1.35

Continued on next page...

Continued from previous page...

Mol	Chain	Res	Type	Atoms	Z	Observed(Å)	Ideal(Å)
87	8N	308	CLA	C1D-ND	2.95	1.41	1.37
82	GA	202	PEB	OD-C4D	2.95	1.29	1.23
82	gK	202	PEB	OD-C4D	2.95	1.29	1.23
87	LN	204	CLA	CHC-C1C	2.95	1.42	1.35
87	b6	608	CLA	CHC-C1C	2.95	1.42	1.35
82	aF	201	PEB	CHA-C1B	2.95	1.47	1.40
82	sK	203	PEB	OD-C4D	2.95	1.29	1.23
87	FN	205	CLA	CHC-C1C	2.95	1.42	1.35
84	DO	1001	CYC	C3D-C2D	2.95	1.46	1.37
87	AN	824	CLA	CHC-C1C	2.95	1.42	1.35
82	JD	203	PEB	C2C-C3C	2.95	1.46	1.37
84	73	1002	CYC	C3D-C2D	2.95	1.46	1.37
82	Z1	202	PEB	CHA-C1B	2.95	1.47	1.40
82	LA	202	PEB	C2C-C3C	2.95	1.46	1.37
82	MM	201	PEB	C2C-C3C	2.95	1.46	1.37
82	Y1	202	PEB	OD-C4D	2.94	1.29	1.23
82	gO	202	PEB	C2C-C3C	2.94	1.46	1.37
87	62	304	CLA	C4D-ND	-2.94	1.33	1.37
82	VA	203	PEB	OD-C4D	2.94	1.29	1.23
82	qF	202	PEB	OD-C4D	2.94	1.29	1.23
87	A2	802	CLA	CHC-C1C	2.94	1.42	1.35
87	b6	617	CLA	CHC-C1C	2.94	1.42	1.35
87	A2	812	CLA	C4D-ND	-2.94	1.33	1.37
87	AN	814	CLA	CHC-C1C	2.94	1.42	1.35
82	zC	201	PEB	OD-C4D	2.94	1.29	1.23
82	iF	203	PEB	OD-C4D	2.94	1.29	1.23
82	BD	201	PEB	C2C-C3C	2.94	1.46	1.37
82	OJ	203	PEB	CHA-C1B	2.94	1.47	1.40
82	dF	201	PEB	C2A-C1A	-2.94	1.49	1.52
87	22	610	CLA	CHC-C1C	2.94	1.42	1.35
82	a1	202	PEB	OD-C4D	2.94	1.29	1.23
82	hO	201	PEB	CHA-C1B	2.94	1.47	1.40
82	SG	203	PEB	C2C-C3C	2.94	1.46	1.37
82	XQ	203	PEB	OD-C4D	2.94	1.29	1.23
87	cL	513	CLA	CMB-C2B	-2.94	1.45	1.51
82	AH	302	PEB	OD-C4D	2.94	1.29	1.23
87	RN	203	CLA	CHC-C1C	2.94	1.42	1.35
87	3N	307	CLA	CHC-C1C	2.94	1.42	1.35
87	BL	622	CLA	C4D-ND	-2.94	1.33	1.37
87	3N	312	CLA	CHC-C1C	2.94	1.42	1.35
82	DG	1002	PEB	C2A-C1A	-2.94	1.49	1.52
84	JH	1001	CYC	C3D-C2D	2.94	1.46	1.37

Continued on next page...

Continued from previous page...

Mol	Chain	Res	Type	Atoms	Z	Observed(Å)	Ideal(Å)
87	A2	824	CLA	CHC-C1C	2.94	1.42	1.35
87	AN	837	CLA	CHC-C1C	2.94	1.42	1.35
87	2N	304	CLA	CHC-C1C	2.94	1.42	1.35
82	Q1	203	PEB	OD-C4D	2.94	1.29	1.23
87	3N	306	CLA	CHC-C1C	2.94	1.42	1.35
87	5N	610	CLA	CHC-C1C	2.94	1.42	1.35
82	YK	202	PEB	OD-C4D	2.94	1.29	1.23
82	aK	201	PEB	C4B-C3B	2.94	1.50	1.45
82	UM	203	PEB	OD-C4D	2.94	1.29	1.23
82	F9	201	PEB	C2A-C1A	-2.94	1.49	1.52
82	eM	201	PEB	C2A-C1A	-2.94	1.49	1.52
82	kO	202	PEB	C2C-C3C	2.94	1.46	1.37
87	BN	832	CLA	CHC-C1C	2.94	1.42	1.35
87	22	606	CLA	CHC-C1C	2.94	1.42	1.35
87	c6	615	CLA	CHC-C1C	2.94	1.42	1.35
87	CL	509	CLA	C1D-ND	2.94	1.41	1.37
82	m4	201	PEB	C2A-C1A	-2.94	1.49	1.52
87	52	610	CLA	CHC-C1C	2.94	1.42	1.35
87	2N	310	CLA	CHC-C1C	2.94	1.42	1.35
82	WH	201	PEB	CHA-C1B	2.94	1.47	1.40
82	G7	202	PEB	OD-C4D	2.94	1.29	1.23
87	4N	610	CLA	CHC-C1C	2.94	1.42	1.35
82	RO	202	PEB	C2C-C3C	2.94	1.46	1.37
87	bL	621	CLA	CHC-C1C	2.94	1.42	1.35
82	M9	304	PEB	OD-C4D	2.94	1.29	1.23
87	bL	614	CLA	CMB-C2B	-2.94	1.45	1.51
87	72	604	CLA	C4D-ND	-2.94	1.33	1.37
87	AN	813	CLA	CHC-C1C	2.94	1.42	1.35
87	AN	851	CLA	CHC-C1C	2.94	1.42	1.35
87	22	602	CLA	CHC-C1C	2.94	1.42	1.35
82	DA	201	PEB	C2A-C1A	-2.94	1.49	1.52
82	CD	202	PEB	C2A-C1A	-2.94	1.49	1.52
82	Z5	304	PEB	C2A-C1A	-2.94	1.49	1.52
82	UJ	201	PEB	CHA-C1B	2.94	1.47	1.40
82	A7	201	PEB	C4B-C3B	2.93	1.50	1.45
82	pC	201	PEB	OD-C4D	2.93	1.29	1.23
87	B2	816	CLA	CHC-C1C	2.93	1.42	1.35
82	HB	203	PEB	C2A-C1A	-2.93	1.49	1.52
82	ZH	203	PEB	OD-C4D	2.93	1.29	1.23
82	Z9	303	PEB	OD-C4D	2.93	1.29	1.23
87	B6	611	CLA	CHC-C1C	2.93	1.42	1.35
82	W1	201	PEB	CHA-C1B	2.93	1.47	1.40

Continued on next page...

Continued from previous page...

Mol	Chain	Res	Type	Atoms	Z	Observed(Å)	Ideal(Å)
87	BN	820	CLA	CHC-C1C	2.93	1.42	1.35
87	6N	610	CLA	C4D-ND	-2.93	1.33	1.37
87	A2	840	CLA	CHC-C1C	2.93	1.42	1.35
82	SA	202	PEB	CHA-C1B	2.93	1.47	1.40
82	M7	202	PEB	OD-C4D	2.93	1.29	1.23
82	jE	201	PEB	OD-C4D	2.93	1.29	1.23
82	cF	201	PEB	OD-C4D	2.93	1.29	1.23
82	fF	202	PEB	OD-C4D	2.93	1.29	1.23
87	BN	817	CLA	CHC-C1C	2.93	1.42	1.35
82	JP	201	PEB	C4B-C3B	2.93	1.50	1.45
87	A2	805	CLA	CHC-C1C	2.93	1.42	1.35
87	A2	816	CLA	CHC-C1C	2.93	1.42	1.35
87	4N	610	CLA	C4D-ND	-2.93	1.33	1.37
82	gF	202	PEB	OD-C4D	2.93	1.29	1.23
87	AN	820	CLA	CHC-C1C	2.93	1.42	1.35
87	8N	305	CLA	CHC-C1C	2.93	1.42	1.35
82	cF	203	PEB	C2C-C3C	2.93	1.46	1.37
87	82	304	CLA	CHC-C1C	2.93	1.42	1.35
82	R4	202	PEB	C2C-C3C	2.93	1.46	1.37
82	uF	201	PEB	C1A-NA	-2.93	1.33	1.37
87	AN	840	CLA	CHC-C1C	2.93	1.42	1.35
87	AN	821	CLA	CMB-C2B	-2.93	1.45	1.51
87	BN	825	CLA	C4D-ND	-2.93	1.33	1.37
82	h4	201	PEB	CHA-C1B	2.93	1.47	1.40
87	BN	810	CLA	CHC-C1C	2.93	1.42	1.35
87	B6	606	CLA	CHC-C1C	2.93	1.42	1.35
82	BB	201	PEB	C2A-C1A	-2.93	1.49	1.52
82	hF	201	PEB	C2A-C1A	-2.93	1.49	1.52
87	B2	824	CLA	C3B-C2B	-2.93	1.36	1.40
82	eK	201	PEB	OD-C4D	2.93	1.29	1.23
87	dL	404	CLA	CHC-C1C	2.93	1.42	1.35
87	A2	837	CLA	CHC-C1C	2.93	1.42	1.35
87	2N	302	CLA	C4D-ND	-2.93	1.33	1.37
82	aO	202	PEB	C2A-C1A	-2.93	1.49	1.52
87	BN	816	CLA	CHC-C1C	2.93	1.42	1.35
87	A2	833	CLA	CHC-C1C	2.93	1.42	1.35
87	bL	618	CLA	CMD-C2D	-2.93	1.44	1.50
82	TQ	201	PEB	C1A-NA	-2.93	1.33	1.37
87	K2	103	CLA	C1D-ND	2.93	1.41	1.37
82	OH	201	PEB	OD-C4D	2.93	1.29	1.23
87	2N	303	CLA	CHC-C1C	2.93	1.42	1.35
87	5N	605	CLA	C4D-ND	-2.93	1.33	1.37

Continued on next page...

Continued from previous page...

Mol	Chain	Res	Type	Atoms	Z	Observed(Å)	Ideal(Å)
82	18	202	PEB	C4B-C3B	2.93	1.50	1.45
82	k1	202	PEB	C1A-NA	-2.93	1.33	1.37
82	rC	202	PEB	C1A-NA	-2.93	1.33	1.37
82	OA	201	PEB	C4A-NA	-2.93	1.31	1.37
83	KA	203	PUB	OA-C1A	2.93	1.29	1.23
87	42	609	CLA	C4D-ND	-2.93	1.33	1.37
87	b6	609	CLA	CHC-C1C	2.93	1.42	1.35
87	62	311	CLA	C4D-ND	-2.93	1.33	1.37
82	SB	202	PEB	C2C-C3C	2.93	1.46	1.37
82	W5	202	PEB	CHA-C1B	2.93	1.47	1.40
82	GI	201	PEB	C1A-NA	-2.93	1.33	1.37
87	A2	819	CLA	CMC-C2C	-2.92	1.44	1.50
87	A2	823	CLA	CMB-C2B	-2.92	1.45	1.51
87	22	611	CLA	C4D-ND	-2.92	1.33	1.37
82	OA	202	PEB	C2C-C3C	2.92	1.46	1.37
87	bL	604	CLA	CHC-C1C	2.92	1.42	1.35
82	zF	501	PEB	C1A-NA	-2.92	1.33	1.37
87	32	305	CLA	CHC-C1C	2.92	1.42	1.35
82	RQ	203	PEB	OD-C4D	2.92	1.29	1.23
82	YJ	201	PEB	C2C-C3C	2.92	1.46	1.37
82	ZH	201	PEB	OD-C4D	2.92	1.29	1.23
87	BN	812	CLA	CHC-C1C	2.92	1.42	1.35
82	wC	203	PEB	C1A-NA	-2.92	1.33	1.37
84	y3	1001	CYC	C1B-C2B	2.92	1.50	1.45
87	CL	513	CLA	C4D-ND	-2.92	1.33	1.37
83	Z9	302	PUB	OA-C1A	2.92	1.29	1.23
82	FA	202	PEB	CHA-C1B	2.92	1.47	1.40
87	32	310	CLA	C4D-ND	-2.92	1.33	1.37
82	TO	202	PEB	C2C-C3C	2.92	1.46	1.37
82	WQ	201	PEB	OD-C4D	2.92	1.29	1.23
82	rF	202	PEB	OD-C4D	2.92	1.29	1.23
87	B2	836	CLA	CHC-C1C	2.92	1.42	1.35
82	MQ	201	PEB	C2A-C1A	-2.92	1.49	1.52
82	c1	202	PEB	C2A-C1A	-2.92	1.49	1.52
87	bL	622	CLA	CMB-C2B	-2.92	1.45	1.51
82	O7	201	PEB	C4A-NA	-2.92	1.31	1.37
82	cK	201	PEB	OD-C4D	2.92	1.29	1.23
87	32	304	CLA	C3B-C2B	-2.92	1.36	1.40
82	O1	201	PEB	OD-C4D	2.92	1.29	1.23
82	F5	203	PEB	C2A-C1A	-2.92	1.49	1.52
82	A1	301	PEB	C1A-NA	-2.92	1.33	1.37
82	CJ	203	PEB	CHA-C1B	2.92	1.47	1.40

Continued on next page...

Continued from previous page...

Mol	Chain	Res	Type	Atoms	Z	Observed(Å)	Ideal(Å)
82	EK	202	PEB	OD-C4D	2.92	1.29	1.23
82	c1	201	PEB	OD-C4D	2.92	1.29	1.23
82	hF	202	PEB	OD-C4D	2.92	1.29	1.23
87	82	302	CLA	C1D-ND	2.92	1.41	1.37
87	3N	305	CLA	C4D-ND	-2.92	1.33	1.37
87	RN	202	CLA	CHC-C1C	2.92	1.42	1.35
87	8N	307	CLA	CHC-C1C	2.92	1.42	1.35
87	B2	815	CLA	CHC-C1C	2.92	1.42	1.35
82	qC	203	PEB	OD-C4D	2.92	1.29	1.23
87	22	607	CLA	C4D-ND	-2.92	1.33	1.37
82	XD	203	PEB	OD-C4D	2.92	1.29	1.23
87	cL	505	CLA	CHC-C1C	2.92	1.42	1.35
82	QG	201	PEB	CHA-C1B	2.92	1.47	1.40
82	IJ	201	PEB	CHA-C1B	2.92	1.47	1.40
82	VF	202	PEB	C2A-C1A	-2.92	1.49	1.52
82	eG	203	PEB	C2A-C1A	-2.92	1.49	1.52
82	PQ	201	PEB	OD-C4D	2.92	1.29	1.23
82	F9	202	PEB	OD-C4D	2.92	1.29	1.23
87	B2	811	CLA	CHC-C1C	2.92	1.42	1.35
87	bL	605	CLA	CHC-C1C	2.92	1.42	1.35
84	y3	1001	CYC	C4C-NC	-2.92	1.31	1.37
82	KI	201	PEB	C2C-C3C	2.92	1.46	1.37
82	SE	201	PEB	C2A-C1A	-2.92	1.49	1.52
82	VK	202	PEB	C2A-C1A	-2.92	1.49	1.52
82	W7	201	PEB	C2A-C1A	-2.92	1.49	1.52
82	XI	202	PEB	OD-C4D	2.92	1.29	1.23
82	MJ	201	PEB	CHA-C1B	2.92	1.47	1.40
87	AN	823	CLA	CHC-C1C	2.92	1.42	1.35
82	t8	201	PEB	OD-C4D	2.92	1.29	1.23
83	K7	203	PUB	OA-C1A	2.92	1.29	1.23
82	NI	202	PEB	OD-C4D	2.92	1.29	1.23
84	HE	1001	CYC	C3D-C2D	2.92	1.46	1.37
82	ZG	201	PEB	C2A-C1A	-2.91	1.49	1.52
82	S9	201	PEB	C2A-C1A	-2.91	1.49	1.52
82	T4	202	PEB	C2C-C3C	2.91	1.46	1.37
96	E6	101	HEM	C3B-C4B	2.91	1.50	1.44
82	GJ	203	PEB	CHA-C1B	2.91	1.47	1.40
82	jG	201	PEB	OD-C4D	2.91	1.29	1.23
82	CJ	203	PEB	C2C-C3C	2.91	1.46	1.37
82	EJ	201	PEB	C2C-C3C	2.91	1.46	1.37
82	GK	202	PEB	C3B-C2B	2.91	1.42	1.36
87	A2	823	CLA	CHC-C1C	2.91	1.42	1.35

Continued on next page...

Continued from previous page...

Mol	Chain	Res	Type	Atoms	Z	Observed(Å)	Ideal(Å)
82	HB	201	PEB	C2A-C1A	-2.91	1.49	1.52
82	a4	203	PEB	C2A-C1A	-2.91	1.49	1.52
82	QE	201	PEB	CHA-C1B	2.91	1.47	1.40
82	DD	202	PEB	C2C-C3C	2.91	1.46	1.37
84	W3	1001	CYC	C1B-C2B	2.91	1.50	1.45
87	12	603	CLA	C4D-ND	-2.91	1.33	1.37
87	BN	835	CLA	CMB-C2B	-2.91	1.45	1.51
82	PD	203	PEB	OD-C4D	2.91	1.29	1.23
84	L4	1001	CYC	C4B-NB	-2.91	1.31	1.38
82	JK	202	PEB	C2A-C1A	-2.91	1.49	1.52
82	rF	201	PEB	C2A-C1A	-2.91	1.49	1.52
82	gH	202	PEB	C2A-C1A	-2.91	1.49	1.52
82	WI	202	PEB	C1D-ND	2.91	1.50	1.45
82	gH	201	PEB	OD-C4D	2.91	1.29	1.23
82	cH	201	PEB	OD-C4D	2.91	1.29	1.23
87	b6	609	CLA	CMB-C2B	-2.91	1.45	1.51
87	22	601	CLA	C4D-ND	-2.91	1.33	1.37
87	7N	604	CLA	C4D-ND	-2.91	1.33	1.37
82	aO	203	PEB	C2A-C1A	-2.91	1.49	1.52
87	C6	514	CLA	CMB-C2B	-2.91	1.45	1.51
82	b1	203	PEB	OD-C4D	2.91	1.29	1.23
87	B2	835	CLA	CMB-C2B	-2.91	1.45	1.51
87	A2	809	CLA	CHC-C1C	2.91	1.42	1.35
87	A2	820	CLA	CHC-C1C	2.91	1.42	1.35
82	CB	201	PEB	OD-C4D	2.91	1.29	1.23
87	B2	832	CLA	CHC-C1C	2.91	1.42	1.35
82	g1	201	PEB	OD-C4D	2.91	1.29	1.23
82	kH	202	PEB	OD-C4D	2.91	1.29	1.23
87	B2	819	CLA	CHC-C1C	2.91	1.42	1.35
82	GJ	203	PEB	C2C-C3C	2.91	1.46	1.37
82	L9	202	PEB	C4B-C3B	2.91	1.50	1.45
82	OJ	202	PEB	OD-C4D	2.91	1.29	1.23
82	p8	201	PEB	OD-C4D	2.91	1.29	1.23
84	D4	1001	CYC	C3D-C2D	2.91	1.46	1.37
87	82	303	CLA	CHC-C1C	2.91	1.42	1.35
87	BN	813	CLA	CHC-C1C	2.91	1.42	1.35
82	LQ	203	PEB	OD-C4D	2.91	1.29	1.23
82	O9	202	PEB	OD-C4D	2.91	1.29	1.23
87	A2	807	CLA	CHC-C1C	2.91	1.42	1.35
82	OG	203	PEB	C2C-C3C	2.91	1.46	1.37
82	JQ	203	PEB	CHA-C1B	2.91	1.47	1.40
82	L7	202	PEB	CHA-C1B	2.91	1.47	1.40

Continued on next page...

Continued from previous page...

Mol	Chain	Res	Type	Atoms	Z	Observed(Å)	Ideal(Å)
87	c6	611	CLA	CMB-C2B	-2.91	1.45	1.51
82	YM	203	PEB	OD-C4D	2.91	1.29	1.23
82	xK	302	PEB	OD-C4D	2.91	1.29	1.23
82	e4	203	PEB	C1A-NA	-2.91	1.33	1.37
87	cL	515	CLA	C4D-ND	-2.91	1.33	1.37
82	iO	203	PEB	OD-C4D	2.91	1.29	1.23
82	WH	203	PEB	C2C-C3C	2.91	1.46	1.37
84	W3	1001	CYC	C4C-NC	-2.91	1.31	1.37
87	AN	812	CLA	C4D-ND	-2.91	1.33	1.37
82	L9	202	PEB	OD-C4D	2.91	1.29	1.23
82	xF	303	PEB	OD-C4D	2.91	1.29	1.23
87	C6	520	CLA	CHC-C1C	2.91	1.42	1.35
87	bL	614	CLA	CHC-C1C	2.91	1.42	1.35
82	PI	202	PEB	OD-C4D	2.91	1.29	1.23
82	YO	202	PEB	C2C-C3C	2.91	1.46	1.37
82	SD	201	PEB	C2A-C1A	-2.91	1.49	1.52
82	Y7	301	PEB	C1A-NA	-2.91	1.33	1.37
87	AN	832	CLA	CMB-C2B	-2.91	1.45	1.51
82	eF	201	PEB	CHA-C1B	2.91	1.47	1.40
82	e1	201	PEB	OD-C4D	2.91	1.29	1.23
83	yK	303	PUB	C3B-C2B	2.91	1.46	1.37
82	O7	202	PEB	C2C-C3C	2.90	1.46	1.37
87	1N	611	CLA	CHC-C1C	2.90	1.42	1.35
82	NG	201	PEB	C2A-C1A	-2.90	1.49	1.52
82	CK	203	PEB	OD-C4D	2.90	1.29	1.23
82	dE	201	PEB	OD-C4D	2.90	1.29	1.23
82	eH	203	PEB	OD-C4D	2.90	1.29	1.23
87	A2	810	CLA	C4D-ND	-2.90	1.33	1.37
82	DQ	202	PEB	C2C-C3C	2.90	1.46	1.37
82	R7	202	PEB	C2C-C3C	2.90	1.46	1.37
82	WG	203	PEB	C2C-C3C	2.90	1.46	1.37
87	B2	822	CLA	C1D-ND	2.90	1.41	1.37
87	6N	606	CLA	C4D-ND	-2.90	1.33	1.37
82	LB	201	PEB	C2A-C1A	-2.90	1.49	1.52
82	XM	201	PEB	C2A-C1A	-2.90	1.49	1.52
82	rK	201	PEB	C2A-C1A	-2.90	1.49	1.52
82	D5	203	PEB	C2C-C3C	2.90	1.46	1.37
82	dK	201	PEB	OD-C4D	2.90	1.29	1.23
82	y8	202	PEB	C2C-C3C	2.90	1.46	1.37
82	nF	201	PEB	C2A-C1A	-2.90	1.49	1.52
82	BA	203	PEB	OD-C4D	2.90	1.29	1.23
82	Y4	202	PEB	C2C-C3C	2.90	1.46	1.37

Continued on next page...

Continued from previous page...

Mol	Chain	Res	Type	Atoms	Z	Observed(Å)	Ideal(Å)
82	a4	202	PEB	C2C-C3C	2.90	1.46	1.37
87	BN	836	CLA	CHC-C1C	2.90	1.42	1.35
87	AN	819	CLA	C1D-ND	2.90	1.41	1.37
82	wF	302	PEB	OD-C4D	2.90	1.29	1.23
87	DL	403	CLA	CHC-C1C	2.90	1.42	1.35
87	22	605	CLA	CHC-C1C	2.90	1.42	1.35
82	S5	203	PEB	C2A-C1A	-2.90	1.49	1.52
82	MA	202	PEB	OD-C4D	2.90	1.29	1.23
82	qC	202	PEB	OD-C4D	2.90	1.29	1.23
87	AN	841	CLA	C1D-ND	2.90	1.41	1.37
82	TD	201	PEB	C1A-NA	-2.90	1.33	1.37
82	GI	203	PEB	OD-C4D	2.90	1.29	1.23
82	aK	203	PEB	OD-C4D	2.90	1.29	1.23
87	BN	823	CLA	CHC-C1C	2.90	1.42	1.35
87	BN	823	CLA	CMB-C2B	-2.90	1.45	1.51
82	KM	203	PEB	C2C-C3C	2.90	1.46	1.37
87	A2	812	CLA	CHC-C1C	2.90	1.42	1.35
87	cL	516	CLA	CHC-C1C	2.90	1.42	1.35
82	B7	203	PEB	OD-C4D	2.90	1.29	1.23
82	TB	202	PEB	CHA-C1B	2.90	1.47	1.40
87	2N	307	CLA	C4D-ND	-2.90	1.33	1.37
82	XD	201	PEB	OD-C4D	2.90	1.29	1.23
82	AO	305	PEB	OD-C4D	2.90	1.29	1.23
82	QE	202	PEB	C2A-C1A	-2.90	1.49	1.52
87	A2	836	CLA	CHC-C1C	2.90	1.42	1.35
87	B2	829	CLA	CHC-C1C	2.90	1.42	1.35
87	2N	301	CLA	CHC-C1C	2.90	1.42	1.35
87	7N	601	CLA	C4D-ND	-2.90	1.33	1.37
82	Q9	202	PEB	OD-C4D	2.90	1.29	1.23
82	eJ	201	PEB	C2A-C1A	-2.90	1.49	1.52
87	R2	202	CLA	CHC-C1C	2.90	1.42	1.35
87	7N	609	CLA	C4D-ND	-2.90	1.33	1.37
82	GP	203	PEB	OD-C4D	2.90	1.29	1.23
82	R9	202	PEB	OD-C4D	2.90	1.29	1.23
87	B2	807	CLA	CHC-C1C	2.90	1.42	1.35
87	c6	611	CLA	CHC-C1C	2.90	1.42	1.35
82	HA	202	PEB	OD-C4D	2.90	1.29	1.23
82	PD	201	PEB	OD-C4D	2.90	1.29	1.23
82	DI	201	PEB	C2A-C1A	-2.90	1.49	1.52
82	fB	301	PEB	C2A-C1A	-2.90	1.49	1.52
87	12	611	CLA	CHC-C1C	2.90	1.42	1.35
87	22	603	CLA	CHC-C1C	2.90	1.42	1.35

Continued on next page...

Continued from previous page...

Mol	Chain	Res	Type	Atoms	Z	Observed(Å)	Ideal(Å)
87	bL	616	CLA	CMB-C2B	-2.90	1.45	1.51
82	MP	202	PEB	OD-C4D	2.90	1.29	1.23
87	AN	829	CLA	CHC-C1C	2.90	1.42	1.35
87	B2	827	CLA	C1D-ND	2.90	1.41	1.37
87	62	308	CLA	C4D-ND	-2.90	1.33	1.37
87	A2	829	CLA	CHC-C1C	2.90	1.42	1.35
82	l1	201	PEB	OD-C4D	2.90	1.29	1.23
87	F2	202	CLA	CHC-C1C	2.90	1.42	1.35
87	62	306	CLA	C4D-ND	-2.89	1.33	1.37
87	bL	617	CLA	CMC-C2C	-2.89	1.44	1.50
82	OM	203	PEB	C2A-C1A	-2.89	1.49	1.52
82	GK	202	PEB	C2C-C3C	2.89	1.46	1.37
82	RI	202	PEB	OD-C4D	2.89	1.29	1.23
82	GQ	202	PEB	OD-C4D	2.89	1.29	1.23
87	CL	504	CLA	CHC-C1C	2.89	1.42	1.35
87	42	610	CLA	CHC-C1C	2.89	1.42	1.35
82	lF	203	PEB	C1A-NA	-2.89	1.33	1.37
82	WE	203	PEB	C2C-C3C	2.89	1.46	1.37
87	BN	827	CLA	C1D-ND	2.89	1.41	1.37
87	bL	618	CLA	CHC-C1C	2.89	1.42	1.35
83	xK	305	PUB	OA-C1A	2.89	1.29	1.23
82	xK	304	PEB	C1A-NA	-2.89	1.33	1.37
87	8N	304	CLA	CHC-C1C	2.89	1.42	1.35
82	Y9	202	PEB	OD-C4D	2.89	1.29	1.23
87	K2	101	CLA	CHC-C1C	2.89	1.42	1.35
82	LD	202	PEB	C2A-C1A	-2.89	1.49	1.52
82	VI	202	PEB	OD-C4D	2.89	1.29	1.23
87	bL	619	CLA	CHC-C1C	2.89	1.42	1.35
82	HA	201	PEB	OD-C4D	2.89	1.29	1.23
82	q8	202	PEB	OD-C4D	2.89	1.29	1.23
87	82	308	CLA	C3B-C2B	-2.89	1.36	1.40
87	FN	201	CLA	CHC-C1C	2.89	1.42	1.35
82	OH	202	PEB	OD-C4D	2.89	1.29	1.23
82	KI	203	PEB	OD-C4D	2.89	1.29	1.23
82	ID	202	PEB	C2A-C1A	-2.89	1.49	1.52
87	12	609	CLA	CHC-C1C	2.89	1.42	1.35
87	32	304	CLA	C4D-ND	-2.89	1.33	1.37
83	M9	303	PUB	OA-C1A	2.89	1.29	1.23
82	WF	201	PEB	OD-C4D	2.89	1.29	1.23
87	1N	609	CLA	C4D-ND	-2.89	1.33	1.37
87	C6	512	CLA	CHC-C1C	2.89	1.42	1.35
82	YB	201	PEB	OD-C4D	2.89	1.29	1.23

Continued on next page...

Continued from previous page...

Mol	Chain	Res	Type	Atoms	Z	Observed(Å)	Ideal(Å)
82	jM	201	PEB	OD-C4D	2.89	1.29	1.23
87	A2	814	CLA	CHC-C1C	2.89	1.42	1.35
87	C6	509	CLA	CHC-C1C	2.89	1.42	1.35
82	JD	203	PEB	CHA-C1B	2.89	1.47	1.40
82	MF	202	PEB	C2A-C1A	-2.89	1.49	1.52
82	W1	201	PEB	OD-C4D	2.89	1.29	1.23
84	p3	1001	CYC	C4B-NB	-2.89	1.31	1.38
87	42	610	CLA	C4D-ND	-2.89	1.33	1.37
82	RA	202	PEB	C2C-C3C	2.89	1.46	1.37
82	JP	202	PEB	C2A-C1A	-2.89	1.49	1.52
87	AN	809	CLA	CHC-C1C	2.89	1.42	1.35
82	fM	202	PEB	OD-C4D	2.89	1.29	1.23
83	AG	302	PUB	OD-C4D	2.89	1.29	1.23
87	AN	805	CLA	CMB-C2B	-2.89	1.45	1.51
87	A2	815	CLA	CHC-C1C	2.89	1.42	1.35
87	6N	605	CLA	C4D-ND	-2.89	1.33	1.37
82	II	202	PEB	OD-C4D	2.89	1.29	1.23
82	TP	202	PEB	OD-C4D	2.89	1.29	1.23
82	cF	201	PEB	CHA-C1B	2.89	1.47	1.40
87	BL	608	CLA	CHC-C1C	2.89	1.42	1.35
87	AL	405	CLA	CHC-C1C	2.89	1.42	1.35
82	WK	201	PEB	OD-C4D	2.88	1.29	1.23
83	AD	302	PUB	OA-C1A	2.88	1.29	1.23
82	L7	202	PEB	C2C-C3C	2.88	1.46	1.37
87	4N	606	CLA	CHC-C1C	2.88	1.42	1.35
82	RB	201	PEB	OD-C4D	2.88	1.29	1.23
82	k4	201	PEB	OD-C4D	2.88	1.29	1.23
82	hO	202	PEB	OD-C4D	2.88	1.29	1.23
83	xF	306	PUB	OA-C1A	2.88	1.29	1.23
87	AN	819	CLA	CMC-C2C	-2.88	1.44	1.50
87	AN	817	CLA	CHC-C1C	2.88	1.42	1.35
82	NK	202	PEB	C2A-C1A	-2.88	1.49	1.52
82	c4	203	PEB	OD-C4D	2.88	1.29	1.23
82	GF	202	PEB	C3B-C2B	2.88	1.42	1.36
87	1N	609	CLA	CHC-C1C	2.88	1.42	1.35
82	GK	202	PEB	CMB-C2B	-2.88	1.44	1.50
82	eK	201	PEB	CHA-C1B	2.88	1.47	1.40
82	GD	202	PEB	OD-C4D	2.88	1.29	1.23
82	O4	202	PEB	OD-C4D	2.88	1.29	1.23
82	U5	201	PEB	C4D-ND	2.88	1.39	1.35
82	EI	202	PEB	OD-C4D	2.88	1.29	1.23
82	mK	201	PEB	OD-C4D	2.88	1.29	1.23

Continued on next page...

Continued from previous page...

Mol	Chain	Res	Type	Atoms	Z	Observed(Å)	Ideal(Å)
82	HI	201	PEB	C2A-C1A	-2.88	1.49	1.52
87	HL	101	CLA	CHC-C1C	2.88	1.42	1.35
82	EJ	201	PEB	CHA-C1B	2.88	1.47	1.40
87	52	605	CLA	C4D-ND	-2.88	1.33	1.37
82	MQ	202	PEB	OD-C4D	2.88	1.29	1.23
82	U9	201	PEB	OD-C4D	2.88	1.29	1.23
87	A2	801	CLA	CHC-C1C	2.88	1.42	1.35
82	YM	201	PEB	C2C-C3C	2.88	1.46	1.37
87	BN	829	CLA	CHC-C1C	2.88	1.42	1.35
82	O1	203	PEB	CHA-C1B	2.88	1.47	1.40
82	EP	202	PEB	OD-C4D	2.88	1.29	1.23
82	a1	201	PEB	OD-C4D	2.88	1.29	1.23
82	kH	203	PEB	OD-C4D	2.88	1.29	1.23
82	SM	201	PEB	C2A-C1A	-2.88	1.49	1.52
82	KF	201	PEB	C2C-C3C	2.88	1.46	1.37
82	NI	203	PEB	C1D-ND	2.88	1.50	1.45
82	YH	202	PEB	OD-C4D	2.88	1.29	1.23
82	D9	202	PEB	OD-C4D	2.88	1.29	1.23
82	JB	202	PEB	CHA-C1B	2.88	1.47	1.40
87	5N	611	CLA	CHC-C1C	2.88	1.42	1.35
87	42	606	CLA	CHC-C1C	2.88	1.42	1.35
87	6N	607	CLA	C4D-ND	-2.88	1.33	1.37
87	AN	839	CLA	CHC-C1C	2.88	1.42	1.35
87	B2	820	CLA	CHC-C1C	2.88	1.42	1.35
87	CL	511	CLA	CMB-C2B	-2.88	1.45	1.51
82	ZB	203	PEB	OD-C4D	2.88	1.29	1.23
82	rK	202	PEB	OD-C4D	2.88	1.29	1.23
82	tK	203	PEB	OD-C4D	2.88	1.29	1.23
87	A2	817	CLA	CHC-C1C	2.88	1.42	1.35
82	OI	203	PEB	C2A-C1A	-2.88	1.49	1.52
82	TI	203	PEB	OD-C4D	2.88	1.29	1.23
82	ZH	201	PEB	C2C-C3C	2.88	1.46	1.37
84	i3	1001	CYC	C4B-NB	-2.88	1.31	1.38
82	E9	202	PEB	OD-C4D	2.88	1.29	1.23
82	QK	203	PEB	OD-C4D	2.88	1.29	1.23
87	B2	822	CLA	CMB-C2B	-2.88	1.45	1.51
87	BL	621	CLA	CMD-C2D	-2.88	1.44	1.50
82	SG	201	PEB	C2A-C1A	-2.88	1.49	1.52
82	yC	202	PEB	C2C-C3C	2.88	1.46	1.37
87	4N	609	CLA	CHC-C1C	2.87	1.42	1.35
82	W9	202	PEB	OD-C4D	2.87	1.29	1.23
82	kE	201	PEB	OD-C4D	2.87	1.29	1.23

Continued on next page...

Continued from previous page...

Mol	Chain	Res	Type	Atoms	Z	Observed(Å)	Ideal(Å)
82	WI	201	PEB	C2A-C1A	-2.87	1.49	1.52
82	AA	201	PEB	OD-C4D	2.87	1.29	1.23
82	A7	201	PEB	OD-C4D	2.87	1.29	1.23
82	jJ	202	PEB	OD-C4D	2.87	1.29	1.23
82	QE	201	PEB	C2C-C3C	2.87	1.46	1.37
82	Z1	201	PEB	C2C-C3C	2.87	1.46	1.37
82	cK	201	PEB	CHA-C1B	2.87	1.47	1.40
87	AN	838	CLA	CMB-C2B	-2.87	1.45	1.51
82	hK	201	PEB	C1A-NA	-2.87	1.33	1.37
87	3N	305	CLA	C3B-C2B	-2.87	1.36	1.40
87	8N	308	CLA	C3B-C2B	-2.87	1.36	1.40
87	52	607	CLA	C4D-ND	-2.87	1.33	1.37
82	YD	201	PEB	OD-C4D	2.87	1.29	1.23
82	eH	202	PEB	OD-C4D	2.87	1.29	1.23
83	AQ	302	PUB	OA-C1A	2.87	1.29	1.23
82	YQ	201	PEB	OD-C4D	2.87	1.29	1.23
82	aF	201	PEB	OD-C4D	2.87	1.29	1.23
84	HG	1001	CYC	C3D-C2D	2.87	1.46	1.37
84	T3	1001	CYC	C4B-NB	-2.87	1.31	1.38
87	BL	603	CLA	CMC-C2C	-2.87	1.44	1.50
82	p8	202	PEB	C2A-C1A	-2.87	1.49	1.52
87	bL	616	CLA	CHC-C1C	2.87	1.42	1.35
82	CI	202	PEB	OD-C4D	2.87	1.29	1.23
87	A2	812	CLA	CMB-C2B	-2.87	1.45	1.51
87	L2	202	CLA	C4D-ND	-2.87	1.33	1.37
87	4N	604	CLA	C4D-CHA	2.87	1.48	1.38
82	DM	201	PEB	C2A-C1A	-2.87	1.49	1.52
82	Q5	203	PEB	OD-C4D	2.87	1.29	1.23
87	A2	839	CLA	CHC-C1C	2.87	1.42	1.35
82	H7	202	PEB	OD-C4D	2.87	1.29	1.23
82	DB	202	PEB	C2A-C1A	-2.87	1.49	1.52
87	52	611	CLA	CHC-C1C	2.87	1.42	1.35
87	1N	603	CLA	C4D-ND	-2.87	1.33	1.37
87	BN	808	CLA	CHC-C1C	2.87	1.42	1.35
87	BN	821	CLA	CHC-C1C	2.87	1.42	1.35
82	OO	202	PEB	OD-C4D	2.87	1.29	1.23
82	V9	202	PEB	OD-C4D	2.87	1.29	1.23
87	42	609	CLA	CHC-C1C	2.87	1.42	1.35
87	C6	516	CLA	CHC-C1C	2.87	1.42	1.35
82	zK	501	PEB	C1A-NA	-2.87	1.33	1.37
82	GF	202	PEB	C2C-C3C	2.87	1.46	1.37
82	UJ	203	PEB	OD-C4D	2.87	1.29	1.23

Continued on next page...

Continued from previous page...

Mol	Chain	Res	Type	Atoms	Z	Observed(Å)	Ideal(Å)
82	QM	204	PEB	OD-C4D	2.87	1.29	1.23
82	fH	201	PEB	OD-C4D	2.87	1.29	1.23
82	WP	201	PEB	C2A-C1A	-2.87	1.49	1.52
82	cE	201	PEB	C2A-C1A	-2.87	1.49	1.52
82	GF	201	PEB	C4A-NA	-2.87	1.31	1.37
82	PK	202	PEB	OD-C4D	2.87	1.29	1.23
84	v3	1001	CYC	C4B-NB	-2.87	1.31	1.38
87	BL	621	CLA	C4D-ND	-2.87	1.33	1.37
82	XB	202	PEB	C2A-C1A	-2.87	1.49	1.52
87	AN	815	CLA	CHC-C1C	2.86	1.42	1.35
82	P7	203	PEB	C2A-C1A	-2.86	1.49	1.52
82	BA	201	PEB	OD-C4D	2.86	1.29	1.23
82	GM	202	PEB	OD-C4D	2.86	1.29	1.23
82	B9	202	PEB	OD-C4D	2.86	1.29	1.23
87	2N	311	CLA	C4D-ND	-2.86	1.33	1.37
82	YA	301	PEB	C1A-NA	-2.86	1.33	1.37
82	lE	201	PEB	C2A-C1A	-2.86	1.49	1.52
84	J3	1001	CYC	C4B-NB	-2.86	1.31	1.38
82	WM	203	PEB	C2C-C3C	2.86	1.46	1.37
82	FD	201	PEB	OD-C4D	2.86	1.29	1.23
82	UG	202	PEB	C2A-C1A	-2.86	1.49	1.52
82	aM	203	PEB	OD-C4D	2.86	1.29	1.23
87	A2	832	CLA	CMB-C2B	-2.86	1.45	1.51
82	OE	202	PEB	OD-C4D	2.86	1.29	1.23
82	OG	202	PEB	OD-C4D	2.86	1.29	1.23
82	hK	202	PEB	OD-C4D	2.86	1.29	1.23
82	xK	304	PEB	OD-C4D	2.86	1.29	1.23
84	K3	1001	CYC	C1D-CHD	2.86	1.52	1.41
87	32	313	CLA	CHC-C1C	2.86	1.42	1.35
87	72	601	CLA	C4D-ND	-2.86	1.33	1.37
82	JA	202	PEB	C1A-NA	-2.86	1.33	1.37
84	JH	1001	CYC	C2C-C1C	-2.86	1.49	1.52
82	I9	202	PEB	OD-C4D	2.86	1.29	1.23
84	J1	1001	CYC	OB-C4B	2.86	1.29	1.23
98	B2	837	PQN	C10-C1	2.86	1.53	1.48
82	X9	202	PEB	OD-C4D	2.86	1.29	1.23
82	ZE	201	PEB	C2A-C1A	-2.86	1.49	1.52
83	Z5	303	PUB	OA-C1A	2.86	1.29	1.23
87	CL	508	CLA	C3B-C2B	-2.86	1.36	1.40
82	CK	202	PEB	C1A-NA	-2.86	1.33	1.37
82	DI	202	PEB	OD-C4D	2.86	1.29	1.23
82	DJ	202	PEB	OD-C4D	2.86	1.29	1.23

Continued on next page...

Continued from previous page...

Mol	Chain	Res	Type	Atoms	Z	Observed(Å)	Ideal(Å)
82	xC	201	PEB	OD-C4D	2.86	1.29	1.23
82	aF	203	PEB	OD-C4D	2.86	1.29	1.23
84	P3	1001	CYC	C4B-NB	-2.86	1.31	1.38
82	FI	202	PEB	OD-C4D	2.86	1.29	1.23
82	xF	304	PEB	OD-C4D	2.86	1.29	1.23
84	K3	1001	CYC	C4B-NB	-2.86	1.31	1.38
82	ND	203	PEB	C1A-NA	-2.86	1.33	1.37
87	BL	601	CLA	CHC-C1C	2.86	1.42	1.35
84	T3	1001	CYC	C1D-CHD	2.86	1.52	1.41
87	52	606	CLA	CHC-C1C	2.86	1.42	1.35
87	A2	805	CLA	CMB-C2B	-2.86	1.45	1.51
82	gG	201	PEB	OD-C4D	2.86	1.29	1.23
82	eF	201	PEB	C2A-C1A	-2.86	1.49	1.52
87	82	306	CLA	C3C-C2C	2.86	1.42	1.36
84	C3	1001	CYC	C4B-NB	-2.86	1.31	1.38
82	QF	203	PEB	OD-C4D	2.86	1.29	1.23
82	PM	202	PEB	OD-C4D	2.86	1.29	1.23
87	AN	802	CLA	CHC-C1C	2.86	1.42	1.35
82	T1	201	PEB	OD-C4D	2.86	1.29	1.23
87	2N	308	CLA	CHC-C1C	2.86	1.42	1.35
82	SE	202	PEB	C2C-C3C	2.86	1.46	1.37
87	42	604	CLA	C4D-CHA	2.86	1.48	1.38
82	QI	201	PEB	OD-C4D	2.86	1.29	1.23
82	pK	202	PEB	OD-C4D	2.86	1.29	1.23
87	AN	812	CLA	CHC-C1C	2.86	1.42	1.35
82	AH	305	PEB	OD-C4D	2.85	1.29	1.23
82	IM	203	PEB	OD-C4D	2.85	1.29	1.23
84	63	901	CYC	C3D-C2D	2.85	1.46	1.37
82	GJ	203	PEB	C2A-C1A	-2.85	1.49	1.52
82	W9	201	PEB	C2A-C1A	-2.85	1.49	1.52
82	Y4	203	PEB	C1A-NA	-2.85	1.33	1.37
82	kH	203	PEB	C1A-NA	-2.85	1.33	1.37
82	HI	203	PEB	OD-C4D	2.85	1.29	1.23
82	sF	203	PEB	OD-C4D	2.85	1.29	1.23
82	DE	1002	PEB	C4B-C3B	2.85	1.50	1.45
82	ZO	201	PEB	C4A-NA	-2.85	1.31	1.37
87	AN	836	CLA	CHC-C1C	2.85	1.42	1.35
82	eE	203	PEB	OD-C4D	2.85	1.29	1.23
82	nF	202	PEB	OD-C4D	2.85	1.29	1.23
82	dO	202	PEB	OD-C4D	2.85	1.29	1.23
82	VA	202	PEB	C2C-C3C	2.85	1.46	1.37
82	PQ	203	PEB	OD-C4D	2.85	1.29	1.23

Continued on next page...

Continued from previous page...

Mol	Chain	Res	Type	Atoms	Z	Observed(Å)	Ideal(Å)
82	Z1	201	PEB	OD-C4D	2.85	1.29	1.23
82	wC	204	PEB	OD-C4D	2.85	1.29	1.23
87	B2	812	CLA	CHC-C1C	2.85	1.42	1.35
84	N3	1001	CYC	C1D-CHD	2.85	1.52	1.41
87	A2	849	CLA	CMD-C2D	-2.85	1.44	1.50
82	LG	1002	PEB	C2A-C1A	-2.85	1.49	1.52
82	1C	201	PEB	OD-C4D	2.85	1.29	1.23
84	t3	1001	CYC	C1D-CHD	2.85	1.52	1.41
87	BN	831	CLA	CHC-C1C	2.85	1.42	1.35
87	b6	613	CLA	CHC-C1C	2.85	1.42	1.35
84	P3	1001	CYC	C1D-CHD	2.85	1.52	1.41
82	A4	301	PEB	OD-C4D	2.85	1.29	1.23
82	b4	202	PEB	OD-C4D	2.85	1.29	1.23
82	O5	201	PEB	OD-C4D	2.85	1.29	1.23
82	B7	201	PEB	OD-C4D	2.85	1.29	1.23
82	A9	202	PEB	OD-C4D	2.85	1.29	1.23
82	N9	202	PEB	OD-C4D	2.85	1.29	1.23
82	eB	201	PEB	OD-C4D	2.85	1.29	1.23
82	aH	202	PEB	OD-C4D	2.85	1.29	1.23
82	V1	202	PEB	C2A-C1A	-2.85	1.49	1.52
84	t3	1001	CYC	C4B-NB	-2.85	1.31	1.38
87	AN	818	CLA	CHC-C1C	2.85	1.42	1.35
82	ZH	202	PEB	CHA-C1B	2.85	1.47	1.40
82	BQ	203	PEB	C2C-C3C	2.85	1.46	1.37
87	1N	606	CLA	CHC-C1C	2.85	1.42	1.35
82	TA	202	PEB	C1A-NA	-2.85	1.33	1.37
82	BB	203	PEB	C2A-C1A	-2.85	1.49	1.52
82	eK	202	PEB	C2A-C1A	-2.85	1.49	1.52
82	FP	202	PEB	OD-C4D	2.85	1.29	1.23
82	P9	202	PEB	OD-C4D	2.85	1.29	1.23
87	A2	809	CLA	C4D-ND	-2.85	1.33	1.37
87	22	608	CLA	CHC-C1C	2.85	1.42	1.35
82	u8	203	PEB	OD-C4D	2.85	1.29	1.23
82	G9	202	PEB	OD-C4D	2.85	1.29	1.23
83	AE	302	PUB	OD-C4D	2.85	1.29	1.23
82	EP	201	PEB	C2A-C1A	-2.85	1.49	1.52
82	VQ	203	PEB	C2A-C1A	-2.85	1.49	1.52
87	22	609	CLA	CHC-C1C	2.85	1.42	1.35
87	b6	612	CLA	CHC-C1C	2.85	1.42	1.35
82	bF	201	PEB	OD-C4D	2.85	1.29	1.23
87	3N	313	CLA	CHC-C1C	2.85	1.42	1.35
82	t8	202	PEB	OD-C4D	2.85	1.29	1.23

Continued on next page...

Continued from previous page...

Mol	Chain	Res	Type	Atoms	Z	Observed(Å)	Ideal(Å)
87	B2	822	CLA	CHC-C1C	2.85	1.42	1.35
82	M5	304	PEB	C2A-C1A	-2.85	1.49	1.52
82	cH	202	PEB	C2A-C1A	-2.85	1.49	1.52
98	B2	837	PQN	C2-C1	2.85	1.54	1.48
82	vF	201	PEB	OD-C4D	2.85	1.29	1.23
82	dG	204	PEB	OD-C4D	2.85	1.29	1.23
84	E3	1001	CYC	C1D-CHD	2.85	1.52	1.41
82	cO	203	PEB	OD-C4D	2.85	1.29	1.23
83	QM	201	PUB	OD-C4D	2.85	1.29	1.23
84	i3	1001	CYC	C1D-CHD	2.85	1.52	1.41
87	A2	818	CLA	CHC-C1C	2.85	1.42	1.35
84	m3	1001	CYC	C1D-CHD	2.85	1.52	1.41
82	PF	202	PEB	OD-C4D	2.84	1.29	1.23
82	K9	202	PEB	OD-C4D	2.84	1.29	1.23
87	BN	809	CLA	CHC-C1C	2.84	1.42	1.35
84	l3	1001	CYC	C1D-CHD	2.84	1.52	1.41
82	lG	201	PEB	OD-C4D	2.84	1.29	1.23
82	O1	202	PEB	OD-C4D	2.84	1.29	1.23
84	G3	1001	CYC	C4B-NB	-2.84	1.32	1.38
87	dL	409	CLA	CHC-C1C	2.84	1.42	1.35
82	mM	202	PEB	OD-C4D	2.84	1.29	1.23
82	KK	201	PEB	C2C-C3C	2.84	1.46	1.37
84	v3	1001	CYC	C1D-CHD	2.84	1.52	1.41
84	e3	1001	CYC	C4B-NB	-2.84	1.32	1.38
84	V3	1001	CYC	C4B-NB	-2.84	1.32	1.38
82	j4	203	PEB	C2A-C1A	-2.84	1.49	1.52
82	UP	202	PEB	OD-C4D	2.84	1.29	1.23
82	hG	201	PEB	OD-C4D	2.84	1.29	1.23
87	cL	509	CLA	CHC-C1C	2.84	1.42	1.35
82	LD	203	PEB	OD-C4D	2.84	1.29	1.23
82	AI	202	PEB	OD-C4D	2.84	1.29	1.23
82	A1	305	PEB	OD-C4D	2.84	1.29	1.23
82	rF	201	PEB	OD-C4D	2.84	1.29	1.23
82	OH	203	PEB	CHA-C1B	2.84	1.47	1.40
87	BN	805	CLA	C1D-ND	2.84	1.41	1.37
82	cK	203	PEB	C2C-C3C	2.84	1.46	1.37
82	x8	201	PEB	OD-C4D	2.84	1.29	1.23
98	BN	837	PQN	C10-C1	2.84	1.53	1.48
82	QB	204	PEB	C2A-C1A	-2.84	1.49	1.52
87	82	302	CLA	CHC-C1C	2.84	1.42	1.35
82	xF	302	PEB	OD-C4D	2.84	1.29	1.23
82	gJ	202	PEB	OD-C4D	2.84	1.29	1.23

Continued on next page...

Continued from previous page...

Mol	Chain	Res	Type	Atoms	Z	Observed(Å)	Ideal(Å)
87	B2	813	CLA	CHC-C1C	2.84	1.42	1.35
82	dK	201	PEB	C1A-NA	-2.84	1.33	1.37
87	AN	812	CLA	CMB-C2B	-2.84	1.45	1.51
84	p3	1001	CYC	C1D-CHD	2.84	1.52	1.41
82	UD	202	PEB	OD-C4D	2.84	1.29	1.23
82	D7	203	PEB	OD-C4D	2.84	1.29	1.23
84	NH	1001	CYC	OB-C4B	2.84	1.29	1.23
87	A2	841	CLA	C1D-ND	2.84	1.41	1.37
82	x8	202	PEB	C4B-C3B	2.84	1.50	1.45
87	AN	826	CLA	CHC-C1C	2.84	1.42	1.35
84	R3	1001	CYC	C1D-CHD	2.84	1.52	1.41
82	c4	201	PEB	OD-C4D	2.84	1.29	1.23
82	z8	202	PEB	OD-C4D	2.84	1.29	1.23
82	QG	201	PEB	C2C-C3C	2.84	1.46	1.37
82	II	203	PEB	C1A-NA	-2.84	1.33	1.37
84	G3	1001	CYC	C1D-CHD	2.84	1.52	1.41
87	B2	814	CLA	CHC-C1C	2.84	1.42	1.35
82	D9	203	PEB	OD-C4D	2.84	1.29	1.23
82	dG	201	PEB	OD-C4D	2.84	1.29	1.23
87	BL	605	CLA	CMB-C2B	-2.84	1.45	1.51
87	BN	802	CLA	C3B-C2B	-2.84	1.36	1.40
83	yF	303	PUB	C3B-C2B	2.84	1.46	1.37
82	WH	201	PEB	OD-C4D	2.84	1.29	1.23
82	NM	202	PEB	OD-C4D	2.84	1.29	1.23
87	2N	307	CLA	CHC-C1C	2.84	1.42	1.35
87	8N	303	CLA	CHC-C1C	2.84	1.42	1.35
82	MD	202	PEB	OD-C4D	2.84	1.29	1.23
82	A1	302	PEB	OD-C4D	2.84	1.29	1.23
82	S9	202	PEB	OD-C4D	2.84	1.29	1.23
82	hF	201	PEB	C1A-NA	-2.84	1.33	1.37
82	AQ	304	PEB	OD-C4D	2.84	1.29	1.23
82	f4	202	PEB	OD-C4D	2.84	1.29	1.23
82	w8	204	PEB	OD-C4D	2.84	1.29	1.23
82	gM	202	PEB	OD-C4D	2.84	1.29	1.23
82	XB	201	PEB	C2A-C1A	-2.84	1.49	1.52
82	Y4	201	PEB	C2A-C1A	-2.84	1.49	1.52
82	OE	203	PEB	C2C-C3C	2.84	1.46	1.37
82	TH	201	PEB	OD-C4D	2.84	1.29	1.23
82	jJ	201	PEB	OD-C4D	2.84	1.29	1.23
83	BM	302	PUB	OD-C4D	2.84	1.29	1.23
87	8N	301	CLA	C3C-C2C	2.84	1.42	1.36
82	FQ	201	PEB	OD-C4D	2.83	1.29	1.23

Continued on next page...

Continued from previous page...

Mol	Chain	Res	Type	Atoms	Z	Observed(Å)	Ideal(Å)
82	U9	203	PEB	OD-C4D	2.83	1.29	1.23
82	dF	201	PEB	OD-C4D	2.83	1.29	1.23
84	g3	1001	CYC	C4B-NB	-2.83	1.32	1.38
82	PP	202	PEB	C2A-C1A	-2.83	1.49	1.52
82	F7	203	PEB	OD-C4D	2.83	1.29	1.23
82	H9	203	PEB	OD-C4D	2.83	1.29	1.23
84	c3	1001	CYC	C4B-NB	-2.83	1.32	1.38
82	D5	203	PEB	OD-C4D	2.83	1.29	1.23
82	xC	202	PEB	OD-C4D	2.83	1.29	1.23
82	DK	202	PEB	C2C-C3C	2.83	1.46	1.37
82	WJ	203	PEB	CHA-C1B	2.83	1.47	1.40
84	E3	1001	CYC	C4B-NB	-2.83	1.32	1.38
82	LI	202	PEB	C2A-C1A	-2.83	1.49	1.52
82	aO	202	PEB	C2C-C3C	2.83	1.46	1.37
87	12	609	CLA	C4D-ND	-2.83	1.33	1.37
84	l3	1001	CYC	C4B-NB	-2.83	1.32	1.38
82	BD	202	PEB	OD-C4D	2.83	1.29	1.23
83	M5	303	PUB	OA-C1A	2.83	1.29	1.23
87	B2	831	CLA	CHC-C1C	2.83	1.42	1.35
82	BQ	202	PEB	OD-C4D	2.83	1.29	1.23
82	kG	201	PEB	OD-C4D	2.83	1.29	1.23
82	FI	202	PEB	C2A-C1A	-2.83	1.49	1.52
87	dL	401	CLA	CHC-C1C	2.83	1.42	1.35
84	e3	1001	CYC	C1D-CHD	2.83	1.52	1.41
82	L5	202	PEB	OD-C4D	2.83	1.29	1.23
82	W5	203	PEB	OD-C4D	2.83	1.29	1.23
82	bK	201	PEB	OD-C4D	2.83	1.29	1.23
84	C3	1001	CYC	C1D-CHD	2.83	1.52	1.41
87	AN	849	CLA	CMD-C2D	-2.83	1.44	1.50
82	C9	202	PEB	OD-C4D	2.83	1.29	1.23
82	cM	202	PEB	OD-C4D	2.83	1.29	1.23
82	kM	201	PEB	OD-C4D	2.83	1.29	1.23
82	Z9	301	PEB	OD-C4D	2.83	1.29	1.23
82	M9	305	PEB	OD-C4D	2.83	1.29	1.23
83	xF	305	PUB	OA-C1A	2.83	1.29	1.23
87	BN	814	CLA	CHC-C1C	2.83	1.42	1.35
87	KN	105	CLA	CHC-C1C	2.83	1.42	1.35
82	WD	201	PEB	OD-C4D	2.83	1.29	1.23
82	YD	202	PEB	OD-C4D	2.83	1.29	1.23
82	AG	304	PEB	OD-C4D	2.83	1.29	1.23
82	mE	202	PEB	OD-C4D	2.83	1.29	1.23
82	mG	202	PEB	OD-C4D	2.83	1.29	1.23

Continued on next page...

Continued from previous page...

Mol	Chain	Res	Type	Atoms	Z	Observed(Å)	Ideal(Å)
82	cH	202	PEB	OD-C4D	2.83	1.29	1.23
82	vK	201	PEB	OD-C4D	2.83	1.29	1.23
87	72	607	CLA	CMB-C2B	-2.83	1.45	1.51
82	q8	202	PEB	C2A-C1A	-2.83	1.49	1.52
84	g3	1001	CYC	C1D-CHD	2.83	1.52	1.41
87	BN	834	CLA	CMB-C2B	-2.83	1.45	1.51
87	12	606	CLA	CHC-C1C	2.83	1.42	1.35
82	O9	201	PEB	OD-C4D	2.83	1.29	1.23
82	eK	201	PEB	C2A-C1A	-2.83	1.49	1.52
84	A3	1001	CYC	C1D-CHD	2.83	1.52	1.41
82	c1	202	PEB	OD-C4D	2.83	1.29	1.23
83	Z5	302	PUB	OA-C1A	2.83	1.29	1.23
82	zC	202	PEB	OD-C4D	2.83	1.29	1.23
87	R2	202	CLA	C4D-ND	-2.83	1.33	1.37
87	B2	808	CLA	CHC-C1C	2.83	1.42	1.35
82	TH	201	PEB	C2A-C1A	-2.83	1.49	1.52
82	oF	203	PEB	C2A-C1A	-2.83	1.49	1.52
82	cB	402	PEB	OD-C4D	2.83	1.29	1.23
82	wC	202	PEB	OD-C4D	2.83	1.29	1.23
82	tK	201	PEB	OD-C4D	2.83	1.29	1.23
82	gE	201	PEB	OD-C4D	2.83	1.29	1.23
82	gO	201	PEB	OD-C4D	2.83	1.29	1.23
87	BL	602	CLA	CHC-C1C	2.83	1.42	1.35
87	A2	832	CLA	C1D-ND	2.83	1.41	1.37
82	jH	203	PEB	OD-C4D	2.83	1.29	1.23
83	xK	306	PUB	OA-C1A	2.83	1.29	1.23
82	IA	201	PEB	OD-C4D	2.83	1.29	1.23
84	A3	1001	CYC	C4B-NB	-2.83	1.32	1.38
82	w8	202	PEB	OD-C4D	2.83	1.29	1.23
82	fO	201	PEB	OD-C4D	2.83	1.29	1.23
82	xC	202	PEB	C4B-C3B	2.83	1.50	1.45
82	EF	202	PEB	OD-C4D	2.82	1.29	1.23
84	N1	1001	CYC	OB-C4B	2.82	1.29	1.23
84	R3	1001	CYC	C4B-NB	-2.82	1.32	1.38
84	LO	1001	CYC	C1B-NB	-2.82	1.33	1.37
82	T9	202	PEB	OD-C4D	2.82	1.29	1.23
82	dG	203	PEB	OD-C4D	2.82	1.29	1.23
83	QJ	201	PUB	OD-C4D	2.82	1.29	1.23
84	D1	1001	CYC	OB-C4B	2.82	1.29	1.23
82	aH	201	PEB	C1A-NA	-2.82	1.33	1.37
82	QM	203	PEB	C2A-C1A	-2.82	1.49	1.52
87	cL	513	CLA	C4D-ND	-2.82	1.33	1.37

Continued on next page...

Continued from previous page...

Mol	Chain	Res	Type	Atoms	Z	Observed(Å)	Ideal(Å)
82	R1	201	PEB	OD-C4D	2.82	1.29	1.23
82	sK	203	PEB	C4B-C3B	2.82	1.50	1.45
87	5N	607	CLA	C4D-ND	-2.82	1.33	1.37
84	y3	1001	CYC	C4B-NB	-2.82	1.32	1.38
82	xK	303	PEB	OD-C4D	2.82	1.29	1.23
82	M9	302	PEB	OD-C4D	2.82	1.29	1.23
87	AN	832	CLA	C1D-ND	2.82	1.41	1.37
87	b6	606	CLA	CHC-C1C	2.82	1.42	1.35
82	AH	301	PEB	C1A-NA	-2.82	1.33	1.37
82	lK	203	PEB	C1A-NA	-2.82	1.33	1.37
87	CL	510	CLA	CHC-C1C	2.82	1.42	1.35
82	NK	202	PEB	OD-C4D	2.82	1.29	1.23
82	B9	201	PEB	OD-C4D	2.82	1.29	1.23
87	b6	605	CLA	C4D-ND	-2.82	1.33	1.37
82	XA	202	PEB	C2C-C3C	2.82	1.46	1.37
82	tK	203	PEB	C1A-NA	-2.82	1.33	1.37
82	BI	203	PEB	OD-C4D	2.82	1.29	1.23
82	B9	202	PEB	CHA-C1B	2.82	1.47	1.40
87	BN	806	CLA	C1D-ND	2.82	1.41	1.37
87	BN	815	CLA	CHC-C1C	2.82	1.42	1.35
84	c3	1001	CYC	C1D-CHD	2.82	1.52	1.41
82	g1	202	PEB	C2A-C1A	-2.82	1.49	1.52
82	Q5	202	PEB	C2A-C1A	-2.82	1.49	1.52
82	ZK	202	PEB	OD-C4D	2.82	1.28	1.23
82	h4	202	PEB	OD-C4D	2.82	1.28	1.23
87	A2	838	CLA	CMB-C2B	-2.82	1.45	1.51
87	2N	309	CLA	CHC-C1C	2.82	1.42	1.35
82	SJ	203	PEB	C2A-C1A	-2.82	1.49	1.52
82	U9	204	PEB	C4B-C3B	2.82	1.50	1.45
82	OF	201	PEB	CHA-C1B	2.82	1.47	1.40
82	HF	201	PEB	C2C-C3C	2.82	1.46	1.37
82	AI	203	PEB	C2C-C3C	2.82	1.46	1.37
82	V4	202	PEB	C2A-C1A	-2.82	1.49	1.52
82	eM	202	PEB	C2A-C1A	-2.82	1.49	1.52
82	QF	203	PEB	C4A-NA	-2.82	1.31	1.37
84	LO	1001	CYC	C4B-NB	-2.82	1.32	1.38
82	JP	201	PEB	OD-C4D	2.82	1.28	1.23
82	uK	201	PEB	OD-C4D	2.82	1.28	1.23
84	W3	1001	CYC	C4B-NB	-2.82	1.32	1.38
82	mE	203	PEB	OD-C4D	2.82	1.28	1.23
82	mG	201	PEB	OD-C4D	2.82	1.28	1.23
82	SA	201	PEB	C2C-C3C	2.82	1.46	1.37

Continued on next page...

Continued from previous page...

Mol	Chain	Res	Type	Atoms	Z	Observed(Å)	Ideal(Å)
84	J3	1001	CYC	C1D-CHD	2.82	1.52	1.41
82	AO	304	PEB	OD-C4D	2.82	1.28	1.23
82	L9	203	PEB	OD-C4D	2.82	1.28	1.23
82	Z9	304	PEB	OD-C4D	2.82	1.28	1.23
87	72	603	CLA	C4D-ND	-2.82	1.33	1.37
84	N3	1001	CYC	C4B-NB	-2.82	1.32	1.38
82	l1	201	PEB	C1A-NA	-2.82	1.34	1.37
82	W9	203	PEB	OD-C4D	2.82	1.28	1.23
82	sK	201	PEB	OD-C4D	2.82	1.28	1.23
82	cM	201	PEB	OD-C4D	2.82	1.28	1.23
87	LN	202	CLA	C4D-ND	-2.82	1.33	1.37
87	7N	603	CLA	C4D-ND	-2.82	1.33	1.37
82	SD	202	PEB	OD-C4D	2.82	1.28	1.23
82	q8	203	PEB	OD-C4D	2.82	1.28	1.23
84	F1	1001	CYC	C1B-C2B	2.82	1.50	1.45
82	FH	1002	PEB	OD-C4D	2.82	1.28	1.23
82	mJ	202	PEB	OD-C4D	2.82	1.28	1.23
84	m3	1001	CYC	C4B-NB	-2.82	1.32	1.38
84	J1	1001	CYC	C2C-C1C	-2.81	1.49	1.52
82	jH	201	PEB	OD-C4D	2.81	1.28	1.23
84	HO	1001	CYC	C3D-C2D	2.81	1.46	1.37
87	AN	809	CLA	C4D-ND	-2.81	1.33	1.37
82	XF	202	PEB	C2C-C3C	2.81	1.46	1.37
82	S7	201	PEB	C2C-C3C	2.81	1.46	1.37
82	kE	202	PEB	OD-C4D	2.81	1.28	1.23
82	VB	201	PEB	C2A-C1A	-2.81	1.49	1.52
82	NM	201	PEB	C2A-C1A	-2.81	1.49	1.52
82	JA	203	PEB	OD-C4D	2.81	1.28	1.23
82	XP	202	PEB	OD-C4D	2.81	1.28	1.23
82	X7	202	PEB	C2C-C3C	2.81	1.46	1.37
82	j1	201	PEB	OD-C4D	2.81	1.28	1.23
87	K2	106	CLA	CHC-C1C	2.81	1.42	1.35
82	fJ	202	PEB	OD-C4D	2.81	1.28	1.23
87	7N	607	CLA	CMB-C2B	-2.81	1.45	1.51
98	BN	837	PQN	C2-C1	2.81	1.54	1.48
82	B9	203	PEB	OD-C4D	2.81	1.28	1.23
82	H9	201	PEB	OD-C4D	2.81	1.28	1.23
82	hE	201	PEB	OD-C4D	2.81	1.28	1.23
82	UE	202	PEB	C2A-C1A	-2.81	1.49	1.52
87	B2	834	CLA	CMB-C2B	-2.81	1.45	1.51
82	H7	201	PEB	OD-C4D	2.81	1.28	1.23
84	JH	1001	CYC	OB-C4B	2.81	1.28	1.23

Continued on next page...

Continued from previous page...

Mol	Chain	Res	Type	Atoms	Z	Observed(Å)	Ideal(Å)
82	VJ	202	PEB	OD-C4D	2.81	1.28	1.23
87	BL	608	CLA	CMC-C2C	-2.81	1.44	1.50
82	L5	203	PEB	C2C-C3C	2.81	1.46	1.37
82	IM	201	PEB	C2A-C1A	-2.81	1.49	1.52
82	HP	202	PEB	OD-C4D	2.81	1.28	1.23
82	DF	202	PEB	C2C-C3C	2.81	1.46	1.37
82	Q9	203	PEB	OD-C4D	2.81	1.28	1.23
82	SH	203	PEB	C2A-C1A	-2.81	1.49	1.52
82	JI	202	PEB	C2A-C1A	-2.81	1.49	1.52
82	pC	201	PEB	C2A-C1A	-2.81	1.49	1.52
82	FA	202	PEB	C1A-NA	-2.81	1.34	1.37
82	GM	203	PEB	OD-C4D	2.81	1.28	1.23
82	eE	201	PEB	OD-C4D	2.81	1.28	1.23
87	22	607	CLA	CHC-C1C	2.81	1.42	1.35
87	2N	302	CLA	CHC-C1C	2.81	1.42	1.35
82	kG	202	PEB	OD-C4D	2.81	1.28	1.23
82	wK	302	PEB	OD-C4D	2.81	1.28	1.23
82	KI	201	PEB	OD-C4D	2.81	1.28	1.23
82	SJ	202	PEB	OD-C4D	2.81	1.28	1.23
82	i1	202	PEB	C2A-C1A	-2.81	1.49	1.52
82	H4	1002	PEB	C2A-C1A	-2.81	1.49	1.52
82	lG	201	PEB	C2A-C1A	-2.81	1.49	1.52
82	WQ	202	PEB	OD-C4D	2.81	1.28	1.23
82	cB	401	PEB	OD-C4D	2.81	1.28	1.23
82	V7	202	PEB	C2C-C3C	2.81	1.46	1.37
82	DA	203	PEB	OD-C4D	2.81	1.28	1.23
82	lG	202	PEB	C2A-C1A	-2.81	1.49	1.52
82	Y5	203	PEB	C2C-C3C	2.81	1.46	1.37
82	BQ	203	PEB	CHA-C1B	2.81	1.47	1.40
82	gO	203	PEB	OD-C4D	2.81	1.28	1.23
82	i4	203	PEB	OD-C4D	2.81	1.28	1.23
83	xK	301	PUB	OD-C4D	2.81	1.28	1.23
82	QE	201	PEB	C2A-C1A	-2.81	1.49	1.52
82	DG	1002	PEB	C4B-C3B	2.81	1.50	1.45
87	cL	513	CLA	CHC-C1C	2.81	1.42	1.35
82	RE	202	PEB	OD-C4D	2.81	1.28	1.23
82	m4	203	PEB	OD-C4D	2.81	1.28	1.23
82	JM	202	PEB	OD-C4D	2.80	1.28	1.23
82	yF	301	PEB	OD-C4D	2.80	1.28	1.23
87	B2	805	CLA	C1D-ND	2.80	1.41	1.37
87	nL	101	CLA	CHC-C1C	2.80	1.42	1.35
87	AN	834	CLA	CMB-C2B	-2.80	1.45	1.51

Continued on next page...

Continued from previous page...

Mol	Chain	Res	Type	Atoms	Z	Observed(Å)	Ideal(Å)
87	B2	804	CLA	C1D-ND	2.80	1.41	1.37
82	AO	301	PEB	OD-C4D	2.80	1.28	1.23
82	F1	1002	PEB	OD-C4D	2.80	1.28	1.23
82	uC	203	PEB	OD-C4D	2.80	1.28	1.23
82	AD	304	PEB	OD-C4D	2.80	1.28	1.23
82	EM	203	PEB	OD-C4D	2.80	1.28	1.23
82	mG	203	PEB	OD-C4D	2.80	1.28	1.23
82	FA	201	PEB	OD-C4D	2.80	1.28	1.23
82	iM	202	PEB	OD-C4D	2.80	1.28	1.23
82	VM	201	PEB	C2A-C1A	-2.80	1.49	1.52
82	CQ	201	PEB	OD-C4D	2.80	1.28	1.23
82	gM	201	PEB	OD-C4D	2.80	1.28	1.23
83	xK	305	PUB	OD-C4D	2.80	1.28	1.23
82	GF	202	PEB	CMB-C2B	-2.80	1.44	1.50
82	HK	201	PEB	C2C-C3C	2.80	1.46	1.37
82	LI	202	PEB	OD-C4D	2.80	1.28	1.23
82	U5	202	PEB	OD-C4D	2.80	1.28	1.23
82	lE	201	PEB	OD-C4D	2.80	1.28	1.23
82	cO	201	PEB	OD-C4D	2.80	1.28	1.23
82	mO	202	PEB	C2A-C1A	-2.80	1.49	1.52
82	Q9	201	PEB	OD-C4D	2.80	1.28	1.23
82	mE	201	PEB	OD-C4D	2.80	1.28	1.23
87	5N	606	CLA	CHC-C1C	2.80	1.42	1.35
82	ZF	202	PEB	OD-C4D	2.80	1.28	1.23
82	OP	203	PEB	OD-C4D	2.80	1.28	1.23
82	18	201	PEB	OD-C4D	2.80	1.28	1.23
87	A2	828	CLA	CMD-C2D	-2.80	1.44	1.50
82	U7	201	PEB	C4A-NA	-2.80	1.31	1.37
87	CL	509	CLA	CHC-C1C	2.80	1.42	1.35
82	HQ	201	PEB	C2C-C3C	2.80	1.46	1.37
82	ED	202	PEB	OD-C4D	2.80	1.28	1.23
82	JP	202	PEB	OD-C4D	2.80	1.28	1.23
82	J7	203	PEB	OD-C4D	2.80	1.28	1.23
82	yC	203	PEB	OD-C4D	2.80	1.28	1.23
82	dH	201	PEB	OD-C4D	2.80	1.28	1.23
82	D9	201	PEB	C2A-C1A	-2.80	1.49	1.52
82	OK	201	PEB	CHA-C1B	2.80	1.47	1.40
82	QD	201	PEB	OD-C4D	2.80	1.28	1.23
82	HM	202	PEB	OD-C4D	2.80	1.28	1.23
82	f1	201	PEB	OD-C4D	2.80	1.28	1.23
82	qC	202	PEB	C2A-C1A	-2.80	1.49	1.52
82	BI	202	PEB	C1D-ND	2.80	1.49	1.45

Continued on next page...

Continued from previous page...

Mol	Chain	Res	Type	Atoms	Z	Observed(Å)	Ideal(Å)
82	RD	201	PEB	OD-C4D	2.80	1.28	1.23
82	FM	202	PEB	OD-C4D	2.80	1.28	1.23
87	3N	312	CLA	C4D-ND	-2.80	1.33	1.37
87	A2	826	CLA	CHC-C1C	2.80	1.42	1.35
82	YF	201	PEB	OD-C4D	2.80	1.28	1.23
82	Q5	201	PEB	C2A-C1A	-2.80	1.49	1.52
82	SM	203	PEB	OD-C4D	2.80	1.28	1.23
87	32	302	CLA	CHC-C1C	2.80	1.42	1.35
82	BD	203	PEB	C2C-C3C	2.80	1.46	1.37
82	U1	202	PEB	OD-C4D	2.80	1.28	1.23
87	RN	201	CLA	CMB-C2B	-2.80	1.45	1.51
84	FH	1001	CYC	C1B-C2B	2.80	1.50	1.45
82	DD	201	PEB	C2C-C3C	2.80	1.46	1.37
83	A4	302	PUB	OD-C4D	2.80	1.28	1.23
82	d1	202	PEB	C2A-C1A	-2.79	1.49	1.52
87	HL	101	CLA	CMB-C2B	-2.79	1.45	1.51
87	2N	309	CLA	CMB-C2B	-2.79	1.45	1.51
82	T1	202	PEB	OD-C4D	2.79	1.28	1.23
82	T1	201	PEB	C4B-C3B	2.79	1.50	1.45
87	BN	817	CLA	CMB-C2B	-2.79	1.45	1.51
82	XB	201	PEB	OD-C4D	2.79	1.28	1.23
82	RH	201	PEB	OD-C4D	2.79	1.28	1.23
82	KJ	203	PEB	C2C-C3C	2.79	1.45	1.37
87	72	608	CLA	C4D-ND	-2.79	1.33	1.37
87	RN	202	CLA	CMB-C2B	-2.79	1.45	1.51
82	T7	202	PEB	C1A-NA	-2.79	1.34	1.37
82	DF	203	PEB	OD-C4D	2.79	1.28	1.23
82	nK	202	PEB	OD-C4D	2.79	1.28	1.23
82	UG	201	PEB	C2C-C3C	2.79	1.45	1.37
82	d4	202	PEB	OD-C4D	2.79	1.28	1.23
82	V7	201	PEB	OD-C4D	2.79	1.28	1.23
87	7N	608	CLA	C4D-ND	-2.79	1.33	1.37
82	a1	201	PEB	C1A-NA	-2.79	1.34	1.37
82	dF	201	PEB	C1A-NA	-2.79	1.34	1.37
82	aM	201	PEB	OD-C4D	2.79	1.28	1.23
82	HE	1002	PEB	C2A-C1A	-2.79	1.49	1.52
82	fE	201	PEB	C2A-C1A	-2.79	1.49	1.52
87	BL	606	CLA	CHC-C1C	2.79	1.42	1.35
87	A2	834	CLA	CHC-C1C	2.79	1.42	1.35
87	B2	826	CLA	C3B-C2B	-2.79	1.36	1.40
82	JF	202	PEB	OD-C4D	2.79	1.28	1.23
83	xF	305	PUB	OD-C4D	2.79	1.28	1.23

Continued on next page...

Continued from previous page...

Mol	Chain	Res	Type	Atoms	Z	Observed(Å)	Ideal(Å)
87	LN	202	CLA	CHC-C1C	2.79	1.42	1.35
96	VL	201	HEM	FE-NB	2.79	2.10	1.96
82	IK	203	PEB	CHA-C1B	2.79	1.47	1.40
82	g4	203	PEB	OD-C4D	2.79	1.28	1.23
82	nK	201	PEB	OD-C4D	2.79	1.28	1.23
83	AE	303	PUB	OA-C1A	2.79	1.28	1.23
82	HI	203	PEB	C2A-C1A	-2.79	1.49	1.52
84	D1	1003	CYC	C2C-C1C	-2.79	1.49	1.52
82	CD	202	PEB	OD-C4D	2.79	1.28	1.23
87	A2	832	CLA	CHC-C1C	2.79	1.42	1.35
82	JI	201	PEB	OD-C4D	2.79	1.28	1.23
82	bH	202	PEB	OD-C4D	2.79	1.28	1.23
82	TF	202	PEB	OD-C4D	2.79	1.28	1.23
82	OM	202	PEB	OD-C4D	2.79	1.28	1.23
82	YQ	202	PEB	OD-C4D	2.79	1.28	1.23
82	XP	202	PEB	C2A-C1A	-2.79	1.49	1.52
82	AB	501	PEB	OD-C4D	2.79	1.28	1.23
82	OI	203	PEB	OD-C4D	2.79	1.28	1.23
82	JD	203	PEB	OD-C4D	2.79	1.28	1.23
82	PQ	202	PEB	OD-C4D	2.79	1.28	1.23
82	jF	202	PEB	OD-C4D	2.79	1.28	1.23
82	vF	202	PEB	OD-C4D	2.79	1.28	1.23
82	fO	202	PEB	OD-C4D	2.79	1.28	1.23
82	OP	202	PEB	C2A-C1A	-2.79	1.49	1.52
82	dF	202	PEB	OD-C4D	2.79	1.28	1.23
82	eK	202	PEB	OD-C4D	2.79	1.28	1.23
82	RK	202	PEB	OD-C4D	2.79	1.28	1.23
82	x8	202	PEB	OD-C4D	2.79	1.28	1.23
82	U9	202	PEB	OD-C4D	2.79	1.28	1.23
84	C1	1001	CYC	OB-C4B	2.79	1.28	1.23
82	RM	202	PEB	OD-C4D	2.79	1.28	1.23
82	V7	203	PEB	OD-C4D	2.79	1.28	1.23
87	A2	815	CLA	CMB-C2B	-2.79	1.45	1.51
87	5N	601	CLA	CHC-C1C	2.79	1.42	1.35
82	YK	201	PEB	OD-C4D	2.79	1.28	1.23
82	D5	201	PEB	OD-C4D	2.79	1.28	1.23
82	IJ	202	PEB	C4A-NA	-2.79	1.31	1.37
87	22	601	CLA	CHC-C1C	2.78	1.42	1.35
82	HG	1002	PEB	C4B-C3B	2.78	1.50	1.45
82	HD	201	PEB	C2C-C3C	2.78	1.45	1.37
82	eG	201	PEB	OD-C4D	2.78	1.28	1.23
87	B2	816	CLA	CMB-C2B	-2.78	1.45	1.51

Continued on next page...

Continued from previous page...

Mol	Chain	Res	Type	Atoms	Z	Observed(Å)	Ideal(Å)
87	52	608	CLA	C4D-ND	-2.78	1.33	1.37
84	x3	1001	CYC	C4B-NB	-2.78	1.32	1.38
82	FA	203	PEB	OD-C4D	2.78	1.28	1.23
82	A4	305	PEB	OD-C4D	2.78	1.28	1.23
82	G9	201	PEB	OD-C4D	2.78	1.28	1.23
82	gJ	201	PEB	OD-C4D	2.78	1.28	1.23
87	A2	834	CLA	CMB-C2B	-2.78	1.45	1.51
82	Y4	202	PEB	C2A-C1A	-2.78	1.49	1.52
82	vK	202	PEB	OD-C4D	2.78	1.28	1.23
82	UE	201	PEB	C2C-C3C	2.78	1.45	1.37
87	CL	503	CLA	CHC-C1C	2.78	1.42	1.35
87	BN	826	CLA	C3B-C2B	-2.78	1.36	1.40
82	QJ	204	PEB	OD-C4D	2.78	1.28	1.23
82	fE	203	PEB	OD-C4D	2.78	1.28	1.23
82	dG	202	PEB	OD-C4D	2.78	1.28	1.23
82	Q7	201	PEB	C2C-C3C	2.78	1.45	1.37
82	BD	203	PEB	CHA-C1B	2.78	1.46	1.40
82	UF	201	PEB	C4A-NA	-2.78	1.31	1.37
82	Z4	201	PEB	C4A-NA	-2.78	1.31	1.37
82	J5	202	PEB	OD-C4D	2.78	1.28	1.23
82	WD	202	PEB	C2A-C1A	-2.78	1.49	1.52
82	mG	201	PEB	C2A-C1A	-2.78	1.49	1.52
82	i1	201	PEB	OD-C4D	2.78	1.28	1.23
82	mF	201	PEB	OD-C4D	2.78	1.28	1.23
82	jO	202	PEB	OD-C4D	2.78	1.28	1.23
84	H4	1001	CYC	C3D-C2D	2.78	1.45	1.37
82	dK	202	PEB	OD-C4D	2.78	1.28	1.23
82	YB	202	PEB	C2A-C1A	-2.78	1.49	1.52
82	HA	203	PEB	OD-C4D	2.78	1.28	1.23
82	VK	201	PEB	OD-C4D	2.78	1.28	1.23
82	Z1	202	PEB	OD-C4D	2.78	1.28	1.23
82	fM	201	PEB	OD-C4D	2.78	1.28	1.23
87	3N	303	CLA	CHC-C1C	2.78	1.42	1.35
82	L7	203	PEB	OD-C4D	2.78	1.28	1.23
87	BN	809	CLA	CMB-C2B	-2.78	1.45	1.51
82	D9	201	PEB	OD-C4D	2.78	1.28	1.23
83	AO	302	PUB	OD-C4D	2.78	1.28	1.23
87	32	312	CLA	C4D-ND	-2.78	1.33	1.37
83	AQ	302	PUB	OD-C4D	2.78	1.28	1.23
87	AN	834	CLA	CHC-C1C	2.78	1.42	1.35
82	VA	201	PEB	OD-C4D	2.78	1.28	1.23
82	YP	503	PEB	OD-C4D	2.78	1.28	1.23

Continued on next page...

Continued from previous page...

Mol	Chain	Res	Type	Atoms	Z	Observed(Å)	Ideal(Å)
82	UQ	202	PEB	OD-C4D	2.78	1.28	1.23
87	K2	104	CLA	CHC-C1C	2.78	1.42	1.35
82	qF	202	PEB	C4B-C3B	2.78	1.50	1.45
82	O5	201	PEB	C2A-C1A	-2.78	1.49	1.52
82	eG	202	PEB	OD-C4D	2.78	1.28	1.23
82	QB	203	PEB	OD-C4D	2.78	1.28	1.23
82	F7	201	PEB	OD-C4D	2.78	1.28	1.23
96	vL	201	HEM	FE-NB	2.78	2.10	1.96
82	SI	202	PEB	C2A-C1A	-2.78	1.49	1.52
82	AE	304	PEB	OD-C4D	2.78	1.28	1.23
82	fG	203	PEB	OD-C4D	2.78	1.28	1.23
83	AM	303	PUB	OA-C1A	2.78	1.28	1.23
96	V6	201	HEM	FE-NB	2.78	2.10	1.96
82	jM	202	PEB	OD-C4D	2.78	1.28	1.23
82	kM	202	PEB	C2A-C1A	-2.78	1.49	1.52
82	PG	202	PEB	OD-C4D	2.78	1.28	1.23
87	AN	832	CLA	CHC-C1C	2.78	1.42	1.35
82	QA	201	PEB	C2C-C3C	2.78	1.45	1.37
82	LD	202	PEB	OD-C4D	2.78	1.28	1.23
82	ZH	202	PEB	OD-C4D	2.78	1.28	1.23
82	O9	203	PEB	OD-C4D	2.78	1.28	1.23
82	XK	202	PEB	C2C-C3C	2.78	1.45	1.37
87	AN	841	CLA	CHC-C1C	2.77	1.42	1.35
82	j4	202	PEB	OD-C4D	2.77	1.28	1.23
82	IF	203	PEB	CHA-C1B	2.77	1.46	1.40
82	U1	202	PEB	CHA-C1B	2.77	1.46	1.40
82	V9	201	PEB	OD-C4D	2.77	1.28	1.23
82	iM	201	PEB	OD-C4D	2.77	1.28	1.23
83	AM	304	PUB	OD-C4D	2.77	1.28	1.23
82	NQ	202	PEB	OD-C4D	2.77	1.28	1.23
87	B2	809	CLA	CMB-C2B	-2.77	1.45	1.51
82	WQ	202	PEB	C2A-C1A	-2.77	1.49	1.52
82	m4	202	PEB	C2A-C1A	-2.77	1.49	1.52
87	5N	608	CLA	C4D-ND	-2.77	1.33	1.37
82	QK	203	PEB	C4A-NA	-2.77	1.31	1.37
82	AE	301	PEB	OD-C4D	2.77	1.28	1.23
87	52	609	CLA	CHC-C1C	2.77	1.42	1.35
87	A2	841	CLA	CHC-C1C	2.77	1.42	1.35
84	JO	1001	CYC	C3D-C2D	2.77	1.45	1.37
82	I7	201	PEB	C2A-C1A	-2.77	1.49	1.52
82	GK	201	PEB	C4A-NA	-2.77	1.31	1.37
84	J4	1001	CYC	C3D-C2D	2.77	1.45	1.37

Continued on next page...

Continued from previous page...

Mol	Chain	Res	Type	Atoms	Z	Observed(Å)	Ideal(Å)
82	NF	202	PEB	OD-C4D	2.77	1.28	1.23
82	PP	202	PEB	OD-C4D	2.77	1.28	1.23
82	lF	202	PEB	OD-C4D	2.77	1.28	1.23
82	NP	202	PEB	OD-C4D	2.77	1.28	1.23
82	H5	203	PEB	OD-C4D	2.77	1.28	1.23
82	Q5	201	PEB	OD-C4D	2.77	1.28	1.23
82	y8	202	PEB	OD-C4D	2.77	1.28	1.23
82	jO	201	PEB	OD-C4D	2.77	1.28	1.23
84	JO	1001	CYC	C1B-NB	-2.77	1.33	1.37
82	PE	202	PEB	OD-C4D	2.77	1.28	1.23
82	JK	202	PEB	OD-C4D	2.77	1.28	1.23
82	F9	203	PEB	OD-C4D	2.77	1.28	1.23
82	AJ	302	PEB	OD-C4D	2.77	1.28	1.23
82	iH	201	PEB	OD-C4D	2.77	1.28	1.23
82	dH	202	PEB	OD-C4D	2.77	1.28	1.23
87	KN	103	CLA	CHC-C1C	2.77	1.42	1.35
84	x3	1001	CYC	C1B-C2B	2.77	1.50	1.45
83	AH	304	PUB	OD-C4D	2.77	1.28	1.23
83	wK	304	PUB	OD-C4D	2.77	1.28	1.23
82	M7	201	PEB	C2A-C1A	-2.77	1.49	1.52
82	WI	203	PEB	OD-C4D	2.77	1.28	1.23
82	yC	202	PEB	OD-C4D	2.77	1.28	1.23
82	aE	202	PEB	OD-C4D	2.77	1.28	1.23
82	lK	202	PEB	OD-C4D	2.77	1.28	1.23
96	v6	201	HEM	FE-NB	2.77	2.10	1.96
82	l1	203	PEB	C4B-C3B	2.77	1.50	1.45
82	MK	201	PEB	OD-C4D	2.77	1.28	1.23
82	g4	201	PEB	OD-C4D	2.77	1.28	1.23
82	mO	203	PEB	OD-C4D	2.77	1.28	1.23
84	DH	1001	CYC	OB-C4B	2.77	1.28	1.23
82	tC	202	PEB	OD-C4D	2.77	1.28	1.23
82	pF	202	PEB	OD-C4D	2.77	1.28	1.23
87	12	602	CLA	C4D-ND	-2.77	1.33	1.37
82	bH	201	PEB	OD-C4D	2.77	1.28	1.23
84	L1	1001	CYC	C4B-NB	-2.77	1.32	1.38
82	ZK	201	PEB	OD-C4D	2.77	1.28	1.23
82	HB	202	PEB	OD-C4D	2.77	1.28	1.23
82	fJ	201	PEB	OD-C4D	2.77	1.28	1.23
82	Y9	202	PEB	C2A-C1A	-2.77	1.49	1.52
87	A2	810	CLA	C1D-ND	2.77	1.41	1.37
82	XM	202	PEB	OD-C4D	2.77	1.28	1.23
95	c6	601	DGD	O6D-C5D	-2.77	1.37	1.44

Continued on next page...

Continued from previous page...

Mol	Chain	Res	Type	Atoms	Z	Observed(Å)	Ideal(Å)
82	WD	202	PEB	OD-C4D	2.76	1.28	1.23
82	UH	202	PEB	OD-C4D	2.76	1.28	1.23
82	bF	202	PEB	OD-C4D	2.76	1.28	1.23
87	bL	616	CLA	C3B-C2B	-2.76	1.36	1.40
87	32	304	CLA	CHC-C1C	2.76	1.42	1.35
82	eG	203	PEB	OD-C4D	2.76	1.28	1.23
82	mK	202	PEB	C2A-C1A	-2.76	1.49	1.52
82	LB	201	PEB	OD-C4D	2.76	1.28	1.23
82	ZM	201	PEB	OD-C4D	2.76	1.28	1.23
82	C9	201	PEB	OD-C4D	2.76	1.28	1.23
84	LG	1001	CYC	C1B-NB	-2.76	1.33	1.37
82	UB	303	PEB	C2A-C1A	-2.76	1.49	1.52
82	V1	201	PEB	C2A-C1A	-2.76	1.49	1.52
82	lO	201	PEB	C2A-C1A	-2.76	1.49	1.52
82	JQ	203	PEB	OD-C4D	2.76	1.28	1.23
82	L5	201	PEB	OD-C4D	2.76	1.28	1.23
82	gB	203	PEB	OD-C4D	2.76	1.28	1.23
87	BL	605	CLA	C3B-C2B	-2.76	1.36	1.40
82	ZB	202	PEB	OD-C4D	2.76	1.28	1.23
82	DP	202	PEB	OD-C4D	2.76	1.28	1.23
87	AN	810	CLA	C1D-ND	2.76	1.41	1.37
82	RQ	201	PEB	OD-C4D	2.76	1.28	1.23
82	f4	201	PEB	OD-C4D	2.76	1.28	1.23
82	bK	202	PEB	OD-C4D	2.76	1.28	1.23
82	OI	202	PEB	C4B-NB	-2.76	1.32	1.38
87	cL	513	CLA	C3B-C2B	-2.76	1.36	1.40
82	B5	202	PEB	C2A-C1A	-2.76	1.49	1.52
82	GJ	202	PEB	OD-C4D	2.76	1.28	1.23
82	b1	201	PEB	OD-C4D	2.76	1.28	1.23
82	P9	201	PEB	OD-C4D	2.76	1.28	1.23
87	B2	801	CLA	C3B-C2B	-2.76	1.36	1.40
87	R2	202	CLA	CMB-C2B	-2.76	1.45	1.51
82	AF	201	PEB	OD-C4D	2.76	1.28	1.23
82	Y9	203	PEB	OD-C4D	2.76	1.28	1.23
82	e1	202	PEB	OD-C4D	2.76	1.28	1.23
82	g4	202	PEB	OD-C4D	2.76	1.28	1.23
82	S9	203	PEB	OD-C4D	2.76	1.28	1.23
82	eM	202	PEB	OD-C4D	2.76	1.28	1.23
82	lM	203	PEB	OD-C4D	2.76	1.28	1.23
82	gO	202	PEB	OD-C4D	2.76	1.28	1.23
83	wF	304	PUB	OD-C4D	2.76	1.28	1.23
87	22	609	CLA	CMB-C2B	-2.76	1.45	1.51

Continued on next page...

Continued from previous page...

Mol	Chain	Res	Type	Atoms	Z	Observed(Å)	Ideal(Å)
82	VA	202	PEB	OD-C4D	2.76	1.28	1.23
82	DF	201	PEB	OD-C4D	2.76	1.28	1.23
82	DM	202	PEB	C2A-C1A	-2.76	1.49	1.52
82	LP	202	PEB	C2A-C1A	-2.76	1.49	1.52
82	kJ	201	PEB	C2A-C1A	-2.76	1.49	1.52
82	kJ	202	PEB	OD-C4D	2.76	1.28	1.23
82	XA	203	PEB	C4A-NA	-2.76	1.31	1.37
87	AN	828	CLA	CMD-C2D	-2.76	1.45	1.50
82	U1	203	PEB	OD-C4D	2.76	1.28	1.23
82	R9	201	PEB	OD-C4D	2.76	1.28	1.23
82	yK	301	PEB	OD-C4D	2.76	1.28	1.23
87	IN	102	CLA	CMB-C2B	-2.76	1.45	1.51
82	JQ	201	PEB	C2A-C1A	-2.76	1.49	1.52
82	l4	201	PEB	C2A-C1A	-2.76	1.49	1.52
82	zC	202	PEB	C4B-C3B	2.76	1.50	1.45
82	KI	201	PEB	C1D-ND	2.76	1.49	1.45
82	A9	201	PEB	OD-C4D	2.76	1.28	1.23
82	dE	204	PEB	OD-C4D	2.76	1.28	1.23
82	KI	201	PEB	C1A-NA	-2.76	1.34	1.37
82	YP	503	PEB	C2A-C1A	-2.76	1.49	1.52
82	QB	204	PEB	OD-C4D	2.76	1.28	1.23
82	QE	202	PEB	OD-C4D	2.76	1.28	1.23
82	XM	201	PEB	OD-C4D	2.76	1.28	1.23
87	BN	810	CLA	CMB-C2B	-2.75	1.45	1.51
87	A2	833	CLA	CMB-C2B	-2.75	1.45	1.51
82	A4	304	PEB	OD-C4D	2.75	1.28	1.23
82	I7	201	PEB	OD-C4D	2.75	1.28	1.23
82	EQ	202	PEB	OD-C4D	2.75	1.28	1.23
82	lJ	203	PEB	OD-C4D	2.75	1.28	1.23
83	A1	304	PUB	OD-C4D	2.75	1.28	1.23
82	TP	201	PEB	C4B-C3B	2.75	1.50	1.45
87	R2	201	CLA	CMB-C2B	-2.75	1.45	1.51
82	dH	202	PEB	C2A-C1A	-2.75	1.49	1.52
82	DQ	201	PEB	C2C-C3C	2.75	1.45	1.37
82	RJ	202	PEB	OD-C4D	2.75	1.28	1.23
82	T9	201	PEB	OD-C4D	2.75	1.28	1.23
82	P4	202	PEB	C2C-C3C	2.75	1.45	1.37
87	RN	202	CLA	C4D-ND	-2.75	1.33	1.37
82	Y5	203	PEB	OD-C4D	2.75	1.28	1.23
82	nF	201	PEB	OD-C4D	2.75	1.28	1.23
83	Z9	305	PUB	OA-C1A	2.75	1.28	1.23
82	XF	203	PEB	OD-C4D	2.75	1.28	1.23

Continued on next page...

Continued from previous page...

Mol	Chain	Res	Type	Atoms	Z	Observed(Å)	Ideal(Å)
82	y8	203	PEB	OD-C4D	2.75	1.28	1.23
82	QA	201	PEB	C4A-NA	-2.75	1.31	1.37
82	WJ	203	PEB	C2C-C3C	2.75	1.45	1.37
82	jJ	201	PEB	C2A-C1A	-2.75	1.49	1.52
82	L4	1002	PEB	OD-C4D	2.75	1.28	1.23
82	BK	202	PEB	OD-C4D	2.75	1.28	1.23
82	IQ	201	PEB	OD-C4D	2.75	1.28	1.23
83	M5	302	PUB	OA-C1A	2.75	1.28	1.23
82	OP	203	PEB	C2C-C3C	2.75	1.45	1.37
82	1C	201	PEB	C4B-C3B	2.75	1.50	1.45
82	SD	201	PEB	OD-C4D	2.75	1.28	1.23
82	TM	201	PEB	OD-C4D	2.75	1.28	1.23
82	K9	201	PEB	OD-C4D	2.75	1.28	1.23
82	N9	201	PEB	OD-C4D	2.75	1.28	1.23
82	kK	201	PEB	OD-C4D	2.75	1.28	1.23
82	eO	201	PEB	OD-C4D	2.75	1.28	1.23
82	iH	201	PEB	C2A-C1A	-2.75	1.49	1.52
84	LG	1001	CYC	C4B-NB	-2.75	1.32	1.38
82	WM	202	PEB	OD-C4D	2.75	1.28	1.23
82	kF	201	PEB	OD-C4D	2.75	1.28	1.23
82	XD	202	PEB	OD-C4D	2.75	1.28	1.23
82	sF	201	PEB	OD-C4D	2.75	1.28	1.23
82	kJ	201	PEB	OD-C4D	2.75	1.28	1.23
82	jK	202	PEB	OD-C4D	2.75	1.28	1.23
82	kO	201	PEB	OD-C4D	2.75	1.28	1.23
82	PA	203	PEB	C2A-C1A	-2.75	1.49	1.52
87	L2	202	CLA	CHC-C1C	2.75	1.42	1.35
82	E9	201	PEB	OD-C4D	2.75	1.28	1.23
82	LE	1002	PEB	C2A-C1A	-2.75	1.49	1.52
82	HF	202	PEB	C2A-C1A	-2.75	1.49	1.52
82	UG	201	PEB	C2A-C1A	-2.75	1.49	1.52
82	EM	201	PEB	C2A-C1A	-2.75	1.49	1.52
82	fJ	201	PEB	C2A-C1A	-2.75	1.49	1.52
87	B2	808	CLA	CMB-C2B	-2.75	1.45	1.51
82	ID	201	PEB	OD-C4D	2.75	1.28	1.23
82	MP	201	PEB	OD-C4D	2.75	1.28	1.23
82	qC	201	PEB	OD-C4D	2.75	1.28	1.23
82	cO	202	PEB	OD-C4D	2.75	1.28	1.23
82	U5	201	PEB	C4B-C3B	2.75	1.50	1.45
82	UJ	202	PEB	C4A-NA	-2.75	1.31	1.37
82	tF	201	PEB	OD-C4D	2.75	1.28	1.23
82	kM	202	PEB	OD-C4D	2.75	1.28	1.23

Continued on next page...

Continued from previous page...

Mol	Chain	Res	Type	Atoms	Z	Observed(Å)	Ideal(Å)
82	HE	1002	PEB	C4B-C3B	2.75	1.50	1.45
82	UH	202	PEB	CHA-C1B	2.75	1.46	1.40
82	lE	203	PEB	OD-C4D	2.75	1.28	1.23
82	eF	202	PEB	OD-C4D	2.75	1.28	1.23
82	cJ	202	PEB	OD-C4D	2.75	1.28	1.23
82	gK	201	PEB	OD-C4D	2.75	1.28	1.23
82	bO	202	PEB	OD-C4D	2.75	1.28	1.23
87	b6	615	CLA	CMB-C2B	-2.75	1.45	1.51
87	82	308	CLA	CMD-C2D	-2.75	1.45	1.50
87	1N	602	CLA	C4D-ND	-2.74	1.33	1.37
87	I2	102	CLA	CMB-C2B	-2.74	1.45	1.51
87	B6	606	CLA	CMB-C2B	-2.74	1.45	1.51
82	WI	201	PEB	OD-C4D	2.74	1.28	1.23
82	dE	203	PEB	OD-C4D	2.74	1.28	1.23
82	KA	201	PEB	OD-C4D	2.74	1.28	1.23
82	SQ	202	PEB	OD-C4D	2.74	1.28	1.23
82	hJ	203	PEB	OD-C4D	2.74	1.28	1.23
87	dL	401	CLA	CMB-C2B	-2.74	1.45	1.51
82	NI	203	PEB	CHA-C1B	2.74	1.46	1.40
84	E1	1001	CYC	C4C-NC	-2.74	1.31	1.37
87	O2	202	CLA	CHC-C1C	2.74	1.42	1.35
82	JM	201	PEB	OD-C4D	2.74	1.28	1.23
82	TO	203	PEB	OD-C4D	2.74	1.28	1.23
83	AJ	303	PUB	OA-C1A	2.74	1.28	1.23
82	I9	201	PEB	OD-C4D	2.74	1.28	1.23
82	jF	201	PEB	OD-C4D	2.74	1.28	1.23
87	3N	305	CLA	CHC-C1C	2.74	1.42	1.35
87	52	601	CLA	CHC-C1C	2.74	1.42	1.35
82	K7	201	PEB	OD-C4D	2.74	1.28	1.23
87	BL	620	CLA	C3B-C2B	-2.74	1.36	1.40
87	82	301	CLA	CMD-C2D	-2.74	1.45	1.50
82	LP	202	PEB	OD-C4D	2.74	1.28	1.23
82	X7	202	PEB	CHA-C1B	2.74	1.46	1.40
82	w8	201	PEB	C4B-C3B	2.74	1.50	1.45
82	MF	201	PEB	OD-C4D	2.74	1.28	1.23
87	A2	828	CLA	C4D-ND	-2.74	1.33	1.37
87	AN	803	CLA	CMB-C2B	-2.74	1.45	1.51
87	AN	828	CLA	C4D-ND	-2.74	1.33	1.37
82	RM	201	PEB	OD-C4D	2.74	1.28	1.23
87	4N	605	CLA	CHC-C1C	2.74	1.42	1.35
82	PH	202	PEB	OD-C4D	2.74	1.28	1.23
82	b1	202	PEB	OD-C4D	2.74	1.28	1.23

Continued on next page...

Continued from previous page...

Mol	Chain	Res	Type	Atoms	Z	Observed(Å)	Ideal(Å)
82	i4	202	PEB	OD-C4D	2.74	1.28	1.23
82	fM	203	PEB	OD-C4D	2.74	1.28	1.23
82	VO	202	PEB	C2A-C1A	-2.74	1.49	1.52
82	TQ	202	PEB	C2A-C1A	-2.74	1.49	1.52
87	5N	609	CLA	CHC-C1C	2.74	1.42	1.35
87	AN	815	CLA	CMB-C2B	-2.74	1.45	1.51
82	RG	201	PEB	OD-C4D	2.74	1.28	1.23
82	CQ	202	PEB	OD-C4D	2.74	1.28	1.23
87	ON	202	CLA	CHC-C1C	2.74	1.42	1.35
87	B2	831	CLA	CMB-C2B	-2.74	1.45	1.51
82	LA	203	PEB	OD-C4D	2.74	1.28	1.23
82	jK	201	PEB	OD-C4D	2.74	1.28	1.23
82	kK	202	PEB	C4B-C3B	2.74	1.50	1.45
82	TE	201	PEB	OD-C4D	2.74	1.28	1.23
82	iG	202	PEB	OD-C4D	2.74	1.28	1.23
82	PJ	201	PEB	C2A-C1A	-2.74	1.49	1.52
84	LH	1002	CYC	C4B-NB	-2.74	1.32	1.38
82	RF	202	PEB	OD-C4D	2.74	1.28	1.23
82	WF	202	PEB	OD-C4D	2.74	1.28	1.23
83	AD	302	PUB	OD-C4D	2.74	1.28	1.23
83	AM	304	PUB	OA-C1A	2.74	1.28	1.23
82	TB	201	PEB	OD-C4D	2.74	1.28	1.23
82	RE	201	PEB	OD-C4D	2.74	1.28	1.23
82	U4	202	PEB	OD-C4D	2.74	1.28	1.23
82	NQ	203	PEB	C1A-NA	-2.74	1.34	1.37
82	J7	202	PEB	C1A-NA	-2.74	1.34	1.37
82	TH	202	PEB	OD-C4D	2.74	1.28	1.23
84	CH	1001	CYC	OB-C4B	2.74	1.28	1.23
82	PD	202	PEB	OD-C4D	2.73	1.28	1.23
87	bL	617	CLA	C1D-ND	2.73	1.41	1.37
87	3N	304	CLA	C3B-C2B	2.73	1.44	1.40
84	E1	1001	CYC	C1B-NB	-2.73	1.33	1.37
82	iE	202	PEB	OD-C4D	2.73	1.28	1.23
82	aG	202	PEB	OD-C4D	2.73	1.28	1.23
82	mM	201	PEB	OD-C4D	2.73	1.28	1.23
83	QM	201	PUB	OA-C1A	2.73	1.28	1.23
82	18	201	PEB	C4B-C3B	2.73	1.50	1.45
87	A2	840	CLA	CMB-C2B	-2.73	1.46	1.51
82	CD	201	PEB	OD-C4D	2.73	1.28	1.23
82	CM	202	PEB	OD-C4D	2.73	1.28	1.23
82	YJ	202	PEB	C4A-NA	-2.73	1.31	1.37
87	bL	608	CLA	CMB-C2B	-2.73	1.46	1.51

Continued on next page...

Continued from previous page...

Mol	Chain	Res	Type	Atoms	Z	Observed(Å)	Ideal(Å)
82	IA	201	PEB	C2A-C1A	-2.73	1.49	1.52
82	HG	1002	PEB	C2A-C1A	-2.73	1.49	1.52
82	TM	201	PEB	C2A-C1A	-2.73	1.49	1.52
82	iM	201	PEB	C2A-C1A	-2.73	1.49	1.52
87	BN	826	CLA	CHC-C1C	2.73	1.42	1.35
82	VM	202	PEB	OD-C4D	2.73	1.28	1.23
83	AH	304	PUB	OA-C1A	2.73	1.28	1.23
82	WJ	203	PEB	C4A-NA	-2.73	1.31	1.37
82	XP	201	PEB	OD-C4D	2.73	1.28	1.23
82	P7	203	PEB	OD-C4D	2.73	1.28	1.23
82	uF	202	PEB	OD-C4D	2.73	1.28	1.23
82	hM	202	PEB	OD-C4D	2.73	1.28	1.23
87	b6	606	CLA	CMB-C2B	-2.73	1.46	1.51
82	P1	202	PEB	OD-C4D	2.73	1.28	1.23
82	J5	201	PEB	OD-C4D	2.73	1.28	1.23
87	AN	849	CLA	CMC-C2C	-2.73	1.45	1.50
82	SB	203	PEB	OD-C4D	2.73	1.28	1.23
82	dB	202	PEB	OD-C4D	2.73	1.28	1.23
82	xF	304	PEB	C4B-C3B	2.73	1.50	1.45
87	AN	833	CLA	CMB-C2B	-2.73	1.46	1.51
84	EH	1001	CYC	C1B-NB	-2.73	1.33	1.37
82	EJ	203	PEB	OD-C4D	2.73	1.28	1.23
82	QG	202	PEB	OD-C4D	2.73	1.28	1.23
82	lO	201	PEB	OD-C4D	2.73	1.28	1.23
82	TD	201	PEB	C1D-ND	2.73	1.49	1.45
82	YA	301	PEB	C2A-C1A	-2.73	1.49	1.52
82	fF	201	PEB	OD-C4D	2.73	1.28	1.23
82	mF	202	PEB	OD-C4D	2.73	1.28	1.23
87	DL	403	CLA	CMB-C2B	-2.73	1.46	1.51
82	IK	201	PEB	C3B-C2B	2.73	1.42	1.36
82	VH	201	PEB	C2A-C1A	-2.73	1.49	1.52
82	LA	202	PEB	OD-C4D	2.73	1.28	1.23
82	UH	203	PEB	OD-C4D	2.73	1.28	1.23
82	Y1	201	PEB	OD-C4D	2.73	1.28	1.23
82	R4	202	PEB	OD-C4D	2.73	1.28	1.23
83	A1	304	PUB	OA-C1A	2.73	1.28	1.23
82	TM	202	PEB	OD-C4D	2.73	1.28	1.23
82	eE	202	PEB	OD-C4D	2.73	1.28	1.23
87	42	605	CLA	CHC-C1C	2.73	1.42	1.35
82	UE	201	PEB	C2A-C1A	-2.73	1.49	1.52
82	W5	201	PEB	C2A-C1A	-2.73	1.49	1.52
87	8N	302	CLA	CMD-C2D	-2.73	1.45	1.50

Continued on next page...

Continued from previous page...

Mol	Chain	Res	Type	Atoms	Z	Observed(Å)	Ideal(Å)
82	F7	202	PEB	C1A-NA	-2.73	1.34	1.37
82	cE	202	PEB	OD-C4D	2.73	1.28	1.23
83	xF	306	PUB	OD-C4D	2.73	1.28	1.23
82	D7	201	PEB	OD-C4D	2.73	1.28	1.23
82	W5	202	PEB	C4B-C3B	2.73	1.50	1.45
96	G2	201	HEM	CAA-C2A	2.72	1.56	1.52
82	YE	202	PEB	OD-C4D	2.72	1.28	1.23
82	PG	201	PEB	OD-C4D	2.72	1.28	1.23
82	aJ	203	PEB	OD-C4D	2.72	1.28	1.23
82	LD	201	PEB	OD-C4D	2.72	1.28	1.23
82	UO	202	PEB	OD-C4D	2.72	1.28	1.23
82	L7	202	PEB	C2A-C1A	-2.72	1.49	1.52
87	B2	826	CLA	CHC-C1C	2.72	1.41	1.35
82	PB	201	PEB	OD-C4D	2.72	1.28	1.23
82	SI	202	PEB	OD-C4D	2.72	1.28	1.23
82	hK	201	PEB	OD-C4D	2.72	1.28	1.23
82	VE	201	PEB	OD-C4D	2.72	1.28	1.23
82	BP	201	PEB	C2A-C1A	-2.72	1.49	1.52
82	J9	202	PEB	OD-C4D	2.72	1.28	1.23
82	rK	201	PEB	OD-C4D	2.72	1.28	1.23
87	IN	103	CLA	CHC-C1C	2.72	1.41	1.35
82	PJ	202	PEB	OD-C4D	2.72	1.28	1.23
82	sF	203	PEB	C4B-C3B	2.72	1.50	1.45
82	OK	201	PEB	C2A-C1A	-2.72	1.49	1.52
82	cG	201	PEB	C2A-C1A	-2.72	1.49	1.52
82	IM	201	PEB	OD-C4D	2.72	1.28	1.23
87	A2	849	CLA	CMC-C2C	-2.72	1.45	1.50
82	WK	202	PEB	C2A-C1A	-2.72	1.49	1.52
82	OP	203	PEB	C2A-C1A	-2.72	1.49	1.52
82	RG	202	PEB	OD-C4D	2.72	1.28	1.23
82	XJ	201	PEB	OD-C4D	2.72	1.28	1.23
87	BL	621	CLA	CHC-C1C	2.72	1.41	1.35
84	V3	1001	CYC	C1B-C2B	2.72	1.50	1.45
82	d1	201	PEB	OD-C4D	2.72	1.28	1.23
82	H7	203	PEB	OD-C4D	2.72	1.28	1.23
82	w8	203	PEB	OD-C4D	2.72	1.28	1.23
82	J9	201	PEB	OD-C4D	2.72	1.28	1.23
87	BN	835	CLA	CHC-C1C	2.72	1.41	1.35
95	C6	502	DGD	O6D-C5D	-2.72	1.37	1.44
82	EF	202	PEB	C2A-C1A	-2.72	1.49	1.52
82	DK	203	PEB	OD-C4D	2.72	1.28	1.23
82	W5	201	PEB	OD-C4D	2.72	1.28	1.23

Continued on next page...

Continued from previous page...

Mol	Chain	Res	Type	Atoms	Z	Observed(Å)	Ideal(Å)
82	AM	302	PEB	OD-C4D	2.72	1.28	1.23
82	QQ	201	PEB	OD-C4D	2.72	1.28	1.23
87	AL	405	CLA	CMB-C2B	-2.72	1.46	1.51
82	HD	201	PEB	CHA-C1B	2.72	1.46	1.40
82	YG	202	PEB	OD-C4D	2.72	1.28	1.23
82	JJ	202	PEB	OD-C4D	2.72	1.28	1.23
82	PO	201	PEB	OD-C4D	2.72	1.28	1.23
82	i1	202	PEB	OD-C4D	2.72	1.28	1.23
87	CL	512	CLA	CMB-C2B	-2.72	1.46	1.51
96	fL	102	HEM	FE-NB	2.72	2.10	1.96
84	L4	1001	CYC	C1B-NB	-2.72	1.33	1.37
82	BF	202	PEB	C2A-C1A	-2.72	1.49	1.52
82	SJ	203	PEB	OD-C4D	2.72	1.28	1.23
82	TK	202	PEB	OD-C4D	2.72	1.28	1.23
82	aB	201	PEB	OD-C4D	2.72	1.28	1.23
82	dE	202	PEB	OD-C4D	2.72	1.28	1.23
82	iO	202	PEB	OD-C4D	2.72	1.28	1.23
83	QJ	201	PUB	OA-C1A	2.72	1.28	1.23
83	AO	302	PUB	OA-C1A	2.72	1.28	1.23
83	A4	302	PUB	OA-C1A	2.72	1.28	1.23
87	B2	827	CLA	CHC-C1C	2.72	1.41	1.35
82	JA	203	PEB	C4B-C3B	2.72	1.50	1.45
82	HJ	202	PEB	OD-C4D	2.72	1.28	1.23
82	LJ	202	PEB	OD-C4D	2.72	1.28	1.23
82	RP	202	PEB	OD-C4D	2.72	1.28	1.23
82	JQ	201	PEB	OD-C4D	2.72	1.28	1.23
82	ZE	201	PEB	C2C-C3C	2.72	1.45	1.37
87	62	310	CLA	C4D-ND	-2.72	1.34	1.37
82	BB	201	PEB	OD-C4D	2.72	1.28	1.23
82	QB	203	PEB	C2A-C1A	-2.72	1.49	1.52
82	ND	202	PEB	OD-C4D	2.72	1.28	1.23
82	XQ	202	PEB	OD-C4D	2.72	1.28	1.23
82	II	203	PEB	C4B-NB	-2.72	1.32	1.38
82	DM	202	PEB	OD-C4D	2.72	1.28	1.23
82	WF	202	PEB	C2A-C1A	-2.72	1.49	1.52
84	J4	1001	CYC	C1B-NB	-2.72	1.33	1.37
87	BN	808	CLA	C3B-C2B	-2.71	1.36	1.40
82	AD	301	PEB	OD-C4D	2.71	1.28	1.23
83	AH	303	PUB	OD-C4D	2.71	1.28	1.23
87	b6	610	CLA	CMB-C2B	-2.71	1.46	1.51
87	B2	806	CLA	CMB-C2B	-2.71	1.46	1.51
82	JI	201	PEB	C4B-C3B	2.71	1.50	1.45

Continued on next page...

Continued from previous page...

Mol	Chain	Res	Type	Atoms	Z	Observed(Å)	Ideal(Å)
82	TP	201	PEB	OD-C4D	2.71	1.28	1.23
82	H5	202	PEB	OD-C4D	2.71	1.28	1.23
83	A4	303	PUB	OD-C4D	2.71	1.28	1.23
87	cL	508	CLA	CHC-C1C	2.71	1.41	1.35
87	bL	617	CLA	CHC-C1C	2.71	1.41	1.35
82	HF	202	PEB	OD-C4D	2.71	1.28	1.23
87	8N	308	CLA	CMD-C2D	-2.71	1.45	1.50
82	DK	203	PEB	C2A-C1A	-2.71	1.49	1.52
82	PM	202	PEB	C2A-C1A	-2.71	1.49	1.52
87	6N	612	CLA	C4D-ND	-2.71	1.34	1.37
82	KQ	201	PEB	OD-C4D	2.71	1.28	1.23
82	V7	202	PEB	OD-C4D	2.71	1.28	1.23
82	mK	202	PEB	OD-C4D	2.71	1.28	1.23
82	UK	201	PEB	C4A-NA	-2.71	1.31	1.37
82	KP	202	PEB	C4A-NA	-2.71	1.31	1.37
82	RH	202	PEB	OD-C4D	2.71	1.28	1.23
82	UH	201	PEB	OD-C4D	2.71	1.28	1.23
82	QM	202	PEB	OD-C4D	2.71	1.28	1.23
87	AN	840	CLA	CMB-C2B	-2.71	1.46	1.51
87	bL	615	CLA	CMB-C2B	-2.71	1.46	1.51
82	QK	201	PEB	OD-C4D	2.71	1.28	1.23
82	LO	1002	PEB	OD-C4D	2.71	1.28	1.23
82	LQ	202	PEB	OD-C4D	2.71	1.28	1.23
82	YP	501	PEB	OD-C4D	2.71	1.28	1.23
87	62	313	CLA	C4D-ND	-2.71	1.34	1.37
82	lH	202	PEB	C4B-C3B	2.71	1.50	1.45
82	LM	201	PEB	OD-C4D	2.71	1.28	1.23
82	fH	203	PEB	OD-C4D	2.71	1.28	1.23
82	eM	201	PEB	OD-C4D	2.71	1.28	1.23
87	A2	803	CLA	CMB-C2B	-2.71	1.46	1.51
82	JD	201	PEB	C2A-C1A	-2.71	1.49	1.52
82	p8	201	PEB	C2A-C1A	-2.71	1.49	1.52
82	bP	502	PEB	C2A-C1A	-2.71	1.49	1.52
82	CF	203	PEB	OD-C4D	2.71	1.28	1.23
82	AM	301	PEB	OD-C4D	2.71	1.28	1.23
82	qK	202	PEB	OD-C4D	2.71	1.28	1.23
84	LE	1001	CYC	C4B-NB	-2.71	1.32	1.38
82	BI	201	PEB	OD-C4D	2.71	1.28	1.23
82	L7	202	PEB	OD-C4D	2.71	1.28	1.23
84	DH	1003	CYC	OB-C4B	2.71	1.28	1.23
87	BN	827	CLA	CHC-C1C	2.71	1.41	1.35
82	JB	201	PEB	OD-C4D	2.71	1.28	1.23

Continued on next page...

Continued from previous page...

Mol	Chain	Res	Type	Atoms	Z	Observed(Å)	Ideal(Å)
82	j4	201	PEB	OD-C4D	2.71	1.28	1.23
82	J9	203	PEB	OD-C4D	2.71	1.28	1.23
82	BK	202	PEB	C2A-C1A	-2.71	1.49	1.52
82	mF	202	PEB	C2A-C1A	-2.71	1.49	1.52
82	qK	202	PEB	C4B-C3B	2.71	1.50	1.45
82	PO	202	PEB	C2C-C3C	2.71	1.45	1.37
87	4N	604	CLA	C3B-C2B	-2.71	1.36	1.40
82	VE	202	PEB	OD-C4D	2.71	1.28	1.23
82	KF	201	PEB	OD-C4D	2.71	1.28	1.23
82	CJ	202	PEB	OD-C4D	2.71	1.28	1.23
82	VP	202	PEB	OD-C4D	2.71	1.28	1.23
82	Y4	201	PEB	OD-C4D	2.71	1.28	1.23
82	QJ	203	PEB	C2A-C1A	-2.71	1.49	1.52
82	UM	201	PEB	C2A-C1A	-2.71	1.49	1.52
87	HL	102	CLA	CMB-C2B	-2.71	1.46	1.51
87	I2	103	CLA	CHC-C1C	2.71	1.41	1.35
82	DI	201	PEB	OD-C4D	2.71	1.28	1.23
82	R1	202	PEB	OD-C4D	2.71	1.28	1.23
82	gB	202	PEB	OD-C4D	2.71	1.28	1.23
82	ZG	201	PEB	C2C-C3C	2.71	1.45	1.37
82	QI	201	PEB	C2A-C1A	-2.71	1.49	1.52
82	fG	201	PEB	OD-C4D	2.71	1.28	1.23
82	J5	201	PEB	C4A-NA	-2.71	1.31	1.37
82	SO	202	PEB	OD-C4D	2.71	1.28	1.23
82	V1	202	PEB	OD-C4D	2.71	1.28	1.23
82	WJ	202	PEB	C2A-C1A	-2.70	1.49	1.52
82	mE	201	PEB	C2A-C1A	-2.70	1.49	1.52
82	X7	203	PEB	C4A-NA	-2.70	1.31	1.37
82	gG	202	PEB	OD-C4D	2.70	1.28	1.23
82	iO	201	PEB	OD-C4D	2.70	1.28	1.23
82	DP	201	PEB	C2A-C1A	-2.70	1.49	1.52
82	HB	203	PEB	OD-C4D	2.70	1.28	1.23
82	hM	201	PEB	OD-C4D	2.70	1.28	1.23
84	BG	1002	CYC	OB-C4B	2.70	1.28	1.23
82	RD	201	PEB	C4B-C3B	2.70	1.50	1.45
82	F5	201	PEB	OD-C4D	2.70	1.28	1.23
87	4N	605	CLA	C4D-ND	-2.70	1.34	1.37
87	B2	835	CLA	CHC-C1C	2.70	1.41	1.35
82	V7	202	PEB	CHA-C1B	2.70	1.46	1.40
82	MK	202	PEB	C2A-C1A	-2.70	1.49	1.52
82	KM	202	PEB	OD-C4D	2.70	1.28	1.23
82	bP	502	PEB	OD-C4D	2.70	1.28	1.23

Continued on next page...

Continued from previous page...

Mol	Chain	Res	Type	Atoms	Z	Observed(Å)	Ideal(Å)
87	bL	620	CLA	CMB-C2B	-2.70	1.46	1.51
82	UA	201	PEB	C4A-NA	-2.70	1.31	1.37
87	BL	601	CLA	CMB-C2B	-2.70	1.46	1.51
82	OF	201	PEB	C2A-C1A	-2.70	1.49	1.52
82	PE	201	PEB	OD-C4D	2.70	1.28	1.23
82	oF	201	PEB	OD-C4D	2.70	1.28	1.23
82	NA	202	PEB	C2C-C3C	2.70	1.45	1.37
82	KK	201	PEB	OD-C4D	2.70	1.28	1.23
82	EM	201	PEB	OD-C4D	2.70	1.28	1.23
82	cG	201	PEB	OD-C4D	2.70	1.28	1.23
82	iH	202	PEB	OD-C4D	2.70	1.28	1.23
87	bL	613	CLA	CMB-C2B	-2.70	1.46	1.51
87	AN	816	CLA	CMB-C2B	-2.70	1.46	1.51
82	YB	202	PEB	OD-C4D	2.70	1.28	1.23
84	ME	1001	CYC	C4C-NC	-2.70	1.31	1.37
82	O7	201	PEB	C2C-C3C	2.70	1.45	1.37
82	IB	203	PEB	OD-C4D	2.70	1.28	1.23
82	NK	201	PEB	OD-C4D	2.70	1.28	1.23
82	m4	202	PEB	OD-C4D	2.70	1.28	1.23
82	v8	201	PEB	OD-C4D	2.70	1.28	1.23
82	XA	202	PEB	CHA-C1B	2.70	1.46	1.40
82	VF	201	PEB	OD-C4D	2.70	1.28	1.23
82	X9	201	PEB	OD-C4D	2.70	1.28	1.23
84	HH	1001	CYC	OB-C4B	2.70	1.28	1.23
82	eB	202	PEB	OD-C4D	2.70	1.28	1.23
83	AO	303	PUB	OA-C1A	2.70	1.28	1.23
82	OK	202	PEB	OD-C4D	2.70	1.28	1.23
82	DM	201	PEB	OD-C4D	2.70	1.28	1.23
82	OM	203	PEB	OD-C4D	2.70	1.28	1.23
82	RJ	201	PEB	OD-C4D	2.70	1.28	1.23
82	V7	203	PEB	C4B-C3B	2.70	1.50	1.45
82	aB	202	PEB	OD-C4D	2.70	1.28	1.23
83	YA	302	PUB	OD-C4D	2.70	1.28	1.23
84	M1	201	CYC	OB-C4B	2.70	1.28	1.23
87	32	303	CLA	C3B-C2B	2.70	1.44	1.40
82	OI	202	PEB	C1A-NA	-2.70	1.34	1.37
82	OA	201	PEB	C2C-C3C	2.70	1.45	1.37
82	PJ	201	PEB	OD-C4D	2.70	1.28	1.23
82	BP	201	PEB	OD-C4D	2.70	1.28	1.23
87	b6	607	CLA	CMB-C2B	-2.70	1.46	1.51
82	HI	202	PEB	C4B-NB	-2.70	1.32	1.38
87	bL	606	CLA	CMD-C2D	-2.70	1.45	1.50

Continued on next page...

Continued from previous page...

Mol	Chain	Res	Type	Atoms	Z	Observed(Å)	Ideal(Å)
82	DP	201	PEB	OD-C4D	2.70	1.28	1.23
83	AE	302	PUB	OA-C1A	2.70	1.28	1.23
82	KQ	201	PEB	C2A-C1A	-2.69	1.49	1.52
82	ZM	202	PEB	OD-C4D	2.69	1.28	1.23
82	cE	201	PEB	OD-C4D	2.69	1.28	1.23
82	AP	203	PEB	C2A-C1A	-2.69	1.49	1.52
82	T7	203	PEB	C4A-NA	-2.69	1.31	1.37
87	BN	831	CLA	CMB-C2B	-2.69	1.46	1.51
82	MM	203	PEB	OD-C4D	2.69	1.28	1.23
82	S1	201	PEB	OD-C4D	2.69	1.28	1.23
82	e4	201	PEB	OD-C4D	2.69	1.28	1.23
82	HI	201	PEB	C4B-C3B	2.69	1.50	1.45
87	ON	203	CLA	CMB-C2B	-2.69	1.46	1.51
82	KP	201	PEB	C2A-C1A	-2.69	1.49	1.52
84	JH	1003	CYC	OB-C4B	2.69	1.28	1.23
82	VP	201	PEB	OD-C4D	2.69	1.28	1.23
82	LQ	201	PEB	OD-C4D	2.69	1.28	1.23
84	EH	1001	CYC	C4C-NC	-2.69	1.31	1.37
82	U5	202	PEB	C4B-C3B	2.69	1.50	1.45
84	I1	1001	CYC	C4B-NB	-2.69	1.32	1.38
82	TG	201	PEB	OD-C4D	2.69	1.28	1.23
82	QJ	202	PEB	OD-C4D	2.69	1.28	1.23
82	U9	204	PEB	OD-C4D	2.69	1.28	1.23
82	VM	202	PEB	C2A-C1A	-2.69	1.49	1.52
82	EJ	202	PEB	C4A-NA	-2.69	1.31	1.37
82	R7	203	PEB	OD-C4D	2.69	1.28	1.23
82	mO	202	PEB	OD-C4D	2.69	1.28	1.23
82	AF	202	PEB	C4B-C3B	2.69	1.50	1.45
82	J1	1002	PEB	OD-C4D	2.69	1.28	1.23
82	mO	201	PEB	OD-C4D	2.69	1.28	1.23
83	AJ	304	PUB	OA-C1A	2.69	1.28	1.23
82	YO	202	PEB	C2A-C1A	-2.69	1.49	1.52
82	IB	201	PEB	OD-C4D	2.69	1.28	1.23
82	q8	201	PEB	OD-C4D	2.69	1.28	1.23
82	cG	202	PEB	OD-C4D	2.69	1.28	1.23
82	YH	201	PEB	OD-C4D	2.69	1.28	1.23
82	YI	202	PEB	OD-C4D	2.69	1.28	1.23
82	eO	203	PEB	OD-C4D	2.69	1.28	1.23
83	xF	301	PUB	OD-C4D	2.69	1.28	1.23
82	MA	201	PEB	C2A-C1A	-2.69	1.49	1.52
82	AH	301	PEB	OD-C4D	2.69	1.28	1.23
82	WJ	202	PEB	OD-C4D	2.69	1.28	1.23

Continued on next page...

Continued from previous page...

Mol	Chain	Res	Type	Atoms	Z	Observed(Å)	Ideal(Å)
82	RO	202	PEB	OD-C4D	2.69	1.28	1.23
82	PP	201	PEB	OD-C4D	2.69	1.28	1.23
83	YA	302	PUB	OA-C1A	2.69	1.28	1.23
83	AJ	304	PUB	OD-C4D	2.69	1.28	1.23
96	GN	201	HEM	CAA-C2A	2.69	1.56	1.52
82	Q7	201	PEB	C4A-NA	-2.69	1.31	1.37
82	SJ	201	PEB	OD-C4D	2.69	1.28	1.23
82	NF	201	PEB	OD-C4D	2.69	1.28	1.23
87	BL	623	CLA	CMB-C2B	-2.69	1.46	1.51
87	RN	204	CLA	CMB-C2B	-2.69	1.46	1.51
82	c4	202	PEB	OD-C4D	2.69	1.28	1.23
91	dL	403	PHO	C3A-C2A	-2.69	1.52	1.54
82	cJ	201	PEB	OD-C4D	2.69	1.28	1.23
87	42	604	CLA	CMB-C2B	-2.69	1.46	1.51
82	GB	201	PEB	OD-C4D	2.69	1.28	1.23
82	e4	203	PEB	OD-C4D	2.69	1.28	1.23
82	X7	202	PEB	C1A-NA	-2.69	1.34	1.37
82	YO	203	PEB	OD-C4D	2.69	1.28	1.23
82	zK	501	PEB	OD-C4D	2.69	1.28	1.23
82	P7	202	PEB	C2C-C3C	2.69	1.45	1.37
82	AQ	301	PEB	OD-C4D	2.69	1.28	1.23
82	V5	202	PEB	OD-C4D	2.69	1.28	1.23
82	wC	201	PEB	OD-C4D	2.69	1.28	1.23
82	iJ	201	PEB	OD-C4D	2.69	1.28	1.23
87	AN	820	CLA	CMB-C2B	-2.69	1.46	1.51
82	V7	203	PEB	C2A-C1A	-2.68	1.49	1.52
82	aM	202	PEB	C2A-C1A	-2.68	1.49	1.52
82	DB	201	PEB	OD-C4D	2.68	1.28	1.23
82	SQ	201	PEB	OD-C4D	2.68	1.28	1.23
82	TH	201	PEB	C4B-C3B	2.68	1.50	1.45
82	TJ	202	PEB	OD-C4D	2.68	1.28	1.23
82	LP	201	PEB	OD-C4D	2.68	1.28	1.23
82	UP	201	PEB	OD-C4D	2.68	1.28	1.23
82	wK	303	PEB	OD-C4D	2.68	1.28	1.23
82	GB	203	PEB	OD-C4D	2.68	1.28	1.23
82	K5	202	PEB	OD-C4D	2.68	1.28	1.23
82	gB	201	PEB	OD-C4D	2.68	1.28	1.23
83	NQ	201	PUB	OA-C1A	2.68	1.28	1.23
82	VA	203	PEB	C4B-C3B	2.68	1.50	1.45
82	BI	203	PEB	C2A-C1A	-2.68	1.49	1.52
82	BB	203	PEB	OD-C4D	2.68	1.28	1.23
82	OF	202	PEB	OD-C4D	2.68	1.28	1.23

Continued on next page...

Continued from previous page...

Mol	Chain	Res	Type	Atoms	Z	Observed(Å)	Ideal(Å)
82	QF	201	PEB	OD-C4D	2.68	1.28	1.23
82	TF	201	PEB	OD-C4D	2.68	1.28	1.23
82	HQ	201	PEB	OD-C4D	2.68	1.28	1.23
82	SM	202	PEB	OD-C4D	2.68	1.28	1.23
82	f1	203	PEB	OD-C4D	2.68	1.28	1.23
82	B5	201	PEB	OD-C4D	2.68	1.28	1.23
82	dJ	201	PEB	OD-C4D	2.68	1.28	1.23
82	kK	203	PEB	OD-C4D	2.68	1.28	1.23
83	Z9	305	PUB	C1C-C2C	2.68	1.50	1.45
82	RA	203	PEB	OD-C4D	2.68	1.28	1.23
82	WH	203	PEB	OD-C4D	2.68	1.28	1.23
82	BQ	201	PEB	OD-C4D	2.68	1.28	1.23
82	hH	201	PEB	OD-C4D	2.68	1.28	1.23
83	A4	303	PUB	OA-C1A	2.68	1.28	1.23
82	SI	201	PEB	C2A-C1A	-2.68	1.49	1.52
82	EK	202	PEB	C2A-C1A	-2.68	1.49	1.52
82	GM	203	PEB	C2A-C1A	-2.68	1.49	1.52
82	DP	202	PEB	C2A-C1A	-2.68	1.49	1.52
82	VB	201	PEB	OD-C4D	2.68	1.28	1.23
87	B2	807	CLA	C3B-C2B	-2.68	1.36	1.40
82	YG	201	PEB	OD-C4D	2.68	1.28	1.23
82	DB	201	PEB	C4A-NA	-2.68	1.31	1.37
87	BN	827	CLA	MG-ND	-2.68	2.00	2.05
82	RB	202	PEB	OD-C4D	2.68	1.28	1.23
82	HD	201	PEB	OD-C4D	2.68	1.28	1.23
82	l1	202	PEB	OD-C4D	2.68	1.28	1.23
82	CK	202	PEB	OD-C4D	2.68	1.28	1.23
82	r8	202	PEB	C2A-C1A	-2.68	1.49	1.52
87	AN	828	CLA	CHC-C1C	2.68	1.41	1.35
82	HF	201	PEB	C4A-NA	-2.68	1.31	1.37
82	DA	202	PEB	OD-C4D	2.68	1.28	1.23
82	OM	201	PEB	OD-C4D	2.68	1.28	1.23
83	xK	306	PUB	OD-C4D	2.68	1.28	1.23
87	AN	835	CLA	CMB-C2B	-2.68	1.46	1.51
82	TQ	201	PEB	C1D-ND	2.68	1.49	1.45
82	KB	304	PEB	OD-C4D	2.68	1.28	1.23
82	bP	501	PEB	OD-C4D	2.68	1.28	1.23
84	JO	1001	CYC	C4B-NB	-2.68	1.32	1.38
82	SP	203	PEB	C2A-C1A	-2.68	1.49	1.52
82	lG	202	PEB	OD-C4D	2.68	1.28	1.23
82	hM	202	PEB	C4B-C3B	2.68	1.50	1.45
87	6N	609	CLA	C4D-ND	-2.68	1.34	1.37

Continued on next page...

Continued from previous page...

Mol	Chain	Res	Type	Atoms	Z	Observed(Å)	Ideal(Å)
82	TK	201	PEB	OD-C4D	2.68	1.28	1.23
82	iK	202	PEB	OD-C4D	2.68	1.28	1.23
82	PA	203	PEB	OD-C4D	2.67	1.28	1.23
82	cB	403	PEB	C2A-C1A	-2.67	1.49	1.52
87	B2	827	CLA	MG-ND	-2.67	2.00	2.05
87	AN	852	CLA	CMB-C2B	-2.67	1.46	1.51
87	B6	605	CLA	CMB-C2B	-2.67	1.46	1.51
82	MM	201	PEB	OD-C4D	2.67	1.28	1.23
83	A1	303	PUB	OA-C1A	2.67	1.28	1.23
87	CL	509	CLA	CMB-C2B	-2.67	1.46	1.51
87	AN	836	CLA	CMB-C2B	-2.67	1.46	1.51
82	hE	201	PEB	C1C-CHB	2.67	1.51	1.41
87	B2	825	CLA	C1D-ND	2.67	1.41	1.37
82	DA	201	PEB	OD-C4D	2.67	1.28	1.23
84	H1	1001	CYC	OB-C4B	2.67	1.28	1.23
82	XF	202	PEB	C4A-NA	-2.67	1.31	1.37
82	BI	202	PEB	C2C-C3C	2.67	1.45	1.37
82	JH	1002	PEB	OD-C4D	2.67	1.28	1.23
84	BE	1002	CYC	OB-C4B	2.67	1.28	1.23
84	o3	1001	CYC	C4B-NB	-2.67	1.32	1.38
82	BP	202	PEB	OD-C4D	2.67	1.28	1.23
82	S4	202	PEB	OD-C4D	2.67	1.28	1.23
82	iJ	202	PEB	OD-C4D	2.67	1.28	1.23
82	aM	204	PEB	OD-C4D	2.67	1.28	1.23
87	42	601	CLA	CHC-C1C	2.67	1.41	1.35
82	FJ	202	PEB	OD-C4D	2.67	1.28	1.23
82	R7	201	PEB	OD-C4D	2.67	1.28	1.23
83	A1	303	PUB	OD-C4D	2.67	1.28	1.23
82	PM	201	PEB	OD-C4D	2.67	1.28	1.23
82	D1	1002	PEB	OD-C4D	2.67	1.28	1.23
82	vC	201	PEB	OD-C4D	2.67	1.28	1.23
82	VA	203	PEB	C2A-C1A	-2.67	1.49	1.52
82	JI	201	PEB	C2A-C1A	-2.67	1.49	1.52
82	fE	201	PEB	OD-C4D	2.67	1.28	1.23
82	ZH	203	PEB	C1B-C2B	2.67	1.51	1.45
82	WP	202	PEB	C4A-NA	-2.67	1.31	1.37
82	fG	201	PEB	C2A-C1A	-2.67	1.49	1.52
84	DH	1003	CYC	C2C-C1C	-2.67	1.49	1.52
84	W3	1001	CYC	C1D-CHD	2.67	1.51	1.41
87	b6	608	CLA	CMB-C2B	-2.67	1.46	1.51
91	D6	404	PHO	CBD-CGD	-2.67	1.48	1.52
82	LM	202	PEB	OD-C4D	2.67	1.28	1.23

Continued on next page...

Continued from previous page...

Mol	Chain	Res	Type	Atoms	Z	Observed(Å)	Ideal(Å)
87	62	309	CLA	C3D-C4D	2.67	1.50	1.44
82	N7	202	PEB	C2C-C3C	2.67	1.45	1.37
87	A2	850	CLA	CHC-C1C	2.67	1.41	1.35
82	VG	202	PEB	OD-C4D	2.67	1.28	1.23
82	MM	202	PEB	C4A-NA	-2.67	1.31	1.37
87	R2	201	CLA	CHC-C1C	2.67	1.41	1.35
82	HI	202	PEB	C1D-ND	2.67	1.49	1.45
84	y3	1001	CYC	C1D-CHD	2.67	1.51	1.41
82	JD	201	PEB	OD-C4D	2.67	1.28	1.23
82	ZF	201	PEB	OD-C4D	2.67	1.28	1.23
82	J7	201	PEB	OD-C4D	2.67	1.28	1.23
82	hE	202	PEB	OD-C4D	2.67	1.28	1.23
87	F2	205	CLA	CMB-C2B	-2.67	1.46	1.51
87	A2	852	CLA	CMB-C2B	-2.67	1.46	1.51
82	NB	201	PEB	OD-C4D	2.67	1.28	1.23
82	FK	201	PEB	C4B-C3B	2.67	1.50	1.45
83	Z9	305	PUB	C1C-NC	-2.67	1.32	1.38
82	t8	202	PEB	C2A-C1A	-2.67	1.49	1.52
82	mM	202	PEB	C2A-C1A	-2.67	1.49	1.52
87	aL	606	CLA	CAA-C2A	-2.67	1.49	1.54
82	FF	201	PEB	C4B-C3B	2.67	1.50	1.45
82	WK	202	PEB	OD-C4D	2.67	1.28	1.23
87	B6	616	CLA	CMC-C2C	-2.66	1.45	1.50
82	Q1	201	PEB	OD-C4D	2.66	1.28	1.23
82	W1	203	PEB	OD-C4D	2.66	1.28	1.23
84	BG	1002	CYC	C4A-C3A	2.66	1.51	1.45
82	KB	304	PEB	C2A-C1A	-2.66	1.49	1.52
82	RA	201	PEB	OD-C4D	2.66	1.28	1.23
83	AH	303	PUB	OA-C1A	2.66	1.28	1.23
82	QF	203	PEB	C1C-CHB	2.66	1.51	1.41
82	FD	203	PEB	C1C-CHB	2.66	1.51	1.41
82	OD	202	PEB	OD-C4D	2.66	1.28	1.23
82	E5	202	PEB	OD-C4D	2.66	1.28	1.23
82	oK	201	PEB	OD-C4D	2.66	1.28	1.23
82	EA	202	PEB	C1D-ND	2.66	1.49	1.45
82	cM	202	PEB	C2A-C1A	-2.66	1.49	1.52
82	hJ	201	PEB	OD-C4D	2.66	1.28	1.23
82	fK	201	PEB	OD-C4D	2.66	1.28	1.23
87	B2	818	CLA	C3B-C2B	-2.66	1.36	1.40
82	GI	201	PEB	OD-C4D	2.66	1.28	1.23
82	QP	201	PEB	OD-C4D	2.66	1.28	1.23
82	gF	201	PEB	OD-C4D	2.66	1.28	1.23

Continued on next page...

Continued from previous page...

Mol	Chain	Res	Type	Atoms	Z	Observed(Å)	Ideal(Å)
87	4N	601	CLA	CHC-C1C	2.66	1.41	1.35
87	B2	820	CLA	CMB-C2B	-2.66	1.46	1.51
82	XP	202	PEB	C4A-NA	-2.66	1.31	1.37
82	QG	201	PEB	OD-C4D	2.66	1.28	1.23
83	Y7	302	PUB	OD-C4D	2.66	1.28	1.23
87	42	605	CLA	C4D-ND	-2.66	1.34	1.37
82	LK	202	PEB	OD-C4D	2.66	1.28	1.23
87	KN	102	CLA	CMB-C2B	-2.66	1.46	1.51
91	DL	405	PHO	CBD-CGD	-2.66	1.48	1.52
96	FL	102	HEM	FE-NB	2.66	2.10	1.96
82	GI	202	PEB	OD-C4D	2.66	1.28	1.23
87	BN	807	CLA	CMB-C2B	-2.66	1.46	1.51
82	CF	202	PEB	OD-C4D	2.66	1.28	1.23
83	yK	303	PUB	OD-C4D	2.66	1.28	1.23
82	hG	201	PEB	C1C-CHB	2.66	1.51	1.41
82	QK	203	PEB	CHA-C1B	2.66	1.46	1.40
82	PA	202	PEB	C2C-C3C	2.66	1.45	1.37
82	XA	202	PEB	C2A-C1A	-2.66	1.49	1.52
82	UE	201	PEB	OD-C4D	2.66	1.28	1.23
82	T5	202	PEB	OD-C4D	2.66	1.28	1.23
87	A2	820	CLA	CMB-C2B	-2.66	1.46	1.51
87	AN	850	CLA	CHC-C1C	2.66	1.41	1.35
82	B5	202	PEB	C4B-C3B	2.66	1.49	1.45
82	jO	201	PEB	CHA-C4A	-2.66	1.31	1.36
82	ZB	201	PEB	OD-C4D	2.66	1.28	1.23
82	EP	201	PEB	OD-C4D	2.66	1.28	1.23
82	dD	401	PEB	OD-C4D	2.66	1.28	1.23
87	A2	835	CLA	CMB-C2B	-2.66	1.46	1.51
82	QK	203	PEB	C1C-CHB	2.66	1.51	1.41
87	A2	828	CLA	CHC-C1C	2.66	1.41	1.35
82	BM	301	PEB	OD-C4D	2.66	1.28	1.23
82	X5	202	PEB	OD-C4D	2.66	1.28	1.23
82	dQ	401	PEB	OD-C4D	2.66	1.28	1.23
87	42	604	CLA	C3B-C2B	-2.66	1.36	1.40
91	a6	613	PHO	CBD-CGD	-2.66	1.48	1.52
82	bB	201	PEB	OD-C4D	2.66	1.28	1.23
82	F9	201	PEB	C4A-NA	-2.66	1.31	1.37
87	A2	814	CLA	CMB-C2B	-2.66	1.46	1.51
82	N1	1002	PEB	OD-C4D	2.66	1.28	1.23
82	l4	201	PEB	OD-C4D	2.66	1.28	1.23
82	zF	501	PEB	OD-C4D	2.66	1.28	1.23
87	AN	814	CLA	CMB-C2B	-2.66	1.46	1.51

Continued on next page...

Continued from previous page...

Mol	Chain	Res	Type	Atoms	Z	Observed(Å)	Ideal(Å)
87	b6	611	CLA	CMB-C2B	-2.66	1.46	1.51
87	4N	604	CLA	CMB-C2B	-2.66	1.46	1.51
82	RO	203	PEB	C4B-C3B	2.66	1.49	1.45
82	I5	202	PEB	OD-C4D	2.66	1.28	1.23
84	F1	1001	CYC	OB-C4B	2.66	1.28	1.23
87	A2	836	CLA	CMB-C2B	-2.66	1.46	1.51
87	7N	606	CLA	C4D-ND	-2.65	1.34	1.37
82	AG	301	PEB	OD-C4D	2.65	1.28	1.23
82	T1	201	PEB	C2A-C1A	-2.65	1.49	1.52
82	j4	201	PEB	C2A-C1A	-2.65	1.49	1.52
82	jO	201	PEB	C2A-C1A	-2.65	1.49	1.52
82	j4	201	PEB	CHA-C4A	-2.65	1.31	1.36
82	DH	1002	PEB	OD-C4D	2.65	1.28	1.23
82	VA	202	PEB	CHA-C1B	2.65	1.46	1.40
87	FN	205	CLA	CMB-C2B	-2.65	1.46	1.51
87	82	306	CLA	CMB-C2B	-2.65	1.46	1.51
82	BB	202	PEB	OD-C4D	2.65	1.28	1.23
82	TJ	201	PEB	OD-C4D	2.65	1.28	1.23
82	cB	403	PEB	OD-C4D	2.65	1.28	1.23
82	mO	203	PEB	C4B-C3B	2.65	1.49	1.45
87	B2	822	CLA	CMD-C2D	-2.65	1.45	1.50
82	VI	203	PEB	C4B-NB	-2.65	1.32	1.38
82	fM	201	PEB	C2A-C1A	-2.65	1.49	1.52
82	NA	202	PEB	CHA-C1B	2.65	1.46	1.40
82	AK	201	PEB	OD-C4D	2.65	1.28	1.23
82	kO	202	PEB	OD-C4D	2.65	1.28	1.23
87	BN	823	CLA	CMD-C2D	-2.65	1.45	1.50
82	YM	201	PEB	OD-C4D	2.65	1.28	1.23
82	PO	203	PEB	OD-C4D	2.65	1.28	1.23
87	6N	608	CLA	C3D-C4D	2.65	1.50	1.44
87	A2	837	CLA	CMB-C2B	-2.65	1.46	1.51
84	k3	1001	CYC	C4B-NB	-2.65	1.32	1.38
82	jJ	203	PEB	C2A-C1A	-2.65	1.49	1.52
82	fJ	203	PEB	OD-C4D	2.65	1.28	1.23
82	mJ	201	PEB	OD-C4D	2.65	1.28	1.23
87	BL	601	CLA	C3B-C2B	-2.65	1.36	1.40
82	WK	201	PEB	C4A-NA	-2.65	1.31	1.37
82	RQ	201	PEB	C4B-C3B	2.65	1.49	1.45
82	VG	201	PEB	OD-C4D	2.65	1.28	1.23
82	SH	201	PEB	OD-C4D	2.65	1.28	1.23
82	C5	202	PEB	OD-C4D	2.65	1.28	1.23
83	AO	303	PUB	OD-C4D	2.65	1.28	1.23

Continued on next page...

Continued from previous page...

Mol	Chain	Res	Type	Atoms	Z	Observed(Å)	Ideal(Å)
87	CL	503	CLA	CMB-C2B	-2.65	1.46	1.51
87	b6	615	CLA	C3B-C2B	-2.65	1.36	1.40
87	RN	201	CLA	CHC-C1C	2.65	1.41	1.35
82	HM	201	PEB	C2A-C1A	-2.65	1.49	1.52
82	lJ	201	PEB	C2A-C1A	-2.65	1.49	1.52
82	NJ	202	PEB	OD-C4D	2.65	1.28	1.23
82	18	202	PEB	OD-C4D	2.65	1.28	1.23
82	SH	203	PEB	OD-C4D	2.65	1.28	1.23
82	w8	201	PEB	OD-C4D	2.65	1.28	1.23
87	3N	305	CLA	CMB-C2B	-2.65	1.46	1.51
87	D6	403	CLA	CMB-C2B	-2.65	1.46	1.51
82	ZJ	202	PEB	OD-C4D	2.65	1.28	1.23
82	VM	201	PEB	OD-C4D	2.65	1.28	1.23
82	h1	202	PEB	OD-C4D	2.65	1.28	1.23
84	K1	1001	CYC	OB-C4B	2.65	1.28	1.23
84	LE	1001	CYC	C1B-NB	-2.65	1.33	1.37
87	dL	409	CLA	CMB-C2B	-2.65	1.46	1.51
82	BD	201	PEB	OD-C4D	2.65	1.28	1.23
82	LA	202	PEB	C2A-C1A	-2.65	1.49	1.52
82	R4	203	PEB	C4B-C3B	2.65	1.49	1.45
82	uC	202	PEB	C4B-C3B	2.65	1.49	1.45
82	H9	202	PEB	OD-C4D	2.65	1.28	1.23
82	wF	303	PEB	OD-C4D	2.65	1.28	1.23
87	cL	512	CLA	CHC-C1C	2.65	1.41	1.35
87	AN	852	CLA	CHD-C1D	2.65	1.43	1.38
87	BL	620	CLA	CMD-C2D	-2.65	1.45	1.50
82	V1	201	PEB	OD-C4D	2.65	1.28	1.23
82	u8	202	PEB	C4B-C3B	2.65	1.49	1.45
87	AN	824	CLA	CMB-C2B	-2.65	1.46	1.51
82	RP	201	PEB	OD-C4D	2.65	1.28	1.23
84	h3	1001	CYC	C4B-NB	-2.65	1.32	1.38
87	BN	819	CLA	C3B-C2B	-2.65	1.36	1.40
82	1C	202	PEB	OD-C4D	2.65	1.28	1.23
82	hF	201	PEB	OD-C4D	2.65	1.28	1.23
87	CL	505	CLA	CMB-C2B	-2.65	1.46	1.51
82	TD	202	PEB	C2A-C1A	-2.65	1.49	1.52
82	DF	203	PEB	C2A-C1A	-2.65	1.49	1.52
82	O9	202	PEB	C2C-C3C	2.65	1.45	1.37
87	IN	103	CLA	CMB-C2B	-2.65	1.46	1.51
87	4N	601	CLA	CMB-C2B	-2.65	1.46	1.51
87	AN	818	CLA	CMB-C2B	-2.65	1.46	1.51
82	W5	201	PEB	CHA-C1B	2.65	1.46	1.40

Continued on next page...

Continued from previous page...

Mol	Chain	Res	Type	Atoms	Z	Observed(Å)	Ideal(Å)
82	wF	301	PEB	OD-C4D	2.65	1.28	1.23
82	xF	304	PEB	C1A-NA	-2.64	1.34	1.37
84	Q3	1001	CYC	C4B-NB	-2.64	1.32	1.38
82	1C	202	PEB	C2A-C1A	-2.64	1.49	1.52
82	JA	201	PEB	OD-C4D	2.64	1.28	1.23
82	DO	1002	PEB	OD-C4D	2.64	1.28	1.23
87	c6	605	CLA	CMB-C2B	-2.64	1.46	1.51
82	lF	201	PEB	C4B-C3B	2.64	1.49	1.45
82	QG	201	PEB	C2A-C1A	-2.64	1.49	1.52
82	W7	202	PEB	C2A-C1A	-2.64	1.49	1.52
82	AJ	301	PEB	OD-C4D	2.64	1.28	1.23
87	42	608	CLA	CHC-C1C	2.64	1.41	1.35
82	BK	201	PEB	C4D-ND	2.64	1.38	1.35
82	DJ	201	PEB	OD-C4D	2.64	1.28	1.23
82	a4	202	PEB	OD-C4D	2.64	1.28	1.23
84	I3	1001	CYC	C4B-NB	-2.64	1.32	1.38
82	fB	301	PEB	OD-C4D	2.64	1.28	1.23
82	hB	301	PEB	OD-C4D	2.64	1.28	1.23
82	aF	202	PEB	C2A-C1A	-2.64	1.49	1.52
82	BF	202	PEB	OD-C4D	2.64	1.28	1.23
82	EM	202	PEB	OD-C4D	2.64	1.28	1.23
84	NE	201	CYC	OB-C4B	2.64	1.28	1.23
87	CL	508	CLA	CHC-C1C	2.64	1.41	1.35
82	VJ	201	PEB	OD-C4D	2.64	1.28	1.23
82	T4	203	PEB	OD-C4D	2.64	1.28	1.23
82	lK	203	PEB	C2A-C1A	-2.64	1.49	1.52
82	a4	203	PEB	OD-C4D	2.64	1.28	1.23
87	BN	821	CLA	CMB-C2B	-2.64	1.46	1.51
82	hB	301	PEB	C2A-C1A	-2.64	1.49	1.52
82	rC	202	PEB	C2A-C1A	-2.64	1.49	1.52
87	CL	510	CLA	CMC-C2C	-2.64	1.45	1.50
84	J4	1001	CYC	C4B-NB	-2.64	1.32	1.38
82	lH	201	PEB	OD-C4D	2.64	1.28	1.23
87	AN	851	CLA	CMB-C2B	-2.64	1.46	1.51
82	jH	202	PEB	C2A-C1A	-2.64	1.49	1.52
82	HF	201	PEB	CHA-C1B	2.64	1.46	1.40
87	A2	852	CLA	CHD-C1D	2.64	1.43	1.38
82	XB	202	PEB	OD-C4D	2.64	1.28	1.23
82	DK	201	PEB	OD-C4D	2.64	1.28	1.23
82	OQ	202	PEB	OD-C4D	2.64	1.28	1.23
87	B6	611	CLA	CMB-C2B	-2.64	1.46	1.51
82	mH	201	PEB	OD-C4D	2.64	1.28	1.23

Continued on next page...

Continued from previous page...

Mol	Chain	Res	Type	Atoms	Z	Observed(Å)	Ideal(Å)
82	eJ	202	PEB	OD-C4D	2.64	1.28	1.23
83	AG	302	PUB	OA-C1A	2.64	1.28	1.23
82	y8	203	PEB	C4B-C3B	2.64	1.49	1.45
82	cH	202	PEB	C1B-C2B	2.64	1.51	1.45
82	AQ	303	PEB	C2A-C1A	-2.64	1.49	1.52
82	rK	202	PEB	C2A-C1A	-2.64	1.49	1.52
87	B6	609	CLA	CMB-C2B	-2.64	1.46	1.51
82	FP	201	PEB	OD-C4D	2.64	1.28	1.23
83	AG	303	PUB	OA-C1A	2.64	1.28	1.23
82	S7	201	PEB	C4A-NA	-2.64	1.31	1.37
82	R5	202	PEB	OD-C4D	2.64	1.28	1.23
82	N7	202	PEB	OD-C4D	2.64	1.28	1.23
87	32	304	CLA	CMB-C2B	-2.64	1.46	1.51
87	A2	802	CLA	CMB-C2B	-2.64	1.46	1.51
87	AN	805	CLA	CMD-C2D	-2.64	1.45	1.50
82	L9	201	PEB	OD-C4D	2.64	1.28	1.23
82	aO	203	PEB	OD-C4D	2.64	1.28	1.23
87	L2	203	CLA	C3B-C2B	-2.64	1.36	1.40
82	MJ	202	PEB	C4A-NA	-2.64	1.31	1.37
87	82	308	CLA	C3B-CAB	-2.64	1.42	1.47
82	XJ	202	PEB	OD-C4D	2.64	1.28	1.23
82	KI	201	PEB	CHA-C1B	2.64	1.46	1.40
87	B2	807	CLA	CMB-C2B	-2.64	1.46	1.51
87	d6	401	CLA	CMB-C2B	-2.64	1.46	1.51
82	Y7	301	PEB	C2A-C1A	-2.64	1.49	1.52
82	KD	201	PEB	OD-C4D	2.64	1.28	1.23
82	JJ	201	PEB	OD-C4D	2.64	1.28	1.23
82	T5	201	PEB	OD-C4D	2.63	1.28	1.23
84	u3	1001	CYC	C4B-NB	-2.63	1.32	1.38
82	YO	201	PEB	OD-C4D	2.63	1.28	1.23
82	V1	203	PEB	OD-C4D	2.63	1.28	1.23
82	kF	203	PEB	OD-C4D	2.63	1.28	1.23
82	J7	203	PEB	C4B-C3B	2.63	1.49	1.45
82	XK	203	PEB	OD-C4D	2.63	1.28	1.23
82	U5	203	PEB	OD-C4D	2.63	1.28	1.23
87	aL	605	CLA	CMB-C2B	-2.63	1.46	1.51
84	L3	1001	CYC	C4B-NB	-2.63	1.32	1.38
82	NP	201	PEB	OD-C4D	2.63	1.28	1.23
82	lG	203	PEB	OD-C4D	2.63	1.28	1.23
82	bK	202	PEB	C2A-C1A	-2.63	1.49	1.52
84	D3	1001	CYC	C4B-NB	-2.63	1.32	1.38
87	A6	404	CLA	CMB-C2B	-2.63	1.46	1.51

Continued on next page...

Continued from previous page...

Mol	Chain	Res	Type	Atoms	Z	Observed(Å)	Ideal(Å)
82	WE	203	PEB	OD-C4D	2.63	1.28	1.23
82	WG	203	PEB	OD-C4D	2.63	1.28	1.23
82	mH	202	PEB	OD-C4D	2.63	1.28	1.23
87	A2	816	CLA	CMB-C2B	-2.63	1.46	1.51
87	K2	103	CLA	CMB-C2B	-2.63	1.46	1.51
82	NM	201	PEB	OD-C4D	2.63	1.28	1.23
82	U1	201	PEB	OD-C4D	2.63	1.28	1.23
82	F4	1002	PEB	OD-C4D	2.63	1.28	1.23
82	M9	301	PEB	OD-C4D	2.63	1.28	1.23
82	D7	202	PEB	OD-C4D	2.63	1.28	1.23
82	hG	202	PEB	OD-C4D	2.63	1.28	1.23
87	72	606	CLA	C4D-ND	-2.63	1.34	1.37
82	Z1	203	PEB	C1B-C2B	2.63	1.51	1.45
82	IP	201	PEB	OD-C4D	2.63	1.28	1.23
83	KA	203	PUB	OD-C4D	2.63	1.28	1.23
84	M3	1001	CYC	C4B-NB	-2.63	1.32	1.38
87	4N	608	CLA	CHC-C1C	2.63	1.41	1.35
82	kF	202	PEB	C4B-C3B	2.63	1.49	1.45
82	WF	201	PEB	C4A-NA	-2.63	1.31	1.37
82	VH	202	PEB	OD-C4D	2.63	1.28	1.23
82	G5	202	PEB	OD-C4D	2.63	1.28	1.23
87	BN	801	CLA	C1D-ND	2.63	1.41	1.37
87	A2	808	CLA	CMB-C2B	-2.63	1.46	1.51
82	OH	203	PEB	OD-C4D	2.63	1.28	1.23
87	B2	833	CLA	CMB-C2B	-2.63	1.46	1.51
87	cL	506	CLA	C3B-C2B	-2.63	1.36	1.40
84	LH	1001	CYC	C1B-NB	-2.63	1.33	1.37
84	F3	1001	CYC	C4B-NB	-2.63	1.32	1.38
84	H3	1001	CYC	C4B-NB	-2.63	1.32	1.38
82	UM	201	PEB	OD-C4D	2.63	1.28	1.23
84	B3	1001	CYC	C4B-NB	-2.63	1.32	1.38
87	CL	506	CLA	CHC-C1C	2.63	1.41	1.35
82	CI	201	PEB	OD-C4D	2.63	1.28	1.23
82	GP	202	PEB	OD-C4D	2.63	1.28	1.23
87	O2	203	CLA	CMB-C2B	-2.63	1.46	1.51
87	5N	603	CLA	CMB-C2B	-2.63	1.46	1.51
87	8N	308	CLA	CMB-C2B	-2.63	1.46	1.51
82	SA	201	PEB	C4A-NA	-2.63	1.31	1.37
82	FQ	203	PEB	C1C-CHB	2.63	1.51	1.41
82	SF	201	PEB	C2C-C3C	2.63	1.45	1.37
87	8N	301	CLA	CMB-C2B	-2.63	1.46	1.51
82	i4	201	PEB	C2A-C1A	-2.63	1.49	1.52

Continued on next page...

Continued from previous page...

Mol	Chain	Res	Type	Atoms	Z	Observed(Å)	Ideal(Å)
82	gM	202	PEB	C2A-C1A	-2.63	1.49	1.52
82	SB	201	PEB	OD-C4D	2.63	1.28	1.23
82	j4	203	PEB	OD-C4D	2.63	1.28	1.23
82	F7	202	PEB	OD-C4D	2.63	1.28	1.23
82	eO	202	PEB	OD-C4D	2.63	1.28	1.23
87	A2	824	CLA	CMB-C2B	-2.63	1.46	1.51
87	R2	204	CLA	CMB-C2B	-2.63	1.46	1.51
87	C6	513	CLA	CMB-C2B	-2.63	1.46	1.51
82	NH	1002	PEB	OD-C4D	2.63	1.28	1.23
82	SM	201	PEB	OD-C4D	2.63	1.28	1.23
82	HP	201	PEB	OD-C4D	2.63	1.28	1.23
84	K4	1001	CYC	OB-C4B	2.63	1.28	1.23
87	LN	203	CLA	C3B-C2B	-2.63	1.36	1.40
82	UP	202	PEB	C4B-C3B	2.63	1.49	1.45
87	c6	612	CLA	CMB-C2B	-2.63	1.46	1.51
82	FA	202	PEB	OD-C4D	2.63	1.28	1.23
82	EB	501	PEB	OD-C4D	2.63	1.28	1.23
82	PF	201	PEB	OD-C4D	2.63	1.28	1.23
82	CM	203	PEB	OD-C4D	2.63	1.28	1.23
87	6N	611	CLA	C4D-ND	-2.63	1.34	1.37
87	AN	852	CLA	CHC-C1C	2.63	1.41	1.35
87	B6	607	CLA	CMB-C2B	-2.63	1.46	1.51
87	b6	616	CLA	CMB-C2B	-2.63	1.46	1.51
82	SB	202	PEB	OD-C4D	2.63	1.28	1.23
82	P5	202	PEB	OD-C4D	2.63	1.28	1.23
82	UB	303	PEB	OD-C4D	2.63	1.28	1.23
82	CM	203	PEB	C2A-C1A	-2.63	1.49	1.52
82	z8	202	PEB	C4B-C3B	2.63	1.49	1.45
82	II	201	PEB	OD-C4D	2.62	1.28	1.23
82	RO	203	PEB	OD-C4D	2.62	1.28	1.23
82	i4	201	PEB	OD-C4D	2.62	1.28	1.23
84	j3	1001	CYC	C4B-NB	-2.62	1.32	1.38
82	m4	201	PEB	OD-C4D	2.62	1.28	1.23
87	AN	808	CLA	CMB-C2B	-2.62	1.46	1.51
82	gK	201	PEB	C2A-C1A	-2.62	1.49	1.52
87	BN	832	CLA	CMB-C2B	-2.62	1.46	1.51
87	8N	303	CLA	CMB-C2B	-2.62	1.46	1.51
82	tC	202	PEB	C2A-C1A	-2.62	1.49	1.52
82	O5	203	PEB	OD-C4D	2.62	1.28	1.23
87	KN	105	CLA	CMB-C2B	-2.62	1.46	1.51
87	12	603	CLA	CMB-C2B	-2.62	1.46	1.51
87	3N	313	CLA	CMB-C2B	-2.62	1.46	1.51

Continued on next page...

Continued from previous page...

Mol	Chain	Res	Type	Atoms	Z	Observed(Å)	Ideal(Å)
82	bO	201	PEB	OD-C4D	2.62	1.28	1.23
87	8N	308	CLA	C3B-CAB	-2.62	1.42	1.47
87	AN	801	CLA	CMB-C2B	-2.62	1.46	1.51
82	Y9	201	PEB	OD-C4D	2.62	1.28	1.23
82	uC	202	PEB	OD-C4D	2.62	1.28	1.23
87	A2	852	CLA	CHC-C1C	2.62	1.41	1.35
82	YE	201	PEB	OD-C4D	2.62	1.28	1.23
82	YI	201	PEB	OD-C4D	2.62	1.28	1.23
82	Q1	202	PEB	OD-C4D	2.62	1.28	1.23
82	wC	203	PEB	OD-C4D	2.62	1.28	1.23
87	BN	824	CLA	CMD-C2D	-2.62	1.45	1.50
84	U3	1001	CYC	C4B-NB	-2.62	1.32	1.38
82	XK	202	PEB	C4A-NA	-2.62	1.31	1.37
82	HQ	201	PEB	CHA-C1B	2.62	1.46	1.40
82	18	202	PEB	C2A-C1A	-2.62	1.49	1.52
82	D4	1002	PEB	OD-C4D	2.62	1.28	1.23
82	N5	202	PEB	OD-C4D	2.62	1.28	1.23
82	S5	203	PEB	OD-C4D	2.62	1.28	1.23
87	AN	822	CLA	CMB-C2B	-2.62	1.46	1.51
87	C6	509	CLA	CMB-C2B	-2.62	1.46	1.51
84	d3	1001	CYC	C4B-NB	-2.62	1.32	1.38
82	BM	301	PEB	C2A-C1A	-2.62	1.49	1.52
82	GM	201	PEB	OD-C4D	2.62	1.28	1.23
82	S9	201	PEB	C4A-NA	-2.62	1.31	1.37
82	m1	201	PEB	OD-C4D	2.62	1.28	1.23
82	YJ	203	PEB	OD-C4D	2.62	1.28	1.23
82	FO	1002	PEB	OD-C4D	2.62	1.28	1.23
82	BD	202	PEB	C2A-C1A	-2.62	1.49	1.52
87	1N	603	CLA	CMB-C2B	-2.62	1.46	1.51
82	aJ	202	PEB	OD-C4D	2.62	1.28	1.23
82	lM	201	PEB	OD-C4D	2.62	1.28	1.23
87	A2	851	CLA	CMB-C2B	-2.62	1.46	1.51
82	GB	202	PEB	OD-C4D	2.62	1.28	1.23
82	UG	201	PEB	OD-C4D	2.62	1.28	1.23
82	RI	201	PEB	OD-C4D	2.62	1.28	1.23
82	P4	201	PEB	OD-C4D	2.62	1.28	1.23
84	LO	1001	CYC	OB-C4B	2.62	1.28	1.23
84	O3	1001	CYC	C4B-NB	-2.62	1.32	1.38
82	kO	202	PEB	C2A-C1A	-2.62	1.49	1.52
82	IQ	202	PEB	C4B-C3B	2.62	1.49	1.45
87	B6	614	CLA	CMB-C2B	-2.61	1.46	1.51
82	QH	202	PEB	OD-C4D	2.61	1.28	1.23

Continued on next page...

Continued from previous page...

Mol	Chain	Res	Type	Atoms	Z	Observed(Å)	Ideal(Å)
82	IJ	203	PEB	OD-C4D	2.61	1.28	1.23
82	T4	202	PEB	OD-C4D	2.61	1.28	1.23
87	AN	837	CLA	CMB-C2B	-2.61	1.46	1.51
84	n3	1001	CYC	C4B-NB	-2.61	1.32	1.38
82	HK	202	PEB	C2A-C1A	-2.61	1.49	1.52
87	C6	517	CLA	CMB-C2B	-2.61	1.46	1.51
82	LA	201	PEB	OD-C4D	2.61	1.28	1.23
82	NA	202	PEB	OD-C4D	2.61	1.28	1.23
82	B5	203	PEB	OD-C4D	2.61	1.28	1.23
82	aE	201	PEB	OD-C4D	2.61	1.28	1.23
82	NI	201	PEB	OD-C4D	2.61	1.28	1.23
82	S5	202	PEB	OD-C4D	2.61	1.28	1.23
82	TA	203	PEB	C4A-NA	-2.61	1.31	1.37
82	Y5	202	PEB	C2A-C1A	-2.61	1.49	1.52
82	QH	201	PEB	OD-C4D	2.61	1.28	1.23
82	PI	201	PEB	OD-C4D	2.61	1.28	1.23
82	NJ	201	PEB	OD-C4D	2.61	1.28	1.23
82	u8	202	PEB	OD-C4D	2.61	1.28	1.23
87	B6	613	CLA	CMB-C2B	-2.61	1.46	1.51
82	N7	201	PEB	OD-C4D	2.61	1.28	1.23
82	wC	201	PEB	C4B-C3B	2.61	1.49	1.45
87	C6	511	CLA	CMB-C2B	-2.61	1.46	1.51
82	EQ	202	PEB	C2A-C1A	-2.61	1.49	1.52
82	iK	202	PEB	C2A-C1A	-2.61	1.49	1.52
82	iO	201	PEB	C2A-C1A	-2.61	1.49	1.52
84	LG	1001	CYC	C4C-NC	-2.61	1.31	1.37
82	Y4	203	PEB	OD-C4D	2.61	1.28	1.23
82	dM	202	PEB	OD-C4D	2.61	1.28	1.23
82	U9	201	PEB	C4B-C3B	2.61	1.49	1.45
82	DB	202	PEB	OD-C4D	2.61	1.28	1.23
84	D1	1003	CYC	OB-C4B	2.61	1.28	1.23
87	B6	612	CLA	CMB-C2B	-2.61	1.46	1.51
87	B6	615	CLA	CMB-C2B	-2.61	1.46	1.51
84	S3	1001	CYC	C4B-NB	-2.61	1.32	1.38
82	BF	201	PEB	C1D-ND	2.61	1.49	1.45
82	N7	202	PEB	CHA-C1B	2.61	1.46	1.40
82	LI	201	PEB	C4A-NA	-2.61	1.31	1.37
82	IP	203	PEB	C2A-C1A	-2.61	1.49	1.52
87	A2	818	CLA	CMB-C2B	-2.61	1.46	1.51
87	A2	822	CLA	CMB-C2B	-2.61	1.46	1.51
82	A5	202	PEB	OD-C4D	2.61	1.28	1.23
82	P4	202	PEB	OD-C4D	2.61	1.28	1.23

Continued on next page...

Continued from previous page...

Mol	Chain	Res	Type	Atoms	Z	Observed(Å)	Ideal(Å)
83	Y7	302	PUB	OA-C1A	2.61	1.28	1.23
82	A5	201	PEB	OD-C4D	2.61	1.28	1.23
82	N7	203	PEB	OD-C4D	2.61	1.28	1.23
87	62	312	CLA	C4D-ND	-2.61	1.34	1.37
87	C6	516	CLA	CMB-C2B	-2.61	1.46	1.51
84	I1	1001	CYC	C1B-NB	-2.61	1.33	1.37
84	BE	1002	CYC	C4A-C3A	2.61	1.51	1.45
82	QE	201	PEB	OD-C4D	2.61	1.28	1.23
82	U9	202	PEB	C4B-C3B	2.61	1.49	1.45
83	K7	203	PUB	OD-C4D	2.61	1.28	1.23
87	32	313	CLA	CMB-C2B	-2.61	1.46	1.51
87	82	308	CLA	CMB-C2B	-2.61	1.46	1.51
82	L7	201	PEB	OD-C4D	2.61	1.28	1.23
82	qK	201	PEB	OD-C4D	2.61	1.28	1.23
82	wK	301	PEB	OD-C4D	2.61	1.28	1.23
82	SK	201	PEB	C2C-C3C	2.61	1.45	1.37
87	C6	520	CLA	CMB-C2B	-2.61	1.46	1.51
82	F5	203	PEB	C4A-NA	-2.61	1.31	1.37
82	QJ	203	PEB	OD-C4D	2.61	1.28	1.23
84	FH	1001	CYC	OB-C4B	2.61	1.28	1.23
82	AP	201	PEB	C4A-NA	-2.61	1.31	1.37
82	eA	301	PEB	OD-C4D	2.61	1.28	1.23
87	C6	512	CLA	CMB-C2B	-2.61	1.46	1.51
82	VH	201	PEB	OD-C4D	2.61	1.28	1.23
82	K5	201	PEB	OD-C4D	2.61	1.28	1.23
82	R5	201	PEB	OD-C4D	2.61	1.28	1.23
87	D6	405	CLA	CMB-C2B	-2.61	1.46	1.51
82	WB	401	PEB	OD-C4D	2.61	1.28	1.23
82	VI	201	PEB	OD-C4D	2.61	1.28	1.23
82	L5	203	PEB	OD-C4D	2.61	1.28	1.23
82	lM	202	PEB	OD-C4D	2.61	1.28	1.23
82	HP	201	PEB	C2A-C1A	-2.61	1.49	1.52
84	MG	1001	CYC	C4C-NC	-2.61	1.31	1.37
82	KI	202	PEB	OD-C4D	2.60	1.28	1.23
87	A2	809	CLA	CMB-C2B	-2.60	1.46	1.51
87	K2	106	CLA	CMB-C2B	-2.60	1.46	1.51
82	FD	203	PEB	C4A-NA	-2.60	1.31	1.37
87	LN	203	CLA	CHC-C1C	2.60	1.41	1.35
87	bL	604	CLA	CMB-C2B	-2.60	1.46	1.51
82	YA	303	PEB	OD-C4D	2.60	1.28	1.23
82	ZE	201	PEB	OD-C4D	2.60	1.28	1.23
82	A1	301	PEB	OD-C4D	2.60	1.28	1.23

Continued on next page...

Continued from previous page...

Mol	Chain	Res	Type	Atoms	Z	Observed(Å)	Ideal(Å)
82	E7	202	PEB	C1D-ND	2.60	1.49	1.45
82	KD	201	PEB	C2A-C1A	-2.60	1.49	1.52
82	AK	202	PEB	C4B-C3B	2.60	1.49	1.45
82	d1	202	PEB	OD-C4D	2.60	1.28	1.23
82	N5	201	PEB	OD-C4D	2.60	1.28	1.23
82	gK	203	PEB	OD-C4D	2.60	1.28	1.23
87	82	303	CLA	CMD-C2D	-2.60	1.45	1.50
87	BL	604	CLA	CMB-C2B	-2.60	1.46	1.51
87	a6	607	CLA	CMB-C2B	-2.60	1.46	1.51
82	MF	203	PEB	OD-C4D	2.60	1.28	1.23
82	P5	201	PEB	OD-C4D	2.60	1.28	1.23
82	hO	201	PEB	OD-C4D	2.60	1.28	1.23
87	BN	802	CLA	CMB-C2B	-2.60	1.46	1.51
87	42	601	CLA	CMB-C2B	-2.60	1.46	1.51
87	B2	812	CLA	CMB-C2B	-2.60	1.46	1.51
82	F7	203	PEB	C2A-C1A	-2.60	1.49	1.52
87	c6	615	CLA	CMB-C2B	-2.60	1.46	1.51
82	xK	304	PEB	C4B-C3B	2.60	1.49	1.45
84	w3	1001	CYC	C4B-NB	-2.60	1.32	1.38
87	B2	832	CLA	CMB-C2B	-2.60	1.46	1.51
82	Q5	201	PEB	C4A-NA	-2.60	1.31	1.37
82	EI	201	PEB	OD-C4D	2.60	1.28	1.23
87	52	603	CLA	CMB-C2B	-2.60	1.46	1.51
82	TI	202	PEB	OD-C4D	2.60	1.28	1.23
82	XI	201	PEB	OD-C4D	2.60	1.28	1.23
82	b4	201	PEB	OD-C4D	2.60	1.28	1.23
83	ND	201	PUB	OA-C1A	2.60	1.28	1.23
84	KH	1001	CYC	OB-C4B	2.60	1.28	1.23
87	BL	622	CLA	CMB-C2B	-2.60	1.46	1.51
87	BN	833	CLA	CMB-C2B	-2.60	1.46	1.51
82	KE	201	PEB	OD-C4D	2.60	1.28	1.23
82	YA	301	PEB	OD-C4D	2.60	1.28	1.23
82	iF	202	PEB	OD-C4D	2.60	1.28	1.23
87	BN	813	CLA	CMB-C2B	-2.60	1.46	1.51
82	Q9	201	PEB	C2A-C1A	-2.60	1.49	1.52
87	A2	805	CLA	CMD-C2D	-2.60	1.45	1.50
87	b6	614	CLA	CMB-C2B	-2.60	1.46	1.51
82	eJ	201	PEB	OD-C4D	2.60	1.28	1.23
82	XQ	202	PEB	C4B-C3B	2.60	1.49	1.45
84	f3	1001	CYC	C4B-NB	-2.60	1.32	1.38
87	BN	808	CLA	CMB-C2B	-2.60	1.46	1.51
87	I2	103	CLA	CMB-C2B	-2.60	1.46	1.51

Continued on next page...

Continued from previous page...

Mol	Chain	Res	Type	Atoms	Z	Observed(Å)	Ideal(Å)
87	L2	203	CLA	CHC-C1C	2.60	1.41	1.35
82	DG	1002	PEB	OD-C4D	2.60	1.28	1.23
82	S9	201	PEB	OD-C4D	2.60	1.28	1.23
82	PP	201	PEB	C2A-C1A	-2.60	1.49	1.52
82	BK	201	PEB	C1D-ND	2.60	1.49	1.45
82	m4	203	PEB	C4B-C3B	2.60	1.49	1.45
87	82	302	CLA	CMB-C2B	-2.60	1.46	1.51
82	HI	202	PEB	CHA-C1B	2.60	1.46	1.40
82	Y7	304	PEB	OD-C4D	2.60	1.28	1.23
87	BL	608	CLA	CMB-C2B	-2.60	1.46	1.51
82	D5	201	PEB	C4A-NA	-2.60	1.31	1.37
82	XA	202	PEB	C1A-NA	-2.60	1.34	1.37
82	RA	201	PEB	C4A-NA	-2.60	1.31	1.37
82	R7	201	PEB	C4A-NA	-2.60	1.31	1.37
84	73	1001	CYC	C4B-NB	-2.60	1.32	1.38
84	73	1002	CYC	C1B-C2B	2.60	1.49	1.45
87	cL	505	CLA	CMB-C2B	-2.60	1.46	1.51
82	pK	201	PEB	OD-C4D	2.60	1.28	1.23
82	ZG	201	PEB	OD-C4D	2.60	1.28	1.23
82	RI	203	PEB	C4B-NB	-2.60	1.33	1.38
82	SP	203	PEB	C4B-C3B	2.60	1.49	1.45
82	VP	201	PEB	C4B-C3B	2.60	1.49	1.45
84	q3	1001	CYC	C4B-NB	-2.60	1.32	1.38
82	GD	201	PEB	OD-C4D	2.60	1.28	1.23
82	CJ	203	PEB	OD-C4D	2.60	1.28	1.23
82	MF	202	PEB	C4B-C3B	2.60	1.49	1.45
82	YO	202	PEB	OD-C4D	2.59	1.28	1.23
87	A2	852	CLA	C3B-C2B	-2.59	1.36	1.40
84	L4	1001	CYC	OB-C4B	2.59	1.28	1.23
82	PO	202	PEB	C2A-C1A	-2.59	1.49	1.52
84	KG	202	CYC	OB-C4B	2.59	1.28	1.23
87	DL	406	CLA	CMB-C2B	-2.59	1.46	1.51
82	aG	201	PEB	OD-C4D	2.59	1.28	1.23
87	b6	613	CLA	CMB-C2B	-2.59	1.46	1.51
82	BI	201	PEB	C2A-C1A	-2.59	1.49	1.52
82	PB	201	PEB	C4A-NA	-2.59	1.31	1.37
82	II	203	PEB	OD-C4D	2.59	1.28	1.23
82	TO	202	PEB	OD-C4D	2.59	1.28	1.23
82	a4	201	PEB	OD-C4D	2.59	1.28	1.23
82	Q1	201	PEB	C4B-C3B	2.59	1.49	1.45
82	N7	202	PEB	C1A-NA	-2.59	1.34	1.37
82	rF	201	PEB	C1A-NA	-2.59	1.34	1.37

Continued on next page...

Continued from previous page...

Mol	Chain	Res	Type	Atoms	Z	Observed(Å)	Ideal(Å)
87	AN	809	CLA	CMB-C2B	-2.59	1.46	1.51
87	b6	617	CLA	CMB-C2B	-2.59	1.46	1.51
82	HK	201	PEB	C4A-NA	-2.59	1.31	1.37
87	AN	852	CLA	C3B-C2B	-2.59	1.36	1.40
82	FQ	203	PEB	C4A-NA	-2.59	1.31	1.37
82	AI	203	PEB	CHA-C1B	2.59	1.46	1.40
82	NF	202	PEB	C2A-C1A	-2.59	1.49	1.52
87	B2	823	CLA	CMD-C2D	-2.59	1.45	1.50
87	A2	807	CLA	CMB-C2B	-2.59	1.46	1.51
83	Z5	302	PUB	OD-C4D	2.59	1.28	1.23
82	X5	201	PEB	OD-C4D	2.59	1.28	1.23
82	aB	202	PEB	C2A-C1A	-2.59	1.49	1.52
82	mM	201	PEB	C2A-C1A	-2.59	1.49	1.52
82	IF	201	PEB	C3B-C2B	2.59	1.42	1.36
87	B2	817	CLA	CMB-C2B	-2.59	1.46	1.51
82	mH	201	PEB	C2A-C1A	-2.59	1.49	1.52
82	J5	203	PEB	OD-C4D	2.59	1.28	1.23
87	32	306	CLA	CMB-C2B	-2.59	1.46	1.51
87	AN	822	CLA	CHC-C1C	2.59	1.41	1.35
82	UI	202	PEB	OD-C4D	2.59	1.28	1.23
82	UP	203	PEB	OD-C4D	2.59	1.28	1.23
82	aO	202	PEB	OD-C4D	2.59	1.28	1.23
87	BN	801	CLA	CMD-C2D	-2.59	1.45	1.50
82	IQ	202	PEB	C2A-C1A	-2.59	1.49	1.52
84	JH	1003	CYC	C2C-C1C	-2.59	1.49	1.52
82	DK	202	PEB	OD-C4D	2.59	1.28	1.23
82	G5	201	PEB	OD-C4D	2.59	1.28	1.23
87	BN	828	CLA	CMB-C2B	-2.59	1.46	1.51
82	GQ	201	PEB	OD-C4D	2.59	1.28	1.23
82	SJ	201	PEB	C2A-C1A	-2.59	1.49	1.52
84	KG	202	CYC	C4C-NC	-2.59	1.31	1.37
82	NA	201	PEB	OD-C4D	2.59	1.28	1.23
82	EK	201	PEB	OD-C4D	2.59	1.28	1.23
83	xK	301	PUB	OA-C1A	2.59	1.28	1.23
82	a1	202	PEB	C2A-C1A	-2.59	1.49	1.52
82	QB	201	PEB	OD-C4D	2.59	1.28	1.23
82	RO	201	PEB	OD-C4D	2.59	1.28	1.23
82	M5	301	PEB	OD-C4D	2.59	1.28	1.23
82	gE	202	PEB	OD-C4D	2.59	1.28	1.23
82	EJ	202	PEB	OD-C4D	2.59	1.28	1.23
82	SP	203	PEB	OD-C4D	2.59	1.28	1.23
82	m1	202	PEB	OD-C4D	2.59	1.28	1.23

Continued on next page...

Continued from previous page...

Mol	Chain	Res	Type	Atoms	Z	Observed(Å)	Ideal(Å)
82	UO	201	PEB	C4A-NA	-2.59	1.31	1.37
87	b6	604	CLA	CMB-C2B	-2.59	1.46	1.51
82	hE	201	PEB	C2A-C1A	-2.58	1.49	1.52
82	eF	202	PEB	C2A-C1A	-2.58	1.49	1.52
82	hG	201	PEB	C2A-C1A	-2.58	1.49	1.52
82	ID	202	PEB	C4B-C3B	2.58	1.49	1.45
82	aK	202	PEB	C2A-C1A	-2.58	1.49	1.52
87	A2	810	CLA	CMB-C2B	-2.58	1.46	1.51
82	GJ	203	PEB	OD-C4D	2.58	1.28	1.23
87	BN	822	CLA	CMB-C2B	-2.58	1.46	1.51
87	c6	604	CLA	CMB-C2B	-2.58	1.46	1.51
87	AL	403	CLA	CMB-C2B	-2.58	1.46	1.51
87	B2	828	CLA	CMB-C2B	-2.58	1.46	1.51
87	3N	303	CLA	CMB-C2B	-2.58	1.46	1.51
82	UD	201	PEB	C2A-C1A	-2.58	1.49	1.52
82	aJ	201	PEB	C2A-C1A	-2.58	1.49	1.52
82	YB	201	PEB	C4A-NA	-2.58	1.31	1.37
82	KJ	201	PEB	C4A-NA	-2.58	1.31	1.37
82	KM	203	PEB	OD-C4D	2.58	1.28	1.23
103	82	310	ZEX	C10-C9	-2.58	1.32	1.35
82	JK	201	PEB	OD-C4D	2.58	1.28	1.23
82	PO	202	PEB	OD-C4D	2.58	1.28	1.23
82	cK	203	PEB	OD-C4D	2.58	1.28	1.23
83	xF	301	PUB	OA-C1A	2.58	1.28	1.23
82	EJ	201	PEB	C2A-C1A	-2.58	1.49	1.52
87	BN	805	CLA	CMD-C2D	-2.58	1.45	1.50
82	EJ	201	PEB	OD-C4D	2.58	1.28	1.23
82	Z5	301	PEB	OD-C4D	2.58	1.28	1.23
83	yF	303	PUB	OD-C4D	2.58	1.28	1.23
84	BG	1001	CYC	C4B-NB	-2.58	1.32	1.38
87	A2	830	CLA	CMB-C2B	-2.58	1.46	1.51
87	C6	515	CLA	CMB-C2B	-2.58	1.46	1.51
87	bL	607	CLA	CMD-C2D	-2.58	1.45	1.50
82	V4	202	PEB	C2C-C3C	2.58	1.45	1.37
87	B6	603	CLA	CMB-C2B	-2.58	1.46	1.51
82	kG	202	PEB	C4A-NA	-2.58	1.31	1.37
87	aL	605	CLA	CMD-C2D	-2.58	1.45	1.50
82	JB	202	PEB	C2A-C1A	-2.58	1.49	1.52
87	CL	511	CLA	CHC-C1C	2.58	1.41	1.35
82	WI	203	PEB	C2A-C1A	-2.58	1.49	1.52
82	YP	502	PEB	OD-C4D	2.58	1.28	1.23
87	K2	101	CLA	CMB-C2B	-2.58	1.46	1.51

Continued on next page...

Continued from previous page...

Mol	Chain	Res	Type	Atoms	Z	Observed(Å)	Ideal(Å)
87	c6	607	CLA	CMB-C2B	-2.58	1.46	1.51
82	QF	203	PEB	CHA-C1B	2.58	1.46	1.40
82	E5	201	PEB	OD-C4D	2.58	1.28	1.23
87	A2	822	CLA	CHC-C1C	2.58	1.41	1.35
82	OG	202	PEB	C2A-C1A	-2.58	1.49	1.52
82	ZE	203	PEB	C4A-NA	-2.58	1.31	1.37
87	B2	824	CLA	CMB-C2B	-2.58	1.46	1.51
82	OE	203	PEB	OD-C4D	2.58	1.28	1.23
82	e4	202	PEB	OD-C4D	2.58	1.28	1.23
82	pF	201	PEB	OD-C4D	2.58	1.28	1.23
87	bL	605	CLA	CMB-C2B	-2.58	1.46	1.51
82	bB	201	PEB	C2A-C1A	-2.58	1.49	1.52
82	CK	201	PEB	OD-C4D	2.58	1.28	1.23
82	NO	1002	PEB	OD-C4D	2.58	1.28	1.23
87	L2	204	CLA	CMB-C2B	-2.58	1.46	1.51
82	DB	203	PEB	OD-C4D	2.58	1.28	1.23
82	qF	201	PEB	OD-C4D	2.58	1.28	1.23
82	lJ	201	PEB	OD-C4D	2.58	1.28	1.23
87	bL	619	CLA	CMB-C2B	-2.58	1.46	1.51
82	D5	202	PEB	OD-C4D	2.57	1.28	1.23
84	KO	1001	CYC	OB-C4B	2.57	1.28	1.23
87	BN	834	CLA	CMD-C2D	-2.57	1.45	1.50
82	Z5	305	PEB	CHA-C1B	2.57	1.46	1.40
87	32	302	CLA	CMB-C2B	-2.57	1.46	1.51
82	HK	202	PEB	OD-C4D	2.57	1.28	1.23
87	bL	622	CLA	C3B-C2B	-2.57	1.36	1.40
87	B2	801	CLA	CMB-C2B	-2.57	1.46	1.51
87	3N	307	CLA	CMB-C2B	-2.57	1.46	1.51
82	KM	201	PEB	OD-C4D	2.57	1.28	1.23
82	W5	201	PEB	C4A-NA	-2.57	1.31	1.37
82	bF	202	PEB	C2A-C1A	-2.57	1.49	1.52
82	rF	202	PEB	C2A-C1A	-2.57	1.49	1.52
82	MJ	201	PEB	C4A-NA	-2.57	1.31	1.37
87	D6	402	CLA	CMB-C2B	-2.57	1.46	1.51
82	AI	201	PEB	OD-C4D	2.57	1.28	1.23
83	yF	303	PUB	OA-C1A	2.57	1.28	1.23
84	j3	1001	CYC	OB-C4B	2.57	1.28	1.23
87	B2	835	CLA	C3B-C2B	-2.57	1.36	1.40
87	7N	607	CLA	C3B-C2B	-2.57	1.36	1.40
82	MP	203	PEB	C2A-C1A	-2.57	1.49	1.52
82	gF	201	PEB	C2A-C1A	-2.57	1.49	1.52
82	IB	202	PEB	OD-C4D	2.57	1.28	1.23

Continued on next page...

Continued from previous page...

Mol	Chain	Res	Type	Atoms	Z	Observed(Å)	Ideal(Å)
82	F5	202	PEB	OD-C4D	2.57	1.28	1.23
82	yC	203	PEB	C4B-C3B	2.57	1.49	1.45
87	B2	814	CLA	CMB-C2B	-2.57	1.46	1.51
82	KA	201	PEB	C2A-C1A	-2.57	1.49	1.52
82	iH	202	PEB	C1B-C2B	2.57	1.51	1.45
84	LH	1001	CYC	C4C-NC	-2.57	1.31	1.37
82	H9	201	PEB	C4B-C3B	2.57	1.49	1.45
87	BN	825	CLA	CMB-C2B	-2.57	1.46	1.51
82	FA	202	PEB	C4B-C3B	2.57	1.49	1.45
84	NE	201	CYC	C4C-NC	-2.57	1.31	1.37
87	8N	302	CLA	CMC-C2C	-2.57	1.45	1.50
82	AK	202	PEB	C2A-C1A	-2.57	1.49	1.52
82	QM	203	PEB	OD-C4D	2.57	1.28	1.23
82	I5	201	PEB	OD-C4D	2.57	1.28	1.23
84	CG	1001	CYC	C1B-C2B	2.57	1.49	1.45
82	C5	201	PEB	C4A-NA	-2.57	1.31	1.37
82	QH	201	PEB	C4B-C3B	2.57	1.49	1.45
87	BN	816	CLA	C4D-ND	-2.57	1.34	1.37
87	BN	814	CLA	CMB-C2B	-2.57	1.46	1.51
82	gJ	202	PEB	C2A-C1A	-2.57	1.49	1.52
82	YA	304	PEB	OD-C4D	2.57	1.28	1.23
82	aM	202	PEB	OD-C4D	2.57	1.28	1.23
82	lO	202	PEB	OD-C4D	2.57	1.28	1.23
87	B2	834	CLA	CMD-C2D	-2.57	1.45	1.50
87	cL	514	CLA	CMD-C2D	-2.57	1.45	1.50
84	W3	1001	CYC	OB-C4B	2.57	1.28	1.23
87	cL	510	CLA	CHC-C1C	2.57	1.41	1.35
87	B2	819	CLA	CMB-C2B	-2.57	1.46	1.51
82	YD	201	PEB	C2A-C1A	-2.57	1.49	1.52
82	ZK	202	PEB	C2A-C1A	-2.57	1.49	1.52
82	IF	203	PEB	C4A-NA	-2.57	1.32	1.37
87	AN	810	CLA	CMB-C2B	-2.57	1.46	1.51
87	AN	813	CLA	CMB-C2B	-2.57	1.46	1.51
87	bL	607	CLA	CHC-C1C	2.57	1.41	1.35
82	WP	201	PEB	OD-C4D	2.57	1.28	1.23
87	82	308	CLA	C3C-C2C	2.57	1.42	1.36
82	VK	202	PEB	OD-C4D	2.57	1.28	1.23
83	yK	303	PUB	OA-C1A	2.57	1.28	1.23
82	JA	201	PEB	C2A-C1A	-2.57	1.49	1.52
82	i4	202	PEB	C2A-C1A	-2.57	1.49	1.52
83	AJ	303	PUB	C3C-C4C	2.57	1.52	1.43
82	MK	203	PEB	OD-C4D	2.57	1.28	1.23

Continued on next page...

Continued from previous page...

Mol	Chain	Res	Type	Atoms	Z	Observed(Å)	Ideal(Å)
83	ND	201	PUB	OD-C4D	2.57	1.28	1.23
103	8N	310	ZEX	C10-C9	-2.57	1.32	1.35
82	EF	201	PEB	OD-C4D	2.57	1.28	1.23
82	ZI	401	PEB	OD-C4D	2.57	1.28	1.23
82	UM	202	PEB	OD-C4D	2.57	1.28	1.23
82	RA	202	PEB	OD-C4D	2.56	1.28	1.23
82	OI	201	PEB	OD-C4D	2.56	1.28	1.23
82	cB	402	PEB	C2A-C1A	-2.56	1.49	1.52
82	NG	201	PEB	OD-C4D	2.56	1.28	1.23
82	QQ	202	PEB	OD-C4D	2.56	1.28	1.23
82	RI	203	PEB	C2C-C3C	2.56	1.45	1.37
82	R4	203	PEB	OD-C4D	2.56	1.28	1.23
83	NQ	201	PUB	OD-C4D	2.56	1.28	1.23
87	B2	826	CLA	CMD-C2D	-2.56	1.45	1.50
82	uC	203	PEB	C2A-C1A	-2.56	1.49	1.52
87	b6	618	CLA	CMB-C2B	-2.56	1.46	1.51
82	g4	203	PEB	C4B-C3B	2.56	1.49	1.45
87	AL	404	CLA	CMB-C2B	-2.56	1.46	1.51
87	BN	820	CLA	CMB-C2B	-2.56	1.46	1.51
82	N4	1002	PEB	OD-C4D	2.56	1.28	1.23
87	C6	518	CLA	CMB-C2B	-2.56	1.46	1.51
82	VD	203	PEB	C2A-C1A	-2.56	1.49	1.52
82	VE	201	PEB	C2A-C1A	-2.56	1.49	1.52
82	MJ	203	PEB	C2A-C1A	-2.56	1.49	1.52
82	FP	202	PEB	C2A-C1A	-2.56	1.49	1.52
87	BN	815	CLA	CMB-C2B	-2.56	1.46	1.51
87	d6	403	CLA	CMB-C2B	-2.56	1.46	1.51
94	aL	601	PL9	C6-C5	2.56	1.48	1.35
82	XD	202	PEB	C4B-C3B	2.56	1.49	1.45
83	BJ	302	PUB	OD-C4D	2.56	1.28	1.23
87	8N	304	CLA	CMB-C2B	-2.56	1.46	1.51
83	wK	304	PUB	OA-C1A	2.56	1.28	1.23
82	BB	203	PEB	C4A-NA	-2.56	1.32	1.37
87	B2	804	CLA	CMD-C2D	-2.56	1.45	1.50
82	KD	202	PEB	OD-C4D	2.56	1.28	1.23
82	M5	305	PEB	OD-C4D	2.56	1.28	1.23
87	c6	609	CLA	CMB-C2B	-2.56	1.46	1.51
82	PK	201	PEB	OD-C4D	2.56	1.28	1.23
82	V5	201	PEB	OD-C4D	2.56	1.28	1.23
87	a6	609	CLA	CMB-C2B	-2.56	1.46	1.51
87	AN	830	CLA	CMB-C2B	-2.56	1.46	1.51
87	B2	813	CLA	CMB-C2B	-2.56	1.46	1.51

Continued on next page...

Continued from previous page...

Mol	Chain	Res	Type	Atoms	Z	Observed(Å)	Ideal(Å)
82	XF	201	PEB	OD-C4D	2.56	1.28	1.23
82	DB	203	PEB	C4A-NA	-2.56	1.32	1.37
87	AN	807	CLA	CMB-C2B	-2.56	1.46	1.51
82	ZJ	201	PEB	OD-C4D	2.56	1.28	1.23
82	C5	201	PEB	OD-C4D	2.56	1.28	1.23
87	2N	301	CLA	MG-ND	-2.56	2.00	2.05
82	MK	202	PEB	C4B-C3B	2.56	1.49	1.45
82	MJ	203	PEB	OD-C4D	2.56	1.28	1.23
82	L5	201	PEB	C4A-NA	-2.56	1.32	1.37
87	BN	835	CLA	C3B-C2B	-2.56	1.36	1.40
87	A2	812	CLA	C3B-C2B	-2.56	1.36	1.40
82	HK	201	PEB	CHA-C1B	2.56	1.46	1.40
87	BN	830	CLA	CMB-C2B	-2.56	1.46	1.51
87	cL	511	CLA	CMB-C2B	-2.56	1.46	1.51
82	LI	201	PEB	OD-C4D	2.56	1.28	1.23
83	wF	304	PUB	OA-C1A	2.56	1.28	1.23
82	i1	201	PEB	C2A-C1A	-2.56	1.49	1.52
82	w8	203	PEB	C2A-C1A	-2.56	1.49	1.52
87	BL	619	CLA	CMB-C2B	-2.56	1.46	1.51
82	dJ	202	PEB	OD-C4D	2.56	1.28	1.23
87	32	303	CLA	C3B-CAB	-2.56	1.42	1.47
82	VD	201	PEB	OD-C4D	2.56	1.28	1.23
82	UH	201	PEB	C2A-C1A	-2.56	1.49	1.52
82	gO	203	PEB	C2A-C1A	-2.56	1.49	1.52
87	B2	830	CLA	CMB-C2B	-2.56	1.46	1.51
87	a6	608	CLA	CMB-C2B	-2.56	1.46	1.51
87	BN	815	CLA	C4D-ND	-2.56	1.34	1.37
82	hB	301	PEB	C4B-C3B	2.56	1.49	1.45
82	R7	202	PEB	OD-C4D	2.56	1.28	1.23
83	Z9	305	PUB	C3B-C2B	2.56	1.45	1.37
87	A2	813	CLA	CMB-C2B	-2.56	1.46	1.51
87	cL	516	CLA	CMB-C2B	-2.56	1.46	1.51
82	U4	201	PEB	C4A-NA	-2.56	1.32	1.37
82	VD	203	PEB	OD-C4D	2.56	1.28	1.23
82	T4	201	PEB	OD-C4D	2.56	1.28	1.23
82	VE	202	PEB	C2A-C1A	-2.56	1.49	1.52
82	cB	401	PEB	C2A-C1A	-2.56	1.49	1.52
82	VF	202	PEB	OD-C4D	2.56	1.28	1.23
82	MJ	201	PEB	OD-C4D	2.56	1.28	1.23
82	O1	203	PEB	OD-C4D	2.56	1.28	1.23
82	Z5	305	PEB	OD-C4D	2.56	1.28	1.23
87	BN	826	CLA	CMD-C2D	-2.56	1.45	1.50

Continued on next page...

Continued from previous page...

Mol	Chain	Res	Type	Atoms	Z	Observed(Å)	Ideal(Å)
82	Y9	201	PEB	C2A-C1A	-2.55	1.49	1.52
82	PA	202	PEB	C1A-NA	-2.55	1.34	1.37
87	AN	832	CLA	CMD-C2D	-2.55	1.45	1.50
82	X7	202	PEB	C2A-C1A	-2.55	1.49	1.52
87	CL	518	CLA	CMB-C2B	-2.55	1.46	1.51
84	HO	1001	CYC	C1B-C2B	2.55	1.49	1.45
87	52	608	CLA	CMD-C2D	-2.55	1.45	1.50
87	CL	507	CLA	CMB-C2B	-2.55	1.46	1.51
82	aK	202	PEB	OD-C4D	2.55	1.28	1.23
87	82	303	CLA	CMB-C2B	-2.55	1.46	1.51
82	KJ	203	PEB	CHA-C1B	2.55	1.46	1.40
82	M5	305	PEB	CHA-C1B	2.55	1.46	1.40
82	DE	1002	PEB	OD-C4D	2.55	1.28	1.23
82	NE	202	PEB	OD-C4D	2.55	1.28	1.23
82	R4	201	PEB	OD-C4D	2.55	1.28	1.23
87	BN	825	CLA	CHC-C1C	2.55	1.41	1.35
84	d3	1001	CYC	OB-C4B	2.55	1.28	1.23
87	62	301	CLA	CMB-C2B	-2.55	1.46	1.51
82	NB	201	PEB	C4A-NA	-2.55	1.32	1.37
84	LH	1001	CYC	C4B-NB	-2.55	1.32	1.38
82	BI	202	PEB	C1A-NA	-2.55	1.34	1.37
82	dM	201	PEB	OD-C4D	2.55	1.28	1.23
84	N4	1001	CYC	C1B-NB	-2.55	1.33	1.37
87	8N	308	CLA	C3C-C2C	2.55	1.42	1.36
82	WI	202	PEB	C4D-ND	2.55	1.38	1.35
82	IM	202	PEB	OD-C4D	2.55	1.28	1.23
82	Y5	201	PEB	OD-C4D	2.55	1.28	1.23
87	3N	304	CLA	C3B-CAB	-2.55	1.42	1.47
82	IJ	201	PEB	OD-C4D	2.55	1.28	1.23
87	A2	828	CLA	CMB-C2B	-2.55	1.46	1.51
82	X7	202	PEB	OD-C4D	2.55	1.28	1.23
82	aJ	201	PEB	OD-C4D	2.55	1.28	1.23
87	AN	812	CLA	C3B-C2B	-2.55	1.36	1.40
82	VO	202	PEB	C2C-C3C	2.55	1.45	1.37
82	h4	201	PEB	OD-C4D	2.55	1.28	1.23
87	LN	206	CLA	CMB-C2B	-2.55	1.46	1.51
87	dL	404	CLA	CMB-C2B	-2.55	1.46	1.51
84	LE	1001	CYC	C4C-NC	-2.55	1.32	1.37
82	UO	201	PEB	CHA-C4A	-2.55	1.31	1.36
87	FN	205	CLA	C3B-C2B	-2.55	1.36	1.40
82	UP	202	PEB	C2A-C1A	-2.55	1.49	1.52
87	LN	204	CLA	CMB-C2B	-2.55	1.46	1.51

Continued on next page...

Continued from previous page...

Mol	Chain	Res	Type	Atoms	Z	Observed(Å)	Ideal(Å)
87	B6	608	CLA	CMB-C2B	-2.55	1.46	1.51
87	B2	824	CLA	CHC-C1C	2.55	1.41	1.35
82	BF	201	PEB	C4D-ND	2.55	1.38	1.35
82	XA	202	PEB	OD-C4D	2.55	1.28	1.23
84	H3	1001	CYC	OB-C4B	2.55	1.28	1.23
82	HA	203	PEB	C2A-C1A	-2.55	1.49	1.52
82	m4	203	PEB	C2A-C1A	-2.55	1.49	1.52
87	BN	829	CLA	CMB-C2B	-2.55	1.46	1.51
82	PA	202	PEB	OD-C4D	2.55	1.28	1.23
82	SE	202	PEB	OD-C4D	2.55	1.28	1.23
84	h3	1001	CYC	OB-C4B	2.55	1.28	1.23
87	8N	304	CLA	CMD-C2D	-2.55	1.45	1.50
82	jK	201	PEB	C1A-NA	-2.55	1.34	1.37
83	yF	302	PUB	OA-C1A	2.55	1.28	1.23
82	GI	201	PEB	C4A-NA	-2.55	1.32	1.37
82	VI	203	PEB	C4A-NA	-2.55	1.32	1.37
82	MF	201	PEB	C2A-C1A	-2.55	1.49	1.52
82	WM	203	PEB	OD-C4D	2.55	1.28	1.23
82	ZK	202	PEB	C4B-C3B	2.55	1.49	1.45
87	2N	308	CLA	C3B-C2B	-2.55	1.36	1.40
87	B2	814	CLA	C4D-ND	-2.55	1.34	1.37
82	KG	201	PEB	OD-C4D	2.54	1.28	1.23
87	b6	617	CLA	CMC-C2C	-2.54	1.45	1.50
82	J7	201	PEB	C2A-C1A	-2.54	1.49	1.52
82	F9	201	PEB	OD-C4D	2.54	1.28	1.23
82	IP	201	PEB	C4A-NA	-2.54	1.32	1.37
87	bL	606	CLA	C3B-C2B	-2.54	1.36	1.40
87	BL	606	CLA	CMC-C2C	-2.54	1.45	1.50
82	H1	1002	PEB	OD-C4D	2.54	1.28	1.23
87	B2	815	CLA	C4D-ND	-2.54	1.34	1.37
82	uF	201	PEB	C1D-ND	2.54	1.49	1.45
82	B7	201	PEB	C2A-C1A	-2.54	1.49	1.52
87	5N	602	CLA	CMB-C2B	-2.54	1.46	1.51
82	Y9	202	PEB	C4B-C3B	2.54	1.49	1.45
82	CF	201	PEB	C2A-C1A	-2.54	1.49	1.52
82	UQ	202	PEB	C2A-C1A	-2.54	1.49	1.52
87	6N	608	CLA	CHC-C1C	2.54	1.41	1.35
84	EE	1001	CYC	C4C-NC	-2.54	1.32	1.37
84	HG	1001	CYC	C4C-NC	-2.54	1.32	1.37
87	LN	202	CLA	CMB-C2B	-2.54	1.46	1.51
82	Y7	301	PEB	OD-C4D	2.54	1.28	1.23
84	w3	1001	CYC	OB-C4B	2.54	1.28	1.23

Continued on next page...

Continued from previous page...

Mol	Chain	Res	Type	Atoms	Z	Observed(Å)	Ideal(Å)
82	BA	202	PEB	OD-C4D	2.54	1.28	1.23
82	NB	202	PEB	OD-C4D	2.54	1.28	1.23
82	B7	202	PEB	OD-C4D	2.54	1.28	1.23
82	P7	202	PEB	OD-C4D	2.54	1.28	1.23
82	OG	203	PEB	OD-C4D	2.54	1.28	1.23
82	Y7	303	PEB	OD-C4D	2.54	1.28	1.23
87	B2	825	CLA	CMD-C2D	-2.54	1.45	1.50
84	HH	1001	CYC	C4C-NC	-2.54	1.32	1.37
87	3N	311	CLA	CMB-C2B	-2.54	1.46	1.51
82	DF	202	PEB	OD-C4D	2.54	1.28	1.23
82	TO	201	PEB	OD-C4D	2.54	1.28	1.23
82	hM	203	PEB	OD-C4D	2.54	1.28	1.23
87	bL	622	CLA	CMD-C2D	-2.54	1.45	1.50
82	FQ	203	PEB	OD-C4D	2.54	1.28	1.23
84	S3	1001	CYC	OB-C4B	2.54	1.28	1.23
87	A2	801	CLA	CMB-C2B	-2.54	1.46	1.51
82	YJ	201	PEB	OD-C4D	2.54	1.28	1.23
82	VQ	203	PEB	OD-C4D	2.54	1.28	1.23
82	GF	201	PEB	CHA-C1B	2.54	1.46	1.40
82	ZB	202	PEB	C2A-C1A	-2.54	1.49	1.52
82	U1	201	PEB	C2A-C1A	-2.54	1.49	1.52
82	fE	202	PEB	C2A-C1A	-2.54	1.49	1.52
82	SG	203	PEB	OD-C4D	2.54	1.28	1.23
83	M5	302	PUB	OD-C4D	2.54	1.28	1.23
87	C6	510	CLA	CMB-C2B	-2.54	1.46	1.51
82	KP	201	PEB	OD-C4D	2.54	1.28	1.23
82	VQ	201	PEB	OD-C4D	2.54	1.28	1.23
87	AN	828	CLA	CMB-C2B	-2.54	1.46	1.51
87	L2	202	CLA	CMB-C2B	-2.54	1.46	1.51
82	OF	201	PEB	C4B-C3B	2.54	1.49	1.45
82	D7	201	PEB	C4B-C3B	2.54	1.49	1.45
87	A2	832	CLA	CMD-C2D	-2.54	1.45	1.50
82	T7	202	PEB	C4B-NB	-2.54	1.33	1.38
82	SO	201	PEB	OD-C4D	2.54	1.28	1.23
82	aO	201	PEB	OD-C4D	2.54	1.28	1.23
87	CL	515	CLA	CMB-C2B	-2.54	1.46	1.51
87	BL	605	CLA	CMD-C2D	-2.54	1.45	1.50
82	GK	203	PEB	C4B-C3B	2.54	1.49	1.45
82	TA	201	PEB	C4A-NA	-2.54	1.32	1.37
87	B2	811	CLA	CMB-C2B	-2.54	1.46	1.51
82	FJ	202	PEB	C4A-NA	-2.54	1.32	1.37
82	OG	203	PEB	C2A-C1A	-2.54	1.49	1.52

Continued on next page...

Continued from previous page...

Mol	Chain	Res	Type	Atoms	Z	Observed(Å)	Ideal(Å)
82	ZG	203	PEB	C4A-NA	-2.54	1.32	1.37
82	lJ	202	PEB	C4A-NA	-2.54	1.32	1.37
87	22	610	CLA	CMB-C2B	-2.54	1.46	1.51
87	B2	821	CLA	CMB-C2B	-2.54	1.46	1.51
87	A6	403	CLA	CMB-C2B	-2.54	1.46	1.51
87	d6	406	CLA	CMB-C2B	-2.54	1.46	1.51
82	KQ	202	PEB	OD-C4D	2.54	1.28	1.23
87	H6	102	CLA	CMB-C2B	-2.54	1.46	1.51
82	fK	202	PEB	C2A-C1A	-2.54	1.49	1.52
82	QK	203	PEB	C2C-C3C	2.54	1.45	1.37
82	EQ	201	PEB	OD-C4D	2.54	1.28	1.23
87	8N	306	CLA	CMB-C2B	-2.53	1.46	1.51
82	NQ	204	PEB	OD-C4D	2.53	1.28	1.23
82	B5	202	PEB	OD-C4D	2.53	1.28	1.23
84	I3	1001	CYC	OB-C4B	2.53	1.28	1.23
87	22	605	CLA	MG-ND	-2.53	2.00	2.05
87	J2	101	CLA	CMB-C2B	-2.53	1.46	1.51
84	Q3	1001	CYC	OB-C4B	2.53	1.28	1.23
87	dL	402	CLA	CMD-C2D	-2.53	1.45	1.50
82	qC	203	PEB	C4B-C3B	2.53	1.49	1.45
82	XF	202	PEB	OD-C4D	2.53	1.28	1.23
82	SG	201	PEB	OD-C4D	2.53	1.28	1.23
82	CK	201	PEB	C2A-C1A	-2.53	1.49	1.52
82	dJ	202	PEB	C2A-C1A	-2.53	1.49	1.52
82	P5	201	PEB	C4A-NA	-2.53	1.32	1.37
82	aB	201	PEB	C4A-NA	-2.53	1.32	1.37
82	XK	202	PEB	OD-C4D	2.53	1.28	1.23
82	GF	203	PEB	C4B-C3B	2.53	1.49	1.45
82	LA	202	PEB	C1A-NA	-2.53	1.34	1.37
82	NA	202	PEB	C1A-NA	-2.53	1.34	1.37
87	82	301	CLA	CMC-C2C	-2.53	1.45	1.50
82	DD	201	PEB	OD-C4D	2.53	1.28	1.23
82	hJ	202	PEB	OD-C4D	2.53	1.28	1.23
82	jJ	203	PEB	OD-C4D	2.53	1.28	1.23
84	O3	1001	CYC	OB-C4B	2.53	1.28	1.23
82	WI	202	PEB	C4B-NB	-2.53	1.33	1.38
82	G5	201	PEB	C4A-NA	-2.53	1.32	1.37
82	M5	305	PEB	C4A-NA	-2.53	1.32	1.37
82	lK	201	PEB	C4B-C3B	2.53	1.49	1.45
87	52	609	CLA	CMB-C2B	-2.53	1.46	1.51
82	DQ	201	PEB	OD-C4D	2.53	1.28	1.23
82	QO	201	PEB	C4A-NA	-2.53	1.32	1.37

Continued on next page...

Continued from previous page...

Mol	Chain	Res	Type	Atoms	Z	Observed(Å)	Ideal(Å)
87	bL	617	CLA	CMD-C2D	-2.53	1.45	1.50
82	cF	203	PEB	OD-C4D	2.53	1.28	1.23
82	i1	202	PEB	C1B-C2B	2.53	1.51	1.45
82	GK	201	PEB	CHA-C1B	2.53	1.46	1.40
82	Y5	201	PEB	C2A-C1A	-2.53	1.49	1.52
84	BG	1002	CYC	C4C-NC	-2.53	1.32	1.37
82	kF	201	PEB	C1B-C2B	2.53	1.51	1.45
84	y3	1001	CYC	OB-C4B	2.53	1.28	1.23
87	42	602	CLA	CMB-C2B	-2.53	1.46	1.51
87	A2	841	CLA	C3B-C2B	-2.53	1.36	1.40
87	8N	305	CLA	CMB-C2B	-2.53	1.46	1.51
87	A2	831	CLA	MG-ND	-2.53	2.00	2.05
82	NJ	202	PEB	C4A-NA	-2.53	1.32	1.37
82	DA	201	PEB	C4B-C3B	2.53	1.49	1.45
87	bL	606	CLA	C4B-CHC	-2.53	1.34	1.41
84	BE	1002	CYC	C4C-NC	-2.53	1.32	1.37
82	QB	201	PEB	C2A-C1A	-2.53	1.49	1.52
82	CF	201	PEB	OD-C4D	2.53	1.28	1.23
84	73	1002	CYC	OB-C4B	2.53	1.28	1.23
87	B6	604	CLA	CMB-C2B	-2.53	1.46	1.51
82	TP	202	PEB	C2A-C1A	-2.53	1.49	1.52
82	kK	201	PEB	C1B-C2B	2.52	1.51	1.45
82	QD	202	PEB	OD-C4D	2.52	1.28	1.23
84	GO	1001	CYC	OB-C4B	2.52	1.28	1.23
84	o3	1001	CYC	OB-C4B	2.52	1.28	1.23
82	I5	201	PEB	C4A-NA	-2.52	1.32	1.37
84	L4	1001	CYC	C4C-NC	-2.52	1.32	1.37
82	i4	203	PEB	C4B-C3B	2.52	1.49	1.45
87	BN	818	CLA	CMB-C2B	-2.52	1.46	1.51
82	Z5	304	PEB	OD-C4D	2.52	1.28	1.23
82	V7	201	PEB	C4A-NA	-2.52	1.32	1.37
82	MD	201	PEB	OD-C4D	2.52	1.28	1.23
82	kK	203	PEB	C4A-NA	-2.52	1.32	1.37
82	DQ	203	PEB	CHA-C1B	2.52	1.46	1.40
82	WE	201	PEB	C4A-NA	-2.52	1.32	1.37
87	CL	506	CLA	CAC-C3C	-2.52	1.44	1.51
82	Y4	202	PEB	OD-C4D	2.52	1.28	1.23
84	B3	1001	CYC	OB-C4B	2.52	1.28	1.23
87	62	309	CLA	CHC-C1C	2.52	1.41	1.35
84	E4	1001	CYC	C4C-NC	-2.52	1.32	1.37
87	AN	802	CLA	CMB-C2B	-2.52	1.46	1.51
87	5N	609	CLA	CMB-C2B	-2.52	1.46	1.51

Continued on next page...

Continued from previous page...

Mol	Chain	Res	Type	Atoms	Z	Observed(Å)	Ideal(Å)
82	YQ	201	PEB	C2A-C1A	-2.52	1.49	1.52
82	hJ	202	PEB	C2A-C1A	-2.52	1.49	1.52
82	K5	201	PEB	C4A-NA	-2.52	1.32	1.37
82	N5	201	PEB	C4A-NA	-2.52	1.32	1.37
84	f3	1001	CYC	OB-C4B	2.52	1.28	1.23
82	S5	201	PEB	C4A-NA	-2.52	1.32	1.37
82	JA	202	PEB	OD-C4D	2.52	1.28	1.23
82	RF	201	PEB	OD-C4D	2.52	1.28	1.23
82	XK	201	PEB	OD-C4D	2.52	1.28	1.23
87	AN	827	CLA	CMD-C2D	-2.52	1.45	1.50
87	22	603	CLA	CMB-C2B	-2.52	1.46	1.51
87	4N	610	CLA	CMB-C2B	-2.52	1.46	1.51
82	ED	202	PEB	C2A-C1A	-2.52	1.49	1.52
82	XK	202	PEB	C2A-C1A	-2.52	1.49	1.52
82	X9	202	PEB	C4B-C3B	2.52	1.49	1.45
82	OJ	203	PEB	OD-C4D	2.52	1.28	1.23
82	A5	201	PEB	C4A-NA	-2.52	1.32	1.37
82	E5	201	PEB	C4A-NA	-2.52	1.32	1.37
87	82	304	CLA	CMB-C2B	-2.52	1.46	1.51
87	L2	206	CLA	CMB-C2B	-2.52	1.46	1.51
82	WJ	203	PEB	OD-C4D	2.52	1.28	1.23
84	NO	1001	CYC	OB-C4B	2.52	1.28	1.23
84	N4	1001	CYC	OB-C4B	2.52	1.28	1.23
87	A2	829	CLA	CMC-C2C	-2.52	1.45	1.50
87	6N	609	CLA	CMD-C2D	-2.52	1.45	1.50
87	BL	603	CLA	MG-ND	-2.52	2.00	2.05
82	jH	203	PEB	C4B-C3B	2.52	1.49	1.45
82	GI	201	PEB	CHA-C1B	2.52	1.46	1.40
87	AN	831	CLA	MG-ND	-2.52	2.00	2.05
82	ZJ	201	PEB	C4A-NA	-2.52	1.32	1.37
82	V9	202	PEB	C4B-C3B	2.52	1.49	1.45
87	5N	608	CLA	CMD-C2D	-2.52	1.45	1.50
82	J9	203	PEB	C2A-C1A	-2.52	1.49	1.52
87	FN	205	CLA	C4D-ND	-2.52	1.34	1.37
87	BN	812	CLA	CMB-C2B	-2.52	1.46	1.51
82	HB	201	PEB	OD-C4D	2.52	1.28	1.23
84	k3	1001	CYC	OB-C4B	2.52	1.28	1.23
82	F9	202	PEB	C4B-C3B	2.52	1.49	1.45
82	HD	202	PEB	C1B-C2B	2.52	1.51	1.45
82	HQ	202	PEB	C1B-C2B	2.52	1.51	1.45
82	EP	203	PEB	OD-C4D	2.52	1.28	1.23
82	VG	201	PEB	C2A-C1A	-2.52	1.49	1.52

Continued on next page...

Continued from previous page...

Mol	Chain	Res	Type	Atoms	Z	Observed(Å)	Ideal(Å)
87	72	604	CLA	CMB-C2B	-2.52	1.46	1.51
87	AN	841	CLA	C3B-C2B	-2.52	1.36	1.40
82	N9	202	PEB	C4B-C3B	2.52	1.49	1.45
82	ND	204	PEB	OD-C4D	2.52	1.28	1.23
84	M3	1001	CYC	OB-C4B	2.52	1.28	1.23
87	1N	609	CLA	CMB-C2B	-2.52	1.46	1.51
87	BL	605	CLA	C3B-CAB	-2.52	1.42	1.47
82	OJ	201	PEB	OD-C4D	2.52	1.28	1.23
87	42	607	CLA	CMC-C2C	-2.52	1.45	1.50
87	CL	513	CLA	CMB-C2B	-2.52	1.46	1.51
82	X5	201	PEB	C4A-NA	-2.52	1.32	1.37
84	D3	1001	CYC	OB-C4B	2.52	1.28	1.23
87	12	609	CLA	CMB-C2B	-2.52	1.46	1.51
84	F3	1001	CYC	OB-C4B	2.52	1.28	1.23
82	SH	201	PEB	C4A-NA	-2.52	1.32	1.37
82	IK	203	PEB	C4A-NA	-2.52	1.32	1.37
82	O5	201	PEB	C4A-NA	-2.52	1.32	1.37
84	CO	1001	CYC	C4C-NC	-2.52	1.32	1.37
82	FA	203	PEB	C2A-C1A	-2.52	1.49	1.52
82	QM	202	PEB	C2A-C1A	-2.52	1.49	1.52
82	kH	201	PEB	C4B-C3B	2.52	1.49	1.45
87	FN	203	CLA	CMB-C2B	-2.51	1.46	1.51
82	c1	202	PEB	C1B-C2B	2.51	1.51	1.45
82	dB	202	PEB	C2A-C1A	-2.51	1.49	1.52
87	A2	826	CLA	CMB-C2B	-2.51	1.46	1.51
82	kE	202	PEB	C4A-NA	-2.51	1.32	1.37
84	DE	1001	CYC	C1B-NB	-2.51	1.33	1.37
87	DL	404	CLA	CMB-C2B	-2.51	1.46	1.51
87	c6	616	CLA	CMB-C2B	-2.51	1.46	1.51
82	S1	201	PEB	C4A-NA	-2.51	1.32	1.37
84	NH	1001	CYC	C1B-C2B	2.51	1.49	1.45
82	KJ	202	PEB	OD-C4D	2.51	1.28	1.23
84	L1	1001	CYC	OB-C4B	2.51	1.28	1.23
84	u3	1001	CYC	OB-C4B	2.51	1.28	1.23
82	U5	201	PEB	C2A-C1A	-2.51	1.49	1.52
82	W9	201	PEB	C4A-NA	-2.51	1.32	1.37
82	UB	302	PEB	C1D-ND	2.51	1.49	1.45
82	KJ	203	PEB	OD-C4D	2.51	1.28	1.23
82	WG	201	PEB	C4A-NA	-2.51	1.32	1.37
84	N4	1001	CYC	C4B-NB	-2.51	1.32	1.38
82	S4	202	PEB	C1D-ND	2.51	1.49	1.45
82	GB	201	PEB	C4A-NA	-2.51	1.32	1.37

Continued on next page...

Continued from previous page...

Mol	Chain	Res	Type	Atoms	Z	Observed(Å)	Ideal(Å)
82	MB	201	PEB	C4A-NA	-2.51	1.32	1.37
82	UQ	201	PEB	C2A-C1A	-2.51	1.49	1.52
82	S4	201	PEB	OD-C4D	2.51	1.28	1.23
87	2N	306	CLA	CMB-C2B	-2.51	1.46	1.51
82	T5	201	PEB	C4A-NA	-2.51	1.32	1.37
84	I1	1001	CYC	C4C-NC	-2.51	1.32	1.37
82	P7	202	PEB	C1A-NA	-2.51	1.34	1.37
82	JF	201	PEB	OD-C4D	2.51	1.28	1.23
82	sK	203	PEB	C4B-NB	-2.51	1.33	1.38
87	CL	503	CLA	CMD-C2D	-2.51	1.45	1.50
87	A2	827	CLA	CMD-C2D	-2.51	1.45	1.50
87	72	607	CLA	C3B-C2B	-2.51	1.36	1.40
84	n3	1001	CYC	OB-C4B	2.51	1.28	1.23
84	HE	1001	CYC	C1B-NB	-2.51	1.33	1.37
82	T9	202	PEB	C4B-C3B	2.51	1.49	1.45
82	UE	202	PEB	OD-C4D	2.51	1.28	1.23
82	R5	201	PEB	C4A-NA	-2.51	1.32	1.37
82	eA	301	PEB	C2A-C1A	-2.51	1.49	1.52
82	HJ	201	PEB	OD-C4D	2.51	1.28	1.23
84	q3	1001	CYC	OB-C4B	2.51	1.28	1.23
87	52	611	CLA	CMB-C2B	-2.51	1.46	1.51
84	N4	1001	CYC	C1B-C2B	2.51	1.49	1.45
87	7N	606	CLA	CMB-C2B	-2.51	1.46	1.51
84	J1	1001	CYC	C4A-C3A	2.51	1.51	1.45
87	42	610	CLA	CMB-C2B	-2.51	1.46	1.51
82	V4	201	PEB	OD-C4D	2.51	1.28	1.23
82	T7	203	PEB	OD-C4D	2.51	1.28	1.23
84	73	1001	CYC	OB-C4B	2.51	1.28	1.23
82	U4	201	PEB	CHA-C4A	-2.51	1.31	1.36
87	CL	514	CLA	CMB-C2B	-2.51	1.46	1.51
82	KJ	203	PEB	C4A-NA	-2.51	1.32	1.37
82	HM	201	PEB	OD-C4D	2.51	1.28	1.23
84	U3	1001	CYC	OB-C4B	2.51	1.28	1.23
82	hO	201	PEB	CHA-C4A	-2.51	1.31	1.36
82	VG	202	PEB	C2A-C1A	-2.51	1.49	1.52
96	FL	102	HEM	C4B-NB	-2.51	1.33	1.38
82	WJ	201	PEB	C4A-NA	-2.51	1.32	1.37
87	R2	203	CLA	CMB-C2B	-2.51	1.46	1.51
84	IG	1001	CYC	C4B-NB	-2.51	1.32	1.38
82	KB	301	PEB	OD-C4D	2.51	1.28	1.23
82	P1	201	PEB	OD-C4D	2.51	1.28	1.23
82	L5	202	PEB	C4B-C3B	2.51	1.49	1.45

Continued on next page...

Continued from previous page...

Mol	Chain	Res	Type	Atoms	Z	Observed(Å)	Ideal(Å)
82	AD	303	PEB	C2A-C1A	-2.51	1.49	1.52
82	dO	201	PEB	C2A-C1A	-2.51	1.49	1.52
82	hH	201	PEB	C4A-NA	-2.51	1.32	1.37
87	52	610	CLA	CMB-C2B	-2.51	1.46	1.51
82	B5	201	PEB	C4A-NA	-2.51	1.32	1.37
82	XA	203	PEB	C2A-C1A	-2.51	1.49	1.52
82	J9	202	PEB	C2A-C1A	-2.51	1.49	1.52
82	R9	202	PEB	C4B-C3B	2.51	1.49	1.45
87	bL	607	CLA	CMC-C2C	-2.51	1.45	1.50
84	BE	1001	CYC	C4B-NB	-2.50	1.32	1.38
82	j4	203	PEB	C4B-C3B	2.50	1.49	1.45
82	J4	1002	PEB	OD-C4D	2.50	1.28	1.23
82	gF	203	PEB	OD-C4D	2.50	1.28	1.23
82	GK	202	PEB	OA-C1A	2.50	1.28	1.23
82	f1	201	PEB	C4B-C3B	2.50	1.49	1.45
82	SB	202	PEB	C4A-NA	-2.50	1.32	1.37
82	PH	201	PEB	OD-C4D	2.50	1.28	1.23
82	QF	203	PEB	C2C-C3C	2.50	1.45	1.37
87	42	603	CLA	CMB-C2B	-2.50	1.46	1.51
87	82	305	CLA	CMB-C2B	-2.50	1.46	1.51
82	TI	201	PEB	C4B-NB	-2.50	1.33	1.38
87	62	304	CLA	CMB-C2B	-2.50	1.46	1.51
87	c6	610	CLA	CMB-C2B	-2.50	1.46	1.51
82	XD	202	PEB	C2A-C1A	-2.50	1.49	1.52
82	CM	201	PEB	C4A-NA	-2.50	1.32	1.37
87	4N	602	CLA	CMB-C2B	-2.50	1.46	1.51
87	4N	603	CLA	CMB-C2B	-2.50	1.46	1.51
82	SP	202	PEB	OD-C4D	2.50	1.28	1.23
87	62	302	CLA	CMB-C2B	-2.50	1.46	1.51
83	yK	302	PUB	OA-C1A	2.50	1.28	1.23
82	TB	202	PEB	C2A-C1A	-2.50	1.49	1.52
82	WB	401	PEB	C2A-C1A	-2.50	1.49	1.52
82	U5	203	PEB	C2A-C1A	-2.50	1.49	1.52
82	lF	203	PEB	C2A-C1A	-2.50	1.49	1.52
87	52	604	CLA	CMB-C2B	-2.50	1.46	1.51
87	A2	831	CLA	CHC-C1C	2.50	1.41	1.35
84	IG	1001	CYC	OB-C4B	2.50	1.28	1.23
87	5N	611	CLA	CMB-C2B	-2.50	1.46	1.51
87	4N	607	CLA	CMC-C2C	-2.50	1.45	1.50
82	dO	201	PEB	OD-C4D	2.50	1.28	1.23
87	12	608	CLA	C4D-ND	-2.50	1.34	1.37
82	vC	201	PEB	C2A-C1A	-2.50	1.49	1.52

Continued on next page...

Continued from previous page...

Mol	Chain	Res	Type	Atoms	Z	Observed(Å)	Ideal(Å)
82	ZF	202	PEB	C4B-C3B	2.50	1.49	1.45
82	eK	201	PEB	C4B-C3B	2.50	1.49	1.45
82	UG	202	PEB	OD-C4D	2.50	1.28	1.23
84	EH	1001	CYC	C4B-NB	-2.50	1.32	1.38
87	C6	519	CLA	CMB-C2B	-2.50	1.46	1.51
82	VO	201	PEB	OD-C4D	2.50	1.28	1.23
82	X7	203	PEB	C2A-C1A	-2.50	1.49	1.52
82	L9	203	PEB	C2A-C1A	-2.50	1.49	1.52
82	kO	202	PEB	C4B-C3B	2.50	1.49	1.45
82	O5	202	PEB	OD-C4D	2.50	1.28	1.23
87	72	605	CLA	CMB-C2B	-2.50	1.46	1.51
82	T7	201	PEB	C4A-NA	-2.50	1.32	1.37
87	52	602	CLA	CMB-C2B	-2.50	1.46	1.51
82	V5	201	PEB	C4A-NA	-2.50	1.32	1.37
82	E9	202	PEB	C4B-C3B	2.50	1.49	1.45
82	fH	201	PEB	C4B-C3B	2.50	1.49	1.45
94	DL	401	PL9	O1-C4	2.50	1.28	1.23
94	a6	601	PL9	C6-C5	2.50	1.48	1.35
82	ED	201	PEB	OD-C4D	2.50	1.28	1.23
84	H4	1001	CYC	OB-C4B	2.50	1.28	1.23
91	A6	407	PHO	CBD-CGD	-2.50	1.49	1.52
82	ND	202	PEB	C2A-C1A	-2.50	1.49	1.52
82	UJ	201	PEB	OD-C4D	2.50	1.28	1.23
82	DD	203	PEB	CHA-C1B	2.50	1.46	1.40
103	8N	310	ZEX	C22-C23	-2.50	1.49	1.53
87	AN	851	CLA	CMD-C2D	-2.50	1.45	1.50
87	7N	602	CLA	CMB-C2B	-2.50	1.46	1.51
87	AN	827	CLA	C1D-ND	2.50	1.40	1.37
94	DL	401	PL9	C6-C5	2.50	1.48	1.35
82	bF	201	PEB	C2A-C1A	-2.50	1.49	1.52
82	qK	203	PEB	C2A-C1A	-2.50	1.49	1.52
82	Z5	305	PEB	C4A-NA	-2.49	1.32	1.37
87	1N	606	CLA	CMB-C2B	-2.49	1.46	1.51
87	5N	604	CLA	CMB-C2B	-2.49	1.46	1.51
84	M4	1001	CYC	OB-C4B	2.49	1.28	1.23
87	bL	618	CLA	CMB-C2B	-2.49	1.46	1.51
82	Q5	203	PEB	C2A-C1A	-2.49	1.49	1.52
82	C7	201	PEB	OD-C4D	2.49	1.28	1.23
82	cF	203	PEB	C1B-C2B	2.49	1.51	1.45
87	52	601	CLA	CMB-C2B	-2.49	1.46	1.51
82	TA	202	PEB	C2C-C3C	2.49	1.45	1.37
82	aB	202	PEB	C4A-NA	-2.49	1.32	1.37

Continued on next page...

Continued from previous page...

Mol	Chain	Res	Type	Atoms	Z	Observed(Å)	Ideal(Å)
87	H6	103	CLA	CMB-C2B	-2.49	1.46	1.51
87	7N	604	CLA	CMB-C2B	-2.49	1.46	1.51
82	FQ	203	PEB	C4B-C3B	2.49	1.49	1.45
82	HF	201	PEB	C2A-C1A	-2.49	1.49	1.52
82	LF	202	PEB	OD-C4D	2.49	1.28	1.23
87	22	608	CLA	C3B-C2B	-2.49	1.36	1.40
82	hK	202	PEB	C4B-C3B	2.49	1.49	1.45
82	W4	201	PEB	C4A-NA	-2.49	1.32	1.37
82	jF	201	PEB	C1A-NA	-2.49	1.34	1.37
82	s8	201	PEB	C1B-C2B	2.49	1.51	1.45
82	QP	201	PEB	C4A-NA	-2.49	1.32	1.37
82	C9	202	PEB	C4B-C3B	2.49	1.49	1.45
82	JO	1002	PEB	OD-C4D	2.49	1.28	1.23
87	32	311	CLA	CMB-C2B	-2.49	1.46	1.51
82	Q4	201	PEB	C4A-NA	-2.49	1.32	1.37
82	F5	201	PEB	C4A-NA	-2.49	1.32	1.37
82	OP	201	PEB	C2A-C1A	-2.49	1.49	1.52
87	AN	826	CLA	CMB-C2B	-2.49	1.46	1.51
82	SE	201	PEB	OD-C4D	2.49	1.28	1.23
82	HF	201	PEB	C4B-NB	-2.49	1.33	1.38
82	HK	201	PEB	OD-C4D	2.49	1.28	1.23
91	dL	403	PHO	CBD-CGD	-2.49	1.49	1.52
87	6N	602	CLA	CMB-C2B	-2.49	1.46	1.51
82	Z9	301	PEB	C4A-NA	-2.49	1.32	1.37
87	JN	101	CLA	CMB-C2B	-2.49	1.46	1.51
87	cL	514	CLA	CMB-C2B	-2.49	1.46	1.51
87	2N	310	CLA	CMB-C2B	-2.49	1.46	1.51
82	tK	203	PEB	C1D-ND	2.49	1.49	1.45
82	WO	201	PEB	C4A-NA	-2.49	1.32	1.37
82	FD	203	PEB	OD-C4D	2.49	1.28	1.23
82	TQ	202	PEB	OD-C4D	2.49	1.28	1.23
87	A2	817	CLA	CMB-C2B	-2.49	1.46	1.51
82	P4	202	PEB	C2A-C1A	-2.49	1.49	1.52
82	OP	202	PEB	OD-C4D	2.49	1.28	1.23
84	J4	1001	CYC	OB-C4B	2.49	1.28	1.23
87	RN	203	CLA	CMB-C2B	-2.49	1.46	1.51
84	63	901	CYC	C1B-C2B	2.49	1.49	1.45
82	EB	501	PEB	C2A-C1A	-2.49	1.49	1.52
82	aE	202	PEB	C2A-C1A	-2.49	1.49	1.52
82	gO	201	PEB	C2A-C1A	-2.49	1.49	1.52
84	NO	1001	CYC	C4B-NB	-2.49	1.32	1.38
87	72	602	CLA	CMB-C2B	-2.49	1.46	1.51

Continued on next page...

Continued from previous page...

Mol	Chain	Res	Type	Atoms	Z	Observed(Å)	Ideal(Å)
87	A2	806	CLA	CMB-C2B	-2.49	1.46	1.51
87	6N	613	CLA	CMB-C2B	-2.49	1.46	1.51
82	LK	201	PEB	C4B-C3B	2.49	1.49	1.45
87	A2	851	CLA	CMD-C2D	-2.49	1.45	1.50
82	GI	201	PEB	C4B-NB	-2.49	1.33	1.38
87	c6	608	CLA	CMB-C2B	-2.49	1.46	1.51
82	k1	201	PEB	OD-C4D	2.49	1.28	1.23
87	O2	203	CLA	C3B-C2B	-2.49	1.36	1.40
82	SK	201	PEB	C2A-C1A	-2.49	1.49	1.52
82	AQ	304	PEB	C2A-C1A	-2.49	1.49	1.52
87	B2	829	CLA	CMB-C2B	-2.49	1.46	1.51
82	WB	402	PEB	OD-C4D	2.49	1.28	1.23
94	DL	401	PL9	C2-C1	-2.49	1.38	1.44
82	sF	203	PEB	C4B-NB	-2.49	1.33	1.38
87	72	610	CLA	CMB-C2B	-2.49	1.46	1.51
87	4N	606	CLA	CMB-C2B	-2.49	1.46	1.51
82	v8	202	PEB	C4B-C3B	2.49	1.49	1.45
82	JB	202	PEB	OD-C4D	2.48	1.28	1.23
82	RK	201	PEB	OD-C4D	2.48	1.28	1.23
84	G4	1001	CYC	OB-C4B	2.48	1.28	1.23
82	HO	1002	PEB	OD-C4D	2.48	1.28	1.23
87	5N	601	CLA	CMB-C2B	-2.48	1.46	1.51
87	A2	821	CLA	C3B-C2B	-2.48	1.36	1.40
82	l4	202	PEB	OD-C4D	2.48	1.28	1.23
84	L3	1001	CYC	OB-C4B	2.48	1.28	1.23
87	AN	811	CLA	C3B-CAB	-2.48	1.42	1.47
87	5N	605	CLA	CMB-C2B	-2.48	1.46	1.51
82	M5	304	PEB	OD-C4D	2.48	1.28	1.23
82	F7	202	PEB	C4B-C3B	2.48	1.49	1.45
82	d4	201	PEB	OD-C4D	2.48	1.28	1.23
82	Q7	201	PEB	C2A-C1A	-2.48	1.49	1.52
87	22	606	CLA	CMB-C2B	-2.48	1.46	1.51
87	42	606	CLA	CMB-C2B	-2.48	1.46	1.51
87	nL	101	CLA	CMB-C2B	-2.48	1.46	1.51
87	2N	304	CLA	CMB-C2B	-2.48	1.46	1.51
82	MQ	201	PEB	OD-C4D	2.48	1.28	1.23
87	62	308	CLA	CMB-C2B	-2.48	1.46	1.51
87	4N	605	CLA	CMB-C2B	-2.48	1.46	1.51
83	Z5	302	PUB	C4C-NC	2.48	1.39	1.35
87	32	312	CLA	CMB-C2B	-2.48	1.46	1.51
82	TO	202	PEB	C2A-C1A	-2.48	1.49	1.52
82	T4	202	PEB	C2A-C1A	-2.48	1.49	1.52

Continued on next page...

Continued from previous page...

Mol	Chain	Res	Type	Atoms	Z	Observed(Å)	Ideal(Å)
87	B2	801	CLA	CHC-C1C	2.48	1.41	1.35
82	HI	201	PEB	OD-C4D	2.48	1.28	1.23
84	EG	1001	CYC	OB-C4B	2.48	1.28	1.23
84	FG	1001	CYC	OB-C4B	2.48	1.28	1.23
84	63	901	CYC	OB-C4B	2.48	1.28	1.23
82	k1	201	PEB	C4B-C3B	2.48	1.49	1.45
82	fB	301	PEB	C4B-C3B	2.48	1.49	1.45
82	GJ	203	PEB	C4A-NA	-2.48	1.32	1.37
87	c6	606	CLA	CMB-C2B	-2.48	1.46	1.51
82	CD	201	PEB	C4A-NA	-2.48	1.32	1.37
82	q8	203	PEB	C4B-C3B	2.48	1.49	1.45
87	c6	613	CLA	CMB-C2B	-2.48	1.46	1.51
87	7N	605	CLA	CMB-C2B	-2.48	1.46	1.51
82	QK	203	PEB	C4B-C3B	2.48	1.49	1.45
82	J9	202	PEB	C4B-C3B	2.48	1.49	1.45
87	6N	601	CLA	CMB-C2B	-2.48	1.46	1.51
82	BB	201	PEB	C4A-NA	-2.48	1.32	1.37
82	LI	202	PEB	C4A-NA	-2.48	1.32	1.37
94	d6	408	PL9	C6-C5	2.48	1.48	1.35
82	UE	202	PEB	C4A-NA	-2.48	1.32	1.37
82	LJ	202	PEB	C4A-NA	-2.48	1.32	1.37
87	BN	836	CLA	CMB-C2B	-2.48	1.46	1.51
87	F2	205	CLA	C3B-C2B	-2.48	1.36	1.40
87	O2	202	CLA	C3B-C2B	-2.48	1.36	1.40
82	rK	201	PEB	C1A-NA	-2.48	1.34	1.37
82	NA	203	PEB	OD-C4D	2.48	1.28	1.23
82	MM	202	PEB	OD-C4D	2.48	1.28	1.23
82	Z4	202	PEB	OD-C4D	2.48	1.28	1.23
87	22	612	CLA	CMB-C2B	-2.48	1.46	1.51
87	3N	312	CLA	CMB-C2B	-2.48	1.46	1.51
82	MQ	201	PEB	C4A-NA	-2.48	1.32	1.37
82	R7	202	PEB	CHA-C1B	2.48	1.46	1.40
82	bE	201	PEB	C4A-NA	-2.48	1.32	1.37
84	CH	1001	CYC	C2C-C1C	-2.48	1.49	1.52
82	HH	1002	PEB	OD-C4D	2.48	1.28	1.23
87	dL	402	CLA	CMB-C2B	-2.48	1.46	1.51
87	AN	831	CLA	CHC-C1C	2.48	1.41	1.35
82	FP	201	PEB	C4B-C3B	2.48	1.49	1.45
82	R1	201	PEB	C4B-C3B	2.48	1.49	1.45
84	CG	1001	CYC	C4C-NC	-2.48	1.32	1.37
83	BJ	302	PUB	OA-C1A	2.48	1.28	1.23
87	72	606	CLA	CMB-C2B	-2.48	1.46	1.51

Continued on next page...

Continued from previous page...

Mol	Chain	Res	Type	Atoms	Z	Observed(Å)	Ideal(Å)
82	IQ	201	PEB	C4A-NA	-2.48	1.32	1.37
87	L2	204	CLA	CMD-C2D	-2.48	1.45	1.50
82	P9	202	PEB	C4B-C3B	2.48	1.49	1.45
82	RD	201	PEB	C2A-C1A	-2.48	1.49	1.52
87	cL	517	CLA	CMB-C2B	-2.48	1.46	1.51
82	EP	201	PEB	C4A-NA	-2.48	1.32	1.37
87	A2	823	CLA	CMD-C2D	-2.48	1.45	1.50
82	VA	201	PEB	C4A-NA	-2.48	1.32	1.37
82	HA	202	PEB	C1A-NA	-2.48	1.34	1.37
82	F5	203	PEB	OD-C4D	2.47	1.28	1.23
82	AB	501	PEB	C2A-C1A	-2.47	1.49	1.52
82	MK	201	PEB	C2A-C1A	-2.47	1.49	1.52
82	uK	201	PEB	C1D-ND	2.47	1.49	1.45
87	42	607	CLA	CMB-C2B	-2.47	1.46	1.51
87	A2	819	CLA	CMB-C2B	-2.47	1.46	1.51
82	kH	201	PEB	OD-C4D	2.47	1.28	1.23
83	M5	302	PUB	C4C-NC	2.47	1.39	1.35
87	BN	802	CLA	CHC-C1C	2.47	1.41	1.35
87	BN	811	CLA	CHC-C1C	2.47	1.41	1.35
87	62	303	CLA	CMB-C2B	-2.47	1.46	1.51
87	6N	603	CLA	CMB-C2B	-2.47	1.46	1.51
82	PF	202	PEB	C2A-C1A	-2.47	1.49	1.52
82	I9	202	PEB	C4B-C3B	2.47	1.49	1.45
87	O2	203	CLA	C1C-C2C	2.47	1.49	1.44
87	B2	836	CLA	CMB-C2B	-2.47	1.46	1.51
87	62	310	CLA	CMD-C2D	-2.47	1.45	1.50
82	ZJ	202	PEB	C4A-NA	-2.47	1.32	1.37
87	CL	506	CLA	C3B-C2B	-2.47	1.36	1.40
82	Y5	202	PEB	OD-C4D	2.47	1.28	1.23
82	UM	203	PEB	C2A-C1A	-2.47	1.49	1.52
87	B2	815	CLA	CMB-C2B	-2.47	1.46	1.51
82	TA	202	PEB	C4B-NB	-2.47	1.33	1.38
82	LK	201	PEB	OD-C4D	2.47	1.28	1.23
87	12	606	CLA	CMB-C2B	-2.47	1.46	1.51
82	IM	202	PEB	C4A-NA	-2.47	1.32	1.37
87	6N	607	CLA	CMB-C2B	-2.47	1.46	1.51
87	1N	605	CLA	CMB-C2B	-2.47	1.46	1.51
84	NO	1001	CYC	C1B-C2B	2.47	1.49	1.45
82	OK	201	PEB	C4B-C3B	2.47	1.49	1.45
87	12	604	CLA	CMB-C2B	-2.47	1.46	1.51
82	ZO	202	PEB	OD-C4D	2.47	1.28	1.23
82	fF	202	PEB	C4B-C3B	2.47	1.49	1.45

Continued on next page...

Continued from previous page...

Mol	Chain	Res	Type	Atoms	Z	Observed(Å)	Ideal(Å)
87	BN	801	CLA	CMB-C2B	-2.47	1.46	1.51
84	EO	1001	CYC	OB-C4B	2.47	1.28	1.23
83	NQ	201	PUB	C4C-NC	2.47	1.39	1.35
87	F2	201	CLA	CMB-C2B	-2.47	1.46	1.51
82	SB	201	PEB	C4A-NA	-2.47	1.32	1.37
87	BN	807	CLA	C3B-C2B	-2.47	1.36	1.40
94	dL	406	PL9	C6-C5	2.47	1.48	1.35
82	mJ	201	PEB	C4A-NA	-2.47	1.32	1.37
87	AN	819	CLA	CMB-C2B	-2.47	1.46	1.51
87	1N	611	CLA	CMB-C2B	-2.47	1.46	1.51
84	N1	1001	CYC	C1B-C2B	2.47	1.49	1.45
82	W5	202	PEB	OD-C4D	2.47	1.28	1.23
84	HG	1001	CYC	C1B-NB	-2.47	1.33	1.37
87	4N	611	CLA	CMB-C2B	-2.47	1.46	1.51
84	NO	1001	CYC	C1B-NB	-2.47	1.33	1.37
87	82	301	CLA	CMB-C2B	-2.47	1.46	1.51
84	C4	1001	CYC	C4C-NC	-2.47	1.32	1.37
87	62	307	CLA	CMB-C2B	-2.47	1.46	1.51
87	cL	509	CLA	CMB-C2B	-2.47	1.46	1.51
87	7N	610	CLA	CMB-C2B	-2.47	1.46	1.51
87	bL	618	CLA	MG-ND	-2.47	2.00	2.05
87	B2	810	CLA	CHC-C1C	2.47	1.41	1.35
82	T4	203	PEB	C4B-C3B	2.47	1.49	1.45
82	G9	202	PEB	C4B-C3B	2.47	1.49	1.45
84	HE	1001	CYC	C4C-NC	-2.47	1.32	1.37
87	12	611	CLA	CMB-C2B	-2.47	1.46	1.51
82	J7	202	PEB	OD-C4D	2.46	1.28	1.23
82	ZG	201	PEB	C4A-NA	-2.46	1.32	1.37
87	ON	202	CLA	CMB-C2B	-2.46	1.46	1.51
87	AN	836	CLA	C3B-C2B	-2.46	1.36	1.40
87	2N	301	CLA	C1D-ND	2.46	1.40	1.37
87	BN	802	CLA	CMD-C2D	-2.46	1.45	1.50
84	E4	1001	CYC	OB-C4B	2.46	1.28	1.23
87	2N	311	CLA	CMB-C2B	-2.46	1.46	1.51
82	OH	201	PEB	C4B-C3B	2.46	1.49	1.45
84	H4	1001	CYC	C1B-C2B	2.46	1.49	1.45
87	3N	303	CLA	C3B-C2B	-2.46	1.36	1.40
82	H5	201	PEB	C4B-C3B	2.46	1.49	1.45
82	B9	203	PEB	C2A-C1A	-2.46	1.49	1.52
84	FE	1001	CYC	C4C-NC	-2.46	1.32	1.37
82	vC	202	PEB	C4B-C3B	2.46	1.49	1.45
87	5N	610	CLA	CMB-C2B	-2.46	1.46	1.51

Continued on next page...

Continued from previous page...

Mol	Chain	Res	Type	Atoms	Z	Observed(Å)	Ideal(Å)
87	6N	610	CLA	CMB-C2B	-2.46	1.46	1.51
87	ON	203	CLA	C1C-C2C	2.46	1.49	1.44
87	AN	823	CLA	CMD-C2D	-2.46	1.45	1.50
82	ZB	203	PEB	C4A-NA	-2.46	1.32	1.37
82	TP	201	PEB	C2A-C1A	-2.46	1.49	1.52
82	J5	203	PEB	C2A-C1A	-2.46	1.49	1.52
87	F2	205	CLA	C4D-ND	-2.46	1.34	1.37
87	A2	811	CLA	C3B-CAB	-2.46	1.42	1.47
84	G4	1001	CYC	C1D-CHD	2.46	1.50	1.41
82	YJ	202	PEB	OD-C4D	2.46	1.28	1.23
84	FE	1001	CYC	OB-C4B	2.46	1.28	1.23
82	EJ	203	PEB	C2A-C1A	-2.46	1.49	1.52
82	MP	202	PEB	C2A-C1A	-2.46	1.49	1.52
82	cH	201	PEB	C2A-C1A	-2.46	1.49	1.52
82	O1	201	PEB	C4B-C3B	2.46	1.49	1.45
82	ZH	203	PEB	C4A-NA	-2.46	1.32	1.37
87	AN	817	CLA	CMB-C2B	-2.46	1.46	1.51
87	22	611	CLA	CMB-C2B	-2.46	1.46	1.51
82	lF	202	PEB	C4B-C3B	2.46	1.49	1.45
82	oK	201	PEB	C4B-C3B	2.46	1.49	1.45
82	gO	203	PEB	C4B-C3B	2.46	1.49	1.45
87	bL	618	CLA	CMC-C2C	-2.46	1.45	1.50
82	NB	203	PEB	OD-C4D	2.46	1.28	1.23
103	82	310	ZEX	C22-C23	-2.46	1.49	1.53
84	IG	1001	CYC	C4C-NC	-2.46	1.32	1.37
82	TB	202	PEB	OD-C4D	2.46	1.28	1.23
82	FF	202	PEB	OD-C4D	2.46	1.28	1.23
82	DA	203	PEB	C2A-C1A	-2.46	1.49	1.52
82	K7	201	PEB	C2A-C1A	-2.46	1.49	1.52
82	bP	501	PEB	C4A-NA	-2.46	1.32	1.37
87	1N	604	CLA	CMB-C2B	-2.46	1.46	1.51
82	u8	202	PEB	C1C-CHB	2.46	1.50	1.41
82	c1	201	PEB	C2A-C1A	-2.46	1.49	1.52
82	dM	203	PEB	OD-C4D	2.46	1.28	1.23
87	ON	203	CLA	C3B-C2B	-2.46	1.37	1.40
82	j1	202	PEB	C4B-C3B	2.46	1.49	1.45
84	HO	1001	CYC	OB-C4B	2.46	1.28	1.23
82	gK	202	PEB	C2A-C1A	-2.46	1.49	1.52
95	c6	601	DGD	O2G-C2G	-2.46	1.40	1.46
87	12	607	CLA	CMB-C2B	-2.46	1.46	1.51
87	42	605	CLA	CMB-C2B	-2.46	1.46	1.51
82	UK	201	PEB	CMB-C2B	-2.46	1.45	1.50

Continued on next page...

Continued from previous page...

Mol	Chain	Res	Type	Atoms	Z	Observed(Å)	Ideal(Å)
82	dM	201	PEB	C2A-C1A	-2.46	1.49	1.52
84	GO	1001	CYC	C1D-CHD	2.46	1.50	1.41
84	DG	1001	CYC	C1B-NB	-2.46	1.33	1.37
82	YM	202	PEB	OD-C4D	2.46	1.28	1.23
82	qF	202	PEB	C4A-NA	-2.46	1.32	1.37
87	8N	302	CLA	CMB-C2B	-2.46	1.46	1.51
82	CP	202	PEB	OD-C4D	2.46	1.28	1.23
87	O2	202	CLA	CMB-C2B	-2.45	1.46	1.51
82	O7	202	PEB	C2A-C1A	-2.45	1.49	1.52
82	CA	201	PEB	OD-C4D	2.45	1.28	1.23
87	12	605	CLA	CMB-C2B	-2.45	1.46	1.51
82	K9	202	PEB	C4B-C3B	2.45	1.49	1.45
82	cF	201	PEB	C4B-C3B	2.45	1.49	1.45
82	kF	203	PEB	C4A-NA	-2.45	1.32	1.37
84	MO	1001	CYC	OB-C4B	2.45	1.28	1.23
87	7N	609	CLA	CMB-C2B	-2.45	1.46	1.51
82	QA	201	PEB	C2A-C1A	-2.45	1.49	1.52
82	WF	201	PEB	C2A-C1A	-2.45	1.49	1.52
82	ZM	202	PEB	C4A-NA	-2.45	1.32	1.37
87	B2	825	CLA	CMB-C2B	-2.45	1.46	1.51
82	OK	202	PEB	C4A-NA	-2.45	1.32	1.37
87	72	609	CLA	CMB-C2B	-2.45	1.46	1.51
82	K7	201	PEB	C4A-NA	-2.45	1.32	1.37
82	M9	302	PEB	C4A-NA	-2.45	1.32	1.37
82	FD	203	PEB	C2C-C3C	2.45	1.44	1.37
82	WA	202	PEB	C2A-C1A	-2.45	1.49	1.52
82	Z5	305	PEB	C2A-C1A	-2.45	1.49	1.52
82	aF	202	PEB	OD-C4D	2.45	1.28	1.23
82	sC	201	PEB	C1B-C2B	2.45	1.51	1.45
87	52	606	CLA	CMB-C2B	-2.45	1.46	1.51
84	DG	1001	CYC	C4C-NC	-2.45	1.32	1.37
87	bL	617	CLA	C3B-C2B	-2.45	1.37	1.40
87	52	605	CLA	CMB-C2B	-2.45	1.46	1.51
82	OE	203	PEB	C2A-C1A	-2.45	1.49	1.52
82	iO	202	PEB	C2A-C1A	-2.45	1.49	1.52
87	c6	614	CLA	CMB-C2B	-2.45	1.46	1.51
87	6N	606	CLA	CMB-C2B	-2.45	1.46	1.51
84	BG	1001	CYC	C1B-NB	-2.45	1.33	1.37
87	22	605	CLA	C1D-ND	2.45	1.40	1.37
82	TD	201	PEB	C4B-C3B	2.45	1.49	1.45
82	hE	201	PEB	C4B-C3B	2.45	1.49	1.45
87	AN	811	CLA	CHC-C1C	2.45	1.41	1.35

Continued on next page...

Continued from previous page...

Mol	Chain	Res	Type	Atoms	Z	Observed(Å)	Ideal(Å)
87	32	309	CLA	CHC-C1C	2.45	1.41	1.35
84	EO	1001	CYC	C4C-NC	-2.45	1.32	1.37
82	DD	203	PEB	C2A-C1A	-2.45	1.49	1.52
82	lF	203	PEB	C4B-NB	-2.45	1.33	1.38
82	bG	201	PEB	OD-C4D	2.45	1.28	1.23
87	cL	515	CLA	C1D-C2D	2.45	1.50	1.45
87	7N	603	CLA	CMB-C2B	-2.45	1.46	1.51
82	SF	201	PEB	C4A-NA	-2.45	1.32	1.37
82	k4	201	PEB	C2A-C1A	-2.45	1.49	1.52
82	gB	201	PEB	C2A-C1A	-2.45	1.49	1.52
84	DH	1003	CYC	C1B-C2B	2.45	1.49	1.45
87	A2	836	CLA	C3B-C2B	-2.45	1.37	1.40
82	BD	203	PEB	C4A-NA	-2.45	1.32	1.37
82	SO	201	PEB	C4A-NA	-2.45	1.32	1.37
82	Z1	203	PEB	C4A-NA	-2.45	1.32	1.37
95	C6	502	DGD	O2G-C2G	-2.45	1.40	1.46
82	QP	203	PEB	OD-C4D	2.45	1.28	1.23
87	ON	202	CLA	C3B-C2B	-2.45	1.37	1.40
87	CL	507	CLA	CMD-C2D	-2.45	1.45	1.50
82	TQ	201	PEB	C4B-C3B	2.45	1.49	1.45
87	AL	404	CLA	C3B-CAB	-2.45	1.42	1.47
82	dK	202	PEB	C4A-NA	-2.45	1.32	1.37
82	SK	202	PEB	C4A-NA	-2.45	1.32	1.37
87	62	310	CLA	CMB-C2B	-2.45	1.46	1.51
87	62	311	CLA	CMB-C2B	-2.45	1.46	1.51
87	A2	826	CLA	CMD-C2D	-2.45	1.45	1.50
82	m1	201	PEB	C2A-C1A	-2.45	1.49	1.52
87	cL	507	CLA	CMB-C2B	-2.45	1.46	1.51
82	H4	1002	PEB	OD-C4D	2.45	1.28	1.23
82	cK	203	PEB	C1B-C2B	2.45	1.51	1.45
82	VO	202	PEB	OD-C4D	2.45	1.28	1.23
82	V4	202	PEB	OD-C4D	2.45	1.28	1.23
82	H5	201	PEB	C4A-NA	-2.45	1.32	1.37
82	bG	201	PEB	C4A-NA	-2.45	1.32	1.37
82	RB	202	PEB	C2A-C1A	-2.45	1.49	1.52
82	BQ	202	PEB	C2A-C1A	-2.45	1.49	1.52
82	qF	203	PEB	C2A-C1A	-2.45	1.49	1.52
82	E7	201	PEB	OD-C4D	2.45	1.28	1.23
82	HJ	201	PEB	C4A-NA	-2.45	1.32	1.37
85	B6	621	BCR	C30-C25	-2.45	1.50	1.53
82	SO	202	PEB	C1D-ND	2.45	1.49	1.45
87	AN	826	CLA	CMD-C2D	-2.45	1.45	1.50

Continued on next page...

Continued from previous page...

Mol	Chain	Res	Type	Atoms	Z	Observed(Å)	Ideal(Å)
82	FJ	201	PEB	C4A-NA	-2.45	1.32	1.37
82	ZG	202	PEB	OD-C4D	2.45	1.28	1.23
82	X7	203	PEB	OD-C4D	2.45	1.28	1.23
82	FP	201	PEB	C2A-C1A	-2.44	1.49	1.52
82	u8	203	PEB	C2A-C1A	-2.44	1.49	1.52
82	jM	203	PEB	C2A-C1A	-2.44	1.49	1.52
82	jH	202	PEB	C4B-C3B	2.44	1.49	1.45
82	A9	202	PEB	C4B-C3B	2.44	1.49	1.45
82	eF	201	PEB	C4B-C3B	2.44	1.49	1.45
82	GJ	202	PEB	C2A-C1A	-2.44	1.49	1.52
83	BM	302	PUB	OA-C1A	2.44	1.28	1.23
87	b6	605	CLA	CHC-C1C	2.44	1.41	1.35
87	2N	312	CLA	CMB-C2B	-2.44	1.46	1.51
84	GG	1001	CYC	C1B-NB	-2.44	1.33	1.37
87	AN	829	CLA	CMC-C2C	-2.44	1.45	1.50
87	1N	608	CLA	C4D-ND	-2.44	1.34	1.37
87	bL	606	CLA	CMC-C2C	-2.44	1.45	1.50
84	C1	1001	CYC	C2C-C1C	-2.44	1.49	1.52
82	T7	202	PEB	C2C-C3C	2.44	1.44	1.37
87	BL	609	CLA	CMD-C2D	-2.44	1.45	1.50
84	LO	1001	CYC	C4C-NC	-2.44	1.32	1.37
82	uC	202	PEB	C1C-CHB	2.44	1.50	1.41
82	j1	203	PEB	C4B-C3B	2.44	1.49	1.45
87	2N	308	CLA	CMB-C2B	-2.44	1.46	1.51
82	ID	202	PEB	OD-C4D	2.44	1.28	1.23
84	LH	1002	CYC	OB-C4B	2.44	1.28	1.23
82	ID	201	PEB	C4A-NA	-2.44	1.32	1.37
84	FE	1001	CYC	C1B-C2B	2.44	1.49	1.45
82	TA	203	PEB	OD-C4D	2.44	1.28	1.23
87	42	602	CLA	O1D-CGD	2.44	1.27	1.21
82	MD	201	PEB	C4A-NA	-2.44	1.32	1.37
82	BQ	203	PEB	OD-C4D	2.44	1.28	1.23
82	LJ	201	PEB	OD-C4D	2.44	1.28	1.23
84	JO	1001	CYC	OB-C4B	2.44	1.28	1.23
82	wC	203	PEB	C2A-C1A	-2.44	1.49	1.52
87	8N	307	CLA	CMB-C2B	-2.44	1.46	1.51
82	RK	202	PEB	C4A-NA	-2.44	1.32	1.37
84	K1	1001	CYC	C1D-CHD	2.44	1.50	1.41
87	A2	852	CLA	C4B-CHC	-2.44	1.34	1.41
87	5N	606	CLA	CMB-C2B	-2.44	1.46	1.51
82	GF	201	PEB	C4B-C3B	2.44	1.49	1.45
82	SM	203	PEB	C2A-C1A	-2.44	1.49	1.52

Continued on next page...

Continued from previous page...

Mol	Chain	Res	Type	Atoms	Z	Observed(Å)	Ideal(Å)
82	uF	202	PEB	C1B-C2B	2.44	1.51	1.45
82	tK	202	PEB	OD-C4D	2.44	1.28	1.23
87	3N	309	CLA	CHC-C1C	2.44	1.41	1.35
82	QB	202	PEB	C4A-NA	-2.44	1.32	1.37
82	YP	501	PEB	C4A-NA	-2.44	1.32	1.37
87	B2	801	CLA	CMD-C2D	-2.44	1.45	1.50
82	KF	202	PEB	C4A-NA	-2.44	1.32	1.37
82	M5	301	PEB	C4A-NA	-2.44	1.32	1.37
82	UP	203	PEB	C2A-C1A	-2.44	1.49	1.52
82	cF	203	PEB	C2A-C1A	-2.44	1.49	1.52
87	AL	403	CLA	CMC-C2C	-2.44	1.45	1.50
82	HP	201	PEB	C4B-C3B	2.44	1.49	1.45
82	S5	201	PEB	OD-C4D	2.44	1.28	1.23
82	OE	202	PEB	C2A-C1A	-2.43	1.49	1.52
82	RP	201	PEB	C2A-C1A	-2.43	1.49	1.52
87	CL	508	CLA	CMC-C2C	-2.43	1.45	1.50
82	RP	201	PEB	C4B-C3B	2.43	1.49	1.45
82	OF	202	PEB	C4A-NA	-2.43	1.32	1.37
82	NJ	201	PEB	C4A-NA	-2.43	1.32	1.37
82	O7	201	PEB	C4B-NB	-2.43	1.33	1.38
82	KA	201	PEB	C4A-NA	-2.43	1.32	1.37
82	CB	201	PEB	C4A-NA	-2.43	1.32	1.37
82	FF	202	PEB	C4A-NA	-2.43	1.32	1.37
82	CM	201	PEB	OD-C4D	2.43	1.28	1.23
82	IQ	201	PEB	CAC-C2C	2.43	1.55	1.52
82	QB	201	PEB	C4A-NA	-2.43	1.32	1.37
82	SB	203	PEB	C4A-NA	-2.43	1.32	1.37
82	vK	202	PEB	C4B-C3B	2.43	1.49	1.45
82	GB	203	PEB	C4A-NA	-2.43	1.32	1.37
82	ZE	202	PEB	OD-C4D	2.43	1.28	1.23
84	BE	1001	CYC	C1B-NB	-2.43	1.33	1.37
82	CF	203	PEB	C2A-C1A	-2.43	1.49	1.52
82	xC	202	PEB	C2A-C1A	-2.43	1.49	1.52
87	B2	806	CLA	C3B-C2B	-2.43	1.37	1.40
82	CI	201	PEB	C4A-NA	-2.43	1.32	1.37
84	H1	1001	CYC	C4C-NC	-2.43	1.32	1.37
84	FG	1001	CYC	C1D-CHD	2.43	1.50	1.41
87	AN	832	CLA	MG-ND	-2.43	2.01	2.05
84	EE	1001	CYC	OB-C4B	2.43	1.28	1.23
87	B2	823	CLA	CMB-C2B	-2.43	1.46	1.51
87	MN	101	CLA	CMB-C2B	-2.43	1.46	1.51
87	32	305	CLA	CMB-C2B	-2.43	1.46	1.51

Continued on next page...

Continued from previous page...

Mol	Chain	Res	Type	Atoms	Z	Observed(Å)	Ideal(Å)
82	WM	201	PEB	C4A-NA	-2.43	1.32	1.37
87	AN	821	CLA	C3B-C2B	-2.43	1.37	1.40
94	D6	408	PL9	C6-C5	2.43	1.48	1.35
87	72	603	CLA	CMB-C2B	-2.43	1.46	1.51
87	A2	839	CLA	CMB-C2B	-2.43	1.46	1.51
87	b6	605	CLA	CMB-C2B	-2.43	1.46	1.51
82	VI	201	PEB	C4A-NA	-2.43	1.32	1.37
87	AN	852	CLA	C4D-ND	-2.43	1.34	1.37
82	RA	202	PEB	CHA-C1B	2.43	1.46	1.40
82	x8	202	PEB	C2A-C1A	-2.43	1.49	1.52
87	AN	806	CLA	CMB-C2B	-2.43	1.46	1.51
82	Y1	202	PEB	C1B-C2B	2.43	1.51	1.45
82	BQ	203	PEB	C4A-NA	-2.43	1.32	1.37
87	A2	818	CLA	CMD-C2D	-2.43	1.45	1.50
87	BN	834	CLA	C3B-C2B	-2.43	1.37	1.40
82	gE	201	PEB	C2A-C1A	-2.43	1.49	1.52
82	II	201	PEB	C4A-NA	-2.43	1.32	1.37
84	IE	1001	CYC	C4C-NC	-2.43	1.32	1.37
84	LH	1001	CYC	C1D-CHD	2.43	1.50	1.41
87	BL	606	CLA	CMB-C2B	-2.43	1.46	1.51
82	FI	201	PEB	C4B-C3B	2.43	1.49	1.45
82	Z5	301	PEB	C4A-NA	-2.43	1.32	1.37
87	4N	602	CLA	O1D-CGD	2.43	1.27	1.21
82	HK	201	PEB	C4B-NB	-2.43	1.33	1.38
82	TD	202	PEB	OD-C4D	2.43	1.28	1.23
82	VI	203	PEB	CHA-C1B	2.43	1.46	1.40
82	D7	203	PEB	C2A-C1A	-2.43	1.49	1.52
87	A2	811	CLA	CHC-C1C	2.43	1.41	1.35
82	lK	202	PEB	C4B-C3B	2.43	1.49	1.45
84	EG	1001	CYC	C4C-NC	-2.43	1.32	1.37
87	AL	405	CLA	CMD-C2D	-2.43	1.45	1.50
82	UM	202	PEB	C4A-NA	-2.43	1.32	1.37
82	j1	203	PEB	C1C-CHB	2.43	1.50	1.41
87	12	608	CLA	CMB-C2B	-2.43	1.46	1.51
82	PA	201	PEB	OD-C4D	2.43	1.28	1.23
82	jM	203	PEB	OD-C4D	2.43	1.28	1.23
82	VP	201	PEB	C4A-NA	-2.43	1.32	1.37
87	6N	609	CLA	CMB-C2B	-2.43	1.46	1.51
82	OP	201	PEB	OD-C4D	2.43	1.28	1.23
82	fH	203	PEB	C4B-C3B	2.42	1.49	1.45
87	1N	608	CLA	CMB-C2B	-2.42	1.46	1.51
82	LF	201	PEB	OD-C4D	2.42	1.28	1.23

Continued on next page...

Continued from previous page...

Mol	Chain	Res	Type	Atoms	Z	Observed(Å)	Ideal(Å)
82	FK	202	PEB	OD-C4D	2.42	1.28	1.23
83	Y7	302	PUB	C4C-NC	2.42	1.39	1.35
82	LF	201	PEB	C4B-C3B	2.42	1.49	1.45
87	BN	825	CLA	CMD-C2D	-2.42	1.45	1.50
87	bL	608	CLA	CMD-C2D	-2.42	1.45	1.50
82	HD	201	PEB	C2A-C1A	-2.42	1.49	1.52
87	82	307	CLA	CMB-C2B	-2.42	1.46	1.51
87	M2	101	CLA	CMB-C2B	-2.42	1.46	1.51
82	UF	201	PEB	OD-C4D	2.42	1.28	1.23
96	VL	201	HEM	C1D-ND	-2.42	1.33	1.38
87	BN	816	CLA	CMB-C2B	-2.42	1.46	1.51
87	1N	607	CLA	CMB-C2B	-2.42	1.46	1.51
82	M5	305	PEB	C2A-C1A	-2.42	1.49	1.52
82	jH	203	PEB	C1C-CHB	2.42	1.50	1.41
82	DP	201	PEB	C4A-NA	-2.42	1.32	1.37
82	k4	202	PEB	C3C-C4C	-2.42	1.38	1.42
84	IO	1001	CYC	OB-C4B	2.42	1.28	1.23
82	ZE	201	PEB	C4A-NA	-2.42	1.32	1.37
84	GE	1001	CYC	C4C-NC	-2.42	1.32	1.37
87	4N	607	CLA	CMB-C2B	-2.42	1.46	1.51
82	hE	202	PEB	C2A-C1A	-2.42	1.49	1.52
82	hG	201	PEB	C4B-C3B	2.42	1.49	1.45
82	KI	202	PEB	C4A-NA	-2.42	1.32	1.37
82	MP	201	PEB	C4A-NA	-2.42	1.32	1.37
87	bL	608	CLA	C3B-C2B	-2.42	1.37	1.40
82	Q9	202	PEB	C4B-C3B	2.42	1.49	1.45
84	73	1002	CYC	C1D-CHD	2.42	1.50	1.41
87	1N	602	CLA	CHC-C1C	2.42	1.41	1.35
82	BA	202	PEB	C2A-C1A	-2.42	1.49	1.52
82	j4	202	PEB	C2A-C1A	-2.42	1.49	1.52
82	jO	202	PEB	C2A-C1A	-2.42	1.49	1.52
87	AN	818	CLA	CMD-C2D	-2.42	1.45	1.50
82	KB	303	PEB	C3C-C4C	-2.42	1.38	1.42
87	AN	852	CLA	C4B-CHC	-2.42	1.34	1.41
83	yK	302	PUB	OD-C4D	2.42	1.28	1.23
82	iO	203	PEB	C4B-C3B	2.42	1.49	1.45
87	3N	306	CLA	CMB-C2B	-2.42	1.46	1.51
82	MM	203	PEB	C2A-C1A	-2.42	1.49	1.52
87	DL	404	CLA	CMD-C2D	-2.42	1.45	1.50
87	12	602	CLA	CHC-C1C	2.42	1.41	1.35
82	WJ	202	PEB	C4A-NA	-2.42	1.32	1.37
82	GF	202	PEB	OA-C1A	2.42	1.28	1.23

Continued on next page...

Continued from previous page...

Mol	Chain	Res	Type	Atoms	Z	Observed(Å)	Ideal(Å)
82	sC	201	PEB	C2A-C1A	-2.42	1.49	1.52
87	2N	303	CLA	CMB-C2B	-2.42	1.46	1.51
82	R1	202	PEB	C4B-C3B	2.42	1.49	1.45
82	XJ	201	PEB	C4A-NA	-2.42	1.32	1.37
87	cL	509	CLA	CMD-C2D	-2.42	1.45	1.50
82	VD	203	PEB	C4B-NB	-2.42	1.33	1.38
82	FA	202	PEB	C2A-C1A	-2.42	1.49	1.52
82	E7	201	PEB	C2A-C1A	-2.42	1.49	1.52
82	PE	201	PEB	C4A-NA	-2.42	1.32	1.37
82	PG	201	PEB	C4A-NA	-2.42	1.32	1.37
82	qK	202	PEB	C4A-NA	-2.42	1.32	1.37
84	HG	1001	CYC	C4B-NB	-2.42	1.32	1.38
84	JH	1001	CYC	C4A-C3A	2.42	1.51	1.45
82	FD	203	PEB	C4B-C3B	2.42	1.49	1.45
82	YI	202	PEB	C4A-NA	-2.42	1.32	1.37
84	HE	1001	CYC	C4B-NB	-2.42	1.32	1.38
82	HQ	201	PEB	C2A-C1A	-2.42	1.49	1.52
82	D5	201	PEB	C2A-C1A	-2.42	1.49	1.52
84	73	1002	CYC	C4B-NB	-2.42	1.32	1.38
84	IG	1001	CYC	C1B-NB	-2.41	1.33	1.37
87	BL	609	CLA	C3B-C2B	-2.41	1.37	1.40
82	cK	201	PEB	C4B-C3B	2.41	1.49	1.45
87	62	309	CLA	C3A-C4A	2.41	1.59	1.51
82	hJ	201	PEB	C2A-C1A	-2.41	1.49	1.52
82	TO	203	PEB	C4B-C3B	2.41	1.49	1.45
87	12	610	CLA	CMB-C2B	-2.41	1.46	1.51
87	BN	824	CLA	CMB-C2B	-2.41	1.46	1.51
87	62	305	CLA	CMB-C2B	-2.41	1.46	1.51
83	yF	302	PUB	OD-C4D	2.41	1.28	1.23
82	S4	201	PEB	C4A-NA	-2.41	1.32	1.37
84	BG	1001	CYC	C4C-NC	-2.41	1.32	1.37
82	DQ	203	PEB	C2A-C1A	-2.41	1.49	1.52
82	MI	401	PEB	C3C-C4C	-2.41	1.38	1.42
87	LN	204	CLA	CMD-C2D	-2.41	1.45	1.50
87	F2	202	CLA	CMB-C2B	-2.41	1.46	1.51
82	RH	201	PEB	C4B-C3B	2.41	1.49	1.45
82	YP	502	PEB	C4A-NA	-2.41	1.32	1.37
84	FE	1002	CYC	OB-C4B	2.41	1.28	1.23
84	IE	1001	CYC	OB-C4B	2.41	1.28	1.23
84	GG	1001	CYC	OB-C4B	2.41	1.28	1.23
82	BI	202	PEB	CHA-C1B	2.41	1.46	1.40
87	ON	201	CLA	CMB-C2B	-2.41	1.46	1.51

Continued on next page...

Continued from previous page...

Mol	Chain	Res	Type	Atoms	Z	Observed(Å)	Ideal(Å)
82	GI	202	PEB	C4A-NA	-2.41	1.32	1.37
87	B2	834	CLA	C3B-CAB	-2.41	1.43	1.47
87	22	602	CLA	CMB-C2B	-2.41	1.46	1.51
87	6N	604	CLA	CMB-C2B	-2.41	1.46	1.51
87	7N	608	CLA	CMB-C2B	-2.41	1.46	1.51
84	FE	1002	CYC	C1D-CHD	2.41	1.50	1.41
82	TF	202	PEB	C4A-NA	-2.41	1.32	1.37
82	RI	201	PEB	C4A-NA	-2.41	1.32	1.37
82	aG	201	PEB	C4A-NA	-2.41	1.32	1.37
87	A2	829	CLA	CMD-C2D	-2.41	1.45	1.50
87	A2	827	CLA	C1D-ND	2.41	1.40	1.37
82	Q9	202	PEB	C2A-C1A	-2.41	1.49	1.52
82	TK	202	PEB	C4A-NA	-2.41	1.32	1.37
84	DE	1001	CYC	C4C-NC	-2.41	1.32	1.37
82	OB	201	PEB	OD-C4D	2.41	1.28	1.23
84	CG	1001	CYC	OB-C4B	2.41	1.28	1.23
87	BN	831	CLA	C3B-C2B	-2.41	1.37	1.40
82	SI	201	PEB	OD-C4D	2.41	1.28	1.23
87	A2	832	CLA	MG-ND	-2.41	2.01	2.05
82	aF	203	PEB	C1B-C2B	2.41	1.51	1.45
84	H1	1001	CYC	C4B-NB	-2.41	1.32	1.38
82	KB	302	PEB	C4A-NA	-2.41	1.32	1.37
82	HD	202	PEB	C4A-NA	-2.41	1.32	1.37
82	AI	201	PEB	C4A-NA	-2.41	1.32	1.37
82	JP	202	PEB	C4A-NA	-2.41	1.32	1.37
82	OP	202	PEB	C4A-NA	-2.41	1.32	1.37
82	PP	201	PEB	C4A-NA	-2.41	1.32	1.37
82	sK	203	PEB	C1C-CHB	2.41	1.50	1.41
84	CG	1001	CYC	C1B-NB	-2.41	1.33	1.37
87	bL	607	CLA	C3B-C2B	-2.41	1.37	1.40
87	AN	839	CLA	CMB-C2B	-2.41	1.46	1.51
87	32	308	CLA	CMB-C2B	-2.41	1.46	1.51
87	1N	610	CLA	CMB-C2B	-2.41	1.46	1.51
84	J1	1001	CYC	C1B-C2B	2.41	1.49	1.45
82	AP	201	PEB	OD-C4D	2.41	1.28	1.23
84	EO	1001	CYC	C1B-NB	-2.41	1.33	1.37
82	UD	202	PEB	C2A-C1A	-2.41	1.49	1.52
82	YG	201	PEB	C4A-NA	-2.41	1.32	1.37
82	R4	201	PEB	C4A-NA	-2.41	1.32	1.37
82	IK	203	PEB	C2C-C3C	2.41	1.44	1.37
82	TJ	201	PEB	C4A-NA	-2.41	1.32	1.37
87	72	608	CLA	CMB-C2B	-2.41	1.46	1.51

Continued on next page...

Continued from previous page...

Mol	Chain	Res	Type	Atoms	Z	Observed(Å)	Ideal(Å)
82	J5	202	PEB	C2A-C1A	-2.41	1.49	1.52
82	fH	203	PEB	C2A-C1A	-2.41	1.49	1.52
82	KI	201	PEB	C4B-C3B	2.41	1.49	1.45
82	RF	202	PEB	C4A-NA	-2.41	1.32	1.37
82	O7	202	PEB	C4A-NA	-2.41	1.32	1.37
82	KK	202	PEB	OD-C4D	2.41	1.28	1.23
82	h4	201	PEB	CHA-C4A	-2.41	1.32	1.36
87	AN	849	CLA	MG-ND	-2.40	2.01	2.05
87	32	310	CLA	MG-ND	-2.40	2.01	2.05
82	HD	202	PEB	OD-C4D	2.40	1.28	1.23
83	ND	201	PUB	C4C-NC	2.40	1.39	1.35
82	H7	203	PEB	C2A-C1A	-2.40	1.49	1.52
82	tF	202	PEB	OD-C4D	2.40	1.28	1.23
87	6N	608	CLA	C4B-CHC	-2.40	1.34	1.41
87	42	611	CLA	CMB-C2B	-2.40	1.46	1.51
82	fK	202	PEB	C4A-NA	-2.40	1.32	1.37
87	4N	604	CLA	CHC-C1C	2.40	1.41	1.35
87	cL	515	CLA	CMB-C2B	-2.40	1.46	1.51
82	Y4	203	PEB	C4B-C3B	2.40	1.49	1.45
87	42	604	CLA	CHC-C1C	2.40	1.41	1.35
84	KH	1001	CYC	C1D-CHD	2.40	1.50	1.41
82	kM	201	PEB	C2A-C1A	-2.40	1.49	1.52
87	7N	605	CLA	CMD-C2D	-2.40	1.45	1.50
87	AN	832	CLA	C3B-C2B	-2.40	1.37	1.40
82	EI	201	PEB	C4A-NA	-2.40	1.32	1.37
82	U1	202	PEB	C4A-NA	-2.40	1.32	1.37
87	22	608	CLA	CMB-C2B	-2.40	1.46	1.51
82	YD	202	PEB	C4B-C3B	2.40	1.49	1.45
82	BJ	301	PEB	C4A-NA	-2.40	1.32	1.37
84	EG	1001	CYC	C1B-NB	-2.40	1.33	1.37
84	63	901	CYC	C4C-NC	-2.40	1.32	1.37
82	EA	201	PEB	OD-C4D	2.40	1.28	1.23
82	V7	201	PEB	C2A-C1A	-2.40	1.49	1.52
87	AN	850	CLA	CMD-C2D	-2.40	1.45	1.50
84	CH	1001	CYC	C1B-C2B	2.40	1.49	1.45
87	3N	301	CLA	CMB-C2B	-2.40	1.46	1.51
87	CL	511	CLA	CMD-C2D	-2.40	1.45	1.50
87	6N	608	CLA	C3A-C4A	2.40	1.59	1.51
82	mE	203	PEB	C4B-C3B	2.40	1.49	1.45
82	mH	202	PEB	C4B-C3B	2.40	1.49	1.45
82	H7	202	PEB	C1A-NA	-2.40	1.34	1.37
87	5N	608	CLA	CMB-C2B	-2.40	1.46	1.51

Continued on next page...

Continued from previous page...

Mol	Chain	Res	Type	Atoms	Z	Observed(Å)	Ideal(Å)
82	UP	201	PEB	C4A-NA	-2.40	1.32	1.37
82	BD	203	PEB	OD-C4D	2.40	1.28	1.23
82	BJ	301	PEB	OD-C4D	2.40	1.28	1.23
82	wC	203	PEB	C4B-C3B	2.40	1.49	1.45
82	j4	201	PEB	C4A-NA	-2.40	1.32	1.37
82	jO	201	PEB	C4A-NA	-2.40	1.32	1.37
82	UG	202	PEB	C4A-NA	-2.40	1.32	1.37
84	K4	1001	CYC	C4C-NC	-2.40	1.32	1.37
82	W1	203	PEB	C2A-C1A	-2.40	1.49	1.52
82	aG	202	PEB	C2A-C1A	-2.40	1.49	1.52
84	KG	202	CYC	C1B-C2B	2.40	1.49	1.45
82	DD	202	PEB	C4A-NA	-2.40	1.32	1.37
82	FK	202	PEB	C4A-NA	-2.40	1.32	1.37
82	lJ	202	PEB	OD-C4D	2.40	1.28	1.23
82	gB	203	PEB	C4A-NA	-2.40	1.32	1.37
94	A6	410	PL9	C6-C5	2.40	1.47	1.35
87	cL	511	CLA	CMD-C2D	-2.40	1.45	1.50
82	WA	202	PEB	C1D-ND	2.40	1.49	1.45
82	dB	201	PEB	OD-C4D	2.40	1.28	1.23
82	WM	203	PEB	C4A-NA	-2.40	1.32	1.37
87	8N	306	CLA	CMD-C2D	-2.40	1.45	1.50
82	v8	201	PEB	C2A-C1A	-2.40	1.49	1.52
82	RB	201	PEB	C4A-NA	-2.40	1.32	1.37
82	PI	201	PEB	C4A-NA	-2.40	1.32	1.37
82	BP	201	PEB	C4B-C3B	2.40	1.49	1.45
87	4N	609	CLA	CMB-C2B	-2.40	1.46	1.51
87	BN	834	CLA	C3B-CAB	-2.39	1.43	1.47
87	O2	201	CLA	CMB-C2B	-2.39	1.46	1.51
87	FN	201	CLA	CMD-C2D	-2.39	1.45	1.50
82	YB	202	PEB	C4A-NA	-2.39	1.32	1.37
82	F5	202	PEB	C4A-NA	-2.39	1.32	1.37
87	B6	616	CLA	CMD-C2D	-2.39	1.45	1.50
82	aH	202	PEB	C2A-C1A	-2.39	1.50	1.52
87	B2	834	CLA	C3B-C2B	-2.39	1.37	1.40
82	VK	201	PEB	C1A-NA	-2.39	1.34	1.37
82	vK	201	PEB	C4B-C3B	2.39	1.49	1.45
82	18	202	PEB	C1C-CHB	2.39	1.50	1.41
82	HI	201	PEB	C4A-NA	-2.39	1.32	1.37
84	I4	1001	CYC	C4C-NC	-2.39	1.32	1.37
85	b6	601	BCR	C30-C25	-2.39	1.50	1.53
82	B7	202	PEB	C2A-C1A	-2.39	1.50	1.52
82	O9	203	PEB	C2A-C1A	-2.39	1.50	1.52

Continued on next page...

Continued from previous page...

Mol	Chain	Res	Type	Atoms	Z	Observed(Å)	Ideal(Å)
82	DQ	202	PEB	C4A-NA	-2.39	1.32	1.37
82	GQ	201	PEB	C4B-C3B	2.39	1.49	1.45
82	X9	202	PEB	C2A-C1A	-2.39	1.50	1.52
87	BL	622	CLA	CMD-C2D	-2.39	1.45	1.50
87	DL	404	CLA	CMC-C2C	-2.39	1.45	1.50
82	QJ	203	PEB	C4A-NA	-2.39	1.32	1.37
82	CJ	201	PEB	OD-C4D	2.39	1.28	1.23
87	82	305	CLA	CMD-C2D	-2.39	1.45	1.50
87	72	606	CLA	C3B-C2B	-2.39	1.37	1.40
87	K2	106	CLA	C4D-ND	-2.39	1.34	1.37
82	RG	201	PEB	C4A-NA	-2.39	1.32	1.37
82	YJ	201	PEB	C4A-NA	-2.39	1.32	1.37
82	FK	201	PEB	OD-C4D	2.39	1.28	1.23
82	mG	203	PEB	C4B-C3B	2.39	1.49	1.45
82	GE	1002	PEB	C4A-NA	-2.39	1.32	1.37
82	NI	201	PEB	C4A-NA	-2.39	1.32	1.37
82	NM	202	PEB	C4A-NA	-2.39	1.32	1.37
82	1C	202	PEB	C1C-CHB	2.39	1.50	1.41
82	RA	202	PEB	C2A-C1A	-2.39	1.50	1.52
82	CP	201	PEB	C2A-C1A	-2.39	1.50	1.52
82	UF	201	PEB	CMB-C2B	-2.39	1.45	1.50
87	B2	824	CLA	CMD-C2D	-2.39	1.45	1.50
87	4N	605	CLA	CMD-C2D	-2.39	1.45	1.50
84	C4	1001	CYC	OB-C4B	2.39	1.28	1.23
84	EE	1001	CYC	C1B-NB	-2.39	1.33	1.37
87	F2	202	CLA	CMD-C2D	-2.39	1.45	1.50
82	IF	202	PEB	C3C-C4C	-2.39	1.38	1.42
84	DO	1001	CYC	C4B-NB	-2.39	1.32	1.38
84	E1	1001	CYC	C4B-NB	-2.39	1.32	1.38
82	RO	202	PEB	C4A-NA	-2.39	1.32	1.37
84	M1	201	CYC	C2C-C1C	-2.39	1.50	1.52
82	J9	201	PEB	C4A-NA	-2.39	1.32	1.37
82	GK	201	PEB	C4B-C3B	2.39	1.49	1.45
82	VE	202	PEB	C4A-NA	-2.39	1.32	1.37
82	GF	201	PEB	C2C-C3C	2.39	1.44	1.37
82	gF	202	PEB	C2A-C1A	-2.39	1.50	1.52
82	iF	202	PEB	C2A-C1A	-2.39	1.50	1.52
87	42	609	CLA	CMB-C2B	-2.39	1.46	1.51
82	RH	202	PEB	C4B-C3B	2.39	1.49	1.45
87	BL	623	CLA	CMC-C2C	-2.39	1.45	1.50
82	CP	201	PEB	OD-C4D	2.39	1.28	1.23
82	UJ	201	PEB	C4A-NA	-2.39	1.32	1.37

Continued on next page...

Continued from previous page...

Mol	Chain	Res	Type	Atoms	Z	Observed(Å)	Ideal(Å)
82	FQ	201	PEB	C4A-NA	-2.39	1.32	1.37
84	O3	1001	CYC	C1D-CHD	2.39	1.50	1.41
82	w8	203	PEB	C4B-C3B	2.39	1.49	1.45
82	kO	203	PEB	C3C-C4C	-2.39	1.38	1.42
82	PD	202	PEB	C1B-C2B	2.39	1.51	1.45
82	Y5	201	PEB	C4A-NA	-2.39	1.32	1.37
87	A6	402	CLA	CMB-C2B	-2.39	1.46	1.51
82	VA	201	PEB	C2A-C1A	-2.39	1.50	1.52
82	fF	202	PEB	C2A-C1A	-2.39	1.50	1.52
82	SK	201	PEB	OD-C4D	2.39	1.28	1.23
87	62	309	CLA	C4B-CHC	-2.38	1.34	1.41
82	OA	202	PEB	C4A-NA	-2.38	1.32	1.37
82	JI	201	PEB	C4A-NA	-2.38	1.32	1.37
82	s8	201	PEB	C2A-C1A	-2.38	1.50	1.52
82	QF	203	PEB	C4B-C3B	2.38	1.49	1.45
84	S3	1001	CYC	C1D-CHD	2.38	1.50	1.41
82	h1	202	PEB	C4A-NA	-2.38	1.32	1.37
82	PQ	202	PEB	C1B-C2B	2.38	1.51	1.45
82	GJ	201	PEB	C4A-NA	-2.38	1.32	1.37
82	IQ	202	PEB	OD-C4D	2.38	1.28	1.23
82	p8	202	PEB	OD-C4D	2.38	1.28	1.23
87	A6	402	CLA	CMD-C2D	-2.38	1.45	1.50
82	SP	201	PEB	C2A-C1A	-2.38	1.50	1.52
82	V4	202	PEB	C4A-NA	-2.38	1.32	1.37
82	j4	202	PEB	C1D-ND	2.38	1.49	1.45
87	cL	510	CLA	CMC-C2C	-2.38	1.45	1.50
82	RJ	201	PEB	C4A-NA	-2.38	1.32	1.37
87	12	601	CLA	CMB-C2B	-2.38	1.46	1.51
84	I1	1001	CYC	C1D-CHD	2.38	1.50	1.41
82	ZH	202	PEB	C4A-NA	-2.38	1.32	1.37
87	KN	105	CLA	C4D-ND	-2.38	1.34	1.37
82	TD	201	PEB	C2A-C1A	-2.38	1.50	1.52
84	L3	1001	CYC	C1D-CHD	2.38	1.50	1.41
82	KB	301	PEB	C4A-NA	-2.38	1.32	1.37
82	UM	203	PEB	C4B-C3B	2.38	1.49	1.45
82	J7	202	PEB	C4B-C3B	2.38	1.49	1.45
82	xF	302	PEB	C4B-C3B	2.38	1.49	1.45
82	sF	203	PEB	C1C-CHB	2.38	1.50	1.41
82	OJ	203	PEB	C4A-NA	-2.38	1.32	1.37
82	MM	201	PEB	C4A-NA	-2.38	1.32	1.37
82	QB	202	PEB	OD-C4D	2.38	1.28	1.23
82	SK	202	PEB	OD-C4D	2.38	1.28	1.23

Continued on next page...

Continued from previous page...

Mol	Chain	Res	Type	Atoms	Z	Observed(Å)	Ideal(Å)
84	CO	1001	CYC	OB-C4B	2.38	1.28	1.23
82	R7	202	PEB	C1A-NA	-2.38	1.34	1.37
87	BL	602	CLA	CMD-C2D	-2.38	1.45	1.50
82	IB	202	PEB	C4A-NA	-2.38	1.32	1.37
82	GK	201	PEB	C2C-C3C	2.38	1.44	1.37
95	C6	504	DGD	O2G-C2G	-2.38	1.40	1.46
82	NP	201	PEB	C4B-C3B	2.38	1.49	1.45
84	I4	1001	CYC	OB-C4B	2.38	1.28	1.23
84	d3	1001	CYC	C1D-CHD	2.38	1.50	1.41
84	o3	1001	CYC	C1D-CHD	2.38	1.50	1.41
84	IE	1001	CYC	C4B-NB	-2.38	1.32	1.38
82	DI	202	PEB	C2A-C1A	-2.38	1.50	1.52
87	BL	620	CLA	C4B-CHC	-2.38	1.34	1.41
87	B2	822	CLA	MG-ND	-2.38	2.01	2.05
82	NE	202	PEB	C4A-NA	-2.38	1.32	1.37
87	FN	201	CLA	CMB-C2B	-2.38	1.46	1.51
87	dL	409	CLA	C3B-C2B	-2.38	1.37	1.40
82	GJ	201	PEB	OD-C4D	2.38	1.28	1.23
82	RA	202	PEB	C1A-NA	-2.38	1.34	1.37
82	ID	202	PEB	C4A-NA	-2.38	1.32	1.37
82	N7	202	PEB	C2A-C1A	-2.38	1.50	1.52
82	gB	202	PEB	C2A-C1A	-2.38	1.50	1.52
82	VJ	201	PEB	C4A-NA	-2.38	1.32	1.37
84	I3	1001	CYC	C1D-CHD	2.38	1.50	1.41
82	FB	201	PEB	OD-C4D	2.38	1.28	1.23
82	LH	1003	PEB	OD-C4D	2.38	1.28	1.23
82	II	203	PEB	C4B-C3B	2.38	1.49	1.45
82	YQ	202	PEB	C4B-C3B	2.38	1.49	1.45
82	lF	203	PEB	C4B-C3B	2.38	1.49	1.45
82	TH	201	PEB	C4A-NA	-2.38	1.32	1.37
82	OI	202	PEB	C1D-ND	2.38	1.49	1.45
82	CA	201	PEB	C4A-NA	-2.38	1.32	1.37
82	FQ	203	PEB	C2C-C3C	2.38	1.44	1.37
84	B3	1001	CYC	C1D-CHD	2.38	1.50	1.41
87	BN	827	CLA	C3B-CAB	-2.38	1.43	1.47
87	42	605	CLA	CMD-C2D	-2.38	1.45	1.50
87	B6	610	CLA	CMC-C2C	-2.38	1.45	1.50
82	YO	203	PEB	C4B-C3B	2.38	1.49	1.45
87	B2	809	CLA	CMD-C2D	-2.38	1.45	1.50
87	32	302	CLA	C3B-C2B	-2.38	1.37	1.40
82	QG	202	PEB	C4A-NA	-2.38	1.32	1.37
82	dQ	401	PEB	C4A-NA	-2.38	1.32	1.37

Continued on next page...

Continued from previous page...

Mol	Chain	Res	Type	Atoms	Z	Observed(Å)	Ideal(Å)
84	f3	1001	CYC	C1D-CHD	2.38	1.50	1.41
87	A2	825	CLA	CMB-C2B	-2.38	1.46	1.51
87	CL	504	CLA	C3B-C2B	-2.37	1.37	1.40
82	qC	201	PEB	C4B-C3B	2.37	1.49	1.45
82	kE	201	PEB	C4B-C3B	2.37	1.49	1.45
82	kO	201	PEB	C4B-C3B	2.37	1.49	1.45
87	82	306	CLA	MG-ND	-2.37	2.01	2.05
82	XI	201	PEB	C4A-NA	-2.37	1.32	1.37
82	RM	201	PEB	C4A-NA	-2.37	1.32	1.37
82	AI	203	PEB	C4B-NB	-2.37	1.33	1.38
87	1N	601	CLA	CMB-C2B	-2.37	1.46	1.51
82	bE	201	PEB	OD-C4D	2.37	1.28	1.23
84	FO	1001	CYC	C1D-CHD	2.37	1.50	1.41
82	KA	202	PEB	C1D-ND	2.37	1.49	1.45
84	H1	1001	CYC	C1B-C2B	2.37	1.49	1.45
82	RQ	201	PEB	C2A-C1A	-2.37	1.50	1.52
82	O1	201	PEB	C2A-C1A	-2.37	1.50	1.52
82	WK	203	PEB	C4B-C3B	2.37	1.49	1.45
82	S5	202	PEB	C4B-C3B	2.37	1.49	1.45
82	UI	201	PEB	C4A-NA	-2.37	1.32	1.37
84	u3	1001	CYC	C1D-CHD	2.37	1.50	1.41
84	H4	1001	CYC	C1B-NB	-2.37	1.33	1.37
82	P7	201	PEB	OD-C4D	2.37	1.28	1.23
96	E6	101	HEM	C1D-ND	-2.37	1.33	1.38
87	8N	301	CLA	MG-ND	-2.37	2.01	2.05
82	WH	203	PEB	C4A-NA	-2.37	1.32	1.37
82	TI	202	PEB	C4A-NA	-2.37	1.32	1.37
82	TI	201	PEB	OD-C4D	2.37	1.28	1.23
82	YH	202	PEB	C1B-C2B	2.37	1.50	1.45
82	EA	201	PEB	C1C-CHB	2.37	1.50	1.41
82	E7	201	PEB	C1C-CHB	2.37	1.50	1.41
84	w3	1001	CYC	C1D-CHD	2.37	1.50	1.41
82	f1	203	PEB	C4B-C3B	2.37	1.49	1.45
82	XA	203	PEB	OD-C4D	2.37	1.28	1.23
82	LG	1002	PEB	OD-C4D	2.37	1.28	1.23
84	D1	1003	CYC	C1B-C2B	2.37	1.49	1.45
87	72	605	CLA	CMD-C2D	-2.37	1.45	1.50
84	F4	1001	CYC	C4B-NB	-2.37	1.33	1.38
82	BI	202	PEB	C4B-NB	-2.37	1.33	1.38
82	m1	202	PEB	C4B-C3B	2.37	1.49	1.45
87	A2	849	CLA	MG-ND	-2.37	2.01	2.05
84	73	1001	CYC	C1D-CHD	2.37	1.50	1.41

Continued on next page...

Continued from previous page...

Mol	Chain	Res	Type	Atoms	Z	Observed(Å)	Ideal(Å)
82	FA	203	PEB	C4B-C3B	2.37	1.49	1.45
82	f1	203	PEB	C2A-C1A	-2.37	1.50	1.52
82	BP	201	PEB	C4A-NA	-2.37	1.32	1.37
82	B9	202	PEB	C4B-C3B	2.37	1.49	1.45
84	h3	1001	CYC	C1D-CHD	2.37	1.50	1.41
82	lH	201	PEB	C2A-C1A	-2.37	1.50	1.52
82	fJ	203	PEB	C2A-C1A	-2.37	1.50	1.52
82	L1	1002	PEB	OD-C4D	2.37	1.28	1.23
82	e7	301	PEB	C3C-C4C	-2.37	1.38	1.42
82	FM	201	PEB	C4A-NA	-2.37	1.32	1.37
82	aE	201	PEB	C4A-NA	-2.37	1.32	1.37
84	BE	1001	CYC	C4C-NC	-2.37	1.32	1.37
82	F7	203	PEB	C4B-C3B	2.37	1.49	1.45
82	aJ	204	PEB	OD-C4D	2.37	1.28	1.23
82	cG	202	PEB	C4A-NA	-2.37	1.32	1.37
82	J7	203	PEB	C2A-C1A	-2.37	1.50	1.52
82	WP	202	PEB	OD-C4D	2.37	1.28	1.23
87	BN	809	CLA	CMC-C2C	-2.37	1.45	1.50
84	D4	1001	CYC	C4B-NB	-2.37	1.33	1.38
87	AN	828	CLA	MG-ND	-2.37	2.01	2.05
87	b6	615	CLA	C3B-CAB	-2.37	1.43	1.47
82	ZI	401	PEB	CAA-C3A	-2.37	1.49	1.54
84	F4	1001	CYC	C1D-CHD	2.37	1.50	1.41
87	22	607	CLA	CMB-C2B	-2.37	1.46	1.51
82	SF	201	PEB	C2A-C1A	-2.37	1.50	1.52
82	XF	202	PEB	C2A-C1A	-2.37	1.50	1.52
82	II	203	PEB	C2A-C1A	-2.37	1.50	1.52
82	HQ	202	PEB	C4A-NA	-2.37	1.32	1.37
82	cF	202	PEB	C3C-C4C	-2.37	1.38	1.42
84	NE	201	CYC	C1B-NB	-2.37	1.33	1.37
82	l4	201	PEB	C4A-NA	-2.37	1.32	1.37
82	VE	201	PEB	C4B-C3B	2.37	1.49	1.45
84	GE	1001	CYC	C1B-NB	-2.37	1.33	1.37
84	F3	1001	CYC	C1D-CHD	2.37	1.50	1.41
82	YI	201	PEB	C4A-NA	-2.37	1.32	1.37
82	h4	201	PEB	C4A-NA	-2.37	1.32	1.37
82	EP	203	PEB	C2A-C1A	-2.36	1.50	1.52
84	CO	1001	CYC	C1B-NB	-2.36	1.33	1.37
82	fH	203	PEB	C1C-CHB	2.36	1.50	1.41
82	RO	201	PEB	C4A-NA	-2.36	1.32	1.37
87	BN	831	CLA	C3B-CAB	-2.36	1.43	1.47
87	52	608	CLA	CMB-C2B	-2.36	1.46	1.51

Continued on next page...

Continued from previous page...

Mol	Chain	Res	Type	Atoms	Z	Observed(Å)	Ideal(Å)
87	A2	805	CLA	CMC-C2C	-2.36	1.45	1.50
84	KO	1001	CYC	C4C-NC	-2.36	1.32	1.37
84	Q3	1001	CYC	C1D-CHD	2.36	1.50	1.41
82	ZK	201	PEB	C2A-C1A	-2.36	1.50	1.52
96	vL	201	HEM	C1D-ND	-2.36	1.33	1.38
84	M3	1001	CYC	C1D-CHD	2.36	1.50	1.41
87	AN	829	CLA	CMB-C2B	-2.36	1.46	1.51
82	KF	203	PEB	C4A-NA	-2.36	1.32	1.37
84	D3	1001	CYC	C1D-CHD	2.36	1.50	1.41
87	AN	849	CLA	CMB-C2B	-2.36	1.46	1.51
82	yC	201	PEB	C3C-C4C	-2.36	1.38	1.42
87	F2	201	CLA	MG-ND	-2.36	2.01	2.05
82	H5	201	PEB	C1C-CHB	2.36	1.50	1.41
82	b1	201	PEB	C1D-ND	2.36	1.49	1.45
82	b1	203	PEB	C2A-C1A	-2.36	1.50	1.52
87	BN	802	CLA	CMC-C2C	-2.36	1.45	1.50
82	lK	203	PEB	C4B-C3B	2.36	1.49	1.45
84	GE	1001	CYC	OB-C4B	2.36	1.28	1.23
82	L7	202	PEB	C1A-NA	-2.36	1.34	1.37
87	7N	606	CLA	C3B-C2B	-2.36	1.37	1.40
82	hH	202	PEB	C3C-C4C	-2.36	1.38	1.42
87	B2	814	CLA	CMD-C2D	-2.36	1.45	1.50
87	A2	852	CLA	C4D-ND	-2.36	1.34	1.37
82	X7	201	PEB	OD-C4D	2.36	1.28	1.23
84	HO	1001	CYC	C1D-CHD	2.36	1.50	1.41
84	H4	1001	CYC	C1D-CHD	2.36	1.50	1.41
87	KN	103	CLA	CMB-C2B	-2.36	1.46	1.51
82	NP	201	PEB	C2A-C1A	-2.36	1.50	1.52
82	h1	203	PEB	C3C-C4C	-2.36	1.38	1.42
84	C1	1001	CYC	C1D-CHD	2.36	1.50	1.41
84	H3	1001	CYC	C1D-CHD	2.36	1.50	1.41
84	U3	1001	CYC	C1D-CHD	2.36	1.50	1.41
82	QO	202	PEB	C3C-C4C	-2.36	1.38	1.42
82	VA	202	PEB	C1A-NA	-2.36	1.34	1.37
84	M1	201	CYC	C1B-C2B	2.36	1.49	1.45
82	HP	201	PEB	C4A-NA	-2.36	1.32	1.37
84	k3	1001	CYC	C1D-CHD	2.36	1.50	1.41
82	HK	201	PEB	C2A-C1A	-2.36	1.50	1.52
82	UK	201	PEB	OD-C4D	2.36	1.28	1.23
87	A2	837	CLA	MG-ND	-2.36	2.01	2.05
87	A2	828	CLA	CMC-C2C	-2.36	1.45	1.50
87	5N	605	CLA	CMD-C2D	-2.36	1.45	1.50

Continued on next page...

Continued from previous page...

Mol	Chain	Res	Type	Atoms	Z	Observed(Å)	Ideal(Å)
87	A2	832	CLA	C3B-C2B	-2.36	1.37	1.40
82	HG	1002	PEB	OD-C4D	2.36	1.28	1.23
82	MB	202	PEB	C1B-C2B	2.36	1.50	1.45
84	j3	1001	CYC	C1D-CHD	2.36	1.50	1.41
87	B2	831	CLA	C3B-CAB	-2.36	1.43	1.47
82	II	203	PEB	C4A-NA	-2.36	1.32	1.37
82	XA	201	PEB	OD-C4D	2.36	1.28	1.23
82	OI	201	PEB	C2A-C1A	-2.36	1.50	1.52
82	NP	201	PEB	C4A-NA	-2.36	1.32	1.37
83	YA	302	PUB	C4C-NC	2.36	1.39	1.35
82	Z1	202	PEB	C4A-NA	-2.36	1.32	1.37
84	n3	1001	CYC	C1D-CHD	2.36	1.50	1.41
82	SM	202	PEB	C2A-C1A	-2.36	1.50	1.52
83	AH	303	PUB	C4B-CHB	2.36	1.50	1.41
82	JA	202	PEB	C4B-C3B	2.36	1.49	1.45
82	hF	202	PEB	C4B-C3B	2.36	1.49	1.45
82	KF	202	PEB	OD-C4D	2.36	1.28	1.23
82	KJ	201	PEB	OD-C4D	2.36	1.28	1.23
87	B2	805	CLA	CMB-C2B	-2.36	1.46	1.51
82	q8	201	PEB	C4B-C3B	2.36	1.49	1.45
87	AN	829	CLA	CMD-C2D	-2.36	1.45	1.50
87	B2	831	CLA	C3B-C2B	-2.36	1.37	1.40
84	H4	1001	CYC	C4C-NC	-2.36	1.32	1.37
82	gG	201	PEB	C2A-C1A	-2.36	1.50	1.52
83	AM	303	PUB	C3C-C4C	2.36	1.51	1.43
87	62	312	CLA	CMB-C2B	-2.36	1.46	1.51
87	BN	823	CLA	MG-ND	-2.36	2.01	2.05
82	JB	202	PEB	C4A-NA	-2.36	1.32	1.37
82	qF	203	PEB	C1D-ND	2.36	1.49	1.45
82	V1	202	PEB	C4B-C3B	2.36	1.49	1.45
82	KK	203	PEB	C4A-NA	-2.36	1.32	1.37
82	O1	203	PEB	C4A-NA	-2.36	1.32	1.37
84	J1	1001	CYC	C4C-NC	-2.36	1.32	1.37
87	A2	830	CLA	CMD-C2D	-2.36	1.45	1.50
82	iM	202	PEB	C2A-C1A	-2.36	1.50	1.52
82	IB	203	PEB	C4A-NA	-2.36	1.32	1.37
87	A2	849	CLA	C1D-ND	2.36	1.40	1.37
87	BN	811	CLA	CMD-C2D	-2.36	1.45	1.50
87	B2	814	CLA	CMC-C2C	-2.36	1.45	1.50
82	B5	203	PEB	C4A-NA	-2.36	1.32	1.37
82	GD	201	PEB	C4B-C3B	2.35	1.49	1.45
84	LH	1002	CYC	CBA-CGA	2.35	1.56	1.50

Continued on next page...

Continued from previous page...

Mol	Chain	Res	Type	Atoms	Z	Observed(Å)	Ideal(Å)
87	AN	827	CLA	CMB-C2B	-2.35	1.46	1.51
82	f4	202	PEB	C2A-C1A	-2.35	1.50	1.52
82	hG	202	PEB	C2A-C1A	-2.35	1.50	1.52
82	UH	202	PEB	C4A-NA	-2.35	1.32	1.37
82	eB	202	PEB	C4A-NA	-2.35	1.32	1.37
87	3N	310	CLA	MG-ND	-2.35	2.01	2.05
84	x3	1001	CYC	C1D-CHD	2.35	1.50	1.41
82	KI	201	PEB	C4B-NB	-2.35	1.33	1.38
84	HH	1001	CYC	C4B-NB	-2.35	1.33	1.38
82	RI	203	PEB	CHA-C1B	2.35	1.45	1.40
82	JJ	201	PEB	C4A-NA	-2.35	1.32	1.37
82	LJ	201	PEB	C4A-NA	-2.35	1.32	1.37
87	B2	801	CLA	CMC-C2C	-2.35	1.45	1.50
82	R7	202	PEB	C2A-C1A	-2.35	1.50	1.52
87	cL	508	CLA	CAC-C3C	-2.35	1.45	1.51
87	2N	304	CLA	C3B-C2B	-2.35	1.37	1.40
82	jH	202	PEB	C1D-ND	2.35	1.49	1.45
82	aK	203	PEB	C1B-C2B	2.35	1.50	1.45
87	cL	512	CLA	CMC-C2C	-2.35	1.45	1.50
87	22	603	CLA	C3B-C2B	-2.35	1.37	1.40
82	JD	203	PEB	C1D-ND	2.35	1.49	1.45
82	JQ	203	PEB	C1D-ND	2.35	1.49	1.45
87	BN	815	CLA	CMD-C2D	-2.35	1.45	1.50
82	e1	202	PEB	C2A-C1A	-2.35	1.50	1.52
82	lO	202	PEB	C2A-C1A	-2.35	1.50	1.52
82	AP	203	PEB	OD-C4D	2.35	1.28	1.23
87	A2	849	CLA	CMB-C2B	-2.35	1.46	1.51
87	K2	104	CLA	CMB-C2B	-2.35	1.46	1.51
87	A2	832	CLA	C3B-CAB	-2.35	1.43	1.47
84	KG	202	CYC	C1B-NB	-2.35	1.33	1.37
82	LE	1002	PEB	OD-C4D	2.35	1.28	1.23
82	tK	202	PEB	C4B-C3B	2.35	1.49	1.45
82	eK	202	PEB	C4A-NA	-2.35	1.32	1.37
82	RP	202	PEB	C2A-C1A	-2.35	1.50	1.52
84	NH	1001	CYC	C4C-NC	-2.35	1.32	1.37
84	D4	1001	CYC	C4C-NC	-2.35	1.32	1.37
87	AN	817	CLA	CMD-C2D	-2.35	1.45	1.50
87	AL	403	CLA	MG-ND	-2.35	2.01	2.05
82	l4	202	PEB	C1D-ND	2.35	1.49	1.45
82	YM	201	PEB	C4A-NA	-2.35	1.32	1.37
82	VO	202	PEB	C4A-NA	-2.35	1.32	1.37
82	OH	201	PEB	C1C-CHB	2.35	1.50	1.41

Continued on next page...

Continued from previous page...

Mol	Chain	Res	Type	Atoms	Z	Observed(Å)	Ideal(Å)
87	bL	615	CLA	CMD-C2D	-2.35	1.45	1.50
82	lO	202	PEB	C1D-ND	2.35	1.49	1.45
87	3N	304	CLA	CHC-C1C	2.35	1.41	1.35
87	A2	827	CLA	CMB-C2B	-2.35	1.46	1.51
82	dD	401	PEB	C4A-NA	-2.35	1.32	1.37
87	BN	810	CLA	CMD-C2D	-2.35	1.45	1.50
82	cO	203	PEB	C4B-C3B	2.35	1.49	1.45
82	uF	202	PEB	C1D-ND	2.35	1.49	1.45
82	NA	202	PEB	C2A-C1A	-2.35	1.50	1.52
82	QD	202	PEB	C2A-C1A	-2.35	1.50	1.52
82	JJ	202	PEB	C4A-NA	-2.35	1.32	1.37
82	OJ	201	PEB	C4A-NA	-2.35	1.32	1.37
84	LH	1002	CYC	C4A-C3A	2.35	1.50	1.45
82	jM	203	PEB	C4B-C3B	2.35	1.49	1.45
87	B2	824	CLA	MG-ND	-2.35	2.01	2.05
82	Z9	304	PEB	C1D-ND	2.35	1.49	1.45
82	WE	203	PEB	C4A-NA	-2.35	1.32	1.37
82	WG	203	PEB	C4A-NA	-2.35	1.32	1.37
82	PQ	202	PEB	C4A-NA	-2.35	1.32	1.37
87	A2	828	CLA	MG-ND	-2.35	2.01	2.05
82	KG	201	PEB	C4A-NA	-2.35	1.32	1.37
84	FO	1001	CYC	C4B-NB	-2.35	1.33	1.38
87	BN	815	CLA	CMC-C2C	-2.35	1.45	1.50
84	V3	1001	CYC	C1D-CHD	2.35	1.50	1.41
94	dL	406	PL9	C2-C1	-2.35	1.38	1.44
82	eF	202	PEB	C4A-NA	-2.35	1.32	1.37
87	52	605	CLA	CMD-C2D	-2.35	1.45	1.50
82	IA	202	PEB	C2A-C1A	-2.35	1.50	1.52
82	l1	203	PEB	C2A-C1A	-2.35	1.50	1.52
82	RA	202	PEB	C4B-C3B	2.35	1.49	1.45
84	DE	1001	CYC	OB-C4B	2.35	1.28	1.23
84	DG	1001	CYC	OB-C4B	2.35	1.28	1.23
87	AN	802	CLA	CMC-C2C	-2.35	1.45	1.50
87	dL	401	CLA	CMD-C2D	-2.35	1.45	1.50
87	BL	602	CLA	C3B-C2B	-2.35	1.37	1.40
82	cF	203	PEB	C4A-NA	-2.35	1.32	1.37
84	NO	1001	CYC	C4C-NC	-2.35	1.32	1.37
82	OI	202	PEB	CHA-C1B	2.35	1.45	1.40
82	K7	202	PEB	C1D-ND	2.35	1.49	1.45
82	BA	201	PEB	C2A-C1A	-2.35	1.50	1.52
82	CP	203	PEB	C2A-C1A	-2.35	1.50	1.52
82	G9	202	PEB	C2A-C1A	-2.35	1.50	1.52

Continued on next page...

Continued from previous page...

Mol	Chain	Res	Type	Atoms	Z	Observed(Å)	Ideal(Å)
82	bK	201	PEB	C2A-C1A	-2.35	1.50	1.52
82	jM	201	PEB	C2A-C1A	-2.35	1.50	1.52
82	HF	201	PEB	OD-C4D	2.35	1.28	1.23
82	lK	203	PEB	C4B-NB	-2.35	1.33	1.38
84	E4	1001	CYC	C1B-NB	-2.35	1.33	1.37
82	W9	202	PEB	C1C-CHB	2.35	1.50	1.41
82	OB	201	PEB	C4A-NA	-2.35	1.32	1.37
82	VG	202	PEB	C4A-NA	-2.35	1.32	1.37
82	W1	203	PEB	C4A-NA	-2.35	1.32	1.37
82	vC	201	PEB	C4B-C3B	2.34	1.49	1.45
82	R7	203	PEB	C4A-NA	-2.34	1.32	1.37
82	U7	201	PEB	C4B-NB	-2.34	1.33	1.38
82	oK	203	PEB	C1D-ND	2.34	1.49	1.45
82	HM	202	PEB	C4A-NA	-2.34	1.32	1.37
84	DO	1001	CYC	C1D-CHD	2.34	1.50	1.41
82	fK	202	PEB	C4B-C3B	2.34	1.49	1.45
87	AN	805	CLA	CMC-C2C	-2.34	1.45	1.50
87	B2	824	CLA	CMC-C2C	-2.34	1.45	1.50
82	TI	201	PEB	C1D-ND	2.34	1.49	1.45
82	AA	201	PEB	C4A-NA	-2.34	1.32	1.37
82	uF	201	PEB	C4B-C3B	2.34	1.49	1.45
82	gK	203	PEB	C4A-NA	-2.34	1.32	1.37
84	GG	1001	CYC	C4C-NC	-2.34	1.32	1.37
87	BN	825	CLA	CMC-C2C	-2.34	1.45	1.50
82	WI	202	PEB	C4A-NA	-2.34	1.32	1.37
85	C6	507	BCR	C30-C25	-2.34	1.50	1.53
82	FI	201	PEB	OD-C4D	2.34	1.28	1.23
87	2N	312	CLA	C3C-C2C	2.34	1.41	1.36
87	A2	841	CLA	CMD-C2D	-2.34	1.45	1.50
87	bL	605	CLA	CMD-C2D	-2.34	1.45	1.50
87	bL	620	CLA	CMD-C2D	-2.34	1.45	1.50
87	CL	509	CLA	MG-ND	-2.34	2.01	2.05
82	NB	202	PEB	C4A-NA	-2.34	1.32	1.37
87	BN	806	CLA	CMB-C2B	-2.34	1.46	1.51
87	62	313	CLA	CMB-C2B	-2.34	1.46	1.51
87	bL	618	CLA	C1D-ND	2.34	1.40	1.37
87	CL	511	CLA	MG-ND	-2.34	2.01	2.05
82	II	203	PEB	CHA-C1B	2.34	1.45	1.40
82	PD	203	PEB	C4A-NA	-2.34	1.32	1.37
82	pC	202	PEB	OD-C4D	2.34	1.28	1.23
87	AN	832	CLA	C3B-CAB	-2.34	1.43	1.47
87	AN	811	CLA	CMD-C2D	-2.34	1.45	1.50

Continued on next page...

Continued from previous page...

Mol	Chain	Res	Type	Atoms	Z	Observed(Å)	Ideal(Å)
82	TI	201	PEB	C2C-C3C	2.34	1.44	1.37
82	HB	202	PEB	C4A-NA	-2.34	1.32	1.37
84	q3	1001	CYC	C1D-CHD	2.34	1.50	1.41
82	IB	201	PEB	C4A-NA	-2.34	1.32	1.37
82	CQ	201	PEB	C4A-NA	-2.34	1.32	1.37
82	U5	201	PEB	C1C-CHB	2.34	1.50	1.41
87	MN	101	CLA	CMC-C2C	-2.34	1.45	1.50
82	dE	203	PEB	C2A-C1A	-2.34	1.50	1.52
82	eE	201	PEB	C4A-NA	-2.34	1.32	1.37
87	42	606	CLA	CMD-C2D	-2.34	1.45	1.50
87	A2	816	CLA	CMD-C2D	-2.34	1.45	1.50
87	4N	606	CLA	CMD-C2D	-2.34	1.45	1.50
82	v8	201	PEB	C4B-C3B	2.34	1.49	1.45
82	WM	201	PEB	OD-C4D	2.34	1.28	1.23
82	CM	203	PEB	C4A-NA	-2.34	1.32	1.37
82	LD	201	PEB	C4B-C3B	2.34	1.49	1.45
82	y8	201	PEB	C3C-C4C	-2.34	1.38	1.42
82	wC	202	PEB	C1C-CHB	2.34	1.50	1.41
84	DH	1001	CYC	C1D-CHD	2.34	1.50	1.41
82	KA	202	PEB	C2A-C1A	-2.34	1.50	1.52
82	SA	202	PEB	C2A-C1A	-2.34	1.50	1.52
84	FE	1001	CYC	C1B-NB	-2.34	1.33	1.37
82	wK	302	PEB	C4A-NA	-2.34	1.32	1.37
87	AN	825	CLA	CMB-C2B	-2.34	1.46	1.51
82	EJ	201	PEB	C4A-NA	-2.34	1.32	1.37
84	HO	1001	CYC	C4C-NC	-2.34	1.32	1.37
87	AN	830	CLA	CMD-C2D	-2.34	1.45	1.50
82	XB	201	PEB	C4A-NA	-2.34	1.32	1.37
82	KK	202	PEB	C4A-NA	-2.34	1.32	1.37
87	82	306	CLA	CMD-C2D	-2.34	1.45	1.50
87	A2	831	CLA	CMC-C2C	-2.34	1.45	1.50
82	Q1	202	PEB	C1B-C2B	2.34	1.50	1.45
82	AA	202	PEB	C1D-ND	2.34	1.49	1.45
82	RP	201	PEB	C4A-NA	-2.34	1.32	1.37
82	R4	202	PEB	C4A-NA	-2.34	1.32	1.37
87	DL	403	CLA	CMD-C2D	-2.34	1.45	1.50
87	A2	817	CLA	CMD-C2D	-2.34	1.45	1.50
87	FN	203	CLA	O2A-CGA	2.34	1.38	1.30
82	I7	202	PEB	C2A-C1A	-2.34	1.50	1.52
82	HQ	202	PEB	OD-C4D	2.34	1.28	1.23
82	RD	202	PEB	C2A-C1A	-2.34	1.50	1.52
82	MK	203	PEB	C2A-C1A	-2.34	1.50	1.52

Continued on next page...

Continued from previous page...

Mol	Chain	Res	Type	Atoms	Z	Observed(Å)	Ideal(Å)
82	cM	201	PEB	C2A-C1A	-2.34	1.50	1.52
87	2N	307	CLA	CMB-C2B	-2.34	1.46	1.51
84	D1	1001	CYC	C1B-C2B	2.34	1.49	1.45
87	AN	841	CLA	CMD-C2D	-2.34	1.45	1.50
82	BM	301	PEB	C4A-NA	-2.33	1.32	1.37
87	22	612	CLA	C3C-C2C	2.33	1.41	1.36
84	HO	1001	CYC	C1B-NB	-2.33	1.33	1.37
87	L2	204	CLA	MG-ND	-2.33	2.01	2.05
87	A2	819	CLA	CMD-C2D	-2.33	1.45	1.50
87	32	310	CLA	CMB-C2B	-2.33	1.46	1.51
82	UI	201	PEB	C4B-C3B	2.33	1.49	1.45
82	XK	201	PEB	C4B-C3B	2.33	1.49	1.45
87	B2	834	CLA	MG-ND	-2.33	2.01	2.05
82	RQ	202	PEB	C2A-C1A	-2.33	1.50	1.52
82	H9	201	PEB	C4A-NA	-2.33	1.32	1.37
87	AN	837	CLA	MG-ND	-2.33	2.01	2.05
82	LD	201	PEB	C1C-CHB	2.33	1.50	1.41
94	dL	406	PL9	O1-C4	2.33	1.28	1.23
82	lF	203	PEB	C1C-CHB	2.33	1.50	1.41
82	NG	201	PEB	C4A-NA	-2.33	1.32	1.37
82	iF	201	PEB	C4A-NA	-2.33	1.32	1.37
82	IP	202	PEB	C2A-C1A	-2.33	1.50	1.52
82	S5	203	PEB	C4A-NA	-2.33	1.32	1.37
82	c4	203	PEB	C4B-C3B	2.33	1.49	1.45
82	eM	202	PEB	C4A-NA	-2.33	1.32	1.37
82	QP	202	PEB	C2A-C1A	-2.33	1.50	1.52
82	I9	202	PEB	C2A-C1A	-2.33	1.50	1.52
82	D9	201	PEB	C4B-C3B	2.33	1.49	1.45
82	SP	202	PEB	C4A-NA	-2.33	1.32	1.37
87	bL	617	CLA	MG-ND	-2.33	2.01	2.05
87	M2	101	CLA	CMC-C2C	-2.33	1.45	1.50
82	v8	202	PEB	C2A-C1A	-2.33	1.50	1.52
82	LK	202	PEB	C4A-NA	-2.33	1.32	1.37
82	KM	203	PEB	C4A-NA	-2.33	1.32	1.37
82	T1	201	PEB	C4A-NA	-2.33	1.32	1.37
82	gF	203	PEB	C4A-NA	-2.33	1.32	1.37
82	M9	305	PEB	C1D-ND	2.33	1.49	1.45
82	cK	203	PEB	C4A-NA	-2.33	1.32	1.37
87	AN	807	CLA	CMD-C2D	-2.33	1.45	1.50
91	d6	404	PHO	CBD-CGD	-2.33	1.49	1.52
82	JP	201	PEB	C4A-NA	-2.33	1.32	1.37
87	b6	609	CLA	CMD-C2D	-2.33	1.45	1.50

Continued on next page...

Continued from previous page...

Mol	Chain	Res	Type	Atoms	Z	Observed(Å)	Ideal(Å)
87	32	307	CLA	O2A-CGA	2.33	1.38	1.30
82	SH	202	PEB	C2A-C1A	-2.33	1.50	1.52
82	ID	201	PEB	CAC-C2C	2.33	1.55	1.52
82	HE	1002	PEB	OD-C4D	2.33	1.28	1.23
82	UB	301	PEB	C4A-NA	-2.33	1.32	1.37
82	PD	202	PEB	C4A-NA	-2.33	1.32	1.37
82	d1	202	PEB	C1C-CHB	2.33	1.50	1.41
82	jO	202	PEB	C1D-ND	2.33	1.49	1.45
87	c6	608	CLA	CMD-C2D	-2.33	1.45	1.50
82	NB	203	PEB	O1B-CGB	2.33	1.29	1.22
82	NB	203	PEB	C4A-NA	-2.33	1.32	1.37
82	CJ	203	PEB	C4A-NA	-2.33	1.32	1.37
82	JA	203	PEB	C2A-C1A	-2.33	1.50	1.52
82	MF	203	PEB	C2A-C1A	-2.33	1.50	1.52
87	B2	827	CLA	C3B-CAB	-2.33	1.43	1.47
82	HI	202	PEB	C4B-C3B	2.33	1.49	1.45
87	3N	308	CLA	O2A-CGA	2.33	1.38	1.30
82	FD	201	PEB	C4A-NA	-2.33	1.32	1.37
82	PK	202	PEB	C4A-NA	-2.33	1.32	1.37
87	C6	514	CLA	C3B-C2B	-2.33	1.37	1.40
84	JH	1001	CYC	C1B-C2B	2.33	1.49	1.45
84	MG	1001	CYC	C4B-NB	-2.33	1.33	1.38
82	WM	202	PEB	C4A-NA	-2.33	1.32	1.37
82	fF	202	PEB	C4A-NA	-2.33	1.32	1.37
82	VI	203	PEB	C2A-C1A	-2.33	1.50	1.52
82	Q1	203	PEB	C2A-C1A	-2.33	1.50	1.52
87	BL	603	CLA	CMB-C2B	-2.33	1.46	1.51
82	WQ	202	PEB	C4A-NA	-2.33	1.32	1.37
82	VJ	202	PEB	C4A-NA	-2.32	1.32	1.37
82	EQ	202	PEB	C4A-NA	-2.32	1.32	1.37
82	AO	305	PEB	C2A-C1A	-2.32	1.50	1.52
82	iO	203	PEB	C2A-C1A	-2.32	1.50	1.52
82	gK	201	PEB	C1B-C2B	2.32	1.50	1.45
82	DJ	202	PEB	C4A-NA	-2.32	1.32	1.37
82	IQ	202	PEB	C4A-NA	-2.32	1.32	1.37
87	A2	838	CLA	C3B-C2B	-2.32	1.37	1.40
87	FN	203	CLA	MG-ND	-2.32	2.01	2.05
87	B2	826	CLA	MG-ND	-2.32	2.01	2.05
82	PA	201	PEB	C4A-NA	-2.32	1.32	1.37
82	aJ	204	PEB	C4A-NA	-2.32	1.32	1.37
87	CL	512	CLA	CMD-C2D	-2.32	1.45	1.50
87	6N	605	CLA	CMB-C2B	-2.32	1.46	1.51

Continued on next page...

Continued from previous page...

Mol	Chain	Res	Type	Atoms	Z	Observed(Å)	Ideal(Å)
82	ZK	201	PEB	C4B-C3B	2.32	1.49	1.45
82	TM	201	PEB	C4A-NA	-2.32	1.32	1.37
82	OF	201	PEB	OD-C4D	2.32	1.28	1.23
87	CL	510	CLA	CMD-C2D	-2.32	1.45	1.50
87	bL	613	CLA	CMC-C2C	-2.32	1.45	1.50
82	LQ	202	PEB	C1B-C2B	2.32	1.50	1.45
82	WF	203	PEB	C4B-C3B	2.32	1.49	1.45
82	AA	201	PEB	C2A-C1A	-2.32	1.50	1.52
82	ZB	203	PEB	C2A-C1A	-2.32	1.50	1.52
82	K9	202	PEB	C2A-C1A	-2.32	1.50	1.52
87	A2	850	CLA	CMD-C2D	-2.32	1.45	1.50
96	vL	201	HEM	C4B-NB	-2.32	1.34	1.38
87	BN	827	CLA	CMC-C2C	-2.32	1.45	1.50
82	W9	201	PEB	OD-C4D	2.32	1.28	1.23
82	A4	305	PEB	C2A-C1A	-2.32	1.50	1.52
82	u8	202	PEB	C2A-C1A	-2.32	1.50	1.52
82	B9	201	PEB	C2A-C1A	-2.32	1.50	1.52
82	dE	204	PEB	C2A-C1A	-2.32	1.50	1.52
82	cK	203	PEB	C2A-C1A	-2.32	1.50	1.52
82	F1	1002	PEB	C4A-NA	-2.32	1.32	1.37
82	uC	203	PEB	C4B-C3B	2.32	1.49	1.45
87	LN	204	CLA	MG-ND	-2.32	2.01	2.05
82	IF	203	PEB	C2C-C3C	2.32	1.44	1.37
84	N1	1001	CYC	C1B-NB	-2.32	1.33	1.37
82	MA	201	PEB	C4A-NA	-2.32	1.32	1.37
87	bL	605	CLA	CMC-C2C	-2.32	1.45	1.50
82	cJ	201	PEB	C2A-C1A	-2.32	1.50	1.52
82	qK	203	PEB	C1D-ND	2.32	1.49	1.45
87	B2	809	CLA	C3B-C2B	-2.32	1.37	1.40
87	cL	510	CLA	C3B-C2B	-2.32	1.37	1.40
87	AN	816	CLA	CMD-C2D	-2.32	1.45	1.50
87	bL	613	CLA	CMD-C2D	-2.32	1.45	1.50
82	bE	202	PEB	C3C-C4C	-2.32	1.38	1.42
82	DD	202	PEB	C1B-C2B	2.32	1.50	1.45
84	L1	1001	CYC	C4C-NC	-2.32	1.32	1.37
82	OM	202	PEB	C4B-C3B	2.32	1.49	1.45
82	mO	203	PEB	C2A-C1A	-2.32	1.50	1.52
87	BN	808	CLA	C3B-CAB	-2.32	1.43	1.47
82	DJ	201	PEB	C4A-NA	-2.32	1.32	1.37
82	hO	201	PEB	C4A-NA	-2.32	1.32	1.37
87	CL	505	CLA	CMD-C2D	-2.32	1.45	1.50
82	VQ	203	PEB	C4B-NB	-2.32	1.33	1.38

Continued on next page...

Continued from previous page...

Mol	Chain	Res	Type	Atoms	Z	Observed(Å)	Ideal(Å)
82	U5	201	PEB	C1D-ND	2.32	1.49	1.45
87	BN	825	CLA	MG-ND	-2.32	2.01	2.05
82	u8	203	PEB	C4B-C3B	2.32	1.49	1.45
82	D9	202	PEB	C4B-C3B	2.32	1.49	1.45
82	UI	201	PEB	OD-C4D	2.32	1.28	1.23
82	LD	203	PEB	C2A-C1A	-2.32	1.50	1.52
82	WH	203	PEB	C2A-C1A	-2.32	1.50	1.52
82	IJ	203	PEB	C2A-C1A	-2.32	1.50	1.52
82	NA	203	PEB	C4A-NA	-2.32	1.32	1.37
82	JK	201	PEB	C4B-C3B	2.32	1.49	1.45
82	OE	201	PEB	C4A-NA	-2.32	1.32	1.37
82	sF	203	PEB	C4A-NA	-2.32	1.32	1.37
82	dM	202	PEB	C2A-C1A	-2.32	1.50	1.52
82	QH	202	PEB	C1B-C2B	2.32	1.50	1.45
87	BN	810	CLA	C3B-C2B	-2.32	1.37	1.40
84	E4	1001	CYC	C4B-NB	-2.32	1.33	1.38
82	NQ	204	PEB	C1C-CHB	2.32	1.50	1.41
82	YE	201	PEB	C4A-NA	-2.32	1.32	1.37
82	B7	202	PEB	C1C-CHB	2.32	1.50	1.41
84	CH	1001	CYC	C1D-CHD	2.32	1.50	1.41
82	UA	202	PEB	C4A-NA	-2.31	1.32	1.37
83	A1	303	PUB	C4B-CHB	2.31	1.50	1.41
87	BN	808	CLA	CMD-C2D	-2.31	1.45	1.50
82	mH	201	PEB	C1B-C2B	2.31	1.50	1.45
82	TI	201	PEB	CHA-C1B	2.31	1.45	1.40
87	c6	613	CLA	CMD-C2D	-2.31	1.45	1.50
87	A2	829	CLA	CMB-C2B	-2.31	1.46	1.51
87	6N	611	CLA	CMB-C2B	-2.31	1.46	1.51
84	K4	1001	CYC	C1B-NB	-2.31	1.33	1.37
87	AN	828	CLA	CMC-C2C	-2.31	1.45	1.50
82	Q4	202	PEB	C3C-C4C	-2.31	1.38	1.42
87	b6	618	CLA	CMD-C2D	-2.31	1.45	1.50
82	EP	202	PEB	C2A-C1A	-2.31	1.50	1.52
82	CA	202	PEB	C3C-C4C	-2.31	1.38	1.42
82	KP	202	PEB	OD-C4D	2.31	1.28	1.23
82	f1	203	PEB	C1C-CHB	2.31	1.50	1.41
82	C7	201	PEB	C4A-NA	-2.31	1.32	1.37
87	A2	801	CLA	CMC-C2C	-2.31	1.45	1.50
87	dL	409	CLA	CMD-C2D	-2.31	1.45	1.50
82	W1	203	PEB	C1C-CHB	2.31	1.50	1.41
82	P9	202	PEB	C2A-C1A	-2.31	1.50	1.52
82	RI	203	PEB	C4A-NA	-2.31	1.32	1.37

Continued on next page...

Continued from previous page...

Mol	Chain	Res	Type	Atoms	Z	Observed(Å)	Ideal(Å)
82	FM	202	PEB	C4A-NA	-2.31	1.32	1.37
87	A2	807	CLA	CMD-C2D	-2.31	1.45	1.50
87	B2	806	CLA	CMD-C2D	-2.31	1.45	1.50
82	lK	203	PEB	C1D-ND	2.31	1.49	1.45
96	VL	201	HEM	C4B-NB	-2.31	1.34	1.38
82	J5	203	PEB	C4A-NA	-2.31	1.32	1.37
87	BN	832	CLA	CMD-C2D	-2.31	1.45	1.50
84	N1	1001	CYC	C1D-CHD	2.31	1.50	1.41
84	L1	1001	CYC	CBA-CGA	2.31	1.56	1.50
82	JO	1002	PEB	C4A-NA	-2.31	1.32	1.37
82	XP	201	PEB	C4A-NA	-2.31	1.32	1.37
82	O4	201	PEB	C4A-NA	-2.31	1.32	1.37
82	e4	202	PEB	C4A-NA	-2.31	1.32	1.37
84	JH	1001	CYC	C4C-NC	-2.31	1.32	1.37
87	B2	808	CLA	CMC-C2C	-2.31	1.45	1.50
82	CK	203	PEB	C2A-C1A	-2.31	1.50	1.52
82	OO	202	PEB	C2A-C1A	-2.31	1.50	1.52
82	l1	202	PEB	C2A-C1A	-2.31	1.50	1.52
82	eH	202	PEB	C2A-C1A	-2.31	1.50	1.52
82	hJ	203	PEB	C4B-C3B	2.31	1.49	1.45
82	PQ	203	PEB	C4A-NA	-2.31	1.32	1.37
87	bL	621	CLA	CMC-C2C	-2.31	1.45	1.50
82	JD	201	PEB	C1D-ND	2.31	1.49	1.45
87	62	306	CLA	CMB-C2B	-2.31	1.46	1.51
87	B2	827	CLA	CMC-C2C	-2.31	1.45	1.50
82	TB	202	PEB	C4A-NA	-2.31	1.32	1.37
82	UF	202	PEB	C4A-NA	-2.31	1.32	1.37
82	eB	201	PEB	C4A-NA	-2.31	1.32	1.37
87	BN	805	CLA	MG-ND	-2.31	2.01	2.05
84	FE	1002	CYC	C4C-NC	-2.31	1.32	1.37
87	F2	201	CLA	O2A-CGA	2.31	1.38	1.30
87	BN	834	CLA	MG-ND	-2.31	2.01	2.05
87	aL	605	CLA	CMC-C2C	-2.31	1.45	1.50
84	D4	1001	CYC	C1D-CHD	2.31	1.50	1.41
82	EM	202	PEB	C4A-NA	-2.31	1.32	1.37
87	32	303	CLA	CHC-C1C	2.31	1.40	1.35
84	EE	1001	CYC	C1D-CHD	2.31	1.50	1.41
87	AN	814	CLA	CMD-C2D	-2.31	1.45	1.50
82	LD	202	PEB	C1B-C2B	2.31	1.50	1.45
82	TP	201	PEB	C4A-NA	-2.31	1.32	1.37
82	E9	202	PEB	C2A-C1A	-2.31	1.50	1.52
82	AI	203	PEB	C4D-ND	2.31	1.38	1.35

Continued on next page...

Continued from previous page...

Mol	Chain	Res	Type	Atoms	Z	Observed(Å)	Ideal(Å)
87	A2	815	CLA	CMD-C2D	-2.31	1.45	1.50
87	nL	101	CLA	CMD-C2D	-2.31	1.45	1.50
84	HH	1001	CYC	C1B-C2B	2.31	1.49	1.45
82	OE	202	PEB	C4A-NA	-2.31	1.32	1.37
82	TE	201	PEB	C4A-NA	-2.31	1.32	1.37
82	RH	201	PEB	C4A-NA	-2.31	1.32	1.37
82	bB	201	PEB	C4A-NA	-2.31	1.32	1.37
82	HI	202	PEB	C2C-C3C	2.31	1.44	1.37
87	b6	611	CLA	CMD-C2D	-2.31	1.45	1.50
82	jF	202	PEB	C4A-NA	-2.31	1.32	1.37
87	6N	612	CLA	CMB-C2B	-2.31	1.46	1.51
82	gH	202	PEB	C1A-NA	-2.31	1.34	1.37
82	EA	201	PEB	C2A-C1A	-2.31	1.50	1.52
82	l4	202	PEB	C2A-C1A	-2.31	1.50	1.52
82	hM	202	PEB	C2A-C1A	-2.31	1.50	1.52
82	M7	201	PEB	C4A-NA	-2.31	1.32	1.37
82	a1	202	PEB	C1B-C2B	2.31	1.50	1.45
87	62	307	CLA	CMD-C2D	-2.31	1.45	1.50
82	WD	202	PEB	C4A-NA	-2.31	1.32	1.37
82	GG	1002	PEB	C4A-NA	-2.31	1.32	1.37
82	RD	201	PEB	C1C-CHB	2.31	1.50	1.41
82	SF	202	PEB	C4A-NA	-2.30	1.32	1.37
82	W5	202	PEB	C4A-NA	-2.30	1.32	1.37
82	C7	202	PEB	C3C-C4C	-2.30	1.38	1.42
82	LK	202	PEB	C4B-C3B	2.30	1.49	1.45
82	LQ	201	PEB	C4B-C3B	2.30	1.49	1.45
82	C5	202	PEB	C4A-NA	-2.30	1.32	1.37
82	jH	201	PEB	C4A-NA	-2.30	1.32	1.37
82	Q1	201	PEB	C1C-CHB	2.30	1.50	1.41
82	OG	201	PEB	C4A-NA	-2.30	1.32	1.37
87	b6	607	CLA	C3B-C2B	-2.30	1.37	1.40
87	AL	404	CLA	CMD-C2D	-2.30	1.45	1.50
82	S7	201	PEB	C4B-NB	-2.30	1.33	1.38
82	dH	202	PEB	C1C-CHB	2.30	1.50	1.41
82	W7	202	PEB	C1D-ND	2.30	1.49	1.45
82	j1	203	PEB	C2A-C1A	-2.30	1.50	1.52
87	B2	807	CLA	CMD-C2D	-2.30	1.45	1.50
82	KF	201	PEB	C4A-NA	-2.30	1.32	1.37
87	BN	805	CLA	CMB-C2B	-2.30	1.46	1.51
84	EH	1001	CYC	C1B-C2B	2.30	1.49	1.45
87	72	601	CLA	CMB-C2B	-2.30	1.46	1.51
82	LQ	201	PEB	C1C-CHB	2.30	1.50	1.41

Continued on next page...

Continued from previous page...

Mol	Chain	Res	Type	Atoms	Z	Observed(Å)	Ideal(Å)
82	EB	501	PEB	C4A-NA	-2.30	1.32	1.37
82	YP	503	PEB	C4A-NA	-2.30	1.32	1.37
82	aO	201	PEB	C4A-NA	-2.30	1.32	1.37
87	B2	807	CLA	C3B-CAB	-2.30	1.43	1.47
84	DH	1001	CYC	C1B-C2B	2.30	1.49	1.45
82	Q7	202	PEB	C4A-NA	-2.30	1.32	1.37
82	iF	201	PEB	OD-C4D	2.30	1.28	1.23
94	AL	413	PL9	C6-C5	2.30	1.47	1.35
82	GA	202	PEB	C4B-C3B	2.30	1.49	1.45
82	OQ	202	PEB	C1D-ND	2.30	1.49	1.45
87	3N	310	CLA	CMB-C2B	-2.30	1.46	1.51
82	Q4	201	PEB	OD-C4D	2.30	1.28	1.23
82	L9	203	PEB	C4B-C3B	2.30	1.49	1.45
87	BN	807	CLA	CMD-C2D	-2.30	1.45	1.50
82	SA	201	PEB	C4B-NB	-2.30	1.33	1.38
82	AI	203	PEB	C4A-NA	-2.30	1.32	1.37
82	lO	201	PEB	C4A-NA	-2.30	1.32	1.37
87	cL	512	CLA	C3B-C2B	-2.30	1.37	1.40
87	AN	819	CLA	CMD-C2D	-2.30	1.45	1.50
87	B2	810	CLA	CMC-C2C	-2.30	1.45	1.50
82	D9	202	PEB	C1D-ND	2.30	1.49	1.45
84	JH	1003	CYC	C1B-C2B	2.30	1.49	1.45
82	aF	201	PEB	C1C-CHB	2.30	1.50	1.41
82	eG	201	PEB	C4A-NA	-2.30	1.32	1.37
82	XQ	202	PEB	C2A-C1A	-2.30	1.50	1.52
82	g1	202	PEB	C4B-C3B	2.30	1.49	1.45
82	aK	201	PEB	C1C-CHB	2.30	1.50	1.41
87	AN	849	CLA	C1D-ND	2.30	1.40	1.37
82	A7	201	PEB	C4A-NA	-2.30	1.32	1.37
82	jJ	203	PEB	C4A-NA	-2.30	1.32	1.37
82	AF	202	PEB	C2A-C1A	-2.30	1.50	1.52
82	f4	201	PEB	C2A-C1A	-2.30	1.50	1.52
82	BA	202	PEB	C1C-CHB	2.30	1.50	1.41
87	b6	608	CLA	CMD-C2D	-2.30	1.45	1.50
82	GP	202	PEB	C4A-NA	-2.30	1.32	1.37
82	R7	202	PEB	C4B-C3B	2.30	1.49	1.45
82	UG	203	PEB	C4A-NA	-2.30	1.32	1.37
82	KM	201	PEB	C4A-NA	-2.30	1.32	1.37
82	W7	201	PEB	C4A-NA	-2.30	1.32	1.37
87	5N	609	CLA	C3B-C2B	-2.30	1.37	1.40
82	OA	201	PEB	C4B-NB	-2.30	1.33	1.38
82	R1	201	PEB	C2A-C1A	-2.30	1.50	1.52

Continued on next page...

Continued from previous page...

Mol	Chain	Res	Type	Atoms	Z	Observed(Å)	Ideal(Å)
82	lH	202	PEB	C2A-C1A	-2.30	1.50	1.52
82	HB	201	PEB	C4A-NA	-2.30	1.32	1.37
82	QJ	202	PEB	C4A-NA	-2.30	1.32	1.37
82	L9	201	PEB	C4B-C3B	2.30	1.49	1.45
82	lE	202	PEB	C3C-C4C	-2.30	1.38	1.42
82	QM	203	PEB	C4A-NA	-2.30	1.32	1.37
82	cF	201	PEB	C4A-NA	-2.30	1.32	1.37
84	C4	1001	CYC	C1B-NB	-2.30	1.34	1.37
82	C9	202	PEB	C2A-C1A	-2.30	1.50	1.52
82	CB	202	PEB	C1B-C2B	2.30	1.50	1.45
87	BN	828	CLA	C3B-C2B	-2.29	1.37	1.40
87	12	606	CLA	C3B-C2B	-2.29	1.37	1.40
87	AN	839	CLA	CMD-C2D	-2.29	1.45	1.50
87	2N	308	CLA	CMD-C2D	-2.29	1.45	1.50
87	8N	301	CLA	CMD-C2D	-2.29	1.45	1.50
82	U5	201	PEB	C4A-NA	-2.29	1.32	1.37
84	IO	1001	CYC	C4C-NC	-2.29	1.32	1.37
82	H7	202	PEB	C2A-C1A	-2.29	1.50	1.52
82	R9	202	PEB	C2A-C1A	-2.29	1.50	1.52
82	T9	202	PEB	C2A-C1A	-2.29	1.50	1.52
82	QO	201	PEB	OD-C4D	2.29	1.27	1.23
82	WI	202	PEB	CHA-C1B	2.29	1.45	1.40
82	J4	1002	PEB	C4A-NA	-2.29	1.32	1.37
82	TD	201	PEB	C1C-CHB	2.29	1.50	1.41
87	BN	811	CLA	CMC-C2C	-2.29	1.45	1.50
84	BE	1001	CYC	OB-C4B	2.29	1.27	1.23
82	IJ	201	PEB	C4A-NA	-2.29	1.32	1.37
82	RH	201	PEB	C2A-C1A	-2.29	1.50	1.52
82	ZE	202	PEB	C4A-NA	-2.29	1.32	1.37
84	MO	1001	CYC	C4C-NC	-2.29	1.32	1.37
82	uK	201	PEB	C1B-C2B	2.29	1.50	1.45
84	NH	1001	CYC	C1D-CHD	2.29	1.50	1.41
82	N7	203	PEB	C4A-NA	-2.29	1.32	1.37
82	fO	201	PEB	C4A-NA	-2.29	1.32	1.37
87	bL	616	CLA	C3B-CAB	-2.29	1.43	1.47
87	B2	832	CLA	CMD-C2D	-2.29	1.45	1.50
87	D6	403	CLA	CMD-C2D	-2.29	1.45	1.50
82	VM	202	PEB	C4A-NA	-2.29	1.32	1.37
82	KK	202	PEB	C1B-C2B	2.29	1.50	1.45
87	7N	601	CLA	CMB-C2B	-2.29	1.46	1.51
84	i3	1001	CYC	C4D-CHA	2.29	1.50	1.41
87	K2	106	CLA	CMD-C2D	-2.29	1.45	1.50

Continued on next page...

Continued from previous page...

Mol	Chain	Res	Type	Atoms	Z	Observed(Å)	Ideal(Å)
82	E5	202	PEB	C4A-NA	-2.29	1.32	1.37
87	cL	508	CLA	C3B-C2B	-2.29	1.37	1.40
83	AH	304	PUB	C1C-C2C	2.29	1.49	1.45
82	QH	203	PEB	C2A-C1A	-2.29	1.50	1.52
82	K7	202	PEB	C2A-C1A	-2.29	1.50	1.52
82	YJ	203	PEB	C4A-NA	-2.29	1.32	1.37
82	L5	203	PEB	C4A-NA	-2.29	1.32	1.37
82	gF	201	PEB	C4A-NA	-2.29	1.32	1.37
82	eO	201	PEB	C4A-NA	-2.29	1.32	1.37
87	AN	811	CLA	C4B-CHC	-2.29	1.34	1.41
84	IE	1001	CYC	C1B-NB	-2.29	1.34	1.37
87	A2	811	CLA	C4B-CHC	-2.29	1.34	1.41
82	RE	201	PEB	C4A-NA	-2.29	1.32	1.37
87	A2	818	CLA	C3B-C2B	-2.29	1.37	1.40
84	FH	1001	CYC	C1D-CHD	2.29	1.50	1.41
84	C1	1001	CYC	C4A-C3A	2.29	1.50	1.45
82	cB	403	PEB	C4A-NA	-2.29	1.32	1.37
82	eK	201	PEB	CHA-C4A	-2.29	1.32	1.36
82	M5	301	PEB	C2A-C1A	-2.29	1.50	1.52
82	U7	202	PEB	C2A-C1A	-2.29	1.50	1.52
82	D9	202	PEB	C2A-C1A	-2.29	1.50	1.52
82	D9	203	PEB	C2A-C1A	-2.29	1.50	1.52
82	uF	203	PEB	C2A-C1A	-2.29	1.50	1.52
82	GI	201	PEB	C1D-ND	2.29	1.49	1.45
82	H5	201	PEB	C1D-ND	2.29	1.49	1.45
87	dL	402	CLA	CMC-C2C	-2.29	1.45	1.50
82	SK	201	PEB	C4A-NA	-2.29	1.32	1.37
84	L1	1001	CYC	C4A-C3A	2.29	1.50	1.45
84	L4	1001	CYC	C1D-CHD	2.29	1.50	1.41
87	42	601	CLA	C3B-C2B	-2.29	1.37	1.40
84	FG	1001	CYC	C4C-NC	-2.29	1.32	1.37
84	73	1002	CYC	C4C-NC	-2.29	1.32	1.37
82	RM	201	PEB	C1B-C2B	2.29	1.50	1.45
82	uC	201	PEB	C4B-C3B	2.29	1.49	1.45
87	BN	826	CLA	MG-ND	-2.29	2.01	2.05
84	t3	1001	CYC	C4D-CHA	2.29	1.50	1.41
87	A2	831	CLA	CMD-C2D	-2.29	1.46	1.50
82	cE	202	PEB	C4A-NA	-2.29	1.32	1.37
82	O1	201	PEB	C1C-CHB	2.29	1.50	1.41
82	dO	202	PEB	C1D-ND	2.29	1.49	1.45
82	N4	1002	PEB	C4A-NA	-2.29	1.32	1.37
82	GP	203	PEB	C2A-C1A	-2.29	1.50	1.52

Continued on next page...

Continued from previous page...

Mol	Chain	Res	Type	Atoms	Z	Observed(Å)	Ideal(Å)
87	A2	820	CLA	MG-ND	-2.29	2.01	2.05
84	MG	1001	CYC	OB-C4B	2.29	1.27	1.23
82	KK	201	PEB	C4A-NA	-2.29	1.32	1.37
82	WK	201	PEB	C2A-C1A	-2.29	1.50	1.52
82	WK	202	PEB	C1B-C2B	2.29	1.50	1.45
87	A2	807	CLA	CMC-C2C	-2.28	1.46	1.50
85	AN	848	BCR	C19-C18	2.28	1.50	1.45
82	Q5	202	PEB	C4B-C3B	2.28	1.49	1.45
82	j1	202	PEB	C1D-ND	2.28	1.49	1.45
82	CJ	201	PEB	C4A-NA	-2.28	1.32	1.37
87	22	608	CLA	CMD-C2D	-2.28	1.46	1.50
84	F1	1001	CYC	C1D-CHD	2.28	1.50	1.41
82	AP	202	PEB	C2A-C1A	-2.28	1.50	1.52
82	OM	203	PEB	C4A-NA	-2.28	1.32	1.37
82	dF	202	PEB	C4A-NA	-2.28	1.32	1.37
84	C1	1001	CYC	C1B-C2B	2.28	1.49	1.45
84	A3	1001	CYC	C4D-CHA	2.28	1.50	1.41
87	6N	606	CLA	CMD-C2D	-2.28	1.46	1.50
84	C3	1001	CYC	C4D-CHA	2.28	1.50	1.41
82	g4	201	PEB	C4A-NA	-2.28	1.32	1.37
87	2N	310	CLA	MG-ND	-2.28	2.01	2.05
82	E7	201	PEB	C4B-C3B	2.28	1.49	1.45
82	u8	201	PEB	C4B-C3B	2.28	1.49	1.45
84	ME	1001	CYC	OB-C4B	2.28	1.27	1.23
82	Y9	203	PEB	C2A-C1A	-2.28	1.50	1.52
82	dG	203	PEB	C2A-C1A	-2.28	1.50	1.52
82	L9	202	PEB	C1C-CHB	2.28	1.50	1.41
84	KG	202	CYC	C1D-CHD	2.28	1.50	1.41
82	mJ	202	PEB	C4A-NA	-2.28	1.32	1.37
94	aL	601	PL9	C2-C1	-2.28	1.38	1.44
87	cL	505	CLA	CMD-C2D	-2.28	1.46	1.50
82	JQ	201	PEB	C1D-ND	2.28	1.49	1.45
82	g1	202	PEB	C1C-CHB	2.28	1.50	1.41
82	FF	201	PEB	OD-C4D	2.28	1.27	1.23
84	BG	1001	CYC	OB-C4B	2.28	1.27	1.23
87	b6	610	CLA	C3B-C2B	-2.28	1.37	1.40
87	A2	839	CLA	CMD-C2D	-2.28	1.46	1.50
82	gH	202	PEB	C4B-C3B	2.28	1.49	1.45
82	tK	203	PEB	C4B-C3B	2.28	1.49	1.45
82	uC	202	PEB	C2A-C1A	-2.28	1.50	1.52
84	DO	1001	CYC	C4C-NC	-2.28	1.32	1.37
82	MP	203	PEB	OD-C4D	2.28	1.27	1.23

Continued on next page...

Continued from previous page...

Mol	Chain	Res	Type	Atoms	Z	Observed(Å)	Ideal(Å)
87	KN	103	CLA	CMD-C2D	-2.28	1.46	1.50
82	tF	202	PEB	C4B-C3B	2.28	1.49	1.45
82	AQ	304	PEB	C4B-C3B	2.28	1.49	1.45
87	AN	831	CLA	CMC-C2C	-2.28	1.46	1.50
82	U1	202	PEB	CHA-C4A	-2.28	1.32	1.36
84	P3	1001	CYC	C4D-CHA	2.28	1.50	1.41
82	RA	203	PEB	C4A-NA	-2.28	1.32	1.37
82	W5	202	PEB	C1C-CHB	2.28	1.50	1.41
87	42	609	CLA	CMD-C2D	-2.28	1.46	1.50
84	DG	1001	CYC	C4B-NB	-2.28	1.33	1.38
84	GG	1001	CYC	C4B-NB	-2.28	1.33	1.38
82	P4	202	PEB	C4A-NA	-2.28	1.32	1.37
82	P7	201	PEB	C4A-NA	-2.28	1.32	1.37
87	A2	803	CLA	C3B-C2B	-2.28	1.37	1.40
82	bH	201	PEB	C1D-ND	2.28	1.49	1.45
82	OA	202	PEB	C2A-C1A	-2.28	1.50	1.52
82	eF	201	PEB	CHA-C4A	-2.28	1.32	1.36
82	HA	202	PEB	C1C-CHB	2.28	1.49	1.41
82	H7	202	PEB	C1C-CHB	2.28	1.49	1.41
87	b6	604	CLA	C3B-C2B	-2.28	1.37	1.40
87	1N	606	CLA	C3B-C2B	-2.28	1.37	1.40
82	JM	201	PEB	C4A-NA	-2.28	1.32	1.37
82	VP	202	PEB	C4A-NA	-2.28	1.32	1.37
82	w8	202	PEB	C1C-CHB	2.28	1.49	1.41
103	8N	310	ZEX	C31-C30	2.28	1.50	1.43
82	gH	202	PEB	C1C-CHB	2.28	1.49	1.41
82	UB	303	PEB	C4A-NA	-2.28	1.32	1.37
82	HK	202	PEB	C4A-NA	-2.28	1.32	1.37
82	XM	202	PEB	C4A-NA	-2.28	1.32	1.37
82	AD	304	PEB	C2A-C1A	-2.28	1.50	1.52
82	OH	201	PEB	C2A-C1A	-2.28	1.50	1.52
82	A7	201	PEB	C2A-C1A	-2.28	1.50	1.52
82	WO	201	PEB	OD-C4D	2.28	1.27	1.23
82	FK	201	PEB	C1C-CHB	2.28	1.49	1.41
87	B2	819	CLA	CMD-C2D	-2.28	1.46	1.50
82	DQ	201	PEB	C4B-C3B	2.28	1.49	1.45
82	WH	203	PEB	C4B-C3B	2.28	1.49	1.45
82	GP	201	PEB	C2A-C1A	-2.28	1.50	1.52
84	J4	1001	CYC	C1D-CHD	2.28	1.49	1.41
96	f6	101	HEM	C1D-ND	-2.28	1.34	1.38
82	R1	201	PEB	C4A-NA	-2.28	1.32	1.37
82	iJ	201	PEB	C4A-NA	-2.28	1.32	1.37

Continued on next page...

Continued from previous page...

Mol	Chain	Res	Type	Atoms	Z	Observed(Å)	Ideal(Å)
82	sK	201	PEB	C1D-ND	2.28	1.49	1.45
84	NE	201	CYC	C1D-CHD	2.28	1.49	1.41
84	LO	1001	CYC	C1D-CHD	2.28	1.49	1.41
82	dJ	202	PEB	C4A-NA	-2.28	1.32	1.37
87	K2	104	CLA	CMD-C2D	-2.28	1.46	1.50
84	KO	1001	CYC	C1B-NB	-2.28	1.34	1.37
82	V5	202	PEB	C4A-NA	-2.27	1.32	1.37
84	l3	1001	CYC	C4D-CHA	2.27	1.49	1.41
84	v3	1001	CYC	C4D-CHA	2.27	1.49	1.41
87	A2	850	CLA	CMB-C2B	-2.27	1.46	1.51
82	XA	203	PEB	C4B-C3B	2.27	1.49	1.45
82	kG	201	PEB	C4B-C3B	2.27	1.49	1.45
82	GA	201	PEB	C4A-NA	-2.27	1.32	1.37
82	AE	304	PEB	C4A-NA	-2.27	1.32	1.37
82	U7	202	PEB	C4A-NA	-2.27	1.32	1.37
87	BN	821	CLA	C4D-ND	-2.27	1.34	1.37
87	3N	308	CLA	C4D-ND	-2.27	1.34	1.37
103	82	310	ZEX	C31-C30	2.27	1.50	1.43
82	LH	1003	PEB	C4A-NA	-2.27	1.32	1.37
87	AN	820	CLA	MG-ND	-2.27	2.01	2.05
82	fO	202	PEB	C2A-C1A	-2.27	1.50	1.52
82	iM	201	PEB	C1D-ND	2.27	1.49	1.45
82	KB	304	PEB	C4A-NA	-2.27	1.32	1.37
82	I5	202	PEB	C4A-NA	-2.27	1.32	1.37
82	wF	302	PEB	C4A-NA	-2.27	1.32	1.37
82	h1	201	PEB	C1C-CHB	2.27	1.49	1.41
84	IO	1001	CYC	C1B-NB	-2.27	1.34	1.37
82	qF	203	PEB	C4B-C3B	2.27	1.49	1.45
82	DB	202	PEB	C4A-NA	-2.27	1.32	1.37
82	WB	402	PEB	C4A-NA	-2.27	1.32	1.37
82	RI	203	PEB	OD-C4D	2.27	1.27	1.23
87	A2	840	CLA	MG-ND	-2.27	2.01	2.05
82	TQ	201	PEB	C1C-CHB	2.27	1.49	1.41
85	b6	603	BCR	C30-C25	-2.27	1.50	1.53
82	SH	203	PEB	C4B-C3B	2.27	1.49	1.45
87	22	610	CLA	MG-ND	-2.27	2.01	2.05
82	DI	201	PEB	C4A-NA	-2.27	1.32	1.37
84	T3	1001	CYC	C4D-CHA	2.27	1.49	1.41
84	CO	1001	CYC	C4B-NB	-2.27	1.33	1.38
82	Q9	201	PEB	C1C-CHB	2.27	1.49	1.41
82	HJ	202	PEB	C4A-NA	-2.27	1.32	1.37
84	K3	1001	CYC	C4D-CHA	2.27	1.49	1.41

Continued on next page...

Continued from previous page...

Mol	Chain	Res	Type	Atoms	Z	Observed(Å)	Ideal(Å)
82	SF	201	PEB	OD-C4D	2.27	1.27	1.23
82	sC	203	PEB	C4B-C3B	2.27	1.49	1.45
82	d4	202	PEB	C1D-ND	2.27	1.49	1.45
87	A2	811	CLA	CMD-C2D	-2.27	1.46	1.50
82	lK	203	PEB	C1C-CHB	2.27	1.49	1.41
82	LF	202	PEB	C4A-NA	-2.27	1.32	1.37
82	D5	203	PEB	C4A-NA	-2.27	1.32	1.37
82	eJ	201	PEB	C4A-NA	-2.27	1.32	1.37
82	gK	201	PEB	C4A-NA	-2.27	1.32	1.37
87	62	305	CLA	C1D-C2D	2.27	1.49	1.45
82	DQ	202	PEB	C1B-C2B	2.27	1.50	1.45
82	qK	201	PEB	C1B-C2B	2.27	1.50	1.45
82	H5	202	PEB	C4B-C3B	2.27	1.49	1.45
82	rF	201	PEB	C4B-C3B	2.27	1.49	1.45
87	BL	604	CLA	CMC-C2C	-2.27	1.46	1.50
87	AN	808	CLA	CMD-C2D	-2.27	1.46	1.50
87	A2	814	CLA	CMD-C2D	-2.27	1.46	1.50
84	N3	1001	CYC	C4D-CHA	2.27	1.49	1.41
82	DK	203	PEB	C4A-NA	-2.27	1.32	1.37
82	a4	201	PEB	C4A-NA	-2.27	1.32	1.37
82	D9	203	PEB	C4A-NA	-2.27	1.32	1.37
82	yF	301	PEB	C4A-NA	-2.27	1.32	1.37
82	XQ	203	PEB	C2A-C1A	-2.27	1.50	1.52
87	AN	840	CLA	MG-ND	-2.27	2.01	2.05
87	AN	850	CLA	CMB-C2B	-2.27	1.46	1.51
82	RQ	201	PEB	C1C-CHB	2.27	1.49	1.41
85	F6	101	BCR	C1-C6	-2.27	1.50	1.53
87	bL	616	CLA	CMC-C2C	-2.27	1.46	1.50
84	p3	1001	CYC	C4D-CHA	2.27	1.49	1.41
82	TO	202	PEB	C4A-NA	-2.27	1.32	1.37
87	B2	828	CLA	C3B-C2B	-2.27	1.37	1.40
82	U1	201	PEB	C1C-CHB	2.27	1.49	1.41
84	DO	1001	CYC	OB-C4B	2.27	1.27	1.23
82	mJ	202	PEB	C2A-C1A	-2.27	1.50	1.52
82	eO	202	PEB	C2A-C1A	-2.27	1.50	1.52
82	uC	201	PEB	C4A-NA	-2.27	1.32	1.37
82	EA	201	PEB	C4B-C3B	2.27	1.49	1.45
82	RQ	203	PEB	C4B-C3B	2.27	1.49	1.45
82	QA	202	PEB	C4A-NA	-2.27	1.32	1.37
82	SG	201	PEB	C4A-NA	-2.27	1.32	1.37
82	LP	201	PEB	C4A-NA	-2.27	1.32	1.37
82	OG	201	PEB	OD-C4D	2.27	1.27	1.23

Continued on next page...

Continued from previous page...

Mol	Chain	Res	Type	Atoms	Z	Observed(Å)	Ideal(Å)
82	M7	201	PEB	OD-C4D	2.27	1.27	1.23
82	sK	203	PEB	C4A-NA	-2.27	1.32	1.37
82	KF	202	PEB	C1B-C2B	2.27	1.50	1.45
82	OM	202	PEB	C2A-C1A	-2.27	1.50	1.52
87	R2	203	CLA	CMD-C2D	-2.27	1.46	1.50
82	BB	202	PEB	C4A-NA	-2.27	1.32	1.37
87	bL	619	CLA	CMD-C2D	-2.27	1.46	1.50
82	K5	202	PEB	C4A-NA	-2.27	1.32	1.37
84	G3	1001	CYC	C4D-CHA	2.27	1.49	1.41
84	g3	1001	CYC	C4D-CHA	2.27	1.49	1.41
82	PP	202	PEB	C4A-NA	-2.27	1.32	1.37
82	A5	202	PEB	C4A-NA	-2.27	1.32	1.37
82	T7	201	PEB	C1C-CHB	2.27	1.49	1.41
82	BP	202	PEB	C4A-NA	-2.27	1.32	1.37
82	D9	202	PEB	C1C-CHB	2.27	1.49	1.41
82	hJ	201	PEB	C4B-C3B	2.27	1.49	1.45
82	YM	202	PEB	C4A-NA	-2.27	1.32	1.37
82	PD	201	PEB	C2A-C1A	-2.27	1.50	1.52
82	FI	201	PEB	C2A-C1A	-2.27	1.50	1.52
82	CM	202	PEB	C2A-C1A	-2.27	1.50	1.52
82	dJ	201	PEB	C2A-C1A	-2.27	1.50	1.52
87	1N	611	CLA	CMC-C2C	-2.26	1.46	1.50
82	T5	202	PEB	C4A-NA	-2.26	1.32	1.37
84	E3	1001	CYC	C4D-CHA	2.26	1.49	1.41
87	KN	105	CLA	CMD-C2D	-2.26	1.46	1.50
87	AN	811	CLA	MG-ND	-2.26	2.01	2.05
84	e3	1001	CYC	C4D-CHA	2.26	1.49	1.41
84	m3	1001	CYC	C4D-CHA	2.26	1.49	1.41
87	AN	815	CLA	CMD-C2D	-2.26	1.46	1.50
87	B2	821	CLA	CMD-C2D	-2.26	1.46	1.50
82	S5	201	PEB	C4B-C3B	2.26	1.49	1.45
82	P5	202	PEB	C4A-NA	-2.26	1.32	1.37
82	QH	201	PEB	C1C-CHB	2.26	1.49	1.41
82	kK	202	PEB	C1C-CHB	2.26	1.49	1.41
87	B2	804	CLA	CMB-C2B	-2.26	1.46	1.51
87	B6	610	CLA	CMD-C2D	-2.26	1.46	1.50
87	c6	610	CLA	CMD-C2D	-2.26	1.46	1.50
82	SG	202	PEB	C3C-C4C	-2.26	1.38	1.42
82	SF	202	PEB	OD-C4D	2.26	1.27	1.23
87	AN	815	CLA	CMC-C2C	-2.26	1.46	1.50
82	QE	202	PEB	C4A-NA	-2.26	1.32	1.37
82	PG	202	PEB	C4A-NA	-2.26	1.32	1.37

Continued on next page...

Continued from previous page...

Mol	Chain	Res	Type	Atoms	Z	Observed(Å)	Ideal(Å)
82	nF	202	PEB	C4A-NA	-2.26	1.32	1.37
82	aO	202	PEB	C4A-NA	-2.26	1.32	1.37
84	N1	1001	CYC	C4C-NC	-2.26	1.32	1.37
84	73	1002	CYC	C4A-C3A	2.26	1.50	1.45
84	E1	1001	CYC	C1B-C2B	2.26	1.49	1.45
82	uF	201	PEB	C1C-CHB	2.26	1.49	1.41
87	BL	622	CLA	C3B-C2B	-2.26	1.37	1.40
87	A2	807	CLA	C3B-C2B	-2.26	1.37	1.40
82	W5	203	PEB	C4A-NA	-2.26	1.32	1.37
82	hJ	202	PEB	C4A-NA	-2.26	1.32	1.37
82	lF	203	PEB	C1D-ND	2.26	1.49	1.45
82	U9	204	PEB	C1C-CHB	2.26	1.49	1.41
82	LQ	203	PEB	C2A-C1A	-2.26	1.50	1.52
82	q8	201	PEB	C2A-C1A	-2.26	1.50	1.52
84	EG	1001	CYC	C1D-CHD	2.26	1.49	1.41
82	DF	203	PEB	C4A-NA	-2.26	1.32	1.37
82	PJ	202	PEB	C4A-NA	-2.26	1.32	1.37
82	dB	201	PEB	C4A-NA	-2.26	1.32	1.37
87	B2	810	CLA	CMD-C2D	-2.26	1.46	1.50
82	F7	202	PEB	C2A-C1A	-2.26	1.50	1.52
82	qC	201	PEB	C2A-C1A	-2.26	1.50	1.52
82	RJ	202	PEB	C4A-NA	-2.26	1.32	1.37
82	f1	201	PEB	C4A-NA	-2.26	1.32	1.37
82	O4	202	PEB	C1D-ND	2.26	1.49	1.45
82	GI	201	PEB	C2C-C3C	2.26	1.44	1.37
87	O2	203	CLA	C3B-CAB	-2.26	1.43	1.47
82	OH	203	PEB	C4A-NA	-2.26	1.32	1.37
82	UQ	201	PEB	C4B-C3B	2.26	1.49	1.45
82	lE	201	PEB	C4B-C3B	2.26	1.49	1.45
82	ND	204	PEB	C1C-CHB	2.26	1.49	1.41
94	D6	408	PL9	C2-C1	-2.26	1.38	1.44
87	B2	805	CLA	CMD-C2D	-2.26	1.46	1.50
82	gF	201	PEB	C1B-C2B	2.26	1.50	1.45
84	L4	1001	CYC	C4A-C3A	2.26	1.50	1.45
84	D1	1001	CYC	C1D-CHD	2.26	1.49	1.41
82	QB	204	PEB	C4A-NA	-2.26	1.32	1.37
82	DE	1002	PEB	C4A-NA	-2.26	1.32	1.37
82	O9	203	PEB	C4A-NA	-2.26	1.32	1.37
84	NH	1001	CYC	C1B-NB	-2.26	1.34	1.37
87	RN	203	CLA	CMD-C2D	-2.26	1.46	1.50
82	XB	202	PEB	C4A-NA	-2.26	1.32	1.37
82	N5	202	PEB	C4A-NA	-2.26	1.32	1.37

Continued on next page...

Continued from previous page...

Mol	Chain	Res	Type	Atoms	Z	Observed(Å)	Ideal(Å)
87	42	608	CLA	C3B-C2B	-2.26	1.37	1.40
87	R2	201	CLA	C3B-C2B	-2.26	1.37	1.40
82	UH	202	PEB	CHA-C4A	-2.26	1.32	1.36
82	N1	1002	PEB	C4B-C3B	2.26	1.49	1.45
82	OG	202	PEB	C4A-NA	-2.26	1.32	1.37
82	TI	201	PEB	C4A-NA	-2.26	1.32	1.37
82	c4	201	PEB	C4A-NA	-2.26	1.32	1.37
94	aL	601	PL9	O1-C4	2.26	1.28	1.23
82	jM	203	PEB	C1C-CHB	2.26	1.49	1.41
82	aO	202	PEB	C1C-CHB	2.26	1.49	1.41
87	42	603	CLA	CMD-C2D	-2.26	1.46	1.50
82	j1	202	PEB	C2A-C1A	-2.26	1.50	1.52
82	eH	203	PEB	C2A-C1A	-2.26	1.50	1.52
82	OM	201	PEB	C4A-NA	-2.26	1.32	1.37
82	Q5	203	PEB	C4A-NA	-2.26	1.32	1.37
87	AN	831	CLA	CMD-C2D	-2.26	1.46	1.50
87	BN	831	CLA	MG-ND	-2.26	2.01	2.05
82	iK	201	PEB	OD-C4D	2.26	1.27	1.23
82	N1	1002	PEB	C2A-C1A	-2.26	1.50	1.52
82	r8	201	PEB	C2A-C1A	-2.26	1.50	1.52
82	A9	202	PEB	C2A-C1A	-2.26	1.50	1.52
82	gH	203	PEB	C1C-CHB	2.26	1.49	1.41
82	NM	201	PEB	C4A-NA	-2.26	1.32	1.37
82	ZM	201	PEB	C4A-NA	-2.26	1.32	1.37
87	K2	101	CLA	CMD-C2D	-2.26	1.46	1.50
87	8N	303	CLA	CMD-C2D	-2.26	1.46	1.50
84	D4	1001	CYC	OB-C4B	2.26	1.27	1.23
84	J3	1001	CYC	C4D-CHA	2.26	1.49	1.41
84	c3	1001	CYC	C4D-CHA	2.26	1.49	1.41
82	A7	202	PEB	C1D-ND	2.26	1.49	1.45
82	HH	1002	PEB	C4A-NA	-2.26	1.32	1.37
82	aO	203	PEB	C4B-C3B	2.26	1.49	1.45
82	d4	202	PEB	C2A-C1A	-2.25	1.50	1.52
87	82	302	CLA	CMD-C2D	-2.25	1.46	1.50
82	QP	201	PEB	C1B-C2B	2.25	1.50	1.45
84	M4	1001	CYC	C4C-NC	-2.25	1.32	1.37
82	FF	201	PEB	C1C-CHB	2.25	1.49	1.41
84	GG	1001	CYC	C1D-CHD	2.25	1.49	1.41
82	HF	202	PEB	C4A-NA	-2.25	1.32	1.37
82	T4	202	PEB	C4A-NA	-2.25	1.32	1.37
87	4N	609	CLA	CMD-C2D	-2.25	1.46	1.50
82	CD	201	PEB	C1B-C2B	2.25	1.50	1.45

Continued on next page...

Continued from previous page...

Mol	Chain	Res	Type	Atoms	Z	Observed(Å)	Ideal(Å)
82	WH	203	PEB	C1C-CHB	2.25	1.49	1.41
82	SA	202	PEB	C4A-NA	-2.25	1.32	1.37
82	eJ	202	PEB	C4A-NA	-2.25	1.32	1.37
82	cM	201	PEB	C4A-NA	-2.25	1.32	1.37
87	K2	106	CLA	CAC-C3C	-2.25	1.45	1.51
87	B2	804	CLA	MG-ND	-2.25	2.01	2.05
82	g1	201	PEB	C4B-C3B	2.25	1.49	1.45
82	OO	201	PEB	C4A-NA	-2.25	1.32	1.37
82	qC	201	PEB	C4A-NA	-2.25	1.32	1.37
87	b6	613	CLA	CMC-C2C	-2.25	1.46	1.50
82	CP	202	PEB	C1B-C2B	2.25	1.50	1.45
84	N1	1001	CYC	C4A-C3A	2.25	1.50	1.45
82	cK	201	PEB	C4A-NA	-2.25	1.32	1.37
82	H9	202	PEB	C2A-C1A	-2.25	1.50	1.52
87	BN	806	CLA	CMD-C2D	-2.25	1.46	1.50
84	EE	1001	CYC	C4B-NB	-2.25	1.33	1.38
82	G5	202	PEB	C4A-NA	-2.25	1.32	1.37
87	D6	403	CLA	CMC-C2C	-2.25	1.46	1.50
82	oF	203	PEB	C1D-ND	2.25	1.49	1.45
83	Z9	302	PUB	C3C-C4C	2.25	1.51	1.43
82	O5	202	PEB	C4A-NA	-2.25	1.32	1.37
82	h4	202	PEB	C2A-C1A	-2.25	1.50	1.52
82	W9	202	PEB	C2A-C1A	-2.25	1.50	1.52
82	ED	202	PEB	C4A-NA	-2.25	1.32	1.37
82	X5	202	PEB	C4A-NA	-2.25	1.32	1.37
82	w8	204	PEB	C4A-NA	-2.25	1.32	1.37
87	a6	607	CLA	CMD-C2D	-2.25	1.46	1.50
82	IJ	202	PEB	OD-C4D	2.25	1.27	1.23
84	NE	201	CYC	C4B-NB	-2.25	1.33	1.38
87	A2	811	CLA	MG-ND	-2.25	2.01	2.05
82	f4	201	PEB	C4A-NA	-2.25	1.32	1.37
82	zC	201	PEB	C4A-NA	-2.25	1.32	1.37
82	WF	202	PEB	C1B-C2B	2.25	1.50	1.45
87	ON	203	CLA	C3B-CAB	-2.25	1.43	1.47
82	YM	203	PEB	C2A-C1A	-2.25	1.50	1.52
82	TQ	201	PEB	C2A-C1A	-2.25	1.50	1.52
87	bL	604	CLA	CMD-C2D	-2.25	1.46	1.50
87	1N	606	CLA	CMD-C2D	-2.25	1.46	1.50
82	RO	203	PEB	C1C-CHB	2.25	1.49	1.41
82	HH	1002	PEB	C4B-C3B	2.25	1.49	1.45
82	OK	201	PEB	OD-C4D	2.25	1.27	1.23
82	IP	203	PEB	OD-C4D	2.25	1.27	1.23

Continued on next page...

Continued from previous page...

Mol	Chain	Res	Type	Atoms	Z	Observed(Å)	Ideal(Å)
82	V4	201	PEB	C4A-NA	-2.25	1.32	1.37
82	s8	202	PEB	C1C-CHB	2.25	1.49	1.41
82	VB	202	PEB	C2A-C1A	-2.25	1.50	1.52
87	5N	611	CLA	C3B-C2B	-2.25	1.37	1.40
82	vF	201	PEB	C4B-C3B	2.25	1.49	1.45
87	KN	105	CLA	CAC-C3C	-2.25	1.45	1.51
84	NE	201	CYC	C1B-C2B	2.25	1.49	1.45
84	LH	1002	CYC	C4C-NC	-2.25	1.32	1.37
82	CJ	202	PEB	C2A-C1A	-2.25	1.50	1.52
82	V9	202	PEB	C2A-C1A	-2.25	1.50	1.52
82	iE	201	PEB	C2A-C1A	-2.25	1.50	1.52
82	LD	202	PEB	C4A-NA	-2.25	1.32	1.37
87	6N	604	CLA	C1D-C2D	2.25	1.49	1.45
85	A2	848	BCR	C19-C18	2.25	1.50	1.45
87	A2	805	CLA	C3B-C2B	-2.25	1.37	1.40
87	BN	835	CLA	C3B-CAB	-2.25	1.43	1.47
82	IF	201	PEB	O1C-CGC	2.25	1.29	1.22
82	KE	201	PEB	C4A-NA	-2.25	1.32	1.37
84	F1	1001	CYC	C4C-NC	-2.25	1.32	1.37
84	BG	1001	CYC	C1D-CHD	2.25	1.49	1.41
87	AL	405	CLA	C3B-C2B	-2.25	1.37	1.40
82	q8	201	PEB	C4A-NA	-2.25	1.32	1.37
82	OO	202	PEB	C1D-ND	2.25	1.49	1.45
87	BL	619	CLA	CMD-C2D	-2.25	1.46	1.50
87	AN	841	CLA	CMC-C2C	-2.25	1.46	1.50
87	RN	201	CLA	C3B-C2B	-2.25	1.37	1.40
82	HM	202	PEB	C1B-C2B	2.25	1.50	1.45
82	gG	201	PEB	C4A-NA	-2.25	1.32	1.37
82	AI	203	PEB	C2A-C1A	-2.25	1.50	1.52
82	A7	202	PEB	C2A-C1A	-2.25	1.50	1.52
82	vC	202	PEB	C2A-C1A	-2.25	1.50	1.52
87	BN	808	CLA	MG-ND	-2.25	2.01	2.05
82	WD	202	PEB	C4B-C3B	2.25	1.49	1.45
82	cJ	202	PEB	C4B-C3B	2.25	1.49	1.45
84	JO	1001	CYC	C4A-C3A	2.25	1.50	1.45
87	b6	608	CLA	C3B-C2B	-2.25	1.37	1.40
82	S4	202	PEB	C4A-NA	-2.25	1.32	1.37
82	wC	204	PEB	C4A-NA	-2.25	1.32	1.37
84	FO	1001	CYC	OB-C4B	2.25	1.27	1.23
85	C6	508	BCR	C30-C25	-2.25	1.50	1.53
82	rK	202	PEB	C4A-NA	-2.25	1.32	1.37
82	RD	203	PEB	C4B-C3B	2.24	1.49	1.45

Continued on next page...

Continued from previous page...

Mol	Chain	Res	Type	Atoms	Z	Observed(Å)	Ideal(Å)
87	AN	851	CLA	CMC-C2C	-2.24	1.46	1.50
82	YA	303	PEB	C4B-C3B	2.24	1.49	1.45
82	cE	201	PEB	C4B-C3B	2.24	1.49	1.45
95	C6	503	DGD	O2G-C2G	-2.24	1.41	1.46
82	OP	201	PEB	C4A-NA	-2.24	1.32	1.37
87	82	303	CLA	C3B-C2B	-2.24	1.37	1.40
87	CL	510	CLA	MG-ND	-2.24	2.01	2.05
82	ZF	201	PEB	C4B-C3B	2.24	1.49	1.45
82	h1	201	PEB	C4B-C3B	2.24	1.49	1.45
82	O4	202	PEB	C2A-C1A	-2.24	1.50	1.52
82	g4	203	PEB	C2A-C1A	-2.24	1.50	1.52
87	A2	852	CLA	C3B-CAB	-2.24	1.43	1.47
82	OQ	201	PEB	C1D-ND	2.24	1.49	1.45
87	A2	815	CLA	CMC-C2C	-2.24	1.46	1.50
82	VH	201	PEB	C1B-C2B	2.24	1.50	1.45
82	M9	305	PEB	C1B-C2B	2.24	1.50	1.45
87	62	309	CLA	C4D-CHA	2.24	1.46	1.38
82	FB	201	PEB	C4A-NA	-2.24	1.32	1.37
82	sC	202	PEB	C1C-CHB	2.24	1.49	1.41
84	R3	1001	CYC	C4D-CHA	2.24	1.49	1.41
87	4N	603	CLA	CMD-C2D	-2.24	1.46	1.50
82	wF	301	PEB	C2A-C1A	-2.24	1.50	1.52
87	FN	201	CLA	C3C-C2C	2.24	1.41	1.36
82	D7	202	PEB	C1D-ND	2.24	1.49	1.45
87	8N	303	CLA	C3B-CAB	-2.24	1.43	1.47
82	HA	203	PEB	C4A-NA	-2.24	1.32	1.37
82	vK	202	PEB	C2A-C1A	-2.24	1.50	1.52
82	fJ	203	PEB	C1C-CHB	2.24	1.49	1.41
82	TO	201	PEB	C4A-NA	-2.24	1.32	1.37
82	R5	202	PEB	C4A-NA	-2.24	1.32	1.37
82	gO	201	PEB	C4A-NA	-2.24	1.32	1.37
87	AN	840	CLA	CMD-C2D	-2.24	1.46	1.50
87	B6	612	CLA	CMD-C2D	-2.24	1.46	1.50
84	GE	1001	CYC	C1D-CHD	2.24	1.49	1.41
84	v3	1001	CYC	OB-C4B	2.24	1.27	1.23
82	Z9	304	PEB	C1B-C2B	2.24	1.50	1.45
82	XJ	202	PEB	C4A-NA	-2.24	1.32	1.37
87	AN	838	CLA	CMC-C2C	-2.24	1.46	1.50
82	DD	201	PEB	C4B-C3B	2.24	1.49	1.45
87	B2	801	CLA	C4D-ND	-2.24	1.34	1.37
87	AN	803	CLA	C3B-C2B	-2.24	1.37	1.40
84	EO	1001	CYC	C1D-CHD	2.24	1.49	1.41

Continued on next page...

Continued from previous page...

Mol	Chain	Res	Type	Atoms	Z	Observed(Å)	Ideal(Å)
82	lG	203	PEB	C2A-C1A	-2.24	1.50	1.52
87	I2	102	CLA	CMD-C2D	-2.24	1.46	1.50
84	ME	1001	CYC	C4B-NB	-2.24	1.33	1.38
82	BI	201	PEB	C1B-C2B	2.24	1.50	1.45
82	lM	201	PEB	C4B-C3B	2.24	1.49	1.45
82	FP	201	PEB	C4A-NA	-2.24	1.32	1.37
82	e4	201	PEB	C4A-NA	-2.24	1.32	1.37
82	SH	201	PEB	C1C-CHB	2.24	1.49	1.41
87	12	611	CLA	CMC-C2C	-2.24	1.46	1.50
82	aF	202	PEB	C1B-C2B	2.24	1.50	1.45
82	FI	201	PEB	C4A-NA	-2.24	1.32	1.37
82	HM	201	PEB	C4A-NA	-2.24	1.32	1.37
82	nK	201	PEB	C4B-C3B	2.24	1.49	1.45
83	A1	304	PUB	C1C-C2C	2.24	1.49	1.45
87	A2	841	CLA	CMC-C2C	-2.24	1.46	1.50
82	NQ	202	PEB	C2A-C1A	-2.24	1.50	1.52
82	A4	301	PEB	C2A-C1A	-2.24	1.50	1.52
82	K5	202	PEB	C2A-C1A	-2.24	1.50	1.52
82	Z5	301	PEB	C2A-C1A	-2.24	1.50	1.52
82	kO	201	PEB	C2A-C1A	-2.24	1.50	1.52
87	B2	807	CLA	MG-ND	-2.24	2.01	2.05
82	QE	201	PEB	C4A-NA	-2.24	1.32	1.37
82	hG	202	PEB	C4A-NA	-2.24	1.32	1.37
87	bL	616	CLA	CMD-C2D	-2.24	1.46	1.50
82	aK	202	PEB	C1B-C2B	2.24	1.50	1.45
82	dM	201	PEB	C4B-C3B	2.24	1.49	1.45
82	mE	203	PEB	C2A-C1A	-2.24	1.50	1.52
82	cO	201	PEB	C2A-C1A	-2.24	1.50	1.52
82	kF	202	PEB	C1C-CHB	2.24	1.49	1.41
82	EK	202	PEB	C4A-NA	-2.24	1.32	1.37
82	S7	202	PEB	C4A-NA	-2.24	1.32	1.37
87	C6	513	CLA	CMD-C2D	-2.24	1.46	1.50
83	M9	303	PUB	C3C-C4C	2.24	1.51	1.43
82	BA	203	PEB	C4A-NA	-2.24	1.32	1.37
82	JF	202	PEB	C4A-NA	-2.24	1.32	1.37
82	FH	1002	PEB	C4A-NA	-2.24	1.32	1.37
82	c4	202	PEB	C4A-NA	-2.24	1.32	1.37
87	A2	816	CLA	CMC-C2C	-2.24	1.46	1.50
87	A2	832	CLA	CMC-C2C	-2.24	1.46	1.50
82	rF	202	PEB	C1B-C2B	2.24	1.50	1.45
82	tK	203	PEB	C1C-CHB	2.24	1.49	1.41
82	jK	202	PEB	C4A-NA	-2.24	1.32	1.37

Continued on next page...

Continued from previous page...

Mol	Chain	Res	Type	Atoms	Z	Observed(Å)	Ideal(Å)
82	yK	301	PEB	C4A-NA	-2.24	1.32	1.37
82	PK	202	PEB	C2A-C1A	-2.24	1.50	1.52
87	cL	513	CLA	CMD-C2D	-2.24	1.46	1.50
87	LN	202	CLA	C3B-C2B	-2.24	1.37	1.40
82	bH	202	PEB	C4B-C3B	2.24	1.49	1.45
84	KG	202	CYC	C4B-NB	-2.24	1.33	1.38
82	DD	201	PEB	C4A-NA	-2.24	1.32	1.37
82	WI	201	PEB	C4A-NA	-2.24	1.32	1.37
84	JO	1001	CYC	C4C-NC	-2.24	1.32	1.37
87	CL	506	CLA	CMC-C2C	-2.24	1.46	1.50
87	B2	835	CLA	C3B-CAB	-2.24	1.43	1.47
82	S4	201	PEB	C1B-C2B	2.24	1.50	1.45
84	C4	1001	CYC	C4B-NB	-2.24	1.33	1.38
82	y8	202	PEB	C4B-C3B	2.24	1.49	1.45
82	s8	203	PEB	C4B-C3B	2.24	1.49	1.45
82	fM	203	PEB	C4B-C3B	2.24	1.49	1.45
87	L2	202	CLA	C3B-C2B	-2.24	1.37	1.40
87	B2	825	CLA	MG-ND	-2.24	2.01	2.05
82	u8	201	PEB	C4A-NA	-2.24	1.32	1.37
82	S1	202	PEB	C2A-C1A	-2.24	1.50	1.52
96	GN	201	HEM	FE-ND	2.24	2.07	1.96
87	A2	831	CLA	C4B-CHC	-2.24	1.34	1.41
82	DQ	201	PEB	C4A-NA	-2.24	1.32	1.37
82	SP	203	PEB	C1C-CHB	2.24	1.49	1.41
87	BN	802	CLA	C4D-ND	-2.24	1.34	1.37
82	wF	303	PEB	C1B-C2B	2.24	1.50	1.45
82	W4	201	PEB	OD-C4D	2.24	1.27	1.23
82	LQ	202	PEB	C4A-NA	-2.24	1.32	1.37
82	j1	201	PEB	C4A-NA	-2.24	1.32	1.37
87	8N	301	CLA	C3D-C4D	2.24	1.49	1.44
82	iG	202	PEB	C2A-C1A	-2.23	1.50	1.52
82	qK	201	PEB	C2A-C1A	-2.23	1.50	1.52
84	BE	1001	CYC	C1D-CHD	2.23	1.49	1.41
87	2N	305	CLA	CMB-C2B	-2.23	1.47	1.51
82	ZG	202	PEB	C4A-NA	-2.23	1.32	1.37
82	UH	201	PEB	C4A-NA	-2.23	1.32	1.37
87	12	608	CLA	C1D-C2D	2.23	1.49	1.45
82	AG	304	PEB	C4A-NA	-2.23	1.32	1.37
82	U1	201	PEB	C4A-NA	-2.23	1.32	1.37
82	fH	201	PEB	C4A-NA	-2.23	1.32	1.37
87	BL	604	CLA	CMD-C2D	-2.23	1.46	1.50
82	fE	203	PEB	C1C-CHB	2.23	1.49	1.41

Continued on next page...

Continued from previous page...

Mol	Chain	Res	Type	Atoms	Z	Observed(Å)	Ideal(Å)
87	4N	608	CLA	C3B-C2B	-2.23	1.37	1.40
82	Q9	203	PEB	C4B-C3B	2.23	1.49	1.45
82	iK	203	PEB	C4B-C3B	2.23	1.49	1.45
87	1N	608	CLA	C1D-C2D	2.23	1.49	1.45
82	TA	201	PEB	C1C-CHB	2.23	1.49	1.41
87	52	611	CLA	C3B-C2B	-2.23	1.37	1.40
82	u8	201	PEB	C1D-ND	2.23	1.49	1.45
82	TF	202	PEB	C4B-C3B	2.23	1.49	1.45
82	UA	201	PEB	C4B-NB	-2.23	1.33	1.38
82	H1	1002	PEB	C4A-NA	-2.23	1.32	1.37
82	nF	201	PEB	C1C-CHB	2.23	1.49	1.41
82	UE	203	PEB	C4A-NA	-2.23	1.32	1.37
82	m1	201	PEB	C4A-NA	-2.23	1.32	1.37
82	mO	203	PEB	C4A-NA	-2.23	1.32	1.37
82	IK	203	PEB	OD-C4D	2.23	1.27	1.23
84	F4	1001	CYC	OB-C4B	2.23	1.27	1.23
82	NP	202	PEB	C2A-C1A	-2.23	1.50	1.52
82	S5	202	PEB	C2A-C1A	-2.23	1.50	1.52
82	O9	202	PEB	C2A-C1A	-2.23	1.50	1.52
82	iG	201	PEB	C2A-C1A	-2.23	1.50	1.52
82	VB	201	PEB	C4A-NA	-2.23	1.32	1.37
84	N4	1001	CYC	C4C-NC	-2.23	1.32	1.37
87	AN	807	CLA	C3B-C2B	-2.23	1.37	1.40
82	OO	201	PEB	OD-C4D	2.23	1.27	1.23
87	B2	826	CLA	C3B-CAB	-2.23	1.43	1.47
82	T4	203	PEB	C1C-CHB	2.23	1.49	1.41
82	YE	202	PEB	C4A-NA	-2.23	1.32	1.37
82	MF	201	PEB	C4A-NA	-2.23	1.32	1.37
87	BN	824	CLA	CMC-C2C	-2.23	1.46	1.50
87	A2	813	CLA	CMD-C2D	-2.23	1.46	1.50
82	QG	201	PEB	C4B-C3B	2.23	1.49	1.45
82	B5	201	PEB	C4B-C3B	2.23	1.49	1.45
82	R4	203	PEB	C1C-CHB	2.23	1.49	1.41
96	FL	102	HEM	C1D-ND	-2.23	1.34	1.38
82	X7	201	PEB	C4A-NA	-2.23	1.32	1.37
82	bP	502	PEB	C4A-NA	-2.23	1.32	1.37
82	i4	203	PEB	C2A-C1A	-2.23	1.50	1.52
87	B2	831	CLA	MG-ND	-2.23	2.01	2.05
82	WA	201	PEB	C4A-NA	-2.23	1.32	1.37
87	AN	810	CLA	CMC-C2C	-2.23	1.46	1.50
87	82	303	CLA	CMC-C2C	-2.23	1.46	1.50
82	EF	202	PEB	C4A-NA	-2.23	1.32	1.37

Continued on next page...

Continued from previous page...

Mol	Chain	Res	Type	Atoms	Z	Observed(Å)	Ideal(Å)
82	TG	201	PEB	C4A-NA	-2.23	1.32	1.37
82	L1	1002	PEB	C4A-NA	-2.23	1.32	1.37
82	iG	202	PEB	C4B-C3B	2.23	1.49	1.45
82	eM	201	PEB	C4A-NA	-2.23	1.32	1.37
84	KH	1001	CYC	C4C-NC	-2.23	1.32	1.37
82	QO	201	PEB	CHA-C4A	-2.23	1.32	1.36
84	NH	1001	CYC	C4A-C3A	2.23	1.50	1.45
82	DA	202	PEB	C1A-NA	-2.23	1.34	1.37
82	NH	1002	PEB	C4B-C3B	2.23	1.49	1.45
82	a4	203	PEB	C4B-C3B	2.23	1.49	1.45
82	I7	201	PEB	C4B-C3B	2.23	1.49	1.45
82	kK	203	PEB	C4B-C3B	2.23	1.49	1.45
82	Z9	301	PEB	C1D-ND	2.23	1.49	1.45
84	LG	1001	CYC	C1D-CHD	2.23	1.49	1.41
87	7N	604	CLA	C3B-C2B	-2.23	1.37	1.40
87	BL	601	CLA	C3B-CAB	-2.23	1.43	1.47
82	gE	201	PEB	C4A-NA	-2.23	1.32	1.37
87	bL	619	CLA	CMC-C2C	-2.23	1.46	1.50
92	mL	101	LMG	O1-C1	2.23	1.44	1.40
87	BN	826	CLA	C3B-CAB	-2.23	1.43	1.47
84	E4	1001	CYC	C1D-CHD	2.23	1.49	1.41
87	AN	833	CLA	C3B-C2B	-2.23	1.37	1.40
82	ZB	201	PEB	C4A-NA	-2.23	1.32	1.37
82	NO	1002	PEB	C4A-NA	-2.23	1.32	1.37
82	H7	203	PEB	C4A-NA	-2.23	1.32	1.37
82	eO	202	PEB	C4A-NA	-2.23	1.32	1.37
82	PF	202	PEB	C4A-NA	-2.23	1.32	1.37
82	eG	203	PEB	C4A-NA	-2.23	1.32	1.37
82	cO	202	PEB	C1C-CHB	2.23	1.49	1.41
87	dL	409	CLA	MG-ND	-2.23	2.01	2.05
87	F2	202	CLA	C3C-C2C	2.23	1.41	1.36
87	AN	816	CLA	CMC-C2C	-2.23	1.46	1.50
82	XA	201	PEB	C4A-NA	-2.23	1.32	1.37
82	m1	201	PEB	C1B-C2B	2.23	1.50	1.45
82	fG	203	PEB	C4B-C3B	2.23	1.49	1.45
87	AN	850	CLA	MG-ND	-2.23	2.01	2.05
87	A2	808	CLA	CMD-C2D	-2.23	1.46	1.50
84	J4	1001	CYC	C4A-C3A	2.23	1.50	1.45
82	MA	202	PEB	C2A-C1A	-2.23	1.50	1.52
82	D7	202	PEB	C1A-NA	-2.23	1.34	1.37
82	OJ	202	PEB	C4A-NA	-2.23	1.32	1.37
84	J1	1001	CYC	C1B-NB	-2.23	1.34	1.37

Continued on next page...

Continued from previous page...

Mol	Chain	Res	Type	Atoms	Z	Observed(Å)	Ideal(Å)
84	EO	1001	CYC	C4B-NB	-2.23	1.33	1.38
87	A2	840	CLA	CMD-C2D	-2.23	1.46	1.50
82	gB	203	PEB	O1B-CGB	2.22	1.29	1.22
82	XD	202	PEB	C1C-CHB	2.22	1.49	1.41
87	IN	102	CLA	CMD-C2D	-2.22	1.46	1.50
87	8N	304	CLA	CMC-C2C	-2.22	1.46	1.50
84	FO	1001	CYC	C4C-NC	-2.22	1.32	1.37
87	7N	602	CLA	CHD-C1D	2.22	1.42	1.38
87	82	306	CLA	C3D-C4D	2.22	1.49	1.44
82	gH	203	PEB	C4B-C3B	2.22	1.49	1.45
82	a4	202	PEB	C1C-CHB	2.22	1.49	1.41
82	GK	201	PEB	C1C-CHB	2.22	1.49	1.41
87	b6	611	CLA	C3B-C2B	-2.22	1.37	1.40
87	2N	309	CLA	CMD-C2D	-2.22	1.46	1.50
82	S1	201	PEB	C1C-CHB	2.22	1.49	1.41
82	XM	201	PEB	C4A-NA	-2.22	1.32	1.37
87	b6	605	CLA	C3B-CAB	-2.22	1.43	1.47
82	HB	203	PEB	C4A-NA	-2.22	1.32	1.37
82	O5	203	PEB	C4A-NA	-2.22	1.32	1.37
82	MA	201	PEB	OD-C4D	2.22	1.27	1.23
82	OE	201	PEB	OD-C4D	2.22	1.27	1.23
87	32	304	CLA	CMD-C2D	-2.22	1.46	1.50
87	A2	851	CLA	CMC-C2C	-2.22	1.46	1.50
82	SJ	201	PEB	C4A-NA	-2.22	1.32	1.37
84	J4	1001	CYC	C4C-NC	-2.22	1.32	1.37
87	cL	512	CLA	MG-ND	-2.22	2.01	2.05
87	B6	613	CLA	C3B-C2B	-2.22	1.37	1.40
82	XF	203	PEB	C4B-C3B	2.22	1.49	1.45
82	g4	201	PEB	C2A-C1A	-2.22	1.50	1.52
82	rC	201	PEB	C2A-C1A	-2.22	1.50	1.52
84	DE	1001	CYC	C4B-NB	-2.22	1.33	1.38
82	VD	203	PEB	C1C-CHB	2.22	1.49	1.41
87	12	606	CLA	CMD-C2D	-2.22	1.46	1.50
84	K1	1001	CYC	C4C-NC	-2.22	1.32	1.37
87	AN	838	CLA	C3B-C2B	-2.22	1.37	1.40
84	J3	1001	CYC	OB-C4B	2.22	1.27	1.23
82	SE	201	PEB	C4A-NA	-2.22	1.32	1.37
82	xF	302	PEB	C4A-NA	-2.22	1.32	1.37
82	mO	201	PEB	C4A-NA	-2.22	1.32	1.37
84	ME	1001	CYC	C1B-NB	-2.22	1.34	1.37
82	iK	203	PEB	C2A-C1A	-2.22	1.50	1.52
82	jJ	203	PEB	C4B-C3B	2.22	1.49	1.45

Continued on next page...

Continued from previous page...

Mol	Chain	Res	Type	Atoms	Z	Observed(Å)	Ideal(Å)
82	SP	201	PEB	OD-C4D	2.22	1.27	1.23
87	AN	852	CLA	C3B-CAB	-2.22	1.43	1.47
82	fG	203	PEB	C1C-CHB	2.22	1.49	1.41
82	CM	202	PEB	C4B-C3B	2.22	1.49	1.45
87	BN	807	CLA	CMC-C2C	-2.22	1.46	1.50
82	hH	201	PEB	C1C-CHB	2.22	1.49	1.41
82	IK	201	PEB	O1C-CGC	2.22	1.29	1.22
82	WM	202	PEB	C2A-C1A	-2.22	1.50	1.52
84	T3	1001	CYC	OB-C4B	2.22	1.27	1.23
87	B6	615	CLA	CMC-C2C	-2.22	1.46	1.50
82	rF	202	PEB	C4A-NA	-2.22	1.32	1.37
82	lG	201	PEB	C4A-NA	-2.22	1.32	1.37
82	mM	202	PEB	C4A-NA	-2.22	1.32	1.37
82	nF	201	PEB	C4B-C3B	2.22	1.49	1.45
87	bL	621	CLA	CMB-C2B	-2.22	1.47	1.51
82	QE	201	PEB	C4B-C3B	2.22	1.49	1.45
87	42	604	CLA	C4B-CHC	-2.22	1.34	1.41
82	cO	201	PEB	C4A-NA	-2.22	1.32	1.37
87	A2	833	CLA	C3B-C2B	-2.22	1.37	1.40
87	CL	511	CLA	C3B-CAB	-2.22	1.43	1.47
82	OD	201	PEB	C1D-ND	2.22	1.49	1.45
84	EG	1001	CYC	C4B-NB	-2.22	1.33	1.38
82	yC	202	PEB	C4B-C3B	2.22	1.49	1.45
82	U4	202	PEB	C2A-C1A	-2.22	1.50	1.52
82	eG	202	PEB	C2A-C1A	-2.22	1.50	1.52
82	Q9	202	PEB	C1D-ND	2.22	1.49	1.45
87	32	307	CLA	C4D-ND	-2.22	1.34	1.37
87	22	609	CLA	CMD-C2D	-2.22	1.46	1.50
87	5N	604	CLA	CMC-C2C	-2.22	1.46	1.50
96	G2	201	HEM	FE-ND	2.22	2.07	1.96
82	nK	202	PEB	C4B-C3B	2.22	1.49	1.45
82	NK	201	PEB	C1A-NA	-2.22	1.34	1.37
87	3N	306	CLA	CMD-C2D	-2.22	1.46	1.50
82	Z4	202	PEB	C4A-NA	-2.22	1.32	1.37
82	fG	202	PEB	C4A-NA	-2.22	1.32	1.37
82	UH	201	PEB	C1C-CHB	2.22	1.49	1.41
82	lH	202	PEB	C1C-CHB	2.22	1.49	1.41
87	32	305	CLA	CMD-C2D	-2.22	1.46	1.50
87	A2	822	CLA	CMD-C2D	-2.22	1.46	1.50
82	VG	201	PEB	C4B-C3B	2.22	1.49	1.45
82	H1	1002	PEB	C4B-C3B	2.22	1.49	1.45
87	BL	623	CLA	CMD-C2D	-2.22	1.46	1.50

Continued on next page...

Continued from previous page...

Mol	Chain	Res	Type	Atoms	Z	Observed(Å)	Ideal(Å)
82	MK	203	PEB	C4A-NA	-2.22	1.32	1.37
87	B2	812	CLA	C3B-C2B	-2.22	1.37	1.40
82	GF	201	PEB	C1C-CHB	2.22	1.49	1.41
87	CL	513	CLA	CMC-C2C	-2.22	1.46	1.50
87	AN	832	CLA	CMC-C2C	-2.22	1.46	1.50
87	B2	823	CLA	CMC-C2C	-2.22	1.46	1.50
82	WP	201	PEB	C4A-NA	-2.22	1.32	1.37
82	y8	203	PEB	C4A-NA	-2.22	1.32	1.37
87	22	604	CLA	CMB-C2B	-2.21	1.47	1.51
82	OI	202	PEB	C2C-C3C	2.21	1.44	1.37
82	fE	203	PEB	C4B-C3B	2.21	1.49	1.45
87	72	602	CLA	CHD-C1D	2.21	1.42	1.38
82	Q9	202	PEB	C1C-CHB	2.21	1.49	1.41
84	JO	1001	CYC	C1D-CHD	2.21	1.49	1.41
84	C3	1001	CYC	OB-C4B	2.21	1.27	1.23
84	p3	1001	CYC	OB-C4B	2.21	1.27	1.23
84	t3	1001	CYC	OB-C4B	2.21	1.27	1.23
87	C6	517	CLA	CMD-C2D	-2.21	1.46	1.50
82	TI	203	PEB	C4A-NA	-2.21	1.32	1.37
82	yC	203	PEB	C4A-NA	-2.21	1.32	1.37
82	jK	201	PEB	C4B-C3B	2.21	1.49	1.45
82	G7	201	PEB	C4A-NA	-2.21	1.32	1.37
82	G7	202	PEB	C4B-C3B	2.21	1.49	1.45
84	F4	1001	CYC	C1B-NB	-2.21	1.34	1.37
87	A2	825	CLA	CMD-C2D	-2.21	1.46	1.50
84	G4	1001	CYC	C4D-CHA	2.21	1.49	1.41
82	V7	202	PEB	C1A-NA	-2.21	1.34	1.37
82	TH	201	PEB	C1D-ND	2.21	1.49	1.45
82	sF	201	PEB	C1D-ND	2.21	1.49	1.45
82	BI	203	PEB	C1C-CHB	2.21	1.49	1.41
87	I2	102	CLA	C3B-C2B	-2.21	1.37	1.40
82	JQ	203	PEB	C4B-C3B	2.21	1.49	1.45
82	HP	202	PEB	C2A-C1A	-2.21	1.50	1.52
82	W9	203	PEB	C2A-C1A	-2.21	1.50	1.52
82	wK	303	PEB	C1B-C2B	2.21	1.50	1.45
82	KI	201	PEB	C4A-NA	-2.21	1.32	1.37
82	oK	202	PEB	C1B-C2B	2.21	1.50	1.45
87	32	308	CLA	MG-ND	-2.21	2.01	2.05
87	B2	808	CLA	CMD-C2D	-2.21	1.46	1.50
87	bL	614	CLA	C3B-CAB	-2.21	1.43	1.47
84	N4	1001	CYC	C4A-C3A	2.21	1.50	1.45
82	UE	203	PEB	C2A-C1A	-2.21	1.50	1.52

Continued on next page...

Continued from previous page...

Mol	Chain	Res	Type	Atoms	Z	Observed(Å)	Ideal(Å)
82	D5	202	PEB	C2A-C1A	-2.21	1.50	1.52
82	NF	201	PEB	C1A-NA	-2.21	1.34	1.37
87	CL	509	CLA	CMD-C2D	-2.21	1.46	1.50
87	CL	514	CLA	CMD-C2D	-2.21	1.46	1.50
84	E1	1001	CYC	C1D-CHD	2.21	1.49	1.41
82	lJ	203	PEB	C4A-NA	-2.21	1.32	1.37
84	63	901	CYC	C4B-NB	-2.21	1.33	1.38
82	IF	203	PEB	OD-C4D	2.21	1.27	1.23
84	G3	1001	CYC	OB-C4B	2.21	1.27	1.23
87	BN	820	CLA	CMD-C2D	-2.21	1.46	1.50
87	5N	606	CLA	CMD-C2D	-2.21	1.46	1.50
82	k4	201	PEB	C4B-C3B	2.21	1.49	1.45
92	ML	101	LMG	O1-C1	2.21	1.44	1.40
87	AN	813	CLA	CMD-C2D	-2.21	1.46	1.50
87	52	606	CLA	CMD-C2D	-2.21	1.46	1.50
87	K2	103	CLA	CMD-C2D	-2.21	1.46	1.50
82	J9	201	PEB	C2A-C1A	-2.21	1.50	1.52
82	L9	201	PEB	C2A-C1A	-2.21	1.50	1.52
82	ED	201	PEB	C4A-NA	-2.21	1.32	1.37
82	h1	202	PEB	C1C-CHB	2.21	1.49	1.41
82	aO	202	PEB	C4B-NB	-2.21	1.33	1.38
87	AN	831	CLA	C4B-CHC	-2.21	1.34	1.41
84	GO	1001	CYC	C4D-CHA	2.21	1.49	1.41
87	a6	609	CLA	CMD-C2D	-2.21	1.46	1.50
87	2N	305	CLA	CMC-C2C	-2.21	1.46	1.50
84	P3	1001	CYC	OB-C4B	2.21	1.27	1.23
87	6N	608	CLA	C4D-CHA	2.21	1.46	1.38
82	tF	202	PEB	C1C-CHB	2.21	1.49	1.41
87	I2	103	CLA	CMC-C2C	-2.21	1.46	1.50
82	KP	201	PEB	C4A-NA	-2.21	1.32	1.37
84	i3	1001	CYC	OB-C4B	2.21	1.27	1.23
87	K2	103	CLA	MG-ND	-2.21	2.01	2.05
84	M4	1001	CYC	C1B-NB	-2.21	1.34	1.37
87	22	604	CLA	CMC-C2C	-2.21	1.46	1.50
82	RD	203	PEB	C1C-CHB	2.21	1.49	1.41
82	D5	202	PEB	C4B-C3B	2.21	1.49	1.45
82	iF	203	PEB	C4B-C3B	2.21	1.49	1.45
82	D4	1002	PEB	C4A-NA	-2.21	1.32	1.37
82	J5	202	PEB	C4A-NA	-2.21	1.32	1.37
82	iE	201	PEB	C4A-NA	-2.21	1.32	1.37
82	VQ	203	PEB	C1C-CHB	2.21	1.49	1.41
82	JD	203	PEB	C1C-CHB	2.21	1.49	1.41

Continued on next page...

Continued from previous page...

Mol	Chain	Res	Type	Atoms	Z	Observed(Å)	Ideal(Å)
82	CB	202	PEB	C4A-NA	-2.21	1.32	1.37
82	C7	201	PEB	C1B-C2B	2.21	1.50	1.45
87	A2	850	CLA	MG-ND	-2.21	2.01	2.05
82	A4	304	PEB	C2A-C1A	-2.21	1.50	1.52
87	AN	807	CLA	CMC-C2C	-2.21	1.46	1.50
87	AN	822	CLA	CMD-C2D	-2.21	1.46	1.50
87	B2	806	CLA	CMC-C2C	-2.21	1.46	1.50
82	iK	201	PEB	C1C-CHB	2.21	1.49	1.41
82	IM	201	PEB	C4A-NA	-2.21	1.32	1.37
82	sF	202	PEB	C1B-C2B	2.21	1.50	1.45
82	rK	201	PEB	C4B-C3B	2.21	1.49	1.45
82	PO	201	PEB	C4A-NA	-2.21	1.32	1.37
82	GQ	201	PEB	C4A-NA	-2.21	1.32	1.37
87	C6	511	CLA	CMD-C2D	-2.21	1.46	1.50
82	QB	203	PEB	C4A-NA	-2.21	1.32	1.37
84	LO	1001	CYC	C4A-C3A	2.21	1.50	1.45
87	BN	811	CLA	MG-ND	-2.21	2.01	2.05
82	l1	203	PEB	C1C-CHB	2.21	1.49	1.41
82	c4	202	PEB	C1C-CHB	2.21	1.49	1.41
87	A6	404	CLA	CMD-C2D	-2.21	1.46	1.50
82	IJ	203	PEB	C4A-NA	-2.21	1.32	1.37
87	BN	836	CLA	C3B-CAB	-2.21	1.43	1.47
82	T7	202	PEB	OD-C4D	2.21	1.27	1.23
87	82	304	CLA	CMD-C2D	-2.21	1.46	1.50
84	MG	1001	CYC	C1B-NB	-2.21	1.34	1.37
82	D1	1002	PEB	C4A-NA	-2.21	1.32	1.37
82	nK	201	PEB	C1C-CHB	2.21	1.49	1.41
82	N9	202	PEB	C2A-C1A	-2.21	1.50	1.52
82	iE	202	PEB	C2A-C1A	-2.21	1.50	1.52
82	fG	202	PEB	C2A-C1A	-2.21	1.50	1.52
82	nK	202	PEB	C2A-C1A	-2.21	1.50	1.52
87	BL	605	CLA	CMC-C2C	-2.21	1.46	1.50
87	AN	817	CLA	CMC-C2C	-2.21	1.46	1.50
87	B2	829	CLA	CMD-C2D	-2.20	1.46	1.50
82	XF	201	PEB	C4B-C3B	2.20	1.49	1.45
82	PM	202	PEB	C4A-NA	-2.20	1.32	1.37
82	PO	202	PEB	C4A-NA	-2.20	1.32	1.37
87	b6	606	CLA	C3B-C2B	-2.20	1.37	1.40
82	NF	202	PEB	C4A-NA	-2.20	1.32	1.37
82	RM	202	PEB	C4A-NA	-2.20	1.32	1.37
82	AD	304	PEB	C4B-C3B	2.20	1.49	1.45
82	IK	202	PEB	C3C-C4C	-2.20	1.38	1.42

Continued on next page...

Continued from previous page...

Mol	Chain	Res	Type	Atoms	Z	Observed(Å)	Ideal(Å)
87	A2	806	CLA	CMD-C2D	-2.20	1.46	1.50
82	UM	203	PEB	C4A-NA	-2.20	1.32	1.37
82	B7	203	PEB	C4A-NA	-2.20	1.32	1.37
82	tK	202	PEB	C1C-CHB	2.20	1.49	1.41
87	AN	830	CLA	MG-ND	-2.20	2.01	2.05
87	KN	102	CLA	MG-ND	-2.20	2.01	2.05
82	AO	301	PEB	C2A-C1A	-2.20	1.50	1.52
82	XP	201	PEB	C2A-C1A	-2.20	1.50	1.52
82	fO	201	PEB	C2A-C1A	-2.20	1.50	1.52
82	VE	201	PEB	C4A-NA	-2.20	1.32	1.37
82	VG	201	PEB	C4A-NA	-2.20	1.32	1.37
82	KI	203	PEB	C4A-NA	-2.20	1.32	1.37
82	lE	201	PEB	C4A-NA	-2.20	1.32	1.37
87	AN	805	CLA	C3B-C2B	-2.20	1.37	1.40
87	AN	806	CLA	CMD-C2D	-2.20	1.46	1.50
87	A2	810	CLA	CMC-C2C	-2.20	1.46	1.50
82	xF	303	PEB	C4B-C3B	2.20	1.49	1.45
82	PJ	201	PEB	C4A-NA	-2.20	1.32	1.37
84	GO	1001	CYC	C4C-NC	-2.20	1.32	1.37
84	G4	1001	CYC	C4C-NC	-2.20	1.32	1.37
82	iF	201	PEB	C1C-CHB	2.20	1.49	1.41
82	TP	202	PEB	C4A-NA	-2.20	1.32	1.37
82	lG	201	PEB	C4B-C3B	2.20	1.49	1.45
82	OE	203	PEB	C4A-NA	-2.20	1.32	1.37
82	MJ	203	PEB	C4A-NA	-2.20	1.32	1.37
82	v8	201	PEB	C4A-NA	-2.20	1.32	1.37
84	LH	1002	CYC	C1B-NB	-2.20	1.34	1.37
87	BN	809	CLA	CMD-C2D	-2.20	1.46	1.50
87	A2	802	CLA	CMC-C2C	-2.20	1.46	1.50
87	C6	510	CLA	CMD-C2D	-2.20	1.46	1.50
87	CL	512	CLA	CMC-C2C	-2.20	1.46	1.50
82	PM	201	PEB	C2A-C1A	-2.20	1.50	1.52
82	dO	202	PEB	C2A-C1A	-2.20	1.50	1.52
82	vF	202	PEB	C4B-C3B	2.20	1.49	1.45
87	K6	101	CLA	C3B-C2B	-2.20	1.37	1.40
87	BN	801	CLA	MG-ND	-2.20	2.01	2.05
87	A2	820	CLA	C3B-CAB	-2.20	1.43	1.47
82	CP	201	PEB	C4A-NA	-2.20	1.32	1.37
82	NI	203	PEB	C4B-NB	-2.20	1.33	1.38
84	HG	1001	CYC	C1D-CHD	2.20	1.49	1.41
87	cL	512	CLA	CMD-C2D	-2.20	1.46	1.50
82	O9	203	PEB	C1B-C2B	2.20	1.50	1.45

Continued on next page...

Continued from previous page...

Mol	Chain	Res	Type	Atoms	Z	Observed(Å)	Ideal(Å)
84	c3	1001	CYC	OB-C4B	2.20	1.27	1.23
82	aG	202	PEB	C4A-NA	-2.20	1.32	1.37
82	YK	203	PEB	C1C-CHB	2.20	1.49	1.41
87	AN	841	CLA	MG-ND	-2.20	2.01	2.05
84	GE	1001	CYC	C4B-NB	-2.20	1.33	1.38
84	F1	1001	CYC	C4B-NB	-2.20	1.33	1.38
82	ZI	401	PEB	C1B-C2B	2.20	1.50	1.45
82	iH	201	PEB	C1B-C2B	2.20	1.50	1.45
82	EQ	201	PEB	C4A-NA	-2.20	1.32	1.37
87	AN	818	CLA	C3B-C2B	-2.20	1.37	1.40
87	8N	304	CLA	C3B-C2B	-2.20	1.37	1.40
87	A2	838	CLA	CMC-C2C	-2.20	1.46	1.50
84	JH	1001	CYC	C1B-NB	-2.20	1.34	1.37
82	T1	201	PEB	C1D-ND	2.20	1.49	1.45
82	BI	201	PEB	C1C-CHB	2.20	1.49	1.41
87	CL	509	CLA	C3B-CAB	-2.20	1.43	1.47
82	DK	202	PEB	C4A-NA	-2.20	1.32	1.37
82	HQ	201	PEB	C4A-NA	-2.20	1.32	1.37
84	MO	1001	CYC	C1D-CHD	2.20	1.49	1.41
82	QQ	202	PEB	C2A-C1A	-2.20	1.50	1.52
82	D1	1002	PEB	C2A-C1A	-2.20	1.50	1.52
82	iF	203	PEB	C2A-C1A	-2.20	1.50	1.52
87	F2	201	CLA	CMD-C2D	-2.20	1.46	1.50
87	bL	622	CLA	CMC-C2C	-2.20	1.46	1.50
87	3N	305	CLA	CMD-C2D	-2.20	1.46	1.50
82	g1	202	PEB	C1A-NA	-2.20	1.34	1.37
82	YG	202	PEB	C4A-NA	-2.20	1.32	1.37
82	OH	202	PEB	C4B-C3B	2.20	1.49	1.45
82	xK	302	PEB	C1D-ND	2.20	1.49	1.45
82	dG	204	PEB	C2A-C1A	-2.20	1.50	1.52
84	LH	1002	CYC	C1D-CHD	2.20	1.49	1.41
82	HP	202	PEB	C4A-NA	-2.20	1.32	1.37
82	F7	203	PEB	C4A-NA	-2.20	1.32	1.37
87	CL	507	CLA	MG-ND	-2.20	2.01	2.05
87	A2	819	CLA	MG-ND	-2.20	2.01	2.05
87	CL	509	CLA	CMC-C2C	-2.20	1.46	1.50
87	AN	836	CLA	CMD-C2D	-2.20	1.46	1.50
82	oF	201	PEB	C4B-C3B	2.20	1.49	1.45
87	BN	819	CLA	C3B-CAB	-2.20	1.43	1.47
82	GM	203	PEB	C4A-NA	-2.20	1.32	1.37
87	B2	810	CLA	MG-ND	-2.20	2.01	2.05
87	cL	506	CLA	C3B-CAB	-2.20	1.43	1.47

Continued on next page...

Continued from previous page...

Mol	Chain	Res	Type	Atoms	Z	Observed(Å)	Ideal(Å)
87	B2	820	CLA	C4D-ND	-2.20	1.34	1.37
82	DH	1002	PEB	C2A-C1A	-2.20	1.50	1.52
84	K3	1001	CYC	OB-C4B	2.20	1.27	1.23
87	ON	202	CLA	CMD-C2D	-2.20	1.46	1.50
87	AL	405	CLA	C3B-CAB	-2.20	1.43	1.47
82	T4	201	PEB	C4A-NA	-2.20	1.32	1.37
82	Q5	203	PEB	C1B-C2B	2.20	1.50	1.45
87	72	604	CLA	CMC-C2C	-2.20	1.46	1.50
87	AN	851	CLA	MG-ND	-2.20	2.01	2.05
82	B9	202	PEB	C1D-ND	2.20	1.49	1.45
87	AN	820	CLA	C3B-CAB	-2.20	1.43	1.47
82	aF	202	PEB	C4A-NA	-2.20	1.32	1.37
84	FH	1001	CYC	C4C-NC	-2.20	1.32	1.37
82	lF	201	PEB	C1C-CHB	2.20	1.49	1.41
84	LE	1001	CYC	C1D-CHD	2.20	1.49	1.41
82	d4	201	PEB	C2A-C1A	-2.20	1.50	1.52
87	A2	851	CLA	MG-ND	-2.20	2.01	2.05
82	FO	1002	PEB	C4A-NA	-2.20	1.32	1.37
82	P4	201	PEB	C4A-NA	-2.20	1.32	1.37
84	K4	1001	CYC	C4B-NB	-2.19	1.33	1.38
87	b6	617	CLA	CMD-C2D	-2.19	1.46	1.50
87	8N	305	CLA	CMD-C2D	-2.19	1.46	1.50
87	A2	830	CLA	MG-ND	-2.19	2.01	2.05
82	SM	203	PEB	C4A-NA	-2.19	1.32	1.37
82	Y7	301	PEB	C4A-NA	-2.19	1.32	1.37
82	dM	202	PEB	C4A-NA	-2.19	1.32	1.37
82	PM	201	PEB	C4B-C3B	2.19	1.49	1.45
87	BN	822	CLA	CMD-C2D	-2.19	1.46	1.50
87	A2	817	CLA	CMC-C2C	-2.19	1.46	1.50
87	c6	612	CLA	CMD-C2D	-2.19	1.46	1.50
87	B6	607	CLA	C3B-C2B	-2.19	1.37	1.40
82	jM	202	PEB	C2A-C1A	-2.19	1.50	1.52
84	g3	1001	CYC	OB-C4B	2.19	1.27	1.23
82	AD	303	PEB	C4A-NA	-2.19	1.32	1.37
82	AQ	303	PEB	C4A-NA	-2.19	1.32	1.37
82	LK	201	PEB	C1A-NA	-2.19	1.34	1.37
87	A2	823	CLA	CMC-C2C	-2.19	1.46	1.50
82	II	202	PEB	C4A-NA	-2.19	1.32	1.37
82	MK	201	PEB	C4A-NA	-2.19	1.32	1.37
84	e3	1001	CYC	OB-C4B	2.19	1.27	1.23
87	BN	830	CLA	CMD-C2D	-2.19	1.46	1.50
82	TO	203	PEB	C1C-CHB	2.19	1.49	1.41

Continued on next page...

Continued from previous page...

Mol	Chain	Res	Type	Atoms	Z	Observed(Å)	Ideal(Å)
82	TA	202	PEB	OD-C4D	2.19	1.27	1.23
82	uC	201	PEB	C1D-ND	2.19	1.49	1.45
82	CQ	201	PEB	C1B-C2B	2.19	1.50	1.45
87	C6	515	CLA	CMD-C2D	-2.19	1.46	1.50
84	E4	1001	CYC	C1B-C2B	2.19	1.49	1.45
87	O2	202	CLA	CMD-C2D	-2.19	1.46	1.50
82	IA	201	PEB	C1D-ND	2.19	1.49	1.45
82	H9	202	PEB	C4B-C3B	2.19	1.49	1.45
87	B6	611	CLA	CMD-C2D	-2.19	1.46	1.50
87	B2	810	CLA	C4B-CHC	-2.19	1.34	1.41
82	WJ	201	PEB	C4B-NB	-2.19	1.33	1.38
82	RQ	203	PEB	C1C-CHB	2.19	1.49	1.41
82	VM	201	PEB	C4A-NA	-2.19	1.32	1.37
82	aH	202	PEB	C1B-C2B	2.19	1.50	1.45
82	VI	203	PEB	C2C-C3C	2.19	1.44	1.37
82	TA	201	PEB	C4B-C3B	2.19	1.49	1.45
82	m4	202	PEB	C4B-C3B	2.19	1.49	1.45
82	T7	201	PEB	C4B-C3B	2.19	1.49	1.45
82	xK	302	PEB	C4B-C3B	2.19	1.49	1.45
82	a4	202	PEB	C4A-NA	-2.19	1.32	1.37
82	aE	202	PEB	C4A-NA	-2.19	1.32	1.37
82	dJ	201	PEB	C4A-NA	-2.19	1.32	1.37
87	82	302	CLA	C3B-CAB	-2.19	1.43	1.47
87	C6	519	CLA	CMD-C2D	-2.19	1.46	1.50
84	LG	1001	CYC	OB-C4B	2.19	1.27	1.23
84	CG	1001	CYC	C4A-C3A	2.19	1.50	1.45
87	BN	807	CLA	C3B-CAB	-2.19	1.43	1.47
87	BN	833	CLA	CMD-C2D	-2.19	1.46	1.50
82	GG	1002	PEB	OD-C4D	2.19	1.27	1.23
82	a4	202	PEB	C4B-NB	-2.19	1.33	1.38
82	DM	202	PEB	C4A-NA	-2.19	1.32	1.37
82	S5	202	PEB	C4A-NA	-2.19	1.32	1.37
84	IG	1001	CYC	C1D-CHD	2.19	1.49	1.41
87	B2	819	CLA	C3B-C2B	-2.19	1.37	1.40
82	W7	202	PEB	C4A-NA	-2.19	1.32	1.37
82	L9	201	PEB	C4A-NA	-2.19	1.32	1.37
82	OK	201	PEB	C1C-CHB	2.19	1.49	1.41
84	K4	1001	CYC	C1D-CHD	2.19	1.49	1.41
87	BN	813	CLA	C3B-CAB	-2.19	1.43	1.47
87	C6	517	CLA	C3B-CAB	-2.19	1.43	1.47
87	dL	404	CLA	CMD-C2D	-2.19	1.46	1.50
82	RP	202	PEB	C4A-NA	-2.19	1.32	1.37

Continued on next page...

Continued from previous page...

Mol	Chain	Res	Type	Atoms	Z	Observed(Å)	Ideal(Å)
82	Y1	201	PEB	C4A-NA	-2.19	1.32	1.37
87	dL	401	CLA	C3B-C2B	-2.19	1.37	1.40
84	L1	1001	CYC	C1D-CHD	2.19	1.49	1.41
82	YA	304	PEB	C1D-ND	2.19	1.49	1.45
82	UG	201	PEB	C4A-NA	-2.19	1.32	1.37
82	NK	202	PEB	C4A-NA	-2.19	1.32	1.37
82	FQ	201	PEB	C1B-C2B	2.19	1.50	1.45
87	KN	102	CLA	CMD-C2D	-2.19	1.46	1.50
82	DG	1002	PEB	C4A-NA	-2.19	1.32	1.37
82	EI	202	PEB	C4A-NA	-2.19	1.32	1.37
82	V1	201	PEB	C1B-C2B	2.19	1.50	1.45
87	52	604	CLA	CMC-C2C	-2.19	1.46	1.50
82	18	201	PEB	C1C-CHB	2.19	1.49	1.41
82	JK	202	PEB	C4A-NA	-2.19	1.32	1.37
82	TM	202	PEB	C4A-NA	-2.19	1.32	1.37
82	b1	203	PEB	C4A-NA	-2.19	1.32	1.37
87	A2	836	CLA	CMD-C2D	-2.19	1.46	1.50
82	dG	204	PEB	C1D-ND	2.19	1.49	1.45
82	Y5	202	PEB	C4A-NA	-2.19	1.32	1.37
82	aK	202	PEB	C4A-NA	-2.19	1.32	1.37
84	JH	1001	CYC	C4B-NB	-2.19	1.33	1.38
82	d4	202	PEB	C4A-NA	-2.19	1.32	1.37
82	J9	202	PEB	C1C-CHB	2.19	1.49	1.41
82	TK	202	PEB	C4B-C3B	2.19	1.49	1.45
82	M9	302	PEB	C1D-ND	2.19	1.49	1.45
87	BN	829	CLA	CMC-C2C	-2.19	1.46	1.50
87	2N	302	CLA	C3B-CAB	-2.19	1.43	1.47
82	B9	202	PEB	C4B-NB	-2.19	1.33	1.38
82	IA	201	PEB	C4A-NA	-2.19	1.32	1.37
82	H4	1002	PEB	C4A-NA	-2.19	1.32	1.37
82	Y4	202	PEB	C4A-NA	-2.19	1.32	1.37
82	P7	203	PEB	C4A-NA	-2.19	1.32	1.37
82	fJ	202	PEB	C4B-C3B	2.19	1.49	1.45
84	63	901	CYC	C1A-NA	-2.19	1.33	1.38
82	FM	201	PEB	OD-C4D	2.19	1.27	1.23
82	hG	203	PEB	C4B-C3B	2.19	1.49	1.45
96	v6	201	HEM	C1D-ND	-2.19	1.34	1.38
82	Y7	304	PEB	C4A-NA	-2.19	1.32	1.37
82	iM	201	PEB	C4A-NA	-2.19	1.32	1.37
82	tF	202	PEB	C1D-ND	2.19	1.49	1.45
87	B2	809	CLA	C3B-CAB	-2.18	1.43	1.47
82	VF	201	PEB	C1A-NA	-2.18	1.34	1.37

Continued on next page...

Continued from previous page...

Mol	Chain	Res	Type	Atoms	Z	Observed(Å)	Ideal(Å)
82	KM	202	PEB	C4A-NA	-2.18	1.32	1.37
82	DO	1002	PEB	C4A-NA	-2.18	1.32	1.37
82	fJ	203	PEB	C4A-NA	-2.18	1.32	1.37
82	nK	202	PEB	C4A-NA	-2.18	1.32	1.37
82	YK	202	PEB	C4B-C3B	2.18	1.49	1.45
87	A2	833	CLA	CMD-C2D	-2.18	1.46	1.50
87	A2	803	CLA	C3B-CAB	-2.18	1.43	1.47
87	72	604	CLA	C3B-C2B	-2.18	1.37	1.40
87	4N	601	CLA	C3B-C2B	-2.18	1.37	1.40
82	JM	202	PEB	C4A-NA	-2.18	1.32	1.37
82	WD	201	PEB	C2A-C1A	-2.18	1.50	1.52
87	B2	833	CLA	CMD-C2D	-2.18	1.46	1.50
82	tC	201	PEB	C4B-C3B	2.18	1.49	1.45
82	VD	201	PEB	C4A-NA	-2.18	1.32	1.37
82	L7	201	PEB	C4A-NA	-2.18	1.32	1.37
82	PQ	201	PEB	C1D-ND	2.18	1.49	1.45
82	hJ	203	PEB	C1C-CHB	2.18	1.49	1.41
87	32	313	CLA	CMC-C2C	-2.18	1.46	1.50
87	b6	608	CLA	CMC-C2C	-2.18	1.46	1.50
87	AN	833	CLA	C3B-CAB	-2.18	1.43	1.47
82	OJ	202	PEB	C4B-C3B	2.18	1.49	1.45
82	W1	203	PEB	C4B-C3B	2.18	1.49	1.45
82	xK	303	PEB	C4B-C3B	2.18	1.49	1.45
82	mG	201	PEB	C4A-NA	-2.18	1.32	1.37
82	UJ	203	PEB	C2A-C1A	-2.18	1.50	1.52
82	YF	203	PEB	C1C-CHB	2.18	1.49	1.41
95	AL	416	DGD	O5D-C1E	2.18	1.43	1.40
87	52	609	CLA	C3B-C2B	-2.18	1.37	1.40
82	YA	301	PEB	C4A-NA	-2.18	1.32	1.37
82	WF	202	PEB	C4A-NA	-2.18	1.32	1.37
82	i4	201	PEB	C4A-NA	-2.18	1.32	1.37
82	Y7	303	PEB	C4A-NA	-2.18	1.32	1.37
82	iJ	202	PEB	C4A-NA	-2.18	1.32	1.37
82	qK	203	PEB	C4B-C3B	2.18	1.49	1.45
87	I2	103	CLA	CMD-C2D	-2.18	1.46	1.50
84	JO	1001	CYC	C1B-C2B	2.18	1.49	1.45
82	eE	202	PEB	C2A-C1A	-2.18	1.50	1.52
87	BL	603	CLA	C1D-ND	2.18	1.40	1.37
82	lM	201	PEB	C1C-CHB	2.18	1.49	1.41
82	KJ	202	PEB	C4A-NA	-2.18	1.32	1.37
82	YO	202	PEB	C4A-NA	-2.18	1.32	1.37
82	MP	203	PEB	C4A-NA	-2.18	1.32	1.37

Continued on next page...

Continued from previous page...

Mol	Chain	Res	Type	Atoms	Z	Observed(Å)	Ideal(Å)
82	aK	201	PEB	C4A-NA	-2.18	1.32	1.37
87	B2	830	CLA	CMD-C2D	-2.18	1.46	1.50
87	AN	822	CLA	MG-ND	-2.18	2.01	2.05
82	Q4	201	PEB	CHA-C4A	-2.18	1.32	1.36
82	H5	202	PEB	C4A-NA	-2.18	1.32	1.37
82	vC	201	PEB	C4A-NA	-2.18	1.32	1.37
82	kE	201	PEB	C4A-NA	-2.18	1.32	1.37
82	jE	201	PEB	C4B-C3B	2.18	1.49	1.45
82	SO	202	PEB	C2A-C1A	-2.18	1.50	1.52
82	18	203	PEB	C2A-C1A	-2.18	1.50	1.52
82	b1	202	PEB	C1C-CHB	2.18	1.49	1.41
82	xK	304	PEB	C1C-CHB	2.18	1.49	1.41
84	A3	1001	CYC	OB-C4B	2.18	1.27	1.23
82	NI	203	PEB	C4A-NA	-2.18	1.32	1.37
82	LP	202	PEB	C4A-NA	-2.18	1.32	1.37
82	B9	202	PEB	C4A-NA	-2.18	1.32	1.37
82	PA	202	PEB	C4B-C3B	2.18	1.49	1.45
84	FE	1001	CYC	C4A-C3A	2.18	1.50	1.45
87	B2	836	CLA	C3B-CAB	-2.18	1.43	1.47
87	B6	607	CLA	CMD-C2D	-2.18	1.46	1.50
87	B6	615	CLA	CMD-C2D	-2.18	1.46	1.50
82	DE	1002	PEB	C1C-CHB	2.18	1.49	1.41
82	f1	201	PEB	C1C-CHB	2.18	1.49	1.41
82	bH	202	PEB	C1C-CHB	2.18	1.49	1.41
82	PE	202	PEB	C4A-NA	-2.18	1.32	1.37
84	EH	1001	CYC	C1D-CHD	2.18	1.49	1.41
87	c6	607	CLA	CMD-C2D	-2.18	1.46	1.50
82	PA	203	PEB	C4A-NA	-2.18	1.32	1.37
82	SM	201	PEB	C4A-NA	-2.18	1.32	1.37
82	DP	202	PEB	C4A-NA	-2.18	1.32	1.37
87	CL	506	CLA	C3B-CAB	-2.18	1.43	1.47
82	OF	201	PEB	C1C-CHB	2.18	1.49	1.41
87	7N	604	CLA	CMC-C2C	-2.18	1.46	1.50
82	xF	302	PEB	C1D-ND	2.18	1.49	1.45
84	EO	1001	CYC	C1B-C2B	2.18	1.49	1.45
82	b1	202	PEB	C4B-C3B	2.18	1.49	1.45
82	t8	201	PEB	C4B-C3B	2.18	1.49	1.45
82	XQ	202	PEB	C1C-CHB	2.18	1.49	1.41
82	X7	201	PEB	C1C-CHB	2.18	1.49	1.41
82	vF	201	PEB	C1C-CHB	2.18	1.49	1.41
82	QJ	204	PEB	C4A-NA	-2.18	1.32	1.37
82	HO	1002	PEB	C4A-NA	-2.18	1.32	1.37

Continued on next page...

Continued from previous page...

Mol	Chain	Res	Type	Atoms	Z	Observed(Å)	Ideal(Å)
96	V6	201	HEM	C1D-ND	-2.18	1.34	1.38
84	N3	1001	CYC	OB-C4B	2.18	1.27	1.23
87	B6	603	CLA	CMD-C2D	-2.18	1.46	1.50
87	AL	404	CLA	C3B-C2B	-2.18	1.37	1.40
82	rK	202	PEB	C1B-C2B	2.18	1.50	1.45
82	DA	202	PEB	C4B-C3B	2.18	1.49	1.45
82	wC	204	PEB	C4B-C3B	2.18	1.49	1.45
82	nF	202	PEB	C4B-C3B	2.18	1.49	1.45
82	VI	202	PEB	C4A-NA	-2.18	1.32	1.37
83	AD	302	PUB	C4B-CHB	2.18	1.49	1.41
82	GQ	201	PEB	C2A-C1A	-2.18	1.50	1.52
82	a1	201	PEB	C2A-C1A	-2.18	1.50	1.52
87	BL	621	CLA	CMC-C2C	-2.18	1.46	1.50
87	CL	514	CLA	CMC-C2C	-2.18	1.46	1.50
87	a6	608	CLA	CMD-C2D	-2.18	1.46	1.50
87	b6	610	CLA	CMD-C2D	-2.18	1.46	1.50
87	4N	604	CLA	C4B-CHC	-2.18	1.34	1.41
82	WQ	202	PEB	C1D-ND	2.18	1.49	1.45
82	A1	305	PEB	C4B-C3B	2.18	1.49	1.45
82	tC	201	PEB	C1C-CHB	2.18	1.49	1.41
84	R3	1001	CYC	OB-C4B	2.18	1.27	1.23
82	eE	202	PEB	C1C-CHB	2.18	1.49	1.41
82	SI	201	PEB	C4A-NA	-2.18	1.32	1.37
82	I7	201	PEB	C4A-NA	-2.18	1.32	1.37
82	xK	302	PEB	C4A-NA	-2.18	1.32	1.37
82	HA	201	PEB	C1C-CHB	2.18	1.49	1.41
87	C6	509	CLA	CMD-C2D	-2.18	1.46	1.50
87	cL	506	CLA	CMD-C2D	-2.18	1.46	1.50
82	XD	203	PEB	C2A-C1A	-2.18	1.50	1.52
82	KJ	202	PEB	C2A-C1A	-2.18	1.50	1.52
82	QG	201	PEB	C4A-NA	-2.18	1.32	1.37
82	DM	201	PEB	C4A-NA	-2.18	1.32	1.37
82	mM	201	PEB	C4A-NA	-2.18	1.32	1.37
96	fL	102	HEM	C1D-ND	-2.18	1.34	1.38
82	UE	201	PEB	C4A-NA	-2.18	1.32	1.37
87	8N	302	CLA	C3B-C2B	-2.18	1.37	1.40
87	BL	619	CLA	CMC-C2C	-2.18	1.46	1.50
82	GF	203	PEB	C4A-NA	-2.18	1.32	1.37
82	MF	203	PEB	C4A-NA	-2.18	1.32	1.37
82	18	201	PEB	C4A-NA	-2.18	1.32	1.37
82	eF	201	PEB	C4A-NA	-2.18	1.32	1.37
87	IN	103	CLA	CMC-C2C	-2.18	1.46	1.50

Continued on next page...

Continued from previous page...

Mol	Chain	Res	Type	Atoms	Z	Observed(Å)	Ideal(Å)
87	B2	820	CLA	CMD-C2D	-2.18	1.46	1.50
82	SP	202	PEB	C1B-C2B	2.18	1.50	1.45
82	1C	201	PEB	C4A-NA	-2.17	1.32	1.37
87	42	608	CLA	MG-ND	-2.17	2.01	2.05
87	b6	615	CLA	CMC-C2C	-2.17	1.46	1.50
87	7N	607	CLA	C3B-CAB	-2.17	1.43	1.47
82	r8	201	PEB	C1D-ND	2.17	1.49	1.45
82	bO	201	PEB	C4A-NA	-2.17	1.32	1.37
82	cO	202	PEB	C4A-NA	-2.17	1.32	1.37
84	NO	1001	CYC	C1D-CHD	2.17	1.49	1.41
82	GD	201	PEB	C2A-C1A	-2.17	1.50	1.52
82	NI	202	PEB	C4A-NA	-2.17	1.32	1.37
87	BL	622	CLA	CMC-C2C	-2.17	1.46	1.50
87	AL	405	CLA	MG-ND	-2.17	2.01	2.05
87	bL	616	CLA	MG-ND	-2.17	2.01	2.05
87	B6	603	CLA	C3B-CAB	-2.17	1.43	1.47
82	mG	202	PEB	C1C-CHB	2.17	1.49	1.41
82	D7	202	PEB	C4B-C3B	2.17	1.49	1.45
84	L4	1001	CYC	C1A-NA	-2.17	1.33	1.38
87	4N	602	CLA	CMD-C2D	-2.17	1.46	1.50
82	WD	201	PEB	C1B-C2B	2.17	1.50	1.45
82	SJ	202	PEB	C2A-C1A	-2.17	1.50	1.52
82	CD	202	PEB	C4A-NA	-2.17	1.32	1.37
82	UD	201	PEB	C4A-NA	-2.17	1.32	1.37
87	B2	831	CLA	CMD-C2D	-2.17	1.46	1.50
82	ZO	201	PEB	OD-C4D	2.17	1.27	1.23
84	l3	1001	CYC	OB-C4B	2.17	1.27	1.23
87	BN	806	CLA	MG-ND	-2.17	2.01	2.05
82	BF	202	PEB	C4A-NA	-2.17	1.32	1.37
82	CI	202	PEB	C4A-NA	-2.17	1.32	1.37
82	z8	201	PEB	C4A-NA	-2.17	1.32	1.37
87	32	309	CLA	CMD-C2D	-2.17	1.46	1.50
82	JQ	203	PEB	C1C-CHB	2.17	1.49	1.41
82	uC	203	PEB	C1C-CHB	2.17	1.49	1.41
82	eG	202	PEB	C1C-CHB	2.17	1.49	1.41
84	BG	1002	CYC	C1D-CHD	2.17	1.49	1.41
82	JI	202	PEB	C4A-NA	-2.17	1.32	1.37
82	HQ	203	PEB	C4A-NA	-2.17	1.32	1.37
82	ZF	202	PEB	C2A-C1A	-2.17	1.50	1.52
82	fG	203	PEB	C2A-C1A	-2.17	1.50	1.52
82	Y7	304	PEB	C1D-ND	2.17	1.49	1.45
87	B6	608	CLA	CMD-C2D	-2.17	1.46	1.50

Continued on next page...

Continued from previous page...

Mol	Chain	Res	Type	Atoms	Z	Observed(Å)	Ideal(Å)
84	E3	1001	CYC	OB-C4B	2.17	1.27	1.23
87	62	301	CLA	C3B-CAB	-2.17	1.43	1.47
82	eK	201	PEB	C4A-NA	-2.17	1.32	1.37
82	iO	201	PEB	C4A-NA	-2.17	1.32	1.37
82	uC	201	PEB	C1B-C2B	2.17	1.50	1.45
87	b6	614	CLA	CMD-C2D	-2.17	1.46	1.50
84	N4	1001	CYC	C1D-CHD	2.17	1.49	1.41
87	3N	301	CLA	MG-ND	-2.17	2.01	2.05
82	iG	201	PEB	C4A-NA	-2.17	1.32	1.37
82	kH	203	PEB	C1C-CHB	2.17	1.49	1.41
87	B2	815	CLA	CMD-C2D	-2.17	1.46	1.50
87	cL	517	CLA	CMC-C2C	-2.17	1.46	1.50
91	d6	404	PHO	CHA-CBD	-2.17	1.49	1.52
87	b6	612	CLA	C3B-C2B	-2.17	1.37	1.40
84	NO	1001	CYC	C4A-C3A	2.17	1.50	1.45
87	32	312	CLA	CMD-C2D	-2.17	1.46	1.50
82	hM	201	PEB	C4B-C3B	2.17	1.49	1.45
82	Z1	201	PEB	C1A-NA	-2.17	1.34	1.37
87	4N	608	CLA	MG-ND	-2.17	2.01	2.05
82	hJ	201	PEB	C1C-CHB	2.17	1.49	1.41
87	CL	515	CLA	C3B-CAB	-2.17	1.43	1.47
82	LP	201	PEB	C2A-C1A	-2.17	1.50	1.52
82	AE	301	PEB	C4B-C3B	2.17	1.49	1.45
82	J9	203	PEB	C4A-NA	-2.17	1.32	1.37
87	AN	801	CLA	CMC-C2C	-2.17	1.46	1.50
87	C6	515	CLA	C3B-C2B	-2.17	1.37	1.40
82	YF	202	PEB	C4B-C3B	2.17	1.49	1.45
82	XP	201	PEB	C4B-C3B	2.17	1.49	1.45
82	gH	201	PEB	C4B-C3B	2.17	1.49	1.45
82	u8	203	PEB	C1C-CHB	2.17	1.49	1.41
82	OI	202	PEB	C4A-NA	-2.17	1.32	1.37
82	UQ	201	PEB	C4A-NA	-2.17	1.32	1.37
82	d1	202	PEB	C1B-C2B	2.17	1.50	1.45
87	BN	831	CLA	CMD-C2D	-2.17	1.46	1.50
84	KO	1001	CYC	C1B-C2B	2.17	1.49	1.45
84	K4	1001	CYC	C1B-C2B	2.17	1.49	1.45
84	I4	1001	CYC	C4B-NB	-2.17	1.33	1.38
82	Y1	201	PEB	C4B-C3B	2.17	1.49	1.45
87	72	607	CLA	C3B-CAB	-2.17	1.43	1.47
82	q8	202	PEB	C1C-CHB	2.17	1.49	1.41
82	VQ	201	PEB	C4A-NA	-2.17	1.32	1.37
82	EQ	201	PEB	C1B-C2B	2.17	1.50	1.45

Continued on next page...

Continued from previous page...

Mol	Chain	Res	Type	Atoms	Z	Observed(Å)	Ideal(Å)
87	BN	829	CLA	CMD-C2D	-2.17	1.46	1.50
82	JQ	202	PEB	C1D-ND	2.17	1.49	1.45
82	Z1	202	PEB	C4B-C3B	2.17	1.49	1.45
82	gK	202	PEB	C4A-NA	-2.17	1.32	1.37
82	V1	202	PEB	C1C-CHB	2.17	1.49	1.41
82	mE	202	PEB	C1C-CHB	2.17	1.49	1.41
87	BN	811	CLA	C4B-CHC	-2.17	1.35	1.41
87	AN	825	CLA	CMD-C2D	-2.17	1.46	1.50
87	K6	101	CLA	CMC-C2C	-2.17	1.46	1.50
82	BK	202	PEB	C4A-NA	-2.17	1.32	1.37
82	lK	201	PEB	C1C-CHB	2.17	1.49	1.41
87	cL	507	CLA	CMD-C2D	-2.17	1.46	1.50
87	B6	603	CLA	C3B-C2B	-2.17	1.37	1.40
82	A7	201	PEB	C1C-CHB	2.17	1.49	1.41
82	mE	201	PEB	C4A-NA	-2.17	1.32	1.37
82	eH	203	PEB	C4A-NA	-2.17	1.32	1.37
87	FN	203	CLA	CMC-C2C	-2.17	1.46	1.50
87	FN	203	CLA	CMD-C2D	-2.17	1.46	1.50
87	A2	824	CLA	CMC-C2C	-2.17	1.46	1.50
82	UA	202	PEB	C2A-C1A	-2.17	1.50	1.52
82	AF	201	PEB	C4A-NA	-2.17	1.32	1.37
82	YH	201	PEB	C4A-NA	-2.17	1.32	1.37
82	jO	202	PEB	C4A-NA	-2.17	1.32	1.37
87	ON	201	CLA	CMD-C2D	-2.17	1.46	1.50
87	C6	516	CLA	CMD-C2D	-2.17	1.46	1.50
82	IA	201	PEB	C4B-C3B	2.17	1.49	1.45
82	HA	201	PEB	C4A-NA	-2.17	1.32	1.37
82	EM	201	PEB	C4A-NA	-2.17	1.32	1.37
87	C6	515	CLA	CMC-C2C	-2.17	1.46	1.50
87	B6	609	CLA	C3B-C2B	-2.17	1.37	1.40
87	B6	610	CLA	C3B-C2B	-2.17	1.37	1.40
87	AN	803	CLA	C3B-CAB	-2.17	1.43	1.47
87	B2	806	CLA	C3B-CAB	-2.17	1.43	1.47
82	sC	202	PEB	C4B-C3B	2.17	1.49	1.45
87	d6	401	CLA	CMD-C2D	-2.17	1.46	1.50
87	B2	833	CLA	MG-ND	-2.17	2.01	2.05
87	B2	836	CLA	C3D-C4D	2.17	1.49	1.44
84	m3	1001	CYC	OB-C4B	2.16	1.27	1.23
82	VA	203	PEB	C4A-NA	-2.16	1.32	1.37
82	DF	202	PEB	C4A-NA	-2.16	1.32	1.37
82	DH	1002	PEB	C4A-NA	-2.16	1.32	1.37
87	22	601	CLA	C3B-CAB	-2.16	1.43	1.47

Continued on next page...

Continued from previous page...

Mol	Chain	Res	Type	Atoms	Z	Observed(Å)	Ideal(Å)
82	s8	203	PEB	C1C-CHB	2.16	1.49	1.41
82	rK	201	PEB	C1C-CHB	2.16	1.49	1.41
87	BL	620	CLA	MG-ND	-2.16	2.01	2.05
82	H9	203	PEB	C4B-C3B	2.16	1.49	1.45
82	NP	202	PEB	C4A-NA	-2.16	1.32	1.37
82	SH	203	PEB	C1C-CHB	2.16	1.49	1.41
87	RN	204	CLA	CMD-C2D	-2.16	1.46	1.50
87	C6	518	CLA	CMD-C2D	-2.16	1.46	1.50
87	b6	604	CLA	CMC-C2C	-2.16	1.46	1.50
87	2N	301	CLA	CMC-C2C	-2.16	1.46	1.50
87	82	308	CLA	MG-ND	-2.16	2.01	2.05
82	kH	203	PEB	C4B-C3B	2.16	1.49	1.45
82	dM	203	PEB	C4B-C3B	2.16	1.49	1.45
82	ZB	202	PEB	C4A-NA	-2.16	1.32	1.37
87	CL	508	CLA	CMD-C2D	-2.16	1.46	1.50
87	BN	814	CLA	CMD-C2D	-2.16	1.46	1.50
87	6N	604	CLA	C3D-C4D	2.16	1.49	1.44
82	eO	201	PEB	C1B-C2B	2.16	1.50	1.45
82	O5	202	PEB	C4B-C3B	2.16	1.49	1.45
82	UK	202	PEB	C4A-NA	-2.16	1.32	1.37
82	LM	201	PEB	C4A-NA	-2.16	1.32	1.37
82	aM	202	PEB	C4A-NA	-2.16	1.32	1.37
87	D6	402	CLA	CMD-C2D	-2.16	1.46	1.50
87	b6	607	CLA	CMD-C2D	-2.16	1.46	1.50
87	BN	817	CLA	C3B-C2B	-2.16	1.37	1.40
82	BA	202	PEB	C4B-C3B	2.16	1.49	1.45
82	qC	202	PEB	C4B-C3B	2.16	1.49	1.45
84	IE	1001	CYC	C1D-CHD	2.16	1.49	1.41
82	SI	202	PEB	C4A-NA	-2.16	1.32	1.37
87	BN	828	CLA	CMD-C2D	-2.16	1.46	1.50
84	DG	1001	CYC	C1D-CHD	2.16	1.49	1.41
84	y3	1001	CYC	C1A-C2A	2.16	1.49	1.45
87	C6	514	CLA	CMD-C2D	-2.16	1.46	1.50
87	bL	606	CLA	MG-ND	-2.16	2.01	2.05
82	AK	201	PEB	C4A-NA	-2.16	1.32	1.37
82	FP	202	PEB	C4A-NA	-2.16	1.32	1.37
82	VQ	203	PEB	C4A-NA	-2.16	1.32	1.37
82	eE	203	PEB	C4A-NA	-2.16	1.32	1.37
82	aJ	202	PEB	C4A-NA	-2.16	1.32	1.37
87	c6	606	CLA	CMD-C2D	-2.16	1.46	1.50
87	aL	606	CLA	C3B-C2B	-2.16	1.37	1.40
82	oF	202	PEB	C1B-C2B	2.16	1.50	1.45

Continued on next page...

Continued from previous page...

Mol	Chain	Res	Type	Atoms	Z	Observed(Å)	Ideal(Å)
82	OG	203	PEB	C4A-NA	-2.16	1.32	1.37
82	GM	201	PEB	C4A-NA	-2.16	1.32	1.37
82	IM	203	PEB	C4A-NA	-2.16	1.32	1.37
82	sC	203	PEB	C1C-CHB	2.16	1.49	1.41
87	AN	840	CLA	CMC-C2C	-2.16	1.46	1.50
87	B2	833	CLA	C3B-CAB	-2.16	1.43	1.47
82	RD	203	PEB	C4A-NA	-2.16	1.32	1.37
82	CP	202	PEB	C4A-NA	-2.16	1.32	1.37
82	RQ	203	PEB	C4A-NA	-2.16	1.32	1.37
82	l4	202	PEB	C4A-NA	-2.16	1.32	1.37
82	UD	201	PEB	C4B-C3B	2.16	1.49	1.45
84	DG	1001	CYC	C1A-C2A	2.16	1.49	1.45
87	IN	102	CLA	CMC-C2C	-2.16	1.46	1.50
87	A2	838	CLA	CMD-C2D	-2.16	1.46	1.50
82	W4	201	PEB	CHA-C4A	-2.16	1.32	1.36
84	I4	1001	CYC	C1B-NB	-2.16	1.34	1.37
84	MG	1001	CYC	C1D-CHD	2.16	1.49	1.41
82	FA	203	PEB	C4A-NA	-2.16	1.32	1.37
82	LM	202	PEB	C4A-NA	-2.16	1.32	1.37
82	D5	202	PEB	C4A-NA	-2.16	1.32	1.37
87	A2	822	CLA	MG-ND	-2.16	2.01	2.05
96	FL	102	HEM	FE-ND	-2.16	1.86	1.96
82	HD	201	PEB	C4A-NA	-2.16	1.32	1.37
87	FN	201	CLA	C3B-C2B	-2.16	1.37	1.40
87	A2	841	CLA	MG-ND	-2.16	2.01	2.05
82	eK	201	PEB	C1C-CHB	2.16	1.49	1.41
82	mO	202	PEB	C4B-C3B	2.16	1.49	1.45
82	j1	202	PEB	C1C-CHB	2.16	1.49	1.41
82	CJ	202	PEB	C4A-NA	-2.16	1.32	1.37
82	VO	201	PEB	C4A-NA	-2.16	1.32	1.37
82	fE	201	PEB	C4A-NA	-2.16	1.32	1.37
82	iF	203	PEB	C4A-NA	-2.16	1.32	1.37
87	IN	103	CLA	CMD-C2D	-2.16	1.46	1.50
87	A2	821	CLA	CMD-C2D	-2.16	1.46	1.50
82	rC	201	PEB	C1D-ND	2.16	1.49	1.45
87	A2	833	CLA	C3B-CAB	-2.16	1.43	1.47
82	PA	202	PEB	C2A-C1A	-2.16	1.50	1.52
82	P7	202	PEB	C2A-C1A	-2.16	1.50	1.52
82	gM	201	PEB	C2A-C1A	-2.16	1.50	1.52
82	XQ	201	PEB	C1C-CHB	2.16	1.49	1.41
87	3N	312	CLA	CMD-C2D	-2.16	1.46	1.50
82	KJ	203	PEB	C4B-NB	-2.16	1.33	1.38

Continued on next page...

Continued from previous page...

Mol	Chain	Res	Type	Atoms	Z	Observed(Å)	Ideal(Å)
82	YA	304	PEB	C4A-NA	-2.16	1.32	1.37
82	U5	202	PEB	C4A-NA	-2.16	1.32	1.37
82	O4	201	PEB	OD-C4D	2.16	1.27	1.23
82	PQ	201	PEB	C2A-C1A	-2.16	1.50	1.52
82	YM	203	PEB	C4A-NA	-2.16	1.32	1.37
87	AN	834	CLA	CMD-C2D	-2.16	1.46	1.50
87	R2	202	CLA	CMD-C2D	-2.16	1.46	1.50
87	b6	606	CLA	CMD-C2D	-2.16	1.46	1.50
82	1C	201	PEB	C1C-CHB	2.16	1.49	1.41
84	J1	1001	CYC	C4B-NB	-2.16	1.33	1.38
82	RE	202	PEB	C4A-NA	-2.16	1.32	1.37
87	3N	309	CLA	CMD-C2D	-2.16	1.46	1.50
82	t8	201	PEB	C1C-CHB	2.16	1.49	1.41
82	v8	202	PEB	C1D-ND	2.16	1.49	1.45
82	JA	202	PEB	C1C-CHB	2.16	1.49	1.41
82	gF	202	PEB	C4A-NA	-2.16	1.32	1.37
87	B2	832	CLA	CMC-C2C	-2.16	1.46	1.50
87	A6	403	CLA	CMD-C2D	-2.16	1.46	1.50
87	C6	516	CLA	CMC-C2C	-2.16	1.46	1.50
82	QH	202	PEB	C2A-C1A	-2.16	1.50	1.52
84	GO	1001	CYC	C4B-NB	-2.16	1.33	1.38
82	GE	1002	PEB	OD-C4D	2.16	1.27	1.23
82	hE	203	PEB	C4B-C3B	2.16	1.49	1.45
87	BN	832	CLA	CMC-C2C	-2.16	1.46	1.50
87	B2	809	CLA	CMC-C2C	-2.16	1.46	1.50
87	b6	611	CLA	CMC-C2C	-2.16	1.46	1.50
87	AN	814	CLA	MG-ND	-2.16	2.01	2.05
82	AB	501	PEB	C4A-NA	-2.16	1.32	1.37
82	PO	202	PEB	C4B-C3B	2.16	1.49	1.45
84	FE	1002	CYC	C1B-NB	-2.15	1.34	1.37
84	FG	1001	CYC	C1B-NB	-2.15	1.34	1.37
82	V7	203	PEB	C4A-NA	-2.15	1.32	1.37
87	82	301	CLA	C3B-C2B	-2.15	1.37	1.40
87	5N	608	CLA	C3B-C2B	-2.15	1.37	1.40
82	oF	203	PEB	C4B-C3B	2.15	1.49	1.45
87	6N	613	CLA	C3B-CAB	-2.15	1.43	1.47
82	S9	203	PEB	C4A-NA	-2.15	1.32	1.37
85	K2	102	BCR	C12-C13	2.15	1.50	1.45
87	B2	816	CLA	C3B-C2B	-2.15	1.37	1.40
87	AN	807	CLA	MG-ND	-2.15	2.01	2.05
82	RI	202	PEB	C4A-NA	-2.15	1.32	1.37
87	b6	612	CLA	CMC-C2C	-2.15	1.46	1.50

Continued on next page...

Continued from previous page...

Mol	Chain	Res	Type	Atoms	Z	Observed(Å)	Ideal(Å)
84	FE	1001	CYC	C4B-NB	-2.15	1.33	1.38
84	CG	1001	CYC	C4B-NB	-2.15	1.33	1.38
82	KI	201	PEB	C4D-ND	2.15	1.38	1.35
87	dL	401	CLA	C3B-CAB	-2.15	1.43	1.47
87	AN	821	CLA	CMD-C2D	-2.15	1.46	1.50
87	c6	611	CLA	CMD-C2D	-2.15	1.46	1.50
82	vK	201	PEB	C1C-CHB	2.15	1.49	1.41
82	GA	202	PEB	C4A-NA	-2.15	1.32	1.37
82	VB	202	PEB	C4A-NA	-2.15	1.32	1.37
87	O2	201	CLA	CMD-C2D	-2.15	1.46	1.50
82	qF	201	PEB	C1B-C2B	2.15	1.50	1.45
84	DO	1001	CYC	C1B-NB	-2.15	1.34	1.37
87	K6	101	CLA	C3B-CAB	-2.15	1.43	1.47
82	mH	201	PEB	C4A-NA	-2.15	1.32	1.37
87	A2	840	CLA	CMC-C2C	-2.15	1.46	1.50
87	L2	203	CLA	CAC-C3C	-2.15	1.45	1.51
82	OM	201	PEB	C1B-C2B	2.15	1.50	1.45
82	i1	201	PEB	C1B-C2B	2.15	1.50	1.45
82	sK	202	PEB	C1B-C2B	2.15	1.50	1.45
82	TQ	202	PEB	C1C-CHB	2.15	1.49	1.41
87	3N	301	CLA	CMC-C2C	-2.15	1.46	1.50
82	fM	203	PEB	C1C-CHB	2.15	1.49	1.41
87	F2	202	CLA	C3B-CAB	-2.15	1.43	1.47
82	D7	201	PEB	C4A-NA	-2.15	1.32	1.37
82	dO	202	PEB	C4A-NA	-2.15	1.32	1.37
84	BE	1002	CYC	C1D-CHD	2.15	1.49	1.41
87	BL	601	CLA	CMD-C2D	-2.15	1.46	1.50
87	22	602	CLA	CMC-C2C	-2.15	1.46	1.50
87	F2	205	CLA	CMD-C2D	-2.15	1.46	1.50
87	B6	605	CLA	CMD-C2D	-2.15	1.46	1.50
82	s8	202	PEB	C4B-C3B	2.15	1.49	1.45
82	tK	201	PEB	C4B-C3B	2.15	1.49	1.45
87	BN	820	CLA	C3B-C2B	-2.15	1.37	1.40
87	22	603	CLA	CMD-C2D	-2.15	1.46	1.50
87	52	611	CLA	CMD-C2D	-2.15	1.46	1.50
87	A2	807	CLA	MG-ND	-2.15	2.01	2.05
95	BL	614	DGD	O5D-C1E	2.15	1.43	1.40
87	B2	819	CLA	O2A-CGA	2.15	1.38	1.30
82	NA	201	PEB	C4A-NA	-2.15	1.32	1.37
82	N7	201	PEB	C4A-NA	-2.15	1.32	1.37
82	eF	201	PEB	C1C-CHB	2.15	1.49	1.41
82	dM	201	PEB	C1C-CHB	2.15	1.49	1.41

Continued on next page...

Continued from previous page...

Mol	Chain	Res	Type	Atoms	Z	Observed(Å)	Ideal(Å)
84	LO	1001	CYC	C1A-NA	-2.15	1.34	1.38
84	63	901	CYC	C1D-CHD	2.15	1.49	1.41
82	DD	202	PEB	OD-C4D	2.15	1.27	1.23
87	1N	607	CLA	CMD-C2D	-2.15	1.46	1.50
87	3N	306	CLA	CMC-C2C	-2.15	1.46	1.50
84	73	1001	CYC	C4A-C3A	2.15	1.50	1.45
87	AN	823	CLA	MG-ND	-2.15	2.01	2.05
87	22	604	CLA	MG-ND	-2.15	2.01	2.05
82	nF	202	PEB	C1D-ND	2.15	1.49	1.45
82	XF	203	PEB	C4A-NA	-2.15	1.32	1.37
82	A4	304	PEB	C4A-NA	-2.15	1.32	1.37
87	A2	834	CLA	CMD-C2D	-2.15	1.46	1.50
87	B6	609	CLA	CMD-C2D	-2.15	1.46	1.50
87	2N	303	CLA	CMC-C2C	-2.15	1.46	1.50
87	4N	602	CLA	CMC-C2C	-2.15	1.46	1.50
87	B2	818	CLA	C3B-CAB	-2.15	1.43	1.47
82	P7	202	PEB	C4B-C3B	2.15	1.49	1.45
82	QP	203	PEB	C2A-C1A	-2.15	1.50	1.52
82	V5	202	PEB	C2A-C1A	-2.15	1.50	1.52
82	mG	203	PEB	C2A-C1A	-2.15	1.50	1.52
82	l1	201	PEB	C1C-CHB	2.15	1.49	1.41
87	cL	508	CLA	CMC-C2C	-2.15	1.46	1.50
82	u8	201	PEB	C1B-C2B	2.15	1.50	1.45
87	BN	833	CLA	MG-ND	-2.15	2.01	2.05
87	cL	511	CLA	MG-ND	-2.15	2.01	2.05
82	ID	201	PEB	C4B-C3B	2.15	1.49	1.45
82	HI	203	PEB	C4A-NA	-2.15	1.32	1.37
87	5N	611	CLA	CMD-C2D	-2.15	1.46	1.50
87	AN	827	CLA	C3B-CAB	-2.15	1.43	1.47
84	L3	1001	CYC	C4A-C3A	2.15	1.50	1.45
96	v6	201	HEM	C4B-NB	-2.15	1.34	1.38
82	NI	203	PEB	C2A-C1A	-2.15	1.50	1.52
82	HI	202	PEB	C4A-NA	-2.15	1.32	1.37
82	dH	202	PEB	C4A-NA	-2.15	1.32	1.37
84	HE	1001	CYC	C1D-CHD	2.15	1.49	1.41
87	B2	805	CLA	MG-ND	-2.15	2.01	2.05
82	PI	202	PEB	C4A-NA	-2.15	1.32	1.37
82	XI	202	PEB	C4A-NA	-2.15	1.32	1.37
82	m4	201	PEB	C4A-NA	-2.15	1.32	1.37
87	AN	831	CLA	C3B-CAB	-2.15	1.43	1.47
87	BL	602	CLA	MG-ND	-2.15	2.01	2.05
82	KD	201	PEB	C4A-NA	-2.15	1.32	1.37

Continued on next page...

Continued from previous page...

Mol	Chain	Res	Type	Atoms	Z	Observed(Å)	Ideal(Å)
87	B2	829	CLA	CMC-C2C	-2.15	1.46	1.50
87	O2	202	CLA	CMC-C2C	-2.15	1.46	1.50
84	D3	1001	CYC	C4A-C3A	2.15	1.50	1.45
82	R5	202	PEB	C2A-C1A	-2.15	1.50	1.52
82	S7	202	PEB	C2A-C1A	-2.15	1.50	1.52
82	WQ	202	PEB	C4B-C3B	2.15	1.49	1.45
87	BN	824	CLA	MG-ND	-2.15	2.01	2.05
82	m4	203	PEB	C4A-NA	-2.15	1.32	1.37
84	LO	1001	CYC	C1B-C2B	2.15	1.49	1.45
87	BN	810	CLA	C3B-CAB	-2.15	1.43	1.47
87	c6	610	CLA	C3B-CAB	-2.15	1.43	1.47
82	mK	201	PEB	C2A-C1A	-2.15	1.50	1.52
82	qF	201	PEB	C1C-CHB	2.15	1.49	1.41
82	YF	201	PEB	C4A-NA	-2.15	1.32	1.37
82	AI	202	PEB	C4A-NA	-2.15	1.32	1.37
82	AP	203	PEB	C4A-NA	-2.15	1.32	1.37
82	SM	202	PEB	C1C-CHB	2.15	1.49	1.41
87	3N	307	CLA	C3B-C2B	-2.15	1.37	1.40
82	HD	203	PEB	C4A-NA	-2.15	1.32	1.37
82	uK	201	PEB	C4A-NA	-2.15	1.32	1.37
87	B6	606	CLA	CMD-C2D	-2.15	1.46	1.50
87	BN	833	CLA	C3B-CAB	-2.15	1.43	1.47
84	BG	1001	CYC	C1B-C2B	2.15	1.49	1.45
82	T4	202	PEB	C1C-CHB	2.15	1.49	1.41
87	BN	836	CLA	C3D-C4D	2.15	1.49	1.44
82	lK	201	PEB	C2A-C1A	-2.14	1.50	1.52
87	CL	504	CLA	CMC-C2C	-2.14	1.46	1.50
87	AN	835	CLA	CMD-C2D	-2.14	1.46	1.50
87	B6	613	CLA	CMD-C2D	-2.14	1.46	1.50
84	F4	1001	CYC	C4C-NC	-2.14	1.32	1.37
87	22	606	CLA	C3B-C2B	-2.14	1.37	1.40
83	AQ	302	PUB	C4B-CHB	2.14	1.49	1.41
84	ME	1001	CYC	C1D-CHD	2.14	1.49	1.41
84	M4	1001	CYC	C1D-CHD	2.14	1.49	1.41
87	BN	828	CLA	CMC-C2C	-2.14	1.46	1.50
87	A2	803	CLA	CMC-C2C	-2.14	1.46	1.50
82	UP	202	PEB	C4A-NA	-2.14	1.32	1.37
82	fE	202	PEB	C4A-NA	-2.14	1.32	1.37
87	BN	820	CLA	O2A-CGA	2.14	1.37	1.30
82	wC	201	PEB	C1C-CHB	2.14	1.49	1.41
84	D4	1001	CYC	C1B-NB	-2.14	1.34	1.37
82	jH	202	PEB	C1C-CHB	2.14	1.49	1.41

Continued on next page...

Continued from previous page...

Mol	Chain	Res	Type	Atoms	Z	Observed(Å)	Ideal(Å)
84	KO	1001	CYC	C1D-CHD	2.14	1.49	1.41
84	EE	1001	CYC	C1B-C2B	2.14	1.49	1.45
82	iM	201	PEB	C1B-C2B	2.14	1.50	1.45
87	B2	828	CLA	CMD-C2D	-2.14	1.46	1.50
82	qC	202	PEB	C1C-CHB	2.14	1.49	1.41
82	eF	203	PEB	C2A-C1A	-2.14	1.50	1.52
82	lK	202	PEB	C2A-C1A	-2.14	1.50	1.52
82	tK	202	PEB	C1D-ND	2.14	1.49	1.45
82	DG	1002	PEB	C1C-CHB	2.14	1.49	1.41
82	ZO	201	PEB	CHA-C4A	-2.14	1.32	1.36
87	L2	202	CLA	C3D-C4D	2.14	1.49	1.44
82	HH	1002	PEB	C1C-CHB	2.14	1.49	1.41
82	B5	202	PEB	C1C-CHB	2.14	1.49	1.41
84	IO	1001	CYC	C4B-NB	-2.14	1.33	1.38
82	DD	202	PEB	C4B-NB	-2.14	1.34	1.38
82	XK	203	PEB	C4B-C3B	2.14	1.49	1.45
87	bL	620	CLA	CMC-C2C	-2.14	1.46	1.50
87	cL	516	CLA	CMC-C2C	-2.14	1.46	1.50
82	fM	203	PEB	C4A-NA	-2.14	1.32	1.37
82	qK	201	PEB	C4B-C3B	2.14	1.49	1.45
82	M9	304	PEB	C1B-C2B	2.14	1.50	1.45
87	A2	806	CLA	CMC-C2C	-2.14	1.46	1.50
82	DA	202	PEB	C1D-ND	2.14	1.49	1.45
82	kK	203	PEB	C1D-ND	2.14	1.49	1.45
84	KO	1001	CYC	C4B-NB	-2.14	1.33	1.38
82	WO	201	PEB	CHA-C4A	-2.14	1.32	1.36
82	hE	202	PEB	C1D-ND	2.14	1.49	1.45
87	4N	608	CLA	C4B-CHC	-2.14	1.35	1.41
87	RN	202	CLA	CMD-C2D	-2.14	1.46	1.50
82	KD	202	PEB	C2A-C1A	-2.14	1.50	1.52
82	hM	202	PEB	C4A-NA	-2.14	1.32	1.37
87	AN	819	CLA	MG-ND	-2.14	2.01	2.05
82	OE	203	PEB	C4B-C3B	2.14	1.49	1.45
82	O1	202	PEB	C4B-C3B	2.14	1.49	1.45
82	dH	201	PEB	C4B-C3B	2.14	1.49	1.45
87	DL	406	CLA	CMD-C2D	-2.14	1.46	1.50
87	B6	611	CLA	C3B-C2B	-2.14	1.37	1.40
82	QI	201	PEB	C4A-NA	-2.14	1.32	1.37
82	H5	203	PEB	C4A-NA	-2.14	1.32	1.37
82	bK	201	PEB	C4A-NA	-2.14	1.32	1.37
82	Q1	202	PEB	C1C-CHB	2.14	1.49	1.41
87	A2	801	CLA	C1D-C2D	2.14	1.49	1.45

Continued on next page...

Continued from previous page...

Mol	Chain	Res	Type	Atoms	Z	Observed(Å)	Ideal(Å)
82	RK	201	PEB	C1C-CHB	2.14	1.49	1.41
82	II	203	PEB	C2C-C3C	2.14	1.44	1.37
82	JD	203	PEB	C4B-C3B	2.14	1.49	1.45
82	ZH	202	PEB	C4B-C3B	2.14	1.49	1.45
82	q8	202	PEB	C4B-C3B	2.14	1.49	1.45
82	oK	203	PEB	C4B-C3B	2.14	1.49	1.45
87	3N	313	CLA	CMC-C2C	-2.14	1.46	1.50
82	SO	202	PEB	C4A-NA	-2.14	1.32	1.37
82	gH	201	PEB	C4A-NA	-2.14	1.32	1.37
82	HQ	202	PEB	C1C-CHB	2.14	1.49	1.41
82	gB	203	PEB	C2A-C1A	-2.14	1.50	1.52
87	A2	823	CLA	MG-ND	-2.14	2.01	2.05
87	A2	817	CLA	C3B-CAB	-2.14	1.43	1.47
87	AN	834	CLA	CMC-C2C	-2.14	1.46	1.50
87	7N	603	CLA	CMD-C2D	-2.14	1.46	1.50
82	WK	202	PEB	C4A-NA	-2.14	1.32	1.37
82	Q1	202	PEB	C4A-NA	-2.14	1.32	1.37
82	cJ	201	PEB	C4A-NA	-2.14	1.32	1.37
82	LF	202	PEB	C4B-C3B	2.14	1.49	1.45
82	d1	201	PEB	C4B-C3B	2.14	1.49	1.45
96	VL	201	HEM	FE-ND	-2.14	1.86	1.96
87	AN	802	CLA	C1D-C2D	2.14	1.49	1.45
87	cL	512	CLA	C4B-CHC	-2.14	1.35	1.41
82	OO	202	PEB	C4A-NA	-2.14	1.32	1.37
82	dE	203	PEB	C4A-NA	-2.14	1.32	1.37
82	C7	201	PEB	C4B-NB	-2.14	1.34	1.38
82	XD	201	PEB	C1C-CHB	2.14	1.49	1.41
82	f1	201	PEB	C2A-C1A	-2.14	1.50	1.52
87	B2	812	CLA	C3B-CAB	-2.14	1.43	1.47
87	b6	613	CLA	CMD-C2D	-2.14	1.46	1.50
82	s8	201	PEB	C4A-NA	-2.14	1.32	1.37
82	QH	202	PEB	C1C-CHB	2.14	1.49	1.41
87	IN	102	CLA	C3B-C2B	-2.14	1.37	1.40
82	ED	201	PEB	C1B-C2B	2.14	1.50	1.45
82	GM	202	PEB	C4B-C3B	2.14	1.49	1.45
82	XK	203	PEB	C4A-NA	-2.14	1.32	1.37
82	gE	202	PEB	C4A-NA	-2.14	1.32	1.37
82	cH	201	PEB	C4A-NA	-2.14	1.32	1.37
84	IO	1001	CYC	C1B-C2B	2.14	1.49	1.45
87	AN	808	CLA	MG-ND	-2.14	2.01	2.05
87	AN	817	CLA	C3B-CAB	-2.14	1.43	1.47
82	LB	201	PEB	C4A-NA	-2.14	1.32	1.37

Continued on next page...

Continued from previous page...

Mol	Chain	Res	Type	Atoms	Z	Observed(Å)	Ideal(Å)
82	a4	203	PEB	C4A-NA	-2.14	1.32	1.37
82	dH	203	PEB	C4B-C3B	2.14	1.49	1.45
87	62	305	CLA	C3D-C4D	2.14	1.49	1.44
82	mM	202	PEB	C1B-C2B	2.14	1.50	1.45
87	c6	611	CLA	CMC-C2C	-2.14	1.46	1.50
82	lG	202	PEB	C1D-ND	2.14	1.49	1.45
82	VD	203	PEB	C4B-C3B	2.14	1.49	1.45
82	R4	202	PEB	C4B-C3B	2.14	1.49	1.45
95	BL	613	DGD	O5D-C1E	2.14	1.43	1.40
82	DQ	202	PEB	C4B-NB	-2.14	1.34	1.38
82	pK	201	PEB	C2A-C1A	-2.14	1.50	1.52
82	qF	202	PEB	C1B-C2B	2.14	1.50	1.45
87	AN	823	CLA	CMC-C2C	-2.14	1.46	1.50
87	A2	827	CLA	C3B-CAB	-2.14	1.43	1.47
82	CA	201	PEB	C1B-C2B	2.14	1.50	1.45
82	WD	202	PEB	C1D-ND	2.14	1.49	1.45
82	m1	202	PEB	C1C-CHB	2.14	1.49	1.41
82	fH	201	PEB	C1C-CHB	2.14	1.49	1.41
82	CQ	202	PEB	C4A-NA	-2.14	1.32	1.37
82	fJ	203	PEB	C4B-C3B	2.14	1.49	1.45
84	JO	1001	CYC	C1A-NA	-2.14	1.34	1.38
82	Z4	201	PEB	CHA-C4A	-2.14	1.32	1.36
82	VA	203	PEB	C1C-CHB	2.14	1.49	1.41
82	J1	1002	PEB	C2A-C1A	-2.14	1.50	1.52
82	X5	202	PEB	C2A-C1A	-2.14	1.50	1.52
87	B2	813	CLA	CMD-C2D	-2.14	1.46	1.50
87	J2	101	CLA	CMD-C2D	-2.14	1.46	1.50
82	WI	203	PEB	C4A-NA	-2.14	1.32	1.37
82	IP	203	PEB	C4A-NA	-2.14	1.32	1.37
82	w8	204	PEB	C4B-C3B	2.14	1.49	1.45
82	fK	201	PEB	C1C-CHB	2.14	1.49	1.41
87	A2	851	CLA	C3B-CAB	-2.14	1.43	1.47
87	BN	813	CLA	MG-ND	-2.14	2.01	2.05
87	LN	203	CLA	CAC-C3C	-2.14	1.45	1.51
82	J7	202	PEB	C1C-CHB	2.14	1.49	1.41
82	h1	202	PEB	C1D-ND	2.14	1.49	1.45
82	X7	203	PEB	C4B-C3B	2.14	1.49	1.45
82	LO	1002	PEB	C4A-NA	-2.13	1.32	1.37
87	A2	831	CLA	C3B-CAB	-2.13	1.43	1.47
82	y8	203	PEB	C2A-C1A	-2.13	1.50	1.52
87	8N	308	CLA	MG-ND	-2.13	2.01	2.05
84	NH	1001	CYC	C4D-CHA	2.13	1.49	1.41

Continued on next page...

Continued from previous page...

Mol	Chain	Res	Type	Atoms	Z	Observed(Å)	Ideal(Å)
87	72	603	CLA	CMD-C2D	-2.13	1.46	1.50
87	C6	520	CLA	CMC-C2C	-2.13	1.46	1.50
82	P1	201	PEB	C4A-NA	-2.13	1.32	1.37
82	iF	202	PEB	C4A-NA	-2.13	1.32	1.37
82	XK	202	PEB	C4B-C3B	2.13	1.49	1.45
82	c4	202	PEB	C4B-C3B	2.13	1.49	1.45
82	gB	201	PEB	C4B-C3B	2.13	1.49	1.45
82	DM	202	PEB	C1B-C2B	2.13	1.50	1.45
84	CH	1001	CYC	C4A-C3A	2.13	1.50	1.45
82	JK	201	PEB	C1C-CHB	2.13	1.49	1.41
84	DE	1001	CYC	C1D-CHD	2.13	1.49	1.41
87	B2	828	CLA	CMC-C2C	-2.13	1.46	1.50
87	6N	605	CLA	CMD-C2D	-2.13	1.46	1.50
82	UM	201	PEB	C4A-NA	-2.13	1.32	1.37
82	b4	201	PEB	C4A-NA	-2.13	1.32	1.37
84	J4	1001	CYC	C1A-NA	-2.13	1.34	1.38
87	LN	203	CLA	C3B-CAB	-2.13	1.43	1.47
82	HD	202	PEB	C1C-CHB	2.13	1.49	1.41
87	12	610	CLA	MG-ND	-2.13	2.01	2.05
82	OD	202	PEB	C1D-ND	2.13	1.49	1.45
82	FD	201	PEB	C1B-C2B	2.13	1.50	1.45
82	Q1	202	PEB	C2A-C1A	-2.13	1.50	1.52
87	AN	806	CLA	CMC-C2C	-2.13	1.46	1.50
87	b6	607	CLA	CMC-C2C	-2.13	1.46	1.50
87	bL	608	CLA	CMC-C2C	-2.13	1.46	1.50
87	C6	515	CLA	C3B-CAB	-2.13	1.43	1.47
82	dH	202	PEB	C1B-C2B	2.13	1.50	1.45
87	BN	813	CLA	C3B-C2B	-2.13	1.37	1.40
87	A2	822	CLA	C3B-C2B	-2.13	1.37	1.40
82	lF	201	PEB	C1D-ND	2.13	1.49	1.45
82	a4	203	PEB	C1C-CHB	2.13	1.49	1.41
82	dE	204	PEB	C1C-CHB	2.13	1.49	1.41
82	WA	202	PEB	C4A-NA	-2.13	1.32	1.37
82	O9	201	PEB	C4A-NA	-2.13	1.32	1.37
82	eA	301	PEB	C4A-NA	-2.13	1.32	1.37
84	D1	1001	CYC	C1B-NB	-2.13	1.34	1.37
82	TD	202	PEB	C1C-CHB	2.13	1.49	1.41
82	YK	202	PEB	C1C-CHB	2.13	1.49	1.41
82	w8	201	PEB	C1C-CHB	2.13	1.49	1.41
87	22	609	CLA	MG-ND	-2.13	2.01	2.05
87	b6	604	CLA	CMD-C2D	-2.13	1.46	1.50
82	WE	203	PEB	C2A-C1A	-2.13	1.50	1.52

Continued on next page...

Continued from previous page...

Mol	Chain	Res	Type	Atoms	Z	Observed(Å)	Ideal(Å)
82	1C	203	PEB	C2A-C1A	-2.13	1.50	1.52
82	PM	201	PEB	C4A-NA	-2.13	1.32	1.37
82	cB	402	PEB	C4A-NA	-2.13	1.32	1.37
82	lM	202	PEB	C4A-NA	-2.13	1.32	1.37
82	OG	203	PEB	C4B-C3B	2.13	1.49	1.45
82	iE	202	PEB	C4B-C3B	2.13	1.49	1.45
87	F2	202	CLA	C3B-C2B	-2.13	1.37	1.40
87	F2	201	CLA	CMC-C2C	-2.13	1.46	1.50
82	mH	202	PEB	C1C-CHB	2.13	1.49	1.41
82	U4	202	PEB	C4A-NA	-2.13	1.32	1.37
82	cB	401	PEB	C4A-NA	-2.13	1.32	1.37
84	D1	1003	CYC	C4C-NC	-2.13	1.32	1.37
87	42	608	CLA	C4B-CHC	-2.13	1.35	1.41
96	V6	201	HEM	C4B-NB	-2.13	1.34	1.38
82	YQ	201	PEB	C4B-C3B	2.13	1.49	1.45
84	W3	1001	CYC	C1A-C2A	2.13	1.49	1.45
84	O3	1001	CYC	C4A-C3A	2.13	1.50	1.45
84	EG	1001	CYC	C1B-C2B	2.13	1.48	1.45
87	R2	202	CLA	C3B-C2B	-2.13	1.37	1.40
87	FN	205	CLA	CMD-C2D	-2.13	1.46	1.50
82	BA	201	PEB	C4A-NA	-2.13	1.32	1.37
82	OF	201	PEB	C4A-NA	-2.13	1.32	1.37
82	AO	304	PEB	C4A-NA	-2.13	1.32	1.37
82	XA	201	PEB	C1C-CHB	2.13	1.49	1.41
83	AE	302	PUB	C4B-CHB	2.13	1.49	1.41
82	SO	201	PEB	C1B-C2B	2.13	1.50	1.45
82	Z4	201	PEB	C1B-C2B	2.13	1.50	1.45
84	B3	1001	CYC	C4A-C3A	2.13	1.50	1.45
82	AG	301	PEB	C4B-C3B	2.13	1.49	1.45
87	C6	520	CLA	CMD-C2D	-2.13	1.46	1.50
96	vL	201	HEM	FE-ND	-2.13	1.86	1.96
82	iK	201	PEB	C4A-NA	-2.13	1.32	1.37
82	dJ	201	PEB	C1C-CHB	2.13	1.49	1.41
87	A2	807	CLA	C3B-CAB	-2.13	1.43	1.47
87	2N	309	CLA	MG-ND	-2.13	2.01	2.05
87	62	306	CLA	CMD-C2D	-2.13	1.46	1.50
82	UB	302	PEB	C4A-NA	-2.13	1.32	1.37
82	mG	203	PEB	C4A-NA	-2.13	1.32	1.37
82	WQ	201	PEB	C1B-C2B	2.13	1.50	1.45
87	AN	824	CLA	C3B-CAB	-2.13	1.43	1.47
82	SD	202	PEB	C2A-C1A	-2.13	1.50	1.52
82	sK	202	PEB	C2A-C1A	-2.13	1.50	1.52

Continued on next page...

Continued from previous page...

Mol	Chain	Res	Type	Atoms	Z	Observed(Å)	Ideal(Å)
87	A2	801	CLA	C3B-C2B	-2.13	1.37	1.40
87	2N	306	CLA	C3B-C2B	-2.13	1.37	1.40
87	2N	304	CLA	CMD-C2D	-2.13	1.46	1.50
82	a4	203	PEB	O1B-CGB	2.13	1.29	1.22
87	BL	608	CLA	CMD-C2D	-2.13	1.46	1.50
82	PH	201	PEB	C4A-NA	-2.13	1.32	1.37
82	EP	203	PEB	C4A-NA	-2.13	1.32	1.37
82	Z9	303	PEB	C1B-C2B	2.13	1.50	1.45
87	CL	515	CLA	CMC-C2C	-2.13	1.46	1.50
87	4N	611	CLA	CMD-C2D	-2.13	1.46	1.50
82	c4	201	PEB	C2A-C1A	-2.13	1.50	1.52
82	RG	202	PEB	C4A-NA	-2.13	1.32	1.37
82	1C	202	PEB	C4A-NA	-2.13	1.32	1.37
82	e4	201	PEB	C1B-C2B	2.13	1.50	1.45
82	H7	201	PEB	C1C-CHB	2.13	1.49	1.41
87	AN	833	CLA	CMD-C2D	-2.13	1.46	1.50
87	BN	810	CLA	CMC-C2C	-2.13	1.46	1.50
87	12	604	CLA	CMC-C2C	-2.13	1.46	1.50
87	b6	605	CLA	CMD-C2D	-2.13	1.46	1.50
87	A2	825	CLA	MG-ND	-2.13	2.01	2.05
82	U9	203	PEB	C4B-C3B	2.13	1.49	1.45
82	I7	201	PEB	C1D-ND	2.13	1.48	1.45
82	DA	201	PEB	C4A-NA	-2.13	1.32	1.37
82	GK	203	PEB	C4A-NA	-2.13	1.32	1.37
82	aF	201	PEB	C4A-NA	-2.13	1.32	1.37
82	TO	202	PEB	C1C-CHB	2.13	1.49	1.41
87	RN	202	CLA	C3B-C2B	-2.13	1.37	1.40
82	OD	202	PEB	C4B-C3B	2.13	1.49	1.45
82	mG	202	PEB	C2A-C1A	-2.13	1.50	1.52
96	E6	101	HEM	C4B-NB	-2.13	1.34	1.38
82	xC	201	PEB	C1C-CHB	2.13	1.49	1.41
87	AN	824	CLA	CMC-C2C	-2.13	1.46	1.50
83	xK	301	PUB	C1C-NC	-2.13	1.34	1.38
82	GP	201	PEB	C4A-NA	-2.13	1.32	1.37
87	AN	827	CLA	MG-ND	-2.13	2.01	2.05
82	kF	203	PEB	C1C-CHB	2.13	1.49	1.41
84	DH	1003	CYC	C1D-CHD	2.13	1.49	1.41
82	kF	203	PEB	C4B-C3B	2.13	1.49	1.45
82	cG	202	PEB	C4B-C3B	2.13	1.49	1.45
87	AN	838	CLA	CMD-C2D	-2.13	1.46	1.50
87	JN	101	CLA	C3B-C2B	-2.13	1.37	1.40
82	UJ	203	PEB	C4A-NA	-2.13	1.32	1.37

Continued on next page...

Continued from previous page...

Mol	Chain	Res	Type	Atoms	Z	Observed(Å)	Ideal(Å)
82	MP	202	PEB	C4A-NA	-2.13	1.32	1.37
82	M7	202	PEB	C4A-NA	-2.13	1.32	1.37
82	iK	202	PEB	C4A-NA	-2.13	1.32	1.37
82	ZH	203	PEB	C2A-C1A	-2.13	1.50	1.52
82	S9	202	PEB	C2A-C1A	-2.13	1.50	1.52
87	KN	102	CLA	CMC-C2C	-2.13	1.46	1.50
87	I2	102	CLA	CMC-C2C	-2.13	1.46	1.50
87	J2	101	CLA	C3B-CAB	-2.13	1.43	1.47
87	AN	803	CLA	CMC-C2C	-2.13	1.46	1.50
87	42	602	CLA	CMC-C2C	-2.13	1.46	1.50
82	QK	202	PEB	C1C-CHB	2.13	1.49	1.41
82	IA	202	PEB	C1D-ND	2.13	1.48	1.45
82	I7	202	PEB	C1D-ND	2.13	1.48	1.45
82	QP	202	PEB	C4A-NA	-2.13	1.32	1.37
82	O4	202	PEB	C4A-NA	-2.13	1.32	1.37
82	U9	204	PEB	C4A-NA	-2.13	1.32	1.37
82	lG	202	PEB	C4A-NA	-2.13	1.32	1.37
84	L1	1001	CYC	C1B-NB	-2.13	1.34	1.37
82	VQ	203	PEB	C4B-C3B	2.13	1.49	1.45
82	x8	201	PEB	C4B-C3B	2.13	1.49	1.45
82	jE	201	PEB	C1C-CHB	2.13	1.49	1.41
87	BN	819	CLA	CMD-C2D	-2.13	1.46	1.50
87	B6	611	CLA	CMC-C2C	-2.13	1.46	1.50
87	3N	311	CLA	CMD-C2D	-2.13	1.46	1.50
87	6N	604	CLA	C3B-C2B	-2.13	1.37	1.40
82	rF	201	PEB	C1C-CHB	2.13	1.49	1.41
82	hM	201	PEB	C1C-CHB	2.13	1.49	1.41
82	aO	203	PEB	C1C-CHB	2.13	1.49	1.41
82	ZF	201	PEB	C2A-C1A	-2.13	1.50	1.52
82	L5	201	PEB	C2A-C1A	-2.13	1.50	1.52
82	yC	203	PEB	C2A-C1A	-2.13	1.50	1.52
87	12	611	CLA	CMD-C2D	-2.13	1.46	1.50
82	H7	201	PEB	C4A-NA	-2.13	1.32	1.37
82	kK	201	PEB	C4A-NA	-2.13	1.32	1.37
84	U3	1001	CYC	C4A-C3A	2.13	1.50	1.45
84	FH	1001	CYC	C4B-NB	-2.13	1.33	1.38
87	22	604	CLA	CMD-C2D	-2.13	1.46	1.50
87	42	602	CLA	CMD-C2D	-2.13	1.46	1.50
82	VD	203	PEB	C4A-NA	-2.12	1.32	1.37
82	fG	201	PEB	C4A-NA	-2.12	1.32	1.37
82	wK	303	PEB	C4A-NA	-2.12	1.32	1.37
82	gO	203	PEB	C4A-NA	-2.12	1.32	1.37

Continued on next page...

Continued from previous page...

Mol	Chain	Res	Type	Atoms	Z	Observed(Å)	Ideal(Å)
82	oF	201	PEB	C1B-C2B	2.12	1.50	1.45
82	EM	203	PEB	C2A-C1A	-2.12	1.50	1.52
87	AN	809	CLA	CMD-C2D	-2.12	1.46	1.50
87	5N	602	CLA	CMC-C2C	-2.12	1.46	1.50
82	RF	202	PEB	C4B-C3B	2.12	1.49	1.45
82	tF	201	PEB	C1C-CHB	2.12	1.49	1.41
87	AN	830	CLA	CMC-C2C	-2.12	1.46	1.50
87	32	306	CLA	CMC-C2C	-2.12	1.46	1.50
87	52	602	CLA	CMC-C2C	-2.12	1.46	1.50
87	AN	807	CLA	C3B-CAB	-2.12	1.43	1.47
82	LA	201	PEB	C4A-NA	-2.12	1.32	1.37
82	jM	203	PEB	C4A-NA	-2.12	1.32	1.37
87	A2	814	CLA	MG-ND	-2.12	2.01	2.05
87	CL	504	CLA	CMD-C2D	-2.12	1.46	1.50
87	72	610	CLA	CMD-C2D	-2.12	1.46	1.50
82	YA	304	PEB	C2A-C1A	-2.12	1.50	1.52
82	OQ	201	PEB	C2A-C1A	-2.12	1.50	1.52
82	IM	202	PEB	C1B-C2B	2.12	1.50	1.45
82	jJ	201	PEB	C4A-NA	-2.12	1.32	1.37
87	1N	611	CLA	CMD-C2D	-2.12	1.46	1.50
82	kK	202	PEB	C1D-ND	2.12	1.48	1.45
82	AM	301	PEB	C4A-NA	-2.12	1.32	1.37
82	AA	201	PEB	C1C-CHB	2.12	1.49	1.41
82	HE	1002	PEB	C1C-CHB	2.12	1.49	1.41
82	FP	201	PEB	C1C-CHB	2.12	1.49	1.41
96	fL	102	HEM	C4B-NB	-2.12	1.34	1.38
87	BN	819	CLA	MG-ND	-2.12	2.01	2.05
87	8N	306	CLA	MG-ND	-2.12	2.01	2.05
87	42	611	CLA	CMD-C2D	-2.12	1.46	1.50
82	dM	201	PEB	C4A-NA	-2.12	1.32	1.37
82	S4	202	PEB	C2A-C1A	-2.12	1.50	1.52
82	Y9	202	PEB	C1C-CHB	2.12	1.49	1.41
87	B6	614	CLA	CMD-C2D	-2.12	1.46	1.50
87	b6	615	CLA	CMD-C2D	-2.12	1.46	1.50
87	B2	828	CLA	C3B-CAB	-2.12	1.43	1.47
82	cK	203	PEB	C1C-CHB	2.12	1.49	1.41
82	LA	202	PEB	C4B-C3B	2.12	1.49	1.45
87	AN	825	CLA	MG-ND	-2.12	2.01	2.05
84	o3	1001	CYC	C4A-C3A	2.12	1.50	1.45
82	GI	203	PEB	C4A-NA	-2.12	1.32	1.37
82	gM	201	PEB	C4A-NA	-2.12	1.32	1.37
82	u8	201	PEB	C2A-C1A	-2.12	1.50	1.52

Continued on next page...

Continued from previous page...

Mol	Chain	Res	Type	Atoms	Z	Observed(Å)	Ideal(Å)
82	S9	203	PEB	C2A-C1A	-2.12	1.50	1.52
82	hM	203	PEB	C2A-C1A	-2.12	1.50	1.52
82	bO	202	PEB	C2A-C1A	-2.12	1.50	1.52
84	M3	1001	CYC	C4A-C3A	2.12	1.50	1.45
82	mE	201	PEB	C4B-C3B	2.12	1.49	1.45
87	62	301	CLA	C3B-C2B	-2.12	1.37	1.40
87	3N	307	CLA	CMC-C2C	-2.12	1.46	1.50
82	GD	201	PEB	C4A-NA	-2.12	1.32	1.37
82	QF	201	PEB	C4A-NA	-2.12	1.32	1.37
82	j4	202	PEB	C4A-NA	-2.12	1.32	1.37
82	aJ	203	PEB	C4A-NA	-2.12	1.32	1.37
82	FB	201	PEB	C1C-CHB	2.12	1.49	1.41
87	FN	205	CLA	C4C-C3C	2.12	1.48	1.45
87	42	610	CLA	CMD-C2D	-2.12	1.46	1.50
82	WQ	202	PEB	C1B-C2B	2.12	1.50	1.45
82	O9	201	PEB	C2A-C1A	-2.12	1.50	1.52
82	wK	301	PEB	C2A-C1A	-2.12	1.50	1.52
87	6N	613	CLA	C3B-C2B	-2.12	1.37	1.40
82	OM	202	PEB	C4A-NA	-2.12	1.32	1.37
82	U5	203	PEB	C4A-NA	-2.12	1.32	1.37
82	jE	202	PEB	C4A-NA	-2.12	1.32	1.37
83	AG	302	PUB	C4B-CHB	2.12	1.49	1.41
82	BI	202	PEB	C4A-NA	-2.12	1.32	1.37
82	TJ	202	PEB	C4A-NA	-2.12	1.32	1.37
82	lE	203	PEB	C4A-NA	-2.12	1.32	1.37
82	kG	201	PEB	C4A-NA	-2.12	1.32	1.37
82	GP	201	PEB	OD-C4D	2.12	1.27	1.23
87	BN	822	CLA	CMC-C2C	-2.12	1.46	1.50
87	ON	202	CLA	CMC-C2C	-2.12	1.46	1.50
82	eO	203	PEB	C4B-C3B	2.12	1.49	1.45
82	ZF	202	PEB	C4A-NA	-2.12	1.32	1.37
82	hE	202	PEB	C4A-NA	-2.12	1.32	1.37
87	b6	617	CLA	C3B-CAB	-2.12	1.43	1.47
82	V7	202	PEB	C2A-C1A	-2.12	1.50	1.52
84	FO	1001	CYC	C1B-NB	-2.12	1.34	1.37
82	MF	203	PEB	C1C-CHB	2.12	1.49	1.41
87	22	605	CLA	CMC-C2C	-2.12	1.46	1.50
82	AK	202	PEB	C4A-NA	-2.12	1.32	1.37
87	J2	101	CLA	C3B-C2B	-2.12	1.37	1.40
83	Z5	303	PUB	C4C-NC	2.12	1.38	1.35
83	AE	302	PUB	C1C-NC	-2.12	1.34	1.38
87	B2	816	CLA	CMD-C2D	-2.12	1.46	1.50

Continued on next page...

Continued from previous page...

Mol	Chain	Res	Type	Atoms	Z	Observed(Å)	Ideal(Å)
87	cL	510	CLA	CMD-C2D	-2.12	1.46	1.50
84	t3	1001	CYC	C4C-NC	-2.12	1.32	1.37
87	AN	821	CLA	MG-ND	-2.12	2.01	2.05
82	GI	201	PEB	C2A-C1A	-2.12	1.50	1.52
82	c4	202	PEB	C2A-C1A	-2.12	1.50	1.52
87	K6	101	CLA	CMD-C2D	-2.12	1.46	1.50
82	WE	201	PEB	C1B-C2B	2.12	1.50	1.45
84	f3	1001	CYC	C4A-C3A	2.12	1.50	1.45
82	WK	203	PEB	C4A-NA	-2.12	1.32	1.37
82	lK	201	PEB	C1D-ND	2.12	1.48	1.45
82	OI	201	PEB	C1C-CHB	2.12	1.49	1.41
84	LE	1001	CYC	OB-C4B	2.12	1.27	1.23
87	bL	614	CLA	CMD-C2D	-2.12	1.46	1.50
82	WG	201	PEB	C1B-C2B	2.12	1.50	1.45
82	JD	201	PEB	C4B-C3B	2.12	1.49	1.45
82	VD	202	PEB	C4B-C3B	2.12	1.49	1.45
87	82	302	CLA	MG-NC	2.12	2.11	2.06
87	AN	826	CLA	MG-ND	-2.12	2.01	2.05
87	7N	610	CLA	CMD-C2D	-2.12	1.46	1.50
82	AJ	301	PEB	C4A-NA	-2.12	1.32	1.37
82	VK	202	PEB	C4A-NA	-2.12	1.32	1.37
84	P3	1001	CYC	C4C-NC	-2.12	1.32	1.37
84	i3	1001	CYC	C4C-NC	-2.12	1.32	1.37
82	P1	202	PEB	C4B-C3B	2.12	1.49	1.45
87	A2	838	CLA	C3B-CAB	-2.12	1.43	1.47
84	k3	1001	CYC	C4A-C3A	2.12	1.50	1.45
87	BN	816	CLA	CMD-C2D	-2.12	1.46	1.50
87	B2	821	CLA	CMC-C2C	-2.12	1.46	1.50
82	YA	303	PEB	C4A-NA	-2.12	1.32	1.37
82	G7	202	PEB	C4A-NA	-2.12	1.32	1.37
87	A2	815	CLA	C3B-C2B	-2.12	1.37	1.40
82	QP	203	PEB	C4A-NA	-2.12	1.32	1.37
82	Z9	304	PEB	C4A-NA	-2.12	1.32	1.37
85	KN	101	BCR	C12-C13	2.12	1.50	1.45
82	I5	201	PEB	C1B-C2B	2.12	1.50	1.45
87	B2	812	CLA	MG-ND	-2.12	2.01	2.05
87	a6	607	CLA	CMC-C2C	-2.12	1.46	1.50
87	1N	603	CLA	CMD-C2D	-2.12	1.46	1.50
82	QK	202	PEB	C1D-ND	2.12	1.48	1.45
82	dE	204	PEB	C1D-ND	2.12	1.48	1.45
84	G4	1001	CYC	C4B-NB	-2.11	1.33	1.38
103	82	309	ZEX	C21-C26	-2.11	1.50	1.53

Continued on next page...

Continued from previous page...

Mol	Chain	Res	Type	Atoms	Z	Observed(Å)	Ideal(Å)
82	qK	202	PEB	C1B-C2B	2.11	1.50	1.45
87	BN	834	CLA	CMC-C2C	-2.11	1.46	1.50
82	EA	202	PEB	C2A-C1A	-2.11	1.50	1.52
87	B2	823	CLA	MG-ND	-2.11	2.01	2.05
82	EF	201	PEB	C4A-NA	-2.11	1.32	1.37
82	UP	203	PEB	C4A-NA	-2.11	1.32	1.37
82	18	202	PEB	C4A-NA	-2.11	1.32	1.37
87	AN	802	CLA	C3B-C2B	-2.11	1.37	1.40
83	M5	303	PUB	C4C-NC	2.11	1.38	1.35
82	qF	201	PEB	C4B-C3B	2.11	1.49	1.45
87	b6	613	CLA	C3B-CAB	-2.11	1.43	1.47
82	IF	201	PEB	CBC-CGC	2.11	1.55	1.50
82	aF	203	PEB	C4A-NA	-2.11	1.32	1.37
82	H1	1002	PEB	C1C-CHB	2.11	1.49	1.41
82	PF	201	PEB	C1A-NA	-2.11	1.34	1.37
87	52	609	CLA	CMC-C2C	-2.11	1.46	1.50
87	B2	825	CLA	CMC-C2C	-2.11	1.46	1.50
87	R2	204	CLA	CMD-C2D	-2.11	1.46	1.50
87	d6	403	CLA	CMC-C2C	-2.11	1.46	1.50
87	2N	305	CLA	CMD-C2D	-2.11	1.46	1.50
82	Y7	303	PEB	C4B-C3B	2.11	1.49	1.45
82	EJ	203	PEB	C4A-NA	-2.11	1.32	1.37
82	kF	201	PEB	C4A-NA	-2.11	1.32	1.37
84	h3	1001	CYC	C4A-C3A	2.11	1.50	1.45
87	K2	101	CLA	CMC-C2C	-2.11	1.46	1.50
87	LN	202	CLA	C3D-C4D	2.11	1.48	1.44
82	w8	201	PEB	C1D-ND	2.11	1.48	1.45
82	hJ	201	PEB	C4A-NA	-2.11	1.32	1.37
87	BN	836	CLA	C3B-C2B	-2.11	1.37	1.40
82	HG	1002	PEB	C1C-CHB	2.11	1.49	1.41
84	n3	1001	CYC	C4A-C3A	2.11	1.50	1.45
82	Z4	201	PEB	OD-C4D	2.11	1.27	1.23
84	HE	1001	CYC	OB-C4B	2.11	1.27	1.23
87	B2	811	CLA	CMD-C2D	-2.11	1.46	1.50
87	BN	828	CLA	C3B-CAB	-2.11	1.43	1.47
87	A2	826	CLA	MG-ND	-2.11	2.01	2.05
87	2N	305	CLA	MG-ND	-2.11	2.01	2.05
82	dG	203	PEB	C4A-NA	-2.11	1.32	1.37
82	lF	202	PEB	C1D-ND	2.11	1.48	1.45
82	C5	202	PEB	C2A-C1A	-2.11	1.50	1.52
87	HL	102	CLA	CMD-C2D	-2.11	1.46	1.50
87	32	311	CLA	CMD-C2D	-2.11	1.46	1.50

Continued on next page...

Continued from previous page...

Mol	Chain	Res	Type	Atoms	Z	Observed(Å)	Ideal(Å)
87	AN	822	CLA	C3B-CAB	-2.11	1.43	1.47
87	AN	851	CLA	C3B-CAB	-2.11	1.43	1.47
82	W7	201	PEB	OD-C4D	2.11	1.27	1.23
82	OK	201	PEB	C4A-NA	-2.11	1.32	1.37
87	CL	506	CLA	C4B-CHC	-2.11	1.35	1.41
87	32	308	CLA	CMC-C2C	-2.11	1.46	1.50
87	A2	809	CLA	CMD-C2D	-2.11	1.46	1.50
87	JN	101	CLA	C3B-CAB	-2.11	1.43	1.47
87	L2	203	CLA	C3B-CAB	-2.11	1.43	1.47
82	CF	203	PEB	C4A-NA	-2.11	1.32	1.37
87	BN	809	CLA	MG-ND	-2.11	2.01	2.05
84	DH	1001	CYC	C4D-CHA	2.11	1.49	1.41
82	E5	202	PEB	C2A-C1A	-2.11	1.50	1.52
82	gB	202	PEB	C4A-NA	-2.11	1.32	1.37
82	tF	201	PEB	C4B-C3B	2.11	1.49	1.45
87	82	305	CLA	MG-ND	-2.11	2.01	2.05
87	AN	801	CLA	CMD-C2D	-2.11	1.46	1.50
87	AN	812	CLA	CMD-C2D	-2.11	1.46	1.50
87	c6	612	CLA	CMC-C2C	-2.11	1.46	1.50
87	cL	511	CLA	CMC-C2C	-2.11	1.46	1.50
82	FA	202	PEB	C1C-CHB	2.11	1.49	1.41
84	S3	1001	CYC	C4A-C3A	2.11	1.50	1.45
84	j3	1001	CYC	C4A-C3A	2.11	1.50	1.45
84	w3	1001	CYC	C4A-C3A	2.11	1.50	1.45
82	JF	201	PEB	C1C-CHB	2.11	1.49	1.41
82	V7	203	PEB	C1C-CHB	2.11	1.49	1.41
82	ZF	201	PEB	C4A-NA	-2.11	1.32	1.37
82	HG	1002	PEB	C4A-NA	-2.11	1.32	1.37
82	W1	201	PEB	C4A-NA	-2.11	1.32	1.37
84	c3	1001	CYC	C4C-NC	-2.11	1.32	1.37
82	GA	202	PEB	C2A-C1A	-2.11	1.50	1.52
82	A5	202	PEB	C2A-C1A	-2.11	1.50	1.52
87	HL	102	CLA	C3B-C2B	-2.11	1.37	1.40
82	AK	202	PEB	C1C-CHB	2.11	1.49	1.41
82	bH	201	PEB	C1C-CHB	2.11	1.49	1.41
87	BN	835	CLA	CMD-C2D	-2.11	1.46	1.50
87	B2	836	CLA	C3B-C2B	-2.11	1.37	1.40
82	dE	202	PEB	C4A-NA	-2.11	1.32	1.37
82	jM	201	PEB	C4A-NA	-2.11	1.32	1.37
82	fG	202	PEB	C4B-C3B	2.11	1.49	1.45
82	hG	202	PEB	C1D-ND	2.11	1.48	1.45
82	HD	203	PEB	C2A-C1A	-2.11	1.50	1.52

Continued on next page...

Continued from previous page...

Mol	Chain	Res	Type	Atoms	Z	Observed(Å)	Ideal(Å)
82	JQ	203	PEB	C2A-C1A	-2.11	1.50	1.52
82	O5	203	PEB	C2A-C1A	-2.11	1.50	1.52
87	cL	516	CLA	CMD-C2D	-2.11	1.46	1.50
87	C6	514	CLA	C3B-CAB	-2.11	1.43	1.47
82	AJ	302	PEB	C4A-NA	-2.11	1.32	1.37
82	cE	201	PEB	C4A-NA	-2.11	1.32	1.37
82	cG	201	PEB	C4A-NA	-2.11	1.32	1.37
82	YH	201	PEB	C4B-C3B	2.11	1.49	1.45
82	jH	203	PEB	C4A-NA	-2.11	1.32	1.37
82	fM	201	PEB	C4A-NA	-2.11	1.32	1.37
87	cL	510	CLA	C4B-CHC	-2.11	1.35	1.41
82	MK	203	PEB	C1B-C2B	2.11	1.50	1.45
87	22	607	CLA	CMD-C2D	-2.11	1.46	1.50
87	A2	835	CLA	CMD-C2D	-2.11	1.46	1.50
82	PF	202	PEB	C4B-C3B	2.11	1.49	1.45
82	lG	203	PEB	C4B-C3B	2.11	1.49	1.45
82	fF	201	PEB	C1C-CHB	2.11	1.49	1.41
87	B6	611	CLA	C3B-CAB	-2.11	1.43	1.47
82	WF	203	PEB	C4A-NA	-2.11	1.32	1.37
82	L4	1002	PEB	C4A-NA	-2.11	1.32	1.37
82	dE	204	PEB	C4B-C3B	2.11	1.49	1.45
82	eE	201	PEB	C4B-C3B	2.11	1.49	1.45
82	dG	204	PEB	C4B-C3B	2.11	1.49	1.45
87	B2	835	CLA	CMD-C2D	-2.11	1.46	1.50
87	F2	205	CLA	CMC-C2C	-2.11	1.46	1.50
87	1N	610	CLA	MG-ND	-2.11	2.01	2.05
87	8N	306	CLA	O2D-CGD	2.11	1.38	1.33
87	B6	615	CLA	C3B-CAB	-2.11	1.43	1.47
87	b6	614	CLA	C3B-CAB	-2.11	1.43	1.47
87	bL	607	CLA	C4B-CHC	-2.11	1.35	1.41
82	lF	201	PEB	C2A-C1A	-2.11	1.50	1.52
82	CF	203	PEB	C4B-C3B	2.11	1.49	1.45
83	xF	301	PUB	C1C-NC	-2.11	1.34	1.38
87	BN	821	CLA	CMD-C2D	-2.11	1.46	1.50
87	6N	607	CLA	CMD-C2D	-2.11	1.46	1.50
82	lK	203	PEB	C4A-NA	-2.11	1.32	1.37
82	F7	202	PEB	C1C-CHB	2.11	1.49	1.41
82	fB	301	PEB	C1C-CHB	2.11	1.49	1.41
87	BN	817	CLA	CMD-C2D	-2.11	1.46	1.50
82	ZI	401	PEB	C4A-NA	-2.11	1.32	1.37
82	SJ	203	PEB	C4A-NA	-2.11	1.32	1.37
87	AN	801	CLA	C3B-CAB	-2.11	1.43	1.47

Continued on next page...

Continued from previous page...

Mol	Chain	Res	Type	Atoms	Z	Observed(Å)	Ideal(Å)
87	dL	409	CLA	C3B-CAB	-2.11	1.43	1.47
87	AN	822	CLA	C3B-C2B	-2.11	1.37	1.40
87	82	304	CLA	C3B-C2B	-2.11	1.37	1.40
87	8N	303	CLA	C3B-C2B	-2.11	1.37	1.40
82	OH	201	PEB	C1D-ND	2.11	1.48	1.45
82	TK	202	PEB	C1D-ND	2.11	1.48	1.45
82	jH	203	PEB	C2A-C1A	-2.11	1.50	1.52
82	QD	202	PEB	C4A-NA	-2.11	1.32	1.37
87	A2	814	CLA	CMC-C2C	-2.11	1.46	1.50
82	xF	304	PEB	C1C-CHB	2.11	1.49	1.41
82	NH	1002	PEB	C4A-NA	-2.10	1.32	1.37
82	Z5	304	PEB	C4A-NA	-2.10	1.32	1.37
82	UB	301	PEB	OD-C4D	2.10	1.27	1.23
87	BN	831	CLA	CMC-C2C	-2.10	1.46	1.50
87	B6	608	CLA	CMC-C2C	-2.10	1.46	1.50
82	I5	202	PEB	C2A-C1A	-2.10	1.50	1.52
82	m4	202	PEB	C4A-NA	-2.10	1.32	1.37
84	e3	1001	CYC	C4C-NC	-2.10	1.32	1.37
82	aO	203	PEB	O1B-CGB	2.10	1.29	1.22
87	cL	511	CLA	C3B-CAB	-2.10	1.43	1.47
87	12	607	CLA	CMD-C2D	-2.10	1.46	1.50
87	K2	103	CLA	CMC-C2C	-2.10	1.46	1.50
87	C6	514	CLA	CMC-C2C	-2.10	1.46	1.50
87	H6	102	CLA	CMD-C2D	-2.10	1.46	1.50
87	b6	616	CLA	CMD-C2D	-2.10	1.46	1.50
82	ZK	201	PEB	C4A-NA	-2.10	1.32	1.37
82	VK	201	PEB	C1C-CHB	2.10	1.49	1.41
87	4N	605	CLA	C3B-C2B	-2.10	1.37	1.40
87	8N	305	CLA	C3B-C2B	-2.10	1.37	1.40
82	QD	202	PEB	C4B-C3B	2.10	1.49	1.45
82	xC	201	PEB	C4B-C3B	2.10	1.49	1.45
82	fM	202	PEB	C4B-C3B	2.10	1.49	1.45
82	Q7	201	PEB	C1B-C2B	2.10	1.50	1.45
82	kM	201	PEB	C4A-NA	-2.10	1.32	1.37
87	8N	303	CLA	MG-ND	-2.10	2.01	2.05
96	V6	201	HEM	FE-ND	-2.10	1.86	1.96
82	N5	202	PEB	C2A-C1A	-2.10	1.50	1.52
82	YF	202	PEB	C1C-CHB	2.10	1.49	1.41
87	32	306	CLA	CMD-C2D	-2.10	1.46	1.50
87	6N	610	CLA	CMC-C2C	-2.10	1.46	1.50
87	BN	802	CLA	C4B-CHC	-2.10	1.35	1.41
82	hB	301	PEB	C1C-CHB	2.10	1.49	1.41

Continued on next page...

Continued from previous page...

Mol	Chain	Res	Type	Atoms	Z	Observed(Å)	Ideal(Å)
82	U1	203	PEB	C4A-NA	-2.10	1.32	1.37
82	aJ	201	PEB	C4A-NA	-2.10	1.32	1.37
82	cG	201	PEB	C4B-C3B	2.10	1.49	1.45
87	AN	815	CLA	C3B-C2B	-2.10	1.37	1.40
87	CL	503	CLA	MG-ND	-2.10	2.01	2.05
87	A2	837	CLA	CMD-C2D	-2.10	1.46	1.50
82	eE	201	PEB	C2A-C1A	-2.10	1.50	1.52
84	I3	1001	CYC	C4A-C3A	2.10	1.50	1.45
82	GJ	202	PEB	C4A-NA	-2.10	1.32	1.37
82	SP	201	PEB	C4A-NA	-2.10	1.32	1.37
87	FN	205	CLA	CMC-C2C	-2.10	1.46	1.50
87	62	311	CLA	CMC-C2C	-2.10	1.46	1.50
87	F2	205	CLA	C4C-C3C	2.10	1.48	1.45
82	RF	201	PEB	C4B-C3B	2.10	1.49	1.45
82	b4	202	PEB	C4B-C3B	2.10	1.49	1.45
82	GB	202	PEB	C4A-NA	-2.10	1.32	1.37
82	tF	202	PEB	C4A-NA	-2.10	1.32	1.37
87	AN	838	CLA	C3B-CAB	-2.10	1.43	1.47
87	32	305	CLA	CMC-C2C	-2.10	1.46	1.50
87	A2	813	CLA	CMC-C2C	-2.10	1.46	1.50
87	4N	610	CLA	CMD-C2D	-2.10	1.46	1.50
82	Q5	202	PEB	C4A-NA	-2.10	1.32	1.37
82	AA	202	PEB	C2A-C1A	-2.10	1.50	1.52
82	TI	201	PEB	C2A-C1A	-2.10	1.50	1.52
82	WQ	201	PEB	C2A-C1A	-2.10	1.50	1.52
82	tK	201	PEB	C1C-CHB	2.10	1.49	1.41
87	AN	814	CLA	CMC-C2C	-2.10	1.46	1.50
87	BN	801	CLA	CMC-C2C	-2.10	1.46	1.50
87	B6	609	CLA	CMC-C2C	-2.10	1.46	1.50
82	VH	202	PEB	C1B-C2B	2.10	1.50	1.45
82	QK	201	PEB	C4A-NA	-2.10	1.32	1.37
82	d1	202	PEB	C4A-NA	-2.10	1.32	1.37
87	BN	812	CLA	MG-ND	-2.10	2.01	2.05
87	d6	406	CLA	CMD-C2D	-2.10	1.46	1.50
82	oK	201	PEB	C1B-C2B	2.10	1.50	1.45
82	AF	202	PEB	C4A-NA	-2.10	1.32	1.37
87	AN	837	CLA	CMD-C2D	-2.10	1.46	1.50
82	NM	202	PEB	C1B-C2B	2.10	1.50	1.45
82	dJ	201	PEB	C4B-C3B	2.10	1.49	1.45
82	RF	201	PEB	C1C-CHB	2.10	1.49	1.41
82	AH	305	PEB	C4A-NA	-2.10	1.32	1.37
82	k1	201	PEB	C4A-NA	-2.10	1.32	1.37

Continued on next page...

Continued from previous page...

Mol	Chain	Res	Type	Atoms	Z	Observed(Å)	Ideal(Å)
82	QP	202	PEB	C1D-ND	2.10	1.48	1.45
87	CL	518	CLA	CMD-C2D	-2.10	1.46	1.50
82	w8	203	PEB	C1C-CHB	2.10	1.49	1.41
87	A2	824	CLA	C3B-CAB	-2.10	1.43	1.47
87	B2	808	CLA	MG-ND	-2.10	2.01	2.05
87	7N	604	CLA	MG-ND	-2.10	2.01	2.05
82	dE	204	PEB	C4A-NA	-2.10	1.32	1.37
82	dG	204	PEB	C4A-NA	-2.10	1.32	1.37
82	UM	201	PEB	C1C-CHB	2.10	1.49	1.41
82	uF	203	PEB	C4B-C3B	2.10	1.49	1.45
87	C6	518	CLA	CMC-C2C	-2.10	1.46	1.50
82	II	203	PEB	C1D-ND	2.10	1.48	1.45
82	F7	203	PEB	C1C-CHB	2.10	1.49	1.41
82	U9	203	PEB	C1C-CHB	2.10	1.49	1.41
82	B7	201	PEB	C4A-NA	-2.10	1.32	1.37
87	AL	404	CLA	CMC-C2C	-2.10	1.46	1.50
87	B2	807	CLA	CMC-C2C	-2.10	1.46	1.50
87	B6	613	CLA	CMC-C2C	-2.10	1.46	1.50
87	52	608	CLA	C3B-C2B	-2.10	1.37	1.40
82	b1	203	PEB	C1C-CHB	2.10	1.49	1.41
82	nK	202	PEB	C1D-ND	2.10	1.48	1.45
87	B2	813	CLA	CMC-C2C	-2.10	1.46	1.50
82	hF	201	PEB	C1B-C2B	2.10	1.50	1.45
84	L4	1001	CYC	C1B-C2B	2.10	1.48	1.45
82	IA	202	PEB	C4A-NA	-2.10	1.32	1.37
82	mF	201	PEB	C4A-NA	-2.10	1.32	1.37
82	aM	203	PEB	C4A-NA	-2.10	1.32	1.37
82	lM	203	PEB	C4A-NA	-2.10	1.32	1.37
82	FD	202	PEB	C2A-C1A	-2.10	1.50	1.52
82	aM	201	PEB	C2A-C1A	-2.10	1.50	1.52
82	hO	202	PEB	C2A-C1A	-2.10	1.50	1.52
87	JN	101	CLA	CMD-C2D	-2.10	1.46	1.50
82	x8	201	PEB	C1C-CHB	2.10	1.49	1.41
82	jJ	203	PEB	C1C-CHB	2.10	1.49	1.41
82	GP	203	PEB	C4B-C3B	2.10	1.49	1.45
82	hJ	202	PEB	C4B-C3B	2.10	1.49	1.45
87	c6	616	CLA	CMD-C2D	-2.10	1.46	1.50
87	bL	604	CLA	C3B-C2B	-2.10	1.37	1.40
82	M5	304	PEB	C4A-NA	-2.10	1.32	1.37
82	uC	203	PEB	C4A-NA	-2.10	1.32	1.37
87	52	604	CLA	CMD-C2D	-2.10	1.46	1.50
87	4N	611	CLA	CMC-C2C	-2.10	1.46	1.50

Continued on next page...

Continued from previous page...

Mol	Chain	Res	Type	Atoms	Z	Observed(Å)	Ideal(Å)
82	IB	202	PEB	C4B-C3B	2.10	1.49	1.45
82	H9	203	PEB	C2A-C1A	-2.10	1.50	1.52
82	mF	201	PEB	C2A-C1A	-2.10	1.50	1.52
87	FN	201	CLA	C3B-CAB	-2.10	1.43	1.47
82	MB	201	PEB	OD-C4D	2.10	1.27	1.23
82	mO	203	PEB	C1C-CHB	2.10	1.49	1.41
82	SD	201	PEB	C4A-NA	-2.10	1.32	1.37
82	IF	203	PEB	C4B-NB	-2.10	1.34	1.38
87	KN	103	CLA	CMC-C2C	-2.10	1.46	1.50
82	G5	201	PEB	C1B-C2B	2.10	1.50	1.45
87	A2	808	CLA	C3B-CAB	-2.10	1.43	1.47
82	VF	202	PEB	C4A-NA	-2.10	1.32	1.37
82	b1	201	PEB	C1C-CHB	2.10	1.49	1.41
87	b6	618	CLA	CMC-C2C	-2.10	1.46	1.50
84	C4	1001	CYC	C1B-C2B	2.10	1.48	1.45
84	u3	1001	CYC	C4A-C3A	2.10	1.50	1.45
87	A2	802	CLA	C3B-CAB	-2.10	1.43	1.47
82	sF	202	PEB	C2A-C1A	-2.10	1.50	1.52
82	LE	1002	PEB	C4A-NA	-2.10	1.32	1.37
82	HQ	201	PEB	C4B-C3B	2.10	1.49	1.45
87	12	604	CLA	CMD-C2D	-2.10	1.46	1.50
82	qK	203	PEB	C1B-C2B	2.10	1.50	1.45
87	62	308	CLA	CMD-C2D	-2.09	1.46	1.50
87	A2	830	CLA	CMC-C2C	-2.09	1.46	1.50
82	UH	203	PEB	C4B-C3B	2.09	1.49	1.45
82	VQ	202	PEB	C4B-C3B	2.09	1.49	1.45
82	B7	202	PEB	C4B-C3B	2.09	1.49	1.45
82	lG	201	PEB	C1C-CHB	2.09	1.49	1.41
84	ME	1001	CYC	C1B-C2B	2.09	1.48	1.45
82	RD	203	PEB	C4B-NB	-2.09	1.34	1.38
82	EK	201	PEB	C4A-NA	-2.09	1.32	1.37
84	D1	1003	CYC	C1D-CHD	2.09	1.49	1.41
87	A2	808	CLA	C3B-C2B	-2.09	1.37	1.40
82	lO	202	PEB	C1C-CHB	2.09	1.49	1.41
82	QG	203	PEB	C4A-NA	-2.09	1.32	1.37
82	L5	202	PEB	C4A-NA	-2.09	1.32	1.37
84	J3	1001	CYC	C4C-NC	-2.09	1.32	1.37
87	BN	818	CLA	CMD-C2D	-2.09	1.46	1.50
87	b6	609	CLA	CMC-C2C	-2.09	1.46	1.50
87	c6	604	CLA	CMD-C2D	-2.09	1.46	1.50
87	c6	615	CLA	CMD-C2D	-2.09	1.46	1.50
84	H3	1001	CYC	C4A-C3A	2.09	1.50	1.45

Continued on next page...

Continued from previous page...

Mol	Chain	Res	Type	Atoms	Z	Observed(Å)	Ideal(Å)
87	BN	821	CLA	CMC-C2C	-2.09	1.46	1.50
87	LN	206	CLA	CMC-C2C	-2.09	1.46	1.50
87	D6	402	CLA	CMC-C2C	-2.09	1.46	1.50
87	1N	604	CLA	CMD-C2D	-2.09	1.46	1.50
87	4N	608	CLA	CMD-C2D	-2.09	1.46	1.50
82	eG	203	PEB	C1C-CHB	2.09	1.49	1.41
82	X5	201	PEB	C1B-C2B	2.09	1.50	1.45
82	YJ	203	PEB	C2A-C1A	-2.09	1.50	1.52
82	SQ	202	PEB	C2A-C1A	-2.09	1.50	1.52
82	Q7	201	PEB	C4B-NB	-2.09	1.34	1.38
82	VD	202	PEB	C1C-CHB	2.09	1.49	1.41
87	A2	821	CLA	MG-ND	-2.09	2.01	2.05
87	b6	614	CLA	CMC-C2C	-2.09	1.46	1.50
82	XD	203	PEB	C4B-C3B	2.09	1.49	1.45
82	XQ	203	PEB	C4B-C3B	2.09	1.49	1.45
82	fH	202	PEB	C4A-NA	-2.09	1.33	1.37
87	B6	604	CLA	CMD-C2D	-2.09	1.46	1.50
82	PD	201	PEB	C1D-ND	2.09	1.48	1.45
82	OH	203	PEB	C1C-CHB	2.09	1.49	1.41
82	MK	203	PEB	C1C-CHB	2.09	1.49	1.41
82	eE	203	PEB	C1C-CHB	2.09	1.49	1.41
82	gO	202	PEB	C1C-CHB	2.09	1.49	1.41
82	QP	202	PEB	C4B-C3B	2.09	1.49	1.45
82	GM	202	PEB	C2A-C1A	-2.09	1.50	1.52
82	EM	203	PEB	C4A-NA	-2.09	1.33	1.37
82	g1	201	PEB	C4A-NA	-2.09	1.33	1.37
82	fJ	202	PEB	C4A-NA	-2.09	1.33	1.37
84	v3	1001	CYC	C4C-NC	-2.09	1.33	1.37
87	ON	203	CLA	MG-NC	2.09	2.11	2.06
87	B2	814	CLA	MG-ND	-2.09	2.01	2.05
82	jE	201	PEB	C1D-ND	2.09	1.48	1.45
82	QE	203	PEB	C4A-NA	-2.09	1.33	1.37
82	OI	201	PEB	C4A-NA	-2.09	1.33	1.37
82	lG	203	PEB	C4A-NA	-2.09	1.33	1.37
82	SF	202	PEB	O1C-CGC	2.09	1.29	1.22
87	BL	621	CLA	C3B-C2B	-2.09	1.37	1.40
82	kM	202	PEB	C4A-NA	-2.09	1.33	1.37
87	AN	808	CLA	C3B-CAB	-2.09	1.43	1.47
82	t8	202	PEB	C1C-CHB	2.09	1.49	1.41
82	pF	201	PEB	C2A-C1A	-2.09	1.50	1.52
87	B2	831	CLA	CMC-C2C	-2.09	1.46	1.50
82	T5	201	PEB	C1B-C2B	2.09	1.50	1.45

Continued on next page...

Continued from previous page...

Mol	Chain	Res	Type	Atoms	Z	Observed(Å)	Ideal(Å)
82	jG	201	PEB	C1C-CHB	2.09	1.49	1.41
87	bL	614	CLA	C3B-C2B	-2.09	1.37	1.40
82	cF	203	PEB	C1C-CHB	2.09	1.49	1.41
82	SG	203	PEB	C4A-NA	-2.09	1.33	1.37
82	c1	201	PEB	C4A-NA	-2.09	1.33	1.37
82	M9	305	PEB	C4A-NA	-2.09	1.33	1.37
87	42	608	CLA	CMD-C2D	-2.09	1.46	1.50
87	4N	601	CLA	CMC-C2C	-2.09	1.46	1.50
87	A2	829	CLA	MG-ND	-2.09	2.01	2.05
82	NF	201	PEB	C1C-CHB	2.09	1.49	1.41
82	u8	203	PEB	C4A-NA	-2.09	1.33	1.37
82	k1	202	PEB	C4B-C3B	2.09	1.49	1.45
82	pK	202	PEB	C1B-C2B	2.09	1.50	1.45
84	d3	1001	CYC	C4A-C3A	2.09	1.50	1.45
84	HE	1001	CYC	C1B-C2B	2.09	1.48	1.45
84	HG	1001	CYC	C1B-C2B	2.09	1.48	1.45
82	tC	202	PEB	C1C-CHB	2.09	1.49	1.41
82	QA	201	PEB	C4B-NB	-2.09	1.34	1.38
82	lM	201	PEB	C4A-NA	-2.09	1.33	1.37
82	RQ	202	PEB	C1C-CHB	2.09	1.49	1.41
87	7N	605	CLA	C3B-C2B	-2.09	1.37	1.40
87	C6	512	CLA	CMD-C2D	-2.09	1.46	1.50
87	b6	611	CLA	C3B-CAB	-2.09	1.43	1.47
82	jH	201	PEB	C1B-C2B	2.09	1.50	1.45
87	CL	506	CLA	CMD-C2D	-2.09	1.46	1.50
85	a6	605	BCR	C30-C25	-2.09	1.50	1.53
82	d1	203	PEB	C4B-C3B	2.09	1.49	1.45
82	LF	201	PEB	C1A-NA	-2.09	1.34	1.37
82	WI	201	PEB	C1C-CHB	2.09	1.49	1.41
82	NQ	202	PEB	C1C-CHB	2.09	1.49	1.41
82	Y4	203	PEB	C1C-CHB	2.09	1.49	1.41
87	BN	813	CLA	CMD-C2D	-2.09	1.46	1.50
87	BN	814	CLA	CMC-C2C	-2.09	1.46	1.50
87	12	603	CLA	CMD-C2D	-2.09	1.46	1.50
87	52	607	CLA	CMD-C2D	-2.09	1.46	1.50
87	B2	812	CLA	CMD-C2D	-2.09	1.46	1.50
84	D1	1001	CYC	C4D-CHA	2.09	1.49	1.41
82	YD	201	PEB	C4A-NA	-2.09	1.33	1.37
82	L7	203	PEB	C4A-NA	-2.09	1.33	1.37
82	aM	201	PEB	C4A-NA	-2.09	1.33	1.37
84	MO	1001	CYC	C1B-NB	-2.09	1.34	1.37
82	rC	201	PEB	C1B-C2B	2.09	1.50	1.45

Continued on next page...

Continued from previous page...

Mol	Chain	Res	Type	Atoms	Z	Observed(Å)	Ideal(Å)
82	lJ	202	PEB	C1B-C2B	2.09	1.50	1.45
84	N1	1001	CYC	C4B-NB	-2.09	1.33	1.38
87	B6	612	CLA	CMC-C2C	-2.09	1.46	1.50
87	5N	607	CLA	CMD-C2D	-2.09	1.46	1.50
82	XF	202	PEB	C4B-C3B	2.09	1.49	1.45
87	O2	203	CLA	MG-NC	2.09	2.11	2.06
82	ZO	202	PEB	C4A-NA	-2.09	1.33	1.37
84	C1	1001	CYC	C4C-NC	-2.09	1.33	1.37
87	bL	619	CLA	MG-ND	-2.09	2.01	2.05
84	J4	1001	CYC	C1B-C2B	2.09	1.48	1.45
87	B2	819	CLA	CMC-C2C	-2.09	1.46	1.50
82	C5	201	PEB	C1B-C2B	2.09	1.50	1.45
87	A2	822	CLA	C3B-CAB	-2.09	1.43	1.47
82	wC	203	PEB	C1C-CHB	2.09	1.49	1.41
87	B2	801	CLA	C4B-CHC	-2.09	1.35	1.41
87	AN	805	CLA	MG-ND	-2.09	2.01	2.05
87	5N	603	CLA	CMD-C2D	-2.09	1.46	1.50
96	fL	102	HEM	FE-ND	-2.09	1.86	1.96
82	QD	202	PEB	C1D-ND	2.09	1.48	1.45
82	kF	202	PEB	C1D-ND	2.09	1.48	1.45
82	rF	202	PEB	C1D-ND	2.09	1.48	1.45
94	d6	408	PL9	C2-C1	-2.09	1.39	1.44
82	dG	202	PEB	C4A-NA	-2.09	1.33	1.37
82	uF	203	PEB	C1B-C2B	2.09	1.50	1.45
84	F3	1001	CYC	C4A-C3A	2.09	1.50	1.45
82	dE	202	PEB	C2A-C1A	-2.09	1.50	1.52
87	52	603	CLA	CMD-C2D	-2.09	1.46	1.50
87	D6	405	CLA	CMD-C2D	-2.09	1.46	1.50
87	5N	609	CLA	CMC-C2C	-2.09	1.46	1.50
82	XD	201	PEB	C4B-C3B	2.09	1.49	1.45
96	v6	201	HEM	CHB-C1B	2.09	1.40	1.35
87	AN	840	CLA	C3B-C2B	-2.08	1.37	1.40
82	JO	1002	PEB	C4B-C3B	2.08	1.49	1.45
82	P4	202	PEB	C4B-C3B	2.08	1.49	1.45
82	I7	202	PEB	C4A-NA	-2.08	1.33	1.37
82	j1	201	PEB	C1B-C2B	2.08	1.50	1.45
82	QQ	201	PEB	C1C-CHB	2.08	1.49	1.41
82	MK	202	PEB	C1C-CHB	2.08	1.49	1.41
87	DL	403	CLA	CAC-C3C	-2.08	1.45	1.51
87	1N	602	CLA	C4B-CHC	-2.08	1.35	1.41
82	jF	201	PEB	C4B-C3B	2.08	1.49	1.45
82	JH	1002	PEB	C4A-NA	-2.08	1.33	1.37

Continued on next page...

Continued from previous page...

Mol	Chain	Res	Type	Atoms	Z	Observed(Å)	Ideal(Å)
84	m3	1001	CYC	C4C-NC	-2.08	1.33	1.37
82	qK	201	PEB	C1C-CHB	2.08	1.49	1.41
84	C3	1001	CYC	C4C-NC	-2.08	1.33	1.37
82	QA	201	PEB	C1B-C2B	2.08	1.50	1.45
87	AN	820	CLA	CMC-C2C	-2.08	1.46	1.50
87	A2	812	CLA	CMD-C2D	-2.08	1.46	1.50
87	C6	517	CLA	CMC-C2C	-2.08	1.46	1.50
87	3N	311	CLA	CMC-C2C	-2.08	1.46	1.50
82	iM	202	PEB	C4B-C3B	2.08	1.49	1.45
87	32	313	CLA	C3B-C2B	-2.08	1.37	1.40
82	G5	202	PEB	C2A-C1A	-2.08	1.50	1.52
82	E7	202	PEB	C2A-C1A	-2.08	1.50	1.52
82	Y7	304	PEB	C2A-C1A	-2.08	1.50	1.52
82	d1	203	PEB	C1C-CHB	2.08	1.49	1.41
82	EA	202	PEB	C4A-NA	-2.08	1.33	1.37
82	iK	203	PEB	C4A-NA	-2.08	1.33	1.37
87	2N	308	CLA	CMC-C2C	-2.08	1.46	1.50
82	u8	201	PEB	C1C-CHB	2.08	1.49	1.41
82	SB	202	PEB	C4B-C3B	2.08	1.49	1.45
87	B6	613	CLA	C3B-CAB	-2.08	1.43	1.47
87	B2	830	CLA	C3B-C2B	-2.08	1.37	1.40
87	bL	620	CLA	C3B-C2B	-2.08	1.37	1.40
82	gJ	202	PEB	C4A-NA	-2.08	1.33	1.37
84	CH	1001	CYC	C4C-NC	-2.08	1.33	1.37
84	A3	1001	CYC	C4C-NC	-2.08	1.33	1.37
84	l3	1001	CYC	C4C-NC	-2.08	1.33	1.37
84	p3	1001	CYC	C4C-NC	-2.08	1.33	1.37
87	BN	812	CLA	CMD-C2D	-2.08	1.46	1.50
87	B2	834	CLA	CMC-C2C	-2.08	1.46	1.50
82	lE	201	PEB	C1D-ND	2.08	1.48	1.45
82	DI	201	PEB	C4B-C3B	2.08	1.49	1.45
82	L7	202	PEB	C4B-C3B	2.08	1.49	1.45
82	gB	201	PEB	C4A-NA	-2.08	1.33	1.37
82	gJ	201	PEB	C4A-NA	-2.08	1.33	1.37
82	kJ	202	PEB	C4A-NA	-2.08	1.33	1.37
82	h1	202	PEB	C2A-C1A	-2.08	1.50	1.52
82	e4	202	PEB	C2A-C1A	-2.08	1.50	1.52
87	B6	605	CLA	CMC-C2C	-2.08	1.46	1.50
87	1N	609	CLA	CMD-C2D	-2.08	1.46	1.50
82	WG	202	PEB	C4A-NA	-2.08	1.33	1.37
82	e1	202	PEB	C1D-ND	2.08	1.48	1.45
87	MN	101	CLA	MG-ND	-2.08	2.01	2.05

Continued on next page...

Continued from previous page...

Mol	Chain	Res	Type	Atoms	Z	Observed(Å)	Ideal(Å)
82	M5	304	PEB	C1B-C2B	2.08	1.50	1.45
82	N1	1002	PEB	C4A-NA	-2.08	1.33	1.37
82	bF	201	PEB	C4A-NA	-2.08	1.33	1.37
87	K2	104	CLA	CMC-C2C	-2.08	1.46	1.50
87	2N	307	CLA	CMD-C2D	-2.08	1.46	1.50
87	bL	606	CLA	C3B-CAB	-2.08	1.43	1.47
87	82	302	CLA	MG-ND	-2.08	2.01	2.05
82	wF	303	PEB	C4A-NA	-2.08	1.33	1.37
87	AN	813	CLA	CMC-C2C	-2.08	1.46	1.50
87	C6	509	CLA	CMC-C2C	-2.08	1.46	1.50
87	bL	621	CLA	CMD-C2D	-2.08	1.46	1.50
82	FA	203	PEB	C1C-CHB	2.08	1.49	1.41
82	lK	201	PEB	C1A-NA	-2.08	1.34	1.37
82	WD	202	PEB	C1B-C2B	2.08	1.50	1.45
82	WB	401	PEB	C4A-NA	-2.08	1.33	1.37
82	g4	203	PEB	C4A-NA	-2.08	1.33	1.37
82	aO	203	PEB	C4A-NA	-2.08	1.33	1.37
82	dF	201	PEB	C1C-CHB	2.08	1.49	1.41
82	AJ	301	PEB	C2A-C1A	-2.08	1.50	1.52
82	C9	201	PEB	C2A-C1A	-2.08	1.50	1.52
82	P9	201	PEB	C2A-C1A	-2.08	1.50	1.52
87	b6	612	CLA	CMD-C2D	-2.08	1.46	1.50
82	dH	203	PEB	C1C-CHB	2.08	1.49	1.41
87	CL	510	CLA	C4B-CHC	-2.08	1.35	1.41
82	P5	201	PEB	C1B-C2B	2.08	1.50	1.45
82	aM	204	PEB	C4A-NA	-2.08	1.33	1.37
87	HL	101	CLA	CMD-C2D	-2.08	1.46	1.50
87	A2	824	CLA	C3B-C2B	-2.08	1.37	1.40
82	NE	202	PEB	C4B-C3B	2.08	1.49	1.45
82	QF	202	PEB	C1D-ND	2.08	1.48	1.45
84	Q3	1001	CYC	C4A-C3A	2.08	1.50	1.45
84	H4	1001	CYC	C4B-NB	-2.08	1.33	1.38
87	A2	837	CLA	CMC-C2C	-2.08	1.46	1.50
87	C6	510	CLA	CMC-C2C	-2.08	1.46	1.50
87	bL	604	CLA	CMC-C2C	-2.08	1.46	1.50
82	dG	204	PEB	C1C-CHB	2.08	1.49	1.41
82	aG	202	PEB	C4B-C3B	2.08	1.49	1.45
82	MM	203	PEB	C4A-NA	-2.08	1.33	1.37
87	CL	508	CLA	C4B-CHC	-2.08	1.35	1.41
82	AQ	303	PEB	C1D-ND	2.08	1.48	1.45
82	pF	201	PEB	C1A-NA	-2.08	1.34	1.37
87	22	611	CLA	CMD-C2D	-2.08	1.46	1.50

Continued on next page...

Continued from previous page...

Mol	Chain	Res	Type	Atoms	Z	Observed(Å)	Ideal(Å)
87	3N	313	CLA	CMD-C2D	-2.08	1.46	1.50
82	JD	202	PEB	C1D-ND	2.08	1.48	1.45
84	E4	1001	CYC	C4A-C3A	2.08	1.50	1.45
82	OQ	202	PEB	C4A-NA	-2.08	1.33	1.37
82	hE	201	PEB	C4A-NA	-2.08	1.33	1.37
87	12	609	CLA	CMD-C2D	-2.08	1.46	1.50
87	4N	601	CLA	CMD-C2D	-2.08	1.46	1.50
84	FE	1001	CYC	C1D-CHD	2.08	1.49	1.41
84	CG	1001	CYC	C1D-CHD	2.08	1.49	1.41
82	b1	203	PEB	C1D-ND	2.08	1.48	1.45
82	O1	201	PEB	C4A-NA	-2.08	1.33	1.37
87	2N	311	CLA	CMD-C2D	-2.08	1.46	1.50
85	cL	504	BCR	C30-C25	-2.08	1.50	1.53
82	RD	202	PEB	C1C-CHB	2.08	1.49	1.41
84	HH	1001	CYC	C1B-NB	-2.08	1.34	1.37
82	AI	202	PEB	C2A-C1A	-2.08	1.50	1.52
87	12	601	CLA	CMC-C2C	-2.08	1.46	1.50
87	A2	812	CLA	CMC-C2C	-2.08	1.46	1.50
82	NH	1002	PEB	C1D-ND	2.08	1.48	1.45
82	m4	203	PEB	C1C-CHB	2.08	1.49	1.41
82	L7	201	PEB	C1C-CHB	2.08	1.49	1.41
82	N5	201	PEB	C1B-C2B	2.08	1.50	1.45
82	mF	202	PEB	C4A-NA	-2.08	1.33	1.37
82	lJ	201	PEB	C4A-NA	-2.08	1.33	1.37
82	PK	202	PEB	C4B-C3B	2.08	1.49	1.45
87	12	602	CLA	C4B-CHC	-2.08	1.35	1.41
87	B2	818	CLA	MG-ND	-2.08	2.01	2.05
82	QM	204	PEB	C4A-NA	-2.08	1.33	1.37
82	YO	201	PEB	C4A-NA	-2.08	1.33	1.37
82	KQ	201	PEB	C4A-NA	-2.08	1.33	1.37
87	AN	808	CLA	CMC-C2C	-2.08	1.46	1.50
87	52	610	CLA	CMC-C2C	-2.08	1.46	1.50
87	72	607	CLA	CMD-C2D	-2.08	1.46	1.50
82	eG	201	PEB	C2A-C1A	-2.08	1.50	1.52
82	NQ	202	PEB	C4B-C3B	2.08	1.49	1.45
87	A2	808	CLA	MG-ND	-2.08	2.01	2.05
82	kG	201	PEB	C1C-CHB	2.08	1.49	1.41
82	ZH	201	PEB	C1A-NA	-2.08	1.34	1.37
82	iO	202	PEB	C4A-NA	-2.08	1.33	1.37
82	ZM	201	PEB	C1D-ND	2.08	1.48	1.45
82	OQ	202	PEB	C1B-C2B	2.07	1.50	1.45
87	R2	204	CLA	C3B-C2B	-2.07	1.37	1.40

Continued on next page...

Continued from previous page...

Mol	Chain	Res	Type	Atoms	Z	Observed(Å)	Ideal(Å)
82	AH	302	PEB	C4A-NA	-2.07	1.33	1.37
87	AN	820	CLA	CMD-C2D	-2.07	1.46	1.50
82	pF	202	PEB	C1B-C2B	2.07	1.50	1.45
84	GO	1001	CYC	C1B-NB	-2.07	1.34	1.37
82	l1	202	PEB	C4A-NA	-2.07	1.33	1.37
82	hM	201	PEB	C4A-NA	-2.07	1.33	1.37
84	G3	1001	CYC	C4C-NC	-2.07	1.33	1.37
87	AN	801	CLA	C3B-C2B	-2.07	1.37	1.40
87	42	605	CLA	C3B-C2B	-2.07	1.37	1.40
87	1N	601	CLA	CMC-C2C	-2.07	1.46	1.50
87	82	301	CLA	MG-ND	-2.07	2.01	2.05
82	HE	1002	PEB	C4A-NA	-2.07	1.33	1.37
82	OP	203	PEB	C4A-NA	-2.07	1.33	1.37
87	62	301	CLA	CMD-C2D	-2.07	1.46	1.50
87	cL	508	CLA	CMD-C2D	-2.07	1.46	1.50
82	ND	202	PEB	C4B-C3B	2.07	1.49	1.45
82	uK	202	PEB	C1B-C2B	2.07	1.50	1.45
84	EG	1001	CYC	C4A-C3A	2.07	1.50	1.45
87	22	610	CLA	C3D-C4D	2.07	1.48	1.44
87	8N	302	CLA	MG-ND	-2.07	2.01	2.05
82	YD	202	PEB	C4A-NA	-2.07	1.33	1.37
87	B2	818	CLA	CMD-C2D	-2.07	1.46	1.50
87	7N	606	CLA	CMD-C2D	-2.07	1.46	1.50
82	KM	202	PEB	C2A-C1A	-2.07	1.50	1.52
82	c4	203	PEB	C2A-C1A	-2.07	1.50	1.52
82	uF	201	PEB	C2A-C1A	-2.07	1.50	1.52
82	W1	202	PEB	C1B-C2B	2.07	1.50	1.45
84	q3	1001	CYC	C4A-C3A	2.07	1.50	1.45
82	kE	201	PEB	C1C-CHB	2.07	1.49	1.41
82	TD	201	PEB	C4A-NA	-2.07	1.33	1.37
82	TQ	201	PEB	C4A-NA	-2.07	1.33	1.37
87	BL	601	CLA	CMC-C2C	-2.07	1.46	1.50
87	72	606	CLA	CMD-C2D	-2.07	1.46	1.50
87	A2	836	CLA	CMC-C2C	-2.07	1.46	1.50
87	A2	802	CLA	C3B-C2B	-2.07	1.37	1.40
87	bL	622	CLA	C3B-CAB	-2.07	1.43	1.47
82	TH	202	PEB	C1D-ND	2.07	1.48	1.45
87	3N	312	CLA	MG-ND	-2.07	2.01	2.05
82	iM	202	PEB	C4A-NA	-2.07	1.33	1.37
84	E3	1001	CYC	C4C-NC	-2.07	1.33	1.37
87	BN	820	CLA	CMC-C2C	-2.07	1.46	1.50
87	3N	307	CLA	CMD-C2D	-2.07	1.46	1.50

Continued on next page...

Continued from previous page...

Mol	Chain	Res	Type	Atoms	Z	Observed(Å)	Ideal(Å)
82	VQ	202	PEB	C1C-CHB	2.07	1.49	1.41
82	fF	202	PEB	C1C-CHB	2.07	1.49	1.41
87	A2	828	CLA	C3B-CAB	-2.07	1.43	1.47
84	DH	1001	CYC	C1B-NB	-2.07	1.34	1.37
87	4N	609	CLA	MG-ND	-2.07	2.01	2.05
82	f4	202	PEB	C1D-ND	2.07	1.48	1.45
82	QP	203	PEB	C4B-C3B	2.07	1.49	1.45
87	6N	613	CLA	O2A-CGA	2.07	1.37	1.30
82	WE	202	PEB	C4A-NA	-2.07	1.33	1.37
84	DH	1001	CYC	C4C-NC	-2.07	1.33	1.37
87	32	310	CLA	CMD-C2D	-2.07	1.46	1.50
82	IM	201	PEB	C1C-CHB	2.07	1.49	1.41
84	C4	1001	CYC	C1D-CHD	2.07	1.49	1.41
82	R5	201	PEB	C1B-C2B	2.07	1.50	1.45
82	UE	203	PEB	C1D-ND	2.07	1.48	1.45
82	M9	301	PEB	C2A-C1A	-2.07	1.50	1.52
82	F4	1002	PEB	C4A-NA	-2.07	1.33	1.37
82	mG	202	PEB	C4A-NA	-2.07	1.33	1.37
87	5N	610	CLA	CMD-C2D	-2.07	1.46	1.50
84	BE	1001	CYC	C1B-C2B	2.07	1.48	1.45
87	2N	310	CLA	C3D-C4D	2.07	1.48	1.44
82	V5	201	PEB	C1B-C2B	2.07	1.50	1.45
87	AN	828	CLA	C3B-CAB	-2.07	1.43	1.47
87	DL	406	CLA	C3B-C2B	-2.07	1.37	1.40
82	QQ	202	PEB	C4A-NA	-2.07	1.33	1.37
82	iH	201	PEB	C4A-NA	-2.07	1.33	1.37
103	82	309	ZEX	C1-C6	-2.07	1.50	1.53
87	HL	102	CLA	CMC-C2C	-2.07	1.46	1.50
87	A2	827	CLA	MG-ND	-2.07	2.01	2.05
84	FG	1001	CYC	C1B-C2B	2.07	1.48	1.45
82	aM	204	PEB	C1C-CHB	2.07	1.49	1.41
87	8N	303	CLA	MG-NC	2.07	2.11	2.06
87	J2	101	CLA	CMC-C2C	-2.07	1.46	1.50
87	7N	607	CLA	CMD-C2D	-2.07	1.46	1.50
82	AH	302	PEB	C2A-C1A	-2.07	1.50	1.52
82	R9	201	PEB	C2A-C1A	-2.07	1.50	1.52
82	jH	203	PEB	C4B-NB	-2.07	1.34	1.38
82	DQ	202	PEB	OD-C4D	2.07	1.27	1.23
82	QQ	201	PEB	C1D-ND	2.07	1.48	1.45
82	B5	203	PEB	C1B-C2B	2.07	1.50	1.45
84	LG	1001	CYC	C4A-C3A	2.07	1.50	1.45
87	HL	101	CLA	C3B-CAB	-2.07	1.43	1.47

Continued on next page...

Continued from previous page...

Mol	Chain	Res	Type	Atoms	Z	Observed(Å)	Ideal(Å)
82	PD	201	PEB	C1C-CHB	2.07	1.49	1.41
87	M2	101	CLA	MG-ND	-2.07	2.01	2.05
82	kJ	201	PEB	C4A-NA	-2.07	1.33	1.37
84	N3	1001	CYC	C4C-NC	-2.07	1.33	1.37
82	WM	202	PEB	C1C-CHB	2.07	1.49	1.41
82	LA	203	PEB	C4A-NA	-2.07	1.33	1.37
82	AP	202	PEB	C4A-NA	-2.07	1.33	1.37
84	g3	1001	CYC	C4C-NC	-2.07	1.33	1.37
82	jG	201	PEB	C4B-C3B	2.07	1.49	1.45
82	OD	202	PEB	C4A-NA	-2.07	1.33	1.37
82	bH	202	PEB	C4A-NA	-2.07	1.33	1.37
82	UM	202	PEB	C1B-C2B	2.07	1.50	1.45
82	OQ	202	PEB	C4B-C3B	2.07	1.49	1.45
82	b1	201	PEB	C4B-C3B	2.07	1.49	1.45
87	C6	516	CLA	C3B-CAB	-2.07	1.43	1.47
82	uC	201	PEB	C1C-CHB	2.07	1.49	1.41
82	RB	202	PEB	C4A-NA	-2.07	1.33	1.37
82	E7	202	PEB	C4A-NA	-2.07	1.33	1.37
82	F9	203	PEB	C4A-NA	-2.07	1.33	1.37
83	Z9	302	PUB	C1C-NC	-2.07	1.34	1.38
82	dB	201	PEB	C4B-C3B	2.07	1.49	1.45
82	kM	201	PEB	C1D-ND	2.07	1.48	1.45
82	K5	201	PEB	C1B-C2B	2.07	1.50	1.45
87	7N	603	CLA	C3B-C2B	-2.07	1.37	1.40
82	fK	201	PEB	C1A-NA	-2.07	1.34	1.37
103	8N	309	ZEX	C21-C26	-2.07	1.50	1.53
82	VK	202	PEB	C4B-C3B	2.07	1.49	1.45
82	PQ	201	PEB	C4B-C3B	2.07	1.49	1.45
82	YK	201	PEB	C4A-NA	-2.07	1.33	1.37
82	XF	202	PEB	C1C-CHB	2.07	1.49	1.41
87	A2	834	CLA	CMC-C2C	-2.07	1.46	1.50
82	Q5	201	PEB	C1B-C2B	2.07	1.50	1.45
82	Z1	203	PEB	C2A-C1A	-2.07	1.50	1.52
82	P5	202	PEB	C2A-C1A	-2.07	1.50	1.52
82	V9	201	PEB	C2A-C1A	-2.07	1.50	1.52
82	aM	203	PEB	C2A-C1A	-2.07	1.50	1.52
82	O9	202	PEB	C1D-ND	2.07	1.48	1.45
82	rK	202	PEB	C1D-ND	2.07	1.48	1.45
87	2N	307	CLA	MG-ND	-2.07	2.01	2.05
96	v6	201	HEM	FE-ND	-2.07	1.86	1.96
82	V7	202	PEB	C4B-C3B	2.07	1.49	1.45
82	QF	202	PEB	C1C-CHB	2.07	1.49	1.41

Continued on next page...

Continued from previous page...

Mol	Chain	Res	Type	Atoms	Z	Observed(Å)	Ideal(Å)
87	R2	204	CLA	C3B-CAB	-2.07	1.43	1.47
87	D6	403	CLA	C3B-CAB	-2.07	1.43	1.47
87	c6	610	CLA	CMC-C2C	-2.07	1.46	1.50
82	VH	201	PEB	C1C-CHB	2.07	1.49	1.41
82	SM	203	PEB	C1C-CHB	2.07	1.49	1.41
94	a6	601	PL9	C2-C1	-2.07	1.39	1.44
82	KM	202	PEB	C4B-C3B	2.07	1.49	1.45
82	lE	203	PEB	C4B-C3B	2.07	1.49	1.45
82	kM	202	PEB	C4B-C3B	2.07	1.49	1.45
82	NI	201	PEB	C2A-C1A	-2.07	1.50	1.52
82	PI	201	PEB	C2A-C1A	-2.07	1.50	1.52
82	G9	201	PEB	C2A-C1A	-2.07	1.50	1.52
82	fE	203	PEB	C2A-C1A	-2.07	1.50	1.52
82	jK	201	PEB	C1C-CHB	2.07	1.49	1.41
82	kK	203	PEB	C1C-CHB	2.07	1.49	1.41
92	j6	101	LMG	O7-C8	-2.07	1.41	1.46
87	B2	817	CLA	CMD-C2D	-2.07	1.46	1.50
87	5N	610	CLA	CMC-C2C	-2.07	1.46	1.50
82	RQ	203	PEB	C4B-NB	-2.07	1.34	1.38
82	DA	201	PEB	C1C-CHB	2.06	1.49	1.41
82	D7	201	PEB	C1C-CHB	2.06	1.49	1.41
87	8N	301	CLA	C3B-C2B	-2.06	1.37	1.40
82	YF	203	PEB	C4B-C3B	2.06	1.49	1.45
82	J4	1002	PEB	C4B-C3B	2.06	1.49	1.45
82	aM	201	PEB	C4B-C3B	2.06	1.49	1.45
82	MA	202	PEB	C4A-NA	-2.06	1.33	1.37
87	H6	103	CLA	CMC-C2C	-2.06	1.46	1.50
87	c6	609	CLA	CMD-C2D	-2.06	1.46	1.50
87	6N	603	CLA	CMD-C2D	-2.06	1.46	1.50
87	AN	810	CLA	C3D-C4D	2.06	1.48	1.44
87	62	301	CLA	O2A-CGA	2.06	1.37	1.30
87	BN	832	CLA	MG-ND	-2.06	2.01	2.05
82	CK	203	PEB	C4A-NA	-2.06	1.33	1.37
82	i1	201	PEB	C4A-NA	-2.06	1.33	1.37
84	R3	1001	CYC	C4C-NC	-2.06	1.33	1.37
87	c6	605	CLA	CMD-C2D	-2.06	1.46	1.50
87	3N	310	CLA	CMD-C2D	-2.06	1.46	1.50
87	8N	307	CLA	CMD-C2D	-2.06	1.46	1.50
96	GN	201	HEM	CMB-C2B	2.06	1.55	1.50
82	kG	202	PEB	C2A-C1A	-2.06	1.50	1.52
82	gJ	201	PEB	C2A-C1A	-2.06	1.50	1.52
84	73	1002	CYC	C1B-NB	-2.06	1.34	1.37

Continued on next page...

Continued from previous page...

Mol	Chain	Res	Type	Atoms	Z	Observed(Å)	Ideal(Å)
87	82	302	CLA	C3B-C2B	-2.06	1.37	1.40
87	A2	851	CLA	C3B-C2B	-2.06	1.37	1.40
82	eH	203	PEB	C1C-CHB	2.06	1.49	1.41
82	YJ	201	PEB	C1C-CHB	2.06	1.49	1.41
82	W1	201	PEB	C1D-ND	2.06	1.48	1.45
82	fO	202	PEB	C1D-ND	2.06	1.48	1.45
82	CM	202	PEB	C4A-NA	-2.06	1.33	1.37
82	A1	305	PEB	C4A-NA	-2.06	1.33	1.37
87	52	610	CLA	CMD-C2D	-2.06	1.46	1.50
87	bL	615	CLA	CMC-C2C	-2.06	1.46	1.50
96	f6	101	HEM	C4B-NB	-2.06	1.34	1.38
82	UM	203	PEB	C1C-CHB	2.06	1.49	1.41
82	m4	202	PEB	C1C-CHB	2.06	1.49	1.41
82	eH	201	PEB	C4B-C3B	2.06	1.49	1.45
82	mK	202	PEB	C4A-NA	-2.06	1.33	1.37
87	CL	505	CLA	CMC-C2C	-2.06	1.46	1.50
82	1C	201	PEB	C1D-ND	2.06	1.48	1.45
82	JH	1002	PEB	C2A-C1A	-2.06	1.50	1.52
82	VI	202	PEB	C2A-C1A	-2.06	1.50	1.52
82	SI	201	PEB	C4B-C3B	2.06	1.49	1.45
82	QQ	202	PEB	C4B-C3B	2.06	1.49	1.45
82	PQ	201	PEB	C1C-CHB	2.06	1.49	1.41
84	H1	1001	CYC	C1B-NB	-2.06	1.34	1.37
82	LG	1002	PEB	C4A-NA	-2.06	1.33	1.37
87	BN	830	CLA	C3B-CAB	-2.06	1.43	1.47
82	xF	302	PEB	C2A-C1A	-2.06	1.50	1.52
87	CL	513	CLA	C3B-C2B	-2.06	1.37	1.40
87	A2	826	CLA	CMC-C2C	-2.06	1.46	1.50
87	A6	402	CLA	CMC-C2C	-2.06	1.46	1.50
87	cL	505	CLA	CMC-C2C	-2.06	1.46	1.50
82	FD	201	PEB	C4B-NB	-2.06	1.34	1.38
82	YQ	202	PEB	C4A-NA	-2.06	1.33	1.37
82	YM	203	PEB	C1D-ND	2.06	1.48	1.45
82	PH	202	PEB	C4B-C3B	2.06	1.49	1.45
87	B2	832	CLA	MG-ND	-2.06	2.01	2.05
82	uK	202	PEB	C4B-C3B	2.06	1.49	1.45
82	CA	201	PEB	C4B-NB	-2.06	1.34	1.38
87	AN	803	CLA	CMD-C2D	-2.06	1.46	1.50
87	82	307	CLA	CMD-C2D	-2.06	1.46	1.50
87	B2	833	CLA	CMC-C2C	-2.06	1.46	1.50
87	H6	103	CLA	CMD-C2D	-2.06	1.46	1.50
87	b6	616	CLA	CMC-C2C	-2.06	1.46	1.50

Continued on next page...

Continued from previous page...

Mol	Chain	Res	Type	Atoms	Z	Observed(Å)	Ideal(Å)
82	ZO	202	PEB	C2A-C1A	-2.06	1.50	1.52
82	L9	202	PEB	C2A-C1A	-2.06	1.50	1.52
87	A2	819	CLA	C3B-CAB	-2.06	1.43	1.47
87	C6	512	CLA	CMC-C2C	-2.06	1.46	1.50
82	LD	201	PEB	C4A-NA	-2.06	1.33	1.37
87	CL	504	CLA	C3B-CAB	-2.06	1.43	1.47
82	BD	201	PEB	C4B-C3B	2.06	1.49	1.45
87	5N	608	CLA	MG-ND	-2.06	2.01	2.05
87	CL	515	CLA	CMD-C2D	-2.06	1.46	1.50
87	3N	303	CLA	CMC-C2C	-2.06	1.46	1.50
84	K3	1001	CYC	C4C-NC	-2.06	1.33	1.37
87	K2	101	CLA	C3B-C2B	-2.06	1.37	1.40
87	B6	612	CLA	C3B-C2B	-2.06	1.37	1.40
87	42	606	CLA	MG-ND	-2.06	2.01	2.05
82	fE	202	PEB	C4B-C3B	2.06	1.49	1.45
87	H6	102	CLA	CMC-C2C	-2.06	1.46	1.50
82	A1	302	PEB	C4A-NA	-2.06	1.33	1.37
82	D9	201	PEB	C1D-ND	2.06	1.48	1.45
87	BN	833	CLA	CMC-C2C	-2.06	1.46	1.50
87	82	305	CLA	CMC-C2C	-2.06	1.46	1.50
87	A2	813	CLA	C3B-C2B	-2.06	1.37	1.40
82	gG	202	PEB	C4A-NA	-2.06	1.33	1.37
82	mO	202	PEB	C4A-NA	-2.06	1.33	1.37
87	C6	518	CLA	C3B-CAB	-2.06	1.43	1.47
82	g4	202	PEB	C1C-CHB	2.06	1.49	1.41
82	qF	201	PEB	C2A-C1A	-2.06	1.50	1.52
87	b6	605	CLA	CMC-C2C	-2.06	1.46	1.50
82	MD	202	PEB	C4A-NA	-2.06	1.33	1.37
82	d4	201	PEB	C4A-NA	-2.06	1.33	1.37
82	eK	203	PEB	C4A-NA	-2.06	1.33	1.37
84	N1	1001	CYC	C4D-CHA	2.06	1.49	1.41
87	A2	820	CLA	CMD-C2D	-2.06	1.46	1.50
87	b6	610	CLA	CMC-C2C	-2.06	1.46	1.50
83	wK	304	PUB	C4C-NC	2.06	1.38	1.35
82	q8	202	PEB	C4A-NA	-2.06	1.33	1.37
82	Y9	201	PEB	C4A-NA	-2.06	1.33	1.37
82	kH	201	PEB	C4A-NA	-2.06	1.33	1.37
84	T3	1001	CYC	C4C-NC	-2.06	1.33	1.37
84	I4	1001	CYC	C1B-C2B	2.06	1.48	1.45
87	BN	811	CLA	C3B-CAB	-2.06	1.43	1.47
82	tC	201	PEB	C1D-ND	2.06	1.48	1.45
82	jG	201	PEB	C1D-ND	2.06	1.48	1.45

Continued on next page...

Continued from previous page...

Mol	Chain	Res	Type	Atoms	Z	Observed(Å)	Ideal(Å)
87	72	604	CLA	MG-ND	-2.06	2.01	2.05
87	M2	101	CLA	O2A-CGA	2.06	1.37	1.30
87	b6	606	CLA	CMC-C2C	-2.06	1.46	1.50
87	1N	602	CLA	CMC-C2C	-2.06	1.46	1.50
87	CL	511	CLA	C4B-CHC	-2.06	1.35	1.41
82	j4	203	PEB	C4A-NA	-2.06	1.33	1.37
84	DH	1003	CYC	C4C-NC	-2.06	1.33	1.37
82	fJ	202	PEB	C2A-C1A	-2.06	1.50	1.52
82	O1	203	PEB	C1C-CHB	2.06	1.49	1.41
82	L7	203	PEB	C1C-CHB	2.06	1.49	1.41
82	yC	203	PEB	C1C-CHB	2.06	1.49	1.41
87	BN	808	CLA	CMC-C2C	-2.06	1.46	1.50
82	UP	202	PEB	C1C-CHB	2.06	1.49	1.41
82	dB	202	PEB	C4A-NA	-2.06	1.33	1.37
84	G4	1001	CYC	C1B-NB	-2.06	1.34	1.37
87	AN	809	CLA	C3B-CAB	-2.06	1.43	1.47
82	IQ	201	PEB	C1C-CHB	2.06	1.49	1.41
87	1N	604	CLA	CMC-C2C	-2.06	1.46	1.50
84	63	901	CYC	C4D-CHA	2.06	1.49	1.41
92	J6	102	LMG	O7-C8	-2.06	1.41	1.46
82	TF	202	PEB	C1D-ND	2.06	1.48	1.45
82	N1	1002	PEB	C1D-ND	2.06	1.48	1.45
87	RN	204	CLA	C3B-CAB	-2.06	1.43	1.47
82	HA	202	PEB	C2A-C1A	-2.06	1.50	1.52
82	VA	202	PEB	C2A-C1A	-2.06	1.50	1.52
82	w8	204	PEB	C2A-C1A	-2.06	1.50	1.52
82	aJ	203	PEB	C2A-C1A	-2.06	1.50	1.52
82	hJ	203	PEB	C2A-C1A	-2.06	1.50	1.52
82	WH	202	PEB	C1B-C2B	2.06	1.50	1.45
87	LN	206	CLA	MG-ND	-2.06	2.01	2.05
82	B7	202	PEB	C1A-NA	-2.06	1.34	1.37
87	L2	202	CLA	C3B-CAB	-2.06	1.43	1.47
82	ZE	202	PEB	C1B-C2B	2.06	1.50	1.45
87	72	610	CLA	CMC-C2C	-2.06	1.46	1.50
82	L9	203	PEB	C1C-CHB	2.06	1.49	1.41
82	Z5	304	PEB	C1B-C2B	2.06	1.50	1.45
82	R1	202	PEB	C1C-CHB	2.06	1.49	1.41
82	HF	201	PEB	C4B-C3B	2.06	1.49	1.45
82	kH	202	PEB	C4B-C3B	2.06	1.49	1.45
82	eK	203	PEB	C2A-C1A	-2.06	1.50	1.52
82	BK	201	PEB	C1C-CHB	2.05	1.49	1.41
87	2N	304	CLA	C3B-CAB	-2.05	1.43	1.47

Continued on next page...

Continued from previous page...

Mol	Chain	Res	Type	Atoms	Z	Observed(Å)	Ideal(Å)
82	XM	202	PEB	C1B-C2B	2.05	1.50	1.45
82	sF	201	PEB	C1B-C2B	2.05	1.50	1.45
82	lJ	202	PEB	C4B-NB	-2.05	1.34	1.38
87	AL	405	CLA	CMC-C2C	-2.05	1.46	1.50
87	82	302	CLA	CMC-C2C	-2.05	1.46	1.50
82	GM	202	PEB	C4A-NA	-2.05	1.33	1.37
82	dO	201	PEB	C4A-NA	-2.05	1.33	1.37
84	BG	1002	CYC	C1B-C2B	2.05	1.48	1.45
82	KD	201	PEB	C4B-C3B	2.05	1.49	1.45
82	HM	202	PEB	C4B-C3B	2.05	1.49	1.45
82	fK	202	PEB	C1C-CHB	2.05	1.49	1.41
82	SK	202	PEB	C1B-C2B	2.05	1.50	1.45
82	vC	202	PEB	C1D-ND	2.05	1.48	1.45
82	pK	201	PEB	C1A-NA	-2.05	1.34	1.37
82	W1	201	PEB	C1C-CHB	2.05	1.49	1.41
82	PQ	201	PEB	C4A-NA	-2.05	1.33	1.37
82	b4	202	PEB	C4A-NA	-2.05	1.33	1.37
82	mE	203	PEB	C4A-NA	-2.05	1.33	1.37
82	QE	203	PEB	C2A-C1A	-2.05	1.50	1.52
82	z8	202	PEB	C2A-C1A	-2.05	1.50	1.52
82	QJ	202	PEB	C1C-CHB	2.05	1.49	1.41
82	dK	202	PEB	C1B-C2B	2.05	1.50	1.45
87	A2	816	CLA	C3B-C2B	-2.05	1.37	1.40
87	C6	520	CLA	C3B-C2B	-2.05	1.37	1.40
87	3N	308	CLA	C3B-C2B	-2.05	1.37	1.40
82	gF	203	PEB	C4B-NB	-2.05	1.34	1.38
87	12	605	CLA	CMD-C2D	-2.05	1.46	1.50
87	A2	818	CLA	CMC-C2C	-2.05	1.46	1.50
87	B6	606	CLA	CMC-C2C	-2.05	1.46	1.50
82	qC	202	PEB	C4A-NA	-2.05	1.33	1.37
87	22	607	CLA	MG-ND	-2.05	2.01	2.05
87	B2	811	CLA	MG-ND	-2.05	2.01	2.05
82	WA	201	PEB	OD-C4D	2.05	1.27	1.23
87	A2	830	CLA	C3B-CAB	-2.05	1.43	1.47
82	eG	201	PEB	C4B-C3B	2.05	1.49	1.45
87	KN	105	CLA	CMC-C2C	-2.05	1.46	1.50
87	C6	519	CLA	CMC-C2C	-2.05	1.46	1.50
82	TA	202	PEB	CHA-C4A	-2.05	1.32	1.36
82	WH	201	PEB	C4A-NA	-2.05	1.33	1.37
82	NK	201	PEB	C1C-CHB	2.05	1.49	1.41
87	CL	510	CLA	C3B-C2B	-2.05	1.37	1.40
87	CL	515	CLA	C3B-C2B	-2.05	1.37	1.40

Continued on next page...

Continued from previous page...

Mol	Chain	Res	Type	Atoms	Z	Observed(Å)	Ideal(Å)
87	32	306	CLA	C3B-C2B	-2.05	1.37	1.40
82	eG	203	PEB	C1D-ND	2.05	1.48	1.45
82	YB	201	PEB	C4B-NB	-2.05	1.34	1.38
87	A2	803	CLA	CMD-C2D	-2.05	1.46	1.50
87	B6	604	CLA	CMC-C2C	-2.05	1.46	1.50
82	AD	301	PEB	C4A-NA	-2.05	1.33	1.37
82	S1	202	PEB	C4A-NA	-2.05	1.33	1.37
82	i4	203	PEB	C4A-NA	-2.05	1.33	1.37
87	A2	803	CLA	MG-ND	-2.05	2.01	2.05
82	YO	203	PEB	C1C-CHB	2.05	1.49	1.41
82	T1	202	PEB	C1D-ND	2.05	1.48	1.45
82	X9	201	PEB	C1D-ND	2.05	1.48	1.45
87	AN	839	CLA	CMC-C2C	-2.05	1.46	1.50
87	32	311	CLA	CMC-C2C	-2.05	1.46	1.50
87	42	611	CLA	CMC-C2C	-2.05	1.46	1.50
82	SQ	201	PEB	C4A-NA	-2.05	1.33	1.37
82	bO	202	PEB	C4A-NA	-2.05	1.33	1.37
82	HQ	203	PEB	C4B-C3B	2.05	1.49	1.45
82	e4	203	PEB	C4B-C3B	2.05	1.49	1.45
87	8N	303	CLA	CMC-C2C	-2.05	1.46	1.50
87	72	603	CLA	C3B-C2B	-2.05	1.37	1.40
82	RD	201	PEB	C1D-ND	2.05	1.48	1.45
82	aJ	201	PEB	C1D-ND	2.05	1.48	1.45
87	52	607	CLA	CMB-C2B	-2.05	1.47	1.51
82	JF	201	PEB	C4B-C3B	2.05	1.49	1.45
82	NG	201	PEB	C4B-C3B	2.05	1.49	1.45
82	WF	203	PEB	C1C-CHB	2.05	1.49	1.41
82	a1	201	PEB	C1C-CHB	2.05	1.49	1.41
87	AN	833	CLA	CMC-C2C	-2.05	1.46	1.50
82	eF	203	PEB	C4A-NA	-2.05	1.33	1.37
87	AN	808	CLA	C3B-C2B	-2.05	1.37	1.40
87	2N	310	CLA	C4D-ND	-2.05	1.34	1.37
87	dL	404	CLA	C3B-CAB	-2.05	1.43	1.47
87	32	307	CLA	CMD-C2D	-2.05	1.46	1.50
82	BP	201	PEB	C1C-CHB	2.05	1.49	1.41
82	PD	201	PEB	C4A-NA	-2.05	1.33	1.37
82	FA	201	PEB	C2A-C1A	-2.05	1.50	1.52
82	AE	304	PEB	C2A-C1A	-2.05	1.50	1.52
82	qF	203	PEB	C1B-C2B	2.05	1.50	1.45
82	U1	202	PEB	C1C-CHB	2.05	1.49	1.41
96	E6	101	HEM	CHB-C1B	2.05	1.40	1.35
87	A2	839	CLA	CMC-C2C	-2.05	1.46	1.50

Continued on next page...

Continued from previous page...

Mol	Chain	Res	Type	Atoms	Z	Observed(Å)	Ideal(Å)
87	B2	822	CLA	CMC-C2C	-2.05	1.46	1.50
87	A6	403	CLA	CMC-C2C	-2.05	1.46	1.50
82	WH	202	PEB	C4A-NA	-2.05	1.33	1.37
82	Y4	201	PEB	C4A-NA	-2.05	1.33	1.37
82	f1	201	PEB	C1D-ND	2.05	1.48	1.45
82	C9	201	PEB	C1D-ND	2.05	1.48	1.45
82	eH	203	PEB	C1D-ND	2.05	1.48	1.45
87	A2	840	CLA	C3B-C2B	-2.05	1.37	1.40
82	EM	201	PEB	C4B-C3B	2.05	1.49	1.45
82	M7	201	PEB	C1C-CHB	2.05	1.49	1.41
82	y8	203	PEB	C1C-CHB	2.05	1.49	1.41
83	M9	303	PUB	C1C-NC	-2.05	1.34	1.38
96	G2	201	HEM	CMB-C2B	2.05	1.55	1.50
87	b6	608	CLA	C3B-CAB	-2.05	1.43	1.47
82	sK	201	PEB	C1B-C2B	2.05	1.50	1.45
82	WE	201	PEB	OD-C4D	2.05	1.27	1.23
82	MM	203	PEB	C4B-C3B	2.05	1.49	1.45
82	W9	203	PEB	C1C-CHB	2.05	1.49	1.41
87	A2	805	CLA	MG-ND	-2.05	2.01	2.05
82	UH	203	PEB	C4A-NA	-2.05	1.33	1.37
82	E7	201	PEB	C4A-NA	-2.05	1.33	1.37
82	FA	201	PEB	C1C-CHB	2.05	1.49	1.41
82	ZK	202	PEB	C1C-CHB	2.05	1.49	1.41
82	A5	201	PEB	C1B-C2B	2.05	1.50	1.45
82	B7	201	PEB	C1B-C2B	2.05	1.50	1.45
82	lE	201	PEB	C1C-CHB	2.05	1.49	1.41
87	22	608	CLA	CMC-C2C	-2.05	1.46	1.50
82	IJ	202	PEB	C1B-C2B	2.05	1.50	1.45
87	82	305	CLA	O2D-CGD	2.05	1.38	1.33
82	IJ	203	PEB	C4B-C3B	2.05	1.49	1.45
82	pK	201	PEB	C4B-C3B	2.05	1.49	1.45
82	fO	202	PEB	C4B-C3B	2.05	1.49	1.45
87	B6	606	CLA	C3B-C2B	-2.05	1.37	1.40
87	A2	802	CLA	CMD-C2D	-2.05	1.46	1.50
82	lO	202	PEB	C4A-NA	-2.05	1.33	1.37
82	RO	202	PEB	C4B-C3B	2.05	1.49	1.45
82	NQ	204	PEB	C4B-C3B	2.05	1.49	1.45
82	lM	203	PEB	C4B-C3B	2.05	1.49	1.45
87	cL	517	CLA	CMD-C2D	-2.05	1.46	1.50
87	7N	610	CLA	CMC-C2C	-2.05	1.46	1.50
82	iM	202	PEB	C1C-CHB	2.05	1.49	1.41
87	BL	605	CLA	MG-ND	-2.05	2.01	2.05

Continued on next page...

Continued from previous page...

Mol	Chain	Res	Type	Atoms	Z	Observed(Å)	Ideal(Å)
87	AN	815	CLA	MG-ND	-2.05	2.01	2.05
87	A2	809	CLA	C3B-CAB	-2.05	1.43	1.47
82	r8	201	PEB	C1B-C2B	2.05	1.50	1.45
82	hK	201	PEB	C1B-C2B	2.05	1.50	1.45
87	AN	814	CLA	C3B-C2B	-2.05	1.37	1.40
82	FD	202	PEB	C1C-CHB	2.05	1.49	1.41
82	OM	203	PEB	C1C-CHB	2.05	1.49	1.41
82	aH	201	PEB	C1C-CHB	2.05	1.49	1.41
83	AG	302	PUB	C1C-NC	-2.05	1.34	1.38
87	72	604	CLA	CMD-C2D	-2.05	1.46	1.50
87	d6	401	CLA	CMC-C2C	-2.05	1.46	1.50
82	KB	302	PEB	OD-C4D	2.05	1.27	1.23
82	SE	202	PEB	C4A-NA	-2.05	1.33	1.37
82	sC	201	PEB	C4A-NA	-2.05	1.33	1.37
87	LN	206	CLA	C3B-CAB	-2.05	1.43	1.47
87	b6	604	CLA	C3B-CAB	-2.05	1.43	1.47
82	OD	202	PEB	C1B-C2B	2.05	1.50	1.45
82	cK	203	PEB	C4B-NB	-2.05	1.34	1.38
87	4N	606	CLA	C3B-C2B	-2.05	1.37	1.40
82	OH	201	PEB	C4A-NA	-2.05	1.33	1.37
82	J1	1002	PEB	C4A-NA	-2.05	1.33	1.37
82	MF	202	PEB	C1C-CHB	2.05	1.49	1.41
82	UD	201	PEB	C1B-C2B	2.05	1.50	1.45
82	lH	201	PEB	C1C-CHB	2.05	1.49	1.41
84	CO	1001	CYC	C1B-C2B	2.05	1.48	1.45
87	AN	818	CLA	CMC-C2C	-2.05	1.46	1.50
82	EI	202	PEB	C2A-C1A	-2.05	1.50	1.52
82	YO	203	PEB	C2A-C1A	-2.05	1.50	1.52
82	kH	202	PEB	C1B-C2B	2.05	1.50	1.45
87	32	313	CLA	CMD-C2D	-2.05	1.46	1.50
87	D6	405	CLA	CMC-C2C	-2.05	1.46	1.50
82	SK	202	PEB	O1C-CGC	2.05	1.28	1.22
85	Z6	101	BCR	C1-C6	-2.05	1.51	1.53
82	YD	201	PEB	C4B-C3B	2.05	1.49	1.45
82	dE	201	PEB	C4A-NA	-2.05	1.33	1.37
82	AG	301	PEB	C2A-C1A	-2.05	1.50	1.52
82	cO	203	PEB	C2A-C1A	-2.05	1.50	1.52
87	42	609	CLA	MG-ND	-2.04	2.01	2.05
82	cG	202	PEB	C1C-CHB	2.04	1.49	1.41
87	3N	313	CLA	C3B-C2B	-2.04	1.37	1.40
87	BN	815	CLA	MG-ND	-2.04	2.01	2.05
87	4N	606	CLA	MG-ND	-2.04	2.01	2.05

Continued on next page...

Continued from previous page...

Mol	Chain	Res	Type	Atoms	Z	Observed(Å)	Ideal(Å)
82	jE	202	PEB	C1C-CHB	2.04	1.49	1.41
87	AN	837	CLA	CMC-C2C	-2.04	1.46	1.50
82	GA	201	PEB	OD-C4D	2.04	1.27	1.23
82	PI	202	PEB	C2A-C1A	-2.04	1.50	1.52
82	fH	201	PEB	C2A-C1A	-2.04	1.50	1.52
82	cO	202	PEB	C2A-C1A	-2.04	1.50	1.52
82	FD	202	PEB	C4B-C3B	2.04	1.49	1.45
87	AN	812	CLA	CMC-C2C	-2.04	1.46	1.50
87	B2	812	CLA	CMC-C2C	-2.04	1.46	1.50
82	LA	201	PEB	C1C-CHB	2.04	1.49	1.41
82	kJ	201	PEB	C1C-CHB	2.04	1.49	1.41
82	fE	202	PEB	C1D-ND	2.04	1.48	1.45
87	KN	103	CLA	MG-ND	-2.04	2.01	2.05
82	FF	202	PEB	C4B-C3B	2.04	1.49	1.45
82	YK	202	PEB	C4A-NA	-2.04	1.33	1.37
82	j1	203	PEB	C4B-NB	-2.04	1.34	1.38
82	XF	201	PEB	C1C-CHB	2.04	1.49	1.41
84	MG	1001	CYC	C1B-C2B	2.04	1.48	1.45
87	A2	808	CLA	CMC-C2C	-2.04	1.46	1.50
82	UG	203	PEB	C2A-C1A	-2.04	1.50	1.52
82	A4	301	PEB	C4A-NA	-2.04	1.33	1.37
82	fM	202	PEB	C4A-NA	-2.04	1.33	1.37
82	YE	201	PEB	C1B-C2B	2.04	1.50	1.45
82	jM	202	PEB	C1C-CHB	2.04	1.49	1.41
82	kJ	201	PEB	C4B-C3B	2.04	1.49	1.45
87	7N	604	CLA	CMD-C2D	-2.04	1.46	1.50
87	AN	824	CLA	C3B-C2B	-2.04	1.37	1.40
87	D6	403	CLA	C3B-C2B	-2.04	1.37	1.40
82	N9	201	PEB	C1D-ND	2.04	1.48	1.45
82	a4	201	PEB	C1B-C2B	2.04	1.50	1.45
82	V1	201	PEB	C4A-NA	-2.04	1.33	1.37
82	fO	202	PEB	C4A-NA	-2.04	1.33	1.37
84	HO	1001	CYC	C4B-NB	-2.04	1.33	1.38
82	FQ	202	PEB	C4B-C3B	2.04	1.49	1.45
87	A2	820	CLA	CMC-C2C	-2.04	1.46	1.50
87	B6	603	CLA	CMC-C2C	-2.04	1.46	1.50
82	UH	202	PEB	C1C-CHB	2.04	1.49	1.41
82	ZI	401	PEB	C1C-CHB	2.04	1.49	1.41
82	z8	201	PEB	C1C-CHB	2.04	1.49	1.41
82	BA	201	PEB	C1B-C2B	2.04	1.50	1.45
82	eH	201	PEB	C4A-NA	-2.04	1.33	1.37
83	Z5	303	PUB	CAB-C3B	2.04	1.55	1.52

Continued on next page...

Continued from previous page...

Mol	Chain	Res	Type	Atoms	Z	Observed(Å)	Ideal(Å)
82	FQ	202	PEB	C2A-C1A	-2.04	1.50	1.52
82	H1	1002	PEB	C2A-C1A	-2.04	1.50	1.52
82	Z9	304	PEB	C2A-C1A	-2.04	1.50	1.52
84	FH	1001	CYC	C4D-CHA	2.04	1.49	1.41
82	R9	202	PEB	C1D-ND	2.04	1.48	1.45
87	BN	812	CLA	C3B-C2B	-2.04	1.37	1.40
87	c6	605	CLA	C3B-C2B	-2.04	1.37	1.40
87	B6	616	CLA	MG-ND	-2.04	2.01	2.05
87	42	601	CLA	CMC-C2C	-2.04	1.46	1.50
87	5N	604	CLA	CMD-C2D	-2.04	1.46	1.50
82	FQ	202	PEB	C1C-CHB	2.04	1.49	1.41
82	EK	202	PEB	C4B-C3B	2.04	1.49	1.45
82	f1	202	PEB	C4A-NA	-2.04	1.33	1.37
82	Y5	203	PEB	C4A-NA	-2.04	1.33	1.37
87	CL	513	CLA	C1D-C2D	2.04	1.49	1.45
87	32	302	CLA	CMC-C2C	-2.04	1.46	1.50
87	K2	106	CLA	CMC-C2C	-2.04	1.46	1.50
82	QM	204	PEB	C1D-ND	2.04	1.48	1.45
82	hH	201	PEB	C1D-ND	2.04	1.48	1.45
87	b6	614	CLA	C3B-C2B	-2.04	1.37	1.40
82	S9	202	PEB	C1C-CHB	2.04	1.49	1.41
82	zC	201	PEB	C1C-CHB	2.04	1.49	1.41
82	J5	202	PEB	C4B-C3B	2.04	1.49	1.45
82	iG	201	PEB	C1C-CHB	2.04	1.49	1.41
82	wK	303	PEB	C1C-CHB	2.04	1.49	1.41
82	I9	201	PEB	C2A-C1A	-2.04	1.50	1.52
82	wC	204	PEB	C2A-C1A	-2.04	1.50	1.52
87	O2	203	CLA	CMC-C2C	-2.04	1.46	1.50
82	SF	203	PEB	C1B-C2B	2.04	1.50	1.45
82	BD	201	PEB	C4A-NA	-2.04	1.33	1.37
82	XQ	202	PEB	C4A-NA	-2.04	1.33	1.37
82	A7	202	PEB	C4A-NA	-2.04	1.33	1.37
82	V1	201	PEB	C1C-CHB	2.04	1.49	1.41
82	eH	202	PEB	C1D-ND	2.04	1.48	1.45
87	BN	830	CLA	C3B-C2B	-2.04	1.37	1.40
87	cL	515	CLA	CMC-C2C	-2.04	1.46	1.50
82	DA	203	PEB	C4A-NA	-2.04	1.33	1.37
82	D7	203	PEB	C4A-NA	-2.04	1.33	1.37
82	LF	201	PEB	C1C-CHB	2.04	1.49	1.41
84	F1	1001	CYC	C4D-CHA	2.04	1.49	1.41
87	A2	810	CLA	C3D-C4D	2.04	1.48	1.44
82	SK	201	PEB	C1C-CHB	2.04	1.49	1.41

Continued on next page...

Continued from previous page...

Mol	Chain	Res	Type	Atoms	Z	Observed(Å)	Ideal(Å)
82	l1	202	PEB	C1C-CHB	2.04	1.49	1.41
84	J1	1001	CYC	C1D-CHD	2.04	1.49	1.41
87	BN	813	CLA	CMC-C2C	-2.04	1.46	1.50
82	CK	203	PEB	C4B-C3B	2.04	1.49	1.45
82	AG	301	PEB	C4A-NA	-2.04	1.33	1.37
82	JQ	203	PEB	C4A-NA	-2.04	1.33	1.37
82	k4	201	PEB	C4A-NA	-2.04	1.33	1.37
82	sF	201	PEB	C4A-NA	-2.04	1.33	1.37
82	hO	202	PEB	C4A-NA	-2.04	1.33	1.37
82	mE	202	PEB	C2A-C1A	-2.04	1.50	1.52
82	CF	203	PEB	C1C-CHB	2.04	1.49	1.41
82	wC	201	PEB	C1D-ND	2.04	1.48	1.45
85	B6	621	BCR	C1-C6	-2.04	1.51	1.53
82	B5	202	PEB	C4A-NA	-2.04	1.33	1.37
87	B2	819	CLA	MG-ND	-2.04	2.01	2.05
82	HA	202	PEB	C4B-C3B	2.04	1.49	1.45
82	H7	202	PEB	C4B-C3B	2.04	1.49	1.45
87	MN	101	CLA	O2A-CGA	2.04	1.37	1.30
87	5N	603	CLA	C3B-C2B	-2.04	1.37	1.40
82	F7	201	PEB	C1C-CHB	2.04	1.49	1.41
82	VB	201	PEB	C1B-C2B	2.04	1.50	1.45
82	rC	202	PEB	C1D-ND	2.04	1.48	1.45
85	H6	101	BCR	C30-C25	-2.04	1.51	1.53
82	YK	203	PEB	C4B-C3B	2.04	1.49	1.45
87	22	603	CLA	C3B-CAB	-2.04	1.43	1.47
87	bL	620	CLA	C3B-CAB	-2.04	1.43	1.47
87	A2	833	CLA	CMC-C2C	-2.04	1.46	1.50
87	1N	601	CLA	CMD-C2D	-2.04	1.46	1.50
84	EH	1001	CYC	C4A-C3A	2.04	1.50	1.45
96	VL	201	HEM	C3B-C4B	2.04	1.48	1.44
82	k4	201	PEB	C1C-CHB	2.04	1.49	1.41
82	cE	202	PEB	C1C-CHB	2.04	1.49	1.41
82	O1	202	PEB	C4A-NA	-2.04	1.33	1.37
82	Y9	202	PEB	C4A-NA	-2.04	1.33	1.37
87	CL	518	CLA	CMC-C2C	-2.04	1.46	1.50
87	4N	607	CLA	CMD-C2D	-2.04	1.46	1.50
82	HI	201	PEB	C1C-CHB	2.04	1.49	1.41
87	BN	820	CLA	MG-ND	-2.04	2.01	2.05
87	72	606	CLA	MG-ND	-2.04	2.01	2.05
87	b6	608	CLA	MG-ND	-2.04	2.01	2.05
84	FE	1002	CYC	C1B-C2B	2.04	1.48	1.45
82	TP	201	PEB	C1C-CHB	2.04	1.49	1.41

Continued on next page...

Continued from previous page...

Mol	Chain	Res	Type	Atoms	Z	Observed(Å)	Ideal(Å)
87	42	606	CLA	C3B-C2B	-2.04	1.37	1.40
87	AN	826	CLA	CMC-C2C	-2.04	1.46	1.50
87	1N	609	CLA	CMC-C2C	-2.04	1.46	1.50
87	LN	202	CLA	C3B-CAB	-2.04	1.43	1.47
82	DH	1002	PEB	C1B-C2B	2.04	1.50	1.45
82	AE	301	PEB	C2A-C1A	-2.04	1.50	1.52
82	KI	202	PEB	C2A-C1A	-2.04	1.50	1.52
82	eG	202	PEB	C4A-NA	-2.04	1.33	1.37
82	RH	202	PEB	C1C-CHB	2.04	1.49	1.41
82	KD	202	PEB	C1D-ND	2.04	1.48	1.45
87	AN	829	CLA	MG-ND	-2.04	2.01	2.05
87	62	304	CLA	CMD-C2D	-2.04	1.46	1.50
87	B2	816	CLA	MG-ND	-2.04	2.01	2.05
82	DQ	203	PEB	C4B-C3B	2.04	1.49	1.45
82	E7	202	PEB	C4B-C3B	2.04	1.49	1.45
83	M5	303	PUB	CAB-C3B	2.04	1.55	1.52
82	mG	201	PEB	C1D-ND	2.04	1.48	1.45
82	sF	202	PEB	C1C-CHB	2.04	1.49	1.41
87	12	602	CLA	CMC-C2C	-2.04	1.46	1.50
87	1N	602	CLA	CMB-C2B	-2.04	1.47	1.51
82	nF	202	PEB	C2A-C1A	-2.04	1.50	1.52
82	uK	202	PEB	C2A-C1A	-2.04	1.50	1.52
82	XK	201	PEB	C1C-CHB	2.04	1.49	1.41
82	gF	203	PEB	C1C-CHB	2.04	1.49	1.41
87	32	312	CLA	MG-ND	-2.04	2.01	2.05
82	EP	201	PEB	C1B-C2B	2.04	1.50	1.45
82	AP	202	PEB	C4B-C3B	2.04	1.49	1.45
82	PM	201	PEB	C1D-ND	2.04	1.48	1.45
87	CL	504	CLA	MG-ND	-2.04	2.01	2.05
87	C6	520	CLA	C3B-CAB	-2.04	1.43	1.47
87	62	305	CLA	C3B-C2B	-2.04	1.37	1.40
84	NH	1001	CYC	C4B-NB	-2.04	1.33	1.38
82	S9	202	PEB	C4B-C3B	2.04	1.49	1.45
82	DA	202	PEB	C1C-CHB	2.03	1.49	1.41
82	DA	201	PEB	C1D-ND	2.03	1.48	1.45
82	Z4	202	PEB	C2A-C1A	-2.03	1.50	1.52
87	BN	823	CLA	CMC-C2C	-2.03	1.46	1.50
87	ON	203	CLA	CMC-C2C	-2.03	1.46	1.50
87	L2	202	CLA	CMD-C2D	-2.03	1.46	1.50
87	cL	514	CLA	CMC-C2C	-2.03	1.46	1.50
82	OH	202	PEB	C4A-NA	-2.03	1.33	1.37
82	UI	202	PEB	C4A-NA	-2.03	1.33	1.37

Continued on next page...

Continued from previous page...

Mol	Chain	Res	Type	Atoms	Z	Observed(Å)	Ideal(Å)
82	UJ	202	PEB	OD-C4D	2.03	1.27	1.23
87	BL	621	CLA	MG-ND	-2.03	2.01	2.05
82	S9	201	PEB	C1B-C2B	2.03	1.50	1.45
87	CL	503	CLA	CMC-C2C	-2.03	1.46	1.50
87	B2	820	CLA	CMC-C2C	-2.03	1.46	1.50
87	4N	603	CLA	CMC-C2C	-2.03	1.46	1.50
82	GK	202	PEB	O1C-CGC	2.03	1.28	1.22
82	lJ	201	PEB	C1C-CHB	2.03	1.49	1.41
82	I9	201	PEB	C4A-NA	-2.03	1.33	1.37
82	l1	203	PEB	C4B-NB	-2.03	1.34	1.38
87	AN	827	CLA	CMC-C2C	-2.03	1.46	1.50
82	PD	201	PEB	C4B-C3B	2.03	1.48	1.45
82	bH	201	PEB	C4B-C3B	2.03	1.48	1.45
82	tC	201	PEB	C2A-C1A	-2.03	1.50	1.52
82	oF	201	PEB	C1D-ND	2.03	1.48	1.45
87	A2	815	CLA	MG-ND	-2.03	2.01	2.05
82	JP	201	PEB	C1C-CHB	2.03	1.49	1.41
82	i1	201	PEB	C4B-C3B	2.03	1.48	1.45
82	cO	202	PEB	C4B-C3B	2.03	1.48	1.45
82	eE	203	PEB	C1B-C2B	2.03	1.50	1.45
82	gJ	201	PEB	C1D-ND	2.03	1.48	1.45
82	VF	201	PEB	C1C-CHB	2.03	1.49	1.41
82	F9	202	PEB	C1C-CHB	2.03	1.49	1.41
82	ZK	202	PEB	C4A-NA	-2.03	1.33	1.37
82	mK	201	PEB	C4A-NA	-2.03	1.33	1.37
87	b6	606	CLA	C3B-CAB	-2.03	1.43	1.47
82	BA	202	PEB	C1A-NA	-2.03	1.35	1.37
82	JF	201	PEB	C1A-NA	-2.03	1.35	1.37
82	Q7	202	PEB	C2A-C1A	-2.03	1.50	1.52
82	BF	201	PEB	C4B-C3B	2.03	1.48	1.45
82	iH	202	PEB	C4B-C3B	2.03	1.48	1.45
82	Q1	203	PEB	C1B-C2B	2.03	1.50	1.45
87	AN	821	CLA	CMC-C2C	-2.03	1.46	1.50
82	xF	303	PEB	C1C-CHB	2.03	1.49	1.41
82	kO	202	PEB	C4A-NA	-2.03	1.33	1.37
82	s8	201	PEB	C1D-ND	2.03	1.48	1.45
87	62	313	CLA	CMC-C2C	-2.03	1.46	1.50
87	8N	304	CLA	CAC-C3C	-2.03	1.45	1.51
82	SM	202	PEB	C4A-NA	-2.03	1.33	1.37
82	VD	201	PEB	C1D-ND	2.03	1.48	1.45
82	VQ	201	PEB	C1D-ND	2.03	1.48	1.45
82	O1	201	PEB	C1D-ND	2.03	1.48	1.45

Continued on next page...

Continued from previous page...

Mol	Chain	Res	Type	Atoms	Z	Observed(Å)	Ideal(Å)
82	A1	305	PEB	C1D-ND	2.03	1.48	1.45
82	X9	202	PEB	C1D-ND	2.03	1.48	1.45
87	RN	204	CLA	C3B-C2B	-2.03	1.37	1.40
82	EM	201	PEB	C1C-CHB	2.03	1.49	1.41
82	HF	201	PEB	C1C-CHB	2.03	1.49	1.41
84	EE	1001	CYC	C4A-C3A	2.03	1.50	1.45
87	d6	403	CLA	CMD-C2D	-2.03	1.46	1.50
82	L5	202	PEB	C1C-CHB	2.03	1.49	1.41
87	AN	819	CLA	C3B-CAB	-2.03	1.43	1.47
82	ZE	203	PEB	C1B-C2B	2.03	1.50	1.45
82	QF	202	PEB	C4B-C3B	2.03	1.48	1.45
82	iH	201	PEB	C4B-C3B	2.03	1.48	1.45
82	dM	202	PEB	C4B-C3B	2.03	1.48	1.45
82	QJ	204	PEB	C2A-C1A	-2.03	1.50	1.52
82	QM	204	PEB	C2A-C1A	-2.03	1.50	1.52
82	A4	305	PEB	C4A-NA	-2.03	1.33	1.37
87	AN	838	CLA	MG-ND	-2.03	2.01	2.05
87	K2	104	CLA	MG-ND	-2.03	2.01	2.05
82	WJ	201	PEB	OD-C4D	2.03	1.27	1.23
82	D7	201	PEB	C1B-C2B	2.03	1.50	1.45
82	mG	201	PEB	C1B-C2B	2.03	1.50	1.45
84	LE	1001	CYC	C4A-C3A	2.03	1.50	1.45
82	mG	201	PEB	C4B-C3B	2.03	1.48	1.45
84	FE	1002	CYC	C4B-NB	-2.03	1.33	1.38
82	T9	201	PEB	C1D-ND	2.03	1.48	1.45
82	sK	201	PEB	C4A-NA	-2.03	1.33	1.37
82	C9	201	PEB	C4B-C3B	2.03	1.48	1.45
82	e1	202	PEB	C1C-CHB	2.03	1.49	1.41
82	dJ	202	PEB	C1C-CHB	2.03	1.49	1.41
87	B2	810	CLA	C3B-CAB	-2.03	1.43	1.47
87	C6	509	CLA	C3B-CAB	-2.03	1.43	1.47
82	T5	202	PEB	C2A-C1A	-2.03	1.50	1.52
82	N9	201	PEB	C2A-C1A	-2.03	1.50	1.52
82	MF	203	PEB	C1B-C2B	2.03	1.50	1.45
82	c4	203	PEB	C1C-CHB	2.03	1.49	1.41
82	AA	202	PEB	C4A-NA	-2.03	1.33	1.37
82	c4	203	PEB	C4A-NA	-2.03	1.33	1.37
82	NQ	202	PEB	C1D-ND	2.03	1.48	1.45
87	BN	817	CLA	MG-ND	-2.03	2.01	2.05
82	XK	202	PEB	C1C-CHB	2.03	1.49	1.41
87	IN	102	CLA	C3B-CAB	-2.03	1.43	1.47
82	jE	202	PEB	C4B-C3B	2.03	1.48	1.45

Continued on next page...

Continued from previous page...

Mol	Chain	Res	Type	Atoms	Z	Observed(Å)	Ideal(Å)
82	cM	202	PEB	C4B-C3B	2.03	1.48	1.45
87	4N	607	CLA	C3B-C2B	-2.03	1.37	1.40
82	SJ	202	PEB	C4A-NA	-2.03	1.33	1.37
82	OK	203	PEB	C4A-NA	-2.03	1.33	1.37
87	BL	620	CLA	C3B-CAB	-2.03	1.43	1.47
87	B2	820	CLA	C2A-C1A	2.03	1.56	1.52
87	AN	836	CLA	CMC-C2C	-2.03	1.46	1.50
87	42	607	CLA	CMD-C2D	-2.03	1.46	1.50
82	UH	202	PEB	C2A-C1A	-2.03	1.50	1.52
82	XI	201	PEB	C2A-C1A	-2.03	1.50	1.52
82	DD	203	PEB	C4B-C3B	2.03	1.48	1.45
84	DE	1001	CYC	C1A-C2A	2.03	1.48	1.45
82	h1	201	PEB	C4A-NA	-2.03	1.33	1.37
82	SF	202	PEB	C1B-C2B	2.03	1.50	1.45
82	E5	201	PEB	C1B-C2B	2.03	1.50	1.45
82	EA	201	PEB	C4A-NA	-2.03	1.33	1.37
82	RD	202	PEB	C4A-NA	-2.03	1.33	1.37
82	XQ	201	PEB	C4A-NA	-2.03	1.33	1.37
82	mM	202	PEB	C4B-C3B	2.03	1.48	1.45
82	V1	203	PEB	C1B-C2B	2.03	1.50	1.45
87	B6	610	CLA	C3B-CAB	-2.03	1.43	1.47
82	KG	201	PEB	C1C-CHB	2.03	1.49	1.41
82	i4	203	PEB	C1C-CHB	2.03	1.49	1.41
82	S1	201	PEB	C4B-NB	-2.03	1.34	1.38
82	H9	203	PEB	C4A-NA	-2.03	1.33	1.37
82	lF	203	PEB	C4A-NA	-2.03	1.33	1.37
82	mH	201	PEB	C4B-C3B	2.03	1.48	1.45
82	OB	201	PEB	C1C-CHB	2.03	1.49	1.41
82	kO	202	PEB	C1C-CHB	2.03	1.49	1.41
82	WD	201	PEB	C4A-NA	-2.03	1.33	1.37
82	Q9	203	PEB	C4A-NA	-2.03	1.33	1.37
82	ZF	202	PEB	C1C-CHB	2.03	1.49	1.41
82	FI	201	PEB	C1C-CHB	2.03	1.49	1.41
82	nK	202	PEB	C1C-CHB	2.03	1.49	1.41
82	J9	203	PEB	C1B-C2B	2.03	1.50	1.45
82	dF	202	PEB	C1B-C2B	2.03	1.50	1.45
82	l4	201	PEB	CHA-C4A	-2.03	1.32	1.36
82	KQ	202	PEB	C1D-ND	2.03	1.48	1.45
84	GE	1001	CYC	C1B-C2B	2.03	1.48	1.45
84	LE	1001	CYC	C1A-NA	-2.03	1.34	1.38
82	uC	202	PEB	C4A-NA	-2.03	1.33	1.37
82	WG	203	PEB	C2A-C1A	-2.03	1.50	1.52

Continued on next page...

Continued from previous page...

Mol	Chain	Res	Type	Atoms	Z	Observed(Å)	Ideal(Å)
82	lM	203	PEB	C2A-C1A	-2.03	1.50	1.52
82	AF	202	PEB	C1C-CHB	2.03	1.49	1.41
82	eO	202	PEB	C1C-CHB	2.03	1.49	1.41
95	b6	622	DGD	O5D-C1E	2.03	1.43	1.40
82	SH	201	PEB	C4B-NB	-2.03	1.34	1.38
82	gH	203	PEB	C4A-NA	-2.03	1.33	1.37
82	dH	203	PEB	C4A-NA	-2.03	1.33	1.37
82	ZM	202	PEB	C4B-C3B	2.03	1.48	1.45
82	jG	202	PEB	C4B-C3B	2.03	1.48	1.45
87	5N	607	CLA	CMB-C2B	-2.03	1.47	1.51
82	YK	203	PEB	C1B-C2B	2.03	1.50	1.45
82	W7	202	PEB	C1C-CHB	2.03	1.49	1.41
87	L2	206	CLA	C3B-CAB	-2.03	1.43	1.47
87	DL	403	CLA	CMC-C2C	-2.03	1.46	1.50
87	B2	817	CLA	CMC-C2C	-2.03	1.46	1.50
87	a6	609	CLA	CMC-C2C	-2.03	1.46	1.50
82	OI	201	PEB	O1B-CGB	2.03	1.28	1.22
82	jG	202	PEB	C1C-CHB	2.03	1.49	1.41
85	H6	101	BCR	C1-C6	-2.03	1.51	1.53
82	m4	201	PEB	C1B-C2B	2.03	1.50	1.45
82	AI	202	PEB	C4B-C3B	2.03	1.48	1.45
82	l1	201	PEB	C4B-C3B	2.03	1.48	1.45
87	BN	818	CLA	CMC-C2C	-2.02	1.46	1.50
87	A2	827	CLA	CMC-C2C	-2.02	1.46	1.50
84	CO	1001	CYC	C1D-CHD	2.02	1.49	1.41
82	YQ	201	PEB	C4A-NA	-2.02	1.33	1.37
85	B6	601	BCR	C30-C25	-2.02	1.51	1.53
82	YM	203	PEB	C4B-C3B	2.02	1.48	1.45
82	kG	202	PEB	C4B-C3B	2.02	1.48	1.45
87	52	608	CLA	MG-ND	-2.02	2.01	2.05
82	E9	202	PEB	C1D-ND	2.02	1.48	1.45
82	AO	305	PEB	C4A-NA	-2.02	1.33	1.37
82	V9	201	PEB	C4A-NA	-2.02	1.33	1.37
82	WH	201	PEB	C1C-CHB	2.02	1.49	1.41
87	8N	307	CLA	CMC-C2C	-2.02	1.46	1.50
82	MQ	202	PEB	C4A-NA	-2.02	1.33	1.37
82	IK	201	PEB	CBC-CGC	2.02	1.55	1.50
82	ZG	203	PEB	C1B-C2B	2.02	1.50	1.45
82	Q1	201	PEB	C2A-C1A	-2.02	1.50	1.52
82	vC	201	PEB	C1C-CHB	2.02	1.49	1.41
82	aM	203	PEB	C1C-CHB	2.02	1.49	1.41
87	B2	828	CLA	MG-ND	-2.02	2.01	2.05

Continued on next page...

Continued from previous page...

Mol	Chain	Res	Type	Atoms	Z	Observed(Å)	Ideal(Å)
87	1N	606	CLA	MG-ND	-2.02	2.01	2.05
82	LQ	201	PEB	C4A-NA	-2.02	1.33	1.37
82	R4	201	PEB	C1B-C2B	2.02	1.50	1.45
82	dE	203	PEB	C4B-C3B	2.02	1.48	1.45
82	B9	201	PEB	C1C-CHB	2.02	1.49	1.41
94	AL	413	PL9	C2-C1	-2.02	1.39	1.44
82	s8	203	PEB	C2A-C1A	-2.02	1.50	1.52
87	BN	826	CLA	CMC-C2C	-2.02	1.46	1.50
87	42	601	CLA	CMD-C2D	-2.02	1.46	1.50
82	gJ	202	PEB	C4B-C3B	2.02	1.48	1.45
82	j1	203	PEB	C4A-NA	-2.02	1.33	1.37
82	AM	301	PEB	C1D-ND	2.02	1.48	1.45
82	ND	202	PEB	C1C-CHB	2.02	1.48	1.41
82	gK	203	PEB	C1C-CHB	2.02	1.48	1.41
82	hM	202	PEB	C1C-CHB	2.02	1.48	1.41
87	32	312	CLA	CMC-C2C	-2.02	1.46	1.50
82	lH	201	PEB	C4A-NA	-2.02	1.33	1.37
82	QQ	202	PEB	C1D-ND	2.02	1.48	1.45
82	I9	202	PEB	C1D-ND	2.02	1.48	1.45
87	c6	609	CLA	CMC-C2C	-2.02	1.46	1.50
82	g4	202	PEB	C2A-C1A	-2.02	1.50	1.52
82	YD	202	PEB	C1C-CHB	2.02	1.48	1.41
82	D5	202	PEB	C1C-CHB	2.02	1.48	1.41
82	RP	201	PEB	C1C-CHB	2.02	1.48	1.41
87	6N	613	CLA	CMD-C2D	-2.02	1.46	1.50
82	wF	303	PEB	C1C-CHB	2.02	1.48	1.41
82	hF	202	PEB	C4A-NA	-2.02	1.33	1.37
82	hK	202	PEB	C4A-NA	-2.02	1.33	1.37
82	zK	501	PEB	C4A-NA	-2.02	1.33	1.37
87	AN	816	CLA	C3B-C2B	-2.02	1.37	1.40
87	52	609	CLA	CMD-C2D	-2.02	1.46	1.50
87	B6	607	CLA	CMC-C2C	-2.02	1.46	1.50
82	UI	201	PEB	C1C-CHB	2.02	1.48	1.41
82	I9	201	PEB	C4B-C3B	2.02	1.48	1.45
82	SD	202	PEB	C1B-C2B	2.02	1.50	1.45
82	k1	202	PEB	C1B-C2B	2.02	1.50	1.45
87	3N	308	CLA	CHC-C1C	2.02	1.40	1.35
82	Q1	203	PEB	C4A-NA	-2.02	1.33	1.37
82	dE	201	PEB	C2A-C1A	-2.02	1.50	1.52
87	BN	828	CLA	MG-ND	-2.02	2.01	2.05
82	TM	201	PEB	C1D-ND	2.02	1.48	1.45
82	OO	201	PEB	CHA-C4A	-2.02	1.32	1.36

Continued on next page...

Continued from previous page...

Mol	Chain	Res	Type	Atoms	Z	Observed(Å)	Ideal(Å)
82	IQ	201	PEB	C4B-C3B	2.02	1.48	1.45
82	IK	203	PEB	C4B-NB	-2.02	1.34	1.38
82	FM	202	PEB	C1B-C2B	2.02	1.50	1.45
82	WF	201	PEB	C1C-CHB	2.02	1.48	1.41
87	72	605	CLA	C3B-C2B	-2.02	1.37	1.40
87	1N	609	CLA	C3B-C2B	-2.02	1.37	1.40
87	L2	206	CLA	CMC-C2C	-2.02	1.46	1.50
82	GI	203	PEB	C2A-C1A	-2.02	1.50	1.52
82	lE	203	PEB	C2A-C1A	-2.02	1.50	1.52
82	gG	202	PEB	C2A-C1A	-2.02	1.50	1.52
82	dH	203	PEB	C2A-C1A	-2.02	1.50	1.52
82	GM	203	PEB	C1C-CHB	2.02	1.48	1.41
82	iK	203	PEB	C1C-CHB	2.02	1.48	1.41
82	K7	201	PEB	C1B-C2B	2.02	1.50	1.45
87	82	301	CLA	C3B-CAB	-2.02	1.43	1.47
82	A1	302	PEB	C1D-ND	2.02	1.48	1.45
82	U9	202	PEB	C1C-CHB	2.02	1.48	1.41
82	e1	201	PEB	C4B-C3B	2.02	1.48	1.45
84	FE	1002	CYC	C4D-CHA	2.02	1.48	1.41
82	JD	201	PEB	C4A-NA	-2.02	1.33	1.37
82	KM	201	PEB	C1C-CHB	2.02	1.48	1.41
82	jF	201	PEB	C1C-CHB	2.02	1.48	1.41
82	BB	201	PEB	C1C-CHB	2.02	1.48	1.41
82	GD	202	PEB	C2A-C1A	-2.02	1.50	1.52
87	HL	102	CLA	C3B-CAB	-2.02	1.43	1.47
87	dL	404	CLA	C3B-C2B	-2.02	1.37	1.40
82	cO	203	PEB	C4A-NA	-2.02	1.33	1.37
84	JH	1003	CYC	C4B-NB	-2.02	1.33	1.38
87	dL	401	CLA	CAC-C3C	-2.02	1.45	1.51
82	D7	202	PEB	C1C-CHB	2.02	1.48	1.41
96	V6	201	HEM	CHB-C1B	2.02	1.40	1.35
87	AN	813	CLA	C3B-C2B	-2.02	1.37	1.40
82	CI	201	PEB	C2A-C1A	-2.02	1.50	1.52
82	t8	201	PEB	C2A-C1A	-2.02	1.50	1.52
82	U1	202	PEB	C4B-C3B	2.02	1.48	1.45
82	eM	202	PEB	C4B-C3B	2.02	1.48	1.45
82	CK	203	PEB	C1C-CHB	2.02	1.48	1.41
82	qC	201	PEB	C1C-CHB	2.02	1.48	1.41
82	dE	203	PEB	C1C-CHB	2.02	1.48	1.41
87	B2	806	CLA	MG-ND	-2.02	2.01	2.05
82	T9	201	PEB	C4A-NA	-2.02	1.33	1.37
82	Z5	301	PEB	C1B-C2B	2.02	1.50	1.45

Continued on next page...

Continued from previous page...

Mol	Chain	Res	Type	Atoms	Z	Observed(Å)	Ideal(Å)
82	K9	201	PEB	C1D-ND	2.02	1.48	1.45
82	AM	301	PEB	C4B-C3B	2.02	1.48	1.45
82	CP	203	PEB	C4B-C3B	2.02	1.48	1.45
84	M1	201	CYC	C4D-CHA	2.02	1.48	1.41
87	HL	101	CLA	CMC-C2C	-2.02	1.46	1.50
87	LN	202	CLA	CMD-C2D	-2.02	1.46	1.50
82	M7	202	PEB	C2A-C1A	-2.02	1.50	1.52
82	WK	201	PEB	C4B-NB	-2.02	1.34	1.38
82	lF	202	PEB	C4A-NA	-2.02	1.33	1.37
87	AN	830	CLA	C3B-C2B	-2.02	1.37	1.40
87	82	306	CLA	C3B-C2B	-2.02	1.37	1.40
82	YK	203	PEB	C1D-ND	2.02	1.48	1.45
82	j1	203	PEB	C1D-ND	2.02	1.48	1.45
82	A9	201	PEB	C1D-ND	2.02	1.48	1.45
82	HD	201	PEB	C4B-C3B	2.02	1.48	1.45
82	WF	201	PEB	C4B-C3B	2.02	1.48	1.45
87	CL	508	CLA	C3B-CAB	-2.02	1.43	1.47
87	AN	821	CLA	C3B-CAB	-2.02	1.43	1.47
96	vL	201	HEM	C3B-C4B	2.02	1.48	1.44
82	OJ	203	PEB	C1C-CHB	2.02	1.48	1.41
82	gJ	202	PEB	C1C-CHB	2.02	1.48	1.41
87	8N	306	CLA	CMC-C2C	-2.02	1.46	1.50
82	GP	203	PEB	C4A-NA	-2.02	1.33	1.37
82	NQ	204	PEB	C4A-NA	-2.02	1.33	1.37
82	N9	201	PEB	C4A-NA	-2.02	1.33	1.37
82	RQ	202	PEB	C4B-C3B	2.01	1.48	1.45
82	eH	202	PEB	C1C-CHB	2.01	1.48	1.41
82	hG	203	PEB	C2A-C1A	-2.01	1.50	1.52
96	f6	101	HEM	CHB-C1B	2.01	1.40	1.35
87	B6	614	CLA	CMC-C2C	-2.01	1.46	1.50
82	P9	201	PEB	C1D-ND	2.01	1.48	1.45
82	QH	201	PEB	C4A-NA	-2.01	1.33	1.37
82	S9	202	PEB	C4A-NA	-2.01	1.33	1.37
82	dG	201	PEB	C4A-NA	-2.01	1.33	1.37
82	jG	202	PEB	C4A-NA	-2.01	1.33	1.37
82	kO	201	PEB	C4A-NA	-2.01	1.33	1.37
82	mO	202	PEB	C1C-CHB	2.01	1.48	1.41
87	R2	204	CLA	CMC-C2C	-2.01	1.46	1.50
84	F4	1001	CYC	C4D-CHA	2.01	1.48	1.41
82	JD	202	PEB	C4B-C3B	2.01	1.48	1.45
82	UH	202	PEB	C4B-C3B	2.01	1.48	1.45
87	I2	102	CLA	C3B-CAB	-2.01	1.43	1.47

Continued on next page...

Continued from previous page...

Mol	Chain	Res	Type	Atoms	Z	Observed(Å)	Ideal(Å)
87	8N	302	CLA	C3B-CAB	-2.01	1.43	1.47
82	RI	202	PEB	C2A-C1A	-2.01	1.50	1.52
82	z8	202	PEB	C4A-NA	-2.01	1.33	1.37
87	AN	830	CLA	C3B-CAB	-2.01	1.43	1.47
82	I9	201	PEB	C1D-ND	2.01	1.48	1.45
87	LN	203	CLA	C4B-CHC	-2.01	1.35	1.41
82	FQ	202	PEB	C4A-NA	-2.01	1.33	1.37
82	t8	201	PEB	C4A-NA	-2.01	1.33	1.37
82	P9	201	PEB	C4A-NA	-2.01	1.33	1.37
82	mE	202	PEB	C4A-NA	-2.01	1.33	1.37
87	BN	807	CLA	MG-ND	-2.01	2.01	2.05
82	QD	201	PEB	C1C-CHB	2.01	1.48	1.41
82	GF	202	PEB	O1C-CGC	2.01	1.28	1.22
87	R2	201	CLA	C4B-CHC	-2.01	1.35	1.41
82	kF	202	PEB	C2A-C1A	-2.01	1.50	1.52
82	MF	203	PEB	C4B-C3B	2.01	1.48	1.45
82	hG	201	PEB	C4A-NA	-2.01	1.33	1.37
82	AD	303	PEB	C1D-ND	2.01	1.48	1.45
82	jH	203	PEB	C1D-ND	2.01	1.48	1.45
82	EJ	201	PEB	C1C-CHB	2.01	1.48	1.41
87	B2	835	CLA	CMC-C2C	-2.01	1.46	1.50
87	A6	404	CLA	C3B-CAB	-2.01	1.43	1.47
82	SQ	202	PEB	C1B-C2B	2.01	1.50	1.45
82	UQ	201	PEB	C1B-C2B	2.01	1.50	1.45
84	HH	1001	CYC	C4A-C3A	2.01	1.50	1.45
82	H5	201	PEB	CMD-C2D	2.01	1.53	1.50
82	LK	201	PEB	C1C-CHB	2.01	1.48	1.41
87	L2	206	CLA	MG-ND	-2.01	2.01	2.05
87	62	302	CLA	CMD-C2D	-2.01	1.46	1.50
82	YM	203	PEB	C1C-CHB	2.01	1.48	1.41
82	xK	303	PEB	C1C-CHB	2.01	1.48	1.41
82	vK	202	PEB	C4A-NA	-2.01	1.33	1.37
82	UO	202	PEB	C2A-C1A	-2.01	1.50	1.52
82	Y4	203	PEB	C2A-C1A	-2.01	1.50	1.52
87	c6	613	CLA	CMC-C2C	-2.01	1.46	1.50
87	AN	803	CLA	MG-ND	-2.01	2.01	2.05
82	VH	201	PEB	C4B-C3B	2.01	1.48	1.45
82	UP	201	PEB	C4B-C3B	2.01	1.48	1.45
82	G9	202	PEB	C1D-ND	2.01	1.48	1.45
82	fH	201	PEB	C1D-ND	2.01	1.48	1.45
82	aK	201	PEB	C1D-ND	2.01	1.48	1.45
82	BQ	201	PEB	C4A-NA	-2.01	1.33	1.37

Continued on next page...

Continued from previous page...

Mol	Chain	Res	Type	Atoms	Z	Observed(Å)	Ideal(Å)
84	DH	1001	CYC	C4B-NB	-2.01	1.33	1.38
87	AN	809	CLA	CMC-C2C	-2.01	1.46	1.50
82	fE	202	PEB	C1B-C2B	2.01	1.50	1.45
82	Z5	305	PEB	C4B-C3B	2.01	1.48	1.45
82	aE	202	PEB	C4B-C3B	2.01	1.48	1.45
82	mO	203	PEB	O1B-CGB	2.01	1.28	1.22
82	iF	203	PEB	C1C-CHB	2.01	1.48	1.41
87	12	609	CLA	CMC-C2C	-2.01	1.46	1.50
84	EO	1001	CYC	C4A-C3A	2.01	1.50	1.45
84	H4	1001	CYC	C4A-C3A	2.01	1.50	1.45
87	52	601	CLA	MG-ND	-2.01	2.01	2.05
82	WK	203	PEB	C1C-CHB	2.01	1.48	1.41
82	GQ	202	PEB	C1C-CHB	2.01	1.48	1.41
82	j1	202	PEB	C4A-NA	-2.01	1.33	1.37
82	SM	202	PEB	C4B-C3B	2.01	1.48	1.45
87	A2	814	CLA	C3B-C2B	-2.01	1.37	1.40
85	b6	601	BCR	C1-C6	-2.01	1.51	1.53
82	D1	1002	PEB	C1B-C2B	2.01	1.50	1.45
82	fG	202	PEB	C1B-C2B	2.01	1.50	1.45
82	SK	201	PEB	C4B-NB	-2.01	1.34	1.38
87	C6	510	CLA	C3B-CAB	-2.01	1.43	1.47
82	lK	202	PEB	C1D-ND	2.01	1.48	1.45
82	YI	201	PEB	C1C-CHB	2.01	1.48	1.41
82	NP	202	PEB	C1C-CHB	2.01	1.48	1.41
84	JH	1001	CYC	C1D-CHD	2.01	1.48	1.41
87	DL	406	CLA	CMC-C2C	-2.01	1.46	1.50
87	12	601	CLA	CMD-C2D	-2.01	1.46	1.50
87	82	307	CLA	CMC-C2C	-2.01	1.46	1.50
87	A2	811	CLA	CMC-C2C	-2.01	1.46	1.50
82	HK	201	PEB	C4B-C3B	2.01	1.48	1.45
82	JK	202	PEB	C4B-C3B	2.01	1.48	1.45
82	RK	202	PEB	C4B-C3B	2.01	1.48	1.45
82	M5	305	PEB	C4B-C3B	2.01	1.48	1.45
82	A9	201	PEB	C4B-C3B	2.01	1.48	1.45
87	12	609	CLA	C3B-CAB	-2.01	1.43	1.47
87	JN	101	CLA	MG-ND	-2.01	2.01	2.05
82	QA	202	PEB	C2A-C1A	-2.01	1.50	1.52
82	X9	201	PEB	C2A-C1A	-2.01	1.50	1.52
82	tK	203	PEB	C2A-C1A	-2.01	1.50	1.52
82	E9	201	PEB	C4A-NA	-2.01	1.33	1.37
82	OM	202	PEB	C1D-ND	2.01	1.48	1.45
82	g4	201	PEB	C1D-ND	2.01	1.48	1.45

Continued on next page...

Continued from previous page...

Mol	Chain	Res	Type	Atoms	Z	Observed(Å)	Ideal(Å)
87	AN	811	CLA	CMC-C2C	-2.01	1.46	1.50
87	6N	602	CLA	CMD-C2D	-2.01	1.46	1.50
87	7N	609	CLA	CMD-C2D	-2.01	1.46	1.50
87	bL	607	CLA	MG-ND	-2.01	2.01	2.05
82	KA	201	PEB	C4B-C3B	2.01	1.48	1.45
82	O5	201	PEB	C4B-C3B	2.01	1.48	1.45
82	PO	203	PEB	C1C-CHB	2.01	1.48	1.41
82	AQ	301	PEB	C4A-NA	-2.01	1.33	1.37
82	BQ	202	PEB	C4A-NA	-2.01	1.33	1.37
82	C9	201	PEB	C4A-NA	-2.01	1.33	1.37
82	sC	203	PEB	C4A-NA	-2.01	1.33	1.37
87	22	610	CLA	C4D-ND	-2.01	1.34	1.37
82	XJ	202	PEB	C1B-C2B	2.01	1.50	1.45
87	C6	513	CLA	CMC-C2C	-2.01	1.46	1.50
83	ND	201	PUB	C4B-CHB	2.01	1.48	1.41
83	NQ	201	PUB	C4B-CHB	2.01	1.48	1.41
87	BL	604	CLA	MG-ND	-2.01	2.01	2.05
82	EP	202	PEB	C4A-NA	-2.01	1.33	1.37
82	xK	303	PEB	C4A-NA	-2.01	1.33	1.37
82	A1	302	PEB	C2A-C1A	-2.01	1.50	1.52
82	hM	201	PEB	C2A-C1A	-2.01	1.50	1.52
87	52	603	CLA	C3B-C2B	-2.01	1.37	1.40
87	B2	829	CLA	C3B-C2B	-2.01	1.37	1.40
87	b6	618	CLA	C3B-CAB	-2.01	1.43	1.47
82	ID	201	PEB	C1C-CHB	2.01	1.48	1.41
82	ZM	202	PEB	C1B-C2B	2.01	1.50	1.45
82	dG	203	PEB	C1B-C2B	2.01	1.50	1.45
82	fB	301	PEB	O1B-CGB	2.01	1.28	1.22
87	BN	812	CLA	CMC-C2C	-2.01	1.46	1.50
87	A2	809	CLA	CMC-C2C	-2.01	1.46	1.50
87	6N	612	CLA	CMC-C2C	-2.01	1.46	1.50
82	EF	202	PEB	C4B-C3B	2.01	1.48	1.45
82	KI	203	PEB	C4B-C3B	2.01	1.48	1.45
82	PI	202	PEB	C4B-C3B	2.01	1.48	1.45
82	T7	202	PEB	CHA-C4A	-2.01	1.32	1.36
82	m1	202	PEB	C1B-C2B	2.01	1.50	1.45
87	B2	816	CLA	CMC-C2C	-2.01	1.46	1.50
87	cL	506	CLA	CMC-C2C	-2.01	1.46	1.50
82	gK	203	PEB	C4B-NB	-2.01	1.34	1.38
82	uC	201	PEB	C2A-C1A	-2.01	1.50	1.52
82	M9	301	PEB	C1C-CHB	2.01	1.48	1.41
87	L2	204	CLA	C3B-CAB	-2.01	1.43	1.47

Continued on next page...

Continued from previous page...

Mol	Chain	Res	Type	Atoms	Z	Observed(Å)	Ideal(Å)
82	i4	202	PEB	C4A-NA	-2.01	1.33	1.37
82	R9	201	PEB	C4A-NA	-2.01	1.33	1.37
82	iO	203	PEB	C1C-CHB	2.01	1.48	1.41
82	aJ	203	PEB	C1C-CHB	2.01	1.48	1.41
87	cL	509	CLA	C3C-C2C	2.01	1.41	1.36
84	M1	201	CYC	C4B-NB	-2.01	1.33	1.38
82	MF	202	PEB	C4A-NA	-2.01	1.33	1.37
82	ZH	203	PEB	C1C-CHB	2.01	1.48	1.41
82	D4	1002	PEB	C1C-CHB	2.01	1.48	1.41
87	b6	605	CLA	MG-NA	2.01	2.11	2.06
82	K9	201	PEB	C2A-C1A	-2.01	1.50	1.52
82	rC	201	PEB	C4A-NA	-2.01	1.33	1.37
87	bL	622	CLA	MG-ND	-2.01	2.01	2.05
87	B2	811	CLA	CMC-C2C	-2.01	1.46	1.50
82	MK	203	PEB	C4B-C3B	2.01	1.48	1.45
82	zC	201	PEB	C4B-C3B	2.01	1.48	1.45
82	MD	202	PEB	C1C-CHB	2.01	1.48	1.41
82	ZO	201	PEB	C1B-C2B	2.01	1.50	1.45
84	x3	1001	CYC	CMA-C3A	-2.01	1.46	1.50
82	RQ	201	PEB	C1D-ND	2.00	1.48	1.45
82	mE	201	PEB	C1D-ND	2.00	1.48	1.45
82	CP	201	PEB	C4B-C3B	2.00	1.48	1.45
82	z8	201	PEB	C4B-C3B	2.00	1.48	1.45
82	f4	201	PEB	CHA-C4A	-2.00	1.32	1.36
87	B2	801	CLA	C3B-CAB	-2.00	1.43	1.47
82	JA	201	PEB	C4A-NA	-2.00	1.33	1.37
82	mE	201	PEB	C1B-C2B	2.00	1.50	1.45
87	a6	608	CLA	CMC-C2C	-2.00	1.46	1.50
87	BN	825	CLA	C3B-CAB	-2.00	1.43	1.47
87	BL	609	CLA	CMC-C2C	-2.00	1.46	1.50
87	B2	811	CLA	C3B-C2B	-2.00	1.37	1.40
82	SF	201	PEB	C4B-NB	-2.00	1.34	1.38
82	SM	201	PEB	C1C-CHB	2.00	1.48	1.41
82	A4	301	PEB	C1C-CHB	2.00	1.48	1.41
87	3N	305	CLA	O2D-CGD	2.00	1.38	1.33
82	AE	301	PEB	C4A-NA	-2.00	1.33	1.37
82	MM	202	PEB	C1B-C2B	2.00	1.50	1.45
82	KE	201	PEB	C1C-CHB	2.00	1.48	1.41
82	KF	203	PEB	C4B-C3B	2.00	1.48	1.45
82	K9	201	PEB	C4B-C3B	2.00	1.48	1.45
82	dH	201	PEB	C1D-ND	2.00	1.48	1.45
82	cM	201	PEB	C1D-ND	2.00	1.48	1.45

Continued on next page...

Continued from previous page...

Mol	Chain	Res	Type	Atoms	Z	Observed(Å)	Ideal(Å)
82	YF	202	PEB	C4A-NA	-2.00	1.33	1.37
87	bL	619	CLA	C3B-CAB	-2.00	1.43	1.47
82	T4	202	PEB	C4B-NB	-2.00	1.34	1.38
82	R7	202	PEB	C4B-NB	-2.00	1.34	1.38
82	XQ	201	PEB	C4B-C3B	2.00	1.48	1.45
82	G9	201	PEB	C4B-C3B	2.00	1.48	1.45
82	lJ	203	PEB	C4B-C3B	2.00	1.48	1.45
82	Y5	202	PEB	C1C-CHB	2.00	1.48	1.41
84	JH	1003	CYC	C4D-CHA	2.00	1.48	1.41
82	hE	201	PEB	C1D-ND	2.00	1.48	1.45
82	W9	203	PEB	C4A-NA	-2.00	1.33	1.37
82	FI	201	PEB	C1B-C2B	2.00	1.50	1.45
84	E1	1001	CYC	C4A-C3A	2.00	1.50	1.45
87	a6	608	CLA	C3B-CAB	-2.00	1.43	1.47
82	dK	201	PEB	C1C-CHB	2.00	1.48	1.41
82	XM	202	PEB	C4B-C3B	2.00	1.48	1.45
82	Y4	202	PEB	C4B-C3B	2.00	1.48	1.45
82	bF	202	PEB	C4A-NA	-2.00	1.33	1.37
82	dM	203	PEB	C4A-NA	-2.00	1.33	1.37
82	T9	201	PEB	C2A-C1A	-2.00	1.50	1.52
82	vF	202	PEB	C2A-C1A	-2.00	1.50	1.52
82	eM	201	PEB	C1D-ND	2.00	1.48	1.45
87	5N	609	CLA	CMD-C2D	-2.00	1.46	1.50
87	82	303	CLA	CAC-C3C	-2.00	1.46	1.51
87	DL	403	CLA	MG-ND	-2.00	2.01	2.05
82	dG	203	PEB	C1C-CHB	2.00	1.48	1.41
87	AN	835	CLA	CMC-C2C	-2.00	1.46	1.50
82	HK	201	PEB	C1C-CHB	2.00	1.48	1.41
82	lH	201	PEB	C1D-ND	2.00	1.48	1.45
82	mM	201	PEB	C1D-ND	2.00	1.48	1.45
87	32	304	CLA	O2D-CGD	2.00	1.38	1.33
82	KA	201	PEB	C1B-C2B	2.00	1.50	1.45
87	42	603	CLA	CMC-C2C	-2.00	1.46	1.50
82	CI	202	PEB	C2A-C1A	-2.00	1.50	1.52
82	H7	203	PEB	C1C-CHB	2.00	1.48	1.41
82	EA	202	PEB	C4B-C3B	2.00	1.48	1.45
82	CK	201	PEB	C4B-C3B	2.00	1.48	1.45
82	iE	201	PEB	C1C-CHB	2.00	1.48	1.41
82	VQ	202	PEB	C1D-ND	2.00	1.48	1.45
84	HH	1001	CYC	C1D-CHD	2.00	1.48	1.41
87	BL	601	CLA	MG-ND	-2.00	2.01	2.05
82	BK	201	PEB	C4B-C3B	2.00	1.48	1.45

Continued on next page...

Continued from previous page...

Mol	Chain	Res	Type	Atoms	Z	Observed(Å)	Ideal(Å)
82	v8	201	PEB	C1C-CHB	2.00	1.48	1.41
84	CO	1001	CYC	C4D-CHA	2.00	1.48	1.41
87	A2	835	CLA	CMC-C2C	-2.00	1.46	1.50
87	82	305	CLA	O2A-CGA	2.00	1.37	1.30
82	OD	201	PEB	C2A-C1A	-2.00	1.50	1.52
87	82	307	CLA	MG-ND	-2.00	2.01	2.05

All (32861) bond angle outliers are listed below:

Mol	Chain	Res	Type	Atoms	Z	Observed(^{o})	Ideal(^{o})
87	62	309	CLA	CHB-C4A-NA	-41.83	66.67	124.51
87	6N	608	CLA	CHB-C4A-NA	-41.80	66.71	124.51
87	62	309	CLA	C4A-NA-C1A	23.13	117.10	106.71
87	6N	608	CLA	C4A-NA-C1A	22.99	117.04	106.71
87	42	604	CLA	C4D-C3D-CAD	-21.59	82.65	108.10
87	4N	604	CLA	C4D-C3D-CAD	-21.57	82.68	108.10
87	62	309	CLA	C1D-ND-C4D	-19.22	92.68	106.33
87	6N	608	CLA	C1D-ND-C4D	-19.19	92.70	106.33
82	FF	201	PEB	OA-C1A-C2A	-17.66	112.13	126.17
82	FK	201	PEB	OA-C1A-C2A	-17.53	112.24	126.17
82	XK	201	PEB	OA-C1A-C2A	-16.33	113.19	126.17
82	RF	201	PEB	OA-C1A-C2A	-16.31	113.20	126.17
82	XF	201	PEB	OA-C1A-C2A	-16.28	113.23	126.17
82	RK	201	PEB	OA-C1A-C2A	-16.17	113.32	126.17
87	2N	303	CLA	CHD-C1D-ND	-15.26	110.43	124.45
87	22	602	CLA	CHD-C1D-ND	-15.23	110.46	124.45
82	BK	201	PEB	OA-C1A-C2A	-15.18	114.10	126.17
82	BF	201	PEB	OA-C1A-C2A	-14.98	114.26	126.17
94	AL	413	PL9	C7-C3-C4	14.44	128.62	116.88
82	qK	202	PEB	CHB-C4B-NB	-14.37	108.90	128.83
82	qF	202	PEB	CHB-C4B-NB	-14.34	108.93	128.83
85	Z6	101	BCR	C40-C30-C25	-13.91	87.74	110.30
82	LF	201	PEB	OA-C1A-C2A	-13.86	115.15	126.17
82	LK	201	PEB	OA-C1A-C2A	-13.78	115.22	126.17
82	PF	201	PEB	OA-C1A-C2A	-13.39	115.53	126.17
82	jM	202	PEB	CHC-C1D-ND	-13.32	98.48	113.95
82	PK	201	PEB	OA-C1A-C2A	-13.28	115.61	126.17
82	Z1	201	PEB	C1C-CHB-C4B	12.88	144.20	128.81
82	ZH	201	PEB	C1C-CHB-C4B	12.84	144.15	128.81
82	nK	201	PEB	OA-C1A-C2A	-12.78	116.01	126.17
84	V3	1001	CYC	C3B-C4B-NB	12.61	116.97	106.78
84	x3	1001	CYC	C3B-C4B-NB	12.57	116.93	106.78

Continued on next page...

Continued from previous page...

Mol	Chain	Res	Type	Atoms	Z	Observed(^{o})	Ideal(^{o})
82	nF	201	PEB	OA-C1A-C2A	-12.55	116.20	126.17
82	DK	201	PEB	OA-C1A-C2A	-12.54	116.20	126.17
84	E1	1001	CYC	C3B-C4B-NB	12.53	116.90	106.78
82	NK	201	PEB	OA-C1A-C2A	-12.53	116.21	126.17
82	DF	201	PEB	OA-C1A-C2A	-12.52	116.22	126.17
82	NF	201	PEB	OA-C1A-C2A	-12.50	116.23	126.17
84	EH	1001	CYC	C3B-C4B-NB	12.46	116.85	106.78
82	fK	201	PEB	OA-C1A-C2A	-12.32	116.38	126.17
82	fF	201	PEB	OA-C1A-C2A	-12.30	116.40	126.17
82	JF	201	PEB	OA-C1A-C2A	-12.21	116.47	126.17
82	JK	201	PEB	OA-C1A-C2A	-12.00	116.63	126.17
82	hM	203	PEB	CHC-C1D-ND	-11.82	100.22	113.95
84	FO	1001	CYC	C3B-C4B-NB	11.80	116.31	106.78
83	A1	304	PUB	C2A-C1A-NA	11.80	117.67	107.21
83	AH	304	PUB	C2A-C1A-NA	11.78	117.66	107.21
82	TK	201	PEB	OA-C1A-C2A	-11.73	116.85	126.17
84	I1	1001	CYC	C3B-C4B-NB	11.71	116.24	106.78
84	H4	1001	CYC	C3B-C4B-NB	11.70	116.23	106.78
84	HO	1001	CYC	C3B-C4B-NB	11.70	116.23	106.78
84	F4	1001	CYC	C3B-C4B-NB	11.68	116.21	106.78
82	pF	202	PEB	C1C-CHB-C4B	11.67	142.75	128.81
82	pK	202	PEB	C1C-CHB-C4B	11.67	142.75	128.81
82	TF	201	PEB	OA-C1A-C2A	-11.67	116.90	126.17
87	4N	604	CLA	CMD-C2D-C1D	-11.66	104.17	124.71
87	42	604	CLA	CMD-C2D-C1D	-11.65	104.17	124.71
84	LH	1001	CYC	C3B-C4B-NB	11.65	116.19	106.78
85	B2	802	BCR	C40-C30-C25	-11.56	91.55	110.30
85	BN	803	BCR	C40-C30-C25	-11.56	91.55	110.30
82	mG	202	PEB	C1C-CHB-C4B	11.52	142.57	128.81
82	OJ	202	PEB	CHC-C1D-ND	-11.52	100.57	113.95
82	xF	302	PEB	C1C-CHB-C4B	-11.50	115.07	128.81
82	tF	201	PEB	OA-C1A-C2A	-11.50	117.03	126.17
82	mE	202	PEB	C1C-CHB-C4B	11.50	142.54	128.81
84	DG	1001	CYC	C3B-C4B-NB	11.49	116.06	106.78
82	hG	201	PEB	C1C-CHB-C4B	11.48	142.52	128.81
82	xK	302	PEB	C1C-CHB-C4B	-11.46	115.11	128.81
84	DE	1001	CYC	C3B-C4B-NB	11.42	116.01	106.78
84	p3	1001	CYC	C3B-C4B-NB	11.42	116.00	106.78
82	hE	201	PEB	C1C-CHB-C4B	11.42	142.45	128.81
84	T3	1001	CYC	C3B-C4B-NB	11.42	116.00	106.78
84	FG	1001	CYC	C3B-C4B-NB	11.41	116.00	106.78
82	tK	201	PEB	OA-C1A-C2A	-11.41	117.10	126.17

Continued on next page...

Continued from previous page...

Mol	Chain	Res	Type	Atoms	Z	Observed(^{o})	Ideal(^{o})
84	J3	1001	CYC	C3B-C4B-NB	11.40	115.99	106.78
84	e3	1001	CYC	C3B-C4B-NB	11.40	115.99	106.78
84	G3	1001	CYC	C3B-C4B-NB	11.39	115.98	106.78
84	C3	1001	CYC	C3B-C4B-NB	11.38	115.97	106.78
84	v3	1001	CYC	C3B-C4B-NB	11.38	115.97	106.78
84	i3	1001	CYC	C3B-C4B-NB	11.37	115.96	106.78
84	ME	1001	CYC	C3B-C4B-NB	11.35	115.95	106.78
84	P3	1001	CYC	C3B-C4B-NB	11.34	115.94	106.78
84	K3	1001	CYC	C3B-C4B-NB	11.34	115.94	106.78
84	t3	1001	CYC	C3B-C4B-NB	11.34	115.94	106.78
84	FE	1002	CYC	C3B-C4B-NB	11.34	115.94	106.78
84	E4	1001	CYC	C3B-C4B-NB	11.33	115.93	106.78
84	c3	1001	CYC	C3B-C4B-NB	11.32	115.93	106.78
84	E3	1001	CYC	C3B-C4B-NB	11.32	115.92	106.78
84	l3	1001	CYC	C3B-C4B-NB	11.31	115.92	106.78
84	A3	1001	CYC	C3B-C4B-NB	11.31	115.92	106.78
84	R3	1001	CYC	C3B-C4B-NB	11.31	115.91	106.78
84	g3	1001	CYC	C3B-C4B-NB	11.30	115.91	106.78
84	HE	1001	CYC	C3B-C4B-NB	11.30	115.90	106.78
84	MG	1001	CYC	C3B-C4B-NB	11.29	115.90	106.78
84	HG	1001	CYC	C3B-C4B-NB	11.29	115.90	106.78
84	m3	1001	CYC	C3B-C4B-NB	11.28	115.89	106.78
84	N3	1001	CYC	C3B-C4B-NB	11.27	115.88	106.78
83	BM	302	PUB	C2A-C1A-NA	11.26	117.20	107.21
87	B6	616	CLA	CMB-C2B-C1B	-11.24	111.19	128.46
84	EO	1001	CYC	C3B-C4B-NB	11.24	115.86	106.78
82	YA	303	PEB	C1C-CHB-C4B	-11.22	115.40	128.81
84	C4	1001	CYC	C3B-C4B-NB	11.22	115.85	106.78
84	GO	1001	CYC	C3B-C4B-NB	11.21	115.84	106.78
84	G4	1001	CYC	C3B-C4B-NB	11.18	115.81	106.78
84	DH	1003	CYC	C3B-C4B-NB	11.17	115.81	106.78
84	CO	1001	CYC	C3B-C4B-NB	11.17	115.80	106.78
82	vF	201	PEB	OA-C1A-C2A	-11.16	117.30	126.17
82	Y7	303	PEB	C1C-CHB-C4B	-11.16	115.48	128.81
84	D1	1003	CYC	C3B-C4B-NB	11.15	115.78	106.78
83	yF	303	PUB	C2A-C1A-NA	11.12	117.07	107.21
83	BJ	302	PUB	C2A-C1A-NA	11.11	117.07	107.21
83	AE	303	PUB	C2A-C1A-NA	11.10	117.06	107.21
83	AJ	304	PUB	C2A-C1A-NA	11.09	117.05	107.21
83	A4	303	PUB	C2A-C1A-NA	11.09	117.05	107.21
83	AO	303	PUB	C2A-C1A-NA	11.08	117.03	107.21
83	AG	303	PUB	C2A-C1A-NA	11.07	117.03	107.21

Continued on next page...

Continued from previous page...

Mol	Chain	Res	Type	Atoms	Z	Observed(^{o})	Ideal(^{o})
84	I4	1001	CYC	C3B-C4B-NB	11.07	115.72	106.78
84	K4	1001	CYC	C3B-C4B-NB	11.04	115.70	106.78
83	NQ	201	PUB	C2A-C1A-NA	11.03	116.99	107.21
84	KO	1001	CYC	C3B-C4B-NB	11.01	115.67	106.78
84	IO	1001	CYC	C3B-C4B-NB	11.00	115.67	106.78
83	Z5	303	PUB	C2A-C1A-NA	11.00	116.97	107.21
83	M5	303	PUB	C2A-C1A-NA	10.99	116.96	107.21
84	IG	1001	CYC	C3B-C4B-NB	10.99	115.65	106.78
82	tF	202	PEB	C1C-CHB-C4B	10.98	141.93	128.81
84	W3	1001	CYC	C3B-C4B-NB	10.98	115.65	106.78
84	y3	1001	CYC	C3B-C4B-NB	10.95	115.62	106.78
83	yK	303	PUB	C2A-C1A-NA	10.95	116.92	107.21
84	NE	201	CYC	C3B-C4B-NB	10.94	115.62	106.78
83	AH	303	PUB	C2A-C1A-NA	10.94	116.91	107.21
84	GE	1001	CYC	C3B-C4B-NB	10.92	115.60	106.78
83	ND	201	PUB	C2A-C1A-NA	10.92	116.90	107.21
82	vK	201	PEB	OA-C1A-C2A	-10.92	117.49	126.17
83	A1	303	PUB	C2A-C1A-NA	10.90	116.88	107.21
84	GG	1001	CYC	C3B-C4B-NB	10.90	115.58	106.78
84	KG	202	CYC	C3B-C4B-NB	10.90	115.58	106.78
84	IE	1001	CYC	C3B-C4B-NB	10.89	115.58	106.78
94	A6	410	PL9	C7-C3-C4	10.89	125.73	116.88
84	K1	1001	CYC	C3B-C4B-NB	10.88	115.57	106.78
84	M4	1001	CYC	C3B-C4B-NB	10.88	115.57	106.78
82	tK	202	PEB	C1C-CHB-C4B	10.88	141.80	128.81
84	MO	1001	CYC	C3B-C4B-NB	10.87	115.56	106.78
84	j3	1001	CYC	C3B-C4B-NB	10.87	115.56	106.78
83	AM	304	PUB	C2A-C1A-NA	10.86	116.84	107.21
84	H3	1001	CYC	C3B-C4B-NB	10.86	115.55	106.78
84	d3	1001	CYC	C3B-C4B-NB	10.85	115.55	106.78
82	gJ	201	PEB	C1C-CHB-C4B	-10.84	115.86	128.81
84	h3	1001	CYC	C3B-C4B-NB	10.84	115.53	106.78
84	63	901	CYC	C3B-C4B-NB	10.84	115.53	106.78
84	I3	1001	CYC	C3B-C4B-NB	10.83	115.53	106.78
82	A9	202	PEB	CHB-C4B-NB	-10.83	113.80	128.83
82	G9	202	PEB	CHB-C4B-NB	-10.83	113.81	128.83
82	K9	202	PEB	CHB-C4B-NB	-10.83	113.81	128.83
84	L3	1001	CYC	C3B-C4B-NB	10.83	115.53	106.78
83	AO	302	PUB	C2A-C1A-NA	10.83	116.81	107.21
84	q3	1001	CYC	C3B-C4B-NB	10.83	115.53	106.78
84	Q3	1001	CYC	C3B-C4B-NB	10.82	115.52	106.78
84	o3	1001	CYC	C3B-C4B-NB	10.82	115.52	106.78

Continued on next page...

Continued from previous page...

Mol	Chain	Res	Type	Atoms	Z	Observed(^{o})	Ideal(^{o})
83	QM	201	PUB	C2A-C1A-NA	10.82	116.81	107.21
82	V9	202	PEB	CHB-C4B-NB	-10.82	113.82	128.83
84	D3	1001	CYC	C3B-C4B-NB	10.82	115.52	106.78
84	k3	1001	CYC	C3B-C4B-NB	10.82	115.52	106.78
84	M3	1001	CYC	C3B-C4B-NB	10.82	115.52	106.78
82	R9	202	PEB	CHB-C4B-NB	-10.82	113.83	128.83
82	I9	202	PEB	CHB-C4B-NB	-10.81	113.83	128.83
84	KH	1001	CYC	C3B-C4B-NB	10.81	115.51	106.78
84	n3	1001	CYC	C3B-C4B-NB	10.81	115.51	106.78
84	B3	1001	CYC	C3B-C4B-NB	10.80	115.50	106.78
84	S3	1001	CYC	C3B-C4B-NB	10.80	115.50	106.78
82	P9	202	PEB	CHB-C4B-NB	-10.80	113.85	128.83
84	EG	1001	CYC	C3B-C4B-NB	10.80	115.50	106.78
84	O3	1001	CYC	C3B-C4B-NB	10.80	115.50	106.78
82	E9	202	PEB	CHB-C4B-NB	-10.80	113.85	128.83
82	T9	202	PEB	CHB-C4B-NB	-10.80	113.85	128.83
84	f3	1001	CYC	C3B-C4B-NB	10.80	115.50	106.78
84	F3	1001	CYC	C3B-C4B-NB	10.79	115.50	106.78
84	73	1002	CYC	C3B-C4B-NB	10.79	115.50	106.78
84	U3	1001	CYC	C3B-C4B-NB	10.79	115.49	106.78
84	w3	1001	CYC	C3B-C4B-NB	10.79	115.49	106.78
82	N9	202	PEB	CHB-C4B-NB	-10.79	113.86	128.83
84	73	1001	CYC	C3B-C4B-NB	10.79	115.49	106.78
84	FE	1001	CYC	C3B-C4B-NB	10.78	115.48	106.78
82	X9	202	PEB	CHB-C4B-NB	-10.77	113.89	128.83
82	C9	202	PEB	CHB-C4B-NB	-10.77	113.89	128.83
84	u3	1001	CYC	C3B-C4B-NB	10.75	115.46	106.78
83	Z9	302	PUB	C2A-C1A-NA	10.74	116.73	107.21
83	AM	303	PUB	C2A-C1A-NA	10.73	116.73	107.21
83	A4	302	PUB	C2A-C1A-NA	10.73	116.72	107.21
84	EE	1001	CYC	C3B-C4B-NB	10.71	115.43	106.78
83	M9	303	PUB	C2A-C1A-NA	10.70	116.70	107.21
84	M1	201	CYC	C3B-C4B-NB	10.70	115.42	106.78
83	AJ	303	PUB	C2A-C1A-NA	10.70	116.70	107.21
83	Z9	305	PUB	C2A-C1A-NA	10.67	116.67	107.21
84	CG	1001	CYC	C3B-C4B-NB	10.66	115.39	106.78
84	JH	1003	CYC	C3B-C4B-NB	10.65	115.38	106.78
82	ZI	401	PEB	OA-C1A-C2A	-10.64	117.71	126.17
84	DO	1001	CYC	C3B-C4B-NB	10.64	115.37	106.78
83	xK	301	PUB	C2A-C1A-NA	10.64	116.64	107.21
83	xF	301	PUB	C2A-C1A-NA	10.62	116.63	107.21
83	YA	302	PUB	C2A-C1A-NA	10.61	116.62	107.21

Continued on next page...

Continued from previous page...

Mol	Chain	Res	Type	Atoms	Z	Observed(^{o})	Ideal(^{o})
84	D4	1001	CYC	C3B-C4B-NB	10.61	115.35	106.78
83	AE	302	PUB	C2A-C1A-NA	10.60	116.61	107.21
83	K7	203	PUB	C2A-C1A-NA	10.59	116.61	107.21
83	xK	305	PUB	C2A-C1A-NA	10.57	116.59	107.21
83	wF	304	PUB	C2A-C1A-NA	10.57	116.58	107.21
83	Y7	302	PUB	C2A-C1A-NA	10.55	116.57	107.21
83	yF	302	PUB	C2A-C1A-NA	10.55	116.57	107.21
83	yK	302	PUB	C2A-C1A-NA	10.54	116.56	107.21
83	AG	302	PUB	C2A-C1A-NA	10.54	116.56	107.21
82	TB	201	PEB	CMB-C2B-C1B	10.54	141.29	125.06
83	KA	203	PUB	C2A-C1A-NA	10.53	116.55	107.21
83	wK	304	PUB	C2A-C1A-NA	10.53	116.55	107.21
83	xF	305	PUB	C2A-C1A-NA	10.53	116.55	107.21
82	JB	201	PEB	CMB-C2B-C1B	10.51	141.24	125.06
84	D1	1001	CYC	C3B-C4B-NB	10.50	115.27	106.78
83	xF	306	PUB	C2A-C1A-NA	10.50	116.52	107.21
84	C1	1001	CYC	C3B-C4B-NB	10.50	115.26	106.78
83	AD	302	PUB	C2A-C1A-NA	10.50	116.52	107.21
83	xK	306	PUB	C2A-C1A-NA	10.48	116.51	107.21
84	FH	1001	CYC	C3B-C4B-NB	10.48	115.24	106.78
85	CL	516	BCR	C40-C30-C39	-10.46	76.42	108.53
84	DH	1001	CYC	C3B-C4B-NB	10.45	115.22	106.78
84	CH	1001	CYC	C3B-C4B-NB	10.43	115.20	106.78
83	Z9	305	PUB	CHC-C1D-ND	-10.42	100.54	113.72
84	F1	1001	CYC	C3B-C4B-NB	10.42	115.19	106.78
83	AQ	302	PUB	C2A-C1A-NA	10.40	116.43	107.21
84	J1	1001	CYC	C3B-C4B-NB	10.40	115.18	106.78
82	r8	202	PEB	CHB-C4B-NB	-10.33	114.51	128.83
84	BE	1001	CYC	C3B-C4B-NB	10.32	115.11	106.78
83	QJ	201	PUB	C2A-C1A-NA	10.32	116.36	107.21
82	xC	202	PEB	CHB-C4B-NB	-10.31	114.52	128.83
82	x8	202	PEB	CHB-C4B-NB	-10.29	114.56	128.83
83	Z5	302	PUB	C2A-C1A-NA	10.28	116.33	107.21
83	M5	302	PUB	C2A-C1A-NA	10.28	116.32	107.21
85	c6	617	BCR	C20-C21-C22	-10.27	112.65	127.31
84	NO	1001	CYC	C3B-C4B-NB	10.27	115.08	106.78
82	rC	202	PEB	CHB-C4B-NB	-10.27	114.59	128.83
85	cL	518	BCR	C40-C30-C39	-10.25	77.06	108.53
103	8N	310	ZEX	C27-C28-C29	-10.24	110.77	126.23
83	AH	304	PUB	C4B-CHB-C1C	-10.23	116.59	128.81
103	82	310	ZEX	C27-C28-C29	-10.21	110.80	126.23
84	JH	1001	CYC	C3B-C4B-NB	10.21	115.03	106.78

Continued on next page...

Continued from previous page...

Mol	Chain	Res	Type	Atoms	Z	Observed(^{o})	Ideal(^{o})
84	N4	1001	CYC	C3B-C4B-NB	10.20	115.02	106.78
83	A1	304	PUB	C4B-CHB-C1C	-10.20	116.63	128.81
82	z8	202	PEB	CHB-C4B-NB	-10.18	114.71	128.83
84	LE	1001	CYC	C3B-C4B-NB	10.15	114.98	106.78
84	BG	1001	CYC	C3B-C4B-NB	10.15	114.97	106.78
84	LG	1001	CYC	C3B-C4B-NB	10.13	114.96	106.78
82	WJ	202	PEB	CHC-C1D-ND	-10.11	102.21	113.95
84	HH	1001	CYC	C3B-C4B-NB	10.11	114.94	106.78
82	LF	202	PEB	C1C-CHB-C4B	10.10	140.88	128.81
82	p8	202	PEB	CHB-C4B-NB	-10.10	114.81	128.83
82	pC	202	PEB	CHB-C4B-NB	-10.10	114.82	128.83
84	H1	1001	CYC	C3B-C4B-NB	10.10	114.93	106.78
82	zC	202	PEB	CHB-C4B-NB	-10.09	114.83	128.83
82	QK	203	PEB	C1C-CHB-C4B	10.07	140.84	128.81
82	jH	202	PEB	CHB-C4B-NB	-10.06	114.87	128.83
82	j1	202	PEB	CHB-C4B-NB	-10.04	114.90	128.83
82	LK	202	PEB	C1C-CHB-C4B	10.02	140.78	128.81
85	L2	205	BCR	C16-C15-C14	-9.97	103.04	123.47
85	LN	205	BCR	C16-C15-C14	-9.97	103.05	123.47
82	QF	203	PEB	C1C-CHB-C4B	9.97	140.72	128.81
82	jK	201	PEB	OA-C1A-C2A	-9.87	118.33	126.17
84	JO	1001	CYC	C3B-C4B-NB	9.86	114.74	106.78
84	J4	1001	CYC	C3B-C4B-NB	9.83	114.72	106.78
82	jF	201	PEB	OA-C1A-C2A	-9.77	118.41	126.17
85	C6	508	BCR	C20-C21-C22	-9.73	113.42	127.31
84	L1	1001	CYC	C3B-C4B-NB	9.71	114.62	106.78
82	vC	202	PEB	CHB-C4B-NB	-9.68	115.41	128.83
82	KJ	202	PEB	CHC-C1D-ND	-9.67	102.72	113.95
82	v8	202	PEB	CHB-C4B-NB	-9.66	115.42	128.83
82	dM	203	PEB	CHC-C1D-ND	-9.66	102.73	113.95
87	6N	608	CLA	C1B-CHB-C4A	9.64	149.19	130.12
87	62	309	CLA	C1B-CHB-C4A	9.60	149.12	130.12
82	JA	202	PEB	C1C-CHB-C4B	9.59	140.27	128.81
82	Y7	303	PEB	CHB-C4B-NB	-9.58	115.55	128.83
84	NH	1001	CYC	C3B-C4B-NB	9.57	114.51	106.78
84	LH	1002	CYC	C3B-C4B-NB	9.57	114.51	106.78
82	J7	202	PEB	C1C-CHB-C4B	9.56	140.23	128.81
82	NA	202	PEB	C1C-CHB-C4B	9.55	140.22	128.81
87	42	605	CLA	C4A-NA-C1A	9.55	111.00	106.71
82	N7	202	PEB	C1C-CHB-C4B	9.52	140.18	128.81
87	4N	605	CLA	C4A-NA-C1A	9.51	110.98	106.71
82	YA	303	PEB	CHB-C4B-NB	-9.51	115.64	128.83

Continued on next page...

Continued from previous page...

Mol	Chain	Res	Type	Atoms	Z	Observed(^{o})	Ideal(^{o})
84	N1	1001	CYC	C3B-C4B-NB	9.50	114.45	106.78
82	VF	202	PEB	C1C-CHB-C4B	9.46	140.11	128.81
82	FQ	203	PEB	CHB-C4B-NB	-9.45	115.71	128.83
82	FD	203	PEB	CHB-C4B-NB	-9.45	115.72	128.83
82	VK	202	PEB	C1C-CHB-C4B	9.44	140.08	128.81
82	lH	202	PEB	CHB-C4B-NB	-9.40	115.79	128.83
83	Z9	305	PUB	CHB-C1C-NC	-9.39	115.80	128.83
82	xK	302	PEB	CHB-C4B-NB	-9.38	115.82	128.83
82	d1	203	PEB	CHB-C4B-NB	-9.37	115.83	128.83
82	dH	203	PEB	CHB-C4B-NB	-9.35	115.85	128.83
82	GK	202	PEB	OA-C1A-C2A	9.35	133.61	126.17
82	FK	202	PEB	C1C-CHB-C4B	9.34	139.97	128.81
82	GF	202	PEB	OA-C1A-C2A	9.33	133.59	126.17
82	xF	302	PEB	CHB-C4B-NB	-9.33	115.89	128.83
82	B7	202	PEB	C1C-CHB-C4B	9.32	139.95	128.81
87	A2	829	CLA	C4A-NA-C1A	9.31	110.89	106.71
82	LO	1002	PEB	CHC-C1D-ND	-9.31	103.14	113.95
82	FF	202	PEB	C1C-CHB-C4B	9.31	139.93	128.81
82	M5	305	PEB	C1C-CHB-C4B	-9.29	117.71	128.81
82	Z5	305	PEB	C1C-CHB-C4B	-9.29	117.71	128.81
82	AD	304	PEB	C1C-CHB-C4B	-9.28	117.72	128.81
82	l1	203	PEB	CHB-C4B-NB	-9.28	115.95	128.83
82	AQ	304	PEB	C1C-CHB-C4B	-9.27	117.74	128.81
82	U9	204	PEB	CHB-C4B-NB	-9.26	115.98	128.83
82	L4	1002	PEB	CHC-C1D-ND	-9.25	103.20	113.95
82	BA	202	PEB	C1C-CHB-C4B	9.25	139.86	128.81
82	VI	203	PEB	CHC-C4C-C3C	-9.25	114.56	130.34
82	VK	201	PEB	OA-C1A-C2A	-9.22	118.85	126.17
87	3N	309	CLA	C4A-NA-C1A	9.20	110.84	106.71
87	32	309	CLA	C4A-NA-C1A	9.19	110.84	106.71
82	gG	202	PEB	C1C-CHB-C4B	-9.17	117.86	128.81
87	AN	829	CLA	C4A-NA-C1A	9.16	110.82	106.71
82	NJ	201	PEB	C1C-CHB-C4B	-9.15	117.88	128.81
82	gE	202	PEB	C1C-CHB-C4B	-9.12	117.92	128.81
82	Y7	303	PEB	CHC-C1D-ND	-9.06	103.42	113.95
82	FA	202	PEB	CHC-C4C-C3C	-9.06	114.89	130.34
82	YA	303	PEB	CHC-C1D-ND	-9.04	103.45	113.95
87	F2	205	CLA	C4A-NA-C1A	9.04	110.77	106.71
82	VF	201	PEB	OA-C1A-C2A	-9.03	118.99	126.17
82	F7	202	PEB	CHC-C4C-C3C	-9.02	114.95	130.34
87	52	606	CLA	C4A-NA-C1A	9.01	110.76	106.71
83	AH	304	PUB	CHB-C1C-NC	-9.01	116.33	128.83

Continued on next page...

Continued from previous page...

Mol	Chain	Res	Type	Atoms	Z	Observed(^{o})	Ideal(^{o})
82	BF	202	PEB	C1C-CHB-C4B	8.99	139.55	128.81
85	c6	617	BCR	C24-C23-C22	-8.98	112.66	126.23
83	A1	304	PUB	CHB-C1C-NC	-8.97	116.39	128.83
87	b6	605	CLA	C4A-NA-C1A	8.97	110.74	106.71
82	FF	201	PEB	C2A-C1A-NA	8.96	116.00	108.27
82	B7	202	PEB	OA-C1A-C2A	-8.96	119.05	126.17
82	FK	201	PEB	C2A-C1A-NA	8.96	116.00	108.27
82	YA	301	PEB	C1C-CHB-C4B	-8.95	118.12	128.81
82	BK	202	PEB	C1C-CHB-C4B	8.94	139.49	128.81
87	FN	205	CLA	C4A-NA-C1A	8.93	110.72	106.71
82	BA	202	PEB	OA-C1A-C2A	-8.93	119.08	126.17
85	F6	101	BCR	C16-C17-C18	-8.92	114.58	127.31
82	Z5	305	PEB	CHB-C4B-NB	-8.92	116.46	128.83
87	5N	606	CLA	C4A-NA-C1A	8.90	110.71	106.71
82	Y7	301	PEB	C1C-CHB-C4B	-8.90	118.18	128.81
82	FQ	203	PEB	C1C-CHB-C4B	8.89	139.43	128.81
82	tC	202	PEB	CHB-C4B-NB	-8.89	116.50	128.83
82	M5	305	PEB	CHB-C4B-NB	-8.88	116.51	128.83
84	L4	1001	CYC	C3B-C4B-NB	8.88	113.95	106.78
84	LO	1001	CYC	C3B-C4B-NB	8.85	113.93	106.78
82	t8	202	PEB	CHB-C4B-NB	-8.85	116.55	128.83
82	UH	201	PEB	C1C-CHB-C4B	8.84	139.37	128.81
82	GK	201	PEB	CHB-C4B-NB	-8.82	116.59	128.83
82	FD	203	PEB	C1C-CHB-C4B	8.82	139.34	128.81
82	GF	201	PEB	CHB-C4B-NB	-8.81	116.61	128.83
85	KN	101	BCR	C35-C13-C14	-8.81	110.58	122.92
83	KA	203	PUB	C4B-CHB-C1C	-8.80	118.30	128.81
82	KI	201	PEB	CHC-C4C-C3C	-8.80	115.33	130.34
87	O2	202	CLA	C4A-NA-C1A	8.80	110.66	106.71
87	BN	810	CLA	C4A-NA-C1A	8.79	110.66	106.71
82	U1	201	PEB	C1C-CHB-C4B	8.78	139.29	128.81
82	A1	305	PEB	C1C-CHB-C4B	-8.78	118.33	128.81
87	ON	202	CLA	C4A-NA-C1A	8.77	110.65	106.71
85	K2	102	BCR	C35-C13-C14	-8.76	110.65	122.92
83	K7	203	PUB	C4B-CHB-C1C	-8.76	118.35	128.81
82	BI	202	PEB	CHC-C4C-C3C	-8.75	115.41	130.34
82	eJ	202	PEB	C1C-CHB-C4B	-8.75	118.36	128.81
87	B2	809	CLA	C4A-NA-C1A	8.74	110.64	106.71
82	w8	202	PEB	C1C-CHB-C4B	8.73	139.24	128.81
82	wC	202	PEB	C1C-CHB-C4B	8.73	139.24	128.81
87	CL	506	CLA	C4A-NA-C1A	8.73	110.63	106.71
82	XK	201	PEB	C2A-C1A-NA	8.71	115.78	108.27

Continued on next page...

Continued from previous page...

Mol	Chain	Res	Type	Atoms	Z	Observed(^{o})	Ideal(^{o})
82	AH	305	PEB	C1C-CHB-C4B	-8.70	118.42	128.81
84	BG	1002	CYC	C3B-C4B-NB	8.67	113.78	106.78
82	DJ	201	PEB	C1C-CHB-C4B	-8.67	118.45	128.81
85	LN	205	BCR	C15-C14-C13	8.65	139.66	127.31
84	BE	1002	CYC	C3B-C4B-NB	8.65	113.76	106.78
82	qK	203	PEB	C1C-CHB-C4B	8.64	139.13	128.81
82	f1	202	PEB	C1C-CHB-C4B	-8.63	118.50	128.81
85	L2	205	BCR	C15-C14-C13	8.63	139.63	127.31
82	cJ	202	PEB	C1C-CHB-C4B	-8.63	118.50	128.81
87	bL	617	CLA	C4A-NA-C1A	8.60	110.57	106.71
82	XF	201	PEB	C2A-C1A-NA	8.60	115.69	108.27
82	qF	203	PEB	C1C-CHB-C4B	8.59	139.08	128.81
87	dL	401	CLA	C4A-NA-C1A	8.57	110.56	106.71
82	SH	203	PEB	C1C-CHB-C4B	8.55	139.03	128.81
87	LN	203	CLA	C4A-NA-C1A	8.55	110.55	106.71
83	M5	302	PUB	CBB-CAB-C3B	8.54	127.19	112.62
83	Z9	302	PUB	CHB-C1C-NC	-8.54	116.98	128.83
82	V1	202	PEB	C1C-CHB-C4B	8.52	138.99	128.81
82	fH	202	PEB	C1C-CHB-C4B	-8.52	118.63	128.81
83	M9	303	PUB	CHB-C1C-NC	-8.52	117.01	128.83
83	Z5	302	PUB	CBB-CAB-C3B	8.52	127.15	112.62
87	L2	203	CLA	C4A-NA-C1A	8.50	110.53	106.71
83	Z9	305	PUB	C4B-CHB-C1C	8.49	138.96	128.81
82	RI	203	PEB	CHC-C4C-C3C	-8.49	115.85	130.34
87	KN	103	CLA	C4A-NA-C1A	8.49	110.52	106.71
82	II	203	PEB	CHA-C1B-NB	-8.46	107.23	124.93
82	cJ	202	PEB	CHB-C4B-NB	-8.46	117.09	128.83
82	lF	201	PEB	OA-C1A-C2A	-8.46	119.45	126.17
85	LN	205	BCR	C35-C13-C14	-8.45	111.08	122.92
87	6N	608	CLA	C5-C3-C4	8.45	133.27	114.60
85	K6	102	BCR	C20-C21-C22	-8.45	115.25	127.31
82	lK	201	PEB	OA-C1A-C2A	-8.45	119.46	126.17
85	L2	205	BCR	C35-C13-C14	-8.44	111.10	122.92
82	RF	201	PEB	C2A-C1A-NA	8.43	115.54	108.27
83	M9	303	PUB	C4B-CHB-C1C	-8.43	118.74	128.81
87	62	309	CLA	C5-C3-C4	8.43	133.21	114.60
87	cL	510	CLA	C4A-NA-C1A	8.42	110.49	106.71
82	HF	202	PEB	C1C-CHB-C4B	8.42	138.87	128.81
87	BL	605	CLA	C4A-NA-C1A	8.42	110.49	106.71
82	WJ	203	PEB	CHC-C4C-C3C	-8.41	115.99	130.34
82	NM	201	PEB	C1C-CHB-C4B	-8.41	118.77	128.81
85	k6	102	BCR	C20-C21-C22	-8.40	115.33	127.31

Continued on next page...

Continued from previous page...

Mol	Chain	Res	Type	Atoms	Z	Observed(^{o})	Ideal(^{o})
82	FF	201	PEB	CHA-C4A-NA	8.39	135.18	125.20
82	HI	202	PEB	CHC-C4C-C3C	-8.38	116.04	130.34
82	HK	202	PEB	C1C-CHB-C4B	8.38	138.82	128.81
87	K2	104	CLA	C4A-NA-C1A	8.38	110.47	106.71
83	Z9	302	PUB	C4B-CHB-C1C	-8.38	118.80	128.81
82	OI	202	PEB	CHA-C1B-NB	-8.37	107.43	124.93
87	4N	604	CLA	C4D-CHA-C1A	8.36	131.42	121.25
87	42	604	CLA	C4D-CHA-C1A	8.35	131.41	121.25
87	BL	603	CLA	C4A-NA-C1A	8.35	110.46	106.71
87	32	303	CLA	CMB-C2B-C1B	-8.34	115.64	128.46
87	3N	304	CLA	CMB-C2B-C1B	-8.34	115.64	128.46
87	82	301	CLA	C4A-NA-C1A	8.34	110.46	106.71
82	aM	203	PEB	CHC-C1D-ND	-8.33	104.27	113.95
82	FK	201	PEB	CHA-C4A-NA	8.33	135.11	125.20
82	XK	201	PEB	CHA-C4A-NA	8.33	135.10	125.20
82	RK	201	PEB	C2A-C1A-NA	8.33	115.45	108.27
82	LA	202	PEB	C1C-CHB-C4B	8.32	138.75	128.81
85	Z6	101	BCR	C40-C30-C39	-8.32	82.99	108.53
87	12	601	CLA	C4A-NA-C1A	8.31	110.44	106.71
87	32	307	CLA	C1D-ND-C4D	-8.30	100.44	106.33
82	L7	202	PEB	C1C-CHB-C4B	8.30	138.72	128.81
82	HJ	202	PEB	CHB-C4B-NB	-8.30	117.32	128.83
82	kF	203	PEB	C1C-CHB-C4B	8.30	138.72	128.81
82	KA	201	PEB	C1C-CHB-C4B	8.28	138.70	128.81
87	1N	601	CLA	C4A-NA-C1A	8.27	110.43	106.71
82	N7	202	PEB	OA-C1A-C2A	-8.27	119.59	126.17
82	K7	201	PEB	C1C-CHB-C4B	8.27	138.69	128.81
85	BN	803	BCR	C40-C30-C39	-8.27	83.15	108.53
85	B2	802	BCR	C40-C30-C39	-8.27	83.15	108.53
87	3N	308	CLA	C1D-ND-C4D	-8.26	100.47	106.33
87	2N	302	CLA	C4A-NA-C1A	8.25	110.42	106.71
82	NI	203	PEB	CHC-C4C-C3C	-8.25	116.28	130.34
87	AN	836	CLA	C4A-NA-C1A	8.24	110.41	106.71
87	8N	302	CLA	C4A-NA-C1A	8.23	110.41	106.71
82	NA	202	PEB	OA-C1A-C2A	-8.23	119.63	126.17
84	L1	1001	CYC	C4D-CHA-C1A	8.22	138.63	128.81
82	kK	203	PEB	C1C-CHB-C4B	8.22	138.63	128.81
82	XF	201	PEB	CHA-C4A-NA	8.22	134.97	125.20
87	bL	621	CLA	C4A-NA-C1A	8.20	110.39	106.71
87	22	601	CLA	C4A-NA-C1A	8.19	110.39	106.71
85	K2	105	BCR	C7-C8-C9	8.19	138.61	126.23
87	CL	508	CLA	C4A-NA-C1A	8.18	110.39	106.71

Continued on next page...

Continued from previous page...

Mol	Chain	Res	Type	Atoms	Z	Observed(^{o})	Ideal(^{o})
87	bL	607	CLA	C4A-NA-C1A	8.18	110.39	106.71
84	LH	1002	CYC	C4D-CHA-C1A	8.18	138.58	128.81
82	EJ	201	PEB	CHC-C4C-C3C	-8.18	116.38	130.34
82	QF	203	PEB	CHC-C4C-C3C	-8.18	116.39	130.34
87	CL	507	CLA	C4A-NA-C1A	8.18	110.38	106.71
87	DL	403	CLA	C4A-NA-C1A	8.17	110.38	106.71
82	Q5	202	PEB	CHC-C1D-ND	-8.17	104.46	113.95
82	Z1	201	PEB	OA-C1A-C2A	-8.16	119.68	126.17
82	QK	203	PEB	CHC-C4C-C3C	-8.16	116.42	130.34
82	B9	202	PEB	CHC-C4C-C3C	-8.16	116.43	130.34
87	5N	609	CLA	C4A-NA-C1A	8.15	110.37	106.71
85	KN	104	BCR	C7-C8-C9	8.15	138.54	126.23
87	A2	822	CLA	C4A-NA-C1A	8.15	110.37	106.71
82	II	203	PEB	CHC-C4C-C3C	-8.14	116.45	130.34
87	AN	822	CLA	C4A-NA-C1A	8.14	110.36	106.71
82	OJ	203	PEB	CHC-C4C-C3C	-8.14	116.46	130.34
87	6N	608	CLA	C3A-C2A-C1A	-8.13	89.16	101.34
82	AD	304	PEB	CHB-C4B-NB	-8.13	117.56	128.83
82	AQ	304	PEB	CHB-C4B-NB	-8.13	117.56	128.83
87	62	309	CLA	C3A-C2A-C1A	-8.12	89.18	101.34
82	UK	201	PEB	CMB-C2B-C1B	8.12	137.56	125.06
87	A2	836	CLA	C4A-NA-C1A	8.12	110.36	106.71
82	LK	201	PEB	CHA-C4A-NA	8.11	134.85	125.20
87	CL	515	CLA	C4A-NA-C1A	8.11	110.35	106.71
82	UF	201	PEB	CMB-C2B-C1B	8.11	137.55	125.06
82	ZM	202	PEB	C1C-CHB-C4B	-8.09	119.14	128.81
82	g1	202	PEB	OA-C1A-C2A	-8.09	119.74	126.17
82	LF	201	PEB	CHA-C4A-NA	8.09	134.83	125.20
103	8N	310	ZEX	C1-C6-C5	-8.09	111.22	122.61
82	HM	202	PEB	CHB-C4B-NB	-8.08	117.62	128.83
87	B6	616	CLA	CMB-C2B-C3B	8.07	139.77	124.68
82	gJ	202	PEB	CHB-C4B-NB	-8.06	117.65	128.83
87	52	609	CLA	C4A-NA-C1A	8.06	110.33	106.71
87	62	311	CLA	C4A-NA-C1A	8.06	110.33	106.71
87	82	303	CLA	C4A-NA-C1A	8.06	110.33	106.71
82	XF	202	PEB	CHC-C4C-C3C	-8.05	116.60	130.34
87	AN	823	CLA	C4A-NA-C1A	8.05	110.33	106.71
103	82	310	ZEX	C1-C6-C5	-8.04	111.29	122.61
82	Y7	304	PEB	C1C-CHB-C4B	-8.04	119.20	128.81
87	BL	606	CLA	C4A-NA-C1A	8.04	110.32	106.71
87	AN	810	CLA	C4A-NA-C1A	8.04	110.32	106.71
84	w3	1001	CYC	CHD-C4C-NC	8.04	134.76	125.20

Continued on next page...

Continued from previous page...

Mol	Chain	Res	Type	Atoms	Z	Observed(^{o})	Ideal(^{o})
85	cL	518	BCR	C40-C30-C25	-8.03	97.27	110.30
84	d3	1001	CYC	CHD-C4C-NC	8.03	134.75	125.20
87	52	604	CLA	C4A-NA-C1A	8.02	110.31	106.71
82	ZH	201	PEB	OA-C1A-C2A	-8.02	119.80	126.17
82	gH	202	PEB	OA-C1A-C2A	-8.02	119.80	126.17
82	qK	201	PEB	C1C-CHB-C4B	8.01	138.38	128.81
83	AJ	303	PUB	C4B-CHB-C1C	-8.01	119.24	128.81
87	6N	610	CLA	C4A-NA-C1A	8.01	110.31	106.71
84	U3	1001	CYC	CHD-C4C-NC	8.01	134.72	125.20
82	qF	201	PEB	C1C-CHB-C4B	8.00	138.37	128.81
87	8N	304	CLA	C4A-NA-C1A	8.00	110.30	106.71
82	RK	201	PEB	CHA-C4A-NA	8.00	134.71	125.20
84	I3	1001	CYC	CHD-C4C-NC	7.99	134.71	125.20
82	YA	304	PEB	C1C-CHB-C4B	-7.99	119.26	128.81
82	bH	202	PEB	CHB-C4B-NB	-7.99	117.74	128.83
84	h3	1001	CYC	CHD-C4C-NC	7.99	134.70	125.20
87	B2	810	CLA	C4A-NA-C1A	7.99	110.30	106.71
87	5N	604	CLA	C4A-NA-C1A	7.98	110.29	106.71
84	f3	1001	CYC	CHD-C4C-NC	7.98	134.69	125.20
87	A2	810	CLA	C4A-NA-C1A	7.98	110.29	106.71
82	b1	202	PEB	CHB-C4B-NB	-7.98	117.77	128.83
82	XK	202	PEB	CHC-C4C-C3C	-7.97	116.74	130.34
84	j3	1001	CYC	CHD-C4C-NC	7.97	134.69	125.20
82	QH	201	PEB	CHC-C4C-C3C	-7.97	116.74	130.34
82	ZM	202	PEB	CHB-C4B-NB	-7.97	117.77	128.83
84	O3	1001	CYC	CHD-C4C-NC	7.97	134.68	125.20
82	Q1	201	PEB	CHC-C4C-C3C	-7.97	116.74	130.34
84	o3	1001	CYC	CHD-C4C-NC	7.97	134.68	125.20
83	AM	303	PUB	C4B-CHB-C1C	-7.97	119.29	128.81
84	M3	1001	CYC	CHD-C4C-NC	7.97	134.68	125.20
84	D3	1001	CYC	CHD-C4C-NC	7.96	134.67	125.20
84	H3	1001	CYC	CHD-C4C-NC	7.96	134.67	125.20
84	n3	1001	CYC	CHD-C4C-NC	7.96	134.67	125.20
84	u3	1001	CYC	CHD-C4C-NC	7.96	134.67	125.20
84	F3	1001	CYC	CHD-C4C-NC	7.96	134.67	125.20
84	S3	1001	CYC	CHD-C4C-NC	7.96	134.67	125.20
84	B3	1001	CYC	CHD-C4C-NC	7.96	134.66	125.20
84	L3	1001	CYC	CHD-C4C-NC	7.95	134.66	125.20
84	Q3	1001	CYC	CHD-C4C-NC	7.95	134.66	125.20
84	k3	1001	CYC	CHD-C4C-NC	7.95	134.66	125.20
82	QF	203	PEB	CHB-C4B-NB	-7.95	117.80	128.83
84	q3	1001	CYC	CHD-C4C-NC	7.95	134.66	125.20

Continued on next page...

Continued from previous page...

Mol	Chain	Res	Type	Atoms	Z	Observed(^{o})	Ideal(^{o})
82	O1	202	PEB	CHB-C4B-NB	-7.95	117.80	128.83
87	bL	618	CLA	C4A-NA-C1A	7.95	110.28	106.71
82	RF	201	PEB	CHA-C4A-NA	7.94	134.65	125.20
84	73	1001	CYC	CHD-C4C-NC	7.94	134.64	125.20
87	BN	811	CLA	C4A-NA-C1A	7.93	110.27	106.71
82	HF	201	PEB	CHC-C4C-C3C	-7.93	116.81	130.34
87	bL	604	CLA	C4A-NA-C1A	7.92	110.27	106.71
82	M9	305	PEB	C1C-CHB-C4B	-7.92	119.34	128.81
82	QK	203	PEB	CHB-C4B-NB	-7.92	117.84	128.83
82	LA	202	PEB	OA-C1A-C2A	-7.91	119.88	126.17
82	dF	201	PEB	OA-C1A-C2A	-7.91	119.88	126.17
87	nL	101	CLA	C4A-NA-C1A	7.91	110.26	106.71
82	HK	201	PEB	CHC-C4C-C3C	-7.91	116.85	130.34
82	eJ	202	PEB	CHB-C4B-NB	-7.91	117.86	128.83
82	jH	203	PEB	CHC-C4C-C3C	-7.91	116.85	130.34
82	j1	203	PEB	CHC-C4C-C3C	-7.91	116.85	130.34
82	yC	203	PEB	CHB-C4B-NB	-7.90	117.87	128.83
82	HM	201	PEB	C1C-CHB-C4B	-7.89	119.39	128.81
82	Z9	304	PEB	C1C-CHB-C4B	-7.89	119.39	128.81
82	LF	201	PEB	C2A-C1A-NA	7.88	115.07	108.27
87	AN	832	CLA	C4A-NA-C1A	7.88	110.25	106.71
82	lM	201	PEB	C1C-CHB-C4B	7.88	138.22	128.81
82	LK	201	PEB	C2A-C1A-NA	7.88	115.06	108.27
82	dK	201	PEB	OA-C1A-C2A	-7.88	119.91	126.17
87	A2	832	CLA	C4A-NA-C1A	7.87	110.25	106.71
82	DJ	202	PEB	CHB-C4B-NB	-7.86	117.92	128.83
82	fH	202	PEB	CHB-C4B-NB	-7.86	117.93	128.83
82	KJ	202	PEB	CHC-C4C-C3C	-7.86	116.94	130.34
82	OH	202	PEB	CHB-C4B-NB	-7.86	117.93	128.83
84	73	1002	CYC	CHB-C4A-NA	-7.85	108.50	124.93
82	RM	202	PEB	C1C-CHB-C4B	-7.85	119.43	128.81
82	y8	203	PEB	CHB-C4B-NB	-7.84	117.95	128.83
87	A2	812	CLA	C4A-NA-C1A	7.84	110.23	106.71
83	AJ	303	PUB	CHC-C1D-ND	-7.83	103.81	113.72
85	AN	846	BCR	C16-C17-C18	-7.83	116.13	127.31
82	gJ	201	PEB	CHB-C4B-NB	-7.83	117.96	128.83
82	dM	201	PEB	CHC-C4C-C3C	-7.83	116.98	130.34
84	N1	1001	CYC	C4D-CHA-C1A	7.83	138.16	128.81
82	Z9	304	PEB	CHB-C4B-NB	-7.83	117.97	128.83
82	RA	202	PEB	OA-C1A-C2A	-7.83	119.95	126.17
87	BL	622	CLA	C4A-NA-C1A	7.83	110.22	106.71
82	M9	305	PEB	CHB-C4B-NB	-7.83	117.97	128.83

Continued on next page...

Continued from previous page...

Mol	Chain	Res	Type	Atoms	Z	Observed(^{o})	Ideal(^{o})
87	bL	622	CLA	C4A-NA-C1A	7.83	110.22	106.71
82	J7	201	PEB	C1C-CHB-C4B	-7.82	119.46	128.81
82	f1	202	PEB	CHB-C4B-NB	-7.82	117.98	128.83
87	A2	823	CLA	C4A-NA-C1A	7.82	110.22	106.71
87	I2	102	CLA	C4A-NA-C1A	7.82	110.22	106.71
82	WI	202	PEB	CHC-C4C-C3C	-7.82	117.00	130.34
82	R7	202	PEB	OA-C1A-C2A	-7.82	119.96	126.17
84	63	901	CYC	CHB-C4A-NA	-7.81	108.59	124.93
82	eE	202	PEB	C1C-CHB-C4B	7.81	138.14	128.81
82	TI	201	PEB	CHC-C4C-C3C	-7.81	117.02	130.34
82	kM	202	PEB	CHB-C4B-NB	-7.81	118.00	128.83
82	XM	202	PEB	C1C-CHB-C4B	-7.80	119.49	128.81
82	nF	201	PEB	CHA-C4A-NA	7.80	134.48	125.20
85	A2	846	BCR	C16-C17-C18	-7.80	116.18	127.31
84	L1	1001	CYC	CMA-C3A-C4A	7.80	137.08	125.06
87	2N	309	CLA	CBC-CAC-C3C	-7.80	90.92	112.43
85	CL	516	BCR	C40-C30-C25	-7.80	97.65	110.30
82	FM	201	PEB	C1C-CHB-C4B	-7.80	119.50	128.81
87	32	304	CLA	C4A-NA-C1A	7.79	110.21	106.71
83	Z5	303	PUB	CHC-C1D-ND	-7.79	103.86	113.72
87	22	609	CLA	CBC-CAC-C3C	-7.78	90.97	112.43
82	JA	201	PEB	C1C-CHB-C4B	-7.78	119.51	128.81
87	cL	508	CLA	C4A-NA-C1A	7.78	110.20	106.71
82	X7	202	PEB	OA-C1A-C2A	-7.78	119.99	126.17
82	YJ	201	PEB	C1C-CHB-C4B	7.77	138.10	128.81
85	c6	617	BCR	C15-C14-C13	-7.77	116.22	127.31
87	B2	801	CLA	C4A-NA-C1A	7.77	110.20	106.71
82	pF	201	PEB	OA-C1A-C2A	-7.76	120.00	126.17
83	M5	303	PUB	CHC-C1D-ND	-7.76	103.90	113.72
82	XA	202	PEB	OA-C1A-C2A	-7.76	120.00	126.17
84	BE	1002	CYC	CMA-C3A-C4A	7.76	137.02	125.06
87	5N	601	CLA	C4A-NA-C1A	7.75	110.19	106.71
82	eG	202	PEB	C1C-CHB-C4B	7.75	138.06	128.81
87	2N	312	CLA	C4A-NA-C1A	7.75	110.19	106.71
82	KJ	203	PEB	CHC-C4C-C3C	-7.74	117.14	130.34
87	BL	621	CLA	C4A-NA-C1A	7.74	110.19	106.71
82	AI	203	PEB	CHC-C4C-C3C	-7.74	117.14	130.34
87	3N	305	CLA	C4A-NA-C1A	7.74	110.18	106.71
82	bH	202	PEB	C1C-CHB-C4B	-7.74	119.57	128.81
82	NF	201	PEB	CHA-C4A-NA	7.73	134.40	125.20
82	HM	202	PEB	C1C-CHB-C4B	-7.73	119.58	128.81
87	AN	812	CLA	C4A-NA-C1A	7.72	110.18	106.71

Continued on next page...

Continued from previous page...

Mol	Chain	Res	Type	Atoms	Z	Observed(^{o})	Ideal(^{o})
82	BK	201	PEB	C2A-C1A-NA	7.72	114.93	108.27
82	jM	201	PEB	CHB-C4B-NB	-7.72	118.12	128.83
82	LM	202	PEB	CHB-C4B-NB	-7.72	118.12	128.83
82	L7	202	PEB	OA-C1A-C2A	-7.71	120.04	126.17
82	Y7	304	PEB	CHB-C4B-NB	-7.71	118.14	128.83
82	XQ	201	PEB	C1C-CHB-C4B	7.70	138.01	128.81
82	LJ	201	PEB	C1C-CHB-C4B	-7.70	119.61	128.81
103	8N	310	ZEX	C7-C8-C9	-7.70	114.60	126.23
82	Q5	202	PEB	C1C-CHB-C4B	7.70	138.01	128.81
82	II	203	PEB	CHB-C4B-NB	-7.70	118.15	128.83
84	BG	1002	CYC	CMA-C3A-C4A	7.70	136.92	125.06
82	bF	202	PEB	C1C-CHB-C4B	7.70	138.00	128.81
87	BN	802	CLA	C4A-NA-C1A	7.70	110.17	106.71
82	PM	201	PEB	CHB-C4B-NB	-7.69	118.16	128.83
84	NH	1001	CYC	C4D-CHA-C1A	7.69	138.00	128.81
82	pK	201	PEB	OA-C1A-C2A	-7.69	120.06	126.17
87	IN	102	CLA	C4A-NA-C1A	7.69	110.16	106.71
84	LH	1002	CYC	CMA-C3A-C4A	7.69	136.90	125.06
82	sK	203	PEB	CHC-C4C-C3C	-7.68	117.23	130.34
82	BF	201	PEB	C2A-C1A-NA	7.68	114.89	108.27
82	bK	202	PEB	C1C-CHB-C4B	7.68	137.98	128.81
82	nK	201	PEB	CHA-C4A-NA	7.68	134.33	125.20
83	BM	302	PUB	CAD-C3D-C4D	7.67	133.50	121.38
82	sC	202	PEB	C1C-CHB-C4B	7.67	137.97	128.81
87	AN	824	CLA	C4A-NA-C1A	7.67	110.16	106.71
82	YA	304	PEB	CHB-C4B-NB	-7.67	118.19	128.83
87	LN	204	CLA	C4A-NA-C1A	7.67	110.15	106.71
82	eG	203	PEB	C1C-CHB-C4B	-7.67	119.65	128.81
82	HI	202	PEB	CHA-C1B-NB	-7.67	108.89	124.93
87	bL	613	CLA	C4A-NA-C1A	7.67	110.15	106.71
82	IM	201	PEB	CHC-C4C-C3C	-7.67	117.26	130.34
87	L2	204	CLA	C4A-NA-C1A	7.66	110.15	106.71
82	cO	202	PEB	C1C-CHB-C4B	7.66	137.95	128.81
103	82	310	ZEX	C7-C8-C9	-7.65	114.67	126.23
82	iM	202	PEB	CHB-C4B-NB	-7.65	118.22	128.83
87	BN	836	CLA	C4A-NA-C1A	7.65	110.14	106.71
82	eE	203	PEB	C1C-CHB-C4B	-7.65	119.67	128.81
82	NK	201	PEB	CHA-C4A-NA	7.65	134.30	125.20
87	CL	512	CLA	C4A-NA-C1A	7.64	110.14	106.71
82	SJ	201	PEB	CHB-C4B-NB	-7.64	118.23	128.83
87	A2	852	CLA	CAC-C3C-C4C	7.64	134.72	124.81
82	b1	202	PEB	C1C-CHB-C4B	-7.63	119.69	128.81

Continued on next page...

Continued from previous page...

Mol	Chain	Res	Type	Atoms	Z	Observed(^{o})	Ideal(^{o})
82	eE	203	PEB	CHB-C4B-NB	-7.63	118.24	128.83
87	BN	808	CLA	C4A-NA-C1A	7.63	110.14	106.71
82	s8	202	PEB	C1C-CHB-C4B	7.62	137.92	128.81
87	B2	814	CLA	C4A-NA-C1A	7.62	110.13	106.71
87	AN	852	CLA	CAC-C3C-C4C	7.62	134.69	124.81
82	QJ	202	PEB	C1C-CHB-C4B	7.62	137.91	128.81
87	42	602	CLA	C4A-NA-C1A	7.62	110.13	106.71
82	dM	201	PEB	C1C-CHB-C4B	7.61	137.90	128.81
87	12	609	CLA	C4A-NA-C1A	7.61	110.13	106.71
87	22	612	CLA	C4A-NA-C1A	7.61	110.13	106.71
87	5N	602	CLA	C4A-NA-C1A	7.61	110.13	106.71
82	gJ	202	PEB	C1C-CHB-C4B	-7.61	119.72	128.81
82	XM	202	PEB	CHB-C4B-NB	-7.60	118.28	128.83
87	CL	514	CLA	C4A-NA-C1A	7.60	110.12	106.71
87	4N	610	CLA	C4A-NA-C1A	7.60	110.12	106.71
87	7N	602	CLA	CHD-C1D-ND	-7.60	117.47	124.45
82	sK	203	PEB	CHB-C4B-NB	-7.60	118.28	128.83
82	PD	201	PEB	C1C-CHB-C4B	7.60	137.89	128.81
82	fM	203	PEB	CHC-C4C-C3C	-7.60	117.38	130.34
87	cL	516	CLA	C4A-NA-C1A	7.60	110.12	106.71
87	B2	836	CLA	C4A-NA-C1A	7.60	110.12	106.71
87	aL	606	CLA	C4A-NA-C1A	7.60	110.12	106.71
82	sF	203	PEB	CHC-C4C-C3C	-7.59	117.39	130.34
87	52	602	CLA	C4A-NA-C1A	7.59	110.12	106.71
82	XD	201	PEB	C1C-CHB-C4B	7.59	137.88	128.81
82	c4	202	PEB	C1C-CHB-C4B	7.59	137.88	128.81
82	DE	1002	PEB	CHB-C4B-NB	-7.59	118.31	128.83
83	M9	303	PUB	CHC-C1D-ND	-7.58	104.13	113.72
82	PQ	201	PEB	C1C-CHB-C4B	7.58	137.86	128.81
82	b1	203	PEB	C1C-CHB-C4B	7.58	137.86	128.81
87	52	601	CLA	C4A-NA-C1A	7.58	110.11	106.71
82	iJ	202	PEB	CHB-C4B-NB	-7.58	118.32	128.83
83	Z9	302	PUB	CHC-C1D-ND	-7.57	104.14	113.72
82	eM	202	PEB	CHB-C4B-NB	-7.57	118.33	128.83
91	A6	407	PHO	O2D-CGD-CBD	7.57	120.58	111.00
87	BL	620	CLA	C4A-NA-C1A	7.56	110.11	106.71
87	4N	607	CLA	C4A-NA-C1A	7.56	110.11	106.71
87	bL	608	CLA	C4A-NA-C1A	7.56	110.11	106.71
82	WH	202	PEB	C1C-CHB-C4B	-7.56	119.78	128.81
82	J7	203	PEB	CHB-C4B-NB	-7.56	118.34	128.83
82	eH	203	PEB	C1C-CHB-C4B	7.56	137.84	128.81
82	DG	1002	PEB	CHB-C4B-NB	-7.56	118.34	128.83

Continued on next page...

Continued from previous page...

Mol	Chain	Res	Type	Atoms	Z	Observed(^{o})	Ideal(^{o})
87	8N	306	CLA	C4A-NA-C1A	7.56	110.10	106.71
82	sF	203	PEB	CHB-C4B-NB	-7.55	118.35	128.83
82	BF	201	PEB	CHA-C4A-NA	7.55	134.18	125.20
82	MF	203	PEB	CHC-C4C-C3C	-7.55	117.46	130.34
82	BK	201	PEB	CHA-C4A-NA	7.55	134.18	125.20
82	MK	203	PEB	CHC-C4C-C3C	-7.54	117.47	130.34
87	A2	824	CLA	C4A-NA-C1A	7.54	110.10	106.71
94	aL	601	PL9	C7-C3-C4	7.54	123.01	116.88
87	72	602	CLA	CHD-C1D-ND	-7.54	117.53	124.45
82	B9	202	PEB	CHB-C4B-NB	-7.54	118.38	128.83
82	LA	202	PEB	CHC-C4C-C3C	-7.53	117.49	130.34
87	B2	807	CLA	C4A-NA-C1A	7.53	110.09	106.71
87	3N	307	CLA	C4A-NA-C1A	7.53	110.09	106.71
82	W1	202	PEB	C1C-CHB-C4B	-7.52	119.82	128.81
87	B2	815	CLA	C4A-NA-C1A	7.52	110.09	106.71
85	b6	602	BCR	C20-C21-C22	-7.52	116.57	127.31
82	ZJ	202	PEB	CHB-C4B-NB	-7.52	118.39	128.83
82	JM	202	PEB	CHB-C4B-NB	-7.52	118.39	128.83
82	eG	203	PEB	CHB-C4B-NB	-7.52	118.40	128.83
87	BL	609	CLA	C4A-NA-C1A	7.52	110.09	106.71
82	VI	203	PEB	CHA-C1B-NB	-7.52	109.21	124.93
82	OI	202	PEB	CHC-C4C-C3C	-7.51	117.52	130.34
82	RM	202	PEB	CHB-C4B-NB	-7.51	118.41	128.83
87	1N	609	CLA	C4A-NA-C1A	7.51	110.08	106.71
85	K6	102	BCR	C24-C23-C22	-7.51	114.89	126.23
87	BN	815	CLA	C4A-NA-C1A	7.51	110.08	106.71
87	42	610	CLA	C4A-NA-C1A	7.50	110.08	106.71
82	JA	203	PEB	CHB-C4B-NB	-7.50	118.42	128.83
82	bO	201	PEB	C1C-CHB-C4B	7.50	137.77	128.81
82	KM	203	PEB	C1C-CHB-C4B	7.50	137.77	128.81
82	L7	202	PEB	CHC-C4C-C3C	-7.50	117.55	130.34
82	wC	202	PEB	CHC-C4C-C3C	-7.49	117.56	130.34
87	cL	511	CLA	C4A-NA-C1A	7.49	110.07	106.71
82	QK	203	PEB	CHA-C1B-NB	-7.49	109.27	124.93
87	5N	611	CLA	C4A-NA-C1A	7.48	110.07	106.71
85	k6	102	BCR	C24-C23-C22	-7.48	114.93	126.23
87	BN	816	CLA	C4A-NA-C1A	7.48	110.07	106.71
87	BN	829	CLA	C4A-NA-C1A	7.48	110.07	106.71
87	32	306	CLA	C4A-NA-C1A	7.47	110.07	106.71
87	B2	817	CLA	C4A-NA-C1A	7.47	110.07	106.71
82	w8	202	PEB	CHC-C4C-C3C	-7.47	117.59	130.34
92	J6	102	LMG	C1-C2-C3	-7.47	94.45	110.00

Continued on next page...

Continued from previous page...

Mol	Chain	Res	Type	Atoms	Z	Observed(^{o})	Ideal(^{o})
87	BN	818	CLA	C4A-NA-C1A	7.46	110.06	106.71
87	82	305	CLA	C4A-NA-C1A	7.46	110.06	106.71
82	b4	201	PEB	C1C-CHB-C4B	7.46	137.72	128.81
87	42	607	CLA	C4A-NA-C1A	7.45	110.06	106.71
87	BL	623	CLA	C4A-NA-C1A	7.45	110.06	106.71
87	4N	602	CLA	C4A-NA-C1A	7.45	110.06	106.71
83	Z9	302	PUB	C1D-CHC-C4C	-7.45	97.16	113.37
82	F5	202	PEB	C1C-CHB-C4B	7.44	137.70	128.81
82	a4	202	PEB	C1C-CHB-C4B	7.44	137.70	128.81
82	QF	203	PEB	CHA-C1B-NB	-7.44	109.36	124.93
87	AN	813	CLA	C4A-NA-C1A	7.44	110.05	106.71
87	BL	602	CLA	C4A-NA-C1A	7.44	110.05	106.71
87	A2	813	CLA	C4A-NA-C1A	7.44	110.05	106.71
87	cL	505	CLA	C4A-NA-C1A	7.43	110.05	106.71
83	M9	303	PUB	C1D-CHC-C4C	-7.43	97.20	113.37
92	j6	101	LMG	C1-C2-C3	-7.43	94.52	110.00
82	GI	201	PEB	CHA-C1B-NB	-7.43	109.39	124.93
87	42	604	CLA	C4A-NA-C1A	7.43	110.05	106.71
82	IK	203	PEB	CHC-C1D-ND	-7.42	105.33	113.95
82	RF	202	PEB	C1C-CHB-C4B	7.42	137.68	128.81
87	cL	509	CLA	C4A-NA-C1A	7.41	110.04	106.71
82	YM	201	PEB	CHC-C4C-C3C	-7.41	117.70	130.34
82	DF	202	PEB	CHC-C1D-ND	-7.41	105.34	113.95
87	b6	608	CLA	C4A-NA-C1A	7.41	110.04	106.71
87	4N	604	CLA	C4A-NA-C1A	7.41	110.04	106.71
82	pF	201	PEB	C1C-CHB-C4B	-7.41	119.96	128.81
82	M5	301	PEB	C1C-CHB-C4B	-7.40	119.97	128.81
82	NJ	202	PEB	CHB-C4B-NB	-7.40	118.56	128.83
87	52	611	CLA	C4A-NA-C1A	7.40	110.03	106.71
84	73	1002	CYC	CMA-C3A-C4A	7.39	136.45	125.06
87	cL	507	CLA	C4A-NA-C1A	7.39	110.03	106.71
87	cL	512	CLA	C4A-NA-C1A	7.39	110.03	106.71
82	RK	202	PEB	C1C-CHB-C4B	7.39	137.64	128.81
82	DK	202	PEB	CHC-C1D-ND	-7.39	105.37	113.95
82	WF	201	PEB	CHC-C4C-C3C	-7.39	117.74	130.34
87	B2	829	CLA	C4A-NA-C1A	7.39	110.03	106.71
87	A2	806	CLA	C4A-NA-C1A	7.38	110.03	106.71
82	YF	203	PEB	CHC-C4C-C3C	-7.38	117.74	130.34
103	8N	310	ZEX	C35-C34-C33	-7.38	116.78	127.31
87	12	602	CLA	C4A-NA-C1A	7.38	110.02	106.71
82	pK	201	PEB	C1C-CHB-C4B	-7.38	120.00	128.81
103	82	310	ZEX	C35-C34-C33	-7.37	116.79	127.31

Continued on next page...

Continued from previous page...

Mol	Chain	Res	Type	Atoms	Z	Observed(^{o})	Ideal(^{o})
82	IF	203	PEB	CHC-C1D-ND	-7.37	105.39	113.95
82	YK	203	PEB	CHC-C4C-C3C	-7.37	117.77	130.34
87	7N	601	CLA	C4A-NA-C1A	7.37	110.02	106.71
87	AN	806	CLA	C4A-NA-C1A	7.37	110.02	106.71
87	B2	813	CLA	C4A-NA-C1A	7.37	110.02	106.71
82	mJ	201	PEB	CHB-C4B-NB	-7.36	118.61	128.83
82	WK	201	PEB	CHC-C4C-C3C	-7.36	117.78	130.34
82	IP	203	PEB	CMD-C2D-C3D	-7.36	119.68	130.06
87	12	610	CLA	C4A-NA-C1A	7.36	110.02	106.71
82	oF	201	PEB	CHB-C4B-NB	-7.36	118.61	128.83
82	Z5	301	PEB	C1C-CHB-C4B	-7.36	120.02	128.81
85	c6	603	BCR	C7-C8-C9	7.36	137.35	126.23
87	1N	610	CLA	C4A-NA-C1A	7.36	110.01	106.71
82	tK	201	PEB	CHA-C4A-NA	7.35	133.95	125.20
94	AL	413	PL9	C7-C3-C2	-7.34	113.64	123.30
82	hM	202	PEB	CHB-C4B-NB	-7.34	118.64	128.83
87	AN	841	CLA	C4A-NA-C1A	7.34	110.01	106.71
87	72	601	CLA	C4A-NA-C1A	7.34	110.01	106.71
82	Q7	201	PEB	CHC-C4C-C3C	-7.34	117.82	130.34
87	CL	505	CLA	C4A-NA-C1A	7.34	110.00	106.71
82	LD	201	PEB	CHC-C4C-C3C	-7.33	117.84	130.34
82	H9	202	PEB	CHC-C4C-C3C	-7.33	117.84	130.34
87	1N	602	CLA	C4A-NA-C1A	7.32	110.00	106.71
83	xK	305	PUB	CHB-C1C-NC	-7.32	118.67	128.83
87	BN	814	CLA	C4A-NA-C1A	7.32	110.00	106.71
82	GJ	203	PEB	C1C-CHB-C4B	7.31	137.54	128.81
98	BN	837	PQN	C2M-C2-C1	7.31	128.39	116.27
82	HI	202	PEB	CHB-C4B-NB	-7.31	118.68	128.83
87	2N	303	CLA	C2D-C1D-ND	-7.31	104.72	110.10
87	A2	841	CLA	C4A-NA-C1A	7.31	109.99	106.71
87	7N	606	CLA	C4A-NA-C1A	7.31	109.99	106.71
87	22	606	CLA	C4A-NA-C1A	7.31	109.99	106.71
82	U9	204	PEB	C1C-CHB-C4B	-7.31	120.08	128.81
82	ZF	201	PEB	CHB-C4B-NB	-7.30	118.70	128.83
82	SH	202	PEB	C1C-CHB-C4B	-7.30	120.08	128.81
82	S1	202	PEB	C1C-CHB-C4B	-7.30	120.08	128.81
82	kJ	201	PEB	CHB-C4B-NB	-7.30	118.70	128.83
98	B2	837	PQN	C2M-C2-C1	7.30	128.37	116.27
82	kM	202	PEB	C1C-CHB-C4B	-7.30	120.09	128.81
87	ON	202	CLA	C1D-ND-C4D	-7.30	101.15	106.33
82	QA	201	PEB	CHC-C4C-C3C	-7.30	117.89	130.34
82	aO	202	PEB	C1C-CHB-C4B	7.30	137.53	128.81

Continued on next page...

Continued from previous page...

Mol	Chain	Res	Type	Atoms	Z	Observed(^{o})	Ideal(^{o})
87	K2	101	CLA	C4A-NA-C1A	7.30	109.99	106.71
82	KM	203	PEB	CHC-C4C-C3C	-7.30	117.89	130.34
82	qC	202	PEB	C1C-CHB-C4B	7.29	137.52	128.81
82	H9	203	PEB	CHB-C4B-NB	-7.29	118.72	128.83
98	BN	837	PQN	C2M-C2-C3	-7.28	112.52	124.40
87	AL	405	CLA	C4A-NA-C1A	7.28	109.98	106.71
87	4N	609	CLA	C4A-NA-C1A	7.28	109.98	106.71
87	4N	601	CLA	C4A-NA-C1A	7.28	109.98	106.71
98	B2	837	PQN	C2M-C2-C3	-7.28	112.52	124.40
82	q8	202	PEB	C1C-CHB-C4B	7.28	137.51	128.81
87	2N	306	CLA	C4A-NA-C1A	7.28	109.98	106.71
82	UM	201	PEB	CHC-C4C-C3C	-7.28	117.92	130.34
87	BL	608	CLA	C4A-NA-C1A	7.27	109.98	106.71
82	iK	201	PEB	CHC-C4C-C3C	-7.27	117.94	130.34
82	FQ	201	PEB	CHC-C4C-C3C	-7.27	117.94	130.34
83	QJ	201	PUB	C4B-CHB-C1C	-7.27	120.13	128.81
82	eH	203	PEB	CHC-C4C-C3C	-7.26	117.95	130.34
82	BI	203	PEB	CHC-C1D-ND	-7.26	105.52	113.95
84	y3	1001	CYC	OC-C1C-C2C	7.26	131.94	126.17
87	2N	311	CLA	C4A-NA-C1A	7.26	109.97	106.71
87	6N	612	CLA	CMD-C2D-C1D	7.26	137.50	124.71
87	cL	517	CLA	C4A-NA-C1A	7.26	109.97	106.71
87	3N	311	CLA	C4A-NA-C1A	7.25	109.97	106.71
82	aM	204	PEB	C1C-CHB-C4B	7.25	137.47	128.81
82	BQ	203	PEB	CHC-C4C-C3C	-7.25	117.97	130.34
82	iF	201	PEB	CHC-C4C-C3C	-7.25	117.97	130.34
87	O2	202	CLA	C1D-ND-C4D	-7.25	101.19	106.33
82	fJ	203	PEB	CHC-C4C-C3C	-7.25	117.97	130.34
87	22	602	CLA	C2D-C1D-ND	-7.25	104.76	110.10
82	LQ	201	PEB	CHC-C4C-C3C	-7.25	117.98	130.34
87	B2	830	CLA	C4A-NA-C1A	7.24	109.96	106.71
87	C6	520	CLA	C4A-NA-C1A	7.24	109.96	106.71
87	CL	503	CLA	C4A-NA-C1A	7.24	109.96	106.71
87	12	604	CLA	C4A-NA-C1A	7.24	109.96	106.71
82	NM	202	PEB	CHB-C4B-NB	-7.24	118.78	128.83
87	22	611	CLA	C4A-NA-C1A	7.24	109.96	106.71
87	62	313	CLA	CMD-C2D-C1D	7.24	137.47	124.71
82	b1	203	PEB	CHC-C4C-C3C	-7.23	118.00	130.34
82	CM	203	PEB	CHC-C4C-C3C	-7.23	118.00	130.34
82	BD	203	PEB	CHC-C4C-C3C	-7.23	118.00	130.34
83	AM	303	PUB	CHB-C1C-NC	-7.23	118.80	128.83
84	W3	1001	CYC	OC-C1C-C2C	7.23	131.92	126.17

Continued on next page...

Continued from previous page...

Mol	Chain	Res	Type	Atoms	Z	Observed(^{o})	Ideal(^{o})
82	kM	201	PEB	CHB-C4B-NB	-7.23	118.80	128.83
82	tF	201	PEB	CHA-C4A-NA	7.23	133.80	125.20
91	d6	404	PHO	O2D-CGD-CBD	7.23	120.15	111.00
87	72	606	CLA	C4A-NA-C1A	7.23	109.95	106.71
87	7N	610	CLA	C4A-NA-C1A	7.23	109.95	106.71
82	FD	201	PEB	CHC-C4C-C3C	-7.22	118.02	130.34
82	GM	203	PEB	C1C-CHB-C4B	7.22	137.44	128.81
82	DJ	201	PEB	CHB-C4B-NB	-7.22	118.81	128.83
82	y8	203	PEB	C1C-CHB-C4B	-7.22	120.18	128.81
87	42	611	CLA	C4A-NA-C1A	7.22	109.95	106.71
82	TI	201	PEB	CHB-C4B-NB	-7.22	118.81	128.83
87	A2	805	CLA	C4A-NA-C1A	7.22	109.95	106.71
87	bL	606	CLA	C4A-NA-C1A	7.22	109.95	106.71
82	gF	201	PEB	CMB-C2B-C1B	7.22	136.18	125.06
82	UA	201	PEB	CHA-C1B-NB	-7.22	109.84	124.93
82	lJ	201	PEB	C1C-CHB-C4B	7.22	137.43	128.81
85	kL	100	BCR	C24-C23-C22	-7.21	115.33	126.23
82	VA	202	PEB	CHC-C4C-C3C	-7.21	118.03	130.34
82	ZK	201	PEB	CHB-C4B-NB	-7.21	118.82	128.83
82	U7	201	PEB	CHA-C1B-NB	-7.21	109.85	124.93
82	hJ	201	PEB	CHC-C4C-C3C	-7.21	118.04	130.34
82	D9	202	PEB	C1C-CHB-C4B	7.21	137.42	128.81
87	BN	830	CLA	C4A-NA-C1A	7.21	109.95	106.71
87	42	609	CLA	C4A-NA-C1A	7.21	109.95	106.71
82	oK	201	PEB	CHB-C4B-NB	-7.21	118.83	128.83
82	GD	201	PEB	C1C-CHB-C4B	7.21	137.42	128.81
83	xF	305	PUB	CHB-C1C-NC	-7.20	118.83	128.83
87	A2	817	CLA	C4A-NA-C1A	7.20	109.94	106.71
87	1N	604	CLA	C4A-NA-C1A	7.20	109.94	106.71
82	vK	201	PEB	CHA-C4A-NA	7.20	133.76	125.20
82	WH	203	PEB	C1C-CHB-C4B	7.20	137.41	128.81
87	bL	620	CLA	C4A-NA-C1A	7.20	109.94	106.71
87	4N	611	CLA	C4A-NA-C1A	7.20	109.94	106.71
82	GQ	201	PEB	C1C-CHB-C4B	7.19	137.40	128.81
87	AN	840	CLA	C4A-NA-C1A	7.19	109.94	106.71
85	KL	100	BCR	C24-C23-C22	-7.19	115.37	126.23
82	Z1	203	PEB	CHB-C4B-NB	-7.19	118.85	128.83
82	q8	202	PEB	CHC-C4C-C3C	-7.19	118.07	130.34
82	RJ	202	PEB	CHB-C4B-NB	-7.19	118.85	128.83
82	P7	202	PEB	CHC-C4C-C3C	-7.19	118.08	130.34
82	PA	202	PEB	CHC-C4C-C3C	-7.18	118.09	130.34
83	QM	201	PUB	C4B-CHB-C1C	-7.18	120.23	128.81

Continued on next page...

Continued from previous page...

Mol	Chain	Res	Type	Atoms	Z	Observed(^{o})	Ideal(^{o})
87	32	311	CLA	C4A-NA-C1A	7.18	109.93	106.71
82	jM	203	PEB	CHC-C4C-C3C	-7.18	118.10	130.34
82	eM	202	PEB	C1C-CHB-C4B	-7.18	120.24	128.81
82	GF	203	PEB	C1C-CHB-C4B	7.18	137.38	128.81
82	qC	202	PEB	CHC-C4C-C3C	-7.17	118.10	130.34
82	BI	202	PEB	CHB-C4B-NB	-7.17	118.88	128.83
83	KA	203	PUB	CAD-C3D-C4D	7.17	132.71	121.38
82	GI	201	PEB	CHC-C4C-C3C	-7.17	118.11	130.34
85	A2	848	BCR	C36-C18-C17	-7.17	112.88	122.92
82	yC	203	PEB	C1C-CHB-C4B	-7.16	120.25	128.81
82	SA	201	PEB	CHA-C1B-NB	-7.16	109.95	124.93
82	V7	202	PEB	CHC-C4C-C3C	-7.16	118.12	130.34
82	VD	201	PEB	CHB-C4B-NB	-7.16	118.90	128.83
87	4N	604	CLA	CMD-C2D-C3D	7.16	144.08	127.61
82	NM	202	PEB	C1C-CHB-C4B	-7.16	120.26	128.81
87	42	604	CLA	CMD-C2D-C3D	7.16	144.07	127.61
85	AN	848	BCR	C36-C18-C17	-7.15	112.90	122.92
82	vF	201	PEB	CHA-C4A-NA	7.15	133.71	125.20
87	A2	809	CLA	C4A-NA-C1A	7.15	109.92	106.71
82	IK	203	PEB	CHC-C4C-C3C	-7.15	118.14	130.34
82	XK	202	PEB	C1C-CHB-C4B	7.15	137.35	128.81
82	W1	203	PEB	C1C-CHB-C4B	7.15	137.34	128.81
83	QJ	201	PUB	CHB-C1C-NC	-7.15	118.92	128.83
82	S7	201	PEB	CHA-C1B-NB	-7.14	109.99	124.93
82	gK	201	PEB	CMB-C2B-C1B	7.14	136.06	125.06
87	bL	619	CLA	C4A-NA-C1A	7.14	109.92	106.71
87	7N	609	CLA	C4A-NA-C1A	7.14	109.92	106.71
82	OI	202	PEB	CHB-C4B-NB	-7.14	118.92	128.83
87	DL	406	CLA	C4A-NA-C1A	7.14	109.92	106.71
82	ZH	203	PEB	CHB-C4B-NB	-7.14	118.93	128.83
87	42	601	CLA	C4A-NA-C1A	7.13	109.91	106.71
82	CP	201	PEB	CMD-C2D-C3D	-7.13	120.01	130.06
82	KI	201	PEB	CHA-C1B-NB	-7.13	110.02	124.93
87	AN	849	CLA	CMB-C2B-C1B	-7.12	117.51	128.46
82	iF	202	PEB	C1C-CHB-C4B	7.12	137.32	128.81
87	A2	849	CLA	CMB-C2B-C1B	-7.12	117.52	128.46
83	K7	203	PUB	CAD-C3D-C4D	7.12	132.63	121.38
87	72	610	CLA	C4A-NA-C1A	7.12	109.91	106.71
82	VQ	201	PEB	CHB-C4B-NB	-7.12	118.95	128.83
82	NM	201	PEB	CHB-C4B-NB	-7.12	118.95	128.83
82	UF	201	PEB	CHC-C1D-ND	-7.11	105.69	113.95
82	GI	201	PEB	CHB-C4B-NB	-7.11	118.97	128.83

Continued on next page...

Continued from previous page...

Mol	Chain	Res	Type	Atoms	Z	Observed(^{o})	Ideal(^{o})
82	sF	203	PEB	CHA-C1B-NB	-7.11	110.06	124.93
82	UE	201	PEB	C1C-CHB-C4B	7.11	137.30	128.81
82	HA	202	PEB	OA-C1A-C2A	-7.11	120.52	126.17
82	UG	201	PEB	C1C-CHB-C4B	7.11	137.30	128.81
82	aJ	204	PEB	CHC-C4C-C3C	-7.10	118.22	130.34
82	OA	201	PEB	CHA-C1B-NB	-7.10	110.08	124.93
82	PF	201	PEB	CHA-C4A-NA	7.09	133.64	125.20
82	JF	202	PEB	C1C-CHB-C4B	7.09	137.28	128.81
82	UM	201	PEB	C1C-CHB-C4B	7.09	137.28	128.81
87	AN	805	CLA	C4A-NA-C1A	7.09	109.89	106.71
82	UK	201	PEB	CHC-C1D-ND	-7.09	105.71	113.95
82	gM	201	PEB	C1C-CHB-C4B	-7.09	120.34	128.81
82	JK	201	PEB	CHA-C4A-NA	7.09	133.63	125.20
82	IF	203	PEB	CHC-C4C-C3C	-7.08	118.26	130.34
82	JF	201	PEB	CHA-C4A-NA	7.08	133.62	125.20
82	SH	202	PEB	CHB-C4B-NB	-7.08	119.01	128.83
82	cF	203	PEB	CHA-C1B-NB	-7.08	110.12	124.93
82	HA	202	PEB	C1C-CHB-C4B	7.08	137.26	128.81
82	dH	203	PEB	C1C-CHB-C4B	-7.07	120.36	128.81
82	WF	203	PEB	CHB-C4B-NB	-7.07	119.02	128.83
87	AN	817	CLA	C4A-NA-C1A	7.07	109.89	106.71
82	CJ	203	PEB	CHC-C4C-C3C	-7.07	118.28	130.34
82	S1	202	PEB	CHB-C4B-NB	-7.07	119.02	128.83
82	WK	203	PEB	CHB-C4B-NB	-7.07	119.02	128.83
87	A2	802	CLA	C4A-NA-C1A	7.07	109.88	106.71
82	O9	202	PEB	CHC-C4C-C3C	-7.07	118.29	130.34
82	d1	203	PEB	C1C-CHB-C4B	-7.07	120.37	128.81
87	A2	840	CLA	C4A-NA-C1A	7.06	109.88	106.71
82	sK	203	PEB	CHA-C1B-NB	-7.06	110.16	124.93
82	iK	202	PEB	C1C-CHB-C4B	7.06	137.25	128.81
82	YM	201	PEB	C1C-CHB-C4B	7.06	137.24	128.81
91	a6	613	PHO	O2D-CGD-CBD	7.06	119.94	111.00
87	72	605	CLA	C4A-NA-C1A	7.06	109.88	106.71
87	c6	611	CLA	C4A-NA-C1A	7.06	109.88	106.71
82	BI	202	PEB	CHA-C1B-NB	-7.06	110.17	124.93
82	WI	202	PEB	CHB-C4B-NB	-7.06	119.04	128.83
87	dL	404	CLA	C4A-NA-C1A	7.05	109.88	106.71
82	GK	203	PEB	C1C-CHB-C4B	7.05	137.23	128.81
82	MP	203	PEB	CMD-C2D-C3D	-7.05	120.12	130.06
87	72	604	CLA	C4A-NA-C1A	7.05	109.88	106.71
82	mM	202	PEB	CHB-C4B-NB	-7.05	119.05	128.83
82	DA	202	PEB	OA-C1A-C2A	-7.05	120.57	126.17

Continued on next page...

Continued from previous page...

Mol	Chain	Res	Type	Atoms	Z	Observed(^{o})	Ideal(^{o})
82	O7	201	PEB	CHA-C1B-NB	-7.05	110.19	124.93
87	AN	809	CLA	C4A-NA-C1A	7.05	109.87	106.71
82	TM	201	PEB	C1C-CHB-C4B	-7.04	120.40	128.81
87	72	609	CLA	C4A-NA-C1A	7.04	109.87	106.71
82	KF	201	PEB	CHC-C4C-C3C	-7.04	118.33	130.34
82	KK	201	PEB	CHC-C4C-C3C	-7.04	118.33	130.34
82	cK	203	PEB	CHA-C1B-NB	-7.04	110.21	124.93
87	5N	607	CLA	C4A-NA-C1A	7.04	109.87	106.71
87	7N	605	CLA	C4A-NA-C1A	7.04	109.87	106.71
82	SP	201	PEB	CHC-C1D-ND	-7.04	105.78	113.95
82	DF	201	PEB	C2A-C1A-NA	7.04	114.34	108.27
82	kF	203	PEB	CHC-C4C-C3C	-7.03	118.34	130.34
82	WP	201	PEB	CMC-C3C-C2C	-7.03	111.68	124.94
87	AN	814	CLA	C4A-NA-C1A	7.03	109.87	106.71
87	C6	512	CLA	C4A-NA-C1A	7.03	109.87	106.71
87	1N	607	CLA	C4A-NA-C1A	7.03	109.87	106.71
82	H7	202	PEB	C1C-CHB-C4B	7.03	137.21	128.81
82	18	202	PEB	CHC-C4C-C3C	-7.02	118.36	130.34
82	uC	202	PEB	CHC-C4C-C3C	-7.02	118.36	130.34
82	GK	202	PEB	C4B-C3B-C2B	-7.02	99.01	106.78
85	L2	205	BCR	C15-C16-C17	7.02	137.85	123.47
84	K1	1001	CYC	C4D-CHA-C1A	7.02	137.19	128.81
82	KJ	203	PEB	CHC-C1D-ND	-7.02	105.80	113.95
87	3N	313	CLA	C4A-NA-C1A	7.02	109.86	106.71
82	JK	202	PEB	C1C-CHB-C4B	7.02	137.19	128.81
82	RI	203	PEB	CHB-C4B-NB	-7.01	119.10	128.83
85	LN	205	BCR	C15-C16-C17	7.01	137.84	123.47
82	RI	203	PEB	CHA-C1B-NB	-7.01	110.27	124.93
82	UP	203	PEB	CMC-C3C-C2C	-7.01	111.73	124.94
87	A2	838	CLA	C4A-NA-C1A	7.01	109.86	106.71
82	W1	202	PEB	CHB-C4B-NB	-7.01	119.11	128.83
82	AH	305	PEB	CHB-C4B-NB	-7.00	119.11	128.83
84	J4	1001	CYC	CHB-C4A-NA	-7.00	110.29	124.93
82	u8	202	PEB	CHC-C4C-C3C	-7.00	118.40	130.34
82	1C	202	PEB	CHC-C4C-C3C	-7.00	118.40	130.34
87	BN	812	CLA	C4A-NA-C1A	7.00	109.85	106.71
82	TJ	201	PEB	C1C-CHB-C4B	-7.00	120.45	128.81
87	AN	801	CLA	C4A-NA-C1A	7.00	109.85	106.71
82	PK	201	PEB	CHA-C4A-NA	7.00	133.52	125.20
82	XF	203	PEB	C1C-CHB-C4B	6.99	137.16	128.81
82	gE	202	PEB	CHB-C4B-NB	-6.99	119.13	128.83
82	H7	202	PEB	OA-C1A-C2A	-6.99	120.61	126.17

Continued on next page...

Continued from previous page...

Mol	Chain	Res	Type	Atoms	Z	Observed(^{o})	Ideal(^{o})
82	Q9	202	PEB	CHC-C4C-C3C	-6.99	118.42	130.34
82	FM	201	PEB	CHB-C4B-NB	-6.99	119.14	128.83
82	XF	202	PEB	C1C-CHB-C4B	6.99	137.15	128.81
82	S9	201	PEB	CHC-C1D-ND	-6.99	105.84	113.95
87	B2	811	CLA	C4A-NA-C1A	6.98	109.85	106.71
82	S9	202	PEB	CHC-C4C-C3C	-6.98	118.43	130.34
82	WI	202	PEB	CHA-C1B-NB	-6.98	110.33	124.93
83	K7	203	PUB	CHB-C1C-NC	-6.98	119.14	128.83
82	gG	202	PEB	CHB-C4B-NB	-6.98	119.15	128.83
83	Z5	303	PUB	CAD-C3D-C4D	6.98	132.40	121.38
87	AN	838	CLA	C4A-NA-C1A	6.98	109.84	106.71
87	82	308	CLA	C4A-NA-C1A	6.98	109.84	106.71
87	B2	808	CLA	C4A-NA-C1A	6.98	109.84	106.71
87	b6	617	CLA	C4A-NA-C1A	6.97	109.84	106.71
82	lJ	203	PEB	CHB-C4B-NB	-6.97	119.16	128.83
87	22	602	CLA	CMD-C2D-C1D	6.97	137.00	124.71
82	BM	301	PEB	CHC-C1D-ND	-6.97	105.85	113.95
82	MP	203	PEB	CHC-C1D-ND	-6.97	105.86	113.95
82	AI	203	PEB	CHA-C1B-NB	-6.97	110.36	124.93
82	WH	202	PEB	CHB-C4B-NB	-6.96	119.17	128.83
87	52	607	CLA	C4A-NA-C1A	6.96	109.84	106.71
87	A6	403	CLA	C4A-NA-C1A	6.96	109.84	106.71
83	KA	203	PUB	CHB-C1C-NC	-6.96	119.17	128.83
87	12	607	CLA	C4A-NA-C1A	6.96	109.83	106.71
82	XK	203	PEB	C1C-CHB-C4B	6.96	137.12	128.81
87	B2	819	CLA	C4A-NA-C1A	6.96	109.83	106.71
82	D7	202	PEB	OA-C1A-C2A	-6.96	120.64	126.17
82	kK	203	PEB	CHC-C4C-C3C	-6.95	118.48	130.34
85	KN	104	BCR	C24-C23-C22	-6.95	115.73	126.23
84	JO	1001	CYC	CHB-C4A-NA	-6.95	110.39	124.93
83	M5	303	PUB	CAD-C3D-C4D	6.95	132.36	121.38
87	2N	303	CLA	CMD-C2D-C1D	6.95	136.97	124.71
82	DD	201	PEB	CHC-C4C-C3C	-6.95	118.48	130.34
82	fM	203	PEB	C1C-CHB-C4B	6.95	137.11	128.81
87	B2	806	CLA	C4A-NA-C1A	6.95	109.83	106.71
87	7N	604	CLA	C4A-NA-C1A	6.95	109.83	106.71
87	c6	607	CLA	C4A-NA-C1A	6.95	109.83	106.71
85	K2	105	BCR	C24-C23-C22	-6.95	115.74	126.23
84	KH	1001	CYC	C4D-CHA-C1A	6.94	137.10	128.81
87	8N	308	CLA	C4A-NA-C1A	6.94	109.83	106.71
82	J9	201	PEB	C4B-C3B-C2B	-6.94	99.10	106.78
87	BN	807	CLA	C4A-NA-C1A	6.94	109.83	106.71

Continued on next page...

Continued from previous page...

Mol	Chain	Res	Type	Atoms	Z	Observed(^{o})	Ideal(^{o})
87	R2	201	CLA	C4A-NA-C1A	6.94	109.83	106.71
82	OM	202	PEB	CHB-C4B-NB	-6.94	119.20	128.83
82	qK	202	PEB	C1C-CHB-C4B	6.94	137.10	128.81
82	l1	203	PEB	C1C-CHB-C4B	-6.93	120.53	128.81
87	32	313	CLA	C4A-NA-C1A	6.93	109.82	106.71
87	52	610	CLA	C4A-NA-C1A	6.93	109.82	106.71
84	IG	1001	CYC	OC-C1C-C2C	-6.93	120.66	126.17
87	A2	816	CLA	C4A-NA-C1A	6.93	109.82	106.71
87	3N	310	CLA	C4A-NA-C1A	6.93	109.82	106.71
87	3N	304	CLA	CMB-C2B-C3B	6.93	137.64	124.68
85	A2	848	BCR	C36-C18-C19	6.92	128.99	118.08
87	AL	404	CLA	C4A-NA-C1A	6.92	109.82	106.71
85	F2	204	BCR	C24-C23-C22	-6.92	115.78	126.23
87	b6	618	CLA	C4A-NA-C1A	6.92	109.82	106.71
85	AN	848	BCR	C36-C18-C19	6.92	128.98	118.08
82	GF	202	PEB	C4B-C3B-C2B	-6.92	99.12	106.78
87	bL	614	CLA	C4A-NA-C1A	6.92	109.82	106.71
82	mM	201	PEB	C1C-CHB-C4B	-6.92	120.54	128.81
82	TM	201	PEB	CHB-C4B-NB	-6.92	119.23	128.83
87	32	303	CLA	CMB-C2B-C3B	6.91	137.61	124.68
82	DJ	202	PEB	C1C-CHB-C4B	-6.91	120.55	128.81
82	HJ	201	PEB	C1C-CHB-C4B	-6.91	120.56	128.81
87	RN	201	CLA	C4A-NA-C1A	6.91	109.81	106.71
87	RN	204	CLA	C4A-NA-C1A	6.91	109.81	106.71
91	dL	403	PHO	O2D-CGD-CBD	6.91	119.75	111.00
87	AN	821	CLA	C4A-NA-C1A	6.90	109.81	106.71
87	B6	607	CLA	C4A-NA-C1A	6.90	109.81	106.71
82	DQ	201	PEB	CHC-C4C-C3C	-6.90	118.56	130.34
82	qK	201	PEB	CHC-C4C-C3C	-6.90	118.56	130.34
82	zC	201	PEB	C1C-CHB-C4B	6.90	137.06	128.81
87	HL	101	CLA	C4A-NA-C1A	6.90	109.81	106.71
82	Y7	301	PEB	CHB-C4B-NB	-6.90	119.26	128.83
85	FN	204	BCR	C24-C23-C22	-6.90	115.81	126.23
82	cK	203	PEB	CHC-C4C-C3C	-6.90	118.58	130.34
87	A2	808	CLA	C4A-NA-C1A	6.90	109.81	106.71
87	R2	204	CLA	C4A-NA-C1A	6.89	109.81	106.71
82	W9	202	PEB	C1C-CHB-C4B	6.89	137.04	128.81
82	VQ	203	PEB	CHB-C4B-NB	-6.89	119.27	128.83
84	D1	1001	CYC	C4D-CHA-C1A	6.89	137.04	128.81
87	F2	202	CLA	C4A-NA-C1A	6.89	109.80	106.71
82	aH	201	PEB	C1C-CHB-C4B	6.89	137.04	128.81
82	UO	201	PEB	CMB-C2B-C1B	6.89	135.67	125.06

Continued on next page...

Continued from previous page...

Mol	Chain	Res	Type	Atoms	Z	Observed(^{o})	Ideal(^{o})
82	qF	201	PEB	CHC-C4C-C3C	-6.89	118.59	130.34
82	L9	203	PEB	CHB-C4B-NB	-6.89	119.27	128.83
87	A2	821	CLA	C4A-NA-C1A	6.89	109.80	106.71
87	B6	612	CLA	C4A-NA-C1A	6.89	109.80	106.71
82	z8	201	PEB	C1C-CHB-C4B	6.89	137.03	128.81
87	b6	616	CLA	C4A-NA-C1A	6.88	109.80	106.71
87	5N	603	CLA	C4A-NA-C1A	6.88	109.80	106.71
87	CL	509	CLA	C4A-NA-C1A	6.88	109.80	106.71
87	MN	101	CLA	C4A-NA-C1A	6.88	109.80	106.71
87	B6	610	CLA	C4A-NA-C1A	6.88	109.80	106.71
82	cF	203	PEB	CHC-C4C-C3C	-6.88	118.60	130.34
87	b6	606	CLA	C4A-NA-C1A	6.88	109.80	106.71
87	5N	610	CLA	C4A-NA-C1A	6.88	109.80	106.71
82	aE	202	PEB	CHB-C4B-NB	-6.87	119.29	128.83
85	K6	102	BCR	C11-C10-C9	-6.87	117.50	127.31
82	TB	202	PEB	CHB-C4B-NB	-6.87	119.30	128.83
82	VD	203	PEB	CHB-C4B-NB	-6.87	119.30	128.83
82	A1	305	PEB	CHB-C4B-NB	-6.87	119.30	128.83
87	dL	409	CLA	C4A-NA-C1A	6.87	109.79	106.71
82	YA	301	PEB	CHB-C4B-NB	-6.87	119.30	128.83
87	72	603	CLA	C4A-NA-C1A	6.87	109.79	106.71
87	B2	831	CLA	C4A-NA-C1A	6.87	109.79	106.71
87	CL	510	CLA	C4A-NA-C1A	6.86	109.79	106.71
87	AN	834	CLA	C4A-NA-C1A	6.86	109.79	106.71
87	52	603	CLA	C4A-NA-C1A	6.86	109.79	106.71
87	A2	837	CLA	C4A-NA-C1A	6.86	109.79	106.71
87	b6	609	CLA	C4A-NA-C1A	6.86	109.79	106.71
84	IE	1001	CYC	OC-C1C-C2C	-6.86	120.72	126.17
87	BN	820	CLA	C4A-NA-C1A	6.86	109.79	106.71
87	A2	814	CLA	C4A-NA-C1A	6.85	109.79	106.71
87	cL	514	CLA	C4A-NA-C1A	6.85	109.79	106.71
82	LM	201	PEB	C1C-CHB-C4B	-6.85	120.62	128.81
83	AJ	303	PUB	CHB-C1C-NC	-6.85	119.32	128.83
82	OF	202	PEB	CMB-C2B-C1B	6.85	135.61	125.06
82	fJ	203	PEB	C1C-CHB-C4B	6.85	136.99	128.81
82	lM	201	PEB	CHC-C4C-C3C	-6.85	118.66	130.34
82	JQ	203	PEB	CHC-C4C-C3C	-6.85	118.66	130.34
87	A2	851	CLA	C4A-NA-C1A	6.85	109.78	106.71
83	Z9	305	PUB	CAD-C3D-C4D	6.85	132.19	121.38
82	fK	201	PEB	CHA-C4A-NA	6.85	133.34	125.20
85	b6	602	BCR	C15-C14-C13	-6.85	117.54	127.31
87	7N	603	CLA	C4A-NA-C1A	6.84	109.78	106.71

Continued on next page...

Continued from previous page...

Mol	Chain	Res	Type	Atoms	Z	Observed(^{o})	Ideal(^{o})
82	U4	201	PEB	CMB-C2B-C1B	6.84	135.60	125.06
85	k6	102	BCR	C11-C10-C9	-6.84	117.54	127.31
82	qF	202	PEB	C1C-CHB-C4B	6.84	136.98	128.81
87	AN	825	CLA	C4A-NA-C1A	6.84	109.78	106.71
82	KI	201	PEB	CHB-C4B-NB	-6.84	119.34	128.83
82	HK	201	PEB	CHB-C4B-NB	-6.84	119.34	128.83
87	B2	832	CLA	C4A-NA-C1A	6.84	109.78	106.71
82	HD	203	PEB	CHC-C1D-ND	-6.84	106.00	113.95
82	DK	201	PEB	C2A-C1A-NA	6.84	114.17	108.27
82	cM	201	PEB	CHB-C4B-NB	-6.84	119.34	128.83
87	A2	825	CLA	C4A-NA-C1A	6.84	109.78	106.71
82	JB	202	PEB	CHB-C4B-NB	-6.83	119.35	128.83
82	lH	202	PEB	C1C-CHB-C4B	-6.83	120.64	128.81
87	D6	402	CLA	C4A-NA-C1A	6.83	109.78	106.71
84	DH	1001	CYC	C4D-CHA-C1A	6.83	136.97	128.81
82	U1	203	PEB	CHB-C4B-NB	-6.83	119.35	128.83
87	BN	809	CLA	C4A-NA-C1A	6.83	109.78	106.71
82	PA	202	PEB	OA-C1A-C2A	-6.83	120.74	126.17
87	A6	404	CLA	C4A-NA-C1A	6.83	109.78	106.71
82	DF	202	PEB	CHC-C4C-C3C	-6.83	118.69	130.34
82	IM	201	PEB	C1C-CHB-C4B	6.83	136.96	128.81
82	OK	202	PEB	CMB-C2B-C1B	6.82	135.57	125.06
82	FD	203	PEB	CHC-C4C-C3C	-6.82	118.70	130.34
82	XD	201	PEB	CHC-C4C-C3C	-6.82	118.70	130.34
82	GP	201	PEB	CHC-C1D-ND	-6.82	106.03	113.95
82	HQ	203	PEB	CHC-C1D-ND	-6.82	106.03	113.95
87	A2	834	CLA	C4A-NA-C1A	6.82	109.77	106.71
82	FQ	203	PEB	CHC-C4C-C3C	-6.82	118.71	130.34
82	XQ	201	PEB	CHC-C4C-C3C	-6.82	118.71	130.34
82	GM	203	PEB	CHC-C4C-C3C	-6.82	118.71	130.34
87	FN	201	CLA	C4A-NA-C1A	6.82	109.77	106.71
82	a1	201	PEB	C1C-CHB-C4B	6.81	136.95	128.81
87	32	310	CLA	C4A-NA-C1A	6.81	109.77	106.71
87	C6	509	CLA	C4A-NA-C1A	6.81	109.77	106.71
82	F9	201	PEB	CHC-C1D-ND	-6.81	106.04	113.95
82	f4	201	PEB	C1C-CHB-C4B	6.81	136.95	128.81
82	pK	201	PEB	CHB-C4B-NB	-6.81	119.38	128.83
87	CL	518	CLA	C4A-NA-C1A	6.81	109.77	106.71
87	AN	808	CLA	C4A-NA-C1A	6.81	109.77	106.71
82	TD	201	PEB	CHC-C4C-C3C	-6.81	118.72	130.34
82	KJ	203	PEB	C1C-CHB-C4B	6.81	136.94	128.81
87	A2	818	CLA	C4A-NA-C1A	6.81	109.77	106.71

Continued on next page...

Continued from previous page...

Mol	Chain	Res	Type	Atoms	Z	Observed(^{o})	Ideal(^{o})
87	D6	403	CLA	C4A-NA-C1A	6.81	109.77	106.71
82	aG	202	PEB	CHB-C4B-NB	-6.81	119.39	128.83
87	22	603	CLA	C4A-NA-C1A	6.80	109.77	106.71
87	B6	605	CLA	C4A-NA-C1A	6.80	109.77	106.71
82	S7	201	PEB	CHB-C4B-NB	-6.80	119.39	128.83
87	AN	851	CLA	C4A-NA-C1A	6.80	109.76	106.71
87	1N	611	CLA	C4A-NA-C1A	6.80	109.76	106.71
82	WJ	203	PEB	C1C-CHB-C4B	6.80	136.93	128.81
87	3N	303	CLA	CMD-C2D-C1D	6.80	136.69	124.71
82	TO	202	PEB	C1C-CHB-C4B	6.80	136.93	128.81
82	JD	203	PEB	CHC-C4C-C3C	-6.79	118.75	130.34
82	TQ	201	PEB	CHC-C4C-C3C	-6.79	118.75	130.34
82	pF	201	PEB	CHB-C4B-NB	-6.79	119.41	128.83
87	8N	305	CLA	C4A-NA-C1A	6.79	109.76	106.71
82	cF	201	PEB	CHB-C4B-NB	-6.79	119.41	128.83
82	T4	202	PEB	C1C-CHB-C4B	6.79	136.92	128.81
82	IP	203	PEB	CMC-C3C-C2C	-6.79	112.15	124.94
82	KP	201	PEB	CMC-C3C-C2C	-6.79	112.15	124.94
82	SF	201	PEB	CHC-C1D-ND	-6.79	106.07	113.95
82	PD	203	PEB	CHC-C1D-ND	-6.79	106.07	113.95
82	UH	203	PEB	CHB-C4B-NB	-6.78	119.42	128.83
87	32	302	CLA	CMD-C2D-C1D	6.78	136.67	124.71
83	AM	303	PUB	CHC-C1D-ND	-6.78	105.14	113.72
87	32	302	CLA	C4A-NA-C1A	6.78	109.75	106.71
87	82	304	CLA	C4A-NA-C1A	6.78	109.75	106.71
82	PQ	203	PEB	CHC-C1D-ND	-6.78	106.07	113.95
82	CM	203	PEB	CHC-C1D-ND	-6.78	106.07	113.95
87	C6	518	CLA	C4A-NA-C1A	6.78	109.75	106.71
82	CB	202	PEB	CHB-C4B-NB	-6.78	119.43	128.83
82	JA	201	PEB	CHB-C4B-NB	-6.78	119.43	128.83
87	BN	832	CLA	C4A-NA-C1A	6.78	109.75	106.71
103	8N	310	ZEX	C11-C10-C9	-6.77	117.64	127.31
82	TA	202	PEB	CHC-C4C-C3C	-6.77	118.78	130.34
87	3N	303	CLA	CHD-C1D-ND	-6.77	118.23	124.45
87	M2	101	CLA	C4A-NA-C1A	6.77	109.75	106.71
87	b6	614	CLA	C4A-NA-C1A	6.77	109.75	106.71
82	fF	201	PEB	CHA-C4A-NA	6.77	133.26	125.20
82	aK	201	PEB	CHB-C4B-NB	-6.77	119.44	128.83
82	gF	203	PEB	CHC-C4C-C3C	-6.77	118.79	130.34
87	32	302	CLA	CHD-C1D-ND	-6.77	118.23	124.45
82	OH	202	PEB	C1C-CHB-C4B	-6.77	120.72	128.81
82	P7	202	PEB	OA-C1A-C2A	-6.77	120.79	126.17

Continued on next page...

Continued from previous page...

Mol	Chain	Res	Type	Atoms	Z	Observed(^{o})	Ideal(^{o})
82	cK	201	PEB	CHB-C4B-NB	-6.77	119.44	128.83
82	SK	201	PEB	CHC-C1D-ND	-6.77	106.09	113.95
82	DK	202	PEB	CHC-C4C-C3C	-6.77	118.80	130.34
82	JQ	201	PEB	CHB-C4B-NB	-6.77	119.44	128.83
84	LO	1001	CYC	CHB-C4A-NA	-6.77	110.78	124.93
87	12	611	CLA	C4A-NA-C1A	6.77	109.75	106.71
82	MJ	201	PEB	C1C-CHB-C4B	6.76	136.89	128.81
82	jF	201	PEB	CHA-C4A-NA	6.76	133.25	125.20
82	fO	201	PEB	C1C-CHB-C4B	6.76	136.89	128.81
82	H1	1002	PEB	CHC-C1D-ND	-6.76	106.10	113.95
82	WB	401	PEB	CHB-C4B-NB	-6.76	119.45	128.83
82	SA	201	PEB	CHB-C4B-NB	-6.76	119.45	128.83
94	aL	601	PL9	C7-C3-C2	-6.76	114.42	123.30
82	xF	304	PEB	CHB-C4B-NB	-6.76	119.46	128.83
87	AN	837	CLA	C4A-NA-C1A	6.76	109.74	106.71
87	A2	811	CLA	C4A-NA-C1A	6.76	109.74	106.71
85	kL	100	BCR	C15-C16-C17	-6.75	109.64	123.47
82	xK	304	PEB	CHB-C4B-NB	-6.75	119.46	128.83
87	A2	819	CLA	C4A-NA-C1A	6.75	109.74	106.71
87	CL	510	CLA	CMB-C2B-C1B	-6.75	118.09	128.46
85	KL	100	BCR	C15-C16-C17	-6.75	109.64	123.47
87	AN	811	CLA	C4A-NA-C1A	6.75	109.74	106.71
82	uC	202	PEB	C1C-CHB-C4B	6.75	136.87	128.81
82	jK	201	PEB	CHA-C4A-NA	6.75	133.23	125.20
82	ZI	401	PEB	C2A-C1A-NA	6.75	114.09	108.27
103	82	310	ZEX	C11-C10-C9	-6.75	117.68	127.31
82	DQ	202	PEB	CHA-C1B-NB	-6.75	110.82	124.93
82	VJ	202	PEB	CHB-C4B-NB	-6.75	119.47	128.83
87	b6	604	CLA	C4A-NA-C1A	6.74	109.74	106.71
82	kO	202	PEB	CHC-C4C-C3C	-6.74	118.84	130.34
82	IK	201	PEB	CMB-C2B-C1B	6.74	135.44	125.06
82	qK	202	PEB	CHA-C1B-NB	-6.74	110.84	124.93
82	T7	202	PEB	CHC-C4C-C3C	-6.74	118.85	130.34
82	u8	202	PEB	C1C-CHB-C4B	6.74	136.85	128.81
87	AN	818	CLA	C4A-NA-C1A	6.74	109.73	106.71
82	HQ	201	PEB	CHC-C4C-C3C	-6.73	118.86	130.34
82	DM	201	PEB	C1C-CHB-C4B	-6.73	120.77	128.81
87	6N	607	CLA	C4A-NA-C1A	6.73	109.73	106.71
87	3N	306	CLA	C4A-NA-C1A	6.73	109.73	106.71
82	JA	202	PEB	OA-C1A-C2A	-6.73	120.82	126.17
87	AN	816	CLA	C4A-NA-C1A	6.73	109.73	106.71
87	B6	614	CLA	C4A-NA-C1A	6.73	109.73	106.71

Continued on next page...

Continued from previous page...

Mol	Chain	Res	Type	Atoms	Z	Observed(^{o})	Ideal(^{o})
82	J7	202	PEB	OA-C1A-C2A	-6.72	120.83	126.17
82	DD	202	PEB	CHA-C1B-NB	-6.72	110.87	124.93
87	32	305	CLA	C4A-NA-C1A	6.72	109.73	106.71
87	c6	615	CLA	C4A-NA-C1A	6.72	109.73	106.71
82	qF	202	PEB	CHA-C1B-NB	-6.72	110.87	124.93
82	Q9	202	PEB	C1C-CHB-C4B	6.72	136.84	128.81
87	22	610	CLA	C4A-NA-C1A	6.72	109.73	106.71
87	C6	513	CLA	C4A-NA-C1A	6.72	109.73	106.71
82	O1	202	PEB	C1C-CHB-C4B	-6.72	120.78	128.81
83	Y7	302	PUB	CAD-C3D-C4D	6.72	131.99	121.38
82	SO	201	PEB	CMB-C2B-C1B	6.71	135.40	125.06
84	L4	1001	CYC	CHB-C4A-NA	-6.71	110.89	124.93
82	HD	201	PEB	CHC-C4C-C3C	-6.71	118.89	130.34
87	3N	301	CLA	C4A-NA-C1A	6.71	109.72	106.71
82	MJ	203	PEB	CHC-C4C-C3C	-6.70	118.90	130.34
82	DA	201	PEB	CHB-C4B-NB	-6.70	119.53	128.83
83	AJ	304	PUB	CHB-C1C-NC	-6.70	119.53	128.83
82	D7	201	PEB	CHB-C4B-NB	-6.70	119.53	128.83
82	J7	201	PEB	CHB-C4B-NB	-6.70	119.53	128.83
87	IN	103	CLA	C4A-NA-C1A	6.70	109.72	106.71
82	kJ	202	PEB	C1C-CHB-C4B	-6.70	120.80	128.81
82	j4	203	PEB	CHC-C4C-C3C	-6.70	118.91	130.34
82	AA	201	PEB	CHB-C4B-NB	-6.70	119.53	128.83
82	XJ	201	PEB	CBC-CAC-C2C	-6.70	101.19	112.62
82	RJ	202	PEB	C1C-CHB-C4B	-6.70	120.81	128.81
82	UM	203	PEB	CHC-C4C-C3C	-6.70	118.91	130.34
82	HF	201	PEB	CHB-C4B-NB	-6.70	119.54	128.83
87	32	308	CLA	C4A-NA-C1A	6.70	109.72	106.71
87	3N	303	CLA	C4A-NA-C1A	6.70	109.72	106.71
82	gM	202	PEB	CHB-C4B-NB	-6.69	119.54	128.83
82	XJ	202	PEB	CHB-C4B-NB	-6.69	119.54	128.83
82	A7	201	PEB	CHB-C4B-NB	-6.69	119.54	128.83
82	gK	203	PEB	CHC-C4C-C3C	-6.69	118.92	130.34
82	TF	201	PEB	CHA-C4A-NA	6.69	133.16	125.20
87	HL	102	CLA	C4A-NA-C1A	6.69	109.72	106.71
82	AP	203	PEB	CMC-C3C-C2C	-6.69	112.33	124.94
82	dJ	201	PEB	CHC-C4C-C3C	-6.69	118.93	130.34
82	GF	201	PEB	CHA-C1B-NB	-6.69	110.94	124.93
82	GK	201	PEB	CHA-C1B-NB	-6.69	110.95	124.93
82	JD	203	PEB	C1C-CHB-C4B	6.68	136.79	128.81
82	DK	201	PEB	CHA-C4A-NA	6.68	133.15	125.20
82	lM	203	PEB	CHB-C4B-NB	-6.68	119.56	128.83

Continued on next page...

Continued from previous page...

Mol	Chain	Res	Type	Atoms	Z	Observed(^{o})	Ideal(^{o})
82	S4	201	PEB	CMB-C2B-C1B	6.68	135.35	125.06
82	TK	201	PEB	CHA-C4A-NA	6.67	133.14	125.20
82	hJ	203	PEB	CHC-C1D-ND	-6.67	106.20	113.95
84	E1	1001	CYC	C4D-CHA-C1A	6.67	136.78	128.81
87	6N	605	CLA	C4A-NA-C1A	6.67	109.70	106.71
82	DF	201	PEB	CHA-C4A-NA	6.67	133.13	125.20
87	AN	819	CLA	C4A-NA-C1A	6.67	109.70	106.71
82	aF	201	PEB	CHB-C4B-NB	-6.67	119.58	128.83
82	OH	203	PEB	CHC-C4C-C3C	-6.66	118.97	130.34
82	IF	201	PEB	CMB-C2B-C1B	6.66	135.32	125.06
82	S4	201	PEB	C1C-CHB-C4B	6.66	136.77	128.81
82	SG	203	PEB	CHC-C4C-C3C	-6.66	118.98	130.34
82	NJ	201	PEB	CHB-C4B-NB	-6.66	119.59	128.83
83	AM	303	PUB	CAD-C3D-C4D	6.66	131.90	121.38
87	2N	310	CLA	C4A-NA-C1A	6.66	109.70	106.71
87	c6	604	CLA	C4A-NA-C1A	6.66	109.70	106.71
87	2N	307	CLA	C4A-NA-C1A	6.66	109.70	106.71
87	BN	831	CLA	C4A-NA-C1A	6.66	109.70	106.71
87	A2	852	CLA	C2D-C1D-ND	-6.65	105.20	110.10
82	JD	201	PEB	CHB-C4B-NB	-6.65	119.60	128.83
83	YA	302	PUB	CAD-C3D-C4D	6.65	131.88	121.38
87	BN	826	CLA	C4A-NA-C1A	6.65	109.70	106.71
82	S7	201	PEB	CMB-C2B-C1B	6.65	135.30	125.06
82	SO	201	PEB	C1C-CHB-C4B	6.65	136.75	128.81
82	SA	201	PEB	CMB-C2B-C1B	6.65	135.30	125.06
87	5N	605	CLA	C4A-NA-C1A	6.65	109.69	106.71
82	OH	203	PEB	C1C-CHB-C4B	6.64	136.75	128.81
82	JQ	203	PEB	C1C-CHB-C4B	6.64	136.75	128.81
82	ZM	201	PEB	C1C-CHB-C4B	-6.64	120.88	128.81
82	MM	201	PEB	CHC-C4C-C3C	-6.64	119.01	130.34
82	HH	1002	PEB	CHC-C1D-ND	-6.64	106.23	113.95
87	c6	606	CLA	C4A-NA-C1A	6.64	109.69	106.71
82	g4	202	PEB	CHC-C4C-C3C	-6.64	119.01	130.34
84	EH	1001	CYC	C4D-CHA-C1A	6.64	136.74	128.81
82	IJ	201	PEB	C1C-CHB-C4B	6.64	136.74	128.81
82	dJ	201	PEB	C1C-CHB-C4B	6.64	136.74	128.81
87	12	603	CLA	C4A-NA-C1A	6.64	109.69	106.71
87	62	306	CLA	C4A-NA-C1A	6.64	109.69	106.71
82	VI	203	PEB	CHB-C4B-NB	-6.64	119.62	128.83
82	QM	202	PEB	C1C-CHB-C4B	6.64	136.74	128.81
82	TA	202	PEB	OA-C1A-C2A	-6.64	120.90	126.17
87	B6	611	CLA	C4A-NA-C1A	6.64	109.69	106.71

Continued on next page...

Continued from previous page...

Mol	Chain	Res	Type	Atoms	Z	Observed(^{o})	Ideal(^{o})
87	aL	605	CLA	C4A-NA-C1A	6.63	109.69	106.71
82	SB	203	PEB	CHB-C4B-NB	-6.63	119.63	128.83
82	TI	201	PEB	CHA-C1B-NB	-6.63	111.06	124.93
82	O1	203	PEB	CHC-C4C-C3C	-6.63	119.03	130.34
82	eJ	201	PEB	C1C-CHB-C4B	-6.63	120.89	128.81
82	O9	202	PEB	CHB-C4B-NB	-6.63	119.63	128.83
87	c6	616	CLA	C4A-NA-C1A	6.63	109.69	106.71
87	d6	401	CLA	C4A-NA-C1A	6.63	109.69	106.71
87	BN	825	CLA	C4A-NA-C1A	6.62	109.68	106.71
82	H5	201	PEB	C1C-CHB-C4B	6.62	136.72	128.81
82	HM	201	PEB	CHB-C4B-NB	-6.62	119.64	128.83
87	AN	839	CLA	C4A-NA-C1A	6.62	109.68	106.71
87	2N	304	CLA	C4A-NA-C1A	6.62	109.68	106.71
87	K6	101	CLA	C4A-NA-C1A	6.62	109.68	106.71
82	GP	201	PEB	CMC-C3C-C2C	-6.62	112.46	124.94
87	AN	807	CLA	C4A-NA-C1A	6.62	109.68	106.71
87	b6	615	CLA	C4A-NA-C1A	6.62	109.68	106.71
82	Q9	203	PEB	CHB-C4B-NB	-6.62	119.65	128.83
85	BN	838	BCR	C7-C8-C9	-6.62	116.24	126.23
87	1N	603	CLA	C4A-NA-C1A	6.62	109.68	106.71
82	cB	402	PEB	CHB-C4B-NB	-6.61	119.65	128.83
87	D6	405	CLA	C4A-NA-C1A	6.61	109.68	106.71
83	NQ	201	PUB	CAD-C3D-C4D	6.61	131.82	121.38
85	B2	838	BCR	C7-C8-C9	-6.61	116.25	126.23
87	62	308	CLA	C4A-NA-C1A	6.61	109.68	106.71
87	B2	818	CLA	C4A-NA-C1A	6.61	109.68	106.71
87	C6	511	CLA	C4A-NA-C1A	6.61	109.68	106.71
82	SF	202	PEB	CMB-C2B-C1B	6.60	135.23	125.06
82	L9	202	PEB	C1C-CHB-C4B	6.60	136.70	128.81
87	B6	604	CLA	C4A-NA-C1A	6.60	109.67	106.71
83	ND	201	PUB	CAD-C3D-C4D	6.60	131.81	121.38
82	wK	301	PEB	CHB-C4B-NB	-6.60	119.67	128.83
85	c6	603	BCR	C16-C17-C18	-6.60	117.89	127.31
82	jF	202	PEB	C1C-CHB-C4B	6.60	136.69	128.81
82	OH	201	PEB	CHB-C4B-NB	-6.60	119.68	128.83
87	ON	201	CLA	C4A-NA-C1A	6.60	109.67	106.71
87	A2	839	CLA	C4A-NA-C1A	6.59	109.67	106.71
82	CB	202	PEB	C1C-CHB-C4B	-6.59	120.93	128.81
103	8N	310	ZEX	C2-C3-C4	-6.59	101.28	110.30
87	BN	819	CLA	C4A-NA-C1A	6.59	109.67	106.71
87	A2	828	CLA	C4A-NA-C1A	6.59	109.67	106.71
82	SJ	203	PEB	CHC-C4C-C3C	-6.59	119.10	130.34

Continued on next page...

Continued from previous page...

Mol	Chain	Res	Type	Atoms	Z	Observed(^{o})	Ideal(^{o})
87	A2	830	CLA	C4A-NA-C1A	6.59	109.67	106.71
87	I2	103	CLA	C4A-NA-C1A	6.59	109.67	106.71
87	b6	613	CLA	C4A-NA-C1A	6.59	109.67	106.71
87	62	313	CLA	CHD-C1D-ND	-6.59	118.40	124.45
87	62	310	CLA	C4A-NA-C1A	6.59	109.67	106.71
87	C6	516	CLA	C4A-NA-C1A	6.59	109.67	106.71
87	6N	609	CLA	C4A-NA-C1A	6.59	109.67	106.71
82	SE	202	PEB	CHC-C4C-C3C	-6.59	119.11	130.34
87	B2	826	CLA	C4A-NA-C1A	6.58	109.67	106.71
87	c6	614	CLA	C4A-NA-C1A	6.58	109.67	106.71
82	iJ	202	PEB	C1C-CHB-C4B	-6.58	120.95	128.81
87	AN	835	CLA	C4A-NA-C1A	6.58	109.66	106.71
82	F7	202	PEB	OA-C1A-C2A	-6.58	120.94	126.17
83	QM	201	PUB	CHB-C1C-NC	-6.58	119.70	128.83
83	BJ	302	PUB	CAD-C3D-C4D	6.58	131.77	121.38
82	wF	301	PEB	CHB-C4B-NB	-6.58	119.70	128.83
103	82	310	ZEX	C2-C3-C4	-6.58	101.30	110.30
82	LQ	201	PEB	C1C-CHB-C4B	6.57	136.66	128.81
82	gO	202	PEB	CHC-C4C-C3C	-6.57	119.13	130.34
87	62	312	CLA	C4A-NA-C1A	6.57	109.66	106.71
87	AN	852	CLA	C2D-C1D-ND	-6.57	105.26	110.10
82	gM	202	PEB	C1C-CHB-C4B	-6.57	120.96	128.81
82	S7	201	PEB	CHC-C4C-C3C	-6.57	119.13	130.34
87	32	312	CLA	C4A-NA-C1A	6.57	109.66	106.71
87	B6	606	CLA	C4A-NA-C1A	6.57	109.66	106.71
82	jK	202	PEB	C1C-CHB-C4B	6.57	136.66	128.81
82	hM	201	PEB	CHC-C4C-C3C	-6.57	119.14	130.34
82	EF	201	PEB	C1C-CHB-C4B	6.57	136.65	128.81
82	MA	201	PEB	CHB-C4B-NB	-6.56	119.72	128.83
82	RA	202	PEB	C1C-CHB-C4B	6.56	136.65	128.81
83	AE	302	PUB	CHB-C1C-NC	-6.56	119.73	128.83
82	J9	202	PEB	C1C-CHB-C4B	6.56	136.64	128.81
82	AM	301	PEB	CHB-C4B-NB	-6.55	119.73	128.83
83	Z5	303	PUB	C1D-CHC-C4C	-6.55	99.11	113.37
87	B2	824	CLA	C4A-NA-C1A	6.55	109.65	106.71
82	gM	201	PEB	CHB-C4B-NB	-6.55	119.74	128.83
82	T7	202	PEB	OA-C1A-C2A	-6.55	120.97	126.17
87	A2	820	CLA	C4A-NA-C1A	6.55	109.65	106.71
87	d6	403	CLA	C4A-NA-C1A	6.55	109.65	106.71
87	6N	601	CLA	C4A-NA-C1A	6.55	109.65	106.71
82	R7	202	PEB	C1C-CHB-C4B	6.55	136.63	128.81
84	FH	1001	CYC	C4D-CHA-C1A	6.55	136.63	128.81

Continued on next page...

Continued from previous page...

Mol	Chain	Res	Type	Atoms	Z	Observed(^{o})	Ideal(^{o})
82	SA	201	PEB	CHC-C4C-C3C	-6.55	119.17	130.34
82	jJ	203	PEB	CHC-C4C-C3C	-6.54	119.17	130.34
82	18	202	PEB	C1C-CHB-C4B	6.54	136.63	128.81
82	EK	201	PEB	C1C-CHB-C4B	6.54	136.62	128.81
87	6N	612	CLA	CHD-C1D-ND	-6.54	118.44	124.45
83	AQ	302	PUB	CAD-C3D-C4D	6.54	131.71	121.38
82	O1	201	PEB	CHB-C4B-NB	-6.54	119.76	128.83
82	M7	201	PEB	CHB-C4B-NB	-6.54	119.76	128.83
87	AN	830	CLA	C4A-NA-C1A	6.54	109.65	106.71
82	RJ	201	PEB	CHB-C4B-NB	-6.54	119.76	128.83
82	fH	203	PEB	C1C-CHB-C4B	6.54	136.62	128.81
82	O1	203	PEB	C1C-CHB-C4B	6.54	136.62	128.81
87	B6	613	CLA	C4A-NA-C1A	6.53	109.64	106.71
87	12	605	CLA	C4A-NA-C1A	6.53	109.64	106.71
83	M5	303	PUB	C1D-CHC-C4C	-6.53	99.16	113.37
82	EK	201	PEB	CMB-C2B-C1B	6.53	135.12	125.06
87	52	605	CLA	C4A-NA-C1A	6.53	109.64	106.71
82	KK	201	PEB	C1C-CHB-C4B	6.53	136.61	128.81
87	A2	833	CLA	C4A-NA-C1A	6.53	109.64	106.71
87	62	302	CLA	C4A-NA-C1A	6.53	109.64	106.71
87	A2	835	CLA	C4A-NA-C1A	6.52	109.64	106.71
82	1C	202	PEB	C1C-CHB-C4B	6.52	136.60	128.81
87	8N	303	CLA	CAC-C3C-C4C	6.52	133.27	124.81
87	B2	835	CLA	C4A-NA-C1A	6.52	109.64	106.71
87	H6	102	CLA	C4A-NA-C1A	6.52	109.64	106.71
82	f1	203	PEB	C1C-CHB-C4B	6.52	136.59	128.81
83	AG	302	PUB	CHB-C1C-NC	-6.52	119.79	128.83
87	6N	611	CLA	C4A-NA-C1A	6.52	109.64	106.71
82	NI	203	PEB	CHB-C4B-NB	-6.51	119.79	128.83
82	oF	203	PEB	CHB-C4B-NB	-6.51	119.79	128.83
82	oK	203	PEB	CHB-C4B-NB	-6.51	119.79	128.83
82	HE	1002	PEB	CHB-C4B-NB	-6.51	119.79	128.83
82	QJ	203	PEB	CHB-C4B-NB	-6.51	119.79	128.83
82	LD	201	PEB	C1C-CHB-C4B	6.51	136.59	128.81
82	AP	203	PEB	CMD-C2D-C3D	-6.51	120.88	130.06
87	AN	852	CLA	CAC-C3C-C2C	-6.51	116.39	127.53
82	U5	202	PEB	C1C-CHB-C4B	6.51	136.59	128.81
82	c1	202	PEB	CMB-C2B-C1B	6.51	135.09	125.06
82	MP	203	PEB	CMC-C3C-C2C	-6.51	112.67	124.94
87	c6	608	CLA	C4A-NA-C1A	6.51	109.63	106.71
82	HG	1002	PEB	CHB-C4B-NB	-6.51	119.80	128.83
84	F1	1001	CYC	C4D-CHA-C1A	6.50	136.58	128.81

Continued on next page...

Continued from previous page...

Mol	Chain	Res	Type	Atoms	Z	Observed(^{o})	Ideal(^{o})
82	MJ	201	PEB	CHC-C4C-C3C	-6.50	119.25	130.34
82	i4	202	PEB	C1C-CHB-C4B	6.50	136.58	128.81
87	BN	835	CLA	C4A-NA-C1A	6.50	109.63	106.71
87	22	604	CLA	C4A-NA-C1A	6.50	109.63	106.71
87	22	607	CLA	C4A-NA-C1A	6.50	109.63	106.71
87	O2	201	CLA	C4A-NA-C1A	6.50	109.63	106.71
82	FD	201	PEB	CHA-C1B-NB	-6.50	111.33	124.93
82	MM	201	PEB	CHC-C1D-ND	-6.50	106.40	113.95
82	T7	203	PEB	CHC-C1D-ND	-6.50	106.40	113.95
87	cL	506	CLA	C4A-NA-C1A	6.50	109.63	106.71
85	CL	502	BCR	C16-C17-C18	-6.50	118.03	127.31
82	FQ	201	PEB	CHA-C1B-NB	-6.50	111.34	124.93
82	NJ	202	PEB	C1C-CHB-C4B	-6.50	121.05	128.81
82	WM	203	PEB	C1C-CHB-C4B	6.50	136.57	128.81
82	lJ	203	PEB	C1C-CHB-C4B	-6.50	121.05	128.81
82	TA	203	PEB	CHC-C1D-ND	-6.50	106.40	113.95
82	VA	202	PEB	OA-C1A-C2A	-6.50	121.01	126.17
82	SK	202	PEB	CMB-C2B-C1B	6.49	135.07	125.06
82	B5	202	PEB	C1C-CHB-C4B	6.49	136.57	128.81
82	IJ	203	PEB	C1C-CHB-C4B	-6.49	121.05	128.81
82	PK	201	PEB	C2A-C1A-NA	6.49	113.87	108.27
87	B2	812	CLA	C4A-NA-C1A	6.49	109.62	106.71
87	2N	305	CLA	C4A-NA-C1A	6.49	109.62	106.71
85	B2	841	BCR	C7-C8-C9	6.49	136.04	126.23
87	AN	828	CLA	C4A-NA-C1A	6.49	109.62	106.71
82	Y5	203	PEB	CHC-C1D-ND	-6.49	106.41	113.95
85	BN	841	BCR	C7-C8-C9	6.49	136.04	126.23
82	m4	202	PEB	CHC-C4C-C3C	-6.49	119.27	130.34
82	e4	202	PEB	CHC-C4C-C3C	-6.48	119.28	130.34
82	KF	201	PEB	C1C-CHB-C4B	6.48	136.55	128.81
82	Z9	301	PEB	CHB-C4B-NB	-6.48	119.83	128.83
87	A2	852	CLA	CAC-C3C-C2C	-6.48	116.44	127.53
84	H1	1001	CYC	CAB-C3B-C4B	6.48	131.62	121.38
82	mK	202	PEB	CHA-C4A-NA	-6.48	117.50	125.20
83	AJ	304	PUB	C4B-CHB-C1C	-6.48	121.07	128.81
82	lF	203	PEB	CHC-C4C-C3C	-6.48	119.29	130.34
84	GG	1001	CYC	OC-C1C-C2C	-6.48	121.02	126.17
82	iO	202	PEB	C1C-CHB-C4B	6.48	136.55	128.81
82	Z4	201	PEB	CMB-C2B-C1B	6.48	135.04	125.06
82	RA	202	PEB	CHC-C4C-C3C	-6.48	119.29	130.34
87	BL	604	CLA	C4A-NA-C1A	6.47	109.62	106.71
82	R7	202	PEB	CHC-C1D-ND	-6.47	106.43	113.95

Continued on next page...

Continued from previous page...

Mol	Chain	Res	Type	Atoms	Z	Observed(^{o})	Ideal(^{o})
87	A2	807	CLA	C4A-NA-C1A	6.47	109.61	106.71
82	lK	203	PEB	CHC-C4C-C3C	-6.47	119.30	130.34
82	s8	201	PEB	C1C-CHB-C4B	6.47	136.54	128.81
82	lK	203	PEB	CHB-C4B-NB	-6.47	119.86	128.83
82	M9	302	PEB	CHB-C4B-NB	-6.47	119.86	128.83
82	Z4	201	PEB	CHB-C4B-C3B	-6.47	110.38	125.32
87	a6	609	CLA	C4A-NA-C1A	6.47	109.61	106.71
87	3N	312	CLA	C4A-NA-C1A	6.47	109.61	106.71
82	TJ	201	PEB	CHB-C4B-NB	-6.46	119.86	128.83
91	D6	404	PHO	O2D-CGD-CBD	6.46	119.19	111.00
87	82	302	CLA	CAC-C3C-C4C	6.46	133.20	124.81
87	AN	833	CLA	C4A-NA-C1A	6.46	109.61	106.71
82	TQ	203	PEB	CHC-C1D-ND	-6.46	106.44	113.95
82	ZO	201	PEB	CHB-C4B-C3B	-6.46	110.39	125.32
82	UP	203	PEB	CMD-C2D-C3D	-6.46	120.95	130.06
82	mM	201	PEB	CHB-C4B-NB	-6.46	119.86	128.83
82	EM	201	PEB	C1C-CHB-C4B	6.46	136.53	128.81
82	lF	201	PEB	CHB-C4B-NB	-6.46	119.87	128.83
82	mO	202	PEB	CHC-C4C-C3C	-6.46	119.32	130.34
82	UK	201	PEB	C1C-CHB-C4B	6.46	136.52	128.81
82	sC	201	PEB	C1C-CHB-C4B	6.46	136.52	128.81
82	T7	202	PEB	CHB-C4B-NB	-6.46	119.87	128.83
82	lK	201	PEB	CHB-C4B-NB	-6.46	119.87	128.83
87	AN	820	CLA	C4A-NA-C1A	6.46	109.61	106.71
84	BE	1001	CYC	OC-C1C-C2C	-6.46	121.04	126.17
82	FA	202	PEB	OA-C1A-C2A	-6.46	121.04	126.17
82	JJ	201	PEB	CHB-C4B-NB	-6.46	119.87	128.83
82	HJ	202	PEB	C1C-CHB-C4B	-6.45	121.10	128.81
82	eO	202	PEB	CHC-C4C-C3C	-6.45	119.33	130.34
84	HH	1001	CYC	CAB-C3B-C4B	6.45	131.57	121.38
82	h1	201	PEB	C1C-CHB-C4B	6.45	136.52	128.81
82	EP	203	PEB	CMC-C3C-C2C	-6.45	112.78	124.94
82	OJ	202	PEB	C1C-CHB-C4B	-6.45	121.10	128.81
82	PF	201	PEB	C2A-C1A-NA	6.45	113.83	108.27
83	A4	302	PUB	CAD-C3D-C4D	6.45	131.56	121.38
82	D9	202	PEB	CHC-C4C-C3C	-6.45	119.34	130.34
87	BN	822	CLA	C4A-NA-C1A	6.45	109.61	106.71
87	bL	615	CLA	C4A-NA-C1A	6.45	109.61	106.71
84	GE	1001	CYC	OC-C1C-C2C	-6.45	121.05	126.17
82	MM	201	PEB	C1C-CHB-C4B	6.45	136.51	128.81
87	AN	803	CLA	C4A-NA-C1A	6.45	109.60	106.71
82	cM	201	PEB	C1C-CHB-C4B	-6.45	121.11	128.81

Continued on next page...

Continued from previous page...

Mol	Chain	Res	Type	Atoms	Z	Observed(^{o})	Ideal(^{o})
83	AM	304	PUB	CAD-C3D-C4D	6.45	131.56	121.38
82	hF	201	PEB	OA-C1A-C2A	-6.45	121.05	126.17
82	TA	202	PEB	CHB-C4B-NB	-6.45	119.89	128.83
82	B7	202	PEB	CHC-C4C-C3C	-6.44	119.35	130.34
82	RA	202	PEB	CHC-C1D-ND	-6.44	106.47	113.95
82	BA	202	PEB	CHC-C4C-C3C	-6.44	119.35	130.34
82	R7	202	PEB	CHC-C4C-C3C	-6.44	119.35	130.34
87	1N	605	CLA	C4A-NA-C1A	6.44	109.60	106.71
83	AD	302	PUB	CAD-C3D-C4D	6.44	131.55	121.38
82	UF	201	PEB	C1C-CHB-C4B	6.44	136.50	128.81
82	V7	202	PEB	OA-C1A-C2A	-6.44	121.05	126.17
82	ZO	201	PEB	CMB-C2B-C1B	6.44	134.98	125.06
82	DM	202	PEB	CHB-C4B-NB	-6.44	119.90	128.83
82	EF	201	PEB	CMB-C2B-C1B	6.44	134.97	125.06
82	U9	203	PEB	CHB-C4B-NB	-6.44	119.90	128.83
82	K7	201	PEB	CBC-CAC-C2C	6.43	123.60	112.62
82	m4	203	PEB	CHB-C4B-NB	-6.43	119.90	128.83
82	mF	202	PEB	CHA-C4A-NA	-6.43	117.56	125.20
82	IJ	202	PEB	CMB-C2B-C1B	6.43	134.97	125.06
82	QA	201	PEB	CHA-C1B-NB	-6.43	111.48	124.93
85	BN	843	BCR	C24-C23-C22	-6.43	116.52	126.23
82	mO	203	PEB	CHB-C4B-NB	-6.43	119.91	128.83
82	hK	201	PEB	OA-C1A-C2A	-6.43	121.06	126.17
82	F9	202	PEB	CHC-C4C-C3C	-6.43	119.37	130.34
83	AO	302	PUB	CAD-C3D-C4D	6.43	131.53	121.38
82	tK	202	PEB	CBC-CAC-C2C	6.43	123.59	112.62
82	MA	201	PEB	CHC-C4C-C3C	-6.43	119.38	130.34
87	B6	615	CLA	C4A-NA-C1A	6.43	109.59	106.71
82	PJ	201	PEB	CHB-C4B-NB	-6.43	119.92	128.83
82	UM	203	PEB	CHB-C4B-NB	-6.43	119.92	128.83
82	cH	202	PEB	CMB-C2B-C1B	6.42	134.96	125.06
82	IJ	201	PEB	CHC-C4C-C3C	-6.42	119.39	130.34
85	B2	843	BCR	C24-C23-C22	-6.42	116.53	126.23
82	WP	201	PEB	CHC-C1D-ND	-6.42	106.49	113.95
84	NO	1001	CYC	OC-C1C-C2C	-6.42	121.07	126.17
82	EJ	201	PEB	C1C-CHB-C4B	6.42	136.47	128.81
82	KA	201	PEB	CBC-CAC-C2C	6.41	123.56	112.62
82	aK	203	PEB	C1C-CHB-C4B	6.41	136.47	128.81
82	aJ	204	PEB	C1C-CHB-C4B	6.41	136.47	128.81
82	Q7	201	PEB	CHA-C1B-NB	-6.41	111.52	124.93
85	cL	504	BCR	C16-C17-C18	-6.41	118.16	127.31
82	GJ	203	PEB	CHC-C1D-ND	-6.41	106.50	113.95

Continued on next page...

Continued from previous page...

Mol	Chain	Res	Type	Atoms	Z	Observed(^{o})	Ideal(^{o})
82	QP	203	PEB	CMC-C3C-C2C	-6.41	112.86	124.94
82	L9	202	PEB	CHC-C4C-C3C	-6.41	119.41	130.34
87	BL	601	CLA	C4A-NA-C1A	6.41	109.59	106.71
87	B6	603	CLA	C4A-NA-C1A	6.41	109.59	106.71
82	II	203	PEB	OA-C1A-C2A	-6.41	121.08	126.17
82	TD	203	PEB	CHC-C1D-ND	-6.40	106.51	113.95
82	iM	202	PEB	C1C-CHB-C4B	-6.40	121.16	128.81
82	M7	201	PEB	CHC-C4C-C3C	-6.40	119.42	130.34
84	N4	1001	CYC	OC-C1C-C2C	-6.40	121.08	126.17
87	B6	608	CLA	C4A-NA-C1A	6.40	109.58	106.71
87	C6	519	CLA	C4A-NA-C1A	6.40	109.58	106.71
82	Y9	202	PEB	C1C-CHB-C4B	6.40	136.46	128.81
87	8N	307	CLA	C4A-NA-C1A	6.40	109.58	106.71
82	CB	202	PEB	CHC-C1D-ND	-6.40	106.52	113.95
82	P4	202	PEB	C1C-CHB-C4B	6.40	136.45	128.81
82	lF	203	PEB	CHB-C4B-NB	-6.40	119.96	128.83
82	RO	201	PEB	CHC-C1D-ND	-6.39	106.52	113.95
87	CL	511	CLA	C4A-NA-C1A	6.39	109.58	106.71
85	A6	401	BCR	C15-C14-C13	-6.39	118.19	127.31
87	b6	612	CLA	C4A-NA-C1A	6.39	109.58	106.71
82	GK	203	PEB	CHA-C4A-NA	-6.39	117.61	125.20
82	GJ	203	PEB	CHC-C4C-C3C	-6.39	119.45	130.34
87	3N	305	CLA	C20-C18-C19	-6.38	81.07	110.51
87	c6	612	CLA	C4A-NA-C1A	6.38	109.58	106.71
84	BG	1001	CYC	OC-C1C-C2C	-6.38	121.10	126.17
82	dG	204	PEB	CHB-C4B-NB	-6.38	119.98	128.83
82	VI	202	PEB	CHB-C4B-NB	-6.38	119.98	128.83
82	a4	202	PEB	CHB-C4B-NB	-6.38	119.98	128.83
82	X7	202	PEB	CHC-C4C-C3C	-6.38	119.46	130.34
87	32	304	CLA	C20-C18-C19	-6.38	81.10	110.51
87	BN	813	CLA	C4A-NA-C1A	6.38	109.57	106.71
87	bL	616	CLA	C4A-NA-C1A	6.38	109.57	106.71
84	G4	1001	CYC	OC-C1C-C2C	-6.38	121.10	126.17
87	A2	803	CLA	C4A-NA-C1A	6.37	109.57	106.71
87	a6	607	CLA	C4A-NA-C1A	6.37	109.57	106.71
82	QH	202	PEB	C1C-CHB-C4B	6.37	136.42	128.81
87	b6	607	CLA	C4A-NA-C1A	6.37	109.57	106.71
83	xF	301	PUB	CHB-C1C-NC	-6.37	119.99	128.83
82	PO	202	PEB	C1C-CHB-C4B	6.37	136.42	128.81
82	GF	203	PEB	CHA-C4A-NA	-6.37	117.63	125.20
82	tF	202	PEB	CBC-CAC-C2C	6.37	123.49	112.62
82	rF	201	PEB	OA-C1A-C2A	-6.37	121.11	126.17

Continued on next page...

Continued from previous page...

Mol	Chain	Res	Type	Atoms	Z	Observed(^{o})	Ideal(^{o})
82	FJ	202	PEB	CHB-C4B-NB	-6.37	120.00	128.83
87	B2	821	CLA	C4A-NA-C1A	6.36	109.57	106.71
82	PJ	202	PEB	CHB-C4B-NB	-6.36	120.00	128.83
82	DQ	202	PEB	CMB-C2B-C1B	6.36	134.86	125.06
82	GI	203	PEB	CHB-C4B-NB	-6.36	120.01	128.83
82	NI	202	PEB	CHB-C4B-NB	-6.35	120.01	128.83
82	OK	201	PEB	CHC-C4C-C3C	-6.35	119.50	130.34
82	QA	201	PEB	CMB-C2B-C1B	6.35	134.85	125.06
82	RI	202	PEB	CHB-C4B-NB	-6.35	120.02	128.83
82	NA	202	PEB	CHC-C4C-C3C	-6.35	119.50	130.34
82	XI	202	PEB	CHB-C4B-NB	-6.35	120.02	128.83
82	gH	203	PEB	C1C-CHB-C4B	6.35	136.39	128.81
82	R4	201	PEB	CHC-C1D-ND	-6.35	106.58	113.95
82	HH	1002	PEB	CHB-C4B-NB	-6.35	120.03	128.83
82	EI	202	PEB	CHB-C4B-NB	-6.35	120.03	128.83
82	aF	203	PEB	C1C-CHB-C4B	6.34	136.39	128.81
82	TI	203	PEB	CHB-C4B-NB	-6.34	120.03	128.83
83	A1	303	PUB	OD-C4D-C3D	-6.34	121.16	128.04
82	XA	202	PEB	CHC-C4C-C3C	-6.34	119.52	130.34
85	A2	845	BCR	C24-C23-C22	-6.34	116.66	126.23
82	CI	202	PEB	CHB-C4B-NB	-6.34	120.03	128.83
83	Z5	302	PUB	CAD-C3D-C4D	6.34	131.39	121.38
87	c6	609	CLA	C4A-NA-C1A	6.34	109.56	106.71
82	AI	202	PEB	CHB-C4B-NB	-6.34	120.04	128.83
82	II	202	PEB	CHB-C4B-NB	-6.34	120.04	128.83
82	dE	204	PEB	CHB-C4B-NB	-6.34	120.04	128.83
94	A6	410	PL9	C7-C3-C2	-6.33	114.97	123.30
83	xK	301	PUB	CAD-C3D-C4D	6.33	131.38	121.38
87	c6	605	CLA	C4A-NA-C1A	6.33	109.55	106.71
85	AN	845	BCR	C24-C23-C22	-6.33	116.67	126.23
87	52	608	CLA	C4A-NA-C1A	6.33	109.55	106.71
82	rK	201	PEB	OA-C1A-C2A	-6.33	121.14	126.17
83	M5	302	PUB	CAD-C3D-C4D	6.33	131.38	121.38
84	E4	1001	CYC	C4D-CHA-C1A	6.33	136.37	128.81
82	SM	203	PEB	CHC-C4C-C3C	-6.33	119.55	130.34
82	V1	201	PEB	C1C-CHB-C4B	6.33	136.37	128.81
84	EO	1001	CYC	C4D-CHA-C1A	6.33	136.37	128.81
82	AJ	302	PEB	CHB-C4B-NB	-6.32	120.05	128.83
82	PI	202	PEB	CHB-C4B-NB	-6.32	120.06	128.83
91	AL	410	PHO	O2D-CGD-CBD	6.32	119.01	111.00
87	AN	802	CLA	C4A-NA-C1A	6.32	109.55	106.71
87	62	301	CLA	C4A-NA-C1A	6.32	109.55	106.71

Continued on next page...

Continued from previous page...

Mol	Chain	Res	Type	Atoms	Z	Observed(^{o})	Ideal(^{o})
82	OF	201	PEB	CHC-C4C-C3C	-6.32	119.56	130.34
82	SM	203	PEB	C1C-CHB-C4B	6.32	136.35	128.81
85	BN	842	BCR	C7-C8-C9	-6.32	116.69	126.23
82	HA	203	PEB	C1C-CHB-C4B	6.32	136.35	128.81
82	ND	204	PEB	C1C-CHB-C4B	6.31	136.35	128.81
82	N7	202	PEB	CHC-C4C-C3C	-6.31	119.57	130.34
82	nK	201	PEB	C2A-C1A-NA	6.31	113.72	108.27
84	LE	1001	CYC	CHB-C4A-NA	-6.31	111.73	124.93
82	kJ	202	PEB	CHB-C4B-NB	-6.31	120.07	128.83
83	xK	301	PUB	CHB-C1C-NC	-6.31	120.07	128.83
82	DD	202	PEB	CMB-C2B-C1B	6.31	134.78	125.06
82	KI	203	PEB	CHB-C4B-NB	-6.31	120.07	128.83
82	aO	202	PEB	CHB-C4B-NB	-6.31	120.07	128.83
83	AH	303	PUB	OD-C4D-C3D	-6.31	121.19	128.04
82	Q1	202	PEB	C1C-CHB-C4B	6.31	136.35	128.81
82	H7	203	PEB	C1C-CHB-C4B	6.31	136.35	128.81
83	QJ	201	PUB	CAD-C3D-C4D	6.31	131.34	121.38
87	6N	613	CLA	C4A-NA-C1A	6.31	109.54	106.71
87	5N	608	CLA	C4A-NA-C1A	6.31	109.54	106.71
82	II	202	PEB	C1C-CHB-C4B	-6.30	121.28	128.81
82	KI	203	PEB	C1C-CHB-C4B	-6.30	121.28	128.81
82	QP	203	PEB	CMD-C2D-C3D	-6.30	121.18	130.06
87	CL	513	CLA	C4A-NA-C1A	6.30	109.54	106.71
82	h1	201	PEB	CHC-C4C-C3C	-6.30	119.60	130.34
82	VH	201	PEB	C1C-CHB-C4B	6.30	136.33	128.81
84	LG	1001	CYC	CHB-C4A-NA	-6.30	111.76	124.93
82	H1	1002	PEB	CHB-C4B-NB	-6.30	120.09	128.83
82	JM	202	PEB	C1C-CHB-C4B	-6.30	121.29	128.81
82	AJ	301	PEB	CHB-C4B-NB	-6.30	120.09	128.83
82	SF	201	PEB	C1C-CHB-C4B	6.29	136.33	128.81
82	XA	201	PEB	OA-C1A-C2A	-6.29	121.17	126.17
87	C6	514	CLA	C4A-NA-C1A	6.29	109.53	106.71
85	B2	842	BCR	C7-C8-C9	-6.29	116.73	126.23
82	Q7	201	PEB	CMB-C2B-C1B	6.29	134.75	125.06
82	AI	202	PEB	C1C-CHB-C4B	-6.29	121.30	128.81
83	Z9	302	PUB	CHA-C4A-NA	-6.29	106.65	113.95
82	UK	202	PEB	CHB-C4B-NB	-6.29	120.11	128.83
82	WI	201	PEB	CHC-C1D-ND	-6.29	106.65	113.95
82	UJ	201	PEB	C1C-CHB-C4B	6.29	136.32	128.81
84	GO	1001	CYC	OC-C1C-C2C	-6.28	121.18	126.17
82	H7	202	PEB	CHC-C4C-C3C	-6.28	119.62	130.34
87	BN	833	CLA	C4A-NA-C1A	6.28	109.53	106.71

Continued on next page...

Continued from previous page...

Mol	Chain	Res	Type	Atoms	Z	Observed(^{o})	Ideal(^{o})
82	QG	201	PEB	CHC-C1D-ND	-6.28	106.65	113.95
82	fJ	201	PEB	CHB-C4B-NB	-6.28	120.11	128.83
87	H6	103	CLA	C4A-NA-C1A	6.28	109.53	106.71
84	LO	1001	CYC	CMA-C3A-C4A	6.28	134.74	125.06
82	dG	202	PEB	C1C-CHB-C4B	6.28	136.31	128.81
83	M9	303	PUB	CHA-C4A-NA	-6.28	106.65	113.95
82	GP	201	PEB	CMD-C2D-C3D	-6.28	121.21	130.06
82	HA	202	PEB	CHC-C4C-C3C	-6.28	119.63	130.34
82	TI	203	PEB	C1C-CHB-C4B	-6.28	121.31	128.81
82	OP	201	PEB	CMD-C2D-C3D	-6.28	121.21	130.06
83	xF	301	PUB	CAD-C3D-C4D	6.28	131.29	121.38
82	PI	202	PEB	C1C-CHB-C4B	-6.28	121.31	128.81
94	DL	401	PL9	C7-C3-C4	6.27	121.98	116.88
82	GI	203	PEB	C1C-CHB-C4B	-6.27	121.32	128.81
87	6N	603	CLA	C4A-NA-C1A	6.27	109.53	106.71
84	L4	1001	CYC	CMA-C3A-C4A	6.27	134.72	125.06
82	XI	202	PEB	C1C-CHB-C4B	-6.27	121.32	128.81
82	NI	202	PEB	C1C-CHB-C4B	-6.27	121.32	128.81
87	AN	849	CLA	C4A-NA-C1A	6.27	109.52	106.71
82	lJ	201	PEB	CHC-C4C-C3C	-6.27	119.65	130.34
82	QE	201	PEB	CHC-C1D-ND	-6.26	106.67	113.95
82	CI	202	PEB	C1C-CHB-C4B	-6.26	121.33	128.81
84	q3	1001	CYC	CHB-C4A-NA	-6.26	111.83	124.93
82	VI	202	PEB	C1C-CHB-C4B	-6.26	121.33	128.81
82	OJ	203	PEB	C1C-CHB-C4B	6.26	136.29	128.81
82	D7	202	PEB	CHC-C4C-C3C	-6.26	119.66	130.34
87	82	307	CLA	C4A-NA-C1A	6.26	109.52	106.71
83	A4	303	PUB	CAD-C3D-C4D	6.26	131.26	121.38
87	aL	606	CLA	O2D-CGD-CBD	6.26	122.39	111.27
82	FQ	203	PEB	CHA-C1B-NB	-6.26	111.84	124.93
84	d3	1001	CYC	CHB-C4A-NA	-6.26	111.84	124.93
84	w3	1001	CYC	CHB-C4A-NA	-6.26	111.84	124.93
82	GF	202	PEB	C2A-C1A-NA	-6.26	102.88	108.27
82	RO	202	PEB	C1C-CHB-C4B	6.26	136.28	128.81
82	F5	202	PEB	CHC-C4C-C3C	-6.26	119.67	130.34
84	Q3	1001	CYC	CHB-C4A-NA	-6.25	111.85	124.93
82	fM	202	PEB	CHC-C1D-ND	-6.25	106.68	113.95
91	DL	405	PHO	O2D-CGD-CBD	6.25	118.92	111.00
85	KN	101	BCR	C8-C9-C10	-6.25	109.34	118.94
87	JN	101	CLA	C4A-NA-C1A	6.25	109.52	106.71
87	6N	612	CLA	C4A-NA-C1A	6.25	109.52	106.71
82	ZJ	202	PEB	C1C-CHB-C4B	-6.25	121.34	128.81

Continued on next page...

Continued from previous page...

Mol	Chain	Res	Type	Atoms	Z	Observed(^{o})	Ideal(^{o})
82	U9	202	PEB	CHC-C4C-C3C	-6.25	119.67	130.34
84	h3	1001	CYC	CHB-C4A-NA	-6.25	111.85	124.93
82	TA	202	PEB	C1C-CHB-C4B	6.25	136.28	128.81
84	F3	1001	CYC	CHB-C4A-NA	-6.25	111.86	124.93
82	YJ	203	PEB	CHC-C4C-C3C	-6.25	119.68	130.34
82	NQ	204	PEB	C1C-CHB-C4B	6.25	136.28	128.81
82	PM	202	PEB	CHB-C4B-NB	-6.25	120.16	128.83
85	K2	102	BCR	C8-C9-C10	-6.25	109.35	118.94
82	X7	201	PEB	OA-C1A-C2A	-6.25	121.20	126.17
87	2N	301	CLA	CMB-C2B-C1B	-6.25	118.86	128.46
87	B2	828	CLA	C4A-NA-C1A	6.25	109.52	106.71
82	TF	202	PEB	C1C-CHB-C4B	6.25	136.27	128.81
82	UJ	201	PEB	CHC-C4C-C3C	-6.25	119.68	130.34
82	FD	203	PEB	CHA-C1B-NB	-6.25	111.86	124.93
82	VJ	202	PEB	C1C-CHB-C4B	-6.25	121.35	128.81
82	CM	203	PEB	C1C-CHB-C4B	6.25	136.27	128.81
84	H3	1001	CYC	CHB-C4A-NA	-6.25	111.87	124.93
87	AN	815	CLA	C4A-NA-C1A	6.25	109.51	106.71
82	SK	201	PEB	C1C-CHB-C4B	6.25	136.27	128.81
84	S3	1001	CYC	CHB-C4A-NA	-6.25	111.87	124.93
82	RI	202	PEB	C1C-CHB-C4B	-6.24	121.35	128.81
82	gH	203	PEB	CHC-C4C-C3C	-6.24	119.69	130.34
82	W5	202	PEB	C1C-CHB-C4B	6.24	136.27	128.81
84	I3	1001	CYC	CHB-C4A-NA	-6.24	111.87	124.93
84	L3	1001	CYC	CHB-C4A-NA	-6.24	111.88	124.93
84	M3	1001	CYC	CHB-C4A-NA	-6.24	111.88	124.93
84	73	1001	CYC	CHB-C4A-NA	-6.24	111.88	124.93
82	EI	202	PEB	C1C-CHB-C4B	-6.24	121.36	128.81
82	UF	202	PEB	CHB-C4B-NB	-6.24	120.17	128.83
84	U3	1001	CYC	CHB-C4A-NA	-6.24	111.89	124.93
84	f3	1001	CYC	CHB-C4A-NA	-6.24	111.89	124.93
84	n3	1001	CYC	CHB-C4A-NA	-6.24	111.89	124.93
84	u3	1001	CYC	CHB-C4A-NA	-6.24	111.89	124.93
87	22	605	CLA	CMB-C2B-C1B	-6.24	118.88	128.46
84	o3	1001	CYC	CHB-C4A-NA	-6.24	111.89	124.93
84	B3	1001	CYC	CHB-C4A-NA	-6.23	111.89	124.93
82	AG	301	PEB	CHB-C4B-NB	-6.23	120.18	128.83
82	R4	202	PEB	C1C-CHB-C4B	6.23	136.26	128.81
84	k3	1001	CYC	CHB-C4A-NA	-6.23	111.90	124.93
82	hE	201	PEB	CHC-C4C-C3C	-6.23	119.71	130.34
84	O3	1001	CYC	CHB-C4A-NA	-6.23	111.90	124.93
82	GK	202	PEB	C2A-C1A-NA	-6.23	102.91	108.27

Continued on next page...

Continued from previous page...

Mol	Chain	Res	Type	Atoms	Z	Observed(^{o})	Ideal(^{o})
82	W1	203	PEB	CHC-C4C-C3C	-6.23	119.72	130.34
84	D3	1001	CYC	CHB-C4A-NA	-6.22	111.91	124.93
84	j3	1001	CYC	CHB-C4A-NA	-6.22	111.91	124.93
87	d6	406	CLA	C4A-NA-C1A	6.22	109.50	106.71
82	T7	202	PEB	C1C-CHB-C4B	6.22	136.24	128.81
82	H5	201	PEB	CHC-C4C-C3C	-6.22	119.73	130.34
82	U4	201	PEB	CHB-C4B-C3B	-6.22	110.95	125.32
87	22	605	CLA	C4A-NA-C1A	6.22	109.50	106.71
87	42	603	CLA	C4A-NA-C1A	6.22	109.50	106.71
87	62	304	CLA	C4A-NA-C1A	6.22	109.50	106.71
87	AN	850	CLA	CMB-C2B-C1B	-6.22	118.90	128.46
82	SK	201	PEB	CHC-C4C-C3C	-6.22	119.73	130.34
87	A2	815	CLA	C4A-NA-C1A	6.22	109.50	106.71
87	B2	833	CLA	C4A-NA-C1A	6.22	109.50	106.71
82	AE	301	PEB	CHB-C4B-NB	-6.22	120.20	128.83
87	BN	806	CLA	C4A-NA-C1A	6.22	109.50	106.71
87	A6	402	CLA	C4A-NA-C1A	6.22	109.50	106.71
87	C6	517	CLA	C4A-NA-C1A	6.22	109.50	106.71
82	KF	202	PEB	CMB-C2B-C1B	6.22	134.64	125.06
82	KK	202	PEB	CMB-C2B-C1B	6.22	134.64	125.06
82	RD	203	PEB	CHB-C4B-NB	-6.22	120.20	128.83
82	VA	202	PEB	C1C-CHB-C4B	6.22	136.23	128.81
82	FJ	201	PEB	OA-C1A-C2A	-6.22	121.23	126.17
87	A2	850	CLA	CMB-C2B-C1B	-6.21	118.91	128.46
87	2N	301	CLA	C4A-NA-C1A	6.21	109.50	106.71
82	WM	203	PEB	CHC-C4C-C3C	-6.21	119.74	130.34
82	ZI	401	PEB	C4B-C3B-C2B	-6.21	99.91	106.78
84	JO	1001	CYC	CMA-C3A-C4A	6.21	134.62	125.06
82	CA	201	PEB	CHA-C1B-NB	-6.21	111.95	124.93
87	42	608	CLA	C4A-NA-C1A	6.20	109.50	106.71
82	aG	202	PEB	C1C-CHB-C4B	-6.20	121.40	128.81
84	HE	1001	CYC	C4D-CHA-C1A	6.20	136.22	128.81
87	62	313	CLA	C4A-NA-C1A	6.20	109.49	106.71
87	A2	801	CLA	C4A-NA-C1A	6.20	109.49	106.71
83	xF	305	PUB	CAD-C3D-C4D	6.20	131.17	121.38
82	W9	202	PEB	CHC-C4C-C3C	-6.20	119.76	130.34
82	UO	201	PEB	CHB-C4B-C3B	-6.20	111.00	125.32
82	DA	202	PEB	CHC-C4C-C3C	-6.20	119.77	130.34
82	TK	202	PEB	C1C-CHB-C4B	6.20	136.21	128.81
84	BE	1002	CYC	CHB-C4A-NA	-6.20	111.97	124.93
85	KN	101	BCR	C7-C8-C9	6.20	135.60	126.23
82	hG	201	PEB	CHC-C4C-C3C	-6.19	119.77	130.34

Continued on next page...

Continued from previous page...

Mol	Chain	Res	Type	Atoms	Z	Observed(^{o})	Ideal(^{o})
82	UB	301	PEB	CHC-C1D-ND	-6.19	106.75	113.95
82	Y9	202	PEB	CHC-C4C-C3C	-6.19	119.78	130.34
87	cL	513	CLA	C4A-NA-C1A	6.19	109.49	106.71
82	V1	202	PEB	CHC-C4C-C3C	-6.19	119.78	130.34
83	AO	303	PUB	CAD-C3D-C4D	6.19	131.15	121.38
82	W4	201	PEB	CMB-C2B-C1B	6.19	134.59	125.06
82	WM	202	PEB	CHC-C4C-C3C	-6.18	119.79	130.34
87	B2	805	CLA	C4A-NA-C1A	6.18	109.49	106.71
85	I2	101	BCR	C24-C23-C22	-6.18	116.90	126.23
82	j1	203	PEB	CHB-C4B-NB	-6.18	120.26	128.83
87	4N	608	CLA	C4A-NA-C1A	6.18	109.48	106.71
82	jH	203	PEB	CHB-C4B-NB	-6.18	120.26	128.83
85	IN	101	BCR	C24-C23-C22	-6.18	116.90	126.23
84	BG	1002	CYC	CHB-C4A-NA	-6.18	112.01	124.93
87	L2	202	CLA	C4A-NA-C1A	6.18	109.48	106.71
82	ZG	201	PEB	CHC-C4C-C3C	-6.18	119.80	130.34
82	HD	202	PEB	CHA-C1B-NB	-6.18	112.02	124.93
83	xK	306	PUB	CAD-C3D-C4D	6.17	131.13	121.38
82	SF	201	PEB	CHC-C4C-C3C	-6.17	119.81	130.34
87	BN	828	CLA	C4A-NA-C1A	6.17	109.48	106.71
82	SH	203	PEB	CHC-C4C-C3C	-6.17	119.82	130.34
83	NQ	201	PUB	CHA-C4A-NA	-6.17	106.78	113.95
87	4N	603	CLA	C4A-NA-C1A	6.17	109.48	106.71
84	HG	1001	CYC	C4D-CHA-C1A	6.17	136.18	128.81
82	MB	202	PEB	CHB-C4B-NB	-6.17	120.27	128.83
82	RQ	203	PEB	CHB-C4B-NB	-6.16	120.28	128.83
82	gO	203	PEB	CHB-C4B-NB	-6.16	120.28	128.83
82	dE	202	PEB	C1C-CHB-C4B	6.16	136.17	128.81
82	AI	203	PEB	CHB-C4B-NB	-6.16	120.28	128.83
85	A2	846	BCR	C24-C23-C22	-6.16	116.92	126.23
82	RA	203	PEB	CHC-C1D-ND	-6.16	106.79	113.95
85	K2	102	BCR	C7-C8-C9	6.16	135.55	126.23
82	DM	202	PEB	C1C-CHB-C4B	-6.16	121.45	128.81
83	BJ	302	PUB	CHC-C1D-ND	-6.16	105.93	113.72
82	QM	202	PEB	CHC-C4C-C3C	-6.16	119.83	130.34
82	OP	203	PEB	C1C-CHB-C4B	6.16	136.16	128.81
82	S5	202	PEB	C1C-CHB-C4B	6.16	136.16	128.81
82	UA	201	PEB	CHB-C4B-NB	-6.16	120.29	128.83
85	Z6	101	BCR	C20-C21-C22	-6.15	118.53	127.31
87	A2	849	CLA	C4A-NA-C1A	6.15	109.47	106.71
87	B2	836	CLA	CMD-C2D-C1D	-6.15	113.87	124.71
82	BD	203	PEB	C1C-CHB-C4B	6.15	136.16	128.81

Continued on next page...

Continued from previous page...

Mol	Chain	Res	Type	Atoms	Z	Observed(^{o})	Ideal(^{o})
82	BQ	203	PEB	C1C-CHB-C4B	6.15	136.16	128.81
82	V7	202	PEB	C1C-CHB-C4B	6.15	136.16	128.81
82	WO	201	PEB	CMB-C2B-C1B	6.15	134.54	125.06
82	aE	202	PEB	C1C-CHB-C4B	-6.15	121.46	128.81
87	BN	836	CLA	CMD-C2D-C1D	-6.15	113.87	124.71
82	R7	203	PEB	CHC-C1D-ND	-6.15	106.81	113.95
82	JM	201	PEB	CHB-C4B-NB	-6.15	120.30	128.83
82	J9	201	PEB	CHB-C4B-NB	-6.15	120.30	128.83
82	kH	203	PEB	C1C-CHB-C4B	6.15	136.15	128.81
82	y8	202	PEB	CHC-C4C-C3C	-6.15	119.85	130.34
82	aJ	203	PEB	CHC-C4C-C3C	-6.15	119.85	130.34
82	l1	201	PEB	C1C-CHB-C4B	6.15	136.15	128.81
83	xK	305	PUB	CAD-C3D-C4D	6.14	131.08	121.38
82	ZE	201	PEB	CHC-C4C-C3C	-6.14	119.86	130.34
82	g4	203	PEB	CHB-C4B-NB	-6.14	120.31	128.83
82	ZO	201	PEB	C1C-CHB-C4B	6.14	136.14	128.81
82	Z4	201	PEB	C1C-CHB-C4B	6.14	136.14	128.81
84	F4	1001	CYC	OB-C4B-C3B	-6.14	121.38	128.04
85	AN	846	BCR	C24-C23-C22	-6.14	116.96	126.23
84	EE	1001	CYC	CAB-C3B-C4B	6.13	131.07	121.38
82	HQ	202	PEB	CHA-C1B-NB	-6.13	112.10	124.93
82	QE	201	PEB	CHB-C4B-NB	-6.13	120.32	128.83
84	EG	1001	CYC	CAB-C3B-C4B	6.13	131.06	121.38
82	yC	202	PEB	CHC-C4C-C3C	-6.13	119.88	130.34
83	ND	201	PUB	CHA-C4A-NA	-6.13	106.83	113.95
82	OA	201	PEB	CMB-C2B-C1B	6.13	134.50	125.06
82	WE	201	PEB	CMB-C2B-C1B	6.13	134.50	125.06
82	C7	201	PEB	CHA-C1B-NB	-6.13	112.11	124.93
82	MJ	202	PEB	CMB-C2B-C1B	6.13	134.50	125.06
82	a4	202	PEB	CHC-C4C-C3C	-6.13	119.89	130.34
82	S9	203	PEB	CHB-C4B-NB	-6.13	120.33	128.83
87	LN	202	CLA	C4A-NA-C1A	6.13	109.46	106.71
82	QG	201	PEB	CHB-C4B-NB	-6.13	120.33	128.83
82	aJ	202	PEB	CHB-C4B-NB	-6.12	120.33	128.83
87	AN	827	CLA	C4A-NA-C1A	6.12	109.46	106.71
82	EP	203	PEB	CMD-C2D-C3D	-6.12	121.43	130.06
82	WH	201	PEB	CHB-C4B-NB	-6.12	120.34	128.83
82	wK	302	PEB	CHB-C4B-NB	-6.12	120.34	128.83
82	J1	1002	PEB	CHC-C1D-ND	-6.12	106.84	113.95
82	YF	203	PEB	CHA-C1B-NB	-6.12	112.14	124.93
82	WH	203	PEB	CHC-C4C-C3C	-6.12	119.91	130.34
85	cL	518	BCR	C40-C30-C29	-6.11	84.45	108.91

Continued on next page...

Continued from previous page...

Mol	Chain	Res	Type	Atoms	Z	Observed(^{o})	Ideal(^{o})
87	C6	515	CLA	C4A-NA-C1A	6.11	109.45	106.71
82	UJ	202	PEB	CMB-C2B-C1B	6.11	134.47	125.06
83	xF	306	PUB	CAD-C3D-C4D	6.11	131.03	121.38
82	U7	201	PEB	CHB-C4B-NB	-6.11	120.36	128.83
82	RH	201	PEB	CHC-C1D-ND	-6.11	106.86	113.95
82	nF	201	PEB	C2A-C1A-NA	6.11	113.54	108.27
82	RQ	201	PEB	CHB-C4B-NB	-6.11	120.36	128.83
83	M5	302	PUB	OD-C4D-C3D	-6.10	121.42	128.04
83	QM	201	PUB	CAD-C3D-C4D	6.10	131.02	121.38
82	BQ	201	PEB	CHC-C4C-C3C	-6.10	119.93	130.34
82	LJ	202	PEB	CHB-C4B-NB	-6.10	120.36	128.83
82	O7	201	PEB	CMB-C2B-C1B	6.10	134.46	125.06
82	KF	202	PEB	CHA-C1B-NB	-6.10	112.17	124.93
82	gB	203	PEB	CHB-C4B-NB	-6.10	120.37	128.83
87	AN	826	CLA	C4A-NA-C1A	6.10	109.45	106.71
87	K2	103	CLA	C4A-NA-C1A	6.10	109.45	106.71
87	6N	606	CLA	C4A-NA-C1A	6.10	109.45	106.71
82	R1	201	PEB	CHC-C1D-ND	-6.10	106.87	113.95
85	Z6	101	BCR	C39-C30-C25	6.09	120.19	110.30
82	C7	201	PEB	CMB-C2B-C1B	6.09	134.45	125.06
82	UJ	201	PEB	CHC-C1D-ND	-6.09	106.87	113.95
87	KN	102	CLA	C4A-NA-C1A	6.09	109.45	106.71
82	JH	1002	PEB	CHC-C1D-ND	-6.09	106.87	113.95
82	jM	203	PEB	C1C-CHB-C4B	6.09	136.09	128.81
82	mM	202	PEB	C1C-CHB-C4B	-6.09	121.53	128.81
87	J2	101	CLA	C4A-NA-C1A	6.09	109.44	106.71
87	b6	605	CLA	C1B-CHB-C4A	-6.09	118.06	130.12
85	CL	516	BCR	C40-C30-C29	-6.09	84.55	108.91
87	B2	825	CLA	C4A-NA-C1A	6.09	109.44	106.71
82	GF	201	PEB	CHC-C4C-C3C	-6.09	119.96	130.34
83	A4	302	PUB	CHB-C1C-NC	-6.09	120.39	128.83
82	M5	304	PEB	CHA-C1B-NB	-6.08	112.20	124.93
82	GK	202	PEB	C3B-C4B-NB	6.08	118.90	110.05
82	Z5	304	PEB	CHA-C1B-NB	-6.08	112.21	124.93
82	CA	201	PEB	CMB-C2B-C1B	6.08	134.43	125.06
82	IF	201	PEB	OA-C1A-C2A	6.08	131.01	126.17
82	YM	203	PEB	CHC-C4C-C3C	-6.08	119.97	130.34
82	jJ	203	PEB	C1C-CHB-C4B	6.08	136.07	128.81
84	J4	1001	CYC	CMA-C3A-C4A	6.08	134.42	125.06
87	A2	831	CLA	C4A-NA-C1A	6.08	109.44	106.71
82	KK	202	PEB	CHA-C1B-NB	-6.08	112.22	124.93
82	SJ	203	PEB	C1C-CHB-C4B	6.07	136.07	128.81

Continued on next page...

Continued from previous page...

Mol	Chain	Res	Type	Atoms	Z	Observed(^{o})	Ideal(^{o})
82	YK	203	PEB	CHA-C1B-NB	-6.07	112.22	124.93
84	FO	1001	CYC	OB-C4B-C3B	-6.07	121.45	128.04
83	Z5	302	PUB	OD-C4D-C3D	-6.07	121.45	128.04
82	HK	201	PEB	CHA-C1B-NB	-6.07	112.24	124.93
82	W1	201	PEB	CHB-C4B-NB	-6.07	120.41	128.83
82	OJ	202	PEB	CHB-C4B-NB	-6.07	120.41	128.83
82	WG	201	PEB	CMB-C2B-C1B	6.07	134.41	125.06
82	XM	201	PEB	CHB-C4B-NB	-6.07	120.41	128.83
82	wF	302	PEB	CHB-C4B-NB	-6.07	120.41	128.83
83	AG	302	PUB	CAD-C3D-C4D	6.07	130.96	121.38
87	8N	303	CLA	C4A-NA-C1A	6.06	109.43	106.71
82	Y5	202	PEB	CHC-C4C-C3C	-6.06	120.00	130.34
87	AL	403	CLA	CMB-C2B-C1B	-6.06	119.14	128.46
87	R2	202	CLA	C4A-NA-C1A	6.06	109.43	106.71
87	c6	610	CLA	C4A-NA-C1A	6.06	109.43	106.71
82	HF	201	PEB	CHA-C1B-NB	-6.06	112.25	124.93
82	MM	203	PEB	CHC-C4C-C3C	-6.06	120.00	130.34
87	C6	510	CLA	C4A-NA-C1A	6.06	109.43	106.71
82	i4	202	PEB	CHC-C4C-C3C	-6.06	120.01	130.34
82	IK	201	PEB	C4B-C3B-C2B	-6.05	100.08	106.78
82	H5	202	PEB	C1C-CHB-C4B	6.05	136.04	128.81
87	A2	827	CLA	C4A-NA-C1A	6.05	109.43	106.71
82	IF	201	PEB	C4B-C3B-C2B	-6.05	100.09	106.78
82	fK	201	PEB	C2A-C1A-NA	6.05	113.49	108.27
82	aO	202	PEB	CHC-C4C-C3C	-6.05	120.02	130.34
84	LH	1001	CYC	C4D-CHA-C1A	6.05	136.03	128.81
82	IM	203	PEB	CHB-C4B-NB	-6.05	120.44	128.83
82	iM	201	PEB	C1C-CHB-C4B	-6.05	121.59	128.81
82	IJ	203	PEB	CHB-C4B-NB	-6.04	120.44	128.83
82	BD	201	PEB	CHC-C4C-C3C	-6.04	120.03	130.34
87	RN	203	CLA	C4A-NA-C1A	6.04	109.42	106.71
82	VM	202	PEB	CHB-C4B-NB	-6.04	120.45	128.83
87	AN	831	CLA	C4A-NA-C1A	6.04	109.42	106.71
82	UA	201	PEB	CHC-C4C-C3C	-6.04	120.04	130.34
82	Q1	202	PEB	CHC-C4C-C3C	-6.04	120.04	130.34
82	O7	201	PEB	CHC-C4C-C3C	-6.04	120.04	130.34
82	aF	201	PEB	CHC-C4C-C3C	-6.04	120.04	130.34
85	AN	847	BCR	C11-C10-C9	-6.03	118.70	127.31
82	AF	201	PEB	CMB-C2B-C1B	6.03	134.35	125.06
82	lJ	202	PEB	CMB-C2B-C1B	6.03	134.35	125.06
84	H4	1001	CYC	C4D-CHA-C1A	6.03	136.01	128.81
82	iO	202	PEB	CHC-C4C-C3C	-6.03	120.06	130.34

Continued on next page...

Continued from previous page...

Mol	Chain	Res	Type	Atoms	Z	Observed(^{o})	Ideal(^{o})
82	PD	202	PEB	CMB-C2B-C1B	6.02	134.34	125.06
82	NP	202	PEB	CHB-C4B-NB	-6.02	120.47	128.83
82	PJ	202	PEB	C1C-CHB-C4B	-6.02	121.62	128.81
82	N7	203	PEB	CHC-C1D-ND	-6.02	106.96	113.95
87	72	602	CLA	C4D-C3D-CAD	-6.02	101.00	108.10
82	AK	201	PEB	CMB-C2B-C1B	6.02	134.33	125.06
82	OA	201	PEB	CHC-C4C-C3C	-6.02	120.07	130.34
87	BL	619	CLA	C4A-NA-C1A	6.02	109.41	106.71
85	B2	802	BCR	C40-C30-C29	-6.02	84.84	108.91
87	32	303	CLA	C4A-NA-C1A	6.01	109.41	106.71
83	yF	302	PUB	OD-C4D-C3D	-6.01	121.51	128.04
85	c6	603	BCR	C20-C21-C22	-6.01	118.73	127.31
82	EM	203	PEB	CHC-C4C-C3C	-6.01	120.09	130.34
87	7N	602	CLA	C4D-C3D-CAD	-6.01	101.01	108.10
87	B6	609	CLA	C4A-NA-C1A	6.01	109.41	106.71
83	AJ	303	PUB	CAD-C3D-C4D	6.01	130.87	121.38
82	W5	203	PEB	CHB-C4B-NB	-6.01	120.49	128.83
85	BN	803	BCR	C40-C30-C29	-6.01	84.87	108.91
85	BN	803	BCR	C39-C30-C25	6.01	120.05	110.30
87	B2	804	CLA	C4A-NA-C1A	6.01	109.41	106.71
87	b6	611	CLA	C4A-NA-C1A	6.01	109.41	106.71
82	PQ	202	PEB	CMB-C2B-C1B	6.01	134.31	125.06
82	U7	201	PEB	CHC-C4C-C3C	-6.01	120.09	130.34
82	SH	201	PEB	CHB-C4B-NB	-6.01	120.50	128.83
85	fL	101	BCR	C3-C4-C5	-6.01	103.35	114.08
82	QH	202	PEB	CHC-C4C-C3C	-6.01	120.09	130.34
87	62	307	CLA	C4A-NA-C1A	6.01	109.41	106.71
82	UF	201	PEB	CHB-C4B-C3B	-6.00	111.45	125.32
82	RD	201	PEB	CHB-C4B-NB	-6.00	120.50	128.83
82	S1	201	PEB	CHA-C1B-NB	-6.00	112.37	124.93
87	bL	605	CLA	C4A-NA-C1A	6.00	109.41	106.71
82	HA	203	PEB	CAB-C3B-C4B	6.00	135.63	125.01
85	A2	847	BCR	C11-C10-C9	-6.00	118.74	127.31
87	AL	403	CLA	C4A-NA-C1A	6.00	109.40	106.71
87	BN	801	CLA	C4A-NA-C1A	6.00	109.40	106.71
82	W7	201	PEB	CHC-C4C-C3C	-6.00	120.10	130.34
85	AN	846	BCR	C37-C22-C21	-6.00	114.52	122.92
82	QD	201	PEB	C1C-CHB-C4B	6.00	135.97	128.81
82	GK	201	PEB	CHC-C4C-C3C	-6.00	120.11	130.34
82	NA	203	PEB	CHC-C1D-ND	-6.00	106.98	113.95
82	P7	202	PEB	C1C-CHB-C4B	6.00	135.97	128.81
83	AG	303	PUB	CAD-C3D-C4D	6.00	130.85	121.38

Continued on next page...

Continued from previous page...

Mol	Chain	Res	Type	Atoms	Z	Observed(^{o})	Ideal(^{o})
82	IB	202	PEB	CHB-C4B-NB	-6.00	120.51	128.83
82	PA	202	PEB	C1C-CHB-C4B	6.00	135.97	128.81
87	BN	805	CLA	C4A-NA-C1A	6.00	109.40	106.71
82	aK	201	PEB	CHC-C4C-C3C	-6.00	120.11	130.34
82	DA	202	PEB	CHB-C4B-NB	-6.00	120.51	128.83
83	A4	303	PUB	OD-C4D-C3D	-5.99	121.53	128.04
82	QQ	201	PEB	C1C-CHB-C4B	5.99	135.97	128.81
82	WA	201	PEB	CHC-C4C-C3C	-5.99	120.11	130.34
83	AO	302	PUB	CHB-C1C-NC	-5.99	120.51	128.83
82	NG	201	PEB	CHB-C4B-NB	-5.99	120.52	128.83
87	R2	203	CLA	C4A-NA-C1A	5.99	109.40	106.71
83	AE	302	PUB	CAD-C3D-C4D	5.99	130.84	121.38
103	82	310	ZEX	C11-C12-C13	-5.99	109.59	126.42
82	FQ	201	PEB	CMB-C2B-C1B	5.99	134.28	125.06
83	yK	302	PUB	OD-C4D-C3D	-5.99	121.54	128.04
83	AJ	304	PUB	CAD-C3D-C4D	5.99	130.84	121.38
82	GF	202	PEB	C3B-C4B-NB	5.98	118.75	110.05
84	DG	1001	CYC	OB-C4B-C3B	-5.98	121.55	128.04
84	I1	1001	CYC	C4D-CHA-C1A	5.98	135.96	128.81
103	8N	310	ZEX	C11-C12-C13	-5.98	109.61	126.42
82	jF	201	PEB	CHB-C4B-NB	-5.98	120.53	128.83
82	SD	201	PEB	CHC-C1D-ND	-5.98	107.00	113.95
84	HO	1001	CYC	C4D-CHA-C1A	5.98	135.96	128.81
82	Q4	201	PEB	CHB-C4B-C3B	-5.98	111.50	125.32
82	W9	201	PEB	C4B-C3B-C2B	-5.98	100.16	106.78
82	M5	304	PEB	CHB-C4B-NB	-5.98	120.53	128.83
85	B2	802	BCR	C39-C30-C25	5.98	120.00	110.30
82	D7	202	PEB	CHB-C4B-NB	-5.98	120.53	128.83
82	UK	201	PEB	CHB-C4B-C3B	-5.98	111.51	125.32
82	NE	202	PEB	CHB-C4B-NB	-5.98	120.54	128.83
82	XJ	201	PEB	C1C-CHB-C4B	-5.98	121.67	128.81
82	PM	201	PEB	C1C-CHB-C4B	-5.98	121.67	128.81
83	AE	303	PUB	CAD-C3D-C4D	5.97	130.81	121.38
82	dE	202	PEB	CHC-C1D-ND	-5.97	107.01	113.95
82	aM	201	PEB	CHB-C4B-NB	-5.97	120.54	128.83
87	62	303	CLA	C4A-NA-C1A	5.97	109.39	106.71
85	A2	846	BCR	C19-C18-C17	5.97	128.10	118.94
82	Z5	304	PEB	CHB-C4B-NB	-5.97	120.55	128.83
87	4N	606	CLA	C4A-NA-C1A	5.97	109.39	106.71
82	X7	203	PEB	C1C-CHB-C4B	5.97	135.94	128.81
82	UH	202	PEB	CHB-C4B-NB	-5.97	120.55	128.83
83	yF	303	PUB	OD-C4D-C3D	-5.97	121.56	128.04

Continued on next page...

Continued from previous page...

Mol	Chain	Res	Type	Atoms	Z	Observed(^{o})	Ideal(^{o})
82	QO	201	PEB	CHB-C4B-C3B	-5.97	111.54	125.32
87	3N	304	CLA	C4A-NA-C1A	5.97	109.39	106.71
82	S1	201	PEB	CHB-C4B-NB	-5.97	120.55	128.83
83	AH	304	PUB	OD-C4D-C3D	-5.96	121.57	128.04
85	A2	846	BCR	C37-C22-C21	-5.96	114.57	122.92
83	AJ	304	PUB	OD-C4D-C3D	-5.96	121.57	128.04
83	AG	302	PUB	CHC-C1D-ND	-5.96	106.18	113.72
82	fF	201	PEB	C2A-C1A-NA	5.96	113.41	108.27
82	XA	203	PEB	C1C-CHB-C4B	5.96	135.93	128.81
83	A1	304	PUB	OD-C4D-C3D	-5.96	121.57	128.04
82	QM	203	PEB	CHB-C4B-NB	-5.96	120.56	128.83
82	SP	201	PEB	CMD-C2D-C3D	-5.96	121.66	130.06
82	g4	202	PEB	C1C-CHB-C4B	5.96	135.93	128.81
84	DE	1001	CYC	OB-C4B-C3B	-5.96	121.57	128.04
82	H7	203	PEB	CAB-C3B-C4B	5.96	135.55	125.01
87	BN	827	CLA	CMB-C2B-C1B	-5.96	119.31	128.46
84	M4	1001	CYC	OC-C1C-C2C	-5.95	121.44	126.17
82	SH	201	PEB	CHA-C1B-NB	-5.95	112.48	124.93
82	gO	202	PEB	C1C-CHB-C4B	5.95	135.91	128.81
82	KQ	202	PEB	CHB-C4B-NB	-5.94	120.58	128.83
82	Z5	301	PEB	CHB-C4B-NB	-5.94	120.58	128.83
85	AN	846	BCR	C19-C18-C17	5.94	128.06	118.94
82	v8	201	PEB	C1C-CHB-C4B	5.94	135.91	128.81
103	82	310	ZEX	C31-C30-C29	-5.94	118.83	127.31
82	KD	202	PEB	CHB-C4B-NB	-5.94	120.59	128.83
87	B2	827	CLA	CMB-C2B-C1B	-5.94	119.33	128.46
82	CJ	201	PEB	CHB-C4B-NB	-5.94	120.59	128.83
84	y3	1001	CYC	CHB-C4A-NA	-5.94	112.51	124.93
103	8N	310	ZEX	C31-C30-C29	-5.93	118.84	127.31
82	QF	201	PEB	C1C-CHB-C4B	5.93	135.90	128.81
82	uK	202	PEB	CHB-C4B-NB	-5.93	120.60	128.83
82	SQ	201	PEB	CHC-C1D-ND	-5.93	107.06	113.95
82	WP	201	PEB	CMD-C2D-C3D	-5.93	121.70	130.06
82	IK	201	PEB	OA-C1A-C2A	5.93	130.89	126.17
83	yF	303	PUB	CAD-C3D-C4D	5.93	130.75	121.38
84	W3	1001	CYC	CHB-C4A-NA	-5.93	112.53	124.93
83	xK	306	PUB	OD-C4D-C3D	-5.93	121.61	128.04
82	uF	203	PEB	CHB-C4B-NB	-5.93	120.61	128.83
82	FD	201	PEB	CMB-C2B-C1B	5.93	134.19	125.06
85	LN	205	BCR	C7-C8-C9	-5.93	117.28	126.23
82	hM	201	PEB	C1C-CHB-C4B	5.92	135.89	128.81
82	PM	201	PEB	CHC-C1D-ND	5.92	120.83	113.95

Continued on next page...

Continued from previous page...

Mol	Chain	Res	Type	Atoms	Z	Observed(^{o})	Ideal(^{o})
82	U1	202	PEB	CHB-C4B-NB	-5.92	120.61	128.83
82	M5	301	PEB	CHB-C4B-NB	-5.92	120.61	128.83
83	wF	304	PUB	CAD-C3D-C4D	5.92	130.73	121.38
84	G4	1001	CYC	C4D-CHA-C1A	5.92	135.88	128.81
84	73	1002	CYC	CHB-C4A-C3A	5.92	140.12	124.90
82	TO	203	PEB	CHB-C4B-NB	-5.92	120.62	128.83
82	ZE	201	PEB	C1C-CHB-C4B	5.92	135.88	128.81
82	DD	202	PEB	CHB-C4B-NB	-5.92	120.62	128.83
83	AO	302	PUB	OD-C4D-C3D	-5.91	121.62	128.04
87	4N	604	CLA	C3D-C4D-ND	5.91	119.81	110.24
85	L2	205	BCR	C7-C8-C9	-5.91	117.30	126.23
82	BP	202	PEB	CHB-C4B-NB	-5.91	120.62	128.83
82	DQ	201	PEB	C1C-CHB-C4B	5.91	135.87	128.81
83	xF	305	PUB	OD-C4D-C3D	-5.91	121.62	128.04
87	RN	202	CLA	C4A-NA-C1A	5.91	109.36	106.71
82	VQ	202	PEB	CHC-C1D-ND	-5.91	107.09	113.95
82	ZG	201	PEB	C1C-CHB-C4B	5.91	135.87	128.81
83	xF	306	PUB	OD-C4D-C3D	-5.91	121.63	128.04
84	LE	1001	CYC	CMA-C3A-C4A	5.91	134.16	125.06
87	42	604	CLA	C3D-C4D-ND	5.91	119.80	110.24
82	GJ	201	PEB	CHB-C4B-NB	-5.91	120.63	128.83
83	AE	302	PUB	CHC-C1D-ND	-5.91	106.25	113.72
82	xF	303	PEB	CHB-C4B-NB	-5.91	120.64	128.83
83	yK	303	PUB	OD-C4D-C3D	-5.90	121.63	128.04
82	HJ	201	PEB	CHB-C4B-NB	-5.90	120.64	128.83
82	JJ	202	PEB	CHB-C4B-NB	-5.90	120.64	128.83
84	GO	1001	CYC	C4D-CHA-C1A	5.90	135.86	128.81
82	LM	202	PEB	C1C-CHB-C4B	-5.90	121.76	128.81
82	BB	203	PEB	CHC-C1D-ND	-5.90	107.10	113.95
82	kH	202	PEB	C1C-CHB-C4B	5.90	135.85	128.81
87	A2	850	CLA	C4A-NA-C1A	5.90	109.36	106.71
82	T4	203	PEB	CHB-C4B-NB	-5.90	120.65	128.83
82	CB	201	PEB	CHC-C1D-ND	-5.90	107.10	113.95
82	JF	201	PEB	C2A-C1A-NA	5.89	113.35	108.27
82	SG	203	PEB	C1C-CHB-C4B	5.89	135.85	128.81
87	42	606	CLA	C4A-NA-C1A	5.89	109.35	106.71
83	BJ	302	PUB	OD-C4D-C3D	-5.89	121.65	128.04
82	WF	202	PEB	CMB-C2B-C1B	5.89	134.13	125.06
82	SE	202	PEB	C1C-CHB-C4B	5.89	135.84	128.81
82	HP	202	PEB	CHB-C4B-NB	-5.89	120.66	128.83
82	AE	301	PEB	C1C-CHB-C4B	-5.89	121.78	128.81
84	LG	1001	CYC	CMA-C3A-C4A	5.89	134.13	125.06

Continued on next page...

Continued from previous page...

Mol	Chain	Res	Type	Atoms	Z	Observed(^{o})	Ideal(^{o})
82	jK	201	PEB	CHB-C4B-NB	-5.89	120.66	128.83
84	MO	1001	CYC	OC-C1C-C2C	-5.88	121.50	126.17
82	vC	201	PEB	C1C-CHB-C4B	5.88	135.84	128.81
87	82	302	CLA	C4A-NA-C1A	5.88	109.35	106.71
83	wK	304	PUB	CAD-C3D-C4D	5.88	130.67	121.38
83	A4	302	PUB	OD-C4D-C3D	-5.88	121.66	128.04
85	b6	603	BCR	C11-C10-C9	-5.88	118.92	127.31
87	6N	602	CLA	C4A-NA-C1A	5.88	109.35	106.71
84	f3	1001	CYC	CMB-C2B-C1B	5.88	131.51	124.17
82	oK	203	PEB	OA-C1A-C2A	-5.88	121.50	126.17
87	c6	613	CLA	C4A-NA-C1A	5.87	109.35	106.71
84	S3	1001	CYC	CMB-C2B-C1B	5.87	131.50	124.17
82	KB	302	PEB	CHC-C1D-ND	-5.87	107.13	113.95
84	u3	1001	CYC	CMB-C2B-C1B	5.87	131.50	124.17
82	NB	203	PEB	CHC-C1D-ND	-5.87	107.13	113.95
87	A2	826	CLA	C4A-NA-C1A	5.87	109.35	106.71
82	JA	202	PEB	CHC-C4C-C3C	-5.87	120.32	130.34
82	FJ	201	PEB	CHB-C4B-NB	-5.87	120.69	128.83
82	AD	303	PEB	CHB-C4B-NB	-5.87	120.69	128.83
87	BN	824	CLA	C4A-NA-C1A	5.86	109.34	106.71
82	dG	202	PEB	CHC-C1D-ND	-5.86	107.14	113.95
82	QK	201	PEB	C1C-CHB-C4B	5.86	135.81	128.81
84	h3	1001	CYC	CMB-C2B-C1B	5.86	131.49	124.17
82	N7	201	PEB	OA-C1A-C2A	-5.86	121.51	126.17
82	hO	201	PEB	C1C-CHB-C4B	5.86	135.81	128.81
82	EM	201	PEB	CHC-C4C-C3C	-5.86	120.34	130.34
82	aJ	201	PEB	CHB-C4B-NB	-5.86	120.70	128.83
82	UJ	203	PEB	CHC-C4C-C3C	-5.86	120.35	130.34
84	F3	1001	CYC	CMB-C2B-C1B	5.85	131.48	124.17
82	DD	201	PEB	C1C-CHB-C4B	5.85	135.80	128.81
82	NI	203	PEB	CHA-C1B-NB	-5.85	112.69	124.93
82	CJ	203	PEB	C1C-CHB-C4B	5.85	135.80	128.81
82	eF	201	PEB	C1C-CHB-C4B	5.85	135.79	128.81
84	73	1001	CYC	CMB-C2B-C1B	5.85	131.47	124.17
85	b6	602	BCR	C24-C23-C22	-5.85	117.40	126.23
82	TJ	202	PEB	CHB-C4B-NB	-5.85	120.72	128.83
82	ZM	201	PEB	CHB-C4B-NB	-5.85	120.72	128.83
87	a6	608	CLA	C4A-NA-C1A	5.85	109.33	106.71
82	AQ	303	PEB	CHB-C4B-NB	-5.85	120.72	128.83
82	T7	202	PEB	C2A-C1A-NA	5.85	113.31	108.27
96	E6	101	HEM	CBA-CAA-C2A	-5.84	102.65	112.62
82	xK	303	PEB	CHB-C4B-NB	-5.84	120.72	128.83

Continued on next page...

Continued from previous page...

Mol	Chain	Res	Type	Atoms	Z	Observed(^{o})	Ideal(^{o})
83	Z9	305	PUB	C1C-C2C-C3C	-5.84	100.31	106.78
82	AG	301	PEB	C1C-CHB-C4B	-5.84	121.83	128.81
83	QM	201	PUB	OD-C4D-C3D	-5.84	121.70	128.04
83	AO	303	PUB	OD-C4D-C3D	-5.84	121.70	128.04
82	J7	202	PEB	CHC-C4C-C3C	-5.84	120.37	130.34
84	D3	1001	CYC	CMB-C2B-C1B	5.84	131.46	124.17
82	Q4	201	PEB	C1C-CHB-C4B	5.84	135.79	128.81
82	J9	202	PEB	CHC-C4C-C3C	-5.84	120.38	130.34
83	xK	305	PUB	OD-C4D-C3D	-5.84	121.70	128.04
84	H3	1001	CYC	CMB-C2B-C1B	5.84	131.46	124.17
84	L3	1001	CYC	CMB-C2B-C1B	5.84	131.46	124.17
82	lH	202	PEB	CHA-C1B-NB	-5.84	112.72	124.93
87	b6	610	CLA	C4A-NA-C1A	5.84	109.33	106.71
83	AQ	302	PUB	OD-C4D-C3D	-5.84	121.70	128.04
85	d6	405	BCR	C16-C17-C18	-5.84	118.98	127.31
82	WI	202	PEB	CHC-C1D-ND	5.84	120.72	113.95
87	cL	515	CLA	C4A-NA-C1A	5.84	109.33	106.71
82	JK	201	PEB	C2A-C1A-NA	5.84	113.30	108.27
82	OM	203	PEB	C1C-CHB-C4B	5.84	135.78	128.81
82	VO	202	PEB	CHB-C4B-NB	-5.84	120.73	128.83
82	SK	202	PEB	CHA-C1B-NB	-5.84	112.73	124.93
82	oF	203	PEB	OA-C1A-C2A	-5.83	121.53	126.17
84	q3	1001	CYC	CMB-C2B-C1B	5.83	131.45	124.17
84	w3	1001	CYC	CMB-C2B-C1B	5.83	131.45	124.17
82	QO	201	PEB	C1C-CHB-C4B	5.83	135.78	128.81
84	d3	1001	CYC	CMB-C2B-C1B	5.83	131.45	124.17
82	P4	202	PEB	CHC-C4C-C3C	-5.83	120.39	130.34
84	n3	1001	CYC	CMB-C2B-C1B	5.83	131.45	124.17
84	o3	1001	CYC	CMB-C2B-C1B	5.83	131.45	124.17
82	VD	202	PEB	CHC-C1D-ND	-5.83	107.18	113.95
82	l1	203	PEB	CHA-C1B-NB	-5.83	112.74	124.93
84	M3	1001	CYC	CMB-C2B-C1B	5.83	131.44	124.17
82	CK	201	PEB	CHB-C4B-NB	-5.83	120.75	128.83
84	j3	1001	CYC	CMB-C2B-C1B	5.83	131.44	124.17
84	k3	1001	CYC	CMB-C2B-C1B	5.83	131.44	124.17
82	kF	202	PEB	CHB-C4B-NB	-5.83	120.75	128.83
82	jJ	201	PEB	CHB-C4B-NB	-5.83	120.75	128.83
84	O3	1001	CYC	CMB-C2B-C1B	5.82	131.44	124.17
82	CF	201	PEB	CHB-C4B-NB	-5.82	120.75	128.83
84	KO	1001	CYC	OC-C1C-C2C	-5.82	121.54	126.17
84	I3	1001	CYC	CMB-C2B-C1B	5.82	131.44	124.17
84	Q3	1001	CYC	CMB-C2B-C1B	5.82	131.44	124.17

Continued on next page...

Continued from previous page...

Mol	Chain	Res	Type	Atoms	Z	Observed(^{o})	Ideal(^{o})
82	fM	202	PEB	CHB-C4B-NB	-5.82	120.76	128.83
82	J5	202	PEB	C1C-CHB-C4B	5.82	135.76	128.81
84	GO	1001	CYC	CAB-C3B-C4B	5.82	130.56	121.38
82	S5	202	PEB	CHC-C4C-C3C	-5.82	120.42	130.34
83	AH	304	PUB	CAD-C3D-C4D	5.81	130.56	121.38
84	y3	1001	CYC	C4D-CHA-C1A	5.81	135.75	128.81
82	DM	201	PEB	CHB-C4B-NB	-5.81	120.76	128.83
82	OP	201	PEB	CHB-C4B-NB	-5.81	120.76	128.83
87	AN	850	CLA	C4A-NA-C1A	5.81	109.32	106.71
84	U3	1001	CYC	CMB-C2B-C1B	5.81	131.43	124.17
82	NH	1002	PEB	CHB-C4B-NB	-5.81	120.77	128.83
84	JH	1001	CYC	CMA-C3A-C4A	5.81	134.01	125.06
82	QH	201	PEB	C1C-CHB-C4B	5.81	135.75	128.81
82	TA	202	PEB	C2A-C1A-NA	5.81	113.28	108.27
83	yK	303	PUB	CAD-C3D-C4D	5.81	130.55	121.38
84	B3	1001	CYC	CMB-C2B-C1B	5.81	131.42	124.17
82	H5	202	PEB	CHC-C4C-C3C	-5.81	120.43	130.34
82	WK	202	PEB	CMB-C2B-C1B	5.81	134.01	125.06
82	lK	202	PEB	C1C-CHB-C4B	5.81	135.75	128.81
84	GG	1001	CYC	C4D-CHA-C1A	5.81	135.75	128.81
82	SH	203	PEB	OA-C1A-C2A	-5.81	121.56	126.17
82	j4	201	PEB	C1C-CHB-C4B	5.80	135.74	128.81
82	UH	201	PEB	CHC-C4C-C3C	-5.80	120.44	130.34
85	C6	508	BCR	C24-C23-C22	5.80	135.00	126.23
82	U1	201	PEB	CHC-C4C-C3C	-5.80	120.45	130.34
82	CM	202	PEB	CHC-C4C-C3C	-5.80	120.45	130.34
82	HA	203	PEB	CHB-C4B-NB	-5.80	120.79	128.83
82	SF	202	PEB	CHA-C1B-NB	-5.80	112.81	124.93
82	PO	202	PEB	CHC-C4C-C3C	-5.79	120.45	130.34
84	G4	1001	CYC	CAB-C3B-C4B	5.79	130.53	121.38
87	2N	308	CLA	C4A-NA-C1A	5.79	109.31	106.71
82	V4	202	PEB	CHB-C4B-NB	-5.79	120.79	128.83
82	YJ	201	PEB	CHC-C4C-C3C	-5.79	120.46	130.34
82	KM	202	PEB	CHC-C4C-C3C	-5.79	120.46	130.34
82	d1	203	PEB	CHA-C1B-NB	-5.79	112.83	124.93
82	q8	203	PEB	CHB-C4B-NB	-5.79	120.80	128.83
83	xK	301	PUB	C1D-CHC-C4C	-5.79	100.78	113.37
85	c6	602	BCR	C11-C10-C9	-5.78	119.06	127.31
83	A1	303	PUB	CAD-C3D-C4D	5.78	130.51	121.38
82	d1	201	PEB	C1C-CHB-C4B	5.78	135.71	128.81
84	K4	1001	CYC	OC-C1C-C2C	-5.78	121.58	126.17
83	AD	302	PUB	OD-C4D-C3D	-5.78	121.77	128.04

Continued on next page...

Continued from previous page...

Mol	Chain	Res	Type	Atoms	Z	Observed(^{o})	Ideal(^{o})
82	NA	201	PEB	OA-C1A-C2A	-5.78	121.58	126.17
82	dH	201	PEB	C1C-CHB-C4B	5.78	135.71	128.81
87	aL	606	CLA	CMD-C2D-C1D	5.78	134.90	124.71
82	PB	201	PEB	CHC-C1D-ND	-5.78	107.24	113.95
82	s8	201	PEB	CMB-C2B-C1B	5.78	133.96	125.06
82	DQ	202	PEB	CHB-C4B-NB	-5.78	120.81	128.83
84	BE	1001	CYC	CAB-C3B-C4B	5.78	130.50	121.38
82	VQ	201	PEB	C1C-CHB-C4B	-5.78	121.91	128.81
82	J4	1002	PEB	CHB-C4B-NB	-5.77	120.82	128.83
85	A2	848	BCR	C7-C8-C9	-5.77	117.51	126.23
84	D1	1001	CYC	OC-C1C-C2C	-5.77	121.58	126.17
82	JO	1002	PEB	CHB-C4B-NB	-5.77	120.82	128.83
85	bL	602	BCR	C7-C8-C9	5.77	134.96	126.23
82	Q1	201	PEB	C1C-CHB-C4B	5.77	135.70	128.81
83	AH	303	PUB	CAD-C3D-C4D	5.77	130.49	121.38
82	TB	201	PEB	CHA-C1B-NB	-5.77	112.86	124.93
82	HD	202	PEB	CMB-C2B-C1B	5.77	133.95	125.06
82	HQ	202	PEB	CMB-C2B-C1B	5.77	133.95	125.06
82	hJ	202	PEB	CHB-C4B-NB	-5.77	120.83	128.83
82	D9	201	PEB	C4B-C3B-C2B	-5.77	100.40	106.78
83	A1	304	PUB	CAD-C3D-C4D	5.77	130.49	121.38
82	MJ	201	PEB	CHC-C1D-ND	-5.77	107.25	113.95
85	AN	804	BCR	C3-C4-C5	-5.77	103.78	114.08
82	eM	201	PEB	CHB-C4B-NB	-5.77	120.83	128.83
85	AN	848	BCR	C7-C8-C9	-5.77	117.52	126.23
83	AM	304	PUB	OD-C4D-C3D	-5.77	121.78	128.04
87	22	609	CLA	C4A-NA-C1A	5.77	109.30	106.71
87	BN	824	CLA	CMB-C2B-C1B	-5.76	119.61	128.46
84	W3	1001	CYC	C4D-CHA-C1A	5.76	135.69	128.81
84	EH	1001	CYC	OB-C4B-C3B	-5.76	121.79	128.04
82	JB	201	PEB	CHA-C1B-NB	-5.76	112.88	124.93
82	qC	203	PEB	CHB-C4B-NB	-5.76	120.83	128.83
82	F1	1002	PEB	OA-C1A-C2A	-5.76	121.59	126.17
82	QA	201	PEB	CHB-C4B-NB	-5.76	120.84	128.83
87	L2	206	CLA	CMB-C2B-C1B	-5.76	119.61	128.46
82	gF	203	PEB	CHA-C1B-NB	-5.76	112.89	124.93
82	lK	203	PEB	CHA-C1B-NB	-5.76	112.89	124.93
85	A2	804	BCR	C3-C4-C5	-5.76	103.80	114.08
87	B2	823	CLA	C4A-NA-C1A	5.75	109.29	106.71
82	Z9	303	PEB	OA-C1A-C2A	-5.75	121.60	126.17
85	cL	504	BCR	C24-C23-C22	5.75	134.93	126.23
83	A1	303	PUB	CBB-CAB-C3B	5.75	122.44	112.62

Continued on next page...

Continued from previous page...

Mol	Chain	Res	Type	Atoms	Z	Observed(^{o})	Ideal(^{o})
87	CL	504	CLA	C4A-NA-C1A	5.75	109.29	106.71
82	PP	202	PEB	CHB-C4B-NB	-5.75	120.86	128.83
82	H7	203	PEB	CHB-C4B-NB	-5.75	120.86	128.83
82	k1	202	PEB	C1C-CHB-C4B	5.75	135.67	128.81
82	LH	1003	PEB	CHB-C4B-NB	-5.75	120.86	128.83
84	E1	1001	CYC	OB-C4B-C3B	-5.75	121.80	128.04
85	FL	101	BCR	C3-C4-C5	-5.75	103.82	114.08
82	SG	203	PEB	CHC-C1D-ND	-5.74	107.28	113.95
82	a1	202	PEB	CHB-C4B-NB	-5.74	120.86	128.83
82	eK	201	PEB	C1C-CHB-C4B	5.74	135.67	128.81
83	xF	301	PUB	C1D-CHC-C4C	-5.74	100.87	113.37
82	ZH	203	PEB	CHC-C1D-ND	-5.74	107.28	113.95
82	O1	201	PEB	CHC-C4C-C3C	-5.74	120.54	130.34
82	lJ	202	PEB	CHA-C1B-NB	-5.74	112.92	124.93
84	DH	1001	CYC	OC-C1C-C2C	-5.74	121.61	126.17
82	D5	202	PEB	C1C-CHB-C4B	5.74	135.67	128.81
82	BD	201	PEB	CHB-C4B-NB	-5.74	120.86	128.83
87	LN	206	CLA	CMB-C2B-C1B	-5.74	119.64	128.46
82	OP	201	PEB	CMC-C3C-C2C	-5.74	114.12	124.94
82	cJ	201	PEB	CHB-C4B-NB	-5.74	120.87	128.83
85	F2	203	BCR	C3-C4-C5	-5.74	103.83	114.08
85	FN	202	BCR	C3-C4-C5	-5.74	103.83	114.08
82	DB	203	PEB	CHC-C1D-ND	-5.74	107.29	113.95
83	AH	303	PUB	CBB-CAB-C3B	5.74	122.41	112.62
82	TK	201	PEB	C2A-C1A-NA	5.73	113.22	108.27
82	N1	1002	PEB	CHB-C4B-NB	-5.73	120.88	128.83
82	gK	203	PEB	CHA-C1B-NB	-5.73	112.94	124.93
82	YO	202	PEB	CHC-C4C-C3C	-5.73	120.56	130.34
82	h4	201	PEB	C1C-CHB-C4B	5.73	135.66	128.81
82	WJ	202	PEB	CHC-C4C-C3C	-5.73	120.56	130.34
82	dH	203	PEB	CHA-C1B-NB	-5.73	112.95	124.93
82	OH	201	PEB	CHC-C4C-C3C	-5.73	120.56	130.34
82	jO	201	PEB	C1C-CHB-C4B	5.73	135.65	128.81
82	NA	202	PEB	C2A-C1A-NA	5.73	113.21	108.27
82	OM	201	PEB	CHA-C1B-NB	-5.73	112.95	124.93
82	LD	202	PEB	CHA-C1B-NB	-5.73	112.95	124.93
84	BG	1001	CYC	CAB-C3B-C4B	5.73	130.42	121.38
82	Z9	303	PEB	CHB-C4B-NB	-5.73	120.89	128.83
82	L1	1002	PEB	CHB-C4B-NB	-5.72	120.89	128.83
85	B2	841	BCR	C34-C9-C8	5.72	127.10	118.08
84	MG	1001	CYC	C4D-CHA-C1A	5.72	135.65	128.81
82	VD	202	PEB	CHB-C4B-NB	-5.72	120.89	128.83

Continued on next page...

Continued from previous page...

Mol	Chain	Res	Type	Atoms	Z	Observed(^{o})	Ideal(^{o})
82	kE	202	PEB	CHB-C4B-NB	-5.72	120.89	128.83
82	kK	202	PEB	CHB-C4B-NB	-5.72	120.89	128.83
87	B2	823	CLA	CMB-C2B-C1B	-5.72	119.67	128.46
82	mJ	202	PEB	CHB-C4B-NB	-5.72	120.89	128.83
85	BN	841	BCR	C34-C9-C8	5.72	127.09	118.08
82	R4	202	PEB	CHC-C4C-C3C	-5.72	120.58	130.34
82	dE	201	PEB	CHB-C4B-NB	-5.72	120.90	128.83
82	sC	201	PEB	CMB-C2B-C1B	5.72	133.87	125.06
83	Z9	305	PUB	CAC-C2C-C1C	5.72	135.12	125.01
82	FF	201	PEB	OA-C1A-NA	5.72	131.86	124.94
82	JQ	202	PEB	CHB-C4B-NB	-5.72	120.90	128.83
82	aH	202	PEB	CHB-C4B-NB	-5.71	120.90	128.83
84	H4	1001	CYC	OB-C4B-C3B	-5.71	121.84	128.04
82	Y4	202	PEB	CHC-C4C-C3C	-5.71	120.59	130.34
84	J1	1001	CYC	CMA-C3A-C4A	5.71	133.86	125.06
84	F3	1001	CYC	C4D-CHA-C1A	5.71	135.63	128.81
82	gB	202	PEB	CHB-C4B-NB	-5.71	120.91	128.83
82	dG	201	PEB	CHB-C4B-NB	-5.71	120.91	128.83
82	VD	201	PEB	C1C-CHB-C4B	-5.71	121.99	128.81
82	BQ	201	PEB	CHB-C4B-NB	-5.71	120.91	128.83
82	AG	304	PEB	CHB-C4B-NB	-5.71	120.91	128.83
87	22	608	CLA	C4A-NA-C1A	5.71	109.27	106.71
82	Q7	201	PEB	CHB-C4B-NB	-5.70	120.91	128.83
82	mO	202	PEB	C1C-CHB-C4B	5.70	135.62	128.81
84	h3	1001	CYC	C4D-CHA-C1A	5.70	135.62	128.81
82	OM	202	PEB	CHC-C4C-C3C	-5.70	120.61	130.34
82	OA	201	PEB	CHB-C4B-NB	-5.70	120.92	128.83
82	lF	203	PEB	CHA-C1B-NB	-5.70	113.01	124.93
84	w3	1001	CYC	C4D-CHA-C1A	5.70	135.62	128.81
82	N7	202	PEB	C2A-C1A-NA	5.70	113.19	108.27
84	73	1001	CYC	C4D-CHA-C1A	5.70	135.61	128.81
82	VQ	202	PEB	CHB-C4B-NB	-5.70	120.93	128.83
84	Q3	1001	CYC	C4D-CHA-C1A	5.69	135.61	128.81
82	SE	202	PEB	CHC-C1D-ND	-5.69	107.34	113.95
84	DH	1003	CYC	OB-C4B-C3B	-5.69	121.86	128.04
82	Z1	203	PEB	CHC-C1D-ND	-5.69	107.34	113.95
82	WG	203	PEB	C1C-CHB-C4B	5.69	135.61	128.81
84	O3	1001	CYC	C4D-CHA-C1A	5.69	135.61	128.81
82	M9	304	PEB	CHB-C4B-NB	-5.69	120.94	128.83
82	RO	202	PEB	CHC-C4C-C3C	-5.69	120.63	130.34
103	8N	310	ZEX	C28-C29-C30	5.69	127.67	118.94
84	u3	1001	CYC	C4D-CHA-C1A	5.69	135.60	128.81

Continued on next page...

Continued from previous page...

Mol	Chain	Res	Type	Atoms	Z	Observed(^{o})	Ideal(^{o})
82	LQ	202	PEB	CHA-C1B-NB	-5.69	113.04	124.93
82	QP	203	PEB	CHB-C4B-NB	-5.69	120.94	128.83
83	NQ	201	PUB	C1D-CHC-C4C	-5.68	101.00	113.37
82	S9	201	PEB	CAA-C3A-C2A	-5.68	100.06	114.26
84	GE	1001	CYC	C4D-CHA-C1A	5.68	135.60	128.81
103	82	310	ZEX	C28-C29-C30	5.68	127.66	118.94
84	HO	1001	CYC	OB-C4B-C3B	-5.68	121.87	128.04
82	M9	304	PEB	OA-C1A-C2A	-5.68	121.66	126.17
82	BJ	301	PEB	CHC-C1D-ND	-5.68	107.35	113.95
84	ME	1001	CYC	C4D-CHA-C1A	5.68	135.59	128.81
84	M3	1001	CYC	C4D-CHA-C1A	5.68	135.59	128.81
82	PM	202	PEB	C1C-CHB-C4B	-5.68	122.03	128.81
82	QF	201	PEB	CMB-C2B-C1B	5.68	133.81	125.06
84	f3	1001	CYC	C4D-CHA-C1A	5.68	135.59	128.81
82	lF	201	PEB	CHA-C4A-NA	5.68	131.96	125.20
82	TF	201	PEB	C2A-C1A-NA	5.68	113.17	108.27
85	KN	101	BCR	C16-C15-C14	-5.68	111.84	123.47
82	dO	201	PEB	C1C-CHB-C4B	5.68	135.59	128.81
82	NA	202	PEB	CHC-C1D-ND	-5.67	107.36	113.95
96	f6	101	HEM	CBA-CAA-C2A	-5.67	102.94	112.62
82	MM	202	PEB	CMB-C2B-C1B	5.67	133.80	125.06
85	A2	848	BCR	C37-C22-C21	-5.67	114.98	122.92
82	LJ	201	PEB	CHB-C4B-NB	-5.67	120.96	128.83
82	lF	202	PEB	C1C-CHB-C4B	5.67	135.58	128.81
87	cL	512	CLA	CMB-C2B-C1B	-5.67	119.75	128.46
84	H3	1001	CYC	C4D-CHA-C1A	5.67	135.58	128.81
84	I3	1001	CYC	C4D-CHA-C1A	5.67	135.58	128.81
83	QJ	201	PUB	OD-C4D-C3D	-5.67	121.89	128.04
83	BM	302	PUB	CHB-C1C-NC	-5.67	120.96	128.83
84	j3	1001	CYC	C4D-CHA-C1A	5.67	135.58	128.81
82	YJ	201	PEB	CHC-C1D-ND	-5.67	107.36	113.95
82	F7	202	PEB	C1C-CHB-C4B	5.67	135.58	128.81
84	DH	1003	CYC	C4D-CHA-C1A	5.67	135.58	128.81
84	L3	1001	CYC	C4D-CHA-C1A	5.67	135.58	128.81
84	U3	1001	CYC	C4D-CHA-C1A	5.67	135.58	128.81
84	o3	1001	CYC	C4D-CHA-C1A	5.67	135.58	128.81
84	D3	1001	CYC	OB-C4B-C3B	-5.67	121.89	128.04
84	Q3	1001	CYC	OB-C4B-C3B	-5.67	121.89	128.04
84	S3	1001	CYC	C4D-CHA-C1A	5.67	135.58	128.81
84	k3	1001	CYC	C4D-CHA-C1A	5.67	135.58	128.81
84	B3	1001	CYC	C4D-CHA-C1A	5.67	135.58	128.81
87	B2	816	CLA	C4A-NA-C1A	5.67	109.25	106.71

Continued on next page...

Continued from previous page...

Mol	Chain	Res	Type	Atoms	Z	Observed(^{o})	Ideal(^{o})
82	RA	202	PEB	CHB-C4B-NB	-5.67	120.97	128.83
82	kG	202	PEB	CHB-C4B-NB	-5.67	120.97	128.83
82	P1	201	PEB	CHC-C1D-ND	-5.66	107.37	113.95
82	JM	201	PEB	C1C-CHB-C4B	-5.66	122.04	128.81
84	LH	1002	CYC	CMB-C2B-C1B	5.66	131.24	124.17
82	wF	301	PEB	C1C-CHB-C4B	-5.66	122.04	128.81
82	aM	204	PEB	CHC-C4C-C3C	-5.66	120.68	130.34
82	JD	202	PEB	CHB-C4B-NB	-5.66	120.97	128.83
85	AN	848	BCR	C37-C22-C21	-5.66	114.99	122.92
82	QE	201	PEB	CHC-C4C-C3C	-5.66	120.68	130.34
82	m4	202	PEB	C1C-CHB-C4B	5.66	135.57	128.81
82	QG	201	PEB	CHC-C4C-C3C	-5.66	120.69	130.34
85	K2	102	BCR	C16-C15-C14	-5.66	111.88	123.47
82	EB	501	PEB	CHB-C4B-NB	-5.66	120.98	128.83
84	k3	1001	CYC	OB-C4B-C3B	-5.66	121.90	128.04
84	o3	1001	CYC	OB-C4B-C3B	-5.66	121.90	128.04
84	D3	1001	CYC	C4D-CHA-C1A	5.66	135.57	128.81
82	AE	304	PEB	CHB-C4B-NB	-5.66	120.98	128.83
84	I3	1001	CYC	OB-C4B-C3B	-5.65	121.90	128.04
84	D1	1003	CYC	C4D-CHA-C1A	5.65	135.56	128.81
84	L3	1001	CYC	OB-C4B-C3B	-5.65	121.91	128.04
85	Z6	101	BCR	C40-C30-C29	-5.65	86.30	108.91
85	B2	842	BCR	C35-C13-C12	5.65	126.98	118.08
83	ND	201	PUB	C1D-CHC-C4C	-5.65	101.07	113.37
84	q3	1001	CYC	C4D-CHA-C1A	5.65	135.56	128.81
82	FH	1002	PEB	OA-C1A-C2A	-5.65	121.68	126.17
87	AN	852	CLA	CMD-C2D-C1D	5.65	134.67	124.71
84	JH	1001	CYC	CHB-C4A-NA	-5.65	113.12	124.93
83	AE	303	PUB	OD-C4D-C3D	-5.65	121.91	128.04
84	d3	1001	CYC	OB-C4B-C3B	-5.65	121.91	128.04
84	j3	1001	CYC	OB-C4B-C3B	-5.65	121.91	128.04
82	FB	201	PEB	CHC-C4C-C3C	-5.65	120.71	130.34
83	AG	303	PUB	OD-C4D-C3D	-5.65	121.91	128.04
82	N7	202	PEB	CHC-C1D-ND	-5.64	107.39	113.95
82	MA	202	PEB	CHB-C4B-NB	-5.64	121.00	128.83
84	H3	1001	CYC	OB-C4B-C3B	-5.64	121.92	128.04
82	j1	201	PEB	C1C-CHB-C4B	5.64	135.55	128.81
85	BN	842	BCR	C35-C13-C12	5.64	126.96	118.08
87	8N	301	CLA	CMB-C2B-C1B	-5.64	119.80	128.46
82	cM	202	PEB	CHB-C4B-NB	-5.64	121.01	128.83
82	R7	202	PEB	CHB-C4B-NB	-5.64	121.01	128.83
82	qK	202	PEB	CMB-C2B-C1B	5.64	133.74	125.06

Continued on next page...

Continued from previous page...

Mol	Chain	Res	Type	Atoms	Z	Observed(^{o})	Ideal(^{o})
87	AN	849	CLA	CMB-C2B-C3B	5.64	135.22	124.68
82	FK	201	PEB	OA-C1A-NA	5.63	131.77	124.94
84	n3	1001	CYC	OB-C4B-C3B	-5.63	121.92	128.04
82	qF	202	PEB	CMB-C2B-C1B	5.63	133.74	125.06
82	CP	201	PEB	CMC-C3C-C2C	-5.63	114.32	124.94
84	F3	1001	CYC	OB-C4B-C3B	-5.63	121.93	128.04
82	WE	203	PEB	C1C-CHB-C4B	5.63	135.54	128.81
82	f1	201	PEB	CHB-C4B-NB	-5.63	121.02	128.83
84	w3	1001	CYC	OB-C4B-C3B	-5.63	121.93	128.04
82	P7	201	PEB	CMB-C2B-C1B	5.63	133.74	125.06
82	DF	202	PEB	OA-C1A-C2A	-5.63	121.70	126.17
82	pK	202	PEB	OA-C1A-C2A	-5.63	121.70	126.17
84	E4	1001	CYC	CAB-C3B-C4B	5.63	130.27	121.38
82	d4	201	PEB	C1C-CHB-C4B	5.63	135.53	128.81
84	n3	1001	CYC	C4D-CHA-C1A	5.63	135.53	128.81
84	h3	1001	CYC	OB-C4B-C3B	-5.63	121.93	128.04
84	u3	1001	CYC	OB-C4B-C3B	-5.63	121.93	128.04
87	A2	849	CLA	CMB-C2B-C3B	5.63	135.21	124.68
82	OF	201	PEB	OA-C1A-C2A	-5.63	121.70	126.17
82	fH	201	PEB	CHB-C4B-NB	-5.63	121.02	128.83
87	B2	805	CLA	CMB-C2B-C1B	-5.63	119.82	128.46
84	B3	1001	CYC	OB-C4B-C3B	-5.63	121.94	128.04
82	FA	202	PEB	C1C-CHB-C4B	5.63	135.53	128.81
87	DL	404	CLA	C4A-NA-C1A	5.63	109.23	106.71
82	WB	402	PEB	CHC-C1D-ND	-5.62	107.42	113.95
84	M3	1001	CYC	OB-C4B-C3B	-5.62	121.94	128.04
85	CL	516	BCR	C39-C30-C25	5.62	119.42	110.30
84	d3	1001	CYC	C4D-CHA-C1A	5.62	135.53	128.81
85	J2	103	BCR	C24-C23-C22	-5.62	117.74	126.23
84	FE	1001	CYC	CAB-C3B-C4B	5.62	130.26	121.38
82	NM	201	PEB	CBC-CAC-C2C	-5.62	103.03	112.62
82	dE	202	PEB	CHC-C4C-C3C	-5.62	120.75	130.34
84	O3	1001	CYC	OB-C4B-C3B	-5.62	121.94	128.04
84	J1	1001	CYC	CHB-C4A-NA	-5.62	113.17	124.93
82	DD	202	PEB	CHC-C1D-ND	-5.62	107.42	113.95
82	gB	201	PEB	CHB-C4B-NB	-5.62	121.03	128.83
87	A2	852	CLA	CMD-C2D-C1D	5.62	134.62	124.71
83	NQ	201	PUB	OD-C4D-C3D	-5.62	121.94	128.04
82	ZJ	201	PEB	C1C-CHB-C4B	-5.62	122.10	128.81
82	DQ	202	PEB	CHC-C1D-ND	-5.62	107.42	113.95
82	M7	202	PEB	CHB-C4B-NB	-5.62	121.03	128.83
82	lK	201	PEB	CHA-C4A-NA	5.62	131.88	125.20

Continued on next page...

Continued from previous page...

Mol	Chain	Res	Type	Atoms	Z	Observed(^{o})	Ideal(^{o})
82	DK	202	PEB	OA-C1A-C2A	-5.62	121.71	126.17
82	IK	203	PEB	CHB-C4B-NB	-5.62	121.04	128.83
82	O7	201	PEB	CHB-C4B-NB	-5.62	121.04	128.83
82	QH	202	PEB	CHA-C1B-NB	-5.62	113.19	124.93
87	BN	806	CLA	CMB-C2B-C1B	-5.61	119.83	128.46
84	L1	1001	CYC	CMB-C2B-C1B	5.61	131.18	124.17
82	PH	201	PEB	CHC-C1D-ND	-5.61	107.43	113.95
82	Q1	202	PEB	CHA-C1B-NB	-5.61	113.19	124.93
84	q3	1001	CYC	OB-C4B-C3B	-5.61	121.95	128.04
84	CG	1001	CYC	CAB-C3B-C4B	5.61	130.25	121.38
82	YM	201	PEB	CHC-C1D-ND	-5.61	107.43	113.95
84	EO	1001	CYC	CAB-C3B-C4B	5.61	130.24	121.38
82	DP	202	PEB	CHB-C4B-NB	-5.61	121.04	128.83
84	FH	1001	CYC	CMB-C2B-C1B	5.61	131.18	124.17
91	aL	610	PHO	O2D-CGD-CBD	5.61	118.11	111.00
82	jH	201	PEB	C1C-CHB-C4B	5.61	135.51	128.81
82	WK	201	PEB	CHB-C4B-NB	-5.61	121.05	128.83
84	U3	1001	CYC	OB-C4B-C3B	-5.61	121.95	128.04
82	WF	201	PEB	CHB-C4B-NB	-5.61	121.05	128.83
84	D1	1003	CYC	OB-C4B-C3B	-5.61	121.96	128.04
84	S3	1001	CYC	OB-C4B-C3B	-5.61	121.96	128.04
84	NH	1001	CYC	OC-C1C-C2C	-5.61	121.72	126.17
87	BN	805	CLA	CMB-C2B-C1B	-5.61	119.85	128.46
84	f3	1001	CYC	OB-C4B-C3B	-5.60	121.96	128.04
85	CL	502	BCR	C24-C23-C22	5.60	134.70	126.23
82	eF	202	PEB	CMB-C2B-C1B	5.60	133.69	125.06
82	IF	203	PEB	CHB-C4B-NB	-5.60	121.06	128.83
83	QJ	201	PUB	CHC-C1D-ND	-5.60	106.64	113.72
84	F1	1001	CYC	CMB-C2B-C1B	5.60	131.16	124.17
82	NA	203	PEB	C1C-CHB-C4B	5.60	135.50	128.81
82	dG	202	PEB	CHC-C4C-C3C	-5.60	120.78	130.34
82	mJ	201	PEB	CHC-C1D-ND	5.60	120.45	113.95
83	yK	303	PUB	CHA-C4A-NA	-5.60	107.44	113.95
82	aF	203	PEB	CMB-C2B-C1B	5.60	133.69	125.06
82	wK	301	PEB	C1C-CHB-C4B	-5.60	122.12	128.81
82	fJ	202	PEB	CHC-C1D-ND	-5.60	107.45	113.95
87	AN	852	CLA	C3C-C4C-NC	-5.60	104.29	110.57
82	aK	203	PEB	CMB-C2B-C1B	5.60	133.68	125.06
82	LK	201	PEB	CBC-CAC-C2C	-5.60	103.07	112.62
85	L2	205	BCR	C34-C9-C10	-5.60	115.08	122.92
87	B2	804	CLA	CMB-C2B-C1B	-5.60	119.86	128.46
82	QK	201	PEB	CMB-C2B-C1B	5.59	133.68	125.06

Continued on next page...

Continued from previous page...

Mol	Chain	Res	Type	Atoms	Z	Observed(^{o})	Ideal(^{o})
82	eK	202	PEB	CMB-C2B-C1B	5.59	133.68	125.06
82	FJ	202	PEB	C1C-CHB-C4B	-5.59	122.13	128.81
84	HG	1001	CYC	OB-C4B-C3B	-5.59	121.97	128.04
82	RB	201	PEB	CHB-C4B-NB	-5.59	121.07	128.83
94	D6	408	PL9	C7-C3-C4	5.59	121.42	116.88
82	aK	202	PEB	CMB-C2B-C1B	5.59	133.67	125.06
82	QJ	202	PEB	CHC-C4C-C3C	-5.59	120.81	130.34
82	YG	201	PEB	CHC-C1D-ND	-5.59	107.46	113.95
84	73	1001	CYC	OB-C4B-C3B	-5.59	121.98	128.04
82	lG	201	PEB	C1C-CHB-C4B	5.59	135.48	128.81
82	IA	201	PEB	CHB-C4B-NB	-5.59	121.08	128.83
87	82	306	CLA	CMB-C2B-C1B	-5.58	119.88	128.46
82	U9	201	PEB	C4B-C3B-C2B	-5.58	100.60	106.78
85	KN	101	BCR	C34-C9-C8	5.58	126.87	118.08
82	KP	201	PEB	CMD-C2D-C3D	-5.58	122.19	130.06
82	aF	202	PEB	CMB-C2B-C1B	5.58	133.66	125.06
82	V1	202	PEB	OA-C1A-C2A	-5.58	121.73	126.17
83	Z9	305	PUB	CHA-C1B-C2B	-5.58	120.82	130.34
84	HE	1001	CYC	OB-C4B-C3B	-5.58	121.99	128.04
85	KN	104	BCR	C37-C22-C21	-5.58	115.11	122.92
85	LN	205	BCR	C34-C9-C10	-5.58	115.11	122.92
85	B6	602	BCR	C11-C10-C9	-5.58	119.35	127.31
82	PA	201	PEB	CMB-C2B-C1B	5.58	133.65	125.06
82	U7	201	PEB	CMB-C2B-C1B	5.58	133.65	125.06
87	A2	852	CLA	C3C-C4C-NC	-5.58	104.32	110.57
82	UA	201	PEB	CMB-C2B-C1B	5.58	133.65	125.06
82	RA	201	PEB	CHC-C1D-ND	-5.58	107.47	113.95
82	XJ	202	PEB	C1C-CHB-C4B	-5.57	122.15	128.81
82	V1	203	PEB	OA-C1A-C2A	-5.57	121.74	126.17
85	K2	102	BCR	C34-C9-C8	5.57	126.86	118.08
82	N7	203	PEB	C1C-CHB-C4B	5.57	135.46	128.81
82	O4	201	PEB	C1C-CHB-C4B	5.57	135.46	128.81
82	U9	202	PEB	CHB-C4B-NB	-5.57	121.10	128.83
82	MP	201	PEB	C1C-CHB-C4B	5.57	135.46	128.81
85	JN	103	BCR	C24-C23-C22	-5.57	117.82	126.23
82	e1	202	PEB	CHB-C4B-NB	-5.57	121.11	128.83
82	FI	202	PEB	CHB-C4B-NB	-5.56	121.11	128.83
82	uF	201	PEB	CHC-C4C-C3C	-5.56	120.85	130.34
82	IF	201	PEB	CHC-C1D-ND	-5.56	107.49	113.95
84	FE	1002	CYC	CAB-C3B-C4B	5.56	130.16	121.38
82	F9	202	PEB	C1C-CHB-C4B	5.56	135.45	128.81
82	OI	201	PEB	CHC-C1D-ND	-5.56	107.50	113.95

Continued on next page...

Continued from previous page...

Mol	Chain	Res	Type	Atoms	Z	Observed(^{o})	Ideal(^{o})
85	K2	105	BCR	C37-C22-C21	-5.56	115.14	122.92
85	h6	102	BCR	C7-C8-C9	-5.56	117.84	126.23
82	YE	201	PEB	CHC-C1D-ND	-5.55	107.50	113.95
82	wF	303	PEB	CHA-C1B-NB	-5.55	113.31	124.93
87	6N	608	CLA	CHD-C1D-ND	5.55	129.56	124.45
82	DJ	201	PEB	OA-C1A-C2A	-5.55	121.76	126.17
85	BN	803	BCR	C19-C18-C17	-5.55	110.42	118.94
87	62	309	CLA	C2D-C1D-ND	5.55	114.20	110.10
82	Y7	301	PEB	OA-C1A-C2A	-5.55	121.76	126.17
103	8N	310	ZEX	C19-C9-C10	-5.55	115.15	122.92
82	VM	202	PEB	C1C-CHB-C4B	-5.55	122.18	128.81
82	b1	201	PEB	CHC-C4C-C3C	-5.55	120.88	130.34
84	N1	1001	CYC	OC-C1C-C2C	-5.55	121.76	126.17
82	LP	202	PEB	CHB-C4B-NB	-5.55	121.13	128.83
87	BN	817	CLA	C4A-NA-C1A	5.55	109.20	106.71
82	IM	202	PEB	CMB-C2B-C1B	5.55	133.61	125.06
103	82	310	ZEX	C19-C9-C10	-5.55	115.15	122.92
85	B2	802	BCR	C19-C18-C17	-5.55	110.43	118.94
82	O9	201	PEB	C4B-C3B-C2B	-5.55	100.64	106.78
85	cL	518	BCR	C39-C30-C25	5.55	119.29	110.30
82	WO	201	PEB	CHB-C4B-C3B	-5.54	112.51	125.32
82	IM	202	PEB	CHB-C4B-NB	-5.54	121.14	128.83
82	OO	201	PEB	C1C-CHB-C4B	5.54	135.43	128.81
83	YA	302	PUB	OD-C4D-C3D	-5.54	122.03	128.04
82	LF	201	PEB	CBC-CAC-C2C	-5.54	103.16	112.62
82	R5	201	PEB	CMB-C2B-C1B	5.54	133.60	125.06
84	FG	1001	CYC	CAB-C3B-C4B	5.54	130.13	121.38
83	Z5	302	PUB	CHC-C1D-ND	-5.54	106.71	113.72
82	WJ	201	PEB	CMB-C2B-C1B	5.54	133.60	125.06
82	I7	201	PEB	CHB-C4B-NB	-5.54	121.14	128.83
82	eH	202	PEB	CHB-C4B-NB	-5.54	121.14	128.83
87	2N	303	CLA	CMD-C2D-C3D	-5.54	114.87	127.61
82	EJ	202	PEB	CHB-C4B-NB	-5.54	121.14	128.83
82	TP	202	PEB	CHB-C4B-NB	-5.54	121.15	128.83
82	lG	201	PEB	CHC-C4C-C3C	-5.54	120.89	130.34
87	8N	308	CLA	CAC-C3C-C2C	5.54	137.00	127.53
82	aJ	204	PEB	CHC-C1D-ND	-5.53	107.52	113.95
92	mL	101	LMG	O7-C10-C11	5.53	123.43	111.50
82	DD	203	PEB	CHB-C4B-NB	-5.53	121.15	128.83
82	OK	201	PEB	OA-C1A-C2A	-5.53	121.77	126.17
83	yF	303	PUB	CHA-C4A-NA	-5.53	107.52	113.95
82	YJ	202	PEB	CMB-C2B-C1B	5.53	133.58	125.06

Continued on next page...

Continued from previous page...

Mol	Chain	Res	Type	Atoms	Z	Observed(^{o})	Ideal(^{o})
82	FJ	201	PEB	CBC-CAC-C2C	-5.53	103.18	112.62
82	IP	202	PEB	C1C-CHB-C4B	5.53	135.41	128.81
84	BG	1001	CYC	C4D-CHA-C1A	5.53	135.41	128.81
82	R7	201	PEB	CHC-C1D-ND	-5.53	107.53	113.95
82	W5	202	PEB	CHC-C4C-C3C	-5.53	120.91	130.34
82	G5	201	PEB	CMB-C2B-C1B	5.53	133.57	125.06
82	BF	201	PEB	CHC-C4C-C3C	-5.53	120.91	130.34
87	82	308	CLA	CAC-C3C-C2C	5.53	136.98	127.53
82	BI	201	PEB	CHB-C4B-NB	-5.53	121.16	128.83
82	B9	202	PEB	CHA-C1B-NB	-5.53	113.37	124.93
82	W4	201	PEB	CHB-C4B-C3B	-5.52	112.56	125.32
85	I2	101	BCR	C3-C4-C5	-5.52	104.21	114.08
82	N5	201	PEB	CMB-C2B-C1B	5.52	133.57	125.06
87	22	602	CLA	CMD-C2D-C3D	-5.52	114.91	127.61
87	62	309	CLA	CHD-C1D-ND	5.52	129.53	124.45
82	cF	203	PEB	CHB-C4B-NB	-5.52	121.17	128.83
82	DQ	203	PEB	CHB-C4B-NB	-5.52	121.17	128.83
82	bH	201	PEB	CHC-C4C-C3C	-5.52	120.92	130.34
83	wF	304	PUB	C1D-CHC-C4C	-5.52	101.36	113.37
84	V3	1001	CYC	OB-C4B-C3B	-5.52	122.05	128.04
82	IB	203	PEB	CHB-C4B-NB	-5.52	121.17	128.83
82	YP	503	PEB	CHB-C4B-NB	-5.52	121.17	128.83
82	X5	201	PEB	CMB-C2B-C1B	5.52	133.56	125.06
82	ND	203	PEB	CHC-C1D-ND	-5.52	107.54	113.95
82	tK	203	PEB	CHC-C4C-C3C	-5.52	120.93	130.34
85	IN	101	BCR	C3-C4-C5	-5.52	104.23	114.08
87	2N	309	CLA	C4A-NA-C1A	5.52	109.19	106.71
83	M5	302	PUB	CHC-C1D-ND	-5.52	106.75	113.72
82	A5	201	PEB	CMB-C2B-C1B	5.51	133.55	125.06
82	YK	203	PEB	CHB-C4B-NB	-5.51	121.18	128.83
82	aB	201	PEB	CHB-C4B-NB	-5.51	121.18	128.83
82	NQ	203	PEB	CHC-C1D-ND	-5.51	107.55	113.95
82	K5	201	PEB	CMB-C2B-C1B	5.51	133.55	125.06
87	7N	608	CLA	C4A-NA-C1A	5.51	109.18	106.71
82	E5	201	PEB	CMB-C2B-C1B	5.51	133.55	125.06
87	72	602	CLA	C4A-NA-C1A	5.51	109.18	106.71
84	NO	1001	CYC	C4D-CHA-C1A	5.51	135.39	128.81
82	NE	202	PEB	OA-C1A-C2A	-5.51	121.80	126.17
82	VP	202	PEB	CHB-C4B-NB	-5.51	121.19	128.83
82	cK	203	PEB	CHB-C4B-NB	-5.51	121.19	128.83
85	F6	101	BCR	C7-C8-C9	-5.51	117.92	126.23
87	6N	608	CLA	C2D-C1D-ND	5.51	114.16	110.10

Continued on next page...

Continued from previous page...

Mol	Chain	Res	Type	Atoms	Z	Observed(^{o})	Ideal(^{o})
82	YF	203	PEB	CHB-C4B-NB	-5.50	121.19	128.83
82	cO	202	PEB	CHC-C4C-C3C	-5.50	120.95	130.34
82	pF	202	PEB	OA-C1A-C2A	-5.50	121.80	126.17
87	bL	618	CLA	CMB-C2B-C1B	-5.50	120.01	128.46
82	C5	201	PEB	CMB-C2B-C1B	5.50	133.54	125.06
82	V5	201	PEB	CMB-C2B-C1B	5.50	133.53	125.06
83	ND	201	PUB	OD-C4D-C3D	-5.50	122.07	128.04
84	T3	1001	CYC	OB-C4B-C3B	-5.50	122.07	128.04
82	SP	201	PEB	CMC-C3C-C2C	-5.50	114.57	124.94
85	B2	842	BCR	C24-C23-C22	-5.50	117.93	126.23
82	WJ	201	PEB	CHB-C4B-NB	-5.50	121.20	128.83
82	O5	202	PEB	CHC-C4C-C3C	-5.50	120.96	130.34
82	EM	201	PEB	CHC-C1D-ND	-5.50	107.56	113.95
82	wK	303	PEB	CHA-C1B-NB	-5.50	113.43	124.93
82	J5	202	PEB	CHC-C4C-C3C	-5.50	120.96	130.34
82	QG	201	PEB	C1C-CHB-C4B	5.50	135.38	128.81
82	NG	201	PEB	OA-C1A-C2A	-5.50	121.80	126.17
84	EE	1001	CYC	C4D-CHA-C1A	5.50	135.37	128.81
82	I5	201	PEB	CMB-C2B-C1B	5.50	133.53	125.06
85	BN	842	BCR	C24-C23-C22	-5.50	117.93	126.23
103	8N	310	ZEX	C18-C5-C4	5.50	124.54	114.36
82	BK	201	PEB	CHC-C4C-C3C	-5.49	120.97	130.34
82	lE	201	PEB	CHC-C4C-C3C	-5.49	120.97	130.34
82	BA	202	PEB	CHA-C4A-NA	5.49	131.74	125.20
82	c4	202	PEB	CHC-C4C-C3C	-5.49	120.97	130.34
83	Y7	302	PUB	OD-C4D-C3D	-5.49	122.08	128.04
82	QE	201	PEB	C1C-CHB-C4B	5.49	135.37	128.81
87	AN	839	CLA	CMB-C2B-C1B	-5.49	120.02	128.46
103	82	310	ZEX	C18-C5-C4	5.49	124.53	114.36
84	BE	1001	CYC	C4D-CHA-C1A	5.49	135.37	128.81
82	P5	201	PEB	CMB-C2B-C1B	5.49	133.51	125.06
82	WJ	201	PEB	CHA-C1B-NB	-5.49	113.45	124.93
84	CO	1001	CYC	C4D-CHA-C1A	5.49	135.36	128.81
85	JN	103	BCR	C20-C21-C22	-5.49	119.48	127.31
85	B2	838	BCR	C16-C17-C18	-5.49	119.48	127.31
82	B7	202	PEB	CHA-C4A-NA	5.49	131.73	125.20
84	m3	1001	CYC	CHB-C4A-NA	-5.49	113.46	124.93
82	lJ	202	PEB	CHB-C4B-NB	-5.48	121.22	128.83
82	IK	201	PEB	CHC-C1D-ND	-5.48	107.58	113.95
82	CM	202	PEB	CHB-C4B-NB	-5.48	121.22	128.83
84	J3	1001	CYC	OB-C4B-C3B	-5.48	122.09	128.04
82	NF	201	PEB	C2A-C1A-NA	5.48	113.00	108.27

Continued on next page...

Continued from previous page...

Mol	Chain	Res	Type	Atoms	Z	Observed(^{o})	Ideal(^{o})
84	i3	1001	CYC	CHB-C4A-NA	-5.48	113.47	124.93
84	CO	1001	CYC	OC-C1C-C2C	-5.48	121.82	126.17
82	F9	203	PEB	CHB-C4B-NB	-5.48	121.23	128.83
82	OM	203	PEB	CHC-C4C-C3C	-5.48	120.99	130.34
82	HD	201	PEB	C1C-CHB-C4B	5.48	135.35	128.81
84	EG	1001	CYC	C4D-CHA-C1A	5.48	135.35	128.81
83	wK	304	PUB	C1D-CHC-C4C	-5.48	101.45	113.37
84	K3	1001	CYC	OB-C4B-C3B	-5.48	122.10	128.04
82	IQ	202	PEB	C1C-CHB-C4B	5.48	135.35	128.81
82	T5	201	PEB	CMB-C2B-C1B	5.48	133.50	125.06
84	x3	1001	CYC	OB-C4B-C3B	-5.48	122.10	128.04
82	CJ	202	PEB	CHC-C4C-C3C	-5.47	121.00	130.34
82	LO	1002	PEB	OA-C1A-C2A	-5.47	121.82	126.17
84	K3	1001	CYC	CHB-C4A-NA	-5.47	113.48	124.93
85	BN	838	BCR	C16-C17-C18	-5.47	119.50	127.31
87	B2	825	CLA	CMB-C2B-C1B	-5.47	120.05	128.46
82	NK	201	PEB	C2A-C1A-NA	5.47	112.99	108.27
87	BN	801	CLA	CMB-C2B-C1B	-5.47	120.05	128.46
82	DK	203	PEB	C1C-CHB-C4B	5.47	135.35	128.81
85	J2	103	BCR	C20-C21-C22	-5.47	119.50	127.31
82	jH	203	PEB	C1C-CHB-C4B	5.47	135.34	128.81
84	N4	1001	CYC	C4D-CHA-C1A	5.47	135.34	128.81
84	C4	1001	CYC	OC-C1C-C2C	-5.47	121.82	126.17
85	KL	100	BCR	C20-C21-C22	-5.47	119.50	127.31
84	G3	1001	CYC	OB-C4B-C3B	-5.47	122.11	128.04
84	R3	1001	CYC	CHB-C4A-NA	-5.47	113.49	124.93
82	EA	201	PEB	CHC-C4C-C3C	-5.47	121.01	130.34
82	ID	202	PEB	C1C-CHB-C4B	5.47	135.34	128.81
85	kL	100	BCR	C20-C21-C22	-5.47	119.51	127.31
84	E3	1001	CYC	CHB-C4A-NA	-5.47	113.50	124.93
84	l3	1001	CYC	CHB-C4A-NA	-5.47	113.50	124.93
82	UM	202	PEB	CMB-C2B-C1B	5.47	133.48	125.06
84	A3	1001	CYC	CHB-C4A-NA	-5.47	113.50	124.93
84	C4	1001	CYC	C4D-CHA-C1A	5.46	135.34	128.81
82	iM	201	PEB	CHB-C4B-NB	-5.46	121.25	128.83
82	QO	201	PEB	CMB-C2B-C1B	5.46	133.48	125.06
92	ML	101	LMG	O7-C10-C11	5.46	123.28	111.50
84	e3	1001	CYC	CHB-C4A-NA	-5.46	113.51	124.93
92	J6	102	LMG	O7-C10-C11	5.46	123.27	111.50
82	X7	202	PEB	C1C-CHB-C4B	5.46	135.33	128.81
82	dQ	401	PEB	CHB-C4B-NB	-5.46	121.25	128.83
84	T3	1001	CYC	CHB-C4A-NA	-5.46	113.51	124.93

Continued on next page...

Continued from previous page...

Mol	Chain	Res	Type	Atoms	Z	Observed(^{o})	Ideal(^{o})
82	Q4	201	PEB	CMB-C2B-C1B	5.46	133.47	125.06
84	J3	1001	CYC	CHB-C4A-NA	-5.46	113.52	124.93
82	lE	201	PEB	C1C-CHB-C4B	5.46	135.33	128.81
84	v3	1001	CYC	CHB-C4A-NA	-5.46	113.52	124.93
84	e3	1001	CYC	OB-C4B-C3B	-5.46	122.12	128.04
84	63	901	CYC	CHB-C4A-C3A	5.46	138.93	124.90
87	A2	839	CLA	CMB-C2B-C1B	-5.46	120.08	128.46
84	C3	1001	CYC	OB-C4B-C3B	-5.46	122.12	128.04
84	P3	1001	CYC	CHB-C4A-NA	-5.46	113.52	124.93
84	c3	1001	CYC	CHB-C4A-NA	-5.46	113.52	124.93
84	g3	1001	CYC	CHB-C4A-NA	-5.46	113.52	124.93
82	qF	202	PEB	CHB-C4B-C3B	5.45	137.92	125.32
82	Y7	304	PEB	CHA-C1B-NB	-5.45	113.52	124.93
84	G3	1001	CYC	CHB-C4A-NA	-5.45	113.52	124.93
82	lM	202	PEB	CHB-C4B-NB	-5.45	121.26	128.83
84	t3	1001	CYC	CHB-C4A-NA	-5.45	113.53	124.93
82	bF	202	PEB	OA-C1A-C2A	-5.45	121.84	126.17
85	B2	802	BCR	C20-C21-C22	-5.45	119.53	127.31
84	C3	1001	CYC	CHB-C4A-NA	-5.45	113.53	124.93
82	LF	202	PEB	CBC-CAC-C2C	5.45	121.92	112.62
82	YO	202	PEB	C1C-CHB-C4B	5.45	135.32	128.81
82	eH	203	PEB	OA-C1A-C2A	-5.45	121.84	126.17
82	TQ	201	PEB	C1C-CHB-C4B	5.45	135.32	128.81
82	SM	202	PEB	CHC-C4C-C3C	-5.45	121.05	130.34
84	p3	1001	CYC	CHB-C4A-NA	-5.45	113.54	124.93
83	Z9	302	PUB	CAD-C3D-C4D	5.45	129.98	121.38
82	YA	304	PEB	CHA-C1B-NB	-5.45	113.54	124.93
82	HQ	201	PEB	C1C-CHB-C4B	5.45	135.31	128.81
82	FM	202	PEB	CHB-C4B-NB	-5.45	121.27	128.83
82	WG	203	PEB	CHC-C4C-C3C	-5.44	121.05	130.34
82	TI	201	PEB	OA-C1A-C2A	-5.44	121.84	126.17
82	U5	201	PEB	CHB-C4B-NB	-5.44	121.28	128.83
82	kM	201	PEB	C1C-CHB-C4B	-5.44	122.31	128.81
87	B2	822	CLA	C4A-NA-C1A	5.44	109.15	106.71
83	M9	303	PUB	CAD-C3D-C4D	5.44	129.97	121.38
87	3N	308	CLA	CMB-C2B-C1B	-5.44	120.10	128.46
85	I2	101	BCR	C4-C5-C6	-5.44	114.83	122.73
82	qF	201	PEB	CHC-C1D-ND	-5.44	107.63	113.95
84	N3	1001	CYC	CHB-C4A-NA	-5.44	113.55	124.93
82	GI	201	PEB	OA-C1A-C2A	-5.44	121.85	126.17
82	OE	203	PEB	CHB-C4B-NB	-5.44	121.28	128.83
82	EM	202	PEB	CHB-C4B-NB	-5.44	121.28	128.83

Continued on next page...

Continued from previous page...

Mol	Chain	Res	Type	Atoms	Z	Observed(^{o})	Ideal(^{o})
82	dD	401	PEB	CHB-C4B-NB	-5.44	121.28	128.83
82	j1	203	PEB	C1C-CHB-C4B	5.44	135.31	128.81
82	qK	202	PEB	CHB-C4B-C3B	5.44	137.89	125.32
84	v3	1001	CYC	OB-C4B-C3B	-5.44	122.14	128.04
82	IF	201	PEB	CHB-C4B-C3B	-5.44	112.76	125.32
84	T3	1001	CYC	CMB-C2B-C1B	5.44	130.96	124.17
82	LK	202	PEB	CBC-CAC-C2C	5.44	121.90	112.62
85	A6	401	BCR	C16-C17-C18	-5.44	119.55	127.31
85	KL	100	BCR	C36-C18-C17	-5.44	115.31	122.92
84	HH	1001	CYC	OC-C1C-C2C	-5.44	121.85	126.17
84	p3	1001	CYC	OB-C4B-C3B	-5.44	122.14	128.04
87	A2	823	CLA	CMB-C2B-C1B	-5.43	120.11	128.46
87	aL	605	CLA	CMB-C2B-C1B	-5.43	120.11	128.46
82	dH	201	PEB	CHC-C4C-C3C	-5.43	121.07	130.34
93	d6	410	BCT	O2-C-O1	5.43	133.64	119.55
85	C6	508	BCR	C15-C14-C13	-5.43	119.56	127.31
92	j6	101	LMG	O7-C10-C11	5.43	123.21	111.50
82	WB	401	PEB	C1C-CHB-C4B	-5.43	122.32	128.81
82	Y4	202	PEB	C1C-CHB-C4B	5.43	135.30	128.81
82	WE	203	PEB	CHC-C4C-C3C	-5.43	121.08	130.34
85	BL	617	BCR	C7-C8-C9	5.43	134.44	126.23
85	kL	100	BCR	C36-C18-C17	-5.43	115.32	122.92
82	G7	201	PEB	CHC-C4C-C3C	-5.43	121.08	130.34
84	g3	1001	CYC	OB-C4B-C3B	-5.43	122.15	128.04
84	i3	1001	CYC	OB-C4B-C3B	-5.43	122.15	128.04
82	IK	201	PEB	CHB-C4B-C3B	-5.43	112.78	125.32
82	eG	202	PEB	CHC-C4C-C3C	-5.43	121.08	130.34
82	YA	301	PEB	OA-C1A-C2A	-5.43	121.86	126.17
82	L4	1002	PEB	OA-C1A-C2A	-5.43	121.86	126.17
82	eE	202	PEB	CHC-C4C-C3C	-5.43	121.08	130.34
87	AN	823	CLA	CMB-C2B-C1B	-5.43	120.12	128.46
82	DF	203	PEB	C1C-CHB-C4B	5.43	135.29	128.81
82	FJ	201	PEB	C3D-C4D-ND	5.43	117.91	107.26
83	AG	302	PUB	OD-C4D-C3D	-5.42	122.15	128.04
84	t3	1001	CYC	OB-C4B-C3B	-5.42	122.15	128.04
84	E1	1001	CYC	CHB-C4A-NA	-5.42	113.58	124.93
82	YJ	203	PEB	CHB-C4B-NB	-5.42	121.30	128.83
85	B6	602	BCR	C7-C8-C9	-5.42	118.04	126.23
82	A1	301	PEB	CHB-C4B-NB	-5.42	121.30	128.83
82	cJ	201	PEB	C1C-CHB-C4B	-5.42	122.33	128.81
82	gF	203	PEB	CHB-C4B-NB	-5.42	121.31	128.83
84	m3	1001	CYC	OB-C4B-C3B	-5.42	122.16	128.04

Continued on next page...

Continued from previous page...

Mol	Chain	Res	Type	Atoms	Z	Observed(^{o})	Ideal(^{o})
85	Z6	101	BCR	C24-C23-C22	-5.42	118.04	126.23
82	E7	201	PEB	CHC-C4C-C3C	-5.42	121.09	130.34
84	l3	1001	CYC	OB-C4B-C3B	-5.42	122.16	128.04
84	EH	1001	CYC	CHB-C4A-NA	-5.42	113.59	124.93
87	BN	827	CLA	C4A-NA-C1A	5.42	109.14	106.71
87	4N	604	CLA	CHA-C4D-ND	-5.42	121.16	132.50
82	YH	201	PEB	C1C-CHB-C4B	5.42	135.28	128.81
85	CL	516	BCR	C20-C21-C22	-5.42	119.58	127.31
87	32	307	CLA	CMB-C2B-C1B	-5.42	120.14	128.46
82	V4	202	PEB	CHC-C4C-C3C	-5.42	121.09	130.34
84	P3	1001	CYC	OB-C4B-C3B	-5.42	122.16	128.04
82	XA	202	PEB	C1C-CHB-C4B	5.42	135.28	128.81
82	d1	201	PEB	CHC-C4C-C3C	-5.42	121.10	130.34
87	22	609	CLA	CMB-C2B-C1B	-5.42	120.14	128.46
82	VG	202	PEB	CHB-C4B-NB	-5.42	121.31	128.83
82	P4	201	PEB	OA-C1A-C2A	-5.42	121.87	126.17
84	E3	1001	CYC	OB-C4B-C3B	-5.42	122.16	128.04
84	G3	1001	CYC	CMB-C2B-C1B	5.41	130.93	124.17
87	BN	823	CLA	C4A-NA-C1A	5.41	109.14	106.71
82	OG	203	PEB	CHB-C4B-NB	-5.41	121.32	128.83
82	FI	202	PEB	OA-C1A-C2A	-5.41	121.87	126.17
82	uC	202	PEB	CHC-C1D-ND	-5.41	107.66	113.95
88	C6	522	LHG	O7-C7-C8	5.41	123.16	111.50
84	N3	1001	CYC	CMB-C2B-C1B	5.41	130.92	124.17
84	R3	1001	CYC	CMB-C2B-C1B	5.41	130.92	124.17
82	VI	203	PEB	OA-C1A-C2A	-5.41	121.87	126.17
98	BN	837	PQN	O1-C1-C10	-5.41	112.80	121.56
85	IN	101	BCR	C4-C5-C6	-5.41	114.88	122.73
82	ID	201	PEB	CMB-C2B-C1B	5.41	133.39	125.06
84	t3	1001	CYC	CMB-C2B-C1B	5.41	130.92	124.17
84	A3	1001	CYC	OB-C4B-C3B	-5.41	122.17	128.04
85	BN	803	BCR	C20-C21-C22	-5.41	119.59	127.31
84	c3	1001	CYC	OB-C4B-C3B	-5.41	122.17	128.04
82	RO	201	PEB	OA-C1A-C2A	-5.41	121.87	126.17
82	Z4	201	PEB	C3B-C4B-NB	5.41	117.91	110.05
87	42	604	CLA	CHA-C4D-ND	-5.41	121.19	132.50
82	KM	202	PEB	CHB-C4B-NB	-5.41	121.33	128.83
84	MG	1001	CYC	OC-C1C-C2C	-5.41	121.88	126.17
82	nF	202	PEB	C1C-CHB-C4B	5.41	135.27	128.81
82	s8	202	PEB	CHC-C4C-C3C	-5.40	121.12	130.34
82	RG	202	PEB	CHB-C4B-NB	-5.40	121.33	128.83
82	AH	301	PEB	CHB-C4B-NB	-5.40	121.33	128.83

Continued on next page...

Continued from previous page...

Mol	Chain	Res	Type	Atoms	Z	Observed(^{o})	Ideal(^{o})
82	e4	202	PEB	C1C-CHB-C4B	5.40	135.26	128.81
84	K3	1001	CYC	CMB-C2B-C1B	5.40	130.91	124.17
87	2N	309	CLA	CMB-C2B-C1B	-5.40	120.16	128.46
84	E3	1001	CYC	CMB-C2B-C1B	5.40	130.91	124.17
82	b1	203	PEB	OA-C1A-C2A	-5.40	121.88	126.17
84	R3	1001	CYC	OB-C4B-C3B	-5.40	122.18	128.04
84	J3	1001	CYC	CMB-C2B-C1B	5.40	130.91	124.17
87	HL	101	CLA	CMB-C2B-C1B	-5.40	120.17	128.46
82	WM	201	PEB	CMB-C2B-C1B	5.40	133.38	125.06
82	W9	203	PEB	CHB-C4B-NB	-5.40	121.34	128.83
82	Z1	202	PEB	CHB-C4B-NB	-5.40	121.34	128.83
84	N3	1001	CYC	OB-C4B-C3B	-5.40	122.18	128.04
82	cK	202	PEB	CHB-C4B-NB	-5.40	121.34	128.83
82	gK	203	PEB	CHB-C4B-NB	-5.40	121.34	128.83
84	P3	1001	CYC	CMB-C2B-C1B	5.40	130.91	124.17
82	VO	202	PEB	CHC-C4C-C3C	-5.40	121.14	130.34
82	VE	202	PEB	CHB-C4B-NB	-5.39	121.34	128.83
82	cF	203	PEB	C1C-CHB-C4B	5.39	135.25	128.81
82	eF	201	PEB	CHC-C4C-C3C	-5.39	121.14	130.34
84	e3	1001	CYC	CMB-C2B-C1B	5.39	130.90	124.17
82	RE	202	PEB	CHB-C4B-NB	-5.39	121.35	128.83
98	B2	837	PQN	O1-C1-C10	-5.39	112.84	121.56
82	sC	202	PEB	CHC-C4C-C3C	-5.39	121.15	130.34
84	A3	1001	CYC	CMB-C2B-C1B	5.39	130.89	124.17
82	GA	201	PEB	CHC-C4C-C3C	-5.39	121.15	130.34
82	YO	201	PEB	OA-C1A-C2A	-5.39	121.89	126.17
82	DD	202	PEB	CHC-C4C-C3C	-5.39	121.15	130.34
82	GM	201	PEB	CHB-C4B-NB	-5.39	121.36	128.83
82	eO	202	PEB	C1C-CHB-C4B	5.39	135.24	128.81
82	nK	202	PEB	C1C-CHB-C4B	5.39	135.24	128.81
84	M4	1001	CYC	CAB-C3B-C4B	5.38	129.88	121.38
82	DQ	202	PEB	CHC-C4C-C3C	-5.38	121.16	130.34
82	W9	201	PEB	CHC-C1D-ND	-5.38	107.70	113.95
84	v3	1001	CYC	CMB-C2B-C1B	5.38	130.89	124.17
82	a4	201	PEB	CHC-C1D-ND	-5.38	107.70	113.95
85	Z6	101	BCR	C16-C17-C18	-5.38	119.63	127.31
84	l3	1001	CYC	CMB-C2B-C1B	5.38	130.89	124.17
84	E1	1001	CYC	CMA-C3A-C4A	5.38	133.35	125.06
82	cB	402	PEB	CHC-C1D-ND	-5.38	107.70	113.95
84	EH	1001	CYC	CMA-C3A-C4A	5.38	133.35	125.06
84	MO	1001	CYC	CAB-C3B-C4B	5.38	129.87	121.38
82	VH	202	PEB	OA-C1A-C2A	-5.38	121.90	126.17

Continued on next page...

Continued from previous page...

Mol	Chain	Res	Type	Atoms	Z	Observed(^{o})	Ideal(^{o})
82	WG	201	PEB	CHA-C1B-NB	-5.38	113.68	124.93
84	NE	201	CYC	CAB-C3B-C4B	5.38	129.87	121.38
82	RJ	201	PEB	C1C-CHB-C4B	-5.38	122.39	128.81
84	H1	1001	CYC	C4D-CHA-C1A	5.38	135.23	128.81
84	H1	1001	CYC	OC-C1C-C2C	-5.38	121.90	126.17
84	i3	1001	CYC	CMB-C2B-C1B	5.38	130.88	124.17
84	HH	1001	CYC	C4D-CHA-C1A	5.38	135.23	128.81
82	VD	203	PEB	CHC-C4C-C3C	-5.37	121.17	130.34
84	C3	1001	CYC	CMB-C2B-C1B	5.37	130.88	124.17
82	W9	202	PEB	CHB-C4B-NB	-5.37	121.37	128.83
82	kO	202	PEB	CHB-C4B-NB	-5.37	121.37	128.83
87	A2	831	CLA	CMB-C2B-C1B	-5.37	120.20	128.46
82	jJ	203	PEB	CHC-C1D-ND	-5.37	107.71	113.95
84	E4	1001	CYC	OC-C1C-C2C	-5.37	121.90	126.17
84	m3	1001	CYC	CMB-C2B-C1B	5.37	130.87	124.17
84	g3	1001	CYC	CMB-C2B-C1B	5.37	130.87	124.17
82	DH	1002	PEB	CHB-C4B-NB	-5.37	121.38	128.83
82	DI	201	PEB	CBC-CAC-C2C	-5.37	103.46	112.62
82	XJ	201	PEB	CHB-C4B-NB	-5.37	121.38	128.83
82	GK	201	PEB	C1C-CHB-C4B	5.37	135.22	128.81
82	VQ	203	PEB	CHC-C4C-C3C	-5.37	121.19	130.34
82	R4	201	PEB	OA-C1A-C2A	-5.37	121.91	126.17
84	c3	1001	CYC	CMB-C2B-C1B	5.37	130.87	124.17
82	ZH	202	PEB	CHB-C4B-NB	-5.36	121.39	128.83
84	p3	1001	CYC	CMB-C2B-C1B	5.36	130.87	124.17
103	8N	310	ZEX	C23-C24-C25	5.36	116.97	109.33
82	OF	201	PEB	CHB-C4B-NB	-5.36	121.39	128.83
82	qK	201	PEB	CHC-C1D-ND	-5.36	107.72	113.95
82	IQ	201	PEB	CMB-C2B-C1B	5.36	133.32	125.06
82	XB	201	PEB	CHB-C4B-NB	-5.36	121.39	128.83
87	AN	831	CLA	CMB-C2B-C1B	-5.36	120.22	128.46
83	AE	302	PUB	OD-C4D-C3D	-5.36	122.22	128.04
84	e3	1001	CYC	C4D-CHA-C1A	5.36	135.21	128.81
82	OK	201	PEB	CHB-C4B-NB	-5.36	121.40	128.83
82	QK	203	PEB	OA-C1A-C2A	-5.36	121.91	126.17
82	Y4	201	PEB	OA-C1A-C2A	-5.36	121.91	126.17
82	j4	203	PEB	CHB-C4B-NB	-5.36	121.40	128.83
85	L2	201	BCR	C7-C8-C9	-5.36	118.14	126.23
82	B5	202	PEB	CHC-C4C-C3C	-5.36	121.20	130.34
82	VJ	202	PEB	CHC-C1D-ND	-5.35	107.73	113.95
84	MO	1001	CYC	C4D-CHA-C1A	5.35	135.21	128.81
82	L1	1002	PEB	OA-C1A-C2A	-5.35	121.92	126.17

Continued on next page...

Continued from previous page...

Mol	Chain	Res	Type	Atoms	Z	Observed(^{o})	Ideal(^{o})
84	E1	1001	CYC	OC-C1C-C2C	-5.35	121.92	126.17
82	u8	202	PEB	CHC-C1D-ND	-5.35	107.73	113.95
82	SP	203	PEB	CHC-C1D-ND	-5.35	107.73	113.95
87	CL	511	CLA	CMB-C2B-C1B	-5.35	120.24	128.46
95	C6	503	DGD	O2G-C1B-C2B	5.35	123.03	111.50
82	GF	201	PEB	C1C-CHB-C4B	5.35	135.20	128.81
82	LM	201	PEB	CHB-C4B-NB	-5.35	121.41	128.83
82	iF	203	PEB	CHB-C4B-NB	-5.35	121.41	128.83
82	eK	201	PEB	CHC-C4C-C3C	-5.35	121.22	130.34
84	R3	1001	CYC	C4D-CHA-C1A	5.35	135.19	128.81
84	l3	1001	CYC	C4D-CHA-C1A	5.35	135.19	128.81
82	WE	201	PEB	CHA-C1B-NB	-5.34	113.75	124.93
82	cK	203	PEB	C1C-CHB-C4B	5.34	135.19	128.81
82	UP	203	PEB	CHB-C4B-NB	-5.34	121.42	128.83
82	ZG	202	PEB	CMB-C2B-C1B	5.34	133.29	125.06
87	72	608	CLA	C4A-NA-C1A	5.34	109.11	106.71
84	IO	1001	CYC	OC-C1C-C2C	-5.34	121.92	126.17
85	LN	205	BCR	C12-C13-C14	5.34	127.14	118.94
85	L2	205	BCR	C12-C13-C14	5.34	127.14	118.94
87	7N	602	CLA	C4A-NA-C1A	5.34	109.11	106.71
85	LN	201	BCR	C7-C8-C9	-5.34	118.17	126.23
82	Y1	201	PEB	C1C-CHB-C4B	5.34	135.19	128.81
84	E3	1001	CYC	C4D-CHA-C1A	5.34	135.19	128.81
84	p3	1001	CYC	C4D-CHA-C1A	5.34	135.19	128.81
82	ZO	201	PEB	C3B-C4B-NB	5.34	117.82	110.05
82	UO	201	PEB	C3B-C4B-NB	5.34	117.81	110.05
82	U4	201	PEB	C3B-C4B-NB	5.34	117.81	110.05
82	rF	202	PEB	C1C-CHB-C4B	5.34	135.19	128.81
82	nK	201	PEB	C1C-CHB-C4B	5.34	135.19	128.81
85	B2	842	BCR	C11-C10-C9	-5.34	119.69	127.31
82	KM	203	PEB	CHC-C1D-ND	-5.34	107.75	113.95
84	K3	1001	CYC	C4D-CHA-C1A	5.34	135.19	128.81
82	hH	201	PEB	CHB-C4B-NB	-5.34	121.42	128.83
82	OB	201	PEB	CHC-C4C-C3C	-5.34	121.23	130.34
84	G3	1001	CYC	C4D-CHA-C1A	5.33	135.18	128.81
84	m3	1001	CYC	C4D-CHA-C1A	5.33	135.18	128.81
82	qK	202	PEB	CAB-C3B-C4B	5.33	134.44	125.01
84	c3	1001	CYC	C4D-CHA-C1A	5.33	135.18	128.81
84	D1	1001	CYC	CAB-C3B-C4B	5.33	129.80	121.38
84	I1	1001	CYC	OB-C4B-C3B	-5.33	122.25	128.04
82	bK	202	PEB	OA-C1A-C2A	-5.33	121.94	126.17
82	SO	201	PEB	CHB-C4B-C3B	-5.33	113.01	125.32

Continued on next page...

Continued from previous page...

Mol	Chain	Res	Type	Atoms	Z	Observed(^{o})	Ideal(^{o})
82	KB	304	PEB	CHB-C4B-NB	-5.33	121.44	128.83
82	iK	203	PEB	CHB-C4B-NB	-5.33	121.44	128.83
82	ZJ	201	PEB	OA-C1A-C2A	-5.33	121.94	126.17
82	ZE	202	PEB	CMB-C2B-C1B	5.33	133.27	125.06
84	KG	202	CYC	CAB-C3B-C4B	5.33	129.79	121.38
85	A2	846	BCR	C21-C20-C19	-5.33	106.59	123.22
84	C3	1001	CYC	C4D-CHA-C1A	5.33	135.17	128.81
82	ZE	203	PEB	CMB-C2B-C1B	5.33	133.27	125.06
85	BN	842	BCR	C11-C10-C9	-5.33	119.71	127.31
82	NQ	204	PEB	CHC-C4C-C3C	-5.33	121.25	130.34
82	KJ	203	PEB	CHB-C4B-NB	-5.33	121.44	128.83
82	OG	201	PEB	CMB-C2B-C1B	5.33	133.27	125.06
82	Z9	304	PEB	CHA-C1B-NB	-5.33	113.79	124.93
84	DH	1001	CYC	CAB-C3B-C4B	5.33	129.79	121.38
84	P3	1001	CYC	C4D-CHA-C1A	5.32	135.17	128.81
84	i3	1001	CYC	C4D-CHA-C1A	5.32	135.17	128.81
84	v3	1001	CYC	C4D-CHA-C1A	5.32	135.17	128.81
82	lJ	201	PEB	CHC-C1D-ND	-5.32	107.77	113.95
85	B2	839	BCR	C7-C8-C9	-5.32	118.19	126.23
82	VM	201	PEB	CHB-C4B-NB	-5.32	121.44	128.83
82	rK	202	PEB	C1C-CHB-C4B	5.32	135.17	128.81
85	H6	101	BCR	C16-C17-C18	-5.32	119.71	127.31
83	Z9	305	PUB	OD-C4D-ND	-5.32	118.04	125.93
82	S4	201	PEB	CHB-C4B-C3B	-5.32	113.02	125.32
103	82	310	ZEX	C23-C24-C25	5.32	116.91	109.33
84	EO	1001	CYC	OC-C1C-C2C	-5.32	121.94	126.17
84	g3	1001	CYC	C4D-CHA-C1A	5.32	135.17	128.81
82	uF	201	PEB	C1C-CHB-C4B	5.32	135.17	128.81
84	J3	1001	CYC	C4D-CHA-C1A	5.32	135.17	128.81
82	MP	201	PEB	CMB-C2B-C1B	5.32	133.26	125.06
82	qF	202	PEB	CAB-C3B-C4B	5.32	134.42	125.01
83	KA	203	PUB	OD-C4D-C3D	-5.32	122.27	128.04
82	OM	201	PEB	CMB-C2B-C1B	5.32	133.26	125.06
83	A1	303	PUB	CHB-C1C-NC	-5.32	121.45	128.83
85	AN	846	BCR	C21-C20-C19	-5.32	106.62	123.22
82	tK	203	PEB	C1C-CHB-C4B	5.32	135.16	128.81
82	RA	202	PEB	C2A-C1A-NA	5.32	112.86	108.27
84	T3	1001	CYC	C4D-CHA-C1A	5.32	135.16	128.81
82	M9	305	PEB	CHA-C1B-NB	-5.32	113.81	124.93
82	nF	201	PEB	C1C-CHB-C4B	5.32	135.16	128.81
83	AH	303	PUB	CHB-C1C-NC	-5.32	121.45	128.83
84	LE	1001	CYC	CBD-CAD-C3D	5.31	121.69	112.62

Continued on next page...

Continued from previous page...

Mol	Chain	Res	Type	Atoms	Z	Observed(^{o})	Ideal(^{o})
84	A3	1001	CYC	C4D-CHA-C1A	5.31	135.16	128.81
82	T4	202	PEB	CHC-C4C-C3C	-5.31	121.28	130.34
82	kK	201	PEB	CMB-C2B-C1B	5.31	133.24	125.06
82	XP	202	PEB	CHB-C4B-NB	-5.31	121.46	128.83
103	82	309	ZEX	C31-C30-C29	-5.31	119.73	127.31
83	AJ	304	PUB	CHC-C1D-ND	-5.31	107.01	113.72
82	CA	201	PEB	CHB-C4B-NB	-5.31	121.47	128.83
87	2N	303	CLA	C4A-NA-C1A	5.30	109.09	106.71
83	Z9	305	PUB	CBB-CAB-C3B	5.30	121.67	112.62
82	UH	203	PEB	C1C-CHB-C4B	-5.30	122.47	128.81
82	PO	201	PEB	OA-C1A-C2A	-5.30	121.96	126.17
82	QO	201	PEB	C3B-C4B-NB	5.30	117.76	110.05
85	c6	602	BCR	C7-C8-C9	-5.30	118.22	126.23
82	BB	201	PEB	CHB-C4B-NB	-5.30	121.47	128.83
103	8N	309	ZEX	C31-C30-C29	-5.30	119.74	127.31
82	cM	202	PEB	C1C-CHB-C4B	-5.30	122.48	128.81
84	ME	1001	CYC	OC-C1C-C2C	-5.30	121.96	126.17
84	M4	1001	CYC	C4D-CHA-C1A	5.30	135.14	128.81
84	I4	1001	CYC	OC-C1C-C2C	-5.30	121.96	126.17
82	SB	202	PEB	CHB-C4B-NB	-5.30	121.48	128.83
82	h1	202	PEB	CHB-C4B-NB	-5.30	121.48	128.83
82	YD	202	PEB	CHB-C4B-NB	-5.30	121.48	128.83
82	YQ	202	PEB	CHB-C4B-NB	-5.30	121.48	128.83
82	TD	201	PEB	C1C-CHB-C4B	5.30	135.14	128.81
82	kF	201	PEB	CMB-C2B-C1B	5.30	133.22	125.06
87	7N	607	CLA	C4A-NA-C1A	5.30	109.09	106.71
84	63	901	CYC	OB-C4B-C3B	-5.29	122.30	128.04
83	AQ	302	PUB	CHA-C1B-C2B	-5.29	121.31	130.34
84	FE	1002	CYC	OB-C4B-C3B	-5.29	122.30	128.04
82	lM	203	PEB	C1C-CHB-C4B	-5.29	122.49	128.81
82	D1	1002	PEB	CHB-C4B-NB	-5.29	121.49	128.83
82	IF	201	PEB	C3B-C4B-NB	5.29	117.74	110.05
85	BN	839	BCR	C7-C8-C9	-5.29	118.24	126.23
84	N3	1001	CYC	C4D-CHA-C1A	5.29	135.13	128.81
82	ZJ	201	PEB	CHB-C4B-NB	-5.29	121.49	128.83
82	LH	1003	PEB	OA-C1A-C2A	-5.29	121.97	126.17
82	OJ	201	PEB	CHB-C4B-NB	-5.29	121.49	128.83
82	LF	201	PEB	CHB-C4B-NB	-5.29	121.49	128.83
82	U1	203	PEB	C1C-CHB-C4B	-5.29	122.49	128.81
87	CL	507	CLA	CMB-C2B-C1B	-5.29	120.34	128.46
82	Z1	201	PEB	CHC-C1D-ND	-5.29	107.81	113.95
83	AD	302	PUB	CHA-C1B-C2B	-5.29	121.32	130.34

Continued on next page...

Continued from previous page...

Mol	Chain	Res	Type	Atoms	Z	Observed(^{o})	Ideal(^{o})
84	x3	1001	CYC	CHD-C4C-NC	5.29	131.49	125.20
95	c6	601	DGD	C1D-O6D-C5D	-5.29	103.31	113.69
84	t3	1001	CYC	C4D-CHA-C1A	5.29	135.12	128.81
82	EA	201	PEB	CHA-C1B-NB	-5.28	113.88	124.93
82	IK	201	PEB	C3B-C4B-NB	5.28	117.73	110.05
82	L5	202	PEB	CHB-C4B-NB	-5.28	121.50	128.83
82	T7	201	PEB	CHB-C4B-NB	-5.28	121.50	128.83
82	ZH	201	PEB	CHC-C1D-ND	-5.28	107.81	113.95
87	dL	402	CLA	C4A-NA-C1A	5.28	109.08	106.71
94	dL	406	PL9	C7-C3-C4	5.28	121.17	116.88
95	C6	502	DGD	C1D-O6D-C5D	-5.28	103.33	113.69
84	DG	1001	CYC	C2B-C1B-NB	5.28	114.71	106.99
82	CP	202	PEB	CMB-C2B-C1B	5.27	133.19	125.06
84	LG	1001	CYC	CBD-CAD-C3D	5.27	121.62	112.62
82	Q4	201	PEB	C3B-C4B-NB	5.27	117.72	110.05
82	h1	202	PEB	CHC-C4C-C3C	-5.27	121.34	130.34
87	L2	206	CLA	C4A-NA-C1A	5.27	109.08	106.71
84	V3	1001	CYC	CHD-C4C-NC	5.27	131.47	125.20
82	TA	201	PEB	CHB-C4B-NB	-5.27	121.52	128.83
82	OO	201	PEB	CMB-C2B-C1B	5.27	133.18	125.06
82	C7	201	PEB	CHB-C4B-NB	-5.27	121.52	128.83
82	U1	201	PEB	CHC-C1D-ND	-5.27	107.83	113.95
82	dM	201	PEB	CHC-C1D-ND	-5.27	107.83	113.95
87	LN	206	CLA	C4A-NA-C1A	5.26	109.07	106.71
82	E7	201	PEB	CHA-C1B-NB	-5.26	113.92	124.93
82	LI	201	PEB	CHC-C1D-ND	-5.26	107.83	113.95
85	cL	518	BCR	C20-C21-C22	-5.26	119.80	127.31
82	FI	201	PEB	CHB-C4B-NB	-5.26	121.53	128.83
82	OE	201	PEB	CMB-C2B-C1B	5.26	133.17	125.06
83	K7	203	PUB	OD-C4D-C3D	-5.26	122.33	128.04
87	B2	834	CLA	C4A-NA-C1A	5.26	109.07	106.71
82	l4	201	PEB	C1C-CHB-C4B	5.26	135.09	128.81
82	iF	201	PEB	C1C-CHB-C4B	5.26	135.09	128.81
82	S5	202	PEB	CHB-C4B-NB	-5.26	121.53	128.83
82	VF	201	PEB	CHA-C4A-NA	5.26	131.46	125.20
87	42	603	CLA	CMB-C2B-C1B	-5.26	120.39	128.46
82	xK	304	PEB	OA-C1A-C2A	-5.25	122.00	126.17
82	MK	203	PEB	C1C-CHB-C4B	5.25	135.09	128.81
82	ZH	203	PEB	C1C-CHB-C4B	-5.25	122.53	128.81
82	VK	202	PEB	CHB-C4B-C3B	-5.25	113.18	125.32
82	AI	203	PEB	OA-C1A-C2A	-5.25	122.00	126.17
82	D5	202	PEB	CHC-C4C-C3C	-5.25	121.38	130.34

Continued on next page...

Continued from previous page...

Mol	Chain	Res	Type	Atoms	Z	Observed(^{o})	Ideal(^{o})
82	dK	201	PEB	CHA-C4A-NA	5.25	131.45	125.20
82	hJ	203	PEB	CHC-C4C-C3C	-5.25	121.38	130.34
82	JI	201	PEB	CHB-C4B-NB	-5.25	121.55	128.83
82	aO	201	PEB	CHC-C1D-ND	-5.25	107.85	113.95
87	B2	827	CLA	C4A-NA-C1A	5.25	109.07	106.71
82	cE	202	PEB	CHB-C4B-NB	-5.25	121.55	128.83
82	R7	202	PEB	C2A-C1A-NA	5.25	112.80	108.27
82	SI	201	PEB	CHB-C4B-NB	-5.25	121.55	128.83
82	H7	201	PEB	OA-C1A-C2A	-5.25	122.00	126.17
82	LK	201	PEB	CHB-C4B-NB	-5.25	121.55	128.83
82	EP	203	PEB	CHB-C4B-NB	-5.25	121.55	128.83
82	UH	201	PEB	CHC-C1D-ND	-5.24	107.86	113.95
82	sK	202	PEB	C1C-CHB-C4B	5.24	135.07	128.81
87	4N	603	CLA	CMB-C2B-C1B	-5.24	120.41	128.46
94	AL	413	PL9	O1-C4-C3	5.24	126.50	120.72
82	H5	201	PEB	CAA-C3A-C2A	-5.24	101.16	114.26
84	C1	1001	CYC	OB-C4B-C3B	-5.24	122.35	128.04
82	O4	201	PEB	CMB-C2B-C1B	5.24	133.13	125.06
82	E7	201	PEB	CHB-C4B-NB	-5.24	121.56	128.83
82	AP	203	PEB	CHC-C1D-ND	-5.24	107.87	113.95
82	WI	201	PEB	CHB-C4B-NB	-5.23	121.57	128.83
82	TQ	201	PEB	CHB-C4B-NB	-5.23	121.57	128.83
85	B2	838	BCR	C3-C4-C5	-5.23	104.73	114.08
82	GK	202	PEB	CMB-C2B-C1B	5.23	133.12	125.06
85	B6	621	BCR	C16-C17-C18	-5.23	119.84	127.31
82	aO	201	PEB	OA-C1A-C2A	-5.23	122.01	126.17
82	I7	201	PEB	CHC-C4C-C3C	-5.23	121.42	130.34
85	AN	846	BCR	C16-C15-C14	-5.23	112.76	123.47
82	QF	203	PEB	OA-C1A-C2A	-5.23	122.01	126.17
82	OK	201	PEB	C1C-CHB-C4B	5.23	135.06	128.81
82	AO	304	PEB	CHB-C4B-NB	-5.23	121.57	128.83
82	TO	201	PEB	OA-C1A-C2A	-5.23	122.02	126.17
85	A2	846	BCR	C16-C15-C14	-5.23	112.76	123.47
84	LH	1001	CYC	OB-C4B-C3B	-5.23	122.37	128.04
82	VK	201	PEB	CHA-C4A-NA	5.23	131.42	125.20
85	B2	838	BCR	C11-C10-C9	-5.23	119.85	127.31
82	ND	204	PEB	CHC-C4C-C3C	-5.23	121.42	130.34
82	VF	202	PEB	CHB-C4B-C3B	-5.23	113.24	125.32
82	OJ	202	PEB	CHC-C4C-C3C	-5.22	121.43	130.34
87	AN	806	CLA	CMB-C2B-C1B	-5.22	120.43	128.46
85	BN	838	BCR	C11-C10-C9	-5.22	119.86	127.31
82	ZG	203	PEB	CMB-C2B-C1B	5.22	133.11	125.06

Continued on next page...

Continued from previous page...

Mol	Chain	Res	Type	Atoms	Z	Observed(^{o})	Ideal(^{o})
82	hH	201	PEB	CHC-C4C-C3C	-5.22	121.43	130.34
82	bP	502	PEB	CHC-C4C-C3C	-5.22	121.43	130.34
87	BN	834	CLA	CMB-C2B-C1B	-5.22	120.44	128.46
82	iK	201	PEB	C1C-CHB-C4B	5.22	135.05	128.81
85	BN	838	BCR	C3-C4-C5	-5.22	104.75	114.08
82	e4	203	PEB	CHB-C4B-NB	-5.22	121.59	128.83
82	TO	202	PEB	CHC-C4C-C3C	-5.22	121.44	130.34
82	PJ	201	PEB	C1C-CHB-C4B	-5.22	122.57	128.81
87	22	602	CLA	C4A-NA-C1A	5.22	109.05	106.71
85	A6	401	BCR	C20-C21-C22	-5.22	119.87	127.31
84	FG	1001	CYC	OB-C4B-C3B	-5.22	122.38	128.04
82	MF	203	PEB	C1C-CHB-C4B	5.21	135.04	128.81
82	O4	201	PEB	CHB-C4B-C3B	-5.21	113.28	125.32
82	SP	202	PEB	CMB-C2B-C1B	5.21	133.09	125.06
87	A2	806	CLA	CMB-C2B-C1B	-5.21	120.46	128.46
87	B2	834	CLA	CMB-C2B-C1B	-5.21	120.46	128.46
87	bL	614	CLA	CMB-C2B-C1B	-5.21	120.46	128.46
84	KH	1001	CYC	CAB-C3B-C4B	5.21	129.61	121.38
82	IJ	202	PEB	CHB-C4B-NB	-5.21	121.60	128.83
84	K1	1001	CYC	CAB-C3B-C4B	5.21	129.60	121.38
82	VJ	201	PEB	CHB-C4B-NB	-5.21	121.60	128.83
82	FQ	202	PEB	CHB-C4B-NB	-5.21	121.60	128.83
84	EH	1001	CYC	OC-C1C-C2C	-5.21	122.03	126.17
82	CP	201	PEB	CHB-C4B-NB	-5.21	121.61	128.83
82	AB	501	PEB	CHB-C4B-NB	-5.21	121.61	128.83
82	OO	201	PEB	CHB-C4B-C3B	-5.21	113.29	125.32
82	AF	202	PEB	CHB-C4B-NB	-5.20	121.61	128.83
82	KJ	201	PEB	CHB-C4B-NB	-5.20	121.61	128.83
82	xF	304	PEB	OA-C1A-C2A	-5.20	122.03	126.17
82	QH	201	PEB	CHB-C4B-NB	-5.20	121.61	128.83
82	YG	202	PEB	OA-C1A-C2A	-5.20	122.04	126.17
87	O2	203	CLA	C4A-NA-C1A	5.20	109.04	106.71
84	JH	1001	CYC	C4D-CHA-C1A	5.20	135.02	128.81
85	B2	802	BCR	C16-C17-C18	5.20	134.73	127.31
87	1N	606	CLA	C4A-NA-C1A	5.20	109.04	106.71
82	tF	201	PEB	C2A-C1A-NA	5.20	112.75	108.27
82	RF	201	PEB	OA-C1A-NA	5.20	131.24	124.94
82	R4	203	PEB	CHB-C4B-NB	-5.20	121.62	128.83
82	tK	201	PEB	C2A-C1A-NA	5.20	112.75	108.27
82	cO	203	PEB	CHB-C4B-NB	-5.20	121.62	128.83
87	BN	806	CLA	CMB-C2B-C3B	5.19	134.40	124.68
82	WI	202	PEB	C1B-C2B-C3B	-5.19	100.55	106.51

Continued on next page...

Continued from previous page...

Mol	Chain	Res	Type	Atoms	Z	Observed(^{o})	Ideal(^{o})
82	CJ	201	PEB	OA-C1A-C2A	-5.19	122.04	126.17
82	V1	201	PEB	CMB-C2B-C1B	5.19	133.06	125.06
82	Z1	203	PEB	CMB-C2B-C1B	5.19	133.06	125.06
82	GF	202	PEB	CMB-C2B-C1B	5.19	133.06	125.06
82	AK	202	PEB	CHB-C4B-NB	-5.19	121.62	128.83
82	AM	302	PEB	CHB-C4B-NB	-5.19	121.63	128.83
82	YM	203	PEB	CHB-C4B-NB	-5.19	121.63	128.83
82	OI	201	PEB	CHB-C4B-NB	-5.19	121.63	128.83
82	LF	202	PEB	CMB-C2B-C1B	5.19	133.06	125.06
103	82	309	ZEX	C11-C10-C9	-5.19	119.91	127.31
82	uC	201	PEB	C1C-CHB-C4B	5.19	135.01	128.81
82	UK	201	PEB	C3B-C4B-NB	5.19	117.60	110.05
82	HA	201	PEB	OA-C1A-C2A	-5.19	122.05	126.17
93	AL	412	BCT	O2-C-O1	5.19	133.00	119.55
87	B2	805	CLA	CMB-C2B-C3B	5.19	134.38	124.68
82	RD	202	PEB	CHB-C4B-NB	-5.19	121.63	128.83
82	S1	201	PEB	CHC-C4C-C3C	-5.19	121.49	130.34
82	u8	201	PEB	C1C-CHB-C4B	5.19	135.00	128.81
82	AP	203	PEB	CHB-C4B-NB	-5.19	121.63	128.83
88	CL	522	LHG	O7-C7-C8	5.18	122.67	111.50
87	42	608	CLA	CMB-C2B-C1B	-5.18	120.50	128.46
82	O5	202	PEB	C1C-CHB-C4B	5.18	135.00	128.81
84	CH	1001	CYC	OB-C4B-C3B	-5.18	122.42	128.04
82	YE	202	PEB	OA-C1A-C2A	-5.18	122.05	126.17
82	LB	201	PEB	OA-C1A-C2A	-5.18	122.05	126.17
87	BN	836	CLA	CMD-C2D-C3D	5.18	139.53	127.61
82	TD	201	PEB	CHB-C4B-NB	-5.18	121.64	128.83
82	a4	201	PEB	OA-C1A-C2A	-5.18	122.05	126.17
84	DE	1001	CYC	C2B-C1B-NB	5.18	114.57	106.99
82	VF	201	PEB	C1C-CHB-C4B	5.18	135.00	128.81
82	IA	201	PEB	CHC-C4C-C3C	-5.18	121.50	130.34
82	PD	201	PEB	CHC-C4C-C3C	-5.18	121.50	130.34
82	JP	202	PEB	CHB-C4B-NB	-5.18	121.64	128.83
85	BN	803	BCR	C16-C17-C18	5.18	134.70	127.31
82	Q1	201	PEB	CHB-C4B-NB	-5.18	121.65	128.83
82	RK	201	PEB	OA-C1A-NA	5.18	131.21	124.94
82	NI	203	PEB	OA-C1A-C2A	-5.18	122.06	126.17
82	m4	201	PEB	OA-C1A-C2A	-5.18	122.06	126.17
82	VK	201	PEB	C1C-CHB-C4B	5.18	134.99	128.81
87	4N	608	CLA	CMB-C2B-C1B	-5.18	120.51	128.46
82	j1	202	PEB	CHC-C4C-C3C	-5.17	121.51	130.34
83	AM	304	PUB	CHB-C1C-NC	-5.17	121.65	128.83

Continued on next page...

Continued from previous page...

Mol	Chain	Res	Type	Atoms	Z	Observed(^{o})	Ideal(^{o})
82	VH	201	PEB	CMB-C2B-C1B	5.17	133.03	125.06
82	KK	201	PEB	CHC-C1D-ND	-5.17	107.94	113.95
82	YE	201	PEB	OA-C1A-C2A	-5.17	122.06	126.17
82	LJ	201	PEB	OA-C1A-C2A	-5.17	122.06	126.17
82	SH	201	PEB	CHC-C4C-C3C	-5.17	121.52	130.34
82	iJ	201	PEB	CHB-C4B-NB	-5.17	121.66	128.83
82	eO	203	PEB	CHB-C4B-NB	-5.17	121.66	128.83
82	eG	203	PEB	CHA-C1B-NB	-5.17	114.12	124.93
87	B2	836	CLA	CMD-C2D-C3D	5.17	139.50	127.61
85	BN	839	BCR	C30-C25-C26	-5.17	115.34	122.61
82	IQ	202	PEB	CHC-C1D-ND	-5.16	107.95	113.95
82	RO	203	PEB	CHB-C4B-NB	-5.16	121.66	128.83
82	LK	202	PEB	CMB-C2B-C1B	5.16	133.02	125.06
82	UI	202	PEB	OA-C1A-C2A	-5.16	122.07	126.17
87	FN	203	CLA	C4A-NA-C1A	5.16	109.03	106.71
87	72	607	CLA	C4A-NA-C1A	5.16	109.03	106.71
82	hJ	201	PEB	C1C-CHB-C4B	5.16	134.97	128.81
82	IJ	203	PEB	CHC-C4C-C3C	-5.16	121.53	130.34
82	PQ	201	PEB	CHC-C4C-C3C	-5.16	121.53	130.34
85	k6	102	BCR	C15-C14-C13	-5.16	119.94	127.31
82	ZH	203	PEB	CMB-C2B-C1B	5.16	133.01	125.06
82	OF	201	PEB	C1C-CHB-C4B	5.16	134.97	128.81
83	AE	302	PUB	CHA-C1B-C2B	-5.16	121.54	130.34
82	gF	203	PEB	CHC-C1D-ND	-5.16	107.96	113.95
82	wF	302	PEB	C1C-CHB-C4B	-5.16	122.65	128.81
87	BN	834	CLA	C4A-NA-C1A	5.16	109.02	106.71
82	sF	202	PEB	C1C-CHB-C4B	5.16	134.97	128.81
82	HD	202	PEB	CHC-C4C-C3C	-5.15	121.55	130.34
103	8N	309	ZEX	C11-C10-C9	-5.15	119.95	127.31
82	W4	201	PEB	C1C-CHB-C4B	5.15	134.97	128.81
82	eE	203	PEB	OA-C1A-C2A	-5.15	122.08	126.17
82	FD	202	PEB	CHB-C4B-NB	-5.15	121.68	128.83
85	B6	621	BCR	C28-C27-C26	-5.15	104.88	114.08
82	c4	203	PEB	CHB-C4B-NB	-5.15	121.68	128.83
82	ID	202	PEB	CHC-C1D-ND	-5.15	107.97	113.95
85	K6	102	BCR	C15-C14-C13	-5.15	119.96	127.31
82	TJ	202	PEB	C1C-CHB-C4B	-5.15	122.66	128.81
84	LO	1001	CYC	CHA-C1A-NA	-5.15	121.68	128.83
87	62	305	CLA	C4A-NA-C1A	5.15	109.02	106.71
82	KI	201	PEB	OA-C1A-C2A	-5.15	122.08	126.17
82	EA	201	PEB	CHB-C4B-NB	-5.15	121.69	128.83
82	dJ	202	PEB	CHB-C4B-NB	-5.15	121.69	128.83

Continued on next page...

Continued from previous page...

Mol	Chain	Res	Type	Atoms	Z	Observed(^{o})	Ideal(^{o})
82	gK	203	PEB	CHC-C1D-ND	-5.15	107.97	113.95
82	Z1	203	PEB	C1C-CHB-C4B	-5.15	122.66	128.81
82	UF	201	PEB	C4B-C3B-C2B	-5.15	101.09	106.78
82	JJ	202	PEB	CHC-C1D-ND	-5.14	107.97	113.95
84	ME	1001	CYC	OB-C4B-C3B	-5.14	122.46	128.04
85	B6	621	BCR	C15-C14-C13	-5.14	119.97	127.31
82	SF	201	PEB	CHB-C4B-NB	-5.14	121.69	128.83
82	aK	203	PEB	CHA-C1B-NB	-5.14	114.18	124.93
83	BM	302	PUB	CHC-C1D-ND	-5.14	107.22	113.72
87	CL	510	CLA	CMB-C2B-C3B	5.14	134.29	124.68
82	SE	202	PEB	CHB-C4B-NB	-5.14	121.70	128.83
82	eJ	201	PEB	CHB-C4B-NB	-5.14	121.70	128.83
82	JB	201	PEB	CHA-C1B-C2B	5.14	138.11	124.90
82	lO	201	PEB	C1C-CHB-C4B	5.14	134.95	128.81
82	TB	201	PEB	CHA-C1B-C2B	5.14	138.11	124.90
96	fL	102	HEM	CHD-C1D-ND	5.14	130.01	124.43
82	UM	202	PEB	CHA-C1B-NB	-5.13	114.19	124.93
82	cG	202	PEB	CHB-C4B-NB	-5.13	121.70	128.83
82	U5	202	PEB	CHC-C4C-C3C	-5.13	121.58	130.34
84	I1	1001	CYC	OC-C1C-C2C	-5.13	122.09	126.17
82	RQ	202	PEB	CHB-C4B-NB	-5.13	121.71	128.83
87	F2	201	CLA	C4A-NA-C1A	5.13	109.01	106.71
85	B2	839	BCR	C30-C25-C26	-5.13	115.38	122.61
82	jH	202	PEB	CHC-C4C-C3C	-5.13	121.58	130.34
83	AG	302	PUB	CHA-C1B-C2B	-5.13	121.58	130.34
82	QB	204	PEB	C1C-CHB-C4B	5.13	134.94	128.81
87	bL	617	CLA	CMB-C2B-C1B	-5.13	120.58	128.46
82	BI	203	PEB	OA-C1A-C2A	-5.13	122.09	126.17
82	UF	201	PEB	C3B-C4B-NB	5.13	117.51	110.05
82	UM	201	PEB	CHC-C1D-ND	-5.13	107.99	113.95
84	K1	1001	CYC	OB-C4B-C3B	-5.13	122.47	128.04
82	wK	302	PEB	C1C-CHB-C4B	-5.13	122.68	128.81
82	WM	201	PEB	CHA-C1B-NB	-5.13	114.21	124.93
82	dG	203	PEB	CMB-C2B-C1B	5.13	132.96	125.06
82	PE	202	PEB	CHB-C4B-NB	-5.13	121.72	128.83
84	K4	1001	CYC	C4D-CHA-C1A	5.12	134.93	128.81
82	AB	501	PEB	CHC-C4C-C3C	-5.12	121.60	130.34
87	82	308	CLA	CAC-C3C-C4C	-5.12	118.16	124.81
82	GA	201	PEB	CHB-C4B-NB	-5.12	121.72	128.83
84	MG	1001	CYC	OB-C4B-C3B	-5.12	122.48	128.04
82	Q9	203	PEB	C1C-CHB-C4B	-5.12	122.69	128.81
82	YB	201	PEB	OA-C1A-C2A	-5.12	122.10	126.17

Continued on next page...

Continued from previous page...

Mol	Chain	Res	Type	Atoms	Z	Observed(^{o})	Ideal(^{o})
82	hF	202	PEB	C1C-CHB-C4B	5.12	134.92	128.81
103	8N	309	ZEX	C35-C34-C33	-5.12	120.00	127.31
84	FG	1001	CYC	C4D-CHA-C1A	5.12	134.92	128.81
85	B2	842	BCR	C16-C15-C14	-5.12	112.99	123.47
82	DF	202	PEB	CHB-C4B-NB	-5.12	121.73	128.83
85	BN	842	BCR	C16-C15-C14	-5.12	112.99	123.47
82	N1	1002	PEB	CHC-C4C-C3C	-5.12	121.61	130.34
82	eE	203	PEB	CHA-C1B-NB	-5.12	114.23	124.93
87	2N	303	CLA	C1D-ND-C4D	5.12	109.97	106.33
82	QP	203	PEB	CHC-C1D-ND	-5.12	108.01	113.95
82	l1	203	PEB	CHC-C4C-C3C	-5.12	121.61	130.34
82	UK	201	PEB	C4B-C3B-C2B	-5.11	101.12	106.78
82	IM	202	PEB	CHA-C1B-NB	-5.11	114.24	124.93
83	A1	304	PUB	CHA-C4A-NA	-5.11	108.01	113.95
98	B2	837	PQN	O1-C1-C2	5.11	126.89	120.25
82	aF	203	PEB	CHA-C1B-NB	-5.11	114.24	124.93
82	SM	201	PEB	CHB-C4B-NB	-5.11	121.74	128.83
103	82	309	ZEX	C35-C34-C33	-5.11	120.02	127.31
82	eF	203	PEB	CHC-C1D-ND	-5.11	108.01	113.95
82	hK	202	PEB	C1C-CHB-C4B	5.11	134.91	128.81
87	CL	503	CLA	CMB-C2B-C1B	-5.11	120.61	128.46
82	QD	201	PEB	OA-C1A-C2A	-5.11	122.11	126.17
84	73	1002	CYC	OB-C4B-C3B	-5.11	122.50	128.04
82	YP	501	PEB	CHC-C1D-ND	-5.11	108.02	113.95
84	J1	1001	CYC	C4D-CHA-C1A	5.11	134.91	128.81
82	EQ	202	PEB	CHC-C1D-ND	-5.11	108.02	113.95
87	22	602	CLA	C1D-ND-C4D	5.11	109.96	106.33
87	12	606	CLA	C4A-NA-C1A	5.11	109.00	106.71
82	L9	203	PEB	OA-C1A-C2A	-5.10	122.11	126.17
82	SK	201	PEB	CHB-C4B-NB	-5.10	121.75	128.83
96	FL	102	HEM	CHC-C4B-NB	5.10	129.98	124.43
95	lL	101	DGD	C1D-O6D-C5D	5.10	123.71	113.69
82	SG	203	PEB	CHB-C4B-NB	-5.10	121.75	128.83
82	iO	203	PEB	CHB-C4B-NB	-5.10	121.75	128.83
82	lH	202	PEB	CHC-C4C-C3C	-5.10	121.64	130.34
87	8N	308	CLA	CAC-C3C-C4C	-5.10	118.19	124.81
82	T4	201	PEB	OA-C1A-C2A	-5.10	122.12	126.17
82	D5	203	PEB	CHB-C4B-NB	-5.10	121.75	128.83
82	F7	203	PEB	CHB-C4B-NB	-5.10	121.76	128.83
84	GG	1001	CYC	CAB-C3B-C4B	5.10	129.43	121.38
82	MM	203	PEB	CHB-C4B-NB	-5.10	121.76	128.83
98	BN	837	PQN	O1-C1-C2	5.10	126.87	120.25

Continued on next page...

Continued from previous page...

Mol	Chain	Res	Type	Atoms	Z	Observed(^{o})	Ideal(^{o})
87	ON	203	CLA	C4A-NA-C1A	5.10	109.00	106.71
83	BJ	302	PUB	CHB-C1C-NC	-5.09	121.76	128.83
82	RB	202	PEB	C1C-CHB-C4B	5.09	134.90	128.81
82	RD	203	PEB	C1C-CHB-C4B	5.09	134.89	128.81
82	NH	1002	PEB	CHC-C4C-C3C	-5.09	121.65	130.34
87	42	604	CLA	CAD-C3D-C2D	5.09	165.38	140.80
87	6N	604	CLA	C4A-NA-C1A	5.09	109.00	106.71
87	4N	604	CLA	CAD-C3D-C2D	5.09	165.37	140.80
82	YG	201	PEB	OA-C1A-C2A	-5.09	122.12	126.17
82	G7	201	PEB	CHB-C4B-NB	-5.09	121.77	128.83
82	CA	201	PEB	CHC-C4C-C3C	-5.09	121.66	130.34
84	GE	1001	CYC	CAB-C3B-C4B	5.09	129.42	121.38
82	FA	203	PEB	CHB-C4B-NB	-5.09	121.77	128.83
82	WH	202	PEB	CHC-C1D-ND	-5.09	108.04	113.95
82	BI	203	PEB	CHC-C4C-C3C	-5.09	121.66	130.34
82	dE	203	PEB	CMB-C2B-C1B	5.08	132.89	125.06
84	FE	1002	CYC	C4D-CHA-C1A	5.08	134.88	128.81
85	b6	601	BCR	C20-C21-C22	-5.08	120.06	127.31
87	AN	819	CLA	CMB-C2B-C1B	-5.08	120.65	128.46
85	B6	601	BCR	C15-C14-C13	-5.08	120.06	127.31
82	KM	201	PEB	CHB-C4B-NB	-5.08	121.78	128.83
83	M5	302	PUB	CHA-C4A-NA	-5.08	108.05	113.95
82	L4	1002	PEB	CHC-C4C-C3C	-5.08	121.67	130.34
82	jM	201	PEB	CHA-C1B-NB	-5.08	114.31	124.93
93	aL	612	BCT	O2-C-O1	5.08	132.72	119.55
82	H5	203	PEB	CHB-C4B-NB	-5.08	121.78	128.83
83	Z9	305	PUB	C1D-CHC-C4C	-5.08	102.32	113.37
82	RI	203	PEB	CHC-C1D-ND	-5.08	108.05	113.95
84	LE	1001	CYC	OC-C1C-C2C	-5.08	122.14	126.17
82	mO	202	PEB	CHB-C4B-NB	-5.08	121.78	128.83
82	hF	201	PEB	CHA-C4A-NA	5.08	131.24	125.20
82	NB	203	PEB	OA-C1A-C2A	-5.08	122.14	126.17
82	VQ	201	PEB	CHC-C4C-C3C	-5.08	121.68	130.34
82	iK	201	PEB	CHA-C1B-NB	-5.08	114.31	124.93
82	NJ	201	PEB	CBC-CAC-C2C	-5.08	103.96	112.62
82	OG	201	PEB	CHC-C1D-ND	-5.07	108.05	113.95
87	1N	603	CLA	CMB-C2B-C1B	-5.07	120.66	128.46
84	KO	1001	CYC	CAB-C3B-C4B	5.07	129.39	121.38
82	Y9	201	PEB	CHB-C4B-NB	-5.07	121.79	128.83
82	HQ	202	PEB	CHC-C4C-C3C	-5.07	121.69	130.34
84	LH	1001	CYC	OC-C1C-C2C	-5.07	122.14	126.17
87	12	603	CLA	CMB-C2B-C1B	-5.07	120.67	128.46

Continued on next page...

Continued from previous page...

Mol	Chain	Res	Type	Atoms	Z	Observed(^{o})	Ideal(^{o})
82	GP	202	PEB	C1C-CHB-C4B	5.07	134.87	128.81
82	iF	201	PEB	CHA-C1B-NB	-5.07	114.33	124.93
84	L4	1001	CYC	CHA-C1A-NA	-5.07	121.79	128.83
85	L2	205	BCR	C16-C17-C18	5.07	134.54	127.31
82	IP	203	PEB	CHC-C1D-ND	-5.07	108.06	113.95
82	U5	201	PEB	CHC-C4C-C3C	-5.06	121.70	130.34
82	J9	203	PEB	OA-C1A-C2A	-5.06	122.15	126.17
82	Q5	202	PEB	C3D-C4D-ND	5.06	117.19	107.26
85	d6	405	BCR	C38-C26-C25	-5.06	118.84	124.53
87	A2	819	CLA	CMB-C2B-C1B	-5.06	120.68	128.46
82	lJ	202	PEB	CHC-C4C-C3C	-5.06	121.70	130.34
82	SB	202	PEB	OA-C1A-C2A	-5.06	122.15	126.17
84	LG	1001	CYC	OC-C1C-C2C	-5.06	122.15	126.17
83	AH	304	PUB	CHA-C4A-NA	-5.06	108.07	113.95
82	jJ	202	PEB	CHC-C4C-C3C	-5.06	121.70	130.34
82	YM	202	PEB	CMB-C2B-C1B	5.06	132.86	125.06
82	AQ	303	PEB	C1C-CHB-C4B	-5.06	122.77	128.81
82	XF	201	PEB	OA-C1A-NA	5.06	131.07	124.94
85	cL	504	BCR	C38-C26-C25	-5.06	118.85	124.53
82	LO	1002	PEB	CHC-C4C-C3C	-5.06	121.71	130.34
82	SJ	203	PEB	CHC-C1D-ND	-5.06	108.08	113.95
85	CL	502	BCR	C7-C8-C9	-5.06	118.59	126.23
82	LQ	202	PEB	CHC-C4C-C3C	-5.06	121.71	130.34
82	MD	202	PEB	CHC-C1D-ND	-5.06	108.08	113.95
82	NB	202	PEB	CHB-C4B-NB	-5.05	121.82	128.83
82	W1	202	PEB	CHC-C1D-ND	-5.05	108.08	113.95
84	N4	1001	CYC	C2C-C1C-NC	5.05	112.63	108.27
82	MQ	202	PEB	CHC-C1D-ND	-5.05	108.08	113.95
82	H9	202	PEB	CHB-C4B-NB	-5.05	121.82	128.83
82	kG	201	PEB	OA-C1A-C2A	-5.05	122.16	126.17
82	KF	201	PEB	CHC-C1D-ND	-5.05	108.08	113.95
83	Z5	302	PUB	CHA-C4A-NA	-5.05	108.08	113.95
82	PG	202	PEB	CHB-C4B-NB	-5.05	121.82	128.83
82	CK	203	PEB	C1C-CHB-C4B	5.05	134.84	128.81
82	WO	201	PEB	C1C-CHB-C4B	5.05	134.84	128.81
82	NJ	201	PEB	OA-C1A-C2A	-5.05	122.16	126.17
82	F7	201	PEB	OA-C1A-C2A	-5.05	122.16	126.17
82	A4	304	PEB	CHB-C4B-NB	-5.05	121.82	128.83
82	YO	201	PEB	CHC-C1D-ND	-5.05	108.08	113.95
82	FK	202	PEB	CMB-C2B-C1B	5.05	132.84	125.06
83	A1	304	PUB	CBA-CAA-C3A	5.05	120.63	112.98
82	C7	201	PEB	CHC-C4C-C3C	-5.05	121.73	130.34

Continued on next page...

Continued from previous page...

Mol	Chain	Res	Type	Atoms	Z	Observed(^{o})	Ideal(^{o})
82	F9	202	PEB	CHB-C4B-NB	-5.05	121.83	128.83
82	uK	201	PEB	CHA-C1B-NB	-5.04	114.38	124.93
82	PQ	202	PEB	CHA-C1B-NB	-5.04	114.39	124.93
82	dF	201	PEB	CHA-C4A-NA	5.04	131.20	125.20
85	LN	205	BCR	C16-C17-C18	5.04	134.50	127.31
82	RD	203	PEB	CHA-C1B-NB	-5.04	114.39	124.93
84	K4	1001	CYC	CAB-C3B-C4B	5.04	129.34	121.38
82	J9	202	PEB	CHC-C1D-ND	-5.04	108.10	113.95
82	XD	202	PEB	CHB-C4B-NB	-5.04	121.84	128.83
82	RQ	203	PEB	CHA-C1B-NB	-5.04	114.39	124.93
82	XF	202	PEB	CHA-C1B-NB	-5.04	114.40	124.93
85	KN	101	BCR	C30-C25-C26	-5.04	115.52	122.61
82	RQ	203	PEB	C1C-CHB-C4B	5.04	134.82	128.81
82	hE	203	PEB	CHB-C4B-NB	-5.03	121.84	128.83
84	NO	1001	CYC	CAB-C3B-C4B	5.03	129.33	121.38
85	K2	102	BCR	C30-C25-C26	-5.03	115.52	122.61
82	PD	202	PEB	CHA-C1B-NB	-5.03	114.41	124.93
82	i4	203	PEB	CHB-C4B-NB	-5.03	121.85	128.83
82	AD	303	PEB	C1C-CHB-C4B	-5.03	122.80	128.81
82	VO	201	PEB	CHC-C1D-ND	-5.03	108.10	113.95
82	iJ	202	PEB	CHC-C1D-ND	-5.03	108.10	113.95
84	E4	1001	CYC	CMA-C3A-C4A	5.03	132.81	125.06
82	ZB	202	PEB	CHB-C4B-NB	-5.03	121.85	128.83
82	V4	201	PEB	CHC-C1D-ND	-5.03	108.11	113.95
82	FF	202	PEB	CMB-C2B-C1B	5.03	132.81	125.06
82	M9	305	PEB	CMB-C2B-C1B	5.03	132.81	125.06
82	OE	201	PEB	CHC-C1D-ND	-5.03	108.11	113.95
82	VD	201	PEB	CHC-C4C-C3C	-5.03	121.76	130.34
82	DK	202	PEB	CHB-C4B-NB	-5.03	121.86	128.83
84	EO	1001	CYC	CMA-C3A-C4A	5.03	132.80	125.06
87	LN	206	CLA	CMB-C2B-C3B	5.02	134.08	124.68
84	BG	1002	CYC	OC-C1C-C2C	-5.02	122.18	126.17
87	BL	603	CLA	CMB-C2B-C1B	-5.02	120.75	128.46
85	B2	841	BCR	C28-C27-C26	-5.02	105.11	114.08
84	NO	1001	CYC	C2C-C1C-NC	5.02	112.60	108.27
87	L2	206	CLA	CMB-C2B-C3B	5.02	134.07	124.68
82	HI	203	PEB	CHB-C4B-NB	-5.02	121.86	128.83
82	jM	202	PEB	CHB-C4B-NB	-5.02	121.86	128.83
84	N4	1001	CYC	CAB-C3B-C4B	5.02	129.31	121.38
82	FJ	201	PEB	CHA-C1B-NB	-5.02	114.44	124.93
82	XK	201	PEB	OA-C1A-NA	5.02	131.02	124.94
82	mO	201	PEB	OA-C1A-C2A	-5.02	122.18	126.17

Continued on next page...

Continued from previous page...

Mol	Chain	Res	Type	Atoms	Z	Observed(^{o})	Ideal(^{o})
82	ED	202	PEB	CHC-C1D-ND	-5.02	108.12	113.95
82	IB	202	PEB	OA-C1A-C2A	-5.02	122.19	126.17
84	KO	1001	CYC	C4D-CHA-C1A	5.02	134.80	128.81
82	XK	202	PEB	CHA-C1B-NB	-5.01	114.44	124.93
84	N1	1001	CYC	CAB-C3B-C4B	5.01	129.30	121.38
82	JJ	202	PEB	C1C-CHB-C4B	-5.01	122.82	128.81
82	hG	203	PEB	CHB-C4B-NB	-5.01	121.87	128.83
82	eK	203	PEB	CHC-C1D-ND	-5.01	108.12	113.95
85	BN	841	BCR	C28-C27-C26	-5.01	105.12	114.08
82	GB	203	PEB	OA-C1A-C2A	-5.01	122.19	126.17
82	hJ	201	PEB	CHB-C4B-NB	-5.01	121.87	128.83
82	L5	202	PEB	CHC-C4C-C3C	-5.01	121.79	130.34
82	W7	202	PEB	CHB-C4B-NB	-5.01	121.88	128.83
82	m4	202	PEB	CHB-C4B-NB	-5.01	121.88	128.83
82	v8	201	PEB	OA-C1A-C2A	-5.01	122.19	126.17
82	BI	201	PEB	CHC-C1D-ND	-5.01	108.13	113.95
82	J9	201	PEB	CHC-C1D-ND	-5.01	108.13	113.95
82	Q9	201	PEB	C4B-C3B-C2B	-5.01	101.24	106.78
82	RF	201	PEB	CHC-C4C-C3C	-5.01	121.80	130.34
82	FP	202	PEB	CHB-C4B-NB	-5.01	121.88	128.83
82	HI	201	PEB	CHC-C1D-ND	-5.01	108.13	113.95
87	BN	824	CLA	CMB-C2B-C3B	5.01	134.04	124.68
82	HI	202	PEB	OA-C1A-C2A	-5.01	122.19	126.17
82	WA	202	PEB	CHB-C4B-NB	-5.00	121.89	128.83
82	BB	202	PEB	CHB-C4B-NB	-5.00	121.89	128.83
82	Z9	304	PEB	CMB-C2B-C1B	5.00	132.77	125.06
85	BN	803	BCR	C7-C8-C9	-5.00	118.68	126.23
82	LD	202	PEB	CHC-C4C-C3C	-5.00	121.81	130.34
93	A6	409	BCT	O2-C-O1	5.00	132.52	119.55
82	Q9	201	PEB	CHB-C4B-NB	-5.00	121.89	128.83
82	cK	201	PEB	CHA-C1B-NB	-5.00	114.47	124.93
85	I2	101	BCR	C15-C16-C17	-5.00	113.23	123.47
82	RO	201	PEB	CMB-C2B-C1B	5.00	132.76	125.06
84	NH	1001	CYC	CAB-C3B-C4B	5.00	129.27	121.38
94	d6	408	PL9	C7-C3-C4	5.00	120.94	116.88
82	DA	201	PEB	CHA-C1B-NB	-5.00	114.48	124.93
82	RO	202	PEB	CHB-C4B-NB	-5.00	121.89	128.83
82	VJ	201	PEB	C1C-CHB-C4B	-5.00	122.84	128.81
82	WP	201	PEB	CHB-C4B-NB	-5.00	121.90	128.83
82	jG	202	PEB	CHB-C4B-NB	-5.00	121.90	128.83
82	iM	201	PEB	CMB-C2B-C1B	5.00	132.76	125.06
82	XQ	202	PEB	CHB-C4B-NB	-5.00	121.90	128.83

Continued on next page...

Continued from previous page...

Mol	Chain	Res	Type	Atoms	Z	Observed(^{o})	Ideal(^{o})
82	lK	203	PEB	C1C-CHB-C4B	5.00	134.78	128.81
85	IN	101	BCR	C15-C16-C17	-4.99	113.24	123.47
83	wF	304	PUB	OD-C4D-C3D	-4.99	122.62	128.04
82	GM	202	PEB	CHB-C4B-NB	-4.99	121.90	128.83
85	B6	621	BCR	C7-C8-C9	-4.99	118.69	126.23
82	WK	201	PEB	CHA-C1B-NB	-4.99	114.49	124.93
82	UE	203	PEB	CHB-C4B-NB	-4.99	121.91	128.83
84	C3	1001	CYC	CHD-C4C-NC	4.99	131.14	125.20
82	AP	202	PEB	CHB-C4B-NB	-4.99	121.91	128.83
82	V4	202	PEB	C1C-CHB-C4B	4.99	134.77	128.81
82	hK	201	PEB	CHA-C4A-NA	4.99	131.14	125.20
87	B2	822	CLA	CMB-C2B-C1B	-4.99	120.80	128.46
94	DL	401	PL9	C7-C3-C2	-4.99	116.74	123.30
82	DA	201	PEB	OA-C1A-C2A	-4.99	122.21	126.17
84	DO	1001	CYC	OB-C4B-C3B	-4.99	122.63	128.04
103	8N	309	ZEX	C15-C14-C13	-4.99	120.19	127.31
82	vC	201	PEB	OA-C1A-C2A	-4.99	122.21	126.17
84	g3	1001	CYC	CHD-C4C-NC	4.99	131.13	125.20
82	LQ	202	PEB	CMB-C2B-C1B	4.99	132.74	125.06
87	BN	823	CLA	CMB-C2B-C1B	-4.99	120.80	128.46
87	22	604	CLA	CMB-C2B-C1B	-4.99	120.80	128.46
82	U1	203	PEB	CHC-C1D-ND	-4.99	108.16	113.95
82	R4	201	PEB	CMB-C2B-C1B	4.98	132.74	125.06
82	OM	201	PEB	CHB-C4B-NB	-4.98	121.91	128.83
84	D4	1001	CYC	OB-C4B-C3B	-4.98	122.63	128.04
82	MD	201	PEB	CHC-C1D-ND	-4.98	108.16	113.95
85	B2	802	BCR	C7-C8-C9	-4.98	118.71	126.23
85	cL	504	BCR	C7-C8-C9	-4.98	118.71	126.23
84	t3	1001	CYC	CHD-C4C-NC	4.98	131.13	125.20
85	BN	838	BCR	C35-C13-C12	4.98	125.92	118.08
84	T3	1001	CYC	CHD-C4C-NC	4.98	131.13	125.20
83	xK	301	PUB	OD-C4D-C3D	-4.98	122.64	128.04
82	UG	203	PEB	CHB-C4B-NB	-4.98	121.92	128.83
82	MQ	201	PEB	CHC-C1D-ND	-4.98	108.17	113.95
82	jM	203	PEB	CHC-C1D-ND	-4.98	108.17	113.95
82	aK	201	PEB	C1C-CHB-C4B	4.98	134.76	128.81
82	PB	201	PEB	OA-C1A-C2A	-4.98	122.21	126.17
82	UI	202	PEB	CHB-C4B-NB	-4.98	121.92	128.83
82	wF	303	PEB	CHB-C4B-NB	-4.98	121.92	128.83
82	cF	201	PEB	CHA-C1B-NB	-4.98	114.52	124.93
82	B7	202	PEB	CHC-C1D-ND	-4.98	108.17	113.95
82	LD	202	PEB	CMB-C2B-C1B	4.98	132.73	125.06

Continued on next page...

Continued from previous page...

Mol	Chain	Res	Type	Atoms	Z	Observed(^{o})	Ideal(^{o})
84	63	901	CYC	CAB-C3B-C4B	4.97	129.24	121.38
82	jE	202	PEB	CHB-C4B-NB	-4.97	121.93	128.83
82	BK	201	PEB	OA-C1A-NA	4.97	130.97	124.94
84	A3	1001	CYC	CHD-C4C-NC	4.97	131.12	125.20
83	AH	304	PUB	CBA-CAA-C3A	4.97	120.52	112.98
87	B2	823	CLA	CMB-C2B-C3B	4.97	133.98	124.68
82	QQ	201	PEB	OA-C1A-C2A	-4.97	122.22	126.17
82	IP	201	PEB	C1C-CHB-C4B	4.97	134.75	128.81
84	P3	1001	CYC	CHD-C4C-NC	4.97	131.12	125.20
82	RK	201	PEB	CHC-C4C-C3C	-4.97	121.86	130.34
82	fE	203	PEB	CHC-C4C-C3C	-4.97	121.86	130.34
84	i3	1001	CYC	CHD-C4C-NC	4.97	131.11	125.20
82	F4	1002	PEB	OA-C1A-C2A	-4.97	122.22	126.17
82	aB	201	PEB	OA-C1A-C2A	-4.97	122.22	126.17
82	GK	203	PEB	CAB-C3B-C4B	4.97	133.80	125.01
82	S5	203	PEB	CHB-C4B-NB	-4.97	121.94	128.83
82	kE	201	PEB	OA-C1A-C2A	-4.97	122.22	126.17
82	CF	203	PEB	C1C-CHB-C4B	4.97	134.74	128.81
87	BN	805	CLA	CMB-C2B-C3B	4.97	133.97	124.68
82	HA	202	PEB	C2A-C1A-NA	4.97	112.55	108.27
82	OI	202	PEB	C1B-C2B-C3B	-4.97	100.81	106.51
82	lF	203	PEB	C1C-CHB-C4B	4.97	134.74	128.81
84	c3	1001	CYC	CHD-C4C-NC	4.97	131.11	125.20
82	WQ	201	PEB	CMB-C2B-C1B	4.97	132.71	125.06
82	TM	202	PEB	OA-C1A-C2A	-4.96	122.23	126.17
84	KH	1001	CYC	OB-C4B-C3B	-4.96	122.65	128.04
84	K3	1001	CYC	CHD-C4C-NC	4.96	131.11	125.20
84	l3	1001	CYC	CHD-C4C-NC	4.96	131.11	125.20
87	2N	305	CLA	CMB-C2B-C1B	-4.96	120.83	128.46
87	BN	818	CLA	CMB-C2B-C1B	-4.96	120.84	128.46
84	CO	1001	CYC	CAB-C3B-C4B	4.96	129.22	121.38
82	CJ	202	PEB	CHB-C4B-NB	-4.96	121.94	128.83
96	G2	201	HEM	C4D-ND-C1D	4.96	110.20	105.07
85	IN	101	BCR	C1-C6-C5	-4.96	115.63	122.61
82	PE	201	PEB	OA-C1A-C2A	-4.96	122.23	126.17
82	qF	201	PEB	CMB-C2B-C1B	4.96	132.70	125.06
87	B2	804	CLA	CMB-C2B-C3B	4.96	133.95	124.68
82	F5	201	PEB	CAA-C3A-C2A	-4.96	101.87	114.26
82	fG	203	PEB	CHC-C4C-C3C	-4.96	121.88	130.34
87	cL	509	CLA	CMB-C2B-C1B	-4.96	120.84	128.46
82	ZK	201	PEB	CHA-C1B-NB	-4.96	114.56	124.93
82	D7	201	PEB	CHA-C1B-NB	-4.96	114.56	124.93

Continued on next page...

Continued from previous page...

Mol	Chain	Res	Type	Atoms	Z	Observed(^{o})	Ideal(^{o})
82	dM	202	PEB	CHB-C4B-NB	-4.96	121.95	128.83
84	HH	1001	CYC	CMB-C2B-C1B	4.96	130.36	124.17
82	KP	202	PEB	CMB-C2B-C1B	4.96	132.69	125.06
103	82	309	ZEX	C15-C14-C13	-4.96	120.24	127.31
82	uF	202	PEB	CHA-C1B-NB	-4.96	114.57	124.93
82	fE	203	PEB	C1C-CHB-C4B	4.95	134.73	128.81
82	NJ	201	PEB	C4B-C3B-C2B	-4.95	101.30	106.78
82	MP	203	PEB	CHB-C4B-NB	-4.95	121.95	128.83
82	GF	203	PEB	CAB-C3B-C4B	4.95	133.78	125.01
84	e3	1001	CYC	CHD-C4C-NC	4.95	131.09	125.20
84	m3	1001	CYC	CHD-C4C-NC	4.95	131.09	125.20
84	v3	1001	CYC	CHD-C4C-NC	4.95	131.09	125.20
85	I2	101	BCR	C1-C6-C5	-4.95	115.64	122.61
83	KA	203	PUB	CHC-C1D-ND	-4.95	107.46	113.72
82	SD	202	PEB	C1C-CHB-C4B	4.95	134.72	128.81
82	SI	201	PEB	CHC-C1D-ND	-4.95	108.20	113.95
85	B2	838	BCR	C35-C13-C12	4.95	125.88	118.08
82	BA	202	PEB	CHC-C1D-ND	-4.95	108.20	113.95
82	H9	203	PEB	C1C-CHB-C4B	-4.95	122.89	128.81
82	R4	202	PEB	CHB-C4B-NB	-4.95	121.96	128.83
82	MF	203	PEB	CHA-C1B-NB	-4.95	114.58	124.93
82	UH	203	PEB	CHC-C1D-ND	-4.95	108.20	113.95
82	YO	203	PEB	CHB-C4B-NB	-4.95	121.96	128.83
82	YI	201	PEB	CHC-C1D-ND	-4.95	108.20	113.95
96	GN	201	HEM	C4D-ND-C1D	4.95	110.19	105.07
84	CH	1001	CYC	CMA-C3A-C4A	4.95	132.68	125.06
82	lH	201	PEB	CHB-C4B-NB	-4.95	121.97	128.83
84	KG	202	CYC	CMA-C3A-C4A	4.95	132.68	125.06
83	K7	203	PUB	CHC-C1D-ND	-4.95	107.47	113.72
87	AL	403	CLA	CMB-C2B-C3B	4.95	133.93	124.68
82	qK	201	PEB	CMB-C2B-C1B	4.94	132.68	125.06
84	F4	1001	CYC	C2B-C1B-NB	4.94	114.23	106.99
85	FN	202	BCR	C15-C14-C13	-4.94	120.25	127.31
82	D7	201	PEB	OA-C1A-C2A	-4.94	122.24	126.17
84	J3	1001	CYC	CHD-C4C-NC	4.94	131.08	125.20
82	QK	203	PEB	C2A-C1A-NA	4.94	112.53	108.27
85	F2	203	BCR	C15-C14-C13	-4.94	120.26	127.31
87	8N	308	CLA	CBC-CAC-C3C	4.94	126.06	112.43
82	XA	203	PEB	CHC-C1D-ND	-4.94	108.21	113.95
82	FP	202	PEB	CHC-C4C-C3C	-4.94	121.91	130.34
85	b6	601	BCR	C15-C14-C13	-4.94	120.26	127.31
84	I4	1001	CYC	CAB-C3B-C4B	4.94	129.18	121.38

Continued on next page...

Continued from previous page...

Mol	Chain	Res	Type	Atoms	Z	Observed(^{o})	Ideal(^{o})
82	ZI	401	PEB	CHB-C4B-NB	-4.94	121.97	128.83
82	OH	203	PEB	CHC-C1D-ND	-4.94	108.21	113.95
82	YE	202	PEB	CHB-C4B-NB	-4.94	121.97	128.83
82	EJ	201	PEB	CHB-C4B-NB	-4.94	121.97	128.83
82	SI	202	PEB	CHB-C4B-NB	-4.94	121.97	128.83
82	HH	1002	PEB	CHA-C1B-NB	-4.94	114.60	124.93
84	C1	1001	CYC	CAB-C3B-C4B	4.94	129.18	121.38
82	B9	203	PEB	OA-C1A-C2A	-4.94	122.25	126.17
85	cL	504	BCR	C16-C15-C14	-4.94	113.36	123.47
84	C4	1001	CYC	CAB-C3B-C4B	4.94	129.18	121.38
82	HI	201	PEB	CHB-C4B-NB	-4.94	121.98	128.83
85	AN	845	BCR	C15-C14-C13	-4.94	120.26	127.31
84	N3	1001	CYC	CHD-C4C-NC	4.94	131.07	125.20
82	XF	201	PEB	CHB-C4B-NB	-4.94	121.98	128.83
82	BB	201	PEB	CHC-C4C-C3C	-4.94	121.92	130.34
84	R3	1001	CYC	CHD-C4C-NC	4.94	131.07	125.20
85	A2	845	BCR	C15-C14-C13	-4.93	120.27	127.31
82	B9	201	PEB	C4B-C3B-C2B	-4.93	101.32	106.78
82	WK	202	PEB	CHA-C1B-NB	-4.93	114.61	124.93
84	G3	1001	CYC	CHD-C4C-NC	4.93	131.07	125.20
84	p3	1001	CYC	CHD-C4C-NC	4.93	131.07	125.20
82	U9	204	PEB	CHA-C1B-NB	-4.93	114.61	124.93
82	gB	201	PEB	OA-C1A-C2A	-4.93	122.25	126.17
82	eB	202	PEB	CHC-C1D-ND	-4.93	108.22	113.95
83	xF	301	PUB	CHC-C1D-ND	-4.93	107.48	113.72
87	82	308	CLA	CBC-CAC-C3C	4.93	126.03	112.43
84	LO	1001	CYC	C1B-C2B-C3B	-4.93	102.72	107.87
84	FH	1001	CYC	CHB-C1B-NB	-4.93	115.47	126.06
83	xK	301	PUB	CHC-C1D-ND	-4.93	107.48	113.72
82	TG	201	PEB	CHC-C1D-ND	-4.93	108.22	113.95
82	Y4	201	PEB	CHC-C1D-ND	-4.93	108.22	113.95
82	CM	201	PEB	CMB-C2B-C1B	4.93	132.66	125.06
87	82	302	CLA	CHD-C4C-C3C	4.93	132.09	124.84
82	fM	201	PEB	CHB-C4B-NB	-4.93	121.99	128.83
82	sC	202	PEB	OA-C1A-C2A	-4.93	122.25	126.17
82	f1	203	PEB	CHC-C4C-C3C	-4.93	121.93	130.34
82	WD	201	PEB	CMB-C2B-C1B	4.93	132.65	125.06
82	VO	202	PEB	C1C-CHB-C4B	4.93	134.69	128.81
84	H1	1001	CYC	CMB-C2B-C1B	4.93	130.32	124.17
82	L9	202	PEB	CHB-C4B-NB	-4.93	121.99	128.83
83	AH	304	PUB	C1C-C2C-C3C	-4.93	101.33	106.78
85	bL	602	BCR	C36-C18-C19	4.93	125.84	118.08

Continued on next page...

Continued from previous page...

Mol	Chain	Res	Type	Atoms	Z	Observed(^{o})	Ideal(^{o})
82	WF	201	PEB	CHA-C1B-NB	-4.93	114.63	124.93
82	H7	202	PEB	C2A-C1A-NA	4.93	112.52	108.27
82	ZF	202	PEB	C1C-CHB-C4B	4.92	134.69	128.81
84	LG	1001	CYC	C4D-CHA-C1A	4.92	134.69	128.81
82	MK	203	PEB	CHA-C1B-NB	-4.92	114.63	124.93
82	EJ	203	PEB	CHB-C4B-NB	-4.92	122.00	128.83
82	U5	202	PEB	CHB-C4B-NB	-4.92	122.00	128.83
82	Q7	202	PEB	CHB-C4B-NB	-4.92	122.00	128.83
85	F6	101	BCR	C38-C26-C25	-4.92	119.00	124.53
84	LG	1001	CYC	CAB-C3B-C4B	4.92	129.16	121.38
82	UD	201	PEB	OA-C1A-C2A	-4.92	122.26	126.17
82	FO	1002	PEB	OA-C1A-C2A	-4.92	122.26	126.17
84	x3	1001	CYC	CHB-C4A-NA	-4.92	114.63	124.93
82	tC	202	PEB	CHA-C4A-NA	-4.92	119.35	125.20
82	P7	201	PEB	OA-C1A-C2A	-4.92	122.26	126.17
92	j6	101	LMG	O1-C1-C2	4.92	115.99	108.30
82	lG	201	PEB	OA-C1A-C2A	-4.92	122.26	126.17
82	R7	203	PEB	CAB-CBB-CGB	-4.92	103.01	113.60
87	AN	825	CLA	CMB-C2B-C1B	-4.92	120.90	128.46
82	RA	203	PEB	CAB-CBB-CGB	-4.92	103.01	113.60
82	t8	202	PEB	CHA-C4A-NA	-4.92	119.36	125.20
82	M5	304	PEB	OA-C1A-C2A	-4.92	122.26	126.17
85	k6	102	BCR	C3-C4-C5	-4.92	105.29	114.08
82	H1	1002	PEB	CHA-C1B-NB	-4.92	114.64	124.93
82	X7	203	PEB	CHC-C1D-ND	-4.92	108.23	113.95
82	w8	202	PEB	CHB-C4B-NB	-4.92	122.00	128.83
85	K6	102	BCR	C3-C4-C5	-4.92	105.30	114.08
87	B2	817	CLA	CMB-C2B-C1B	-4.92	120.91	128.46
82	WF	202	PEB	CHA-C1B-NB	-4.92	114.65	124.93
87	A2	821	CLA	CMB-C2B-C1B	-4.92	120.91	128.46
87	AN	821	CLA	CMB-C2B-C1B	-4.92	120.91	128.46
85	AL	401	BCR	C15-C14-C13	-4.92	120.30	127.31
82	fG	203	PEB	C1C-CHB-C4B	4.91	134.68	128.81
83	A1	304	PUB	C1C-C2C-C3C	-4.91	101.34	106.78
82	W4	201	PEB	C3B-C4B-NB	4.91	117.20	110.05
82	c1	202	PEB	CHA-C1B-NB	-4.91	114.66	124.93
82	DQ	203	PEB	CHC-C1D-ND	-4.91	108.24	113.95
82	BI	202	PEB	OA-C1A-C2A	-4.91	122.27	126.17
84	CH	1001	CYC	CAB-C3B-C4B	4.91	129.14	121.38
82	RG	201	PEB	OA-C1A-C2A	-4.91	122.27	126.17
84	V3	1001	CYC	CHB-C4A-NA	-4.91	114.66	124.93
82	RM	201	PEB	CMB-C2B-C1B	4.91	132.63	125.06

Continued on next page...

Continued from previous page...

Mol	Chain	Res	Type	Atoms	Z	Observed(^{o})	Ideal(^{o})
82	L7	201	PEB	CHB-C4B-NB	-4.91	122.02	128.83
82	i1	202	PEB	CHB-C4B-NB	-4.91	122.02	128.83
82	W7	201	PEB	OA-C1A-C2A	-4.91	122.27	126.17
82	GB	203	PEB	CHB-C4B-NB	-4.91	122.02	128.83
82	YG	202	PEB	CHC-C4C-C3C	-4.91	121.96	130.34
82	s8	202	PEB	OA-C1A-C2A	-4.91	122.27	126.17
85	fL	101	BCR	C36-C18-C19	4.91	125.81	118.08
82	qF	201	PEB	CHA-C1B-NB	-4.91	114.67	124.93
82	FM	201	PEB	C4B-C3B-C2B	-4.91	101.35	106.78
87	DL	404	CLA	CMB-C2B-C1B	-4.91	120.92	128.46
82	RG	202	PEB	OA-C1A-C2A	-4.91	122.27	126.17
82	cJ	202	PEB	OA-C1A-C2A	-4.91	122.27	126.17
84	FO	1001	CYC	C2B-C1B-NB	4.91	114.17	106.99
82	MP	202	PEB	CHB-C4B-NB	-4.90	122.02	128.83
82	ZF	201	PEB	CHA-C1B-NB	-4.90	114.67	124.93
82	JK	202	PEB	CMB-C2B-C1B	4.90	132.62	125.06
82	W9	201	PEB	C3B-C4B-NB	4.90	117.18	110.05
85	KL	100	BCR	C16-C15-C14	4.90	133.52	123.47
84	LE	1001	CYC	CAB-C3B-C4B	4.90	129.12	121.38
84	LE	1001	CYC	C4D-CHA-C1A	4.90	134.66	128.81
82	vF	201	PEB	C2A-C1A-NA	4.90	112.50	108.27
82	TE	201	PEB	CHC-C1D-ND	-4.90	108.25	113.95
82	eG	203	PEB	OA-C1A-C2A	-4.90	122.28	126.17
84	IO	1001	CYC	CAB-C3B-C4B	4.90	129.12	121.38
82	QF	203	PEB	C2A-C1A-NA	4.90	112.50	108.27
82	DD	203	PEB	CHC-C1D-ND	-4.90	108.26	113.95
84	NE	201	CYC	CMA-C3A-C4A	4.90	132.61	125.06
82	Z5	304	PEB	OA-C1A-C2A	-4.90	122.28	126.17
84	F1	1001	CYC	CHB-C1B-NB	-4.90	115.54	126.06
82	gB	203	PEB	C1C-CHB-C4B	-4.90	122.96	128.81
82	bB	201	PEB	CHC-C1D-ND	-4.90	108.26	113.95
82	d1	202	PEB	CHC-C4C-C3C	-4.90	121.98	130.34
82	cB	402	PEB	C1C-CHB-C4B	-4.90	122.96	128.81
87	AN	850	CLA	CMB-C2B-C3B	4.90	133.84	124.68
87	A2	825	CLA	CMB-C2B-C1B	-4.90	120.94	128.46
82	l1	202	PEB	CHB-C4B-NB	-4.90	122.03	128.83
84	DE	1001	CYC	CHA-C1A-NA	-4.90	122.03	128.83
95	BL	613	DGD	O2G-C1B-C2B	4.90	122.05	111.50
84	E3	1001	CYC	CHD-C4C-NC	4.90	131.03	125.20
82	RP	202	PEB	CHC-C4C-C3C	-4.89	121.99	130.34
82	cB	402	PEB	OA-C1A-C2A	-4.89	122.28	126.17
84	IG	1001	CYC	CAB-C3B-C4B	4.89	129.10	121.38

Continued on next page...

Continued from previous page...

Mol	Chain	Res	Type	Atoms	Z	Observed(^{o})	Ideal(^{o})
82	PA	202	PEB	CHC-C1D-ND	-4.89	108.27	113.95
82	OE	203	PEB	CHC-C4C-C3C	-4.89	122.00	130.34
82	UB	301	PEB	CHB-C4B-NB	-4.89	122.04	128.83
82	Q5	203	PEB	CMB-C2B-C1B	4.89	132.59	125.06
87	8N	303	CLA	CHD-C4C-C3C	4.89	132.03	124.84
85	B6	621	BCR	C20-C21-C22	-4.89	120.33	127.31
84	DE	1001	CYC	C1B-C2B-C3B	-4.89	102.77	107.87
82	PE	201	PEB	CMB-C2B-C1B	4.89	132.59	125.06
87	bL	613	CLA	CMB-C2B-C1B	-4.89	120.95	128.46
87	7N	602	CLA	CMB-C2B-C1B	-4.89	120.95	128.46
85	K2	102	BCR	C11-C10-C9	4.89	134.28	127.31
82	O1	203	PEB	CHC-C1D-ND	-4.89	108.27	113.95
82	LA	201	PEB	CHB-C4B-NB	-4.88	122.05	128.83
85	c6	617	BCR	C16-C17-C18	-4.88	120.34	127.31
87	A2	850	CLA	CMB-C2B-C3B	4.88	133.81	124.68
82	NB	201	PEB	CHC-C1D-ND	-4.88	108.28	113.95
82	FA	201	PEB	OA-C1A-C2A	-4.88	122.29	126.17
84	F4	1001	CYC	C4D-CHA-C1A	4.88	134.64	128.81
82	WO	201	PEB	C3B-C4B-NB	4.88	117.15	110.05
82	MJ	202	PEB	CHA-C1B-NB	-4.88	114.72	124.93
83	yK	302	PUB	C1D-CHC-C4C	-4.88	102.75	113.37
82	YF	203	PEB	OA-C1A-C2A	-4.88	122.29	126.17
85	KN	101	BCR	C11-C10-C9	4.88	134.27	127.31
83	yF	302	PUB	C1D-CHC-C4C	-4.88	102.75	113.37
82	wC	202	PEB	CHB-C4B-NB	-4.88	122.06	128.83
84	N1	1001	CYC	CMB-C2B-C1B	4.88	130.26	124.17
82	YE	202	PEB	CHC-C4C-C3C	-4.88	122.02	130.34
82	UA	202	PEB	CHB-C4B-NB	-4.88	122.06	128.83
82	GB	201	PEB	CHB-C4B-NB	-4.88	122.06	128.83
82	OG	203	PEB	CHC-C4C-C3C	-4.88	122.02	130.34
87	72	602	CLA	CMB-C2B-C1B	-4.88	120.97	128.46
82	YG	202	PEB	CHB-C4B-NB	-4.88	122.06	128.83
83	wK	304	PUB	OD-C4D-C3D	-4.88	122.75	128.04
82	YG	201	PEB	CMB-C2B-C1B	4.88	132.57	125.06
103	8N	310	ZEX	C39-C29-C30	-4.88	116.09	122.92
82	TM	202	PEB	CHB-C4B-NB	-4.87	122.06	128.83
84	DG	1001	CYC	C1B-C2B-C3B	-4.87	102.78	107.87
103	82	310	ZEX	C39-C29-C30	-4.87	116.09	122.92
82	DO	1002	PEB	OA-C1A-C2A	-4.87	122.30	126.17
85	k6	102	BCR	C7-C8-C9	-4.87	118.87	126.23
82	BF	201	PEB	OA-C1A-NA	4.87	130.84	124.94
82	YE	201	PEB	C3B-C4B-NB	4.87	117.14	110.05

Continued on next page...

Continued from previous page...

Mol	Chain	Res	Type	Atoms	Z	Observed(^{o})	Ideal(^{o})
82	W1	201	PEB	CHC-C4C-C3C	-4.87	122.03	130.34
84	FO	1001	CYC	C4D-CHA-C1A	4.87	134.63	128.81
82	FM	202	PEB	OA-C1A-C2A	-4.87	122.30	126.17
84	CO	1001	CYC	OB-C4B-C3B	-4.87	122.75	128.04
84	C4	1001	CYC	OB-C4B-C3B	-4.87	122.75	128.04
82	SP	201	PEB	CHB-C4B-NB	-4.87	122.07	128.83
84	F3	1001	CYC	CMA-C3A-C4A	4.87	132.56	125.06
82	B7	203	PEB	CHC-C1D-ND	-4.87	108.29	113.95
84	h3	1001	CYC	CMA-C3A-C4A	4.87	132.56	125.06
82	LK	202	PEB	OA-C1A-C2A	-4.87	122.30	126.17
92	J6	102	LMG	O1-C1-C2	4.87	115.90	108.30
84	L4	1001	CYC	C1B-C2B-C3B	-4.87	102.79	107.87
84	KG	202	CYC	OC-C1C-C2C	-4.87	122.30	126.17
82	IP	203	PEB	CHB-C4B-NB	-4.87	122.08	128.83
82	WH	201	PEB	CHC-C4C-C3C	-4.87	122.04	130.34
83	xF	301	PUB	OD-C4D-C3D	-4.87	122.76	128.04
84	IO	1001	CYC	C4D-CHA-C1A	4.87	134.62	128.81
82	JF	202	PEB	CMB-C2B-C1B	4.87	132.56	125.06
84	n3	1001	CYC	CMA-C3A-C4A	4.87	132.56	125.06
82	QH	202	PEB	CMB-C2B-C1B	4.86	132.55	125.06
82	DB	201	PEB	CHB-C4B-NB	-4.86	122.08	128.83
82	D9	201	PEB	C3B-C4B-NB	4.86	117.12	110.05
84	Q3	1001	CYC	CMA-C3A-C4A	4.86	132.55	125.06
82	kJ	201	PEB	OA-C1A-C2A	-4.86	122.31	126.17
82	U7	202	PEB	CHB-C4B-NB	-4.86	122.08	128.83
82	iH	202	PEB	CHB-C4B-NB	-4.86	122.08	128.83
82	SQ	202	PEB	C1C-CHB-C4B	4.86	134.62	128.81
82	PG	201	PEB	CMB-C2B-C1B	4.86	132.55	125.06
84	B3	1001	CYC	CMA-C3A-C4A	4.86	132.55	125.06
82	IP	201	PEB	CMB-C2B-C1B	4.86	132.55	125.06
82	MF	203	PEB	CHC-C1D-ND	-4.86	108.30	113.95
84	M1	201	CYC	CAB-C3B-C4B	4.86	129.05	121.38
82	CQ	201	PEB	C3B-C4B-NB	4.86	117.12	110.05
82	YE	201	PEB	CMB-C2B-C1B	4.86	132.55	125.06
83	Z9	302	PUB	CAC-CBC-CGC	-4.86	103.15	113.60
82	Y4	203	PEB	CHB-C4B-NB	-4.86	122.09	128.83
82	vK	201	PEB	C2A-C1A-NA	4.86	112.46	108.27
84	k3	1001	CYC	CMA-C3A-C4A	4.86	132.54	125.06
85	kL	100	BCR	C16-C15-C14	4.86	133.42	123.47
82	B7	202	PEB	C2A-C1A-NA	4.86	112.46	108.27
84	NH	1001	CYC	CMB-C2B-C1B	4.86	130.23	124.17
85	K6	102	BCR	C7-C8-C9	-4.86	118.90	126.23

Continued on next page...

Continued from previous page...

Mol	Chain	Res	Type	Atoms	Z	Observed(^{o})	Ideal(^{o})
83	M9	303	PUB	CAC-CBC-CGC	-4.86	103.15	113.60
82	cH	202	PEB	CHA-C1B-NB	-4.86	114.78	124.93
82	XA	203	PEB	CAB-CBB-CGB	-4.85	103.16	113.60
82	KK	203	PEB	CHC-C1D-ND	-4.85	108.31	113.95
82	XK	201	PEB	CHB-C4B-NB	-4.85	122.09	128.83
103	82	310	ZEX	C18-C5-C6	-4.85	119.08	124.53
82	18	202	PEB	CHB-C4B-NB	-4.85	122.09	128.83
82	MK	203	PEB	CHC-C1D-ND	-4.85	108.31	113.95
82	TH	202	PEB	CHB-C4B-NB	-4.85	122.10	128.83
85	BN	803	BCR	C4-C5-C6	-4.85	115.69	122.73
82	Z9	303	PEB	CHA-C1B-NB	-4.85	114.79	124.93
84	DO	1001	CYC	C4D-CHA-C1A	4.85	134.60	128.81
84	f3	1001	CYC	CMA-C3A-C4A	4.85	132.53	125.06
82	EJ	201	PEB	CHC-C1D-ND	-4.85	108.32	113.95
82	a4	202	PEB	OA-C1A-C2A	-4.85	122.32	126.17
82	dH	202	PEB	CHC-C4C-C3C	-4.85	122.07	130.34
84	U3	1001	CYC	CMA-C3A-C4A	4.85	132.53	125.06
88	cL	501	LHG	O7-C7-C8	4.85	121.95	111.50
87	F2	205	CLA	C1D-ND-C4D	-4.85	102.89	106.33
87	BN	817	CLA	CMB-C2B-C1B	-4.85	121.02	128.46
84	o3	1001	CYC	CMA-C3A-C4A	4.85	132.53	125.06
84	q3	1001	CYC	CMA-C3A-C4A	4.85	132.53	125.06
82	QA	202	PEB	CHB-C4B-NB	-4.85	122.11	128.83
82	OB	201	PEB	OA-C1A-C2A	-4.85	122.32	126.17
82	WI	201	PEB	C4B-C3B-C2B	-4.85	101.42	106.78
82	AP	201	PEB	CHC-C4C-C3C	-4.85	122.07	130.34
82	Y9	203	PEB	OA-C1A-C2A	-4.84	122.32	126.17
85	B2	802	BCR	C4-C5-C6	-4.84	115.70	122.73
87	dL	402	CLA	CMB-C2B-C1B	-4.84	121.02	128.46
84	I3	1001	CYC	CMA-C3A-C4A	4.84	132.52	125.06
82	LF	201	PEB	CHC-C1D-ND	-4.84	108.32	113.95
85	c6	617	BCR	C23-C22-C21	4.84	126.37	118.94
82	gK	202	PEB	OA-C1A-C2A	-4.84	122.32	126.17
82	aF	201	PEB	C1C-CHB-C4B	4.84	134.59	128.81
82	KB	304	PEB	CHC-C4C-C3C	-4.84	122.08	130.34
84	d3	1001	CYC	CMA-C3A-C4A	4.84	132.52	125.06
84	j3	1001	CYC	CMA-C3A-C4A	4.84	132.52	125.06
84	IE	1001	CYC	CAB-C3B-C4B	4.84	129.02	121.38
82	YG	201	PEB	C3B-C4B-NB	4.84	117.09	110.05
82	sC	201	PEB	CHA-C1B-NB	-4.84	114.81	124.93
84	w3	1001	CYC	CMA-C3A-C4A	4.84	132.52	125.06
83	M5	303	PUB	OD-C4D-ND	-4.84	118.76	125.93

Continued on next page...

Continued from previous page...

Mol	Chain	Res	Type	Atoms	Z	Observed(^{o})	Ideal(^{o})
82	ZK	202	PEB	C1C-CHB-C4B	4.84	134.59	128.81
82	M9	304	PEB	CHA-C1B-NB	-4.84	114.81	124.93
82	cB	402	PEB	CHC-C4C-C3C	-4.84	122.09	130.34
84	O3	1001	CYC	CMA-C3A-C4A	4.84	132.51	125.06
84	73	1001	CYC	CMA-C3A-C4A	4.84	132.51	125.06
84	J4	1001	CYC	C4D-CHA-C1A	4.84	134.59	128.81
82	fH	203	PEB	CHC-C4C-C3C	-4.84	122.09	130.34
84	H3	1001	CYC	CMA-C3A-C4A	4.84	132.51	125.06
85	A6	401	BCR	C24-C23-C22	-4.84	118.93	126.23
82	g4	203	PEB	C4B-C3B-C2B	-4.83	101.43	106.78
82	D4	1002	PEB	OA-C1A-C2A	-4.83	122.33	126.17
84	I4	1001	CYC	C4D-CHA-C1A	4.83	134.58	128.81
84	u3	1001	CYC	CMA-C3A-C4A	4.83	132.51	125.06
84	D3	1001	CYC	CMA-C3A-C4A	4.83	132.50	125.06
82	P7	202	PEB	CHC-C1D-ND	-4.83	108.34	113.95
83	Z9	302	PUB	C1C-C2C-C3C	-4.83	101.44	106.78
82	jM	201	PEB	C1C-CHB-C4B	-4.83	123.04	128.81
85	JN	103	BCR	C16-C17-C18	-4.83	120.42	127.31
82	KF	203	PEB	CHC-C1D-ND	-4.83	108.34	113.95
82	H5	201	PEB	CHB-C4B-NB	-4.83	122.13	128.83
83	Z5	303	PUB	OD-C4D-ND	-4.83	118.78	125.93
103	8N	310	ZEX	C18-C5-C6	-4.83	119.11	124.53
82	BA	202	PEB	C2A-C1A-NA	4.83	112.44	108.27
84	C1	1001	CYC	CMA-C3A-C4A	4.83	132.50	125.06
82	FD	201	PEB	CHB-C4B-NB	-4.83	122.13	128.83
82	ZG	201	PEB	CHB-C4B-NB	-4.83	122.13	128.83
85	J2	103	BCR	C16-C17-C18	-4.83	120.42	127.31
87	cL	508	CLA	CMB-C2B-C1B	-4.83	121.05	128.46
82	FJ	202	PEB	CHC-C1D-ND	-4.83	108.34	113.95
82	UJ	203	PEB	C1C-CHB-C4B	-4.83	123.05	128.81
83	M9	303	PUB	C1C-C2C-C3C	-4.82	101.44	106.78
82	RP	202	PEB	CHC-C1D-ND	-4.82	108.35	113.95
84	L3	1001	CYC	CMA-C3A-C4A	4.82	132.49	125.06
84	S3	1001	CYC	CMA-C3A-C4A	4.82	132.49	125.06
82	c1	201	PEB	CHC-C1D-ND	-4.82	108.35	113.95
82	AA	202	PEB	CHB-C4B-NB	-4.82	122.14	128.83
82	T1	202	PEB	CHB-C4B-NB	-4.82	122.14	128.83
82	wK	303	PEB	CHB-C4B-NB	-4.82	122.14	128.83
82	WP	202	PEB	CMB-C2B-C1B	4.82	132.49	125.06
84	M3	1001	CYC	CMA-C3A-C4A	4.82	132.49	125.06
82	HB	203	PEB	OA-C1A-C2A	-4.82	122.34	126.17
82	OI	203	PEB	OA-C1A-C2A	-4.82	122.34	126.17

Continued on next page...

Continued from previous page...

Mol	Chain	Res	Type	Atoms	Z	Observed(^{o})	Ideal(^{o})
82	II	203	PEB	C1B-C2B-C3B	-4.82	100.97	106.51
82	X7	203	PEB	CAB-CBB-CGB	-4.82	103.23	113.60
82	UQ	201	PEB	OA-C1A-C2A	-4.82	122.34	126.17
82	YI	202	PEB	CHB-C4B-NB	-4.82	122.14	128.83
82	BA	203	PEB	CHC-C1D-ND	-4.82	108.35	113.95
82	CD	201	PEB	C3B-C4B-NB	4.82	117.06	110.05
84	BE	1002	CYC	OC-C1C-C2C	-4.82	122.34	126.17
82	1C	202	PEB	CHB-C4B-NB	-4.82	122.14	128.83
82	CJ	203	PEB	CHB-C4B-NB	-4.82	122.14	128.83
82	PA	201	PEB	OA-C1A-C2A	-4.82	122.34	126.17
84	JH	1003	CYC	C4D-CHA-C1A	4.82	134.56	128.81
84	HG	1001	CYC	CMA-C3A-C4A	4.81	132.48	125.06
84	HE	1001	CYC	CMA-C3A-C4A	4.81	132.48	125.06
82	cF	203	PEB	CHA-C1B-C2B	4.81	137.28	124.90
87	K2	104	CLA	CMB-C2B-C1B	-4.81	121.07	128.46
82	Y1	201	PEB	OA-C1A-C2A	-4.81	122.35	126.17
84	I4	1001	CYC	OB-C4B-C3B	-4.81	122.82	128.04
82	kF	201	PEB	CHA-C1B-NB	-4.81	114.87	124.93
82	mF	201	PEB	CHB-C4B-NB	-4.81	122.16	128.83
82	JD	201	PEB	CHA-C1B-NB	-4.81	114.87	124.93
82	Q1	202	PEB	CMB-C2B-C1B	4.81	132.47	125.06
82	UO	201	PEB	CHA-C4A-NA	4.81	130.92	125.20
82	LK	201	PEB	CHC-C1D-ND	-4.81	108.36	113.95
87	B2	816	CLA	CMB-C2B-C1B	-4.81	121.07	128.46
82	AD	301	PEB	CHB-C4B-NB	-4.81	122.16	128.83
85	IN	101	BCR	C30-C25-C26	-4.81	115.84	122.61
82	SP	203	PEB	CHB-C4B-NB	-4.81	122.16	128.83
82	b1	201	PEB	CHB-C4B-NB	-4.81	122.16	128.83
82	aO	202	PEB	OA-C1A-C2A	-4.81	122.35	126.17
82	LK	202	PEB	CHB-C4B-C3B	-4.81	114.22	125.32
82	PG	201	PEB	OA-C1A-C2A	-4.81	122.35	126.17
82	gH	203	PEB	OA-C1A-C2A	-4.81	122.35	126.17
82	OP	201	PEB	CHC-C1D-ND	-4.81	108.37	113.95
87	72	608	CLA	CHD-C1D-ND	-4.81	120.04	124.45
84	FE	1001	CYC	CMA-C3A-C4A	4.81	132.46	125.06
82	l1	201	PEB	CHC-C4C-C3C	-4.80	122.14	130.34
96	fL	102	HEM	CHC-C4B-NB	4.80	129.65	124.43
82	kK	201	PEB	CHA-C1B-NB	-4.80	114.88	124.93
87	b6	609	CLA	CMB-C2B-C1B	-4.80	121.08	128.46
85	AN	846	BCR	C36-C18-C19	-4.80	110.51	118.08
87	FN	205	CLA	C1D-ND-C4D	-4.80	102.92	106.33
87	AN	839	CLA	CMB-C2B-C3B	4.80	133.66	124.68

Continued on next page...

Continued from previous page...

Mol	Chain	Res	Type	Atoms	Z	Observed(^{o})	Ideal(^{o})
84	CH	1001	CYC	C4D-CHA-C1A	4.80	134.55	128.81
87	DL	403	CLA	CMB-C2B-C1B	-4.80	121.08	128.46
85	I2	101	BCR	C30-C25-C26	-4.80	115.85	122.61
82	DB	202	PEB	CHB-C4B-NB	-4.80	122.17	128.83
82	FQ	201	PEB	CHB-C4B-NB	-4.80	122.17	128.83
82	A7	202	PEB	CHB-C4B-NB	-4.80	122.17	128.83
82	T7	202	PEB	C3B-C4B-NB	4.80	117.03	110.05
82	E7	202	PEB	CHB-C4B-NB	-4.80	122.17	128.83
84	DG	1001	CYC	CHA-C1A-NA	-4.80	122.17	128.83
82	WQ	202	PEB	CHB-C4B-NB	-4.80	122.17	128.83
82	O9	201	PEB	CHB-C4B-NB	-4.80	122.17	128.83
82	HD	202	PEB	C1C-CHB-C4B	4.80	134.54	128.81
82	bH	201	PEB	CHB-C4B-NB	-4.80	122.17	128.83
82	cH	201	PEB	CHC-C1D-ND	-4.80	108.38	113.95
82	EA	202	PEB	CHB-C4B-NB	-4.80	122.17	128.83
82	gO	203	PEB	C4B-C3B-C2B	-4.79	101.47	106.78
82	jJ	203	PEB	CHB-C4B-NB	-4.79	122.18	128.83
82	JJ	201	PEB	OA-C1A-C2A	-4.79	122.36	126.17
84	EE	1001	CYC	OC-C1C-C2C	-4.79	122.36	126.17
82	RI	203	PEB	C1C-CHB-C4B	4.79	134.53	128.81
84	JH	1003	CYC	CAB-C3B-C4B	4.79	128.95	121.38
82	QE	201	PEB	OA-C1A-C2A	-4.79	122.36	126.17
82	TD	203	PEB	CHB-C4B-NB	-4.79	122.18	128.83
84	IO	1001	CYC	OB-C4B-C3B	-4.79	122.84	128.04
84	M1	201	CYC	C4D-CHA-C1A	4.79	134.53	128.81
82	OD	202	PEB	CHB-C4B-NB	-4.79	122.18	128.83
82	qK	201	PEB	CHA-C1B-NB	-4.79	114.92	124.93
82	H5	202	PEB	CHB-C4B-NB	-4.79	122.19	128.83
82	XB	202	PEB	C1C-CHB-C4B	4.79	134.53	128.81
82	mJ	201	PEB	C1C-CHB-C4B	-4.79	123.09	128.81
87	KN	103	CLA	CMB-C2B-C1B	-4.79	121.11	128.46
82	GP	203	PEB	CHB-C4B-NB	-4.79	122.19	128.83
82	U4	201	PEB	C1C-CHB-C4B	4.79	134.53	128.81
82	RQ	203	PEB	CHC-C4C-C3C	-4.79	122.17	130.34
96	f6	101	HEM	C4B-C3B-C2B	-4.79	103.31	107.11
87	A2	839	CLA	CMB-C2B-C3B	4.79	133.63	124.68
87	7N	608	CLA	CHD-C1D-ND	-4.79	120.06	124.45
82	XB	201	PEB	CHC-C4C-C3C	-4.79	122.17	130.34
82	IJ	202	PEB	CHA-C1B-NB	-4.79	114.92	124.93
85	A2	846	BCR	C36-C18-C19	-4.79	110.54	118.08
82	kH	203	PEB	CHC-C4C-C3C	-4.79	122.18	130.34
82	JQ	201	PEB	CHA-C1B-NB	-4.79	114.92	124.93

Continued on next page...

Continued from previous page...

Mol	Chain	Res	Type	Atoms	Z	Observed(^{o})	Ideal(^{o})
82	s8	201	PEB	CHA-C1B-NB	-4.78	114.92	124.93
82	JF	201	PEB	CHB-C4B-NB	-4.78	122.19	128.83
82	dQ	401	PEB	OA-C1A-C2A	-4.78	122.37	126.17
82	SK	203	PEB	CHC-C1D-ND	-4.78	108.39	113.95
82	UG	202	PEB	OA-C1A-C2A	-4.78	122.37	126.17
82	cK	203	PEB	CHA-C1B-C2B	4.78	137.19	124.90
82	NK	201	PEB	OA-C1A-NA	4.78	130.73	124.94
84	F4	1001	CYC	C1B-C2B-C3B	-4.78	102.88	107.87
82	k1	201	PEB	CHB-C4B-NB	-4.78	122.20	128.83
82	CB	201	PEB	CMB-C2B-C1B	4.78	132.43	125.06
82	TQ	203	PEB	CHB-C4B-NB	-4.78	122.20	128.83
82	CJ	203	PEB	OA-C1A-C2A	-4.78	122.37	126.17
82	UB	303	PEB	CHB-C4B-NB	-4.78	122.20	128.83
82	QH	203	PEB	CHB-C4B-NB	-4.78	122.20	128.83
82	LF	202	PEB	CHB-C4B-C3B	-4.78	114.28	125.32
95	AL	416	DGD	O2G-C1B-C2B	4.78	121.80	111.50
82	lE	201	PEB	OA-C1A-C2A	-4.78	122.37	126.17
82	Y1	201	PEB	CHC-C1D-ND	-4.78	108.40	113.95
82	FM	201	PEB	CBC-CAC-C2C	-4.78	104.47	112.62
82	ZE	201	PEB	CHB-C4B-NB	-4.78	122.20	128.83
82	GG	1002	PEB	OA-C1A-C2A	-4.78	122.38	126.17
82	U4	201	PEB	CHA-C4A-NA	4.78	130.88	125.20
85	CL	502	BCR	C38-C26-C25	-4.78	119.17	124.53
103	8N	310	ZEX	C40-C33-C34	-4.78	116.23	122.92
82	iJ	201	PEB	C1C-CHB-C4B	-4.78	123.10	128.81
82	TA	202	PEB	CHC-C1D-ND	-4.78	108.40	113.95
87	bL	618	CLA	CMB-C2B-C3B	4.77	133.61	124.68
82	OI	202	PEB	OA-C1A-C2A	-4.77	122.38	126.17
82	BI	201	PEB	C4B-C3B-C2B	-4.77	101.50	106.78
82	YB	201	PEB	C2A-C1A-NA	4.77	112.39	108.27
82	FK	201	PEB	CHC-C1D-ND	-4.77	108.41	113.95
82	OI	201	PEB	C4B-C3B-C2B	-4.77	101.50	106.78
82	gF	202	PEB	OA-C1A-C2A	-4.77	122.38	126.17
103	82	310	ZEX	C40-C33-C34	-4.77	116.24	122.92
82	F7	202	PEB	CHB-C4B-NB	-4.77	122.21	128.83
82	HM	201	PEB	C4B-C3B-C2B	-4.77	101.50	106.78
82	RD	203	PEB	CHC-C4C-C3C	-4.77	122.20	130.34
82	Y1	202	PEB	CMB-C2B-C1B	4.77	132.41	125.06
82	UI	201	PEB	CHB-C4B-NB	-4.77	122.21	128.83
82	OQ	202	PEB	CHB-C4B-NB	-4.77	122.21	128.83
82	hJ	203	PEB	CHB-C4B-NB	-4.77	122.21	128.83
82	J9	201	PEB	C3B-C4B-NB	4.77	116.98	110.05

Continued on next page...

Continued from previous page...

Mol	Chain	Res	Type	Atoms	Z	Observed(^{o})	Ideal(^{o})
82	U7	201	PEB	C3D-C4D-ND	4.77	116.61	107.26
84	FH	1001	CYC	OB-C4B-C3B	-4.77	122.87	128.04
82	GB	202	PEB	OA-C1A-C2A	-4.77	122.38	126.17
82	ND	203	PEB	CHB-C4B-NB	-4.77	122.22	128.83
82	WA	201	PEB	OA-C1A-C2A	-4.77	122.38	126.17
82	S7	201	PEB	C3D-C4D-ND	4.77	116.61	107.26
82	AP	201	PEB	CMB-C2B-C1B	4.77	132.40	125.06
84	CG	1001	CYC	CMA-C3A-C4A	4.76	132.40	125.06
82	UJ	202	PEB	CHA-C1B-NB	-4.76	114.97	124.93
82	Y5	202	PEB	CHB-C4B-NB	-4.76	122.22	128.83
82	ZB	203	PEB	CMB-C2B-C1B	4.76	132.40	125.06
82	kH	201	PEB	CHB-C4B-NB	-4.76	122.22	128.83
87	BN	801	CLA	CMB-C2B-C3B	4.76	133.58	124.68
85	B6	602	BCR	C15-C14-C13	-4.76	120.52	127.31
82	Z4	201	PEB	CMA-C2A-C1A	-4.76	102.15	112.40
82	BI	201	PEB	OA-C1A-C2A	-4.76	122.39	126.17
82	NF	201	PEB	OA-C1A-NA	4.76	130.70	124.94
82	R1	202	PEB	CHB-C4B-NB	-4.76	122.23	128.83
82	l1	202	PEB	OA-C1A-C2A	-4.76	122.39	126.17
87	B2	825	CLA	CMB-C2B-C3B	4.76	133.58	124.68
82	FF	201	PEB	CHB-C4B-NB	-4.76	122.23	128.83
82	LJ	202	PEB	CHC-C1D-ND	-4.75	108.43	113.95
87	32	310	CLA	CAA-C2A-C3A	-4.75	105.01	116.10
82	TG	201	PEB	CMB-C2B-C1B	4.75	132.38	125.06
82	mE	202	PEB	OA-C1A-C2A	-4.75	122.39	126.17
84	F1	1001	CYC	CAB-C3B-C4B	4.75	128.88	121.38
82	T7	202	PEB	CHC-C1D-ND	-4.75	108.43	113.95
84	NE	201	CYC	OC-C1C-C2C	-4.75	122.39	126.17
82	QF	203	PEB	CHA-C1B-C2B	4.75	137.12	124.90
82	YH	201	PEB	CHC-C1D-ND	-4.75	108.43	113.95
82	MF	201	PEB	CMB-C2B-C1B	4.75	132.38	125.06
84	IG	1001	CYC	CMA-C3A-C4A	4.75	132.38	125.06
82	IB	201	PEB	CHC-C1D-ND	-4.75	108.43	113.95
84	D4	1001	CYC	C4D-CHA-C1A	4.75	134.48	128.81
82	QK	203	PEB	CHA-C1B-C2B	4.75	137.11	124.90
87	12	608	CLA	C4A-NA-C1A	4.75	108.84	106.71
82	FA	202	PEB	CHB-C4B-NB	-4.75	122.24	128.83
82	RH	202	PEB	CHB-C4B-NB	-4.75	122.24	128.83
82	NQ	203	PEB	CHB-C4B-NB	-4.75	122.24	128.83
84	JO	1001	CYC	C4D-CHA-C1A	4.75	134.48	128.81
82	KM	201	PEB	CHC-C4C-C3C	-4.75	122.24	130.34
82	WA	202	PEB	CHC-C4C-C3C	-4.75	122.24	130.34

Continued on next page...

Continued from previous page...

Mol	Chain	Res	Type	Atoms	Z	Observed(^{o})	Ideal(^{o})
82	HI	201	PEB	C4B-C3B-C2B	-4.75	101.53	106.78
87	A2	820	CLA	CMB-C2B-C1B	-4.75	121.17	128.46
82	aM	202	PEB	CHB-C4B-NB	-4.75	122.24	128.83
82	YK	203	PEB	OA-C1A-C2A	-4.75	122.40	126.17
82	Y9	201	PEB	C4B-C3B-C2B	-4.75	101.53	106.78
82	UB	302	PEB	OA-C1A-C2A	-4.75	122.40	126.17
82	GJ	202	PEB	CHC-C4C-C3C	-4.74	122.25	130.34
82	UA	201	PEB	C3D-C4D-ND	4.74	116.57	107.26
82	sC	203	PEB	C1C-CHB-C4B	4.74	134.47	128.81
82	rK	201	PEB	CHB-C4B-NB	-4.74	122.25	128.83
82	VK	202	PEB	CMB-C2B-C1B	4.74	132.37	125.06
82	Y1	201	PEB	CMB-C2B-C1B	4.74	132.37	125.06
82	IP	203	PEB	CHC-C4C-C3C	4.74	138.42	130.34
82	HI	203	PEB	OA-C1A-C2A	-4.74	122.40	126.17
82	mG	202	PEB	OA-C1A-C2A	-4.74	122.40	126.17
84	FH	1001	CYC	CAB-C3B-C4B	4.74	128.87	121.38
85	C6	507	BCR	C7-C8-C9	-4.74	119.07	126.23
82	s8	203	PEB	C1C-CHB-C4B	4.74	134.47	128.81
84	HE	1001	CYC	CAB-C3B-C4B	4.74	128.86	121.38
87	3N	310	CLA	CAA-C2A-C3A	-4.74	105.04	116.10
82	aJ	202	PEB	OA-C1A-C2A	-4.74	122.41	126.17
82	UP	202	PEB	CHB-C4B-NB	-4.74	122.26	128.83
82	jF	202	PEB	CMB-C2B-C1B	4.74	132.36	125.06
87	AN	820	CLA	CMB-C2B-C1B	-4.74	121.18	128.46
82	AJ	301	PEB	C1C-CHB-C4B	-4.74	123.15	128.81
84	F1	1001	CYC	OB-C4B-C3B	-4.74	122.90	128.04
82	SA	201	PEB	C3D-C4D-ND	4.74	116.55	107.26
87	1N	608	CLA	C4A-NA-C1A	4.74	108.83	106.71
82	U4	201	PEB	CHA-C1B-NB	-4.73	115.03	124.93
82	Y9	201	PEB	CHC-C1D-ND	-4.73	108.45	113.95
82	AQ	301	PEB	CHB-C4B-NB	-4.73	122.26	128.83
82	LF	202	PEB	OA-C1A-C2A	-4.73	122.41	126.17
82	TE	201	PEB	CMB-C2B-C1B	4.73	132.35	125.06
82	YH	202	PEB	CMB-C2B-C1B	4.73	132.35	125.06
82	TA	202	PEB	C3B-C4B-NB	4.73	116.93	110.05
82	kJ	202	PEB	CHC-C1D-ND	-4.73	108.45	113.95
82	W7	202	PEB	CHC-C4C-C3C	-4.73	122.27	130.34
82	QM	202	PEB	OA-C1A-C2A	-4.73	122.41	126.17
82	SF	201	PEB	CHA-C1B-NB	-4.73	115.04	124.93
82	lF	203	PEB	OA-C1A-C2A	-4.73	122.41	126.17
82	YM	202	PEB	CHB-C4B-NB	-4.73	122.27	128.83
82	LP	201	PEB	CHC-C1D-ND	-4.73	108.46	113.95

Continued on next page...

Continued from previous page...

Mol	Chain	Res	Type	Atoms	Z	Observed(^{o})	Ideal(^{o})
85	cL	518	BCR	C24-C23-C22	-4.73	119.09	126.23
82	Q1	203	PEB	CHB-C4B-NB	-4.73	122.27	128.83
82	YH	201	PEB	CMB-C2B-C1B	4.73	132.34	125.06
87	42	604	CLA	CAA-C2A-C3A	-4.72	102.45	114.26
82	yC	202	PEB	C1C-CHB-C4B	4.72	134.45	128.81
87	5N	606	CLA	CMB-C2B-C1B	-4.72	121.20	128.46
82	eO	201	PEB	CMB-C2B-C1B	4.72	132.34	125.06
82	Z1	203	PEB	CHA-C1B-NB	-4.72	115.05	124.93
82	HQ	202	PEB	C1C-CHB-C4B	4.72	134.45	128.81
82	iF	203	PEB	CHC-C1D-ND	-4.72	108.46	113.95
82	OG	203	PEB	C1C-CHB-C4B	4.72	134.45	128.81
82	h1	201	PEB	OA-C1A-C2A	-4.72	122.42	126.17
82	T4	202	PEB	CHB-C4B-NB	-4.72	122.28	128.83
82	SK	201	PEB	CHA-C1B-NB	-4.72	115.06	124.93
82	SF	203	PEB	CHC-C1D-ND	-4.72	108.47	113.95
82	NF	201	PEB	CHB-C4B-NB	-4.72	122.28	128.83
84	LO	1001	CYC	CBB-CAB-C3B	-4.72	99.42	112.43
83	AG	303	PUB	CHA-C1B-C2B	-4.72	122.29	130.34
82	L5	202	PEB	CHC-C1D-ND	-4.72	108.47	113.95
87	4N	604	CLA	CAA-C2A-C3A	-4.72	102.47	114.26
84	HG	1001	CYC	CAB-C3B-C4B	4.72	128.83	121.38
82	mK	201	PEB	CHB-C4B-NB	-4.72	122.28	128.83
82	HK	201	PEB	OA-C1A-C2A	-4.72	122.42	126.17
82	aM	203	PEB	CHC-C4C-C3C	-4.72	122.29	130.34
82	FK	201	PEB	CHB-C4B-NB	-4.72	122.29	128.83
92	B6	618	LMG	O7-C10-C11	4.72	121.66	111.50
82	MJ	201	PEB	OA-C1A-C2A	-4.72	122.42	126.17
82	kJ	201	PEB	C1C-CHB-C4B	-4.71	123.18	128.81
82	EQ	201	PEB	CMB-C2B-C1B	4.71	132.32	125.06
82	HG	1002	PEB	C4B-C3B-C2B	-4.71	101.56	106.78
82	ZO	201	PEB	CMA-C2A-C1A	-4.71	102.25	112.40
82	CF	202	PEB	C4B-C3B-C2B	-4.71	101.57	106.78
84	IE	1001	CYC	CMA-C3A-C4A	4.71	132.32	125.06
82	TJ	202	PEB	CHC-C1D-ND	-4.71	108.48	113.95
82	y8	202	PEB	C1C-CHB-C4B	4.71	134.44	128.81
82	wC	203	PEB	OA-C1A-C2A	-4.71	122.43	126.17
82	WJ	201	PEB	CHC-C4C-C3C	-4.71	122.30	130.34
82	aO	201	PEB	CMB-C2B-C1B	4.71	132.32	125.06
85	fL	101	BCR	C20-C21-C22	-4.71	120.59	127.31
82	UO	201	PEB	C1C-CHB-C4B	4.71	134.44	128.81
84	LH	1002	CYC	OC-C1C-C2C	-4.71	122.43	126.17
87	52	606	CLA	CMB-C2B-C1B	-4.71	121.22	128.46

Continued on next page...

Continued from previous page...

Mol	Chain	Res	Type	Atoms	Z	Observed(^{o})	Ideal(^{o})
82	E7	202	PEB	CHC-C4C-C3C	-4.71	122.31	130.34
82	IJ	202	PEB	CHC-C4C-C3C	-4.71	122.31	130.34
82	HF	201	PEB	OA-C1A-C2A	-4.71	122.43	126.17
82	WE	202	PEB	CHC-C4C-C3C	-4.71	122.31	130.34
92	b6	619	LMG	O7-C10-C11	4.71	121.65	111.50
82	lH	201	PEB	OA-C1A-C2A	-4.71	122.43	126.17
82	LQ	201	PEB	CHB-C4B-NB	-4.71	122.30	128.83
82	JJ	202	PEB	OA-C1A-C2A	-4.71	122.43	126.17
82	WD	202	PEB	CHB-C4B-NB	-4.71	122.30	128.83
85	A2	848	BCR	C24-C23-C22	4.71	133.34	126.23
84	L4	1001	CYC	CBB-CAB-C3B	-4.71	99.46	112.43
82	M5	304	PEB	CMB-C2B-C1B	4.70	132.31	125.06
82	SJ	203	PEB	OA-C1A-C2A	-4.70	122.43	126.17
84	GG	1001	CYC	OB-C4B-C3B	-4.70	122.94	128.04
85	b6	603	BCR	C7-C8-C9	-4.70	119.13	126.23
82	Z5	304	PEB	CMB-C2B-C1B	4.70	132.31	125.06
82	EP	201	PEB	CMB-C2B-C1B	4.70	132.31	125.06
82	a4	201	PEB	CMB-C2B-C1B	4.70	132.31	125.06
82	JK	201	PEB	CHB-C4B-NB	-4.70	122.31	128.83
82	j4	203	PEB	C1C-CHB-C4B	4.70	134.42	128.81
87	AN	826	CLA	CMB-C2B-C1B	-4.70	121.24	128.46
82	PB	201	PEB	C2A-C1A-NA	4.70	112.32	108.27
82	MK	201	PEB	CMB-C2B-C1B	4.70	132.30	125.06
82	QG	201	PEB	OA-C1A-C2A	-4.70	122.44	126.17
82	UO	201	PEB	CHA-C1B-NB	-4.70	115.11	124.93
84	GE	1001	CYC	OB-C4B-C3B	-4.70	122.94	128.04
82	uF	201	PEB	OA-C1A-C2A	-4.70	122.44	126.17
85	B2	802	BCR	C1-C6-C5	-4.70	116.00	122.61
83	AE	303	PUB	CHA-C1B-C2B	-4.70	122.33	130.34
85	BN	803	BCR	C1-C6-C5	-4.70	116.00	122.61
82	EA	202	PEB	CHC-C4C-C3C	-4.69	122.33	130.34
82	PE	202	PEB	OA-C1A-C2A	-4.69	122.44	126.17
82	ZE	202	PEB	CHC-C1D-ND	-4.69	108.50	113.95
87	6N	608	CLA	CHD-C1D-C2D	-4.69	115.64	125.48
82	U7	201	PEB	CHA-C1B-C2B	4.69	136.97	124.90
85	h6	102	BCR	C11-C10-C9	-4.69	120.61	127.31
82	NK	201	PEB	CHB-C4B-NB	-4.69	122.32	128.83
82	WM	202	PEB	CHB-C4B-NB	-4.69	122.32	128.83
82	eB	202	PEB	OA-C1A-C2A	-4.69	122.44	126.17
82	WG	202	PEB	CHC-C4C-C3C	-4.69	122.34	130.34
82	ZI	401	PEB	CAA-C3A-C2A	-4.69	102.54	114.26
84	KH	1001	CYC	C2B-C1B-NB	4.69	113.85	106.99

Continued on next page...

Continued from previous page...

Mol	Chain	Res	Type	Atoms	Z	Observed(^{o})	Ideal(^{o})
82	PG	202	PEB	OA-C1A-C2A	-4.69	122.44	126.17
82	UI	201	PEB	CHC-C1D-ND	-4.69	108.50	113.95
82	YF	202	PEB	CHB-C4B-NB	-4.69	122.32	128.83
87	62	309	CLA	CHD-C1D-C2D	-4.69	115.65	125.48
85	L2	201	BCR	C20-C21-C22	-4.69	120.62	127.31
85	b6	603	BCR	C16-C17-C18	-4.69	120.62	127.31
82	YH	201	PEB	OA-C1A-C2A	-4.69	122.45	126.17
82	qC	201	PEB	OA-C1A-C2A	-4.69	122.45	126.17
82	NA	202	PEB	CHA-C1B-NB	-4.69	115.13	124.93
87	A2	802	CLA	CAA-C2A-C3A	-4.69	99.95	112.78
82	UE	202	PEB	OA-C1A-C2A	-4.68	122.45	126.17
84	K1	1001	CYC	C2B-C1B-NB	4.68	113.85	106.99
87	32	307	CLA	C4A-NA-C1A	4.68	108.81	106.71
92	j6	101	LMG	C9-C8-C7	-4.68	100.71	111.79
82	AJ	302	PEB	C1C-CHB-C4B	-4.68	123.21	128.81
103	82	310	ZEX	C28-C27-C26	4.68	135.09	127.09
85	BL	617	BCR	C36-C18-C19	4.68	125.45	118.08
82	HF	201	PEB	C2A-C1A-NA	4.68	112.31	108.27
82	TO	202	PEB	CHB-C4B-NB	-4.68	122.33	128.83
82	RE	202	PEB	OA-C1A-C2A	-4.68	122.45	126.17
85	B2	840	BCR	C24-C23-C22	-4.68	119.16	126.23
82	ED	201	PEB	CMB-C2B-C1B	4.68	132.27	125.06
87	32	302	CLA	CMD-C2D-C3D	-4.68	116.85	127.61
82	YQ	201	PEB	CHC-C1D-ND	-4.68	108.51	113.95
92	b6	620	LMG	O7-C10-C11	4.68	121.58	111.50
82	jK	202	PEB	CMB-C2B-C1B	4.68	132.27	125.06
82	XB	202	PEB	OA-C1A-C2A	-4.68	122.45	126.17
82	FF	201	PEB	CHC-C1D-ND	-4.68	108.52	113.95
82	F9	201	PEB	C1C-CHB-C4B	-4.68	123.22	128.81
85	bL	602	BCR	C15-C14-C13	-4.68	120.64	127.31
82	kO	202	PEB	C1C-CHB-C4B	4.68	134.40	128.81
82	QJ	204	PEB	CHC-C4C-C3C	-4.68	122.36	130.34
82	BA	201	PEB	CHB-C4B-NB	-4.68	122.34	128.83
83	xK	305	PUB	C1C-C2C-C3C	-4.68	101.61	106.78
87	3N	308	CLA	C4A-NA-C1A	4.68	108.81	106.71
82	dD	401	PEB	OA-C1A-C2A	-4.67	122.46	126.17
82	O9	202	PEB	C4B-C3B-C2B	-4.67	101.61	106.78
85	LN	201	BCR	C20-C21-C22	-4.67	120.64	127.31
87	CL	511	CLA	CMB-C2B-C3B	4.67	133.42	124.68
82	YP	501	PEB	CHB-C4B-NB	-4.67	122.34	128.83
82	e4	201	PEB	CMB-C2B-C1B	4.67	132.26	125.06
82	HK	201	PEB	C2A-C1A-NA	4.67	112.30	108.27

Continued on next page...

Continued from previous page...

Mol	Chain	Res	Type	Atoms	Z	Observed(^{o})	Ideal(^{o})
82	ZH	203	PEB	CHA-C1B-NB	-4.67	115.16	124.93
82	PJ	202	PEB	CHC-C1D-ND	-4.67	108.52	113.95
82	UM	202	PEB	CHB-C4B-NB	-4.67	122.35	128.83
82	XQ	201	PEB	CHC-C1D-ND	-4.67	108.52	113.95
82	XM	201	PEB	OA-C1A-C2A	-4.67	122.46	126.17
82	e1	201	PEB	OA-C1A-C2A	-4.67	122.46	126.17
82	fM	201	PEB	OA-C1A-C2A	-4.67	122.46	126.17
102	32	301	BGC	C1-O5-C5	4.67	118.52	112.19
84	C1	1001	CYC	C4D-CHA-C1A	4.67	134.39	128.81
96	V6	201	HEM	CHC-C4B-NB	4.67	129.50	124.43
82	DJ	202	PEB	CHC-C4C-C3C	-4.67	122.37	130.34
103	8N	310	ZEX	C28-C27-C26	4.67	135.06	127.09
82	rF	201	PEB	CHB-C4B-NB	-4.67	122.35	128.83
82	UE	201	PEB	CHC-C4C-C3C	-4.67	122.38	130.34
85	AN	848	BCR	C24-C23-C22	4.67	133.29	126.23
82	PF	201	PEB	OA-C1A-NA	4.67	130.59	124.94
102	3N	302	BGC	C1-O5-C5	4.67	118.51	112.19
82	bG	201	PEB	CMB-C2B-C1B	4.67	132.25	125.06
84	BE	1001	CYC	C2C-C1C-NC	4.67	112.30	108.27
82	OB	201	PEB	CHB-C4B-NB	-4.67	122.36	128.83
82	w8	203	PEB	OA-C1A-C2A	-4.66	122.46	126.17
87	AN	801	CLA	CAA-C2A-C3A	-4.66	100.00	112.78
82	fF	201	PEB	CHC-C4C-C3C	-4.66	122.38	130.34
84	EG	1001	CYC	OC-C1C-C2C	-4.66	122.47	126.17
82	CM	203	PEB	CHB-C4B-NB	-4.66	122.36	128.83
82	EJ	203	PEB	CHC-C4C-C3C	-4.66	122.39	130.34
82	hE	202	PEB	CHB-C4B-NB	-4.66	122.36	128.83
82	UA	201	PEB	CHA-C1B-C2B	4.66	136.89	124.90
85	BN	840	BCR	C24-C23-C22	-4.66	119.19	126.23
82	zF	501	PEB	C4B-C3B-C2B	-4.66	101.62	106.78
87	32	310	CLA	O2D-CGD-O1D	-4.66	114.73	123.84
82	BD	201	PEB	CHA-C1B-NB	-4.66	115.18	124.93
82	yC	202	PEB	CHB-C4B-NB	-4.66	122.36	128.83
82	B5	203	PEB	CMB-C2B-C1B	4.66	132.24	125.06
87	3N	310	CLA	O2D-CGD-O1D	-4.66	114.73	123.84
83	xF	305	PUB	C1C-C2C-C3C	-4.66	101.62	106.78
82	N7	202	PEB	CHA-C1B-NB	-4.66	115.19	124.93
92	J6	102	LMG	C9-C8-C7	-4.66	100.77	111.79
82	GQ	201	PEB	CHC-C1D-ND	-4.66	108.54	113.95
82	sK	203	PEB	C1C-CHB-C4B	4.66	134.37	128.81
82	GE	1002	PEB	C4B-C3B-C2B	-4.66	101.63	106.78
82	PA	202	PEB	C2A-C1A-NA	4.66	112.29	108.27

Continued on next page...

Continued from previous page...

Mol	Chain	Res	Type	Atoms	Z	Observed(^{o})	Ideal(^{o})
87	AN	837	CLA	CMB-C2B-C1B	-4.66	121.30	128.46
83	Z5	302	PUB	CHB-C1C-C2C	-4.66	114.56	125.32
82	fK	201	PEB	CHC-C4C-C3C	-4.66	122.39	130.34
83	M5	302	PUB	CHB-C1C-C2C	-4.66	114.56	125.32
85	c6	617	BCR	C38-C26-C25	-4.66	119.30	124.53
87	B2	832	CLA	CMB-C2B-C1B	-4.66	121.31	128.46
82	B7	201	PEB	CHB-C4B-NB	-4.66	122.37	128.83
87	8N	301	CLA	CMB-C2B-C3B	4.66	133.39	124.68
82	FD	203	PEB	C2A-C1A-NA	4.66	112.29	108.27
82	ZG	202	PEB	CHA-C1B-NB	-4.66	115.19	124.93
82	EQ	202	PEB	OA-C1A-C2A	-4.66	122.47	126.17
84	BG	1002	CYC	C1B-C2B-C3B	-4.66	103.01	107.87
82	j1	202	PEB	C1C-CHB-C4B	-4.66	123.25	128.81
82	c1	202	PEB	OA-C1A-C2A	-4.65	122.47	126.17
87	3N	303	CLA	CMD-C2D-C3D	-4.65	116.91	127.61
82	BQ	201	PEB	CHA-C1B-NB	-4.65	115.20	124.93
82	y8	202	PEB	CHB-C4B-NB	-4.65	122.37	128.83
82	kH	202	PEB	OA-C1A-C2A	-4.65	122.47	126.17
87	8N	301	CLA	C4A-NA-C1A	4.65	108.80	106.71
82	QF	202	PEB	CHC-C4C-C3C	-4.65	122.40	130.34
82	jH	202	PEB	C1C-CHB-C4B	-4.65	123.25	128.81
82	GP	202	PEB	CMB-C2B-C1B	4.65	132.23	125.06
82	fM	202	PEB	CHC-C4C-C3C	-4.65	122.40	130.34
82	L5	202	PEB	C1C-CHB-C4B	4.65	134.37	128.81
87	BL	602	CLA	CMB-C2B-C1B	-4.65	121.32	128.46
82	OE	203	PEB	C1C-CHB-C4B	4.65	134.36	128.81
87	4N	605	CLA	C2A-C1A-CHA	4.65	131.99	123.86
87	A2	826	CLA	CMB-C2B-C1B	-4.65	121.32	128.46
82	t8	202	PEB	CHA-C1B-NB	-4.65	115.21	124.93
82	jM	203	PEB	CHB-C4B-NB	-4.65	122.38	128.83
82	BB	203	PEB	OA-C1A-C2A	-4.65	122.48	126.17
82	GJ	202	PEB	OA-C1A-C2A	-4.65	122.48	126.17
87	A2	837	CLA	CMB-C2B-C1B	-4.65	121.32	128.46
82	IM	203	PEB	CHC-C4C-C3C	-4.65	122.41	130.34
82	MM	202	PEB	CHC-C4C-C3C	-4.65	122.41	130.34
82	q8	203	PEB	OA-C1A-C2A	-4.65	122.48	126.17
82	QK	202	PEB	CHC-C4C-C3C	-4.65	122.41	130.34
82	SB	202	PEB	CHC-C4C-C3C	-4.65	122.41	130.34
82	fE	203	PEB	CHB-C4B-NB	-4.65	122.38	128.83
82	FD	203	PEB	OA-C1A-C2A	-4.64	122.48	126.17
82	w8	204	PEB	CHC-C1D-ND	-4.64	108.56	113.95
95	C6	502	DGD	O2E-C2E-C3E	-4.64	99.62	110.35

Continued on next page...

Continued from previous page...

Mol	Chain	Res	Type	Atoms	Z	Observed(^{o})	Ideal(^{o})
82	VF	202	PEB	CMB-C2B-C1B	4.64	132.21	125.06
82	RE	201	PEB	OA-C1A-C2A	-4.64	122.48	126.17
95	c6	601	DGD	O2E-C2E-C3E	-4.64	99.62	110.35
82	ZE	202	PEB	CHA-C1B-NB	-4.64	115.22	124.93
82	XP	202	PEB	CHA-C1B-NB	-4.64	115.22	124.93
82	GG	1002	PEB	C4B-C3B-C2B	-4.64	101.65	106.78
82	C9	202	PEB	C1C-CHB-C4B	4.64	134.35	128.81
87	82	306	CLA	CMB-C2B-C3B	4.64	133.36	124.68
82	bE	201	PEB	CMB-C2B-C1B	4.64	132.21	125.06
94	D6	408	PL9	C7-C3-C2	-4.64	117.20	123.30
82	H9	202	PEB	C4B-C3B-C2B	-4.64	101.65	106.78
82	QB	202	PEB	OA-C1A-C2A	-4.64	122.48	126.17
82	fH	202	PEB	CHC-C1D-ND	-4.64	108.56	113.95
83	AD	302	PUB	CHA-C4A-NA	-4.64	108.56	113.95
82	UJ	202	PEB	CHB-C4B-NB	-4.64	122.39	128.83
82	J5	203	PEB	CHB-C4B-NB	-4.64	122.39	128.83
82	RK	201	PEB	CHB-C4B-NB	-4.64	122.40	128.83
82	Q5	203	PEB	CHB-C4B-NB	-4.64	122.40	128.83
82	lG	202	PEB	CHB-C4B-NB	-4.64	122.40	128.83
82	WE	202	PEB	OA-C1A-C2A	-4.64	122.49	126.17
82	PJ	201	PEB	OA-C1A-C2A	-4.64	122.49	126.17
82	SJ	202	PEB	CHB-C4B-NB	-4.64	122.40	128.83
85	FL	101	BCR	C1-C6-C5	-4.63	116.08	122.61
82	GE	1002	PEB	OA-C1A-C2A	-4.63	122.49	126.17
82	ZM	201	PEB	OA-C1A-C2A	-4.63	122.49	126.17
84	HE	1001	CYC	OC-C1C-C2C	-4.63	122.49	126.17
82	z8	201	PEB	CHB-C4B-C3B	-4.63	114.61	125.32
82	VI	203	PEB	OD-C4D-ND	-4.63	119.06	125.93
82	X9	202	PEB	C1C-CHB-C4B	4.63	134.34	128.81
82	BI	201	PEB	C3B-C4B-NB	4.63	116.79	110.05
82	UJ	203	PEB	CHB-C4B-NB	-4.63	122.40	128.83
82	GP	201	PEB	CHB-C4B-NB	-4.63	122.40	128.83
82	RQ	201	PEB	OA-C1A-C2A	-4.63	122.49	126.17
82	aJ	201	PEB	OA-C1A-C2A	-4.63	122.49	126.17
85	c6	603	BCR	C34-C9-C8	4.63	125.38	118.08
82	XA	201	PEB	CHC-C1D-ND	-4.63	108.57	113.95
84	FE	1002	CYC	C2B-C1B-NB	4.63	113.77	106.99
84	DG	1001	CYC	C1B-NB-C4B	-4.63	104.77	110.67
82	qC	203	PEB	OA-C1A-C2A	-4.63	122.49	126.17
82	f1	202	PEB	CHC-C1D-ND	-4.63	108.57	113.95
82	zK	501	PEB	C4B-C3B-C2B	-4.63	101.66	106.78
82	wC	204	PEB	CHC-C1D-ND	-4.63	108.57	113.95

Continued on next page...

Continued from previous page...

Mol	Chain	Res	Type	Atoms	Z	Observed(^{o})	Ideal(^{o})
82	m4	203	PEB	C4B-C3B-C2B	-4.63	101.66	106.78
82	T5	201	PEB	CHC-C1D-ND	-4.63	108.57	113.95
82	ZM	201	PEB	CHA-C1B-NB	-4.63	115.25	124.93
82	uF	202	PEB	CMB-C2B-C1B	4.63	132.19	125.06
82	FB	201	PEB	OA-C1A-C2A	-4.63	122.49	126.17
82	NO	1002	PEB	OA-C1A-C2A	-4.63	122.49	126.17
83	AQ	302	PUB	CHA-C4A-NA	-4.63	108.57	113.95
84	E1	1001	CYC	CAB-C3B-C4B	4.63	128.69	121.38
82	LI	202	PEB	CHB-C4B-NB	-4.63	122.41	128.83
82	bF	202	PEB	CHC-C1D-ND	4.63	119.32	113.95
82	cM	201	PEB	CHC-C1D-ND	4.63	119.32	113.95
82	q8	201	PEB	OA-C1A-C2A	-4.63	122.49	126.17
82	mO	203	PEB	C4B-C3B-C2B	-4.63	101.66	106.78
82	YB	201	PEB	CHB-C4B-NB	-4.63	122.41	128.83
82	MB	202	PEB	C1C-CHB-C4B	-4.63	123.28	128.81
84	L1	1001	CYC	OC-C1C-C2C	-4.63	122.50	126.17
82	CK	202	PEB	C4B-C3B-C2B	-4.63	101.66	106.78
82	DI	201	PEB	OA-C1A-C2A	-4.62	122.50	126.17
87	42	605	CLA	C2A-C1A-CHA	4.62	131.94	123.86
82	UF	202	PEB	CHA-C1B-NB	-4.62	115.26	124.93
85	Z6	101	BCR	C7-C8-C9	-4.62	119.25	126.23
84	MG	1001	CYC	CAB-C3B-C4B	4.62	128.68	121.38
87	BN	832	CLA	CMB-C2B-C1B	-4.62	121.36	128.46
82	f1	203	PEB	CHB-C4B-NB	-4.62	122.41	128.83
82	hO	201	PEB	CHC-C4C-C3C	-4.62	122.45	130.34
82	zC	201	PEB	CHB-C4B-C3B	-4.62	114.64	125.32
82	gK	203	PEB	CMB-C2B-C1B	4.62	132.18	125.06
84	ME	1001	CYC	CAB-C3B-C4B	4.62	128.68	121.38
82	lK	203	PEB	OA-C1A-C2A	-4.62	122.50	126.17
84	FO	1001	CYC	C1B-C2B-C3B	-4.62	103.05	107.87
82	O4	201	PEB	C3B-C4B-NB	4.62	116.77	110.05
82	B5	201	PEB	C4B-C3B-C2B	-4.62	101.67	106.78
82	ZG	202	PEB	CHC-C1D-ND	-4.62	108.58	113.95
83	yK	302	PUB	CHC-C1D-ND	-4.62	107.88	113.72
82	T7	202	PEB	C4B-C3B-C2B	-4.62	101.67	106.78
82	NB	202	PEB	CHC-C4C-C3C	-4.62	122.46	130.34
82	GJ	201	PEB	CMB-C2B-C1B	4.62	132.18	125.06
82	hG	202	PEB	CHB-C4B-NB	-4.62	122.42	128.83
85	BN	803	BCR	C36-C18-C19	4.62	125.35	118.08
82	XD	201	PEB	CHC-C1D-ND	-4.62	108.58	113.95
82	TH	201	PEB	C1C-CHB-C4B	4.62	134.33	128.81
82	LD	201	PEB	CHB-C4B-NB	-4.62	122.42	128.83

Continued on next page...

Continued from previous page...

Mol	Chain	Res	Type	Atoms	Z	Observed(^{o})	Ideal(^{o})
82	fG	203	PEB	CHB-C4B-NB	-4.62	122.42	128.83
92	A6	408	LMG	O7-C10-C11	4.62	121.45	111.50
87	BL	623	CLA	CMB-C2B-C1B	-4.62	121.37	128.46
82	jF	201	PEB	CHA-C1B-NB	-4.62	115.27	124.93
82	GM	203	PEB	CHC-C1D-ND	-4.62	108.58	113.95
87	82	306	CLA	C4A-NA-C1A	4.62	108.78	106.71
84	BE	1002	CYC	C1B-C2B-C3B	-4.62	103.05	107.87
82	P7	202	PEB	C2A-C1A-NA	4.62	112.25	108.27
87	A2	809	CLA	CMB-C2B-C1B	-4.62	121.37	128.46
82	VK	201	PEB	CHC-C4C-C3C	-4.62	122.46	130.34
82	GD	201	PEB	CHC-C1D-ND	-4.62	108.59	113.95
82	WQ	201	PEB	CHC-C1D-ND	-4.62	108.59	113.95
83	M5	303	PUB	CHA-C4A-NA	-4.62	108.59	113.95
82	cG	201	PEB	OA-C1A-C2A	-4.62	122.50	126.17
82	F9	203	PEB	CHA-C1B-NB	-4.62	115.28	124.93
82	U9	202	PEB	C1C-CHB-C4B	4.62	134.32	128.81
82	O9	203	PEB	OA-C1A-C2A	-4.61	122.50	126.17
84	EH	1001	CYC	CAB-C3B-C4B	4.61	128.67	121.38
85	B2	802	BCR	C36-C18-C19	4.61	125.35	118.08
82	VB	202	PEB	CHB-C4B-NB	-4.61	122.43	128.83
82	FM	201	PEB	C3D-C4D-ND	4.61	116.31	107.26
82	aK	201	PEB	CHA-C1B-NB	-4.61	115.28	124.93
85	B6	621	BCR	C11-C10-C9	-4.61	120.73	127.31
84	FG	1001	CYC	C2B-C1B-NB	4.61	113.74	106.99
96	FL	102	HEM	CHD-C1D-ND	4.61	129.44	124.43
82	CP	203	PEB	CHB-C4B-NB	-4.61	122.43	128.83
96	v6	201	HEM	CHC-C4B-NB	4.61	129.44	124.43
82	lJ	203	PEB	CHC-C4C-C3C	-4.61	122.48	130.34
82	tC	202	PEB	CHA-C1B-NB	-4.61	115.29	124.93
82	h4	201	PEB	CHC-C4C-C3C	-4.61	122.48	130.34
84	L4	1001	CYC	OC-C1C-C2C	-4.61	122.51	126.17
87	AN	835	CLA	CMB-C2B-C1B	-4.61	121.38	128.46
84	MO	1001	CYC	OB-C4B-C3B	-4.61	123.04	128.04
85	J2	103	BCR	C33-C5-C6	-4.61	119.36	124.53
82	aJ	204	PEB	CHA-C1B-NB	-4.61	115.30	124.93
84	M4	1001	CYC	OB-C4B-C3B	-4.60	123.04	128.04
87	22	602	CLA	CMB-C2B-C1B	-4.60	121.39	128.46
82	IA	202	PEB	CHB-C4B-NB	-4.60	122.44	128.83
82	I7	202	PEB	CHB-C4B-NB	-4.60	122.44	128.83
82	iJ	202	PEB	OA-C1A-C2A	-4.60	122.51	126.17
87	AN	809	CLA	CMB-C2B-C1B	-4.60	121.39	128.46
82	X5	201	PEB	CHC-C1D-ND	-4.60	108.60	113.95

Continued on next page...

Continued from previous page...

Mol	Chain	Res	Type	Atoms	Z	Observed(^{o})	Ideal(^{o})
82	sF	203	PEB	C1C-CHB-C4B	4.60	134.31	128.81
82	HE	1002	PEB	C4B-C3B-C2B	-4.60	101.69	106.78
82	G7	202	PEB	CHB-C4B-NB	-4.60	122.45	128.83
87	L2	204	CLA	C3C-C4C-NC	-4.60	105.41	110.57
82	PP	201	PEB	CHC-C1D-ND	-4.60	108.61	113.95
82	jK	201	PEB	CHA-C1B-NB	-4.60	115.31	124.93
82	fH	203	PEB	CHB-C4B-NB	-4.60	122.45	128.83
82	TG	201	PEB	OA-C1A-C2A	-4.60	122.52	126.17
82	lM	202	PEB	OA-C1A-C2A	-4.60	122.52	126.17
82	R4	202	PEB	CHC-C1D-ND	-4.60	108.61	113.95
82	X7	201	PEB	CHC-C1D-ND	-4.60	108.61	113.95
82	iK	203	PEB	CHC-C1D-ND	-4.60	108.61	113.95
82	lK	201	PEB	C2A-C1A-NA	4.60	112.23	108.27
82	UP	203	PEB	CHC-C4C-C3C	4.60	138.17	130.34
82	HJ	201	PEB	OA-C1A-C2A	-4.60	122.52	126.17
82	lJ	201	PEB	OA-C1A-C2A	-4.60	122.52	126.17
82	ED	201	PEB	CHC-C1D-ND	-4.60	108.61	113.95
82	aM	202	PEB	OA-C1A-C2A	-4.59	122.52	126.17
82	UG	201	PEB	CHC-C4C-C3C	-4.59	122.50	130.34
85	C6	507	BCR	C11-C10-C9	-4.59	120.75	127.31
82	hO	202	PEB	CHB-C4B-NB	-4.59	122.45	128.83
82	G5	201	PEB	CHC-C1D-ND	-4.59	108.61	113.95
82	K5	201	PEB	CHC-C1D-ND	-4.59	108.61	113.95
82	eM	201	PEB	C1C-CHB-C4B	-4.59	123.32	128.81
82	E5	201	PEB	CHC-C1D-ND	-4.59	108.61	113.95
87	M2	101	CLA	CMB-C2B-C1B	-4.59	121.41	128.46
82	YD	201	PEB	CHC-C1D-ND	-4.59	108.61	113.95
82	TA	201	PEB	OA-C1A-C2A	-4.59	122.52	126.17
82	VD	203	PEB	CHC-C1D-ND	-4.59	108.62	113.95
82	U5	202	PEB	CHC-C1D-ND	-4.59	108.62	113.95
82	UO	201	PEB	C3D-C4D-ND	4.59	116.26	107.26
82	CQ	201	PEB	CMB-C2B-C1B	4.59	132.13	125.06
82	RD	201	PEB	OA-C1A-C2A	-4.59	122.52	126.17
82	V5	201	PEB	CHC-C1D-ND	-4.59	108.62	113.95
87	MN	101	CLA	CMB-C2B-C1B	-4.59	121.41	128.46
87	A2	835	CLA	CMB-C2B-C1B	-4.59	121.41	128.46
84	D4	1001	CYC	CAB-C3B-C4B	4.59	128.63	121.38
85	IN	101	BCR	C27-C26-C25	-4.59	116.07	122.73
82	KD	202	PEB	C1C-CHB-C4B	-4.59	123.33	128.81
82	O7	201	PEB	C3D-C4D-ND	4.59	116.26	107.26
82	WI	201	PEB	OA-C1A-C2A	-4.59	122.53	126.17
82	SO	201	PEB	C3B-C4B-NB	4.59	116.72	110.05

Continued on next page...

Continued from previous page...

Mol	Chain	Res	Type	Atoms	Z	Observed(^{o})	Ideal(^{o})
82	eF	202	PEB	C4B-C3B-C2B	-4.58	101.71	106.78
82	I9	202	PEB	C1C-CHB-C4B	4.58	134.28	128.81
83	Z5	303	PUB	CHA-C4A-NA	-4.58	108.62	113.95
85	FL	101	BCR	C36-C18-C19	4.58	125.30	118.08
82	h4	202	PEB	CHB-C4B-NB	-4.58	122.47	128.83
82	UK	202	PEB	CHA-C1B-NB	-4.58	115.35	124.93
82	EB	501	PEB	CHC-C4C-C3C	-4.58	122.52	130.34
82	V9	202	PEB	C1C-CHB-C4B	4.58	134.28	128.81
87	bL	605	CLA	CMB-C2B-C1B	-4.58	121.43	128.46
82	mG	202	PEB	CHC-C4C-C3C	-4.58	122.53	130.34
85	BN	803	BCR	C16-C15-C14	-4.58	114.10	123.47
82	mE	202	PEB	CHC-C4C-C3C	-4.58	122.53	130.34
82	P9	202	PEB	C1C-CHB-C4B	4.58	134.28	128.81
82	eK	202	PEB	C4B-C3B-C2B	-4.58	101.72	106.78
84	DH	1003	CYC	C2B-C1B-NB	4.58	113.69	106.99
82	P4	202	PEB	CHB-C4B-NB	-4.58	122.48	128.83
82	z8	202	PEB	CHA-C4A-NA	-4.58	119.76	125.20
85	B2	802	BCR	C16-C15-C14	-4.58	114.10	123.47
87	cL	510	CLA	CMB-C2B-C1B	-4.57	121.43	128.46
82	N4	1002	PEB	OA-C1A-C2A	-4.57	122.54	126.17
82	EP	202	PEB	CHB-C4B-NB	-4.57	122.48	128.83
82	D7	202	PEB	C2A-C1A-NA	4.57	112.22	108.27
92	mL	101	LMG	O1-C1-C2	4.57	115.44	108.30
82	GA	202	PEB	CHB-C4B-NB	-4.57	122.48	128.83
82	T7	201	PEB	OA-C1A-C2A	-4.57	122.54	126.17
82	L9	201	PEB	CHB-C4B-NB	-4.57	122.48	128.83
82	L7	203	PEB	CHC-C1D-ND	-4.57	108.64	113.95
87	LN	204	CLA	C3C-C4C-NC	-4.57	105.44	110.57
82	gF	203	PEB	CMB-C2B-C1B	4.57	132.10	125.06
87	2N	303	CLA	CMB-C2B-C1B	-4.57	121.44	128.46
85	JN	103	BCR	C33-C5-C6	-4.57	119.39	124.53
82	L7	201	PEB	CMB-C2B-C1B	4.57	132.10	125.06
82	NB	201	PEB	CHB-C4B-NB	-4.57	122.49	128.83
82	PK	201	PEB	OA-C1A-NA	4.57	130.48	124.94
82	I5	201	PEB	CHC-C1D-ND	-4.57	108.64	113.95
82	J7	201	PEB	CHC-C1D-ND	-4.57	108.64	113.95
82	gF	201	PEB	CHA-C1B-NB	-4.57	115.37	124.93
82	RF	201	PEB	CHB-C4B-NB	-4.57	122.49	128.83
82	E9	202	PEB	C1C-CHB-C4B	4.57	134.27	128.81
82	SA	201	PEB	CHA-C1B-C2B	4.57	136.65	124.90
82	DA	202	PEB	C2A-C1A-NA	4.57	112.21	108.27
82	DG	1002	PEB	C4B-C3B-C2B	-4.57	101.72	106.78

Continued on next page...

Continued from previous page...

Mol	Chain	Res	Type	Atoms	Z	Observed(^{o})	Ideal(^{o})
82	T9	202	PEB	C1C-CHB-C4B	4.57	134.27	128.81
85	I2	101	BCR	C27-C26-C25	-4.57	116.10	122.73
82	SH	202	PEB	CHC-C1D-ND	-4.57	108.64	113.95
82	P5	201	PEB	CHC-C1D-ND	-4.57	108.64	113.95
82	LA	201	PEB	CMB-C2B-C1B	4.57	132.10	125.06
87	AN	819	CLA	CMB-C2B-C3B	4.57	133.22	124.68
82	RO	202	PEB	CHC-C1D-ND	-4.57	108.64	113.95
82	uK	201	PEB	CMB-C2B-C1B	4.57	132.10	125.06
84	73	1002	CYC	CHD-C4C-NC	4.57	130.63	125.20
85	AL	401	BCR	C16-C17-C18	-4.57	120.79	127.31
84	LO	1001	CYC	OC-C1C-C2C	-4.57	122.54	126.17
82	S7	201	PEB	CHA-C1B-C2B	4.57	136.64	124.90
82	iM	201	PEB	CHA-C1B-NB	-4.57	115.38	124.93
82	T7	201	PEB	CHC-C4C-C3C	-4.57	122.55	130.34
82	WD	201	PEB	CHC-C1D-ND	-4.57	108.65	113.95
82	DI	202	PEB	CHB-C4B-NB	-4.56	122.50	128.83
82	KQ	202	PEB	C1C-CHB-C4B	-4.56	123.36	128.81
82	OA	201	PEB	C3D-C4D-ND	4.56	116.22	107.26
87	cL	515	CLA	CMB-C2B-C1B	-4.56	121.45	128.46
84	HG	1001	CYC	C2B-C1B-NB	4.56	113.67	106.99
82	QJ	203	PEB	CHC-C4C-C3C	-4.56	122.55	130.34
82	LD	202	PEB	CHB-C4B-NB	-4.56	122.50	128.83
82	AH	301	PEB	OA-C1A-C2A	-4.56	122.55	126.17
84	DO	1001	CYC	CAB-C3B-C4B	4.56	128.58	121.38
82	gK	201	PEB	CHA-C1B-NB	-4.56	115.39	124.93
84	J1	1001	CYC	CAB-C3B-C4B	4.56	128.58	121.38
85	KN	104	BCR	C8-C7-C6	4.56	140.01	127.20
82	cH	202	PEB	OA-C1A-C2A	-4.56	122.55	126.17
82	PO	202	PEB	CHB-C4B-NB	-4.56	122.50	128.83
84	HG	1001	CYC	OC-C1C-C2C	-4.56	122.55	126.17
82	XD	203	PEB	CHC-C1D-ND	-4.56	108.65	113.95
82	A5	201	PEB	CHC-C1D-ND	-4.56	108.65	113.95
82	R5	201	PEB	CHC-C1D-ND	-4.56	108.65	113.95
84	x3	1001	CYC	CAB-C3B-C4B	4.56	128.58	121.38
82	yK	301	PEB	CHB-C4B-NB	-4.56	122.50	128.83
82	R9	202	PEB	C1C-CHB-C4B	4.56	134.25	128.81
82	GB	201	PEB	OA-C1A-C2A	-4.56	122.55	126.17
82	WM	201	PEB	CHC-C4C-C3C	-4.56	122.56	130.34
82	cB	401	PEB	CHB-C4B-NB	-4.56	122.51	128.83
82	GK	203	PEB	OA-C1A-C2A	-4.56	122.55	126.17
82	NB	201	PEB	CMB-C2B-C1B	4.56	132.08	125.06
83	yK	302	PUB	CMD-C2D-C3D	4.56	134.61	127.77

Continued on next page...

Continued from previous page...

Mol	Chain	Res	Type	Atoms	Z	Observed(^{o})	Ideal(^{o})
85	FL	101	BCR	C4-C5-C6	-4.56	116.12	122.73
84	LH	1001	CYC	CMA-C3A-C4A	4.56	132.08	125.06
82	CQ	201	PEB	CHC-C1D-ND	-4.56	108.66	113.95
82	T1	201	PEB	C1C-CHB-C4B	4.56	134.25	128.81
82	eH	201	PEB	OA-C1A-C2A	-4.56	122.55	126.17
84	V3	1001	CYC	CAB-C3B-C4B	4.55	128.57	121.38
82	YM	202	PEB	CHA-C1B-NB	-4.55	115.41	124.93
82	A9	202	PEB	C1C-CHB-C4B	4.55	134.25	128.81
82	gH	203	PEB	CHC-C1D-ND	-4.55	108.66	113.95
82	SJ	201	PEB	C1C-CHB-C4B	-4.55	123.37	128.81
94	d6	408	PL9	C22-C23-C24	-4.55	116.70	127.66
82	YK	202	PEB	CHB-C4B-NB	-4.55	122.51	128.83
82	GK	201	PEB	C3D-C4D-ND	4.55	116.19	107.26
85	J2	102	BCR	C15-C14-C13	-4.55	120.81	127.31
82	MJ	202	PEB	CHC-C4C-C3C	-4.55	122.58	130.34
87	BL	619	CLA	CMB-C2B-C1B	-4.55	121.47	128.46
84	HE	1001	CYC	C2B-C1B-NB	4.55	113.65	106.99
82	u8	203	PEB	OA-C1A-C2A	-4.55	122.56	126.17
84	HO	1001	CYC	CHB-C4A-NA	-4.55	115.42	124.93
82	C5	201	PEB	CHC-C1D-ND	-4.55	108.67	113.95
82	dF	201	PEB	CHC-C4C-C3C	-4.55	122.58	130.34
82	j1	201	PEB	CMB-C2B-C1B	4.55	132.07	125.06
82	aF	201	PEB	CHA-C1B-NB	-4.55	115.42	124.93
82	U4	201	PEB	C3D-C4D-ND	4.55	116.18	107.26
82	TA	202	PEB	C4B-C3B-C2B	-4.55	101.75	106.78
82	L5	203	PEB	CHB-C4B-NB	-4.55	122.52	128.83
84	D1	1003	CYC	C2B-C1B-NB	4.55	113.64	106.99
82	DE	1002	PEB	C4B-C3B-C2B	-4.55	101.75	106.78
82	YK	203	PEB	C1C-CHB-C4B	4.55	134.24	128.81
82	jJ	202	PEB	CHB-C4B-NB	-4.55	122.52	128.83
85	K2	105	BCR	C8-C7-C6	4.55	139.97	127.20
82	MA	201	PEB	OA-C1A-C2A	-4.55	122.56	126.17
82	A1	301	PEB	OA-C1A-C2A	-4.55	122.56	126.17
82	G9	202	PEB	C1C-CHB-C4B	4.54	134.24	128.81
82	TA	201	PEB	CHC-C4C-C3C	-4.54	122.59	130.34
82	K9	202	PEB	C1C-CHB-C4B	4.54	134.24	128.81
88	M6	101	LHG	O7-C7-C8	4.54	121.29	111.50
87	A2	819	CLA	CMB-C2B-C3B	4.54	133.18	124.68
82	V4	201	PEB	CMB-C2B-C1B	4.54	132.06	125.06
82	mJ	201	PEB	OA-C1A-C2A	-4.54	122.56	126.17
82	OP	202	PEB	C1C-CHB-C4B	4.54	134.23	128.81
85	c6	602	BCR	C20-C21-C22	-4.54	120.83	127.31

Continued on next page...

Continued from previous page...

Mol	Chain	Res	Type	Atoms	Z	Observed(^{o})	Ideal(^{o})
82	YO	202	PEB	CHB-C4B-NB	-4.54	122.53	128.83
82	bK	202	PEB	CHC-C1D-ND	4.54	119.22	113.95
82	OA	201	PEB	CHA-C1B-C2B	4.54	136.57	124.90
82	DD	203	PEB	OA-C1A-C2A	-4.54	122.56	126.17
82	LQ	202	PEB	CHB-C4B-NB	-4.54	122.53	128.83
82	O7	201	PEB	CHA-C1B-C2B	4.54	136.57	124.90
82	h1	201	PEB	CHC-C1D-ND	-4.54	108.68	113.95
82	ZM	201	PEB	CMB-C2B-C1B	4.54	132.05	125.06
82	kE	202	PEB	CHC-C4C-C3C	-4.54	122.60	130.34
82	S4	201	PEB	C3B-C4B-NB	4.54	116.65	110.05
82	aB	201	PEB	CHC-C1D-ND	-4.54	108.68	113.95
84	DE	1001	CYC	C1B-NB-C4B	-4.54	104.89	110.67
82	TB	201	PEB	CMB-C2B-C3B	-4.54	113.80	126.12
82	NM	201	PEB	CHC-C1D-ND	4.54	119.21	113.95
82	N9	202	PEB	C1C-CHB-C4B	4.53	134.23	128.81
83	yF	302	PUB	CHC-C1D-ND	-4.53	107.99	113.72
82	B5	201	PEB	C3B-C4B-NB	4.53	116.64	110.05
82	zC	202	PEB	CHA-C4A-NA	-4.53	119.81	125.20
84	H4	1001	CYC	CHB-C4A-NA	-4.53	115.45	124.93
84	JH	1001	CYC	CAB-C3B-C4B	4.53	128.54	121.38
82	GK	201	PEB	CMA-C2A-C1A	-4.53	102.63	112.40
85	FL	101	BCR	C20-C21-C22	-4.53	120.84	127.31
85	JN	102	BCR	C15-C14-C13	-4.53	120.84	127.31
82	NB	203	PEB	CMB-C2B-C1B	4.53	132.04	125.06
82	gB	203	PEB	CHA-C1B-NB	-4.53	115.45	124.93
82	FI	201	PEB	C4B-C3B-C2B	-4.53	101.77	106.78
82	N1	1002	PEB	C4B-C3B-C2B	-4.53	101.77	106.78
82	YM	202	PEB	CHC-C4C-C3C	-4.53	122.61	130.34
82	UE	203	PEB	C1C-CHB-C4B	-4.53	123.40	128.81
82	qK	202	PEB	CHA-C1B-C2B	4.53	136.54	124.90
82	kG	202	PEB	CHC-C4C-C3C	-4.53	122.62	130.34
84	I1	1001	CYC	CMA-C3A-C4A	4.53	132.03	125.06
82	dB	202	PEB	OA-C1A-C2A	-4.53	122.58	126.17
87	aL	606	CLA	C1-C2-C3	-4.52	118.22	126.04
82	CD	201	PEB	CMB-C2B-C1B	4.52	132.03	125.06
83	QJ	201	PUB	CHA-C4A-NA	-4.52	108.69	113.95
85	CL	502	BCR	C19-C18-C17	4.52	125.88	118.94
82	iJ	201	PEB	CBC-CAC-C2C	-4.52	104.90	112.62
85	b6	603	BCR	C15-C14-C13	-4.52	120.85	127.31
82	cE	201	PEB	OA-C1A-C2A	-4.52	122.58	126.17
82	tK	203	PEB	OA-C1A-C2A	-4.52	122.58	126.17
82	OO	201	PEB	C3B-C4B-NB	4.52	116.63	110.05

Continued on next page...

Continued from previous page...

Mol	Chain	Res	Type	Atoms	Z	Observed(^{o})	Ideal(^{o})
82	N5	201	PEB	CHC-C1D-ND	-4.52	108.69	113.95
82	hM	203	PEB	CHC-C4C-C3C	-4.52	122.62	130.34
82	NE	202	PEB	C2A-C1A-NA	4.52	112.17	108.27
82	TE	201	PEB	OA-C1A-C2A	-4.52	122.58	126.17
82	1C	201	PEB	CHB-C4B-NB	-4.52	122.56	128.83
82	k1	202	PEB	OA-C1A-C2A	-4.52	122.58	126.17
95	C6	504	DGD	O2G-C1B-C2B	4.52	121.25	111.50
82	SF	203	PEB	CMB-C2B-C1B	4.52	132.03	125.06
82	TO	203	PEB	CHC-C4C-C3C	-4.52	122.63	130.34
82	LA	203	PEB	CHC-C1D-ND	-4.52	108.70	113.95
82	dE	201	PEB	C1C-CHB-C4B	-4.52	123.41	128.81
82	JA	201	PEB	CHC-C1D-ND	-4.52	108.70	113.95
82	qF	202	PEB	CHA-C1B-C2B	4.52	136.52	124.90
84	BE	1001	CYC	CHB-C4A-NA	-4.52	115.48	124.93
82	UG	201	PEB	OA-C1A-C2A	-4.52	122.58	126.17
84	BG	1001	CYC	C2C-C1C-NC	4.52	112.17	108.27
82	BP	201	PEB	CHC-C1D-ND	-4.52	108.70	113.95
82	EQ	201	PEB	CHC-C1D-ND	-4.52	108.70	113.95
82	GF	203	PEB	OA-C1A-C2A	-4.52	122.58	126.17
82	pC	202	PEB	OA-C1A-C2A	-4.52	122.58	126.17
82	yF	301	PEB	OA-C1A-C2A	-4.52	122.58	126.17
84	J4	1001	CYC	CHB-C4A-C3A	4.52	136.51	124.90
85	cL	518	BCR	C30-C25-C26	-4.52	116.25	122.61
82	LI	202	PEB	CHC-C1D-ND	-4.52	108.70	113.95
82	AA	201	PEB	CHC-C4C-C3C	-4.51	122.64	130.34
82	JB	201	PEB	CMB-C2B-C3B	-4.51	113.86	126.12
82	IB	202	PEB	CHC-C4C-C3C	-4.51	122.64	130.34
82	F9	203	PEB	CMB-C2B-C1B	4.51	132.01	125.06
82	LA	201	PEB	CHA-C1B-NB	-4.51	115.49	124.93
82	M7	201	PEB	OA-C1A-C2A	-4.51	122.58	126.17
84	BG	1001	CYC	CHB-C4A-NA	-4.51	115.49	124.93
82	jG	201	PEB	OA-C1A-C2A	-4.51	122.59	126.17
84	J4	1001	CYC	CAB-C3B-C4B	4.51	128.50	121.38
82	WK	201	PEB	C1C-CHB-C4B	4.51	134.20	128.81
82	18	201	PEB	CHB-C4B-NB	-4.51	122.57	128.83
85	hL	102	BCR	C3-C4-C5	-4.51	106.02	114.08
82	XP	202	PEB	CMB-C2B-C1B	4.51	132.01	125.06
87	CL	507	CLA	CMB-C2B-C3B	4.51	133.12	124.68
82	Y4	202	PEB	CHB-C4B-NB	-4.51	122.57	128.83
82	b1	202	PEB	CHA-C1B-NB	-4.51	115.50	124.93
82	VF	201	PEB	CHC-C4C-C3C	-4.51	122.65	130.34
82	LH	1003	PEB	CHA-C1B-NB	-4.51	115.50	124.93

Continued on next page...

Continued from previous page...

Mol	Chain	Res	Type	Atoms	Z	Observed(^{o})	Ideal(^{o})
82	V4	201	PEB	OA-C1A-C2A	-4.51	122.59	126.17
84	JO	1001	CYC	CAB-C3B-C4B	4.51	128.50	121.38
82	GF	201	PEB	C3D-C4D-ND	4.51	116.10	107.26
82	VO	201	PEB	OA-C1A-C2A	-4.51	122.59	126.17
82	DD	201	PEB	CHB-C4B-NB	-4.51	122.58	128.83
82	J7	203	PEB	C4B-C3B-C2B	-4.51	101.80	106.78
82	S9	203	PEB	C1C-CHB-C4B	-4.51	123.43	128.81
82	eF	201	PEB	CHB-C4B-NB	-4.50	122.58	128.83
84	MO	1001	CYC	C2B-C1B-NB	4.50	113.58	106.99
82	XJ	202	PEB	CHC-C1D-ND	-4.50	108.72	113.95
82	rK	201	PEB	CHC-C4C-C3C	-4.50	122.65	130.34
82	S1	202	PEB	CHC-C1D-ND	-4.50	108.72	113.95
82	YF	203	PEB	C1C-CHB-C4B	4.50	134.19	128.81
82	rF	201	PEB	CHC-C4C-C3C	-4.50	122.66	130.34
82	GF	201	PEB	CMA-C2A-C1A	-4.50	102.70	112.40
82	JJ	201	PEB	CHA-C1B-NB	-4.50	115.51	124.93
82	JJ	201	PEB	C1C-CHB-C4B	-4.50	123.43	128.81
82	bB	201	PEB	CMB-C2B-C1B	4.50	132.00	125.06
82	GA	201	PEB	C3D-C4D-ND	4.50	116.09	107.26
82	W9	203	PEB	OA-C1A-C2A	-4.50	122.59	126.17
82	Q7	201	PEB	C3D-C4D-ND	4.50	116.09	107.26
82	T4	203	PEB	CHC-C4C-C3C	-4.50	122.66	130.34
82	XD	203	PEB	OA-C1A-C2A	-4.50	122.59	126.17
82	JA	202	PEB	C2A-C1A-NA	4.50	112.15	108.27
82	FQ	203	PEB	C2A-C1A-NA	4.50	112.15	108.27
82	VP	202	PEB	OA-C1A-C2A	-4.50	122.60	126.17
82	NA	203	PEB	OA-C1A-C2A	-4.50	122.60	126.17
84	S3	1001	CYC	CHB-C4A-C3A	4.50	136.47	124.90
82	JD	203	PEB	CHB-C4B-NB	-4.50	122.59	128.83
85	h6	102	BCR	C16-C17-C18	-4.50	120.89	127.31
82	XA	202	PEB	C2A-C1A-NA	4.50	112.15	108.27
82	BB	203	PEB	C2A-C1A-NA	4.50	112.15	108.27
82	W9	202	PEB	CAB-C3B-C4B	4.50	132.96	125.01
82	HD	203	PEB	CHB-C4B-NB	-4.49	122.59	128.83
82	MK	203	PEB	CHB-C4B-NB	-4.49	122.59	128.83
87	62	309	CLA	C2A-C3A-C4A	4.49	109.13	101.87
82	L7	201	PEB	CHA-C1B-NB	-4.49	115.53	124.93
82	WM	203	PEB	CMB-C2B-C1B	4.49	131.99	125.06
82	EP	203	PEB	CHC-C1D-ND	-4.49	108.73	113.95
82	WP	201	PEB	CHC-C4C-C3C	4.49	138.00	130.34
82	A7	201	PEB	CHC-C4C-C3C	-4.49	122.67	130.34
82	W7	201	PEB	C3D-C4D-ND	4.49	116.07	107.26

Continued on next page...

Continued from previous page...

Mol	Chain	Res	Type	Atoms	Z	Observed(^{o})	Ideal(^{o})
82	BI	203	PEB	CHB-C4B-NB	-4.49	122.59	128.83
82	fB	301	PEB	CHB-C4B-NB	-4.49	122.59	128.83
83	yF	302	PUB	CMD-C2D-C3D	4.49	134.51	127.77
82	m1	201	PEB	CMB-C2B-C1B	4.49	131.98	125.06
82	L1	1002	PEB	CHA-C1B-NB	-4.49	115.54	124.93
82	QH	201	PEB	CHC-C1D-ND	-4.49	108.73	113.95
82	V1	202	PEB	CHC-C1D-ND	-4.49	108.73	113.95
87	c6	611	CLA	CMB-C2B-C1B	-4.49	121.56	128.46
82	WF	201	PEB	C1C-CHB-C4B	4.49	134.17	128.81
82	UG	203	PEB	C1C-CHB-C4B	-4.49	123.44	128.81
82	MP	203	PEB	CHC-C4C-C3C	4.49	137.99	130.34
84	CG	1001	CYC	C4D-CHA-C1A	4.49	134.17	128.81
87	nL	101	CLA	CMB-C2B-C1B	-4.49	121.56	128.46
84	M3	1001	CYC	CHB-C4A-C3A	4.49	136.44	124.90
82	NM	202	PEB	CMB-C2B-C1B	4.49	131.98	125.06
82	H5	201	PEB	OA-C1A-C2A	-4.49	122.60	126.17
87	BL	620	CLA	CMB-C2B-C1B	-4.49	121.56	128.46
82	VQ	203	PEB	CHC-C1D-ND	-4.49	108.73	113.95
82	XQ	203	PEB	CHC-C1D-ND	-4.49	108.73	113.95
82	XQ	203	PEB	CHB-C4B-NB	-4.49	122.60	128.83
82	W7	202	PEB	OA-C1A-C2A	-4.49	122.61	126.17
82	uC	203	PEB	OA-C1A-C2A	-4.49	122.61	126.17
87	AN	830	CLA	CMB-C2B-C1B	-4.49	121.57	128.46
84	63	901	CYC	CHD-C4C-NC	4.49	130.54	125.20
85	JN	102	BCR	C7-C8-C9	-4.49	119.46	126.23
82	VO	201	PEB	CMB-C2B-C1B	4.49	131.97	125.06
82	FB	201	PEB	CHB-C4B-NB	-4.49	122.61	128.83
82	dH	202	PEB	CHB-C4B-NB	-4.49	122.61	128.83
82	QI	201	PEB	OA-C1A-C2A	-4.48	122.61	126.17
82	AJ	301	PEB	CHC-C4C-C3C	-4.48	122.69	130.34
82	hB	301	PEB	CHB-C4B-NB	-4.48	122.61	128.83
84	H3	1001	CYC	CHB-C4A-C3A	4.48	136.43	124.90
85	B2	843	BCR	C20-C21-C22	-4.48	120.91	127.31
82	KJ	203	PEB	CHA-C1B-NB	-4.48	115.55	124.93
87	aL	605	CLA	CMB-C2B-C3B	4.48	133.07	124.68
85	B2	839	BCR	C27-C26-C25	-4.48	116.22	122.73
82	mJ	201	PEB	CHA-C1B-NB	-4.48	115.56	124.93
84	o3	1001	CYC	CHB-C4A-C3A	4.48	136.43	124.90
82	yF	301	PEB	CHB-C4B-NB	-4.48	122.61	128.83
82	Q1	201	PEB	CHC-C1D-ND	-4.48	108.74	113.95
82	dM	203	PEB	CHC-C4C-C3C	-4.48	122.69	130.34
82	YI	202	PEB	OA-C1A-C2A	-4.48	122.61	126.17

Continued on next page...

Continued from previous page...

Mol	Chain	Res	Type	Atoms	Z	Observed(^{o})	Ideal(^{o})
84	CG	1001	CYC	OC-C1C-C2C	-4.48	122.61	126.17
82	H9	201	PEB	C4B-C3B-C2B	-4.48	101.82	106.78
84	u3	1001	CYC	CHB-C4A-C3A	4.48	136.42	124.90
85	BN	843	BCR	C20-C21-C22	-4.48	120.92	127.31
84	d3	1001	CYC	CHB-C4A-C3A	4.48	136.42	124.90
84	h3	1001	CYC	CHB-C4A-C3A	4.48	136.42	124.90
84	w3	1001	CYC	CHB-C4A-C3A	4.48	136.42	124.90
82	ED	202	PEB	OA-C1A-C2A	-4.48	122.61	126.17
82	gJ	201	PEB	OA-C1A-C2A	-4.48	122.61	126.17
87	BL	604	CLA	CMB-C2B-C1B	-4.48	121.58	128.46
84	O3	1001	CYC	CHB-C4A-C3A	4.48	136.42	124.90
82	LJ	202	PEB	CMB-C2B-C1B	4.48	131.96	125.06
82	w8	203	PEB	CHB-C4B-NB	-4.48	122.61	128.83
83	BJ	302	PUB	CMA-C2A-C1A	4.48	131.92	121.39
84	L3	1001	CYC	CHB-C4A-C3A	4.48	136.42	124.90
85	B6	601	BCR	C28-C27-C26	-4.48	106.08	114.08
82	MF	203	PEB	CHB-C4B-NB	-4.48	122.62	128.83
82	lG	201	PEB	CHB-C4B-NB	-4.48	122.62	128.83
82	CK	201	PEB	OA-C1A-C2A	-4.48	122.61	126.17
82	VM	201	PEB	OA-C1A-C2A	-4.48	122.61	126.17
82	AE	301	PEB	CHC-C1D-ND	-4.48	108.75	113.95
85	K2	102	BCR	C28-C27-C26	-4.48	106.08	114.08
84	Q3	1001	CYC	CHB-C4A-C3A	4.48	136.41	124.90
85	J2	102	BCR	C16-C17-C18	-4.48	120.92	127.31
84	q3	1001	CYC	CHB-C4A-C3A	4.48	136.41	124.90
84	73	1001	CYC	CHB-C4A-C3A	4.48	136.41	124.90
82	SH	203	PEB	CHC-C1D-ND	-4.47	108.75	113.95
87	6N	608	CLA	C2A-C3A-C4A	4.47	109.10	101.87
82	dB	201	PEB	CHB-C4B-NB	-4.47	122.62	128.83
82	OP	202	PEB	CMB-C2B-C1B	4.47	131.95	125.06
82	YE	201	PEB	CHA-C1B-NB	-4.47	115.57	124.93
83	AM	303	PUB	CMA-C2A-C1A	4.47	131.91	121.39
82	WG	202	PEB	OA-C1A-C2A	-4.47	122.62	126.17
84	D3	1001	CYC	CHB-C4A-C3A	4.47	136.40	124.90
82	AM	301	PEB	C1C-CHB-C4B	-4.47	123.47	128.81
82	IM	203	PEB	C1C-CHB-C4B	-4.47	123.47	128.81
84	I3	1001	CYC	CHB-C4A-C3A	4.47	136.40	124.90
84	M4	1001	CYC	C2B-C1B-NB	4.47	113.53	106.99
82	DB	202	PEB	OA-C1A-C2A	-4.47	122.62	126.17
82	jH	201	PEB	CMB-C2B-C1B	4.47	131.95	125.06
82	X7	202	PEB	C2A-C1A-NA	4.47	112.13	108.27
82	XM	201	PEB	C1C-CHB-C4B	-4.47	123.47	128.81

Continued on next page...

Continued from previous page...

Mol	Chain	Res	Type	Atoms	Z	Observed(^{o})	Ideal(^{o})
82	Q4	201	PEB	C3D-C4D-ND	4.47	116.03	107.26
87	AN	852	CLA	CHD-C4C-C3C	4.47	131.41	124.84
84	j3	1001	CYC	CHB-C4A-C3A	4.47	136.39	124.90
82	DP	201	PEB	CHC-C1D-ND	-4.47	108.76	113.95
87	HL	101	CLA	CMB-C2B-C3B	4.47	133.04	124.68
85	J2	102	BCR	C7-C8-C9	-4.47	119.48	126.23
87	A2	830	CLA	CMB-C2B-C1B	-4.47	121.59	128.46
84	F3	1001	CYC	CHB-C4A-C3A	4.47	136.39	124.90
82	KP	201	PEB	CHC-C1D-ND	-4.47	108.76	113.95
87	BL	603	CLA	CMB-C2B-C3B	4.47	133.04	124.68
82	d1	202	PEB	CHB-C4B-NB	-4.47	122.63	128.83
85	FN	204	BCR	C20-C21-C22	-4.47	120.93	127.31
82	A1	302	PEB	CHB-C4B-NB	-4.47	122.63	128.83
82	dH	201	PEB	OA-C1A-C2A	-4.47	122.62	126.17
82	SK	203	PEB	CMB-C2B-C1B	4.47	131.94	125.06
82	V1	201	PEB	CHA-C1B-NB	-4.47	115.59	124.93
82	CJ	201	PEB	CHC-C4C-C3C	-4.47	122.72	130.34
82	AP	203	PEB	CHC-C4C-C3C	4.47	137.95	130.34
82	DQ	201	PEB	OA-C1A-C2A	-4.47	122.62	126.17
87	CL	513	CLA	CMB-C2B-C1B	-4.47	121.60	128.46
84	JO	1001	CYC	CHB-C4A-C3A	4.47	136.38	124.90
82	D1	1002	PEB	CHA-C1B-NB	-4.47	115.59	124.93
82	wC	203	PEB	CHB-C4B-NB	-4.47	122.63	128.83
82	hM	203	PEB	CHB-C4B-NB	-4.47	122.63	128.83
82	S9	202	PEB	CHB-C4B-NB	-4.46	122.63	128.83
84	k3	1001	CYC	CHB-C4A-C3A	4.46	136.38	124.90
84	B3	1001	CYC	CHB-C4A-C3A	4.46	136.38	124.90
84	f3	1001	CYC	CHB-C4A-C3A	4.46	136.38	124.90
82	WE	201	PEB	C3D-C4D-ND	4.46	116.02	107.26
87	CL	504	CLA	CMB-C2B-C1B	-4.46	121.61	128.46
87	bL	619	CLA	CMB-C2B-C1B	-4.46	121.61	128.46
82	YP	501	PEB	OA-C1A-C2A	-4.46	122.62	126.17
84	DH	1003	CYC	OC-C1C-C2C	-4.46	122.62	126.17
84	FO	1001	CYC	C1B-NB-C4B	-4.46	104.99	110.67
82	dK	201	PEB	CHC-C4C-C3C	-4.46	122.73	130.34
82	GF	202	PEB	CHC-C1D-ND	-4.46	108.77	113.95
82	QG	201	PEB	C4B-C3B-C2B	-4.46	101.84	106.78
84	F4	1001	CYC	OC-C1C-C2C	-4.46	122.63	126.17
82	Q5	201	PEB	CHB-C4B-NB	-4.46	122.64	128.83
85	KN	101	BCR	C28-C27-C26	-4.46	106.11	114.08
82	AG	301	PEB	CHC-C1D-ND	-4.46	108.77	113.95
82	dG	201	PEB	C1C-CHB-C4B	-4.46	123.48	128.81

Continued on next page...

Continued from previous page...

Mol	Chain	Res	Type	Atoms	Z	Observed(^{o})	Ideal(^{o})
82	J7	202	PEB	C2A-C1A-NA	4.46	112.12	108.27
95	C6	521	DGD	O2G-C1B-C2B	4.46	121.11	111.50
82	bH	202	PEB	CHA-C1B-NB	-4.46	115.61	124.93
82	d1	201	PEB	CHB-C4B-NB	-4.46	122.64	128.83
82	Q1	203	PEB	CMB-C2B-C1B	4.46	131.93	125.06
82	Q5	202	PEB	C4B-C3B-C2B	-4.46	101.85	106.78
82	AK	201	PEB	CHA-C1B-NB	-4.46	115.61	124.93
82	lO	201	PEB	CMB-C2B-C1B	4.46	131.93	125.06
82	KI	201	PEB	C1B-C2B-C3B	-4.46	101.39	106.51
82	NH	1002	PEB	C4B-C3B-C2B	-4.46	101.85	106.78
82	WM	203	PEB	CHC-C1D-ND	-4.46	108.77	113.95
82	J9	203	PEB	CHC-C1D-ND	-4.46	108.77	113.95
82	DH	1002	PEB	CHA-C1B-NB	-4.46	115.61	124.93
82	oK	201	PEB	CHA-C1B-NB	-4.46	115.61	124.93
82	SH	201	PEB	CMB-C2B-C1B	4.46	131.93	125.06
82	DQ	201	PEB	CHB-C4B-NB	-4.46	122.65	128.83
82	MD	201	PEB	CMB-C2B-C1B	4.45	131.92	125.06
82	QP	201	PEB	CMB-C2B-C1B	4.45	131.92	125.06
92	x6	601	LMG	O7-C10-C11	4.45	121.10	111.50
82	WA	202	PEB	OA-C1A-C2A	-4.45	122.63	126.17
82	WA	201	PEB	C3D-C4D-ND	4.45	116.00	107.26
84	n3	1001	CYC	CHB-C4A-C3A	4.45	136.35	124.90
82	cJ	201	PEB	CHC-C1D-ND	4.45	119.12	113.95
84	U3	1001	CYC	CHB-C4A-C3A	4.45	136.35	124.90
83	xF	305	PUB	C4B-CHB-C1C	-4.45	123.49	128.81
82	AH	302	PEB	CHB-C4B-NB	-4.45	122.65	128.83
82	JQ	203	PEB	CHB-C4B-NB	-4.45	122.65	128.83
95	cL	502	DGD	C4E-C3E-C2E	4.45	118.59	110.82
83	NQ	201	PUB	CMA-C2A-C1A	4.45	131.86	121.39
84	LO	1001	CYC	CHB-C4A-C3A	4.45	136.35	124.90
83	AJ	303	PUB	CMA-C2A-C1A	4.45	131.86	121.39
82	mH	201	PEB	CMB-C2B-C1B	4.45	131.92	125.06
85	JN	102	BCR	C16-C17-C18	-4.45	120.96	127.31
82	VF	202	PEB	OA-C1A-C2A	-4.45	122.64	126.17
85	BL	617	BCR	C15-C14-C13	-4.45	120.96	127.31
82	OP	203	PEB	OA-C1A-C2A	-4.45	122.64	126.17
85	F2	204	BCR	C20-C21-C22	-4.45	120.96	127.31
85	C6	507	BCR	C24-C23-C22	-4.45	119.52	126.23
85	BN	839	BCR	C27-C26-C25	-4.45	116.28	122.73
82	dJ	202	PEB	CBC-CAC-C2C	4.45	120.21	112.62
82	XD	203	PEB	CHB-C4B-NB	-4.45	122.66	128.83
82	A7	201	PEB	CAB-C3B-C4B	4.45	132.88	125.01

Continued on next page...

Continued from previous page...

Mol	Chain	Res	Type	Atoms	Z	Observed(^{o})	Ideal(^{o})
82	dH	203	PEB	CHC-C1D-ND	-4.45	108.78	113.95
82	IF	203	PEB	C4B-C3B-C2B	-4.45	101.86	106.78
87	A2	806	CLA	CMB-C2B-C3B	4.45	133.00	124.68
82	RI	203	PEB	C1B-C2B-C3B	-4.45	101.40	106.51
82	p8	202	PEB	OA-C1A-C2A	-4.44	122.64	126.17
87	AN	806	CLA	CMB-C2B-C3B	4.44	132.99	124.68
82	w8	204	PEB	CHB-C4B-NB	-4.44	122.66	128.83
82	QA	201	PEB	C3D-C4D-ND	4.44	115.97	107.26
82	G7	201	PEB	C3D-C4D-ND	4.44	115.97	107.26
87	22	604	CLA	CMB-C2B-C3B	4.44	132.99	124.68
82	MQ	201	PEB	CMB-C2B-C1B	4.44	131.90	125.06
82	lM	202	PEB	CHC-C4C-C3C	-4.44	122.76	130.34
82	CJ	203	PEB	CHC-C1D-ND	-4.44	108.79	113.95
82	d1	203	PEB	CHC-C1D-ND	-4.44	108.79	113.95
82	GJ	201	PEB	CHA-C1B-NB	-4.44	115.64	124.93
84	FE	1001	CYC	C4D-CHA-C1A	4.44	134.11	128.81
82	lF	201	PEB	C2A-C1A-NA	4.44	112.10	108.27
82	OM	202	PEB	CMC-C3C-C2C	4.44	133.31	124.94
85	FN	202	BCR	C4-C5-C6	-4.44	116.29	122.73
82	WJ	203	PEB	OA-C1A-C2A	-4.44	122.64	126.17
83	ND	201	PUB	CMA-C2A-C1A	4.44	131.82	121.39
82	ZF	202	PEB	OA-C1A-C2A	-4.44	122.65	126.17
82	RJ	202	PEB	CMB-C2B-C1B	4.43	131.89	125.06
82	WJ	203	PEB	CHC-C1D-ND	-4.43	108.80	113.95
82	YG	201	PEB	CHA-C1B-NB	-4.43	115.66	124.93
82	AM	302	PEB	CHC-C1D-ND	-4.43	108.80	113.95
87	BN	833	CLA	CMB-C2B-C1B	-4.43	121.65	128.46
82	HI	202	PEB	C1B-C2B-C3B	-4.43	101.42	106.51
82	WB	401	PEB	OA-C1A-C2A	-4.43	122.65	126.17
82	UM	201	PEB	OA-C1A-C2A	-4.43	122.65	126.17
82	O5	202	PEB	OA-C1A-C2A	-4.43	122.65	126.17
84	FE	1001	CYC	OC-C1C-C2C	-4.43	122.65	126.17
82	LK	202	PEB	C3D-C4D-ND	4.43	115.95	107.26
82	dH	201	PEB	CHB-C4B-NB	-4.43	122.68	128.83
84	L4	1001	CYC	CHB-C4A-C3A	4.43	136.29	124.90
82	RM	201	PEB	CHA-C1B-NB	-4.43	115.67	124.93
82	N7	201	PEB	CMB-C2B-C1B	4.43	131.89	125.06
82	d1	201	PEB	OA-C1A-C2A	-4.43	122.65	126.17
82	QH	203	PEB	CMB-C2B-C1B	4.43	131.88	125.06
82	KB	301	PEB	CHB-C4B-NB	-4.43	122.68	128.83
82	IQ	202	PEB	CAB-C3B-C4B	4.43	132.85	125.01
82	J5	201	PEB	CAA-C3A-C2A	-4.43	103.19	114.26

Continued on next page...

Continued from previous page...

Mol	Chain	Res	Type	Atoms	Z	Observed(^{o})	Ideal(^{o})
82	AA	201	PEB	CAB-C3B-C4B	4.43	132.84	125.01
82	HQ	203	PEB	CHB-C4B-NB	-4.43	122.69	128.83
82	JA	203	PEB	C4B-C3B-C2B	-4.43	101.88	106.78
84	M1	201	CYC	OC-C1C-C2C	-4.43	122.65	126.17
83	wF	304	PUB	CMA-C2A-C1A	4.43	131.80	121.39
82	MF	202	PEB	CHB-C4B-NB	-4.43	122.69	128.83
82	ID	202	PEB	CAB-C3B-C4B	4.43	132.84	125.01
82	QO	201	PEB	C3D-C4D-ND	4.42	115.94	107.26
87	2N	305	CLA	CMB-C2B-C3B	4.42	132.96	124.68
82	KP	201	PEB	CHB-C4B-NB	-4.42	122.69	128.83
82	RM	201	PEB	CHB-C4B-NB	-4.42	122.69	128.83
82	NA	201	PEB	CMB-C2B-C1B	4.42	131.88	125.06
82	NB	202	PEB	OA-C1A-C2A	-4.42	122.66	126.17
82	FQ	203	PEB	OA-C1A-C2A	-4.42	122.66	126.17
82	LF	202	PEB	C3D-C4D-ND	4.42	115.94	107.26
82	CP	202	PEB	CHA-C1B-NB	-4.42	115.68	124.93
82	MB	202	PEB	CHC-C1D-ND	-4.42	108.81	113.95
82	XJ	202	PEB	CMB-C2B-C1B	4.42	131.87	125.06
82	l1	201	PEB	CHB-C4B-NB	-4.42	122.69	128.83
82	lF	201	PEB	C4B-C3B-C2B	-4.42	101.89	106.78
82	jM	202	PEB	CHC-C4C-C3C	-4.42	122.80	130.34
84	M1	201	CYC	OB-C4B-C3B	-4.42	123.24	128.04
82	Z9	301	PEB	C3B-C4B-NB	4.42	116.48	110.05
87	72	602	CLA	CAA-C2A-C3A	-4.42	100.67	112.78
82	OJ	203	PEB	CHB-C4B-NB	-4.42	122.70	128.83
85	B6	621	BCR	C33-C5-C6	-4.42	119.56	124.53
82	MM	203	PEB	OA-C1A-C2A	-4.42	122.66	126.17
82	jE	201	PEB	OA-C1A-C2A	-4.42	122.66	126.17
87	7N	602	CLA	CAA-C2A-C3A	-4.42	100.68	112.78
82	oF	201	PEB	CHA-C1B-NB	-4.42	115.69	124.93
82	pC	202	PEB	CHA-C4A-NA	-4.42	119.95	125.20
85	F2	203	BCR	C4-C5-C6	-4.42	116.32	122.73
82	jK	201	PEB	C2A-C1A-NA	4.42	112.08	108.27
84	IE	1001	CYC	C2C-C1C-NC	4.42	112.08	108.27
82	fE	201	PEB	CHC-C4C-C3C	-4.42	122.81	130.34
91	aL	610	PHO	C4A-C3A-C2A	-4.42	98.64	102.84
82	gF	203	PEB	C1C-CHB-C4B	4.42	134.08	128.81
82	UE	201	PEB	OA-C1A-C2A	-4.42	122.66	126.17
82	WG	201	PEB	C3D-C4D-ND	4.42	115.92	107.26
82	GK	202	PEB	CHC-C1D-ND	-4.42	108.82	113.95
82	CF	201	PEB	CHC-C1D-ND	-4.41	108.82	113.95
85	L2	205	BCR	C3-C4-C5	-4.41	106.19	114.08

Continued on next page...

Continued from previous page...

Mol	Chain	Res	Type	Atoms	Z	Observed(^{o})	Ideal(^{o})
84	IG	1001	CYC	C2C-C1C-NC	4.41	112.08	108.27
82	VK	202	PEB	OA-C1A-C2A	-4.41	122.66	126.17
82	RG	201	PEB	CMB-C2B-C1B	4.41	131.86	125.06
82	ZM	202	PEB	CHC-C1D-ND	-4.41	108.82	113.95
82	EP	203	PEB	CHC-C4C-C3C	4.41	137.86	130.34
82	YJ	202	PEB	CHA-C1B-NB	-4.41	115.70	124.93
82	j1	202	PEB	CHA-C1B-NB	-4.41	115.70	124.93
87	CL	503	CLA	CMB-C2B-C3B	4.41	132.93	124.68
84	JH	1003	CYC	OB-C4B-C3B	-4.41	123.25	128.04
82	YP	503	PEB	OA-C1A-C2A	-4.41	122.67	126.17
82	L5	203	PEB	OA-C1A-C2A	-4.41	122.67	126.17
82	VH	201	PEB	CHA-C1B-NB	-4.41	115.70	124.93
82	aO	203	PEB	C4B-C3B-C2B	-4.41	101.90	106.78
82	LQ	203	PEB	C1C-CHB-C4B	4.41	134.08	128.81
87	A2	852	CLA	CHD-C4C-C3C	4.41	131.32	124.84
95	a6	604	DGD	O2G-C1B-C2B	4.41	121.01	111.50
82	TQ	202	PEB	OA-C1A-C2A	-4.41	122.67	126.17
82	H4	1002	PEB	OA-C1A-C2A	-4.41	122.67	126.17
82	CF	201	PEB	OA-C1A-C2A	-4.41	122.67	126.17
82	L1	1002	PEB	C2A-C1A-NA	4.41	112.07	108.27
82	OI	203	PEB	CHB-C4B-NB	-4.41	122.71	128.83
82	AF	201	PEB	CHA-C1B-NB	-4.41	115.72	124.93
91	AL	410	PHO	C4A-C3A-C2A	-4.41	98.65	102.84
82	eK	201	PEB	CHB-C4B-NB	-4.41	122.72	128.83
82	TP	201	PEB	CHC-C1D-ND	-4.41	108.83	113.95
82	JP	201	PEB	OA-C1A-C2A	-4.41	122.67	126.17
82	GP	202	PEB	CHC-C4C-C3C	-4.41	122.82	130.34
82	UP	202	PEB	CHC-C4C-C3C	-4.41	122.82	130.34
82	L9	201	PEB	C4B-C3B-C2B	-4.40	101.91	106.78
82	MK	202	PEB	CHB-C4B-NB	-4.40	122.72	128.83
84	N1	1001	CYC	OB-C4B-C3B	-4.40	123.26	128.04
82	RM	202	PEB	CMB-C2B-C1B	4.40	131.85	125.06
84	FO	1001	CYC	OC-C1C-C2C	-4.40	122.67	126.17
82	N5	201	PEB	CHA-C1B-NB	-4.40	115.72	124.93
82	U1	201	PEB	CMB-C2B-C1B	4.40	131.84	125.06
83	xK	305	PUB	C4B-CHB-C1C	-4.40	123.55	128.81
82	QE	201	PEB	C4B-C3B-C2B	-4.40	101.91	106.78
82	nK	201	PEB	OA-C1A-NA	4.40	130.27	124.94
82	b1	202	PEB	CHC-C1D-ND	-4.40	108.84	113.95
82	hH	201	PEB	CHA-C1B-NB	-4.40	115.73	124.93
82	VQ	203	PEB	CHA-C1B-NB	-4.40	115.73	124.93
92	m6	103	LMG	O7-C10-C11	4.40	120.98	111.50

Continued on next page...

Continued from previous page...

Mol	Chain	Res	Type	Atoms	Z	Observed(^{o})	Ideal(^{o})
82	OP	202	PEB	CHC-C4C-C3C	-4.40	122.83	130.34
82	IK	203	PEB	C4B-C3B-C2B	-4.40	101.91	106.78
82	RP	201	PEB	CHB-C4B-NB	-4.40	122.72	128.83
83	AO	303	PUB	CHB-C1C-NC	-4.40	122.72	128.83
83	A4	303	PUB	CHB-C1C-NC	-4.40	122.72	128.83
82	l4	201	PEB	CMB-C2B-C1B	4.40	131.84	125.06
82	RH	202	PEB	OA-C1A-C2A	-4.40	122.67	126.17
82	A5	201	PEB	CHA-C1B-NB	-4.40	115.73	124.93
84	F4	1001	CYC	C1B-NB-C4B	-4.40	105.07	110.67
82	BB	202	PEB	CHC-C4C-C3C	-4.40	122.83	130.34
82	MJ	202	PEB	C3D-C4D-ND	4.40	115.89	107.26
82	B5	201	PEB	CHB-C4B-NB	-4.40	122.72	128.83
83	wK	304	PUB	CMA-C2A-C1A	4.40	131.74	121.39
82	V5	201	PEB	CHA-C1B-NB	-4.40	115.73	124.93
82	IM	202	PEB	CHC-C4C-C3C	-4.40	122.83	130.34
82	jO	202	PEB	CHB-C4B-NB	-4.40	122.73	128.83
87	32	305	CLA	CMB-C2B-C1B	-4.40	121.70	128.46
82	CD	201	PEB	CHC-C1D-ND	-4.40	108.84	113.95
82	K5	201	PEB	CHA-C1B-NB	-4.40	115.73	124.93
83	M5	303	PUB	CAC-CBC-CGC	-4.40	104.14	113.60
82	NG	201	PEB	C2A-C1A-NA	4.40	112.06	108.27
82	S1	201	PEB	CMB-C2B-C1B	4.40	131.84	125.06
84	GG	1001	CYC	CMA-C3A-C4A	4.40	131.84	125.06
82	E5	201	PEB	CHA-C1B-NB	-4.40	115.73	124.93
82	UH	201	PEB	CMB-C2B-C1B	4.40	131.84	125.06
82	cO	202	PEB	CHB-C4B-NB	-4.40	122.73	128.83
87	8N	303	CLA	CAC-C3C-C2C	-4.40	120.01	127.53
82	1C	201	PEB	CHC-C1D-ND	-4.40	108.84	113.95
82	R7	201	PEB	CMB-C2B-C1B	4.40	131.83	125.06
82	nF	201	PEB	OA-C1A-NA	4.40	130.27	124.94
87	B2	833	CLA	CMB-C2B-C1B	-4.40	121.71	128.46
82	jH	202	PEB	CHA-C1B-NB	-4.40	115.74	124.93
82	rC	201	PEB	CHB-C4B-NB	-4.39	122.73	128.83
82	Y5	202	PEB	OA-C1A-C2A	-4.39	122.68	126.17
82	N7	203	PEB	OA-C1A-C2A	-4.39	122.68	126.17
82	u8	202	PEB	OA-C1A-C2A	-4.39	122.68	126.17
82	RA	201	PEB	CMB-C2B-C1B	4.39	131.83	125.06
84	NH	1001	CYC	CMA-C3A-C4A	4.39	131.83	125.06
85	a6	605	BCR	C15-C14-C13	-4.39	121.04	127.31
82	p8	202	PEB	CHA-C4A-NA	-4.39	119.98	125.20
82	I7	202	PEB	CHC-C4C-C3C	-4.39	122.84	130.34
82	iF	201	PEB	CHB-C4B-NB	-4.39	122.73	128.83

Continued on next page...

Continued from previous page...

Mol	Chain	Res	Type	Atoms	Z	Observed(^{o})	Ideal(^{o})
82	QB	203	PEB	OA-C1A-C2A	-4.39	122.68	126.17
84	JH	1003	CYC	OC-C1C-C2C	-4.39	122.68	126.17
82	KB	302	PEB	C3D-C4D-ND	4.39	115.88	107.26
82	hK	201	PEB	CHB-C4B-NB	-4.39	122.73	128.83
82	W5	201	PEB	C3B-C4B-NB	4.39	116.44	110.05
82	wC	204	PEB	CHB-C4B-NB	-4.39	122.74	128.83
82	C5	201	PEB	CHA-C1B-NB	-4.39	115.75	124.93
82	KE	201	PEB	OA-C1A-C2A	-4.39	122.68	126.17
82	JF	202	PEB	OA-C1A-C2A	-4.39	122.68	126.17
82	ZB	203	PEB	CHB-C4B-NB	-4.39	122.74	128.83
82	KQ	201	PEB	CHC-C1D-ND	-4.39	108.85	113.95
82	JI	201	PEB	C4B-C3B-C2B	-4.39	101.92	106.78
82	SI	201	PEB	C4B-C3B-C2B	-4.39	101.92	106.78
82	M9	302	PEB	C3B-C4B-NB	4.39	116.44	110.05
87	AN	829	CLA	CMB-C2B-C1B	-4.39	121.72	128.46
82	NP	201	PEB	CHC-C1D-ND	-4.39	108.85	113.95
82	IA	202	PEB	CHC-C4C-C3C	-4.39	122.85	130.34
87	BN	802	CLA	C1D-ND-C4D	-4.39	103.22	106.33
83	AQ	302	PUB	CHB-C1C-NC	-4.39	122.74	128.83
82	aB	201	PEB	CHC-C4C-C3C	-4.39	122.85	130.34
84	N1	1001	CYC	CMA-C3A-C4A	4.39	131.82	125.06
84	FG	1001	CYC	C1B-NB-C4B	-4.39	105.08	110.67
82	KP	202	PEB	C3D-C4D-ND	4.39	115.87	107.26
82	GP	201	PEB	CHC-C4C-C3C	4.39	137.82	130.34
84	DE	1001	CYC	C4D-CHA-C1A	4.39	134.05	128.81
84	y3	1001	CYC	CMA-C3A-C4A	4.39	131.82	125.06
82	PD	203	PEB	CHB-C4B-NB	-4.39	122.74	128.83
82	YJ	202	PEB	CHB-C4B-NB	-4.39	122.74	128.83
82	RE	201	PEB	CMB-C2B-C1B	4.39	131.82	125.06
82	L5	203	PEB	CHC-C1D-ND	-4.39	108.85	113.95
82	TM	201	PEB	OA-C1A-C2A	-4.39	122.69	126.17
82	KJ	201	PEB	CHA-C1B-NB	-4.38	115.76	124.93
82	VG	202	PEB	OA-C1A-C2A	-4.38	122.69	126.17
87	3N	306	CLA	CMB-C2B-C1B	-4.38	121.73	128.46
82	G5	201	PEB	CHA-C1B-NB	-4.38	115.77	124.93
82	QM	202	PEB	CHC-C1D-ND	-4.38	108.86	113.95
82	VM	202	PEB	CHC-C1D-ND	-4.38	108.86	113.95
82	gK	203	PEB	C1C-CHB-C4B	4.38	134.04	128.81
84	L1	1001	CYC	CAB-C3B-C4B	4.38	128.30	121.38
82	Z5	301	PEB	CHA-C1B-NB	-4.38	115.77	124.93
82	AD	304	PEB	CHC-C1D-ND	-4.38	108.86	113.95
82	QM	204	PEB	CHB-C4B-NB	-4.38	122.75	128.83

Continued on next page...

Continued from previous page...

Mol	Chain	Res	Type	Atoms	Z	Observed(^{o})	Ideal(^{o})
83	Z5	303	PUB	CAC-CBC-CGC	-4.38	104.17	113.60
82	WB	401	PEB	CHC-C4C-C3C	-4.38	122.86	130.34
82	FF	202	PEB	CHB-C4B-C3B	-4.38	115.20	125.32
82	I5	201	PEB	CHA-C1B-NB	-4.38	115.77	124.93
82	X5	201	PEB	CHA-C1B-NB	-4.38	115.77	124.93
82	HK	202	PEB	CHB-C4B-C3B	-4.38	115.20	125.32
82	hJ	201	PEB	CHC-C1D-ND	-4.38	108.86	113.95
82	LJ	201	PEB	CHC-C1D-ND	4.38	119.03	113.95
85	HL	103	BCR	C7-C8-C9	-4.38	119.62	126.23
84	IE	1001	CYC	C4D-CHA-C1A	4.38	134.04	128.81
82	UM	203	PEB	OA-C1A-C2A	-4.38	122.69	126.17
82	M5	301	PEB	CHA-C1B-NB	-4.38	115.78	124.93
88	C6	522	LHG	C5-O7-C7	-4.38	107.02	117.79
82	HF	202	PEB	CHB-C4B-C3B	-4.38	115.21	125.32
82	T5	201	PEB	CHA-C1B-NB	-4.38	115.78	124.93
82	NP	202	PEB	CHC-C1D-ND	-4.38	108.87	113.95
85	cL	504	BCR	C37-C22-C23	4.38	124.97	118.08
82	HK	202	PEB	CMB-C2B-C1B	4.38	131.80	125.06
82	QB	203	PEB	CHB-C4B-NB	-4.38	122.76	128.83
82	jJ	201	PEB	CHC-C4C-C3C	-4.38	122.88	130.34
82	QE	202	PEB	CMB-C2B-C1B	4.37	131.80	125.06
82	VD	203	PEB	CHA-C1B-NB	-4.37	115.78	124.93
87	BL	621	CLA	CMB-C2B-C1B	-4.37	121.74	128.46
82	HM	202	PEB	C4B-C3B-C2B	-4.37	101.94	106.78
82	HF	201	PEB	CHC-C1D-ND	-4.37	108.87	113.95
82	w8	201	PEB	CHC-C4C-C3C	-4.37	122.88	130.34
82	WI	202	PEB	OA-C1A-C2A	-4.37	122.70	126.17
82	rF	202	PEB	CMB-C2B-C1B	4.37	131.80	125.06
82	JA	203	PEB	OA-C1A-C2A	-4.37	122.70	126.17
82	OJ	203	PEB	CHC-C1D-ND	-4.37	108.87	113.95
83	AJ	304	PUB	CHA-C4A-NA	-4.37	108.87	113.95
82	CM	201	PEB	CHB-C4B-NB	-4.37	122.76	128.83
95	c6	601	DGD	O3E-C3E-C2E	-4.37	100.25	110.35
82	VQ	201	PEB	C4B-C3B-C2B	-4.37	101.95	106.78
85	LN	205	BCR	C3-C4-C5	-4.37	106.28	114.08
82	P5	201	PEB	CHA-C1B-NB	-4.37	115.79	124.93
82	R5	201	PEB	CHA-C1B-NB	-4.37	115.79	124.93
82	TD	202	PEB	OA-C1A-C2A	-4.37	122.70	126.17
82	yK	301	PEB	OA-C1A-C2A	-4.37	122.70	126.17
84	IG	1001	CYC	C4D-CHA-C1A	4.37	134.03	128.81
84	W3	1001	CYC	CMA-C3A-C4A	4.37	131.79	125.06
82	AO	301	PEB	CHB-C4B-NB	-4.37	122.77	128.83

Continued on next page...

Continued from previous page...

Mol	Chain	Res	Type	Atoms	Z	Observed(^{o})	Ideal(^{o})
82	J5	201	PEB	OA-C1A-C2A	-4.37	122.70	126.17
82	bK	201	PEB	CMB-C2B-C1B	4.37	131.79	125.06
95	C6	502	DGD	O3E-C3E-C2E	-4.37	100.25	110.35
82	LH	1003	PEB	C2A-C1A-NA	4.37	112.04	108.27
84	HG	1001	CYC	C1B-C2B-C3B	-4.37	103.31	107.87
82	DD	201	PEB	OA-C1A-C2A	-4.37	122.70	126.17
84	LH	1002	CYC	CAB-C3B-C4B	4.37	128.28	121.38
87	A2	829	CLA	CMB-C2B-C1B	-4.37	121.75	128.46
87	cL	514	CLA	CMB-C2B-C1B	-4.37	121.75	128.46
82	SB	201	PEB	CHB-C4B-NB	-4.37	122.77	128.83
82	W9	201	PEB	CHB-C4B-NB	-4.37	122.77	128.83
82	SO	202	PEB	C3D-C4D-ND	4.37	115.82	107.26
82	TJ	201	PEB	OA-C1A-C2A	-4.37	122.70	126.17
82	jJ	203	PEB	OA-C1A-C2A	-4.37	122.70	126.17
82	bH	202	PEB	CHC-C1D-ND	-4.37	108.88	113.95
103	8N	310	ZEX	C1-C6-C7	4.37	128.13	115.78
82	OI	202	PEB	CHA-C1B-C2B	4.37	136.12	124.90
83	Z9	305	PUB	OD-C4D-C3D	-4.36	123.30	128.04
82	LH	1003	PEB	CHC-C4C-C3C	-4.36	122.89	130.34
84	DO	1001	CYC	CMA-C3A-C4A	4.36	131.78	125.06
82	JH	1002	PEB	CHB-C4B-NB	-4.36	122.77	128.83
82	XQ	203	PEB	OA-C1A-C2A	-4.36	122.70	126.17
82	Q4	201	PEB	CHC-C4C-C3C	-4.36	122.90	130.34
85	c6	602	BCR	C3-C4-C5	-4.36	106.29	114.08
82	SD	201	PEB	C4B-C3B-C2B	-4.36	101.95	106.78
82	AP	201	PEB	C3D-C4D-ND	4.36	115.82	107.26
82	mM	202	PEB	CMB-C2B-C1B	4.36	131.78	125.06
84	JO	1001	CYC	C1B-C2B-C3B	-4.36	103.32	107.87
82	FJ	201	PEB	OD-C4D-ND	-4.36	119.47	125.93
85	aL	604	BCR	C15-C14-C13	-4.36	121.09	127.31
84	J1	1001	CYC	OB-C4B-C3B	-4.36	123.31	128.04
82	SQ	201	PEB	C4B-C3B-C2B	-4.36	101.96	106.78
87	B2	801	CLA	C1D-ND-C4D	-4.36	103.24	106.33
82	F1	1002	PEB	C2A-C1A-NA	4.36	112.03	108.27
83	AQ	302	PUB	CMA-C2A-C1A	4.36	131.64	121.39
82	g1	201	PEB	C1C-CHB-C4B	4.36	134.01	128.81
82	H9	202	PEB	C1C-CHB-C4B	4.36	134.01	128.81
82	lK	201	PEB	C4B-C3B-C2B	-4.36	101.96	106.78
82	PQ	202	PEB	C1C-CHB-C4B	4.36	134.01	128.81
87	AN	823	CLA	CMB-C2B-C3B	4.36	132.83	124.68
85	FN	204	BCR	C3-C4-C5	-4.36	106.30	114.08
82	fG	201	PEB	CHC-C4C-C3C	-4.36	122.91	130.34

Continued on next page...

Continued from previous page...

Mol	Chain	Res	Type	Atoms	Z	Observed(^{o})	Ideal(^{o})
82	P7	203	PEB	C1C-CHB-C4B	4.36	134.01	128.81
84	GE	1001	CYC	CMA-C3A-C4A	4.36	131.77	125.06
84	JH	1001	CYC	OB-C4B-C3B	-4.36	123.31	128.04
82	h1	202	PEB	CHA-C1B-NB	-4.36	115.82	124.93
82	fM	201	PEB	CHC-C4C-C3C	-4.36	122.91	130.34
82	KF	201	PEB	OA-C1A-C2A	-4.36	122.71	126.17
84	FE	1002	CYC	OC-C1C-C2C	-4.36	122.71	126.17
82	S4	202	PEB	C3D-C4D-ND	4.36	115.80	107.26
83	BM	302	PUB	OD-C4D-C3D	-4.35	123.31	128.04
82	M5	304	PEB	CHC-C4C-C3C	-4.35	122.91	130.34
82	ID	201	PEB	CHC-C1D-ND	-4.35	108.89	113.95
82	KD	201	PEB	CHC-C1D-ND	-4.35	108.89	113.95
82	cF	203	PEB	C3D-C4D-ND	4.35	115.80	107.26
94	D6	408	PL9	C10-C9-C11	4.35	122.59	115.27
82	GB	202	PEB	CHB-C4B-NB	-4.35	122.79	128.83
82	XK	202	PEB	CHB-C4B-NB	-4.35	122.79	128.83
82	II	201	PEB	CMB-C2B-C1B	4.35	131.77	125.06
87	CL	506	CLA	CMB-C2B-C1B	-4.35	121.77	128.46
82	cK	203	PEB	C3D-C4D-ND	4.35	115.80	107.26
82	M9	301	PEB	CHB-C4B-NB	-4.35	122.79	128.83
87	A2	823	CLA	CMB-C2B-C3B	4.35	132.82	124.68
84	DH	1003	CYC	C1B-C2B-C3B	-4.35	103.33	107.87
82	tF	201	PEB	OA-C1A-NA	4.35	130.21	124.94
82	EJ	202	PEB	CMB-C2B-C1B	4.35	131.76	125.06
82	Z5	304	PEB	CHC-C4C-C3C	-4.35	122.92	130.34
82	H7	201	PEB	CHC-C4C-C3C	-4.35	122.92	130.34
84	C1	1001	CYC	CHB-C4A-NA	-4.35	115.83	124.93
82	CK	201	PEB	CHC-C1D-ND	-4.35	108.89	113.95
82	MJ	203	PEB	OA-C1A-C2A	-4.35	122.71	126.17
82	p8	202	PEB	CBA-CAA-C3A	-4.35	103.78	113.47
82	PO	201	PEB	CHC-C1D-ND	-4.35	108.90	113.95
85	H6	101	BCR	C3-C4-C5	-4.35	106.31	114.08
82	MM	202	PEB	CHA-C1B-NB	-4.35	115.83	124.93
82	VI	203	PEB	C1B-C2B-C3B	-4.35	101.51	106.51
82	uC	202	PEB	OA-C1A-C2A	-4.35	122.72	126.17
82	PQ	203	PEB	CHB-C4B-NB	-4.35	122.80	128.83
103	82	310	ZEX	C1-C6-C7	4.35	128.08	115.78
82	jM	203	PEB	OA-C1A-C2A	-4.35	122.72	126.17
82	VJ	201	PEB	C3D-C4D-ND	4.35	115.79	107.26
82	QG	202	PEB	CMB-C2B-C1B	4.35	131.76	125.06
82	F9	201	PEB	C3B-C4B-NB	4.35	116.37	110.05
82	TK	202	PEB	CMB-C2B-C1B	4.35	131.76	125.06

Continued on next page...

Continued from previous page...

Mol	Chain	Res	Type	Atoms	Z	Observed(^{o})	Ideal(^{o})
82	M7	201	PEB	C3D-C4D-ND	4.35	115.79	107.26
82	J5	201	PEB	CHC-C1D-ND	-4.35	108.90	113.95
82	NA	201	PEB	CHB-C4B-NB	-4.35	122.80	128.83
82	ZE	203	PEB	CHB-C4B-NB	-4.35	122.80	128.83
82	bO	202	PEB	CHB-C4B-NB	-4.35	122.80	128.83
82	lM	202	PEB	CHA-C1B-NB	-4.35	115.84	124.93
82	lO	201	PEB	C3B-C4B-NB	4.35	116.37	110.05
87	82	302	CLA	CAC-C3C-C2C	-4.35	120.10	127.53
82	IF	203	PEB	C3D-C4D-ND	4.35	115.78	107.26
85	bL	602	BCR	C24-C23-C22	-4.35	119.67	126.23
82	FH	1002	PEB	C2A-C1A-NA	4.35	112.02	108.27
82	JK	202	PEB	OA-C1A-C2A	-4.35	122.72	126.17
82	dF	202	PEB	OA-C1A-C2A	-4.35	122.72	126.17
82	NM	201	PEB	C4B-C3B-C2B	-4.35	101.97	106.78
87	AN	827	CLA	CMB-C2B-C1B	-4.34	121.79	128.46
82	II	203	PEB	CHA-C1B-C2B	4.34	136.07	124.90
82	pK	201	PEB	CHA-C4A-NA	4.34	130.37	125.20
82	iF	201	PEB	C3D-C4D-ND	4.34	115.78	107.26
82	DI	202	PEB	OA-C1A-C2A	-4.34	122.72	126.17
84	G4	1001	CYC	C2B-C1B-NB	4.34	113.35	106.99
82	FK	202	PEB	CHB-C4B-C3B	-4.34	115.28	125.32
85	H6	101	BCR	C28-C27-C26	-4.34	106.32	114.08
83	xK	306	PUB	CHA-C4A-NA	-4.34	108.90	113.95
82	OK	202	PEB	C1C-CHB-C4B	4.34	134.00	128.81
84	N4	1001	CYC	CHB-C4A-NA	-4.34	115.85	124.93
82	MP	203	PEB	OA-C1A-C2A	-4.34	122.72	126.17
82	RI	203	PEB	OD-C4D-ND	-4.34	119.50	125.93
82	D5	201	PEB	C3B-C4B-NB	4.34	116.36	110.05
84	CH	1001	CYC	CHB-C4A-NA	-4.34	115.85	124.93
85	F2	204	BCR	C3-C4-C5	-4.34	106.33	114.08
82	AI	203	PEB	C1B-C2B-C3B	-4.34	101.52	106.51
82	lE	201	PEB	CHB-C4B-NB	-4.34	122.81	128.83
82	IK	203	PEB	C3D-C4D-ND	4.34	115.78	107.26
82	ZJ	202	PEB	CHC-C1D-ND	-4.34	108.91	113.95
82	J4	1002	PEB	OA-C1A-C2A	-4.34	122.72	126.17
85	BL	617	BCR	C24-C23-C22	-4.34	119.68	126.23
82	O7	202	PEB	CHC-C4C-C3C	-4.34	122.94	130.34
82	HA	203	PEB	C4B-C3B-C2B	-4.34	101.98	106.78
83	A4	302	PUB	C1C-C2C-C3C	-4.34	101.98	106.78
82	AI	201	PEB	CMB-C2B-C1B	4.34	131.75	125.06
82	VI	201	PEB	CMB-C2B-C1B	4.34	131.75	125.06
84	MG	1001	CYC	CMA-C3A-C4A	4.34	131.75	125.06

Continued on next page...

Continued from previous page...

Mol	Chain	Res	Type	Atoms	Z	Observed(^{o})	Ideal(^{o})
82	HK	201	PEB	CHC-C1D-ND	-4.34	108.91	113.95
82	EI	201	PEB	CMB-C2B-C1B	4.34	131.74	125.06
82	OA	202	PEB	CHC-C4C-C3C	-4.34	122.94	130.34
87	32	304	CLA	CED-O2D-CGD	4.34	125.75	115.94
82	CI	201	PEB	CMB-C2B-C1B	4.34	131.74	125.06
82	HB	202	PEB	CHC-C1D-ND	-4.34	108.91	113.95
95	C6	503	DGD	O6D-C1D-C2D	-4.34	101.17	110.35
83	M5	302	PUB	CMA-C2A-C1A	4.34	131.59	121.39
82	LD	203	PEB	C1C-CHB-C4B	4.34	133.99	128.81
82	Z1	201	PEB	C2A-C1A-NA	4.34	112.01	108.27
82	CK	202	PEB	CMB-C2B-C1B	4.34	131.74	125.06
82	D4	1002	PEB	CHB-C4B-NB	-4.34	122.81	128.83
82	lM	203	PEB	OA-C1A-C2A	-4.34	122.73	126.17
82	WP	202	PEB	C3D-C4D-ND	4.33	115.76	107.26
84	LH	1002	CYC	CHB-C1B-NB	-4.33	116.75	126.06
82	L1	1002	PEB	CHC-C4C-C3C	-4.33	122.94	130.34
82	aK	202	PEB	C1C-CHB-C4B	4.33	133.99	128.81
84	DG	1001	CYC	C4D-CHA-C1A	4.33	133.99	128.81
82	GI	202	PEB	CMB-C2B-C1B	4.33	131.74	125.06
82	zF	501	PEB	CMB-C2B-C1B	4.33	131.74	125.06
82	CJ	201	PEB	CHA-C1B-NB	-4.33	115.87	124.93
83	AD	302	PUB	CHB-C1C-NC	-4.33	122.81	128.83
82	KI	202	PEB	CMB-C2B-C1B	4.33	131.74	125.06
83	Z5	302	PUB	CMA-C2A-C1A	4.33	131.58	121.39
82	QO	201	PEB	CHC-C4C-C3C	-4.33	122.95	130.34
87	4N	603	CLA	CMB-C2B-C3B	4.33	132.78	124.68
82	DM	201	PEB	OA-C1A-C2A	-4.33	122.73	126.17
82	kH	203	PEB	CHB-C4B-NB	-4.33	122.82	128.83
82	bP	502	PEB	CHC-C1D-ND	-4.33	108.92	113.95
82	mJ	201	PEB	C4B-C3B-C2B	-4.33	101.99	106.78
82	c4	202	PEB	CHB-C4B-NB	-4.33	122.82	128.83
82	e4	201	PEB	CHC-C1D-ND	-4.33	108.92	113.95
82	18	201	PEB	CHC-C1D-ND	-4.33	108.92	113.95
82	jO	201	PEB	C3B-C4B-NB	4.33	116.35	110.05
82	l4	201	PEB	CHB-C4B-C3B	-4.33	115.31	125.32
82	pC	202	PEB	CBA-CAA-C3A	-4.33	103.82	113.47
82	W1	202	PEB	CHA-C1B-NB	-4.33	115.87	124.93
82	QI	201	PEB	CHB-C4B-NB	-4.33	122.82	128.83
82	U5	203	PEB	CHB-C4B-NB	-4.33	122.82	128.83
82	dO	202	PEB	CHB-C4B-NB	-4.33	122.82	128.83
84	FE	1002	CYC	C1B-NB-C4B	-4.33	105.16	110.67
82	HF	202	PEB	CMB-C2B-C1B	4.33	131.73	125.06

Continued on next page...

Continued from previous page...

Mol	Chain	Res	Type	Atoms	Z	Observed(^{o})	Ideal(^{o})
82	XK	203	PEB	CMB-C2B-C1B	4.33	131.73	125.06
82	zK	501	PEB	CMB-C2B-C1B	4.33	131.73	125.06
85	AN	846	BCR	C23-C22-C21	4.33	125.58	118.94
82	HD	201	PEB	OA-C1A-C2A	-4.33	122.73	126.17
82	r8	201	PEB	CHB-C4B-NB	-4.33	122.82	128.83
82	XI	201	PEB	CMB-C2B-C1B	4.33	131.73	125.06
82	LO	1002	PEB	C1C-CHB-C4B	4.33	133.98	128.81
82	QP	203	PEB	CHC-C4C-C3C	4.33	137.72	130.34
82	gB	202	PEB	CHC-C4C-C3C	-4.33	122.96	130.34
82	iK	201	PEB	CHB-C4B-NB	-4.33	122.83	128.83
82	wC	201	PEB	CHC-C4C-C3C	-4.33	122.96	130.34
83	AD	302	PUB	CMA-C2A-C1A	4.32	131.56	121.39
82	VG	202	PEB	C1C-CHB-C4B	-4.32	123.64	128.81
82	UB	303	PEB	CHC-C4C-C3C	-4.32	122.96	130.34
82	KG	201	PEB	OA-C1A-C2A	-4.32	122.73	126.17
82	fG	203	PEB	OA-C1A-C2A	-4.32	122.73	126.17
82	lO	201	PEB	CHB-C4B-C3B	-4.32	115.33	125.32
82	ND	204	PEB	CHB-C4B-NB	-4.32	122.83	128.83
87	3N	305	CLA	CED-O2D-CGD	4.32	125.72	115.94
82	WH	202	PEB	CHA-C1B-NB	-4.32	115.89	124.93
82	PI	201	PEB	CMB-C2B-C1B	4.32	131.72	125.06
82	P4	202	PEB	OA-C1A-C2A	-4.32	122.74	126.17
82	kF	202	PEB	OA-C1A-C2A	-4.32	122.74	126.17
82	j4	201	PEB	C3B-C4B-NB	4.32	116.34	110.05
82	VA	202	PEB	CHB-C4B-NB	-4.32	122.83	128.83
87	A2	827	CLA	CMB-C2B-C1B	-4.32	121.82	128.46
82	a4	203	PEB	C4B-C3B-C2B	-4.32	102.00	106.78
82	YO	203	PEB	CHC-C4C-C3C	-4.32	122.97	130.34
82	WJ	201	PEB	C3D-C4D-ND	4.32	115.74	107.26
82	XF	202	PEB	CHB-C4B-NB	-4.32	122.83	128.83
84	HE	1001	CYC	C1B-C2B-C3B	-4.32	103.36	107.87
84	D4	1001	CYC	CMA-C3A-C4A	4.32	131.72	125.06
94	dL	406	PL9	C7-C3-C2	-4.32	117.62	123.30
82	O5	202	PEB	CHB-C4B-NB	-4.32	122.83	128.83
87	42	603	CLA	CMB-C2B-C3B	4.32	132.76	124.68
82	TI	202	PEB	CMB-C2B-C1B	4.32	131.72	125.06
82	TK	201	PEB	C1C-CHB-C4B	4.32	133.97	128.81
82	gH	201	PEB	C1C-CHB-C4B	4.32	133.97	128.81
82	KF	202	PEB	CHB-C4B-NB	-4.32	122.84	128.83
82	P4	201	PEB	CHC-C1D-ND	-4.32	108.93	113.95
83	xF	306	PUB	CHA-C4A-NA	-4.32	108.93	113.95
82	eH	202	PEB	CHA-C1B-NB	-4.32	115.90	124.93

Continued on next page...

Continued from previous page...

Mol	Chain	Res	Type	Atoms	Z	Observed(^{o})	Ideal(^{o})
87	cL	509	CLA	CMB-C2B-C3B	4.32	132.76	124.68
82	KK	202	PEB	CHB-C4B-NB	-4.32	122.84	128.83
82	P1	202	PEB	CHB-C4B-NB	-4.32	122.84	128.83
82	N7	201	PEB	CHB-C4B-NB	-4.32	122.84	128.83
82	tK	203	PEB	CHB-C4B-NB	-4.32	122.84	128.83
82	MA	201	PEB	C3D-C4D-ND	4.32	115.73	107.26
85	c6	617	BCR	C35-C13-C14	-4.32	116.88	122.92
82	eM	201	PEB	CHA-C1B-NB	-4.32	115.90	124.93
82	bF	202	PEB	C3D-C4D-ND	4.32	115.73	107.26
82	VE	202	PEB	OA-C1A-C2A	-4.32	122.74	126.17
82	RI	201	PEB	CMB-C2B-C1B	4.32	131.71	125.06
83	QJ	201	PUB	C1C-C2C-C3C	-4.32	102.00	106.78
82	fF	201	PEB	CHA-C1B-NB	-4.32	115.91	124.93
82	l4	201	PEB	C3B-C4B-NB	4.32	116.33	110.05
82	GQ	202	PEB	CHB-C4B-NB	-4.31	122.84	128.83
82	SB	203	PEB	CHC-C4C-C3C	-4.31	122.98	130.34
82	fF	201	PEB	CHB-C4B-NB	-4.31	122.84	128.83
82	FJ	202	PEB	CMB-C2B-C1B	4.31	131.71	125.06
82	HA	201	PEB	CHC-C4C-C3C	-4.31	122.98	130.34
82	HP	202	PEB	CHC-C4C-C3C	-4.31	122.98	130.34
82	cF	201	PEB	CHC-C4C-C3C	-4.31	122.98	130.34
84	GO	1001	CYC	C2B-C1B-NB	4.31	113.30	106.99
92	B6	619	LMG	O7-C10-C11	4.31	120.80	111.50
82	e1	202	PEB	CHA-C1B-NB	-4.31	115.91	124.93
82	BJ	301	PEB	CHB-C4B-NB	-4.31	122.84	128.83
82	aF	202	PEB	C1C-CHB-C4B	4.31	133.96	128.81
82	vF	201	PEB	OA-C1A-NA	4.31	130.16	124.94
85	B2	838	BCR	C20-C21-C22	-4.31	121.16	127.31
84	I1	1001	CYC	CAB-C3B-C4B	4.31	128.19	121.38
82	HA	201	PEB	C1C-CHB-C4B	4.31	133.96	128.81
82	A4	301	PEB	CHB-C4B-NB	-4.31	122.85	128.83
84	L1	1001	CYC	CHB-C1B-NB	-4.31	116.80	126.06
82	xC	202	PEB	CHC-C1D-ND	-4.31	108.94	113.95
82	QB	204	PEB	OA-C1A-C2A	-4.31	122.75	126.17
82	fE	203	PEB	OA-C1A-C2A	-4.31	122.75	126.17
82	d4	201	PEB	CHC-C4C-C3C	-4.31	122.99	130.34
84	NH	1001	CYC	OB-C4B-C3B	-4.31	123.36	128.04
95	O6	301	DGD	O2G-C1B-C2B	4.31	120.79	111.50
82	H7	201	PEB	C1C-CHB-C4B	4.31	133.96	128.81
82	cK	201	PEB	CHC-C4C-C3C	-4.31	122.99	130.34
95	C6	502	DGD	C3G-O3G-C1D	-4.31	105.32	113.74
82	KJ	201	PEB	CHC-C4C-C3C	-4.31	122.99	130.34

Continued on next page...

Continued from previous page...

Mol	Chain	Res	Type	Atoms	Z	Observed(^{o})	Ideal(^{o})
82	Y9	203	PEB	CHB-C4B-NB	-4.31	122.85	128.83
82	FQ	203	PEB	CHA-C1B-C2B	4.31	135.98	124.90
82	rK	202	PEB	CMB-C2B-C1B	4.31	131.70	125.06
82	cB	403	PEB	CHC-C1D-ND	-4.31	108.94	113.95
84	LH	1001	CYC	CHB-C4A-NA	-4.31	115.92	124.93
87	6N	612	CLA	CMD-C2D-C3D	-4.31	117.70	127.61
84	EE	1001	CYC	CMA-C3A-C4A	4.31	131.70	125.06
87	2N	311	CLA	CMB-C2B-C1B	-4.31	121.84	128.46
82	VB	201	PEB	OA-C1A-C2A	-4.31	122.75	126.17
82	kJ	202	PEB	OA-C1A-C2A	-4.31	122.75	126.17
82	NI	201	PEB	CMB-C2B-C1B	4.31	131.70	125.06
82	Y7	303	PEB	CHA-C1B-NB	-4.31	115.92	124.93
82	PO	203	PEB	CHB-C4B-NB	-4.31	122.85	128.83
85	BN	838	BCR	C20-C21-C22	-4.31	121.16	127.31
82	NP	202	PEB	CHA-C1B-NB	-4.31	115.92	124.93
82	D7	202	PEB	CHA-C1B-NB	-4.31	115.92	124.93
83	yF	302	PUB	CHB-C1C-NC	-4.31	122.85	128.83
84	J4	1001	CYC	C1B-C2B-C3B	-4.31	103.38	107.87
82	BF	201	PEB	OD-C4D-C3D	-4.31	119.70	129.46
87	22	611	CLA	CMB-C2B-C1B	-4.31	121.85	128.46
82	ZO	201	PEB	C3D-C4D-ND	4.30	115.70	107.26
82	ZH	201	PEB	C2A-C1A-NA	4.30	111.98	108.27
85	A2	846	BCR	C23-C22-C21	4.30	125.55	118.94
87	62	313	CLA	CMD-C2D-C3D	-4.30	117.71	127.61
82	GD	202	PEB	CHB-C4B-NB	-4.30	122.86	128.83
85	A2	804	BCR	C11-C10-C9	-4.30	121.17	127.31
82	PA	203	PEB	C1C-CHB-C4B	4.30	133.95	128.81
82	fK	201	PEB	CHA-C1B-NB	-4.30	115.93	124.93
82	FJ	201	PEB	C2A-C1A-NA	4.30	111.98	108.27
82	WA	201	PEB	CHB-C4B-NB	-4.30	122.86	128.83
82	DQ	202	PEB	OD-C4D-ND	-4.30	119.56	125.93
84	I1	1001	CYC	CHB-C4A-NA	-4.30	115.93	124.93
84	HO	1001	CYC	C2B-C1B-NB	4.30	113.29	106.99
82	UJ	202	PEB	C3D-C4D-ND	4.30	115.70	107.26
83	M9	303	PUB	OD-C4D-C3D	-4.30	123.37	128.04
82	O9	202	PEB	CHA-C1B-NB	-4.30	115.94	124.93
87	6N	608	CLA	CMA-C3A-C4A	4.30	123.33	111.77
82	fF	201	PEB	OA-C1A-NA	4.30	130.15	124.94
82	kG	201	PEB	C1C-CHB-C4B	4.30	133.95	128.81
82	YM	203	PEB	OA-C1A-C2A	-4.30	122.75	126.17
82	GE	1002	PEB	C3D-C4D-ND	4.30	115.69	107.26
82	VJ	202	PEB	CMB-C2B-C1B	4.30	131.68	125.06

Continued on next page...

Continued from previous page...

Mol	Chain	Res	Type	Atoms	Z	Observed(^{o})	Ideal(^{o})
82	NQ	204	PEB	CHB-C4B-NB	-4.30	122.86	128.83
82	lG	203	PEB	CHB-C4B-NB	-4.30	122.86	128.83
95	c6	601	DGD	O5D-C1E-C2E	4.30	115.01	108.30
82	SJ	202	PEB	CHC-C4C-C3C	-4.30	123.01	130.34
82	bF	201	PEB	CMB-C2B-C1B	4.30	131.68	125.06
82	RA	202	PEB	C4B-C3B-C2B	-4.30	102.03	106.78
82	ZI	401	PEB	C3B-C4B-NB	4.30	116.30	110.05
82	iK	201	PEB	C3D-C4D-ND	4.30	115.69	107.26
82	pC	202	PEB	CHA-C1B-NB	-4.30	115.94	124.93
84	63	901	CYC	CMA-C3A-C4A	4.30	131.68	125.06
82	WF	203	PEB	CHA-C1B-NB	-4.30	115.94	124.93
82	TF	202	PEB	CMB-C2B-C1B	4.30	131.68	125.06
85	kL	100	BCR	C33-C5-C6	-4.30	119.70	124.53
82	tK	201	PEB	OA-C1A-NA	4.30	130.14	124.94
85	AN	804	BCR	C11-C10-C9	-4.30	121.18	127.31
82	FM	201	PEB	OA-C1A-C2A	-4.30	122.76	126.17
82	MK	201	PEB	CHC-C4C-C3C	-4.29	123.01	130.34
82	XP	201	PEB	CHC-C1D-ND	-4.29	108.96	113.95
82	OF	202	PEB	C1C-CHB-C4B	4.29	133.94	128.81
83	Z9	302	PUB	OD-C4D-C3D	-4.29	123.38	128.04
82	WK	203	PEB	CHA-C1B-NB	-4.29	115.95	124.93
82	Q7	201	PEB	CHA-C1B-C2B	4.29	135.94	124.90
82	KJ	201	PEB	CMB-C2B-C1B	4.29	131.68	125.06
82	UP	201	PEB	OD-C4D-ND	-4.29	119.57	125.93
82	e4	201	PEB	OA-C1A-C2A	-4.29	122.76	126.17
87	62	309	CLA	CMA-C3A-C4A	4.29	123.31	111.77
82	OG	201	PEB	C3D-C4D-ND	4.29	115.68	107.26
82	bK	202	PEB	C3D-C4D-ND	4.29	115.68	107.26
87	A6	402	CLA	CMB-C2B-C1B	-4.29	121.87	128.46
82	dO	201	PEB	CHC-C4C-C3C	-4.29	123.02	130.34
82	eO	201	PEB	OA-C1A-C2A	-4.29	122.76	126.17
82	SB	202	PEB	CHC-C1D-ND	-4.29	108.97	113.95
82	S9	201	PEB	C3B-C4B-NB	4.29	116.29	110.05
84	NO	1001	CYC	CHB-C4A-NA	-4.29	115.96	124.93
82	RO	203	PEB	CHC-C4C-C3C	-4.29	123.02	130.34
82	fK	201	PEB	CHB-C4B-NB	-4.29	122.88	128.83
82	OM	201	PEB	CHC-C4C-C3C	-4.29	123.02	130.34
82	lM	203	PEB	CHC-C4C-C3C	-4.29	123.02	130.34
82	FD	203	PEB	CHA-C1B-C2B	4.29	135.93	124.90
82	r8	202	PEB	OA-C1A-C2A	-4.29	122.76	126.17
82	iJ	201	PEB	OA-C1A-C2A	-4.29	122.76	126.17
82	PH	202	PEB	CHB-C4B-NB	-4.29	122.88	128.83

Continued on next page...

Continued from previous page...

Mol	Chain	Res	Type	Atoms	Z	Observed(^{o})	Ideal(^{o})
95	c6	601	DGD	C3G-O3G-C1D	-4.29	105.36	113.74
82	GF	202	PEB	CHB-C4B-C3B	-4.29	115.42	125.32
82	QP	202	PEB	C1C-CHB-C4B	4.29	133.93	128.81
85	AN	804	BCR	C7-C8-C9	-4.29	119.76	126.23
82	CM	203	PEB	OA-C1A-C2A	-4.29	122.77	126.17
82	tC	202	PEB	OA-C1A-C2A	-4.29	122.77	126.17
87	B6	606	CLA	C1-C2-C3	-4.29	118.63	126.04
82	eO	201	PEB	CHC-C1D-ND	-4.29	108.97	113.95
82	DA	202	PEB	CHA-C1B-NB	-4.29	115.97	124.93
82	RO	203	PEB	CAB-C3B-C4B	4.29	132.59	125.01
84	LH	1001	CYC	CAB-C3B-C4B	4.28	128.15	121.38
82	DO	1002	PEB	CHB-C4B-NB	-4.28	122.89	128.83
82	Z4	201	PEB	C3D-C4D-ND	4.28	115.66	107.26
82	SB	203	PEB	OA-C1A-C2A	-4.28	122.77	126.17
82	Q5	202	PEB	OD-C4D-ND	-4.28	119.59	125.93
82	jO	201	PEB	CHC-C4C-C3C	-4.28	123.03	130.34
82	kE	201	PEB	C1C-CHB-C4B	4.28	133.92	128.81
82	GG	1002	PEB	C3D-C4D-ND	4.28	115.66	107.26
82	R4	203	PEB	CAB-C3B-C4B	4.28	132.59	125.01
83	yK	302	PUB	CHB-C1C-NC	-4.28	122.89	128.83
82	qC	202	PEB	OA-C1A-C2A	-4.28	122.77	126.17
82	B5	203	PEB	C1C-CHB-C4B	-4.28	123.69	128.81
82	VD	201	PEB	C4B-C3B-C2B	-4.28	102.04	106.78
82	iG	202	PEB	CHC-C1D-ND	-4.28	108.98	113.95
82	WJ	202	PEB	CMB-C2B-C1B	4.28	131.66	125.06
84	GG	1001	CYC	C2C-C1C-NC	4.28	111.96	108.27
83	AE	302	PUB	C1C-C2C-C3C	-4.28	102.05	106.78
83	AG	302	PUB	C1C-C2C-C3C	-4.28	102.05	106.78
82	UP	201	PEB	C3B-C4B-NB	4.28	116.28	110.05
82	XF	201	PEB	CHC-C4C-C3C	-4.28	123.04	130.34
82	dJ	202	PEB	CHC-C4C-C3C	-4.28	123.04	130.34
82	M5	304	PEB	C1C-CHB-C4B	-4.28	123.70	128.81
82	SJ	201	PEB	CHC-C4C-C3C	-4.28	123.04	130.34
83	BM	302	PUB	CMA-C2A-C1A	4.28	131.46	121.39
82	aJ	204	PEB	CMB-C2B-C1B	4.28	131.65	125.06
82	RI	203	PEB	OA-C1A-C2A	-4.28	122.77	126.17
82	J5	202	PEB	CHB-C4B-NB	-4.28	122.89	128.83
82	PD	202	PEB	C1C-CHB-C4B	4.28	133.92	128.81
82	Y4	203	PEB	CHC-C4C-C3C	-4.28	123.04	130.34
82	WI	201	PEB	C3B-C4B-NB	4.28	116.27	110.05
82	R4	203	PEB	CHC-C4C-C3C	-4.28	123.04	130.34
82	TM	202	PEB	CHC-C1D-ND	-4.28	108.98	113.95

Continued on next page...

Continued from previous page...

Mol	Chain	Res	Type	Atoms	Z	Observed(^{o})	Ideal(^{o})
82	HB	201	PEB	OA-C1A-C2A	-4.28	122.77	126.17
84	EG	1001	CYC	CMA-C3A-C4A	4.28	131.65	125.06
83	AO	302	PUB	C1C-C2C-C3C	-4.28	102.05	106.78
82	YB	201	PEB	CHA-C1B-NB	-4.28	115.99	124.93
82	f1	203	PEB	OA-C1A-C2A	-4.28	122.77	126.17
82	QA	201	PEB	CHA-C1B-C2B	4.28	135.90	124.90
88	CL	522	LHG	C5-O7-C7	-4.28	107.26	117.79
82	QB	201	PEB	CHC-C1D-ND	-4.28	108.98	113.95
82	hF	201	PEB	CHB-C4B-NB	-4.28	122.90	128.83
82	YA	303	PEB	CHA-C1B-NB	-4.28	115.99	124.93
82	QE	202	PEB	CHC-C1D-ND	-4.27	108.98	113.95
94	DL	401	PL9	C15-C14-C16	4.27	122.46	115.27
82	W7	201	PEB	CHB-C4B-NB	-4.27	122.90	128.83
82	eO	203	PEB	CHC-C4C-C3C	-4.27	123.05	130.34
82	DG	1002	PEB	OA-C1A-C2A	-4.27	122.78	126.17
82	J7	203	PEB	OA-C1A-C2A	-4.27	122.78	126.17
82	eG	202	PEB	OA-C1A-C2A	-4.27	122.78	126.17
87	2N	309	CLA	CMB-C2B-C3B	4.27	132.67	124.68
85	h6	102	BCR	C38-C26-C25	-4.27	119.73	124.53
82	q8	202	PEB	OA-C1A-C2A	-4.27	122.78	126.17
82	DJ	201	PEB	C2A-C1A-NA	4.27	111.96	108.27
82	FP	201	PEB	CHB-C4B-NB	-4.27	122.90	128.83
84	D1	1001	CYC	C2B-C1B-NB	4.27	113.24	106.99
82	ZG	203	PEB	CHB-C4B-NB	-4.27	122.90	128.83
82	DQ	202	PEB	C3D-C4D-ND	4.27	115.64	107.26
84	ME	1001	CYC	CMA-C3A-C4A	4.27	131.64	125.06
82	jF	201	PEB	C2A-C1A-NA	4.27	111.95	108.27
82	dM	202	PEB	CHC-C4C-C3C	-4.27	123.06	130.34
82	VI	203	PEB	C3B-C4B-NB	4.27	116.26	110.05
95	C6	502	DGD	O5D-C1E-C2E	4.27	114.97	108.30
82	x8	202	PEB	CHC-C1D-ND	-4.27	108.99	113.95
82	b1	203	PEB	C2A-C1A-NA	4.27	111.95	108.27
87	b6	612	CLA	CMB-C2B-C1B	-4.27	121.90	128.46
87	22	609	CLA	CMB-C2B-C3B	4.27	132.66	124.68
82	O9	203	PEB	C2A-C1A-NA	4.27	111.95	108.27
84	GE	1001	CYC	C2C-C1C-NC	4.27	111.95	108.27
82	B9	201	PEB	CHB-C4B-NB	-4.27	122.91	128.83
82	QB	203	PEB	CHC-C4C-C3C	-4.27	123.06	130.34
83	xF	301	PUB	C1C-C2C-C3C	-4.27	102.06	106.78
82	HQ	201	PEB	C3D-C4D-ND	4.27	115.63	107.26
82	BI	202	PEB	C1B-C2B-C3B	-4.27	101.61	106.51
82	PK	201	PEB	CHB-C4B-NB	-4.27	122.91	128.83

Continued on next page...

Continued from previous page...

Mol	Chain	Res	Type	Atoms	Z	Observed(^{o})	Ideal(^{o})
84	DG	1001	CYC	OC-C1C-C2C	-4.27	122.78	126.17
84	D1	1003	CYC	OC-C1C-C2C	-4.27	122.78	126.17
82	SJ	201	PEB	CHA-C1B-NB	-4.27	116.01	124.93
82	HO	1002	PEB	CHB-C4B-NB	-4.26	122.91	128.83
82	b4	202	PEB	CHB-C4B-NB	-4.26	122.91	128.83
82	iE	202	PEB	CHB-C4B-NB	-4.26	122.91	128.83
82	DD	201	PEB	C4B-C3B-C2B	-4.26	102.06	106.78
82	e4	203	PEB	CHC-C4C-C3C	-4.26	123.06	130.34
83	A4	303	PUB	C1C-C2C-C3C	-4.26	102.06	106.78
82	d1	203	PEB	OA-C1A-C2A	-4.26	122.78	126.17
82	YP	502	PEB	CMB-C2B-C1B	4.26	131.63	125.06
82	L4	1002	PEB	C1C-CHB-C4B	4.26	133.90	128.81
82	CF	202	PEB	CMB-C2B-C1B	4.26	131.63	125.06
82	ZK	202	PEB	OA-C1A-C2A	-4.26	122.78	126.17
82	PM	201	PEB	OA-C1A-C2A	-4.26	122.78	126.17
87	bL	615	CLA	CMB-C2B-C1B	-4.26	121.91	128.46
85	bL	602	BCR	C20-C21-C22	-4.26	121.23	127.31
88	c6	619	LHG	O7-C7-C8	4.26	120.69	111.50
82	V7	202	PEB	CHB-C4B-NB	-4.26	122.92	128.83
82	BK	201	PEB	OD-C4D-C3D	-4.26	119.81	129.46
87	dL	402	CLA	O2D-CGD-O1D	-4.26	115.51	123.84
82	mJ	201	PEB	C3D-C4D-ND	4.26	115.62	107.26
82	IK	201	PEB	C3D-C4D-ND	4.26	115.62	107.26
82	OE	202	PEB	CHB-C4B-NB	-4.26	122.92	128.83
82	HQ	201	PEB	CHB-C4B-NB	-4.26	122.92	128.83
84	D1	1003	CYC	C1B-C2B-C3B	-4.26	103.43	107.87
83	AM	304	PUB	CMA-C2A-C1A	4.26	131.41	121.39
82	B9	201	PEB	OA-C1A-C2A	-4.26	122.79	126.17
82	jH	203	PEB	OA-C1A-C2A	-4.26	122.79	126.17
84	K1	1001	CYC	OC-C1C-C2C	-4.26	122.79	126.17
82	a4	203	PEB	CHB-C4B-NB	-4.26	122.92	128.83
82	PF	201	PEB	CHB-C4B-NB	-4.26	122.92	128.83
82	lE	203	PEB	CHB-C4B-NB	-4.26	122.92	128.83
82	Z1	201	PEB	CHC-C4C-C3C	-4.26	123.08	130.34
82	JO	1002	PEB	OA-C1A-C2A	-4.26	122.79	126.17
82	II	203	PEB	C2A-C1A-NA	4.26	111.94	108.27
82	OG	202	PEB	CHB-C4B-NB	-4.26	122.92	128.83
82	eH	203	PEB	C2A-C1A-NA	4.26	111.94	108.27
82	HO	1002	PEB	OA-C1A-C2A	-4.26	122.79	126.17
82	j1	203	PEB	OA-C1A-C2A	-4.26	122.79	126.17
82	gF	201	PEB	CHC-C1D-ND	-4.26	109.00	113.95
82	mF	201	PEB	CBC-CAC-C2C	-4.26	105.36	112.62

Continued on next page...

Continued from previous page...

Mol	Chain	Res	Type	Atoms	Z	Observed(^{o})	Ideal(^{o})
82	HM	201	PEB	C3D-C4D-ND	4.26	115.61	107.26
82	tK	202	PEB	C3D-C4D-ND	4.26	115.61	107.26
85	BL	618	BCR	C7-C8-C9	-4.26	119.81	126.23
83	AM	304	PUB	CHC-C1D-ND	-4.25	108.34	113.72
82	AQ	304	PEB	CHC-C1D-ND	-4.25	109.01	113.95
82	TJ	201	PEB	C4B-C3B-C2B	-4.25	102.07	106.78
82	p8	202	PEB	CHA-C1B-NB	-4.25	116.03	124.93
82	R1	202	PEB	OA-C1A-C2A	-4.25	122.79	126.17
82	bP	501	PEB	CHC-C1D-ND	-4.25	109.01	113.95
82	EM	203	PEB	CHB-C4B-NB	-4.25	122.93	128.83
82	fK	201	PEB	OA-C1A-NA	4.25	130.09	124.94
82	GM	202	PEB	CHC-C4C-C3C	-4.25	123.08	130.34
82	L5	201	PEB	C1B-C2B-C3B	-4.25	101.62	106.51
82	ZH	201	PEB	CHC-C4C-C3C	-4.25	123.08	130.34
82	GK	202	PEB	CHB-C4B-C3B	-4.25	115.50	125.32
82	TF	201	PEB	C1C-CHB-C4B	4.25	133.89	128.81
82	XF	203	PEB	CMB-C2B-C1B	4.25	131.61	125.06
82	F5	203	PEB	CHB-C4B-NB	-4.25	122.93	128.83
82	VJ	202	PEB	OA-C1A-C2A	-4.25	122.79	126.17
82	vC	202	PEB	CHA-C4A-NA	-4.25	120.15	125.20
82	B5	203	PEB	CHB-C4B-NB	-4.25	122.93	128.83
82	OE	201	PEB	C3D-C4D-ND	4.25	115.60	107.26
82	XK	201	PEB	CHC-C4C-C3C	-4.25	123.09	130.34
82	Z5	304	PEB	C1C-CHB-C4B	-4.25	123.73	128.81
82	iG	202	PEB	CHB-C4B-NB	-4.25	122.93	128.83
82	DQ	203	PEB	OA-C1A-C2A	-4.25	122.79	126.17
82	FK	202	PEB	C3D-C4D-ND	4.25	115.60	107.26
82	JF	201	PEB	OA-C1A-NA	4.25	130.09	124.94
84	H4	1001	CYC	C2B-C1B-NB	4.25	113.21	106.99
82	iO	201	PEB	OA-C1A-C2A	-4.25	122.80	126.17
82	GQ	202	PEB	CBC-CAC-C2C	4.25	119.87	112.62
87	BL	609	CLA	CMB-C2B-C1B	-4.25	121.94	128.46
82	M7	202	PEB	OA-C1A-C2A	-4.25	122.80	126.17
84	K1	1001	CYC	C1B-NB-C4B	-4.25	105.26	110.67
82	KB	302	PEB	CMB-C2B-C1B	4.25	131.60	125.06
82	NP	202	PEB	CHC-C4C-C3C	-4.25	123.09	130.34
82	D9	203	PEB	OA-C1A-C2A	-4.25	122.80	126.17
82	FF	202	PEB	C3D-C4D-ND	4.25	115.59	107.26
82	FH	1002	PEB	CHC-C1D-ND	-4.25	109.02	113.95
82	RE	202	PEB	CHC-C4C-C3C	-4.25	123.10	130.34
82	iE	202	PEB	CHC-C1D-ND	-4.24	109.02	113.95
82	H7	203	PEB	C4B-C3B-C2B	-4.24	102.08	106.78

Continued on next page...

Continued from previous page...

Mol	Chain	Res	Type	Atoms	Z	Observed(^{o})	Ideal(^{o})
82	VM	201	PEB	C3D-C4D-ND	4.24	115.58	107.26
82	JM	201	PEB	CHA-C1B-NB	-4.24	116.06	124.93
82	VE	202	PEB	C1C-CHB-C4B	-4.24	123.74	128.81
82	ZH	201	PEB	CHB-C4B-C3B	-4.24	115.52	125.32
92	BL	612	LMG	O7-C10-C11	4.24	120.64	111.50
95	BL	614	DGD	C1E-O6E-C5E	4.24	122.01	113.69
82	X9	201	PEB	CHB-C4B-NB	-4.24	122.94	128.83
82	WP	202	PEB	CHC-C4C-C3C	-4.24	123.10	130.34
82	HK	201	PEB	C1C-CHB-C4B	4.24	133.88	128.81
85	A2	804	BCR	C7-C8-C9	-4.24	119.83	126.23
82	FJ	201	PEB	CMB-C2B-C1B	4.24	131.59	125.06
82	ZJ	201	PEB	CMB-C2B-C1B	4.24	131.59	125.06
82	KK	201	PEB	OA-C1A-C2A	-4.24	122.80	126.17
82	g1	202	PEB	CHB-C4B-NB	-4.24	122.95	128.83
82	B5	202	PEB	CHB-C4B-NB	-4.24	122.95	128.83
82	eJ	202	PEB	C4B-C3B-C2B	-4.24	102.09	106.78
88	a6	610	LHG	O7-C7-C8	4.24	120.64	111.50
84	DH	1003	CYC	C1B-NB-C4B	-4.24	105.27	110.67
82	j4	202	PEB	CHB-C4B-NB	-4.24	122.95	128.83
82	DD	202	PEB	C3D-C4D-ND	4.24	115.58	107.26
82	HD	201	PEB	CHB-C4B-NB	-4.24	122.95	128.83
87	5N	607	CLA	CMB-C2B-C1B	-4.24	121.95	128.46
82	VI	203	PEB	C2A-C1A-NA	4.24	111.93	108.27
82	v8	202	PEB	CHA-C4A-NA	-4.24	120.17	125.20
82	RM	202	PEB	OA-C1A-C2A	-4.24	122.80	126.17
82	WI	203	PEB	CMB-C2B-C1B	4.24	131.59	125.06
82	fG	202	PEB	CHB-C4B-NB	-4.24	122.95	128.83
82	M9	305	PEB	OA-C1A-C2A	-4.24	122.81	126.17
85	C6	507	BCR	C15-C14-C13	-4.24	121.27	127.31
82	LJ	201	PEB	C2A-C1A-NA	4.24	111.92	108.27
87	BN	809	CLA	CMB-C2B-C1B	-4.23	121.95	128.46
84	FH	1001	CYC	C1B-CHB-C4A	-4.23	117.73	128.08
82	Z1	201	PEB	CHB-C4B-C3B	-4.23	115.54	125.32
84	D1	1003	CYC	C1B-NB-C4B	-4.23	105.28	110.67
82	JP	201	PEB	CHB-C4B-NB	-4.23	122.95	128.83
94	DL	401	PL9	C10-C9-C11	4.23	122.39	115.27
87	BN	834	CLA	CMB-C2B-C3B	4.23	132.60	124.68
87	12	603	CLA	CMB-C2B-C3B	4.23	132.60	124.68
82	ID	201	PEB	CAB-C3B-C4B	4.23	132.50	125.01
82	QE	202	PEB	CHA-C1B-NB	-4.23	116.08	124.93
82	OH	201	PEB	CHA-C1B-NB	-4.23	116.08	124.93
82	J1	1002	PEB	CHB-C4B-NB	-4.23	122.96	128.83

Continued on next page...

Continued from previous page...

Mol	Chain	Res	Type	Atoms	Z	Observed(^{o})	Ideal(^{o})
82	DD	202	PEB	OD-C4D-ND	-4.23	119.66	125.93
95	AL	414	DGD	C4E-C3E-C2E	4.23	118.21	110.82
82	RJ	201	PEB	C3D-C4D-ND	4.23	115.56	107.26
82	OP	202	PEB	C3D-C4D-ND	4.23	115.56	107.26
82	VH	202	PEB	CMB-C2B-C1B	4.23	131.58	125.06
82	OM	202	PEB	C1C-CHB-C4B	-4.23	123.75	128.81
82	ZI	401	PEB	CBB-CAB-C3B	4.23	124.38	112.63
82	MJ	201	PEB	C4B-C3B-C2B	-4.23	102.10	106.78
82	WJ	203	PEB	CHB-C4B-NB	-4.23	122.96	128.83
82	R9	201	PEB	CHB-C4B-NB	-4.23	122.96	128.83
87	AN	815	CLA	CMB-C2B-C1B	-4.23	121.96	128.46
82	W5	202	PEB	OA-C1A-C2A	-4.23	122.81	126.17
82	eE	202	PEB	OA-C1A-C2A	-4.23	122.81	126.17
84	W3	1001	CYC	OB-C4B-C3B	-4.23	123.45	128.04
82	R7	202	PEB	C4B-C3B-C2B	-4.23	102.10	106.78
82	GA	201	PEB	CHA-C1B-NB	-4.23	116.08	124.93
82	gF	201	PEB	C4B-C3B-C2B	-4.23	102.10	106.78
82	kH	201	PEB	C3D-C4D-ND	4.23	115.56	107.26
82	QG	202	PEB	CHA-C1B-NB	-4.23	116.09	124.93
82	T7	201	PEB	CHA-C1B-NB	-4.23	116.09	124.93
82	hF	201	PEB	CHA-C1B-NB	-4.23	116.09	124.93
82	T9	201	PEB	CHB-C4B-NB	-4.23	122.96	128.83
82	TM	201	PEB	C4B-C3B-C2B	-4.23	102.10	106.78
84	DE	1001	CYC	OC-C1C-C2C	-4.23	122.81	126.17
82	TA	201	PEB	CHA-C1B-NB	-4.23	116.09	124.93
85	KL	100	BCR	C33-C5-C6	-4.23	119.78	124.53
84	y3	1001	CYC	OB-C4B-C3B	-4.23	123.45	128.04
82	E9	201	PEB	CHB-C4B-NB	-4.23	122.96	128.83
82	IP	203	PEB	OA-C1A-C2A	-4.23	122.81	126.17
82	mE	203	PEB	OA-C1A-C2A	-4.23	122.81	126.17
82	UE	201	PEB	CHC-C1D-ND	-4.23	109.04	113.95
84	DH	1003	CYC	CAB-C3B-C4B	4.23	128.05	121.38
82	j4	201	PEB	CHC-C4C-C3C	-4.23	123.13	130.34
82	V9	201	PEB	CHB-C4B-NB	-4.23	122.97	128.83
82	IQ	201	PEB	CAB-C3B-C4B	4.23	132.49	125.01
82	mJ	201	PEB	CMB-C2B-C1B	4.23	131.57	125.06
103	8N	310	ZEX	C15-C14-C13	-4.23	121.28	127.31
87	1N	603	CLA	CMB-C2B-C3B	4.22	132.58	124.68
103	82	310	ZEX	C15-C14-C13	-4.22	121.28	127.31
82	TI	201	PEB	C3B-C4B-NB	4.22	116.19	110.05
84	DH	1001	CYC	C2B-C1B-NB	4.22	113.17	106.99
84	DO	1001	CYC	C2B-C1B-NB	4.22	113.17	106.99

Continued on next page...

Continued from previous page...

Mol	Chain	Res	Type	Atoms	Z	Observed(^{o})	Ideal(^{o})
82	GB	203	PEB	CHC-C1D-ND	-4.22	109.04	113.95
82	IQ	201	PEB	CHC-C1D-ND	-4.22	109.04	113.95
83	AH	303	PUB	CMA-C2A-C1A	4.22	131.33	121.39
87	B2	808	CLA	CMB-C2B-C1B	-4.22	121.97	128.46
85	CL	502	BCR	C16-C15-C14	-4.22	114.82	123.47
85	cL	503	BCR	C24-C23-C22	-4.22	119.85	126.23
82	GF	201	PEB	C2A-C1A-NA	4.22	111.91	108.27
82	YP	503	PEB	CHC-C4C-C3C	-4.22	123.13	130.34
85	Z6	101	BCR	C11-C10-C9	-4.22	121.28	127.31
82	K9	201	PEB	CHB-C4B-NB	-4.22	122.97	128.83
82	MA	202	PEB	OA-C1A-C2A	-4.22	122.82	126.17
82	LM	201	PEB	OA-C1A-C2A	-4.22	122.82	126.17
82	Z9	304	PEB	OA-C1A-C2A	-4.22	122.82	126.17
84	F1	1001	CYC	C1B-CHB-C4A	-4.22	117.77	128.08
82	F1	1002	PEB	CHC-C1D-ND	-4.22	109.05	113.95
82	cO	203	PEB	C4B-C3B-C2B	-4.22	102.11	106.78
87	5N	606	CLA	CMB-C2B-C3B	4.22	132.58	124.68
82	uF	201	PEB	CHB-C4B-NB	-4.22	122.97	128.83
82	I7	201	PEB	OA-C1A-C2A	-4.22	122.82	126.17
82	rC	202	PEB	OA-C1A-C2A	-4.22	122.82	126.17
82	kK	202	PEB	OA-C1A-C2A	-4.22	122.82	126.17
82	IF	201	PEB	C3D-C4D-ND	4.22	115.54	107.26
82	mK	201	PEB	CBC-CAC-C2C	-4.22	105.42	112.62
82	YK	203	PEB	CMB-C2B-C1B	4.22	131.56	125.06
82	ZJ	201	PEB	C2A-C1A-NA	4.22	111.91	108.27
82	B9	203	PEB	C2A-C1A-NA	4.22	111.91	108.27
85	A2	845	BCR	C16-C15-C14	-4.22	114.83	123.47
82	i4	201	PEB	OA-C1A-C2A	-4.22	122.82	126.17
87	3N	305	CLA	CAA-C2A-C3A	-4.22	101.22	112.78
82	P9	201	PEB	CHB-C4B-NB	-4.22	122.97	128.83
84	I4	1001	CYC	C2B-C1B-NB	4.22	113.17	106.99
82	UB	301	PEB	C3D-C4D-ND	4.22	115.54	107.26
82	HD	201	PEB	C3D-C4D-ND	4.22	115.54	107.26
82	A9	201	PEB	CHB-C4B-NB	-4.22	122.97	128.83
85	a6	605	BCR	C38-C26-C25	-4.22	119.79	124.53
82	B5	201	PEB	CHC-C1D-ND	-4.22	109.05	113.95
82	MB	201	PEB	CHA-C1B-NB	-4.22	116.11	124.93
82	aB	201	PEB	CHA-C1B-NB	-4.22	116.11	124.93
82	DD	202	PEB	CHA-C1B-C2B	4.22	135.75	124.90
83	A1	303	PUB	CMA-C2A-C1A	4.22	131.31	121.39
82	N9	201	PEB	CHB-C4B-NB	-4.22	122.98	128.83
82	j4	202	PEB	C3D-C4D-ND	4.22	115.53	107.26

Continued on next page...

Continued from previous page...

Mol	Chain	Res	Type	Atoms	Z	Observed(^{o})	Ideal(^{o})
82	kO	201	PEB	OA-C1A-C2A	-4.22	122.82	126.17
82	r8	201	PEB	CAA-C3A-C2A	-4.22	103.72	114.26
84	E1	1001	CYC	C2B-C1B-NB	4.22	113.16	106.99
82	pF	201	PEB	C2A-C1A-NA	4.22	111.91	108.27
82	QG	202	PEB	CHC-C1D-ND	-4.22	109.05	113.95
82	rC	201	PEB	CAA-C3A-C2A	-4.22	103.72	114.26
82	V1	201	PEB	OA-C1A-C2A	-4.22	122.82	126.17
82	UB	303	PEB	CHC-C1D-ND	-4.22	109.05	113.95
85	kL	100	BCR	C35-C13-C14	-4.22	117.02	122.92
82	fE	202	PEB	CHB-C4B-NB	-4.22	122.98	128.83
82	TK	201	PEB	CHC-C4C-C3C	-4.22	123.15	130.34
87	bL	614	CLA	CMB-C2B-C3B	4.21	132.56	124.68
87	IN	103	CLA	CAA-C2A-C3A	-4.21	101.24	112.78
82	RG	201	PEB	CHC-C1D-ND	-4.21	109.05	113.95
84	E1	1001	CYC	C1B-NB-C4B	-4.21	105.30	110.67
82	XJ	201	PEB	OA-C1A-C2A	-4.21	122.82	126.17
82	aJ	203	PEB	CHB-C4B-NB	-4.21	122.98	128.83
82	pF	201	PEB	CHA-C4A-NA	4.21	130.22	125.20
82	gH	202	PEB	CHB-C4B-NB	-4.21	122.98	128.83
82	FI	201	PEB	C3D-C4D-ND	4.21	115.53	107.26
87	I2	103	CLA	CAA-C2A-C3A	-4.21	101.24	112.78
82	cJ	202	PEB	CAB-C3B-C4B	4.21	132.46	125.01
82	IK	203	PEB	OA-C1A-C2A	-4.21	122.82	126.17
84	IO	1001	CYC	C2B-C1B-NB	4.21	113.15	106.99
83	AJ	304	PUB	C1C-C2C-C3C	-4.21	102.12	106.78
82	HQ	201	PEB	OA-C1A-C2A	-4.21	122.83	126.17
82	hG	201	PEB	OA-C1A-C2A	-4.21	122.83	126.17
82	gK	201	PEB	C1C-CHB-C4B	4.21	133.84	128.81
82	IP	201	PEB	CHC-C4C-C3C	-4.21	123.16	130.34
84	D1	1003	CYC	CAB-C3B-C4B	4.21	128.03	121.38
82	NJ	202	PEB	CMB-C2B-C1B	4.21	131.55	125.06
85	KL	100	BCR	C35-C13-C14	-4.21	117.03	122.92
82	IF	203	PEB	C3B-C4B-NB	4.21	116.17	110.05
82	VP	201	PEB	OA-C1A-C2A	-4.21	122.83	126.17
82	OQ	202	PEB	OA-C1A-C2A	-4.21	122.83	126.17
87	A2	815	CLA	CMB-C2B-C1B	-4.21	122.00	128.46
82	RG	202	PEB	CHC-C4C-C3C	-4.21	123.16	130.34
82	S5	201	PEB	C3D-C4D-ND	4.21	115.52	107.26
82	i4	203	PEB	C4B-C3B-C2B	-4.21	102.12	106.78
87	a6	608	CLA	CMB-C2B-C1B	-4.21	122.00	128.46
82	G7	201	PEB	CHA-C1B-NB	-4.21	116.13	124.93
82	M5	304	PEB	CHA-C4A-NA	4.21	130.21	125.20

Continued on next page...

Continued from previous page...

Mol	Chain	Res	Type	Atoms	Z	Observed(^{o})	Ideal(^{o})
82	IA	201	PEB	OA-C1A-C2A	-4.21	122.83	126.17
87	52	607	CLA	CMB-C2B-C1B	-4.21	122.00	128.46
82	k1	201	PEB	C3D-C4D-ND	4.21	115.51	107.26
82	aO	203	PEB	CHB-C4B-NB	-4.21	122.99	128.83
82	KJ	201	PEB	OA-C1A-C2A	-4.21	122.83	126.17
82	B5	202	PEB	OA-C1A-C2A	-4.21	122.83	126.17
82	jK	202	PEB	OA-C1A-C2A	-4.21	122.83	126.17
82	HJ	201	PEB	C3D-C4D-ND	4.21	115.51	107.26
82	IJ	202	PEB	C3D-C4D-ND	4.21	115.51	107.26
82	hB	301	PEB	CHC-C4C-C3C	-4.21	123.17	130.34
85	AN	845	BCR	C16-C15-C14	-4.21	114.86	123.47
84	HG	1001	CYC	C1B-NB-C4B	-4.20	105.32	110.67
82	WO	201	PEB	C3D-C4D-ND	4.20	115.51	107.26
82	O1	201	PEB	CHA-C1B-NB	-4.20	116.14	124.93
82	DA	203	PEB	CHC-C1D-ND	-4.20	109.07	113.95
87	32	304	CLA	CAA-C2A-C3A	-4.20	101.27	112.78
83	xK	301	PUB	C1C-C2C-C3C	-4.20	102.13	106.78
82	fB	301	PEB	CHC-C4C-C3C	-4.20	123.17	130.34
83	AO	302	PUB	CHA-C1B-C2B	-4.20	123.17	130.34
82	nF	202	PEB	OA-C1A-C2A	-4.20	122.83	126.17
84	KO	1001	CYC	CMA-C3A-C4A	4.20	131.53	125.06
82	IF	203	PEB	OA-C1A-C2A	-4.20	122.83	126.17
82	BK	202	PEB	OA-C1A-C2A	-4.20	122.83	126.17
82	UG	201	PEB	CHC-C1D-ND	-4.20	109.07	113.95
82	I9	201	PEB	CHB-C4B-NB	-4.20	123.00	128.83
84	KH	1001	CYC	C1B-NB-C4B	-4.20	105.32	110.67
87	B2	817	CLA	CMB-C2B-C3B	4.20	132.54	124.68
82	OI	201	PEB	OA-C1A-C2A	-4.20	122.83	126.17
82	GB	201	PEB	C2A-C1A-NA	4.20	111.89	108.27
85	AN	804	BCR	C4-C5-C6	-4.20	116.63	122.73
82	p8	201	PEB	CHC-C1D-ND	-4.20	109.07	113.95
85	H6	101	BCR	C20-C21-C22	-4.20	121.32	127.31
85	bL	603	BCR	C7-C8-C9	-4.20	119.89	126.23
82	cJ	202	PEB	C4B-C3B-C2B	-4.20	102.13	106.78
82	LA	202	PEB	C2A-C1A-NA	4.20	111.89	108.27
87	42	602	CLA	CMB-C2B-C1B	-4.20	122.01	128.46
82	bF	201	PEB	OA-C1A-C2A	-4.20	122.83	126.17
84	FG	1001	CYC	OC-C1C-C2C	-4.20	122.83	126.17
82	V1	203	PEB	CMB-C2B-C1B	4.20	131.53	125.06
94	d6	408	PL9	C7-C3-C2	-4.20	117.78	123.30
82	ZK	202	PEB	C3D-C4D-ND	4.20	115.49	107.26
82	TG	201	PEB	CHA-C1B-NB	-4.20	116.15	124.93

Continued on next page...

Continued from previous page...

Mol	Chain	Res	Type	Atoms	Z	Observed(^{o})	Ideal(^{o})
82	J7	201	PEB	C4B-C3B-C2B	-4.20	102.14	106.78
82	eM	201	PEB	OA-C1A-C2A	-4.20	122.84	126.17
95	AL	414	DGD	O2G-C1B-C2B	4.20	120.55	111.50
85	B2	841	BCR	C33-C5-C6	-4.20	119.82	124.53
87	BN	818	CLA	CMB-C2B-C3B	4.20	132.53	124.68
83	A1	304	PUB	CAC-C2C-C1C	4.19	132.43	125.01
82	IB	203	PEB	OA-C1A-C2A	-4.19	122.84	126.17
82	U9	204	PEB	OA-C1A-C2A	-4.19	122.84	126.17
82	JI	202	PEB	CMB-C2B-C1B	4.19	131.52	125.06
82	NA	203	PEB	CAB-CBB-CGB	-4.19	104.58	113.60
82	tF	202	PEB	C3D-C4D-ND	4.19	115.49	107.26
82	G9	201	PEB	CHB-C4B-NB	-4.19	123.01	128.83
82	gK	201	PEB	C4B-C3B-C2B	-4.19	102.14	106.78
82	RF	202	PEB	OA-C1A-C2A	-4.19	122.84	126.17
82	vK	201	PEB	CHC-C1D-ND	-4.19	109.08	113.95
87	B2	834	CLA	CMB-C2B-C3B	4.19	132.52	124.68
82	nF	201	PEB	CHA-C1B-NB	-4.19	116.16	124.93
82	BJ	301	PEB	OA-C1A-C2A	-4.19	122.84	126.17
82	cK	203	PEB	CMB-C2B-C1B	4.19	131.52	125.06
82	XK	201	PEB	CHC-C1D-ND	-4.19	109.08	113.95
82	C9	201	PEB	CHB-C4B-NB	-4.19	123.01	128.83
82	aJ	204	PEB	C3D-C4D-ND	4.19	115.48	107.26
82	eB	201	PEB	CHC-C4C-C3C	-4.19	123.19	130.34
82	d4	202	PEB	CHB-C4B-NB	-4.19	123.01	128.83
87	F2	201	CLA	CMB-C2B-C1B	-4.19	122.02	128.46
82	iH	202	PEB	C1C-CHB-C4B	-4.19	123.80	128.81
82	DM	202	PEB	CMB-C2B-C1B	4.19	131.52	125.06
83	KA	203	PUB	CMA-C2A-C1A	4.19	131.25	121.39
83	Y7	302	PUB	CMA-C2A-C1A	4.19	131.24	121.39
82	a4	202	PEB	CHA-C1B-NB	-4.19	116.17	124.93
82	S7	202	PEB	CHB-C4B-NB	-4.19	123.02	128.83
87	52	606	CLA	CMB-C2B-C3B	4.19	132.51	124.68
82	DQ	202	PEB	CHA-C1B-C2B	4.19	135.67	124.90
82	uC	201	PEB	CHC-C4C-C3C	-4.19	123.19	130.34
82	TE	201	PEB	CHA-C1B-NB	-4.19	116.17	124.93
82	XM	201	PEB	CHA-C1B-NB	-4.19	116.17	124.93
82	PM	201	PEB	C4B-C3B-C2B	-4.19	102.15	106.78
82	FO	1002	PEB	CHC-C1D-ND	-4.19	109.08	113.95
103	82	309	ZEX	C27-C28-C29	-4.19	119.91	126.23
82	Z5	304	PEB	CHA-C4A-NA	4.19	130.18	125.20
82	HB	202	PEB	CHC-C4C-C3C	-4.19	123.19	130.34
87	a6	607	CLA	CMB-C2B-C1B	-4.19	122.03	128.46

Continued on next page...

Continued from previous page...

Mol	Chain	Res	Type	Atoms	Z	Observed(^{o})	Ideal(^{o})
87	1N	607	CLA	CMB-C2B-C1B	-4.19	122.03	128.46
103	8N	309	ZEX	C27-C28-C29	-4.19	119.91	126.23
82	oF	202	PEB	CMB-C2B-C1B	4.19	131.51	125.06
82	VB	202	PEB	CHC-C1D-ND	-4.19	109.09	113.95
82	UD	202	PEB	CHC-C1D-ND	-4.19	109.09	113.95
82	FD	201	PEB	CHA-C1B-C2B	4.19	135.66	124.90
82	EK	201	PEB	CHC-C4C-C3C	-4.19	123.20	130.34
95	AL	415	DGD	O2G-C1B-C2B	4.19	120.52	111.50
82	vK	201	PEB	OA-C1A-NA	4.18	130.01	124.94
82	cH	201	PEB	OA-C1A-C2A	-4.18	122.85	126.17
82	cM	201	PEB	OA-C1A-C2A	-4.18	122.85	126.17
95	CL	517	DGD	O2G-C1B-C2B	4.18	120.52	111.50
85	A2	804	BCR	C4-C5-C6	-4.18	116.66	122.73
82	WM	201	PEB	C3D-C4D-ND	4.18	115.47	107.26
82	DE	1002	PEB	OA-C1A-C2A	-4.18	122.85	126.17
83	K7	203	PUB	CMA-C2A-C1A	4.18	131.23	121.39
82	FO	1002	PEB	CHC-C4C-C3C	-4.18	123.20	130.34
82	OF	201	PEB	CHC-C1D-ND	-4.18	109.09	113.95
82	kM	202	PEB	CHC-C1D-ND	-4.18	109.09	113.95
82	L1	1002	PEB	C3D-C4D-ND	4.18	115.47	107.26
85	LN	205	BCR	C8-C9-C10	4.18	125.36	118.94
82	PO	202	PEB	OA-C1A-C2A	-4.18	122.85	126.17
82	JA	201	PEB	C4B-C3B-C2B	-4.18	102.15	106.78
95	c6	618	DGD	O2G-C1B-C2B	4.18	120.51	111.50
85	L2	205	BCR	C8-C9-C10	4.18	125.36	118.94
84	A3	1001	CYC	CHB-C4A-C3A	4.18	135.65	124.90
82	cJ	201	PEB	C3D-C4D-ND	4.18	115.46	107.26
82	B9	202	PEB	C4B-C3B-C2B	-4.18	102.16	106.78
82	h1	201	PEB	CHB-C4B-NB	-4.18	123.03	128.83
85	Z6	101	BCR	C15-C14-C13	-4.18	121.34	127.31
82	L7	202	PEB	C2A-C1A-NA	4.18	111.88	108.27
82	fE	203	PEB	CHC-C1D-ND	-4.18	109.09	113.95
82	c1	201	PEB	OA-C1A-C2A	-4.18	122.85	126.17
82	IK	203	PEB	C3B-C4B-NB	4.18	116.13	110.05
82	ZI	401	PEB	C3D-C4D-ND	4.18	115.46	107.26
82	FI	201	PEB	C3B-C4B-NB	4.18	116.13	110.05
82	Z5	305	PEB	CHA-C1B-NB	-4.18	116.19	124.93
82	dK	202	PEB	CMB-C2B-C1B	4.18	131.50	125.06
84	D4	1001	CYC	C2B-C1B-NB	4.18	113.10	106.99
82	HP	201	PEB	CHC-C1D-ND	-4.18	109.10	113.95
82	SB	203	PEB	C1C-CHB-C4B	-4.18	123.82	128.81
82	XJ	201	PEB	CHA-C1B-NB	-4.18	116.19	124.93

Continued on next page...

Continued from previous page...

Mol	Chain	Res	Type	Atoms	Z	Observed(^{o})	Ideal(^{o})
82	OH	203	PEB	CHB-C4B-NB	-4.18	123.03	128.83
82	KM	203	PEB	CHB-C4B-NB	-4.18	123.03	128.83
82	sK	201	PEB	CHB-C4B-NB	-4.18	123.03	128.83
82	iG	202	PEB	OA-C1A-C2A	-4.18	122.85	126.17
82	N7	201	PEB	CHC-C1D-ND	-4.18	109.10	113.95
82	O9	202	PEB	CHA-C4A-NA	-4.18	120.24	125.20
82	MP	202	PEB	CHC-C4C-C3C	-4.18	123.21	130.34
83	A4	302	PUB	CHA-C1B-C2B	-4.18	123.21	130.34
82	eB	201	PEB	CHB-C4B-NB	-4.18	123.03	128.83
82	U1	201	PEB	CHA-C1B-NB	-4.18	116.20	124.93
82	hK	201	PEB	CHA-C1B-NB	-4.18	116.20	124.93
82	P1	202	PEB	OA-C1A-C2A	-4.18	122.85	126.17
83	KA	203	PUB	C1C-C2C-C3C	-4.18	102.16	106.78
83	K7	203	PUB	C1C-C2C-C3C	-4.18	102.16	106.78
82	TF	201	PEB	CHC-C4C-C3C	-4.17	123.22	130.34
82	L7	201	PEB	CHC-C4C-C3C	-4.17	123.22	130.34
82	u8	201	PEB	CHC-C4C-C3C	-4.17	123.22	130.34
87	4N	602	CLA	CMB-C2B-C1B	-4.17	122.05	128.46
82	OO	201	PEB	C3D-C4D-ND	4.17	115.45	107.26
82	BF	202	PEB	OA-C1A-C2A	-4.17	122.85	126.17
82	kK	201	PEB	CHB-C4B-NB	-4.17	123.04	128.83
82	jO	202	PEB	C3D-C4D-ND	4.17	115.45	107.26
84	K4	1001	CYC	C2B-C1B-NB	4.17	113.10	106.99
82	GD	202	PEB	CBC-CAC-C2C	4.17	119.74	112.62
82	sF	201	PEB	CHB-C4B-NB	-4.17	123.04	128.83
82	BK	202	PEB	C3D-C4D-ND	4.17	115.45	107.26
82	KB	304	PEB	OA-C1A-C2A	-4.17	122.86	126.17
82	aO	202	PEB	CHA-C1B-NB	-4.17	116.20	124.93
82	F4	1002	PEB	CHC-C4C-C3C	-4.17	123.22	130.34
84	m3	1001	CYC	CHB-C4A-C3A	4.17	135.63	124.90
82	kF	201	PEB	CHB-C4B-NB	-4.17	123.04	128.83
82	LH	1003	PEB	C3D-C4D-ND	4.17	115.44	107.26
82	F4	1002	PEB	CHC-C1D-ND	-4.17	109.10	113.95
82	fG	203	PEB	CHC-C1D-ND	-4.17	109.10	113.95
82	MF	201	PEB	CHC-C4C-C3C	-4.17	123.22	130.34
82	UB	302	PEB	CMC-C3C-C2C	4.17	132.81	124.94
82	vF	201	PEB	CHC-C1D-ND	-4.17	109.10	113.95
85	A6	401	BCR	C3-C4-C5	-4.17	106.63	114.08
87	B6	616	CLA	C4A-NA-C1A	4.17	108.58	106.71
82	mG	203	PEB	OA-C1A-C2A	-4.17	122.86	126.17
87	FN	203	CLA	CMB-C2B-C1B	-4.17	122.05	128.46
84	e3	1001	CYC	CHB-C4A-C3A	4.17	135.62	124.90

Continued on next page...

Continued from previous page...

Mol	Chain	Res	Type	Atoms	Z	Observed(^{o})	Ideal(^{o})
82	cM	201	PEB	C2A-C1A-NA	4.17	111.87	108.27
82	LK	201	PEB	C4B-C3B-C2B	-4.17	102.17	106.78
84	HE	1001	CYC	C1B-NB-C4B	-4.17	105.36	110.67
82	D5	203	PEB	C1C-CHB-C4B	-4.17	123.83	128.81
82	bK	201	PEB	OA-C1A-C2A	-4.17	122.86	126.17
82	LM	202	PEB	CHC-C1D-ND	-4.17	109.11	113.95
84	GO	1001	CYC	OB-C4B-C3B	-4.17	123.52	128.04
83	YA	302	PUB	CMA-C2A-C1A	4.17	131.20	121.39
82	i1	201	PEB	C3B-C4B-NB	4.17	116.11	110.05
82	DQ	201	PEB	C4B-C3B-C2B	-4.17	102.17	106.78
82	L4	1002	PEB	CMD-C2D-C3D	4.17	135.94	130.06
82	UJ	203	PEB	OA-C1A-C2A	-4.17	122.86	126.17
82	V7	201	PEB	OA-C1A-C2A	-4.17	122.86	126.17
83	wK	304	PUB	CHC-C1D-ND	-4.17	108.45	113.72
82	bG	201	PEB	C3D-C4D-ND	4.17	115.44	107.26
84	G3	1001	CYC	CHB-C4A-C3A	4.17	135.62	124.90
82	OM	203	PEB	CHC-C1D-ND	-4.17	109.11	113.95
82	OM	203	PEB	CMB-C2B-C1B	4.17	131.48	125.06
82	GG	1002	PEB	CAB-C3B-C2B	4.17	135.64	127.88
82	GF	201	PEB	C1B-C2B-C3B	-4.17	101.72	106.51
82	T7	201	PEB	CMB-C2B-C1B	4.17	131.48	125.06
82	NO	1002	PEB	CHC-C4C-C3C	-4.17	123.23	130.34
82	GE	1002	PEB	CAB-C3B-C2B	4.17	135.64	127.88
82	ID	201	PEB	OA-C1A-C2A	-4.17	122.86	126.17
82	YJ	201	PEB	OA-C1A-C2A	-4.17	122.86	126.17
82	qK	203	PEB	CHC-C4C-C3C	-4.17	123.23	130.34
87	BN	827	CLA	CMB-C2B-C3B	4.16	132.47	124.68
82	iO	203	PEB	C4B-C3B-C2B	-4.16	102.17	106.78
82	IF	201	PEB	C2A-C1A-NA	-4.16	104.68	108.27
92	b6	624	LMG	O7-C10-C11	4.16	120.48	111.50
82	XD	202	PEB	OA-C1A-C2A	-4.16	122.86	126.17
84	KO	1001	CYC	C2B-C1B-NB	4.16	113.08	106.99
82	SA	202	PEB	CHB-C4B-NB	-4.16	123.05	128.83
84	K3	1001	CYC	CHB-C4A-C3A	4.16	135.61	124.90
87	b6	613	CLA	CMB-C2B-C1B	-4.16	122.06	128.46
84	E3	1001	CYC	CHB-C4A-C3A	4.16	135.61	124.90
85	b6	601	BCR	C33-C5-C6	-4.16	119.85	124.53
87	7N	602	CLA	CMB-C2B-C3B	4.16	132.47	124.68
82	F9	201	PEB	C4B-C3B-C2B	-4.16	102.17	106.78
87	72	602	CLA	CMB-C2B-C3B	4.16	132.47	124.68
82	dM	203	PEB	CHB-C4B-NB	-4.16	123.05	128.83
82	TA	201	PEB	CMB-C2B-C1B	4.16	131.47	125.06

Continued on next page...

Continued from previous page...

Mol	Chain	Res	Type	Atoms	Z	Observed(^{o})	Ideal(^{o})
82	OK	201	PEB	CHC-C1D-ND	-4.16	109.11	113.95
82	UP	202	PEB	CHC-C1D-ND	-4.16	109.11	113.95
84	T3	1001	CYC	CHB-C4A-C3A	4.16	135.60	124.90
82	VO	202	PEB	C3D-C4D-ND	4.16	115.42	107.26
82	Z4	201	PEB	C4B-NB-C1B	-4.16	98.67	106.51
82	NA	201	PEB	CHC-C1D-ND	-4.16	109.11	113.95
82	aH	201	PEB	CHC-C4C-C3C	-4.16	123.24	130.34
96	VL	201	HEM	CHA-C4D-ND	4.16	129.52	124.38
84	P3	1001	CYC	CHB-C4A-C3A	4.16	135.60	124.90
84	t3	1001	CYC	CHB-C4A-C3A	4.16	135.60	124.90
82	EM	201	PEB	CHB-C4B-NB	-4.16	123.06	128.83
84	FG	1001	CYC	CHA-C1A-NA	-4.16	123.06	128.83
82	IJ	201	PEB	CHC-C1D-ND	-4.16	109.12	113.95
82	M5	305	PEB	CHA-C1B-NB	-4.16	116.23	124.93
84	R3	1001	CYC	CHB-C4A-C3A	4.16	135.60	124.90
82	hE	201	PEB	OA-C1A-C2A	-4.16	122.87	126.17
82	lM	201	PEB	CHC-C1D-ND	-4.16	109.12	113.95
82	QO	201	PEB	CMA-C2A-C1A	-4.16	103.44	112.40
82	eA	301	PEB	C3D-C4D-ND	4.16	115.42	107.26
82	R4	202	PEB	OA-C1A-C2A	-4.16	122.87	126.17
82	oK	202	PEB	CMB-C2B-C1B	4.16	131.47	125.06
84	c3	1001	CYC	CHB-C4A-C3A	4.16	135.59	124.90
82	QB	203	PEB	CHC-C1D-ND	-4.16	109.12	113.95
84	g3	1001	CYC	CHB-C4A-C3A	4.16	135.59	124.90
82	XP	201	PEB	CHB-C4B-NB	-4.16	123.06	128.83
84	i3	1001	CYC	CHB-C4A-C3A	4.16	135.59	124.90
85	b6	601	BCR	C16-C17-C18	-4.16	121.38	127.31
82	V4	202	PEB	C4B-C3B-C2B	-4.16	102.18	106.78
82	IK	201	PEB	C2A-C1A-NA	-4.16	104.69	108.27
82	IQ	201	PEB	CAB-CBB-CGB	-4.16	104.66	113.60
82	O4	201	PEB	C3D-C4D-ND	4.16	115.41	107.26
82	w8	203	PEB	CHC-C4C-C3C	-4.16	123.25	130.34
82	TI	201	PEB	C1B-C2B-C3B	-4.16	101.74	106.51
82	cF	203	PEB	CMB-C2B-C1B	4.15	131.46	125.06
82	gH	203	PEB	CHB-C4B-NB	-4.15	123.06	128.83
82	dK	202	PEB	OA-C1A-C2A	-4.15	122.87	126.17
87	32	304	CLA	C20-C18-C17	-4.15	85.87	111.54
83	QJ	201	PUB	CMA-C2A-C1A	4.15	131.16	121.39
82	fJ	202	PEB	CHB-C4B-NB	-4.15	123.06	128.83
82	mM	201	PEB	C4B-C3B-C2B	-4.15	102.19	106.78
84	l3	1001	CYC	CHB-C4A-C3A	4.15	135.58	124.90
82	mM	201	PEB	CHC-C1D-ND	4.15	118.77	113.95

Continued on next page...

Continued from previous page...

Mol	Chain	Res	Type	Atoms	Z	Observed(^{o})	Ideal(^{o})
87	3N	305	CLA	C20-C18-C17	-4.15	85.87	111.54
96	v6	201	HEM	CHD-C1D-ND	4.15	128.94	124.43
82	ZB	202	PEB	OA-C1A-C2A	-4.15	122.87	126.17
83	AO	303	PUB	C1C-C2C-C3C	-4.15	102.19	106.78
84	J3	1001	CYC	CHB-C4A-C3A	4.15	135.58	124.90
82	LM	202	PEB	CMB-C2B-C1B	4.15	131.46	125.06
82	pC	201	PEB	CHC-C1D-ND	-4.15	109.12	113.95
85	BN	841	BCR	C33-C5-C6	-4.15	119.86	124.53
82	LB	201	PEB	C1C-CHB-C4B	4.15	133.77	128.81
82	ZH	202	PEB	CHC-C4C-C3C	-4.15	123.26	130.34
85	A2	845	BCR	C11-C12-C13	-4.15	114.75	126.42
82	KB	302	PEB	OA-C1A-C2A	-4.15	122.87	126.17
85	AN	845	BCR	C11-C12-C13	-4.15	114.75	126.42
82	D7	203	PEB	CHC-C1D-ND	-4.15	109.13	113.95
84	C3	1001	CYC	CHB-C4A-C3A	4.15	135.57	124.90
82	sF	203	PEB	C1B-C2B-C3B	-4.15	101.74	106.51
82	LG	1002	PEB	CHB-C4B-NB	-4.15	123.07	128.83
82	ZG	203	PEB	CHA-C1B-NB	-4.15	116.25	124.93
84	EH	1001	CYC	C2B-C1B-NB	4.15	113.06	106.99
85	b6	603	BCR	C24-C23-C22	-4.15	119.97	126.23
82	BB	202	PEB	OA-C1A-C2A	-4.15	122.87	126.17
82	ZO	201	PEB	C4B-NB-C1B	-4.15	98.69	106.51
82	u8	202	PEB	CHB-C4B-NB	-4.15	123.07	128.83
82	iH	201	PEB	C3B-C4B-NB	4.15	116.08	110.05
82	XQ	202	PEB	OA-C1A-C2A	-4.15	122.88	126.17
87	B2	827	CLA	CMB-C2B-C3B	4.15	132.44	124.68
91	dL	403	PHO	CMB-C2B-C3B	4.15	132.44	124.68
84	F1	1001	CYC	C1B-C2B-C3B	-4.15	103.54	107.87
82	lH	201	PEB	CHC-C4C-C3C	-4.15	123.26	130.34
87	AN	820	CLA	CMB-C2B-C3B	4.15	132.44	124.68
82	EB	501	PEB	C3D-C4D-ND	4.15	115.39	107.26
82	a1	201	PEB	CHC-C4C-C3C	-4.15	123.27	130.34
82	mM	201	PEB	C3D-C4D-ND	4.15	115.39	107.26
82	dO	202	PEB	C3D-C4D-ND	4.15	115.39	107.26
82	JK	201	PEB	OA-C1A-NA	4.15	129.96	124.94
84	p3	1001	CYC	CHB-C4A-C3A	4.14	135.56	124.90
87	F2	202	CLA	CAA-C2A-C3A	-4.14	106.43	116.10
82	UJ	201	PEB	CHB-C4B-NB	-4.14	123.08	128.83
82	H4	1002	PEB	CHB-C4B-NB	-4.14	123.08	128.83
82	e4	202	PEB	CHB-C4B-NB	-4.14	123.08	128.83
87	K2	104	CLA	CMB-C2B-C3B	4.14	132.43	124.68
94	a6	601	PL9	C32-C33-C34	-4.14	117.68	127.66

Continued on next page...

Continued from previous page...

Mol	Chain	Res	Type	Atoms	Z	Observed(^{o})	Ideal(^{o})
82	LO	1002	PEB	CMD-C2D-C3D	4.14	135.91	130.06
84	v3	1001	CYC	CHB-C4A-C3A	4.14	135.56	124.90
82	OK	201	PEB	CHA-C1B-NB	-4.14	116.27	124.93
96	vL	201	HEM	CHA-C4D-ND	4.14	129.50	124.38
82	DI	202	PEB	CHC-C1D-ND	-4.14	109.14	113.95
82	KP	201	PEB	CHC-C4C-C3C	4.14	137.40	130.34
87	CL	503	CLA	CAA-C2A-C3A	-4.14	101.43	112.78
82	JA	202	PEB	C3D-C4D-ND	4.14	115.39	107.26
82	pK	201	PEB	C2A-C1A-NA	4.14	111.84	108.27
82	SE	202	PEB	CHA-C1B-NB	-4.14	116.27	124.93
82	EF	201	PEB	CHC-C4C-C3C	-4.14	123.27	130.34
82	ZE	203	PEB	CHA-C1B-NB	-4.14	116.27	124.93
82	gK	203	PEB	C3D-C4D-ND	4.14	115.39	107.26
82	YF	203	PEB	CMB-C2B-C1B	4.14	131.44	125.06
82	uC	202	PEB	CHB-C4B-NB	-4.14	123.08	128.83
82	IB	201	PEB	OA-C1A-C2A	-4.14	122.88	126.17
82	aJ	204	PEB	OA-C1A-C2A	-4.14	122.88	126.17
82	GE	1002	PEB	CHB-C4B-NB	-4.14	123.08	128.83
82	AH	301	PEB	C3D-C4D-ND	4.14	115.38	107.26
82	V7	203	PEB	OA-C1A-C2A	-4.14	122.88	126.17
82	V4	202	PEB	C3D-C4D-ND	4.14	115.38	107.26
82	GG	1002	PEB	CHB-C4B-NB	-4.14	123.08	128.83
82	OF	201	PEB	C2A-C1A-NA	4.14	111.84	108.27
82	L9	203	PEB	C1C-CHB-C4B	-4.14	123.86	128.81
85	FN	202	BCR	C7-C8-C9	4.14	132.49	126.23
84	N3	1001	CYC	CHB-C4A-C3A	4.14	135.54	124.90
82	Z4	202	PEB	C3D-C4D-ND	4.14	115.38	107.26
85	b6	603	BCR	C38-C26-C25	-4.14	119.88	124.53
82	dH	203	PEB	OA-C1A-C2A	-4.14	122.88	126.17
83	AG	302	PUB	CMA-C2A-C1A	4.14	131.13	121.39
82	lK	203	PEB	C2A-C1A-NA	4.14	111.84	108.27
82	LA	201	PEB	CHC-C4C-C3C	-4.14	123.28	130.34
82	FQ	201	PEB	CHA-C1B-C2B	4.14	135.54	124.90
82	SG	203	PEB	CHA-C1B-NB	-4.14	116.28	124.93
82	fE	201	PEB	OA-C1A-C2A	-4.14	122.88	126.17
82	wC	203	PEB	CHC-C4C-C3C	-4.14	123.28	130.34
85	F6	101	BCR	C15-C14-C13	-4.14	121.41	127.31
88	AN	844	LHG	O7-C7-C8	4.14	120.42	111.50
84	FE	1002	CYC	CHA-C1A-NA	-4.14	123.09	128.83
82	ID	201	PEB	CAB-CBB-CGB	-4.14	104.70	113.60
82	KB	301	PEB	OA-C1A-C2A	-4.14	122.88	126.17
87	12	607	CLA	CMB-C2B-C1B	-4.14	122.11	128.46

Continued on next page...

Continued from previous page...

Mol	Chain	Res	Type	Atoms	Z	Observed(^{o})	Ideal(^{o})
82	WD	201	PEB	CHB-C4B-C3B	-4.14	115.77	125.32
82	A4	305	PEB	CHB-C4B-NB	-4.14	123.09	128.83
82	VB	201	PEB	C3D-C4D-ND	4.14	115.37	107.26
82	UH	201	PEB	CHA-C1B-NB	-4.14	116.28	124.93
82	gF	201	PEB	C1C-CHB-C4B	4.14	133.75	128.81
95	BL	614	DGD	C4D-C3D-C2D	4.14	118.04	110.82
88	A2	844	LHG	O7-C7-C8	4.14	120.41	111.50
82	F9	201	PEB	C3D-C4D-ND	4.14	115.37	107.26
87	H6	103	CLA	CMB-C2B-C1B	-4.13	122.11	128.46
82	YI	202	PEB	CMB-C2B-C1B	4.13	131.43	125.06
82	xF	303	PEB	CHC-C4C-C3C	-4.13	123.29	130.34
82	EJ	203	PEB	OA-C1A-C2A	-4.13	122.89	126.17
88	cL	501	LHG	C5-O7-C7	-4.13	107.61	117.79
87	3N	309	CLA	CMB-C2B-C3B	4.13	132.41	124.68
82	OP	203	PEB	C3B-C4B-NB	4.13	116.06	110.05
83	AH	304	PUB	CAC-C2C-C1C	4.13	132.32	125.01
82	f4	202	PEB	CHB-C4B-NB	-4.13	123.09	128.83
82	iE	202	PEB	OA-C1A-C2A	-4.13	122.89	126.17
82	j1	201	PEB	C3B-C4B-NB	4.13	116.06	110.05
82	HQ	202	PEB	CHB-C4B-NB	-4.13	123.09	128.83
82	Q4	201	PEB	CMA-C2A-C1A	-4.13	103.50	112.40
87	FN	201	CLA	CAA-C2A-C3A	-4.13	106.46	116.10
85	BL	616	BCR	C15-C14-C13	-4.13	121.41	127.31
82	N4	1002	PEB	CHC-C4C-C3C	-4.13	123.29	130.34
82	QJ	204	PEB	OA-C1A-C2A	-4.13	122.89	126.17
82	TI	201	PEB	C3D-C4D-ND	4.13	115.36	107.26
84	K4	1001	CYC	CMA-C3A-C4A	4.13	131.43	125.06
82	UO	201	PEB	CHC-C4C-C3C	-4.13	123.29	130.34
82	qF	203	PEB	CHC-C4C-C3C	-4.13	123.29	130.34
82	dQ	401	PEB	CHA-C1B-NB	-4.13	116.29	124.93
82	OK	201	PEB	C2A-C1A-NA	4.13	111.83	108.27
84	BG	1002	CYC	CHB-C4A-C3A	4.13	135.52	124.90
82	a4	201	PEB	C3D-C4D-ND	4.13	115.36	107.26
82	cB	403	PEB	CMB-C2B-C1B	4.13	131.42	125.06
82	iJ	201	PEB	CMB-C2B-C1B	4.13	131.42	125.06
84	IG	1001	CYC	OB-C4B-C3B	-4.13	123.56	128.04
82	bE	201	PEB	CHA-C1B-NB	-4.13	116.30	124.93
92	BL	611	LMG	O7-C10-C11	4.13	120.40	111.50
82	ZF	202	PEB	C3D-C4D-ND	4.13	115.36	107.26
85	BN	843	BCR	C11-C10-C9	-4.13	121.42	127.31
82	IB	201	PEB	CHB-C4B-NB	-4.13	123.10	128.83
82	LE	1002	PEB	CHB-C4B-NB	-4.13	123.10	128.83

Continued on next page...

Continued from previous page...

Mol	Chain	Res	Type	Atoms	Z	Observed(^{o})	Ideal(^{o})
82	mK	202	PEB	OA-C1A-C2A	-4.13	122.89	126.17
82	RE	201	PEB	CHC-C1D-ND	-4.13	109.15	113.95
82	pC	202	PEB	CHC-C1D-ND	-4.13	109.15	113.95
84	EH	1001	CYC	C1B-NB-C4B	-4.13	105.41	110.67
82	BF	202	PEB	C3D-C4D-ND	4.13	115.36	107.26
82	hK	201	PEB	C3D-C4D-ND	4.13	115.36	107.26
94	d6	408	PL9	C7-C8-C9	-4.13	119.92	126.79
82	jK	202	PEB	CHB-C4B-C3B	-4.13	115.78	125.32
82	LB	201	PEB	C3D-C4D-ND	4.13	115.36	107.26
84	FH	1001	CYC	C1B-C2B-C3B	-4.13	103.56	107.87
82	i1	202	PEB	C1C-CHB-C4B	-4.13	123.88	128.81
82	UG	202	PEB	C3D-C4D-ND	4.13	115.35	107.26
82	Z1	202	PEB	C4B-C3B-C2B	-4.13	102.22	106.78
82	BB	201	PEB	CHA-C1B-NB	-4.13	116.30	124.93
82	PF	202	PEB	CMB-C2B-C1B	4.13	131.42	125.06
82	HI	202	PEB	C1C-CHB-C4B	4.13	133.74	128.81
82	IP	202	PEB	OA-C1A-C2A	-4.13	122.89	126.17
84	LG	1001	CYC	CHB-C4A-C3A	4.12	135.51	124.90
82	SI	201	PEB	C3B-C4B-NB	4.12	116.05	110.05
87	A2	820	CLA	CMB-C2B-C3B	4.12	132.40	124.68
82	XF	203	PEB	C3D-C4D-ND	4.12	115.35	107.26
85	C6	507	BCR	C20-C21-C22	-4.12	121.42	127.31
82	DF	201	PEB	CHC-C1D-ND	-4.12	109.16	113.95
82	MB	201	PEB	CMB-C2B-C1B	4.12	131.41	125.06
82	F5	203	PEB	CMB-C2B-C1B	4.12	131.41	125.06
82	nK	201	PEB	CHA-C1B-NB	-4.12	116.31	124.93
82	OF	201	PEB	C3D-C4D-ND	4.12	115.35	107.26
82	eO	202	PEB	C3D-C4D-ND	4.12	115.35	107.26
82	fO	202	PEB	CHB-C4B-NB	-4.12	123.11	128.83
82	YP	501	PEB	CHC-C4C-C3C	-4.12	123.31	130.34
82	LF	201	PEB	C4B-C3B-C2B	-4.12	102.22	106.78
83	xK	305	PUB	CMA-C2A-C1A	4.12	131.09	121.39
82	HB	201	PEB	C3D-C4D-ND	4.12	115.35	107.26
82	ZJ	201	PEB	C3D-C4D-ND	4.12	115.35	107.26
82	t8	202	PEB	OA-C1A-C2A	-4.12	122.89	126.17
82	TD	202	PEB	C3D-C4D-ND	4.12	115.35	107.26
82	S9	201	PEB	C3D-C4D-ND	4.12	115.35	107.26
82	N7	203	PEB	CAB-CBB-CGB	-4.12	104.73	113.60
82	KB	301	PEB	CHA-C1B-NB	-4.12	116.31	124.93
82	FM	202	PEB	CHC-C1D-ND	-4.12	109.16	113.95
82	YE	202	PEB	C2A-C1A-NA	4.12	111.83	108.27
85	CL	501	BCR	C24-C23-C22	-4.12	120.01	126.23

Continued on next page...

Continued from previous page...

Mol	Chain	Res	Type	Atoms	Z	Observed(^{o})	Ideal(^{o})
82	UG	202	PEB	C2A-C1A-NA	4.12	111.83	108.27
87	32	309	CLA	CMB-C2B-C3B	4.12	132.38	124.68
82	Y5	201	PEB	CHC-C1D-ND	-4.12	109.16	113.95
96	VL	201	HEM	CHD-C1D-ND	4.12	128.91	124.43
82	vF	202	PEB	C1C-CHB-C4B	4.12	133.73	128.81
82	GI	201	PEB	C1B-C2B-C3B	-4.12	101.78	106.51
82	DK	201	PEB	CHC-C1D-ND	-4.12	109.17	113.95
87	bL	613	CLA	CMB-C2B-C3B	4.12	132.38	124.68
85	F6	101	BCR	C11-C10-C9	-4.12	121.43	127.31
82	VF	202	PEB	C3B-C4B-NB	4.12	116.04	110.05
82	dD	401	PEB	CHA-C1B-NB	-4.12	116.32	124.93
82	aM	201	PEB	OA-C1A-C2A	-4.12	122.90	126.17
87	dL	402	CLA	CMB-C2B-C3B	4.12	132.38	124.68
82	FM	201	PEB	OD-C4D-ND	-4.12	119.83	125.93
84	E4	1001	CYC	OB-C4B-C3B	-4.12	123.57	128.04
82	UE	202	PEB	C3D-C4D-ND	4.12	115.34	107.26
82	OK	201	PEB	C3D-C4D-ND	4.12	115.34	107.26
82	xK	303	PEB	CHC-C4C-C3C	-4.12	123.31	130.34
82	sK	201	PEB	CMB-C2B-C1B	4.12	131.40	125.06
82	J7	202	PEB	C3D-C4D-ND	4.12	115.34	107.26
87	KN	103	CLA	CMB-C2B-C3B	4.12	132.38	124.68
92	m6	101	LMG	O7-C10-C11	4.12	120.37	111.50
82	RO	201	PEB	C2A-C1A-NA	4.12	111.82	108.27
82	T4	201	PEB	CMB-C2B-C1B	4.12	131.40	125.06
82	k4	201	PEB	CHB-C4B-NB	-4.12	123.12	128.83
82	sK	203	PEB	CHA-C1B-C2B	4.12	135.48	124.90
83	yF	302	PUB	CMA-C2A-C1A	4.12	131.07	121.39
82	DB	203	PEB	OA-C1A-C2A	-4.12	122.90	126.17
82	BD	203	PEB	C4B-C3B-C2B	-4.11	102.23	106.78
92	dL	407	LMG	O1-C7-C8	-4.11	100.97	110.90
82	bP	502	PEB	OA-C1A-C2A	-4.11	122.90	126.17
84	LE	1001	CYC	CHB-C4A-C3A	4.11	135.48	124.90
82	TO	201	PEB	CMB-C2B-C1B	4.11	131.40	125.06
82	kF	201	PEB	C3D-C4D-ND	4.11	115.33	107.26
82	HD	202	PEB	CHB-C4B-NB	-4.11	123.12	128.83
82	GK	201	PEB	CHC-C1D-ND	-4.11	109.17	113.95
82	F5	202	PEB	CHC-C1D-ND	-4.11	109.17	113.95
82	QJ	202	PEB	CHC-C1D-ND	-4.11	109.17	113.95
82	TP	202	PEB	CHA-C1B-NB	-4.11	116.33	124.93
82	U9	201	PEB	CHB-C4B-NB	-4.11	123.12	128.83
82	vK	202	PEB	C1C-CHB-C4B	4.11	133.72	128.81
82	JF	201	PEB	CHC-C4C-C3C	-4.11	123.32	130.34

Continued on next page...

Continued from previous page...

Mol	Chain	Res	Type	Atoms	Z	Observed(^{o})	Ideal(^{o})
82	RM	201	PEB	CHC-C4C-C3C	-4.11	123.32	130.34
82	UP	202	PEB	C3D-C4D-ND	4.11	115.33	107.26
82	RM	201	PEB	OA-C1A-C2A	-4.11	122.90	126.17
82	lK	202	PEB	OA-C1A-C2A	-4.11	122.90	126.17
82	TP	201	PEB	CHB-C4B-NB	-4.11	123.12	128.83
82	q8	201	PEB	CHB-C4B-NB	-4.11	123.12	128.83
82	hJ	202	PEB	CHC-C4C-C3C	-4.11	123.33	130.34
82	WQ	201	PEB	CHB-C4B-C3B	-4.11	115.83	125.32
87	DL	404	CLA	CMB-C2B-C3B	4.11	132.37	124.68
85	h6	102	BCR	C20-C21-C22	-4.11	121.44	127.31
82	sF	203	PEB	CHA-C1B-C2B	4.11	135.47	124.90
84	BE	1002	CYC	CHB-C4A-C3A	4.11	135.47	124.90
82	CM	201	PEB	CHA-C1B-NB	-4.11	116.34	124.93
82	jH	203	PEB	CHA-C1B-NB	-4.11	116.34	124.93
82	qK	203	PEB	CMB-C2B-C1B	4.11	131.39	125.06
82	A4	305	PEB	OA-C1A-C2A	-4.11	122.91	126.17
82	OD	201	PEB	C3B-C4B-NB	4.11	116.03	110.05
83	AE	302	PUB	CMA-C2A-C1A	4.11	131.06	121.39
82	J9	203	PEB	C2A-C1A-NA	4.11	111.81	108.27
82	DF	202	PEB	C1C-CHB-C4B	4.11	133.72	128.81
82	iJ	201	PEB	C3D-C4D-ND	4.11	115.32	107.26
82	lK	201	PEB	CHC-C4C-C3C	-4.11	123.33	130.34
84	K4	1001	CYC	OB-C4B-C3B	-4.11	123.58	128.04
95	b6	621	DGD	O2G-C1B-C2B	4.11	120.35	111.50
82	S9	201	PEB	C4B-C3B-C2B	-4.11	102.24	106.78
82	CD	202	PEB	OA-C1A-C2A	-4.11	122.91	126.17
82	VJ	201	PEB	CHA-C1B-NB	-4.11	116.34	124.93
82	gK	201	PEB	CHC-C1D-ND	-4.11	109.18	113.95
82	KM	201	PEB	CHA-C1B-NB	-4.11	116.34	124.93
82	XK	203	PEB	C3D-C4D-ND	4.11	115.32	107.26
82	l1	201	PEB	OA-C1A-C2A	-4.11	122.91	126.17
82	aK	201	PEB	C1B-C2B-C3B	-4.11	101.79	106.51
96	vL	201	HEM	CHC-C4B-NB	4.11	128.89	124.43
82	aO	201	PEB	C3D-C4D-ND	4.11	115.31	107.26
82	RD	201	PEB	CHC-C4C-C3C	-4.11	123.33	130.34
82	AO	305	PEB	CHC-C4C-C3C	-4.11	123.33	130.34
82	Z1	202	PEB	CHC-C4C-C3C	-4.11	123.33	130.34
82	PK	202	PEB	CMB-C2B-C1B	4.11	131.39	125.06
82	p8	201	PEB	OA-C1A-C2A	-4.11	122.91	126.17
82	bE	201	PEB	C3D-C4D-ND	4.10	115.31	107.26
82	gF	203	PEB	C3D-C4D-ND	4.10	115.31	107.26
82	jH	201	PEB	C3B-C4B-NB	4.10	116.02	110.05

Continued on next page...

Continued from previous page...

Mol	Chain	Res	Type	Atoms	Z	Observed(^{o})	Ideal(^{o})
82	DB	202	PEB	CHC-C4C-C3C	-4.10	123.34	130.34
82	OF	201	PEB	CHA-C1B-NB	-4.10	116.35	124.93
82	kH	203	PEB	OA-C1A-C2A	-4.10	122.91	126.17
95	b6	622	DGD	O2G-C1B-C2B	4.10	120.34	111.50
82	XF	201	PEB	CHC-C1D-ND	-4.10	109.18	113.95
82	MF	203	PEB	C3D-C4D-ND	4.10	115.31	107.26
82	XM	202	PEB	CMB-C2B-C1B	4.10	131.38	125.06
95	BL	607	DGD	O2G-C1B-C2B	4.10	120.34	111.50
82	VK	202	PEB	C3B-C4B-NB	4.10	116.02	110.05
82	aJ	204	PEB	CHB-C4B-NB	-4.10	123.14	128.83
82	j1	203	PEB	CHA-C1B-NB	-4.10	116.35	124.93
82	A1	301	PEB	C3D-C4D-ND	4.10	115.31	107.26
82	FI	201	PEB	CHC-C1D-ND	-4.10	109.18	113.95
85	B2	843	BCR	C11-C10-C9	-4.10	121.46	127.31
85	F2	203	BCR	C7-C8-C9	4.10	132.43	126.23
85	C6	508	BCR	C7-C8-C9	-4.10	120.04	126.23
84	LG	1001	CYC	C1B-C2B-C3B	-4.10	103.59	107.87
82	A4	305	PEB	CHC-C4C-C3C	-4.10	123.34	130.34
82	c4	203	PEB	C4B-C3B-C2B	-4.10	102.24	106.78
82	p8	202	PEB	CHC-C1D-ND	-4.10	109.19	113.95
82	OP	203	PEB	C3D-C4D-ND	4.10	115.31	107.26
82	sF	201	PEB	CMB-C2B-C1B	4.10	131.38	125.06
82	eG	201	PEB	CHB-C4B-NB	-4.10	123.14	128.83
82	hF	201	PEB	C3D-C4D-ND	4.10	115.30	107.26
87	BL	608	CLA	CMB-C2B-C1B	-4.10	122.16	128.46
82	RQ	201	PEB	CHC-C4C-C3C	-4.10	123.34	130.34
82	WH	202	PEB	CMB-C2B-C1B	4.10	131.38	125.06
82	UB	301	PEB	OA-C1A-C2A	-4.10	122.91	126.17
82	NQ	204	PEB	OA-C1A-C2A	-4.10	122.91	126.17
82	JP	201	PEB	C4B-C3B-C2B	-4.10	102.25	106.78
84	HE	1001	CYC	CMB-C2B-C1B	4.10	129.29	124.17
82	cB	401	PEB	C3D-C4D-ND	4.10	115.30	107.26
82	GD	202	PEB	OA-C1A-C2A	-4.10	122.91	126.17
84	HG	1001	CYC	CMB-C2B-C1B	4.10	129.28	124.17
82	IK	203	PEB	C1C-CHB-C4B	4.10	133.71	128.81
84	CO	1001	CYC	C2B-C1B-NB	4.10	112.99	106.99
82	CM	203	PEB	CHA-C1B-NB	-4.10	116.36	124.93
82	VA	203	PEB	OA-C1A-C2A	-4.10	122.92	126.17
82	W5	201	PEB	OA-C1A-C2A	-4.10	122.92	126.17
82	WJ	202	PEB	CHB-C4B-NB	-4.10	123.14	128.83
82	mG	203	PEB	CHB-C4B-NB	-4.10	123.14	128.83
82	QF	201	PEB	C4B-C3B-C2B	-4.10	102.25	106.78

Continued on next page...

Continued from previous page...

Mol	Chain	Res	Type	Atoms	Z	Observed(^{o})	Ideal(^{o})
82	UP	201	PEB	CMB-C2B-C1B	4.10	131.37	125.06
82	DK	202	PEB	C1C-CHB-C4B	4.10	133.70	128.81
103	82	309	ZEX	C28-C27-C26	-4.10	120.09	127.09
82	BJ	301	PEB	C3D-C4D-ND	4.10	115.29	107.26
82	d4	202	PEB	C3D-C4D-ND	4.10	115.29	107.26
96	V6	201	HEM	CHD-C1D-ND	4.10	128.88	124.43
82	B9	201	PEB	CHC-C1D-ND	-4.09	109.19	113.95
82	TQ	202	PEB	C3D-C4D-ND	4.09	115.29	107.26
103	8N	309	ZEX	C28-C27-C26	-4.09	120.09	127.09
82	S5	202	PEB	C4B-C3B-C2B	-4.09	102.25	106.78
82	ND	204	PEB	OA-C1A-C2A	-4.09	122.92	126.17
82	W4	201	PEB	C3D-C4D-ND	4.09	115.29	107.26
82	kK	201	PEB	C3D-C4D-ND	4.09	115.29	107.26
84	MG	1001	CYC	C2B-C1B-NB	4.09	112.98	106.99
82	OQ	201	PEB	C3B-C4B-NB	4.09	116.00	110.05
87	A2	852	CLA	CMD-C2D-C3D	-4.09	118.20	127.61
82	AO	305	PEB	CHB-C4B-NB	-4.09	123.15	128.83
82	BF	201	PEB	C3D-C4D-ND	4.09	115.29	107.26
82	KP	202	PEB	CHC-C4C-C3C	-4.09	123.36	130.34
84	G4	1001	CYC	OB-C4B-C3B	-4.09	123.60	128.04
82	O9	201	PEB	C3B-C4B-NB	4.09	116.00	110.05
82	PB	201	PEB	C3D-C4D-ND	4.09	115.29	107.26
82	PF	202	PEB	C3D-C4D-ND	4.09	115.29	107.26
95	J6	101	DGD	O2G-C1B-C2B	4.09	120.32	111.50
95	a6	602	DGD	O2G-C1B-C2B	4.09	120.32	111.50
83	xF	305	PUB	CMA-C2A-C1A	4.09	131.01	121.39
82	AB	501	PEB	CBC-CAC-C2C	-4.09	105.64	112.62
82	KM	203	PEB	OA-C1A-C2A	-4.09	122.92	126.17
82	1C	203	PEB	CHB-C4B-NB	-4.09	123.15	128.83
82	HF	201	PEB	C1C-CHB-C4B	4.09	133.70	128.81
82	Q7	202	PEB	CHC-C4C-C3C	-4.09	123.36	130.34
92	a6	614	LMG	O7-C10-C11	4.09	120.32	111.50
85	kL	100	BCR	C16-C17-C18	4.09	133.15	127.31
85	CL	516	BCR	C3-C4-C5	-4.09	106.77	114.08
82	Z9	304	PEB	C4B-C3B-C2B	-4.09	102.25	106.78
82	wK	303	PEB	C3D-C4D-ND	4.09	115.28	107.26
82	bP	501	PEB	OA-C1A-C2A	-4.09	122.92	126.17
82	eJ	201	PEB	C3D-C4D-ND	4.09	115.28	107.26
82	dF	202	PEB	CMB-C2B-C1B	4.09	131.36	125.06
82	O1	203	PEB	CHB-C4B-NB	-4.09	123.15	128.83
82	kO	201	PEB	CHB-C4B-NB	-4.09	123.15	128.83
85	K2	105	BCR	C21-C20-C19	-4.09	110.46	123.22

Continued on next page...

Continued from previous page...

Mol	Chain	Res	Type	Atoms	Z	Observed(^{o})	Ideal(^{o})
82	LD	201	PEB	C3D-C4D-ND	4.09	115.28	107.26
85	KL	100	BCR	C11-C10-C9	-4.09	121.47	127.31
82	KE	201	PEB	CHB-C4B-NB	-4.09	123.16	128.83
82	lF	203	PEB	C2A-C1A-NA	4.09	111.80	108.27
82	xK	304	PEB	C2A-C1A-NA	4.09	111.80	108.27
82	l1	202	PEB	CHC-C4C-C3C	-4.09	123.36	130.34
82	b4	201	PEB	CHC-C4C-C3C	-4.09	123.36	130.34
87	A2	825	CLA	CMB-C2B-C3B	4.09	132.33	124.68
82	HD	202	PEB	CHA-C1B-C2B	4.09	135.41	124.90
82	dO	201	PEB	C3D-C4D-ND	4.09	115.28	107.26
82	S9	203	PEB	CMB-C2B-C1B	4.09	131.36	125.06
84	C4	1001	CYC	C2B-C1B-NB	4.09	112.97	106.99
84	F1	1001	CYC	OC-C1C-C2C	-4.09	122.92	126.17
87	AN	852	CLA	CMD-C2D-C3D	-4.09	118.21	127.61
82	d4	201	PEB	C3D-C4D-ND	4.09	115.28	107.26
82	lO	202	PEB	C3D-C4D-ND	4.09	115.28	107.26
82	SB	201	PEB	CHC-C1D-ND	-4.09	109.20	113.95
84	DO	1001	CYC	C1B-C2B-C3B	-4.09	103.61	107.87
82	pF	202	PEB	C3D-C4D-ND	4.09	115.27	107.26
82	pK	202	PEB	C3D-C4D-ND	4.09	115.27	107.26
82	VO	202	PEB	C4B-C3B-C2B	-4.09	102.26	106.78
83	AE	303	PUB	CMA-C2A-C1A	4.09	131.00	121.39
82	U4	201	PEB	CHC-C4C-C3C	-4.08	123.37	130.34
82	WG	203	PEB	OA-C1A-C2A	-4.08	122.93	126.17
82	UI	201	PEB	OA-C1A-C2A	-4.08	122.93	126.17
82	NM	201	PEB	OA-C1A-C2A	-4.08	122.93	126.17
88	bL	612	LHG	O7-C7-C8	4.08	120.30	111.50
82	LJ	201	PEB	C3D-C4D-ND	4.08	115.27	107.26
87	AN	825	CLA	CMB-C2B-C3B	4.08	132.32	124.68
82	MM	202	PEB	C3D-C4D-ND	4.08	115.27	107.26
82	aM	203	PEB	OA-C1A-C2A	-4.08	122.93	126.17
82	Z5	304	PEB	C3D-C4D-ND	4.08	115.27	107.26
82	VA	201	PEB	CHA-C1B-NB	-4.08	116.39	124.93
95	a6	603	DGD	O2G-C1B-C2B	4.08	120.30	111.50
85	KN	104	BCR	C21-C20-C19	-4.08	110.48	123.22
82	a1	202	PEB	OA-C1A-C2A	-4.08	122.93	126.17
82	GK	201	PEB	C1B-C2B-C3B	-4.08	101.82	106.51
82	PE	202	PEB	CHA-C1B-NB	-4.08	116.40	124.93
82	l4	202	PEB	C3D-C4D-ND	4.08	115.27	107.26
82	V7	201	PEB	CHA-C1B-NB	-4.08	116.40	124.93
83	yK	302	PUB	CMA-C2A-C1A	4.08	130.99	121.39
82	SI	202	PEB	CHC-C4C-C3C	-4.08	123.38	130.34

Continued on next page...

Continued from previous page...

Mol	Chain	Res	Type	Atoms	Z	Observed(^{o})	Ideal(^{o})
82	HM	202	PEB	CHA-C1B-NB	-4.08	116.40	124.93
82	ZO	202	PEB	C3D-C4D-ND	4.08	115.26	107.26
82	OD	202	PEB	OA-C1A-C2A	-4.08	122.93	126.17
82	VG	201	PEB	OA-C1A-C2A	-4.08	122.93	126.17
82	S4	201	PEB	CHA-C1B-NB	-4.08	116.40	124.93
82	OK	203	PEB	OA-C1A-C2A	-4.08	122.93	126.17
84	FH	1001	CYC	OC-C1C-C2C	-4.08	122.93	126.17
82	aK	201	PEB	CHC-C1D-ND	-4.08	109.21	113.95
82	lG	201	PEB	C2A-C1A-NA	4.08	111.79	108.27
95	B2	844	DGD	O2G-C1B-C2B	4.08	120.29	111.50
82	UQ	202	PEB	CHC-C1D-ND	-4.08	109.21	113.95
87	cL	505	CLA	CMB-C2B-C1B	-4.08	122.20	128.46
85	A2	846	BCR	C20-C21-C22	4.08	133.13	127.31
82	eB	201	PEB	CMB-C2B-C1B	4.08	131.34	125.06
103	8N	309	ZEX	C7-C8-C9	-4.08	120.08	126.23
85	KL	100	BCR	C16-C17-C18	4.08	133.13	127.31
82	ED	201	PEB	C3B-C4B-NB	4.08	115.98	110.05
82	IF	203	PEB	C1C-CHB-C4B	4.08	133.68	128.81
82	NA	201	PEB	C2A-C1A-NA	4.08	111.79	108.27
82	qF	203	PEB	CMB-C2B-C1B	4.07	131.34	125.06
85	kL	100	BCR	C11-C10-C9	-4.07	121.50	127.31
82	iF	202	PEB	CHC-C4C-C3C	-4.07	123.39	130.34
85	AN	804	BCR	C28-C27-C26	-4.07	106.80	114.08
82	UP	201	PEB	CHB-C4B-C3B	-4.07	115.91	125.32
82	18	203	PEB	CHB-C4B-NB	-4.07	123.18	128.83
82	lF	201	PEB	CHC-C4C-C3C	-4.07	123.39	130.34
82	RJ	201	PEB	OA-C1A-C2A	-4.07	122.93	126.17
82	Z9	303	PEB	CMB-C2B-C1B	4.07	131.34	125.06
82	RB	202	PEB	C3D-C4D-ND	4.07	115.25	107.26
82	KJ	201	PEB	C3D-C4D-ND	4.07	115.25	107.26
82	NJ	202	PEB	C4B-C3B-C2B	-4.07	102.27	106.78
82	Y9	202	PEB	CHB-C4B-NB	-4.07	123.18	128.83
82	qC	201	PEB	CHB-C4B-NB	-4.07	123.18	128.83
82	JA	201	PEB	C3D-C4D-ND	4.07	115.25	107.26
82	AJ	302	PEB	CHA-C1B-NB	-4.07	116.41	124.93
84	EO	1001	CYC	C2B-C1B-NB	4.07	112.95	106.99
82	QK	201	PEB	C4B-C3B-C2B	-4.07	102.28	106.78
84	KH	1001	CYC	OC-C1C-C2C	-4.07	122.94	126.17
82	NA	201	PEB	CHA-C1B-NB	-4.07	116.41	124.93
82	DK	202	PEB	CHA-C1B-NB	-4.07	116.41	124.93
82	YM	202	PEB	C3D-C4D-ND	4.07	115.25	107.26
82	H5	202	PEB	C3D-C4D-ND	4.07	115.25	107.26

Continued on next page...

Continued from previous page...

Mol	Chain	Res	Type	Atoms	Z	Observed(^{o})	Ideal(^{o})
82	KG	201	PEB	CHB-C4B-NB	-4.07	123.18	128.83
82	eO	202	PEB	CHB-C4B-NB	-4.07	123.18	128.83
87	KN	102	CLA	CMB-C2B-C1B	-4.07	122.20	128.46
82	PA	201	PEB	C3D-C4D-ND	4.07	115.25	107.26
85	c6	603	BCR	C15-C14-C13	-4.07	121.50	127.31
82	F4	1002	PEB	C2A-C1A-NA	4.07	111.78	108.27
82	P7	201	PEB	CHC-C4C-C3C	-4.07	123.39	130.34
82	PP	202	PEB	OA-C1A-C2A	-4.07	122.94	126.17
82	nK	202	PEB	OA-C1A-C2A	-4.07	122.94	126.17
95	CL	520	DGD	O2G-C1B-C2B	4.07	120.28	111.50
82	HF	202	PEB	C3D-C4D-ND	4.07	115.25	107.26
82	VK	202	PEB	C3D-C4D-ND	4.07	115.25	107.26
82	Y4	202	PEB	CHC-C1D-ND	-4.07	109.22	113.95
82	M9	305	PEB	C4B-C3B-C2B	-4.07	102.28	106.78
82	bG	201	PEB	CHA-C1B-NB	-4.07	116.42	124.93
82	gB	203	PEB	CMB-C2B-C1B	4.07	131.33	125.06
82	eK	203	PEB	C1C-CHB-C4B	4.07	133.67	128.81
87	AN	826	CLA	CMB-C2B-C3B	4.07	132.29	124.68
82	e4	202	PEB	C3D-C4D-ND	4.07	115.24	107.26
82	M5	304	PEB	C3D-C4D-ND	4.07	115.24	107.26
84	LE	1001	CYC	C1B-C2B-C3B	-4.07	103.62	107.87
82	ZH	202	PEB	C4B-C3B-C2B	-4.07	102.28	106.78
82	PA	201	PEB	CHC-C4C-C3C	-4.07	123.40	130.34
82	QM	204	PEB	CHC-C4C-C3C	-4.07	123.40	130.34
82	HB	203	PEB	CMB-C2B-C1B	4.07	131.33	125.06
82	HQ	202	PEB	CHA-C1B-C2B	4.07	135.37	124.90
82	oF	202	PEB	CHB-C4B-NB	-4.07	123.18	128.83
87	8N	308	CLA	CMC-C2C-C1C	-4.07	118.84	125.04
87	d6	403	CLA	CMB-C2B-C1B	-4.07	122.21	128.46
82	TI	201	PEB	C4B-C3B-C2B	-4.07	102.28	106.78
82	SO	201	PEB	CHA-C1B-NB	-4.07	116.42	124.93
82	PB	201	PEB	CHC-C4C-C3C	-4.07	123.40	130.34
82	bG	201	PEB	CHC-C1D-ND	-4.07	109.22	113.95
84	ME	1001	CYC	C2B-C1B-NB	4.07	112.94	106.99
82	CB	202	PEB	CHA-C1B-NB	-4.07	116.42	124.93
85	AN	846	BCR	C20-C21-C22	4.07	133.12	127.31
82	VH	201	PEB	OA-C1A-C2A	-4.07	122.94	126.17
82	MB	201	PEB	CHB-C4B-NB	-4.07	123.19	128.83
82	PK	202	PEB	C3D-C4D-ND	4.07	115.24	107.26
82	dM	202	PEB	C3D-C4D-ND	4.07	115.24	107.26
82	N7	201	PEB	C2A-C1A-NA	4.07	111.78	108.27
82	p8	202	PEB	C3D-C4D-ND	4.07	115.24	107.26

Continued on next page...

Continued from previous page...

Mol	Chain	Res	Type	Atoms	Z	Observed(^{o})	Ideal(^{o})
82	b4	201	PEB	CHB-C4B-C3B	-4.07	115.92	125.32
83	wF	304	PUB	CHC-C1D-ND	-4.07	108.58	113.72
84	CO	1001	CYC	CMA-C3A-C4A	4.07	131.33	125.06
82	S9	202	PEB	C1C-CHB-C4B	4.07	133.67	128.81
82	YG	202	PEB	C2A-C1A-NA	4.07	111.78	108.27
82	GF	201	PEB	CHC-C1D-ND	-4.07	109.23	113.95
82	hO	201	PEB	C3B-C4B-NB	4.07	115.96	110.05
85	c6	617	BCR	C7-C8-C9	4.07	132.38	126.23
82	TA	201	PEB	C3D-C4D-ND	4.07	115.23	107.26
85	A2	804	BCR	C28-C27-C26	-4.06	106.82	114.08
87	K2	103	CLA	CMB-C2B-C1B	-4.06	122.22	128.46
84	EO	1001	CYC	OB-C4B-C3B	-4.06	123.63	128.04
82	NE	202	PEB	C3D-C4D-ND	4.06	115.23	107.26
87	cL	512	CLA	CMB-C2B-C3B	4.06	132.28	124.68
83	AO	302	PUB	CMA-C2A-C1A	4.06	130.95	121.39
82	H7	201	PEB	C2A-C1A-NA	4.06	111.78	108.27
82	QB	202	PEB	C3D-C4D-ND	4.06	115.23	107.26
83	A4	303	PUB	CMA-C2A-C1A	4.06	130.94	121.39
82	mJ	202	PEB	C1C-CHB-C4B	-4.06	123.96	128.81
82	J7	201	PEB	C3D-C4D-ND	4.06	115.23	107.26
82	BF	201	PEB	CHB-C4B-NB	-4.06	123.19	128.83
96	VL	201	HEM	CHC-C4B-NB	4.06	128.84	124.43
82	HJ	201	PEB	C4B-C3B-C2B	-4.06	102.29	106.78
82	fM	203	PEB	CHC-C1D-ND	-4.06	109.23	113.95
82	YH	202	PEB	C1C-CHB-C4B	4.06	133.66	128.81
85	B2	839	BCR	C34-C9-C10	-4.06	117.24	122.92
82	CJ	202	PEB	OA-C1A-C2A	-4.06	122.94	126.17
82	YJ	202	PEB	C3D-C4D-ND	4.06	115.22	107.26
82	BK	201	PEB	C3D-C4D-ND	4.06	115.22	107.26
82	GK	201	PEB	OD-C4D-ND	-4.06	119.92	125.93
82	aF	201	PEB	C1B-C2B-C3B	-4.06	101.85	106.51
82	GK	201	PEB	C2A-C1A-NA	4.06	111.77	108.27
82	WM	201	PEB	CHB-C4B-NB	-4.06	123.20	128.83
82	TJ	201	PEB	C3D-C4D-ND	4.06	115.22	107.26
82	O4	202	PEB	C3D-C4D-ND	4.06	115.22	107.26
82	KP	201	PEB	OA-C1A-C2A	-4.06	122.95	126.17
87	A2	841	CLA	CMB-C2B-C1B	-4.06	122.23	128.46
82	aJ	201	PEB	CHC-C4C-C3C	-4.06	123.42	130.34
95	BN	844	DGD	O2G-C1B-C2B	4.06	120.25	111.50
82	J9	202	PEB	CHB-C4B-NB	-4.06	123.20	128.83
82	P7	203	PEB	CHC-C1D-ND	-4.06	109.23	113.95
82	DH	1002	PEB	CMB-C2B-C1B	4.06	131.31	125.06

Continued on next page...

Continued from previous page...

Mol	Chain	Res	Type	Atoms	Z	Observed(^{o})	Ideal(^{o})
82	lF	202	PEB	OA-C1A-C2A	-4.06	122.95	126.17
82	oK	202	PEB	CHB-C4B-NB	-4.06	123.20	128.83
82	jF	202	PEB	CHB-C4B-C3B	-4.06	115.95	125.32
82	KP	202	PEB	C3B-C4B-NB	4.06	115.95	110.05
82	PJ	201	PEB	C3D-C4D-ND	4.06	115.22	107.26
82	BQ	201	PEB	OA-C1A-C2A	-4.06	122.95	126.17
82	aH	202	PEB	CMB-C2B-C1B	4.06	131.31	125.06
82	eM	201	PEB	CMB-C2B-C1B	4.06	131.31	125.06
85	hL	102	BCR	C16-C17-C18	-4.06	121.52	127.31
82	QA	202	PEB	CHC-C4C-C3C	-4.06	123.42	130.34
82	IB	203	PEB	CHC-C4C-C3C	-4.06	123.42	130.34
87	22	605	CLA	CMB-C2B-C3B	4.05	132.63	124.69
92	B6	622	LMG	O7-C10-C11	4.05	120.24	111.50
82	PH	202	PEB	OA-C1A-C2A	-4.05	122.95	126.17
82	GM	202	PEB	OA-C1A-C2A	-4.05	122.95	126.17
82	S9	203	PEB	C3D-C4D-ND	4.05	115.21	107.26
82	CF	201	PEB	C3D-C4D-ND	4.05	115.21	107.26
87	3N	309	CLA	CMB-C2B-C1B	-4.05	122.23	128.46
82	H9	203	PEB	CHA-C1B-NB	-4.05	116.45	124.93
85	aL	604	BCR	C20-C21-C22	-4.05	121.53	127.31
95	cL	502	DGD	O2G-C1B-C2B	4.05	120.24	111.50
82	bO	201	PEB	CHB-C4B-C3B	-4.05	115.96	125.32
85	cL	518	BCR	C16-C17-C18	-4.05	121.53	127.31
85	BN	839	BCR	C34-C9-C10	-4.05	117.25	122.92
82	M9	304	PEB	CMB-C2B-C1B	4.05	131.31	125.06
82	CJ	201	PEB	C3D-C4D-ND	4.05	115.21	107.26
82	wF	303	PEB	C3D-C4D-ND	4.05	115.21	107.26
82	CM	202	PEB	OA-C1A-C2A	-4.05	122.95	126.17
82	gE	202	PEB	OA-C1A-C2A	-4.05	122.95	126.17
87	AN	841	CLA	CMB-C2B-C1B	-4.05	122.24	128.46
82	JB	201	PEB	CHC-C1D-ND	-4.05	109.24	113.95
87	2N	301	CLA	CMB-C2B-C3B	4.05	132.62	124.69
82	DF	202	PEB	CHA-C1B-NB	-4.05	116.46	124.93
82	CM	201	PEB	C3D-C4D-ND	4.05	115.21	107.26
82	iM	202	PEB	CHC-C4C-C3C	-4.05	123.43	130.34
82	U4	201	PEB	C4B-NB-C1B	-4.05	98.88	106.51
82	IQ	201	PEB	OA-C1A-C2A	-4.05	122.95	126.17
82	cF	203	PEB	OA-C1A-C2A	-4.05	122.95	126.17
82	fH	203	PEB	OA-C1A-C2A	-4.05	122.95	126.17
82	eJ	201	PEB	OA-C1A-C2A	-4.05	122.95	126.17
83	AG	303	PUB	CMA-C2A-C1A	4.05	130.92	121.39
82	LQ	201	PEB	C3D-C4D-ND	4.05	115.21	107.26

Continued on next page...

Continued from previous page...

Mol	Chain	Res	Type	Atoms	Z	Observed(^{o})	Ideal(^{o})
84	E4	1001	CYC	C2B-C1B-NB	4.05	112.92	106.99
82	M9	302	PEB	C4B-C3B-C2B	-4.05	102.30	106.78
82	1C	201	PEB	C3D-C4D-ND	4.05	115.21	107.26
82	jM	203	PEB	C3D-C4D-ND	4.05	115.21	107.26
82	F5	201	PEB	C3B-C4B-NB	4.05	115.94	110.05
82	PG	202	PEB	CHA-C1B-NB	-4.05	116.46	124.93
82	jO	201	PEB	CHB-C4B-C3B	-4.05	115.96	125.32
82	HM	201	PEB	CHC-C1D-ND	4.05	118.65	113.95
84	FE	1001	CYC	OB-C4B-C3B	-4.05	123.64	128.04
82	PB	201	PEB	CHB-C4B-NB	-4.05	123.21	128.83
82	F5	201	PEB	C1C-CHB-C4B	4.05	133.65	128.81
82	SJ	202	PEB	OA-C1A-C2A	-4.05	122.95	126.17
82	GQ	202	PEB	OA-C1A-C2A	-4.05	122.95	126.17
82	Q5	201	PEB	CMB-C2B-C1B	4.05	131.30	125.06
96	vL	201	HEM	CHD-C1D-ND	4.05	128.83	124.43
82	PA	203	PEB	CHC-C1D-ND	-4.05	109.25	113.95
82	GB	202	PEB	C3D-C4D-ND	4.05	115.20	107.26
82	MB	201	PEB	C3D-C4D-ND	4.05	115.20	107.26
82	UA	201	PEB	OD-C4D-ND	-4.05	119.93	125.93
83	yK	303	PUB	CHB-C1C-NC	-4.05	123.21	128.83
82	QO	201	PEB	C4B-NB-C1B	-4.05	98.88	106.51
82	RO	202	PEB	OA-C1A-C2A	-4.05	122.95	126.17
82	lE	201	PEB	C2A-C1A-NA	4.05	111.76	108.27
83	yF	303	PUB	CHB-C1C-NC	-4.05	123.21	128.83
82	Z9	301	PEB	C4B-C3B-C2B	-4.05	102.30	106.78
82	KB	301	PEB	CBC-CAC-C2C	4.05	119.53	112.62
83	QM	201	PUB	CHA-C4A-NA	-4.05	109.25	113.95
82	VD	201	PEB	C3D-C4D-ND	4.05	115.20	107.26
82	FM	202	PEB	C1C-CHB-C4B	-4.05	123.98	128.81
82	UP	201	PEB	CHC-C4C-C3C	-4.05	123.44	130.34
82	ED	202	PEB	CHB-C4B-NB	-4.04	123.22	128.83
82	gF	201	PEB	C3B-C4B-NB	4.04	115.93	110.05
82	MK	203	PEB	C3D-C4D-ND	4.04	115.19	107.26
82	1C	202	PEB	C3D-C4D-ND	4.04	115.19	107.26
82	fG	201	PEB	OA-C1A-C2A	-4.04	122.96	126.17
84	D4	1001	CYC	C1B-C2B-C3B	-4.04	103.65	107.87
87	A2	826	CLA	CMB-C2B-C3B	4.04	132.24	124.68
82	OO	202	PEB	C3D-C4D-ND	4.04	115.19	107.26
82	OH	203	PEB	C2A-C1A-NA	4.04	111.76	108.27
82	JB	201	PEB	CHC-C4C-C3C	-4.04	123.44	130.34
82	N7	201	PEB	CHA-C1B-NB	-4.04	116.47	124.93
85	bL	601	BCR	C16-C17-C18	-4.04	121.54	127.31

Continued on next page...

Continued from previous page...

Mol	Chain	Res	Type	Atoms	Z	Observed(^{o})	Ideal(^{o})
82	18	202	PEB	C3D-C4D-ND	4.04	115.19	107.26
82	eF	203	PEB	C1C-CHB-C4B	4.04	133.64	128.81
84	H4	1001	CYC	OC-C1C-C2C	-4.04	122.96	126.17
84	HO	1001	CYC	C1B-NB-C4B	-4.04	105.52	110.67
82	NG	201	PEB	C3D-C4D-ND	4.04	115.19	107.26
87	K6	101	CLA	CMB-C2B-C1B	-4.04	122.25	128.46
87	a6	609	CLA	CMB-C2B-C1B	-4.04	122.25	128.46
82	W1	202	PEB	CMB-C2B-C1B	4.04	131.29	125.06
82	UE	202	PEB	C2A-C1A-NA	4.04	111.76	108.27
82	sK	203	PEB	C1B-C2B-C3B	-4.04	101.87	106.51
84	C4	1001	CYC	CMA-C3A-C4A	4.04	131.29	125.06
103	82	309	ZEX	C7-C8-C9	-4.04	120.13	126.23
82	BQ	203	PEB	C4B-C3B-C2B	-4.04	102.31	106.78
82	MP	201	PEB	C3D-C4D-ND	4.04	115.19	107.26
82	P7	201	PEB	C3D-C4D-ND	4.04	115.19	107.26
82	fB	301	PEB	CHC-C1D-ND	-4.04	109.25	113.95
82	a1	202	PEB	CMB-C2B-C1B	4.04	131.29	125.06
82	NJ	201	PEB	C3D-C4D-ND	4.04	115.19	107.26
82	IJ	201	PEB	CHB-C4B-NB	-4.04	123.22	128.83
87	82	308	CLA	CMC-C2C-C1C	-4.04	118.89	125.04
82	UO	201	PEB	C4B-NB-C1B	-4.04	98.90	106.51
82	OI	201	PEB	C3B-C4B-NB	4.04	115.92	110.05
82	j4	201	PEB	CHB-C4B-C3B	-4.04	115.99	125.32
82	bO	201	PEB	CHC-C4C-C3C	-4.04	123.45	130.34
82	jF	201	PEB	C4B-C3B-C2B	-4.04	102.31	106.78
82	bE	201	PEB	CHC-C1D-ND	-4.04	109.26	113.95
82	S9	203	PEB	CHA-C1B-NB	-4.04	116.48	124.93
82	O9	202	PEB	C3B-C4B-NB	4.04	115.92	110.05
82	KK	202	PEB	C3D-C4D-ND	4.04	115.18	107.26
82	k4	201	PEB	OA-C1A-C2A	-4.04	122.96	126.17
82	R1	202	PEB	C3D-C4D-ND	4.04	115.18	107.26
83	AJ	303	PUB	OD-C4D-C3D	-4.04	123.66	128.04
83	AO	303	PUB	CMA-C2A-C1A	4.04	130.89	121.39
82	TF	201	PEB	OA-C1A-NA	4.04	129.83	124.94
82	VF	202	PEB	C3D-C4D-ND	4.04	115.18	107.26
83	M9	303	PUB	CBA-CAA-C3A	-4.04	106.86	112.98
82	YO	202	PEB	CHC-C1D-ND	-4.04	109.26	113.95
82	U5	202	PEB	C4B-C3B-C2B	-4.04	102.31	106.78
95	BL	613	DGD	C1E-O6E-C5E	4.04	121.61	113.69
82	WP	201	PEB	OA-C1A-C2A	-4.04	122.96	126.17
82	HF	201	PEB	CMB-C2B-C1B	4.04	131.28	125.06
82	aM	204	PEB	CMB-C2B-C1B	4.04	131.28	125.06

Continued on next page...

Continued from previous page...

Mol	Chain	Res	Type	Atoms	Z	Observed(^{o})	Ideal(^{o})
82	TB	202	PEB	C1C-CHB-C4B	-4.04	123.99	128.81
82	TB	201	PEB	CHC-C4C-C3C	-4.04	123.45	130.34
82	eE	201	PEB	CHB-C4B-NB	-4.04	123.23	128.83
82	fJ	203	PEB	CHC-C1D-ND	-4.04	109.26	113.95
82	hM	201	PEB	CHC-C1D-ND	-4.04	109.26	113.95
82	b4	201	PEB	C3B-C4B-NB	4.04	115.92	110.05
83	A4	302	PUB	CMA-C2A-C1A	4.04	130.88	121.39
87	52	602	CLA	CMB-C2B-C1B	-4.04	122.26	128.46
82	YD	201	PEB	OA-C1A-C2A	-4.03	122.97	126.17
82	QP	202	PEB	OA-C1A-C2A	-4.03	122.97	126.17
82	b4	202	PEB	OA-C1A-C2A	-4.03	122.97	126.17
82	aF	201	PEB	CHC-C1D-ND	-4.03	109.26	113.95
82	VQ	201	PEB	C3D-C4D-ND	4.03	115.17	107.26
82	dB	202	PEB	C3D-C4D-ND	4.03	115.17	107.26
82	D7	201	PEB	C4B-C3B-C2B	-4.03	102.32	106.78
82	OI	201	PEB	C3D-C4D-ND	4.03	115.17	107.26
82	AQ	303	PEB	OA-C1A-C2A	-4.03	122.97	126.17
82	pC	201	PEB	OA-C1A-C2A	-4.03	122.97	126.17
82	D1	1002	PEB	CMB-C2B-C1B	4.03	131.28	125.06
82	GF	201	PEB	OD-C4D-ND	-4.03	119.95	125.93
82	Y5	201	PEB	C2A-C1A-NA	4.03	111.75	108.27
82	FP	201	PEB	OA-C1A-C2A	-4.03	122.97	126.17
82	CK	201	PEB	C3D-C4D-ND	4.03	115.17	107.26
87	bL	621	CLA	CMB-C2B-C1B	-4.03	122.27	128.46
82	KI	201	PEB	C3D-C4D-ND	4.03	115.17	107.26
82	18	201	PEB	C3D-C4D-ND	4.03	115.17	107.26
85	CL	502	BCR	C37-C22-C23	4.03	124.43	118.08
82	HB	203	PEB	C3D-C4D-ND	4.03	115.17	107.26
82	XB	202	PEB	C3D-C4D-ND	4.03	115.17	107.26
82	cE	202	PEB	C3D-C4D-ND	4.03	115.17	107.26
91	DL	405	PHO	CMB-C2B-C3B	4.03	132.22	124.68
82	Q4	201	PEB	C4B-NB-C1B	-4.03	98.92	106.51
87	32	309	CLA	CMB-C2B-C1B	-4.03	122.27	128.46
87	8N	306	CLA	CMB-C2B-C1B	-4.03	122.27	128.46
82	LB	201	PEB	C2A-C1A-NA	4.03	111.75	108.27
82	R4	201	PEB	C2A-C1A-NA	4.03	111.75	108.27
82	Q1	203	PEB	C1B-C2B-C3B	-4.03	101.88	106.51
82	LG	1002	PEB	C3D-C4D-ND	4.03	115.17	107.26
82	IP	201	PEB	C3D-C4D-ND	4.03	115.17	107.26
82	Z1	201	PEB	CHA-C4A-NA	4.03	130.00	125.20
82	RK	202	PEB	C3B-C4B-NB	4.03	115.91	110.05
82	pC	202	PEB	C3D-C4D-ND	4.03	115.16	107.26

Continued on next page...

Continued from previous page...

Mol	Chain	Res	Type	Atoms	Z	Observed(^{o})	Ideal(^{o})
82	UJ	202	PEB	OD-C4D-ND	-4.03	119.96	125.93
82	SK	202	PEB	C3D-C4D-ND	4.03	115.16	107.26
82	WE	203	PEB	OA-C1A-C2A	-4.03	122.97	126.17
82	IJ	201	PEB	OA-C1A-C2A	-4.03	122.97	126.17
82	SE	201	PEB	C3D-C4D-ND	4.03	115.16	107.26
82	JK	202	PEB	C3D-C4D-ND	4.03	115.16	107.26
83	QM	201	PUB	C1C-C2C-C3C	-4.03	102.33	106.78
82	AP	203	PEB	OA-C1A-C2A	-4.03	122.97	126.17
84	KO	1001	CYC	OB-C4B-C3B	-4.03	123.67	128.04
82	UD	201	PEB	CBC-CAC-C2C	-4.03	105.75	112.62
92	dL	407	LMG	C1-O6-C5	4.03	121.59	113.69
85	cL	518	BCR	C39-C30-C29	4.03	125.01	108.91
82	JB	202	PEB	C3D-C4D-ND	4.03	115.16	107.26
83	Z9	302	PUB	CBA-CAA-C3A	-4.03	106.87	112.98
82	hO	202	PEB	OA-C1A-C2A	-4.03	122.97	126.17
82	RJ	201	PEB	CHA-C1B-NB	-4.03	116.51	124.93
82	NB	203	PEB	C3D-C4D-ND	4.02	115.16	107.26
82	RO	203	PEB	C3D-C4D-ND	4.02	115.16	107.26
82	SO	201	PEB	C3D-C4D-ND	4.02	115.16	107.26
94	dL	406	PL9	C10-C9-C11	4.02	122.04	115.27
82	TB	201	PEB	CHC-C1D-ND	-4.02	109.27	113.95
82	f4	201	PEB	C3B-C4B-NB	4.02	115.90	110.05
82	RI	203	PEB	C3D-C4D-ND	4.02	115.15	107.26
82	FF	202	PEB	C3B-C4B-NB	4.02	115.90	110.05
82	dB	201	PEB	C3D-C4D-ND	4.02	115.15	107.26
82	RB	202	PEB	OA-C1A-C2A	-4.02	122.97	126.17
82	S4	202	PEB	CHC-C4C-C3C	-4.02	123.47	130.34
82	vC	201	PEB	C2A-C1A-NA	4.02	111.74	108.27
87	cL	515	CLA	CMB-C2B-C3B	4.02	132.20	124.68
82	cM	202	PEB	CAB-C3B-C4B	4.02	132.13	125.01
82	CD	202	PEB	C3D-C4D-ND	4.02	115.15	107.26
82	V5	202	PEB	C3D-C4D-ND	4.02	115.15	107.26
82	QB	202	PEB	CMB-C2B-C1B	4.02	131.26	125.06
87	C6	510	CLA	CMB-C2B-C1B	-4.02	122.28	128.46
87	d6	401	CLA	CMB-C2B-C1B	-4.02	122.28	128.46
82	TK	201	PEB	OA-C1A-NA	4.02	129.81	124.94
82	T7	201	PEB	C3D-C4D-ND	4.02	115.15	107.26
82	X7	202	PEB	C3B-C4B-NB	4.02	115.90	110.05
82	O1	201	PEB	C1B-C2B-C3B	-4.02	101.89	106.51
82	VI	203	PEB	C3D-C4D-ND	4.02	115.15	107.26
82	HK	202	PEB	C3D-C4D-ND	4.02	115.15	107.26
82	XD	201	PEB	OA-C1A-C2A	-4.02	122.98	126.17

Continued on next page...

Continued from previous page...

Mol	Chain	Res	Type	Atoms	Z	Observed(^{o})	Ideal(^{o})
82	SJ	201	PEB	OA-C1A-C2A	-4.02	122.98	126.17
82	RK	202	PEB	OA-C1A-C2A	-4.02	122.98	126.17
82	YD	202	PEB	C3D-C4D-ND	4.02	115.15	107.26
94	dL	406	PL9	C15-C14-C16	4.02	122.03	115.27
82	S5	201	PEB	CHA-C1B-NB	-4.02	116.52	124.93
92	bL	623	LMG	O7-C10-C11	4.02	120.16	111.50
82	TB	202	PEB	OA-C1A-C2A	-4.02	122.98	126.17
82	LI	202	PEB	CMB-C2B-C1B	4.02	131.25	125.06
82	d1	203	PEB	C2A-C1A-NA	4.02	111.74	108.27
82	CP	202	PEB	C3D-C4D-ND	4.02	115.14	107.26
82	Y9	201	PEB	CAB-C3B-C4B	4.02	132.12	125.01
82	FK	202	PEB	C3B-C4B-NB	4.02	115.89	110.05
82	GB	202	PEB	CHC-C4C-C3C	-4.02	123.48	130.34
82	cM	201	PEB	C3D-C4D-ND	4.02	115.14	107.26
82	CQ	202	PEB	OA-C1A-C2A	-4.02	122.98	126.17
82	K7	202	PEB	OA-C1A-C2A	-4.02	122.98	126.17
84	HO	1001	CYC	OC-C1C-C2C	-4.02	122.98	126.17
87	c6	616	CLA	CMB-C2B-C1B	-4.02	122.29	128.46
87	5N	607	CLA	CMB-C2B-C3B	4.02	132.20	124.68
87	72	607	CLA	O2D-CGD-O1D	-4.02	115.98	123.84
82	PE	202	PEB	CHC-C4C-C3C	-4.02	123.48	130.34
82	W9	201	PEB	C3D-C4D-ND	4.02	115.14	107.26
82	lJ	202	PEB	C3D-C4D-ND	4.02	115.14	107.26
87	7N	607	CLA	O2D-CGD-O1D	-4.02	115.98	123.84
87	5N	602	CLA	CMB-C2B-C1B	-4.02	122.29	128.46
84	MO	1001	CYC	C1B-NB-C4B	-4.02	105.55	110.67
82	bO	201	PEB	C3B-C4B-NB	4.02	115.89	110.05
82	jF	202	PEB	OA-C1A-C2A	-4.02	122.98	126.17
84	y3	1001	CYC	CHB-C4A-C3A	4.02	135.23	124.90
82	RH	202	PEB	C3D-C4D-ND	4.02	115.14	107.26
82	UB	302	PEB	CHC-C4C-C3C	-4.02	123.49	130.34
82	MD	201	PEB	C3D-C4D-ND	4.02	115.14	107.26
85	CL	516	BCR	C30-C25-C26	-4.02	116.96	122.61
82	QK	203	PEB	C1B-C2B-C3B	-4.01	101.90	106.51
82	E5	202	PEB	C3D-C4D-ND	4.01	115.14	107.26
82	gK	201	PEB	C3B-C4B-NB	4.01	115.89	110.05
82	EQ	202	PEB	CHB-C4B-NB	-4.01	123.26	128.83
82	EK	201	PEB	C3D-C4D-ND	4.01	115.14	107.26
82	PA	201	PEB	OD-C4D-ND	-4.01	119.98	125.93
84	IE	1001	CYC	OB-C4B-C3B	-4.01	123.68	128.04
82	kH	202	PEB	CHC-C1D-ND	-4.01	109.29	113.95
82	T5	202	PEB	C3D-C4D-ND	4.01	115.13	107.26

Continued on next page...

Continued from previous page...

Mol	Chain	Res	Type	Atoms	Z	Observed(^{o})	Ideal(^{o})
82	SP	201	PEB	CHC-C4C-C3C	4.01	137.18	130.34
82	R5	202	PEB	C3D-C4D-ND	4.01	115.13	107.26
84	JO	1001	CYC	C2B-C1B-NB	4.01	112.86	106.99
84	x3	1001	CYC	C4D-CHA-C1A	4.01	133.60	128.81
82	SF	202	PEB	CHC-C1D-ND	-4.01	109.29	113.95
82	XA	202	PEB	C3B-C4B-NB	4.01	115.89	110.05
82	VG	201	PEB	CHC-C1D-ND	-4.01	109.29	113.95
82	WF	201	PEB	C1B-C2B-C3B	-4.01	101.90	106.51
82	O5	202	PEB	C4B-C3B-C2B	-4.01	102.34	106.78
82	gB	202	PEB	C3D-C4D-ND	4.01	115.13	107.26
82	AK	202	PEB	CHC-C1D-ND	-4.01	109.29	113.95
82	qC	202	PEB	C3D-C4D-ND	4.01	115.13	107.26
84	FO	1001	CYC	CBD-CAD-C3D	-4.01	105.78	112.62
82	LE	1002	PEB	OA-C1A-C2A	-4.01	122.98	126.17
82	q8	202	PEB	C3D-C4D-ND	4.01	115.13	107.26
85	AN	804	BCR	C24-C23-C22	-4.01	120.17	126.23
82	A4	304	PEB	CHC-C4C-C3C	-4.01	123.50	130.34
82	H5	203	PEB	CHC-C4C-C3C	-4.01	123.50	130.34
82	A7	202	PEB	CHC-C4C-C3C	-4.01	123.50	130.34
85	C6	508	BCR	C15-C16-C17	-4.01	115.26	123.47
82	R4	203	PEB	C3D-C4D-ND	4.01	115.13	107.26
82	JI	201	PEB	C3B-C4B-NB	4.01	115.88	110.05
82	dB	201	PEB	CHC-C4C-C3C	-4.01	123.50	130.34
85	A2	804	BCR	C24-C23-C22	-4.01	120.18	126.23
82	PK	202	PEB	C1C-CHB-C4B	4.01	133.60	128.81
82	lE	203	PEB	C3D-C4D-ND	4.01	115.13	107.26
82	nK	202	PEB	C3D-C4D-ND	4.01	115.13	107.26
87	42	605	CLA	CHB-C4A-NA	4.01	130.06	124.51
82	PG	201	PEB	C3D-C4D-ND	4.01	115.12	107.26
82	SI	201	PEB	C3D-C4D-ND	4.01	115.12	107.26
87	82	305	CLA	CMB-C2B-C1B	-4.01	122.30	128.46
82	NJ	201	PEB	C2A-C1A-NA	4.01	111.73	108.27
82	hB	301	PEB	CHC-C1D-ND	-4.01	109.29	113.95
82	TP	202	PEB	CHC-C4C-C3C	-4.01	123.50	130.34
82	RA	201	PEB	OA-C1A-C2A	-4.01	122.99	126.17
82	JM	201	PEB	OA-C1A-C2A	-4.01	122.99	126.17
82	gO	202	PEB	OA-C1A-C2A	-4.01	122.99	126.17
82	GJ	201	PEB	C3D-C4D-ND	4.01	115.12	107.26
82	GB	203	PEB	C2A-C1A-NA	4.01	111.73	108.27
82	WD	201	PEB	C3D-C4D-ND	4.01	115.12	107.26
82	EF	201	PEB	C3D-C4D-ND	4.01	115.12	107.26
82	HB	201	PEB	CHB-C4B-NB	-4.01	123.27	128.83

Continued on next page...

Continued from previous page...

Mol	Chain	Res	Type	Atoms	Z	Observed(^{o})	Ideal(^{o})
82	gJ	201	PEB	C4B-C3B-C2B	-4.01	102.35	106.78
84	BE	1001	CYC	CMA-C3A-C4A	4.01	131.24	125.06
82	NI	202	PEB	OA-C1A-C2A	-4.01	122.99	126.17
82	WM	203	PEB	OA-C1A-C2A	-4.01	122.99	126.17
82	h4	202	PEB	OA-C1A-C2A	-4.01	122.99	126.17
87	32	304	CLA	C16-C17-C18	4.01	134.86	115.98
83	YA	302	PUB	CBA-CAA-C3A	-4.01	106.90	112.98
82	O1	203	PEB	C2A-C1A-NA	4.01	111.73	108.27
85	hL	102	BCR	C11-C10-C9	-4.01	121.59	127.31
85	B6	602	BCR	C3-C4-C5	-4.01	106.92	114.08
87	B2	813	CLA	CMB-C2B-C1B	-4.01	122.31	128.46
82	jK	201	PEB	C4B-C3B-C2B	-4.01	102.35	106.78
82	JB	202	PEB	C1C-CHB-C4B	-4.01	124.02	128.81
82	UQ	201	PEB	CBC-CAC-C2C	-4.01	105.78	112.62
82	S1	201	PEB	C3D-C4D-ND	4.01	115.12	107.26
82	lF	202	PEB	C3D-C4D-ND	4.01	115.12	107.26
82	eM	201	PEB	C3D-C4D-ND	4.01	115.12	107.26
82	BD	202	PEB	CHB-C4B-NB	-4.01	123.27	128.83
82	LD	203	PEB	OA-C1A-C2A	-4.01	122.99	126.17
82	dG	204	PEB	CHC-C4C-C3C	-4.01	123.50	130.34
84	V3	1001	CYC	C4D-CHA-C1A	4.01	133.59	128.81
82	SO	202	PEB	CHC-C4C-C3C	-4.01	123.51	130.34
82	eA	301	PEB	CHC-C4C-C3C	-4.01	123.51	130.34
82	LM	201	PEB	C3D-C4D-ND	4.01	115.12	107.26
82	bO	201	PEB	C3D-C4D-ND	4.01	115.12	107.26
87	52	607	CLA	CMB-C2B-C3B	4.00	132.17	124.68
82	K5	202	PEB	C3D-C4D-ND	4.00	115.11	107.26
82	X5	202	PEB	C3D-C4D-ND	4.00	115.11	107.26
82	X7	201	PEB	CMB-C2B-C1B	4.00	131.23	125.06
82	iE	201	PEB	CHB-C4B-NB	-4.00	123.27	128.83
95	AL	416	DGD	C1E-O6E-C5E	4.00	121.55	113.69
82	ZE	201	PEB	C4B-C3B-C2B	-4.00	102.35	106.78
85	BN	841	BCR	C15-C14-C13	-4.00	121.60	127.31
82	Y5	202	PEB	C3D-C4D-ND	4.00	115.11	107.26
82	gJ	201	PEB	C3D-C4D-ND	4.00	115.11	107.26
82	JB	201	PEB	OD-C4D-ND	-4.00	120.00	125.93
82	RB	201	PEB	C3D-C4D-ND	4.00	115.11	107.26
82	N5	202	PEB	C3D-C4D-ND	4.00	115.11	107.26
82	EQ	201	PEB	C3B-C4B-NB	4.00	115.87	110.05
87	3N	305	CLA	C16-C17-C18	4.00	134.84	115.98
82	OG	201	PEB	OD-C4D-ND	-4.00	120.00	125.93
84	W3	1001	CYC	CHB-C4A-C3A	4.00	135.19	124.90

Continued on next page...

Continued from previous page...

Mol	Chain	Res	Type	Atoms	Z	Observed(^{o})	Ideal(^{o})
84	63	901	CYC	CHA-C1A-NA	-4.00	123.28	128.83
82	RF	202	PEB	C3B-C4B-NB	4.00	115.87	110.05
82	JK	201	PEB	CHC-C4C-C3C	-4.00	123.51	130.34
82	SG	201	PEB	C3D-C4D-ND	4.00	115.11	107.26
82	v8	201	PEB	C2A-C1A-NA	4.00	111.72	108.27
82	ZB	201	PEB	OA-C1A-C2A	-4.00	122.99	126.17
82	LG	1002	PEB	OA-C1A-C2A	-4.00	122.99	126.17
82	CP	201	PEB	OA-C1A-C2A	-4.00	122.99	126.17
82	hM	202	PEB	OA-C1A-C2A	-4.00	122.99	126.17
82	ZJ	202	PEB	C4B-C3B-C2B	-4.00	102.35	106.78
82	DD	203	PEB	C1B-C2B-C3B	-4.00	101.91	106.51
82	h4	201	PEB	C3B-C4B-NB	4.00	115.87	110.05
82	pC	202	PEB	CAB-C3B-C4B	4.00	132.09	125.01
82	C5	202	PEB	C3D-C4D-ND	4.00	115.11	107.26
82	L9	201	PEB	C3D-C4D-ND	4.00	115.11	107.26
92	D6	407	LMG	O7-C10-C11	4.00	120.12	111.50
82	tK	201	PEB	CHC-C4C-C3C	-4.00	123.51	130.34
82	IJ	203	PEB	C3D-C4D-ND	4.00	115.11	107.26
82	QF	203	PEB	C1B-C2B-C3B	-4.00	101.91	106.51
82	AJ	302	PEB	CMB-C2B-C1B	4.00	131.22	125.06
82	JA	201	PEB	OA-C1A-C2A	-4.00	122.99	126.17
84	J4	1001	CYC	OC-C1C-C2C	-4.00	122.99	126.17
85	B2	841	BCR	C15-C14-C13	-4.00	121.60	127.31
82	k1	202	PEB	CHC-C1D-ND	-4.00	109.30	113.95
84	J4	1001	CYC	C2B-C1B-NB	4.00	112.84	106.99
88	CL	521	LHG	O7-C7-C8	4.00	120.12	111.50
82	VA	201	PEB	CHC-C4C-C3C	-4.00	123.52	130.34
82	V7	203	PEB	CHB-C4B-NB	-4.00	123.28	128.83
82	FA	202	PEB	C3D-C4D-ND	4.00	115.11	107.26
82	F7	202	PEB	C3D-C4D-ND	4.00	115.11	107.26
82	UK	201	PEB	OA-C1A-C2A	4.00	129.35	126.17
82	YQ	201	PEB	OA-C1A-C2A	-4.00	122.99	126.17
82	dE	204	PEB	CHC-C4C-C3C	-4.00	123.52	130.34
87	3N	308	CLA	C3B-C4B-NB	-4.00	104.04	109.21
82	VA	203	PEB	CHB-C4B-NB	-4.00	123.28	128.83
87	7N	604	CLA	CAA-C2A-C3A	-4.00	104.27	114.26
82	eB	202	PEB	CMB-C2B-C1B	4.00	131.22	125.06
92	JL	103	LMG	O7-C10-C11	4.00	120.12	111.50
85	KN	101	BCR	C12-C13-C14	4.00	125.08	118.94
82	Z5	305	PEB	C1B-C2B-C3B	-4.00	101.92	106.51
95	lL	101	DGD	O2G-C1B-C2B	4.00	120.12	111.50
82	PE	201	PEB	C3D-C4D-ND	4.00	115.10	107.26

Continued on next page...

Continued from previous page...

Mol	Chain	Res	Type	Atoms	Z	Observed(^{o})	Ideal(^{o})
82	JK	201	PEB	C3D-C4D-ND	4.00	115.10	107.26
82	hO	201	PEB	C3D-C4D-ND	4.00	115.10	107.26
82	nF	201	PEB	CHC-C4C-C3C	-4.00	123.52	130.34
82	FJ	202	PEB	C3D-C4D-ND	4.00	115.10	107.26
82	D9	203	PEB	CHB-C4B-NB	-4.00	123.28	128.83
82	mE	203	PEB	CHB-C4B-NB	-4.00	123.28	128.83
82	XA	201	PEB	CMB-C2B-C1B	4.00	131.22	125.06
87	32	307	CLA	C3B-C4B-NB	-4.00	104.04	109.21
82	RE	202	PEB	C3D-C4D-ND	4.00	115.10	107.26
82	RF	201	PEB	CHA-C1B-NB	-4.00	116.57	124.93
82	FH	1002	PEB	CHC-C4C-C3C	-4.00	123.52	130.34
82	VB	201	PEB	CMB-C2B-C1B	4.00	131.22	125.06
87	62	303	CLA	CMB-C2B-C1B	-4.00	122.32	128.46
82	jG	201	PEB	CHB-C4B-NB	-4.00	123.28	128.83
82	JF	202	PEB	C3D-C4D-ND	4.00	115.10	107.26
82	RA	202	PEB	C3B-C4B-NB	4.00	115.86	110.05
82	GK	202	PEB	C3D-C4D-ND	4.00	115.10	107.26
82	AA	202	PEB	CHC-C4C-C3C	-4.00	123.52	130.34
82	YA	301	PEB	C2A-C1A-NA	4.00	111.72	108.27
87	BN	814	CLA	CMB-C2B-C1B	-3.99	122.32	128.46
82	U5	201	PEB	C1C-CHB-C4B	3.99	133.58	128.81
85	LN	201	BCR	C16-C17-C18	-3.99	121.61	127.31
85	L2	201	BCR	C16-C17-C18	-3.99	121.61	127.31
82	CM	202	PEB	C3D-C4D-ND	3.99	115.10	107.26
82	J4	1002	PEB	C2A-C1A-NA	3.99	111.72	108.27
82	ZJ	202	PEB	C3D-C4D-ND	3.99	115.09	107.26
82	I5	202	PEB	C3D-C4D-ND	3.99	115.09	107.26
82	SO	201	PEB	CMA-C2A-C1A	-3.99	103.79	112.40
82	KM	201	PEB	C3D-C4D-ND	3.99	115.09	107.26
82	W5	201	PEB	CHC-C1D-ND	-3.99	109.31	113.95
82	Y4	202	PEB	OA-C1A-C2A	-3.99	123.00	126.17
82	w8	201	PEB	OA-C1A-C2A	-3.99	123.00	126.17
82	BP	202	PEB	CHA-C1B-NB	-3.99	116.58	124.93
82	mJ	202	PEB	C4B-C3B-C2B	-3.99	102.36	106.78
82	CQ	202	PEB	C3D-C4D-ND	3.99	115.09	107.26
88	aL	607	LHG	O7-C7-C8	3.99	120.11	111.50
82	gM	201	PEB	C3D-C4D-ND	3.99	115.09	107.26
82	M5	305	PEB	C1B-C2B-C3B	-3.99	101.92	106.51
87	c6	614	CLA	CMB-C2B-C1B	-3.99	122.33	128.46
82	DA	201	PEB	C4B-C3B-C2B	-3.99	102.36	106.78
82	L5	202	PEB	C4B-C3B-C2B	-3.99	102.36	106.78
83	AM	304	PUB	C1C-C2C-C3C	-3.99	102.36	106.78

Continued on next page...

Continued from previous page...

Mol	Chain	Res	Type	Atoms	Z	Observed(^{o})	Ideal(^{o})
85	aL	604	BCR	C7-C8-C9	-3.99	120.20	126.23
82	NB	201	PEB	OA-C1A-C2A	-3.99	123.00	126.17
82	JJ	201	PEB	C3D-C4D-ND	3.99	115.09	107.26
82	YJ	203	PEB	C3D-C4D-ND	3.99	115.09	107.26
82	GP	202	PEB	C3D-C4D-ND	3.99	115.09	107.26
82	E7	201	PEB	C3D-C4D-ND	3.99	115.09	107.26
87	4N	605	CLA	CHB-C4A-NA	3.99	130.03	124.51
82	YK	201	PEB	CHB-C4B-NB	-3.99	123.29	128.83
82	Y5	201	PEB	C3D-C4D-ND	3.99	115.09	107.26
85	CL	501	BCR	C7-C8-C9	-3.99	120.20	126.23
82	GB	203	PEB	C3D-C4D-ND	3.99	115.09	107.26
82	T4	202	PEB	C3D-C4D-ND	3.99	115.09	107.26
82	UH	202	PEB	OD-C4D-ND	-3.99	120.02	125.93
82	V7	201	PEB	CHC-C4C-C3C	-3.99	123.53	130.34
82	UB	302	PEB	C2A-C1A-NA	3.99	111.71	108.27
82	D4	1002	PEB	C2A-C1A-NA	3.99	111.71	108.27
87	C6	517	CLA	CMB-C2B-C1B	-3.99	122.33	128.46
82	ZB	203	PEB	CHA-C1B-NB	-3.99	116.59	124.93
82	PG	202	PEB	CHC-C4C-C3C	-3.99	123.53	130.34
82	UI	202	PEB	CHC-C4C-C3C	-3.99	123.53	130.34
82	U7	201	PEB	OD-C4D-ND	-3.99	120.02	125.93
82	PH	201	PEB	OA-C1A-C2A	-3.99	123.00	126.17
82	NJ	202	PEB	OA-C1A-C2A	-3.99	123.00	126.17
82	R7	201	PEB	OA-C1A-C2A	-3.99	123.00	126.17
83	yK	303	PUB	C1C-C2C-C3C	-3.99	102.37	106.78
82	P5	202	PEB	C3D-C4D-ND	3.99	115.09	107.26
82	F7	203	PEB	C3D-C4D-ND	3.99	115.09	107.26
82	lH	202	PEB	CHC-C1D-ND	-3.99	109.32	113.95
82	i4	202	PEB	OA-C1A-C2A	-3.99	123.00	126.17
82	J7	201	PEB	OA-C1A-C2A	-3.99	123.00	126.17
82	iO	202	PEB	OA-C1A-C2A	-3.99	123.00	126.17
82	EA	201	PEB	C3D-C4D-ND	3.99	115.08	107.26
82	NK	202	PEB	C3D-C4D-ND	3.99	115.08	107.26
87	72	604	CLA	CAA-C2A-C3A	-3.99	104.30	114.26
82	zF	501	PEB	C3B-C4B-NB	3.99	115.85	110.05
82	AO	304	PEB	CHC-C4C-C3C	-3.99	123.54	130.34
82	EI	202	PEB	OA-C1A-C2A	-3.99	123.00	126.17
82	HM	202	PEB	OA-C1A-C2A	-3.99	123.00	126.17
82	S4	201	PEB	C3D-C4D-ND	3.99	115.08	107.26
95	L6	102	DGD	O2G-C1B-C2B	3.99	120.09	111.50
82	HG	1002	PEB	CHC-C4C-C3C	-3.99	123.54	130.34
82	nK	201	PEB	CHC-C4C-C3C	-3.99	123.54	130.34

Continued on next page...

Continued from previous page...

Mol	Chain	Res	Type	Atoms	Z	Observed(^{o})	Ideal(^{o})
82	qF	201	PEB	C3D-C4D-ND	3.99	115.08	107.26
82	OP	201	PEB	OA-C1A-C2A	-3.99	123.00	126.17
82	F9	202	PEB	OA-C1A-C2A	-3.99	123.00	126.17
82	eK	203	PEB	OA-C1A-C2A	-3.99	123.00	126.17
84	JO	1001	CYC	OC-C1C-C2C	-3.99	123.00	126.17
82	GF	202	PEB	C3D-C4D-ND	3.99	115.08	107.26
82	KF	202	PEB	C3D-C4D-ND	3.99	115.08	107.26
85	Z6	101	BCR	C33-C5-C6	-3.99	120.05	124.53
85	c6	603	BCR	C38-C26-C25	-3.99	120.05	124.53
82	EB	501	PEB	C1C-CHB-C4B	-3.98	124.05	128.81
82	QB	204	PEB	C3D-C4D-ND	3.98	115.08	107.26
82	FA	202	PEB	C2A-C1A-NA	3.98	111.71	108.27
82	sK	201	PEB	OA-C1A-C2A	-3.98	123.00	126.17
83	Y7	302	PUB	CBA-CAA-C3A	-3.98	106.94	112.98
82	YI	202	PEB	CHC-C4C-C3C	-3.98	123.54	130.34
87	AN	829	CLA	CMB-C2B-C3B	3.98	132.13	124.68
84	KG	202	CYC	C4D-CHA-C1A	3.98	133.57	128.81
83	yF	303	PUB	CMA-C2A-C1A	3.98	130.76	121.39
82	iG	201	PEB	CHB-C4B-NB	-3.98	123.30	128.83
82	VA	201	PEB	C1B-C2B-C3B	-3.98	101.93	106.51
82	A5	202	PEB	C3D-C4D-ND	3.98	115.07	107.26
82	lM	201	PEB	C3D-C4D-ND	3.98	115.07	107.26
82	TF	202	PEB	C3B-C4B-NB	3.98	115.84	110.05
82	hB	301	PEB	C4B-C3B-C2B	-3.98	102.37	106.78
82	ZE	201	PEB	C3D-C4D-ND	3.98	115.07	107.26
82	WQ	201	PEB	C3D-C4D-ND	3.98	115.07	107.26
82	SB	203	PEB	OD-C4D-ND	-3.98	120.03	125.93
82	CD	202	PEB	CHC-C4C-C3C	-3.98	123.55	130.34
85	c6	602	BCR	C24-C23-C22	-3.98	120.22	126.23
85	fL	101	BCR	C15-C14-C13	-3.98	121.63	127.31
82	cK	203	PEB	OA-C1A-C2A	-3.98	123.01	126.17
82	fK	202	PEB	CHB-C4B-NB	-3.98	123.30	128.83
82	LD	203	PEB	CHC-C1D-ND	-3.98	109.32	113.95
82	AF	202	PEB	CHC-C1D-ND	-3.98	109.32	113.95
84	73	1002	CYC	CBD-CAD-C3D	-3.98	105.83	112.62
87	A6	404	CLA	CMB-C2B-C1B	-3.98	122.34	128.46
82	ZJ	201	PEB	CBC-CAC-C2C	-3.98	105.83	112.62
82	yC	203	PEB	C3D-C4D-ND	3.98	115.07	107.26
85	BL	617	BCR	C11-C10-C9	-3.98	121.63	127.31
82	NQ	202	PEB	OA-C1A-C2A	-3.98	123.01	126.17
82	TQ	201	PEB	OA-C1A-C2A	-3.98	123.01	126.17
82	YA	301	PEB	CHC-C1D-ND	-3.98	109.33	113.95

Continued on next page...

Continued from previous page...

Mol	Chain	Res	Type	Atoms	Z	Observed(^{o})	Ideal(^{o})
82	fO	201	PEB	C3B-C4B-NB	3.98	115.84	110.05
82	gB	203	PEB	C3D-C4D-ND	3.98	115.07	107.26
82	TB	202	PEB	C3D-C4D-ND	3.98	115.07	107.26
83	yF	303	PUB	C1C-C2C-C3C	-3.98	102.38	106.78
82	wC	201	PEB	OA-C1A-C2A	-3.98	123.01	126.17
82	aG	201	PEB	OA-C1A-C2A	-3.98	123.01	126.17
84	BG	1001	CYC	CMA-C3A-C4A	3.98	131.19	125.06
82	hH	201	PEB	C1B-C2B-C3B	-3.98	101.94	106.51
82	BA	202	PEB	C3D-C4D-ND	3.98	115.07	107.26
82	IB	203	PEB	C3D-C4D-ND	3.98	115.07	107.26
82	QB	201	PEB	C3D-C4D-ND	3.98	115.07	107.26
82	U9	204	PEB	C3D-C4D-ND	3.98	115.07	107.26
82	F1	1002	PEB	CHC-C4C-C3C	-3.98	123.55	130.34
82	gJ	202	PEB	CHC-C1D-ND	-3.98	109.33	113.95
82	h4	201	PEB	C3D-C4D-ND	3.98	115.06	107.26
85	BN	842	BCR	C12-C13-C14	-3.98	112.84	118.94
82	O9	201	PEB	CAB-C3B-C4B	3.98	132.05	125.01
88	D6	401	LHG	O7-C7-C8	3.98	120.08	111.50
82	aH	201	PEB	OA-C1A-C2A	-3.98	123.01	126.17
82	HD	202	PEB	C3D-C4D-ND	3.98	115.06	107.26
82	nF	202	PEB	C3D-C4D-ND	3.98	115.06	107.26
83	Z9	305	PUB	C2C-C1C-NC	3.98	115.83	110.05
82	jJ	203	PEB	C3D-C4D-ND	3.98	115.06	107.26
85	LN	201	BCR	C15-C14-C13	-3.98	121.63	127.31
82	HQ	202	PEB	C3D-C4D-ND	3.98	115.06	107.26
82	Y9	203	PEB	C3D-C4D-ND	3.98	115.06	107.26
82	XQ	201	PEB	OA-C1A-C2A	-3.98	123.01	126.17
82	Y9	201	PEB	C3D-C4D-ND	3.98	115.06	107.26
82	vF	202	PEB	C3D-C4D-ND	3.98	115.06	107.26
82	TB	201	PEB	OD-C4D-ND	-3.98	120.04	125.93
82	cF	203	PEB	OD-C4D-ND	-3.98	120.04	125.93
82	KA	201	PEB	C3B-C4B-NB	3.98	115.83	110.05
82	VO	202	PEB	C3B-C4B-NB	3.98	115.83	110.05
82	ZE	202	PEB	C3D-C4D-ND	3.98	115.06	107.26
85	BN	803	BCR	C20-C19-C18	3.98	137.59	126.42
82	b1	202	PEB	OA-C1A-C2A	-3.98	123.01	126.17
82	SE	202	PEB	C3D-C4D-ND	3.98	115.06	107.26
87	82	307	CLA	CMB-C2B-C1B	-3.98	122.35	128.46
82	dH	201	PEB	CHC-C1D-ND	-3.98	109.33	113.95
84	H4	1001	CYC	C1B-NB-C4B	-3.98	105.61	110.67
82	FP	201	PEB	C3D-C4D-ND	3.98	115.06	107.26
82	hJ	201	PEB	C3D-C4D-ND	3.98	115.06	107.26

Continued on next page...

Continued from previous page...

Mol	Chain	Res	Type	Atoms	Z	Observed(^{o})	Ideal(^{o})
82	SP	202	PEB	C3D-C4D-ND	3.97	115.06	107.26
82	vK	202	PEB	C3D-C4D-ND	3.97	115.06	107.26
82	AO	305	PEB	OA-C1A-C2A	-3.97	123.01	126.17
82	TK	202	PEB	C3B-C4B-NB	3.97	115.83	110.05
82	R7	202	PEB	C3B-C4B-NB	3.97	115.83	110.05
82	aM	202	PEB	C3D-C4D-ND	3.97	115.06	107.26
87	RN	203	CLA	CMB-C2B-C1B	-3.97	122.36	128.46
82	AO	305	PEB	C3D-C4D-ND	3.97	115.06	107.26
87	C6	513	CLA	CMB-C2B-C1B	-3.97	122.36	128.46
87	bL	606	CLA	CMB-C2B-C1B	-3.97	122.36	128.46
82	W9	201	PEB	CAB-C3B-C4B	3.97	132.04	125.01
83	yK	303	PUB	CMA-C2A-C1A	3.97	130.74	121.39
82	DP	202	PEB	OA-C1A-C2A	-3.97	123.01	126.17
82	P1	201	PEB	OA-C1A-C2A	-3.97	123.01	126.17
82	iK	202	PEB	CHC-C4C-C3C	-3.97	123.56	130.34
82	SQ	201	PEB	C3B-C4B-NB	3.97	115.83	110.05
82	K7	201	PEB	C3B-C4B-NB	3.97	115.83	110.05
87	cL	506	CLA	CMB-C2B-C1B	-3.97	122.36	128.46
82	a1	202	PEB	CHC-C1D-ND	-3.97	109.33	113.95
82	aB	202	PEB	CHC-C1D-ND	-3.97	109.33	113.95
82	O4	201	PEB	CMA-C2A-C1A	-3.97	103.84	112.40
92	ML	101	LMG	O1-C1-C2	3.97	114.50	108.30
87	A2	809	CLA	CMB-C2B-C3B	3.97	132.11	124.68
84	GG	1001	CYC	C2B-C1B-NB	3.97	112.80	106.99
82	Y7	301	PEB	CHC-C1D-ND	-3.97	109.33	113.95
82	T7	203	PEB	OA-C1A-C2A	-3.97	123.02	126.17
82	cE	201	PEB	C3D-C4D-ND	3.97	115.05	107.26
82	cG	201	PEB	C3D-C4D-ND	3.97	115.05	107.26
82	lK	202	PEB	C3D-C4D-ND	3.97	115.05	107.26
87	8N	307	CLA	CMB-C2B-C1B	-3.97	122.36	128.46
85	HL	103	BCR	C3-C4-C5	-3.97	106.99	114.08
82	OO	201	PEB	CMA-C2A-C1A	-3.97	103.84	112.40
82	RG	202	PEB	C3D-C4D-ND	3.97	115.05	107.26
82	fE	201	PEB	C3D-C4D-ND	3.97	115.05	107.26
82	Y7	301	PEB	C2A-C1A-NA	3.97	111.70	108.27
82	jJ	201	PEB	CHA-C1B-NB	-3.97	116.63	124.93
82	OJ	201	PEB	C3D-C4D-ND	3.97	115.05	107.26
82	XD	202	PEB	C3D-C4D-ND	3.97	115.05	107.26
82	rF	202	PEB	C3D-C4D-ND	3.97	115.05	107.26
82	aH	202	PEB	OA-C1A-C2A	-3.97	123.02	126.17
84	DE	1001	CYC	CMA-C3A-C4A	3.97	131.18	125.06
82	DK	203	PEB	C3D-C4D-ND	3.97	115.05	107.26

Continued on next page...

Continued from previous page...

Mol	Chain	Res	Type	Atoms	Z	Observed(^{o})	Ideal(^{o})
82	CA	201	PEB	C1C-CHB-C4B	3.97	133.55	128.81
82	DQ	203	PEB	C1B-C2B-C3B	-3.97	101.95	106.51
85	B2	842	BCR	C12-C13-C14	-3.97	112.85	118.94
85	K2	102	BCR	C12-C13-C14	3.97	125.03	118.94
82	mK	202	PEB	CHB-C4B-NB	-3.97	123.32	128.83
82	RF	201	PEB	C3D-C4D-ND	3.97	115.05	107.26
82	G5	202	PEB	C3D-C4D-ND	3.97	115.05	107.26
82	tF	201	PEB	CHC-C4C-C3C	-3.97	123.57	130.34
82	GJ	203	PEB	OA-C1A-C2A	-3.97	123.02	126.17
82	SG	203	PEB	C3D-C4D-ND	3.97	115.04	107.26
82	VP	202	PEB	CHA-C1B-NB	-3.97	116.63	124.93
87	42	608	CLA	CMB-C2B-C3B	3.97	132.10	124.68
82	DF	203	PEB	C3D-C4D-ND	3.97	115.04	107.26
82	RK	201	PEB	CHA-C1B-NB	-3.97	116.63	124.93
82	M7	201	PEB	CHA-C1B-NB	-3.97	116.63	124.93
84	MO	1001	CYC	C2C-C1C-NC	3.97	111.69	108.27
82	C7	201	PEB	C1C-CHB-C4B	3.97	133.55	128.81
87	DL	403	CLA	CMB-C2B-C3B	3.97	132.10	124.68
82	fG	201	PEB	C3D-C4D-ND	3.97	115.04	107.26
87	A2	816	CLA	CMB-C2B-C1B	-3.97	122.37	128.46
82	a4	202	PEB	C3D-C4D-ND	3.97	115.04	107.26
85	B2	802	BCR	C20-C19-C18	3.97	137.56	126.42
82	OH	201	PEB	C1B-C2B-C3B	-3.97	101.95	106.51
82	GI	201	PEB	C2A-C1A-NA	3.97	111.69	108.27
84	DG	1001	CYC	CMA-C3A-C4A	3.97	131.17	125.06
87	72	601	CLA	CMB-C2B-C1B	-3.97	122.37	128.46
82	EM	202	PEB	OA-C1A-C2A	-3.97	123.02	126.17
82	cG	202	PEB	C3D-C4D-ND	3.97	115.04	107.26
82	XA	201	PEB	CHB-C4B-NB	-3.96	123.33	128.83
82	ZG	201	PEB	C4B-C3B-C2B	-3.96	102.39	106.78
82	mM	202	PEB	CHC-C1D-ND	-3.96	109.34	113.95
84	M4	1001	CYC	C2C-C1C-NC	3.96	111.69	108.27
87	6N	602	CLA	CMB-C2B-C1B	-3.96	122.37	128.46
82	ZG	201	PEB	C3D-C4D-ND	3.96	115.04	107.26
82	eB	202	PEB	CHC-C4C-C3C	-3.96	123.58	130.34
82	FO	1002	PEB	C3D-C4D-ND	3.96	115.04	107.26
82	b4	202	PEB	C3D-C4D-ND	3.96	115.04	107.26
82	cJ	202	PEB	C3D-C4D-ND	3.96	115.04	107.26
82	T4	201	PEB	C2A-C1A-NA	3.96	111.69	108.27
82	xF	304	PEB	C2A-C1A-NA	3.96	111.69	108.27
82	DB	201	PEB	CHC-C1D-ND	-3.96	109.34	113.95
82	aM	204	PEB	CHC-C1D-ND	-3.96	109.34	113.95

Continued on next page...

Continued from previous page...

Mol	Chain	Res	Type	Atoms	Z	Observed(^{o})	Ideal(^{o})
82	HK	201	PEB	CMB-C2B-C1B	3.96	131.17	125.06
82	SF	203	PEB	OA-C1A-C2A	-3.96	123.02	126.17
82	cB	401	PEB	OA-C1A-C2A	-3.96	123.02	126.17
82	HP	202	PEB	CHA-C1B-NB	-3.96	116.64	124.93
82	lO	202	PEB	CHC-C4C-C3C	-3.96	123.58	130.34
82	oK	202	PEB	CHC-C4C-C3C	-3.96	123.58	130.34
82	BB	203	PEB	C3D-C4D-ND	3.96	115.03	107.26
82	SF	202	PEB	C3D-C4D-ND	3.96	115.03	107.26
82	xK	304	PEB	C3D-C4D-ND	3.96	115.03	107.26
82	U1	202	PEB	OD-C4D-ND	-3.96	120.06	125.93
82	p8	202	PEB	CAB-C3B-C4B	3.96	132.02	125.01
82	RB	201	PEB	OA-C1A-C2A	-3.96	123.02	126.17
82	ZE	201	PEB	OA-C1A-C2A	-3.96	123.02	126.17
82	XI	202	PEB	OA-C1A-C2A	-3.96	123.02	126.17
82	HE	1002	PEB	CHC-C4C-C3C	-3.96	123.58	130.34
103	82	309	ZEX	C18-C5-C6	-3.96	120.08	124.53
82	kJ	201	PEB	C3D-C4D-ND	3.96	115.03	107.26
82	k4	201	PEB	CHC-C4C-C3C	-3.96	123.58	130.34
82	PF	201	PEB	CHA-C1B-NB	-3.96	116.65	124.93
82	dB	201	PEB	OA-C1A-C2A	-3.96	123.02	126.17
82	aE	201	PEB	OA-C1A-C2A	-3.96	123.02	126.17
85	b6	601	BCR	C11-C10-C9	-3.96	121.66	127.31
82	JF	201	PEB	C3D-C4D-ND	3.96	115.03	107.26
82	aO	202	PEB	C3D-C4D-ND	3.96	115.03	107.26
103	8N	309	ZEX	C18-C5-C6	-3.96	120.08	124.53
87	AN	830	CLA	CMB-C2B-C3B	3.96	132.09	124.68
85	BL	617	BCR	C20-C21-C22	-3.96	121.66	127.31
82	TA	203	PEB	OA-C1A-C2A	-3.96	123.03	126.17
82	PI	202	PEB	OA-C1A-C2A	-3.96	123.03	126.17
82	GP	201	PEB	OA-C1A-C2A	-3.96	123.03	126.17
82	hM	203	PEB	OA-C1A-C2A	-3.96	123.03	126.17
82	lO	201	PEB	C1B-C2B-C3B	-3.96	101.96	106.51
82	MA	201	PEB	CHA-C1B-NB	-3.96	116.65	124.93
82	WI	202	PEB	C2A-C1A-NA	3.96	111.69	108.27
84	LE	1001	CYC	C2C-C1C-NC	3.96	111.69	108.27
82	r8	201	PEB	CHC-C4C-C3C	-3.96	123.58	130.34
83	wK	304	PUB	CHA-C1B-C2B	-3.96	123.58	130.34
82	YA	304	PEB	C3D-C4D-ND	3.96	115.03	107.26
82	qK	201	PEB	C3D-C4D-ND	3.96	115.03	107.26
85	CL	516	BCR	C39-C30-C29	3.96	124.74	108.91
87	C6	511	CLA	CMB-C2B-C1B	-3.96	122.38	128.46
87	4N	608	CLA	CMB-C2B-C3B	3.96	132.08	124.68

Continued on next page...

Continued from previous page...

Mol	Chain	Res	Type	Atoms	Z	Observed(^{o})	Ideal(^{o})
85	A2	848	BCR	C16-C17-C18	-3.96	121.66	127.31
82	M5	305	PEB	C3D-C4D-ND	3.96	115.03	107.26
84	73	1002	CYC	CAB-C3B-C4B	3.96	127.63	121.38
82	VA	201	PEB	OA-C1A-C2A	-3.96	123.03	126.17
82	FQ	203	PEB	C4B-C3B-C2B	-3.96	102.40	106.78
82	N7	202	PEB	C3B-C4B-NB	3.96	115.81	110.05
87	A2	821	CLA	CMB-C2B-C3B	3.96	132.08	124.68
82	WB	402	PEB	CBC-CAC-C2C	3.96	119.37	112.62
82	LE	1002	PEB	C3D-C4D-ND	3.96	115.02	107.26
82	PJ	202	PEB	C3D-C4D-ND	3.96	115.02	107.26
87	R2	203	CLA	CMB-C2B-C1B	-3.96	122.38	128.46
82	BQ	202	PEB	CHB-C4B-NB	-3.96	123.34	128.83
83	M5	303	PUB	OD-C4D-C3D	-3.96	123.75	128.04
82	sK	203	PEB	CBA-CAA-C3A	-3.96	104.66	113.47
82	GI	203	PEB	OA-C1A-C2A	-3.96	123.03	126.17
83	Z5	303	PUB	CAC-C2C-C1C	3.96	132.01	125.01
82	S4	201	PEB	CMA-C2A-C1A	-3.96	103.88	112.40
87	A2	830	CLA	CMB-C2B-C3B	3.96	132.08	124.68
82	YG	201	PEB	C3D-C4D-ND	3.96	115.02	107.26
82	fK	202	PEB	C3D-C4D-ND	3.96	115.02	107.26
92	bL	624	LMG	O7-C10-C11	3.96	120.03	111.50
83	Z5	303	PUB	OD-C4D-C3D	-3.96	123.75	128.04
82	ZM	201	PEB	C3D-C4D-ND	3.96	115.02	107.26
82	rK	202	PEB	C3D-C4D-ND	3.96	115.02	107.26
82	X7	201	PEB	CHB-C4B-NB	-3.96	123.34	128.83
82	QH	201	PEB	OA-C1A-C2A	-3.96	123.03	126.17
85	AN	846	BCR	C11-C10-C9	-3.96	121.67	127.31
82	rC	201	PEB	CHC-C4C-C3C	-3.96	123.59	130.34
82	S5	201	PEB	CHB-C4B-NB	-3.95	123.34	128.83
82	DB	203	PEB	C3D-C4D-ND	3.95	115.02	107.26
87	22	602	CLA	CMB-C2B-C3B	3.95	132.08	124.68
84	M4	1001	CYC	C1B-NB-C4B	-3.95	105.63	110.67
82	B5	202	PEB	CHC-C1D-ND	-3.95	109.36	113.95
82	MA	201	PEB	C2A-C1A-NA	3.95	111.68	108.27
82	k1	201	PEB	CBA-CAA-C3A	3.95	122.27	113.47
82	OF	203	PEB	OA-C1A-C2A	-3.95	123.03	126.17
82	W1	203	PEB	CHB-C4B-NB	-3.95	123.34	128.83
82	QB	204	PEB	CMB-C2B-C1B	3.95	131.15	125.06
92	DL	402	LMG	C1-O6-C5	3.95	121.45	113.69
82	WK	201	PEB	C1B-C2B-C3B	-3.95	101.97	106.51
82	SK	202	PEB	CHC-C1D-ND	-3.95	109.36	113.95
82	gF	202	PEB	CHC-C1D-ND	-3.95	109.36	113.95

Continued on next page...

Continued from previous page...

Mol	Chain	Res	Type	Atoms	Z	Observed(^{o})	Ideal(^{o})
82	ZG	202	PEB	C3D-C4D-ND	3.95	115.02	107.26
84	CG	1001	CYC	OB-C4B-C3B	-3.95	123.75	128.04
87	4N	610	CLA	CAA-C2A-C3A	-3.95	104.38	114.26
82	HF	201	PEB	C1B-C2B-C3B	-3.95	101.97	106.51
82	Y5	201	PEB	C1B-C2B-C3B	-3.95	101.97	106.51
82	YB	201	PEB	CHC-C4C-C3C	-3.95	123.59	130.34
82	KA	202	PEB	OA-C1A-C2A	-3.95	123.03	126.17
82	AA	202	PEB	CHA-C1B-NB	-3.95	116.66	124.93
82	SH	201	PEB	C3D-C4D-ND	3.95	115.01	107.26
87	62	304	CLA	CMB-C2B-C1B	-3.95	122.39	128.46
82	KQ	202	PEB	CHA-C1B-NB	-3.95	116.67	124.93
82	JO	1002	PEB	C4B-C3B-C2B	-3.95	102.41	106.78
82	RI	203	PEB	C2A-C1A-NA	3.95	111.68	108.27
82	RK	201	PEB	C3D-C4D-ND	3.95	115.01	107.26
87	42	610	CLA	CAA-C2A-C3A	-3.95	104.39	114.26
85	KN	104	BCR	C11-C10-C9	-3.95	121.67	127.31
82	sF	203	PEB	CBA-CAA-C3A	-3.95	104.67	113.47
87	AN	809	CLA	CMB-C2B-C3B	3.95	132.07	124.68
83	M5	303	PUB	CAC-C2C-C1C	3.95	132.00	125.01
85	K2	105	BCR	C11-C10-C9	-3.95	121.67	127.31
85	b6	602	BCR	C11-C10-C9	-3.95	121.67	127.31
82	PM	201	PEB	C3D-C4D-ND	3.95	115.01	107.26
82	gH	203	PEB	C2A-C1A-NA	3.95	111.68	108.27
82	ZB	203	PEB	C3D-C4D-ND	3.95	115.01	107.26
82	YF	201	PEB	C3D-C4D-ND	3.95	115.01	107.26
82	A7	202	PEB	CHA-C1B-NB	-3.95	116.67	124.93
82	P7	202	PEB	C4B-C3B-C2B	-3.95	102.41	106.78
82	BM	301	PEB	CMB-C2B-C1B	3.95	131.15	125.06
82	HI	201	PEB	C3B-C4B-NB	3.95	115.80	110.05
82	DG	1002	PEB	CHC-C4C-C3C	-3.95	123.60	130.34
87	AN	816	CLA	CMB-C2B-C1B	-3.95	122.39	128.46
82	MQ	201	PEB	C3D-C4D-ND	3.95	115.01	107.26
82	lG	203	PEB	C3D-C4D-ND	3.95	115.01	107.26
82	FP	202	PEB	OA-C1A-C2A	-3.95	123.03	126.17
82	U1	201	PEB	OA-C1A-C2A	-3.95	123.03	126.17
82	Y1	202	PEB	OA-C1A-C2A	-3.95	123.03	126.17
82	uC	203	PEB	CHB-C4B-NB	-3.95	123.35	128.83
82	w8	203	PEB	C3D-C4D-ND	3.95	115.01	107.26
82	GI	201	PEB	C4B-C3B-C2B	-3.95	102.41	106.78
82	T1	201	PEB	C4B-C3B-C2B	-3.95	102.41	106.78
84	F4	1001	CYC	CBD-CAD-C3D	-3.95	105.88	112.62
82	KB	301	PEB	CMB-C2B-C1B	3.95	131.14	125.06

Continued on next page...

Continued from previous page...

Mol	Chain	Res	Type	Atoms	Z	Observed(^{o})	Ideal(^{o})
82	FQ	203	PEB	OD-C4D-ND	-3.95	120.08	125.93
82	LQ	201	PEB	CHC-C1D-ND	-3.95	109.36	113.95
82	KD	202	PEB	CHA-C1B-NB	-3.95	116.67	124.93
82	U1	202	PEB	C3D-C4D-ND	3.95	115.00	107.26
82	b4	201	PEB	C3D-C4D-ND	3.95	115.00	107.26
82	B7	202	PEB	C3D-C4D-ND	3.95	115.00	107.26
82	uC	203	PEB	C1C-CHB-C4B	3.95	133.52	128.81
82	KB	304	PEB	C3D-C4D-ND	3.95	115.00	107.26
82	QH	202	PEB	C3D-C4D-ND	3.95	115.00	107.26
82	LQ	203	PEB	CHC-C1D-ND	-3.95	109.36	113.95
87	B6	612	CLA	CMB-C2B-C1B	-3.95	122.40	128.46
82	UP	202	PEB	OA-C1A-C2A	-3.95	123.03	126.17
82	YJ	202	PEB	CHC-C4C-C3C	-3.95	123.61	130.34
82	X7	201	PEB	C3D-C4D-ND	3.95	115.00	107.26
82	u8	203	PEB	CHB-C4B-NB	-3.95	123.35	128.83
82	HG	1002	PEB	C3D-C4D-ND	3.95	115.00	107.26
82	dM	201	PEB	C3D-C4D-ND	3.95	115.00	107.26
82	TA	202	PEB	CHA-C1B-NB	-3.95	116.68	124.93
82	JM	201	PEB	CMB-C2B-C1B	3.95	131.14	125.06
82	TF	202	PEB	C3D-C4D-ND	3.95	115.00	107.26
88	DL	407	LHG	O7-C7-C8	3.95	120.00	111.50
82	AI	202	PEB	OA-C1A-C2A	-3.95	123.04	126.17
82	u8	203	PEB	C1C-CHB-C4B	3.95	133.52	128.81
84	NE	201	CYC	C4D-CHA-C1A	3.95	133.52	128.81
82	TI	201	PEB	C2A-C1A-NA	3.95	111.67	108.27
82	mO	203	PEB	CHC-C1D-ND	-3.95	109.37	113.95
85	b6	601	BCR	C7-C8-C9	-3.94	120.27	126.23
82	W5	201	PEB	C3D-C4D-ND	3.94	115.00	107.26
85	bL	603	BCR	C16-C17-C18	-3.94	121.68	127.31
87	52	607	CLA	CAA-C2A-C3A	-3.94	101.98	112.78
82	l4	202	PEB	CHC-C4C-C3C	-3.94	123.61	130.34
82	fE	202	PEB	CHC-C4C-C3C	-3.94	123.61	130.34
87	7N	601	CLA	CMB-C2B-C1B	-3.94	122.40	128.46
82	P7	201	PEB	OD-C4D-ND	-3.94	120.09	125.93
82	QM	203	PEB	C3D-C4D-ND	3.94	115.00	107.26
82	F4	1002	PEB	C3D-C4D-ND	3.94	115.00	107.26
82	xC	202	PEB	OA-C1A-C2A	-3.94	123.04	126.17
82	HI	202	PEB	CHA-C1B-C2B	3.94	135.04	124.90
82	YK	201	PEB	C3D-C4D-ND	3.94	115.00	107.26
82	dQ	401	PEB	C3D-C4D-ND	3.94	115.00	107.26
84	LO	1001	CYC	C2B-C1B-NB	3.94	112.76	106.99
85	AN	848	BCR	C16-C17-C18	-3.94	121.68	127.31

Continued on next page...

Continued from previous page...

Mol	Chain	Res	Type	Atoms	Z	Observed(^{o})	Ideal(^{o})
82	TO	202	PEB	C3D-C4D-ND	3.94	115.00	107.26
82	B5	201	PEB	C3D-C4D-ND	3.94	115.00	107.26
82	dD	401	PEB	C3D-C4D-ND	3.94	115.00	107.26
87	bL	607	CLA	CMB-C2B-C1B	-3.94	122.40	128.46
82	YF	201	PEB	CHB-C4B-NB	-3.94	123.36	128.83
87	2N	303	CLA	CMB-C2B-C3B	3.94	132.06	124.68
82	T7	202	PEB	CHA-C1B-NB	-3.94	116.69	124.93
82	jM	201	PEB	OA-C1A-C2A	-3.94	123.04	126.17
82	U7	202	PEB	C2A-C1A-NA	3.94	111.67	108.27
87	C6	516	CLA	CMB-C2B-C1B	-3.94	122.40	128.46
82	PJ	201	PEB	OD-C4D-ND	-3.94	120.09	125.93
82	M9	305	PEB	CHC-C4C-C3C	-3.94	123.61	130.34
87	A2	829	CLA	CMB-C2B-C3B	3.94	132.05	124.68
82	OE	201	PEB	OD-C4D-ND	-3.94	120.09	125.93
87	5N	607	CLA	CAA-C2A-C3A	-3.94	101.98	112.78
85	FL	101	BCR	C7-C8-C9	-3.94	120.28	126.23
85	CL	501	BCR	C3-C4-C5	-3.94	107.04	114.08
82	Z5	305	PEB	C3D-C4D-ND	3.94	114.99	107.26
82	J4	1002	PEB	C3D-C4D-ND	3.94	114.99	107.26
82	X7	202	PEB	C3D-C4D-ND	3.94	114.99	107.26
82	P4	202	PEB	CHC-C1D-ND	-3.94	109.37	113.95
87	bL	619	CLA	CMB-C2B-C3B	3.94	132.05	124.68
82	FH	1002	PEB	C3D-C4D-ND	3.94	114.99	107.26
87	A6	403	CLA	CMB-C2B-C1B	-3.94	122.41	128.46
82	SK	202	PEB	CHA-C1B-C2B	3.94	135.03	124.90
82	YQ	202	PEB	C3D-C4D-ND	3.94	114.99	107.26
82	A4	305	PEB	C3D-C4D-ND	3.94	114.99	107.26
82	fF	202	PEB	C3D-C4D-ND	3.94	114.99	107.26
82	QB	201	PEB	OA-C1A-C2A	-3.94	123.04	126.17
82	EP	203	PEB	OA-C1A-C2A	-3.94	123.04	126.17
82	GM	201	PEB	CMB-C2B-C1B	3.94	131.13	125.06
82	M5	301	PEB	CMB-C2B-C1B	3.94	131.13	125.06
82	XM	201	PEB	CBC-CAC-C2C	-3.94	105.90	112.62
82	FA	203	PEB	C3D-C4D-ND	3.94	114.99	107.26
82	cK	203	PEB	OD-C4D-ND	-3.94	120.09	125.93
88	D6	406	LHG	O7-C7-C8	3.94	119.99	111.50
82	ED	201	PEB	C3D-C4D-ND	3.94	114.99	107.26
82	NJ	202	PEB	CHC-C1D-ND	-3.94	109.37	113.95
82	iJ	201	PEB	CHA-C1B-NB	-3.94	116.69	124.93
82	jE	201	PEB	CHB-C4B-NB	-3.94	123.36	128.83
82	N7	203	PEB	C3D-C4D-ND	3.94	114.98	107.26
82	fB	301	PEB	C3D-C4D-ND	3.94	114.98	107.26

Continued on next page...

Continued from previous page...

Mol	Chain	Res	Type	Atoms	Z	Observed(^{o})	Ideal(^{o})
82	PF	201	PEB	CHC-C4C-C3C	-3.94	123.62	130.34
82	CP	201	PEB	CHC-C4C-C3C	3.94	137.05	130.34
82	TO	201	PEB	C2A-C1A-NA	3.94	111.67	108.27
82	ZM	202	PEB	C4B-C3B-C2B	-3.94	102.42	106.78
82	fH	202	PEB	C4B-C3B-C2B	-3.94	102.42	106.78
82	TP	202	PEB	CMB-C2B-C1B	3.94	131.13	125.06
82	SD	201	PEB	C3B-C4B-NB	3.94	115.78	110.05
84	W3	1001	CYC	CMB-C2B-C1B	3.94	129.08	124.17
82	BB	203	PEB	CHB-C4B-NB	-3.94	123.37	128.83
83	AM	303	PUB	C1C-C2C-C3C	-3.94	102.43	106.78
82	d1	203	PEB	CHC-C4C-C3C	-3.94	123.62	130.34
82	F7	202	PEB	C2A-C1A-NA	3.94	111.67	108.27
82	m1	202	PEB	CHC-C1D-ND	-3.94	109.38	113.95
82	W9	202	PEB	CHC-C1D-ND	-3.94	109.38	113.95
82	RJ	202	PEB	CHC-C4C-C3C	-3.94	123.62	130.34
82	TD	201	PEB	OA-C1A-C2A	-3.94	123.04	126.17
82	TI	203	PEB	OA-C1A-C2A	-3.94	123.04	126.17
82	zK	501	PEB	C3B-C4B-NB	3.93	115.77	110.05
87	AN	821	CLA	CMB-C2B-C3B	3.93	132.04	124.68
82	DO	1002	PEB	C3D-C4D-ND	3.93	114.98	107.26
82	XQ	202	PEB	C3D-C4D-ND	3.93	114.98	107.26
82	dG	201	PEB	C3D-C4D-ND	3.93	114.98	107.26
82	YA	304	PEB	C2A-C1A-NA	3.93	111.67	108.27
87	32	311	CLA	CMB-C2B-C1B	-3.93	122.42	128.46
82	fO	202	PEB	C3D-C4D-ND	3.93	114.98	107.26
82	aB	201	PEB	C4B-C3B-C2B	-3.93	102.43	106.78
82	kH	201	PEB	CBA-CAA-C3A	3.93	122.23	113.47
82	JB	202	PEB	OA-C1A-C2A	-3.93	123.05	126.17
82	B7	201	PEB	OA-C1A-C2A	-3.93	123.05	126.17
84	DH	1001	CYC	OB-C4B-C3B	-3.93	123.77	128.04
82	yK	301	PEB	C3D-C4D-ND	3.93	114.98	107.26
87	6N	603	CLA	CMB-C2B-C1B	-3.93	122.42	128.46
82	OM	201	PEB	C3D-C4D-ND	3.93	114.98	107.26
82	Y7	304	PEB	C3D-C4D-ND	3.93	114.98	107.26
82	qC	201	PEB	OD-C4D-ND	-3.93	120.10	125.93
82	SK	203	PEB	OA-C1A-C2A	-3.93	123.05	126.17
82	vC	202	PEB	OA-C1A-C2A	-3.93	123.05	126.17
82	SM	201	PEB	C3D-C4D-ND	3.93	114.97	107.26
88	d6	402	LHG	O7-C7-C8	3.93	119.98	111.50
87	cL	517	CLA	CMB-C2B-C1B	-3.93	122.42	128.46
82	V4	202	PEB	C3B-C4B-NB	3.93	115.77	110.05
82	ID	202	PEB	C3D-C4D-ND	3.93	114.97	107.26

Continued on next page...

Continued from previous page...

Mol	Chain	Res	Type	Atoms	Z	Observed(^{o})	Ideal(^{o})
82	HK	201	PEB	C3D-C4D-ND	3.93	114.97	107.26
82	hE	203	PEB	CHC-C1D-ND	-3.93	109.38	113.95
82	V7	201	PEB	C1B-C2B-C3B	-3.93	101.99	106.51
82	EJ	202	PEB	CHC-C4C-C3C	-3.93	123.63	130.34
82	UP	203	PEB	OA-C1A-C2A	-3.93	123.05	126.17
83	AJ	303	PUB	C1C-C2C-C3C	-3.93	102.43	106.78
82	bK	201	PEB	CHC-C1D-ND	-3.93	109.38	113.95
82	YB	202	PEB	CHC-C4C-C3C	-3.93	123.63	130.34
83	A1	303	PUB	C1D-CHC-C4C	-3.93	104.81	113.37
92	XL	601	LMG	O7-C10-C11	3.93	119.97	111.50
82	YE	201	PEB	C3D-C4D-ND	3.93	114.97	107.26
85	FL	101	BCR	C28-C27-C26	-3.93	107.06	114.08
82	BA	203	PEB	CHB-C4B-NB	-3.93	123.38	128.83
82	l1	203	PEB	CHC-C1D-ND	-3.93	109.38	113.95
84	HO	1001	CYC	CHB-C1B-NB	-3.93	117.62	126.06
88	l6	101	LHG	O7-C7-C8	3.93	119.97	111.50
82	HE	1002	PEB	C3D-C4D-ND	3.93	114.97	107.26
82	QP	201	PEB	C3D-C4D-ND	3.93	114.97	107.26
82	JJ	201	PEB	C4B-C3B-C2B	-3.93	102.43	106.78
82	UM	202	PEB	C3D-C4D-ND	3.93	114.97	107.26
82	gB	201	PEB	CHC-C4C-C3C	-3.93	123.64	130.34
82	mF	202	PEB	CHB-C4B-NB	-3.93	123.38	128.83
82	yF	301	PEB	C3D-C4D-ND	3.93	114.97	107.26
82	CK	202	PEB	C3B-C4B-NB	3.93	115.76	110.05
82	QP	201	PEB	CHA-C1B-NB	-3.93	116.72	124.93
82	lM	202	PEB	CMB-C2B-C1B	3.93	131.11	125.06
82	VF	201	PEB	OA-C1A-NA	3.93	129.70	124.94
82	C7	201	PEB	C3D-C4D-ND	3.93	114.97	107.26
82	kO	201	PEB	CHC-C4C-C3C	-3.93	123.64	130.34
87	7N	607	CLA	CMB-C2B-C1B	-3.93	122.43	128.46
82	EJ	203	PEB	C3D-C4D-ND	3.93	114.96	107.26
82	xF	304	PEB	C3D-C4D-ND	3.93	114.96	107.26
82	PP	202	PEB	CHA-C1B-NB	-3.93	116.72	124.93
85	L2	201	BCR	C15-C14-C13	-3.93	121.71	127.31
82	M7	201	PEB	C2A-C1A-NA	3.93	111.66	108.27
82	UE	201	PEB	C3D-C4D-ND	3.93	114.96	107.26
82	TK	202	PEB	C3D-C4D-ND	3.93	114.96	107.26
82	k4	201	PEB	C3D-C4D-ND	3.93	114.96	107.26
82	KI	203	PEB	OA-C1A-C2A	-3.93	123.05	126.17
82	EP	202	PEB	OA-C1A-C2A	-3.93	123.05	126.17
82	AA	201	PEB	CAB-CBB-CGB	-3.93	105.15	113.60
82	bP	501	PEB	CHC-C4C-C3C	-3.93	123.64	130.34

Continued on next page...

Continued from previous page...

Mol	Chain	Res	Type	Atoms	Z	Observed(^{o})	Ideal(^{o})
82	D9	203	PEB	C2A-C1A-NA	3.93	111.66	108.27
82	mF	201	PEB	C4B-C3B-C2B	-3.93	102.44	106.78
82	NF	202	PEB	C3D-C4D-ND	3.93	114.96	107.26
82	xC	202	PEB	C3D-C4D-ND	3.93	114.96	107.26
82	O9	201	PEB	CAA-C3A-C4A	-3.92	102.59	112.67
87	MN	101	CLA	CMB-C2B-C3B	3.92	132.02	124.68
82	WB	401	PEB	C3D-C4D-ND	3.92	114.96	107.26
82	F1	1002	PEB	C3D-C4D-ND	3.92	114.96	107.26
82	iH	202	PEB	C3D-C4D-ND	3.92	114.96	107.26
82	DB	201	PEB	C2A-C1A-NA	3.92	111.66	108.27
82	NI	203	PEB	C2A-C1A-NA	3.92	111.66	108.27
84	y3	1001	CYC	CMB-C2B-C1B	3.92	129.07	124.17
87	BN	823	CLA	CMB-C2B-C3B	3.92	132.02	124.68
82	XA	201	PEB	C3D-C4D-ND	3.92	114.96	107.26
82	ZB	201	PEB	C3D-C4D-ND	3.92	114.96	107.26
82	ZB	202	PEB	C3D-C4D-ND	3.92	114.96	107.26
82	VM	202	PEB	C3D-C4D-ND	3.92	114.96	107.26
82	Q1	202	PEB	C3D-C4D-ND	3.92	114.96	107.26
82	R7	202	PEB	OD-C4D-ND	-3.92	120.12	125.93
82	aH	202	PEB	CHC-C1D-ND	-3.92	109.39	113.95
82	OB	201	PEB	C3D-C4D-ND	3.92	114.96	107.26
82	f4	202	PEB	C3D-C4D-ND	3.92	114.96	107.26
82	Z5	301	PEB	CMB-C2B-C1B	3.92	131.11	125.06
82	eB	201	PEB	CHA-C1B-NB	-3.92	116.73	124.93
82	GE	1002	PEB	C3B-C4B-NB	3.92	115.76	110.05
87	M2	101	CLA	CMB-C2B-C3B	3.92	132.02	124.68
82	IM	202	PEB	C3D-C4D-ND	3.92	114.96	107.26
82	m4	203	PEB	C3D-C4D-ND	3.92	114.96	107.26
82	Y7	303	PEB	OA-C1A-C2A	-3.92	123.05	126.17
84	C4	1001	CYC	CBD-CAD-C3D	-3.92	105.93	112.62
82	JO	1002	PEB	C3D-C4D-ND	3.92	114.95	107.26
82	Z9	304	PEB	CHC-C4C-C3C	-3.92	123.65	130.34
82	FD	203	PEB	OD-C4D-ND	-3.92	120.12	125.93
85	KN	101	BCR	C35-C13-C12	3.92	124.26	118.08
87	B2	822	CLA	CMB-C2B-C3B	3.92	132.02	124.68
82	RD	201	PEB	C3D-C4D-ND	3.92	114.95	107.26
82	GM	202	PEB	C3D-C4D-ND	3.92	114.95	107.26
82	dH	203	PEB	CHC-C4C-C3C	-3.92	123.65	130.34
82	d1	201	PEB	CHC-C1D-ND	-3.92	109.39	113.95
85	A2	846	BCR	C11-C10-C9	-3.92	121.71	127.31
82	SP	202	PEB	C1B-C2B-C3B	-3.92	102.00	106.51
82	AJ	302	PEB	C3D-C4D-ND	3.92	114.95	107.26

Continued on next page...

Continued from previous page...

Mol	Chain	Res	Type	Atoms	Z	Observed(^{o})	Ideal(^{o})
82	bB	201	PEB	C3D-C4D-ND	3.92	114.95	107.26
82	RP	201	PEB	OA-C1A-C2A	-3.92	123.06	126.17
82	gG	202	PEB	OA-C1A-C2A	-3.92	123.06	126.17
82	V1	201	PEB	C3D-C4D-ND	3.92	114.95	107.26
82	N4	1002	PEB	C3D-C4D-ND	3.92	114.95	107.26
82	T7	203	PEB	C3D-C4D-ND	3.92	114.95	107.26
82	TA	203	PEB	C2A-C1A-NA	3.92	111.65	108.27
82	YD	202	PEB	C4B-C3B-C2B	-3.92	102.44	106.78
87	B6	604	CLA	CMB-C2B-C1B	-3.92	122.44	128.46
82	NA	202	PEB	C3B-C4B-NB	3.92	115.75	110.05
82	WM	202	PEB	C3D-C4D-ND	3.92	114.95	107.26
82	lG	202	PEB	C3D-C4D-ND	3.92	114.95	107.26
82	RA	202	PEB	OD-C4D-ND	-3.92	120.12	125.93
82	LQ	203	PEB	OA-C1A-C2A	-3.92	123.06	126.17
82	GI	203	PEB	CHC-C4C-C3C	-3.92	123.65	130.34
82	S5	203	PEB	CHC-C4C-C3C	-3.92	123.65	130.34
85	A6	401	BCR	C38-C26-C25	-3.92	120.13	124.53
82	P4	202	PEB	C3D-C4D-ND	3.92	114.95	107.26
82	H9	203	PEB	C3D-C4D-ND	3.92	114.95	107.26
84	CO	1001	CYC	CHB-C4A-NA	-3.92	116.73	124.93
82	VK	201	PEB	OA-C1A-NA	3.92	129.69	124.94
82	LI	201	PEB	C3D-C4D-ND	3.92	114.95	107.26
82	hF	202	PEB	C3D-C4D-ND	3.92	114.95	107.26
82	mO	203	PEB	C3D-C4D-ND	3.92	114.95	107.26
82	QI	201	PEB	CBC-CAC-C2C	-3.92	105.93	112.62
82	EM	201	PEB	OA-C1A-C2A	-3.92	123.06	126.17
82	LI	202	PEB	CHC-C4C-C3C	-3.92	123.65	130.34
82	L9	203	PEB	C3D-C4D-ND	3.92	114.95	107.26
82	hK	201	PEB	CMB-C2B-C1B	3.92	131.10	125.06
82	JK	202	PEB	CHB-C4B-C3B	-3.92	116.27	125.32
82	PF	202	PEB	C1C-CHB-C4B	3.92	133.49	128.81
82	MJ	201	PEB	CHB-C4B-NB	-3.92	123.39	128.83
82	UG	201	PEB	C3D-C4D-ND	3.92	114.95	107.26
82	NM	201	PEB	C3D-C4D-ND	3.92	114.95	107.26
82	D5	202	PEB	C3D-C4D-ND	3.92	114.95	107.26
82	pK	201	PEB	C3D-C4D-ND	3.92	114.95	107.26
91	DL	405	PHO	C4A-C3A-C2A	-3.92	99.11	102.84
82	KJ	203	PEB	OA-C1A-C2A	-3.92	123.06	126.17
84	C4	1001	CYC	CHB-C4A-NA	-3.92	116.74	124.93
82	TK	201	PEB	C3D-C4D-ND	3.92	114.94	107.26
82	kO	202	PEB	C3D-C4D-ND	3.92	114.94	107.26
82	Q5	201	PEB	C1B-C2B-C3B	-3.92	102.01	106.51

Continued on next page...

Continued from previous page...

Mol	Chain	Res	Type	Atoms	Z	Observed(^{o})	Ideal(^{o})
82	DO	1002	PEB	C2A-C1A-NA	3.92	111.65	108.27
82	DE	1002	PEB	CHC-C4C-C3C	-3.92	123.66	130.34
82	CF	202	PEB	C3B-C4B-NB	3.92	115.75	110.05
82	TA	203	PEB	C3D-C4D-ND	3.92	114.94	107.26
82	HI	203	PEB	CHC-C4C-C3C	-3.92	123.66	130.34
82	XJ	202	PEB	C3D-C4D-ND	3.92	114.94	107.26
82	DM	201	PEB	C3D-C4D-ND	3.92	114.94	107.26
82	AO	304	PEB	C3D-C4D-ND	3.92	114.94	107.26
82	xF	303	PEB	C3D-C4D-ND	3.92	114.94	107.26
82	aJ	202	PEB	C3D-C4D-ND	3.92	114.94	107.26
82	BB	201	PEB	C2A-C1A-NA	3.92	111.65	108.27
82	WH	203	PEB	CHB-C4B-NB	-3.92	123.39	128.83
82	YO	203	PEB	C3D-C4D-ND	3.92	114.94	107.26
82	QI	201	PEB	CMB-C2B-C1B	3.92	131.09	125.06
82	oF	202	PEB	CHC-C4C-C3C	-3.92	123.66	130.34
82	BP	201	PEB	CHB-C4B-NB	-3.92	123.40	128.83
84	H4	1001	CYC	CHB-C1B-NB	-3.92	117.65	126.06
84	KO	1001	CYC	C2C-C1C-NC	3.91	111.65	108.27
82	RP	202	PEB	C3D-C4D-ND	3.91	114.94	107.26
82	dE	201	PEB	C3D-C4D-ND	3.91	114.94	107.26
87	bL	605	CLA	CMB-C2B-C3B	3.91	132.00	124.68
85	b6	601	BCR	C24-C23-C22	-3.91	120.32	126.23
83	wF	304	PUB	CHA-C1B-C2B	-3.91	123.66	130.34
85	FN	202	BCR	C34-C9-C8	3.91	124.24	118.08
82	lM	203	PEB	C2A-C1A-NA	3.91	111.65	108.27
84	DE	1001	CYC	CBD-CAD-C3D	-3.91	105.94	112.62
82	M9	302	PEB	CHA-C1B-NB	-3.91	116.75	124.93
85	c6	603	BCR	C1-C6-C5	-3.91	117.10	122.61
85	F2	203	BCR	C34-C9-C8	3.91	124.24	118.08
82	NB	202	PEB	C3D-C4D-ND	3.91	114.94	107.26
84	LG	1001	CYC	C2B-C1B-NB	3.91	112.72	106.99
82	HD	201	PEB	CHA-C1B-NB	-3.91	116.75	124.93
82	dB	202	PEB	C2A-C1A-NA	3.91	111.65	108.27
82	CI	202	PEB	OA-C1A-C2A	-3.91	123.06	126.17
82	UO	202	PEB	CHB-C4B-NB	-3.91	123.40	128.83
92	jL	101	LMG	O7-C10-C11	3.91	119.93	111.50
82	wC	201	PEB	C1C-CHB-C4B	3.91	133.48	128.81
82	EP	201	PEB	C3D-C4D-ND	3.91	114.93	107.26
84	HO	1001	CYC	C1B-C2B-C3B	-3.91	103.79	107.87
82	XB	202	PEB	C2A-C1A-NA	3.91	111.64	108.27
82	HI	202	PEB	C2A-C1A-NA	3.91	111.64	108.27
82	RI	202	PEB	OA-C1A-C2A	-3.91	123.06	126.17

Continued on next page...

Continued from previous page...

Mol	Chain	Res	Type	Atoms	Z	Observed(^{o})	Ideal(^{o})
82	UJ	201	PEB	OA-C1A-C2A	-3.91	123.06	126.17
82	SP	203	PEB	OA-C1A-C2A	-3.91	123.06	126.17
82	QH	203	PEB	C1B-C2B-C3B	-3.91	102.02	106.51
82	h1	202	PEB	C1B-C2B-C3B	-3.91	102.02	106.51
82	bO	202	PEB	C3D-C4D-ND	3.91	114.93	107.26
82	S9	201	PEB	CMB-C2B-C1B	3.91	131.09	125.06
82	FO	1002	PEB	C2A-C1A-NA	3.91	111.64	108.27
82	UA	202	PEB	OA-C1A-C2A	-3.91	123.06	126.17
82	GF	201	PEB	OA-C1A-C2A	-3.91	123.06	126.17
84	GE	1001	CYC	C2B-C1B-NB	3.91	112.71	106.99
82	LD	201	PEB	CHC-C1D-ND	-3.91	109.41	113.95
82	YF	203	PEB	CHC-C1D-ND	-3.91	109.41	113.95
82	MQ	202	PEB	C3D-C4D-ND	3.91	114.93	107.26
87	3N	311	CLA	CMB-C2B-C1B	-3.91	122.45	128.46
82	TH	201	PEB	CHC-C4C-C3C	-3.91	123.67	130.34
82	IM	201	PEB	CHB-C4B-NB	-3.91	123.40	128.83
82	VI	203	PEB	CHA-C1B-C2B	3.91	134.95	124.90
82	x8	202	PEB	C3D-C4D-ND	3.91	114.93	107.26
82	lM	203	PEB	C3D-C4D-ND	3.91	114.93	107.26
82	YP	503	PEB	C2A-C1A-NA	3.91	111.64	108.27
82	gJ	201	PEB	C2A-C1A-NA	3.91	111.64	108.27
82	EJ	201	PEB	OA-C1A-C2A	-3.91	123.06	126.17
82	hG	202	PEB	C3D-C4D-ND	3.91	114.93	107.26
82	J7	202	PEB	C1B-C2B-C3B	-3.91	102.02	106.51
82	GM	201	PEB	CHA-C1B-NB	-3.91	116.76	124.93
82	hE	202	PEB	C3D-C4D-ND	3.91	114.93	107.26
82	FD	203	PEB	C4B-C3B-C2B	-3.91	102.46	106.78
84	NE	201	CYC	C2B-C1B-NB	3.91	112.71	106.99
82	eF	201	PEB	C1B-C2B-C3B	-3.91	102.02	106.51
82	UB	303	PEB	C3D-C4D-ND	3.91	114.93	107.26
82	EQ	201	PEB	C3D-C4D-ND	3.91	114.93	107.26
82	BD	201	PEB	OA-C1A-C2A	-3.91	123.07	126.17
82	lJ	203	PEB	OA-C1A-C2A	-3.91	123.07	126.17
82	G9	202	PEB	CHA-C4A-NA	-3.91	120.56	125.20
82	H4	1002	PEB	C3D-C4D-ND	3.91	114.92	107.26
82	PO	202	PEB	CHC-C1D-ND	-3.91	109.41	113.95
82	YO	202	PEB	C4B-C3B-C2B	-3.91	102.46	106.78
82	cJ	201	PEB	C4B-C3B-C2B	-3.91	102.46	106.78
82	HK	202	PEB	C2A-C1A-NA	3.91	111.64	108.27
82	UM	203	PEB	C2A-C1A-NA	3.91	111.64	108.27
85	c6	617	BCR	C28-C27-C26	-3.91	107.10	114.08
82	gG	202	PEB	C3D-C4D-ND	3.91	114.92	107.26

Continued on next page...

Continued from previous page...

Mol	Chain	Res	Type	Atoms	Z	Observed(^{o})	Ideal(^{o})
84	L4	1001	CYC	C2B-C1B-NB	3.91	112.71	106.99
82	OO	201	PEB	CHC-C4C-C3C	-3.91	123.67	130.34
82	ID	202	PEB	CHB-C4B-NB	-3.91	123.41	128.83
82	NQ	202	PEB	CHB-C4B-NB	-3.91	123.41	128.83
82	VI	203	PEB	C4B-C3B-C2B	-3.91	102.46	106.78
84	HO	1001	CYC	C1A-C2A-C3A	-3.91	102.46	106.78
82	N5	201	PEB	C3D-C4D-ND	3.91	114.92	107.26
92	J6	102	LMG	C7-O1-C1	-3.91	106.11	113.74
82	OP	203	PEB	C1B-C2B-C3B	-3.91	102.02	106.51
82	HA	201	PEB	C2A-C1A-NA	3.91	111.64	108.27
82	MJ	203	PEB	C2A-C1A-NA	3.91	111.64	108.27
82	VH	201	PEB	C3D-C4D-ND	3.91	114.92	107.26
82	RQ	201	PEB	C3D-C4D-ND	3.91	114.92	107.26
82	CJ	203	PEB	CHA-C1B-NB	-3.91	116.76	124.93
82	wK	302	PEB	CMB-C2B-C1B	3.91	131.08	125.06
82	TO	201	PEB	C3D-C4D-ND	3.91	114.92	107.26
82	M5	301	PEB	C3D-C4D-ND	3.91	114.92	107.26
82	iM	202	PEB	C3D-C4D-ND	3.91	114.92	107.26
88	L6	101	LHG	O7-C7-C8	3.91	119.92	111.50
82	hB	301	PEB	C3D-C4D-ND	3.90	114.92	107.26
82	kG	202	PEB	C3D-C4D-ND	3.90	114.92	107.26
82	dH	202	PEB	C3D-C4D-ND	3.90	114.92	107.26
82	CQ	202	PEB	CHC-C4C-C3C	-3.90	123.68	130.34
82	aM	202	PEB	CHC-C4C-C3C	-3.90	123.68	130.34
82	IQ	202	PEB	C3D-C4D-ND	3.90	114.92	107.26
82	SB	201	PEB	CMB-C2B-C1B	3.90	131.08	125.06
85	K2	102	BCR	C35-C13-C12	3.90	124.23	118.08
82	FJ	202	PEB	OA-C1A-C2A	-3.90	123.07	126.17
82	OQ	201	PEB	OA-C1A-C2A	-3.90	123.07	126.17
82	F5	202	PEB	OA-C1A-C2A	-3.90	123.07	126.17
82	mH	202	PEB	CHC-C1D-ND	-3.90	109.41	113.95
87	A2	851	CLA	CMB-C2B-C1B	-3.90	122.46	128.46
82	GJ	203	PEB	C3D-C4D-ND	3.90	114.92	107.26
82	FF	201	PEB	OD-C4D-ND	-3.90	120.15	125.93
82	HD	201	PEB	C2A-C1A-NA	3.90	111.64	108.27
82	SI	202	PEB	CMB-C2B-C1B	3.90	131.07	125.06
84	JH	1001	CYC	C2B-C1B-NB	3.90	112.70	106.99
82	ZM	202	PEB	CMB-C2B-C1B	3.90	131.07	125.06
82	Y1	202	PEB	C1C-CHB-C4B	3.90	133.47	128.81
82	KJ	202	PEB	C3D-C4D-ND	3.90	114.92	107.26
82	y8	203	PEB	C3D-C4D-ND	3.90	114.92	107.26
82	rF	201	PEB	CHA-C4A-NA	3.90	129.84	125.20

Continued on next page...

Continued from previous page...

Mol	Chain	Res	Type	Atoms	Z	Observed(^{o})	Ideal(^{o})
82	DF	201	PEB	CHB-C4B-NB	-3.90	123.41	128.83
82	BK	201	PEB	CHB-C4B-NB	-3.90	123.41	128.83
82	XA	202	PEB	C3D-C4D-ND	3.90	114.92	107.26
84	KH	1001	CYC	C1B-C2B-C3B	-3.90	103.80	107.87
82	A1	302	PEB	CHC-C4C-C3C	-3.90	123.68	130.34
82	A4	304	PEB	C3D-C4D-ND	3.90	114.91	107.26
82	wC	203	PEB	C3D-C4D-ND	3.90	114.91	107.26
82	XA	202	PEB	CHB-C4B-NB	-3.90	123.42	128.83
82	q8	201	PEB	OD-C4D-ND	-3.90	120.15	125.93
85	BN	843	BCR	C16-C17-C18	-3.90	121.74	127.31
82	HI	201	PEB	OA-C1A-C2A	-3.90	123.07	126.17
82	mF	202	PEB	OA-C1A-C2A	-3.90	123.07	126.17
82	jM	202	PEB	OA-C1A-C2A	-3.90	123.07	126.17
82	II	201	PEB	C3D-C4D-ND	3.90	114.91	107.26
82	WP	202	PEB	OD-C4D-ND	-3.90	120.15	125.93
82	GP	202	PEB	C1B-C2B-C3B	-3.90	102.03	106.51
82	fF	202	PEB	CHB-C4B-NB	-3.90	123.42	128.83
82	SM	201	PEB	CHC-C4C-C3C	-3.90	123.68	130.34
85	C6	508	BCR	C11-C10-C9	-3.90	121.74	127.31
82	SB	203	PEB	C3D-C4D-ND	3.90	114.91	107.26
82	YG	201	PEB	CHB-C4B-C3B	-3.90	116.31	125.32
83	AM	304	PUB	CHA-C4A-NA	-3.90	109.42	113.95
94	DL	401	PL9	C20-C19-C21	3.90	121.83	115.27
82	H9	203	PEB	OA-C1A-C2A	-3.90	123.07	126.17
82	HF	201	PEB	C3D-C4D-ND	3.90	114.91	107.26
82	j4	203	PEB	C3D-C4D-ND	3.90	114.91	107.26
82	U4	202	PEB	CHB-C4B-NB	-3.90	123.42	128.83
92	j6	101	LMG	C7-O1-C1	-3.90	106.12	113.74
82	UA	202	PEB	C2A-C1A-NA	3.90	111.64	108.27
82	YB	202	PEB	C2A-C1A-NA	3.90	111.64	108.27
82	JJ	201	PEB	C2A-C1A-NA	3.90	111.64	108.27
82	xC	202	PEB	C4B-C3B-C2B	-3.90	102.47	106.78
82	PD	202	PEB	CHC-C4C-C3C	-3.90	123.69	130.34
82	uC	203	PEB	CHC-C4C-C3C	-3.90	123.69	130.34
82	K9	202	PEB	CHA-C4A-NA	-3.90	120.57	125.20
82	UP	201	PEB	C3D-C4D-ND	3.90	114.91	107.26
82	hK	202	PEB	C3D-C4D-ND	3.90	114.91	107.26
87	aL	606	CLA	CMD-C2D-C3D	-3.90	118.64	127.61
82	c1	202	PEB	CHC-C1D-ND	-3.90	109.42	113.95
82	Z5	301	PEB	C3D-C4D-ND	3.90	114.91	107.26
82	kO	201	PEB	C3D-C4D-ND	3.90	114.91	107.26
82	PK	201	PEB	CHA-C1B-NB	-3.90	116.78	124.93

Continued on next page...

Continued from previous page...

Mol	Chain	Res	Type	Atoms	Z	Observed(^{o})	Ideal(^{o})
82	Z9	301	PEB	CHA-C1B-NB	-3.90	116.78	124.93
82	eG	203	PEB	CMB-C2B-C1B	3.90	131.07	125.06
82	R4	202	PEB	C4B-C3B-C2B	-3.90	102.47	106.78
82	PH	201	PEB	C3D-C4D-ND	3.90	114.91	107.26
82	eO	203	PEB	C3D-C4D-ND	3.90	114.91	107.26
87	ON	201	CLA	CMB-C2B-C1B	-3.90	122.47	128.46
82	OI	203	PEB	CHC-C4C-C3C	-3.90	123.69	130.34
87	AN	852	CLA	CHD-C1D-C2D	3.90	133.66	125.48
82	aE	202	PEB	C3D-C4D-ND	3.90	114.91	107.26
82	dH	201	PEB	C3D-C4D-ND	3.90	114.91	107.26
82	BA	202	PEB	CHA-C1B-NB	-3.90	116.78	124.93
84	D1	1001	CYC	C1B-C2B-C3B	-3.90	103.80	107.87
82	EI	202	PEB	CHC-C4C-C3C	-3.90	123.69	130.34
82	MJ	201	PEB	C3D-C4D-ND	3.90	114.91	107.26
82	NP	201	PEB	C3D-C4D-ND	3.90	114.91	107.26
82	R5	201	PEB	C3D-C4D-ND	3.90	114.91	107.26
103	82	310	ZEX	C8-C9-C10	3.90	124.92	118.94
85	kL	100	BCR	C10-C11-C12	3.90	135.38	123.22
82	VE	201	PEB	CHC-C1D-ND	-3.90	109.42	113.95
83	AH	303	PUB	C1D-CHC-C4C	-3.90	104.89	113.37
82	D4	1002	PEB	C3D-C4D-ND	3.90	114.90	107.26
82	UF	201	PEB	OA-C1A-C2A	3.90	129.27	126.17
82	TJ	201	PEB	CHA-C1B-NB	-3.90	116.78	124.93
82	LD	202	PEB	C3D-C4D-ND	3.90	114.90	107.26
82	K5	201	PEB	C3D-C4D-ND	3.90	114.90	107.26
87	6N	608	CLA	C5-C3-C2	-3.90	111.39	122.65
82	PM	202	PEB	CMB-C2B-C1B	3.90	131.06	125.06
82	CA	201	PEB	C3D-C4D-ND	3.90	114.90	107.26
82	aG	202	PEB	C3D-C4D-ND	3.90	114.90	107.26
82	PA	202	PEB	C4B-C3B-C2B	-3.90	102.47	106.78
82	Y4	201	PEB	C2A-C1A-NA	3.90	111.63	108.27
82	II	202	PEB	OA-C1A-C2A	-3.90	123.08	126.17
82	TF	201	PEB	C3D-C4D-ND	3.89	114.90	107.26
82	PQ	202	PEB	CHC-C4C-C3C	-3.89	123.69	130.34
82	VA	201	PEB	CMB-C2B-C1B	3.89	131.06	125.06
82	V9	202	PEB	CHA-C4A-NA	-3.89	120.58	125.20
85	J2	102	BCR	C28-C27-C26	-3.89	107.12	114.08
82	AD	303	PEB	OA-C1A-C2A	-3.89	123.08	126.17
82	VE	201	PEB	OA-C1A-C2A	-3.89	123.08	126.17
82	cB	403	PEB	OA-C1A-C2A	-3.89	123.08	126.17
82	aJ	202	PEB	CMB-C2B-C1B	3.89	131.06	125.06
82	mK	201	PEB	C4B-C3B-C2B	-3.89	102.47	106.78

Continued on next page...

Continued from previous page...

Mol	Chain	Res	Type	Atoms	Z	Observed(^{o})	Ideal(^{o})
82	UD	202	PEB	C3D-C4D-ND	3.89	114.90	107.26
82	T4	201	PEB	C3D-C4D-ND	3.89	114.90	107.26
85	JN	102	BCR	C28-C27-C26	-3.89	107.12	114.08
84	DH	1003	CYC	C1B-CHB-C4A	-3.89	118.57	128.08
87	A2	852	CLA	CHD-C1D-C2D	3.89	133.65	125.48
82	CK	203	PEB	CHC-C4C-C3C	-3.89	123.70	130.34
95	aL	603	DGD	O2G-C1B-C2B	3.89	119.89	111.50
82	YE	201	PEB	CHB-C4B-C3B	-3.89	116.33	125.32
87	AN	810	CLA	CMB-C2B-C1B	-3.89	122.48	128.46
87	BL	623	CLA	CMB-C2B-C3B	3.89	131.96	124.68
82	QH	203	PEB	OA-C1A-C2A	-3.89	123.08	126.17
82	YH	202	PEB	OA-C1A-C2A	-3.89	123.08	126.17
82	VI	202	PEB	OA-C1A-C2A	-3.89	123.08	126.17
82	O9	201	PEB	OA-C1A-C2A	-3.89	123.08	126.17
82	bO	202	PEB	OA-C1A-C2A	-3.89	123.08	126.17
82	AD	301	PEB	C3D-C4D-ND	3.89	114.90	107.26
82	DB	202	PEB	CMB-C2B-C1B	3.89	131.06	125.06
82	B7	202	PEB	CHA-C1B-NB	-3.89	116.79	124.93
82	T1	201	PEB	CHC-C4C-C3C	-3.89	123.70	130.34
82	eE	201	PEB	C3D-C4D-ND	3.89	114.89	107.26
82	GJ	203	PEB	C2A-C1A-NA	3.89	111.63	108.27
82	iJ	202	PEB	CMB-C2B-C1B	3.89	131.06	125.06
82	GG	1002	PEB	C3B-C4B-NB	3.89	115.71	110.05
82	LF	201	PEB	OA-C1A-NA	3.89	129.66	124.94
84	J1	1001	CYC	C2B-C1B-NB	3.89	112.69	106.99
82	SF	202	PEB	CHA-C1B-C2B	3.89	134.91	124.90
82	dK	201	PEB	CHB-C4B-NB	-3.89	123.43	128.83
82	WD	201	PEB	OD-C4D-ND	-3.89	120.17	125.93
82	KJ	202	PEB	OA-C1A-C2A	-3.89	123.08	126.17
82	JQ	202	PEB	OA-C1A-C2A	-3.89	123.08	126.17
82	DM	201	PEB	CHA-C1B-NB	-3.89	116.79	124.93
82	II	202	PEB	CHC-C4C-C3C	-3.89	123.70	130.34
87	AL	405	CLA	CMB-C2B-C1B	-3.89	122.48	128.46
82	F7	201	PEB	C2A-C1A-NA	3.89	111.63	108.27
82	XK	202	PEB	C3D-C4D-ND	3.89	114.89	107.26
82	XM	201	PEB	C3D-C4D-ND	3.89	114.89	107.26
84	CO	1001	CYC	CBD-CAD-C3D	-3.89	105.98	112.62
82	l4	201	PEB	C1B-C2B-C3B	-3.89	102.04	106.51
85	B2	843	BCR	C16-C17-C18	-3.89	121.76	127.31
82	fO	201	PEB	CHC-C4C-C3C	-3.89	123.70	130.34
82	x8	202	PEB	OA-C1A-C2A	-3.89	123.08	126.17
82	NH	1002	PEB	C3D-C4D-ND	3.89	114.89	107.26

Continued on next page...

Continued from previous page...

Mol	Chain	Res	Type	Atoms	Z	Observed(^{o})	Ideal(^{o})
82	TD	202	PEB	CMB-C2B-C1B	3.89	131.05	125.06
82	VI	203	PEB	CMB-C2B-C1B	3.89	131.05	125.06
82	UO	202	PEB	C3D-C4D-ND	3.89	114.89	107.26
82	eG	201	PEB	C3D-C4D-ND	3.89	114.89	107.26
82	iO	203	PEB	C3D-C4D-ND	3.89	114.89	107.26
82	aK	202	PEB	CHA-C1B-NB	-3.89	116.80	124.93
82	ZE	201	PEB	CHC-C1D-ND	-3.89	109.43	113.95
82	JI	201	PEB	CHC-C1D-ND	-3.89	109.43	113.95
82	BP	202	PEB	CHC-C4C-C3C	-3.89	123.70	130.34
82	N1	1002	PEB	C3D-C4D-ND	3.89	114.89	107.26
82	kE	202	PEB	C3D-C4D-ND	3.89	114.89	107.26
82	kK	203	PEB	C3D-C4D-ND	3.89	114.89	107.26
95	C6	523	DGD	O2G-C1B-C2B	3.89	119.88	111.50
82	KM	201	PEB	OA-C1A-C2A	-3.89	123.08	126.17
84	DG	1001	CYC	CBD-CAD-C3D	-3.89	105.98	112.62
82	V7	201	PEB	C3D-C4D-ND	3.89	114.89	107.26
82	pF	201	PEB	C3D-C4D-ND	3.89	114.89	107.26
84	LG	1001	CYC	C2C-C1C-NC	3.89	111.62	108.27
84	KG	202	CYC	C2B-C1B-NB	3.89	112.68	106.99
82	TI	203	PEB	CHC-C4C-C3C	-3.89	123.71	130.34
82	XI	201	PEB	C3D-C4D-ND	3.89	114.89	107.26
82	EJ	202	PEB	C3D-C4D-ND	3.89	114.89	107.26
82	HO	1002	PEB	C3D-C4D-ND	3.89	114.89	107.26
82	i1	202	PEB	C3D-C4D-ND	3.89	114.89	107.26
82	mH	202	PEB	OA-C1A-C2A	-3.89	123.08	126.17
82	LQ	202	PEB	C3D-C4D-ND	3.89	114.89	107.26
82	cH	202	PEB	C3D-C4D-ND	3.89	114.89	107.26
82	lJ	203	PEB	C3D-C4D-ND	3.89	114.89	107.26
82	aB	202	PEB	C2A-C1A-NA	3.89	111.62	108.27
82	U5	203	PEB	CMB-C2B-C1B	3.89	131.05	125.06
87	32	310	CLA	O2D-CGD-CBD	3.89	118.17	111.27
82	B9	202	PEB	C1C-CHB-C4B	3.89	133.45	128.81
82	I9	202	PEB	CHA-C4A-NA	-3.89	120.58	125.20
82	V7	201	PEB	CMB-C2B-C1B	3.89	131.05	125.06
87	3N	310	CLA	O2D-CGD-CBD	3.89	118.17	111.27
82	UI	201	PEB	C4B-C3B-C2B	-3.89	102.48	106.78
82	FM	202	PEB	C4B-C3B-C2B	-3.89	102.48	106.78
82	JM	201	PEB	C3D-C4D-ND	3.89	114.88	107.26
82	YM	201	PEB	C3D-C4D-ND	3.89	114.88	107.26
82	E5	201	PEB	C3D-C4D-ND	3.89	114.88	107.26
82	X5	201	PEB	C3D-C4D-ND	3.89	114.88	107.26
82	YB	202	PEB	OA-C1A-C2A	-3.89	123.08	126.17

Continued on next page...

Continued from previous page...

Mol	Chain	Res	Type	Atoms	Z	Observed(^{o})	Ideal(^{o})
82	O5	201	PEB	OA-C1A-C2A	-3.89	123.08	126.17
84	H4	1001	CYC	CAB-C3B-C4B	3.89	127.52	121.38
82	PI	201	PEB	C3D-C4D-ND	3.89	114.88	107.26
82	oK	201	PEB	C3D-C4D-ND	3.89	114.88	107.26
82	b4	201	PEB	CMB-C2B-C1B	3.89	131.05	125.06
82	sF	202	PEB	CMB-C2B-C1B	3.89	131.05	125.06
82	UH	202	PEB	C3D-C4D-ND	3.89	114.88	107.26
82	NO	1002	PEB	C3D-C4D-ND	3.89	114.88	107.26
96	fL	102	HEM	C1B-NB-C4B	3.89	109.09	105.07
82	PI	202	PEB	CHC-C4C-C3C	-3.88	123.71	130.34
87	72	607	CLA	CMB-C2B-C1B	-3.88	122.49	128.46
95	c6	620	DGD	O2G-C1B-C2B	3.88	119.87	111.50
87	d6	406	CLA	O2D-CGD-O1D	-3.88	116.24	123.84
82	TQ	202	PEB	CMB-C2B-C1B	3.88	131.05	125.06
82	BK	202	PEB	CHB-C4B-C3B	-3.88	116.35	125.32
82	PK	201	PEB	CHC-C4C-C3C	-3.88	123.71	130.34
82	CI	201	PEB	C3D-C4D-ND	3.88	114.88	107.26
82	T5	201	PEB	C3D-C4D-ND	3.88	114.88	107.26
82	lO	201	PEB	C3D-C4D-ND	3.88	114.88	107.26
87	O2	201	CLA	CMB-C2B-C1B	-3.88	122.49	128.46
82	X7	202	PEB	CHB-C4B-NB	-3.88	123.44	128.83
84	D1	1003	CYC	C1B-CHB-C4A	-3.88	118.59	128.08
82	NI	201	PEB	C3D-C4D-ND	3.88	114.88	107.26
82	uK	201	PEB	C3D-C4D-ND	3.88	114.88	107.26
82	eO	201	PEB	C3D-C4D-ND	3.88	114.88	107.26
84	LH	1001	CYC	C2B-C1B-NB	3.88	112.67	106.99
82	KD	201	PEB	C3D-C4D-ND	3.88	114.88	107.26
82	A5	201	PEB	C3D-C4D-ND	3.88	114.88	107.26
82	AI	202	PEB	CHC-C4C-C3C	-3.88	123.71	130.34
87	62	309	CLA	C5-C3-C2	-3.88	111.42	122.65
82	QH	201	PEB	C3D-C4D-ND	3.88	114.88	107.26
82	iO	202	PEB	C3D-C4D-ND	3.88	114.88	107.26
82	VI	202	PEB	CHC-C4C-C3C	-3.88	123.72	130.34
85	BN	838	BCR	C4-C5-C6	-3.88	117.09	122.73
82	lK	202	PEB	C2A-C1A-NA	3.88	111.62	108.27
82	YA	303	PEB	OA-C1A-C2A	-3.88	123.09	126.17
82	Q1	203	PEB	OA-C1A-C2A	-3.88	123.09	126.17
82	j4	202	PEB	OA-C1A-C2A	-3.88	123.09	126.17
82	jO	202	PEB	OA-C1A-C2A	-3.88	123.09	126.17
82	EJ	201	PEB	C3D-C4D-ND	3.88	114.88	107.26
82	PO	202	PEB	C3D-C4D-ND	3.88	114.88	107.26
82	P1	201	PEB	C3D-C4D-ND	3.88	114.88	107.26

Continued on next page...

Continued from previous page...

Mol	Chain	Res	Type	Atoms	Z	Observed(^{o})	Ideal(^{o})
82	e4	203	PEB	C3D-C4D-ND	3.88	114.88	107.26
82	L5	201	PEB	C3D-C4D-ND	3.88	114.88	107.26
82	GA	202	PEB	CHC-C1D-ND	-3.88	109.44	113.95
82	ND	202	PEB	CHB-C4B-NB	-3.88	123.44	128.83
82	MJ	201	PEB	C3B-C4B-NB	3.88	115.70	110.05
82	eM	202	PEB	C3D-C4D-ND	3.88	114.88	107.26
82	lM	202	PEB	C3D-C4D-ND	3.88	114.88	107.26
88	AL	407	LHG	O7-C7-C8	3.88	119.87	111.50
82	V5	201	PEB	C3D-C4D-ND	3.88	114.87	107.26
82	A7	201	PEB	CAB-CBB-CGB	-3.88	105.25	113.60
82	TH	201	PEB	C4B-C3B-C2B	-3.88	102.49	106.78
85	KL	100	BCR	C10-C11-C12	3.88	135.33	123.22
82	RI	202	PEB	CHC-C4C-C3C	-3.88	123.72	130.34
82	HK	201	PEB	C1B-C2B-C3B	-3.88	102.05	106.51
103	8N	310	ZEX	C8-C9-C10	3.88	124.90	118.94
85	KN	104	BCR	C34-C9-C10	-3.88	117.49	122.92
82	L5	203	PEB	CMB-C2B-C1B	3.88	131.04	125.06
82	G7	202	PEB	CHC-C1D-ND	-3.88	109.44	113.95
85	bL	601	BCR	C15-C14-C13	-3.88	121.77	127.31
82	u8	203	PEB	CHC-C4C-C3C	-3.88	123.72	130.34
82	T7	203	PEB	C2A-C1A-NA	3.88	111.62	108.27
82	NA	203	PEB	C3D-C4D-ND	3.88	114.87	107.26
82	KE	201	PEB	C3D-C4D-ND	3.88	114.87	107.26
82	I5	201	PEB	C3D-C4D-ND	3.88	114.87	107.26
82	wF	301	PEB	C3D-C4D-ND	3.88	114.87	107.26
82	WB	402	PEB	OA-C1A-C2A	-3.88	123.09	126.17
84	G4	1001	CYC	C1B-NB-C4B	-3.88	105.73	110.67
82	ZH	201	PEB	CHA-C4A-NA	3.88	129.82	125.20
82	DP	202	PEB	CHA-C1B-NB	-3.88	116.82	124.93
82	aJ	201	PEB	C3D-C4D-ND	3.88	114.87	107.26
82	CI	202	PEB	CHC-C4C-C3C	-3.88	123.72	130.34
82	wF	302	PEB	CMB-C2B-C1B	3.88	131.04	125.06
82	W5	203	PEB	C1C-CHB-C4B	-3.88	124.17	128.81
85	K2	105	BCR	C34-C9-C10	-3.88	117.49	122.92
82	UF	201	PEB	OD-C4D-ND	-3.88	120.18	125.93
82	AB	501	PEB	C3D-C4D-ND	3.88	114.87	107.26
82	JI	201	PEB	C3D-C4D-ND	3.88	114.87	107.26
82	RM	201	PEB	C3D-C4D-ND	3.88	114.87	107.26
82	NI	202	PEB	CHC-C4C-C3C	-3.88	123.72	130.34
84	EH	1001	CYC	C2C-C1C-NC	3.88	111.62	108.27
82	NI	203	PEB	C1B-C2B-C3B	-3.88	102.05	106.51
82	h4	201	PEB	C1B-C2B-C3B	-3.88	102.05	106.51

Continued on next page...

Continued from previous page...

Mol	Chain	Res	Type	Atoms	Z	Observed(^{o})	Ideal(^{o})
82	hO	201	PEB	C1B-C2B-C3B	-3.88	102.05	106.51
87	HL	102	CLA	CMB-C2B-C1B	-3.88	122.50	128.46
82	kM	201	PEB	CHA-C1B-NB	-3.88	116.82	124.93
82	IM	203	PEB	OA-C1A-C2A	-3.88	123.09	126.17
82	gB	203	PEB	OA-C1A-C2A	-3.88	123.09	126.17
82	rK	202	PEB	OA-C1A-C2A	-3.88	123.09	126.17
82	YE	202	PEB	C3D-C4D-ND	3.88	114.87	107.26
82	JJ	202	PEB	C3D-C4D-ND	3.88	114.87	107.26
82	L7	202	PEB	C3D-C4D-ND	3.88	114.87	107.26
82	xC	201	PEB	CMB-C2B-C1B	3.88	131.04	125.06
82	XI	202	PEB	CHC-C4C-C3C	-3.88	123.72	130.34
82	sF	202	PEB	CHC-C4C-C3C	-3.88	123.72	130.34
87	cL	507	CLA	CMB-C2B-C1B	-3.88	122.50	128.46
82	R9	202	PEB	CHA-C4A-NA	-3.88	120.59	125.20
83	A1	304	PUB	CBB-CAB-C3B	-3.88	106.00	112.62
82	SM	201	PEB	OA-C1A-C2A	-3.88	123.09	126.17
82	KI	203	PEB	CHC-C4C-C3C	-3.88	123.72	130.34
84	K1	1001	CYC	C1B-C2B-C3B	-3.88	103.83	107.87
82	YA	301	PEB	C3D-C4D-ND	3.88	114.87	107.26
88	dL	405	LHG	O7-C7-C8	3.88	119.86	111.50
82	f4	201	PEB	CHC-C4C-C3C	-3.88	123.72	130.34
82	DI	201	PEB	C2A-C1A-NA	3.88	111.61	108.27
82	NJ	202	PEB	C3D-C4D-ND	3.88	114.86	107.26
82	KQ	201	PEB	C3D-C4D-ND	3.88	114.86	107.26
82	G5	201	PEB	C3D-C4D-ND	3.88	114.86	107.26
82	dE	202	PEB	C3D-C4D-ND	3.88	114.86	107.26
84	FH	1001	CYC	C2B-C1B-NB	3.88	112.66	106.99
82	RO	202	PEB	C4B-C3B-C2B	-3.88	102.49	106.78
82	JK	201	PEB	CHC-C1D-ND	-3.88	109.45	113.95
82	GI	202	PEB	C3D-C4D-ND	3.88	114.86	107.26
82	SB	201	PEB	C3D-C4D-ND	3.88	114.86	107.26
82	EI	201	PEB	C3D-C4D-ND	3.88	114.86	107.26
82	RI	201	PEB	C3D-C4D-ND	3.88	114.86	107.26
82	mO	202	PEB	C3D-C4D-ND	3.88	114.86	107.26
82	IQ	202	PEB	CHB-C4B-NB	-3.88	123.45	128.83
82	D5	202	PEB	CHB-C4B-NB	-3.88	123.45	128.83
82	B7	203	PEB	CHB-C4B-NB	-3.88	123.45	128.83
92	qL	301	LMG	O7-C10-C11	3.88	119.85	111.50
82	UQ	202	PEB	C3D-C4D-ND	3.88	114.86	107.26
82	F5	202	PEB	C3D-C4D-ND	3.88	114.86	107.26
82	BF	202	PEB	CHB-C4B-C3B	-3.87	116.37	125.32
88	mL	102	LHG	O7-C7-C8	3.87	119.85	111.50

Continued on next page...

Continued from previous page...

Mol	Chain	Res	Type	Atoms	Z	Observed(^{o})	Ideal(^{o})
82	IA	201	PEB	C3D-C4D-ND	3.87	114.86	107.26
82	HJ	202	PEB	C3D-C4D-ND	3.87	114.86	107.26
82	FK	201	PEB	C3D-C4D-ND	3.87	114.86	107.26
82	SK	201	PEB	C3D-C4D-ND	3.87	114.86	107.26
82	uF	202	PEB	C3D-C4D-ND	3.87	114.86	107.26
82	aK	202	PEB	C3D-C4D-ND	3.87	114.86	107.26
82	Y4	203	PEB	C3D-C4D-ND	3.87	114.86	107.26
82	E9	202	PEB	C3D-C4D-ND	3.87	114.86	107.26
82	aM	204	PEB	C3D-C4D-ND	3.87	114.86	107.26
92	JL	102	LMG	O7-C10-C11	3.87	119.85	111.50
85	CL	502	BCR	C23-C24-C25	3.87	138.08	127.20
84	LE	1001	CYC	C2B-C1B-NB	3.87	112.66	106.99
82	eM	202	PEB	C4B-C3B-C2B	-3.87	102.50	106.78
82	LP	202	PEB	OA-C1A-C2A	-3.87	123.09	126.17
82	AQ	304	PEB	OA-C1A-C2A	-3.87	123.09	126.17
82	TI	202	PEB	C3D-C4D-ND	3.87	114.86	107.26
82	jO	201	PEB	C3D-C4D-ND	3.87	114.86	107.26
87	AN	851	CLA	CMB-C2B-C1B	-3.87	122.51	128.46
82	MD	202	PEB	C3D-C4D-ND	3.87	114.86	107.26
82	TO	203	PEB	C3D-C4D-ND	3.87	114.86	107.26
82	WI	202	PEB	OD-C4D-C3D	-3.87	120.68	129.46
82	O9	203	PEB	CMB-C2B-C1B	3.87	131.03	125.06
82	U9	202	PEB	C4B-C3B-C2B	-3.87	102.50	106.78
83	AQ	302	PUB	C1C-C2C-C3C	-3.87	102.50	106.78
82	ZJ	201	PEB	CHC-C1D-ND	3.87	118.44	113.95
82	U9	202	PEB	CAB-C3B-C4B	3.87	131.86	125.01
82	C5	201	PEB	C3D-C4D-ND	3.87	114.86	107.26
82	P5	201	PEB	C3D-C4D-ND	3.87	114.86	107.26
82	U9	203	PEB	C3D-C4D-ND	3.87	114.86	107.26
82	GI	201	PEB	CHA-C1B-C2B	3.87	134.86	124.90
82	D7	202	PEB	C3D-C4D-ND	3.87	114.86	107.26
85	cL	503	BCR	C11-C10-C9	-3.87	121.78	127.31
82	EM	202	PEB	C3D-C4D-ND	3.87	114.86	107.26
82	fG	202	PEB	CHC-C4C-C3C	-3.87	123.73	130.34
82	M9	302	PEB	CHC-C4C-C3C	-3.87	123.73	130.34
84	D1	1001	CYC	OB-C4B-C3B	-3.87	123.84	128.04
85	b6	602	BCR	C16-C17-C18	-3.87	121.78	127.31
87	RN	202	CLA	CMB-C2B-C1B	-3.87	122.51	128.46
82	HJ	202	PEB	OA-C1A-C2A	-3.87	123.09	126.17
82	U7	202	PEB	OA-C1A-C2A	-3.87	123.09	126.17
82	AP	202	PEB	CHC-C4C-C3C	-3.87	123.73	130.34
82	CQ	201	PEB	C1C-CHB-C4B	3.87	133.43	128.81

Continued on next page...

Continued from previous page...

Mol	Chain	Res	Type	Atoms	Z	Observed(^{o})	Ideal(^{o})
82	E9	202	PEB	CHA-C4A-NA	-3.87	120.60	125.20
82	JA	202	PEB	C1B-C2B-C3B	-3.87	102.06	106.51
82	GI	203	PEB	C1B-C2B-C3B	-3.87	102.06	106.51
82	MK	203	PEB	C1B-C2B-C3B	-3.87	102.06	106.51
82	OD	202	PEB	C3D-C4D-ND	3.87	114.85	107.26
82	NF	201	PEB	C3D-C4D-ND	3.87	114.85	107.26
82	WJ	203	PEB	C3D-C4D-ND	3.87	114.85	107.26
82	R9	201	PEB	C3D-C4D-ND	3.87	114.85	107.26
82	PJ	201	PEB	C2A-C1A-NA	3.87	111.61	108.27
82	U4	202	PEB	C3D-C4D-ND	3.87	114.85	107.26
82	G9	201	PEB	C3D-C4D-ND	3.87	114.85	107.26
82	R9	202	PEB	C3D-C4D-ND	3.87	114.85	107.26
82	X9	202	PEB	C3D-C4D-ND	3.87	114.85	107.26
87	R2	202	CLA	CMB-C2B-C1B	-3.87	122.52	128.46
85	A6	401	BCR	C11-C10-C9	-3.87	121.79	127.31
82	J4	1002	PEB	C4B-C3B-C2B	-3.87	102.50	106.78
87	BL	619	CLA	CMB-C2B-C3B	3.87	131.92	124.68
82	tF	201	PEB	CHB-C4B-NB	-3.87	123.46	128.83
82	P7	203	PEB	C3D-C4D-ND	3.87	114.85	107.26
82	K9	201	PEB	C3D-C4D-ND	3.87	114.85	107.26
82	gB	202	PEB	OA-C1A-C2A	-3.87	123.10	126.17
87	AN	828	CLA	CMB-C2B-C1B	-3.87	122.52	128.46
87	c6	613	CLA	CMB-C2B-C1B	-3.87	122.52	128.46
82	KM	203	PEB	C3D-C4D-ND	3.87	114.85	107.26
82	JF	202	PEB	CHB-C4B-C3B	-3.87	116.38	125.32
94	AL	413	PL9	C40-C39-C41	3.87	121.78	115.27
82	X9	202	PEB	CHA-C4A-NA	-3.87	120.61	125.20
82	KF	202	PEB	CHC-C4C-C3C	-3.87	123.74	130.34
84	NE	201	CYC	OB-C4B-C3B	-3.87	123.84	128.04
82	x8	201	PEB	CMB-C2B-C1B	3.87	131.02	125.06
82	H9	202	PEB	C3D-C4D-ND	3.87	114.85	107.26
82	qC	201	PEB	C3D-C4D-ND	3.87	114.85	107.26
82	Y7	304	PEB	C2A-C1A-NA	3.87	111.61	108.27
85	B2	838	BCR	C4-C5-C6	-3.87	117.12	122.73
82	SP	201	PEB	OA-C1A-C2A	-3.87	123.10	126.17
82	bO	201	PEB	CMB-C2B-C1B	3.87	131.02	125.06
82	YG	202	PEB	C3D-C4D-ND	3.87	114.85	107.26
82	A9	201	PEB	C3D-C4D-ND	3.87	114.85	107.26
82	eB	202	PEB	C3D-C4D-ND	3.87	114.85	107.26
82	eH	202	PEB	C3D-C4D-ND	3.87	114.85	107.26
82	iO	201	PEB	C3D-C4D-ND	3.87	114.85	107.26
82	eK	201	PEB	C1B-C2B-C3B	-3.87	102.07	106.51

Continued on next page...

Continued from previous page...

Mol	Chain	Res	Type	Atoms	Z	Observed(^{o})	Ideal(^{o})
82	j1	201	PEB	CHC-C4C-C3C	-3.87	123.74	130.34
82	UF	201	PEB	C3D-C4D-ND	3.87	114.84	107.26
82	jK	202	PEB	C3D-C4D-ND	3.87	114.84	107.26
82	wK	301	PEB	C3D-C4D-ND	3.87	114.84	107.26
82	fM	201	PEB	C3D-C4D-ND	3.87	114.84	107.26
82	hM	202	PEB	C3D-C4D-ND	3.87	114.84	107.26
82	SI	201	PEB	CBC-CAC-C2C	-3.87	106.02	112.62
82	ZK	202	PEB	C2A-C1A-NA	3.87	111.61	108.27
82	NK	201	PEB	C3D-C4D-ND	3.87	114.84	107.26
94	a6	601	PL9	C7-C3-C4	3.87	120.02	116.88
82	LJ	201	PEB	OD-C4D-ND	-3.87	120.20	125.93
82	Z9	301	PEB	CHC-C4C-C3C	-3.87	123.74	130.34
82	DK	201	PEB	CHB-C4B-NB	-3.87	123.47	128.83
87	A2	828	CLA	CMB-C2B-C1B	-3.87	122.52	128.46
82	V9	202	PEB	C3D-C4D-ND	3.86	114.84	107.26
82	kM	202	PEB	C3D-C4D-ND	3.86	114.84	107.26
82	D9	202	PEB	OA-C1A-C2A	-3.86	123.10	126.17
82	rK	201	PEB	CHA-C4A-NA	3.86	129.80	125.20
82	WQ	201	PEB	OD-C4D-ND	-3.86	120.20	125.93
82	AJ	301	PEB	C3D-C4D-ND	3.86	114.84	107.26
82	RJ	202	PEB	C3D-C4D-ND	3.86	114.84	107.26
82	JQ	201	PEB	C3D-C4D-ND	3.86	114.84	107.26
82	C9	201	PEB	C3D-C4D-ND	3.86	114.84	107.26
82	eJ	202	PEB	C3D-C4D-ND	3.86	114.84	107.26
82	T9	202	PEB	CHA-C4A-NA	-3.86	120.61	125.20
82	FK	201	PEB	CHC-C4C-C3C	-3.86	123.75	130.34
87	AN	837	CLA	CMB-C2B-C3B	3.86	131.91	124.68
87	nL	101	CLA	CMB-C2B-C3B	3.86	131.91	124.68
82	ZG	201	PEB	OA-C1A-C2A	-3.86	123.10	126.17
82	UH	201	PEB	OA-C1A-C2A	-3.86	123.10	126.17
84	I1	1001	CYC	C2B-C1B-NB	3.86	112.64	106.99
82	BA	201	PEB	C3D-C4D-ND	3.86	114.84	107.26
82	VO	201	PEB	C3D-C4D-ND	3.86	114.84	107.26
82	B7	201	PEB	C3D-C4D-ND	3.86	114.84	107.26
82	dG	202	PEB	C3D-C4D-ND	3.86	114.84	107.26
82	VP	201	PEB	CHB-C4B-NB	-3.86	123.47	128.83
87	B2	832	CLA	CMB-C2B-C3B	3.86	131.91	124.68
87	B2	811	CLA	O2D-CGD-O1D	-3.86	116.28	123.84
82	DM	202	PEB	C3D-C4D-ND	3.86	114.84	107.26
82	A9	202	PEB	C3D-C4D-ND	3.86	114.84	107.26
84	HH	1001	CYC	CHB-C1B-NB	-3.86	117.77	126.06
82	l1	203	PEB	C1B-C2B-C3B	-3.86	102.07	106.51

Continued on next page...

Continued from previous page...

Mol	Chain	Res	Type	Atoms	Z	Observed(^{o})	Ideal(^{o})
82	CP	203	PEB	OA-C1A-C2A	-3.86	123.10	126.17
82	g4	202	PEB	OA-C1A-C2A	-3.86	123.10	126.17
82	s8	201	PEB	OA-C1A-C2A	-3.86	123.10	126.17
82	sF	201	PEB	OA-C1A-C2A	-3.86	123.10	126.17
82	tK	201	PEB	C3D-C4D-ND	3.86	114.84	107.26
87	62	312	CLA	CMB-C2B-C1B	-3.86	122.53	128.46
82	JD	203	PEB	C4B-C3B-C2B	-3.86	102.51	106.78
82	YQ	202	PEB	C4B-C3B-C2B	-3.86	102.51	106.78
96	V6	201	HEM	C1B-NB-C4B	3.86	109.06	105.07
82	VI	201	PEB	C3D-C4D-ND	3.86	114.84	107.26
82	C9	202	PEB	C3D-C4D-ND	3.86	114.84	107.26
82	jJ	201	PEB	CMB-C2B-C1B	3.86	131.01	125.06
84	E4	1001	CYC	C2C-C1C-NC	3.86	111.60	108.27
87	BN	832	CLA	CMB-C2B-C3B	3.86	131.90	124.68
82	s8	202	PEB	CHA-C1B-NB	-3.86	116.86	124.93
82	JQ	202	PEB	C1B-C2B-C3B	-3.86	102.07	106.51
82	CF	203	PEB	CHC-C4C-C3C	-3.86	123.75	130.34
82	H4	1002	PEB	CHC-C4C-C3C	-3.86	123.75	130.34
82	T4	203	PEB	C3D-C4D-ND	3.86	114.83	107.26
82	N9	201	PEB	C3D-C4D-ND	3.86	114.83	107.26
82	aF	202	PEB	C3D-C4D-ND	3.86	114.83	107.26
82	aO	203	PEB	C3D-C4D-ND	3.86	114.83	107.26
82	kE	201	PEB	CMB-C2B-C1B	3.86	131.01	125.06
82	eH	201	PEB	CHB-C4B-NB	-3.86	123.47	128.83
82	bH	202	PEB	OA-C1A-C2A	-3.86	123.10	126.17
92	mL	101	LMG	C7-O1-C1	3.86	121.28	113.74
82	AI	201	PEB	C3D-C4D-ND	3.86	114.83	107.26
82	LM	202	PEB	C3D-C4D-ND	3.86	114.83	107.26
82	YP	502	PEB	C3D-C4D-ND	3.86	114.83	107.26
82	O5	201	PEB	CHC-C1D-ND	-3.86	109.46	113.95
82	SB	201	PEB	OA-C1A-C2A	-3.86	123.10	126.17
82	MP	202	PEB	OA-C1A-C2A	-3.86	123.10	126.17
82	OJ	203	PEB	C3D-C4D-ND	3.86	114.83	107.26
82	B9	201	PEB	CHC-C4C-C3C	-3.86	123.75	130.34
84	H4	1001	CYC	C1A-C2A-C3A	-3.86	102.51	106.78
82	gO	201	PEB	CHC-C4C-C3C	-3.86	123.75	130.34
95	c6	601	DGD	O2G-C1B-C2B	3.86	119.82	111.50
82	YB	202	PEB	C3D-C4D-ND	3.86	114.83	107.26
82	PG	202	PEB	C3D-C4D-ND	3.86	114.83	107.26
82	KI	202	PEB	C3D-C4D-ND	3.86	114.83	107.26
82	UJ	201	PEB	C3D-C4D-ND	3.86	114.83	107.26
82	DH	1002	PEB	OA-C1A-C2A	-3.86	123.11	126.17

Continued on next page...

Continued from previous page...

Mol	Chain	Res	Type	Atoms	Z	Observed(^{o})	Ideal(^{o})
82	GD	201	PEB	OD-C4D-ND	-3.86	120.21	125.93
82	AQ	301	PEB	C3D-C4D-ND	3.86	114.83	107.26
82	O9	202	PEB	C3D-C4D-ND	3.86	114.83	107.26
82	JD	201	PEB	CHC-C4C-C3C	-3.86	123.76	130.34
82	DJ	201	PEB	C3D-C4D-ND	3.86	114.83	107.26
82	IJ	201	PEB	C3D-C4D-ND	3.86	114.83	107.26
82	KM	202	PEB	C3D-C4D-ND	3.86	114.83	107.26
82	aE	201	PEB	C3D-C4D-ND	3.86	114.83	107.26
82	mH	202	PEB	C3D-C4D-ND	3.86	114.83	107.26
82	fM	203	PEB	C3D-C4D-ND	3.86	114.83	107.26
82	fM	203	PEB	CHB-C4B-NB	-3.86	123.48	128.83
82	JQ	201	PEB	CHC-C4C-C3C	-3.86	123.76	130.34
85	JN	103	BCR	C20-C19-C18	-3.86	115.58	126.42
82	DA	201	PEB	C3D-C4D-ND	3.86	114.83	107.26
82	m4	202	PEB	C3D-C4D-ND	3.86	114.83	107.26
82	j4	201	PEB	C1B-C2B-C3B	-3.86	102.08	106.51
82	hF	201	PEB	CMB-C2B-C1B	3.86	131.00	125.06
82	OJ	202	PEB	C2A-C1A-NA	3.86	111.60	108.27
87	A2	837	CLA	CMB-C2B-C3B	3.86	131.89	124.68
82	g4	203	PEB	C3D-C4D-ND	3.86	114.83	107.26
82	N9	202	PEB	C3D-C4D-ND	3.86	114.83	107.26
82	OQ	202	PEB	C3D-C4D-ND	3.86	114.83	107.26
82	sC	201	PEB	OA-C1A-C2A	-3.86	123.11	126.17
82	h1	201	PEB	C2A-C1A-NA	3.86	111.60	108.27
82	WQ	202	PEB	C3D-C4D-ND	3.86	114.82	107.26
82	WO	201	PEB	CMA-C2A-C1A	-3.86	104.09	112.40
82	W4	201	PEB	CMA-C2A-C1A	-3.86	104.09	112.40
85	B2	841	BCR	C15-C16-C17	-3.86	115.58	123.47
82	j1	203	PEB	C3D-C4D-ND	3.86	114.82	107.26
82	IB	201	PEB	CHC-C4C-C3C	-3.86	123.76	130.34
82	kM	201	PEB	OA-C1A-C2A	-3.85	123.11	126.17
82	BB	202	PEB	C3D-C4D-ND	3.85	114.82	107.26
82	ZG	201	PEB	CHC-C1D-ND	-3.85	109.47	113.95
82	VP	201	PEB	CHC-C1D-ND	-3.85	109.47	113.95
82	L9	201	PEB	CHC-C1D-ND	-3.85	109.47	113.95
87	32	309	CLA	C2A-C1A-CHA	3.85	130.60	123.86
84	J1	1001	CYC	CMB-C2B-C1B	3.85	128.98	124.17
82	O4	201	PEB	CHC-C4C-C3C	-3.85	123.76	130.34
96	v6	201	HEM	C1B-NB-C4B	3.85	109.05	105.07
82	WE	203	PEB	C3D-C4D-ND	3.85	114.82	107.26
82	Y4	201	PEB	C3D-C4D-ND	3.85	114.82	107.26
82	Y9	203	PEB	CBC-CAC-C2C	-3.85	106.04	112.62

Continued on next page...

Continued from previous page...

Mol	Chain	Res	Type	Atoms	Z	Observed(^{o})	Ideal(^{o})
96	f6	101	HEM	CBD-CAD-C3D	-3.85	101.92	112.63
82	YG	201	PEB	C4B-C3B-C2B	-3.85	102.52	106.78
82	f1	202	PEB	C4B-C3B-C2B	-3.85	102.52	106.78
82	fB	301	PEB	C4B-C3B-C2B	-3.85	102.52	106.78
82	iF	202	PEB	C3B-C4B-NB	3.85	115.66	110.05
82	gK	202	PEB	CHC-C1D-ND	-3.85	109.47	113.95
82	I9	201	PEB	C3D-C4D-ND	3.85	114.82	107.26
82	AM	301	PEB	OA-C1A-C2A	-3.85	123.11	126.17
82	YO	201	PEB	C2A-C1A-NA	3.85	111.59	108.27
82	W7	201	PEB	C2A-C1A-NA	3.85	111.59	108.27
87	BN	812	CLA	O2D-CGD-O1D	-3.85	116.30	123.84
82	AH	302	PEB	CHC-C4C-C3C	-3.85	123.77	130.34
82	FD	201	PEB	C3D-C4D-ND	3.85	114.82	107.26
82	G9	202	PEB	C3D-C4D-ND	3.85	114.82	107.26
87	AL	405	CLA	O2D-CGD-O1D	-3.85	116.31	123.84
82	WG	203	PEB	C3D-C4D-ND	3.85	114.82	107.26
82	IM	201	PEB	C3D-C4D-ND	3.85	114.82	107.26
82	bP	502	PEB	C3D-C4D-ND	3.85	114.82	107.26
85	BN	841	BCR	C15-C16-C17	-3.85	115.58	123.47
82	HF	202	PEB	C2A-C1A-NA	3.85	111.59	108.27
84	HO	1001	CYC	CAB-C3B-C4B	3.85	127.46	121.38
82	GJ	202	PEB	C3D-C4D-ND	3.85	114.82	107.26
82	DJ	202	PEB	CMB-C2B-C1B	3.85	131.00	125.06
82	TA	202	PEB	C1B-C2B-C3B	-3.85	102.08	106.51
82	XD	201	PEB	C1B-C2B-C3B	-3.85	102.08	106.51
87	8N	303	CLA	CMB-C2B-C1B	-3.85	122.54	128.46
82	AG	304	PEB	C3D-C4D-ND	3.85	114.82	107.26
82	II	203	PEB	C3D-C4D-ND	3.85	114.82	107.26
82	PO	203	PEB	C3D-C4D-ND	3.85	114.82	107.26
82	J5	201	PEB	C3D-C4D-ND	3.85	114.82	107.26
82	K9	202	PEB	C3D-C4D-ND	3.85	114.82	107.26
82	P9	201	PEB	C3D-C4D-ND	3.85	114.82	107.26
82	oF	201	PEB	C3D-C4D-ND	3.85	114.82	107.26
82	HO	1002	PEB	CHC-C4C-C3C	-3.85	123.77	130.34
82	m4	203	PEB	CHC-C1D-ND	-3.85	109.47	113.95
82	MF	201	PEB	C3D-C4D-ND	3.85	114.81	107.26
82	i4	201	PEB	C3D-C4D-ND	3.85	114.81	107.26
82	E9	201	PEB	C3D-C4D-ND	3.85	114.81	107.26
82	iG	201	PEB	C3D-C4D-ND	3.85	114.81	107.26
82	eK	202	PEB	C3B-C4B-NB	3.85	115.65	110.05
82	dG	204	PEB	CHA-C1B-NB	-3.85	116.88	124.93
85	H6	101	BCR	C24-C23-C22	-3.85	120.42	126.23

Continued on next page...

Continued from previous page...

Mol	Chain	Res	Type	Atoms	Z	Observed(^{o})	Ideal(^{o})
82	II	202	PEB	C1B-C2B-C3B	-3.85	102.09	106.51
82	aF	202	PEB	CHA-C1B-NB	-3.85	116.88	124.93
82	SM	203	PEB	C3D-C4D-ND	3.85	114.81	107.26
82	D7	201	PEB	C3D-C4D-ND	3.85	114.81	107.26
82	hJ	202	PEB	C3D-C4D-ND	3.85	114.81	107.26
82	aB	201	PEB	C2A-C1A-NA	3.85	111.59	108.27
82	eE	203	PEB	C2A-C1A-NA	3.85	111.59	108.27
82	OM	202	PEB	CBC-CAC-C2C	-3.85	106.05	112.62
82	v8	202	PEB	OA-C1A-C2A	-3.85	123.11	126.17
84	JH	1001	CYC	CMB-C2B-C1B	3.85	128.97	124.17
82	QG	201	PEB	C3D-C4D-ND	3.85	114.81	107.26
82	BQ	203	PEB	CHB-C4B-NB	-3.85	123.49	128.83
82	e1	201	PEB	CHB-C4B-NB	-3.85	123.49	128.83
82	N9	202	PEB	CHA-C4A-NA	-3.85	120.63	125.20
82	LK	201	PEB	OA-C1A-NA	3.85	129.60	124.94
82	VI	202	PEB	C1B-C2B-C3B	-3.85	102.09	106.51
82	gB	201	PEB	C4B-C3B-C2B	-3.85	102.52	106.78
82	GE	1002	PEB	CHC-C4C-C3C	-3.85	123.77	130.34
85	J2	103	BCR	C20-C19-C18	-3.85	115.60	126.42
82	B9	202	PEB	C3D-C4D-ND	3.85	114.81	107.26
82	W9	203	PEB	C3D-C4D-ND	3.85	114.81	107.26
82	iJ	202	PEB	C3D-C4D-ND	3.85	114.81	107.26
83	AM	303	PUB	CBA-CAA-C3A	-3.85	107.14	112.98
82	eK	203	PEB	C1B-C2B-C3B	-3.85	102.09	106.51
87	bL	620	CLA	CMB-C2B-C1B	-3.85	122.55	128.46
82	CK	201	PEB	C1C-CHB-C4B	-3.85	124.21	128.81
82	vF	202	PEB	OD-C4D-ND	-3.85	120.23	125.93
82	DA	202	PEB	C3D-C4D-ND	3.85	114.81	107.26
82	P9	202	PEB	C3D-C4D-ND	3.85	114.81	107.26
82	V9	201	PEB	C3D-C4D-ND	3.85	114.81	107.26
87	52	601	CLA	CMB-C2B-C1B	-3.85	122.55	128.46
82	c4	202	PEB	CHA-C1B-NB	-3.85	116.88	124.93
82	dH	203	PEB	C2A-C1A-NA	3.85	111.59	108.27
82	VA	201	PEB	C3D-C4D-ND	3.85	114.81	107.26
82	QD	201	PEB	C3D-C4D-ND	3.85	114.81	107.26
82	EM	201	PEB	C3D-C4D-ND	3.85	114.81	107.26
82	1C	202	PEB	OA-C1A-C2A	-3.85	123.11	126.17
82	Y7	301	PEB	C3D-C4D-ND	3.85	114.81	107.26
103	82	310	ZEX	C27-C26-C25	3.85	129.07	122.84
82	NK	202	PEB	CMB-C2B-C1B	3.85	130.99	125.06
82	gH	202	PEB	CHC-C4C-C3C	-3.85	123.78	130.34
85	fL	101	BCR	C11-C10-C9	-3.85	121.82	127.31

Continued on next page...

Continued from previous page...

Mol	Chain	Res	Type	Atoms	Z	Observed(^{o})	Ideal(^{o})
82	WB	401	PEB	C4B-C3B-C2B	-3.85	102.53	106.78
82	VP	201	PEB	C4B-C3B-C2B	-3.85	102.53	106.78
82	UJ	202	PEB	CMA-C2A-C1A	-3.85	104.11	112.40
85	B6	602	BCR	C20-C21-C22	-3.85	121.82	127.31
82	kM	201	PEB	C3D-C4D-ND	3.85	114.81	107.26
84	DO	1001	CYC	OC-C1C-C2C	-3.85	123.11	126.17
85	B6	602	BCR	C24-C23-C22	-3.85	120.42	126.23
82	T9	201	PEB	C3D-C4D-ND	3.85	114.80	107.26
87	1N	608	CLA	CMB-C2B-C1B	-3.85	122.55	128.46
82	UA	202	PEB	C1B-C2B-C3B	-3.85	102.09	106.51
82	IB	202	PEB	C3D-C4D-ND	3.85	114.80	107.26
82	i4	202	PEB	C3D-C4D-ND	3.85	114.80	107.26
82	jF	202	PEB	C3D-C4D-ND	3.85	114.80	107.26
82	gG	201	PEB	C3D-C4D-ND	3.85	114.80	107.26
82	NF	202	PEB	CMB-C2B-C1B	3.84	130.99	125.06
82	m1	202	PEB	OA-C1A-C2A	-3.84	123.12	126.17
83	xK	306	PUB	CMA-C2A-C1A	3.84	130.43	121.39
87	AN	827	CLA	CMB-C2B-C3B	3.84	131.87	124.68
87	BN	833	CLA	CMB-C2B-C3B	3.84	131.87	124.68
82	I9	202	PEB	C3D-C4D-ND	3.84	114.80	107.26
82	mO	201	PEB	C3D-C4D-ND	3.84	114.80	107.26
87	A2	810	CLA	CMB-C2B-C1B	-3.84	122.56	128.46
82	hG	203	PEB	CHC-C1D-ND	-3.84	109.48	113.95
82	NF	202	PEB	C3B-C4B-NB	3.84	115.64	110.05
82	KI	203	PEB	C1B-C2B-C3B	-3.84	102.09	106.51
82	XF	202	PEB	C3D-C4D-ND	3.84	114.80	107.26
82	MM	203	PEB	C3D-C4D-ND	3.84	114.80	107.26
82	QQ	201	PEB	C3D-C4D-ND	3.84	114.80	107.26
82	W5	202	PEB	C3D-C4D-ND	3.84	114.80	107.26
87	CL	513	CLA	CMB-C2B-C3B	3.84	131.87	124.68
85	a6	605	BCR	C16-C17-C18	-3.84	121.82	127.31
87	6N	611	CLA	CMB-C2B-C1B	-3.84	122.56	128.46
82	BK	202	PEB	CMB-C2B-C1B	3.84	130.98	125.06
82	kF	203	PEB	C3D-C4D-ND	3.84	114.80	107.26
82	hM	203	PEB	C3D-C4D-ND	3.84	114.80	107.26
82	aK	202	PEB	CHC-C4C-C3C	-3.84	123.78	130.34
82	x8	202	PEB	C4B-C3B-C2B	-3.84	102.53	106.78
82	rC	202	PEB	C3D-C4D-ND	3.84	114.80	107.26
82	CD	201	PEB	C1C-CHB-C4B	3.84	133.40	128.81
82	dG	202	PEB	OA-C1A-C2A	-3.84	123.12	126.17
82	TM	202	PEB	C3D-C4D-ND	3.84	114.80	107.26
82	l4	201	PEB	C3D-C4D-ND	3.84	114.80	107.26

Continued on next page...

Continued from previous page...

Mol	Chain	Res	Type	Atoms	Z	Observed(^{o})	Ideal(^{o})
82	a4	203	PEB	C3D-C4D-ND	3.84	114.80	107.26
82	bH	201	PEB	C3D-C4D-ND	3.84	114.80	107.26
82	aM	201	PEB	C3D-C4D-ND	3.84	114.80	107.26
82	WI	201	PEB	C2A-C1A-NA	3.84	111.58	108.27
87	AN	835	CLA	CMB-C2B-C3B	3.84	131.87	124.68
82	AD	301	PEB	CHC-C1D-ND	-3.84	109.49	113.95
82	NA	202	PEB	C1B-C2B-C3B	-3.84	102.10	106.51
87	5N	608	CLA	C2D-C1D-ND	-3.84	107.27	110.10
82	TM	201	PEB	C3D-C4D-ND	3.84	114.80	107.26
82	c1	202	PEB	C3D-C4D-ND	3.84	114.80	107.26
82	X9	201	PEB	C3D-C4D-ND	3.84	114.80	107.26
82	gE	202	PEB	C3D-C4D-ND	3.84	114.80	107.26
87	3N	309	CLA	C2A-C1A-CHA	3.84	130.58	123.86
87	C6	512	CLA	CMB-C2B-C1B	-3.84	122.56	128.46
87	3N	312	CLA	CMB-C2B-C1B	-3.84	122.56	128.46
82	XJ	201	PEB	CMB-C2B-C1B	3.84	130.98	125.06
82	jG	201	PEB	CHC-C4C-C3C	-3.84	123.79	130.34
82	JD	201	PEB	C3D-C4D-ND	3.84	114.80	107.26
82	SF	201	PEB	C3D-C4D-ND	3.84	114.80	107.26
82	bK	201	PEB	CHB-C4B-NB	-3.84	123.50	128.83
87	B2	833	CLA	CMB-C2B-C3B	3.84	131.86	124.68
82	Y5	201	PEB	C3B-C4B-NB	3.84	115.64	110.05
82	PE	202	PEB	C3D-C4D-ND	3.84	114.79	107.26
82	H5	201	PEB	C3D-C4D-ND	3.84	114.79	107.26
82	JJ	201	PEB	CMB-C2B-C1B	3.84	130.98	125.06
82	YE	201	PEB	C4B-C3B-C2B	-3.84	102.53	106.78
82	WF	202	PEB	C3D-C4D-ND	3.84	114.79	107.26
82	BM	301	PEB	C3D-C4D-ND	3.84	114.79	107.26
82	Q1	201	PEB	C3D-C4D-ND	3.84	114.79	107.26
82	Y5	201	PEB	OA-C1A-C2A	-3.84	123.12	126.17
82	lE	203	PEB	OA-C1A-C2A	-3.84	123.12	126.17
82	RF	202	PEB	C3D-C4D-ND	3.84	114.79	107.26
82	iK	202	PEB	C3B-C4B-NB	3.84	115.63	110.05
82	wF	301	PEB	CHC-C1D-ND	-3.84	109.49	113.95
82	sK	202	PEB	CMB-C2B-C1B	3.84	130.98	125.06
82	CI	202	PEB	C1B-C2B-C3B	-3.84	102.10	106.51
82	RK	202	PEB	C3D-C4D-ND	3.84	114.79	107.26
82	gB	201	PEB	C3D-C4D-ND	3.84	114.79	107.26
82	lG	201	PEB	C3D-C4D-ND	3.84	114.79	107.26
83	xF	306	PUB	CMA-C2A-C1A	3.84	130.42	121.39
82	PA	203	PEB	OA-C1A-C2A	-3.84	123.12	126.17
82	Q1	201	PEB	OA-C1A-C2A	-3.84	123.12	126.17

Continued on next page...

Continued from previous page...

Mol	Chain	Res	Type	Atoms	Z	Observed(^{o})	Ideal(^{o})
82	XD	203	PEB	C2A-C1A-NA	3.84	111.58	108.27
82	d4	201	PEB	CHB-C4B-C3B	-3.84	116.45	125.32
82	XI	202	PEB	C1B-C2B-C3B	-3.84	102.10	106.51
82	FF	201	PEB	C3D-C4D-ND	3.84	114.79	107.26
82	w8	202	PEB	C3D-C4D-ND	3.84	114.79	107.26
82	O9	203	PEB	C3D-C4D-ND	3.84	114.79	107.26
82	J9	203	PEB	C4B-C3B-C2B	-3.84	102.53	106.78
84	GO	1001	CYC	C1B-NB-C4B	-3.84	105.78	110.67
82	NJ	202	PEB	CHC-C4C-C3C	-3.84	123.79	130.34
82	VF	201	PEB	C3D-C4D-ND	3.84	114.79	107.26
82	XF	203	PEB	OA-C1A-C2A	-3.84	123.12	126.17
82	JP	202	PEB	OA-C1A-C2A	-3.84	123.12	126.17
82	w8	202	PEB	OA-C1A-C2A	-3.84	123.12	126.17
82	L9	202	PEB	OA-C1A-C2A	-3.84	123.12	126.17
82	uC	201	PEB	OA-C1A-C2A	-3.84	123.12	126.17
85	cL	518	BCR	C15-C14-C13	-3.84	121.83	127.31
82	AE	304	PEB	C3D-C4D-ND	3.84	114.79	107.26
82	MK	201	PEB	C3D-C4D-ND	3.84	114.79	107.26
82	cE	201	PEB	CHC-C4C-C3C	-3.84	123.79	130.34
82	QG	201	PEB	C3B-C4B-NB	3.84	115.63	110.05
82	bF	201	PEB	CHC-C1D-ND	-3.84	109.49	113.95
82	w8	201	PEB	C1C-CHB-C4B	3.84	133.39	128.81
82	YO	202	PEB	C3D-C4D-ND	3.84	114.79	107.26
82	J9	203	PEB	C3D-C4D-ND	3.84	114.79	107.26
82	jO	201	PEB	C1B-C2B-C3B	-3.84	102.10	106.51
87	A2	835	CLA	CMB-C2B-C3B	3.84	131.85	124.68
82	RO	202	PEB	C3D-C4D-ND	3.84	114.78	107.26
82	PQ	202	PEB	C3D-C4D-ND	3.84	114.78	107.26
82	A4	301	PEB	C3D-C4D-ND	3.84	114.78	107.26
82	wC	202	PEB	C3D-C4D-ND	3.84	114.78	107.26
84	KG	202	CYC	CHB-C4A-NA	-3.84	116.91	124.93
82	CF	201	PEB	C1C-CHB-C4B	-3.84	124.23	128.81
82	HJ	202	PEB	CHC-C4C-C3C	-3.84	123.80	130.34
82	W4	201	PEB	C4B-NB-C1B	-3.84	99.28	106.51
84	F1	1001	CYC	C2B-C1B-NB	3.84	112.60	106.99
82	WI	201	PEB	CAB-CBB-CGB	3.84	121.86	113.60
82	EI	202	PEB	C1B-C2B-C3B	-3.84	102.10	106.51
82	XP	201	PEB	C3D-C4D-ND	3.84	114.78	107.26
82	Y1	202	PEB	C3D-C4D-ND	3.84	114.78	107.26
85	cL	503	BCR	C7-C8-C9	-3.84	120.44	126.23
82	PD	202	PEB	C3D-C4D-ND	3.83	114.78	107.26
82	AM	302	PEB	C3D-C4D-ND	3.83	114.78	107.26

Continued on next page...

Continued from previous page...

Mol	Chain	Res	Type	Atoms	Z	Observed(^{o})	Ideal(^{o})
82	fJ	202	PEB	C3D-C4D-ND	3.83	114.78	107.26
82	IM	201	PEB	OA-C1A-C2A	-3.83	123.12	126.17
95	C6	502	DGD	O2G-C1B-C2B	3.83	119.77	111.50
82	GM	201	PEB	CHC-C4C-C3C	-3.83	123.80	130.34
82	bF	201	PEB	CHB-C4B-NB	-3.83	123.51	128.83
82	FQ	201	PEB	C3D-C4D-ND	3.83	114.78	107.26
82	q8	201	PEB	C3D-C4D-ND	3.83	114.78	107.26
82	eE	203	PEB	C3D-C4D-ND	3.83	114.78	107.26
83	AH	304	PUB	CBB-CAB-C3B	-3.83	106.08	112.62
87	32	312	CLA	CMB-C2B-C1B	-3.83	122.57	128.46
91	D6	404	PHO	C1-C2-C3	-3.83	119.41	126.04
82	F5	202	PEB	C4B-C3B-C2B	-3.83	102.54	106.78
82	BI	203	PEB	C3D-C4D-ND	3.83	114.78	107.26
87	b6	614	CLA	CMB-C2B-C1B	-3.83	122.57	128.46
82	BB	201	PEB	OA-C1A-C2A	-3.83	123.12	126.17
82	B5	202	PEB	OD-C4D-ND	-3.83	120.25	125.93
82	DE	1002	PEB	C3D-C4D-ND	3.83	114.78	107.26
82	BP	201	PEB	C3D-C4D-ND	3.83	114.78	107.26
82	CQ	201	PEB	C4B-C3B-C2B	-3.83	102.54	106.78
82	LA	202	PEB	C3D-C4D-ND	3.83	114.78	107.26
82	xK	303	PEB	C3D-C4D-ND	3.83	114.78	107.26
82	cO	202	PEB	C3D-C4D-ND	3.83	114.78	107.26
82	QE	201	PEB	C3B-C4B-NB	3.83	115.62	110.05
82	vF	202	PEB	CHC-C1D-ND	-3.83	109.50	113.95
82	ZO	202	PEB	CHB-C4B-NB	-3.83	123.51	128.83
82	CD	201	PEB	C4B-C3B-C2B	-3.83	102.54	106.78
82	S7	202	PEB	CHC-C4C-C3C	-3.83	123.80	130.34
85	AL	401	BCR	C20-C21-C22	-3.83	121.84	127.31
84	HG	1001	CYC	CHB-C4A-NA	-3.83	116.92	124.93
82	KD	202	PEB	C3D-C4D-ND	3.83	114.78	107.26
82	VJ	202	PEB	C3D-C4D-ND	3.83	114.78	107.26
87	82	302	CLA	CMB-C2B-C1B	-3.83	122.58	128.46
82	VJ	201	PEB	OD-C4D-ND	-3.83	120.25	125.93
82	RE	201	PEB	C3D-C4D-ND	3.83	114.78	107.26
82	X7	203	PEB	C3D-C4D-ND	3.83	114.78	107.26
82	WF	201	PEB	CMB-C2B-C1B	3.83	130.96	125.06
82	TD	203	PEB	OA-C1A-C2A	-3.83	123.13	126.17
82	NP	201	PEB	CHB-C4B-NB	-3.83	123.51	128.83
82	QJ	204	PEB	C3D-C4D-ND	3.83	114.78	107.26
82	m1	202	PEB	C3D-C4D-ND	3.83	114.78	107.26
82	qC	203	PEB	C3D-C4D-ND	3.83	114.78	107.26
85	B6	601	BCR	C16-C17-C18	-3.83	121.84	127.31

Continued on next page...

Continued from previous page...

Mol	Chain	Res	Type	Atoms	Z	Observed(^{o})	Ideal(^{o})
82	RF	202	PEB	CMB-C2B-C1B	3.83	130.96	125.06
84	E1	1001	CYC	C2C-C1C-NC	3.83	111.58	108.27
82	HI	201	PEB	C3D-C4D-ND	3.83	114.77	107.26
82	V4	201	PEB	C3D-C4D-ND	3.83	114.77	107.26
82	eG	202	PEB	C3D-C4D-ND	3.83	114.77	107.26
82	nF	201	PEB	CHB-C4B-NB	-3.83	123.51	128.83
82	DB	202	PEB	C3D-C4D-ND	3.83	114.77	107.26
82	CJ	203	PEB	C3D-C4D-ND	3.83	114.77	107.26
82	j4	201	PEB	C3D-C4D-ND	3.83	114.77	107.26
82	c4	203	PEB	C3D-C4D-ND	3.83	114.77	107.26
82	T9	202	PEB	C3D-C4D-ND	3.83	114.77	107.26
82	zC	202	PEB	C3D-C4D-ND	3.83	114.77	107.26
82	N7	202	PEB	C1B-C2B-C3B	-3.83	102.11	106.51
82	A9	202	PEB	CHA-C4A-NA	-3.83	120.65	125.20
82	C9	202	PEB	CHA-C4A-NA	-3.83	120.65	125.20
82	P9	202	PEB	CHA-C4A-NA	-3.83	120.65	125.20
82	QM	202	PEB	C3D-C4D-ND	3.83	114.77	107.26
82	kJ	202	PEB	C3D-C4D-ND	3.83	114.77	107.26
82	U9	204	PEB	C2A-C1A-NA	3.83	111.57	108.27
82	YF	201	PEB	C1C-CHB-C4B	3.83	133.38	128.81
82	SM	203	PEB	CHC-C1D-ND	-3.83	109.50	113.95
82	BI	201	PEB	C3D-C4D-ND	3.83	114.77	107.26
82	NP	202	PEB	C3D-C4D-ND	3.83	114.77	107.26
82	BD	203	PEB	CHB-C4B-NB	-3.83	123.52	128.83
82	UK	201	PEB	OD-C4D-ND	-3.83	120.26	125.93
82	NI	202	PEB	C1B-C2B-C3B	-3.83	102.11	106.51
82	WD	202	PEB	OA-C1A-C2A	-3.83	123.13	126.17
82	wC	202	PEB	OA-C1A-C2A	-3.83	123.13	126.17
87	5N	608	CLA	O2D-CGD-O1D	-3.83	116.35	123.84
82	ZF	201	PEB	C3D-C4D-ND	3.83	114.77	107.26
92	D6	407	LMG	O6-C1-C2	-3.83	102.25	110.35
82	KI	201	PEB	CHC-C1D-ND	3.83	118.39	113.95
82	XQ	201	PEB	C1B-C2B-C3B	-3.83	102.11	106.51
82	d1	202	PEB	C1B-C2B-C3B	-3.83	102.11	106.51
82	U7	202	PEB	C1B-C2B-C3B	-3.83	102.11	106.51
82	aF	202	PEB	CHC-C4C-C3C	-3.83	123.81	130.34
82	sC	202	PEB	CHA-C1B-NB	-3.83	116.93	124.93
82	eH	201	PEB	C3B-C4B-NB	3.83	115.62	110.05
87	12	608	CLA	CMB-C2B-C1B	-3.83	122.58	128.46
82	i4	201	PEB	CHC-C4C-C3C	-3.83	123.81	130.34
82	VG	202	PEB	C2A-C1A-NA	3.83	111.57	108.27
82	PA	203	PEB	C3D-C4D-ND	3.83	114.77	107.26

Continued on next page...

Continued from previous page...

Mol	Chain	Res	Type	Atoms	Z	Observed(^{o})	Ideal(^{o})
82	gB	202	PEB	CHA-C1B-NB	-3.83	116.93	124.93
82	RI	202	PEB	C1B-C2B-C3B	-3.83	102.11	106.51
82	cJ	201	PEB	OA-C1A-C2A	-3.83	123.13	126.17
82	kM	201	PEB	C4B-C3B-C2B	-3.83	102.55	106.78
84	HE	1001	CYC	CHB-C4A-NA	-3.83	116.93	124.93
82	FD	203	PEB	C3D-C4D-ND	3.83	114.77	107.26
82	WO	201	PEB	C4B-NB-C1B	-3.83	99.30	106.51
82	TA	202	PEB	OD-C4D-ND	-3.83	120.26	125.93
82	e1	201	PEB	C3B-C4B-NB	3.82	115.61	110.05
82	ZK	201	PEB	C1C-CHB-C4B	-3.82	124.24	128.81
82	AO	304	PEB	OA-C1A-C2A	-3.82	123.13	126.17
82	bB	201	PEB	OA-C1A-C2A	-3.82	123.13	126.17
82	AO	301	PEB	C3D-C4D-ND	3.82	114.76	107.26
82	KQ	202	PEB	C3D-C4D-ND	3.82	114.76	107.26
82	d1	201	PEB	C3D-C4D-ND	3.82	114.76	107.26
82	H7	201	PEB	C3D-C4D-ND	3.82	114.76	107.26
82	gE	201	PEB	C3D-C4D-ND	3.82	114.76	107.26
82	jH	201	PEB	CHC-C4C-C3C	-3.82	123.81	130.34
87	1N	610	CLA	CMB-C2B-C1B	-3.82	122.59	128.46
82	W4	201	PEB	C1B-C2B-C3B	-3.82	102.12	106.51
82	LJ	202	PEB	C3D-C4D-ND	3.82	114.76	107.26
82	UH	203	PEB	C4B-C3B-C2B	-3.82	102.55	106.78
83	AD	302	PUB	C1C-C2C-C3C	-3.82	102.55	106.78
82	FK	201	PEB	OD-C4D-ND	-3.82	120.27	125.93
82	RM	202	PEB	C3D-C4D-ND	3.82	114.76	107.26
82	Q9	203	PEB	C3D-C4D-ND	3.82	114.76	107.26
82	wC	201	PEB	C3D-C4D-ND	3.82	114.76	107.26
82	BF	202	PEB	CMB-C2B-C1B	3.82	130.95	125.06
82	sK	202	PEB	OA-C1A-C2A	-3.82	123.13	126.17
82	WA	201	PEB	C2A-C1A-NA	3.82	111.57	108.27
82	YK	201	PEB	C1C-CHB-C4B	3.82	133.38	128.81
82	RP	201	PEB	C3D-C4D-ND	3.82	114.76	107.26
82	gO	201	PEB	C3D-C4D-ND	3.82	114.76	107.26
82	MB	201	PEB	CHC-C1D-ND	-3.82	109.51	113.95
82	uC	202	PEB	C3D-C4D-ND	3.82	114.76	107.26
82	tF	201	PEB	C3D-C4D-ND	3.82	114.76	107.26
82	AD	304	PEB	OA-C1A-C2A	-3.82	123.13	126.17
82	UK	201	PEB	C3D-C4D-ND	3.82	114.76	107.26
82	r8	202	PEB	C3D-C4D-ND	3.82	114.76	107.26
84	DH	1001	CYC	C1B-C2B-C3B	-3.82	103.88	107.87
82	lG	203	PEB	CHC-C4C-C3C	-3.82	123.82	130.34
82	KG	201	PEB	C3D-C4D-ND	3.82	114.76	107.26

Continued on next page...

Continued from previous page...

Mol	Chain	Res	Type	Atoms	Z	Observed(^{o})	Ideal(^{o})
82	XK	201	PEB	C3D-C4D-ND	3.82	114.76	107.26
82	IM	203	PEB	C3D-C4D-ND	3.82	114.76	107.26
82	Z4	202	PEB	CHB-C4B-NB	-3.82	123.53	128.83
82	dO	201	PEB	CHB-C4B-C3B	-3.82	116.49	125.32
87	5N	601	CLA	CMB-C2B-C1B	-3.82	122.59	128.46
82	m4	201	PEB	C3D-C4D-ND	3.82	114.76	107.26
82	BA	201	PEB	OA-C1A-C2A	-3.82	123.14	126.17
82	PI	202	PEB	C1B-C2B-C3B	-3.82	102.12	106.51
82	TI	203	PEB	C1B-C2B-C3B	-3.82	102.12	106.51
82	AM	301	PEB	C3D-C4D-ND	3.82	114.75	107.26
82	i4	203	PEB	C3D-C4D-ND	3.82	114.75	107.26
82	D9	203	PEB	C3D-C4D-ND	3.82	114.75	107.26
82	XP	202	PEB	CHC-C4C-C3C	-3.82	123.82	130.34
82	a1	201	PEB	OA-C1A-C2A	-3.82	123.14	126.17
82	DP	202	PEB	C3D-C4D-ND	3.82	114.75	107.26
82	sK	201	PEB	C3D-C4D-ND	3.82	114.75	107.26
82	gO	203	PEB	C3D-C4D-ND	3.82	114.75	107.26
82	IB	202	PEB	CHC-C1D-ND	-3.82	109.51	113.95
82	YK	203	PEB	CHC-C1D-ND	-3.82	109.51	113.95
82	HP	201	PEB	C3D-C4D-ND	3.82	114.75	107.26
85	C6	508	BCR	C3-C4-C5	-3.82	107.26	114.08
87	A2	827	CLA	CMB-C2B-C3B	3.82	131.82	124.68
82	NB	201	PEB	C3D-C4D-ND	3.82	114.75	107.26
82	d1	202	PEB	C3D-C4D-ND	3.82	114.75	107.26
87	22	605	CLA	CAB-C3B-C4B	-3.82	122.59	128.46
88	C6	505	LHG	O7-C7-C8	3.82	119.73	111.50
82	A1	302	PEB	C3D-C4D-ND	3.82	114.75	107.26
82	F5	201	PEB	C3D-C4D-ND	3.82	114.75	107.26
82	CJ	201	PEB	CMB-C2B-C1B	3.82	130.94	125.06
82	TB	202	PEB	C2A-C1A-NA	3.82	111.56	108.27
82	EI	202	PEB	C2A-C1A-NA	3.82	111.56	108.27
82	kH	203	PEB	C2A-C1A-NA	3.82	111.56	108.27
82	UH	201	PEB	C3D-C4D-ND	3.82	114.75	107.26
82	e1	202	PEB	C3D-C4D-ND	3.82	114.75	107.26
84	MG	1001	CYC	CHB-C4A-NA	-3.82	116.95	124.93
82	DG	1002	PEB	C3D-C4D-ND	3.82	114.75	107.26
82	Y4	202	PEB	C3D-C4D-ND	3.82	114.75	107.26
82	xK	302	PEB	C4B-C3B-C2B	-3.82	102.56	106.78
82	AH	302	PEB	C3D-C4D-ND	3.82	114.75	107.26
82	FQ	203	PEB	C3D-C4D-ND	3.82	114.75	107.26
82	lE	201	PEB	C3D-C4D-ND	3.82	114.75	107.26
84	H1	1001	CYC	CHB-C1B-NB	-3.82	117.86	126.06

Continued on next page...

Continued from previous page...

Mol	Chain	Res	Type	Atoms	Z	Observed(^{o})	Ideal(^{o})
82	U1	201	PEB	C3D-C4D-ND	3.82	114.75	107.26
82	OE	203	PEB	C4B-C3B-C2B	-3.82	102.56	106.78
83	BM	302	PUB	C1C-C2C-C3C	-3.82	102.56	106.78
84	I4	1001	CYC	C1B-C2B-C3B	-3.82	103.89	107.87
82	X7	201	PEB	OD-C4D-ND	-3.82	120.28	125.93
82	eM	202	PEB	CHC-C4C-C3C	-3.82	123.83	130.34
82	YH	202	PEB	C3D-C4D-ND	3.82	114.75	107.26
85	c6	603	BCR	C24-C23-C22	-3.82	120.47	126.23
82	ID	202	PEB	C2A-C1A-NA	3.82	111.56	108.27
82	PI	202	PEB	C2A-C1A-NA	3.82	111.56	108.27
82	cH	202	PEB	CHC-C1D-ND	-3.82	109.52	113.95
82	PK	201	PEB	C3D-C4D-ND	3.81	114.74	107.26
82	UB	302	PEB	CBC-CAC-C2C	3.81	119.13	112.62
82	ZG	201	PEB	C3B-C4B-NB	3.81	115.60	110.05
82	GJ	201	PEB	CHC-C4C-C3C	-3.81	123.83	130.34
82	LF	201	PEB	C3D-C4D-ND	3.81	114.74	107.26
85	bL	603	BCR	C28-C27-C26	-3.81	107.27	114.08
82	D7	201	PEB	CMB-C2B-C1B	3.81	130.94	125.06
82	pK	201	PEB	C4B-C3B-C2B	-3.81	102.56	106.78
82	aG	202	PEB	CHC-C4C-C3C	-3.81	123.83	130.34
82	L9	201	PEB	C3B-C4B-NB	3.81	115.60	110.05
82	VP	201	PEB	C3D-C4D-ND	3.81	114.74	107.26
82	H7	202	PEB	C1B-C2B-C3B	-3.81	102.13	106.51
82	PM	202	PEB	C3D-C4D-ND	3.81	114.74	107.26
82	R4	202	PEB	C3D-C4D-ND	3.81	114.74	107.26
82	cO	202	PEB	CHA-C1B-NB	-3.81	116.96	124.93
82	HH	1002	PEB	OD-C4D-ND	-3.81	120.28	125.93
82	aE	202	PEB	CHC-C4C-C3C	-3.81	123.83	130.34
82	tK	201	PEB	CHB-C4B-NB	-3.81	123.54	128.83
82	V1	203	PEB	CHC-C1D-ND	-3.81	109.52	113.95
82	PP	201	PEB	C3D-C4D-ND	3.81	114.74	107.26
82	PF	201	PEB	C4B-C3B-C2B	-3.81	102.56	106.78
82	BP	201	PEB	OA-C1A-C2A	-3.81	123.14	126.17
84	J1	1001	CYC	C1B-C2B-C3B	-3.81	103.89	107.87
82	SK	202	PEB	CMA-C2A-C1A	-3.81	104.19	112.40
82	fF	201	PEB	C3D-C4D-ND	3.81	114.74	107.26
82	VJ	201	PEB	CMB-C2B-C1B	3.81	130.93	125.06
85	fL	101	BCR	C4-C5-C6	-3.81	117.20	122.73
82	B7	201	PEB	C1C-CHB-C4B	-3.81	124.26	128.81
82	HQ	201	PEB	CHA-C1B-NB	-3.81	116.96	124.93
82	cG	201	PEB	CHC-C4C-C3C	-3.81	123.84	130.34
82	aM	201	PEB	CHC-C4C-C3C	-3.81	123.84	130.34

Continued on next page...

Continued from previous page...

Mol	Chain	Res	Type	Atoms	Z	Observed(^{o})	Ideal(^{o})
82	cE	202	PEB	OA-C1A-C2A	-3.81	123.14	126.17
82	eF	202	PEB	OA-C1A-C2A	-3.81	123.14	126.17
84	HE	1001	CYC	C2C-C1C-NC	3.81	111.56	108.27
82	DK	203	PEB	CHB-C4B-C3B	-3.81	116.52	125.32
82	P4	202	PEB	CHA-C1B-NB	-3.81	116.96	124.93
82	H1	1002	PEB	OD-C4D-ND	-3.81	120.28	125.93
82	V1	203	PEB	C3D-C4D-ND	3.81	114.73	107.26
82	AI	202	PEB	C1B-C2B-C3B	-3.81	102.13	106.51
82	WG	203	PEB	CHC-C1D-ND	-3.81	109.52	113.95
82	g1	202	PEB	CHC-C4C-C3C	-3.81	123.84	130.34
82	KK	201	PEB	C3D-C4D-ND	3.81	114.73	107.26
82	DA	201	PEB	CMB-C2B-C1B	3.81	130.93	125.06
82	kG	201	PEB	CMB-C2B-C1B	3.81	130.93	125.06
82	ND	202	PEB	OA-C1A-C2A	-3.81	123.14	126.17
82	AF	201	PEB	OA-C1A-C2A	-3.81	123.14	126.17
82	eF	203	PEB	OA-C1A-C2A	-3.81	123.14	126.17
82	JD	202	PEB	C1B-C2B-C3B	-3.81	102.13	106.51
84	H1	1001	CYC	CMA-C3A-C4A	3.81	130.93	125.06
82	BI	201	PEB	CAB-CBB-CGB	3.81	121.80	113.60
82	IB	203	PEB	OD-C4D-ND	-3.81	120.29	125.93
87	52	608	CLA	O2D-CGD-O1D	-3.81	116.39	123.84
82	g4	201	PEB	C3D-C4D-ND	3.81	114.73	107.26
84	NE	201	CYC	CHB-C4A-NA	-3.81	116.97	124.93
82	SB	202	PEB	C3D-C4D-ND	3.81	114.73	107.26
82	VK	201	PEB	C3D-C4D-ND	3.81	114.73	107.26
82	UM	203	PEB	C3D-C4D-ND	3.81	114.73	107.26
82	sF	201	PEB	C3D-C4D-ND	3.81	114.73	107.26
82	M9	301	PEB	C3D-C4D-ND	3.81	114.73	107.26
82	HB	202	PEB	OA-C1A-C2A	-3.81	123.14	126.17
82	GM	201	PEB	OA-C1A-C2A	-3.81	123.14	126.17
83	AD	302	PUB	CHC-C1D-ND	-3.81	108.91	113.72
82	FF	201	PEB	CHC-C4C-C3C	-3.81	123.84	130.34
82	RK	202	PEB	CMB-C2B-C1B	3.81	130.93	125.06
82	Y4	202	PEB	C4B-C3B-C2B	-3.81	102.57	106.78
82	PG	201	PEB	C3B-C4B-NB	3.81	115.59	110.05
82	ZB	202	PEB	CHC-C4C-C3C	-3.81	123.84	130.34
82	DF	203	PEB	CHB-C4B-C3B	-3.81	116.52	125.32
82	KF	201	PEB	C3D-C4D-ND	3.81	114.73	107.26
82	J5	203	PEB	CMB-C2B-C1B	3.81	130.93	125.06
82	VE	202	PEB	C2A-C1A-NA	3.81	111.56	108.27
82	l1	201	PEB	C2A-C1A-NA	3.81	111.56	108.27
82	b4	201	PEB	OA-C1A-C2A	-3.81	123.15	126.17

Continued on next page...

Continued from previous page...

Mol	Chain	Res	Type	Atoms	Z	Observed(^{o})	Ideal(^{o})
82	RH	201	PEB	C3D-C4D-ND	3.81	114.73	107.26
82	BP	202	PEB	C3D-C4D-ND	3.81	114.73	107.26
82	I7	201	PEB	C3D-C4D-ND	3.81	114.73	107.26
82	FP	201	PEB	CHA-C1B-NB	-3.81	116.97	124.93
82	G7	202	PEB	CHC-C4C-C3C	-3.81	123.84	130.34
82	cG	202	PEB	CHC-C4C-C3C	-3.81	123.84	130.34
82	aG	201	PEB	C3D-C4D-ND	3.81	114.73	107.26
82	XM	201	PEB	C2A-C1A-NA	3.81	111.55	108.27
82	q8	202	PEB	C2A-C1A-NA	3.81	111.55	108.27
82	JM	202	PEB	C3D-C4D-ND	3.81	114.73	107.26
82	NM	202	PEB	C3D-C4D-ND	3.81	114.73	107.26
82	MM	201	PEB	OA-C1A-C2A	-3.81	123.15	126.17
82	JK	202	PEB	C3B-C4B-NB	3.81	115.58	110.05
82	U9	201	PEB	C3B-C4B-NB	3.81	115.58	110.05
85	H6	101	BCR	C4-C5-C6	-3.81	117.21	122.73
82	YI	201	PEB	C3D-C4D-ND	3.81	114.72	107.26
82	w8	201	PEB	C3D-C4D-ND	3.81	114.72	107.26
82	YP	501	PEB	C4B-C3B-C2B	-3.81	102.57	106.78
82	AP	201	PEB	OD-C4D-ND	-3.80	120.29	125.93
82	RE	201	PEB	CAB-C3B-C4B	3.80	131.74	125.01
96	E6	101	HEM	C4B-C3B-C2B	-3.80	104.09	107.11
92	AL	411	LMG	O7-C10-C11	3.80	119.70	111.50
87	CL	514	CLA	CMB-C2B-C1B	-3.80	122.62	128.46
87	H6	102	CLA	CMB-C2B-C1B	-3.80	122.62	128.46
82	TJ	202	PEB	C3D-C4D-ND	3.80	114.72	107.26
82	u8	202	PEB	C3D-C4D-ND	3.80	114.72	107.26
82	eK	202	PEB	C3D-C4D-ND	3.80	114.72	107.26
82	YA	304	PEB	OA-C1A-C2A	-3.80	123.15	126.17
82	XF	201	PEB	C3D-C4D-ND	3.80	114.72	107.26
82	e4	201	PEB	C3D-C4D-ND	3.80	114.72	107.26
82	z8	202	PEB	C3D-C4D-ND	3.80	114.72	107.26
82	nK	201	PEB	CHB-C4B-NB	-3.80	123.55	128.83
85	hL	102	BCR	C28-C27-C26	-3.80	107.28	114.08
82	uF	201	PEB	CHA-C1B-NB	-3.80	116.98	124.93
82	HF	202	PEB	C3B-C4B-NB	3.80	115.58	110.05
82	eF	202	PEB	C3B-C4B-NB	3.80	115.58	110.05
82	QE	201	PEB	C2A-C1A-NA	3.80	111.55	108.27
82	BI	202	PEB	C2A-C1A-NA	3.80	111.55	108.27
84	FG	1001	CYC	C1B-C2B-C3B	-3.80	103.90	107.87
82	D5	201	PEB	CMB-C2B-C1B	3.80	130.92	125.06
82	lH	202	PEB	C1B-C2B-C3B	-3.80	102.14	106.51
82	oK	201	PEB	C1B-C2B-C3B	-3.80	102.14	106.51

Continued on next page...

Continued from previous page...

Mol	Chain	Res	Type	Atoms	Z	Observed(^{o})	Ideal(^{o})
82	SJ	202	PEB	C3D-C4D-ND	3.80	114.72	107.26
82	BA	201	PEB	C1C-CHB-C4B	-3.80	124.27	128.81
82	H9	202	PEB	C3B-C4B-NB	3.80	115.58	110.05
85	J2	102	BCR	C30-C25-C26	-3.80	117.26	122.61
82	SD	202	PEB	C3D-C4D-ND	3.80	114.72	107.26
82	GI	203	PEB	C2A-C1A-NA	3.80	111.55	108.27
82	HA	202	PEB	C1B-C2B-C3B	-3.80	102.14	106.51
82	KB	302	PEB	CHC-C4C-C3C	-3.80	123.85	130.34
82	XA	203	PEB	C3D-C4D-ND	3.80	114.72	107.26
82	QJ	203	PEB	C3D-C4D-ND	3.80	114.72	107.26
82	xF	302	PEB	CHC-C4C-C3C	-3.80	123.85	130.34
82	XK	203	PEB	C3B-C4B-NB	3.80	115.58	110.05
84	H4	1001	CYC	C1B-C2B-C3B	-3.80	103.90	107.87
82	V7	202	PEB	C2A-C1A-NA	3.80	111.55	108.27
84	LH	1002	CYC	C2C-C1C-NC	3.80	111.55	108.27
82	QI	201	PEB	CHC-C1D-ND	-3.80	109.53	113.95
82	UI	202	PEB	C3D-C4D-ND	3.80	114.72	107.26
82	c4	202	PEB	C3D-C4D-ND	3.80	114.72	107.26
82	eE	202	PEB	C3D-C4D-ND	3.80	114.72	107.26
82	D7	201	PEB	CHC-C4C-C3C	-3.80	123.85	130.34
82	sK	202	PEB	CHC-C4C-C3C	-3.80	123.85	130.34
82	U9	203	PEB	CHA-C1B-NB	-3.80	116.98	124.93
82	FD	202	PEB	OA-C1A-C2A	-3.80	123.15	126.17
82	SI	202	PEB	OA-C1A-C2A	-3.80	123.15	126.17
87	B2	818	CLA	O2D-CGD-O1D	-3.80	116.41	123.84
82	TE	201	PEB	C3D-C4D-ND	3.80	114.72	107.26
82	MP	201	PEB	CHB-C4B-C3B	-3.80	116.54	125.32
82	OJ	201	PEB	CHC-C4C-C3C	-3.80	123.86	130.34
82	IM	201	PEB	CHC-C1D-ND	-3.80	109.53	113.95
82	FA	201	PEB	C2A-C1A-NA	3.80	111.55	108.27
82	KK	202	PEB	CHC-C4C-C3C	-3.80	123.86	130.34
82	b1	201	PEB	C3D-C4D-ND	3.80	114.71	107.26
82	r8	201	PEB	C3D-C4D-ND	3.80	114.71	107.26
82	HJ	202	PEB	C4B-C3B-C2B	-3.80	102.58	106.78
82	z8	202	PEB	CHC-C1D-ND	-3.80	109.53	113.95
87	52	608	CLA	C2D-C1D-ND	-3.80	107.30	110.10
82	dE	204	PEB	CHA-C1B-NB	-3.80	116.98	124.93
82	XF	202	PEB	CMB-C2B-C1B	3.80	130.91	125.06
82	AI	202	PEB	C2A-C1A-NA	3.80	111.55	108.27
82	GQ	201	PEB	OD-C4D-ND	-3.80	120.30	125.93
82	ZM	202	PEB	C3D-C4D-ND	3.80	114.71	107.26
82	GP	203	PEB	C3D-C4D-ND	3.80	114.71	107.26

Continued on next page...

Continued from previous page...

Mol	Chain	Res	Type	Atoms	Z	Observed(^{o})	Ideal(^{o})
84	IO	1001	CYC	C1B-C2B-C3B	-3.80	103.91	107.87
82	18	202	PEB	OA-C1A-C2A	-3.80	123.15	126.17
82	Q9	203	PEB	OA-C1A-C2A	-3.80	123.15	126.17
82	mK	201	PEB	OA-C1A-C2A	-3.80	123.15	126.17
82	iO	201	PEB	CHC-C4C-C3C	-3.80	123.86	130.34
82	QG	202	PEB	C3D-C4D-ND	3.80	114.71	107.26
82	AQ	301	PEB	CHC-C1D-ND	-3.80	109.54	113.95
82	WD	202	PEB	C3D-C4D-ND	3.80	114.71	107.26
82	q8	203	PEB	C3D-C4D-ND	3.80	114.71	107.26
82	AF	201	PEB	C3D-C4D-ND	3.80	114.71	107.26
82	D1	1002	PEB	C3D-C4D-ND	3.80	114.71	107.26
103	8N	310	ZEX	C27-C26-C25	3.80	128.99	122.84
82	eE	203	PEB	CMB-C2B-C1B	3.80	130.91	125.06
82	JO	1002	PEB	C2A-C1A-NA	3.80	111.55	108.27
82	PO	202	PEB	CHA-C1B-NB	-3.80	116.99	124.93
87	BL	604	CLA	CMB-C2B-C3B	3.80	131.78	124.68
82	SA	202	PEB	CHC-C4C-C3C	-3.80	123.86	130.34
82	LP	202	PEB	C3D-C4D-ND	3.80	114.71	107.26
82	d4	201	PEB	C3B-C4B-NB	3.80	115.57	110.05
82	AH	305	PEB	OA-C1A-C2A	-3.80	123.16	126.17
82	JH	1002	PEB	OA-C1A-C2A	-3.80	123.16	126.17
82	XQ	201	PEB	C3D-C4D-ND	3.80	114.71	107.26
82	KQ	201	PEB	C2A-C1A-NA	3.80	111.55	108.27
82	PE	201	PEB	C3B-C4B-NB	3.80	115.57	110.05
82	m4	202	PEB	CHA-C1B-NB	-3.80	116.99	124.93
82	fJ	201	PEB	C4B-C3B-C2B	-3.80	102.58	106.78
82	Q5	201	PEB	C3D-C4D-ND	3.80	114.70	107.26
82	jJ	201	PEB	C3D-C4D-ND	3.80	114.70	107.26
82	HA	201	PEB	C3D-C4D-ND	3.79	114.70	107.26
82	RO	201	PEB	C3D-C4D-ND	3.79	114.70	107.26
82	Q9	201	PEB	C3D-C4D-ND	3.79	114.70	107.26
82	AK	201	PEB	OA-C1A-C2A	-3.79	123.16	126.17
82	YO	202	PEB	OA-C1A-C2A	-3.79	123.16	126.17
84	MG	1001	CYC	C2C-C1C-NC	3.79	111.54	108.27
87	b6	609	CLA	CMB-C2B-C3B	3.79	131.78	124.68
82	OK	202	PEB	C4B-C3B-C2B	-3.79	102.58	106.78
82	mG	201	PEB	C3D-C4D-ND	3.79	114.70	107.26
82	gM	202	PEB	C3D-C4D-ND	3.79	114.70	107.26
82	m4	201	PEB	CMB-C2B-C1B	3.79	130.91	125.06
82	L5	201	PEB	CMB-C2B-C1B	3.79	130.91	125.06
82	LB	201	PEB	OD-C4D-ND	-3.79	120.31	125.93
83	BJ	302	PUB	CHA-C1B-C2B	-3.79	123.87	130.34

Continued on next page...

Continued from previous page...

Mol	Chain	Res	Type	Atoms	Z	Observed(^{o})	Ideal(^{o})
95	lL	101	DGD	C1E-O6E-C5E	3.79	121.13	113.69
82	EA	201	PEB	OA-C1A-C2A	-3.79	123.16	126.17
82	S1	202	PEB	OA-C1A-C2A	-3.79	123.16	126.17
82	WM	202	PEB	CMB-C2B-C1B	3.79	130.91	125.06
82	UF	201	PEB	CMB-C2B-C3B	-3.79	115.82	126.12
82	NJ	202	PEB	CAB-C3B-C4B	3.79	131.72	125.01
82	TA	202	PEB	C3D-C4D-ND	3.79	114.70	107.26
82	SI	202	PEB	C3D-C4D-ND	3.79	114.70	107.26
82	XA	201	PEB	C2A-C1A-NA	3.79	111.54	108.27
82	c4	201	PEB	C2A-C1A-NA	3.79	111.54	108.27
82	eG	203	PEB	C3D-C4D-ND	3.79	114.70	107.26
82	OO	202	PEB	OA-C1A-C2A	-3.79	123.16	126.17
82	dF	201	PEB	CHB-C4B-NB	-3.79	123.57	128.83
82	lM	203	PEB	CHA-C1B-NB	-3.79	117.00	124.93
82	mO	202	PEB	CHA-C1B-NB	-3.79	117.00	124.93
87	12	610	CLA	CMB-C2B-C1B	-3.79	122.64	128.46
82	SO	201	PEB	CHC-C4C-C3C	-3.79	123.87	130.34
82	HM	202	PEB	C3D-C4D-ND	3.79	114.70	107.26
82	bP	502	PEB	CBC-CAC-C2C	-3.79	106.15	112.62
91	d6	404	PHO	C4A-C3A-C2A	-3.79	99.23	102.84
82	MM	202	PEB	CHB-C4B-NB	-3.79	123.57	128.83
87	CL	505	CLA	CMB-C2B-C1B	-3.79	122.64	128.46
92	XL	601	LMG	O1-C1-C2	3.79	114.22	108.30
82	FA	201	PEB	CHC-C4C-C3C	-3.79	123.87	130.34
82	fJ	201	PEB	CHC-C4C-C3C	-3.79	123.87	130.34
82	dK	201	PEB	C3D-C4D-ND	3.79	114.70	107.26
82	eK	203	PEB	CMB-C2B-C1B	3.79	130.90	125.06
82	gB	201	PEB	C2A-C1A-NA	3.79	111.54	108.27
82	TO	202	PEB	CHA-C1B-NB	-3.79	117.00	124.93
82	dM	202	PEB	OA-C1A-C2A	-3.79	123.16	126.17
84	BE	1002	CYC	CBB-CAB-C3B	-3.79	101.98	112.43
82	YO	201	PEB	C3D-C4D-ND	3.79	114.70	107.26
82	O9	201	PEB	C3D-C4D-ND	3.79	114.70	107.26
82	S5	203	PEB	CMB-C2B-C1B	3.79	130.90	125.06
85	JN	102	BCR	C30-C25-C26	-3.79	117.28	122.61
82	RO	202	PEB	CMB-C2B-C1B	3.79	130.90	125.06
82	SQ	202	PEB	C3D-C4D-ND	3.79	114.69	107.26
82	T4	202	PEB	CHA-C1B-NB	-3.79	117.01	124.93
82	sF	202	PEB	OA-C1A-C2A	-3.79	123.16	126.17
82	cO	203	PEB	C3D-C4D-ND	3.79	114.69	107.26
82	WP	202	PEB	C3B-C4B-NB	3.79	115.56	110.05
82	ZK	201	PEB	C3D-C4D-ND	3.79	114.69	107.26

Continued on next page...

Continued from previous page...

Mol	Chain	Res	Type	Atoms	Z	Observed(^{o})	Ideal(^{o})
82	OM	202	PEB	C3D-C4D-ND	3.79	114.69	107.26
82	V7	201	PEB	CHB-C4B-NB	-3.79	123.57	128.83
82	CM	201	PEB	CHC-C4C-C3C	-3.79	123.88	130.34
84	FE	1002	CYC	C1B-C2B-C3B	-3.79	103.92	107.87
82	O5	203	PEB	C3D-C4D-ND	3.79	114.69	107.26
82	mF	202	PEB	C3D-C4D-ND	3.79	114.69	107.26
82	RJ	202	PEB	C4B-C3B-C2B	-3.79	102.59	106.78
82	jE	201	PEB	CHC-C4C-C3C	-3.79	123.88	130.34
82	T4	203	PEB	CAB-C3B-C4B	3.79	131.71	125.01
82	WH	203	PEB	C3D-C4D-ND	3.79	114.69	107.26
82	XJ	201	PEB	C3D-C4D-ND	3.79	114.69	107.26
82	AH	301	PEB	CHA-C1B-NB	-3.79	117.01	124.93
82	JQ	203	PEB	C4B-C3B-C2B	-3.79	102.59	106.78
82	PA	202	PEB	CHB-C4B-NB	-3.79	123.57	128.83
82	MF	203	PEB	C1B-C2B-C3B	-3.79	102.16	106.51
82	wF	302	PEB	CHC-C1D-ND	-3.79	109.55	113.95
87	4N	609	CLA	CAA-C2A-C3A	-3.79	107.26	116.10
82	SF	202	PEB	CMA-C2A-C1A	-3.79	104.24	112.40
82	DI	202	PEB	CMB-C2B-C1B	3.79	130.90	125.06
84	HH	1001	CYC	C2B-C1B-NB	3.79	112.53	106.99
82	IB	201	PEB	C3D-C4D-ND	3.79	114.69	107.26
82	GI	201	PEB	C3D-C4D-ND	3.79	114.69	107.26
82	UM	201	PEB	C3D-C4D-ND	3.79	114.69	107.26
82	iE	201	PEB	C3D-C4D-ND	3.79	114.69	107.26
82	LM	202	PEB	CAB-C3B-C4B	3.79	131.71	125.01
82	uF	201	PEB	C2A-C1A-NA	3.79	111.54	108.27
84	73	1002	CYC	C2C-C1C-NC	3.79	111.54	108.27
82	CF	201	PEB	CHC-C4C-C3C	-3.79	123.88	130.34
82	OD	201	PEB	OA-C1A-C2A	-3.79	123.16	126.17
82	kM	201	PEB	CBC-CAC-C2C	-3.79	106.16	112.62
82	O7	202	PEB	CHB-C4B-NB	-3.79	123.58	128.83
87	B2	815	CLA	O2D-CGD-O1D	-3.79	116.44	123.84
82	QE	202	PEB	C3D-C4D-ND	3.79	114.69	107.26
82	TP	201	PEB	C3D-C4D-ND	3.79	114.69	107.26
82	m1	201	PEB	C3D-C4D-ND	3.79	114.69	107.26
82	rC	201	PEB	C3D-C4D-ND	3.79	114.69	107.26
82	iM	201	PEB	C3D-C4D-ND	3.79	114.69	107.26
82	g4	201	PEB	CHC-C4C-C3C	-3.79	123.88	130.34
82	LM	202	PEB	C4B-C3B-C2B	-3.79	102.59	106.78
82	U9	204	PEB	C4B-C3B-C2B	-3.79	102.59	106.78
82	eJ	201	PEB	C4B-C3B-C2B	-3.79	102.59	106.78
82	eF	203	PEB	CMB-C2B-C1B	3.79	130.89	125.06

Continued on next page...

Continued from previous page...

Mol	Chain	Res	Type	Atoms	Z	Observed(^{o})	Ideal(^{o})
82	Z9	304	PEB	C2A-C1A-NA	3.79	111.54	108.27
87	BN	816	CLA	O2D-CGD-O1D	-3.78	116.44	123.84
87	c6	604	CLA	CMB-C2B-C1B	-3.78	122.65	128.46
82	QK	202	PEB	C1C-CHB-C4B	3.78	133.33	128.81
82	NM	201	PEB	CMB-C2B-C1B	3.78	130.89	125.06
82	JF	202	PEB	C3B-C4B-NB	3.78	115.55	110.05
82	QP	203	PEB	OA-C1A-C2A	-3.78	123.16	126.17
82	jJ	201	PEB	OA-C1A-C2A	-3.78	123.16	126.17
82	PF	201	PEB	C3D-C4D-ND	3.78	114.68	107.26
82	DJ	202	PEB	C3D-C4D-ND	3.78	114.68	107.26
82	dG	204	PEB	C3D-C4D-ND	3.78	114.68	107.26
82	dJ	202	PEB	C3D-C4D-ND	3.78	114.68	107.26
82	xF	302	PEB	C4B-C3B-C2B	-3.78	102.59	106.78
82	KQ	201	PEB	CHB-C4B-NB	-3.78	123.58	128.83
82	XM	202	PEB	C3D-C4D-ND	3.78	114.68	107.26
82	OF	202	PEB	C4B-C3B-C2B	-3.78	102.59	106.78
82	kM	202	PEB	C4B-C3B-C2B	-3.78	102.59	106.78
87	IN	102	CLA	CMB-C2B-C1B	-3.78	122.65	128.46
82	F7	201	PEB	C3D-C4D-ND	3.78	114.68	107.26
82	JF	201	PEB	CHC-C1D-ND	-3.78	109.55	113.95
82	W5	203	PEB	CHC-C1D-ND	-3.78	109.55	113.95
82	GG	1002	PEB	CHC-C4C-C3C	-3.78	123.89	130.34
82	fJ	201	PEB	C3D-C4D-ND	3.78	114.68	107.26
82	WO	201	PEB	CHA-C1B-NB	-3.78	117.02	124.93
82	pK	202	PEB	OD-C4D-ND	-3.78	120.33	125.93
82	JJ	202	PEB	C4B-C3B-C2B	-3.78	102.60	106.78
82	RG	201	PEB	C3D-C4D-ND	3.78	114.68	107.26
82	W1	201	PEB	C3D-C4D-ND	3.78	114.68	107.26
82	dK	202	PEB	C3D-C4D-ND	3.78	114.68	107.26
82	RG	201	PEB	CAB-C3B-C4B	3.78	131.70	125.01
82	KJ	203	PEB	C1B-C2B-C3B	-3.78	102.17	106.51
82	YP	503	PEB	C3D-C4D-ND	3.78	114.68	107.26
82	mE	201	PEB	C3D-C4D-ND	3.78	114.68	107.26
82	A1	301	PEB	CHA-C1B-NB	-3.78	117.02	124.93
82	P7	202	PEB	CHB-C4B-NB	-3.78	123.58	128.83
82	mM	202	PEB	C3D-C4D-ND	3.78	114.68	107.26
87	A2	809	CLA	O2D-CGD-O1D	-3.78	116.45	123.84
87	c6	607	CLA	CMB-C2B-C1B	-3.78	122.65	128.46
82	XA	201	PEB	OD-C4D-ND	-3.78	120.33	125.93
82	tF	202	PEB	OA-C1A-C2A	-3.78	123.17	126.17
82	VH	202	PEB	C3D-C4D-ND	3.78	114.68	107.26
82	U5	201	PEB	C3D-C4D-ND	3.78	114.68	107.26

Continued on next page...

Continued from previous page...

Mol	Chain	Res	Type	Atoms	Z	Observed(^{o})	Ideal(^{o})
82	AE	301	PEB	CHC-C4C-C3C	-3.78	123.89	130.34
84	ME	1001	CYC	CHB-C4A-NA	-3.78	117.03	124.93
82	QD	202	PEB	C3D-C4D-ND	3.78	114.67	107.26
82	hE	201	PEB	C3D-C4D-ND	3.78	114.67	107.26
82	F5	203	PEB	C3D-C4D-ND	3.78	114.67	107.26
85	AN	846	BCR	C28-C27-C26	-3.78	107.33	114.08
82	OD	201	PEB	C4B-C3B-C2B	-3.78	102.60	106.78
82	FA	201	PEB	C1C-CHB-C4B	3.78	133.32	128.81
82	NQ	202	PEB	C3D-C4D-ND	3.78	114.67	107.26
82	J9	202	PEB	C3D-C4D-ND	3.78	114.67	107.26
85	cL	503	BCR	C3-C4-C5	-3.78	107.33	114.08
82	B9	201	PEB	C3B-C4B-NB	3.78	115.55	110.05
82	CD	202	PEB	C2A-C1A-NA	3.78	111.53	108.27
82	YE	201	PEB	C2A-C1A-NA	3.78	111.53	108.27
82	QM	203	PEB	OA-C1A-C2A	-3.78	123.17	126.17
82	HI	202	PEB	C4B-C3B-C2B	-3.78	102.60	106.78
85	FL	101	BCR	C20-C19-C18	3.78	137.03	126.42
83	AO	303	PUB	CHA-C1B-C2B	-3.78	123.89	130.34
87	B6	605	CLA	CMB-C2B-C1B	-3.78	122.66	128.46
82	j4	201	PEB	CMB-C2B-C1B	3.78	130.88	125.06
82	BB	201	PEB	C3D-C4D-ND	3.78	114.67	107.26
82	VE	201	PEB	C3D-C4D-ND	3.78	114.67	107.26
82	PO	201	PEB	C3D-C4D-ND	3.78	114.67	107.26
82	W5	201	PEB	C1B-C2B-C3B	-3.78	102.17	106.51
82	JA	203	PEB	C1C-CHB-C4B	-3.78	124.30	128.81
82	X7	202	PEB	C4B-C3B-C2B	-3.78	102.60	106.78
82	AF	201	PEB	CHC-C4C-C3C	-3.78	123.89	130.34
82	PP	202	PEB	CHC-C4C-C3C	-3.78	123.89	130.34
82	R5	202	PEB	CHC-C4C-C3C	-3.78	123.89	130.34
82	W4	201	PEB	CHA-C1B-NB	-3.78	117.03	124.93
82	AM	302	PEB	OA-C1A-C2A	-3.78	123.17	126.17
82	c4	203	PEB	OA-C1A-C2A	-3.78	123.17	126.17
82	WK	202	PEB	C3D-C4D-ND	3.78	114.67	107.26
82	a1	201	PEB	CMB-C2B-C1B	3.78	130.88	125.06
82	mO	202	PEB	CMB-C2B-C1B	3.78	130.88	125.06
92	j6	102	LMG	O7-C10-C11	3.78	119.64	111.50
85	c6	617	BCR	C37-C22-C21	-3.78	117.63	122.92
82	M9	305	PEB	C2A-C1A-NA	3.78	111.53	108.27
84	K4	1001	CYC	C2C-C1C-NC	3.78	111.53	108.27
82	PQ	203	PEB	C3D-C4D-ND	3.78	114.67	107.26
82	F9	203	PEB	C3D-C4D-ND	3.78	114.67	107.26
82	SM	202	PEB	C3D-C4D-ND	3.78	114.67	107.26

Continued on next page...

Continued from previous page...

Mol	Chain	Res	Type	Atoms	Z	Observed(^{o})	Ideal(^{o})
82	PP	202	PEB	C3D-C4D-ND	3.78	114.67	107.26
82	tC	201	PEB	C3D-C4D-ND	3.78	114.67	107.26
82	TB	202	PEB	CHA-C1B-NB	-3.78	117.04	124.93
82	S4	201	PEB	CHC-C4C-C3C	-3.77	123.90	130.34
82	U5	202	PEB	C3D-C4D-ND	3.77	114.67	107.26
82	jH	203	PEB	C3D-C4D-ND	3.77	114.67	107.26
82	NB	201	PEB	C2A-C1A-NA	3.77	111.53	108.27
82	Y9	203	PEB	C2A-C1A-NA	3.77	111.53	108.27
82	hE	203	PEB	OA-C1A-C2A	-3.77	123.17	126.17
82	dF	201	PEB	C3D-C4D-ND	3.77	114.66	107.26
82	iG	202	PEB	C3D-C4D-ND	3.77	114.66	107.26
82	AD	303	PEB	CHA-C1B-NB	-3.77	117.04	124.93
82	XK	202	PEB	CMB-C2B-C1B	3.77	130.88	125.06
82	aH	201	PEB	CMB-C2B-C1B	3.77	130.88	125.06
82	ZE	201	PEB	C3B-C4B-NB	3.77	115.54	110.05
82	SA	202	PEB	OD-C4D-ND	-3.77	120.34	125.93
84	BG	1002	CYC	CBB-CAB-C3B	-3.77	102.03	112.43
84	JH	1001	CYC	C1B-C2B-C3B	-3.77	103.93	107.87
82	mH	201	PEB	C3D-C4D-ND	3.77	114.66	107.26
85	A2	846	BCR	C28-C27-C26	-3.77	107.34	114.08
82	oF	203	PEB	CHC-C4C-C3C	-3.77	123.90	130.34
82	cO	201	PEB	C2A-C1A-NA	3.77	111.53	108.27
84	EO	1001	CYC	C2C-C1C-NC	3.77	111.53	108.27
82	HK	202	PEB	C3B-C4B-NB	3.77	115.54	110.05
82	EJ	202	PEB	CHA-C1B-NB	-3.77	117.04	124.93
82	HB	202	PEB	C3D-C4D-ND	3.77	114.66	107.26
87	I2	102	CLA	CMB-C2B-C1B	-3.77	122.67	128.46
82	vK	202	PEB	OD-C4D-ND	-3.77	120.34	125.93
82	cK	203	PEB	C4B-C3B-C2B	-3.77	102.61	106.78
82	YB	202	PEB	CHB-C4B-NB	-3.77	123.59	128.83
82	SP	202	PEB	CHC-C4C-C3C	-3.77	123.90	130.34
82	YI	202	PEB	C3D-C4D-ND	3.77	114.66	107.26
82	GM	201	PEB	C3D-C4D-ND	3.77	114.66	107.26
82	f1	201	PEB	C3D-C4D-ND	3.77	114.66	107.26
82	T7	202	PEB	C1B-C2B-C3B	-3.77	102.18	106.51
84	D4	1001	CYC	OC-C1C-C2C	-3.77	123.17	126.17
82	QM	203	PEB	CHA-C1B-NB	-3.77	117.04	124.93
82	QE	201	PEB	C3D-C4D-ND	3.77	114.66	107.26
82	jM	201	PEB	C3D-C4D-ND	3.77	114.66	107.26
82	T7	203	PEB	C3B-C4B-NB	3.77	115.53	110.05
92	J6	102	LMG	O8-C28-C29	3.77	123.74	111.91
83	AQ	302	PUB	CHC-C1D-ND	-3.77	108.95	113.72

Continued on next page...

Continued from previous page...

Mol	Chain	Res	Type	Atoms	Z	Observed(^{o})	Ideal(^{o})
82	GI	203	PEB	C3D-C4D-ND	3.77	114.66	107.26
82	UJ	203	PEB	C3D-C4D-ND	3.77	114.66	107.26
87	AN	809	CLA	O2D-CGD-O1D	-3.77	116.47	123.84
82	TQ	203	PEB	OA-C1A-C2A	-3.77	123.17	126.17
82	G7	202	PEB	OA-C1A-C2A	-3.77	123.17	126.17
82	GA	202	PEB	CHC-C4C-C3C	-3.77	123.91	130.34
82	dO	201	PEB	C3B-C4B-NB	3.77	115.53	110.05
84	MG	1001	CYC	C1B-C2B-C3B	-3.77	103.94	107.87
85	AL	401	BCR	C7-C8-C9	-3.77	120.54	126.23
82	NI	202	PEB	C3D-C4D-ND	3.77	114.66	107.26
82	MJ	203	PEB	C3D-C4D-ND	3.77	114.66	107.26
82	a1	202	PEB	C3D-C4D-ND	3.77	114.66	107.26
82	DK	201	PEB	OA-C1A-NA	3.77	129.51	124.94
82	UB	302	PEB	CAC-C2C-C3C	3.77	138.08	127.25
82	UK	201	PEB	CMB-C2B-C3B	-3.77	115.89	126.12
82	FI	202	PEB	C3D-C4D-ND	3.77	114.65	107.26
84	HG	1001	CYC	C2C-C1C-NC	3.77	111.52	108.27
82	DA	201	PEB	CHC-C4C-C3C	-3.77	123.91	130.34
82	oK	201	PEB	CHC-C4C-C3C	-3.77	123.91	130.34
82	XI	202	PEB	C3D-C4D-ND	3.77	114.65	107.26
82	aB	201	PEB	C3D-C4D-ND	3.77	114.65	107.26
82	hG	201	PEB	C3D-C4D-ND	3.77	114.65	107.26
82	lJ	201	PEB	C3D-C4D-ND	3.77	114.65	107.26
82	VA	202	PEB	C1B-C2B-C3B	-3.77	102.18	106.51
82	IB	203	PEB	CHA-C1B-NB	-3.77	117.05	124.93
87	6N	610	CLA	CAA-C2A-C3A	-3.77	104.84	114.26
82	D9	202	PEB	C3D-C4D-ND	3.77	114.65	107.26
82	BD	201	PEB	C4B-C3B-C2B	-3.77	102.61	106.78
82	J5	202	PEB	C4B-C3B-C2B	-3.77	102.61	106.78
82	BP	201	PEB	CBC-CAC-C2C	-3.77	106.19	112.62
87	42	609	CLA	CAA-C2A-C3A	-3.77	107.31	116.10
84	DO	1001	CYC	C1B-NB-C4B	-3.77	105.87	110.67
82	BP	202	PEB	CMB-C2B-C1B	3.77	130.87	125.06
85	FN	204	BCR	C16-C17-C18	-3.77	121.93	127.31
82	fH	201	PEB	C3D-C4D-ND	3.77	114.65	107.26
82	MJ	203	PEB	CHB-C4B-NB	-3.77	123.60	128.83
87	2N	301	CLA	CAB-C3B-C4B	-3.77	122.67	128.46
82	WI	201	PEB	C3D-C4D-ND	3.77	114.65	107.26
82	sK	203	PEB	C3D-C4D-ND	3.77	114.65	107.26
82	GD	201	PEB	OA-C1A-C2A	-3.77	123.18	126.17
82	LD	202	PEB	CHA-C1B-C2B	3.77	134.59	124.90
82	W1	203	PEB	C3D-C4D-ND	3.77	114.65	107.26

Continued on next page...

Continued from previous page...

Mol	Chain	Res	Type	Atoms	Z	Observed(^{o})	Ideal(^{o})
82	RI	202	PEB	C2A-C1A-NA	3.77	111.52	108.27
82	bP	502	PEB	C2A-C1A-NA	3.77	111.52	108.27
82	CF	202	PEB	CHC-C4C-C3C	-3.77	123.91	130.34
82	N5	202	PEB	CHC-C4C-C3C	-3.77	123.91	130.34
87	72	609	CLA	CMB-C2B-C1B	-3.77	122.67	128.46
82	QF	201	PEB	CHB-C4B-C3B	-3.77	116.62	125.32
85	BL	617	BCR	C3-C4-C5	-3.77	107.35	114.08
82	XA	202	PEB	C4B-C3B-C2B	-3.77	102.61	106.78
82	PK	201	PEB	C4B-C3B-C2B	-3.77	102.61	106.78
82	UM	203	PEB	C4B-C3B-C2B	-3.77	102.61	106.78
82	WH	201	PEB	C3D-C4D-ND	3.77	114.65	107.26
82	JB	202	PEB	C2A-C1A-NA	3.77	111.52	108.27
82	NI	202	PEB	C2A-C1A-NA	3.77	111.52	108.27
82	L5	203	PEB	C2A-C1A-NA	3.77	111.52	108.27
82	jM	203	PEB	C2A-C1A-NA	3.77	111.52	108.27
82	RI	202	PEB	C3D-C4D-ND	3.76	114.65	107.26
82	B5	203	PEB	C3D-C4D-ND	3.76	114.65	107.26
87	BN	819	CLA	O2D-CGD-O1D	-3.76	116.48	123.84
82	T5	202	PEB	CHC-C4C-C3C	-3.76	123.92	130.34
82	lE	203	PEB	CHC-C4C-C3C	-3.76	123.92	130.34
82	jM	201	PEB	CHC-C4C-C3C	-3.76	123.92	130.34
82	v8	201	PEB	C3D-C4D-ND	3.76	114.64	107.26
82	TA	203	PEB	C3B-C4B-NB	3.76	115.53	110.05
82	V5	202	PEB	CHC-C4C-C3C	-3.76	123.92	130.34
82	HB	202	PEB	CHB-C4B-NB	-3.76	123.61	128.83
82	O9	202	PEB	CMA-C2A-C1A	-3.76	104.29	112.40
84	JH	1003	CYC	C2B-C1B-NB	3.76	112.50	106.99
82	aJ	201	PEB	CHA-C1B-NB	-3.76	117.06	124.93
82	VA	202	PEB	C2A-C1A-NA	3.76	111.52	108.27
82	IQ	202	PEB	C2A-C1A-NA	3.76	111.52	108.27
82	WH	201	PEB	OA-C1A-C2A	-3.76	123.18	126.17
82	R9	202	PEB	OA-C1A-C2A	-3.76	123.18	126.17
82	aM	204	PEB	OA-C1A-C2A	-3.76	123.18	126.17
82	KM	203	PEB	C4B-C3B-C2B	-3.76	102.62	106.78
82	OQ	201	PEB	C4B-C3B-C2B	-3.76	102.62	106.78
82	Z1	202	PEB	CHC-C1D-ND	-3.76	109.58	113.95
82	CK	201	PEB	CHC-C4C-C3C	-3.76	123.92	130.34
82	ZK	201	PEB	CHC-C4C-C3C	-3.76	123.92	130.34
82	YP	502	PEB	CHC-C4C-C3C	-3.76	123.92	130.34
82	hM	201	PEB	CHB-C4B-NB	-3.76	123.61	128.83
82	mG	203	PEB	C3D-C4D-ND	3.76	114.64	107.26
82	R4	202	PEB	CMB-C2B-C1B	3.76	130.86	125.06

Continued on next page...

Continued from previous page...

Mol	Chain	Res	Type	Atoms	Z	Observed(^{o})	Ideal(^{o})
82	JD	202	PEB	OA-C1A-C2A	-3.76	123.18	126.17
82	GK	201	PEB	OA-C1A-C2A	-3.76	123.18	126.17
82	XF	201	PEB	C4B-C3B-C2B	-3.76	102.62	106.78
82	ZK	201	PEB	C4B-C3B-C2B	-3.76	102.62	106.78
82	DD	201	PEB	C3B-C4B-NB	3.76	115.52	110.05
82	zC	202	PEB	CHC-C1D-ND	-3.76	109.58	113.95
82	cK	201	PEB	C3D-C4D-ND	3.76	114.64	107.26
82	VH	202	PEB	CHC-C1D-ND	-3.76	109.58	113.95
82	HJ	202	PEB	CHC-C1D-ND	-3.76	109.58	113.95
82	P4	201	PEB	C2A-C1A-NA	3.76	111.52	108.27
82	O5	201	PEB	C2A-C1A-NA	3.76	111.52	108.27
82	eF	203	PEB	C1B-C2B-C3B	-3.76	102.19	106.51
82	u8	201	PEB	OA-C1A-C2A	-3.76	123.18	126.17
82	T7	202	PEB	C3D-C4D-ND	3.76	114.64	107.26
82	eK	202	PEB	CHB-C4B-NB	-3.76	123.61	128.83
87	B6	610	CLA	CMB-C2B-C1B	-3.76	122.69	128.46
83	BJ	302	PUB	C1C-C2C-C3C	-3.76	102.62	106.78
82	PD	203	PEB	C3D-C4D-ND	3.76	114.64	107.26
82	D5	201	PEB	C3D-C4D-ND	3.76	114.64	107.26
84	KG	202	CYC	OB-C4B-C3B	-3.76	123.96	128.04
92	j6	101	LMG	O8-C28-C29	3.76	123.71	111.91
82	PH	201	PEB	CMB-C2B-C1B	3.76	130.85	125.06
82	TQ	203	PEB	OD-C4D-ND	-3.76	120.36	125.93
82	DF	202	PEB	C1B-C2B-C3B	-3.76	102.19	106.51
87	F2	205	CLA	C2C-C1C-NC	3.76	113.49	109.97
82	WM	202	PEB	CMC-C3C-C2C	3.76	132.03	124.94
82	YD	202	PEB	CHC-C4C-C3C	-3.76	123.92	130.34
82	c4	201	PEB	CHC-C4C-C3C	-3.76	123.92	130.34
82	JB	202	PEB	CHA-C1B-NB	-3.76	117.07	124.93
82	t8	201	PEB	OA-C1A-C2A	-3.76	123.18	126.17
82	LA	201	PEB	C3D-C4D-ND	3.76	114.63	107.26
82	LK	201	PEB	C3D-C4D-ND	3.76	114.63	107.26
85	cL	504	BCR	C19-C18-C17	3.76	124.71	118.94
82	WO	201	PEB	C1B-C2B-C3B	-3.76	102.19	106.51
82	VA	201	PEB	CHB-C4B-NB	-3.76	123.61	128.83
82	g4	201	PEB	CHB-C4B-NB	-3.76	123.61	128.83
82	PF	202	PEB	C2A-C1A-NA	3.76	111.51	108.27
82	WF	201	PEB	C3D-C4D-ND	3.76	114.63	107.26
82	kE	202	PEB	CHC-C1D-ND	-3.76	109.58	113.95
82	T9	202	PEB	OA-C1A-C2A	-3.76	123.19	126.17
82	cK	202	PEB	OA-C1A-C2A	-3.76	123.19	126.17
82	LK	201	PEB	CHA-C1B-NB	-3.76	117.07	124.93

Continued on next page...

Continued from previous page...

Mol	Chain	Res	Type	Atoms	Z	Observed(^{o})	Ideal(^{o})
82	XF	202	PEB	CHC-C1D-ND	-3.76	109.58	113.95
82	TG	201	PEB	C3D-C4D-ND	3.76	114.63	107.26
82	L7	201	PEB	C3D-C4D-ND	3.76	114.63	107.26
82	gO	201	PEB	CHB-C4B-NB	-3.76	123.61	128.83
82	NM	201	PEB	C2A-C1A-NA	3.76	111.51	108.27
82	lF	202	PEB	C2A-C1A-NA	3.76	111.51	108.27
82	WK	201	PEB	CMB-C2B-C1B	3.76	130.85	125.06
82	F7	201	PEB	CHC-C4C-C3C	-3.76	123.93	130.34
82	cO	201	PEB	CHC-C4C-C3C	-3.76	123.93	130.34
82	SH	201	PEB	C1C-CHB-C4B	3.76	133.30	128.81
82	MM	201	PEB	C3D-C4D-ND	3.76	114.63	107.26
82	gF	201	PEB	C3D-C4D-ND	3.76	114.63	107.26
82	GA	202	PEB	OA-C1A-C2A	-3.76	123.19	126.17
82	A9	202	PEB	OA-C1A-C2A	-3.76	123.19	126.17
82	rF	202	PEB	OA-C1A-C2A	-3.76	123.19	126.17
82	DJ	201	PEB	C4B-C3B-C2B	-3.76	102.62	106.78
82	RO	203	PEB	C4B-C3B-C2B	-3.76	102.62	106.78
82	R4	203	PEB	C4B-C3B-C2B	-3.76	102.62	106.78
82	VI	202	PEB	C2A-C1A-NA	3.76	111.51	108.27
82	qC	202	PEB	C2A-C1A-NA	3.76	111.51	108.27
82	mE	202	PEB	C2A-C1A-NA	3.76	111.51	108.27
84	I1	1001	CYC	C2C-C1C-NC	3.76	111.51	108.27
82	OM	203	PEB	CHA-C1B-NB	-3.76	117.08	124.93
82	YM	203	PEB	C3D-C4D-ND	3.76	114.63	107.26
82	KF	202	PEB	CHA-C1B-C2B	3.76	134.56	124.90
87	62	311	CLA	CAA-C2A-C3A	-3.76	104.88	114.26
82	cF	203	PEB	C4B-C3B-C2B	-3.76	102.63	106.78
82	NM	202	PEB	CHC-C4C-C3C	-3.76	123.93	130.34
82	XD	201	PEB	C3D-C4D-ND	3.76	114.63	107.26
82	bP	501	PEB	C3D-C4D-ND	3.76	114.63	107.26
82	AQ	303	PEB	CHA-C1B-NB	-3.76	117.08	124.93
82	eF	203	PEB	CHA-C1B-NB	-3.76	117.08	124.93
82	E5	202	PEB	CHC-C4C-C3C	-3.75	123.93	130.34
82	PO	201	PEB	CHA-C1B-NB	-3.75	117.08	124.93
82	eK	203	PEB	CHA-C1B-NB	-3.75	117.08	124.93
83	yF	302	PUB	C1C-C2C-C3C	-3.75	102.63	106.78
82	YE	201	PEB	CBC-CAC-C2C	3.75	119.03	112.62
82	QF	202	PEB	CHB-C4B-NB	-3.75	123.62	128.83
84	M1	201	CYC	C2B-C1B-NB	3.75	112.48	106.99
82	vC	201	PEB	C3D-C4D-ND	3.75	114.62	107.26
82	mF	201	PEB	OA-C1A-C2A	-3.75	123.19	126.17
85	cL	518	BCR	C3-C4-C5	-3.75	107.37	114.08

Continued on next page...

Continued from previous page...

Mol	Chain	Res	Type	Atoms	Z	Observed(^{o})	Ideal(^{o})
82	H7	203	PEB	CHC-C1D-ND	-3.75	109.59	113.95
82	OG	203	PEB	C3D-C4D-ND	3.75	114.62	107.26
82	J7	203	PEB	C3D-C4D-ND	3.75	114.62	107.26
82	qF	201	PEB	CHB-C4B-NB	-3.75	123.62	128.83
82	HD	201	PEB	C1B-C2B-C3B	-3.75	102.20	106.51
82	FM	202	PEB	CMB-C2B-C1B	3.75	130.84	125.06
92	ML	101	LMG	C8-O7-C10	-3.75	108.55	117.79
82	B9	201	PEB	CAA-C3A-C4A	-3.75	103.04	112.67
82	FJ	202	PEB	CHC-C4C-C3C	-3.75	123.94	130.34
82	A4	301	PEB	CHC-C4C-C3C	-3.75	123.94	130.34
82	C5	202	PEB	CHC-C4C-C3C	-3.75	123.94	130.34
85	AL	401	BCR	C11-C10-C9	-3.75	121.95	127.31
82	TI	203	PEB	C3D-C4D-ND	3.75	114.62	107.26
82	IP	202	PEB	C3D-C4D-ND	3.75	114.62	107.26
82	S5	202	PEB	C3D-C4D-ND	3.75	114.62	107.26
82	U5	203	PEB	C3D-C4D-ND	3.75	114.62	107.26
82	t8	201	PEB	C3D-C4D-ND	3.75	114.62	107.26
82	aH	202	PEB	C3D-C4D-ND	3.75	114.62	107.26
82	V7	202	PEB	C1B-C2B-C3B	-3.75	102.20	106.51
84	DE	1001	CYC	C4A-C3A-C2A	-3.75	102.20	106.51
82	XM	202	PEB	C4B-C3B-C2B	-3.75	102.63	106.78
82	OD	201	PEB	CHC-C4C-C3C	-3.75	123.94	130.34
82	Q1	203	PEB	CHC-C4C-C3C	-3.75	123.94	130.34
82	DH	1002	PEB	C3D-C4D-ND	3.75	114.62	107.26
82	xC	201	PEB	C3D-C4D-ND	3.75	114.62	107.26
82	O5	201	PEB	C3B-C4B-NB	3.75	115.51	110.05
82	AI	203	PEB	OD-C4D-C3D	-3.75	120.96	129.46
82	LQ	202	PEB	CHA-C1B-C2B	3.75	134.55	124.90
82	jJ	203	PEB	C2A-C1A-NA	3.75	111.51	108.27
82	AP	201	PEB	C3B-C4B-NB	3.75	115.51	110.05
82	R4	201	PEB	C3D-C4D-ND	3.75	114.62	107.26
82	XB	201	PEB	CBC-CAC-C2C	-3.75	106.22	112.62
82	gM	202	PEB	C4B-C3B-C2B	-3.75	102.63	106.78
82	DI	201	PEB	C3D-C4D-ND	3.75	114.62	107.26
82	M5	305	PEB	CHC-C4C-C3C	-3.75	123.94	130.34
82	Z5	305	PEB	CHC-C4C-C3C	-3.75	123.94	130.34
82	cG	202	PEB	OA-C1A-C2A	-3.75	123.19	126.17
82	G5	202	PEB	CHC-C4C-C3C	-3.75	123.94	130.34
82	RH	201	PEB	C3B-C4B-NB	3.75	115.50	110.05
82	ZF	201	PEB	C4B-C3B-C2B	-3.75	102.63	106.78
82	U1	203	PEB	C4B-C3B-C2B	-3.75	102.63	106.78
82	GM	203	PEB	C3D-C4D-ND	3.75	114.62	107.26

Continued on next page...

Continued from previous page...

Mol	Chain	Res	Type	Atoms	Z	Observed(^{o})	Ideal(^{o})
82	QM	204	PEB	C3D-C4D-ND	3.75	114.62	107.26
87	CL	508	CLA	CMB-C2B-C1B	-3.75	122.70	128.46
82	RA	203	PEB	C1C-CHB-C4B	3.75	133.29	128.81
82	tK	203	PEB	CHA-C1B-NB	-3.75	117.09	124.93
82	B9	203	PEB	C3D-C4D-ND	3.75	114.61	107.26
82	dE	204	PEB	C3D-C4D-ND	3.75	114.61	107.26
82	E9	202	PEB	OA-C1A-C2A	-3.75	123.19	126.17
82	KE	201	PEB	C2A-C1A-NA	3.75	111.50	108.27
82	QK	201	PEB	CHB-C4B-C3B	-3.75	116.66	125.32
82	I5	202	PEB	CHC-C4C-C3C	-3.75	123.94	130.34
82	hF	201	PEB	CHC-C4C-C3C	-3.75	123.94	130.34
82	sC	203	PEB	C3D-C4D-ND	3.75	114.61	107.26
82	jK	201	PEB	C3D-C4D-ND	3.75	114.61	107.26
82	OJ	203	PEB	C1B-C2B-C3B	-3.75	102.20	106.51
82	AK	201	PEB	C3D-C4D-ND	3.75	114.61	107.26
82	c4	201	PEB	C3D-C4D-ND	3.75	114.61	107.26
82	L5	203	PEB	C3D-C4D-ND	3.75	114.61	107.26
82	iE	202	PEB	C3D-C4D-ND	3.75	114.61	107.26
82	KA	201	PEB	C4B-C3B-C2B	-3.75	102.63	106.78
82	WF	203	PEB	C4B-C3B-C2B	-3.75	102.63	106.78
82	PP	201	PEB	C3B-C4B-NB	3.75	115.50	110.05
82	XI	202	PEB	C2A-C1A-NA	3.75	111.50	108.27
82	V7	201	PEB	C2A-C1A-NA	3.75	111.50	108.27
84	GO	1001	CYC	C2C-C1C-NC	3.75	111.50	108.27
82	KM	202	PEB	OA-C1A-C2A	-3.75	123.19	126.17
82	QK	202	PEB	CHB-C4B-NB	-3.75	123.63	128.83
82	DD	201	PEB	C3D-C4D-ND	3.75	114.61	107.26
82	rF	201	PEB	OD-C4D-ND	-3.75	120.38	125.93
82	wK	301	PEB	OD-C4D-ND	-3.75	120.38	125.93
82	WB	402	PEB	C3D-C4D-ND	3.75	114.61	107.26
82	AH	305	PEB	C3D-C4D-ND	3.75	114.61	107.26
82	KJ	203	PEB	C3D-C4D-ND	3.75	114.61	107.26
82	gK	201	PEB	C3D-C4D-ND	3.75	114.61	107.26
82	GJ	201	PEB	OD-C4D-ND	-3.75	120.38	125.93
82	K9	202	PEB	OA-C1A-C2A	-3.75	123.19	126.17
82	V9	202	PEB	OA-C1A-C2A	-3.75	123.19	126.17
82	tC	201	PEB	OA-C1A-C2A	-3.75	123.19	126.17
82	Z4	201	PEB	C1B-C2B-C3B	-3.75	102.21	106.51
82	VG	202	PEB	C3D-C4D-ND	3.75	114.61	107.26
82	R1	201	PEB	C3D-C4D-ND	3.75	114.61	107.26
82	x8	201	PEB	C3D-C4D-ND	3.75	114.61	107.26
82	NK	202	PEB	C3B-C4B-NB	3.75	115.50	110.05

Continued on next page...

Continued from previous page...

Mol	Chain	Res	Type	Atoms	Z	Observed(^{o})	Ideal(^{o})
82	hM	202	PEB	CHC-C4C-C3C	-3.75	123.95	130.34
82	HA	201	PEB	OD-C4D-ND	-3.75	120.38	125.93
82	RA	201	PEB	C3D-C4D-ND	3.75	114.61	107.26
82	fO	201	PEB	CHB-C4B-C3B	-3.75	116.67	125.32
82	cE	202	PEB	CHC-C4C-C3C	-3.75	123.95	130.34
85	F2	204	BCR	C16-C17-C18	-3.75	121.96	127.31
87	FN	205	CLA	C2C-C1C-NC	3.75	113.48	109.97
82	XQ	201	PEB	C2A-C1A-NA	3.75	111.50	108.27
82	GA	201	PEB	OA-C1A-C2A	-3.75	123.19	126.17
82	W9	202	PEB	OA-C1A-C2A	-3.75	123.19	126.17
82	lO	202	PEB	OA-C1A-C2A	-3.75	123.19	126.17
82	XF	203	PEB	C3B-C4B-NB	3.75	115.50	110.05
82	DB	201	PEB	C3D-C4D-ND	3.75	114.61	107.26
82	OE	203	PEB	C3D-C4D-ND	3.75	114.61	107.26
82	B7	201	PEB	CHC-C4C-C3C	-3.74	123.95	130.34
84	IE	1001	CYC	C2B-C1B-NB	3.74	112.47	106.99
82	OG	203	PEB	C4B-C3B-C2B	-3.74	102.64	106.78
82	LA	201	PEB	CHC-C1D-ND	-3.74	109.60	113.95
82	GB	201	PEB	C3D-C4D-ND	3.74	114.61	107.26
82	MP	202	PEB	C3D-C4D-ND	3.74	114.61	107.26
82	mK	202	PEB	C3D-C4D-ND	3.74	114.61	107.26
82	SD	201	PEB	C3D-C4D-ND	3.74	114.60	107.26
82	jH	201	PEB	C3D-C4D-ND	3.74	114.60	107.26
82	YG	201	PEB	C2A-C1A-NA	3.74	111.50	108.27
82	GP	202	PEB	C3B-C4B-NB	3.74	115.49	110.05
82	XB	201	PEB	C3D-C4D-ND	3.74	114.60	107.26
82	QQ	202	PEB	C3D-C4D-ND	3.74	114.60	107.26
82	OQ	201	PEB	CHC-C4C-C3C	-3.74	123.95	130.34
82	P5	202	PEB	CHC-C4C-C3C	-3.74	123.95	130.34
82	mE	203	PEB	C2A-C1A-NA	3.74	111.50	108.27
82	OH	202	PEB	CHA-C1B-NB	-3.74	117.11	124.93
82	LF	201	PEB	CHA-C1B-NB	-3.74	117.11	124.93
82	CI	202	PEB	C3D-C4D-ND	3.74	114.60	107.26
82	VI	202	PEB	C3D-C4D-ND	3.74	114.60	107.26
82	S7	202	PEB	OD-C4D-ND	-3.74	120.39	125.93
84	IG	1001	CYC	C2B-C1B-NB	3.74	112.47	106.99
82	BD	203	PEB	C3B-C4B-NB	3.74	115.49	110.05
87	7N	609	CLA	CMB-C2B-C1B	-3.74	122.71	128.46
82	PI	202	PEB	C3D-C4D-ND	3.74	114.60	107.26
82	EP	202	PEB	C3D-C4D-ND	3.74	114.60	107.26
82	mE	203	PEB	C3D-C4D-ND	3.74	114.60	107.26
82	U5	201	PEB	C2A-C1A-NA	3.74	111.50	108.27

Continued on next page...

Continued from previous page...

Mol	Chain	Res	Type	Atoms	Z	Observed(^{o})	Ideal(^{o})
82	lJ	201	PEB	C2A-C1A-NA	3.74	111.50	108.27
82	pF	201	PEB	C4B-C3B-C2B	-3.74	102.64	106.78
82	KJ	201	PEB	OD-C4D-ND	-3.74	120.39	125.93
82	f4	201	PEB	CHB-C4B-C3B	-3.74	116.68	125.32
82	QM	203	PEB	CHC-C4C-C3C	-3.74	123.96	130.34
82	CF	202	PEB	C3D-C4D-ND	3.74	114.60	107.26
82	VG	201	PEB	C3D-C4D-ND	3.74	114.60	107.26
82	SQ	201	PEB	C3D-C4D-ND	3.74	114.60	107.26
82	R7	201	PEB	C3D-C4D-ND	3.74	114.60	107.26
85	BN	842	BCR	C20-C21-C22	-3.74	121.97	127.31
82	mJ	202	PEB	CHC-C1D-ND	-3.74	109.60	113.95
82	kE	201	PEB	C3D-C4D-ND	3.74	114.60	107.26
82	Z9	303	PEB	C3D-C4D-ND	3.74	114.60	107.26
82	TD	201	PEB	C2A-C1A-NA	3.74	111.50	108.27
85	Z6	101	BCR	C29-C30-C25	3.74	116.24	110.48
82	PA	202	PEB	C3D-C4D-ND	3.74	114.60	107.26
82	EI	202	PEB	C3D-C4D-ND	3.74	114.60	107.26
82	II	202	PEB	C3D-C4D-ND	3.74	114.60	107.26
82	P7	202	PEB	C3D-C4D-ND	3.74	114.60	107.26
82	H7	201	PEB	OD-C4D-ND	-3.74	120.39	125.93
82	O4	202	PEB	OA-C1A-C2A	-3.74	123.20	126.17
82	G9	202	PEB	OA-C1A-C2A	-3.74	123.20	126.17
87	D6	402	CLA	CMB-C2B-C1B	-3.74	122.72	128.46
87	AN	834	CLA	O2D-CGD-O1D	-3.74	116.53	123.84
82	L9	203	PEB	C2A-C1A-NA	3.74	111.50	108.27
82	XK	203	PEB	CHB-C4B-C3B	-3.74	116.68	125.32
82	qK	201	PEB	CHB-C4B-NB	-3.74	123.64	128.83
82	P4	201	PEB	C3D-C4D-ND	3.74	114.59	107.26
82	wK	301	PEB	CHC-C1D-ND	-3.74	109.61	113.95
87	BL	622	CLA	O2D-CGD-O1D	-3.74	116.53	123.84
82	OP	201	PEB	CHC-C4C-C3C	3.74	136.71	130.34
82	RB	201	PEB	CAB-C3B-C4B	3.74	131.62	125.01
82	RJ	201	PEB	C4B-C3B-C2B	-3.74	102.64	106.78
82	GK	201	PEB	C4B-C3B-C2B	-3.74	102.64	106.78
82	rF	201	PEB	C3D-C4D-ND	3.74	114.59	107.26
82	GQ	201	PEB	OA-C1A-C2A	-3.74	123.20	126.17
82	D9	201	PEB	CHB-C4B-NB	-3.74	123.64	128.83
82	OJ	203	PEB	CHA-C1B-NB	-3.74	117.11	124.93
82	K7	202	PEB	CHC-C4C-C3C	-3.74	123.96	130.34
88	d6	407	LHG	O7-C7-C8	3.74	119.56	111.50
82	X7	201	PEB	C2A-C1A-NA	3.74	111.50	108.27
82	S9	201	PEB	OD-C4D-ND	-3.74	120.39	125.93

Continued on next page...

Continued from previous page...

Mol	Chain	Res	Type	Atoms	Z	Observed(^{o})	Ideal(^{o})
82	AI	202	PEB	C3D-C4D-ND	3.74	114.59	107.26
84	KO	1001	CYC	C1B-C2B-C3B	-3.74	103.97	107.87
82	oF	201	PEB	C1B-C2B-C3B	-3.74	102.22	106.51
84	ME	1001	CYC	C1B-NB-C4B	-3.74	105.91	110.67
82	WK	201	PEB	C3D-C4D-ND	3.74	114.59	107.26
82	B9	201	PEB	C3D-C4D-ND	3.74	114.59	107.26
82	MB	201	PEB	OD-C4D-ND	-3.74	120.39	125.93
82	K5	202	PEB	CHC-C4C-C3C	-3.74	123.96	130.34
82	Q5	202	PEB	CHC-C4C-C3C	-3.74	123.96	130.34
82	ND	203	PEB	C3D-C4D-ND	3.74	114.59	107.26
82	dG	203	PEB	CHB-C4B-NB	-3.74	123.64	128.83
82	CI	202	PEB	C2A-C1A-NA	3.74	111.49	108.27
82	WE	203	PEB	CHC-C1D-ND	-3.74	109.61	113.95
82	CB	202	PEB	CAB-CBB-CGB	-3.74	105.56	113.60
82	BQ	201	PEB	C4B-C3B-C2B	-3.74	102.65	106.78
82	KK	202	PEB	CHA-C1B-C2B	3.74	134.51	124.90
82	MJ	203	PEB	CMD-C2D-C3D	-3.74	124.80	130.06
82	t8	202	PEB	C3D-C4D-ND	3.74	114.59	107.26
92	dL	407	LMG	C4-C3-C2	3.74	117.34	110.82
82	D1	1002	PEB	OA-C1A-C2A	-3.74	123.20	126.17
82	W1	201	PEB	OA-C1A-C2A	-3.74	123.20	126.17
82	eA	301	PEB	OA-C1A-C2A	-3.74	123.20	126.17
82	jJ	202	PEB	OA-C1A-C2A	-3.74	123.20	126.17
82	MM	203	PEB	C2A-C1A-NA	3.74	111.49	108.27
82	l4	202	PEB	C2A-C1A-NA	3.74	111.49	108.27
82	mG	202	PEB	C2A-C1A-NA	3.74	111.49	108.27
82	mO	201	PEB	CMB-C2B-C1B	3.74	130.82	125.06
85	bL	602	BCR	C34-C9-C8	3.74	123.96	118.08
82	cB	403	PEB	CHB-C4B-NB	-3.73	123.65	128.83
82	K7	201	PEB	C4B-C3B-C2B	-3.73	102.65	106.78
82	dH	202	PEB	C1B-C2B-C3B	-3.73	102.22	106.51
82	s8	203	PEB	C3D-C4D-ND	3.73	114.59	107.26
82	iK	202	PEB	C3D-C4D-ND	3.73	114.59	107.26
82	DG	1002	PEB	CAB-C3B-C4B	3.73	131.62	125.01
85	fL	101	BCR	C20-C19-C18	3.73	136.91	126.42
82	AK	202	PEB	OA-C1A-C2A	-3.73	123.20	126.17
82	N9	202	PEB	OA-C1A-C2A	-3.73	123.20	126.17
82	KI	203	PEB	C2A-C1A-NA	3.73	111.49	108.27
82	TM	201	PEB	C2A-C1A-NA	3.73	111.49	108.27
84	L1	1001	CYC	C2C-C1C-NC	3.73	111.49	108.27
82	VP	202	PEB	C3D-C4D-ND	3.73	114.58	107.26
82	j1	201	PEB	C3D-C4D-ND	3.73	114.58	107.26

Continued on next page...

Continued from previous page...

Mol	Chain	Res	Type	Atoms	Z	Observed(^{o})	Ideal(^{o})
85	h6	102	BCR	C24-C23-C22	-3.73	120.59	126.23
87	A2	834	CLA	O2D-CGD-O1D	-3.73	116.54	123.84
82	qC	201	PEB	CHC-C4C-C3C	-3.73	123.97	130.34
87	A6	402	CLA	C1-C2-C3	-3.73	119.59	126.04
82	BQ	201	PEB	C3D-C4D-ND	3.73	114.58	107.26
82	A1	305	PEB	C3D-C4D-ND	3.73	114.58	107.26
82	fK	201	PEB	C3D-C4D-ND	3.73	114.58	107.26
82	SB	203	PEB	C2A-C1A-NA	3.73	111.49	108.27
82	SH	202	PEB	OA-C1A-C2A	-3.73	123.20	126.17
82	jO	201	PEB	CMB-C2B-C1B	3.73	130.81	125.06
82	OH	202	PEB	C3D-C4D-ND	3.73	114.58	107.26
82	H1	1002	PEB	C3D-C4D-ND	3.73	114.58	107.26
82	eF	202	PEB	C3D-C4D-ND	3.73	114.58	107.26
87	BN	827	CLA	C2D-C1D-ND	-3.73	107.35	110.10
82	lG	203	PEB	OA-C1A-C2A	-3.73	123.21	126.17
82	RJ	201	PEB	CHC-C1D-ND	3.73	118.28	113.95
82	CM	203	PEB	C3D-C4D-ND	3.73	114.58	107.26
82	U9	201	PEB	C3D-C4D-ND	3.73	114.58	107.26
87	A2	852	CLA	CHC-C1C-NC	3.73	129.86	124.20
82	BA	201	PEB	CHC-C4C-C3C	-3.73	123.97	130.34
82	AE	304	PEB	CHC-C4C-C3C	-3.73	123.97	130.34
82	KM	203	PEB	C3B-C4B-NB	3.73	115.48	110.05
82	BQ	203	PEB	C3B-C4B-NB	3.73	115.48	110.05
82	Z4	201	PEB	CHC-C4C-C3C	-3.73	123.97	130.34
82	vK	202	PEB	CHC-C1D-ND	-3.73	109.61	113.95
82	m4	201	PEB	C2A-C1A-NA	3.73	111.49	108.27
82	T1	201	PEB	C3B-C4B-NB	3.73	115.47	110.05
84	LG	1001	CYC	CHA-C1A-NA	-3.73	123.65	128.83
82	KI	203	PEB	C3D-C4D-ND	3.73	114.58	107.26
82	JP	202	PEB	C3D-C4D-ND	3.73	114.58	107.26
82	QB	201	PEB	C2A-C1A-NA	3.73	111.49	108.27
84	LH	1001	CYC	C2C-C1C-NC	3.73	111.49	108.27
82	sF	203	PEB	C3D-C4D-ND	3.73	114.58	107.26
82	S1	202	PEB	CMB-C2B-C1B	3.73	130.81	125.06
82	YO	203	PEB	CAB-C3B-C4B	3.73	131.61	125.01
82	HQ	201	PEB	C1B-C2B-C3B	-3.73	102.23	106.51
82	hJ	201	PEB	C1B-C2B-C3B	-3.73	102.23	106.51
82	rK	202	PEB	C1B-C2B-C3B	-3.73	102.23	106.51
82	VE	202	PEB	C3D-C4D-ND	3.73	114.57	107.26
82	LO	1002	PEB	C3D-C4D-ND	3.73	114.57	107.26
84	D1	1003	CYC	CHB-C1B-NB	-3.73	118.05	126.06
82	CP	201	PEB	CHC-C1D-ND	-3.73	109.62	113.95

Continued on next page...

Continued from previous page...

Mol	Chain	Res	Type	Atoms	Z	Observed(^{o})	Ideal(^{o})
82	aE	202	PEB	OA-C1A-C2A	-3.73	123.21	126.17
82	FA	201	PEB	C3D-C4D-ND	3.73	114.57	107.26
85	B6	602	BCR	C38-C26-C25	-3.73	120.34	124.53
82	OA	202	PEB	CHB-C4B-NB	-3.73	123.66	128.83
84	LE	1001	CYC	CHA-C1A-NA	-3.73	123.66	128.83
82	DF	201	PEB	C4B-C3B-C2B	-3.73	102.66	106.78
82	NM	202	PEB	C4B-C3B-C2B	-3.73	102.66	106.78
82	P4	201	PEB	CHA-C1B-NB	-3.73	117.14	124.93
82	AE	301	PEB	C3D-C4D-ND	3.73	114.57	107.26
82	HA	202	PEB	CHC-C1D-ND	-3.73	109.62	113.95
82	XK	202	PEB	CHC-C1D-ND	-3.73	109.62	113.95
82	1C	202	PEB	C2A-C1A-NA	3.73	111.49	108.27
82	ZB	201	PEB	CHB-C4B-NB	-3.73	123.66	128.83
82	YG	201	PEB	CBC-CAC-C2C	3.73	118.98	112.62
87	C6	518	CLA	CMB-C2B-C1B	-3.73	122.74	128.46
82	rK	201	PEB	OD-C4D-ND	-3.73	120.41	125.93
82	XJ	202	PEB	CHC-C4C-C3C	-3.73	123.98	130.34
82	ND	203	PEB	OA-C1A-C2A	-3.73	123.21	126.17
82	DP	201	PEB	OA-C1A-C2A	-3.73	123.21	126.17
82	FQ	202	PEB	OA-C1A-C2A	-3.73	123.21	126.17
82	l4	202	PEB	OA-C1A-C2A	-3.73	123.21	126.17
82	Y7	304	PEB	OA-C1A-C2A	-3.73	123.21	126.17
82	TO	203	PEB	CAB-C3B-C4B	3.73	131.60	125.01
82	WM	203	PEB	C3D-C4D-ND	3.73	114.57	107.26
82	DQ	201	PEB	C3D-C4D-ND	3.73	114.57	107.26
82	AG	301	PEB	CHC-C4C-C3C	-3.73	123.98	130.34
82	A5	202	PEB	CHC-C4C-C3C	-3.73	123.98	130.34
82	B9	202	PEB	C3B-C4B-NB	3.73	115.47	110.05
82	LP	201	PEB	C3D-C4D-ND	3.73	114.57	107.26
82	J9	201	PEB	CBB-CAB-C3B	3.73	122.98	112.63
82	W5	201	PEB	CHC-C4C-C3C	-3.73	123.98	130.34
82	NP	202	PEB	CMB-C2B-C1B	3.73	130.80	125.06
82	iE	201	PEB	CHA-C1B-NB	-3.73	117.14	124.93
82	KK	203	PEB	OD-C4D-ND	-3.73	120.41	125.93
82	X9	202	PEB	OA-C1A-C2A	-3.73	123.21	126.17
82	dE	204	PEB	OA-C1A-C2A	-3.73	123.21	126.17
82	H9	201	PEB	C3B-C4B-NB	3.73	115.47	110.05
82	DP	201	PEB	C3D-C4D-ND	3.73	114.57	107.26
82	H9	201	PEB	C3D-C4D-ND	3.73	114.57	107.26
85	B2	838	BCR	C16-C15-C14	-3.73	115.84	123.47
85	FL	101	BCR	C21-C20-C19	3.73	134.84	123.22
82	kO	202	PEB	C4B-C3B-C2B	-3.72	102.66	106.78

Continued on next page...

Continued from previous page...

Mol	Chain	Res	Type	Atoms	Z	Observed(^{o})	Ideal(^{o})
84	H1	1001	CYC	C2B-C1B-NB	3.72	112.44	106.99
82	YQ	202	PEB	CHC-C4C-C3C	-3.72	123.98	130.34
82	q8	201	PEB	CHC-C4C-C3C	-3.72	123.98	130.34
85	BL	618	BCR	C16-C17-C18	-3.72	122.00	127.31
82	AP	201	PEB	C1B-C2B-C3B	-3.72	102.23	106.51
82	EM	203	PEB	C3D-C4D-ND	3.72	114.56	107.26
82	J5	202	PEB	C3D-C4D-ND	3.72	114.56	107.26
82	S1	201	PEB	C1C-CHB-C4B	3.72	133.26	128.81
82	ZF	201	PEB	C1C-CHB-C4B	-3.72	124.36	128.81
82	J7	203	PEB	C1C-CHB-C4B	-3.72	124.36	128.81
82	ZM	202	PEB	CHC-C4C-C3C	-3.72	123.99	130.34
82	O1	202	PEB	CHA-C1B-NB	-3.72	117.14	124.93
82	YP	503	PEB	CHC-C1D-ND	-3.72	109.62	113.95
84	D4	1001	CYC	C1B-NB-C4B	-3.72	105.93	110.67
82	DK	202	PEB	C3D-C4D-ND	3.72	114.56	107.26
82	M9	304	PEB	C3D-C4D-ND	3.72	114.56	107.26
82	GB	201	PEB	CHC-C4C-C3C	-3.72	123.99	130.34
87	B2	805	CLA	O2D-CGD-O1D	-3.72	116.56	123.84
82	PK	202	PEB	C2A-C1A-NA	3.72	111.48	108.27
82	DA	203	PEB	C3D-C4D-ND	3.72	114.56	107.26
82	QB	203	PEB	C3D-C4D-ND	3.72	114.56	107.26
82	VP	202	PEB	CMB-C2B-C1B	3.72	130.80	125.06
82	F9	202	PEB	CHC-C1D-ND	-3.72	109.62	113.95
82	T7	202	PEB	OD-C4D-ND	-3.72	120.42	125.93
84	DO	1001	CYC	CMB-C2B-C1B	3.72	128.81	124.17
96	FL	102	HEM	C1B-NB-C4B	3.72	108.92	105.07
82	u8	203	PEB	CHA-C1B-NB	-3.72	117.15	124.93
82	BP	202	PEB	OA-C1A-C2A	-3.72	123.21	126.17
82	lJ	203	PEB	C2A-C1A-NA	3.72	111.48	108.27
82	dF	202	PEB	C3D-C4D-ND	3.72	114.56	107.26
82	q8	203	PEB	C4B-C3B-C2B	-3.72	102.66	106.78
87	A2	840	CLA	CMB-C2B-C1B	-3.72	122.75	128.46
87	c6	606	CLA	CMB-C2B-C1B	-3.72	122.75	128.46
82	U4	202	PEB	CHC-C4C-C3C	-3.72	123.99	130.34
82	JI	202	PEB	C3D-C4D-ND	3.72	114.56	107.26
82	l1	202	PEB	C3D-C4D-ND	3.72	114.56	107.26
82	gJ	202	PEB	C3D-C4D-ND	3.72	114.56	107.26
82	hM	201	PEB	C3D-C4D-ND	3.72	114.56	107.26
82	aG	202	PEB	OA-C1A-C2A	-3.72	123.22	126.17
82	QF	202	PEB	C1C-CHB-C4B	3.72	133.25	128.81
82	kF	202	PEB	C2A-C1A-NA	3.72	111.48	108.27
85	CL	516	BCR	C24-C23-C22	-3.72	120.61	126.23

Continued on next page...

Continued from previous page...

Mol	Chain	Res	Type	Atoms	Z	Observed(^{o})	Ideal(^{o})
82	DE	1002	PEB	CAB-C3B-C4B	3.72	131.59	125.01
82	s8	201	PEB	C1B-C2B-C3B	-3.72	102.24	106.51
82	iF	202	PEB	C3D-C4D-ND	3.72	114.56	107.26
87	BN	806	CLA	O2D-CGD-O1D	-3.72	116.57	123.84
85	BL	618	BCR	C24-C23-C22	-3.72	120.61	126.23
82	bH	202	PEB	C3D-C4D-ND	3.72	114.56	107.26
82	Y4	203	PEB	CAB-C3B-C4B	3.72	131.59	125.01
84	K4	1001	CYC	C1B-C2B-C3B	-3.72	103.99	107.87
82	J1	1002	PEB	OA-C1A-C2A	-3.72	123.22	126.17
82	iG	201	PEB	CHC-C4C-C3C	-3.72	123.99	130.34
82	hK	201	PEB	CHC-C4C-C3C	-3.72	123.99	130.34
82	cM	202	PEB	C3D-C4D-ND	3.72	114.56	107.26
82	wK	302	PEB	CHC-C1D-ND	-3.72	109.63	113.95
85	aL	604	BCR	C16-C17-C18	-3.72	122.00	127.31
82	PM	202	PEB	CHC-C4C-C3C	-3.72	124.00	130.34
82	KD	201	PEB	CHB-C4B-NB	-3.72	123.67	128.83
82	BJ	301	PEB	CMB-C2B-C1B	3.72	130.79	125.06
82	qF	202	PEB	C3D-C4D-ND	3.72	114.55	107.26
84	ME	1001	CYC	C2C-C1C-NC	3.72	111.48	108.27
82	xF	302	PEB	CHA-C1B-NB	-3.72	117.16	124.93
82	m4	202	PEB	CMB-C2B-C1B	3.72	130.79	125.06
82	NA	201	PEB	C3D-C4D-ND	3.72	114.55	107.26
87	AN	852	CLA	CHC-C1C-NC	3.72	129.84	124.20
82	H7	202	PEB	CHA-C4A-NA	3.72	129.62	125.20
82	aG	202	PEB	C4B-C3B-C2B	-3.72	102.67	106.78
82	WO	201	PEB	CHC-C4C-C3C	-3.72	124.00	130.34
82	B5	202	PEB	C3D-C4D-ND	3.72	114.55	107.26
87	CL	513	CLA	CAA-C2A-C3A	-3.72	102.60	112.78
82	S4	202	PEB	CHB-C4B-NB	-3.72	123.67	128.83
82	mH	201	PEB	CHC-C1D-ND	-3.72	109.63	113.95
87	42	610	CLA	CMB-C2B-C1B	-3.72	122.75	128.46
82	dJ	201	PEB	CHB-C4B-NB	-3.72	123.67	128.83
82	R7	203	PEB	C1C-CHB-C4B	3.72	133.25	128.81
82	IQ	201	PEB	C3D-C4D-ND	3.72	114.55	107.26
82	cO	201	PEB	C3D-C4D-ND	3.72	114.55	107.26
82	RM	201	PEB	C2A-C1A-NA	3.72	111.48	108.27
84	H1	1001	CYC	C2C-C1C-NC	3.72	111.48	108.27
82	VE	202	PEB	CHC-C4C-C3C	-3.72	124.00	130.34
82	A1	305	PEB	OA-C1A-C2A	-3.72	123.22	126.17
82	L4	1002	PEB	C3D-C4D-ND	3.72	114.55	107.26
82	z8	201	PEB	C3D-C4D-ND	3.72	114.55	107.26
82	pK	202	PEB	CAB-C3B-C4B	3.71	131.58	125.01

Continued on next page...

Continued from previous page...

Mol	Chain	Res	Type	Atoms	Z	Observed(^{o})	Ideal(^{o})
82	TD	203	PEB	OD-C4D-ND	-3.71	120.43	125.93
82	GD	201	PEB	C3D-C4D-ND	3.71	114.55	107.26
82	HB	202	PEB	CMB-C2B-C1B	3.71	130.78	125.06
82	ZF	201	PEB	CHC-C4C-C3C	-3.71	124.00	130.34
82	jF	201	PEB	OA-C1A-NA	3.71	129.44	124.94
82	ID	201	PEB	C3D-C4D-ND	3.71	114.55	107.26
82	kG	201	PEB	C3D-C4D-ND	3.71	114.55	107.26
82	dE	203	PEB	CHA-C1B-NB	-3.71	117.16	124.93
84	DH	1003	CYC	CHB-C1B-NB	-3.71	118.08	126.06
87	c6	610	CLA	CMB-C2B-C1B	-3.71	122.76	128.46
82	mG	202	PEB	C3D-C4D-ND	3.71	114.55	107.26
82	e4	203	PEB	CAB-C3B-C4B	3.71	131.58	125.01
82	pF	202	PEB	CAB-C3B-C4B	3.71	131.58	125.01
87	BL	623	CLA	CHB-C4A-NA	3.71	129.65	124.51
83	AJ	303	PUB	CBA-CAA-C3A	-3.71	107.35	112.98
91	a6	613	PHO	C1-C2-C3	-3.71	119.62	126.04
82	KD	201	PEB	C2A-C1A-NA	3.71	111.47	108.27
82	X5	202	PEB	CHC-C4C-C3C	-3.71	124.00	130.34
82	NJ	201	PEB	C3B-C4B-NB	3.71	115.45	110.05
82	Y9	201	PEB	C3B-C4B-NB	3.71	115.45	110.05
87	AN	852	CLA	CHD-C1D-ND	-3.71	121.04	124.45
87	7N	603	CLA	O2D-CGD-O1D	-3.71	116.58	123.84
85	BN	838	BCR	C16-C15-C14	-3.71	115.87	123.47
82	KA	202	PEB	CHC-C4C-C3C	-3.71	124.00	130.34
95	B6	620	DGD	O2G-C1B-C2B	3.71	119.50	111.50
82	FB	201	PEB	C3D-C4D-ND	3.71	114.54	107.26
82	SJ	201	PEB	C3D-C4D-ND	3.71	114.54	107.26
82	SJ	203	PEB	C3D-C4D-ND	3.71	114.54	107.26
82	fO	201	PEB	C3D-C4D-ND	3.71	114.54	107.26
82	P1	201	PEB	CMB-C2B-C1B	3.71	130.78	125.06
82	lO	202	PEB	C2A-C1A-NA	3.71	111.47	108.27
82	PM	201	PEB	CHA-C1B-NB	-3.71	117.17	124.93
84	C1	1001	CYC	C2B-C1B-NB	3.71	112.42	106.99
82	ZE	203	PEB	CHC-C4C-C3C	-3.71	124.01	130.34
82	EP	201	PEB	CHC-C4C-C3C	-3.71	124.01	130.34
82	Q5	202	PEB	CHB-C4B-NB	-3.71	123.68	128.83
82	gF	202	PEB	CHB-C4B-NB	-3.71	123.68	128.83
83	AH	304	PUB	OA-C1A-NA	-3.71	120.43	125.93
82	m1	201	PEB	CHC-C1D-ND	-3.71	109.64	113.95
82	g4	203	PEB	C3B-C4B-NB	3.71	115.45	110.05
82	gO	203	PEB	C3B-C4B-NB	3.71	115.45	110.05
82	p8	201	PEB	C3D-C4D-ND	3.71	114.54	107.26

Continued on next page...

Continued from previous page...

Mol	Chain	Res	Type	Atoms	Z	Observed(^{o})	Ideal(^{o})
85	FL	101	BCR	C35-C13-C14	-3.71	117.72	122.92
82	BM	301	PEB	OA-C1A-C2A	-3.71	123.22	126.17
82	BD	201	PEB	C3D-C4D-ND	3.71	114.54	107.26
82	fJ	203	PEB	C3D-C4D-ND	3.71	114.54	107.26
82	QP	201	PEB	CHC-C1D-ND	-3.71	109.64	113.95
82	gO	202	PEB	CHC-C1D-ND	-3.71	109.64	113.95
87	5N	610	CLA	CMB-C2B-C1B	-3.71	122.76	128.46
82	CP	203	PEB	C3D-C4D-ND	3.71	114.54	107.26
82	f1	203	PEB	C3D-C4D-ND	3.71	114.54	107.26
82	aJ	203	PEB	C3D-C4D-ND	3.71	114.54	107.26
83	xK	301	PUB	CMA-C2A-C1A	3.71	130.12	121.39
82	FQ	202	PEB	C4B-C3B-C2B	-3.71	102.68	106.78
82	C9	202	PEB	OA-C1A-C2A	-3.71	123.22	126.17
92	DL	402	LMG	C4-C3-C2	3.71	117.30	110.82
82	TH	201	PEB	C3B-C4B-NB	3.71	115.45	110.05
82	SK	203	PEB	CHB-C4B-NB	-3.71	123.68	128.83
82	eJ	201	PEB	C2A-C1A-NA	3.71	111.47	108.27
82	xK	302	PEB	CHC-C4C-C3C	-3.71	124.01	130.34
87	4N	610	CLA	CMB-C2B-C1B	-3.71	122.76	128.46
82	ZH	202	PEB	CHC-C1D-ND	-3.71	109.64	113.95
83	xF	301	PUB	CMA-C2A-C1A	3.71	130.12	121.39
82	SJ	203	PEB	CHB-C4B-NB	-3.71	123.68	128.83
82	KQ	202	PEB	OA-C1A-C2A	-3.71	123.22	126.17
82	jH	202	PEB	OA-C1A-C2A	-3.71	123.22	126.17
82	sC	201	PEB	C3D-C4D-ND	3.71	114.54	107.26
82	F7	201	PEB	C1C-CHB-C4B	3.71	133.24	128.81
83	A4	303	PUB	CHA-C1B-C2B	-3.71	124.01	130.34
84	D4	1001	CYC	CMB-C2B-C1B	3.71	128.80	124.17
82	JA	203	PEB	C3D-C4D-ND	3.71	114.53	107.26
82	mF	201	PEB	C3D-C4D-ND	3.71	114.53	107.26
87	CL	515	CLA	CMB-C2B-C1B	-3.71	122.77	128.46
87	2N	311	CLA	CAA-C2A-C3A	-3.71	105.00	114.26
82	j1	202	PEB	C4B-C3B-C2B	-3.71	102.68	106.78
82	AP	202	PEB	C3D-C4D-ND	3.71	114.53	107.26
82	GQ	201	PEB	C3D-C4D-ND	3.71	114.53	107.26
82	Q5	203	PEB	C3D-C4D-ND	3.71	114.53	107.26
82	mK	201	PEB	C3D-C4D-ND	3.71	114.53	107.26
82	SO	202	PEB	CHB-C4B-NB	-3.71	123.69	128.83
82	DK	203	PEB	C3B-C4B-NB	3.71	115.44	110.05
82	AG	304	PEB	CHC-C4C-C3C	-3.71	124.02	130.34
82	M7	201	PEB	OD-C4D-C3D	-3.71	121.06	129.46
82	ZE	203	PEB	OA-C1A-C2A	-3.71	123.23	126.17

Continued on next page...

Continued from previous page...

Mol	Chain	Res	Type	Atoms	Z	Observed(^{o})	Ideal(^{o})
82	TI	203	PEB	C2A-C1A-NA	3.71	111.47	108.27
82	18	202	PEB	C2A-C1A-NA	3.71	111.47	108.27
87	4N	607	CLA	CMB-C2B-C1B	-3.71	122.77	128.46
82	pC	201	PEB	C3D-C4D-ND	3.71	114.53	107.26
82	XJ	202	PEB	C4B-C3B-C2B	-3.71	102.68	106.78
85	k6	102	BCR	C23-C22-C21	3.71	124.63	118.94
82	ND	202	PEB	C3D-C4D-ND	3.70	114.53	107.26
82	XP	202	PEB	C3D-C4D-ND	3.70	114.53	107.26
82	O5	201	PEB	C3D-C4D-ND	3.70	114.53	107.26
82	aE	202	PEB	C4B-C3B-C2B	-3.70	102.68	106.78
87	bL	613	CLA	CHB-C4A-NA	3.70	129.63	124.51
82	QH	202	PEB	CHB-C4B-NB	-3.70	123.69	128.83
82	dE	203	PEB	CHB-C4B-NB	-3.70	123.69	128.83
87	AN	840	CLA	CMB-C2B-C1B	-3.70	122.77	128.46
82	cF	201	PEB	C3D-C4D-ND	3.70	114.53	107.26
82	CF	203	PEB	OA-C1A-C2A	-3.70	123.23	126.17
82	mO	202	PEB	OA-C1A-C2A	-3.70	123.23	126.17
82	jF	201	PEB	C3D-C4D-ND	3.70	114.53	107.26
82	N7	201	PEB	C3D-C4D-ND	3.70	114.53	107.26
82	FI	202	PEB	CHC-C4C-C3C	-3.70	124.02	130.34
82	ZJ	201	PEB	C4B-C3B-C2B	-3.70	102.68	106.78
87	12	606	CLA	C1B-CHB-C4A	-3.70	122.78	130.12
82	HH	1002	PEB	C3D-C4D-ND	3.70	114.52	107.26
82	PO	201	PEB	C2A-C1A-NA	3.70	111.47	108.27
82	P7	203	PEB	OA-C1A-C2A	-3.70	123.23	126.17
82	qF	201	PEB	OA-C1A-C2A	-3.70	123.23	126.17
82	FD	201	PEB	C1C-CHB-C4B	3.70	133.23	128.81
82	JM	202	PEB	CHC-C4C-C3C	-3.70	124.02	130.34
82	W5	203	PEB	C3D-C4D-ND	3.70	114.52	107.26
82	gO	202	PEB	C3D-C4D-ND	3.70	114.52	107.26
82	F5	203	PEB	CHC-C4C-C3C	-3.70	124.02	130.34
83	AM	304	PUB	CHA-C1B-C2B	-3.70	124.02	130.34
82	J9	203	PEB	CHB-C4B-NB	-3.70	123.69	128.83
85	cL	504	BCR	C11-C10-C9	-3.70	122.03	127.31
82	j1	202	PEB	OA-C1A-C2A	-3.70	123.23	126.17
84	DG	1001	CYC	C4A-C3A-C2A	-3.70	102.26	106.51
82	JH	1002	PEB	C3D-C4D-ND	3.70	114.52	107.26
82	kK	202	PEB	C3D-C4D-ND	3.70	114.52	107.26
82	WD	201	PEB	C3B-C4B-NB	3.70	115.43	110.05
82	WQ	201	PEB	C3B-C4B-NB	3.70	115.43	110.05
82	L7	201	PEB	CHC-C1D-ND	-3.70	109.65	113.95
82	gK	202	PEB	C1B-C2B-C3B	-3.70	102.26	106.51

Continued on next page...

Continued from previous page...

Mol	Chain	Res	Type	Atoms	Z	Observed(^{o})	Ideal(^{o})
82	tK	203	PEB	C3D-C4D-ND	3.70	114.52	107.26
82	QH	203	PEB	CHC-C4C-C3C	-3.70	124.03	130.34
82	d4	201	PEB	OA-C1A-C2A	-3.70	123.23	126.17
82	I9	202	PEB	OA-C1A-C2A	-3.70	123.23	126.17
82	DF	202	PEB	C3D-C4D-ND	3.70	114.52	107.26
82	Y9	202	PEB	C3D-C4D-ND	3.70	114.52	107.26
82	mE	202	PEB	C3D-C4D-ND	3.70	114.52	107.26
82	UK	202	PEB	C1B-C2B-C3B	-3.70	102.26	106.51
82	fG	201	PEB	C1B-C2B-C3B	-3.70	102.26	106.51
82	JP	202	PEB	CMB-C2B-C1B	3.70	130.76	125.06
82	cM	202	PEB	CMB-C2B-C1B	3.70	130.76	125.06
87	42	607	CLA	CMB-C2B-C1B	-3.70	122.78	128.46
82	aJ	203	PEB	CBC-CAC-C2C	-3.70	106.31	112.62
82	HQ	201	PEB	C2A-C1A-NA	3.70	111.46	108.27
85	A2	804	BCR	C16-C17-C18	-3.70	122.03	127.31
82	b1	202	PEB	C3D-C4D-ND	3.70	114.52	107.26
82	tC	202	PEB	C3D-C4D-ND	3.70	114.52	107.26
85	LN	205	BCR	C19-C18-C17	-3.70	113.27	118.94
82	MA	201	PEB	OD-C4D-C3D	-3.70	121.08	129.46
82	RP	201	PEB	CHA-C1B-NB	-3.70	117.20	124.93
82	g4	202	PEB	CHC-C1D-ND	-3.70	109.65	113.95
82	rF	202	PEB	C1B-C2B-C3B	-3.70	102.26	106.51
82	J5	203	PEB	C3D-C4D-ND	3.70	114.51	107.26
82	HM	201	PEB	OA-C1A-C2A	-3.70	123.23	126.17
84	GO	1001	CYC	CBD-CAD-C3D	-3.70	106.31	112.62
82	TK	201	PEB	C4B-C3B-C2B	-3.70	102.69	106.78
82	CJ	202	PEB	C3D-C4D-ND	3.70	114.51	107.26
82	II	202	PEB	C2A-C1A-NA	3.70	111.46	108.27
82	mG	203	PEB	C2A-C1A-NA	3.70	111.46	108.27
82	FQ	201	PEB	C1C-CHB-C4B	3.70	133.22	128.81
82	ZG	203	PEB	CHC-C4C-C3C	-3.70	124.03	130.34
82	bK	202	PEB	CMC-C3C-C2C	-3.70	117.97	124.94
82	NM	201	PEB	CHA-C1B-NB	-3.70	117.20	124.93
82	gK	202	PEB	C3D-C4D-ND	3.70	114.51	107.26
82	DK	202	PEB	C1B-C2B-C3B	-3.70	102.26	106.51
83	Z5	303	PUB	CHA-C1B-C2B	-3.70	124.03	130.34
83	wK	304	PUB	C4B-CHB-C1C	3.70	133.22	128.81
87	72	603	CLA	O2D-CGD-O1D	-3.70	116.61	123.84
82	N7	203	PEB	C4B-C3B-C2B	-3.70	102.69	106.78
82	gF	202	PEB	C2A-C1A-NA	3.70	111.46	108.27
82	NQ	203	PEB	C3D-C4D-ND	3.70	114.51	107.26
82	bK	201	PEB	C3D-C4D-ND	3.70	114.51	107.26

Continued on next page...

Continued from previous page...

Mol	Chain	Res	Type	Atoms	Z	Observed(^{o})	Ideal(^{o})
85	IN	101	BCR	C33-C5-C4	3.70	120.72	113.62
82	W9	203	PEB	CHC-C1D-ND	-3.70	109.66	113.95
82	H5	203	PEB	C3D-C4D-ND	3.70	114.51	107.26
82	DA	203	PEB	OA-C1A-C2A	-3.70	123.23	126.17
82	VD	203	PEB	C1C-CHB-C4B	3.70	133.22	128.81
83	YA	302	PUB	C4B-CHB-C1C	3.70	133.22	128.81
82	N7	202	PEB	OD-C4D-ND	-3.69	120.46	125.93
82	pF	202	PEB	OD-C4D-ND	-3.69	120.46	125.93
87	22	611	CLA	CAA-C2A-C3A	-3.69	105.03	114.26
82	OH	202	PEB	C2A-C1A-NA	3.69	111.46	108.27
85	I2	101	BCR	C33-C5-C4	3.69	120.71	113.62
82	XP	201	PEB	C3B-C4B-NB	3.69	115.42	110.05
84	CH	1001	CYC	C2B-C1B-NB	3.69	112.40	106.99
82	DP	202	PEB	C1C-CHB-C4B	-3.69	124.40	128.81
82	QM	204	PEB	OA-C1A-C2A	-3.69	123.24	126.17
82	A4	304	PEB	OA-C1A-C2A	-3.69	123.24	126.17
92	ML	101	LMG	C7-O1-C1	3.69	120.95	113.74
82	KG	201	PEB	CMB-C2B-C1B	3.69	130.75	125.06
82	ZF	202	PEB	C2A-C1A-NA	3.69	111.46	108.27
82	CQ	202	PEB	C2A-C1A-NA	3.69	111.46	108.27
82	mO	201	PEB	C2A-C1A-NA	3.69	111.46	108.27
82	M9	304	PEB	C1C-CHB-C4B	-3.69	124.40	128.81
82	D7	203	PEB	C3D-C4D-ND	3.69	114.50	107.26
84	I4	1001	CYC	C1B-NB-C4B	-3.69	105.97	110.67
82	W5	201	PEB	OD-C4D-ND	-3.69	120.46	125.93
82	CK	203	PEB	C3D-C4D-ND	3.69	114.50	107.26
82	g4	203	PEB	OA-C1A-C2A	-3.69	123.24	126.17
82	P9	202	PEB	OA-C1A-C2A	-3.69	123.24	126.17
82	TA	203	PEB	C4B-C3B-C2B	-3.69	102.70	106.78
85	BN	803	BCR	C38-C26-C25	-3.69	120.38	124.53
82	b4	202	PEB	CHC-C4C-C3C	-3.69	124.04	130.34
82	g4	202	PEB	C3D-C4D-ND	3.69	114.50	107.26
82	lK	201	PEB	C3D-C4D-ND	3.69	114.50	107.26
82	VB	201	PEB	OD-C4D-ND	-3.69	120.46	125.93
82	WJ	202	PEB	OA-C1A-C2A	-3.69	123.24	126.17
82	AP	202	PEB	OA-C1A-C2A	-3.69	123.24	126.17
82	GQ	202	PEB	C2A-C1A-NA	3.69	111.45	108.27
84	HH	1001	CYC	C2C-C1C-NC	3.69	111.45	108.27
82	s8	201	PEB	C3D-C4D-ND	3.69	114.50	107.26
82	zC	201	PEB	C3D-C4D-ND	3.69	114.50	107.26
82	fG	202	PEB	C3D-C4D-ND	3.69	114.50	107.26
82	bF	202	PEB	CMC-C3C-C2C	-3.69	117.98	124.94

Continued on next page...

Continued from previous page...

Mol	Chain	Res	Type	Atoms	Z	Observed(^{o})	Ideal(^{o})
82	PO	202	PEB	CMB-C2B-C1B	3.69	130.75	125.06
84	HH	1001	CYC	CMA-C3A-C4A	3.69	130.75	125.06
82	jF	202	PEB	C3B-C4B-NB	3.69	115.42	110.05
82	AM	301	PEB	CHC-C4C-C3C	-3.69	124.04	130.34
82	XF	203	PEB	CHB-C4B-C3B	-3.69	116.79	125.32
82	TP	202	PEB	C3D-C4D-ND	3.69	114.50	107.26
82	NQ	204	PEB	C3D-C4D-ND	3.69	114.50	107.26
82	eB	201	PEB	C3D-C4D-ND	3.69	114.50	107.26
82	fH	203	PEB	C3D-C4D-ND	3.69	114.50	107.26
82	xK	302	PEB	CHA-C1B-NB	-3.69	117.21	124.93
82	KG	201	PEB	C2A-C1A-NA	3.69	111.45	108.27
82	HP	202	PEB	C3D-C4D-ND	3.69	114.50	107.26
88	m6	102	LHG	O7-C7-C8	3.69	119.45	111.50
82	JM	202	PEB	C4B-C3B-C2B	-3.69	102.70	106.78
82	oF	203	PEB	C4B-C3B-C2B	-3.69	102.70	106.78
82	bF	201	PEB	C3D-C4D-ND	3.69	114.50	107.26
85	b6	603	BCR	C3-C4-C5	-3.69	107.49	114.08
82	BB	201	PEB	CMB-C2B-C1B	3.69	130.74	125.06
82	f4	201	PEB	C3D-C4D-ND	3.69	114.50	107.26
82	uF	201	PEB	C3D-C4D-ND	3.69	114.50	107.26
82	AO	301	PEB	CHC-C4C-C3C	-3.69	124.05	130.34
82	jM	201	PEB	CMB-C2B-C1B	3.69	130.74	125.06
82	qC	203	PEB	C4B-C3B-C2B	-3.69	102.70	106.78
82	eH	201	PEB	C4B-C3B-C2B	-3.69	102.70	106.78
82	HA	203	PEB	CHC-C1D-ND	-3.69	109.67	113.95
82	m4	202	PEB	OA-C1A-C2A	-3.69	123.24	126.17
82	dE	202	PEB	OA-C1A-C2A	-3.69	123.24	126.17
82	OI	203	PEB	C3D-C4D-ND	3.69	114.49	107.26
82	TQ	203	PEB	C3D-C4D-ND	3.69	114.49	107.26
82	Z9	304	PEB	C3D-C4D-ND	3.69	114.49	107.26
83	Z5	302	PUB	CMB-C2B-C3B	3.69	131.89	124.94
84	H4	1001	CYC	CHA-C1A-NA	-3.69	123.71	128.83
82	oK	203	PEB	CHC-C4C-C3C	-3.69	124.05	130.34
82	HI	203	PEB	C3D-C4D-ND	3.69	114.49	107.26
82	BQ	203	PEB	C3D-C4D-ND	3.69	114.49	107.26
85	J2	102	BCR	C27-C26-C25	-3.69	117.38	122.73
82	IP	201	PEB	C1B-C2B-C3B	-3.69	102.28	106.51
82	fE	201	PEB	C1B-C2B-C3B	-3.69	102.28	106.51
82	YD	202	PEB	C2A-C1A-NA	3.69	111.45	108.27
82	XQ	203	PEB	C2A-C1A-NA	3.69	111.45	108.27
82	aJ	202	PEB	C2A-C1A-NA	3.69	111.45	108.27
82	f1	201	PEB	OA-C1A-C2A	-3.69	123.24	126.17

Continued on next page...

Continued from previous page...

Mol	Chain	Res	Type	Atoms	Z	Observed(^{o})	Ideal(^{o})
82	hG	203	PEB	OA-C1A-C2A	-3.69	123.24	126.17
82	mG	201	PEB	CHB-C4B-NB	-3.69	123.71	128.83
82	oF	201	PEB	CHC-C4C-C3C	-3.69	124.05	130.34
83	A1	304	PUB	OA-C1A-NA	-3.69	120.47	125.93
82	QQ	202	PEB	C2A-C1A-NA	3.69	111.45	108.27
82	aO	201	PEB	C2A-C1A-NA	3.69	111.45	108.27
82	KD	201	PEB	OA-C1A-C2A	-3.69	123.24	126.17
82	P7	203	PEB	CHC-C4C-C3C	-3.68	124.05	130.34
83	M5	303	PUB	CHA-C1B-C2B	-3.68	124.05	130.34
82	lH	201	PEB	C3D-C4D-ND	3.68	114.49	107.26
82	d1	203	PEB	C4B-C3B-C2B	-3.68	102.70	106.78
82	RI	203	PEB	CMB-C2B-C1B	3.68	130.74	125.06
82	Q9	202	PEB	C3D-C4D-ND	3.68	114.49	107.26
82	GK	203	PEB	OD-C4D-ND	-3.68	120.47	125.93
82	T7	203	PEB	C4B-C3B-C2B	-3.68	102.70	106.78
82	HA	203	PEB	C3D-C4D-ND	3.68	114.49	107.26
82	lH	202	PEB	C3D-C4D-ND	3.68	114.49	107.26
82	SK	201	PEB	C1B-C2B-C3B	-3.68	102.28	106.51
82	AK	201	PEB	CHC-C4C-C3C	-3.68	124.05	130.34
82	LP	201	PEB	OA-C1A-C2A	-3.68	123.24	126.17
82	c4	202	PEB	OA-C1A-C2A	-3.68	123.24	126.17
82	mE	201	PEB	OA-C1A-C2A	-3.68	123.24	126.17
82	wF	301	PEB	OD-C4D-ND	-3.68	120.47	125.93
82	AI	203	PEB	C1C-CHB-C4B	3.68	133.21	128.81
82	CK	202	PEB	C3D-C4D-ND	3.68	114.48	107.26
82	rK	201	PEB	C3D-C4D-ND	3.68	114.48	107.26
85	AN	804	BCR	C16-C17-C18	-3.68	122.05	127.31
82	Z9	304	PEB	C3B-C4B-NB	3.68	115.41	110.05
82	ID	202	PEB	CHC-C4C-C3C	-3.68	124.06	130.34
82	TD	203	PEB	C3D-C4D-ND	3.68	114.48	107.26
82	FM	202	PEB	C3D-C4D-ND	3.68	114.48	107.26
82	IA	201	PEB	CHA-C1B-NB	-3.68	117.23	124.93
82	cM	201	PEB	C4B-C3B-C2B	-3.68	102.71	106.78
82	OG	202	PEB	CMB-C2B-C1B	3.68	130.73	125.06
82	UD	201	PEB	C2A-C1A-NA	3.68	111.45	108.27
82	Z1	202	PEB	C3D-C4D-ND	3.68	114.48	107.26
82	fJ	201	PEB	OA-C1A-C2A	-3.68	123.25	126.17
82	VM	202	PEB	CMB-C2B-C1B	3.68	130.73	125.06
85	c6	617	BCR	C34-C9-C8	3.68	123.88	118.08
82	UI	201	PEB	C3D-C4D-ND	3.68	114.48	107.26
82	QJ	202	PEB	C3D-C4D-ND	3.68	114.48	107.26
82	EM	201	PEB	C1B-C2B-C3B	-3.68	102.28	106.51

Continued on next page...

Continued from previous page...

Mol	Chain	Res	Type	Atoms	Z	Observed(^{o})	Ideal(^{o})
83	M5	302	PUB	CMB-C2B-C3B	3.68	131.88	124.94
87	32	305	CLA	CMB-C2B-C3B	3.68	131.56	124.68
82	p8	202	PEB	OD-C4D-ND	-3.68	120.48	125.93
85	B2	842	BCR	C20-C21-C22	-3.68	122.06	127.31
82	dG	204	PEB	OA-C1A-C2A	-3.68	123.25	126.17
82	jK	202	PEB	C3B-C4B-NB	3.68	115.40	110.05
82	D5	203	PEB	C3D-C4D-ND	3.68	114.48	107.26
82	nK	201	PEB	C3D-C4D-ND	3.68	114.48	107.26
82	zK	501	PEB	C3D-C4D-ND	3.68	114.48	107.26
82	lJ	201	PEB	C1B-C2B-C3B	-3.68	102.28	106.51
82	XK	201	PEB	C4B-C3B-C2B	-3.68	102.71	106.78
82	XD	201	PEB	C2A-C1A-NA	3.68	111.44	108.27
82	eA	301	PEB	CMB-C2B-C1B	3.68	130.73	125.06
87	52	610	CLA	CMB-C2B-C1B	-3.68	122.81	128.46
82	ZH	201	PEB	C3B-C4B-NB	3.68	115.40	110.05
82	W9	203	PEB	CHC-C4C-C3C	-3.68	124.06	130.34
82	kG	202	PEB	CHC-C1D-ND	-3.68	109.67	113.95
82	dE	203	PEB	C3D-C4D-ND	3.68	114.48	107.26
82	IJ	203	PEB	OA-C1A-C2A	-3.68	123.25	126.17
82	bG	201	PEB	OA-C1A-C2A	-3.68	123.25	126.17
82	QG	201	PEB	C2A-C1A-NA	3.68	111.44	108.27
82	XJ	201	PEB	C2A-C1A-NA	3.68	111.44	108.27
82	L4	1002	PEB	C2A-C1A-NA	3.68	111.44	108.27
84	G4	1001	CYC	C2C-C1C-NC	3.68	111.44	108.27
82	IP	202	PEB	CHC-C1D-ND	-3.68	109.68	113.95
82	q8	202	PEB	CHC-C1D-ND	-3.68	109.68	113.95
82	kH	203	PEB	CHC-C1D-ND	-3.68	109.68	113.95
85	K6	102	BCR	C23-C22-C21	3.68	124.58	118.94
82	HA	202	PEB	CHA-C4A-NA	3.68	129.58	125.20
82	UO	202	PEB	CHC-C4C-C3C	-3.68	124.06	130.34
82	WJ	203	PEB	C4B-C3B-C2B	-3.68	102.71	106.78
82	g4	201	PEB	OA-C1A-C2A	-3.68	123.25	126.17
87	B2	827	CLA	C2D-C1D-ND	-3.68	107.39	110.10
82	vF	201	PEB	CHB-C4B-NB	-3.68	123.73	128.83
82	DQ	201	PEB	C3B-C4B-NB	3.68	115.40	110.05
82	LP	202	PEB	CHA-C1B-NB	-3.68	117.24	124.93
85	B2	802	BCR	C38-C26-C25	-3.68	120.40	124.53
82	wC	202	PEB	CAB-C3B-C4B	3.68	131.51	125.01
82	H5	202	PEB	CHC-C1D-ND	-3.68	109.68	113.95
82	bO	201	PEB	OA-C1A-C2A	-3.68	123.25	126.17
82	J7	203	PEB	CAB-C3B-C4B	3.68	131.51	125.01
82	KF	203	PEB	C1C-CHB-C4B	3.68	133.20	128.81

Continued on next page...

Continued from previous page...

Mol	Chain	Res	Type	Atoms	Z	Observed(^{o})	Ideal(^{o})
82	yC	202	PEB	C3D-C4D-ND	3.68	114.47	107.26
82	dM	203	PEB	C3D-C4D-ND	3.68	114.47	107.26
82	CA	201	PEB	CHA-C1B-C2B	3.68	134.35	124.90
82	W4	201	PEB	CHC-C4C-C3C	-3.68	124.07	130.34
82	O1	202	PEB	C3D-C4D-ND	3.68	114.47	107.26
82	OK	201	PEB	C1B-C2B-C3B	-3.68	102.29	106.51
82	YK	203	PEB	C1B-C2B-C3B	-3.68	102.29	106.51
82	DF	203	PEB	C3B-C4B-NB	3.68	115.39	110.05
82	M9	305	PEB	C3B-C4B-NB	3.68	115.39	110.05
82	oK	203	PEB	C4B-C3B-C2B	-3.68	102.72	106.78
85	BN	843	BCR	C1-C6-C5	-3.67	117.44	122.61
82	cM	202	PEB	OA-C1A-C2A	-3.67	123.25	126.17
82	VA	201	PEB	C2A-C1A-NA	3.67	111.44	108.27
82	TJ	201	PEB	OD-C4D-ND	-3.67	120.49	125.93
82	R1	201	PEB	C3B-C4B-NB	3.67	115.39	110.05
82	MA	202	PEB	C3D-C4D-ND	3.67	114.47	107.26
82	b1	203	PEB	C3D-C4D-ND	3.67	114.47	107.26
82	lF	201	PEB	C3D-C4D-ND	3.67	114.47	107.26
84	MG	1001	CYC	C1B-NB-C4B	-3.67	105.99	110.67
82	AK	201	PEB	C4B-C3B-C2B	-3.67	102.72	106.78
82	HD	203	PEB	OD-C4D-ND	-3.67	120.49	125.93
82	SE	201	PEB	CHC-C4C-C3C	-3.67	124.07	130.34
82	Z1	201	PEB	C3B-C4B-NB	3.67	115.39	110.05
82	EK	202	PEB	OA-C1A-C2A	-3.67	123.25	126.17
82	GF	203	PEB	OD-C4D-ND	-3.67	120.49	125.93
82	E7	201	PEB	C1C-CHB-C4B	3.67	133.20	128.81
82	uC	203	PEB	CHA-C1B-NB	-3.67	117.25	124.93
82	WE	202	PEB	C3D-C4D-ND	3.67	114.47	107.26
82	e4	203	PEB	C4B-C3B-C2B	-3.67	102.72	106.78
84	HH	1001	CYC	C1B-CHB-C4A	-3.67	119.11	128.08
82	S9	202	PEB	C3D-C4D-ND	3.67	114.47	107.26
82	fM	201	PEB	C2A-C1A-NA	3.67	111.44	108.27
82	jE	202	PEB	OA-C1A-C2A	-3.67	123.25	126.17
82	kO	202	PEB	OA-C1A-C2A	-3.67	123.25	126.17
82	NA	202	PEB	CMB-C2B-C1B	3.67	130.72	125.06
94	a6	601	PL9	C7-C8-C9	-3.67	120.68	126.79
82	iG	201	PEB	CHA-C1B-NB	-3.67	117.25	124.93
82	VO	201	PEB	C2A-C1A-NA	3.67	111.44	108.27
82	GF	201	PEB	C4B-C3B-C2B	-3.67	102.72	106.78
84	KO	1001	CYC	CHB-C4A-NA	-3.67	117.25	124.93
82	H7	202	PEB	CHC-C1D-ND	-3.67	109.68	113.95
87	1N	606	CLA	C1B-CHB-C4A	-3.67	122.85	130.12

Continued on next page...

Continued from previous page...

Mol	Chain	Res	Type	Atoms	Z	Observed(^{o})	Ideal(^{o})
82	zK	501	PEB	CHC-C4C-C3C	-3.67	124.08	130.34
82	SA	202	PEB	C1B-C2B-C3B	-3.67	102.29	106.51
87	AN	802	CLA	CHB-C4A-NA	3.67	129.59	124.51
82	VJ	201	PEB	C4B-C3B-C2B	-3.67	102.72	106.78
82	c1	201	PEB	C3B-C4B-NB	3.67	115.39	110.05
84	EE	1001	CYC	C2C-C1C-NC	3.67	111.44	108.27
82	jE	202	PEB	C3D-C4D-ND	3.67	114.46	107.26
82	zF	501	PEB	C3D-C4D-ND	3.67	114.46	107.26
82	QF	201	PEB	C3B-C4B-NB	3.67	115.39	110.05
82	NA	203	PEB	C4B-C3B-C2B	-3.67	102.72	106.78
82	SA	201	PEB	OD-C4D-C3D	-3.67	121.14	129.46
82	Q1	202	PEB	CHB-C4B-NB	-3.67	123.74	128.83
84	J4	1001	CYC	CHA-C1A-NA	-3.67	123.74	128.83
82	ZH	202	PEB	C3D-C4D-ND	3.67	114.46	107.26
82	VQ	203	PEB	C1C-CHB-C4B	3.67	133.19	128.81
85	L2	205	BCR	C19-C18-C17	-3.67	113.31	118.94
87	3N	307	CLA	CMB-C2B-C1B	-3.67	122.83	128.46
82	MK	202	PEB	OA-C1A-C2A	-3.67	123.26	126.17
82	O1	201	PEB	OA-C1A-C2A	-3.67	123.26	126.17
87	2N	310	CLA	CAA-C2A-C3A	-3.67	107.54	116.10
82	HM	202	PEB	CHC-C1D-ND	-3.67	109.69	113.95
82	bB	201	PEB	C1C-CHB-C4B	3.67	133.19	128.81
82	DD	203	PEB	C3B-C4B-NB	3.67	115.39	110.05
82	J1	1002	PEB	C3D-C4D-ND	3.67	114.46	107.26
82	M7	202	PEB	C3D-C4D-ND	3.67	114.46	107.26
82	L9	202	PEB	C3D-C4D-ND	3.67	114.46	107.26
82	D4	1002	PEB	CHC-C4C-C3C	-3.67	124.08	130.34
82	H5	202	PEB	C4B-C3B-C2B	-3.67	102.72	106.78
82	NF	201	PEB	CHA-C1B-NB	-3.67	117.26	124.93
82	U5	201	PEB	OA-C1A-C2A	-3.67	123.26	126.17
87	3N	306	CLA	CMB-C2B-C3B	3.67	131.54	124.68
82	EQ	202	PEB	C2A-C1A-NA	3.67	111.43	108.27
82	M9	305	PEB	C3D-C4D-ND	3.67	114.45	107.26
82	jK	201	PEB	OA-C1A-NA	3.67	129.38	124.94
82	PH	201	PEB	C3B-C4B-NB	3.67	115.38	110.05
82	kJ	201	PEB	CHA-C1B-NB	-3.67	117.26	124.93
85	BN	843	BCR	C15-C14-C13	-3.67	122.08	127.31
82	WK	203	PEB	C4B-C3B-C2B	-3.67	102.72	106.78
82	yC	203	PEB	C4B-C3B-C2B	-3.67	102.72	106.78
82	jH	202	PEB	C4B-C3B-C2B	-3.67	102.72	106.78
82	SM	203	PEB	CHB-C4B-NB	-3.67	123.74	128.83
82	VG	202	PEB	CHC-C4C-C3C	-3.67	124.08	130.34

Continued on next page...

Continued from previous page...

Mol	Chain	Res	Type	Atoms	Z	Observed(^{o})	Ideal(^{o})
82	g1	201	PEB	C2A-C1A-NA	3.67	111.43	108.27
82	aH	201	PEB	C3D-C4D-ND	3.67	114.45	107.26
82	FD	202	PEB	C4B-C3B-C2B	-3.67	102.73	106.78
82	RP	201	PEB	C4B-C3B-C2B	-3.67	102.73	106.78
82	PA	203	PEB	CHC-C4C-C3C	-3.67	124.09	130.34
82	KP	201	PEB	CMB-C2B-C1B	3.67	130.71	125.06
82	d1	202	PEB	CMB-C2B-C1B	3.67	130.71	125.06
87	42	602	CLA	CMB-C2B-C3B	3.66	131.53	124.68
84	C1	1001	CYC	OC-C1C-C2C	-3.66	123.26	126.17
82	SP	203	PEB	OD-C4D-ND	-3.66	120.50	125.93
82	YJ	201	PEB	C3D-C4D-ND	3.66	114.45	107.26
85	AN	847	BCR	C21-C20-C19	-3.66	111.78	123.22
82	kJ	201	PEB	C2A-C1A-NA	3.66	111.43	108.27
82	fG	201	PEB	CMB-C2B-C1B	3.66	130.71	125.06
82	S7	201	PEB	OD-C4D-C3D	-3.66	121.16	129.46
82	JD	202	PEB	CHA-C1B-NB	-3.66	117.27	124.93
84	BE	1002	CYC	C4D-CHA-C1A	3.66	133.19	128.81
85	fL	101	BCR	C21-C20-C19	3.66	134.65	123.22
82	DQ	202	PEB	C1B-C2B-C3B	-3.66	102.30	106.51
82	MF	202	PEB	OA-C1A-C2A	-3.66	123.26	126.17
82	J9	201	PEB	C3D-C4D-ND	3.66	114.45	107.26
82	jJ	202	PEB	C3D-C4D-ND	3.66	114.45	107.26
84	EG	1001	CYC	C2C-C1C-NC	3.66	111.43	108.27
85	B2	840	BCR	C11-C10-C9	-3.66	122.08	127.31
87	4N	605	CLA	CAA-C2A-C1A	3.66	123.98	111.97
82	M9	302	PEB	C3D-C4D-ND	3.66	114.45	107.26
82	FA	202	PEB	C1B-C2B-C3B	-3.66	102.30	106.51
87	b6	617	CLA	CMB-C2B-C1B	-3.66	122.83	128.46
82	vK	201	PEB	CHB-C4B-NB	-3.66	123.75	128.83
82	GI	201	PEB	C3B-C4B-NB	3.66	115.38	110.05
82	CK	202	PEB	CHC-C4C-C3C	-3.66	124.09	130.34
82	qC	202	PEB	CHC-C1D-ND	-3.66	109.69	113.95
82	HQ	203	PEB	OD-C4D-ND	-3.66	120.50	125.93
82	c4	201	PEB	OA-C1A-C2A	-3.66	123.26	126.17
87	22	610	CLA	CAA-C2A-C3A	-3.66	107.55	116.10
82	ZO	201	PEB	CHC-C4C-C3C	-3.66	124.09	130.34
82	jG	202	PEB	C3D-C4D-ND	3.66	114.44	107.26
82	KF	203	PEB	OD-C4D-ND	-3.66	120.50	125.93
82	FD	202	PEB	CHA-C1B-NB	-3.66	117.27	124.93
87	c6	609	CLA	CMB-C2B-C1B	-3.66	122.84	128.46
82	SP	201	PEB	C3D-C4D-ND	3.66	114.44	107.26
82	fE	202	PEB	C3D-C4D-ND	3.66	114.44	107.26

Continued on next page...

Continued from previous page...

Mol	Chain	Res	Type	Atoms	Z	Observed(^{o})	Ideal(^{o})
82	eH	203	PEB	C3D-C4D-ND	3.66	114.44	107.26
82	DO	1002	PEB	CHC-C4C-C3C	-3.66	124.09	130.34
82	LP	202	PEB	CHC-C4C-C3C	-3.66	124.09	130.34
82	iF	203	PEB	OA-C1A-C2A	-3.66	123.26	126.17
82	w8	202	PEB	C2A-C1A-NA	3.66	111.43	108.27
82	PE	201	PEB	CHC-C1D-ND	-3.66	109.70	113.95
84	63	901	CYC	CMB-C2B-C1B	3.66	128.74	124.17
83	Y7	302	PUB	C4B-CHB-C1C	3.66	133.18	128.81
82	mE	201	PEB	CHB-C4B-NB	-3.66	123.75	128.83
87	1N	607	CLA	CMB-C2B-C3B	3.66	131.53	124.68
87	42	605	CLA	CAA-C2A-C1A	3.66	123.97	111.97
85	B2	843	BCR	C1-C6-C5	-3.66	117.46	122.61
82	VA	202	PEB	C3D-C4D-ND	3.66	114.44	107.26
87	b6	608	CLA	CAA-C2A-C3A	-3.66	102.76	112.78
82	sC	201	PEB	C1B-C2B-C3B	-3.66	102.31	106.51
95	cL	520	DGD	O2G-C1B-C2B	3.66	119.39	111.50
87	BN	822	CLA	CMB-C2B-C1B	-3.66	122.84	128.46
82	l1	203	PEB	C3D-C4D-ND	3.66	114.44	107.26
82	S5	203	PEB	C3D-C4D-ND	3.66	114.44	107.26
85	JN	102	BCR	C27-C26-C25	-3.66	117.42	122.73
82	TB	202	PEB	C1B-C2B-C3B	-3.66	102.31	106.51
82	HA	203	PEB	C2A-C1A-NA	3.66	111.43	108.27
82	EJ	203	PEB	C2A-C1A-NA	3.66	111.43	108.27
82	XP	201	PEB	OA-C1A-C2A	-3.66	123.26	126.17
84	G4	1001	CYC	CHA-C1A-NA	-3.66	123.75	128.83
82	Y5	203	PEB	C3D-C4D-ND	3.66	114.44	107.26
87	A2	829	CLA	CHB-C4A-NA	3.66	129.57	124.51
87	B2	829	CLA	CMB-C2B-C1B	-3.66	122.84	128.46
82	iH	201	PEB	CHC-C1D-ND	-3.66	109.70	113.95
82	w8	202	PEB	CAB-C3B-C4B	3.66	131.48	125.01
82	FQ	202	PEB	CHA-C1B-NB	-3.66	117.28	124.93
82	gH	202	PEB	C3D-C4D-ND	3.66	114.44	107.26
95	CL	523	DGD	O2G-C1B-C2B	3.66	119.38	111.50
85	B2	843	BCR	C15-C14-C13	-3.66	122.09	127.31
82	PP	202	PEB	CHC-C1D-ND	-3.66	109.70	113.95
82	D9	201	PEB	C3D-C4D-ND	3.66	114.44	107.26
82	iE	201	PEB	CHC-C4C-C3C	-3.66	124.10	130.34
82	YJ	203	PEB	OA-C1A-C2A	-3.66	123.27	126.17
82	OM	202	PEB	OA-C1A-C2A	-3.66	123.27	126.17
82	U9	203	PEB	OA-C1A-C2A	-3.66	123.27	126.17
84	GO	1001	CYC	CHA-C1A-NA	-3.66	123.75	128.83
84	K4	1001	CYC	CHB-C4A-NA	-3.66	117.28	124.93

Continued on next page...

Continued from previous page...

Mol	Chain	Res	Type	Atoms	Z	Observed(^{o})	Ideal(^{o})
82	TB	201	PEB	C3D-C4D-ND	3.66	114.43	107.26
82	SG	201	PEB	CHC-C4C-C3C	-3.66	124.10	130.34
82	DM	201	PEB	CMB-C2B-C1B	3.66	130.69	125.06
82	g1	202	PEB	C3D-C4D-ND	3.66	114.43	107.26
82	cB	402	PEB	C2A-C1A-NA	3.66	111.42	108.27
82	C7	201	PEB	CHA-C1B-C2B	3.66	134.30	124.90
82	DD	202	PEB	CHA-C4A-NA	3.66	129.55	125.20
82	HB	201	PEB	CMC-C3C-C2C	-3.66	118.05	124.94
82	jE	201	PEB	C3D-C4D-ND	3.66	114.43	107.26
82	UI	201	PEB	C3B-C4B-NB	3.66	115.37	110.05
82	OK	203	PEB	C3B-C4B-NB	3.66	115.37	110.05
83	wK	304	PUB	OD-C4D-ND	-3.66	120.51	125.93
85	k6	102	BCR	C37-C22-C21	-3.66	117.80	122.92
82	mJ	202	PEB	C3D-C4D-ND	3.66	114.43	107.26
82	VG	201	PEB	CMB-C2B-C1B	3.66	130.69	125.06
82	P4	201	PEB	CMB-C2B-C1B	3.66	130.69	125.06
82	H7	203	PEB	C2A-C1A-NA	3.66	111.42	108.27
82	h4	202	PEB	CHC-C1D-ND	-3.65	109.70	113.95
82	bE	201	PEB	OA-C1A-C2A	-3.65	123.27	126.17
92	aL	611	LMG	O7-C10-C11	3.65	119.38	111.50
84	K1	1001	CYC	C2A-C1A-NA	3.65	115.36	110.05
82	dG	203	PEB	C3D-C4D-ND	3.65	114.43	107.26
82	JB	202	PEB	C1B-C2B-C3B	-3.65	102.31	106.51
87	AN	801	CLA	CAA-C2A-C1A	-3.65	100.00	111.97
82	JQ	202	PEB	CHA-C1B-NB	-3.65	117.29	124.93
82	i4	201	PEB	C2A-C1A-NA	3.65	111.42	108.27
82	WG	202	PEB	C3D-C4D-ND	3.65	114.43	107.26
82	PD	203	PEB	OA-C1A-C2A	-3.65	123.27	126.17
84	H1	1001	CYC	C1B-CHB-C4A	-3.65	119.16	128.08
82	SF	201	PEB	C1B-C2B-C3B	-3.65	102.31	106.51
82	S7	202	PEB	C1B-C2B-C3B	-3.65	102.31	106.51
82	AG	301	PEB	C3D-C4D-ND	3.65	114.43	107.26
82	Y9	203	PEB	C4B-C3B-C2B	-3.65	102.74	106.78
82	c4	202	PEB	CMB-C2B-C1B	3.65	130.69	125.06
87	R2	204	CLA	CMB-C2B-C1B	-3.65	122.85	128.46
82	Z9	303	PEB	C1C-CHB-C4B	-3.65	124.44	128.81
82	PG	201	PEB	CHC-C1D-ND	-3.65	109.70	113.95
82	TJ	201	PEB	C3B-C4B-NB	3.65	115.36	110.05
87	A2	802	CLA	CAA-C2A-C1A	-3.65	100.00	111.97
84	HO	1001	CYC	CHA-C1A-NA	-3.65	123.76	128.83
82	BK	201	PEB	C4B-C3B-C2B	-3.65	102.74	106.78
82	YA	303	PEB	C3D-C4D-ND	3.65	114.42	107.26

Continued on next page...

Continued from previous page...

Mol	Chain	Res	Type	Atoms	Z	Observed(^{o})	Ideal(^{o})
82	ND	204	PEB	C3D-C4D-ND	3.65	114.42	107.26
82	E7	201	PEB	CMB-C2B-C1B	3.65	130.69	125.06
87	AN	829	CLA	CHB-C4A-NA	3.65	129.56	124.51
82	CF	203	PEB	C3D-C4D-ND	3.65	114.42	107.26
82	WI	203	PEB	C3D-C4D-ND	3.65	114.42	107.26
82	F5	203	PEB	C2A-C1A-NA	3.65	111.42	108.27
87	cL	515	CLA	CAA-C2A-C3A	-3.65	102.78	112.78
82	mO	202	PEB	C4B-C3B-C2B	-3.65	102.74	106.78
82	QE	203	PEB	CHC-C1D-ND	-3.65	109.71	113.95
82	OQ	201	PEB	C3D-C4D-ND	3.65	114.42	107.26
82	gK	202	PEB	CHB-C4B-NB	-3.65	123.76	128.83
84	J4	1001	CYC	CMB-C2B-C1B	3.65	128.73	124.17
82	T1	202	PEB	C3D-C4D-ND	3.65	114.42	107.26
82	JA	203	PEB	CAB-C3B-C4B	3.65	131.47	125.01
82	QE	202	PEB	CHB-C4B-NB	-3.65	123.76	128.83
82	eE	202	PEB	C2A-C1A-NA	3.65	111.42	108.27
82	dH	201	PEB	C2A-C1A-NA	3.65	111.42	108.27
84	ME	1001	CYC	C1B-C2B-C3B	-3.65	104.06	107.87
87	42	604	CLA	C3D-C2D-C1D	3.65	110.81	105.83
82	eK	202	PEB	OA-C1A-C2A	-3.65	123.27	126.17
82	AD	304	PEB	C3D-C4D-ND	3.65	114.42	107.26
82	d1	203	PEB	C3D-C4D-ND	3.65	114.42	107.26
82	QB	201	PEB	C4B-C3B-C2B	-3.65	102.74	106.78
87	B2	821	CLA	CMB-C2B-C1B	-3.65	122.86	128.46
82	RE	201	PEB	CAB-CBB-CGB	-3.65	105.75	113.60
82	L9	203	PEB	CHC-C4C-C3C	-3.65	124.11	130.34
82	f4	201	PEB	C1B-C2B-C3B	-3.65	102.32	106.51
82	F4	1002	PEB	OD-C4D-ND	-3.65	120.52	125.93
83	BM	302	PUB	OD-C4D-ND	-3.65	120.52	125.93
82	AD	303	PEB	CBC-CAC-C2C	-3.65	106.39	112.62
82	cM	202	PEB	C4B-C3B-C2B	-3.65	102.74	106.78
82	YP	501	PEB	C3D-C4D-ND	3.65	114.42	107.26
82	SA	202	PEB	OA-C1A-C2A	-3.65	123.27	126.17
82	oF	202	PEB	OA-C1A-C2A	-3.65	123.27	126.17
82	V1	201	PEB	CHA-C4A-NA	3.65	129.54	125.20
85	B6	601	BCR	C33-C5-C6	-3.65	120.43	124.53
87	A6	402	CLA	CMB-C2B-C3B	3.65	131.50	124.68
91	aL	610	PHO	CMA-C3A-C4A	-3.65	106.39	114.38
82	OF	203	PEB	C3B-C4B-NB	3.65	115.36	110.05
82	RQ	203	PEB	C1B-C2B-C3B	-3.65	102.32	106.51
84	IO	1001	CYC	C1B-NB-C4B	-3.65	106.02	110.67
82	HB	203	PEB	C2A-C1A-NA	3.65	111.42	108.27

Continued on next page...

Continued from previous page...

Mol	Chain	Res	Type	Atoms	Z	Observed(^{o})	Ideal(^{o})
82	N4	1002	PEB	C2A-C1A-NA	3.65	111.42	108.27
82	gK	202	PEB	C2A-C1A-NA	3.65	111.42	108.27
84	CO	1001	CYC	C1B-C2B-C3B	-3.65	104.06	107.87
82	ZM	202	PEB	CAB-C3B-C4B	3.65	131.46	125.01
82	SP	202	PEB	CHA-C1B-NB	-3.65	117.30	124.93
82	CA	201	PEB	C1B-C2B-C3B	-3.65	102.32	106.51
82	UF	202	PEB	C1B-C2B-C3B	-3.65	102.32	106.51
82	TD	202	PEB	C1C-CHB-C4B	3.65	133.17	128.81
82	L7	201	PEB	OA-C1A-C2A	-3.65	123.27	126.17
82	SE	202	PEB	C4B-C3B-C2B	-3.65	102.75	106.78
82	JH	1002	PEB	C4B-C3B-C2B	-3.65	102.75	106.78
82	Z5	305	PEB	C4B-C3B-C2B	-3.65	102.75	106.78
82	f1	202	PEB	CMD-C2D-C3D	3.65	135.21	130.06
82	SH	202	PEB	CMB-C2B-C1B	3.65	130.68	125.06
82	JB	201	PEB	C3D-C4D-ND	3.65	114.41	107.26
82	F7	202	PEB	C1B-C2B-C3B	-3.65	102.32	106.51
82	iM	202	PEB	OA-C1A-C2A	-3.65	123.27	126.17
82	IJ	203	PEB	C2A-C1A-NA	3.65	111.42	108.27
82	OG	202	PEB	C3D-C4D-ND	3.65	114.41	107.26
82	TH	202	PEB	C3D-C4D-ND	3.65	114.41	107.26
85	A2	848	BCR	C16-C15-C14	-3.65	116.01	123.47
82	DD	202	PEB	C1B-C2B-C3B	-3.65	102.32	106.51
82	DP	202	PEB	CMB-C2B-C1B	3.65	130.68	125.06
85	K6	102	BCR	C37-C22-C21	-3.65	117.82	122.92
82	G7	201	PEB	CMB-C2B-C1B	3.64	130.68	125.06
82	VQ	203	PEB	OA-C1A-C2A	-3.64	123.28	126.17
82	a4	202	PEB	C2A-C1A-NA	3.64	111.42	108.27
82	dJ	201	PEB	C2A-C1A-NA	3.64	111.42	108.27
82	kM	201	PEB	C2A-C1A-NA	3.64	111.42	108.27
82	R7	202	PEB	C3D-C4D-ND	3.64	114.41	107.26
82	y8	202	PEB	C3D-C4D-ND	3.64	114.41	107.26
94	dL	406	PL9	C20-C19-C21	3.64	121.40	115.27
82	S5	201	PEB	CHC-C1D-ND	-3.64	109.72	113.95
85	BN	803	BCR	C24-C23-C22	3.64	131.74	126.23
82	P4	202	PEB	CMB-C2B-C1B	3.64	130.68	125.06
82	UJ	201	PEB	C1B-C2B-C3B	-3.64	102.32	106.51
85	bL	602	BCR	C11-C10-C9	-3.64	122.11	127.31
82	UF	201	PEB	C2A-C1A-NA	-3.64	105.13	108.27
82	DB	201	PEB	OA-C1A-C2A	-3.64	123.28	126.17
82	QK	202	PEB	OA-C1A-C2A	-3.64	123.28	126.17
82	hJ	203	PEB	OA-C1A-C2A	-3.64	123.28	126.17
84	W3	1001	CYC	CAB-C3B-C4B	3.64	127.13	121.38

Continued on next page...

Continued from previous page...

Mol	Chain	Res	Type	Atoms	Z	Observed(^{o})	Ideal(^{o})
88	AL	406	LHG	O7-C7-C8	3.64	119.35	111.50
87	A2	801	CLA	CHB-C4A-NA	3.64	129.55	124.51
82	P1	201	PEB	CHA-C1B-NB	-3.64	117.31	124.93
82	OM	201	PEB	CHA-C1B-C2B	3.64	134.27	124.90
94	D6	408	PL9	C37-C38-C39	-3.64	118.89	127.66
82	IQ	202	PEB	C4B-C3B-C2B	-3.64	102.75	106.78
82	HJ	201	PEB	C2A-C1A-NA	3.64	111.41	108.27
82	aM	202	PEB	C2A-C1A-NA	3.64	111.41	108.27
82	hM	202	PEB	C2A-C1A-NA	3.64	111.41	108.27
82	GM	203	PEB	OA-C1A-C2A	-3.64	123.28	126.17
82	HP	202	PEB	OA-C1A-C2A	-3.64	123.28	126.17
82	YB	201	PEB	C3D-C4D-ND	3.64	114.41	107.26
82	JD	203	PEB	C3D-C4D-ND	3.64	114.41	107.26
82	OE	202	PEB	C3D-C4D-ND	3.64	114.41	107.26
82	fM	203	PEB	C1B-C2B-C3B	-3.64	102.33	106.51
82	VP	202	PEB	CHC-C1D-ND	-3.64	109.72	113.95
82	X5	202	PEB	CHC-C1D-ND	-3.64	109.72	113.95
82	D9	202	PEB	CHB-C4B-NB	-3.64	123.78	128.83
82	VE	201	PEB	CMB-C2B-C1B	3.64	130.67	125.06
82	VB	202	PEB	C3B-C4B-NB	3.64	115.35	110.05
82	GD	202	PEB	C2A-C1A-NA	3.64	111.41	108.27
82	YM	201	PEB	OA-C1A-C2A	-3.64	123.28	126.17
82	KI	201	PEB	CHA-C1B-C2B	3.64	134.26	124.90
82	zF	501	PEB	CHC-C4C-C3C	-3.64	124.13	130.34
82	WG	203	PEB	CMB-C2B-C1B	3.64	130.67	125.06
82	i1	202	PEB	CMB-C2B-C1B	3.64	130.67	125.06
82	iF	201	PEB	C4B-C3B-C2B	-3.64	102.75	106.78
82	ZO	201	PEB	C1B-C2B-C3B	-3.64	102.33	106.51
82	hJ	202	PEB	CMB-C2B-C1B	3.64	130.67	125.06
82	NK	201	PEB	CHA-C1B-NB	-3.64	117.32	124.93
82	dG	203	PEB	CHA-C1B-NB	-3.64	117.32	124.93
82	TE	201	PEB	C2A-C1A-NA	3.64	111.41	108.27
85	b6	602	BCR	C34-C9-C8	3.64	123.81	118.08
95	lL	101	DGD	O6E-C5E-C4E	3.64	116.30	109.69
87	a6	608	CLA	CMB-C2B-C3B	3.64	131.49	124.68
82	WF	202	PEB	C1C-CHB-C4B	3.64	133.16	128.81
82	ID	202	PEB	C4B-C3B-C2B	-3.64	102.75	106.78
82	JM	201	PEB	C4B-C3B-C2B	-3.64	102.75	106.78
82	fM	202	PEB	OA-C1A-C2A	-3.64	123.28	126.17
82	OM	203	PEB	C3D-C4D-ND	3.64	114.40	107.26
82	m1	202	PEB	CAA-C3A-C4A	3.64	122.02	112.67
82	WQ	202	PEB	CMB-C2B-C1B	3.64	130.67	125.06

Continued on next page...

Continued from previous page...

Mol	Chain	Res	Type	Atoms	Z	Observed(^{o})	Ideal(^{o})
82	P4	202	PEB	C2A-C1A-NA	3.64	111.41	108.27
82	bF	202	PEB	C2A-C1A-NA	3.64	111.41	108.27
83	yK	302	PUB	C1C-C2C-C3C	-3.64	102.75	106.78
95	BL	614	DGD	O2G-C1B-C2B	3.64	119.34	111.50
85	A2	847	BCR	C21-C20-C19	-3.64	111.86	123.22
82	AI	203	PEB	C3D-C4D-ND	3.64	114.40	107.26
82	fH	201	PEB	OA-C1A-C2A	-3.64	123.28	126.17
82	qK	201	PEB	OA-C1A-C2A	-3.64	123.28	126.17
82	iH	202	PEB	CMB-C2B-C1B	3.64	130.67	125.06
87	BN	829	CLA	CMB-C2B-C1B	-3.64	122.87	128.46
82	WI	202	PEB	C3D-C4D-ND	3.64	114.40	107.26
82	u8	203	PEB	C3D-C4D-ND	3.64	114.40	107.26
82	BA	201	PEB	C4B-C3B-C2B	-3.64	102.76	106.78
82	SA	202	PEB	C2A-C1A-NA	3.64	111.41	108.27
82	QH	203	PEB	C2A-C1A-NA	3.64	111.41	108.27
82	iO	202	PEB	CMB-C2B-C1B	3.64	130.67	125.06
82	fH	202	PEB	CMD-C2D-C3D	3.64	135.19	130.06
82	AK	201	PEB	CHB-C4B-NB	-3.64	123.78	128.83
82	N7	202	PEB	C3D-C4D-ND	3.64	114.40	107.26
87	4N	604	CLA	C3D-C2D-C1D	3.64	110.80	105.83
82	KQ	201	PEB	OA-C1A-C2A	-3.64	123.28	126.17
82	G7	201	PEB	OA-C1A-C2A	-3.64	123.28	126.17
84	MO	1001	CYC	CMA-C3A-C4A	3.64	130.66	125.06
82	SF	201	PEB	C4B-C3B-C2B	-3.64	102.76	106.78
82	B7	201	PEB	C4B-C3B-C2B	-3.64	102.76	106.78
82	jM	202	PEB	C3D-C4D-ND	3.64	114.39	107.26
82	C7	201	PEB	C1B-C2B-C3B	-3.64	102.33	106.51
85	AN	848	BCR	C16-C15-C14	-3.64	116.02	123.47
82	tK	203	PEB	C2A-C1A-NA	3.64	111.41	108.27
82	M5	305	PEB	C4B-C3B-C2B	-3.64	102.76	106.78
82	HP	201	PEB	CHB-C4B-NB	-3.64	123.78	128.83
82	eF	203	PEB	CHB-C4B-NB	-3.64	123.78	128.83
82	W9	202	PEB	C3D-C4D-ND	3.64	114.39	107.26
82	oF	203	PEB	C3D-C4D-ND	3.64	114.39	107.26
84	H4	1001	CYC	CMB-C2B-C1B	3.64	128.71	124.17
83	xK	305	PUB	CHC-C1D-ND	-3.64	109.12	113.72
82	OH	201	PEB	OA-C1A-C2A	-3.64	123.28	126.17
82	Q9	201	PEB	OA-C1A-C2A	-3.64	123.28	126.17
87	A2	852	CLA	CHD-C1D-ND	-3.64	121.11	124.45
82	f1	201	PEB	C2A-C1A-NA	3.64	111.41	108.27
82	AF	201	PEB	CHB-C4B-NB	-3.64	123.78	128.83
82	IB	202	PEB	C4B-C3B-C2B	-3.64	102.76	106.78

Continued on next page...

Continued from previous page...

Mol	Chain	Res	Type	Atoms	Z	Observed(^{o})	Ideal(^{o})
82	AF	201	PEB	C4B-C3B-C2B	-3.64	102.76	106.78
82	l1	201	PEB	CHC-C1D-ND	-3.64	109.73	113.95
82	mH	202	PEB	CAA-C3A-C4A	3.64	122.01	112.67
82	RA	202	PEB	C3D-C4D-ND	3.64	114.39	107.26
82	J9	202	PEB	OA-C1A-C2A	-3.63	123.28	126.17
82	Z9	303	PEB	CHC-C4C-C3C	-3.63	124.14	130.34
82	nF	201	PEB	C3D-C4D-ND	3.63	114.39	107.26
82	HB	201	PEB	C4B-C3B-C2B	-3.63	102.76	106.78
84	G4	1001	CYC	CBD-CAD-C3D	-3.63	106.42	112.62
82	B9	202	PEB	C1B-C2B-C3B	-3.63	102.33	106.51
82	WB	401	PEB	C2A-C1A-NA	3.63	111.41	108.27
82	AI	203	PEB	C2A-C1A-NA	3.63	111.41	108.27
82	Z5	304	PEB	C2A-C1A-NA	3.63	111.41	108.27
84	EG	1001	CYC	C2B-C1B-NB	3.63	112.31	106.99
82	JQ	203	PEB	C3D-C4D-ND	3.63	114.39	107.26
82	V7	202	PEB	C3D-C4D-ND	3.63	114.39	107.26
82	Y5	202	PEB	C1C-CHB-C4B	3.63	133.15	128.81
82	GJ	201	PEB	OA-C1A-C2A	-3.63	123.28	126.17
82	XK	203	PEB	OA-C1A-C2A	-3.63	123.28	126.17
82	dH	203	PEB	C4B-C3B-C2B	-3.63	102.76	106.78
82	lK	202	PEB	C4B-C3B-C2B	-3.63	102.76	106.78
82	b1	203	PEB	C1B-C2B-C3B	-3.63	102.34	106.51
82	EP	202	PEB	CHC-C4C-C3C	-3.63	124.14	130.34
82	bO	202	PEB	CHC-C4C-C3C	-3.63	124.14	130.34
82	d1	201	PEB	C2A-C1A-NA	3.63	111.41	108.27
94	D6	408	PL9	C22-C23-C24	-3.63	118.91	127.66
84	H3	1001	CYC	CAB-C3B-C4B	3.63	127.12	121.38
82	WA	201	PEB	CHA-C1B-NB	-3.63	117.33	124.93
82	iK	201	PEB	C4B-C3B-C2B	-3.63	102.76	106.78
82	MJ	202	PEB	CHB-C4B-NB	-3.63	123.79	128.83
82	OD	201	PEB	C3D-C4D-ND	3.63	114.39	107.26
82	CK	203	PEB	OA-C1A-C2A	-3.63	123.28	126.17
82	cO	202	PEB	OA-C1A-C2A	-3.63	123.28	126.17
82	FO	1002	PEB	OD-C4D-ND	-3.63	120.55	125.93
82	kJ	201	PEB	OD-C4D-ND	-3.63	120.55	125.93
82	QD	202	PEB	C2A-C1A-NA	3.63	111.40	108.27
95	b6	621	DGD	C1E-O6E-C5E	3.63	120.82	113.69
82	hO	202	PEB	C3D-C4D-ND	3.63	114.39	107.26
84	MO	1001	CYC	C1B-C2B-C3B	-3.63	104.08	107.87
82	QG	202	PEB	CHB-C4B-NB	-3.63	123.79	128.83
82	XP	201	PEB	C4B-C3B-C2B	-3.63	102.76	106.78
82	D5	203	PEB	C4B-C3B-C2B	-3.63	102.76	106.78

Continued on next page...

Continued from previous page...

Mol	Chain	Res	Type	Atoms	Z	Observed(^{o})	Ideal(^{o})
82	MK	202	PEB	C3D-C4D-ND	3.63	114.38	107.26
84	y3	1001	CYC	CAB-C3B-C4B	3.63	127.11	121.38
85	B6	601	BCR	C3-C4-C5	-3.63	107.59	114.08
82	I7	201	PEB	CHA-C1B-NB	-3.63	117.34	124.93
87	32	306	CLA	CMB-C2B-C1B	-3.63	122.88	128.46
87	b6	606	CLA	CMB-C2B-C1B	-3.63	122.88	128.46
82	P1	201	PEB	C3B-C4B-NB	3.63	115.33	110.05
82	sC	203	PEB	OA-C1A-C2A	-3.63	123.29	126.17
82	H7	203	PEB	C3D-C4D-ND	3.63	114.38	107.26
82	CF	201	PEB	C2A-C1A-NA	3.63	111.40	108.27
82	LE	1002	PEB	C4B-C3B-C2B	-3.63	102.76	106.78
82	LJ	201	PEB	C4B-C3B-C2B	-3.63	102.76	106.78
82	Y9	203	PEB	CMB-C2B-C1B	3.63	130.66	125.06
82	cF	201	PEB	CMB-C2B-C1B	3.63	130.66	125.06
87	RN	204	CLA	CMB-C2B-C1B	-3.63	122.88	128.46
82	U9	201	PEB	CAB-C3B-C4B	3.63	131.43	125.01
85	CL	516	BCR	C15-C14-C13	-3.63	122.13	127.31
82	kM	201	PEB	CMB-C2B-C1B	3.63	130.65	125.06
82	kF	202	PEB	C3D-C4D-ND	3.63	114.38	107.26
82	BF	201	PEB	C4B-C3B-C2B	-3.63	102.77	106.78
82	JD	201	PEB	OA-C1A-C2A	-3.63	123.29	126.17
82	dG	202	PEB	CHB-C4B-NB	-3.63	123.79	128.83
82	kO	201	PEB	C2A-C1A-NA	3.63	111.40	108.27
82	Z9	301	PEB	C3D-C4D-ND	3.63	114.38	107.26
82	dH	202	PEB	CMB-C2B-C1B	3.63	130.65	125.06
82	LH	1003	PEB	C3B-C4B-NB	3.63	115.33	110.05
94	d6	408	PL9	C37-C38-C39	-3.63	118.92	127.66
82	SP	203	PEB	C3D-C4D-ND	3.63	114.38	107.26
82	QF	201	PEB	CHC-C4C-C3C	-3.63	124.15	130.34
82	GA	201	PEB	CMB-C2B-C1B	3.63	130.65	125.06
82	QK	201	PEB	C3D-C4D-ND	3.63	114.38	107.26
82	mJ	201	PEB	OD-C4D-ND	-3.63	120.56	125.93
82	1C	201	PEB	CHC-C4C-C3C	-3.63	124.15	130.34
85	L2	205	BCR	C21-C20-C19	-3.63	111.90	123.22
87	BN	817	CLA	CMB-C2B-C3B	3.63	131.47	124.68
85	fL	101	BCR	C28-C27-C26	-3.63	107.60	114.08
82	O1	201	PEB	C3D-C4D-ND	3.63	114.38	107.26
82	eG	202	PEB	C2A-C1A-NA	3.63	111.40	108.27
82	JQ	201	PEB	OA-C1A-C2A	-3.63	123.29	126.17
82	cH	201	PEB	C3B-C4B-NB	3.63	115.33	110.05
82	W1	201	PEB	CHA-C1B-NB	-3.63	117.35	124.93
82	jG	201	PEB	C3D-C4D-ND	3.63	114.38	107.26

Continued on next page...

Continued from previous page...

Mol	Chain	Res	Type	Atoms	Z	Observed(^{o})	Ideal(^{o})
84	F4	1001	CYC	CHA-C1A-NA	-3.63	123.80	128.83
82	eO	203	PEB	CAB-C3B-C4B	3.63	131.43	125.01
82	aB	202	PEB	C3D-C4D-ND	3.63	114.37	107.26
82	1C	203	PEB	C3D-C4D-ND	3.63	114.37	107.26
82	oK	203	PEB	C3D-C4D-ND	3.63	114.37	107.26
82	L1	1002	PEB	C3B-C4B-NB	3.63	115.32	110.05
82	e1	201	PEB	C4B-C3B-C2B	-3.63	102.77	106.78
87	5N	608	CLA	CAA-C2A-C3A	-3.63	107.64	116.10
82	mM	201	PEB	OA-C1A-C2A	-3.63	123.29	126.17
87	A2	852	CLA	C4A-NA-C1A	3.63	108.34	106.71
82	WF	203	PEB	CHC-C1D-ND	-3.63	109.74	113.95
82	EJ	201	PEB	C1B-C2B-C3B	-3.63	102.34	106.51
82	iG	201	PEB	C1B-C2B-C3B	-3.63	102.34	106.51
82	B9	203	PEB	CMB-C2B-C1B	3.63	130.65	125.06
87	C6	519	CLA	CMB-C2B-C1B	-3.63	122.89	128.46
82	CM	202	PEB	C2A-C1A-NA	3.62	111.40	108.27
82	QF	201	PEB	C3D-C4D-ND	3.62	114.37	107.26
82	AB	501	PEB	CHC-C1D-ND	-3.62	109.74	113.95
82	AJ	301	PEB	OA-C1A-C2A	-3.62	123.29	126.17
82	hE	202	PEB	CHC-C4C-C3C	-3.62	124.16	130.34
82	v8	202	PEB	CHA-C1B-NB	-3.62	117.35	124.93
82	dF	201	PEB	CHA-C1B-NB	-3.62	117.35	124.93
82	NI	203	PEB	C4B-C3B-C2B	-3.62	102.77	106.78
82	HM	201	PEB	C3B-C4B-NB	3.62	115.32	110.05
87	2N	309	CLA	CAC-C3C-C4C	3.62	129.51	124.81
82	NO	1002	PEB	C2A-C1A-NA	3.62	111.40	108.27
82	kJ	201	PEB	C4B-C3B-C2B	-3.62	102.77	106.78
82	QF	202	PEB	OA-C1A-C2A	-3.62	123.29	126.17
82	E7	201	PEB	OA-C1A-C2A	-3.62	123.29	126.17
84	k3	1001	CYC	CAB-C3B-C4B	3.62	127.10	121.38
82	PH	201	PEB	CHA-C1B-NB	-3.62	117.35	124.93
82	LJ	201	PEB	CHA-C1B-NB	-3.62	117.35	124.93
84	LH	1001	CYC	C1B-NB-C4B	-3.62	106.06	110.67
88	B6	617	LHG	O7-C7-C8	3.62	119.31	111.50
83	AJ	304	PUB	CBA-CAA-C3A	-3.62	107.48	112.98
82	gF	202	PEB	C3D-C4D-ND	3.62	114.37	107.26
82	Q9	203	PEB	OD-C4D-ND	-3.62	120.56	125.93
82	fJ	202	PEB	C2A-C1A-NA	3.62	111.40	108.27
82	NF	202	PEB	CHB-C4B-C3B	-3.62	116.95	125.32
84	IE	1001	CYC	CHB-C4A-NA	-3.62	117.36	124.93
82	BD	203	PEB	C3D-C4D-ND	3.62	114.37	107.26
82	Y1	201	PEB	C3D-C4D-ND	3.62	114.37	107.26

Continued on next page...

Continued from previous page...

Mol	Chain	Res	Type	Atoms	Z	Observed(^{o})	Ideal(^{o})
82	Y7	303	PEB	C3D-C4D-ND	3.62	114.37	107.26
82	hE	203	PEB	C3D-C4D-ND	3.62	114.37	107.26
82	AF	202	PEB	OA-C1A-C2A	-3.62	123.29	126.17
82	wF	302	PEB	OA-C1A-C2A	-3.62	123.29	126.17
82	tK	202	PEB	OA-C1A-C2A	-3.62	123.29	126.17
82	M9	302	PEB	C1B-C2B-C3B	-3.62	102.35	106.51
84	d3	1001	CYC	CAB-C3B-C4B	3.62	127.10	121.38
82	YA	303	PEB	C4B-C3B-C2B	-3.62	102.77	106.78
82	VK	201	PEB	C2A-C1A-NA	3.62	111.39	108.27
82	wC	202	PEB	C2A-C1A-NA	3.62	111.39	108.27
82	mO	203	PEB	C3B-C4B-NB	3.62	115.32	110.05
82	ZG	203	PEB	C3D-C4D-ND	3.62	114.36	107.26
85	A2	847	BCR	C15-C14-C13	-3.62	122.14	127.31
87	4N	602	CLA	CMB-C2B-C3B	3.62	131.45	124.68
82	AE	301	PEB	OA-C1A-C2A	-3.62	123.29	126.17
82	LG	1002	PEB	C4B-C3B-C2B	-3.62	102.78	106.78
82	m4	202	PEB	C4B-C3B-C2B	-3.62	102.78	106.78
85	FN	204	BCR	C7-C8-C9	-3.62	120.76	126.23
82	IQ	202	PEB	CHC-C4C-C3C	-3.62	124.16	130.34
85	BN	840	BCR	C11-C10-C9	-3.62	122.14	127.31
85	I2	101	BCR	C20-C21-C22	-3.62	122.14	127.31
82	PD	201	PEB	C2A-C1A-NA	3.62	111.39	108.27
82	WK	201	PEB	C2A-C1A-NA	3.62	111.39	108.27
82	YF	202	PEB	C3D-C4D-ND	3.62	114.36	107.26
82	AG	304	PEB	CMB-C2B-C1B	3.62	130.64	125.06
88	ML	102	LHG	O7-C7-C8	3.62	119.30	111.50
85	LN	205	BCR	C21-C20-C19	-3.62	111.92	123.22
82	DF	201	PEB	OA-C1A-NA	3.62	129.33	124.94
82	j4	203	PEB	C4B-C3B-C2B	-3.62	102.78	106.78
82	sC	203	PEB	CHC-C4C-C3C	-3.62	124.16	130.34
82	hO	202	PEB	CHC-C1D-ND	-3.62	109.74	113.95
82	EA	201	PEB	CMB-C2B-C1B	3.62	130.64	125.06
82	OE	202	PEB	CMB-C2B-C1B	3.62	130.64	125.06
84	C4	1001	CYC	C1B-C2B-C3B	-3.62	104.09	107.87
82	VP	201	PEB	C3B-C4B-NB	3.62	115.31	110.05
82	IK	203	PEB	OD-C4D-ND	-3.62	120.57	125.93
82	NA	202	PEB	C3D-C4D-ND	3.62	114.36	107.26
82	iO	201	PEB	C2A-C1A-NA	3.62	111.39	108.27
84	D1	1001	CYC	C2C-C1C-NC	3.62	111.39	108.27
87	52	608	CLA	CAA-C2A-C3A	-3.62	107.65	116.10
82	KE	201	PEB	CMB-C2B-C1B	3.62	130.64	125.06
82	VM	201	PEB	C1C-CHB-C4B	-3.62	124.49	128.81

Continued on next page...

Continued from previous page...

Mol	Chain	Res	Type	Atoms	Z	Observed(^{o})	Ideal(^{o})
82	eF	202	PEB	CHB-C4B-NB	-3.62	123.81	128.83
82	bP	501	PEB	CHB-C4B-NB	-3.62	123.81	128.83
82	Z1	202	PEB	C3B-C4B-NB	3.62	115.31	110.05
82	ZJ	201	PEB	OD-C4D-ND	-3.62	120.57	125.93
82	P1	202	PEB	C3D-C4D-ND	3.62	114.36	107.26
82	qK	202	PEB	C3D-C4D-ND	3.62	114.36	107.26
82	BI	202	PEB	CHA-C1B-C2B	3.62	134.21	124.90
85	AN	847	BCR	C15-C14-C13	-3.62	122.15	127.31
82	LQ	201	PEB	CHA-C1B-NB	-3.62	117.36	124.93
82	a1	201	PEB	C3D-C4D-ND	3.62	114.36	107.26
82	wC	204	PEB	C3D-C4D-ND	3.62	114.36	107.26
82	eH	201	PEB	C3D-C4D-ND	3.62	114.36	107.26
82	M9	304	PEB	CHC-C4C-C3C	-3.62	124.17	130.34
82	Y7	304	PEB	C4B-C3B-C2B	-3.62	102.78	106.78
82	PA	203	PEB	CAB-CBB-CGB	-3.62	105.82	113.60
82	VB	201	PEB	C1C-CHB-C4B	3.62	133.13	128.81
82	O1	202	PEB	C2A-C1A-NA	3.62	111.39	108.27
82	JP	202	PEB	CHA-C1B-NB	-3.62	117.36	124.93
82	fH	201	PEB	CHC-C4C-C3C	-3.62	124.17	130.34
85	B2	802	BCR	C24-C23-C22	3.62	131.70	126.23
82	TM	202	PEB	CHC-C4C-C3C	-3.62	124.17	130.34
82	YF	203	PEB	CHA-C1B-C2B	3.62	134.20	124.90
82	PO	202	PEB	C2A-C1A-NA	3.62	111.39	108.27
82	cK	202	PEB	C2A-C1A-NA	3.62	111.39	108.27
82	LI	202	PEB	C3D-C4D-ND	3.62	114.36	107.26
82	GQ	202	PEB	C3D-C4D-ND	3.62	114.36	107.26
82	TQ	202	PEB	C1C-CHB-C4B	3.62	133.13	128.81
82	iE	201	PEB	CMB-C2B-C1B	3.62	130.63	125.06
85	K2	105	BCR	C27-C26-C25	-3.62	117.48	122.73
84	HO	1001	CYC	CMB-C2B-C1B	3.62	128.68	124.17
82	mG	201	PEB	OA-C1A-C2A	-3.62	123.30	126.17
82	hM	201	PEB	OA-C1A-C2A	-3.62	123.30	126.17
85	AN	847	BCR	C37-C22-C23	3.62	123.77	118.08
82	DM	201	PEB	C2A-C1A-NA	3.62	111.39	108.27
82	WE	203	PEB	CMB-C2B-C1B	3.62	130.63	125.06
82	ZK	202	PEB	OD-C4D-ND	-3.62	120.57	125.93
82	UD	201	PEB	C3D-C4D-ND	3.62	114.35	107.26
85	cL	518	BCR	C28-C27-C26	-3.62	107.62	114.08
82	GB	201	PEB	CMB-C2B-C1B	3.62	130.63	125.06
82	RG	201	PEB	CAB-CBB-CGB	-3.61	105.82	113.60
82	VB	202	PEB	C3D-C4D-ND	3.61	114.35	107.26
82	L5	202	PEB	C3D-C4D-ND	3.61	114.35	107.26

Continued on next page...

Continued from previous page...

Mol	Chain	Res	Type	Atoms	Z	Observed(^{o})	Ideal(^{o})
82	QJ	202	PEB	OA-C1A-C2A	-3.61	123.30	126.17
82	hG	202	PEB	OA-C1A-C2A	-3.61	123.30	126.17
82	CK	201	PEB	C2A-C1A-NA	3.61	111.39	108.27
82	DK	201	PEB	C4B-C3B-C2B	-3.61	102.78	106.78
82	nF	201	PEB	C4B-C3B-C2B	-3.61	102.78	106.78
82	ZJ	202	PEB	CMB-C2B-C1B	3.61	130.63	125.06
82	cK	202	PEB	C1B-C2B-C3B	-3.61	102.36	106.51
87	c6	615	CLA	CMB-C2B-C1B	-3.61	122.91	128.46
82	PQ	202	PEB	CHB-C4B-NB	-3.61	123.81	128.83
84	L3	1001	CYC	CAB-C3B-C4B	3.61	127.09	121.38
84	n3	1001	CYC	CAB-C3B-C4B	3.61	127.09	121.38
82	O5	203	PEB	CHC-C1D-ND	-3.61	109.75	113.95
82	WF	201	PEB	C2A-C1A-NA	3.61	111.39	108.27
82	AJ	301	PEB	C2A-C1A-NA	3.61	111.39	108.27
82	bK	202	PEB	C2A-C1A-NA	3.61	111.39	108.27
82	DQ	202	PEB	CHA-C4A-NA	3.61	129.50	125.20
82	AE	304	PEB	CMB-C2B-C1B	3.61	130.63	125.06
82	SG	202	PEB	CHC-C1D-ND	-3.61	109.75	113.95
82	K5	202	PEB	CHC-C1D-ND	-3.61	109.75	113.95
82	WE	203	PEB	C1B-C2B-C3B	-3.61	102.36	106.51
82	l1	201	PEB	C1B-C2B-C3B	-3.61	102.36	106.51
82	PO	201	PEB	CMB-C2B-C1B	3.61	130.63	125.06
82	N7	202	PEB	CMB-C2B-C1B	3.61	130.63	125.06
82	hG	202	PEB	CHC-C4C-C3C	-3.61	124.18	130.34
87	D6	405	CLA	CMB-C2B-C1B	-3.61	122.91	128.46
82	fJ	202	PEB	OA-C1A-C2A	-3.61	123.30	126.17
82	ED	202	PEB	C3D-C4D-ND	3.61	114.35	107.26
82	uC	203	PEB	C3D-C4D-ND	3.61	114.35	107.26
84	D3	1001	CYC	CAB-C3B-C4B	3.61	127.08	121.38
82	YO	203	PEB	C4B-C3B-C2B	-3.61	102.78	106.78
84	M4	1001	CYC	C1B-C2B-C3B	-3.61	104.10	107.87
82	YI	201	PEB	C1B-C2B-C3B	-3.61	102.36	106.51
82	gF	202	PEB	C1B-C2B-C3B	-3.61	102.36	106.51
82	aM	203	PEB	CHB-C4B-NB	-3.61	123.82	128.83
84	EE	1001	CYC	C2B-C1B-NB	3.61	112.28	106.99
84	K4	1001	CYC	C1B-NB-C4B	-3.61	106.07	110.67
84	h3	1001	CYC	CAB-C3B-C4B	3.61	127.08	121.38
82	J5	201	PEB	C3B-C4B-NB	3.61	115.30	110.05
82	QK	201	PEB	CHC-C4C-C3C	-3.61	124.18	130.34
82	DF	202	PEB	C2A-C1A-NA	3.61	111.39	108.27
82	TQ	201	PEB	C2A-C1A-NA	3.61	111.39	108.27
84	q3	1001	CYC	CAB-C3B-C4B	3.61	127.08	121.38

Continued on next page...

Continued from previous page...

Mol	Chain	Res	Type	Atoms	Z	Observed(^{o})	Ideal(^{o})
82	jF	201	PEB	CHC-C4C-C3C	-3.61	124.18	130.34
82	dE	202	PEB	CHB-C4B-NB	-3.61	123.82	128.83
82	RD	202	PEB	CHA-C1B-NB	-3.61	117.38	124.93
82	W7	201	PEB	CHA-C1B-NB	-3.61	117.38	124.93
85	B6	601	BCR	C24-C23-C22	-3.61	120.78	126.23
85	A2	847	BCR	C37-C22-C23	3.61	123.77	118.08
92	d6	409	LMG	O7-C10-C11	3.61	119.28	111.50
82	YQ	202	PEB	C2A-C1A-NA	3.61	111.39	108.27
87	12	607	CLA	CMB-C2B-C3B	3.61	131.43	124.68
82	OI	202	PEB	C3B-C4B-NB	3.61	115.30	110.05
82	WQ	202	PEB	OA-C1A-C2A	-3.61	123.30	126.17
82	V5	201	PEB	OA-C1A-C2A	-3.61	123.30	126.17
82	U9	202	PEB	C3D-C4D-ND	3.61	114.34	107.26
82	gG	201	PEB	C3B-C4B-NB	3.61	115.30	110.05
82	FP	202	PEB	C3D-C4D-ND	3.61	114.34	107.26
84	H1	1001	CYC	C1B-C2B-C3B	-3.61	104.11	107.87
82	O5	203	PEB	CHB-C4B-NB	-3.61	123.82	128.83
82	QE	203	PEB	C3D-C4D-ND	3.61	114.34	107.26
82	N5	202	PEB	CHC-C1D-ND	-3.61	109.76	113.95
82	dG	201	PEB	CHC-C1D-ND	-3.61	109.76	113.95
85	bL	602	BCR	C3-C4-C5	-3.61	107.63	114.08
87	c6	608	CLA	CMB-C2B-C1B	-3.61	122.92	128.46
82	CA	201	PEB	OA-C1A-C2A	-3.61	123.30	126.17
83	M5	303	PUB	CMD-C2D-C3D	3.61	133.18	127.77
82	lF	202	PEB	C4B-C3B-C2B	-3.61	102.79	106.78
82	cF	201	PEB	C1B-C2B-C3B	-3.61	102.36	106.51
84	C4	1001	CYC	C1B-NB-C4B	-3.61	106.08	110.67
84	I3	1001	CYC	CAB-C3B-C4B	3.61	127.08	121.38
82	CF	202	PEB	C1C-CHB-C4B	3.61	133.12	128.81
82	KB	302	PEB	CHA-C1B-NB	-3.61	117.39	124.93
82	AQ	304	PEB	C3D-C4D-ND	3.61	114.34	107.26
82	LQ	203	PEB	C3D-C4D-ND	3.61	114.34	107.26
84	Q3	1001	CYC	CAB-C3B-C4B	3.61	127.08	121.38
82	V9	202	PEB	CHA-C1B-NB	-3.61	117.39	124.93
82	GJ	202	PEB	CHB-C4B-NB	-3.61	123.82	128.83
85	C6	508	BCR	C28-C27-C26	-3.61	107.64	114.08
85	KN	104	BCR	C27-C26-C25	-3.61	117.49	122.73
82	OH	201	PEB	C3D-C4D-ND	3.61	114.34	107.26
87	8N	306	CLA	CMB-C2B-C3B	3.61	131.43	124.68
82	YI	202	PEB	C2A-C1A-NA	3.61	111.38	108.27
82	WP	202	PEB	C1B-C2B-C3B	-3.61	102.37	106.51
84	w3	1001	CYC	CAB-C3B-C4B	3.61	127.07	121.38

Continued on next page...

Continued from previous page...

Mol	Chain	Res	Type	Atoms	Z	Observed(^{o})	Ideal(^{o})
82	TH	201	PEB	C3D-C4D-ND	3.61	114.33	107.26
82	h4	202	PEB	C3D-C4D-ND	3.61	114.33	107.26
82	F9	202	PEB	C3D-C4D-ND	3.61	114.33	107.26
82	SF	203	PEB	CHB-C4B-NB	-3.61	123.83	128.83
82	YM	202	PEB	OA-C1A-C2A	-3.61	123.31	126.17
87	2N	311	CLA	CMB-C2B-C3B	3.61	131.42	124.68
82	Z9	301	PEB	C1B-C2B-C3B	-3.61	102.37	106.51
82	EK	201	PEB	C4B-C3B-C2B	-3.61	102.79	106.78
82	vC	202	PEB	CHA-C1B-NB	-3.61	117.39	124.93
82	V1	203	PEB	C2A-C1A-NA	3.61	111.38	108.27
82	mJ	201	PEB	C2A-C1A-NA	3.61	111.38	108.27
82	Y5	203	PEB	CHB-C4B-NB	-3.61	123.83	128.83
87	A2	801	CLA	CHD-C1D-ND	-3.61	121.14	124.45
82	UQ	201	PEB	C3D-C4D-ND	3.60	114.33	107.26
82	i1	201	PEB	CHC-C1D-ND	-3.60	109.76	113.95
82	V5	202	PEB	CHC-C1D-ND	-3.60	109.76	113.95
85	B2	839	BCR	C33-C5-C6	-3.60	120.48	124.53
82	i4	202	PEB	CMB-C2B-C1B	3.60	130.62	125.06
82	jG	202	PEB	OA-C1A-C2A	-3.60	123.31	126.17
82	w8	204	PEB	C3D-C4D-ND	3.60	114.33	107.26
85	F2	204	BCR	C7-C8-C9	-3.60	120.79	126.23
82	eG	203	PEB	C2A-C1A-NA	3.60	111.38	108.27
82	KA	201	PEB	CHC-C4C-C3C	-3.60	124.19	130.34
82	LP	202	PEB	CMB-C2B-C1B	3.60	130.61	125.06
85	BN	839	BCR	C33-C5-C6	-3.60	120.48	124.53
82	QG	203	PEB	C3D-C4D-ND	3.60	114.33	107.26
82	EA	201	PEB	C1C-CHB-C4B	3.60	133.11	128.81
82	RG	201	PEB	CHB-C4B-NB	-3.60	123.83	128.83
82	YA	304	PEB	C4B-C3B-C2B	-3.60	102.79	106.78
82	B9	203	PEB	C4B-C3B-C2B	-3.60	102.79	106.78
82	dK	201	PEB	CHA-C1B-NB	-3.60	117.39	124.93
82	C5	201	PEB	OA-C1A-C2A	-3.60	123.31	126.17
82	C7	201	PEB	OA-C1A-C2A	-3.60	123.31	126.17
82	NA	202	PEB	OD-C4D-ND	-3.60	120.59	125.93
82	R4	201	PEB	C3B-C4B-NB	3.60	115.29	110.05
82	cB	403	PEB	C3D-C4D-ND	3.60	114.33	107.26
82	hG	203	PEB	C3D-C4D-ND	3.60	114.33	107.26
82	bP	501	PEB	CMB-C2B-C1B	3.60	130.61	125.06
84	M3	1001	CYC	CAB-C3B-C4B	3.60	127.07	121.38
82	sF	201	PEB	C3B-C4B-NB	3.60	115.29	110.05
84	GO	1001	CYC	C1B-C2B-C3B	-3.60	104.11	107.87
82	WH	201	PEB	C1B-C2B-C3B	-3.60	102.37	106.51

Continued on next page...

Continued from previous page...

Mol	Chain	Res	Type	Atoms	Z	Observed(^{o})	Ideal(^{o})
82	O1	202	PEB	C1B-C2B-C3B	-3.60	102.37	106.51
82	XB	201	PEB	OA-C1A-C2A	-3.60	123.31	126.17
82	cB	402	PEB	C3D-C4D-ND	3.60	114.33	107.26
82	RJ	201	PEB	C2A-C1A-NA	3.60	111.38	108.27
82	V4	201	PEB	C2A-C1A-NA	3.60	111.38	108.27
82	W9	203	PEB	C2A-C1A-NA	3.60	111.38	108.27
82	mE	203	PEB	CHC-C4C-C3C	-3.60	124.19	130.34
82	LF	202	PEB	C3B-C4B-NB	3.60	115.29	110.05
82	WG	201	PEB	CHC-C1D-ND	-3.60	109.77	113.95
82	PH	202	PEB	CHC-C1D-ND	-3.60	109.77	113.95
82	DB	203	PEB	CMB-C2B-C1B	3.60	130.61	125.06
82	YH	201	PEB	C3D-C4D-ND	3.60	114.33	107.26
87	42	611	CLA	CMB-C2B-C1B	-3.60	122.93	128.46
87	82	303	CLA	CMB-C2B-C1B	-3.60	122.93	128.46
87	B6	613	CLA	CMB-C2B-C1B	-3.60	122.93	128.46
82	ZM	201	PEB	C4B-C3B-C2B	-3.60	102.80	106.78
82	XA	203	PEB	CBC-CAC-C2C	3.60	118.77	112.62
82	MF	202	PEB	C3D-C4D-ND	3.60	114.32	107.26
82	TQ	202	PEB	CHC-C4C-C3C	-3.60	124.20	130.34
82	ZH	203	PEB	C3D-C4D-ND	3.60	114.32	107.26
82	OK	202	PEB	CHA-C1B-NB	-3.60	117.40	124.93
82	OJ	203	PEB	CMB-C2B-C1B	3.60	130.61	125.06
82	J1	1002	PEB	C4B-C3B-C2B	-3.60	102.80	106.78
82	Q5	203	PEB	C4B-C3B-C2B	-3.60	102.80	106.78
82	y8	203	PEB	C4B-C3B-C2B	-3.60	102.80	106.78
82	nK	201	PEB	C4B-C3B-C2B	-3.60	102.80	106.78
82	pC	202	PEB	OD-C4D-ND	-3.60	120.60	125.93
82	G5	202	PEB	CHC-C1D-ND	-3.60	109.77	113.95
82	T5	202	PEB	CHC-C1D-ND	-3.60	109.77	113.95
84	IG	1001	CYC	CHB-C4A-NA	-3.60	117.40	124.93
82	AM	302	PEB	C1C-CHB-C4B	-3.60	124.51	128.81
82	YI	201	PEB	OA-C1A-C2A	-3.60	123.31	126.17
82	QJ	203	PEB	C2A-C1A-NA	3.60	111.38	108.27
82	Q1	203	PEB	C2A-C1A-NA	3.60	111.38	108.27
96	v6	201	HEM	CHA-C4D-ND	3.60	128.83	124.38
82	RQ	202	PEB	CHA-C1B-NB	-3.60	117.40	124.93
82	Q5	201	PEB	CHA-C1B-NB	-3.60	117.40	124.93
84	u3	1001	CYC	CAB-C3B-C4B	3.60	127.06	121.38
82	VD	203	PEB	C4B-C3B-C2B	-3.60	102.80	106.78
85	K6	102	BCR	C28-C27-C26	-3.60	107.65	114.08
82	QK	201	PEB	C3B-C4B-NB	3.60	115.28	110.05
84	EH	1001	CYC	C2A-C1A-NA	3.60	115.28	110.05

Continued on next page...

Continued from previous page...

Mol	Chain	Res	Type	Atoms	Z	Observed(^{o})	Ideal(^{o})
85	IN	101	BCR	C20-C21-C22	-3.60	122.17	127.31
82	OF	201	PEB	C1B-C2B-C3B	-3.60	102.38	106.51
82	LO	1002	PEB	C2A-C1A-NA	3.60	111.38	108.27
82	XK	202	PEB	OA-C1A-C2A	-3.60	123.31	126.17
84	F4	1001	CYC	CMA-C3A-C4A	3.60	130.60	125.06
82	a4	201	PEB	C3B-C4B-NB	3.60	115.28	110.05
82	Z5	301	PEB	C3B-C4B-NB	3.60	115.28	110.05
83	K7	203	PUB	CHA-C4A-NA	-3.60	109.77	113.95
82	YP	502	PEB	CHB-C4B-NB	-3.60	123.84	128.83
85	B2	841	BCR	C21-C20-C19	-3.60	111.99	123.22
85	J2	102	BCR	C24-C23-C22	3.60	131.67	126.23
82	jM	201	PEB	C4B-C3B-C2B	-3.60	102.80	106.78
82	eK	201	PEB	C3D-C4D-ND	3.60	114.32	107.26
84	U3	1001	CYC	CAB-C3B-C4B	3.60	127.06	121.38
82	eK	203	PEB	C2A-C1A-NA	3.60	111.37	108.27
82	mG	203	PEB	CHC-C4C-C3C	-3.60	124.20	130.34
83	Z5	303	PUB	CMD-C2D-C3D	3.60	133.17	127.77
82	gB	202	PEB	CMB-C2B-C1B	3.60	130.60	125.06
84	B3	1001	CYC	CAB-C3B-C4B	3.60	127.06	121.38
82	PJ	202	PEB	C4B-C3B-C2B	-3.60	102.80	106.78
84	CO	1001	CYC	C1B-NB-C4B	-3.60	106.09	110.67
82	dH	203	PEB	C3D-C4D-ND	3.60	114.31	107.26
82	QI	201	PEB	C2A-C1A-NA	3.60	111.37	108.27
82	gH	201	PEB	C2A-C1A-NA	3.60	111.37	108.27
87	22	611	CLA	CMB-C2B-C3B	3.60	131.41	124.68
82	fO	201	PEB	C1B-C2B-C3B	-3.60	102.38	106.51
82	P4	202	PEB	C4B-C3B-C2B	-3.60	102.80	106.78
82	aJ	202	PEB	C4B-C3B-C2B	-3.60	102.80	106.78
82	M5	301	PEB	C3B-C4B-NB	3.60	115.28	110.05
82	Z5	301	PEB	C1B-C2B-C3B	-3.60	102.38	106.51
82	L7	202	PEB	C1B-C2B-C3B	-3.60	102.38	106.51
82	kH	203	PEB	C1B-C2B-C3B	-3.60	102.38	106.51
82	N9	202	PEB	CHA-C1B-NB	-3.59	117.41	124.93
82	R9	202	PEB	CHA-C1B-NB	-3.59	117.41	124.93
85	d6	405	BCR	C7-C8-C9	-3.59	120.80	126.23
82	KI	201	PEB	C2A-C1A-NA	3.59	111.37	108.27
82	R7	203	PEB	C3D-C4D-ND	3.59	114.31	107.26
84	F3	1001	CYC	CAB-C3B-C4B	3.59	127.06	121.38
82	m4	203	PEB	C3B-C4B-NB	3.59	115.28	110.05
82	oF	201	PEB	C4B-C3B-C2B	-3.59	102.80	106.78
82	NQ	203	PEB	OA-C1A-C2A	-3.59	123.31	126.17
82	xF	302	PEB	OA-C1A-C2A	-3.59	123.31	126.17

Continued on next page...

Continued from previous page...

Mol	Chain	Res	Type	Atoms	Z	Observed(^{o})	Ideal(^{o})
84	g3	1001	CYC	CMA-C3A-C4A	3.59	130.60	125.06
84	l3	1001	CYC	CMA-C3A-C4A	3.59	130.60	125.06
84	O3	1001	CYC	CAB-C3B-C4B	3.59	127.06	121.38
87	dL	409	CLA	CMB-C2B-C1B	-3.59	122.94	128.46
82	T4	201	PEB	C3B-C4B-NB	3.59	115.28	110.05
82	RK	201	PEB	C1C-CHB-C4B	3.59	133.10	128.81
82	OJ	201	PEB	C4B-C3B-C2B	-3.59	102.81	106.78
82	UM	202	PEB	CHC-C4C-C3C	-3.59	124.21	130.34
87	cL	514	CLA	CMB-C2B-C3B	3.59	131.40	124.68
87	AN	802	CLA	CHD-C1D-ND	-3.59	121.15	124.45
87	DL	406	CLA	O2D-CGD-O1D	-3.59	116.81	123.84
82	DM	202	PEB	CHC-C4C-C3C	-3.59	124.21	130.34
82	GB	202	PEB	CHC-C1D-ND	-3.59	109.78	113.95
82	pF	202	PEB	C4B-C3B-C2B	-3.59	102.81	106.78
85	BN	841	BCR	C21-C20-C19	-3.59	112.00	123.22
82	GD	202	PEB	C3D-C4D-ND	3.59	114.31	107.26
82	aM	203	PEB	C3D-C4D-ND	3.59	114.31	107.26
82	KB	301	PEB	C2A-C1A-NA	3.59	111.37	108.27
82	aJ	204	PEB	C1B-C2B-C3B	-3.59	102.38	106.51
82	eG	201	PEB	CMB-C2B-C1B	3.59	130.60	125.06
87	4N	608	CLA	O2D-CGD-O1D	-3.59	116.81	123.84
82	RK	202	PEB	C4B-C3B-C2B	-3.59	102.81	106.78
82	O5	203	PEB	C3B-C4B-NB	3.59	115.27	110.05
82	BD	202	PEB	C3D-C4D-ND	3.59	114.31	107.26
84	o3	1001	CYC	CAB-C3B-C4B	3.59	127.05	121.38
87	8N	304	CLA	CMB-C2B-C1B	-3.59	122.94	128.46
82	PM	201	PEB	C2A-C1A-NA	3.59	111.37	108.27
82	M5	304	PEB	C2A-C1A-NA	3.59	111.37	108.27
82	OI	202	PEB	C3D-C4D-ND	3.59	114.31	107.26
82	B7	203	PEB	C3D-C4D-ND	3.59	114.31	107.26
82	NK	201	PEB	C4B-C3B-C2B	-3.59	102.81	106.78
82	MP	201	PEB	C1B-C2B-C3B	-3.59	102.39	106.51
82	aM	203	PEB	C1B-C2B-C3B	-3.59	102.39	106.51
82	NP	201	PEB	OA-C1A-C2A	-3.59	123.32	126.17
82	fJ	203	PEB	OA-C1A-C2A	-3.59	123.32	126.17
84	j3	1001	CYC	CAB-C3B-C4B	3.59	127.05	121.38
82	EK	202	PEB	C2A-C1A-NA	3.59	111.37	108.27
82	RF	202	PEB	C4B-C3B-C2B	-3.59	102.81	106.78
82	YJ	203	PEB	C4B-C3B-C2B	-3.59	102.81	106.78
82	WH	201	PEB	CHA-C1B-NB	-3.59	117.42	124.93
82	mF	202	PEB	CHC-C4C-C3C	-3.59	124.21	130.34
82	cK	201	PEB	C1B-C2B-C3B	-3.59	102.39	106.51

Continued on next page...

Continued from previous page...

Mol	Chain	Res	Type	Atoms	Z	Observed(^{o})	Ideal(^{o})
82	WD	202	PEB	CMB-C2B-C1B	3.59	130.59	125.06
82	KB	301	PEB	C3D-C4D-ND	3.59	114.30	107.26
82	T1	201	PEB	C3D-C4D-ND	3.59	114.30	107.26
82	j1	202	PEB	C3D-C4D-ND	3.59	114.30	107.26
85	B6	601	BCR	C11-C10-C9	-3.59	122.19	127.31
82	cO	203	PEB	OA-C1A-C2A	-3.59	123.32	126.17
82	NK	202	PEB	CHB-C4B-C3B	-3.59	117.03	125.32
82	fE	201	PEB	CMB-C2B-C1B	3.59	130.59	125.06
87	82	305	CLA	CMB-C2B-C3B	3.59	131.39	124.68
82	eJ	202	PEB	CHC-C4C-C3C	-3.59	124.22	130.34
82	SE	201	PEB	CHC-C1D-ND	-3.59	109.78	113.95
82	h1	203	PEB	CHC-C1D-ND	-3.59	109.78	113.95
82	A5	202	PEB	CHC-C1D-ND	-3.59	109.78	113.95
82	C5	202	PEB	CHC-C1D-ND	-3.59	109.78	113.95
82	aO	201	PEB	C3B-C4B-NB	3.59	115.27	110.05
82	XB	202	PEB	CMB-C2B-C1B	3.59	130.59	125.06
82	TP	202	PEB	OA-C1A-C2A	-3.59	123.32	126.17
82	OH	201	PEB	C1C-CHB-C4B	3.59	133.09	128.81
83	wF	304	PUB	C4B-CHB-C1C	3.59	133.09	128.81
84	73	1001	CYC	CAB-C3B-C4B	3.59	127.05	121.38
85	k6	102	BCR	C28-C27-C26	-3.59	107.67	114.08
87	22	602	CLA	O2D-CGD-CBD	3.59	117.64	111.27
82	SG	203	PEB	C4B-C3B-C2B	-3.59	102.81	106.78
82	GI	202	PEB	CHB-C4B-NB	-3.59	123.85	128.83
82	aB	202	PEB	CHB-C4B-NB	-3.59	123.85	128.83
82	18	203	PEB	C3D-C4D-ND	3.59	114.30	107.26
82	ED	202	PEB	C2A-C1A-NA	3.59	111.36	108.27
82	oK	203	PEB	C2A-C1A-NA	3.59	111.36	108.27
82	XM	201	PEB	C4B-C3B-C2B	-3.59	102.81	106.78
84	S3	1001	CYC	CAB-C3B-C4B	3.59	127.04	121.38
82	BF	202	PEB	C3B-C4B-NB	3.59	115.27	110.05
84	JO	1001	CYC	CMB-C2B-C1B	3.59	128.65	124.17
95	b6	622	DGD	C1E-O6E-C5E	3.59	120.73	113.69
82	cH	201	PEB	C3D-C4D-ND	3.59	114.30	107.26
82	I5	202	PEB	CHC-C1D-ND	-3.59	109.78	113.95
84	f3	1001	CYC	CAB-C3B-C4B	3.59	127.04	121.38
85	B2	842	BCR	C11-C12-C13	3.59	136.49	126.42
82	TP	201	PEB	OA-C1A-C2A	-3.59	123.32	126.17
84	KO	1001	CYC	CBD-CAD-C3D	-3.59	106.50	112.62
82	YK	202	PEB	C3D-C4D-ND	3.59	114.29	107.26
82	ZH	202	PEB	C2A-C1A-NA	3.59	111.36	108.27
82	RD	203	PEB	C1B-C2B-C3B	-3.59	102.39	106.51

Continued on next page...

Continued from previous page...

Mol	Chain	Res	Type	Atoms	Z	Observed(^{o})	Ideal(^{o})
82	M5	301	PEB	C1B-C2B-C3B	-3.59	102.39	106.51
82	D7	202	PEB	C1B-C2B-C3B	-3.59	102.39	106.51
87	2N	303	CLA	O2D-CGD-CBD	3.59	117.64	111.27
91	dL	403	PHO	CMA-C3A-C4A	-3.59	106.53	114.38
82	HG	1002	PEB	CAB-C3B-C4B	3.59	131.35	125.01
82	R5	202	PEB	CHC-C1D-ND	-3.59	109.78	113.95
87	B6	608	CLA	CMB-C2B-C1B	-3.58	122.95	128.46
82	AF	202	PEB	C4B-C3B-C2B	-3.58	102.81	106.78
82	OH	202	PEB	C1B-C2B-C3B	-3.58	102.39	106.51
82	O1	201	PEB	C1C-CHB-C4B	3.58	133.09	128.81
82	JP	201	PEB	C3D-C4D-ND	3.58	114.29	107.26
82	EF	202	PEB	OA-C1A-C2A	-3.58	123.32	126.17
82	OF	202	PEB	CHA-C1B-NB	-3.58	117.44	124.93
82	ZJ	201	PEB	CHA-C1B-NB	-3.58	117.44	124.93
82	AM	301	PEB	CHA-C1B-NB	-3.58	117.44	124.93
82	HB	203	PEB	C3B-C4B-NB	3.58	115.26	110.05
82	OE	203	PEB	C3B-C4B-NB	3.58	115.26	110.05
82	f1	201	PEB	CHC-C4C-C3C	-3.58	124.22	130.34
82	A1	302	PEB	CHA-C1B-NB	-3.58	117.44	124.93
82	aH	202	PEB	CHA-C1B-NB	-3.58	117.44	124.93
82	PO	202	PEB	C4B-C3B-C2B	-3.58	102.82	106.78
82	aK	201	PEB	C3D-C4D-ND	3.58	114.29	107.26
82	OM	203	PEB	CHB-C4B-NB	-3.58	123.86	128.83
82	RB	201	PEB	C2A-C1A-NA	3.58	111.36	108.27
82	P7	203	PEB	CAB-CBB-CGB	-3.58	105.89	113.60
82	EQ	202	PEB	C3D-C4D-ND	3.58	114.29	107.26
82	gE	201	PEB	C3B-C4B-NB	3.58	115.26	110.05
87	42	608	CLA	O2D-CGD-O1D	-3.58	116.83	123.84
84	p3	1001	CYC	CMA-C3A-C4A	3.58	130.58	125.06
88	M6	101	LHG	C5-O7-C7	-3.58	108.97	117.79
82	K9	202	PEB	CHA-C1B-NB	-3.58	117.44	124.93
82	D7	201	PEB	CAB-C3B-C4B	3.58	131.35	125.01
87	BN	816	CLA	CMB-C2B-C1B	-3.58	122.96	128.46
82	SB	201	PEB	OD-C4D-ND	-3.58	120.62	125.93
82	TQ	201	PEB	OD-C4D-C3D	-3.58	121.34	129.46
82	jM	202	PEB	C2A-C1A-NA	3.58	111.36	108.27
82	C9	202	PEB	CHA-C1B-NB	-3.58	117.44	124.93
82	SQ	201	PEB	CHB-C4B-C3B	-3.58	117.05	125.32
82	OH	203	PEB	OA-C1A-C2A	-3.58	123.33	126.17
82	Z4	202	PEB	OA-C1A-C2A	-3.58	123.33	126.17
82	cO	202	PEB	CMB-C2B-C1B	3.58	130.58	125.06
84	M4	1001	CYC	CMA-C3A-C4A	3.58	130.58	125.06

Continued on next page...

Continued from previous page...

Mol	Chain	Res	Type	Atoms	Z	Observed(^{o})	Ideal(^{o})
82	KE	201	PEB	CHC-C4C-C3C	-3.58	124.23	130.34
82	AQ	303	PEB	CBC-CAC-C2C	-3.58	106.51	112.62
87	cL	508	CLA	CMB-C2B-C3B	3.58	131.38	124.68
82	UG	202	PEB	CHC-C4C-C3C	-3.58	124.23	130.34
82	VQ	202	PEB	CHA-C1B-NB	-3.58	117.44	124.93
82	ZE	203	PEB	C3D-C4D-ND	3.58	114.28	107.26
82	VQ	203	PEB	C3D-C4D-ND	3.58	114.28	107.26
82	FP	201	PEB	C2A-C1A-NA	3.58	111.36	108.27
82	L7	202	PEB	C3B-C4B-NB	3.58	115.26	110.05
82	EM	202	PEB	CHC-C1D-ND	-3.58	109.79	113.95
84	D1	1001	CYC	C1B-NB-C4B	-3.58	106.11	110.67
82	AG	301	PEB	OA-C1A-C2A	-3.58	123.33	126.17
82	LI	201	PEB	OA-C1A-C2A	-3.58	123.33	126.17
82	LM	202	PEB	OA-C1A-C2A	-3.58	123.33	126.17
82	LB	201	PEB	CMB-C2B-C1B	3.58	130.58	125.06
84	N3	1001	CYC	CMA-C3A-C4A	3.58	130.58	125.06
82	PH	202	PEB	C3D-C4D-ND	3.58	114.28	107.26
82	W1	201	PEB	C1B-C2B-C3B	-3.58	102.40	106.51
82	Z5	305	PEB	C3B-C4B-NB	3.58	115.26	110.05
82	X9	202	PEB	CHA-C1B-NB	-3.58	117.44	124.93
87	22	609	CLA	CAC-C3C-C4C	3.58	129.46	124.81
82	fE	203	PEB	C3D-C4D-ND	3.58	114.28	107.26
84	I1	1001	CYC	C1B-NB-C4B	-3.58	106.11	110.67
82	QB	204	PEB	C2A-C1A-NA	3.58	111.36	108.27
82	oF	201	PEB	C3B-C4B-NB	3.58	115.26	110.05
82	eH	203	PEB	C1B-C2B-C3B	-3.58	102.40	106.51
82	s8	203	PEB	CHC-C4C-C3C	-3.58	124.23	130.34
82	gE	201	PEB	CMB-C2B-C1B	3.58	130.58	125.06
82	IJ	201	PEB	C4B-C3B-C2B	-3.58	102.82	106.78
82	UP	203	PEB	C4B-C3B-C2B	-3.58	102.82	106.78
82	k1	201	PEB	C4B-C3B-C2B	-3.58	102.82	106.78
82	e1	201	PEB	C3D-C4D-ND	3.58	114.28	107.26
87	bL	615	CLA	CMB-C2B-C3B	3.58	131.37	124.68
82	g4	203	PEB	CHC-C4C-C3C	-3.58	124.23	130.34
82	O7	201	PEB	CBA-CAA-C3A	-3.58	105.50	113.47
95	lL	101	DGD	O6D-C5D-C4D	3.58	116.19	109.69
82	cH	201	PEB	CMB-C2B-C1B	3.58	130.57	125.06
85	BN	842	BCR	C11-C12-C13	3.58	136.47	126.42
82	VQ	203	PEB	C1B-C2B-C3B	-3.58	102.40	106.51
82	pK	202	PEB	C4B-C3B-C2B	-3.58	102.82	106.78
82	hJ	201	PEB	CHA-C1B-NB	-3.58	117.45	124.93
82	KD	202	PEB	OA-C1A-C2A	-3.58	123.33	126.17

Continued on next page...

Continued from previous page...

Mol	Chain	Res	Type	Atoms	Z	Observed(^{o})	Ideal(^{o})
82	RA	201	PEB	CAB-CBB-CGB	-3.58	105.90	113.60
82	c1	201	PEB	CMB-C2B-C1B	3.58	130.57	125.06
88	I6	101	LHG	C5-O7-C7	-3.58	108.98	117.79
82	HI	202	PEB	C3B-C4B-NB	3.58	115.25	110.05
82	OK	203	PEB	C2A-C1A-NA	3.58	111.36	108.27
82	Y1	202	PEB	CHC-C1D-ND	-3.58	109.79	113.95
82	GQ	201	PEB	CMB-C2B-C1B	3.58	130.57	125.06
84	G4	1001	CYC	C1B-C2B-C3B	-3.58	104.14	107.87
82	SB	203	PEB	CHA-C1B-NB	-3.58	117.45	124.93
82	LD	201	PEB	CHA-C1B-NB	-3.58	117.45	124.93
82	OF	202	PEB	C3D-C4D-ND	3.58	114.28	107.26
82	OH	202	PEB	OD-C4D-ND	-3.58	120.63	125.93
82	W5	203	PEB	C4B-C3B-C2B	-3.58	102.82	106.78
83	A1	303	PUB	C1C-C2C-C3C	-3.58	102.82	106.78
82	gG	201	PEB	CHC-C4C-C3C	-3.58	124.24	130.34
82	RP	202	PEB	CHB-C4B-NB	-3.58	123.87	128.83
88	C6	505	LHG	O8-C23-C24	3.58	123.13	111.91
82	bK	201	PEB	CHA-C1B-NB	-3.58	117.45	124.93
82	DQ	203	PEB	C3B-C4B-NB	3.58	115.25	110.05
82	GB	202	PEB	CMB-C2B-C1B	3.58	130.57	125.06
84	E3	1001	CYC	CMA-C3A-C4A	3.58	130.57	125.06
84	m3	1001	CYC	CMA-C3A-C4A	3.58	130.57	125.06
82	MP	201	PEB	CHC-C4C-C3C	-3.58	124.24	130.34
87	K2	101	CLA	CMB-C2B-C1B	-3.58	122.97	128.46
82	QJ	203	PEB	CHA-C1B-NB	-3.58	117.45	124.93
83	AG	302	PUB	C1D-CHC-C4C	-3.58	105.59	113.37
82	X7	203	PEB	CBC-CAC-C2C	3.58	118.72	112.62
87	B2	816	CLA	CMB-C2B-C3B	3.58	131.37	124.68
82	IB	201	PEB	C4B-C3B-C2B	-3.58	102.83	106.78
82	iK	203	PEB	OA-C1A-C2A	-3.58	123.33	126.17
82	gG	201	PEB	CMB-C2B-C1B	3.58	130.57	125.06
82	zK	501	PEB	C1C-CHB-C4B	3.58	133.08	128.81
82	MB	201	PEB	CHC-C4C-C3C	-3.58	124.24	130.34
83	AE	302	PUB	C1D-CHC-C4C	-3.58	105.59	113.37
82	aE	201	PEB	C2A-C1A-NA	3.58	111.36	108.27
82	fH	201	PEB	C2A-C1A-NA	3.58	111.36	108.27
84	F4	1001	CYC	C2C-C1C-NC	3.58	111.36	108.27
82	R7	201	PEB	CAB-CBB-CGB	-3.57	105.91	113.60
82	Q9	202	PEB	CHB-C4B-NB	-3.57	123.87	128.83
84	DE	1001	CYC	CHB-C4A-NA	-3.57	117.45	124.93
82	T7	201	PEB	CHC-C1D-ND	-3.57	109.80	113.95
82	eE	201	PEB	CMB-C2B-C1B	3.57	130.57	125.06

Continued on next page...

Continued from previous page...

Mol	Chain	Res	Type	Atoms	Z	Observed(^{o})	Ideal(^{o})
82	CD	201	PEB	CHB-C4B-C3B	-3.57	117.06	125.32
82	BF	201	PEB	C1C-CHB-C4B	3.57	133.08	128.81
82	CK	202	PEB	C1C-CHB-C4B	3.57	133.08	128.81
82	VJ	201	PEB	OA-C1A-C2A	-3.57	123.33	126.17
82	ZO	202	PEB	OA-C1A-C2A	-3.57	123.33	126.17
82	fM	202	PEB	C3D-C4D-ND	3.57	114.27	107.26
82	R7	202	PEB	C1B-C2B-C3B	-3.57	102.40	106.51
82	dJ	201	PEB	OD-C4D-ND	-3.57	120.64	125.93
87	42	608	CLA	CAA-C2A-C3A	-3.57	102.99	112.78
84	R3	1001	CYC	CMA-C3A-C4A	3.57	130.57	125.06
84	v3	1001	CYC	CMA-C3A-C4A	3.57	130.57	125.06
82	OK	203	PEB	CHC-C1D-ND	-3.57	109.80	113.95
85	h6	102	BCR	C15-C14-C13	-3.57	122.21	127.31
84	i3	1001	CYC	CMA-C3A-C4A	3.57	130.57	125.06
82	G9	202	PEB	CHA-C1B-NB	-3.57	117.46	124.93
84	DG	1001	CYC	CHB-C4A-NA	-3.57	117.46	124.93
82	t8	201	PEB	CAB-CBB-CGB	-3.57	105.91	113.60
82	Y4	203	PEB	C4B-C3B-C2B	-3.57	102.83	106.78
82	J5	203	PEB	C4B-C3B-C2B	-3.57	102.83	106.78
82	WK	202	PEB	C1C-CHB-C4B	3.57	133.08	128.81
82	GM	202	PEB	C2A-C1A-NA	3.57	111.35	108.27
82	a4	201	PEB	C2A-C1A-NA	3.57	111.35	108.27
87	aL	606	CLA	O2D-CGD-O1D	-3.57	116.85	123.84
82	aK	202	PEB	C1B-C2B-C3B	-3.57	102.41	106.51
82	E9	202	PEB	CHA-C1B-NB	-3.57	117.46	124.93
82	bF	201	PEB	CHA-C1B-NB	-3.57	117.46	124.93
82	dQ	401	PEB	CHC-C4C-C3C	-3.57	124.24	130.34
82	YI	202	PEB	CHC-C1D-ND	-3.57	109.80	113.95
82	NQ	202	PEB	C4B-C3B-C2B	-3.57	102.83	106.78
82	SD	201	PEB	CHB-C4B-C3B	-3.57	117.07	125.32
82	BM	301	PEB	CHB-C4B-NB	-3.57	123.87	128.83
87	32	308	CLA	CMB-C2B-C1B	-3.57	122.97	128.46
82	JM	202	PEB	OA-C1A-C2A	-3.57	123.33	126.17
82	Z1	203	PEB	C3D-C4D-ND	3.57	114.27	107.26
82	jK	201	PEB	CHC-C4C-C3C	-3.57	124.25	130.34
82	b1	202	PEB	C2A-C1A-NA	3.57	111.35	108.27
82	fJ	203	PEB	C2A-C1A-NA	3.57	111.35	108.27
84	LO	1001	CYC	C2C-C1C-NC	3.57	111.35	108.27
85	B6	621	BCR	C38-C26-C27	3.57	120.48	113.62
82	iG	201	PEB	CMB-C2B-C1B	3.57	130.56	125.06
84	GE	1001	CYC	CHB-C4A-NA	-3.57	117.46	124.93
82	R4	201	PEB	OD-C4D-ND	-3.57	120.64	125.93

Continued on next page...

Continued from previous page...

Mol	Chain	Res	Type	Atoms	Z	Observed(^{o})	Ideal(^{o})
85	BN	839	BCR	C15-C14-C13	-3.57	122.21	127.31
82	P5	202	PEB	CHC-C1D-ND	-3.57	109.80	113.95
82	cF	202	PEB	CHC-C1D-ND	-3.57	109.80	113.95
82	LH	1003	PEB	C4B-C3B-C2B	-3.57	102.83	106.78
82	Q1	203	PEB	C3D-C4D-ND	3.57	114.27	107.26
82	WG	203	PEB	C1B-C2B-C3B	-3.57	102.41	106.51
82	KK	202	PEB	C1B-C2B-C3B	-3.57	102.41	106.51
82	AI	201	PEB	CHB-C4B-NB	-3.57	123.87	128.83
82	A9	202	PEB	CHA-C1B-NB	-3.57	117.46	124.93
82	QG	203	PEB	CHC-C1D-ND	-3.57	109.80	113.95
82	hH	202	PEB	CHC-C1D-ND	-3.57	109.80	113.95
84	J3	1001	CYC	CMA-C3A-C4A	3.57	130.56	125.06
82	sF	201	PEB	CHA-C1B-NB	-3.57	117.47	124.93
87	3N	301	CLA	CMB-C2B-C1B	-3.57	122.98	128.46
82	MP	201	PEB	C3B-C4B-NB	3.57	115.24	110.05
82	M5	305	PEB	C3B-C4B-NB	3.57	115.24	110.05
82	fJ	203	PEB	CHB-C4B-NB	-3.57	123.88	128.83
82	FK	202	PEB	OD-C4D-ND	-3.57	120.64	125.93
82	LA	201	PEB	OA-C1A-C2A	-3.57	123.33	126.17
82	iG	202	PEB	C2A-C1A-NA	3.57	111.35	108.27
85	J2	103	BCR	C11-C10-C9	-3.57	122.22	127.31
82	I9	202	PEB	CHA-C1B-NB	-3.57	117.47	124.93
82	bE	202	PEB	CHC-C1D-ND	-3.57	109.80	113.95
84	EH	1001	CYC	C1B-C2B-C3B	-3.57	104.15	107.87
82	PI	201	PEB	CHB-C4B-NB	-3.57	123.88	128.83
82	18	201	PEB	CHC-C4C-C3C	-3.57	124.25	130.34
82	QJ	202	PEB	C2A-C1A-NA	3.57	111.35	108.27
82	CQ	201	PEB	CHB-C4B-C3B	-3.57	117.08	125.32
82	R1	201	PEB	OA-C1A-C2A	-3.57	123.34	126.17
87	D6	403	CLA	CMB-C2B-C1B	-3.57	122.98	128.46
96	V6	201	HEM	CHA-C4D-ND	3.57	128.79	124.38
82	RK	202	PEB	CHB-C4B-C3B	-3.57	117.08	125.32
82	P9	202	PEB	CHA-C1B-NB	-3.57	117.47	124.93
84	FO	1001	CYC	CMA-C3A-C4A	3.57	130.56	125.06
82	PM	202	PEB	C4B-C3B-C2B	-3.57	102.83	106.78
82	a4	202	PEB	C4B-C3B-C2B	-3.57	102.83	106.78
82	gG	202	PEB	C4B-C3B-C2B	-3.57	102.83	106.78
82	QI	201	PEB	C3D-C4D-ND	3.57	114.26	107.26
82	fG	203	PEB	C3D-C4D-ND	3.57	114.26	107.26
82	aK	203	PEB	C3D-C4D-ND	3.57	114.26	107.26
83	yF	302	PUB	CHA-C1B-C2B	-3.57	124.25	130.34
84	CO	1001	CYC	C2C-C1C-NC	3.57	111.35	108.27

Continued on next page...

Continued from previous page...

Mol	Chain	Res	Type	Atoms	Z	Observed(^{o})	Ideal(^{o})
82	pF	202	PEB	CMB-C2B-C1B	3.57	130.56	125.06
82	gM	201	PEB	CMB-C2B-C1B	3.57	130.56	125.06
82	D7	203	PEB	OA-C1A-C2A	-3.57	123.34	126.17
82	kH	201	PEB	OA-C1A-C2A	-3.57	123.34	126.17
82	vC	202	PEB	OD-C4D-ND	-3.57	120.65	125.93
82	tC	201	PEB	CAB-CBB-CGB	-3.57	105.93	113.60
82	WJ	203	PEB	C3B-C4B-NB	3.57	115.24	110.05
85	JN	102	BCR	C24-C23-C22	3.57	131.62	126.23
82	DA	202	PEB	C1B-C2B-C3B	-3.57	102.41	106.51
82	RA	203	PEB	C3D-C4D-ND	3.57	114.26	107.26
82	E5	202	PEB	CHC-C1D-ND	-3.57	109.81	113.95
82	D9	203	PEB	OD-C4D-ND	-3.57	120.65	125.93
82	RM	202	PEB	CAB-C3B-C4B	3.57	131.32	125.01
82	R9	201	PEB	C2A-C1A-NA	3.57	111.35	108.27
82	QB	204	PEB	C3B-C4B-NB	3.57	115.24	110.05
82	UK	202	PEB	C3B-C4B-NB	3.57	115.24	110.05
82	NP	201	PEB	C4B-C3B-C2B	-3.57	102.84	106.78
82	L1	1002	PEB	C4B-C3B-C2B	-3.57	102.84	106.78
82	dJ	201	PEB	C3D-C4D-ND	3.57	114.25	107.26
82	SJ	203	PEB	C1B-C2B-C3B	-3.57	102.41	106.51
82	HE	1002	PEB	CAB-C3B-C4B	3.57	131.32	125.01
87	B2	818	CLA	CMB-C2B-C1B	-3.57	122.98	128.46
82	KG	201	PEB	CHC-C4C-C3C	-3.57	124.26	130.34
82	KK	203	PEB	C1C-CHB-C4B	3.57	133.07	128.81
84	C3	1001	CYC	CMA-C3A-C4A	3.57	130.55	125.06
82	P9	201	PEB	C2A-C1A-NA	3.56	111.35	108.27
82	WE	201	PEB	CHC-C1D-ND	-3.56	109.81	113.95
82	OG	203	PEB	CHC-C1D-ND	-3.56	109.81	113.95
82	L5	201	PEB	CHC-C1D-ND	-3.56	109.81	113.95
85	JN	103	BCR	C11-C10-C9	-3.56	122.22	127.31
84	e3	1001	CYC	CMA-C3A-C4A	3.56	130.55	125.06
82	dJ	201	PEB	OA-C1A-C2A	-3.56	123.34	126.17
84	KO	1001	CYC	C1B-NB-C4B	-3.56	106.13	110.67
82	Y1	202	PEB	C1B-C2B-C3B	-3.56	102.42	106.51
82	VB	201	PEB	C3B-C4B-NB	3.56	115.23	110.05
82	JH	1002	PEB	C3B-C4B-NB	3.56	115.23	110.05
82	KA	201	PEB	CMB-C2B-C1B	3.56	130.55	125.06
82	C7	202	PEB	CHC-C1D-ND	-3.56	109.81	113.95
82	TJ	201	PEB	C2A-C1A-NA	3.56	111.34	108.27
87	B2	824	CLA	C2A-C1A-CHA	3.56	130.09	123.86
82	ZG	203	PEB	OA-C1A-C2A	-3.56	123.34	126.17
82	G5	201	PEB	OA-C1A-C2A	-3.56	123.34	126.17

Continued on next page...

Continued from previous page...

Mol	Chain	Res	Type	Atoms	Z	Observed(^{o})	Ideal(^{o})
82	N5	201	PEB	OA-C1A-C2A	-3.56	123.34	126.17
82	S7	202	PEB	OA-C1A-C2A	-3.56	123.34	126.17
82	gM	202	PEB	OA-C1A-C2A	-3.56	123.34	126.17
84	K4	1001	CYC	CBD-CAD-C3D	-3.56	106.54	112.62
82	CP	202	PEB	CHC-C1D-ND	-3.56	109.81	113.95
82	OA	201	PEB	CBA-CAA-C3A	-3.56	105.53	113.47
82	II	201	PEB	CHB-C4B-NB	-3.56	123.89	128.83
82	E9	201	PEB	C2A-C1A-NA	3.56	111.34	108.27
82	KJ	203	PEB	C3B-C4B-NB	3.56	115.23	110.05
87	BN	825	CLA	C2A-C1A-CHA	3.56	130.09	123.86
87	B2	812	CLA	CMB-C2B-C1B	-3.56	122.99	128.46
82	UD	202	PEB	OD-C4D-ND	-3.56	120.65	125.93
83	ND	201	PUB	OA-C1A-NA	-3.56	120.65	125.93
82	YO	203	PEB	CHC-C1D-ND	-3.56	109.81	113.95
84	J3	1001	CYC	CAB-C3B-C4B	3.56	127.00	121.38
82	b1	201	PEB	OA-C1A-C2A	-3.56	123.34	126.17
85	cL	503	BCR	C20-C21-C22	-3.56	122.23	127.31
87	dL	401	CLA	CMB-C2B-C1B	-3.56	122.99	128.46
82	UJ	202	PEB	C4B-C3B-C2B	-3.56	102.84	106.78
92	BL	611	LMG	O1-C1-C2	3.56	113.86	108.30
82	Z1	202	PEB	C2A-C1A-NA	3.56	111.34	108.27
82	T9	201	PEB	C2A-C1A-NA	3.56	111.34	108.27
84	L4	1001	CYC	C2C-C1C-NC	3.56	111.34	108.27
84	c3	1001	CYC	CMA-C3A-C4A	3.56	130.55	125.06
82	SG	201	PEB	CHC-C1D-ND	-3.56	109.81	113.95
96	VL	201	HEM	C1B-NB-C4B	3.56	108.75	105.07
82	LD	203	PEB	C3D-C4D-ND	3.56	114.25	107.26
82	K7	201	PEB	CMB-C2B-C1B	3.56	130.55	125.06
82	XI	201	PEB	CHB-C4B-NB	-3.56	123.89	128.83
82	RB	202	PEB	CHC-C1D-ND	-3.56	109.81	113.95
82	QF	203	PEB	C3D-C4D-ND	3.56	114.24	107.26
82	AJ	301	PEB	CHA-C1B-NB	-3.56	117.49	124.93
82	T9	202	PEB	CHA-C1B-NB	-3.56	117.49	124.93
82	QK	203	PEB	C3D-C4D-ND	3.56	114.24	107.26
87	BN	819	CLA	CMB-C2B-C1B	-3.56	122.99	128.46
87	4N	611	CLA	CMB-C2B-C1B	-3.56	122.99	128.46
82	AJ	301	PEB	C1B-C2B-C3B	-3.56	102.42	106.51
82	HI	203	PEB	CHC-C1D-ND	-3.56	109.81	113.95
82	VD	203	PEB	C3D-C4D-ND	3.56	114.24	107.26
87	BN	825	CLA	CMB-C2B-C1B	-3.56	122.99	128.46
82	RO	201	PEB	OD-C4D-ND	-3.56	120.66	125.93
82	DF	201	PEB	C3D-C4D-ND	3.56	114.24	107.26

Continued on next page...

Continued from previous page...

Mol	Chain	Res	Type	Atoms	Z	Observed(^{o})	Ideal(^{o})
82	WH	202	PEB	C3D-C4D-ND	3.56	114.24	107.26
82	KP	202	PEB	C1B-C2B-C3B	-3.56	102.42	106.51
82	U1	202	PEB	CHC-C1D-ND	-3.56	109.81	113.95
82	y8	201	PEB	CHC-C1D-ND	-3.56	109.81	113.95
82	BB	203	PEB	CHC-C4C-C3C	-3.56	124.27	130.34
82	SG	201	PEB	OA-C1A-C2A	-3.56	123.34	126.17
82	G9	201	PEB	C2A-C1A-NA	3.56	111.34	108.27
82	DH	1002	PEB	CHC-C4C-C3C	-3.56	124.27	130.34
82	hE	203	PEB	C4B-C3B-C2B	-3.56	102.84	106.78
82	UG	201	PEB	CHB-C4B-NB	-3.56	123.89	128.83
82	pK	202	PEB	CMB-C2B-C1B	3.56	130.54	125.06
95	C6	503	DGD	C4E-C3E-C2E	3.56	117.03	110.82
83	AM	303	PUB	OD-C4D-C3D	-3.56	124.18	128.04
82	kM	202	PEB	CHC-C4C-C3C	-3.56	124.27	130.34
84	HH	1001	CYC	C1B-C2B-C3B	-3.56	104.16	107.87
87	B2	815	CLA	CMB-C2B-C1B	-3.56	123.00	128.46
82	zF	501	PEB	C1C-CHB-C4B	3.56	133.06	128.81
82	HJ	201	PEB	C3B-C4B-NB	3.56	115.22	110.05
82	Q5	203	PEB	C3B-C4B-NB	3.56	115.22	110.05
84	FO	1001	CYC	CHA-C1A-NA	-3.56	123.89	128.83
82	OJ	202	PEB	OA-C1A-C2A	-3.56	123.34	126.17
82	B7	203	PEB	C4B-C3B-C2B	-3.56	102.85	106.78
82	e4	201	PEB	CHA-C1B-NB	-3.56	117.49	124.93
82	EA	201	PEB	OD-C4D-ND	-3.56	120.66	125.93
82	DQ	203	PEB	OD-C4D-ND	-3.56	120.66	125.93
82	jJ	201	PEB	OD-C4D-ND	-3.56	120.66	125.93
82	IM	203	PEB	C2A-C1A-NA	3.56	111.34	108.27
82	mK	202	PEB	CHC-C4C-C3C	-3.56	124.27	130.34
82	BQ	202	PEB	C3D-C4D-ND	3.56	114.24	107.26
82	AH	302	PEB	CHA-C1B-NB	-3.56	117.49	124.93
82	O5	201	PEB	CHB-C4B-NB	-3.56	123.89	128.83
82	EF	202	PEB	C1C-CHB-C4B	3.56	133.06	128.81
82	WJ	203	PEB	OD-C4D-ND	-3.56	120.66	125.93
82	PP	202	PEB	CMB-C2B-C1B	3.56	130.54	125.06
84	K3	1001	CYC	CMA-C3A-C4A	3.56	130.54	125.06
82	aG	201	PEB	CHC-C1D-ND	-3.56	109.82	113.95
82	aJ	203	PEB	CHC-C1D-ND	-3.56	109.82	113.95
85	F2	203	BCR	C15-C16-C17	-3.56	116.19	123.47
82	kH	201	PEB	C4B-C3B-C2B	-3.56	102.85	106.78
82	VQ	203	PEB	OD-C4D-C3D	-3.56	121.40	129.46
82	tK	203	PEB	OD-C4D-C3D	-3.56	121.40	129.46
82	V9	201	PEB	C2A-C1A-NA	3.56	111.34	108.27

Continued on next page...

Continued from previous page...

Mol	Chain	Res	Type	Atoms	Z	Observed(^{o})	Ideal(^{o})
85	K6	102	BCR	C33-C5-C4	3.56	120.45	113.62
82	i1	201	PEB	OD-C4D-ND	-3.56	120.66	125.93
82	XF	201	PEB	C1C-CHB-C4B	3.56	133.06	128.81
92	D6	409	LMG	O7-C10-C11	3.56	119.16	111.50
82	ZH	203	PEB	C4B-C3B-C2B	-3.55	102.85	106.78
82	a1	202	PEB	CHA-C1B-NB	-3.55	117.50	124.93
87	CL	518	CLA	O2D-CGD-O1D	-3.55	116.89	123.84
82	sK	201	PEB	CHA-C1B-NB	-3.55	117.50	124.93
84	GG	1001	CYC	CHB-C4A-NA	-3.55	117.50	124.93
82	QP	201	PEB	C3B-C4B-NB	3.55	115.22	110.05
83	NQ	201	PUB	OA-C1A-NA	-3.55	120.67	125.93
83	wF	304	PUB	CBA-CAA-C3A	-3.55	107.59	112.98
82	bB	201	PEB	C3B-C4B-NB	3.55	115.22	110.05
84	P3	1001	CYC	CMA-C3A-C4A	3.55	130.54	125.06
82	TI	202	PEB	CHB-C4B-NB	-3.55	123.90	128.83
82	UI	202	PEB	C4B-C3B-C2B	-3.55	102.85	106.78
82	gE	202	PEB	C4B-C3B-C2B	-3.55	102.85	106.78
82	R1	201	PEB	C2A-C1A-NA	3.55	111.34	108.27
82	OJ	203	PEB	OA-C1A-C2A	-3.55	123.35	126.17
82	OM	203	PEB	OA-C1A-C2A	-3.55	123.35	126.17
82	eJ	202	PEB	OA-C1A-C2A	-3.55	123.35	126.17
82	WE	203	PEB	C3B-C4B-NB	3.55	115.22	110.05
84	KH	1001	CYC	C2A-C1A-NA	3.55	115.22	110.05
82	tK	202	PEB	CHB-C4B-C3B	-3.55	117.11	125.32
98	BN	837	PQN	C11-C12-C13	-3.55	120.88	126.79
82	GP	203	PEB	CHC-C4C-C3C	-3.55	124.28	130.34
82	UF	202	PEB	CHC-C1D-ND	-3.55	109.82	113.95
87	d6	406	CLA	CMB-C2B-C1B	-3.55	123.00	128.46
85	C6	507	BCR	C33-C5-C6	-3.55	120.54	124.53
92	DL	402	LMG	O1-C7-C8	-3.55	102.33	110.90
82	IK	201	PEB	CAC-CBC-CGC	3.55	123.72	113.76
82	JA	201	PEB	C3B-C4B-NB	3.55	115.22	110.05
82	ZH	202	PEB	C3B-C4B-NB	3.55	115.22	110.05
82	OH	203	PEB	C3D-C4D-ND	3.55	114.23	107.26
82	iK	203	PEB	C3D-C4D-ND	3.55	114.23	107.26
82	ND	204	PEB	C2A-C1A-NA	3.55	111.33	108.27
82	u8	201	PEB	C2A-C1A-NA	3.55	111.33	108.27
82	uC	201	PEB	C2A-C1A-NA	3.55	111.33	108.27
82	aG	201	PEB	C2A-C1A-NA	3.55	111.33	108.27
82	TD	202	PEB	CHC-C4C-C3C	-3.55	124.28	130.34
82	aJ	202	PEB	CHC-C4C-C3C	-3.55	124.28	130.34
87	4N	608	CLA	CAA-C2A-C3A	-3.55	103.05	112.78

Continued on next page...

Continued from previous page...

Mol	Chain	Res	Type	Atoms	Z	Observed(^{o})	Ideal(^{o})
82	cK	201	PEB	CMB-C2B-C1B	3.55	130.53	125.06
82	JK	201	PEB	CAA-C3A-C2A	-3.55	105.39	114.26
82	AI	203	PEB	C4B-C3B-C2B	-3.55	102.85	106.78
82	TJ	202	PEB	C4B-C3B-C2B	-3.55	102.85	106.78
82	eO	203	PEB	C4B-C3B-C2B	-3.55	102.85	106.78
85	d6	405	BCR	C15-C14-C13	-3.55	122.24	127.31
82	gM	201	PEB	CHA-C1B-NB	-3.55	117.50	124.93
82	E7	202	PEB	C3D-C4D-ND	3.55	114.23	107.26
84	t3	1001	CYC	CMA-C3A-C4A	3.55	130.53	125.06
82	iE	201	PEB	C1B-C2B-C3B	-3.55	102.43	106.51
82	FI	202	PEB	CHC-C1D-ND	-3.55	109.82	113.95
82	uF	201	PEB	OD-C4D-C3D	-3.55	121.42	129.46
82	IA	202	PEB	C3D-C4D-ND	3.55	114.22	107.26
82	I7	202	PEB	C3D-C4D-ND	3.55	114.22	107.26
82	aF	203	PEB	C3D-C4D-ND	3.55	114.22	107.26
82	jJ	202	PEB	C1C-CHB-C4B	-3.55	124.57	128.81
82	PO	203	PEB	CHC-C4C-C3C	-3.55	124.28	130.34
82	GD	201	PEB	CMB-C2B-C1B	3.55	130.53	125.06
82	dE	201	PEB	CHC-C1D-ND	-3.55	109.83	113.95
87	8N	306	CLA	C2A-C1A-CHA	3.55	130.07	123.86
82	sF	202	PEB	C2A-C1A-NA	3.55	111.33	108.27
82	BA	203	PEB	C3B-C4B-NB	3.55	115.21	110.05
82	IQ	202	PEB	OA-C1A-C2A	-3.55	123.35	126.17
82	O5	203	PEB	OA-C1A-C2A	-3.55	123.35	126.17
91	A6	407	PHO	C1-C2-C3	-3.55	119.91	126.04
82	YJ	201	PEB	CHB-C4B-NB	-3.55	123.90	128.83
84	C3	1001	CYC	CAB-C3B-C4B	3.55	126.98	121.38
82	LD	203	PEB	C2A-C1A-NA	3.55	111.33	108.27
82	PQ	201	PEB	C2A-C1A-NA	3.55	111.33	108.27
82	UQ	201	PEB	C2A-C1A-NA	3.55	111.33	108.27
82	CM	203	PEB	C1B-C2B-C3B	-3.55	102.43	106.51
82	j4	203	PEB	OA-C1A-C2A	-3.55	123.35	126.17
82	S5	202	PEB	OD-C4D-ND	-3.55	120.67	125.93
91	d6	404	PHO	C1-C2-C3	-3.55	119.91	126.04
82	NF	201	PEB	C4B-C3B-C2B	-3.55	102.86	106.78
82	F5	201	PEB	C4B-C3B-C2B	-3.55	102.86	106.78
85	kL	100	BCR	C31-C1-C6	-3.55	104.55	110.30
82	CJ	202	PEB	C2A-C1A-NA	3.55	111.33	108.27
84	T3	1001	CYC	CAB-C3B-C4B	3.55	126.98	121.38
82	IB	203	PEB	CHC-C1D-ND	-3.55	109.83	113.95
82	W7	201	PEB	C1B-C2B-C3B	-3.55	102.44	106.51
87	BN	813	CLA	CMB-C2B-C1B	-3.55	123.01	128.46

Continued on next page...

Continued from previous page...

Mol	Chain	Res	Type	Atoms	Z	Observed(^{o})	Ideal(^{o})
84	D1	1003	CYC	CMB-C2B-C1B	3.55	128.60	124.17
82	UK	202	PEB	CMB-C2B-C1B	3.55	130.53	125.06
87	BN	809	CLA	CMB-C2B-C3B	3.55	131.31	124.68
82	T5	201	PEB	OA-C1A-C2A	-3.55	123.35	126.17
85	HL	103	BCR	C24-C23-C22	-3.55	120.88	126.23
82	NH	1002	PEB	C3B-C4B-NB	3.55	115.21	110.05
87	1N	611	CLA	CMB-C2B-C1B	-3.55	123.01	128.46
82	I7	202	PEB	C1B-C2B-C3B	-3.55	102.44	106.51
82	aF	202	PEB	C1B-C2B-C3B	-3.55	102.44	106.51
82	c1	201	PEB	C3D-C4D-ND	3.55	114.22	107.26
82	IB	201	PEB	C2A-C1A-NA	3.55	111.33	108.27
85	cL	518	BCR	C7-C8-C9	-3.55	120.88	126.23
83	xF	305	PUB	CHC-C1D-ND	-3.55	109.24	113.72
82	Y9	203	PEB	OD-C4D-ND	-3.55	120.68	125.93
83	KA	203	PUB	CHA-C4A-NA	-3.55	109.83	113.95
82	hE	202	PEB	OA-C1A-C2A	-3.55	123.35	126.17
82	K7	201	PEB	CHC-C4C-C3C	-3.55	124.29	130.34
82	KA	202	PEB	CHB-C4B-NB	-3.55	123.91	128.83
82	RE	201	PEB	CHB-C4B-NB	-3.55	123.91	128.83
87	B2	824	CLA	CMB-C2B-C1B	-3.55	123.02	128.46
82	KB	302	PEB	C2A-C1A-NA	3.54	111.33	108.27
82	VD	202	PEB	CHA-C1B-NB	-3.54	117.52	124.93
82	TD	201	PEB	OD-C4D-C3D	-3.54	121.43	129.46
82	NI	201	PEB	CHB-C4B-NB	-3.54	123.91	128.83
84	EO	1001	CYC	C1B-NB-C4B	-3.54	106.16	110.67
82	N7	203	PEB	C3B-C4B-NB	3.54	115.20	110.05
96	vL	201	HEM	C1B-NB-C4B	3.54	108.73	105.07
87	a6	608	CLA	C1-C2-C3	-3.54	119.91	126.04
82	jH	202	PEB	C3D-C4D-ND	3.54	114.21	107.26
82	cJ	202	PEB	CHC-C4C-C3C	-3.54	124.29	130.34
82	CB	201	PEB	OA-C1A-C2A	-3.54	123.36	126.17
82	MF	203	PEB	OA-C1A-C2A	-3.54	123.36	126.17
82	OH	202	PEB	OA-C1A-C2A	-3.54	123.36	126.17
82	g1	201	PEB	OA-C1A-C2A	-3.54	123.36	126.17
82	gH	201	PEB	OA-C1A-C2A	-3.54	123.36	126.17
91	D6	404	PHO	C4-C3-C5	3.54	121.23	115.27
82	aO	202	PEB	C4B-C3B-C2B	-3.54	102.86	106.78
82	ZM	201	PEB	C2A-C1A-NA	3.54	111.33	108.27
82	K9	201	PEB	C2A-C1A-NA	3.54	111.33	108.27
82	lH	201	PEB	C2A-C1A-NA	3.54	111.33	108.27
82	TB	202	PEB	C3B-C4B-NB	3.54	115.20	110.05
82	RO	201	PEB	C3B-C4B-NB	3.54	115.20	110.05

Continued on next page...

Continued from previous page...

Mol	Chain	Res	Type	Atoms	Z	Observed(^{o})	Ideal(^{o})
82	HB	203	PEB	OD-C4D-ND	-3.54	120.68	125.93
82	yF	301	PEB	OD-C4D-ND	-3.54	120.68	125.93
82	aE	201	PEB	CHC-C1D-ND	-3.54	109.83	113.95
82	eO	203	PEB	CHC-C1D-ND	-3.54	109.83	113.95
84	K3	1001	CYC	CAB-C3B-C4B	3.54	126.97	121.38
82	IF	201	PEB	CAC-CBC-CGC	3.54	123.69	113.76
84	J3	1001	CYC	C1A-C2A-C3A	-3.54	102.86	106.78
82	eK	203	PEB	CHB-C4B-NB	-3.54	123.91	128.83
82	v8	202	PEB	OD-C4D-ND	-3.54	120.68	125.93
82	UF	202	PEB	CHC-C4C-C3C	-3.54	124.29	130.34
87	12	608	CLA	C2D-C1D-ND	-3.54	107.49	110.10
84	T3	1001	CYC	CMA-C3A-C4A	3.54	130.52	125.06
82	MB	202	PEB	CAA-C3A-C2A	-3.54	105.41	114.26
82	SD	201	PEB	OA-C1A-C2A	-3.54	123.36	126.17
84	CH	1001	CYC	OC-C1C-C2C	-3.54	123.36	126.17
83	yF	303	PUB	CHC-C1D-ND	-3.54	109.24	113.72
85	FN	202	BCR	C15-C16-C17	-3.54	116.22	123.47
82	gB	202	PEB	C4B-C3B-C2B	-3.54	102.86	106.78
82	xF	304	PEB	C4B-C3B-C2B	-3.54	102.86	106.78
83	AE	303	PUB	C1C-C2C-C3C	-3.54	102.86	106.78
84	E4	1001	CYC	C1B-NB-C4B	-3.54	106.16	110.67
82	KF	202	PEB	C1B-C2B-C3B	-3.54	102.44	106.51
87	A2	813	CLA	CMB-C2B-C1B	-3.54	123.02	128.46
85	hL	102	BCR	C7-C8-C9	-3.54	120.88	126.23
85	B2	838	BCR	C24-C23-C22	3.54	131.59	126.23
82	A7	201	PEB	C1C-CHB-C4B	3.54	133.04	128.81
82	Q5	201	PEB	C3B-C4B-NB	3.54	115.20	110.05
82	DI	202	PEB	C3D-C4D-ND	3.54	114.21	107.26
82	FI	201	PEB	CBC-CAC-C2C	-3.54	106.58	112.62
84	JO	1001	CYC	CHA-C1A-NA	-3.54	123.91	128.83
82	wK	302	PEB	OA-C1A-C2A	-3.54	123.36	126.17
82	R7	201	PEB	C2A-C1A-NA	3.54	111.33	108.27
87	12	607	CLA	O2D-CGD-O1D	-3.54	116.91	123.84
84	g3	1001	CYC	C1A-C2A-C3A	-3.54	102.86	106.78
84	FE	1001	CYC	C2B-C1B-NB	3.54	112.17	106.99
84	63	901	CYC	CBD-CAD-C3D	-3.54	106.58	112.62
82	KM	203	PEB	C1B-C2B-C3B	-3.54	102.44	106.51
82	WG	203	PEB	C3B-C4B-NB	3.54	115.20	110.05
82	HP	202	PEB	C1C-CHB-C4B	-3.54	124.58	128.81
82	UQ	201	PEB	CHB-C4B-NB	-3.54	123.92	128.83
82	RF	202	PEB	CHB-C4B-C3B	-3.54	117.14	125.32
82	TF	201	PEB	C4B-C3B-C2B	-3.54	102.86	106.78

Continued on next page...

Continued from previous page...

Mol	Chain	Res	Type	Atoms	Z	Observed(^{o})	Ideal(^{o})
82	SE	201	PEB	OA-C1A-C2A	-3.54	123.36	126.17
82	UM	202	PEB	OA-C1A-C2A	-3.54	123.36	126.17
82	A4	301	PEB	OA-C1A-C2A	-3.54	123.36	126.17
82	eF	201	PEB	OA-C1A-C2A	-3.54	123.36	126.17
82	mM	202	PEB	OA-C1A-C2A	-3.54	123.36	126.17
82	BK	202	PEB	C3B-C4B-NB	3.54	115.20	110.05
82	aK	203	PEB	CHC-C1D-ND	-3.54	109.84	113.95
82	A9	201	PEB	C2A-C1A-NA	3.54	111.33	108.27
82	C9	201	PEB	C2A-C1A-NA	3.54	111.33	108.27
82	F5	201	PEB	CAA-C3A-C4A	-3.54	103.58	112.67
82	JF	201	PEB	CAA-C3A-C2A	-3.54	105.42	114.26
82	JQ	202	PEB	C3B-C4B-NB	3.54	115.20	110.05
82	UH	202	PEB	CHC-C1D-ND	-3.54	109.84	113.95
82	BA	203	PEB	C3D-C4D-ND	3.54	114.20	107.26
82	aO	202	PEB	C2A-C1A-NA	3.54	111.32	108.27
84	G3	1001	CYC	CMA-C3A-C4A	3.54	130.51	125.06
87	bL	604	CLA	O2D-CGD-O1D	-3.54	116.92	123.84
82	QB	204	PEB	C4B-C3B-C2B	-3.54	102.87	106.78
82	Y4	203	PEB	CHC-C1D-ND	-3.54	109.84	113.95
82	LK	202	PEB	C3B-C4B-NB	3.54	115.20	110.05
82	L7	203	PEB	C3D-C4D-ND	3.54	114.20	107.26
85	A2	845	BCR	C7-C8-C9	-3.54	120.89	126.23
82	V4	202	PEB	OA-C1A-C2A	-3.54	123.36	126.17
82	E5	201	PEB	OA-C1A-C2A	-3.54	123.36	126.17
82	X5	201	PEB	OA-C1A-C2A	-3.54	123.36	126.17
82	e4	203	PEB	CHC-C1D-ND	-3.54	109.84	113.95
82	DA	201	PEB	CAB-C3B-C4B	3.54	131.27	125.01
84	A3	1001	CYC	CMA-C3A-C4A	3.54	130.51	125.06
82	lK	203	PEB	C3D-C4D-ND	3.54	114.20	107.26
82	sK	201	PEB	C3B-C4B-NB	3.54	115.19	110.05
87	KN	105	CLA	CAA-C2A-C3A	-3.54	103.09	112.78
82	EI	201	PEB	CHB-C4B-NB	-3.54	123.92	128.83
87	82	305	CLA	C2A-C1A-CHA	3.54	130.04	123.86
82	UP	203	PEB	C3B-C4B-NB	3.54	115.19	110.05
82	LJ	202	PEB	C1C-CHB-C4B	-3.54	124.58	128.81
82	RP	201	PEB	C2A-C1A-NA	3.54	111.32	108.27
82	EB	501	PEB	C4B-C3B-C2B	-3.54	102.87	106.78
87	bL	621	CLA	CMB-C2B-C3B	3.54	131.29	124.68
82	W5	202	PEB	CHB-C4B-NB	-3.54	123.92	128.83
82	uK	202	PEB	OA-C1A-C2A	-3.54	123.36	126.17
82	gO	203	PEB	OA-C1A-C2A	-3.54	123.36	126.17
82	tF	202	PEB	CHB-C4B-C3B	-3.54	117.15	125.32

Continued on next page...

Continued from previous page...

Mol	Chain	Res	Type	Atoms	Z	Observed(^{o})	Ideal(^{o})
87	1N	608	CLA	C2D-C1D-ND	-3.54	107.50	110.10
82	dJ	202	PEB	CHA-C1B-NB	-3.54	117.54	124.93
83	Z9	305	PUB	CMA-C2A-C1A	3.54	129.71	121.39
82	RB	201	PEB	CMB-C2B-C1B	3.54	130.51	125.06
82	sK	202	PEB	C2A-C1A-NA	3.54	111.32	108.27
82	QH	203	PEB	C3D-C4D-ND	3.54	114.20	107.26
82	m4	203	PEB	CHC-C4C-C3C	-3.54	124.31	130.34
87	CL	513	CLA	CHD-C1D-ND	-3.54	121.20	124.45
82	KI	201	PEB	OD-C4D-C3D	-3.54	121.45	129.46
82	dO	201	PEB	OA-C1A-C2A	-3.54	123.36	126.17
83	AJ	304	PUB	C1D-CHC-C4C	-3.54	105.68	113.37
82	OE	203	PEB	CHC-C1D-ND	-3.54	109.84	113.95
84	EG	1001	CYC	OB-C4B-C3B	-3.54	124.20	128.04
82	VM	202	PEB	C4B-C3B-C2B	-3.54	102.87	106.78
82	cF	201	PEB	C4B-C3B-C2B	-3.54	102.87	106.78
82	F7	203	PEB	C1B-C2B-C3B	-3.54	102.45	106.51
82	M9	301	PEB	CHC-C4C-C3C	-3.53	124.31	130.34
87	CL	509	CLA	O2D-CGD-O1D	-3.53	116.93	123.84
82	ZH	201	PEB	CMB-C2B-C1B	3.53	130.51	125.06
82	Z1	201	PEB	CMB-C2B-C1B	3.53	130.51	125.06
82	m1	202	PEB	CHB-C4B-NB	-3.53	123.92	128.83
82	lM	201	PEB	CHB-C4B-NB	-3.53	123.92	128.83
84	BG	1002	CYC	CHB-C1B-NB	-3.53	118.47	126.06
82	WK	203	PEB	CHC-C1D-ND	-3.53	109.84	113.95
85	B2	839	BCR	C15-C14-C13	-3.53	122.27	127.31
82	JQ	202	PEB	C3D-C4D-ND	3.53	114.19	107.26
82	sK	202	PEB	C3D-C4D-ND	3.53	114.19	107.26
82	UQ	202	PEB	OD-C4D-ND	-3.53	120.69	125.93
82	LA	202	PEB	C3B-C4B-NB	3.53	115.19	110.05
82	TA	201	PEB	CHC-C1D-ND	-3.53	109.84	113.95
82	N9	201	PEB	C2A-C1A-NA	3.53	111.32	108.27
82	cE	202	PEB	C2A-C1A-NA	3.53	111.32	108.27
84	A3	1001	CYC	C1A-C2A-C3A	-3.53	102.87	106.78
83	yK	302	PUB	CHA-C1B-C2B	-3.53	124.31	130.34
82	d1	202	PEB	OD-C4D-ND	-3.53	120.70	125.93
82	O7	201	PEB	OD-C4D-ND	-3.53	120.70	125.93
82	oK	202	PEB	OA-C1A-C2A	-3.53	123.36	126.17
84	BG	1002	CYC	C4D-CHA-C1A	3.53	133.03	128.81
82	YH	202	PEB	CHC-C1D-ND	-3.53	109.84	113.95
82	aF	203	PEB	CHC-C1D-ND	-3.53	109.84	113.95
83	yK	302	PUB	CBA-CAA-C3A	-3.53	107.62	112.98
82	AF	202	PEB	C3D-C4D-ND	3.53	114.19	107.26

Continued on next page...

Continued from previous page...

Mol	Chain	Res	Type	Atoms	Z	Observed(^{o})	Ideal(^{o})
82	I7	201	PEB	CMB-C2B-C1B	3.53	130.50	125.06
87	AN	852	CLA	C4A-NA-C1A	3.53	108.29	106.71
82	ED	201	PEB	CHB-C4B-C3B	-3.53	117.16	125.32
83	QM	201	PUB	CMA-C2A-C1A	3.53	129.70	121.39
87	K2	106	CLA	CAA-C2A-C3A	-3.53	103.11	112.78
82	f1	202	PEB	C3D-C4D-ND	3.53	114.19	107.26
91	AL	410	PHO	CMA-C3A-C4A	-3.53	106.64	114.38
82	eO	201	PEB	CHA-C1B-NB	-3.53	117.55	124.93
82	P1	202	PEB	CHC-C1D-ND	-3.53	109.85	113.95
82	MB	201	PEB	OA-C1A-C2A	-3.53	123.36	126.17
82	NP	202	PEB	OA-C1A-C2A	-3.53	123.36	126.17
82	K5	201	PEB	OA-C1A-C2A	-3.53	123.36	126.17
82	cO	201	PEB	OA-C1A-C2A	-3.53	123.36	126.17
87	12	611	CLA	CMB-C2B-C1B	-3.53	123.04	128.46
82	uF	203	PEB	C3D-C4D-ND	3.53	114.19	107.26
82	WI	202	PEB	C3B-C4B-NB	3.53	115.19	110.05
84	e3	1001	CYC	C1A-C2A-C3A	-3.53	102.87	106.78
84	m3	1001	CYC	C1A-C2A-C3A	-3.53	102.87	106.78
82	gO	203	PEB	CHC-C4C-C3C	-3.53	124.31	130.34
82	NF	202	PEB	CHC-C4C-C3C	3.53	136.36	130.34
84	E1	1001	CYC	C1B-C2B-C3B	-3.53	104.19	107.87
82	LJ	201	PEB	CMB-C2B-C1B	3.53	130.50	125.06
85	B2	802	BCR	C39-C30-C29	3.53	123.03	108.91
82	FF	202	PEB	OD-C4D-ND	-3.53	120.70	125.93
82	eB	202	PEB	CHB-C4B-NB	-3.53	123.93	128.83
82	kH	203	PEB	CHA-C1B-NB	-3.53	117.55	124.93
84	FG	1001	CYC	CHB-C4A-NA	-3.53	117.55	124.93
87	b6	613	CLA	CMB-C2B-C3B	3.53	131.28	124.68
85	CL	516	BCR	C16-C17-C18	-3.53	122.27	127.31
82	FA	203	PEB	C1B-C2B-C3B	-3.53	102.45	106.51
82	eB	201	PEB	OA-C1A-C2A	-3.53	123.37	126.17
82	xK	302	PEB	OA-C1A-C2A	-3.53	123.37	126.17
82	NF	201	PEB	CHC-C4C-C3C	-3.53	124.32	130.34
82	YB	201	PEB	CMB-C2B-C1B	3.53	130.50	125.06
82	I9	201	PEB	C2A-C1A-NA	3.53	111.32	108.27
82	mK	201	PEB	C2A-C1A-NA	3.53	111.32	108.27
87	22	605	CLA	CAB-C3B-C2B	3.53	131.60	124.69
82	TM	202	PEB	C4B-C3B-C2B	-3.53	102.88	106.78
91	DL	405	PHO	CMA-C3A-C4A	-3.53	106.65	114.38
82	DK	201	PEB	C3D-C4D-ND	3.53	114.18	107.26
82	V4	201	PEB	CHA-C1B-NB	-3.53	117.55	124.93
82	N1	1002	PEB	C3B-C4B-NB	3.53	115.18	110.05

Continued on next page...

Continued from previous page...

Mol	Chain	Res	Type	Atoms	Z	Observed(^{o})	Ideal(^{o})
82	PE	201	PEB	CAB-CBB-CGB	-3.53	106.01	113.60
82	gO	201	PEB	OA-C1A-C2A	-3.53	123.37	126.17
82	WJ	201	PEB	CHA-C1B-C2B	3.53	133.97	124.90
82	eF	201	PEB	C3D-C4D-ND	3.53	114.18	107.26
87	AL	404	CLA	CMB-C2B-C1B	-3.53	123.04	128.46
82	DD	203	PEB	OD-C4D-ND	-3.53	120.70	125.93
84	e3	1001	CYC	CAB-C3B-C4B	3.53	126.95	121.38
84	p3	1001	CYC	CAB-C3B-C4B	3.53	126.95	121.38
82	cB	403	PEB	CBC-CAC-C2C	3.53	118.64	112.62
84	DH	1003	CYC	CMB-C2B-C1B	3.53	128.57	124.17
82	ZE	201	PEB	C2A-C1A-NA	3.53	111.31	108.27
82	OF	203	PEB	C2A-C1A-NA	3.53	111.31	108.27
84	DH	1001	CYC	C2C-C1C-NC	3.53	111.31	108.27
82	PD	202	PEB	CHB-C4B-NB	-3.53	123.93	128.83
82	KI	202	PEB	CHB-C4B-NB	-3.53	123.93	128.83
82	B9	203	PEB	CHB-C4B-NB	-3.53	123.93	128.83
82	mH	202	PEB	CHB-C4B-NB	-3.53	123.93	128.83
85	CL	501	BCR	C10-C11-C12	-3.53	112.20	123.22
82	U1	203	PEB	C3B-C4B-NB	3.53	115.18	110.05
82	NK	202	PEB	CHC-C4C-C3C	3.53	136.35	130.34
84	GG	1001	CYC	C1B-C2B-C3B	-3.53	104.19	107.87
82	YF	203	PEB	C1B-C2B-C3B	-3.53	102.46	106.51
82	VI	201	PEB	CHB-C4B-NB	-3.53	123.93	128.83
82	aO	201	PEB	CHA-C1B-NB	-3.53	117.55	124.93
82	JD	202	PEB	C3D-C4D-ND	3.53	114.18	107.26
82	D1	1002	PEB	CHC-C4C-C3C	-3.53	124.32	130.34
82	PB	201	PEB	C4B-C3B-C2B	-3.53	102.88	106.78
82	EF	201	PEB	C4B-C3B-C2B	-3.53	102.88	106.78
94	a6	601	PL9	C7-C3-C2	-3.53	118.66	123.30
87	B2	805	CLA	C1B-CHB-C4A	-3.53	123.13	130.12
82	WF	203	PEB	C2A-C1A-NA	3.53	111.31	108.27
82	H4	1002	PEB	C2A-C1A-NA	3.53	111.31	108.27
82	HA	202	PEB	C3D-C4D-ND	3.53	114.18	107.26
92	D6	409	LMG	O1-C7-C8	-3.53	102.39	110.90
85	AN	845	BCR	C7-C8-C9	-3.53	120.91	126.23
82	RI	201	PEB	CHB-C4B-NB	-3.53	123.93	128.83
85	JN	102	BCR	C11-C10-C9	-3.53	122.28	127.31
82	EA	201	PEB	C1B-C2B-C3B	-3.53	102.46	106.51
84	G3	1001	CYC	C1A-C2A-C3A	-3.53	102.88	106.78
82	IA	201	PEB	CMB-C2B-C1B	3.53	130.50	125.06
82	W7	201	PEB	CMB-C2B-C1B	3.53	130.50	125.06
82	eM	202	PEB	CMB-C2B-C1B	3.53	130.50	125.06

Continued on next page...

Continued from previous page...

Mol	Chain	Res	Type	Atoms	Z	Observed(^{o})	Ideal(^{o})
85	B2	802	BCR	C30-C25-C26	-3.53	117.65	122.61
82	PP	201	PEB	OA-C1A-C2A	-3.53	123.37	126.17
82	I5	201	PEB	OA-C1A-C2A	-3.53	123.37	126.17
82	PF	201	PEB	CHC-C1D-ND	-3.53	109.85	113.95
82	sF	202	PEB	C3D-C4D-ND	3.53	114.18	107.26
82	SJ	201	PEB	C2A-C1A-NA	3.53	111.31	108.27
82	l1	202	PEB	C2A-C1A-NA	3.53	111.31	108.27
82	k4	201	PEB	C2A-C1A-NA	3.53	111.31	108.27
82	FP	202	PEB	CMB-C2B-C1B	3.53	130.49	125.06
82	Q9	201	PEB	C3B-C4B-NB	3.53	115.18	110.05
82	S1	201	PEB	CHA-C1B-C2B	3.53	133.97	124.90
82	hM	202	PEB	CAB-C3B-C4B	3.53	131.25	125.01
82	CI	201	PEB	CHB-C4B-NB	-3.53	123.94	128.83
84	KG	202	CYC	C1B-C2B-C3B	-3.53	104.19	107.87
82	SB	201	PEB	CHC-C4C-C3C	-3.53	124.32	130.34
87	B2	808	CLA	CMB-C2B-C3B	3.53	131.27	124.68
82	XM	202	PEB	CAB-C3B-C4B	3.53	131.25	125.01
82	XM	202	PEB	OA-C1A-C2A	-3.53	123.37	126.17
82	EF	202	PEB	C2A-C1A-NA	3.53	111.31	108.27
82	X9	201	PEB	C2A-C1A-NA	3.53	111.31	108.27
82	JB	202	PEB	C3B-C4B-NB	3.53	115.18	110.05
82	UH	203	PEB	C3B-C4B-NB	3.53	115.18	110.05
82	P5	201	PEB	C3B-C4B-NB	3.53	115.18	110.05
82	IF	203	PEB	OD-C4D-ND	-3.52	120.71	125.93
82	O1	202	PEB	OD-C4D-ND	-3.52	120.71	125.93
82	YB	202	PEB	CMB-C2B-C1B	3.52	130.49	125.06
84	FE	1002	CYC	C4A-C3A-C2A	-3.52	102.46	106.51
82	GA	201	PEB	C3B-C4B-NB	3.52	115.18	110.05
84	G3	1001	CYC	CAB-C3B-C4B	3.52	126.94	121.38
87	CL	509	CLA	CMB-C2B-C1B	-3.52	123.05	128.46
82	XQ	203	PEB	C3D-C4D-ND	3.52	114.17	107.26
82	LK	201	PEB	CHC-C4C-C3C	-3.52	124.33	130.34
82	eF	203	PEB	OD-C4D-ND	-3.52	120.71	125.93
85	k6	102	BCR	C33-C5-C4	3.52	120.39	113.62
82	W9	203	PEB	CMB-C2B-C1B	3.52	130.49	125.06
82	UD	202	PEB	OA-C1A-C2A	-3.52	123.37	126.17
82	VD	203	PEB	OA-C1A-C2A	-3.52	123.37	126.17
82	OE	202	PEB	OA-C1A-C2A	-3.52	123.37	126.17
92	x6	601	LMG	C8-O7-C10	-3.52	109.11	117.79
83	yF	302	PUB	CBA-CAA-C3A	-3.52	107.63	112.98
82	iH	201	PEB	OD-C4D-ND	-3.52	120.71	125.93
82	RF	201	PEB	C1C-CHB-C4B	3.52	133.02	128.81

Continued on next page...

Continued from previous page...

Mol	Chain	Res	Type	Atoms	Z	Observed(^{o})	Ideal(^{o})
82	fH	202	PEB	C3D-C4D-ND	3.52	114.17	107.26
84	C3	1001	CYC	C1A-C2A-C3A	-3.52	102.88	106.78
82	B7	203	PEB	C3B-C4B-NB	3.52	115.17	110.05
82	yF	301	PEB	C2A-C1A-NA	3.52	111.31	108.27
87	8N	303	CLA	CMB-C2B-C3B	3.52	131.27	124.68
82	aG	201	PEB	C3B-C4B-NB	3.52	115.17	110.05
87	AN	813	CLA	CMB-C2B-C1B	-3.52	123.05	128.46
82	DF	202	PEB	C4B-C3B-C2B	-3.52	102.88	106.78
82	G7	202	PEB	C3D-C4D-ND	3.52	114.17	107.26
82	PP	201	PEB	CHB-C4B-NB	-3.52	123.94	128.83
82	GA	202	PEB	C3D-C4D-ND	3.52	114.17	107.26
82	DO	1002	PEB	C1C-CHB-C4B	3.52	133.02	128.81
85	BL	617	BCR	C36-C18-C17	-3.52	117.99	122.92
82	S5	201	PEB	OA-C1A-C2A	-3.52	123.37	126.17
82	WH	201	PEB	C4B-C3B-C2B	-3.52	102.89	106.78
82	iJ	202	PEB	C4B-C3B-C2B	-3.52	102.89	106.78
82	QO	202	PEB	CHC-C1D-ND	-3.52	109.86	113.95
82	OK	202	PEB	C3D-C4D-ND	3.52	114.17	107.26
82	vF	201	PEB	C3D-C4D-ND	3.52	114.17	107.26
82	wK	302	PEB	CHA-C1B-NB	-3.52	117.57	124.93
87	CL	512	CLA	CMB-C2B-C1B	-3.52	123.05	128.46
85	B6	621	BCR	C27-C26-C25	-3.52	117.62	122.73
85	BN	803	BCR	C30-C25-C26	-3.52	117.65	122.61
82	UG	203	PEB	C3D-C4D-ND	3.52	114.17	107.26
82	jE	202	PEB	CHC-C4C-C3C	-3.52	124.33	130.34
82	KF	201	PEB	C2A-C1A-NA	3.52	111.31	108.27
82	dK	201	PEB	C2A-C1A-NA	3.52	111.31	108.27
82	fH	202	PEB	C3B-C4B-NB	3.52	115.17	110.05
82	A5	201	PEB	OA-C1A-C2A	-3.52	123.37	126.17
82	GD	201	PEB	CAB-C3B-C4B	3.52	131.24	125.01
82	EJ	203	PEB	C1B-C2B-C3B	-3.52	102.47	106.51
82	QB	203	PEB	OD-C4D-ND	-3.52	120.72	125.93
85	BN	803	BCR	C39-C30-C29	3.52	122.98	108.91
85	BL	618	BCR	C15-C14-C13	-3.52	122.29	127.31
82	LA	202	PEB	C1B-C2B-C3B	-3.52	102.47	106.51
87	B6	614	CLA	CMB-C2B-C1B	-3.52	123.06	128.46
88	BL	610	LHG	O7-C7-C8	3.52	119.08	111.50
82	VO	201	PEB	CHA-C1B-NB	-3.52	117.57	124.93
82	qC	202	PEB	OD-C4D-ND	-3.52	120.72	125.93
85	BN	838	BCR	C24-C23-C22	3.52	131.55	126.23
84	L4	1001	CYC	C1A-C2A-C3A	-3.52	102.89	106.78
82	q8	202	PEB	CHB-C4B-NB	-3.52	123.95	128.83

Continued on next page...

Continued from previous page...

Mol	Chain	Res	Type	Atoms	Z	Observed(^{o})	Ideal(^{o})
87	1N	609	CLA	CAA-C2A-C3A	-3.52	105.47	114.26
85	k6	102	BCR	C33-C5-C6	-3.52	120.58	124.53
82	MF	202	PEB	C2A-C1A-NA	3.52	111.31	108.27
82	A4	305	PEB	C2A-C1A-NA	3.52	111.31	108.27
82	rC	202	PEB	OD-C4D-ND	-3.52	120.72	125.93
84	A3	1001	CYC	CAB-C3B-C4B	3.52	126.94	121.38
82	EF	201	PEB	CAB-C3B-C4B	3.52	131.23	125.01
82	SB	201	PEB	CHA-C1B-NB	-3.52	117.57	124.93
82	HA	203	PEB	CHC-C4C-C3C	-3.52	124.34	130.34
82	OA	202	PEB	OA-C1A-C2A	-3.52	123.38	126.17
82	YF	202	PEB	OA-C1A-C2A	-3.52	123.38	126.17
82	d4	202	PEB	OA-C1A-C2A	-3.52	123.38	126.17
84	BE	1002	CYC	CHB-C1B-NB	-3.52	118.51	126.06
82	u8	201	PEB	C3D-C4D-ND	3.52	114.16	107.26
82	a4	203	PEB	CHC-C4C-C3C	-3.52	124.34	130.34
82	TM	202	PEB	C2A-C1A-NA	3.52	111.31	108.27
82	j4	203	PEB	CHA-C1B-NB	-3.52	117.58	124.93
82	WB	401	PEB	C3B-C4B-NB	3.52	115.17	110.05
82	kH	202	PEB	CMB-C2B-C1B	3.52	130.48	125.06
82	BA	203	PEB	C4B-C3B-C2B	-3.52	102.89	106.78
82	VQ	203	PEB	C4B-C3B-C2B	-3.52	102.89	106.78
84	K3	1001	CYC	C1A-C2A-C3A	-3.52	102.89	106.78
84	N3	1001	CYC	C1A-C2A-C3A	-3.52	102.89	106.78
84	i3	1001	CYC	CAB-C3B-C4B	3.52	126.93	121.38
82	MQ	201	PEB	C1C-CHB-C4B	3.52	133.01	128.81
83	BJ	302	PUB	C4B-CHB-C1C	-3.52	124.61	128.81
82	lF	203	PEB	C3D-C4D-ND	3.52	114.16	107.26
87	8N	306	CLA	CHB-C4A-NA	3.52	129.38	124.51
82	QE	202	PEB	CHC-C4C-C3C	-3.52	124.34	130.34
84	EE	1001	CYC	OB-C4B-C3B	-3.52	124.22	128.04
87	6N	604	CLA	CMB-C2B-C1B	-3.52	123.06	128.46
82	BP	201	PEB	CHA-C1B-NB	-3.52	117.58	124.93
82	RH	201	PEB	OA-C1A-C2A	-3.52	123.38	126.17
82	lG	202	PEB	OA-C1A-C2A	-3.52	123.38	126.17
82	UE	201	PEB	CHB-C4B-NB	-3.52	123.95	128.83
84	E1	1001	CYC	C2A-C1A-NA	3.52	115.16	110.05
82	v8	202	PEB	C3D-C4D-ND	3.52	114.16	107.26
82	CA	202	PEB	CHC-C1D-ND	-3.52	109.86	113.95
82	MM	201	PEB	OD-C4D-ND	-3.52	120.72	125.93
82	F9	201	PEB	OD-C4D-ND	-3.52	120.72	125.93
82	DK	202	PEB	C4B-C3B-C2B	-3.52	102.89	106.78
82	Y7	303	PEB	C4B-C3B-C2B	-3.52	102.89	106.78

Continued on next page...

Continued from previous page...

Mol	Chain	Res	Type	Atoms	Z	Observed(^{o})	Ideal(^{o})
82	dH	201	PEB	C4B-C3B-C2B	-3.52	102.89	106.78
82	FB	201	PEB	C2A-C1A-NA	3.52	111.30	108.27
82	EK	202	PEB	C3D-C4D-ND	3.52	114.16	107.26
82	WK	202	PEB	OD-C4D-ND	-3.52	120.72	125.93
82	IP	202	PEB	OD-C4D-ND	-3.52	120.72	125.93
87	A2	824	CLA	CMB-C2B-C1B	-3.52	123.06	128.46
82	UE	203	PEB	C3D-C4D-ND	3.52	114.16	107.26
82	IA	202	PEB	C1B-C2B-C3B	-3.51	102.47	106.51
87	c6	612	CLA	CMB-C2B-C1B	-3.51	123.06	128.46
82	t8	202	PEB	CAB-C3B-C4B	3.51	131.23	125.01
87	2N	303	CLA	O2D-CGD-O1D	-3.51	116.97	123.84
82	OF	203	PEB	C4B-C3B-C2B	-3.51	102.89	106.78
84	t3	1001	CYC	C1A-C2A-C3A	-3.51	102.89	106.78
82	aE	201	PEB	C3B-C4B-NB	3.51	115.16	110.05
82	J9	201	PEB	CAB-C3B-C4B	3.51	131.23	125.01
87	AN	822	CLA	CMB-C2B-C1B	-3.51	123.06	128.46
87	A2	838	CLA	CMB-C2B-C1B	-3.51	123.06	128.46
82	F5	203	PEB	OA-C1A-C2A	-3.51	123.38	126.17
82	T5	202	PEB	OA-C1A-C2A	-3.51	123.38	126.17
82	iM	201	PEB	OA-C1A-C2A	-3.51	123.38	126.17
82	kO	203	PEB	CHC-C1D-ND	-3.51	109.87	113.95
82	r8	202	PEB	CHA-C1B-NB	-3.51	117.58	124.93
82	NI	203	PEB	C3B-C4B-NB	3.51	115.16	110.05
82	I5	201	PEB	C3B-C4B-NB	3.51	115.16	110.05
82	SB	202	PEB	C4B-C3B-C2B	-3.51	102.89	106.78
85	J2	102	BCR	C11-C10-C9	-3.51	122.30	127.31
82	LH	1003	PEB	C1B-C2B-C3B	-3.51	102.47	106.51
82	UE	202	PEB	CHC-C4C-C3C	-3.51	124.34	130.34
84	v3	1001	CYC	CAB-C3B-C4B	3.51	126.93	121.38
82	F9	203	PEB	OA-C1A-C2A	-3.51	123.38	126.17
82	WM	203	PEB	CHA-C1B-NB	-3.51	117.58	124.93
82	kO	202	PEB	CHA-C1B-NB	-3.51	117.58	124.93
82	Q7	202	PEB	C1B-C2B-C3B	-3.51	102.47	106.51
83	yK	302	PUB	OD-C4D-ND	-3.51	120.73	125.93
82	YK	203	PEB	CHA-C1B-C2B	3.51	133.93	124.90
82	I5	202	PEB	C1C-CHB-C4B	3.51	133.00	128.81
82	wF	302	PEB	CHA-C1B-NB	-3.51	117.59	124.93
82	W1	201	PEB	C4B-C3B-C2B	-3.51	102.90	106.78
82	oK	201	PEB	C4B-C3B-C2B	-3.51	102.90	106.78
82	C5	202	PEB	OA-C1A-C2A	-3.51	123.38	126.17
82	dH	202	PEB	OD-C4D-ND	-3.51	120.73	125.93
82	aO	203	PEB	CHC-C4C-C3C	-3.51	124.35	130.34

Continued on next page...

Continued from previous page...

Mol	Chain	Res	Type	Atoms	Z	Observed(^{o})	Ideal(^{o})
82	EF	202	PEB	C3D-C4D-ND	3.51	114.15	107.26
82	k4	202	PEB	CHC-C1D-ND	-3.51	109.87	113.95
82	QM	202	PEB	OD-C4D-ND	-3.51	120.73	125.93
82	CJ	203	PEB	C1B-C2B-C3B	-3.51	102.48	106.51
82	I5	201	PEB	C1B-C2B-C3B	-3.51	102.48	106.51
82	ZB	201	PEB	CMB-C2B-C1B	3.51	130.47	125.06
85	B2	841	BCR	C1-C6-C5	-3.51	117.67	122.61
94	d6	408	PL9	C10-C9-C11	3.51	121.18	115.27
82	S9	202	PEB	CHC-C1D-ND	-3.51	109.87	113.95
82	V1	202	PEB	C3D-C4D-ND	3.51	114.15	107.26
85	K2	102	BCR	C27-C26-C25	-3.51	117.64	122.73
82	VH	201	PEB	CHA-C4A-NA	3.51	129.38	125.20
83	AG	303	PUB	C1C-C2C-C3C	-3.51	102.90	106.78
82	jG	202	PEB	CHC-C4C-C3C	-3.51	124.35	130.34
82	mK	201	PEB	CHC-C4C-C3C	-3.51	124.35	130.34
82	GQ	201	PEB	CAB-C3B-C4B	3.51	131.22	125.01
82	DB	203	PEB	C3B-C4B-NB	3.51	115.15	110.05
82	LB	201	PEB	C3B-C4B-NB	3.51	115.15	110.05
82	MJ	202	PEB	C3B-C4B-NB	3.51	115.15	110.05
82	V7	201	PEB	CAC-CBC-CGC	-3.51	103.92	113.76
84	FE	1002	CYC	CHB-C4A-NA	-3.51	117.59	124.93
87	1N	607	CLA	O2D-CGD-O1D	-3.51	116.98	123.84
82	dD	401	PEB	CHC-C4C-C3C	-3.51	124.35	130.34
82	HQ	203	PEB	OA-C1A-C2A	-3.51	123.38	126.17
87	82	302	CLA	CMB-C2B-C3B	3.51	131.24	124.68
84	E3	1001	CYC	C1A-C2A-C3A	-3.51	102.90	106.78
87	AN	803	CLA	CMB-C2B-C1B	-3.51	123.07	128.46
84	HO	1001	CYC	C2A-C1A-NA	3.51	115.15	110.05
82	OA	201	PEB	OD-C4D-ND	-3.51	120.73	125.93
84	N3	1001	CYC	CAB-C3B-C4B	3.51	126.92	121.38
82	EA	202	PEB	C3D-C4D-ND	3.51	114.14	107.26
82	YJ	203	PEB	CBC-CAC-C2C	-3.51	106.63	112.62
87	2N	301	CLA	CAB-C3B-C2B	3.51	131.56	124.69
82	VH	202	PEB	CHA-C4A-NA	3.51	129.38	125.20
82	EQ	201	PEB	CHB-C4B-C3B	-3.51	117.22	125.32
82	RE	202	PEB	CMB-C2B-C1B	3.51	130.47	125.06
82	qC	202	PEB	CHB-C4B-NB	-3.51	123.96	128.83
82	MI	401	PEB	CHC-C1D-ND	-3.51	109.87	113.95
82	VA	203	PEB	C3D-C4D-ND	3.51	114.14	107.26
82	U9	203	PEB	C1C-CHB-C4B	-3.51	124.62	128.81
82	ZB	201	PEB	CHC-C4C-C3C	-3.51	124.36	130.34
82	GF	203	PEB	CHC-C4C-C3C	-3.51	124.36	130.34

Continued on next page...

Continued from previous page...

Mol	Chain	Res	Type	Atoms	Z	Observed(^{o})	Ideal(^{o})
82	xK	304	PEB	C4B-C3B-C2B	-3.51	102.90	106.78
84	i3	1001	CYC	C1A-C2A-C3A	-3.51	102.90	106.78
82	u8	201	PEB	CBA-CAA-C3A	3.51	121.28	113.47
87	BN	806	CLA	C1B-CHB-C4A	-3.51	123.17	130.12
87	62	306	CLA	CMB-C2B-C1B	-3.51	123.07	128.46
84	t3	1001	CYC	CAB-C3B-C4B	3.51	126.92	121.38
82	SF	202	PEB	CHC-C4C-C3C	-3.51	124.36	130.34
82	GJ	202	PEB	C2A-C1A-NA	3.51	111.30	108.27
82	O5	202	PEB	C2A-C1A-NA	3.51	111.30	108.27
82	NJ	201	PEB	OD-C4D-ND	-3.51	120.73	125.93
82	W9	203	PEB	OD-C4D-ND	-3.51	120.73	125.93
82	eH	203	PEB	CHA-C1B-NB	-3.51	117.60	124.93
82	R5	202	PEB	OA-C1A-C2A	-3.51	123.39	126.17
82	s8	203	PEB	OA-C1A-C2A	-3.51	123.39	126.17
82	iF	201	PEB	OA-C1A-C2A	-3.51	123.39	126.17
82	ID	201	PEB	OD-C4D-ND	-3.51	120.74	125.93
82	AA	201	PEB	CHA-C1B-NB	-3.51	117.60	124.93
82	SF	201	PEB	C3B-C4B-NB	3.51	115.15	110.05
82	TI	202	PEB	CHC-C1D-ND	-3.51	109.88	113.95
82	A5	202	PEB	C1C-CHB-C4B	3.51	133.00	128.81
82	LP	201	PEB	CHB-C4B-NB	-3.51	123.96	128.83
82	KJ	202	PEB	C2A-C1A-NA	3.51	111.30	108.27
82	cG	202	PEB	C2A-C1A-NA	3.51	111.30	108.27
82	kH	201	PEB	C2A-C1A-NA	3.51	111.30	108.27
83	wK	304	PUB	CBA-CAA-C3A	-3.51	107.66	112.98
82	A7	201	PEB	CHA-C1B-NB	-3.51	117.60	124.93
82	UG	202	PEB	OD-C4D-ND	-3.51	120.74	125.93
82	yK	301	PEB	OD-C4D-ND	-3.51	120.74	125.93
82	R5	201	PEB	OA-C1A-C2A	-3.51	123.39	126.17
82	lM	201	PEB	OA-C1A-C2A	-3.51	123.39	126.17
87	d6	403	CLA	O2D-CGD-O1D	-3.51	116.98	123.84
83	AJ	303	PUB	CHA-C4A-NA	-3.51	109.88	113.95
87	A2	803	CLA	CMB-C2B-C1B	-3.50	123.08	128.46
82	r8	202	PEB	OD-C4D-ND	-3.50	120.74	125.93
82	RD	203	PEB	C3D-C4D-ND	3.50	114.14	107.26
84	m3	1001	CYC	CAB-C3B-C4B	3.50	126.91	121.38
82	G5	202	PEB	C1C-CHB-C4B	3.50	133.00	128.81
85	c6	602	BCR	C15-C14-C13	-3.50	122.31	127.31
83	yK	303	PUB	CHC-C1D-ND	-3.50	109.29	113.72
82	vC	202	PEB	C3D-C4D-ND	3.50	114.13	107.26
82	E7	201	PEB	OD-C4D-ND	-3.50	120.74	125.93
82	JD	202	PEB	C3B-C4B-NB	3.50	115.15	110.05

Continued on next page...

Continued from previous page...

Mol	Chain	Res	Type	Atoms	Z	Observed(^{o})	Ideal(^{o})
84	l3	1001	CYC	CAB-C3B-C4B	3.50	126.91	121.38
85	C6	508	BCR	C36-C18-C19	3.50	123.60	118.08
82	II	203	PEB	C4B-C3B-C2B	-3.50	102.91	106.78
82	qK	202	PEB	C4B-C3B-C2B	-3.50	102.91	106.78
82	OF	203	PEB	CHC-C1D-ND	-3.50	109.88	113.95
82	EK	201	PEB	CAB-C3B-C4B	3.50	131.21	125.01
82	TO	201	PEB	C3B-C4B-NB	3.50	115.14	110.05
82	S7	202	PEB	C2A-C1A-NA	3.50	111.29	108.27
82	LA	203	PEB	C3D-C4D-ND	3.50	114.13	107.26
87	A2	822	CLA	CMB-C2B-C1B	-3.50	123.08	128.46
82	dM	201	PEB	OA-C1A-C2A	-3.50	123.39	126.17
82	ZE	202	PEB	OD-C4D-ND	-3.50	120.74	125.93
82	UH	203	PEB	OD-C4D-ND	-3.50	120.74	125.93
83	wF	304	PUB	OD-C4D-ND	-3.50	120.74	125.93
82	wK	302	PEB	C3D-C4D-ND	3.50	114.13	107.26
98	B2	837	PQN	C16-C15-C13	-3.50	104.27	113.45
84	E3	1001	CYC	CAB-C3B-C4B	3.50	126.91	121.38
82	N7	202	PEB	CHA-C4A-NA	3.50	129.37	125.20
82	PG	202	PEB	CMB-C2B-C1B	3.50	130.46	125.06
82	iH	201	PEB	CMB-C2B-C1B	3.50	130.46	125.06
82	U4	201	PEB	C1B-C2B-C3B	-3.50	102.49	106.51
82	N5	201	PEB	C1B-C2B-C3B	-3.50	102.49	106.51
82	u8	201	PEB	CHB-C4B-C3B	-3.50	117.23	125.32
82	Q4	202	PEB	CHC-C1D-ND	-3.50	109.88	113.95
82	H9	201	PEB	CAB-C3B-C4B	3.50	131.20	125.01
82	P5	201	PEB	OA-C1A-C2A	-3.50	123.39	126.17
82	KF	201	PEB	C3B-C4B-NB	3.50	115.14	110.05
82	CK	203	PEB	C1B-C2B-C3B	-3.50	102.49	106.51
82	dM	201	PEB	C1B-C2B-C3B	-3.50	102.49	106.51
82	RA	201	PEB	C2A-C1A-NA	3.50	111.29	108.27
82	dF	201	PEB	C2A-C1A-NA	3.50	111.29	108.27
82	PE	202	PEB	CMB-C2B-C1B	3.50	130.46	125.06
82	SK	201	PEB	C4B-C3B-C2B	-3.50	102.91	106.78
82	KF	201	PEB	CHB-C4B-NB	-3.50	123.97	128.83
82	WP	201	PEB	C3B-C4B-NB	3.50	115.14	110.05
87	AN	817	CLA	CMB-C2B-C1B	-3.50	123.08	128.46
85	KN	101	BCR	C27-C26-C25	-3.50	117.65	122.73
82	l1	201	PEB	CHA-C1B-NB	-3.50	117.61	124.93
82	ZO	202	PEB	CHC-C4C-C3C	-3.50	124.37	130.34
82	iK	203	PEB	OD-C4D-ND	-3.50	120.75	125.93
84	FE	1002	CYC	CMB-C2B-C1B	3.50	128.54	124.17
82	OG	203	PEB	C3B-C4B-NB	3.50	115.14	110.05

Continued on next page...

Continued from previous page...

Mol	Chain	Res	Type	Atoms	Z	Observed(^{o})	Ideal(^{o})
87	12	609	CLA	CAA-C2A-C3A	-3.50	105.52	114.26
82	uK	202	PEB	C3D-C4D-ND	3.50	114.12	107.26
82	R5	201	PEB	C1B-C2B-C3B	-3.50	102.49	106.51
82	AA	201	PEB	C1C-CHB-C4B	3.50	132.99	128.81
82	p8	202	PEB	C1C-CHB-C4B	-3.50	124.63	128.81
82	E5	201	PEB	C3B-C4B-NB	3.50	115.14	110.05
82	R5	201	PEB	C3B-C4B-NB	3.50	115.14	110.05
82	T5	201	PEB	C3B-C4B-NB	3.50	115.14	110.05
82	H7	202	PEB	C3D-C4D-ND	3.50	114.12	107.26
82	aF	201	PEB	C3D-C4D-ND	3.50	114.12	107.26
84	P3	1001	CYC	C1A-C2A-C3A	-3.50	102.91	106.78
82	r8	201	PEB	CBA-CAA-C3A	3.50	121.26	113.47
82	a4	201	PEB	CHA-C1B-NB	-3.50	117.61	124.93
82	HQ	203	PEB	C2A-C1A-NA	3.50	111.29	108.27
82	V5	201	PEB	C1B-C2B-C3B	-3.50	102.49	106.51
82	wF	302	PEB	C3D-C4D-ND	3.50	114.12	107.26
82	hJ	203	PEB	C3D-C4D-ND	3.50	114.12	107.26
82	C5	202	PEB	C1C-CHB-C4B	3.50	132.99	128.81
92	CL	519	LMG	O7-C10-C11	3.50	119.04	111.50
82	KB	303	PEB	CHC-C1D-ND	-3.50	109.89	113.95
82	i1	201	PEB	CMB-C2B-C1B	3.50	130.45	125.06
82	R7	203	PEB	CHC-C4C-C3C	-3.50	124.37	130.34
82	BI	201	PEB	OD-C4D-ND	-3.50	120.75	125.93
82	X5	201	PEB	C3B-C4B-NB	3.50	115.14	110.05
82	ED	201	PEB	OA-C1A-C2A	-3.50	123.39	126.17
82	dG	203	PEB	OA-C1A-C2A	-3.50	123.39	126.17
87	72	608	CLA	CAA-C2A-C3A	-3.50	107.94	116.10
82	XK	201	PEB	C1C-CHB-C4B	3.50	132.99	128.81
82	K5	202	PEB	C1C-CHB-C4B	3.50	132.99	128.81
82	k1	202	PEB	CMB-C2B-C1B	3.50	130.45	125.06
82	KK	201	PEB	C2A-C1A-NA	3.50	111.29	108.27
82	s8	203	PEB	C2A-C1A-NA	3.50	111.29	108.27
82	kK	202	PEB	C2A-C1A-NA	3.50	111.29	108.27
82	AK	202	PEB	C3D-C4D-ND	3.50	114.12	107.26
82	TO	201	PEB	CHC-C1D-ND	-3.50	109.89	113.95
84	P3	1001	CYC	CAB-C3B-C4B	3.50	126.90	121.38
82	iF	202	PEB	C4B-C3B-C2B	-3.50	102.91	106.78
84	p3	1001	CYC	C1A-C2A-C3A	-3.50	102.91	106.78
85	KN	104	BCR	C23-C22-C21	3.50	124.31	118.94
82	WH	203	PEB	CMB-C2B-C1B	3.50	130.45	125.06
82	AM	302	PEB	CHC-C4C-C3C	-3.50	124.37	130.34
82	GJ	203	PEB	C1B-C2B-C3B	-3.50	102.49	106.51

Continued on next page...

Continued from previous page...

Mol	Chain	Res	Type	Atoms	Z	Observed(^{o})	Ideal(^{o})
82	gK	203	PEB	C1B-C2B-C3B	-3.50	102.49	106.51
82	MJ	202	PEB	OD-C4D-ND	-3.50	120.75	125.93
82	NI	201	PEB	CHC-C1D-ND	-3.50	109.89	113.95
82	HB	201	PEB	C3B-C4B-NB	3.50	115.14	110.05
82	K7	202	PEB	CHB-C4B-NB	-3.50	123.98	128.83
82	h1	202	PEB	C2A-C1A-NA	3.50	111.29	108.27
82	FF	201	PEB	C4B-C3B-C2B	-3.50	102.91	106.78
82	qF	202	PEB	C4B-C3B-C2B	-3.50	102.91	106.78
82	VA	203	PEB	CHC-C4C-C3C	-3.50	124.37	130.34
82	XA	201	PEB	CHA-C1B-NB	-3.50	117.62	124.93
82	AQ	304	PEB	OD-C4D-ND	-3.50	120.75	125.93
82	k1	202	PEB	C3D-C4D-ND	3.50	114.12	107.26
87	82	305	CLA	CHB-C4A-NA	3.50	129.35	124.51
82	KK	201	PEB	C3B-C4B-NB	3.50	115.13	110.05
82	Q5	203	PEB	CHC-C1D-ND	-3.50	109.89	113.95
82	O9	203	PEB	CHB-C4B-NB	-3.50	123.98	128.83
82	NA	202	PEB	CHA-C4A-NA	3.50	129.36	125.20
87	A6	403	CLA	O2D-CGD-O1D	-3.50	117.00	123.84
82	gH	203	PEB	C3D-C4D-ND	3.50	114.12	107.26
82	NB	202	PEB	C4B-C3B-C2B	-3.50	102.91	106.78
84	v3	1001	CYC	C1A-C2A-C3A	-3.50	102.91	106.78
82	uC	201	PEB	CBA-CAA-C3A	3.50	121.25	113.47
82	UE	202	PEB	OD-C4D-ND	-3.50	120.75	125.93
82	LJ	202	PEB	OA-C1A-C2A	-3.50	123.39	126.17
82	QJ	204	PEB	C2A-C1A-NA	3.50	111.29	108.27
84	FE	1001	CYC	C2C-C1C-NC	3.50	111.29	108.27
85	KL	100	BCR	C31-C1-C6	-3.50	104.63	110.30
82	j1	201	PEB	C1B-C2B-C3B	-3.49	102.50	106.51
88	I6	101	LHG	O7-C7-C8	3.49	119.03	111.50
82	vK	201	PEB	C3D-C4D-ND	3.49	114.12	107.26
84	g3	1001	CYC	CAB-C3B-C4B	3.49	126.90	121.38
82	lJ	202	PEB	CHA-C1B-C2B	3.49	133.89	124.90
84	R3	1001	CYC	C1A-C2A-C3A	-3.49	102.92	106.78
82	WG	201	PEB	C3B-C4B-NB	3.49	115.13	110.05
82	lK	203	PEB	CHA-C1B-C2B	3.49	133.88	124.90
82	kG	201	PEB	C2A-C1A-NA	3.49	111.28	108.27
82	PF	202	PEB	OA-C1A-C2A	-3.49	123.39	126.17
82	MQ	202	PEB	OA-C1A-C2A	-3.49	123.39	126.17
94	a6	601	PL9	C31-C29-C28	3.49	128.19	121.12
82	dM	201	PEB	CHB-C4B-NB	-3.49	123.98	128.83
82	iF	203	PEB	C3D-C4D-ND	3.49	114.11	107.26
82	QH	201	PEB	C1B-C2B-C3B	-3.49	102.50	106.51

Continued on next page...

Continued from previous page...

Mol	Chain	Res	Type	Atoms	Z	Observed(^{o})	Ideal(^{o})
82	S4	201	PEB	C1B-C2B-C3B	-3.49	102.50	106.51
82	GK	201	PEB	CHA-C1B-C2B	3.49	133.88	124.90
82	YM	203	PEB	C2A-C1A-NA	3.49	111.28	108.27
82	UO	202	PEB	OA-C1A-C2A	-3.49	123.40	126.17
82	UQ	202	PEB	OA-C1A-C2A	-3.49	123.40	126.17
87	3N	310	CLA	CMB-C2B-C1B	-3.49	123.10	128.46
82	q8	202	PEB	OD-C4D-ND	-3.49	120.76	125.93
82	ZF	201	PEB	C1B-C2B-C3B	-3.49	102.50	106.51
82	XD	203	PEB	C3D-C4D-ND	3.49	114.11	107.26
82	VD	203	PEB	OD-C4D-C3D	-3.49	121.55	129.46
82	uC	201	PEB	CHB-C4B-C3B	-3.49	117.25	125.32
87	A2	817	CLA	CMB-C2B-C1B	-3.49	123.10	128.46
87	b6	611	CLA	CMB-C2B-C1B	-3.49	123.10	128.46
82	KJ	203	PEB	C4B-C3B-C2B	-3.49	102.92	106.78
82	EQ	202	PEB	CMB-C2B-C1B	3.49	130.44	125.06
82	VP	201	PEB	C2A-C1A-NA	3.49	111.28	108.27
82	h4	202	PEB	C2A-C1A-NA	3.49	111.28	108.27
82	eF	203	PEB	C2A-C1A-NA	3.49	111.28	108.27
82	SA	201	PEB	C1B-C2B-C3B	-3.49	102.50	106.51
87	12	609	CLA	CHB-C4A-NA	3.49	129.34	124.51
82	uF	203	PEB	OA-C1A-C2A	-3.49	123.40	126.17
82	bH	201	PEB	OA-C1A-C2A	-3.49	123.40	126.17
82	PG	202	PEB	CBC-CAC-C2C	3.49	118.58	112.62
87	BL	620	CLA	O2D-CGD-O1D	-3.49	117.01	123.84
82	V1	203	PEB	CHA-C4A-NA	3.49	129.36	125.20
87	62	305	CLA	CMB-C2B-C1B	-3.49	123.10	128.46
82	WA	201	PEB	CMB-C2B-C1B	3.49	130.44	125.06
82	FQ	201	PEB	CMA-C2A-C1A	-3.49	104.88	112.40
82	SP	202	PEB	C1C-CHB-C4B	3.49	132.98	128.81
82	N5	202	PEB	C1C-CHB-C4B	3.49	132.98	128.81
82	W1	202	PEB	C3D-C4D-ND	3.49	114.11	107.26
82	X7	201	PEB	CHA-C1B-NB	-3.49	117.63	124.93
82	dE	204	PEB	C1B-C2B-C3B	-3.49	102.50	106.51
82	aJ	201	PEB	C2A-C1A-NA	3.49	111.28	108.27
85	CL	516	BCR	C7-C8-C9	-3.49	120.96	126.23
82	Z4	202	PEB	CHC-C4C-C3C	-3.49	124.38	130.34
82	SH	203	PEB	C3D-C4D-ND	3.49	114.11	107.26
82	J7	201	PEB	C3B-C4B-NB	3.49	115.13	110.05
87	BN	820	CLA	CMB-C2B-C1B	-3.49	123.10	128.46
84	LO	1001	CYC	C1A-C2A-C3A	-3.49	102.92	106.78
82	UO	201	PEB	C1B-C2B-C3B	-3.49	102.50	106.51
82	OI	203	PEB	CMB-C2B-C1B	3.49	130.44	125.06

Continued on next page...

Continued from previous page...

Mol	Chain	Res	Type	Atoms	Z	Observed(^{o})	Ideal(^{o})
84	DH	1001	CYC	C1B-NB-C4B	-3.49	106.23	110.67
82	AJ	301	PEB	C3B-C4B-NB	3.49	115.12	110.05
87	7N	608	CLA	CAA-C2A-C3A	-3.49	107.96	116.10
87	32	309	CLA	CHB-C4A-NA	3.49	129.34	124.51
82	AD	304	PEB	OD-C4D-ND	-3.49	120.76	125.93
84	73	1002	CYC	C1B-C2B-C3B	-3.49	104.23	107.87
85	BN	841	BCR	C1-C6-C5	-3.49	117.70	122.61
84	c3	1001	CYC	C1A-C2A-C3A	-3.49	102.92	106.78
82	VD	203	PEB	C1B-C2B-C3B	-3.49	102.50	106.51
82	SQ	201	PEB	OA-C1A-C2A	-3.49	123.40	126.17
82	f1	202	PEB	C3B-C4B-NB	3.49	115.12	110.05
82	TM	201	PEB	CHA-C1B-NB	-3.49	117.64	124.93
82	tC	202	PEB	CAB-C3B-C4B	3.49	131.18	125.01
82	GB	203	PEB	CHC-C4C-C3C	-3.49	124.39	130.34
82	PE	202	PEB	CBC-CAC-C2C	3.49	118.57	112.62
82	d1	201	PEB	C4B-C3B-C2B	-3.49	102.92	106.78
82	FQ	201	PEB	C1B-C2B-C3B	-3.49	102.50	106.51
82	uC	202	PEB	C1B-C2B-C3B	-3.49	102.50	106.51
87	AN	824	CLA	CMB-C2B-C1B	-3.49	123.10	128.46
87	A2	802	CLA	CMB-C2B-C1B	-3.49	123.10	128.46
98	BN	837	PQN	C16-C15-C13	-3.49	104.31	113.45
82	CI	201	PEB	CHC-C1D-ND	-3.49	109.90	113.95
82	BP	201	PEB	OD-C4D-ND	-3.49	120.76	125.93
82	IK	201	PEB	CMB-C2B-C3B	-3.49	116.65	126.12
82	LF	201	PEB	CHC-C4C-C3C	-3.49	124.39	130.34
82	AK	202	PEB	C4B-C3B-C2B	-3.49	102.92	106.78
82	L1	1002	PEB	C1B-C2B-C3B	-3.49	102.50	106.51
82	X5	201	PEB	C1B-C2B-C3B	-3.49	102.50	106.51
82	VK	202	PEB	OD-C4D-ND	-3.49	120.76	125.93
82	hM	201	PEB	C2A-C1A-NA	3.49	111.28	108.27
82	mO	203	PEB	CHC-C4C-C3C	-3.49	124.39	130.34
82	oK	203	PEB	C3B-C4B-NB	3.49	115.12	110.05
82	KK	201	PEB	CMB-C2B-C1B	3.49	130.43	125.06
85	b6	602	BCR	C33-C5-C6	-3.49	120.61	124.53
82	O1	203	PEB	C4B-C3B-C2B	-3.49	102.92	106.78
84	JH	1003	CYC	C1B-C2B-C3B	-3.49	104.23	107.87
87	22	602	CLA	O2D-CGD-O1D	-3.49	117.02	123.84
82	CP	201	PEB	C3D-C4D-ND	3.49	114.10	107.26
82	P7	202	PEB	C3B-C4B-NB	3.49	115.12	110.05
82	IM	203	PEB	CHA-C1B-NB	-3.49	117.64	124.93
82	OK	203	PEB	C3D-C4D-ND	3.49	114.10	107.26
87	3N	309	CLA	CHB-C4A-NA	3.49	129.33	124.51

Continued on next page...

Continued from previous page...

Mol	Chain	Res	Type	Atoms	Z	Observed(^{o})	Ideal(^{o})
82	aB	202	PEB	CHC-C4C-C3C	-3.49	124.39	130.34
92	B6	618	LMG	C8-O7-C10	-3.49	109.21	117.79
87	AN	801	CLA	CMB-C2B-C1B	-3.49	123.11	128.46
87	6N	605	CLA	CMB-C2B-C1B	-3.49	123.11	128.46
82	G7	201	PEB	C3B-C4B-NB	3.49	115.12	110.05
84	NE	201	CYC	C1B-C2B-C3B	-3.49	104.23	107.87
82	HB	203	PEB	CHC-C1D-ND	-3.49	109.90	113.95
82	Y9	201	PEB	OA-C1A-C2A	-3.49	123.40	126.17
87	LN	204	CLA	CMB-C2B-C1B	-3.48	123.11	128.46
82	NB	202	PEB	C2A-C1A-NA	3.48	111.28	108.27
82	TD	203	PEB	C2A-C1A-NA	3.48	111.28	108.27
82	YF	201	PEB	C2A-C1A-NA	3.48	111.28	108.27
82	g1	201	PEB	C3D-C4D-ND	3.48	114.10	107.26
82	G5	201	PEB	C1B-C2B-C3B	-3.48	102.51	106.51
82	K5	201	PEB	C1B-C2B-C3B	-3.48	102.51	106.51
84	l3	1001	CYC	C1A-C2A-C3A	-3.48	102.93	106.78
82	GK	203	PEB	CHC-C4C-C3C	-3.48	124.39	130.34
84	c3	1001	CYC	CAB-C3B-C4B	3.48	126.88	121.38
82	SK	202	PEB	CHC-C4C-C3C	-3.48	124.39	130.34
82	ID	202	PEB	OA-C1A-C2A	-3.48	123.40	126.17
82	JI	201	PEB	OA-C1A-C2A	-3.48	123.40	126.17
82	M5	301	PEB	OD-C4D-ND	-3.48	120.77	125.93
87	BN	811	CLA	O2D-CGD-O1D	-3.48	117.03	123.84
82	lF	203	PEB	CHA-C1B-C2B	3.48	133.86	124.90
84	IO	1001	CYC	C2C-C1C-NC	3.48	111.28	108.27
87	C6	509	CLA	CMB-C2B-C1B	-3.48	123.11	128.46
82	K5	201	PEB	C3B-C4B-NB	3.48	115.12	110.05
82	KK	201	PEB	CHB-C4B-NB	-3.48	124.00	128.83
82	MP	203	PEB	C3D-C4D-ND	3.48	114.09	107.26
82	cB	401	PEB	C4B-C3B-C2B	-3.48	102.93	106.78
82	UA	202	PEB	OD-C4D-ND	-3.48	120.77	125.93
82	ZF	202	PEB	OD-C4D-ND	-3.48	120.77	125.93
82	T7	201	PEB	C2A-C1A-NA	3.48	111.28	108.27
82	wC	204	PEB	C2A-C1A-NA	3.48	111.28	108.27
82	yK	301	PEB	C2A-C1A-NA	3.48	111.28	108.27
82	hO	202	PEB	C2A-C1A-NA	3.48	111.28	108.27
98	B2	837	PQN	C11-C12-C13	-3.48	121.00	126.79
82	EF	202	PEB	CHC-C4C-C3C	-3.48	124.40	130.34
82	NA	203	PEB	C3B-C4B-NB	3.48	115.11	110.05
82	bK	202	PEB	CMB-C2B-C1B	3.48	130.43	125.06
82	RA	202	PEB	C1B-C2B-C3B	-3.48	102.51	106.51
83	yF	302	PUB	OD-C4D-ND	-3.48	120.77	125.93

Continued on next page...

Continued from previous page...

Mol	Chain	Res	Type	Atoms	Z	Observed(^{o})	Ideal(^{o})
82	SH	201	PEB	CHA-C1B-C2B	3.48	133.85	124.90
87	BL	606	CLA	CMB-C2B-C1B	-3.48	123.11	128.46
82	RA	203	PEB	CHC-C4C-C3C	-3.48	124.40	130.34
82	NI	203	PEB	C1C-CHB-C4B	3.48	132.97	128.81
82	R5	202	PEB	C1C-CHB-C4B	3.48	132.97	128.81
87	dL	404	CLA	O2D-CGD-O1D	-3.48	117.03	123.84
82	AB	501	PEB	C3B-C4B-NB	3.48	115.11	110.05
82	JP	201	PEB	C3B-C4B-NB	3.48	115.11	110.05
82	PG	201	PEB	CAB-CBB-CGB	-3.48	106.11	113.60
82	VA	201	PEB	CAC-CBC-CGC	-3.48	104.00	113.76
82	fE	201	PEB	CHB-C4B-NB	-3.48	124.00	128.83
82	gF	201	PEB	OD-C4D-ND	-3.48	120.77	125.93
96	VL	201	HEM	CHB-C1B-NB	3.48	128.68	124.38
82	KB	302	PEB	OD-C4D-C3D	-3.48	121.57	129.46
87	A2	808	CLA	CMB-C2B-C1B	-3.48	123.11	128.46
87	B2	819	CLA	CMB-C2B-C1B	-3.48	123.11	128.46
82	EI	201	PEB	CHC-C1D-ND	-3.48	109.91	113.95
82	GI	202	PEB	CHC-C1D-ND	-3.48	109.91	113.95
82	KI	202	PEB	CHC-C1D-ND	-3.48	109.91	113.95
82	PI	201	PEB	CHC-C1D-ND	-3.48	109.91	113.95
82	O1	203	PEB	C3D-C4D-ND	3.48	114.09	107.26
82	dM	201	PEB	C2A-C1A-NA	3.48	111.27	108.27
82	AP	203	PEB	C4B-C3B-C2B	-3.48	102.93	106.78
82	T5	202	PEB	C1C-CHB-C4B	3.48	132.97	128.81
82	VQ	201	PEB	C3B-C4B-NB	3.48	115.11	110.05
82	G5	201	PEB	C3B-C4B-NB	3.48	115.11	110.05
85	A2	846	BCR	C7-C8-C9	-3.48	120.98	126.23
82	UJ	202	PEB	CHC-C4C-C3C	-3.48	124.40	130.34
82	kJ	202	PEB	OD-C4D-ND	-3.48	120.78	125.93
85	BL	617	BCR	C20-C19-C18	3.48	136.19	126.42
87	52	604	CLA	CMB-C2B-C1B	-3.48	123.12	128.46
87	6N	601	CLA	CMB-C2B-C1B	-3.48	123.12	128.46
82	VO	202	PEB	OD-C4D-C3D	-3.48	121.58	129.46
82	BI	202	PEB	CMB-C2B-C1B	3.48	130.42	125.06
82	F5	201	PEB	C1B-C2B-C3B	-3.48	102.51	106.51
82	P5	202	PEB	C1C-CHB-C4B	3.48	132.97	128.81
82	KA	201	PEB	C3D-C4D-ND	3.48	114.08	107.26
87	AN	811	CLA	O2D-CGD-O1D	-3.48	117.04	123.84
82	CM	202	PEB	C4B-C3B-C2B	-3.48	102.93	106.78
82	KJ	203	PEB	CMB-C2B-C1B	3.48	130.42	125.06
82	LP	201	PEB	C3B-C4B-NB	3.48	115.11	110.05
82	kM	202	PEB	CAB-C3B-C4B	3.48	131.16	125.01

Continued on next page...

Continued from previous page...

Mol	Chain	Res	Type	Atoms	Z	Observed(^{o})	Ideal(^{o})
82	C5	201	PEB	C1B-C2B-C3B	-3.48	102.51	106.51
85	K6	102	BCR	C33-C5-C6	-3.48	120.62	124.53
82	WF	201	PEB	CHC-C1D-ND	-3.48	109.91	113.95
94	a6	601	PL9	C17-C18-C19	-3.48	119.28	127.66
82	ED	202	PEB	C4B-C3B-C2B	-3.48	102.93	106.78
82	hG	203	PEB	C4B-C3B-C2B	-3.48	102.93	106.78
82	zF	501	PEB	CHB-C4B-C3B	-3.48	117.28	125.32
82	MK	203	PEB	CMB-C2B-C1B	3.48	130.42	125.06
82	CM	202	PEB	CBC-CAC-C2C	-3.48	106.69	112.62
92	B6	619	LMG	C8-O7-C10	-3.48	109.23	117.79
82	RH	201	PEB	C2A-C1A-NA	3.48	111.27	108.27
82	eB	202	PEB	C2A-C1A-NA	3.48	111.27	108.27
82	a4	201	PEB	OD-C4D-ND	-3.48	120.78	125.93
84	R3	1001	CYC	CAB-C3B-C4B	3.48	126.87	121.38
87	62	307	CLA	CMB-C2B-C1B	-3.48	123.12	128.46
82	X5	202	PEB	OA-C1A-C2A	-3.48	123.41	126.17
82	UK	202	PEB	CHC-C4C-C3C	-3.48	124.41	130.34
82	b1	201	PEB	C4B-C3B-C2B	-3.48	102.93	106.78
82	rC	202	PEB	CHA-C1B-NB	-3.48	117.66	124.93
82	UD	201	PEB	CHB-C4B-NB	-3.48	124.00	128.83
82	WH	202	PEB	CHC-C4C-C3C	-3.48	124.41	130.34
82	uC	201	PEB	CMB-C2B-C1B	3.48	130.42	125.06
82	WA	201	PEB	C1B-C2B-C3B	-3.48	102.52	106.51
84	M1	201	CYC	C1B-C2B-C3B	-3.48	104.24	107.87
82	O5	202	PEB	C3D-C4D-ND	3.48	114.08	107.26
82	oF	203	PEB	C3B-C4B-NB	3.48	115.11	110.05
82	U1	203	PEB	OD-C4D-ND	-3.48	120.78	125.93
87	32	310	CLA	CMB-C2B-C1B	-3.48	123.12	128.46
87	7N	610	CLA	CMB-C2B-C1B	-3.48	123.12	128.46
82	VO	202	PEB	OA-C1A-C2A	-3.48	123.41	126.17
82	Y9	202	PEB	OA-C1A-C2A	-3.48	123.41	126.17
82	CF	202	PEB	CHB-C4B-C3B	-3.48	117.29	125.32
82	JP	202	PEB	CHC-C1D-ND	-3.48	109.91	113.95
82	PQ	203	PEB	OD-C4D-ND	-3.48	120.78	125.93
82	L9	203	PEB	OD-C4D-ND	-3.48	120.78	125.93
84	L1	1001	CYC	CBD-CAD-C3D	3.48	118.55	112.62
96	vL	201	HEM	CHB-C1B-NB	3.48	128.68	124.38
82	UG	201	PEB	C4B-C3B-C2B	-3.48	102.94	106.78
82	LJ	202	PEB	C4B-C3B-C2B	-3.48	102.94	106.78
82	H5	201	PEB	C2A-C1A-NA	3.48	111.27	108.27
82	T1	201	PEB	CAB-C3B-C4B	3.48	131.16	125.01
82	PK	202	PEB	OA-C1A-C2A	-3.47	123.41	126.17

Continued on next page...

Continued from previous page...

Mol	Chain	Res	Type	Atoms	Z	Observed(^{o})	Ideal(^{o})
82	VM	202	PEB	OA-C1A-C2A	-3.47	123.41	126.17
82	O1	203	PEB	OA-C1A-C2A	-3.47	123.41	126.17
87	6N	606	CLA	CMB-C2B-C1B	-3.47	123.12	128.46
82	e7	301	PEB	CHC-C1D-ND	-3.47	109.91	113.95
87	1N	609	CLA	CHB-C4A-NA	3.47	129.32	124.51
82	rC	201	PEB	CBA-CAA-C3A	3.47	121.20	113.47
87	A2	837	CLA	O2A-CGA-O1A	-3.47	114.82	123.59
82	VM	201	PEB	C4B-C3B-C2B	-3.47	102.94	106.78
82	OP	201	PEB	C4B-C3B-C2B	-3.47	102.94	106.78
82	H4	1002	PEB	C4B-C3B-C2B	-3.47	102.94	106.78
82	GP	201	PEB	C3D-C4D-ND	3.47	114.08	107.26
87	dL	404	CLA	CMB-C2B-C1B	-3.47	123.12	128.46
82	SF	203	PEB	C2A-C1A-NA	3.47	111.27	108.27
82	iJ	201	PEB	C2A-C1A-NA	3.47	111.27	108.27
87	a6	607	CLA	CMB-C2B-C3B	3.47	131.18	124.68
82	ED	202	PEB	CMB-C2B-C1B	3.47	130.41	125.06
82	kJ	202	PEB	CMB-C2B-C1B	3.47	130.41	125.06
85	B2	839	BCR	C8-C9-C10	3.47	124.27	118.94
82	U5	201	PEB	C1B-C2B-C3B	-3.47	102.52	106.51
82	d1	202	PEB	CHA-C1B-NB	-3.47	117.67	124.93
82	kH	202	PEB	C3D-C4D-ND	3.47	114.08	107.26
82	GF	201	PEB	CHA-C1B-C2B	3.47	133.83	124.90
82	xF	302	PEB	C3D-C4D-ND	3.47	114.07	107.26
82	CP	202	PEB	CHC-C4C-C3C	-3.47	124.41	130.34
82	IF	201	PEB	CMB-C2B-C3B	-3.47	116.69	126.12
82	J1	1002	PEB	C3B-C4B-NB	3.47	115.10	110.05
82	C5	201	PEB	C3B-C4B-NB	3.47	115.10	110.05
84	EO	1001	CYC	C1B-C2B-C3B	-3.47	104.25	107.87
84	LH	1002	CYC	CBD-CAD-C3D	3.47	118.55	112.62
82	FD	201	PEB	CMA-C2A-C1A	-3.47	104.92	112.40
82	gH	201	PEB	C3D-C4D-ND	3.47	114.07	107.26
82	I7	201	PEB	C1B-C2B-C3B	-3.47	102.52	106.51
82	u8	202	PEB	C1B-C2B-C3B	-3.47	102.52	106.51
82	RG	202	PEB	CMB-C2B-C1B	3.47	130.41	125.06
82	QQ	201	PEB	CMB-C2B-C1B	3.47	130.41	125.06
82	NA	203	PEB	CAC-CBC-CGC	-3.47	104.03	113.76
82	VH	201	PEB	C2A-C1A-NA	3.47	111.27	108.27
82	MK	202	PEB	C2A-C1A-NA	3.47	111.27	108.27
82	PA	202	PEB	C3B-C4B-NB	3.47	115.10	110.05
82	e4	201	PEB	C3B-C4B-NB	3.47	115.10	110.05
82	HM	202	PEB	CHC-C4C-C3C	-3.47	124.42	130.34
87	1N	608	CLA	CAA-C2A-C3A	-3.47	108.00	116.10

Continued on next page...

Continued from previous page...

Mol	Chain	Res	Type	Atoms	Z	Observed(^{o})	Ideal(^{o})
82	MA	202	PEB	C2A-C1A-NA	3.47	111.27	108.27
82	X5	202	PEB	C1C-CHB-C4B	3.47	132.96	128.81
82	QJ	202	PEB	C1B-C2B-C3B	-3.47	102.52	106.51
87	62	302	CLA	CMB-C2B-C1B	-3.47	123.13	128.46
87	B2	811	CLA	CMB-C2B-C1B	-3.47	123.13	128.46
82	SK	202	PEB	CHB-C4B-NB	-3.47	124.01	128.83
82	g4	202	PEB	CHB-C4B-NB	-3.47	124.01	128.83
82	V5	202	PEB	C1C-CHB-C4B	3.47	132.95	128.81
82	JP	202	PEB	CHC-C4C-C3C	-3.47	124.42	130.34
87	cL	515	CLA	CMD-C2D-C1D	3.47	130.83	124.71
82	A5	201	PEB	C1B-C2B-C3B	-3.47	102.52	106.51
82	ZG	201	PEB	C2A-C1A-NA	3.47	111.26	108.27
82	JP	201	PEB	C2A-C1A-NA	3.47	111.26	108.27
82	bB	201	PEB	C2A-C1A-NA	3.47	111.26	108.27
82	N4	1002	PEB	OD-C4D-ND	-3.47	120.79	125.93
82	N5	201	PEB	C3B-C4B-NB	3.47	115.10	110.05
87	12	608	CLA	CAA-C2A-C3A	-3.47	108.00	116.10
87	B2	810	CLA	O2D-CGD-O1D	-3.47	117.06	123.84
85	AN	847	BCR	C16-C17-C18	-3.47	122.36	127.31
82	N7	202	PEB	C4B-C3B-C2B	-3.47	102.94	106.78
84	H4	1001	CYC	C2A-C1A-NA	3.47	115.09	110.05
82	OH	203	PEB	C1B-C2B-C3B	-3.47	102.53	106.51
92	BL	611	LMG	C8-O7-C10	-3.47	109.25	117.79
87	1N	608	CLA	CMB-C2B-C3B	3.47	131.17	124.68
82	b1	203	PEB	CHA-C1B-NB	-3.47	117.68	124.93
84	FE	1001	CYC	CMB-C2B-C1B	3.47	128.50	124.17
82	TG	201	PEB	C2A-C1A-NA	3.47	111.26	108.27
82	bH	202	PEB	C2A-C1A-NA	3.47	111.26	108.27
84	C4	1001	CYC	C2C-C1C-NC	3.47	111.26	108.27
82	HI	202	PEB	OD-C4D-C3D	-3.47	121.60	129.46
82	OJ	202	PEB	C3D-C4D-ND	3.47	114.06	107.26
82	W1	203	PEB	CMB-C2B-C1B	3.47	130.41	125.06
82	O5	201	PEB	CMB-C2B-C1B	3.47	130.41	125.06
84	FO	1001	CYC	CHB-C4A-NA	-3.47	117.68	124.93
87	AN	837	CLA	O2A-CGA-O1A	-3.47	114.84	123.59
87	A2	834	CLA	C1B-CHB-C4A	-3.47	123.25	130.12
82	S1	202	PEB	C1B-C2B-C3B	-3.47	102.53	106.51
82	O7	201	PEB	CHA-C4A-NA	3.47	129.33	125.20
82	cG	201	PEB	CMB-C2B-C1B	3.47	130.40	125.06
82	IQ	201	PEB	OD-C4D-ND	-3.47	120.79	125.93
82	P5	202	PEB	OA-C1A-C2A	-3.47	123.42	126.17
82	K7	201	PEB	C3D-C4D-ND	3.47	114.06	107.26

Continued on next page...

Continued from previous page...

Mol	Chain	Res	Type	Atoms	Z	Observed(^{o})	Ideal(^{o})
82	DD	203	PEB	C4B-C3B-C2B	-3.47	102.94	106.78
84	F4	1001	CYC	CHB-C4A-NA	-3.47	117.68	124.93
82	SK	203	PEB	C2A-C1A-NA	3.47	111.26	108.27
84	H1	1001	CYC	C4A-C3A-C2A	-3.47	102.53	106.51
82	jG	201	PEB	CMB-C2B-C1B	3.47	130.40	125.06
92	C6	501	LMG	O7-C10-C11	3.47	118.97	111.50
82	E5	202	PEB	C1C-CHB-C4B	3.47	132.95	128.81
82	ZI	401	PEB	CHA-C1B-NB	-3.47	117.68	124.93
82	mE	201	PEB	CHC-C4C-C3C	-3.47	124.42	130.34
87	C6	513	CLA	O2D-CGD-O1D	-3.47	117.06	123.84
82	SI	201	PEB	OA-C1A-C2A	-3.47	123.42	126.17
82	PM	202	PEB	OA-C1A-C2A	-3.47	123.42	126.17
82	G5	202	PEB	OA-C1A-C2A	-3.47	123.42	126.17
83	BM	302	PUB	OA-C1A-NA	-3.47	120.80	125.93
82	V4	201	PEB	C3B-C4B-NB	3.47	115.09	110.05
82	A5	201	PEB	C3B-C4B-NB	3.47	115.09	110.05
82	BI	201	PEB	C2A-C1A-NA	3.47	111.26	108.27
82	TH	201	PEB	CAB-C3B-C4B	3.47	131.14	125.01
87	b6	618	CLA	CMB-C2B-C1B	-3.47	123.14	128.46
82	RE	201	PEB	CHA-C1B-NB	-3.47	117.68	124.93
82	bF	202	PEB	OD-C4D-ND	-3.47	120.80	125.93
82	bK	201	PEB	OD-C4D-ND	-3.47	120.80	125.93
84	CG	1001	CYC	C2B-C1B-NB	3.47	112.06	106.99
82	WE	201	PEB	C1B-C2B-C3B	-3.47	102.53	106.51
82	Z5	304	PEB	CHA-C1B-C2B	3.47	133.81	124.90
82	w8	204	PEB	C2A-C1A-NA	3.46	111.26	108.27
82	PD	203	PEB	OD-C4D-ND	-3.46	120.80	125.93
82	wK	301	PEB	C4B-C3B-C2B	-3.46	102.95	106.78
87	AN	838	CLA	CMB-C2B-C1B	-3.46	123.14	128.46
94	A6	410	PL9	C10-C9-C11	3.46	121.10	115.27
82	TJ	202	PEB	CHC-C4C-C3C	-3.46	124.43	130.34
82	U1	202	PEB	C1B-C2B-C3B	-3.46	102.53	106.51
82	EJ	201	PEB	C3B-C4B-NB	3.46	115.09	110.05
82	V5	201	PEB	C3B-C4B-NB	3.46	115.09	110.05
87	BN	812	CLA	CMB-C2B-C1B	-3.46	123.14	128.46
82	DP	201	PEB	C2A-C1A-NA	3.46	111.26	108.27
85	bL	602	BCR	C36-C18-C17	-3.46	118.07	122.92
82	h1	201	PEB	C3D-C4D-ND	3.46	114.06	107.26
82	CM	201	PEB	OA-C1A-C2A	-3.46	123.42	126.17
82	N5	202	PEB	OA-C1A-C2A	-3.46	123.42	126.17
82	U7	201	PEB	C1B-C2B-C3B	-3.46	102.53	106.51
82	H7	203	PEB	CBB-CAB-C3B	3.46	122.25	112.63

Continued on next page...

Continued from previous page...

Mol	Chain	Res	Type	Atoms	Z	Observed(^{o})	Ideal(^{o})
87	AN	834	CLA	C1B-CHB-C4A	-3.46	123.26	130.12
82	MF	203	PEB	CMB-C2B-C1B	3.46	130.40	125.06
82	yF	301	PEB	CMB-C2B-C1B	3.46	130.40	125.06
85	K2	105	BCR	C23-C22-C21	3.46	124.25	118.94
82	M5	304	PEB	CHA-C1B-C2B	3.46	133.81	124.90
82	VI	201	PEB	CHC-C1D-ND	-3.46	109.93	113.95
82	XI	201	PEB	CHC-C1D-ND	-3.46	109.93	113.95
82	F5	201	PEB	OD-C4D-ND	-3.46	120.80	125.93
82	rC	201	PEB	C4B-C3B-C2B	-3.46	102.95	106.78
84	KH	1001	CYC	C4A-C3A-C2A	-3.46	102.53	106.51
82	QG	202	PEB	CHC-C4C-C3C	-3.46	124.43	130.34
82	mF	201	PEB	CHC-C4C-C3C	-3.46	124.43	130.34
82	uC	201	PEB	C3D-C4D-ND	3.46	114.05	107.26
82	F5	202	PEB	C2A-C1A-NA	3.46	111.26	108.27
87	AN	808	CLA	CMB-C2B-C1B	-3.46	123.14	128.46
82	gE	201	PEB	CHC-C4C-C3C	-3.46	124.43	130.34
82	iF	203	PEB	OD-C4D-ND	-3.46	120.80	125.93
82	S1	202	PEB	C3B-C4B-NB	3.46	115.08	110.05
82	cG	201	PEB	C3B-C4B-NB	3.46	115.08	110.05
82	YH	202	PEB	C1B-C2B-C3B	-3.46	102.53	106.51
82	OA	201	PEB	CHA-C4A-NA	3.46	129.32	125.20
82	HI	201	PEB	C2A-C1A-NA	3.46	111.26	108.27
82	OI	202	PEB	C2A-C1A-NA	3.46	111.26	108.27
82	WK	203	PEB	C2A-C1A-NA	3.46	111.26	108.27
82	EM	203	PEB	C2A-C1A-NA	3.46	111.26	108.27
82	W7	202	PEB	C2A-C1A-NA	3.46	111.26	108.27
85	A2	804	BCR	C15-C14-C13	-3.46	122.37	127.31
83	QJ	201	PUB	CBA-CAA-C3A	3.46	118.23	112.98
87	12	608	CLA	CMB-C2B-C3B	3.46	131.15	124.68
82	NQ	204	PEB	CHA-C1B-NB	-3.46	117.69	124.93
82	QA	202	PEB	C1B-C2B-C3B	-3.46	102.53	106.51
82	FP	201	PEB	C4B-C3B-C2B	-3.46	102.95	106.78
82	sK	201	PEB	C4B-C3B-C2B	-3.46	102.95	106.78
82	uC	201	PEB	CBC-CAC-C2C	-3.46	106.71	112.62
82	eO	202	PEB	OD-C4D-ND	-3.46	120.80	125.93
87	6N	609	CLA	CMB-C2B-C1B	-3.46	123.14	128.46
82	ID	202	PEB	CBC-CAC-C2C	-3.46	106.72	112.62
82	N7	203	PEB	CAC-CBC-CGC	-3.46	104.06	113.76
82	S7	201	PEB	C1B-C2B-C3B	-3.46	102.53	106.51
82	SK	202	PEB	OD-C4D-ND	-3.46	120.80	125.93
82	GA	201	PEB	C4B-C3B-C2B	-3.46	102.95	106.78
82	YA	301	PEB	C4B-C3B-C2B	-3.46	102.95	106.78

Continued on next page...

Continued from previous page...

Mol	Chain	Res	Type	Atoms	Z	Observed(^{o})	Ideal(^{o})
82	L9	202	PEB	C4B-C3B-C2B	-3.46	102.95	106.78
82	dM	203	PEB	OA-C1A-C2A	-3.46	123.42	126.17
84	I4	1001	CYC	CMA-C3A-C4A	3.46	130.39	125.06
82	V7	203	PEB	CHC-C4C-C3C	-3.46	124.44	130.34
84	D1	1001	CYC	CHB-C1B-NB	-3.46	118.63	126.06
82	ZG	202	PEB	OD-C4D-ND	-3.46	120.81	125.93
82	E7	201	PEB	C1B-C2B-C3B	-3.46	102.54	106.51
82	U9	203	PEB	CHC-C4C-C3C	-3.46	124.44	130.34
84	IO	1001	CYC	CMA-C3A-C4A	3.46	130.39	125.06
82	ED	201	PEB	C4B-C3B-C2B	-3.46	102.95	106.78
82	DK	202	PEB	C2A-C1A-NA	3.46	111.25	108.27
82	qC	201	PEB	C2A-C1A-NA	3.46	111.25	108.27
82	Z5	301	PEB	OD-C4D-ND	-3.46	120.81	125.93
82	RI	203	PEB	C3B-C4B-NB	3.46	115.08	110.05
82	YK	201	PEB	C3B-C4B-NB	3.46	115.08	110.05
82	aG	201	PEB	CMB-C2B-C1B	3.46	130.39	125.06
85	BN	803	BCR	C29-C30-C25	3.46	115.81	110.48
83	AH	303	PUB	C1C-C2C-C3C	-3.46	102.95	106.78
87	bL	617	CLA	CMB-C2B-C3B	3.46	131.15	124.68
82	FM	201	PEB	CAB-C3B-C4B	3.46	131.13	125.01
82	NO	1002	PEB	CHB-C4B-NB	-3.46	124.03	128.83
82	RO	202	PEB	C3B-C4B-NB	3.46	115.08	110.05
82	V4	202	PEB	OD-C4D-C3D	-3.46	121.62	129.46
82	zK	501	PEB	CHB-C4B-C3B	-3.46	117.33	125.32
87	L2	204	CLA	CMB-C2B-C1B	-3.46	123.15	128.46
82	Y7	301	PEB	C4B-C3B-C2B	-3.46	102.96	106.78
82	vK	201	PEB	C4B-C3B-C2B	-3.46	102.96	106.78
82	PJ	201	PEB	CHA-C1B-NB	-3.46	117.70	124.93
82	TG	201	PEB	C3B-C4B-NB	3.46	115.08	110.05
82	CK	202	PEB	CHB-C4B-C3B	-3.46	117.33	125.32
82	HA	201	PEB	CHA-C1B-NB	-3.46	117.70	124.93
82	IQ	202	PEB	CBC-CAC-C2C	-3.46	106.72	112.62
82	aE	201	PEB	CHB-C4B-NB	-3.46	124.03	128.83
82	aG	201	PEB	CHB-C4B-NB	-3.46	124.03	128.83
82	KP	201	PEB	C3B-C4B-NB	3.46	115.08	110.05
82	eG	201	PEB	C3B-C4B-NB	3.46	115.08	110.05
82	cJ	201	PEB	C3B-C4B-NB	3.46	115.08	110.05
82	KD	201	PEB	C4B-C3B-C2B	-3.46	102.96	106.78
82	OI	202	PEB	C4B-C3B-C2B	-3.46	102.96	106.78
82	Z1	203	PEB	C4B-C3B-C2B	-3.46	102.96	106.78
82	EK	202	PEB	CHC-C4C-C3C	-3.46	124.44	130.34
82	SO	202	PEB	OA-C1A-C2A	-3.46	123.42	126.17

Continued on next page...

Continued from previous page...

Mol	Chain	Res	Type	Atoms	Z	Observed(^{o})	Ideal(^{o})
87	AN	814	CLA	CMB-C2B-C1B	-3.46	123.15	128.46
87	A2	811	CLA	O2D-CGD-O1D	-3.46	117.08	123.84
82	ND	204	PEB	CHA-C1B-NB	-3.46	117.70	124.93
82	xC	202	PEB	C3B-C4B-NB	3.46	115.08	110.05
82	IA	201	PEB	C1B-C2B-C3B	-3.46	102.54	106.51
82	RQ	203	PEB	C3D-C4D-ND	3.46	114.04	107.26
82	xK	302	PEB	C3D-C4D-ND	3.46	114.04	107.26
82	T4	203	PEB	C4B-C3B-C2B	-3.46	102.96	106.78
82	D9	203	PEB	C4B-C3B-C2B	-3.46	102.96	106.78
82	j1	203	PEB	OD-C4D-ND	-3.46	120.81	125.93
85	BN	839	BCR	C8-C9-C10	3.46	124.24	118.94
82	XA	201	PEB	CHC-C4C-C3C	-3.46	124.44	130.34
82	EJ	202	PEB	OA-C1A-C2A	-3.45	123.43	126.17
82	dO	202	PEB	OA-C1A-C2A	-3.45	123.43	126.17
85	B2	802	BCR	C29-C30-C25	3.45	115.80	110.48
82	YM	201	PEB	C3B-C4B-NB	3.45	115.07	110.05
82	d1	201	PEB	C3B-C4B-NB	3.45	115.07	110.05
85	fL	101	BCR	C1-C6-C5	-3.45	117.75	122.61
82	HA	203	PEB	CBB-CAB-C3B	3.45	122.22	112.63
87	5N	604	CLA	CMB-C2B-C1B	-3.45	123.16	128.46
82	GM	201	PEB	OD-C4D-ND	-3.45	120.81	125.93
82	c1	201	PEB	C1B-C2B-C3B	-3.45	102.54	106.51
82	E5	201	PEB	C1B-C2B-C3B	-3.45	102.54	106.51
82	pC	202	PEB	C1C-CHB-C4B	-3.45	124.68	128.81
82	VG	201	PEB	C3B-C4B-NB	3.45	115.07	110.05
82	VO	201	PEB	C3B-C4B-NB	3.45	115.07	110.05
82	O5	203	PEB	C4B-C3B-C2B	-3.45	102.96	106.78
82	DK	203	PEB	OA-C1A-C2A	-3.45	123.43	126.17
82	I5	202	PEB	OA-C1A-C2A	-3.45	123.43	126.17
87	72	610	CLA	CMB-C2B-C1B	-3.45	123.16	128.46
87	b6	610	CLA	CMB-C2B-C1B	-3.45	123.16	128.46
82	RG	201	PEB	CHA-C1B-NB	-3.45	117.71	124.93
82	RD	202	PEB	CHC-C1D-ND	-3.45	109.94	113.95
82	dE	201	PEB	CMB-C2B-C1B	3.45	130.38	125.06
82	iE	202	PEB	C2A-C1A-NA	3.45	111.25	108.27
82	UA	201	PEB	C1B-C2B-C3B	-3.45	102.54	106.51
82	DP	201	PEB	C3B-C4B-NB	3.45	115.07	110.05
82	NI	203	PEB	C3D-C4D-ND	3.45	114.03	107.26
82	UE	201	PEB	C4B-C3B-C2B	-3.45	102.96	106.78
84	T3	1001	CYC	C1A-C2A-C3A	-3.45	102.96	106.78
82	cE	201	PEB	CMB-C2B-C1B	3.45	130.38	125.06
85	CL	502	BCR	C3-C4-C5	-3.45	107.91	114.08

Continued on next page...

Continued from previous page...

Mol	Chain	Res	Type	Atoms	Z	Observed(^{o})	Ideal(^{o})
82	VQ	202	PEB	C3D-C4D-ND	3.45	114.03	107.26
82	J5	202	PEB	CHC-C1D-ND	-3.45	109.94	113.95
82	PO	201	PEB	C3B-C4B-NB	3.45	115.07	110.05
82	M5	305	PEB	OA-C1A-C2A	-3.45	123.43	126.17
82	E7	202	PEB	OA-C1A-C2A	-3.45	123.43	126.17
82	OM	202	PEB	C2A-C1A-NA	3.45	111.25	108.27
82	TQ	203	PEB	C2A-C1A-NA	3.45	111.25	108.27
94	AL	413	PL9	C31-C32-C33	-3.45	100.54	111.88
82	dB	202	PEB	CMB-C2B-C1B	3.45	130.38	125.06
82	H5	202	PEB	OD-C4D-ND	-3.45	120.82	125.93
82	WH	203	PEB	CHA-C1B-NB	-3.45	117.71	124.93
87	O2	201	CLA	C1B-CHB-C4A	-3.45	123.28	130.12
82	RI	201	PEB	CHC-C1D-ND	-3.45	109.94	113.95
82	RF	201	PEB	OD-C4D-ND	-3.45	120.82	125.93
82	TJ	202	PEB	OA-C1A-C2A	-3.45	123.43	126.17
82	IP	203	PEB	C2A-C1A-NA	3.45	111.25	108.27
82	P5	201	PEB	C1B-C2B-C3B	-3.45	102.55	106.51
82	BF	201	PEB	CHA-C1B-NB	-3.45	117.72	124.93
82	gJ	202	PEB	OA-C1A-C2A	-3.45	123.43	126.17
84	BG	1002	CYC	C2B-C1B-NB	3.45	112.04	106.99
82	xK	303	PEB	C1B-C2B-C3B	-3.45	102.55	106.51
82	BK	201	PEB	CHA-C1B-NB	-3.45	117.72	124.93
82	DB	201	PEB	CMB-C2B-C1B	3.45	130.38	125.06
82	GF	203	PEB	CHB-C4B-NB	-3.45	124.04	128.83
82	O1	202	PEB	CHC-C4C-C3C	-3.45	124.45	130.34
82	H7	203	PEB	CHC-C4C-C3C	-3.45	124.45	130.34
82	sF	201	PEB	C4B-C3B-C2B	-3.45	102.97	106.78
82	g1	202	PEB	OA-C1A-NA	3.45	129.12	124.94
82	ZH	201	PEB	C3D-C4D-ND	3.45	114.03	107.26
84	N4	1001	CYC	C1B-C2B-C3B	-3.45	104.27	107.87
82	CF	203	PEB	C1B-C2B-C3B	-3.45	102.55	106.51
82	Z4	201	PEB	OD-C4D-ND	-3.45	120.82	125.93
82	RP	202	PEB	OA-C1A-C2A	-3.45	123.43	126.17
87	6N	610	CLA	CMB-C2B-C1B	-3.45	123.16	128.46
82	II	201	PEB	CHC-C1D-ND	-3.45	109.94	113.95
82	QQ	202	PEB	CHC-C1D-ND	-3.45	109.94	113.95
82	u8	201	PEB	CAA-C3A-C2A	-3.45	105.64	114.26
82	mG	201	PEB	CHC-C4C-C3C	-3.45	124.46	130.34
82	u8	201	PEB	CBC-CAC-C2C	-3.45	106.74	112.62
82	SE	201	PEB	OD-C4D-ND	-3.45	120.82	125.93
82	MP	203	PEB	C3B-C4B-NB	3.45	115.06	110.05
82	HJ	202	PEB	CMB-C2B-C1B	3.45	130.37	125.06

Continued on next page...

Continued from previous page...

Mol	Chain	Res	Type	Atoms	Z	Observed(^{o})	Ideal(^{o})
82	ND	202	PEB	C4B-C3B-C2B	-3.45	102.97	106.78
82	cK	201	PEB	C4B-C3B-C2B	-3.45	102.97	106.78
82	E9	201	PEB	OA-C1A-C2A	-3.45	123.43	126.17
82	fO	202	PEB	OA-C1A-C2A	-3.45	123.43	126.17
85	AN	846	BCR	C7-C8-C9	-3.45	121.03	126.23
82	FJ	201	PEB	C1C-CHB-C4B	-3.45	124.69	128.81
84	FG	1001	CYC	CMB-C2B-C1B	3.45	128.47	124.17
85	d6	405	BCR	C37-C22-C23	3.45	123.51	118.08
82	rK	201	PEB	C4B-C3B-C2B	-3.45	102.97	106.78
85	bL	602	BCR	C20-C19-C18	3.45	136.10	126.42
82	DD	203	PEB	C2A-C1A-NA	3.45	111.24	108.27
82	FD	202	PEB	C2A-C1A-NA	3.45	111.24	108.27
82	H7	201	PEB	CHA-C1B-NB	-3.45	117.72	124.93
85	fL	101	BCR	C35-C13-C14	-3.45	118.10	122.92
82	W1	203	PEB	CHA-C1B-NB	-3.45	117.72	124.93
82	NM	202	PEB	CAB-C3B-C4B	3.45	131.10	125.01
82	RQ	202	PEB	CHC-C1D-ND	-3.45	109.95	113.95
84	N4	1001	CYC	CMB-C2B-C1B	3.45	128.47	124.17
82	SH	202	PEB	C1B-C2B-C3B	-3.45	102.55	106.51
82	uC	201	PEB	CAA-C3A-C2A	-3.45	105.65	114.26
87	4N	609	CLA	O2D-CGD-O1D	-3.45	117.10	123.84
82	U7	202	PEB	OD-C4D-ND	-3.45	120.83	125.93
82	JM	201	PEB	C2A-C1A-NA	3.45	111.24	108.27
82	R7	203	PEB	CHB-C4B-C3B	-3.45	117.36	125.32
82	SF	202	PEB	CHB-C4B-NB	-3.45	124.05	128.83
82	EB	501	PEB	C3B-C4B-NB	3.44	115.06	110.05
85	B2	840	BCR	C1-C6-C7	3.44	125.52	115.78
82	cH	201	PEB	C1B-C2B-C3B	-3.44	102.55	106.51
88	cL	501	LHG	O8-C23-C24	3.44	120.41	111.38
87	B6	603	CLA	CMB-C2B-C1B	-3.44	123.17	128.46
82	VD	202	PEB	C3D-C4D-ND	3.44	114.02	107.26
87	5N	602	CLA	CMB-C2B-C3B	3.44	131.12	124.68
82	UJ	203	PEB	C2A-C1A-NA	3.44	111.24	108.27
82	mM	202	PEB	C4B-C3B-C2B	-3.44	102.97	106.78
82	OG	202	PEB	CBA-CAA-C3A	-3.44	105.80	113.47
82	S5	201	PEB	C3B-C4B-NB	3.44	115.06	110.05
82	X7	201	PEB	CHC-C4C-C3C	-3.44	124.46	130.34
82	J9	203	PEB	OD-C4D-ND	-3.44	120.83	125.93
82	1C	201	PEB	OD-C4D-ND	-3.44	120.83	125.93
84	E4	1001	CYC	C1B-C2B-C3B	-3.44	104.28	107.87
82	QD	201	PEB	CMB-C2B-C1B	3.44	130.37	125.06
82	uC	201	PEB	CAB-CBB-CGB	-3.44	106.19	113.60

Continued on next page...

Continued from previous page...

Mol	Chain	Res	Type	Atoms	Z	Observed(^{o})	Ideal(^{o})
82	QH	203	PEB	CHA-C1B-NB	-3.44	117.73	124.93
82	KM	203	PEB	CHA-C1B-NB	-3.44	117.73	124.93
82	dH	202	PEB	CHA-C1B-NB	-3.44	117.73	124.93
82	V7	203	PEB	C2A-C1A-NA	3.44	111.24	108.27
84	FE	1002	CYC	C2C-C1C-NC	3.44	111.24	108.27
82	R4	202	PEB	C3B-C4B-NB	3.44	115.06	110.05
82	Q1	201	PEB	C1B-C2B-C3B	-3.44	102.56	106.51
87	52	602	CLA	CMB-C2B-C3B	3.44	131.12	124.68
82	SK	203	PEB	OD-C4D-ND	-3.44	120.83	125.93
82	ZH	202	PEB	OA-C1A-C2A	-3.44	123.44	126.17
82	u8	201	PEB	CMB-C2B-C1B	3.44	130.37	125.06
87	ON	201	CLA	C1B-CHB-C4A	-3.44	123.30	130.12
82	IQ	201	PEB	CHC-C4C-C3C	-3.44	124.47	130.34
82	AP	203	PEB	C3B-C4B-NB	3.44	115.06	110.05
82	IJ	202	PEB	C4B-C3B-C2B	-3.44	102.97	106.78
82	qC	203	PEB	OD-C4D-ND	-3.44	120.83	125.93
82	QF	202	PEB	C3D-C4D-ND	3.44	114.01	107.26
82	YQ	201	PEB	C3D-C4D-ND	3.44	114.01	107.26
87	B2	820	CLA	CMB-C2B-C1B	-3.44	123.17	128.46
82	DM	201	PEB	C4B-C3B-C2B	-3.44	102.97	106.78
82	FI	201	PEB	OA-C1A-C2A	-3.44	123.44	126.17
82	AQ	301	PEB	OA-C1A-C2A	-3.44	123.44	126.17
84	d3	1001	CYC	OC-C1C-C2C	-3.44	123.44	126.17
82	iO	203	PEB	CHC-C4C-C3C	-3.44	124.47	130.34
82	OE	202	PEB	CBA-CAA-C3A	-3.44	105.81	113.47
82	WF	202	PEB	OD-C4D-ND	-3.44	120.83	125.93
82	MQ	202	PEB	OD-C4D-ND	-3.44	120.83	125.93
82	YF	202	PEB	CHC-C4C-C3C	-3.44	124.47	130.34
82	MM	201	PEB	C4B-C3B-C2B	-3.44	102.97	106.78
82	T5	201	PEB	C1B-C2B-C3B	-3.44	102.56	106.51
82	rF	202	PEB	CHB-C4B-C3B	-3.44	117.37	125.32
85	kL	100	BCR	C35-C13-C12	3.44	123.50	118.08
82	SP	202	PEB	OD-C4D-ND	-3.44	120.83	125.93
87	62	311	CLA	CMB-C2B-C1B	-3.44	123.18	128.46
87	B2	814	CLA	CMB-C2B-C1B	-3.44	123.18	128.46
82	D5	201	PEB	OA-C1A-C2A	-3.44	123.44	126.17
82	E5	202	PEB	OA-C1A-C2A	-3.44	123.44	126.17
84	j3	1001	CYC	OC-C1C-C2C	-3.44	123.44	126.17
82	AA	202	PEB	C3D-C4D-ND	3.44	114.01	107.26
84	D4	1001	CYC	CHB-C4A-NA	-3.44	117.74	124.93
82	RO	202	PEB	CAB-C3B-C4B	3.44	131.09	125.01
82	L9	202	PEB	CAB-C3B-C4B	3.44	131.09	125.01

Continued on next page...

Continued from previous page...

Mol	Chain	Res	Type	Atoms	Z	Observed(^{o})	Ideal(^{o})
82	VF	201	PEB	C2A-C1A-NA	3.44	111.24	108.27
82	RI	203	PEB	C4B-C3B-C2B	-3.44	102.98	106.78
82	V7	203	PEB	C3D-C4D-ND	3.44	114.01	107.26
82	NK	201	PEB	CHC-C4C-C3C	-3.44	124.47	130.34
82	VF	202	PEB	OD-C4D-ND	-3.44	120.83	125.93
82	UB	301	PEB	CMB-C2B-C1B	3.44	130.36	125.06
82	AI	201	PEB	CHC-C1D-ND	-3.44	109.95	113.95
82	OE	203	PEB	OA-C1A-C2A	-3.44	123.44	126.17
87	62	310	CLA	CMB-C2B-C1B	-3.44	123.18	128.46
82	RB	202	PEB	OD-C4D-ND	-3.44	120.84	125.93
82	N7	201	PEB	OD-C4D-ND	-3.44	120.84	125.93
82	OJ	202	PEB	C1B-C2B-C3B	-3.44	102.56	106.51
82	rK	202	PEB	CHB-C4B-C3B	-3.44	117.38	125.32
82	FI	202	PEB	C2A-C1A-NA	3.44	111.24	108.27
82	sC	203	PEB	C2A-C1A-NA	3.44	111.24	108.27
82	NA	202	PEB	C4B-C3B-C2B	-3.44	102.98	106.78
82	VD	202	PEB	C1B-C2B-C3B	-3.44	102.56	106.51
82	hB	301	PEB	CAB-CBB-CGB	3.44	121.00	113.60
82	lJ	202	PEB	OA-C1A-C2A	-3.44	123.44	126.17
82	CJ	201	PEB	OD-C4D-ND	-3.44	120.84	125.93
82	KF	201	PEB	CMB-C2B-C1B	3.44	130.36	125.06
82	TO	202	PEB	CMB-C2B-C1B	3.44	130.36	125.06
82	Y5	202	PEB	C2A-C1A-NA	3.44	111.24	108.27
82	IF	202	PEB	CHC-C1D-ND	-3.44	109.96	113.95
82	CP	203	PEB	CHC-C4C-C3C	-3.44	124.47	130.34
82	CB	201	PEB	CHA-C1B-NB	-3.44	117.74	124.93
82	aE	201	PEB	CMB-C2B-C1B	3.44	130.36	125.06
82	lE	202	PEB	CHC-C1D-ND	-3.44	109.96	113.95
82	VH	202	PEB	C2A-C1A-NA	3.44	111.23	108.27
82	lG	203	PEB	C2A-C1A-NA	3.44	111.23	108.27
82	aM	203	PEB	C2A-C1A-NA	3.44	111.23	108.27
82	J9	203	PEB	CMB-C2B-C1B	3.44	130.35	125.06
82	r8	201	PEB	C4B-C3B-C2B	-3.44	102.98	106.78
95	C6	521	DGD	C2G-O2G-C1B	-3.44	109.33	117.79
82	O1	202	PEB	CHC-C1D-ND	-3.44	109.96	113.95
82	iK	202	PEB	OD-C4D-ND	-3.44	120.84	125.93
87	42	609	CLA	O2D-CGD-O1D	-3.44	117.12	123.84
82	RI	203	PEB	CHA-C1B-C2B	3.43	133.73	124.90
82	WG	201	PEB	C1B-C2B-C3B	-3.43	102.56	106.51
85	B6	602	BCR	C16-C17-C18	-3.43	122.41	127.31
82	AE	301	PEB	C2A-C1A-NA	3.43	111.23	108.27
82	OG	202	PEB	OA-C1A-C2A	-3.43	123.44	126.17

Continued on next page...

Continued from previous page...

Mol	Chain	Res	Type	Atoms	Z	Observed(^{o})	Ideal(^{o})
82	A5	202	PEB	OA-C1A-C2A	-3.43	123.44	126.17
82	V5	202	PEB	OA-C1A-C2A	-3.43	123.44	126.17
82	kM	202	PEB	OA-C1A-C2A	-3.43	123.44	126.17
84	k3	1001	CYC	OC-C1C-C2C	-3.43	123.44	126.17
87	72	608	CLA	CMB-C2B-C1B	-3.43	123.19	128.46
82	LG	1002	PEB	C3B-C4B-NB	3.43	115.05	110.05
82	m1	201	PEB	C3B-C4B-NB	3.43	115.05	110.05
82	P4	201	PEB	C3B-C4B-NB	3.43	115.05	110.05
82	oK	201	PEB	C3B-C4B-NB	3.43	115.05	110.05
82	ZO	201	PEB	OD-C4D-ND	-3.43	120.84	125.93
82	mJ	201	PEB	CAB-C3B-C4B	3.43	131.09	125.01
82	OP	201	PEB	C3D-C4D-ND	3.43	114.00	107.26
95	cL	519	DGD	O2G-C1B-C2B	3.43	118.90	111.50
82	BK	201	PEB	C1C-CHB-C4B	3.43	132.91	128.81
82	D4	1002	PEB	C1C-CHB-C4B	3.43	132.91	128.81
82	bH	201	PEB	C4B-C3B-C2B	-3.43	102.98	106.78
82	YI	201	PEB	OD-C4D-ND	-3.43	120.84	125.93
82	Z1	201	PEB	C3D-C4D-ND	3.43	114.00	107.26
87	4N	604	CLA	C1B-CHB-C4A	-3.43	123.32	130.12
85	BN	840	BCR	C1-C6-C7	3.43	125.49	115.78
82	xC	202	PEB	C2A-C1A-NA	3.43	111.23	108.27
82	uK	201	PEB	OA-C1A-C2A	-3.43	123.44	126.17
84	S3	1001	CYC	OC-C1C-C2C	-3.43	123.44	126.17
82	YK	202	PEB	CHC-C4C-C3C	-3.43	124.48	130.34
82	sK	202	PEB	CHA-C1B-NB	-3.43	117.75	124.93
87	B6	611	CLA	CMB-C2B-C1B	-3.43	123.19	128.46
82	YD	201	PEB	C3D-C4D-ND	3.43	114.00	107.26
82	AQ	301	PEB	C1B-C2B-C3B	-3.43	102.57	106.51
82	RQ	202	PEB	C1B-C2B-C3B	-3.43	102.57	106.51
84	F4	1001	CYC	C4A-C3A-C2A	-3.43	102.57	106.51
87	AN	810	CLA	CMB-C2B-C3B	3.43	131.10	124.68
82	Q1	203	PEB	CHA-C1B-NB	-3.43	117.75	124.93
82	N7	201	PEB	CHC-C4C-C3C	-3.43	124.48	130.34
82	u8	201	PEB	CAB-CBB-CGB	-3.43	106.22	113.60
82	XM	201	PEB	CMB-C2B-C1B	3.43	130.35	125.06
82	QF	203	PEB	CMA-C2A-C1A	-3.43	105.00	112.40
82	CP	202	PEB	OD-C4D-ND	-3.43	120.84	125.93
82	aO	201	PEB	OD-C4D-ND	-3.43	120.84	125.93
82	GB	203	PEB	C4B-C3B-C2B	-3.43	102.98	106.78
82	Z1	201	PEB	C4B-C3B-C2B	-3.43	102.98	106.78
87	c6	614	CLA	CMB-C2B-C3B	3.43	131.10	124.68
82	A1	302	PEB	CMB-C2B-C1B	3.43	130.35	125.06

Continued on next page...

Continued from previous page...

Mol	Chain	Res	Type	Atoms	Z	Observed(^{o})	Ideal(^{o})
82	D9	203	PEB	CHC-C1D-ND	-3.43	109.96	113.95
82	DF	202	PEB	C3B-C4B-NB	3.43	115.04	110.05
82	cF	201	PEB	C3B-C4B-NB	3.43	115.04	110.05
82	NA	201	PEB	CHC-C4C-C3C	-3.43	124.48	130.34
82	FD	202	PEB	CHC-C4C-C3C	-3.43	124.48	130.34
82	ZK	201	PEB	C1B-C2B-C3B	-3.43	102.57	106.51
82	hG	201	PEB	C1B-C2B-C3B	-3.43	102.57	106.51
82	NP	201	PEB	C2A-C1A-NA	3.43	111.23	108.27
82	EJ	201	PEB	C4B-C3B-C2B	-3.43	102.98	106.78
82	HM	202	PEB	C3B-C4B-NB	3.43	115.04	110.05
82	OG	203	PEB	OA-C1A-C2A	-3.43	123.44	126.17
82	GP	203	PEB	OA-C1A-C2A	-3.43	123.44	126.17
84	NO	1001	CYC	OB-C4B-C3B	-3.43	124.32	128.04
85	BN	838	BCR	C11-C12-C13	3.43	136.05	126.42
87	8N	303	CLA	CHB-C4A-NA	3.43	129.26	124.51
82	MD	201	PEB	C1C-CHB-C4B	3.43	132.91	128.81
82	T1	202	PEB	C1C-CHB-C4B	-3.43	124.71	128.81
82	AJ	301	PEB	C4B-C3B-C2B	-3.43	102.99	106.78
82	V1	201	PEB	C2A-C1A-NA	3.43	111.23	108.27
87	32	304	CLA	CMB-C2B-C1B	-3.43	123.19	128.46
82	g4	201	PEB	CMB-C2B-C1B	3.43	130.35	125.06
82	T9	201	PEB	OA-C1A-C2A	-3.43	123.45	126.17
82	l4	202	PEB	C1B-C2B-C3B	-3.43	102.57	106.51
82	XF	201	PEB	CHA-C1B-NB	-3.43	117.76	124.93
87	AN	832	CLA	CMB-C2B-C1B	-3.43	123.19	128.46
82	MP	203	PEB	C4B-C3B-C2B	-3.43	102.99	106.78
82	i4	203	PEB	CHC-C4C-C3C	-3.43	124.49	130.34
82	T4	202	PEB	CMB-C2B-C1B	3.43	130.34	125.06
85	AN	804	BCR	C15-C14-C13	-3.43	122.42	127.31
82	NA	201	PEB	OD-C4D-ND	-3.43	120.85	125.93
82	OP	202	PEB	C1B-C2B-C3B	-3.43	102.57	106.51
82	FJ	202	PEB	CAB-C3B-C4B	3.43	131.07	125.01
82	QK	202	PEB	C3D-C4D-ND	3.43	113.99	107.26
85	HL	103	BCR	C11-C10-C9	-3.43	122.42	127.31
82	BD	202	PEB	OA-C1A-C2A	-3.43	123.45	126.17
82	PQ	203	PEB	OA-C1A-C2A	-3.43	123.45	126.17
87	c6	611	CLA	CMB-C2B-C3B	3.43	131.09	124.68
85	B2	838	BCR	C11-C12-C13	3.43	136.05	126.42
84	K1	1001	CYC	C4A-C3A-C2A	-3.43	102.57	106.51
82	AO	305	PEB	C2A-C1A-NA	3.43	111.23	108.27
85	HL	103	BCR	C16-C17-C18	-3.43	122.42	127.31
82	eK	203	PEB	OD-C4D-ND	-3.43	120.85	125.93

Continued on next page...

Continued from previous page...

Mol	Chain	Res	Type	Atoms	Z	Observed(^{o})	Ideal(^{o})
87	72	601	CLA	CMB-C2B-C3B	3.43	131.09	124.68
82	gK	201	PEB	CHA-C1B-C2B	3.43	133.71	124.90
87	62	308	CLA	O2D-CGD-O1D	-3.43	117.14	123.84
84	FO	1001	CYC	CHB-C1B-NB	-3.43	118.70	126.06
84	LG	1001	CYC	CAD-C3D-C2D	3.43	137.09	127.25
82	F5	201	PEB	CHB-C4B-NB	-3.43	124.07	128.83
82	AM	301	PEB	C1B-C2B-C3B	-3.43	102.57	106.51
82	QK	203	PEB	CMA-C2A-C1A	-3.43	105.02	112.40
87	5N	609	CLA	CAA-C2A-C3A	-3.43	105.70	114.26
87	A2	832	CLA	CMB-C2B-C1B	-3.43	123.20	128.46
82	AA	201	PEB	C4B-C3B-C2B	-3.43	102.99	106.78
82	KQ	201	PEB	C4B-C3B-C2B	-3.43	102.99	106.78
87	52	609	CLA	CAA-C2A-C3A	-3.43	105.70	114.26
85	A2	848	BCR	C11-C10-C9	-3.43	122.42	127.31
82	WB	402	PEB	OD-C4D-ND	-3.43	120.85	125.93
82	OI	201	PEB	OD-C4D-ND	-3.43	120.85	125.93
82	EK	202	PEB	C1C-CHB-C4B	3.43	132.90	128.81
82	vC	202	PEB	C1C-CHB-C4B	3.43	132.90	128.81
87	7N	608	CLA	CMB-C2B-C1B	-3.43	123.20	128.46
82	BD	202	PEB	C1B-C2B-C3B	-3.43	102.57	106.51
82	gH	203	PEB	C1B-C2B-C3B	-3.43	102.57	106.51
82	oK	203	PEB	C1B-C2B-C3B	-3.43	102.57	106.51
84	NH	1001	CYC	CHB-C1B-NB	-3.43	118.70	126.06
84	NO	1001	CYC	C1B-C2B-C3B	-3.43	104.30	107.87
82	U5	201	PEB	C4B-C3B-C2B	-3.43	102.99	106.78
82	RA	203	PEB	CHB-C4B-C3B	-3.43	117.41	125.32
82	S9	201	PEB	CHB-C4B-C3B	-3.43	117.41	125.32
84	V3	1001	CYC	C1B-CHB-C4A	3.43	136.45	128.08
82	fM	202	PEB	C2A-C1A-NA	3.43	111.23	108.27
82	Q5	201	PEB	CAB-CBB-CGB	-3.43	106.23	113.60
82	ID	201	PEB	CHC-C4C-C3C	-3.43	124.50	130.34
82	FM	202	PEB	CAA-C3A-C4A	3.43	121.47	112.67
82	a1	201	PEB	OD-C4D-ND	-3.43	120.86	125.93
82	x8	202	PEB	C3B-C4B-NB	3.42	115.03	110.05
82	AB	501	PEB	C4B-C3B-C2B	-3.42	102.99	106.78
82	RF	201	PEB	C4B-C3B-C2B	-3.42	102.99	106.78
82	J9	202	PEB	C4B-C3B-C2B	-3.42	102.99	106.78
85	aL	604	BCR	C24-C23-C22	-3.42	121.06	126.23
96	fL	102	HEM	CBD-CAD-C3D	-3.42	103.11	112.63
82	M7	202	PEB	C2A-C1A-NA	3.42	111.22	108.27
87	3N	305	CLA	CMB-C2B-C1B	-3.42	123.20	128.46
87	5N	609	CLA	CHB-C4A-NA	3.42	129.25	124.51

Continued on next page...

Continued from previous page...

Mol	Chain	Res	Type	Atoms	Z	Observed(^{o})	Ideal(^{o})
82	Y9	202	PEB	C4B-C3B-C2B	-3.42	102.99	106.78
82	rC	202	PEB	C4B-C3B-C2B	-3.42	102.99	106.78
85	A2	847	BCR	C3-C4-C5	-3.42	107.96	114.08
85	BL	617	BCR	C34-C9-C8	3.42	123.47	118.08
82	HJ	201	PEB	CMB-C2B-C1B	3.42	130.34	125.06
82	bF	202	PEB	CMB-C2B-C1B	3.42	130.34	125.06
82	dJ	202	PEB	CMB-C2B-C1B	3.42	130.34	125.06
82	iK	201	PEB	OA-C1A-C2A	-3.42	123.45	126.17
82	lO	201	PEB	CHC-C4C-C3C	-3.42	124.50	130.34
82	GQ	201	PEB	CAB-CBB-CGB	-3.42	106.24	113.60
82	GF	203	PEB	C4B-C3B-C2B	-3.42	102.99	106.78
82	KM	201	PEB	OD-C4D-ND	-3.42	120.86	125.93
82	qK	203	PEB	C3D-C4D-ND	3.42	113.97	107.26
94	d6	408	PL9	C32-C33-C34	-3.42	119.42	127.66
82	UM	201	PEB	C1B-C2B-C3B	-3.42	102.58	106.51
82	aH	201	PEB	OD-C4D-ND	-3.42	120.86	125.93
82	bP	502	PEB	C1C-CHB-C4B	3.42	132.90	128.81
82	WM	203	PEB	C3B-C4B-NB	3.42	115.03	110.05
84	JH	1001	CYC	CHB-C4A-C3A	3.42	133.70	124.90
82	UI	201	PEB	C2A-C1A-NA	3.42	111.22	108.27
82	fB	301	PEB	CAB-CBB-CGB	3.42	120.97	113.60
82	h1	201	PEB	C1B-C2B-C3B	-3.42	102.58	106.51
82	jJ	201	PEB	C1B-C2B-C3B	-3.42	102.58	106.51
84	J1	1001	CYC	CHB-C4A-C3A	3.42	133.70	124.90
85	d6	405	BCR	C33-C5-C6	-3.42	120.69	124.53
82	OQ	201	PEB	CHB-C4B-NB	-3.42	124.08	128.83
82	PA	203	PEB	C4B-C3B-C2B	-3.42	103.00	106.78
82	RM	202	PEB	C4B-C3B-C2B	-3.42	103.00	106.78
82	FP	202	PEB	C4B-C3B-C2B	-3.42	103.00	106.78
84	IO	1001	CYC	C1A-C2A-C3A	-3.42	103.00	106.78
87	A2	836	CLA	CMB-C2B-C1B	-3.42	123.21	128.46
82	f4	202	PEB	OA-C1A-C2A	-3.42	123.45	126.17
82	fF	202	PEB	OA-C1A-C2A	-3.42	123.45	126.17
82	sC	202	PEB	C3D-C4D-ND	3.42	113.97	107.26
82	WA	202	PEB	C2A-C1A-NA	3.42	111.22	108.27
82	RD	203	PEB	C2A-C1A-NA	3.42	111.22	108.27
82	q8	203	PEB	C2A-C1A-NA	3.42	111.22	108.27
84	DH	1001	CYC	CHB-C1B-NB	-3.42	118.71	126.06
82	vK	202	PEB	C3B-C4B-NB	3.42	115.03	110.05
84	CG	1001	CYC	CMB-C2B-C1B	3.42	128.44	124.17
82	iK	202	PEB	C4B-C3B-C2B	-3.42	103.00	106.78
82	Q5	202	PEB	CAB-C3B-C4B	3.42	131.06	125.01

Continued on next page...

Continued from previous page...

Mol	Chain	Res	Type	Atoms	Z	Observed(^{o})	Ideal(^{o})
82	Y5	202	PEB	C1B-C2B-C3B	-3.42	102.58	106.51
82	W5	203	PEB	C3B-C4B-NB	3.42	115.02	110.05
82	OD	201	PEB	CHB-C4B-NB	-3.42	124.08	128.83
82	VK	202	PEB	CBC-CAC-C2C	3.42	118.46	112.62
95	JL	101	DGD	O2G-C1B-C2B	3.42	118.87	111.50
82	eK	201	PEB	OA-C1A-C2A	-3.42	123.45	126.17
82	HO	1002	PEB	C4B-C3B-C2B	-3.42	103.00	106.78
84	EG	1001	CYC	C2A-C1A-NA	3.42	115.02	110.05
87	C6	516	CLA	CMB-C2B-C3B	3.42	131.07	124.68
82	DB	203	PEB	CBB-CAB-C3B	-3.42	103.13	112.63
82	x8	202	PEB	C1C-CHB-C4B	3.42	132.89	128.81
82	xC	202	PEB	C1C-CHB-C4B	3.42	132.89	128.81
82	IJ	201	PEB	C3B-C4B-NB	3.42	115.02	110.05
82	IF	203	PEB	CMA-C2A-C1A	-3.42	105.03	112.40
82	UK	201	PEB	C2A-C1A-NA	-3.42	105.33	108.27
82	wF	301	PEB	C4B-C3B-C2B	-3.42	103.00	106.78
82	YK	201	PEB	C1B-C2B-C3B	-3.42	102.58	106.51
82	DB	201	PEB	CHC-C4C-C3C	-3.42	124.51	130.34
82	RM	202	PEB	CHC-C4C-C3C	-3.42	124.51	130.34
82	XP	202	PEB	CHC-C1D-ND	-3.42	109.98	113.95
82	EK	202	PEB	C3B-C4B-NB	3.42	115.02	110.05
87	C6	514	CLA	CMB-C2B-C1B	-3.42	123.21	128.46
87	bL	613	CLA	O2D-CGD-O1D	-3.42	117.16	123.84
87	BL	605	CLA	CHB-C4A-NA	3.42	129.24	124.51
82	BB	202	PEB	C4B-C3B-C2B	-3.42	103.00	106.78
82	SB	201	PEB	C2A-C1A-NA	3.42	111.22	108.27
84	CG	1001	CYC	C2C-C1C-NC	3.42	111.22	108.27
82	V9	201	PEB	OA-C1A-C2A	-3.42	123.46	126.17
82	q8	201	PEB	C1C-CHB-C4B	3.42	132.89	128.81
87	C6	515	CLA	CMB-C2B-C1B	-3.42	123.21	128.46
82	yK	301	PEB	CMB-C2B-C1B	3.42	130.33	125.06
82	HD	203	PEB	C3D-C4D-ND	3.42	113.96	107.26
82	CQ	201	PEB	C3D-C4D-ND	3.42	113.96	107.26
82	BB	202	PEB	CHA-C1B-NB	-3.42	117.79	124.93
82	M5	304	PEB	C1B-C2B-C3B	-3.42	102.58	106.51
82	KJ	203	PEB	OD-C4D-ND	-3.42	120.87	125.93
82	cB	401	PEB	C2A-C1A-NA	3.42	111.22	108.27
87	52	609	CLA	CHB-C4A-NA	3.42	129.24	124.51
84	x3	1001	CYC	C1B-CHB-C4A	3.42	136.43	128.08
82	SE	202	PEB	C3B-C4B-NB	3.42	115.02	110.05
82	U4	202	PEB	OA-C1A-C2A	-3.42	123.46	126.17
82	K5	202	PEB	OA-C1A-C2A	-3.42	123.46	126.17

Continued on next page...

Continued from previous page...

Mol	Chain	Res	Type	Atoms	Z	Observed(^{o})	Ideal(^{o})
82	gE	201	PEB	OA-C1A-C2A	-3.42	123.46	126.17
87	ON	201	CLA	CMB-C2B-C3B	3.42	131.07	124.68
84	DH	1001	CYC	C4A-C3A-C2A	-3.42	102.59	106.51
82	CJ	203	PEB	CMB-C2B-C1B	3.42	130.32	125.06
82	hH	201	PEB	CAB-CBB-CGB	-3.42	106.25	113.60
82	T4	201	PEB	CHC-C1D-ND	-3.42	109.98	113.95
84	GE	1001	CYC	C1B-C2B-C3B	-3.42	104.31	107.87
82	RJ	202	PEB	CAB-C3B-C4B	3.42	131.05	125.01
82	FK	201	PEB	C4B-C3B-C2B	-3.41	103.00	106.78
82	P7	203	PEB	C4B-C3B-C2B	-3.41	103.00	106.78
82	LF	201	PEB	OD-C4D-ND	-3.41	120.87	125.93
82	SF	203	PEB	OD-C4D-ND	-3.41	120.87	125.93
82	O4	201	PEB	C1B-C2B-C3B	-3.41	102.59	106.51
82	YF	201	PEB	OA-C1A-C2A	-3.41	123.46	126.17
87	7N	601	CLA	CMB-C2B-C3B	3.41	131.07	124.68
84	BE	1002	CYC	C2B-C1B-NB	3.41	111.99	106.99
85	BL	618	BCR	C28-C27-C26	-3.41	107.98	114.08
82	SJ	203	PEB	C2A-C1A-NA	3.41	111.22	108.27
82	aM	201	PEB	C2A-C1A-NA	3.41	111.22	108.27
85	A2	847	BCR	C16-C17-C18	-3.41	122.44	127.31
82	gJ	202	PEB	CMB-C2B-C1B	3.41	130.32	125.06
87	6N	607	CLA	O2D-CGD-O1D	-3.41	117.16	123.84
88	CL	522	LHG	O8-C23-C24	3.41	120.33	111.38
82	Q9	201	PEB	CAB-C3B-C4B	3.41	131.05	125.01
82	hE	203	PEB	C3B-C4B-NB	3.41	115.01	110.05
82	AD	301	PEB	C1B-C2B-C3B	-3.41	102.59	106.51
82	VG	201	PEB	CHB-C4B-NB	-3.41	124.09	128.83
85	JN	103	BCR	C7-C8-C9	-3.41	121.08	126.23
82	EF	202	PEB	C1B-C2B-C3B	-3.41	102.59	106.51
82	CF	201	PEB	OD-C4D-ND	-3.41	120.88	125.93
82	WJ	201	PEB	OD-C4D-ND	-3.41	120.88	125.93
82	qC	201	PEB	C1C-CHB-C4B	3.41	132.88	128.81
85	KL	100	BCR	C35-C13-C12	3.41	123.45	118.08
82	W1	201	PEB	C2A-C1A-NA	3.41	111.21	108.27
82	KP	201	PEB	C4B-C3B-C2B	-3.41	103.01	106.78
82	EQ	202	PEB	C4B-C3B-C2B	-3.41	103.01	106.78
84	EG	1001	CYC	C1A-C2A-C3A	-3.41	103.01	106.78
87	B2	828	CLA	CMB-C2B-C1B	-3.41	123.22	128.46
82	F9	203	PEB	CHC-C1D-ND	-3.41	109.99	113.95
82	iF	202	PEB	CHC-C1D-ND	-3.41	109.99	113.95
87	DL	404	CLA	O2D-CGD-O1D	-3.41	117.17	123.84
82	UF	202	PEB	OD-C4D-ND	-3.41	120.88	125.93

Continued on next page...

Continued from previous page...

Mol	Chain	Res	Type	Atoms	Z	Observed(^{o})	Ideal(^{o})
82	J7	202	PEB	OD-C4D-ND	-3.41	120.88	125.93
82	gF	203	PEB	CHA-C1B-C2B	3.41	133.67	124.90
87	BN	821	CLA	CMB-C2B-C1B	-3.41	123.22	128.46
84	LH	1002	CYC	C1B-C2B-C3B	-3.41	104.31	107.87
82	VQ	202	PEB	C1B-C2B-C3B	-3.41	102.59	106.51
82	gO	202	PEB	CHB-C4B-NB	-3.41	124.10	128.83
82	SH	202	PEB	C3B-C4B-NB	3.41	115.01	110.05
82	R4	202	PEB	C2A-C1A-NA	3.41	111.21	108.27
82	jH	201	PEB	C4B-C3B-C2B	-3.41	103.01	106.78
82	S5	202	PEB	CHC-C1D-ND	-3.41	109.99	113.95
92	dL	407	LMG	O7-C10-C11	3.41	118.85	111.50
82	W1	202	PEB	CHC-C4C-C3C	-3.41	124.52	130.34
87	42	604	CLA	C1B-CHB-C4A	-3.41	123.36	130.12
87	AN	836	CLA	CMB-C2B-C1B	-3.41	123.22	128.46
82	UF	202	PEB	CMB-C2B-C1B	3.41	130.31	125.06
82	dH	201	PEB	C3B-C4B-NB	3.41	115.01	110.05
82	IP	203	PEB	C3D-C4D-ND	3.41	113.95	107.26
82	SO	201	PEB	C1B-C2B-C3B	-3.41	102.59	106.51
82	SH	201	PEB	OA-C1A-C2A	-3.41	123.46	126.17
83	BJ	302	PUB	CHA-C4A-NA	-3.41	109.99	113.95
82	OB	201	PEB	C2A-C1A-NA	3.41	111.21	108.27
82	RB	202	PEB	C2A-C1A-NA	3.41	111.21	108.27
82	hH	201	PEB	C3D-C4D-ND	3.41	113.95	107.26
82	z8	201	PEB	CMB-C2B-C1B	3.41	130.31	125.06
88	dL	408	LHG	O7-C7-C8	3.41	118.85	111.50
95	BL	614	DGD	C4E-C3E-C2E	3.41	116.77	110.82
82	gM	201	PEB	OD-C4D-ND	-3.41	120.88	125.93
82	v8	202	PEB	C1C-CHB-C4B	3.41	132.88	128.81
82	s8	202	PEB	C3D-C4D-ND	3.41	113.95	107.26
87	CL	518	CLA	CMB-C2B-C1B	-3.41	123.22	128.46
87	B6	615	CLA	CMB-C2B-C1B	-3.41	123.22	128.46
83	AJ	303	PUB	CHA-C1B-C2B	-3.41	124.52	130.34
82	CD	201	PEB	C3D-C4D-ND	3.41	113.95	107.26
82	gE	201	PEB	C2A-C1A-NA	3.41	111.21	108.27
82	lE	203	PEB	C2A-C1A-NA	3.41	111.21	108.27
87	b6	604	CLA	CMB-C2B-C1B	-3.41	123.23	128.46
82	zC	201	PEB	CMB-C2B-C1B	3.41	130.31	125.06
82	kG	202	PEB	CMB-C2B-C1B	3.41	130.31	125.06
87	A2	810	CLA	CMB-C2B-C3B	3.41	131.05	124.68
82	UH	202	PEB	C4B-C3B-C2B	-3.41	103.01	106.78
82	zC	202	PEB	C4B-C3B-C2B	-3.41	103.01	106.78
82	N4	1002	PEB	CHB-C4B-NB	-3.41	124.10	128.83

Continued on next page...

Continued from previous page...

Mol	Chain	Res	Type	Atoms	Z	Observed(^{o})	Ideal(^{o})
82	iM	201	PEB	CBC-CAC-C2C	-3.41	106.81	112.62
87	a6	609	CLA	CMB-C2B-C3B	3.41	131.05	124.68
87	A2	814	CLA	CMB-C2B-C1B	-3.41	123.23	128.46
82	YF	203	PEB	CHA-C4A-NA	3.41	129.26	125.20
82	TF	202	PEB	OD-C4D-C3D	-3.41	121.74	129.46
82	NP	201	PEB	C3B-C4B-NB	3.41	115.00	110.05
82	q8	201	PEB	C2A-C1A-NA	3.41	111.21	108.27
87	D6	405	CLA	O2D-CGD-O1D	-3.41	117.18	123.84
82	iJ	201	PEB	OD-C4D-ND	-3.41	120.88	125.93
82	QO	201	PEB	OD-C4D-ND	-3.41	120.88	125.93
85	AN	848	BCR	C11-C10-C9	-3.41	122.45	127.31
87	BN	815	CLA	CMB-C2B-C1B	-3.41	123.23	128.46
87	R2	201	CLA	CMB-C2B-C1B	-3.41	123.23	128.46
82	RP	202	PEB	CMB-C2B-C1B	3.41	130.31	125.06
82	UK	202	PEB	C4B-C3B-C2B	-3.41	103.01	106.78
82	I9	201	PEB	OA-C1A-C2A	-3.41	123.47	126.17
82	LF	202	PEB	C2A-C1A-NA	3.41	111.21	108.27
82	KM	202	PEB	C2A-C1A-NA	3.41	111.21	108.27
82	QP	203	PEB	C3D-C4D-ND	3.41	113.94	107.26
84	GE	1001	CYC	C1B-NB-C4B	-3.41	106.33	110.67
84	N1	1001	CYC	CHB-C1B-NB	-3.41	118.75	126.06
82	18	201	PEB	OD-C4D-ND	-3.41	120.89	125.93
82	O9	203	PEB	OD-C4D-ND	-3.41	120.89	125.93
82	SG	203	PEB	C1B-C2B-C3B	-3.41	102.60	106.51
82	dG	204	PEB	C1B-C2B-C3B	-3.41	102.60	106.51
82	R4	202	PEB	CAB-C3B-C4B	3.40	131.03	125.01
82	j1	201	PEB	C4B-C3B-C2B	-3.40	103.01	106.78
82	fG	201	PEB	CHB-C4B-NB	-3.40	124.10	128.83
82	HI	202	PEB	C3D-C4D-ND	3.40	113.94	107.26
84	I4	1001	CYC	C2C-C1C-NC	3.40	111.21	108.27
84	u3	1001	CYC	OC-C1C-C2C	-3.40	123.47	126.17
85	b6	602	BCR	C7-C8-C9	3.40	131.38	126.23
82	BA	201	PEB	C3B-C4B-NB	3.40	115.00	110.05
82	AI	203	PEB	CHA-C1B-C2B	3.40	133.65	124.90
82	eM	201	PEB	C4B-C3B-C2B	-3.40	103.02	106.78
84	F4	1001	CYC	CHB-C1B-NB	-3.40	118.75	126.06
82	AH	302	PEB	CMB-C2B-C1B	3.40	130.31	125.06
82	gH	202	PEB	OA-C1A-NA	3.40	129.06	124.94
88	C6	505	LHG	O8-C23-O10	-3.40	115.00	123.59
82	b4	201	PEB	C1B-C2B-C3B	-3.40	102.60	106.51
82	h1	202	PEB	CAB-CBB-CGB	-3.40	106.28	113.60
87	82	306	CLA	C1B-CHB-C4A	-3.40	123.38	130.12

Continued on next page...

Continued from previous page...

Mol	Chain	Res	Type	Atoms	Z	Observed(^{o})	Ideal(^{o})
82	F5	201	PEB	OA-C1A-C2A	-3.40	123.47	126.17
82	UH	203	PEB	CHA-C1B-NB	-3.40	117.81	124.93
82	KB	304	PEB	C4B-C3B-C2B	-3.40	103.02	106.78
84	I1	1001	CYC	C1A-C2A-C3A	-3.40	103.02	106.78
84	C1	1001	CYC	C1B-NB-C4B	-3.40	106.34	110.67
82	i1	201	PEB	C3D-C4D-ND	3.40	113.94	107.26
84	KH	1001	CYC	C1B-CHB-C4A	-3.40	119.77	128.08
82	PK	202	PEB	OD-C4D-ND	-3.40	120.89	125.93
94	D6	408	PL9	C15-C14-C16	3.40	121.00	115.27
82	WI	202	PEB	CMB-C2B-C1B	3.40	130.30	125.06
82	kE	202	PEB	CMB-C2B-C1B	3.40	130.30	125.06
82	kM	202	PEB	CMB-C2B-C1B	3.40	130.30	125.06
82	CP	201	PEB	C1B-C2B-C3B	-3.40	102.60	106.51
82	f4	202	PEB	C1B-C2B-C3B	-3.40	102.60	106.51
82	QA	202	PEB	C3D-C4D-ND	3.40	113.94	107.26
84	GG	1001	CYC	C1B-NB-C4B	-3.40	106.34	110.67
82	OH	202	PEB	CHC-C4C-C3C	-3.40	124.53	130.34
82	AH	301	PEB	C2A-C1A-NA	3.40	111.21	108.27
82	UH	202	PEB	C2A-C1A-NA	3.40	111.21	108.27
82	WH	201	PEB	C2A-C1A-NA	3.40	111.21	108.27
84	M4	1001	CYC	CHB-C4A-NA	-3.40	117.82	124.93
82	VD	201	PEB	C3B-C4B-NB	3.40	115.00	110.05
87	BN	828	CLA	CMB-C2B-C1B	-3.40	123.23	128.46
87	RN	201	CLA	CMB-C2B-C1B	-3.40	123.23	128.46
84	D3	1001	CYC	OC-C1C-C2C	-3.40	123.47	126.17
84	n3	1001	CYC	OC-C1C-C2C	-3.40	123.47	126.17
82	TH	201	PEB	OD-C4D-C3D	-3.40	121.75	129.46
82	HJ	202	PEB	CAB-C3B-C4B	3.40	131.03	125.01
82	Q9	201	PEB	O2B-CGB-CBB	3.40	124.96	114.03
82	YA	301	PEB	CMD-C2D-C3D	3.40	134.86	130.06
82	LE	1002	PEB	C3B-C4B-NB	3.40	115.00	110.05
82	SK	201	PEB	C3B-C4B-NB	3.40	115.00	110.05
82	TP	201	PEB	OD-C4D-ND	-3.40	120.89	125.93
82	jE	201	PEB	CMB-C2B-C1B	3.40	130.30	125.06
82	AG	301	PEB	C2A-C1A-NA	3.40	111.20	108.27
82	OF	203	PEB	C3D-C4D-ND	3.40	113.93	107.26
87	C6	517	CLA	CMB-C2B-C3B	3.40	131.04	124.68
82	iK	202	PEB	C1B-C2B-C3B	-3.40	102.60	106.51
82	YB	202	PEB	CHC-C1D-ND	-3.40	110.00	113.95
82	yC	201	PEB	CHC-C1D-ND	-3.40	110.00	113.95
82	mH	201	PEB	C3B-C4B-NB	3.40	115.00	110.05
82	EQ	201	PEB	OA-C1A-C2A	-3.40	123.47	126.17

Continued on next page...

Continued from previous page...

Mol	Chain	Res	Type	Atoms	Z	Observed(^{o})	Ideal(^{o})
84	U3	1001	CYC	OC-C1C-C2C	-3.40	123.47	126.17
82	aB	201	PEB	CMB-C2B-C1B	3.40	130.30	125.06
82	h4	201	PEB	CMA-C2A-C1A	-3.40	105.07	112.40
82	ID	201	PEB	C1C-CHB-C4B	3.40	132.87	128.81
82	VO	202	PEB	CHA-C1B-NB	-3.40	117.82	124.93
82	EP	201	PEB	CHA-C1B-NB	-3.40	117.82	124.93
82	dB	202	PEB	C3B-C4B-NB	3.40	115.00	110.05
82	GF	203	PEB	CMB-C2B-C1B	3.40	130.30	125.06
82	RQ	203	PEB	C2A-C1A-NA	3.40	111.20	108.27
82	P9	201	PEB	OA-C1A-C2A	-3.40	123.47	126.17
84	I3	1001	CYC	OC-C1C-C2C	-3.40	123.47	126.17
87	5N	605	CLA	CMB-C2B-C1B	-3.40	123.24	128.46
82	DA	203	PEB	C3B-C4B-NB	3.40	114.99	110.05
82	SG	201	PEB	OD-C4D-ND	-3.40	120.89	125.93
82	UH	202	PEB	C1B-C2B-C3B	-3.40	102.61	106.51
82	WK	201	PEB	CHC-C1D-ND	-3.40	110.00	113.95
82	gG	201	PEB	CHA-C1B-NB	-3.40	117.82	124.93
82	dG	201	PEB	CMB-C2B-C1B	3.40	130.30	125.06
84	MO	1001	CYC	C2A-C1A-NA	3.40	114.99	110.05
85	c6	603	BCR	C33-C5-C4	3.40	120.14	113.62
82	YF	201	PEB	C1B-C2B-C3B	-3.40	102.61	106.51
82	oF	203	PEB	C1B-C2B-C3B	-3.40	102.61	106.51
82	D5	202	PEB	CHC-C1D-ND	-3.40	110.00	113.95
87	32	313	CLA	CMB-C2B-C1B	-3.40	123.24	128.46
82	D7	203	PEB	C3B-C4B-NB	3.40	114.99	110.05
82	DQ	203	PEB	C4B-C3B-C2B	-3.40	103.02	106.78
82	rF	201	PEB	C4B-C3B-C2B	-3.40	103.02	106.78
87	cL	505	CLA	CMB-C2B-C3B	3.40	131.03	124.68
82	jH	201	PEB	C1B-C2B-C3B	-3.40	102.61	106.51
82	gJ	201	PEB	CHC-C1D-ND	3.40	117.89	113.95
82	SD	202	PEB	C3B-C4B-NB	3.40	114.99	110.05
87	CL	504	CLA	CMB-C2B-C3B	3.40	131.03	124.68
82	aJ	202	PEB	C1C-CHB-C4B	-3.40	124.75	128.81
82	S5	203	PEB	C4B-C3B-C2B	-3.40	103.02	106.78
87	8N	308	CLA	CHB-C4A-NA	3.40	129.21	124.51
82	jM	203	PEB	C1B-C2B-C3B	-3.40	102.61	106.51
82	QG	201	PEB	OD-C4D-ND	-3.40	120.90	125.93
82	F4	1002	PEB	C3B-C4B-NB	3.40	114.99	110.05
82	SK	203	PEB	C3D-C4D-ND	3.40	113.92	107.26
82	QJ	203	PEB	OA-C1A-C2A	-3.40	123.47	126.17
82	fK	202	PEB	OA-C1A-C2A	-3.40	123.47	126.17
85	J2	103	BCR	C7-C8-C9	-3.40	121.10	126.23

Continued on next page...

Continued from previous page...

Mol	Chain	Res	Type	Atoms	Z	Observed(^{o})	Ideal(^{o})
82	dJ	202	PEB	C1B-C2B-C3B	-3.40	102.61	106.51
82	jM	202	PEB	C1B-C2B-C3B	-3.40	102.61	106.51
82	OH	202	PEB	CHC-C1D-ND	-3.40	110.00	113.95
82	IK	202	PEB	CHC-C1D-ND	-3.40	110.00	113.95
82	IB	202	PEB	C2A-C1A-NA	3.40	111.20	108.27
82	Q9	203	PEB	C2A-C1A-NA	3.40	111.20	108.27
82	CK	201	PEB	OD-C4D-ND	-3.40	120.90	125.93
82	ZI	401	PEB	CBC-CAC-C2C	-3.40	106.83	112.62
82	O1	203	PEB	C1B-C2B-C3B	-3.39	102.61	106.51
82	SM	202	PEB	OA-C1A-C2A	-3.39	123.47	126.17
85	k6	102	BCR	C36-C18-C17	-3.39	118.17	122.92
82	A7	202	PEB	C3D-C4D-ND	3.39	113.92	107.26
85	bL	603	BCR	C24-C23-C22	-3.39	121.11	126.23
82	KM	201	PEB	CMB-C2B-C1B	3.39	130.29	125.06
84	LH	1001	CYC	C1B-C2B-C3B	-3.39	104.33	107.87
84	I1	1001	CYC	C1B-C2B-C3B	-3.39	104.33	107.87
82	OK	203	PEB	C4B-C3B-C2B	-3.39	103.03	106.78
82	r8	202	PEB	C4B-C3B-C2B	-3.39	103.03	106.78
82	dG	204	PEB	C4B-C3B-C2B	-3.39	103.03	106.78
82	bF	201	PEB	OD-C4D-ND	-3.39	120.90	125.93
82	QD	202	PEB	CHC-C1D-ND	-3.39	110.01	113.95
82	B7	201	PEB	C3B-C4B-NB	3.39	114.99	110.05
82	V1	203	PEB	CHB-C4B-NB	-3.39	124.12	128.83
82	W9	201	PEB	O2B-CGB-CBB	3.39	124.93	114.03
87	52	611	CLA	CMB-C2B-C1B	-3.39	123.25	128.46
82	VF	202	PEB	CBC-CAC-C2C	3.39	118.41	112.62
82	SF	202	PEB	OD-C4D-ND	-3.39	120.90	125.93
82	gG	201	PEB	OA-C1A-C2A	-3.39	123.47	126.17
84	M3	1001	CYC	OC-C1C-C2C	-3.39	123.47	126.17
84	73	1001	CYC	OC-C1C-C2C	-3.39	123.47	126.17
87	8N	301	CLA	C1B-CHB-C4A	-3.39	123.40	130.12
82	II	203	PEB	C3B-C4B-NB	3.39	114.98	110.05
82	AP	202	PEB	C4B-C3B-C2B	-3.39	103.03	106.78
82	PP	201	PEB	CMB-C2B-C1B	3.39	130.29	125.06
96	FL	102	HEM	CHA-C4D-ND	3.39	128.57	124.38
82	c1	202	PEB	CHA-C1B-C2B	3.39	133.62	124.90
85	h6	102	BCR	C28-C27-C26	-3.39	108.02	114.08
82	NP	201	PEB	OD-C4D-ND	-3.39	120.90	125.93
82	TA	201	PEB	C4B-C3B-C2B	-3.39	103.03	106.78
82	hG	203	PEB	C3B-C4B-NB	3.39	114.98	110.05
82	EP	202	PEB	C2A-C1A-NA	3.39	111.20	108.27
87	BN	808	CLA	CHB-C4A-NA	3.39	129.20	124.51

Continued on next page...

Continued from previous page...

Mol	Chain	Res	Type	Atoms	Z	Observed(^{o})	Ideal(^{o})
82	G7	201	PEB	C4B-C3B-C2B	-3.39	103.03	106.78
83	BM	302	PUB	CHA-C4A-NA	-3.39	110.01	113.95
82	OI	201	PEB	CAB-CBB-CGB	3.39	120.90	113.60
82	dH	201	PEB	C1B-C2B-C3B	-3.39	102.61	106.51
84	HH	1001	CYC	C4A-C3A-C2A	-3.39	102.61	106.51
82	RO	201	PEB	CHA-C1B-NB	-3.39	117.84	124.93
82	EF	201	PEB	C3B-C4B-NB	3.39	114.98	110.05
85	K6	102	BCR	C36-C18-C17	-3.39	118.17	122.92
82	dE	203	PEB	OA-C1A-C2A	-3.39	123.48	126.17
84	o3	1001	CYC	OC-C1C-C2C	-3.39	123.48	126.17
82	VA	203	PEB	C2A-C1A-NA	3.39	111.20	108.27
82	YJ	203	PEB	C2A-C1A-NA	3.39	111.20	108.27
82	B5	202	PEB	C2A-C1A-NA	3.39	111.20	108.27
82	BA	202	PEB	OD-C4D-ND	-3.39	120.91	125.93
82	QF	201	PEB	OD-C4D-ND	-3.39	120.91	125.93
82	TM	201	PEB	C3B-C4B-NB	3.39	114.98	110.05
82	b1	202	PEB	C1B-C2B-C3B	-3.39	102.61	106.51
92	bL	623	LMG	C8-O7-C10	-3.39	109.44	117.79
82	R4	201	PEB	CHA-C1B-NB	-3.39	117.84	124.93
82	sF	202	PEB	CHA-C1B-NB	-3.39	117.84	124.93
82	H5	201	PEB	CMB-C2B-C1B	3.39	130.28	125.06
82	iM	202	PEB	CMB-C2B-C1B	3.39	130.28	125.06
82	wK	303	PEB	C4B-C3B-C2B	-3.39	103.03	106.78
82	HD	203	PEB	C2A-C1A-NA	3.39	111.19	108.27
82	TH	202	PEB	C1C-CHB-C4B	-3.39	124.76	128.81
82	hO	201	PEB	OA-C1A-C2A	-3.39	123.48	126.17
94	D6	408	PL9	C32-C33-C34	-3.39	119.50	127.66
82	XF	203	PEB	OD-C4D-ND	-3.39	120.91	125.93
82	FO	1002	PEB	C3B-C4B-NB	3.39	114.98	110.05
82	qK	202	PEB	CHC-C4C-C3C	-3.39	124.56	130.34
82	BB	202	PEB	CHC-C1D-ND	-3.39	110.01	113.95
82	F9	202	PEB	C4B-C3B-C2B	-3.39	103.03	106.78
84	LO	1001	CYC	CMB-C2B-C1B	3.39	128.40	124.17
82	IB	201	PEB	OD-C4D-ND	-3.39	120.91	125.93
87	b6	609	CLA	O2D-CGD-O1D	-3.39	117.21	123.84
82	VE	201	PEB	C3B-C4B-NB	3.39	114.98	110.05
87	B2	807	CLA	CHB-C4A-NA	3.39	129.20	124.51
82	IK	203	PEB	CMA-C2A-C1A	-3.39	105.10	112.40
82	hO	201	PEB	CMA-C2A-C1A	-3.39	105.10	112.40
82	ZI	401	PEB	CAB-C3B-C4B	3.39	131.00	125.01
84	DO	1001	CYC	CHB-C4A-NA	-3.39	117.85	124.93
82	RK	201	PEB	OD-C4D-ND	-3.39	120.91	125.93

Continued on next page...

Continued from previous page...

Mol	Chain	Res	Type	Atoms	Z	Observed(^{o})	Ideal(^{o})
82	PP	202	PEB	OD-C4D-ND	-3.39	120.91	125.93
82	VJ	201	PEB	C2A-C1A-NA	3.39	111.19	108.27
82	k1	201	PEB	C2A-C1A-NA	3.39	111.19	108.27
82	x8	202	PEB	C2A-C1A-NA	3.39	111.19	108.27
82	cE	201	PEB	C2A-C1A-NA	3.39	111.19	108.27
82	EB	501	PEB	OA-C1A-C2A	-3.39	123.48	126.17
82	Q1	202	PEB	OA-C1A-C2A	-3.39	123.48	126.17
84	JO	1001	CYC	C4A-C3A-C2A	-3.39	102.62	106.51
84	D1	1001	CYC	C4A-C3A-C2A	-3.39	102.62	106.51
84	LE	1001	CYC	CAD-C3D-C2D	3.39	136.98	127.25
82	DK	203	PEB	OD-C4D-ND	-3.39	120.91	125.93
94	a6	601	PL9	C22-C23-C24	-3.39	119.51	127.66
95	a6	602	DGD	O1G-C1A-C2A	3.39	122.53	111.91
82	BJ	301	PEB	C2A-C1A-NA	3.39	111.19	108.27
82	gE	202	PEB	C2A-C1A-NA	3.39	111.19	108.27
82	EQ	201	PEB	C4B-C3B-C2B	-3.39	103.03	106.78
82	W5	201	PEB	C4B-C3B-C2B	-3.39	103.03	106.78
82	eJ	202	PEB	OD-C4D-ND	-3.39	120.91	125.93
84	N4	1001	CYC	OB-C4B-C3B	-3.39	124.37	128.04
84	Q3	1001	CYC	OC-C1C-C2C	-3.39	123.48	126.17
82	AI	203	PEB	C3B-C4B-NB	3.39	114.97	110.05
82	T1	201	PEB	OD-C4D-C3D	-3.39	121.79	129.46
82	VE	201	PEB	CHB-C4B-NB	-3.39	124.13	128.83
82	OG	202	PEB	C1B-C2B-C3B	-3.39	102.62	106.51
82	hE	201	PEB	C1B-C2B-C3B	-3.39	102.62	106.51
82	RJ	201	PEB	CMB-C2B-C1B	3.39	130.28	125.06
85	AN	847	BCR	C3-C4-C5	-3.38	108.03	114.08
82	QG	203	PEB	CHC-C4C-C3C	-3.38	124.56	130.34
85	B6	621	BCR	C23-C24-C25	-3.38	117.70	127.20
82	1C	203	PEB	OA-C1A-C2A	-3.38	123.48	126.17
82	wF	303	PEB	C4B-C3B-C2B	-3.38	103.04	106.78
82	RD	202	PEB	CHC-C4C-C3C	-3.38	124.56	130.34
87	52	605	CLA	CMB-C2B-C1B	-3.38	123.26	128.46
82	WK	202	PEB	CHB-C4B-NB	-3.38	124.13	128.83
84	FO	1001	CYC	C2C-C1C-NC	3.38	111.19	108.27
82	RB	201	PEB	C4B-C3B-C2B	-3.38	103.04	106.78
82	FJ	202	PEB	C4B-C3B-C2B	-3.38	103.04	106.78
82	GA	201	PEB	OD-C4D-C3D	-3.38	121.79	129.46
84	O3	1001	CYC	OC-C1C-C2C	-3.38	123.48	126.17
82	Y7	301	PEB	CHA-C1B-NB	-3.38	117.86	124.93
84	MO	1001	CYC	CHB-C4A-NA	-3.38	117.86	124.93
82	lK	202	PEB	CHB-C4B-NB	-3.38	124.13	128.83

Continued on next page...

Continued from previous page...

Mol	Chain	Res	Type	Atoms	Z	Observed(^{o})	Ideal(^{o})
82	N1	1002	PEB	CAB-C3B-C4B	3.38	130.99	125.01
87	O2	201	CLA	CMB-C2B-C3B	3.38	131.01	124.68
82	FD	201	PEB	C1B-C2B-C3B	-3.38	102.62	106.51
82	AO	301	PEB	C1B-C2B-C3B	-3.38	102.62	106.51
87	3N	313	CLA	CMB-C2B-C1B	-3.38	123.27	128.46
83	xF	301	PUB	OD-C4D-ND	-3.38	120.92	125.93
82	TE	201	PEB	C3B-C4B-NB	3.38	114.97	110.05
82	gB	203	PEB	C3B-C4B-NB	3.38	114.97	110.05
82	IQ	201	PEB	C1C-CHB-C4B	3.38	132.85	128.81
84	w3	1001	CYC	OC-C1C-C2C	-3.38	123.48	126.17
82	GK	202	PEB	CAB-C3B-C4B	3.38	130.99	125.01
82	RK	202	PEB	CAB-C3B-C4B	3.38	130.99	125.01
82	EM	202	PEB	CHC-C4C-C3C	-3.38	124.57	130.34
82	mH	202	PEB	CHC-C4C-C3C	-3.38	124.57	130.34
88	iL	101	LHG	O7-C7-C8	3.38	118.79	111.50
82	B7	201	PEB	CHA-C1B-NB	-3.38	117.86	124.93
82	EF	202	PEB	C3B-C4B-NB	3.38	114.97	110.05
82	JK	201	PEB	C4B-C3B-C2B	-3.38	103.04	106.78
82	U1	202	PEB	C4B-C3B-C2B	-3.38	103.04	106.78
82	F4	1002	PEB	C4B-C3B-C2B	-3.38	103.04	106.78
82	A1	301	PEB	C2A-C1A-NA	3.38	111.19	108.27
82	PJ	202	PEB	CMB-C2B-C1B	3.38	130.27	125.06
82	TM	202	PEB	CMB-C2B-C1B	3.38	130.27	125.06
82	AA	202	PEB	C1B-C2B-C3B	-3.38	102.63	106.51
82	PQ	203	PEB	CMB-C2B-C1B	3.38	130.27	125.06
82	BA	201	PEB	CHA-C1B-NB	-3.38	117.86	124.93
82	NQ	204	PEB	C2A-C1A-NA	3.38	111.19	108.27
82	j4	202	PEB	C2A-C1A-NA	3.38	111.19	108.27
82	eO	201	PEB	C2A-C1A-NA	3.38	111.19	108.27
82	iO	202	PEB	CHB-C4B-NB	-3.38	124.14	128.83
82	AD	303	PEB	C3D-C4D-ND	3.38	113.89	107.26
82	RQ	202	PEB	CHC-C4C-C3C	-3.38	124.57	130.34
82	gF	201	PEB	CHB-C4B-C3B	-3.38	117.51	125.32
82	k4	201	PEB	C4B-C3B-C2B	-3.38	103.04	106.78
82	W9	202	PEB	C4B-C3B-C2B	-3.38	103.04	106.78
82	kO	201	PEB	C4B-C3B-C2B	-3.38	103.04	106.78
82	UG	203	PEB	CHC-C4C-C3C	-3.38	124.57	130.34
82	YK	201	PEB	OA-C1A-C2A	-3.38	123.49	126.17
82	YK	202	PEB	OA-C1A-C2A	-3.38	123.49	126.17
82	C9	201	PEB	OA-C1A-C2A	-3.38	123.49	126.17
82	V4	202	PEB	CHA-C1B-NB	-3.38	117.86	124.93
87	5N	611	CLA	CMB-C2B-C1B	-3.38	123.27	128.46

Continued on next page...

Continued from previous page...

Mol	Chain	Res	Type	Atoms	Z	Observed(^{o})	Ideal(^{o})
82	CM	203	PEB	OD-C4D-ND	-3.38	120.92	125.93
82	UM	201	PEB	C2A-C1A-NA	3.38	111.19	108.27
82	l4	201	PEB	CHC-C4C-C3C	-3.38	124.57	130.34
82	OI	202	PEB	CMB-C2B-C1B	3.38	130.27	125.06
85	a6	605	BCR	C33-C5-C6	-3.38	120.73	124.53
82	L9	202	PEB	OD-C4D-ND	-3.38	120.92	125.93
82	ZJ	202	PEB	CAB-C3B-C4B	3.38	130.99	125.01
94	A6	410	PL9	C7-C8-C9	-3.38	121.17	126.79
82	f1	203	PEB	C1B-C2B-C3B	-3.38	102.63	106.51
82	gG	201	PEB	C1B-C2B-C3B	-3.38	102.63	106.51
82	HP	201	PEB	OA-C1A-C2A	-3.38	123.49	126.17
82	N9	201	PEB	OA-C1A-C2A	-3.38	123.49	126.17
82	XB	202	PEB	C3B-C4B-NB	3.38	114.96	110.05
82	mG	201	PEB	C3B-C4B-NB	3.38	114.96	110.05
87	bL	622	CLA	CMB-C2B-C1B	-3.38	123.27	128.46
82	NO	1002	PEB	OD-C4D-ND	-3.38	120.93	125.93
82	oF	201	PEB	CHA-C4A-NA	-3.38	121.19	125.20
87	82	302	CLA	C3C-C4C-NC	-3.38	106.78	110.57
84	K1	1001	CYC	C1B-CHB-C4A	-3.38	119.83	128.08
82	S5	201	PEB	C4B-C3B-C2B	-3.38	103.05	106.78
82	dE	201	PEB	C4B-C3B-C2B	-3.38	103.05	106.78
82	YK	201	PEB	C2A-C1A-NA	3.38	111.18	108.27
82	QP	203	PEB	C2A-C1A-NA	3.38	111.18	108.27
84	NH	1001	CYC	C2C-C1C-NC	3.38	111.18	108.27
82	WE	201	PEB	C3B-C4B-NB	3.38	114.96	110.05
82	lK	202	PEB	C3B-C4B-NB	3.38	114.96	110.05
82	ZO	201	PEB	CHC-C1D-ND	-3.38	110.03	113.95
94	aL	601	PL9	C40-C39-C41	3.38	120.95	115.27
82	UJ	201	PEB	C3B-C4B-NB	3.38	114.96	110.05
82	M5	304	PEB	C3B-C4B-NB	3.38	114.96	110.05
82	mE	201	PEB	C3B-C4B-NB	3.38	114.96	110.05
84	CH	1001	CYC	C1B-C2B-C3B	-3.38	104.35	107.87
82	WA	202	PEB	CHA-C1B-NB	-3.38	117.87	124.93
82	Q4	201	PEB	CHA-C1B-NB	-3.38	117.87	124.93
82	O4	202	PEB	CHB-C4B-NB	-3.38	124.14	128.83
82	HF	202	PEB	OA-C1A-C2A	-3.38	123.49	126.17
82	fH	203	PEB	C1B-C2B-C3B	-3.38	102.63	106.51
84	FG	1001	CYC	C4A-C3A-C2A	-3.38	102.63	106.51
82	W5	202	PEB	C2A-C1A-NA	3.38	111.18	108.27
82	NH	1002	PEB	CAB-C3B-C4B	3.38	130.98	125.01
82	dD	401	PEB	CMB-C2B-C1B	3.38	130.26	125.06
82	bE	201	PEB	C3B-C4B-NB	3.38	114.96	110.05

Continued on next page...

Continued from previous page...

Mol	Chain	Res	Type	Atoms	Z	Observed(^{o})	Ideal(^{o})
82	wF	301	PEB	C3B-C4B-NB	3.38	114.96	110.05
82	CJ	201	PEB	C4B-C3B-C2B	-3.38	103.05	106.78
82	CM	203	PEB	C4B-C3B-C2B	-3.38	103.05	106.78
82	q8	201	PEB	C4B-C3B-C2B	-3.38	103.05	106.78
82	PF	202	PEB	OD-C4D-ND	-3.38	120.93	125.93
82	dJ	202	PEB	OD-C4D-ND	-3.38	120.93	125.93
84	NO	1001	CYC	CMB-C2B-C1B	3.38	128.38	124.17
82	cO	201	PEB	CMB-C2B-C1B	3.37	130.26	125.06
82	VA	202	PEB	CHA-C1B-NB	-3.37	117.87	124.93
82	MD	202	PEB	OD-C4D-ND	-3.37	120.93	125.93
82	X9	201	PEB	OA-C1A-C2A	-3.37	123.49	126.17
82	gM	201	PEB	OA-C1A-C2A	-3.37	123.49	126.17
84	F3	1001	CYC	OC-C1C-C2C	-3.37	123.49	126.17
82	P4	201	PEB	C4B-C3B-C2B	-3.37	103.05	106.78
82	gK	201	PEB	CHB-C4B-C3B	-3.37	117.53	125.32
87	2N	308	CLA	CMB-C2B-C1B	-3.37	123.28	128.46
82	BQ	202	PEB	C1B-C2B-C3B	-3.37	102.63	106.51
82	B7	202	PEB	C1B-C2B-C3B	-3.37	102.63	106.51
82	aM	204	PEB	OD-C4D-ND	-3.37	120.93	125.93
82	VH	202	PEB	CHB-C4B-NB	-3.37	124.15	128.83
87	c6	616	CLA	CMB-C2B-C3B	3.37	130.99	124.68
82	AE	301	PEB	C4B-C3B-C2B	-3.37	103.05	106.78
82	PM	201	PEB	CAB-C3B-C4B	3.37	130.98	125.01
82	QB	201	PEB	C3B-C4B-NB	3.37	114.96	110.05
82	SQ	202	PEB	C3B-C4B-NB	3.37	114.96	110.05
82	QB	202	PEB	C2A-C1A-NA	3.37	111.18	108.27
82	kE	201	PEB	C2A-C1A-NA	3.37	111.18	108.27
82	LD	202	PEB	OD-C4D-ND	-3.37	120.93	125.93
82	bK	202	PEB	OD-C4D-ND	-3.37	120.93	125.93
82	iH	201	PEB	C3D-C4D-ND	3.37	113.88	107.26
82	M9	301	PEB	CAB-C3B-C4B	3.37	130.98	125.01
82	rK	202	PEB	C3B-C4B-NB	3.37	114.95	110.05
82	YG	202	PEB	C4B-C3B-C2B	-3.37	103.05	106.78
84	DH	1003	CYC	C1A-C2A-C3A	-3.37	103.05	106.78
82	Q4	201	PEB	OD-C4D-ND	-3.37	120.93	125.93
87	4N	609	CLA	CMB-C2B-C1B	-3.37	123.28	128.46
82	XB	201	PEB	CMB-C2B-C1B	3.37	130.26	125.06
82	F7	201	PEB	CMB-C2B-C1B	3.37	130.26	125.06
85	fL	101	BCR	C2-C1-C6	3.37	115.67	110.48
82	YF	201	PEB	C3B-C4B-NB	3.37	114.95	110.05
82	HG	1002	PEB	C3B-C4B-NB	3.37	114.95	110.05
82	S4	202	PEB	OD-C4D-C3D	-3.37	121.82	129.46

Continued on next page...

Continued from previous page...

Mol	Chain	Res	Type	Atoms	Z	Observed(^{o})	Ideal(^{o})
82	f4	202	PEB	CHC-C1D-ND	-3.37	110.03	113.95
82	AQ	304	PEB	C4B-C3B-C2B	-3.37	103.05	106.78
82	fG	202	PEB	C4B-C3B-C2B	-3.37	103.05	106.78
82	RB	202	PEB	CMB-C2B-C1B	3.37	130.26	125.06
82	Y5	201	PEB	CMB-C2B-C1B	3.37	130.26	125.06
82	eJ	202	PEB	CAB-C3B-C4B	3.37	130.97	125.01
82	iF	202	PEB	OD-C4D-ND	-3.37	120.94	125.93
82	KA	202	PEB	C3D-C4D-ND	3.37	113.87	107.26
87	cL	511	CLA	CMB-C2B-C1B	-3.37	123.28	128.46
82	dG	202	PEB	CMB-C2B-C1B	3.37	130.25	125.06
82	i4	202	PEB	CHB-C4B-NB	-3.37	124.15	128.83
82	GK	203	PEB	C4B-C3B-C2B	-3.37	103.05	106.78
82	z8	202	PEB	C4B-C3B-C2B	-3.37	103.05	106.78
82	EA	202	PEB	OA-C1A-C2A	-3.37	123.49	126.17
82	BQ	202	PEB	OA-C1A-C2A	-3.37	123.49	126.17
82	IJ	202	PEB	C3B-C4B-NB	3.37	114.95	110.05
82	EK	201	PEB	C3B-C4B-NB	3.37	114.95	110.05
82	YF	203	PEB	C3D-C4D-ND	3.37	113.87	107.26
82	O4	201	PEB	C4B-NB-C1B	-3.37	100.16	106.51
82	GD	201	PEB	CAB-CBB-CGB	-3.37	106.35	113.60
82	FA	201	PEB	CMB-C2B-C1B	3.37	130.25	125.06
87	82	308	CLA	CHB-C4A-NA	3.37	129.17	124.51
82	TA	201	PEB	C2A-C1A-NA	3.37	111.18	108.27
82	GG	1002	PEB	C2A-C1A-NA	3.37	111.18	108.27
84	KG	202	CYC	C2C-C1C-NC	3.37	111.18	108.27
82	PO	203	PEB	C4B-C3B-C2B	-3.37	103.05	106.78
82	A1	305	PEB	C4B-C3B-C2B	-3.37	103.05	106.78
82	XP	201	PEB	OD-C4D-ND	-3.37	120.94	125.93
84	V3	1001	CYC	CMB-C2B-C1B	3.37	128.37	124.17
84	H3	1001	CYC	OC-C1C-C2C	-3.37	123.49	126.17
84	JO	1001	CYC	OB-C4B-C3B	-3.37	124.38	128.04
82	wK	301	PEB	C3B-C4B-NB	3.37	114.95	110.05
82	QE	203	PEB	OD-C4D-ND	-3.37	120.94	125.93
82	UK	202	PEB	CHC-C1D-ND	-3.37	110.03	113.95
82	UA	202	PEB	C3D-C4D-ND	3.37	113.87	107.26
82	WP	201	PEB	CMB-C2B-C1B	3.37	130.25	125.06
82	RD	203	PEB	C4B-C3B-C2B	-3.37	103.05	106.78
82	B5	203	PEB	C4B-C3B-C2B	-3.37	103.05	106.78
82	iH	201	PEB	C4B-C3B-C2B	-3.37	103.05	106.78
82	gM	201	PEB	C4B-C3B-C2B	-3.37	103.05	106.78
82	VA	203	PEB	CAB-C3B-C4B	3.37	130.97	125.01
82	W7	202	PEB	CHA-C1B-NB	-3.37	117.89	124.93

Continued on next page...

Continued from previous page...

Mol	Chain	Res	Type	Atoms	Z	Observed(^{o})	Ideal(^{o})
82	Q1	202	PEB	CHA-C1B-C2B	3.37	133.56	124.90
82	SE	202	PEB	C1B-C2B-C3B	-3.37	102.64	106.51
82	LQ	203	PEB	C1B-C2B-C3B	-3.37	102.64	106.51
82	SO	202	PEB	OD-C4D-C3D	-3.37	121.83	129.46
82	OO	202	PEB	CHB-C4B-NB	-3.37	124.15	128.83
82	LQ	203	PEB	C2A-C1A-NA	3.37	111.18	108.27
82	W5	201	PEB	C2A-C1A-NA	3.37	111.18	108.27
82	qC	203	PEB	C2A-C1A-NA	3.37	111.18	108.27
84	FE	1001	CYC	CHB-C4A-NA	-3.37	117.89	124.93
82	mM	202	PEB	CHC-C4C-C3C	-3.37	124.59	130.34
85	kL	100	BCR	C15-C14-C13	-3.37	122.50	127.31
94	aL	601	PL9	C35-C34-C36	3.37	120.94	115.27
82	PK	201	PEB	CHC-C1D-ND	-3.37	110.04	113.95
82	Z1	202	PEB	OA-C1A-C2A	-3.37	123.50	126.17
82	H7	203	PEB	OA-C1A-C2A	-3.37	123.50	126.17
84	f3	1001	CYC	OC-C1C-C2C	-3.37	123.50	126.17
82	OQ	202	PEB	C4B-C3B-C2B	-3.37	103.06	106.78
95	D6	410	DGD	O2G-C1B-C2B	3.37	118.76	111.50
87	d6	403	CLA	CMB-C2B-C3B	3.37	130.98	124.68
82	H9	201	PEB	CHC-C4C-C3C	-3.37	124.59	130.34
83	BJ	302	PUB	OA-C1A-NA	-3.37	120.94	125.93
82	XP	201	PEB	C2A-C1A-NA	3.37	111.18	108.27
82	gG	202	PEB	C2A-C1A-NA	3.37	111.18	108.27
82	gF	201	PEB	CHA-C1B-C2B	3.37	133.56	124.90
82	UK	201	PEB	CAC-CBC-CGC	3.37	123.20	113.76
82	OD	202	PEB	C4B-C3B-C2B	-3.37	103.06	106.78
84	L4	1001	CYC	CMB-C2B-C1B	3.37	128.37	124.17
82	QB	204	PEB	OD-C4D-ND	-3.37	120.94	125.93
82	LI	201	PEB	OD-C4D-ND	-3.37	120.94	125.93
82	DJ	201	PEB	CHA-C1B-NB	-3.37	117.89	124.93
82	cH	202	PEB	CHA-C1B-C2B	3.37	133.56	124.90
87	BL	608	CLA	CMB-C2B-C3B	3.37	130.98	124.68
82	UF	202	PEB	C3B-C4B-NB	3.37	114.95	110.05
82	rF	202	PEB	C3B-C4B-NB	3.37	114.95	110.05
82	AD	304	PEB	CHA-C1B-NB	-3.37	117.89	124.93
82	GJ	202	PEB	CHC-C1D-ND	-3.37	110.04	113.95
82	bO	202	PEB	C2A-C1A-NA	3.37	111.17	108.27
87	82	302	CLA	CHB-C4A-NA	3.37	129.17	124.51
82	IB	202	PEB	CBC-CAC-C2C	-3.37	106.88	112.62
82	cK	201	PEB	C3B-C4B-NB	3.37	114.94	110.05
91	dL	403	PHO	C4A-C3A-C2A	-3.37	99.64	102.84
82	d1	202	PEB	C1C-CHB-C4B	3.37	132.83	128.81

Continued on next page...

Continued from previous page...

Mol	Chain	Res	Type	Atoms	Z	Observed(^{o})	Ideal(^{o})
82	jJ	203	PEB	C1B-C2B-C3B	-3.37	102.64	106.51
82	G7	201	PEB	OD-C4D-C3D	-3.37	121.83	129.46
84	EO	1001	CYC	CHB-C4A-NA	-3.36	117.89	124.93
82	MK	203	PEB	OA-C1A-C2A	-3.36	123.50	126.17
82	eO	202	PEB	OA-C1A-C2A	-3.36	123.50	126.17
82	SB	201	PEB	C4B-C3B-C2B	-3.36	103.06	106.78
82	ZH	201	PEB	C4B-C3B-C2B	-3.36	103.06	106.78
82	lK	203	PEB	C1B-C2B-C3B	-3.36	102.64	106.51
82	q8	203	PEB	OD-C4D-ND	-3.36	120.95	125.93
82	HB	201	PEB	C2A-C1A-NA	3.36	111.17	108.27
82	FQ	202	PEB	C2A-C1A-NA	3.36	111.17	108.27
82	S5	202	PEB	CAB-C3B-C4B	3.36	130.96	125.01
87	22	606	CLA	CMB-C2B-C1B	-3.36	123.29	128.46
87	42	609	CLA	CMB-C2B-C1B	-3.36	123.29	128.46
87	cL	516	CLA	CMB-C2B-C1B	-3.36	123.29	128.46
85	b6	602	BCR	C3-C4-C5	-3.36	108.07	114.08
87	62	303	CLA	CMB-C2B-C3B	3.36	130.97	124.68
82	wF	301	PEB	C1B-C2B-C3B	-3.36	102.65	106.51
82	cB	402	PEB	C4B-C3B-C2B	-3.36	103.06	106.78
82	U7	202	PEB	C3D-C4D-ND	3.36	113.86	107.26
82	WM	202	PEB	OA-C1A-C2A	-3.36	123.50	126.17
84	NO	1001	CYC	CMA-C3A-C4A	3.36	130.24	125.06
87	O2	203	CLA	CMB-C2B-C1B	-3.36	123.30	128.46
82	FM	201	PEB	C3B-C4B-NB	3.36	114.94	110.05
84	x3	1001	CYC	CHB-C4A-C3A	3.36	133.55	124.90
82	a4	203	PEB	CHC-C1D-ND	-3.36	110.04	113.95
83	xK	301	PUB	OD-C4D-ND	-3.36	120.95	125.93
82	PO	203	PEB	CAB-C3B-C4B	3.36	130.96	125.01
82	RK	201	PEB	C4B-C3B-C2B	-3.36	103.06	106.78
82	EM	201	PEB	C4B-C3B-C2B	-3.36	103.06	106.78
82	LP	201	PEB	C4B-C3B-C2B	-3.36	103.06	106.78
82	mE	201	PEB	C4B-C3B-C2B	-3.36	103.06	106.78
82	eG	201	PEB	C4B-C3B-C2B	-3.36	103.06	106.78
87	IN	103	CLA	CMB-C2B-C1B	-3.36	123.30	128.46
82	JA	202	PEB	OD-C4D-ND	-3.36	120.95	125.93
82	qC	203	PEB	CHC-C4C-C3C	-3.36	124.60	130.34
82	G9	201	PEB	OA-C1A-C2A	-3.36	123.50	126.17
82	Q7	202	PEB	C3D-C4D-ND	3.36	113.86	107.26
87	B2	826	CLA	CMB-C2B-C1B	-3.36	123.30	128.46
82	gE	201	PEB	C1B-C2B-C3B	-3.36	102.65	106.51
82	JB	202	PEB	C4B-C3B-C2B	-3.36	103.06	106.78
82	FI	202	PEB	OD-C4D-ND	-3.36	120.95	125.93

Continued on next page...

Continued from previous page...

Mol	Chain	Res	Type	Atoms	Z	Observed(^{o})	Ideal(^{o})
82	kJ	202	PEB	CHC-C4C-C3C	-3.36	124.60	130.34
96	f6	101	HEM	C4B-CHC-C1C	3.36	126.99	122.56
82	MM	201	PEB	CMB-C2B-C1B	3.36	130.24	125.06
87	22	608	CLA	CMB-C2B-C1B	-3.36	123.30	128.46
82	QP	202	PEB	C3B-C4B-NB	3.36	114.94	110.05
82	RF	202	PEB	CAB-C3B-C4B	3.36	130.96	125.01
82	HD	203	PEB	C1B-C2B-C3B	-3.36	102.65	106.51
82	KK	201	PEB	C4B-C3B-C2B	-3.36	103.06	106.78
84	E4	1001	CYC	CHB-C4A-NA	-3.36	117.90	124.93
82	EM	203	PEB	OA-C1A-C2A	-3.36	123.50	126.17
82	WQ	201	PEB	OA-C1A-C2A	-3.36	123.50	126.17
82	S5	202	PEB	OA-C1A-C2A	-3.36	123.50	126.17
82	O7	202	PEB	OA-C1A-C2A	-3.36	123.50	126.17
82	R9	201	PEB	OA-C1A-C2A	-3.36	123.50	126.17
82	DQ	203	PEB	C2A-C1A-NA	3.36	111.17	108.27
82	SP	201	PEB	CMB-C2B-C1B	3.36	130.24	125.06
84	DH	1001	CYC	CMA-C3A-C4A	3.36	130.24	125.06
82	VA	203	PEB	OD-C4D-ND	-3.36	120.95	125.93
82	e4	202	PEB	OD-C4D-ND	-3.36	120.95	125.93
82	aM	201	PEB	C1C-CHB-C4B	-3.36	124.80	128.81
87	AL	404	CLA	O2D-CGD-CBD	3.36	117.24	111.27
82	CQ	201	PEB	CBC-CAC-C2C	3.36	118.35	112.62
82	CI	201	PEB	C1B-C2B-C3B	-3.36	102.65	106.51
82	TQ	203	PEB	C1B-C2B-C3B	-3.36	102.65	106.51
82	ZB	202	PEB	CMB-C2B-C1B	3.36	130.24	125.06
82	dO	201	PEB	CMB-C2B-C1B	3.36	130.24	125.06
82	dB	202	PEB	C4B-C3B-C2B	-3.36	103.06	106.78
82	fM	202	PEB	C4B-C3B-C2B	-3.36	103.06	106.78
84	I4	1001	CYC	C1A-C2A-C3A	-3.36	103.06	106.78
82	JA	202	PEB	CHA-C1B-NB	-3.36	117.91	124.93
82	YA	301	PEB	CHA-C1B-NB	-3.36	117.91	124.93
82	i4	202	PEB	C2A-C1A-NA	3.36	111.17	108.27
82	xF	302	PEB	C2A-C1A-NA	3.36	111.17	108.27
84	FG	1001	CYC	C2C-C1C-NC	3.36	111.17	108.27
82	gE	201	PEB	CHA-C1B-NB	-3.36	117.91	124.93
82	OO	201	PEB	C1B-C2B-C3B	-3.36	102.65	106.51
84	J1	1001	CYC	C4A-C3A-C2A	-3.36	102.65	106.51
82	UE	203	PEB	CHC-C4C-C3C	-3.36	124.61	130.34
82	QP	203	PEB	C4B-C3B-C2B	-3.36	103.06	106.78
82	DK	201	PEB	OD-C4D-ND	-3.36	120.95	125.93
82	GF	202	PEB	CAB-C3B-C4B	3.36	130.95	125.01
82	R4	202	PEB	CHA-C1B-NB	-3.36	117.91	124.93

Continued on next page...

Continued from previous page...

Mol	Chain	Res	Type	Atoms	Z	Observed(^{o})	Ideal(^{o})
82	SJ	201	PEB	C1B-C2B-C3B	-3.36	102.65	106.51
82	j1	203	PEB	C1B-C2B-C3B	-3.36	102.65	106.51
82	dG	201	PEB	OD-C4D-ND	-3.36	120.95	125.93
82	UJ	202	PEB	C3B-C4B-NB	3.36	114.93	110.05
82	rC	201	PEB	C3B-C4B-NB	3.36	114.93	110.05
82	cO	203	PEB	C3B-C4B-NB	3.36	114.93	110.05
84	EE	1001	CYC	C2A-C1A-NA	3.36	114.93	110.05
85	A2	845	BCR	C38-C26-C25	-3.36	120.76	124.53
82	FO	1002	PEB	C4B-C3B-C2B	-3.36	103.07	106.78
82	iK	202	PEB	CHC-C1D-ND	-3.36	110.05	113.95
87	B2	813	CLA	CMB-C2B-C3B	3.36	130.96	124.68
82	jH	203	PEB	OD-C4D-ND	-3.36	120.96	125.93
82	Z5	304	PEB	C1B-C2B-C3B	-3.36	102.65	106.51
82	wF	303	PEB	C1B-C2B-C3B	-3.36	102.65	106.51
82	NB	201	PEB	CHA-C1B-NB	-3.36	117.91	124.93
82	X7	202	PEB	OD-C4D-C3D	-3.36	121.85	129.46
82	bF	201	PEB	CHC-C4C-C3C	-3.36	124.61	130.34
82	OH	203	PEB	C4B-C3B-C2B	-3.36	103.07	106.78
82	VG	201	PEB	C2A-C1A-NA	3.36	111.17	108.27
82	kO	202	PEB	CAB-C3B-C4B	3.36	130.95	125.01
82	Z4	201	PEB	CHC-C1D-ND	-3.36	110.05	113.95
82	SG	203	PEB	C3B-C4B-NB	3.36	114.93	110.05
82	cE	201	PEB	C3B-C4B-NB	3.36	114.93	110.05
82	oK	201	PEB	CHA-C4A-NA	-3.36	121.21	125.20
82	TD	203	PEB	C1B-C2B-C3B	-3.36	102.65	106.51
82	WP	201	PEB	C4B-C3B-C2B	-3.36	103.07	106.78
82	MJ	201	PEB	OD-C4D-ND	-3.36	120.96	125.93
82	lF	202	PEB	C3B-C4B-NB	3.36	114.93	110.05
82	aO	203	PEB	CHC-C1D-ND	-3.36	110.05	113.95
82	DI	201	PEB	CAA-C3A-C2A	-3.36	105.87	114.26
84	CG	1001	CYC	CHB-C4A-NA	-3.36	117.91	124.93
82	TI	202	PEB	C1B-C2B-C3B	-3.36	102.66	106.51
82	QP	201	PEB	OD-C4D-ND	-3.36	120.96	125.93
82	HB	202	PEB	C3B-C4B-NB	3.36	114.93	110.05
82	bK	201	PEB	CHC-C4C-C3C	-3.36	124.61	130.34
82	mG	201	PEB	C4B-C3B-C2B	-3.36	103.07	106.78
82	gJ	202	PEB	C4B-C3B-C2B	-3.36	103.07	106.78
82	DF	201	PEB	OD-C4D-ND	-3.35	120.96	125.93
82	xK	302	PEB	C2A-C1A-NA	3.35	111.17	108.27
84	NE	201	CYC	C2C-C1C-NC	3.35	111.17	108.27
85	fL	101	BCR	C24-C23-C22	3.35	131.30	126.23
82	VM	201	PEB	CMB-C2B-C1B	3.35	130.23	125.06

Continued on next page...

Continued from previous page...

Mol	Chain	Res	Type	Atoms	Z	Observed(^{o})	Ideal(^{o})
82	TP	201	PEB	C4B-C3B-C2B	-3.35	103.07	106.78
82	QH	202	PEB	CHA-C1B-C2B	3.35	133.53	124.90
82	J7	202	PEB	CHA-C1B-NB	-3.35	117.92	124.93
85	AN	845	BCR	C38-C26-C25	-3.35	120.76	124.53
88	dL	408	LHG	O8-C23-C24	3.35	122.43	111.91
82	QG	201	PEB	CAB-C3B-C4B	3.35	130.94	125.01
82	RF	202	PEB	C2A-C1A-NA	3.35	111.16	108.27
82	cG	201	PEB	C2A-C1A-NA	3.35	111.16	108.27
82	XK	201	PEB	CHA-C1B-NB	-3.35	117.92	124.93
82	eE	202	PEB	CHB-C4B-NB	-3.35	124.17	128.83
82	kE	201	PEB	CHB-C4B-NB	-3.35	124.17	128.83
82	fE	202	PEB	C4B-C3B-C2B	-3.35	103.07	106.78
82	aF	201	PEB	C4B-C3B-C2B	-3.35	103.07	106.78
84	LO	1001	CYC	C2A-C1A-NA	3.35	114.93	110.05
82	EM	201	PEB	C3B-C4B-NB	3.35	114.93	110.05
82	XJ	201	PEB	C4B-C3B-C2B	-3.35	103.07	106.78
82	YJ	201	PEB	C4B-C3B-C2B	-3.35	103.07	106.78
87	A2	806	CLA	CHB-C4A-NA	3.35	129.15	124.51
82	mO	201	PEB	C3B-C4B-NB	3.35	114.92	110.05
82	BQ	203	PEB	OA-C1A-C2A	-3.35	123.51	126.17
82	K9	201	PEB	OA-C1A-C2A	-3.35	123.51	126.17
82	S9	203	PEB	OA-C1A-C2A	-3.35	123.51	126.17
82	KQ	202	PEB	CHC-C1D-ND	-3.35	110.06	113.95
87	KN	102	CLA	CMB-C2B-C3B	3.35	130.95	124.68
82	i1	201	PEB	C4B-C3B-C2B	-3.35	103.07	106.78
82	A7	201	PEB	C4B-C3B-C2B	-3.35	103.07	106.78
87	aL	606	CLA	O2A-CGA-CBA	3.35	122.43	111.91
82	lF	202	PEB	CHB-C4B-NB	-3.35	124.18	128.83
82	Y4	202	PEB	C2A-C1A-NA	3.35	111.16	108.27
82	F5	202	PEB	OD-C4D-ND	-3.35	120.97	125.93
87	K2	103	CLA	CMB-C2B-C3B	3.35	130.95	124.68
82	QP	202	PEB	CHB-C4B-NB	-3.35	124.18	128.83
82	Z5	305	PEB	OA-C1A-C2A	-3.35	123.51	126.17
82	18	203	PEB	OA-C1A-C2A	-3.35	123.51	126.17
82	EI	201	PEB	C1B-C2B-C3B	-3.35	102.66	106.51
84	FO	1001	CYC	C4A-C3A-C2A	-3.35	102.66	106.51
85	kL	100	BCR	C19-C18-C17	3.35	124.08	118.94
84	EG	1001	CYC	CHB-C4A-NA	-3.35	117.92	124.93
82	HP	201	PEB	CMB-C2B-C1B	3.35	130.22	125.06
87	b6	612	CLA	C1-C2-C3	-3.35	120.25	126.04
82	JD	202	PEB	C4B-C3B-C2B	-3.35	103.08	106.78
82	AO	305	PEB	C1B-C2B-C3B	-3.35	102.66	106.51

Continued on next page...

Continued from previous page...

Mol	Chain	Res	Type	Atoms	Z	Observed(^{o})	Ideal(^{o})
82	MB	202	PEB	OD-C4D-ND	-3.35	120.97	125.93
84	x3	1001	CYC	CMB-C2B-C1B	3.35	128.35	124.17
82	FF	202	PEB	OA-C1A-C2A	-3.35	123.51	126.17
82	IF	203	PEB	CHA-C1B-NB	-3.35	117.93	124.93
82	DP	201	PEB	CHB-C4B-NB	-3.35	124.18	128.83
87	BN	818	CLA	C4-C3-C5	3.35	120.91	115.27
82	BI	202	PEB	C4B-C3B-C2B	-3.35	103.08	106.78
82	QJ	203	PEB	C4B-C3B-C2B	-3.35	103.08	106.78
82	mF	201	PEB	C2A-C1A-NA	3.35	111.16	108.27
82	MB	202	PEB	CMB-C2B-C1B	3.35	130.22	125.06
82	ZB	203	PEB	C1B-C2B-C3B	-3.35	102.66	106.51
82	GI	202	PEB	C1B-C2B-C3B	-3.35	102.66	106.51
82	d1	201	PEB	C1B-C2B-C3B	-3.35	102.66	106.51
82	YO	202	PEB	C3B-C4B-NB	3.35	114.92	110.05
82	h1	202	PEB	C1C-CHB-C4B	3.35	132.81	128.81
82	HA	201	PEB	CHB-C4B-NB	-3.35	124.18	128.83
84	IG	1001	CYC	C1B-C2B-C3B	-3.35	104.38	107.87
82	YA	304	PEB	CMB-C2B-C1B	3.35	130.22	125.06
87	b6	607	CLA	CMB-C2B-C1B	-3.35	123.32	128.46
82	GB	201	PEB	C4B-C3B-C2B	-3.35	103.08	106.78
82	UB	303	PEB	C4B-C3B-C2B	-3.35	103.08	106.78
82	bB	201	PEB	C4B-C3B-C2B	-3.35	103.08	106.78
87	A2	815	CLA	CMB-C2B-C3B	3.35	130.94	124.68
87	32	309	CLA	C1B-CHB-C4A	-3.35	123.49	130.12
82	Y7	301	PEB	CHC-C4C-C3C	3.35	136.04	130.34
82	A4	301	PEB	C1B-C2B-C3B	-3.35	102.66	106.51
82	CD	201	PEB	CBC-CAC-C2C	3.35	118.33	112.62
82	HQ	203	PEB	C3D-C4D-ND	3.35	113.83	107.26
87	JN	101	CLA	CMB-C2B-C1B	-3.35	123.32	128.46
82	F7	202	PEB	CHC-C1D-ND	-3.35	110.06	113.95
82	B7	202	PEB	OD-C4D-ND	-3.35	120.97	125.93
82	ZK	202	PEB	C3B-C4B-NB	3.35	114.92	110.05
82	DP	201	PEB	C4B-C3B-C2B	-3.35	103.08	106.78
82	HP	202	PEB	C4B-C3B-C2B	-3.35	103.08	106.78
85	KL	100	BCR	C19-C18-C17	3.35	124.08	118.94
84	J4	1001	CYC	C4A-C3A-C2A	-3.35	102.67	106.51
82	aO	202	PEB	CMB-C2B-C1B	3.35	130.22	125.06
82	sK	201	PEB	C1C-CHB-C4B	3.35	132.81	128.81
82	RJ	202	PEB	OA-C1A-C2A	-3.35	123.51	126.17
82	y8	202	PEB	OA-C1A-C2A	-3.35	123.51	126.17
84	q3	1001	CYC	OC-C1C-C2C	-3.35	123.51	126.17
82	FQ	202	PEB	CHC-C4C-C3C	-3.35	124.63	130.34

Continued on next page...

Continued from previous page...

Mol	Chain	Res	Type	Atoms	Z	Observed(^{o})	Ideal(^{o})
82	eM	201	PEB	C2A-C1A-NA	3.35	111.16	108.27
84	CH	1001	CYC	C1B-NB-C4B	-3.35	106.41	110.67
82	OF	202	PEB	C3B-C4B-NB	3.35	114.92	110.05
87	8N	307	CLA	CMB-C2B-C3B	3.35	130.94	124.68
82	Y1	201	PEB	CHA-C1B-NB	-3.35	117.93	124.93
82	HB	203	PEB	C4B-C3B-C2B	-3.35	103.08	106.78
82	TB	202	PEB	C4B-C3B-C2B	-3.35	103.08	106.78
82	PD	203	PEB	CMB-C2B-C1B	3.35	130.22	125.06
82	IF	201	PEB	OD-C4D-ND	-3.35	120.97	125.93
82	AI	201	PEB	C1B-C2B-C3B	-3.35	102.67	106.51
82	qC	202	PEB	CHA-C1B-NB	-3.35	117.93	124.93
82	U1	203	PEB	C3D-C4D-ND	3.35	113.82	107.26
82	dE	201	PEB	OA-C1A-C2A	-3.35	123.51	126.17
82	uF	202	PEB	OA-C1A-C2A	-3.35	123.51	126.17
82	VE	201	PEB	C2A-C1A-NA	3.35	111.16	108.27
82	TG	201	PEB	C4B-C3B-C2B	-3.35	103.08	106.78
82	hF	201	PEB	CAB-CBB-CGB	-3.35	106.40	113.60
87	52	606	CLA	CMA-C3A-C4A	3.35	120.76	111.77
87	bL	606	CLA	O2D-CGD-O1D	-3.35	117.30	123.84
82	FA	202	PEB	CHC-C1D-ND	-3.34	110.06	113.95
82	RM	202	PEB	CHC-C1D-ND	-3.34	110.06	113.95
82	TK	202	PEB	OD-C4D-C3D	-3.34	121.88	129.46
82	G9	202	PEB	CHB-C4B-C3B	3.34	133.05	125.32
82	dE	201	PEB	OD-C4D-ND	-3.34	120.97	125.93
84	V3	1001	CYC	CHB-C4A-C3A	3.34	133.50	124.90
82	PP	201	PEB	C4B-C3B-C2B	-3.34	103.08	106.78
82	yK	301	PEB	C4B-C3B-C2B	-3.34	103.08	106.78
82	hK	201	PEB	CAB-CBB-CGB	-3.34	106.41	113.60
82	YB	201	PEB	C1B-C2B-C3B	-3.34	102.67	106.51
82	II	201	PEB	C1B-C2B-C3B	-3.34	102.67	106.51
82	wK	301	PEB	C1B-C2B-C3B	-3.34	102.67	106.51
82	AH	305	PEB	C2A-C1A-NA	3.34	111.16	108.27
82	oF	203	PEB	C2A-C1A-NA	3.34	111.16	108.27
87	BN	814	CLA	CMB-C2B-C3B	3.34	130.94	124.68
82	Y7	304	PEB	CMB-C2B-C1B	3.34	130.21	125.06
82	OE	201	PEB	OA-C1A-C2A	-3.34	123.51	126.17
87	5N	606	CLA	CMA-C3A-C4A	3.34	120.76	111.77
87	A2	834	CLA	O2D-CGD-CBD	3.34	117.21	111.27
82	VJ	202	PEB	C4B-C3B-C2B	-3.34	103.08	106.78
87	BN	826	CLA	CMB-C2B-C1B	-3.34	123.33	128.46
82	gK	203	PEB	CHA-C1B-C2B	3.34	133.50	124.90
82	RO	202	PEB	CHA-C1B-NB	-3.34	117.94	124.93

Continued on next page...

Continued from previous page...

Mol	Chain	Res	Type	Atoms	Z	Observed(^{o})	Ideal(^{o})
82	sF	201	PEB	C1C-CHB-C4B	3.34	132.80	128.81
82	wF	302	PEB	C1B-C2B-C3B	-3.34	102.67	106.51
82	E9	202	PEB	C2A-C1A-NA	3.34	111.16	108.27
82	mO	202	PEB	C3B-C4B-NB	3.34	114.91	110.05
82	Q5	203	PEB	CHA-C1B-NB	-3.34	117.94	124.93
82	hJ	201	PEB	OA-C1A-C2A	-3.34	123.52	126.17
82	PD	201	PEB	C3D-C4D-ND	3.34	113.82	107.26
82	h1	202	PEB	C3D-C4D-ND	3.34	113.82	107.26
87	b6	608	CLA	CMB-C2B-C1B	-3.34	123.33	128.46
87	2N	306	CLA	CMB-C2B-C1B	-3.34	123.33	128.46
87	8N	303	CLA	C3C-C4C-NC	-3.34	106.82	110.57
82	gK	201	PEB	OD-C4D-ND	-3.34	120.98	125.93
82	AH	301	PEB	C1C-CHB-C4B	-3.34	124.82	128.81
82	UH	202	PEB	CHC-C4C-C3C	-3.34	124.64	130.34
87	BN	810	CLA	CHB-C4A-NA	3.34	129.13	124.51
82	K7	202	PEB	C3D-C4D-ND	3.34	113.82	107.26
82	OK	202	PEB	C3B-C4B-NB	3.34	114.91	110.05
82	eE	201	PEB	C3B-C4B-NB	3.34	114.91	110.05
84	EE	1001	CYC	CHB-C4A-NA	-3.34	117.94	124.93
87	22	604	CLA	CAA-C2A-C3A	-3.34	105.91	114.26
82	LQ	202	PEB	OD-C4D-ND	-3.34	120.98	125.93
82	gF	203	PEB	OD-C4D-ND	-3.34	120.98	125.93
82	Y7	301	PEB	CMD-C2D-C3D	3.34	134.78	130.06
95	a6	603	DGD	O6E-C5E-C4E	3.34	115.76	109.69
82	kK	201	PEB	C4B-C3B-C2B	-3.34	103.08	106.78
84	h3	1001	CYC	OC-C1C-C2C	-3.34	123.52	126.17
82	DG	1002	PEB	C3B-C4B-NB	3.34	114.91	110.05
82	vF	202	PEB	C3B-C4B-NB	3.34	114.91	110.05
87	B6	609	CLA	CMB-C2B-C1B	-3.34	123.33	128.46
84	C1	1001	CYC	C1B-C2B-C3B	-3.34	104.38	107.87
82	mO	201	PEB	CHC-C1D-ND	-3.34	110.07	113.95
82	m1	201	PEB	OD-C4D-ND	-3.34	120.98	125.93
82	QE	201	PEB	CAB-C3B-C4B	3.34	130.92	125.01
82	hH	201	PEB	C1C-CHB-C4B	3.34	132.80	128.81
87	I2	103	CLA	CMB-C2B-C1B	-3.34	123.33	128.46
87	bL	604	CLA	CMB-C2B-C1B	-3.34	123.33	128.46
87	2N	310	CLA	CMB-C2B-C1B	-3.34	123.33	128.46
82	JQ	202	PEB	C4B-C3B-C2B	-3.34	103.08	106.78
82	O7	201	PEB	C4B-C3B-C2B	-3.34	103.08	106.78
82	M9	301	PEB	C4B-C3B-C2B	-3.34	103.08	106.78
82	AJ	302	PEB	C1B-C2B-C3B	-3.34	102.67	106.51
82	IJ	201	PEB	C1B-C2B-C3B	-3.34	102.67	106.51

Continued on next page...

Continued from previous page...

Mol	Chain	Res	Type	Atoms	Z	Observed(^{o})	Ideal(^{o})
82	SP	201	PEB	C1B-C2B-C3B	-3.34	102.67	106.51
82	lO	202	PEB	C1B-C2B-C3B	-3.34	102.67	106.51
84	KH	1001	CYC	C2C-C1C-NC	3.34	111.15	108.27
88	C6	522	LHG	O8-C23-C24	3.34	120.14	111.38
84	L1	1001	CYC	C1B-C2B-C3B	-3.34	104.39	107.87
82	BD	203	PEB	OA-C1A-C2A	-3.34	123.52	126.17
82	e4	202	PEB	OA-C1A-C2A	-3.34	123.52	126.17
84	L3	1001	CYC	OC-C1C-C2C	-3.34	123.52	126.17
82	TQ	201	PEB	C3D-C4D-ND	3.34	113.81	107.26
82	KK	203	PEB	C3B-C4B-NB	3.34	114.91	110.05
85	CL	502	BCR	C11-C10-C9	-3.34	122.54	127.31
82	QE	203	PEB	CHC-C4C-C3C	-3.34	124.64	130.34
82	c4	203	PEB	CHC-C4C-C3C	-3.34	124.64	130.34
82	wK	301	PEB	CHC-C4C-C3C	-3.34	124.64	130.34
82	WP	202	PEB	CHA-C1B-NB	-3.34	117.95	124.93
82	gH	202	PEB	CAA-C3A-C2A	-3.34	105.91	114.26
82	AF	202	PEB	OD-C4D-ND	-3.34	120.98	125.93
82	T7	201	PEB	C4B-C3B-C2B	-3.34	103.09	106.78
84	LH	1001	CYC	C1A-C2A-C3A	-3.34	103.09	106.78
82	D5	202	PEB	C1B-C2B-C3B	-3.34	102.67	106.51
82	X7	202	PEB	C1B-C2B-C3B	-3.34	102.67	106.51
87	6N	608	CLA	C4-C3-C2	-3.34	112.99	122.65
82	UB	301	PEB	C2A-C1A-NA	3.34	111.15	108.27
82	gO	201	PEB	C2A-C1A-NA	3.34	111.15	108.27
87	3N	309	CLA	C1B-CHB-C4A	-3.34	123.50	130.12
82	HK	202	PEB	OA-C1A-C2A	-3.34	123.52	126.17
82	RD	202	PEB	C1B-C2B-C3B	-3.34	102.67	106.51
82	fO	202	PEB	C1B-C2B-C3B	-3.34	102.67	106.51
82	GK	203	PEB	CMB-C2B-C1B	3.34	130.21	125.06
82	a4	202	PEB	CMB-C2B-C1B	3.34	130.21	125.06
82	AQ	303	PEB	C3D-C4D-ND	3.34	113.81	107.26
82	PE	201	PEB	CHA-C1B-NB	-3.34	117.95	124.93
82	hJ	203	PEB	C2A-C1A-NA	3.34	111.15	108.27
87	B2	817	CLA	C4-C3-C5	3.34	120.89	115.27
87	AN	834	CLA	O2D-CGD-CBD	3.34	117.20	111.27
82	CF	201	PEB	CHA-C1B-NB	-3.34	117.95	124.93
82	KI	202	PEB	C1B-C2B-C3B	-3.34	102.67	106.51
82	Y5	203	PEB	C1B-C2B-C3B	-3.34	102.67	106.51
82	G7	202	PEB	C1B-C2B-C3B	-3.34	102.67	106.51
82	bH	202	PEB	C1B-C2B-C3B	-3.34	102.67	106.51
82	R4	202	PEB	OD-C4D-ND	-3.34	120.98	125.93
82	KF	203	PEB	C3B-C4B-NB	3.34	114.90	110.05

Continued on next page...

Continued from previous page...

Mol	Chain	Res	Type	Atoms	Z	Observed(^{o})	Ideal(^{o})
82	XJ	202	PEB	C3B-C4B-NB	3.34	114.90	110.05
82	N9	202	PEB	CHB-C4B-C3B	3.34	133.03	125.32
82	LA	202	PEB	CHA-C4A-NA	3.34	129.17	125.20
82	L7	202	PEB	CHA-C4A-NA	3.34	129.17	125.20
82	XB	201	PEB	C2A-C1A-NA	3.34	111.15	108.27
82	eJ	201	PEB	OD-C4D-ND	-3.34	120.99	125.93
87	72	603	CLA	CMB-C2B-C1B	-3.34	123.33	128.46
87	B2	809	CLA	CHB-C4A-NA	3.34	129.13	124.51
84	M3	1001	CYC	CAA-C2A-C1A	3.34	130.91	125.01
82	tK	201	PEB	OD-C4D-ND	-3.34	120.99	125.93
82	gO	201	PEB	CMB-C2B-C1B	3.34	130.20	125.06
83	xK	306	PUB	C1C-C2C-C3C	-3.34	103.09	106.78
82	EK	202	PEB	CHC-C1D-ND	-3.34	110.07	113.95
85	a6	605	BCR	C3-C4-C5	-3.34	108.12	114.08
82	QM	202	PEB	C2A-C1A-NA	3.34	111.15	108.27
82	OP	201	PEB	C2A-C1A-NA	3.34	111.15	108.27
82	AD	304	PEB	CHC-C4C-C3C	-3.34	124.65	130.34
82	GJ	203	PEB	OD-C4D-ND	-3.34	120.99	125.93
82	QO	201	PEB	CHA-C1B-NB	-3.34	117.95	124.93
82	YK	203	PEB	CHA-C4A-NA	3.34	129.17	125.20
82	DE	1002	PEB	C3B-C4B-NB	3.34	114.90	110.05
82	U5	202	PEB	CAB-C3B-C4B	3.34	130.91	125.01
82	bB	201	PEB	CHB-C4B-NB	-3.34	124.20	128.83
82	U5	203	PEB	CHC-C4C-C3C	-3.34	124.65	130.34
82	sK	203	PEB	C4B-C3B-C2B	-3.34	103.09	106.78
82	UB	303	PEB	OA-C1A-C2A	-3.34	123.52	126.17
82	fM	203	PEB	OA-C1A-C2A	-3.34	123.52	126.17
82	EF	202	PEB	CHC-C1D-ND	-3.34	110.07	113.95
82	q8	202	PEB	CHA-C1B-NB	-3.34	117.96	124.93
87	AN	815	CLA	CMB-C2B-C3B	3.34	130.92	124.68
84	J4	1001	CYC	OB-C4B-C3B	-3.34	124.42	128.04
82	MP	202	PEB	C2A-C1A-NA	3.33	111.15	108.27
82	PD	203	PEB	C3B-C4B-NB	3.33	114.90	110.05
85	BL	616	BCR	C11-C10-C9	-3.33	122.55	127.31
82	ZH	203	PEB	OD-C4D-ND	-3.33	120.99	125.93
82	IM	203	PEB	OD-C4D-ND	-3.33	120.99	125.93
82	dE	204	PEB	C4B-C3B-C2B	-3.33	103.09	106.78
82	kF	201	PEB	C4B-C3B-C2B	-3.33	103.09	106.78
82	yF	301	PEB	C4B-C3B-C2B	-3.33	103.09	106.78
95	C6	504	DGD	O1G-C1A-C2A	3.33	122.37	111.91
82	WJ	201	PEB	OA-C1A-C2A	-3.33	123.52	126.17
82	AO	301	PEB	OA-C1A-C2A	-3.33	123.52	126.17

Continued on next page...

Continued from previous page...

Mol	Chain	Res	Type	Atoms	Z	Observed(^{o})	Ideal(^{o})
84	L4	1001	CYC	C2A-C1A-NA	3.33	114.90	110.05
87	62	312	CLA	CMB-C2B-C3B	3.33	130.92	124.68
82	c4	201	PEB	CMB-C2B-C1B	3.33	130.20	125.06
82	AH	302	PEB	C1B-C2B-C3B	-3.33	102.68	106.51
82	HO	1002	PEB	C3B-C4B-NB	3.33	114.90	110.05
82	L1	1002	PEB	OD-C4D-C3D	-3.33	121.91	129.46
82	KP	202	PEB	OD-C4D-ND	-3.33	120.99	125.93
82	B7	203	PEB	OD-C4D-ND	-3.33	120.99	125.93
87	O2	202	CLA	CMB-C2B-C1B	-3.33	123.34	128.46
84	x3	1001	CYC	CHB-C1B-C2B	-3.33	120.34	126.95
82	K9	202	PEB	CHB-C4B-C3B	3.33	133.02	125.32
87	6N	602	CLA	CMB-C2B-C3B	3.33	130.91	124.68
87	62	309	CLA	C4-C3-C2	-3.33	113.01	122.65
82	WM	202	PEB	CHA-C1B-NB	-3.33	117.96	124.93
84	B3	1001	CYC	OC-C1C-C2C	-3.33	123.52	126.17
82	eF	202	PEB	CHC-C1D-ND	-3.33	110.08	113.95
82	H1	1002	PEB	C4B-C3B-C2B	-3.33	103.09	106.78
82	QM	204	PEB	C2A-C1A-NA	3.33	111.15	108.27
84	N1	1001	CYC	C2C-C1C-NC	3.33	111.15	108.27
82	WQ	202	PEB	CHC-C4C-C3C	-3.33	124.65	130.34
82	qF	203	PEB	C3D-C4D-ND	3.33	113.80	107.26
82	NI	201	PEB	C1B-C2B-C3B	-3.33	102.68	106.51
82	V7	202	PEB	CHA-C1B-NB	-3.33	117.96	124.93
82	Q5	203	PEB	CHC-C4C-C3C	-3.33	124.65	130.34
82	DF	203	PEB	OD-C4D-ND	-3.33	120.99	125.93
82	J7	202	PEB	CHB-C4B-NB	-3.33	124.20	128.83
87	1N	601	CLA	CMB-C2B-C1B	-3.33	123.34	128.46
82	LA	202	PEB	C4B-C3B-C2B	-3.33	103.09	106.78
82	KF	201	PEB	C4B-C3B-C2B	-3.33	103.09	106.78
82	lF	203	PEB	C4B-C3B-C2B	-3.33	103.09	106.78
84	J1	1001	CYC	C1B-NB-C4B	-3.33	106.43	110.67
82	SE	201	PEB	C2A-C1A-NA	3.33	111.14	108.27
82	CJ	201	PEB	C2A-C1A-NA	3.33	111.14	108.27
82	U5	201	PEB	C3B-C4B-NB	3.33	114.89	110.05
82	EA	202	PEB	C1B-C2B-C3B	-3.33	102.68	106.51
87	A2	801	CLA	CMB-C2B-C1B	-3.33	123.34	128.46
82	PM	202	PEB	CHC-C1D-ND	-3.33	110.08	113.95
87	A6	403	CLA	CMB-C2B-C3B	3.33	130.91	124.68
82	ZF	201	PEB	C3B-C4B-NB	3.33	114.89	110.05
82	f4	202	PEB	CMB-C2B-C1B	3.33	130.19	125.06
84	N4	1001	CYC	CMA-C3A-C4A	3.33	130.19	125.06
82	LK	201	PEB	OD-C4D-ND	-3.33	121.00	125.93

Continued on next page...

Continued from previous page...

Mol	Chain	Res	Type	Atoms	Z	Observed(^{o})	Ideal(^{o})
82	HP	201	PEB	OD-C4D-ND	-3.33	121.00	125.93
82	hO	201	PEB	OD-C4D-ND	-3.33	121.00	125.93
82	PJ	202	PEB	OA-C1A-C2A	-3.33	123.53	126.17
82	AQ	301	PEB	C2A-C1A-NA	3.33	111.14	108.27
82	U1	202	PEB	C2A-C1A-NA	3.33	111.14	108.27
82	xF	303	PEB	C1B-C2B-C3B	-3.33	102.68	106.51
82	q8	203	PEB	CHC-C4C-C3C	-3.33	124.66	130.34
82	qF	202	PEB	CHC-C4C-C3C	-3.33	124.66	130.34
87	CL	506	CLA	CHB-C4A-NA	3.33	129.12	124.51
87	AN	806	CLA	CHB-C4A-NA	3.33	129.12	124.51
82	PG	201	PEB	CHA-C1B-NB	-3.33	117.97	124.93
85	C6	508	BCR	C19-C18-C17	-3.33	113.83	118.94
82	DJ	202	PEB	C4B-C3B-C2B	-3.33	103.10	106.78
82	HM	201	PEB	CMB-C2B-C1B	3.33	130.19	125.06
82	IM	203	PEB	C1B-C2B-C3B	-3.33	102.69	106.51
82	WF	202	PEB	CHC-C1D-ND	-3.33	110.08	113.95
82	m4	201	PEB	CHC-C1D-ND	-3.33	110.08	113.95
95	AL	414	DGD	C3G-O3G-C1D	-3.33	107.23	113.74
82	LM	201	PEB	OD-C4D-ND	-3.33	121.00	125.93
82	mH	201	PEB	OD-C4D-ND	-3.33	121.00	125.93
87	A2	830	CLA	O2D-CGD-O1D	-3.33	117.33	123.84
82	PQ	201	PEB	C3D-C4D-ND	3.33	113.79	107.26
82	S4	202	PEB	OA-C1A-C2A	-3.33	123.53	126.17
82	SB	203	PEB	C4B-C3B-C2B	-3.33	103.10	106.78
82	QB	202	PEB	CHC-C4C-C3C	-3.33	124.66	130.34
84	C1	1001	CYC	CHD-C4C-NC	3.33	129.16	125.20
85	CL	502	BCR	C36-C18-C19	-3.33	112.83	118.08
87	AN	851	CLA	CMB-C2B-C3B	3.33	130.91	124.68
87	82	307	CLA	CMB-C2B-C3B	3.33	130.91	124.68
82	YK	203	PEB	C3D-C4D-ND	3.33	113.79	107.26
82	AD	301	PEB	C3B-C4B-NB	3.33	114.89	110.05
82	PI	201	PEB	C1B-C2B-C3B	-3.33	102.69	106.51
87	AN	802	CLA	CMB-C2B-C1B	-3.33	123.35	128.46
87	1N	605	CLA	CMB-C2B-C1B	-3.33	123.35	128.46
82	H7	201	PEB	CHB-C4B-NB	-3.33	124.21	128.83
82	F5	203	PEB	C4B-C3B-C2B	-3.33	103.10	106.78
82	Q9	203	PEB	C4B-C3B-C2B	-3.33	103.10	106.78
82	g1	202	PEB	C2A-C1A-NA	3.33	111.14	108.27
82	gG	201	PEB	C2A-C1A-NA	3.33	111.14	108.27
82	m4	201	PEB	C3B-C4B-NB	3.33	114.89	110.05
82	aK	201	PEB	OA-C1A-C2A	-3.33	123.53	126.17
82	AQ	304	PEB	CHC-C4C-C3C	-3.33	124.66	130.34

Continued on next page...

Continued from previous page...

Mol	Chain	Res	Type	Atoms	Z	Observed(^{o})	Ideal(^{o})
82	wF	301	PEB	CHC-C4C-C3C	-3.33	124.66	130.34
82	Q5	201	PEB	CBC-CAC-C2C	-3.33	106.94	112.62
82	ND	203	PEB	OD-C4D-ND	-3.33	121.00	125.93
82	dG	202	PEB	C1B-C2B-C3B	-3.33	102.69	106.51
84	D3	1001	CYC	CAA-C2A-C1A	3.33	130.90	125.01
82	LA	203	PEB	CHB-C4B-NB	-3.33	124.21	128.83
82	I9	202	PEB	CHB-C4B-C3B	3.33	133.01	125.32
82	SO	201	PEB	C4B-NB-C1B	-3.33	100.24	106.51
82	TQ	201	PEB	C4B-C3B-C2B	-3.33	103.10	106.78
84	EE	1001	CYC	C1A-C2A-C3A	-3.33	103.10	106.78
87	12	601	CLA	CMB-C2B-C1B	-3.33	123.35	128.46
87	7N	603	CLA	CMB-C2B-C1B	-3.33	123.35	128.46
82	SA	202	PEB	C3B-C4B-NB	3.33	114.89	110.05
84	I1	1001	CYC	C2A-C1A-NA	3.33	114.89	110.05
87	2N	305	CLA	CAA-C2A-C3A	-3.33	105.95	114.26
87	A2	831	CLA	CMB-C2B-C3B	3.33	130.90	124.68
82	UH	203	PEB	C3D-C4D-ND	3.33	113.79	107.26
82	V7	203	PEB	CAB-C3B-C4B	3.33	130.90	125.01
85	C6	508	BCR	C33-C5-C6	-3.33	120.79	124.53
82	f4	202	PEB	C2A-C1A-NA	3.33	111.14	108.27
85	J2	102	BCR	C38-C26-C27	3.33	120.01	113.62
82	JA	202	PEB	CHB-C4B-NB	-3.33	124.21	128.83
82	aE	202	PEB	CHA-C1B-NB	-3.33	117.97	124.93
82	OP	203	PEB	CMB-C2B-C1B	3.33	130.19	125.06
82	LK	202	PEB	OD-C4D-ND	-3.33	121.00	125.93
82	DA	203	PEB	C4B-C3B-C2B	-3.33	103.10	106.78
82	s8	201	PEB	CAB-CBB-CGB	-3.33	106.44	113.60
82	KA	201	PEB	CHB-C4B-NB	-3.33	124.21	128.83
84	V3	1001	CYC	CHB-C1B-C2B	-3.33	120.36	126.95
82	HI	201	PEB	OD-C4D-ND	-3.33	121.00	125.93
82	GP	202	PEB	CHA-C1B-NB	-3.33	117.98	124.93
82	LK	202	PEB	C2A-C1A-NA	3.33	111.14	108.27
82	fG	203	PEB	C2A-C1A-NA	3.33	111.14	108.27
82	JF	201	PEB	C4B-C3B-C2B	-3.33	103.10	106.78
84	NO	1001	CYC	C1A-C2A-C3A	-3.33	103.10	106.78
82	MQ	202	PEB	CHB-C4B-NB	-3.33	124.21	128.83
82	A9	201	PEB	OA-C1A-C2A	-3.33	123.53	126.17
82	Z5	304	PEB	C3B-C4B-NB	3.33	114.89	110.05
82	h4	201	PEB	OD-C4D-ND	-3.33	121.00	125.93
82	D7	203	PEB	C4B-C3B-C2B	-3.32	103.10	106.78
82	RO	202	PEB	C2A-C1A-NA	3.32	111.14	108.27
82	eA	301	PEB	C2A-C1A-NA	3.32	111.14	108.27

Continued on next page...

Continued from previous page...

Mol	Chain	Res	Type	Atoms	Z	Observed(^{o})	Ideal(^{o})
82	jO	202	PEB	C2A-C1A-NA	3.32	111.14	108.27
82	cO	202	PEB	OD-C4D-C3D	-3.32	121.93	129.46
82	bG	201	PEB	C3B-C4B-NB	3.32	114.89	110.05
82	XI	201	PEB	C1B-C2B-C3B	-3.32	102.69	106.51
82	T1	201	PEB	CHC-C1D-ND	-3.32	110.09	113.95
87	2N	307	CLA	CMB-C2B-C1B	-3.32	123.36	128.46
82	K7	201	PEB	CHB-C4B-NB	-3.32	124.22	128.83
82	YJ	202	PEB	C3B-C4B-NB	3.32	114.88	110.05
82	eJ	201	PEB	C3B-C4B-NB	3.32	114.88	110.05
82	BK	202	PEB	OD-C4D-ND	-3.32	121.01	125.93
82	TO	203	PEB	C4B-C3B-C2B	-3.32	103.10	106.78
82	S1	202	PEB	C4B-C3B-C2B	-3.32	103.10	106.78
82	L9	203	PEB	C4B-C3B-C2B	-3.32	103.10	106.78
82	SF	203	PEB	C3D-C4D-ND	3.32	113.78	107.26
82	lM	201	PEB	C2A-C1A-NA	3.32	111.14	108.27
82	VI	201	PEB	C1B-C2B-C3B	-3.32	102.69	106.51
82	A7	202	PEB	C1B-C2B-C3B	-3.32	102.69	106.51
87	42	605	CLA	CMB-C2B-C1B	-3.32	123.36	128.46
83	M5	303	PUB	CMA-C2A-C1A	3.32	129.21	121.39
82	eO	201	PEB	C3B-C4B-NB	3.32	114.88	110.05
84	d3	1001	CYC	CAA-C2A-C1A	3.32	130.89	125.01
82	WA	202	PEB	C3D-C4D-ND	3.32	113.78	107.26
82	L9	203	PEB	CMB-C2B-C1B	3.32	130.18	125.06
82	D5	201	PEB	C4B-C3B-C2B	-3.32	103.11	106.78
84	D1	1003	CYC	C1A-C2A-C3A	-3.32	103.11	106.78
82	KJ	202	PEB	C1B-C2B-C3B	-3.32	102.69	106.51
82	RD	203	PEB	CHC-C1D-ND	-3.32	110.09	113.95
82	r8	201	PEB	C3B-C4B-NB	3.32	114.88	110.05
87	A2	851	CLA	CMB-C2B-C3B	3.32	130.89	124.68
87	12	605	CLA	CMB-C2B-C1B	-3.32	123.36	128.46
82	oF	202	PEB	CHA-C1B-NB	-3.32	117.98	124.93
84	u3	1001	CYC	CAA-C2A-C1A	3.32	130.89	125.01
82	V9	202	PEB	CHB-C4B-C3B	3.32	133.00	125.32
85	bL	602	BCR	C21-C20-C19	3.32	133.58	123.22
82	OE	202	PEB	C1B-C2B-C3B	-3.32	102.69	106.51
82	RI	201	PEB	C1B-C2B-C3B	-3.32	102.69	106.51
82	FP	202	PEB	CHC-C1D-ND	-3.32	110.09	113.95
82	h4	201	PEB	OA-C1A-C2A	-3.32	123.53	126.17
82	yC	202	PEB	OA-C1A-C2A	-3.32	123.53	126.17
87	4N	605	CLA	CMB-C2B-C1B	-3.32	123.36	128.46
85	CL	501	BCR	C20-C21-C22	-3.32	122.57	127.31
82	DA	201	PEB	C2A-C1A-NA	3.32	111.14	108.27

Continued on next page...

Continued from previous page...

Mol	Chain	Res	Type	Atoms	Z	Observed(^{o})	Ideal(^{o})
82	OA	202	PEB	C2A-C1A-NA	3.32	111.14	108.27
82	QD	201	PEB	C4B-C3B-C2B	-3.32	103.11	106.78
82	AH	305	PEB	C4B-C3B-C2B	-3.32	103.11	106.78
87	2N	311	CLA	CHB-C4A-NA	3.32	129.10	124.51
84	F3	1001	CYC	CAA-C2A-C1A	3.32	130.88	125.01
82	DB	203	PEB	C4B-C3B-C2B	-3.32	103.11	106.78
82	UB	301	PEB	CHA-C1B-NB	-3.32	117.99	124.93
85	BN	840	BCR	C29-C30-C25	3.32	115.59	110.48
82	jM	201	PEB	C2A-C1A-NA	3.32	111.14	108.27
82	QE	202	PEB	C1B-C2B-C3B	-3.32	102.70	106.51
85	KL	100	BCR	C15-C14-C13	-3.32	122.57	127.31
84	DH	1003	CYC	C2A-C1A-NA	3.32	114.88	110.05
84	U3	1001	CYC	CAA-C2A-C1A	3.32	130.88	125.01
87	C6	511	CLA	CMB-C2B-C3B	3.32	130.89	124.68
84	S3	1001	CYC	CAA-C2A-C1A	3.32	130.88	125.01
82	QE	201	PEB	OD-C4D-ND	-3.32	121.01	125.93
82	NQ	203	PEB	OD-C4D-ND	-3.32	121.01	125.93
82	jF	202	PEB	OD-C4D-ND	-3.32	121.01	125.93
82	WJ	203	PEB	C1B-C2B-C3B	-3.32	102.70	106.51
84	JH	1001	CYC	C4A-C3A-C2A	-3.32	102.70	106.51
82	d1	203	PEB	CHA-C1B-C2B	3.32	133.44	124.90
87	52	608	CLA	CMB-C2B-C1B	-3.32	123.36	128.46
82	BF	202	PEB	C2A-C1A-NA	3.32	111.13	108.27
82	gH	202	PEB	C2A-C1A-NA	3.32	111.13	108.27
84	73	1001	CYC	CAA-C2A-C1A	3.32	130.88	125.01
87	2N	308	CLA	C1B-CHB-C4A	-3.32	123.55	130.12
82	J5	203	PEB	CHC-C4C-C3C	-3.32	124.68	130.34
82	FD	201	PEB	OD-C4D-ND	-3.32	121.01	125.93
82	P9	202	PEB	CHB-C4B-C3B	3.32	132.99	125.32
82	dH	202	PEB	C1C-CHB-C4B	3.32	132.77	128.81
82	IM	201	PEB	C4B-C3B-C2B	-3.32	103.11	106.78
82	lH	201	PEB	C4B-C3B-C2B	-3.32	103.11	106.78
94	D6	408	PL9	C7-C8-C9	-3.32	121.27	126.79
82	QH	202	PEB	C1B-C2B-C3B	-3.32	102.70	106.51
82	oF	202	PEB	C3D-C4D-ND	3.32	113.77	107.26
82	S1	201	PEB	OA-C1A-C2A	-3.32	123.53	126.17
82	Y5	203	PEB	OA-C1A-C2A	-3.32	123.53	126.17
82	g1	202	PEB	CAA-C3A-C2A	-3.32	105.97	114.26
82	T9	202	PEB	CHB-C4B-C3B	3.32	132.99	125.32
84	h3	1001	CYC	CAA-C2A-C1A	3.32	130.88	125.01
82	vF	201	PEB	C4B-C3B-C2B	-3.32	103.11	106.78
82	XM	202	PEB	CHC-C4C-C3C	-3.32	124.68	130.34

Continued on next page...

Continued from previous page...

Mol	Chain	Res	Type	Atoms	Z	Observed(^{o})	Ideal(^{o})
82	WM	202	PEB	C1B-C2B-C3B	-3.32	102.70	106.51
84	BE	1001	CYC	C2B-C1B-NB	3.32	111.84	106.99
82	U1	203	PEB	CHA-C1B-NB	-3.32	117.99	124.93
87	62	311	CLA	CHB-C4A-NA	3.32	129.10	124.51
87	F2	205	CLA	CHB-C4A-NA	3.32	129.10	124.51
82	N7	203	PEB	CHB-C4B-C3B	-3.32	117.66	125.32
82	SE	202	PEB	OD-C4D-ND	-3.32	121.02	125.93
82	JJ	201	PEB	OD-C4D-ND	-3.32	121.02	125.93
87	c6	606	CLA	O2D-CGD-O1D	-3.32	117.35	123.84
82	E9	202	PEB	CHB-C4B-C3B	3.32	132.98	125.32
82	hJ	202	PEB	OA-C1A-C2A	-3.32	123.54	126.17
82	JP	202	PEB	C2A-C1A-NA	3.32	111.13	108.27
82	VP	202	PEB	C2A-C1A-NA	3.32	111.13	108.27
82	fF	202	PEB	C2A-C1A-NA	3.32	111.13	108.27
82	GK	203	PEB	C3D-C4D-ND	3.32	113.77	107.26
82	FQ	201	PEB	OD-C4D-ND	-3.32	121.02	125.93
84	I3	1001	CYC	CAA-C2A-C1A	3.32	130.88	125.01
82	QQ	201	PEB	C3B-C4B-NB	3.32	114.87	110.05
87	5N	608	CLA	CMB-C2B-C1B	-3.32	123.37	128.46
82	HH	1002	PEB	C4B-C3B-C2B	-3.32	103.11	106.78
82	HI	203	PEB	C4B-C3B-C2B	-3.32	103.11	106.78
82	A4	305	PEB	C1B-C2B-C3B	-3.32	102.70	106.51
82	lG	202	PEB	C1B-C2B-C3B	-3.32	102.70	106.51
85	B2	840	BCR	C29-C30-C25	3.32	115.58	110.48
82	b4	202	PEB	C2A-C1A-NA	3.32	111.13	108.27
82	hH	201	PEB	C2A-C1A-NA	3.32	111.13	108.27
82	S9	201	PEB	OA-C1A-C2A	-3.32	123.54	126.17
82	vK	202	PEB	OA-C1A-C2A	-3.32	123.54	126.17
82	ZB	202	PEB	OD-C4D-ND	-3.31	121.02	125.93
82	V7	203	PEB	OD-C4D-ND	-3.31	121.02	125.93
82	hE	203	PEB	OD-C4D-ND	-3.31	121.02	125.93
82	qF	202	PEB	OD-C4D-ND	-3.31	121.02	125.93
82	YD	202	PEB	C3B-C4B-NB	3.31	114.87	110.05
83	Z5	303	PUB	CMA-C2A-C1A	3.31	129.19	121.39
82	fO	202	PEB	CHC-C1D-ND	-3.31	110.10	113.95
84	IE	1001	CYC	C1B-C2B-C3B	-3.31	104.41	107.87
82	i1	201	PEB	C1B-C2B-C3B	-3.31	102.70	106.51
82	gO	202	PEB	C1B-C2B-C3B	-3.31	102.70	106.51
82	dG	201	PEB	C4B-C3B-C2B	-3.31	103.11	106.78
82	UO	201	PEB	OD-C4D-C3D	-3.31	121.95	129.46
82	m1	202	PEB	CHC-C4C-C3C	-3.31	124.68	130.34
82	UK	202	PEB	C2A-C1A-NA	3.31	111.13	108.27

Continued on next page...

Continued from previous page...

Mol	Chain	Res	Type	Atoms	Z	Observed(^{o})	Ideal(^{o})
82	c4	202	PEB	C2A-C1A-NA	3.31	111.13	108.27
82	YP	502	PEB	OA-C1A-C2A	-3.31	123.54	126.17
82	S9	202	PEB	OA-C1A-C2A	-3.31	123.54	126.17
82	AP	203	PEB	C3D-C4D-ND	3.31	113.76	107.26
82	oK	202	PEB	CHA-C1B-NB	-3.31	118.00	124.93
82	AM	301	PEB	C4B-C3B-C2B	-3.31	103.11	106.78
82	IJ	202	PEB	OD-C4D-ND	-3.31	121.02	125.93
82	YJ	201	PEB	OD-C4D-ND	-3.31	121.02	125.93
82	UE	202	PEB	CHB-C4B-NB	-3.31	124.23	128.83
82	d4	201	PEB	CMB-C2B-C1B	3.31	130.17	125.06
87	32	303	CLA	C2A-C1A-CHA	3.31	129.65	123.86
82	PP	202	PEB	C2A-C1A-NA	3.31	111.13	108.27
82	D7	201	PEB	C2A-C1A-NA	3.31	111.13	108.27
84	C1	1001	CYC	C4A-C3A-C2A	-3.31	102.70	106.51
82	ZB	202	PEB	C4B-C3B-C2B	-3.31	103.12	106.78
83	wF	304	PUB	C1C-C2C-C3C	-3.31	103.12	106.78
82	MD	201	PEB	CAB-CBB-CGB	-3.31	106.47	113.60
84	M1	201	CYC	C1B-NB-C4B	-3.31	106.45	110.67
84	73	1002	CYC	CMB-C2B-C1B	3.31	128.30	124.17
87	32	310	CLA	C2A-C1A-CHA	3.31	129.64	123.85
82	AE	304	PEB	C1C-CHB-C4B	-3.31	124.85	128.81
82	L7	203	PEB	CHB-C4B-NB	-3.31	124.23	128.83
82	sC	201	PEB	CAB-CBB-CGB	-3.31	106.47	113.60
82	BF	202	PEB	OD-C4D-ND	-3.31	121.02	125.93
82	A9	202	PEB	CHB-C4B-C3B	3.31	132.97	125.32
82	eM	201	PEB	CHC-C1D-ND	3.31	117.79	113.95
82	AQ	301	PEB	C3B-C4B-NB	3.31	114.87	110.05
82	Y5	201	PEB	CHA-C1B-NB	-3.31	118.00	124.93
82	NA	203	PEB	C2A-C1A-NA	3.31	111.13	108.27
82	pC	202	PEB	C2A-C1A-NA	3.31	111.13	108.27
88	c6	619	LHG	O8-C23-C24	3.31	120.06	111.38
87	B6	612	CLA	CMB-C2B-C3B	3.31	130.87	124.68
82	ZF	201	PEB	OD-C4D-ND	-3.31	121.02	125.93
82	hF	201	PEB	OD-C4D-ND	-3.31	121.02	125.93
82	HD	203	PEB	OA-C1A-C2A	-3.31	123.54	126.17
82	WK	201	PEB	OA-C1A-C2A	-3.31	123.54	126.17
82	R9	202	PEB	CHB-C4B-C3B	3.31	132.97	125.32
82	DK	202	PEB	C3B-C4B-NB	3.31	114.87	110.05
87	22	611	CLA	CHB-C4A-NA	3.31	129.09	124.51
87	6N	610	CLA	CHB-C4A-NA	3.31	129.09	124.51
82	RH	202	PEB	OD-C4D-C3D	-3.31	121.96	129.46
84	j3	1001	CYC	CAA-C2A-C1A	3.31	130.87	125.01

Continued on next page...

Continued from previous page...

Mol	Chain	Res	Type	Atoms	Z	Observed(^{o})	Ideal(^{o})
82	O5	203	PEB	CMB-C2B-C1B	3.31	130.16	125.06
87	42	610	CLA	CMB-C2B-C3B	3.31	130.87	124.68
82	IB	203	PEB	C4B-C3B-C2B	-3.31	103.12	106.78
82	pC	202	PEB	C4B-C3B-C2B	-3.31	103.12	106.78
82	kJ	202	PEB	C4B-C3B-C2B	-3.31	103.12	106.78
82	hM	203	PEB	C4B-C3B-C2B	-3.31	103.12	106.78
87	ON	203	CLA	CMB-C2B-C1B	-3.31	123.38	128.46
82	HK	201	PEB	CMA-C2A-C1A	-3.31	105.27	112.40
85	C6	507	BCR	C38-C26-C25	-3.31	120.81	124.53
82	UK	202	PEB	OD-C4D-ND	-3.31	121.03	125.93
82	S9	203	PEB	OD-C4D-ND	-3.31	121.03	125.93
82	aK	202	PEB	OD-C4D-ND	-3.31	121.03	125.93
84	IE	1001	CYC	C2A-C1A-NA	3.31	114.86	110.05
84	B3	1001	CYC	CAA-C2A-C1A	3.31	130.87	125.01
82	GB	201	PEB	CHA-C1B-NB	-3.31	118.01	124.93
82	gF	203	PEB	C1B-C2B-C3B	-3.31	102.71	106.51
82	bO	201	PEB	C1B-C2B-C3B	-3.31	102.71	106.51
82	WD	202	PEB	CHC-C4C-C3C	-3.31	124.69	130.34
82	vK	201	PEB	CHC-C4C-C3C	-3.31	124.69	130.34
82	YA	301	PEB	CHC-C4C-C3C	3.31	135.98	130.34
87	72	608	CLA	O2D-CGD-O1D	-3.31	117.37	123.84
82	PD	202	PEB	CHA-C1B-C2B	3.31	133.41	124.90
84	O3	1001	CYC	CAA-C2A-C1A	3.31	130.87	125.01
82	ZH	203	PEB	C3B-C4B-NB	3.31	114.86	110.05
85	aL	604	BCR	C11-C10-C9	-3.31	122.59	127.31
82	UF	201	PEB	CAC-CBC-CGC	3.31	123.04	113.76
82	gO	202	PEB	CMB-C2B-C1B	3.31	130.16	125.06
82	SA	202	PEB	C3D-C4D-ND	3.31	113.75	107.26
82	MJ	203	PEB	CBC-CAC-C2C	-3.31	106.97	112.62
83	QM	201	PUB	CHC-C1D-ND	-3.31	109.54	113.72
82	M9	301	PEB	CHC-C1D-ND	-3.31	110.10	113.95
82	AM	301	PEB	C2A-C1A-NA	3.31	111.13	108.27
82	C9	202	PEB	C2A-C1A-NA	3.31	111.13	108.27
82	P9	202	PEB	C2A-C1A-NA	3.31	111.13	108.27
82	wK	303	PEB	C1B-C2B-C3B	-3.31	102.71	106.51
84	BE	1002	CYC	C4A-C3A-C2A	-3.31	102.71	106.51
82	m4	202	PEB	C3B-C4B-NB	3.31	114.86	110.05
87	J2	101	CLA	CMB-C2B-C1B	-3.31	123.38	128.46
87	b6	616	CLA	CMB-C2B-C1B	-3.31	123.38	128.46
87	AL	405	CLA	CMB-C2B-C3B	3.31	130.87	124.68
82	VA	202	PEB	OD-C4D-ND	-3.31	121.03	125.93
82	lE	203	PEB	OD-C4D-ND	-3.31	121.03	125.93

Continued on next page...

Continued from previous page...

Mol	Chain	Res	Type	Atoms	Z	Observed(^{o})	Ideal(^{o})
82	HQ	203	PEB	C1B-C2B-C3B	-3.31	102.71	106.51
84	D1	1001	CYC	CMA-C3A-C4A	3.31	130.16	125.06
82	sC	201	PEB	CHC-C4C-C3C	-3.31	124.69	130.34
84	n3	1001	CYC	CAA-C2A-C1A	3.31	130.86	125.01
82	KI	201	PEB	C4B-C3B-C2B	-3.31	103.12	106.78
82	b4	201	PEB	CAB-CBB-CGB	-3.31	106.48	113.60
82	PQ	202	PEB	CHA-C1B-C2B	3.31	133.41	124.90
82	GK	203	PEB	CHB-C4B-NB	-3.31	124.24	128.83
82	ZK	201	PEB	C3B-C4B-NB	3.31	114.86	110.05
82	S7	202	PEB	C3B-C4B-NB	3.31	114.86	110.05
84	L3	1001	CYC	CAA-C2A-C1A	3.31	130.86	125.01
82	AD	301	PEB	OA-C1A-C2A	-3.31	123.54	126.17
82	KM	201	PEB	C1B-C2B-C3B	-3.31	102.71	106.51
82	lF	203	PEB	C1B-C2B-C3B	-3.31	102.71	106.51
82	IK	203	PEB	CHA-C1B-NB	-3.31	118.01	124.93
82	QJ	204	PEB	OD-C4D-ND	-3.31	121.03	125.93
82	QM	203	PEB	OD-C4D-ND	-3.31	121.03	125.93
83	yK	303	PUB	OA-C1A-NA	-3.31	121.03	125.93
82	HQ	201	PEB	C4B-C3B-C2B	-3.31	103.12	106.78
84	N4	1001	CYC	C1A-C2A-C3A	-3.31	103.12	106.78
87	6N	611	CLA	CMB-C2B-C3B	3.31	130.87	124.68
83	YA	302	PUB	CHA-C1B-C2B	-3.31	124.70	130.34
82	O7	201	PEB	C3B-C4B-NB	3.31	114.86	110.05
82	nK	202	PEB	C3B-C4B-NB	3.31	114.86	110.05
82	TI	201	PEB	CMB-C2B-C1B	3.31	130.16	125.06
82	BB	202	PEB	C2A-C1A-NA	3.31	111.12	108.27
82	HO	1002	PEB	C2A-C1A-NA	3.31	111.12	108.27
82	p8	202	PEB	CHB-C4B-C3B	3.31	132.96	125.32
87	cL	515	CLA	CHD-C1D-ND	-3.31	121.42	124.45
82	dF	201	PEB	OD-C4D-ND	-3.31	121.03	125.93
82	O4	202	PEB	C1B-C2B-C3B	-3.31	102.71	106.51
82	BQ	202	PEB	CHC-C4C-C3C	-3.31	124.70	130.34
82	SF	202	PEB	CBC-CAC-C2C	-3.31	106.98	112.62
85	b6	602	BCR	C34-C9-C10	-3.31	118.29	122.92
82	HD	201	PEB	C4B-C3B-C2B	-3.31	103.12	106.78
82	GJ	201	PEB	C4B-C3B-C2B	-3.31	103.12	106.78
82	OM	202	PEB	C4B-C3B-C2B	-3.31	103.12	106.78
82	kE	201	PEB	C4B-C3B-C2B	-3.31	103.12	106.78
82	L5	201	PEB	CHA-C1B-NB	-3.31	118.02	124.93
82	YO	202	PEB	C2A-C1A-NA	3.31	111.12	108.27
82	EP	202	PEB	C3B-C4B-NB	3.31	114.86	110.05
82	fE	202	PEB	CMB-C2B-C1B	3.31	130.16	125.06

Continued on next page...

Continued from previous page...

Mol	Chain	Res	Type	Atoms	Z	Observed(^{o})	Ideal(^{o})
82	TD	201	PEB	C3D-C4D-ND	3.31	113.75	107.26
82	HK	201	PEB	C4B-C3B-C2B	-3.31	103.12	106.78
84	k3	1001	CYC	CAA-C2A-C1A	3.31	130.86	125.01
82	NM	201	PEB	C3B-C4B-NB	3.31	114.86	110.05
82	RQ	203	PEB	CHC-C1D-ND	-3.31	110.11	113.95
82	HA	203	PEB	OA-C1A-C2A	-3.31	123.55	126.17
82	TF	202	PEB	OA-C1A-C2A	-3.31	123.55	126.17
82	EK	202	PEB	C1B-C2B-C3B	-3.31	102.71	106.51
82	LJ	202	PEB	CHC-C4C-C3C	-3.30	124.70	130.34
84	JH	1003	CYC	C1B-NB-C4B	-3.30	106.46	110.67
82	MQ	201	PEB	CAB-CBB-CGB	-3.30	106.49	113.60
82	WE	202	PEB	C2A-C1A-NA	3.30	111.12	108.27
82	YE	202	PEB	C4B-C3B-C2B	-3.30	103.12	106.78
82	MP	202	PEB	C4B-C3B-C2B	-3.30	103.12	106.78
87	F2	201	CLA	CMB-C2B-C3B	3.30	130.86	124.68
87	4N	610	CLA	CMB-C2B-C3B	3.30	130.86	124.68
82	dH	203	PEB	CHA-C1B-C2B	3.30	133.40	124.90
84	D1	1003	CYC	CMA-C3A-C4A	3.30	130.15	125.06
82	wC	201	PEB	CHB-C4B-NB	-3.30	124.24	128.83
85	BN	803	BCR	C33-C5-C4	3.30	119.96	113.62
84	o3	1001	CYC	CAA-C2A-C1A	3.30	130.85	125.01
83	M5	302	PUB	CBA-CAA-C3A	-3.30	107.97	112.98
82	QG	202	PEB	C1B-C2B-C3B	-3.30	102.71	106.51
87	FN	203	CLA	CMB-C2B-C3B	3.30	130.86	124.68
87	b6	613	CLA	O2D-CGD-O1D	-3.30	117.38	123.84
82	U9	201	PEB	O2B-CGB-CBB	3.30	124.64	114.03
87	B6	606	CLA	CMB-C2B-C1B	-3.30	123.39	128.46
82	WB	402	PEB	C4B-C3B-C2B	-3.30	103.13	106.78
82	AD	304	PEB	C4B-C3B-C2B	-3.30	103.13	106.78
82	LO	1002	PEB	C4B-C3B-C2B	-3.30	103.13	106.78
82	aE	201	PEB	C4B-C3B-C2B	-3.30	103.13	106.78
82	cB	402	PEB	CBC-CAC-C2C	-3.30	106.98	112.62
82	FM	202	PEB	CHC-C4C-C3C	-3.30	124.70	130.34
82	J5	201	PEB	C2A-C1A-NA	3.30	111.12	108.27
82	OO	201	PEB	C4B-NB-C1B	-3.30	100.29	106.51
82	Q7	202	PEB	OD-C4D-ND	-3.30	121.04	125.93
82	tF	201	PEB	OD-C4D-ND	-3.30	121.04	125.93
82	mO	201	PEB	OD-C4D-ND	-3.30	121.04	125.93
82	hM	201	PEB	C1B-C2B-C3B	-3.30	102.72	106.51
82	TB	202	PEB	CMC-C3C-C2C	-3.30	118.71	124.94
82	dQ	401	PEB	CMB-C2B-C1B	3.30	130.15	125.06
92	bL	611	LMG	O7-C10-C11	3.30	118.62	111.50

Continued on next page...

Continued from previous page...

Mol	Chain	Res	Type	Atoms	Z	Observed(^{o})	Ideal(^{o})
82	LD	203	PEB	C3B-C4B-NB	3.30	114.85	110.05
82	J7	203	PEB	C3B-C4B-NB	3.30	114.85	110.05
87	32	312	CLA	CMB-C2B-C3B	3.30	130.86	124.68
82	WF	202	PEB	CHB-C4B-NB	-3.30	124.25	128.83
82	IP	203	PEB	C4B-C3B-C2B	-3.30	103.13	106.78
82	LM	202	PEB	OD-C4D-ND	-3.30	121.04	125.93
84	63	901	CYC	C1B-CHB-C4A	3.30	136.15	128.08
84	Q3	1001	CYC	CAA-C2A-C1A	3.30	130.85	125.01
82	RD	203	PEB	OA-C1A-C2A	-3.30	123.55	126.17
82	O1	202	PEB	OA-C1A-C2A	-3.30	123.55	126.17
82	fO	202	PEB	CMB-C2B-C1B	3.30	130.15	125.06
87	A6	404	CLA	O2D-CGD-O1D	-3.30	117.38	123.84
82	N9	202	PEB	C2A-C1A-NA	3.30	111.12	108.27
85	A2	846	BCR	C15-C16-C17	3.30	130.24	123.47
82	A1	301	PEB	C1C-CHB-C4B	-3.30	124.86	128.81
87	22	608	CLA	C1B-CHB-C4A	-3.30	123.58	130.12
82	NM	202	PEB	OD-C4D-ND	-3.30	121.04	125.93
82	yC	202	PEB	OD-C4D-ND	-3.30	121.04	125.93
82	hK	201	PEB	OD-C4D-ND	-3.30	121.04	125.93
82	sF	201	PEB	CHC-C4C-C3C	-3.30	124.70	130.34
87	cL	507	CLA	CMB-C2B-C3B	3.30	130.86	124.68
82	LQ	202	PEB	C4B-C3B-C2B	-3.30	103.13	106.78
82	RQ	203	PEB	C4B-C3B-C2B	-3.30	103.13	106.78
82	qC	201	PEB	C4B-C3B-C2B	-3.30	103.13	106.78
82	O5	202	PEB	C3B-C4B-NB	3.30	114.85	110.05
82	z8	201	PEB	CHC-C1D-ND	-3.30	110.11	113.95
82	dJ	201	PEB	C1B-C2B-C3B	-3.30	102.72	106.51
82	SM	202	PEB	CHB-C4B-NB	-3.30	124.25	128.83
82	eG	202	PEB	CHB-C4B-NB	-3.30	124.25	128.83
84	q3	1001	CYC	CAA-C2A-C1A	3.30	130.85	125.01
87	JN	101	CLA	CAA-C2A-C3A	-3.30	106.01	114.26
82	QA	202	PEB	OD-C4D-ND	-3.30	121.04	125.93
82	C9	202	PEB	CHB-C4B-C3B	3.30	132.95	125.32
82	VP	202	PEB	CHC-C4C-C3C	-3.30	124.71	130.34
82	cO	203	PEB	CHC-C4C-C3C	-3.30	124.71	130.34
82	WJ	203	PEB	CHA-C1B-NB	-3.30	118.03	124.93
82	AQ	304	PEB	CHA-C1B-NB	-3.30	118.03	124.93
82	A9	202	PEB	C2A-C1A-NA	3.30	111.12	108.27
82	KF	202	PEB	CMA-C2A-C1A	-3.30	105.29	112.40
84	N4	1001	CYC	C2A-C1A-NA	3.30	114.85	110.05
82	mG	203	PEB	C4B-C3B-C2B	-3.30	103.13	106.78
82	SK	202	PEB	CBC-CAC-C2C	-3.30	106.99	112.62

Continued on next page...

Continued from previous page...

Mol	Chain	Res	Type	Atoms	Z	Observed(^{o})	Ideal(^{o})
82	OP	203	PEB	OD-C4D-ND	-3.30	121.04	125.93
82	Z5	305	PEB	OD-C4D-ND	-3.30	121.04	125.93
82	tC	201	PEB	OD-C4D-ND	-3.30	121.04	125.93
82	SO	202	PEB	CMB-C2B-C1B	3.30	130.15	125.06
82	JB	202	PEB	CMC-C3C-C2C	-3.30	118.72	124.94
84	CH	1001	CYC	CMB-C2B-C1B	3.30	128.29	124.17
82	iJ	202	PEB	CHC-C4C-C3C	-3.30	124.71	130.34
82	G9	202	PEB	C2A-C1A-NA	3.30	111.12	108.27
82	T9	202	PEB	C2A-C1A-NA	3.30	111.12	108.27
84	K1	1001	CYC	C2C-C1C-NC	3.30	111.12	108.27
82	KJ	201	PEB	C4B-C3B-C2B	-3.30	103.13	106.78
82	SJ	201	PEB	C4B-C3B-C2B	-3.30	103.13	106.78
82	RA	203	PEB	OA-C1A-C2A	-3.30	123.55	126.17
82	UM	202	PEB	OD-C4D-ND	-3.30	121.04	125.93
82	y8	202	PEB	OD-C4D-ND	-3.30	121.04	125.93
82	YH	201	PEB	CHA-C1B-NB	-3.30	118.03	124.93
87	3N	310	CLA	C2A-C1A-CHA	3.30	129.61	123.85
82	LI	201	PEB	C1B-C2B-C3B	-3.30	102.72	106.51
82	Q1	202	PEB	C1B-C2B-C3B	-3.30	102.72	106.51
82	S4	201	PEB	C4B-NB-C1B	-3.30	100.29	106.51
82	HF	201	PEB	CMA-C2A-C1A	-3.30	105.29	112.40
82	vF	201	PEB	CHC-C4C-C3C	-3.30	124.71	130.34
82	sK	201	PEB	CHC-C4C-C3C	-3.30	124.71	130.34
82	O4	201	PEB	CHA-C1B-NB	-3.30	118.03	124.93
82	AD	303	PEB	CMB-C2B-C1B	3.30	130.15	125.06
96	E6	101	HEM	CBD-CAD-C3D	-3.30	103.46	112.63
82	KK	202	PEB	CMA-C2A-C1A	-3.30	105.29	112.40
84	CG	1001	CYC	C1B-C2B-C3B	-3.30	104.43	107.87
87	d6	401	CLA	CMB-C2B-C3B	3.30	130.85	124.68
94	D6	408	PL9	C27-C28-C29	-3.30	119.72	127.66
82	lJ	201	PEB	C3B-C4B-NB	3.30	114.85	110.05
82	OI	203	PEB	C2A-C1A-NA	3.30	111.12	108.27
82	KP	201	PEB	OD-C4D-C3D	-3.30	121.98	129.46
87	7N	607	CLA	CMB-C2B-C3B	3.30	130.85	124.68
82	sC	203	PEB	OD-C4D-ND	-3.30	121.04	125.93
82	b1	203	PEB	CMB-C2B-C1B	3.30	130.14	125.06
82	LH	1003	PEB	OD-C4D-C3D	-3.30	121.99	129.46
82	HF	201	PEB	C4B-C3B-C2B	-3.30	103.13	106.78
82	TO	202	PEB	C1B-C2B-C3B	-3.30	102.72	106.51
84	BG	1001	CYC	C2B-C1B-NB	3.30	111.82	106.99
87	A2	807	CLA	CMB-C2B-C1B	-3.30	123.39	128.46
82	z8	201	PEB	CHC-C4C-C3C	-3.30	124.71	130.34

Continued on next page...

Continued from previous page...

Mol	Chain	Res	Type	Atoms	Z	Observed(^{o})	Ideal(^{o})
82	O9	201	PEB	CHC-C4C-C3C	-3.30	124.71	130.34
82	aJ	203	PEB	OA-C1A-C2A	-3.30	123.55	126.17
82	OG	201	PEB	CHA-C1B-NB	-3.30	118.03	124.93
82	GE	1002	PEB	CHC-C1D-ND	-3.30	110.12	113.95
82	JI	202	PEB	C4B-C3B-C2B	-3.30	103.13	106.78
82	LF	202	PEB	OD-C4D-ND	-3.30	121.05	125.93
82	xK	304	PEB	OD-C4D-ND	-3.30	121.05	125.93
83	Z5	303	PUB	C4B-CHB-C1C	3.30	132.75	128.81
87	DL	406	CLA	CMB-C2B-C1B	-3.30	123.40	128.46
87	ON	202	CLA	CMB-C2B-C1B	-3.30	123.40	128.46
82	lJ	203	PEB	C1B-C2B-C3B	-3.30	102.72	106.51
84	CH	1001	CYC	CHD-C4C-NC	3.30	129.12	125.20
82	HM	201	PEB	OD-C4D-ND	-3.30	121.05	125.93
82	t8	201	PEB	OD-C4D-ND	-3.30	121.05	125.93
85	FL	101	BCR	C11-C10-C9	-3.30	122.61	127.31
87	A6	404	CLA	CMB-C2B-C3B	3.30	130.85	124.68
82	KD	202	PEB	CHC-C1D-ND	-3.30	110.12	113.95
82	i4	202	PEB	C4B-C3B-C2B	-3.30	103.13	106.78
82	hM	202	PEB	C4B-C3B-C2B	-3.30	103.13	106.78
84	f3	1001	CYC	CAA-C2A-C1A	3.30	130.84	125.01
87	3N	304	CLA	C2A-C1A-CHA	3.30	129.62	123.86
82	U9	203	PEB	C1B-C2B-C3B	-3.30	102.72	106.51
82	HE	1002	PEB	C3B-C4B-NB	3.30	114.84	110.05
82	s8	202	PEB	CMB-C2B-C1B	3.30	130.14	125.06
82	dE	202	PEB	CMB-C2B-C1B	3.30	130.14	125.06
82	KP	201	PEB	CHA-C1B-NB	-3.30	118.04	124.93
85	JN	102	BCR	C38-C26-C27	3.30	119.95	113.62
82	QK	201	PEB	OD-C4D-ND	-3.30	121.05	125.93
85	fL	101	BCR	C16-C17-C18	-3.30	122.61	127.31
87	c6	610	CLA	O2D-CGD-O1D	-3.30	117.39	123.84
82	X9	202	PEB	CHB-C4B-C3B	3.30	132.94	125.32
82	kG	201	PEB	CHB-C4B-NB	-3.30	124.25	128.83
85	c6	602	BCR	C38-C26-C25	-3.30	120.83	124.53
83	M5	303	PUB	C4B-CHB-C1C	3.30	132.75	128.81
82	QP	202	PEB	C4B-C3B-C2B	-3.30	103.14	106.78
82	dK	201	PEB	C4B-C3B-C2B	-3.30	103.14	106.78
82	bO	202	PEB	C1B-C2B-C3B	-3.30	102.72	106.51
84	H3	1001	CYC	CAA-C2A-C1A	3.30	130.84	125.01
82	eF	201	PEB	CHA-C1B-NB	-3.30	118.04	124.93
82	J5	202	PEB	OA-C1A-C2A	-3.30	123.55	126.17
83	xF	305	PUB	CHA-C1B-C2B	-3.30	124.72	130.34
96	fL	102	HEM	CHB-C1B-NB	3.29	128.45	124.38

Continued on next page...

Continued from previous page...

Mol	Chain	Res	Type	Atoms	Z	Observed(^{o})	Ideal(^{o})
82	OJ	201	PEB	C3B-C4B-NB	3.29	114.84	110.05
82	JA	203	PEB	CHC-C1D-ND	-3.29	110.12	113.95
82	HD	203	PEB	CMB-C2B-C1B	3.29	130.14	125.06
82	W5	201	PEB	CMB-C2B-C1B	3.29	130.14	125.06
82	P1	202	PEB	C4B-C3B-C2B	-3.29	103.14	106.78
83	xF	306	PUB	C1C-C2C-C3C	-3.29	103.14	106.78
82	XK	203	PEB	OD-C4D-ND	-3.29	121.05	125.93
87	2N	312	CLA	CMB-C2B-C1B	-3.29	123.40	128.46
82	KM	202	PEB	C1B-C2B-C3B	-3.29	102.72	106.51
82	hJ	202	PEB	C1B-C2B-C3B	-3.29	102.72	106.51
87	AN	831	CLA	CMB-C2B-C3B	3.29	130.84	124.68
82	X9	202	PEB	C2A-C1A-NA	3.29	111.11	108.27
82	jJ	202	PEB	C2A-C1A-NA	3.29	111.11	108.27
82	eG	201	PEB	CHA-C1B-NB	-3.29	118.04	124.93
82	S4	202	PEB	CMB-C2B-C1B	3.29	130.14	125.06
82	cB	403	PEB	OD-C4D-ND	-3.29	121.05	125.93
87	FN	205	CLA	CHB-C4A-NA	3.29	129.07	124.51
94	d6	408	PL9	C15-C14-C16	3.29	120.81	115.27
82	XA	202	PEB	C1B-C2B-C3B	-3.29	102.73	106.51
82	PF	202	PEB	CHB-C4B-C3B	-3.29	117.71	125.32
82	AP	201	PEB	C1C-CHB-C4B	3.29	132.74	128.81
82	SG	201	PEB	C2A-C1A-NA	3.29	111.11	108.27
82	j4	203	PEB	CAB-C3B-C4B	3.29	130.84	125.01
82	NB	203	PEB	C4B-C3B-C2B	-3.29	103.14	106.78
82	18	202	PEB	C4B-C3B-C2B	-3.29	103.14	106.78
82	SG	201	PEB	C3B-C4B-NB	3.29	114.84	110.05
82	LQ	203	PEB	C3B-C4B-NB	3.29	114.84	110.05
82	YQ	202	PEB	C3B-C4B-NB	3.29	114.84	110.05
87	22	610	CLA	CMB-C2B-C1B	-3.29	123.40	128.46
82	OM	202	PEB	OD-C4D-ND	-3.29	121.05	125.93
82	z8	201	PEB	C3B-C4B-NB	3.29	114.84	110.05
87	L2	203	CLA	CMB-C2B-C1B	-3.29	123.40	128.46
82	F5	201	PEB	C2A-C1A-NA	3.29	111.11	108.27
82	p8	202	PEB	C2A-C1A-NA	3.29	111.11	108.27
82	EP	202	PEB	C4B-C3B-C2B	-3.29	103.14	106.78
82	BA	202	PEB	C1B-C2B-C3B	-3.29	102.73	106.51
82	iH	201	PEB	C1B-C2B-C3B	-3.29	102.73	106.51
87	BN	824	CLA	O2D-CGD-O1D	-3.29	117.40	123.84
84	D1	1003	CYC	C2A-C1A-NA	3.29	114.84	110.05
82	M7	201	PEB	C4B-C3B-C2B	-3.29	103.14	106.78
82	NA	203	PEB	CHB-C4B-C3B	-3.29	117.72	125.32
82	oK	202	PEB	C3D-C4D-ND	3.29	113.72	107.26

Continued on next page...

Continued from previous page...

Mol	Chain	Res	Type	Atoms	Z	Observed(^{o})	Ideal(^{o})
82	OA	201	PEB	C3B-C4B-NB	3.29	114.84	110.05
82	HB	202	PEB	OD-C4D-ND	-3.29	121.06	125.93
82	MD	201	PEB	OD-C4D-ND	-3.29	121.06	125.93
82	dO	201	PEB	OD-C4D-ND	-3.29	121.06	125.93
87	A2	828	CLA	C1B-CHB-C4A	-3.29	123.60	130.12
82	WK	202	PEB	CHC-C1D-ND	-3.29	110.13	113.95
82	XA	202	PEB	OD-C4D-C3D	-3.29	122.00	129.46
82	zC	202	PEB	CHA-C1B-NB	-3.29	118.05	124.93
87	H6	103	CLA	CMB-C2B-C3B	3.29	130.83	124.68
82	YO	201	PEB	C3B-C4B-NB	3.29	114.83	110.05
82	ZB	203	PEB	OA-C1A-C2A	-3.29	123.56	126.17
82	LI	201	PEB	CHB-C4B-NB	-3.29	124.26	128.83
84	63	901	CYC	C1B-NB-C4B	-3.29	106.48	110.67
82	GG	1002	PEB	CHC-C1D-ND	-3.29	110.13	113.95
83	Y7	302	PUB	CHA-C1B-C2B	-3.29	124.73	130.34
82	FK	202	PEB	CAB-C3B-C4B	3.29	130.83	125.01
82	XA	203	PEB	CMB-C2B-C1B	3.29	130.13	125.06
82	HQ	203	PEB	CMB-C2B-C1B	3.29	130.13	125.06
87	12	601	CLA	CHB-C4A-NA	3.29	129.06	124.51
82	f1	202	PEB	CHA-C1B-NB	-3.29	118.05	124.93
82	aG	202	PEB	CHA-C1B-NB	-3.29	118.05	124.93
82	IP	202	PEB	C1B-C2B-C3B	-3.29	102.73	106.51
82	A1	302	PEB	C1B-C2B-C3B	-3.29	102.73	106.51
82	eE	202	PEB	C1B-C2B-C3B	-3.29	102.73	106.51
82	wK	302	PEB	C1B-C2B-C3B	-3.29	102.73	106.51
82	AA	201	PEB	C3D-C4D-ND	3.29	113.71	107.26
82	AF	201	PEB	OD-C4D-ND	-3.29	121.06	125.93
82	VB	202	PEB	C4B-C3B-C2B	-3.29	103.14	106.78
82	LD	202	PEB	C4B-C3B-C2B	-3.29	103.14	106.78
85	B2	838	BCR	C10-C11-C12	3.29	133.48	123.22
82	R1	202	PEB	OD-C4D-C3D	-3.29	122.01	129.46
87	B2	823	CLA	O2D-CGD-O1D	-3.29	117.41	123.84
87	CL	506	CLA	CMB-C2B-C3B	3.29	130.83	124.68
82	KB	302	PEB	CHB-C4B-NB	-3.29	124.27	128.83
82	FF	202	PEB	CAB-C3B-C4B	3.29	130.83	125.01
84	w3	1001	CYC	CAA-C2A-C1A	3.29	130.83	125.01
82	WK	202	PEB	C4B-C3B-C2B	-3.29	103.14	106.78
85	fL	101	BCR	C19-C18-C17	-3.29	113.89	118.94
87	AN	807	CLA	CMB-C2B-C1B	-3.29	123.41	128.46
87	A2	837	CLA	C1-O2A-CGA	3.29	125.07	116.44
82	LJ	202	PEB	CAB-C3B-C4B	3.29	130.83	125.01
82	nF	202	PEB	C1B-C2B-C3B	-3.29	102.73	106.51

Continued on next page...

Continued from previous page...

Mol	Chain	Res	Type	Atoms	Z	Observed(^{o})	Ideal(^{o})
82	jH	203	PEB	C1B-C2B-C3B	-3.29	102.73	106.51
82	OF	202	PEB	CHB-C4B-C3B	-3.29	117.72	125.32
82	DF	203	PEB	OA-C1A-C2A	-3.29	123.56	126.17
82	FQ	201	PEB	OA-C1A-C2A	-3.29	123.56	126.17
87	22	607	CLA	CMB-C2B-C1B	-3.29	123.41	128.46
82	aG	201	PEB	C4B-C3B-C2B	-3.29	103.14	106.78
82	WG	202	PEB	C2A-C1A-NA	3.29	111.11	108.27
82	hE	202	PEB	C2A-C1A-NA	3.29	111.11	108.27
82	U1	202	PEB	CHC-C4C-C3C	-3.29	124.73	130.34
82	CB	201	PEB	OD-C4D-ND	-3.29	121.06	125.93
82	U5	202	PEB	OD-C4D-ND	-3.29	121.06	125.93
87	3N	312	CLA	CMB-C2B-C3B	3.29	130.83	124.68
82	QM	203	PEB	C1B-C2B-C3B	-3.29	102.73	106.51
82	Z9	303	PEB	C1B-C2B-C3B	-3.29	102.73	106.51
82	BI	202	PEB	C3B-C4B-NB	3.29	114.83	110.05
82	RO	202	PEB	OD-C4D-ND	-3.29	121.06	125.93
83	yF	303	PUB	OA-C1A-NA	-3.29	121.06	125.93
82	PO	201	PEB	C4B-C3B-C2B	-3.29	103.14	106.78
82	eK	201	PEB	CHA-C1B-NB	-3.29	118.06	124.93
82	SJ	201	PEB	CMB-C2B-C1B	3.29	130.12	125.06
82	XF	202	PEB	OA-C1A-C2A	-3.29	123.56	126.17
82	RD	202	PEB	C3D-C4D-ND	3.29	113.71	107.26
85	bL	603	BCR	C15-C14-C13	-3.29	122.62	127.31
84	C1	1001	CYC	CMB-C2B-C1B	3.29	128.27	124.17
82	c4	203	PEB	C3B-C4B-NB	3.29	114.83	110.05
82	hG	202	PEB	C3B-C4B-NB	3.29	114.83	110.05
82	iF	202	PEB	C1B-C2B-C3B	-3.29	102.73	106.51
82	SO	201	PEB	CHC-C1D-ND	-3.29	110.13	113.95
82	mF	202	PEB	CHC-C1D-ND	-3.29	110.13	113.95
82	bE	201	PEB	OD-C4D-ND	-3.29	121.06	125.93
82	N7	203	PEB	C2A-C1A-NA	3.29	111.11	108.27
82	JD	201	PEB	C1B-C2B-C3B	-3.29	102.74	106.51
82	LD	203	PEB	C1B-C2B-C3B	-3.29	102.74	106.51
82	F9	202	PEB	C1B-C2B-C3B	-3.29	102.74	106.51
82	UI	201	PEB	CBC-CAC-C2C	-3.29	107.01	112.62
94	a6	601	PL9	C10-C9-C11	3.28	120.80	115.27
82	M5	305	PEB	OD-C4D-ND	-3.28	121.06	125.93
82	OK	202	PEB	CHB-C4B-C3B	-3.28	117.73	125.32
82	zC	201	PEB	CHC-C1D-ND	-3.28	110.13	113.95
92	bL	623	LMG	O1-C1-C2	3.28	113.43	108.30
82	WE	201	PEB	CHC-C4C-C3C	-3.28	124.73	130.34
82	QP	201	PEB	CHC-C4C-C3C	-3.28	124.73	130.34

Continued on next page...

Continued from previous page...

Mol	Chain	Res	Type	Atoms	Z	Observed(^{o})	Ideal(^{o})
82	CK	201	PEB	CHA-C1B-NB	-3.28	118.06	124.93
87	AN	830	CLA	O2D-CGD-O1D	-3.28	117.42	123.84
87	4N	608	CLA	C1B-CHB-C4A	-3.28	123.61	130.12
82	VQ	202	PEB	C2A-C1A-NA	3.28	111.10	108.27
82	cO	202	PEB	C2A-C1A-NA	3.28	111.10	108.27
82	GP	203	PEB	C4B-C3B-C2B	-3.28	103.15	106.78
82	S9	203	PEB	C4B-C3B-C2B	-3.28	103.15	106.78
82	hE	202	PEB	C4B-C3B-C2B	-3.28	103.15	106.78
82	O9	202	PEB	CBC-CAC-C2C	3.28	118.22	112.62
87	A2	824	CLA	CHB-C4A-NA	3.28	129.05	124.51
82	YK	201	PEB	CMB-C2B-C1B	3.28	130.12	125.06
82	OP	202	PEB	OA-C1A-C2A	-3.28	123.56	126.17
82	i1	202	PEB	OA-C1A-C2A	-3.28	123.56	126.17
82	xC	202	PEB	CHA-C4A-NA	-3.28	121.30	125.20
85	C6	508	BCR	C27-C26-C25	-3.28	117.96	122.73
82	dE	202	PEB	C1B-C2B-C3B	-3.28	102.74	106.51
82	AK	202	PEB	OD-C4D-ND	-3.28	121.07	125.93
82	zC	201	PEB	C3B-C4B-NB	3.28	114.83	110.05
84	DO	1001	CYC	C2A-C1A-NA	3.28	114.83	110.05
82	eK	202	PEB	CHA-C1B-NB	-3.28	118.06	124.93
82	RE	201	PEB	C4B-C3B-C2B	-3.28	103.15	106.78
82	PH	202	PEB	C4B-C3B-C2B	-3.28	103.15	106.78
82	H5	203	PEB	C4B-C3B-C2B	-3.28	103.15	106.78
87	12	609	CLA	CMB-C2B-C1B	-3.28	123.42	128.46
85	BN	838	BCR	C10-C11-C12	3.28	133.46	123.22
82	cK	203	PEB	CHC-C1D-ND	-3.28	110.14	113.95
82	R9	202	PEB	C2A-C1A-NA	3.28	111.10	108.27
84	JO	1001	CYC	C2C-C1C-NC	3.28	111.10	108.27
82	jK	202	PEB	OD-C4D-ND	-3.28	121.07	125.93
82	fO	201	PEB	OA-C1A-C2A	-3.28	123.56	126.17
82	D5	203	PEB	CMB-C2B-C1B	3.28	130.12	125.06
82	fG	202	PEB	CMB-C2B-C1B	3.28	130.12	125.06
82	gJ	202	PEB	CAB-C3B-C4B	3.28	130.82	125.01
88	BL	610	LHG	O8-C23-C24	3.28	122.21	111.91
82	dF	201	PEB	C4B-C3B-C2B	-3.28	103.15	106.78
82	sF	203	PEB	C4B-C3B-C2B	-3.28	103.15	106.78
82	QK	201	PEB	CHC-C1D-ND	-3.28	110.14	113.95
82	QD	201	PEB	C3B-C4B-NB	3.28	114.82	110.05
82	H4	1002	PEB	C3B-C4B-NB	3.28	114.82	110.05
82	eE	201	PEB	CHA-C1B-NB	-3.28	118.07	124.93
87	A2	816	CLA	CMB-C2B-C3B	3.28	130.82	124.68
87	JN	101	CLA	CHB-C4A-NA	3.28	129.05	124.51

Continued on next page...

Continued from previous page...

Mol	Chain	Res	Type	Atoms	Z	Observed(^{o})	Ideal(^{o})
82	OQ	201	PEB	C2A-C1A-NA	3.28	111.10	108.27
82	dB	201	PEB	C2A-C1A-NA	3.28	111.10	108.27
82	bP	501	PEB	C2A-C1A-NA	3.28	111.10	108.27
82	BD	202	PEB	CHC-C4C-C3C	-3.28	124.74	130.34
84	JH	1001	CYC	C1B-NB-C4B	-3.28	106.49	110.67
82	MD	202	PEB	OA-C1A-C2A	-3.28	123.56	126.17
82	A7	201	PEB	C3D-C4D-ND	3.28	113.70	107.26
82	WK	202	PEB	C3B-C4B-NB	3.28	114.82	110.05
82	zC	201	PEB	CHC-C4C-C3C	-3.28	124.74	130.34
95	c6	601	DGD	O1G-C1A-C2A	3.28	122.20	111.91
82	bO	201	PEB	CAB-CBB-CGB	-3.28	106.54	113.60
82	UG	202	PEB	CHB-C4B-NB	-3.28	124.28	128.83
82	PQ	203	PEB	C3B-C4B-NB	3.28	114.82	110.05
82	SB	202	PEB	C2A-C1A-NA	3.28	111.10	108.27
82	tK	202	PEB	C2A-C1A-NA	3.28	111.10	108.27
87	AN	824	CLA	CHB-C4A-NA	3.28	129.05	124.51
82	qK	203	PEB	OA-C1A-C2A	-3.28	123.56	126.17
85	AN	846	BCR	C15-C16-C17	3.28	130.19	123.47
85	B2	802	BCR	C33-C5-C4	3.28	119.92	113.62
84	MO	1001	CYC	CHA-C1A-NA	-3.28	124.28	128.83
82	aF	202	PEB	OD-C4D-ND	-3.28	121.07	125.93
82	OO	201	PEB	CHA-C1B-NB	-3.28	118.07	124.93
87	C6	520	CLA	CMB-C2B-C1B	-3.28	123.42	128.46
87	J2	101	CLA	CAA-C2A-C3A	-3.28	106.06	114.26
87	AN	816	CLA	CMB-C2B-C3B	3.28	130.81	124.68
82	PJ	202	PEB	CHC-C4C-C3C	-3.28	124.74	130.34
82	GI	201	PEB	CMB-C2B-C1B	3.28	130.11	125.06
82	MP	201	PEB	OD-C4D-ND	-3.28	121.07	125.93
82	GK	203	PEB	CHC-C1D-ND	-3.28	110.14	113.95
87	62	308	CLA	CMB-C2B-C1B	-3.28	123.42	128.46
82	Y4	202	PEB	C3B-C4B-NB	3.28	114.82	110.05
87	42	608	CLA	C1B-CHB-C4A	-3.28	123.62	130.12
82	AI	203	PEB	CMB-C2B-C1B	3.28	130.11	125.06
82	iM	201	PEB	OD-C4D-ND	-3.28	121.07	125.93
85	K2	102	BCR	C16-C17-C18	-3.28	122.63	127.31
82	MF	202	PEB	C1B-C2B-C3B	-3.28	102.75	106.51
82	QG	203	PEB	OD-C4D-ND	-3.28	121.08	125.93
82	PP	201	PEB	OD-C4D-ND	-3.28	121.08	125.93
82	FA	201	PEB	CHB-C4B-NB	-3.28	124.28	128.83
82	LM	202	PEB	CHC-C4C-C3C	-3.28	124.75	130.34
82	TE	201	PEB	C4B-C3B-C2B	-3.28	103.16	106.78
87	CL	515	CLA	CHB-C4A-NA	3.28	129.04	124.51

Continued on next page...

Continued from previous page...

Mol	Chain	Res	Type	Atoms	Z	Observed(^{o})	Ideal(^{o})
82	JP	202	PEB	OD-C4D-ND	-3.28	121.08	125.93
82	Z1	203	PEB	OD-C4D-ND	-3.28	121.08	125.93
82	Y4	201	PEB	OD-C4D-ND	-3.28	121.08	125.93
85	F2	203	BCR	C16-C17-C18	-3.28	122.63	127.31
82	IP	201	PEB	C3B-C4B-NB	3.28	114.81	110.05
87	AN	837	CLA	C1-O2A-CGA	3.28	125.04	116.44
82	BB	202	PEB	CMB-C2B-C1B	3.28	130.11	125.06
87	b6	616	CLA	O2D-CGD-O1D	-3.28	117.43	123.84
87	BL	622	CLA	CHB-C4A-NA	3.28	129.04	124.51
82	f1	202	PEB	OD-C4D-ND	-3.28	121.08	125.93
82	d4	201	PEB	OD-C4D-ND	-3.28	121.08	125.93
82	S5	201	PEB	C2A-C1A-NA	3.28	111.10	108.27
82	cJ	201	PEB	C2A-C1A-NA	3.28	111.10	108.27
82	YM	201	PEB	C4B-C3B-C2B	-3.28	103.16	106.78
84	C3	1001	CYC	C1B-CHB-C4A	3.28	136.08	128.08
82	D5	201	PEB	C1B-C2B-C3B	-3.28	102.75	106.51
84	BG	1002	CYC	C4A-C3A-C2A	-3.28	102.75	106.51
82	TJ	201	PEB	CMB-C2B-C1B	3.28	130.11	125.06
82	cB	402	PEB	C3B-C4B-NB	3.27	114.81	110.05
82	L7	202	PEB	C4B-C3B-C2B	-3.27	103.16	106.78
87	72	607	CLA	CMB-C2B-C3B	3.27	130.81	124.68
82	U4	201	PEB	OD-C4D-C3D	-3.27	122.04	129.46
82	aJ	203	PEB	C2A-C1A-NA	3.27	111.10	108.27
82	S1	202	PEB	CHA-C1B-NB	-3.27	118.08	124.93
82	GA	202	PEB	C1B-C2B-C3B	-3.27	102.75	106.51
82	j4	202	PEB	C1B-C2B-C3B	-3.27	102.75	106.51
82	M9	304	PEB	C1B-C2B-C3B	-3.27	102.75	106.51
85	AN	804	BCR	C33-C5-C4	3.27	119.91	113.62
82	X7	203	PEB	CMB-C2B-C1B	3.27	130.11	125.06
82	WF	202	PEB	C4B-C3B-C2B	-3.27	103.16	106.78
82	EM	202	PEB	C4B-C3B-C2B	-3.27	103.16	106.78
82	B5	202	PEB	C4B-C3B-C2B	-3.27	103.16	106.78
82	mK	202	PEB	C4B-C3B-C2B	-3.27	103.16	106.78
82	SM	203	PEB	OA-C1A-C2A	-3.27	123.57	126.17
82	aJ	201	PEB	C1B-C2B-C3B	-3.27	102.75	106.51
82	FI	201	PEB	C2A-C1A-NA	3.27	111.09	108.27
82	I9	202	PEB	C2A-C1A-NA	3.27	111.09	108.27
84	NE	201	CYC	C1B-NB-C4B	-3.27	106.50	110.67
82	DM	202	PEB	CHC-C1D-ND	-3.27	110.15	113.95
82	fH	202	PEB	CHA-C1B-NB	-3.27	118.09	124.93
92	DL	402	LMG	O7-C10-C11	3.27	118.56	111.50
82	AP	203	PEB	OD-C4D-C3D	-3.27	122.04	129.46

Continued on next page...

Continued from previous page...

Mol	Chain	Res	Type	Atoms	Z	Observed(^{o})	Ideal(^{o})
82	cO	201	PEB	C1B-C2B-C3B	-3.27	102.75	106.51
82	hM	202	PEB	CAB-CBB-CGB	-3.27	106.56	113.60
87	8N	302	CLA	CMB-C2B-C1B	-3.27	123.43	128.46
82	DJ	202	PEB	OA-C1A-C2A	-3.27	123.57	126.17
82	Q9	202	PEB	OA-C1A-C2A	-3.27	123.57	126.17
82	iE	201	PEB	OA-C1A-C2A	-3.27	123.57	126.17
82	BA	203	PEB	OD-C4D-ND	-3.27	121.08	125.93
82	DJ	201	PEB	OD-C4D-ND	-3.27	121.08	125.93
82	DB	202	PEB	C2A-C1A-NA	3.27	111.09	108.27
82	CP	201	PEB	CHA-C1B-NB	-3.27	118.09	124.93
82	P4	202	PEB	C3B-C4B-NB	3.27	114.81	110.05
82	aO	201	PEB	C4B-C3B-C2B	-3.27	103.16	106.78
87	AL	404	CLA	CMB-C2B-C3B	3.27	130.80	124.68
82	S7	202	PEB	C3D-C4D-ND	3.27	113.68	107.26
82	DI	201	PEB	CHB-C4B-NB	-3.27	124.29	128.83
82	aM	201	PEB	C1B-C2B-C3B	-3.27	102.75	106.51
82	aM	204	PEB	C1B-C2B-C3B	-3.27	102.75	106.51
82	gJ	201	PEB	OD-C4D-ND	-3.27	121.08	125.93
83	AD	302	PUB	OA-C1A-NA	-3.27	121.08	125.93
82	J7	202	PEB	C3B-C4B-NB	3.27	114.81	110.05
84	D4	1001	CYC	C2A-C1A-NA	3.27	114.81	110.05
87	1N	610	CLA	CMB-C2B-C3B	3.27	130.80	124.68
87	AN	828	CLA	C1B-CHB-C4A	-3.27	123.64	130.12
83	Z5	302	PUB	CBA-CAA-C3A	-3.27	108.02	112.98
82	XB	202	PEB	C4B-C3B-C2B	-3.27	103.16	106.78
82	CJ	203	PEB	C4B-C3B-C2B	-3.27	103.16	106.78
84	H4	1001	CYC	C2C-C1C-NC	3.27	111.09	108.27
82	WF	203	PEB	C1B-C2B-C3B	-3.27	102.75	106.51
82	PQ	203	PEB	C1B-C2B-C3B	-3.27	102.75	106.51
82	EM	201	PEB	CHA-C1B-NB	-3.27	118.09	124.93
82	RM	201	PEB	C4B-C3B-C2B	-3.27	103.16	106.78
82	KK	203	PEB	CMB-C2B-C1B	3.27	130.10	125.06
82	i4	202	PEB	C3B-C4B-NB	3.27	114.81	110.05
82	hE	202	PEB	C3B-C4B-NB	3.27	114.81	110.05
85	FN	202	BCR	C16-C17-C18	-3.27	122.64	127.31
82	K9	202	PEB	C2A-C1A-NA	3.27	111.09	108.27
82	fE	203	PEB	C2A-C1A-NA	3.27	111.09	108.27
82	fK	202	PEB	C2A-C1A-NA	3.27	111.09	108.27
87	bL	616	CLA	CMB-C2B-C1B	-3.27	123.44	128.46
82	aF	201	PEB	OA-C1A-C2A	-3.27	123.57	126.17
84	J3	1001	CYC	C1B-CHB-C4A	3.27	136.07	128.08
84	N3	1001	CYC	C1B-CHB-C4A	3.27	136.07	128.08

Continued on next page...

Continued from previous page...

Mol	Chain	Res	Type	Atoms	Z	Observed(^{o})	Ideal(^{o})
84	v3	1001	CYC	C1B-CHB-C4A	3.27	136.07	128.08
82	OE	201	PEB	CHA-C1B-NB	-3.27	118.09	124.93
95	C6	502	DGD	O1G-C1A-C2A	3.27	122.17	111.91
84	FH	1001	CYC	C1B-NB-C4B	-3.27	106.51	110.67
82	YJ	203	PEB	C3B-C4B-NB	3.27	114.81	110.05
82	w8	204	PEB	C4B-C3B-C2B	-3.27	103.16	106.78
85	FN	204	BCR	C11-C10-C9	-3.27	122.64	127.31
87	A2	812	CLA	CHB-C4A-NA	3.27	129.03	124.51
82	JQ	201	PEB	C1B-C2B-C3B	-3.27	102.75	106.51
82	CQ	202	PEB	CHB-C4B-NB	-3.27	124.29	128.83
82	d1	201	PEB	CHA-C1B-NB	-3.27	118.09	124.93
84	DH	1003	CYC	CMA-C3A-C4A	3.27	130.10	125.06
87	C6	513	CLA	CMB-C2B-C3B	3.27	130.79	124.68
82	mJ	201	PEB	C3B-C4B-NB	3.27	114.80	110.05
87	O2	201	CLA	O2D-CGD-O1D	-3.27	117.45	123.84
82	OG	201	PEB	OA-C1A-C2A	-3.27	123.57	126.17
82	xK	302	PEB	OD-C4D-ND	-3.27	121.09	125.93
82	hF	202	PEB	CHB-C4B-NB	-3.27	124.29	128.83
87	A2	837	CLA	C2A-C1A-CHA	3.27	129.57	123.86
82	J7	203	PEB	CHC-C1D-ND	-3.27	110.15	113.95
84	IO	1001	CYC	C2A-C1A-NA	3.27	114.80	110.05
85	b6	603	BCR	C20-C21-C22	-3.27	122.65	127.31
87	7N	608	CLA	O2D-CGD-O1D	-3.27	117.45	123.84
82	P1	201	PEB	OD-C4D-ND	-3.27	121.09	125.93
82	TF	202	PEB	CHB-C4B-C3B	-3.27	117.77	125.32
82	MD	202	PEB	CHB-C4B-NB	-3.27	124.29	128.83
82	T4	201	PEB	C4B-C3B-C2B	-3.27	103.17	106.78
82	fM	201	PEB	C4B-C3B-C2B	-3.27	103.17	106.78
82	Z1	203	PEB	CHC-C4C-C3C	-3.27	124.76	130.34
82	RP	201	PEB	CHC-C1D-ND	-3.27	110.15	113.95
82	fF	202	PEB	CMC-C3C-C2C	-3.27	118.78	124.94
84	JH	1003	CYC	CMA-C3A-C4A	3.27	130.09	125.06
84	LG	1001	CYC	OB-C4B-C3B	-3.27	124.50	128.04
82	Q9	201	PEB	CHC-C4C-C3C	-3.27	124.77	130.34
82	WF	203	PEB	C3B-C4B-NB	3.27	114.80	110.05
82	V9	202	PEB	C2A-C1A-NA	3.27	111.09	108.27
84	c3	1001	CYC	C1B-CHB-C4A	3.27	136.06	128.08
82	jO	202	PEB	OD-C4D-C3D	-3.27	122.06	129.46
82	l1	202	PEB	C4B-C3B-C2B	-3.27	103.17	106.78
82	yC	202	PEB	C4B-C3B-C2B	-3.27	103.17	106.78
82	W1	203	PEB	OD-C4D-ND	-3.27	121.09	125.93
82	fK	202	PEB	CMC-C3C-C2C	-3.27	118.78	124.94

Continued on next page...

Continued from previous page...

Mol	Chain	Res	Type	Atoms	Z	Observed(^{o})	Ideal(^{o})
84	KG	202	CYC	C1B-NB-C4B	-3.27	106.51	110.67
87	LN	203	CLA	CMB-C2B-C1B	-3.27	123.44	128.46
85	A2	804	BCR	C33-C5-C4	3.27	119.89	113.62
82	dM	202	PEB	C2A-C1A-NA	3.27	111.09	108.27
82	YM	201	PEB	C1B-C2B-C3B	-3.27	102.76	106.51
82	KF	203	PEB	CMB-C2B-C1B	3.26	130.09	125.06
82	LM	201	PEB	C4B-C3B-C2B	-3.26	103.17	106.78
82	HM	202	PEB	CBB-CAB-C3B	3.26	121.70	112.63
82	YG	202	PEB	CHC-C1D-ND	-3.26	110.16	113.95
82	s8	202	PEB	CHC-C1D-ND	-3.26	110.16	113.95
82	hG	201	PEB	OD-C4D-C3D	-3.26	122.06	129.46
82	B7	202	PEB	CMB-C2B-C1B	3.26	130.09	125.06
87	1N	601	CLA	CHB-C4A-NA	3.26	129.03	124.51
84	g3	1001	CYC	C1B-CHB-C4A	3.26	136.06	128.08
82	WM	201	PEB	CHA-C1B-C2B	3.26	133.29	124.90
82	EP	203	PEB	C4B-C3B-C2B	-3.26	103.17	106.78
82	U1	203	PEB	CHC-C4C-C3C	-3.26	124.77	130.34
82	Q7	202	PEB	C3B-C4B-NB	3.26	114.80	110.05
82	c4	202	PEB	OD-C4D-C3D	-3.26	122.07	129.46
82	B5	201	PEB	OD-C4D-C3D	-3.26	122.07	129.46
82	eE	201	PEB	C4B-C3B-C2B	-3.26	103.17	106.78
82	CF	203	PEB	C2A-C1A-NA	3.26	111.09	108.27
82	GB	201	PEB	CHC-C1D-ND	-3.26	110.16	113.95
84	T3	1001	CYC	C1B-CHB-C4A	3.26	136.05	128.08
82	eG	202	PEB	C1B-C2B-C3B	-3.26	102.76	106.51
82	JK	202	PEB	OD-C4D-ND	-3.26	121.10	125.93
87	cL	515	CLA	CHB-C4A-NA	3.26	129.02	124.51
84	FE	1001	CYC	C1B-C2B-C3B	-3.26	104.47	107.87
82	W1	201	PEB	C3B-C4B-NB	3.26	114.79	110.05
82	iO	202	PEB	C3B-C4B-NB	3.26	114.79	110.05
87	BL	602	CLA	CMB-C2B-C3B	3.26	130.78	124.68
87	bL	620	CLA	CMB-C2B-C3B	3.26	130.78	124.68
82	EP	203	PEB	C2A-C1A-NA	3.26	111.08	108.27
85	BL	618	BCR	C11-C10-C9	-3.26	122.66	127.31
82	OM	203	PEB	C1B-C2B-C3B	-3.26	102.76	106.51
82	AG	301	PEB	C4B-C3B-C2B	-3.26	103.17	106.78
82	mF	202	PEB	C4B-C3B-C2B	-3.26	103.17	106.78
82	IP	201	PEB	CHA-C1B-NB	-3.26	118.11	124.93
82	Z1	203	PEB	C3B-C4B-NB	3.26	114.79	110.05
82	nF	202	PEB	C3B-C4B-NB	3.26	114.79	110.05
82	OK	203	PEB	CHB-C4B-NB	-3.26	124.30	128.83
82	RE	202	PEB	C2A-C1A-NA	3.26	111.08	108.27

Continued on next page...

Continued from previous page...

Mol	Chain	Res	Type	Atoms	Z	Observed(^{o})	Ideal(^{o})
82	XF	202	PEB	C1B-C2B-C3B	-3.26	102.76	106.51
82	fG	203	PEB	C1B-C2B-C3B	-3.26	102.76	106.51
87	ON	201	CLA	O2D-CGD-O1D	-3.26	117.46	123.84
94	a6	601	PL9	C37-C38-C39	-3.26	119.81	127.66
82	RP	201	PEB	C3B-C4B-NB	3.26	114.79	110.05
84	LH	1001	CYC	C2A-C1A-NA	3.26	114.79	110.05
84	BG	1002	CYC	CMB-C2B-C1B	3.26	128.24	124.17
82	iM	202	PEB	C4B-C3B-C2B	-3.26	103.17	106.78
82	ND	202	PEB	CHC-C4C-C3C	-3.26	124.78	130.34
82	P4	202	PEB	OD-C4D-ND	-3.26	121.10	125.93
87	22	612	CLA	CMB-C2B-C1B	-3.26	123.45	128.46
82	ZF	201	PEB	OA-C1A-C2A	-3.26	123.58	126.17
82	gK	202	PEB	C3B-C4B-NB	3.26	114.79	110.05
84	NO	1001	CYC	C2A-C1A-NA	3.26	114.79	110.05
82	WJ	202	PEB	C3D-C4D-ND	3.26	113.66	107.26
82	W7	202	PEB	C3D-C4D-ND	3.26	113.66	107.26
82	EP	201	PEB	C1B-C2B-C3B	-3.26	102.77	106.51
82	UM	201	PEB	CHB-C4B-NB	-3.26	124.31	128.83
82	DQ	201	PEB	C2A-C1A-NA	3.26	111.08	108.27
82	hG	201	PEB	C2A-C1A-NA	3.26	111.08	108.27
84	LE	1001	CYC	OB-C4B-C3B	-3.26	124.50	128.04
84	R3	1001	CYC	C1B-CHB-C4A	3.26	136.04	128.08
87	dL	401	CLA	CHB-C4A-NA	3.26	129.02	124.51
82	mF	202	PEB	C3B-C4B-NB	3.26	114.79	110.05
84	M4	1001	CYC	C2A-C1A-NA	3.26	114.79	110.05
82	IQ	202	PEB	CMB-C2B-C1B	3.26	130.08	125.06
82	SM	203	PEB	OD-C4D-ND	-3.26	121.10	125.93
82	AO	301	PEB	OD-C4D-ND	-3.26	121.10	125.93
82	eM	202	PEB	OD-C4D-ND	-3.26	121.10	125.93
87	82	301	CLA	CMB-C2B-C1B	-3.26	123.45	128.46
82	QF	201	PEB	CHC-C1D-ND	-3.26	110.16	113.95
84	t3	1001	CYC	C1B-CHB-C4A	3.26	136.04	128.08
82	XK	202	PEB	C2A-C1A-NA	3.26	111.08	108.27
82	YK	202	PEB	C2A-C1A-NA	3.26	111.08	108.27
82	cF	203	PEB	C2A-C1A-NA	3.26	111.08	108.27
82	QB	201	PEB	CHB-C4B-NB	-3.26	124.31	128.83
85	C6	508	BCR	C38-C26-C27	3.26	119.88	113.62
82	WH	202	PEB	C1B-C2B-C3B	-3.26	102.77	106.51
82	c4	201	PEB	C1B-C2B-C3B	-3.26	102.77	106.51
82	QM	203	PEB	CMB-C2B-C1B	3.26	130.08	125.06
87	AN	812	CLA	CHB-C4A-NA	3.26	129.02	124.51
82	ZH	203	PEB	CHC-C4C-C3C	-3.26	124.78	130.34

Continued on next page...

Continued from previous page...

Mol	Chain	Res	Type	Atoms	Z	Observed(^{o})	Ideal(^{o})
82	AH	302	PEB	OA-C1A-C2A	-3.26	123.58	126.17
84	p3	1001	CYC	C1B-CHB-C4A	3.26	136.04	128.08
82	MM	201	PEB	C2A-C1A-NA	3.26	111.08	108.27
82	H1	1002	PEB	C2A-C1A-NA	3.26	111.08	108.27
82	aO	203	PEB	C3B-C4B-NB	3.26	114.79	110.05
82	TH	201	PEB	CHC-C1D-ND	-3.26	110.17	113.95
82	fH	202	PEB	OD-C4D-ND	-3.26	121.11	125.93
87	8N	304	CLA	CMB-C2B-C3B	3.26	130.77	124.68
84	H4	1001	CYC	O2A-CGA-CBA	3.26	124.49	114.03
82	kF	202	PEB	CHC-C4C-C3C	-3.26	124.78	130.34
82	RG	202	PEB	C2A-C1A-NA	3.26	111.08	108.27
82	SJ	202	PEB	C2A-C1A-NA	3.26	111.08	108.27
85	BL	618	BCR	C16-C15-C14	-3.26	116.80	123.47
87	BL	609	CLA	CMB-C2B-C3B	3.26	130.77	124.68
82	h4	201	PEB	CHB-C4B-C3B	-3.26	117.80	125.32
87	B6	613	CLA	O2D-CGD-O1D	-3.26	117.47	123.84
82	JI	201	PEB	CAA-C3A-C2A	-3.26	106.12	114.26
82	UG	201	PEB	C3B-C4B-NB	3.26	114.78	110.05
82	L5	201	PEB	C3B-C4B-NB	3.26	114.78	110.05
82	lM	203	PEB	C1B-C2B-C3B	-3.26	102.77	106.51
82	fF	202	PEB	CHC-C1D-ND	3.26	117.73	113.95
82	eK	202	PEB	CHC-C1D-ND	-3.26	110.17	113.95
82	AA	202	PEB	CMB-C2B-C1B	3.26	130.08	125.06
87	1N	609	CLA	CMB-C2B-C1B	-3.26	123.46	128.46
82	QQ	201	PEB	C4B-C3B-C2B	-3.26	103.18	106.78
82	WP	201	PEB	C2A-C1A-NA	3.25	111.08	108.27
82	KP	202	PEB	CHB-C4B-C3B	-3.25	117.80	125.32
82	MP	202	PEB	CHC-C1D-ND	-3.25	110.17	113.95
82	U9	201	PEB	OD-C4D-ND	-3.25	121.11	125.93
82	WK	203	PEB	C3D-C4D-ND	3.25	113.64	107.26
82	MA	201	PEB	C4B-C3B-C2B	-3.25	103.18	106.78
82	JF	202	PEB	CHA-C1B-NB	-3.25	118.13	124.93
84	i3	1001	CYC	C1B-CHB-C4A	3.25	136.03	128.08
85	KN	101	BCR	C16-C17-C18	-3.25	122.67	127.31
82	KQ	202	PEB	CMB-C2B-C1B	3.25	130.07	125.06
82	j4	202	PEB	CMB-C2B-C1B	3.25	130.07	125.06
82	uF	202	PEB	CHC-C4C-C3C	-3.25	124.79	130.34
82	JH	1002	PEB	C2A-C1A-NA	3.25	111.08	108.27
82	RB	201	PEB	CAB-CBB-CGB	-3.25	106.60	113.60
82	UM	202	PEB	C1B-C2B-C3B	-3.25	102.77	106.51
82	ZF	202	PEB	C3B-C4B-NB	3.25	114.78	110.05
82	SH	202	PEB	CHA-C1B-NB	-3.25	118.13	124.93

Continued on next page...

Continued from previous page...

Mol	Chain	Res	Type	Atoms	Z	Observed(^{o})	Ideal(^{o})
82	DP	202	PEB	OD-C4D-ND	-3.25	121.11	125.93
83	K7	203	PUB	OD-C4D-ND	-3.25	121.11	125.93
82	JQ	202	PEB	CHC-C4C-C3C	-3.25	124.79	130.34
82	UB	301	PEB	C4B-C3B-C2B	-3.25	103.18	106.78
82	JP	202	PEB	C4B-C3B-C2B	-3.25	103.18	106.78
82	lM	202	PEB	C4B-C3B-C2B	-3.25	103.18	106.78
82	hM	202	PEB	CHA-C1B-NB	-3.25	118.13	124.93
82	MK	201	PEB	OD-C4D-ND	-3.25	121.11	125.93
82	dM	202	PEB	OD-C4D-ND	-3.25	121.11	125.93
87	C6	510	CLA	CMB-C2B-C3B	3.25	130.76	124.68
91	AL	410	PHO	CMB-C2B-C3B	3.25	130.76	124.68
82	fK	202	PEB	CHC-C1D-ND	3.25	117.72	113.95
82	eF	202	PEB	CHA-C1B-NB	-3.25	118.13	124.93
82	e4	201	PEB	C2A-C1A-NA	3.25	111.08	108.27
84	E3	1001	CYC	C1B-CHB-C4A	3.25	136.03	128.08
84	P3	1001	CYC	C1B-CHB-C4A	3.25	136.03	128.08
82	YD	202	PEB	OA-C1A-C2A	-3.25	123.59	126.17
82	CB	202	PEB	C4B-C3B-C2B	-3.25	103.18	106.78
82	VP	202	PEB	C4B-C3B-C2B	-3.25	103.18	106.78
82	kM	201	PEB	C3B-C4B-NB	3.25	114.78	110.05
82	IK	201	PEB	OD-C4D-ND	-3.25	121.11	125.93
82	hG	203	PEB	OD-C4D-ND	-3.25	121.11	125.93
85	bL	601	BCR	C11-C10-C9	-3.25	122.67	127.31
82	cK	202	PEB	CHC-C1D-ND	-3.25	110.17	113.95
82	mK	202	PEB	C3B-C4B-NB	3.25	114.78	110.05
82	ZJ	202	PEB	CHC-C4C-C3C	-3.25	124.79	130.34
82	MF	201	PEB	OD-C4D-ND	-3.25	121.11	125.93
82	Q7	201	PEB	CHA-C4A-NA	3.25	129.07	125.20
82	XK	202	PEB	C1B-C2B-C3B	-3.25	102.78	106.51
82	GP	201	PEB	C1B-C2B-C3B	-3.25	102.78	106.51
82	OG	202	PEB	CHC-C4C-C3C	-3.25	124.79	130.34
82	uK	201	PEB	CHC-C4C-C3C	-3.25	124.79	130.34
82	lJ	202	PEB	C3B-C4B-NB	3.25	114.78	110.05
82	sC	201	PEB	OD-C4D-ND	-3.25	121.11	125.93
82	mJ	202	PEB	OD-C4D-ND	-3.25	121.11	125.93
82	gB	201	PEB	CAA-C3A-C2A	-3.25	106.14	114.26
82	X7	203	PEB	CAC-CBC-CGC	-3.25	104.65	113.76
82	UD	201	PEB	CMB-C2B-C1B	3.25	130.07	125.06
82	M5	301	PEB	C4B-C3B-C2B	-3.25	103.19	106.78
82	JD	202	PEB	CHC-C4C-C3C	-3.25	124.79	130.34
82	TK	202	PEB	CHB-C4B-C3B	-3.25	117.81	125.32
82	mM	201	PEB	C3B-C4B-NB	3.25	114.78	110.05

Continued on next page...

Continued from previous page...

Mol	Chain	Res	Type	Atoms	Z	Observed(^{o})	Ideal(^{o})
82	WK	203	PEB	C1B-C2B-C3B	-3.25	102.78	106.51
82	d4	201	PEB	C1B-C2B-C3B	-3.25	102.78	106.51
82	dO	201	PEB	C1B-C2B-C3B	-3.25	102.78	106.51
82	AO	304	PEB	OD-C4D-ND	-3.25	121.11	125.93
82	PJ	201	PEB	CMB-C2B-C1B	3.25	130.07	125.06
85	F2	204	BCR	C11-C10-C9	-3.25	122.67	127.31
82	OA	201	PEB	C4B-C3B-C2B	-3.25	103.19	106.78
82	FH	1002	PEB	C4B-C3B-C2B	-3.25	103.19	106.78
83	wK	304	PUB	C1C-C2C-C3C	-3.25	103.19	106.78
82	UQ	201	PEB	C3B-C4B-NB	3.25	114.78	110.05
82	UI	201	PEB	OD-C4D-ND	-3.25	121.12	125.93
82	AG	304	PEB	CHA-C1B-NB	-3.25	118.14	124.93
87	72	609	CLA	CAA-C2A-C3A	-3.25	106.14	114.26
82	F5	202	PEB	C3B-C4B-NB	3.25	114.78	110.05
82	J5	203	PEB	C3B-C4B-NB	3.25	114.78	110.05
82	EM	203	PEB	C4B-C3B-C2B	-3.25	103.19	106.78
82	RP	201	PEB	CHC-C4C-C3C	-3.25	124.80	130.34
87	3N	308	CLA	CMB-C2B-C3B	3.25	130.76	124.68
87	62	310	CLA	CAA-C2A-C3A	-3.25	108.52	116.10
84	CH	1001	CYC	C4A-C3A-C2A	-3.25	102.78	106.51
84	G3	1001	CYC	C1B-CHB-C4A	3.25	136.02	128.08
82	WG	201	PEB	CHC-C4C-C3C	-3.25	124.80	130.34
82	LI	201	PEB	C2A-C1A-NA	3.25	111.07	108.27
82	H9	203	PEB	C2A-C1A-NA	3.25	111.07	108.27
84	DO	1001	CYC	C4A-C3A-C2A	-3.25	102.78	106.51
82	WH	203	PEB	OD-C4D-ND	-3.25	121.12	125.93
82	ZK	201	PEB	OD-C4D-ND	-3.25	121.12	125.93
82	a4	203	PEB	C3B-C4B-NB	3.25	114.77	110.05
87	B2	809	CLA	CMB-C2B-C1B	-3.25	123.47	128.46
87	b6	608	CLA	CHB-C4A-NA	3.25	129.00	124.51
82	e4	202	PEB	C4B-C3B-C2B	-3.25	103.19	106.78
82	D5	202	PEB	C4B-C3B-C2B	-3.25	103.19	106.78
84	HO	1001	CYC	O2A-CGA-CBA	3.25	124.46	114.03
83	K7	203	PUB	OA-C1A-NA	-3.25	121.12	125.93
82	DF	201	PEB	C3B-C4B-NB	3.25	114.77	110.05
82	mF	201	PEB	C3B-C4B-NB	3.25	114.77	110.05
82	RD	201	PEB	C1B-C2B-C3B	-3.25	102.78	106.51
84	D4	1001	CYC	C4A-C3A-C2A	-3.25	102.78	106.51
82	PK	202	PEB	CHB-C4B-C3B	-3.25	117.82	125.32
82	pC	202	PEB	CHB-C4B-C3B	3.25	132.82	125.32
87	AN	828	CLA	CAA-C2A-C3A	-3.25	103.89	112.78
82	1C	202	PEB	C4B-C3B-C2B	-3.25	103.19	106.78

Continued on next page...

Continued from previous page...

Mol	Chain	Res	Type	Atoms	Z	Observed(^{o})	Ideal(^{o})
82	dQ	401	PEB	C4B-C3B-C2B	-3.25	103.19	106.78
87	82	303	CLA	CMB-C2B-C3B	3.25	130.75	124.68
87	A2	828	CLA	CAA-C2A-C3A	-3.25	103.89	112.78
82	VH	201	PEB	CHC-C4C-C3C	-3.25	124.80	130.34
83	KA	203	PUB	OD-C4D-ND	-3.25	121.12	125.93
82	1C	201	PEB	C4B-C3B-C2B	-3.25	103.19	106.78
82	kE	202	PEB	C4B-C3B-C2B	-3.25	103.19	106.78
82	cG	201	PEB	C4B-C3B-C2B	-3.25	103.19	106.78
82	kG	201	PEB	C4B-C3B-C2B	-3.25	103.19	106.78
82	aJ	201	PEB	C4B-C3B-C2B	-3.25	103.19	106.78
84	NE	201	CYC	C1A-C2A-C3A	-3.25	103.19	106.78
82	QA	201	PEB	CBB-CAB-C3B	-3.25	103.61	112.63
82	FK	202	PEB	OA-C1A-C2A	-3.24	123.59	126.17
82	PO	202	PEB	OD-C4D-ND	-3.24	121.12	125.93
82	aM	204	PEB	C2A-C1A-NA	3.24	111.07	108.27
82	Y5	202	PEB	C4B-C3B-C2B	-3.24	103.19	106.78
82	U1	203	PEB	C1B-C2B-C3B	-3.24	102.78	106.51
82	E7	202	PEB	C1B-C2B-C3B	-3.24	102.78	106.51
82	ZJ	202	PEB	C3B-C4B-NB	3.24	114.77	110.05
82	FM	202	PEB	C3B-C4B-NB	3.24	114.77	110.05
82	wF	303	PEB	C3B-C4B-NB	3.24	114.77	110.05
87	12	610	CLA	CMB-C2B-C3B	3.24	130.75	124.68
87	3N	311	CLA	CMB-C2B-C3B	3.24	130.75	124.68
92	b6	624	LMG	O8-C28-C29	3.24	122.09	111.91
82	KP	202	PEB	CHA-C1B-NB	-3.24	118.15	124.93
85	BL	616	BCR	C16-C17-C18	-3.24	122.68	127.31
84	73	1002	CYC	C2B-C1B-NB	3.24	111.74	106.99
82	NJ	202	PEB	C3B-C4B-NB	3.24	114.77	110.05
82	PP	202	PEB	C4B-C3B-C2B	-3.24	103.19	106.78
82	aK	201	PEB	C4B-C3B-C2B	-3.24	103.19	106.78
82	MK	202	PEB	C1B-C2B-C3B	-3.24	102.78	106.51
82	T4	202	PEB	C1B-C2B-C3B	-3.24	102.78	106.51
82	W7	202	PEB	C1B-C2B-C3B	-3.24	102.78	106.51
82	jG	201	PEB	C1B-C2B-C3B	-3.24	102.78	106.51
84	A3	1001	CYC	C1B-CHB-C4A	3.24	136.00	128.08
84	e3	1001	CYC	C1B-CHB-C4A	3.24	136.00	128.08
82	FA	201	PEB	C4B-C3B-C2B	-3.24	103.19	106.78
82	HP	201	PEB	C4B-C3B-C2B	-3.24	103.19	106.78
82	PH	201	PEB	C1B-C2B-C3B	-3.24	102.78	106.51
85	bL	602	BCR	C33-C5-C6	-3.24	120.89	124.53
87	7N	609	CLA	CAA-C2A-C3A	-3.24	106.16	114.26
82	NJ	201	PEB	CHA-C4A-NA	3.24	129.06	125.20

Continued on next page...

Continued from previous page...

Mol	Chain	Res	Type	Atoms	Z	Observed(^{o})	Ideal(^{o})
83	xK	305	PUB	CHA-C1B-C2B	-3.24	124.81	130.34
82	LA	201	PEB	C2A-C1A-NA	3.24	111.07	108.27
82	BK	202	PEB	C2A-C1A-NA	3.24	111.07	108.27
84	K3	1001	CYC	C1B-CHB-C4A	3.24	136.00	128.08
87	cL	517	CLA	CMB-C2B-C3B	3.24	130.74	124.68
82	VO	201	PEB	OD-C4D-ND	-3.24	121.13	125.93
87	bL	608	CLA	CMB-C2B-C1B	-3.24	123.48	128.46
82	IP	203	PEB	C3B-C4B-NB	3.24	114.77	110.05
84	I4	1001	CYC	C2A-C1A-NA	3.24	114.77	110.05
82	ID	202	PEB	CMB-C2B-C1B	3.24	130.06	125.06
84	HE	1001	CYC	C4A-C3A-C2A	-3.24	102.79	106.51
84	E4	1001	CYC	C4A-C3A-C2A	-3.24	102.79	106.51
82	S1	201	PEB	C4B-C3B-C2B	-3.24	103.19	106.78
82	OP	202	PEB	OD-C4D-ND	-3.24	121.13	125.93
82	W4	201	PEB	CHA-C4A-NA	3.24	129.06	125.20
84	NO	1001	CYC	C2B-C1B-NB	3.24	111.73	106.99
82	AG	304	PEB	C1C-CHB-C4B	-3.24	124.94	128.81
87	32	307	CLA	CMB-C2B-C3B	3.24	130.74	124.68
82	J5	203	PEB	OA-C1A-C2A	-3.24	123.60	126.17
82	lH	202	PEB	OA-C1A-C2A	-3.24	123.60	126.17
82	MK	202	PEB	CHC-C4C-C3C	-3.24	124.81	130.34
82	AP	203	PEB	C2A-C1A-NA	3.24	111.07	108.27
82	e1	202	PEB	CMB-C2B-C1B	3.24	130.06	125.06
82	OE	202	PEB	OD-C4D-ND	-3.24	121.13	125.93
82	V7	202	PEB	OD-C4D-ND	-3.24	121.13	125.93
82	AG	304	PEB	C1B-C2B-C3B	-3.24	102.79	106.51
82	BJ	301	PEB	C1B-C2B-C3B	-3.24	102.79	106.51
83	xK	301	PUB	CMD-C2D-C3D	3.24	132.63	127.77
82	OP	201	PEB	C3B-C4B-NB	3.24	114.76	110.05
83	Z5	302	PUB	C1C-C2C-C3C	-3.24	103.20	106.78
85	AN	846	BCR	C3-C4-C5	-3.24	108.29	114.08
82	WB	402	PEB	CHB-C4B-NB	-3.24	124.33	128.83
87	2N	306	CLA	O2D-CGD-O1D	-3.24	117.50	123.84
87	6N	609	CLA	O2D-CGD-O1D	-3.24	117.50	123.84
84	l3	1001	CYC	C1B-CHB-C4A	3.24	136.00	128.08
82	PA	202	PEB	OD-C4D-ND	-3.24	121.13	125.93
87	b6	614	CLA	CMB-C2B-C3B	3.24	130.74	124.68
82	PB	201	PEB	C3B-C4B-NB	3.24	114.76	110.05
82	HP	202	PEB	C2A-C1A-NA	3.24	111.07	108.27
82	KP	201	PEB	C2A-C1A-NA	3.24	111.07	108.27
87	AN	837	CLA	C2A-C1A-CHA	3.24	129.52	123.86
82	XB	201	PEB	C1B-C2B-C3B	-3.24	102.79	106.51

Continued on next page...

Continued from previous page...

Mol	Chain	Res	Type	Atoms	Z	Observed(^{o})	Ideal(^{o})
82	IM	201	PEB	C1B-C2B-C3B	-3.24	102.79	106.51
82	EK	201	PEB	CHA-C1B-NB	-3.24	118.16	124.93
87	J2	101	CLA	CHB-C4A-NA	3.24	128.99	124.51
82	UQ	201	PEB	CMB-C2B-C1B	3.24	130.05	125.06
82	RD	202	PEB	OD-C4D-ND	-3.24	121.13	125.93
82	s8	201	PEB	CHC-C4C-C3C	-3.24	124.81	130.34
84	m3	1001	CYC	C1B-CHB-C4A	3.24	136.00	128.08
84	C4	1001	CYC	CHA-C1A-NA	-3.24	124.33	128.83
82	Z5	301	PEB	C4B-C3B-C2B	-3.24	103.20	106.78
82	J7	203	PEB	OD-C4D-ND	-3.24	121.13	125.93
82	A4	304	PEB	C2A-C1A-NA	3.24	111.06	108.27
82	RG	201	PEB	C3B-C4B-NB	3.24	114.76	110.05
82	KP	201	PEB	C3D-C4D-ND	3.24	113.61	107.26
82	eH	203	PEB	CMB-C2B-C1B	3.24	130.05	125.06
82	dG	202	PEB	CHA-C1B-NB	-3.24	118.16	124.93
82	bG	201	PEB	OD-C4D-ND	-3.24	121.13	125.93
82	QD	201	PEB	CHC-C1D-ND	-3.24	110.19	113.95
82	lG	201	PEB	C1B-C2B-C3B	-3.24	102.79	106.51
85	Z6	101	BCR	C38-C26-C25	-3.24	120.89	124.53
82	AP	202	PEB	C3B-C4B-NB	3.24	114.76	110.05
82	gB	202	PEB	C3B-C4B-NB	3.24	114.76	110.05
82	tK	203	PEB	C4B-C3B-C2B	-3.24	103.20	106.78
82	iO	202	PEB	C4B-C3B-C2B	-3.24	103.20	106.78
82	N4	1002	PEB	CMB-C2B-C1B	3.24	130.05	125.06
82	aE	202	PEB	C2A-C1A-NA	3.24	111.06	108.27
82	IK	201	PEB	CAC-C2C-C3C	3.24	136.55	127.25
82	QP	201	PEB	CHB-C4B-NB	-3.24	124.34	128.83
82	WD	201	PEB	OA-C1A-C2A	-3.24	123.60	126.17
82	QA	202	PEB	C3B-C4B-NB	3.24	114.76	110.05
82	uC	202	PEB	OD-C4D-C3D	-3.24	122.12	129.46
87	6N	604	CLA	C1B-CHB-C4A	-3.24	123.71	130.12
82	TD	201	PEB	C4B-C3B-C2B	-3.24	103.20	106.78
84	MO	1001	CYC	C1A-C2A-C3A	-3.24	103.20	106.78
82	GG	1002	PEB	OD-C4D-C3D	-3.24	122.13	129.46
82	j4	202	PEB	OD-C4D-C3D	-3.24	122.13	129.46
82	ED	202	PEB	OD-C4D-ND	-3.24	121.14	125.93
82	EQ	202	PEB	OD-C4D-ND	-3.24	121.14	125.93
82	eE	203	PEB	CHA-C1B-C2B	3.24	133.22	124.90
82	WO	201	PEB	CHA-C4A-NA	3.24	129.05	125.20
82	GF	203	PEB	C3D-C4D-ND	3.24	113.61	107.26
82	GM	203	PEB	C1B-C2B-C3B	-3.24	102.79	106.51
82	z8	202	PEB	CHA-C1B-NB	-3.24	118.16	124.93

Continued on next page...

Continued from previous page...

Mol	Chain	Res	Type	Atoms	Z	Observed(^{o})	Ideal(^{o})
84	EO	1001	CYC	CBD-CAD-C3D	-3.24	107.10	112.62
87	4N	604	CLA	CMB-C2B-C1B	-3.24	123.49	128.46
85	C6	508	BCR	C21-C20-C19	3.24	133.31	123.22
82	SF	201	PEB	OD-C4D-ND	-3.24	121.14	125.93
82	qK	202	PEB	OD-C4D-ND	-3.24	121.14	125.93
85	Z6	101	BCR	C39-C30-C29	3.24	121.85	108.91
82	H7	202	PEB	CHB-C4B-NB	-3.24	124.34	128.83
82	DD	201	PEB	C2A-C1A-NA	3.24	111.06	108.27
82	ID	201	PEB	C2A-C1A-NA	3.24	111.06	108.27
82	SH	201	PEB	C4B-C3B-C2B	-3.24	103.20	106.78
82	LM	201	PEB	CMB-C2B-C1B	3.24	130.05	125.06
82	MM	201	PEB	C3B-C4B-NB	3.24	114.75	110.05
85	KL	100	BCR	C11-C12-C13	3.24	135.50	126.42
87	A2	832	CLA	O2D-CGD-O1D	-3.24	117.51	123.84
82	AP	201	PEB	CHA-C1B-NB	-3.23	118.17	124.93
85	I2	101	BCR	C7-C8-C9	-3.23	121.35	126.23
82	TK	202	PEB	OA-C1A-C2A	-3.23	123.60	126.17
82	YG	201	PEB	C1C-CHB-C4B	3.23	132.67	128.81
82	BK	202	PEB	C1B-C2B-C3B	-3.23	102.79	106.51
82	S5	201	PEB	CMB-C2B-C1B	3.23	130.04	125.06
82	WH	201	PEB	C3B-C4B-NB	3.23	114.75	110.05
82	OJ	203	PEB	C3B-C4B-NB	3.23	114.75	110.05
82	U9	201	PEB	CHC-C4C-C3C	-3.23	124.82	130.34
82	s8	201	PEB	OD-C4D-ND	-3.23	121.14	125.93
82	AE	304	PEB	CHA-C1B-NB	-3.23	118.17	124.93
82	PK	202	PEB	C3B-C4B-NB	3.23	114.75	110.05
82	NI	203	PEB	OD-C4D-C3D	-3.23	122.13	129.46
85	H6	101	BCR	C16-C15-C14	-3.23	116.85	123.47
87	CL	513	CLA	O2D-CGD-O1D	-3.23	117.52	123.84
82	a4	201	PEB	C4B-C3B-C2B	-3.23	103.20	106.78
82	w8	202	PEB	C4B-C3B-C2B	-3.23	103.20	106.78
82	L5	202	PEB	OD-C4D-ND	-3.23	121.14	125.93
82	sC	202	PEB	CMB-C2B-C1B	3.23	130.04	125.06
85	c6	617	BCR	C33-C5-C4	3.23	119.83	113.62
82	LM	201	PEB	C2A-C1A-NA	3.23	111.06	108.27
84	E4	1001	CYC	CBD-CAD-C3D	-3.23	107.10	112.62
82	u8	203	PEB	CHC-C1D-ND	-3.23	110.19	113.95
82	RQ	202	PEB	C3D-C4D-ND	3.23	113.60	107.26
84	M4	1001	CYC	C4A-C3A-C2A	-3.23	102.80	106.51
82	YF	201	PEB	CHA-C1B-NB	-3.23	118.17	124.93
82	N5	201	PEB	CMA-C2A-C1A	-3.23	105.44	112.40
82	KD	202	PEB	CMB-C2B-C1B	3.23	130.04	125.06

Continued on next page...

Continued from previous page...

Mol	Chain	Res	Type	Atoms	Z	Observed(^{o})	Ideal(^{o})
82	AQ	303	PEB	CMB-C2B-C1B	3.23	130.04	125.06
87	22	606	CLA	O2D-CGD-O1D	-3.23	117.52	123.84
82	SH	202	PEB	C4B-C3B-C2B	-3.23	103.20	106.78
87	6N	607	CLA	CMB-C2B-C1B	-3.23	123.50	128.46
82	FJ	201	PEB	CHA-C4A-NA	3.23	129.05	125.20
87	BN	802	CLA	C1B-CHB-C4A	-3.23	123.72	130.12
82	OE	202	PEB	CHC-C1D-ND	-3.23	110.19	113.95
82	AH	301	PEB	OD-C4D-ND	-3.23	121.14	125.93
82	P1	201	PEB	C1B-C2B-C3B	-3.23	102.80	106.51
87	A2	851	CLA	CHB-C4A-NA	3.23	128.98	124.51
82	CQ	202	PEB	C4B-C3B-C2B	-3.23	103.21	106.78
82	R1	201	PEB	C4B-C3B-C2B	-3.23	103.21	106.78
82	O5	201	PEB	C4B-C3B-C2B	-3.23	103.21	106.78
82	ZB	203	PEB	CBB-CAB-C3B	-3.23	103.65	112.63
82	sC	202	PEB	CHC-C1D-ND	-3.23	110.19	113.95
82	gB	203	PEB	C1B-C2B-C3B	-3.23	102.80	106.51
82	qC	202	PEB	C1B-C2B-C3B	-3.23	102.80	106.51
82	HG	1002	PEB	OA-C1A-C2A	-3.23	123.60	126.17
87	BN	810	CLA	CMB-C2B-C1B	-3.23	123.50	128.46
82	CD	202	PEB	C4B-C3B-C2B	-3.23	103.21	106.78
82	YK	203	PEB	OD-C4D-ND	-3.23	121.14	125.93
82	gK	203	PEB	OD-C4D-ND	-3.23	121.14	125.93
82	g4	201	PEB	C2A-C1A-NA	3.23	111.06	108.27
82	dH	201	PEB	CMB-C2B-C1B	3.23	130.04	125.06
82	YE	201	PEB	C1C-CHB-C4B	3.23	132.67	128.81
82	uC	203	PEB	CHC-C1D-ND	-3.23	110.20	113.95
82	HA	202	PEB	CHB-C4B-NB	-3.23	124.35	128.83
82	Z9	304	PEB	CHA-C1B-C2B	3.23	133.21	124.90
82	hG	202	PEB	C4B-C3B-C2B	-3.23	103.21	106.78
82	k4	201	PEB	C3B-C4B-NB	3.23	114.75	110.05
82	OP	203	PEB	CHB-C4B-NB	-3.23	124.35	128.83
82	Y1	201	PEB	C2A-C1A-NA	3.23	111.06	108.27
82	M7	202	PEB	C1B-C2B-C3B	-3.23	102.80	106.51
82	WG	202	PEB	OD-C4D-ND	-3.23	121.15	125.93
87	6N	609	CLA	CAA-C2A-C3A	-3.23	108.56	116.10
87	12	604	CLA	CMB-C2B-C1B	-3.23	123.50	128.46
82	D5	203	PEB	C3B-C4B-NB	3.23	114.75	110.05
87	5N	601	CLA	CHB-C4A-NA	3.23	128.98	124.51
82	M9	305	PEB	CHA-C1B-C2B	3.23	133.20	124.90
82	UJ	203	PEB	CMB-C2B-C1B	3.23	130.04	125.06
82	m4	201	PEB	OD-C4D-ND	-3.23	121.15	125.93
82	dG	201	PEB	OA-C1A-C2A	-3.23	123.61	126.17

Continued on next page...

Continued from previous page...

Mol	Chain	Res	Type	Atoms	Z	Observed(^{o})	Ideal(^{o})
82	OO	202	PEB	C1B-C2B-C3B	-3.23	102.80	106.51
82	EF	201	PEB	CHA-C1B-NB	-3.23	118.18	124.93
87	BN	829	CLA	CMB-C2B-C3B	3.23	130.72	124.68
85	A6	401	BCR	C7-C8-C9	-3.23	121.36	126.23
82	OE	202	PEB	CHC-C4C-C3C	-3.23	124.83	130.34
82	qK	203	PEB	CHB-C4B-NB	-3.23	124.35	128.83
82	A4	301	PEB	OD-C4D-ND	-3.23	121.15	125.93
84	IG	1001	CYC	C1A-C2A-C3A	-3.23	103.21	106.78
87	62	310	CLA	O2D-CGD-O1D	-3.23	117.53	123.84
82	i4	201	PEB	CHC-C1D-ND	-3.23	110.20	113.95
82	YA	301	PEB	C1B-C2B-C3B	-3.23	102.80	106.51
82	W5	202	PEB	C1B-C2B-C3B	-3.23	102.80	106.51
82	fJ	202	PEB	C1B-C2B-C3B	-3.23	102.80	106.51
82	JA	202	PEB	C3B-C4B-NB	3.23	114.74	110.05
82	WK	203	PEB	C3B-C4B-NB	3.23	114.74	110.05
82	B5	203	PEB	C3B-C4B-NB	3.23	114.74	110.05
82	OF	203	PEB	CHB-C4B-NB	-3.23	124.35	128.83
82	LP	201	PEB	OD-C4D-ND	-3.23	121.15	125.93
82	WF	201	PEB	OA-C1A-C2A	-3.23	123.61	126.17
82	J1	1002	PEB	C2A-C1A-NA	3.23	111.06	108.27
83	YA	302	PUB	C1C-C2C-C3C	-3.23	103.21	106.78
83	M5	302	PUB	C1C-C2C-C3C	-3.23	103.21	106.78
82	G5	201	PEB	CMA-C2A-C1A	-3.23	105.45	112.40
84	D1	1001	CYC	CMB-C2B-C1B	3.23	128.20	124.17
85	BL	617	BCR	C21-C20-C19	3.23	133.29	123.22
82	d1	203	PEB	C1B-C2B-C3B	-3.23	102.80	106.51
82	K7	201	PEB	C1B-C2B-C3B	-3.23	102.80	106.51
82	P5	201	PEB	CMA-C2A-C1A	-3.23	105.45	112.40
87	CL	514	CLA	CMB-C2B-C3B	3.23	130.71	124.68
82	EM	201	PEB	C2A-C1A-NA	3.23	111.05	108.27
82	A1	305	PEB	C2A-C1A-NA	3.23	111.05	108.27
82	wC	204	PEB	C1B-C2B-C3B	-3.23	102.80	106.51
82	NQ	202	PEB	CHC-C4C-C3C	-3.23	124.83	130.34
82	BI	202	PEB	OD-C4D-C3D	-3.23	122.15	129.46
82	Y4	201	PEB	C3B-C4B-NB	3.23	114.74	110.05
82	mK	201	PEB	C3B-C4B-NB	3.23	114.74	110.05
82	BD	202	PEB	C1C-CHB-C4B	3.23	132.66	128.81
82	DB	201	PEB	CHA-C1B-NB	-3.23	118.19	124.93
82	NO	1002	PEB	CMB-C2B-C1B	3.23	130.03	125.06
83	AJ	303	PUB	OA-C1A-NA	-3.23	121.15	125.93
82	F9	203	PEB	C4B-C3B-C2B	-3.23	103.21	106.78
85	AN	848	BCR	C20-C19-C18	3.23	135.48	126.42

Continued on next page...

Continued from previous page...

Mol	Chain	Res	Type	Atoms	Z	Observed(^{o})	Ideal(^{o})
82	UF	201	PEB	CHA-C1B-NB	-3.22	118.19	124.93
85	H6	101	BCR	C38-C26-C27	3.22	119.81	113.62
82	w8	204	PEB	C3B-C4B-NB	3.22	114.74	110.05
84	IG	1001	CYC	C2A-C1A-NA	3.22	114.74	110.05
82	J5	201	PEB	CMB-C2B-C1B	3.22	130.03	125.06
82	wK	303	PEB	CMB-C2B-C1B	3.22	130.03	125.06
82	R7	203	PEB	OA-C1A-C2A	-3.22	123.61	126.17
82	R5	201	PEB	CMA-C2A-C1A	-3.22	105.45	112.40
82	WF	203	PEB	C3D-C4D-ND	3.22	113.59	107.26
82	xF	304	PEB	OD-C4D-ND	-3.22	121.15	125.93
87	CL	505	CLA	CMB-C2B-C3B	3.22	130.71	124.68
87	32	311	CLA	CMB-C2B-C3B	3.22	130.71	124.68
82	VB	201	PEB	C4B-C3B-C2B	-3.22	103.21	106.78
82	SM	202	PEB	C1B-C2B-C3B	-3.22	102.81	106.51
82	g4	202	PEB	C1B-C2B-C3B	-3.22	102.81	106.51
82	GD	202	PEB	CHC-C4C-C3C	-3.22	124.84	130.34
82	GP	202	PEB	CHB-C4B-C3B	-3.22	117.87	125.32
87	3N	310	CLA	CMB-C2B-C3B	3.22	130.71	124.68
82	r8	202	PEB	C2A-C1A-NA	3.22	111.05	108.27
82	t8	202	PEB	C1B-C2B-C3B	-3.22	102.81	106.51
82	OG	202	PEB	OD-C4D-ND	-3.22	121.16	125.93
84	K1	1001	CYC	CMA-C3A-C4A	3.22	130.03	125.06
84	IE	1001	CYC	C1A-C2A-C3A	-3.22	103.22	106.78
84	KG	202	CYC	C1A-C2A-C3A	-3.22	103.22	106.78
82	YF	202	PEB	C2A-C1A-NA	3.22	111.05	108.27
82	VM	201	PEB	C2A-C1A-NA	3.22	111.05	108.27
87	C6	512	CLA	CMB-C2B-C3B	3.22	130.71	124.68
82	KK	203	PEB	C1B-C2B-C3B	-3.22	102.81	106.51
82	UH	203	PEB	CHC-C4C-C3C	-3.22	124.84	130.34
82	YM	201	PEB	CMB-C2B-C1B	3.22	130.03	125.06
82	UD	201	PEB	C3B-C4B-NB	3.22	114.74	110.05
85	A2	848	BCR	C20-C19-C18	3.22	135.47	126.42
82	j1	201	PEB	OD-C4D-ND	-3.22	121.16	125.93
87	42	604	CLA	CMB-C2B-C1B	-3.22	123.51	128.46
87	5N	610	CLA	CMB-C2B-C3B	3.22	130.71	124.68
94	a6	601	PL9	C42-C43-C44	-3.22	119.90	127.66
84	M1	201	CYC	CMA-C3A-C4A	3.22	130.03	125.06
82	dH	203	PEB	C1B-C2B-C3B	-3.22	102.81	106.51
84	BE	1002	CYC	CMB-C2B-C1B	3.22	128.19	124.17
82	iK	201	PEB	OD-C4D-ND	-3.22	121.16	125.93
82	r8	201	PEB	OA-C1A-C2A	-3.22	123.61	126.17
82	w8	201	PEB	CHB-C4B-NB	-3.22	124.36	128.83

Continued on next page...

Continued from previous page...

Mol	Chain	Res	Type	Atoms	Z	Observed(^{o})	Ideal(^{o})
85	kL	100	BCR	C11-C12-C13	3.22	135.46	126.42
84	i3	1001	CYC	CBD-CAD-C3D	-3.22	107.12	112.62
87	AN	812	CLA	CMB-C2B-C1B	-3.22	123.51	128.46
82	hO	201	PEB	CHB-C4B-C3B	-3.22	117.88	125.32
82	V5	201	PEB	CMA-C2A-C1A	-3.22	105.46	112.40
82	V1	202	PEB	C2A-C1A-NA	3.22	111.05	108.27
82	oF	203	PEB	CHA-C1B-NB	-3.22	118.20	124.93
82	GM	203	PEB	CHB-C4B-NB	-3.22	124.36	128.83
84	F1	1001	CYC	C1B-NB-C4B	-3.22	106.57	110.67
82	A5	201	PEB	CMA-C2A-C1A	-3.22	105.46	112.40
82	JM	202	PEB	CHC-C1D-ND	-3.22	110.21	113.95
82	eM	201	PEB	OD-C4D-ND	-3.22	121.16	125.93
82	aB	202	PEB	C4B-C3B-C2B	-3.22	103.22	106.78
82	mE	203	PEB	C4B-C3B-C2B	-3.22	103.22	106.78
82	Y7	301	PEB	C1B-C2B-C3B	-3.22	102.81	106.51
82	jO	202	PEB	C1B-C2B-C3B	-3.22	102.81	106.51
84	MO	1001	CYC	C4A-C3A-C2A	-3.22	102.81	106.51
82	UP	201	PEB	CMA-C2A-C1A	-3.22	105.46	112.40
82	RE	201	PEB	C3B-C4B-NB	3.22	114.73	110.05
82	I5	201	PEB	CMA-C2A-C1A	-3.22	105.46	112.40
82	VD	202	PEB	C2A-C1A-NA	3.22	111.05	108.27
84	BG	1001	CYC	C1B-C2B-C3B	-3.22	104.51	107.87
82	eG	203	PEB	CHA-C1B-C2B	3.22	133.18	124.90
82	CD	202	PEB	CHB-C4B-NB	-3.22	124.36	128.83
85	B2	840	BCR	C1-C6-C5	-3.22	118.08	122.61
82	SG	203	PEB	OD-C4D-ND	-3.22	121.16	125.93
82	dK	201	PEB	OD-C4D-ND	-3.22	121.16	125.93
82	RQ	203	PEB	OA-C1A-C2A	-3.22	123.61	126.17
87	O2	201	CLA	CAA-C2A-C3A	-3.22	108.59	116.10
82	y8	202	PEB	C4B-C3B-C2B	-3.22	103.22	106.78
82	WA	202	PEB	C1B-C2B-C3B	-3.22	102.81	106.51
82	AE	304	PEB	C1B-C2B-C3B	-3.22	102.81	106.51
82	WE	202	PEB	C1B-C2B-C3B	-3.22	102.81	106.51
82	GP	201	PEB	C2A-C1A-NA	3.22	111.05	108.27
82	MP	203	PEB	C2A-C1A-NA	3.22	111.05	108.27
82	YF	203	PEB	OD-C4D-ND	-3.22	121.16	125.93
94	aL	601	PL9	C25-C24-C26	3.22	120.68	115.27
82	dE	202	PEB	CHA-C1B-NB	-3.22	118.20	124.93
82	T5	201	PEB	CMA-C2A-C1A	-3.22	105.47	112.40
82	hO	201	PEB	CMB-C2B-C1B	3.22	130.02	125.06
87	22	606	CLA	CHB-C4A-NA	3.22	128.96	124.51
82	UE	201	PEB	C3B-C4B-NB	3.22	114.73	110.05

Continued on next page...

Continued from previous page...

Mol	Chain	Res	Type	Atoms	Z	Observed(^{o})	Ideal(^{o})
82	b4	202	PEB	C1B-C2B-C3B	-3.22	102.81	106.51
82	FJ	201	PEB	C4B-C3B-C2B	-3.22	103.22	106.78
82	aJ	203	PEB	C4B-C3B-C2B	-3.22	103.22	106.78
82	UA	202	PEB	CHC-C4C-C3C	-3.22	124.85	130.34
85	IN	101	BCR	C7-C8-C9	-3.22	121.37	126.23
82	TF	201	PEB	CHB-C4B-NB	-3.22	124.36	128.83
87	B2	829	CLA	CMB-C2B-C3B	3.22	130.70	124.68
82	gH	202	PEB	CAA-C3A-C4A	3.22	120.93	112.67
84	E1	1001	CYC	CHB-C4A-C3A	3.22	133.17	124.90
82	K5	201	PEB	CMA-C2A-C1A	-3.22	105.47	112.40
82	fH	201	PEB	C1B-C2B-C3B	-3.22	102.81	106.51
82	hJ	203	PEB	C1B-C2B-C3B	-3.22	102.81	106.51
96	GN	201	HEM	CMA-C3A-C4A	-3.22	123.52	128.46
82	BD	203	PEB	C2A-C1A-NA	3.22	111.05	108.27
82	UG	201	PEB	C2A-C1A-NA	3.22	111.05	108.27
82	RQ	201	PEB	C1B-C2B-C3B	-3.22	102.82	106.51
82	WJ	202	PEB	CHA-C1B-NB	-3.22	118.21	124.93
82	QA	201	PEB	CHA-C4A-NA	3.22	129.03	125.20
82	wC	204	PEB	C4B-C3B-C2B	-3.22	103.22	106.78
82	eA	301	PEB	OD-C4D-C3D	-3.22	122.17	129.46
82	HM	202	PEB	OD-C4D-ND	-3.22	121.17	125.93
82	d1	201	PEB	CMB-C2B-C1B	3.21	130.01	125.06
87	52	610	CLA	CMB-C2B-C3B	3.21	130.69	124.68
82	QQ	201	PEB	CHC-C1D-ND	-3.21	110.21	113.95
87	BL	623	CLA	O2D-CGD-O1D	-3.21	117.55	123.84
82	BF	202	PEB	C1B-C2B-C3B	-3.21	102.82	106.51
82	IK	203	PEB	C1B-C2B-C3B	-3.21	102.82	106.51
82	tC	202	PEB	C1B-C2B-C3B	-3.21	102.82	106.51
82	fE	203	PEB	C1B-C2B-C3B	-3.21	102.82	106.51
82	AG	304	PEB	C3B-C4B-NB	3.21	114.72	110.05
82	SB	202	PEB	OD-C4D-ND	-3.21	121.17	125.93
82	LD	201	PEB	OD-C4D-ND	-3.21	121.17	125.93
82	NE	202	PEB	C4B-C3B-C2B	-3.21	103.22	106.78
82	AP	202	PEB	C2A-C1A-NA	3.21	111.04	108.27
84	DO	1001	CYC	C2C-C1C-NC	3.21	111.04	108.27
82	FP	201	PEB	CHC-C4C-C3C	-3.21	124.86	130.34
82	ZM	202	PEB	C3B-C4B-NB	3.21	114.72	110.05
82	U9	203	PEB	OD-C4D-ND	-3.21	121.17	125.93
82	x8	202	PEB	CHA-C4A-NA	-3.21	121.38	125.20
82	F7	201	PEB	CHB-C4B-NB	-3.21	124.37	128.83
82	HB	202	PEB	C4B-C3B-C2B	-3.21	103.23	106.78
82	wC	201	PEB	C4B-C3B-C2B	-3.21	103.23	106.78

Continued on next page...

Continued from previous page...

Mol	Chain	Res	Type	Atoms	Z	Observed(^{o})	Ideal(^{o})
82	RK	202	PEB	C2A-C1A-NA	3.21	111.04	108.27
82	L7	201	PEB	C2A-C1A-NA	3.21	111.04	108.27
82	dM	203	PEB	C2A-C1A-NA	3.21	111.04	108.27
82	Y9	202	PEB	OD-C4D-ND	-3.21	121.17	125.93
82	hJ	202	PEB	OD-C4D-ND	-3.21	121.17	125.93
82	SJ	202	PEB	CHC-C1D-ND	-3.21	110.22	113.95
82	PJ	201	PEB	CHC-C1D-ND	3.21	117.68	113.95
87	B6	611	CLA	O2D-CGD-O1D	-3.21	117.56	123.84
82	P1	202	PEB	CMB-C2B-C1B	3.21	130.01	125.06
87	62	305	CLA	C1B-CHB-C4A	-3.21	123.75	130.12
82	KF	203	PEB	C1B-C2B-C3B	-3.21	102.82	106.51
82	QQ	202	PEB	C1B-C2B-C3B	-3.21	102.82	106.51
82	UG	203	PEB	C4B-C3B-C2B	-3.21	103.23	106.78
82	OJ	203	PEB	OD-C4D-ND	-3.21	121.17	125.93
84	H4	1001	CYC	CMA-C3A-C4A	3.21	130.01	125.06
82	bG	201	PEB	CHC-C4C-C3C	-3.21	124.86	130.34
87	AN	805	CLA	CMB-C2B-C1B	-3.21	123.53	128.46
87	4N	606	CLA	CMB-C2B-C1B	-3.21	123.53	128.46
82	ZG	203	PEB	C2A-C1A-NA	3.21	111.04	108.27
87	AL	404	CLA	O2D-CGD-O1D	-3.21	117.56	123.84
87	C6	515	CLA	O2D-CGD-O1D	-3.21	117.56	123.84
82	VP	201	PEB	CHA-C1B-NB	-3.21	118.21	124.93
82	QP	202	PEB	C3D-C4D-ND	3.21	113.56	107.26
82	RH	201	PEB	C1B-C2B-C3B	-3.21	102.82	106.51
82	AE	304	PEB	C3B-C4B-NB	3.21	114.72	110.05
82	EP	201	PEB	C3B-C4B-NB	3.21	114.72	110.05
82	WG	201	PEB	OD-C4D-C3D	-3.21	122.18	129.46
82	XI	202	PEB	C3B-C4B-NB	3.21	114.72	110.05
82	GJ	203	PEB	C3B-C4B-NB	3.21	114.72	110.05
82	SP	202	PEB	C3B-C4B-NB	3.21	114.72	110.05
82	yF	301	PEB	C3B-C4B-NB	3.21	114.72	110.05
87	3N	301	CLA	O2D-CGD-O1D	-3.21	117.56	123.84
82	AM	302	PEB	C2A-C1A-NA	3.21	111.04	108.27
82	D9	202	PEB	C2A-C1A-NA	3.21	111.04	108.27
84	BG	1002	CYC	C2C-C1C-NC	3.21	111.04	108.27
87	52	604	CLA	CHB-C4A-NA	3.21	128.95	124.51
82	u8	202	PEB	OD-C4D-C3D	-3.21	122.19	129.46
82	JK	202	PEB	CHA-C1B-NB	-3.21	118.22	124.93
82	XQ	202	PEB	CHA-C1B-NB	-3.21	118.22	124.93
82	HB	201	PEB	CMB-C2B-C1B	3.21	130.01	125.06
82	h4	201	PEB	CMB-C2B-C1B	3.21	130.01	125.06
82	O4	201	PEB	OD-C4D-ND	-3.21	121.17	125.93

Continued on next page...

Continued from previous page...

Mol	Chain	Res	Type	Atoms	Z	Observed(^{o})	Ideal(^{o})
82	CM	203	PEB	C3B-C4B-NB	3.21	114.72	110.05
85	B6	621	BCR	C24-C23-C22	-3.21	121.38	126.23
85	fL	101	BCR	C7-C8-C9	-3.21	121.38	126.23
82	nK	202	PEB	C1B-C2B-C3B	-3.21	102.82	106.51
87	K2	106	CLA	CMB-C2B-C1B	-3.21	123.53	128.46
87	1N	604	CLA	CMB-C2B-C1B	-3.21	123.53	128.46
82	YK	201	PEB	CHA-C1B-NB	-3.21	118.22	124.93
87	HL	102	CLA	CMB-C2B-C3B	3.21	130.68	124.68
82	YF	202	PEB	C4B-C3B-C2B	-3.21	103.23	106.78
82	NG	201	PEB	C4B-C3B-C2B	-3.21	103.23	106.78
82	DO	1002	PEB	C4B-C3B-C2B	-3.21	103.23	106.78
82	YQ	201	PEB	C4B-C3B-C2B	-3.21	103.23	106.78
84	GG	1001	CYC	C1A-C2A-C3A	-3.21	103.23	106.78
82	JJ	202	PEB	CMB-C2B-C1B	3.21	130.01	125.06
82	Y4	202	PEB	CMB-C2B-C1B	3.21	130.01	125.06
82	MF	203	PEB	C2A-C1A-NA	3.21	111.04	108.27
82	yK	301	PEB	C3B-C4B-NB	3.21	114.72	110.05
82	GF	203	PEB	CHC-C1D-ND	-3.21	110.22	113.95
82	xF	304	PEB	C1C-CHB-C4B	-3.21	124.97	128.81
87	12	610	CLA	O2D-CGD-O1D	-3.21	117.56	123.84
87	bL	620	CLA	O2D-CGD-O1D	-3.21	117.56	123.84
82	KK	203	PEB	C3D-C4D-ND	3.21	113.56	107.26
82	C5	201	PEB	CMA-C2A-C1A	-3.21	105.48	112.40
82	SG	201	PEB	C1B-C2B-C3B	-3.21	102.82	106.51
82	P9	201	PEB	C1B-C2B-C3B	-3.21	102.82	106.51
82	RG	201	PEB	C4B-C3B-C2B	-3.21	103.23	106.78
82	hE	201	PEB	OD-C4D-C3D	-3.21	122.19	129.46
87	B2	801	CLA	C1B-CHB-C4A	-3.21	123.76	130.12
96	G2	201	HEM	CMA-C3A-C4A	-3.21	123.53	128.46
82	dB	202	PEB	CHB-C4B-NB	-3.21	124.38	128.83
82	SH	201	PEB	C1B-C2B-C3B	-3.21	102.82	106.51
82	s8	203	PEB	OD-C4D-ND	-3.21	121.18	125.93
82	iF	201	PEB	OD-C4D-ND	-3.21	121.18	125.93
82	QH	202	PEB	OA-C1A-C2A	-3.21	123.62	126.17
82	VI	202	PEB	C3B-C4B-NB	3.21	114.72	110.05
82	hE	203	PEB	CHC-C4C-C3C	-3.21	124.86	130.34
82	Z5	304	PEB	C4B-C3B-C2B	-3.21	103.23	106.78
88	AL	406	LHG	O8-C23-C24	3.21	121.97	111.91
84	V3	1001	CYC	CAA-C2A-C1A	3.21	130.68	125.01
87	A2	811	CLA	CAA-C2A-C3A	-3.21	103.99	112.78
82	RQ	202	PEB	OD-C4D-ND	-3.21	121.18	125.93
82	JA	203	PEB	C3B-C4B-NB	3.21	114.72	110.05

Continued on next page...

Continued from previous page...

Mol	Chain	Res	Type	Atoms	Z	Observed(^{o})	Ideal(^{o})
87	BN	802	CLA	CMB-C2B-C1B	-3.21	123.53	128.46
82	G7	201	PEB	C1B-C2B-C3B	-3.21	102.83	106.51
82	YJ	201	PEB	C2A-C1A-NA	3.21	111.04	108.27
87	A2	852	CLA	C1B-CHB-C4A	-3.21	123.77	130.12
82	BA	202	PEB	CMB-C2B-C1B	3.21	130.00	125.06
82	UJ	201	PEB	CMB-C2B-C1B	3.21	130.00	125.06
82	ZO	202	PEB	CMB-C2B-C1B	3.21	130.00	125.06
82	A7	202	PEB	CMB-C2B-C1B	3.21	130.00	125.06
87	A2	820	CLA	O2A-C1-C2	-3.21	100.21	108.64
82	f4	201	PEB	OA-C1A-C2A	-3.21	123.62	126.17
82	KI	203	PEB	C3B-C4B-NB	3.21	114.71	110.05
82	OI	202	PEB	OD-C4D-C3D	-3.21	122.19	129.46
82	BI	203	PEB	CMB-C2B-C1B	3.21	130.00	125.06
82	GQ	202	PEB	CHC-C4C-C3C	-3.21	124.87	130.34
82	YQ	201	PEB	CHC-C4C-C3C	-3.21	124.87	130.34
87	AN	832	CLA	O2D-CGD-O1D	-3.21	117.57	123.84
82	RH	201	PEB	C4B-C3B-C2B	-3.21	103.23	106.78
82	SQ	202	PEB	C4B-C3B-C2B	-3.21	103.23	106.78
82	WF	202	PEB	C3B-C4B-NB	3.21	114.71	110.05
82	VF	202	PEB	C2A-C1A-NA	3.21	111.04	108.27
82	KK	203	PEB	C2A-C1A-NA	3.21	111.04	108.27
83	BM	302	PUB	C4B-CHB-C1C	-3.21	124.98	128.81
87	ON	201	CLA	CAA-C2A-C3A	-3.21	108.62	116.10
82	FB	201	PEB	CMB-C2B-C1B	3.21	130.00	125.06
92	J6	102	LMG	O6-C1-C2	-3.21	103.56	110.35
82	k1	201	PEB	OA-C1A-C2A	-3.21	123.62	126.17
95	lL	101	DGD	O1G-C1A-C2A	3.21	121.97	111.91
87	B2	830	CLA	CMB-C2B-C1B	-3.21	123.54	128.46
82	KJ	202	PEB	C3B-C4B-NB	3.21	114.71	110.05
82	dQ	401	PEB	C3B-C4B-NB	3.21	114.71	110.05
82	YP	503	PEB	C4B-C3B-C2B	-3.21	103.23	106.78
82	bE	201	PEB	CHC-C4C-C3C	-3.21	124.87	130.34
82	CM	203	PEB	CMB-C2B-C1B	3.21	130.00	125.06
82	JJ	202	PEB	CMA-C2A-C1A	-3.21	105.49	112.40
82	E7	201	PEB	C2A-C1A-NA	3.21	111.04	108.27
85	BN	840	BCR	C1-C6-C5	-3.21	118.10	122.61
82	Z4	202	PEB	OD-C4D-ND	-3.20	121.18	125.93
87	AN	811	CLA	CAA-C2A-C3A	-3.20	104.00	112.78
92	mL	101	LMG	C8-O7-C10	-3.20	109.90	117.79
82	ZB	201	PEB	CAA-C3A-C2A	-3.20	106.25	114.26
82	MB	202	PEB	CMA-C2A-C1A	-3.20	105.50	112.40
82	jO	202	PEB	CMB-C2B-C1B	3.20	130.00	125.06

Continued on next page...

Continued from previous page...

Mol	Chain	Res	Type	Atoms	Z	Observed(^{o})	Ideal(^{o})
82	rC	201	PEB	OA-C1A-C2A	-3.20	123.62	126.17
82	F1	1002	PEB	C4B-C3B-C2B	-3.20	103.24	106.78
82	dM	201	PEB	OD-C4D-ND	-3.20	121.18	125.93
82	NQ	202	PEB	C3B-C4B-NB	3.20	114.71	110.05
87	AN	820	CLA	O2A-C1-C2	-3.20	100.21	108.64
85	CL	502	BCR	C21-C20-C19	-3.20	113.22	123.22
82	YF	201	PEB	CMB-C2B-C1B	3.20	130.00	125.06
82	wF	303	PEB	CMB-C2B-C1B	3.20	130.00	125.06
82	WM	202	PEB	C2A-C1A-NA	3.20	111.03	108.27
82	UK	201	PEB	CHA-C1B-NB	-3.20	118.23	124.93
82	UP	201	PEB	CHA-C1B-NB	-3.20	118.23	124.93
87	32	310	CLA	CMB-C2B-C3B	3.20	130.67	124.68
82	LO	1002	PEB	OD-C4D-C3D	-3.20	122.20	129.46
82	WM	201	PEB	OD-C4D-ND	-3.20	121.18	125.93
82	18	201	PEB	C4B-C3B-C2B	-3.20	103.24	106.78
85	c6	603	BCR	C8-C7-C6	3.20	136.20	127.20
87	A2	805	CLA	CMB-C2B-C1B	-3.20	123.54	128.46
82	PJ	202	PEB	OD-C4D-ND	-3.20	121.19	125.93
87	B2	829	CLA	O2D-CGD-O1D	-3.20	117.58	123.84
82	W9	202	PEB	C2A-C1A-NA	3.20	111.03	108.27
82	hG	202	PEB	C2A-C1A-NA	3.20	111.03	108.27
82	JA	202	PEB	CHC-C1D-ND	-3.20	110.23	113.95
82	QE	203	PEB	CBA-CAA-C3A	-3.20	106.34	113.47
84	KO	1001	CYC	CBC-CAC-C3C	-3.20	106.34	113.47
82	kK	202	PEB	CHC-C4C-C3C	-3.20	124.88	130.34
82	KA	201	PEB	C1B-C2B-C3B	-3.20	102.83	106.51
82	QA	201	PEB	C1B-C2B-C3B	-3.20	102.83	106.51
82	OK	203	PEB	C1B-C2B-C3B	-3.20	102.83	106.51
82	A4	304	PEB	OD-C4D-ND	-3.20	121.19	125.93
82	SE	201	PEB	C3B-C4B-NB	3.20	114.71	110.05
82	KJ	201	PEB	C3B-C4B-NB	3.20	114.71	110.05
82	PO	202	PEB	C3B-C4B-NB	3.20	114.71	110.05
82	N1	1002	PEB	OA-C1A-C2A	-3.20	123.63	126.17
82	R7	203	PEB	CMB-C2B-C1B	3.20	130.00	125.06
82	H9	203	PEB	C4B-C3B-C2B	-3.20	103.24	106.78
82	JF	202	PEB	OD-C4D-ND	-3.20	121.19	125.93
82	KK	201	PEB	OD-C4D-ND	-3.20	121.19	125.93
82	TD	202	PEB	C2A-C1A-NA	3.20	111.03	108.27
82	UP	203	PEB	C2A-C1A-NA	3.20	111.03	108.27
84	K4	1001	CYC	CBC-CAC-C3C	-3.20	106.34	113.47
82	PG	202	PEB	C1B-C2B-C3B	-3.20	102.83	106.51
82	hK	202	PEB	CHB-C4B-NB	-3.20	124.39	128.83

Continued on next page...

Continued from previous page...

Mol	Chain	Res	Type	Atoms	Z	Observed(^{o})	Ideal(^{o})
82	dQ	401	PEB	C1C-CHB-C4B	-3.20	124.98	128.81
82	Z9	303	PEB	OD-C4D-ND	-3.20	121.19	125.93
82	M5	304	PEB	C4B-C3B-C2B	-3.20	103.24	106.78
82	gB	203	PEB	C4B-C3B-C2B	-3.20	103.24	106.78
82	UH	203	PEB	OA-C1A-C2A	-3.20	123.63	126.17
82	iG	201	PEB	OA-C1A-C2A	-3.20	123.63	126.17
87	cL	507	CLA	CHB-C4A-NA	3.20	128.94	124.51
84	c3	1001	CYC	CBD-CAD-C3D	-3.20	107.16	112.62
85	A2	846	BCR	C3-C4-C5	-3.20	108.36	114.08
82	NB	201	PEB	CHC-C4C-C3C	-3.20	124.88	130.34
82	QD	201	PEB	CHC-C4C-C3C	-3.20	124.88	130.34
82	f1	201	PEB	C1B-C2B-C3B	-3.20	102.83	106.51
82	w8	204	PEB	C1B-C2B-C3B	-3.20	102.83	106.51
82	hG	203	PEB	C1B-C2B-C3B	-3.20	102.83	106.51
82	iO	202	PEB	C1B-C2B-C3B	-3.20	102.83	106.51
84	HO	1001	CYC	C2C-C1C-NC	3.20	111.03	108.27
82	T9	202	PEB	CBA-CAA-C3A	-3.20	106.34	113.47
84	KH	1001	CYC	CMA-C3A-C4A	3.20	129.99	125.06
82	YI	202	PEB	C4B-C3B-C2B	-3.20	103.24	106.78
82	BP	201	PEB	C4B-C3B-C2B	-3.20	103.24	106.78
82	cE	201	PEB	C4B-C3B-C2B	-3.20	103.24	106.78
87	BN	829	CLA	O2D-CGD-O1D	-3.20	117.58	123.84
87	A2	812	CLA	CMB-C2B-C1B	-3.20	123.55	128.46
82	CJ	202	PEB	C1B-C2B-C3B	-3.20	102.83	106.51
84	EO	1001	CYC	C4A-C3A-C2A	-3.20	102.83	106.51
87	42	607	CLA	CMB-C2B-C3B	3.20	130.66	124.68
85	c6	602	BCR	C4-C5-C6	-3.20	118.09	122.73
82	AF	202	PEB	C2A-C1A-NA	3.20	111.03	108.27
82	fM	203	PEB	C2A-C1A-NA	3.20	111.03	108.27
82	YO	201	PEB	C4B-C3B-C2B	-3.20	103.24	106.78
84	x3	1001	CYC	CAA-C2A-C1A	3.20	130.67	125.01
82	X5	201	PEB	CMA-C2A-C1A	-3.20	105.51	112.40
82	dH	201	PEB	CHA-C1B-NB	-3.20	118.24	124.93
87	AN	851	CLA	CHB-C4A-NA	3.20	128.94	124.51
82	QB	202	PEB	CHC-C1D-ND	-3.20	110.23	113.95
84	N4	1001	CYC	C2B-C1B-NB	3.20	111.67	106.99
82	U1	203	PEB	OA-C1A-C2A	-3.20	123.63	126.17
82	NM	201	PEB	OD-C4D-ND	-3.20	121.19	125.93
82	VP	202	PEB	OD-C4D-ND	-3.20	121.19	125.93
95	C6	503	DGD	O2G-C1B-O1B	-3.20	115.97	123.70
82	SD	202	PEB	C4B-C3B-C2B	-3.20	103.24	106.78
82	YK	201	PEB	C4B-C3B-C2B	-3.20	103.24	106.78

Continued on next page...

Continued from previous page...

Mol	Chain	Res	Type	Atoms	Z	Observed(^{o})	Ideal(^{o})
82	TO	201	PEB	C4B-C3B-C2B	-3.20	103.24	106.78
82	dB	201	PEB	C4B-C3B-C2B	-3.20	103.24	106.78
82	aM	201	PEB	C4B-C3B-C2B	-3.20	103.24	106.78
84	HO	1001	CYC	CMA-C3A-C4A	3.20	129.99	125.06
82	D7	201	PEB	CHA-C1B-C2B	3.20	133.12	124.90
84	MG	1001	CYC	C2A-C1A-NA	3.20	114.70	110.05
92	j6	101	LMG	O6-C1-C2	-3.20	103.58	110.35
82	qF	203	PEB	CHB-C4B-NB	-3.20	124.39	128.83
82	YB	202	PEB	OD-C4D-ND	-3.20	121.19	125.93
82	g4	203	PEB	CAB-C3B-C2B	3.20	133.83	127.88
82	V4	202	PEB	CMB-C2B-C1B	3.20	129.99	125.06
82	IF	201	PEB	CAC-C2C-C3C	3.20	136.43	127.25
87	B2	827	CLA	C1B-CHB-C4A	-3.20	123.78	130.12
87	3N	305	CLA	C1B-CHB-C4A	-3.20	123.78	130.12
82	lK	203	PEB	C4B-C3B-C2B	-3.20	103.24	106.78
84	MG	1001	CYC	C1A-C2A-C3A	-3.20	103.24	106.78
84	R3	1001	CYC	CBD-CAD-C3D	-3.20	107.16	112.62
82	H9	203	PEB	C1B-C2B-C3B	-3.20	102.84	106.51
83	BM	302	PUB	CHA-C1B-C2B	-3.20	124.88	130.34
82	GE	1002	PEB	OD-C4D-C3D	-3.20	122.22	129.46
82	SO	202	PEB	C2A-C1A-NA	3.20	111.03	108.27
82	U9	203	PEB	C2A-C1A-NA	3.20	111.03	108.27
82	v8	201	PEB	CMB-C2B-C1B	3.20	129.99	125.06
82	iO	201	PEB	CHC-C1D-ND	-3.20	110.23	113.95
83	xF	301	PUB	CMD-C2D-C3D	3.20	132.57	127.77
82	NI	202	PEB	C3B-C4B-NB	3.20	114.70	110.05
84	J3	1001	CYC	CBD-CAD-C3D	-3.20	107.17	112.62
82	N9	202	PEB	CBA-CAA-C3A	-3.20	106.35	113.47
82	CF	201	PEB	C4B-C3B-C2B	-3.20	103.25	106.78
84	CO	1001	CYC	CHA-C1A-NA	-3.20	124.39	128.83
82	MJ	203	PEB	C1B-C2B-C3B	-3.20	102.84	106.51
82	SM	203	PEB	C1B-C2B-C3B	-3.20	102.84	106.51
82	D9	201	PEB	CAB-C3B-C4B	3.20	130.66	125.01
82	JJ	201	PEB	C3B-C4B-NB	3.20	114.70	110.05
82	k1	201	PEB	C3B-C4B-NB	3.20	114.70	110.05
84	J4	1001	CYC	C2C-C1C-NC	3.20	111.03	108.27
82	lO	201	PEB	C4B-NB-C1B	-3.20	100.49	106.51
82	OM	201	PEB	OA-C1A-C2A	-3.20	123.63	126.17
82	wC	202	PEB	CAB-CBB-CGB	-3.20	106.73	113.60
82	KF	203	PEB	C3D-C4D-ND	3.20	113.53	107.26
82	TF	202	PEB	C4B-C3B-C2B	-3.20	103.25	106.78
82	W1	202	PEB	C1B-C2B-C3B	-3.20	102.84	106.51

Continued on next page...

Continued from previous page...

Mol	Chain	Res	Type	Atoms	Z	Observed(^{o})	Ideal(^{o})
84	NH	1001	CYC	C4A-C3A-C2A	-3.20	102.84	106.51
82	DA	201	PEB	CHA-C1B-C2B	3.20	133.12	124.90
82	MF	202	PEB	CHC-C4C-C3C	-3.20	124.89	130.34
82	oK	203	PEB	CHA-C1B-NB	-3.20	118.25	124.93
84	W3	1001	CYC	C1B-CHB-C4A	3.20	135.89	128.08
82	A1	301	PEB	OD-C4D-ND	-3.19	121.20	125.93
82	mF	201	PEB	CMB-C2B-C1B	3.19	129.98	125.06
82	hG	203	PEB	CHC-C4C-C3C	-3.19	124.89	130.34
82	SH	203	PEB	C2A-C1A-NA	3.19	111.03	108.27
82	SP	201	PEB	C2A-C1A-NA	3.19	111.03	108.27
82	dE	204	PEB	C2A-C1A-NA	3.19	111.03	108.27
82	RI	202	PEB	C3B-C4B-NB	3.19	114.70	110.05
82	UF	202	PEB	C4B-C3B-C2B	-3.19	103.25	106.78
82	w8	202	PEB	CAB-CBB-CGB	-3.19	106.73	113.60
82	g4	202	PEB	CMB-C2B-C1B	3.19	129.98	125.06
82	mJ	202	PEB	CMB-C2B-C1B	3.19	129.98	125.06
82	TE	201	PEB	OD-C4D-ND	-3.19	121.20	125.93
82	YO	202	PEB	OD-C4D-ND	-3.19	121.20	125.93
82	lG	203	PEB	OD-C4D-ND	-3.19	121.20	125.93
82	M9	304	PEB	OD-C4D-ND	-3.19	121.20	125.93
84	M4	1001	CYC	CHA-C1A-NA	-3.19	124.40	128.83
82	oK	203	PEB	OD-C4D-C3D	-3.19	122.22	129.46
82	GI	203	PEB	C3B-C4B-NB	3.19	114.69	110.05
84	N3	1001	CYC	CBD-CAD-C3D	-3.19	107.17	112.62
82	AE	304	PEB	C4B-C3B-C2B	-3.19	103.25	106.78
82	QH	201	PEB	C4B-C3B-C2B	-3.19	103.25	106.78
82	J5	201	PEB	C4B-C3B-C2B	-3.19	103.25	106.78
82	E9	201	PEB	C1B-C2B-C3B	-3.19	102.84	106.51
82	lE	201	PEB	C1B-C2B-C3B	-3.19	102.84	106.51
84	N1	1001	CYC	C4A-C3A-C2A	-3.19	102.84	106.51
82	kH	203	PEB	C3D-C4D-ND	3.19	113.53	107.26
82	VB	201	PEB	C2A-C1A-NA	3.19	111.03	108.27
82	bF	201	PEB	C2A-C1A-NA	3.19	111.03	108.27
85	BN	840	BCR	C33-C5-C6	-3.19	120.94	124.53
82	RJ	202	PEB	CHA-C1B-NB	-3.19	118.25	124.93
82	Q7	201	PEB	CBB-CAB-C3B	-3.19	103.75	112.63
82	OG	201	PEB	C3B-C4B-NB	3.19	114.69	110.05
82	RM	201	PEB	C3B-C4B-NB	3.19	114.69	110.05
82	iO	203	PEB	C3B-C4B-NB	3.19	114.69	110.05
95	hL	101	DGD	O1G-C1A-C2A	3.19	121.93	111.91
82	QH	201	PEB	CHA-C1B-NB	-3.19	118.25	124.93
82	AK	201	PEB	OD-C4D-ND	-3.19	121.20	125.93

Continued on next page...

Continued from previous page...

Mol	Chain	Res	Type	Atoms	Z	Observed(^{o})	Ideal(^{o})
82	U5	203	PEB	OD-C4D-ND	-3.19	121.20	125.93
82	fM	202	PEB	C1B-C2B-C3B	-3.19	102.84	106.51
95	lL	101	DGD	C1D-C2D-C3D	3.19	116.64	110.00
82	II	202	PEB	C3B-C4B-NB	3.19	114.69	110.05
87	4N	607	CLA	CMB-C2B-C3B	3.19	130.65	124.68
82	OG	202	PEB	CHC-C1D-ND	-3.19	110.24	113.95
82	HH	1002	PEB	C2A-C1A-NA	3.19	111.03	108.27
82	QG	203	PEB	CBA-CAA-C3A	-3.19	106.36	113.47
82	A9	202	PEB	CBA-CAA-C3A	-3.19	106.36	113.47
84	C3	1001	CYC	CBD-CAD-C3D	-3.19	107.17	112.62
82	q8	202	PEB	C1B-C2B-C3B	-3.19	102.84	106.51
82	rC	202	PEB	CHA-C4A-NA	-3.19	121.41	125.20
82	w8	201	PEB	C4B-C3B-C2B	-3.19	103.25	106.78
82	C9	202	PEB	CBA-CAA-C3A	-3.19	106.36	113.47
82	I9	202	PEB	CBA-CAA-C3A	-3.19	106.36	113.47
82	R4	203	PEB	CHC-C1D-ND	-3.19	110.24	113.95
82	F5	201	PEB	CAB-CBB-CGB	-3.19	106.73	113.60
87	BL	601	CLA	CMB-C2B-C1B	-3.19	123.56	128.46
87	BN	830	CLA	CMB-C2B-C1B	-3.19	123.56	128.46
82	SM	202	PEB	C2A-C1A-NA	3.19	111.02	108.27
82	aB	202	PEB	C3B-C4B-NB	3.19	114.69	110.05
87	b6	615	CLA	O2D-CGD-O1D	-3.19	117.60	123.84
84	E1	1001	CYC	C4A-C3A-C2A	-3.19	102.84	106.51
82	F7	201	PEB	C4B-C3B-C2B	-3.19	103.25	106.78
87	5N	601	CLA	CMB-C2B-C3B	3.19	130.65	124.68
91	aL	610	PHO	CMB-C2B-C3B	3.19	130.65	124.68
82	IJ	202	PEB	CMA-C2A-C1A	-3.19	105.53	112.40
82	BD	202	PEB	CHC-C1D-ND	-3.19	110.24	113.95
82	VO	202	PEB	CHC-C1D-ND	-3.19	110.24	113.95
82	S4	201	PEB	CHC-C1D-ND	-3.19	110.24	113.95
87	42	606	CLA	CMB-C2B-C1B	-3.19	123.56	128.46
82	UI	202	PEB	C3B-C4B-NB	3.19	114.69	110.05
82	L5	202	PEB	CAB-C3B-C4B	3.19	130.65	125.01
82	OF	203	PEB	C1C-CHB-C4B	3.19	132.62	128.81
82	E9	202	PEB	CBA-CAA-C3A	-3.19	106.36	113.47
85	B2	838	BCR	C30-C25-C26	-3.19	118.12	122.61
82	WE	202	PEB	OD-C4D-ND	-3.19	121.20	125.93
82	R9	201	PEB	C1B-C2B-C3B	-3.19	102.84	106.51
82	aO	203	PEB	CAC-CBC-CGC	-3.19	104.82	113.76
82	UE	203	PEB	C4B-C3B-C2B	-3.19	103.25	106.78
82	V4	202	PEB	C2A-C1A-NA	3.19	111.02	108.27
87	AN	852	CLA	CMB-C2B-C1B	-3.19	123.56	128.46

Continued on next page...

Continued from previous page...

Mol	Chain	Res	Type	Atoms	Z	Observed(^{o})	Ideal(^{o})
82	QB	201	PEB	OD-C4D-C3D	-3.19	122.23	129.46
82	E5	201	PEB	CMA-C2A-C1A	-3.19	105.53	112.40
82	PO	203	PEB	CHC-C1D-ND	-3.19	110.24	113.95
82	DK	201	PEB	C3B-C4B-NB	3.19	114.69	110.05
82	YO	202	PEB	CMB-C2B-C1B	3.19	129.98	125.06
85	K2	102	BCR	C8-C7-C6	3.19	136.16	127.20
84	p3	1001	CYC	CBD-CAD-C3D	-3.19	107.18	112.62
87	B6	604	CLA	O2D-CGD-O1D	-3.19	117.60	123.84
82	EM	202	PEB	OD-C4D-ND	-3.19	121.20	125.93
82	MQ	201	PEB	OD-C4D-ND	-3.19	121.20	125.93
82	gM	202	PEB	OD-C4D-ND	-3.19	121.20	125.93
82	V9	202	PEB	CBA-CAA-C3A	-3.19	106.37	113.47
82	D9	201	PEB	O2B-CGB-CBB	3.19	124.28	114.03
87	82	306	CLA	CAC-C3C-C2C	3.19	132.98	127.53
82	G9	201	PEB	C1B-C2B-C3B	-3.19	102.85	106.51
82	GD	201	PEB	C4B-C3B-C2B	-3.19	103.25	106.78
82	gG	202	PEB	CHC-C1D-ND	-3.19	110.24	113.95
84	t3	1001	CYC	CBD-CAD-C3D	-3.19	107.18	112.62
82	HJ	202	PEB	OD-C4D-ND	-3.19	121.21	125.93
82	UM	203	PEB	OD-C4D-ND	-3.19	121.21	125.93
87	7N	605	CLA	CMB-C2B-C1B	-3.19	123.56	128.46
82	eF	203	PEB	C3D-C4D-ND	3.19	113.52	107.26
95	C6	502	DGD	O6D-C1D-C2D	-3.19	103.60	110.35
82	MP	202	PEB	C3B-C4B-NB	3.19	114.69	110.05
82	mJ	202	PEB	C3B-C4B-NB	3.19	114.69	110.05
82	YD	201	PEB	CHC-C4C-C3C	-3.19	124.90	130.34
82	ZB	203	PEB	OD-C4D-ND	-3.19	121.21	125.93
82	qK	201	PEB	OD-C4D-ND	-3.19	121.21	125.93
82	MJ	202	PEB	CMA-C2A-C1A	-3.19	105.53	112.40
87	aL	605	CLA	O2D-CGD-O1D	-3.19	117.61	123.84
82	QE	203	PEB	C1C-CHB-C4B	3.19	132.62	128.81
85	B6	621	BCR	C3-C4-C5	-3.19	108.39	114.08
84	DH	1001	CYC	CMB-C2B-C1B	3.19	128.15	124.17
82	PI	202	PEB	C3B-C4B-NB	3.19	114.69	110.05
82	RJ	201	PEB	C3B-C4B-NB	3.19	114.69	110.05
82	ZE	203	PEB	C2A-C1A-NA	3.19	111.02	108.27
82	PD	203	PEB	C1B-C2B-C3B	-3.19	102.85	106.51
84	EH	1001	CYC	C4A-C3A-C2A	-3.19	102.85	106.51
82	PM	201	PEB	OD-C4D-ND	-3.19	121.21	125.93
82	jH	201	PEB	OD-C4D-ND	-3.19	121.21	125.93
82	BM	301	PEB	CBC-CAC-C2C	3.19	118.06	112.62
82	fO	202	PEB	CHC-C4C-C3C	-3.19	124.90	130.34

Continued on next page...

Continued from previous page...

Mol	Chain	Res	Type	Atoms	Z	Observed(^{o})	Ideal(^{o})
82	aJ	204	PEB	OD-C4D-ND	-3.19	121.21	125.93
82	UO	202	PEB	C1B-C2B-C3B	-3.19	102.85	106.51
85	h6	102	BCR	C3-C4-C5	-3.19	108.39	114.08
82	MQ	202	PEB	C2A-C1A-NA	3.19	111.02	108.27
82	rC	202	PEB	C2A-C1A-NA	3.19	111.02	108.27
84	y3	1001	CYC	C1B-CHB-C4A	3.19	135.87	128.08
82	VE	202	PEB	CHC-C1D-ND	-3.19	110.25	113.95
82	AM	301	PEB	C3B-C4B-NB	3.19	114.68	110.05
82	QJ	202	PEB	CHB-C4B-NB	-3.19	124.41	128.83
87	BN	827	CLA	C1B-CHB-C4A	-3.19	123.81	130.12
82	JF	201	PEB	OD-C4D-ND	-3.19	121.21	125.93
82	A1	305	PEB	OD-C4D-ND	-3.19	121.21	125.93
82	g4	203	PEB	C1C-CHB-C4B	-3.19	125.00	128.81
87	1N	610	CLA	O2D-CGD-O1D	-3.19	117.61	123.84
82	AH	301	PEB	CMB-C2B-C1B	3.19	129.97	125.06
82	P9	202	PEB	CBA-CAA-C3A	-3.19	106.37	113.47
82	AJ	302	PEB	OA-C1A-C2A	-3.19	123.64	126.17
84	EH	1001	CYC	CHB-C4A-C3A	3.19	133.09	124.90
85	B6	602	BCR	C28-C27-C26	-3.19	108.39	114.08
82	MI	401	PEB	CHB-C4B-NB	-3.19	124.41	128.83
82	L5	203	PEB	C4B-C3B-C2B	-3.19	103.26	106.78
82	WI	203	PEB	OD-C4D-ND	-3.19	121.21	125.93
84	63	901	CYC	C2B-C1B-NB	3.19	111.65	106.99
82	TP	201	PEB	C2A-C1A-NA	3.19	111.02	108.27
85	BN	838	BCR	C30-C25-C26	-3.19	118.13	122.61
82	AD	301	PEB	OD-C4D-C3D	-3.19	122.24	129.46
88	bL	612	LHG	O8-C23-C24	3.19	121.90	111.91
82	jM	202	PEB	C3B-C4B-NB	3.18	114.68	110.05
82	UF	201	PEB	CAC-C2C-C3C	3.18	136.40	127.25
82	OG	203	PEB	C1B-C2B-C3B	-3.18	102.85	106.51
82	X9	202	PEB	CBA-CAA-C3A	-3.18	106.38	113.47
84	P3	1001	CYC	CBD-CAD-C3D	-3.18	107.19	112.62
84	e3	1001	CYC	CBD-CAD-C3D	-3.18	107.19	112.62
82	A4	304	PEB	CHA-C1B-NB	-3.18	118.27	124.93
82	DP	202	PEB	CHC-C4C-C3C	-3.18	124.91	130.34
82	CJ	203	PEB	OD-C4D-ND	-3.18	121.21	125.93
83	xF	305	PUB	CHA-C4A-NA	-3.18	110.25	113.95
82	J7	202	PEB	C4B-C3B-C2B	-3.18	103.26	106.78
82	wC	202	PEB	C4B-C3B-C2B	-3.18	103.26	106.78
83	Y7	302	PUB	C1C-C2C-C3C	-3.18	103.26	106.78
85	B6	601	BCR	C7-C8-C9	-3.18	121.42	126.23
82	VO	202	PEB	CMB-C2B-C1B	3.18	129.97	125.06

Continued on next page...

Continued from previous page...

Mol	Chain	Res	Type	Atoms	Z	Observed(^{o})	Ideal(^{o})
82	M5	301	PEB	OA-C1A-C2A	-3.18	123.64	126.17
82	gO	203	PEB	C1C-CHB-C4B	-3.18	125.00	128.81
84	E3	1001	CYC	CBD-CAD-C3D	-3.18	107.19	112.62
82	EI	202	PEB	C3B-C4B-NB	3.18	114.68	110.05
82	EP	203	PEB	C3B-C4B-NB	3.18	114.68	110.05
82	OI	201	PEB	C2A-C1A-NA	3.18	111.02	108.27
82	IQ	201	PEB	C2A-C1A-NA	3.18	111.02	108.27
83	KA	203	PUB	OA-C1A-NA	-3.18	121.21	125.93
82	V9	201	PEB	C1B-C2B-C3B	-3.18	102.85	106.51
82	R9	202	PEB	CBA-CAA-C3A	-3.18	106.38	113.47
82	FP	202	PEB	CHA-C1B-NB	-3.18	118.27	124.93
82	VG	202	PEB	CHC-C1D-ND	-3.18	110.25	113.95
82	UB	301	PEB	OD-C4D-C3D	-3.18	122.25	129.46
82	MM	203	PEB	C4B-C3B-C2B	-3.18	103.26	106.78
84	d3	1001	CYC	C1A-C2A-C3A	-3.18	103.26	106.78
85	c6	617	BCR	C21-C20-C19	3.18	133.15	123.22
82	WG	202	PEB	C3B-C4B-NB	3.18	114.68	110.05
82	kO	201	PEB	C3B-C4B-NB	3.18	114.68	110.05
87	8N	301	CLA	CAC-C3C-C2C	3.18	132.97	127.53
82	YO	201	PEB	OD-C4D-ND	-3.18	121.21	125.93
82	Y5	203	PEB	OD-C4D-ND	-3.18	121.21	125.93
82	W9	202	PEB	OD-C4D-ND	-3.18	121.21	125.93
82	CI	202	PEB	CHA-C1B-NB	-3.18	118.27	124.93
82	XA	203	PEB	CAC-CBC-CGC	-3.18	104.83	113.76
82	Z5	301	PEB	OA-C1A-C2A	-3.18	123.64	126.17
82	BD	201	PEB	CMB-C2B-C1B	3.18	129.97	125.06
82	UG	201	PEB	CBC-CAC-C2C	-3.18	107.19	112.62
82	O7	202	PEB	C2A-C1A-NA	3.18	111.02	108.27
82	HJ	201	PEB	CHC-C1D-ND	3.18	117.64	113.95
82	LO	1002	PEB	C3B-C4B-NB	3.18	114.68	110.05
87	R2	202	CLA	CMB-C2B-C3B	3.18	130.63	124.68
82	LP	202	PEB	C4B-C3B-C2B	-3.18	103.26	106.78
82	m4	201	PEB	C4B-C3B-C2B	-3.18	103.26	106.78
82	kG	202	PEB	C4B-C3B-C2B	-3.18	103.26	106.78
82	AH	305	PEB	OD-C4D-ND	-3.18	121.22	125.93
82	EK	202	PEB	OD-C4D-ND	-3.18	121.22	125.93
87	52	601	CLA	CHB-C4A-NA	3.18	128.91	124.51
84	LH	1002	CYC	CHA-C1A-C2A	-3.18	117.97	125.32
82	CB	201	PEB	C3B-C4B-NB	3.18	114.68	110.05
82	cM	201	PEB	C3B-C4B-NB	3.18	114.68	110.05
82	qF	203	PEB	OA-C1A-C2A	-3.18	123.64	126.17
84	A3	1001	CYC	CBD-CAD-C3D	-3.18	107.19	112.62

Continued on next page...

Continued from previous page...

Mol	Chain	Res	Type	Atoms	Z	Observed(^{o})	Ideal(^{o})
84	m3	1001	CYC	CBD-CAD-C3D	-3.18	107.19	112.62
82	DB	202	PEB	CHA-C1B-NB	-3.18	118.28	124.93
82	MM	202	PEB	C4B-C3B-C2B	-3.18	103.26	106.78
82	O9	203	PEB	C4B-C3B-C2B	-3.18	103.26	106.78
84	GE	1001	CYC	C1A-C2A-C3A	-3.18	103.26	106.78
82	S5	201	PEB	CMC-C3C-C2C	3.18	130.94	124.94
82	IA	201	PEB	OD-C4D-C3D	-3.18	122.25	129.46
82	TI	203	PEB	C3B-C4B-NB	3.18	114.68	110.05
82	IF	203	PEB	C1B-C2B-C3B	-3.18	102.86	106.51
85	BN	838	BCR	C27-C26-C25	-3.18	118.11	122.73
84	T3	1001	CYC	CBD-CAD-C3D	-3.18	107.19	112.62
87	AN	852	CLA	C1B-CHB-C4A	-3.18	123.82	130.12
82	VG	201	PEB	C4B-C3B-C2B	-3.18	103.26	106.78
82	GM	203	PEB	C4B-C3B-C2B	-3.18	103.26	106.78
82	GQ	201	PEB	C4B-C3B-C2B	-3.18	103.26	106.78
84	F3	1001	CYC	C1A-C2A-C3A	-3.18	103.26	106.78
82	EM	202	PEB	CHA-C1B-NB	-3.18	118.28	124.93
82	tF	202	PEB	C2A-C1A-NA	3.18	111.02	108.27
82	dO	202	PEB	C2A-C1A-NA	3.18	111.02	108.27
82	WI	201	PEB	OD-C4D-ND	-3.18	121.22	125.93
82	UM	201	PEB	OD-C4D-ND	-3.18	121.22	125.93
82	W1	203	PEB	OA-C1A-C2A	-3.18	123.64	126.17
82	X9	201	PEB	C1B-C2B-C3B	-3.18	102.86	106.51
82	BQ	202	PEB	CHC-C1D-ND	-3.18	110.25	113.95
87	A2	852	CLA	CMB-C2B-C1B	-3.18	123.58	128.46
82	UE	201	PEB	CBC-CAC-C2C	-3.18	107.19	112.62
82	EM	203	PEB	C3B-C4B-NB	3.18	114.67	110.05
82	VE	201	PEB	C4B-C3B-C2B	-3.18	103.26	106.78
82	D4	1002	PEB	C4B-C3B-C2B	-3.18	103.26	106.78
82	XD	202	PEB	CHA-C1B-NB	-3.18	118.28	124.93
82	bH	201	PEB	OD-C4D-C3D	-3.18	122.25	129.46
87	AN	821	CLA	O2D-CGD-O1D	-3.18	117.62	123.84
87	A2	821	CLA	O2D-CGD-O1D	-3.18	117.62	123.84
82	l1	201	PEB	C3D-C4D-ND	3.18	113.50	107.26
87	52	601	CLA	CMB-C2B-C3B	3.18	130.63	124.68
87	72	609	CLA	CMB-C2B-C3B	3.18	130.63	124.68
87	6N	603	CLA	CMB-C2B-C3B	3.18	130.63	124.68
84	v3	1001	CYC	CBD-CAD-C3D	-3.18	107.19	112.62
82	CK	203	PEB	C2A-C1A-NA	3.18	111.01	108.27
82	BD	203	PEB	CHA-C1B-NB	-3.18	118.28	124.93
82	R4	203	PEB	CAB-CBB-CGB	3.18	120.44	113.60
82	mM	201	PEB	OD-C4D-ND	-3.18	121.22	125.93

Continued on next page...

Continued from previous page...

Mol	Chain	Res	Type	Atoms	Z	Observed(^{o})	Ideal(^{o})
82	SM	203	PEB	C4B-C3B-C2B	-3.18	103.26	106.78
82	TH	201	PEB	CHB-C4B-NB	-3.18	124.42	128.83
82	YO	201	PEB	CHB-C4B-NB	-3.18	124.42	128.83
87	AN	814	CLA	CHB-C4A-NA	3.18	128.91	124.51
82	V1	201	PEB	CHC-C4C-C3C	-3.18	124.92	130.34
82	MP	201	PEB	CMA-C2A-C1A	-3.18	105.55	112.40
82	lM	201	PEB	OD-C4D-ND	-3.18	121.22	125.93
82	G9	202	PEB	CBA-CAA-C3A	-3.18	106.39	113.47
82	AK	202	PEB	C2A-C1A-NA	3.18	111.01	108.27
87	2N	306	CLA	CHB-C4A-NA	3.18	128.91	124.51
82	AB	501	PEB	OA-C1A-C2A	-3.18	123.65	126.17
82	cK	202	PEB	CHA-C1B-NB	-3.18	118.28	124.93
87	62	304	CLA	CMB-C2B-C3B	3.18	130.62	124.68
87	B6	604	CLA	CMB-C2B-C3B	3.18	130.62	124.68
82	XK	201	PEB	OD-C4D-ND	-3.18	121.22	125.93
82	g4	201	PEB	C1B-C2B-C3B	-3.18	102.86	106.51
82	U7	202	PEB	CHC-C4C-C3C	-3.18	124.92	130.34
82	WE	201	PEB	OD-C4D-C3D	-3.18	122.26	129.46
87	bL	621	CLA	CHB-C4A-NA	3.18	128.91	124.51
87	7N	609	CLA	CMB-C2B-C3B	3.18	130.62	124.68
85	B2	840	BCR	C37-C22-C21	-3.18	118.47	122.92
84	I3	1001	CYC	C1A-C2A-C3A	-3.18	103.27	106.78
82	ZE	201	PEB	OD-C4D-ND	-3.18	121.22	125.93
82	Y4	202	PEB	OD-C4D-ND	-3.18	121.22	125.93
82	hE	201	PEB	C2A-C1A-NA	3.18	111.01	108.27
82	WP	201	PEB	CHA-C1B-NB	-3.18	118.29	124.93
82	h1	201	PEB	CHA-C1B-NB	-3.18	118.29	124.93
82	mO	201	PEB	CHA-C1B-NB	-3.18	118.29	124.93
87	32	304	CLA	C1B-CHB-C4A	-3.18	123.83	130.12
87	CL	506	CLA	C3C-C4C-NC	-3.18	107.01	110.57
82	U9	202	PEB	OA-C1A-C2A	-3.18	123.65	126.17
82	lJ	202	PEB	CMA-C2A-C1A	-3.18	105.56	112.40
82	VI	203	PEB	C1C-CHB-C4B	3.18	132.60	128.81
87	5N	604	CLA	CHB-C4A-NA	3.18	128.91	124.51
87	R2	202	CLA	O2D-CGD-O1D	-3.18	117.63	123.84
82	kK	201	PEB	C3B-C4B-NB	3.18	114.67	110.05
82	cJ	201	PEB	CMB-C2B-C1B	3.18	129.96	125.06
82	JK	201	PEB	OD-C4D-ND	-3.18	121.22	125.93
82	cB	402	PEB	OD-C4D-ND	-3.18	121.22	125.93
85	B2	840	BCR	C33-C5-C6	-3.18	120.96	124.53
82	SF	203	PEB	C4B-C3B-C2B	-3.18	103.27	106.78
82	YM	203	PEB	C4B-C3B-C2B	-3.18	103.27	106.78

Continued on next page...

Continued from previous page...

Mol	Chain	Res	Type	Atoms	Z	Observed(^{o})	Ideal(^{o})
84	H3	1001	CYC	C1A-C2A-C3A	-3.18	103.27	106.78
82	sC	203	PEB	C1B-C2B-C3B	-3.18	102.86	106.51
87	4N	610	CLA	CHB-C4A-NA	3.18	128.90	124.51
82	VO	202	PEB	C2A-C1A-NA	3.18	111.01	108.27
82	iO	202	PEB	C2A-C1A-NA	3.18	111.01	108.27
82	JD	201	PEB	CMB-C2B-C1B	3.18	129.96	125.06
82	IM	201	PEB	OD-C4D-ND	-3.18	121.22	125.93
82	LQ	201	PEB	OD-C4D-ND	-3.18	121.22	125.93
84	BG	1001	CYC	OB-C4B-C3B	-3.18	124.59	128.04
82	NH	1002	PEB	OA-C1A-C2A	-3.18	123.65	126.17
82	AO	304	PEB	C4B-C3B-C2B	-3.18	103.27	106.78
82	Q1	201	PEB	C4B-C3B-C2B	-3.18	103.27	106.78
82	eO	202	PEB	C4B-C3B-C2B	-3.18	103.27	106.78
82	K9	202	PEB	CBA-CAA-C3A	-3.18	106.40	113.47
87	A2	819	CLA	CHB-C4A-NA	3.18	128.90	124.51
82	UH	203	PEB	C1B-C2B-C3B	-3.18	102.86	106.51
82	I9	201	PEB	C1B-C2B-C3B	-3.18	102.86	106.51
82	T9	201	PEB	C1B-C2B-C3B	-3.18	102.86	106.51
82	BD	201	PEB	C3B-C4B-NB	3.18	114.67	110.05
82	oF	201	PEB	OD-C4D-ND	-3.18	121.23	125.93
82	YE	202	PEB	CHC-C1D-ND	-3.18	110.26	113.95
82	AD	301	PEB	C2A-C1A-NA	3.17	111.01	108.27
82	EM	202	PEB	C2A-C1A-NA	3.17	111.01	108.27
82	WF	202	PEB	CHC-C4C-C3C	-3.17	124.92	130.34
82	dK	201	PEB	CMB-C2B-C1B	3.17	129.95	125.06
84	ME	1001	CYC	C1A-C2A-C3A	-3.17	103.27	106.78
82	AI	202	PEB	C3B-C4B-NB	3.17	114.67	110.05
83	Z9	302	PUB	C2C-C1C-NC	3.17	114.67	110.05
82	SK	201	PEB	OD-C4D-ND	-3.17	121.23	125.93
82	P7	202	PEB	OD-C4D-ND	-3.17	121.23	125.93
82	L9	201	PEB	OD-C4D-ND	-3.17	121.23	125.93
82	bB	201	PEB	OD-C4D-ND	-3.17	121.23	125.93
82	gO	203	PEB	CAB-C3B-C2B	3.17	133.79	127.88
82	CD	202	PEB	CHC-C1D-ND	-3.17	110.26	113.95
82	F5	201	PEB	CHC-C1D-ND	-3.17	110.26	113.95
84	l3	1001	CYC	CBD-CAD-C3D	-3.17	107.20	112.62
82	FI	201	PEB	OD-C4D-C3D	-3.17	122.27	129.46
82	II	201	PEB	OD-C4D-ND	-3.17	121.23	125.93
82	dE	201	PEB	C3B-C4B-NB	3.17	114.67	110.05
82	UK	201	PEB	CAC-C2C-C3C	3.17	136.37	127.25
82	YA	303	PEB	C2A-C1A-NA	3.17	111.01	108.27
82	iK	202	PEB	C2A-C1A-NA	3.17	111.01	108.27

Continued on next page...

Continued from previous page...

Mol	Chain	Res	Type	Atoms	Z	Observed(^{o})	Ideal(^{o})
82	PD	203	PEB	C4B-C3B-C2B	-3.17	103.27	106.78
82	SK	203	PEB	C4B-C3B-C2B	-3.17	103.27	106.78
87	KN	105	CLA	CMB-C2B-C1B	-3.17	123.59	128.46
82	IM	202	PEB	CHA-C1B-C2B	3.17	133.06	124.90
87	82	306	CLA	CMC-C2C-C1C	-3.17	120.21	125.04
82	iH	201	PEB	C1C-CHB-C4B	3.17	132.60	128.81
82	mK	202	PEB	CHC-C1D-ND	-3.17	110.26	113.95
82	bF	202	PEB	CHB-C4B-C3B	-3.17	117.99	125.32
82	Q4	201	PEB	CHA-C4A-NA	3.17	128.98	125.20
82	NB	202	PEB	C3B-C4B-NB	3.17	114.67	110.05
82	c4	201	PEB	CHB-C4B-NB	-3.17	124.42	128.83
82	YG	202	PEB	CMC-C3C-C2C	3.17	130.92	124.94
82	WA	202	PEB	C4B-C3B-C2B	-3.17	103.27	106.78
82	PE	202	PEB	C1B-C2B-C3B	-3.17	102.86	106.51
82	WP	201	PEB	C1B-C2B-C3B	-3.17	102.86	106.51
82	OA	201	PEB	C2A-C1A-NA	3.17	111.01	108.27
82	WB	402	PEB	C2A-C1A-NA	3.17	111.01	108.27
82	OE	202	PEB	C2A-C1A-NA	3.17	111.01	108.27
82	d4	202	PEB	C2A-C1A-NA	3.17	111.01	108.27
82	P7	201	PEB	C2A-C1A-NA	3.17	111.01	108.27
82	dE	201	PEB	C2A-C1A-NA	3.17	111.01	108.27
82	kF	201	PEB	C3B-C4B-NB	3.17	114.66	110.05
84	K3	1001	CYC	CBD-CAD-C3D	-3.17	107.21	112.62
82	KI	203	PEB	CHA-C1B-NB	-3.17	118.30	124.93
82	O9	201	PEB	O2B-CGB-CBB	3.17	124.22	114.03
82	OA	202	PEB	C3D-C4D-ND	3.17	113.48	107.26
82	YA	303	PEB	CMB-C2B-C1B	3.17	129.95	125.06
82	Y4	201	PEB	CMB-C2B-C1B	3.17	129.95	125.06
82	dD	401	PEB	C4B-C3B-C2B	-3.17	103.27	106.78
84	EH	1001	CYC	C1A-C2A-C3A	-3.17	103.27	106.78
82	RE	201	PEB	OD-C4D-ND	-3.17	121.23	125.93
82	QJ	202	PEB	OD-C4D-ND	-3.17	121.23	125.93
82	wK	303	PEB	OD-C4D-ND	-3.17	121.23	125.93
82	O9	203	PEB	CHC-C4C-C3C	-3.17	124.93	130.34
87	KN	103	CLA	CHB-C4A-NA	3.17	128.90	124.51
82	OI	203	PEB	CHC-C1D-ND	-3.17	110.26	113.95
82	nK	202	PEB	CHB-C4B-C3B	-3.17	117.99	125.32
82	EA	201	PEB	C2A-C1A-NA	3.17	111.01	108.27
82	aG	202	PEB	C2A-C1A-NA	3.17	111.01	108.27
82	IB	203	PEB	C3B-C4B-NB	3.17	114.66	110.05
82	cO	201	PEB	CHB-C4B-NB	-3.17	124.43	128.83
84	u3	1001	CYC	C1A-C2A-C3A	-3.17	103.27	106.78

Continued on next page...

Continued from previous page...

Mol	Chain	Res	Type	Atoms	Z	Observed(^{o})	Ideal(^{o})
82	OK	203	PEB	C1C-CHB-C4B	3.17	132.60	128.81
95	c6	601	DGD	O6D-C1D-C2D	-3.17	103.64	110.35
82	OJ	201	PEB	CMB-C2B-C1B	3.17	129.95	125.06
82	YE	202	PEB	CMC-C3C-C2C	3.17	130.92	124.94
82	S5	203	PEB	OA-C1A-C2A	-3.17	123.65	126.17
82	KF	201	PEB	OD-C4D-ND	-3.17	121.23	125.93
83	xF	305	PUB	OA-C1A-NA	-3.17	121.23	125.93
83	M9	303	PUB	C2C-C1C-NC	3.17	114.66	110.05
84	KG	202	CYC	C2A-C1A-NA	3.17	114.66	110.05
82	NI	202	PEB	CHA-C1B-NB	-3.17	118.30	124.93
82	mG	201	PEB	CMB-C2B-C1B	3.17	129.95	125.06
82	JI	202	PEB	CHC-C1D-ND	-3.17	110.27	113.95
82	GI	203	PEB	CHA-C1B-NB	-3.17	118.30	124.93
82	EF	202	PEB	OD-C4D-ND	-3.17	121.23	125.93
82	gH	203	PEB	OD-C4D-ND	-3.17	121.23	125.93
82	lJ	201	PEB	CHB-C4B-NB	-3.17	124.43	128.83
84	G3	1001	CYC	CBD-CAD-C3D	-3.17	107.21	112.62
82	O7	202	PEB	C3D-C4D-ND	3.17	113.48	107.26
82	JM	202	PEB	CMB-C2B-C1B	3.17	129.94	125.06
82	jO	201	PEB	C4B-NB-C1B	-3.17	100.54	106.51
82	OH	202	PEB	C4B-C3B-C2B	-3.17	103.28	106.78
82	UP	201	PEB	C4B-C3B-C2B	-3.17	103.28	106.78
84	G4	1001	CYC	C1A-C2A-C3A	-3.17	103.28	106.78
82	MA	202	PEB	C1B-C2B-C3B	-3.17	102.87	106.51
82	AD	303	PEB	OD-C4D-ND	-3.17	121.23	125.93
82	hF	202	PEB	C3B-C4B-NB	3.17	114.66	110.05
82	wC	201	PEB	C2A-C1A-NA	3.17	111.00	108.27
82	cJ	202	PEB	C2A-C1A-NA	3.17	111.00	108.27
85	KL	100	BCR	C27-C26-C25	-3.17	118.13	122.73
83	AJ	304	PUB	CMA-C2A-C1A	3.17	128.84	121.39
87	B2	801	CLA	CMB-C2B-C1B	-3.17	123.59	128.46
87	2N	308	CLA	CMB-C2B-C3B	3.17	130.61	124.68
84	BE	1001	CYC	OB-C4B-C3B	-3.17	124.60	128.04
82	L4	1002	PEB	OD-C4D-C3D	-3.17	122.28	129.46
85	C6	507	BCR	C10-C11-C12	-3.17	113.33	123.22
82	XI	202	PEB	CHA-C1B-NB	-3.17	118.31	124.93
82	kE	201	PEB	CHA-C1B-NB	-3.17	118.31	124.93
82	EB	501	PEB	C2A-C1A-NA	3.17	111.00	108.27
82	z8	202	PEB	C2A-C1A-NA	3.17	111.00	108.27
92	B6	618	LMG	O1-C1-C2	3.17	113.25	108.30
82	J7	201	PEB	OD-C4D-ND	-3.17	121.24	125.93
82	RI	202	PEB	CHA-C1B-NB	-3.17	118.31	124.93

Continued on next page...

Continued from previous page...

Mol	Chain	Res	Type	Atoms	Z	Observed(^{o})	Ideal(^{o})
82	AP	203	PEB	C1B-C2B-C3B	-3.17	102.87	106.51
82	bO	202	PEB	CHC-C1D-ND	-3.17	110.27	113.95
82	PJ	201	PEB	C4B-C3B-C2B	-3.17	103.28	106.78
82	PH	202	PEB	CMB-C2B-C1B	3.17	129.94	125.06
82	YI	201	PEB	CMB-C2B-C1B	3.17	129.94	125.06
82	KP	202	PEB	C1C-CHB-C4B	3.17	132.59	128.81
82	IB	203	PEB	C2A-C1A-NA	3.17	111.00	108.27
82	E7	202	PEB	C2A-C1A-NA	3.17	111.00	108.27
82	w8	201	PEB	C2A-C1A-NA	3.17	111.00	108.27
82	TO	201	PEB	CHA-C1B-NB	-3.17	118.31	124.93
82	QQ	201	PEB	CHC-C4C-C3C	-3.17	124.94	130.34
82	BI	202	PEB	C3D-C4D-ND	3.17	113.47	107.26
82	a4	203	PEB	CAC-CBC-CGC	-3.17	104.88	113.76
87	RN	202	CLA	O2D-CGD-O1D	-3.17	117.65	123.84
82	QM	204	PEB	OD-C4D-C3D	-3.17	122.29	129.46
82	IK	202	PEB	CHB-C4B-NB	-3.17	124.44	128.83
82	OO	201	PEB	OD-C4D-ND	-3.17	121.24	125.93
82	lM	201	PEB	C1B-C2B-C3B	-3.17	102.87	106.51
82	EB	501	PEB	CHC-C1D-ND	-3.17	110.27	113.95
82	L5	203	PEB	C3B-C4B-NB	3.17	114.65	110.05
82	wC	204	PEB	C3B-C4B-NB	3.17	114.65	110.05
82	aF	203	PEB	C3B-C4B-NB	3.17	114.65	110.05
82	II	202	PEB	CHA-C1B-NB	-3.17	118.31	124.93
82	JO	1002	PEB	CMB-C2B-C1B	3.17	129.94	125.06
82	Y7	303	PEB	CMB-C2B-C1B	3.17	129.94	125.06
82	vK	202	PEB	CMB-C2B-C1B	3.17	129.94	125.06
82	AO	304	PEB	C2A-C1A-NA	3.17	111.00	108.27
82	jM	203	PEB	C4B-C3B-C2B	-3.17	103.28	106.78
82	Q1	201	PEB	CHA-C1B-NB	-3.17	118.31	124.93
82	TM	201	PEB	OD-C4D-ND	-3.17	121.24	125.93
82	PF	202	PEB	C3B-C4B-NB	3.17	114.65	110.05
82	FQ	202	PEB	C3B-C4B-NB	3.17	114.65	110.05
84	g3	1001	CYC	CBD-CAD-C3D	-3.16	107.22	112.62
82	oF	203	PEB	OD-C4D-C3D	-3.16	122.29	129.46
82	DB	201	PEB	CMA-C2A-C1A	-3.16	105.58	112.40
82	AG	304	PEB	C4B-C3B-C2B	-3.16	103.28	106.78
82	GM	202	PEB	C4B-C3B-C2B	-3.16	103.28	106.78
82	dM	202	PEB	C4B-C3B-C2B	-3.16	103.28	106.78
84	h3	1001	CYC	C1A-C2A-C3A	-3.16	103.28	106.78
85	BN	840	BCR	C7-C8-C9	-3.16	121.45	126.23
82	L7	201	PEB	CAB-CBB-CGB	-3.16	106.79	113.60
82	Y5	202	PEB	OD-C4D-ND	-3.16	121.24	125.93

Continued on next page...

Continued from previous page...

Mol	Chain	Res	Type	Atoms	Z	Observed(^{o})	Ideal(^{o})
82	ZO	202	PEB	C2A-C1A-NA	3.16	111.00	108.27
82	AO	304	PEB	CHA-C1B-NB	-3.16	118.31	124.93
92	b6	620	LMG	C8-O7-C10	-3.16	110.00	117.79
82	QP	201	PEB	C1B-C2B-C3B	-3.16	102.88	106.51
82	N9	201	PEB	C1B-C2B-C3B	-3.16	102.88	106.51
82	uF	202	PEB	CHB-C4B-NB	-3.16	124.44	128.83
82	KE	201	PEB	C1C-CHB-C4B	3.16	132.59	128.81
82	xK	304	PEB	C1C-CHB-C4B	-3.16	125.03	128.81
84	L1	1001	CYC	CHA-C1A-C2A	-3.16	118.01	125.32
82	YH	201	PEB	C2A-C1A-NA	3.16	111.00	108.27
82	fJ	201	PEB	C2A-C1A-NA	3.16	111.00	108.27
84	D4	1001	CYC	C2C-C1C-NC	3.16	111.00	108.27
82	Q7	201	PEB	C1B-C2B-C3B	-3.16	102.88	106.51
82	KQ	201	PEB	C3B-C4B-NB	3.16	114.65	110.05
84	JH	1001	CYC	C2A-C1A-NA	3.16	114.65	110.05
82	UB	302	PEB	C4B-C3B-C2B	-3.16	103.28	106.78
84	73	1001	CYC	C1A-C2A-C3A	-3.16	103.28	106.78
82	vC	202	PEB	CAB-C3B-C4B	3.16	130.60	125.01
87	CL	508	CLA	CHB-C4A-NA	3.16	128.88	124.51
82	sF	203	PEB	CHC-C1D-ND	-3.16	110.28	113.95
82	AO	304	PEB	C1B-C2B-C3B	-3.16	102.88	106.51
82	EP	203	PEB	C1B-C2B-C3B	-3.16	102.88	106.51
82	h4	202	PEB	C1B-C2B-C3B	-3.16	102.88	106.51
82	jE	201	PEB	C1B-C2B-C3B	-3.16	102.88	106.51
84	HG	1001	CYC	C4A-C3A-C2A	-3.16	102.88	106.51
82	gF	202	PEB	C3B-C4B-NB	3.16	114.65	110.05
82	g1	202	PEB	CAA-C3A-C4A	3.16	120.79	112.67
87	aL	606	CLA	C6-C5-C3	-3.16	105.16	113.45
85	C6	507	BCR	C16-C17-C18	-3.16	122.80	127.31
82	GA	201	PEB	C2A-C1A-NA	3.16	111.00	108.27
82	m4	201	PEB	CHA-C1B-NB	-3.16	118.32	124.93
82	JA	203	PEB	OD-C4D-ND	-3.16	121.25	125.93
82	UG	203	PEB	OD-C4D-ND	-3.16	121.25	125.93
82	BQ	201	PEB	CMB-C2B-C1B	3.16	129.93	125.06
82	bK	202	PEB	CHB-C4B-C3B	-3.16	118.02	125.32
82	mM	202	PEB	CAB-C3B-C4B	3.16	130.60	125.01
87	RN	202	CLA	CMB-C2B-C3B	3.16	130.59	124.68
82	OM	202	PEB	C1B-C2B-C3B	-3.16	102.88	106.51
82	S1	201	PEB	C1B-C2B-C3B	-3.16	102.88	106.51
82	RP	202	PEB	CHA-C1B-NB	-3.16	118.32	124.93
87	72	605	CLA	CMB-C2B-C1B	-3.16	123.61	128.46
85	b6	601	BCR	C38-C26-C25	-3.16	120.98	124.53

Continued on next page...

Continued from previous page...

Mol	Chain	Res	Type	Atoms	Z	Observed(^{o})	Ideal(^{o})
82	mE	201	PEB	CMB-C2B-C1B	3.16	129.93	125.06
82	lK	203	PEB	CMB-C2B-C1B	3.16	129.93	125.06
82	BI	203	PEB	C2A-C1A-NA	3.16	111.00	108.27
82	Y9	203	PEB	C1C-CHB-C4B	-3.16	125.03	128.81
82	VI	202	PEB	CHA-C1B-NB	-3.16	118.32	124.93
82	aJ	202	PEB	C3B-C4B-NB	3.16	114.65	110.05
82	WG	202	PEB	C1B-C2B-C3B	-3.16	102.88	106.51
82	A4	304	PEB	C1B-C2B-C3B	-3.16	102.88	106.51
82	RI	201	PEB	OD-C4D-ND	-3.16	121.25	125.93
82	DI	201	PEB	CMB-C2B-C1B	3.16	129.93	125.06
87	8N	301	CLA	CMC-C2C-C1C	-3.16	120.23	125.04
82	YA	301	PEB	OD-C4D-C3D	-3.16	122.30	129.46
87	ON	202	CLA	C1B-CHB-C4A	-3.16	123.86	130.12
87	3N	301	CLA	CMB-C2B-C3B	3.16	130.59	124.68
82	LA	201	PEB	CAB-CBB-CGB	-3.16	106.80	113.60
82	UQ	201	PEB	C4B-C3B-C2B	-3.16	103.28	106.78
82	jJ	203	PEB	C4B-C3B-C2B	-3.16	103.28	106.78
82	H5	201	PEB	OD-C4D-C3D	-3.16	122.30	129.46
82	r8	202	PEB	CHA-C4A-NA	-3.16	121.45	125.20
82	iM	201	PEB	C2A-C1A-NA	3.16	111.00	108.27
82	eH	202	PEB	CMB-C2B-C1B	3.16	129.93	125.06
82	CI	201	PEB	OD-C4D-ND	-3.16	121.25	125.93
82	qF	201	PEB	C1B-C2B-C3B	-3.16	102.88	106.51
82	V1	201	PEB	C3B-C4B-NB	3.16	114.64	110.05
87	dL	409	CLA	O2D-CGD-O1D	-3.16	117.66	123.84
85	KN	101	BCR	C8-C7-C6	3.16	136.07	127.20
84	j3	1001	CYC	C1A-C2A-C3A	-3.16	103.29	106.78
85	AL	401	BCR	C36-C18-C17	-3.16	118.50	122.92
82	uK	201	PEB	CHB-C4B-NB	-3.16	124.44	128.83
84	NE	201	CYC	C2A-C1A-NA	3.16	114.64	110.05
87	42	610	CLA	CHB-C4A-NA	3.16	128.88	124.51
82	LG	1002	PEB	C2A-C1A-NA	3.16	111.00	108.27
82	cK	203	PEB	C2A-C1A-NA	3.16	111.00	108.27
82	D4	1002	PEB	CMB-C2B-C1B	3.16	129.93	125.06
82	V1	203	PEB	C1C-CHB-C4B	3.16	132.58	128.81
84	M3	1001	CYC	C1A-C2A-C3A	-3.16	103.29	106.78
82	UH	202	PEB	C3B-C4B-NB	3.16	114.64	110.05
82	RB	202	PEB	C1B-C2B-C3B	-3.16	102.88	106.51
82	KK	201	PEB	C1B-C2B-C3B	-3.16	102.88	106.51
82	s8	203	PEB	C1B-C2B-C3B	-3.16	102.88	106.51
82	EI	201	PEB	OD-C4D-ND	-3.16	121.25	125.93
82	kG	201	PEB	CHA-C1B-NB	-3.16	118.33	124.93

Continued on next page...

Continued from previous page...

Mol	Chain	Res	Type	Atoms	Z	Observed(^{o})	Ideal(^{o})
82	MJ	202	PEB	C4B-C3B-C2B	-3.16	103.29	106.78
82	O1	202	PEB	C4B-C3B-C2B	-3.16	103.29	106.78
84	q3	1001	CYC	C1A-C2A-C3A	-3.16	103.29	106.78
82	MM	202	PEB	C3B-C4B-NB	3.16	114.64	110.05
82	BP	201	PEB	C3B-C4B-NB	3.16	114.64	110.05
82	i4	203	PEB	C3B-C4B-NB	3.16	114.64	110.05
85	bL	603	BCR	C11-C10-C9	-3.16	122.80	127.31
82	JI	201	PEB	OD-C4D-ND	-3.16	121.25	125.93
82	TP	202	PEB	OD-C4D-ND	-3.16	121.25	125.93
82	VB	202	PEB	C1B-C2B-C3B	-3.16	102.88	106.51
82	YK	202	PEB	C1B-C2B-C3B	-3.16	102.88	106.51
87	C6	519	CLA	O2D-CGD-O1D	-3.16	117.67	123.84
82	KM	202	PEB	C4B-C3B-C2B	-3.16	103.29	106.78
82	AQ	301	PEB	C4B-C3B-C2B	-3.16	103.29	106.78
87	cL	505	CLA	CHB-C4A-NA	3.16	128.88	124.51
82	W5	202	PEB	CHA-C4A-NA	-3.16	121.45	125.20
82	UF	202	PEB	C2A-C1A-NA	3.16	110.99	108.27
82	MK	203	PEB	C2A-C1A-NA	3.16	110.99	108.27
82	UF	202	PEB	C3D-C4D-ND	3.16	113.45	107.26
82	AD	303	PEB	C1B-C2B-C3B	-3.16	102.88	106.51
82	K9	201	PEB	C1B-C2B-C3B	-3.16	102.88	106.51
87	22	608	CLA	CMB-C2B-C3B	3.16	130.58	124.68
87	cL	510	CLA	CMB-C2B-C3B	3.16	130.58	124.68
82	eM	201	PEB	C3B-C4B-NB	3.16	114.64	110.05
82	vC	201	PEB	CMB-C2B-C1B	3.16	129.92	125.06
84	D3	1001	CYC	C1A-C2A-C3A	-3.16	103.29	106.78
84	S3	1001	CYC	C1A-C2A-C3A	-3.16	103.29	106.78
82	KD	201	PEB	C3B-C4B-NB	3.16	114.64	110.05
82	KF	201	PEB	C1B-C2B-C3B	-3.16	102.89	106.51
82	GM	201	PEB	C1B-C2B-C3B	-3.16	102.89	106.51
84	HG	1001	CYC	CHA-C1A-NA	-3.16	124.45	128.83
82	uF	203	PEB	C4B-C3B-C2B	-3.15	103.29	106.78
82	VQ	201	PEB	OD-C4D-C3D	-3.15	122.31	129.46
85	BN	840	BCR	C37-C22-C21	-3.15	118.50	122.92
82	uK	201	PEB	CHA-C1B-C2B	3.15	133.01	124.90
82	O1	203	PEB	OD-C4D-ND	-3.15	121.26	125.93
82	S1	201	PEB	OD-C4D-ND	-3.15	121.26	125.93
82	K7	202	PEB	OD-C4D-C3D	-3.15	122.31	129.46
82	U5	202	PEB	C3B-C4B-NB	3.15	114.64	110.05
82	XF	202	PEB	C4B-C3B-C2B	-3.15	103.29	106.78
82	dJ	201	PEB	C4B-C3B-C2B	-3.15	103.29	106.78
84	U3	1001	CYC	C1A-C2A-C3A	-3.15	103.29	106.78

Continued on next page...

Continued from previous page...

Mol	Chain	Res	Type	Atoms	Z	Observed(^{o})	Ideal(^{o})
82	lO	202	PEB	OD-C4D-C3D	-3.15	122.31	129.46
82	kH	202	PEB	CHC-C4C-C3C	-3.15	124.96	130.34
82	CI	202	PEB	C3B-C4B-NB	3.15	114.64	110.05
82	dG	201	PEB	C3B-C4B-NB	3.15	114.64	110.05
84	LG	1001	CYC	CMB-C2B-C1B	3.15	128.10	124.17
85	c6	603	BCR	C34-C9-C10	-3.15	118.51	122.92
85	B2	838	BCR	C27-C26-C25	-3.15	118.15	122.73
82	KA	202	PEB	OD-C4D-C3D	-3.15	122.32	129.46
82	MD	202	PEB	C2A-C1A-NA	3.15	110.99	108.27
82	gO	202	PEB	C2A-C1A-NA	3.15	110.99	108.27
82	U4	202	PEB	C1B-C2B-C3B	-3.15	102.89	106.51
82	mG	202	PEB	C1B-C2B-C3B	-3.15	102.89	106.51
82	VH	202	PEB	C1C-CHB-C4B	3.15	132.57	128.81
96	f6	101	HEM	CHD-C1D-ND	3.15	127.86	124.43
82	ZK	202	PEB	C4B-C3B-C2B	-3.15	103.29	106.78
82	II	203	PEB	OD-C4D-C3D	-3.15	122.32	129.46
82	CP	201	PEB	C3B-C4B-NB	3.15	114.63	110.05
82	kH	201	PEB	C3B-C4B-NB	3.15	114.63	110.05
82	fJ	201	PEB	C3B-C4B-NB	3.15	114.63	110.05
84	BE	1002	CYC	C2C-C1C-NC	3.15	110.99	108.27
82	XJ	201	PEB	C3B-C4B-NB	3.15	114.63	110.05
82	IM	203	PEB	C4B-C3B-C2B	-3.15	103.30	106.78
82	A4	304	PEB	C4B-C3B-C2B	-3.15	103.30	106.78
82	PI	201	PEB	OD-C4D-ND	-3.15	121.26	125.93
92	aL	611	LMG	O8-C28-C29	3.15	121.80	111.91
82	PI	202	PEB	CHA-C1B-NB	-3.15	118.34	124.93
87	CL	503	CLA	CHB-C4A-NA	3.15	128.87	124.51
87	bL	614	CLA	CHB-C4A-NA	3.15	128.87	124.51
82	RA	203	PEB	CMB-C2B-C1B	3.15	129.92	125.06
85	b6	602	BCR	C36-C18-C19	3.15	123.04	118.08
82	YM	201	PEB	OD-C4D-ND	-3.15	121.26	125.93
82	iF	203	PEB	C4B-C3B-C2B	-3.15	103.30	106.78
85	cL	504	BCR	C21-C20-C19	-3.15	113.39	123.22
82	D5	203	PEB	CHC-C4C-C3C	-3.15	124.96	130.34
82	EM	203	PEB	C1B-C2B-C3B	-3.15	102.89	106.51
82	EA	202	PEB	CMB-C2B-C1B	3.15	129.91	125.06
82	EI	202	PEB	CHA-C1B-NB	-3.15	118.34	124.93
82	BQ	203	PEB	CHA-C1B-NB	-3.15	118.34	124.93
82	IM	201	PEB	C3B-C4B-NB	3.15	114.63	110.05
82	FB	201	PEB	OD-C4D-C3D	-3.15	122.32	129.46
82	SO	201	PEB	OD-C4D-ND	-3.15	121.26	125.93
82	JI	202	PEB	CHC-C4C-C3C	-3.15	124.97	130.34

Continued on next page...

Continued from previous page...

Mol	Chain	Res	Type	Atoms	Z	Observed(^{o})	Ideal(^{o})
82	JF	202	PEB	C2A-C1A-NA	3.15	110.99	108.27
82	FI	202	PEB	C4B-C3B-C2B	-3.15	103.30	106.78
82	jE	202	PEB	C4B-C3B-C2B	-3.15	103.30	106.78
82	b4	202	PEB	CHC-C1D-ND	-3.15	110.29	113.95
82	eK	203	PEB	C3D-C4D-ND	3.15	113.44	107.26
82	GA	201	PEB	C1B-C2B-C3B	-3.15	102.89	106.51
87	32	308	CLA	O2D-CGD-O1D	-3.15	117.68	123.84
82	TI	202	PEB	OD-C4D-ND	-3.15	121.27	125.93
82	gH	203	PEB	CHA-C1B-NB	-3.15	118.35	124.93
85	c6	602	BCR	C33-C5-C4	3.15	119.67	113.62
87	cL	515	CLA	O2D-CGD-O1D	-3.15	117.68	123.84
82	ZJ	201	PEB	C3B-C4B-NB	3.15	114.63	110.05
82	f1	201	PEB	C4B-C3B-C2B	-3.15	103.30	106.78
84	k3	1001	CYC	C1A-C2A-C3A	-3.15	103.30	106.78
84	n3	1001	CYC	C1A-C2A-C3A	-3.15	103.30	106.78
87	12	606	CLA	CMB-C2B-C1B	-3.15	123.62	128.46
82	A9	201	PEB	C1B-C2B-C3B	-3.15	102.89	106.51
82	aF	203	PEB	C1B-C2B-C3B	-3.15	102.89	106.51
82	NF	201	PEB	OD-C4D-ND	-3.15	121.27	125.93
82	ZG	201	PEB	OD-C4D-ND	-3.15	121.27	125.93
82	AI	201	PEB	OD-C4D-ND	-3.15	121.27	125.93
82	XJ	202	PEB	OD-C4D-ND	-3.15	121.27	125.93
85	cL	503	BCR	C16-C17-C18	-3.15	122.82	127.31
82	AO	305	PEB	CMB-C2B-C1B	3.15	129.91	125.06
82	A1	301	PEB	CMB-C2B-C1B	3.15	129.91	125.06
87	C6	512	CLA	O2D-CGD-O1D	-3.15	117.68	123.84
87	CL	515	CLA	CMB-C2B-C3B	3.15	130.57	124.68
82	GP	202	PEB	OA-C1A-C2A	-3.15	123.67	126.17
83	AQ	302	PUB	OA-C1A-NA	-3.15	121.27	125.93
83	xK	305	PUB	OA-C1A-NA	-3.15	121.27	125.93
82	dD	401	PEB	C1C-CHB-C4B	-3.15	125.05	128.81
82	XK	202	PEB	C4B-C3B-C2B	-3.15	103.30	106.78
85	J2	103	BCR	C15-C14-C13	-3.15	122.82	127.31
82	s8	202	PEB	C1B-C2B-C3B	-3.15	102.89	106.51
84	M1	201	CYC	C2A-C1A-NA	3.15	114.63	110.05
92	D6	407	LMG	C8-O7-C10	-3.15	110.04	117.79
82	U9	202	PEB	OD-C4D-ND	-3.15	121.27	125.93
82	YD	201	PEB	C4B-C3B-C2B	-3.15	103.30	106.78
82	AM	302	PEB	C4B-C3B-C2B	-3.15	103.30	106.78
82	p8	202	PEB	C4B-C3B-C2B	-3.15	103.30	106.78
84	O3	1001	CYC	C1A-C2A-C3A	-3.15	103.30	106.78
82	AQ	303	PEB	CHC-C4C-C3C	-3.15	124.97	130.34

Continued on next page...

Continued from previous page...

Mol	Chain	Res	Type	Atoms	Z	Observed(^{o})	Ideal(^{o})
82	f4	202	PEB	CHC-C4C-C3C	-3.15	124.97	130.34
82	AG	301	PEB	C1B-C2B-C3B	-3.15	102.89	106.51
87	b6	608	CLA	CMB-C2B-C3B	3.15	130.56	124.68
87	12	604	CLA	CHB-C4A-NA	3.15	128.86	124.51
87	42	608	CLA	CHB-C4A-NA	3.15	128.86	124.51
84	JH	1003	CYC	C2A-C1A-NA	3.15	114.63	110.05
82	l4	201	PEB	C4B-NB-C1B	-3.15	100.58	106.51
82	XI	201	PEB	OD-C4D-ND	-3.15	121.27	125.93
82	xF	302	PEB	OD-C4D-ND	-3.15	121.27	125.93
82	FQ	202	PEB	C3D-C4D-ND	3.15	113.43	107.26
85	cL	518	BCR	C11-C10-C9	-3.15	122.82	127.31
85	B2	838	BCR	C35-C13-C14	-3.15	118.52	122.92
84	h3	1001	CYC	CAA-CBA-CGA	3.15	120.37	113.60
82	OG	202	PEB	C2A-C1A-NA	3.15	110.98	108.27
82	V7	203	PEB	CHC-C1D-ND	-3.15	110.29	113.95
82	pF	201	PEB	CHC-C1D-ND	-3.15	110.29	113.95
82	CJ	203	PEB	C3B-C4B-NB	3.15	114.62	110.05
82	JA	202	PEB	C4B-C3B-C2B	-3.15	103.30	106.78
84	GO	1001	CYC	C1A-C2A-C3A	-3.15	103.30	106.78
82	ND	203	PEB	C1B-C2B-C3B	-3.15	102.90	106.51
82	WI	202	PEB	CHA-C1B-C2B	3.15	132.99	124.90
82	GI	202	PEB	C3B-C4B-NB	3.15	114.62	110.05
82	j4	201	PEB	C4B-NB-C1B	-3.14	100.58	106.51
87	CL	510	CLA	C1B-CHB-C4A	-3.14	123.89	130.12
87	BN	811	CLA	CMB-C2B-C1B	-3.14	123.63	128.46
87	FN	205	CLA	CMB-C2B-C1B	-3.14	123.63	128.46
82	T1	201	PEB	CHB-C4B-NB	-3.14	124.47	128.83
82	gM	202	PEB	CHC-C4C-C3C	-3.14	124.97	130.34
82	cJ	201	PEB	OD-C4D-ND	-3.14	121.27	125.93
92	A6	408	LMG	O8-C28-C29	3.14	121.78	111.91
82	CP	202	PEB	OA-C1A-C2A	-3.14	123.67	126.17
84	IO	1001	CYC	CHB-C4A-NA	-3.14	118.36	124.93
87	BL	619	CLA	O2D-CGD-O1D	-3.14	117.69	123.84
82	NQ	203	PEB	C1B-C2B-C3B	-3.14	102.90	106.51
82	jM	202	PEB	C4B-C3B-C2B	-3.14	103.30	106.78
87	AN	809	CLA	C1B-CHB-C4A	-3.14	123.89	130.12
82	MB	201	PEB	CAB-CBB-CGB	-3.14	106.84	113.60
82	O7	201	PEB	C2A-C1A-NA	3.14	110.98	108.27
82	RG	201	PEB	OD-C4D-ND	-3.14	121.27	125.93
82	YO	201	PEB	CMB-C2B-C1B	3.14	129.91	125.06
87	AN	819	CLA	CHB-C4A-NA	3.14	128.86	124.51
87	bL	607	CLA	CHB-C4A-NA	3.14	128.86	124.51

Continued on next page...

Continued from previous page...

Mol	Chain	Res	Type	Atoms	Z	Observed(^{o})	Ideal(^{o})
85	BN	838	BCR	C35-C13-C14	-3.14	118.52	122.92
82	AI	202	PEB	CHA-C1B-NB	-3.14	118.36	124.93
82	TI	203	PEB	CHA-C1B-NB	-3.14	118.36	124.93
82	OF	201	PEB	C4B-C3B-C2B	-3.14	103.30	106.78
82	hK	201	PEB	C4B-C3B-C2B	-3.14	103.30	106.78
82	Y7	301	PEB	C3B-C4B-NB	3.14	114.62	110.05
82	JQ	201	PEB	CMB-C2B-C1B	3.14	129.90	125.06
82	IB	201	PEB	CHA-C1B-NB	-3.14	118.36	124.93
82	OE	202	PEB	CHA-C1B-NB	-3.14	118.36	124.93
82	GE	1002	PEB	C2A-C1A-NA	3.14	110.98	108.27
82	D5	202	PEB	C2A-C1A-NA	3.14	110.98	108.27
82	cK	201	PEB	C2A-C1A-NA	3.14	110.98	108.27
82	GJ	201	PEB	C3B-C4B-NB	3.14	114.62	110.05
82	JO	1002	PEB	C3B-C4B-NB	3.14	114.62	110.05
82	JO	1002	PEB	CAB-C3B-C4B	3.14	130.57	125.01
82	YP	502	PEB	CHA-C1B-NB	-3.14	118.36	124.93
84	73	1001	CYC	CAA-CBA-CGA	3.14	120.36	113.60
82	QO	202	PEB	CHB-C4B-NB	-3.14	124.47	128.83
82	JJ	202	PEB	OD-C4D-ND	-3.14	121.28	125.93
82	AQ	303	PEB	C1B-C2B-C3B	-3.14	102.90	106.51
84	BE	1001	CYC	C1B-C2B-C3B	-3.14	104.59	107.87
84	EE	1001	CYC	C1B-C2B-C3B	-3.14	104.59	107.87
82	TK	202	PEB	C4B-C3B-C2B	-3.14	103.31	106.78
87	1N	602	CLA	CMC-C2C-C1C	-3.14	120.25	125.04
87	D6	402	CLA	CMB-C2B-C3B	3.14	130.56	124.68
82	fM	202	PEB	C3B-C4B-NB	3.14	114.62	110.05
82	aM	203	PEB	CMB-C2B-C1B	3.14	129.90	125.06
85	BN	842	BCR	C10-C11-C12	3.14	133.02	123.22
82	J5	202	PEB	C2A-C1A-NA	3.14	110.98	108.27
82	WE	202	PEB	C3B-C4B-NB	3.14	114.62	110.05
82	dD	401	PEB	OD-C4D-ND	-3.14	121.28	125.93
82	HB	203	PEB	C1C-CHB-C4B	3.14	132.56	128.81
85	kL	100	BCR	C27-C26-C25	-3.14	118.17	122.73
82	ED	201	PEB	OD-C4D-C3D	-3.14	122.34	129.46
82	HD	202	PEB	C1B-C2B-C3B	-3.14	102.90	106.51
82	QD	202	PEB	C1B-C2B-C3B	-3.14	102.90	106.51
82	l1	203	PEB	OA-C1A-C2A	-3.14	123.68	126.17
82	CK	201	PEB	C4B-C3B-C2B	-3.14	103.31	106.78
82	DP	202	PEB	C4B-C3B-C2B	-3.14	103.31	106.78
82	A4	305	PEB	CMB-C2B-C1B	3.14	129.90	125.06
85	B2	842	BCR	C10-C11-C12	3.14	133.02	123.22
82	D5	202	PEB	C3B-C4B-NB	3.14	114.62	110.05

Continued on next page...

Continued from previous page...

Mol	Chain	Res	Type	Atoms	Z	Observed(^{o})	Ideal(^{o})
82	gJ	202	PEB	CHC-C4C-C3C	-3.14	124.98	130.34
87	O2	202	CLA	C1B-CHB-C4A	-3.14	123.90	130.12
82	S9	203	PEB	C2A-C1A-NA	3.14	110.98	108.27
87	4N	608	CLA	CHB-C4A-NA	3.14	128.85	124.51
84	U3	1001	CYC	CAA-CBA-CGA	3.14	120.36	113.60
87	A2	835	CLA	O2D-CGD-O1D	-3.14	117.70	123.84
82	O9	201	PEB	CHC-C1D-ND	-3.14	110.30	113.95
82	ZO	201	PEB	CHA-C1B-NB	-3.14	118.36	124.93
87	b6	606	CLA	C1-C2-C3	-3.14	120.61	126.04
82	DB	202	PEB	C3B-C4B-NB	3.14	114.62	110.05
82	QE	203	PEB	C3B-C4B-NB	3.14	114.62	110.05
83	Y7	302	PUB	OD-C4D-ND	-3.14	121.28	125.93
82	AD	301	PEB	C4B-C3B-C2B	-3.14	103.31	106.78
82	W5	202	PEB	C4B-C3B-C2B	-3.14	103.31	106.78
87	B2	836	CLA	CMB-C2B-C1B	-3.14	123.64	128.46
87	1N	604	CLA	CHB-C4A-NA	3.14	128.85	124.51
82	UB	302	PEB	C1C-CHB-C4B	3.14	132.56	128.81
87	BN	822	CLA	CMB-C2B-C3B	3.14	130.55	124.68
82	zC	202	PEB	C2A-C1A-NA	3.14	110.98	108.27
82	fO	202	PEB	C2A-C1A-NA	3.14	110.98	108.27
82	ZG	202	PEB	C3B-C4B-NB	3.14	114.61	110.05
82	XF	201	PEB	OD-C4D-ND	-3.14	121.28	125.93
82	ZO	202	PEB	C1B-C2B-C3B	-3.14	102.90	106.51
84	K4	1001	CYC	CHA-C1A-NA	-3.14	124.47	128.83
94	A6	410	PL9	O1-C4-C3	3.14	124.18	120.72
85	J2	103	BCR	C31-C1-C2	3.14	121.46	108.91
82	PI	201	PEB	C3B-C4B-NB	3.14	114.61	110.05
82	EJ	202	PEB	C3B-C4B-NB	3.14	114.61	110.05
82	xK	302	PEB	C3B-C4B-NB	3.14	114.61	110.05
82	VB	202	PEB	OD-C4D-ND	-3.14	121.28	125.93
82	YJ	202	PEB	OD-C4D-ND	-3.14	121.28	125.93
82	lK	201	PEB	OD-C4D-ND	-3.14	121.28	125.93
82	RO	203	PEB	CAB-CBB-CGB	3.14	120.36	113.60
82	Y4	203	PEB	CAB-CBB-CGB	3.14	120.36	113.60
84	Q3	1001	CYC	CAA-CBA-CGA	3.14	120.36	113.60
84	d3	1001	CYC	CAA-CBA-CGA	3.14	120.36	113.60
82	EP	203	PEB	C3D-C4D-ND	3.14	113.42	107.26
82	FD	201	PEB	OA-C1A-C2A	-3.14	123.68	126.17
82	U9	201	PEB	OA-C1A-C2A	-3.14	123.68	126.17
82	HF	201	PEB	CAA-C3A-C2A	3.14	122.10	114.26
82	DO	1002	PEB	CMB-C2B-C1B	3.14	129.90	125.06
82	lG	202	PEB	CMB-C2B-C1B	3.14	129.90	125.06

Continued on next page...

Continued from previous page...

Mol	Chain	Res	Type	Atoms	Z	Observed(^{o})	Ideal(^{o})
82	mO	201	PEB	C4B-C3B-C2B	-3.14	103.31	106.78
85	cL	504	BCR	C23-C24-C25	3.14	136.01	127.20
82	XI	201	PEB	C3B-C4B-NB	3.14	114.61	110.05
84	GE	1001	CYC	C2A-C1A-NA	3.14	114.61	110.05
82	cJ	202	PEB	CMB-C2B-C1B	3.14	129.90	125.06
82	yK	301	PEB	CHA-C1B-NB	-3.14	118.37	124.93
87	CL	507	CLA	O2D-CGD-O1D	-3.14	117.70	123.84
82	KI	202	PEB	OD-C4D-ND	-3.14	121.28	125.93
82	Z4	202	PEB	C3B-C4B-NB	3.14	114.61	110.05
82	KG	201	PEB	C4B-C3B-C2B	-3.14	103.31	106.78
82	OP	203	PEB	C4B-C3B-C2B	-3.14	103.31	106.78
82	WK	202	PEB	CAA-C3A-C2A	-3.14	106.42	114.26
82	lG	202	PEB	CHC-C4C-C3C	-3.14	124.99	130.34
84	S3	1001	CYC	CAA-CBA-CGA	3.14	120.35	113.60
82	HB	201	PEB	OD-C4D-C3D	-3.14	122.35	129.46
82	wF	303	PEB	CHA-C1B-C2B	3.14	132.97	124.90
84	I3	1001	CYC	CAA-CBA-CGA	3.14	120.35	113.60
82	F9	203	PEB	OD-C4D-ND	-3.14	121.28	125.93
82	cH	202	PEB	OD-C4D-C3D	-3.14	122.35	129.46
82	WJ	202	PEB	C1B-C2B-C3B	-3.14	102.91	106.51
82	gG	202	PEB	C3B-C4B-NB	3.14	114.61	110.05
82	W4	201	PEB	C2B-C1B-NB	3.14	117.22	110.53
82	OB	201	PEB	C4B-C3B-C2B	-3.14	103.31	106.78
87	c6	613	CLA	CMB-C2B-C3B	3.14	130.54	124.68
84	LE	1001	CYC	CMB-C2B-C1B	3.14	128.08	124.17
87	B2	815	CLA	CHB-C4A-NA	3.14	128.85	124.51
85	a6	605	BCR	C24-C23-C22	-3.14	121.50	126.23
82	sK	203	PEB	CHC-C1D-ND	-3.14	110.31	113.95
82	B5	203	PEB	CHA-C1B-NB	-3.14	118.37	124.93
82	HI	201	PEB	CHC-C4C-C3C	-3.14	124.99	130.34
82	HK	202	PEB	OD-C4D-ND	-3.14	121.28	125.93
82	qF	201	PEB	OD-C4D-ND	-3.14	121.28	125.93
82	H5	202	PEB	C2A-C1A-NA	3.14	110.98	108.27
82	YA	301	PEB	C3B-C4B-NB	3.14	114.61	110.05
82	kG	201	PEB	C3B-C4B-NB	3.14	114.61	110.05
82	DB	203	PEB	OD-C4D-C3D	-3.14	122.36	129.46
87	c6	607	CLA	CMB-C2B-C3B	3.14	130.54	124.68
82	RQ	202	PEB	CMB-C2B-C1B	3.14	129.89	125.06
82	L4	1002	PEB	C4B-C3B-C2B	-3.13	103.31	106.78
82	N7	201	PEB	C4B-C3B-C2B	-3.13	103.31	106.78
84	w3	1001	CYC	C1A-C2A-C3A	-3.13	103.31	106.78
82	EQ	201	PEB	OD-C4D-C3D	-3.13	122.36	129.46

Continued on next page...

Continued from previous page...

Mol	Chain	Res	Type	Atoms	Z	Observed(^{o})	Ideal(^{o})
87	CL	510	CLA	CMC-C2C-C1C	-3.13	120.27	125.04
82	V1	201	PEB	OD-C4D-ND	-3.13	121.29	125.93
84	D3	1001	CYC	CAA-CBA-CGA	3.13	120.35	113.60
82	J7	202	PEB	CHC-C1D-ND	-3.13	110.31	113.95
87	A2	818	CLA	CMB-C2B-C1B	-3.13	123.65	128.46
87	F2	205	CLA	CMB-C2B-C1B	-3.13	123.65	128.46
87	A2	809	CLA	O2D-CGD-CBD	3.13	116.84	111.27
82	YJ	201	PEB	C1B-C2B-C3B	-3.13	102.91	106.51
87	c6	610	CLA	CMB-C2B-C3B	3.13	130.54	124.68
87	3N	311	CLA	CHB-C4A-NA	3.13	128.85	124.51
82	CM	201	PEB	OD-C4D-ND	-3.13	121.29	125.93
82	dD	401	PEB	C3B-C4B-NB	3.13	114.61	110.05
82	HK	201	PEB	CAA-C3A-C2A	3.13	122.09	114.26
84	u3	1001	CYC	CAA-CBA-CGA	3.13	120.35	113.60
82	lF	203	PEB	CMB-C2B-C1B	3.13	129.89	125.06
87	32	308	CLA	CMB-C2B-C3B	3.13	130.54	124.68
82	EJ	203	PEB	CHA-C1B-NB	-3.13	118.38	124.93
82	yF	301	PEB	CHA-C1B-NB	-3.13	118.38	124.93
84	HH	1001	CYC	CHB-C4A-NA	-3.13	118.38	124.93
85	AN	846	BCR	C20-C19-C18	3.13	135.22	126.42
82	nF	202	PEB	CHB-C4B-C3B	-3.13	118.08	125.32
87	A2	814	CLA	CHB-C4A-NA	3.13	128.84	124.51
82	YJ	201	PEB	C3B-C4B-NB	3.13	114.61	110.05
82	LP	201	PEB	C2A-C1A-NA	3.13	110.97	108.27
82	L5	201	PEB	C2A-C1A-NA	3.13	110.97	108.27
85	J2	103	BCR	C32-C1-C31	-3.13	98.91	108.53
84	o3	1001	CYC	C1A-C2A-C3A	-3.13	103.31	106.78
87	D6	402	CLA	O2D-CGD-O1D	-3.13	117.71	123.84
82	HI	203	PEB	CMB-C2B-C1B	3.13	129.89	125.06
82	U5	203	PEB	C1C-CHB-C4B	-3.13	125.07	128.81
84	LO	1001	CYC	C4D-CHA-C1A	3.13	132.55	128.81
84	f3	1001	CYC	C1A-C2A-C3A	-3.13	103.32	106.78
82	YD	201	PEB	CHB-C4B-NB	-3.13	124.48	128.83
82	NI	201	PEB	OD-C4D-ND	-3.13	121.29	125.93
82	OD	201	PEB	C2A-C1A-NA	3.13	110.97	108.27
82	SM	201	PEB	C2A-C1A-NA	3.13	110.97	108.27
82	UP	203	PEB	CMB-C2B-C1B	3.13	129.89	125.06
82	SM	201	PEB	C1B-C2B-C3B	-3.13	102.91	106.51
82	C9	201	PEB	C1B-C2B-C3B	-3.13	102.91	106.51
82	uC	201	PEB	C1B-C2B-C3B	-3.13	102.91	106.51
82	NM	202	PEB	OA-C1A-C2A	-3.13	123.68	126.17
96	f6	101	HEM	C2C-C3C-C4C	-3.13	104.71	106.90

Continued on next page...

Continued from previous page...

Mol	Chain	Res	Type	Atoms	Z	Observed(^{o})	Ideal(^{o})
82	dE	202	PEB	OD-C4D-ND	-3.13	121.29	125.93
87	1N	606	CLA	CMB-C2B-C1B	-3.13	123.65	128.46
82	DF	201	PEB	CHC-C4C-C3C	-3.13	125.00	130.34
82	ZE	202	PEB	C3B-C4B-NB	3.13	114.60	110.05
82	aJ	201	PEB	C3B-C4B-NB	3.13	114.60	110.05
82	wK	303	PEB	C3B-C4B-NB	3.13	114.60	110.05
82	I7	201	PEB	OD-C4D-C3D	-3.13	122.36	129.46
84	L3	1001	CYC	C1A-C2A-C3A	-3.13	103.32	106.78
87	B6	615	CLA	O2D-CGD-O1D	-3.13	117.72	123.84
82	WB	402	PEB	CAC-C2C-C3C	3.13	136.24	127.25
82	eM	202	PEB	CAB-C3B-C4B	3.13	130.55	125.01
82	WJ	201	PEB	C1B-C2B-C3B	-3.13	102.91	106.51
82	NB	203	PEB	OD-C4D-C3D	-3.13	122.37	129.46
83	AM	304	PUB	C4B-CHB-C1C	-3.13	125.07	128.81
82	MB	201	PEB	C2A-C1A-NA	3.13	110.97	108.27
82	PH	201	PEB	OD-C4D-ND	-3.13	121.29	125.93
87	CL	507	CLA	CBC-CAC-C3C	3.13	121.06	112.43
84	HE	1001	CYC	CHA-C1A-NA	-3.13	124.48	128.83
84	LO	1001	CYC	CHB-C1B-NB	-3.13	119.34	126.06
82	iH	202	PEB	OA-C1A-C2A	-3.13	123.68	126.17
82	T4	201	PEB	CHA-C1B-NB	-3.13	118.39	124.93
82	gG	202	PEB	OD-C4D-ND	-3.13	121.29	125.93
84	EE	1001	CYC	CHA-C1A-NA	-3.13	124.48	128.83
82	SK	203	PEB	C3B-C4B-NB	3.13	114.60	110.05
82	II	203	PEB	CMB-C2B-C1B	3.13	129.88	125.06
87	b6	612	CLA	CMB-C2B-C3B	3.13	130.53	124.68
82	YI	201	PEB	C2A-C1A-NA	3.13	110.97	108.27
82	jG	202	PEB	C4B-C3B-C2B	-3.13	103.32	106.78
85	JN	103	BCR	C32-C1-C31	-3.13	98.92	108.53
82	II	201	PEB	C3B-C4B-NB	3.13	114.60	110.05
87	bL	607	CLA	C4-C3-C5	3.13	120.53	115.27
82	SE	201	PEB	C1B-C2B-C3B	-3.13	102.92	106.51
83	AM	303	PUB	CHA-C1B-C2B	-3.13	125.00	130.34
84	I4	1001	CYC	CHB-C4A-NA	-3.13	118.39	124.93
82	IM	202	PEB	OD-C4D-ND	-3.13	121.30	125.93
82	dF	201	PEB	CMB-C2B-C1B	3.13	129.88	125.06
84	Q3	1001	CYC	C1A-C2A-C3A	-3.13	103.32	106.78
85	bL	602	BCR	C16-C17-C18	-3.13	122.84	127.31
84	n3	1001	CYC	CAA-CBA-CGA	3.13	120.33	113.60
82	qK	201	PEB	C1B-C2B-C3B	-3.13	102.92	106.51
82	SD	201	PEB	OD-C4D-ND	-3.13	121.30	125.93
82	Q9	202	PEB	CHA-C4A-NA	-3.13	121.49	125.20

Continued on next page...

Continued from previous page...

Mol	Chain	Res	Type	Atoms	Z	Observed(^{o})	Ideal(^{o})
82	TI	202	PEB	C3B-C4B-NB	3.13	114.60	110.05
87	6N	604	CLA	CMB-C2B-C3B	3.13	130.53	124.68
82	AQ	301	PEB	OD-C4D-C3D	-3.13	122.37	129.46
82	mO	203	PEB	CBB-CAB-C3B	3.13	121.32	112.63
82	CP	201	PEB	C4B-C3B-C2B	-3.13	103.32	106.78
82	uF	201	PEB	C4B-C3B-C2B	-3.13	103.32	106.78
82	QF	201	PEB	CAB-C3B-C4B	3.13	130.54	125.01
82	EF	201	PEB	OD-C4D-ND	-3.13	121.30	125.93
82	OF	201	PEB	OD-C4D-ND	-3.13	121.30	125.93
82	UP	202	PEB	OD-C4D-ND	-3.13	121.30	125.93
82	AQ	303	PEB	OD-C4D-ND	-3.13	121.30	125.93
82	FH	1002	PEB	C3B-C4B-NB	3.13	114.60	110.05
82	XM	201	PEB	C3B-C4B-NB	3.13	114.60	110.05
82	Y4	201	PEB	CHB-C4B-NB	-3.13	124.49	128.83
85	F6	101	BCR	C37-C22-C23	3.13	123.00	118.08
85	B2	840	BCR	C7-C8-C9	-3.13	121.51	126.23
82	b1	201	PEB	OD-C4D-C3D	-3.13	122.38	129.46
87	CL	507	CLA	CAC-C3C-C2C	3.13	132.88	127.53
82	UE	203	PEB	OD-C4D-ND	-3.13	121.30	125.93
82	oF	202	PEB	OD-C4D-ND	-3.13	121.30	125.93
82	DP	201	PEB	CMB-C2B-C1B	3.13	129.88	125.06
82	OA	202	PEB	C1C-CHB-C4B	3.13	132.54	128.81
82	DH	1002	PEB	C1B-C2B-C3B	-3.13	102.92	106.51
82	fK	202	PEB	C1B-C2B-C3B	-3.13	102.92	106.51
82	F5	203	PEB	C3B-C4B-NB	3.13	114.60	110.05
87	A6	402	CLA	O2D-CGD-O1D	-3.13	117.73	123.84
82	R7	202	PEB	CHA-C1B-NB	-3.13	118.39	124.93
82	LQ	201	PEB	C4B-C3B-C2B	-3.13	103.32	106.78
84	HH	1001	CYC	C1B-NB-C4B	-3.13	106.69	110.67
82	YF	202	PEB	C1B-C2B-C3B	-3.13	102.92	106.51
82	mE	202	PEB	C1B-C2B-C3B	-3.13	102.92	106.51
82	vF	202	PEB	OA-C1A-C2A	-3.13	123.69	126.17
82	Y4	202	PEB	CHA-C1B-NB	-3.13	118.40	124.93
91	A6	407	PHO	CMA-C3A-C4A	-3.12	107.53	114.38
82	bP	502	PEB	CHB-C4B-NB	-3.12	124.49	128.83
87	5N	605	CLA	CAA-CBA-CGA	-3.12	104.21	112.51
87	K2	104	CLA	CHB-C4A-NA	3.12	128.83	124.51
87	F2	202	CLA	CMB-C2B-C1B	-3.12	123.66	128.46
82	Z4	201	PEB	C2B-C1B-NB	3.12	117.20	110.53
85	L2	205	BCR	C30-C25-C26	-3.12	118.21	122.61
82	LB	201	PEB	C4B-C3B-C2B	-3.12	103.33	106.78
82	XD	203	PEB	C4B-C3B-C2B	-3.12	103.33	106.78

Continued on next page...

Continued from previous page...

Mol	Chain	Res	Type	Atoms	Z	Observed(^{o})	Ideal(^{o})
82	CM	201	PEB	C4B-C3B-C2B	-3.12	103.33	106.78
85	A2	846	BCR	C20-C19-C18	3.12	135.19	126.42
82	kE	201	PEB	C3B-C4B-NB	3.12	114.59	110.05
84	ME	1001	CYC	C2A-C1A-NA	3.12	114.59	110.05
87	BL	622	CLA	CMB-C2B-C1B	-3.12	123.66	128.46
87	c6	605	CLA	CMB-C2B-C1B	-3.12	123.66	128.46
82	TK	201	PEB	CHB-C4B-NB	-3.12	124.49	128.83
82	aF	202	PEB	CHB-C4B-NB	-3.12	124.49	128.83
82	MA	202	PEB	CHC-C4C-C3C	-3.12	125.01	130.34
82	WK	202	PEB	CHC-C4C-C3C	-3.12	125.01	130.34
84	L3	1001	CYC	CAA-CBA-CGA	3.12	120.32	113.60
82	NF	202	PEB	C4B-C3B-C2B	-3.12	103.33	106.78
82	OG	202	PEB	CHA-C1B-NB	-3.12	118.40	124.93
82	Z4	201	PEB	CHA-C1B-NB	-3.12	118.40	124.93
82	l4	202	PEB	OD-C4D-C3D	-3.12	122.38	129.46
82	sF	201	PEB	OD-C4D-C3D	-3.12	122.38	129.46
82	QP	201	PEB	OA-C1A-C2A	-3.12	123.69	126.17
82	cG	201	PEB	CHB-C4B-NB	-3.12	124.50	128.83
82	g4	202	PEB	C2A-C1A-NA	3.12	110.97	108.27
82	cB	401	PEB	OD-C4D-ND	-3.12	121.30	125.93
82	NM	202	PEB	CHC-C1D-ND	-3.12	110.32	113.95
87	B2	811	CLA	CHB-C4A-NA	3.12	128.83	124.51
82	SD	202	PEB	OD-C4D-C3D	-3.12	122.39	129.46
82	SJ	202	PEB	C4B-C3B-C2B	-3.12	103.33	106.78
84	B3	1001	CYC	CAA-CBA-CGA	3.12	120.32	113.60
82	P7	201	PEB	CHA-C1B-NB	-3.12	118.40	124.93
82	gE	201	PEB	CHB-C4B-NB	-3.12	124.50	128.83
82	PF	201	PEB	OD-C4D-ND	-3.12	121.31	125.93
84	w3	1001	CYC	CAA-CBA-CGA	3.12	120.32	113.60
82	HI	203	PEB	C3B-C4B-NB	3.12	114.59	110.05
82	SF	201	PEB	OA-C1A-C2A	-3.12	123.69	126.17
82	A1	302	PEB	OA-C1A-C2A	-3.12	123.69	126.17
82	KF	202	PEB	CBC-CAC-C2C	-3.12	107.29	112.62
82	YP	502	PEB	C2A-C1A-NA	3.12	110.96	108.27
82	TQ	202	PEB	C2A-C1A-NA	3.12	110.96	108.27
82	G7	201	PEB	C2A-C1A-NA	3.12	110.96	108.27
82	v8	202	PEB	CAB-C3B-C4B	3.12	130.53	125.01
82	RD	202	PEB	C4B-C3B-C2B	-3.12	103.33	106.78
82	uK	202	PEB	C4B-C3B-C2B	-3.12	103.33	106.78
83	AG	303	PUB	CHB-C1C-NC	-3.12	124.50	128.83
82	hO	202	PEB	C1B-C2B-C3B	-3.12	102.92	106.51
82	IP	203	PEB	OD-C4D-C3D	-3.12	122.39	129.46

Continued on next page...

Continued from previous page...

Mol	Chain	Res	Type	Atoms	Z	Observed(^{o})	Ideal(^{o})
82	UP	203	PEB	OD-C4D-C3D	-3.12	122.39	129.46
87	BN	836	CLA	CMB-C2B-C1B	-3.12	123.67	128.46
82	RI	201	PEB	C3B-C4B-NB	3.12	114.59	110.05
82	hK	202	PEB	C3B-C4B-NB	3.12	114.59	110.05
87	B6	614	CLA	O2D-CGD-O1D	-3.12	117.74	123.84
82	UM	202	PEB	CHC-C1D-ND	-3.12	110.32	113.95
84	F3	1001	CYC	CAA-CBA-CGA	3.12	120.32	113.60
82	YG	201	PEB	OD-C4D-ND	-3.12	121.31	125.93
85	JN	103	BCR	C31-C1-C2	3.12	121.39	108.91
82	LQ	201	PEB	C1B-C2B-C3B	-3.12	102.92	106.51
87	BN	812	CLA	CHB-C4A-NA	3.12	128.83	124.51
82	QK	202	PEB	C2A-C1A-NA	3.12	110.96	108.27
87	72	604	CLA	CMB-C2B-C1B	-3.12	123.67	128.46
82	hK	202	PEB	OA-C1A-C2A	-3.12	123.69	126.17
82	F9	202	PEB	C3B-C4B-NB	3.12	114.59	110.05
82	VD	201	PEB	OD-C4D-C3D	-3.12	122.39	129.46
82	YE	201	PEB	CHC-C4C-C3C	-3.12	125.02	130.34
82	OK	201	PEB	OD-C4D-ND	-3.12	121.31	125.93
82	hK	202	PEB	OD-C4D-ND	-3.12	121.31	125.93
82	PA	201	PEB	CHA-C1B-NB	-3.12	118.41	124.93
82	cH	202	PEB	CHC-C4C-C3C	-3.12	125.02	130.34
82	CI	201	PEB	C3B-C4B-NB	3.12	114.59	110.05
82	BQ	201	PEB	C3B-C4B-NB	3.12	114.59	110.05
82	gB	201	PEB	C3B-C4B-NB	3.12	114.59	110.05
82	CP	202	PEB	C1B-C2B-C3B	-3.12	102.93	106.51
82	lJ	202	PEB	C4B-C3B-C2B	-3.12	103.33	106.78
87	B6	605	CLA	O2D-CGD-O1D	-3.12	117.74	123.84
84	L4	1001	CYC	CHB-C1B-NB	-3.12	119.36	126.06
82	HF	202	PEB	OD-C4D-ND	-3.12	121.31	125.93
83	AQ	302	PUB	OD-C4D-ND	-3.12	121.31	125.93
82	jE	201	PEB	C2A-C1A-NA	3.12	110.96	108.27
87	62	305	CLA	CMB-C2B-C3B	3.12	130.51	124.68
82	YG	202	PEB	CBC-CAC-C2C	3.12	117.94	112.62
82	AK	201	PEB	CHA-C1B-C2B	3.12	132.92	124.90
87	CL	507	CLA	CAC-C3C-C4C	-3.12	120.76	124.81
82	ZB	202	PEB	C3B-C4B-NB	3.12	114.59	110.05
82	E7	202	PEB	CMB-C2B-C1B	3.12	129.87	125.06
82	x8	202	PEB	CHA-C1B-NB	-3.12	118.41	124.93
82	S9	202	PEB	C1B-C2B-C3B	-3.12	102.93	106.51
82	h1	201	PEB	OD-C4D-ND	-3.12	121.31	125.93
84	O3	1001	CYC	CAA-CBA-CGA	3.12	120.31	113.60
82	xC	202	PEB	CHA-C1B-NB	-3.12	118.41	124.93

Continued on next page...

Continued from previous page...

Mol	Chain	Res	Type	Atoms	Z	Observed(^{o})	Ideal(^{o})
82	OE	201	PEB	C3B-C4B-NB	3.12	114.58	110.05
82	aK	203	PEB	C3B-C4B-NB	3.12	114.58	110.05
103	8N	309	ZEX	C18-C5-C4	3.12	120.13	114.36
84	k3	1001	CYC	CAA-CBA-CGA	3.12	120.31	113.60
82	OG	203	PEB	C2A-C1A-NA	3.12	110.96	108.27
82	wK	303	PEB	CHA-C1B-C2B	3.12	132.92	124.90
82	QG	202	PEB	OD-C4D-ND	-3.12	121.31	125.93
87	c6	611	CLA	O2D-CGD-O1D	-3.12	117.74	123.84
87	B2	835	CLA	CMB-C2B-C1B	-3.12	123.67	128.46
87	12	602	CLA	CMC-C2C-C1C	-3.12	120.29	125.04
82	UJ	201	PEB	C4B-C3B-C2B	-3.12	103.33	106.78
87	52	605	CLA	CAA-CBA-CGA	-3.12	104.23	112.51
82	ZO	201	PEB	C2B-C1B-NB	3.12	117.18	110.53
82	z8	201	PEB	CBA-CAA-C3A	3.12	120.41	113.47
84	H1	1001	CYC	CHB-C4A-NA	-3.12	118.41	124.93
87	8N	303	CLA	C1B-CHB-C4A	-3.12	123.94	130.12
82	HP	202	PEB	CMB-C2B-C1B	3.12	129.86	125.06
82	RD	202	PEB	C3B-C4B-NB	3.12	114.58	110.05
82	gO	201	PEB	C3B-C4B-NB	3.12	114.58	110.05
82	H1	1002	PEB	OA-C1A-C2A	-3.12	123.69	126.17
87	F2	202	CLA	CMC-C2C-C1C	-3.12	120.29	125.04
82	UJ	202	PEB	CHA-C1B-C2B	3.12	132.91	124.90
87	AN	835	CLA	O2D-CGD-O1D	-3.12	117.75	123.84
87	MN	101	CLA	O2D-CGD-O1D	-3.12	117.75	123.84
84	EG	1001	CYC	CHA-C1A-NA	-3.12	124.50	128.83
82	WB	402	PEB	C3B-C4B-NB	3.12	114.58	110.05
82	VI	201	PEB	C3B-C4B-NB	3.12	114.58	110.05
82	GM	203	PEB	C3B-C4B-NB	3.12	114.58	110.05
84	DG	1001	CYC	CAB-C3B-C4B	3.12	126.30	121.38
82	OF	203	PEB	C1B-C2B-C3B	-3.12	102.93	106.51
82	SJ	202	PEB	C1B-C2B-C3B	-3.12	102.93	106.51
82	MP	202	PEB	C1B-C2B-C3B	-3.12	102.93	106.51
82	m1	201	PEB	C4B-C3B-C2B	-3.12	103.33	106.78
82	GI	202	PEB	OD-C4D-ND	-3.12	121.31	125.93
82	PK	201	PEB	OD-C4D-ND	-3.12	121.31	125.93
82	NP	202	PEB	OD-C4D-ND	-3.12	121.31	125.93
82	UO	202	PEB	C2A-C1A-NA	3.12	110.96	108.27
82	dG	204	PEB	C2A-C1A-NA	3.12	110.96	108.27
87	cL	515	CLA	C2D-C1D-ND	-3.12	107.81	110.10
82	m4	201	PEB	CHC-C4C-C3C	-3.12	125.02	130.34
82	AF	201	PEB	CHA-C1B-C2B	3.12	132.91	124.90
82	SH	201	PEB	OD-C4D-ND	-3.12	121.31	125.93

Continued on next page...

Continued from previous page...

Mol	Chain	Res	Type	Atoms	Z	Observed(^{o})	Ideal(^{o})
82	PM	202	PEB	OD-C4D-ND	-3.12	121.31	125.93
82	AE	301	PEB	C1B-C2B-C3B	-3.12	102.93	106.51
82	PF	202	PEB	CBC-CAC-C2C	3.12	117.94	112.62
82	DI	201	PEB	C4B-C3B-C2B	-3.12	103.33	106.78
83	yF	303	PUB	CHA-C1B-C2B	-3.11	125.02	130.34
82	B9	203	PEB	C3B-C4B-NB	3.11	114.58	110.05
82	SM	203	PEB	C2A-C1A-NA	3.11	110.96	108.27
82	ZO	202	PEB	OD-C4D-ND	-3.11	121.32	125.93
82	gJ	202	PEB	OD-C4D-ND	-3.11	121.32	125.93
87	5N	609	CLA	CMB-C2B-C1B	-3.11	123.68	128.46
103	82	309	ZEX	C18-C5-C4	3.11	120.12	114.36
82	c1	202	PEB	CHC-C4C-C3C	-3.11	125.03	130.34
83	yK	303	PUB	CHA-C1B-C2B	-3.11	125.03	130.34
82	EJ	202	PEB	C4B-C3B-C2B	-3.11	103.34	106.78
82	OK	201	PEB	C4B-C3B-C2B	-3.11	103.34	106.78
82	vK	202	PEB	C4B-C3B-C2B	-3.11	103.34	106.78
82	UM	202	PEB	C3B-C4B-NB	3.11	114.58	110.05
82	CQ	202	PEB	CHC-C1D-ND	-3.11	110.33	113.95
87	CL	505	CLA	CHB-C4A-NA	3.11	128.82	124.51
82	kO	202	PEB	OD-C4D-ND	-3.11	121.32	125.93
87	b6	608	CLA	O2D-CGD-O1D	-3.11	117.75	123.84
87	A2	809	CLA	CAA-C2A-C3A	-3.11	104.25	112.78
82	AI	201	PEB	C3B-C4B-NB	3.11	114.58	110.05
82	F9	203	PEB	C3B-C4B-NB	3.11	114.58	110.05
82	gB	202	PEB	C2A-C1A-NA	3.11	110.96	108.27
82	Y7	304	PEB	CHA-C1B-C2B	3.11	132.91	124.90
82	JA	201	PEB	OD-C4D-ND	-3.11	121.32	125.93
82	V4	201	PEB	OD-C4D-ND	-3.11	121.32	125.93
87	BN	835	CLA	CMB-C2B-C1B	-3.11	123.68	128.46
82	hF	201	PEB	OA-C1A-NA	3.11	128.71	124.94
82	B9	202	PEB	OA-C1A-C2A	-3.11	123.70	126.17
82	JI	202	PEB	C3B-C4B-NB	3.11	114.58	110.05
82	OE	203	PEB	C1B-C2B-C3B	-3.11	102.93	106.51
82	fF	202	PEB	C1B-C2B-C3B	-3.11	102.93	106.51
82	TG	201	PEB	OD-C4D-ND	-3.11	121.32	125.93
87	FN	201	CLA	CMC-C2C-C1C	-3.11	120.30	125.04
87	32	311	CLA	CHB-C4A-NA	3.11	128.82	124.51
82	Z4	202	PEB	CMB-C2B-C1B	3.11	129.86	125.06
82	vF	202	PEB	CMB-C2B-C1B	3.11	129.86	125.06
84	KH	1001	CYC	CBD-CAD-C3D	-3.11	107.31	112.62
82	YG	201	PEB	CHC-C4C-C3C	-3.11	125.03	130.34
84	M3	1001	CYC	CAA-CBA-CGA	3.11	120.30	113.60

Continued on next page...

Continued from previous page...

Mol	Chain	Res	Type	Atoms	Z	Observed(^{o})	Ideal(^{o})
87	7N	604	CLA	CMB-C2B-C1B	-3.11	123.68	128.46
82	VI	201	PEB	OD-C4D-ND	-3.11	121.32	125.93
82	lF	202	PEB	OD-C4D-ND	-3.11	121.32	125.93
87	cL	509	CLA	O2D-CGD-O1D	-3.11	117.75	123.84
85	KL	100	BCR	C21-C20-C19	3.11	132.93	123.22
82	M7	202	PEB	CHC-C4C-C3C	-3.11	125.03	130.34
82	XK	203	PEB	C4B-C3B-C2B	-3.11	103.34	106.78
82	FD	202	PEB	C3B-C4B-NB	3.11	114.58	110.05
82	HP	201	PEB	C3B-C4B-NB	3.11	114.58	110.05
82	V9	201	PEB	C3B-C4B-NB	3.11	114.58	110.05
87	FN	201	CLA	CMB-C2B-C1B	-3.11	123.68	128.46
82	FF	201	PEB	CAB-C3B-C4B	3.11	130.51	125.01
82	BD	202	PEB	C2A-C1A-NA	3.11	110.95	108.27
82	Y7	303	PEB	C2A-C1A-NA	3.11	110.95	108.27
85	JN	103	BCR	C15-C14-C13	-3.11	122.87	127.31
85	LN	205	BCR	C30-C25-C26	-3.11	118.23	122.61
84	E1	1001	CYC	C1A-C2A-C3A	-3.11	103.34	106.78
82	FH	1002	PEB	CHB-C4B-NB	-3.11	124.51	128.83
82	wF	303	PEB	OD-C4D-ND	-3.11	121.32	125.93
82	dG	202	PEB	OD-C4D-ND	-3.11	121.32	125.93
82	FD	202	PEB	C3D-C4D-ND	3.11	113.36	107.26
82	UK	202	PEB	C3D-C4D-ND	3.11	113.36	107.26
82	CP	201	PEB	CMB-C2B-C1B	3.11	129.85	125.06
82	VG	202	PEB	CHA-C1B-NB	-3.11	118.43	124.93
87	AN	828	CLA	CMB-C2B-C3B	3.11	130.50	124.68
82	AJ	302	PEB	C3B-C4B-NB	3.11	114.57	110.05
82	EM	202	PEB	C3B-C4B-NB	3.11	114.57	110.05
82	X9	201	PEB	C3B-C4B-NB	3.11	114.57	110.05
82	GD	202	PEB	CAC-CBC-CGC	-3.11	105.04	113.76
84	NH	1001	CYC	CHB-C4A-NA	-3.11	118.43	124.93
82	YO	203	PEB	CAB-CBB-CGB	3.11	120.30	113.60
84	B3	1001	CYC	C1A-C2A-C3A	-3.11	103.34	106.78
87	bL	604	CLA	CHB-C4A-NA	3.11	128.81	124.51
82	YD	201	PEB	C3B-C4B-NB	3.11	114.57	110.05
82	VH	201	PEB	C3B-C4B-NB	3.11	114.57	110.05
82	VE	202	PEB	CHA-C1B-NB	-3.11	118.43	124.93
82	YO	202	PEB	CHA-C1B-NB	-3.11	118.43	124.93
84	q3	1001	CYC	CAA-CBA-CGA	3.11	120.29	113.60
87	b6	611	CLA	O2D-CGD-O1D	-3.11	117.76	123.84
82	OH	203	PEB	OD-C4D-ND	-3.11	121.32	125.93
82	wC	201	PEB	OD-C4D-ND	-3.11	121.32	125.93
87	BL	621	CLA	CMB-C2B-C3B	3.11	130.50	124.68

Continued on next page...

Continued from previous page...

Mol	Chain	Res	Type	Atoms	Z	Observed(^{o})	Ideal(^{o})
82	W5	203	PEB	C2A-C1A-NA	3.11	110.95	108.27
82	t8	202	PEB	C2A-C1A-NA	3.11	110.95	108.27
82	aM	201	PEB	CHA-C1B-NB	-3.11	118.43	124.93
82	WO	201	PEB	C2B-C1B-NB	3.11	117.17	110.53
82	fG	202	PEB	C3B-C4B-NB	3.11	114.57	110.05
85	H6	101	BCR	C1-C6-C5	-3.11	118.23	122.61
84	o3	1001	CYC	CAA-CBA-CGA	3.11	120.29	113.60
87	BN	816	CLA	CHB-C4A-NA	3.11	128.81	124.51
82	PK	202	PEB	CBC-CAC-C2C	3.11	117.92	112.62
82	V4	202	PEB	CHC-C1D-ND	-3.11	110.34	113.95
87	A2	828	CLA	CMB-C2B-C3B	3.11	130.49	124.68
82	ND	202	PEB	C3B-C4B-NB	3.11	114.57	110.05
82	GI	201	PEB	OD-C4D-C3D	-3.11	122.42	129.46
87	A2	809	CLA	C1B-CHB-C4A	-3.11	123.96	130.12
82	F9	201	PEB	CMB-C2B-C1B	3.11	129.85	125.06
82	VH	201	PEB	OD-C4D-ND	-3.11	121.33	125.93
82	QI	201	PEB	OD-C4D-ND	-3.11	121.33	125.93
82	WI	203	PEB	C4B-C3B-C2B	-3.11	103.34	106.78
82	kK	202	PEB	C4B-C3B-C2B	-3.11	103.34	106.78
82	WM	203	PEB	C2A-C1A-NA	3.11	110.95	108.27
85	A6	401	BCR	C2-C1-C6	3.11	115.27	110.48
87	RN	203	CLA	CMB-C2B-C3B	3.11	130.49	124.68
87	32	312	CLA	CHB-C4A-NA	3.11	128.81	124.51
82	QG	203	PEB	C1C-CHB-C4B	3.11	132.52	128.81
82	gE	202	PEB	C3B-C4B-NB	3.11	114.57	110.05
82	GP	202	PEB	OD-C4D-ND	-3.11	121.33	125.93
83	ND	201	PUB	C1C-C2C-C3C	-3.11	103.34	106.78
82	BQ	202	PEB	C1C-CHB-C4B	3.11	132.52	128.81
82	QP	203	PEB	C1B-C2B-C3B	-3.11	102.94	106.51
82	DM	202	PEB	OA-C1A-C2A	-3.11	123.70	126.17
82	hJ	201	PEB	C2A-C1A-NA	3.11	110.95	108.27
82	pK	202	PEB	C2A-C1A-NA	3.11	110.95	108.27
82	S4	201	PEB	OD-C4D-ND	-3.11	121.33	125.93
87	AN	809	CLA	O2D-CGD-CBD	3.11	116.79	111.27
87	B6	607	CLA	CMB-C2B-C1B	-3.11	123.69	128.46
82	lM	203	PEB	C4B-C3B-C2B	-3.11	103.34	106.78
82	CB	201	PEB	C3D-C4D-ND	3.11	113.35	107.26
82	Y7	304	PEB	C3B-C4B-NB	3.11	114.57	110.05
82	jK	201	PEB	C3B-C4B-NB	3.11	114.57	110.05
82	NJ	202	PEB	OD-C4D-ND	-3.11	121.33	125.93
82	MP	202	PEB	OD-C4D-ND	-3.11	121.33	125.93
82	d4	202	PEB	C1B-C2B-C3B	-3.11	102.94	106.51

Continued on next page...

Continued from previous page...

Mol	Chain	Res	Type	Atoms	Z	Observed(^{o})	Ideal(^{o})
84	f3	1001	CYC	CAA-CBA-CGA	3.11	120.29	113.60
82	cF	203	PEB	CHC-C1D-ND	-3.11	110.34	113.95
82	JI	201	PEB	C2A-C1A-NA	3.11	110.95	108.27
82	RP	201	PEB	OD-C4D-ND	-3.11	121.33	125.93
82	XI	202	PEB	C4B-C3B-C2B	-3.11	103.35	106.78
82	QB	203	PEB	C1B-C2B-C3B	-3.10	102.94	106.51
82	BB	203	PEB	C3B-C4B-NB	3.10	114.56	110.05
82	IP	202	PEB	C3B-C4B-NB	3.10	114.56	110.05
82	TM	202	PEB	OD-C4D-ND	-3.10	121.33	125.93
87	B6	610	CLA	C1-C2-C3	-3.10	120.67	126.04
82	mH	201	PEB	C4B-C3B-C2B	-3.10	103.35	106.78
84	M4	1001	CYC	C1A-C2A-C3A	-3.10	103.35	106.78
82	D5	201	PEB	C2A-C1A-NA	3.10	110.95	108.27
84	j3	1001	CYC	CAA-CBA-CGA	3.10	120.28	113.60
82	HH	1002	PEB	C1B-C2B-C3B	-3.10	102.94	106.51
82	f1	202	PEB	C1B-C2B-C3B	-3.10	102.94	106.51
82	cB	402	PEB	C1B-C2B-C3B	-3.10	102.94	106.51
82	dD	401	PEB	C1B-C2B-C3B	-3.10	102.94	106.51
82	KI	202	PEB	C3B-C4B-NB	3.10	114.56	110.05
83	AO	303	PUB	OD-C4D-ND	-3.10	121.33	125.93
87	4N	609	CLA	CMB-C2B-C3B	3.10	130.49	124.68
87	3N	303	CLA	CMB-C2B-C1B	-3.10	123.69	128.46
87	AN	809	CLA	CAA-C2A-C3A	-3.10	104.28	112.78
82	Y4	201	PEB	C4B-C3B-C2B	-3.10	103.35	106.78
82	O4	202	PEB	CHC-C4C-C3C	-3.10	125.04	130.34
85	AN	845	BCR	C3-C4-C5	-3.10	108.54	114.08
82	RB	202	PEB	C3B-C4B-NB	3.10	114.56	110.05
82	aF	202	PEB	C3B-C4B-NB	3.10	114.56	110.05
82	eF	203	PEB	C3B-C4B-NB	3.10	114.56	110.05
87	ON	202	CLA	C2A-C1A-CHA	3.10	129.28	123.86
82	E9	202	PEB	OD-C4D-ND	-3.10	121.33	125.93
82	GM	202	PEB	C1B-C2B-C3B	-3.10	102.94	106.51
82	D1	1002	PEB	C1B-C2B-C3B	-3.10	102.94	106.51
82	EA	202	PEB	C2A-C1A-NA	3.10	110.95	108.27
84	H3	1001	CYC	CAA-CBA-CGA	3.10	120.28	113.60
82	J4	1002	PEB	CAB-C3B-C4B	3.10	130.50	125.01
82	YP	502	PEB	C3B-C4B-NB	3.10	114.56	110.05
82	R9	202	PEB	C4B-C3B-C2B	-3.10	103.35	106.78
82	uC	202	PEB	C4B-C3B-C2B	-3.10	103.35	106.78
82	HO	1002	PEB	C1C-CHB-C4B	3.10	132.51	128.81
84	DE	1001	CYC	CAB-C3B-C4B	3.10	126.28	121.38
82	c1	202	PEB	OD-C4D-C3D	-3.10	122.43	129.46

Continued on next page...

Continued from previous page...

Mol	Chain	Res	Type	Atoms	Z	Observed(^{o})	Ideal(^{o})
82	aK	203	PEB	C1B-C2B-C3B	-3.10	102.95	106.51
82	MQ	202	PEB	CHC-C4C-C3C	-3.10	125.05	130.34
82	OO	202	PEB	CMB-C2B-C1B	3.10	129.84	125.06
82	kH	202	PEB	CAA-C3A-C4A	3.10	120.64	112.67
82	QO	201	PEB	CHA-C4A-NA	3.10	128.89	125.20
82	m4	203	PEB	CBB-CAB-C3B	3.10	121.25	112.63
82	iO	202	PEB	OD-C4D-C3D	-3.10	122.43	129.46
82	ZM	202	PEB	OD-C4D-ND	-3.10	121.33	125.93
82	TO	201	PEB	OD-C4D-ND	-3.10	121.33	125.93
82	FB	201	PEB	C4B-C3B-C2B	-3.10	103.35	106.78
82	fH	201	PEB	C4B-C3B-C2B	-3.10	103.35	106.78
84	K1	1001	CYC	C1A-C2A-C3A	-3.10	103.35	106.78
82	VA	203	PEB	CHC-C1D-ND	-3.10	110.35	113.95
82	R7	201	PEB	OD-C4D-ND	-3.10	121.34	125.93
84	N1	1001	CYC	CHB-C4A-NA	-3.10	118.45	124.93
82	wF	302	PEB	C4B-C3B-C2B	-3.10	103.35	106.78
82	XD	202	PEB	C1B-C2B-C3B	-3.10	102.95	106.51
82	IP	203	PEB	C1B-C2B-C3B	-3.10	102.95	106.51
82	i4	201	PEB	C3B-C4B-NB	3.10	114.56	110.05
82	HE	1002	PEB	OA-C1A-C2A	-3.10	123.71	126.17
82	PQ	201	PEB	OA-C1A-C2A	-3.10	123.71	126.17
82	w8	201	PEB	OD-C4D-ND	-3.10	121.34	125.93
82	VJ	201	PEB	C3B-C4B-NB	3.10	114.56	110.05
82	R9	201	PEB	C3B-C4B-NB	3.10	114.56	110.05
83	NQ	201	PUB	C1C-C2C-C3C	-3.10	103.35	106.78
82	HQ	202	PEB	C1B-C2B-C3B	-3.10	102.95	106.51
82	MQ	201	PEB	C1B-C2B-C3B	-3.10	102.95	106.51
82	S4	202	PEB	C2A-C1A-NA	3.10	110.94	108.27
82	nK	202	PEB	C2A-C1A-NA	3.10	110.94	108.27
87	B6	609	CLA	O2D-CGD-O1D	-3.10	117.78	123.84
85	A2	847	BCR	C11-C12-C13	-3.10	117.71	126.42
82	LJ	202	PEB	OD-C4D-ND	-3.10	121.34	125.93
82	KG	201	PEB	C1C-CHB-C4B	3.10	132.51	128.81
84	63	901	CYC	OC-C1C-C2C	-3.10	123.71	126.17
87	3N	307	CLA	CMB-C2B-C3B	3.10	130.48	124.68
82	mM	202	PEB	CHA-C1B-NB	-3.10	118.45	124.93
87	M2	101	CLA	O2D-CGD-O1D	-3.10	117.78	123.84
82	F1	1002	PEB	OD-C4D-ND	-3.10	121.34	125.93
82	UE	201	PEB	C2A-C1A-NA	3.10	110.94	108.27
82	VK	202	PEB	C2A-C1A-NA	3.10	110.94	108.27
82	FP	202	PEB	C2A-C1A-NA	3.10	110.94	108.27
82	N9	201	PEB	C3B-C4B-NB	3.10	114.56	110.05

Continued on next page...

Continued from previous page...

Mol	Chain	Res	Type	Atoms	Z	Observed(^{o})	Ideal(^{o})
85	F6	101	BCR	C33-C5-C6	-3.10	121.05	124.53
82	KQ	201	PEB	CMB-C2B-C1B	3.10	129.84	125.06
84	63	901	CYC	C1B-C2B-C3B	-3.10	104.64	107.87
82	k1	202	PEB	CAA-C3A-C4A	3.10	120.63	112.67
82	UD	201	PEB	C4B-C3B-C2B	-3.10	103.35	106.78
82	xC	201	PEB	C1B-C2B-C3B	-3.10	102.95	106.51
82	ZK	201	PEB	OA-C1A-C2A	-3.10	123.71	126.17
82	wF	301	PEB	OA-C1A-C2A	-3.10	123.71	126.17
83	xK	305	PUB	CHA-C4A-NA	-3.10	110.35	113.95
82	FK	201	PEB	CAB-C3B-C4B	3.10	130.49	125.01
82	QG	203	PEB	C3B-C4B-NB	3.10	114.56	110.05
87	AN	833	CLA	CMB-C2B-C1B	-3.10	123.70	128.46
82	J4	1002	PEB	CMB-C2B-C1B	3.10	129.83	125.06
82	SI	201	PEB	CHC-C4C-C3C	-3.10	125.05	130.34
82	YA	304	PEB	CHA-C1B-C2B	3.10	132.87	124.90
82	TD	202	PEB	OD-C4D-ND	-3.10	121.34	125.93
82	UD	202	PEB	C4B-C3B-C2B	-3.10	103.36	106.78
82	EI	202	PEB	C4B-C3B-C2B	-3.10	103.36	106.78
87	8N	305	CLA	CMB-C2B-C1B	-3.10	123.70	128.46
95	C6	502	DGD	O2E-C2E-C1E	3.10	117.57	110.05
82	ND	204	PEB	CHC-C1D-ND	-3.10	110.35	113.95
84	IE	1001	CYC	C1B-NB-C4B	-3.10	106.73	110.67
85	BN	838	BCR	C20-C19-C18	-3.10	117.72	126.42
82	RG	202	PEB	C1C-CHB-C4B	-3.10	125.11	128.81
82	VJ	202	PEB	OD-C4D-ND	-3.10	121.34	125.93
82	GP	203	PEB	OD-C4D-ND	-3.10	121.34	125.93
83	Z9	302	PUB	OA-C1A-NA	-3.10	121.34	125.93
87	B2	821	CLA	CMB-C2B-C3B	3.10	130.47	124.68
87	C6	518	CLA	CMB-C2B-C3B	3.10	130.47	124.68
82	MD	202	PEB	CHC-C4C-C3C	-3.10	125.06	130.34
82	UP	203	PEB	C3D-C4D-ND	3.10	113.33	107.26
82	WK	202	PEB	CHA-C1B-C2B	3.10	132.86	124.90
82	SQ	202	PEB	OD-C4D-C3D	-3.10	122.44	129.46
85	b6	601	BCR	C28-C27-C26	-3.10	108.55	114.08
82	lG	201	PEB	CHA-C1B-NB	-3.10	118.46	124.93
82	SK	203	PEB	C1C-CHB-C4B	3.10	132.51	128.81
82	CP	202	PEB	C3B-C4B-NB	3.10	114.55	110.05
82	TI	201	PEB	CHA-C1B-C2B	3.10	132.86	124.90
82	gG	201	PEB	CHB-C4B-NB	-3.10	124.53	128.83
82	WM	203	PEB	C4B-C3B-C2B	-3.10	103.36	106.78
82	W7	202	PEB	C4B-C3B-C2B	-3.10	103.36	106.78
82	kK	203	PEB	C4B-C3B-C2B	-3.10	103.36	106.78

Continued on next page...

Continued from previous page...

Mol	Chain	Res	Type	Atoms	Z	Observed(^{o})	Ideal(^{o})
87	B2	810	CLA	CMB-C2B-C1B	-3.09	123.71	128.46
82	eJ	202	PEB	C3B-C4B-NB	3.09	114.55	110.05
82	GQ	202	PEB	CAC-CBC-CGC	-3.09	105.08	113.76
82	hF	202	PEB	OD-C4D-ND	-3.09	121.35	125.93
82	KI	203	PEB	C4B-C3B-C2B	-3.09	103.36	106.78
82	DM	202	PEB	C4B-C3B-C2B	-3.09	103.36	106.78
82	KJ	202	PEB	OD-C4D-C3D	-3.09	122.45	129.46
82	NB	202	PEB	CHC-C1D-ND	-3.09	110.35	113.95
82	f1	203	PEB	CHC-C1D-ND	-3.09	110.35	113.95
82	jG	202	PEB	CMB-C2B-C1B	3.09	129.83	125.06
82	OE	201	PEB	CHB-C4B-C3B	-3.09	118.17	125.32
87	R2	203	CLA	CMB-C2B-C3B	3.09	130.47	124.68
82	rK	202	PEB	CHA-C1B-NB	-3.09	118.46	124.93
82	YJ	202	PEB	OA-C1A-C2A	-3.09	123.71	126.17
84	V3	1001	CYC	CMC-C2C-C1C	3.09	119.07	112.40
82	IP	202	PEB	C2A-C1A-NA	3.09	110.94	108.27
82	jG	201	PEB	C2A-C1A-NA	3.09	110.94	108.27
82	YE	201	PEB	OD-C4D-ND	-3.09	121.35	125.93
82	KM	203	PEB	OD-C4D-ND	-3.09	121.35	125.93
82	hM	203	PEB	OD-C4D-ND	-3.09	121.35	125.93
83	AD	302	PUB	OD-C4D-ND	-3.09	121.35	125.93
82	MK	203	PEB	C3B-C4B-NB	3.09	114.55	110.05
82	U1	202	PEB	C3B-C4B-NB	3.09	114.55	110.05
82	aE	202	PEB	C3B-C4B-NB	3.09	114.55	110.05
82	gJ	201	PEB	C3B-C4B-NB	3.09	114.55	110.05
82	RA	202	PEB	CHA-C1B-NB	-3.09	118.46	124.93
82	lH	202	PEB	CHA-C1B-C2B	3.09	132.85	124.90
82	i4	202	PEB	OD-C4D-C3D	-3.09	122.45	129.46
82	aF	203	PEB	CHC-C4C-C3C	-3.09	125.06	130.34
82	iH	201	PEB	CHC-C4C-C3C	-3.09	125.06	130.34
87	BN	819	CLA	C1B-CHB-C4A	-3.09	123.99	130.12
82	XQ	201	PEB	CHB-C4B-NB	-3.09	124.54	128.83
82	IB	203	PEB	C1C-CHB-C4B	-3.09	125.11	128.81
82	i1	201	PEB	C1C-CHB-C4B	3.09	132.50	128.81
87	H6	102	CLA	CMB-C2B-C3B	3.09	130.47	124.68
82	VM	201	PEB	CHA-C1B-NB	-3.09	118.46	124.93
82	lH	201	PEB	CMB-C2B-C1B	3.09	129.83	125.06
87	B2	827	CLA	O2D-CGD-O1D	-3.09	117.79	123.84
82	T9	201	PEB	C3B-C4B-NB	3.09	114.55	110.05
82	i4	202	PEB	C1B-C2B-C3B	-3.09	102.96	106.51
82	LI	202	PEB	CHA-C1B-NB	-3.09	118.46	124.93
82	OJ	203	PEB	C4B-C3B-C2B	-3.09	103.36	106.78

Continued on next page...

Continued from previous page...

Mol	Chain	Res	Type	Atoms	Z	Observed(^{o})	Ideal(^{o})
82	EK	202	PEB	C4B-C3B-C2B	-3.09	103.36	106.78
82	w8	203	PEB	C4B-C3B-C2B	-3.09	103.36	106.78
82	V9	202	PEB	C4B-C3B-C2B	-3.09	103.36	106.78
82	wC	203	PEB	C4B-C3B-C2B	-3.09	103.36	106.78
82	NK	201	PEB	OD-C4D-ND	-3.09	121.35	125.93
82	AO	301	PEB	CMB-C2B-C1B	3.09	129.83	125.06
87	82	302	CLA	C1B-CHB-C4A	-3.09	123.99	130.12
82	u8	201	PEB	C3B-C4B-NB	3.09	114.55	110.05
82	A9	201	PEB	C3B-C4B-NB	3.09	114.55	110.05
82	cE	201	PEB	CHB-C4B-NB	-3.09	124.54	128.83
82	kO	203	PEB	CHB-C4B-NB	-3.09	124.54	128.83
87	52	609	CLA	CMB-C2B-C1B	-3.09	123.71	128.46
82	HA	203	PEB	CHA-C4A-NA	-3.09	121.53	125.20
82	Z4	202	PEB	C1B-C2B-C3B	-3.09	102.96	106.51
82	R9	202	PEB	OD-C4D-ND	-3.09	121.35	125.93
82	DD	203	PEB	C3D-C4D-ND	3.09	113.33	107.26
82	LM	201	PEB	CHA-C1B-NB	-3.09	118.47	124.93
82	NK	202	PEB	C4B-C3B-C2B	-3.09	103.36	106.78
87	dL	404	CLA	CHB-C4A-NA	3.09	128.79	124.51
87	4N	604	CLA	CHB-C4A-NA	3.09	128.79	124.51
82	YO	203	PEB	OA-C1A-C2A	-3.09	123.72	126.17
82	wC	204	PEB	OA-C1A-C2A	-3.09	123.72	126.17
82	PA	201	PEB	C2A-C1A-NA	3.09	110.94	108.27
82	UI	202	PEB	C2A-C1A-NA	3.09	110.94	108.27
82	SQ	201	PEB	OD-C4D-ND	-3.09	121.35	125.93
82	G9	202	PEB	OD-C4D-ND	-3.09	121.35	125.93
82	lF	201	PEB	OD-C4D-ND	-3.09	121.35	125.93
82	oK	201	PEB	OD-C4D-ND	-3.09	121.35	125.93
82	LI	202	PEB	C1B-C2B-C3B	-3.09	102.96	106.51
82	gO	201	PEB	C1B-C2B-C3B	-3.09	102.96	106.51
82	YF	202	PEB	C3B-C4B-NB	3.09	114.55	110.05
82	LI	202	PEB	C3B-C4B-NB	3.09	114.55	110.05
82	d1	203	PEB	C3B-C4B-NB	3.09	114.55	110.05
82	C9	201	PEB	C3B-C4B-NB	3.09	114.55	110.05
82	aB	201	PEB	C3B-C4B-NB	3.09	114.55	110.05
85	BL	617	BCR	C16-C17-C18	-3.09	122.90	127.31
82	CQ	202	PEB	C1C-CHB-C4B	3.09	132.50	128.81
82	aG	201	PEB	CBC-CAC-C2C	3.09	117.89	112.62
83	AH	304	PUB	CMA-C2A-C3A	3.09	136.02	129.67
87	42	609	CLA	CMB-C2B-C3B	3.09	130.46	124.68
82	cB	403	PEB	CHC-C4C-C3C	-3.09	125.07	130.34
82	Q4	202	PEB	CHB-C4B-NB	-3.09	124.54	128.83

Continued on next page...

Continued from previous page...

Mol	Chain	Res	Type	Atoms	Z	Observed(^{o})	Ideal(^{o})
82	MA	201	PEB	CMB-C2B-C1B	3.09	129.82	125.06
82	Q7	201	PEB	OD-C4D-C3D	-3.09	122.46	129.46
82	WF	203	PEB	OD-C4D-ND	-3.09	121.35	125.93
82	PO	201	PEB	OD-C4D-ND	-3.09	121.35	125.93
82	J5	201	PEB	OD-C4D-ND	-3.09	121.35	125.93
82	QQ	202	PEB	OA-C1A-C2A	-3.09	123.72	126.17
82	Y4	203	PEB	OA-C1A-C2A	-3.09	123.72	126.17
84	x3	1001	CYC	CMC-C2C-C1C	3.09	119.06	112.40
87	3N	312	CLA	CHB-C4A-NA	3.09	128.78	124.51
85	kL	100	BCR	C21-C20-C19	3.09	132.86	123.22
82	HO	1002	PEB	C1B-C2B-C3B	-3.09	102.96	106.51
82	fH	202	PEB	C1B-C2B-C3B	-3.09	102.96	106.51
87	1N	602	CLA	C2A-C1A-CHA	3.09	129.26	123.86
85	hL	102	BCR	C24-C23-C22	-3.09	121.57	126.23
82	RK	202	PEB	OD-C4D-C3D	-3.09	122.46	129.46
87	c6	609	CLA	CMB-C2B-C3B	3.09	130.46	124.68
82	dM	203	PEB	C4B-C3B-C2B	-3.09	103.36	106.78
82	SG	202	PEB	CHB-C4B-NB	-3.09	124.54	128.83
82	QE	202	PEB	OD-C4D-ND	-3.09	121.35	125.93
82	l1	203	PEB	CHA-C1B-C2B	3.09	132.84	124.90
82	OG	201	PEB	CHB-C4B-C3B	-3.09	118.18	125.32
82	sK	201	PEB	OD-C4D-C3D	-3.09	122.46	129.46
85	c6	617	BCR	C33-C5-C6	-3.09	121.06	124.53
82	QM	204	PEB	C1B-C2B-C3B	-3.09	102.96	106.51
82	r8	201	PEB	CMB-C2B-C1B	3.09	129.82	125.06
82	EP	201	PEB	OD-C4D-ND	-3.09	121.35	125.93
82	PO	201	PEB	CHB-C4B-NB	-3.09	124.54	128.83
82	F1	1002	PEB	C3B-C4B-NB	3.09	114.54	110.05
87	AN	818	CLA	CMB-C2B-C1B	-3.09	123.72	128.46
85	BN	841	BCR	C8-C9-C10	-3.09	114.20	118.94
82	j4	203	PEB	OD-C4D-ND	-3.09	121.36	125.93
82	H5	201	PEB	C1B-C2B-C3B	-3.09	102.96	106.51
82	hK	202	PEB	C1B-C2B-C3B	-3.09	102.96	106.51
82	eO	202	PEB	C1B-C2B-C3B	-3.09	102.96	106.51
84	EG	1001	CYC	C1B-NB-C4B	-3.09	106.74	110.67
82	xF	303	PEB	OD-C4D-C3D	-3.09	122.46	129.46
82	LF	202	PEB	CAB-C3B-C4B	3.09	130.47	125.01
82	EI	201	PEB	C3B-C4B-NB	3.09	114.54	110.05
82	YQ	201	PEB	C3B-C4B-NB	3.09	114.54	110.05
82	E9	201	PEB	C3B-C4B-NB	3.09	114.54	110.05
82	uC	201	PEB	C3B-C4B-NB	3.09	114.54	110.05
82	PG	201	PEB	C4B-C3B-C2B	-3.09	103.36	106.78

Continued on next page...

Continued from previous page...

Mol	Chain	Res	Type	Atoms	Z	Observed(^{o})	Ideal(^{o})
82	QD	201	PEB	C2A-C1A-NA	3.09	110.94	108.27
87	AN	835	CLA	CHB-C4A-NA	3.09	128.78	124.51
87	BN	829	CLA	CHB-C4A-NA	3.09	128.78	124.51
87	B2	818	CLA	C1B-CHB-C4A	-3.09	124.00	130.12
82	ZJ	202	PEB	OD-C4D-ND	-3.09	121.36	125.93
82	AD	303	PEB	CHC-C4C-C3C	-3.09	125.07	130.34
82	k1	202	PEB	CHC-C4C-C3C	-3.09	125.07	130.34
82	CQ	201	PEB	C1B-C2B-C3B	-3.09	102.96	106.51
85	AN	847	BCR	C11-C12-C13	-3.09	117.74	126.42
85	d6	405	BCR	C24-C23-C22	3.09	130.90	126.23
82	SM	201	PEB	CHA-C1B-NB	-3.09	118.47	124.93
87	BN	801	CLA	O2D-CGD-O1D	-3.09	117.80	123.84
87	6N	604	CLA	O2D-CGD-O1D	-3.09	117.80	123.84
87	62	306	CLA	CMB-C2B-C3B	3.09	130.45	124.68
87	6N	609	CLA	CMB-C2B-C3B	3.09	130.45	124.68
87	AN	821	CLA	CHB-C4A-NA	3.09	128.78	124.51
82	mK	201	PEB	CMB-C2B-C1B	3.09	129.82	125.06
82	PE	201	PEB	C4B-C3B-C2B	-3.09	103.37	106.78
82	RJ	201	PEB	OD-C4D-ND	-3.09	121.36	125.93
82	TQ	201	PEB	CHA-C1B-NB	-3.09	118.48	124.93
82	mF	201	PEB	CHA-C1B-NB	-3.09	118.48	124.93
82	qF	201	PEB	C2A-C1A-NA	3.09	110.93	108.27
82	Y7	301	PEB	OD-C4D-C3D	-3.09	122.47	129.46
82	UM	203	PEB	C3B-C4B-NB	3.09	114.54	110.05
82	lJ	202	PEB	C1B-C2B-C3B	-3.09	102.96	106.51
82	aG	201	PEB	C1C-CHB-C4B	3.09	132.50	128.81
82	QD	202	PEB	OA-C1A-C2A	-3.09	123.72	126.17
87	c6	615	CLA	O2D-CGD-O1D	-3.09	117.80	123.84
82	TH	202	PEB	C4B-C3B-C2B	-3.09	103.37	106.78
83	xF	301	PUB	CAC-CBC-CGC	-3.09	106.96	113.60
82	aK	202	PEB	CHB-C4B-NB	-3.09	124.55	128.83
82	fE	202	PEB	C3B-C4B-NB	3.09	114.54	110.05
82	TA	203	PEB	CHB-C4B-C3B	-3.09	118.19	125.32
87	A2	833	CLA	CMB-C2B-C1B	-3.09	123.72	128.46
82	UH	201	PEB	OD-C4D-C3D	-3.09	122.47	129.46
82	VG	202	PEB	CMB-C2B-C1B	3.09	129.82	125.06
82	W5	202	PEB	CHC-C1D-ND	-3.09	110.36	113.95
82	lE	203	PEB	CHC-C1D-ND	-3.09	110.36	113.95
82	S4	202	PEB	C1B-C2B-C3B	-3.09	102.97	106.51
82	D9	202	PEB	C1B-C2B-C3B	-3.09	102.97	106.51
82	sC	202	PEB	C1B-C2B-C3B	-3.09	102.97	106.51
82	dM	203	PEB	C1B-C2B-C3B	-3.09	102.97	106.51

Continued on next page...

Continued from previous page...

Mol	Chain	Res	Type	Atoms	Z	Observed(^{o})	Ideal(^{o})
82	u8	202	PEB	C2A-C1A-NA	3.09	110.93	108.27
82	X9	202	PEB	C4B-C3B-C2B	-3.09	103.37	106.78
87	c6	608	CLA	O2D-CGD-O1D	-3.09	117.81	123.84
85	B2	841	BCR	C8-C9-C10	-3.09	114.21	118.94
82	O9	201	PEB	CHA-C1B-C2B	-3.08	116.97	124.90
82	ZM	201	PEB	CHA-C1B-C2B	3.08	132.83	124.90
83	A1	303	PUB	OA-C1A-NA	-3.08	121.36	125.93
82	dO	202	PEB	C1B-C2B-C3B	-3.08	102.97	106.51
85	AL	401	BCR	C24-C23-C22	-3.08	121.57	126.23
82	NI	201	PEB	C3B-C4B-NB	3.08	114.54	110.05
82	J4	1002	PEB	C3B-C4B-NB	3.08	114.54	110.05
84	LO	1001	CYC	OB-C4B-C3B	-3.08	124.69	128.04
85	FL	101	BCR	C16-C17-C18	-3.08	122.91	127.31
82	e4	201	PEB	C4B-C3B-C2B	-3.08	103.37	106.78
82	u8	202	PEB	C4B-C3B-C2B	-3.08	103.37	106.78
95	h6	101	DGD	O1G-C1A-C2A	3.08	121.59	111.91
82	EM	201	PEB	OD-C4D-ND	-3.08	121.36	125.93
82	dG	203	PEB	OD-C4D-ND	-3.08	121.36	125.93
82	OI	202	PEB	C1C-CHB-C4B	3.08	132.49	128.81
87	62	310	CLA	CMB-C2B-C3B	3.08	130.45	124.68
87	B2	812	CLA	CMB-C2B-C3B	3.08	130.45	124.68
82	TD	201	PEB	CHA-C1B-NB	-3.08	118.48	124.93
82	BI	203	PEB	CHA-C1B-NB	-3.08	118.48	124.93
82	u8	201	PEB	C1B-C2B-C3B	-3.08	102.97	106.51
84	KO	1001	CYC	CHA-C1A-NA	-3.08	124.55	128.83
82	l1	202	PEB	CMB-C2B-C1B	3.08	129.81	125.06
82	EK	201	PEB	OD-C4D-ND	-3.08	121.36	125.93
82	aB	201	PEB	OD-C4D-ND	-3.08	121.36	125.93
82	vF	201	PEB	OD-C4D-ND	-3.08	121.36	125.93
82	oK	202	PEB	OD-C4D-ND	-3.08	121.36	125.93
82	dQ	401	PEB	OD-C4D-ND	-3.08	121.36	125.93
82	RD	201	PEB	C4B-C3B-C2B	-3.08	103.37	106.78
82	XQ	203	PEB	C4B-C3B-C2B	-3.08	103.37	106.78
82	j4	201	PEB	C2B-C1B-NB	3.08	117.11	110.53
82	uF	202	PEB	CHA-C1B-C2B	3.08	132.83	124.90
82	PP	201	PEB	C2A-C1A-NA	3.08	110.93	108.27
85	AN	848	BCR	C37-C22-C23	3.08	122.94	118.08
82	UO	202	PEB	CMB-C2B-C1B	3.08	129.81	125.06
83	A4	302	PUB	CHA-C4A-NA	-3.08	110.37	113.95
85	A2	845	BCR	C3-C4-C5	-3.08	108.57	114.08
82	MP	203	PEB	C1B-C2B-C3B	-3.08	102.97	106.51
82	cB	403	PEB	CHA-C1B-NB	-3.08	118.48	124.93

Continued on next page...

Continued from previous page...

Mol	Chain	Res	Type	Atoms	Z	Observed(^{o})	Ideal(^{o})
87	A2	852	CLA	CHB-C4A-NA	3.08	128.78	124.51
82	P1	201	PEB	CHC-C4C-C3C	-3.08	125.08	130.34
82	1C	203	PEB	CHC-C4C-C3C	-3.08	125.08	130.34
87	BN	827	CLA	O2D-CGD-O1D	-3.08	117.81	123.84
82	jE	202	PEB	CMB-C2B-C1B	3.08	129.81	125.06
82	g4	202	PEB	C4B-C3B-C2B	-3.08	103.37	106.78
82	ZO	202	PEB	C3B-C4B-NB	3.08	114.53	110.05
87	B2	809	CLA	CBA-CAA-C2A	3.08	122.96	113.86
82	OM	203	PEB	OD-C4D-ND	-3.08	121.36	125.93
82	WM	203	PEB	C1B-C2B-C3B	-3.08	102.97	106.51
82	LE	1002	PEB	C2A-C1A-NA	3.08	110.93	108.27
82	jO	201	PEB	C2B-C1B-NB	3.08	117.11	110.53
85	BN	803	BCR	C23-C24-C25	3.08	135.86	127.20
82	PI	202	PEB	C4B-C3B-C2B	-3.08	103.37	106.78
82	N4	1002	PEB	C4B-C3B-C2B	-3.08	103.37	106.78
84	C4	1001	CYC	C1A-C2A-C3A	-3.08	103.37	106.78
82	QG	203	PEB	OA-C1A-C2A	-3.08	123.72	126.17
96	v6	201	HEM	CHB-C1B-NB	3.08	128.19	124.38
82	VO	202	PEB	C1B-C2B-C3B	-3.08	102.97	106.51
82	uF	202	PEB	C1B-C2B-C3B	-3.08	102.97	106.51
82	T1	201	PEB	CMB-C2B-C1B	3.08	129.81	125.06
82	E9	201	PEB	CMB-C2B-C1B	3.08	129.81	125.06
82	GB	203	PEB	C3B-C4B-NB	3.08	114.53	110.05
82	GD	201	PEB	C2A-C1A-NA	3.08	110.93	108.27
82	qK	201	PEB	C2A-C1A-NA	3.08	110.93	108.27
82	iM	202	PEB	OD-C4D-ND	-3.08	121.37	125.93
85	Z6	101	BCR	C3-C4-C5	-3.08	108.58	114.08
82	BB	203	PEB	C4B-C3B-C2B	-3.08	103.37	106.78
82	PQ	203	PEB	C4B-C3B-C2B	-3.08	103.37	106.78
82	E9	202	PEB	C4B-C3B-C2B	-3.08	103.37	106.78
82	P9	202	PEB	C4B-C3B-C2B	-3.08	103.37	106.78
82	gO	202	PEB	C4B-C3B-C2B	-3.08	103.37	106.78
87	bL	605	CLA	O2D-CGD-O1D	-3.08	117.81	123.84
82	NI	203	PEB	CMB-C2B-C1B	3.08	129.81	125.06
82	d4	202	PEB	CMB-C2B-C1B	3.08	129.81	125.06
82	pK	201	PEB	CHC-C1D-ND	-3.08	110.37	113.95
82	SJ	202	PEB	C3B-C4B-NB	3.08	114.53	110.05
82	mO	201	PEB	CHC-C4C-C3C	-3.08	125.08	130.34
82	WF	202	PEB	CAA-C3A-C2A	-3.08	106.56	114.26
82	mO	201	PEB	CHB-C4B-NB	-3.08	124.55	128.83
87	I2	102	CLA	CHB-C4A-NA	3.08	128.77	124.51
85	B2	838	BCR	C20-C19-C18	-3.08	117.76	126.42

Continued on next page...

Continued from previous page...

Mol	Chain	Res	Type	Atoms	Z	Observed(^{o})	Ideal(^{o})
82	QM	202	PEB	C4B-C3B-C2B	-3.08	103.37	106.78
82	QO	201	PEB	C4B-C3B-C2B	-3.08	103.37	106.78
82	T9	202	PEB	C4B-C3B-C2B	-3.08	103.37	106.78
82	PE	202	PEB	C2A-C1A-NA	3.08	110.93	108.27
82	Z4	202	PEB	C2A-C1A-NA	3.08	110.93	108.27
82	VM	202	PEB	CHC-C4C-C3C	-3.08	125.08	130.34
82	aE	201	PEB	C1C-CHB-C4B	3.08	132.49	128.81
82	WK	201	PEB	C3B-C4B-NB	3.08	114.53	110.05
82	aM	201	PEB	C3B-C4B-NB	3.08	114.53	110.05
84	GG	1001	CYC	C2A-C1A-NA	3.08	114.53	110.05
82	QB	202	PEB	CHA-C1B-NB	-3.08	118.49	124.93
82	OA	201	PEB	C1B-C2B-C3B	-3.08	102.97	106.51
82	KB	303	PEB	CHB-C4B-NB	-3.08	124.56	128.83
82	RA	201	PEB	OD-C4D-ND	-3.08	121.37	125.93
82	MF	203	PEB	OD-C4D-ND	-3.08	121.37	125.93
82	QK	203	PEB	OD-C4D-ND	-3.08	121.37	125.93
82	zC	201	PEB	CBA-CAA-C3A	3.08	120.32	113.47
82	WI	203	PEB	CHC-C4C-C3C	-3.08	125.08	130.34
87	72	601	CLA	CHB-C4A-NA	3.08	128.77	124.51
82	OJ	201	PEB	CHA-C1B-NB	-3.08	118.49	124.93
82	QH	203	PEB	C3B-C4B-NB	3.08	114.53	110.05
82	b1	203	PEB	C3B-C4B-NB	3.08	114.53	110.05
82	FM	202	PEB	CAB-C3B-C4B	3.08	130.46	125.01
82	fG	203	PEB	C4B-C3B-C2B	-3.08	103.38	106.78
82	k1	202	PEB	OD-C4D-ND	-3.08	121.37	125.93
82	A9	202	PEB	OD-C4D-ND	-3.08	121.37	125.93
82	fJ	202	PEB	OD-C4D-ND	-3.08	121.37	125.93
82	IM	201	PEB	CHA-C1B-NB	-3.08	118.49	124.93
82	QJ	203	PEB	C1B-C2B-C3B	-3.08	102.97	106.51
82	QP	202	PEB	C1B-C2B-C3B	-3.08	102.97	106.51
82	yF	301	PEB	C1B-C2B-C3B	-3.08	102.97	106.51
82	SI	201	PEB	C2A-C1A-NA	3.08	110.93	108.27
82	i1	201	PEB	CHC-C4C-C3C	-3.08	125.09	130.34
82	CF	202	PEB	OD-C4D-ND	-3.08	121.37	125.93
82	tK	202	PEB	CHC-C4C-C3C	-3.08	125.09	130.34
82	R7	203	PEB	C4B-C3B-C2B	-3.08	103.38	106.78
82	LP	201	PEB	CMB-C2B-C1B	3.08	129.80	125.06
82	UP	203	PEB	CHC-C1D-ND	-3.08	110.37	113.95
82	OM	201	PEB	C1B-C2B-C3B	-3.08	102.97	106.51
82	O7	202	PEB	C1B-C2B-C3B	-3.08	102.97	106.51
87	BN	810	CLA	CBA-CAA-C2A	3.08	122.95	113.86
98	B2	837	PQN	C16-C17-C18	-3.08	105.97	115.92

Continued on next page...

Continued from previous page...

Mol	Chain	Res	Type	Atoms	Z	Observed(^{o})	Ideal(^{o})
82	w8	204	PEB	OA-C1A-C2A	-3.08	123.73	126.17
82	DA	203	PEB	C2A-C1A-NA	3.08	110.93	108.27
95	BL	614	DGD	C3E-C4E-C5E	3.08	115.73	110.24
82	YK	202	PEB	C4B-C3B-C2B	-3.08	103.38	106.78
82	dJ	202	PEB	C4B-C3B-C2B	-3.08	103.38	106.78
85	B2	802	BCR	C23-C24-C25	3.08	135.84	127.20
82	WA	202	PEB	C3B-C4B-NB	3.08	114.53	110.05
85	B2	841	BCR	C33-C5-C4	3.08	119.53	113.62
87	12	602	CLA	C2A-C1A-CHA	3.08	129.24	123.86
87	42	601	CLA	CMB-C2B-C1B	-3.08	123.73	128.46
87	bL	622	CLA	CHB-C4A-NA	3.08	128.77	124.51
87	O2	202	CLA	C2A-C1A-CHA	3.08	129.24	123.86
82	A9	202	PEB	C4B-C3B-C2B	-3.08	103.38	106.78
82	lE	201	PEB	C4B-C3B-C2B	-3.08	103.38	106.78
82	QK	201	PEB	CAB-C3B-C4B	3.08	130.45	125.01
82	eE	201	PEB	C1B-C2B-C3B	-3.08	102.98	106.51
82	RD	202	PEB	CMB-C2B-C1B	3.08	129.80	125.06
82	SF	203	PEB	C3B-C4B-NB	3.08	114.52	110.05
82	UO	202	PEB	C3B-C4B-NB	3.08	114.52	110.05
82	VJ	202	PEB	CAB-C3B-C4B	3.08	130.45	125.01
82	O7	202	PEB	C1C-CHB-C4B	3.08	132.48	128.81
87	D6	405	CLA	CMB-C2B-C3B	3.08	130.43	124.68
82	NA	201	PEB	C4B-C3B-C2B	-3.08	103.38	106.78
82	YQ	201	PEB	CHB-C4B-NB	-3.08	124.56	128.83
82	CD	201	PEB	C1B-C2B-C3B	-3.08	102.98	106.51
82	j1	202	PEB	C1B-C2B-C3B	-3.08	102.98	106.51
82	H7	203	PEB	CHA-C4A-NA	-3.07	121.55	125.20
84	JH	1003	CYC	CMB-C2B-C1B	3.07	128.01	124.17
88	c6	619	LHG	C5-O7-C7	-3.07	110.22	117.79
82	kH	202	PEB	OD-C4D-ND	-3.07	121.38	125.93
82	d1	203	PEB	CMB-C2B-C1B	3.07	129.80	125.06
82	xF	304	PEB	CHC-C4C-C3C	-3.07	125.09	130.34
82	aK	203	PEB	CHC-C4C-C3C	-3.07	125.09	130.34
82	MD	201	PEB	C1B-C2B-C3B	-3.07	102.98	106.51
87	72	606	CLA	CHB-C4A-NA	3.07	128.76	124.51
82	UI	202	PEB	CMB-C2B-C1B	3.07	129.80	125.06
83	YA	302	PUB	OD-C4D-ND	-3.07	121.38	125.93
82	OO	202	PEB	C2A-C1A-NA	3.07	110.92	108.27
82	O5	203	PEB	C2A-C1A-NA	3.07	110.92	108.27
82	uC	202	PEB	C2A-C1A-NA	3.07	110.92	108.27
82	gF	203	PEB	C2A-C1A-NA	3.07	110.92	108.27
82	AK	201	PEB	CAB-C3B-C4B	3.07	130.45	125.01

Continued on next page...

Continued from previous page...

Mol	Chain	Res	Type	Atoms	Z	Observed(^{o})	Ideal(^{o})
82	K9	201	PEB	C3B-C4B-NB	3.07	114.52	110.05
82	YE	202	PEB	CBC-CAC-C2C	3.07	117.86	112.62
82	JK	202	PEB	C4B-C3B-C2B	-3.07	103.38	106.78
95	c6	601	DGD	O2E-C2E-C1E	3.07	117.51	110.05
82	Q9	203	PEB	CHA-C1B-NB	-3.07	118.50	124.93
82	eG	202	PEB	OD-C4D-ND	-3.07	121.38	125.93
83	AE	303	PUB	CHB-C1C-NC	-3.07	124.56	128.83
82	VM	201	PEB	C3B-C4B-NB	3.07	114.52	110.05
82	Q5	202	PEB	C3B-C4B-NB	3.07	114.52	110.05
82	tC	202	PEB	C2A-C1A-NA	3.07	110.92	108.27
82	P9	201	PEB	CMB-C2B-C1B	3.07	129.80	125.06
82	Y5	202	PEB	CHC-C1D-ND	-3.07	110.38	113.95
87	BL	609	CLA	CHB-C4A-NA	3.07	128.76	124.51
87	7N	601	CLA	CHB-C4A-NA	3.07	128.76	124.51
82	vC	202	PEB	C1B-C2B-C3B	-3.07	102.98	106.51
82	P9	201	PEB	C3B-C4B-NB	3.07	114.52	110.05
87	F2	202	CLA	CHB-C4A-NA	3.07	128.76	124.51
87	7N	606	CLA	CHB-C4A-NA	3.07	128.76	124.51
82	WF	202	PEB	CHA-C1B-C2B	3.07	132.80	124.90
82	LD	201	PEB	C4B-C3B-C2B	-3.07	103.38	106.78
82	RQ	202	PEB	C4B-C3B-C2B	-3.07	103.38	106.78
82	I7	201	PEB	C4B-C3B-C2B	-3.07	103.38	106.78
82	lJ	201	PEB	C4B-C3B-C2B	-3.07	103.38	106.78
82	hE	203	PEB	C1B-C2B-C3B	-3.07	102.98	106.51
82	I9	201	PEB	C3B-C4B-NB	3.07	114.52	110.05
82	QD	201	PEB	OD-C4D-ND	-3.07	121.38	125.93
82	lO	201	PEB	OA-C1A-C2A	-3.07	123.73	126.17
82	DI	202	PEB	CBC-CAC-C2C	-3.07	107.38	112.62
87	dL	404	CLA	CMB-C2B-C3B	3.07	130.42	124.68
82	BP	202	PEB	C4B-C3B-C2B	-3.07	103.38	106.78
82	O1	201	PEB	C4B-C3B-C2B	-3.07	103.38	106.78
82	C9	202	PEB	C4B-C3B-C2B	-3.07	103.38	106.78
82	fJ	201	PEB	OD-C4D-ND	-3.07	121.38	125.93
87	32	306	CLA	CMB-C2B-C3B	3.07	130.42	124.68
82	Y5	203	PEB	CAC-CBC-CGC	-3.07	105.15	113.76
87	FN	201	CLA	CHB-C4A-NA	3.07	128.76	124.51
82	lG	202	PEB	OD-C4D-C3D	-3.07	122.50	129.46
82	aM	202	PEB	CMB-C2B-C1B	3.07	129.79	125.06
82	h1	203	PEB	CHB-C4B-NB	-3.07	124.57	128.83
83	Z5	302	PUB	C2C-C1C-NC	3.07	114.52	110.05
82	dB	202	PEB	CHC-C1D-ND	-3.07	110.38	113.95
82	FB	201	PEB	CHA-C1B-NB	-3.07	118.51	124.93

Continued on next page...

Continued from previous page...

Mol	Chain	Res	Type	Atoms	Z	Observed(^{o})	Ideal(^{o})
82	FH	1002	PEB	OD-C4D-ND	-3.07	121.38	125.93
82	K9	202	PEB	OD-C4D-ND	-3.07	121.38	125.93
82	gE	202	PEB	OD-C4D-ND	-3.07	121.38	125.93
82	VA	203	PEB	C4B-C3B-C2B	-3.07	103.39	106.78
82	NI	202	PEB	C4B-C3B-C2B	-3.07	103.39	106.78
87	IN	102	CLA	CHB-C4A-NA	3.07	128.76	124.51
82	dH	203	PEB	CMB-C2B-C1B	3.07	129.79	125.06
82	aG	202	PEB	C3B-C4B-NB	3.07	114.51	110.05
84	J1	1001	CYC	C2A-C1A-NA	3.07	114.51	110.05
82	QF	202	PEB	C2A-C1A-NA	3.07	110.92	108.27
82	P7	203	PEB	C2A-C1A-NA	3.07	110.92	108.27
82	mG	203	PEB	OD-C4D-ND	-3.07	121.38	125.93
95	C6	504	DGD	O6D-C1D-C2D	-3.07	103.85	110.35
82	YH	201	PEB	C1B-C2B-C3B	-3.07	102.98	106.51
87	A2	835	CLA	CHB-C4A-NA	3.07	128.76	124.51
82	DB	201	PEB	C4B-C3B-C2B	-3.07	103.39	106.78
82	TP	202	PEB	C4B-C3B-C2B	-3.07	103.39	106.78
82	NQ	203	PEB	C4B-C3B-C2B	-3.07	103.39	106.78
82	SG	201	PEB	CMB-C2B-C1B	3.07	129.79	125.06
87	b6	618	CLA	O2D-CGD-O1D	-3.07	117.84	123.84
82	N4	1002	PEB	C3B-C4B-NB	3.07	114.51	110.05
82	J5	202	PEB	C3B-C4B-NB	3.07	114.51	110.05
82	I7	201	PEB	C3B-C4B-NB	3.07	114.51	110.05
82	U1	201	PEB	OD-C4D-C3D	-3.07	122.51	129.46
87	62	306	CLA	CHB-C4A-NA	3.07	128.75	124.51
87	62	305	CLA	O2D-CGD-O1D	-3.07	117.84	123.84
82	rC	201	PEB	CMB-C2B-C1B	3.07	129.79	125.06
82	P7	203	PEB	OD-C4D-C3D	-3.07	122.51	129.46
82	KA	202	PEB	C2A-C1A-NA	3.07	110.92	108.27
82	UJ	201	PEB	C2A-C1A-NA	3.07	110.92	108.27
82	S5	202	PEB	C2A-C1A-NA	3.07	110.92	108.27
82	UG	203	PEB	C3B-C4B-NB	3.07	114.51	110.05
82	dH	202	PEB	C3B-C4B-NB	3.07	114.51	110.05
84	DE	1001	CYC	C2A-C1A-NA	3.07	114.51	110.05
82	GB	201	PEB	OD-C4D-ND	-3.07	121.39	125.93
87	BN	813	CLA	CMB-C2B-C3B	3.07	130.42	124.68
87	B2	829	CLA	CHB-C4A-NA	3.07	128.75	124.51
82	DK	201	PEB	CHC-C4C-C3C	-3.07	125.11	130.34
84	EG	1001	CYC	C1B-C2B-C3B	-3.07	104.67	107.87
82	WK	201	PEB	CMA-C2A-C1A	-3.07	105.79	112.40
82	g4	202	PEB	C3B-C4B-NB	3.07	114.51	110.05
87	B2	815	CLA	CMB-C2B-C3B	3.07	130.42	124.68

Continued on next page...

Continued from previous page...

Mol	Chain	Res	Type	Atoms	Z	Observed(^{o})	Ideal(^{o})
82	X9	202	PEB	OD-C4D-ND	-3.07	121.39	125.93
82	PP	201	PEB	CHA-C1B-NB	-3.07	118.52	124.93
82	AI	202	PEB	C4B-C3B-C2B	-3.07	103.39	106.78
82	SP	203	PEB	C4B-C3B-C2B	-3.07	103.39	106.78
82	hM	203	PEB	C2A-C1A-NA	3.07	110.92	108.27
84	H1	1001	CYC	C1B-NB-C4B	-3.07	106.76	110.67
82	AO	304	PEB	C3B-C4B-NB	3.07	114.51	110.05
84	HG	1001	CYC	C2A-C1A-NA	3.07	114.51	110.05
82	V9	202	PEB	OD-C4D-ND	-3.07	121.39	125.93
82	yC	201	PEB	CHB-C4B-NB	-3.07	124.57	128.83
82	AB	501	PEB	C1B-C2B-C3B	-3.07	102.99	106.51
82	SO	202	PEB	C1B-C2B-C3B	-3.07	102.99	106.51
82	W7	201	PEB	OD-C4D-C3D	-3.07	122.51	129.46
82	BQ	201	PEB	C1C-CHB-C4B	3.07	132.47	128.81
95	c6	618	DGD	C2G-O2G-C1B	-3.07	110.24	117.79
82	K9	202	PEB	C4B-C3B-C2B	-3.07	103.39	106.78
82	fE	203	PEB	C4B-C3B-C2B	-3.07	103.39	106.78
82	hK	202	PEB	C4B-C3B-C2B	-3.07	103.39	106.78
82	XJ	202	PEB	OA-C1A-C2A	-3.07	123.73	126.17
82	aE	201	PEB	OD-C4D-ND	-3.07	121.39	125.93
83	AE	303	PUB	OA-C1A-NA	-3.07	121.39	125.93
82	IM	201	PEB	C2A-C1A-NA	3.07	110.92	108.27
82	AO	304	PEB	CHC-C1D-ND	-3.07	110.39	113.95
82	bE	202	PEB	CHB-C4B-NB	-3.07	124.57	128.83
87	42	611	CLA	CMB-C2B-C3B	3.07	130.41	124.68
87	6N	605	CLA	CMB-C2B-C3B	3.07	130.41	124.68
82	U4	202	PEB	CMB-C2B-C1B	3.07	129.78	125.06
82	fJ	203	PEB	C1B-C2B-C3B	-3.07	102.99	106.51
82	KQ	202	PEB	C4B-C3B-C2B	-3.07	103.39	106.78
82	WF	201	PEB	C3B-C4B-NB	3.07	114.51	110.05
82	QJ	202	PEB	C3B-C4B-NB	3.07	114.51	110.05
82	c4	201	PEB	C3B-C4B-NB	3.07	114.51	110.05
82	jF	201	PEB	C3B-C4B-NB	3.07	114.51	110.05
82	WB	401	PEB	OD-C4D-ND	-3.07	121.39	125.93
82	T4	201	PEB	OD-C4D-ND	-3.07	121.39	125.93
87	b6	617	CLA	CMB-C2B-C3B	3.07	130.41	124.68
82	RO	203	PEB	CHC-C1D-ND	-3.06	110.39	113.95
82	DI	202	PEB	CHA-C1B-NB	-3.06	118.52	124.93
82	UP	203	PEB	CHA-C1B-NB	-3.06	118.52	124.93
87	6N	605	CLA	CHB-C4A-NA	3.06	128.75	124.51
82	AP	202	PEB	C1B-C2B-C3B	-3.06	102.99	106.51
82	eA	301	PEB	C1B-C2B-C3B	-3.06	102.99	106.51

Continued on next page...

Continued from previous page...

Mol	Chain	Res	Type	Atoms	Z	Observed(^{o})	Ideal(^{o})
82	eH	202	PEB	C1B-C2B-C3B	-3.06	102.99	106.51
82	PA	203	PEB	C2A-C1A-NA	3.06	110.92	108.27
96	vL	201	HEM	CHA-C4D-C3D	-3.06	119.58	125.33
82	ED	202	PEB	C3B-C4B-NB	3.06	114.51	110.05
82	pC	201	PEB	C3B-C4B-NB	3.06	114.51	110.05
82	T9	202	PEB	OD-C4D-ND	-3.06	121.39	125.93
82	JQ	201	PEB	C4B-C3B-C2B	-3.06	103.39	106.78
82	V7	202	PEB	C4B-C3B-C2B	-3.06	103.39	106.78
82	kF	202	PEB	C4B-C3B-C2B	-3.06	103.39	106.78
82	BJ	301	PEB	CHA-C1B-NB	-3.06	118.52	124.93
82	LK	202	PEB	CAB-C3B-C4B	3.06	130.43	125.01
82	NB	202	PEB	OD-C4D-C3D	-3.06	122.52	129.46
82	lO	201	PEB	C2B-C1B-NB	3.06	117.07	110.53
87	BN	826	CLA	CHB-C4A-NA	3.06	128.75	124.51
87	cL	508	CLA	CHB-C4A-NA	3.06	128.75	124.51
82	RQ	202	PEB	C3B-C4B-NB	3.06	114.51	110.05
82	SB	203	PEB	C1B-C2B-C3B	-3.06	102.99	106.51
82	xK	302	PEB	C1B-C2B-C3B	-3.06	102.99	106.51
82	KF	203	PEB	C2A-C1A-NA	3.06	110.91	108.27
82	cF	201	PEB	C2A-C1A-NA	3.06	110.91	108.27
82	bK	201	PEB	C2A-C1A-NA	3.06	110.91	108.27
87	52	610	CLA	CHB-C4A-NA	3.06	128.75	124.51
87	cL	510	CLA	CHB-C4A-NA	3.06	128.75	124.51
82	C7	201	PEB	OD-C4D-ND	-3.06	121.39	125.93
82	C9	202	PEB	OD-C4D-ND	-3.06	121.39	125.93
83	AO	302	PUB	CHA-C4A-NA	-3.06	110.39	113.95
87	82	304	CLA	CMB-C2B-C1B	-3.06	123.76	128.46
82	VE	202	PEB	CMB-C2B-C1B	3.06	129.78	125.06
82	S5	201	PEB	CBB-CAB-C3B	3.06	121.14	112.63
87	ON	203	CLA	CAA-C2A-C3A	-3.06	104.39	112.78
82	M9	304	PEB	C4B-C3B-C2B	-3.06	103.39	106.78
82	GB	202	PEB	OD-C4D-ND	-3.06	121.39	125.93
82	N9	202	PEB	OD-C4D-ND	-3.06	121.39	125.93
82	aB	202	PEB	OD-C4D-ND	-3.06	121.39	125.93
87	BN	831	CLA	CMB-C2B-C1B	-3.06	123.76	128.46
82	BP	202	PEB	CHC-C1D-ND	-3.06	110.39	113.95
82	KK	202	PEB	CBC-CAC-C2C	-3.06	107.39	112.62
82	BB	203	PEB	C1B-C2B-C3B	-3.06	102.99	106.51
82	TF	201	PEB	OD-C4D-ND	-3.06	121.39	125.93
87	AN	834	CLA	CHB-C4A-NA	3.06	128.75	124.51
87	42	604	CLA	CHB-C4A-NA	3.06	128.75	124.51
82	VI	202	PEB	C4B-C3B-C2B	-3.06	103.39	106.78

Continued on next page...

Continued from previous page...

Mol	Chain	Res	Type	Atoms	Z	Observed(^{o})	Ideal(^{o})
87	O2	203	CLA	CAA-C2A-C3A	-3.06	104.39	112.78
87	B2	825	CLA	O2D-CGD-O1D	-3.06	117.85	123.84
87	C6	514	CLA	O2D-CGD-O1D	-3.06	117.85	123.84
85	K2	102	BCR	C15-C14-C13	3.06	131.68	127.31
82	XM	202	PEB	OD-C4D-ND	-3.06	121.39	125.93
82	IB	203	PEB	C1B-C2B-C3B	-3.06	102.99	106.51
82	UP	203	PEB	C1B-C2B-C3B	-3.06	102.99	106.51
82	zC	201	PEB	C1B-C2B-C3B	-3.06	102.99	106.51
82	dG	201	PEB	C2A-C1A-NA	3.06	110.91	108.27
82	xF	302	PEB	C3B-C4B-NB	3.06	114.50	110.05
82	HB	201	PEB	CHC-C4C-C3C	3.06	135.56	130.34
82	GD	202	PEB	CHC-C1D-ND	-3.06	110.39	113.95
82	gH	202	PEB	OD-C4D-ND	-3.06	121.40	125.93
83	M9	303	PUB	OA-C1A-NA	-3.06	121.40	125.93
82	SF	203	PEB	C1C-CHB-C4B	3.06	132.47	128.81
87	32	302	CLA	CMB-C2B-C1B	-3.06	123.76	128.46
83	yF	302	PUB	CAC-CBC-CGC	-3.06	107.02	113.60
82	SA	202	PEB	CMB-C2B-C1B	3.06	129.78	125.06
82	tF	202	PEB	CHC-C4C-C3C	-3.06	125.12	130.34
82	SM	201	PEB	OD-C4D-C3D	-3.06	122.53	129.46
82	AQ	304	PEB	C2A-C1A-NA	3.06	110.91	108.27
82	H9	201	PEB	CHB-C4B-NB	-3.06	124.58	128.83
82	BB	201	PEB	OD-C4D-ND	-3.06	121.40	125.93
82	dE	203	PEB	OD-C4D-ND	-3.06	121.40	125.93
83	AG	303	PUB	OA-C1A-NA	-3.06	121.40	125.93
82	A9	201	PEB	CMB-C2B-C1B	3.06	129.78	125.06
82	NQ	204	PEB	CHC-C1D-ND	-3.06	110.39	113.95
82	R7	202	PEB	CHA-C4A-NA	3.06	128.84	125.20
82	EJ	202	PEB	C1B-C2B-C3B	-3.06	103.00	106.51
82	W1	203	PEB	C1B-C2B-C3B	-3.06	103.00	106.51
82	dG	204	PEB	OD-C4D-C3D	-3.06	122.53	129.46
82	H7	202	PEB	OD-C4D-ND	-3.06	121.40	125.93
82	eK	202	PEB	OD-C4D-ND	-3.06	121.40	125.93
87	cL	505	CLA	CAA-C2A-C3A	-3.06	104.40	112.78
82	RI	202	PEB	C4B-C3B-C2B	-3.06	103.40	106.78
82	PQ	201	PEB	C4B-C3B-C2B	-3.06	103.40	106.78
82	bP	502	PEB	C4B-C3B-C2B	-3.06	103.40	106.78
84	IG	1001	CYC	C1B-NB-C4B	-3.06	106.77	110.67
85	aL	604	BCR	C36-C18-C17	-3.06	118.64	122.92
82	lG	203	PEB	CHC-C1D-ND	-3.06	110.39	113.95
83	A1	303	PUB	CHA-C4A-NA	-3.06	110.39	113.95
82	K7	202	PEB	C2A-C1A-NA	3.06	110.91	108.27

Continued on next page...

Continued from previous page...

Mol	Chain	Res	Type	Atoms	Z	Observed(^{o})	Ideal(^{o})
82	jJ	201	PEB	C2A-C1A-NA	3.06	110.91	108.27
82	RE	202	PEB	C1C-CHB-C4B	-3.06	125.16	128.81
82	OA	201	PEB	OA-C1A-C2A	-3.06	123.74	126.17
82	YQ	202	PEB	OA-C1A-C2A	-3.06	123.74	126.17
82	GJ	203	PEB	CHB-C4B-NB	-3.06	124.58	128.83
82	TJ	202	PEB	OD-C4D-ND	-3.06	121.40	125.93
96	fL	102	HEM	CHD-C1D-C2D	-3.06	120.20	124.98
87	c6	606	CLA	CMB-C2B-C3B	3.06	130.40	124.68
82	mF	202	PEB	CAA-C3A-C4A	3.06	120.53	112.67
82	KE	201	PEB	C4B-C3B-C2B	-3.06	103.40	106.78
82	E7	202	PEB	C4B-C3B-C2B	-3.06	103.40	106.78
84	G4	1001	CYC	CHB-C4A-NA	-3.06	118.54	124.93
82	LD	203	PEB	CHC-C4C-C3C	-3.06	125.12	130.34
82	PH	201	PEB	CHC-C4C-C3C	-3.06	125.12	130.34
82	QI	201	PEB	CHC-C4C-C3C	-3.06	125.12	130.34
87	b6	612	CLA	O2D-CGD-O1D	-3.06	117.86	123.84
85	A2	848	BCR	C37-C22-C23	3.06	122.89	118.08
92	mL	101	LMG	O8-C28-C29	3.06	121.50	111.91
82	XB	201	PEB	OD-C4D-ND	-3.06	121.40	125.93
82	jM	203	PEB	OD-C4D-ND	-3.06	121.40	125.93
82	fK	201	PEB	CMB-C2B-C1B	3.06	129.77	125.06
82	CJ	202	PEB	C3B-C4B-NB	3.06	114.50	110.05
82	IK	203	PEB	C2A-C1A-NA	3.06	110.91	108.27
82	GM	203	PEB	C2A-C1A-NA	3.06	110.91	108.27
82	BP	201	PEB	C2A-C1A-NA	3.06	110.91	108.27
82	Q4	201	PEB	C1B-C2B-C3B	-3.06	103.00	106.51
82	eG	201	PEB	C1B-C2B-C3B	-3.06	103.00	106.51
82	OM	202	PEB	CHA-C1B-NB	-3.06	118.54	124.93
82	DE	1002	PEB	OD-C4D-C3D	-3.06	122.53	129.46
82	OG	201	PEB	CHC-C4C-C3C	-3.06	125.12	130.34
82	QA	202	PEB	OA-C1A-C2A	-3.06	123.74	126.17
82	R4	201	PEB	CHB-C4B-C3B	-3.06	118.26	125.32
92	A6	408	LMG	C8-O7-C10	-3.06	110.26	117.79
87	4N	601	CLA	CMB-C2B-C1B	-3.06	123.77	128.46
82	DA	202	PEB	C4B-C3B-C2B	-3.06	103.40	106.78
82	UD	202	PEB	CMB-C2B-C1B	3.06	129.77	125.06
82	R9	201	PEB	CMB-C2B-C1B	3.06	129.77	125.06
85	BN	841	BCR	C33-C5-C4	3.06	119.49	113.62
82	DP	201	PEB	OD-C4D-ND	-3.06	121.40	125.93
82	KQ	201	PEB	OD-C4D-ND	-3.06	121.40	125.93
84	L4	1001	CYC	C4D-CHA-C1A	3.06	132.46	128.81
82	IA	201	PEB	C3B-C4B-NB	3.06	114.50	110.05

Continued on next page...

Continued from previous page...

Mol	Chain	Res	Type	Atoms	Z	Observed(^{o})	Ideal(^{o})
82	eH	203	PEB	C3B-C4B-NB	3.06	114.50	110.05
82	Z9	303	PEB	C3B-C4B-NB	3.06	114.50	110.05
82	E5	202	PEB	C1B-C2B-C3B	-3.06	103.00	106.51
82	I9	201	PEB	CMB-C2B-C1B	3.06	129.77	125.06
83	AE	302	PUB	OD-C4D-ND	-3.06	121.40	125.93
82	hH	202	PEB	CHB-C4B-NB	-3.06	124.59	128.83
82	L4	1002	PEB	C3B-C4B-NB	3.06	114.50	110.05
87	A2	821	CLA	CHB-C4A-NA	3.06	128.74	124.51
87	b6	606	CLA	O2D-CGD-O1D	-3.06	117.86	123.84
82	OA	202	PEB	C1B-C2B-C3B	-3.06	103.00	106.51
82	OP	201	PEB	C1B-C2B-C3B	-3.06	103.00	106.51
98	BN	837	PQN	C16-C17-C18	-3.06	106.04	115.92
82	tK	202	PEB	OD-C4D-C3D	-3.06	122.54	129.46
82	FP	201	PEB	C3B-C4B-NB	3.06	114.49	110.05
82	kE	202	PEB	C3B-C4B-NB	3.06	114.49	110.05
82	T7	203	PEB	CHB-C4B-C3B	-3.06	118.26	125.32
82	UP	202	PEB	C2A-C1A-NA	3.06	110.91	108.27
82	S9	202	PEB	C4B-C3B-C2B	-3.06	103.40	106.78
83	A1	304	PUB	CMA-C2A-C3A	3.06	135.95	129.67
82	HA	202	PEB	OD-C4D-ND	-3.06	121.40	125.93
82	QO	201	PEB	C1B-C2B-C3B	-3.06	103.00	106.51
82	PA	203	PEB	C3B-C4B-NB	3.06	114.49	110.05
82	hM	203	PEB	C3B-C4B-NB	3.06	114.49	110.05
82	PD	201	PEB	OA-C1A-C2A	-3.05	123.74	126.17
87	BN	825	CLA	CMB-C2B-C3B	3.05	130.39	124.68
82	CJ	202	PEB	C4B-C3B-C2B	-3.05	103.40	106.78
82	V4	201	PEB	C4B-C3B-C2B	-3.05	103.40	106.78
82	fE	201	PEB	CAB-CBB-CGB	-3.05	107.03	113.60
87	AN	807	CLA	CAA-C2A-C3A	-3.05	104.41	112.78
82	UE	203	PEB	C3B-C4B-NB	3.05	114.49	110.05
87	2N	303	CLA	C1B-CHB-C4A	-3.05	124.07	130.12
82	ZB	202	PEB	C2A-C1A-NA	3.05	110.91	108.27
82	RD	201	PEB	C2A-C1A-NA	3.05	110.91	108.27
82	KM	203	PEB	C2A-C1A-NA	3.05	110.91	108.27
82	iF	202	PEB	C2A-C1A-NA	3.05	110.91	108.27
82	GK	201	PEB	CAC-CBC-CGC	-3.05	105.20	113.76
82	TF	202	PEB	CAB-C3B-C4B	3.05	130.41	125.01
85	LN	205	BCR	C36-C18-C19	3.05	122.89	118.08
82	EB	501	PEB	CMB-C2B-C1B	3.05	129.77	125.06
82	AE	301	PEB	C3B-C4B-NB	3.05	114.49	110.05
84	J4	1001	CYC	C2A-C1A-NA	3.05	114.49	110.05
96	VL	201	HEM	CHA-C4D-C3D	-3.05	119.60	125.33

Continued on next page...

Continued from previous page...

Mol	Chain	Res	Type	Atoms	Z	Observed(^{o})	Ideal(^{o})
87	BN	816	CLA	CMB-C2B-C3B	3.05	130.39	124.68
82	rF	202	PEB	CHA-C1B-NB	-3.05	118.55	124.93
82	A4	301	PEB	CMB-C2B-C1B	3.05	129.77	125.06
82	QP	203	PEB	OD-C4D-C3D	-3.05	122.54	129.46
82	DI	202	PEB	C2A-C1A-NA	3.05	110.91	108.27
82	H4	1002	PEB	C1C-CHB-C4B	3.05	132.46	128.81
82	TA	202	PEB	C2B-C1B-NB	3.05	117.05	110.53
82	GP	201	PEB	C4B-C3B-C2B	-3.05	103.40	106.78
82	hF	202	PEB	C4B-C3B-C2B	-3.05	103.40	106.78
82	GJ	203	PEB	CMB-C2B-C1B	3.05	129.76	125.06
82	LO	1002	PEB	CMB-C2B-C1B	3.05	129.76	125.06
82	dO	202	PEB	CMB-C2B-C1B	3.05	129.76	125.06
82	GM	203	PEB	OD-C4D-ND	-3.05	121.41	125.93
87	aL	606	CLA	CHB-C4A-NA	3.05	128.73	124.51
87	4N	611	CLA	CMB-C2B-C3B	3.05	130.39	124.68
85	L2	205	BCR	C36-C18-C19	3.05	122.89	118.08
84	LH	1001	CYC	CHA-C1A-NA	-3.05	124.59	128.83
82	NF	201	PEB	CHC-C1D-ND	-3.05	110.40	113.95
82	HI	202	PEB	CMB-C2B-C1B	3.05	129.76	125.06
82	Z9	303	PEB	C2A-C1A-NA	3.05	110.90	108.27
87	c6	605	CLA	O2D-CGD-O1D	-3.05	117.87	123.84
82	NE	202	PEB	CHA-C1B-NB	-3.05	118.55	124.93
87	A2	807	CLA	CAA-C2A-C3A	-3.05	104.42	112.78
82	aE	201	PEB	CBC-CAC-C2C	3.05	117.83	112.62
82	GJ	203	PEB	C4B-C3B-C2B	-3.05	103.41	106.78
82	HK	202	PEB	C4B-C3B-C2B	-3.05	103.41	106.78
82	G9	202	PEB	C4B-C3B-C2B	-3.05	103.41	106.78
82	WK	203	PEB	OD-C4D-ND	-3.05	121.41	125.93
87	5N	610	CLA	CHB-C4A-NA	3.05	128.73	124.51
82	jM	201	PEB	C3B-C4B-NB	3.05	114.49	110.05
82	jO	202	PEB	C3B-C4B-NB	3.05	114.49	110.05
84	r3	1001	CYC	CHA-C1A-NA	-3.05	124.59	128.83
82	fF	201	PEB	OD-C4D-ND	-3.05	121.41	125.93
82	lJ	201	PEB	OD-C4D-ND	-3.05	121.41	125.93
82	H5	201	PEB	C4B-C3B-C2B	-3.05	103.41	106.78
82	G9	201	PEB	C3B-C4B-NB	3.05	114.49	110.05
82	eK	203	PEB	C3B-C4B-NB	3.05	114.49	110.05
87	A2	840	CLA	CMB-C2B-C3B	3.05	130.39	124.68
82	A7	202	PEB	C2A-C1A-NA	3.05	110.90	108.27
82	R1	201	PEB	C1B-C2B-C3B	-3.05	103.00	106.51
82	hM	202	PEB	CMB-C2B-C1B	3.05	129.76	125.06
84	BE	1002	CYC	CHA-C1A-NA	-3.05	124.59	128.83

Continued on next page...

Continued from previous page...

Mol	Chain	Res	Type	Atoms	Z	Observed(^{o})	Ideal(^{o})
82	kE	201	PEB	CHC-C4C-C3C	-3.05	125.13	130.34
82	KE	201	PEB	CHA-C1B-NB	-3.05	118.55	124.93
82	P4	201	PEB	OD-C4D-ND	-3.05	121.41	125.93
87	AL	404	CLA	CHB-C4A-NA	3.05	128.73	124.51
82	MF	203	PEB	C3B-C4B-NB	3.05	114.49	110.05
82	O1	202	PEB	C3B-C4B-NB	3.05	114.49	110.05
82	fE	201	PEB	C3B-C4B-NB	3.05	114.49	110.05
82	mJ	202	PEB	CAB-C3B-C4B	3.05	130.41	125.01
82	aO	202	PEB	CAB-C3B-C4B	3.05	130.41	125.01
82	UB	302	PEB	CMB-C2B-C1B	3.05	129.76	125.06
82	FF	202	PEB	C4B-C3B-C2B	-3.05	103.41	106.78
82	CP	203	PEB	C4B-C3B-C2B	-3.05	103.41	106.78
82	NF	202	PEB	OA-C1A-C2A	-3.05	123.75	126.17
82	LQ	203	PEB	CHC-C4C-C3C	-3.05	125.14	130.34
82	P9	202	PEB	OD-C4D-ND	-3.05	121.41	125.93
82	lK	202	PEB	OD-C4D-ND	-3.05	121.41	125.93
82	HQ	201	PEB	OD-C4D-C3D	-3.05	122.55	129.46
82	SO	201	PEB	CHA-C4A-NA	3.05	128.83	125.20
82	O5	202	PEB	CAB-C3B-C4B	3.05	130.40	125.01
82	CM	201	PEB	C3B-C4B-NB	3.05	114.48	110.05
82	U9	202	PEB	C3B-C4B-NB	3.05	114.48	110.05
87	b6	615	CLA	CMB-C2B-C1B	-3.05	123.78	128.46
85	BN	839	BCR	C38-C26-C27	3.05	119.47	113.62
84	DH	1001	CYC	C1B-CHB-C4A	-3.05	120.63	128.08
82	h4	202	PEB	CHC-C4C-C3C	-3.05	125.14	130.34
87	B2	819	CLA	CMB-C2B-C3B	3.05	130.38	124.68
82	WG	203	PEB	C4B-C3B-C2B	-3.05	103.41	106.78
82	wK	302	PEB	C4B-C3B-C2B	-3.05	103.41	106.78
82	MK	202	PEB	OD-C4D-ND	-3.05	121.41	125.93
82	W7	201	PEB	OD-C4D-ND	-3.05	121.41	125.93
82	jJ	202	PEB	OD-C4D-ND	-3.05	121.41	125.93
82	G5	202	PEB	C1B-C2B-C3B	-3.05	103.01	106.51
85	AN	848	BCR	C3-C4-C5	-3.05	108.63	114.08
82	aJ	203	PEB	C3B-C4B-NB	3.05	114.48	110.05
82	M9	304	PEB	C3B-C4B-NB	3.05	114.48	110.05
82	SK	201	PEB	OA-C1A-C2A	-3.05	123.75	126.17
82	EP	201	PEB	OA-C1A-C2A	-3.05	123.75	126.17
82	WH	202	PEB	OD-C4D-ND	-3.05	121.41	125.93
83	yK	302	PUB	CAC-CBC-CGC	-3.05	107.04	113.60
84	K1	1001	CYC	CBD-CAD-C3D	-3.05	107.42	112.62
82	Y1	202	PEB	CHB-C4B-C3B	-3.05	118.28	125.32
82	PH	201	PEB	C4B-C3B-C2B	-3.05	103.41	106.78

Continued on next page...

Continued from previous page...

Mol	Chain	Res	Type	Atoms	Z	Observed(^{o})	Ideal(^{o})
82	II	202	PEB	C4B-C3B-C2B	-3.05	103.41	106.78
92	k6	101	LMG	O7-C10-C11	3.05	118.07	111.50
82	T9	201	PEB	CMB-C2B-C1B	3.05	129.76	125.06
82	IF	202	PEB	CHB-C4B-NB	-3.05	124.60	128.83
85	A2	848	BCR	C3-C4-C5	-3.05	108.64	114.08
87	42	605	CLA	CMB-C2B-C3B	3.05	130.38	124.68
82	IB	202	PEB	OD-C4D-C3D	-3.05	122.56	129.46
82	IM	203	PEB	C3B-C4B-NB	3.05	114.48	110.05
82	d1	202	PEB	C3B-C4B-NB	3.05	114.48	110.05
82	TO	202	PEB	OA-C1A-C2A	-3.05	123.75	126.17
82	T4	202	PEB	OA-C1A-C2A	-3.05	123.75	126.17
82	TI	203	PEB	C4B-C3B-C2B	-3.05	103.41	106.78
82	aO	202	PEB	C1B-C2B-C3B	-3.05	103.01	106.51
82	fM	202	PEB	C1C-CHB-C4B	-3.05	125.17	128.81
82	lJ	202	PEB	OD-C4D-ND	-3.05	121.42	125.93
82	RF	202	PEB	OD-C4D-C3D	-3.05	122.56	129.46
82	JO	1002	PEB	CAC-CBC-CGC	-3.05	105.22	113.76
82	Y7	303	PEB	CHC-C4C-C3C	-3.05	125.14	130.34
82	UB	303	PEB	CMB-C2B-C1B	3.05	129.76	125.06
84	GO	1001	CYC	CMA-C3A-C4A	3.05	129.76	125.06
82	OD	202	PEB	C3B-C4B-NB	3.05	114.48	110.05
87	B2	826	CLA	CHB-C4A-NA	3.05	128.72	124.51
82	EM	202	PEB	C1B-C2B-C3B	-3.05	103.01	106.51
82	e4	202	PEB	C1B-C2B-C3B	-3.05	103.01	106.51
82	x8	201	PEB	C1B-C2B-C3B	-3.05	103.01	106.51
82	GD	202	PEB	OD-C4D-ND	-3.05	121.42	125.93
82	I9	202	PEB	OD-C4D-ND	-3.05	121.42	125.93
82	DB	202	PEB	C4B-C3B-C2B	-3.05	103.41	106.78
87	A2	811	CLA	C2D-C1D-ND	-3.05	107.86	110.10
82	YA	303	PEB	CHC-C4C-C3C	-3.05	125.14	130.34
84	I1	1001	CYC	CHA-C1A-NA	-3.05	124.60	128.83
82	eJ	202	PEB	CHA-C4A-NA	-3.05	121.58	125.20
82	mK	202	PEB	CAA-C3A-C4A	3.05	120.50	112.67
87	8N	308	CLA	CMC-C2C-C3C	3.05	134.39	126.12
82	DD	202	PEB	C3B-C4B-NB	3.05	114.48	110.05
82	EJ	203	PEB	C3B-C4B-NB	3.05	114.48	110.05
87	B2	824	CLA	CMB-C2B-C3B	3.05	130.38	124.68
82	KG	201	PEB	CHA-C1B-NB	-3.05	118.56	124.93
82	AF	201	PEB	CAB-C3B-C4B	3.05	130.40	125.01
82	LF	201	PEB	CAB-C3B-C4B	3.05	130.40	125.01
82	V1	201	PEB	CAB-CBB-CGB	-3.05	107.05	113.60
82	bP	501	PEB	C1B-C2B-C3B	-3.05	103.01	106.51

Continued on next page...

Continued from previous page...

Mol	Chain	Res	Type	Atoms	Z	Observed(^{o})	Ideal(^{o})
82	K9	201	PEB	CMB-C2B-C1B	3.05	129.75	125.06
82	V9	201	PEB	CMB-C2B-C1B	3.05	129.75	125.06
82	X9	201	PEB	CMB-C2B-C1B	3.05	129.75	125.06
82	FK	202	PEB	C4B-C3B-C2B	-3.05	103.41	106.78
87	BL	620	CLA	CMB-C2B-C3B	3.05	130.38	124.68
92	XL	601	LMG	O8-C28-C29	3.05	121.47	111.91
82	CD	202	PEB	C1C-CHB-C4B	3.05	132.45	128.81
82	d4	202	PEB	C3B-C4B-NB	3.05	114.48	110.05
87	1N	602	CLA	C1B-CHB-C4A	-3.05	124.09	130.12
85	c6	603	BCR	C11-C10-C9	-3.05	122.96	127.31
82	RA	201	PEB	CMA-C2A-C1A	-3.05	105.84	112.40
82	F7	201	PEB	OD-C4D-ND	-3.05	121.42	125.93
82	u8	201	PEB	OD-C4D-ND	-3.05	121.42	125.93
82	HM	201	PEB	C2A-C1A-NA	3.04	110.90	108.27
87	CL	509	CLA	CMB-C2B-C3B	3.04	130.38	124.68
87	52	604	CLA	CMB-C2B-C3B	3.04	130.38	124.68
82	l4	201	PEB	OA-C1A-C2A	-3.04	123.75	126.17
82	HE	1002	PEB	OD-C4D-C3D	-3.04	122.56	129.46
82	GD	201	PEB	C3B-C4B-NB	3.04	114.48	110.05
82	SJ	201	PEB	C3B-C4B-NB	3.04	114.48	110.05
82	Y9	203	PEB	C3B-C4B-NB	3.04	114.48	110.05
82	kO	202	PEB	C3B-C4B-NB	3.04	114.48	110.05
82	Y5	201	PEB	CAB-CBB-CGB	-3.04	107.05	113.60
82	OH	201	PEB	C4B-C3B-C2B	-3.04	103.41	106.78
82	DJ	202	PEB	CAB-C3B-C4B	3.04	130.40	125.01
94	dL	406	PL9	C20-C19-C18	-3.04	115.87	123.68
82	A4	304	PEB	CHC-C1D-ND	-3.04	110.41	113.95
82	DQ	202	PEB	C3B-C4B-NB	3.04	114.48	110.05
82	R7	203	PEB	C3B-C4B-NB	3.04	114.48	110.05
82	HM	201	PEB	CAB-C3B-C4B	3.04	130.39	125.01
85	fL	101	BCR	C37-C22-C23	3.04	122.87	118.08
87	R2	204	CLA	CMB-C2B-C3B	3.04	130.37	124.68
82	AD	304	PEB	C2A-C1A-NA	3.04	110.90	108.27
82	O4	202	PEB	C2A-C1A-NA	3.04	110.90	108.27
82	U4	202	PEB	C2A-C1A-NA	3.04	110.90	108.27
82	eF	202	PEB	C2A-C1A-NA	3.04	110.90	108.27
87	bL	618	CLA	CHB-C4A-NA	3.04	128.72	124.51
82	Y4	203	PEB	OD-C4D-ND	-3.04	121.42	125.93
82	Q7	201	PEB	OD-C4D-ND	-3.04	121.42	125.93
82	ND	203	PEB	C4B-C3B-C2B	-3.04	103.41	106.78
82	YF	201	PEB	C4B-C3B-C2B	-3.04	103.41	106.78
82	I9	202	PEB	C4B-C3B-C2B	-3.04	103.41	106.78

Continued on next page...

Continued from previous page...

Mol	Chain	Res	Type	Atoms	Z	Observed(^{o})	Ideal(^{o})
82	N9	201	PEB	CMB-C2B-C1B	3.04	129.75	125.06
96	E6	101	HEM	CMD-C2D-C1D	3.04	129.67	125.04
82	SG	201	PEB	CHB-C4B-NB	-3.04	124.61	128.83
87	C6	520	CLA	O2D-CGD-O1D	-3.04	117.89	123.84
87	3N	313	CLA	O2D-CGD-O1D	-3.04	117.89	123.84
92	bL	611	LMG	O8-C28-C29	3.04	121.46	111.91
85	B2	839	BCR	C38-C26-C27	3.04	119.46	113.62
82	H9	202	PEB	OD-C4D-ND	-3.04	121.42	125.93
82	z8	201	PEB	C1B-C2B-C3B	-3.04	103.01	106.51
82	iK	203	PEB	C1B-C2B-C3B	-3.04	103.01	106.51
82	18	203	PEB	CHC-C4C-C3C	-3.04	125.15	130.34
82	MP	203	PEB	CHA-C1B-NB	-3.04	118.57	124.93
87	RN	204	CLA	CMB-C2B-C3B	3.04	130.37	124.68
82	TD	203	PEB	C4B-C3B-C2B	-3.04	103.42	106.78
82	NP	202	PEB	C4B-C3B-C2B	-3.04	103.42	106.78
84	DO	1001	CYC	C1A-C2A-C3A	-3.04	103.42	106.78
84	D4	1001	CYC	C1A-C2A-C3A	-3.04	103.42	106.78
82	QA	201	PEB	OD-C4D-C3D	-3.04	122.57	129.46
82	QA	201	PEB	OD-C4D-ND	-3.04	121.42	125.93
82	VM	202	PEB	OD-C4D-ND	-3.04	121.42	125.93
82	g1	202	PEB	OD-C4D-ND	-3.04	121.42	125.93
82	DQ	203	PEB	C3D-C4D-ND	3.04	113.23	107.26
82	PP	201	PEB	C1B-C2B-C3B	-3.04	103.02	106.51
82	dB	201	PEB	C1B-C2B-C3B	-3.04	103.02	106.51
82	e7	301	PEB	CHB-C4B-NB	-3.04	124.61	128.83
82	XF	203	PEB	C4B-C3B-C2B	-3.04	103.42	106.78
82	LI	202	PEB	C4B-C3B-C2B	-3.04	103.42	106.78
82	V7	203	PEB	C4B-C3B-C2B	-3.04	103.42	106.78
82	cG	202	PEB	C4B-C3B-C2B	-3.04	103.42	106.78
82	T7	203	PEB	CAB-C3B-C2B	3.04	133.54	127.88
82	gE	202	PEB	CHC-C1D-ND	-3.04	110.42	113.95
82	VJ	202	PEB	CHC-C4C-C3C	-3.04	125.15	130.34
82	AJ	301	PEB	OD-C4D-ND	-3.04	121.42	125.93
83	AG	302	PUB	OD-C4D-ND	-3.04	121.42	125.93
82	IB	203	PEB	CMB-C2B-C1B	3.04	129.75	125.06
82	KD	201	PEB	CMB-C2B-C1B	3.04	129.75	125.06
82	C9	201	PEB	CMB-C2B-C1B	3.04	129.75	125.06
82	L9	202	PEB	C2A-C1A-NA	3.04	110.89	108.27
82	FO	1002	PEB	CHB-C4B-NB	-3.04	124.61	128.83
82	P4	201	PEB	CHB-C4B-NB	-3.04	124.61	128.83
82	m4	201	PEB	CHB-C4B-NB	-3.04	124.61	128.83
82	S4	201	PEB	CHA-C4A-NA	3.04	128.82	125.20

Continued on next page...

Continued from previous page...

Mol	Chain	Res	Type	Atoms	Z	Observed(^{o})	Ideal(^{o})
82	RA	203	PEB	C3B-C4B-NB	3.04	114.47	110.05
82	SB	201	PEB	C3B-C4B-NB	3.04	114.47	110.05
82	ZG	201	PEB	C1B-C2B-C3B	-3.04	103.02	106.51
82	EP	202	PEB	C1B-C2B-C3B	-3.04	103.02	106.51
82	N5	202	PEB	C1B-C2B-C3B	-3.04	103.02	106.51
87	42	604	CLA	O2D-CGD-O1D	-3.04	117.89	123.84
87	KN	105	CLA	C1B-CHB-C4A	-3.04	124.09	130.12
85	LN	201	BCR	C34-C9-C10	-3.04	118.66	122.92
82	xK	304	PEB	CHC-C4C-C3C	-3.04	125.15	130.34
82	Z9	303	PEB	C4B-C3B-C2B	-3.04	103.42	106.78
84	KO	1001	CYC	C1A-C2A-C3A	-3.04	103.42	106.78
82	dB	201	PEB	CMB-C2B-C1B	3.04	129.75	125.06
82	XB	201	PEB	CHA-C1B-NB	-3.04	118.57	124.93
82	r8	201	PEB	CHA-C1B-NB	-3.04	118.57	124.93
82	VH	201	PEB	CAB-CBB-CGB	-3.04	107.06	113.60
82	BQ	203	PEB	C2A-C1A-NA	3.04	110.89	108.27
82	O7	201	PEB	C1B-C2B-C3B	-3.04	103.02	106.51
83	ND	201	PUB	OD-C4D-ND	-3.04	121.43	125.93
83	AM	304	PUB	OD-C4D-ND	-3.04	121.43	125.93
82	Q4	201	PEB	C4B-C3B-C2B	-3.04	103.42	106.78
82	e1	201	PEB	CHC-C1D-ND	-3.04	110.42	113.95
84	D1	1001	CYC	C1B-CHB-C4A	-3.04	120.65	128.08
82	WA	201	PEB	OD-C4D-ND	-3.04	121.43	125.93
82	TK	201	PEB	OD-C4D-ND	-3.04	121.43	125.93
82	ZM	201	PEB	OD-C4D-ND	-3.04	121.43	125.93
82	XQ	202	PEB	C1B-C2B-C3B	-3.04	103.02	106.51
82	Y1	201	PEB	C1B-C2B-C3B	-3.04	103.02	106.51
82	GP	203	PEB	C3B-C4B-NB	3.04	114.47	110.05
87	A2	852	CLA	C1D-ND-C4D	3.04	108.49	106.33
82	VK	201	PEB	C4B-C3B-C2B	-3.04	103.42	106.78
82	hF	201	PEB	C4B-C3B-C2B	-3.04	103.42	106.78
82	U5	203	PEB	CHC-C1D-ND	-3.04	110.42	113.95
82	CA	201	PEB	OD-C4D-ND	-3.04	121.43	125.93
82	LB	201	PEB	CHB-C4B-C3B	-3.04	118.30	125.32
82	BD	201	PEB	C1C-CHB-C4B	3.04	132.44	128.81
82	eE	201	PEB	CHC-C4C-C3C	-3.04	125.15	130.34
82	RA	202	PEB	CHA-C4A-NA	3.04	128.82	125.20
82	g4	201	PEB	C3B-C4B-NB	3.04	114.47	110.05
83	M5	302	PUB	C2C-C1C-NC	3.04	114.47	110.05
85	BL	617	BCR	C33-C5-C6	-3.04	121.12	124.53
96	FL	102	HEM	CBD-CAD-C3D	-3.04	104.19	112.63
82	QP	202	PEB	CMB-C2B-C1B	3.04	129.74	125.06

Continued on next page...

Continued from previous page...

Mol	Chain	Res	Type	Atoms	Z	Observed(^{o})	Ideal(^{o})
82	s8	201	PEB	CHB-C4B-C3B	-3.04	118.30	125.32
82	LP	202	PEB	OD-C4D-ND	-3.04	121.43	125.93
82	KD	202	PEB	C4B-C3B-C2B	-3.04	103.42	106.78
82	WA	201	PEB	OD-C4D-C3D	-3.04	122.58	129.46
82	R7	201	PEB	CMA-C2A-C1A	-3.04	105.85	112.40
87	12	602	CLA	C1B-CHB-C4A	-3.04	124.10	130.12
87	CL	505	CLA	O2D-CGD-O1D	-3.04	117.90	123.84
82	DI	201	PEB	CHA-C1B-NB	-3.04	118.58	124.93
82	cB	403	PEB	C2A-C1A-NA	3.04	110.89	108.27
82	xK	303	PEB	OD-C4D-C3D	-3.04	122.58	129.46
82	pC	201	PEB	CMB-C2B-C1B	3.04	129.74	125.06
82	LD	201	PEB	C1B-C2B-C3B	-3.04	103.02	106.51
87	c6	604	CLA	CMB-C2B-C3B	3.04	130.36	124.68
87	7N	608	CLA	CMB-C2B-C3B	3.04	130.36	124.68
82	IA	201	PEB	C4B-C3B-C2B	-3.04	103.42	106.78
82	VB	202	PEB	OA-C1A-C2A	-3.04	123.76	126.17
82	Q7	202	PEB	OA-C1A-C2A	-3.04	123.76	126.17
87	AN	810	CLA	CHB-C4A-NA	3.04	128.71	124.51
82	KB	302	PEB	C1B-C2B-C3B	-3.04	103.02	106.51
82	1C	203	PEB	C1B-C2B-C3B	-3.04	103.02	106.51
82	dQ	401	PEB	C1B-C2B-C3B	-3.04	103.02	106.51
82	AD	303	PEB	C4B-C3B-C2B	-3.04	103.42	106.78
82	RQ	201	PEB	C4B-C3B-C2B	-3.04	103.42	106.78
82	iM	201	PEB	C4B-C3B-C2B	-3.04	103.42	106.78
82	LJ	201	PEB	C3B-C4B-NB	3.04	114.47	110.05
83	AH	303	PUB	OA-C1A-NA	-3.04	121.43	125.93
82	SA	201	PEB	CBB-CAB-C3B	-3.04	104.19	112.63
82	D5	202	PEB	OA-C1A-C2A	-3.04	123.76	126.17
87	AN	809	CLA	CHB-C4A-NA	3.04	128.71	124.51
82	DA	203	PEB	CMB-C2B-C1B	3.04	129.74	125.06
82	XM	202	PEB	C3B-C4B-NB	3.04	114.47	110.05
82	dO	202	PEB	C3B-C4B-NB	3.04	114.47	110.05
82	J5	203	PEB	C2A-C1A-NA	3.04	110.89	108.27
82	eH	201	PEB	C2A-C1A-NA	3.04	110.89	108.27
82	ED	201	PEB	CHA-C1B-NB	-3.04	118.58	124.93
82	lM	201	PEB	C4B-C3B-C2B	-3.04	103.42	106.78
95	a6	603	DGD	C1E-O6E-C5E	3.04	119.65	113.69
82	jJ	202	PEB	C1B-C2B-C3B	-3.04	103.02	106.51
82	aK	202	PEB	C3B-C4B-NB	3.04	114.46	110.05
82	cF	202	PEB	CHB-C4B-NB	-3.03	124.62	128.83
84	L4	1001	CYC	OB-C4B-C3B	-3.03	124.75	128.04
82	l4	201	PEB	C2B-C1B-NB	3.03	117.01	110.53

Continued on next page...

Continued from previous page...

Mol	Chain	Res	Type	Atoms	Z	Observed(^{o})	Ideal(^{o})
96	E6	101	HEM	C4B-CHC-C1C	3.03	126.56	122.56
82	GB	202	PEB	C4B-C3B-C2B	-3.03	103.42	106.78
82	D7	202	PEB	C4B-C3B-C2B	-3.03	103.42	106.78
82	GF	201	PEB	CAC-CBC-CGC	-3.03	105.25	113.76
87	a6	609	CLA	C1-C2-C3	-3.03	121.84	126.75
84	BG	1002	CYC	CAB-C3B-C4B	3.03	126.17	121.38
82	HH	1002	PEB	CMB-C2B-C1B	3.03	129.74	125.06
82	GM	203	PEB	CMB-C2B-C1B	3.03	129.74	125.06
82	fG	201	PEB	CAB-CBB-CGB	-3.03	107.07	113.60
82	fG	201	PEB	C3B-C4B-NB	3.03	114.46	110.05
82	T4	203	PEB	OD-C4D-ND	-3.03	121.44	125.93
82	KB	301	PEB	OD-C4D-C3D	-3.03	122.58	129.46
82	JD	202	PEB	OD-C4D-C3D	-3.03	122.58	129.46
82	V5	202	PEB	C1B-C2B-C3B	-3.03	103.02	106.51
94	a6	601	PL9	C30-C29-C28	-3.03	115.89	123.68
82	A4	304	PEB	CMB-C2B-C1B	3.03	129.74	125.06
82	dE	204	PEB	OD-C4D-C3D	-3.03	122.59	129.46
82	XJ	201	PEB	OD-C4D-ND	-3.03	121.44	125.93
82	RO	203	PEB	OD-C4D-ND	-3.03	121.44	125.93
82	18	203	PEB	C2A-C1A-NA	3.03	110.89	108.27
82	CF	201	PEB	C1B-C2B-C3B	-3.03	103.03	106.51
82	H1	1002	PEB	C1B-C2B-C3B	-3.03	103.03	106.51
82	e1	202	PEB	C1B-C2B-C3B	-3.03	103.03	106.51
82	F1	1002	PEB	CHB-C4B-NB	-3.03	124.62	128.83
82	mK	201	PEB	CHA-C1B-NB	-3.03	118.59	124.93
82	TA	203	PEB	CAB-C3B-C2B	3.03	133.53	127.88
87	4N	605	CLA	CMB-C2B-C3B	3.03	130.35	124.68
82	mM	202	PEB	OD-C4D-ND	-3.03	121.44	125.93
82	QE	203	PEB	C4B-C3B-C2B	-3.03	103.43	106.78
82	GI	203	PEB	C4B-C3B-C2B	-3.03	103.43	106.78
82	jH	203	PEB	C4B-C3B-C2B	-3.03	103.43	106.78
87	BL	620	CLA	C2D-C1D-ND	-3.03	107.87	110.10
87	c6	608	CLA	CMB-C2B-C3B	3.03	130.35	124.68
82	U9	203	PEB	CMB-C2B-C1B	3.03	129.73	125.06
92	ML	101	LMG	O1-C7-C8	-3.03	103.58	110.90
82	IF	203	PEB	C2A-C1A-NA	3.03	110.89	108.27
82	1C	203	PEB	C2A-C1A-NA	3.03	110.89	108.27
83	A4	303	PUB	OD-C4D-ND	-3.03	121.44	125.93
87	B2	832	CLA	CHB-C4A-NA	3.03	128.71	124.51
82	S7	201	PEB	CMA-C2A-C1A	-3.03	105.87	112.40
87	82	308	CLA	CMC-C2C-C3C	3.03	134.35	126.12
82	KF	203	PEB	C4B-C3B-C2B	-3.03	103.43	106.78

Continued on next page...

Continued from previous page...

Mol	Chain	Res	Type	Atoms	Z	Observed(^{o})	Ideal(^{o})
96	V6	201	HEM	CHB-C1B-NB	3.03	128.13	124.38
82	YI	201	PEB	CHB-C4B-NB	-3.03	124.62	128.83
82	Y7	304	PEB	C1B-C2B-C3B	-3.03	103.03	106.51
87	K6	101	CLA	CMB-C2B-C3B	3.03	130.35	124.68
87	H6	102	CLA	O2D-CGD-O1D	-3.03	117.91	123.84
82	JK	201	PEB	CHA-C1B-NB	-3.03	118.59	124.93
82	GP	201	PEB	CMB-C2B-C1B	3.03	129.73	125.06
82	WF	201	PEB	CMA-C2A-C1A	-3.03	105.87	112.40
82	Q5	202	PEB	CHA-C4A-NA	-3.03	121.60	125.20
82	YJ	203	PEB	OD-C4D-C3D	-3.03	122.59	129.46
82	ND	203	PEB	C2A-C1A-NA	3.03	110.89	108.27
82	XB	201	PEB	C4B-C3B-C2B	-3.03	103.43	106.78
82	JD	201	PEB	C4B-C3B-C2B	-3.03	103.43	106.78
87	72	608	CLA	CMB-C2B-C3B	3.03	130.35	124.68
87	52	611	CLA	C2A-C1A-CHA	3.03	129.16	123.86
82	TK	202	PEB	CAB-C3B-C4B	3.03	130.37	125.01
82	JF	201	PEB	CHA-C1B-NB	-3.03	118.59	124.93
82	HK	201	PEB	CHA-C1B-C2B	3.03	132.69	124.90
82	I5	202	PEB	C1B-C2B-C3B	-3.03	103.03	106.51
85	IN	101	BCR	C38-C26-C27	3.03	119.44	113.62
95	C6	503	DGD	C2G-O2G-C1B	-3.03	110.33	117.79
82	L5	201	PEB	CHB-C4B-NB	-3.03	124.62	128.83
82	NJ	201	PEB	CAB-C3B-C4B	3.03	130.37	125.01
82	R4	203	PEB	OD-C4D-ND	-3.03	121.44	125.93
82	cE	201	PEB	OD-C4D-ND	-3.03	121.44	125.93
82	aJ	203	PEB	OD-C4D-ND	-3.03	121.44	125.93
82	EF	202	PEB	C4B-C3B-C2B	-3.03	103.43	106.78
87	DL	406	CLA	CHB-C4A-NA	3.03	128.70	124.51
87	B2	831	CLA	CHB-C4A-NA	3.03	128.70	124.51
82	WE	202	PEB	CMB-C2B-C1B	3.03	129.73	125.06
82	H1	1002	PEB	CMB-C2B-C1B	3.03	129.73	125.06
82	c4	201	PEB	CHA-C1B-NB	-3.03	118.59	124.93
82	GP	201	PEB	OD-C4D-C3D	-3.03	122.59	129.46
82	U4	202	PEB	C3B-C4B-NB	3.03	114.46	110.05
82	GQ	202	PEB	OD-C4D-ND	-3.03	121.44	125.93
87	C6	516	CLA	O2D-CGD-O1D	-3.03	117.92	123.84
87	c6	615	CLA	CMB-C2B-C3B	3.03	130.35	124.68
87	5N	608	CLA	CMB-C2B-C3B	3.03	130.35	124.68
82	KQ	201	PEB	CHC-C4C-C3C	-3.03	125.17	130.34
87	AN	852	CLA	CHB-C4A-NA	3.03	128.70	124.51
92	aL	611	LMG	C1-O6-C5	3.03	119.63	113.69
82	U4	201	PEB	C2B-C1B-NB	3.03	117.00	110.53

Continued on next page...

Continued from previous page...

Mol	Chain	Res	Type	Atoms	Z	Observed(^{o})	Ideal(^{o})
82	GD	201	PEB	CHB-C4B-NB	-3.03	124.62	128.83
82	xF	302	PEB	C1B-C2B-C3B	-3.03	103.03	106.51
82	bP	502	PEB	C1B-C2B-C3B	-3.03	103.03	106.51
82	cO	201	PEB	C3B-C4B-NB	3.03	114.45	110.05
82	GQ	201	PEB	C2A-C1A-NA	3.03	110.88	108.27
87	B2	815	CLA	O1D-CGD-CBD	3.03	130.68	124.48
87	52	603	CLA	CMB-C2B-C1B	-3.03	123.81	128.46
87	A2	834	CLA	CHB-C4A-NA	3.03	128.70	124.51
82	jM	202	PEB	CHA-C1B-NB	-3.03	118.60	124.93
87	cL	512	CLA	CMC-C2C-C1C	-3.03	120.43	125.04
82	iK	203	PEB	C4B-C3B-C2B	-3.03	103.43	106.78
82	RJ	202	PEB	C3B-C4B-NB	3.03	114.45	110.05
82	S5	203	PEB	C3B-C4B-NB	3.03	114.45	110.05
82	pK	202	PEB	C3B-C4B-NB	3.03	114.45	110.05
87	72	606	CLA	C2A-C1A-CHA	3.03	129.15	123.86
82	a4	202	PEB	CAB-C3B-C4B	3.03	130.37	125.01
82	XD	201	PEB	CHB-C4B-NB	-3.03	124.63	128.83
82	nF	202	PEB	C2A-C1A-NA	3.03	110.88	108.27
82	OQ	202	PEB	C3B-C4B-NB	3.03	114.45	110.05
82	WM	202	PEB	OD-C4D-ND	-3.03	121.44	125.93
82	N9	202	PEB	C4B-C3B-C2B	-3.03	103.43	106.78
82	K5	202	PEB	C1B-C2B-C3B	-3.03	103.03	106.51
82	R5	202	PEB	C1B-C2B-C3B	-3.03	103.03	106.51
82	sF	201	PEB	C1B-C2B-C3B	-3.03	103.03	106.51
82	CD	201	PEB	OA-C1A-C2A	-3.03	123.77	126.17
82	SF	203	PEB	CHA-C4A-NA	3.03	128.80	125.20
82	JJ	201	PEB	CHA-C4A-NA	3.03	128.80	125.20
82	aG	201	PEB	OD-C4D-ND	-3.03	121.45	125.93
82	YI	202	PEB	C3B-C4B-NB	3.03	114.45	110.05
82	lF	201	PEB	C3B-C4B-NB	3.03	114.45	110.05
82	CI	202	PEB	C4B-C3B-C2B	-3.03	103.43	106.78
82	WQ	201	PEB	C2A-C1A-NA	3.03	110.88	108.27
87	M2	101	CLA	CHB-C4A-NA	3.03	128.70	124.51
87	cL	509	CLA	CHB-C4A-NA	3.03	128.70	124.51
82	JP	201	PEB	CHC-C1D-ND	-3.03	110.43	113.95
82	k1	201	PEB	OD-C4D-ND	-3.03	121.45	125.93
82	CA	201	PEB	C3B-C4B-NB	3.03	114.45	110.05
82	G9	201	PEB	CMB-C2B-C1B	3.03	129.72	125.06
87	AN	811	CLA	C2A-C1A-CHA	3.03	129.15	123.86
82	YJ	202	PEB	CMA-C2A-C1A	-3.03	105.88	112.40
82	WH	202	PEB	C4B-C3B-C2B	-3.03	103.43	106.78
82	NG	201	PEB	CHA-C1B-NB	-3.03	118.60	124.93

Continued on next page...

Continued from previous page...

Mol	Chain	Res	Type	Atoms	Z	Observed(^{o})	Ideal(^{o})
85	KN	101	BCR	C15-C14-C13	3.03	131.63	127.31
82	FA	201	PEB	OD-C4D-ND	-3.03	121.45	125.93
82	U9	204	PEB	OD-C4D-ND	-3.03	121.45	125.93
82	HD	201	PEB	C3B-C4B-NB	3.03	114.45	110.05
82	pC	202	PEB	CMB-C2B-C1B	3.03	129.72	125.06
82	TE	201	PEB	C1C-CHB-C4B	3.03	132.42	128.81
85	B2	802	BCR	C21-C20-C19	3.03	132.66	123.22
82	B7	201	PEB	C2A-C1A-NA	3.03	110.88	108.27
82	uC	203	PEB	C2A-C1A-NA	3.03	110.88	108.27
82	uF	203	PEB	C2A-C1A-NA	3.03	110.88	108.27
87	32	313	CLA	O2D-CGD-O1D	-3.02	117.92	123.84
82	eE	202	PEB	OD-C4D-ND	-3.02	121.45	125.93
82	BD	202	PEB	CMB-C2B-C1B	3.02	129.72	125.06
82	KI	201	PEB	CMB-C2B-C1B	3.02	129.72	125.06
82	pK	201	PEB	CHC-C4C-C3C	-3.02	125.18	130.34
82	T5	202	PEB	C1B-C2B-C3B	-3.02	103.03	106.51
82	jH	202	PEB	C1B-C2B-C3B	-3.02	103.03	106.51
82	aM	204	PEB	CHA-C1B-NB	-3.02	118.61	124.93
82	dF	202	PEB	C1C-CHB-C4B	3.02	132.42	128.81
87	K2	106	CLA	C1B-CHB-C4A	-3.02	124.13	130.12
82	AK	201	PEB	CHC-C1D-ND	-3.02	110.44	113.95
82	eH	201	PEB	CHC-C1D-ND	-3.02	110.44	113.95
82	UB	301	PEB	CBC-CAC-C2C	3.02	117.78	112.62
87	A2	817	CLA	CHB-C4A-NA	3.02	128.69	124.51
87	2N	302	CLA	CHB-C4A-NA	3.02	128.69	124.51
82	jE	202	PEB	CHA-C1B-NB	-3.02	118.61	124.93
87	5N	611	CLA	C2A-C1A-CHA	3.02	129.15	123.86
82	c1	202	PEB	C2A-C1A-NA	3.02	110.88	108.27
87	AN	840	CLA	CMB-C2B-C3B	3.02	130.34	124.68
82	OO	202	PEB	CHC-C4C-C3C	-3.02	125.18	130.34
82	dH	203	PEB	C3B-C4B-NB	3.02	114.45	110.05
96	VL	201	HEM	C4B-C3B-C2B	-3.02	104.71	107.11
85	I2	101	BCR	C38-C26-C27	3.02	119.42	113.62
82	Q9	202	PEB	C4B-C3B-C2B	-3.02	103.44	106.78
87	32	312	CLA	O2D-CGD-O1D	-3.02	117.93	123.84
84	GO	1001	CYC	CHB-C4A-NA	-3.02	118.61	124.93
82	OJ	201	PEB	OA-C1A-C2A	-3.02	123.77	126.17
82	m1	202	PEB	OD-C4D-ND	-3.02	121.45	125.93
82	P7	203	PEB	C3B-C4B-NB	3.02	114.45	110.05
82	jE	202	PEB	C3B-C4B-NB	3.02	114.45	110.05
96	FL	102	HEM	CHB-C1B-NB	3.02	128.12	124.38
82	DG	1002	PEB	C2A-C1A-NA	3.02	110.88	108.27

Continued on next page...

Continued from previous page...

Mol	Chain	Res	Type	Atoms	Z	Observed(^{o})	Ideal(^{o})
82	j1	203	PEB	C2A-C1A-NA	3.02	110.88	108.27
82	WF	201	PEB	C4B-C3B-C2B	-3.02	103.44	106.78
82	YH	201	PEB	CAB-CBB-CGB	-3.02	107.10	113.60
82	AO	304	PEB	CMB-C2B-C1B	3.02	129.72	125.06
82	BP	201	PEB	CMB-C2B-C1B	3.02	129.72	125.06
82	L4	1002	PEB	CMB-C2B-C1B	3.02	129.72	125.06
82	KD	201	PEB	OD-C4D-ND	-3.02	121.45	125.93
82	vK	201	PEB	OD-C4D-ND	-3.02	121.45	125.93
82	AF	201	PEB	CHC-C1D-ND	-3.02	110.44	113.95
82	NK	201	PEB	CHC-C1D-ND	-3.02	110.44	113.95
82	lE	201	PEB	CHA-C1B-NB	-3.02	118.61	124.93
87	A2	832	CLA	O2D-CGD-CBD	3.02	116.64	111.27
82	JD	203	PEB	OD-C4D-C3D	-3.02	122.61	129.46
82	tF	202	PEB	OD-C4D-C3D	-3.02	122.61	129.46
94	AL	413	PL9	C53-C6-C1	3.02	121.17	114.99
82	BQ	202	PEB	CMB-C2B-C1B	3.02	129.72	125.06
82	uC	203	PEB	C1B-C2B-C3B	-3.02	103.04	106.51
92	J6	102	LMG	O8-C28-O10	-3.02	115.97	123.59
82	QP	203	PEB	C3B-C4B-NB	3.02	114.44	110.05
82	lK	201	PEB	C3B-C4B-NB	3.02	114.44	110.05
82	PG	202	PEB	C4B-C3B-C2B	-3.02	103.44	106.78
82	VH	201	PEB	CHC-C1D-ND	-3.02	110.44	113.95
87	7N	606	CLA	C2A-C1A-CHA	3.02	129.14	123.86
84	KG	202	CYC	CHA-C1A-NA	-3.02	124.64	128.83
82	R1	201	PEB	CHC-C4C-C3C	-3.02	125.18	130.34
82	dG	203	PEB	CHC-C4C-C3C	-3.02	125.18	130.34
82	UQ	202	PEB	CMB-C2B-C1B	3.02	129.72	125.06
85	BN	803	BCR	C21-C20-C19	3.02	132.65	123.22
85	CL	516	BCR	C28-C27-C26	-3.02	108.68	114.08
87	AN	817	CLA	CHB-C4A-NA	3.02	128.69	124.51
87	AN	836	CLA	CHB-C4A-NA	3.02	128.69	124.51
82	WH	203	PEB	C1B-C2B-C3B	-3.02	103.04	106.51
82	QA	202	PEB	C4B-C3B-C2B	-3.02	103.44	106.78
82	WK	201	PEB	C4B-C3B-C2B	-3.02	103.44	106.78
82	T1	202	PEB	C4B-C3B-C2B	-3.02	103.44	106.78
82	QJ	202	PEB	CMB-C2B-C1B	3.02	129.72	125.06
82	TJ	202	PEB	CMB-C2B-C1B	3.02	129.72	125.06
82	cB	402	PEB	CHA-C1B-NB	-3.02	118.61	124.93
82	XK	203	PEB	CAB-C3B-C4B	3.02	130.35	125.01
85	AN	848	BCR	C23-C24-C25	3.02	135.69	127.20
92	a6	614	LMG	C8-O7-C10	-3.02	110.35	117.79
85	A2	845	BCR	C20-C21-C22	-3.02	123.00	127.31

Continued on next page...

Continued from previous page...

Mol	Chain	Res	Type	Atoms	Z	Observed(^{o})	Ideal(^{o})
82	XQ	203	PEB	C3B-C4B-NB	3.02	114.44	110.05
82	W7	202	PEB	C3B-C4B-NB	3.02	114.44	110.05
82	CM	202	PEB	CMC-C3C-C2C	3.02	130.64	124.94
82	eG	201	PEB	CHC-C4C-C3C	-3.02	125.19	130.34
82	L5	203	PEB	C1C-CHB-C4B	-3.02	125.20	128.81
82	CK	201	PEB	C1B-C2B-C3B	-3.02	103.04	106.51
82	MQ	202	PEB	C1B-C2B-C3B	-3.02	103.04	106.51
87	AN	832	CLA	O2D-CGD-CBD	3.02	116.64	111.27
82	j1	202	PEB	CHA-C4A-NA	-3.02	121.61	125.20
82	gF	203	PEB	C4B-C3B-C2B	-3.02	103.44	106.78
82	dM	201	PEB	C4B-C3B-C2B	-3.02	103.44	106.78
82	RJ	202	PEB	CHC-C1D-ND	-3.02	110.44	113.95
82	Z5	304	PEB	CHC-C1D-ND	-3.02	110.44	113.95
82	sC	201	PEB	CHB-C4B-C3B	-3.02	118.34	125.32
82	UI	202	PEB	OD-C4D-ND	-3.02	121.46	125.93
82	V1	202	PEB	OD-C4D-ND	-3.02	121.46	125.93
95	C6	504	DGD	O1G-C1A-O1A	-3.02	115.97	123.59
82	lH	201	PEB	C3B-C4B-NB	3.02	114.44	110.05
82	eM	202	PEB	OA-C1A-C2A	-3.02	123.77	126.17
82	FJ	201	PEB	OD-C4D-C3D	-3.02	122.62	129.46
82	jH	202	PEB	C2A-C1A-NA	3.02	110.88	108.27
87	22	602	CLA	C1B-CHB-C4A	-3.02	124.14	130.12
82	YP	503	PEB	OD-C4D-ND	-3.02	121.46	125.93
82	cG	201	PEB	OD-C4D-ND	-3.02	121.46	125.93
82	FO	1002	PEB	CMD-C2D-C3D	3.02	134.32	130.06
82	WE	203	PEB	C4B-C3B-C2B	-3.02	103.44	106.78
82	IJ	203	PEB	C4B-C3B-C2B	-3.02	103.44	106.78
87	BL	603	CLA	CMD-C2D-C1D	-3.02	119.39	124.71
83	xK	301	PUB	CAC-CBC-CGC	-3.02	107.11	113.60
82	g4	203	PEB	CBB-CAB-C3B	3.02	121.02	112.63
82	xF	304	PEB	CHA-C1B-NB	-3.02	118.62	124.93
82	M7	201	PEB	CMB-C2B-C1B	3.02	129.71	125.06
82	AM	302	PEB	OD-C4D-ND	-3.02	121.46	125.93
82	dK	202	PEB	C1C-CHB-C4B	3.02	132.41	128.81
82	HK	201	PEB	C3B-C4B-NB	3.02	114.44	110.05
82	GJ	202	PEB	C1B-C2B-C3B	-3.02	103.04	106.51
82	XD	201	PEB	CHA-C1B-NB	-3.02	118.62	124.93
82	fK	201	PEB	C4B-C3B-C2B	-3.02	103.44	106.78
82	FA	202	PEB	OD-C4D-C3D	-3.02	122.62	129.46
87	B2	831	CLA	CMB-C2B-C1B	-3.02	123.83	128.46
82	HJ	202	PEB	CAA-C3A-C2A	-3.02	106.72	114.26
84	EE	1001	CYC	C1B-NB-C4B	-3.02	106.83	110.67

Continued on next page...

Continued from previous page...

Mol	Chain	Res	Type	Atoms	Z	Observed(^{o})	Ideal(^{o})
85	H6	101	BCR	C38-C26-C25	-3.02	121.14	124.53
82	HD	201	PEB	OD-C4D-C3D	-3.02	122.62	129.46
82	TF	201	PEB	C3B-C4B-NB	3.02	114.44	110.05
82	OP	202	PEB	C3B-C4B-NB	3.02	114.44	110.05
82	bP	502	PEB	C3B-C4B-NB	3.02	114.44	110.05
87	AN	852	CLA	CAA-C2A-C3A	-3.02	104.51	112.78
82	FD	203	PEB	C1B-C2B-C3B	-3.02	103.04	106.51
82	dB	202	PEB	OD-C4D-C3D	-3.02	122.62	129.46
87	R2	201	CLA	CHB-C4A-NA	3.02	128.68	124.51
82	KB	304	PEB	CMB-C2B-C1B	3.02	129.71	125.06
85	B2	841	BCR	C34-C9-C10	-3.02	118.70	122.92
82	lE	202	PEB	CHB-C4B-NB	-3.02	124.64	128.83
92	m6	101	LMG	O8-C28-C29	3.02	121.38	111.91
82	OK	202	PEB	CHC-C1D-ND	-3.02	110.44	113.95
82	TO	203	PEB	OD-C4D-ND	-3.02	121.46	125.93
82	YO	203	PEB	OD-C4D-ND	-3.02	121.46	125.93
82	D5	202	PEB	OD-C4D-ND	-3.02	121.46	125.93
82	c1	202	PEB	CAC-CBC-CGC	-3.02	105.30	113.76
82	F9	201	PEB	CHB-C4B-C3B	-3.02	118.35	125.32
82	cE	202	PEB	C4B-C3B-C2B	-3.02	103.44	106.78
82	VB	202	PEB	CHC-C4C-C3C	-3.02	125.19	130.34
82	rC	201	PEB	CHA-C1B-NB	-3.02	118.62	124.93
82	jG	202	PEB	CHA-C1B-NB	-3.02	118.62	124.93
82	c4	203	PEB	C2A-C1A-NA	3.02	110.87	108.27
82	u8	203	PEB	C2A-C1A-NA	3.02	110.87	108.27
82	A1	305	PEB	CHC-C4C-C3C	-3.02	125.19	130.34
82	dJ	202	PEB	C3B-C4B-NB	3.02	114.44	110.05
82	kJ	201	PEB	C3B-C4B-NB	3.02	114.44	110.05
84	DG	1001	CYC	C2A-C1A-NA	3.02	114.44	110.05
82	KM	202	PEB	OD-C4D-C3D	-3.02	122.63	129.46
82	QB	203	PEB	C4B-C3B-C2B	-3.02	103.44	106.78
82	QJ	204	PEB	C4B-C3B-C2B	-3.02	103.44	106.78
87	A2	801	CLA	CMB-C2B-C3B	3.02	130.32	124.68
82	WA	201	PEB	CHA-C4A-NA	3.02	128.79	125.20
92	JL	102	LMG	C8-O7-C10	-3.02	110.37	117.79
82	QO	201	PEB	C2B-C1B-NB	3.02	116.97	110.53
82	WJ	203	PEB	CMB-C2B-C1B	3.01	129.71	125.06
85	c6	602	BCR	C10-C11-C12	-3.01	113.81	123.22
82	XP	202	PEB	OD-C4D-ND	-3.01	121.46	125.93
82	SP	202	PEB	CHB-C4B-C3B	-3.01	118.36	125.32
87	D6	402	CLA	C1-C2-C3	-3.01	120.83	126.04
87	4N	604	CLA	O2D-CGD-O1D	-3.01	117.94	123.84

Continued on next page...

Continued from previous page...

Mol	Chain	Res	Type	Atoms	Z	Observed(^{o})	Ideal(^{o})
84	KH	1001	CYC	C1A-C2A-C3A	-3.01	103.45	106.78
82	O4	202	PEB	CMB-C2B-C1B	3.01	129.71	125.06
82	p8	201	PEB	CMB-C2B-C1B	3.01	129.71	125.06
82	U1	201	PEB	C2A-C1A-NA	3.01	110.87	108.27
82	L5	203	PEB	CHA-C1B-NB	-3.01	118.63	124.93
82	xK	304	PEB	CHA-C1B-NB	-3.01	118.63	124.93
82	UO	201	PEB	C2B-C1B-NB	3.01	116.96	110.53
82	M7	201	PEB	CAB-C3B-C4B	3.01	130.34	125.01
82	O7	201	PEB	OA-C1A-C2A	-3.01	123.78	126.17
92	B6	618	LMG	C7-O1-C1	-3.01	107.85	113.74
87	AN	823	CLA	CHB-C4A-NA	3.01	128.68	124.51
87	6N	607	CLA	CHB-C4A-NA	3.01	128.68	124.51
84	GO	1001	CYC	C4A-C3A-C2A	-3.01	103.05	106.51
82	XD	201	PEB	OD-C4D-ND	-3.01	121.47	125.93
82	YM	202	PEB	OD-C4D-ND	-3.01	121.47	125.93
82	J9	202	PEB	OD-C4D-ND	-3.01	121.47	125.93
82	y8	201	PEB	CHB-C4B-NB	-3.01	124.65	128.83
82	PM	201	PEB	C3B-C4B-NB	3.01	114.43	110.05
82	NE	202	PEB	CMB-C2B-C1B	3.01	129.70	125.06
82	eJ	201	PEB	CMB-C2B-C1B	3.01	129.70	125.06
82	DM	202	PEB	OD-C4D-ND	-3.01	121.47	125.93
82	UJ	203	PEB	C1B-C2B-C3B	-3.01	103.05	106.51
82	YJ	202	PEB	C1B-C2B-C3B	-3.01	103.05	106.51
82	XQ	203	PEB	C1B-C2B-C3B	-3.01	103.05	106.51
82	aM	202	PEB	C1B-C2B-C3B	-3.01	103.05	106.51
84	LG	1001	CYC	C4A-C3A-C2A	-3.01	103.05	106.51
82	MP	201	PEB	CAA-C3A-C4A	-3.01	104.94	112.67
82	W1	202	PEB	C4B-C3B-C2B	-3.01	103.45	106.78
82	aM	202	PEB	C4B-C3B-C2B	-3.01	103.45	106.78
87	72	601	CLA	O2D-CGD-O1D	-3.01	117.95	123.84
82	iJ	202	PEB	OD-C4D-ND	-3.01	121.47	125.93
87	A2	837	CLA	CHB-C4A-NA	3.01	128.68	124.51
82	QD	202	PEB	CHB-C4B-NB	-3.01	124.65	128.83
82	EQ	202	PEB	C3B-C4B-NB	3.01	114.43	110.05
82	a4	202	PEB	C1B-C2B-C3B	-3.01	103.05	106.51
82	dJ	201	PEB	CHC-C1D-ND	-3.01	110.45	113.95
82	hK	201	PEB	OA-C1A-NA	3.01	128.59	124.94
82	cO	203	PEB	C2A-C1A-NA	3.01	110.87	108.27
82	W1	202	PEB	OD-C4D-ND	-3.01	121.47	125.93
87	IN	102	CLA	CMB-C2B-C3B	3.01	130.31	124.68
87	dL	409	CLA	CMB-C2B-C3B	3.01	130.31	124.68
82	NO	1002	PEB	C4B-C3B-C2B	-3.01	103.45	106.78

Continued on next page...

Continued from previous page...

Mol	Chain	Res	Type	Atoms	Z	Observed(^{o})	Ideal(^{o})
82	IJ	202	PEB	CHA-C1B-C2B	3.01	132.64	124.90
82	OB	201	PEB	OD-C4D-C3D	-3.01	122.64	129.46
82	y8	202	PEB	C1B-C2B-C3B	-3.01	103.05	106.51
82	18	203	PEB	C1B-C2B-C3B	-3.01	103.05	106.51
82	GQ	202	PEB	CHC-C1D-ND	-3.01	110.45	113.95
87	AN	808	CLA	CHB-C4A-NA	3.01	128.68	124.51
85	F6	101	BCR	C36-C18-C17	-3.01	118.71	122.92
82	JJ	202	PEB	C3B-C4B-NB	3.01	114.43	110.05
82	iK	202	PEB	CHA-C1B-NB	-3.01	118.64	124.93
82	KJ	202	PEB	CHB-C4B-NB	-3.01	124.65	128.83
82	lG	201	PEB	C4B-C3B-C2B	-3.01	103.45	106.78
82	TM	202	PEB	CAB-C3B-C4B	3.01	130.33	125.01
82	U9	201	PEB	CAA-C3A-C2A	-3.01	106.74	114.26
92	m6	103	LMG	O8-C28-C29	3.01	121.35	111.91
87	O2	202	CLA	CMB-C2B-C3B	3.01	130.31	124.68
82	hF	202	PEB	OA-C1A-C2A	-3.01	123.78	126.17
95	a6	603	DGD	O1G-C1A-C2A	3.01	121.35	111.91
82	DF	201	PEB	CHA-C1B-NB	-3.01	118.64	124.93
82	F5	202	PEB	CHA-C4A-NA	-3.01	121.63	125.20
85	A2	848	BCR	C23-C24-C25	3.01	135.65	127.20
82	WI	201	PEB	CAA-C3A-C2A	-3.01	106.74	114.26
82	hF	202	PEB	C1B-C2B-C3B	-3.01	103.05	106.51
82	XB	201	PEB	C3B-C4B-NB	3.01	114.43	110.05
82	OH	202	PEB	C3B-C4B-NB	3.01	114.43	110.05
82	bB	201	PEB	CHA-C1B-NB	-3.01	118.64	124.93
82	KD	201	PEB	CHC-C4C-C3C	-3.01	125.20	130.34
94	DL	401	PL9	C20-C19-C18	-3.01	115.96	123.68
82	ZF	202	PEB	C4B-C3B-C2B	-3.01	103.45	106.78
84	CO	1001	CYC	C1A-C2A-C3A	-3.01	103.45	106.78
84	y3	1001	CYC	CHD-C4C-NC	3.01	128.78	125.20
87	BL	621	CLA	CHB-C4A-NA	3.01	128.67	124.51
82	YH	202	PEB	CHB-C4B-C3B	-3.01	118.37	125.32
82	RM	201	PEB	OD-C4D-ND	-3.01	121.47	125.93
82	eO	201	PEB	OD-C4D-ND	-3.01	121.47	125.93
82	PG	202	PEB	CMC-C3C-C2C	3.01	130.61	124.94
82	HG	1002	PEB	OD-C4D-C3D	-3.01	122.64	129.46
82	WM	202	PEB	C3B-C4B-NB	3.01	114.42	110.05
85	BN	841	BCR	C34-C9-C10	-3.01	118.71	122.92
82	S7	201	PEB	CBB-CAB-C3B	-3.01	104.27	112.63
87	K6	101	CLA	O2D-CGD-O1D	-3.01	117.96	123.84
82	rC	201	PEB	CMC-C3C-C2C	3.01	130.61	124.94
87	A2	852	CLA	CAA-C2A-C3A	-3.01	104.54	112.78

Continued on next page...

Continued from previous page...

Mol	Chain	Res	Type	Atoms	Z	Observed(^{o})	Ideal(^{o})
82	dF	201	PEB	OA-C1A-NA	3.01	128.58	124.94
82	P5	202	PEB	C1B-C2B-C3B	-3.01	103.06	106.51
84	FE	1001	CYC	C1B-NB-C4B	-3.01	106.84	110.67
87	BN	816	CLA	O1D-CGD-CBD	3.01	130.64	124.48
82	MJ	202	PEB	CHA-C1B-C2B	3.01	132.63	124.90
82	JI	202	PEB	OA-C1A-C2A	-3.01	123.78	126.17
82	QE	201	PEB	CHA-C1B-NB	-3.01	118.64	124.93
82	DK	201	PEB	CHA-C1B-NB	-3.01	118.64	124.93
82	OM	203	PEB	C3B-C4B-NB	3.01	114.42	110.05
87	AL	405	CLA	CHB-C4A-NA	3.01	128.67	124.51
87	A2	809	CLA	CHB-C4A-NA	3.01	128.67	124.51
82	JP	201	PEB	CAB-C3B-C4B	3.01	130.33	125.01
82	KK	203	PEB	C4B-C3B-C2B	-3.01	103.45	106.78
82	L7	203	PEB	OD-C4D-ND	-3.01	121.48	125.93
82	mH	202	PEB	OD-C4D-ND	-3.01	121.48	125.93
82	cJ	202	PEB	OD-C4D-ND	-3.01	121.48	125.93
82	DI	202	PEB	C1B-C2B-C3B	-3.01	103.06	106.51
82	FP	202	PEB	OD-C4D-ND	-3.01	121.48	125.93
82	k4	201	PEB	OD-C4D-ND	-3.01	121.48	125.93
82	pF	201	PEB	CHC-C4C-C3C	-3.01	125.21	130.34
82	fJ	202	PEB	CHC-C4C-C3C	-3.01	125.21	130.34
85	FN	202	BCR	C24-C23-C22	-3.01	121.69	126.23
87	5N	603	CLA	CMB-C2B-C1B	-3.01	123.84	128.46
82	iF	201	PEB	CHA-C1B-C2B	3.01	132.63	124.90
82	NQ	203	PEB	C2A-C1A-NA	3.01	110.86	108.27
82	gE	202	PEB	CHA-C1B-NB	-3.01	118.65	124.93
82	fJ	202	PEB	C3B-C4B-NB	3.01	114.42	110.05
82	YA	304	PEB	C1B-C2B-C3B	-3.01	103.06	106.51
82	ZE	203	PEB	C1B-C2B-C3B	-3.01	103.06	106.51
82	C5	202	PEB	C1B-C2B-C3B	-3.01	103.06	106.51
82	1C	202	PEB	C1B-C2B-C3B	-3.01	103.06	106.51
87	22	601	CLA	CHB-C4A-NA	3.01	128.67	124.51
82	WB	402	PEB	CHC-C4C-C3C	-3.01	125.21	130.34
82	B7	203	PEB	CMB-C2B-C1B	3.01	129.69	125.06
82	T7	202	PEB	C2B-C1B-NB	3.01	116.94	110.53
82	L9	203	PEB	CHA-C1B-NB	-3.01	118.65	124.93
82	cO	201	PEB	CHA-C1B-NB	-3.01	118.65	124.93
82	GF	201	PEB	CAA-C3A-C2A	3.01	121.77	114.26
82	MK	203	PEB	C4B-C3B-C2B	-3.00	103.46	106.78
87	5N	608	CLA	C1B-CHB-C4A	-3.00	124.17	130.12
82	dE	203	PEB	CHC-C4C-C3C	-3.00	125.21	130.34
82	EP	203	PEB	OD-C4D-C3D	-3.00	122.65	129.46

Continued on next page...

Continued from previous page...

Mol	Chain	Res	Type	Atoms	Z	Observed(^{o})	Ideal(^{o})
82	X5	202	PEB	C1B-C2B-C3B	-3.00	103.06	106.51
82	UB	303	PEB	OD-C4D-ND	-3.00	121.48	125.93
82	EJ	201	PEB	OD-C4D-ND	-3.00	121.48	125.93
82	IJ	203	PEB	OD-C4D-ND	-3.00	121.48	125.93
82	JA	203	PEB	C2A-C1A-NA	3.00	110.86	108.27
82	GP	203	PEB	C2A-C1A-NA	3.00	110.86	108.27
82	D7	203	PEB	C2A-C1A-NA	3.00	110.86	108.27
87	b6	614	CLA	O2D-CGD-O1D	-3.00	117.96	123.84
82	iO	201	PEB	C3B-C4B-NB	3.00	114.42	110.05
82	S7	202	PEB	CMB-C2B-C1B	3.00	129.69	125.06
82	TQ	203	PEB	C4B-C3B-C2B	-3.00	103.46	106.78
82	QJ	204	PEB	CHB-C4B-NB	-3.00	124.66	128.83
82	PE	202	PEB	CMC-C3C-C2C	3.00	130.60	124.94
82	iJ	202	PEB	C3B-C4B-NB	3.00	114.42	110.05
84	EO	1001	CYC	C2A-C1A-NA	3.00	114.42	110.05
82	SM	201	PEB	CMB-C2B-C1B	3.00	129.69	125.06
87	cL	512	CLA	C1B-CHB-C4A	-3.00	124.17	130.12
82	YF	201	PEB	OD-C4D-ND	-3.00	121.48	125.93
82	eB	201	PEB	OD-C4D-ND	-3.00	121.48	125.93
82	k4	202	PEB	CHB-C4B-NB	-3.00	124.66	128.83
82	JH	1002	PEB	CAB-CBB-CGB	-3.00	107.14	113.60
87	52	608	CLA	C1B-CHB-C4A	-3.00	124.17	130.12
82	GF	203	PEB	CBB-CAB-C3B	3.00	120.97	112.63
82	gO	202	PEB	C3B-C4B-NB	3.00	114.42	110.05
87	12	606	CLA	CMB-C2B-C3B	3.00	130.30	124.68
87	5N	604	CLA	CMB-C2B-C3B	3.00	130.30	124.68
82	LI	201	PEB	CMB-C2B-C1B	3.00	129.69	125.06
82	XP	201	PEB	CMB-C2B-C1B	3.00	129.69	125.06
85	L2	201	BCR	C34-C9-C10	-3.00	118.72	122.92
82	aM	202	PEB	OD-C4D-ND	-3.00	121.48	125.93
82	Y5	201	PEB	CHB-C4B-C3B	-3.00	118.38	125.32
87	I2	102	CLA	CMB-C2B-C3B	3.00	130.29	124.68
87	1N	606	CLA	CMB-C2B-C3B	3.00	130.29	124.68
82	F9	202	PEB	CAB-C3B-C4B	3.00	130.32	125.01
82	CB	201	PEB	C4B-C3B-C2B	-3.00	103.46	106.78
84	K4	1001	CYC	C1A-C2A-C3A	-3.00	103.46	106.78
84	HE	1001	CYC	C2A-C1A-NA	3.00	114.42	110.05
82	Z5	305	PEB	CBC-CAC-C2C	-3.00	107.50	112.62
82	DB	202	PEB	C1B-C2B-C3B	-3.00	103.06	106.51
82	BA	203	PEB	CMB-C2B-C1B	3.00	129.69	125.06
82	D7	203	PEB	OD-C4D-ND	-3.00	121.48	125.93
87	52	608	CLA	CMB-C2B-C3B	3.00	130.29	124.68

Continued on next page...

Continued from previous page...

Mol	Chain	Res	Type	Atoms	Z	Observed(^{o})	Ideal(^{o})
82	L5	203	PEB	OD-C4D-C3D	-3.00	122.66	129.46
82	iG	201	PEB	OD-C4D-C3D	-3.00	122.66	129.46
82	Q4	201	PEB	C2B-C1B-NB	3.00	116.94	110.53
82	dG	204	PEB	C3B-C4B-NB	3.00	114.42	110.05
82	LQ	203	PEB	CMB-C2B-C1B	3.00	129.69	125.06
82	QJ	202	PEB	C4B-C3B-C2B	-3.00	103.46	106.78
82	HF	201	PEB	OD-C4D-ND	-3.00	121.48	125.93
82	DG	1002	PEB	OD-C4D-C3D	-3.00	122.66	129.46
82	dG	203	PEB	C1B-C2B-C3B	-3.00	103.06	106.51
87	BN	820	CLA	CMB-C2B-C3B	3.00	130.29	124.68
82	gO	203	PEB	CBB-CAB-C3B	3.00	120.97	112.63
82	AP	202	PEB	OD-C4D-ND	-3.00	121.48	125.93
82	RA	203	PEB	C4B-C3B-C2B	-3.00	103.46	106.78
82	PD	201	PEB	C4B-C3B-C2B	-3.00	103.46	106.78
82	lG	203	PEB	C4B-C3B-C2B	-3.00	103.46	106.78
82	M5	305	PEB	CBC-CAC-C2C	-3.00	107.50	112.62
96	vL	201	HEM	C4B-C3B-C2B	-3.00	104.73	107.11
84	W3	1001	CYC	CHD-C4C-NC	3.00	128.77	125.20
82	cH	202	PEB	CAC-CBC-CGC	-3.00	105.35	113.76
82	H4	1002	PEB	OD-C4D-ND	-3.00	121.49	125.93
82	gE	201	PEB	OD-C4D-ND	-3.00	121.49	125.93
82	JQ	202	PEB	C2A-C1A-NA	3.00	110.86	108.27
82	eE	201	PEB	OA-C1A-C2A	-3.00	123.79	126.17
82	EP	201	PEB	CHC-C1D-ND	-3.00	110.46	113.95
82	IA	202	PEB	C3B-C4B-NB	3.00	114.41	110.05
82	dE	204	PEB	C3B-C4B-NB	3.00	114.41	110.05
87	D6	403	CLA	O2D-CGD-O1D	-3.00	117.97	123.84
85	BN	838	BCR	C1-C6-C5	-3.00	118.39	122.61
85	B2	838	BCR	C1-C6-C5	-3.00	118.39	122.61
82	DA	203	PEB	OD-C4D-ND	-3.00	121.49	125.93
83	AJ	304	PUB	OA-C1A-NA	-3.00	121.49	125.93
82	Y1	201	PEB	CAB-CBB-CGB	-3.00	107.15	113.60
82	XF	203	PEB	CBC-CAC-C2C	3.00	117.74	112.62
94	AL	413	PL9	C35-C34-C36	3.00	120.32	115.27
82	TA	203	PEB	CHC-C4C-C3C	-3.00	125.22	130.34
82	WG	202	PEB	CMB-C2B-C1B	3.00	129.68	125.06
82	F4	1002	PEB	CHB-C4B-NB	-3.00	124.67	128.83
87	L2	202	CLA	CMB-C2B-C1B	-3.00	123.86	128.46
82	KM	202	PEB	C3B-C4B-NB	3.00	114.41	110.05
82	pF	202	PEB	C2A-C1A-NA	3.00	110.86	108.27
82	EA	202	PEB	C4B-C3B-C2B	-3.00	103.46	106.78
82	P5	202	PEB	C4B-C3B-C2B	-3.00	103.46	106.78

Continued on next page...

Continued from previous page...

Mol	Chain	Res	Type	Atoms	Z	Observed(^{o})	Ideal(^{o})
82	cB	403	PEB	CAC-C2C-C3C	3.00	135.86	127.25
87	BL	620	CLA	C1B-CHB-C4A	-3.00	124.18	130.12
87	BN	805	CLA	C1B-CHB-C4A	-3.00	124.18	130.12
82	NP	201	PEB	CBC-CAC-C2C	-3.00	107.50	112.62
95	BL	613	DGD	O1G-C1A-C2A	3.00	121.31	111.91
82	BI	201	PEB	C1B-C2B-C3B	-3.00	103.07	106.51
82	DK	203	PEB	C1B-C2B-C3B	-3.00	103.07	106.51
82	QG	203	PEB	C4B-C3B-C2B	-3.00	103.47	106.78
82	fJ	203	PEB	C4B-C3B-C2B	-3.00	103.47	106.78
82	jH	202	PEB	CHA-C4A-NA	-3.00	121.64	125.20
84	G4	1001	CYC	CMA-C3A-C4A	3.00	129.68	125.06
82	J4	1002	PEB	CAC-CBC-CGC	-3.00	105.36	113.76
82	SA	201	PEB	CMA-C2A-C1A	-3.00	105.94	112.40
82	MM	201	PEB	CHB-C4B-NB	-3.00	124.67	128.83
82	NO	1002	PEB	C3B-C4B-NB	3.00	114.41	110.05
84	BE	1001	CYC	C2A-C1A-NA	3.00	114.41	110.05
82	H7	203	PEB	CAB-C3B-C2B	-3.00	122.30	127.88
84	BE	1002	CYC	CAB-C3B-C4B	3.00	126.11	121.38
84	M1	201	CYC	CMB-C2B-C1B	3.00	127.91	124.17
82	OE	201	PEB	CHC-C4C-C3C	-3.00	125.22	130.34
82	LK	201	PEB	CAB-C3B-C4B	3.00	130.31	125.01
83	AH	303	PUB	CHA-C4A-NA	-3.00	110.47	113.95
82	D7	203	PEB	CMB-C2B-C1B	3.00	129.68	125.06
82	aJ	203	PEB	C1B-C2B-C3B	-3.00	103.07	106.51
82	bK	201	PEB	C1B-C2B-C3B	-3.00	103.07	106.51
82	W7	201	PEB	CHA-C4A-NA	3.00	128.77	125.20
82	kK	203	PEB	CHA-C4A-NA	-3.00	121.64	125.20
82	TD	203	PEB	C3B-C4B-NB	3.00	114.41	110.05
82	p8	201	PEB	C3B-C4B-NB	3.00	114.41	110.05
82	jJ	203	PEB	CHA-C1B-NB	-3.00	118.67	124.93
82	YD	201	PEB	C2A-C1A-NA	3.00	110.86	108.27
82	UH	201	PEB	C2A-C1A-NA	3.00	110.86	108.27
82	e1	201	PEB	C2A-C1A-NA	3.00	110.86	108.27
87	K2	101	CLA	O2D-CGD-O1D	-3.00	117.98	123.84
84	n3	1001	CYC	C1B-CHB-C4A	3.00	135.40	128.08
82	OD	201	PEB	C1B-C2B-C3B	-3.00	103.07	106.51
82	yC	202	PEB	C1B-C2B-C3B	-3.00	103.07	106.51
84	CG	1001	CYC	C2A-C1A-NA	3.00	114.41	110.05
82	QQ	202	PEB	CHB-C4B-NB	-3.00	124.67	128.83
82	EB	501	PEB	OD-C4D-C3D	-3.00	122.67	129.46
82	YJ	202	PEB	C4B-C3B-C2B	-3.00	103.47	106.78
87	A2	811	CLA	C2A-C1A-CHA	3.00	129.10	123.86

Continued on next page...

Continued from previous page...

Mol	Chain	Res	Type	Atoms	Z	Observed(^{o})	Ideal(^{o})
82	GB	201	PEB	CMA-C2A-C1A	-3.00	105.95	112.40
84	H1	1001	CYC	CMC-C2C-C1C	-3.00	105.95	112.40
82	L5	201	PEB	OD-C4D-C3D	-3.00	122.67	129.46
82	aE	201	PEB	CHC-C4C-C3C	-3.00	125.23	130.34
87	A2	824	CLA	CMB-C2B-C3B	3.00	130.28	124.68
82	O9	202	PEB	C1C-CHB-C4B	3.00	132.39	128.81
82	IJ	201	PEB	C2A-C1A-NA	3.00	110.86	108.27
82	FQ	203	PEB	C1B-C2B-C3B	-3.00	103.07	106.51
82	ZK	201	PEB	CAB-CBB-CGB	-2.99	107.16	113.60
82	UP	202	PEB	CMC-C3C-C2C	2.99	130.59	124.94
87	A2	810	CLA	CHB-C4A-NA	2.99	128.65	124.51
82	XQ	201	PEB	CHA-C1B-NB	-2.99	118.67	124.93
82	S9	203	PEB	C3B-C4B-NB	2.99	114.41	110.05
82	iG	202	PEB	CHC-C4C-C3C	-2.99	125.23	130.34
82	XK	202	PEB	OD-C4D-C3D	-2.99	122.68	129.46
82	PE	202	PEB	C4B-C3B-C2B	-2.99	103.47	106.78
82	wK	303	PEB	CAB-C3B-C2B	2.99	133.45	127.88
92	m6	101	LMG	C8-O7-C10	-2.99	110.42	117.79
82	HP	201	PEB	C2A-C1A-NA	2.99	110.85	108.27
87	BN	832	CLA	CHB-C4A-NA	2.99	128.65	124.51
87	MN	101	CLA	CHB-C4A-NA	2.99	128.65	124.51
84	73	1002	CYC	C1B-NB-C4B	-2.99	106.86	110.67
82	fM	201	PEB	C3B-C4B-NB	2.99	114.40	110.05
83	Y7	302	PUB	CBB-CAB-C3B	-2.99	107.51	112.62
84	NO	1001	CYC	CHB-C1B-NB	-2.99	119.63	126.06
82	RH	201	PEB	CMB-C2B-C1B	2.99	129.67	125.06
82	O5	202	PEB	CBA-CAA-C3A	-2.99	106.80	113.47
82	AG	301	PEB	C3B-C4B-NB	2.99	114.40	110.05
87	BL	606	CLA	CHB-C4A-NA	2.99	128.65	124.51
87	AN	802	CLA	CMB-C2B-C3B	2.99	130.28	124.68
82	Q9	201	PEB	OD-C4D-ND	-2.99	121.50	125.93
84	DO	1001	CYC	CHA-C1A-NA	-2.99	124.67	128.83
82	CP	201	PEB	C2A-C1A-NA	2.99	110.85	108.27
82	yC	203	PEB	OD-C4D-C3D	-2.99	122.68	129.46
87	12	608	CLA	C1B-CHB-C4A	-2.99	124.19	130.12
82	M5	301	PEB	CHC-C1D-ND	-2.99	110.47	113.95
82	fM	203	PEB	OD-C4D-ND	-2.99	121.50	125.93
82	P1	201	PEB	C4B-C3B-C2B	-2.99	103.47	106.78
82	a1	201	PEB	C4B-C3B-C2B	-2.99	103.47	106.78
87	LN	202	CLA	CMB-C2B-C1B	-2.99	123.86	128.46
82	DP	201	PEB	CHA-C1B-NB	-2.99	118.67	124.93
87	C6	509	CLA	O2D-CGD-O1D	-2.99	117.99	123.84

Continued on next page...

Continued from previous page...

Mol	Chain	Res	Type	Atoms	Z	Observed(^{o})	Ideal(^{o})
82	NK	202	PEB	OA-C1A-C2A	-2.99	123.79	126.17
85	c6	602	BCR	C15-C16-C17	-2.99	117.34	123.47
82	D7	202	PEB	CHA-C4A-NA	2.99	128.76	125.20
82	QP	202	PEB	C2A-C1A-NA	2.99	110.85	108.27
82	MD	202	PEB	C1B-C2B-C3B	-2.99	103.07	106.51
82	ZE	201	PEB	C1B-C2B-C3B	-2.99	103.07	106.51
82	v8	202	PEB	C1B-C2B-C3B	-2.99	103.07	106.51
82	cO	202	PEB	C1B-C2B-C3B	-2.99	103.07	106.51
82	GQ	202	PEB	C4B-C3B-C2B	-2.99	103.47	106.78
82	NQ	204	PEB	C4B-C3B-C2B	-2.99	103.47	106.78
82	hO	202	PEB	CHC-C4C-C3C	-2.99	125.23	130.34
85	CL	501	BCR	C11-C10-C9	-2.99	123.04	127.31
88	i6	101	LHG	O7-C7-C8	2.99	117.95	111.50
82	R5	201	PEB	OD-C4D-ND	-2.99	121.50	125.93
87	BN	831	CLA	CHB-C4A-NA	2.99	128.65	124.51
84	BG	1001	CYC	C4A-C3A-C2A	-2.99	103.07	106.51
82	F7	202	PEB	OD-C4D-C3D	-2.99	122.68	129.46
87	AL	403	CLA	O2D-CGD-O1D	-2.99	117.99	123.84
87	3N	312	CLA	O2D-CGD-O1D	-2.99	117.99	123.84
87	AN	824	CLA	CMB-C2B-C3B	2.99	130.27	124.68
82	RE	202	PEB	C4B-C3B-C2B	-2.99	103.47	106.78
82	VG	202	PEB	C4B-C3B-C2B	-2.99	103.47	106.78
82	TP	201	PEB	C3B-C4B-NB	2.99	114.40	110.05
82	E7	202	PEB	C3B-C4B-NB	2.99	114.40	110.05
87	DL	403	CLA	CHB-C4A-NA	2.99	128.65	124.51
87	A2	823	CLA	CHB-C4A-NA	2.99	128.65	124.51
87	LN	202	CLA	C1B-CHB-C4A	-2.99	124.19	130.12
82	A5	202	PEB	C1B-C2B-C3B	-2.99	103.08	106.51
82	yK	301	PEB	C1B-C2B-C3B	-2.99	103.08	106.51
85	B6	601	BCR	C8-C7-C6	-2.99	118.81	127.20
91	d6	404	PHO	CGD-CBD-CAD	-2.99	101.05	110.73
82	m4	203	PEB	OD-C4D-ND	-2.99	121.50	125.93
82	kH	201	PEB	OD-C4D-ND	-2.99	121.50	125.93
82	SE	201	PEB	CMB-C2B-C1B	2.99	129.67	125.06
87	A2	836	CLA	CHB-C4A-NA	2.99	128.65	124.51
82	i4	201	PEB	C4B-C3B-C2B	-2.99	103.47	106.78
87	AN	801	CLA	CMB-C2B-C3B	2.99	130.27	124.68
82	EQ	201	PEB	CHA-C1B-NB	-2.99	118.68	124.93
82	T1	202	PEB	OD-C4D-C3D	-2.99	122.69	129.46
82	y8	203	PEB	CHA-C4A-NA	-2.99	121.65	125.20
82	zK	501	PEB	OD-C4D-ND	-2.99	121.50	125.93
82	WA	202	PEB	CMB-C2B-C1B	2.99	129.67	125.06

Continued on next page...

Continued from previous page...

Mol	Chain	Res	Type	Atoms	Z	Observed(^{o})	Ideal(^{o})
82	HQ	201	PEB	C3B-C4B-NB	2.99	114.40	110.05
82	O7	202	PEB	C3B-C4B-NB	2.99	114.40	110.05
82	cJ	202	PEB	C3B-C4B-NB	2.99	114.40	110.05
82	QP	203	PEB	CHA-C1B-NB	-2.99	118.68	124.93
87	AN	822	CLA	CHB-C4A-NA	2.99	128.65	124.51
87	bL	608	CLA	CHB-C4A-NA	2.99	128.65	124.51
94	AL	413	PL9	C8-C7-C3	2.99	120.43	111.98
82	HJ	201	PEB	OD-C4D-ND	-2.99	121.50	125.93
82	P1	202	PEB	OD-C4D-ND	-2.99	121.50	125.93
84	BG	1001	CYC	C2A-C1A-NA	2.99	114.40	110.05
82	C7	201	PEB	CHA-C4A-NA	2.99	128.76	125.20
82	aB	202	PEB	C1B-C2B-C3B	-2.99	103.08	106.51
87	6N	608	CLA	CGD-CBD-CAD	-2.99	101.06	110.73
87	4N	605	CLA	O2A-CGA-O1A	-2.99	115.85	123.30
82	FD	203	PEB	CHB-C4B-C3B	2.99	132.22	125.32
82	18	203	PEB	C4B-C3B-C2B	-2.99	103.48	106.78
82	zC	202	PEB	OD-C4D-ND	-2.99	121.50	125.93
82	YA	304	PEB	C3B-C4B-NB	2.99	114.39	110.05
82	SM	202	PEB	OD-C4D-C3D	-2.99	122.69	129.46
82	fM	202	PEB	OD-C4D-C3D	-2.99	122.69	129.46
82	V1	201	PEB	CHC-C1D-ND	-2.99	110.48	113.95
87	BN	836	CLA	C4D-C3D-CAD	-2.99	104.58	108.10
82	MB	202	PEB	CBA-CAA-C3A	-2.99	106.82	113.47
82	H4	1002	PEB	C1B-C2B-C3B	-2.99	103.08	106.51
82	A1	302	PEB	OD-C4D-ND	-2.99	121.50	125.93
82	WH	203	PEB	OA-C1A-C2A	-2.99	123.80	126.17
82	JK	202	PEB	C2A-C1A-NA	2.99	110.85	108.27
82	UQ	202	PEB	C4B-C3B-C2B	-2.99	103.48	106.78
82	AO	301	PEB	CHC-C1D-ND	-2.99	110.48	113.95
87	8N	308	CLA	CMB-C2B-C1B	-2.99	123.87	128.46
85	hL	102	BCR	C20-C21-C22	-2.99	123.05	127.31
82	DI	202	PEB	C3B-C4B-NB	2.99	114.39	110.05
82	pK	201	PEB	C3B-C4B-NB	2.99	114.39	110.05
87	A2	811	CLA	C1B-CHB-C4A	-2.99	124.20	130.12
82	AJ	302	PEB	C4B-C3B-C2B	-2.99	103.48	106.78
82	AQ	303	PEB	C4B-C3B-C2B	-2.99	103.48	106.78
82	iK	201	PEB	CHA-C1B-C2B	2.99	132.58	124.90
82	MP	201	PEB	CHC-C1D-ND	-2.99	110.48	113.95
82	QQ	201	PEB	OD-C4D-ND	-2.99	121.51	125.93
82	b4	202	PEB	OD-C4D-ND	-2.99	121.51	125.93
92	d6	409	LMG	O1-C7-C8	-2.99	103.69	110.90
82	I7	202	PEB	C3B-C4B-NB	2.99	114.39	110.05

Continued on next page...

Continued from previous page...

Mol	Chain	Res	Type	Atoms	Z	Observed(^{o})	Ideal(^{o})
82	dG	201	PEB	CHA-C1B-NB	-2.99	118.69	124.93
82	EA	201	PEB	CHA-C1B-C2B	2.99	132.58	124.90
82	H5	203	PEB	CMB-C2B-C1B	2.99	129.66	125.06
82	FQ	203	PEB	CHB-C4B-C3B	2.99	132.22	125.32
87	B6	608	CLA	CMB-C2B-C3B	2.99	130.26	124.68
82	A5	202	PEB	C4B-C3B-C2B	-2.98	103.48	106.78
82	PG	202	PEB	C2A-C1A-NA	2.98	110.85	108.27
82	uK	202	PEB	C2A-C1A-NA	2.98	110.85	108.27
82	BI	203	PEB	C1B-C2B-C3B	-2.98	103.08	106.51
85	c6	603	BCR	C4-C5-C6	-2.98	118.40	122.73
84	BE	1001	CYC	CMB-C2B-C1B	2.98	127.89	124.17
82	UP	202	PEB	C1C-CHB-C4B	-2.98	125.24	128.81
82	b1	203	PEB	CHB-C4B-NB	-2.98	124.69	128.83
82	DO	1002	PEB	OD-C4D-ND	-2.98	121.51	125.93
82	N5	201	PEB	OD-C4D-ND	-2.98	121.51	125.93
82	iG	202	PEB	OD-C4D-ND	-2.98	121.51	125.93
82	hO	202	PEB	OD-C4D-ND	-2.98	121.51	125.93
85	BN	841	BCR	C10-C11-C12	-2.98	113.90	123.22
82	RO	201	PEB	CHB-C4B-C3B	-2.98	118.43	125.32
82	MD	202	PEB	C3B-C4B-NB	2.98	114.39	110.05
82	MQ	201	PEB	C3B-C4B-NB	2.98	114.39	110.05
82	kJ	201	PEB	CBC-CAC-C2C	-2.98	107.53	112.62
82	HA	203	PEB	CAB-C3B-C2B	-2.98	122.32	127.88
84	BE	1001	CYC	C4A-C3A-C2A	-2.98	103.08	106.51
82	h4	201	PEB	C2B-C1B-NB	2.98	116.90	110.53
82	AH	305	PEB	CHC-C4C-C3C	-2.98	125.25	130.34
84	LE	1001	CYC	C1B-NB-C4B	-2.98	106.87	110.67
84	BG	1001	CYC	CMB-C2B-C1B	2.98	127.89	124.17
85	AN	845	BCR	C20-C21-C22	-2.98	123.05	127.31
82	eM	202	PEB	C3B-C4B-NB	2.98	114.39	110.05
82	PA	203	PEB	OD-C4D-C3D	-2.98	122.70	129.46
87	42	605	CLA	O2A-CGA-O1A	-2.98	115.86	123.30
85	F6	101	BCR	C19-C18-C17	2.98	123.52	118.94
82	gF	203	PEB	OA-C1A-C2A	-2.98	123.80	126.17
92	BL	611	LMG	C7-O1-C1	-2.98	107.91	113.74
82	HF	201	PEB	CHA-C1B-C2B	2.98	132.57	124.90
82	IP	201	PEB	OD-C4D-ND	-2.98	121.51	125.93
87	KN	103	CLA	O2D-CGD-O1D	-2.98	118.01	123.84
84	JO	1001	CYC	C2A-C1A-NA	2.98	114.39	110.05
83	K7	203	PUB	CHA-C1B-C2B	-2.98	125.25	130.34
87	82	308	CLA	CMB-C2B-C1B	-2.98	123.88	128.46
87	B2	814	CLA	CMB-C2B-C3B	2.98	130.26	124.68

Continued on next page...

Continued from previous page...

Mol	Chain	Res	Type	Atoms	Z	Observed(^{o})	Ideal(^{o})
87	RN	201	CLA	CHB-C4A-NA	2.98	128.64	124.51
82	XQ	201	PEB	OD-C4D-ND	-2.98	121.51	125.93
85	kL	100	BCR	C30-C25-C26	-2.98	118.41	122.61
82	NB	203	PEB	C3B-C4B-NB	2.98	114.39	110.05
82	SM	203	PEB	C3B-C4B-NB	2.98	114.39	110.05
82	MQ	202	PEB	C3B-C4B-NB	2.98	114.39	110.05
85	hL	102	BCR	C15-C14-C13	-2.98	123.05	127.31
82	Y1	202	PEB	CHA-C1B-NB	-2.98	118.69	124.93
84	63	901	CYC	C4A-C3A-C2A	-2.98	103.08	106.51
82	ZF	201	PEB	CAB-CBB-CGB	-2.98	107.19	113.60
82	EM	203	PEB	OD-C4D-C3D	-2.98	122.70	129.46
82	JQ	202	PEB	OD-C4D-C3D	-2.98	122.70	129.46
82	JQ	203	PEB	OD-C4D-C3D	-2.98	122.70	129.46
82	I5	201	PEB	OD-C4D-ND	-2.98	121.51	125.93
82	a4	203	PEB	CAB-CBB-CGB	2.98	120.02	113.60
84	B3	1001	CYC	C1B-CHB-C4A	2.98	135.37	128.08
82	gG	202	PEB	CHA-C1B-NB	-2.98	118.70	124.93
84	LE	1001	CYC	C4A-C3A-C2A	-2.98	103.08	106.51
82	OK	203	PEB	OD-C4D-ND	-2.98	121.51	125.93
87	AN	813	CLA	CHB-C4A-NA	2.98	128.63	124.51
87	A2	808	CLA	CHB-C4A-NA	2.98	128.63	124.51
82	QD	202	PEB	C3B-C4B-NB	2.98	114.39	110.05
84	U3	1001	CYC	C1B-CHB-C4A	2.98	135.36	128.08
87	B2	836	CLA	C4D-C3D-CAD	-2.98	104.58	108.10
82	d4	202	PEB	C4B-C3B-C2B	-2.98	103.48	106.78
92	a6	614	LMG	O8-C28-C29	2.98	121.26	111.91
82	F4	1002	PEB	CMD-C2D-C3D	2.98	134.27	130.06
87	12	609	CLA	CMB-C2B-C3B	2.98	130.25	124.68
82	MB	201	PEB	C1B-C2B-C3B	-2.98	103.09	106.51
82	WQ	202	PEB	C1B-C2B-C3B	-2.98	103.09	106.51
87	ON	203	CLA	C2A-C1A-CHA	2.98	129.07	123.86
82	GK	203	PEB	CBB-CAB-C3B	2.98	120.91	112.63
82	S9	203	PEB	CHC-C4C-C3C	-2.98	125.25	130.34
82	J9	203	PEB	C3B-C4B-NB	2.98	114.38	110.05
85	H6	101	BCR	C7-C8-C9	-2.98	121.73	126.23
84	D1	1003	CYC	CHA-C1A-NA	-2.98	124.69	128.83
82	kE	201	PEB	CBC-CAC-C2C	2.98	117.70	112.62
85	d6	405	BCR	C38-C26-C27	2.98	119.34	113.62
82	CK	202	PEB	OD-C4D-ND	-2.98	121.52	125.93
87	B2	804	CLA	C1B-CHB-C4A	-2.98	124.22	130.12
87	62	309	CLA	CGD-CBD-CAD	-2.98	101.08	110.73
82	b4	201	PEB	OD-C4D-C3D	-2.98	122.71	129.46

Continued on next page...

Continued from previous page...

Mol	Chain	Res	Type	Atoms	Z	Observed(^{o})	Ideal(^{o})
82	HH	1002	PEB	OA-C1A-C2A	-2.98	123.80	126.17
82	NQ	203	PEB	C3B-C4B-NB	2.98	114.38	110.05
82	A4	304	PEB	C3B-C4B-NB	2.98	114.38	110.05
82	BQ	203	PEB	C1B-C2B-C3B	-2.98	103.09	106.51
82	C7	202	PEB	CHB-C4B-NB	-2.98	124.69	128.83
82	dK	201	PEB	OA-C1A-NA	2.98	128.55	124.94
87	AN	811	CLA	C1B-CHB-C4A	-2.98	124.22	130.12
82	PG	202	PEB	OD-C4D-ND	-2.98	121.52	125.93
82	mE	203	PEB	OD-C4D-ND	-2.98	121.52	125.93
83	xF	301	PUB	CHA-C4A-NA	-2.98	110.49	113.95
82	MD	201	PEB	C3B-C4B-NB	2.98	114.38	110.05
82	dB	201	PEB	C3B-C4B-NB	2.98	114.38	110.05
82	W9	202	PEB	CAB-CBB-CGB	-2.98	107.19	113.60
82	iG	202	PEB	C4B-C3B-C2B	-2.98	103.49	106.78
82	W7	202	PEB	CMB-C2B-C1B	2.98	129.65	125.06
82	YP	503	PEB	C1B-C2B-C3B	-2.98	103.09	106.51
82	XP	201	PEB	CHA-C1B-NB	-2.98	118.70	124.93
82	QF	203	PEB	OD-C4D-ND	-2.98	121.52	125.93
82	OG	203	PEB	OD-C4D-ND	-2.98	121.52	125.93
82	K5	201	PEB	OD-C4D-ND	-2.98	121.52	125.93
82	LQ	201	PEB	OA-C1A-C2A	-2.98	123.81	126.17
84	F3	1001	CYC	C1B-CHB-C4A	2.98	135.36	128.08
87	A2	802	CLA	CMB-C2B-C3B	2.98	130.25	124.68
82	JM	201	PEB	C3B-C4B-NB	2.98	114.38	110.05
82	eO	203	PEB	CMB-C2B-C1B	2.98	129.65	125.06
82	iE	202	PEB	CHC-C4C-C3C	-2.98	125.26	130.34
82	JF	202	PEB	C4B-C3B-C2B	-2.98	103.49	106.78
82	lE	203	PEB	C4B-C3B-C2B	-2.98	103.49	106.78
82	QM	202	PEB	C1B-C2B-C3B	-2.98	103.09	106.51
82	OQ	201	PEB	C1B-C2B-C3B	-2.98	103.09	106.51
82	V4	202	PEB	C1B-C2B-C3B	-2.98	103.09	106.51
87	7N	610	CLA	CMB-C2B-C3B	2.98	130.25	124.68
82	g4	202	PEB	OD-C4D-ND	-2.98	121.52	125.93
82	F7	203	PEB	CHA-C4A-NA	-2.98	121.67	125.20
82	dB	201	PEB	OD-C4D-C3D	-2.98	122.71	129.46
82	dE	201	PEB	CHA-C1B-NB	-2.98	118.70	124.93
84	f3	1001	CYC	C1B-CHB-C4A	2.98	135.35	128.08
83	xK	301	PUB	C2C-C1C-NC	2.98	114.38	110.05
82	jG	201	PEB	CAB-CBB-CGB	-2.98	107.20	113.60
87	AN	852	CLA	C1D-ND-C4D	2.98	108.45	106.33
87	CL	506	CLA	CHD-C1D-ND	-2.98	121.72	124.45
82	M5	304	PEB	CHC-C1D-ND	-2.98	110.49	113.95

Continued on next page...

Continued from previous page...

Mol	Chain	Res	Type	Atoms	Z	Observed(^{o})	Ideal(^{o})
82	WO	201	PEB	OD-C4D-C3D	-2.98	122.72	129.46
82	T4	202	PEB	C4B-C3B-C2B	-2.98	103.49	106.78
82	I5	202	PEB	C4B-C3B-C2B	-2.98	103.49	106.78
82	O5	201	PEB	C1B-C2B-C3B	-2.98	103.09	106.51
87	3N	308	CLA	O2D-CGD-O1D	-2.98	118.02	123.84
82	ND	203	PEB	C3B-C4B-NB	2.98	114.38	110.05
82	wF	302	PEB	C3B-C4B-NB	2.98	114.38	110.05
82	r8	201	PEB	CMC-C3C-C2C	2.98	130.55	124.94
85	B2	841	BCR	C10-C11-C12	-2.98	113.93	123.22
82	CP	203	PEB	C2A-C1A-NA	2.98	110.84	108.27
84	I3	1001	CYC	C1B-CHB-C4A	2.98	135.35	128.08
82	W5	201	PEB	CHB-C4B-NB	-2.98	124.70	128.83
82	AK	201	PEB	CBC-CAC-C2C	-2.98	107.54	112.62
82	JM	202	PEB	OD-C4D-ND	-2.98	121.52	125.93
87	D6	403	CLA	CMB-C2B-C3B	2.98	130.25	124.68
82	SB	203	PEB	C3B-C4B-NB	2.98	114.38	110.05
82	C7	201	PEB	C3B-C4B-NB	2.98	114.38	110.05
82	kG	202	PEB	C3B-C4B-NB	2.98	114.38	110.05
82	XD	203	PEB	C1B-C2B-C3B	-2.98	103.09	106.51
82	dE	203	PEB	C1B-C2B-C3B	-2.98	103.09	106.51
82	P4	202	PEB	CAB-C3B-C4B	2.98	130.27	125.01
82	CB	202	PEB	OD-C4D-ND	-2.98	121.52	125.93
82	iH	202	PEB	OD-C4D-ND	-2.98	121.52	125.93
82	eO	201	PEB	CHC-C4C-C3C	-2.98	125.26	130.34
82	GQ	201	PEB	C3B-C4B-NB	2.98	114.38	110.05
82	j4	203	PEB	C3B-C4B-NB	2.98	114.38	110.05
85	KL	100	BCR	C30-C25-C26	-2.98	118.42	122.61
87	AN	837	CLA	CHB-C4A-NA	2.98	128.63	124.51
87	A2	822	CLA	CHB-C4A-NA	2.98	128.63	124.51
82	V5	202	PEB	C4B-C3B-C2B	-2.98	103.49	106.78
82	jK	202	PEB	C4B-C3B-C2B	-2.98	103.49	106.78
87	BN	825	CLA	C1B-CHB-C4A	-2.98	124.22	130.12
82	XD	203	PEB	C3B-C4B-NB	2.97	114.38	110.05
82	H5	203	PEB	C3B-C4B-NB	2.97	114.38	110.05
82	LQ	203	PEB	CHB-C4B-NB	-2.97	124.70	128.83
82	XF	202	PEB	C2A-C1A-NA	2.97	110.84	108.27
87	7N	601	CLA	O2D-CGD-O1D	-2.97	118.02	123.84
82	PH	202	PEB	OD-C4D-ND	-2.97	121.52	125.93
82	fM	201	PEB	OD-C4D-ND	-2.97	121.52	125.93
82	A1	301	PEB	C4B-C3B-C2B	-2.97	103.49	106.78
82	FI	202	PEB	CMB-C2B-C1B	2.97	129.64	125.06
87	a6	608	CLA	O2D-CGD-O1D	-2.97	118.02	123.84

Continued on next page...

Continued from previous page...

Mol	Chain	Res	Type	Atoms	Z	Observed(^{o})	Ideal(^{o})
82	fH	203	PEB	CHC-C1D-ND	-2.97	110.49	113.95
82	UQ	201	PEB	CHA-C1B-NB	-2.97	118.71	124.93
82	gF	202	PEB	C1C-CHB-C4B	2.97	132.36	128.81
82	FO	1002	PEB	CMB-C2B-C1B	2.97	129.64	125.06
82	NE	202	PEB	OD-C4D-C3D	-2.97	122.72	129.46
82	MA	201	PEB	CAB-C3B-C4B	2.97	130.27	125.01
82	YP	503	PEB	CBC-CAC-C2C	-2.97	107.55	112.62
82	18	202	PEB	C1B-C2B-C3B	-2.97	103.09	106.51
82	WD	201	PEB	C4B-C3B-C2B	-2.97	103.49	106.78
84	k3	1001	CYC	C1B-CHB-C4A	2.97	135.34	128.08
83	xF	301	PUB	C2C-C1C-NC	2.97	114.37	110.05
82	QB	203	PEB	C2A-C1A-NA	2.97	110.84	108.27
82	WD	201	PEB	C2A-C1A-NA	2.97	110.84	108.27
82	Q1	201	PEB	C2A-C1A-NA	2.97	110.84	108.27
84	63	901	CYC	C2C-C1C-NC	2.97	110.84	108.27
82	hK	202	PEB	CMB-C2B-C1B	2.97	129.64	125.06
82	NM	201	PEB	CAB-C3B-C4B	2.97	130.27	125.01
87	ON	202	CLA	CMB-C2B-C3B	2.97	130.24	124.68
82	jE	201	PEB	CAB-CBB-CGB	-2.97	107.21	113.60
82	SJ	203	PEB	CHA-C1B-NB	-2.97	118.72	124.93
82	ZK	202	PEB	CHB-C4B-C3B	-2.97	118.45	125.32
82	UO	202	PEB	C4B-C3B-C2B	-2.97	103.49	106.78
88	CL	521	LHG	O8-C23-C24	2.97	121.23	111.91
82	NK	202	PEB	OD-C4D-ND	-2.97	121.53	125.93
82	TQ	202	PEB	OD-C4D-ND	-2.97	121.53	125.93
82	TH	201	PEB	CMB-C2B-C1B	2.97	129.64	125.06
82	O7	202	PEB	CMB-C2B-C1B	2.97	129.64	125.06
82	dQ	401	PEB	CBC-CAC-C2C	2.97	117.69	112.62
84	DH	1003	CYC	CHB-C4A-NA	-2.97	118.72	124.93
82	YQ	201	PEB	C2A-C1A-NA	2.97	110.83	108.27
82	iJ	202	PEB	CAB-C3B-C4B	2.97	130.27	125.01
82	mF	202	PEB	C1B-C2B-C3B	-2.97	103.10	106.51
82	CA	201	PEB	CHA-C4A-NA	2.97	128.74	125.20
82	QF	202	PEB	C4B-C3B-C2B	-2.97	103.49	106.78
82	IM	202	PEB	C4B-C3B-C2B	-2.97	103.49	106.78
82	XP	202	PEB	C4B-C3B-C2B	-2.97	103.49	106.78
82	vC	201	PEB	C4B-C3B-C2B	-2.97	103.49	106.78
85	AN	847	BCR	C2-C1-C6	2.97	115.06	110.48
87	BL	606	CLA	CMB-C2B-C3B	2.97	130.24	124.68
82	bO	201	PEB	OD-C4D-C3D	-2.97	122.73	129.46
82	O9	203	PEB	CHC-C1D-ND	-2.97	110.50	113.95
82	TB	202	PEB	CMB-C2B-C1B	2.97	129.64	125.06

Continued on next page...

Continued from previous page...

Mol	Chain	Res	Type	Atoms	Z	Observed(^{o})	Ideal(^{o})
82	MD	202	PEB	CMB-C2B-C1B	2.97	129.64	125.06
82	PE	201	PEB	C2A-C1A-NA	2.97	110.83	108.27
87	62	308	CLA	CHB-C4A-NA	2.97	128.62	124.51
82	MF	201	PEB	C4B-C3B-C2B	-2.97	103.50	106.78
87	B2	824	CLA	C1B-CHB-C4A	-2.97	124.23	130.12
82	R7	201	PEB	C3B-C4B-NB	2.97	114.37	110.05
82	MD	201	PEB	CBC-CAC-C2C	2.97	117.69	112.62
87	BN	815	CLA	O2D-CGD-CBD	2.97	116.55	111.27
82	a4	203	PEB	OD-C4D-ND	-2.97	121.53	125.93
82	kG	201	PEB	CHC-C4C-C3C	-2.97	125.27	130.34
84	j3	1001	CYC	C1B-CHB-C4A	2.97	135.34	128.08
82	Z1	203	PEB	CHA-C1B-C2B	2.97	132.54	124.90
82	bE	201	PEB	C1B-C2B-C3B	-2.97	103.10	106.51
82	LI	201	PEB	C3B-C4B-NB	2.97	114.37	110.05
82	aM	203	PEB	C3B-C4B-NB	2.97	114.37	110.05
82	AO	305	PEB	CHA-C1B-NB	-2.97	118.72	124.93
82	C5	202	PEB	C4B-C3B-C2B	-2.97	103.50	106.78
84	d3	1001	CYC	C1B-CHB-C4A	2.97	135.34	128.08
82	p8	202	PEB	CMB-C2B-C1B	2.97	129.64	125.06
82	RJ	202	PEB	OD-C4D-ND	-2.97	121.53	125.93
82	iE	201	PEB	OD-C4D-C3D	-2.97	122.73	129.46
82	W1	201	PEB	CAC-CBC-CGC	2.97	122.08	113.76
82	EJ	201	PEB	CHA-C1B-NB	-2.97	118.72	124.93
87	B2	834	CLA	C1B-CHB-C4A	-2.97	124.24	130.12
82	MF	202	PEB	OD-C4D-ND	-2.97	121.53	125.93
82	uC	201	PEB	OD-C4D-ND	-2.97	121.53	125.93
83	AG	302	PUB	OA-C1A-NA	-2.97	121.53	125.93
84	O3	1001	CYC	C1B-CHB-C4A	2.97	135.33	128.08
82	GK	201	PEB	CAA-C3A-C2A	2.97	121.68	114.26
82	VM	201	PEB	OD-C4D-C3D	-2.97	122.73	129.46
82	y8	203	PEB	OD-C4D-C3D	-2.97	122.73	129.46
82	HP	202	PEB	CHC-C1D-ND	-2.97	110.50	113.95
87	bL	606	CLA	CMB-C2B-C3B	2.97	130.23	124.68
82	KB	304	PEB	C3B-C4B-NB	2.97	114.37	110.05
82	YH	202	PEB	CHA-C1B-NB	-2.97	118.72	124.93
82	LD	201	PEB	OA-C1A-C2A	-2.97	123.81	126.17
82	ZJ	202	PEB	OA-C1A-C2A	-2.97	123.81	126.17
82	c4	202	PEB	C1B-C2B-C3B	-2.97	103.10	106.51
82	W5	203	PEB	C1B-C2B-C3B	-2.97	103.10	106.51
84	KO	1001	CYC	C4A-C3A-C2A	-2.97	103.10	106.51
87	42	604	CLA	CMB-C2B-C3B	2.97	130.23	124.68
82	T5	202	PEB	C4B-C3B-C2B	-2.97	103.50	106.78

Continued on next page...

Continued from previous page...

Mol	Chain	Res	Type	Atoms	Z	Observed(^{o})	Ideal(^{o})
82	WI	203	PEB	C3B-C4B-NB	2.97	114.37	110.05
84	E4	1001	CYC	C2A-C1A-NA	2.97	114.37	110.05
95	AL	416	DGD	C6D-C5D-C4D	-2.97	105.90	112.09
87	FN	205	CLA	C2A-C1A-CHA	2.97	129.05	123.86
87	BN	835	CLA	O2D-CGD-O1D	-2.97	118.04	123.84
84	u3	1001	CYC	C1B-CHB-C4A	2.97	135.33	128.08
83	YA	302	PUB	CBB-CAB-C3B	-2.97	107.56	112.62
82	dD	401	PEB	CBC-CAC-C2C	2.97	117.68	112.62
95	AL	416	DGD	O1G-C1A-C2A	2.97	121.22	111.91
82	RQ	201	PEB	C2A-C1A-NA	2.97	110.83	108.27
82	TH	202	PEB	OD-C4D-C3D	-2.97	122.74	129.46
84	D3	1001	CYC	C1B-CHB-C4A	2.97	135.33	128.08
87	B6	606	CLA	O2D-CGD-O1D	-2.97	118.04	123.84
82	CA	202	PEB	CHB-C4B-NB	-2.97	124.71	128.83
82	QQ	202	PEB	C3B-C4B-NB	2.97	114.36	110.05
84	FE	1001	CYC	C2A-C1A-NA	2.97	114.36	110.05
87	O2	203	CLA	C2A-C1A-CHA	2.97	129.05	123.86
92	j6	101	LMG	O8-C28-O10	-2.97	116.10	123.59
82	VA	202	PEB	C4B-C3B-C2B	-2.97	103.50	106.78
82	MF	203	PEB	C4B-C3B-C2B	-2.97	103.50	106.78
82	EJ	203	PEB	C4B-C3B-C2B	-2.97	103.50	106.78
82	V1	203	PEB	C4B-C3B-C2B	-2.97	103.50	106.78
82	E5	202	PEB	C4B-C3B-C2B	-2.97	103.50	106.78
82	UG	201	PEB	OD-C4D-ND	-2.97	121.53	125.93
83	AM	303	PUB	OD-C4D-ND	-2.97	121.53	125.93
84	L3	1001	CYC	C1B-CHB-C4A	2.97	135.33	128.08
82	T7	203	PEB	CHC-C4C-C3C	-2.97	125.28	130.34
82	wF	303	PEB	CAB-C3B-C2B	2.97	133.40	127.88
87	BL	602	CLA	O2D-CGD-O1D	-2.97	118.04	123.84
84	D1	1003	CYC	CHB-C4A-NA	-2.97	118.73	124.93
82	jG	202	PEB	C3B-C4B-NB	2.97	114.36	110.05
82	JB	202	PEB	CMB-C2B-C1B	2.97	129.63	125.06
85	F2	203	BCR	C24-C23-C22	-2.97	121.75	126.23
82	QP	202	PEB	OD-C4D-ND	-2.97	121.54	125.93
82	E5	201	PEB	OD-C4D-ND	-2.97	121.54	125.93
82	AH	301	PEB	C4B-C3B-C2B	-2.97	103.50	106.78
84	M1	201	CYC	C1A-C2A-C3A	-2.97	103.50	106.78
82	WE	202	PEB	C1C-CHB-C4B	2.97	132.35	128.81
82	TI	201	PEB	OD-C4D-C3D	-2.97	122.74	129.46
87	BN	815	CLA	CMB-C2B-C3B	2.97	130.23	124.68
82	e4	203	PEB	CMB-C2B-C1B	2.97	129.63	125.06
82	WJ	202	PEB	C3B-C4B-NB	2.97	114.36	110.05

Continued on next page...

Continued from previous page...

Mol	Chain	Res	Type	Atoms	Z	Observed(^{o})	Ideal(^{o})
82	V7	202	PEB	C3B-C4B-NB	2.97	114.36	110.05
82	yC	203	PEB	C3B-C4B-NB	2.97	114.36	110.05
82	K9	201	PEB	CHC-C4C-C3C	-2.97	125.28	130.34
87	52	607	CLA	C1B-CHB-C4A	-2.97	124.24	130.12
85	AN	845	BCR	C11-C10-C9	-2.97	123.08	127.31
82	iE	202	PEB	C4B-C3B-C2B	-2.97	103.50	106.78
96	fL	102	HEM	CBA-CAA-C2A	-2.97	107.56	112.62
84	q3	1001	CYC	C1B-CHB-C4A	2.97	135.32	128.08
87	K2	104	CLA	O2D-CGD-O1D	-2.96	118.04	123.84
82	KK	201	PEB	CHA-C1B-NB	-2.96	118.73	124.93
87	AN	811	CLA	CMB-C2B-C1B	-2.96	123.91	128.46
82	X9	201	PEB	CHC-C4C-C3C	-2.96	125.28	130.34
84	LG	1001	CYC	C1B-NB-C4B	-2.96	106.89	110.67
87	1N	609	CLA	CMB-C2B-C3B	2.96	130.22	124.68
82	e4	201	PEB	OD-C4D-ND	-2.96	121.54	125.93
83	NQ	201	PUB	OD-C4D-ND	-2.96	121.54	125.93
82	bH	202	PEB	CMD-C2D-C3D	2.96	134.25	130.06
84	o3	1001	CYC	C1B-CHB-C4A	2.96	135.32	128.08
82	dG	201	PEB	C1B-C2B-C3B	-2.96	103.10	106.51
82	mK	202	PEB	C1B-C2B-C3B	-2.96	103.10	106.51
84	F1	1001	CYC	C4A-C3A-C2A	-2.96	103.10	106.51
87	BN	832	CLA	O2D-CGD-O1D	-2.96	118.04	123.84
82	OI	201	PEB	CHC-C4C-C3C	-2.96	125.28	130.34
82	O1	203	PEB	C3B-C4B-NB	2.96	114.36	110.05
82	hM	201	PEB	C4B-C3B-C2B	-2.96	103.50	106.78
85	IN	101	BCR	C15-C14-C13	-2.96	123.08	127.31
103	82	310	ZEX	C31-C32-C33	-2.96	118.09	126.42
82	cE	202	PEB	OD-C4D-C3D	-2.96	122.75	129.46
82	HG	1002	PEB	CAA-C3A-C4A	-2.96	105.06	112.67
82	hO	201	PEB	C2B-C1B-NB	2.96	116.86	110.53
87	B2	813	CLA	CHB-C4A-NA	2.96	128.61	124.51
87	C6	518	CLA	O2D-CGD-O1D	-2.96	118.04	123.84
87	3N	305	CLA	O2D-CGD-O1D	-2.96	118.04	123.84
82	WG	202	PEB	C1C-CHB-C4B	2.96	132.35	128.81
82	OF	203	PEB	OD-C4D-ND	-2.96	121.54	125.93
82	X5	201	PEB	OD-C4D-ND	-2.96	121.54	125.93
82	v8	201	PEB	OD-C4D-ND	-2.96	121.54	125.93
82	Q9	202	PEB	OD-C4D-ND	-2.96	121.54	125.93
82	gG	201	PEB	OD-C4D-ND	-2.96	121.54	125.93
95	BL	613	DGD	C6D-C5D-C4D	-2.96	105.91	112.09
82	Q5	202	PEB	OA-C1A-C2A	-2.96	123.82	126.17
82	A9	201	PEB	CHC-C4C-C3C	-2.96	125.28	130.34

Continued on next page...

Continued from previous page...

Mol	Chain	Res	Type	Atoms	Z	Observed(^{o})	Ideal(^{o})
82	QG	201	PEB	CHA-C1B-NB	-2.96	118.73	124.93
82	iF	203	PEB	C1B-C2B-C3B	-2.96	103.11	106.51
87	L2	203	CLA	CHB-C4A-NA	2.96	128.61	124.51
82	EB	501	PEB	CBC-CAC-C2C	-2.96	107.56	112.62
82	JQ	202	PEB	CBC-CAC-C2C	-2.96	107.56	112.62
87	d6	401	CLA	C1-C2-C3	-2.96	120.92	126.04
82	AA	202	PEB	C2A-C1A-NA	2.96	110.83	108.27
82	WG	203	PEB	C2A-C1A-NA	2.96	110.83	108.27
91	D6	404	PHO	CMB-C2B-C3B	2.96	130.22	124.68
85	bL	602	BCR	C34-C9-C10	-2.96	118.77	122.92
87	L2	202	CLA	C1B-CHB-C4A	-2.96	124.25	130.12
82	FJ	201	PEB	C3B-C4B-NB	2.96	114.36	110.05
84	w3	1001	CYC	C1B-CHB-C4A	2.96	135.32	128.08
82	XJ	202	PEB	CAB-C3B-C4B	2.96	130.25	125.01
82	YB	201	PEB	OD-C4D-ND	-2.96	121.54	125.93
82	O5	202	PEB	OD-C4D-ND	-2.96	121.54	125.93
82	mF	202	PEB	OD-C4D-ND	-2.96	121.54	125.93
85	cL	518	BCR	C33-C5-C4	2.96	119.31	113.62
87	7N	604	CLA	O2D-CGD-O1D	-2.96	118.05	123.84
87	32	308	CLA	C1B-CHB-C4A	-2.96	124.25	130.12
87	1N	608	CLA	C1B-CHB-C4A	-2.96	124.25	130.12
82	mJ	202	PEB	OA-C1A-C2A	-2.96	123.82	126.17
82	AB	501	PEB	CMB-C2B-C1B	2.96	129.62	125.06
82	MQ	201	PEB	CBC-CAC-C2C	2.96	117.67	112.62
87	4N	604	CLA	CMB-C2B-C3B	2.96	130.22	124.68
82	TO	202	PEB	C4B-C3B-C2B	-2.96	103.50	106.78
82	Q7	202	PEB	C4B-C3B-C2B	-2.96	103.50	106.78
82	T7	201	PEB	CAB-C3B-C4B	2.96	130.25	125.01
82	WJ	203	PEB	C2A-C1A-NA	2.96	110.83	108.27
82	YM	201	PEB	C2A-C1A-NA	2.96	110.83	108.27
82	uK	201	PEB	C2A-C1A-NA	2.96	110.83	108.27
84	73	1001	CYC	C1B-CHB-C4A	2.96	135.32	128.08
82	E9	201	PEB	CHC-C4C-C3C	-2.96	125.29	130.34
82	DF	203	PEB	C1B-C2B-C3B	-2.96	103.11	106.51
87	AN	817	CLA	CMB-C2B-C3B	2.96	130.22	124.68
87	32	307	CLA	O2D-CGD-O1D	-2.96	118.05	123.84
82	FI	202	PEB	C1C-CHB-C4B	-2.96	125.27	128.81
87	FN	205	CLA	C1B-CHB-C4A	-2.96	124.25	130.12
82	GB	201	PEB	C3B-C4B-NB	2.96	114.36	110.05
82	P5	202	PEB	C3B-C4B-NB	2.96	114.36	110.05
95	C6	503	DGD	O1G-C1A-C2A	2.96	121.20	111.91
82	A5	201	PEB	OD-C4D-ND	-2.96	121.54	125.93

Continued on next page...

Continued from previous page...

Mol	Chain	Res	Type	Atoms	Z	Observed(^{o})	Ideal(^{o})
82	J5	202	PEB	OD-C4D-ND	-2.96	121.54	125.93
82	MB	202	PEB	C3D-C4D-ND	2.96	113.07	107.26
84	Q3	1001	CYC	C1B-CHB-C4A	2.96	135.31	128.08
82	E7	201	PEB	CHA-C1B-C2B	2.96	132.51	124.90
84	F4	1001	CYC	CAB-C3B-C4B	2.96	126.05	121.38
84	H3	1001	CYC	C1B-CHB-C4A	2.96	135.31	128.08
82	M9	302	PEB	OD-C4D-C3D	-2.96	122.75	129.46
87	F2	205	CLA	C2A-C1A-CHA	2.96	129.03	123.86
82	aJ	204	PEB	CAA-C3A-C4A	-2.96	105.07	112.67
82	BJ	301	PEB	OD-C4D-ND	-2.96	121.55	125.93
87	72	609	CLA	CHB-C4A-NA	2.96	128.60	124.51
82	W5	201	PEB	C2B-C1B-NB	2.96	116.85	110.53
87	aL	606	CLA	C4-C3-C5	2.96	120.25	115.27
82	SI	202	PEB	C4B-C3B-C2B	-2.96	103.51	106.78
82	fM	203	PEB	C4B-C3B-C2B	-2.96	103.51	106.78
82	P9	201	PEB	CHC-C4C-C3C	-2.96	125.29	130.34
82	PJ	202	PEB	C3B-C4B-NB	2.96	114.35	110.05
82	HP	202	PEB	C3B-C4B-NB	2.96	114.35	110.05
82	BP	202	PEB	OD-C4D-ND	-2.96	121.55	125.93
82	LQ	203	PEB	OD-C4D-ND	-2.96	121.55	125.93
82	PD	201	PEB	C1B-C2B-C3B	-2.96	103.11	106.51
82	T1	202	PEB	CAA-C3A-C4A	2.96	120.27	112.67
84	M3	1001	CYC	C1B-CHB-C4A	2.96	135.31	128.08
82	D5	203	PEB	C2A-C1A-NA	2.96	110.82	108.27
82	M9	304	PEB	C2A-C1A-NA	2.96	110.82	108.27
87	CL	513	CLA	CHB-C4A-NA	2.96	128.60	124.51
87	LN	203	CLA	CHB-C4A-NA	2.96	128.60	124.51
82	B9	203	PEB	CHC-C1D-ND	-2.96	110.51	113.95
85	bL	603	BCR	C4-C5-C6	-2.96	118.44	122.73
87	IN	103	CLA	O2D-CGD-O1D	-2.96	118.05	123.84
82	RQ	201	PEB	OD-C4D-C3D	-2.96	122.76	129.46
82	MA	202	PEB	C4B-C3B-C2B	-2.96	103.51	106.78
82	KB	301	PEB	C4B-C3B-C2B	-2.96	103.51	106.78
82	W9	203	PEB	C4B-C3B-C2B	-2.96	103.51	106.78
82	kF	203	PEB	C4B-C3B-C2B	-2.96	103.51	106.78
82	xK	303	PEB	C4B-C3B-C2B	-2.96	103.51	106.78
82	A4	305	PEB	CHA-C1B-NB	-2.96	118.74	124.93
82	ZH	202	PEB	OD-C4D-ND	-2.96	121.55	125.93
82	aO	203	PEB	OD-C4D-ND	-2.96	121.55	125.93
82	jE	202	PEB	C1B-C2B-C3B	-2.96	103.11	106.51
85	F6	101	BCR	C24-C23-C22	2.96	130.71	126.23
82	CQ	201	PEB	OA-C1A-C2A	-2.96	123.82	126.17

Continued on next page...

Continued from previous page...

Mol	Chain	Res	Type	Atoms	Z	Observed(^{o})	Ideal(^{o})
82	VA	202	PEB	C3B-C4B-NB	2.96	114.35	110.05
82	HF	201	PEB	C3B-C4B-NB	2.96	114.35	110.05
82	UE	201	PEB	OD-C4D-ND	-2.96	121.55	125.93
82	XA	203	PEB	C4B-C3B-C2B	-2.96	103.51	106.78
82	DI	202	PEB	C4B-C3B-C2B	-2.96	103.51	106.78
82	WQ	201	PEB	C4B-C3B-C2B	-2.96	103.51	106.78
82	gK	202	PEB	C4B-C3B-C2B	-2.96	103.51	106.78
82	PA	201	PEB	CAB-CBB-CGB	-2.96	107.24	113.60
82	cE	201	PEB	CHA-C1B-NB	-2.96	118.75	124.93
82	cH	202	PEB	CHB-C4B-NB	-2.96	124.72	128.83
82	QJ	204	PEB	C1B-C2B-C3B	-2.96	103.11	106.51
82	dE	201	PEB	C1B-C2B-C3B	-2.96	103.11	106.51
82	XF	203	PEB	CAB-C3B-C4B	2.96	130.24	125.01
82	Y5	202	PEB	C3B-C4B-NB	2.96	114.35	110.05
84	KO	1001	CYC	C2A-C1A-NA	2.96	114.35	110.05
82	vC	201	PEB	OD-C4D-ND	-2.96	121.55	125.93
82	eF	202	PEB	OD-C4D-ND	-2.96	121.55	125.93
82	YH	201	PEB	CHC-C4C-C3C	-2.96	125.29	130.34
82	CB	202	PEB	CMB-C2B-C1B	2.96	129.62	125.06
82	SA	202	PEB	C4B-C3B-C2B	-2.96	103.51	106.78
82	h1	202	PEB	C4B-C3B-C2B	-2.96	103.51	106.78
82	M7	202	PEB	C4B-C3B-C2B	-2.96	103.51	106.78
82	kF	201	PEB	CHA-C1B-C2B	2.96	132.50	124.90
87	8N	304	CLA	C1B-CHB-C4A	-2.96	124.26	130.12
82	HI	203	PEB	C2A-C1A-NA	2.96	110.82	108.27
82	aK	203	PEB	C2A-C1A-NA	2.96	110.82	108.27
82	eG	201	PEB	OA-C1A-C2A	-2.96	123.82	126.17
87	B2	814	CLA	O2D-CGD-CBD	2.96	116.52	111.27
82	CF	203	PEB	OD-C4D-ND	-2.96	121.55	125.93
82	mK	202	PEB	OD-C4D-ND	-2.96	121.55	125.93
82	LD	203	PEB	CMB-C2B-C1B	2.96	129.62	125.06
82	VA	202	PEB	CHC-C1D-ND	-2.96	110.51	113.95
82	q8	203	PEB	CAB-C3B-C4B	2.96	130.24	125.01
87	dL	402	CLA	C1B-CHB-C4A	-2.96	124.26	130.12
82	eO	202	PEB	CHA-C1B-NB	-2.96	118.75	124.93
87	62	311	CLA	O2D-CGD-O1D	-2.96	118.06	123.84
84	DH	1003	CYC	CHA-C1A-NA	-2.96	124.73	128.83
87	72	610	CLA	CMB-C2B-C3B	2.96	130.21	124.68
85	A2	845	BCR	C11-C10-C9	-2.96	123.09	127.31
82	XF	202	PEB	OD-C4D-C3D	-2.96	122.76	129.46
82	RB	202	PEB	C4B-C3B-C2B	-2.96	103.51	106.78
82	BD	202	PEB	C3B-C4B-NB	2.96	114.35	110.05

Continued on next page...

Continued from previous page...

Mol	Chain	Res	Type	Atoms	Z	Observed(^{o})	Ideal(^{o})
82	G7	202	PEB	C3B-C4B-NB	2.96	114.35	110.05
82	dM	201	PEB	C3B-C4B-NB	2.96	114.35	110.05
82	LA	203	PEB	CMB-C2B-C1B	2.96	129.62	125.06
82	NG	201	PEB	CMB-C2B-C1B	2.96	129.62	125.06
82	MA	201	PEB	C1B-C2B-C3B	-2.96	103.11	106.51
84	G4	1001	CYC	C4A-C3A-C2A	-2.96	103.11	106.51
82	nF	202	PEB	OD-C4D-C3D	-2.96	122.76	129.46
82	A7	202	PEB	OA-C1A-C2A	-2.96	123.82	126.17
87	AN	811	CLA	C2D-C1D-ND	-2.96	107.93	110.10
82	N5	202	PEB	CAA-C3A-C4A	-2.96	105.08	112.67
82	pF	201	PEB	C3B-C4B-NB	2.96	114.35	110.05
83	AJ	304	PUB	OD-C4D-ND	-2.96	121.55	125.93
82	ZH	203	PEB	CHA-C1B-C2B	2.96	132.50	124.90
84	S3	1001	CYC	C1B-CHB-C4A	2.95	135.30	128.08
82	GQ	201	PEB	CHB-C4B-NB	-2.95	124.73	128.83
87	6N	610	CLA	O2D-CGD-O1D	-2.95	118.06	123.84
82	PG	201	PEB	CAB-C3B-C4B	2.95	130.24	125.01
82	R1	201	PEB	CMB-C2B-C1B	2.95	129.61	125.06
82	iK	203	PEB	C2A-C1A-NA	2.95	110.82	108.27
82	D9	202	PEB	CBA-CAA-C3A	-2.95	106.89	113.47
92	CL	519	LMG	O8-C28-C29	2.95	121.18	111.91
82	OM	203	PEB	C4B-C3B-C2B	-2.95	103.51	106.78
82	B9	201	PEB	CAB-C3B-C4B	2.95	130.24	125.01
82	cK	203	PEB	C3B-C4B-NB	2.95	114.35	110.05
83	AE	302	PUB	OA-C1A-NA	-2.95	121.55	125.93
82	NJ	201	PEB	CHA-C1B-NB	-2.95	118.75	124.93
82	cG	201	PEB	CHA-C1B-NB	-2.95	118.75	124.93
82	N9	201	PEB	CHC-C4C-C3C	-2.95	125.30	130.34
82	R9	201	PEB	CHC-C4C-C3C	-2.95	125.30	130.34
84	BE	1002	CYC	CAD-CBD-CGD	-2.95	105.48	113.76
82	GM	201	PEB	C4B-C3B-C2B	-2.95	103.51	106.78
82	X5	202	PEB	C4B-C3B-C2B	-2.95	103.51	106.78
82	G7	202	PEB	C4B-C3B-C2B	-2.95	103.51	106.78
82	OE	203	PEB	C2A-C1A-NA	2.95	110.82	108.27
82	XF	203	PEB	C2A-C1A-NA	2.95	110.82	108.27
82	eK	202	PEB	C2A-C1A-NA	2.95	110.82	108.27
82	FI	202	PEB	C3B-C4B-NB	2.95	114.34	110.05
82	YI	201	PEB	C3B-C4B-NB	2.95	114.34	110.05
82	JM	202	PEB	C3B-C4B-NB	2.95	114.34	110.05
87	BN	817	CLA	CAA-C2A-C3A	-2.95	104.69	112.78
87	A2	811	CLA	CMB-C2B-C1B	-2.95	123.92	128.46
82	C9	201	PEB	CHC-C4C-C3C	-2.95	125.30	130.34

Continued on next page...

Continued from previous page...

Mol	Chain	Res	Type	Atoms	Z	Observed(^{o})	Ideal(^{o})
85	A2	847	BCR	C2-C1-C6	2.95	115.03	110.48
84	BG	1002	CYC	CAD-CBD-CGD	-2.95	105.48	113.76
82	BQ	202	PEB	C3B-C4B-NB	2.95	114.34	110.05
82	C9	201	PEB	C4B-C3B-C2B	-2.95	103.52	106.78
84	h3	1001	CYC	C1B-CHB-C4A	2.95	135.29	128.08
84	JH	1003	CYC	CHB-C1B-NB	-2.95	119.72	126.06
82	J7	203	PEB	C2A-C1A-NA	2.95	110.82	108.27
82	J7	203	PEB	CHC-C4C-C3C	-2.95	125.30	130.34
87	62	307	CLA	CMB-C2B-C3B	2.95	130.20	124.68
87	A2	813	CLA	CHB-C4A-NA	2.95	128.59	124.51
82	kO	201	PEB	OD-C4D-ND	-2.95	121.56	125.93
82	gO	202	PEB	OD-C4D-ND	-2.95	121.56	125.93
82	CQ	202	PEB	OD-C4D-C3D	-2.95	122.77	129.46
85	bL	602	BCR	C8-C7-C6	2.95	135.49	127.20
82	TG	201	PEB	C1C-CHB-C4B	2.95	132.34	128.81
84	LO	1001	CYC	CAB-C3B-C4B	2.95	126.04	121.38
82	hH	201	PEB	C4B-C3B-C2B	-2.95	103.52	106.78
84	JH	1003	CYC	C1A-C2A-C3A	-2.95	103.52	106.78
87	1N	609	CLA	C2A-C1A-CHA	2.95	129.02	123.86
82	iF	202	PEB	CHA-C1B-NB	-2.95	118.76	124.93
84	HG	1001	CYC	CHB-C1B-NB	-2.95	119.72	126.06
87	BN	834	CLA	C1B-CHB-C4A	-2.95	124.27	130.12
82	XB	202	PEB	OD-C4D-ND	-2.95	121.56	125.93
82	FP	202	PEB	C3B-C4B-NB	2.95	114.34	110.05
87	BL	603	CLA	CHB-C4A-NA	2.95	128.59	124.51
87	AN	823	CLA	O2D-CGD-O1D	-2.95	118.07	123.84
87	B2	835	CLA	O2D-CGD-O1D	-2.95	118.07	123.84
82	jH	203	PEB	C2A-C1A-NA	2.95	110.82	108.27
82	eO	202	PEB	C2A-C1A-NA	2.95	110.82	108.27
82	HO	1002	PEB	OD-C4D-ND	-2.95	121.56	125.93
82	EA	202	PEB	C3B-C4B-NB	2.95	114.34	110.05
82	T4	203	PEB	CHC-C1D-ND	-2.95	110.52	113.95
87	6N	608	CLA	O2A-CGA-O1A	-2.95	116.15	123.59
83	AO	302	PUB	OA-C1A-NA	-2.95	121.56	125.93
82	NB	203	PEB	C2A-C1A-NA	2.95	110.82	108.27
82	YM	203	PEB	C1B-C2B-C3B	-2.95	103.12	106.51
82	R5	202	PEB	C4B-C3B-C2B	-2.95	103.52	106.78
87	R2	204	CLA	CHB-C4A-NA	2.95	128.59	124.51
87	B2	816	CLA	CAA-C2A-C3A	-2.95	104.70	112.78
82	WF	201	PEB	OD-C4D-C3D	-2.95	122.78	129.46
85	cL	503	BCR	C21-C20-C19	-2.95	114.01	123.22
82	QE	203	PEB	OA-C1A-C2A	-2.95	123.83	126.17

Continued on next page...

Continued from previous page...

Mol	Chain	Res	Type	Atoms	Z	Observed(^{o})	Ideal(^{o})
82	kG	201	PEB	CBC-CAC-C2C	2.95	117.65	112.62
82	D4	1002	PEB	OD-C4D-ND	-2.95	121.56	125.93
82	V5	201	PEB	OD-C4D-ND	-2.95	121.56	125.93
83	YA	302	PUB	OA-C1A-NA	-2.95	121.56	125.93
103	8N	310	ZEX	C31-C32-C33	-2.95	118.13	126.42
87	82	301	CLA	O2D-CGD-O1D	-2.95	118.07	123.84
87	7N	609	CLA	CHB-C4A-NA	2.95	128.59	124.51
82	IA	202	PEB	C4B-C3B-C2B	-2.95	103.52	106.78
82	j1	203	PEB	C4B-C3B-C2B	-2.95	103.52	106.78
82	U4	202	PEB	C4B-C3B-C2B	-2.95	103.52	106.78
82	G5	202	PEB	C4B-C3B-C2B	-2.95	103.52	106.78
84	JO	1001	CYC	C1A-C2A-C3A	-2.95	103.52	106.78
87	F2	205	CLA	C1B-CHB-C4A	-2.95	124.28	130.12
82	DB	203	PEB	C2A-C1A-NA	2.95	110.81	108.27
82	CD	202	PEB	OD-C4D-C3D	-2.95	122.78	129.46
82	VP	201	PEB	OD-C4D-ND	-2.95	121.56	125.93
82	G5	201	PEB	OD-C4D-ND	-2.95	121.56	125.93
82	T5	201	PEB	OD-C4D-ND	-2.95	121.56	125.93
82	E5	202	PEB	C3B-C4B-NB	2.95	114.34	110.05
82	pF	202	PEB	C3B-C4B-NB	2.95	114.34	110.05
87	dL	401	CLA	CMB-C2B-C3B	2.95	130.19	124.68
87	72	604	CLA	O2D-CGD-O1D	-2.95	118.07	123.84
82	O5	203	PEB	CBC-CAC-C2C	-2.95	107.59	112.62
82	kK	201	PEB	CHA-C1B-C2B	2.95	132.48	124.90
82	UG	202	PEB	C1B-C2B-C3B	-2.95	103.12	106.51
82	tC	201	PEB	C1B-C2B-C3B	-2.95	103.12	106.51
82	eH	202	PEB	CHA-C4A-NA	2.95	128.71	125.20
82	SH	203	PEB	OD-C4D-ND	-2.95	121.56	125.93
82	mO	203	PEB	OD-C4D-ND	-2.95	121.56	125.93
82	AD	301	PEB	CHC-C4C-C3C	-2.95	125.31	130.34
82	HM	202	PEB	CAB-C3B-C2B	2.95	133.37	127.88
82	DQ	201	PEB	OD-C4D-C3D	-2.95	122.78	129.46
82	TK	201	PEB	C3B-C4B-NB	2.95	114.34	110.05
82	G9	201	PEB	CHC-C4C-C3C	-2.95	125.31	130.34
83	KA	203	PUB	CHA-C1B-C2B	-2.95	125.31	130.34
82	I5	202	PEB	CAA-C3A-C4A	-2.95	105.11	112.67
82	WM	201	PEB	C1B-C2B-C3B	-2.95	103.12	106.51
82	i4	201	PEB	C1B-C2B-C3B	-2.95	103.12	106.51
87	B6	605	CLA	CMB-C2B-C3B	2.95	130.19	124.68
87	6N	606	CLA	CMB-C2B-C3B	2.95	130.19	124.68
82	RA	201	PEB	C3B-C4B-NB	2.95	114.34	110.05
82	e1	202	PEB	CHA-C4A-NA	2.95	128.71	125.20

Continued on next page...

Continued from previous page...

Mol	Chain	Res	Type	Atoms	Z	Observed(^{o})	Ideal(^{o})
82	eH	203	PEB	C4B-C3B-C2B	-2.95	103.52	106.78
82	lJ	203	PEB	C4B-C3B-C2B	-2.95	103.52	106.78
82	cG	202	PEB	OD-C4D-C3D	-2.95	122.78	129.46
82	X5	202	PEB	CAA-C3A-C4A	-2.95	105.11	112.67
82	KK	203	PEB	CHB-C4B-NB	-2.95	124.74	128.83
82	iK	202	PEB	CMB-C2B-C1B	2.95	129.60	125.06
84	FE	1002	CYC	CMA-C3A-C4A	2.95	129.60	125.06
82	cF	201	PEB	CAB-C3B-C4B	2.95	130.22	125.01
82	I9	201	PEB	CHC-C4C-C3C	-2.95	125.31	130.34
92	D6	407	LMG	O6-C1-O1	2.95	116.95	109.97
82	XK	203	PEB	CBC-CAC-C2C	2.95	117.65	112.62
82	iE	202	PEB	C1B-C2B-C3B	-2.95	103.12	106.51
82	aM	201	PEB	CMB-C2B-C1B	2.95	129.60	125.06
82	v8	201	PEB	C4B-C3B-C2B	-2.95	103.52	106.78
82	Z5	301	PEB	CHC-C1D-ND	-2.95	110.53	113.95
95	b6	621	DGD	O1G-C1A-C2A	2.95	121.15	111.91
82	RM	202	PEB	OD-C4D-ND	-2.95	121.57	125.93
82	zF	501	PEB	OD-C4D-ND	-2.95	121.57	125.93
82	jM	201	PEB	OD-C4D-ND	-2.95	121.57	125.93
82	IB	202	PEB	CHA-C1B-NB	-2.95	118.77	124.93
87	5N	607	CLA	C1B-CHB-C4A	-2.95	124.28	130.12
82	WH	201	PEB	CAC-CBC-CGC	2.95	122.02	113.76
82	l1	202	PEB	C3B-C4B-NB	2.95	114.33	110.05
82	MQ	202	PEB	CMB-C2B-C1B	2.95	129.60	125.06
82	T9	201	PEB	CHC-C4C-C3C	-2.95	125.31	130.34
82	sK	201	PEB	C1B-C2B-C3B	-2.95	103.13	106.51
82	WJ	203	PEB	CAA-C3A-C4A	-2.95	105.11	112.67
82	aH	202	PEB	C4B-C3B-C2B	-2.95	103.52	106.78
82	v8	202	PEB	C2A-C1A-NA	2.95	110.81	108.27
82	VE	201	PEB	OD-C4D-ND	-2.95	121.57	125.93
82	FP	201	PEB	OD-C4D-ND	-2.95	121.57	125.93
82	IK	201	PEB	CAB-C3B-C4B	2.95	130.22	125.01
82	BB	202	PEB	C3B-C4B-NB	2.95	114.33	110.05
82	KG	201	PEB	C3B-C4B-NB	2.95	114.33	110.05
82	G5	202	PEB	C3B-C4B-NB	2.95	114.33	110.05
87	A2	817	CLA	CMB-C2B-C3B	2.94	130.19	124.68
87	K2	104	CLA	CAA-C2A-C3A	-2.94	106.90	114.26
82	R5	202	PEB	CAA-C3A-C4A	-2.94	105.11	112.67
85	FL	101	BCR	C19-C18-C17	-2.94	114.42	118.94
82	zC	202	PEB	CAB-C3B-C4B	2.94	130.22	125.01
82	U5	203	PEB	OA-C1A-C2A	-2.94	123.83	126.17
82	GA	202	PEB	C2A-C1A-NA	2.94	110.81	108.27

Continued on next page...

Continued from previous page...

Mol	Chain	Res	Type	Atoms	Z	Observed(^{o})	Ideal(^{o})
82	dE	203	PEB	C2A-C1A-NA	2.94	110.81	108.27
82	IF	201	PEB	CAB-C3B-C4B	2.94	130.22	125.01
82	P7	201	PEB	CHB-C4B-NB	-2.94	124.74	128.83
85	a6	605	BCR	C23-C24-C25	-2.94	118.93	127.20
82	NG	201	PEB	OD-C4D-C3D	-2.94	122.79	129.46
82	QG	203	PEB	C1B-C2B-C3B	-2.94	103.13	106.51
82	SB	203	PEB	CMB-C2B-C1B	2.94	129.60	125.06
82	R4	201	PEB	C4B-C3B-C2B	-2.94	103.53	106.78
84	J4	1001	CYC	C1A-C2A-C3A	-2.94	103.53	106.78
82	FJ	202	PEB	OD-C4D-C3D	-2.94	122.79	129.46
94	a6	601	PL9	C12-C13-C14	-2.94	120.57	127.66
87	62	309	CLA	O2A-CGA-O1A	-2.94	116.16	123.59
88	AN	843	LHG	O8-C23-C24	2.94	121.14	111.91
82	R7	203	PEB	OD-C4D-C3D	-2.94	122.79	129.46
82	fF	201	PEB	CMB-C2B-C1B	2.94	129.60	125.06
82	KD	202	PEB	C2A-C1A-NA	2.94	110.81	108.27
84	HE	1001	CYC	CHB-C1B-NB	-2.94	119.74	126.06
84	N4	1001	CYC	CHB-C1B-NB	-2.94	119.74	126.06
82	x8	202	PEB	C1B-C2B-C3B	-2.94	103.13	106.51
92	DL	402	LMG	O6-C1-C2	2.94	116.58	110.35
82	P5	202	PEB	CAA-C3A-C4A	-2.94	105.12	112.67
82	e4	201	PEB	CHC-C4C-C3C	-2.94	125.32	130.34
94	a6	601	PL9	C25-C24-C26	2.94	120.22	115.27
82	Z4	202	PEB	C4B-C3B-C2B	-2.94	103.53	106.78
82	TQ	203	PEB	C3B-C4B-NB	2.94	114.33	110.05
82	W4	201	PEB	OD-C4D-C3D	-2.94	122.79	129.46
82	bG	201	PEB	C1B-C2B-C3B	-2.94	103.13	106.51
82	LD	203	PEB	CHB-C4B-NB	-2.94	124.75	128.83
82	WG	203	PEB	CHB-C4B-NB	-2.94	124.75	128.83
82	BI	203	PEB	CBC-CAC-C2C	-2.94	107.60	112.62
87	CL	508	CLA	O2D-CGD-O1D	-2.94	118.09	123.84
85	c6	603	BCR	C35-C13-C14	-2.94	118.80	122.92
82	AH	302	PEB	OD-C4D-ND	-2.94	121.57	125.93
82	Z1	202	PEB	OD-C4D-ND	-2.94	121.57	125.93
87	22	604	CLA	CHB-C4A-NA	2.94	128.58	124.51
87	B2	836	CLA	CHB-C4A-NA	2.94	128.58	124.51
82	t8	201	PEB	C1B-C2B-C3B	-2.94	103.13	106.51
87	6N	603	CLA	O2D-CGD-O1D	-2.94	118.09	123.84
82	T5	202	PEB	C3B-C4B-NB	2.94	114.33	110.05
82	UO	201	PEB	CMA-C2A-C1A	-2.94	106.06	112.40
87	12	609	CLA	C2A-C1A-CHA	2.94	129.00	123.86
82	J7	201	PEB	C2A-C1A-NA	2.94	110.81	108.27

Continued on next page...

Continued from previous page...

Mol	Chain	Res	Type	Atoms	Z	Observed(^{o})	Ideal(^{o})
82	dG	203	PEB	C2A-C1A-NA	2.94	110.81	108.27
82	iO	202	PEB	CHA-C1B-NB	-2.94	118.78	124.93
82	H5	202	PEB	OA-C1A-C2A	-2.94	123.83	126.17
87	AN	841	CLA	O2D-CGD-O1D	-2.94	118.09	123.84
82	hE	202	PEB	CMB-C2B-C1B	2.94	129.59	125.06
82	V5	202	PEB	CAA-C3A-C4A	-2.94	105.12	112.67
82	PF	201	PEB	C3B-C4B-NB	2.94	114.33	110.05
82	T7	201	PEB	OD-C4D-ND	-2.94	121.58	125.93
82	z8	202	PEB	OD-C4D-ND	-2.94	121.58	125.93
82	OA	202	PEB	CMB-C2B-C1B	2.94	129.59	125.06
82	EP	203	PEB	CMB-C2B-C1B	2.94	129.59	125.06
82	D7	202	PEB	CMB-C2B-C1B	2.94	129.59	125.06
87	82	303	CLA	C1B-CHB-C4A	-2.94	124.30	130.12
87	7N	602	CLA	C1B-CHB-C4A	-2.94	124.30	130.12
82	R5	202	PEB	C3B-C4B-NB	2.94	114.33	110.05
82	C5	202	PEB	CAA-C3A-C4A	-2.94	105.12	112.67
82	LG	1002	PEB	C1B-C2B-C3B	-2.94	103.13	106.51
87	JN	101	CLA	C1B-CHB-C4A	-2.94	124.30	130.12
92	qL	301	LMG	C8-O7-C10	-2.94	110.56	117.79
82	NF	202	PEB	OD-C4D-ND	-2.94	121.58	125.93
82	aG	202	PEB	OD-C4D-ND	-2.94	121.58	125.93
82	lM	203	PEB	OD-C4D-ND	-2.94	121.58	125.93
87	8N	302	CLA	C2A-C1A-CHA	2.94	129.00	123.86
84	FG	1001	CYC	C1A-C2A-C3A	-2.94	103.53	106.78
87	BN	836	CLA	CHB-C4A-NA	2.94	128.58	124.51
82	UP	201	PEB	C4B-NB-C1B	-2.94	100.97	106.51
82	BI	201	PEB	CAB-C3B-C4B	2.94	130.21	125.01
82	dJ	201	PEB	C3B-C4B-NB	2.94	114.32	110.05
82	MK	203	PEB	CBC-CAC-C2C	2.94	117.64	112.62
87	3N	301	CLA	C1B-CHB-C4A	-2.94	124.30	130.12
82	ZI	401	PEB	OD-C4D-C3D	-2.94	122.80	129.46
82	IQ	202	PEB	OD-C4D-C3D	-2.94	122.80	129.46
84	HH	1001	CYC	CMC-C2C-C1C	-2.94	106.07	112.40
82	S5	201	PEB	OD-C4D-ND	-2.94	121.58	125.93
82	QA	202	PEB	CBA-CAA-C3A	-2.94	106.92	113.47
82	UB	303	PEB	C2A-C1A-NA	2.94	110.81	108.27
82	DE	1002	PEB	C2A-C1A-NA	2.94	110.81	108.27
82	vK	202	PEB	C2A-C1A-NA	2.94	110.81	108.27
82	qK	202	PEB	CAB-CBB-CGB	-2.94	107.28	113.60
82	A5	202	PEB	C3B-C4B-NB	2.94	114.32	110.05
82	VE	202	PEB	C4B-C3B-C2B	-2.94	103.53	106.78
82	SJ	203	PEB	C4B-C3B-C2B	-2.94	103.53	106.78

Continued on next page...

Continued from previous page...

Mol	Chain	Res	Type	Atoms	Z	Observed(^{o})	Ideal(^{o})
82	K5	202	PEB	C4B-C3B-C2B	-2.94	103.53	106.78
85	BN	838	BCR	C33-C5-C4	2.94	119.26	113.62
85	d6	405	BCR	C11-C10-C9	-2.94	123.12	127.31
82	VQ	202	PEB	OA-C1A-C2A	-2.94	123.84	126.17
82	FA	203	PEB	CHA-C4A-NA	-2.94	121.71	125.20
82	b1	202	PEB	CMD-C2D-C3D	2.94	134.21	130.06
82	HQ	202	PEB	OD-C4D-ND	-2.94	121.58	125.93
82	UE	202	PEB	CHC-C1D-ND	-2.94	110.54	113.95
82	CB	202	PEB	C3B-C4B-NB	2.94	114.32	110.05
82	O9	203	PEB	C3B-C4B-NB	2.94	114.32	110.05
87	22	609	CLA	CHB-C4A-NA	2.94	128.57	124.51
85	I2	101	BCR	C15-C14-C13	-2.94	123.12	127.31
82	SP	201	PEB	CHA-C1B-NB	-2.94	118.79	124.93
87	cL	508	CLA	C3C-C4C-NC	-2.94	107.28	110.57
82	WE	203	PEB	C2A-C1A-NA	2.94	110.81	108.27
82	VF	201	PEB	C4B-C3B-C2B	-2.94	103.53	106.78
82	cB	403	PEB	C4B-C3B-C2B	-2.94	103.53	106.78
82	hO	202	PEB	C4B-C3B-C2B	-2.94	103.53	106.78
84	BE	1001	CYC	C1A-C2A-C3A	-2.94	103.53	106.78
84	DG	1001	CYC	C1A-C2A-C3A	-2.94	103.53	106.78
82	CD	201	PEB	OD-C4D-ND	-2.94	121.58	125.93
82	fK	201	PEB	OD-C4D-ND	-2.94	121.58	125.93
82	R7	201	PEB	CHB-C4B-NB	-2.94	124.75	128.83
87	J2	101	CLA	C1B-CHB-C4A	-2.94	124.30	130.12
82	TA	201	PEB	CAB-C3B-C4B	2.94	130.20	125.01
85	HL	103	BCR	C20-C21-C22	-2.94	123.12	127.31
82	TA	201	PEB	OD-C4D-ND	-2.94	121.58	125.93
82	A5	202	PEB	CAA-C3A-C4A	-2.94	105.13	112.67
87	c6	614	CLA	O2D-CGD-O1D	-2.94	118.10	123.84
82	QM	203	PEB	C4B-C3B-C2B	-2.94	103.53	106.78
82	N5	202	PEB	C4B-C3B-C2B	-2.94	103.53	106.78
82	qF	203	PEB	C4B-C3B-C2B	-2.94	103.53	106.78
82	aJ	204	PEB	C2A-C1A-NA	2.94	110.80	108.27
82	gM	202	PEB	C2A-C1A-NA	2.94	110.80	108.27
84	K1	1001	CYC	CHB-C1B-NB	-2.94	119.75	126.06
87	52	611	CLA	CMB-C2B-C3B	2.94	130.17	124.68
87	B6	611	CLA	CMB-C2B-C3B	2.94	130.17	124.68
82	DF	203	PEB	CMB-C2B-C1B	2.94	129.59	125.06
82	QB	201	PEB	CMC-C3C-C2C	-2.94	119.41	124.94
82	MK	203	PEB	OD-C4D-ND	-2.94	121.58	125.93
82	AA	202	PEB	OA-C1A-C2A	-2.94	123.84	126.17
82	AK	201	PEB	C3B-C4B-NB	2.94	114.32	110.05

Continued on next page...

Continued from previous page...

Mol	Chain	Res	Type	Atoms	Z	Observed(^{o})	Ideal(^{o})
82	CM	202	PEB	C3B-C4B-NB	2.94	114.32	110.05
84	H1	1001	CYC	C2A-C1A-NA	2.94	114.32	110.05
87	B6	613	CLA	CMB-C2B-C3B	2.94	130.17	124.68
87	BN	814	CLA	CHB-C4A-NA	2.94	128.57	124.51
82	CI	201	PEB	CHA-C1B-NB	-2.94	118.79	124.93
82	FB	201	PEB	CBC-CAC-C2C	-2.94	107.61	112.62
82	mH	202	PEB	CMB-C2B-C1B	2.94	129.58	125.06
82	PB	201	PEB	OD-C4D-ND	-2.94	121.58	125.93
82	Q1	201	PEB	OD-C4D-ND	-2.94	121.58	125.93
82	e1	201	PEB	OD-C4D-ND	-2.94	121.58	125.93
82	P5	201	PEB	OD-C4D-ND	-2.94	121.58	125.93
82	cO	201	PEB	CAB-CBB-CGB	-2.93	107.29	113.60
82	N4	1002	PEB	CHC-C1D-ND	-2.93	110.54	113.95
87	CL	506	CLA	O2D-CGD-O1D	-2.93	118.10	123.84
82	UE	203	PEB	C2A-C1A-NA	2.93	110.80	108.27
82	gK	203	PEB	C2A-C1A-NA	2.93	110.80	108.27
82	QM	202	PEB	C3B-C4B-NB	2.93	114.32	110.05
82	Q1	203	PEB	C3B-C4B-NB	2.93	114.32	110.05
87	72	602	CLA	C1B-CHB-C4A	-2.93	124.31	130.12
82	HF	202	PEB	C4B-C3B-C2B	-2.93	103.53	106.78
82	QP	201	PEB	C4B-C3B-C2B	-2.93	103.53	106.78
82	HQ	203	PEB	C4B-C3B-C2B	-2.93	103.53	106.78
82	gG	201	PEB	C4B-C3B-C2B	-2.93	103.53	106.78
82	mE	201	PEB	OD-C4D-ND	-2.93	121.58	125.93
82	N7	203	PEB	OD-C4D-C3D	-2.93	122.81	129.46
82	G5	202	PEB	CAA-C3A-C4A	-2.93	105.14	112.67
85	B2	838	BCR	C33-C5-C4	2.93	119.25	113.62
82	j4	202	PEB	CHC-C4C-C3C	-2.93	125.33	130.34
82	ZO	202	PEB	C4B-C3B-C2B	-2.93	103.54	106.78
82	b4	202	PEB	C4B-C3B-C2B	-2.93	103.54	106.78
82	gM	202	PEB	C3B-C4B-NB	2.93	114.32	110.05
82	OD	201	PEB	OD-C4D-C3D	-2.93	122.81	129.46
82	aJ	201	PEB	OD-C4D-C3D	-2.93	122.81	129.46
82	MM	203	PEB	C1B-C2B-C3B	-2.93	103.14	106.51
84	r3	1001	CYC	CMB-C2B-C1B	2.93	127.83	124.17
87	72	602	CLA	CHB-C4A-NA	2.93	128.57	124.51
82	i4	202	PEB	CHA-C1B-NB	-2.93	118.80	124.93
82	IJ	201	PEB	OD-C4D-C3D	-2.93	122.81	129.46
87	6N	601	CLA	CMB-C2B-C3B	2.93	130.16	124.68
82	JJ	202	PEB	CAB-C3B-C4B	2.93	130.20	125.01
82	z8	202	PEB	CAB-C3B-C4B	2.93	130.20	125.01
82	qC	203	PEB	CAB-C3B-C4B	2.93	130.20	125.01

Continued on next page...

Continued from previous page...

Mol	Chain	Res	Type	Atoms	Z	Observed(^{o})	Ideal(^{o})
82	d1	202	PEB	CAB-CBB-CGB	-2.93	107.29	113.60
82	IB	202	PEB	C3B-C4B-NB	2.93	114.31	110.05
82	aG	201	PEB	CHC-C4C-C3C	-2.93	125.33	130.34
82	LP	202	PEB	C1C-CHB-C4B	-2.93	125.31	128.81
84	NE	201	CYC	CHA-C1A-NA	-2.93	124.76	128.83
87	2N	305	CLA	CHB-C4A-NA	2.93	128.57	124.51
83	A4	302	PUB	OD-C4D-ND	-2.93	121.59	125.93
82	m4	202	PEB	C1B-C2B-C3B	-2.93	103.14	106.51
82	A4	301	PEB	CHC-C1D-ND	-2.93	110.54	113.95
87	bL	616	CLA	O2D-CGD-O1D	-2.93	118.11	123.84
85	BL	617	BCR	C8-C7-C6	2.93	135.44	127.20
87	7N	603	CLA	O2D-CGD-CBD	2.93	116.48	111.27
84	L1	1001	CYC	CHB-C1B-C2B	2.93	132.76	126.95
82	aE	201	PEB	CAB-CBB-CGB	-2.93	107.29	113.60
82	HE	1002	PEB	CAA-C3A-C4A	-2.93	105.14	112.67
82	JD	203	PEB	OA-C1A-C2A	-2.93	123.84	126.17
82	Y9	201	PEB	OD-C4D-ND	-2.93	121.59	125.93
82	O5	203	PEB	OD-C4D-C3D	-2.93	122.82	129.46
82	NI	201	PEB	CHA-C1B-NB	-2.93	118.80	124.93
82	S9	202	PEB	C2A-C1A-NA	2.93	110.80	108.27
87	CL	513	CLA	CMD-C2D-C1D	2.93	129.88	124.71
82	UA	202	PEB	CMB-C2B-C1B	2.93	129.58	125.06
82	MM	202	PEB	OD-C4D-ND	-2.93	121.59	125.93
82	CQ	201	PEB	OD-C4D-ND	-2.93	121.59	125.93
82	NQ	204	PEB	OD-C4D-ND	-2.93	121.59	125.93
82	18	202	PEB	OD-C4D-ND	-2.93	121.59	125.93
82	RA	201	PEB	CHB-C4B-NB	-2.93	124.76	128.83
82	UM	201	PEB	C4B-C3B-C2B	-2.93	103.54	106.78
82	gE	201	PEB	C4B-C3B-C2B	-2.93	103.54	106.78
82	YH	201	PEB	C3B-C4B-NB	2.93	114.31	110.05
82	wC	201	PEB	C3B-C4B-NB	2.93	114.31	110.05
82	WP	201	PEB	OD-C4D-C3D	-2.93	122.82	129.46
87	C6	519	CLA	CMB-C2B-C3B	2.93	130.16	124.68
82	AG	304	PEB	OA-C1A-C2A	-2.93	123.84	126.17
82	H9	202	PEB	CAB-C3B-C4B	2.93	130.19	125.01
82	LA	203	PEB	OD-C4D-ND	-2.93	121.59	125.93
82	s8	203	PEB	CHB-C4B-NB	-2.93	124.76	128.83
87	I2	103	CLA	O2D-CGD-O1D	-2.93	118.11	123.84
82	X5	202	PEB	C2A-C1A-NA	2.93	110.80	108.27
82	cH	201	PEB	CHB-C4B-C3B	-2.93	118.55	125.32
87	AN	852	CLA	CMB-C2B-C3B	2.93	130.16	124.68
82	i4	201	PEB	CMB-C2B-C1B	2.93	129.58	125.06

Continued on next page...

Continued from previous page...

Mol	Chain	Res	Type	Atoms	Z	Observed(^{o})	Ideal(^{o})
82	CK	203	PEB	C3B-C4B-NB	2.93	114.31	110.05
82	VH	202	PEB	C4B-C3B-C2B	-2.93	103.54	106.78
82	bH	202	PEB	C4B-C3B-C2B	-2.93	103.54	106.78
87	b6	607	CLA	O2D-CGD-O1D	-2.93	118.11	123.84
96	E6	101	HEM	C2C-C3C-C4C	-2.93	104.85	106.90
82	eH	203	PEB	CHB-C4B-NB	-2.93	124.76	128.83
82	LG	1002	PEB	OD-C4D-C3D	-2.93	122.82	129.46
87	82	301	CLA	C2A-C1A-CHA	2.93	128.98	123.86
83	xK	301	PUB	CBA-CAA-C3A	-2.93	108.54	112.98
82	aK	203	PEB	OA-C1A-C2A	-2.93	123.84	126.17
82	FM	201	PEB	C2A-C1A-NA	2.93	110.80	108.27
82	b1	203	PEB	C4B-C3B-C2B	-2.93	103.54	106.78
82	V9	201	PEB	C4B-C3B-C2B	-2.93	103.54	106.78
84	BG	1001	CYC	C1A-C2A-C3A	-2.93	103.54	106.78
82	cO	203	PEB	OD-C4D-ND	-2.93	121.59	125.93
82	NO	1002	PEB	CHC-C1D-ND	-2.93	110.55	113.95
82	u8	203	PEB	C1B-C2B-C3B	-2.93	103.14	106.51
82	U9	204	PEB	C1B-C2B-C3B	-2.93	103.14	106.51
82	uK	201	PEB	C1B-C2B-C3B	-2.93	103.14	106.51
84	K4	1001	CYC	C4A-C3A-C2A	-2.93	103.14	106.51
82	SE	201	PEB	CHB-C4B-NB	-2.93	124.76	128.83
87	dL	409	CLA	CHB-C4A-NA	2.93	128.56	124.51
82	TH	202	PEB	CAA-C3A-C4A	2.93	120.19	112.67
82	T5	202	PEB	CAA-C3A-C4A	-2.93	105.15	112.67
82	1C	202	PEB	OD-C4D-ND	-2.93	121.59	125.93
91	A6	407	PHO	C4-C3-C5	2.93	120.20	115.27
87	RN	204	CLA	CHB-C4A-NA	2.93	128.56	124.51
87	A2	841	CLA	CHB-C4A-NA	2.93	128.56	124.51
82	TH	201	PEB	CBB-CAB-C3B	2.93	120.76	112.63
82	V9	201	PEB	CHC-C4C-C3C	-2.93	125.34	130.34
82	PD	203	PEB	C2A-C1A-NA	2.93	110.80	108.27
82	UG	203	PEB	C2A-C1A-NA	2.93	110.80	108.27
82	PI	201	PEB	CHA-C1B-NB	-2.93	118.81	124.93
82	LD	203	PEB	OD-C4D-ND	-2.93	121.59	125.93
82	kM	202	PEB	OD-C4D-ND	-2.93	121.59	125.93
82	hG	201	PEB	CHB-C4B-NB	-2.93	124.77	128.83
87	KN	103	CLA	CAA-C2A-C3A	-2.93	106.94	114.26
87	5N	611	CLA	CMB-C2B-C3B	2.93	130.16	124.68
87	bL	620	CLA	CHB-C4A-NA	2.93	128.56	124.51
92	ML	101	LMG	O8-C28-C29	2.93	121.09	111.91
87	8N	302	CLA	O2D-CGD-O1D	-2.93	118.11	123.84
84	L1	1001	CYC	C4A-C3A-C2A	-2.93	103.15	106.51

Continued on next page...

Continued from previous page...

Mol	Chain	Res	Type	Atoms	Z	Observed(^{o})	Ideal(^{o})
82	iE	202	PEB	OD-C4D-ND	-2.93	121.59	125.93
88	A2	843	LHG	O8-C23-C24	2.93	121.09	111.91
82	RH	201	PEB	CHC-C4C-C3C	-2.93	125.34	130.34
82	XI	201	PEB	CHA-C1B-NB	-2.93	118.81	124.93
87	AN	841	CLA	CHB-C4A-NA	2.93	128.56	124.51
82	AF	201	PEB	C3B-C4B-NB	2.93	114.31	110.05
82	J5	203	PEB	CHC-C1D-ND	-2.93	110.55	113.95
82	CK	203	PEB	OD-C4D-ND	-2.93	121.59	125.93
82	jG	202	PEB	C1B-C2B-C3B	-2.93	103.15	106.51
82	aG	201	PEB	CAB-CBB-CGB	-2.93	107.31	113.60
82	iM	202	PEB	CAB-C3B-C4B	2.93	130.19	125.01
82	lG	202	PEB	C3B-C4B-NB	2.93	114.31	110.05
82	t8	201	PEB	C1C-CHB-C4B	2.93	132.30	128.81
87	B6	610	CLA	O2D-CGD-O1D	-2.93	118.12	123.84
82	YI	202	PEB	OD-C4D-ND	-2.93	121.60	125.93
82	QQ	201	PEB	C2A-C1A-NA	2.93	110.80	108.27
82	vC	202	PEB	C2A-C1A-NA	2.93	110.80	108.27
87	82	305	CLA	CED-O2D-CGD	2.93	122.55	115.94
82	DA	202	PEB	CMB-C2B-C1B	2.93	129.57	125.06
82	eK	201	PEB	CMB-C2B-C1B	2.93	129.57	125.06
82	cK	203	PEB	C1B-C2B-C3B	-2.93	103.15	106.51
82	GD	202	PEB	C4B-C3B-C2B	-2.93	103.55	106.78
82	ND	204	PEB	C4B-C3B-C2B	-2.93	103.55	106.78
82	nK	202	PEB	OD-C4D-C3D	-2.93	122.83	129.46
87	32	304	CLA	O2D-CGD-O1D	-2.93	118.12	123.84
82	GI	202	PEB	CHA-C1B-NB	-2.92	118.81	124.93
82	RI	201	PEB	CHA-C1B-NB	-2.92	118.81	124.93
82	UG	202	PEB	CHC-C1D-ND	-2.92	110.55	113.95
82	N4	1002	PEB	C1B-C2B-C3B	-2.92	103.15	106.51
82	PA	201	PEB	CHB-C4B-NB	-2.92	124.77	128.83
82	X7	203	PEB	C4B-C3B-C2B	-2.92	103.55	106.78
82	A9	201	PEB	C4B-C3B-C2B	-2.92	103.55	106.78
87	nL	101	CLA	CHB-C4A-NA	2.92	128.56	124.51
87	7N	602	CLA	CHB-C4A-NA	2.92	128.56	124.51
82	Q5	201	PEB	CHC-C4C-C3C	-2.92	125.35	130.34
82	X5	202	PEB	C3B-C4B-NB	2.92	114.30	110.05
82	QE	203	PEB	C2A-C1A-NA	2.92	110.79	108.27
82	FM	202	PEB	C2A-C1A-NA	2.92	110.79	108.27
82	eG	201	PEB	OD-C4D-ND	-2.92	121.60	125.93
83	Z5	302	PUB	OD-C4D-ND	-2.92	121.60	125.93
82	E5	202	PEB	CAA-C3A-C4A	-2.92	105.17	112.67
82	EI	201	PEB	CHA-C1B-NB	-2.92	118.82	124.93

Continued on next page...

Continued from previous page...

Mol	Chain	Res	Type	Atoms	Z	Observed(^{o})	Ideal(^{o})
82	LP	202	PEB	CHC-C1D-ND	-2.92	110.55	113.95
87	CL	507	CLA	CHB-C4A-NA	2.92	128.56	124.51
82	Y9	202	PEB	C3B-C4B-NB	2.92	114.30	110.05
82	QB	204	PEB	CHB-C4B-C3B	-2.92	118.57	125.32
82	UP	202	PEB	C1B-C2B-C3B	-2.92	103.15	106.51
82	aE	202	PEB	OD-C4D-ND	-2.92	121.60	125.93
87	A2	841	CLA	O2D-CGD-O1D	-2.92	118.12	123.84
87	B2	832	CLA	O2D-CGD-O1D	-2.92	118.12	123.84
82	JB	202	PEB	OD-C4D-C3D	-2.92	122.84	129.46
82	Z9	301	PEB	OD-C4D-C3D	-2.92	122.84	129.46
82	kF	203	PEB	CHA-C4A-NA	-2.92	121.73	125.20
87	6N	609	CLA	C1B-CHB-C4A	-2.92	124.33	130.12
82	BQ	202	PEB	CBC-CAC-C2C	-2.92	107.63	112.62
82	BQ	202	PEB	C2A-C1A-NA	2.92	110.79	108.27
82	DD	201	PEB	OD-C4D-C3D	-2.92	122.84	129.46
82	g1	201	PEB	OD-C4D-C3D	-2.92	122.84	129.46
98	BN	837	PQN	C11-C3-C4	-2.92	115.37	118.50
87	b6	610	CLA	O2D-CGD-O1D	-2.92	118.12	123.84
82	MF	203	PEB	CBC-CAC-C2C	2.92	117.61	112.62
82	dH	202	PEB	CAB-CBB-CGB	-2.92	107.31	113.60
82	OF	202	PEB	CHC-C1D-ND	-2.92	110.55	113.95
82	K7	202	PEB	C1B-C2B-C3B	-2.92	103.15	106.51
82	QB	202	PEB	OD-C4D-C3D	-2.92	122.84	129.46
87	C6	517	CLA	O2D-CGD-O1D	-2.92	118.12	123.84
87	7N	603	CLA	CMB-C2B-C3B	2.92	130.15	124.68
85	B2	843	BCR	C7-C8-C9	-2.92	121.82	126.23
82	PM	202	PEB	C3B-C4B-NB	2.92	114.30	110.05
82	j4	202	PEB	C3B-C4B-NB	2.92	114.30	110.05
84	K4	1001	CYC	C2A-C1A-NA	2.92	114.30	110.05
82	fE	201	PEB	OD-C4D-ND	-2.92	121.60	125.93
82	pK	201	PEB	OD-C4D-ND	-2.92	121.60	125.93
83	BJ	302	PUB	OD-C4D-ND	-2.92	121.60	125.93
82	B7	202	PEB	OA-C1A-NA	2.92	128.48	124.94
82	U4	201	PEB	CMA-C2A-C1A	-2.92	106.10	112.40
82	T4	202	PEB	C2A-C1A-NA	2.92	110.79	108.27
82	Q9	202	PEB	C2A-C1A-NA	2.92	110.79	108.27
87	b6	605	CLA	O2D-CGD-O1D	-2.92	118.12	123.84
83	AG	303	PUB	CHA-C4A-NA	-2.92	110.55	113.95
82	K5	202	PEB	CAA-C3A-C4A	-2.92	105.17	112.67
85	HL	103	BCR	C15-C14-C13	-2.92	123.14	127.31
82	yC	203	PEB	CHA-C4A-NA	-2.92	121.73	125.20
82	T1	201	PEB	CBB-CAB-C3B	2.92	120.75	112.63

Continued on next page...

Continued from previous page...

Mol	Chain	Res	Type	Atoms	Z	Observed(^{o})	Ideal(^{o})
85	cL	518	BCR	C33-C5-C6	-2.92	121.25	124.53
82	bG	201	PEB	C4B-C3B-C2B	-2.92	103.55	106.78
82	iO	201	PEB	C4B-C3B-C2B	-2.92	103.55	106.78
82	YP	502	PEB	OD-C4D-C3D	-2.92	122.84	129.46
82	IB	201	PEB	CMB-C2B-C1B	2.92	129.56	125.06
87	cL	511	CLA	CMB-C2B-C3B	2.92	130.14	124.68
82	Y1	201	PEB	CHC-C4C-C3C	-2.92	125.35	130.34
82	BA	202	PEB	OA-C1A-NA	2.92	128.48	124.94
82	OQ	201	PEB	OD-C4D-C3D	-2.92	122.84	129.46
82	DH	1002	PEB	CHC-C1D-ND	-2.92	110.56	113.95
82	S5	201	PEB	C1B-C2B-C3B	-2.92	103.15	106.51
82	OH	203	PEB	C3B-C4B-NB	2.92	114.30	110.05
82	GB	202	PEB	C2A-C1A-NA	2.92	110.79	108.27
82	hM	202	PEB	OD-C4D-ND	-2.92	121.60	125.93
82	RP	202	PEB	C4B-C3B-C2B	-2.92	103.55	106.78
82	SH	203	PEB	CMB-C2B-C1B	2.92	129.56	125.06
82	c1	201	PEB	CHB-C4B-C3B	-2.92	118.57	125.32
82	II	201	PEB	CHA-C1B-NB	-2.92	118.82	124.93
82	NM	202	PEB	CHA-C1B-NB	-2.92	118.82	124.93
82	KE	201	PEB	OD-C4D-C3D	-2.92	122.84	129.46
82	AJ	302	PEB	OD-C4D-C3D	-2.92	122.84	129.46
82	WF	203	PEB	OA-C1A-C2A	-2.92	123.85	126.17
82	UA	202	PEB	C3B-C4B-NB	2.92	114.30	110.05
88	BL	615	LHG	O8-C23-C24	2.92	121.07	111.91
82	c4	203	PEB	OD-C4D-ND	-2.92	121.60	125.93
82	h4	202	PEB	OD-C4D-ND	-2.92	121.60	125.93
82	eH	201	PEB	OD-C4D-ND	-2.92	121.60	125.93
94	A6	410	PL9	C37-C38-C39	-2.92	120.63	127.66
82	aM	202	PEB	C3B-C4B-NB	2.92	114.30	110.05
82	VG	202	PEB	OD-C4D-ND	-2.92	121.61	125.93
82	l4	202	PEB	CHB-C4B-NB	-2.92	124.78	128.83
82	Q7	202	PEB	CBA-CAA-C3A	-2.92	106.97	113.47
87	B2	812	CLA	CHB-C4A-NA	2.92	128.55	124.51
87	cL	513	CLA	CHB-C4A-NA	2.92	128.55	124.51
82	OP	202	PEB	CHB-C4B-C3B	-2.92	118.58	125.32
82	LB	201	PEB	C1B-C2B-C3B	-2.92	103.16	106.51
82	BP	201	PEB	C1B-C2B-C3B	-2.92	103.16	106.51
82	wC	203	PEB	OD-C4D-C3D	-2.92	122.85	129.46
82	UG	203	PEB	OA-C1A-C2A	-2.92	123.85	126.17
82	VO	201	PEB	C4B-C3B-C2B	-2.92	103.55	106.78
87	BL	605	CLA	O2D-CGD-O1D	-2.92	118.13	123.84
82	V5	202	PEB	C3B-C4B-NB	2.92	114.30	110.05

Continued on next page...

Continued from previous page...

Mol	Chain	Res	Type	Atoms	Z	Observed(^{o})	Ideal(^{o})
83	xK	305	PUB	C2C-C1C-NC	2.92	114.30	110.05
83	AO	302	PUB	OD-C4D-ND	-2.92	121.61	125.93
82	D4	1002	PEB	CBC-CAC-C2C	2.92	117.60	112.62
84	BG	1002	CYC	CHA-C1A-NA	-2.92	124.78	128.83
82	w8	203	PEB	OD-C4D-C3D	-2.92	122.85	129.46
82	mO	202	PEB	C2A-C1A-NA	2.92	110.79	108.27
82	DM	202	PEB	CAA-C3A-C2A	-2.92	106.97	114.26
84	FH	1001	CYC	C4A-C3A-C2A	-2.92	103.16	106.51
82	AM	302	PEB	C3B-C4B-NB	2.92	114.29	110.05
82	wK	302	PEB	C3B-C4B-NB	2.92	114.29	110.05
82	HD	202	PEB	OD-C4D-ND	-2.92	121.61	125.93
82	QH	201	PEB	OD-C4D-ND	-2.92	121.61	125.93
82	HK	201	PEB	OD-C4D-ND	-2.92	121.61	125.93
82	JM	201	PEB	OD-C4D-ND	-2.92	121.61	125.93
82	VQ	202	PEB	OD-C4D-ND	-2.92	121.61	125.93
82	aH	201	PEB	C4B-C3B-C2B	-2.92	103.55	106.78
84	FO	1001	CYC	CAB-C3B-C4B	2.92	125.99	121.38
82	fH	202	PEB	OA-C1A-C2A	-2.92	123.85	126.17
82	TI	202	PEB	CHA-C1B-NB	-2.92	118.83	124.93
82	q8	203	PEB	C3B-C4B-NB	2.92	114.29	110.05
82	CP	203	PEB	OD-C4D-ND	-2.92	121.61	125.93
87	62	304	CLA	O2D-CGD-O1D	-2.92	118.13	123.84
82	GK	202	PEB	OD-C4D-C3D	-2.92	122.85	129.46
82	qF	202	PEB	CAB-CBB-CGB	-2.92	107.33	113.60
87	IN	103	CLA	CHB-C4A-NA	2.92	128.55	124.51
82	j1	202	PEB	C3B-C4B-NB	2.92	114.29	110.05
82	LA	202	PEB	OD-C4D-ND	-2.92	121.61	125.93
82	fK	202	PEB	OD-C4D-ND	-2.92	121.61	125.93
87	BL	622	CLA	O2D-CGD-CBD	2.92	116.45	111.27
82	QK	202	PEB	C1B-C2B-C3B	-2.92	103.16	106.51
87	B6	608	CLA	O2D-CGD-O1D	-2.92	118.14	123.84
82	A1	302	PEB	C4B-C3B-C2B	-2.92	103.56	106.78
82	V1	202	PEB	C4B-C3B-C2B	-2.92	103.56	106.78
82	I7	202	PEB	C4B-C3B-C2B	-2.92	103.56	106.78
82	N9	201	PEB	C4B-C3B-C2B	-2.92	103.56	106.78
82	vF	202	PEB	C4B-C3B-C2B	-2.92	103.56	106.78
82	XD	201	PEB	C3B-C4B-NB	2.92	114.29	110.05
82	GM	202	PEB	C3B-C4B-NB	2.92	114.29	110.05
82	JP	202	PEB	C3B-C4B-NB	2.92	114.29	110.05
82	SP	201	PEB	C3B-C4B-NB	2.92	114.29	110.05
87	62	302	CLA	CMB-C2B-C3B	2.92	130.13	124.68
87	CL	511	CLA	C1B-CHB-C4A	-2.92	124.34	130.12

Continued on next page...

Continued from previous page...

Mol	Chain	Res	Type	Atoms	Z	Observed(^{o})	Ideal(^{o})
87	A2	823	CLA	O2D-CGD-O1D	-2.92	118.14	123.84
82	M7	201	PEB	C1B-C2B-C3B	-2.92	103.16	106.51
82	cK	202	PEB	C3D-C4D-ND	2.92	112.98	107.26
82	UD	201	PEB	CHA-C1B-NB	-2.92	118.83	124.93
82	VI	201	PEB	CHA-C1B-NB	-2.92	118.83	124.93
82	AP	203	PEB	CMB-C2B-C1B	2.92	129.55	125.06
83	A4	302	PUB	OA-C1A-NA	-2.92	121.61	125.93
82	c4	201	PEB	CAB-CBB-CGB	-2.92	107.33	113.60
82	OA	202	PEB	C3B-C4B-NB	2.92	114.29	110.05
82	NM	202	PEB	C3B-C4B-NB	2.92	114.29	110.05
82	WM	202	PEB	C4B-C3B-C2B	-2.92	103.56	106.78
84	M1	201	CYC	CHB-C1B-NB	-2.92	119.80	126.06
82	AF	201	PEB	CBC-CAC-C2C	-2.92	107.64	112.62
82	jE	201	PEB	CHA-C1B-NB	-2.92	118.83	124.93
82	jG	201	PEB	CHA-C1B-NB	-2.92	118.83	124.93
87	B2	819	CLA	CHB-C4A-NA	2.92	128.54	124.51
92	bL	624	LMG	O8-C28-C29	2.91	121.06	111.91
82	FB	201	PEB	C3B-C4B-NB	2.91	114.29	110.05
82	eH	202	PEB	OD-C4D-C3D	-2.91	122.86	129.46
85	BN	843	BCR	C7-C8-C9	-2.91	121.83	126.23
82	LQ	203	PEB	C4B-C3B-C2B	-2.91	103.56	106.78
87	bL	617	CLA	CHB-C4A-NA	2.91	128.54	124.51
82	gK	202	PEB	CHA-C1B-NB	-2.91	118.84	124.93
83	M9	303	PUB	CMA-C2A-C1A	2.91	128.25	121.39
87	8N	306	CLA	CED-O2D-CGD	2.91	122.53	115.94
82	YF	203	PEB	C2A-C1A-NA	2.91	110.78	108.27
82	TO	202	PEB	C2A-C1A-NA	2.91	110.78	108.27
82	jK	202	PEB	C2A-C1A-NA	2.91	110.78	108.27
82	eE	203	PEB	OD-C4D-C3D	-2.91	122.86	129.46
82	c4	202	PEB	C4B-C3B-C2B	-2.91	103.56	106.78
82	I9	201	PEB	C4B-C3B-C2B	-2.91	103.56	106.78
84	L4	1001	CYC	CAB-C3B-C4B	2.91	125.98	121.38
84	DG	1001	CYC	CHB-C1B-NB	-2.91	119.80	126.06
82	PO	202	PEB	CAB-C3B-C4B	2.91	130.16	125.01
82	VG	201	PEB	OD-C4D-ND	-2.91	121.61	125.93
82	DA	202	PEB	CHA-C4A-NA	2.91	128.67	125.20
82	PG	202	PEB	C3B-C4B-NB	2.91	114.29	110.05
82	C5	202	PEB	C3B-C4B-NB	2.91	114.29	110.05
84	BE	1002	CYC	C2A-C1A-NA	2.91	114.29	110.05
82	NA	203	PEB	OD-C4D-C3D	-2.91	122.86	129.46
82	EB	501	PEB	C1B-C2B-C3B	-2.91	103.16	106.51
82	AM	302	PEB	C1B-C2B-C3B	-2.91	103.16	106.51

Continued on next page...

Continued from previous page...

Mol	Chain	Res	Type	Atoms	Z	Observed(^{o})	Ideal(^{o})
82	L7	203	PEB	CMB-C2B-C1B	2.91	129.55	125.06
82	vF	201	PEB	CAA-C3A-C2A	-2.91	106.98	114.26
82	e1	202	PEB	OD-C4D-C3D	-2.91	122.86	129.46
82	gM	202	PEB	CAB-C3B-C4B	2.91	130.16	125.01
87	B2	814	CLA	CHB-C4A-NA	2.91	128.54	124.51
82	KF	201	PEB	CHA-C1B-NB	-2.91	118.84	124.93
82	TF	202	PEB	CHA-C1B-NB	-2.91	118.84	124.93
82	i1	202	PEB	OD-C4D-ND	-2.91	121.61	125.93
82	bH	201	PEB	C2A-C1A-NA	2.91	110.78	108.27
82	K9	201	PEB	C4B-C3B-C2B	-2.91	103.56	106.78
82	1C	203	PEB	C4B-C3B-C2B	-2.91	103.56	106.78
82	MF	201	PEB	C3B-C4B-NB	2.91	114.29	110.05
82	a1	201	PEB	C3B-C4B-NB	2.91	114.29	110.05
82	eK	202	PEB	CHC-C4C-C3C	-2.91	125.37	130.34
82	YP	502	PEB	CHC-C1D-ND	-2.91	110.56	113.95
82	JD	202	PEB	CBC-CAC-C2C	-2.91	107.65	112.62
82	GF	202	PEB	CBC-CAC-C2C	-2.91	107.65	112.62
82	QE	203	PEB	C1B-C2B-C3B	-2.91	103.16	106.51
82	sC	203	PEB	CHB-C4B-NB	-2.91	124.79	128.83
82	P7	201	PEB	CAB-CBB-CGB	-2.91	107.34	113.60
82	AA	202	PEB	OD-C4D-ND	-2.91	121.62	125.93
82	L7	202	PEB	OD-C4D-ND	-2.91	121.62	125.93
82	N5	202	PEB	C3B-C4B-NB	2.91	114.28	110.05
82	KI	202	PEB	CHA-C1B-NB	-2.91	118.84	124.93
82	E9	201	PEB	C4B-C3B-C2B	-2.91	103.56	106.78
82	YP	501	PEB	C2A-C1A-NA	2.91	110.78	108.27
82	QO	201	PEB	OA-C1A-C2A	-2.91	123.86	126.17
82	BI	201	PEB	CHC-C4C-C3C	-2.91	125.37	130.34
82	QF	202	PEB	C1B-C2B-C3B	-2.91	103.17	106.51
82	u8	203	PEB	OD-C4D-ND	-2.91	121.62	125.93
82	UM	203	PEB	CMC-C3C-C2C	2.91	130.43	124.94
82	AH	305	PEB	C3B-C4B-NB	2.91	114.28	110.05
82	hK	201	PEB	C3B-C4B-NB	2.91	114.28	110.05
87	62	307	CLA	O2D-CGD-O1D	-2.91	118.15	123.84
82	LA	201	PEB	CHA-C1B-C2B	2.91	132.39	124.90
82	A7	202	PEB	C4B-C3B-C2B	-2.91	103.56	106.78
82	DI	202	PEB	CHC-C4C-C3C	-2.91	125.37	130.34
85	KN	104	BCR	C11-C12-C13	-2.91	118.24	126.42
82	tC	201	PEB	C1C-CHB-C4B	2.91	132.29	128.81
82	e4	203	PEB	C3B-C4B-NB	2.91	114.28	110.05
82	K5	202	PEB	C3B-C4B-NB	2.91	114.28	110.05
82	QI	201	PEB	C1B-C2B-C3B	-2.91	103.17	106.51

Continued on next page...

Continued from previous page...

Mol	Chain	Res	Type	Atoms	Z	Observed(^{o})	Ideal(^{o})
82	YM	202	PEB	C1B-C2B-C3B	-2.91	103.17	106.51
96	fL	102	HEM	CHA-C4D-ND	2.91	127.98	124.38
82	UD	202	PEB	C2A-C1A-NA	2.91	110.78	108.27
82	dE	202	PEB	C2A-C1A-NA	2.91	110.78	108.27
82	gM	201	PEB	C2A-C1A-NA	2.91	110.78	108.27
82	T5	202	PEB	OD-C4D-C3D	-2.91	122.87	129.46
82	W5	202	PEB	OD-C4D-ND	-2.91	121.62	125.93
82	z8	201	PEB	OD-C4D-ND	-2.91	121.62	125.93
82	cM	201	PEB	OD-C4D-ND	-2.91	121.62	125.93
82	qC	202	PEB	C4B-C3B-C2B	-2.91	103.56	106.78
83	Z9	302	PUB	CMA-C2A-C1A	2.91	128.24	121.39
82	RD	201	PEB	OD-C4D-C3D	-2.91	122.87	129.46
82	fE	201	PEB	C1C-CHB-C4B	2.91	132.28	128.81
82	e4	201	PEB	CHB-C4B-C3B	-2.91	118.60	125.32
82	TK	202	PEB	C1B-C2B-C3B	-2.91	103.17	106.51
82	bK	202	PEB	C1B-C2B-C3B	-2.91	103.17	106.51
82	g4	202	PEB	CHA-C1B-NB	-2.91	118.85	124.93
82	OE	203	PEB	OD-C4D-ND	-2.91	121.62	125.93
82	PG	201	PEB	C2A-C1A-NA	2.91	110.78	108.27
82	QG	203	PEB	C2A-C1A-NA	2.91	110.78	108.27
82	tC	201	PEB	C2A-C1A-NA	2.91	110.78	108.27
82	X9	201	PEB	C4B-C3B-C2B	-2.91	103.56	106.78
82	E5	202	PEB	OD-C4D-C3D	-2.91	122.87	129.46
82	kF	201	PEB	OD-C4D-C3D	-2.91	122.87	129.46
82	cF	203	PEB	C1B-C2B-C3B	-2.91	103.17	106.51
82	iJ	201	PEB	C1B-C2B-C3B	-2.91	103.17	106.51
82	jM	201	PEB	C1B-C2B-C3B	-2.91	103.17	106.51
87	DL	406	CLA	CMB-C2B-C3B	2.91	130.12	124.68
82	MM	203	PEB	C3B-C4B-NB	2.91	114.28	110.05
82	I5	202	PEB	C3B-C4B-NB	2.91	114.28	110.05
82	OF	202	PEB	CHC-C4C-C3C	-2.91	125.38	130.34
82	eG	203	PEB	CHC-C4C-C3C	-2.91	125.38	130.34
82	VJ	201	PEB	CHC-C1D-ND	2.91	117.32	113.95
82	S7	202	PEB	C4B-C3B-C2B	-2.91	103.56	106.78
82	U5	202	PEB	C2A-C1A-NA	2.91	110.78	108.27
82	qK	203	PEB	C2A-C1A-NA	2.91	110.78	108.27
82	ID	202	PEB	OD-C4D-C3D	-2.91	122.87	129.46
82	f4	202	PEB	OD-C4D-ND	-2.91	121.62	125.93
82	aK	203	PEB	CHA-C1B-C2B	2.91	132.38	124.90
84	NO	1001	CYC	C4A-C3A-C2A	-2.91	103.17	106.51
82	h4	202	PEB	CMB-C2B-C1B	2.91	129.54	125.06
87	b6	604	CLA	O2D-CGD-O1D	-2.91	118.15	123.84

Continued on next page...

Continued from previous page...

Mol	Chain	Res	Type	Atoms	Z	Observed(^{o})	Ideal(^{o})
82	tC	202	PEB	CHB-C4B-C3B	2.91	132.04	125.32
87	6N	613	CLA	CMB-C2B-C1B	-2.91	124.00	128.46
82	HP	201	PEB	CHA-C1B-NB	-2.91	118.85	124.93
84	CG	1001	CYC	C1B-NB-C4B	-2.91	106.97	110.67
82	TO	203	PEB	CHC-C1D-ND	-2.91	110.57	113.95
82	GP	203	PEB	CHC-C1D-ND	-2.91	110.57	113.95
82	jJ	201	PEB	C4B-C3B-C2B	-2.91	103.56	106.78
84	CG	1001	CYC	C1A-C2A-C3A	-2.91	103.56	106.78
82	EA	201	PEB	CMD-C2D-C3D	2.91	134.16	130.06
82	cF	203	PEB	C3B-C4B-NB	2.91	114.28	110.05
82	TB	202	PEB	OD-C4D-C3D	-2.91	122.87	129.46
82	OK	202	PEB	OD-C4D-C3D	-2.91	122.87	129.46
82	BD	203	PEB	C1B-C2B-C3B	-2.91	103.17	106.51
82	BA	201	PEB	C2A-C1A-NA	2.91	110.78	108.27
82	fH	203	PEB	OD-C4D-C3D	-2.91	122.87	129.46
82	YH	201	PEB	OD-C4D-ND	-2.91	121.62	125.93
83	AO	302	PUB	CHC-C1D-ND	-2.91	110.05	113.72
82	XQ	201	PEB	C3B-C4B-NB	2.91	114.28	110.05
82	aB	202	PEB	OA-C1A-C2A	-2.91	123.86	126.17
103	8N	310	ZEX	C1-C2-C3	-2.91	107.08	113.64
82	y8	203	PEB	C1B-C2B-C3B	-2.91	103.17	106.51
82	kE	202	PEB	C1B-C2B-C3B	-2.91	103.17	106.51
84	LH	1002	CYC	C4A-C3A-C2A	-2.91	103.17	106.51
82	aO	203	PEB	CAB-CBB-CGB	2.91	119.86	113.60
82	DO	1002	PEB	CAC-CBC-CGC	-2.91	105.61	113.76
82	AE	301	PEB	OD-C4D-ND	-2.91	121.62	125.93
92	b6	620	LMG	C4-C3-C2	2.91	115.90	110.82
82	I5	202	PEB	C2A-C1A-NA	2.91	110.78	108.27
82	QK	201	PEB	C2A-C1A-NA	-2.91	105.77	108.27
85	cL	503	BCR	C15-C14-C13	-2.91	123.16	127.31
87	62	301	CLA	CMB-C2B-C1B	-2.91	124.00	128.46
83	YA	302	PUB	CHA-C4A-NA	-2.91	110.57	113.95
87	AN	839	CLA	CHB-C4A-NA	2.91	128.53	124.51
84	LH	1002	CYC	CHB-C1B-C2B	2.91	132.71	126.95
82	CB	202	PEB	C3D-C4D-ND	2.91	112.96	107.26
82	AA	202	PEB	C4B-C3B-C2B	-2.91	103.57	106.78
82	WI	202	PEB	C4B-C3B-C2B	-2.91	103.57	106.78
87	AN	822	CLA	CMB-C2B-C3B	2.91	130.11	124.68
82	uF	203	PEB	OD-C4D-ND	-2.91	121.63	125.93
82	UE	202	PEB	C1B-C2B-C3B	-2.91	103.17	106.51
82	OM	202	PEB	C3B-C4B-NB	2.91	114.28	110.05
82	cK	202	PEB	C3B-C4B-NB	2.91	114.28	110.05

Continued on next page...

Continued from previous page...

Mol	Chain	Res	Type	Atoms	Z	Observed(^{o})	Ideal(^{o})
84	FO	1001	CYC	CAB-C3B-C2B	2.91	132.50	127.53
82	PK	201	PEB	C1C-CHB-C4B	2.90	132.28	128.81
82	lJ	203	PEB	CHA-C1B-NB	-2.90	118.86	124.93
82	C5	201	PEB	OD-C4D-ND	-2.90	121.63	125.93
82	DK	203	PEB	CMB-C2B-C1B	2.90	129.54	125.06
82	GA	202	PEB	C4B-C3B-C2B	-2.90	103.57	106.78
82	KJ	202	PEB	C4B-C3B-C2B	-2.90	103.57	106.78
85	A2	848	BCR	C12-C13-C14	-2.90	114.48	118.94
87	A2	822	CLA	CMB-C2B-C3B	2.90	130.11	124.68
87	22	603	CLA	CMB-C2B-C1B	-2.90	124.00	128.46
82	IQ	201	PEB	CAB-C3B-C2B	-2.90	122.47	127.88
95	a6	602	DGD	C2G-O2G-C1B	-2.90	110.64	117.79
82	RA	203	PEB	OD-C4D-C3D	-2.90	122.88	129.46
85	CL	516	BCR	C33-C5-C6	-2.90	121.27	124.53
82	HP	201	PEB	CAB-C3B-C4B	2.90	130.15	125.01
82	AI	201	PEB	CHA-C1B-NB	-2.90	118.86	124.93
82	gF	202	PEB	CHA-C1B-NB	-2.90	118.86	124.93
82	NB	201	PEB	C4B-C3B-C2B	-2.90	103.57	106.78
87	6N	606	CLA	O2D-CGD-O1D	-2.90	118.16	123.84
82	YE	201	PEB	C1B-C2B-C3B	-2.90	103.17	106.51
82	IJ	203	PEB	C1B-C2B-C3B	-2.90	103.17	106.51
82	S1	202	PEB	C2A-C1A-NA	2.90	110.78	108.27
82	b1	201	PEB	C2A-C1A-NA	2.90	110.78	108.27
82	uF	202	PEB	C2A-C1A-NA	2.90	110.78	108.27
84	V3	1001	CYC	CBA-CAA-C2A	-2.90	104.56	112.63
83	A4	302	PUB	CHC-C1D-ND	-2.90	110.05	113.72
82	HI	203	PEB	OD-C4D-ND	-2.90	121.63	125.93
82	AO	305	PEB	OD-C4D-ND	-2.90	121.63	125.93
82	S9	201	PEB	CAA-C3A-C4A	-2.90	105.22	112.67
82	A5	202	PEB	OD-C4D-C3D	-2.90	122.88	129.46
82	U5	201	PEB	OD-C4D-C3D	-2.90	122.88	129.46
82	fM	203	PEB	C3B-C4B-NB	2.90	114.27	110.05
87	BN	815	CLA	CHB-C4A-NA	2.90	128.53	124.51
82	OK	202	PEB	CHC-C4C-C3C	-2.90	125.39	130.34
82	mG	201	PEB	OD-C4D-ND	-2.90	121.63	125.93
83	xF	306	PUB	OD-C4D-ND	-2.90	121.63	125.93
87	42	607	CLA	O2D-CGD-O1D	-2.90	118.16	123.84
82	D4	1002	PEB	CAC-CBC-CGC	-2.90	105.62	113.76
82	wC	202	PEB	OD-C4D-C3D	-2.90	122.88	129.46
82	AB	501	PEB	C2A-C1A-NA	2.90	110.78	108.27
82	aF	203	PEB	C2A-C1A-NA	2.90	110.78	108.27
82	UJ	201	PEB	CHA-C1B-NB	-2.90	118.86	124.93

Continued on next page...

Continued from previous page...

Mol	Chain	Res	Type	Atoms	Z	Observed(^{o})	Ideal(^{o})
82	kG	201	PEB	CAB-C3B-C4B	2.90	130.14	125.01
82	eE	203	PEB	CHC-C4C-C3C	-2.90	125.39	130.34
87	A2	824	CLA	O2D-CGD-O1D	-2.90	118.16	123.84
87	7N	610	CLA	CHB-C4A-NA	2.90	128.53	124.51
82	QE	203	PEB	CMB-C2B-C1B	2.90	129.53	125.06
82	e1	201	PEB	CBA-CAA-C3A	-2.90	107.01	113.47
82	xF	303	PEB	C4B-C3B-C2B	-2.90	103.57	106.78
82	kH	203	PEB	C4B-C3B-C2B	-2.90	103.57	106.78
82	bO	202	PEB	C4B-C3B-C2B	-2.90	103.57	106.78
82	UE	201	PEB	C1B-C2B-C3B	-2.90	103.18	106.51
82	hG	202	PEB	C1B-C2B-C3B	-2.90	103.18	106.51
82	L7	201	PEB	CHA-C1B-C2B	2.90	132.36	124.90
85	AN	848	BCR	C35-C13-C12	2.90	122.65	118.08
82	GM	201	PEB	C3B-C4B-NB	2.90	114.27	110.05
83	AE	303	PUB	CHA-C4A-NA	-2.90	110.58	113.95
83	xK	301	PUB	CHA-C4A-NA	-2.90	110.58	113.95
82	GM	202	PEB	OD-C4D-ND	-2.90	121.63	125.93
82	cM	202	PEB	C3B-C4B-NB	2.90	114.27	110.05
82	YB	202	PEB	C1B-C2B-C3B	-2.90	103.18	106.51
82	OI	203	PEB	C4B-C3B-C2B	-2.90	103.57	106.78
82	R5	202	PEB	OD-C4D-C3D	-2.90	122.89	129.46
87	2N	312	CLA	CHB-C4A-NA	2.90	128.52	124.51
82	PE	201	PEB	CAB-C3B-C4B	2.90	130.14	125.01
82	cH	201	PEB	CHC-C4C-C3C	-2.90	125.39	130.34
82	jJ	201	PEB	C3B-C4B-NB	2.90	114.27	110.05
82	aK	201	PEB	C3B-C4B-NB	2.90	114.27	110.05
92	j6	101	LMG	O1-C7-C8	-2.90	103.90	110.90
82	SE	202	PEB	OA-C1A-C2A	-2.90	123.87	126.17
82	D5	203	PEB	OA-C1A-C2A	-2.90	123.87	126.17
85	AN	847	BCR	C15-C16-C17	-2.90	117.53	123.47
82	J1	1002	PEB	CAB-CBB-CGB	-2.90	107.36	113.60
82	YP	502	PEB	C1B-C2B-C3B	-2.90	103.18	106.51
82	xC	202	PEB	C1B-C2B-C3B	-2.90	103.18	106.51
82	FA	202	PEB	C4B-C3B-C2B	-2.90	103.57	106.78
82	R9	201	PEB	C4B-C3B-C2B	-2.90	103.57	106.78
82	bF	201	PEB	C4B-C3B-C2B	-2.90	103.57	106.78
82	eO	201	PEB	C4B-C3B-C2B	-2.90	103.57	106.78
82	MP	202	PEB	CMB-C2B-C1B	2.90	129.53	125.06
82	JA	201	PEB	C2A-C1A-NA	2.90	110.77	108.27
82	K5	202	PEB	C2A-C1A-NA	2.90	110.77	108.27
82	V5	202	PEB	C2A-C1A-NA	2.90	110.77	108.27
82	OM	201	PEB	OD-C4D-ND	-2.90	121.63	125.93

Continued on next page...

Continued from previous page...

Mol	Chain	Res	Type	Atoms	Z	Observed(^{o})	Ideal(^{o})
82	eE	201	PEB	OD-C4D-ND	-2.90	121.63	125.93
82	RA	201	PEB	CHA-C1B-NB	-2.90	118.87	124.93
85	k6	102	BCR	C15-C16-C17	-2.90	117.53	123.47
82	DI	201	PEB	C3B-C4B-NB	2.90	114.27	110.05
82	H5	202	PEB	C3B-C4B-NB	2.90	114.27	110.05
84	HH	1001	CYC	C2A-C1A-NA	2.90	114.27	110.05
82	dG	203	PEB	CHC-C1D-ND	-2.90	110.58	113.95
87	b6	606	CLA	CMB-C2B-C3B	2.90	130.10	124.68
82	EJ	203	PEB	CBC-CAC-C2C	-2.90	107.67	112.62
82	MP	203	PEB	CMB-C2B-C1B	2.90	129.53	125.06
82	YK	201	PEB	OD-C4D-ND	-2.90	121.64	125.93
82	kK	201	PEB	OD-C4D-C3D	-2.90	122.89	129.46
82	UM	203	PEB	C1B-C2B-C3B	-2.90	103.18	106.51
82	xK	304	PEB	C1B-C2B-C3B	-2.90	103.18	106.51
82	mO	202	PEB	C1B-C2B-C3B	-2.90	103.18	106.51
82	JP	201	PEB	CHC-C4C-C3C	-2.90	125.39	130.34
82	P1	202	PEB	CHC-C4C-C3C	-2.90	125.39	130.34
82	MF	202	PEB	C4B-C3B-C2B	-2.90	103.57	106.78
82	eG	203	PEB	C4B-C3B-C2B	-2.90	103.57	106.78
82	U7	202	PEB	C3B-C4B-NB	2.90	114.27	110.05
82	T5	202	PEB	C2A-C1A-NA	2.90	110.77	108.27
82	w8	202	PEB	OD-C4D-C3D	-2.90	122.89	129.46
82	Y9	203	PEB	CHC-C4C-C3C	-2.90	125.39	130.34
82	WG	201	PEB	CBA-CAA-C3A	-2.90	107.01	113.47
92	bL	623	LMG	C7-O1-C1	-2.90	108.08	113.74
82	d4	202	PEB	CHC-C4C-C3C	-2.90	125.39	130.34
82	KF	203	PEB	CHB-C4B-NB	-2.90	124.81	128.83
82	cH	202	PEB	C2A-C1A-NA	2.90	110.77	108.27
82	TJ	202	PEB	CAB-C3B-C4B	2.90	130.13	125.01
82	ZM	201	PEB	C3B-C4B-NB	2.90	114.26	110.05
82	BD	202	PEB	CHA-C1B-NB	-2.90	118.87	124.93
82	ZG	203	PEB	C1B-C2B-C3B	-2.90	103.18	106.51
82	i4	203	PEB	OD-C4D-C3D	-2.90	122.89	129.46
82	N5	202	PEB	OD-C4D-C3D	-2.90	122.89	129.46
82	V1	202	PEB	CMB-C2B-C1B	2.90	129.53	125.06
82	SK	203	PEB	CHA-C4A-NA	2.90	128.65	125.20
95	DL	408	DGD	O2G-C1B-C2B	2.90	117.75	111.50
82	VB	202	PEB	CBC-CAC-C2C	-2.90	107.68	112.62
103	82	310	ZEX	C1-C2-C3	-2.90	107.10	113.64
87	b6	611	CLA	CMB-C2B-C3B	2.90	130.10	124.68
82	jO	202	PEB	CHC-C4C-C3C	-2.90	125.40	130.34
96	E6	101	HEM	C1B-NB-C4B	2.90	108.06	105.07

Continued on next page...

Continued from previous page...

Mol	Chain	Res	Type	Atoms	Z	Observed(^{o})	Ideal(^{o})
82	zC	201	PEB	OD-C4D-ND	-2.90	121.64	125.93
83	AJ	303	PUB	OD-C4D-ND	-2.90	121.64	125.93
82	ZF	201	PEB	CBC-CAC-C2C	-2.90	107.68	112.62
82	eH	201	PEB	CBA-CAA-C3A	-2.90	107.02	113.47
82	j1	201	PEB	C2A-C1A-NA	2.90	110.77	108.27
82	jF	202	PEB	C4B-C3B-C2B	-2.90	103.58	106.78
87	4N	607	CLA	O2D-CGD-O1D	-2.90	118.17	123.84
87	B2	811	CLA	CMB-C2B-C3B	2.90	130.10	124.68
82	FJ	201	PEB	CHA-C1B-C2B	2.90	132.35	124.90
82	SI	202	PEB	CHA-C1B-NB	-2.90	118.88	124.93
82	FI	202	PEB	C1B-C2B-C3B	-2.90	103.18	106.51
82	iO	201	PEB	C1B-C2B-C3B	-2.90	103.18	106.51
84	CO	1001	CYC	C4A-C3A-C2A	-2.90	103.18	106.51
82	P5	202	PEB	OD-C4D-C3D	-2.90	122.90	129.46
82	gK	202	PEB	C1C-CHB-C4B	2.90	132.27	128.81
82	aF	201	PEB	C3B-C4B-NB	2.90	114.26	110.05
82	j1	201	PEB	CHB-C4B-C3B	-2.90	118.63	125.32
82	HB	202	PEB	C2A-C1A-NA	2.90	110.77	108.27
82	JD	202	PEB	C2A-C1A-NA	2.90	110.77	108.27
95	BL	614	DGD	O6D-C5D-C4D	-2.90	104.44	109.69
92	J6	102	LMG	O1-C7-C8	-2.90	103.91	110.90
82	PE	202	PEB	OD-C4D-ND	-2.90	121.64	125.93
82	mK	201	PEB	OD-C4D-ND	-2.90	121.64	125.93
82	iM	202	PEB	CHA-C1B-NB	-2.90	118.88	124.93
82	WD	202	PEB	C1B-C2B-C3B	-2.89	103.18	106.51
82	y8	203	PEB	C3B-C4B-NB	2.89	114.26	110.05
82	aH	201	PEB	C3B-C4B-NB	2.89	114.26	110.05
85	A2	848	BCR	C35-C13-C12	2.89	122.64	118.08
82	QK	202	PEB	C4B-C3B-C2B	-2.89	103.58	106.78
82	q8	202	PEB	C4B-C3B-C2B	-2.89	103.58	106.78
82	fF	202	PEB	OD-C4D-ND	-2.89	121.64	125.93
82	GB	203	PEB	OD-C4D-C3D	-2.89	122.90	129.46
82	PE	202	PEB	C3B-C4B-NB	2.89	114.26	110.05
82	jH	201	PEB	CHB-C4B-C3B	-2.89	118.64	125.32
82	mF	201	PEB	OD-C4D-ND	-2.89	121.64	125.93
82	KA	202	PEB	C1B-C2B-C3B	-2.89	103.19	106.51
82	KJ	201	PEB	C1B-C2B-C3B	-2.89	103.19	106.51
82	H7	201	PEB	C1B-C2B-C3B	-2.89	103.19	106.51
87	72	603	CLA	CMB-C2B-C3B	2.89	130.09	124.68
82	S5	201	PEB	OD-C4D-C3D	-2.89	122.91	129.46
82	ID	201	PEB	CAB-C3B-C2B	-2.89	122.49	127.88
85	H6	101	BCR	C10-C11-C12	-2.89	114.19	123.22

Continued on next page...

Continued from previous page...

Mol	Chain	Res	Type	Atoms	Z	Observed(^{o})	Ideal(^{o})
82	t8	202	PEB	CHB-C4B-C3B	2.89	132.00	125.32
87	A2	818	CLA	O2D-CGD-O1D	-2.89	118.18	123.84
82	bE	201	PEB	C4B-C3B-C2B	-2.89	103.58	106.78
82	lO	202	PEB	CHB-C4B-NB	-2.89	124.81	128.83
82	ZB	202	PEB	CHA-C1B-NB	-2.89	118.88	124.93
82	TQ	203	PEB	CHA-C1B-NB	-2.89	118.88	124.93
82	qC	203	PEB	CHC-C1D-ND	-2.89	110.59	113.95
87	cL	506	CLA	CMB-C2B-C3B	2.89	130.09	124.68
82	HA	201	PEB	C1B-C2B-C3B	-2.89	103.19	106.51
82	SJ	203	PEB	CMB-C2B-C1B	2.89	129.52	125.06
82	m1	202	PEB	CMB-C2B-C1B	2.89	129.52	125.06
82	Y5	203	PEB	CMB-C2B-C1B	2.89	129.52	125.06
82	U7	202	PEB	CMB-C2B-C1B	2.89	129.52	125.06
82	JA	203	PEB	CHC-C4C-C3C	-2.89	125.40	130.34
82	NP	201	PEB	CHC-C4C-C3C	-2.89	125.40	130.34
82	BJ	301	PEB	C3B-C4B-NB	2.89	114.26	110.05
84	N1	1001	CYC	C1B-C2B-C3B	-2.89	104.85	107.87
82	WJ	202	PEB	CBA-CAA-C3A	-2.89	107.03	113.47
82	F7	202	PEB	C4B-C3B-C2B	-2.89	103.58	106.78
82	T9	201	PEB	C4B-C3B-C2B	-2.89	103.58	106.78
82	CB	201	PEB	C2A-C1A-NA	2.89	110.77	108.27
82	fO	202	PEB	OD-C4D-ND	-2.89	121.65	125.93
82	LE	1002	PEB	OD-C4D-C3D	-2.89	122.91	129.46
82	OF	202	PEB	OD-C4D-C3D	-2.89	122.91	129.46
82	hF	202	PEB	CMB-C2B-C1B	2.89	129.52	125.06
82	iO	201	PEB	CMB-C2B-C1B	2.89	129.52	125.06
82	QB	203	PEB	C3B-C4B-NB	2.89	114.25	110.05
82	A4	305	PEB	C3B-C4B-NB	2.89	114.25	110.05
87	cL	510	CLA	C1B-CHB-C4A	-2.89	124.39	130.12
82	WJ	202	PEB	C4B-C3B-C2B	-2.89	103.58	106.78
84	LE	1001	CYC	C1A-C2A-C3A	-2.89	103.58	106.78
82	c1	201	PEB	CHC-C4C-C3C	-2.89	125.41	130.34
82	L5	203	PEB	CHC-C4C-C3C	-2.89	125.41	130.34
82	f1	203	PEB	OD-C4D-C3D	-2.89	122.91	129.46
82	nF	201	PEB	C3B-C4B-NB	2.89	114.25	110.05
91	D6	404	PHO	CGD-CBD-CAD	-2.89	101.37	110.73
82	GG	1002	PEB	C1C-CHB-C4B	2.89	132.26	128.81
82	NO	1002	PEB	C1B-C2B-C3B	-2.89	103.19	106.51
82	BP	202	PEB	C1B-C2B-C3B	-2.89	103.19	106.51
82	EJ	202	PEB	OD-C4D-ND	-2.89	121.65	125.93
82	gB	203	PEB	OD-C4D-ND	-2.89	121.65	125.93
82	nK	201	PEB	OD-C4D-ND	-2.89	121.65	125.93

Continued on next page...

Continued from previous page...

Mol	Chain	Res	Type	Atoms	Z	Observed(^{o})	Ideal(^{o})
87	72	604	CLA	CHB-C4A-NA	2.89	128.51	124.51
82	FJ	201	PEB	CAB-CBB-CGB	-2.89	107.38	113.60
82	hG	202	PEB	CMB-C2B-C1B	2.89	129.51	125.06
87	B2	819	CLA	O2D-CGD-O1D	-2.89	118.19	123.84
82	LD	203	PEB	C4B-C3B-C2B	-2.89	103.58	106.78
82	gK	203	PEB	C4B-C3B-C2B	-2.89	103.58	106.78
82	dB	201	PEB	CHC-C1D-ND	-2.89	110.59	113.95
85	L2	201	BCR	C20-C19-C18	-2.89	118.30	126.42
82	S9	201	PEB	CBC-CAC-C2C	2.89	117.55	112.62
87	2N	304	CLA	CMB-C2B-C1B	-2.89	124.02	128.46
82	KE	201	PEB	C3B-C4B-NB	2.89	114.25	110.05
82	OJ	201	PEB	OD-C4D-ND	-2.89	121.65	125.93
82	A7	202	PEB	OD-C4D-ND	-2.89	121.65	125.93
83	xF	301	PUB	OA-C1A-NA	-2.89	121.65	125.93
82	cB	401	PEB	CHC-C4C-C3C	-2.89	125.41	130.34
82	kG	202	PEB	C1B-C2B-C3B	-2.89	103.19	106.51
82	VD	201	PEB	C2A-C1A-NA	2.89	110.76	108.27
82	RB	201	PEB	OD-C4D-C3D	-2.89	122.91	129.46
82	V5	202	PEB	OD-C4D-C3D	-2.89	122.91	129.46
82	DO	1002	PEB	CBC-CAC-C2C	2.89	117.55	112.62
82	e4	202	PEB	CHA-C1B-NB	-2.89	118.89	124.93
82	QJ	203	PEB	OD-C4D-ND	-2.89	121.65	125.93
82	x8	201	PEB	OD-C4D-ND	-2.89	121.65	125.93
82	IM	203	PEB	CMB-C2B-C1B	2.89	129.51	125.06
82	vK	201	PEB	CAA-C3A-C2A	-2.89	107.04	114.26
82	WK	203	PEB	OA-C1A-C2A	-2.89	123.88	126.17
82	UI	202	PEB	CHA-C1B-NB	-2.89	118.89	124.93
87	b6	618	CLA	CMB-C2B-C3B	2.89	130.08	124.68
82	NE	202	PEB	C1B-C2B-C3B	-2.89	103.19	106.51
82	K5	202	PEB	OD-C4D-C3D	-2.89	122.92	129.46
82	M5	301	PEB	CHC-C4C-C3C	-2.89	125.41	130.34
82	PG	201	PEB	CHB-C4B-C3B	-2.89	118.65	125.32
87	BL	621	CLA	CAA-C2A-C3A	-2.89	104.87	112.78
94	A6	410	PL9	C42-C43-C44	-2.89	120.70	127.66
82	WE	203	PEB	CHB-C4B-NB	-2.89	124.82	128.83
82	f4	201	PEB	C2A-C1A-NA	2.89	110.76	108.27
82	zC	201	PEB	C2A-C1A-NA	2.89	110.76	108.27
82	hG	203	PEB	C2A-C1A-NA	2.89	110.76	108.27
82	sK	201	PEB	C2A-C1A-NA	2.89	110.76	108.27
82	UE	203	PEB	CMB-C2B-C1B	2.89	129.51	125.06
84	x3	1001	CYC	CBA-CAA-C2A	-2.89	104.60	112.63
82	ZB	201	PEB	C4B-C3B-C2B	-2.89	103.59	106.78

Continued on next page...

Continued from previous page...

Mol	Chain	Res	Type	Atoms	Z	Observed(^{o})	Ideal(^{o})
91	A6	407	PHO	CMB-C2B-C3B	2.89	130.08	124.68
87	BN	813	CLA	CHB-C4A-NA	2.89	128.51	124.51
87	2N	309	CLA	CHB-C4A-NA	2.89	128.51	124.51
87	AN	824	CLA	O2D-CGD-O1D	-2.89	118.19	123.84
82	YI	201	PEB	CAB-CBB-CGB	-2.89	107.39	113.60
82	pC	201	PEB	C1B-C2B-C3B	-2.89	103.19	106.51
87	BN	812	CLA	CMB-C2B-C3B	2.89	130.08	124.68
82	UB	302	PEB	CHB-C4B-NB	-2.89	124.82	128.83
85	K2	105	BCR	C11-C12-C13	-2.89	118.30	126.42
87	cL	517	CLA	CHB-C4A-NA	2.89	128.50	124.51
85	A2	847	BCR	C15-C16-C17	-2.89	117.56	123.47
82	gJ	201	PEB	CHA-C1B-NB	-2.89	118.89	124.93
82	kG	202	PEB	OD-C4D-C3D	-2.89	122.92	129.46
82	fK	202	PEB	C3B-C4B-NB	2.89	114.25	110.05
82	B9	203	PEB	OD-C4D-ND	-2.89	121.65	125.93
83	AM	304	PUB	OA-C1A-NA	-2.89	121.65	125.93
82	FB	201	PEB	C1B-C2B-C3B	-2.89	103.19	106.51
82	yC	203	PEB	C1B-C2B-C3B	-2.89	103.19	106.51
82	EQ	202	PEB	CHA-C1B-NB	-2.89	118.89	124.93
82	YD	202	PEB	OD-C4D-C3D	-2.89	122.92	129.46
82	I5	202	PEB	OD-C4D-C3D	-2.89	122.92	129.46
82	r8	202	PEB	CBA-CAA-C3A	-2.89	107.04	113.47
85	BL	618	BCR	C4-C5-C6	-2.89	118.54	122.73
82	CJ	201	PEB	C3B-C4B-NB	2.89	114.25	110.05
82	kJ	201	PEB	CMB-C2B-C1B	2.89	129.51	125.06
87	2N	311	CLA	O2D-CGD-O1D	-2.89	118.19	123.84
87	5N	601	CLA	O2D-CGD-O1D	-2.89	118.19	123.84
82	uK	201	PEB	CBA-CAA-C3A	2.89	119.89	113.47
87	62	310	CLA	C1B-CHB-C4A	-2.89	124.40	130.12
87	B2	830	CLA	CHB-C4A-NA	2.89	128.50	124.51
82	SH	202	PEB	C2A-C1A-NA	2.89	110.76	108.27
82	lM	202	PEB	C2A-C1A-NA	2.89	110.76	108.27
82	ED	202	PEB	CHA-C1B-NB	-2.89	118.90	124.93
82	HI	203	PEB	CHA-C1B-NB	-2.89	118.90	124.93
82	W9	203	PEB	CHA-C1B-NB	-2.89	118.90	124.93
82	UB	303	PEB	C3B-C4B-NB	2.89	114.25	110.05
82	hO	202	PEB	C3B-C4B-NB	2.89	114.25	110.05
82	XP	202	PEB	CHA-C1B-C2B	2.89	132.32	124.90
87	3N	303	CLA	O2D-CGD-O1D	-2.89	118.20	123.84
82	WG	202	PEB	C4B-C3B-C2B	-2.89	103.59	106.78
82	DK	203	PEB	C4B-C3B-C2B	-2.89	103.59	106.78
82	fF	201	PEB	C4B-C3B-C2B	-2.89	103.59	106.78

Continued on next page...

Continued from previous page...

Mol	Chain	Res	Type	Atoms	Z	Observed(^{o})	Ideal(^{o})
82	W9	201	PEB	OD-C4D-C3D	-2.89	122.92	129.46
82	gH	201	PEB	OD-C4D-C3D	-2.89	122.92	129.46
84	D4	1001	CYC	CHA-C1A-NA	-2.89	124.82	128.83
82	NG	201	PEB	C1B-C2B-C3B	-2.89	103.19	106.51
82	H5	203	PEB	C1B-C2B-C3B	-2.89	103.19	106.51
82	E7	201	PEB	CMD-C2D-C3D	2.89	134.13	130.06
82	WA	201	PEB	C3B-C4B-NB	2.89	114.25	110.05
82	YK	202	PEB	C3B-C4B-NB	2.89	114.25	110.05
85	b6	601	BCR	C23-C24-C25	-2.89	119.10	127.20
87	6N	610	CLA	CMB-C2B-C3B	2.89	130.08	124.68
82	F9	202	PEB	OD-C4D-ND	-2.89	121.66	125.93
82	fG	201	PEB	OD-C4D-ND	-2.89	121.66	125.93
82	bO	202	PEB	OD-C4D-ND	-2.89	121.66	125.93
82	D1	1002	PEB	CHC-C1D-ND	-2.88	110.60	113.95
82	C5	202	PEB	C2A-C1A-NA	2.88	110.76	108.27
82	G7	202	PEB	C2A-C1A-NA	2.88	110.76	108.27
82	WK	201	PEB	OD-C4D-C3D	-2.88	122.92	129.46
82	X7	203	PEB	OD-C4D-C3D	-2.88	122.92	129.46
87	d6	406	CLA	CMB-C2B-C3B	2.88	130.07	124.68
87	BN	820	CLA	CHB-C4A-NA	2.88	128.50	124.51
87	3N	307	CLA	CHB-C4A-NA	2.88	128.50	124.51
82	A1	302	PEB	C3B-C4B-NB	2.88	114.24	110.05
82	v8	201	PEB	C3B-C4B-NB	2.88	114.24	110.05
82	f4	201	PEB	C4B-C3B-C2B	-2.88	103.59	106.78
82	m4	202	PEB	C2A-C1A-NA	2.88	110.76	108.27
82	G5	202	PEB	C2A-C1A-NA	2.88	110.76	108.27
82	AG	301	PEB	OD-C4D-ND	-2.88	121.66	125.93
82	rK	202	PEB	OD-C4D-ND	-2.88	121.66	125.93
82	aO	202	PEB	OD-C4D-ND	-2.88	121.66	125.93
94	a6	601	PL9	C15-C14-C16	2.88	120.12	115.27
87	B2	814	CLA	O2D-CGD-O1D	-2.88	118.20	123.84
85	K6	102	BCR	C15-C16-C17	-2.88	117.57	123.47
87	K2	101	CLA	CMB-C2B-C3B	2.88	130.07	124.68
82	MD	201	PEB	CHB-C4B-C3B	-2.88	118.66	125.32
82	ZF	202	PEB	CHB-C4B-C3B	-2.88	118.66	125.32
82	XD	202	PEB	OD-C4D-C3D	-2.88	122.93	129.46
82	gO	202	PEB	CHA-C1B-NB	-2.88	118.90	124.93
82	PK	201	PEB	C3B-C4B-NB	2.88	114.24	110.05
82	UB	302	PEB	C3D-C4D-ND	2.88	112.92	107.26
82	D5	201	PEB	OD-C4D-ND	-2.88	121.66	125.93
82	dO	202	PEB	OD-C4D-ND	-2.88	121.66	125.93
82	BQ	202	PEB	C4B-C3B-C2B	-2.88	103.59	106.78

Continued on next page...

Continued from previous page...

Mol	Chain	Res	Type	Atoms	Z	Observed(^{o})	Ideal(^{o})
98	B2	837	PQN	C11-C3-C4	-2.88	115.42	118.50
82	GP	203	PEB	C1B-C2B-C3B	-2.88	103.20	106.51
82	EJ	201	PEB	C2A-C1A-NA	2.88	110.76	108.27
82	KQ	202	PEB	C2A-C1A-NA	2.88	110.76	108.27
82	F4	1002	PEB	CMB-C2B-C1B	2.88	129.50	125.06
82	iO	203	PEB	OD-C4D-C3D	-2.88	122.93	129.46
87	A2	852	CLA	CMB-C2B-C3B	2.88	130.07	124.68
82	VE	202	PEB	OD-C4D-ND	-2.88	121.66	125.93
82	c4	202	PEB	CHC-C1D-ND	-2.88	110.60	113.95
84	KH	1001	CYC	CHB-C1B-NB	-2.88	119.87	126.06
82	QM	204	PEB	C4B-C3B-C2B	-2.88	103.59	106.78
82	cK	202	PEB	CMB-C2B-C1B	2.88	129.50	125.06
87	72	603	CLA	O2D-CGD-CBD	2.88	116.39	111.27
82	GF	203	PEB	C3B-C4B-NB	2.88	114.24	110.05
82	lF	201	PEB	OA-C1A-NA	2.88	128.43	124.94
82	lH	201	PEB	CHA-C1B-NB	-2.88	118.91	124.93
82	HP	202	PEB	OD-C4D-ND	-2.88	121.66	125.93
82	S1	202	PEB	OD-C4D-ND	-2.88	121.66	125.93
82	kH	201	PEB	OD-C4D-C3D	-2.88	122.93	129.46
82	RB	202	PEB	CHC-C4C-C3C	-2.88	125.42	130.34
82	nF	201	PEB	CAB-CBB-CGB	-2.88	107.40	113.60
82	XK	203	PEB	C2A-C1A-NA	2.88	110.76	108.27
82	A4	301	PEB	C2A-C1A-NA	2.88	110.76	108.27
82	F9	202	PEB	C2A-C1A-NA	2.88	110.76	108.27
82	fO	201	PEB	C2A-C1A-NA	2.88	110.76	108.27
82	QF	201	PEB	C2A-C1A-NA	-2.88	105.79	108.27
87	B6	610	CLA	CMB-C2B-C3B	2.88	130.07	124.68
82	AK	201	PEB	C1C-CHB-C4B	2.88	132.25	128.81
88	d6	402	LHG	O8-C23-C24	2.88	120.95	111.91
82	HJ	201	PEB	CHA-C1B-NB	-2.88	118.91	124.93
82	l1	202	PEB	CHA-C1B-NB	-2.88	118.91	124.93
82	iF	202	PEB	CMB-C2B-C1B	2.88	129.50	125.06
82	PH	202	PEB	CAC-CBC-CGC	-2.88	105.68	113.76
82	UA	201	PEB	C4B-C3B-C2B	-2.88	103.59	106.78
82	b1	202	PEB	C4B-C3B-C2B	-2.88	103.59	106.78
82	fK	202	PEB	C4B-C3B-C2B	-2.88	103.59	106.78
84	FE	1001	CYC	C1A-C2A-C3A	-2.88	103.59	106.78
82	CF	201	PEB	C3B-C4B-NB	2.88	114.24	110.05
82	Y1	201	PEB	C3B-C4B-NB	2.88	114.24	110.05
82	qC	203	PEB	C3B-C4B-NB	2.88	114.24	110.05
82	lK	201	PEB	CAB-CBB-CGB	-2.88	107.40	113.60
82	QQ	201	PEB	CHB-C4B-C3B	-2.88	118.67	125.32

Continued on next page...

Continued from previous page...

Mol	Chain	Res	Type	Atoms	Z	Observed(^{o})	Ideal(^{o})
82	hO	202	PEB	CMB-C2B-C1B	2.88	129.50	125.06
87	CL	514	CLA	CHB-C4A-NA	2.88	128.50	124.51
82	vF	202	PEB	C2A-C1A-NA	2.88	110.76	108.27
82	P9	201	PEB	C4B-C3B-C2B	-2.88	103.59	106.78
94	A6	410	PL9	C27-C28-C29	-2.88	120.72	127.66
82	iE	201	PEB	CAB-CBB-CGB	-2.88	107.41	113.60
85	FN	204	BCR	C2-C1-C6	2.88	114.91	110.48
87	CL	504	CLA	O2D-CGD-O1D	-2.88	118.21	123.84
82	C5	202	PEB	OD-C4D-C3D	-2.88	122.94	129.46
82	R7	201	PEB	CHA-C1B-NB	-2.88	118.91	124.93
82	SE	201	PEB	C4B-C3B-C2B	-2.88	103.60	106.78
82	QG	203	PEB	CMB-C2B-C1B	2.88	129.50	125.06
82	nK	201	PEB	CAB-CBB-CGB	-2.88	107.41	113.60
84	N4	1001	CYC	C4A-C3A-C2A	-2.88	103.20	106.51
85	B6	601	BCR	C38-C26-C27	2.88	119.15	113.62
87	BN	820	CLA	O2D-CGD-O1D	-2.88	118.21	123.84
87	12	605	CLA	O2D-CGD-O1D	-2.88	118.21	123.84
82	O4	202	PEB	OD-C4D-ND	-2.88	121.67	125.93
82	cB	403	PEB	C3B-C4B-NB	2.88	114.24	110.05
82	AH	305	PEB	CHA-C1B-NB	-2.88	118.91	124.93
82	r8	202	PEB	CHB-C4B-C3B	2.88	131.97	125.32
82	RG	202	PEB	C4B-C3B-C2B	-2.88	103.60	106.78
82	fJ	202	PEB	C4B-C3B-C2B	-2.88	103.60	106.78
82	BD	202	PEB	CBC-CAC-C2C	-2.88	107.71	112.62
87	c6	612	CLA	CMB-C2B-C3B	2.88	130.06	124.68
82	SD	202	PEB	CMB-C2B-C1B	2.88	129.50	125.06
82	bO	202	PEB	CMB-C2B-C1B	2.88	129.50	125.06
84	NH	1001	CYC	C1B-C2B-C3B	-2.88	104.87	107.87
82	XA	203	PEB	OD-C4D-C3D	-2.88	122.94	129.46
85	CL	501	BCR	C21-C20-C19	-2.88	114.24	123.22
87	BN	815	CLA	O2D-CGD-O1D	-2.88	118.21	123.84
82	dO	202	PEB	CHC-C4C-C3C	-2.88	125.43	130.34
82	KE	201	PEB	C1B-C2B-C3B	-2.88	103.20	106.51
82	KP	201	PEB	C1B-C2B-C3B	-2.88	103.20	106.51
87	22	612	CLA	CHB-C4A-NA	2.88	128.49	124.51
87	B6	603	CLA	CMB-C2B-C3B	2.88	130.06	124.68
87	8N	308	CLA	CMB-C2B-C3B	2.88	130.06	124.68
85	BL	618	BCR	C20-C21-C22	-2.88	123.20	127.31
87	AN	818	CLA	O2D-CGD-O1D	-2.88	118.21	123.84
82	fO	201	PEB	OD-C4D-ND	-2.88	121.67	125.93
82	dQ	401	PEB	C2A-C1A-NA	2.88	110.75	108.27
82	CP	201	PEB	OD-C4D-C3D	-2.88	122.94	129.46

Continued on next page...

Continued from previous page...

Mol	Chain	Res	Type	Atoms	Z	Observed(^{o})	Ideal(^{o})
82	l1	201	PEB	C4B-C3B-C2B	-2.88	103.60	106.78
82	UJ	202	PEB	CHC-C1D-ND	-2.88	110.61	113.95
82	G5	202	PEB	OD-C4D-C3D	-2.88	122.94	129.46
82	eF	202	PEB	CHC-C4C-C3C	-2.88	125.43	130.34
82	1C	203	PEB	C3B-C4B-NB	2.88	114.23	110.05
82	PE	201	PEB	CHB-C4B-C3B	-2.88	118.68	125.32
82	WP	201	PEB	C3D-C4D-ND	2.88	112.90	107.26
82	VD	202	PEB	OD-C4D-ND	-2.88	121.67	125.93
82	m4	202	PEB	CAB-C3B-C4B	2.88	130.10	125.01
95	lL	101	DGD	C4D-C3D-C2D	2.88	115.84	110.82
87	7N	605	CLA	CMB-C2B-C3B	2.88	130.06	124.68
82	sC	203	PEB	CMB-C2B-C1B	2.88	129.49	125.06
82	wK	302	PEB	CHC-C4C-C3C	-2.88	125.43	130.34
82	Z5	304	PEB	CBC-CAC-C2C	-2.87	107.71	112.62
82	WH	203	PEB	C4B-C3B-C2B	-2.87	103.60	106.78
95	C6	523	DGD	O1G-C1A-C2A	2.87	120.93	111.91
82	V7	202	PEB	CHC-C1D-ND	-2.87	110.61	113.95
87	12	604	CLA	CMB-C2B-C3B	2.87	130.06	124.68
82	T4	202	PEB	OD-C4D-ND	-2.87	121.67	125.93
82	YM	203	PEB	C3B-C4B-NB	2.87	114.23	110.05
82	AO	301	PEB	C3B-C4B-NB	2.87	114.23	110.05
82	aJ	201	PEB	CMB-C2B-C1B	2.87	129.49	125.06
84	DH	1001	CYC	CHA-C1A-NA	-2.87	124.84	128.83
82	SD	202	PEB	C1B-C2B-C3B	-2.87	103.21	106.51
82	iK	201	PEB	C1B-C2B-C3B	-2.87	103.21	106.51
84	L4	1001	CYC	C4A-C3A-C2A	-2.87	103.21	106.51
87	52	601	CLA	O2D-CGD-O1D	-2.87	118.22	123.84
87	1N	605	CLA	O2D-CGD-O1D	-2.87	118.22	123.84
82	KK	203	PEB	OA-C1A-C2A	-2.87	123.89	126.17
84	R3	1001	CYC	OC-C1C-C2C	-2.87	123.89	126.17
85	LN	201	BCR	C20-C19-C18	-2.87	118.34	126.42
82	aF	203	PEB	OD-C4D-C3D	-2.87	122.95	129.46
82	dO	202	PEB	OD-C4D-C3D	-2.87	122.95	129.46
82	A5	202	PEB	C2A-C1A-NA	2.87	110.75	108.27
82	hJ	201	PEB	OD-C4D-C3D	-2.87	122.95	129.46
82	k4	201	PEB	C1B-C2B-C3B	-2.87	103.21	106.51
84	LO	1001	CYC	C4A-C3A-C2A	-2.87	103.21	106.51
87	A2	839	CLA	CHB-C4A-NA	2.87	128.49	124.51
82	MB	202	PEB	C4B-C3B-C2B	-2.87	103.60	106.78
82	dO	202	PEB	C4B-C3B-C2B	-2.87	103.60	106.78
83	M5	302	PUB	OD-C4D-ND	-2.87	121.67	125.93
87	C6	510	CLA	O2D-CGD-O1D	-2.87	118.22	123.84

Continued on next page...

Continued from previous page...

Mol	Chain	Res	Type	Atoms	Z	Observed(^{o})	Ideal(^{o})
82	fK	202	PEB	CMB-C2B-C1B	2.87	129.49	125.06
82	rF	201	PEB	OA-C1A-NA	2.87	128.42	124.94
82	FA	201	PEB	CHA-C1B-NB	-2.87	118.92	124.93
82	UF	202	PEB	OA-C1A-C2A	-2.87	123.89	126.17
82	aF	203	PEB	OA-C1A-C2A	-2.87	123.89	126.17
88	DL	407	LHG	O8-C23-C24	2.87	120.92	111.91
87	B6	614	CLA	CMB-C2B-C3B	2.87	130.05	124.68
87	1N	605	CLA	CMB-C2B-C3B	2.87	130.05	124.68
82	aF	203	PEB	CHA-C1B-C2B	2.87	132.29	124.90
82	LP	201	PEB	CHA-C1B-NB	-2.87	118.92	124.93
82	kJ	202	PEB	C3B-C4B-NB	2.87	114.23	110.05
82	nK	201	PEB	C3B-C4B-NB	2.87	114.23	110.05
82	GK	201	PEB	CMB-C2B-C1B	2.87	129.49	125.06
82	aM	202	PEB	CAA-C3A-C2A	-2.87	107.08	114.26
82	SP	201	PEB	C4B-C3B-C2B	-2.87	103.60	106.78
85	F2	204	BCR	C2-C1-C6	2.87	114.90	110.48
87	b6	604	CLA	CMB-C2B-C3B	2.87	130.05	124.68
87	B2	820	CLA	CHB-C4A-NA	2.87	128.48	124.51
82	F5	203	PEB	OD-C4D-ND	-2.87	121.68	125.93
87	42	610	CLA	C2A-C1A-CHA	2.87	128.88	123.86
82	AO	305	PEB	C3B-C4B-NB	2.87	114.23	110.05
82	18	203	PEB	C3B-C4B-NB	2.87	114.23	110.05
82	T1	201	PEB	OA-C1A-C2A	-2.87	123.89	126.17
82	QD	201	PEB	CHB-C4B-C3B	-2.87	118.69	125.32
82	B7	201	PEB	CHC-C1D-ND	-2.87	110.61	113.95
82	HD	203	PEB	C4B-C3B-C2B	-2.87	103.61	106.78
82	X5	202	PEB	OD-C4D-C3D	-2.87	122.95	129.46
82	z8	201	PEB	C2A-C1A-NA	2.87	110.75	108.27
87	72	610	CLA	CHB-C4A-NA	2.87	128.48	124.51
87	A2	820	CLA	CHB-C4A-NA	2.87	128.48	124.51
87	BL	601	CLA	O2D-CGD-O1D	-2.87	118.22	123.84
82	YE	202	PEB	C3B-C4B-NB	2.87	114.22	110.05
82	bO	202	PEB	C3B-C4B-NB	2.87	114.22	110.05
82	YQ	202	PEB	OD-C4D-C3D	-2.87	122.96	129.46
87	A2	836	CLA	O2D-CGD-O1D	-2.87	118.23	123.84
82	WE	202	PEB	C4B-C3B-C2B	-2.87	103.61	106.78
82	SH	203	PEB	C4B-C3B-C2B	-2.87	103.61	106.78
82	T7	203	PEB	OD-C4D-ND	-2.87	121.68	125.93
82	FP	201	PEB	CMB-C2B-C1B	2.87	129.48	125.06
94	A6	410	PL9	C53-C6-C1	2.87	120.86	114.99
82	U9	204	PEB	CBC-CAC-C2C	-2.87	107.72	112.62
82	IB	203	PEB	CAA-C3A-C4A	-2.87	105.30	112.67

Continued on next page...

Continued from previous page...

Mol	Chain	Res	Type	Atoms	Z	Observed(^{o})	Ideal(^{o})
82	JQ	203	PEB	OA-C1A-C2A	-2.87	123.89	126.17
85	AN	848	BCR	C12-C13-C14	-2.87	114.54	118.94
82	AQ	301	PEB	CHC-C4C-C3C	-2.87	125.44	130.34
82	KG	201	PEB	OD-C4D-C3D	-2.87	122.96	129.46
82	MP	203	PEB	OD-C4D-C3D	-2.87	122.96	129.46
82	HB	202	PEB	C1B-C2B-C3B	-2.87	103.21	106.51
82	ND	204	PEB	OD-C4D-ND	-2.87	121.68	125.93
82	O9	201	PEB	OD-C4D-ND	-2.87	121.68	125.93
82	iK	202	PEB	CHB-C4B-C3B	-2.87	118.69	125.32
82	SG	201	PEB	C4B-C3B-C2B	-2.87	103.61	106.78
82	MK	202	PEB	C4B-C3B-C2B	-2.87	103.61	106.78
87	B6	607	CLA	O2D-CGD-O1D	-2.87	118.23	123.84
82	SH	202	PEB	OD-C4D-ND	-2.87	121.68	125.93
82	CJ	202	PEB	CMB-C2B-C1B	2.87	129.48	125.06
94	A6	410	PL9	C30-C29-C31	2.87	120.10	115.27
82	PQ	201	PEB	C1B-C2B-C3B	-2.87	103.21	106.51
87	cL	512	CLA	CHB-C4A-NA	2.87	128.48	124.51
82	GF	201	PEB	C3B-C4B-NB	2.87	114.22	110.05
82	SJ	203	PEB	C3B-C4B-NB	2.87	114.22	110.05
82	GP	201	PEB	C3B-C4B-NB	2.87	114.22	110.05
82	M5	305	PEB	C2A-C1A-NA	2.87	110.75	108.27
82	VM	201	PEB	CHC-C1D-ND	2.87	117.28	113.95
82	EP	202	PEB	CHC-C1D-ND	-2.87	110.62	113.95
82	DF	203	PEB	C4B-C3B-C2B	-2.87	103.61	106.78
82	gO	201	PEB	C4B-C3B-C2B	-2.87	103.61	106.78
82	OP	201	PEB	OD-C4D-C3D	-2.87	122.96	129.46
82	qK	203	PEB	CAB-C3B-C4B	2.87	130.08	125.01
82	HB	203	PEB	CHB-C4B-C3B	-2.87	118.69	125.32
82	RG	202	PEB	OD-C4D-ND	-2.87	121.68	125.93
82	WG	203	PEB	OD-C4D-ND	-2.87	121.68	125.93
82	VM	201	PEB	OD-C4D-ND	-2.87	121.68	125.93
82	GK	201	PEB	C3B-C4B-NB	2.87	114.22	110.05
82	hB	301	PEB	C3B-C4B-NB	2.87	114.22	110.05
82	ZK	202	PEB	CHC-C1D-ND	2.87	117.28	113.95
82	h1	201	PEB	C4B-C3B-C2B	-2.87	103.61	106.78
82	iF	203	PEB	CHC-C4C-C3C	-2.87	125.45	130.34
87	32	306	CLA	CHB-C4A-NA	2.87	128.48	124.51
87	82	301	CLA	CHB-C4A-NA	2.87	128.48	124.51
82	bF	202	PEB	C1B-C2B-C3B	-2.87	103.22	106.51
87	C6	509	CLA	CMB-C2B-C3B	2.87	130.04	124.68
82	AP	203	PEB	CHA-C1B-NB	-2.87	118.94	124.93
82	WE	201	PEB	CBA-CAA-C3A	-2.87	107.08	113.47

Continued on next page...

Continued from previous page...

Mol	Chain	Res	Type	Atoms	Z	Observed(^{o})	Ideal(^{o})
82	CM	202	PEB	OD-C4D-ND	-2.87	121.68	125.93
82	a1	202	PEB	C4B-C3B-C2B	-2.87	103.61	106.78
82	G9	201	PEB	C4B-C3B-C2B	-2.87	103.61	106.78
84	FE	1002	CYC	C1A-C2A-C3A	-2.87	103.61	106.78
82	DJ	201	PEB	C3B-C4B-NB	2.87	114.22	110.05
82	TK	202	PEB	CHA-C1B-NB	-2.87	118.94	124.93
91	dL	403	PHO	O2A-CGA-CBA	2.87	120.90	111.91
82	R5	202	PEB	C2A-C1A-NA	2.87	110.74	108.27
82	fF	202	PEB	CMB-C2B-C1B	2.87	129.48	125.06
82	f4	201	PEB	OD-C4D-ND	-2.87	121.68	125.93
83	xK	301	PUB	OA-C1A-NA	-2.87	121.68	125.93
82	vF	202	PEB	C1B-C2B-C3B	-2.87	103.22	106.51
87	32	306	CLA	CAA-C2A-C3A	-2.87	107.10	114.26
82	D5	201	PEB	CHB-C4B-C3B	-2.87	118.70	125.32
85	BN	839	BCR	C15-C16-C17	-2.87	117.60	123.47
82	UM	203	PEB	CHA-C1B-NB	-2.87	118.94	124.93
82	S5	202	PEB	C3B-C4B-NB	2.87	114.22	110.05
82	dM	203	PEB	C3B-C4B-NB	2.87	114.22	110.05
82	WH	201	PEB	OD-C4D-C3D	-2.87	122.97	129.46
82	fB	301	PEB	OD-C4D-C3D	-2.87	122.97	129.46
82	hB	301	PEB	OD-C4D-C3D	-2.87	122.97	129.46
82	cK	201	PEB	CAB-C3B-C4B	2.87	130.08	125.01
82	V7	201	PEB	OD-C4D-C3D	-2.87	122.97	129.46
82	kO	201	PEB	C1B-C2B-C3B	-2.87	103.22	106.51
82	QH	201	PEB	C2A-C1A-NA	2.87	110.74	108.27
82	wK	301	PEB	OA-C1A-C2A	-2.87	123.89	126.17
82	BM	301	PEB	C4B-C3B-C2B	-2.86	103.61	106.78
82	XM	201	PEB	OD-C4D-ND	-2.86	121.69	125.93
82	hM	201	PEB	OD-C4D-C3D	-2.86	122.97	129.46
87	62	311	CLA	CMB-C2B-C3B	2.86	130.04	124.68
85	C6	507	BCR	C3-C4-C5	-2.86	108.96	114.08
87	cL	516	CLA	CHB-C4A-NA	2.86	128.47	124.51
87	AN	836	CLA	O2D-CGD-O1D	-2.86	118.24	123.84
82	WA	202	PEB	OD-C4D-ND	-2.86	121.69	125.93
82	PE	201	PEB	OD-C4D-ND	-2.86	121.69	125.93
82	H9	203	PEB	OD-C4D-ND	-2.86	121.69	125.93
82	rF	202	PEB	OD-C4D-ND	-2.86	121.69	125.93
82	hJ	202	PEB	C2A-C1A-NA	2.86	110.74	108.27
85	hL	102	BCR	C29-C30-C25	2.86	114.89	110.48
82	wF	302	PEB	CHC-C4C-C3C	-2.86	125.45	130.34
82	U7	201	PEB	C4B-C3B-C2B	-2.86	103.61	106.78
82	fO	201	PEB	C4B-C3B-C2B	-2.86	103.61	106.78

Continued on next page...

Continued from previous page...

Mol	Chain	Res	Type	Atoms	Z	Observed(^{o})	Ideal(^{o})
82	jO	201	PEB	OA-C1A-C2A	-2.86	123.90	126.17
87	BN	830	CLA	CHB-C4A-NA	2.86	128.47	124.51
82	BQ	202	PEB	CHA-C1B-NB	-2.86	118.94	124.93
82	Z5	304	PEB	OD-C4D-ND	-2.86	121.69	125.93
82	QK	203	PEB	CAA-C3A-C2A	2.86	121.41	114.26
82	hF	201	PEB	C3B-C4B-NB	2.86	114.21	110.05
87	12	605	CLA	CMB-C2B-C3B	2.86	130.03	124.68
82	CQ	201	PEB	CHA-C1B-NB	-2.86	118.94	124.93
82	B9	202	PEB	CHA-C4A-NA	-2.86	121.80	125.20
82	fG	201	PEB	C1C-CHB-C4B	2.86	132.23	128.81
87	BN	801	CLA	C1B-CHB-C4A	-2.86	124.45	130.12
82	sC	202	PEB	C2A-C1A-NA	2.86	110.74	108.27
82	jH	201	PEB	C2A-C1A-NA	2.86	110.74	108.27
82	VA	201	PEB	OD-C4D-C3D	-2.86	122.97	129.46
82	w8	201	PEB	C3B-C4B-NB	2.86	114.21	110.05
84	P3	1001	CYC	OC-C1C-C2C	-2.86	123.90	126.17
82	s8	202	PEB	CHB-C4B-NB	-2.86	124.86	128.83
82	LQ	201	PEB	CMB-C2B-C1B	2.86	129.47	125.06
87	22	604	CLA	O2D-CGD-O1D	-2.86	118.24	123.84
82	UJ	201	PEB	OD-C4D-ND	-2.86	121.69	125.93
87	1N	611	CLA	CMB-C2B-C3B	2.86	130.03	124.68
82	UH	202	PEB	CAB-CBB-CGB	-2.86	107.44	113.60
82	F5	202	PEB	CHB-C4B-NB	-2.86	124.86	128.83
82	J4	1002	PEB	OD-C4D-C3D	-2.86	122.98	129.46
82	kE	202	PEB	OD-C4D-C3D	-2.86	122.98	129.46
82	HQ	202	PEB	CHC-C1D-ND	-2.86	110.62	113.95
87	A2	817	CLA	CAA-C2A-C3A	-2.86	107.11	114.26
82	UH	203	PEB	C2A-C1A-NA	2.86	110.74	108.27
82	MJ	201	PEB	C2A-C1A-NA	2.86	110.74	108.27
82	AQ	303	PEB	C2A-C1A-NA	2.86	110.74	108.27
82	P5	202	PEB	C2A-C1A-NA	2.86	110.74	108.27
95	c6	620	DGD	O1G-C1A-C2A	2.86	120.89	111.91
82	TA	203	PEB	OD-C4D-ND	-2.86	121.69	125.93
82	HI	201	PEB	CBC-CAC-C2C	-2.86	107.74	112.62
82	gF	202	PEB	C4B-C3B-C2B	-2.86	103.62	106.78
82	EJ	201	PEB	CMB-C2B-C1B	2.86	129.47	125.06
82	PO	203	PEB	OD-C4D-ND	-2.86	121.69	125.93
82	TO	202	PEB	OD-C4D-ND	-2.86	121.69	125.93
87	I2	103	CLA	CHB-C4A-NA	2.86	128.47	124.51
82	eE	201	PEB	C2A-C1A-NA	2.86	110.74	108.27
82	hK	202	PEB	C2A-C1A-NA	2.86	110.74	108.27
91	d6	404	PHO	C4-C3-C5	2.86	120.08	115.27

Continued on next page...

Continued from previous page...

Mol	Chain	Res	Type	Atoms	Z	Observed(^{o})	Ideal(^{o})
82	II	203	PEB	C1C-CHB-C4B	2.86	132.23	128.81
82	YM	203	PEB	OD-C4D-C3D	-2.86	122.98	129.46
82	L7	201	PEB	OD-C4D-ND	-2.86	121.69	125.93
82	VB	201	PEB	C1B-C2B-C3B	-2.86	103.22	106.51
82	eB	201	PEB	C1B-C2B-C3B	-2.86	103.22	106.51
87	A2	813	CLA	CMB-C2B-C3B	2.86	130.03	124.68
82	cO	202	PEB	CHC-C1D-ND	-2.86	110.63	113.95
82	AH	302	PEB	C3B-C4B-NB	2.86	114.21	110.05
82	KI	201	PEB	C3B-C4B-NB	2.86	114.21	110.05
87	3N	307	CLA	CAA-C2A-C3A	-2.86	107.11	114.26
87	4N	605	CLA	C3A-C2A-C1A	2.86	105.62	101.34
82	Y9	201	PEB	O2B-CGB-CBB	2.86	123.22	114.03
82	Q7	202	PEB	C2A-C1A-NA	2.86	110.74	108.27
87	AN	820	CLA	CHB-C4A-NA	2.86	128.47	124.51
82	NJ	201	PEB	CAB-CBB-CGB	-2.86	107.45	113.60
82	mO	202	PEB	CAB-C3B-C4B	2.86	130.07	125.01
82	PA	202	PEB	C1B-C2B-C3B	-2.86	103.22	106.51
82	LE	1002	PEB	C1B-C2B-C3B	-2.86	103.22	106.51
82	gF	201	PEB	CMB-C2B-C3B	-2.86	118.36	126.12
82	WE	203	PEB	OD-C4D-ND	-2.86	121.69	125.93
82	OO	202	PEB	OD-C4D-ND	-2.86	121.69	125.93
82	O7	202	PEB	OD-C4D-ND	-2.86	121.69	125.93
82	hO	201	PEB	C4B-NB-C1B	-2.86	101.12	106.51
82	OJ	203	PEB	CAA-C3A-C4A	-2.86	105.33	112.67
82	QJ	203	PEB	C3B-C4B-NB	2.86	114.21	110.05
82	YJ	203	PEB	C1B-C2B-C3B	-2.86	103.23	106.51
82	N1	1002	PEB	C2A-C1A-NA	2.86	110.74	108.27
84	I4	1001	CYC	CHA-C1A-NA	-2.86	124.86	128.83
82	OE	202	PEB	C3B-C4B-NB	2.86	114.21	110.05
82	gH	201	PEB	C3B-C4B-NB	2.86	114.21	110.05
87	B2	813	CLA	O2D-CGD-O1D	-2.86	118.25	123.84
82	Z5	301	PEB	CHC-C4C-C3C	-2.86	125.46	130.34
82	B9	201	PEB	OD-C4D-ND	-2.86	121.70	125.93
82	uC	203	PEB	OD-C4D-ND	-2.86	121.70	125.93
82	HJ	201	PEB	OD-C4D-C3D	-2.86	122.99	129.46
82	jJ	203	PEB	OD-C4D-C3D	-2.86	122.99	129.46
87	82	308	CLA	CMB-C2B-C3B	2.86	130.02	124.68
82	vC	201	PEB	C3B-C4B-NB	2.86	114.20	110.05
87	62	308	CLA	CMB-C2B-C3B	2.86	130.02	124.68
82	hJ	202	PEB	C4B-C3B-C2B	-2.86	103.62	106.78
82	M5	304	PEB	CBC-CAC-C2C	-2.86	107.75	112.62
82	UG	201	PEB	C1B-C2B-C3B	-2.86	103.23	106.51

Continued on next page...

Continued from previous page...

Mol	Chain	Res	Type	Atoms	Z	Observed(^{o})	Ideal(^{o})
82	HI	203	PEB	C1B-C2B-C3B	-2.86	103.23	106.51
82	r8	201	PEB	C1B-C2B-C3B	-2.86	103.23	106.51
82	GF	201	PEB	CMB-C2B-C1B	2.86	129.46	125.06
82	iG	201	PEB	CAB-CBB-CGB	-2.86	107.46	113.60
82	AE	304	PEB	OD-C4D-ND	-2.86	121.70	125.93
82	gO	203	PEB	OD-C4D-C3D	-2.86	122.99	129.46
85	LN	201	BCR	C11-C10-C9	-2.86	123.23	127.31
82	U1	202	PEB	CAB-CBB-CGB	-2.86	107.46	113.60
88	I6	101	LHG	O2-C2-C3	2.86	119.57	109.56
82	UQ	202	PEB	C2A-C1A-NA	2.86	110.73	108.27
82	FA	202	PEB	CMB-C2B-C1B	2.86	129.46	125.06
82	WQ	202	PEB	C4B-C3B-C2B	-2.86	103.62	106.78
82	h4	202	PEB	C4B-C3B-C2B	-2.86	103.62	106.78
84	DE	1001	CYC	CHB-C1B-NB	-2.86	119.93	126.06
85	bL	603	BCR	C16-C15-C14	-2.86	117.62	123.47
82	F9	203	PEB	C1B-C2B-C3B	-2.86	103.23	106.51
82	EF	201	PEB	CHB-C4B-C3B	-2.86	118.72	125.32
82	GA	202	PEB	C3B-C4B-NB	2.86	114.20	110.05
82	MK	202	PEB	C3B-C4B-NB	2.86	114.20	110.05
82	EK	201	PEB	CHB-C4B-C3B	-2.86	118.72	125.32
82	R7	201	PEB	CHC-C4C-C3C	-2.86	125.47	130.34
82	F9	203	PEB	CHC-C4C-C3C	-2.86	125.47	130.34
82	Y7	304	PEB	OD-C4D-C3D	-2.86	122.99	129.46
87	32	302	CLA	O2D-CGD-O1D	-2.86	118.26	123.84
82	CD	201	PEB	CHA-C1B-NB	-2.85	118.96	124.93
82	MD	202	PEB	C4B-C3B-C2B	-2.85	103.62	106.78
82	rC	201	PEB	C1B-C2B-C3B	-2.85	103.23	106.51
82	hM	202	PEB	C1B-C2B-C3B	-2.85	103.23	106.51
87	B2	825	CLA	C1B-CHB-C4A	-2.85	124.46	130.12
82	wC	204	PEB	OD-C4D-ND	-2.85	121.70	125.93
83	Y7	302	PUB	OA-C1A-NA	-2.85	121.70	125.93
87	IN	103	CLA	CMB-C2B-C3B	2.85	130.02	124.68
87	22	611	CLA	O2D-CGD-O1D	-2.85	118.26	123.84
87	32	309	CLA	O2D-CGD-O1D	-2.85	118.26	123.84
82	OE	203	PEB	CHA-C1B-NB	-2.85	118.96	124.93
82	V1	203	PEB	CHA-C1B-NB	-2.85	118.96	124.93
82	d4	202	PEB	OD-C4D-C3D	-2.85	122.99	129.46
87	72	604	CLA	CMB-C2B-C3B	2.85	130.02	124.68
82	M9	301	PEB	OD-C4D-ND	-2.85	121.70	125.93
82	R7	201	PEB	C4B-C3B-C2B	-2.85	103.62	106.78
82	bP	501	PEB	CHA-C1B-NB	-2.85	118.96	124.93
82	tK	201	PEB	C1B-C2B-C3B	-2.85	103.23	106.51

Continued on next page...

Continued from previous page...

Mol	Chain	Res	Type	Atoms	Z	Observed(^{o})	Ideal(^{o})
82	GB	203	PEB	CMB-C2B-C1B	2.85	129.46	125.06
82	eH	201	PEB	CMB-C2B-C1B	2.85	129.46	125.06
82	jM	201	PEB	CHA-C1B-C2B	2.85	132.24	124.90
82	hE	201	PEB	CHB-C4B-NB	-2.85	124.87	128.83
87	AN	802	CLA	C1B-CHB-C4A	-2.85	124.47	130.12
82	QA	202	PEB	C2A-C1A-NA	2.85	110.73	108.27
82	YG	202	PEB	C3B-C4B-NB	2.85	114.20	110.05
87	A2	808	CLA	CMB-C2B-C3B	2.85	130.02	124.68
82	rC	202	PEB	CBA-CAA-C3A	-2.85	107.11	113.47
82	EF	202	PEB	CMB-C2B-C1B	2.85	129.46	125.06
82	BJ	301	PEB	CBC-CAC-C2C	2.85	117.49	112.62
84	63	901	CYC	C1A-C2A-C3A	-2.85	103.62	106.78
82	YG	201	PEB	C1B-C2B-C3B	-2.85	103.23	106.51
82	VH	202	PEB	CHA-C1B-NB	-2.85	118.97	124.93
82	F7	202	PEB	CHA-C1B-NB	-2.85	118.97	124.93
95	hL	101	DGD	C2G-O2G-C1B	-2.85	110.77	117.79
82	CF	203	PEB	C3B-C4B-NB	2.85	114.20	110.05
82	UP	201	PEB	CAA-C3A-C4A	-2.85	105.35	112.67
82	SH	202	PEB	C3D-C4D-ND	2.85	112.86	107.26
87	72	605	CLA	CMB-C2B-C3B	2.85	130.01	124.68
87	BN	814	CLA	O2D-CGD-O1D	-2.85	118.26	123.84
82	ZG	202	PEB	OA-C1A-C2A	-2.85	123.91	126.17
82	dG	202	PEB	C2A-C1A-NA	2.85	110.73	108.27
82	TK	202	PEB	CAA-C3A-C4A	-2.85	105.35	112.67
82	VG	201	PEB	C1B-C2B-C3B	-2.85	103.23	106.51
82	lH	202	PEB	C4B-C3B-C2B	-2.85	103.63	106.78
82	HQ	203	PEB	C3B-C4B-NB	2.85	114.20	110.05
95	J6	101	DGD	C2G-O2G-C1B	-2.85	110.77	117.79
82	DB	202	PEB	OD-C4D-ND	-2.85	121.70	125.93
82	lE	201	PEB	OD-C4D-ND	-2.85	121.70	125.93
87	AN	814	CLA	CMB-C2B-C3B	2.85	130.01	124.68
85	K6	102	BCR	C35-C13-C14	-2.85	118.93	122.92
82	eG	203	PEB	OD-C4D-C3D	-2.85	123.00	129.46
87	4N	610	CLA	C2A-C1A-CHA	2.85	128.84	123.86
87	4N	601	CLA	O2D-CGD-O1D	-2.85	118.26	123.84
82	Q5	201	PEB	OD-C4D-ND	-2.85	121.71	125.93
82	mG	201	PEB	C1B-C2B-C3B	-2.85	103.23	106.51
82	gH	203	PEB	C4B-C3B-C2B	-2.85	103.63	106.78
82	VB	202	PEB	C2A-C1A-NA	2.85	110.73	108.27
82	E5	202	PEB	C2A-C1A-NA	2.85	110.73	108.27
87	A2	801	CLA	C1B-CHB-C4A	-2.85	124.47	130.12
82	AP	201	PEB	OA-C1A-C2A	-2.85	123.91	126.17

Continued on next page...

Continued from previous page...

Mol	Chain	Res	Type	Atoms	Z	Observed(^{o})	Ideal(^{o})
82	lO	201	PEB	OD-C4D-C3D	-2.85	123.00	129.46
83	AJ	304	PUB	CMD-C2D-C3D	2.85	132.05	127.77
87	B2	836	CLA	CMB-C2B-C3B	2.85	130.01	124.68
82	W1	202	PEB	C3B-C4B-NB	2.85	114.20	110.05
82	b4	202	PEB	C3B-C4B-NB	2.85	114.20	110.05
82	W7	201	PEB	C3B-C4B-NB	2.85	114.20	110.05
87	A2	806	CLA	C1B-CHB-C4A	-2.85	124.47	130.12
82	NJ	202	PEB	O2B-CGB-CBB	2.85	123.19	114.03
82	UG	203	PEB	CMB-C2B-C1B	2.85	129.45	125.06
82	QM	202	PEB	CMB-C2B-C1B	2.85	129.45	125.06
82	a4	202	PEB	OD-C4D-ND	-2.85	121.71	125.93
87	12	605	CLA	CHB-C4A-NA	2.85	128.45	124.51
82	U9	203	PEB	C4B-C3B-C2B	-2.85	103.63	106.78
82	qK	203	PEB	C4B-C3B-C2B	-2.85	103.63	106.78
82	GE	1002	PEB	C1C-CHB-C4B	2.85	132.21	128.81
82	OJ	203	PEB	CMA-C2A-C1A	-2.85	106.26	112.40
87	72	607	CLA	C1B-CHB-C4A	-2.85	124.47	130.12
82	dD	401	PEB	C2A-C1A-NA	2.85	110.73	108.27
82	rC	202	PEB	CHB-C4B-C3B	2.85	131.91	125.32
82	PA	203	PEB	CHB-C4B-C3B	-2.85	118.74	125.32
82	WM	203	PEB	OD-C4D-ND	-2.85	121.71	125.93
87	B2	824	CLA	CHB-C4A-NA	2.85	128.45	124.51
87	AN	813	CLA	CMB-C2B-C3B	2.85	130.01	124.68
85	k6	102	BCR	C35-C13-C14	-2.85	118.93	122.92
82	OG	203	PEB	CHA-C1B-NB	-2.85	118.97	124.93
84	63	901	CYC	CHB-C1B-C2B	-2.85	121.30	126.95
82	QF	202	PEB	C3B-C4B-NB	2.85	114.19	110.05
82	SH	201	PEB	C3B-C4B-NB	2.85	114.19	110.05
82	CK	201	PEB	C3B-C4B-NB	2.85	114.19	110.05
82	A4	301	PEB	C3B-C4B-NB	2.85	114.19	110.05
82	rK	201	PEB	C3B-C4B-NB	2.85	114.19	110.05
82	lJ	203	PEB	OD-C4D-ND	-2.85	121.71	125.93
82	QE	202	PEB	CBC-CAC-C2C	-2.85	107.76	112.62
82	WI	202	PEB	C2B-C1B-NB	2.85	116.61	110.53
82	jH	202	PEB	C3B-C4B-NB	2.85	114.19	110.05
87	A2	814	CLA	CMB-C2B-C3B	2.85	130.01	124.68
82	fM	203	PEB	CHA-C1B-NB	-2.85	118.97	124.93
82	eF	201	PEB	CMB-C2B-C1B	2.85	129.45	125.06
82	OD	202	PEB	C1C-CHB-C4B	-2.85	125.41	128.81
82	mO	203	PEB	OA-C1A-C2A	-2.85	123.91	126.17
82	w8	204	PEB	OD-C4D-ND	-2.85	121.71	125.93
85	A2	848	BCR	C30-C25-C24	2.85	123.84	115.78

Continued on next page...

Continued from previous page...

Mol	Chain	Res	Type	Atoms	Z	Observed(^{o})	Ideal(^{o})
82	QF	203	PEB	CAA-C3A-C2A	2.85	121.38	114.26
87	B6	616	CLA	O2D-CGD-O1D	-2.85	118.27	123.84
82	iF	202	PEB	CHB-C4B-C3B	-2.85	118.74	125.32
82	FM	202	PEB	OD-C4D-ND	-2.85	121.71	125.93
82	eO	201	PEB	CHB-C4B-C3B	-2.85	118.74	125.32
82	PF	201	PEB	C1C-CHB-C4B	2.85	132.21	128.81
87	3N	309	CLA	O2D-CGD-O1D	-2.85	118.27	123.84
82	Y9	202	PEB	C1B-C2B-C3B	-2.85	103.24	106.51
82	UM	202	PEB	CHA-C1B-C2B	2.85	132.22	124.90
82	qF	201	PEB	CHA-C1B-C2B	2.85	132.22	124.90
82	D9	203	PEB	CHC-C4C-C3C	-2.85	125.48	130.34
82	H9	202	PEB	OA-C1A-C2A	-2.85	123.91	126.17
82	XF	202	PEB	C3B-C4B-NB	2.85	114.19	110.05
82	bF	202	PEB	C3B-C4B-NB	2.85	114.19	110.05
82	AH	301	PEB	C1B-C2B-C3B	-2.85	103.24	106.51
87	dL	402	CLA	O2D-CGD-CBD	2.85	116.33	111.27
82	S1	201	PEB	C3B-C4B-NB	2.85	114.19	110.05
82	A1	305	PEB	C3B-C4B-NB	2.85	114.19	110.05
82	d4	202	PEB	OD-C4D-ND	-2.85	121.71	125.93
82	sC	202	PEB	CHB-C4B-NB	-2.85	124.88	128.83
82	V1	201	PEB	CHB-C4B-C3B	-2.85	118.74	125.32
92	B6	622	LMG	C8-O7-C10	-2.85	110.78	117.79
87	7N	604	CLA	CHB-C4A-NA	2.85	128.45	124.51
87	42	611	CLA	O2D-CGD-O1D	-2.85	118.27	123.84
82	KF	203	PEB	OA-C1A-C2A	-2.85	123.91	126.17
82	m4	203	PEB	OA-C1A-C2A	-2.85	123.91	126.17
85	AN	848	BCR	C30-C25-C24	2.85	123.83	115.78
87	AN	817	CLA	CAA-C2A-C3A	-2.85	107.15	114.26
82	QB	202	PEB	C4B-C3B-C2B	-2.85	103.63	106.78
82	AH	302	PEB	C4B-C3B-C2B	-2.85	103.63	106.78
82	aF	203	PEB	C4B-C3B-C2B	-2.85	103.63	106.78
82	tF	202	PEB	C4B-C3B-C2B	-2.85	103.63	106.78
82	KQ	202	PEB	OD-C4D-C3D	-2.85	123.01	129.46
82	t8	202	PEB	OD-C4D-C3D	-2.85	123.01	129.46
87	KN	102	CLA	O2D-CGD-O1D	-2.85	118.27	123.84
87	A2	840	CLA	O2D-CGD-O1D	-2.85	118.27	123.84
82	b4	201	PEB	CMA-C2A-C1A	-2.85	106.27	112.40
82	GK	202	PEB	CAC-C2C-C3C	2.85	135.42	127.25
82	XD	202	PEB	CMB-C2B-C1B	2.85	129.45	125.06
82	AP	202	PEB	CMB-C2B-C1B	2.85	129.45	125.06
82	NB	201	PEB	OD-C4D-C3D	-2.85	123.01	129.46
82	fE	203	PEB	OD-C4D-C3D	-2.85	123.01	129.46

Continued on next page...

Continued from previous page...

Mol	Chain	Res	Type	Atoms	Z	Observed(^{o})	Ideal(^{o})
82	FA	202	PEB	CHA-C1B-NB	-2.85	118.98	124.93
82	aJ	202	PEB	CHC-C1D-ND	-2.85	110.64	113.95
82	eJ	202	PEB	CHC-C1D-ND	-2.85	110.64	113.95
82	kK	203	PEB	C3B-C4B-NB	2.85	114.19	110.05
83	xF	305	PUB	C2C-C1C-NC	2.85	114.19	110.05
82	OA	202	PEB	OD-C4D-ND	-2.85	121.72	125.93
85	hL	102	BCR	C2-C1-C6	2.85	114.86	110.48
87	BL	606	CLA	C2A-C1A-CHA	2.85	128.83	123.86
87	6N	607	CLA	CMB-C2B-C3B	2.85	130.00	124.68
82	EJ	203	PEB	OD-C4D-C3D	-2.84	123.01	129.46
82	YP	502	PEB	C4B-C3B-C2B	-2.84	103.63	106.78
84	DE	1001	CYC	C1A-C2A-C3A	-2.84	103.63	106.78
82	UK	202	PEB	OA-C1A-C2A	-2.84	123.91	126.17
82	HD	203	PEB	C3B-C4B-NB	2.84	114.19	110.05
82	Q9	203	PEB	CHC-C1D-ND	-2.84	110.64	113.95
82	oK	202	PEB	CHC-C1D-ND	-2.84	110.64	113.95
82	Y5	202	PEB	CAA-C3A-C4A	-2.84	105.37	112.67
82	Z1	202	PEB	C1B-C2B-C3B	-2.84	103.24	106.51
82	DP	202	PEB	C2A-C1A-NA	2.84	110.72	108.27
82	aH	201	PEB	C2A-C1A-NA	2.84	110.72	108.27
87	CL	511	CLA	CHB-C4A-NA	2.84	128.44	124.51
87	cL	511	CLA	CHB-C4A-NA	2.84	128.44	124.51
82	MB	201	PEB	C4B-C3B-C2B	-2.84	103.64	106.78
82	XA	203	PEB	CHC-C4C-C3C	-2.84	125.49	130.34
82	J9	202	PEB	CAB-C3B-C4B	2.84	130.04	125.01
87	2N	307	CLA	CMB-C2B-C3B	2.84	130.00	124.68
82	MF	202	PEB	C3B-C4B-NB	2.84	114.19	110.05
82	LF	202	PEB	OD-C4D-C3D	-2.84	123.02	129.46
82	M5	304	PEB	OD-C4D-C3D	-2.84	123.02	129.46
82	CM	201	PEB	CHC-C1D-ND	-2.84	110.64	113.95
82	Q5	201	PEB	OA-C1A-C2A	-2.84	123.91	126.17
84	K3	1001	CYC	OC-C1C-C2C	-2.84	123.91	126.17
84	v3	1001	CYC	OC-C1C-C2C	-2.84	123.91	126.17
82	WF	203	PEB	CMB-C2B-C1B	2.84	129.44	125.06
82	s8	203	PEB	CMB-C2B-C1B	2.84	129.44	125.06
84	C4	1001	CYC	C2A-C1A-NA	2.84	114.19	110.05
82	LI	202	PEB	OD-C4D-ND	-2.84	121.72	125.93
84	NH	1001	CYC	C2B-C1B-NB	2.84	111.15	106.99
82	O9	201	PEB	C2A-C1A-NA	2.84	110.72	108.27
82	TD	203	PEB	CHA-C1B-NB	-2.84	118.99	124.93
82	YA	304	PEB	OD-C4D-C3D	-2.84	123.02	129.46
87	A2	811	CLA	CHB-C4A-NA	2.84	128.44	124.51

Continued on next page...

Continued from previous page...

Mol	Chain	Res	Type	Atoms	Z	Observed(^{o})	Ideal(^{o})
82	AH	305	PEB	C1B-C2B-C3B	-2.84	103.24	106.51
82	QG	202	PEB	CBC-CAC-C2C	-2.84	107.77	112.62
82	UD	202	PEB	C3B-C4B-NB	2.84	114.18	110.05
82	WE	201	PEB	OD-C4D-ND	-2.84	121.72	125.93
82	HD	203	PEB	CHA-C1B-NB	-2.84	118.99	124.93
82	bO	201	PEB	CMA-C2A-C1A	-2.84	106.28	112.40
84	t3	1001	CYC	OC-C1C-C2C	-2.84	123.91	126.17
82	A9	201	PEB	OD-C4D-C3D	-2.84	123.02	129.46
82	fG	203	PEB	OD-C4D-C3D	-2.84	123.02	129.46
82	ZG	202	PEB	CHC-C4C-C3C	-2.84	125.49	130.34
82	WD	202	PEB	C4B-C3B-C2B	-2.84	103.64	106.78
82	JM	202	PEB	CAB-C3B-C4B	2.84	130.04	125.01
82	M9	302	PEB	CMB-C2B-C1B	2.84	129.44	125.06
84	L1	1001	CYC	OB-C4B-C3B	-2.84	124.96	128.04
95	cL	502	DGD	O1G-C1A-C2A	2.84	120.83	111.91
96	FL	102	HEM	CHD-C1D-C2D	-2.84	120.54	124.98
82	N5	202	PEB	C2A-C1A-NA	2.84	110.72	108.27
82	VE	201	PEB	C1B-C2B-C3B	-2.84	103.25	106.51
82	mE	201	PEB	C1B-C2B-C3B	-2.84	103.25	106.51
84	D1	1001	CYC	CHA-C1A-NA	-2.84	124.89	128.83
82	NB	203	PEB	CBB-CAB-C3B	-2.84	104.73	112.63
94	A6	410	PL9	C15-C14-C16	2.84	120.05	115.27
82	aK	203	PEB	OD-C4D-C3D	-2.84	123.02	129.46
82	RA	201	PEB	C4B-C3B-C2B	-2.84	103.64	106.78
87	2N	306	CLA	CMB-C2B-C3B	2.84	129.99	124.68
95	CL	523	DGD	O1G-C1A-C2A	2.84	120.82	111.91
82	DB	203	PEB	C1C-CHB-C4B	2.84	132.20	128.81
87	AN	831	CLA	C1B-CHB-C4A	-2.84	124.49	130.12
84	g3	1001	CYC	OC-C1C-C2C	-2.84	123.91	126.17
87	42	608	CLA	CMA-C3A-C4A	-2.84	104.14	111.77
82	UJ	203	PEB	OD-C4D-C3D	-2.84	123.02	129.46
82	GJ	203	PEB	CAA-C3A-C4A	-2.84	105.38	112.67
82	OG	201	PEB	CAA-C3A-C2A	-2.84	107.16	114.26
82	XP	201	PEB	C1B-C2B-C3B	-2.84	103.25	106.51
82	r8	202	PEB	C1B-C2B-C3B	-2.84	103.25	106.51
87	BN	821	CLA	CHB-C4A-NA	2.84	128.44	124.51
82	NG	201	PEB	CHC-C4C-C3C	-2.84	125.49	130.34
82	eO	203	PEB	C3B-C4B-NB	2.84	114.18	110.05
82	RO	201	PEB	C4B-C3B-C2B	-2.84	103.64	106.78
82	cO	202	PEB	C4B-C3B-C2B	-2.84	103.64	106.78
85	bL	601	BCR	C7-C8-C9	-2.84	121.94	126.23
87	1N	604	CLA	CMB-C2B-C3B	2.84	129.99	124.68

Continued on next page...

Continued from previous page...

Mol	Chain	Res	Type	Atoms	Z	Observed(^{o})	Ideal(^{o})
87	7N	605	CLA	O2D-CGD-O1D	-2.84	118.28	123.84
87	AN	806	CLA	C1B-CHB-C4A	-2.84	124.49	130.12
82	N7	202	PEB	CHB-C4B-NB	-2.84	124.89	128.83
82	p8	201	PEB	C1B-C2B-C3B	-2.84	103.25	106.51
82	YP	501	PEB	OD-C4D-ND	-2.84	121.72	125.93
82	UH	202	PEB	OA-C1A-C2A	-2.84	123.92	126.17
82	EI	201	PEB	OA-C1A-C2A	-2.84	123.92	126.17
82	h4	202	PEB	C3B-C4B-NB	2.84	114.18	110.05
82	fB	301	PEB	C3B-C4B-NB	2.84	114.18	110.05
87	1N	605	CLA	CHB-C4A-NA	2.84	128.44	124.51
82	HB	203	PEB	CBC-CAC-C2C	-2.84	107.77	112.62
82	F5	203	PEB	CBC-CAC-C2C	-2.84	107.77	112.62
82	iF	203	PEB	C2A-C1A-NA	2.84	110.72	108.27
85	C6	507	BCR	C33-C5-C4	2.84	119.07	113.62
82	P1	202	PEB	CAC-CBC-CGC	-2.84	105.80	113.76
82	MQ	201	PEB	CHB-C4B-C3B	-2.84	118.76	125.32
82	uK	202	PEB	OD-C4D-ND	-2.84	121.72	125.93
82	H9	201	PEB	O2B-CGB-CBB	2.84	123.15	114.03
82	OB	201	PEB	CHA-C1B-NB	-2.84	118.99	124.93
87	4N	602	CLA	C1B-CHB-C4A	-2.84	124.49	130.12
87	K2	101	CLA	CHB-C4A-NA	2.84	128.44	124.51
82	Y5	201	PEB	OD-C4D-C3D	-2.84	123.03	129.46
82	Y7	303	PEB	OD-C4D-C3D	-2.84	123.03	129.46
82	G9	201	PEB	OD-C4D-C3D	-2.84	123.03	129.46
82	SM	202	PEB	C4B-C3B-C2B	-2.84	103.64	106.78
87	2N	305	CLA	O2D-CGD-O1D	-2.84	118.29	123.84
82	xC	201	PEB	OD-C4D-ND	-2.84	121.72	125.93
82	ZB	203	PEB	C3B-C4B-NB	2.84	114.18	110.05
82	PM	201	PEB	CMB-C2B-C1B	2.84	129.44	125.06
87	42	602	CLA	C1B-CHB-C4A	-2.84	124.50	130.12
82	lF	201	PEB	CAB-CBB-CGB	-2.84	107.50	113.60
82	O1	201	PEB	OD-C4D-ND	-2.84	121.73	125.93
82	nF	201	PEB	OD-C4D-ND	-2.84	121.73	125.93
82	hJ	201	PEB	CAA-C3A-C4A	-2.84	105.39	112.67
82	F7	201	PEB	CHA-C1B-NB	-2.84	119.00	124.93
82	A4	301	PEB	C4B-C3B-C2B	-2.84	103.64	106.78
82	PH	202	PEB	CHC-C4C-C3C	-2.84	125.50	130.34
82	Q4	201	PEB	OD-C4D-C3D	-2.84	123.03	129.46
82	mO	202	PEB	OD-C4D-C3D	-2.84	123.03	129.46
82	AD	304	PEB	C1B-C2B-C3B	-2.84	103.25	106.51
82	GJ	201	PEB	C1B-C2B-C3B	-2.84	103.25	106.51
82	hE	202	PEB	C1B-C2B-C3B	-2.84	103.25	106.51

Continued on next page...

Continued from previous page...

Mol	Chain	Res	Type	Atoms	Z	Observed(^{o})	Ideal(^{o})
82	pF	201	PEB	CAB-CBB-CGB	-2.84	107.50	113.60
84	e3	1001	CYC	OC-C1C-C2C	-2.84	123.92	126.17
82	KK	202	PEB	OD-C4D-ND	-2.84	121.73	125.93
82	A4	305	PEB	OD-C4D-ND	-2.84	121.73	125.93
82	JB	201	PEB	C3B-C4B-NB	2.84	114.18	110.05
82	WH	202	PEB	C3B-C4B-NB	2.84	114.18	110.05
82	WB	402	PEB	CMB-C2B-C1B	2.84	129.43	125.06
87	I2	103	CLA	CMB-C2B-C3B	2.84	129.99	124.68
87	5N	605	CLA	CMB-C2B-C3B	2.84	129.99	124.68
87	4N	608	CLA	CMA-C3A-C4A	-2.84	104.15	111.77
82	JP	201	PEB	CHA-C1B-NB	-2.84	119.00	124.93
82	H5	201	PEB	CHA-C1B-NB	-2.84	119.00	124.93
82	S1	202	PEB	C3D-C4D-ND	2.84	112.83	107.26
87	A2	831	CLA	C1B-CHB-C4A	-2.84	124.50	130.12
87	cL	516	CLA	CMB-C2B-C3B	2.84	129.99	124.68
82	AA	202	PEB	C3B-C4B-NB	2.84	114.17	110.05
84	D1	1001	CYC	CHB-C4A-NA	-2.84	119.00	124.93
82	k1	201	PEB	OD-C4D-C3D	-2.84	123.03	129.46
87	AN	840	CLA	O2D-CGD-O1D	-2.84	118.29	123.84
82	i4	203	PEB	OA-C1A-C2A	-2.84	123.92	126.17
84	c3	1001	CYC	OC-C1C-C2C	-2.84	123.92	126.17
82	oF	202	PEB	CHC-C1D-ND	-2.84	110.65	113.95
83	yF	303	PUB	OD-C4D-ND	-2.84	121.73	125.93
82	W1	201	PEB	OD-C4D-C3D	-2.84	123.03	129.46
82	HQ	202	PEB	C3B-C4B-NB	2.84	114.17	110.05
87	c6	604	CLA	O2D-CGD-O1D	-2.84	118.29	123.84
94	D6	408	PL9	C35-C34-C36	2.84	120.04	115.27
82	DM	202	PEB	CAB-C3B-C4B	2.84	130.03	125.01
87	12	611	CLA	CMB-C2B-C3B	2.84	129.98	124.68
82	tC	202	PEB	OD-C4D-C3D	-2.84	123.04	129.46
82	bP	502	PEB	OD-C4D-C3D	-2.84	123.04	129.46
82	ZI	401	PEB	OD-C4D-ND	-2.84	121.73	125.93
82	H9	203	PEB	CMB-C2B-C1B	2.84	129.43	125.06
82	NA	202	PEB	CHB-C4B-NB	-2.84	124.89	128.83
82	SG	201	PEB	CHA-C1B-NB	-2.83	119.00	124.93
87	B2	830	CLA	CMB-C2B-C3B	2.83	129.98	124.68
82	BB	201	PEB	C1B-C2B-C3B	-2.83	103.25	106.51
82	CP	203	PEB	C1B-C2B-C3B	-2.83	103.25	106.51
87	AN	810	CLA	O2D-CGD-O1D	-2.83	118.30	123.84
82	AB	501	PEB	OD-C4D-ND	-2.83	121.73	125.93
87	32	302	CLA	CHD-C1D-C2D	2.83	131.43	125.48
82	SB	202	PEB	CHA-C1B-NB	-2.83	119.00	124.93

Continued on next page...

Continued from previous page...

Mol	Chain	Res	Type	Atoms	Z	Observed(^{o})	Ideal(^{o})
82	jO	201	PEB	OD-C4D-C3D	-2.83	123.04	129.46
82	bE	201	PEB	CHB-C4B-NB	-2.83	124.89	128.83
87	22	607	CLA	CMB-C2B-C3B	2.83	129.98	124.68
82	eB	202	PEB	C4B-C3B-C2B	-2.83	103.65	106.78
82	pK	201	PEB	CAB-CBB-CGB	-2.83	107.50	113.60
87	72	605	CLA	O2D-CGD-O1D	-2.83	118.30	123.84
82	AQ	304	PEB	C1B-C2B-C3B	-2.83	103.25	106.51
82	j1	202	PEB	C2A-C1A-NA	2.83	110.72	108.27
83	yF	302	PUB	CAD-C3D-C4D	2.83	125.85	121.38
82	Z9	301	PEB	CMB-C2B-C1B	2.83	129.43	125.06
95	b6	621	DGD	O6E-C1E-C2E	2.83	116.35	110.35
82	VD	202	PEB	OA-C1A-C2A	-2.83	123.92	126.17
82	U4	202	PEB	OD-C4D-C3D	-2.83	123.04	129.46
87	HL	102	CLA	CHB-C4A-NA	2.83	128.43	124.51
82	KE	201	PEB	CHC-C1D-ND	-2.83	110.66	113.95
87	22	606	CLA	CMB-C2B-C3B	2.83	129.98	124.68
82	pF	201	PEB	OD-C4D-ND	-2.83	121.73	125.93
87	CL	508	CLA	C1B-CHB-C4A	-2.83	124.51	130.12
82	OP	201	PEB	CHA-C1B-NB	-2.83	119.01	124.93
84	IO	1001	CYC	CHA-C1A-NA	-2.83	124.90	128.83
82	X7	203	PEB	CHC-C4C-C3C	-2.83	125.50	130.34
82	hE	203	PEB	C2A-C1A-NA	2.83	110.72	108.27
82	D7	201	PEB	CHA-C4A-NA	2.83	128.57	125.20
82	RP	202	PEB	OD-C4D-C3D	-2.83	123.04	129.46
82	iF	201	PEB	OD-C4D-C3D	-2.83	123.04	129.46
87	A2	852	CLA	CHC-C1C-C2C	-2.83	118.89	126.72
87	BN	825	CLA	CHB-C4A-NA	2.83	128.43	124.51
85	JN	102	BCR	C37-C22-C23	2.83	122.54	118.08
82	fO	202	PEB	CHA-C1B-NB	-2.83	119.01	124.93
82	dH	201	PEB	OD-C4D-ND	-2.83	121.73	125.93
82	YF	203	PEB	C4B-C3B-C2B	-2.83	103.65	106.78
82	NE	202	PEB	CHC-C4C-C3C	-2.83	125.51	130.34
82	TB	201	PEB	C3B-C4B-NB	2.83	114.17	110.05
82	YP	503	PEB	C3B-C4B-NB	2.83	114.17	110.05
83	yK	303	PUB	C2C-C1C-NC	2.83	114.17	110.05
87	52	605	CLA	CMB-C2B-C3B	2.83	129.98	124.68
82	DA	203	PEB	C1B-C2B-C3B	-2.83	103.26	106.51
82	YQ	202	PEB	C1B-C2B-C3B	-2.83	103.26	106.51
87	BN	830	CLA	O2D-CGD-O1D	-2.83	118.30	123.84
87	B2	830	CLA	O2D-CGD-O1D	-2.83	118.30	123.84
82	NH	1002	PEB	OD-C4D-ND	-2.83	121.73	125.93
82	QH	202	PEB	OD-C4D-ND	-2.83	121.73	125.93

Continued on next page...

Continued from previous page...

Mol	Chain	Res	Type	Atoms	Z	Observed(^{o})	Ideal(^{o})
82	LK	202	PEB	OD-C4D-C3D	-2.83	123.04	129.46
82	Z5	304	PEB	OD-C4D-C3D	-2.83	123.04	129.46
82	K9	201	PEB	OD-C4D-C3D	-2.83	123.04	129.46
82	mJ	202	PEB	CAA-C3A-C2A	-2.83	107.18	114.26
84	N1	1001	CYC	C2B-C1B-NB	2.83	111.13	106.99
82	RK	201	PEB	C3B-C4B-NB	2.83	114.17	110.05
82	BA	201	PEB	CHC-C1D-ND	-2.83	110.66	113.95
82	k1	201	PEB	CHC-C1D-ND	-2.83	110.66	113.95
82	O7	201	PEB	CHC-C1D-ND	-2.83	110.66	113.95
82	A1	305	PEB	CHA-C1B-NB	-2.83	119.01	124.93
82	F5	203	PEB	CHA-C1B-NB	-2.83	119.01	124.93
82	qF	203	PEB	CAB-C3B-C4B	2.83	130.02	125.01
87	42	601	CLA	O2D-CGD-O1D	-2.83	118.30	123.84
87	B6	612	CLA	O2D-CGD-O1D	-2.83	118.30	123.84
82	eB	201	PEB	C4B-C3B-C2B	-2.83	103.65	106.78
83	yK	302	PUB	CAD-C3D-C4D	2.83	125.85	121.38
82	UE	203	PEB	C1B-C2B-C3B	-2.83	103.26	106.51
84	G3	1001	CYC	OC-C1C-C2C	-2.83	123.92	126.17
87	5N	606	CLA	O2D-CGD-O1D	-2.83	118.30	123.84
82	mG	203	PEB	CAB-C3B-C4B	2.83	130.02	125.01
82	P7	201	PEB	CBC-CAC-C2C	-2.83	107.79	112.62
82	R9	201	PEB	OD-C4D-C3D	-2.83	123.05	129.46
87	AN	808	CLA	CMB-C2B-C3B	2.83	129.97	124.68
82	RG	201	PEB	CHC-C4C-C3C	-2.83	125.51	130.34
84	HG	1001	CYC	C1A-C2A-C3A	-2.83	103.65	106.78
82	KG	201	PEB	C1B-C2B-C3B	-2.83	103.26	106.51
82	iF	201	PEB	C1B-C2B-C3B	-2.83	103.26	106.51
83	xK	306	PUB	OD-C4D-ND	-2.83	121.74	125.93
82	O7	201	PEB	OD-C4D-C3D	-2.83	123.05	129.46
82	BM	301	PEB	C2A-C1A-NA	2.83	110.71	108.27
82	e4	202	PEB	C2A-C1A-NA	2.83	110.71	108.27
82	Z5	305	PEB	C2A-C1A-NA	2.83	110.71	108.27
82	gK	201	PEB	CMB-C2B-C3B	-2.83	118.43	126.12
82	SE	201	PEB	CHA-C1B-NB	-2.83	119.01	124.93
87	AN	852	CLA	CHC-C1C-C2C	-2.83	118.89	126.72
85	a6	605	BCR	C20-C21-C22	-2.83	123.27	127.31
82	IP	203	PEB	CMB-C2B-C1B	2.83	129.42	125.06
82	WB	401	PEB	CHC-C1D-ND	-2.83	110.66	113.95
82	ZF	202	PEB	CHC-C1D-ND	2.83	117.23	113.95
82	f1	202	PEB	OA-C1A-C2A	-2.83	123.92	126.17
82	z8	202	PEB	OA-C1A-C2A	-2.83	123.92	126.17
82	ZG	203	PEB	OD-C4D-ND	-2.83	121.74	125.93

Continued on next page...

Continued from previous page...

Mol	Chain	Res	Type	Atoms	Z	Observed(^{o})	Ideal(^{o})
82	MJ	203	PEB	C4B-C3B-C2B	-2.83	103.65	106.78
82	P7	202	PEB	C1B-C2B-C3B	-2.83	103.26	106.51
82	bF	201	PEB	C1B-C2B-C3B	-2.83	103.26	106.51
82	aG	202	PEB	C1B-C2B-C3B	-2.83	103.26	106.51
82	KF	202	PEB	OD-C4D-C3D	-2.83	123.05	129.46
82	aE	201	PEB	CAB-C3B-C4B	2.83	130.01	125.01
82	VH	201	PEB	CHB-C4B-C3B	-2.83	118.78	125.32
82	GP	201	PEB	CHA-C1B-NB	-2.83	119.02	124.93
82	l4	201	PEB	OD-C4D-C3D	-2.83	123.05	129.46
82	hJ	203	PEB	OD-C4D-C3D	-2.83	123.05	129.46
82	EP	202	PEB	OD-C4D-ND	-2.83	121.74	125.93
82	M5	304	PEB	OD-C4D-ND	-2.83	121.74	125.93
87	1N	601	CLA	CMB-C2B-C3B	2.83	129.97	124.68
82	HD	202	PEB	CHC-C1D-ND	-2.83	110.66	113.95
83	Y7	302	PUB	CHA-C4A-NA	-2.83	110.66	113.95
87	AN	811	CLA	CHB-C4A-NA	2.83	128.42	124.51
87	B2	820	CLA	O2D-CGD-O1D	-2.83	118.31	123.84
87	4N	611	CLA	O2D-CGD-O1D	-2.83	118.31	123.84
84	BG	1002	CYC	C2A-C1A-NA	2.83	114.16	110.05
85	J2	102	BCR	C37-C22-C23	2.83	122.53	118.08
82	aG	201	PEB	CAB-C3B-C4B	2.83	130.01	125.01
82	eH	201	PEB	C1B-C2B-C3B	-2.83	103.26	106.51
82	Q5	203	PEB	C1C-CHB-C4B	-2.83	125.43	128.81
82	OB	201	PEB	CMB-C2B-C1B	2.83	129.42	125.06
82	c1	202	PEB	CHB-C4B-NB	-2.83	124.90	128.83
82	sK	202	PEB	CHB-C4B-NB	-2.83	124.90	128.83
87	A2	840	CLA	CHB-C4A-NA	2.83	128.42	124.51
82	OA	201	PEB	OD-C4D-C3D	-2.83	123.05	129.46
82	kE	201	PEB	CAB-C3B-C4B	2.83	130.01	125.01
82	V1	203	PEB	C3B-C4B-NB	2.83	114.16	110.05
87	5N	611	CLA	C1B-CHB-C4A	-2.83	124.52	130.12
82	D5	201	PEB	CHB-C4B-NB	-2.83	124.90	128.83
82	L9	203	PEB	C1B-C2B-C3B	-2.83	103.26	106.51
82	KA	202	PEB	C4B-C3B-C2B	-2.83	103.65	106.78
82	cK	202	PEB	C4B-C3B-C2B	-2.83	103.65	106.78
82	U5	201	PEB	CHA-C1B-NB	-2.83	119.02	124.93
82	QJ	204	PEB	C3B-C4B-NB	2.83	114.16	110.05
82	SP	201	PEB	OD-C4D-C3D	-2.83	123.05	129.46
82	m4	202	PEB	OD-C4D-C3D	-2.83	123.05	129.46
84	m3	1001	CYC	OC-C1C-C2C	-2.83	123.92	126.17
87	62	309	CLA	C3D-C2D-C1D	-2.83	101.97	105.83
82	bP	501	PEB	C4B-C3B-C2B	-2.83	103.65	106.78

Continued on next page...

Continued from previous page...

Mol	Chain	Res	Type	Atoms	Z	Observed(^{o})	Ideal(^{o})
82	VQ	201	PEB	C2A-C1A-NA	2.83	110.71	108.27
82	fE	201	PEB	C2A-C1A-NA	2.83	110.71	108.27
87	C6	515	CLA	CMB-C2B-C3B	2.83	129.97	124.68
87	AN	840	CLA	CHB-C4A-NA	2.83	128.42	124.51
95	cL	520	DGD	O1G-C1A-C2A	2.83	120.78	111.91
82	aM	201	PEB	OD-C4D-ND	-2.83	121.74	125.93
87	AN	802	CLA	O2D-CGD-O1D	-2.83	118.31	123.84
87	6N	608	CLA	C3D-C2D-C1D	-2.83	101.97	105.83
82	VB	201	PEB	CHA-C1B-NB	-2.83	119.02	124.93
82	A1	301	PEB	C1B-C2B-C3B	-2.83	103.26	106.51
82	II	201	PEB	OA-C1A-C2A	-2.83	123.93	126.17
82	NI	201	PEB	OA-C1A-C2A	-2.83	123.93	126.17
82	U1	202	PEB	OA-C1A-C2A	-2.83	123.93	126.17
82	iM	201	PEB	CHA-C1B-C2B	2.83	132.17	124.90
82	YE	201	PEB	CAB-CBB-CGB	-2.83	107.52	113.60
82	a1	201	PEB	C2A-C1A-NA	2.83	110.71	108.27
84	JO	1001	CYC	C1B-NB-C4B	-2.83	107.07	110.67
84	J4	1001	CYC	C1B-NB-C4B	-2.83	107.07	110.67
82	L9	203	PEB	CHC-C1D-ND	-2.83	110.67	113.95
87	42	605	CLA	C3A-C2A-C1A	2.83	105.57	101.34
82	k1	201	PEB	CAB-C3B-C4B	2.83	130.01	125.01
82	L9	203	PEB	CAB-C3B-C4B	2.83	130.01	125.01
82	h4	201	PEB	C4B-NB-C1B	-2.83	101.19	106.51
82	BD	202	PEB	C4B-C3B-C2B	-2.83	103.66	106.78
82	IJ	203	PEB	CBC-CAC-C2C	-2.83	107.80	112.62
82	Y1	201	PEB	OD-C4D-ND	-2.83	121.75	125.93
82	GG	1002	PEB	CBB-CAB-C3B	2.82	120.48	112.63
87	A2	810	CLA	O2D-CGD-O1D	-2.82	118.31	123.84
82	QB	201	PEB	CMB-C2B-C1B	2.82	129.41	125.06
82	Y5	203	PEB	C3B-C4B-NB	2.82	114.16	110.05
82	P9	201	PEB	OD-C4D-C3D	-2.82	123.06	129.46
82	oK	202	PEB	C2A-C1A-NA	2.82	110.71	108.27
87	7N	607	CLA	C1B-CHB-C4A	-2.82	124.52	130.12
82	NE	202	PEB	C1C-CHB-C4B	-2.82	125.44	128.81
82	WB	402	PEB	CMC-C3C-C2C	2.82	130.27	124.94
82	UG	203	PEB	C1B-C2B-C3B	-2.82	103.27	106.51
87	L2	206	CLA	O2D-CGD-O1D	-2.82	118.32	123.84
82	T9	201	PEB	OD-C4D-C3D	-2.82	123.06	129.46
82	W1	203	PEB	C4B-C3B-C2B	-2.82	103.66	106.78
82	aK	203	PEB	C4B-C3B-C2B	-2.82	103.66	106.78
82	VB	201	PEB	CHB-C4B-C3B	-2.82	118.80	125.32
85	B2	839	BCR	C15-C16-C17	-2.82	117.69	123.47

Continued on next page...

Continued from previous page...

Mol	Chain	Res	Type	Atoms	Z	Observed(^{o})	Ideal(^{o})
82	Q4	201	PEB	OA-C1A-C2A	-2.82	123.93	126.17
83	K7	203	PUB	CAC-CBC-CGC	-2.82	107.53	113.60
82	OH	201	PEB	C2A-C1A-NA	2.82	110.71	108.27
82	OD	202	PEB	OD-C4D-C3D	-2.82	123.06	129.46
82	TQ	202	PEB	C3B-C4B-NB	2.82	114.16	110.05
82	A7	202	PEB	C3B-C4B-NB	2.82	114.16	110.05
87	a6	607	CLA	O2D-CGD-O1D	-2.82	118.32	123.84
82	AO	301	PEB	C4B-C3B-C2B	-2.82	103.66	106.78
82	dE	202	PEB	C4B-C3B-C2B	-2.82	103.66	106.78
82	tK	202	PEB	C4B-C3B-C2B	-2.82	103.66	106.78
82	SB	202	PEB	CBC-CAC-C2C	-2.82	107.80	112.62
82	GE	1002	PEB	CBB-CAB-C3B	2.82	120.47	112.63
83	xK	306	PUB	OA-C1A-NA	-2.82	121.75	125.93
82	U5	203	PEB	CAC-CBC-CGC	-2.82	105.84	113.76
82	sC	202	PEB	CMA-C2A-C1A	-2.82	106.32	112.40
82	GK	202	PEB	CBC-CAC-C2C	-2.82	107.80	112.62
87	B2	824	CLA	CHA-C1A-NA	-2.82	119.93	126.40
95	AL	416	DGD	O5D-C6D-C5D	2.82	114.27	109.05
85	kL	100	BCR	C1-C6-C5	-2.82	118.64	122.61
82	MK	201	PEB	C4B-C3B-C2B	-2.82	103.66	106.78
82	jO	202	PEB	C4B-C3B-C2B	-2.82	103.66	106.78
82	KB	304	PEB	C2A-C1A-NA	2.82	110.71	108.27
82	PQ	203	PEB	C2A-C1A-NA	2.82	110.71	108.27
82	s8	202	PEB	C2A-C1A-NA	2.82	110.71	108.27
82	EJ	202	PEB	CMA-C2A-C1A	-2.82	106.32	112.40
87	8N	302	CLA	CHB-C4A-NA	2.82	128.41	124.51
82	SF	202	PEB	C1B-C2B-C3B	-2.82	103.27	106.51
82	g4	201	PEB	OD-C4D-ND	-2.82	121.75	125.93
82	eE	202	PEB	C4B-C3B-C2B	-2.82	103.66	106.78
82	LM	202	PEB	C3B-C4B-NB	2.82	114.15	110.05
91	a6	613	PHO	CMA-C3A-C4A	-2.82	108.20	114.38
82	TP	202	PEB	C2A-C1A-NA	2.82	110.70	108.27
82	SQ	202	PEB	OA-C1A-C2A	-2.82	123.93	126.17
82	BD	201	PEB	C1B-C2B-C3B	-2.82	103.27	106.51
94	DL	401	PL9	C53-C6-C1	2.82	120.76	114.99
87	b6	617	CLA	O2D-CGD-O1D	-2.82	118.32	123.84
82	kE	201	PEB	OD-C4D-C3D	-2.82	123.07	129.46
82	z8	202	PEB	CHB-C4B-C3B	2.82	131.84	125.32
82	XD	202	PEB	CHC-C4C-C3C	-2.82	125.53	130.34
82	GK	203	PEB	C3B-C4B-NB	2.82	114.15	110.05
87	72	602	CLA	C3D-C2D-C1D	-2.82	101.98	105.83
87	6N	612	CLA	C3D-C2D-C1D	-2.82	101.98	105.83

Continued on next page...

Continued from previous page...

Mol	Chain	Res	Type	Atoms	Z	Observed(^{o})	Ideal(^{o})
87	42	611	CLA	CHB-C4A-NA	2.82	128.41	124.51
82	cM	202	PEB	OD-C4D-C3D	-2.82	123.07	129.46
82	T1	202	PEB	CMB-C2B-C1B	2.82	129.41	125.06
82	SI	202	PEB	C1B-C2B-C3B	-2.82	103.27	106.51
82	e1	201	PEB	C1B-C2B-C3B	-2.82	103.27	106.51
84	JH	1001	CYC	CHA-C1A-NA	-2.82	124.92	128.83
92	D6	407	LMG	O6-C5-C6	2.82	113.45	106.44
85	b6	602	BCR	C35-C13-C14	-2.82	118.97	122.92
85	L2	205	BCR	C4-C5-C6	-2.82	118.64	122.73
82	KM	202	PEB	CHC-C1D-ND	-2.82	110.67	113.95
82	D7	201	PEB	OD-C4D-C3D	-2.82	123.07	129.46
82	D9	203	PEB	C3B-C4B-NB	2.82	114.15	110.05
84	FH	1001	CYC	C2A-C1A-NA	2.82	114.15	110.05
82	dM	202	PEB	C1B-C2B-C3B	-2.82	103.27	106.51
82	F7	203	PEB	OD-C4D-C3D	-2.82	123.07	129.46
82	V9	201	PEB	OD-C4D-C3D	-2.82	123.07	129.46
94	dL	406	PL9	C53-C6-C1	2.82	120.75	114.99
83	KA	203	PUB	CAC-CBC-CGC	-2.82	107.54	113.60
82	f1	203	PEB	C2A-C1A-NA	2.82	110.70	108.27
82	jF	202	PEB	C2A-C1A-NA	2.82	110.70	108.27
82	YI	202	PEB	CHA-C1B-NB	-2.82	119.04	124.93
82	KD	202	PEB	OD-C4D-C3D	-2.82	123.07	129.46
82	AE	304	PEB	OA-C1A-C2A	-2.82	123.93	126.17
84	T3	1001	CYC	OC-C1C-C2C	-2.82	123.93	126.17
82	MM	203	PEB	OD-C4D-ND	-2.82	121.75	125.93
82	D1	1002	PEB	OD-C4D-ND	-2.82	121.75	125.93
82	YD	202	PEB	C1B-C2B-C3B	-2.82	103.27	106.51
82	Q9	203	PEB	C1B-C2B-C3B	-2.82	103.27	106.51
87	c6	616	CLA	O2D-CGD-O1D	-2.82	118.33	123.84
82	hK	202	PEB	CHA-C1B-NB	-2.82	119.04	124.93
87	52	606	CLA	O2D-CGD-O1D	-2.82	118.33	123.84
82	BI	203	PEB	OD-C4D-C3D	-2.82	123.08	129.46
82	E9	201	PEB	OD-C4D-C3D	-2.82	123.08	129.46
82	LP	202	PEB	C2A-C1A-NA	2.82	110.70	108.27
82	eB	201	PEB	C2A-C1A-NA	2.82	110.70	108.27
95	DL	408	DGD	O1G-C1A-C2A	2.82	120.75	111.91
82	PG	201	PEB	OD-C4D-ND	-2.82	121.76	125.93
83	yK	303	PUB	OD-C4D-ND	-2.82	121.76	125.93
83	KA	203	PUB	CBB-CAB-C3B	-2.82	107.81	112.62
82	H9	201	PEB	OD-C4D-C3D	-2.82	123.08	129.46
82	OG	202	PEB	C3B-C4B-NB	2.82	114.15	110.05
87	12	601	CLA	CMB-C2B-C3B	2.82	129.95	124.68

Continued on next page...

Continued from previous page...

Mol	Chain	Res	Type	Atoms	Z	Observed(^{o})	Ideal(^{o})
82	VA	202	PEB	CHA-C4A-NA	2.82	128.55	125.20
87	BN	821	CLA	O2D-CGD-O1D	-2.82	118.33	123.84
87	BN	825	CLA	CHA-C1A-NA	-2.82	119.95	126.40
82	DD	201	PEB	C1B-C2B-C3B	-2.82	103.27	106.51
82	AK	202	PEB	C1B-C2B-C3B	-2.82	103.27	106.51
82	w8	203	PEB	C2A-C1A-NA	2.82	110.70	108.27
82	oF	202	PEB	C2A-C1A-NA	2.82	110.70	108.27
82	SO	202	PEB	C3B-C4B-NB	2.82	114.15	110.05
82	eG	203	PEB	CMC-C3C-C2C	2.82	130.25	124.94
87	A2	819	CLA	C1B-CHB-C4A	-2.82	124.54	130.12
82	EP	201	PEB	CHB-C4B-NB	-2.82	124.92	128.83
87	7N	604	CLA	CMB-C2B-C3B	2.82	129.95	124.68
87	2N	312	CLA	O2D-CGD-O1D	-2.82	118.33	123.84
87	BN	819	CLA	CHB-C4A-NA	2.82	128.41	124.51
94	a6	601	PL9	C20-C19-C21	2.82	120.01	115.27
82	RJ	201	PEB	OD-C4D-C3D	-2.82	123.08	129.46
82	mE	203	PEB	CAB-C3B-C4B	2.82	129.99	125.01
87	cL	506	CLA	O2D-CGD-O1D	-2.82	118.33	123.84
82	H5	202	PEB	C1B-C2B-C3B	-2.82	103.28	106.51
103	82	310	ZEX	C16-C1-C17	2.82	117.17	108.53
82	OE	201	PEB	CAA-C3A-C2A	-2.82	107.22	114.26
82	TP	202	PEB	C1C-CHB-C4B	-2.82	125.45	128.81
82	eA	301	PEB	C1C-CHB-C4B	2.82	132.17	128.81
82	dE	203	PEB	CHC-C1D-ND	-2.82	110.68	113.95
87	FN	205	CLA	CAA-C2A-C3A	-2.82	105.07	112.78
87	K2	103	CLA	O2D-CGD-O1D	-2.82	118.33	123.84
87	bL	617	CLA	O2D-CGD-O1D	-2.82	118.33	123.84
82	UM	201	PEB	C3B-C4B-NB	2.82	114.14	110.05
82	P7	203	PEB	CHB-C4B-C3B	-2.81	118.82	125.32
82	NB	202	PEB	CMB-C2B-C1B	2.81	129.40	125.06
83	QM	201	PUB	OD-C4D-ND	-2.81	121.76	125.93
87	52	611	CLA	C1B-CHB-C4A	-2.81	124.54	130.12
87	A2	812	CLA	O2D-CGD-O1D	-2.81	118.33	123.84
82	GF	202	PEB	OD-C4D-C3D	-2.81	123.08	129.46
82	L5	202	PEB	C3B-C4B-NB	2.81	114.14	110.05
87	3N	303	CLA	CHD-C1D-C2D	2.81	131.38	125.48
82	KK	202	PEB	OD-C4D-C3D	-2.81	123.08	129.46
82	ZK	201	PEB	CBC-CAC-C2C	-2.81	107.82	112.62
84	MG	1001	CYC	CMB-C2B-C1B	2.81	127.68	124.17
87	B2	807	CLA	O2D-CGD-O1D	-2.81	118.34	123.84
82	RE	202	PEB	OD-C4D-ND	-2.81	121.76	125.93
82	T7	203	PEB	C1C-CHB-C4B	2.81	132.17	128.81

Continued on next page...

Continued from previous page...

Mol	Chain	Res	Type	Atoms	Z	Observed(^{o})	Ideal(^{o})
82	W5	201	PEB	CHA-C1B-NB	-2.81	119.05	124.93
82	g4	203	PEB	OD-C4D-C3D	-2.81	123.09	129.46
82	gB	203	PEB	CBB-CAB-C3B	-2.81	104.81	112.63
87	8N	305	CLA	CHB-C4A-NA	2.81	128.40	124.51
82	DQ	201	PEB	C1B-C2B-C3B	-2.81	103.28	106.51
82	rC	202	PEB	C1B-C2B-C3B	-2.81	103.28	106.51
82	UQ	201	PEB	OD-C4D-ND	-2.81	121.76	125.93
96	G2	201	HEM	CBB-CAB-C3B	-2.81	113.62	127.62
82	UO	202	PEB	OD-C4D-C3D	-2.81	123.09	129.46
82	eB	202	PEB	OD-C4D-C3D	-2.81	123.09	129.46
82	NG	201	PEB	C1C-CHB-C4B	-2.81	125.45	128.81
87	A2	801	CLA	O2D-CGD-O1D	-2.81	118.34	123.84
87	6N	610	CLA	C2A-C1A-CHA	2.81	128.78	123.86
85	L2	201	BCR	C11-C10-C9	-2.81	123.30	127.31
88	l6	101	LHG	O8-C23-C24	2.81	120.73	111.91
82	qK	202	PEB	CAB-C3B-C2B	-2.81	122.64	127.88
82	UP	202	PEB	C4B-C3B-C2B	-2.81	103.67	106.78
82	g4	201	PEB	C4B-C3B-C2B	-2.81	103.67	106.78
82	dG	201	PEB	CHC-C4C-C3C	-2.81	125.54	130.34
82	iE	202	PEB	C3B-C4B-NB	2.81	114.14	110.05
84	CO	1001	CYC	C2A-C1A-NA	2.81	114.14	110.05
82	YG	201	PEB	CAB-CBB-CGB	-2.81	107.55	113.60
82	W7	202	PEB	OD-C4D-ND	-2.81	121.76	125.93
82	YM	201	PEB	CHB-C4B-NB	-2.81	124.93	128.83
85	A2	847	BCR	C23-C22-C21	-2.81	114.63	118.94
82	t8	201	PEB	C2A-C1A-NA	2.81	110.70	108.27
82	eG	201	PEB	C2A-C1A-NA	2.81	110.70	108.27
82	KK	202	PEB	C3B-C4B-NB	2.81	114.14	110.05
85	c6	617	BCR	C36-C18-C19	2.81	122.51	118.08
87	AL	403	CLA	C2D-C1D-ND	-2.81	108.03	110.10
87	AN	831	CLA	C2D-C1D-ND	-2.81	108.03	110.10
82	C9	201	PEB	OD-C4D-C3D	-2.81	123.09	129.46
82	N9	201	PEB	OD-C4D-C3D	-2.81	123.09	129.46
87	AN	803	CLA	CMB-C2B-C3B	2.81	129.94	124.68
87	BN	836	CLA	CMB-C2B-C3B	2.81	129.94	124.68
82	TF	202	PEB	C1B-C2B-C3B	-2.81	103.28	106.51
82	j4	203	PEB	CMB-C2B-C1B	2.81	129.39	125.06
82	I9	201	PEB	OD-C4D-C3D	-2.81	123.09	129.46
84	GO	1001	CYC	C2A-C1A-NA	2.81	114.14	110.05
84	G4	1001	CYC	C2A-C1A-NA	2.81	114.14	110.05
82	j4	201	PEB	OA-C1A-C2A	-2.81	123.94	126.17
84	E3	1001	CYC	OC-C1C-C2C	-2.81	123.94	126.17

Continued on next page...

Continued from previous page...

Mol	Chain	Res	Type	Atoms	Z	Observed(^{o})	Ideal(^{o})
85	LN	205	BCR	C4-C5-C6	-2.81	118.65	122.73
82	uF	203	PEB	CHA-C4A-NA	2.81	128.55	125.20
82	OJ	202	PEB	C4B-C3B-C2B	-2.81	103.67	106.78
82	D9	202	PEB	C4B-C3B-C2B	-2.81	103.67	106.78
82	ZK	202	PEB	CAB-C3B-C4B	2.81	129.98	125.01
82	j4	201	PEB	OD-C4D-C3D	-2.81	123.09	129.46
82	xC	202	PEB	OD-C4D-C3D	-2.81	123.09	129.46
82	F7	202	PEB	CMB-C2B-C1B	2.81	129.39	125.06
82	iG	202	PEB	C1B-C2B-C3B	-2.81	103.28	106.51
82	BB	203	PEB	OD-C4D-ND	-2.81	121.77	125.93
82	gB	202	PEB	OD-C4D-ND	-2.81	121.77	125.93
82	DF	202	PEB	OD-C4D-C3D	-2.81	123.09	129.46
82	iO	201	PEB	OD-C4D-C3D	-2.81	123.09	129.46
95	BL	614	DGD	O6E-C1E-C2E	2.81	116.30	110.35
82	rK	201	PEB	OA-C1A-NA	2.81	128.34	124.94
82	AA	201	PEB	CMB-C2B-C1B	2.81	129.39	125.06
82	FF	201	PEB	CHA-C1B-NB	-2.81	119.06	124.93
82	FO	1002	PEB	C1B-C2B-C3B	-2.81	103.28	106.51
82	SI	201	PEB	OD-C4D-ND	-2.81	121.77	125.93
82	YK	203	PEB	C2A-C1A-NA	2.81	110.69	108.27
87	BN	835	CLA	CHB-C4A-NA	2.81	128.40	124.51
82	GF	202	PEB	CAC-C2C-C3C	2.81	135.32	127.25
82	TI	201	PEB	C1C-CHB-C4B	2.81	132.16	128.81
82	OQ	202	PEB	OD-C4D-C3D	-2.81	123.09	129.46
82	B9	202	PEB	OD-C4D-C3D	-2.81	123.09	129.46
82	UQ	201	PEB	CHA-C4A-NA	2.81	128.54	125.20
85	BL	616	BCR	C20-C21-C22	-2.81	123.30	127.31
84	LH	1002	CYC	OB-C4B-C3B	-2.81	124.99	128.04
82	SP	202	PEB	CMA-C2A-C1A	-2.81	106.35	112.40
82	A4	305	PEB	C4B-C3B-C2B	-2.81	103.67	106.78
82	U4	201	PEB	OD-C4D-ND	-2.81	121.77	125.93
82	ZH	202	PEB	C1B-C2B-C3B	-2.81	103.28	106.51
94	dL	406	PL9	C11-C12-C13	-2.81	102.65	111.88
87	62	309	CLA	C2C-C1C-NC	2.81	112.60	109.97
84	J3	1001	CYC	OC-C1C-C2C	-2.81	123.94	126.17
82	ZB	203	PEB	C2A-C1A-NA	2.81	110.69	108.27
82	CM	203	PEB	C2A-C1A-NA	2.81	110.69	108.27
82	qF	203	PEB	C2A-C1A-NA	2.81	110.69	108.27
82	VH	202	PEB	C3B-C4B-NB	2.81	114.13	110.05
82	bP	501	PEB	C3B-C4B-NB	2.81	114.13	110.05
82	GF	202	PEB	OD-C4D-ND	-2.81	121.77	125.93
82	i1	201	PEB	CHB-C4B-C3B	-2.81	118.83	125.32

Continued on next page...

Continued from previous page...

Mol	Chain	Res	Type	Atoms	Z	Observed(^{o})	Ideal(^{o})
103	8N	310	ZEX	C16-C1-C17	2.81	117.15	108.53
84	FG	1001	CYC	CMA-C3A-C4A	2.81	129.39	125.06
87	A2	831	CLA	C2D-C1D-ND	-2.81	108.03	110.10
85	c6	603	BCR	C20-C19-C18	-2.81	118.53	126.42
84	C3	1001	CYC	OC-C1C-C2C	-2.81	123.94	126.17
87	B6	615	CLA	CMB-C2B-C3B	2.81	129.93	124.68
82	QI	201	PEB	C4B-C3B-C2B	-2.81	103.68	106.78
82	AF	201	PEB	C1C-CHB-C4B	2.81	132.16	128.81
82	Y1	202	PEB	C3B-C4B-NB	2.81	114.13	110.05
82	bH	202	PEB	OD-C4D-ND	-2.81	121.77	125.93
83	xF	301	PUB	CBA-CAA-C3A	-2.81	108.72	112.98
87	6N	608	CLA	C2C-C1C-NC	2.81	112.60	109.97
82	DA	201	PEB	OD-C4D-C3D	-2.81	123.10	129.46
82	ZE	203	PEB	C3B-C4B-NB	2.81	114.13	110.05
82	eG	202	PEB	C4B-C3B-C2B	-2.81	103.68	106.78
84	LG	1001	CYC	C1A-C2A-C3A	-2.81	103.68	106.78
82	BD	202	PEB	OD-C4D-ND	-2.81	121.77	125.93
82	qK	201	PEB	CHA-C1B-C2B	2.81	132.12	124.90
82	XA	203	PEB	C1B-C2B-C3B	-2.81	103.29	106.51
82	qF	202	PEB	CAB-C3B-C2B	-2.81	122.65	127.88
87	A2	807	CLA	CMB-C2B-C3B	2.81	129.93	124.68
82	ZE	202	PEB	CHC-C4C-C3C	-2.81	125.55	130.34
82	RD	202	PEB	OA-C1A-C2A	-2.81	123.94	126.17
87	4N	611	CLA	CHB-C4A-NA	2.81	128.39	124.51
82	i4	201	PEB	OD-C4D-C3D	-2.81	123.10	129.46
82	gB	202	PEB	OD-C4D-C3D	-2.81	123.10	129.46
82	lG	201	PEB	OD-C4D-ND	-2.81	121.77	125.93
82	MJ	203	PEB	OD-C4D-C3D	-2.81	123.10	129.46
82	O4	202	PEB	OD-C4D-C3D	-2.81	123.10	129.46
82	eK	201	PEB	C4B-C3B-C2B	-2.81	103.68	106.78
85	k6	102	BCR	C38-C26-C25	-2.81	121.38	124.53
82	TF	202	PEB	CAA-C3A-C4A	-2.81	105.47	112.67
82	DA	201	PEB	CHA-C4A-NA	2.80	128.54	125.20
82	OO	202	PEB	OD-C4D-C3D	-2.80	123.11	129.46
82	QK	202	PEB	C3B-C4B-NB	2.80	114.13	110.05
82	OD	202	PEB	CHC-C4C-C3C	-2.80	125.55	130.34
82	OQ	202	PEB	CHC-C4C-C3C	-2.80	125.55	130.34
82	uF	203	PEB	CHC-C4C-C3C	-2.80	125.55	130.34
82	KA	202	PEB	CMB-C2B-C1B	2.80	129.38	125.06
82	vC	202	PEB	CMB-C2B-C1B	2.80	129.38	125.06
82	YO	202	PEB	CAB-C3B-C4B	2.80	129.97	125.01
82	kK	203	PEB	OD-C4D-C3D	-2.80	123.11	129.46

Continued on next page...

Continued from previous page...

Mol	Chain	Res	Type	Atoms	Z	Observed(^{o})	Ideal(^{o})
87	AN	807	CLA	CHB-C4A-NA	2.80	128.39	124.51
82	QK	203	PEB	C4B-C3B-C2B	-2.80	103.68	106.78
82	fF	202	PEB	C4B-C3B-C2B	-2.80	103.68	106.78
88	L6	101	LHG	O8-C23-C24	2.80	120.71	111.91
87	c6	613	CLA	O2D-CGD-O1D	-2.80	118.36	123.84
82	IB	202	PEB	CAB-C3B-C4B	2.80	129.97	125.01
84	L1	1001	CYC	C1B-CHB-C4A	-2.80	121.23	128.08
82	ZB	201	PEB	C2A-C1A-NA	2.80	110.69	108.27
82	wC	203	PEB	C2A-C1A-NA	2.80	110.69	108.27
82	RE	201	PEB	CHC-C4C-C3C	-2.80	125.56	130.34
82	SI	201	PEB	OD-C4D-C3D	-2.80	123.11	129.46
82	XQ	202	PEB	OD-C4D-C3D	-2.80	123.11	129.46
82	ZF	202	PEB	C1B-C2B-C3B	-2.80	103.29	106.51
82	aJ	204	PEB	C3B-C4B-NB	2.80	114.13	110.05
84	73	1002	CYC	C1B-CHB-C4A	2.80	134.93	128.08
85	B6	602	BCR	C33-C5-C6	-2.80	121.38	124.53
82	GM	203	PEB	CHA-C1B-NB	-2.80	119.07	124.93
87	CL	512	CLA	CMB-C2B-C3B	2.80	129.92	124.68
87	A2	825	CLA	CHB-C4A-NA	2.80	128.39	124.51
87	BN	810	CLA	O2A-CGA-O1A	-2.80	116.52	123.59
87	F2	202	CLA	CMB-C2B-C3B	2.80	129.92	124.68
82	KA	202	PEB	C3B-C4B-NB	2.80	114.13	110.05
82	BI	202	PEB	C1C-CHB-C4B	2.80	132.16	128.81
82	W5	203	PEB	CMB-C2B-C1B	2.80	129.38	125.06
82	sF	202	PEB	CHB-C4B-NB	-2.80	124.94	128.83
82	ZB	202	PEB	C1B-C2B-C3B	-2.80	103.29	106.51
82	hF	202	PEB	C2A-C1A-NA	2.80	110.69	108.27
82	Q9	201	PEB	CHA-C1B-C2B	-2.80	117.69	124.90
82	jE	202	PEB	CBC-CAC-C2C	-2.80	107.84	112.62
82	GI	202	PEB	OA-C1A-C2A	-2.80	123.94	126.17
84	p3	1001	CYC	OC-C1C-C2C	-2.80	123.94	126.17
82	WO	201	PEB	OD-C4D-ND	-2.80	121.78	125.93
82	D9	201	PEB	CBA-CAA-C3A	-2.80	107.23	113.47
82	OG	201	PEB	C1B-C2B-C3B	-2.80	103.29	106.51
82	aJ	204	PEB	C4B-C3B-C2B	-2.80	103.68	106.78
84	KH	1001	CYC	CHA-C1A-C2A	-2.80	118.85	125.32
82	L1	1002	PEB	CHA-C4A-NA	2.80	128.54	125.20
82	cM	202	PEB	CHC-C1D-ND	-2.80	110.69	113.95
82	UO	201	PEB	OD-C4D-ND	-2.80	121.78	125.93
82	GK	203	PEB	C2A-C1A-NA	2.80	110.69	108.27
82	MK	201	PEB	C3B-C4B-NB	2.80	114.12	110.05
87	AN	812	CLA	O2D-CGD-O1D	-2.80	118.36	123.84

Continued on next page...

Continued from previous page...

Mol	Chain	Res	Type	Atoms	Z	Observed(^{o})	Ideal(^{o})
87	A2	817	CLA	O2D-CGD-O1D	-2.80	118.36	123.84
87	8N	308	CLA	O2D-CGD-O1D	-2.80	118.36	123.84
82	D9	202	PEB	OD-C4D-C3D	-2.80	123.11	129.46
87	F2	205	CLA	CAA-C2A-C3A	-2.80	105.11	112.78
82	RA	201	PEB	CHC-C4C-C3C	-2.80	125.56	130.34
82	B5	203	PEB	CHC-C4C-C3C	-2.80	125.56	130.34
82	F7	203	PEB	CHC-C4C-C3C	-2.80	125.56	130.34
82	eH	203	PEB	CAA-C3A-C4A	-2.80	105.48	112.67
82	YB	202	PEB	CAB-CBB-CGB	-2.80	107.58	113.60
82	s8	202	PEB	CMA-C2A-C1A	-2.80	106.36	112.40
82	OK	202	PEB	CHA-C1B-C2B	2.80	132.10	124.90
82	SG	203	PEB	OA-C1A-C2A	-2.80	123.95	126.17
82	AF	202	PEB	C1B-C2B-C3B	-2.80	103.29	106.51
87	B2	828	CLA	CHB-C4A-NA	2.80	128.38	124.51
82	AA	201	PEB	OD-C4D-ND	-2.80	121.78	125.93
83	xF	306	PUB	OA-C1A-NA	-2.80	121.78	125.93
87	1N	602	CLA	CMC-C2C-C3C	2.80	133.72	126.12
82	D1	1002	PEB	C4B-C3B-C2B	-2.80	103.68	106.78
87	32	309	CLA	CAA-C2A-C1A	2.80	121.15	111.97
82	kF	203	PEB	C3B-C4B-NB	2.80	114.12	110.05
87	BL	601	CLA	CAA-C2A-C3A	-2.80	105.11	112.78
82	SI	201	PEB	CHA-C1B-NB	-2.80	119.08	124.93
87	BL	621	CLA	O2D-CGD-O1D	-2.80	118.36	123.84
82	W5	201	PEB	CHB-C4B-C3B	-2.80	118.85	125.32
87	AN	807	CLA	CMB-C2B-C3B	2.80	129.92	124.68
87	B2	818	CLA	CHB-C4A-NA	2.80	128.38	124.51
85	Z6	101	BCR	C33-C5-C4	2.80	119.00	113.62
82	aO	203	PEB	OA-C1A-C2A	-2.80	123.95	126.17
82	FA	203	PEB	OD-C4D-C3D	-2.80	123.12	129.46
82	hM	201	PEB	CHA-C1B-NB	-2.80	119.08	124.93
84	K1	1001	CYC	CHA-C1A-C2A	-2.80	118.85	125.32
82	TH	202	PEB	CMB-C2B-C1B	2.80	129.38	125.06
82	jE	201	PEB	OD-C4D-ND	-2.80	121.78	125.93
82	J9	201	PEB	O2B-CGB-CBB	2.80	123.02	114.03
87	B2	835	CLA	CHB-C4A-NA	2.80	128.38	124.51
87	82	308	CLA	O2D-CGD-O1D	-2.80	118.36	123.84
82	O4	201	PEB	C2B-C1B-NB	2.80	116.50	110.53
82	ZO	201	PEB	OA-C1A-NA	2.80	128.33	124.94
82	PG	201	PEB	OD-C4D-C3D	-2.80	123.12	129.46
82	GD	202	PEB	C1B-C2B-C3B	-2.80	103.29	106.51
82	JQ	203	PEB	C1B-C2B-C3B	-2.80	103.29	106.51
82	EK	202	PEB	CMB-C2B-C1B	2.80	129.37	125.06

Continued on next page...

Continued from previous page...

Mol	Chain	Res	Type	Atoms	Z	Observed(^{o})	Ideal(^{o})
82	e4	203	PEB	OD-C4D-ND	-2.80	121.78	125.93
82	dM	203	PEB	OD-C4D-ND	-2.80	121.78	125.93
82	g1	201	PEB	C3B-C4B-NB	2.80	114.12	110.05
84	LE	1001	CYC	C2A-C1A-NA	2.80	114.12	110.05
87	BN	830	CLA	CMB-C2B-C3B	2.80	129.91	124.68
82	OK	202	PEB	CMB-C2B-C3B	-2.80	118.52	126.12
82	F5	203	PEB	C1C-CHB-C4B	-2.80	125.47	128.81
82	V7	202	PEB	CHA-C4A-NA	2.80	128.53	125.20
82	gO	201	PEB	OD-C4D-ND	-2.80	121.78	125.93
82	e1	202	PEB	C4B-C3B-C2B	-2.80	103.69	106.78
82	M5	301	PEB	C2A-C1A-NA	2.80	110.69	108.27
82	F9	203	PEB	C2A-C1A-NA	2.80	110.69	108.27
82	X9	201	PEB	OD-C4D-C3D	-2.80	123.12	129.46
82	MM	202	PEB	CHA-C1B-C2B	2.80	132.09	124.90
82	A1	305	PEB	C1B-C2B-C3B	-2.80	103.30	106.51
82	fF	202	PEB	C3B-C4B-NB	2.80	114.12	110.05
87	52	607	CLA	CHB-C4A-NA	2.80	128.38	124.51
87	5N	607	CLA	CHB-C4A-NA	2.80	128.38	124.51
82	QA	202	PEB	CHA-C1B-NB	-2.80	119.08	124.93
82	x8	201	PEB	OA-C1A-C2A	-2.80	123.95	126.17
87	bL	607	CLA	CMB-C2B-C3B	2.80	129.91	124.68
82	YA	303	PEB	OD-C4D-C3D	-2.80	123.12	129.46
82	OQ	202	PEB	C1C-CHB-C4B	-2.80	125.47	128.81
82	A7	201	PEB	OD-C4D-ND	-2.80	121.79	125.93
95	C6	502	DGD	O5E-C6E-C5E	-2.80	101.70	111.29
82	hH	201	PEB	C3B-C4B-NB	2.80	114.12	110.05
82	KP	202	PEB	OD-C4D-C3D	-2.80	123.12	129.46
87	LN	206	CLA	CHB-C4A-NA	2.80	128.38	124.51
82	uF	202	PEB	CBA-CAA-C3A	2.80	119.69	113.47
82	WB	401	PEB	CBC-CAC-C2C	-2.80	107.85	112.62
85	K6	102	BCR	C38-C26-C25	-2.80	121.39	124.53
82	TB	201	PEB	C4B-C3B-C2B	-2.80	103.69	106.78
87	B6	603	CLA	O2D-CGD-O1D	-2.80	118.37	123.84
82	NP	201	PEB	CHA-C1B-NB	-2.80	119.08	124.93
82	i4	201	PEB	CHB-C4B-NB	-2.80	124.95	128.83
83	QJ	201	PUB	OA-C1A-NA	-2.80	121.79	125.93
82	KB	301	PEB	CHC-C4C-C3C	-2.80	125.57	130.34
82	bK	202	PEB	C3B-C4B-NB	2.80	114.12	110.05
82	zC	202	PEB	OA-C1A-C2A	-2.80	123.95	126.17
82	X7	203	PEB	C1B-C2B-C3B	-2.80	103.30	106.51
82	kO	202	PEB	C1B-C2B-C3B	-2.80	103.30	106.51
96	GN	201	HEM	CBB-CAB-C3B	-2.80	113.71	127.62

Continued on next page...

Continued from previous page...

Mol	Chain	Res	Type	Atoms	Z	Observed(^{o})	Ideal(^{o})
82	W1	202	PEB	C2A-C1A-NA	2.80	110.68	108.27
82	d4	201	PEB	CAB-CBB-CGB	-2.80	107.59	113.60
82	IP	202	PEB	CMB-C2B-C1B	2.80	129.37	125.06
88	AL	406	LHG	C5-O7-C7	-2.80	110.91	117.79
82	PB	201	PEB	OD-C4D-C3D	-2.80	123.13	129.46
82	WP	202	PEB	CHB-C4B-C3B	-2.80	118.86	125.32
96	f6	101	HEM	C1B-NB-C4B	2.80	107.96	105.07
82	OO	201	PEB	C2B-C1B-NB	2.80	116.50	110.53
82	CF	201	PEB	CMB-C2B-C1B	2.79	129.37	125.06
82	kO	202	PEB	CMB-C2B-C1B	2.79	129.37	125.06
82	OP	202	PEB	CHA-C1B-NB	-2.79	119.09	124.93
82	KB	304	PEB	C1B-C2B-C3B	-2.79	103.30	106.51
82	YD	201	PEB	C1B-C2B-C3B	-2.79	103.30	106.51
82	O5	203	PEB	C1B-C2B-C3B	-2.79	103.30	106.51
82	PD	202	PEB	OD-C4D-C3D	-2.79	123.13	129.46
82	DK	202	PEB	OD-C4D-C3D	-2.79	123.13	129.46
87	AN	817	CLA	O2D-CGD-O1D	-2.79	118.37	123.84
84	l3	1001	CYC	OC-C1C-C2C	-2.79	123.95	126.17
82	q8	201	PEB	C3B-C4B-NB	2.79	114.11	110.05
82	UM	202	PEB	C4B-C3B-C2B	-2.79	103.69	106.78
82	bK	201	PEB	C4B-C3B-C2B	-2.79	103.69	106.78
87	3N	309	CLA	CAA-C2A-C1A	2.79	121.13	111.97
87	A2	803	CLA	CMB-C2B-C3B	2.79	129.91	124.68
82	QB	203	PEB	CMB-C2B-C1B	2.79	129.37	125.06
82	IM	201	PEB	CMB-C2B-C1B	2.79	129.37	125.06
87	82	307	CLA	O2D-CGD-O1D	-2.79	118.38	123.84
82	BQ	202	PEB	OD-C4D-ND	-2.79	121.79	125.93
84	LH	1002	CYC	C1B-CHB-C4A	-2.79	121.25	128.08
85	AN	846	BCR	C29-C30-C25	2.79	114.78	110.48
82	ZE	202	PEB	C1B-C2B-C3B	-2.79	103.30	106.51
82	TD	202	PEB	C3B-C4B-NB	2.79	114.11	110.05
82	MJ	203	PEB	C3B-C4B-NB	2.79	114.11	110.05
87	LN	206	CLA	C1B-CHB-C4A	-2.79	124.58	130.12
87	42	610	CLA	C1B-CHB-C4A	-2.79	124.58	130.12
82	JH	1002	PEB	CMB-C2B-C1B	2.79	129.37	125.06
82	c1	201	PEB	C4B-C3B-C2B	-2.79	103.69	106.78
82	LJ	202	PEB	O2B-CGB-CBB	2.79	123.00	114.03
87	B2	809	CLA	O2A-CGA-O1A	-2.79	116.54	123.59
87	7N	602	CLA	C3D-C2D-C1D	-2.79	102.02	105.83
82	kH	201	PEB	CAB-C3B-C4B	2.79	129.95	125.01
82	j4	203	PEB	C1B-C2B-C3B	-2.79	103.30	106.51
82	vK	202	PEB	C1B-C2B-C3B	-2.79	103.30	106.51

Continued on next page...

Continued from previous page...

Mol	Chain	Res	Type	Atoms	Z	Observed(^{o})	Ideal(^{o})
82	sC	201	PEB	CHA-C1B-C2B	2.79	132.08	124.90
82	IP	203	PEB	CHA-C1B-NB	-2.79	119.09	124.93
87	L2	206	CLA	CHB-C4A-NA	2.79	128.37	124.51
83	AM	303	PUB	OA-C1A-NA	-2.79	121.79	125.93
87	8N	307	CLA	O2D-CGD-O1D	-2.79	118.38	123.84
82	l1	203	PEB	C4B-C3B-C2B	-2.79	103.69	106.78
87	32	302	CLA	CAA-C2A-C3A	-2.79	105.13	112.78
82	RF	201	PEB	C3B-C4B-NB	2.79	114.11	110.05
82	DD	203	PEB	C2B-C1B-NB	2.79	116.49	110.53
87	FN	201	CLA	CMB-C2B-C3B	2.79	129.90	124.68
82	S5	203	PEB	OD-C4D-ND	-2.79	121.79	125.93
82	j1	203	PEB	CHC-C1D-ND	-2.79	110.70	113.95
82	YH	202	PEB	C3B-C4B-NB	2.79	114.11	110.05
82	UH	201	PEB	C4B-C3B-C2B	-2.79	103.69	106.78
82	WK	203	PEB	CMB-C2B-C1B	2.79	129.36	125.06
82	D5	201	PEB	CAB-CBB-CGB	-2.79	107.60	113.60
82	PE	201	PEB	C1B-C2B-C3B	-2.79	103.30	106.51
82	SQ	202	PEB	C1B-C2B-C3B	-2.79	103.30	106.51
82	wC	202	PEB	C1B-C2B-C3B	-2.79	103.30	106.51
82	xF	304	PEB	C1B-C2B-C3B	-2.79	103.30	106.51
82	CP	203	PEB	CHC-C1D-ND	-2.79	110.71	113.95
82	jH	203	PEB	CHC-C1D-ND	-2.79	110.71	113.95
87	cL	511	CLA	O2D-CGD-O1D	-2.79	118.38	123.84
82	U5	202	PEB	OA-C1A-C2A	-2.79	123.95	126.17
82	BB	201	PEB	C4B-C3B-C2B	-2.79	103.69	106.78
87	AN	825	CLA	CHB-C4A-NA	2.79	128.37	124.51
82	AG	304	PEB	OD-C4D-ND	-2.79	121.80	125.93
84	F4	1001	CYC	CAB-C3B-C2B	2.79	132.30	127.53
82	U5	203	PEB	C1B-C2B-C3B	-2.79	103.30	106.51
82	M9	301	PEB	C3B-C4B-NB	2.79	114.11	110.05
82	CK	201	PEB	CMB-C2B-C1B	2.79	129.36	125.06
82	RE	202	PEB	OD-C4D-C3D	-2.79	123.14	129.46
87	5N	609	CLA	C2A-C1A-CHA	2.79	128.74	123.86
85	A2	848	BCR	C4-C5-C6	-2.79	118.68	122.73
84	FE	1001	CYC	CHB-C1B-NB	-2.79	120.07	126.06
82	Q5	203	PEB	OD-C4D-ND	-2.79	121.80	125.93
82	zC	202	PEB	CHB-C4B-C3B	2.79	131.77	125.32
82	HA	201	PEB	C4B-C3B-C2B	-2.79	103.69	106.78
82	UE	202	PEB	C4B-C3B-C2B	-2.79	103.69	106.78
82	JQ	203	PEB	C2A-C1A-NA	2.79	110.68	108.27
82	wF	302	PEB	C2A-C1A-NA	2.79	110.68	108.27
82	gO	203	PEB	C2A-C1A-NA	2.79	110.68	108.27

Continued on next page...

Continued from previous page...

Mol	Chain	Res	Type	Atoms	Z	Observed(^{o})	Ideal(^{o})
82	O4	201	PEB	CHA-C4A-NA	2.79	128.52	125.20
82	gM	202	PEB	CHA-C4A-NA	-2.79	121.89	125.20
82	YM	202	PEB	CHA-C1B-C2B	2.79	132.07	124.90
82	SP	202	PEB	CBB-CAB-C3B	-2.79	104.88	112.63
82	uC	203	PEB	CMB-C2B-C1B	2.79	129.36	125.06
87	BN	808	CLA	O2D-CGD-O1D	-2.79	118.38	123.84
82	Q9	203	PEB	CHC-C4C-C3C	-2.79	125.58	130.34
82	cG	201	PEB	C1B-C2B-C3B	-2.79	103.31	106.51
84	C4	1001	CYC	C4A-C3A-C2A	-2.79	103.31	106.51
82	FI	202	PEB	CHA-C1B-NB	-2.79	119.10	124.93
87	A2	834	CLA	CMB-C2B-C3B	2.79	129.90	124.68
87	62	313	CLA	CHD-C1D-C2D	2.79	131.33	125.48
87	B2	804	CLA	O2D-CGD-O1D	-2.79	118.39	123.84
82	iM	201	PEB	C3B-C4B-NB	2.79	114.11	110.05
82	OF	202	PEB	CMB-C2B-C3B	-2.79	118.55	126.12
87	AN	826	CLA	CAA-C2A-C3A	-2.79	105.14	112.78
82	ZK	202	PEB	C1B-C2B-C3B	-2.79	103.31	106.51
82	BP	202	PEB	C2A-C1A-NA	2.79	110.68	108.27
82	sF	201	PEB	C2A-C1A-NA	2.79	110.68	108.27
82	hG	202	PEB	OD-C4D-ND	-2.79	121.80	125.93
82	KB	304	PEB	OD-C4D-C3D	-2.79	123.14	129.46
82	TM	201	PEB	CMB-C2B-C1B	2.79	129.36	125.06
82	cB	402	PEB	CMB-C2B-C1B	2.79	129.36	125.06
82	iK	203	PEB	CHC-C4C-C3C	-2.79	125.58	130.34
82	KI	202	PEB	OA-C1A-C2A	-2.79	123.96	126.17
87	3N	303	CLA	CAA-C2A-C3A	-2.79	105.14	112.78
82	MM	202	PEB	OD-C4D-C3D	-2.79	123.14	129.46
82	d1	201	PEB	OD-C4D-ND	-2.79	121.80	125.93
85	AN	847	BCR	C23-C22-C21	-2.79	114.66	118.94
83	xK	301	PUB	CHA-C1B-C2B	-2.79	125.58	130.34
82	XK	202	PEB	C3B-C4B-NB	2.79	114.10	110.05
82	FK	202	PEB	CBC-CAC-C2C	2.79	117.38	112.62
87	cL	510	CLA	O2D-CGD-O1D	-2.79	118.39	123.84
82	Y5	203	PEB	C2A-C1A-NA	2.79	110.68	108.27
92	j6	102	LMG	O8-C28-C29	2.79	120.66	111.91
82	kF	201	PEB	OD-C4D-ND	-2.79	121.80	125.93
82	RD	203	PEB	OD-C4D-C3D	-2.79	123.14	129.46
82	DH	1002	PEB	C4B-C3B-C2B	-2.79	103.70	106.78
87	HL	101	CLA	CHB-C4A-NA	2.79	128.37	124.51
82	TI	202	PEB	OA-C1A-C2A	-2.79	123.96	126.17
84	A3	1001	CYC	OC-C1C-C2C	-2.79	123.96	126.17
87	22	612	CLA	O2D-CGD-O1D	-2.79	118.39	123.84

Continued on next page...

Continued from previous page...

Mol	Chain	Res	Type	Atoms	Z	Observed(^{o})	Ideal(^{o})
82	SQ	202	PEB	CAA-C3A-C4A	2.79	119.83	112.67
82	f1	201	PEB	OD-C4D-C3D	-2.79	123.15	129.46
82	O5	201	PEB	OD-C4D-C3D	-2.79	123.15	129.46
85	A2	846	BCR	C29-C30-C25	2.79	114.77	110.48
82	D5	203	PEB	CHA-C1B-NB	-2.79	119.10	124.93
82	xC	201	PEB	CHC-C4C-C3C	-2.79	125.58	130.34
87	HL	102	CLA	O2D-CGD-O1D	-2.79	118.39	123.84
87	82	306	CLA	O2D-CGD-O1D	-2.79	118.39	123.84
87	cL	513	CLA	O2D-CGD-O1D	-2.79	118.39	123.84
82	T4	203	PEB	CAB-CBB-CGB	2.79	119.60	113.60
82	vC	202	PEB	C4B-C3B-C2B	-2.79	103.70	106.78
94	D6	408	PL9	C45-C44-C46	2.79	119.96	115.27
95	c6	601	DGD	O5E-C6E-C5E	-2.79	101.73	111.29
84	JH	1003	CYC	C4A-C3A-C2A	-2.79	103.31	106.51
92	dL	407	LMG	O6-C1-C2	2.79	116.25	110.35
82	rF	201	PEB	C3B-C4B-NB	2.79	114.10	110.05
88	AL	407	LHG	O8-C23-C24	2.79	120.65	111.91
82	UI	201	PEB	CHC-C4C-C3C	-2.79	125.59	130.34
82	Y5	201	PEB	CHC-C4C-C3C	-2.79	125.59	130.34
82	Y7	303	PEB	C1B-C2B-C3B	-2.79	103.31	106.51
82	aE	202	PEB	C1B-C2B-C3B	-2.79	103.31	106.51
82	KM	201	PEB	C2A-C1A-NA	2.79	110.67	108.27
82	eE	203	PEB	CMC-C3C-C2C	2.79	130.19	124.94
87	62	311	CLA	C2A-C1A-CHA	2.79	128.73	123.86
87	AN	819	CLA	C1B-CHB-C4A	-2.79	124.60	130.12
82	x8	202	PEB	OD-C4D-C3D	-2.78	123.15	129.46
87	BN	828	CLA	CHB-C4A-NA	2.78	128.36	124.51
87	82	302	CLA	CAA-C2A-C3A	-2.78	105.15	112.78
82	YB	202	PEB	C3B-C4B-NB	2.78	114.10	110.05
82	IM	202	PEB	C3B-C4B-NB	2.78	114.10	110.05
82	XQ	202	PEB	CHC-C4C-C3C	-2.78	125.59	130.34
82	eF	202	PEB	CAB-C3B-C4B	2.78	129.94	125.01
82	EP	202	PEB	CMB-C2B-C1B	2.78	129.35	125.06
87	8N	301	CLA	O2D-CGD-O1D	-2.78	118.39	123.84
82	HQ	203	PEB	CHA-C1B-NB	-2.78	119.11	124.93
82	iK	201	PEB	OD-C4D-C3D	-2.78	123.15	129.46
82	eK	202	PEB	CAB-C3B-C4B	2.78	129.93	125.01
82	K7	202	PEB	CMB-C2B-C1B	2.78	129.35	125.06
82	KF	202	PEB	C3B-C4B-NB	2.78	114.10	110.05
84	NH	1001	CYC	C2A-C1A-NA	2.78	114.10	110.05
87	52	606	CLA	CAA-C2A-C3A	-2.78	105.16	112.78
82	jK	201	PEB	OD-C4D-ND	-2.78	121.81	125.93

Continued on next page...

Continued from previous page...

Mol	Chain	Res	Type	Atoms	Z	Observed(^{o})	Ideal(^{o})
82	A7	201	PEB	CMB-C2B-C1B	2.78	129.35	125.06
95	C6	523	DGD	C2G-O2G-C1B	-2.78	110.94	117.79
82	iF	201	PEB	C2A-C1A-NA	2.78	110.67	108.27
82	eJ	202	PEB	C2A-C1A-NA	2.78	110.67	108.27
87	52	609	CLA	C2A-C1A-CHA	2.78	128.72	123.86
82	dB	201	PEB	CHA-C1B-NB	-2.78	119.11	124.93
82	JO	1002	PEB	OD-C4D-C3D	-2.78	123.16	129.46
82	PP	202	PEB	C3B-C4B-NB	2.78	114.10	110.05
82	QF	203	PEB	C4B-C3B-C2B	-2.78	103.70	106.78
82	TA	203	PEB	C1C-CHB-C4B	2.78	132.13	128.81
82	bP	501	PEB	C1C-CHB-C4B	2.78	132.13	128.81
82	dO	201	PEB	CAB-CBB-CGB	-2.78	107.61	113.60
82	uK	202	PEB	CHC-C4C-C3C	-2.78	125.59	130.34
82	SJ	203	PEB	OD-C4D-C3D	-2.78	123.16	129.46
82	B7	201	PEB	OD-C4D-C3D	-2.78	123.16	129.46
84	DO	1001	CYC	CHB-C1B-NB	-2.78	120.08	126.06
82	SD	202	PEB	CAA-C3A-C4A	2.78	119.82	112.67
82	iH	201	PEB	CHB-C4B-C3B	-2.78	118.89	125.32
82	xC	201	PEB	OA-C1A-C2A	-2.78	123.96	126.17
87	BL	608	CLA	CHB-C4A-NA	2.78	128.36	124.51
82	aJ	202	PEB	OD-C4D-ND	-2.78	121.81	125.93
82	sK	203	PEB	OD-C4D-ND	-2.78	121.81	125.93
84	DH	1001	CYC	CHB-C4A-NA	-2.78	119.11	124.93
82	AO	305	PEB	C4B-C3B-C2B	-2.78	103.70	106.78
82	MQ	202	PEB	C4B-C3B-C2B	-2.78	103.70	106.78
82	tF	201	PEB	C4B-C3B-C2B	-2.78	103.70	106.78
82	j4	203	PEB	C2A-C1A-NA	2.78	110.67	108.27
82	v8	201	PEB	C1B-C2B-C3B	-2.78	103.31	106.51
82	hF	201	PEB	C1B-C2B-C3B	-2.78	103.31	106.51
82	uF	203	PEB	CHC-C1D-ND	-2.78	110.72	113.95
82	ZB	201	PEB	OD-C4D-C3D	-2.78	123.16	129.46
82	PF	202	PEB	CAB-C3B-C4B	2.78	129.93	125.01
87	5N	605	CLA	CHB-C4A-NA	2.78	128.36	124.51
82	FI	201	PEB	CAB-CBB-CGB	2.78	119.59	113.60
82	TO	203	PEB	CAB-CBB-CGB	2.78	119.59	113.60
82	d1	203	PEB	OD-C4D-ND	-2.78	121.81	125.93
82	cF	201	PEB	C1C-CHB-C4B	2.78	132.13	128.81
87	AN	834	CLA	CMB-C2B-C3B	2.78	129.88	124.68
83	M5	303	PUB	C1C-C2C-C3C	-2.78	103.70	106.78
82	VO	201	PEB	C1B-C2B-C3B	-2.78	103.31	106.51
82	AI	201	PEB	OA-C1A-C2A	-2.78	123.96	126.17
82	PK	202	PEB	CAB-C3B-C4B	2.78	129.93	125.01

Continued on next page...

Continued from previous page...

Mol	Chain	Res	Type	Atoms	Z	Observed(^{o})	Ideal(^{o})
82	T7	202	PEB	CHA-C4A-NA	2.78	128.51	125.20
87	12	602	CLA	CMC-C2C-C3C	2.78	133.66	126.12
87	5N	606	CLA	CAA-C2A-C3A	-2.78	105.16	112.78
87	LN	206	CLA	O2D-CGD-O1D	-2.78	118.40	123.84
82	BJ	301	PEB	OD-C4D-C3D	-2.78	123.16	129.46
82	lM	202	PEB	OD-C4D-C3D	-2.78	123.16	129.46
87	62	313	CLA	C3D-C2D-C1D	-2.78	102.04	105.83
82	K7	202	PEB	C4B-C3B-C2B	-2.78	103.71	106.78
82	TA	203	PEB	C1B-C2B-C3B	-2.78	103.32	106.51
82	CP	203	PEB	CMB-C2B-C1B	2.78	129.34	125.06
85	B2	843	BCR	C39-C30-C25	-2.78	105.79	110.30
83	Z5	302	PUB	OA-C1A-NA	-2.78	121.81	125.93
82	JQ	201	PEB	OD-C4D-C3D	-2.78	123.16	129.46
82	WI	201	PEB	CAB-C3B-C4B	2.78	129.93	125.01
87	CL	506	CLA	C1B-CHB-C4A	-2.78	124.61	130.12
82	QH	202	PEB	CAB-CBB-CGB	-2.78	107.62	113.60
82	HP	202	PEB	C1B-C2B-C3B	-2.78	103.32	106.51
82	U1	201	PEB	C1B-C2B-C3B	-2.78	103.32	106.51
84	M1	201	CYC	C4A-C3A-C2A	-2.78	103.32	106.51
87	A2	826	CLA	C2D-C1D-ND	-2.78	108.06	110.10
82	QJ	202	PEB	CHA-C1B-NB	-2.78	119.12	124.93
82	xK	304	PEB	CHA-C4A-NA	2.78	128.51	125.20
87	22	609	CLA	O2D-CGD-O1D	-2.78	118.41	123.84
82	M7	202	PEB	C3B-C4B-NB	2.78	114.09	110.05
87	32	304	CLA	CMA-C3A-C4A	2.78	119.24	111.77
82	PQ	202	PEB	OD-C4D-C3D	-2.78	123.17	129.46
82	iK	201	PEB	C2A-C1A-NA	2.78	110.67	108.27
82	XQ	201	PEB	C4B-C3B-C2B	-2.78	103.71	106.78
84	EH	1001	CYC	CHA-C1A-NA	-2.78	124.97	128.83
82	bF	201	PEB	C3B-C4B-NB	2.78	114.09	110.05
82	eO	203	PEB	OD-C4D-ND	-2.78	121.81	125.93
82	VF	201	PEB	CAA-C3A-C2A	-2.78	107.32	114.26
82	ID	201	PEB	CBC-CAC-C2C	2.78	117.36	112.62
82	q8	203	PEB	CHC-C1D-ND	-2.78	110.72	113.95
82	SK	202	PEB	C1B-C2B-C3B	-2.78	103.32	106.51
82	VO	202	PEB	CAB-C3B-C4B	2.78	129.92	125.01
82	hJ	201	PEB	C4B-C3B-C2B	-2.78	103.71	106.78
84	h3	1001	CYC	C1B-C2B-C3B	-2.78	104.97	107.87
82	CJ	203	PEB	C2A-C1A-NA	2.78	110.67	108.27
82	f1	202	PEB	C2A-C1A-NA	2.78	110.67	108.27
82	fG	201	PEB	C2A-C1A-NA	2.78	110.67	108.27
82	RI	201	PEB	OA-C1A-C2A	-2.78	123.97	126.17

Continued on next page...

Continued from previous page...

Mol	Chain	Res	Type	Atoms	Z	Observed(^{o})	Ideal(^{o})
82	eH	201	PEB	CHC-C4C-C3C	-2.78	125.60	130.34
82	QO	201	PEB	OD-C4D-C3D	-2.78	123.17	129.46
82	BM	301	PEB	C3B-C4B-NB	2.78	114.09	110.05
82	aG	201	PEB	C1B-C2B-C3B	-2.78	103.32	106.51
82	sF	203	PEB	OD-C4D-ND	-2.78	121.82	125.93
82	dG	202	PEB	C4B-C3B-C2B	-2.78	103.71	106.78
83	Z5	303	PUB	C1C-C2C-C3C	-2.78	103.71	106.78
85	KL	100	BCR	C1-C6-C5	-2.78	118.70	122.61
87	bL	615	CLA	O2D-CGD-O1D	-2.78	118.41	123.84
95	c6	620	DGD	C2G-O2G-C1B	-2.78	110.96	117.79
82	HM	201	PEB	CHA-C1B-NB	-2.78	119.13	124.93
87	8N	303	CLA	CAA-C2A-C3A	-2.78	105.18	112.78
82	VK	201	PEB	CAA-C3A-C2A	-2.78	107.32	114.26
82	WH	202	PEB	C2A-C1A-NA	2.78	110.67	108.27
82	WJ	202	PEB	C2A-C1A-NA	2.78	110.67	108.27
82	SK	201	PEB	C2A-C1A-NA	2.78	110.67	108.27
82	dH	203	PEB	OD-C4D-ND	-2.78	121.82	125.93
82	kK	201	PEB	OD-C4D-ND	-2.78	121.82	125.93
85	AN	848	BCR	C4-C5-C6	-2.78	118.70	122.73
82	QE	201	PEB	C1B-C2B-C3B	-2.78	103.32	106.51
87	JN	101	CLA	CMB-C2B-C3B	2.78	129.87	124.68
82	QD	202	PEB	C4B-C3B-C2B	-2.78	103.71	106.78
82	cH	201	PEB	C4B-C3B-C2B	-2.78	103.71	106.78
82	1C	203	PEB	OD-C4D-C3D	-2.78	123.17	129.46
87	BL	608	CLA	O2D-CGD-O1D	-2.78	118.41	123.84
82	Z1	202	PEB	CHA-C1B-NB	-2.78	119.13	124.93
87	4N	610	CLA	C1B-CHB-C4A	-2.77	124.62	130.12
82	a4	201	PEB	CHC-C4C-C3C	-2.77	125.60	130.34
82	BA	201	PEB	OD-C4D-C3D	-2.77	123.17	129.46
82	QQ	202	PEB	OD-C4D-C3D	-2.77	123.17	129.46
87	82	304	CLA	CHB-C4A-NA	2.77	128.35	124.51
82	U1	203	PEB	C2A-C1A-NA	2.77	110.67	108.27
82	mM	201	PEB	C2A-C1A-NA	2.77	110.67	108.27
82	kO	202	PEB	C2A-C1A-NA	2.77	110.67	108.27
82	PG	201	PEB	C1B-C2B-C3B	-2.77	103.32	106.51
82	BQ	201	PEB	C1B-C2B-C3B	-2.77	103.32	106.51
82	l1	202	PEB	C1B-C2B-C3B	-2.77	103.32	106.51
82	tF	201	PEB	C1B-C2B-C3B	-2.77	103.32	106.51
82	cB	403	PEB	CMC-C3C-C2C	2.77	130.17	124.94
82	HQ	201	PEB	OD-C4D-ND	-2.77	121.82	125.93
91	aL	610	PHO	C1A-C2A-C3A	-2.77	100.20	102.84
87	82	302	CLA	O2D-CGD-CBD	2.77	116.20	111.27

Continued on next page...

Continued from previous page...

Mol	Chain	Res	Type	Atoms	Z	Observed(^{o})	Ideal(^{o})
98	B2	837	PQN	C14-C13-C15	2.77	119.94	115.27
82	XA	203	PEB	CHB-C4B-C3B	-2.77	118.91	125.32
87	A2	814	CLA	O2D-CGD-O1D	-2.77	118.41	123.84
82	fO	201	PEB	CMB-C2B-C1B	2.77	129.34	125.06
82	uF	202	PEB	OD-C4D-C3D	-2.77	123.17	129.46
82	eB	202	PEB	C3B-C4B-NB	2.77	114.08	110.05
82	b4	201	PEB	C4B-NB-C1B	-2.77	101.28	106.51
82	Y1	202	PEB	OD-C4D-ND	-2.77	121.82	125.93
82	XA	201	PEB	CMA-C2A-C1A	-2.77	106.42	112.40
82	gK	203	PEB	OA-C1A-C2A	-2.77	123.97	126.17
82	AF	202	PEB	C3B-C4B-NB	2.77	114.08	110.05
82	YO	203	PEB	C3B-C4B-NB	2.77	114.08	110.05
82	UQ	201	PEB	CHC-C4C-C3C	-2.77	125.61	130.34
82	DM	201	PEB	OD-C4D-C3D	-2.77	123.18	129.46
82	UD	201	PEB	OD-C4D-ND	-2.77	121.82	125.93
82	kM	201	PEB	OD-C4D-ND	-2.77	121.82	125.93
82	KG	201	PEB	CHC-C1D-ND	-2.77	110.73	113.95
82	GK	203	PEB	CMA-C2A-C1A	-2.77	106.43	112.40
82	JK	202	PEB	CAB-C3B-C4B	2.77	129.91	125.01
82	aJ	202	PEB	CAB-C3B-C4B	2.77	129.91	125.01
82	HA	201	PEB	CMB-C2B-C1B	2.77	129.33	125.06
82	TQ	202	PEB	OD-C4D-C3D	-2.77	123.18	129.46
88	BL	615	LHG	O7-C7-C8	2.77	117.48	111.50
87	L2	206	CLA	C1B-CHB-C4A	-2.77	124.63	130.12
82	J9	202	PEB	C3B-C4B-NB	2.77	114.08	110.05
82	DM	201	PEB	OD-C4D-ND	-2.77	121.82	125.93
82	hO	201	PEB	CHA-C1B-NB	-2.77	119.13	124.93
85	B6	601	BCR	C27-C26-C25	-2.77	118.71	122.73
82	Y4	202	PEB	CAB-C3B-C4B	2.77	129.91	125.01
82	fH	201	PEB	OD-C4D-C3D	-2.77	123.18	129.46
87	CL	511	CLA	CAA-C2A-C3A	-2.77	105.19	112.78
87	B2	828	CLA	CMB-C2B-C3B	2.77	129.86	124.68
82	NQ	203	PEB	CHA-C1B-NB	-2.77	119.14	124.93
85	F2	203	BCR	C2-C1-C6	2.77	114.75	110.48
82	WQ	202	PEB	C3B-C4B-NB	2.77	114.08	110.05
94	aL	601	PL9	C3-C4-C5	-2.77	115.00	118.60
82	JP	201	PEB	OD-C4D-ND	-2.77	121.82	125.93
82	LO	1002	PEB	CHB-C4B-NB	-2.77	124.98	128.83
87	A2	826	CLA	CAA-C2A-C3A	-2.77	105.19	112.78
82	DD	203	PEB	CHA-C1B-NB	-2.77	119.14	124.93
82	YP	501	PEB	CHA-C1B-NB	-2.77	119.14	124.93
82	TA	201	PEB	OD-C4D-C3D	-2.77	123.18	129.46

Continued on next page...

Continued from previous page...

Mol	Chain	Res	Type	Atoms	Z	Observed(^{o})	Ideal(^{o})
82	DI	201	PEB	OD-C4D-C3D	-2.77	123.18	129.46
82	gH	201	PEB	CHC-C1D-ND	-2.77	110.73	113.95
82	DP	202	PEB	C3B-C4B-NB	2.77	114.08	110.05
84	LG	1001	CYC	C2A-C1A-NA	2.77	114.08	110.05
85	c6	617	BCR	C3-C4-C5	-2.77	109.13	114.08
82	AM	301	PEB	OD-C4D-ND	-2.77	121.83	125.93
87	AN	827	CLA	C1B-CHB-C4A	-2.77	124.63	130.12
82	c4	201	PEB	C4B-C3B-C2B	-2.77	103.72	106.78
82	O7	202	PEB	C4B-C3B-C2B	-2.77	103.72	106.78
82	QD	202	PEB	OD-C4D-C3D	-2.77	123.18	129.46
95	J6	101	DGD	O1G-C1A-C2A	2.77	120.60	111.91
98	BN	837	PQN	C14-C13-C15	2.77	119.93	115.27
87	J2	101	CLA	CMB-C2B-C3B	2.77	129.86	124.68
87	AN	806	CLA	O2D-CGD-O1D	-2.77	118.42	123.84
85	F2	203	BCR	C28-C27-C26	-2.77	109.13	114.08
87	72	603	CLA	CHB-C4A-NA	2.77	128.34	124.51
82	BP	201	PEB	CHC-C4C-C3C	-2.77	125.61	130.34
87	72	605	CLA	CBA-CAA-C2A	-2.77	105.69	113.86
82	GJ	202	PEB	OD-C4D-C3D	-2.77	123.18	129.46
82	HH	1002	PEB	C3B-C4B-NB	2.77	114.08	110.05
82	iF	203	PEB	C3B-C4B-NB	2.77	114.08	110.05
87	2N	310	CLA	CMB-C2B-C3B	2.77	129.86	124.68
82	GF	203	PEB	CMA-C2A-C1A	-2.77	106.43	112.40
82	f4	201	PEB	CMB-C2B-C1B	2.77	129.33	125.06
82	zC	201	PEB	CAA-C3A-C2A	-2.77	107.34	114.26
82	l1	202	PEB	OD-C4D-C3D	-2.77	123.19	129.46
82	lH	201	PEB	OD-C4D-C3D	-2.77	123.19	129.46
87	BN	805	CLA	O2D-CGD-O1D	-2.77	118.42	123.84
82	jJ	203	PEB	C3B-C4B-NB	2.77	114.08	110.05
82	BM	301	PEB	OD-C4D-ND	-2.77	121.83	125.93
82	b4	202	PEB	CMB-C2B-C1B	2.77	129.33	125.06
82	1C	201	PEB	CAB-C3B-C4B	2.77	129.91	125.01
82	TM	202	PEB	CHA-C4A-NA	-2.77	121.91	125.20
82	UI	202	PEB	CHC-C1D-ND	-2.77	110.73	113.95
82	JD	201	PEB	OD-C4D-C3D	-2.77	123.19	129.46
82	Q1	202	PEB	OD-C4D-C3D	-2.77	123.19	129.46
82	b1	203	PEB	OD-C4D-C3D	-2.77	123.19	129.46
82	B5	202	PEB	C1B-C2B-C3B	-2.77	103.33	106.51
82	lE	203	PEB	C1B-C2B-C3B	-2.77	103.33	106.51
82	t8	201	PEB	CHC-C4C-C3C	-2.77	125.61	130.34
95	cL	519	DGD	O1G-C1A-C2A	2.77	120.59	111.91
87	A2	816	CLA	CHB-C4A-NA	2.77	128.34	124.51

Continued on next page...

Continued from previous page...

Mol	Chain	Res	Type	Atoms	Z	Observed(^{o})	Ideal(^{o})
85	BN	843	BCR	C39-C30-C25	-2.77	105.81	110.30
84	i3	1001	CYC	OC-C1C-C2C	-2.77	123.97	126.17
82	EQ	201	PEB	CAB-CBB-CGB	-2.77	107.65	113.60
82	OF	202	PEB	CHA-C1B-C2B	2.77	132.02	124.90
82	zF	501	PEB	CHC-C1D-ND	-2.77	110.73	113.95
82	V4	201	PEB	CHB-C4B-C3B	-2.77	118.93	125.32
82	ED	201	PEB	C2A-C1A-NA	2.77	110.66	108.27
82	RP	202	PEB	C2A-C1A-NA	2.77	110.66	108.27
82	IB	202	PEB	C1B-C2B-C3B	-2.77	103.33	106.51
87	6N	612	CLA	CHD-C1D-C2D	2.77	131.28	125.48
82	NG	201	PEB	C3B-C4B-NB	2.77	114.08	110.05
82	e1	201	PEB	CMB-C2B-C1B	2.77	129.33	125.06
87	1N	603	CLA	CHB-C4A-NA	2.77	128.34	124.51
82	Q7	202	PEB	CHA-C1B-NB	-2.77	119.14	124.93
82	KJ	203	PEB	CAA-C3A-C4A	-2.77	105.57	112.67
82	v8	202	PEB	C4B-C3B-C2B	-2.77	103.72	106.78
82	R1	201	PEB	CBA-CAA-C3A	-2.77	107.31	113.47
82	J5	203	PEB	CHA-C1B-NB	-2.77	119.14	124.93
82	mG	202	PEB	OD-C4D-ND	-2.77	121.83	125.93
82	UA	201	PEB	C3B-C4B-NB	2.77	114.07	110.05
82	HD	202	PEB	C3B-C4B-NB	2.77	114.07	110.05
82	KJ	202	PEB	CMB-C2B-C1B	2.77	129.32	125.06
82	BI	201	PEB	C2B-C1B-NB	2.77	116.44	110.53
82	IM	202	PEB	OA-C1A-C2A	-2.77	123.97	126.17
82	WQ	202	PEB	OD-C4D-C3D	-2.77	123.19	129.46
82	MF	202	PEB	C1C-CHB-C4B	2.77	132.11	128.81
82	AO	301	PEB	C2A-C1A-NA	2.77	110.66	108.27
82	BP	202	PEB	CAA-C3A-C4A	-2.77	105.57	112.67
82	WE	203	PEB	CHA-C1B-NB	-2.77	119.15	124.93
82	DQ	203	PEB	C2B-C1B-NB	2.77	116.43	110.53
83	yF	303	PUB	C2C-C1C-NC	2.77	114.07	110.05
84	FG	1001	CYC	C2A-C1A-NA	2.77	114.07	110.05
82	TA	202	PEB	CHA-C4A-NA	2.77	128.49	125.20
82	F1	1002	PEB	C1B-C2B-C3B	-2.77	103.33	106.51
82	U7	201	PEB	CBB-CAB-C3B	-2.77	104.94	112.63
87	C6	520	CLA	CMB-C2B-C3B	2.77	129.85	124.68
82	LP	202	PEB	C3B-C4B-NB	2.77	114.07	110.05
87	A2	806	CLA	O2D-CGD-O1D	-2.77	118.43	123.84
87	B2	826	CLA	O2D-CGD-O1D	-2.77	118.43	123.84
82	U1	201	PEB	C4B-C3B-C2B	-2.77	103.72	106.78
82	FJ	202	PEB	CAA-C3A-C2A	-2.77	107.35	114.26
87	6N	605	CLA	O2D-CGD-O1D	-2.77	118.43	123.84

Continued on next page...

Continued from previous page...

Mol	Chain	Res	Type	Atoms	Z	Observed(^{o})	Ideal(^{o})
82	hE	202	PEB	OD-C4D-ND	-2.76	121.83	125.93
83	QJ	201	PUB	OD-C4D-ND	-2.76	121.83	125.93
82	kF	201	PEB	CHC-C4C-C3C	-2.76	125.62	130.34
82	SI	202	PEB	OD-C4D-C3D	-2.76	123.20	129.46
87	2N	302	CLA	O2D-CGD-O1D	-2.76	118.43	123.84
82	OA	202	PEB	CHC-C1D-ND	-2.76	110.74	113.95
82	Z5	301	PEB	C2A-C1A-NA	2.76	110.66	108.27
82	BB	203	PEB	OD-C4D-C3D	-2.76	123.20	129.46
85	C6	507	BCR	C15-C16-C17	-2.76	117.81	123.47
87	bL	608	CLA	CHD-C1D-ND	-2.76	121.91	124.45
83	M5	302	PUB	C1D-CHC-C4C	-2.76	107.35	113.37
82	e1	201	PEB	CHC-C4C-C3C	-2.76	125.62	130.34
82	LA	203	PEB	C4B-C3B-C2B	-2.76	103.72	106.78
84	E1	1001	CYC	CHA-C1A-NA	-2.76	124.99	128.83
84	H1	1001	CYC	CHA-C1A-NA	-2.76	124.99	128.83
82	CP	203	PEB	C3B-C4B-NB	2.76	114.07	110.05
82	S4	202	PEB	C3B-C4B-NB	2.76	114.07	110.05
88	d6	407	LHG	O8-C23-C24	2.76	120.58	111.91
95	JL	101	DGD	O1G-C1A-C2A	2.76	120.58	111.91
82	WI	203	PEB	CAA-C3A-C4A	2.76	119.77	112.67
82	fM	201	PEB	C1B-C2B-C3B	-2.76	103.33	106.51
82	CI	201	PEB	OA-C1A-C2A	-2.76	123.98	126.17
82	Q1	202	PEB	CAB-CBB-CGB	-2.76	107.66	113.60
82	SQ	202	PEB	CMB-C2B-C1B	2.76	129.32	125.06
87	CL	511	CLA	O2D-CGD-O1D	-2.76	118.44	123.84
82	VP	202	PEB	C3B-C4B-NB	2.76	114.07	110.05
82	K7	202	PEB	C3B-C4B-NB	2.76	114.07	110.05
85	H6	101	BCR	C15-C14-C13	-2.76	123.37	127.31
82	TD	202	PEB	C4B-C3B-C2B	-2.76	103.72	106.78
82	LE	1002	PEB	CAC-CBC-CGC	-2.76	106.01	113.76
82	AG	304	PEB	CHC-C1D-ND	-2.76	110.74	113.95
82	ED	201	PEB	CAB-CBB-CGB	-2.76	107.66	113.60
87	8N	303	CLA	O2D-CGD-CBD	2.76	116.18	111.27
82	YQ	201	PEB	C1B-C2B-C3B	-2.76	103.34	106.51
82	D7	203	PEB	C1B-C2B-C3B	-2.76	103.34	106.51
84	LH	1001	CYC	C4A-C3A-C2A	-2.76	103.34	106.51
83	Z5	302	PUB	C1D-CHC-C4C	-2.76	107.36	113.37
82	W5	203	PEB	OD-C4D-ND	-2.76	121.84	125.93
82	ZH	202	PEB	CHA-C1B-NB	-2.76	119.16	124.93
85	AN	848	BCR	C10-C11-C12	-2.76	114.60	123.22
82	hJ	202	PEB	C3B-C4B-NB	2.76	114.07	110.05
85	c6	603	BCR	C36-C18-C17	-2.76	119.05	122.92

Continued on next page...

Continued from previous page...

Mol	Chain	Res	Type	Atoms	Z	Observed(^{o})	Ideal(^{o})
82	LG	1002	PEB	CAC-CBC-CGC	-2.76	106.02	113.76
82	RD	202	PEB	C2A-C1A-NA	2.76	110.65	108.27
84	FH	1001	CYC	C2C-C1C-NC	2.76	110.65	108.27
87	62	302	CLA	O2D-CGD-O1D	-2.76	118.44	123.84
82	XI	201	PEB	OA-C1A-C2A	-2.76	123.98	126.17
84	N3	1001	CYC	OC-C1C-C2C	-2.76	123.98	126.17
87	12	603	CLA	CHB-C4A-NA	2.76	128.33	124.51
82	DF	201	PEB	C1C-CHB-C4B	2.76	132.11	128.81
82	RO	201	PEB	C1B-C2B-C3B	-2.76	103.34	106.51
82	wC	201	PEB	C1B-C2B-C3B	-2.76	103.34	106.51
82	kG	201	PEB	OD-C4D-C3D	-2.76	123.20	129.46
82	kJ	201	PEB	CAB-C3B-C4B	2.76	129.89	125.01
87	A2	829	CLA	C1B-CHB-C4A	-2.76	124.65	130.12
82	fJ	201	PEB	CHA-C1B-NB	-2.76	119.16	124.93
82	TP	201	PEB	CAC-CBC-CGC	-2.76	106.02	113.76
87	AN	801	CLA	CHB-C4A-NA	2.76	128.33	124.51
87	AN	816	CLA	CHB-C4A-NA	2.76	128.33	124.51
82	QQ	202	PEB	C4B-C3B-C2B	-2.76	103.73	106.78
82	VF	201	PEB	OD-C4D-ND	-2.76	121.84	125.93
82	OH	201	PEB	OD-C4D-ND	-2.76	121.84	125.93
82	F7	203	PEB	OD-C4D-ND	-2.76	121.84	125.93
82	jG	201	PEB	OD-C4D-ND	-2.76	121.84	125.93
87	FN	201	CLA	O2D-CGD-O1D	-2.76	118.44	123.84
87	AN	801	CLA	C1B-CHB-C4A	-2.76	124.65	130.12
82	O1	201	PEB	C2A-C1A-NA	2.76	110.65	108.27
82	JB	202	PEB	CHC-C4C-C3C	2.76	135.04	130.34
82	UQ	202	PEB	C3B-C4B-NB	2.76	114.06	110.05
82	X7	201	PEB	CMA-C2A-C1A	-2.76	106.45	112.40
82	CJ	203	PEB	CAB-CBB-CGB	-2.76	107.66	113.60
82	bO	201	PEB	C4B-NB-C1B	-2.76	101.31	106.51
87	CL	510	CLA	O2A-CGA-O1A	-2.76	116.62	123.59
82	qC	202	PEB	CMB-C2B-C1B	2.76	129.31	125.06
82	lK	201	PEB	OA-C1A-NA	2.76	128.28	124.94
82	HD	201	PEB	OD-C4D-ND	-2.76	121.84	125.93
82	mE	202	PEB	OD-C4D-ND	-2.76	121.84	125.93
83	wK	304	PUB	OA-C1A-NA	-2.76	121.84	125.93
82	MA	202	PEB	C3B-C4B-NB	2.76	114.06	110.05
82	yC	202	PEB	C3B-C4B-NB	2.76	114.06	110.05
82	bG	201	PEB	CHB-C4B-NB	-2.76	125.00	128.83
84	D1	1003	CYC	C4A-C3A-C2A	-2.76	103.34	106.51
82	h4	202	PEB	CHA-C1B-NB	-2.76	119.16	124.93
82	1C	202	PEB	OD-C4D-C3D	-2.76	123.21	129.46

Continued on next page...

Continued from previous page...

Mol	Chain	Res	Type	Atoms	Z	Observed(^{o})	Ideal(^{o})
84	u3	1001	CYC	C1B-C2B-C3B	-2.76	104.99	107.87
85	A2	848	BCR	C10-C11-C12	-2.76	114.61	123.22
83	xF	301	PUB	CHA-C1B-C2B	-2.76	125.63	130.34
87	bL	616	CLA	CMB-C2B-C3B	2.76	129.84	124.68
82	iK	203	PEB	C3B-C4B-NB	2.76	114.06	110.05
82	ZH	203	PEB	OA-C1A-C2A	-2.76	123.98	126.17
82	iO	203	PEB	CBB-CAB-C3B	2.76	120.29	112.63
95	D6	410	DGD	O1G-C1A-C2A	2.76	120.57	111.91
82	hF	202	PEB	CHA-C1B-NB	-2.76	119.16	124.93
82	PE	201	PEB	OD-C4D-C3D	-2.76	123.21	129.46
87	CL	514	CLA	O2D-CGD-O1D	-2.76	118.44	123.84
87	dL	401	CLA	O2D-CGD-O1D	-2.76	118.44	123.84
82	UP	201	PEB	C1B-C2B-C3B	-2.76	103.34	106.51
82	cE	201	PEB	C1B-C2B-C3B	-2.76	103.34	106.51
82	UA	201	PEB	CBB-CAB-C3B	-2.76	104.96	112.63
82	JO	1002	PEB	CHA-C1B-NB	-2.76	119.16	124.93
87	LN	204	CLA	CMB-C2B-C3B	2.76	129.84	124.68
82	UD	201	PEB	CHC-C4C-C3C	-2.76	125.63	130.34
87	BN	817	CLA	O2D-CGD-O1D	-2.76	118.45	123.84
87	cL	512	CLA	O2D-CGD-O1D	-2.76	118.45	123.84
87	2N	309	CLA	O2D-CGD-O1D	-2.76	118.45	123.84
82	Q5	202	PEB	OD-C4D-C3D	-2.76	123.21	129.46
87	7N	605	CLA	CBA-CAA-C2A	-2.76	105.72	113.86
87	3N	304	CLA	C3B-C4B-NB	2.76	112.78	109.21
87	cL	508	CLA	CHD-C1D-ND	-2.76	121.92	124.45
87	7N	603	CLA	CHB-C4A-NA	2.76	128.32	124.51
82	XD	201	PEB	C4B-C3B-C2B	-2.76	103.73	106.78
82	VQ	202	PEB	C4B-C3B-C2B	-2.76	103.73	106.78
87	AN	813	CLA	C1B-CHB-C4A	-2.76	124.66	130.12
82	YK	201	PEB	CHC-C4C-C3C	-2.76	125.63	130.34
82	b1	203	PEB	CAA-C3A-C4A	-2.76	105.59	112.67
82	v8	202	PEB	CMB-C2B-C1B	2.76	129.31	125.06
82	fM	203	PEB	CMB-C2B-C1B	2.76	129.31	125.06
82	GP	201	PEB	CAC-CBC-CGC	-2.76	106.03	113.76
82	PI	201	PEB	OA-C1A-C2A	-2.76	123.98	126.17
82	a4	203	PEB	OA-C1A-C2A	-2.76	123.98	126.17
82	18	202	PEB	OD-C4D-C3D	-2.76	123.21	129.46
82	kF	203	PEB	OD-C4D-C3D	-2.76	123.21	129.46
87	A2	807	CLA	CHB-C4A-NA	2.76	128.32	124.51
82	GB	202	PEB	C3B-C4B-NB	2.76	114.06	110.05
82	AD	303	PEB	C3B-C4B-NB	2.76	114.06	110.05
82	BP	202	PEB	C3B-C4B-NB	2.76	114.06	110.05

Continued on next page...

Continued from previous page...

Mol	Chain	Res	Type	Atoms	Z	Observed(^{o})	Ideal(^{o})
82	OA	201	PEB	CHC-C1D-ND	-2.76	110.75	113.95
83	K7	203	PUB	CBB-CAB-C3B	-2.76	107.92	112.62
87	3N	305	CLA	CMA-C3A-C4A	2.76	119.18	111.77
82	tF	202	PEB	CAC-C2C-C3C	2.76	135.17	127.25
82	gB	203	PEB	C2A-C1A-NA	2.76	110.65	108.27
82	Q1	202	PEB	CHA-C4A-NA	2.76	128.48	125.20
82	ND	203	PEB	CHA-C1B-NB	-2.76	119.17	124.93
82	mJ	201	PEB	CHA-C1B-C2B	2.76	131.99	124.90
82	CM	202	PEB	OD-C4D-C3D	-2.76	123.22	129.46
87	A2	827	CLA	C1B-CHB-C4A	-2.76	124.66	130.12
85	CL	516	BCR	C1-C6-C5	-2.76	118.73	122.61
82	SB	201	PEB	CAB-CBB-CGB	-2.76	107.67	113.60
82	H9	201	PEB	OA-C1A-C2A	-2.76	123.98	126.17
82	SH	203	PEB	C1B-C2B-C3B	-2.76	103.34	106.51
82	b1	202	PEB	OD-C4D-ND	-2.76	121.85	125.93
83	M5	302	PUB	OA-C1A-NA	-2.76	121.85	125.93
87	BN	826	CLA	O2D-CGD-O1D	-2.76	118.45	123.84
82	iJ	201	PEB	C3B-C4B-NB	2.76	114.06	110.05
82	gM	201	PEB	C3B-C4B-NB	2.76	114.06	110.05
82	z8	202	PEB	CAA-C3A-C2A	-2.76	107.38	114.26
87	BL	601	CLA	CMB-C2B-C3B	2.76	129.83	124.68
82	DM	201	PEB	CAB-CBB-CGB	-2.76	107.67	113.60
82	h4	201	PEB	CHA-C1B-NB	-2.76	119.17	124.93
82	LA	201	PEB	OD-C4D-ND	-2.75	121.85	125.93
82	Q1	202	PEB	OD-C4D-ND	-2.75	121.85	125.93
87	B2	816	CLA	O2D-CGD-O1D	-2.75	118.45	123.84
82	JF	202	PEB	CAB-C3B-C4B	2.75	129.88	125.01
82	FF	202	PEB	C1B-C2B-C3B	-2.75	103.34	106.51
82	NP	202	PEB	C1B-C2B-C3B	-2.75	103.34	106.51
82	GQ	202	PEB	C1B-C2B-C3B	-2.75	103.34	106.51
82	ZG	201	PEB	CMB-C2B-C1B	2.75	129.31	125.06
87	AN	829	CLA	C1B-CHB-C4A	-2.75	124.66	130.12
82	GP	203	PEB	CMB-C2B-C1B	2.75	129.31	125.06
87	32	309	CLA	C1C-C2C-C3C	-2.75	104.06	106.96
82	XA	203	PEB	C3B-C4B-NB	2.75	114.06	110.05
82	PO	203	PEB	C3B-C4B-NB	2.75	114.06	110.05
82	SG	203	PEB	C2A-C1A-NA	2.75	110.65	108.27
82	AH	302	PEB	C2A-C1A-NA	2.75	110.65	108.27
84	E1	1001	CYC	CMB-C2B-C1B	2.75	127.61	124.17
82	RG	202	PEB	C1B-C2B-C3B	-2.75	103.35	106.51
82	U5	203	PEB	C4B-C3B-C2B	-2.75	103.73	106.78
82	DA	202	PEB	OD-C4D-C3D	-2.75	123.22	129.46

Continued on next page...

Continued from previous page...

Mol	Chain	Res	Type	Atoms	Z	Observed(^{o})	Ideal(^{o})
87	82	306	CLA	C2A-C1A-CHA	2.75	128.67	123.86
82	ZG	201	PEB	CHA-C1B-NB	-2.75	119.17	124.93
82	QH	202	PEB	CHA-C4A-NA	2.75	128.48	125.20
82	18	201	PEB	CAB-C3B-C4B	2.75	129.88	125.01
82	FF	202	PEB	CBC-CAC-C2C	2.75	117.32	112.62
82	ZE	203	PEB	OD-C4D-ND	-2.75	121.85	125.93
82	tK	202	PEB	OD-C4D-ND	-2.75	121.85	125.93
82	NJ	201	PEB	CMB-C2B-C1B	2.75	129.30	125.06
82	J1	1002	PEB	CMB-C2B-C1B	2.75	129.30	125.06
82	RH	201	PEB	CBA-CAA-C3A	-2.75	107.34	113.47
82	MK	203	PEB	OD-C4D-C3D	-2.75	123.22	129.46
82	bK	201	PEB	C3B-C4B-NB	2.75	114.05	110.05
82	T7	203	PEB	C1B-C2B-C3B	-2.75	103.35	106.51
87	aL	605	CLA	C4-C3-C5	2.75	119.90	115.27
82	Q5	201	PEB	C4B-C3B-C2B	-2.75	103.74	106.78
82	DH	1002	PEB	OD-C4D-ND	-2.75	121.85	125.93
82	D7	202	PEB	OD-C4D-C3D	-2.75	123.22	129.46
82	18	203	PEB	OD-C4D-C3D	-2.75	123.22	129.46
87	62	306	CLA	O2D-CGD-O1D	-2.75	118.46	123.84
82	tC	202	PEB	CMB-C2B-C1B	2.75	129.30	125.06
84	F1	1001	CYC	C2A-C1A-NA	2.75	114.05	110.05
82	IK	201	PEB	OD-C4D-C3D	-2.75	123.22	129.46
82	O9	202	PEB	OD-C4D-C3D	-2.75	123.22	129.46
87	32	305	CLA	CHB-C4A-NA	2.75	128.32	124.51
87	AL	404	CLA	C1B-CHB-C4A	-2.75	124.67	130.12
87	BN	810	CLA	CMB-C2B-C3B	2.75	129.83	124.68
82	kK	201	PEB	CHC-C4C-C3C	-2.75	125.64	130.34
82	W5	202	PEB	CMA-C2A-C1A	-2.75	106.47	112.40
84	JH	1001	CYC	CHB-C1B-NB	-2.75	120.15	126.06
82	FK	201	PEB	CHA-C1B-NB	-2.75	119.18	124.93
85	c6	603	BCR	C33-C5-C6	-2.75	121.44	124.53
82	P1	202	PEB	C1C-CHB-C4B	2.75	132.10	128.81
103	8N	310	ZEX	C32-C33-C34	2.75	123.16	118.94
84	F3	1001	CYC	C1B-C2B-C3B	-2.75	105.00	107.87
84	o3	1001	CYC	C1B-C2B-C3B	-2.75	105.00	107.87
87	d6	401	CLA	O2D-CGD-O1D	-2.75	118.46	123.84
82	Q9	202	PEB	C1B-C2B-C3B	-2.75	103.35	106.51
82	e4	202	PEB	C3B-C4B-NB	2.75	114.05	110.05
87	22	610	CLA	CMB-C2B-C3B	2.75	129.82	124.68
82	dE	201	PEB	CHC-C4C-C3C	-2.75	125.64	130.34
82	aM	204	PEB	CHB-C4B-NB	-2.75	125.01	128.83
87	bL	607	CLA	O2D-CGD-O1D	-2.75	118.46	123.84

Continued on next page...

Continued from previous page...

Mol	Chain	Res	Type	Atoms	Z	Observed(^{o})	Ideal(^{o})
82	jG	202	PEB	CBC-CAC-C2C	-2.75	107.93	112.62
82	PG	202	PEB	CAC-C2C-C3C	2.75	135.15	127.25
82	H9	203	PEB	C3B-C4B-NB	2.75	114.05	110.05
85	FN	202	BCR	C2-C1-C6	2.75	114.72	110.48
82	kF	203	PEB	C1B-C2B-C3B	-2.75	103.35	106.51
87	CL	510	CLA	CHB-C4A-NA	2.75	128.31	124.51
82	B5	203	PEB	OD-C4D-C3D	-2.75	123.23	129.46
82	KB	304	PEB	OD-C4D-ND	-2.75	121.86	125.93
87	a6	608	CLA	CAC-C3C-C4C	2.75	128.38	124.81
85	c6	603	BCR	C3-C4-C5	-2.75	109.17	114.08
82	SM	202	PEB	C3B-C4B-NB	2.75	114.05	110.05
82	h1	202	PEB	C3B-C4B-NB	2.75	114.05	110.05
82	kH	201	PEB	CHC-C1D-ND	-2.75	110.75	113.95
82	WD	202	PEB	OD-C4D-C3D	-2.75	123.23	129.46
82	SJ	201	PEB	OD-C4D-C3D	-2.75	123.23	129.46
82	E7	202	PEB	OD-C4D-C3D	-2.75	123.23	129.46
82	IJ	202	PEB	CAB-C3B-C4B	2.75	129.87	125.01
82	FD	202	PEB	C1B-C2B-C3B	-2.75	103.35	106.51
82	F4	1002	PEB	C1B-C2B-C3B	-2.75	103.35	106.51
82	VF	202	PEB	C4B-NB-C1B	-2.75	101.33	106.51
82	TE	201	PEB	CHB-C4B-NB	-2.75	125.01	128.83
82	iH	201	PEB	CHB-C4B-NB	-2.75	125.01	128.83
87	22	601	CLA	O2D-CGD-O1D	-2.75	118.46	123.84
82	XF	201	PEB	C3B-C4B-NB	2.75	114.05	110.05
82	TJ	202	PEB	C3B-C4B-NB	2.75	114.05	110.05
82	iG	202	PEB	C3B-C4B-NB	2.75	114.05	110.05
82	FI	201	PEB	CHA-C1B-NB	-2.75	119.18	124.93
82	N1	1002	PEB	OD-C4D-C3D	-2.75	123.23	129.46
82	LD	201	PEB	CMB-C2B-C1B	2.75	129.30	125.06
82	uK	202	PEB	C1B-C2B-C3B	-2.75	103.35	106.51
84	I1	1001	CYC	C4A-C3A-C2A	-2.75	103.35	106.51
82	lJ	202	PEB	CHA-C4A-NA	2.75	128.47	125.20
82	J7	203	PEB	CHA-C4A-NA	-2.75	121.94	125.20
82	YK	203	PEB	C4B-C3B-C2B	-2.75	103.74	106.78
82	TQ	202	PEB	C4B-C3B-C2B	-2.75	103.74	106.78
82	L7	201	PEB	C4B-C3B-C2B	-2.75	103.74	106.78
82	VH	202	PEB	OD-C4D-ND	-2.75	121.86	125.93
82	CK	202	PEB	CHC-C1D-ND	-2.75	110.76	113.95
87	A2	802	CLA	CHB-C4A-NA	2.75	128.31	124.51
87	4N	604	CLA	C3D-C4D-CHA	2.75	119.01	112.72
87	AN	828	CLA	C2A-C1A-CHA	2.75	128.66	123.86
82	VG	201	PEB	CHC-C4C-C3C	-2.75	125.65	130.34

Continued on next page...

Continued from previous page...

Mol	Chain	Res	Type	Atoms	Z	Observed(^{o})	Ideal(^{o})
82	UE	202	PEB	C3B-C4B-NB	2.75	114.05	110.05
82	NF	201	PEB	C3B-C4B-NB	2.75	114.05	110.05
83	AJ	303	PUB	C2C-C1C-NC	2.75	114.05	110.05
82	ND	204	PEB	C1B-C2B-C3B	-2.75	103.35	106.51
82	w8	201	PEB	C1B-C2B-C3B	-2.75	103.35	106.51
82	W9	203	PEB	C1B-C2B-C3B	-2.75	103.35	106.51
82	RJ	202	PEB	O2B-CGB-CBB	2.75	122.86	114.03
82	Q1	203	PEB	OD-C4D-ND	-2.75	121.86	125.93
82	f4	202	PEB	CHA-C1B-NB	-2.75	119.19	124.93
84	f3	1001	CYC	C1B-C2B-C3B	-2.75	105.00	107.87
82	O5	201	PEB	CAB-C3B-C4B	2.75	129.87	125.01
82	JH	1002	PEB	CHC-C4C-C3C	-2.75	125.65	130.34
87	52	605	CLA	CHB-C4A-NA	2.75	128.31	124.51
82	PA	201	PEB	CBC-CAC-C2C	-2.75	107.93	112.62
82	jE	202	PEB	OD-C4D-C3D	-2.75	123.24	129.46
82	DQ	203	PEB	CHA-C1B-NB	-2.75	119.19	124.93
82	V1	202	PEB	C1B-C2B-C3B	-2.75	103.35	106.51
82	gE	202	PEB	C1B-C2B-C3B	-2.75	103.35	106.51
82	l4	202	PEB	CMB-C2B-C1B	2.75	129.29	125.06
82	hJ	201	PEB	CMB-C2B-C1B	2.75	129.29	125.06
82	x8	201	PEB	CHC-C4C-C3C	-2.75	125.65	130.34
88	D6	406	LHG	C5-O7-C7	-2.75	111.03	117.79
87	32	303	CLA	O2D-CGD-O1D	-2.75	118.47	123.84
98	BN	837	PQN	C9-C10-C5	-2.75	116.21	119.26
82	b1	201	PEB	C3B-C4B-NB	2.75	114.04	110.05
82	X7	203	PEB	C3B-C4B-NB	2.75	114.04	110.05
82	XK	203	PEB	CAA-C3A-C4A	-2.75	105.62	112.67
82	NQ	202	PEB	OD-C4D-C3D	-2.75	123.24	129.46
82	T4	202	PEB	OD-C4D-C3D	-2.75	123.24	129.46
82	aH	202	PEB	OD-C4D-C3D	-2.75	123.24	129.46
82	cM	201	PEB	OD-C4D-C3D	-2.75	123.24	129.46
82	VQ	202	PEB	CMB-C2B-C1B	2.75	129.29	125.06
87	BN	828	CLA	CMB-C2B-C3B	2.75	129.82	124.68
82	uK	201	PEB	OD-C4D-ND	-2.75	121.86	125.93
82	f4	201	PEB	C2B-C1B-NB	2.75	116.39	110.53
82	hE	202	PEB	OD-C4D-C3D	-2.75	123.24	129.46
82	Z9	304	PEB	OD-C4D-C3D	-2.75	123.24	129.46
82	UH	201	PEB	CHB-C4B-NB	-2.75	125.02	128.83
87	dL	409	CLA	O2D-CGD-CBD	2.75	116.15	111.27
82	DO	1002	PEB	C3B-C4B-NB	2.75	114.04	110.05
82	iF	202	PEB	OA-C1A-C2A	-2.75	123.99	126.17
85	c6	602	BCR	C28-C27-C26	-2.75	109.17	114.08

Continued on next page...

Continued from previous page...

Mol	Chain	Res	Type	Atoms	Z	Observed(^{o})	Ideal(^{o})
82	OK	203	PEB	CHC-C4C-C3C	-2.74	125.66	130.34
82	iO	201	PEB	CHB-C4B-NB	-2.74	125.02	128.83
82	gB	201	PEB	OD-C4D-C3D	-2.74	123.24	129.46
82	KF	202	PEB	OD-C4D-ND	-2.74	121.86	125.93
92	C6	501	LMG	O8-C28-C29	2.74	120.52	111.91
82	AE	304	PEB	CHC-C1D-ND	-2.74	110.76	113.95
82	L5	202	PEB	C2A-C1A-NA	2.74	110.64	108.27
87	8N	301	CLA	C2A-C1A-CHA	2.74	128.66	123.86
82	LH	1003	PEB	CHA-C4A-NA	2.74	128.47	125.20
82	dE	202	PEB	C3B-C4B-NB	2.74	114.04	110.05
82	jJ	202	PEB	C3B-C4B-NB	2.74	114.04	110.05
82	OO	201	PEB	OA-C1A-C2A	-2.74	123.99	126.17
82	VD	202	PEB	CMB-C2B-C1B	2.74	129.29	125.06
87	cL	509	CLA	CBC-CAC-C3C	2.74	120.00	112.43
87	c6	607	CLA	O2D-CGD-O1D	-2.74	118.47	123.84
82	YG	202	PEB	OD-C4D-C3D	-2.74	123.24	129.46
82	cO	201	PEB	C4B-C3B-C2B	-2.74	103.75	106.78
82	aO	201	PEB	CHC-C4C-C3C	-2.74	125.66	130.34
85	FN	202	BCR	C28-C27-C26	-2.74	109.18	114.08
82	TA	201	PEB	CMA-C2A-C1A	-2.74	106.49	112.40
82	jJ	202	PEB	CMB-C2B-C1B	2.74	129.29	125.06
84	w3	1001	CYC	C1B-C2B-C3B	-2.74	105.01	107.87
82	aJ	202	PEB	OD-C4D-C3D	-2.74	123.24	129.46
82	M9	305	PEB	OD-C4D-C3D	-2.74	123.24	129.46
94	A6	410	PL9	C35-C34-C36	2.74	119.89	115.27
82	PM	202	PEB	CAB-C3B-C4B	2.74	129.86	125.01
82	xK	304	PEB	CAB-C3B-C4B	2.74	129.86	125.01
82	RA	203	PEB	C2A-C1A-NA	2.74	110.64	108.27
82	B9	201	PEB	C2A-C1A-NA	2.74	110.64	108.27
82	OE	201	PEB	C1B-C2B-C3B	-2.74	103.36	106.51
82	uF	201	PEB	C1B-C2B-C3B	-2.74	103.36	106.51
82	L5	201	PEB	CAB-CBB-CGB	-2.74	107.70	113.60
82	UE	203	PEB	OA-C1A-C2A	-2.74	123.99	126.17
82	VI	201	PEB	OA-C1A-C2A	-2.74	123.99	126.17
87	4N	603	CLA	O2D-CGD-O1D	-2.74	118.47	123.84
82	SM	202	PEB	CBC-CAC-C2C	-2.74	107.94	112.62
82	eG	203	PEB	CBC-CAC-C2C	2.74	117.30	112.62
82	iJ	201	PEB	C4B-C3B-C2B	-2.74	103.75	106.78
82	JI	202	PEB	OD-C4D-ND	-2.74	121.87	125.93
85	h6	102	BCR	C38-C26-C27	2.74	118.88	113.62
82	H7	201	PEB	CMB-C2B-C1B	2.74	129.29	125.06
82	SE	202	PEB	C2A-C1A-NA	2.74	110.64	108.27

Continued on next page...

Continued from previous page...

Mol	Chain	Res	Type	Atoms	Z	Observed(^{o})	Ideal(^{o})
82	QM	204	PEB	C3B-C4B-NB	2.74	114.04	110.05
87	42	602	CLA	CHB-C4A-NA	2.74	128.30	124.51
82	JB	201	PEB	C4B-C3B-C2B	-2.74	103.75	106.78
82	JA	203	PEB	CHA-C4A-NA	-2.74	121.94	125.20
82	YE	202	PEB	OD-C4D-C3D	-2.74	123.25	129.46
82	LP	201	PEB	C1B-C2B-C3B	-2.74	103.36	106.51
82	J5	201	PEB	C1B-C2B-C3B	-2.74	103.36	106.51
87	3N	309	CLA	C1C-C2C-C3C	-2.74	104.07	106.96
87	AN	849	CLA	O2D-CGD-O1D	-2.74	118.48	123.84
82	IQ	201	PEB	CBC-CAC-C2C	2.74	117.30	112.62
82	TF	201	PEB	CHA-C1B-NB	-2.74	119.20	124.93
87	AN	826	CLA	C2D-C1D-ND	-2.74	108.08	110.10
82	XF	203	PEB	CAA-C3A-C4A	-2.74	105.64	112.67
82	VE	201	PEB	CHC-C4C-C3C	-2.74	125.66	130.34
87	CL	503	CLA	C2A-C1A-CHA	2.74	128.65	123.86
84	73	1002	CYC	OC-C1C-C2C	-2.74	123.99	126.17
82	HA	203	PEB	OD-C4D-C3D	-2.74	123.25	129.46
82	GJ	201	PEB	CMA-C2A-C1A	-2.74	106.50	112.40
82	PK	202	PEB	CHC-C4C-C3C	2.74	135.01	130.34
82	HJ	202	PEB	C3B-C4B-NB	2.74	114.03	110.05
82	H1	1002	PEB	C3B-C4B-NB	2.74	114.03	110.05
85	a6	605	BCR	C21-C20-C19	-2.74	114.67	123.22
87	C6	520	CLA	CHB-C4A-NA	2.74	128.30	124.51
82	a4	202	PEB	OD-C4D-C3D	-2.74	123.25	129.46
82	18	201	PEB	C2A-C1A-NA	2.74	110.64	108.27
82	qC	201	PEB	C1B-C2B-C3B	-2.74	103.36	106.51
82	oF	202	PEB	C1B-C2B-C3B	-2.74	103.36	106.51
82	MP	201	PEB	CHA-C1B-NB	-2.74	119.20	124.93
87	5N	609	CLA	CMB-C2B-C3B	2.74	129.80	124.68
87	42	604	CLA	C3D-C4D-CHA	2.74	118.99	112.72
82	q8	202	PEB	CMB-C2B-C1B	2.74	129.28	125.06
85	BL	617	BCR	C11-C12-C13	-2.74	118.72	126.42
87	3N	304	CLA	O2D-CGD-O1D	-2.74	118.48	123.84
84	CG	1001	CYC	CHB-C1B-NB	-2.74	120.18	126.06
82	SJ	202	PEB	OD-C4D-ND	-2.74	121.87	125.93
82	jF	201	PEB	OD-C4D-ND	-2.74	121.87	125.93
82	S5	203	PEB	CHA-C1B-NB	-2.74	119.20	124.93
82	iO	203	PEB	OA-C1A-C2A	-2.74	124.00	126.17
87	A2	802	CLA	C1B-CHB-C4A	-2.74	124.69	130.12
82	VK	201	PEB	CAB-CBB-CGB	-2.74	107.71	113.60
82	TK	201	PEB	CHA-C1B-NB	-2.74	119.20	124.93
82	QI	201	PEB	C3B-C4B-NB	2.74	114.03	110.05

Continued on next page...

Continued from previous page...

Mol	Chain	Res	Type	Atoms	Z	Observed(^{o})	Ideal(^{o})
82	y8	202	PEB	C3B-C4B-NB	2.74	114.03	110.05
82	fH	202	PEB	C2A-C1A-NA	2.74	110.63	108.27
87	L2	204	CLA	CMB-C2B-C3B	2.74	129.80	124.68
85	B6	621	BCR	C33-C5-C4	2.74	118.88	113.62
84	HE	1001	CYC	C1A-C2A-C3A	-2.74	103.75	106.78
82	V4	202	PEB	CAB-C3B-C4B	2.74	129.85	125.01
84	BE	1002	CYC	CBD-CAD-C3D	2.74	117.29	112.62
82	NI	202	PEB	OD-C4D-C3D	-2.74	123.26	129.46
82	CB	202	PEB	C1B-C2B-C3B	-2.74	103.36	106.51
83	yF	302	PUB	OA-C1A-NA	-2.74	121.87	125.93
82	FA	203	PEB	CHC-C4C-C3C	-2.74	125.67	130.34
82	QH	202	PEB	OD-C4D-C3D	-2.74	123.26	129.46
82	F7	203	PEB	CAA-C3A-C4A	-2.74	105.64	112.67
92	JL	102	LMG	O1-C1-C2	2.74	112.58	108.30
82	D4	1002	PEB	C3B-C4B-NB	2.74	114.03	110.05
82	U7	201	PEB	C3B-C4B-NB	2.74	114.03	110.05
87	A2	849	CLA	O2D-CGD-O1D	-2.74	118.49	123.84
82	uK	201	PEB	OD-C4D-C3D	-2.74	123.26	129.46
82	RK	201	PEB	C1B-C2B-C3B	-2.74	103.36	106.51
87	A2	815	CLA	CHB-C4A-NA	2.74	128.30	124.51
84	D4	1001	CYC	CHB-C1B-NB	-2.74	120.18	126.06
87	F2	202	CLA	O2D-CGD-O1D	-2.74	118.49	123.84
82	tC	201	PEB	CHC-C4C-C3C	-2.74	125.67	130.34
82	XA	203	PEB	OA-C1A-C2A	-2.74	124.00	126.17
82	TH	201	PEB	OA-C1A-C2A	-2.74	124.00	126.17
82	J9	201	PEB	OA-C1A-C2A	-2.74	124.00	126.17
82	1C	201	PEB	C3B-C4B-NB	2.74	114.03	110.05
94	aL	601	PL9	C2-C3-C4	2.74	122.57	118.80
82	VF	201	PEB	CAB-CBB-CGB	-2.74	107.71	113.60
82	cK	201	PEB	C1C-CHB-C4B	2.74	132.08	128.81
82	XQ	202	PEB	CMB-C2B-C1B	2.74	129.28	125.06
82	b1	201	PEB	C1B-C2B-C3B	-2.74	103.37	106.51
85	b6	601	BCR	C15-C16-C17	-2.74	117.87	123.47
82	lG	202	PEB	CAB-CBB-CGB	-2.74	107.72	113.60
82	Y4	203	PEB	C3B-C4B-NB	2.74	114.03	110.05
82	18	201	PEB	C3B-C4B-NB	2.74	114.03	110.05
82	N1	1002	PEB	OD-C4D-ND	-2.74	121.88	125.93
82	BQ	203	PEB	CMB-C2B-C1B	2.74	129.28	125.06
98	AN	842	PQN	C14-C13-C15	2.74	119.87	115.27
82	XI	202	PEB	OD-C4D-C3D	-2.74	123.26	129.46
82	BQ	201	PEB	OD-C4D-C3D	-2.74	123.26	129.46
82	pC	201	PEB	CHB-C4B-NB	-2.74	125.03	128.83

Continued on next page...

Continued from previous page...

Mol	Chain	Res	Type	Atoms	Z	Observed(^{o})	Ideal(^{o})
82	YA	303	PEB	C1B-C2B-C3B	-2.74	103.37	106.51
82	PB	201	PEB	C1B-C2B-C3B	-2.74	103.37	106.51
82	A4	301	PEB	CHA-C1B-NB	-2.74	119.21	124.93
82	BQ	203	PEB	CBC-CAC-C2C	2.74	117.29	112.62
82	VO	201	PEB	CHB-C4B-C3B	-2.74	119.00	125.32
82	X7	203	PEB	CHB-C4B-C3B	-2.74	119.00	125.32
82	QH	201	PEB	C3B-C4B-NB	2.74	114.03	110.05
82	xF	303	PEB	C3B-C4B-NB	2.74	114.03	110.05
94	DL	401	PL9	C37-C38-C39	-2.74	121.07	127.66
82	gH	201	PEB	CMB-C2B-C1B	2.74	129.28	125.06
82	YP	501	PEB	CHA-C4A-NA	2.74	128.46	125.20
95	AL	414	DGD	O3G-C1D-C2D	2.73	112.57	108.30
87	bL	618	CLA	CMD-C2D-C1D	-2.73	119.89	124.71
82	vC	202	PEB	CAA-C3A-C2A	-2.73	107.43	114.26
82	HM	202	PEB	CBC-CAC-C2C	-2.73	107.95	112.62
82	kK	203	PEB	C1B-C2B-C3B	-2.73	103.37	106.51
84	DH	1003	CYC	C4A-C3A-C2A	-2.73	103.37	106.51
82	Y5	201	PEB	OD-C4D-ND	-2.73	121.88	125.93
82	BM	301	PEB	CAC-CBC-CGC	-2.73	106.09	113.76
82	B9	203	PEB	CHC-C4C-C3C	-2.73	125.67	130.34
87	B2	809	CLA	CMB-C2B-C3B	2.73	129.79	124.68
87	42	603	CLA	O2D-CGD-O1D	-2.73	118.49	123.84
82	rF	202	PEB	OD-C4D-C3D	-2.73	123.27	129.46
82	Z5	304	PEB	CAA-C3A-C4A	-2.73	105.65	112.67
82	RB	202	PEB	CHB-C4B-NB	-2.73	125.03	128.83
87	A2	813	CLA	C1B-CHB-C4A	-2.73	124.70	130.12
82	hJ	203	PEB	CHA-C1B-NB	-2.73	119.21	124.93
82	BK	201	PEB	C3B-C4B-NB	2.73	114.03	110.05
85	F6	101	BCR	C38-C26-C27	2.73	118.87	113.62
82	VD	202	PEB	C4B-C3B-C2B	-2.73	103.76	106.78
82	eF	203	PEB	C4B-C3B-C2B	-2.73	103.76	106.78
85	b6	602	BCR	C38-C26-C25	-2.73	121.46	124.53
82	cJ	201	PEB	OD-C4D-C3D	-2.73	123.27	129.46
82	V4	201	PEB	C1B-C2B-C3B	-2.73	103.37	106.51
82	z8	201	PEB	CAA-C3A-C2A	-2.73	107.43	114.26
85	cL	504	BCR	C38-C26-C27	2.73	118.87	113.62
82	uK	202	PEB	CHC-C1D-ND	-2.73	110.77	113.95
82	RQ	203	PEB	OD-C4D-C3D	-2.73	123.27	129.46
82	Q9	203	PEB	C3B-C4B-NB	2.73	114.03	110.05
82	V1	203	PEB	OD-C4D-ND	-2.73	121.88	125.93
82	LF	202	PEB	C4B-C3B-C2B	-2.73	103.76	106.78
82	DH	1002	PEB	C2A-C1A-NA	2.73	110.63	108.27

Continued on next page...

Continued from previous page...

Mol	Chain	Res	Type	Atoms	Z	Observed(^{o})	Ideal(^{o})
82	OI	203	PEB	OD-C4D-C3D	-2.73	123.27	129.46
82	H7	203	PEB	OD-C4D-C3D	-2.73	123.27	129.46
82	KM	201	PEB	CAA-C3A-C2A	-2.73	107.43	114.26
87	3N	306	CLA	CHB-C4A-NA	2.73	128.29	124.51
87	4N	609	CLA	O2D-CGD-CBD	2.73	116.12	111.27
82	TB	202	PEB	CHC-C4C-C3C	2.73	135.00	130.34
82	RG	202	PEB	OD-C4D-C3D	-2.73	123.27	129.46
82	TI	203	PEB	OD-C4D-C3D	-2.73	123.27	129.46
82	18	203	PEB	CBC-CAC-C2C	-2.73	107.96	112.62
82	XB	202	PEB	OD-C4D-C3D	-2.73	123.27	129.46
82	YD	201	PEB	OD-C4D-C3D	-2.73	123.27	129.46
82	GI	203	PEB	OD-C4D-C3D	-2.73	123.27	129.46
82	ZB	201	PEB	OD-C4D-ND	-2.73	121.88	125.93
82	YE	202	PEB	OD-C4D-ND	-2.73	121.88	125.93
87	bL	607	CLA	CAA-C2A-C3A	-2.73	105.30	112.78
85	c6	617	BCR	C38-C26-C27	2.73	118.86	113.62
82	1C	201	PEB	C2A-C1A-NA	2.73	110.63	108.27
87	BN	828	CLA	O2D-CGD-O1D	-2.73	118.50	123.84
92	b6	619	LMG	O8-C28-C29	2.73	120.48	111.91
82	NQ	203	PEB	CHC-C4C-C3C	-2.73	125.68	130.34
85	d6	405	BCR	C35-C13-C14	-2.73	119.10	122.92
82	BB	202	PEB	OD-C4D-C3D	-2.73	123.27	129.46
82	QQ	201	PEB	CHA-C1B-NB	-2.73	119.22	124.93
82	fG	203	PEB	CHA-C1B-NB	-2.73	119.22	124.93
82	KD	202	PEB	C1B-C2B-C3B	-2.73	103.37	106.51
82	tK	203	PEB	C1B-C2B-C3B	-2.73	103.37	106.51
82	XJ	201	PEB	CAB-CBB-CGB	-2.73	107.73	113.60
82	T7	201	PEB	OD-C4D-C3D	-2.73	123.27	129.46
82	hG	202	PEB	OD-C4D-C3D	-2.73	123.27	129.46
82	O5	203	PEB	C1C-CHB-C4B	-2.73	125.55	128.81
82	Z4	201	PEB	OA-C1A-NA	2.73	128.25	124.94
87	c6	614	CLA	CHB-C4A-NA	2.73	128.29	124.51
82	lO	202	PEB	CMB-C2B-C1B	2.73	129.27	125.06
82	S9	202	PEB	OD-C4D-ND	-2.73	121.89	125.93
82	lM	202	PEB	C3B-C4B-NB	2.73	114.02	110.05
82	aE	201	PEB	C1B-C2B-C3B	-2.73	103.37	106.51
82	DQ	202	PEB	C4B-C3B-C2B	-2.73	103.76	106.78
83	xF	306	PUB	CHB-C1C-C2C	-2.73	119.01	125.32
82	T7	201	PEB	CMA-C2A-C1A	-2.73	106.52	112.40
82	N7	201	PEB	CHA-C4A-NA	2.73	128.45	125.20
82	xF	304	PEB	CAB-C3B-C4B	2.73	129.84	125.01
82	VM	202	PEB	C3B-C4B-NB	2.73	114.02	110.05

Continued on next page...

Continued from previous page...

Mol	Chain	Res	Type	Atoms	Z	Observed(^{o})	Ideal(^{o})
87	a6	607	CLA	C1-C2-C3	-2.73	121.32	126.04
87	82	307	CLA	C1B-CHB-C4A	-2.73	124.71	130.12
85	cL	503	BCR	C10-C11-C12	-2.73	114.70	123.22
82	B9	202	PEB	C2A-C1A-NA	2.73	110.63	108.27
82	iE	201	PEB	C2A-C1A-NA	2.73	110.63	108.27
82	jE	202	PEB	C2A-C1A-NA	2.73	110.63	108.27
82	PO	201	PEB	C1B-C2B-C3B	-2.73	103.37	106.51
82	zC	202	PEB	CAA-C3A-C2A	-2.73	107.44	114.26
87	A2	807	CLA	O2D-CGD-O1D	-2.73	118.50	123.84
84	L3	1001	CYC	CHA-C1A-NA	-2.73	125.04	128.83
82	VI	202	PEB	OD-C4D-C3D	-2.73	123.28	129.46
82	MJ	203	PEB	CMC-C3C-C2C	2.73	130.09	124.94
82	i4	203	PEB	CBB-CAB-C3B	2.73	120.21	112.63
82	b1	201	PEB	CHA-C1B-NB	-2.73	119.22	124.93
82	NI	203	PEB	CHA-C1B-C2B	2.73	131.92	124.90
82	DJ	201	PEB	CMB-C2B-C1B	2.73	129.27	125.06
82	FK	202	PEB	C1B-C2B-C3B	-2.73	103.38	106.51
82	cM	201	PEB	C1B-C2B-C3B	-2.73	103.38	106.51
82	WG	201	PEB	OD-C4D-ND	-2.73	121.89	125.93
82	QH	203	PEB	OD-C4D-ND	-2.73	121.89	125.93
82	eO	203	PEB	OD-C4D-C3D	-2.73	123.28	129.46
82	OA	202	PEB	C4B-C3B-C2B	-2.73	103.76	106.78
82	H5	201	PEB	C3B-C4B-NB	2.73	114.02	110.05
87	B2	808	CLA	CHB-C4A-NA	2.73	128.28	124.51
87	B2	828	CLA	O2D-CGD-O1D	-2.73	118.50	123.84
82	i1	201	PEB	CHB-C4B-NB	-2.73	125.04	128.83
87	A2	801	CLA	C3C-C4C-NC	-2.73	107.51	110.57
82	IP	202	PEB	CHB-C4B-C3B	-2.73	119.02	125.32
82	gJ	202	PEB	CHA-C1B-NB	-2.73	119.23	124.93
84	JO	1001	CYC	CHB-C1B-NB	-2.73	120.20	126.06
82	JO	1002	PEB	OD-C4D-ND	-2.73	121.89	125.93
82	JQ	201	PEB	C2A-C1A-NA	2.73	110.62	108.27
82	VK	202	PEB	C4B-NB-C1B	-2.73	101.37	106.51
82	xK	303	PEB	C3B-C4B-NB	2.73	114.02	110.05
82	kM	202	PEB	C3B-C4B-NB	2.73	114.02	110.05
87	2N	310	CLA	CHB-C4A-NA	2.73	128.28	124.51
84	w3	1001	CYC	CHA-C1A-NA	-2.73	125.04	128.83
87	2N	312	CLA	CMB-C2B-C3B	2.73	129.78	124.68
85	h6	102	BCR	C33-C5-C6	-2.73	121.47	124.53
82	sC	202	PEB	C4B-C3B-C2B	-2.73	103.77	106.78
87	BL	619	CLA	O2D-CGD-CBD	2.73	116.11	111.27
82	TI	201	PEB	OD-C4D-ND	-2.73	121.89	125.93

Continued on next page...

Continued from previous page...

Mol	Chain	Res	Type	Atoms	Z	Observed(^{o})	Ideal(^{o})
82	FA	201	PEB	C3B-C4B-NB	2.73	114.02	110.05
82	mM	202	PEB	C3B-C4B-NB	2.73	114.02	110.05
96	E6	101	HEM	CHD-C1D-ND	2.73	127.39	124.43
82	gB	203	PEB	OD-C4D-C3D	-2.73	123.28	129.46
84	J4	1001	CYC	CHB-C1B-NB	-2.73	120.20	126.06
82	M5	304	PEB	CAA-C3A-C4A	-2.73	105.67	112.67
82	nK	202	PEB	CMB-C2B-C1B	2.73	129.26	125.06
87	72	604	CLA	C1B-CHB-C4A	-2.73	124.72	130.12
82	SK	203	PEB	CHA-C1B-NB	-2.73	119.23	124.93
82	J4	1002	PEB	CHA-C1B-NB	-2.73	119.23	124.93
87	52	609	CLA	CMB-C2B-C3B	2.73	129.78	124.68
87	8N	302	CLA	CMB-C2B-C3B	2.73	129.78	124.68
87	c6	614	CLA	CHD-C1D-ND	-2.73	121.95	124.45
82	YH	202	PEB	OD-C4D-ND	-2.73	121.89	125.93
82	CQ	202	PEB	C3B-C4B-NB	2.73	114.01	110.05
82	lE	203	PEB	C3B-C4B-NB	2.73	114.01	110.05
85	bL	603	BCR	C29-C30-C25	2.73	114.68	110.48
87	A2	828	CLA	C2A-C1A-CHA	2.73	128.62	123.86
87	6N	601	CLA	O2D-CGD-O1D	-2.73	118.51	123.84
82	A4	305	PEB	OD-C4D-C3D	-2.73	123.28	129.46
82	kG	202	PEB	CHA-C1B-NB	-2.73	119.23	124.93
82	OI	202	PEB	C2B-C1B-NB	2.73	116.35	110.53
82	DJ	202	PEB	OD-C4D-ND	-2.73	121.89	125.93
82	NB	202	PEB	C1B-C2B-C3B	-2.73	103.38	106.51
82	CI	202	PEB	OD-C4D-C3D	-2.72	123.29	129.46
82	YM	202	PEB	OD-C4D-C3D	-2.72	123.29	129.46
82	gB	201	PEB	CHA-C1B-NB	-2.72	119.23	124.93
84	BG	1002	CYC	CBD-CAD-C3D	2.72	117.27	112.62
82	uK	202	PEB	C1C-CHB-C4B	-2.72	125.55	128.81
85	c6	603	BCR	C38-C26-C27	2.72	118.85	113.62
82	RH	201	PEB	OD-C4D-C3D	-2.72	123.29	129.46
82	hO	202	PEB	CHA-C1B-NB	-2.72	119.23	124.93
82	qC	201	PEB	C3B-C4B-NB	2.72	114.01	110.05
82	QE	201	PEB	CBC-CAC-C2C	2.72	117.27	112.62
87	b6	605	CLA	C3B-C4B-NB	2.72	112.73	109.21
82	PE	202	PEB	CAC-C2C-C3C	2.72	135.07	127.25
83	xK	306	PUB	CHB-C1C-C2C	-2.72	119.03	125.32
82	v8	202	PEB	CAA-C3A-C2A	-2.72	107.45	114.26
103	82	310	ZEX	C32-C33-C34	2.72	123.12	118.94
82	jJ	202	PEB	C4B-C3B-C2B	-2.72	103.77	106.78
87	BN	821	CLA	C1D-ND-C4D	-2.72	104.40	106.33
82	KB	301	PEB	CMC-C3C-C2C	2.72	130.08	124.94

Continued on next page...

Continued from previous page...

Mol	Chain	Res	Type	Atoms	Z	Observed(^{o})	Ideal(^{o})
82	FA	203	PEB	CHA-C1B-NB	-2.72	119.24	124.93
82	cB	401	PEB	CMB-C2B-C1B	2.72	129.26	125.06
84	M3	1001	CYC	C1B-C2B-C3B	-2.72	105.03	107.87
82	FA	203	PEB	OD-C4D-ND	-2.72	121.90	125.93
82	tF	202	PEB	OD-C4D-ND	-2.72	121.90	125.93
82	AO	301	PEB	CHA-C1B-NB	-2.72	119.24	124.93
82	EP	203	PEB	CHA-C1B-NB	-2.72	119.24	124.93
82	BF	201	PEB	C3B-C4B-NB	2.72	114.01	110.05
82	AQ	303	PEB	C3B-C4B-NB	2.72	114.01	110.05
82	X7	203	PEB	OA-C1A-C2A	-2.72	124.01	126.17
85	FL	101	BCR	C15-C14-C13	-2.72	123.42	127.31
82	EI	202	PEB	OD-C4D-C3D	-2.72	123.29	129.46
87	AN	826	CLA	CHB-C4A-NA	2.72	128.28	124.51
82	dG	203	PEB	CAB-CBB-CGB	-2.72	107.74	113.60
82	L7	202	PEB	CHB-C4B-NB	-2.72	125.05	128.83
84	EH	1001	CYC	CMB-C2B-C1B	2.72	127.57	124.17
82	JD	201	PEB	C2A-C1A-NA	2.72	110.62	108.27
82	BD	203	PEB	CBC-CAC-C2C	2.72	117.27	112.62
82	eE	203	PEB	CBC-CAC-C2C	2.72	117.27	112.62
82	s8	201	PEB	CHA-C1B-C2B	2.72	131.90	124.90
82	WB	401	PEB	C1B-C2B-C3B	-2.72	103.38	106.51
82	vC	201	PEB	C1B-C2B-C3B	-2.72	103.38	106.51
87	CL	509	CLA	C2A-C1A-CHA	2.72	128.62	123.86
87	AN	815	CLA	CHB-C4A-NA	2.72	128.28	124.51
82	XF	201	PEB	CAB-C3B-C4B	2.72	129.82	125.01
82	hJ	202	PEB	CAB-C3B-C4B	2.72	129.82	125.01
94	d6	408	PL9	C27-C28-C29	-2.72	121.11	127.66
82	lH	202	PEB	OD-C4D-ND	-2.72	121.90	125.93
82	YP	501	PEB	CAB-CBB-CGB	-2.72	107.75	113.60
82	CM	202	PEB	C1B-C2B-C3B	-2.72	103.38	106.51
82	bH	201	PEB	C1B-C2B-C3B	-2.72	103.38	106.51
84	n3	1001	CYC	C1B-C2B-C3B	-2.72	105.03	107.87
82	YH	202	PEB	CHC-C4C-C3C	-2.72	125.69	130.34
82	ZE	201	PEB	CMB-C2B-C1B	2.72	129.25	125.06
82	F9	202	PEB	CMB-C2B-C1B	2.72	129.25	125.06
82	gK	202	PEB	CMB-C2B-C1B	2.72	129.25	125.06
82	DK	201	PEB	C1C-CHB-C4B	2.72	132.06	128.81
82	gB	202	PEB	C1C-CHB-C4B	-2.72	125.56	128.81
82	RI	202	PEB	OD-C4D-C3D	-2.72	123.29	129.46
82	J5	203	PEB	OD-C4D-C3D	-2.72	123.29	129.46
82	zK	501	PEB	CHC-C1D-ND	-2.72	110.79	113.95
82	Y5	201	PEB	C4B-C3B-C2B	-2.72	103.77	106.78

Continued on next page...

Continued from previous page...

Mol	Chain	Res	Type	Atoms	Z	Observed(^{o})	Ideal(^{o})
85	BN	843	BCR	C29-C30-C25	2.72	114.67	110.48
87	bL	604	CLA	CMB-C2B-C3B	2.72	129.77	124.68
84	ME	1001	CYC	CMB-C2B-C1B	2.72	127.56	124.17
94	A6	410	PL9	C40-C39-C41	2.72	119.85	115.27
82	XM	202	PEB	CHA-C1B-NB	-2.72	119.24	124.93
87	A6	404	CLA	C1-C2-C3	-2.72	122.35	126.75
87	DL	403	CLA	O2D-CGD-O1D	-2.72	118.52	123.84
82	NE	202	PEB	C3B-C4B-NB	2.72	114.01	110.05
82	V1	201	PEB	C1B-C2B-C3B	-2.72	103.39	106.51
87	32	310	CLA	CHB-C4A-NA	2.72	128.27	124.51
82	TG	201	PEB	CHB-C4B-NB	-2.72	125.05	128.83
82	DB	201	PEB	OD-C4D-C3D	-2.72	123.30	129.46
82	AI	202	PEB	OD-C4D-C3D	-2.72	123.30	129.46
94	aL	601	PL9	C10-C9-C11	2.72	119.85	115.27
87	32	303	CLA	C3B-C4B-NB	2.72	112.73	109.21
84	S3	1001	CYC	C1B-C2B-C3B	-2.72	105.03	107.87
82	lM	203	PEB	C3B-C4B-NB	2.72	114.00	110.05
82	SO	202	PEB	C4B-C3B-C2B	-2.72	103.77	106.78
87	82	302	CLA	O2A-CGA-O1A	-2.72	116.73	123.59
82	cF	201	PEB	OA-C1A-C2A	-2.72	124.01	126.17
82	F5	202	PEB	CAB-C3B-C4B	2.72	129.82	125.01
82	wK	302	PEB	C2A-C1A-NA	2.72	110.62	108.27
82	JD	203	PEB	C1B-C2B-C3B	-2.72	103.39	106.51
82	UI	201	PEB	C1B-C2B-C3B	-2.72	103.39	106.51
82	NP	201	PEB	C1B-C2B-C3B	-2.72	103.39	106.51
85	C6	508	BCR	C37-C22-C23	2.72	122.36	118.08
85	cL	504	BCR	C39-C30-C25	-2.72	105.89	110.30
82	OJ	201	PEB	OD-C4D-C3D	-2.72	123.30	129.46
82	II	203	PEB	C2B-C1B-NB	2.72	116.33	110.53
88	L6	101	LHG	C5-O7-C7	-2.72	111.10	117.79
82	BF	202	PEB	C4B-C3B-C2B	-2.72	103.77	106.78
82	gH	201	PEB	C4B-C3B-C2B	-2.72	103.77	106.78
87	F2	205	CLA	O2D-CGD-O1D	-2.72	118.52	123.84
82	VK	201	PEB	OD-C4D-C3D	-2.72	123.30	129.46
82	OO	201	PEB	OD-C4D-C3D	-2.72	123.30	129.46
82	fG	201	PEB	OD-C4D-C3D	-2.72	123.30	129.46
87	22	610	CLA	CHB-C4A-NA	2.72	128.27	124.51
87	3N	310	CLA	CHB-C4A-NA	2.72	128.27	124.51
82	UD	201	PEB	CHA-C4A-NA	2.72	128.44	125.20
82	OP	201	PEB	CMB-C2B-C1B	2.72	129.25	125.06
82	u8	203	PEB	CMB-C2B-C1B	2.72	129.25	125.06
87	b6	605	CLA	C1D-ND-C4D	-2.72	104.40	106.33

Continued on next page...

Continued from previous page...

Mol	Chain	Res	Type	Atoms	Z	Observed(^{o})	Ideal(^{o})
82	SK	202	PEB	C3B-C4B-NB	2.72	114.00	110.05
82	q8	201	PEB	C1B-C2B-C3B	-2.72	103.39	106.51
82	SD	202	PEB	CHC-C4C-C3C	-2.72	125.70	130.34
87	AN	814	CLA	O2D-CGD-O1D	-2.72	118.52	123.84
82	OP	202	PEB	OD-C4D-C3D	-2.72	123.30	129.46
82	eH	203	PEB	OD-C4D-C3D	-2.72	123.30	129.46
82	OH	201	PEB	CBC-CAC-C2C	-2.72	107.98	112.62
82	r8	201	PEB	OD-C4D-ND	-2.72	121.90	125.93
84	D3	1001	CYC	C1B-C2B-C3B	-2.72	105.03	107.87
84	FH	1001	CYC	C1A-C2A-C3A	-2.72	103.78	106.78
87	AN	803	CLA	CHB-C4A-NA	2.72	128.27	124.51
84	J1	1001	CYC	CHA-C1A-NA	-2.72	125.06	128.83
82	aJ	204	PEB	OD-C4D-C3D	-2.72	123.30	129.46
84	FE	1002	CYC	C2A-C1A-NA	2.72	114.00	110.05
87	22	612	CLA	CMB-C2B-C3B	2.72	129.76	124.68
82	BD	201	PEB	OD-C4D-C3D	-2.72	123.30	129.46
82	RB	201	PEB	OD-C4D-ND	-2.72	121.91	125.93
82	H5	203	PEB	OD-C4D-ND	-2.72	121.91	125.93
82	O7	202	PEB	CHC-C1D-ND	-2.72	110.79	113.95
83	AE	302	PUB	CHA-C4A-NA	-2.72	110.79	113.95
82	lM	201	PEB	CMB-C2B-C1B	2.72	129.25	125.06
87	AN	807	CLA	O2D-CGD-O1D	-2.72	118.53	123.84
82	E7	202	PEB	CHA-C1B-NB	-2.72	119.25	124.93
82	YA	303	PEB	C3B-C4B-NB	2.72	114.00	110.05
82	g1	201	PEB	CHB-C4B-C3B	-2.72	119.04	125.32
82	IP	202	PEB	C4B-C3B-C2B	-2.72	103.78	106.78
82	g1	201	PEB	C4B-C3B-C2B	-2.72	103.78	106.78
82	p8	201	PEB	C4B-C3B-C2B	-2.72	103.78	106.78
82	dO	201	PEB	C4B-C3B-C2B	-2.72	103.78	106.78
82	RP	201	PEB	CBC-CAC-C2C	-2.72	107.98	112.62
85	fL	101	BCR	C29-C30-C25	2.72	114.66	110.48
82	BB	202	PEB	OD-C4D-ND	-2.72	121.91	125.93
82	EA	202	PEB	CHA-C1B-NB	-2.72	119.25	124.93
82	FK	202	PEB	CHA-C1B-NB	-2.72	119.25	124.93
82	PO	202	PEB	C1B-C2B-C3B	-2.72	103.39	106.51
82	gG	202	PEB	C1B-C2B-C3B	-2.72	103.39	106.51
82	dK	202	PEB	OD-C4D-C3D	-2.72	123.31	129.46
87	AN	830	CLA	CHB-C4A-NA	2.72	128.27	124.51
87	BN	818	CLA	CHB-C4A-NA	2.72	128.27	124.51
88	l6	101	LHG	C5-O7-C7	-2.72	111.10	117.79
82	S9	202	PEB	C3B-C4B-NB	2.72	114.00	110.05
87	8N	307	CLA	C1B-CHB-C4A	-2.72	124.74	130.12

Continued on next page...

Continued from previous page...

Mol	Chain	Res	Type	Atoms	Z	Observed(^{o})	Ideal(^{o})
82	j4	202	PEB	C4B-C3B-C2B	-2.72	103.78	106.78
82	qF	201	PEB	C4B-C3B-C2B	-2.72	103.78	106.78
82	sK	202	PEB	C4B-C3B-C2B	-2.72	103.78	106.78
84	H3	1001	CYC	C1B-C2B-C3B	-2.72	105.04	107.87
84	q3	1001	CYC	C1B-C2B-C3B	-2.72	105.04	107.87
82	hH	201	PEB	OD-C4D-ND	-2.72	121.91	125.93
82	gH	201	PEB	C1B-C2B-C3B	-2.72	103.39	106.51
94	a6	601	PL9	C45-C44-C46	2.72	119.84	115.27
87	4N	602	CLA	CHB-C4A-NA	2.72	128.27	124.51
87	42	609	CLA	O2D-CGD-CBD	2.72	116.09	111.27
82	BB	203	PEB	CAC-CBC-CGC	-2.72	106.15	113.76
82	ZE	202	PEB	CAC-CBC-CGC	-2.72	106.15	113.76
82	XQ	202	PEB	OD-C4D-ND	-2.72	121.91	125.93
87	FN	203	CLA	O2D-CGD-O1D	-2.71	118.53	123.84
87	bL	621	CLA	O2D-CGD-O1D	-2.71	118.53	123.84
85	K6	102	BCR	C34-C9-C10	-2.71	119.12	122.92
82	DD	203	PEB	C1C-CHB-C4B	2.71	132.05	128.81
84	l3	1001	CYC	CBC-CAC-C3C	2.71	119.51	113.47
87	b6	616	CLA	CMB-C2B-C3B	2.71	129.76	124.68
87	4N	606	CLA	CMB-C2B-C3B	2.71	129.76	124.68
82	R4	201	PEB	C1B-C2B-C3B	-2.71	103.39	106.51
82	eE	203	PEB	C1B-C2B-C3B	-2.71	103.39	106.51
82	TD	202	PEB	OD-C4D-C3D	-2.71	123.31	129.46
87	HL	101	CLA	O2D-CGD-O1D	-2.71	118.53	123.84
82	aO	203	PEB	CBB-CAB-C3B	2.71	120.17	112.63
82	AK	202	PEB	C3B-C4B-NB	2.71	114.00	110.05
82	eE	203	PEB	C4B-C3B-C2B	-2.71	103.78	106.78
95	C6	504	DGD	C4D-C3D-C2D	-2.71	106.08	110.82
82	TO	202	PEB	OD-C4D-C3D	-2.71	123.31	129.46
82	OH	203	PEB	CHA-C1B-NB	-2.71	119.26	124.93
84	73	1002	CYC	CHA-C1A-NA	-2.71	125.06	128.83
94	aL	601	PL9	O1-C4-C3	2.71	123.71	120.72
82	t8	202	PEB	CMB-C2B-C1B	2.71	129.24	125.06
82	YG	202	PEB	OD-C4D-ND	-2.71	121.91	125.93
82	YQ	201	PEB	OD-C4D-C3D	-2.71	123.31	129.46
87	cL	505	CLA	C1-C2-C3	-2.71	121.35	126.04
85	k6	102	BCR	C34-C9-C10	-2.71	119.12	122.92
87	AN	852	CLA	O2D-CGD-O1D	-2.71	118.53	123.84
87	A2	852	CLA	O2D-CGD-O1D	-2.71	118.53	123.84
82	GF	203	PEB	C2A-C1A-NA	2.71	110.61	108.27
84	F3	1001	CYC	CHA-C1A-NA	-2.71	125.06	128.83
82	LI	201	PEB	C4B-C3B-C2B	-2.71	103.78	106.78

Continued on next page...

Continued from previous page...

Mol	Chain	Res	Type	Atoms	Z	Observed(^{o})	Ideal(^{o})
82	HD	202	PEB	OD-C4D-C3D	-2.71	123.31	129.46
82	II	202	PEB	OD-C4D-C3D	-2.71	123.31	129.46
82	aO	202	PEB	OD-C4D-C3D	-2.71	123.31	129.46
87	CL	518	CLA	CMB-C2B-C3B	2.71	129.75	124.68
87	7N	608	CLA	C1B-CHB-C4A	-2.71	124.74	130.12
82	kF	202	PEB	C1B-C2B-C3B	-2.71	103.39	106.51
87	FN	205	CLA	O2D-CGD-O1D	-2.71	118.53	123.84
82	iH	201	PEB	OA-C1A-C2A	-2.71	124.02	126.17
82	vC	201	PEB	CHC-C4C-C3C	-2.71	125.71	130.34
82	JD	203	PEB	C3B-C4B-NB	2.71	114.00	110.05
82	ZG	203	PEB	C3B-C4B-NB	2.71	114.00	110.05
82	EA	202	PEB	OD-C4D-C3D	-2.71	123.31	129.46
82	PI	202	PEB	OD-C4D-C3D	-2.71	123.31	129.46
82	ZE	201	PEB	CHA-C1B-NB	-2.71	119.26	124.93
87	4N	609	CLA	C1B-CHB-C4A	-2.71	124.75	130.12
82	rC	201	PEB	OD-C4D-ND	-2.71	121.91	125.93
82	uF	203	PEB	C1C-CHB-C4B	-2.71	125.57	128.81
82	LM	202	PEB	O2B-CGB-CBB	2.71	122.74	114.03
82	BJ	301	PEB	C4B-C3B-C2B	-2.71	103.78	106.78
82	eF	201	PEB	C4B-C3B-C2B	-2.71	103.78	106.78
82	AO	305	PEB	OD-C4D-C3D	-2.71	123.31	129.46
82	a1	202	PEB	OD-C4D-C3D	-2.71	123.31	129.46
82	fE	203	PEB	CHA-C1B-NB	-2.71	119.26	124.93
82	MB	201	PEB	C3B-C4B-NB	2.71	113.99	110.05
82	WD	202	PEB	C3B-C4B-NB	2.71	113.99	110.05
82	QJ	204	PEB	CBC-CAC-C2C	-2.71	107.99	112.62
87	32	304	CLA	CMB-C2B-C3B	2.71	129.75	124.68
85	J2	102	BCR	C33-C5-C6	-2.71	121.48	124.53
82	L5	201	PEB	CHC-C4C-C3C	-2.71	125.71	130.34
84	T3	1001	CYC	CBC-CAC-C3C	2.71	119.50	113.47
82	MJ	202	PEB	OD-C4D-C3D	-2.71	123.32	129.46
82	pC	201	PEB	C4B-C3B-C2B	-2.71	103.78	106.78
87	AN	828	CLA	O2D-CGD-O1D	-2.71	118.54	123.84
87	A2	833	CLA	O2D-CGD-O1D	-2.71	118.54	123.84
87	C6	511	CLA	O2D-CGD-O1D	-2.71	118.54	123.84
82	SF	202	PEB	C3B-C4B-NB	2.71	113.99	110.05
84	N1	1001	CYC	C2A-C1A-NA	2.71	113.99	110.05
82	yC	203	PEB	CAB-C3B-C4B	2.71	129.81	125.01
82	dE	203	PEB	CAB-C3B-C4B	2.71	129.81	125.01
87	B2	820	CLA	C1D-ND-C4D	-2.71	104.41	106.33
82	UH	201	PEB	C1B-C2B-C3B	-2.71	103.39	106.51
87	3N	313	CLA	CHB-C4A-NA	2.71	128.26	124.51

Continued on next page...

Continued from previous page...

Mol	Chain	Res	Type	Atoms	Z	Observed(^{o})	Ideal(^{o})
84	Q3	1001	CYC	C1B-C2B-C3B	-2.71	105.04	107.87
82	RQ	202	PEB	C2A-C1A-NA	2.71	110.61	108.27
82	A1	302	PEB	C2A-C1A-NA	2.71	110.61	108.27
87	6N	612	CLA	C1B-CHB-C4A	-2.71	124.75	130.12
82	fH	201	PEB	CHA-C1B-NB	-2.71	119.26	124.93
82	DQ	203	PEB	C1C-CHB-C4B	2.71	132.05	128.81
87	CL	506	CLA	CAC-C3C-C2C	-2.71	122.89	127.53
82	MF	203	PEB	OD-C4D-C3D	-2.71	123.32	129.46
87	7N	604	CLA	C1B-CHB-C4A	-2.71	124.75	130.12
84	73	1001	CYC	CHA-C1A-NA	-2.71	125.07	128.83
82	W4	201	PEB	OD-C4D-ND	-2.71	121.92	125.93
85	BL	616	BCR	C21-C20-C19	-2.71	114.76	123.22
82	QG	201	PEB	C1B-C2B-C3B	-2.71	103.40	106.51
82	IP	201	PEB	OD-C4D-C3D	-2.71	123.32	129.46
82	R1	201	PEB	OD-C4D-C3D	-2.71	123.32	129.46
82	rK	202	PEB	OD-C4D-C3D	-2.71	123.32	129.46
82	xF	304	PEB	C3B-C4B-NB	2.71	113.99	110.05
84	ME	1001	CYC	CBC-CAC-C3C	-2.71	107.43	113.47
83	QM	201	PUB	OA-C1A-NA	-2.71	121.92	125.93
84	GE	1001	CYC	CHA-C1A-NA	-2.71	125.07	128.83
82	j1	201	PEB	CAB-CBB-CGB	-2.71	107.77	113.60
82	lG	203	PEB	CBC-CAC-C2C	-2.71	108.00	112.62
82	cB	403	PEB	C1B-C2B-C3B	-2.71	103.40	106.51
82	WG	203	PEB	CHA-C1B-NB	-2.71	119.27	124.93
82	kF	203	PEB	OA-C1A-C2A	-2.71	124.02	126.17
87	A2	826	CLA	CHB-C4A-NA	2.71	128.26	124.51
82	MK	202	PEB	C1C-CHB-C4B	2.71	132.04	128.81
84	M3	1001	CYC	CHA-C1A-NA	-2.71	125.07	128.83
84	f3	1001	CYC	CHA-C1A-NA	-2.71	125.07	128.83
84	h3	1001	CYC	CHA-C1A-NA	-2.71	125.07	128.83
82	R7	202	PEB	C2B-C1B-NB	2.71	116.31	110.53
82	jH	201	PEB	CAB-CBB-CGB	-2.71	107.77	113.60
82	VH	201	PEB	C1B-C2B-C3B	-2.71	103.40	106.51
82	hK	201	PEB	C1B-C2B-C3B	-2.71	103.40	106.51
82	OA	201	PEB	CMA-C2A-C1A	-2.71	106.56	112.40
87	bL	605	CLA	C1B-CHB-C4A	-2.71	124.75	130.12
82	b1	202	PEB	CHA-C4A-NA	-2.71	121.98	125.20
84	u3	1001	CYC	CHA-C1A-NA	-2.71	125.07	128.83
85	BN	838	BCR	C23-C24-C25	2.71	134.81	127.20
82	Q5	202	PEB	CBA-CAA-C3A	-2.71	107.44	113.47
84	MG	1001	CYC	CBC-CAC-C3C	-2.71	107.44	113.47
82	QG	201	PEB	CBC-CAC-C2C	2.71	117.24	112.62

Continued on next page...

Continued from previous page...

Mol	Chain	Res	Type	Atoms	Z	Observed(^{o})	Ideal(^{o})
82	F7	202	PEB	C3B-C4B-NB	2.71	113.99	110.05
87	72	608	CLA	C1B-CHB-C4A	-2.71	124.75	130.12
82	ZG	202	PEB	CAC-CBC-CGC	-2.71	106.17	113.76
94	A6	410	PL9	C20-C19-C21	2.71	119.83	115.27
82	VK	202	PEB	C4B-C3B-C2B	-2.71	103.79	106.78
82	FQ	202	PEB	C1B-C2B-C3B	-2.71	103.40	106.51
82	J5	202	PEB	C1B-C2B-C3B	-2.71	103.40	106.51
94	aL	601	PL9	C31-C32-C33	-2.71	102.98	111.88
84	HH	1001	CYC	CHA-C1A-NA	-2.71	125.07	128.83
82	jG	202	PEB	C2A-C1A-NA	2.71	110.61	108.27
82	mE	201	PEB	CHA-C1B-NB	-2.71	119.27	124.93
82	kK	203	PEB	CHB-C4B-C3B	-2.71	119.07	125.32
87	3N	303	CLA	C3D-C2D-C1D	-2.71	102.14	105.83
82	YF	201	PEB	CHC-C4C-C3C	-2.71	125.72	130.34
82	UO	201	PEB	C4B-C3B-C2B	-2.71	103.79	106.78
82	U4	201	PEB	C4B-C3B-C2B	-2.71	103.79	106.78
82	lG	202	PEB	C4B-C3B-C2B	-2.71	103.79	106.78
82	GB	202	PEB	C1B-C2B-C3B	-2.71	103.40	106.51
82	T4	203	PEB	C3B-C4B-NB	2.71	113.99	110.05
82	tK	202	PEB	CAC-C2C-C3C	2.71	135.02	127.25
82	PQ	203	PEB	CHA-C1B-NB	-2.71	119.27	124.93
82	D7	202	PEB	OD-C4D-ND	-2.71	121.92	125.93
82	x8	202	PEB	OD-C4D-ND	-2.71	121.92	125.93
84	O3	1001	CYC	C1B-C2B-C3B	-2.71	105.05	107.87
82	SA	201	PEB	CAB-C3B-C4B	2.71	129.80	125.01
82	fO	201	PEB	C2B-C1B-NB	2.71	116.31	110.53
87	A2	803	CLA	CHB-C4A-NA	2.71	128.25	124.51
84	B3	1001	CYC	CHA-C1A-NA	-2.71	125.07	128.83
82	lO	201	PEB	CMA-C2A-C1A	-2.71	106.57	112.40
82	BK	202	PEB	C4B-C3B-C2B	-2.71	103.79	106.78
82	XM	202	PEB	CHC-C1D-ND	-2.71	110.81	113.95
82	OH	201	PEB	C3B-C4B-NB	2.71	113.98	110.05
94	d6	408	PL9	C12-C13-C14	-2.71	121.14	127.66
87	72	606	CLA	O2D-CGD-O1D	-2.71	118.55	123.84
87	AN	802	CLA	C3C-C4C-NC	-2.71	107.54	110.57
84	S3	1001	CYC	CHA-C1A-NA	-2.71	125.07	128.83
87	8N	301	CLA	CAC-C3C-C4C	-2.71	121.30	124.81
87	A2	838	CLA	O2D-CGD-O1D	-2.71	118.55	123.84
82	c4	201	PEB	OD-C4D-C3D	-2.71	123.33	129.46
82	bB	201	PEB	C1B-C2B-C3B	-2.71	103.40	106.51
82	oK	202	PEB	C1B-C2B-C3B	-2.71	103.40	106.51
82	s8	202	PEB	C4B-C3B-C2B	-2.70	103.79	106.78

Continued on next page...

Continued from previous page...

Mol	Chain	Res	Type	Atoms	Z	Observed(^{o})	Ideal(^{o})
82	hJ	203	PEB	C4B-C3B-C2B	-2.70	103.79	106.78
82	CF	202	PEB	CHC-C1D-ND	-2.70	110.81	113.95
82	AH	301	PEB	CHA-C4A-NA	2.70	128.42	125.20
84	J3	1001	CYC	CBC-CAC-C3C	2.70	119.49	113.47
82	nF	202	PEB	CMB-C2B-C1B	2.70	129.23	125.06
98	B2	837	PQN	C9-C10-C5	-2.70	116.25	119.26
85	B2	838	BCR	C23-C24-C25	2.70	134.80	127.20
82	TQ	202	PEB	C1B-C2B-C3B	-2.70	103.40	106.51
82	eG	203	PEB	C1B-C2B-C3B	-2.70	103.40	106.51
84	DH	1003	CYC	C2C-C1C-NC	2.70	110.60	108.27
82	M7	202	PEB	CMB-C2B-C1B	2.70	129.23	125.06
82	YM	201	PEB	CHA-C1B-NB	-2.70	119.28	124.93
82	L4	1002	PEB	CHB-C4B-NB	-2.70	125.08	128.83
84	d3	1001	CYC	CHA-C1A-NA	-2.70	125.08	128.83
84	x3	1001	CYC	CBC-CAC-C3C	2.70	119.49	113.47
82	NK	201	PEB	C3B-C4B-NB	2.70	113.98	110.05
82	dQ	401	PEB	CAC-CBC-CGC	-2.70	106.18	113.76
82	U9	204	PEB	CHA-C1B-C2B	2.70	131.85	124.90
82	CK	203	PEB	CMB-C2B-C1B	2.70	129.23	125.06
82	g1	202	PEB	C4B-C3B-C2B	-2.70	103.79	106.78
84	U3	1001	CYC	CHA-C1A-NA	-2.70	125.08	128.83
82	DH	1002	PEB	C3B-C4B-NB	2.70	113.98	110.05
82	aM	203	PEB	CHA-C1B-NB	-2.70	119.28	124.93
82	l1	203	PEB	OD-C4D-ND	-2.70	121.93	125.93
87	AN	838	CLA	O2D-CGD-O1D	-2.70	118.55	123.84
87	cL	507	CLA	O2D-CGD-O1D	-2.70	118.55	123.84
82	H9	203	PEB	OD-C4D-C3D	-2.70	123.34	129.46
87	A2	830	CLA	CHB-C4A-NA	2.70	128.25	124.51
82	jG	201	PEB	C3B-C4B-NB	2.70	113.98	110.05
84	d3	1001	CYC	C1B-C2B-C3B	-2.70	105.05	107.87
87	BL	622	CLA	CMB-C2B-C3B	2.70	129.73	124.68
82	eH	202	PEB	C4B-C3B-C2B	-2.70	103.79	106.78
82	HO	1002	PEB	CMB-C2B-C1B	2.70	129.22	125.06
84	k3	1001	CYC	CHA-C1A-NA	-2.70	125.08	128.83
82	DK	203	PEB	C2A-C1A-NA	2.70	110.60	108.27
84	F1	1001	CYC	C2C-C1C-NC	2.70	110.60	108.27
84	y3	1001	CYC	C2C-C1C-NC	-2.70	105.94	108.27
82	e4	203	PEB	OD-C4D-C3D	-2.70	123.34	129.46
82	U7	201	PEB	OD-C4D-C3D	-2.70	123.34	129.46
82	cO	201	PEB	OD-C4D-C3D	-2.70	123.34	129.46
82	aM	202	PEB	CHA-C1B-NB	-2.70	119.28	124.93
82	eO	202	PEB	CHC-C1D-ND	-2.70	110.81	113.95

Continued on next page...

Continued from previous page...

Mol	Chain	Res	Type	Atoms	Z	Observed(^{o})	Ideal(^{o})
82	fJ	203	PEB	OD-C4D-ND	-2.70	121.93	125.93
82	1C	203	PEB	CBC-CAC-C2C	-2.70	108.01	112.62
87	a6	609	CLA	O2D-CGD-O1D	-2.70	118.56	123.84
82	bH	201	PEB	CHA-C1B-NB	-2.70	119.28	124.93
82	SB	202	PEB	CAB-C3B-C4B	2.70	129.79	125.01
85	B2	843	BCR	C29-C30-C25	2.70	114.64	110.48
82	L5	203	PEB	CAC-CBC-CGC	-2.70	106.19	113.76
82	LQ	202	PEB	C3B-C4B-NB	2.70	113.98	110.05
82	iG	201	PEB	C3B-C4B-NB	2.70	113.98	110.05
82	X5	202	PEB	OD-C4D-ND	-2.70	121.93	125.93
82	W9	201	PEB	OD-C4D-ND	-2.70	121.93	125.93
87	BL	605	CLA	CMB-C2B-C1B	-2.70	124.31	128.46
82	J7	202	PEB	CMB-C2B-C1B	2.70	129.22	125.06
82	UG	201	PEB	CHA-C1B-NB	-2.70	119.28	124.93
82	kE	202	PEB	CHA-C1B-NB	-2.70	119.28	124.93
84	I3	1001	CYC	C1B-C2B-C3B	-2.70	105.05	107.87
84	k3	1001	CYC	C1B-C2B-C3B	-2.70	105.05	107.87
82	HP	201	PEB	CHC-C4C-C3C	-2.70	125.73	130.34
92	bL	611	LMG	O1-C1-C2	2.70	112.52	108.30
82	FA	203	PEB	CAA-C3A-C4A	-2.70	105.74	112.67
85	LN	205	BCR	C2-C1-C6	2.70	114.64	110.48
82	KI	203	PEB	OD-C4D-C3D	-2.70	123.34	129.46
84	c3	1001	CYC	CBC-CAC-C3C	2.70	119.48	113.47
82	QF	202	PEB	CMB-C2B-C1B	2.70	129.22	125.06
82	HM	201	PEB	OD-C4D-C3D	-2.70	123.34	129.46
82	HQ	202	PEB	OD-C4D-C3D	-2.70	123.34	129.46
82	kK	202	PEB	OD-C4D-C3D	-2.70	123.34	129.46
82	hF	202	PEB	CHC-C1D-ND	-2.70	110.81	113.95
82	aG	202	PEB	CHC-C1D-ND	-2.70	110.81	113.95
82	VF	202	PEB	C1B-C2B-C3B	-2.70	103.41	106.51
87	42	606	CLA	CMB-C2B-C3B	2.70	129.73	124.68
82	QI	201	PEB	CHA-C1B-NB	-2.70	119.29	124.93
82	eJ	201	PEB	CHA-C1B-NB	-2.70	119.29	124.93
82	SB	202	PEB	C3B-C4B-NB	2.70	113.98	110.05
94	A6	410	PL9	C17-C18-C19	-2.70	121.16	127.66
82	RM	201	PEB	C1B-C2B-C3B	-2.70	103.41	106.51
82	DP	202	PEB	C1B-C2B-C3B	-2.70	103.41	106.51
82	hM	203	PEB	C1B-C2B-C3B	-2.70	103.41	106.51
82	FA	202	PEB	C3B-C4B-NB	2.70	113.97	110.05
82	QM	203	PEB	C3B-C4B-NB	2.70	113.97	110.05
84	g3	1001	CYC	CBC-CAC-C3C	2.70	119.48	113.47
82	LH	1003	PEB	CMB-C2B-C1B	2.70	129.22	125.06

Continued on next page...

Continued from previous page...

Mol	Chain	Res	Type	Atoms	Z	Observed(^{o})	Ideal(^{o})
82	cK	201	PEB	OD-C4D-C3D	-2.70	123.35	129.46
87	L2	203	CLA	C1B-CHB-C4A	-2.70	124.77	130.12
82	QB	202	PEB	OD-C4D-ND	-2.70	121.93	125.93
82	YD	202	PEB	OD-C4D-ND	-2.70	121.93	125.93
82	mH	201	PEB	CHB-C4B-C3B	-2.70	119.09	125.32
85	CL	501	BCR	C15-C16-C17	-2.70	117.95	123.47
82	oK	201	PEB	CMB-C2B-C1B	2.70	129.22	125.06
87	42	607	CLA	CHB-C4A-NA	2.70	128.24	124.51
87	4N	607	CLA	CHB-C4A-NA	2.70	128.24	124.51
82	L4	1002	PEB	C1B-C2B-C3B	-2.70	103.41	106.51
82	WM	201	PEB	OD-C4D-C3D	-2.70	123.35	129.46
84	B3	1001	CYC	C1B-C2B-C3B	-2.70	105.06	107.87
82	lM	201	PEB	C3B-C4B-NB	2.70	113.97	110.05
82	V5	202	PEB	OD-C4D-ND	-2.70	121.93	125.93
85	K2	102	BCR	C24-C23-C22	-2.70	122.16	126.23
82	KB	301	PEB	CAC-C2C-C3C	2.70	135.00	127.25
83	AE	302	PUB	CMD-C2D-C3D	2.70	131.82	127.77
82	x8	201	PEB	CHA-C1B-NB	-2.70	119.29	124.93
82	fE	201	PEB	OD-C4D-C3D	-2.70	123.35	129.46
82	lH	201	PEB	C1B-C2B-C3B	-2.70	103.41	106.51
82	hB	301	PEB	CAB-C3B-C4B	2.70	129.78	125.01
82	J1	1002	PEB	CHC-C4C-C3C	-2.70	125.74	130.34
82	sF	202	PEB	C4B-C3B-C2B	-2.70	103.80	106.78
84	FO	1001	CYC	C1A-C2A-C3A	-2.70	103.80	106.78
82	EB	501	PEB	OD-C4D-ND	-2.70	121.94	125.93
82	Y9	201	PEB	OD-C4D-C3D	-2.70	123.35	129.46
82	dO	202	PEB	CHA-C1B-NB	-2.70	119.29	124.93
82	FQ	202	PEB	CBC-CAC-C2C	-2.70	108.02	112.62
87	A2	835	CLA	C1B-CHB-C4A	-2.70	124.78	130.12
84	GG	1001	CYC	CHA-C1A-NA	-2.70	125.09	128.83
84	Q3	1001	CYC	CHA-C1A-NA	-2.70	125.09	128.83
82	M9	305	PEB	CAB-C3B-C4B	2.70	129.78	125.01
82	i1	201	PEB	OA-C1A-C2A	-2.70	124.03	126.17
82	KB	301	PEB	CHC-C1D-ND	-2.70	110.82	113.95
82	ZG	202	PEB	C1B-C2B-C3B	-2.70	103.41	106.51
87	A2	849	CLA	CMD-C2D-C1D	-2.70	119.96	124.71
82	OG	203	PEB	CMB-C2B-C1B	2.70	129.22	125.06
82	H7	201	PEB	C4B-C3B-C2B	-2.70	103.80	106.78
82	W5	201	PEB	C4B-NB-C1B	-2.70	101.43	106.51
84	N3	1001	CYC	CBC-CAC-C3C	2.70	119.47	113.47
82	QH	203	PEB	CHC-C1D-ND	-2.70	110.82	113.95
85	KN	101	BCR	C24-C23-C22	-2.70	122.16	126.23

Continued on next page...

Continued from previous page...

Mol	Chain	Res	Type	Atoms	Z	Observed(^{o})	Ideal(^{o})
82	Q1	201	PEB	C3B-C4B-NB	2.70	113.97	110.05
82	dG	202	PEB	C3B-C4B-NB	2.70	113.97	110.05
82	O9	202	PEB	OD-C4D-ND	-2.70	121.94	125.93
82	TQ	201	PEB	C1B-C2B-C3B	-2.70	103.41	106.51
82	OF	201	PEB	OD-C4D-C3D	-2.70	123.35	129.46
84	O3	1001	CYC	CHA-C1A-NA	-2.70	125.09	128.83
84	o3	1001	CYC	CHA-C1A-NA	-2.70	125.09	128.83
82	UG	202	PEB	C4B-C3B-C2B	-2.70	103.80	106.78
82	B9	202	PEB	CMA-C2A-C1A	-2.69	106.59	112.40
85	B2	802	BCR	C11-C10-C9	-2.69	123.46	127.31
82	gM	201	PEB	CHC-C1D-ND	2.69	117.08	113.95
82	VK	202	PEB	C1B-C2B-C3B	-2.69	103.41	106.51
82	KQ	202	PEB	C1B-C2B-C3B	-2.69	103.41	106.51
82	OK	201	PEB	OD-C4D-C3D	-2.69	123.36	129.46
82	FP	202	PEB	CAA-C3A-C4A	-2.69	105.75	112.67
84	H3	1001	CYC	CHA-C1A-NA	-2.69	125.09	128.83
87	32	313	CLA	CHB-C4A-NA	2.69	128.24	124.51
82	l4	201	PEB	CMA-C2A-C1A	-2.69	106.59	112.40
82	kJ	202	PEB	CAB-C3B-C4B	2.69	129.78	125.01
82	L1	1002	PEB	CMB-C2B-C1B	2.69	129.21	125.06
82	L7	203	PEB	C4B-C3B-C2B	-2.69	103.80	106.78
82	TA	203	PEB	OD-C4D-C3D	-2.69	123.36	129.46
82	jG	202	PEB	OD-C4D-C3D	-2.69	123.36	129.46
82	dH	201	PEB	OD-C4D-C3D	-2.69	123.36	129.46
82	SA	201	PEB	C3B-C4B-NB	2.69	113.97	110.05
82	lG	203	PEB	C3B-C4B-NB	2.69	113.97	110.05
82	FI	201	PEB	CHC-C4C-C3C	-2.69	125.74	130.34
82	P4	201	PEB	CHC-C4C-C3C	-2.69	125.74	130.34
82	p8	201	PEB	CHB-C4B-NB	-2.69	125.09	128.83
87	BN	809	CLA	CHB-C4A-NA	2.69	128.24	124.51
87	LN	204	CLA	CHB-C4A-NA	2.69	128.24	124.51
82	P4	202	PEB	C1B-C2B-C3B	-2.69	103.42	106.51
82	w8	202	PEB	C1B-C2B-C3B	-2.69	103.42	106.51
82	kJ	201	PEB	C1B-C2B-C3B	-2.69	103.42	106.51
87	B2	823	CLA	C2D-C1D-ND	-2.69	108.12	110.10
82	AD	303	PEB	C2A-C1A-NA	2.69	110.59	108.27
87	BN	813	CLA	O2D-CGD-O1D	-2.69	118.57	123.84
82	dE	203	PEB	CAB-CBB-CGB	-2.69	107.81	113.60
82	a4	203	PEB	CBB-CAB-C3B	2.69	120.11	112.63
82	OM	201	PEB	C4B-C3B-C2B	-2.69	103.80	106.78
82	XA	201	PEB	CBC-CAC-C2C	2.69	117.22	112.62
82	LA	202	PEB	CHB-C4B-NB	-2.69	125.09	128.83

Continued on next page...

Continued from previous page...

Mol	Chain	Res	Type	Atoms	Z	Observed(^{o})	Ideal(^{o})
82	hK	202	PEB	CHC-C1D-ND	-2.69	110.82	113.95
82	YK	201	PEB	OD-C4D-C3D	-2.69	123.36	129.46
84	J1	1001	CYC	CHB-C1B-NB	-2.69	120.28	126.06
82	QE	202	PEB	OA-C1A-C2A	-2.69	124.03	126.17
84	m3	1001	CYC	CBC-CAC-C3C	2.69	119.46	113.47
87	A2	828	CLA	O2D-CGD-O1D	-2.69	118.57	123.84
82	y8	202	PEB	C2A-C1A-NA	2.69	110.59	108.27
82	fO	202	PEB	OD-C4D-C3D	-2.69	123.36	129.46
82	ZG	202	PEB	C4B-C3B-C2B	-2.69	103.80	106.78
87	5N	611	CLA	CHB-C4A-NA	2.69	128.24	124.51
82	VG	201	PEB	CAB-C3B-C4B	2.69	129.77	125.01
82	SF	203	PEB	CHA-C1B-NB	-2.69	119.30	124.93
84	73	1001	CYC	C1B-C2B-C3B	-2.69	105.06	107.87
87	42	609	CLA	C1B-CHB-C4A	-2.69	124.79	130.12
82	gH	201	PEB	CHB-C4B-C3B	-2.69	119.10	125.32
82	jH	201	PEB	OA-C1A-C2A	-2.69	124.03	126.17
82	dD	401	PEB	CAC-CBC-CGC	-2.69	106.21	113.76
82	FF	202	PEB	C2A-C1A-NA	2.69	110.59	108.27
82	I7	201	PEB	C2A-C1A-NA	2.69	110.59	108.27
87	BL	609	CLA	C1B-CHB-C4A	-2.69	124.79	130.12
82	YH	202	PEB	OD-C4D-C3D	-2.69	123.36	129.46
82	T7	203	PEB	OD-C4D-C3D	-2.69	123.36	129.46
87	42	603	CLA	CHB-C4A-NA	2.69	128.23	124.51
87	BN	824	CLA	C2D-C1D-ND	-2.69	108.12	110.10
87	F2	201	CLA	O2D-CGD-O1D	-2.69	118.58	123.84
87	BN	818	CLA	C1B-CHB-C4A	-2.69	124.79	130.12
82	kM	201	PEB	OD-C4D-C3D	-2.69	123.36	129.46
82	F7	203	PEB	C4B-C3B-C2B	-2.69	103.81	106.78
82	eK	203	PEB	C4B-C3B-C2B	-2.69	103.81	106.78
82	A1	301	PEB	CHA-C4A-NA	2.69	128.40	125.20
87	72	606	CLA	CMB-C2B-C1B	-2.69	124.33	128.46
82	PO	201	PEB	CBC-CAC-C2C	-2.69	108.03	112.62
82	NQ	204	PEB	C1B-C2B-C3B	-2.69	103.42	106.51
82	O1	203	PEB	CHA-C1B-NB	-2.69	119.31	124.93
82	mG	201	PEB	CHA-C1B-NB	-2.69	119.31	124.93
82	J9	201	PEB	OD-C4D-ND	-2.69	121.94	125.93
82	dF	202	PEB	OD-C4D-ND	-2.69	121.94	125.93
84	JH	1003	CYC	C2C-C1C-NC	2.69	110.59	108.27
84	L3	1001	CYC	C1B-C2B-C3B	-2.69	105.06	107.87
82	fF	202	PEB	OD-C4D-C3D	-2.69	123.37	129.46
82	fK	202	PEB	OD-C4D-C3D	-2.69	123.37	129.46
87	62	312	CLA	C1B-CHB-C4A	-2.69	124.79	130.12

Continued on next page...

Continued from previous page...

Mol	Chain	Res	Type	Atoms	Z	Observed(^{o})	Ideal(^{o})
87	6N	611	CLA	C1B-CHB-C4A	-2.69	124.79	130.12
82	rK	201	PEB	CAB-CBB-CGB	-2.69	107.81	113.60
82	QD	201	PEB	CHA-C1B-NB	-2.69	119.31	124.93
82	CJ	202	PEB	OD-C4D-ND	-2.69	121.95	125.93
82	P4	201	PEB	C1B-C2B-C3B	-2.69	103.42	106.51
82	LJ	202	PEB	C3B-C4B-NB	2.69	113.96	110.05
82	LM	201	PEB	C3B-C4B-NB	2.69	113.96	110.05
82	iE	201	PEB	C3B-C4B-NB	2.69	113.96	110.05
82	xC	201	PEB	CHA-C1B-NB	-2.69	119.31	124.93
82	FD	202	PEB	CBC-CAC-C2C	-2.69	108.03	112.62
84	C3	1001	CYC	CBC-CAC-C3C	2.69	119.45	113.47
83	Z9	305	PUB	CBC-CAC-C2C	2.69	120.10	112.63
82	bH	202	PEB	CHA-C4A-NA	-2.69	122.01	125.20
82	HQ	202	PEB	C4B-C3B-C2B	-2.69	103.81	106.78
82	xC	202	PEB	OD-C4D-ND	-2.69	121.95	125.93
84	A3	1001	CYC	CBC-CAC-C3C	2.69	119.45	113.47
84	R3	1001	CYC	CBC-CAC-C3C	2.69	119.45	113.47
82	SP	203	PEB	C1B-C2B-C3B	-2.69	103.42	106.51
82	Z1	203	PEB	C1B-C2B-C3B	-2.69	103.42	106.51
82	Y4	201	PEB	C1B-C2B-C3B	-2.69	103.42	106.51
82	QJ	203	PEB	CMB-C2B-C1B	2.69	129.20	125.06
87	62	301	CLA	O2D-CGD-O1D	-2.69	118.58	123.84
87	1N	608	CLA	O2D-CGD-O1D	-2.69	118.58	123.84
84	K3	1001	CYC	CBC-CAC-C3C	2.69	119.45	113.47
87	LN	203	CLA	C1B-CHB-C4A	-2.69	124.79	130.12
82	RH	201	PEB	CHB-C4B-NB	-2.69	125.10	128.83
87	B2	817	CLA	CHB-C4A-NA	2.69	128.23	124.51
87	1N	607	CLA	CHB-C4A-NA	2.69	128.23	124.51
82	VJ	202	PEB	C3B-C4B-NB	2.69	113.96	110.05
82	TM	202	PEB	C3B-C4B-NB	2.69	113.96	110.05
82	c1	202	PEB	C4B-C3B-C2B	-2.69	103.81	106.78
82	ND	203	PEB	CMB-C2B-C1B	2.69	129.20	125.06
82	f1	201	PEB	CHA-C1B-NB	-2.69	119.31	124.93
88	C6	522	LHG	O7-C7-O9	-2.69	117.21	123.70
82	NH	1002	PEB	OD-C4D-C3D	-2.69	123.37	129.46
82	BM	301	PEB	OD-C4D-C3D	-2.69	123.37	129.46
82	BJ	301	PEB	CHC-C4C-C3C	-2.69	125.75	130.34
87	A2	841	CLA	CMB-C2B-C3B	2.69	129.71	124.68
87	12	607	CLA	CHB-C4A-NA	2.69	128.23	124.51
82	VF	201	PEB	OD-C4D-C3D	-2.69	123.37	129.46
84	j3	1001	CYC	C1B-C2B-C3B	-2.69	105.07	107.87
82	OE	202	PEB	C4B-C3B-C2B	-2.69	103.81	106.78

Continued on next page...

Continued from previous page...

Mol	Chain	Res	Type	Atoms	Z	Observed(^{o})	Ideal(^{o})
82	PQ	202	PEB	C4B-C3B-C2B	-2.69	103.81	106.78
84	W3	1001	CYC	C1A-C2A-C3A	-2.69	103.81	106.78
87	7N	606	CLA	O2D-CGD-O1D	-2.69	118.58	123.84
82	jJ	203	PEB	OD-C4D-ND	-2.69	121.95	125.93
82	D1	1002	PEB	C3B-C4B-NB	2.69	113.96	110.05
82	q8	201	PEB	CHA-C1B-NB	-2.69	119.31	124.93
87	AN	833	CLA	O2D-CGD-O1D	-2.69	118.59	123.84
82	FP	201	PEB	OD-C4D-C3D	-2.69	123.37	129.46
82	bK	202	PEB	OD-C4D-C3D	-2.69	123.37	129.46
82	cF	201	PEB	OD-C4D-ND	-2.69	121.95	125.93
83	AG	302	PUB	CMD-C2D-C3D	2.69	131.80	127.77
82	q8	201	PEB	CAB-CBB-CGB	-2.69	107.82	113.60
84	e3	1001	CYC	CBC-CAC-C3C	2.69	119.45	113.47
82	UD	201	PEB	C1B-C2B-C3B	-2.69	103.42	106.51
82	eF	201	PEB	C3B-C4B-NB	2.69	113.96	110.05
82	JA	202	PEB	CMB-C2B-C1B	2.69	129.20	125.06
82	DK	202	PEB	CMB-C2B-C1B	2.69	129.20	125.06
98	A2	842	PQN	C14-C13-C15	2.69	119.79	115.27
82	GA	202	PEB	OD-C4D-C3D	-2.69	123.38	129.46
82	UP	202	PEB	OD-C4D-C3D	-2.69	123.38	129.46
87	3N	305	CLA	CMB-C2B-C3B	2.69	129.70	124.68
82	WI	201	PEB	CHC-C4C-C3C	-2.69	125.76	130.34
82	LA	201	PEB	C4B-C3B-C2B	-2.69	103.81	106.78
84	q3	1001	CYC	CHA-C1A-NA	-2.69	125.10	128.83
87	AN	835	CLA	C1B-CHB-C4A	-2.69	124.80	130.12
82	vF	201	PEB	CAB-CBB-CGB	-2.68	107.83	113.60
84	E3	1001	CYC	CBC-CAC-C3C	2.68	119.44	113.47
82	pF	201	PEB	OD-C4D-C3D	-2.68	123.38	129.46
82	O7	201	PEB	CMA-C2A-C1A	-2.68	106.62	112.40
82	MA	202	PEB	OD-C4D-ND	-2.68	121.95	125.93
82	C5	202	PEB	OD-C4D-ND	-2.68	121.95	125.93
84	G3	1001	CYC	CBC-CAC-C3C	2.68	119.44	113.47
82	G7	202	PEB	OD-C4D-C3D	-2.68	123.38	129.46
87	KN	102	CLA	CHB-C4A-NA	2.68	128.22	124.51
84	U3	1001	CYC	C1B-C2B-C3B	-2.68	105.07	107.87
87	BL	621	CLA	C2D-C1D-ND	-2.68	108.13	110.10
82	vK	201	PEB	CAB-CBB-CGB	-2.68	107.83	113.60
82	dJ	202	PEB	OA-C1A-C2A	-2.68	124.04	126.17
82	PD	203	PEB	CHA-C1B-NB	-2.68	119.32	124.93
87	12	607	CLA	C1B-CHB-C4A	-2.68	124.80	130.12
82	Z9	304	PEB	CAB-C3B-C4B	2.68	129.76	125.01
82	OF	203	PEB	CHC-C4C-C3C	-2.68	125.76	130.34

Continued on next page...

Continued from previous page...

Mol	Chain	Res	Type	Atoms	Z	Observed(^{o})	Ideal(^{o})
82	SF	203	PEB	CHC-C4C-C3C	-2.68	125.76	130.34
82	YA	304	PEB	OD-C4D-ND	-2.68	121.95	125.93
82	VG	202	PEB	C1B-C2B-C3B	-2.68	103.43	106.51
82	SI	201	PEB	C1B-C2B-C3B	-2.68	103.43	106.51
82	IM	202	PEB	C1B-C2B-C3B	-2.68	103.43	106.51
84	GE	1001	CYC	C4A-C3A-C2A	-2.68	103.43	106.51
82	GK	202	PEB	CMB-C2B-C3B	-2.68	118.83	126.12
84	p3	1001	CYC	CBC-CAC-C3C	2.68	119.44	113.47
82	YK	202	PEB	OD-C4D-C3D	-2.68	123.38	129.46
82	J5	201	PEB	CHB-C4B-C3B	-2.68	119.12	125.32
87	82	306	CLA	CMC-C2C-C3C	2.68	133.40	126.12
82	v8	201	PEB	CHC-C4C-C3C	-2.68	125.76	130.34
82	r8	201	PEB	OD-C4D-C3D	-2.68	123.38	129.46
82	WJ	202	PEB	OD-C4D-ND	-2.68	121.96	125.93
82	FF	202	PEB	CHA-C1B-NB	-2.68	119.32	124.93
82	LD	202	PEB	C3B-C4B-NB	2.68	113.95	110.05
82	V1	203	PEB	OD-C4D-C3D	-2.68	123.38	129.46
87	82	306	CLA	CAC-C3C-C4C	-2.68	121.33	124.81
87	82	301	CLA	CMB-C2B-C3B	2.68	129.70	124.68
82	Y9	202	PEB	C2A-C1A-NA	2.68	110.58	108.27
82	DF	202	PEB	CMB-C2B-C1B	2.68	129.19	125.06
82	WJ	201	PEB	OD-C4D-C3D	-2.68	123.38	129.46
82	Q1	202	PEB	C3B-C4B-NB	2.68	113.95	110.05
82	m1	201	PEB	CHB-C4B-C3B	-2.68	119.12	125.32
87	B2	817	CLA	C1B-CHB-C4A	-2.68	124.81	130.12
82	S4	202	PEB	C4B-C3B-C2B	-2.68	103.81	106.78
82	DD	203	PEB	CBC-CAC-C2C	-2.68	108.04	112.62
84	t3	1001	CYC	CBC-CAC-C3C	2.68	119.44	113.47
82	SD	201	PEB	C1C-CHB-C4B	2.68	132.01	128.81
82	OJ	202	PEB	OD-C4D-ND	-2.68	121.96	125.93
87	6N	613	CLA	O2D-CGD-O1D	-2.68	118.60	123.84
82	L9	203	PEB	C3B-C4B-NB	2.68	113.95	110.05
82	gF	201	PEB	CHC-C4C-C3C	-2.68	125.76	130.34
82	g1	201	PEB	CHC-C1D-ND	-2.68	110.83	113.95
84	j3	1001	CYC	CHA-C1A-NA	-2.68	125.11	128.83
92	bL	624	LMG	C6-C5-C4	-2.68	106.72	113.00
82	ZK	201	PEB	C2A-C1A-NA	2.68	110.58	108.27
82	RE	202	PEB	C1B-C2B-C3B	-2.68	103.43	106.51
88	D6	401	LHG	O8-C23-C24	2.68	120.32	111.91
82	bP	501	PEB	OD-C4D-ND	-2.68	121.96	125.93
83	AH	304	PUB	OD-C4D-ND	-2.68	121.96	125.93
82	BB	203	PEB	CMB-C2B-C1B	2.68	129.19	125.06

Continued on next page...

Continued from previous page...

Mol	Chain	Res	Type	Atoms	Z	Observed(^{o})	Ideal(^{o})
82	PO	201	PEB	CHC-C4C-C3C	-2.68	125.77	130.34
82	iK	202	PEB	OA-C1A-C2A	-2.68	124.04	126.17
82	lM	202	PEB	CHA-C1B-C2B	2.68	131.79	124.90
82	a4	201	PEB	CHB-C4B-NB	-2.68	125.11	128.83
84	v3	1001	CYC	CBC-CAC-C3C	2.68	119.43	113.47
82	PE	202	PEB	CHC-C1D-ND	-2.68	110.83	113.95
82	AG	304	PEB	OD-C4D-C3D	-2.68	123.39	129.46
82	NK	202	PEB	OD-C4D-C3D	-2.68	123.39	129.46
82	mM	201	PEB	OD-C4D-C3D	-2.68	123.39	129.46
82	O1	201	PEB	CBC-CAC-C2C	-2.68	108.05	112.62
82	OM	201	PEB	OD-C4D-C3D	-2.68	123.39	129.46
82	jM	203	PEB	OD-C4D-C3D	-2.68	123.39	129.46
82	WF	203	PEB	CHC-C4C-C3C	-2.68	125.77	130.34
82	H4	1002	PEB	CMB-C2B-C1B	2.68	129.19	125.06
82	KA	201	PEB	OD-C4D-ND	-2.68	121.96	125.93
87	R2	203	CLA	O2D-CGD-O1D	-2.68	118.60	123.84
82	ZF	202	PEB	CAB-C3B-C4B	2.68	129.75	125.01
82	BA	203	PEB	C1B-C2B-C3B	-2.68	103.43	106.51
84	y3	1001	CYC	C1A-C2A-C3A	-2.68	103.82	106.78
82	uF	202	PEB	OD-C4D-ND	-2.68	121.96	125.93
82	fG	202	PEB	OD-C4D-ND	-2.68	121.96	125.93
87	B2	821	CLA	O2D-CGD-O1D	-2.68	118.60	123.84
87	c6	612	CLA	O2D-CGD-O1D	-2.68	118.60	123.84
87	B2	805	CLA	CHB-C4A-NA	2.68	128.22	124.51
87	AL	405	CLA	C1B-CHB-C4A	-2.68	124.81	130.12
87	bL	606	CLA	C1B-CHB-C4A	-2.68	124.81	130.12
82	SP	203	PEB	C2A-C1A-NA	2.68	110.58	108.27
82	CD	202	PEB	C3B-C4B-NB	2.68	113.94	110.05
82	VI	203	PEB	CHC-C1D-ND	-2.68	110.84	113.95
87	BN	802	CLA	CMB-C2B-C3B	2.68	129.69	124.68
82	NF	202	PEB	C1B-C2B-C3B	-2.68	103.43	106.51
95	C6	521	DGD	O6D-C5D-C6D	2.68	112.07	106.67
82	NB	203	PEB	CHB-C4B-C3B	-2.68	119.13	125.32
82	UG	202	PEB	C3B-C4B-NB	2.68	113.94	110.05
82	O1	201	PEB	C3B-C4B-NB	2.68	113.94	110.05
92	AL	411	LMG	C8-O7-C10	-2.68	111.20	117.79
87	12	608	CLA	O2D-CGD-O1D	-2.68	118.60	123.84
82	SK	203	PEB	CHC-C4C-C3C	-2.68	125.77	130.34
82	Y1	202	PEB	CHC-C4C-C3C	-2.68	125.77	130.34
87	62	313	CLA	C1B-CHB-C4A	-2.68	124.81	130.12
82	QB	203	PEB	CAC-CBC-CGC	-2.68	106.25	113.76
82	DQ	203	PEB	CBC-CAC-C2C	-2.68	108.05	112.62

Continued on next page...

Continued from previous page...

Mol	Chain	Res	Type	Atoms	Z	Observed(^{o})	Ideal(^{o})
82	h1	201	PEB	CBC-CAC-C2C	2.68	117.19	112.62
82	Y1	202	PEB	OD-C4D-C3D	-2.68	123.39	129.46
82	cB	401	PEB	OD-C4D-C3D	-2.68	123.39	129.46
82	W1	203	PEB	C2A-C1A-NA	2.68	110.58	108.27
82	lM	202	PEB	OD-C4D-ND	-2.68	121.96	125.93
87	AN	841	CLA	CMB-C2B-C3B	2.68	129.69	124.68
84	D3	1001	CYC	CHA-C1A-NA	-2.68	125.11	128.83
82	TD	202	PEB	C1B-C2B-C3B	-2.68	103.43	106.51
84	ME	1001	CYC	C4A-C3A-C2A	-2.68	103.43	106.51
88	m6	102	LHG	O8-C23-C24	2.68	120.31	111.91
92	jL	101	LMG	C7-O1-C1	-2.68	108.51	113.74
87	3N	307	CLA	C1B-CHB-C4A	-2.68	124.81	130.12
84	V3	1001	CYC	CHB-C1B-NB	2.68	131.81	126.06
94	d6	408	PL9	C35-C34-C36	2.68	119.77	115.27
82	dG	203	PEB	CAB-C3B-C4B	2.68	129.74	125.01
82	UE	201	PEB	CHA-C1B-NB	-2.68	119.33	124.93
84	n3	1001	CYC	CHA-C1A-NA	-2.68	125.11	128.83
84	P3	1001	CYC	CBC-CAC-C3C	2.68	119.43	113.47
82	SQ	202	PEB	CHC-C4C-C3C	-2.68	125.77	130.34
82	T4	201	PEB	CHC-C4C-C3C	-2.68	125.77	130.34
94	dL	406	PL9	C37-C38-C39	-2.68	121.22	127.66
82	c1	201	PEB	C2A-C1A-NA	2.68	110.58	108.27
82	gB	201	PEB	OD-C4D-ND	-2.68	121.97	125.93
82	XF	202	PEB	CHA-C1B-C2B	2.68	131.78	124.90
82	lE	203	PEB	CBC-CAC-C2C	-2.68	108.05	112.62
82	AB	501	PEB	OD-C4D-C3D	-2.68	123.40	129.46
82	K7	201	PEB	OD-C4D-ND	-2.68	121.97	125.93
85	BL	616	BCR	C15-C16-C17	-2.68	117.99	123.47
87	52	609	CLA	O2D-CGD-O1D	-2.67	118.61	123.84
82	SI	202	PEB	C2A-C1A-NA	2.67	110.58	108.27
91	D6	404	PHO	O2A-CGA-CBA	2.67	120.30	111.91
82	F7	203	PEB	CHA-C1B-NB	-2.67	119.34	124.93
87	AN	849	CLA	CMD-C2D-C1D	-2.67	120.00	124.71
95	C6	503	DGD	O5D-C1E-C2E	2.67	112.48	108.30
82	MA	202	PEB	CMB-C2B-C1B	2.67	129.18	125.06
82	XQ	203	PEB	OD-C4D-C3D	-2.67	123.40	129.46
84	V3	1001	CYC	CBC-CAC-C3C	2.67	119.42	113.47
82	PH	202	PEB	C1C-CHB-C4B	2.67	132.00	128.81
82	A7	201	PEB	C1B-C2B-C3B	-2.67	103.44	106.51
82	VK	201	PEB	OD-C4D-ND	-2.67	121.97	125.93
82	wF	302	PEB	OD-C4D-ND	-2.67	121.97	125.93
87	1N	602	CLA	O2D-CGD-O1D	-2.67	118.61	123.84

Continued on next page...

Continued from previous page...

Mol	Chain	Res	Type	Atoms	Z	Observed(^{o})	Ideal(^{o})
85	L2	205	BCR	C2-C1-C6	2.67	114.60	110.48
82	KB	304	PEB	CHA-C1B-NB	-2.67	119.34	124.93
82	LK	202	PEB	C4B-C3B-C2B	-2.67	103.82	106.78
82	f4	202	PEB	OD-C4D-C3D	-2.67	123.40	129.46
82	lJ	203	PEB	OD-C4D-C3D	-2.67	123.40	129.46
82	ZB	201	PEB	C3B-C4B-NB	2.67	113.94	110.05
82	SI	202	PEB	C3B-C4B-NB	2.67	113.94	110.05
82	eO	202	PEB	C3B-C4B-NB	2.67	113.94	110.05
87	7N	602	CLA	O2D-CGD-O1D	-2.67	118.61	123.84
82	DA	202	PEB	OD-C4D-ND	-2.67	121.97	125.93
82	K5	202	PEB	OD-C4D-ND	-2.67	121.97	125.93
82	FA	203	PEB	OA-C1A-C2A	-2.67	124.05	126.17
82	rC	201	PEB	OD-C4D-C3D	-2.67	123.40	129.46
82	FK	202	PEB	C2A-C1A-NA	2.67	110.58	108.27
82	dB	202	PEB	C1B-C2B-C3B	-2.67	103.44	106.51
85	FN	202	BCR	C8-C7-C6	2.67	134.71	127.20
87	22	602	CLA	C2A-C1A-CHA	2.67	128.53	123.86
87	7N	605	CLA	C1B-CHB-C4A	-2.67	124.82	130.12
82	k1	202	PEB	C4B-C3B-C2B	-2.67	103.82	106.78
82	YK	203	PEB	CBA-CAA-C3A	-2.67	107.52	113.47
82	BB	202	PEB	C1B-C2B-C3B	-2.67	103.44	106.51
82	J9	202	PEB	C1B-C2B-C3B	-2.67	103.44	106.51
84	W3	1001	CYC	CAA-C2A-C1A	2.67	129.74	125.01
87	4N	606	CLA	CHB-C4A-NA	2.67	128.21	124.51
82	g4	203	PEB	C2A-C1A-NA	2.67	110.58	108.27
82	GB	202	PEB	OD-C4D-C3D	-2.67	123.41	129.46
82	O4	201	PEB	OD-C4D-C3D	-2.67	123.41	129.46
87	2N	303	CLA	C2A-C1A-CHA	2.67	128.53	123.86
87	I2	102	CLA	O2D-CGD-O1D	-2.67	118.61	123.84
95	L6	102	DGD	C1D-O6D-C5D	-2.67	108.44	113.69
91	dL	403	PHO	C4-C3-C5	2.67	119.77	115.27
94	a6	601	PL9	C40-C39-C41	2.67	119.77	115.27
85	b6	602	BCR	C36-C18-C17	-2.67	119.18	122.92
82	gK	202	PEB	OD-C4D-ND	-2.67	121.97	125.93
82	CQ	201	PEB	CHC-C4C-C3C	-2.67	125.78	130.34
82	SJ	202	PEB	OD-C4D-C3D	-2.67	123.41	129.46
82	X7	201	PEB	CBC-CAC-C2C	2.67	117.18	112.62
82	BD	203	PEB	CMB-C2B-C1B	2.67	129.18	125.06
82	TH	201	PEB	CHA-C1B-NB	-2.67	119.34	124.93
82	a4	202	PEB	C3B-C4B-NB	2.67	113.94	110.05
82	S7	201	PEB	C3B-C4B-NB	2.67	113.94	110.05
82	b4	201	PEB	C2B-C1B-NB	2.67	116.23	110.53

Continued on next page...

Continued from previous page...

Mol	Chain	Res	Type	Atoms	Z	Observed(^{o})	Ideal(^{o})
82	O4	201	PEB	OA-C1A-C2A	-2.67	124.05	126.17
82	RO	203	PEB	OD-C4D-C3D	-2.67	123.41	129.46
82	18	201	PEB	O2B-CGB-CBB	2.67	122.61	114.03
87	8N	301	CLA	CMC-C2C-C3C	2.67	133.37	126.12
82	I9	202	PEB	C1B-C2B-C3B	-2.67	103.44	106.51
82	1C	201	PEB	C1B-C2B-C3B	-2.67	103.44	106.51
84	i3	1001	CYC	CBC-CAC-C3C	2.67	119.41	113.47
87	32	310	CLA	C1B-CHB-C4A	-2.67	124.83	130.12
82	Y7	303	PEB	C3B-C4B-NB	2.67	113.93	110.05
87	A2	808	CLA	CAA-C2A-C3A	-2.67	105.47	112.78
82	S7	201	PEB	CAB-C3B-C4B	2.67	129.73	125.01
82	1C	201	PEB	O2B-CGB-CBB	2.67	122.61	114.03
82	M7	202	PEB	OD-C4D-ND	-2.67	121.97	125.93
87	BL	605	CLA	C1B-CHB-C4A	-2.67	124.83	130.12
82	OO	201	PEB	CHA-C4A-NA	2.67	128.38	125.20
85	BN	803	BCR	C11-C10-C9	-2.67	123.50	127.31
82	iM	202	PEB	C2A-C1A-NA	2.67	110.58	108.27
82	NB	201	PEB	CMA-C2A-C1A	-2.67	106.65	112.40
85	A6	401	BCR	C28-C27-C26	-2.67	109.31	114.08
82	uF	203	PEB	C1B-C2B-C3B	-2.67	103.44	106.51
84	MG	1001	CYC	C4A-C3A-C2A	-2.67	103.44	106.51
82	Z5	305	PEB	C2A-C3A-C4A	-2.67	97.34	101.34
82	wC	201	PEB	CAA-C3A-C2A	-2.67	107.59	114.26
85	d6	405	BCR	C36-C18-C17	-2.67	119.18	122.92
82	KF	203	PEB	CHC-C4C-C3C	-2.67	125.78	130.34
87	A2	833	CLA	CHB-C4A-NA	2.67	128.20	124.51
85	HL	103	BCR	C2-C1-C6	2.67	114.59	110.48
91	d6	404	PHO	CMB-C2B-C3B	2.67	129.67	124.68
85	F2	203	BCR	C8-C7-C6	2.67	134.70	127.20
82	NB	202	PEB	CHA-C1B-NB	-2.67	119.35	124.93
82	IJ	203	PEB	OD-C4D-C3D	-2.67	123.41	129.46
82	ZO	202	PEB	OD-C4D-C3D	-2.67	123.41	129.46
82	bO	202	PEB	OD-C4D-C3D	-2.67	123.41	129.46
82	DM	201	PEB	C3B-C4B-NB	2.67	113.93	110.05
82	D7	201	PEB	C3B-C4B-NB	2.67	113.93	110.05
82	F7	201	PEB	C3B-C4B-NB	2.67	113.93	110.05
82	bH	201	PEB	C3B-C4B-NB	2.67	113.93	110.05
85	hL	102	BCR	C16-C15-C14	-2.67	118.01	123.47
82	qC	201	PEB	CAB-CBB-CGB	-2.67	107.86	113.60
84	W3	1001	CYC	C2C-C1C-NC	-2.67	105.97	108.27
82	bO	202	PEB	CHA-C1B-NB	-2.67	119.35	124.93
95	lL	101	DGD	C2G-O2G-C1B	-2.67	111.22	117.79

Continued on next page...

Continued from previous page...

Mol	Chain	Res	Type	Atoms	Z	Observed(^{o})	Ideal(^{o})
82	ND	202	PEB	OD-C4D-C3D	-2.67	123.41	129.46
82	GM	202	PEB	OD-C4D-C3D	-2.67	123.41	129.46
82	B7	201	PEB	CMB-C2B-C1B	2.67	129.17	125.06
82	d4	201	PEB	C4B-C3B-C2B	-2.67	103.83	106.78
82	GF	202	PEB	CMB-C2B-C3B	-2.67	118.87	126.12
87	BN	822	CLA	O2D-CGD-O1D	-2.67	118.62	123.84
82	Y9	202	PEB	CAB-C3B-C4B	2.67	129.73	125.01
83	AQ	302	PUB	CBB-CAB-C3B	2.67	117.17	112.62
82	JH	1002	PEB	OD-C4D-C3D	-2.67	123.41	129.46
82	bP	501	PEB	OD-C4D-C3D	-2.67	123.41	129.46
83	AH	303	PUB	OD-C4D-ND	-2.67	121.98	125.93
94	A6	410	PL9	C12-C13-C14	-2.67	121.23	127.66
91	A6	407	PHO	CGD-CBD-CAD	-2.67	102.09	110.73
82	MJ	201	PEB	CAA-C3A-C4A	-2.67	105.82	112.67
82	R5	202	PEB	OD-C4D-ND	-2.67	121.98	125.93
82	AP	202	PEB	CHA-C1B-NB	-2.67	119.35	124.93
82	S9	203	PEB	C1B-C2B-C3B	-2.67	103.44	106.51
87	8N	303	CLA	O2A-CGA-O1A	-2.67	116.86	123.59
82	aM	204	PEB	C3B-C4B-NB	2.67	113.93	110.05
82	z8	201	PEB	CHA-C1B-C2B	-2.67	118.04	124.90
82	XM	201	PEB	OD-C4D-C3D	-2.67	123.42	129.46
82	BB	201	PEB	CHC-C1D-ND	-2.67	110.85	113.95
87	5N	603	CLA	CHB-C4A-NA	2.67	128.20	124.51
92	BL	612	LMG	O8-C28-C29	2.67	120.28	111.91
87	22	606	CLA	C1B-CHB-C4A	-2.67	124.83	130.12
82	rF	201	PEB	CAB-CBB-CGB	-2.67	107.86	113.60
82	LA	203	PEB	C2A-C1A-NA	2.67	110.57	108.27
87	RN	203	CLA	O2D-CGD-O1D	-2.67	118.62	123.84
82	18	201	PEB	C1B-C2B-C3B	-2.67	103.45	106.51
82	D9	201	PEB	OD-C4D-ND	-2.67	121.98	125.93
82	HK	201	PEB	OD-C4D-C3D	-2.67	123.42	129.46
82	AM	301	PEB	OD-C4D-C3D	-2.67	123.42	129.46
82	FA	203	PEB	C4B-C3B-C2B	-2.67	103.83	106.78
82	KP	202	PEB	C4B-C3B-C2B	-2.67	103.83	106.78
84	F4	1001	CYC	C1A-C2A-C3A	-2.67	103.83	106.78
82	VE	201	PEB	CAB-C3B-C4B	2.67	129.72	125.01
82	aM	203	PEB	OD-C4D-C3D	-2.67	123.42	129.46
82	SO	201	PEB	C2B-C1B-NB	2.67	116.22	110.53
87	AN	808	CLA	CAA-C2A-C3A	-2.67	105.48	112.78
84	x3	1001	CYC	CHB-C1B-NB	2.67	131.78	126.06
82	zC	201	PEB	CHA-C1B-C2B	-2.67	118.05	124.90
82	d4	202	PEB	CHA-C1B-NB	-2.67	119.36	124.93

Continued on next page...

Continued from previous page...

Mol	Chain	Res	Type	Atoms	Z	Observed(^{o})	Ideal(^{o})
84	V3	1001	CYC	CMA-C3A-C4A	2.67	129.17	125.06
87	B2	823	CLA	CAA-CBA-CGA	-2.67	105.46	113.25
84	NO	1001	CYC	CAA-C2A-C3A	2.67	132.84	127.88
83	AJ	303	PUB	CMD-C2D-C3D	2.67	131.77	127.77
82	qF	203	PEB	CHA-C4A-NA	2.67	128.37	125.20
87	AN	837	CLA	O2D-CGD-O1D	-2.67	118.63	123.84
82	gH	202	PEB	C4B-C3B-C2B	-2.67	103.83	106.78
82	TO	201	PEB	CHC-C4C-C3C	-2.67	125.79	130.34
82	A9	202	PEB	C1B-C2B-C3B	-2.66	103.45	106.51
85	b6	602	BCR	C37-C22-C21	-2.66	119.19	122.92
87	1N	607	CLA	C1B-CHB-C4A	-2.66	124.84	130.12
82	DJ	202	PEB	OD-C4D-C3D	-2.66	123.42	129.46
82	NB	201	PEB	CAB-CBB-CGB	-2.66	107.87	113.60
82	kF	203	PEB	OD-C4D-ND	-2.66	121.98	125.93
87	B2	812	CLA	O2D-CGD-O1D	-2.66	118.63	123.84
87	nL	101	CLA	O2D-CGD-O1D	-2.66	118.63	123.84
82	sC	202	PEB	OD-C4D-C3D	-2.66	123.42	129.46
87	4N	603	CLA	CHB-C4A-NA	2.66	128.20	124.51
82	lG	203	PEB	C1B-C2B-C3B	-2.66	103.45	106.51
82	eO	201	PEB	C1B-C2B-C3B	-2.66	103.45	106.51
87	bL	607	CLA	CAA-CBA-CGA	-2.66	105.47	113.25
82	PF	202	PEB	CHC-C4C-C3C	2.66	134.88	130.34
85	B6	601	BCR	C20-C21-C22	-2.66	123.51	127.31
82	WG	201	PEB	CMA-C2A-C1A	-2.66	106.66	112.40
82	IP	201	PEB	OA-C1A-C2A	-2.66	124.06	126.17
82	qC	201	PEB	CHA-C1B-NB	-2.66	119.36	124.93
82	RH	201	PEB	OD-C4D-ND	-2.66	121.98	125.93
87	12	602	CLA	O2D-CGD-O1D	-2.66	118.63	123.84
82	hH	201	PEB	CMB-C2B-C1B	2.66	129.17	125.06
82	IA	201	PEB	C2A-C1A-NA	2.66	110.57	108.27
87	72	602	CLA	O2D-CGD-O1D	-2.66	118.63	123.84
87	bL	618	CLA	O2D-CGD-O1D	-2.66	118.63	123.84
82	WQ	202	PEB	OD-C4D-ND	-2.66	121.98	125.93
82	I5	202	PEB	OD-C4D-ND	-2.66	121.98	125.93
82	aK	201	PEB	OD-C4D-ND	-2.66	121.98	125.93
84	L1	1001	CYC	O2D-CGD-CBD	2.66	122.59	114.03
87	BN	824	CLA	CAA-CBA-CGA	-2.66	105.47	113.25
82	cE	201	PEB	C1C-CHB-C4B	2.66	131.99	128.81
82	eF	203	PEB	CHC-C4C-C3C	-2.66	125.80	130.34
87	IN	102	CLA	O2D-CGD-O1D	-2.66	118.63	123.84
82	YB	202	PEB	C4B-C3B-C2B	-2.66	103.84	106.78
82	BA	201	PEB	OD-C4D-ND	-2.66	121.99	125.93

Continued on next page...

Continued from previous page...

Mol	Chain	Res	Type	Atoms	Z	Observed(^{o})	Ideal(^{o})
82	wK	302	PEB	OD-C4D-ND	-2.66	121.99	125.93
82	B7	203	PEB	C1B-C2B-C3B	-2.66	103.45	106.51
82	lF	202	PEB	C1B-C2B-C3B	-2.66	103.45	106.51
82	DJ	202	PEB	CHA-C1B-NB	-2.66	119.36	124.93
82	Z4	202	PEB	OD-C4D-C3D	-2.66	123.43	129.46
82	lG	201	PEB	OD-C4D-C3D	-2.66	123.43	129.46
82	VD	203	PEB	C3B-C4B-NB	2.66	113.92	110.05
82	mG	203	PEB	C3B-C4B-NB	2.66	113.92	110.05
82	aO	202	PEB	C3B-C4B-NB	2.66	113.92	110.05
82	CB	201	PEB	CAB-CBB-CGB	-2.66	107.88	113.60
82	sK	202	PEB	OD-C4D-ND	-2.66	121.99	125.93
87	B2	806	CLA	O2D-CGD-O1D	-2.66	118.63	123.84
82	XK	203	PEB	C1B-C2B-C3B	-2.66	103.45	106.51
84	GG	1001	CYC	C4A-C3A-C2A	-2.66	103.45	106.51
82	Z1	201	PEB	OA-C1A-NA	2.66	128.16	124.94
87	52	611	CLA	CHB-C4A-NA	2.66	128.19	124.51
87	B2	810	CLA	CHB-C4A-NA	2.66	128.19	124.51
85	bL	602	BCR	C33-C5-C4	2.66	118.73	113.62
82	GK	202	PEB	OD-C4D-ND	-2.66	121.99	125.93
82	OP	203	PEB	C2A-C1A-NA	2.66	110.57	108.27
82	JA	201	PEB	OD-C4D-C3D	-2.66	123.43	129.46
82	IF	201	PEB	OD-C4D-C3D	-2.66	123.43	129.46
82	bG	201	PEB	OD-C4D-C3D	-2.66	123.43	129.46
85	JN	102	BCR	C33-C5-C6	-2.66	121.54	124.53
82	PK	202	PEB	C4B-C3B-C2B	-2.66	103.84	106.78
82	d1	201	PEB	OD-C4D-C3D	-2.66	123.43	129.46
82	R4	203	PEB	OD-C4D-C3D	-2.66	123.43	129.46
82	mM	202	PEB	O2B-CGB-CBB	2.66	122.58	114.03
82	YE	202	PEB	CMB-C2B-C1B	2.66	129.16	125.06
83	M9	303	PUB	CMD-C2D-C3D	2.66	131.76	127.77
83	AH	303	PUB	CHC-C1D-ND	-2.66	110.36	113.72
87	32	302	CLA	C3D-C2D-C1D	-2.66	102.20	105.83
85	b6	603	BCR	C34-C9-C10	-2.66	119.20	122.92
87	BN	807	CLA	O2D-CGD-O1D	-2.66	118.64	123.84
87	3N	303	CLA	CMB-C2B-C3B	2.66	129.65	124.68
83	BM	302	PUB	CBA-CAA-C3A	-2.66	108.94	112.98
82	SF	202	PEB	CBB-CAB-C3B	-2.66	105.24	112.63
82	H9	203	PEB	CHC-C4C-C3C	-2.66	125.80	130.34
87	32	306	CLA	C1B-CHB-C4A	-2.66	124.85	130.12
84	I3	1001	CYC	CHA-C1A-NA	-2.66	125.14	128.83
82	hJ	201	PEB	OD-C4D-ND	-2.66	121.99	125.93
82	b4	202	PEB	CHA-C1B-NB	-2.66	119.37	124.93

Continued on next page...

Continued from previous page...

Mol	Chain	Res	Type	Atoms	Z	Observed(^{o})	Ideal(^{o})
82	TD	201	PEB	C1B-C2B-C3B	-2.66	103.45	106.51
87	3N	310	CLA	C1B-CHB-C4A	-2.66	124.85	130.12
82	MM	203	PEB	OD-C4D-C3D	-2.66	123.44	129.46
82	P4	201	PEB	CBC-CAC-C2C	-2.66	108.08	112.62
95	C6	504	DGD	O3G-C3G-C2G	-2.66	104.48	110.90
82	p8	201	PEB	OD-C4D-C3D	-2.66	123.44	129.46
82	N5	202	PEB	OD-C4D-ND	-2.66	121.99	125.93
87	BN	806	CLA	CHB-C4A-NA	2.66	128.19	124.51
87	2N	312	CLA	C2A-C1A-CHA	2.66	128.51	123.86
82	Y9	203	PEB	CAB-C3B-C4B	2.66	129.71	125.01
82	yC	202	PEB	CAB-C3B-C4B	2.66	129.71	125.01
82	ZG	203	PEB	C4B-C3B-C2B	-2.66	103.84	106.78
82	E9	202	PEB	C1B-C2B-C3B	-2.66	103.46	106.51
82	gB	202	PEB	C1B-C2B-C3B	-2.66	103.46	106.51
87	R2	201	CLA	CMB-C2B-C3B	2.66	129.65	124.68
87	2N	301	CLA	O2D-CGD-O1D	-2.66	118.64	123.84
82	WB	402	PEB	CAB-CBB-CGB	-2.66	107.88	113.60
82	y8	203	PEB	CAB-C3B-C4B	2.66	129.71	125.01
82	s8	202	PEB	OD-C4D-C3D	-2.66	123.44	129.46
82	LI	202	PEB	OA-C1A-C2A	-2.66	124.06	126.17
87	bL	614	CLA	C1B-CHB-C4A	-2.66	124.85	130.12
82	SD	201	PEB	CMB-C2B-C1B	2.66	129.16	125.06
82	lJ	201	PEB	CMB-C2B-C1B	2.66	129.16	125.06
82	iK	203	PEB	CMB-C2B-C1B	2.66	129.16	125.06
84	JH	1001	CYC	C1A-C2A-C3A	-2.66	103.84	106.78
82	lJ	202	PEB	OD-C4D-C3D	-2.66	123.44	129.46
82	E5	202	PEB	OD-C4D-ND	-2.66	121.99	125.93
87	A2	838	CLA	CHB-C4A-NA	2.66	128.19	124.51
87	B2	833	CLA	CHB-C4A-NA	2.66	128.19	124.51
82	DO	1002	PEB	CAB-C3B-C4B	2.66	129.71	125.01
82	yC	202	PEB	C2A-C1A-NA	2.66	110.56	108.27
87	RN	201	CLA	CMB-C2B-C3B	2.66	129.65	124.68
82	XK	201	PEB	C3B-C4B-NB	2.66	113.91	110.05
87	82	303	CLA	CAA-C2A-C3A	-2.66	105.50	112.78
82	X9	202	PEB	C1B-C2B-C3B	-2.66	103.46	106.51
82	DD	202	PEB	OA-C1A-C2A	-2.66	124.06	126.17
82	Q1	202	PEB	C4B-C3B-C2B	-2.66	103.84	106.78
87	32	302	CLA	CHB-C4A-NA	2.66	128.19	124.51
87	5N	609	CLA	O2D-CGD-O1D	-2.66	118.64	123.84
84	EO	1001	CYC	CHB-C1B-NB	-2.66	120.36	126.06
82	RA	202	PEB	C2B-C1B-NB	2.66	116.20	110.53
82	AM	302	PEB	CMB-C2B-C1B	2.66	129.15	125.06

Continued on next page...

Continued from previous page...

Mol	Chain	Res	Type	Atoms	Z	Observed(^{o})	Ideal(^{o})
87	72	605	CLA	C1B-CHB-C4A	-2.66	124.86	130.12
82	pC	201	PEB	OD-C4D-C3D	-2.66	123.44	129.46
82	fE	202	PEB	OD-C4D-C3D	-2.66	123.44	129.46
82	T1	201	PEB	CBC-CAC-C2C	-2.66	108.09	112.62
82	IF	203	PEB	CBC-CAC-C2C	2.66	117.15	112.62
82	fO	202	PEB	C3B-C4B-NB	2.66	113.91	110.05
84	E4	1001	CYC	CHB-C1B-NB	-2.66	120.36	126.06
82	LA	202	PEB	OA-C1A-NA	2.66	128.16	124.94
87	AN	833	CLA	CHB-C4A-NA	2.66	128.18	124.51
82	AA	201	PEB	C1B-C2B-C3B	-2.66	103.46	106.51
82	ZE	203	PEB	C4B-C3B-C2B	-2.66	103.84	106.78
82	Y5	203	PEB	C4B-C3B-C2B	-2.66	103.84	106.78
82	qK	201	PEB	C4B-C3B-C2B	-2.66	103.84	106.78
82	fB	301	PEB	CAB-C3B-C4B	2.66	129.71	125.01
84	D1	1003	CYC	C2C-C1C-NC	2.66	110.56	108.27
87	7N	606	CLA	CMB-C2B-C1B	-2.66	124.38	128.46
82	FJ	202	PEB	C3B-C4B-NB	2.65	113.91	110.05
82	HF	202	PEB	OD-C4D-C3D	-2.65	123.44	129.46
82	FK	202	PEB	CAA-C3A-C4A	-2.65	105.86	112.67
82	T7	202	PEB	CAB-C3B-C4B	2.65	129.71	125.01
82	WQ	201	PEB	CHC-C4C-C3C	-2.65	125.81	130.34
87	CL	510	CLA	O2D-CGD-O1D	-2.65	118.65	123.84
82	DP	201	PEB	C1B-C2B-C3B	-2.65	103.46	106.51
82	ZO	201	PEB	OD-C4D-C3D	-2.65	123.45	129.46
82	w8	201	PEB	CAA-C3A-C2A	-2.65	107.63	114.26
82	JQ	201	PEB	OD-C4D-ND	-2.65	122.00	125.93
83	yK	302	PUB	OA-C1A-NA	-2.65	122.00	125.93
82	OI	201	PEB	CAB-C3B-C4B	2.65	129.70	125.01
82	HK	202	PEB	CAB-C3B-C4B	2.65	129.70	125.01
87	8N	304	CLA	CAA-C2A-C3A	-2.65	105.51	112.78
82	R7	203	PEB	C2A-C1A-NA	2.65	110.56	108.27
87	1N	610	CLA	CHB-C4A-NA	2.65	128.18	124.51
82	XI	202	PEB	CMB-C2B-C1B	2.65	129.15	125.06
82	T1	201	PEB	CHA-C1B-NB	-2.65	119.38	124.93
82	L5	202	PEB	OA-C1A-C2A	-2.65	124.06	126.17
82	TO	201	PEB	C1B-C2B-C3B	-2.65	103.46	106.51
82	kK	202	PEB	C1B-C2B-C3B	-2.65	103.46	106.51
82	GJ	202	PEB	OD-C4D-ND	-2.65	122.00	125.93
82	BQ	203	PEB	OD-C4D-ND	-2.65	122.00	125.93
82	T5	202	PEB	OD-C4D-ND	-2.65	122.00	125.93
92	b6	619	LMG	C8-O7-C10	-2.65	111.26	117.79
84	CH	1001	CYC	C2A-C1A-NA	2.65	113.91	110.05

Continued on next page...

Continued from previous page...

Mol	Chain	Res	Type	Atoms	Z	Observed(^{o})	Ideal(^{o})
82	J1	1002	PEB	OD-C4D-C3D	-2.65	123.45	129.46
82	cH	202	PEB	C4B-C3B-C2B	-2.65	103.85	106.78
87	3N	311	CLA	O2D-CGD-O1D	-2.65	118.65	123.84
87	AN	838	CLA	CHB-C4A-NA	2.65	128.18	124.51
84	FE	1002	CYC	CHB-C1B-NB	-2.65	120.36	126.06
82	YF	202	PEB	OD-C4D-C3D	-2.65	123.45	129.46
87	7N	610	CLA	O2D-CGD-O1D	-2.65	118.65	123.84
82	gF	202	PEB	OD-C4D-ND	-2.65	122.00	125.93
82	RE	202	PEB	C3B-C4B-NB	2.65	113.91	110.05
82	J9	202	PEB	CHA-C4A-NA	-2.65	122.05	125.20
82	BA	201	PEB	CMB-C2B-C1B	2.65	129.15	125.06
82	G7	202	PEB	CMB-C2B-C1B	2.65	129.15	125.06
82	cH	201	PEB	OD-C4D-ND	-2.65	122.00	125.93
82	pK	201	PEB	OD-C4D-C3D	-2.65	123.45	129.46
87	A2	838	CLA	CMB-C2B-C3B	2.65	129.64	124.68
82	oF	201	PEB	CMB-C2B-C1B	2.65	129.15	125.06
82	M5	305	PEB	C2A-C3A-C4A	-2.65	97.37	101.34
82	NA	201	PEB	CHA-C4A-NA	2.65	128.36	125.20
82	KK	203	PEB	CHC-C4C-C3C	-2.65	125.81	130.34
87	cL	509	CLA	O2D-CGD-CBD	2.65	115.98	111.27
82	xK	304	PEB	C3B-C4B-NB	2.65	113.91	110.05
82	X7	203	PEB	CBA-CAA-C3A	2.65	119.37	113.47
85	K2	105	BCR	C38-C26-C27	2.65	118.71	113.62
82	g1	201	PEB	C1B-C2B-C3B	-2.65	103.46	106.51
82	eK	201	PEB	C3B-C4B-NB	2.65	113.91	110.05
83	AM	304	PUB	C2C-C1C-NC	2.65	113.91	110.05
82	PQ	202	PEB	CAA-C3A-C2A	-2.65	107.64	114.26
83	A1	303	PUB	CHC-C1D-ND	-2.65	110.37	113.72
85	a6	605	BCR	C7-C8-C9	-2.65	122.23	126.23
82	gO	201	PEB	OD-C4D-C3D	-2.65	123.45	129.46
91	d6	404	PHO	C1A-C2A-C3A	-2.65	100.32	102.84
87	BN	811	CLA	CHB-C4A-NA	2.65	128.18	124.51
87	4N	609	CLA	CHB-C4A-NA	2.65	128.18	124.51
85	BL	618	BCR	C29-C30-C25	2.65	114.56	110.48
85	cL	503	BCR	C16-C15-C14	-2.65	118.05	123.47
82	B7	201	PEB	OD-C4D-ND	-2.65	122.00	125.93
82	kK	203	PEB	OD-C4D-ND	-2.65	122.00	125.93
82	VE	202	PEB	C1B-C2B-C3B	-2.65	103.47	106.51
82	kK	203	PEB	OA-C1A-C2A	-2.65	124.07	126.17
82	S4	201	PEB	C2B-C1B-NB	2.65	116.19	110.53
84	NE	201	CYC	CMB-C2B-C1B	2.65	127.47	124.17
82	LH	1003	PEB	CAB-CBB-CGB	-2.65	107.90	113.60

Continued on next page...

Continued from previous page...

Mol	Chain	Res	Type	Atoms	Z	Observed(^{o})	Ideal(^{o})
87	BN	833	CLA	CHB-C4A-NA	2.65	128.18	124.51
87	42	606	CLA	CHB-C4A-NA	2.65	128.18	124.51
87	K2	103	CLA	CHB-C4A-NA	2.65	128.18	124.51
87	L2	204	CLA	CHB-C4A-NA	2.65	128.18	124.51
82	JB	202	PEB	OD-C4D-ND	-2.65	122.00	125.93
82	b4	202	PEB	OD-C4D-C3D	-2.65	123.46	129.46
82	WB	402	PEB	CHA-C1B-NB	-2.65	119.39	124.93
87	22	605	CLA	O2D-CGD-O1D	-2.65	118.66	123.84
82	ND	203	PEB	CHC-C4C-C3C	-2.65	125.82	130.34
82	PP	202	PEB	C1B-C2B-C3B	-2.65	103.47	106.51
82	N9	202	PEB	C1B-C2B-C3B	-2.65	103.47	106.51
82	P9	202	PEB	C1B-C2B-C3B	-2.65	103.47	106.51
87	A2	810	CLA	CMD-C2D-C3D	2.65	133.71	127.61
87	32	304	CLA	C2A-C1A-CHA	2.65	128.49	123.86
82	Z1	201	PEB	OD-C4D-ND	-2.65	122.01	125.93
82	eK	201	PEB	OD-C4D-ND	-2.65	122.01	125.93
82	XP	201	PEB	CHC-C4C-C3C	-2.65	125.82	130.34
82	g1	201	PEB	CMB-C2B-C1B	2.65	129.14	125.06
82	SD	202	PEB	OA-C1A-C2A	-2.65	124.07	126.17
82	sF	203	PEB	OA-C1A-C2A	-2.65	124.07	126.17
82	aM	201	PEB	OD-C4D-C3D	-2.65	123.46	129.46
82	B5	203	PEB	CBC-CAC-C2C	-2.65	108.10	112.62
94	d6	408	PL9	C53-C6-C1	2.65	120.41	114.99
82	QO	201	PEB	CMD-C2D-C3D	2.65	133.80	130.06
92	JL	102	LMG	C7-O1-C1	-2.65	108.56	113.74
82	kF	202	PEB	OD-C4D-C3D	-2.65	123.46	129.46
82	jM	202	PEB	OD-C4D-C3D	-2.65	123.46	129.46
82	GB	203	PEB	OD-C4D-ND	-2.65	122.01	125.93
82	PD	202	PEB	C4B-C3B-C2B	-2.65	103.85	106.78
82	V1	201	PEB	C4B-C3B-C2B	-2.65	103.85	106.78
82	P1	202	PEB	C3B-C4B-NB	2.65	113.90	110.05
82	tK	201	PEB	CHA-C1B-NB	-2.65	119.39	124.93
87	3N	305	CLA	C2A-C1A-CHA	2.65	128.49	123.86
82	NF	202	PEB	OD-C4D-C3D	-2.65	123.46	129.46
82	WK	203	PEB	CHC-C4C-C3C	-2.65	125.82	130.34
83	A1	304	PUB	OD-C4D-ND	-2.65	122.01	125.93
87	L2	203	CLA	CHD-C1D-ND	-2.65	122.02	124.45
82	VF	202	PEB	CAC-CBC-CGC	-2.65	106.34	113.76
82	aM	202	PEB	OD-C4D-C3D	-2.65	123.46	129.46
84	F1	1001	CYC	C1A-C2A-C3A	-2.65	103.85	106.78
82	RD	201	PEB	CHA-C1B-NB	-2.65	119.40	124.93
82	wF	303	PEB	OD-C4D-C3D	-2.65	123.46	129.46

Continued on next page...

Continued from previous page...

Mol	Chain	Res	Type	Atoms	Z	Observed(^{o})	Ideal(^{o})
82	YE	202	PEB	C1B-C2B-C3B	-2.65	103.47	106.51
82	VH	202	PEB	OD-C4D-C3D	-2.65	123.46	129.46
82	EJ	202	PEB	OD-C4D-C3D	-2.65	123.46	129.46
87	42	607	CLA	C4D-C3D-CAD	-2.65	104.98	108.10
84	LH	1002	CYC	O2D-CGD-CBD	2.65	122.53	114.03
82	bF	202	PEB	OD-C4D-C3D	-2.65	123.47	129.46
82	MJ	201	PEB	CAA-C3A-C2A	-2.65	107.65	114.26
82	MB	202	PEB	C3B-C4B-NB	2.65	113.90	110.05
82	RG	202	PEB	C3B-C4B-NB	2.65	113.90	110.05
85	B6	601	BCR	C33-C5-C4	2.65	118.70	113.62
82	OJ	203	PEB	C2A-C1A-NA	2.65	110.55	108.27
82	TG	201	PEB	CHC-C4C-C3C	-2.65	125.82	130.34
82	LO	1002	PEB	C1B-C2B-C3B	-2.65	103.47	106.51
82	C9	202	PEB	C1B-C2B-C3B	-2.65	103.47	106.51
82	IJ	202	PEB	OD-C4D-C3D	-2.65	123.47	129.46
82	JM	201	PEB	OD-C4D-C3D	-2.65	123.47	129.46
82	JJ	202	PEB	CHC-C4C-C3C	-2.65	125.83	130.34
82	VG	201	PEB	CHA-C1B-NB	-2.65	119.40	124.93
82	F4	1002	PEB	CAB-CBB-CGB	-2.65	107.91	113.60
82	bP	502	PEB	CMB-C2B-C1B	2.64	129.14	125.06
82	LG	1002	PEB	OD-C4D-ND	-2.64	122.01	125.93
82	G5	202	PEB	OD-C4D-ND	-2.64	122.01	125.93
82	P1	201	PEB	CHB-C4B-NB	-2.64	125.16	128.83
87	12	606	CLA	C2D-C1D-ND	-2.64	108.16	110.10
82	D5	203	PEB	OD-C4D-C3D	-2.64	123.47	129.46
82	BK	202	PEB	CAA-C3A-C4A	-2.64	105.88	112.67
82	NB	201	PEB	C3B-C4B-NB	2.64	113.90	110.05
82	QH	202	PEB	C3B-C4B-NB	2.64	113.90	110.05
82	hM	201	PEB	C3B-C4B-NB	2.64	113.90	110.05
82	VK	202	PEB	CAB-C3B-C4B	2.64	129.69	125.01
84	EO	1001	CYC	C1A-C2A-C3A	-2.64	103.86	106.78
82	AP	201	PEB	CHB-C4B-C3B	-2.64	119.21	125.32
82	CF	202	PEB	CBB-CAB-C3B	-2.64	105.28	112.63
82	SM	203	PEB	CAA-C3A-C4A	-2.64	105.88	112.67
82	gK	203	PEB	OD-C4D-C3D	-2.64	123.47	129.46
82	MM	201	PEB	C1B-C2B-C3B	-2.64	103.47	106.51
82	QE	203	PEB	CHB-C4B-NB	-2.64	125.16	128.83
82	aO	201	PEB	CHB-C4B-NB	-2.64	125.16	128.83
82	IK	203	PEB	CBC-CAC-C2C	2.64	117.13	112.62
87	CL	509	CLA	CHB-C4A-NA	2.64	128.17	124.51
82	AH	301	PEB	OD-C4D-C3D	-2.64	123.47	129.46
82	UJ	201	PEB	OD-C4D-C3D	-2.64	123.47	129.46

Continued on next page...

Continued from previous page...

Mol	Chain	Res	Type	Atoms	Z	Observed(^{o})	Ideal(^{o})
85	FN	204	BCR	C29-C30-C25	2.64	114.55	110.48
82	RQ	202	PEB	OA-C1A-C2A	-2.64	124.07	126.17
82	NH	1002	PEB	C2A-C1A-NA	2.64	110.55	108.27
82	P5	202	PEB	OD-C4D-ND	-2.64	122.01	125.93
82	eE	201	PEB	OD-C4D-C3D	-2.64	123.47	129.46
82	SD	202	PEB	CMA-C2A-C1A	-2.64	106.70	112.40
87	B2	801	CLA	C2D-C1D-ND	-2.64	108.16	110.10
82	U1	201	PEB	CHB-C4B-NB	-2.64	125.16	128.83
82	GQ	202	PEB	C3B-C4B-NB	2.64	113.89	110.05
82	D9	201	PEB	OD-C4D-C3D	-2.64	123.47	129.46
87	4N	607	CLA	C4D-C3D-CAD	-2.64	104.98	108.10
82	dK	202	PEB	OD-C4D-ND	-2.64	122.02	125.93
82	xF	304	PEB	CHA-C4A-NA	2.64	128.35	125.20
82	UM	202	PEB	CMA-C2A-C1A	-2.64	106.71	112.40
82	AP	201	PEB	CMA-C2A-C1A	-2.64	106.71	112.40
87	62	312	CLA	CHB-C4A-NA	2.64	128.17	124.51
82	k1	201	PEB	CAA-C3A-C4A	2.64	119.46	112.67
82	cK	201	PEB	OD-C4D-ND	-2.64	122.02	125.93
82	YF	202	PEB	CHC-C1D-ND	-2.64	110.88	113.95
82	UA	201	PEB	OD-C4D-C3D	-2.64	123.47	129.46
82	bO	201	PEB	C2B-C1B-NB	2.64	116.17	110.53
82	JQ	203	PEB	C3B-C4B-NB	2.64	113.89	110.05
82	VF	202	PEB	C4B-C3B-C2B	-2.64	103.86	106.78
87	12	610	CLA	CHB-C4A-NA	2.64	128.16	124.51
82	JD	201	PEB	OD-C4D-ND	-2.64	122.02	125.93
82	p8	201	PEB	OD-C4D-ND	-2.64	122.02	125.93
82	JF	202	PEB	C1B-C2B-C3B	-2.64	103.47	106.51
85	A2	848	BCR	C38-C26-C25	-2.64	121.56	124.53
82	OD	202	PEB	CHC-C1D-ND	-2.64	110.88	113.95
82	F7	203	PEB	OA-C1A-C2A	-2.64	124.07	126.17
82	NB	201	PEB	C1C-CHB-C4B	-2.64	125.65	128.81
82	XD	202	PEB	C1C-CHB-C4B	2.64	131.96	128.81
82	CF	203	PEB	CMB-C2B-C1B	2.64	129.13	125.06
84	W3	1001	CYC	CMD-C2D-C3D	-2.64	119.96	124.94
82	RP	202	PEB	OD-C4D-ND	-2.64	122.02	125.93
82	wK	303	PEB	OD-C4D-C3D	-2.64	123.48	129.46
87	1N	606	CLA	C2D-C1D-ND	-2.64	108.16	110.10
87	8N	308	CLA	C1B-CHB-C4A	-2.64	124.89	130.12
82	FF	202	PEB	CAA-C3A-C4A	-2.64	105.89	112.67
82	QP	203	PEB	CMB-C2B-C1B	2.64	129.13	125.06
82	WE	203	PEB	OD-C4D-C3D	-2.64	123.48	129.46
82	SQ	202	PEB	CMA-C2A-C1A	-2.64	106.71	112.40

Continued on next page...

Continued from previous page...

Mol	Chain	Res	Type	Atoms	Z	Observed(^{o})	Ideal(^{o})
82	JJ	201	PEB	CHA-C1B-C2B	2.64	131.69	124.90
82	DA	202	PEB	C3B-C4B-NB	2.64	113.89	110.05
84	73	1002	CYC	C4A-C3A-C2A	-2.64	103.48	106.51
84	C4	1001	CYC	CBC-CAC-C3C	-2.64	107.59	113.47
83	AH	304	PUB	CHC-C1D-ND	-2.64	110.39	113.72
82	XD	202	PEB	OD-C4D-ND	-2.64	122.02	125.93
82	EJ	203	PEB	OD-C4D-ND	-2.64	122.02	125.93
82	UO	202	PEB	OD-C4D-ND	-2.64	122.02	125.93
82	lG	202	PEB	C1C-CHB-C4B	-2.64	125.66	128.81
82	cM	202	PEB	CHC-C4C-C3C	-2.64	125.83	130.34
87	bL	607	CLA	C2A-C1A-CHA	2.64	128.47	123.86
85	b6	602	BCR	C11-C12-C13	-2.64	119.00	126.42
82	s8	201	PEB	C3B-C4B-NB	2.64	113.89	110.05
82	XD	202	PEB	C4B-C3B-C2B	-2.64	103.86	106.78
82	EI	202	PEB	CMB-C2B-C1B	2.64	129.13	125.06
82	iF	203	PEB	CMB-C2B-C1B	2.64	129.13	125.06
82	lJ	203	PEB	CMB-C2B-C1B	2.64	129.13	125.06
82	SF	201	PEB	C2A-C1A-NA	2.64	110.55	108.27
82	D9	201	PEB	CHB-C4B-C3B	-2.64	119.22	125.32
82	rF	201	PEB	C1B-C2B-C3B	-2.64	103.48	106.51
87	4N	604	CLA	CHD-C1D-ND	-2.64	122.03	124.45
82	NG	201	PEB	OD-C4D-ND	-2.64	122.02	125.93
85	H6	101	BCR	C33-C5-C4	2.64	118.69	113.62
82	Q1	203	PEB	CHC-C1D-ND	-2.64	110.88	113.95
82	gO	203	PEB	CHC-C1D-ND	-2.64	110.88	113.95
82	L5	201	PEB	OA-C1A-C2A	-2.64	124.08	126.17
82	lJ	201	PEB	CHA-C1B-NB	-2.64	119.41	124.93
82	mE	202	PEB	CHB-C4B-C3B	-2.64	119.22	125.32
82	kF	203	PEB	CHB-C4B-C3B	-2.64	119.22	125.32
87	B2	812	CLA	CAA-C2A-C3A	-2.64	105.55	112.78
82	OM	202	PEB	CMB-C2B-C1B	2.64	129.13	125.06
87	82	305	CLA	CHA-C1A-NA	-2.64	120.36	126.40
82	ZE	202	PEB	C4B-C3B-C2B	-2.64	103.86	106.78
82	aM	203	PEB	C4B-C3B-C2B	-2.64	103.86	106.78
82	pC	201	PEB	OD-C4D-ND	-2.64	122.02	125.93
83	wF	304	PUB	OA-C1A-NA	-2.64	122.02	125.93
82	XJ	201	PEB	C1B-C2B-C3B	-2.64	103.48	106.51
82	DF	203	PEB	C2A-C1A-NA	2.64	110.55	108.27
84	M1	201	CYC	C2C-C1C-NC	2.64	110.55	108.27
82	DA	201	PEB	C3B-C4B-NB	2.64	113.89	110.05
82	dM	202	PEB	C3B-C4B-NB	2.64	113.89	110.05
82	VI	202	PEB	CMB-C2B-C1B	2.64	129.13	125.06

Continued on next page...

Continued from previous page...

Mol	Chain	Res	Type	Atoms	Z	Observed(^{o})	Ideal(^{o})
87	BL	602	CLA	CHB-C4A-NA	2.64	128.16	124.51
82	SM	201	PEB	C4B-C3B-C2B	-2.64	103.86	106.78
87	AN	829	CLA	O2D-CGD-O1D	-2.64	118.68	123.84
87	BN	809	CLA	O2D-CGD-O1D	-2.64	118.68	123.84
87	B6	606	CLA	CMB-C2B-C3B	2.64	129.61	124.68
87	dL	409	CLA	C1B-CHB-C4A	-2.64	124.89	130.12
82	FJ	201	PEB	C1B-C2B-C3B	-2.64	103.48	106.51
82	UE	201	PEB	OD-C4D-C3D	-2.64	123.49	129.46
82	U9	204	PEB	OD-C4D-C3D	-2.64	123.49	129.46
82	fH	203	PEB	C2A-C1A-NA	2.64	110.55	108.27
82	cH	201	PEB	C2A-C1A-NA	2.64	110.55	108.27
87	B6	607	CLA	C1-C2-C3	-2.64	121.48	126.04
84	FG	1001	CYC	CHB-C1B-NB	-2.64	120.40	126.06
82	cB	401	PEB	C3B-C4B-NB	2.64	113.88	110.05
82	lK	203	PEB	OD-C4D-C3D	-2.64	123.49	129.46
82	L5	203	PEB	C1B-C2B-C3B	-2.64	103.48	106.51
82	G9	202	PEB	C1B-C2B-C3B	-2.64	103.48	106.51
82	B5	201	PEB	OA-C1A-C2A	-2.64	124.08	126.17
82	cJ	202	PEB	OD-C4D-C3D	-2.64	123.49	129.46
82	mO	203	PEB	OD-C4D-C3D	-2.64	123.49	129.46
87	A2	851	CLA	CAC-C3C-C4C	2.64	128.23	124.81
91	a6	613	PHO	C4-C3-C5	2.64	119.70	115.27
82	QQ	202	PEB	CMB-C2B-C1B	2.64	129.12	125.06
82	VA	201	PEB	CAB-CBB-CGB	-2.64	107.93	113.60
82	ED	202	PEB	CAC-CBC-CGC	-2.64	106.37	113.76
82	PH	202	PEB	C3B-C4B-NB	2.64	113.88	110.05
87	cL	513	CLA	CMB-C2B-C1B	-2.64	124.41	128.46
82	i1	202	PEB	OD-C4D-C3D	-2.64	123.49	129.46
82	NK	202	PEB	C1B-C2B-C3B	-2.64	103.48	106.51
82	m4	201	PEB	C1B-C2B-C3B	-2.64	103.48	106.51
82	D7	203	PEB	CHB-C4B-NB	-2.64	125.17	128.83
83	yF	302	PUB	CHA-C4A-NA	-2.64	110.89	113.95
82	XA	203	PEB	CBA-CAA-C3A	2.64	119.33	113.47
82	GI	203	PEB	CMB-C2B-C1B	2.64	129.12	125.06
87	R2	202	CLA	C1B-CHB-C4A	-2.64	124.90	130.12
82	IB	201	PEB	C3B-C4B-NB	2.63	113.88	110.05
82	GF	202	PEB	CAC-CBC-CGC	2.63	121.14	113.76
82	gH	203	PEB	CBC-CAC-C2C	2.63	117.12	112.62
87	cL	505	CLA	O2D-CGD-O1D	-2.63	118.69	123.84
82	PO	203	PEB	OD-C4D-C3D	-2.63	123.49	129.46
82	j4	201	PEB	C4B-C3B-C2B	-2.63	103.87	106.78
82	jG	201	PEB	C4B-C3B-C2B	-2.63	103.87	106.78

Continued on next page...

Continued from previous page...

Mol	Chain	Res	Type	Atoms	Z	Observed(^{o})	Ideal(^{o})
95	C6	504	DGD	O5D-C1E-C2E	2.63	112.42	108.30
87	bL	616	CLA	CAA-C2A-C3A	-2.63	105.56	112.78
82	YK	202	PEB	CHC-C1D-ND	-2.63	110.89	113.95
85	c6	603	BCR	C37-C22-C21	-2.63	119.23	122.92
82	kH	201	PEB	CAA-C3A-C4A	2.63	119.44	112.67
82	A1	301	PEB	OD-C4D-C3D	-2.63	123.49	129.46
82	cG	201	PEB	OD-C4D-C3D	-2.63	123.49	129.46
82	pF	202	PEB	CHA-C1B-NB	-2.63	119.42	124.93
82	PF	202	PEB	C1B-C2B-C3B	-2.63	103.48	106.51
82	mE	203	PEB	C3B-C4B-NB	2.63	113.88	110.05
84	y3	1001	CYC	CMD-C2D-C3D	-2.63	119.98	124.94
82	VO	201	PEB	CAB-CBB-CGB	-2.63	107.94	113.60
82	a1	202	PEB	OD-C4D-ND	-2.63	122.03	125.93
82	YJ	202	PEB	OD-C4D-C3D	-2.63	123.49	129.46
82	dF	202	PEB	OD-C4D-C3D	-2.63	123.49	129.46
82	lM	203	PEB	OD-C4D-C3D	-2.63	123.49	129.46
82	JD	203	PEB	C2A-C1A-NA	2.63	110.54	108.27
82	iG	201	PEB	C2A-C1A-NA	2.63	110.54	108.27
84	N4	1001	CYC	CAA-C2A-C3A	2.63	132.78	127.88
87	22	612	CLA	C2A-C1A-CHA	2.63	128.46	123.86
82	iF	201	PEB	C3B-C4B-NB	2.63	113.88	110.05
82	aE	202	PEB	OD-C4D-C3D	-2.63	123.50	129.46
82	ZH	201	PEB	C1B-C2B-C3B	-2.63	103.48	106.51
82	R4	202	PEB	C1B-C2B-C3B	-2.63	103.48	106.51
82	GF	202	PEB	C1C-CHB-C4B	-2.63	125.66	128.81
85	BN	803	BCR	C35-C13-C12	2.63	122.22	118.08
82	QK	202	PEB	CMB-C2B-C1B	2.63	129.12	125.06
82	WG	203	PEB	OD-C4D-C3D	-2.63	123.50	129.46
87	A2	818	CLA	CHB-C4A-NA	2.63	128.15	124.51
82	ID	202	PEB	C3B-C4B-NB	2.63	113.88	110.05
82	TO	203	PEB	C3B-C4B-NB	2.63	113.88	110.05
82	L7	203	PEB	C2A-C1A-NA	2.63	110.54	108.27
82	ZH	203	PEB	C1B-C2B-C3B	-2.63	103.49	106.51
82	XK	202	PEB	CHA-C1B-C2B	2.63	131.67	124.90
82	hM	201	PEB	CMB-C2B-C1B	2.63	129.12	125.06
82	OG	202	PEB	C4B-C3B-C2B	-2.63	103.87	106.78
87	8N	306	CLA	CHA-C1A-NA	-2.63	120.37	126.40
82	JI	202	PEB	CHB-C4B-NB	-2.63	125.18	128.83
87	2N	306	CLA	C1B-CHB-C4A	-2.63	124.91	130.12
82	YF	201	PEB	OD-C4D-C3D	-2.63	123.50	129.46
85	a6	605	BCR	C8-C7-C6	-2.63	119.81	127.20
82	X7	202	PEB	CMB-C2B-C1B	2.63	129.12	125.06

Continued on next page...

Continued from previous page...

Mol	Chain	Res	Type	Atoms	Z	Observed(^{o})	Ideal(^{o})
82	O9	202	PEB	OA-C1A-C2A	-2.63	124.08	126.17
82	EK	201	PEB	OD-C4D-C3D	-2.63	123.50	129.46
82	YI	202	PEB	CAB-C3B-C4B	2.63	129.66	125.01
82	PF	202	PEB	C4B-C3B-C2B	-2.63	103.87	106.78
87	3N	303	CLA	CHB-C4A-NA	2.63	128.15	124.51
82	J4	1002	PEB	OD-C4D-ND	-2.63	122.03	125.93
82	Y7	304	PEB	OD-C4D-ND	-2.63	122.03	125.93
82	XA	202	PEB	CMB-C2B-C1B	2.63	129.12	125.06
82	XK	201	PEB	CAB-C3B-C4B	2.63	129.66	125.01
87	AN	810	CLA	CMD-C2D-C3D	2.63	133.66	127.61
85	KN	104	BCR	C38-C26-C27	2.63	118.67	113.62
82	VE	201	PEB	CHA-C1B-NB	-2.63	119.43	124.93
82	PH	201	PEB	CHB-C4B-NB	-2.63	125.18	128.83
82	cH	202	PEB	C3B-C4B-NB	2.63	113.88	110.05
82	C5	201	PEB	OD-C4D-C3D	-2.63	123.50	129.46
82	lK	202	PEB	C1B-C2B-C3B	-2.63	103.49	106.51
82	UM	201	PEB	CHA-C1B-NB	-2.63	119.43	124.93
82	CK	202	PEB	CBB-CAB-C3B	-2.63	105.32	112.63
87	BN	829	CLA	C1B-CHB-C4A	-2.63	124.91	130.12
82	SQ	201	PEB	C1C-CHB-C4B	2.63	131.95	128.81
82	SG	203	PEB	CMB-C2B-C1B	2.63	129.11	125.06
82	NQ	203	PEB	CMB-C2B-C1B	2.63	129.11	125.06
82	RO	202	PEB	C1B-C2B-C3B	-2.63	103.49	106.51
82	R9	202	PEB	C1B-C2B-C3B	-2.63	103.49	106.51
82	M7	201	PEB	CAB-CBB-CGB	-2.63	107.94	113.60
82	Q9	201	PEB	CHC-C1D-ND	-2.63	110.89	113.95
85	A6	401	BCR	C20-C19-C18	-2.63	119.03	126.42
87	O2	203	CLA	C1B-CHB-C4A	-2.63	124.91	130.12
87	A2	837	CLA	O2D-CGD-O1D	-2.63	118.70	123.84
82	XA	201	PEB	CAC-CBC-CGC	-2.63	106.39	113.76
82	CD	201	PEB	CHC-C4C-C3C	-2.63	125.85	130.34
82	dK	201	PEB	C3B-C4B-NB	2.63	113.87	110.05
85	AN	804	BCR	C8-C7-C6	-2.63	119.82	127.20
94	AL	413	PL9	C15-C14-C16	2.63	119.69	115.27
85	A2	846	BCR	C1-C6-C5	-2.63	118.91	122.61
82	QD	202	PEB	CMB-C2B-C1B	2.63	129.11	125.06
87	B2	820	CLA	CMB-C2B-C3B	2.63	129.60	124.68
82	QG	202	PEB	OA-C1A-C2A	-2.63	124.08	126.17
82	Z1	203	PEB	OA-C1A-C2A	-2.63	124.08	126.17
82	EQ	201	PEB	C2A-C1A-NA	2.63	110.54	108.27
82	FH	1002	PEB	C1B-C2B-C3B	-2.63	103.49	106.51
82	U5	202	PEB	C1B-C2B-C3B	-2.63	103.49	106.51

Continued on next page...

Continued from previous page...

Mol	Chain	Res	Type	Atoms	Z	Observed(^{o})	Ideal(^{o})
82	CM	201	PEB	OD-C4D-C3D	-2.63	123.50	129.46
94	DL	401	PL9	C32-C33-C34	-2.63	121.33	127.66
87	RN	202	CLA	C1B-CHB-C4A	-2.63	124.91	130.12
82	BQ	203	PEB	OD-C4D-C3D	-2.63	123.51	129.46
85	A2	804	BCR	C8-C7-C6	-2.63	119.82	127.20
82	WD	201	PEB	CHC-C4C-C3C	-2.63	125.86	130.34
82	IF	203	PEB	OD-C4D-C3D	-2.63	123.51	129.46
82	cE	201	PEB	OD-C4D-C3D	-2.63	123.51	129.46
82	tK	201	PEB	C4B-C3B-C2B	-2.63	103.88	106.78
82	lF	203	PEB	OD-C4D-C3D	-2.63	123.51	129.46
83	Z9	302	PUB	CMD-C2D-C3D	2.63	131.71	127.77
82	nK	202	PEB	OD-C4D-ND	-2.63	122.04	125.93
82	JI	201	PEB	CHC-C4C-C3C	-2.63	125.86	130.34
87	82	308	CLA	C1B-CHB-C4A	-2.63	124.92	130.12
87	52	602	CLA	CHB-C4A-NA	2.63	128.14	124.51
87	62	301	CLA	CHB-C4A-NA	2.63	128.14	124.51
82	nK	202	PEB	C4B-C3B-C2B	-2.63	103.88	106.78
84	J1	1001	CYC	CAD-CBD-CGD	-2.63	106.40	113.76
87	BN	813	CLA	CAA-C2A-C3A	-2.63	105.59	112.78
82	SK	202	PEB	CBB-CAB-C3B	-2.63	105.33	112.63
82	T4	201	PEB	CHB-C4B-C3B	-2.63	119.25	125.32
82	Z4	201	PEB	OD-C4D-C3D	-2.63	123.51	129.46
82	L7	202	PEB	OD-C4D-C3D	-2.63	123.51	129.46
85	B2	842	BCR	C33-C5-C6	-2.63	121.58	124.53
82	GA	202	PEB	CMB-C2B-C1B	2.63	129.11	125.06
82	DQ	201	PEB	CHA-C1B-NB	-2.63	119.44	124.93
87	K6	101	CLA	C1B-CHB-C4A	-2.63	124.92	130.12
82	ZH	201	PEB	OD-C4D-ND	-2.63	122.04	125.93
84	y3	1001	CYC	CAA-C2A-C1A	2.63	129.65	125.01
87	bL	605	CLA	O2D-CGD-CBD	2.63	115.93	111.27
82	RF	201	PEB	C1B-C2B-C3B	-2.63	103.49	106.51
82	LA	201	PEB	OD-C4D-C3D	-2.63	123.51	129.46
82	iH	202	PEB	OD-C4D-C3D	-2.63	123.51	129.46
82	gK	202	PEB	OD-C4D-C3D	-2.63	123.51	129.46
87	8N	303	CLA	CHD-C1D-ND	-2.63	122.04	124.45
87	H6	103	CLA	O2D-CGD-O1D	-2.63	118.70	123.84
82	DJ	202	PEB	C3B-C4B-NB	2.63	113.87	110.05
82	F7	203	PEB	CAC-CBC-CGC	-2.63	106.40	113.76
82	eG	201	PEB	OD-C4D-C3D	-2.63	123.51	129.46
87	B2	825	CLA	CHB-C4A-NA	2.63	128.14	124.51
87	6N	611	CLA	CHB-C4A-NA	2.63	128.14	124.51
85	AN	847	BCR	C8-C9-C10	2.62	122.97	118.94

Continued on next page...

Continued from previous page...

Mol	Chain	Res	Type	Atoms	Z	Observed(^{o})	Ideal(^{o})
87	72	610	CLA	O2D-CGD-O1D	-2.62	118.71	123.84
82	XD	203	PEB	OD-C4D-C3D	-2.62	123.51	129.46
82	AE	304	PEB	OD-C4D-C3D	-2.62	123.51	129.46
82	DO	1002	PEB	OD-C4D-C3D	-2.62	123.51	129.46
87	A2	833	CLA	CMB-C2B-C3B	2.62	129.59	124.68
82	OJ	202	PEB	C3B-C4B-NB	2.62	113.87	110.05
82	LM	201	PEB	CBC-CAC-C2C	-2.62	108.14	112.62
82	UP	201	PEB	C2B-C1B-NB	2.62	116.13	110.53
87	A2	851	CLA	C1B-CHB-C4A	-2.62	124.92	130.12
87	AN	838	CLA	CMB-C2B-C3B	2.62	129.59	124.68
82	TO	201	PEB	CHB-C4B-C3B	-2.62	119.26	125.32
87	c6	606	CLA	O2D-CGD-CBD	2.62	115.93	111.27
82	V7	201	PEB	CAB-CBB-CGB	-2.62	107.96	113.60
82	WD	202	PEB	CBC-CAC-C2C	-2.62	108.14	112.62
82	GB	203	PEB	C1B-C2B-C3B	-2.62	103.50	106.51
82	iK	201	PEB	C3B-C4B-NB	2.62	113.87	110.05
82	RM	202	PEB	CAA-C3A-C2A	-2.62	107.70	114.26
82	Z9	301	PEB	C2A-C1A-NA	2.62	110.53	108.27
87	FN	203	CLA	O2A-CGA-O1A	-2.62	116.76	123.30
82	QH	202	PEB	C4B-C3B-C2B	-2.62	103.88	106.78
82	KM	201	PEB	C4B-C3B-C2B	-2.62	103.88	106.78
82	y8	202	PEB	CAB-C3B-C4B	2.62	129.65	125.01
92	JL	103	LMG	O8-C28-C29	2.62	120.14	111.91
82	UG	201	PEB	OD-C4D-C3D	-2.62	123.52	129.46
82	QH	201	PEB	OD-C4D-C3D	-2.62	123.52	129.46
87	c6	611	CLA	C1B-CHB-C4A	-2.62	124.92	130.12
87	cL	508	CLA	C1B-CHB-C4A	-2.62	124.92	130.12
82	PJ	201	PEB	C3B-C4B-NB	2.62	113.86	110.05
82	uC	202	PEB	C3B-C4B-NB	2.62	113.86	110.05
82	A5	202	PEB	OD-C4D-ND	-2.62	122.04	125.93
87	32	302	CLA	CMB-C2B-C3B	2.62	129.59	124.68
82	OI	202	PEB	CHC-C1D-ND	2.62	116.99	113.95
82	K9	202	PEB	C1B-C2B-C3B	-2.62	103.50	106.51
82	R1	201	PEB	CHA-C1B-NB	-2.62	119.45	124.93
82	g4	201	PEB	OD-C4D-C3D	-2.62	123.52	129.46
82	fG	202	PEB	CAB-C3B-C4B	2.62	129.65	125.01
82	WI	203	PEB	CHB-C4B-C3B	-2.62	119.26	125.32
82	QA	202	PEB	CMB-C2B-C1B	2.62	129.10	125.06
82	YG	202	PEB	CMB-C2B-C1B	2.62	129.10	125.06
82	II	202	PEB	CMB-C2B-C1B	2.62	129.10	125.06
82	cG	201	PEB	C1C-CHB-C4B	2.62	131.94	128.81
87	AN	833	CLA	CMB-C2B-C3B	2.62	129.59	124.68

Continued on next page...

Continued from previous page...

Mol	Chain	Res	Type	Atoms	Z	Observed(^{o})	Ideal(^{o})
82	ND	202	PEB	OD-C4D-ND	-2.62	122.05	125.93
84	CO	1001	CYC	CBC-CAC-C3C	-2.62	107.63	113.47
82	IA	202	PEB	OD-C4D-C3D	-2.62	123.52	129.46
82	GM	202	PEB	CHA-C1B-NB	-2.62	119.45	124.93
82	iJ	202	PEB	CHA-C1B-NB	-2.62	119.45	124.93
87	52	603	CLA	CHB-C4A-NA	2.62	128.14	124.51
87	7N	605	CLA	CHB-C4A-NA	2.62	128.14	124.51
87	B2	801	CLA	CMB-C2B-C3B	2.62	129.58	124.68
91	dL	403	PHO	O2A-CGA-O1A	-2.62	116.97	123.59
82	zF	501	PEB	CBB-CAB-C3B	-2.62	105.34	112.63
87	bL	622	CLA	CMB-C2B-C3B	2.62	129.58	124.68
84	DG	1001	CYC	CAB-C3B-C2B	2.62	132.01	127.53
82	fJ	201	PEB	CMB-C2B-C1B	2.62	129.10	125.06
82	HF	202	PEB	C1B-C2B-C3B	-2.62	103.50	106.51
82	UQ	201	PEB	C1B-C2B-C3B	-2.62	103.50	106.51
84	HO	1001	CYC	C4A-C3A-C2A	-2.62	103.50	106.51
82	DB	202	PEB	OD-C4D-C3D	-2.62	123.52	129.46
82	aG	202	PEB	OD-C4D-C3D	-2.62	123.52	129.46
87	A2	829	CLA	O2D-CGD-O1D	-2.62	118.71	123.84
82	NE	202	PEB	OD-C4D-ND	-2.62	122.05	125.93
82	jO	201	PEB	C4B-C3B-C2B	-2.62	103.88	106.78
82	cF	201	PEB	OD-C4D-C3D	-2.62	123.52	129.46
82	EM	202	PEB	CMB-C2B-C1B	2.62	129.10	125.06
87	cL	517	CLA	O2D-CGD-O1D	-2.62	118.71	123.84
82	OJ	202	PEB	CHA-C1B-NB	-2.62	119.45	124.93
82	T9	202	PEB	C1B-C2B-C3B	-2.62	103.50	106.51
82	fJ	203	PEB	OD-C4D-C3D	-2.62	123.52	129.46
82	ID	201	PEB	CHA-C1B-NB	-2.62	119.45	124.93
82	WA	201	PEB	C4B-C3B-C2B	-2.62	103.88	106.78
82	PQ	202	PEB	OD-C4D-ND	-2.62	122.05	125.93
82	fB	301	PEB	OD-C4D-ND	-2.62	122.05	125.93
84	C1	1001	CYC	C2A-C1A-NA	2.62	113.86	110.05
82	WF	201	PEB	C2A-C3A-C4A	-2.62	97.42	101.34
87	AN	851	CLA	C1B-CHB-C4A	-2.62	124.93	130.12
83	AD	302	PUB	CBB-CAB-C3B	2.62	117.09	112.62
87	BN	801	CLA	CHB-C4A-NA	2.62	128.13	124.51
87	BN	822	CLA	CHB-C4A-NA	2.62	128.13	124.51
82	YQ	202	PEB	OD-C4D-ND	-2.62	122.05	125.93
82	PQ	201	PEB	C3B-C4B-NB	2.62	113.86	110.05
82	jE	201	PEB	C3B-C4B-NB	2.62	113.86	110.05
103	82	309	ZEX	C8-C7-C6	-2.62	119.85	127.20
82	DH	1002	PEB	OD-C4D-C3D	-2.62	123.53	129.46

Continued on next page...

Continued from previous page...

Mol	Chain	Res	Type	Atoms	Z	Observed(^{o})	Ideal(^{o})
82	TP	201	PEB	CAB-C3B-C4B	2.62	129.64	125.01
82	X7	202	PEB	CHA-C4A-NA	2.62	128.32	125.20
87	AN	832	CLA	CMB-C2B-C3B	2.62	129.58	124.68
84	x3	1001	CYC	CMA-C3A-C4A	2.62	129.10	125.06
82	mJ	202	PEB	CHC-C4C-C3C	-2.62	125.87	130.34
82	BK	202	PEB	CHA-C1B-NB	-2.62	119.45	124.93
82	BM	301	PEB	CHA-C1B-NB	-2.62	119.45	124.93
82	RQ	201	PEB	CHA-C1B-NB	-2.62	119.45	124.93
82	jF	202	PEB	C1B-C2B-C3B	-2.62	103.50	106.51
87	AN	818	CLA	CHB-C4A-NA	2.62	128.13	124.51
82	MA	201	PEB	CAB-CBB-CGB	-2.62	107.97	113.60
87	AN	836	CLA	CMB-C2B-C3B	2.62	129.58	124.68
82	F9	202	PEB	CHA-C1B-NB	-2.62	119.46	124.93
87	5N	604	CLA	CAA-C2A-C3A	-2.62	107.72	114.26
82	aM	204	PEB	C4B-C3B-C2B	-2.62	103.89	106.78
82	Z1	202	PEB	CMB-C2B-C1B	2.62	129.10	125.06
82	VK	202	PEB	CAC-CBC-CGC	-2.62	106.42	113.76
82	ZB	202	PEB	CHC-C1D-ND	-2.62	110.91	113.95
85	K6	102	BCR	C4-C5-C6	-2.62	118.93	122.73
82	fH	203	PEB	CHA-C1B-NB	-2.62	119.46	124.93
83	AO	303	PUB	OA-C1A-NA	-2.62	122.05	125.93
82	i1	202	PEB	OA-C1A-NA	2.62	128.11	124.94
82	uK	201	PEB	C4B-C3B-C2B	-2.62	103.89	106.78
82	WG	201	PEB	CHB-C4B-NB	-2.62	125.20	128.83
87	6N	611	CLA	O2D-CGD-O1D	-2.62	118.72	123.84
82	D5	203	PEB	OD-C4D-ND	-2.62	122.05	125.93
82	sF	202	PEB	OD-C4D-ND	-2.62	122.05	125.93
82	DQ	201	PEB	CHC-C1D-ND	-2.62	110.91	113.95
82	VP	201	PEB	CHC-C4C-C3C	-2.62	125.87	130.34
87	5N	602	CLA	CHB-C4A-NA	2.62	128.13	124.51
82	jE	201	PEB	CBC-CAC-C2C	-2.62	108.15	112.62
82	VQ	203	PEB	C2A-C1A-NA	2.62	110.53	108.27
82	OE	203	PEB	CMB-C2B-C1B	2.62	129.09	125.06
87	3N	311	CLA	C1B-CHB-C4A	-2.62	124.93	130.12
82	EQ	202	PEB	CAC-CBC-CGC	-2.62	106.42	113.76
82	O9	203	PEB	CHA-C4A-NA	-2.62	122.09	125.20
82	DI	202	PEB	OD-C4D-ND	-2.62	122.05	125.93
83	A1	303	PUB	OD-C4D-ND	-2.62	122.05	125.93
82	HD	202	PEB	C4B-C3B-C2B	-2.62	103.89	106.78
82	RP	202	PEB	C3B-C4B-NB	2.62	113.86	110.05
103	8N	309	ZEX	C8-C7-C6	-2.62	119.85	127.20
82	KI	203	PEB	CMB-C2B-C1B	2.62	129.09	125.06

Continued on next page...

Continued from previous page...

Mol	Chain	Res	Type	Atoms	Z	Observed(^{o})	Ideal(^{o})
82	AM	301	PEB	CMB-C2B-C1B	2.62	129.09	125.06
82	cE	202	PEB	C1B-C2B-C3B	-2.62	103.50	106.51
87	BL	606	CLA	O2D-CGD-O1D	-2.62	118.72	123.84
85	B2	802	BCR	C35-C13-C12	2.62	122.20	118.08
82	J7	201	PEB	OD-C4D-C3D	-2.62	123.53	129.46
82	PD	202	PEB	CAA-C3A-C2A	-2.62	107.72	114.26
87	bL	607	CLA	CAC-C3C-C4C	2.62	128.20	124.81
82	VQ	203	PEB	C3B-C4B-NB	2.62	113.85	110.05
82	NI	202	PEB	CMB-C2B-C1B	2.62	129.09	125.06
95	c6	618	DGD	O1G-C1A-C2A	2.62	120.12	111.91
82	pK	202	PEB	CHA-C1B-NB	-2.62	119.46	124.93
96	VL	201	HEM	CMB-C2B-C1B	-2.62	121.06	125.04
87	B2	829	CLA	C1B-CHB-C4A	-2.62	124.94	130.12
84	IE	1001	CYC	CBC-CAC-C3C	-2.62	107.64	113.47
87	BN	826	CLA	CMB-C2B-C3B	2.62	129.57	124.68
82	DA	203	PEB	CHB-C4B-NB	-2.62	125.20	128.83
82	D1	1002	PEB	OD-C4D-C3D	-2.62	123.53	129.46
82	D4	1002	PEB	OD-C4D-C3D	-2.62	123.53	129.46
82	fG	202	PEB	OD-C4D-C3D	-2.62	123.53	129.46
82	kO	201	PEB	OD-C4D-C3D	-2.62	123.53	129.46
82	c4	201	PEB	OD-C4D-ND	-2.62	122.06	125.93
83	M5	303	PUB	OA-C1A-NA	-2.62	122.06	125.93
87	F2	201	CLA	O2A-CGA-O1A	-2.62	116.78	123.30
82	SF	201	PEB	CMB-C2B-C1B	2.61	129.09	125.06
82	wC	203	PEB	CMB-C2B-C1B	2.61	129.09	125.06
82	Z5	305	PEB	C2B-C1B-NB	2.61	116.11	110.53
82	j1	202	PEB	OD-C4D-C3D	-2.61	123.54	129.46
82	CK	203	PEB	C4B-C3B-C2B	-2.61	103.89	106.78
82	dH	202	PEB	C4B-C3B-C2B	-2.61	103.89	106.78
82	WQ	202	PEB	CBC-CAC-C2C	-2.61	108.16	112.62
87	RN	204	CLA	O2D-CGD-O1D	-2.61	118.73	123.84
83	AE	302	PUB	CAC-C2C-C1C	2.61	129.63	125.01
83	AG	302	PUB	CHA-C4A-NA	-2.61	110.91	113.95
83	Z9	302	PUB	OD-C4D-ND	-2.61	122.06	125.93
82	aF	203	PEB	CHB-C4B-NB	-2.61	125.20	128.83
82	D7	202	PEB	C3B-C4B-NB	2.61	113.85	110.05
82	XB	202	PEB	CAB-CBB-CGB	-2.61	107.98	113.60
82	lK	202	PEB	OD-C4D-C3D	-2.61	123.54	129.46
87	8N	305	CLA	CMB-C2B-C3B	2.61	129.57	124.68
82	zK	501	PEB	CBB-CAB-C3B	-2.61	105.36	112.63
82	D4	1002	PEB	CAB-C3B-C4B	2.61	129.63	125.01
82	WJ	201	PEB	CHA-C4A-NA	2.61	128.31	125.20

Continued on next page...

Continued from previous page...

Mol	Chain	Res	Type	Atoms	Z	Observed(^{o})	Ideal(^{o})
82	RG	202	PEB	CAC-CBC-CGC	-2.61	106.43	113.76
82	CJ	202	PEB	OD-C4D-C3D	-2.61	123.54	129.46
82	R1	201	PEB	CHB-C4B-NB	-2.61	125.20	128.83
82	F5	202	PEB	CMA-C2A-C1A	-2.61	106.77	112.40
82	CI	202	PEB	CMB-C2B-C1B	2.61	129.09	125.06
82	Q7	202	PEB	CMB-C2B-C1B	2.61	129.09	125.06
85	AN	848	BCR	C38-C26-C25	-2.61	121.59	124.53
82	PP	201	PEB	CHC-C4C-C3C	-2.61	125.88	130.34
87	BN	802	CLA	C2D-C1D-ND	-2.61	108.18	110.10
83	wK	304	PUB	CMD-C2D-C3D	2.61	131.69	127.77
82	BK	202	PEB	OD-C4D-C3D	-2.61	123.54	129.46
82	sK	203	PEB	OD-C4D-C3D	-2.61	123.54	129.46
87	b6	611	CLA	C1B-CHB-C4A	-2.61	124.94	130.12
85	FL	101	BCR	C2-C1-C6	2.61	114.50	110.48
82	TB	202	PEB	OD-C4D-ND	-2.61	122.06	125.93
103	8N	310	ZEX	O3-C3-C2	-2.61	104.61	109.80
82	lE	201	PEB	OD-C4D-C3D	-2.61	123.54	129.46
82	jE	201	PEB	C4B-C3B-C2B	-2.61	103.89	106.78
82	X7	201	PEB	CAC-CBC-CGC	-2.61	106.43	113.76
82	qC	201	PEB	CHC-C1D-ND	-2.61	110.91	113.95
85	A2	847	BCR	C8-C9-C10	2.61	122.95	118.94
87	A2	836	CLA	CMB-C2B-C3B	2.61	129.57	124.68
82	RI	202	PEB	OD-C4D-ND	-2.61	122.06	125.93
82	eK	203	PEB	CHC-C4C-C3C	-2.61	125.88	130.34
82	M9	301	PEB	CMB-C2B-C1B	2.61	129.09	125.06
82	PJ	202	PEB	CAA-C3A-C2A	-2.61	107.73	114.26
82	HF	202	PEB	CAB-C3B-C4B	2.61	129.63	125.01
82	lG	202	PEB	C2A-C1A-NA	2.61	110.53	108.27
82	Q4	201	PEB	CMD-C2D-C3D	2.61	133.75	130.06
84	IO	1001	CYC	CBC-CAC-C3C	-2.61	107.65	113.47
82	ZE	202	PEB	OA-C1A-C2A	-2.61	124.10	126.17
82	SM	203	PEB	CHA-C1B-NB	-2.61	119.47	124.93
82	m4	203	PEB	OD-C4D-C3D	-2.61	123.54	129.46
82	QK	203	PEB	CHC-C1D-ND	-2.61	110.91	113.95
84	H4	1001	CYC	C4A-C3A-C2A	-2.61	103.51	106.51
82	cK	202	PEB	CHC-C4C-C3C	-2.61	125.88	130.34
82	WD	202	PEB	OD-C4D-ND	-2.61	122.06	125.93
82	SJ	202	PEB	CMB-C2B-C1B	2.61	129.09	125.06
82	SQ	201	PEB	CMB-C2B-C1B	2.61	129.09	125.06
82	OM	201	PEB	C3B-C4B-NB	2.61	113.85	110.05
87	42	604	CLA	CHD-C1D-ND	-2.61	122.05	124.45
87	2N	305	CLA	C1B-CHB-C4A	-2.61	124.94	130.12

Continued on next page...

Continued from previous page...

Mol	Chain	Res	Type	Atoms	Z	Observed(^{o})	Ideal(^{o})
87	B2	821	CLA	CHB-C4A-NA	2.61	128.12	124.51
82	TA	202	PEB	CAB-C3B-C4B	2.61	129.63	125.01
87	CL	506	CLA	CAC-C3C-C4C	2.61	128.20	124.81
87	AN	851	CLA	CAC-C3C-C4C	2.61	128.20	124.81
82	iO	201	PEB	OD-C4D-ND	-2.61	122.06	125.93
87	CL	503	CLA	O2D-CGD-O1D	-2.61	118.73	123.84
87	KN	105	CLA	CMB-C2B-C3B	2.61	129.56	124.68
84	I4	1001	CYC	CBC-CAC-C3C	-2.61	107.65	113.47
94	A6	410	PL9	C25-C24-C26	2.61	119.66	115.27
82	TM	202	PEB	CAA-C3A-C4A	2.61	119.38	112.67
82	T5	201	PEB	OD-C4D-C3D	-2.61	123.55	129.46
82	M7	202	PEB	OD-C4D-C3D	-2.61	123.55	129.46
84	x3	1001	CYC	CAA-CBA-CGA	2.61	119.22	113.60
87	BL	601	CLA	CHB-C4A-NA	2.61	128.12	124.51
82	EJ	203	PEB	CMB-C2B-C1B	2.61	129.08	125.06
82	eF	201	PEB	OD-C4D-ND	-2.61	122.06	125.93
82	P5	201	PEB	OD-C4D-C3D	-2.61	123.55	129.46
82	LQ	202	PEB	CHC-C1D-ND	-2.61	110.92	113.95
83	A1	304	PUB	CHC-C1D-ND	-2.61	110.42	113.72
85	F2	204	BCR	C29-C30-C25	2.61	114.50	110.48
87	b6	614	CLA	CHB-C4A-NA	2.61	128.12	124.51
82	CJ	202	PEB	CHA-C1B-NB	-2.61	119.47	124.93
83	Z5	303	PUB	OA-C1A-NA	-2.61	122.06	125.93
82	cK	201	PEB	OA-C1A-C2A	-2.61	124.10	126.17
87	32	309	CLA	CAA-C2A-C3A	-2.61	105.63	112.78
82	I7	202	PEB	OD-C4D-C3D	-2.61	123.55	129.46
82	MF	201	PEB	CBC-CAC-C2C	-2.61	108.17	112.62
82	WI	201	PEB	CBC-CAC-C2C	-2.61	108.17	112.62
87	32	311	CLA	C1B-CHB-C4A	-2.61	124.95	130.12
95	b6	622	DGD	O1G-C1A-C2A	2.61	120.10	111.91
82	KQ	201	PEB	C1B-C2B-C3B	-2.61	103.51	106.51
87	3N	309	CLA	CAA-C2A-C3A	-2.61	105.63	112.78
82	SE	202	PEB	CMB-C2B-C1B	2.61	129.08	125.06
82	JH	1002	PEB	OD-C4D-ND	-2.61	122.06	125.93
82	ZJ	202	PEB	OD-C4D-C3D	-2.61	123.55	129.46
84	JH	1001	CYC	CAD-CBD-CGD	-2.61	106.44	113.76
87	1N	603	CLA	C1B-CHB-C4A	-2.61	124.95	130.12
87	52	604	CLA	CAA-C2A-C3A	-2.61	107.74	114.26
82	AI	202	PEB	CMB-C2B-C1B	2.61	129.08	125.06
82	RI	202	PEB	CMB-C2B-C1B	2.61	129.08	125.06
82	UB	301	PEB	C1C-CHB-C4B	-2.61	125.69	128.81
87	42	609	CLA	CHB-C4A-NA	2.61	128.12	124.51

Continued on next page...

Continued from previous page...

Mol	Chain	Res	Type	Atoms	Z	Observed(^{o})	Ideal(^{o})
87	72	605	CLA	CHB-C4A-NA	2.61	128.12	124.51
87	B2	816	CLA	CHB-C4A-NA	2.61	128.12	124.51
83	Z9	305	PUB	OA-C1A-NA	-2.61	122.07	125.93
82	WE	201	PEB	CMA-C2A-C1A	-2.61	106.78	112.40
82	O5	202	PEB	CMA-C2A-C1A	-2.61	106.78	112.40
82	LD	201	PEB	OD-C4D-C3D	-2.61	123.55	129.46
82	jH	202	PEB	OD-C4D-C3D	-2.61	123.55	129.46
82	hM	202	PEB	OD-C4D-C3D	-2.61	123.55	129.46
82	BF	202	PEB	CAA-C3A-C4A	-2.61	105.98	112.67
87	B2	808	CLA	O2D-CGD-O1D	-2.61	118.74	123.84
87	AN	815	CLA	C1B-CHB-C4A	-2.61	124.95	130.12
82	BD	203	PEB	OD-C4D-ND	-2.61	122.07	125.93
82	R1	201	PEB	OD-C4D-ND	-2.61	122.07	125.93
82	eB	202	PEB	OD-C4D-ND	-2.61	122.07	125.93
82	M9	302	PEB	C2A-C1A-NA	2.61	110.52	108.27
82	FJ	202	PEB	O2B-CGB-CBB	2.61	122.41	114.03
82	V5	201	PEB	OD-C4D-C3D	-2.61	123.55	129.46
82	x8	202	PEB	CAA-C3A-C2A	-2.61	107.74	114.26
84	V3	1001	CYC	CAA-CBA-CGA	2.61	119.21	113.60
87	12	603	CLA	C1B-CHB-C4A	-2.61	124.95	130.12
87	A2	815	CLA	C1B-CHB-C4A	-2.61	124.95	130.12
82	ZM	201	PEB	OD-C4D-C3D	-2.61	123.55	129.46
82	N5	201	PEB	OD-C4D-C3D	-2.61	123.55	129.46
87	K2	106	CLA	CMB-C2B-C3B	2.61	129.56	124.68
82	DA	201	PEB	OD-C4D-ND	-2.61	122.07	125.93
87	B6	616	CLA	CHB-C4A-NA	2.61	128.12	124.51
87	6N	601	CLA	C1B-CHB-C4A	-2.61	124.95	130.12
82	GD	202	PEB	C3B-C4B-NB	2.61	113.84	110.05
82	HO	1002	PEB	OD-C4D-C3D	-2.61	123.55	129.46
82	VH	202	PEB	C1B-C2B-C3B	-2.61	103.52	106.51
82	BM	301	PEB	C1B-C2B-C3B	-2.61	103.52	106.51
82	w8	203	PEB	CMB-C2B-C1B	2.61	129.08	125.06
84	N4	1001	CYC	CHA-C1A-NA	-2.61	125.21	128.83
82	CD	202	PEB	OD-C4D-ND	-2.61	122.07	125.93
82	LE	1002	PEB	OD-C4D-ND	-2.61	122.07	125.93
82	C9	201	PEB	OD-C4D-ND	-2.61	122.07	125.93
83	M9	303	PUB	OD-C4D-ND	-2.61	122.07	125.93
85	C6	507	BCR	C8-C7-C6	-2.61	119.88	127.20
82	FF	202	PEB	C4B-NB-C1B	-2.61	101.60	106.51
82	pK	201	PEB	OA-C1A-NA	2.61	128.10	124.94
82	DA	203	PEB	CHA-C1B-NB	-2.61	119.48	124.93
82	BF	202	PEB	CHA-C1B-NB	-2.61	119.48	124.93

Continued on next page...

Continued from previous page...

Mol	Chain	Res	Type	Atoms	Z	Observed(^{o})	Ideal(^{o})
95	DL	408	DGD	C1E-O6E-C5E	2.61	118.80	113.69
82	JB	201	PEB	CMA-C2A-C1A	-2.61	106.79	112.40
82	TD	202	PEB	CHA-C4A-NA	2.61	128.30	125.20
94	A6	410	PL9	C45-C44-C46	2.61	119.65	115.27
87	42	606	CLA	C2D-C1D-ND	-2.61	108.18	110.10
82	l1	201	PEB	CMB-C2B-C1B	2.61	129.08	125.06
82	GI	203	PEB	OD-C4D-ND	-2.61	122.07	125.93
87	32	311	CLA	O2D-CGD-O1D	-2.60	118.75	123.84
82	HM	202	PEB	CAA-C3A-C2A	-2.60	107.75	114.26
82	AQ	304	PEB	C3B-C4B-NB	2.60	113.84	110.05
82	O4	202	PEB	C3B-C4B-NB	2.60	113.84	110.05
82	u8	202	PEB	C3B-C4B-NB	2.60	113.84	110.05
82	MA	202	PEB	OD-C4D-C3D	-2.60	123.56	129.46
87	LN	203	CLA	O2D-CGD-O1D	-2.60	118.75	123.84
82	iE	202	PEB	C1C-CHB-C4B	-2.60	125.70	128.81
87	42	607	CLA	C1B-CHB-C4A	-2.60	124.96	130.12
82	w8	202	PEB	CHC-C1D-ND	-2.60	110.92	113.95
82	RG	201	PEB	C2A-C1A-NA	2.60	110.52	108.27
82	k4	201	PEB	OD-C4D-C3D	-2.60	123.56	129.46
82	G5	201	PEB	OD-C4D-C3D	-2.60	123.56	129.46
82	eB	202	PEB	CHA-C1B-NB	-2.60	119.49	124.93
82	cG	202	PEB	C1B-C2B-C3B	-2.60	103.52	106.51
82	SK	201	PEB	CMB-C2B-C1B	2.60	129.07	125.06
82	fE	202	PEB	CAB-C3B-C4B	2.60	129.62	125.01
82	lF	202	PEB	OD-C4D-C3D	-2.60	123.56	129.46
82	l1	201	PEB	C3B-C4B-NB	2.60	113.84	110.05
82	X5	201	PEB	OD-C4D-C3D	-2.60	123.56	129.46
82	fJ	201	PEB	C1B-C2B-C3B	-2.60	103.52	106.51
82	N9	201	PEB	OD-C4D-ND	-2.60	122.07	125.93
83	xK	305	PUB	OD-C4D-ND	-2.60	122.07	125.93
82	DD	202	PEB	C4B-C3B-C2B	-2.60	103.90	106.78
82	N7	202	PEB	CHB-C4B-C3B	-2.60	119.31	125.32
82	UD	202	PEB	CHB-C4B-NB	-2.60	125.22	128.83
95	c6	601	DGD	O1G-C1A-O1A	-2.60	117.02	123.59
82	PE	202	PEB	OD-C4D-C3D	-2.60	123.56	129.46
82	K5	201	PEB	OD-C4D-C3D	-2.60	123.56	129.46
87	32	302	CLA	C1B-CHB-C4A	-2.60	124.96	130.12
82	RD	203	PEB	C3B-C4B-NB	2.60	113.83	110.05
87	BN	821	CLA	CMB-C2B-C3B	2.60	129.55	124.68
82	BD	203	PEB	OD-C4D-C3D	-2.60	123.56	129.46
87	CL	508	CLA	CMC-C2C-C1C	-2.60	121.08	125.04
82	V9	202	PEB	C1B-C2B-C3B	-2.60	103.52	106.51

Continued on next page...

Continued from previous page...

Mol	Chain	Res	Type	Atoms	Z	Observed(^{o})	Ideal(^{o})
82	H7	202	PEB	CBB-CAB-C3B	-2.60	105.40	112.63
85	BN	842	BCR	C33-C5-C6	-2.60	121.61	124.53
87	A2	837	CLA	CHA-C1A-NA	-2.60	120.44	126.40
82	PI	202	PEB	CMB-C2B-C1B	2.60	129.07	125.06
82	A5	201	PEB	OD-C4D-C3D	-2.60	123.56	129.46
82	kM	202	PEB	OD-C4D-C3D	-2.60	123.56	129.46
82	YF	203	PEB	CBA-CAA-C3A	-2.60	107.67	113.47
82	gK	201	PEB	CHC-C4C-C3C	-2.60	125.90	130.34
82	M9	301	PEB	OD-C4D-C3D	-2.60	123.57	129.46
82	Z1	201	PEB	C1B-C2B-C3B	-2.60	103.52	106.51
82	RK	201	PEB	CAB-CBB-CGB	-2.60	108.00	113.60
82	wC	203	PEB	C3B-C4B-NB	2.60	113.83	110.05
82	tF	202	PEB	C3B-C4B-NB	2.60	113.83	110.05
82	R9	202	PEB	CAB-C3B-C4B	2.60	129.61	125.01
82	HK	202	PEB	OD-C4D-C3D	-2.60	123.57	129.46
82	LQ	201	PEB	OD-C4D-C3D	-2.60	123.57	129.46
82	E5	201	PEB	OD-C4D-C3D	-2.60	123.57	129.46
82	pF	201	PEB	OA-C1A-NA	2.60	128.09	124.94
87	cL	510	CLA	CMC-C2C-C1C	-2.60	121.08	125.04
85	BN	842	BCR	C1-C6-C5	-2.60	118.95	122.61
85	kL	100	BCR	C23-C22-C21	2.60	122.93	118.94
87	BN	834	CLA	O2D-CGD-O1D	-2.60	118.75	123.84
82	aE	202	PEB	CHC-C1D-ND	-2.60	110.93	113.95
87	B2	826	CLA	CMB-C2B-C3B	2.60	129.54	124.68
82	SD	202	PEB	CHB-C4B-NB	-2.60	125.22	128.83
82	XK	201	PEB	CBC-CAC-C2C	-2.60	108.18	112.62
82	YI	202	PEB	C1B-C2B-C3B	-2.60	103.52	106.51
82	D4	1002	PEB	C1B-C2B-C3B	-2.60	103.52	106.51
82	NQ	202	PEB	OD-C4D-ND	-2.60	122.08	125.93
82	UB	302	PEB	OD-C4D-C3D	-2.60	123.57	129.46
85	bL	602	BCR	C11-C12-C13	-2.60	119.11	126.42
82	tK	201	PEB	CAB-CBB-CGB	-2.60	108.01	113.60
82	w8	203	PEB	C3B-C4B-NB	2.60	113.83	110.05
82	q8	201	PEB	CHC-C1D-ND	-2.60	110.93	113.95
87	AN	837	CLA	CHA-C1A-NA	-2.60	120.44	126.40
82	OQ	202	PEB	OD-C4D-ND	-2.60	122.08	125.93
82	BA	203	PEB	CAB-CBB-CGB	-2.60	108.01	113.60
82	UQ	202	PEB	CHB-C4B-NB	-2.60	125.22	128.83
82	OI	203	PEB	C3B-C4B-NB	2.60	113.83	110.05
87	BN	831	CLA	CMB-C2B-C3B	2.60	129.54	124.68
82	KI	203	PEB	OD-C4D-ND	-2.60	122.08	125.93
82	YP	501	PEB	CMA-C2A-C1A	-2.60	106.80	112.40

Continued on next page...

Continued from previous page...

Mol	Chain	Res	Type	Atoms	Z	Observed(^{o})	Ideal(^{o})
85	AN	846	BCR	C1-C6-C5	-2.60	118.95	122.61
82	UB	303	PEB	C1B-C2B-C3B	-2.60	103.52	106.51
82	wC	203	PEB	C1B-C2B-C3B	-2.60	103.52	106.51
82	P9	202	PEB	CAB-C3B-C4B	2.60	129.61	125.01
82	SP	203	PEB	CMB-C2B-C1B	2.60	129.07	125.06
87	AN	821	CLA	C1B-CHB-C4A	-2.60	124.97	130.12
82	RA	203	PEB	CAC-CBC-CGC	-2.60	106.47	113.76
82	R7	203	PEB	CAC-CBC-CGC	-2.60	106.47	113.76
87	AN	851	CLA	C2D-C1D-ND	-2.60	108.19	110.10
82	YP	501	PEB	C3B-C4B-NB	2.60	113.83	110.05
82	jF	201	PEB	CHA-C1B-C2B	2.60	131.58	124.90
82	bO	201	PEB	C4B-C3B-C2B	-2.60	103.91	106.78
82	JI	202	PEB	OD-C4D-C3D	-2.60	123.57	129.46
87	12	604	CLA	CAA-C2A-C3A	-2.60	107.77	114.26
87	BN	817	CLA	CHB-C4A-NA	2.60	128.10	124.51
82	cF	203	PEB	CBC-CAC-C2C	2.60	117.05	112.62
87	L2	202	CLA	CMB-C2B-C3B	2.60	129.54	124.68
82	mE	202	PEB	CMB-C2B-C1B	2.60	129.06	125.06
82	gF	202	PEB	CMB-C2B-C1B	2.60	129.06	125.06
82	SO	201	PEB	OD-C4D-C3D	-2.60	123.57	129.46
82	f4	202	PEB	C3B-C4B-NB	2.60	113.83	110.05
87	62	312	CLA	O2D-CGD-O1D	-2.60	118.76	123.84
95	CL	520	DGD	C1E-O6E-C5E	2.60	118.79	113.69
82	YA	303	PEB	CAB-C3B-C4B	2.60	129.60	125.01
82	h1	202	PEB	OD-C4D-ND	-2.60	122.08	125.93
82	i4	201	PEB	OD-C4D-ND	-2.60	122.08	125.93
82	X9	201	PEB	OD-C4D-ND	-2.60	122.08	125.93
85	F6	101	BCR	C20-C21-C22	-2.60	123.60	127.31
82	GB	202	PEB	CHA-C1B-NB	-2.60	119.50	124.93
82	PH	201	PEB	CAB-CBB-CGB	-2.60	108.01	113.60
82	XF	201	PEB	CBC-CAC-C2C	-2.60	108.19	112.62
82	EF	201	PEB	OD-C4D-C3D	-2.60	123.58	129.46
85	BN	841	BCR	C24-C23-C22	-2.60	122.31	126.23
87	b6	613	CLA	CHB-C4A-NA	2.60	128.10	124.51
82	aJ	202	PEB	CHA-C1B-NB	-2.60	119.50	124.93
82	xC	202	PEB	CAA-C3A-C2A	-2.60	107.77	114.26
82	OD	202	PEB	OD-C4D-ND	-2.60	122.08	125.93
87	R2	204	CLA	O2D-CGD-O1D	-2.60	118.76	123.84
82	jK	201	PEB	OD-C4D-C3D	-2.60	123.58	129.46
82	NM	202	PEB	O2B-CGB-CBB	2.60	122.37	114.03
82	FK	202	PEB	C4B-NB-C1B	-2.60	101.62	106.51
82	pK	202	PEB	CHC-C4C-C3C	-2.60	125.91	130.34

Continued on next page...

Continued from previous page...

Mol	Chain	Res	Type	Atoms	Z	Observed(^{o})	Ideal(^{o})
87	AL	405	CLA	O2D-CGD-CBD	2.60	115.88	111.27
82	LQ	201	PEB	CAB-C3B-C4B	2.60	129.60	125.01
82	W9	203	PEB	CBC-CAC-C2C	-2.60	108.19	112.62
82	cK	203	PEB	CBC-CAC-C2C	2.60	117.05	112.62
82	WM	201	PEB	OA-C1A-C2A	-2.60	124.11	126.17
87	bL	621	CLA	C2A-C1A-CHA	2.60	128.40	123.86
82	IP	201	PEB	CMA-C2A-C1A	-2.60	106.81	112.40
82	GE	1002	PEB	OD-C4D-ND	-2.60	122.08	125.93
82	XI	202	PEB	OD-C4D-ND	-2.60	122.08	125.93
87	D6	405	CLA	C1-C2-C3	-2.60	121.55	126.04
82	f1	202	PEB	CHA-C4A-NA	-2.60	122.12	125.20
83	wF	304	PUB	CMD-C2D-C3D	2.60	131.66	127.77
82	C9	202	PEB	CAB-C3B-C4B	2.60	129.60	125.01
82	W5	202	PEB	OD-C4D-C3D	-2.60	123.58	129.46
95	C6	502	DGD	O1G-C1A-O1A	-2.60	117.04	123.59
87	A2	820	CLA	O2D-CGD-O1D	-2.60	118.76	123.84
84	IE	1001	CYC	CHA-C1A-NA	-2.59	125.23	128.83
82	PI	202	PEB	OD-C4D-ND	-2.59	122.09	125.93
82	GP	202	PEB	OD-C4D-C3D	-2.59	123.58	129.46
82	XQ	202	PEB	C4B-C3B-C2B	-2.59	103.91	106.78
82	TH	201	PEB	CBC-CAC-C2C	-2.59	108.19	112.62
87	52	609	CLA	C1B-CHB-C4A	-2.59	124.98	130.12
82	QB	203	PEB	CHA-C1B-NB	-2.59	119.51	124.93
95	a6	604	DGD	C2G-O2G-C1B	-2.59	111.40	117.79
82	UM	203	PEB	C1C-CHB-C4B	-2.59	125.71	128.81
82	PD	202	PEB	OD-C4D-ND	-2.59	122.09	125.93
82	RK	201	PEB	CMB-C2B-C1B	2.59	129.06	125.06
87	b6	609	CLA	C1B-CHB-C4A	-2.59	124.98	130.12
82	SJ	203	PEB	CAA-C3A-C4A	-2.59	106.01	112.67
82	IQ	201	PEB	CHA-C1B-NB	-2.59	119.51	124.93
82	R5	201	PEB	OD-C4D-C3D	-2.59	123.58	129.46
85	LN	205	BCR	C33-C5-C4	2.59	118.60	113.62
82	oK	202	PEB	C4B-C3B-C2B	-2.59	103.91	106.78
82	OO	202	PEB	C3B-C4B-NB	2.59	113.82	110.05
82	sC	201	PEB	C3B-C4B-NB	2.59	113.82	110.05
87	4N	605	CLA	O2D-CGD-O1D	-2.59	118.77	123.84
82	WK	201	PEB	C2A-C3A-C4A	-2.59	97.45	101.34
82	HB	203	PEB	C1B-C2B-C3B	-2.59	103.53	106.51
82	ZH	202	PEB	CMB-C2B-C1B	2.59	129.06	125.06
82	g4	203	PEB	OD-C4D-ND	-2.59	122.09	125.93
82	cE	202	PEB	OD-C4D-ND	-2.59	122.09	125.93
82	D7	203	PEB	CHA-C1B-NB	-2.59	119.51	124.93

Continued on next page...

Continued from previous page...

Mol	Chain	Res	Type	Atoms	Z	Observed(^{o})	Ideal(^{o})
82	sK	203	PEB	OA-C1A-C2A	-2.59	124.11	126.17
87	52	606	CLA	CHB-C4A-NA	2.59	128.10	124.51
87	bL	616	CLA	CHB-C4A-NA	2.59	128.10	124.51
84	M1	201	CYC	CHB-C4A-NA	-2.59	119.51	124.93
82	MM	203	PEB	CBC-CAC-C2C	-2.59	108.19	112.62
82	Y9	202	PEB	CHA-C4A-NA	-2.59	122.12	125.20
82	BJ	301	PEB	CAB-CBB-CGB	-2.59	108.02	113.60
82	NI	202	PEB	OD-C4D-ND	-2.59	122.09	125.93
82	I9	201	PEB	OD-C4D-ND	-2.59	122.09	125.93
83	A4	303	PUB	OA-C1A-NA	-2.59	122.09	125.93
82	DG	1002	PEB	CAA-C3A-C4A	-2.59	106.02	112.67
87	A2	832	CLA	CMB-C2B-C3B	2.59	129.53	124.68
87	bL	622	CLA	C1B-CHB-C4A	-2.59	124.98	130.12
82	S4	201	PEB	OD-C4D-C3D	-2.59	123.59	129.46
82	H5	203	PEB	OD-C4D-C3D	-2.59	123.59	129.46
82	WH	202	PEB	CMC-C3C-C2C	2.59	129.83	124.94
82	ZF	201	PEB	C2A-C1A-NA	2.59	110.51	108.27
87	6N	612	CLA	CHB-C4A-NA	2.59	128.10	124.51
87	6N	613	CLA	CHB-C4A-NA	2.59	128.10	124.51
87	2N	302	CLA	C2A-C1A-CHA	2.59	128.39	123.86
87	32	313	CLA	CMB-C2B-C3B	2.59	129.53	124.68
82	II	202	PEB	OD-C4D-ND	-2.59	122.09	125.93
82	AI	203	PEB	CHC-C1D-ND	2.59	116.96	113.95
82	PK	202	PEB	C1B-C2B-C3B	-2.59	103.53	106.51
82	UB	303	PEB	OD-C4D-C3D	-2.59	123.59	129.46
82	lJ	203	PEB	C3B-C4B-NB	2.59	113.82	110.05
83	wK	304	PUB	C2C-C1C-NC	2.59	113.82	110.05
87	C6	517	CLA	C1B-CHB-C4A	-2.59	124.98	130.12
82	E9	202	PEB	CAB-C3B-C4B	2.59	129.59	125.01
85	LN	201	BCR	C10-C11-C12	-2.59	115.13	123.22
82	H4	1002	PEB	OD-C4D-C3D	-2.59	123.59	129.46
82	Q5	201	PEB	OD-C4D-C3D	-2.59	123.59	129.46
82	wC	202	PEB	CHC-C1D-ND	-2.59	110.94	113.95
82	RJ	201	PEB	CBC-CAC-C2C	-2.59	108.20	112.62
82	VH	201	PEB	C4B-C3B-C2B	-2.59	103.92	106.78
87	B2	831	CLA	CAC-C3C-C4C	2.59	128.17	124.81
87	b6	607	CLA	CMB-C2B-C3B	2.59	129.53	124.68
82	RG	202	PEB	CHA-C1B-NB	-2.59	119.51	124.93
82	ZB	201	PEB	CAB-CBB-CGB	-2.59	108.03	113.60
82	FP	201	PEB	CBC-CAC-C2C	-2.59	108.20	112.62
87	AN	831	CLA	O2D-CGD-O1D	-2.59	118.77	123.84
82	OO	201	PEB	CHC-C1D-ND	-2.59	110.94	113.95

Continued on next page...

Continued from previous page...

Mol	Chain	Res	Type	Atoms	Z	Observed(^{o})	Ideal(^{o})
85	K2	102	BCR	C20-C21-C22	-2.59	123.61	127.31
82	OI	201	PEB	CAA-C3A-C2A	-2.59	107.79	114.26
83	A4	303	PUB	C2C-C1C-NC	2.59	113.82	110.05
82	Y1	201	PEB	C4B-C3B-C2B	-2.59	103.92	106.78
82	UG	203	PEB	CBA-CAA-C3A	-2.59	107.70	113.47
82	DB	201	PEB	OD-C4D-ND	-2.59	122.09	125.93
87	b6	610	CLA	CMB-C2B-C3B	2.59	129.52	124.68
82	FA	203	PEB	CAC-CBC-CGC	-2.59	106.50	113.76
82	D5	202	PEB	OD-C4D-C3D	-2.59	123.59	129.46
84	EE	1001	CYC	CMB-C2B-C1B	2.59	127.40	124.17
87	62	302	CLA	C1B-CHB-C4A	-2.59	124.99	130.12
87	BN	831	CLA	CAC-C3C-C4C	2.59	128.17	124.81
82	xC	201	PEB	CHC-C1D-ND	-2.59	110.94	113.95
87	42	605	CLA	O2D-CGD-O1D	-2.59	118.78	123.84
82	WP	202	PEB	CMA-C2A-C1A	-2.59	106.82	112.40
87	C6	514	CLA	CMB-C2B-C3B	2.59	129.52	124.68
82	f1	203	PEB	C4B-C3B-C2B	-2.59	103.92	106.78
84	IG	1001	CYC	CBC-CAC-C3C	-2.59	107.70	113.47
84	LH	1002	CYC	CHB-C4A-NA	-2.59	119.52	124.93
84	DE	1001	CYC	C2C-C1C-NC	2.59	110.50	108.27
87	LN	204	CLA	C2D-C1D-ND	-2.59	108.20	110.10
82	v8	202	PEB	CHB-C4B-C3B	2.59	131.30	125.32
85	B2	842	BCR	C36-C18-C19	2.59	122.16	118.08
82	B9	202	PEB	OD-C4D-ND	-2.59	122.09	125.93
87	ON	203	CLA	C1B-CHB-C4A	-2.59	124.99	130.12
87	4N	607	CLA	C1B-CHB-C4A	-2.59	124.99	130.12
87	22	607	CLA	O2D-CGD-O1D	-2.59	118.78	123.84
85	a6	605	BCR	C28-C27-C26	-2.59	109.45	114.08
82	CA	201	PEB	C4B-C3B-C2B	-2.59	103.92	106.78
82	VA	203	PEB	C1C-CHB-C4B	2.59	131.90	128.81
82	TI	203	PEB	CMB-C2B-C1B	2.59	129.05	125.06
82	eB	202	PEB	C1B-C2B-C3B	-2.59	103.54	106.51
82	NG	201	PEB	CAC-CBC-CGC	-2.59	106.50	113.76
82	YO	203	PEB	OD-C4D-C3D	-2.59	123.60	129.46
82	LF	201	PEB	C3B-C4B-NB	2.59	113.81	110.05
82	IQ	202	PEB	C3B-C4B-NB	2.59	113.81	110.05
82	J1	1002	PEB	OD-C4D-ND	-2.59	122.10	125.93
87	A2	830	CLA	O2D-CGD-CBD	2.59	115.87	111.27
87	cL	507	CLA	CAA-C2A-C3A	-2.59	105.69	112.78
88	D6	406	LHG	O8-C23-C24	2.59	120.03	111.91
85	KL	100	BCR	C23-C22-C21	2.59	122.91	118.94
82	TP	201	PEB	CHA-C1B-NB	-2.59	119.52	124.93

Continued on next page...

Continued from previous page...

Mol	Chain	Res	Type	Atoms	Z	Observed(^{o})	Ideal(^{o})
82	EF	202	PEB	CHB-C4B-NB	-2.59	125.24	128.83
85	L2	205	BCR	C33-C5-C4	2.59	118.59	113.62
85	KN	101	BCR	C20-C21-C22	-2.59	123.62	127.31
83	wF	304	PUB	C2C-C1C-NC	2.59	113.81	110.05
82	aF	201	PEB	OD-C4D-ND	-2.59	122.10	125.93
82	WB	401	PEB	CHA-C1B-NB	-2.59	119.52	124.93
87	22	601	CLA	C2A-C1A-CHA	2.59	128.38	123.86
82	K5	201	PEB	CHC-C4C-C3C	-2.59	125.92	130.34
82	J5	203	PEB	CAC-CBC-CGC	-2.59	106.51	113.76
87	22	604	CLA	C1B-CHB-C4A	-2.59	124.99	130.12
82	kH	203	PEB	CMB-C2B-C1B	2.59	129.05	125.06
87	1N	609	CLA	O2D-CGD-O1D	-2.59	118.78	123.84
85	BN	842	BCR	C36-C18-C19	2.59	122.15	118.08
82	A9	202	PEB	CAB-C3B-C4B	2.59	129.59	125.01
82	OB	201	PEB	C3B-C4B-NB	2.59	113.81	110.05
82	QM	203	PEB	C2A-C1A-NA	2.59	110.50	108.27
87	b6	606	CLA	CHB-C4A-NA	2.59	128.09	124.51
87	bL	619	CLA	CHB-C4A-NA	2.59	128.09	124.51
82	W7	201	PEB	C4B-C3B-C2B	-2.59	103.92	106.78
82	XQ	203	PEB	CHC-C4C-C3C	-2.59	125.92	130.34
82	C5	201	PEB	CHC-C4C-C3C	-2.59	125.92	130.34
82	G5	201	PEB	CHC-C4C-C3C	-2.59	125.92	130.34
84	EE	1001	CYC	C4A-C3A-C2A	-2.59	103.54	106.51
82	I5	201	PEB	OD-C4D-C3D	-2.59	123.60	129.46
82	m4	201	PEB	CAB-CBB-CGB	-2.59	108.04	113.60
82	F5	201	PEB	CMB-C2B-C1B	2.59	129.05	125.06
82	x8	201	PEB	C3B-C4B-NB	2.59	113.81	110.05
82	PG	202	PEB	CHC-C1D-ND	-2.59	110.94	113.95
82	IP	201	PEB	CHB-C4B-C3B	-2.59	119.35	125.32
82	WM	202	PEB	OD-C4D-C3D	-2.59	123.60	129.46
82	jF	201	PEB	OD-C4D-C3D	-2.59	123.60	129.46
82	T4	201	PEB	C1B-C2B-C3B	-2.59	103.54	106.51
82	RM	202	PEB	C3B-C4B-NB	2.59	113.81	110.05
83	AG	303	PUB	OD-C4D-ND	-2.59	122.10	125.93
82	W5	203	PEB	CHC-C4C-C3C	-2.59	125.93	130.34
82	HA	202	PEB	CBB-CAB-C3B	-2.58	105.44	112.63
82	RM	202	PEB	CHA-C1B-NB	-2.58	119.53	124.93
82	XM	201	PEB	C1B-C2B-C3B	-2.58	103.54	106.51
82	uF	203	PEB	C3B-C4B-NB	2.58	113.81	110.05
82	gJ	202	PEB	C3B-C4B-NB	2.58	113.81	110.05
82	HF	201	PEB	OD-C4D-C3D	-2.58	123.60	129.46
82	D1	1002	PEB	C2A-C1A-NA	2.58	110.50	108.27

Continued on next page...

Continued from previous page...

Mol	Chain	Res	Type	Atoms	Z	Observed(^{o})	Ideal(^{o})
87	AN	820	CLA	O2D-CGD-O1D	-2.58	118.78	123.84
91	d6	404	PHO	O2D-CGD-O1D	-2.58	118.78	123.84
82	DD	201	PEB	CHC-C1D-ND	-2.58	110.95	113.95
85	FL	101	BCR	C37-C22-C23	2.58	122.15	118.08
82	sF	203	PEB	OD-C4D-C3D	-2.58	123.61	129.46
82	hK	201	PEB	OD-C4D-C3D	-2.58	123.61	129.46
84	DE	1001	CYC	CAB-C3B-C2B	2.58	131.95	127.53
82	PD	201	PEB	C3B-C4B-NB	2.58	113.81	110.05
82	R9	201	PEB	OD-C4D-ND	-2.58	122.10	125.93
82	jO	201	PEB	OD-C4D-ND	-2.58	122.10	125.93
82	jK	201	PEB	CHA-C1B-C2B	2.58	131.54	124.90
82	GK	202	PEB	CAC-CBC-CGC	2.58	121.00	113.76
87	cL	509	CLA	C1B-CHB-C4A	-2.58	125.00	130.12
82	R4	203	PEB	C3B-C4B-NB	2.58	113.81	110.05
82	LA	202	PEB	OD-C4D-C3D	-2.58	123.61	129.46
82	KK	202	PEB	C1C-CHB-C4B	2.58	131.90	128.81
82	B7	203	PEB	C2A-C1A-NA	2.58	110.50	108.27
82	WF	202	PEB	OA-C1A-C2A	-2.58	124.12	126.17
82	mG	202	PEB	CMB-C2B-C1B	2.58	129.04	125.06
82	YO	201	PEB	C1B-C2B-C3B	-2.58	103.54	106.51
82	SA	201	PEB	C4B-C3B-C2B	-2.58	103.92	106.78
87	2N	309	CLA	C1B-CHB-C4A	-2.58	125.00	130.12
83	wF	304	PUB	CHB-C1C-C2C	-2.58	119.35	125.32
82	RD	201	PEB	CAB-C3B-C4B	2.58	129.58	125.01
82	I9	202	PEB	CAB-C3B-C4B	2.58	129.58	125.01
82	J9	201	PEB	OD-C4D-C3D	-2.58	123.61	129.46
87	3N	306	CLA	O2D-CGD-O1D	-2.58	118.79	123.84
92	b6	624	LMG	C9-C8-C7	-2.58	105.68	111.79
92	jL	101	LMG	O8-C28-C29	2.58	120.01	111.91
82	SI	202	PEB	OD-C4D-ND	-2.58	122.10	125.93
82	U4	202	PEB	OD-C4D-ND	-2.58	122.10	125.93
82	NA	202	PEB	CHB-C4B-C3B	-2.58	119.35	125.32
87	AN	836	CLA	C1B-CHB-C4A	-2.58	125.00	130.12
82	lH	202	PEB	OD-C4D-C3D	-2.58	123.61	129.46
87	AN	832	CLA	CHB-C4A-NA	2.58	128.08	124.51
87	A2	828	CLA	CHB-C4A-NA	2.58	128.08	124.51
103	82	310	ZEX	O3-C3-C2	-2.58	104.67	109.80
82	C7	201	PEB	C4B-C3B-C2B	-2.58	103.92	106.78
82	RE	201	PEB	C2A-C1A-NA	2.58	110.50	108.27
82	TB	201	PEB	CMA-C2A-C1A	-2.58	106.84	112.40
82	mO	202	PEB	OD-C4D-ND	-2.58	122.11	125.93
87	LN	202	CLA	CMB-C2B-C3B	2.58	129.51	124.68

Continued on next page...

Continued from previous page...

Mol	Chain	Res	Type	Atoms	Z	Observed(^{o})	Ideal(^{o})
82	e1	202	PEB	OA-C1A-C2A	-2.58	124.12	126.17
82	M5	305	PEB	C2B-C1B-NB	2.58	116.04	110.53
85	CL	516	BCR	C33-C5-C4	2.58	118.58	113.62
82	SM	203	PEB	CMB-C2B-C1B	2.58	129.04	125.06
82	PJ	201	PEB	CAB-CBB-CGB	-2.58	108.05	113.60
87	3N	303	CLA	C1B-CHB-C4A	-2.58	125.00	130.12
87	B2	831	CLA	CMB-C2B-C3B	2.58	129.51	124.68
82	FJ	202	PEB	OD-C4D-ND	-2.58	122.11	125.93
82	K9	201	PEB	OD-C4D-ND	-2.58	122.11	125.93
87	AN	815	CLA	O2D-CGD-O1D	-2.58	118.79	123.84
82	RH	201	PEB	CHB-C4B-C3B	-2.58	119.36	125.32
82	h1	202	PEB	CMB-C2B-C1B	2.58	129.04	125.06
85	AL	401	BCR	C20-C19-C18	-2.58	119.17	126.42
85	B2	842	BCR	C1-C6-C5	-2.58	118.98	122.61
82	WI	203	PEB	CHC-C1D-ND	-2.58	110.95	113.95
82	R5	201	PEB	CHC-C4C-C3C	-2.58	125.94	130.34
82	YG	201	PEB	CMA-C2A-C1A	-2.58	106.84	112.40
82	X9	202	PEB	CAB-C3B-C4B	2.58	129.57	125.01
82	cE	202	PEB	C3B-C4B-NB	2.58	113.80	110.05
82	lG	201	PEB	C3B-C4B-NB	2.58	113.80	110.05
85	cL	504	BCR	C36-C18-C19	-2.58	114.01	118.08
84	NO	1001	CYC	CHA-C1A-NA	-2.58	125.25	128.83
87	22	605	CLA	C1B-CHB-C4A	-2.58	125.01	130.12
82	OD	202	PEB	C1B-C2B-C3B	-2.58	103.55	106.51
82	JK	202	PEB	C1B-C2B-C3B	-2.58	103.55	106.51
82	BF	202	PEB	OD-C4D-C3D	-2.58	123.61	129.46
87	aL	605	CLA	CHB-C4A-NA	2.58	128.08	124.51
87	6N	603	CLA	CHB-C4A-NA	2.58	128.08	124.51
82	OG	203	PEB	CAB-C3B-C4B	2.58	129.57	125.01
82	V9	202	PEB	CAB-C3B-C4B	2.58	129.57	125.01
82	MK	201	PEB	CBC-CAC-C2C	-2.58	108.22	112.62
82	TI	203	PEB	OD-C4D-ND	-2.58	122.11	125.93
82	E9	201	PEB	OD-C4D-ND	-2.58	122.11	125.93
87	B2	823	CLA	C1B-CHB-C4A	-2.58	125.01	130.12
85	L2	201	BCR	C10-C11-C12	-2.58	115.17	123.22
82	aK	203	PEB	CHB-C4B-NB	-2.58	125.25	128.83
82	ZG	202	PEB	CHA-C1B-C2B	2.58	131.53	124.90
87	A2	838	CLA	O2D-CGD-CBD	2.58	115.85	111.27
82	DO	1002	PEB	C1B-C2B-C3B	-2.58	103.55	106.51
82	u8	203	PEB	C4B-C3B-C2B	-2.58	103.93	106.78
85	JN	102	BCR	C23-C22-C21	-2.58	114.98	118.94
82	AH	301	PEB	C3B-C4B-NB	2.58	113.80	110.05

Continued on next page...

Continued from previous page...

Mol	Chain	Res	Type	Atoms	Z	Observed(^{o})	Ideal(^{o})
82	fJ	203	PEB	C3B-C4B-NB	2.58	113.80	110.05
82	YP	503	PEB	CMB-C2B-C1B	2.58	129.04	125.06
82	MK	202	PEB	CHC-C1D-ND	-2.58	110.95	113.95
82	lM	202	PEB	CAA-C3A-C2A	-2.58	107.81	114.26
82	R1	201	PEB	CHB-C4B-C3B	-2.58	119.36	125.32
87	A2	834	CLA	CMB-C2B-C1B	-2.58	124.50	128.46
87	A2	821	CLA	C1B-CHB-C4A	-2.58	125.01	130.12
87	2N	301	CLA	C1B-CHB-C4A	-2.58	125.01	130.12
82	VM	202	PEB	OD-C4D-C3D	-2.58	123.62	129.46
87	L2	203	CLA	CMB-C2B-C3B	2.58	129.50	124.68
87	A2	831	CLA	O2D-CGD-O1D	-2.58	118.80	123.84
87	L2	203	CLA	O2D-CGD-O1D	-2.58	118.80	123.84
87	BL	620	CLA	CHB-C4A-NA	2.58	128.08	124.51
82	YG	202	PEB	C1B-C2B-C3B	-2.58	103.55	106.51
87	C6	511	CLA	C1-C2-C3	-2.58	121.58	126.04
82	B9	201	PEB	O2B-CGB-CBB	2.58	122.31	114.03
82	AI	202	PEB	OD-C4D-ND	-2.58	122.11	125.93
82	D7	201	PEB	OD-C4D-ND	-2.58	122.11	125.93
84	NH	1001	CYC	CAD-CBD-CGD	-2.58	106.53	113.76
82	VG	202	PEB	C3B-C4B-NB	2.58	113.80	110.05
82	xC	201	PEB	C3B-C4B-NB	2.58	113.80	110.05
82	aO	203	PEB	OD-C4D-C3D	-2.58	123.62	129.46
94	DL	401	PL9	C11-C12-C13	-2.58	103.41	111.88
83	YA	302	PUB	CAC-CBC-CGC	-2.58	108.06	113.60
82	S1	201	PEB	OD-C4D-C3D	-2.58	123.62	129.46
82	DE	1002	PEB	CAA-C3A-C4A	-2.58	106.05	112.67
87	5N	609	CLA	C1B-CHB-C4A	-2.58	125.01	130.12
82	CB	201	PEB	C1B-C2B-C3B	-2.58	103.55	106.51
82	CF	203	PEB	C4B-C3B-C2B	-2.58	103.93	106.78
87	1N	604	CLA	CAA-C2A-C3A	-2.58	107.82	114.26
82	YE	201	PEB	CMA-C2A-C1A	-2.58	106.85	112.40
91	D6	404	PHO	CMA-C3A-C4A	-2.58	108.73	114.38
82	hB	301	PEB	OD-C4D-ND	-2.58	122.11	125.93
82	fE	202	PEB	OD-C4D-ND	-2.58	122.11	125.93
82	cO	201	PEB	OD-C4D-ND	-2.58	122.11	125.93
87	22	603	CLA	CHB-C4A-NA	2.58	128.08	124.51
87	A2	832	CLA	CHB-C4A-NA	2.58	128.08	124.51
82	TA	202	PEB	CMB-C2B-C1B	2.58	129.03	125.06
82	NQ	204	PEB	CMB-C2B-C1B	2.58	129.03	125.06
82	OE	203	PEB	CAB-C3B-C4B	2.58	129.57	125.01
82	jG	201	PEB	CBC-CAC-C2C	-2.58	108.22	112.62
82	QG	203	PEB	CHB-C4B-NB	-2.58	125.25	128.83

Continued on next page...

Continued from previous page...

Mol	Chain	Res	Type	Atoms	Z	Observed(^{o})	Ideal(^{o})
82	c4	203	PEB	OD-C4D-C3D	-2.58	123.62	129.46
82	mG	202	PEB	OD-C4D-C3D	-2.58	123.62	129.46
82	kM	201	PEB	CAB-C3B-C4B	2.58	129.57	125.01
82	WP	202	PEB	C4B-C3B-C2B	-2.58	103.93	106.78
82	oF	202	PEB	C4B-C3B-C2B	-2.58	103.93	106.78
87	62	305	CLA	C4D-C3D-CAD	-2.58	105.06	108.10
87	42	604	CLA	C1D-CHD-C4C	2.58	131.62	126.06
95	CL	520	DGD	O5D-C6D-C5D	2.58	113.81	109.05
82	CI	202	PEB	OD-C4D-ND	-2.58	122.11	125.93
82	EI	202	PEB	OD-C4D-ND	-2.58	122.11	125.93
82	ND	204	PEB	CMB-C2B-C1B	2.58	129.03	125.06
82	OQ	202	PEB	CHC-C1D-ND	-2.58	110.95	113.95
82	DP	201	PEB	CHC-C4C-C3C	-2.58	125.94	130.34
85	BL	617	BCR	C34-C9-C10	-2.58	119.31	122.92
87	AN	820	CLA	C2A-C1A-CHA	2.58	128.36	123.86
82	F5	201	PEB	CHA-C1B-NB	-2.58	119.54	124.93
87	AN	801	CLA	O2D-CGD-O1D	-2.58	118.80	123.84
82	TA	201	PEB	CHA-C1B-C2B	2.58	131.53	124.90
82	L1	1002	PEB	CAB-CBB-CGB	-2.58	108.06	113.60
83	AJ	303	PUB	CAC-CBC-CGC	-2.58	108.06	113.60
88	ML	102	LHG	O8-C23-C24	2.58	119.99	111.91
82	JM	201	PEB	CBC-CAC-C2C	-2.58	108.22	112.62
82	Q1	201	PEB	OD-C4D-C3D	-2.58	123.62	129.46
82	bE	201	PEB	OD-C4D-C3D	-2.58	123.62	129.46
87	CL	518	CLA	CHB-C4A-NA	2.58	128.07	124.51
87	62	304	CLA	CHB-C4A-NA	2.58	128.07	124.51
87	6N	604	CLA	C4D-C3D-CAD	-2.58	105.06	108.10
82	E7	201	PEB	C4B-C3B-C2B	-2.58	103.93	106.78
82	V4	201	PEB	CAB-CBB-CGB	-2.58	108.06	113.60
82	j1	201	PEB	OA-C1A-C2A	-2.58	124.12	126.17
87	A2	820	CLA	O2A-CGA-O1A	-2.58	117.09	123.59
82	FH	1002	PEB	OD-C4D-C3D	-2.58	123.62	129.46
82	TK	201	PEB	OD-C4D-C3D	-2.58	123.62	129.46
82	O9	201	PEB	OD-C4D-C3D	-2.58	123.62	129.46
82	ZH	201	PEB	OA-C1A-NA	2.58	128.06	124.94
82	GA	201	PEB	OD-C4D-ND	-2.58	122.11	125.93
82	lO	201	PEB	OD-C4D-ND	-2.58	122.11	125.93
82	QH	202	PEB	C2A-C1A-NA	2.58	110.49	108.27
82	AJ	302	PEB	C2A-C1A-NA	2.58	110.49	108.27
87	82	304	CLA	CMB-C2B-C3B	2.58	129.50	124.68
82	NE	202	PEB	CAC-CBC-CGC	-2.58	106.54	113.76
82	DB	202	PEB	CHC-C1D-ND	-2.57	110.96	113.95

Continued on next page...

Continued from previous page...

Mol	Chain	Res	Type	Atoms	Z	Observed(^{o})	Ideal(^{o})
82	LD	202	PEB	CHC-C1D-ND	-2.57	110.96	113.95
82	X5	201	PEB	CHC-C4C-C3C	-2.57	125.94	130.34
95	hL	101	DGD	C3G-O3G-C1D	-2.57	108.71	113.74
82	TD	201	PEB	CAC-CBC-CGC	-2.57	106.54	113.76
87	O2	203	CLA	CMB-C2B-C3B	2.57	129.50	124.68
82	BK	201	PEB	CAB-C3B-C4B	2.57	129.56	125.01
84	EG	1001	CYC	CMB-C2B-C1B	2.57	127.38	124.17
82	BA	203	PEB	CHC-C4C-C3C	-2.57	125.95	130.34
82	V5	201	PEB	CHC-C4C-C3C	-2.57	125.95	130.34
87	B2	834	CLA	O2D-CGD-O1D	-2.57	118.81	123.84
87	bL	614	CLA	O2D-CGD-O1D	-2.57	118.81	123.84
82	RJ	202	PEB	OD-C4D-C3D	-2.57	123.63	129.46
82	qF	201	PEB	OD-C4D-C3D	-2.57	123.63	129.46
82	OO	201	PEB	C4B-C3B-C2B	-2.57	103.93	106.78
82	QD	202	PEB	OD-C4D-ND	-2.57	122.12	125.93
82	V9	201	PEB	OD-C4D-ND	-2.57	122.12	125.93
83	AJ	304	PUB	C2C-C1C-NC	2.57	113.79	110.05
87	5N	607	CLA	O2D-CGD-O1D	-2.57	118.81	123.84
87	62	303	CLA	CHB-C4A-NA	2.57	128.07	124.51
82	gF	202	PEB	OD-C4D-C3D	-2.57	123.63	129.46
82	S9	203	PEB	CAC-CBC-CGC	-2.57	106.54	113.76
82	qF	201	PEB	CBA-CAA-C3A	2.57	119.20	113.47
82	VF	202	PEB	CAB-C3B-C4B	2.57	129.56	125.01
82	TA	203	PEB	CMA-C2A-C1A	-2.57	106.86	112.40
82	QJ	203	PEB	OD-C4D-C3D	-2.57	123.63	129.46
82	fM	201	PEB	OD-C4D-C3D	-2.57	123.63	129.46
82	K9	202	PEB	CAB-C3B-C4B	2.57	129.56	125.01
82	sC	201	PEB	CHA-C4A-NA	2.57	128.26	125.20
82	m4	202	PEB	OD-C4D-ND	-2.57	122.12	125.93
82	TI	201	PEB	C2B-C1B-NB	2.57	116.02	110.53
82	A5	201	PEB	CHC-C4C-C3C	-2.57	125.95	130.34
84	NO	1001	CYC	CAD-CBD-CGD	-2.57	106.55	113.76
82	cB	403	PEB	CAB-CBB-CGB	-2.57	108.07	113.60
82	tF	201	PEB	CHA-C1B-NB	-2.57	119.55	124.93
82	cM	201	PEB	CHA-C1B-NB	-2.57	119.55	124.93
82	KF	202	PEB	C1C-CHB-C4B	2.57	131.88	128.81
82	FQ	201	PEB	CHC-C1D-ND	-2.57	110.96	113.95
82	l1	203	PEB	OD-C4D-C3D	-2.57	123.63	129.46
82	RQ	201	PEB	CAB-C3B-C4B	2.57	129.56	125.01
87	DL	404	CLA	C1B-CHB-C4A	-2.57	125.02	130.12
95	C6	503	DGD	O1G-C1A-O1A	-2.57	117.10	123.59
87	AN	834	CLA	CMB-C2B-C1B	-2.57	124.51	128.46

Continued on next page...

Continued from previous page...

Mol	Chain	Res	Type	Atoms	Z	Observed(^{o})	Ideal(^{o})
82	A1	301	PEB	C3B-C4B-NB	2.57	113.79	110.05
82	B7	203	PEB	CAB-CBB-CGB	-2.57	108.07	113.60
87	c6	607	CLA	CHB-C4A-NA	2.57	128.07	124.51
82	DD	201	PEB	CHA-C1B-NB	-2.57	119.55	124.93
82	RH	201	PEB	CHA-C1B-NB	-2.57	119.55	124.93
82	AO	305	PEB	CHC-C1D-ND	-2.57	110.96	113.95
82	XK	203	PEB	OD-C4D-C3D	-2.57	123.63	129.46
82	I5	201	PEB	CHC-C4C-C3C	-2.57	125.95	130.34
84	H1	1001	CYC	OB-C4B-C3B	-2.57	125.25	128.04
82	S7	201	PEB	C4B-C3B-C2B	-2.57	103.94	106.78
82	G9	201	PEB	OD-C4D-ND	-2.57	122.12	125.93
83	xF	305	PUB	OD-C4D-ND	-2.57	122.12	125.93
87	A2	820	CLA	C2A-C1A-CHA	2.57	128.35	123.86
82	NA	201	PEB	CHA-C1B-C2B	2.57	131.51	124.90
82	XA	202	PEB	CHA-C4A-NA	2.57	128.26	125.20
83	AO	303	PUB	C2C-C1C-NC	2.57	113.79	110.05
82	B7	201	PEB	C1B-C2B-C3B	-2.57	103.56	106.51
87	2N	307	CLA	CHB-C4A-NA	2.57	128.07	124.51
92	bL	611	LMG	O8-C9-C8	2.57	115.92	108.43
82	b1	202	PEB	OD-C4D-C3D	-2.57	123.64	129.46
82	RE	202	PEB	CHA-C1B-NB	-2.57	119.56	124.93
82	YE	202	PEB	CHA-C1B-NB	-2.57	119.56	124.93
82	WH	203	PEB	C2A-C1A-NA	2.57	110.49	108.27
84	73	1002	CYC	CAA-C2A-C1A	2.57	129.56	125.01
82	gM	202	PEB	CMB-C2B-C1B	2.57	129.02	125.06
82	C7	201	PEB	OD-C4D-C3D	-2.57	123.64	129.46
87	A2	851	CLA	C2D-C1D-ND	-2.57	108.21	110.10
87	4N	606	CLA	C2D-C1D-ND	-2.57	108.21	110.10
82	VI	202	PEB	OD-C4D-ND	-2.57	122.12	125.93
82	P9	201	PEB	OD-C4D-ND	-2.57	122.12	125.93
87	3N	313	CLA	CMB-C2B-C3B	2.57	129.49	124.68
87	K2	106	CLA	CHA-C1A-NA	-2.57	120.51	126.40
88	aL	607	LHG	O8-C23-C24	2.57	119.97	111.91
84	GG	1001	CYC	CMB-C2B-C1B	2.57	127.38	124.17
82	XQ	201	PEB	CMB-C2B-C1B	2.57	129.02	125.06
87	62	306	CLA	C1B-CHB-C4A	-2.57	125.03	130.12
82	jO	201	PEB	C2A-C1A-NA	2.57	110.49	108.27
82	MB	202	PEB	C2A-C1A-NA	-2.57	106.06	108.27
82	W5	203	PEB	OD-C4D-C3D	-2.57	123.64	129.46
82	mE	202	PEB	OD-C4D-C3D	-2.57	123.64	129.46
85	c6	602	BCR	C36-C18-C19	2.57	122.12	118.08
87	4N	608	CLA	O2A-CGA-O1A	-2.57	117.11	123.59

Continued on next page...

Continued from previous page...

Mol	Chain	Res	Type	Atoms	Z	Observed(^{o})	Ideal(^{o})
83	AO	302	PUB	C4B-CHB-C1C	-2.57	125.74	128.81
95	L6	102	DGD	O1G-C1A-C2A	2.57	119.97	111.91
82	RE	202	PEB	CAC-CBC-CGC	-2.57	106.56	113.76
82	RF	201	PEB	CAB-CBB-CGB	-2.57	108.08	113.60
82	mO	201	PEB	CAB-CBB-CGB	-2.57	108.08	113.60
87	c6	605	CLA	CMB-C2B-C3B	2.57	129.48	124.68
84	HH	1001	CYC	OB-C4B-C3B	-2.57	125.25	128.04
82	B5	203	PEB	OD-C4D-ND	-2.57	122.12	125.93
91	a6	613	PHO	O1D-CGD-CBD	-2.57	120.46	124.74
82	dQ	401	PEB	OD-C4D-C3D	-2.57	123.64	129.46
82	XF	203	PEB	C1B-C2B-C3B	-2.57	103.56	106.51
82	FI	201	PEB	C1B-C2B-C3B	-2.57	103.56	106.51
82	dF	202	PEB	C3B-C4B-NB	2.57	113.78	110.05
82	xF	303	PEB	C2A-C1A-NA	2.57	110.49	108.27
96	vL	201	HEM	CMB-C2B-C1B	-2.57	121.13	125.04
82	B5	201	PEB	O2B-CGB-CBB	2.57	122.28	114.03
82	T7	201	PEB	CHA-C1B-C2B	2.57	131.50	124.90
87	KN	105	CLA	CHA-C1A-NA	-2.57	120.52	126.40
87	BL	620	CLA	O2D-CGD-CBD	2.57	115.83	111.27
82	GJ	202	PEB	C4B-C3B-C2B	-2.57	103.94	106.78
82	WM	203	PEB	CHB-C4B-C3B	-2.57	119.39	125.32
82	mG	202	PEB	CHB-C4B-C3B	-2.57	119.39	125.32
84	KG	202	CYC	CMB-C2B-C1B	2.57	127.37	124.17
84	N4	1001	CYC	CAD-CBD-CGD	-2.57	106.56	113.76
82	iH	202	PEB	OA-C1A-NA	2.57	128.05	124.94
82	Y5	202	PEB	OD-C4D-C3D	-2.57	123.64	129.46
82	lE	201	PEB	C3B-C4B-NB	2.57	113.78	110.05
82	qK	203	PEB	CHA-C4A-NA	2.57	128.26	125.20
87	7N	603	CLA	C1B-CHB-C4A	-2.57	125.03	130.12
82	B5	201	PEB	CMA-C2A-C1A	-2.57	106.87	112.40
82	EJ	201	PEB	OD-C4D-C3D	-2.57	123.64	129.46
82	d4	201	PEB	OD-C4D-C3D	-2.57	123.64	129.46
82	EJ	203	PEB	C1C-CHB-C4B	-2.57	125.74	128.81
82	UB	301	PEB	OD-C4D-ND	-2.57	122.13	125.93
82	LQ	202	PEB	C1B-C2B-C3B	-2.57	103.56	106.51
82	g4	203	PEB	CHC-C1D-ND	-2.57	110.97	113.95
83	yK	302	PUB	CHA-C4A-NA	-2.57	110.97	113.95
82	YO	201	PEB	CHA-C1B-NB	-2.57	119.56	124.93
82	T5	201	PEB	CHC-C4C-C3C	-2.57	125.96	130.34
82	WJ	202	PEB	CBC-CAC-C2C	-2.57	108.24	112.62
87	AN	820	CLA	O2A-CGA-O1A	-2.57	117.12	123.59
87	A6	404	CLA	CHB-C4A-NA	2.57	128.06	124.51

Continued on next page...

Continued from previous page...

Mol	Chain	Res	Type	Atoms	Z	Observed(^{o})	Ideal(^{o})
82	F5	203	PEB	OD-C4D-C3D	-2.57	123.65	129.46
82	S9	202	PEB	OD-C4D-C3D	-2.57	123.65	129.46
82	eO	201	PEB	OD-C4D-C3D	-2.57	123.65	129.46
82	OB	201	PEB	C1B-C2B-C3B	-2.57	103.56	106.51
91	d6	404	PHO	O2A-CGA-CBA	2.57	119.96	111.91
87	12	609	CLA	O2D-CGD-O1D	-2.57	118.82	123.84
82	P5	201	PEB	CHC-C4C-C3C	-2.57	125.96	130.34
83	A1	303	PUB	CHA-C1B-C2B	-2.57	125.96	130.34
82	NP	202	PEB	CAC-CBC-CGC	-2.57	106.57	113.76
84	L1	1001	CYC	CHB-C4A-NA	-2.57	119.57	124.93
82	dM	202	PEB	OD-C4D-C3D	-2.57	123.65	129.46
87	12	608	CLA	CMD-C2D-C1D	2.57	129.23	124.71
82	QD	201	PEB	CBA-CAA-C3A	-2.57	107.76	113.47
87	AN	816	CLA	O2D-CGD-O1D	-2.57	118.82	123.84
82	kH	202	PEB	C4B-C3B-C2B	-2.57	103.94	106.78
84	DG	1001	CYC	CAA-C2A-C1A	2.56	129.55	125.01
87	BN	824	CLA	C1B-CHB-C4A	-2.56	125.04	130.12
82	PH	201	PEB	CHB-C4B-C3B	-2.56	119.39	125.32
82	OQ	202	PEB	C1B-C2B-C3B	-2.56	103.56	106.51
82	LI	201	PEB	CAC-CBC-CGC	-2.56	106.57	113.76
82	kE	202	PEB	OD-C4D-ND	-2.56	122.13	125.93
82	T7	203	PEB	CMA-C2A-C1A	-2.56	106.88	112.40
82	WJ	202	PEB	CMC-C3C-C2C	2.56	129.78	124.94
82	c1	201	PEB	OD-C4D-C3D	-2.56	123.65	129.46
87	B2	836	CLA	C2A-C1A-CHA	2.56	128.34	123.86
82	E5	201	PEB	CHC-C4C-C3C	-2.56	125.96	130.34
82	VI	203	PEB	CBC-CAC-C2C	-2.56	108.24	112.62
82	NA	201	PEB	C3B-C4B-NB	2.56	113.78	110.05
82	W1	202	PEB	CMC-C3C-C2C	2.56	129.78	124.94
87	ON	203	CLA	CMB-C2B-C3B	2.56	129.47	124.68
87	B6	609	CLA	CMB-C2B-C3B	2.56	129.47	124.68
82	c1	201	PEB	OD-C4D-ND	-2.56	122.13	125.93
82	dB	201	PEB	OD-C4D-ND	-2.56	122.13	125.93
87	62	309	CLA	C3D-C4D-ND	2.56	114.39	110.24
82	T9	202	PEB	CAB-C3B-C4B	2.56	129.54	125.01
87	12	602	CLA	O2A-CGA-O1A	-2.56	117.12	123.59
82	WB	401	PEB	OD-C4D-C3D	-2.56	123.65	129.46
82	PG	202	PEB	OD-C4D-C3D	-2.56	123.65	129.46
82	N7	201	PEB	CHA-C1B-C2B	2.56	131.49	124.90
82	FO	1002	PEB	CAB-CBB-CGB	-2.56	108.09	113.60
82	D9	203	PEB	CAB-C3B-C4B	2.56	129.54	125.01
91	A6	407	PHO	O1D-CGD-CBD	-2.56	120.47	124.74

Continued on next page...

Continued from previous page...

Mol	Chain	Res	Type	Atoms	Z	Observed(^{o})	Ideal(^{o})
82	xC	201	PEB	OD-C4D-C3D	-2.56	123.65	129.46
82	Y9	201	PEB	CAA-C3A-C4A	-2.56	106.09	112.67
87	AN	830	CLA	O2D-CGD-CBD	2.56	115.82	111.27
83	Y7	302	PUB	CAC-CBC-CGC	-2.56	108.09	113.60
82	OP	203	PEB	OD-C4D-C3D	-2.56	123.65	129.46
82	VM	202	PEB	CAB-C3B-C4B	2.56	129.54	125.01
82	TE	201	PEB	CHC-C4C-C3C	-2.56	125.97	130.34
82	N5	201	PEB	CHC-C4C-C3C	-2.56	125.97	130.34
87	c6	615	CLA	C1-C2-C3	-2.56	121.61	126.04
82	j4	201	PEB	OD-C4D-ND	-2.56	122.13	125.93
82	A9	201	PEB	OD-C4D-ND	-2.56	122.13	125.93
82	T9	201	PEB	OD-C4D-ND	-2.56	122.13	125.93
82	kK	202	PEB	OD-C4D-ND	-2.56	122.13	125.93
82	uC	203	PEB	C4B-C3B-C2B	-2.56	103.95	106.78
82	mO	201	PEB	C1B-C2B-C3B	-2.56	103.57	106.51
87	62	313	CLA	CMB-C2B-C1B	-2.56	124.53	128.46
82	CQ	202	PEB	OD-C4D-ND	-2.56	122.14	125.93
82	IK	203	PEB	OD-C4D-C3D	-2.56	123.66	129.46
82	RM	201	PEB	OD-C4D-C3D	-2.56	123.66	129.46
82	eE	202	PEB	C3B-C4B-NB	2.56	113.78	110.05
87	B6	611	CLA	CHB-C4A-NA	2.56	128.05	124.51
87	cL	506	CLA	CHB-C4A-NA	2.56	128.05	124.51
84	J1	1001	CYC	C1A-C2A-C3A	-2.56	103.95	106.78
82	FP	201	PEB	C1B-C2B-C3B	-2.56	103.57	106.51
82	LP	202	PEB	C1B-C2B-C3B	-2.56	103.57	106.51
82	gG	201	PEB	OD-C4D-C3D	-2.56	123.66	129.46
82	e4	202	PEB	CHC-C1D-ND	-2.56	110.97	113.95
87	AN	838	CLA	O2D-CGD-CBD	2.56	115.82	111.27
87	72	603	CLA	C1B-CHB-C4A	-2.56	125.05	130.12
82	uK	202	PEB	C3B-C4B-NB	2.56	113.77	110.05
82	lM	201	PEB	CHA-C1B-NB	-2.56	119.58	124.93
82	V7	201	PEB	OD-C4D-ND	-2.56	122.14	125.93
85	K2	105	BCR	C33-C5-C6	-2.56	121.65	124.53
82	LP	201	PEB	CHC-C4C-C3C	-2.56	125.97	130.34
82	kH	203	PEB	C3B-C4B-NB	2.56	113.77	110.05
87	BN	824	CLA	CHB-C4A-NA	2.56	128.05	124.51
87	B6	612	CLA	CHB-C4A-NA	2.56	128.05	124.51
82	KJ	202	PEB	C1C-CHB-C4B	2.56	131.87	128.81
87	A2	815	CLA	O2D-CGD-O1D	-2.56	118.83	123.84
87	6N	605	CLA	C1B-CHB-C4A	-2.56	125.05	130.12
85	BN	841	BCR	C36-C18-C19	2.56	122.11	118.08
82	A1	301	PEB	CHC-C4C-C3C	-2.56	125.97	130.34

Continued on next page...

Continued from previous page...

Mol	Chain	Res	Type	Atoms	Z	Observed(^{o})	Ideal(^{o})
82	F9	201	PEB	CHB-C4B-NB	-2.56	125.28	128.83
82	m4	203	PEB	CAB-C3B-C2B	2.56	132.65	127.88
82	XP	201	PEB	CBC-CAC-C2C	-2.56	108.25	112.62
82	vC	202	PEB	CHB-C4B-C3B	2.56	131.23	125.32
82	EP	202	PEB	OD-C4D-C3D	-2.56	123.66	129.46
82	L9	201	PEB	OD-C4D-C3D	-2.56	123.66	129.46
82	bH	202	PEB	CHC-C4C-C3C	-2.56	125.97	130.34
82	NP	202	PEB	C2A-C1A-NA	2.56	110.48	108.27
82	iH	201	PEB	C2A-C1A-NA	2.56	110.48	108.27
87	42	606	CLA	O2D-CGD-O1D	-2.56	118.83	123.84
82	UA	202	PEB	C4B-C3B-C2B	-2.56	103.95	106.78
82	U7	202	PEB	C4B-C3B-C2B	-2.56	103.95	106.78
82	IJ	203	PEB	C3B-C4B-NB	2.56	113.77	110.05
87	cL	507	CLA	C2A-C1A-CHA	2.56	128.33	123.86
82	jM	202	PEB	CMB-C2B-C1B	2.56	129.00	125.06
83	AH	303	PUB	CHA-C1B-C2B	-2.56	125.97	130.34
82	aH	202	PEB	OD-C4D-ND	-2.56	122.14	125.93
85	BN	839	BCR	C1-C6-C5	-2.56	119.01	122.61
87	BN	807	CLA	C1B-CHB-C4A	-2.56	125.05	130.12
87	LN	203	CLA	CHD-C1D-ND	-2.56	122.10	124.45
82	CA	201	PEB	OD-C4D-C3D	-2.56	123.66	129.46
82	JA	202	PEB	OD-C4D-C3D	-2.56	123.66	129.46
87	A2	818	CLA	CMB-C2B-C3B	2.56	129.46	124.68
82	N7	201	PEB	C3B-C4B-NB	2.56	113.77	110.05
92	AL	411	LMG	O8-C28-C29	2.56	119.94	111.91
87	BL	621	CLA	C4-C3-C5	2.56	119.57	115.27
82	jK	202	PEB	C1B-C2B-C3B	-2.56	103.57	106.51
82	dO	201	PEB	OD-C4D-C3D	-2.56	123.67	129.46
87	AN	831	CLA	CHB-C4A-NA	2.56	128.05	124.51
82	b4	201	PEB	C4B-C3B-C2B	-2.56	103.95	106.78
82	uK	202	PEB	CHA-C4A-NA	2.56	128.25	125.20
82	ZE	202	PEB	CHA-C1B-C2B	2.56	131.48	124.90
82	AP	201	PEB	CHB-C4B-NB	-2.56	125.28	128.83
82	SH	201	PEB	OD-C4D-C3D	-2.56	123.67	129.46
95	C6	521	DGD	O1G-C1A-C2A	2.56	119.93	111.91
87	BN	810	CLA	C1B-CHB-C4A	-2.56	125.05	130.12
82	BI	203	PEB	OD-C4D-ND	-2.56	122.14	125.93
82	B5	201	PEB	C1B-C2B-C3B	-2.56	103.57	106.51
82	mG	201	PEB	OD-C4D-C3D	-2.56	123.67	129.46
82	GJ	201	PEB	CHC-C1D-ND	-2.56	110.98	113.95
87	A2	839	CLA	O2D-CGD-O1D	-2.56	118.84	123.84
87	B2	816	CLA	C1B-CHB-C4A	-2.56	125.05	130.12

Continued on next page...

Continued from previous page...

Mol	Chain	Res	Type	Atoms	Z	Observed(^{o})	Ideal(^{o})
82	AG	301	PEB	CHA-C1B-NB	-2.56	119.58	124.93
83	QJ	201	PUB	C1D-CHC-C4C	-2.56	107.81	113.37
87	BN	825	CLA	O2D-CGD-O1D	-2.56	118.84	123.84
87	J2	101	CLA	O2D-CGD-O1D	-2.56	118.84	123.84
87	BL	602	CLA	C1B-CHB-C4A	-2.56	125.05	130.12
87	22	609	CLA	C1B-CHB-C4A	-2.56	125.05	130.12
82	Y4	201	PEB	CHA-C1B-NB	-2.56	119.59	124.93
82	UB	303	PEB	CBC-CAC-C2C	-2.56	108.26	112.62
82	YG	201	PEB	OD-C4D-C3D	-2.56	123.67	129.46
82	JK	201	PEB	OD-C4D-C3D	-2.56	123.67	129.46
82	Q5	203	PEB	OD-C4D-C3D	-2.56	123.67	129.46
82	PO	203	PEB	CMB-C2B-C1B	2.56	129.00	125.06
87	2N	307	CLA	O2D-CGD-O1D	-2.56	118.84	123.84
87	bL	617	CLA	C1B-CHB-C4A	-2.56	125.06	130.12
82	BQ	201	PEB	OD-C4D-ND	-2.56	122.14	125.93
82	w8	203	PEB	OD-C4D-ND	-2.56	122.14	125.93
82	d1	202	PEB	CMA-C2A-C1A	-2.56	106.89	112.40
82	H1	1002	PEB	CHA-C1B-C2B	2.56	131.47	124.90
87	2N	304	CLA	CHB-C4A-NA	2.56	128.05	124.51
82	DF	202	PEB	CBD-CAD-C3D	-2.56	114.91	127.62
82	KD	201	PEB	OD-C4D-C3D	-2.56	123.67	129.46
82	fM	203	PEB	OD-C4D-C3D	-2.56	123.67	129.46
82	cM	202	PEB	C2A-C1A-NA	2.56	110.48	108.27
82	HI	202	PEB	C2B-C1B-NB	2.56	115.98	110.53
87	12	606	CLA	O2D-CGD-O1D	-2.56	118.84	123.84
84	E4	1001	CYC	CMB-C2B-C1B	2.56	127.36	124.17
84	EG	1001	CYC	C4A-C3A-C2A	-2.56	103.57	106.51
82	M7	201	PEB	C3B-C4B-NB	2.56	113.77	110.05
82	L7	201	PEB	OD-C4D-C3D	-2.56	123.67	129.46
82	jM	202	PEB	OD-C4D-ND	-2.56	122.14	125.93
87	O2	203	CLA	CHB-C4A-NA	2.55	128.04	124.51
82	P1	201	PEB	CAB-CBB-CGB	-2.55	108.11	113.60
82	f1	203	PEB	CHA-C1B-NB	-2.55	119.59	124.93
82	a4	203	PEB	OD-C4D-C3D	-2.55	123.67	129.46
82	hF	201	PEB	OD-C4D-C3D	-2.55	123.67	129.46
82	bH	202	PEB	OD-C4D-C3D	-2.55	123.67	129.46
82	BD	201	PEB	OD-C4D-ND	-2.55	122.15	125.93
82	KD	202	PEB	OD-C4D-ND	-2.55	122.15	125.93
82	bP	502	PEB	OD-C4D-ND	-2.55	122.15	125.93
82	RK	201	PEB	CBC-CAC-C2C	-2.55	108.26	112.62
82	gB	202	PEB	CHC-C1D-ND	-2.55	110.98	113.95
82	RM	202	PEB	OD-C4D-C3D	-2.55	123.67	129.46

Continued on next page...

Continued from previous page...

Mol	Chain	Res	Type	Atoms	Z	Observed(^{o})	Ideal(^{o})
87	BN	817	CLA	C1B-CHB-C4A	-2.55	125.06	130.12
87	B2	830	CLA	C1B-CHB-C4A	-2.55	125.06	130.12
82	ZI	401	PEB	OA-C1A-NA	2.55	128.03	124.94
91	a6	613	PHO	CGD-CBD-CAD	-2.55	102.46	110.73
87	4N	608	CLA	C2D-C1D-ND	-2.55	108.22	110.10
82	l4	201	PEB	OD-C4D-ND	-2.55	122.15	125.93
82	CD	202	PEB	CBC-CAC-C2C	-2.55	108.26	112.62
82	DK	202	PEB	CBD-CAD-C3D	-2.55	114.92	127.62
87	4N	604	CLA	C1D-CHD-C4C	2.55	131.56	126.06
87	42	607	CLA	C2A-C1A-CHA	2.55	128.32	123.86
87	B2	822	CLA	CHB-C4A-NA	2.55	128.04	124.51
82	s8	203	PEB	CHC-C1D-ND	-2.55	110.98	113.95
82	eK	201	PEB	OD-C4D-C3D	-2.55	123.67	129.46
82	FK	201	PEB	CMA-C2A-C1A	-2.55	106.90	112.40
82	IJ	201	PEB	CHA-C1B-NB	-2.55	119.59	124.93
82	iG	202	PEB	C1C-CHB-C4B	-2.55	125.76	128.81
96	FL	102	HEM	CMC-C2C-C3C	2.55	129.46	124.68
82	AG	304	PEB	C2A-C1A-NA	2.55	110.47	108.27
82	bO	201	PEB	OD-C4D-ND	-2.55	122.15	125.93
87	82	302	CLA	CHD-C1D-ND	-2.55	122.11	124.45
82	NF	202	PEB	CMC-C3C-C2C	-2.55	120.13	124.94
82	RM	201	PEB	CAA-C3A-C4A	2.55	119.23	112.67
87	1N	606	CLA	O2D-CGD-O1D	-2.55	118.85	123.84
87	12	611	CLA	CHB-C4A-NA	2.55	128.04	124.51
87	62	302	CLA	CHB-C4A-NA	2.55	128.04	124.51
92	bL	611	LMG	C9-C8-C7	-2.55	105.75	111.79
82	EK	202	PEB	CHB-C4B-NB	-2.55	125.29	128.83
84	JH	1003	CYC	CHB-C4A-NA	-2.55	119.59	124.93
87	B2	820	CLA	C1B-CHB-C4A	-2.55	125.06	130.12
85	cL	503	BCR	C29-C28-C27	2.55	117.08	111.38
82	YE	201	PEB	OD-C4D-C3D	-2.55	123.68	129.46
87	5N	606	CLA	CHB-C4A-NA	2.55	128.04	124.51
82	MD	201	PEB	OA-C1A-C2A	-2.55	124.14	126.17
84	F4	1001	CYC	C2A-C1A-NA	2.55	113.76	110.05
87	A2	836	CLA	C1B-CHB-C4A	-2.55	125.06	130.12
87	JN	101	CLA	O2D-CGD-O1D	-2.55	118.85	123.84
82	ID	202	PEB	OD-C4D-ND	-2.55	122.15	125.93
82	DJ	201	PEB	CMA-C2A-C1A	-2.55	106.90	112.40
82	dH	202	PEB	CMA-C2A-C1A	-2.55	106.90	112.40
82	YH	201	PEB	C4B-C3B-C2B	-2.55	103.96	106.78
82	AH	301	PEB	CHC-C4C-C3C	-2.55	125.98	130.34
82	N7	203	PEB	CMB-C2B-C1B	2.55	128.99	125.06

Continued on next page...

Continued from previous page...

Mol	Chain	Res	Type	Atoms	Z	Observed(^{o})	Ideal(^{o})
87	6N	602	CLA	CHB-C4A-NA	2.55	128.04	124.51
82	AH	302	PEB	OD-C4D-C3D	-2.55	123.68	129.46
84	E1	1001	CYC	CHB-C1B-NB	-2.55	120.58	126.06
82	VP	202	PEB	CAC-CBC-CGC	-2.55	106.61	113.76
82	qK	201	PEB	CBA-CAA-C3A	2.55	119.15	113.47
87	L2	204	CLA	C2D-C1D-ND	-2.55	108.22	110.10
82	GK	203	PEB	CAB-C3B-C2B	-2.55	123.13	127.88
87	A6	403	CLA	C1-C2-C3	-2.55	121.63	126.04
82	s8	201	PEB	CHA-C4A-NA	2.55	128.24	125.20
82	JP	202	PEB	C1B-C2B-C3B	-2.55	103.58	106.51
82	Q1	202	PEB	C2A-C1A-NA	2.55	110.47	108.27
82	G9	202	PEB	CAB-C3B-C4B	2.55	129.52	125.01
82	TO	203	PEB	OD-C4D-C3D	-2.55	123.68	129.46
84	C4	1001	CYC	CMB-C2B-C1B	2.55	127.35	124.17
87	BL	621	CLA	CAA-CBA-CGA	-2.55	105.80	113.25
87	62	309	CLA	CAA-C2A-C3A	2.55	119.76	112.78
82	DI	201	PEB	OD-C4D-ND	-2.55	122.15	125.93
87	IN	102	CLA	C1B-CHB-C4A	-2.55	125.07	130.12
82	DB	203	PEB	CBC-CAC-C2C	-2.55	108.27	112.62
82	XB	202	PEB	C1B-C2B-C3B	-2.55	103.58	106.51
82	kH	201	PEB	CHC-C4C-C3C	-2.55	125.99	130.34
82	mE	201	PEB	C2A-C1A-NA	2.55	110.47	108.27
88	B6	617	LHG	O8-C23-C24	2.55	119.91	111.91
95	a6	604	DGD	O1G-C1A-C2A	2.55	119.91	111.91
87	B2	806	CLA	C1B-CHB-C4A	-2.55	125.07	130.12
85	cL	518	BCR	C20-C19-C18	-2.55	119.25	126.42
82	LK	201	PEB	C3B-C4B-NB	2.55	113.76	110.05
82	vK	202	PEB	CHB-C4B-C3B	-2.55	119.43	125.32
82	EP	201	PEB	C4B-C3B-C2B	-2.55	103.96	106.78
87	A2	821	CLA	O2D-CGD-CBD	2.55	115.80	111.27
82	Z9	303	PEB	CHA-C1B-C2B	2.55	131.45	124.90
84	FE	1002	CYC	CAD-CBD-CGD	-2.55	106.61	113.76
87	6N	601	CLA	CHB-C4A-NA	2.55	128.04	124.51
82	VQ	202	PEB	C3B-C4B-NB	2.55	113.76	110.05
82	hJ	201	PEB	C3B-C4B-NB	2.55	113.76	110.05
82	QK	202	PEB	OD-C4D-C3D	-2.55	123.69	129.46
85	J2	102	BCR	C23-C22-C21	-2.55	115.03	118.94
87	62	301	CLA	CMB-C2B-C3B	2.55	129.44	124.68
82	O9	202	PEB	CAC-C2C-C3C	2.55	134.57	127.25
87	62	313	CLA	CHB-C4A-NA	2.55	128.03	124.51
87	A2	831	CLA	CHB-C4A-NA	2.55	128.03	124.51
87	B2	823	CLA	CHB-C4A-NA	2.55	128.03	124.51

Continued on next page...

Continued from previous page...

Mol	Chain	Res	Type	Atoms	Z	Observed(^{o})	Ideal(^{o})
87	B6	603	CLA	CHB-C4A-NA	2.55	128.03	124.51
82	VP	201	PEB	OD-C4D-C3D	-2.55	123.69	129.46
82	JP	202	PEB	CAC-CBC-CGC	-2.55	106.62	113.76
82	N9	202	PEB	CAB-C3B-C4B	2.55	129.51	125.01
87	42	608	CLA	O2A-CGA-O1A	-2.55	117.16	123.59
82	XD	203	PEB	CHC-C4C-C3C	-2.55	125.99	130.34
82	D5	201	PEB	CHC-C4C-C3C	-2.55	125.99	130.34
87	LN	203	CLA	CMB-C2B-C3B	2.55	129.44	124.68
91	DL	405	PHO	C4-C3-C5	2.55	119.56	115.27
87	AN	839	CLA	C1B-CHB-C4A	-2.55	125.07	130.12
87	A2	802	CLA	O2D-CGD-O1D	-2.55	118.86	123.84
82	VI	201	PEB	C4B-C3B-C2B	-2.55	103.96	106.78
82	PE	202	PEB	CAC-CBC-CGC	-2.55	106.62	113.76
82	z8	201	PEB	OA-C1A-C2A	-2.55	124.15	126.17
82	MF	202	PEB	CMB-C2B-C1B	2.55	128.99	125.06
87	b6	607	CLA	C1B-CHB-C4A	-2.55	125.07	130.12
82	XB	202	PEB	CHB-C4B-NB	-2.55	125.29	128.83
87	42	610	CLA	O2D-CGD-O1D	-2.55	118.86	123.84
82	QQ	201	PEB	OD-C4D-C3D	-2.55	123.69	129.46
82	pF	202	PEB	CHC-C4C-C3C	-2.55	125.99	130.34
82	M9	304	PEB	CHA-C1B-C2B	2.55	131.45	124.90
82	Y1	201	PEB	CHA-C4A-NA	2.55	128.23	125.20
85	cL	518	BCR	C8-C7-C6	-2.55	120.05	127.20
83	wK	304	PUB	CHB-C1C-C2C	-2.55	119.44	125.32
82	QO	201	PEB	OA-C1A-NA	2.55	128.03	124.94
82	dK	202	PEB	C1B-C2B-C3B	-2.55	103.58	106.51
84	IE	1001	CYC	C4A-C3A-C2A	-2.55	103.58	106.51
82	kF	202	PEB	OD-C4D-ND	-2.55	122.16	125.93
82	qC	202	PEB	C3B-C4B-NB	2.55	113.75	110.05
82	tK	202	PEB	C3B-C4B-NB	2.55	113.75	110.05
87	4N	610	CLA	O2D-CGD-O1D	-2.55	118.86	123.84
85	B2	841	BCR	C24-C23-C22	-2.55	122.39	126.23
82	ZO	201	PEB	C4B-C3B-C2B	-2.55	103.97	106.78
82	S5	201	PEB	CAB-CBB-CGB	-2.55	108.13	113.60
87	5N	603	CLA	O2D-CGD-O1D	-2.55	118.86	123.84
82	LQ	201	PEB	C2A-C1A-NA	2.55	110.47	108.27
82	kG	202	PEB	OD-C4D-ND	-2.54	122.16	125.93
82	UE	201	PEB	CMB-C2B-C1B	2.54	128.98	125.06
83	yK	302	PUB	C4B-CHB-C1C	2.54	131.85	128.81
87	1N	608	CLA	CMD-C2D-C1D	2.54	129.20	124.71
82	DM	202	PEB	OD-C4D-C3D	-2.54	123.69	129.46
82	mH	202	PEB	OD-C4D-C3D	-2.54	123.69	129.46

Continued on next page...

Continued from previous page...

Mol	Chain	Res	Type	Atoms	Z	Observed(^{o})	Ideal(^{o})
84	BE	1001	CYC	C1B-NB-C4B	-2.54	107.43	110.67
82	j1	202	PEB	OD-C4D-ND	-2.54	122.16	125.93
85	k6	102	BCR	C4-C5-C6	-2.54	119.04	122.73
82	cJ	201	PEB	CHA-C1B-NB	-2.54	119.61	124.93
82	kH	201	PEB	CAB-CBB-CGB	-2.54	108.13	113.60
87	1N	602	CLA	O2A-CGA-O1A	-2.54	117.17	123.59
82	ZG	201	PEB	OD-C4D-C3D	-2.54	123.70	129.46
92	JL	102	LMG	O8-C28-C29	2.54	119.89	111.91
82	F1	1002	PEB	OD-C4D-C3D	-2.54	123.70	129.46
82	eB	201	PEB	C3B-C4B-NB	2.54	113.75	110.05
85	B2	839	BCR	C1-C6-C5	-2.54	119.03	122.61
82	u8	201	PEB	C4B-C3B-C2B	-2.54	103.97	106.78
87	AN	837	CLA	CAA-CBA-CGA	-2.54	105.82	113.25
82	S1	202	PEB	CHC-C4C-C3C	-2.54	126.00	130.34
82	U5	203	PEB	C3B-C4B-NB	2.54	113.75	110.05
87	8N	306	CLA	O2A-CGA-O1A	-2.54	116.96	123.30
82	U9	202	PEB	CAB-CBB-CGB	-2.54	108.13	113.60
82	MM	203	PEB	CMC-C3C-C2C	2.54	129.74	124.94
84	C1	1001	CYC	C2C-C1C-NC	2.54	110.47	108.27
82	z8	202	PEB	OD-C4D-C3D	-2.54	123.70	129.46
82	I5	201	PEB	CHB-C4B-NB	-2.54	125.30	128.83
84	IG	1001	CYC	CHA-C1A-NA	-2.54	125.30	128.83
82	T7	201	PEB	C1C-CHB-C4B	2.54	131.85	128.81
82	w8	203	PEB	C1B-C2B-C3B	-2.54	103.59	106.51
87	BL	603	CLA	CMD-C2D-C3D	2.54	133.46	127.61
85	b6	602	BCR	C28-C27-C26	-2.54	109.54	114.08
85	C6	508	BCR	C2-C1-C6	2.54	114.39	110.48
82	mJ	201	PEB	CBB-CAB-C3B	2.54	119.69	112.63
82	ZI	401	PEB	CMC-C3C-C2C	2.54	129.73	124.94
82	P5	201	PEB	CHB-C4B-NB	-2.54	125.30	128.83
82	RF	201	PEB	CMB-C2B-C1B	2.54	128.98	125.06
82	BA	203	PEB	C2A-C1A-NA	2.54	110.46	108.27
87	B2	824	CLA	O2D-CGD-O1D	-2.54	118.87	123.84
87	BN	836	CLA	C2A-C1A-CHA	2.54	128.30	123.86
82	AE	301	PEB	CHA-C1B-NB	-2.54	119.62	124.93
82	QF	203	PEB	CHC-C1D-ND	-2.54	111.00	113.95
82	BA	201	PEB	C1B-C2B-C3B	-2.54	103.59	106.51
87	cL	509	CLA	CMC-C2C-C1C	-2.54	121.17	125.04
82	ZE	201	PEB	OD-C4D-C3D	-2.54	123.70	129.46
82	cH	201	PEB	OD-C4D-C3D	-2.54	123.70	129.46
82	tF	201	PEB	CAB-CBB-CGB	-2.54	108.14	113.60
87	A2	837	CLA	CAA-CBA-CGA	-2.54	105.83	113.25

Continued on next page...

Continued from previous page...

Mol	Chain	Res	Type	Atoms	Z	Observed(^{o})	Ideal(^{o})
82	VD	202	PEB	C3B-C4B-NB	2.54	113.75	110.05
82	TF	201	PEB	OD-C4D-C3D	-2.54	123.70	129.46
82	hF	202	PEB	OD-C4D-C3D	-2.54	123.70	129.46
82	aK	201	PEB	OD-C4D-C3D	-2.54	123.70	129.46
82	lM	201	PEB	OD-C4D-C3D	-2.54	123.70	129.46
82	FP	201	PEB	CHC-C1D-ND	-2.54	111.00	113.95
87	32	305	CLA	O2D-CGD-O1D	-2.54	118.87	123.84
82	TG	201	PEB	C1B-C2B-C3B	-2.54	103.59	106.51
82	V1	203	PEB	C1B-C2B-C3B	-2.54	103.59	106.51
82	j4	201	PEB	C2A-C1A-NA	2.54	110.46	108.27
82	HQ	203	PEB	CBA-CAA-C3A	-2.54	107.81	113.47
82	EK	202	PEB	CAA-C3A-C4A	-2.54	106.15	112.67
82	D5	201	PEB	OD-C4D-C3D	-2.54	123.70	129.46
87	MN	101	CLA	CAA-C2A-C3A	-2.54	105.82	112.78
87	BN	830	CLA	C1B-CHB-C4A	-2.54	125.09	130.12
82	HA	203	PEB	C3B-C4B-NB	2.54	113.74	110.05
82	QQ	201	PEB	CBA-CAA-C3A	-2.54	107.81	113.47
87	6N	613	CLA	CMB-C2B-C3B	2.54	129.43	124.68
82	gF	203	PEB	OD-C4D-C3D	-2.54	123.71	129.46
82	J9	201	PEB	CHC-C4C-C3C	-2.54	126.00	130.34
82	fH	201	PEB	OD-C4D-ND	-2.54	122.17	125.93
82	RA	201	PEB	C1B-C2B-C3B	-2.54	103.59	106.51
82	AD	304	PEB	C3B-C4B-NB	2.54	113.74	110.05
82	zC	201	PEB	OA-C1A-C2A	-2.54	124.15	126.17
82	B7	201	PEB	CAB-CBB-CGB	-2.54	108.14	113.60
82	PG	202	PEB	CAC-CBC-CGC	-2.54	106.64	113.76
82	GD	202	PEB	CMB-C2B-C1B	2.54	128.97	125.06
87	72	607	CLA	CHB-C4A-NA	2.54	128.02	124.51
94	d6	408	PL9	C45-C44-C46	2.54	119.54	115.27
82	Y7	303	PEB	CAB-C3B-C4B	2.54	129.50	125.01
82	PI	201	PEB	C4B-C3B-C2B	-2.54	103.97	106.78
82	aH	201	PEB	C1B-C2B-C3B	-2.54	103.59	106.51
82	rK	201	PEB	C1B-C2B-C3B	-2.54	103.59	106.51
87	A2	839	CLA	C1B-CHB-C4A	-2.54	125.09	130.12
87	C6	514	CLA	C1B-CHB-C4A	-2.54	125.09	130.12
87	C6	516	CLA	C1B-CHB-C4A	-2.54	125.09	130.12
82	UJ	203	PEB	CHA-C1B-NB	-2.54	119.62	124.93
82	k1	201	PEB	CHC-C4C-C3C	-2.54	126.01	130.34
82	B9	201	PEB	OD-C4D-C3D	-2.54	123.71	129.46
82	NA	203	PEB	CMB-C2B-C1B	2.54	128.97	125.06
82	DD	201	PEB	CMB-C2B-C1B	2.54	128.97	125.06
87	M2	101	CLA	CAA-C2A-C3A	-2.54	105.83	112.78

Continued on next page...

Continued from previous page...

Mol	Chain	Res	Type	Atoms	Z	Observed(^{o})	Ideal(^{o})
87	32	305	CLA	C1B-CHB-C4A	-2.54	125.09	130.12
82	xF	303	PEB	OA-C1A-C2A	-2.54	124.16	126.17
82	EP	201	PEB	OD-C4D-C3D	-2.54	123.71	129.46
82	UQ	201	PEB	CHC-C1D-ND	-2.54	111.00	113.95
87	c6	609	CLA	O2D-CGD-O1D	-2.54	118.88	123.84
82	XI	201	PEB	C4B-C3B-C2B	-2.54	103.97	106.78
82	O4	201	PEB	C4B-C3B-C2B	-2.54	103.97	106.78
82	FF	202	PEB	OD-C4D-C3D	-2.54	123.71	129.46
82	T4	201	PEB	OD-C4D-C3D	-2.54	123.71	129.46
82	CB	201	PEB	C1C-CHB-C4B	2.54	131.84	128.81
82	BI	201	PEB	CMB-C2B-C1B	2.54	128.97	125.06
82	bH	202	PEB	CMB-C2B-C1B	2.54	128.97	125.06
82	eJ	202	PEB	CMB-C2B-C1B	2.54	128.97	125.06
82	R7	201	PEB	C1B-C2B-C3B	-2.54	103.59	106.51
82	FJ	202	PEB	C2A-C1A-NA	2.54	110.46	108.27
82	nF	202	PEB	OD-C4D-ND	-2.54	122.17	125.93
87	6N	608	CLA	CAA-C2A-C3A	2.54	119.72	112.78
87	22	607	CLA	CHB-C4A-NA	2.54	128.02	124.51
87	6N	612	CLA	CMB-C2B-C1B	-2.54	124.56	128.46
82	f1	201	PEB	C3B-C4B-NB	2.54	113.74	110.05
87	A6	404	CLA	O2A-CGA-O1A	-2.54	117.19	123.59
87	B2	818	CLA	CMB-C2B-C3B	2.54	129.42	124.68
87	4N	601	CLA	C1D-ND-C4D	-2.54	104.53	106.33
82	iM	202	PEB	OD-C4D-C3D	-2.54	123.71	129.46
82	j1	201	PEB	CHB-C4B-NB	-2.54	125.31	128.83
82	NO	1002	PEB	CMD-C2D-C3D	2.54	133.64	130.06
87	22	610	CLA	O2D-CGD-O1D	-2.54	118.88	123.84
82	NK	202	PEB	CMC-C3C-C2C	-2.54	120.16	124.94
82	P1	201	PEB	CHB-C4B-C3B	-2.54	119.46	125.32
82	JF	202	PEB	OD-C4D-C3D	-2.54	123.71	129.46
82	cO	203	PEB	OD-C4D-C3D	-2.54	123.71	129.46
95	C6	503	DGD	C3E-C4E-C5E	2.54	114.76	110.24
82	e4	201	PEB	C1B-C2B-C3B	-2.54	103.60	106.51
87	82	305	CLA	O2A-CGA-O1A	-2.54	116.98	123.30
82	q8	202	PEB	C3B-C4B-NB	2.54	113.74	110.05
82	CK	203	PEB	CHB-C4B-NB	-2.54	125.31	128.83
82	Y1	201	PEB	CHB-C4B-C3B	-2.54	119.46	125.32
82	WG	201	PEB	CHA-C1B-C2B	2.54	131.42	124.90
82	TO	201	PEB	CAB-CBB-CGB	-2.54	108.15	113.60
87	b6	608	CLA	CBA-CAA-C2A	2.54	121.35	113.86
87	52	610	CLA	C1B-CHB-C4A	-2.54	125.09	130.12
87	D6	405	CLA	C1B-CHB-C4A	-2.54	125.09	130.12

Continued on next page...

Continued from previous page...

Mol	Chain	Res	Type	Atoms	Z	Observed(^{o})	Ideal(^{o})
87	b6	615	CLA	C1B-CHB-C4A	-2.54	125.09	130.12
83	AG	302	PUB	CAC-C2C-C1C	2.54	129.49	125.01
85	H6	101	BCR	C27-C26-C25	-2.54	119.05	122.73
82	c1	202	PEB	C3B-C4B-NB	2.54	113.74	110.05
82	Y4	202	PEB	C1B-C2B-C3B	-2.54	103.60	106.51
82	fG	202	PEB	C1B-C2B-C3B	-2.54	103.60	106.51
82	h4	201	PEB	C4B-C3B-C2B	-2.54	103.98	106.78
84	MG	1001	CYC	CHA-C1A-NA	-2.54	125.31	128.83
82	TQ	201	PEB	CAC-CBC-CGC	-2.54	106.65	113.76
87	5N	610	CLA	C1B-CHB-C4A	-2.54	125.10	130.12
82	LD	201	PEB	CAB-C3B-C4B	2.53	129.49	125.01
82	mO	203	PEB	CAB-C3B-C2B	2.53	132.60	127.88
87	82	303	CLA	O2D-CGD-O1D	-2.53	118.88	123.84
82	YG	202	PEB	CHA-C1B-NB	-2.53	119.63	124.93
87	7N	607	CLA	CHB-C4A-NA	2.53	128.02	124.51
82	OK	201	PEB	C3B-C4B-NB	2.53	113.74	110.05
82	MP	201	PEB	OD-C4D-C3D	-2.53	123.72	129.46
82	MJ	201	PEB	C1B-C2B-C3B	-2.53	103.60	106.51
82	PJ	201	PEB	C1B-C2B-C3B	-2.53	103.60	106.51
87	22	605	CLA	CHD-C1D-ND	-2.53	122.12	124.45
84	E4	1001	CYC	C1A-C2A-C3A	-2.53	103.98	106.78
82	L7	202	PEB	OA-C1A-NA	2.53	128.01	124.94
82	Y4	203	PEB	OD-C4D-C3D	-2.53	123.72	129.46
82	KD	202	PEB	C3B-C4B-NB	2.53	113.73	110.05
82	dF	201	PEB	C3B-C4B-NB	2.53	113.73	110.05
82	cG	202	PEB	C3B-C4B-NB	2.53	113.73	110.05
82	HH	1002	PEB	CHA-C1B-C2B	2.53	131.42	124.90
82	k1	201	PEB	CMB-C2B-C1B	2.53	128.97	125.06
84	IO	1001	CYC	CBD-CAD-C3D	-2.53	108.30	112.62
82	DB	203	PEB	CHB-C4B-NB	-2.53	125.31	128.83
87	I2	102	CLA	C1B-CHB-C4A	-2.53	125.10	130.12
82	WM	203	PEB	OD-C4D-C3D	-2.53	123.72	129.46
82	IA	201	PEB	CAB-CBB-CGB	-2.53	108.15	113.60
82	cG	202	PEB	OD-C4D-ND	-2.53	122.18	125.93
82	KD	201	PEB	C1B-C2B-C3B	-2.53	103.60	106.51
82	AE	304	PEB	C2A-C1A-NA	2.53	110.46	108.27
82	d1	202	PEB	C4B-C3B-C2B	-2.53	103.98	106.78
82	fO	202	PEB	C4B-C3B-C2B	-2.53	103.98	106.78
82	YH	201	PEB	CHA-C4A-NA	2.53	128.22	125.20
82	AQ	304	PEB	CHA-C4A-NA	-2.53	122.19	125.20
87	KN	105	CLA	CHB-C4A-NA	2.53	128.01	124.51
87	LN	202	CLA	CHB-C4A-NA	2.53	128.01	124.51

Continued on next page...

Continued from previous page...

Mol	Chain	Res	Type	Atoms	Z	Observed(^{o})	Ideal(^{o})
82	V7	203	PEB	C1C-CHB-C4B	2.53	131.84	128.81
82	oK	203	PEB	C1C-CHB-C4B	-2.53	125.78	128.81
92	B6	619	LMG	O8-C28-C29	2.53	119.86	111.91
82	eM	201	PEB	OD-C4D-C3D	-2.53	123.72	129.46
82	T1	202	PEB	OA-C1A-C2A	-2.53	124.16	126.17
82	RD	201	PEB	OD-C4D-ND	-2.53	122.18	125.93
82	a1	201	PEB	CHB-C4B-C3B	-2.53	119.47	125.32
87	52	610	CLA	O2D-CGD-O1D	-2.53	118.89	123.84
82	zC	202	PEB	OD-C4D-C3D	-2.53	123.72	129.46
82	iJ	202	PEB	OD-C4D-C3D	-2.53	123.72	129.46
82	fO	201	PEB	CAB-CBB-CGB	-2.53	108.15	113.60
87	3N	306	CLA	C1B-CHB-C4A	-2.53	125.10	130.12
87	AL	403	CLA	CAA-C2A-C3A	-2.53	105.84	112.78
87	42	601	CLA	C1D-ND-C4D	-2.53	104.54	106.33
82	H9	202	PEB	OD-C4D-C3D	-2.53	123.72	129.46
82	JD	201	PEB	CHA-C1B-C2B	2.53	131.41	124.90
82	x8	201	PEB	CHC-C1D-ND	-2.53	111.01	113.95
82	TD	202	PEB	CHA-C1B-NB	-2.53	119.64	124.93
82	BP	202	PEB	OD-C4D-C3D	-2.53	123.72	129.46
87	1N	611	CLA	CHB-C4A-NA	2.53	128.01	124.51
87	6N	606	CLA	CHB-C4A-NA	2.53	128.01	124.51
87	cL	513	CLA	CAA-C2A-C3A	-2.53	105.84	112.78
82	L9	202	PEB	C1B-C2B-C3B	-2.53	103.60	106.51
82	mE	202	PEB	C4B-C3B-C2B	-2.53	103.98	106.78
82	NQ	202	PEB	CAB-C3B-C4B	2.53	129.49	125.01
82	t8	202	PEB	CHA-C1B-C2B	2.53	131.41	124.90
87	CL	514	CLA	CAA-C2A-C3A	-2.53	105.85	112.78
87	A2	816	CLA	O2D-CGD-O1D	-2.53	118.89	123.84
82	JQ	201	PEB	C3B-C4B-NB	2.53	113.73	110.05
82	jM	203	PEB	C3B-C4B-NB	2.53	113.73	110.05
87	AN	840	CLA	O2A-CGA-O1A	-2.53	117.20	123.59
84	V3	1001	CYC	O2A-CGA-CBA	2.53	122.16	114.03
87	AN	828	CLA	CHB-C4A-NA	2.53	128.01	124.51
82	dD	401	PEB	OD-C4D-C3D	-2.53	123.73	129.46
82	HK	202	PEB	C1B-C2B-C3B	-2.53	103.60	106.51
82	R5	201	PEB	CHB-C4B-NB	-2.53	125.32	128.83
82	iO	203	PEB	OD-C4D-ND	-2.53	122.18	125.93
87	4N	606	CLA	O2D-CGD-O1D	-2.53	118.89	123.84
87	8N	304	CLA	O2D-CGD-O1D	-2.53	118.89	123.84
85	B6	602	BCR	C34-C9-C10	-2.53	119.38	122.92
87	D6	403	CLA	C1B-CHB-C4A	-2.53	125.11	130.12
87	A2	833	CLA	CAA-C2A-C3A	-2.53	105.85	112.78

Continued on next page...

Continued from previous page...

Mol	Chain	Res	Type	Atoms	Z	Observed(^{o})	Ideal(^{o})
82	SQ	202	PEB	CHB-C4B-NB	-2.53	125.32	128.83
87	BN	821	CLA	C1B-CHB-C4A	-2.53	125.11	130.12
82	QF	202	PEB	OD-C4D-C3D	-2.53	123.73	129.46
82	B9	203	PEB	OD-C4D-C3D	-2.53	123.73	129.46
82	eJ	201	PEB	OD-C4D-C3D	-2.53	123.73	129.46
82	PD	202	PEB	C1B-C2B-C3B	-2.53	103.60	106.51
82	RP	202	PEB	C1B-C2B-C3B	-2.53	103.60	106.51
84	IO	1001	CYC	C4A-C3A-C2A	-2.53	103.60	106.51
87	A2	840	CLA	O2A-CGA-O1A	-2.53	117.21	123.59
82	TQ	202	PEB	CHA-C4A-NA	2.53	128.21	125.20
82	RI	201	PEB	C4B-C3B-C2B	-2.53	103.98	106.78
82	J5	201	PEB	CHC-C4C-C3C	-2.53	126.02	130.34
82	N5	201	PEB	CHB-C4B-NB	-2.53	125.32	128.83
82	T5	201	PEB	CHB-C4B-NB	-2.53	125.32	128.83
82	X5	201	PEB	CHB-C4B-NB	-2.53	125.32	128.83
82	x8	201	PEB	CHB-C4B-NB	-2.53	125.32	128.83
82	B9	201	PEB	CHA-C1B-C2B	-2.53	118.40	124.90
82	T4	203	PEB	OD-C4D-C3D	-2.53	123.73	129.46
82	UE	203	PEB	CBA-CAA-C3A	-2.53	107.84	113.47
82	TH	202	PEB	C3B-C4B-NB	2.53	113.73	110.05
82	mE	202	PEB	C3B-C4B-NB	2.53	113.73	110.05
82	BA	201	PEB	CAB-CBB-CGB	-2.53	108.16	113.60
96	v6	201	HEM	C4D-ND-C1D	2.53	107.69	105.07
82	xK	303	PEB	C2A-C1A-NA	2.53	110.45	108.27
82	aK	202	PEB	CBC-CAC-C2C	-2.53	108.31	112.62
85	b6	602	BCR	C23-C22-C21	2.53	122.82	118.94
84	x3	1001	CYC	O2A-CGA-CBA	2.53	122.15	114.03
84	I4	1001	CYC	C4A-C3A-C2A	-2.53	103.61	106.51
87	BN	823	CLA	CHB-C4A-NA	2.53	128.01	124.51
82	NO	1002	PEB	C1C-CHB-C4B	2.53	131.83	128.81
82	AP	201	PEB	C4B-C3B-C2B	-2.53	103.98	106.78
82	fH	203	PEB	C4B-C3B-C2B	-2.53	103.98	106.78
82	AP	203	PEB	CAC-CBC-CGC	-2.53	106.67	113.76
84	FG	1001	CYC	CAD-CBD-CGD	-2.53	106.67	113.76
85	B2	841	BCR	C36-C18-C19	2.53	122.06	118.08
82	k1	201	PEB	CAB-CBB-CGB	-2.53	108.16	113.60
82	DM	202	PEB	C3B-C4B-NB	2.53	113.73	110.05
82	RO	203	PEB	C3B-C4B-NB	2.53	113.73	110.05
82	KQ	201	PEB	OD-C4D-C3D	-2.53	123.73	129.46
82	j4	203	PEB	OD-C4D-C3D	-2.53	123.73	129.46
85	L2	205	BCR	C38-C26-C27	2.53	118.47	113.62
84	KO	1001	CYC	CMB-C2B-C1B	2.53	127.32	124.17

Continued on next page...

Continued from previous page...

Mol	Chain	Res	Type	Atoms	Z	Observed(^{o})	Ideal(^{o})
87	cL	516	CLA	O2D-CGD-O1D	-2.53	118.90	123.84
95	hL	101	DGD	O1G-C1A-O1A	-2.53	117.21	123.59
82	YJ	201	PEB	CHA-C1B-NB	-2.53	119.65	124.93
88	AN	844	LHG	O8-C23-C24	2.53	119.84	111.91
87	5N	603	CLA	C1B-CHB-C4A	-2.53	125.11	130.12
82	DI	202	PEB	OD-C4D-C3D	-2.53	123.73	129.46
82	YJ	203	PEB	CMC-C3C-C2C	2.53	129.71	124.94
82	lK	202	PEB	CHC-C4C-C3C	-2.53	126.03	130.34
82	sC	203	PEB	CHC-C1D-ND	-2.53	111.01	113.95
82	fE	202	PEB	CAA-C3A-C2A	-2.53	107.95	114.26
82	GQ	201	PEB	C1B-C2B-C3B	-2.53	103.61	106.51
82	hM	203	PEB	CMD-C2D-C3D	-2.53	126.50	130.06
82	AJ	301	PEB	OD-C4D-C3D	-2.53	123.74	129.46
82	MM	202	PEB	CMA-C2A-C1A	-2.53	106.96	112.40
82	TA	201	PEB	C1C-CHB-C4B	2.53	131.83	128.81
82	GK	202	PEB	C1C-CHB-C4B	-2.53	125.79	128.81
82	ZM	201	PEB	CBC-CAC-C2C	-2.53	108.31	112.62
84	N1	1001	CYC	CAD-CBD-CGD	-2.53	106.68	113.76
87	BN	812	CLA	C1B-CHB-C4A	-2.53	125.11	130.12
87	62	307	CLA	CHB-C4A-NA	2.53	128.00	124.51
82	QE	202	PEB	CBB-CAB-C3B	-2.53	105.61	112.63
87	AN	839	CLA	O2D-CGD-O1D	-2.53	118.90	123.84
85	aL	604	BCR	C20-C19-C18	-2.53	119.32	126.42
82	e4	201	PEB	OD-C4D-C3D	-2.53	123.74	129.46
82	kO	202	PEB	OD-C4D-C3D	-2.53	123.74	129.46
92	b6	620	LMG	O8-C28-C29	2.53	119.83	111.91
82	YF	202	PEB	OD-C4D-ND	-2.53	122.19	125.93
82	II	201	PEB	C4B-C3B-C2B	-2.53	103.99	106.78
82	KI	202	PEB	C4B-C3B-C2B	-2.53	103.99	106.78
82	XF	203	PEB	OD-C4D-C3D	-2.53	123.74	129.46
82	x8	201	PEB	OD-C4D-C3D	-2.53	123.74	129.46
82	mE	201	PEB	OD-C4D-C3D	-2.53	123.74	129.46
88	A2	844	LHG	O8-C23-C24	2.53	119.83	111.91
82	QB	203	PEB	CBC-CAC-C2C	-2.53	108.31	112.62
87	B2	809	CLA	C1B-CHB-C4A	-2.52	125.12	130.12
87	B2	801	CLA	CHA-C4D-ND	2.52	137.78	132.50
87	4N	607	CLA	C2A-C1A-CHA	2.52	128.27	123.86
82	OJ	201	PEB	C1B-C2B-C3B	-2.52	103.61	106.51
82	PQ	202	PEB	C1B-C2B-C3B	-2.52	103.61	106.51
82	J5	203	PEB	OD-C4D-ND	-2.52	122.19	125.93
82	G7	201	PEB	OD-C4D-ND	-2.52	122.19	125.93
82	JK	202	PEB	OD-C4D-C3D	-2.52	123.74	129.46

Continued on next page...

Continued from previous page...

Mol	Chain	Res	Type	Atoms	Z	Observed(^{o})	Ideal(^{o})
82	dM	203	PEB	OD-C4D-C3D	-2.52	123.74	129.46
84	EH	1001	CYC	CHB-C1B-NB	-2.52	120.64	126.06
82	MJ	202	PEB	C1B-C2B-C3B	-2.52	103.61	106.51
92	BL	611	LMG	O8-C28-C29	2.52	119.83	111.91
82	TO	201	PEB	OD-C4D-C3D	-2.52	123.74	129.46
82	MP	202	PEB	CHA-C1B-NB	-2.52	119.65	124.93
84	DE	1001	CYC	CAA-C2A-C1A	2.52	129.47	125.01
87	52	603	CLA	O2D-CGD-O1D	-2.52	118.90	123.84
87	52	607	CLA	O2D-CGD-O1D	-2.52	118.90	123.84
82	hO	201	PEB	C4B-C3B-C2B	-2.52	103.99	106.78
85	BL	616	BCR	C7-C8-C9	-2.52	122.42	126.23
82	JQ	202	PEB	CMB-C2B-C1B	2.52	128.95	125.06
82	F9	203	PEB	CHA-C1B-C2B	2.52	131.39	124.90
82	f1	201	PEB	OD-C4D-ND	-2.52	122.19	125.93
82	YI	202	PEB	OD-C4D-C3D	-2.52	123.74	129.46
82	A1	302	PEB	OD-C4D-C3D	-2.52	123.74	129.46
96	f6	101	HEM	CHA-C4D-ND	2.52	127.50	124.38
87	42	608	CLA	O2D-CGD-CBD	2.52	115.75	111.27
92	aL	611	LMG	C8-O7-C10	-2.52	111.58	117.79
82	GG	1002	PEB	CHA-C1B-NB	-2.52	119.66	124.93
87	6N	608	CLA	C3D-C4D-ND	2.52	114.32	110.24
82	UD	201	PEB	CHC-C1D-ND	-2.52	111.02	113.95
87	b6	615	CLA	CHB-C4A-NA	2.52	128.00	124.51
87	L2	204	CLA	CHD-C1D-ND	-2.52	122.14	124.45
82	CJ	201	PEB	C1B-C2B-C3B	-2.52	103.61	106.51
82	fE	202	PEB	C1B-C2B-C3B	-2.52	103.61	106.51
82	kH	201	PEB	C1B-C2B-C3B	-2.52	103.61	106.51
82	e1	202	PEB	CHC-C4C-C3C	-2.52	126.03	130.34
87	2N	310	CLA	O2D-CGD-O1D	-2.52	118.91	123.84
82	QQ	202	PEB	OD-C4D-ND	-2.52	122.19	125.93
85	KN	104	BCR	C33-C5-C6	-2.52	121.70	124.53
94	a6	601	PL9	C53-C6-C1	2.52	120.15	114.99
87	AN	827	CLA	CHB-C4A-NA	2.52	128.00	124.51
82	IM	202	PEB	OD-C4D-C3D	-2.52	123.75	129.46
82	d1	203	PEB	OD-C4D-C3D	-2.52	123.75	129.46
82	aJ	201	PEB	CAA-C3A-C4A	-2.52	106.20	112.67
87	5N	610	CLA	O2D-CGD-O1D	-2.52	118.91	123.84
87	7N	609	CLA	O2D-CGD-O1D	-2.52	118.91	123.84
82	HM	201	PEB	CBC-CAC-C2C	-2.52	108.32	112.62
82	D5	203	PEB	CHA-C4A-NA	-2.52	122.21	125.20
82	I7	201	PEB	CAB-CBB-CGB	-2.52	108.18	113.60
85	KN	104	BCR	C16-C17-C18	-2.52	123.71	127.31

Continued on next page...

Continued from previous page...

Mol	Chain	Res	Type	Atoms	Z	Observed(^{o})	Ideal(^{o})
85	cL	504	BCR	C15-C16-C17	2.52	128.64	123.47
82	KM	202	PEB	CHA-C1B-NB	-2.52	119.66	124.93
87	AN	833	CLA	CAA-C2A-C3A	-2.52	105.88	112.78
82	fG	202	PEB	OA-C1A-C2A	-2.52	124.17	126.17
82	OF	202	PEB	CAB-C3B-C4B	2.52	129.47	125.01
87	b6	615	CLA	CMB-C2B-C3B	2.52	129.39	124.68
87	72	609	CLA	O2D-CGD-O1D	-2.52	118.91	123.84
82	gE	201	PEB	OD-C4D-C3D	-2.52	123.75	129.46
82	O5	202	PEB	CHC-C1D-ND	-2.52	111.02	113.95
82	l1	202	PEB	CBB-CAB-C3B	-2.52	105.63	112.63
82	LD	202	PEB	C1B-C2B-C3B	-2.52	103.61	106.51
82	P7	203	PEB	CMB-C2B-C1B	2.52	128.94	125.06
82	KQ	202	PEB	C3B-C4B-NB	2.52	113.71	110.05
82	pK	202	PEB	CBB-CAB-C3B	2.52	119.63	112.63
82	VH	201	PEB	OD-C4D-C3D	-2.52	123.75	129.46
87	B2	811	CLA	C1B-CHB-C4A	-2.52	125.13	130.12
82	E5	201	PEB	CHB-C4B-NB	-2.52	125.33	128.83
82	MQ	201	PEB	OA-C1A-C2A	-2.52	124.17	126.17
82	ND	202	PEB	CAB-C3B-C4B	2.52	129.47	125.01
82	P1	202	PEB	CAB-C3B-C4B	2.52	129.47	125.01
87	8N	307	CLA	CAA-C2A-C3A	-2.52	107.97	114.26
82	VJ	201	PEB	CHA-C1B-C2B	2.52	131.38	124.90
82	JM	202	PEB	OD-C4D-C3D	-2.52	123.75	129.46
82	eF	201	PEB	OD-C4D-C3D	-2.52	123.75	129.46
82	qK	203	PEB	OD-C4D-C3D	-2.52	123.75	129.46
82	MF	202	PEB	CHC-C1D-ND	-2.52	111.02	113.95
87	A2	823	CLA	C1B-CHB-C4A	-2.52	125.13	130.12
82	N7	203	PEB	OD-C4D-ND	-2.52	122.20	125.93
82	jG	202	PEB	OD-C4D-ND	-2.52	122.20	125.93
87	AN	818	CLA	CMB-C2B-C3B	2.52	129.39	124.68
82	CI	201	PEB	C4B-C3B-C2B	-2.52	104.00	106.78
82	ZG	201	PEB	CAB-C3B-C4B	2.52	129.46	125.01
82	DQ	202	PEB	OA-C1A-C2A	-2.52	124.17	126.17
82	VP	202	PEB	C1B-C2B-C3B	-2.52	103.62	106.51
82	m1	201	PEB	CHC-C4C-C3C	-2.52	126.04	130.34
85	c6	617	BCR	C8-C9-C10	-2.52	115.08	118.94
87	ON	203	CLA	CHB-C4A-NA	2.52	127.99	124.51
82	dB	202	PEB	OD-C4D-ND	-2.52	122.20	125.93
83	AE	303	PUB	OD-C4D-ND	-2.52	122.20	125.93
82	JF	201	PEB	OD-C4D-C3D	-2.52	123.76	129.46
82	WE	201	PEB	CHB-C4B-NB	-2.52	125.33	128.83
84	KH	1001	CYC	CMB-C2B-C1B	2.52	127.31	124.17

Continued on next page...

Continued from previous page...

Mol	Chain	Res	Type	Atoms	Z	Observed(^{o})	Ideal(^{o})
82	OP	203	PEB	CHB-C4B-C3B	-2.52	119.51	125.32
82	AM	302	PEB	OD-C4D-C3D	-2.52	123.76	129.46
82	WE	201	PEB	CHA-C1B-C2B	2.52	131.37	124.90
83	K7	203	PUB	C2C-C1C-NC	2.52	113.71	110.05
82	AJ	302	PEB	OD-C4D-ND	-2.52	122.20	125.93
82	uC	201	PEB	C4B-C3B-C2B	-2.52	104.00	106.78
82	VE	201	PEB	OD-C4D-C3D	-2.52	123.76	129.46
85	cL	518	BCR	C1-C6-C5	-2.52	119.07	122.61
82	L7	202	PEB	CMB-C2B-C1B	2.52	128.94	125.06
82	FP	202	PEB	C1C-CHB-C4B	-2.52	125.80	128.81
82	AI	203	PEB	C2B-C1B-NB	2.52	115.90	110.53
82	CP	202	PEB	CHB-C4B-C3B	-2.52	119.51	125.32
82	OI	201	PEB	CAC-CBC-CGC	-2.52	106.71	113.76
82	S9	203	PEB	OD-C4D-C3D	-2.52	123.76	129.46
82	qK	201	PEB	OD-C4D-C3D	-2.52	123.76	129.46
82	yC	203	PEB	OD-C4D-ND	-2.52	122.20	125.93
82	k1	201	PEB	C1B-C2B-C3B	-2.52	103.62	106.51
87	82	307	CLA	CAA-C2A-C3A	-2.52	107.97	114.26
82	V1	201	PEB	OD-C4D-C3D	-2.52	123.76	129.46
82	X9	202	PEB	OD-C4D-C3D	-2.52	123.76	129.46
82	aF	201	PEB	OD-C4D-C3D	-2.52	123.76	129.46
87	LN	204	CLA	C2C-C1C-NC	-2.51	107.62	109.97
87	BN	826	CLA	O2A-CGA-O1A	-2.51	117.25	123.59
82	P5	201	PEB	CHB-C4B-C3B	-2.51	119.51	125.32
82	FK	202	PEB	OD-C4D-C3D	-2.51	123.76	129.46
82	WH	203	PEB	CAB-CBB-CGB	-2.51	108.19	113.60
82	HB	201	PEB	CMA-C2A-C1A	-2.51	106.98	112.40
82	SB	202	PEB	C1B-C2B-C3B	-2.51	103.62	106.51
82	V5	201	PEB	CHB-C4B-NB	-2.51	125.34	128.83
85	K2	105	BCR	C16-C17-C18	-2.51	123.72	127.31
82	PH	202	PEB	CAB-C3B-C4B	2.51	129.46	125.01
92	bL	623	LMG	O8-C28-C29	2.51	119.80	111.91
82	FI	201	PEB	OD-C4D-ND	-2.51	122.21	125.93
87	12	604	CLA	O2D-CGD-O1D	-2.51	118.92	123.84
82	A5	201	PEB	CHB-C4B-C3B	-2.51	119.51	125.32
82	lG	202	PEB	CHA-C1B-NB	-2.51	119.67	124.93
82	oK	201	PEB	OD-C4D-C3D	-2.51	123.77	129.46
82	e4	202	PEB	CMB-C2B-C1B	2.51	128.94	125.06
82	QA	201	PEB	C4B-C3B-C2B	-2.51	104.00	106.78
84	H1	1001	CYC	C1A-C2A-C3A	-2.51	104.00	106.78
82	QM	202	PEB	CHB-C4B-NB	-2.51	125.34	128.83
82	K5	201	PEB	CHB-C4B-NB	-2.51	125.34	128.83

Continued on next page...

Continued from previous page...

Mol	Chain	Res	Type	Atoms	Z	Observed(^{o})	Ideal(^{o})
82	xC	201	PEB	CHB-C4B-NB	-2.51	125.34	128.83
87	O2	202	CLA	O2D-CGD-O1D	-2.51	118.92	123.84
87	b6	604	CLA	C1B-CHB-C4A	-2.51	125.14	130.12
87	B2	826	CLA	O2A-CGA-O1A	-2.51	117.25	123.59
87	CL	513	CLA	C2D-C1D-ND	-2.51	108.25	110.10
92	b6	624	LMG	O8-C28-O10	-2.51	117.25	123.59
87	B6	612	CLA	C1B-CHB-C4A	-2.51	125.14	130.12
87	A2	851	CLA	O2D-CGD-O1D	-2.51	118.92	123.84
82	VE	202	PEB	OD-C4D-C3D	-2.51	123.77	129.46
82	S5	203	PEB	OD-C4D-C3D	-2.51	123.77	129.46
82	mF	202	PEB	OD-C4D-C3D	-2.51	123.77	129.46
82	C5	201	PEB	CHB-C4B-NB	-2.51	125.34	128.83
82	ZB	203	PEB	C4B-C3B-C2B	-2.51	104.00	106.78
82	W1	203	PEB	CAB-CBB-CGB	-2.51	108.20	113.60
82	aJ	202	PEB	CMA-C2A-C1A	-2.51	106.99	112.40
82	KJ	203	PEB	C2A-C1A-NA	2.51	110.44	108.27
82	T7	202	PEB	CMB-C2B-C1B	2.51	128.93	125.06
82	sF	202	PEB	OD-C4D-C3D	-2.51	123.77	129.46
82	OF	201	PEB	CHA-C4A-NA	2.51	128.19	125.20
82	D7	203	PEB	CHC-C4C-C3C	-2.51	126.05	130.34
95	CL	520	DGD	C1D-O6D-C5D	2.51	118.62	113.69
82	O4	201	PEB	CHC-C1D-ND	-2.51	111.03	113.95
82	G5	201	PEB	CHB-C4B-C3B	-2.51	119.52	125.32
82	EF	202	PEB	CAA-C3A-C4A	-2.51	106.22	112.67
87	A2	820	CLA	C1B-CHB-C4A	-2.51	125.14	130.12
87	RN	201	CLA	C2A-C1A-CHA	2.51	128.25	123.86
87	R2	201	CLA	C2A-C1A-CHA	2.51	128.25	123.86
82	UH	203	PEB	CMB-C2B-C1B	2.51	128.93	125.06
82	Z4	201	PEB	C4B-C3B-C2B	-2.51	104.00	106.78
82	JQ	201	PEB	CHA-C1B-C2B	2.51	131.36	124.90
85	B6	602	BCR	C38-C26-C27	2.51	118.44	113.62
87	CL	504	CLA	CAA-C2A-C3A	-2.51	105.90	112.78
82	T4	201	PEB	CAB-CBB-CGB	-2.51	108.20	113.60
82	TH	202	PEB	OA-C1A-C2A	-2.51	124.18	126.17
82	KP	202	PEB	OA-C1A-C2A	-2.51	124.18	126.17
82	N4	1002	PEB	CMD-C2D-C3D	2.51	133.61	130.06
87	CL	505	CLA	O2D-CGD-CBD	2.51	115.73	111.27
82	V9	202	PEB	OD-C4D-C3D	-2.51	123.77	129.46
87	1N	601	CLA	C1B-CHB-C4A	-2.51	125.14	130.12
87	B6	606	CLA	O2A-CGA-O1A	-2.51	117.25	123.59
84	EO	1001	CYC	CMB-C2B-C1B	2.51	127.30	124.17
82	T1	202	PEB	C3B-C4B-NB	2.51	113.70	110.05

Continued on next page...

Continued from previous page...

Mol	Chain	Res	Type	Atoms	Z	Observed(^{o})	Ideal(^{o})
83	KA	203	PUB	C2C-C1C-NC	2.51	113.70	110.05
82	F7	202	PEB	OD-C4D-ND	-2.51	122.21	125.93
82	OK	202	PEB	CAB-C3B-C4B	2.51	129.45	125.01
82	DB	203	PEB	CHB-C4B-C3B	-2.51	119.52	125.32
82	E5	201	PEB	CHB-C4B-C3B	-2.51	119.52	125.32
82	LA	203	PEB	CHC-C4C-C3C	-2.51	126.05	130.34
87	dL	404	CLA	C1B-CHB-C4A	-2.51	125.14	130.12
82	GE	1002	PEB	CAC-CBC-CGC	-2.51	106.72	113.76
82	OI	203	PEB	CHA-C1B-NB	-2.51	119.68	124.93
82	OI	203	PEB	C1B-C2B-C3B	-2.51	103.62	106.51
82	JK	201	PEB	CAB-C3B-C4B	2.51	129.45	125.01
82	jH	201	PEB	CHB-C4B-NB	-2.51	125.34	128.83
82	OE	203	PEB	OD-C4D-C3D	-2.51	123.77	129.46
82	C9	202	PEB	OD-C4D-C3D	-2.51	123.77	129.46
82	WE	201	PEB	CHA-C4A-NA	2.51	128.19	125.20
82	W5	202	PEB	C3B-C4B-NB	2.51	113.70	110.05
82	GG	1002	PEB	OD-C4D-ND	-2.51	122.21	125.93
82	iO	201	PEB	C1C-CHB-C4B	2.51	131.81	128.81
91	a6	613	PHO	CMB-C2B-C3B	2.51	129.38	124.68
82	lH	201	PEB	CBB-CAB-C3B	-2.51	105.65	112.63
87	22	607	CLA	CAA-C2A-C3A	-2.51	105.91	112.78
82	m1	202	PEB	OD-C4D-C3D	-2.51	123.77	129.46
82	jM	201	PEB	OD-C4D-C3D	-2.51	123.77	129.46
85	LN	205	BCR	C38-C26-C27	2.51	118.44	113.62
82	tC	202	PEB	CHA-C1B-C2B	2.51	131.35	124.90
87	A6	403	CLA	CHB-C4A-NA	2.51	127.98	124.51
92	aL	611	LMG	C1-C2-C3	-2.51	104.77	110.00
87	LN	204	CLA	CHD-C1D-ND	-2.51	122.15	124.45
82	VA	201	PEB	OD-C4D-ND	-2.51	122.21	125.93
82	U1	203	PEB	CMB-C2B-C1B	2.51	128.93	125.06
82	eF	201	PEB	C2A-C1A-NA	2.51	110.44	108.27
82	GI	202	PEB	C4B-C3B-C2B	-2.51	104.01	106.78
92	j6	102	LMG	C8-O7-C10	-2.51	111.61	117.79
82	TQ	201	PEB	CAB-C3B-C4B	2.51	129.45	125.01
82	RI	203	PEB	C2B-C1B-NB	2.51	115.88	110.53
103	82	310	ZEX	C38-C24-C23	-2.51	108.33	112.20
82	TM	202	PEB	CMA-C2A-C1A	-2.51	107.00	112.40
87	AN	823	CLA	C1B-CHB-C4A	-2.51	125.15	130.12
82	eF	202	PEB	CBC-CAC-C2C	-2.51	108.34	112.62
82	OF	201	PEB	C3B-C4B-NB	2.51	113.70	110.05
82	fO	201	PEB	OD-C4D-C3D	-2.51	123.78	129.46
82	Q9	201	PEB	CAA-C3A-C4A	-2.51	106.23	112.67

Continued on next page...

Continued from previous page...

Mol	Chain	Res	Type	Atoms	Z	Observed(^{o})	Ideal(^{o})
95	b6	622	DGD	C2G-O2G-C1B	-2.51	111.62	117.79
82	fH	202	PEB	CHA-C4A-NA	-2.51	122.22	125.20
82	O5	203	PEB	CHA-C1B-NB	-2.51	119.69	124.93
82	P9	202	PEB	OD-C4D-C3D	-2.51	123.78	129.46
82	M9	304	PEB	CMA-C2A-C1A	-2.51	107.00	112.40
87	AN	820	CLA	C1B-CHB-C4A	-2.51	125.15	130.12
82	GF	203	PEB	CAB-C3B-C2B	-2.51	123.21	127.88
82	jO	201	PEB	CMA-C2A-C1A	-2.51	107.00	112.40
82	J9	203	PEB	CBC-CAC-C2C	-2.51	108.34	112.62
82	f4	201	PEB	C4B-NB-C1B	-2.51	101.79	106.51
82	I5	201	PEB	CHB-C4B-C3B	-2.51	119.53	125.32
82	LA	202	PEB	CMB-C2B-C1B	2.51	128.93	125.06
82	QA	201	PEB	C3B-C4B-NB	2.51	113.70	110.05
82	vK	201	PEB	C3B-C4B-NB	2.51	113.70	110.05
82	XQ	201	PEB	OD-C4D-C3D	-2.51	123.78	129.46
82	I9	202	PEB	OD-C4D-C3D	-2.51	123.78	129.46
95	AL	414	DGD	C1E-C2E-C3E	2.51	115.22	110.00
82	eH	202	PEB	CHC-C4C-C3C	-2.51	126.06	130.34
82	K5	201	PEB	CHB-C4B-C3B	-2.51	119.53	125.32
87	ON	202	CLA	O2D-CGD-O1D	-2.51	118.94	123.84
82	PF	202	PEB	OD-C4D-C3D	-2.51	123.78	129.46
82	PM	201	PEB	OD-C4D-C3D	-2.51	123.78	129.46
82	N9	202	PEB	OD-C4D-C3D	-2.51	123.78	129.46
82	eO	202	PEB	CMB-C2B-C1B	2.51	128.92	125.06
82	UP	201	PEB	C1C-CHB-C4B	2.51	131.80	128.81
82	DA	203	PEB	CHC-C4C-C3C	-2.51	126.06	130.34
82	gG	202	PEB	OD-C4D-C3D	-2.51	123.78	129.46
82	T5	201	PEB	CHB-C4B-C3B	-2.51	119.53	125.32
82	ZB	203	PEB	OD-C4D-C3D	-2.51	123.78	129.46
82	aE	201	PEB	OD-C4D-C3D	-2.51	123.78	129.46
82	hK	202	PEB	OD-C4D-C3D	-2.51	123.78	129.46
82	V1	202	PEB	C3B-C4B-NB	2.51	113.69	110.05
87	1N	604	CLA	O2D-CGD-O1D	-2.51	118.94	123.84
87	BN	819	CLA	CMB-C2B-C3B	2.51	129.37	124.68
82	TI	202	PEB	C4B-C3B-C2B	-2.51	104.01	106.78
82	KQ	202	PEB	OD-C4D-ND	-2.51	122.22	125.93
83	QJ	201	PUB	CHA-C1B-C2B	-2.51	126.06	130.34
82	X5	201	PEB	CHB-C4B-C3B	-2.51	119.53	125.32
82	Z1	202	PEB	CBC-CAC-C2C	-2.51	108.34	112.62
82	RQ	203	PEB	C3B-C4B-NB	2.51	113.69	110.05
82	eG	202	PEB	C3B-C4B-NB	2.51	113.69	110.05
87	6N	604	CLA	CHD-C1D-ND	-2.50	122.15	124.45

Continued on next page...

Continued from previous page...

Mol	Chain	Res	Type	Atoms	Z	Observed(^{o})	Ideal(^{o})
85	FL	101	BCR	C24-C23-C22	2.50	130.02	126.23
82	VG	201	PEB	OD-C4D-C3D	-2.50	123.78	129.46
82	VG	202	PEB	OD-C4D-C3D	-2.50	123.78	129.46
82	jG	201	PEB	OD-C4D-C3D	-2.50	123.78	129.46
87	2N	307	CLA	CAA-C2A-C3A	-2.50	105.92	112.78
82	f4	201	PEB	CAB-CBB-CGB	-2.50	108.21	113.60
82	R5	201	PEB	CHB-C4B-C3B	-2.50	119.53	125.32
82	DD	202	PEB	CBB-CAB-C3B	-2.50	105.67	112.63
82	ND	202	PEB	C1C-CHB-C4B	2.50	131.80	128.81
84	HH	1001	CYC	C1A-C2A-C3A	-2.50	104.01	106.78
82	MQ	201	PEB	OD-C4D-C3D	-2.50	123.79	129.46
82	jE	201	PEB	OD-C4D-C3D	-2.50	123.79	129.46
82	MA	201	PEB	C3B-C4B-NB	2.50	113.69	110.05
82	DP	202	PEB	CHC-C1D-ND	-2.50	111.04	113.95
87	C6	513	CLA	C1B-CHB-C4A	-2.50	125.16	130.12
82	W5	203	PEB	CAC-CBC-CGC	-2.50	106.74	113.76
82	SG	203	PEB	OD-C4D-C3D	-2.50	123.79	129.46
82	J7	202	PEB	OD-C4D-C3D	-2.50	123.79	129.46
82	mH	201	PEB	CHC-C4C-C3C	-2.50	126.07	130.34
82	CM	201	PEB	C1B-C2B-C3B	-2.50	103.63	106.51
82	WP	202	PEB	C1C-CHB-C4B	2.50	131.80	128.81
87	4N	608	CLA	O2D-CGD-CBD	2.50	115.72	111.27
82	YF	203	PEB	C3B-C4B-NB	2.50	113.69	110.05
87	4N	605	CLA	CBC-CAC-C3C	-2.50	105.53	112.43
82	gM	202	PEB	CHC-C1D-ND	-2.50	111.04	113.95
82	ZJ	202	PEB	O2B-CGB-CBB	2.50	122.07	114.03
82	b1	202	PEB	CMB-C2B-C1B	2.50	128.92	125.06
82	aK	201	PEB	C2A-C1A-NA	2.50	110.43	108.27
95	c6	601	DGD	C4D-C3D-C2D	-2.50	106.45	110.82
87	AN	821	CLA	O2D-CGD-CBD	2.50	115.72	111.27
82	XQ	202	PEB	C1C-CHB-C4B	2.50	131.80	128.81
84	NH	1001	CYC	C1A-C2A-C3A	-2.50	104.01	106.78
82	XJ	202	PEB	OD-C4D-C3D	-2.50	123.79	129.46
82	VP	201	PEB	CMB-C2B-C1B	2.50	128.92	125.06
82	GQ	202	PEB	CMB-C2B-C1B	2.50	128.92	125.06
87	22	608	CLA	O2D-CGD-O1D	-2.50	118.94	123.84
82	WJ	203	PEB	CMA-C2A-C1A	-2.50	107.01	112.40
82	SH	203	PEB	C3B-C4B-NB	2.50	113.69	110.05
82	Q9	202	PEB	C3B-C4B-NB	2.50	113.69	110.05
82	PJ	202	PEB	OD-C4D-C3D	-2.50	123.79	129.46
82	Q9	201	PEB	OD-C4D-C3D	-2.50	123.79	129.46
87	nL	101	CLA	CAA-C2A-C3A	-2.50	105.93	112.78

Continued on next page...

Continued from previous page...

Mol	Chain	Res	Type	Atoms	Z	Observed(^{o})	Ideal(^{o})
82	dJ	201	PEB	CAA-C3A-C4A	-2.50	106.25	112.67
82	i1	201	PEB	C2A-C1A-NA	2.50	110.43	108.27
82	qK	202	PEB	C2A-C1A-NA	2.50	110.43	108.27
91	A6	407	PHO	O2D-CGD-O1D	-2.50	118.95	123.84
87	L2	204	CLA	C2C-C1C-NC	-2.50	107.63	109.97
87	B2	814	CLA	C2A-C1A-CHA	2.50	128.23	123.86
87	K2	104	CLA	C2A-C1A-CHA	2.50	128.23	123.86
82	DK	201	PEB	CAB-CBB-CGB	-2.50	108.22	113.60
82	AI	201	PEB	C4B-C3B-C2B	-2.50	104.01	106.78
82	A9	202	PEB	OD-C4D-C3D	-2.50	123.79	129.46
82	PD	201	PEB	OD-C4D-ND	-2.50	122.22	125.93
87	5N	601	CLA	C1B-CHB-C4A	-2.50	125.16	130.12
84	M1	201	CYC	CHA-C1A-C2A	-2.50	119.54	125.32
82	iE	202	PEB	OD-C4D-C3D	-2.50	123.79	129.46
82	lG	203	PEB	OD-C4D-C3D	-2.50	123.79	129.46
82	WE	202	PEB	CHB-C4B-C3B	-2.50	119.54	125.32
82	DQ	202	PEB	CAA-C3A-C4A	-2.50	106.25	112.67
82	GP	202	PEB	CMA-C2A-C1A	-2.50	107.01	112.40
83	QJ	201	PUB	C2C-C1C-NC	2.50	113.69	110.05
82	PH	201	PEB	OD-C4D-C3D	-2.50	123.79	129.46
82	iJ	201	PEB	OD-C4D-C3D	-2.50	123.79	129.46
82	jO	202	PEB	CHA-C1B-NB	-2.50	119.70	124.93
95	C6	504	DGD	O2G-C1B-O1B	-2.50	117.66	123.70
82	oF	203	PEB	C1C-CHB-C4B	-2.50	125.82	128.81
82	KQ	202	PEB	CHC-C4C-C3C	-2.50	126.07	130.34
82	U9	204	PEB	CHC-C4C-C3C	-2.50	126.07	130.34
82	SJ	201	PEB	OD-C4D-ND	-2.50	122.23	125.93
82	cM	202	PEB	CBC-CAC-C2C	-2.50	108.35	112.62
82	wF	302	PEB	CBA-CAA-C3A	-2.50	107.90	113.47
82	eM	201	PEB	C1B-C2B-C3B	-2.50	103.64	106.51
87	KN	103	CLA	C2A-C1A-CHA	2.50	128.23	123.86
82	FA	203	PEB	C3B-C4B-NB	2.50	113.69	110.05
84	FO	1001	CYC	C2A-C1A-NA	2.50	113.69	110.05
82	lJ	201	PEB	CAA-C3A-C4A	-2.50	106.25	112.67
87	AN	851	CLA	O2D-CGD-O1D	-2.50	118.95	123.84
85	c6	602	BCR	C16-C17-C18	-2.50	123.74	127.31
87	B2	828	CLA	CAA-C2A-C3A	-2.50	105.93	112.78
87	aL	606	CLA	CBC-CAC-C3C	-2.50	105.54	112.43
82	UJ	202	PEB	CAB-C3B-C4B	2.50	129.43	125.01
82	CM	202	PEB	CAB-C3B-C4B	2.50	129.43	125.01
82	fK	202	PEB	CAB-C3B-C4B	2.50	129.43	125.01
82	YH	201	PEB	CHB-C4B-C3B	-2.50	119.55	125.32

Continued on next page...

Continued from previous page...

Mol	Chain	Res	Type	Atoms	Z	Observed(^{o})	Ideal(^{o})
82	G5	201	PEB	CHB-C4B-NB	-2.50	125.36	128.83
82	I7	202	PEB	OD-C4D-ND	-2.50	122.23	125.93
87	cL	505	CLA	C2A-C1A-CHA	2.50	128.23	123.86
85	b6	603	BCR	C33-C5-C6	-2.50	121.72	124.53
82	AE	301	PEB	OD-C4D-C3D	-2.50	123.80	129.46
82	dE	203	PEB	C3B-C4B-NB	2.50	113.69	110.05
82	C5	201	PEB	CHB-C4B-C3B	-2.50	119.55	125.32
82	aH	201	PEB	CHB-C4B-C3B	-2.50	119.55	125.32
83	Y7	302	PUB	CHB-C1C-C2C	-2.50	119.55	125.32
95	AL	414	DGD	O1G-C1A-C2A	2.50	119.75	111.91
82	R9	202	PEB	OD-C4D-C3D	-2.50	123.80	129.46
82	GJ	203	PEB	CHA-C1B-NB	-2.50	119.71	124.93
82	oK	201	PEB	O1C-CGC-CBC	-2.50	115.05	123.08
87	AN	825	CLA	C1B-CHB-C4A	-2.50	125.17	130.12
87	52	603	CLA	C1B-CHB-C4A	-2.50	125.17	130.12
82	CB	202	PEB	CAA-C3A-C2A	-2.50	108.02	114.26
82	GD	201	PEB	C1B-C2B-C3B	-2.50	103.64	106.51
87	C6	512	CLA	CHB-C4A-NA	2.50	127.97	124.51
82	eH	203	PEB	OD-C4D-ND	-2.50	122.23	125.93
87	AN	837	CLA	O2A-CGA-CBA	2.50	119.75	111.91
87	A2	825	CLA	C1B-CHB-C4A	-2.50	125.17	130.12
87	A2	837	CLA	O2A-CGA-CBA	2.50	119.75	111.91
87	5N	604	CLA	O2D-CGD-O1D	-2.50	118.95	123.84
82	gJ	201	PEB	OD-C4D-C3D	-2.50	123.80	129.46
87	L2	202	CLA	CHB-C4A-NA	2.50	127.97	124.51
82	nK	201	PEB	C1B-C2B-C3B	-2.50	103.64	106.51
87	52	611	CLA	O2D-CGD-O1D	-2.50	118.95	123.84
82	aF	202	PEB	CBC-CAC-C2C	-2.50	108.36	112.62
82	fJ	202	PEB	CBC-CAC-C2C	-2.50	108.36	112.62
82	NK	201	PEB	OD-C4D-C3D	-2.50	123.80	129.46
82	K9	202	PEB	OD-C4D-C3D	-2.50	123.80	129.46
82	QH	203	PEB	C4B-C3B-C2B	-2.50	104.02	106.78
82	EI	201	PEB	C4B-C3B-C2B	-2.50	104.02	106.78
82	ZG	202	PEB	CHB-C4B-NB	-2.50	125.36	128.83
82	F7	203	PEB	C3B-C4B-NB	2.50	113.68	110.05
82	NB	201	PEB	CAB-C3B-C4B	2.50	129.43	125.01
82	ZE	201	PEB	CAB-C3B-C4B	2.50	129.43	125.01
82	e4	202	PEB	OD-C4D-C3D	-2.50	123.80	129.46
87	2N	301	CLA	CHD-C1D-ND	-2.50	122.16	124.45
87	bL	620	CLA	C1B-CHB-C4A	-2.50	125.17	130.12
82	Q4	201	PEB	OA-C1A-NA	2.50	127.97	124.94
94	AL	413	PL9	C20-C19-C21	2.50	119.47	115.27

Continued on next page...

Continued from previous page...

Mol	Chain	Res	Type	Atoms	Z	Observed(^{o})	Ideal(^{o})
94	D6	408	PL9	C30-C29-C31	2.50	119.47	115.27
82	KM	203	PEB	OD-C4D-C3D	-2.50	123.81	129.46
84	K4	1001	CYC	CMB-C2B-C1B	2.50	127.28	124.17
82	U9	202	PEB	C1B-C2B-C3B	-2.50	103.64	106.51
85	c6	602	BCR	C21-C20-C19	-2.50	115.43	123.22
82	KM	203	PEB	CAA-C3A-C4A	-2.50	106.26	112.67
82	jO	201	PEB	CAB-CBB-CGB	-2.50	108.23	113.60
82	MD	201	PEB	OD-C4D-C3D	-2.50	123.81	129.46
82	NJ	202	PEB	OD-C4D-C3D	-2.50	123.81	129.46
82	FM	202	PEB	OD-C4D-C3D	-2.50	123.81	129.46
82	E9	202	PEB	OD-C4D-C3D	-2.50	123.81	129.46
82	aO	201	PEB	CHB-C4B-C3B	-2.50	119.56	125.32
82	NI	201	PEB	C4B-C3B-C2B	-2.50	104.02	106.78
82	Q7	201	PEB	C4B-C3B-C2B	-2.50	104.02	106.78
84	73	1002	CYC	C4D-CHA-C1A	2.50	131.79	128.81
82	dK	202	PEB	C3B-C4B-NB	2.50	113.68	110.05
82	IQ	201	PEB	CHA-C4A-NA	2.50	128.17	125.20
82	WB	402	PEB	C1B-C2B-C3B	-2.50	103.64	106.51
82	YJ	201	PEB	CAA-C3A-C4A	-2.50	106.27	112.67
82	NB	201	PEB	OD-C4D-ND	-2.50	122.23	125.93
82	S7	201	PEB	OD-C4D-ND	-2.50	122.23	125.93
82	D9	202	PEB	OD-C4D-ND	-2.50	122.23	125.93
87	62	310	CLA	O2D-CGD-CBD	2.49	115.70	111.27
82	UQ	202	PEB	C1C-CHB-C4B	2.49	131.79	128.81
82	i4	201	PEB	C1C-CHB-C4B	2.49	131.79	128.81
95	B6	620	DGD	O1G-C1A-C2A	2.49	119.74	111.91
82	fJ	202	PEB	CMB-C2B-C1B	2.49	128.91	125.06
87	D6	402	CLA	CHB-C4A-NA	2.49	127.96	124.51
87	8N	307	CLA	CHB-C4A-NA	2.49	127.96	124.51
82	AA	201	PEB	OA-C1A-C2A	-2.49	124.19	126.17
82	b1	202	PEB	CHC-C4C-C3C	-2.49	126.08	130.34
87	LN	202	CLA	O2D-CGD-O1D	-2.49	118.96	123.84
82	QD	201	PEB	OD-C4D-C3D	-2.49	123.81	129.46
84	BE	1001	CYC	CHB-C4A-C3A	2.49	131.31	124.90
82	jH	202	PEB	OD-C4D-ND	-2.49	122.24	125.93
82	D9	203	PEB	CMB-C2B-C1B	2.49	128.90	125.06
87	K2	106	CLA	CHB-C4A-NA	2.49	127.96	124.51
82	a1	201	PEB	C1B-C2B-C3B	-2.49	103.64	106.51
82	f4	201	PEB	OD-C4D-C3D	-2.49	123.81	129.46
87	12	601	CLA	C1B-CHB-C4A	-2.49	125.18	130.12
87	B6	605	CLA	C1B-CHB-C4A	-2.49	125.18	130.12
85	HL	103	BCR	C29-C30-C25	2.49	114.32	110.48

Continued on next page...

Continued from previous page...

Mol	Chain	Res	Type	Atoms	Z	Observed(^{o})	Ideal(^{o})
82	PF	201	PEB	CAB-CBB-CGB	-2.49	108.24	113.60
82	OI	203	PEB	OD-C4D-ND	-2.49	122.24	125.93
82	MJ	203	PEB	OD-C4D-ND	-2.49	122.24	125.93
82	V5	201	PEB	CHB-C4B-C3B	-2.49	119.56	125.32
82	mG	201	PEB	C2A-C1A-NA	2.49	110.42	108.27
82	aO	203	PEB	C2A-C1A-NA	2.49	110.42	108.27
82	lF	202	PEB	CHC-C4C-C3C	-2.49	126.08	130.34
82	HD	203	PEB	CBA-CAA-C3A	-2.49	107.92	113.47
82	WK	202	PEB	OA-C1A-C2A	-2.49	124.19	126.17
82	MM	202	PEB	OA-C1A-C2A	-2.49	124.19	126.17
87	a6	609	CLA	CHB-C4A-NA	2.49	127.96	124.51
82	fE	203	PEB	C3B-C4B-NB	2.49	113.67	110.05
82	qK	203	PEB	CHA-C1B-NB	-2.49	119.72	124.93
83	YA	302	PUB	CHB-C1C-C2C	-2.49	119.56	125.32
82	ZB	201	PEB	C1B-C2B-C3B	-2.49	103.65	106.51
82	v8	201	PEB	OD-C4D-C3D	-2.49	123.81	129.46
85	fL	101	BCR	C11-C12-C13	-2.49	119.41	126.42
82	pF	202	PEB	CBB-CAB-C3B	2.49	119.55	112.63
82	wC	203	PEB	OD-C4D-ND	-2.49	122.24	125.93
82	WQ	202	PEB	CHA-C1B-NB	-2.49	119.72	124.93
82	WG	201	PEB	CHA-C4A-NA	2.49	128.17	125.20
82	AD	304	PEB	CHA-C4A-NA	-2.49	122.24	125.20
96	FL	102	HEM	C4D-ND-C1D	2.49	107.65	105.07
82	VE	202	PEB	C3B-C4B-NB	2.49	113.67	110.05
87	42	605	CLA	CBC-CAC-C3C	-2.49	105.56	112.43
87	6N	609	CLA	O2D-CGD-CBD	2.49	115.70	111.27
82	AD	301	PEB	CHA-C1B-NB	-2.49	119.72	124.93
85	Z6	101	BCR	C30-C25-C26	-2.49	119.10	122.61
82	YI	201	PEB	CHC-C4C-C3C	-2.49	126.09	130.34
82	fE	202	PEB	OA-C1A-C2A	-2.49	124.19	126.17
82	yF	301	PEB	CHC-C1D-ND	-2.49	111.05	113.95
92	x6	601	LMG	O8-C28-C29	2.49	119.73	111.91
82	gB	201	PEB	C1C-CHB-C4B	-2.49	125.83	128.81
85	c6	617	BCR	C4-C5-C6	-2.49	119.11	122.73
82	mE	203	PEB	CAB-CBB-CGB	-2.49	108.24	113.60
82	dM	201	PEB	OD-C4D-C3D	-2.49	123.82	129.46
82	pK	202	PEB	CHB-C4B-NB	-2.49	125.37	128.83
87	c6	607	CLA	C1B-CHB-C4A	-2.49	125.18	130.12
87	d6	403	CLA	O2A-CGA-O1A	-2.49	117.31	123.59
84	I4	1001	CYC	CBD-CAD-C3D	-2.49	108.37	112.62
82	dF	202	PEB	CHB-C4B-C3B	-2.49	119.57	125.32
82	g1	201	PEB	CAB-CBB-CGB	-2.49	108.24	113.60

Continued on next page...

Continued from previous page...

Mol	Chain	Res	Type	Atoms	Z	Observed(^{o})	Ideal(^{o})
87	a6	609	CLA	C1B-CHB-C4A	-2.49	125.18	130.12
87	cL	515	CLA	C2A-C1A-CHA	2.49	128.21	123.86
87	c6	611	CLA	CHB-C4A-NA	2.49	127.96	124.51
82	Z1	203	PEB	CAA-C3A-C4A	2.49	119.07	112.67
83	A4	302	PUB	C4B-CHB-C1C	-2.49	125.83	128.81
95	BL	614	DGD	O1G-C1A-C2A	2.49	119.72	111.91
87	8N	305	CLA	O2D-CGD-O1D	-2.49	118.97	123.84
82	fH	203	PEB	CMB-C2B-C1B	2.49	128.90	125.06
82	bB	201	PEB	OD-C4D-C3D	-2.49	123.82	129.46
82	sK	202	PEB	OD-C4D-C3D	-2.49	123.82	129.46
87	d6	401	CLA	C1B-CHB-C4A	-2.49	125.19	130.12
82	fG	201	PEB	C4B-C3B-C2B	-2.49	104.03	106.78
87	42	608	CLA	C2D-C1D-ND	-2.49	108.27	110.10
82	GI	202	PEB	OD-C4D-C3D	-2.49	123.82	129.46
82	mF	201	PEB	OD-C4D-C3D	-2.49	123.82	129.46
82	ZH	202	PEB	CBC-CAC-C2C	-2.49	108.37	112.62
87	BN	828	CLA	CAA-C2A-C3A	-2.49	105.96	112.78
82	YJ	203	PEB	CAB-C3B-C4B	2.49	129.41	125.01
87	KN	102	CLA	C1B-CHB-C4A	-2.49	125.19	130.12
82	mH	202	PEB	CHA-C4A-NA	2.49	128.16	125.20
84	FE	1001	CYC	CHA-C1A-C2A	-2.49	119.57	125.32
95	AL	416	DGD	C2G-O2G-C1B	-2.49	111.66	117.79
82	SI	201	PEB	CAB-CBB-CGB	2.49	118.96	113.60
82	oF	201	PEB	O1C-CGC-CBC	-2.49	115.08	123.08
87	c6	608	CLA	C1B-CHB-C4A	-2.49	125.19	130.12
87	4N	603	CLA	C1B-CHB-C4A	-2.49	125.19	130.12
82	gE	202	PEB	OD-C4D-C3D	-2.49	123.82	129.46
82	iJ	201	PEB	CAB-CBB-CGB	-2.49	108.25	113.60
87	B2	831	CLA	C2A-C1A-CHA	2.49	128.21	123.86
87	L2	204	CLA	O2D-CGD-O1D	-2.49	118.97	123.84
82	fO	201	PEB	CBC-CAC-C2C	-2.49	108.37	112.62
82	UD	201	PEB	OD-C4D-C3D	-2.49	123.82	129.46
82	RM	202	PEB	O2B-CGB-CBB	2.49	122.03	114.03
87	c6	604	CLA	CHB-C4A-NA	2.49	127.95	124.51
82	PA	203	PEB	CMB-C2B-C1B	2.49	128.90	125.06
82	XD	201	PEB	CMB-C2B-C1B	2.49	128.90	125.06
82	UJ	203	PEB	C4B-C3B-C2B	-2.49	104.03	106.78
87	BN	802	CLA	CHA-C4D-ND	2.49	137.70	132.50
82	RF	201	PEB	CBC-CAC-C2C	-2.49	108.37	112.62
82	OH	201	PEB	OD-C4D-C3D	-2.49	123.82	129.46
88	I6	101	LHG	O2-C2-C1	2.49	120.08	109.12
82	jJ	202	PEB	CHA-C1B-NB	-2.49	119.73	124.93

Continued on next page...

Continued from previous page...

Mol	Chain	Res	Type	Atoms	Z	Observed(^{o})	Ideal(^{o})
82	DQ	202	PEB	CBB-CAB-C3B	-2.49	105.72	112.63
82	vC	201	PEB	OD-C4D-C3D	-2.49	123.82	129.46
82	aG	201	PEB	OD-C4D-C3D	-2.49	123.82	129.46
87	B2	819	CLA	C1B-CHB-C4A	-2.49	125.19	130.12
82	WD	202	PEB	CHA-C1B-NB	-2.49	119.73	124.93
82	N5	201	PEB	CHB-C4B-C3B	-2.49	119.57	125.32
87	52	605	CLA	O2D-CGD-O1D	-2.49	118.97	123.84
82	mK	201	PEB	OD-C4D-C3D	-2.49	123.83	129.46
82	LA	203	PEB	C3B-C4B-NB	2.49	113.67	110.05
84	DG	1001	CYC	C2C-C1C-NC	2.49	110.42	108.27
84	JH	1003	CYC	CHA-C1A-C2A	-2.49	119.58	125.32
82	MK	201	PEB	CHB-C4B-NB	-2.49	125.38	128.83
82	UI	202	PEB	OD-C4D-C3D	-2.49	123.83	129.46
87	CL	513	CLA	C2A-C1A-CHA	2.49	128.21	123.86
87	BN	815	CLA	C2A-C1A-CHA	2.49	128.21	123.86
92	B6	618	LMG	O8-C28-C29	2.49	119.71	111.91
82	fH	201	PEB	C3B-C4B-NB	2.49	113.67	110.05
85	CL	502	BCR	C37-C22-C21	-2.49	119.44	122.92
82	TO	203	PEB	C1B-C2B-C3B	-2.49	103.65	106.51
82	JI	201	PEB	CAB-C3B-C4B	2.49	129.41	125.01
82	EM	201	PEB	OD-C4D-C3D	-2.49	123.83	129.46
82	iG	202	PEB	OD-C4D-C3D	-2.49	123.83	129.46
82	mJ	201	PEB	OD-C4D-C3D	-2.49	123.83	129.46
82	dM	202	PEB	CHC-C1D-ND	-2.49	111.06	113.95
82	YI	201	PEB	CAC-CBC-CGC	-2.49	106.79	113.76
87	BL	619	CLA	C1B-CHB-C4A	-2.49	125.19	130.12
84	BG	1001	CYC	CHB-C4A-C3A	2.49	131.29	124.90
85	a6	605	BCR	C10-C11-C12	-2.49	115.46	123.22
82	GJ	202	PEB	C3B-C4B-NB	2.49	113.67	110.05
87	c6	616	CLA	C1B-CHB-C4A	-2.49	125.19	130.12
82	P5	201	PEB	C4B-C3B-C2B	-2.49	104.03	106.78
82	NI	201	PEB	OD-C4D-C3D	-2.49	123.83	129.46
85	BL	616	BCR	C29-C28-C27	-2.49	105.82	111.38
85	LN	205	BCR	C1-C6-C5	-2.49	119.11	122.61
87	5N	611	CLA	O2D-CGD-O1D	-2.49	118.98	123.84
82	R4	201	PEB	CHC-C4C-C3C	-2.49	126.10	130.34
82	G9	202	PEB	OD-C4D-C3D	-2.49	123.83	129.46
87	c6	609	CLA	CHB-C4A-NA	2.48	127.95	124.51
82	PK	201	PEB	CAB-CBB-CGB	-2.48	108.26	113.60
82	gB	201	PEB	C1B-C2B-C3B	-2.48	103.66	106.51
82	l4	201	PEB	C4B-C3B-C2B	-2.48	104.03	106.78
82	nF	202	PEB	C4B-C3B-C2B	-2.48	104.03	106.78

Continued on next page...

Continued from previous page...

Mol	Chain	Res	Type	Atoms	Z	Observed(^{o})	Ideal(^{o})
82	SB	203	PEB	CHC-C1D-ND	-2.48	111.06	113.95
82	hF	201	PEB	CHC-C1D-ND	-2.48	111.06	113.95
94	dL	406	PL9	C32-C33-C34	-2.48	121.68	127.66
85	LN	201	BCR	C16-C15-C14	-2.48	118.39	123.47
82	Z9	303	PEB	CMA-C2A-C1A	-2.48	107.05	112.40
82	J5	201	PEB	OD-C4D-C3D	-2.48	123.83	129.46
82	z8	201	PEB	OD-C4D-C3D	-2.48	123.83	129.46
82	JF	201	PEB	CAB-C3B-C4B	2.48	129.40	125.01
82	DO	1002	PEB	CHA-C1B-NB	-2.48	119.74	124.93
82	KD	202	PEB	CHC-C4C-C3C	-2.48	126.10	130.34
82	L7	203	PEB	CHC-C4C-C3C	-2.48	126.10	130.34
82	JD	202	PEB	CMB-C2B-C1B	2.48	128.89	125.06
82	DF	201	PEB	CAB-CBB-CGB	-2.48	108.26	113.60
82	UB	302	PEB	C3B-C4B-NB	2.48	113.66	110.05
82	DI	201	PEB	C1C-CHB-C4B	-2.48	125.84	128.81
82	M7	202	PEB	C1C-CHB-C4B	-2.48	125.84	128.81
82	EA	201	PEB	C4B-C3B-C2B	-2.48	104.03	106.78
82	FD	201	PEB	CHC-C1D-ND	-2.48	111.06	113.95
87	7N	602	CLA	CAD-C3D-C2D	2.48	152.78	140.80
82	eK	201	PEB	C2A-C1A-NA	2.48	110.41	108.27
82	kG	201	PEB	OD-C4D-ND	-2.48	122.25	125.93
82	cO	202	PEB	CAB-C3B-C4B	2.48	129.40	125.01
82	ZI	401	PEB	CHC-C4C-C3C	-2.48	126.10	130.34
82	L9	201	PEB	CHC-C4C-C3C	-2.48	126.10	130.34
82	eE	202	PEB	OD-C4D-C3D	-2.48	123.83	129.46
87	d6	403	CLA	CHD-C1D-ND	-2.48	122.17	124.45
82	WG	202	PEB	CHB-C4B-C3B	-2.48	119.58	125.32
82	cG	201	PEB	CAB-C3B-C4B	2.48	129.40	125.01
82	NQ	202	PEB	C1C-CHB-C4B	2.48	131.78	128.81
82	dG	202	PEB	OD-C4D-C3D	-2.48	123.83	129.46
82	LJ	202	PEB	CAA-C3A-C2A	-2.48	108.06	114.26
82	GG	1002	PEB	CAC-CBC-CGC	-2.48	106.80	113.76
82	JM	201	PEB	CHA-C1B-C2B	2.48	131.28	124.90
82	S9	202	PEB	CMB-C2B-C1B	2.48	128.89	125.06
82	eA	301	PEB	C3B-C4B-NB	2.48	113.66	110.05
82	T9	202	PEB	OD-C4D-C3D	-2.48	123.84	129.46
82	fK	201	PEB	OD-C4D-C3D	-2.48	123.84	129.46
82	SB	203	PEB	CBC-CAC-C2C	-2.48	108.38	112.62
82	cK	202	PEB	OD-C4D-ND	-2.48	122.25	125.93
82	vF	202	PEB	CHB-C4B-C3B	-2.48	119.59	125.32
84	FH	1001	CYC	CHB-C1B-C2B	2.48	131.87	126.95
85	CL	502	BCR	C39-C30-C25	-2.48	106.27	110.30

Continued on next page...

Continued from previous page...

Mol	Chain	Res	Type	Atoms	Z	Observed(^{o})	Ideal(^{o})
83	xK	301	PUB	CAB-CBB-CGB	-2.48	106.80	113.76
82	aO	201	PEB	OD-C4D-C3D	-2.48	123.84	129.46
82	KM	203	PEB	CMB-C2B-C1B	2.48	128.89	125.06
82	A5	201	PEB	CHB-C4B-NB	-2.48	125.38	128.83
83	A4	302	PUB	C2C-C1C-NC	2.48	113.66	110.05
84	CO	1001	CYC	CMB-C2B-C1B	2.48	127.27	124.17
87	A6	404	CLA	C1B-CHB-C4A	-2.48	125.20	130.12
82	dE	202	PEB	OD-C4D-C3D	-2.48	123.84	129.46
82	UI	202	PEB	CMA-C2A-C1A	-2.48	107.05	112.40
88	d6	402	LHG	C5-O7-C7	-2.48	111.68	117.79
87	3N	301	CLA	CMD-C2D-C3D	2.48	133.32	127.61
82	RP	201	PEB	CMB-C2B-C1B	2.48	128.88	125.06
82	EM	203	PEB	CMC-C3C-C2C	2.48	129.62	124.94
87	5N	605	CLA	O2D-CGD-O1D	-2.48	118.99	123.84
87	B6	603	CLA	C1B-CHB-C4A	-2.48	125.20	130.12
82	mG	203	PEB	CAB-CBB-CGB	-2.48	108.26	113.60
82	HA	203	PEB	OD-C4D-ND	-2.48	122.25	125.93
82	l1	202	PEB	OD-C4D-ND	-2.48	122.25	125.93
82	ZO	202	PEB	CHA-C1B-NB	-2.48	119.74	124.93
87	5N	602	CLA	O2D-CGD-O1D	-2.48	118.99	123.84
82	Q9	203	PEB	CMB-C2B-C1B	2.48	128.88	125.06
82	UQ	202	PEB	CHC-C4C-C3C	-2.48	126.11	130.34
82	a4	201	PEB	CHB-C4B-C3B	-2.48	119.59	125.32
82	RK	202	PEB	C1B-C2B-C3B	-2.48	103.66	106.51
82	fG	203	PEB	C3B-C4B-NB	2.48	113.66	110.05
87	BL	608	CLA	CAA-C2A-C3A	-2.48	105.99	112.78
87	8N	305	CLA	CAA-C2A-C3A	-2.48	105.99	112.78
85	L2	205	BCR	C27-C26-C25	-2.48	119.13	122.73
82	IA	202	PEB	OD-C4D-ND	-2.48	122.26	125.93
82	qK	203	PEB	OD-C4D-ND	-2.48	122.26	125.93
82	HP	202	PEB	OD-C4D-C3D	-2.48	123.84	129.46
83	ND	201	PUB	CHB-C1C-C2C	-2.48	119.59	125.32
82	eK	202	PEB	CBC-CAC-C2C	-2.48	108.39	112.62
82	VI	201	PEB	OD-C4D-C3D	-2.48	123.84	129.46
82	XI	201	PEB	OD-C4D-C3D	-2.48	123.84	129.46
87	bL	615	CLA	CHB-C4A-NA	2.48	127.94	124.51
82	j4	201	PEB	CMA-C2A-C1A	-2.48	107.06	112.40
87	52	604	CLA	O2D-CGD-O1D	-2.48	118.99	123.84
87	42	603	CLA	C1B-CHB-C4A	-2.48	125.21	130.12
82	gO	203	PEB	OD-C4D-ND	-2.48	122.26	125.93
87	CL	504	CLA	C1B-CHB-C4A	-2.48	125.21	130.12
85	L2	201	BCR	C16-C15-C14	-2.48	118.40	123.47

Continued on next page...

Continued from previous page...

Mol	Chain	Res	Type	Atoms	Z	Observed(^{o})	Ideal(^{o})
82	KA	201	PEB	CHA-C1B-NB	-2.48	119.75	124.93
87	72	602	CLA	CAD-C3D-C2D	2.48	152.76	140.80
82	CQ	202	PEB	CMB-C2B-C1B	2.48	128.88	125.06
82	mK	202	PEB	OD-C4D-C3D	-2.48	123.84	129.46
82	bF	202	PEB	C4B-C3B-C2B	-2.48	104.04	106.78
87	A2	827	CLA	CHB-C4A-NA	2.48	127.94	124.51
87	BN	826	CLA	C1B-CHB-C4A	-2.48	125.21	130.12
87	52	601	CLA	C1B-CHB-C4A	-2.48	125.21	130.12
82	UG	201	PEB	CMB-C2B-C1B	2.48	128.88	125.06
82	lE	203	PEB	OD-C4D-C3D	-2.48	123.85	129.46
82	hM	203	PEB	OD-C4D-C3D	-2.48	123.85	129.46
82	eO	202	PEB	OD-C4D-C3D	-2.48	123.85	129.46
82	cB	401	PEB	CHA-C1B-NB	-2.48	119.75	124.93
85	B2	841	BCR	C31-C1-C6	-2.48	106.28	110.30
82	SB	201	PEB	C1B-C2B-C3B	-2.48	103.66	106.51
94	d6	408	PL9	C25-C24-C26	2.48	119.44	115.27
84	F1	1001	CYC	CHB-C1B-C2B	2.48	131.86	126.95
87	BL	609	CLA	O2D-CGD-O1D	-2.48	118.99	123.84
82	H7	203	PEB	C3B-C4B-NB	2.48	113.65	110.05
82	fJ	202	PEB	OD-C4D-C3D	-2.48	123.85	129.46
87	AN	840	CLA	C1B-CHB-C4A	-2.48	125.21	130.12
82	QF	202	PEB	OD-C4D-ND	-2.48	122.26	125.93
82	eG	202	PEB	OD-C4D-C3D	-2.48	123.85	129.46
82	dH	203	PEB	OD-C4D-C3D	-2.48	123.85	129.46
82	j4	202	PEB	CHA-C1B-NB	-2.48	119.75	124.93
82	ZH	203	PEB	CAA-C3A-C4A	2.48	119.03	112.67
82	gH	201	PEB	CAB-CBB-CGB	-2.48	108.27	113.60
82	KF	203	PEB	CAB-C3B-C4B	2.48	129.39	125.01
82	eF	202	PEB	OD-C4D-C3D	-2.48	123.85	129.46
82	FP	202	PEB	CAB-C3B-C4B	2.48	129.39	125.01
82	NP	202	PEB	C3B-C4B-NB	2.48	113.65	110.05
87	LN	204	CLA	O2D-CGD-O1D	-2.48	119.00	123.84
85	L2	205	BCR	C1-C6-C5	-2.48	119.13	122.61
82	HP	201	PEB	C1B-C2B-C3B	-2.48	103.67	106.51
87	22	603	CLA	C1B-CHB-C4A	-2.48	125.21	130.12
94	D6	408	PL9	C53-C6-C1	2.48	120.05	114.99
82	fF	201	PEB	OD-C4D-C3D	-2.48	123.85	129.46
87	2N	304	CLA	C1B-CHB-C4A	-2.48	125.21	130.12
82	M7	202	PEB	CHA-C1B-NB	-2.48	119.75	124.93
82	PI	201	PEB	OD-C4D-C3D	-2.48	123.85	129.46
82	YM	201	PEB	OD-C4D-C3D	-2.48	123.85	129.46
82	gK	202	PEB	CHC-C4C-C3C	-2.48	126.11	130.34

Continued on next page...

Continued from previous page...

Mol	Chain	Res	Type	Atoms	Z	Observed(^{o})	Ideal(^{o})
87	32	308	CLA	CMD-C2D-C3D	2.48	133.31	127.61
82	eH	202	PEB	OA-C1A-C2A	-2.48	124.20	126.17
82	TP	201	PEB	C1B-C2B-C3B	-2.48	103.67	106.51
82	B5	203	PEB	CHC-C1D-ND	-2.48	111.07	113.95
82	RO	202	PEB	CMA-C2A-C1A	-2.47	107.07	112.40
82	CP	203	PEB	OD-C4D-C3D	-2.47	123.85	129.46
82	s8	202	PEB	C3B-C4B-NB	2.47	113.65	110.05
82	hM	202	PEB	C3B-C4B-NB	2.47	113.65	110.05
82	eH	202	PEB	OD-C4D-ND	-2.47	122.26	125.93
82	f1	203	PEB	CMB-C2B-C1B	2.47	128.88	125.06
87	4N	601	CLA	CHB-C4A-NA	2.47	127.93	124.51
82	CA	201	PEB	CMA-C2A-C1A	-2.47	107.07	112.40
82	HF	201	PEB	CAB-C3B-C4B	2.47	129.39	125.01
82	GJ	201	PEB	CAB-C3B-C4B	2.47	129.39	125.01
87	82	304	CLA	O2D-CGD-O1D	-2.47	119.00	123.84
87	12	610	CLA	C1B-CHB-C4A	-2.47	125.22	130.12
87	6N	602	CLA	C1B-CHB-C4A	-2.47	125.22	130.12
82	QG	202	PEB	CBB-CAB-C3B	-2.47	105.75	112.63
82	qF	203	PEB	OD-C4D-C3D	-2.47	123.85	129.46
82	gF	203	PEB	C3B-C4B-NB	2.47	113.65	110.05
82	NA	203	PEB	OD-C4D-ND	-2.47	122.27	125.93
98	BN	837	PQN	C10-C5-C4	-2.47	118.00	120.68
82	JJ	202	PEB	OD-C4D-C3D	-2.47	123.86	129.46
87	cL	514	CLA	CHB-C4A-NA	2.47	127.93	124.51
85	AN	804	BCR	C30-C25-C26	-2.47	119.13	122.61
82	SF	202	PEB	C4B-C3B-C2B	-2.47	104.05	106.78
88	a6	610	LHG	C5-O7-C7	-2.47	111.70	117.79
84	K1	1001	CYC	CMB-C2B-C1B	2.47	127.25	124.17
82	OP	203	PEB	CHA-C1B-NB	-2.47	119.76	124.93
82	pC	201	PEB	CHA-C1B-NB	-2.47	119.76	124.93
82	OG	203	PEB	OD-C4D-C3D	-2.47	123.86	129.46
82	II	201	PEB	OD-C4D-C3D	-2.47	123.86	129.46
82	XJ	201	PEB	OD-C4D-C3D	-2.47	123.86	129.46
82	a4	201	PEB	OD-C4D-C3D	-2.47	123.86	129.46
82	kH	201	PEB	CMB-C2B-C1B	2.47	128.87	125.06
87	A2	835	CLA	CHD-C1D-ND	-2.47	122.18	124.45
82	VQ	201	PEB	C1B-C2B-C3B	-2.47	103.67	106.51
82	P7	201	PEB	CAB-C3B-C4B	2.47	129.38	125.01
82	hK	201	PEB	CHC-C1D-ND	-2.47	111.08	113.95
82	ZE	203	PEB	OD-C4D-C3D	-2.47	123.86	129.46
82	YP	501	PEB	OD-C4D-C3D	-2.47	123.86	129.46
82	TQ	202	PEB	CHA-C1B-NB	-2.47	119.76	124.93

Continued on next page...

Continued from previous page...

Mol	Chain	Res	Type	Atoms	Z	Observed(^{o})	Ideal(^{o})
87	RN	201	CLA	O2D-CGD-O1D	-2.47	119.00	123.84
82	YM	202	PEB	C4B-C3B-C2B	-2.47	104.05	106.78
82	Z9	304	PEB	OD-C4D-ND	-2.47	122.27	125.93
82	eK	202	PEB	OD-C4D-C3D	-2.47	123.86	129.46
82	W9	201	PEB	OA-C1A-C2A	-2.47	124.21	126.17
82	jH	201	PEB	CHC-C1D-ND	-2.47	111.08	113.95
87	62	301	CLA	C1B-CHB-C4A	-2.47	125.22	130.12
87	2N	308	CLA	O2D-CGD-O1D	-2.47	119.00	123.84
82	FM	201	PEB	OD-C4D-C3D	-2.47	123.86	129.46
103	8N	310	ZEX	C38-C24-C23	-2.47	108.38	112.20
84	EG	1001	CYC	CHB-C1B-NB	-2.47	120.75	126.06
87	B6	607	CLA	CMB-C2B-C3B	2.47	129.30	124.68
87	ON	203	CLA	CHA-C1A-NA	-2.47	120.74	126.40
82	OK	201	PEB	CHA-C4A-NA	2.47	128.14	125.20
82	zC	201	PEB	OD-C4D-C3D	-2.47	123.86	129.46
82	c4	202	PEB	CAB-C3B-C4B	2.47	129.38	125.01
82	RM	201	PEB	CHA-C1B-C2B	2.47	131.26	124.90
82	W4	201	PEB	CHC-C1D-ND	-2.47	111.08	113.95
82	VB	202	PEB	CMB-C2B-C1B	2.47	128.87	125.06
87	22	603	CLA	CMB-C2B-C3B	2.47	129.30	124.68
82	T4	202	PEB	C3B-C4B-NB	2.47	113.64	110.05
82	NM	201	PEB	OD-C4D-C3D	-2.47	123.86	129.46
82	J9	202	PEB	OD-C4D-C3D	-2.47	123.86	129.46
82	fO	201	PEB	C4B-NB-C1B	-2.47	101.85	106.51
82	j4	201	PEB	CAB-CBB-CGB	-2.47	108.28	113.60
82	J5	201	PEB	CAB-CBB-CGB	-2.47	108.28	113.60
85	A2	804	BCR	C30-C25-C26	-2.47	119.13	122.61
87	52	602	CLA	O2D-CGD-O1D	-2.47	119.01	123.84
87	bL	608	CLA	CMB-C2B-C3B	2.47	129.30	124.68
82	JI	201	PEB	OD-C4D-C3D	-2.47	123.86	129.46
82	JD	203	PEB	CHA-C1B-NB	-2.47	119.77	124.93
82	UD	202	PEB	CHC-C4C-C3C	-2.47	126.12	130.34
82	TP	201	PEB	CHC-C4C-C3C	-2.47	126.12	130.34
82	ZF	202	PEB	OD-C4D-C3D	-2.47	123.86	129.46
82	LP	202	PEB	OD-C4D-C3D	-2.47	123.86	129.46
87	82	304	CLA	CAA-C2A-C3A	-2.47	106.01	112.78
96	f6	101	HEM	CMB-C2B-C1B	2.47	128.80	125.04
82	MF	201	PEB	CHB-C4B-NB	-2.47	125.40	128.83
84	DO	1001	CYC	CBB-CAB-C3B	-2.47	105.62	112.43
82	PQ	201	PEB	OD-C4D-ND	-2.47	122.27	125.93
82	aM	203	PEB	OD-C4D-ND	-2.47	122.27	125.93
87	BN	820	CLA	CAA-C2A-C3A	-2.47	106.01	112.78

Continued on next page...

Continued from previous page...

Mol	Chain	Res	Type	Atoms	Z	Observed(^{o})	Ideal(^{o})
82	PQ	202	PEB	C3B-C4B-NB	2.47	113.64	110.05
87	K2	103	CLA	C1B-CHB-C4A	-2.47	125.22	130.12
87	b6	610	CLA	C1B-CHB-C4A	-2.47	125.22	130.12
87	1N	610	CLA	C1B-CHB-C4A	-2.47	125.22	130.12
82	YO	202	PEB	C1B-C2B-C3B	-2.47	103.67	106.51
82	L7	203	PEB	C1B-C2B-C3B	-2.47	103.67	106.51
82	pK	201	PEB	C1B-C2B-C3B	-2.47	103.67	106.51
82	PH	201	PEB	C2A-C1A-NA	2.47	110.40	108.27
82	YP	503	PEB	OD-C4D-C3D	-2.47	123.86	129.46
87	A2	808	CLA	O2D-CGD-O1D	-2.47	119.01	123.84
82	E5	201	PEB	C4B-C3B-C2B	-2.47	104.05	106.78
85	BL	617	BCR	C33-C5-C4	2.47	118.36	113.62
82	SE	201	PEB	CAB-CBB-CGB	-2.47	108.29	113.60
95	CL	523	DGD	C4E-C3E-C2E	2.47	115.13	110.82
87	C6	509	CLA	CHB-C4A-NA	2.47	127.93	124.51
82	FA	202	PEB	OD-C4D-ND	-2.47	122.27	125.93
87	32	303	CLA	CAA-C2A-C3A	-2.47	106.02	112.78
85	A2	846	BCR	C31-C1-C6	-2.47	106.30	110.30
82	p8	202	PEB	CHA-C1B-C2B	2.47	131.25	124.90
87	cL	512	CLA	CHC-C1C-NC	2.47	127.95	124.20
87	aL	606	CLA	C1B-CHB-C4A	-2.47	125.23	130.12
82	FD	201	PEB	C4B-C3B-C2B	-2.47	104.05	106.78
85	B2	840	BCR	C20-C21-C22	-2.47	123.79	127.31
82	CI	201	PEB	OD-C4D-C3D	-2.47	123.87	129.46
84	63	901	CYC	CBB-CAB-C3B	-2.47	105.63	112.43
82	aB	201	PEB	CHA-C4A-NA	2.47	128.14	125.20
85	F6	101	BCR	C28-C27-C26	-2.47	109.67	114.08
87	ON	202	CLA	CHB-C4A-NA	2.47	127.92	124.51
87	8N	306	CLA	C1B-CHB-C4A	-2.47	125.23	130.12
82	PK	202	PEB	OD-C4D-C3D	-2.47	123.87	129.46
82	TM	202	PEB	OD-C4D-C3D	-2.47	123.87	129.46
82	LD	201	PEB	C2A-C1A-NA	2.47	110.40	108.27
82	RF	202	PEB	C1B-C2B-C3B	-2.47	103.67	106.51
85	H6	101	BCR	C23-C24-C25	-2.47	120.27	127.20
82	fG	202	PEB	CAA-C3A-C2A	-2.47	108.09	114.26
82	vC	202	PEB	CAB-CBB-CGB	-2.47	108.29	113.60
84	BE	1001	CYC	CHB-C1B-NB	-2.47	120.76	126.06
82	uF	203	PEB	CHA-C1B-NB	-2.47	119.77	124.93
82	GD	202	PEB	CAC-C2C-C3C	2.47	134.33	127.25
82	OG	201	PEB	CMA-C2A-C1A	-2.47	107.09	112.40
82	R4	202	PEB	CMA-C2A-C1A	-2.47	107.09	112.40
82	pC	202	PEB	CHA-C1B-C2B	2.47	131.24	124.90

Continued on next page...

Continued from previous page...

Mol	Chain	Res	Type	Atoms	Z	Observed(^{o})	Ideal(^{o})
82	KK	203	PEB	CAB-C3B-C4B	2.47	129.37	125.01
82	sC	202	PEB	C3B-C4B-NB	2.47	113.64	110.05
82	oF	202	PEB	C3B-C4B-NB	2.47	113.64	110.05
82	TI	202	PEB	OD-C4D-C3D	-2.47	123.87	129.46
82	c4	203	PEB	CHC-C1D-ND	-2.47	111.08	113.95
82	U9	201	PEB	CHC-C1D-ND	-2.47	111.08	113.95
82	LA	201	PEB	C1B-C2B-C3B	-2.47	103.68	106.51
82	Z4	202	PEB	CHA-C1B-NB	-2.47	119.77	124.93
82	DK	203	PEB	C2B-C1B-NB	2.47	115.79	110.53
87	1N	603	CLA	O2D-CGD-O1D	-2.47	119.02	123.84
82	YA	301	PEB	CMB-C2B-C1B	2.47	128.86	125.06
82	wK	302	PEB	CBA-CAA-C3A	-2.47	107.98	113.47
85	BN	841	BCR	C31-C1-C6	-2.47	106.30	110.30
87	CL	511	CLA	C11-C12-C13	-2.47	107.95	115.92
82	IQ	202	PEB	OD-C4D-ND	-2.47	122.28	125.93
82	vF	201	PEB	C3B-C4B-NB	2.47	113.64	110.05
83	BJ	302	PUB	C2C-C1C-NC	2.47	113.64	110.05
82	f4	201	PEB	CBC-CAC-C2C	-2.47	108.41	112.62
87	3N	304	CLA	CAA-C2A-C3A	-2.47	106.03	112.78
82	Q1	203	PEB	OD-C4D-C3D	-2.47	123.87	129.46
82	nK	201	PEB	OD-C4D-C3D	-2.47	123.87	129.46
82	JQ	201	PEB	CAB-C3B-C4B	2.47	129.37	125.01
83	xK	305	PUB	CAC-C2C-C1C	2.47	129.37	125.01
87	A2	841	CLA	C1B-CHB-C4A	-2.47	125.23	130.12
82	kG	202	PEB	C1C-CHB-C4B	-2.47	125.86	128.81
82	B7	203	PEB	CHC-C4C-C3C	-2.47	126.13	130.34
82	AP	201	PEB	OD-C4D-C3D	-2.47	123.88	129.46
82	TJ	202	PEB	OD-C4D-C3D	-2.46	123.88	129.46
82	DB	203	PEB	C1B-C2B-C3B	-2.46	103.68	106.51
84	IG	1001	CYC	C4A-C3A-C2A	-2.46	103.68	106.51
84	BG	1001	CYC	C1B-NB-C4B	-2.46	107.53	110.67
82	AE	301	PEB	CMB-C2B-C1B	2.46	128.86	125.06
82	JP	201	PEB	OD-C4D-C3D	-2.46	123.88	129.46
82	MJ	201	PEB	CHA-C1B-NB	-2.46	119.78	124.93
87	CL	508	CLA	CMB-C2B-C3B	2.46	129.29	124.68
82	p8	201	PEB	CAA-C3A-C2A	-2.46	108.10	114.26
87	RN	201	CLA	C1B-CHB-C4A	-2.46	125.24	130.12
87	A2	840	CLA	C1B-CHB-C4A	-2.46	125.24	130.12
87	R2	201	CLA	C1B-CHB-C4A	-2.46	125.24	130.12
98	B2	837	PQN	C10-C5-C4	-2.46	118.01	120.68
82	NF	201	PEB	OD-C4D-C3D	-2.46	123.88	129.46
82	HI	203	PEB	OD-C4D-C3D	-2.46	123.88	129.46

Continued on next page...

Continued from previous page...

Mol	Chain	Res	Type	Atoms	Z	Observed(^{o})	Ideal(^{o})
82	LM	201	PEB	OD-C4D-C3D	-2.46	123.88	129.46
82	wK	302	PEB	OD-C4D-C3D	-2.46	123.88	129.46
82	aF	201	PEB	C2A-C1A-NA	2.46	110.40	108.27
82	wF	303	PEB	OA-C1A-C2A	-2.46	124.21	126.17
87	A2	813	CLA	O2D-CGD-O1D	-2.46	119.02	123.84
82	VJ	202	PEB	OD-C4D-C3D	-2.46	123.88	129.46
95	B2	844	DGD	O1G-C1A-C2A	2.46	119.64	111.91
82	b4	201	PEB	OD-C4D-ND	-2.46	122.28	125.93
87	12	603	CLA	O2D-CGD-O1D	-2.46	119.02	123.84
85	kL	100	BCR	C7-C8-C9	-2.46	122.51	126.23
82	RG	202	PEB	CAB-C3B-C4B	2.46	129.37	125.01
82	HI	201	PEB	CAB-C3B-C4B	2.46	129.37	125.01
82	YQ	201	PEB	CMB-C2B-C1B	2.46	128.86	125.06
84	l3	1001	CYC	CHA-C1A-NA	-2.46	125.41	128.83
82	GP	202	PEB	C4B-C3B-C2B	-2.46	104.06	106.78
82	uF	202	PEB	C4B-C3B-C2B	-2.46	104.06	106.78
82	YM	201	PEB	CMA-C2A-C1A	-2.46	107.09	112.40
82	NA	202	PEB	CBC-CAC-C2C	2.46	116.82	112.62
82	VB	202	PEB	CAB-CBB-CGB	-2.46	108.30	113.60
87	CL	515	CLA	C1B-CHB-C4A	-2.46	125.24	130.12
87	bL	619	CLA	O2D-CGD-O1D	-2.46	119.02	123.84
82	UF	201	PEB	CHA-C1B-C2B	2.46	131.23	124.90
82	KE	201	PEB	OD-C4D-ND	-2.46	122.28	125.93
87	BN	831	CLA	C2A-C1A-CHA	2.46	128.16	123.86
82	FD	202	PEB	CMB-C2B-C1B	2.46	128.86	125.06
87	A2	828	CLA	CHA-C4D-ND	2.46	137.65	132.50
82	ZE	202	PEB	CHB-C4B-NB	-2.46	125.41	128.83
82	EI	201	PEB	OD-C4D-C3D	-2.46	123.88	129.46
82	RE	202	PEB	CAB-C3B-C4B	2.46	129.36	125.01
82	VJ	202	PEB	O2B-CGB-CBB	2.46	121.94	114.03
82	KG	201	PEB	OD-C4D-ND	-2.46	122.28	125.93
82	RD	203	PEB	CHA-C1B-C2B	2.46	131.23	124.90
87	DL	406	CLA	C1B-CHB-C4A	-2.46	125.24	130.12
87	HL	101	CLA	C1B-CHB-C4A	-2.46	125.24	130.12
82	WG	201	PEB	CHB-C4B-C3B	-2.46	119.63	125.32
83	AG	303	PUB	C2C-C1C-NC	2.46	113.63	110.05
82	RH	202	PEB	CMB-C2B-C1B	2.46	128.85	125.06
82	mG	203	PEB	CMB-C2B-C1B	2.46	128.85	125.06
82	SH	202	PEB	CHC-C4C-C3C	-2.46	126.14	130.34
85	Z6	101	BCR	C38-C26-C27	2.46	118.34	113.62
82	KI	202	PEB	OD-C4D-C3D	-2.46	123.88	129.46
82	xF	304	PEB	OD-C4D-C3D	-2.46	123.88	129.46

Continued on next page...

Continued from previous page...

Mol	Chain	Res	Type	Atoms	Z	Observed(^{o})	Ideal(^{o})
87	B2	819	CLA	CAA-C2A-C3A	-2.46	106.04	112.78
87	cL	516	CLA	CAA-C2A-C3A	-2.46	106.04	112.78
82	XJ	202	PEB	CHA-C1B-NB	-2.46	119.78	124.93
85	BN	841	BCR	C20-C21-C22	-2.46	123.80	127.31
82	fF	202	PEB	CAB-C3B-C4B	2.46	129.36	125.01
85	b6	601	BCR	C3-C4-C5	-2.46	109.68	114.08
82	PQ	201	PEB	OD-C4D-C3D	-2.46	123.88	129.46
82	mE	203	PEB	OD-C4D-C3D	-2.46	123.88	129.46
82	nF	201	PEB	OD-C4D-C3D	-2.46	123.88	129.46
82	iE	201	PEB	C4B-C3B-C2B	-2.46	104.06	106.78
87	AL	403	CLA	CHB-C4A-NA	2.46	127.92	124.51
82	D1	1002	PEB	CHA-C1B-C2B	2.46	131.23	124.90
96	G2	201	HEM	C4A-C3A-C2A	2.46	108.71	107.00
82	JJ	201	PEB	OD-C4D-C3D	-2.46	123.89	129.46
87	L2	202	CLA	O2D-CGD-O1D	-2.46	119.03	123.84
82	W1	201	PEB	OD-C4D-ND	-2.46	122.28	125.93
82	SG	201	PEB	CAB-CBB-CGB	-2.46	108.31	113.60
82	JD	201	PEB	CAB-C3B-C4B	2.46	129.36	125.01
87	BN	820	CLA	C1B-CHB-C4A	-2.46	125.24	130.12
82	TE	201	PEB	C1B-C2B-C3B	-2.46	103.68	106.51
82	O9	202	PEB	C1B-C2B-C3B	-2.46	103.68	106.51
82	kJ	202	PEB	C1B-C2B-C3B	-2.46	103.68	106.51
82	mM	202	PEB	OD-C4D-C3D	-2.46	123.89	129.46
82	GE	1002	PEB	CHA-C1B-NB	-2.46	119.79	124.93
82	RI	201	PEB	OD-C4D-C3D	-2.46	123.89	129.46
82	Y1	201	PEB	OD-C4D-C3D	-2.46	123.89	129.46
82	mG	202	PEB	C3B-C4B-NB	2.46	113.63	110.05
82	oK	202	PEB	C3B-C4B-NB	2.46	113.63	110.05
82	tK	202	PEB	CHA-C1B-C2B	-2.46	118.58	124.90
84	m3	1001	CYC	CHA-C1A-NA	-2.46	125.42	128.83
82	XK	202	PEB	CBC-CAC-C2C	-2.46	108.42	112.62
85	bL	601	BCR	C21-C20-C19	-2.46	115.54	123.22
84	CG	1001	CYC	CHA-C1A-C2A	-2.46	119.64	125.32
87	A2	815	CLA	C2A-C1A-CHA	2.46	128.16	123.86
82	HJ	202	PEB	O2B-CGB-CBB	2.46	121.93	114.03
82	AQ	301	PEB	CHA-C1B-NB	-2.46	119.79	124.93
82	v8	202	PEB	CAB-CBB-CGB	-2.46	108.31	113.60
82	W9	202	PEB	C1B-C2B-C3B	-2.46	103.69	106.51
82	qF	202	PEB	C1B-C2B-C3B	-2.46	103.69	106.51
85	bL	603	BCR	C33-C5-C4	2.46	118.34	113.62
82	GK	201	PEB	OD-C4D-C3D	-2.46	123.89	129.46
87	AN	808	CLA	O2D-CGD-O1D	-2.46	119.03	123.84

Continued on next page...

Continued from previous page...

Mol	Chain	Res	Type	Atoms	Z	Observed(^{o})	Ideal(^{o})
82	ZG	203	PEB	OD-C4D-C3D	-2.46	123.89	129.46
82	J5	202	PEB	OD-C4D-C3D	-2.46	123.89	129.46
87	82	307	CLA	CHB-C4A-NA	2.46	127.91	124.51
96	GN	201	HEM	C4A-C3A-C2A	2.46	108.71	107.00
82	CD	202	PEB	CMB-C2B-C1B	2.46	128.85	125.06
82	YD	201	PEB	CMB-C2B-C1B	2.46	128.85	125.06
82	fM	201	PEB	CMB-C2B-C1B	2.46	128.85	125.06
82	A4	305	PEB	CHC-C1D-ND	-2.46	111.09	113.95
82	kG	201	PEB	C1B-C2B-C3B	-2.46	103.69	106.51
82	GQ	202	PEB	CAC-C2C-C3C	2.46	134.31	127.25
87	AN	828	CLA	CHA-C4D-ND	2.46	137.64	132.50
94	dL	406	PL9	C22-C23-C24	-2.46	121.74	127.66
82	B9	202	PEB	CHA-C1B-C2B	2.46	131.22	124.90
82	VF	202	PEB	CHC-C4C-C3C	-2.46	126.15	130.34
82	PA	201	PEB	CAB-C3B-C4B	2.46	129.35	125.01
82	U9	202	PEB	CHC-C1D-ND	-2.46	111.09	113.95
82	L7	203	PEB	C3B-C4B-NB	2.46	113.62	110.05
83	AE	303	PUB	C2C-C1C-NC	2.46	113.62	110.05
82	FF	201	PEB	CMA-C2A-C1A	-2.46	107.11	112.40
85	C6	508	BCR	C23-C24-C25	2.46	134.10	127.20
82	f4	202	PEB	C4B-C3B-C2B	-2.46	104.06	106.78
87	B6	605	CLA	CHB-C4A-NA	2.46	127.91	124.51
82	O1	202	PEB	CMB-C2B-C1B	2.46	128.85	125.06
87	c6	610	CLA	O2D-CGD-CBD	2.46	115.63	111.27
82	ND	204	PEB	OD-C4D-C3D	-2.46	123.89	129.46
87	C6	512	CLA	C1B-CHB-C4A	-2.46	125.25	130.12
82	A7	201	PEB	OA-C1A-C2A	-2.46	124.22	126.17
84	N4	1001	CYC	CHB-C4A-C3A	2.46	131.22	124.90
82	WO	201	PEB	CHC-C1D-ND	-2.46	111.09	113.95
82	qK	202	PEB	C1B-C2B-C3B	-2.46	103.69	106.51
82	iM	201	PEB	C1B-C2B-C3B	-2.46	103.69	106.51
84	FE	1001	CYC	C4A-C3A-C2A	-2.46	103.69	106.51
82	O1	201	PEB	OD-C4D-C3D	-2.46	123.90	129.46
82	UP	202	PEB	CMB-C2B-C1B	2.46	128.85	125.06
82	Y7	301	PEB	CMB-C2B-C1B	2.46	128.85	125.06
87	bL	606	CLA	CHB-C4A-NA	2.46	127.91	124.51
84	CH	1001	CYC	CHA-C1A-NA	-2.46	125.42	128.83
82	FM	202	PEB	O2B-CGB-CBB	2.46	121.92	114.03
82	MB	201	PEB	CMA-C2A-C1A	-2.46	107.11	112.40
82	AI	201	PEB	OD-C4D-C3D	-2.46	123.90	129.46
82	l1	201	PEB	OD-C4D-C3D	-2.46	123.90	129.46
82	DD	202	PEB	CAA-C3A-C4A	-2.46	106.37	112.67

Continued on next page...

Continued from previous page...

Mol	Chain	Res	Type	Atoms	Z	Observed(^{o})	Ideal(^{o})
82	KB	301	PEB	CHA-C1B-C2B	2.46	131.21	124.90
82	UD	202	PEB	C1C-CHB-C4B	2.46	131.74	128.81
87	82	305	CLA	C1B-CHB-C4A	-2.46	125.25	130.12
82	A9	201	PEB	CHC-C1D-ND	-2.46	111.10	113.95
82	VD	201	PEB	C1B-C2B-C3B	-2.46	103.69	106.51
82	F7	201	PEB	OD-C4D-C3D	-2.46	123.90	129.46
87	62	303	CLA	C1B-CHB-C4A	-2.45	125.25	130.12
82	D5	202	PEB	CAB-C3B-C4B	2.45	129.35	125.01
82	LJ	202	PEB	OD-C4D-C3D	-2.45	123.90	129.46
82	CK	203	PEB	OD-C4D-C3D	-2.45	123.90	129.46
82	UQ	201	PEB	OD-C4D-C3D	-2.45	123.90	129.46
87	BL	621	CLA	C2A-C1A-CHA	2.45	128.15	123.86
82	eG	203	PEB	OD-C4D-ND	-2.45	122.29	125.93
82	BB	203	PEB	CAB-CBB-CGB	-2.45	108.32	113.60
95	DL	408	DGD	O3G-C1D-C2D	2.45	112.14	108.30
87	B6	607	CLA	CHB-C4A-NA	2.45	127.91	124.51
82	PQ	202	PEB	CHC-C1D-ND	-2.45	111.10	113.95
82	TP	202	PEB	C3B-C4B-NB	2.45	113.62	110.05
82	PD	201	PEB	OD-C4D-C3D	-2.45	123.90	129.46
82	hO	201	PEB	OD-C4D-C3D	-2.45	123.90	129.46
85	J2	102	BCR	C15-C16-C17	-2.45	118.45	123.47
82	BI	203	PEB	C4B-C3B-C2B	-2.45	104.07	106.78
87	6N	606	CLA	C1B-CHB-C4A	-2.45	125.26	130.12
82	A4	304	PEB	OD-C4D-C3D	-2.45	123.90	129.46
84	g3	1001	CYC	CHA-C1A-NA	-2.45	125.42	128.83
83	NQ	201	PUB	CMD-C2D-C3D	2.45	131.45	127.77
82	FA	203	PEB	CHC-C1D-ND	-2.45	111.10	113.95
82	W1	203	PEB	CHC-C1D-ND	-2.45	111.10	113.95
82	gF	202	PEB	CHC-C4C-C3C	-2.45	126.15	130.34
82	CM	202	PEB	CHA-C1B-NB	-2.45	119.80	124.93
82	JQ	203	PEB	CHA-C1B-NB	-2.45	119.80	124.93
82	W9	201	PEB	O1B-CGB-CBB	-2.45	115.20	123.08
82	U5	203	PEB	C2A-C1A-NA	2.45	110.39	108.27
87	CL	510	CLA	CHC-C1C-NC	2.45	127.92	124.20
82	a4	201	PEB	CAB-C3B-C4B	2.45	129.35	125.01
87	R2	201	CLA	O2D-CGD-O1D	-2.45	119.04	123.84
82	oF	201	PEB	O2C-CGC-CBC	2.45	121.91	114.03
82	N7	202	PEB	CBC-CAC-C2C	2.45	116.81	112.62
82	HB	201	PEB	OD-C4D-ND	-2.45	122.30	125.93
82	dF	202	PEB	C1B-C2B-C3B	-2.45	103.69	106.51
82	wF	302	PEB	OD-C4D-C3D	-2.45	123.90	129.46
87	bL	619	CLA	C1B-CHB-C4A	-2.45	125.26	130.12

Continued on next page...

Continued from previous page...

Mol	Chain	Res	Type	Atoms	Z	Observed(^{o})	Ideal(^{o})
82	dG	203	PEB	C3B-C4B-NB	2.45	113.62	110.05
82	T5	201	PEB	C4B-C3B-C2B	-2.45	104.07	106.78
82	SJ	203	PEB	OD-C4D-ND	-2.45	122.30	125.93
87	BL	604	CLA	C1B-CHB-C4A	-2.45	125.26	130.12
87	B2	835	CLA	CMB-C2B-C3B	2.45	129.26	124.68
87	2N	304	CLA	CMB-C2B-C3B	2.45	129.26	124.68
82	ID	201	PEB	C1B-C2B-C3B	-2.45	103.69	106.51
82	pF	201	PEB	C1B-C2B-C3B	-2.45	103.69	106.51
82	LM	202	PEB	CHA-C1B-NB	-2.45	119.81	124.93
82	dG	202	PEB	CAA-C3A-C4A	-2.45	106.38	112.67
84	E4	1001	CYC	CHA-C1A-NA	-2.45	125.43	128.83
82	V4	201	PEB	OD-C4D-C3D	-2.45	123.91	129.46
84	BE	1001	CYC	CHA-C1A-C2A	-2.45	119.66	125.32
82	DF	203	PEB	C2B-C1B-NB	2.45	115.76	110.53
82	AG	301	PEB	CMB-C2B-C1B	2.45	128.84	125.06
82	jH	203	PEB	CMB-C2B-C1B	2.45	128.84	125.06
82	jJ	203	PEB	CMB-C2B-C1B	2.45	128.84	125.06
83	xF	305	PUB	CAC-C2C-C1C	2.45	129.34	125.01
87	c6	609	CLA	C1B-CHB-C4A	-2.45	125.26	130.12
82	SK	202	PEB	C4B-C3B-C2B	-2.45	104.07	106.78
82	X7	203	PEB	OD-C4D-ND	-2.45	122.30	125.93
82	dE	202	PEB	CAA-C3A-C4A	-2.45	106.38	112.67
82	XD	201	PEB	OD-C4D-C3D	-2.45	123.91	129.46
82	UG	202	PEB	OD-C4D-C3D	-2.45	123.91	129.46
82	RP	201	PEB	OD-C4D-C3D	-2.45	123.91	129.46
82	F9	201	PEB	OD-C4D-C3D	-2.45	123.91	129.46
84	NO	1001	CYC	C1B-NB-C4B	-2.45	107.55	110.67
87	AN	819	CLA	O2D-CGD-O1D	-2.45	119.05	123.84
82	CB	201	PEB	CMA-C2A-C1A	-2.45	107.12	112.40
84	BE	1002	CYC	CMC-C2C-C1C	-2.45	107.12	112.40
84	v3	1001	CYC	CHA-C1A-NA	-2.45	125.43	128.83
82	HK	201	PEB	CAB-C3B-C4B	2.45	129.34	125.01
82	IM	202	PEB	CAB-C3B-C4B	2.45	129.34	125.01
82	B9	203	PEB	CAB-C3B-C4B	2.45	129.34	125.01
82	Q7	201	PEB	C3B-C4B-NB	2.45	113.61	110.05
82	GE	1002	PEB	C1B-C2B-C3B	-2.45	103.69	106.51
82	BA	201	PEB	CAB-C3B-C2B	2.45	132.44	127.88
82	CQ	202	PEB	CBC-CAC-C2C	-2.45	108.44	112.62
82	qF	203	PEB	CHA-C1B-NB	-2.45	119.81	124.93
82	y8	203	PEB	OD-C4D-ND	-2.45	122.30	125.93
103	8N	310	ZEX	C30-C31-C32	2.45	130.86	123.22
82	MA	202	PEB	C1C-CHB-C4B	-2.45	125.88	128.81

Continued on next page...

Continued from previous page...

Mol	Chain	Res	Type	Atoms	Z	Observed(^{o})	Ideal(^{o})
82	PQ	202	PEB	CAB-C3B-C4B	2.45	129.34	125.01
82	UE	202	PEB	OD-C4D-C3D	-2.45	123.91	129.46
82	AG	301	PEB	OD-C4D-C3D	-2.45	123.91	129.46
82	WE	201	PEB	CHB-C4B-C3B	-2.45	119.66	125.32
82	IJ	203	PEB	CHA-C1B-NB	-2.45	119.81	124.93
82	j1	201	PEB	CHC-C1D-ND	-2.45	111.10	113.95
84	R3	1001	CYC	CHA-C1A-NA	-2.45	125.43	128.83
84	c3	1001	CYC	CHA-C1A-NA	-2.45	125.43	128.83
82	Q7	201	PEB	C2A-C1A-NA	2.45	110.39	108.27
87	b6	606	CLA	C1B-CHB-C4A	-2.45	125.27	130.12
87	CL	515	CLA	O2D-CGD-O1D	-2.45	119.05	123.84
83	M9	303	PUB	CHA-C1B-C2B	-2.45	126.16	130.34
82	A1	305	PEB	CMB-C2B-C1B	2.45	128.84	125.06
82	CF	201	PEB	OD-C4D-C3D	-2.45	123.91	129.46
82	SK	201	PEB	OD-C4D-C3D	-2.45	123.91	129.46
82	NP	202	PEB	OD-C4D-C3D	-2.45	123.91	129.46
82	NQ	204	PEB	OD-C4D-C3D	-2.45	123.91	129.46
82	M5	305	PEB	OD-C4D-C3D	-2.45	123.91	129.46
94	aL	601	PL9	C35-C34-C33	-2.45	117.39	123.68
82	p8	201	PEB	CHA-C1B-NB	-2.45	119.81	124.93
82	ZF	202	PEB	C2B-C1B-NB	2.45	115.76	110.53
82	L7	201	PEB	C1B-C2B-C3B	-2.45	103.70	106.51
82	SJ	201	PEB	CAB-CBB-CGB	-2.45	108.33	113.60
85	BN	840	BCR	C20-C21-C22	-2.45	123.81	127.31
84	FH	1001	CYC	CHA-C1A-C2A	-2.45	119.66	125.32
82	RB	202	PEB	OD-C4D-C3D	-2.45	123.91	129.46
82	XP	202	PEB	CAA-C3A-C4A	-2.45	106.39	112.67
82	rK	201	PEB	C2A-C1A-NA	2.45	110.38	108.27
87	AN	841	CLA	C1B-CHB-C4A	-2.45	125.27	130.12
87	R2	204	CLA	C1B-CHB-C4A	-2.45	125.27	130.12
82	jE	202	PEB	OD-C4D-ND	-2.45	122.30	125.93
82	M9	305	PEB	OD-C4D-ND	-2.45	122.30	125.93
87	O2	203	CLA	CHA-C1A-NA	-2.45	120.79	126.40
82	ID	201	PEB	CHA-C4A-NA	2.45	128.12	125.20
87	K2	101	CLA	C1B-CHB-C4A	-2.45	125.27	130.12
83	xF	301	PUB	CAB-CBB-CGB	-2.45	106.90	113.76
84	GE	1001	CYC	CMB-C2B-C1B	2.45	127.22	124.17
82	wC	201	PEB	OD-C4D-C3D	-2.45	123.91	129.46
85	K2	105	BCR	C3-C4-C5	-2.45	109.71	114.08
87	BL	603	CLA	O2D-CGD-O1D	-2.45	119.05	123.84
82	DE	1002	PEB	O2B-CGB-CBB	2.45	121.89	114.03
82	X9	201	PEB	CHC-C1D-ND	-2.45	111.11	113.95

Continued on next page...

Continued from previous page...

Mol	Chain	Res	Type	Atoms	Z	Observed(^{o})	Ideal(^{o})
82	cG	202	PEB	CMB-C2B-C1B	2.45	128.83	125.06
82	uK	201	PEB	C3B-C4B-NB	2.45	113.61	110.05
87	b6	618	CLA	CHB-C4A-NA	2.45	127.90	124.51
82	dK	202	PEB	CHB-C4B-C3B	-2.45	119.67	125.32
82	SA	201	PEB	OD-C4D-ND	-2.45	122.31	125.93
82	QH	203	PEB	OD-C4D-C3D	-2.45	123.92	129.46
82	gO	202	PEB	OD-C4D-C3D	-2.45	123.92	129.46
82	KA	201	PEB	CAA-C3A-C4A	-2.45	106.39	112.67
84	EE	1001	CYC	CHB-C1B-NB	-2.45	120.81	126.06
82	S9	201	PEB	CAB-C3B-C4B	2.45	129.34	125.01
87	bL	604	CLA	C1B-CHB-C4A	-2.45	125.27	130.12
82	yK	301	PEB	CHC-C1D-ND	-2.45	111.11	113.95
82	B7	202	PEB	C3B-C4B-NB	2.45	113.61	110.05
87	F2	202	CLA	C2D-C1D-ND	-2.45	108.30	110.10
87	3N	312	CLA	C2A-C1A-CHA	2.45	128.14	123.86
82	uC	203	PEB	CAA-C3A-C4A	-2.45	106.39	112.67
82	hO	201	PEB	C2A-C1A-NA	2.45	110.38	108.27
82	SE	202	PEB	OD-C4D-C3D	-2.45	123.92	129.46
87	cL	508	CLA	CAC-C3C-C2C	-2.45	123.34	127.53
82	YB	201	PEB	CAB-CBB-CGB	-2.45	108.34	113.60
95	C6	502	DGD	C4D-C3D-C2D	-2.45	106.55	110.82
84	F1	1001	CYC	CHA-C1A-C2A	-2.45	119.67	125.32
82	XM	202	PEB	OD-C4D-C3D	-2.45	123.92	129.46
87	BN	822	CLA	CBA-CAA-C2A	2.45	121.08	113.86
82	m1	202	PEB	C2A-C1A-NA	2.45	110.38	108.27
85	KN	104	BCR	C3-C4-C5	-2.45	109.71	114.08
82	DK	202	PEB	OD-C4D-ND	-2.45	122.31	125.93
87	42	601	CLA	CHB-C4A-NA	2.44	127.89	124.51
83	NQ	201	PUB	CHB-C1C-C2C	-2.44	119.67	125.32
82	BD	202	PEB	OD-C4D-C3D	-2.44	123.92	129.46
82	xK	304	PEB	OD-C4D-C3D	-2.44	123.92	129.46
87	AN	815	CLA	C2A-C1A-CHA	2.44	128.13	123.86
82	RH	202	PEB	CHC-C4C-C3C	-2.44	126.17	130.34
84	T3	1001	CYC	C1B-C2B-C3B	-2.44	105.32	107.87
82	YK	203	PEB	C3B-C4B-NB	2.44	113.61	110.05
82	gK	203	PEB	C3B-C4B-NB	2.44	113.61	110.05
95	BN	844	DGD	O1G-C1A-C2A	2.44	119.58	111.91
82	N4	1002	PEB	C1C-CHB-C4B	2.44	131.73	128.81
85	HL	103	BCR	C16-C15-C14	-2.44	118.47	123.47
82	R5	201	PEB	C4B-C3B-C2B	-2.44	104.08	106.78
82	LA	203	PEB	C1B-C2B-C3B	-2.44	103.70	106.51
82	lK	203	PEB	OD-C4D-ND	-2.44	122.31	125.93

Continued on next page...

Continued from previous page...

Mol	Chain	Res	Type	Atoms	Z	Observed(^{o})	Ideal(^{o})
87	BL	605	CLA	CAA-CBA-CGA	2.44	120.39	113.25
87	12	604	CLA	C1B-CHB-C4A	-2.44	125.28	130.12
87	b6	614	CLA	C1B-CHB-C4A	-2.44	125.28	130.12
82	VA	203	PEB	CAC-CBC-CGC	-2.44	106.91	113.76
87	aL	605	CLA	C1B-CHB-C4A	-2.44	125.28	130.12
87	72	607	CLA	CHA-C1A-NA	-2.44	120.80	126.40
87	5N	603	CLA	CMB-C2B-C3B	2.44	129.25	124.68
82	LI	202	PEB	OD-C4D-C3D	-2.44	123.92	129.46
82	ZK	202	PEB	OD-C4D-C3D	-2.44	123.92	129.46
87	cL	506	CLA	CAA-C2A-C3A	-2.44	106.09	112.78
83	Z9	302	PUB	CHA-C1B-C2B	-2.44	126.17	130.34
87	62	305	CLA	CHD-C1D-ND	-2.44	122.21	124.45
82	IP	202	PEB	CAB-CBB-CGB	-2.44	108.35	113.60
84	K3	1001	CYC	CHA-C1A-NA	-2.44	125.44	128.83
85	JN	102	BCR	C15-C16-C17	-2.44	118.47	123.47
82	V7	203	PEB	CAC-CBC-CGC	-2.44	106.91	113.76
85	A2	847	BCR	C30-C25-C26	-2.44	119.17	122.61
87	B2	826	CLA	C1B-CHB-C4A	-2.44	125.28	130.12
87	2N	303	CLA	CAA-C2A-C3A	-2.44	106.09	112.78
82	BD	201	PEB	CMA-C2A-C1A	-2.44	107.14	112.40
82	K7	201	PEB	CHA-C1B-NB	-2.44	119.82	124.93
82	xK	303	PEB	OA-C1A-C2A	-2.44	124.23	126.17
82	R1	202	PEB	CHC-C4C-C3C	-2.44	126.17	130.34
82	TJ	202	PEB	CAA-C3A-C2A	-2.44	108.16	114.26
82	mE	203	PEB	CMB-C2B-C1B	2.44	128.82	125.06
82	H5	202	PEB	OD-C4D-C3D	-2.44	123.93	129.46
87	O2	202	CLA	CHB-C4A-NA	2.44	127.89	124.51
87	BL	605	CLA	CMB-C2B-C3B	2.44	129.25	124.68
82	D4	1002	PEB	CHA-C1B-NB	-2.44	119.83	124.93
83	A4	303	PUB	CHC-C1D-ND	-2.44	110.64	113.72
82	tF	202	PEB	CHA-C1B-C2B	-2.44	118.62	124.90
82	aJ	201	PEB	OD-C4D-ND	-2.44	122.31	125.93
82	fG	202	PEB	C2A-C3A-C4A	-2.44	97.68	101.34
82	TP	201	PEB	CMB-C2B-C1B	2.44	128.82	125.06
82	f1	201	PEB	CMB-C2B-C1B	2.44	128.82	125.06
82	XD	203	PEB	CHA-C1B-NB	-2.44	119.83	124.93
84	V3	1001	CYC	CAB-C3B-C2B	2.44	131.71	127.53
82	CF	203	PEB	CHB-C4B-NB	-2.44	125.44	128.83
87	R2	203	CLA	CHB-C4A-NA	2.44	127.89	124.51
95	cL	520	DGD	C4E-C3E-C2E	2.44	115.08	110.82
82	h4	201	PEB	OD-C4D-C3D	-2.44	123.93	129.46
82	UK	201	PEB	CHA-C1B-C2B	2.44	131.18	124.90

Continued on next page...

Continued from previous page...

Mol	Chain	Res	Type	Atoms	Z	Observed(^{o})	Ideal(^{o})
82	GG	1002	PEB	C1B-C2B-C3B	-2.44	103.70	106.51
82	KM	201	PEB	C3B-C4B-NB	2.44	113.60	110.05
103	82	310	ZEX	C30-C31-C32	2.44	130.84	123.22
82	SP	203	PEB	CBA-CAA-C3A	-2.44	108.03	113.47
85	LN	205	BCR	C27-C26-C25	-2.44	119.19	122.73
82	aB	202	PEB	CMB-C2B-C1B	2.44	128.82	125.06
82	ZF	201	PEB	CHA-C4A-NA	2.44	128.11	125.20
84	i3	1001	CYC	CHA-C1A-NA	-2.44	125.44	128.83
87	aL	606	CLA	C6-C7-C8	-2.44	108.03	115.92
87	c6	610	CLA	C1B-CHB-C4A	-2.44	125.28	130.12
82	BB	201	PEB	OD-C4D-C3D	-2.44	123.93	129.46
82	HJ	202	PEB	OD-C4D-C3D	-2.44	123.93	129.46
82	CK	201	PEB	OD-C4D-C3D	-2.44	123.93	129.46
82	DQ	201	PEB	CMB-C2B-C1B	2.44	128.82	125.06
82	CB	201	PEB	CHB-C4B-C3B	-2.44	119.68	125.32
82	RO	201	PEB	CHC-C4C-C3C	-2.44	126.17	130.34
85	a6	605	BCR	C16-C15-C14	-2.44	118.48	123.47
85	a6	605	BCR	C11-C10-C9	-2.44	123.83	127.31
82	WM	201	PEB	CHC-C1D-ND	-2.44	111.11	113.95
82	SB	201	PEB	CMA-C2A-C1A	-2.44	107.14	112.40
82	UJ	203	PEB	OD-C4D-ND	-2.44	122.32	125.93
82	YJ	203	PEB	OD-C4D-ND	-2.44	122.32	125.93
82	j1	203	PEB	CMB-C2B-C1B	2.44	128.82	125.06
82	ZH	201	PEB	OD-C4D-C3D	-2.44	123.93	129.46
82	Z1	202	PEB	OD-C4D-C3D	-2.44	123.93	129.46
82	aH	202	PEB	C1C-CHB-C4B	-2.44	125.89	128.81
82	EM	202	PEB	OD-C4D-C3D	-2.44	123.93	129.46
85	AN	847	BCR	C30-C25-C26	-2.44	119.18	122.61
82	FP	201	PEB	CHA-C4A-NA	2.44	128.10	125.20
82	b1	203	PEB	OD-C4D-ND	-2.44	122.32	125.93
82	w8	202	PEB	OD-C4D-ND	-2.44	122.32	125.93
82	DH	1002	PEB	CHA-C1B-C2B	2.44	131.17	124.90
82	fJ	201	PEB	OD-C4D-C3D	-2.44	123.94	129.46
82	uK	202	PEB	CHA-C1B-NB	-2.44	119.83	124.93
87	4N	611	CLA	C1B-CHB-C4A	-2.44	125.29	130.12
87	6N	613	CLA	C1B-CHB-C4A	-2.44	125.29	130.12
82	G5	201	PEB	C4B-C3B-C2B	-2.44	104.08	106.78
82	RP	201	PEB	C1B-C2B-C3B	-2.44	103.71	106.51
82	vF	201	PEB	C1C-CHB-C4B	2.44	131.72	128.81
84	J3	1001	CYC	CHA-C1A-NA	-2.44	125.44	128.83
84	e3	1001	CYC	CHA-C1A-NA	-2.44	125.44	128.83
82	L7	202	PEB	CHB-C4B-C3B	-2.44	119.69	125.32

Continued on next page...

Continued from previous page...

Mol	Chain	Res	Type	Atoms	Z	Observed(^{o})	Ideal(^{o})
82	BF	201	PEB	CAB-C3B-C4B	2.44	129.32	125.01
82	pC	201	PEB	CAA-C3A-C2A	-2.44	108.17	114.26
82	PK	201	PEB	OD-C4D-C3D	-2.44	123.94	129.46
82	lJ	201	PEB	OD-C4D-C3D	-2.44	123.94	129.46
87	c6	604	CLA	C1B-CHB-C4A	-2.44	125.29	130.12
82	w8	201	PEB	OD-C4D-C3D	-2.44	123.94	129.46
82	eA	301	PEB	CHB-C4B-NB	-2.44	125.44	128.83
84	EO	1001	CYC	CHA-C1A-NA	-2.44	125.44	128.83
87	AN	805	CLA	CMB-C2B-C3B	2.44	129.24	124.68
85	FL	101	BCR	C32-C1-C6	-2.44	106.34	110.30
82	SB	202	PEB	CMB-C2B-C1B	2.44	128.82	125.06
82	D9	202	PEB	CMB-C2B-C1B	2.44	128.82	125.06
82	JD	201	PEB	C3B-C4B-NB	2.44	113.59	110.05
87	AN	813	CLA	O2D-CGD-O1D	-2.44	119.07	123.84
82	X5	201	PEB	C4B-C3B-C2B	-2.44	104.08	106.78
82	SO	202	PEB	OD-C4D-ND	-2.44	122.32	125.93
82	h1	202	PEB	OA-C1A-C2A	-2.44	124.23	126.17
82	RF	202	PEB	CHC-C1D-ND	-2.44	111.12	113.95
82	TP	202	PEB	CHC-C1D-ND	-2.44	111.12	113.95
87	B2	821	CLA	CBA-CAA-C2A	2.44	121.06	113.86
92	m6	103	LMG	C8-O7-C10	-2.44	111.79	117.79
87	K6	101	CLA	CHB-C4A-NA	2.44	127.88	124.51
83	Z5	302	PUB	CMD-C2D-C3D	2.44	131.43	127.77
82	z8	202	PEB	C1B-C2B-C3B	-2.44	103.71	106.51
82	QD	202	PEB	CHA-C4A-NA	-2.44	122.31	125.20
82	GF	201	PEB	OD-C4D-C3D	-2.44	123.94	129.46
82	wC	204	PEB	OD-C4D-C3D	-2.44	123.94	129.46
85	B6	601	BCR	C21-C20-C19	-2.44	115.61	123.22
82	RQ	203	PEB	CHA-C1B-C2B	2.44	131.16	124.90
87	CL	504	CLA	C2A-C1A-CHA	2.44	128.12	123.86
85	A6	401	BCR	C33-C5-C4	2.44	118.30	113.62
87	52	603	CLA	CMB-C2B-C3B	2.44	129.24	124.68
94	aL	601	PL9	C20-C19-C21	2.44	119.37	115.27
82	TM	201	PEB	OD-C4D-C3D	-2.44	123.94	129.46
82	eJ	202	PEB	CAA-C3A-C4A	2.44	118.93	112.67
82	gH	201	PEB	CAA-C3A-C2A	-2.44	108.17	114.26
82	EK	202	PEB	CHB-C4B-C3B	-2.44	119.69	125.32
82	vC	201	PEB	CHB-C4B-C3B	-2.44	119.69	125.32
82	BB	203	PEB	CHA-C1B-NB	-2.44	119.84	124.93
82	MK	202	PEB	CMB-C2B-C1B	2.44	128.81	125.06
87	dL	409	CLA	C2D-C1D-ND	-2.44	108.31	110.10
82	UB	301	PEB	CHA-C4A-NA	2.44	128.10	125.20

Continued on next page...

Continued from previous page...

Mol	Chain	Res	Type	Atoms	Z	Observed(^{o})	Ideal(^{o})
82	RQ	201	PEB	OD-C4D-ND	-2.44	122.32	125.93
82	AO	304	PEB	OD-C4D-C3D	-2.44	123.94	129.46
82	GB	203	PEB	CAC-CBC-CGC	-2.44	106.93	113.76
87	8N	304	CLA	C3A-C2A-C1A	2.44	104.99	101.34
82	RK	201	PEB	CAB-C3B-C4B	2.44	129.32	125.01
85	B6	601	BCR	C15-C16-C17	-2.44	118.48	123.47
82	L5	201	PEB	C2B-C1B-NB	2.44	115.73	110.53
91	DL	405	PHO	O2A-CGA-O1A	-2.44	117.45	123.59
82	DA	203	PEB	OD-C4D-C3D	-2.44	123.94	129.46
82	PM	202	PEB	OD-C4D-C3D	-2.44	123.94	129.46
87	B2	831	CLA	O2D-CGD-O1D	-2.44	119.08	123.84
83	AE	302	PUB	C2C-C1C-NC	2.43	113.59	110.05
82	PD	202	PEB	CHC-C1D-ND	-2.43	111.12	113.95
87	32	312	CLA	C2A-C1A-CHA	2.43	128.12	123.86
82	YP	502	PEB	OD-C4D-ND	-2.43	122.32	125.93
82	lH	201	PEB	OD-C4D-ND	-2.43	122.32	125.93
82	GP	203	PEB	OD-C4D-C3D	-2.43	123.94	129.46
82	lM	202	PEB	C1B-C2B-C3B	-2.43	103.71	106.51
82	C7	201	PEB	CMA-C2A-C1A	-2.43	107.16	112.40
84	L1	1001	CYC	O2A-CGA-O1A	-2.43	117.23	123.30
87	AN	822	CLA	O2D-CGD-O1D	-2.43	119.08	123.84
82	fJ	202	PEB	CMC-C3C-C2C	2.43	129.53	124.94
82	fE	202	PEB	C2A-C3A-C4A	-2.43	97.69	101.34
82	zF	501	PEB	CAC-C2C-C3C	2.43	134.24	127.25
82	TG	201	PEB	CAB-C3B-C4B	2.43	129.31	125.01
82	F7	203	PEB	CHC-C1D-ND	-2.43	111.12	113.95
82	W5	203	PEB	OA-C1A-C2A	-2.43	124.24	126.17
82	YK	202	PEB	OD-C4D-ND	-2.43	122.33	125.93
82	EK	201	PEB	CBC-CAC-C2C	-2.43	108.47	112.62
87	82	303	CLA	C3A-C2A-C1A	2.43	104.98	101.34
87	A2	837	CLA	CAA-C2A-C3A	-2.43	106.11	112.78
82	J5	202	PEB	CAB-C3B-C4B	2.43	129.31	125.01
83	Y7	302	PUB	CHC-C1D-ND	-2.43	110.65	113.72
82	cE	202	PEB	CMB-C2B-C1B	2.43	128.81	125.06
82	KA	201	PEB	OD-C4D-C3D	-2.43	123.95	129.46
82	18	201	PEB	OD-C4D-C3D	-2.43	123.95	129.46
82	KJ	202	PEB	CMC-C3C-C2C	2.43	129.53	124.94
82	O5	201	PEB	OD-C4D-ND	-2.43	122.33	125.93
82	TO	202	PEB	C3B-C4B-NB	2.43	113.59	110.05
82	U9	204	PEB	C3B-C4B-NB	2.43	113.59	110.05
82	P4	202	PEB	OD-C4D-C3D	-2.43	123.95	129.46
82	kH	203	PEB	OD-C4D-C3D	-2.43	123.95	129.46

Continued on next page...

Continued from previous page...

Mol	Chain	Res	Type	Atoms	Z	Observed(^{o})	Ideal(^{o})
87	C6	517	CLA	C1-C2-C3	-2.43	121.84	126.04
82	QK	202	PEB	OD-C4D-ND	-2.43	122.33	125.93
82	FQ	202	PEB	OD-C4D-ND	-2.43	122.33	125.93
87	3N	304	CLA	CHA-C1A-NA	-2.43	120.83	126.40
82	tF	201	PEB	C3B-C4B-NB	2.43	113.59	110.05
82	QE	202	PEB	OD-C4D-C3D	-2.43	123.95	129.46
87	AN	835	CLA	CHD-C1D-ND	-2.43	122.22	124.45
82	PP	202	PEB	CAA-C3A-C4A	-2.43	106.43	112.67
84	C3	1001	CYC	CHA-C1A-NA	-2.43	125.45	128.83
84	E3	1001	CYC	CHA-C1A-NA	-2.43	125.45	128.83
87	b6	617	CLA	CHB-C4A-NA	2.43	127.88	124.51
82	lF	203	PEB	OD-C4D-ND	-2.43	122.33	125.93
82	VM	201	PEB	C1B-C2B-C3B	-2.43	103.72	106.51
87	AN	816	CLA	C1B-CHB-C4A	-2.43	125.30	130.12
87	RN	204	CLA	C1B-CHB-C4A	-2.43	125.30	130.12
82	jM	203	PEB	CHA-C1B-NB	-2.43	119.85	124.93
82	RJ	202	PEB	CAA-C3A-C2A	-2.43	108.18	114.26
87	AN	837	CLA	O2A-C1-C2	-2.43	102.25	108.64
82	P1	201	PEB	C2A-C1A-NA	2.43	110.37	108.27
82	GQ	202	PEB	CMC-C3C-C2C	2.43	129.53	124.94
82	SH	203	PEB	CHB-C4B-NB	-2.43	125.45	128.83
84	T3	1001	CYC	CHA-C1A-NA	-2.43	125.45	128.83
82	K7	201	PEB	CAA-C3A-C4A	-2.43	106.43	112.67
87	C6	514	CLA	CHB-C4A-NA	2.43	127.87	124.51
82	X9	202	PEB	CMB-C2B-C1B	2.43	128.81	125.06
82	CJ	201	PEB	OD-C4D-C3D	-2.43	123.95	129.46
82	CK	202	PEB	CAC-C2C-C3C	2.43	134.23	127.25
82	wK	303	PEB	OA-C1A-C2A	-2.43	124.24	126.17
87	cL	514	CLA	O2D-CGD-O1D	-2.43	119.08	123.84
82	wC	202	PEB	OD-C4D-ND	-2.43	122.33	125.93
82	LK	201	PEB	CBA-CAA-C3A	2.43	118.88	113.47
82	ZM	202	PEB	OD-C4D-C3D	-2.43	123.95	129.46
84	ME	1001	CYC	CHA-C1A-NA	-2.43	125.45	128.83
87	52	611	CLA	CAA-C2A-C3A	-2.43	106.12	112.78
87	42	611	CLA	C1B-CHB-C4A	-2.43	125.30	130.12
87	d6	403	CLA	C1B-CHB-C4A	-2.43	125.30	130.12
87	12	610	CLA	O1D-CGD-CBD	2.43	129.46	124.48
82	kG	201	PEB	CHC-C1D-ND	-2.43	111.12	113.95
82	qF	203	PEB	OD-C4D-ND	-2.43	122.33	125.93
84	N3	1001	CYC	C1B-C2B-C3B	-2.43	105.33	107.87
82	SB	202	PEB	C1C-CHB-C4B	2.43	131.71	128.81
82	eE	202	PEB	CHA-C1B-NB	-2.43	119.85	124.93

Continued on next page...

Continued from previous page...

Mol	Chain	Res	Type	Atoms	Z	Observed(^{o})	Ideal(^{o})
82	VJ	201	PEB	OD-C4D-C3D	-2.43	123.95	129.46
84	P3	1001	CYC	CHA-C1A-NA	-2.43	125.46	128.83
82	MF	201	PEB	CAB-C3B-C4B	2.43	129.31	125.01
82	RA	203	PEB	C1B-C2B-C3B	-2.43	103.72	106.51
82	oK	201	PEB	O2C-CGC-CBC	2.43	121.84	114.03
82	PD	201	PEB	CHA-C1B-NB	-2.43	119.85	124.93
85	H6	101	BCR	C35-C13-C12	2.43	121.91	118.08
82	BA	202	PEB	C4B-C3B-C2B	-2.43	104.09	106.78
87	2N	307	CLA	C1B-CHB-C4A	-2.43	125.31	130.12
87	A2	803	CLA	CAA-C2A-C3A	-2.43	106.12	112.78
82	IM	201	PEB	OD-C4D-C3D	-2.43	123.96	129.46
82	oF	201	PEB	OD-C4D-C3D	-2.43	123.96	129.46
82	NA	202	PEB	C2B-C1B-NB	2.43	115.71	110.53
95	AL	415	DGD	C3G-O3G-C1D	-2.43	108.99	113.74
82	QB	201	PEB	C1C-CHB-C4B	2.43	131.71	128.81
82	F9	201	PEB	CAA-C3A-C4A	-2.43	106.44	112.67
82	RF	201	PEB	CAB-C3B-C4B	2.43	129.31	125.01
84	t3	1001	CYC	C1B-C2B-C3B	-2.43	105.34	107.87
82	T4	201	PEB	CHB-C4B-NB	-2.43	125.46	128.83
87	32	303	CLA	CHA-C1A-NA	-2.43	120.83	126.40
82	w8	204	PEB	OD-C4D-C3D	-2.43	123.96	129.46
82	bF	201	PEB	CBA-CAA-C3A	-2.43	108.06	113.47
82	UE	202	PEB	CAB-CBB-CGB	-2.43	108.38	113.60
87	A2	826	CLA	C2A-C1A-CHA	2.43	128.11	123.86
87	7N	607	CLA	CHA-C1A-NA	-2.43	120.84	126.40
87	A2	837	CLA	O2A-C1-C2	-2.43	102.25	108.64
82	uC	203	PEB	OD-C4D-C3D	-2.43	123.96	129.46
87	BN	831	CLA	O2D-CGD-O1D	-2.43	119.09	123.84
82	lJ	203	PEB	CBC-CAC-C2C	-2.43	108.48	112.62
96	E6	101	HEM	CHA-C4D-ND	2.43	127.38	124.38
87	AN	803	CLA	CAA-C2A-C3A	-2.43	106.13	112.78
87	FN	201	CLA	C1B-CHB-C4A	-2.43	125.31	130.12
82	FF	202	PEB	C2B-C1B-NB	2.43	115.71	110.53
82	K5	201	PEB	C4B-C3B-C2B	-2.43	104.10	106.78
82	N9	201	PEB	CHC-C1D-ND	-2.43	111.13	113.95
85	bL	601	BCR	C16-C15-C14	-2.43	118.50	123.47
87	BL	619	CLA	CHB-C4A-NA	2.43	127.87	124.51
82	DQ	203	PEB	CBA-CAA-C3A	-2.43	108.06	113.47
82	F7	202	PEB	CAB-C3B-C4B	2.43	129.30	125.01
82	kE	201	PEB	OD-C4D-ND	-2.43	122.33	125.93
87	62	307	CLA	C1B-CHB-C4A	-2.43	125.31	130.12
82	u8	203	PEB	CAA-C3A-C4A	-2.43	106.44	112.67

Continued on next page...

Continued from previous page...

Mol	Chain	Res	Type	Atoms	Z	Observed(^{o})	Ideal(^{o})
82	dM	201	PEB	CAA-C3A-C4A	-2.43	106.44	112.67
87	5N	611	CLA	CAA-C2A-C3A	-2.43	106.13	112.78
82	EF	201	PEB	CBC-CAC-C2C	-2.43	108.48	112.62
87	LN	204	CLA	CBC-CAC-C3C	2.43	119.12	112.43
96	V6	201	HEM	C4B-C3B-C2B	-2.43	105.19	107.11
87	22	607	CLA	C1B-CHB-C4A	-2.43	125.31	130.12
82	zK	501	PEB	CAC-C2C-C3C	2.43	134.22	127.25
84	p3	1001	CYC	CHA-C1A-NA	-2.43	125.46	128.83
82	fF	201	PEB	CHA-C1B-C2B	2.43	131.14	124.90
91	dL	403	PHO	CGD-CBD-CAD	-2.43	102.87	110.73
82	E9	201	PEB	CHC-C1D-ND	-2.43	111.13	113.95
82	A5	201	PEB	C4B-C3B-C2B	-2.43	104.10	106.78
83	yF	302	PUB	C4B-CHB-C1C	2.43	131.71	128.81
82	DF	203	PEB	OD-C4D-C3D	-2.43	123.96	129.46
82	X7	202	PEB	OA-C1A-NA	2.43	127.88	124.94
82	v8	201	PEB	CHB-C4B-C3B	-2.43	119.71	125.32
98	BN	837	PQN	C21-C22-C23	-2.43	108.08	115.92
84	d3	1001	CYC	C2A-C1A-NA	2.43	113.58	110.05
85	AN	846	BCR	C31-C1-C6	-2.43	106.36	110.30
82	LA	202	PEB	CHB-C4B-C3B	-2.43	119.72	125.32
87	AN	837	CLA	CAA-C2A-C3A	-2.43	106.13	112.78
98	B2	837	PQN	C21-C22-C23	-2.43	108.08	115.92
87	AN	838	CLA	C1B-CHB-C4A	-2.43	125.31	130.12
87	BN	822	CLA	C1B-CHB-C4A	-2.43	125.31	130.12
87	1N	604	CLA	C1B-CHB-C4A	-2.43	125.31	130.12
84	LH	1002	CYC	C2B-C1B-NB	2.43	110.54	106.99
87	BL	604	CLA	O2D-CGD-O1D	-2.43	119.09	123.84
82	OI	201	PEB	OD-C4D-C3D	-2.43	123.96	129.46
82	K7	201	PEB	OD-C4D-C3D	-2.43	123.96	129.46
82	1C	201	PEB	OD-C4D-C3D	-2.43	123.96	129.46
82	Q9	202	PEB	CAB-CBB-CGB	-2.43	108.38	113.60
82	pF	202	PEB	CHB-C4B-NB	-2.43	125.46	128.83
82	H7	203	PEB	OD-C4D-ND	-2.43	122.34	125.93
87	BN	808	CLA	CMB-C2B-C1B	-2.43	124.74	128.46
87	FN	203	CLA	CHB-C4A-NA	2.43	127.87	124.51
82	GE	1002	PEB	CAA-C3A-C4A	-2.43	106.44	112.67
87	A2	819	CLA	O2D-CGD-O1D	-2.43	119.10	123.84
82	A9	202	PEB	CMB-C2B-C1B	2.43	128.80	125.06
82	TD	201	PEB	CAB-C3B-C4B	2.43	129.30	125.01
82	DG	1002	PEB	O2B-CGB-CBB	2.43	121.82	114.03
82	jF	201	PEB	CHC-C1D-ND	-2.43	111.13	113.95
82	dF	202	PEB	C4B-C3B-C2B	-2.43	104.10	106.78

Continued on next page...

Continued from previous page...

Mol	Chain	Res	Type	Atoms	Z	Observed(^{o})	Ideal(^{o})
87	32	311	CLA	C2A-C1A-CHA	2.42	128.10	123.86
82	XF	202	PEB	CBC-CAC-C2C	-2.42	108.48	112.62
84	G3	1001	CYC	CHA-C1A-NA	-2.42	125.46	128.83
82	V7	202	PEB	C2B-C1B-NB	2.42	115.70	110.53
82	DJ	202	PEB	CAA-C3A-C2A	-2.42	108.20	114.26
82	L9	202	PEB	C3B-C4B-NB	2.42	113.58	110.05
82	EQ	201	PEB	C1B-C2B-C3B	-2.42	103.72	106.51
82	R7	203	PEB	C1B-C2B-C3B	-2.42	103.72	106.51
84	g3	1001	CYC	C1B-C2B-C3B	-2.42	105.34	107.87
87	12	605	CLA	CAA-C2A-C3A	-2.42	106.14	112.78
87	bL	622	CLA	O2D-CGD-O1D	-2.42	119.10	123.84
82	SQ	202	PEB	CHB-C4B-C3B	-2.42	119.72	125.32
82	Z5	305	PEB	OD-C4D-C3D	-2.42	123.97	129.46
82	YI	201	PEB	C4B-C3B-C2B	-2.42	104.10	106.78
82	mG	202	PEB	C4B-C3B-C2B	-2.42	104.10	106.78
82	LF	202	PEB	C4B-NB-C1B	-2.42	101.94	106.51
95	C6	502	DGD	O6E-C5E-C4E	2.42	114.10	109.69
82	N7	201	PEB	CMA-C2A-C1A	-2.42	107.18	112.40
82	cE	202	PEB	CHA-C4A-NA	-2.42	122.32	125.20
87	A2	839	CLA	O2D-CGD-CBD	2.42	115.58	111.27
82	RH	201	PEB	C2B-C1B-NB	2.42	115.70	110.53
82	OJ	202	PEB	OD-C4D-C3D	-2.42	123.97	129.46
82	aO	201	PEB	CAB-C3B-C4B	2.42	129.30	125.01
82	HQ	202	PEB	OA-C1A-C2A	-2.42	124.25	126.17
82	XA	203	PEB	OD-C4D-ND	-2.42	122.34	125.93
82	j4	202	PEB	OD-C4D-ND	-2.42	122.34	125.93
87	B2	812	CLA	CBC-CAC-C3C	2.42	119.11	112.43
82	P9	201	PEB	CHC-C1D-ND	-2.42	111.13	113.95
82	eJ	201	PEB	CHC-C1D-ND	2.42	116.76	113.95
82	xK	303	PEB	CHA-C1B-NB	-2.42	119.86	124.93
82	QG	202	PEB	OD-C4D-C3D	-2.42	123.97	129.46
82	W9	203	PEB	C3B-C4B-NB	2.42	113.57	110.05
82	lO	201	PEB	C4B-C3B-C2B	-2.42	104.10	106.78
82	r8	202	PEB	CAB-C3B-C4B	2.42	129.29	125.01
85	k6	102	BCR	C1-C6-C7	2.42	122.63	115.78
87	82	303	CLA	O2A-CGA-O1A	-2.42	117.26	123.30
82	Y7	301	PEB	CMC-C3C-C2C	-2.42	120.37	124.94
82	X7	202	PEB	C2B-C1B-NB	2.42	115.70	110.53
82	BQ	202	PEB	OD-C4D-C3D	-2.42	123.97	129.46
82	R9	202	PEB	CMB-C2B-C1B	2.42	128.79	125.06
84	t3	1001	CYC	CHA-C1A-NA	-2.42	125.47	128.83
84	M3	1001	CYC	C2A-C1A-NA	2.42	113.57	110.05

Continued on next page...

Continued from previous page...

Mol	Chain	Res	Type	Atoms	Z	Observed(^{o})	Ideal(^{o})
82	R9	201	PEB	CHC-C1D-ND	-2.42	111.13	113.95
82	TJ	202	PEB	O2B-CGB-CBB	2.42	121.81	114.03
82	QM	203	PEB	OD-C4D-C3D	-2.42	123.97	129.46
82	Q9	202	PEB	OD-C4D-C3D	-2.42	123.97	129.46
82	zF	501	PEB	OD-C4D-C3D	-2.42	123.97	129.46
82	C5	201	PEB	C4B-C3B-C2B	-2.42	104.10	106.78
82	I7	202	PEB	CHA-C4A-NA	-2.42	122.33	125.20
95	L6	102	DGD	O3G-C3G-C2G	-2.42	105.06	110.90
82	QP	201	PEB	CBB-CAB-C3B	-2.42	105.90	112.63
83	BM	302	PUB	C2C-C1C-NC	2.42	113.57	110.05
87	22	602	CLA	CAA-C2A-C3A	-2.42	106.15	112.78
82	D5	201	PEB	C1C-CHB-C4B	-2.42	125.92	128.81
84	ME	1001	CYC	CHB-C1B-NB	-2.42	120.86	126.06
84	A3	1001	CYC	C1B-C2B-C3B	-2.42	105.34	107.87
82	fK	201	PEB	CAB-CBB-CGB	-2.42	108.39	113.60
82	U9	203	PEB	OD-C4D-C3D	-2.42	123.97	129.46
82	XQ	203	PEB	CHA-C1B-NB	-2.42	119.87	124.93
87	82	301	CLA	C1B-CHB-C4A	-2.42	125.32	130.12
82	QE	202	PEB	C3B-C4B-NB	2.42	113.57	110.05
83	AM	303	PUB	C2C-C1C-NC	2.42	113.57	110.05
82	Q5	202	PEB	CMA-C2A-C1A	-2.42	107.18	112.40
82	FO	1002	PEB	CAA-C3A-C2A	-2.42	108.21	114.26
82	GM	203	PEB	OD-C4D-C3D	-2.42	123.97	129.46
82	MP	202	PEB	CBA-CAA-C3A	-2.42	108.08	113.47
82	C9	202	PEB	CMB-C2B-C1B	2.42	128.79	125.06
82	jK	201	PEB	CHC-C1D-ND	-2.42	111.14	113.95
85	d6	405	BCR	C37-C22-C21	-2.42	119.53	122.92
82	PO	201	PEB	OD-C4D-C3D	-2.42	123.98	129.46
82	g4	202	PEB	OD-C4D-C3D	-2.42	123.98	129.46
82	mG	203	PEB	OD-C4D-C3D	-2.42	123.98	129.46
85	CL	516	BCR	C29-C30-C25	2.42	114.21	110.48
87	A2	822	CLA	O2D-CGD-O1D	-2.42	119.11	123.84
82	OF	201	PEB	CMB-C2B-C1B	2.42	128.79	125.06
82	I9	202	PEB	CMB-C2B-C1B	2.42	128.79	125.06
82	K9	202	PEB	CMB-C2B-C1B	2.42	128.79	125.06
82	YB	202	PEB	OD-C4D-C3D	-2.42	123.98	129.46
85	BN	843	BCR	C20-C19-C18	-2.42	119.62	126.42
82	OO	202	PEB	C4B-C3B-C2B	-2.42	104.11	106.78
82	P9	202	PEB	CMB-C2B-C1B	2.42	128.79	125.06
87	42	609	CLA	C2D-C1D-ND	-2.42	108.32	110.10
82	S4	202	PEB	OD-C4D-ND	-2.42	122.35	125.93
84	D4	1001	CYC	CBB-CAB-C3B	-2.42	105.76	112.43

Continued on next page...

Continued from previous page...

Mol	Chain	Res	Type	Atoms	Z	Observed(^{o})	Ideal(^{o})
87	F2	202	CLA	C1B-CHB-C4A	-2.42	125.33	130.12
82	PK	201	PEB	CMA-C2A-C1A	-2.42	107.19	112.40
82	vK	201	PEB	C1C-CHB-C4B	2.42	131.70	128.81
82	FA	201	PEB	OD-C4D-C3D	-2.42	123.98	129.46
82	NI	201	PEB	CHC-C4C-C3C	-2.42	126.21	130.34
87	6N	603	CLA	C1B-CHB-C4A	-2.42	125.33	130.12
82	ZF	201	PEB	CMB-C2B-C1B	2.42	128.79	125.06
82	QB	204	PEB	OD-C4D-C3D	-2.42	123.98	129.46
82	l4	202	PEB	OD-C4D-ND	-2.42	122.35	125.93
87	AN	811	CLA	CHA-C1A-NA	-2.42	120.86	126.40
82	Q5	202	PEB	C2A-C1A-NA	2.42	110.36	108.27
82	V7	203	PEB	C1B-C2B-C3B	-2.42	103.73	106.51
87	AN	833	CLA	C1B-CHB-C4A	-2.42	125.33	130.12
87	BN	833	CLA	C1B-CHB-C4A	-2.42	125.33	130.12
87	cL	513	CLA	C1B-CHB-C4A	-2.42	125.33	130.12
82	AP	202	PEB	OD-C4D-C3D	-2.42	123.98	129.46
82	CB	202	PEB	CHC-C4C-C3C	-2.42	126.21	130.34
82	OK	201	PEB	CMB-C2B-C1B	2.42	128.79	125.06
82	YM	203	PEB	CMB-C2B-C1B	2.42	128.79	125.06
87	AN	850	CLA	O2D-CGD-O1D	-2.42	119.11	123.84
87	CL	511	CLA	C2D-C1D-ND	-2.42	108.32	110.10
82	rC	202	PEB	CAB-C3B-C4B	2.42	129.29	125.01
87	AN	826	CLA	C2A-C1A-CHA	2.42	128.09	123.86
87	AN	808	CLA	C1B-CHB-C4A	-2.42	125.33	130.12
84	l3	1001	CYC	C1B-C2B-C3B	-2.42	105.35	107.87
82	kF	201	PEB	C1B-C2B-C3B	-2.42	103.73	106.51
82	fK	201	PEB	C1B-C2B-C3B	-2.42	103.73	106.51
82	E9	202	PEB	CMB-C2B-C1B	2.42	128.79	125.06
82	aB	201	PEB	OD-C4D-C3D	-2.42	123.98	129.46
87	RN	203	CLA	CHB-C4A-NA	2.42	127.86	124.51
82	N4	1002	PEB	CAB-CBB-CGB	-2.42	108.40	113.60
91	D6	404	PHO	CBA-CAA-C2A	-2.42	106.75	113.81
82	B7	201	PEB	CAB-C3B-C2B	2.42	132.38	127.88
82	DD	203	PEB	CBA-CAA-C3A	-2.42	108.08	113.47
82	GG	1002	PEB	CAA-C3A-C4A	-2.42	106.47	112.67
82	VF	202	PEB	OD-C4D-C3D	-2.42	123.98	129.46
84	L3	1001	CYC	C2A-C1A-NA	2.42	113.56	110.05
82	R1	202	PEB	CMB-C2B-C1B	2.42	128.79	125.06
87	BN	835	CLA	CMB-C2B-C3B	2.42	129.20	124.68
87	42	601	CLA	CMB-C2B-C3B	2.42	129.20	124.68
87	F2	201	CLA	CHB-C4A-NA	2.42	127.85	124.51
87	8N	304	CLA	CHB-C4A-NA	2.42	127.85	124.51

Continued on next page...

Continued from previous page...

Mol	Chain	Res	Type	Atoms	Z	Observed(^{o})	Ideal(^{o})
82	KM	202	PEB	C1C-CHB-C4B	-2.42	125.92	128.81
82	IQ	201	PEB	C1B-C2B-C3B	-2.42	103.73	106.51
82	kK	201	PEB	C1B-C2B-C3B	-2.42	103.73	106.51
82	i4	203	PEB	OD-C4D-ND	-2.42	122.35	125.93
82	eE	203	PEB	OD-C4D-ND	-2.42	122.35	125.93
82	SG	201	PEB	OD-C4D-C3D	-2.42	123.98	129.46
82	GD	202	PEB	CMC-C3C-C2C	2.42	129.50	124.94
82	SP	202	PEB	CHC-C1D-ND	-2.42	111.14	113.95
85	BL	618	BCR	C33-C5-C4	2.42	118.26	113.62
87	62	304	CLA	C1B-CHB-C4A	-2.42	125.33	130.12
82	XB	202	PEB	CHB-C4B-C3B	-2.42	119.74	125.32
84	EH	1001	CYC	CHA-C1A-C2A	-2.42	119.74	125.32
82	FA	202	PEB	CAB-C3B-C4B	2.42	129.28	125.01
82	u8	203	PEB	OD-C4D-C3D	-2.42	123.99	129.46
84	BG	1001	CYC	CHB-C1B-NB	-2.42	120.87	126.06
82	PF	201	PEB	CMA-C2A-C1A	-2.42	107.19	112.40
82	JQ	201	PEB	CMA-C2A-C1A	-2.42	107.19	112.40
82	HG	1002	PEB	OD-C4D-ND	-2.42	122.35	125.93
85	B2	843	BCR	C20-C19-C18	-2.42	119.63	126.42
84	G3	1001	CYC	C1B-C2B-C3B	-2.42	105.35	107.87
82	ZH	202	PEB	OD-C4D-C3D	-2.42	123.99	129.46
87	DL	404	CLA	CHD-C1D-ND	-2.42	122.23	124.45
87	B6	612	CLA	C1-C2-C3	-2.42	121.86	126.04
83	ND	201	PUB	CMD-C2D-C3D	2.42	131.39	127.77
82	aM	201	PEB	CHC-C1D-ND	-2.42	111.14	113.95
85	hL	102	BCR	C31-C1-C6	-2.42	106.38	110.30
82	gH	201	PEB	CHC-C4C-C3C	-2.42	126.22	130.34
82	I5	201	PEB	C4B-C3B-C2B	-2.42	104.11	106.78
88	BL	615	LHG	C9-C8-C7	-2.41	104.84	113.62
87	B6	610	CLA	C1B-CHB-C4A	-2.41	125.33	130.12
82	BP	202	PEB	CAC-CBC-CGC	-2.41	106.99	113.76
87	4N	601	CLA	CMB-C2B-C3B	2.41	129.20	124.68
82	kE	201	PEB	CHC-C1D-ND	-2.41	111.14	113.95
82	q8	203	PEB	CHA-C1B-NB	-2.41	119.88	124.93
82	QQ	202	PEB	CHA-C4A-NA	-2.41	122.33	125.20
82	OB	201	PEB	CMA-C2A-C1A	-2.41	107.20	112.40
87	cL	508	CLA	CAC-C3C-C4C	2.41	127.94	124.81
82	y8	202	PEB	CAA-C3A-C2A	-2.41	108.23	114.26
87	B2	833	CLA	O2D-CGD-O1D	-2.41	119.12	123.84
92	mL	101	LMG	O8-C28-O10	-2.41	117.50	123.59
82	xF	304	PEB	CAB-CBB-CGB	-2.41	108.41	113.60
85	CL	516	BCR	C10-C11-C12	-2.41	115.68	123.22

Continued on next page...

Continued from previous page...

Mol	Chain	Res	Type	Atoms	Z	Observed(^{o})	Ideal(^{o})
82	VK	202	PEB	OD-C4D-C3D	-2.41	123.99	129.46
82	UM	202	PEB	OD-C4D-C3D	-2.41	123.99	129.46
82	VG	202	PEB	CMC-C3C-C2C	2.41	129.49	124.94
87	IN	103	CLA	C1B-CHB-C4A	-2.41	125.33	130.12
82	U9	203	PEB	C3B-C4B-NB	2.41	113.56	110.05
82	H9	201	PEB	OD-C4D-ND	-2.41	122.35	125.93
82	CP	202	PEB	OD-C4D-C3D	-2.41	123.99	129.46
82	mK	202	PEB	C2A-C1A-NA	2.41	110.35	108.27
84	J3	1001	CYC	C1B-C2B-C3B	-2.41	105.35	107.87
87	c6	616	CLA	CHB-C4A-NA	2.41	127.85	124.51
82	j4	201	PEB	CHA-C1B-NB	-2.41	119.88	124.93
91	AL	410	PHO	C16-C15-C13	-2.41	108.12	115.92
87	62	313	CLA	O2D-CGD-O1D	-2.41	119.12	123.84
84	h3	1001	CYC	C2A-C1A-NA	2.41	113.56	110.05
87	A2	820	CLA	C7-C6-C5	-2.41	106.80	113.36
82	RE	201	PEB	OD-C4D-C3D	-2.41	123.99	129.46
82	yC	202	PEB	CAA-C3A-C2A	-2.41	108.23	114.26
84	BG	1001	CYC	CHA-C1A-C2A	-2.41	119.75	125.32
87	A2	808	CLA	C1B-CHB-C4A	-2.41	125.34	130.12
87	B2	833	CLA	C1B-CHB-C4A	-2.41	125.34	130.12
87	B6	611	CLA	C1B-CHB-C4A	-2.41	125.34	130.12
82	IJ	201	PEB	CAA-C3A-C4A	-2.41	106.48	112.67
84	NO	1001	CYC	CHB-C4A-C3A	2.41	131.11	124.90
84	N3	1001	CYC	CHA-C1A-NA	-2.41	125.48	128.83
84	N1	1001	CYC	C1A-C2A-C3A	-2.41	104.11	106.78
96	G2	201	HEM	CMD-C2D-C1D	2.41	128.71	125.04
82	S5	203	PEB	CHC-C1D-ND	-2.41	111.14	113.95
82	Y4	201	PEB	CHA-C4A-NA	2.41	128.07	125.20
82	IJ	201	PEB	OD-C4D-ND	-2.41	122.36	125.93
82	P4	201	PEB	OD-C4D-C3D	-2.41	123.99	129.46
82	KB	302	PEB	C1C-CHB-C4B	2.41	131.69	128.81
82	a1	202	PEB	C1C-CHB-C4B	-2.41	125.93	128.81
82	VA	202	PEB	C2B-C1B-NB	2.41	115.68	110.53
82	EQ	202	PEB	C1B-C2B-C3B	-2.41	103.74	106.51
82	fM	201	PEB	CHA-C1B-NB	-2.41	119.89	124.93
87	B2	821	CLA	C1B-CHB-C4A	-2.41	125.34	130.12
82	U4	201	PEB	CBA-CAA-C3A	-2.41	108.10	113.47
96	GN	201	HEM	CMD-C2D-C1D	2.41	128.71	125.04
82	PD	202	PEB	CAB-C3B-C4B	2.41	129.28	125.01
82	XF	201	PEB	OD-C4D-C3D	-2.41	124.00	129.46
82	BP	201	PEB	C1C-CHB-C4B	2.41	131.69	128.81
87	B2	804	CLA	CHB-C4A-NA	2.41	127.85	124.51

Continued on next page...

Continued from previous page...

Mol	Chain	Res	Type	Atoms	Z	Observed(^{o})	Ideal(^{o})
82	QA	201	PEB	C2A-C1A-NA	2.41	110.35	108.27
87	cL	508	CLA	O2D-CGD-O1D	-2.41	119.12	123.84
82	L5	202	PEB	C1B-C2B-C3B	-2.41	103.74	106.51
82	fE	201	PEB	C4B-C3B-C2B	-2.41	104.11	106.78
87	BN	813	CLA	CBC-CAC-C3C	2.41	119.08	112.43
82	XB	201	PEB	OD-C4D-C3D	-2.41	124.00	129.46
82	OJ	203	PEB	OD-C4D-C3D	-2.41	124.00	129.46
82	CK	202	PEB	OD-C4D-C3D	-2.41	124.00	129.46
82	Z1	201	PEB	OD-C4D-C3D	-2.41	124.00	129.46
82	e1	202	PEB	OD-C4D-ND	-2.41	122.36	125.93
87	A2	838	CLA	C1B-CHB-C4A	-2.41	125.34	130.12
82	cO	203	PEB	CHC-C1D-ND	-2.41	111.15	113.95
82	D9	203	PEB	CHA-C4A-NA	-2.41	122.34	125.20
82	YA	301	PEB	CMC-C3C-C2C	-2.41	120.40	124.94
82	vF	202	PEB	CHB-C4B-NB	-2.41	125.48	128.83
82	ZK	202	PEB	C2B-C1B-NB	2.41	115.67	110.53
82	YK	202	PEB	CMB-C2B-C1B	2.41	128.78	125.06
82	LF	201	PEB	CBA-CAA-C3A	2.41	118.83	113.47
87	A2	816	CLA	C1B-CHB-C4A	-2.41	125.34	130.12
87	A2	833	CLA	C1B-CHB-C4A	-2.41	125.34	130.12
87	B2	812	CLA	C1B-CHB-C4A	-2.41	125.34	130.12
82	W5	201	PEB	CAB-CBB-CGB	-2.41	108.42	113.60
95	c6	601	DGD	O6E-C5E-C4E	2.41	114.07	109.69
85	B2	843	BCR	C36-C18-C17	-2.41	119.55	122.92
82	yF	301	PEB	CHC-C4C-C3C	-2.41	126.22	130.34
82	a4	201	PEB	C1B-C2B-C3B	-2.41	103.74	106.51
82	N7	202	PEB	C2B-C1B-NB	2.41	115.67	110.53
85	A6	401	BCR	C33-C5-C6	-2.41	121.82	124.53
82	KB	304	PEB	CHC-C1D-ND	-2.41	111.15	113.95
82	C9	201	PEB	CHC-C1D-ND	-2.41	111.15	113.95
82	yK	301	PEB	CHC-C4C-C3C	-2.41	126.23	130.34
91	dL	403	PHO	O2D-CGD-O1D	-2.41	119.13	123.84
82	PO	202	PEB	OD-C4D-C3D	-2.41	124.00	129.46
85	cL	504	BCR	C23-C22-C21	-2.41	115.24	118.94
84	NE	201	CYC	C4A-C3A-C2A	-2.41	103.74	106.51
82	G9	202	PEB	CMB-C2B-C1B	2.41	128.78	125.06
82	sC	203	PEB	C4B-C3B-C2B	-2.41	104.12	106.78
87	c6	606	CLA	CHB-C4A-NA	2.41	127.84	124.51
82	H1	1002	PEB	CHC-C4C-C3C	-2.41	126.23	130.34
82	a4	203	PEB	C2A-C1A-NA	2.41	110.35	108.27
85	K6	102	BCR	C1-C6-C7	2.41	122.59	115.78
82	FK	202	PEB	C2B-C1B-NB	2.41	115.67	110.53

Continued on next page...

Continued from previous page...

Mol	Chain	Res	Type	Atoms	Z	Observed(^{o})	Ideal(^{o})
84	e3	1001	CYC	C1B-C2B-C3B	-2.41	105.36	107.87
82	m4	203	PEB	C1B-C2B-C3B	-2.41	103.74	106.51
87	d6	406	CLA	CHB-C4A-NA	2.41	127.84	124.51
87	3N	311	CLA	C2A-C1A-CHA	2.41	128.07	123.86
82	GB	201	PEB	OD-C4D-C3D	-2.41	124.00	129.46
82	OE	201	PEB	CMA-C2A-C1A	-2.41	107.21	112.40
82	T9	202	PEB	CMB-C2B-C1B	2.41	128.77	125.06
83	M5	302	PUB	CMD-C2D-C3D	2.41	131.38	127.77
87	DL	403	CLA	C1B-CHB-C4A	-2.41	125.35	130.12
85	KL	100	BCR	C7-C8-C9	-2.41	122.60	126.23
85	F2	203	BCR	C20-C21-C22	-2.41	123.87	127.31
82	D7	203	PEB	OD-C4D-C3D	-2.41	124.00	129.46
84	K3	1001	CYC	C1B-C2B-C3B	-2.41	105.36	107.87
82	LK	202	PEB	C4B-NB-C1B	-2.41	101.97	106.51
82	XP	202	PEB	C3B-C4B-NB	2.41	113.55	110.05
82	FB	201	PEB	CHC-C1D-ND	-2.41	111.15	113.95
82	AH	305	PEB	CMB-C2B-C1B	2.41	128.77	125.06
82	PF	201	PEB	OD-C4D-C3D	-2.41	124.00	129.46
82	B7	202	PEB	OD-C4D-C3D	-2.41	124.00	129.46
82	WQ	201	PEB	C1C-CHB-C4B	2.41	131.69	128.81
82	T4	203	PEB	C1B-C2B-C3B	-2.41	103.74	106.51
82	JF	202	PEB	CHA-C4A-NA	2.41	128.07	125.20
82	FM	201	PEB	CHA-C4A-NA	2.41	128.07	125.20
82	jO	201	PEB	CHA-C1B-NB	-2.41	119.90	124.93
82	SO	202	PEB	CBA-CAA-C3A	-2.41	108.11	113.47
82	B7	202	PEB	C4B-C3B-C2B	-2.41	104.12	106.78
82	bK	202	PEB	C4B-C3B-C2B	-2.41	104.12	106.78
82	BA	202	PEB	OD-C4D-C3D	-2.41	124.01	129.46
82	XP	202	PEB	OD-C4D-C3D	-2.41	124.01	129.46
82	SE	201	PEB	OD-C4D-C3D	-2.41	124.01	129.46
87	82	305	CLA	O2D-CGD-O1D	-2.41	119.13	123.84
84	JH	1001	CYC	CAC-C3C-C4C	-2.41	106.49	112.67
82	D9	202	PEB	CAB-CBB-CGB	-2.41	108.42	113.60
82	fF	201	PEB	CAB-CBB-CGB	-2.41	108.42	113.60
82	V1	202	PEB	CHB-C4B-NB	-2.41	125.49	128.83
82	F9	202	PEB	OD-C4D-C3D	-2.41	124.01	129.46
82	EI	201	PEB	CHC-C4C-C3C	-2.41	126.23	130.34
82	TK	202	PEB	C2B-C1B-NB	2.41	115.66	110.53
82	Y7	303	PEB	CMC-C3C-C2C	2.41	129.48	124.94
82	WB	401	PEB	CMB-C2B-C1B	2.41	128.77	125.06
82	BQ	201	PEB	CMA-C2A-C1A	-2.41	107.22	112.40
87	B6	604	CLA	C1B-CHB-C4A	-2.41	125.35	130.12

Continued on next page...

Continued from previous page...

Mol	Chain	Res	Type	Atoms	Z	Observed(^{o})	Ideal(^{o})
82	xK	304	PEB	CAB-CBB-CGB	-2.41	108.43	113.60
82	aE	201	PEB	CHA-C1B-NB	-2.41	119.90	124.93
91	AL	410	PHO	C1A-C2A-C3A	-2.41	100.55	102.84
84	M1	201	CYC	C1B-CHB-C4A	-2.41	122.20	128.08
82	T7	202	PEB	CBC-CAC-C2C	2.41	116.72	112.62
82	VA	203	PEB	C1B-C2B-C3B	-2.41	103.75	106.51
82	sF	202	PEB	C1B-C2B-C3B	-2.41	103.75	106.51
84	KG	202	CYC	C4A-C3A-C2A	-2.41	103.75	106.51
82	JD	201	PEB	CMA-C2A-C1A	-2.41	107.22	112.40
82	FD	201	PEB	C3B-C4B-NB	2.41	113.55	110.05
87	B2	807	CLA	CMB-C2B-C1B	-2.41	124.77	128.46
84	p3	1001	CYC	C1B-C2B-C3B	-2.41	105.36	107.87
85	JN	102	BCR	C10-C11-C12	-2.41	115.71	123.22
87	82	303	CLA	CHB-C4A-NA	2.41	127.84	124.51
87	c6	608	CLA	CHB-C4A-NA	2.41	127.84	124.51
87	CL	509	CLA	O2D-CGD-CBD	2.41	115.54	111.27
82	SK	202	PEB	OD-C4D-C3D	-2.41	124.01	129.46
85	BN	840	BCR	C33-C5-C4	2.40	118.24	113.62
82	KI	202	PEB	CHC-C4C-C3C	-2.40	126.23	130.34
84	HO	1001	CYC	CHB-C4A-C3A	2.40	131.08	124.90
82	YI	201	PEB	CHA-C1B-NB	-2.40	119.90	124.93
84	73	1001	CYC	C2A-C1A-NA	2.40	113.55	110.05
82	XP	202	PEB	C1B-C2B-C3B	-2.40	103.75	106.51
82	F5	203	PEB	C1B-C2B-C3B	-2.40	103.75	106.51
87	6N	606	CLA	C2D-C1D-ND	-2.40	108.33	110.10
82	F4	1002	PEB	CAA-C3A-C2A	-2.40	108.25	114.26
82	N5	201	PEB	C4B-C3B-C2B	-2.40	104.12	106.78
82	NA	201	PEB	CMA-C2A-C1A	-2.40	107.22	112.40
82	lF	201	PEB	CBB-CAB-C3B	2.40	119.31	112.63
82	J9	203	PEB	CAB-C3B-C4B	2.40	129.26	125.01
87	AL	403	CLA	C1B-CHB-C4A	-2.40	125.36	130.12
87	8N	302	CLA	C1B-CHB-C4A	-2.40	125.36	130.12
82	sK	202	PEB	C1B-C2B-C3B	-2.40	103.75	106.51
87	1N	605	CLA	CAA-C2A-C3A	-2.40	106.20	112.78
82	CJ	203	PEB	OD-C4D-C3D	-2.40	124.02	129.46
82	YO	202	PEB	OD-C4D-C3D	-2.40	124.02	129.46
87	8N	306	CLA	O2D-CGD-O1D	-2.40	119.14	123.84
82	xK	303	PEB	C1C-CHB-C4B	-2.40	125.94	128.81
82	VK	201	PEB	C3B-C4B-NB	2.40	113.55	110.05
82	RA	201	PEB	OD-C4D-C3D	-2.40	124.02	129.46
82	hJ	202	PEB	OD-C4D-C3D	-2.40	124.02	129.46
82	zK	501	PEB	OD-C4D-C3D	-2.40	124.02	129.46

Continued on next page...

Continued from previous page...

Mol	Chain	Res	Type	Atoms	Z	Observed(^{o})	Ideal(^{o})
82	S9	201	PEB	O2B-CGB-CBB	2.40	121.75	114.03
82	SF	203	PEB	C1B-C2B-C3B	-2.40	103.75	106.51
82	RJ	201	PEB	C1B-C2B-C3B	-2.40	103.75	106.51
85	FN	202	BCR	C20-C21-C22	-2.40	123.88	127.31
82	N9	202	PEB	CMB-C2B-C1B	2.40	128.76	125.06
82	BA	202	PEB	C3B-C4B-NB	2.40	113.54	110.05
84	S3	1001	CYC	C2A-C1A-NA	2.40	113.54	110.05
84	k3	1001	CYC	C2A-C1A-NA	2.40	113.54	110.05
82	kE	202	PEB	C1C-CHB-C4B	-2.40	125.94	128.81
82	YB	201	PEB	C4B-C3B-C2B	-2.40	104.12	106.78
88	CL	522	LHG	O7-C7-O9	-2.40	117.90	123.70
84	v3	1001	CYC	C1B-C2B-C3B	-2.40	105.36	107.87
82	VD	203	PEB	C2A-C1A-NA	2.40	110.34	108.27
84	CH	1001	CYC	C2C-C1C-NC	2.40	110.34	108.27
82	EM	202	PEB	O2C-CGC-CBC	2.40	121.75	114.03
82	FQ	202	PEB	CMB-C2B-C1B	2.40	128.76	125.06
82	T9	201	PEB	CHC-C1D-ND	-2.40	111.16	113.95
87	C6	510	CLA	C1B-CHB-C4A	-2.40	125.36	130.12
87	AL	404	CLA	CAA-C2A-C3A	-2.40	106.20	112.78
82	YA	303	PEB	CMC-C3C-C2C	2.40	129.47	124.94
82	eB	201	PEB	OD-C4D-C3D	-2.40	124.02	129.46
94	d6	408	PL9	C30-C29-C31	2.40	119.31	115.27
87	BN	805	CLA	CHB-C4A-NA	2.40	127.83	124.51
95	a6	602	DGD	O1G-C1A-O1A	-2.40	117.53	123.59
82	V5	201	PEB	C4B-C3B-C2B	-2.40	104.12	106.78
82	H7	202	PEB	C4B-C3B-C2B	-2.40	104.12	106.78
84	C3	1001	CYC	C1B-C2B-C3B	-2.40	105.36	107.87
83	AH	304	PUB	CHA-C1B-C2B	-2.40	126.24	130.34
82	mJ	202	PEB	O2B-CGB-CBB	2.40	121.75	114.03
84	F3	1001	CYC	C2A-C1A-NA	2.40	113.54	110.05
82	ZB	202	PEB	OD-C4D-C3D	-2.40	124.02	129.46
82	XK	201	PEB	OD-C4D-C3D	-2.40	124.02	129.46
82	aJ	203	PEB	OD-C4D-C3D	-2.40	124.02	129.46
87	1N	610	CLA	O1D-CGD-CBD	2.40	129.40	124.48
82	I9	201	PEB	CHC-C1D-ND	-2.40	111.16	113.95
82	WP	201	PEB	CAC-CBC-CGC	-2.40	107.03	113.76
82	x8	201	PEB	C1C-CHB-C4B	2.40	131.68	128.81
87	cL	515	CLA	CHD-C1D-C2D	2.40	130.51	125.48
82	cM	202	PEB	OD-C4D-ND	-2.40	122.37	125.93
82	XA	202	PEB	OA-C1A-NA	2.40	127.85	124.94
87	c6	614	CLA	C1B-CHB-C4A	-2.40	125.36	130.12
82	FQ	202	PEB	CHC-C1D-ND	-2.40	111.16	113.95

Continued on next page...

Continued from previous page...

Mol	Chain	Res	Type	Atoms	Z	Observed(^{o})	Ideal(^{o})
94	D6	408	PL9	C42-C43-C44	-2.40	121.88	127.66
82	eM	202	PEB	OD-C4D-C3D	-2.40	124.02	129.46
82	XD	203	PEB	OD-C4D-ND	-2.40	122.38	125.93
94	d6	408	PL9	C22-C21-C19	-2.40	105.08	112.98
82	UG	202	PEB	CAB-CBB-CGB	-2.40	108.44	113.60
82	OA	201	PEB	CMD-C2D-C3D	2.40	133.45	130.06
82	cG	202	PEB	CHA-C4A-NA	-2.40	122.35	125.20
82	VE	202	PEB	CMC-C3C-C2C	2.40	129.47	124.94
82	CF	203	PEB	OD-C4D-C3D	-2.40	124.02	129.46
85	bL	603	BCR	C1-C6-C5	-2.40	119.23	122.61
82	M9	305	PEB	C1B-C2B-C3B	-2.40	103.75	106.51
85	d6	405	BCR	C3-C4-C5	-2.40	109.79	114.08
82	eO	203	PEB	CAB-CBB-CGB	2.40	118.77	113.60
84	U3	1001	CYC	C2A-C1A-NA	2.40	113.54	110.05
87	LN	204	CLA	CHD-C4C-NC	-2.40	120.43	124.20
96	V6	201	HEM	C4D-ND-C1D	2.40	107.55	105.07
83	AO	303	PUB	CMD-C2D-C3D	2.40	131.37	127.77
82	P1	201	PEB	OD-C4D-C3D	-2.40	124.03	129.46
82	MA	202	PEB	CHA-C1B-NB	-2.40	119.92	124.93
82	rF	201	PEB	C2A-C1A-NA	2.40	110.34	108.27
82	GJ	201	PEB	CHA-C4A-NA	2.40	128.06	125.20
82	SD	202	PEB	CHB-C4B-C3B	-2.40	119.78	125.32
85	BN	843	BCR	C36-C18-C17	-2.40	119.56	122.92
85	J2	102	BCR	C20-C19-C18	-2.40	119.68	126.42
84	D3	1001	CYC	C2A-C1A-NA	2.40	113.54	110.05
82	1C	201	PEB	OA-C1A-C2A	-2.40	124.27	126.17
82	WH	203	PEB	CHC-C1D-ND	-2.40	111.16	113.95
82	G9	201	PEB	CHC-C1D-ND	-2.40	111.16	113.95
85	Z6	101	BCR	C16-C15-C14	-2.40	118.56	123.47
87	A2	849	CLA	CMD-C2D-C3D	2.40	133.13	127.61
85	A6	401	BCR	C11-C12-C13	-2.40	119.68	126.42
82	DP	201	PEB	OD-C4D-C3D	-2.40	124.03	129.46
82	bK	201	PEB	CBA-CAA-C3A	-2.40	108.13	113.47
82	aF	202	PEB	C4B-C3B-C2B	-2.40	104.13	106.78
87	bL	618	CLA	CAA-CBA-CGA	-2.40	106.25	113.25
84	u3	1001	CYC	C2A-C1A-NA	2.40	113.54	110.05
82	F7	203	PEB	C2A-C1A-NA	2.40	110.34	108.27
87	L2	204	CLA	CBC-CAC-C3C	2.40	119.04	112.43
82	gM	201	PEB	OD-C4D-C3D	-2.40	124.03	129.46
84	R3	1001	CYC	C1B-C2B-C3B	-2.40	105.37	107.87
95	C6	504	DGD	O4D-C4D-C3D	-2.40	104.81	110.35
82	WQ	202	PEB	CHC-C1D-ND	-2.40	111.16	113.95

Continued on next page...

Continued from previous page...

Mol	Chain	Res	Type	Atoms	Z	Observed(^{o})	Ideal(^{o})
82	LF	201	PEB	C1C-CHB-C4B	2.40	131.67	128.81
84	H4	1001	CYC	CHB-C4A-C3A	2.40	131.06	124.90
87	3N	305	CLA	C1D-ND-C4D	-2.40	104.63	106.33
82	Y4	202	PEB	OD-C4D-C3D	-2.40	124.03	129.46
87	BL	608	CLA	C1B-CHB-C4A	-2.40	125.37	130.12
82	PD	202	PEB	C3B-C4B-NB	2.40	113.54	110.05
84	w3	1001	CYC	C2A-C1A-NA	2.40	113.54	110.05
82	GP	202	PEB	C2B-C1B-NB	2.40	115.64	110.53
82	X7	201	PEB	CHA-C4A-NA	2.40	128.06	125.20
82	lM	203	PEB	CMC-C3C-C2C	2.40	129.46	124.94
87	A2	811	CLA	CHA-C1A-NA	-2.40	120.91	126.40
82	CF	202	PEB	OD-C4D-C3D	-2.40	124.03	129.46
82	aO	201	PEB	C1B-C2B-C3B	-2.40	103.76	106.51
82	eG	202	PEB	CHC-C1D-ND	-2.40	111.16	113.95
84	E3	1001	CYC	C1B-C2B-C3B	-2.40	105.37	107.87
84	c3	1001	CYC	C1B-C2B-C3B	-2.40	105.37	107.87
82	D9	202	PEB	CHA-C1B-NB	-2.40	119.92	124.93
96	f6	101	HEM	CHD-C1D-C2D	-2.40	121.23	124.98
82	Z1	202	PEB	CAB-C3B-C4B	2.40	129.25	125.01
83	QM	201	PUB	C2C-C1C-NC	2.40	113.53	110.05
83	A4	303	PUB	CMD-C2D-C3D	2.40	131.36	127.77
82	KF	201	PEB	OD-C4D-C3D	-2.40	124.03	129.46
87	12	601	CLA	O2D-CGD-O1D	-2.40	119.15	123.84
95	D6	410	DGD	C6D-C5D-C4D	-2.40	107.09	112.09
82	lG	201	PEB	CMB-C2B-C1B	2.40	128.75	125.06
82	VO	201	PEB	OD-C4D-C3D	-2.40	124.03	129.46
82	nF	201	PEB	C1B-C2B-C3B	-2.40	103.76	106.51
87	A2	850	CLA	O2D-CGD-O1D	-2.40	119.15	123.84
87	6N	612	CLA	O2D-CGD-O1D	-2.40	119.15	123.84
87	72	601	CLA	C2A-C1A-CHA	2.40	128.05	123.86
82	J7	202	PEB	C2B-C1B-NB	2.40	115.64	110.53
82	FJ	201	PEB	CMA-C2A-C1A	-2.40	107.24	112.40
85	d6	405	BCR	C20-C21-C22	-2.40	123.89	127.31
82	TP	202	PEB	CHA-C1B-C2B	2.40	131.06	124.90
82	mF	202	PEB	C2A-C1A-NA	2.40	110.34	108.27
82	m1	202	PEB	CHA-C4A-NA	2.40	128.05	125.20
82	H9	202	PEB	CHA-C4A-NA	-2.40	122.36	125.20
82	eO	201	PEB	CHA-C4A-NA	2.40	128.05	125.20
85	c6	603	BCR	C28-C27-C26	-2.40	109.80	114.08
85	K2	105	BCR	C1-C6-C5	-2.40	119.24	122.61
82	CF	202	PEB	CAC-C2C-C3C	2.39	134.13	127.25
82	aK	202	PEB	CHC-C1D-ND	-2.39	111.17	113.95

Continued on next page...

Continued from previous page...

Mol	Chain	Res	Type	Atoms	Z	Observed(^{o})	Ideal(^{o})
84	m3	1001	CYC	C1B-C2B-C3B	-2.39	105.37	107.87
94	D6	408	PL9	C51-C49-C50	2.39	119.89	114.60
82	QG	202	PEB	C3B-C4B-NB	2.39	113.53	110.05
82	PI	201	PEB	CHC-C4C-C3C	-2.39	126.25	130.34
82	lH	202	PEB	C2A-C1A-NA	2.39	110.34	108.27
82	LB	201	PEB	CHA-C1B-NB	-2.39	119.92	124.93
84	R3	1001	CYC	CAB-C3B-C2B	2.39	131.62	127.53
82	eH	201	PEB	OD-C4D-C3D	-2.39	124.04	129.46
82	fF	201	PEB	C1B-C2B-C3B	-2.39	103.76	106.51
82	d4	201	PEB	CHC-C1D-ND	-2.39	111.17	113.95
87	12	601	CLA	O2A-CGA-O1A	-2.39	117.33	123.30
85	J2	102	BCR	C10-C11-C12	-2.39	115.75	123.22
85	JN	102	BCR	C20-C19-C18	-2.39	119.69	126.42
87	AN	803	CLA	O2D-CGD-O1D	-2.39	119.16	123.84
87	BN	813	CLA	C1B-CHB-C4A	-2.39	125.38	130.12
87	ON	201	CLA	CHB-C4A-NA	2.39	127.82	124.51
82	SM	201	PEB	CAB-CBB-CGB	-2.39	108.45	113.60
82	aF	202	PEB	OA-C1A-C2A	-2.39	124.27	126.17
87	AN	831	CLA	CHC-C1C-NC	2.39	127.83	124.20
82	WH	201	PEB	OD-C4D-ND	-2.39	122.39	125.93
82	YM	203	PEB	OD-C4D-ND	-2.39	122.39	125.93
84	n3	1001	CYC	C2A-C1A-NA	2.39	113.53	110.05
87	AN	820	CLA	C7-C6-C5	-2.39	106.86	113.36
82	F5	203	PEB	CAC-CBC-CGC	-2.39	107.05	113.76
82	eB	202	PEB	CAB-CBB-CGB	-2.39	108.45	113.60
87	AN	826	CLA	O2D-CGD-O1D	-2.39	119.16	123.84
87	A2	826	CLA	O2D-CGD-O1D	-2.39	119.16	123.84
82	EF	202	PEB	CHB-C4B-C3B	-2.39	119.79	125.32
87	D6	403	CLA	O2A-CGA-O1A	-2.39	117.55	123.59
84	A3	1001	CYC	CHA-C1A-NA	-2.39	125.51	128.83
84	H3	1001	CYC	C2A-C1A-NA	2.39	113.53	110.05
84	O3	1001	CYC	C2A-C1A-NA	2.39	113.53	110.05
85	B2	840	BCR	C33-C5-C4	2.39	118.21	113.62
82	DK	203	PEB	OD-C4D-C3D	-2.39	124.04	129.46
82	DA	203	PEB	CHB-C4B-C3B	-2.39	119.80	125.32
82	UH	202	PEB	C1C-CHB-C4B	2.39	131.67	128.81
87	B6	607	CLA	C1B-CHB-C4A	-2.39	125.38	130.12
82	XA	202	PEB	C2B-C1B-NB	2.39	115.63	110.53
82	D5	201	PEB	C2B-C1B-NB	2.39	115.63	110.53
82	LI	202	PEB	CBC-CAC-C2C	-2.39	108.54	112.62
82	dG	204	PEB	CBC-CAC-C2C	-2.39	108.54	112.62
82	e4	203	PEB	CAB-CBB-CGB	2.39	118.75	113.60

Continued on next page...

Continued from previous page...

Mol	Chain	Res	Type	Atoms	Z	Observed(^{o})	Ideal(^{o})
88	dL	408	LHG	O8-C23-O10	-2.39	117.56	123.59
82	XA	201	PEB	CHA-C4A-NA	2.39	128.05	125.20
82	GA	201	PEB	C1C-CHB-C4B	2.39	131.66	128.81
82	G7	201	PEB	C1C-CHB-C4B	2.39	131.66	128.81
82	GI	202	PEB	CHC-C4C-C3C	-2.39	126.26	130.34
82	SF	202	PEB	OD-C4D-C3D	-2.39	124.04	129.46
82	DF	202	PEB	OD-C4D-ND	-2.39	122.39	125.93
83	AE	303	PUB	CMD-C2D-C3D	2.39	131.35	127.77
82	D9	202	PEB	C3B-C4B-NB	2.39	113.53	110.05
87	cL	506	CLA	C1B-CHB-C4A	-2.39	125.38	130.12
87	c6	615	CLA	CHB-C4A-NA	2.39	127.82	124.51
82	UJ	201	PEB	CAB-CBB-CGB	-2.39	108.46	113.60
82	K9	201	PEB	CHC-C1D-ND	-2.39	111.17	113.95
82	RG	201	PEB	OD-C4D-C3D	-2.39	124.05	129.46
82	aB	201	PEB	CHA-C1B-C2B	2.39	131.04	124.90
87	BN	833	CLA	O2D-CGD-O1D	-2.39	119.17	123.84
87	AN	839	CLA	O2D-CGD-CBD	2.39	115.51	111.27
82	KB	301	PEB	CHA-C4A-NA	2.39	128.05	125.20
82	KM	201	PEB	OD-C4D-C3D	-2.39	124.05	129.46
82	SQ	201	PEB	OD-C4D-C3D	-2.39	124.05	129.46
82	F9	203	PEB	OD-C4D-C3D	-2.39	124.05	129.46
82	QM	203	PEB	C1C-CHB-C4B	-2.39	125.95	128.81
87	A2	805	CLA	CMB-C2B-C3B	2.39	129.15	124.68
87	F2	201	CLA	C1B-CHB-C4A	-2.39	125.39	130.12
82	S4	202	PEB	CBA-CAA-C3A	-2.39	108.15	113.47
87	42	604	CLA	CGD-CBD-CAD	2.39	118.47	110.73
87	2N	307	CLA	C2A-C1A-CHA	2.39	128.04	123.86
85	B2	841	BCR	C20-C21-C22	-2.39	123.90	127.31
85	fL	101	BCR	C37-C22-C21	-2.39	119.58	122.92
82	BQ	201	PEB	CAB-C3B-C4B	2.39	129.23	125.01
85	FN	204	BCR	C16-C15-C14	-2.39	118.58	123.47
87	b6	616	CLA	CHB-C4A-NA	2.39	127.81	124.51
82	xF	303	PEB	CHA-C1B-NB	-2.39	119.94	124.93
82	aG	201	PEB	CHA-C1B-NB	-2.39	119.94	124.93
82	DJ	201	PEB	OD-C4D-C3D	-2.39	124.05	129.46
82	cB	401	PEB	C1C-CHB-C4B	-2.39	125.96	128.81
84	x3	1001	CYC	CAB-C3B-C2B	2.39	131.61	127.53
82	VI	203	PEB	C2B-C1B-NB	2.39	115.63	110.53
82	TG	201	PEB	OD-C4D-C3D	-2.39	124.05	129.46
82	KI	201	PEB	C2B-C1B-NB	2.39	115.62	110.53
87	2N	310	CLA	CMD-C2D-C1D	-2.39	120.50	124.71
87	BN	802	CLA	C2A-C1A-CHA	2.39	128.03	123.86

Continued on next page...

Continued from previous page...

Mol	Chain	Res	Type	Atoms	Z	Observed(^{o})	Ideal(^{o})
82	YH	201	PEB	OD-C4D-C3D	-2.39	124.05	129.46
82	MK	201	PEB	CAB-C3B-C4B	2.39	129.23	125.01
88	mL	102	LHG	O8-C23-C24	2.39	119.40	111.91
82	aM	203	PEB	C1C-CHB-C4B	2.39	131.66	128.81
82	V9	201	PEB	CHC-C1D-ND	-2.39	111.17	113.95
82	GB	201	PEB	C1B-C2B-C3B	-2.39	103.77	106.51
82	V9	202	PEB	CMB-C2B-C1B	2.39	128.74	125.06
82	eA	301	PEB	OD-C4D-ND	-2.39	122.39	125.93
84	LH	1002	CYC	O2A-CGA-O1A	-2.39	117.35	123.30
94	d6	408	PL9	C42-C43-C44	-2.39	121.91	127.66
87	dL	409	CLA	CAA-C2A-C3A	-2.39	106.24	112.78
82	QK	201	PEB	CBC-CAC-C2C	-2.39	108.55	112.62
82	YB	201	PEB	OD-C4D-C3D	-2.39	124.05	129.46
87	B2	831	CLA	C1B-CHB-C4A	-2.39	125.39	130.12
85	B2	840	BCR	C39-C30-C25	-2.39	106.43	110.30
87	B6	604	CLA	CHB-C4A-NA	2.39	127.81	124.51
82	IK	203	PEB	CMB-C2B-C1B	2.39	128.74	125.06
87	62	303	CLA	CAA-C2A-C3A	-2.39	106.24	112.78
84	BG	1002	CYC	CMC-C2C-C1C	-2.39	107.26	112.40
82	eA	301	PEB	CBA-CAA-C3A	-2.39	108.15	113.47
82	lK	201	PEB	CBB-CAB-C3B	2.39	119.26	112.63
82	s8	203	PEB	C4B-C3B-C2B	-2.39	104.14	106.78
84	j3	1001	CYC	C2A-C1A-NA	2.39	113.52	110.05
84	q3	1001	CYC	C2A-C1A-NA	2.39	113.52	110.05
87	I2	103	CLA	C1B-CHB-C4A	-2.39	125.39	130.12
82	PQ	201	PEB	CHA-C1B-NB	-2.39	119.94	124.93
82	D9	201	PEB	OA-C1A-C2A	-2.39	124.28	126.17
87	AN	850	CLA	C1B-CHB-C4A	-2.39	125.39	130.12
87	4N	609	CLA	C2D-C1D-ND	-2.39	108.35	110.10
87	bL	606	CLA	O2D-CGD-CBD	2.39	115.51	111.27
82	AK	202	PEB	CHC-C4C-C3C	-2.39	126.27	130.34
83	AO	302	PUB	C2C-C1C-NC	2.39	113.52	110.05
84	DH	1001	CYC	C2A-C1A-NA	2.39	113.52	110.05
84	P3	1001	CYC	CAB-C3B-C2B	2.39	131.61	127.53
84	i3	1001	CYC	CAB-C3B-C2B	2.39	131.61	127.53
85	F6	101	BCR	C20-C19-C18	-2.39	119.72	126.42
82	H5	202	PEB	CAB-C3B-C4B	2.39	129.23	125.01
92	qL	301	LMG	C4-C3-C2	2.39	114.99	110.82
96	G2	201	HEM	CBD-CAD-C3D	-2.39	106.00	112.63
87	C6	520	CLA	C1B-CHB-C4A	-2.39	125.39	130.12
82	QF	201	PEB	CBC-CAC-C2C	-2.38	108.55	112.62
82	D9	201	PEB	O1B-CGB-CBB	-2.38	115.42	123.08

Continued on next page...

Continued from previous page...

Mol	Chain	Res	Type	Atoms	Z	Observed(^{o})	Ideal(^{o})
87	7N	601	CLA	C2A-C1A-CHA	2.38	128.03	123.86
82	TK	202	PEB	C4B-NB-C1B	-2.38	102.02	106.51
82	TE	201	PEB	CAB-C3B-C4B	2.38	129.23	125.01
87	KN	103	CLA	C1B-CHB-C4A	-2.38	125.39	130.12
82	CP	202	PEB	C4B-C3B-C2B	-2.38	104.14	106.78
82	FQ	201	PEB	C4B-C3B-C2B	-2.38	104.14	106.78
82	iH	202	PEB	C4B-C3B-C2B	-2.38	104.14	106.78
83	AG	303	PUB	CMD-C2D-C3D	2.38	131.35	127.77
85	FN	202	BCR	C29-C28-C27	-2.38	106.05	111.38
87	B2	801	CLA	C2A-C1A-CHA	2.38	128.03	123.86
82	LK	201	PEB	C1C-CHB-C4B	2.38	131.66	128.81
84	L1	1001	CYC	CMA-C3A-C2A	-2.38	119.64	126.12
82	R7	201	PEB	OD-C4D-C3D	-2.38	124.06	129.46
82	XA	201	PEB	CAA-C3A-C2A	-2.38	108.30	114.26
82	AI	201	PEB	CHC-C4C-C3C	-2.38	126.27	130.34
82	g1	201	PEB	CHC-C4C-C3C	-2.38	126.27	130.34
82	UI	202	PEB	C1B-C2B-C3B	-2.38	103.77	106.51
82	t8	202	PEB	OD-C4D-ND	-2.38	122.40	125.93
82	JO	1002	PEB	CBA-CAA-C3A	-2.38	108.16	113.47
82	IA	202	PEB	CHA-C4A-NA	-2.38	122.37	125.20
87	BN	815	CLA	C1B-CHB-C4A	-2.38	125.40	130.12
82	MF	201	PEB	OD-C4D-C3D	-2.38	124.06	129.46
82	UM	203	PEB	OD-C4D-C3D	-2.38	124.06	129.46
82	KK	202	PEB	C4B-C3B-C2B	-2.38	104.14	106.78
84	C1	1001	CYC	CHB-C4A-C3A	2.38	131.03	124.90
84	f3	1001	CYC	C2A-C1A-NA	2.38	113.52	110.05
82	B7	203	PEB	OA-C1A-C2A	-2.38	124.28	126.17
82	xC	201	PEB	C1C-CHB-C4B	2.38	131.66	128.81
82	YK	202	PEB	CHA-C1B-NB	-2.38	119.95	124.93
82	XI	201	PEB	CHC-C4C-C3C	-2.38	126.27	130.34
87	c6	605	CLA	C1B-CHB-C4A	-2.38	125.40	130.12
82	jJ	201	PEB	CAB-CBB-CGB	-2.38	108.47	113.60
82	CQ	202	PEB	C1B-C2B-C3B	-2.38	103.77	106.51
82	zC	202	PEB	C1B-C2B-C3B	-2.38	103.77	106.51
87	6N	602	CLA	CAA-C2A-C3A	-2.38	106.25	112.78
82	h4	202	PEB	OD-C4D-C3D	-2.38	124.06	129.46
82	Z1	203	PEB	C2A-C1A-NA	2.38	110.33	108.27
82	RH	202	PEB	C4B-C3B-C2B	-2.38	104.15	106.78
82	iG	201	PEB	C4B-C3B-C2B	-2.38	104.15	106.78
85	b6	601	BCR	C33-C5-C4	2.38	118.19	113.62
82	zC	201	PEB	C2B-C1B-NB	2.38	115.61	110.53
83	yF	303	PUB	CMD-C2D-C3D	2.38	131.34	127.77

Continued on next page...

Continued from previous page...

Mol	Chain	Res	Type	Atoms	Z	Observed(^{o})	Ideal(^{o})
82	lH	202	PEB	CHB-C4B-C3B	2.38	130.82	125.32
82	R1	201	PEB	C2B-C1B-NB	2.38	115.61	110.53
82	sK	202	PEB	C3B-C4B-NB	2.38	113.51	110.05
82	TI	202	PEB	CHC-C4C-C3C	-2.38	126.27	130.34
82	VK	202	PEB	CHC-C4C-C3C	-2.38	126.27	130.34
87	L2	204	CLA	CHD-C4C-NC	-2.38	120.45	124.20
87	BN	802	CLA	O2D-CGD-O1D	-2.38	119.18	123.84
82	FQ	201	PEB	CHA-C4A-NA	2.38	128.04	125.20
82	N1	1002	PEB	CMB-C2B-C1B	2.38	128.73	125.06
85	bL	601	BCR	C20-C21-C22	-2.38	123.91	127.31
82	IJ	202	PEB	CAB-CBB-CGB	-2.38	108.48	113.60
87	CL	505	CLA	C2A-C1A-CHA	2.38	128.02	123.86
87	22	607	CLA	C2A-C1A-CHA	2.38	128.02	123.86
85	BN	838	BCR	C37-C22-C23	2.38	121.83	118.08
82	hJ	203	PEB	C3B-C4B-NB	2.38	113.51	110.05
83	yF	302	PUB	C2C-C1C-NC	2.38	113.51	110.05
83	xK	306	PUB	C2C-C1C-NC	2.38	113.51	110.05
82	AA	201	PEB	CBB-CAB-C3B	2.38	119.24	112.63
82	NH	1002	PEB	CMB-C2B-C1B	2.38	128.73	125.06
84	MG	1001	CYC	CHB-C1B-NB	-2.38	120.95	126.06
83	AJ	304	PUB	CAC-CBC-CGC	-2.38	108.48	113.60
84	CG	1001	CYC	C4A-C3A-C2A	-2.38	103.77	106.51
87	C6	514	CLA	O2A-CGA-O1A	-2.38	117.58	123.59
82	MP	202	PEB	OD-C4D-C3D	-2.38	124.07	129.46
82	dG	201	PEB	OD-C4D-C3D	-2.38	124.07	129.46
82	BA	203	PEB	OA-C1A-C2A	-2.38	124.28	126.17
82	U5	201	PEB	C2B-C1B-NB	2.38	115.61	110.53
82	UO	201	PEB	CBA-CAA-C3A	-2.38	108.17	113.47
82	SF	201	PEB	OD-C4D-C3D	-2.38	124.07	129.46
82	fJ	202	PEB	CMD-C2D-C3D	2.38	133.42	130.06
84	P3	1001	CYC	C1B-C2B-C3B	-2.38	105.39	107.87
82	HK	202	PEB	CHC-C1D-ND	-2.38	111.18	113.95
82	J9	202	PEB	C2A-C1A-NA	2.38	110.33	108.27
82	OB	201	PEB	OD-C4D-ND	-2.38	122.40	125.93
82	VP	201	PEB	C1B-C2B-C3B	-2.38	103.78	106.51
82	F7	201	PEB	C1B-C2B-C3B	-2.38	103.78	106.51
82	RH	202	PEB	CAB-C3B-C4B	2.38	129.22	125.01
82	DI	201	PEB	CAB-C3B-C4B	2.38	129.22	125.01
82	D7	203	PEB	CHB-C4B-C3B	-2.38	119.82	125.32
82	A4	301	PEB	OD-C4D-C3D	-2.38	124.07	129.46
87	B2	832	CLA	C1B-CHB-C4A	-2.38	125.40	130.12
96	FL	102	HEM	CBB-CAB-C3B	-2.38	115.78	127.62

Continued on next page...

Continued from previous page...

Mol	Chain	Res	Type	Atoms	Z	Observed(^{o})	Ideal(^{o})
82	FM	202	PEB	CMA-C2A-C1A	-2.38	107.27	112.40
84	J1	1001	CYC	CAC-C3C-C4C	-2.38	106.56	112.67
87	5N	608	CLA	CHD-C1D-ND	-2.38	122.27	124.45
87	4N	604	CLA	CGD-CBD-CAD	2.38	118.44	110.73
82	II	201	PEB	CHC-C4C-C3C	-2.38	126.28	130.34
82	QP	201	PEB	OD-C4D-C3D	-2.38	124.07	129.46
82	CJ	201	PEB	CHA-C1B-C2B	2.38	131.02	124.90
82	NO	1002	PEB	CAB-CBB-CGB	-2.38	108.48	113.60
82	mH	202	PEB	C2A-C1A-NA	2.38	110.32	108.27
84	I1	1001	CYC	CBD-CAD-C3D	-2.38	108.56	112.62
82	CI	201	PEB	CHC-C4C-C3C	-2.38	126.28	130.34
82	NB	203	PEB	CAB-C3B-C4B	2.38	129.22	125.01
82	BD	201	PEB	CAB-C3B-C4B	2.38	129.22	125.01
82	lO	202	PEB	OD-C4D-ND	-2.38	122.41	125.93
85	B2	838	BCR	C37-C22-C23	2.38	121.83	118.08
82	GK	202	PEB	CHB-C4B-NB	-2.38	125.53	128.83
85	d6	405	BCR	C28-C27-C26	-2.38	109.83	114.08
82	TF	202	PEB	C4B-NB-C1B	-2.38	102.03	106.51
82	U4	201	PEB	OA-C1A-C2A	-2.38	124.28	126.17
82	B5	203	PEB	OA-C1A-C2A	-2.38	124.28	126.17
87	RN	203	CLA	CMA-C3A-C2A	-2.38	104.23	113.83
82	i1	202	PEB	C4B-C3B-C2B	-2.38	104.15	106.78
87	b6	617	CLA	C1B-CHB-C4A	-2.38	125.41	130.12
82	IF	203	PEB	CMB-C2B-C1B	2.38	128.73	125.06
85	CL	516	BCR	C20-C19-C18	-2.38	119.74	126.42
82	RK	201	PEB	OD-C4D-C3D	-2.38	124.07	129.46
87	B6	614	CLA	CHB-C4A-NA	2.38	127.80	124.51
82	VD	201	PEB	OD-C4D-ND	-2.38	122.41	125.93
82	WF	202	PEB	C1B-C2B-C3B	-2.38	103.78	106.51
87	AN	824	CLA	C1B-CHB-C4A	-2.38	125.41	130.12
85	cL	503	BCR	C15-C16-C17	-2.38	118.60	123.47
82	KK	201	PEB	OD-C4D-C3D	-2.38	124.07	129.46
82	XB	202	PEB	CAB-C3B-C4B	2.38	129.21	125.01
82	O7	202	PEB	CBA-CAA-C3A	-2.38	108.17	113.47
87	BN	836	CLA	O2D-CGD-O1D	-2.38	119.19	123.84
96	GN	201	HEM	CBD-CAD-C3D	-2.38	106.02	112.63
82	vK	202	PEB	CHB-C4B-NB	-2.38	125.53	128.83
82	qC	203	PEB	CHA-C1B-NB	-2.38	119.96	124.93
87	FN	203	CLA	C1B-CHB-C4A	-2.38	125.41	130.12
82	NJ	201	PEB	OD-C4D-C3D	-2.38	124.08	129.46
87	1N	601	CLA	O2D-CGD-O1D	-2.38	119.19	123.84
87	8N	304	CLA	O2A-CGA-O1A	-2.38	117.38	123.30

Continued on next page...

Continued from previous page...

Mol	Chain	Res	Type	Atoms	Z	Observed(^{o})	Ideal(^{o})
82	cE	201	PEB	CAB-C3B-C4B	2.38	129.21	125.01
82	Z9	304	PEB	C1B-C2B-C3B	-2.38	103.78	106.51
82	YF	202	PEB	CMB-C2B-C1B	2.38	128.72	125.06
82	a4	203	PEB	C1C-CHB-C4B	2.38	131.65	128.81
92	aL	611	LMG	O8-C28-O10	-2.38	117.59	123.59
84	C1	1001	CYC	CHA-C1A-NA	-2.38	125.53	128.83
84	B3	1001	CYC	C2A-C1A-NA	2.38	113.51	110.05
87	1N	601	CLA	O2A-CGA-O1A	-2.38	117.38	123.30
87	R2	203	CLA	CMA-C3A-C2A	-2.38	104.24	113.83
82	HA	202	PEB	C4B-C3B-C2B	-2.38	104.15	106.78
85	BN	840	BCR	C39-C30-C25	-2.38	106.44	110.30
87	FN	201	CLA	C2D-C1D-ND	-2.38	108.35	110.10
87	62	307	CLA	C2D-C1D-ND	-2.38	108.35	110.10
82	eG	202	PEB	CHA-C1B-NB	-2.38	119.96	124.93
82	mO	203	PEB	C1B-C2B-C3B	-2.38	103.78	106.51
84	o3	1001	CYC	C2A-C1A-NA	2.38	113.50	110.05
82	LD	202	PEB	OA-C1A-C2A	-2.38	124.28	126.17
82	BP	202	PEB	C1C-CHB-C4B	-2.38	125.97	128.81
82	NF	201	PEB	CAB-C3B-C4B	2.38	129.21	125.01
82	WP	202	PEB	OD-C4D-C3D	-2.38	124.08	129.46
87	6N	609	CLA	CHB-C4A-NA	2.38	127.80	124.51
87	A2	850	CLA	C1B-CHB-C4A	-2.38	125.41	130.12
85	A2	804	BCR	C39-C30-C25	-2.38	106.45	110.30
87	L2	206	CLA	C4-C3-C5	2.38	119.27	115.27
84	E3	1001	CYC	CAB-C3B-C2B	2.38	131.59	127.53
84	v3	1001	CYC	CAB-C3B-C2B	2.38	131.59	127.53
82	NK	201	PEB	CMB-C2B-C1B	2.38	128.72	125.06
82	TG	201	PEB	CHB-C4B-C3B	-2.38	119.83	125.32
82	eB	202	PEB	CBC-CAC-C2C	-2.38	108.57	112.62
82	qC	203	PEB	C1B-C2B-C3B	-2.37	103.78	106.51
88	d6	407	LHG	C5-O7-C7	-2.37	111.94	117.79
87	B2	836	CLA	O2D-CGD-O1D	-2.37	119.19	123.84
87	CL	504	CLA	CHA-C1A-NA	-2.37	120.96	126.40
83	xK	301	PUB	CAC-C2C-C1C	2.37	129.21	125.01
82	RG	201	PEB	CBB-CAB-C3B	2.37	119.22	112.63
82	ZJ	201	PEB	OD-C4D-C3D	-2.37	124.08	129.46
82	JH	1002	PEB	C1B-C2B-C3B	-2.37	103.78	106.51
82	kE	201	PEB	C1B-C2B-C3B	-2.37	103.78	106.51
82	RO	203	PEB	CMB-C2B-C1B	2.37	128.72	125.06
82	lE	201	PEB	CMB-C2B-C1B	2.37	128.72	125.06
82	O7	201	PEB	CMD-C2D-C3D	2.37	133.41	130.06
83	AH	304	PUB	CHB-C1C-C2C	2.37	130.81	125.32

Continued on next page...

Continued from previous page...

Mol	Chain	Res	Type	Atoms	Z	Observed(^{o})	Ideal(^{o})
87	AN	852	CLA	CHA-C4D-ND	2.37	137.47	132.50
95	BL	607	DGD	C4D-C3D-C2D	2.37	114.97	110.82
87	72	608	CLA	C2A-C1A-CHA	2.37	128.00	123.85
84	H4	1001	CYC	O1A-CGA-CBA	-2.37	115.45	123.08
85	CL	501	BCR	C36-C18-C19	2.37	121.82	118.08
87	A6	403	CLA	O2D-CGD-CBD	2.37	115.49	111.27
82	fK	201	PEB	CHA-C1B-C2B	2.37	131.00	124.90
87	b6	618	CLA	C1B-CHB-C4A	-2.37	125.42	130.12
82	UE	202	PEB	CAA-C3A-C2A	-2.37	108.33	114.26
87	O2	201	CLA	CHB-C4A-NA	2.37	127.79	124.51
82	AA	201	PEB	C2A-C1A-NA	2.37	110.32	108.27
87	32	304	CLA	C1D-ND-C4D	-2.37	104.65	106.33
82	w8	203	PEB	CBC-CAC-C2C	-2.37	108.57	112.62
82	TA	202	PEB	CBC-CAC-C2C	2.37	116.67	112.62
87	A2	827	CLA	O2D-CGD-O1D	-2.37	119.20	123.84
82	iJ	202	PEB	C1B-C2B-C3B	-2.37	103.78	106.51
82	VI	201	PEB	CHC-C4C-C3C	-2.37	126.29	130.34
82	DB	201	PEB	C3B-C4B-NB	2.37	113.50	110.05
87	AN	811	CLA	C1-O2A-CGA	2.37	122.67	116.44
82	SM	203	PEB	OD-C4D-C3D	-2.37	124.08	129.46
82	M9	302	PEB	C2B-C1B-NB	2.37	115.59	110.53
82	Y7	301	PEB	CHA-C4A-NA	2.37	128.03	125.20
82	iE	201	PEB	CHC-C1D-ND	-2.37	111.19	113.95
82	UM	201	PEB	OD-C4D-C3D	-2.37	124.08	129.46
82	dE	201	PEB	OD-C4D-C3D	-2.37	124.08	129.46
82	UB	301	PEB	C3B-C4B-NB	2.37	113.50	110.05
87	3N	308	CLA	O2A-CGA-O1A	-2.37	117.39	123.30
84	E1	1001	CYC	CHA-C1A-C2A	-2.37	119.84	125.32
84	y3	1001	CYC	CHB-C1B-C2B	-2.37	122.25	126.95
82	QH	201	PEB	CMB-C2B-C1B	2.37	128.72	125.06
82	wC	203	PEB	CBC-CAC-C2C	-2.37	108.57	112.62
82	TE	201	PEB	OD-C4D-C3D	-2.37	124.09	129.46
87	BN	812	CLA	O2D-CGD-CBD	2.37	115.48	111.27
82	VD	201	PEB	OA-C1A-C2A	-2.37	124.29	126.17
87	RN	202	CLA	C2D-C1D-ND	-2.37	108.36	110.10
87	b6	612	CLA	C1B-CHB-C4A	-2.37	125.42	130.12
82	LA	202	PEB	C2B-C1B-NB	2.37	115.59	110.53
84	i3	1001	CYC	C1B-C2B-C3B	-2.37	105.40	107.87
82	DM	202	PEB	CHA-C1B-NB	-2.37	119.97	124.93
82	e1	202	PEB	C3B-C4B-NB	2.37	113.50	110.05
87	42	605	CLA	O1A-CGA-CBA	2.37	130.70	123.08
84	c3	1001	CYC	CAB-C3B-C2B	2.37	131.59	127.53

Continued on next page...

Continued from previous page...

Mol	Chain	Res	Type	Atoms	Z	Observed(^{o})	Ideal(^{o})
84	m3	1001	CYC	CAB-C3B-C2B	2.37	131.59	127.53
82	X7	201	PEB	CHA-C1B-C2B	2.37	131.00	124.90
82	GI	201	PEB	C2B-C1B-NB	2.37	115.59	110.53
94	AL	413	PL9	C45-C44-C46	2.37	119.26	115.27
82	YP	503	PEB	CHA-C1B-NB	-2.37	119.97	124.93
82	MK	201	PEB	OD-C4D-C3D	-2.37	124.09	129.46
82	YO	201	PEB	OD-C4D-C3D	-2.37	124.09	129.46
82	jK	202	PEB	OD-C4D-C3D	-2.37	124.09	129.46
87	B2	801	CLA	O2D-CGD-O1D	-2.37	119.20	123.84
82	NG	201	PEB	CAB-C3B-C4B	2.37	129.20	125.01
82	ZH	202	PEB	CAB-C3B-C4B	2.37	129.20	125.01
82	eM	201	PEB	CHA-C4A-NA	2.37	128.02	125.20
82	iG	201	PEB	CHC-C1D-ND	-2.37	111.19	113.95
82	TF	202	PEB	C2B-C1B-NB	2.37	115.59	110.53
82	iG	202	PEB	CMB-C2B-C1B	2.37	128.72	125.06
82	gM	202	PEB	OD-C4D-C3D	-2.37	124.09	129.46
82	HP	201	PEB	CAC-CBC-CGC	-2.37	107.11	113.76
87	B2	834	CLA	C2D-C1D-ND	-2.37	108.36	110.10
85	F6	101	BCR	C33-C5-C4	2.37	118.17	113.62
82	JA	202	PEB	C2B-C1B-NB	2.37	115.59	110.53
87	A2	811	CLA	C1-O2A-CGA	2.37	122.66	116.44
82	aF	202	PEB	OD-C4D-C3D	-2.37	124.09	129.46
82	kM	202	PEB	CHA-C1B-NB	-2.37	119.97	124.93
82	XP	202	PEB	CAC-CBC-CGC	-2.37	107.11	113.76
84	y3	1001	CYC	CAB-C3B-C2B	2.37	131.58	127.53
82	LB	201	PEB	CMA-C2A-C1A	-2.37	107.29	112.40
87	52	608	CLA	CHD-C1D-ND	-2.37	122.28	124.45
82	W4	201	PEB	C4B-C3B-C2B	-2.37	104.16	106.78
96	VL	201	HEM	CAA-CBA-CGA	-2.37	107.11	113.76
82	L7	202	PEB	C2B-C1B-NB	2.37	115.59	110.53
87	C6	517	CLA	CHB-C4A-NA	2.37	127.79	124.51
82	SK	203	PEB	C1B-C2B-C3B	-2.37	103.79	106.51
82	WJ	201	PEB	CBB-CAB-C3B	-2.37	106.04	112.63
84	HO	1001	CYC	O1A-CGA-CBA	-2.37	115.47	123.08
82	SD	201	PEB	CHC-C4C-C3C	-2.37	126.30	130.34
84	t3	1001	CYC	CAB-C3B-C2B	2.37	131.58	127.53
82	gH	203	PEB	CMB-C2B-C1B	2.37	128.71	125.06
87	bL	607	CLA	C1B-CHB-C4A	-2.37	125.42	130.12
87	R2	202	CLA	C2D-C1D-ND	-2.37	108.36	110.10
82	QK	203	PEB	CHB-C4B-C3B	2.37	130.79	125.32
82	Q9	202	PEB	CMB-C2B-C1B	2.37	128.71	125.06
82	ED	201	PEB	C1B-C2B-C3B	-2.37	103.79	106.51

Continued on next page...

Continued from previous page...

Mol	Chain	Res	Type	Atoms	Z	Observed(^{o})	Ideal(^{o})
82	iF	203	PEB	CAB-C3B-C4B	2.37	129.20	125.01
87	62	313	CLA	C2A-C1A-CHA	2.37	128.00	123.86
87	AN	827	CLA	O2D-CGD-O1D	-2.37	119.21	123.84
82	GJ	203	PEB	OD-C4D-C3D	-2.37	124.09	129.46
82	LA	203	PEB	CAB-CBB-CGB	-2.37	108.51	113.60
84	G3	1001	CYC	CAB-C3B-C2B	2.37	131.58	127.53
87	BN	832	CLA	C1B-CHB-C4A	-2.37	125.43	130.12
82	SJ	202	PEB	CHA-C1B-NB	-2.37	119.98	124.93
82	YB	201	PEB	CMA-C2A-C1A	-2.37	107.30	112.40
82	KJ	201	PEB	CMA-C2A-C1A	-2.37	107.30	112.40
82	PQ	202	PEB	CMA-C2A-C1A	-2.37	107.30	112.40
82	sF	202	PEB	C3B-C4B-NB	2.37	113.49	110.05
82	CM	202	PEB	CMB-C2B-C1B	2.37	128.71	125.06
82	dJ	201	PEB	CMB-C2B-C1B	2.37	128.71	125.06
82	DM	201	PEB	CHA-C1B-C2B	2.37	130.99	124.90
82	WD	201	PEB	C1C-CHB-C4B	2.37	131.64	128.81
82	QB	202	PEB	CAB-CBB-CGB	-2.37	108.51	113.60
82	TJ	201	PEB	CBC-CAC-C2C	-2.37	108.58	112.62
87	62	303	CLA	C2D-C1D-ND	-2.37	108.36	110.10
87	AN	807	CLA	C1B-CHB-C4A	-2.37	125.43	130.12
87	B6	609	CLA	C1B-CHB-C4A	-2.37	125.43	130.12
87	2N	311	CLA	C1B-CHB-C4A	-2.37	125.43	130.12
82	g1	201	PEB	CAA-C3A-C2A	-2.37	108.34	114.26
82	EJ	201	PEB	CAB-C3B-C4B	2.37	129.20	125.01
82	LK	201	PEB	O2B-CGB-CBB	2.37	121.64	114.03
82	E7	202	PEB	CMC-C3C-C2C	2.37	129.41	124.94
82	m4	201	PEB	OD-C4D-C3D	-2.37	124.10	129.46
87	AN	827	CLA	CAA-C2A-C1A	-2.37	104.22	111.97
82	DK	201	PEB	C1B-C2B-C3B	-2.37	103.79	106.51
87	52	607	CLA	C2A-C1A-CHA	2.37	128.00	123.86
82	YO	203	PEB	CMB-C2B-C1B	2.37	128.71	125.06
82	FM	201	PEB	CMA-C2A-C1A	-2.37	107.30	112.40
87	B6	613	CLA	CHB-C4A-NA	2.37	127.78	124.51
84	I3	1001	CYC	C2A-C1A-NA	2.37	113.49	110.05
88	ML	102	LHG	C5-O7-C7	-2.37	111.96	117.79
82	XQ	203	PEB	OD-C4D-ND	-2.37	122.42	125.93
82	SD	201	PEB	OD-C4D-C3D	-2.37	124.10	129.46
87	A2	827	CLA	CAA-C2A-C1A	-2.37	104.22	111.97
84	W3	1001	CYC	CAB-C3B-C2B	2.37	131.58	127.53
85	A2	847	BCR	C27-C26-C25	-2.37	119.30	122.73
87	b6	608	CLA	C2D-C1D-ND	-2.37	108.36	110.10
82	xF	303	PEB	C1C-CHB-C4B	-2.37	125.98	128.81

Continued on next page...

Continued from previous page...

Mol	Chain	Res	Type	Atoms	Z	Observed(^{o})	Ideal(^{o})
85	F6	101	BCR	C37-C22-C21	-2.37	119.61	122.92
87	CL	507	CLA	C1B-CHB-C4A	-2.37	125.43	130.12
82	LI	201	PEB	OD-C4D-C3D	-2.37	124.10	129.46
82	h1	202	PEB	OD-C4D-C3D	-2.37	124.10	129.46
82	cK	203	PEB	OD-C4D-C3D	-2.37	124.10	129.46
82	Y4	203	PEB	CMB-C2B-C1B	2.37	128.71	125.06
82	HM	202	PEB	C1B-C2B-C3B	-2.37	103.79	106.51
82	TP	202	PEB	C1B-C2B-C3B	-2.37	103.79	106.51
103	8N	310	ZEX	C10-C11-C12	2.37	130.60	123.22
82	KB	304	PEB	CAB-C3B-C4B	2.37	129.19	125.01
82	i1	202	PEB	CAB-C3B-C4B	2.37	129.19	125.01
87	3N	313	CLA	CAA-C2A-C3A	-2.37	106.30	112.78
82	SB	202	PEB	OD-C4D-C3D	-2.37	124.10	129.46
82	SP	202	PEB	OD-C4D-C3D	-2.37	124.10	129.46
82	e4	201	PEB	CHA-C4A-NA	2.37	128.02	125.20
82	XA	201	PEB	CHA-C1B-C2B	2.37	130.98	124.90
87	BN	831	CLA	C1B-CHB-C4A	-2.37	125.43	130.12
87	a6	607	CLA	C1B-CHB-C4A	-2.37	125.43	130.12
87	A2	852	CLA	CHA-C4D-ND	2.37	137.45	132.50
82	QA	202	PEB	CHC-C1D-ND	-2.37	111.20	113.95
82	OD	202	PEB	CMB-C2B-C1B	2.37	128.71	125.06
84	W3	1001	CYC	CHB-C1B-C2B	-2.37	122.26	126.95
94	a6	601	PL9	C51-C49-C50	2.37	119.83	114.60
82	Y4	201	PEB	OD-C4D-C3D	-2.37	124.10	129.46
82	U5	201	PEB	OD-C4D-ND	-2.37	122.43	125.93
87	B6	608	CLA	CHB-C4A-NA	2.37	127.78	124.51
82	pK	201	PEB	CAA-C3A-C2A	-2.37	108.35	114.26
82	KF	202	PEB	C4B-C3B-C2B	-2.37	104.17	106.78
87	B2	814	CLA	C1B-CHB-C4A	-2.37	125.43	130.12
87	22	611	CLA	C2A-C1A-CHA	2.37	128.00	123.86
82	U9	201	PEB	O1B-CGB-CBB	-2.37	115.48	123.08
82	O9	202	PEB	C2A-C1A-NA	2.37	110.31	108.27
82	WK	201	PEB	CBA-CAA-C3A	2.37	118.73	113.47
91	A6	407	PHO	O2A-CGA-CBA	2.37	119.33	111.91
85	B2	843	BCR	C1-C6-C7	2.37	122.47	115.78
82	RI	201	PEB	CHC-C4C-C3C	-2.36	126.30	130.34
87	BL	623	CLA	C1B-CHB-C4A	-2.36	125.43	130.12
87	A2	824	CLA	C1B-CHB-C4A	-2.36	125.43	130.12
87	K2	104	CLA	C1B-CHB-C4A	-2.36	125.43	130.12
87	O2	202	CLA	O2A-CGA-O1A	-2.36	117.62	123.59
87	b6	606	CLA	O2A-CGA-O1A	-2.36	117.62	123.59
87	B6	604	CLA	O2D-CGD-CBD	2.36	115.47	111.27

Continued on next page...

Continued from previous page...

Mol	Chain	Res	Type	Atoms	Z	Observed(^{o})	Ideal(^{o})
85	KN	104	BCR	C1-C6-C5	-2.36	119.28	122.61
87	7N	608	CLA	C2A-C1A-CHA	2.36	127.98	123.85
87	52	602	CLA	CAA-C2A-C3A	-2.36	106.30	112.78
82	ZK	201	PEB	CMB-C2B-C1B	2.36	128.71	125.06
82	OA	202	PEB	CBA-CAA-C3A	-2.36	108.20	113.47
94	dL	406	PL9	C16-C17-C18	-2.36	104.11	111.88
82	VF	201	PEB	C3B-C4B-NB	2.36	113.49	110.05
82	WD	202	PEB	CHC-C1D-ND	-2.36	111.20	113.95
87	A2	807	CLA	C1B-CHB-C4A	-2.36	125.44	130.12
82	TA	203	PEB	CAC-CBC-CGC	-2.36	107.13	113.76
96	vL	201	HEM	CAA-CBA-CGA	-2.36	107.13	113.76
82	aK	201	PEB	C2B-C1B-NB	2.36	115.57	110.53
82	hO	202	PEB	OD-C4D-C3D	-2.36	124.11	129.46
85	BN	843	BCR	C1-C6-C7	2.36	122.47	115.78
82	QB	201	PEB	C1B-C2B-C3B	-2.36	103.79	106.51
87	C6	515	CLA	O2D-CGD-CBD	2.36	115.47	111.27
87	CL	505	CLA	C1B-CHB-C4A	-2.36	125.44	130.12
82	BM	301	PEB	CHC-C4C-C3C	-2.36	126.31	130.34
82	b1	203	PEB	CHC-C1D-ND	-2.36	111.20	113.95
85	A2	848	BCR	C34-C9-C10	-2.36	119.61	122.92
87	AN	812	CLA	CMB-C2B-C3B	2.36	129.10	124.68
87	42	601	CLA	C1B-CHB-C4A	-2.36	125.44	130.12
85	F2	203	BCR	C29-C28-C27	-2.36	106.10	111.38
82	XJ	202	PEB	CAC-CBC-CGC	-2.36	107.14	113.76
84	Q3	1001	CYC	C2A-C1A-NA	2.36	113.49	110.05
82	jJ	203	PEB	CAA-C3A-C4A	-2.36	106.61	112.67
82	WG	201	PEB	C4B-C3B-C2B	-2.36	104.17	106.78
87	22	610	CLA	CMD-C2D-C1D	-2.36	120.55	124.71
87	A2	839	CLA	CAA-C2A-C3A	-2.36	106.31	112.78
82	Y4	201	PEB	CHC-C4C-C3C	-2.36	126.31	130.34
84	l3	1001	CYC	CAB-C3B-C2B	2.36	131.57	127.53
82	CQ	201	PEB	C4B-NB-C1B	-2.36	102.06	106.51
82	cH	201	PEB	C1C-CHB-C4B	2.36	131.63	128.81
87	6N	607	CLA	C1B-CHB-C4A	-2.36	125.44	130.12
82	mE	202	PEB	CHC-C1D-ND	-2.36	111.20	113.95
82	XK	202	PEB	OD-C4D-ND	-2.36	122.43	125.93
82	r8	202	PEB	C3B-C4B-NB	2.36	113.48	110.05
82	sC	203	PEB	C3B-C4B-NB	2.36	113.48	110.05
82	aK	202	PEB	OD-C4D-C3D	-2.36	124.11	129.46
87	3N	303	CLA	C2A-C1A-CHA	2.36	127.99	123.86
82	SA	201	PEB	O2C-CGC-CBC	2.36	121.62	114.03
82	WJ	201	PEB	CMA-C2A-C1A	-2.36	107.31	112.40

Continued on next page...

Continued from previous page...

Mol	Chain	Res	Type	Atoms	Z	Observed(^{o})	Ideal(^{o})
85	d6	405	BCR	C16-C15-C14	-2.36	118.64	123.47
95	cL	502	DGD	O6E-C5E-C4E	-2.36	105.41	109.69
85	A2	804	BCR	C1-C6-C5	-2.36	119.29	122.61
82	NF	201	PEB	CMB-C2B-C1B	2.36	128.70	125.06
82	D5	203	PEB	CBC-CAC-C2C	-2.36	108.59	112.62
82	MM	203	PEB	C1C-CHB-C4B	-2.36	125.99	128.81
87	ON	202	CLA	CHA-C4D-ND	2.36	137.44	132.50
82	hJ	202	PEB	CHA-C1B-NB	-2.36	119.99	124.93
82	KF	203	PEB	CAA-C3A-C4A	-2.36	106.61	112.67
87	D6	405	CLA	CHB-C4A-NA	2.36	127.78	124.51
82	CD	202	PEB	C1B-C2B-C3B	-2.36	103.80	106.51
87	4N	605	CLA	O1A-CGA-CBA	2.36	130.67	123.08
82	L4	1002	PEB	CMC-C3C-C2C	2.36	129.39	124.94
82	eF	202	PEB	C1C-CHB-C4B	-2.36	125.99	128.81
82	mM	202	PEB	C2A-C1A-NA	2.36	110.31	108.27
82	aF	202	PEB	CHC-C1D-ND	-2.36	111.21	113.95
87	C6	511	CLA	CHB-C4A-NA	2.36	127.78	124.51
87	d6	401	CLA	CHB-C4A-NA	2.36	127.78	124.51
87	CL	513	CLA	C1B-CHB-C4A	-2.36	125.44	130.12
82	EQ	202	PEB	CHC-C4C-C3C	-2.36	126.31	130.34
82	WI	201	PEB	OD-C4D-C3D	-2.36	124.11	129.46
87	AN	849	CLA	CMD-C2D-C3D	2.36	133.04	127.61
82	U1	202	PEB	C1C-CHB-C4B	2.36	131.63	128.81
87	AN	810	CLA	C1B-CHB-C4A	-2.36	125.44	130.12
87	B6	615	CLA	C1B-CHB-C4A	-2.36	125.44	130.12
82	fH	201	PEB	CMB-C2B-C1B	2.36	128.70	125.06
82	VO	202	PEB	CBC-CAC-C2C	-2.36	108.59	112.62
85	Z6	101	BCR	C20-C19-C18	-2.36	119.79	126.42
87	7N	609	CLA	C2A-C1A-CHA	2.36	127.98	123.86
87	c6	615	CLA	C1B-CHB-C4A	-2.36	125.44	130.12
82	LQ	203	PEB	OD-C4D-C3D	-2.36	124.11	129.46
83	BM	302	PUB	CAC-C2C-C1C	2.36	129.18	125.01
82	jF	201	PEB	CAB-CBB-CGB	-2.36	108.53	113.60
82	dE	204	PEB	CBC-CAC-C2C	-2.36	108.59	112.62
82	iE	202	PEB	CMB-C2B-C1B	2.36	128.70	125.06
84	p3	1001	CYC	CAB-C3B-C2B	2.36	131.56	127.53
85	AN	847	BCR	C27-C26-C25	-2.36	119.31	122.73
87	BN	827	CLA	CAA-C2A-C3A	-2.36	106.32	112.78
85	AN	804	BCR	C1-C6-C5	-2.36	119.29	122.61
82	q8	202	PEB	OD-C4D-C3D	-2.36	124.12	129.46
82	YA	303	PEB	OD-C4D-ND	-2.36	122.44	125.93
82	XF	202	PEB	OD-C4D-ND	-2.36	122.44	125.93

Continued on next page...

Continued from previous page...

Mol	Chain	Res	Type	Atoms	Z	Observed(^{o})	Ideal(^{o})
82	S7	201	PEB	O2C-CGC-CBC	2.36	121.61	114.03
82	OH	202	PEB	CMB-C2B-C1B	2.36	128.70	125.06
82	mK	202	PEB	CMB-C2B-C1B	2.36	128.70	125.06
82	JK	201	PEB	CAA-C3A-C4A	-2.36	106.62	112.67
85	AN	848	BCR	C24-C25-C26	-2.36	115.75	121.46
82	MM	201	PEB	CHA-C1B-NB	-2.36	120.00	124.93
82	NM	201	PEB	CAB-CBB-CGB	-2.36	108.53	113.60
87	A6	403	CLA	C1B-CHB-C4A	-2.36	125.45	130.12
87	5N	602	CLA	CAA-C2A-C3A	-2.36	106.32	112.78
84	D1	1003	CYC	CAC-C3C-C2C	-2.36	108.37	114.26
87	62	310	CLA	CHB-C4A-NA	2.36	127.77	124.51
87	ON	202	CLA	O2A-CGA-O1A	-2.36	117.64	123.59
87	52	604	CLA	C1B-CHB-C4A	-2.36	125.45	130.12
87	LN	206	CLA	C4-C3-C5	2.36	119.24	115.27
82	FA	201	PEB	C1B-C2B-C3B	-2.36	103.80	106.51
87	R2	202	CLA	CHB-C4A-NA	2.36	127.77	124.51
87	12	607	CLA	CAA-CBA-CGA	-2.36	106.36	113.25
82	aB	202	PEB	C1C-CHB-C4B	2.36	131.62	128.81
84	e3	1001	CYC	CAB-C3B-C2B	2.36	131.56	127.53
85	KN	104	BCR	C34-C9-C8	2.36	121.79	118.08
82	eE	202	PEB	CHC-C1D-ND	-2.36	111.21	113.95
84	DH	1003	CYC	CAC-C3C-C2C	-2.36	108.37	114.26
82	GJ	202	PEB	CHA-C1B-NB	-2.36	120.00	124.93
82	Q9	202	PEB	CHA-C1B-NB	-2.36	120.00	124.93
87	A2	803	CLA	O2D-CGD-O1D	-2.36	119.23	123.84
87	B2	811	CLA	O2D-CGD-CBD	2.36	115.46	111.27
87	H6	102	CLA	C1B-CHB-C4A	-2.36	125.45	130.12
87	a6	608	CLA	C1B-CHB-C4A	-2.36	125.45	130.12
87	b6	608	CLA	C1B-CHB-C4A	-2.36	125.45	130.12
82	LQ	202	PEB	OD-C4D-C3D	-2.36	124.12	129.46
82	EA	202	PEB	CMC-C3C-C2C	2.36	129.38	124.94
83	AO	303	PUB	CHC-C1D-ND	-2.36	110.74	113.72
82	WO	201	PEB	C4B-C3B-C2B	-2.36	104.17	106.78
87	AN	821	CLA	O2A-CGA-O1A	-2.36	117.64	123.59
82	G5	202	PEB	CHB-C4B-NB	-2.36	125.56	128.83
87	bL	616	CLA	C1B-CHB-C4A	-2.36	125.45	130.12
84	T3	1001	CYC	CAB-C3B-C2B	2.36	131.56	127.53
84	g3	1001	CYC	CAB-C3B-C2B	2.36	131.56	127.53
85	cL	518	BCR	C29-C30-C25	2.36	114.11	110.48
85	K2	105	BCR	C34-C9-C8	2.36	121.79	118.08
83	AG	302	PUB	C2C-C1C-NC	2.36	113.48	110.05
82	G7	202	PEB	CAB-C3B-C4B	2.36	129.18	125.01

Continued on next page...

Continued from previous page...

Mol	Chain	Res	Type	Atoms	Z	Observed(^{o})	Ideal(^{o})
87	B2	827	CLA	CAA-C2A-C3A	-2.36	106.33	112.78
84	L1	1001	CYC	C2B-C1B-NB	2.36	110.44	106.99
87	A2	821	CLA	O2A-CGA-O1A	-2.36	117.65	123.59
85	A2	848	BCR	C24-C25-C26	-2.36	115.76	121.46
87	32	307	CLA	O2A-CGA-O1A	-2.36	117.43	123.30
103	82	310	ZEX	O23-C23-C22	-2.36	104.42	109.91
85	F2	204	BCR	C16-C15-C14	-2.36	118.65	123.47
82	pF	201	PEB	CAA-C3A-C2A	-2.36	108.37	114.26
87	62	306	CLA	CAA-C2A-C3A	-2.36	106.33	112.78
82	cB	401	PEB	CHC-C1D-ND	-2.36	111.21	113.95
82	KK	203	PEB	CAA-C3A-C4A	-2.36	106.62	112.67
82	gJ	202	PEB	OD-C4D-C3D	-2.36	124.12	129.46
87	cL	517	CLA	C1B-CHB-C4A	-2.36	125.45	130.12
87	a6	607	CLA	O2A-CGA-O1A	-2.36	117.65	123.59
82	D5	201	PEB	C4B-NB-C1B	-2.36	102.07	106.51
82	KP	201	PEB	CAC-CBC-CGC	-2.35	107.16	113.76
82	ZH	203	PEB	C2A-C1A-NA	2.35	110.30	108.27
82	JI	202	PEB	CAB-C3B-C4B	2.35	129.17	125.01
82	NK	201	PEB	CAB-C3B-C4B	2.35	129.17	125.01
87	BN	827	CLA	CHB-C4A-NA	2.35	127.77	124.51
82	UB	302	PEB	CHA-C1B-NB	-2.35	120.01	124.93
82	YF	202	PEB	CHA-C1B-NB	-2.35	120.01	124.93
82	qK	203	PEB	C3B-C4B-NB	2.35	113.47	110.05
82	dE	203	PEB	OD-C4D-C3D	-2.35	124.13	129.46
87	B2	834	CLA	O2A-CGA-O1A	-2.35	117.65	123.59
84	N4	1001	CYC	C1B-NB-C4B	-2.35	107.67	110.67
87	c6	613	CLA	C1B-CHB-C4A	-2.35	125.45	130.12
94	AL	413	PL9	C35-C34-C33	-2.35	117.64	123.68
82	QF	203	PEB	CHB-C4B-C3B	2.35	130.76	125.32
82	aO	203	PEB	C1C-CHB-C4B	2.35	131.62	128.81
82	KM	202	PEB	CMC-C3C-C2C	2.35	129.38	124.94
87	6N	612	CLA	C2A-C1A-CHA	2.35	127.97	123.86
87	72	602	CLA	CHD-C1D-C2D	2.35	130.42	125.48
84	C1	1001	CYC	CHB-C1B-NB	-2.35	121.00	126.06
88	BL	610	LHG	O8-C23-O10	-2.35	117.65	123.59
82	EB	501	PEB	CHA-C1B-NB	-2.35	120.01	124.93
87	cL	512	CLA	CMC-C2C-C3C	2.35	132.51	126.12
82	dO	201	PEB	C2B-C1B-NB	2.35	115.55	110.53
87	cL	511	CLA	C2A-C1A-CHA	2.35	127.97	123.86
85	b6	602	BCR	C21-C20-C19	2.35	130.56	123.22
82	G7	202	PEB	OD-C4D-ND	-2.35	122.44	125.93
87	B2	827	CLA	CHB-C4A-NA	2.35	127.77	124.51

Continued on next page...

Continued from previous page...

Mol	Chain	Res	Type	Atoms	Z	Observed(^{o})	Ideal(^{o})
82	k1	202	PEB	C3B-C4B-NB	2.35	113.47	110.05
82	LM	202	PEB	OD-C4D-C3D	-2.35	124.13	129.46
87	cL	512	CLA	O2A-CGA-O1A	-2.35	117.65	123.59
82	R1	202	PEB	C4B-C3B-C2B	-2.35	104.18	106.78
82	RK	202	PEB	CHC-C1D-ND	-2.35	111.22	113.95
87	BN	836	CLA	C1B-CHB-C4A	-2.35	125.46	130.12
82	J5	201	PEB	CHB-C4B-NB	-2.35	125.56	128.83
82	GA	202	PEB	OD-C4D-ND	-2.35	122.44	125.93
85	FL	101	BCR	C12-C13-C14	2.35	122.55	118.94
103	82	310	ZEX	C10-C11-C12	2.35	130.56	123.22
87	HL	102	CLA	C1B-CHB-C4A	-2.35	125.46	130.12
87	22	611	CLA	C1B-CHB-C4A	-2.35	125.46	130.12
82	i1	201	PEB	C2B-C1B-NB	2.35	115.55	110.53
87	7N	602	CLA	CHD-C1D-C2D	2.35	130.41	125.48
82	HG	1002	PEB	O2B-CGB-CBB	2.35	121.59	114.03
82	X7	201	PEB	CAA-C3A-C2A	-2.35	108.38	114.26
82	h1	201	PEB	C3B-C4B-NB	2.35	113.47	110.05
87	AN	812	CLA	C1B-CHB-C4A	-2.35	125.46	130.12
84	KH	1001	CYC	CHB-C4A-NA	-2.35	120.01	124.93
82	kE	202	PEB	CAC-CBC-CGC	-2.35	107.17	113.76
82	WF	202	PEB	CAB-C3B-C4B	2.35	129.17	125.01
82	OQ	202	PEB	C2A-C1A-NA	2.35	110.30	108.27
87	42	607	CLA	OBD-CAD-C3D	2.35	134.18	128.52
82	qF	203	PEB	C3B-C4B-NB	2.35	113.47	110.05
82	HM	202	PEB	OD-C4D-C3D	-2.35	124.13	129.46
84	A3	1001	CYC	CAB-C3B-C2B	2.35	131.55	127.53
82	WA	201	PEB	CAB-CBB-CGB	-2.35	108.54	113.60
82	CA	201	PEB	CAB-C3B-C4B	2.35	129.17	125.01
82	R1	202	PEB	CAB-C3B-C4B	2.35	129.17	125.01
83	QJ	201	PUB	CAC-C2C-C1C	2.35	129.17	125.01
87	72	608	CLA	O2D-CGD-CBD	2.35	115.44	111.27
82	tC	202	PEB	OD-C4D-ND	-2.35	122.45	125.93
82	OD	201	PEB	CHB-C4B-C3B	-2.35	119.89	125.32
82	aJ	202	PEB	C1B-C2B-C3B	-2.35	103.81	106.51
82	MJ	201	PEB	OD-C4D-C3D	-2.35	124.14	129.46
82	AO	301	PEB	OD-C4D-C3D	-2.35	124.14	129.46
82	e1	201	PEB	OD-C4D-C3D	-2.35	124.14	129.46
87	bL	618	CLA	CMD-C2D-C3D	2.35	133.02	127.61
82	oF	203	PEB	CBA-CAA-C3A	-2.35	108.23	113.47
84	JH	1003	CYC	C1B-CHB-C4A	-2.35	122.34	128.08
82	B5	201	PEB	C2B-C1B-NB	2.35	115.55	110.53
83	YA	302	PUB	CHC-C1D-ND	-2.35	110.75	113.72

Continued on next page...

Continued from previous page...

Mol	Chain	Res	Type	Atoms	Z	Observed(^{o})	Ideal(^{o})
92	B6	622	LMG	O8-C28-C29	2.35	119.28	111.91
82	OD	202	PEB	C2A-C1A-NA	2.35	110.30	108.27
95	h6	101	DGD	O3G-C1D-C2D	2.35	111.97	108.30
87	AN	839	CLA	CAA-C2A-C3A	-2.35	106.34	112.78
83	A1	304	PUB	CHB-C1C-C2C	2.35	130.75	125.32
82	AF	202	PEB	CHC-C4C-C3C	-2.35	126.33	130.34
82	UQ	202	PEB	C1B-C2B-C3B	-2.35	103.81	106.51
87	ON	203	CLA	O2D-CGD-O1D	-2.35	119.24	123.84
82	rC	202	PEB	C3B-C4B-NB	2.35	113.47	110.05
82	RF	201	PEB	OD-C4D-C3D	-2.35	124.14	129.46
82	DP	202	PEB	OD-C4D-C3D	-2.35	124.14	129.46
82	P1	202	PEB	OD-C4D-C3D	-2.35	124.14	129.46
87	DL	403	CLA	O2D-CGD-CBD	2.35	115.44	111.27
82	F9	203	PEB	CAA-C3A-C4A	-2.35	106.64	112.67
82	UG	202	PEB	CAA-C3A-C2A	-2.35	108.39	114.26
85	AN	848	BCR	C34-C9-C10	-2.35	119.63	122.92
82	HE	1002	PEB	O2B-CGB-CBB	2.35	121.58	114.03
82	L5	201	PEB	OD-C4D-ND	-2.35	122.45	125.93
82	DK	203	PEB	C4B-NB-C1B	-2.35	102.08	106.51
82	RE	201	PEB	CBB-CAB-C3B	2.35	119.15	112.63
82	jJ	202	PEB	OD-C4D-C3D	-2.35	124.14	129.46
82	fF	202	PEB	CHC-C4C-C3C	2.35	134.34	130.34
82	HF	202	PEB	CHA-C4A-NA	-2.35	122.41	125.20
82	HG	1002	PEB	C2A-C1A-NA	2.35	110.30	108.27
85	AN	804	BCR	C39-C30-C25	-2.35	106.49	110.30
82	KJ	203	PEB	C2B-C1B-NB	2.35	115.54	110.53
87	C6	516	CLA	CHB-C4A-NA	2.35	127.76	124.51
87	5N	607	CLA	C2A-C1A-CHA	2.35	127.97	123.86
82	J4	1002	PEB	CBA-CAA-C3A	-2.35	108.24	113.47
82	FD	202	PEB	CHC-C1D-ND	-2.35	111.22	113.95
83	AO	302	PUB	CMD-C2D-C3D	2.35	131.29	127.77
84	HG	1001	CYC	CMC-C2C-C1C	-2.35	107.34	112.40
82	yC	203	PEB	CHA-C1B-NB	-2.35	120.02	124.93
82	AK	201	PEB	OD-C4D-C3D	-2.35	124.14	129.46
87	O2	203	CLA	O2D-CGD-O1D	-2.35	119.25	123.84
82	J9	202	PEB	CMB-C2B-C1B	2.35	128.68	125.06
84	CH	1001	CYC	CHB-C4A-C3A	2.35	130.94	124.90
82	L9	201	PEB	O2B-CGB-CBB	2.35	121.57	114.03
87	c6	612	CLA	C1B-CHB-C4A	-2.35	125.47	130.12
87	5N	604	CLA	C1B-CHB-C4A	-2.35	125.47	130.12
85	Z6	101	BCR	C28-C27-C26	-2.35	109.89	114.08
82	WP	202	PEB	CHB-C4B-NB	-2.35	125.57	128.83

Continued on next page...

Continued from previous page...

Mol	Chain	Res	Type	Atoms	Z	Observed(^{o})	Ideal(^{o})
82	iK	201	PEB	CMB-C2B-C1B	2.35	128.68	125.06
85	B6	621	BCR	C38-C26-C25	-2.35	121.89	124.53
87	4N	607	CLA	OBD-CAD-C3D	2.35	134.17	128.52
82	dK	201	PEB	OD-C4D-C3D	-2.35	124.14	129.46
84	63	901	CYC	C4D-CHA-C1A	2.35	131.61	128.81
87	4N	601	CLA	C1B-CHB-C4A	-2.35	125.47	130.12
82	L7	203	PEB	CAB-CBB-CGB	-2.35	108.55	113.60
82	J1	1002	PEB	C1B-C2B-C3B	-2.35	103.81	106.51
85	c6	602	BCR	C35-C13-C12	2.35	121.78	118.08
82	Q9	201	PEB	O1B-CGB-CBB	-2.35	115.54	123.08
84	LH	1001	CYC	CBD-CAD-C3D	-2.35	108.61	112.62
82	uK	202	PEB	CMB-C2B-C1B	2.35	128.68	125.06
82	W7	201	PEB	CAB-CBB-CGB	-2.35	108.55	113.60
82	1C	203	PEB	OD-C4D-ND	-2.35	122.45	125.93
82	MF	202	PEB	OD-C4D-C3D	-2.35	124.14	129.46
82	g1	202	PEB	OD-C4D-C3D	-2.35	124.14	129.46
82	hH	201	PEB	OD-C4D-C3D	-2.35	124.14	129.46
87	BN	834	CLA	O2A-CGA-O1A	-2.35	117.67	123.59
82	JJ	201	PEB	CAB-C3B-C4B	2.35	129.16	125.01
82	UG	202	PEB	CMB-C2B-C1B	2.35	128.68	125.06
82	HF	202	PEB	CHC-C1D-ND	-2.35	111.22	113.95
87	12	609	CLA	CAA-C2A-C1A	2.35	117.33	112.14
84	N3	1001	CYC	CAB-C3B-C2B	2.35	131.54	127.53
82	O5	203	PEB	CHC-C4C-C3C	-2.35	126.34	130.34
82	A7	201	PEB	C2A-C1A-NA	2.35	110.30	108.27
82	jJ	203	PEB	CAB-CBB-CGB	-2.35	108.56	113.60
87	C6	519	CLA	CHB-C4A-NA	2.35	127.75	124.51
82	d4	201	PEB	C2B-C1B-NB	2.35	115.53	110.53
84	C3	1001	CYC	CAB-C3B-C2B	2.35	131.54	127.53
82	UB	302	PEB	CAA-C3A-C2A	-2.35	108.40	114.26
82	OK	201	PEB	CAC-CBC-CGC	-2.34	107.19	113.76
82	ZK	201	PEB	CHA-C4A-NA	2.34	127.99	125.20
82	NK	202	PEB	C1C-CHB-C4B	2.34	131.61	128.81
82	FD	202	PEB	OD-C4D-C3D	-2.34	124.15	129.46
85	b6	601	BCR	C8-C7-C6	-2.34	120.62	127.20
87	CL	513	CLA	O2D-CGD-CBD	2.34	115.43	111.27
87	6N	605	CLA	CAA-C2A-C3A	-2.34	106.36	112.78
82	AJ	301	PEB	CMB-C2B-C1B	2.34	128.67	125.06
84	HE	1001	CYC	CMC-C2C-C1C	-2.34	107.35	112.40
82	YO	201	PEB	CHA-C4A-NA	2.34	127.99	125.20
82	YJ	203	PEB	CAB-CBB-CGB	-2.34	108.56	113.60
103	8N	310	ZEX	O23-C23-C22	-2.34	104.45	109.91

Continued on next page...

Continued from previous page...

Mol	Chain	Res	Type	Atoms	Z	Observed(^{o})	Ideal(^{o})
82	T7	203	PEB	CAC-CBC-CGC	-2.34	107.19	113.76
82	RO	202	PEB	OD-C4D-C3D	-2.34	124.15	129.46
82	uK	202	PEB	OD-C4D-C3D	-2.34	124.15	129.46
85	bL	603	BCR	C20-C21-C22	-2.34	123.97	127.31
87	1N	607	CLA	CAA-CBA-CGA	-2.34	106.40	113.25
82	SO	202	PEB	CHA-C1B-NB	-2.34	120.03	124.93
84	K1	1001	CYC	CHB-C4A-NA	-2.34	120.03	124.93
82	fK	201	PEB	C3B-C4B-NB	2.34	113.46	110.05
82	cJ	202	PEB	O2B-CGB-CBB	2.34	121.56	114.03
82	U9	203	PEB	CBC-CAC-C2C	-2.34	108.62	112.62
87	32	313	CLA	CAA-C2A-C3A	-2.34	106.36	112.78
84	IE	1001	CYC	CHA-C1A-C2A	-2.34	119.91	125.32
82	mJ	202	PEB	C2A-C1A-NA	2.34	110.29	108.27
87	B2	836	CLA	C1B-CHB-C4A	-2.34	125.48	130.12
87	b6	613	CLA	C1B-CHB-C4A	-2.34	125.48	130.12
82	UO	201	PEB	OA-C1A-C2A	-2.34	124.31	126.17
82	J5	201	PEB	CHA-C1B-NB	-2.34	120.03	124.93
82	iF	201	PEB	CMB-C2B-C1B	2.34	128.67	125.06
83	xF	306	PUB	C2C-C1C-NC	2.34	113.46	110.05
82	hB	301	PEB	CBB-CAB-C3B	2.34	119.14	112.63
87	B6	616	CLA	C1B-CHB-C4A	-2.34	125.48	130.12
82	qC	202	PEB	OD-C4D-C3D	-2.34	124.15	129.46
82	cF	203	PEB	OD-C4D-C3D	-2.34	124.15	129.46
82	BI	201	PEB	C4B-NB-C1B	-2.34	102.10	106.51
87	1N	609	CLA	CAA-C2A-C1A	2.34	117.33	112.14
88	iL	101	LHG	O8-C23-C24	2.34	119.26	111.91
82	V4	202	PEB	CBC-CAC-C2C	-2.34	108.62	112.62
84	J3	1001	CYC	CAB-C3B-C2B	2.34	131.53	127.53
82	YO	201	PEB	CHC-C4C-C3C	-2.34	126.34	130.34
82	HB	203	PEB	OD-C4D-C3D	-2.34	124.15	129.46
82	LD	202	PEB	OD-C4D-C3D	-2.34	124.15	129.46
82	JF	201	PEB	CAA-C3A-C4A	-2.34	106.66	112.67
82	XD	202	PEB	C2A-C1A-NA	2.34	110.29	108.27
87	32	302	CLA	C2A-C1A-CHA	2.34	127.95	123.86
82	oF	203	PEB	CMA-C2A-C1A	-2.34	107.36	112.40
84	W3	1001	CYC	OC-C1C-NC	-2.34	122.11	124.94
82	VP	201	PEB	CAB-C3B-C4B	2.34	129.15	125.01
82	mK	201	PEB	CAB-C3B-C4B	2.34	129.15	125.01
84	K3	1001	CYC	CAB-C3B-C2B	2.34	131.53	127.53
82	jH	202	PEB	CHB-C4B-C3B	2.34	130.73	125.32
82	WF	201	PEB	CBA-CAA-C3A	2.34	118.68	113.47
82	lK	203	PEB	CBA-CAA-C3A	-2.34	108.25	113.47

Continued on next page...

Continued from previous page...

Mol	Chain	Res	Type	Atoms	Z	Observed(^{o})	Ideal(^{o})
82	UB	303	PEB	CHA-C1B-NB	-2.34	120.04	124.93
82	dM	201	PEB	CHA-C1B-NB	-2.34	120.04	124.93
85	k6	102	BCR	C10-C11-C12	2.34	130.52	123.22
82	c1	201	PEB	C2B-C1B-NB	2.34	115.53	110.53
88	cL	501	LHG	O7-C7-O9	-2.34	118.05	123.70
87	M2	101	CLA	C2A-C1A-CHA	2.34	127.95	123.86
82	DF	203	PEB	C4B-NB-C1B	-2.34	102.10	106.51
82	eM	202	PEB	CHC-C1D-ND	-2.34	111.23	113.95
82	TK	201	PEB	CAB-CBB-CGB	-2.34	108.57	113.60
82	jK	201	PEB	CAB-CBB-CGB	-2.34	108.57	113.60
87	8N	301	CLA	CHD-C1D-ND	-2.34	122.30	124.45
82	OD	201	PEB	CAA-C3A-C2A	-2.34	108.41	114.26
87	K2	106	CLA	O2D-CGD-O1D	-2.34	119.26	123.84
82	HH	1002	PEB	CHC-C4C-C3C	-2.34	126.34	130.34
82	h1	201	PEB	CMB-C2B-C1B	2.34	128.67	125.06
82	m1	201	PEB	CHA-C1B-NB	-2.34	120.04	124.93
82	W5	203	PEB	CHA-C1B-NB	-2.34	120.04	124.93
87	72	609	CLA	C2A-C1A-CHA	2.34	127.95	123.86
82	KB	301	PEB	C1B-C2B-C3B	-2.34	103.82	106.51
84	DH	1001	CYC	C1A-C2A-C3A	-2.34	104.19	106.78
85	Z6	101	BCR	C36-C18-C17	-2.34	119.64	122.92
87	BN	834	CLA	O2D-CGD-CBD	2.34	115.43	111.27
82	OQ	201	PEB	CHB-C4B-C3B	-2.34	119.92	125.32
82	TO	201	PEB	CHB-C4B-NB	-2.34	125.58	128.83
82	h4	201	PEB	C2A-C1A-NA	2.34	110.29	108.27
82	PK	201	PEB	CMB-C2B-C1B	2.34	128.67	125.06
87	D6	402	CLA	C1B-CHB-C4A	-2.34	125.48	130.12
82	B5	202	PEB	C3B-C4B-NB	2.34	113.45	110.05
82	WD	201	PEB	CMD-C2D-C3D	2.34	133.36	130.06
87	62	308	CLA	C1B-CHB-C4A	-2.34	125.48	130.12
82	RQ	203	PEB	CMB-C2B-C1B	2.34	128.67	125.06
82	LD	203	PEB	OD-C4D-C3D	-2.34	124.16	129.46
87	2N	304	CLA	O2D-CGD-O1D	-2.34	119.27	123.84
87	B2	822	CLA	CHA-C1A-NA	-2.34	121.04	126.40
82	D9	201	PEB	CHC-C4C-C3C	-2.34	126.35	130.34
82	FA	203	PEB	C2A-C1A-NA	2.34	110.29	108.27
82	mO	201	PEB	OD-C4D-C3D	-2.34	124.16	129.46
87	82	302	CLA	O2D-CGD-O1D	-2.34	119.27	123.84
82	gM	201	PEB	C1B-C2B-C3B	-2.34	103.82	106.51
83	xF	301	PUB	CAC-C2C-C1C	2.34	129.15	125.01
82	WM	203	PEB	CHB-C4B-NB	-2.34	125.58	128.83
82	W1	201	PEB	CAC-C2C-C3C	2.34	133.97	127.25

Continued on next page...

Continued from previous page...

Mol	Chain	Res	Type	Atoms	Z	Observed(^{o})	Ideal(^{o})
82	OM	201	PEB	CHA-C4A-NA	2.34	127.98	125.20
87	32	308	CLA	CHB-C4A-NA	2.34	127.75	124.51
87	A2	805	CLA	CHB-C4A-NA	2.34	127.75	124.51
87	KN	105	CLA	O2D-CGD-O1D	-2.34	119.27	123.84
95	BL	613	DGD	O5D-C6D-C5D	2.34	113.37	109.05
96	vL	201	HEM	CHB-C1B-C2B	-2.34	120.25	126.72
82	XD	203	PEB	CMB-C2B-C1B	2.34	128.66	125.06
82	FD	201	PEB	OD-C4D-C3D	-2.34	124.16	129.46
87	c6	614	CLA	C1-C2-C3	-2.34	122.00	126.04
84	y3	1001	CYC	OC-C1C-NC	-2.34	122.11	124.94
82	eM	201	PEB	CHA-C1B-C2B	2.34	130.91	124.90
82	OG	201	PEB	C4B-C3B-C2B	-2.34	104.20	106.78
82	dE	203	PEB	C4B-C3B-C2B	-2.34	104.20	106.78
82	VB	201	PEB	OD-C4D-C3D	-2.34	124.17	129.46
82	gH	202	PEB	OD-C4D-C3D	-2.34	124.17	129.46
82	HE	1002	PEB	OD-C4D-ND	-2.34	122.47	125.93
82	l1	203	PEB	CHB-C4B-C3B	2.34	130.72	125.32
82	XI	202	PEB	C2B-C1B-NB	2.34	115.52	110.53
82	UJ	203	PEB	C3B-C4B-NB	2.34	113.45	110.05
85	A6	401	BCR	C31-C1-C6	-2.34	106.51	110.30
82	A7	201	PEB	CBB-CAB-C3B	2.34	119.12	112.63
87	BN	825	CLA	CAA-C2A-C1A	2.34	119.63	111.97
87	AN	829	CLA	C1-C2-C3	-2.34	122.00	126.04
82	YJ	203	PEB	CMB-C2B-C1B	2.34	128.66	125.06
82	mG	202	PEB	CHC-C1D-ND	-2.34	111.23	113.95
82	UP	203	PEB	CAC-CBC-CGC	-2.34	107.21	113.76
82	MF	203	PEB	CHA-C1B-C2B	2.34	130.91	124.90
82	l1	203	PEB	C2A-C1A-NA	2.34	110.29	108.27
85	CL	501	BCR	C15-C14-C13	-2.34	123.98	127.31
87	bL	613	CLA	C1B-CHB-C4A	-2.34	125.49	130.12
82	YK	201	PEB	CAB-CBB-CGB	-2.34	108.58	113.60
87	B2	834	CLA	O2D-CGD-CBD	2.34	115.42	111.27
82	F5	201	PEB	CHB-C4B-C3B	-2.34	119.92	125.32
82	VM	202	PEB	CAA-C3A-C2A	-2.34	108.42	114.26
82	tC	202	PEB	C4B-C3B-C2B	-2.34	104.20	106.78
82	lF	203	PEB	CBA-CAA-C3A	-2.34	108.27	113.47
82	eH	203	PEB	CHC-C1D-ND	-2.34	111.23	113.95
82	RG	202	PEB	CAB-CBB-CGB	-2.34	108.58	113.60
82	ZG	202	PEB	OD-C4D-C3D	-2.34	124.17	129.46
82	R5	202	PEB	CHB-C4B-NB	-2.34	125.59	128.83
85	K6	102	BCR	C10-C11-C12	2.34	130.50	123.22
82	Z9	301	PEB	C2B-C1B-NB	2.34	115.51	110.53

Continued on next page...

Continued from previous page...

Mol	Chain	Res	Type	Atoms	Z	Observed(^{o})	Ideal(^{o})
87	42	603	CLA	CAA-C2A-C3A	-2.34	106.38	112.78
85	b6	601	BCR	C38-C26-C27	2.34	118.10	113.62
82	F5	202	PEB	CBA-CAA-C3A	-2.34	108.27	113.47
82	GM	201	PEB	C2A-C1A-NA	2.34	110.29	108.27
82	TF	201	PEB	CAB-CBB-CGB	-2.34	108.58	113.60
82	SP	202	PEB	CAA-C3A-C4A	-2.34	106.68	112.67
87	BN	801	CLA	C2A-C1A-CHA	2.34	127.94	123.86
82	AH	305	PEB	OD-C4D-C3D	-2.34	124.17	129.46
82	E7	201	PEB	OD-C4D-C3D	-2.34	124.17	129.46
82	x8	201	PEB	C4B-C3B-C2B	-2.33	104.20	106.78
82	A5	202	PEB	CHB-C4B-NB	-2.33	125.59	128.83
82	U9	203	PEB	CHC-C1D-ND	-2.33	111.24	113.95
82	eB	201	PEB	CHC-C1D-ND	-2.33	111.24	113.95
82	WG	203	PEB	CAB-CBB-CGB	-2.33	108.58	113.60
82	S4	202	PEB	CHA-C1B-NB	-2.33	120.05	124.93
87	B2	824	CLA	CAA-C2A-C1A	2.33	119.62	111.97
82	hM	201	PEB	OD-C4D-ND	-2.33	122.47	125.93
82	iH	202	PEB	CAB-C3B-C4B	2.33	129.14	125.01
87	AN	828	CLA	CHA-C1A-NA	-2.33	121.05	126.40
87	3N	307	CLA	O2D-CGD-O1D	-2.33	119.27	123.84
87	3N	305	CLA	CHB-C4A-NA	2.33	127.74	124.51
95	aL	603	DGD	O1G-C1A-C2A	2.33	119.23	111.91
82	WE	203	PEB	CAB-CBB-CGB	-2.33	108.58	113.60
82	F5	202	PEB	OD-C4D-C3D	-2.33	124.17	129.46
82	LK	202	PEB	C1B-C2B-C3B	-2.33	103.83	106.51
82	q8	203	PEB	C1B-C2B-C3B	-2.33	103.83	106.51
82	UH	201	PEB	CHA-C1B-C2B	2.33	130.90	124.90
87	B2	826	CLA	C2D-C1D-ND	-2.33	108.38	110.10
82	JJ	202	PEB	C2A-C1A-NA	2.33	110.28	108.27
82	s8	203	PEB	C3B-C4B-NB	2.33	113.44	110.05
82	OF	201	PEB	CAC-CBC-CGC	-2.33	107.22	113.76
82	CD	201	PEB	C4B-NB-C1B	-2.33	102.11	106.51
87	BN	823	CLA	CHA-C1A-NA	-2.33	121.05	126.40
82	ZH	201	PEB	CAA-C3A-C2A	-2.33	108.43	114.26
87	MN	101	CLA	C2A-C1A-CHA	2.33	127.94	123.86
82	XP	201	PEB	CAB-C3B-C4B	2.33	129.14	125.01
82	OK	203	PEB	CAA-C3A-C4A	-2.33	106.68	112.67
82	ZG	203	PEB	CHA-C4A-NA	2.33	127.98	125.20
87	A6	402	CLA	C1B-CHB-C4A	-2.33	125.50	130.12
87	B6	610	CLA	CHB-C4A-NA	2.33	127.74	124.51
82	P7	202	PEB	OD-C4D-C3D	-2.33	124.17	129.46
82	tK	201	PEB	OD-C4D-C3D	-2.33	124.17	129.46

Continued on next page...

Continued from previous page...

Mol	Chain	Res	Type	Atoms	Z	Observed(^{o})	Ideal(^{o})
92	j6	101	LMG	C3-C4-C5	2.33	114.40	110.24
82	AM	302	PEB	CHA-C1B-NB	-2.33	120.05	124.93
85	fL	101	BCR	C7-C6-C5	2.33	127.11	121.46
87	22	603	CLA	O2D-CGD-O1D	-2.33	119.28	123.84
82	gJ	202	PEB	C1B-C2B-C3B	-2.33	103.83	106.51
82	Q9	201	PEB	C1C-CHB-C4B	2.33	131.59	128.81
83	KA	203	PUB	C1D-CHC-C4C	-2.33	108.29	113.37
82	MD	201	PEB	CHC-C4C-C3C	-2.33	126.36	130.34
82	V4	201	PEB	CHC-C4C-C3C	-2.33	126.36	130.34
87	A2	810	CLA	C1B-CHB-C4A	-2.33	125.50	130.12
82	U5	203	PEB	OD-C4D-C3D	-2.33	124.18	129.46
82	18	201	PEB	OA-C1A-C2A	-2.33	124.32	126.17
82	YE	201	PEB	C4B-NB-C1B	-2.33	102.12	106.51
82	T7	202	PEB	C4B-NB-C1B	-2.33	102.12	106.51
87	CL	518	CLA	C1B-CHB-C4A	-2.33	125.50	130.12
82	ND	202	PEB	C1B-C2B-C3B	-2.33	103.83	106.51
87	1N	609	CLA	CHA-C1A-NA	-2.33	121.06	126.40
82	dO	201	PEB	CHC-C1D-ND	-2.33	111.24	113.95
87	22	601	CLA	CMB-C2B-C1B	-2.33	124.88	128.46
82	H9	201	PEB	CHB-C4B-C3B	-2.33	119.94	125.32
84	NH	1001	CYC	CHA-C1A-C2A	-2.33	119.94	125.32
84	N4	1001	CYC	CHA-C1A-C2A	-2.33	119.94	125.32
82	P5	202	PEB	CHB-C4B-NB	-2.33	125.59	128.83
82	F5	201	PEB	C2B-C1B-NB	2.33	115.50	110.53
82	NB	203	PEB	OD-C4D-ND	-2.33	122.48	125.93
82	HI	201	PEB	CAA-C3A-C2A	-2.33	108.44	114.26
82	f1	201	PEB	CAB-C3B-C4B	2.33	129.13	125.01
87	O2	202	CLA	CHA-C4D-ND	2.33	137.38	132.50
87	12	608	CLA	CHD-C1D-ND	-2.33	122.31	124.45
84	LH	1002	CYC	CMA-C3A-C2A	-2.33	119.79	126.12
82	y8	203	PEB	CHA-C1B-NB	-2.33	120.06	124.93
82	UE	202	PEB	CMB-C2B-C1B	2.33	128.65	125.06
82	J5	203	PEB	C1B-C2B-C3B	-2.33	103.83	106.51
82	QD	201	PEB	CBB-CAB-C3B	2.33	119.10	112.63
87	2N	311	CLA	C2A-C1A-CHA	2.33	127.93	123.86
82	NJ	202	PEB	O1B-CGB-CBB	-2.33	115.59	123.08
82	fK	202	PEB	CHC-C4C-C3C	2.33	134.31	130.34
87	A2	812	CLA	CMB-C2B-C3B	2.33	129.04	124.68
82	EK	201	PEB	CMB-C2B-C3B	-2.33	119.79	126.12
82	ZK	201	PEB	OD-C4D-C3D	-2.33	124.18	129.46
82	lF	201	PEB	OD-C4D-C3D	-2.33	124.18	129.46
85	CL	502	BCR	C15-C16-C17	2.33	128.25	123.47

Continued on next page...

Continued from previous page...

Mol	Chain	Res	Type	Atoms	Z	Observed(^{o})	Ideal(^{o})
87	A2	812	CLA	C1B-CHB-C4A	-2.33	125.50	130.12
83	K7	203	PUB	C1D-CHC-C4C	-2.33	108.30	113.37
82	OQ	201	PEB	CAA-C3A-C2A	-2.33	108.44	114.26
82	z8	202	PEB	C3B-C4B-NB	2.33	113.44	110.05
82	UQ	202	PEB	CHA-C4A-NA	-2.33	122.44	125.20
82	FP	202	PEB	OD-C4D-C3D	-2.33	124.18	129.46
82	PP	201	PEB	OD-C4D-C3D	-2.33	124.18	129.46
82	GQ	202	PEB	OD-C4D-C3D	-2.33	124.18	129.46
82	jH	201	PEB	OD-C4D-C3D	-2.33	124.18	129.46
82	TA	202	PEB	C4B-NB-C1B	-2.33	102.12	106.51
87	BN	835	CLA	C1B-CHB-C4A	-2.33	125.50	130.12
85	A6	401	BCR	C35-C13-C14	-2.33	119.66	122.92
87	B2	825	CLA	C2A-C1A-CHA	2.33	127.93	123.86
82	jF	202	PEB	OD-C4D-C3D	-2.33	124.18	129.46
87	CL	507	CLA	O2D-CGD-CBD	2.33	115.41	111.27
82	BI	202	PEB	C2B-C1B-NB	2.33	115.50	110.53
83	AG	303	PUB	CBA-CAA-C3A	-2.33	109.45	112.98
82	SP	203	PEB	C3B-C4B-NB	2.33	113.44	110.05
82	RE	202	PEB	CAB-CBB-CGB	-2.33	108.59	113.60
82	18	203	PEB	OD-C4D-ND	-2.33	122.48	125.93
82	uF	203	PEB	OD-C4D-C3D	-2.33	124.18	129.46
82	ED	202	PEB	C1B-C2B-C3B	-2.33	103.83	106.51
82	QQ	201	PEB	CBB-CAB-C3B	2.33	119.10	112.63
82	BK	201	PEB	CMB-C2B-C1B	2.33	128.65	125.06
82	MM	203	PEB	CMB-C2B-C1B	2.33	128.65	125.06
82	dM	201	PEB	CMB-C2B-C1B	2.33	128.65	125.06
82	NP	201	PEB	OD-C4D-C3D	-2.33	124.19	129.46
82	aE	201	PEB	CMA-C2A-C1A	-2.33	107.38	112.40
82	WK	201	PEB	OD-C4D-ND	-2.33	122.48	125.93
87	cL	505	CLA	C1B-CHB-C4A	-2.33	125.51	130.12
87	2N	303	CLA	O2A-CGA-O1A	-2.33	117.72	123.59
82	CP	202	PEB	CHA-C1B-C2B	2.33	130.89	124.90
82	GA	202	PEB	CAB-CBB-CGB	-2.33	108.59	113.60
84	BE	1001	CYC	O2D-CGD-CBD	2.33	121.51	114.03
84	HE	1001	CYC	CBD-CAD-C3D	-2.33	108.65	112.62
82	T5	202	PEB	CHB-C4B-NB	-2.33	125.60	128.83
82	DP	202	PEB	CAC-CBC-CGC	-2.33	107.23	113.76
82	YJ	201	PEB	CAA-C3A-C2A	-2.33	108.44	114.26
82	CB	202	PEB	CHA-C1B-C2B	2.33	130.88	124.90
82	F1	1002	PEB	CMB-C2B-C1B	2.33	128.65	125.06
87	BN	807	CLA	CMB-C2B-C1B	-2.33	124.89	128.46
82	KA	201	PEB	CHB-C4B-C3B	-2.33	119.94	125.32

Continued on next page...

Continued from previous page...

Mol	Chain	Res	Type	Atoms	Z	Observed(^{o})	Ideal(^{o})
82	B9	202	PEB	CAB-C3B-C4B	2.33	129.12	125.01
82	Y9	201	PEB	CHA-C1B-C2B	-2.33	118.92	124.90
82	JP	201	PEB	O2B-CGB-CBB	2.33	121.51	114.03
82	aK	202	PEB	OA-C1A-C2A	-2.33	124.32	126.17
82	PH	202	PEB	OD-C4D-C3D	-2.33	124.19	129.46
87	AN	811	CLA	CMB-C2B-C3B	2.33	129.03	124.68
82	EQ	201	PEB	CMA-C2A-C1A	-2.33	107.39	112.40
85	B2	838	BCR	C37-C22-C21	-2.33	119.66	122.92
82	UD	202	PEB	CHA-C4A-NA	-2.33	122.44	125.20
82	K7	201	PEB	CHB-C4B-C3B	-2.33	119.95	125.32
87	CL	518	CLA	O1D-CGD-CBD	2.33	129.24	124.48
82	FQ	201	PEB	C3B-C4B-NB	2.33	113.43	110.05
82	ZE	202	PEB	OD-C4D-C3D	-2.33	124.19	129.46
82	NO	1002	PEB	OD-C4D-C3D	-2.33	124.19	129.46
87	4N	603	CLA	CAA-C2A-C3A	-2.33	106.41	112.78
82	Q7	202	PEB	CHC-C1D-ND	-2.33	111.25	113.95
82	iF	202	PEB	CHB-C4B-NB	-2.33	125.60	128.83
82	YJ	201	PEB	CMB-C2B-C1B	2.33	128.65	125.06
82	z8	201	PEB	C2B-C1B-NB	2.33	115.49	110.53
82	aF	201	PEB	C2B-C1B-NB	2.33	115.49	110.53
82	U1	201	PEB	CHA-C1B-C2B	2.33	130.88	124.90
85	Z6	101	BCR	C37-C22-C21	-2.33	119.67	122.92
82	SQ	201	PEB	C2A-C1A-NA	2.33	110.28	108.27
82	AF	201	PEB	OD-C4D-C3D	-2.33	124.19	129.46
82	WH	203	PEB	OD-C4D-C3D	-2.33	124.19	129.46
87	C6	518	CLA	CHB-C4A-NA	2.33	127.73	124.51
82	HK	202	PEB	CHA-C4A-NA	-2.33	122.44	125.20
82	HD	202	PEB	OA-C1A-C2A	-2.33	124.32	126.17
82	GI	203	PEB	C2B-C1B-NB	2.33	115.49	110.53
82	W5	202	PEB	C2B-C1B-NB	2.33	115.49	110.53
82	W7	201	PEB	O2C-CGC-CBC	2.33	121.50	114.03
82	X5	202	PEB	CHB-C4B-NB	-2.33	125.60	128.83
87	IN	103	CLA	O2D-CGD-CBD	2.33	115.40	111.27
82	aH	202	PEB	CHC-C4C-C3C	-2.33	126.37	130.34
84	BG	1001	CYC	O2D-CGD-CBD	2.33	121.50	114.03
82	fB	301	PEB	CBB-CAB-C3B	2.33	119.09	112.63
82	F9	203	PEB	CAA-C3A-C2A	-2.32	108.45	114.26
82	gH	203	PEB	C3B-C4B-NB	2.32	113.43	110.05
82	QJ	204	PEB	OD-C4D-C3D	-2.32	124.19	129.46
94	A6	410	PL9	C51-C49-C50	2.32	119.74	114.60
83	AJ	304	PUB	CHA-C1B-C2B	-2.32	126.37	130.34
87	BN	834	CLA	C2D-C1D-ND	-2.32	108.39	110.10

Continued on next page...

Continued from previous page...

Mol	Chain	Res	Type	Atoms	Z	Observed(^{o})	Ideal(^{o})
82	ZM	202	PEB	O2B-CGB-CBB	2.32	121.50	114.03
82	HB	201	PEB	C1B-C2B-C3B	-2.32	103.84	106.51
82	QQ	201	PEB	C1B-C2B-C3B	-2.32	103.84	106.51
82	kM	201	PEB	C1B-C2B-C3B	-2.32	103.84	106.51
82	HI	201	PEB	CAB-CBB-CGB	2.32	118.61	113.60
85	kL	100	BCR	C33-C5-C4	2.32	118.08	113.62
82	uF	202	PEB	C3B-C4B-NB	2.32	113.43	110.05
84	ME	1001	CYC	CHA-C1A-C2A	-2.32	119.95	125.32
87	3N	313	CLA	C2A-C1A-CHA	2.32	127.92	123.86
87	aL	605	CLA	CAA-C2A-C3A	-2.32	106.41	112.78
85	c6	603	BCR	C12-C13-C14	2.32	122.51	118.94
84	73	1002	CYC	C1A-C2A-C3A	-2.32	104.21	106.78
82	QB	202	PEB	C1C-CHB-C4B	2.32	131.59	128.81
87	A2	829	CLA	C1-C2-C3	-2.32	122.02	126.04
82	T1	201	PEB	CMA-C2A-C1A	-2.32	107.39	112.40
84	LO	1001	CYC	C1B-NB-C4B	-2.32	107.71	110.67
84	L1	1001	CYC	CBA-CAA-C2A	-2.32	106.17	112.63
87	7N	608	CLA	O2D-CGD-CBD	2.32	115.40	111.27
82	EI	202	PEB	C2B-C1B-NB	2.32	115.49	110.53
87	B6	615	CLA	CHB-C4A-NA	2.32	127.72	124.51
87	c6	605	CLA	CHB-C4A-NA	2.32	127.72	124.51
82	N5	202	PEB	CHB-C4B-NB	-2.32	125.60	128.83
95	hL	101	DGD	O3G-C1D-C2D	2.32	111.93	108.30
82	KI	203	PEB	C2B-C1B-NB	2.32	115.49	110.53
82	vK	202	PEB	CAB-C3B-C4B	2.32	129.12	125.01
82	PA	202	PEB	CHA-C4A-NA	2.32	127.97	125.20
82	J7	203	PEB	CHA-C1B-NB	-2.32	120.07	124.93
85	J2	103	BCR	C2-C3-C4	2.32	116.57	111.38
82	O5	203	PEB	OD-C4D-ND	-2.32	122.49	125.93
85	JN	102	BCR	C20-C21-C22	-2.32	124.00	127.31
87	A2	850	CLA	CHB-C4A-NA	2.32	127.72	124.51
82	FQ	201	PEB	OD-C4D-C3D	-2.32	124.20	129.46
82	dQ	401	PEB	CHC-C1D-ND	-2.32	111.25	113.95
82	WP	202	PEB	CAA-C3A-C4A	-2.32	106.71	112.67
82	e1	201	PEB	CMA-C2A-C1A	-2.32	107.40	112.40
82	FD	202	PEB	OD-C4D-ND	-2.32	122.49	125.93
85	BN	838	BCR	C37-C22-C21	-2.32	119.67	122.92
82	wK	303	PEB	CHA-C4A-NA	2.32	127.97	125.20
82	dF	202	PEB	CHC-C4C-C3C	2.32	134.30	130.34
87	A2	831	CLA	CHC-C1C-NC	2.32	127.73	124.20
87	B2	809	CLA	O2D-CGD-O1D	-2.32	119.30	123.84
82	aK	202	PEB	C4B-C3B-C2B	-2.32	104.21	106.78

Continued on next page...

Continued from previous page...

Mol	Chain	Res	Type	Atoms	Z	Observed(^{o})	Ideal(^{o})
87	B6	606	CLA	CHB-C4A-NA	2.32	127.72	124.51
82	ZE	202	PEB	CHB-C4B-C3B	-2.32	119.96	125.32
82	C5	202	PEB	CHB-C4B-NB	-2.32	125.61	128.83
82	LA	203	PEB	OA-C1A-C2A	-2.32	124.33	126.17
82	O5	201	PEB	C2B-C1B-NB	2.32	115.48	110.53
82	dD	401	PEB	CMC-C3C-C2C	2.32	129.32	124.94
82	Q1	201	PEB	CMB-C2B-C1B	2.32	128.64	125.06
87	cL	514	CLA	C1B-CHB-C4A	-2.32	125.52	130.12
82	kG	202	PEB	CAC-CBC-CGC	-2.32	107.25	113.76
82	F9	201	PEB	O2B-CGB-CBB	2.32	121.49	114.03
84	IG	1001	CYC	CHA-C1A-C2A	-2.32	119.96	125.32
82	BQ	201	PEB	C2A-C1A-NA	2.32	110.27	108.27
87	82	306	CLA	CHD-C1D-ND	-2.32	122.32	124.45
82	JI	201	PEB	C1B-C2B-C3B	-2.32	103.84	106.51
82	WK	202	PEB	C1B-C2B-C3B	-2.32	103.84	106.51
82	SP	201	PEB	OD-C4D-ND	-2.32	122.49	125.93
82	jO	202	PEB	OD-C4D-ND	-2.32	122.49	125.93
82	ZF	201	PEB	OD-C4D-C3D	-2.32	124.20	129.46
82	MK	202	PEB	OD-C4D-C3D	-2.32	124.20	129.46
87	32	313	CLA	C2A-C1A-CHA	2.32	127.92	123.86
87	CL	512	CLA	O2D-CGD-O1D	-2.32	119.30	123.84
82	VJ	202	PEB	CMA-C2A-C1A	-2.32	107.40	112.40
87	32	309	CLA	CHA-C1A-NA	-2.32	121.08	126.40
84	NO	1001	CYC	CHA-C1A-C2A	-2.32	119.96	125.32
82	NI	202	PEB	C2B-C1B-NB	2.32	115.48	110.53
82	JB	201	PEB	CHB-C4B-NB	-2.32	125.61	128.83
82	QA	201	PEB	CAB-C3B-C4B	2.32	129.11	125.01
82	XQ	203	PEB	CMB-C2B-C1B	2.32	128.64	125.06
82	YM	202	PEB	C3B-C4B-NB	2.32	113.42	110.05
82	iF	203	PEB	CHA-C1B-NB	-2.32	120.08	124.93
82	m1	201	PEB	C1B-C2B-C3B	-2.32	103.84	106.51
82	mH	201	PEB	C1B-C2B-C3B	-2.32	103.84	106.51
82	SI	202	PEB	CHC-C1D-ND	-2.32	111.25	113.95
82	Z9	303	PEB	CHC-C1D-ND	-2.32	111.25	113.95
82	A1	305	PEB	OD-C4D-C3D	-2.32	124.20	129.46
82	tF	201	PEB	OD-C4D-C3D	-2.32	124.20	129.46
82	aM	204	PEB	OD-C4D-C3D	-2.32	124.20	129.46
82	zC	201	PEB	C4B-NB-C1B	-2.32	102.14	106.51
82	HE	1002	PEB	C2A-C1A-NA	2.32	110.27	108.27
82	wK	303	PEB	C2A-C1A-NA	2.32	110.27	108.27
87	1N	608	CLA	CHD-C1D-ND	-2.32	122.32	124.45
87	bL	615	CLA	C1B-CHB-C4A	-2.32	125.52	130.12

Continued on next page...

Continued from previous page...

Mol	Chain	Res	Type	Atoms	Z	Observed(^{o})	Ideal(^{o})
82	WE	203	PEB	CHB-C4B-C3B	-2.32	119.96	125.32
82	H7	202	PEB	C3B-C4B-NB	2.32	113.42	110.05
87	dL	401	CLA	C1B-CHB-C4A	-2.32	125.52	130.12
84	BE	1002	CYC	C1A-C2A-C3A	-2.32	104.22	106.78
82	fB	301	PEB	CAC-CBC-CGC	-2.32	107.26	113.76
82	LO	1002	PEB	CMC-C3C-C2C	2.32	129.31	124.94
82	SM	201	PEB	OD-C4D-ND	-2.32	122.50	125.93
82	MP	201	PEB	C2B-C1B-NB	2.32	115.48	110.53
82	iH	201	PEB	C2B-C1B-NB	2.32	115.48	110.53
82	WA	201	PEB	O2C-CGC-CBC	2.32	121.48	114.03
87	2N	302	CLA	CMB-C2B-C1B	-2.32	124.90	128.46
84	BE	1002	CYC	CAB-C3B-C2B	2.32	131.50	127.53
82	fF	202	PEB	CHA-C1B-NB	-2.32	120.08	124.93
82	P1	201	PEB	CMA-C2A-C1A	-2.32	107.41	112.40
82	aG	201	PEB	CMA-C2A-C1A	-2.32	107.41	112.40
82	tC	202	PEB	CAA-C3A-C2A	-2.32	108.47	114.26
85	J2	103	BCR	C3-C4-C5	-2.32	109.94	114.08
87	RN	202	CLA	CHB-C4A-NA	2.32	127.72	124.51
82	II	202	PEB	C2B-C1B-NB	2.32	115.48	110.53
87	B2	835	CLA	C1B-CHB-C4A	-2.32	125.53	130.12
82	aH	202	PEB	C3B-C4B-NB	2.32	113.42	110.05
83	YA	302	PUB	C2C-C1C-NC	2.32	113.42	110.05
87	d6	406	CLA	C1B-CHB-C4A	-2.32	125.53	130.12
96	V6	201	HEM	CHD-C1D-C2D	-2.32	121.36	124.98
82	dG	203	PEB	OD-C4D-C3D	-2.32	124.21	129.46
82	iM	201	PEB	OD-C4D-C3D	-2.32	124.21	129.46
82	cJ	202	PEB	CMA-C2A-C1A	-2.32	107.41	112.40
87	CL	504	CLA	CHB-C4A-NA	2.32	127.72	124.51
82	WH	201	PEB	CAC-C2C-C3C	2.32	133.91	127.25
95	AL	415	DGD	O1G-C1A-C2A	2.32	119.18	111.91
83	AJ	303	PUB	CBB-CAB-C3B	-2.32	108.67	112.62
82	UM	201	PEB	CMB-C2B-C1B	2.32	128.63	125.06
82	mF	202	PEB	CMB-C2B-C1B	2.32	128.63	125.06
82	NE	202	PEB	CAB-C3B-C4B	2.32	129.11	125.01
82	fH	201	PEB	CAB-C3B-C4B	2.32	129.11	125.01
83	A4	302	PUB	CMD-C2D-C3D	2.32	131.25	127.77
82	BI	202	PEB	CBD-CAD-C3D	-2.32	116.09	127.62
85	b6	602	BCR	C33-C5-C4	2.32	118.07	113.62
82	MD	202	PEB	OD-C4D-C3D	-2.32	124.21	129.46
82	HD	201	PEB	CMB-C2B-C1B	2.32	128.63	125.06
87	A2	828	CLA	CHA-C1A-NA	-2.32	121.09	126.40
82	J7	201	PEB	CHC-C4C-C3C	-2.32	126.39	130.34

Continued on next page...

Continued from previous page...

Mol	Chain	Res	Type	Atoms	Z	Observed(^{o})	Ideal(^{o})
87	I2	103	CLA	O2D-CGD-CBD	2.32	115.39	111.27
87	B6	607	CLA	CHD-C1D-ND	-2.32	122.33	124.45
82	mF	201	PEB	CHC-C1D-ND	-2.32	111.26	113.95
82	CI	202	PEB	C2B-C1B-NB	2.32	115.47	110.53
85	c6	602	BCR	C23-C24-C25	-2.32	120.70	127.20
82	aB	202	PEB	OD-C4D-C3D	-2.32	124.21	129.46
85	J2	102	BCR	C20-C21-C22	-2.32	124.00	127.31
82	PP	202	PEB	CAC-CBC-CGC	-2.32	107.27	113.76
82	Q5	201	PEB	CMA-C2A-C1A	-2.32	107.41	112.40
82	lK	202	PEB	CAB-C3B-C4B	2.32	129.11	125.01
82	NJ	202	PEB	CHA-C1B-NB	-2.32	120.09	124.93
82	iM	202	PEB	CAA-C3A-C2A	-2.32	108.47	114.26
84	y3	1001	CYC	C1B-C2B-C3B	-2.32	105.45	107.87
82	cH	201	PEB	C2B-C1B-NB	2.32	115.47	110.53
82	VF	201	PEB	CHB-C4B-NB	-2.32	125.61	128.83
82	E5	202	PEB	CHB-C4B-NB	-2.32	125.61	128.83
84	L4	1001	CYC	C1B-NB-C4B	-2.32	107.72	110.67
82	oK	203	PEB	CBA-CAA-C3A	-2.32	108.31	113.47
82	Q5	203	PEB	C1B-C2B-C3B	-2.32	103.85	106.51
82	TK	202	PEB	CMC-C3C-C2C	-2.32	120.58	124.94
95	a6	603	DGD	C2G-O2G-C1B	-2.32	112.09	117.79
82	HI	201	PEB	OD-C4D-C3D	-2.32	124.21	129.46
82	VI	202	PEB	C2B-C1B-NB	2.32	115.47	110.53
82	LM	202	PEB	CAB-CBB-CGB	2.32	118.59	113.60
87	32	304	CLA	CHB-C4A-NA	2.32	127.71	124.51
87	bL	605	CLA	CHB-C4A-NA	2.32	127.71	124.51
82	c1	201	PEB	C1C-CHB-C4B	2.32	131.57	128.81
82	P1	202	PEB	C2A-C1A-NA	2.32	110.27	108.27
85	JN	103	BCR	C3-C4-C5	-2.32	109.94	114.08
82	kF	202	PEB	CAB-C3B-C4B	2.32	129.10	125.01
87	AN	827	CLA	CAA-C2A-C3A	-2.32	106.44	112.78
82	Z9	303	PEB	OD-C4D-C3D	-2.32	124.22	129.46
82	G7	202	PEB	CAB-CBB-CGB	-2.32	108.62	113.60
82	EM	201	PEB	CMB-C2B-C1B	2.31	128.63	125.06
85	L2	205	BCR	C24-C23-C22	-2.31	122.74	126.23
82	eK	202	PEB	CHA-C1B-C2B	2.31	130.85	124.90
82	iK	202	PEB	O1C-CGC-CBC	-2.31	115.64	123.08
82	lK	201	PEB	OD-C4D-C3D	-2.31	124.22	129.46
96	VL	201	HEM	CHB-C1B-C2B	-2.31	120.32	126.72
82	kE	202	PEB	CAB-C3B-C4B	2.31	129.10	125.01
82	vK	202	PEB	CHC-C4C-C3C	-2.31	126.39	130.34
83	A1	304	PUB	CHA-C1B-C2B	-2.31	126.39	130.34

Continued on next page...

Continued from previous page...

Mol	Chain	Res	Type	Atoms	Z	Observed(^{o})	Ideal(^{o})
82	hB	301	PEB	CAC-CBC-CGC	-2.31	107.27	113.76
87	AN	838	CLA	C4-C3-C5	2.31	119.16	115.27
82	wF	303	PEB	C2A-C1A-NA	2.31	110.27	108.27
82	iJ	202	PEB	C2A-C1A-NA	2.31	110.27	108.27
87	AN	805	CLA	CHB-C4A-NA	2.31	127.71	124.51
82	lF	202	PEB	CHC-C1D-ND	-2.31	111.26	113.95
82	eH	202	PEB	C3B-C4B-NB	2.31	113.42	110.05
84	CH	1001	CYC	C1A-C2A-C3A	-2.31	104.22	106.78
87	72	606	CLA	CHA-C1A-NA	-2.31	121.10	126.40
82	T1	201	PEB	CHB-C4B-C3B	-2.31	119.97	125.32
82	EJ	201	PEB	C2B-C1B-NB	2.31	115.47	110.53
84	CH	1001	CYC	CHB-C1B-NB	-2.31	121.09	126.06
82	AD	303	PEB	CMA-C2A-C1A	-2.31	107.42	112.40
82	VP	202	PEB	OD-C4D-C3D	-2.31	124.22	129.46
87	8N	303	CLA	O2D-CGD-O1D	-2.31	119.31	123.84
87	3N	301	CLA	CHB-C4A-NA	2.31	127.71	124.51
87	bL	608	CLA	C1B-CHB-C4A	-2.31	125.53	130.12
82	kF	202	PEB	C3B-C4B-NB	2.31	113.41	110.05
82	UA	202	PEB	CHC-C1D-ND	-2.31	111.26	113.95
83	QJ	201	PUB	CMD-C2D-C3D	2.31	131.24	127.77
82	WD	202	PEB	C2A-C1A-NA	2.31	110.27	108.27
82	JA	203	PEB	OD-C4D-C3D	-2.31	124.22	129.46
82	SP	203	PEB	CHA-C1B-NB	-2.31	120.09	124.93
82	L5	203	PEB	CBC-CAC-C2C	-2.31	108.67	112.62
87	BN	810	CLA	O2D-CGD-O1D	-2.31	119.32	123.84
87	32	306	CLA	O2D-CGD-O1D	-2.31	119.32	123.84
82	GK	203	PEB	O2B-CGB-CBB	2.31	121.46	114.03
82	KB	301	PEB	C3B-C4B-NB	2.31	113.41	110.05
83	AD	302	PUB	C2C-C1C-NC	2.31	113.41	110.05
82	MB	202	PEB	CHA-C1B-NB	-2.31	120.10	124.93
87	A2	838	CLA	C4-C3-C5	2.31	119.16	115.27
82	jJ	203	PEB	CAB-C3B-C4B	2.31	129.10	125.01
82	lM	201	PEB	CAB-C3B-C4B	2.31	129.10	125.01
82	WI	202	PEB	C1C-CHB-C4B	2.31	131.57	128.81
82	SO	201	PEB	C4B-C3B-C2B	-2.31	104.22	106.78
82	TE	201	PEB	CHB-C4B-C3B	-2.31	119.98	125.32
84	NE	201	CYC	CHB-C1B-NB	-2.31	121.09	126.06
82	TH	201	PEB	CMA-C2A-C1A	-2.31	107.42	112.40
82	YJ	201	PEB	CMA-C2A-C1A	-2.31	107.42	112.40
82	U5	202	PEB	CHA-C4A-NA	-2.31	122.46	125.20
82	Q1	203	PEB	C4B-C3B-C2B	-2.31	104.22	106.78
82	hG	203	PEB	CBC-CAC-C2C	-2.31	108.68	112.62

Continued on next page...

Continued from previous page...

Mol	Chain	Res	Type	Atoms	Z	Observed(^{o})	Ideal(^{o})
82	IB	202	PEB	CMB-C2B-C1B	2.31	128.62	125.06
87	BN	823	CLA	C2A-C1A-CHA	2.31	127.90	123.86
82	BP	201	PEB	CAB-C3B-C4B	2.31	129.10	125.01
83	yK	302	PUB	C2C-C1C-NC	2.31	113.41	110.05
87	bL	616	CLA	C2A-C1A-CHA	2.31	127.90	123.86
82	YF	201	PEB	CAB-CBB-CGB	-2.31	108.63	113.60
82	mJ	201	PEB	CAB-CBB-CGB	-2.31	108.63	113.60
82	OQ	202	PEB	CMB-C2B-C1B	2.31	128.62	125.06
87	B2	806	CLA	CMB-C2B-C1B	-2.31	124.91	128.46
82	t8	202	PEB	C4B-C3B-C2B	-2.31	104.23	106.78
82	HB	203	PEB	CHA-C1B-NB	-2.31	120.10	124.93
85	JN	103	BCR	C2-C3-C4	2.31	116.54	111.38
82	aK	202	PEB	CAB-CBB-CGB	-2.31	108.63	113.60
82	TP	202	PEB	CAC-CBC-CGC	-2.31	107.28	113.76
87	12	609	CLA	CHA-C1A-NA	-2.31	121.11	126.40
82	LF	201	PEB	O2B-CGB-CBB	2.31	121.45	114.03
87	AN	850	CLA	CHB-C4A-NA	2.31	127.71	124.51
82	UD	202	PEB	C1B-C2B-C3B	-2.31	103.86	106.51
82	H9	202	PEB	C2A-C1A-NA	2.31	110.26	108.27
82	VQ	201	PEB	OD-C4D-ND	-2.31	122.51	125.93
82	PA	201	PEB	CAA-C3A-C2A	-2.31	108.49	114.26
82	Z9	301	PEB	CBD-CAD-C3D	-2.31	116.13	127.62
82	V1	203	PEB	CHC-C4C-C3C	-2.31	126.40	130.34
82	dK	202	PEB	CHC-C4C-C3C	2.31	134.27	130.34
82	dD	401	PEB	CHC-C1D-ND	-2.31	111.27	113.95
87	4N	606	CLA	C1B-CHB-C4A	-2.31	125.54	130.12
82	RB	201	PEB	C1C-CHB-C4B	-2.31	126.05	128.81
82	XJ	202	PEB	C1B-C2B-C3B	-2.31	103.86	106.51
82	gO	201	PEB	CHA-C1B-NB	-2.31	120.10	124.93
82	W9	201	PEB	CHB-C4B-C3B	-2.31	119.99	125.32
82	fK	202	PEB	CAC-CBC-CGC	-2.31	107.29	113.76
82	WE	201	PEB	C4B-C3B-C2B	-2.31	104.23	106.78
83	AQ	302	PUB	C2C-C1C-NC	2.31	113.41	110.05
87	B6	604	CLA	O2A-CGA-O1A	-2.31	117.77	123.59
82	TJ	202	PEB	C2A-C1A-NA	2.31	110.26	108.27
82	dJ	202	PEB	C2A-C1A-NA	2.31	110.26	108.27
94	D6	408	PL9	C47-C48-C49	-2.31	119.86	127.75
87	B6	613	CLA	C1B-CHB-C4A	-2.31	125.55	130.12
87	A2	827	CLA	CAA-C2A-C3A	-2.31	106.46	112.78
84	BG	1002	CYC	CAB-C3B-C2B	2.31	131.48	127.53
83	xF	305	PUB	CBA-CAA-C3A	-2.31	109.48	112.98
82	NP	202	PEB	CHA-C1B-C2B	2.31	130.84	124.90

Continued on next page...

Continued from previous page...

Mol	Chain	Res	Type	Atoms	Z	Observed(^{o})	Ideal(^{o})
84	MG	1001	CYC	CHA-C1A-C2A	-2.31	119.99	125.32
82	g4	201	PEB	CHA-C1B-NB	-2.31	120.11	124.93
82	WJ	201	PEB	C4B-C3B-C2B	-2.31	104.23	106.78
82	iF	202	PEB	O1C-CGC-CBC	-2.31	115.67	123.08
87	6N	610	CLA	C1B-CHB-C4A	-2.31	125.55	130.12
87	B2	817	CLA	CAA-CBA-CGA	-2.31	106.51	113.25
83	yK	303	PUB	CMD-C2D-C3D	2.31	131.23	127.77
82	UM	203	PEB	CBC-CAC-C2C	-2.31	108.68	112.62
82	DF	201	PEB	C1B-C2B-C3B	-2.31	103.86	106.51
85	fL	101	BCR	C12-C13-C14	2.31	122.48	118.94
87	6N	607	CLA	O2D-CGD-CBD	2.31	115.37	111.27
82	dH	202	PEB	OA-C1A-C2A	-2.31	124.34	126.17
82	PD	202	PEB	CMA-C2A-C1A	-2.31	107.43	112.40
82	B9	202	PEB	CMB-C2B-C1B	2.31	128.62	125.06
87	B2	822	CLA	C2A-C1A-CHA	2.31	127.89	123.86
82	BQ	201	PEB	CHA-C1B-C2B	2.31	130.83	124.90
87	aL	606	CLA	CBA-CAA-C2A	-2.31	107.06	113.86
83	Y7	302	PUB	C2C-C1C-NC	2.31	113.40	110.05
82	RB	201	PEB	CHA-C1B-NB	-2.31	120.11	124.93
82	dQ	401	PEB	CMC-C3C-C2C	2.31	129.29	124.94
82	LF	202	PEB	C1B-C2B-C3B	-2.31	103.86	106.51
82	iK	203	PEB	CAB-C3B-C4B	2.31	129.09	125.01
96	v6	201	HEM	C4B-C3B-C2B	-2.31	105.28	107.11
87	B2	823	CLA	CAA-C2A-C3A	-2.31	106.46	112.78
82	NM	202	PEB	OD-C4D-C3D	-2.31	124.24	129.46
82	OM	203	PEB	OD-C4D-C3D	-2.31	124.24	129.46
87	LN	202	CLA	C2A-C1A-CHA	2.31	127.89	123.86
87	7N	602	CLA	C2A-C1A-CHA	2.31	127.89	123.86
84	D1	1001	CYC	C2A-C1A-NA	2.31	113.40	110.05
82	GJ	201	PEB	CHA-C1B-C2B	2.31	130.83	124.90
82	ZG	202	PEB	CHB-C4B-C3B	-2.31	119.99	125.32
82	mF	201	PEB	CAB-C3B-C4B	2.31	129.09	125.01
82	QF	203	PEB	OD-C4D-C3D	-2.31	124.24	129.46
82	MQ	202	PEB	OD-C4D-C3D	-2.31	124.24	129.46
82	s8	203	PEB	OD-C4D-C3D	-2.31	124.24	129.46
82	VQ	201	PEB	OA-C1A-C2A	-2.31	124.34	126.17
82	NQ	202	PEB	C1B-C2B-C3B	-2.31	103.86	106.51
82	R4	203	PEB	CMB-C2B-C1B	2.31	128.61	125.06
82	OM	203	PEB	CMA-C2A-C1A	-2.31	107.43	112.40
82	CB	201	PEB	CHC-C4C-C3C	-2.31	126.41	130.34
83	AM	303	PUB	CMD-C2D-C3D	2.31	131.23	127.77
85	BL	616	BCR	C28-C27-C26	-2.31	109.96	114.08

Continued on next page...

Continued from previous page...

Mol	Chain	Res	Type	Atoms	Z	Observed(^{o})	Ideal(^{o})
87	O2	201	CLA	O2D-CGD-CBD	2.31	115.36	111.27
82	pC	202	PEB	OD-C4D-C3D	-2.31	124.24	129.46
82	M9	304	PEB	OD-C4D-C3D	-2.31	124.24	129.46
82	B5	202	PEB	CAB-C3B-C4B	2.31	129.09	125.01
82	a1	202	PEB	C3B-C4B-NB	2.31	113.40	110.05
92	J6	102	LMG	C3-C4-C5	2.30	114.35	110.24
82	aJ	203	PEB	CMC-C3C-C2C	2.30	129.29	124.94
82	D5	203	PEB	C1B-C2B-C3B	-2.30	103.86	106.51
82	K5	202	PEB	CHB-C4B-NB	-2.30	125.63	128.83
85	A6	401	BCR	C37-C22-C21	-2.30	119.69	122.92
82	XM	202	PEB	O2B-CGB-CBB	2.30	121.43	114.03
96	fL	102	HEM	C4D-ND-C1D	2.30	107.45	105.07
87	bL	607	CLA	C2D-C1D-ND	-2.30	108.41	110.10
82	gH	203	PEB	CAB-CBB-CGB	-2.30	108.64	113.60
82	OK	201	PEB	CAB-C3B-C4B	2.30	129.08	125.01
85	BN	840	BCR	C15-C14-C13	-2.30	124.02	127.31
82	r8	201	PEB	C2A-C1A-NA	2.30	110.26	108.27
82	FQ	202	PEB	OD-C4D-C3D	-2.30	124.24	129.46
82	CB	201	PEB	CHB-C4B-NB	-2.30	125.63	128.83
82	I5	202	PEB	CHB-C4B-NB	-2.30	125.63	128.83
82	XF	203	PEB	C4B-NB-C1B	-2.30	102.17	106.51
82	aF	202	PEB	CAB-CBB-CGB	-2.30	108.65	113.60
82	F5	201	PEB	CAC-C2C-C3C	2.30	133.87	127.25
82	eF	201	PEB	C2B-C1B-NB	2.30	115.44	110.53
82	1C	202	PEB	CHA-C1B-NB	-2.30	120.11	124.93
87	BN	818	CLA	CAA-CBA-CGA	-2.30	106.52	113.25
82	YM	201	PEB	CHB-C4B-C3B	-2.30	120.00	125.32
82	JK	202	PEB	CHA-C4A-NA	2.30	127.94	125.20
82	ED	202	PEB	CHC-C4C-C3C	-2.30	126.41	130.34
82	ID	202	PEB	CBB-CAB-C3B	2.30	119.03	112.63
87	52	601	CLA	O2A-CGA-O1A	-2.30	117.56	123.30
87	B2	834	CLA	CHB-C4A-NA	2.30	127.70	124.51
92	aL	611	LMG	C6-C5-C4	-2.30	107.61	113.00
82	QM	202	PEB	CHA-C1B-NB	-2.30	120.12	124.93
82	iK	203	PEB	CHA-C1B-NB	-2.30	120.12	124.93
82	J7	203	PEB	OD-C4D-C3D	-2.30	124.24	129.46
87	ON	201	CLA	O2D-CGD-CBD	2.30	115.36	111.27
82	e4	201	PEB	C1C-CHB-C4B	2.30	131.56	128.81
87	A2	850	CLA	CAA-CBA-CGA	-2.30	106.53	113.25
87	A2	811	CLA	CMB-C2B-C3B	2.30	128.99	124.68
82	HP	201	PEB	OD-C4D-C3D	-2.30	124.25	129.46
82	eJ	202	PEB	OD-C4D-C3D	-2.30	124.25	129.46

Continued on next page...

Continued from previous page...

Mol	Chain	Res	Type	Atoms	Z	Observed(^{o})	Ideal(^{o})
82	B5	203	PEB	C1B-C2B-C3B	-2.30	103.86	106.51
87	a6	607	CLA	CHB-C4A-NA	2.30	127.69	124.51
87	C6	511	CLA	C1B-CHB-C4A	-2.30	125.56	130.12
82	QO	201	PEB	CAB-C3B-C4B	2.30	129.08	125.01
82	PP	202	PEB	CAB-C3B-C4B	2.30	129.08	125.01
82	PI	202	PEB	C2B-C1B-NB	2.30	115.44	110.53
82	RI	202	PEB	C2B-C1B-NB	2.30	115.44	110.53
82	TP	202	PEB	OD-C4D-C3D	-2.30	124.25	129.46
87	FN	205	CLA	CMB-C2B-C3B	2.30	128.98	124.68
82	S5	203	PEB	C2A-C1A-NA	2.30	110.26	108.27
82	Z1	201	PEB	CAA-C3A-C2A	-2.30	108.51	114.26
82	M9	302	PEB	CBD-CAD-C3D	-2.30	116.17	127.62
87	BN	824	CLA	CAA-C2A-C3A	-2.30	106.48	112.78
94	d6	408	PL9	C51-C49-C50	2.30	119.69	114.60
87	A6	404	CLA	O2D-CGD-CBD	2.30	115.36	111.27
82	M9	304	PEB	CHC-C1D-ND	-2.30	111.28	113.95
82	N4	1002	PEB	OD-C4D-C3D	-2.30	124.25	129.46
103	82	309	ZEX	C31-C32-C33	-2.30	119.95	126.42
96	v6	201	HEM	CHD-C1D-C2D	-2.30	121.39	124.98
82	Q7	201	PEB	CAB-C3B-C4B	2.30	129.08	125.01
82	OE	201	PEB	C4B-C3B-C2B	-2.30	104.24	106.78
82	qC	201	PEB	CHA-C4A-NA	2.30	127.94	125.20
82	jF	202	PEB	CHC-C1D-ND	-2.30	111.28	113.95
82	KB	302	PEB	C3B-C4B-NB	2.30	113.39	110.05
83	AE	303	PUB	CBA-CAA-C3A	-2.30	109.49	112.98
87	A2	832	CLA	C2D-C1D-ND	-2.30	108.41	110.10
87	F2	205	CLA	CMB-C2B-C3B	2.30	128.98	124.68
84	W3	1001	CYC	C1B-C2B-C3B	-2.30	105.47	107.87
94	DL	401	PL9	C16-C17-C18	-2.30	104.32	111.88
82	j1	201	PEB	OD-C4D-C3D	-2.30	124.25	129.46
87	c6	606	CLA	C1B-CHB-C4A	-2.30	125.56	130.12
82	fF	202	PEB	CAC-CBC-CGC	-2.30	107.31	113.76
87	72	602	CLA	C2A-C1A-CHA	2.30	127.88	123.86
82	18	202	PEB	CHA-C1B-NB	-2.30	120.12	124.93
95	b6	621	DGD	C6D-C5D-C4D	-2.30	107.29	112.09
82	YA	301	PEB	CHA-C4A-NA	2.30	127.94	125.20
85	CL	501	BCR	C35-C13-C12	2.30	121.70	118.08
82	iG	201	PEB	OD-C4D-ND	-2.30	122.52	125.93
82	GF	203	PEB	O2B-CGB-CBB	2.30	121.42	114.03
82	JA	203	PEB	CHA-C1B-NB	-2.30	120.12	124.93
82	IM	203	PEB	OD-C4D-C3D	-2.30	124.25	129.46
87	62	308	CLA	O2D-CGD-CBD	2.30	115.35	111.27

Continued on next page...

Continued from previous page...

Mol	Chain	Res	Type	Atoms	Z	Observed(^{o})	Ideal(^{o})
87	bL	606	CLA	C4-C3-C5	2.30	119.14	115.27
82	IK	201	PEB	C1C-CHB-C4B	2.30	131.56	128.81
82	DQ	202	PEB	CMA-C2A-C1A	-2.30	107.45	112.40
82	kH	203	PEB	OD-C4D-ND	-2.30	122.53	125.93
82	eA	301	PEB	C4B-C3B-C2B	-2.30	104.24	106.78
82	dK	202	PEB	C4B-C3B-C2B	-2.30	104.24	106.78
82	lK	202	PEB	CHC-C1D-ND	-2.30	111.28	113.95
82	T1	201	PEB	C1B-C2B-C3B	-2.30	103.87	106.51
82	MM	201	PEB	CAB-C3B-C4B	2.30	129.07	125.01
82	WQ	201	PEB	CMD-C2D-C3D	2.30	133.31	130.06
82	MJ	201	PEB	CMB-C2B-C1B	2.30	128.60	125.06
88	I6	101	LHG	O8-C23-C24	2.30	119.12	111.91
82	YB	201	PEB	CHA-C1B-C2B	2.30	130.81	124.90
82	D5	202	PEB	C2B-C1B-NB	2.30	115.43	110.53
82	P7	201	PEB	CAA-C3A-C2A	-2.30	108.52	114.26
82	QP	201	PEB	CMA-C2A-C1A	-2.30	107.45	112.40
82	eH	201	PEB	CMA-C2A-C1A	-2.30	107.45	112.40
82	BI	201	PEB	CHA-C1B-NB	-2.30	120.13	124.93
85	AN	804	BCR	C20-C21-C22	-2.30	124.03	127.31
82	OM	202	PEB	OD-C4D-C3D	-2.30	124.25	129.46
82	lF	203	PEB	C3B-C4B-NB	2.30	113.39	110.05
82	V5	202	PEB	CHB-C4B-NB	-2.30	125.64	128.83
87	42	606	CLA	C1B-CHB-C4A	-2.30	125.57	130.12
87	62	311	CLA	C1B-CHB-C4A	-2.30	125.57	130.12
82	jK	202	PEB	CAB-C3B-C4B	2.30	129.07	125.01
82	EA	201	PEB	OD-C4D-C3D	-2.30	124.26	129.46
87	H6	102	CLA	O2A-CGA-O1A	-2.30	117.80	123.59
82	fF	201	PEB	C3B-C4B-NB	2.30	113.39	110.05
87	H6	102	CLA	CHB-C4A-NA	2.30	127.69	124.51
82	GD	202	PEB	OD-C4D-C3D	-2.30	124.26	129.46
82	WK	202	PEB	CAB-C3B-C4B	2.30	129.07	125.01
82	ZB	203	PEB	CBC-CAC-C2C	-2.30	108.70	112.62
82	AI	202	PEB	C2B-C1B-NB	2.30	115.43	110.53
87	cL	515	CLA	CHA-C1A-NA	-2.30	121.14	126.40
92	ML	101	LMG	O7-C10-O9	-2.30	118.15	123.70
82	xC	201	PEB	C4B-C3B-C2B	-2.30	104.24	106.78
82	Y9	203	PEB	OD-C4D-C3D	-2.30	124.26	129.46
88	dL	405	LHG	O8-C23-C24	2.30	119.11	111.91
82	S5	203	PEB	C1B-C2B-C3B	-2.30	103.87	106.51
82	ZJ	201	PEB	CAB-CBB-CGB	-2.30	108.66	113.60
82	kG	201	PEB	CAC-CBC-CGC	-2.30	107.32	113.76
87	aL	606	CLA	O2A-CGA-O1A	-2.30	117.80	123.59

Continued on next page...

Continued from previous page...

Mol	Chain	Res	Type	Atoms	Z	Observed(^{o})	Ideal(^{o})
82	W1	203	PEB	OD-C4D-C3D	-2.30	124.26	129.46
82	S9	201	PEB	OD-C4D-C3D	-2.30	124.26	129.46
85	HL	103	BCR	C39-C30-C25	-2.30	106.58	110.30
82	hH	201	PEB	OA-C1A-C2A	-2.30	124.35	126.17
82	CK	202	PEB	CHA-C1B-NB	-2.30	120.13	124.93
82	EF	201	PEB	CHC-C1D-ND	-2.30	111.28	113.95
87	6N	608	CLA	O2D-CGD-O1D	-2.29	119.35	123.84
82	QH	201	PEB	CAB-C3B-C4B	2.29	129.07	125.01
82	MQ	201	PEB	CHC-C4C-C3C	-2.29	126.42	130.34
85	KL	100	BCR	C33-C5-C4	2.29	118.02	113.62
82	OF	203	PEB	CAA-C3A-C4A	-2.29	106.78	112.67
87	c6	611	CLA	O2A-CGA-O1A	-2.29	117.80	123.59
92	BL	612	LMG	C6-C5-C4	-2.29	107.63	113.00
82	CD	202	PEB	CAB-C3B-C4B	2.29	129.07	125.01
82	C7	201	PEB	CAB-C3B-C4B	2.29	129.07	125.01
84	LH	1001	CYC	CMC-C2C-C1C	-2.29	107.46	112.40
82	O4	202	PEB	C4B-C3B-C2B	-2.29	104.24	106.78
82	kE	201	PEB	CAC-CBC-CGC	-2.29	107.33	113.76
82	PA	203	PEB	OD-C4D-ND	-2.29	122.53	125.93
82	mH	201	PEB	CHA-C1B-NB	-2.29	120.14	124.93
91	DL	405	PHO	CGD-CBD-CAD	-2.29	103.31	110.73
84	HG	1001	CYC	CBD-CAD-C3D	-2.29	108.71	112.62
85	BN	803	BCR	C28-C29-C30	-2.29	106.40	114.60
82	IQ	201	PEB	CMC-C3C-C2C	2.29	129.27	124.94
87	b6	605	CLA	CMB-C2B-C1B	-2.29	124.94	128.46
82	GP	202	PEB	CHC-C1D-ND	-2.29	111.28	113.95
87	3N	309	CLA	CHA-C1A-NA	-2.29	121.15	126.40
82	eK	201	PEB	C2B-C1B-NB	2.29	115.42	110.53
82	NF	202	PEB	C1C-CHB-C4B	2.29	131.55	128.81
87	H6	103	CLA	C1B-CHB-C4A	-2.29	125.58	130.12
82	zC	202	PEB	C3B-C4B-NB	2.29	113.38	110.05
82	H5	203	PEB	CHA-C1B-NB	-2.29	120.14	124.93
82	zK	501	PEB	CHA-C1B-NB	-2.29	120.14	124.93
82	TF	202	PEB	CMC-C3C-C2C	-2.29	120.62	124.94
83	QM	201	PUB	CHA-C1B-C2B	-2.29	126.43	130.34
82	Z5	301	PEB	OD-C4D-C3D	-2.29	124.27	129.46
82	TB	201	PEB	CHB-C4B-NB	-2.29	125.65	128.83
82	OQ	202	PEB	CAA-C3A-C4A	2.29	118.56	112.67
82	JA	201	PEB	CHC-C4C-C3C	-2.29	126.43	130.34
94	aL	601	PL9	C42-C43-C44	-2.29	122.14	127.66
87	C6	515	CLA	C1B-CHB-C4A	-2.29	125.58	130.12
82	LB	201	PEB	CHC-C1D-ND	-2.29	111.29	113.95

Continued on next page...

Continued from previous page...

Mol	Chain	Res	Type	Atoms	Z	Observed(^{o})	Ideal(^{o})
82	PF	201	PEB	CMB-C2B-C1B	2.29	128.59	125.06
95	CL	517	DGD	O1G-C1A-C2A	2.29	119.10	111.91
87	L2	202	CLA	C2A-C1A-CHA	2.29	127.87	123.86
88	DL	407	LHG	O8-C23-O10	-2.29	117.81	123.59
82	W9	201	PEB	CAA-C3A-C2A	-2.29	108.53	114.26
82	pF	202	PEB	OD-C4D-C3D	-2.29	124.27	129.46
82	eO	201	PEB	C1C-CHB-C4B	2.29	131.55	128.81
92	dL	407	LMG	O6-C1-O1	-2.29	104.55	109.97
82	R4	202	PEB	OD-C4D-C3D	-2.29	124.27	129.46
82	L9	203	PEB	OD-C4D-C3D	-2.29	124.27	129.46
82	W9	201	PEB	C4B-NB-C1B	-2.29	102.19	106.51
82	NB	203	PEB	CMA-C2A-C1A	-2.29	107.47	112.40
82	DD	202	PEB	CMA-C2A-C1A	-2.29	107.47	112.40
82	TI	203	PEB	C2B-C1B-NB	2.29	115.42	110.53
87	B2	812	CLA	C2D-C1D-ND	-2.29	108.42	110.10
82	zF	501	PEB	CHA-C1B-NB	-2.29	120.14	124.93
82	U5	202	PEB	OD-C4D-C3D	-2.29	124.27	129.46
82	DI	201	PEB	CAB-CBB-CGB	-2.29	108.67	113.60
82	GB	202	PEB	CAB-C3B-C4B	2.29	129.06	125.01
82	jK	201	PEB	CMB-C2B-C1B	2.29	128.59	125.06
87	cL	509	CLA	CMC-C2C-C3C	2.29	132.33	126.12
82	LA	203	PEB	OD-C4D-C3D	-2.29	124.27	129.46
82	PA	202	PEB	OD-C4D-C3D	-2.29	124.27	129.46
82	HB	202	PEB	OD-C4D-C3D	-2.29	124.27	129.46
82	TJ	201	PEB	OD-C4D-C3D	-2.29	124.27	129.46
82	IB	201	PEB	CAB-CBB-CGB	-2.29	108.67	113.60
82	BM	301	PEB	CAB-CBB-CGB	-2.29	108.67	113.60
84	NH	1001	CYC	C1B-NB-C4B	-2.29	107.75	110.67
85	A2	804	BCR	C20-C21-C22	-2.29	124.04	127.31
82	hK	202	PEB	CAB-C3B-C4B	2.29	129.06	125.01
82	HQ	201	PEB	CMB-C2B-C1B	2.29	128.59	125.06
82	QB	204	PEB	C1B-C2B-C3B	-2.29	103.88	106.51
82	rF	202	PEB	C4B-C3B-C2B	-2.29	104.25	106.78
82	IQ	202	PEB	CBB-CAB-C3B	2.29	118.99	112.63
87	7N	606	CLA	CHA-C1A-NA	-2.29	121.16	126.40
85	B2	802	BCR	C28-C29-C30	-2.29	106.42	114.60
82	lO	202	PEB	O2B-CGB-CBB	2.29	121.39	114.03
87	52	602	CLA	C1B-CHB-C4A	-2.29	125.58	130.12
87	d6	406	CLA	C1-C2-C3	-2.29	122.08	126.04
82	jF	201	PEB	CMB-C2B-C1B	2.29	128.59	125.06
82	JQ	202	PEB	C2B-C1B-NB	2.29	115.41	110.53
84	I4	1001	CYC	CMB-C2B-C1B	2.29	127.02	124.17

Continued on next page...

Continued from previous page...

Mol	Chain	Res	Type	Atoms	Z	Observed(^{o})	Ideal(^{o})
82	XP	201	PEB	OD-C4D-C3D	-2.29	124.28	129.46
82	Q4	201	PEB	CAB-C3B-C4B	2.29	129.06	125.01
87	22	602	CLA	O2A-CGA-O1A	-2.29	117.82	123.59
82	t8	202	PEB	CAA-C3A-C2A	-2.29	108.54	114.26
82	iO	203	PEB	CHC-C1D-ND	-2.29	111.29	113.95
82	HJ	201	PEB	CAB-CBB-CGB	-2.29	108.68	113.60
82	YJ	202	PEB	CHA-C1B-C2B	2.29	130.78	124.90
82	u8	202	PEB	CHA-C1B-NB	-2.29	120.15	124.93
87	LN	204	CLA	C1B-CHB-C4A	-2.29	125.58	130.12
87	B2	828	CLA	C1B-CHB-C4A	-2.29	125.58	130.12
88	M6	101	LHG	O8-C23-C24	2.29	119.09	111.91
82	MK	203	PEB	CHA-C1B-C2B	2.29	130.78	124.90
82	kE	202	PEB	CMC-C3C-C2C	2.29	129.25	124.94
87	22	601	CLA	CMB-C2B-C3B	2.29	128.96	124.68
82	CJ	203	PEB	CAB-C3B-C4B	2.29	129.06	125.01
82	SJ	201	PEB	CAB-C3B-C4B	2.29	129.06	125.01
82	WI	202	PEB	CBA-CAA-C3A	-2.29	108.37	113.47
82	LP	201	PEB	OD-C4D-C3D	-2.29	124.28	129.46
82	EA	202	PEB	OD-C4D-ND	-2.29	122.54	125.93
82	E7	202	PEB	OD-C4D-ND	-2.29	122.54	125.93
82	LQ	201	PEB	C3B-C4B-NB	2.29	113.38	110.05
82	hE	203	PEB	CBC-CAC-C2C	-2.29	108.72	112.62
82	qC	203	PEB	CMB-C2B-C1B	2.29	128.59	125.06
85	B2	840	BCR	C15-C14-C13	-2.29	124.05	127.31
82	eK	202	PEB	C1C-CHB-C4B	-2.29	126.08	128.81
82	UG	203	PEB	CAB-C3B-C4B	2.29	129.05	125.01
82	LP	202	PEB	CAC-CBC-CGC	-2.29	107.35	113.76
82	OD	202	PEB	CAA-C3A-C4A	2.29	118.55	112.67
82	BI	201	PEB	CAA-C3A-C4A	-2.29	106.80	112.67
87	BN	823	CLA	CAC-C3C-C4C	2.29	127.78	124.81
85	AN	847	BCR	C34-C9-C10	-2.29	119.72	122.92
82	tK	201	PEB	C3B-C4B-NB	2.29	113.38	110.05
82	PE	201	PEB	CHB-C4B-NB	-2.29	125.66	128.83
82	hB	301	PEB	C1C-CHB-C4B	2.29	131.54	128.81
87	5N	605	CLA	C1B-CHB-C4A	-2.29	125.59	130.12
87	B2	815	CLA	C3A-C2A-C1A	2.29	104.76	101.34
87	c6	611	CLA	O2D-CGD-CBD	2.29	115.33	111.27
82	NB	202	PEB	OD-C4D-ND	-2.29	122.54	125.93
82	KM	202	PEB	OD-C4D-ND	-2.29	122.54	125.93
87	d6	406	CLA	O1D-CGD-CBD	2.29	129.16	124.48
82	j1	202	PEB	CHB-C4B-C3B	2.29	130.60	125.32
82	B9	202	PEB	C2B-C1B-NB	2.29	115.41	110.53

Continued on next page...

Continued from previous page...

Mol	Chain	Res	Type	Atoms	Z	Observed(^{o})	Ideal(^{o})
82	QG	201	PEB	OD-C4D-C3D	-2.29	124.28	129.46
87	BN	808	CLA	C2A-C1A-CHA	2.29	127.86	123.86
82	Q1	201	PEB	CAB-C3B-C4B	2.29	129.05	125.01
82	vK	201	PEB	CHA-C1B-NB	-2.29	120.15	124.93
82	QJ	202	PEB	OD-C4D-C3D	-2.29	124.28	129.46
82	p8	202	PEB	OD-C4D-C3D	-2.29	124.28	129.46
82	q8	201	PEB	CHA-C4A-NA	2.29	127.92	125.20
82	wK	303	PEB	CBB-CAB-C3B	2.29	118.98	112.63
82	aF	201	PEB	CMB-C2B-C1B	2.29	128.58	125.06
87	5N	602	CLA	C1B-CHB-C4A	-2.29	125.59	130.12
85	LN	205	BCR	C35-C13-C12	2.28	121.68	118.08
84	J4	1001	CYC	CBD-CAD-C3D	-2.28	108.72	112.62
83	A1	304	PUB	CMA-C2A-C1A	2.28	126.77	121.39
85	C6	508	BCR	C33-C5-C4	2.28	118.00	113.62
82	jF	202	PEB	CAB-C3B-C4B	2.28	129.05	125.01
87	B2	822	CLA	C1B-CHB-C4A	-2.28	125.59	130.12
85	L2	201	BCR	C29-C28-C27	-2.28	106.27	111.38
82	lG	202	PEB	OD-C4D-ND	-2.28	122.55	125.93
87	BL	604	CLA	CHB-C4A-NA	2.28	127.67	124.51
82	F9	202	PEB	CAB-CBB-CGB	-2.28	108.69	113.60
82	MM	203	PEB	CHA-C1B-NB	-2.28	120.16	124.93
85	FL	101	BCR	C38-C26-C25	-2.28	121.96	124.53
94	D6	408	PL9	C17-C18-C19	-2.28	122.16	127.66
82	PA	201	PEB	C4B-C3B-C2B	-2.28	104.25	106.78
103	8N	309	ZEX	C31-C32-C33	-2.28	120.00	126.42
87	BN	828	CLA	C1B-CHB-C4A	-2.28	125.59	130.12
82	GA	202	PEB	CAB-C3B-C4B	2.28	129.05	125.01
82	vF	202	PEB	CAB-C3B-C4B	2.28	129.05	125.01
82	JB	202	PEB	CAB-CBB-CGB	-2.28	108.69	113.60
82	yK	301	PEB	OD-C4D-C3D	-2.28	124.29	129.46
82	YM	203	PEB	CHA-C1B-NB	-2.28	120.16	124.93
82	gG	201	PEB	C2B-C1B-NB	2.28	115.40	110.53
87	42	609	CLA	C2A-C1A-CHA	2.28	127.84	123.85
87	4N	609	CLA	C2A-C1A-CHA	2.28	127.84	123.85
82	c4	201	PEB	CBC-CAC-C2C	-2.28	108.72	112.62
82	i4	203	PEB	CHC-C1D-ND	-2.28	111.30	113.95
87	CL	512	CLA	CHB-C4A-NA	2.28	127.67	124.51
87	B2	805	CLA	C2A-C1A-CHA	2.28	127.85	123.86
82	B5	203	PEB	C2A-C1A-NA	2.28	110.24	108.27
94	d6	408	PL9	C40-C39-C41	2.28	119.11	115.27
82	E5	202	PEB	CHB-C4B-C3B	-2.28	120.05	125.32
82	QQ	201	PEB	CAA-C3A-C2A	-2.28	108.56	114.26

Continued on next page...

Continued from previous page...

Mol	Chain	Res	Type	Atoms	Z	Observed(^{o})	Ideal(^{o})
85	cL	518	BCR	C4-C5-C6	-2.28	119.42	122.73
87	A2	849	CLA	C1B-CHB-C4A	-2.28	125.60	130.12
82	NQ	202	PEB	CMB-C2B-C1B	2.28	128.58	125.06
82	KB	302	PEB	OD-C4D-ND	-2.28	122.55	125.93
87	BN	813	CLA	C2D-C1D-ND	-2.28	108.42	110.10
84	IO	1001	CYC	CMB-C2B-C1B	2.28	127.02	124.17
103	8N	309	ZEX	C11-C12-C13	-2.28	120.00	126.42
82	M5	301	PEB	OD-C4D-C3D	-2.28	124.29	129.46
82	CQ	202	PEB	CAB-C3B-C4B	2.28	129.04	125.01
82	f1	203	PEB	OD-C4D-ND	-2.28	122.55	125.93
87	2N	310	CLA	CMD-C2D-C3D	2.28	132.86	127.61
82	rC	201	PEB	C2A-C1A-NA	2.28	110.24	108.27
82	lH	202	PEB	C3B-C4B-NB	2.28	113.37	110.05
82	oK	203	PEB	CMA-C2A-C1A	-2.28	107.48	112.40
87	C6	509	CLA	C1B-CHB-C4A	-2.28	125.60	130.12
85	F2	203	BCR	C11-C10-C9	-2.28	124.05	127.31
103	82	309	ZEX	C11-C12-C13	-2.28	120.01	126.42
82	AH	305	PEB	CHC-C1D-ND	-2.28	111.30	113.95
82	ZM	201	PEB	CHC-C1D-ND	2.28	116.60	113.95
82	DD	203	PEB	CHC-C4C-C3C	-2.28	126.45	130.34
82	DD	201	PEB	OD-C4D-ND	-2.28	122.55	125.93
82	QD	201	PEB	CAA-C3A-C2A	-2.28	108.56	114.26
82	kH	202	PEB	C3B-C4B-NB	2.28	113.37	110.05
82	P5	202	PEB	CHB-C4B-C3B	-2.28	120.05	125.32
84	HH	1001	CYC	OB-C4B-NB	-2.28	119.78	125.08
95	lL	101	DGD	O6D-C1D-C2D	2.28	115.18	110.35
87	b6	616	CLA	O2D-CGD-CBD	2.28	115.32	111.27
82	lE	203	PEB	CMB-C2B-C1B	2.28	128.58	125.06
82	IP	201	PEB	C4B-C3B-C2B	-2.28	104.26	106.78
82	AP	201	PEB	C2B-C1B-NB	2.28	115.40	110.53
82	FJ	201	PEB	CHC-C1D-ND	-2.28	111.30	113.95
94	aL	601	PL9	C15-C14-C16	2.28	119.11	115.27
85	aL	604	BCR	C19-C18-C17	2.28	122.44	118.94
87	AN	821	CLA	C2A-C1A-CHA	2.28	127.85	123.86
87	bL	608	CLA	O2D-CGD-O1D	-2.28	119.38	123.84
87	b6	604	CLA	CHB-C4A-NA	2.28	127.67	124.51
82	J7	202	PEB	CHA-C4A-NA	2.28	127.92	125.20
84	LH	1002	CYC	CBA-CAA-C2A	-2.28	106.29	112.63
82	WG	203	PEB	CHB-C4B-C3B	-2.28	120.05	125.32
82	PG	201	PEB	CHB-C4B-NB	-2.28	125.66	128.83
82	tC	201	PEB	OD-C4D-C3D	-2.28	124.30	129.46
82	WQ	201	PEB	CAB-CBB-CGB	-2.28	108.70	113.60

Continued on next page...

Continued from previous page...

Mol	Chain	Res	Type	Atoms	Z	Observed(^{o})	Ideal(^{o})
85	CL	501	BCR	C16-C15-C14	-2.28	118.80	123.47
82	k1	202	PEB	CHB-C4B-C3B	-2.28	120.05	125.32
82	z8	201	PEB	C4B-C3B-C2B	-2.28	104.26	106.78
82	FD	201	PEB	CHA-C4A-NA	2.28	127.92	125.20
88	AL	406	LHG	O8-C23-O10	-2.28	117.84	123.59
82	uC	202	PEB	CHA-C1B-NB	-2.28	120.17	124.93
82	TB	202	PEB	CAB-CBB-CGB	-2.28	108.70	113.60
82	TH	201	PEB	CHB-C4B-C3B	-2.28	120.06	125.32
87	BL	603	CLA	CAA-CBA-CGA	-2.28	106.59	113.25
85	B6	602	BCR	C33-C5-C4	2.28	117.99	113.62
82	cM	202	PEB	CAB-CBB-CGB	2.28	118.51	113.60
82	BD	201	PEB	C2A-C1A-NA	2.28	110.24	108.27
82	OE	201	PEB	OD-C4D-C3D	-2.28	124.30	129.46
82	RD	203	PEB	CMB-C2B-C1B	2.28	128.57	125.06
82	lM	203	PEB	CMB-C2B-C1B	2.28	128.57	125.06
82	hF	202	PEB	CAB-C3B-C4B	2.28	129.04	125.01
95	C6	504	DGD	C3G-C2G-C1G	-2.28	106.40	111.79
82	VH	202	PEB	CHC-C4C-C3C	-2.28	126.45	130.34
82	YG	201	PEB	C4B-NB-C1B	-2.28	102.22	106.51
82	f1	203	PEB	CAB-C3B-C4B	2.28	129.04	125.01
92	k6	101	LMG	O1-C7-C8	-2.28	105.40	110.90
84	JH	1001	CYC	C2C-C1C-NC	2.28	110.24	108.27
84	S3	1001	CYC	C2C-C1C-NC	2.28	110.24	108.27
87	6N	602	CLA	C2D-C1D-ND	-2.28	108.43	110.10
87	B6	614	CLA	C1B-CHB-C4A	-2.28	125.61	130.12
85	LN	201	BCR	C29-C28-C27	-2.28	106.29	111.38
87	AN	850	CLA	CAA-CBA-CGA	-2.28	106.60	113.25
82	mG	201	PEB	CAA-C3A-C2A	-2.28	108.57	114.26
87	AN	849	CLA	C1B-CHB-C4A	-2.28	125.61	130.12
87	AN	831	CLA	C4-C3-C5	2.28	119.10	115.27
82	HA	202	PEB	C3B-C4B-NB	2.28	113.36	110.05
82	SM	201	PEB	C3B-C4B-NB	2.28	113.36	110.05
82	QM	203	PEB	CHC-C1D-ND	-2.28	111.30	113.95
82	ZK	201	PEB	CHA-C1B-C2B	2.28	130.75	124.90
82	TH	201	PEB	CBD-CAD-C3D	-2.28	116.30	127.62
87	B2	822	CLA	CAC-C3C-C4C	2.28	127.76	124.81
84	O3	1001	CYC	C2C-C1C-NC	2.28	110.23	108.27
82	GF	203	PEB	O2C-CGC-CBC	2.28	121.34	114.03
87	12	607	CLA	O2D-CGD-CBD	2.28	115.31	111.27
87	b6	609	CLA	CHB-C4A-NA	2.28	127.66	124.51
87	B2	824	CLA	CAA-C2A-C3A	-2.28	106.55	112.78
82	dF	201	PEB	OD-C4D-C3D	-2.28	124.31	129.46

Continued on next page...

Continued from previous page...

Mol	Chain	Res	Type	Atoms	Z	Observed(^{o})	Ideal(^{o})
82	TE	201	PEB	CAC-CBC-CGC	-2.28	107.38	113.76
82	RF	201	PEB	CAA-C3A-C2A	-2.28	108.57	114.26
96	E6	101	HEM	CHC-C4B-NB	2.28	126.90	124.43
84	H1	1001	CYC	OB-C4B-NB	-2.28	119.79	125.08
82	eF	201	PEB	CHC-C1D-ND	-2.28	111.31	113.95
84	J1	1001	CYC	OC-C1C-C2C	-2.28	124.36	126.17
85	C6	507	BCR	C21-C20-C19	-2.28	116.12	123.22
87	A2	814	CLA	C1B-CHB-C4A	-2.27	125.61	130.12
82	V5	202	PEB	CHB-C4B-C3B	-2.27	120.06	125.32
82	T1	201	PEB	CBD-CAD-C3D	-2.27	116.30	127.62
82	NJ	202	PEB	C2A-C1A-NA	2.27	110.23	108.27
82	OG	201	PEB	OD-C4D-C3D	-2.27	124.31	129.46
87	b6	607	CLA	CHD-C1D-ND	-2.27	122.36	124.45
85	BN	841	BCR	C29-C30-C25	2.27	113.98	110.48
91	D6	404	PHO	C4A-C3A-C2A	-2.27	100.67	102.84
82	WF	201	PEB	CAA-C3A-C2A	2.27	119.94	114.26
87	3N	313	CLA	O2A-CGA-O1A	-2.27	117.63	123.30
84	KG	202	CYC	CHB-C1B-NB	-2.27	121.18	126.06
87	BN	832	CLA	O2A-CGA-O1A	-2.27	117.85	123.59
85	I2	101	BCR	C11-C10-C9	-2.27	124.06	127.31
82	U9	201	PEB	OD-C4D-C3D	-2.27	124.31	129.46
82	Y9	202	PEB	OD-C4D-C3D	-2.27	124.31	129.46
82	XB	202	PEB	CMA-C2A-C1A	-2.27	107.50	112.40
87	c6	613	CLA	CHB-C4A-NA	2.27	127.66	124.51
82	B7	202	PEB	CHB-C4B-NB	-2.27	125.67	128.83
82	sK	203	PEB	C3B-C4B-NB	2.27	113.36	110.05
87	2N	302	CLA	CMB-C2B-C3B	2.27	128.93	124.68
82	O5	202	PEB	C1B-C2B-C3B	-2.27	103.90	106.51
87	12	611	CLA	O2D-CGD-O1D	-2.27	119.39	123.84
82	SQ	201	PEB	CHC-C4C-C3C	-2.27	126.46	130.34
87	BN	834	CLA	CHB-C4A-NA	2.27	127.66	124.51
87	B6	609	CLA	CHB-C4A-NA	2.27	127.66	124.51
82	iK	202	PEB	CHB-C4B-NB	-2.27	125.67	128.83
82	SP	202	PEB	OA-C1A-C2A	-2.27	124.37	126.17
85	BN	839	BCR	C1-C6-C7	2.27	122.21	115.78
87	BN	823	CLA	C1B-CHB-C4A	-2.27	125.62	130.12
82	YG	202	PEB	CMA-C2A-C1A	-2.27	107.50	112.40
82	pK	201	PEB	CAB-C3B-C4B	2.27	129.03	125.01
85	FL	101	BCR	C33-C5-C4	2.27	117.98	113.62
82	TH	201	PEB	C1B-C2B-C3B	-2.27	103.90	106.51
82	W1	203	PEB	C3B-C4B-NB	2.27	113.35	110.05
82	VD	202	PEB	OD-C4D-C3D	-2.27	124.31	129.46

Continued on next page...

Continued from previous page...

Mol	Chain	Res	Type	Atoms	Z	Observed(^{o})	Ideal(^{o})
82	S4	201	PEB	CMD-C2D-C3D	2.27	133.27	130.06
82	MB	202	PEB	CAB-CBB-CGB	-2.27	108.71	113.60
82	QO	201	PEB	CHC-C1D-ND	-2.27	111.31	113.95
82	ED	201	PEB	CMA-C2A-C1A	-2.27	107.51	112.40
82	YA	303	PEB	CHA-C1B-C2B	2.27	130.74	124.90
82	Y7	303	PEB	CHA-C1B-C2B	2.27	130.74	124.90
82	WP	202	PEB	C2B-C1B-NB	2.27	115.38	110.53
87	A2	812	CLA	C2A-C1A-CHA	2.27	127.83	123.86
82	eJ	202	PEB	O2B-CGB-CBB	2.27	121.33	114.03
87	A2	849	CLA	CHB-C4A-NA	2.27	127.65	124.51
82	UD	201	PEB	CAB-CBB-CGB	-2.27	108.72	113.60
84	M3	1001	CYC	C2C-C1C-NC	2.27	110.23	108.27
82	l4	202	PEB	O2B-CGB-CBB	2.27	121.33	114.03
82	HM	201	PEB	CMD-C2D-C3D	2.27	133.27	130.06
82	kK	202	PEB	CAB-C3B-C4B	2.27	129.03	125.01
94	AL	413	PL9	C30-C29-C28	-2.27	117.85	123.68
85	L2	205	BCR	C35-C13-C12	2.27	121.66	118.08
87	b6	608	CLA	CAA-CBA-CGA	-2.27	106.62	113.25
95	c6	618	DGD	O2G-C1B-O1B	-2.27	118.21	123.70
85	FL	101	BCR	C37-C22-C21	-2.27	119.74	122.92
85	A2	846	BCR	C33-C5-C6	-2.27	121.98	124.53
82	ND	202	PEB	CMB-C2B-C1B	2.27	128.56	125.06
87	b6	612	CLA	CHB-C4A-NA	2.27	127.65	124.51
83	QJ	201	PUB	CMB-C2B-C3B	2.27	129.22	124.94
82	VA	203	PEB	C3B-C4B-NB	2.27	113.35	110.05
82	L7	203	PEB	OD-C4D-C3D	-2.27	124.32	129.46
82	WM	201	PEB	C4B-C3B-C2B	-2.27	104.27	106.78
87	BL	602	CLA	CAC-C3C-C4C	2.27	127.76	124.81
82	T5	202	PEB	CHB-C4B-C3B	-2.27	120.08	125.32
87	AN	812	CLA	C2A-C1A-CHA	2.27	127.83	123.86
82	CP	203	PEB	CHA-C1B-NB	-2.27	120.18	124.93
87	B6	616	CLA	CAA-C2A-C1A	-2.27	104.53	111.97
82	QE	201	PEB	OD-C4D-C3D	-2.27	124.32	129.46
87	7N	602	CLA	O2D-CGD-CBD	2.27	115.30	111.27
84	d3	1001	CYC	C2C-C1C-NC	2.27	110.23	108.27
82	GM	201	PEB	CHC-C1D-ND	-2.27	111.31	113.95
82	dK	202	PEB	CHC-C1D-ND	-2.27	111.31	113.95
82	lM	203	PEB	CHC-C1D-ND	2.27	116.58	113.95
82	hJ	203	PEB	CMC-C3C-C2C	2.27	129.22	124.94
87	1N	607	CLA	O2D-CGD-CBD	2.27	115.30	111.27
82	VO	201	PEB	CHC-C4C-C3C	-2.27	126.47	130.34
87	BN	816	CLA	C3A-C2A-C1A	2.27	104.74	101.34

Continued on next page...

Continued from previous page...

Mol	Chain	Res	Type	Atoms	Z	Observed(^{o})	Ideal(^{o})
85	b6	603	BCR	C38-C26-C27	2.27	117.97	113.62
82	hF	201	PEB	CHA-C1B-C2B	2.27	130.74	124.90
87	5N	601	CLA	O2A-CGA-O1A	-2.27	117.64	123.30
87	BN	806	CLA	C2A-C1A-CHA	2.27	127.83	123.86
87	C6	510	CLA	CHB-C4A-NA	2.27	127.65	124.51
82	KJ	202	PEB	CBC-CAC-C2C	-2.27	108.75	112.62
82	ZE	203	PEB	CHA-C4A-NA	2.27	127.90	125.20
87	6N	612	CLA	CHA-C4D-ND	2.27	137.24	132.50
82	LH	1003	PEB	OD-C4D-ND	-2.27	122.57	125.93
84	N1	1001	CYC	CHA-C1A-C2A	-2.27	120.08	125.32
82	WQ	201	PEB	C1B-C2B-C3B	-2.27	103.90	106.51
84	H3	1001	CYC	C2C-C1C-NC	2.27	110.23	108.27
87	52	605	CLA	CAA-C2A-C3A	-2.27	106.57	112.78
87	5N	605	CLA	CAA-C2A-C3A	-2.27	106.57	112.78
82	QB	201	PEB	CHC-C4C-C3C	2.27	134.20	130.34
82	L7	203	PEB	OA-C1A-C2A	-2.27	124.37	126.17
92	aL	611	LMG	O6-C5-C4	2.27	113.81	109.69
82	m1	201	PEB	OD-C4D-C3D	-2.27	124.32	129.46
87	dL	401	CLA	O2D-CGD-CBD	2.27	115.30	111.27
85	LN	205	BCR	C24-C23-C22	-2.27	122.81	126.23
82	WD	201	PEB	CAB-CBB-CGB	-2.27	108.72	113.60
85	K6	102	BCR	C8-C9-C10	2.27	122.42	118.94
82	kG	202	PEB	CAB-C3B-C4B	2.27	129.02	125.01
82	YE	202	PEB	CMA-C2A-C1A	-2.27	107.52	112.40
87	C6	509	CLA	C1-C2-C3	-2.27	122.12	126.04
82	EJ	201	PEB	CAA-C3A-C4A	-2.27	106.85	112.67
82	WE	202	PEB	OD-C4D-C3D	-2.27	124.33	129.46
82	O9	203	PEB	OD-C4D-C3D	-2.27	124.33	129.46
82	U7	202	PEB	CHC-C1D-ND	-2.27	111.31	113.95
87	BN	825	CLA	CAA-C2A-C3A	-2.27	106.57	112.78
85	h6	102	BCR	C16-C15-C14	-2.27	118.83	123.47
82	qF	201	PEB	C3B-C4B-NB	2.27	113.35	110.05
82	AQ	303	PEB	CMA-C2A-C1A	-2.27	107.52	112.40
82	dG	203	PEB	C4B-C3B-C2B	-2.27	104.28	106.78
82	wF	303	PEB	CBB-CAB-C3B	2.27	118.92	112.63
85	k6	102	BCR	C8-C9-C10	2.27	122.42	118.94
82	JA	202	PEB	CHA-C4A-NA	2.27	127.90	125.20
82	WJ	203	PEB	CAA-C3A-C2A	-2.27	108.60	114.26
82	PH	201	PEB	CMA-C2A-C1A	-2.27	107.52	112.40
84	B3	1001	CYC	C2C-C1C-NC	2.27	110.23	108.27
82	XK	203	PEB	C4B-NB-C1B	-2.27	102.24	106.51
82	ID	201	PEB	CMC-C3C-C2C	2.27	129.21	124.94

Continued on next page...

Continued from previous page...

Mol	Chain	Res	Type	Atoms	Z	Observed(^{o})	Ideal(^{o})
82	K5	202	PEB	CHB-C4B-C3B	-2.27	120.09	125.32
85	B2	843	BCR	C19-C18-C17	2.27	122.42	118.94
83	AH	304	PUB	CMA-C2A-C1A	2.27	126.72	121.39
82	V7	202	PEB	CMB-C2B-C1B	2.26	128.55	125.06
82	ZI	401	PEB	CHC-C1D-ND	-2.26	111.32	113.95
87	A2	831	CLA	C4-C3-C5	2.26	119.08	115.27
82	SH	203	PEB	OD-C4D-C3D	-2.26	124.33	129.46
82	mH	201	PEB	OD-C4D-C3D	-2.26	124.33	129.46
84	M4	1001	CYC	CBD-CAD-C3D	-2.26	108.75	112.62
87	BN	826	CLA	C2D-C1D-ND	-2.26	108.44	110.10
82	TQ	202	PEB	CHB-C4B-NB	-2.26	125.69	128.83
82	A5	202	PEB	CHB-C4B-C3B	-2.26	120.09	125.32
82	R5	202	PEB	CHB-C4B-C3B	-2.26	120.09	125.32
82	sF	203	PEB	C3B-C4B-NB	2.26	113.34	110.05
82	yC	202	PEB	CMB-C2B-C1B	2.26	128.55	125.06
82	I5	202	PEB	CHB-C4B-C3B	-2.26	120.09	125.32
82	P4	201	PEB	CAB-CBB-CGB	-2.26	108.73	113.60
85	B2	841	BCR	C29-C30-C25	2.26	113.97	110.48
82	V7	203	PEB	C3B-C4B-NB	2.26	113.34	110.05
82	JD	202	PEB	C2B-C1B-NB	2.26	115.36	110.53
82	FI	201	PEB	CAC-CBC-CGC	-2.26	107.41	113.76
82	t8	201	PEB	OD-C4D-C3D	-2.26	124.33	129.46
87	dL	402	CLA	CHB-C4A-NA	2.26	127.64	124.51
87	62	309	CLA	O2D-CGD-O1D	-2.26	119.41	123.84
82	Q5	201	PEB	C2B-C1B-NB	2.26	115.36	110.53
82	vF	202	PEB	CHC-C4C-C3C	-2.26	126.48	130.34
95	L6	102	DGD	O5D-C6D-C5D	-2.26	104.86	109.05
82	UJ	202	PEB	OD-C4D-C3D	-2.26	124.33	129.46
82	Y5	203	PEB	OD-C4D-C3D	-2.26	124.33	129.46
82	OF	201	PEB	CAB-C3B-C4B	2.26	129.01	125.01
87	5N	608	CLA	CMA-C3A-C2A	-2.26	110.82	116.10
82	V1	201	PEB	CHA-C1B-C2B	2.26	130.72	124.90
82	OQ	202	PEB	CHA-C4A-NA	-2.26	122.52	125.20
87	dL	404	CLA	C2A-C1A-CHA	2.26	127.81	123.86
82	fK	202	PEB	CHA-C1B-NB	-2.26	120.20	124.93
82	LB	201	PEB	OD-C4D-C3D	-2.26	124.33	129.46
82	iE	201	PEB	OD-C4D-ND	-2.26	122.58	125.93
84	y3	1001	CYC	CAD-CBD-CGD	-2.26	107.42	113.76
92	jL	101	LMG	C4-C3-C2	2.26	114.77	110.82
87	AN	805	CLA	C4-C3-C5	2.26	119.08	115.27
87	22	610	CLA	CMD-C2D-C3D	2.26	132.82	127.61
92	B6	622	LMG	O7-C10-O9	-2.26	118.24	123.70

Continued on next page...

Continued from previous page...

Mol	Chain	Res	Type	Atoms	Z	Observed(^{o})	Ideal(^{o})
87	52	608	CLA	CMA-C3A-C2A	-2.26	110.82	116.10
82	NJ	202	PEB	CAB-CBB-CGB	2.26	118.47	113.60
82	zC	201	PEB	C4B-C3B-C2B	-2.26	104.28	106.78
82	X5	202	PEB	CHB-C4B-C3B	-2.26	120.10	125.32
87	ON	202	CLA	CHA-C1A-NA	-2.26	121.22	126.40
82	b1	201	PEB	CBB-CAB-C3B	-2.26	106.34	112.63
87	L2	204	CLA	C1B-CHB-C4A	-2.26	125.64	130.12
82	GM	202	PEB	CMB-C2B-C1B	2.26	128.55	125.06
82	Y1	201	PEB	CAB-C3B-C4B	2.26	129.01	125.01
82	WM	201	PEB	CMA-C2A-C1A	-2.26	107.53	112.40
82	WQ	202	PEB	CMA-C2A-C1A	-2.26	107.53	112.40
82	KB	302	PEB	C4B-C3B-C2B	-2.26	104.28	106.78
84	BG	1002	CYC	C1A-C2A-C3A	-2.26	104.28	106.78
82	z8	201	PEB	C4B-NB-C1B	-2.26	102.25	106.51
82	eF	202	PEB	CHA-C1B-C2B	2.26	130.71	124.90
82	QE	201	PEB	CMB-C2B-C1B	2.26	128.54	125.06
82	VK	201	PEB	CHB-C4B-NB	-2.26	125.69	128.83
84	W3	1001	CYC	CHA-C1A-NA	-2.26	125.69	128.83
87	BL	601	CLA	C2A-C1A-CHA	2.26	127.81	123.86
85	F2	203	BCR	C8-C9-C10	-2.26	115.47	118.94
82	QP	202	PEB	O1C-CGC-CBC	-2.26	115.82	123.08
82	GJ	203	PEB	CAA-C3A-C2A	-2.26	108.61	114.26
84	F3	1001	CYC	C2C-C1C-NC	2.26	110.22	108.27
84	j3	1001	CYC	C2C-C1C-NC	2.26	110.22	108.27
82	HF	201	PEB	CBC-CAC-C2C	-2.26	108.76	112.62
85	bL	602	BCR	C1-C6-C5	-2.26	119.43	122.61
87	bL	620	CLA	O2D-CGD-CBD	2.26	115.28	111.27
85	BN	843	BCR	C19-C18-C17	2.26	122.41	118.94
94	AL	413	PL9	C25-C24-C23	-2.26	117.88	123.68
87	BN	811	CLA	O2A-CGA-O1A	-2.26	117.89	123.59
85	B6	602	BCR	C15-C16-C17	-2.26	118.85	123.47
85	B2	839	BCR	C1-C6-C7	2.26	122.17	115.78
82	CF	202	PEB	CHA-C1B-NB	-2.26	120.21	124.93
82	MF	202	PEB	CHA-C1B-NB	-2.26	120.21	124.93
87	KN	103	CLA	O2D-CGD-CBD	2.26	115.28	111.27
84	D1	1001	CYC	C1A-C2A-C3A	-2.26	104.28	106.78
82	W1	202	PEB	OA-C1A-C2A	-2.26	124.38	126.17
82	q8	203	PEB	OD-C4D-C3D	-2.26	124.34	129.46
82	sC	203	PEB	OD-C4D-C3D	-2.26	124.34	129.46
82	lF	202	PEB	CAB-C3B-C4B	2.26	129.00	125.01
87	52	611	CLA	C3A-C2A-C1A	2.26	104.72	101.34
82	MJ	202	PEB	CBB-CAB-C3B	-2.26	106.35	112.63

Continued on next page...

Continued from previous page...

Mol	Chain	Res	Type	Atoms	Z	Observed(^{o})	Ideal(^{o})
82	PJ	202	PEB	CHA-C1B-NB	-2.26	120.21	124.93
87	B2	806	CLA	CHB-C4A-NA	2.26	127.64	124.51
85	B2	842	BCR	C38-C26-C25	-2.26	121.99	124.53
82	kH	202	PEB	OA-C1A-NA	2.26	127.68	124.94
82	JP	202	PEB	OD-C4D-C3D	-2.26	124.34	129.46
82	sC	201	PEB	OD-C4D-C3D	-2.26	124.34	129.46
82	R7	203	PEB	O1B-CGB-CBB	-2.26	115.83	123.08
82	WF	201	PEB	OD-C4D-ND	-2.26	122.58	125.93
87	b6	610	CLA	C1-C2-C3	-2.26	122.14	126.04
87	A2	821	CLA	C2A-C1A-CHA	2.26	127.81	123.86
82	WH	202	PEB	OD-C4D-C3D	-2.26	124.34	129.46
82	cB	401	PEB	CBC-CAC-C2C	-2.26	108.77	112.62
87	CL	503	CLA	C1B-CHB-C4A	-2.26	125.64	130.12
87	5N	608	CLA	O2D-CGD-CBD	2.26	115.28	111.27
94	D6	408	PL9	C25-C24-C26	2.26	119.07	115.27
82	fK	202	PEB	C1C-CHB-C4B	2.26	131.51	128.81
84	L3	1001	CYC	C2C-C1C-NC	2.26	110.22	108.27
82	LI	201	PEB	CAA-C3A-C2A	-2.26	108.62	114.26
82	Y5	201	PEB	CAB-C3B-C2B	2.26	132.08	127.88
87	B2	807	CLA	C2A-C1A-CHA	2.26	127.81	123.86
82	iM	202	PEB	O2B-CGB-CBB	2.26	121.28	114.03
82	dF	202	PEB	CHC-C1D-ND	-2.26	111.33	113.95
87	B2	801	CLA	CHB-C4A-NA	2.26	127.63	124.51
82	mE	201	PEB	CAA-C3A-C2A	-2.26	108.62	114.26
85	b6	602	BCR	C15-C16-C17	-2.26	118.85	123.47
87	52	605	CLA	C1B-CHB-C4A	-2.26	125.65	130.12
82	C5	202	PEB	CHB-C4B-C3B	-2.26	120.11	125.32
87	1N	611	CLA	O2D-CGD-O1D	-2.26	119.43	123.84
82	XA	203	PEB	CHA-C1B-NB	-2.26	120.21	124.93
85	C6	508	BCR	C20-C19-C18	2.26	132.75	126.42
82	ZE	203	PEB	CAB-C3B-C4B	2.26	129.00	125.01
82	IP	201	PEB	CHC-C1D-ND	-2.26	111.33	113.95
87	AN	814	CLA	C1B-CHB-C4A	-2.26	125.65	130.12
84	k3	1001	CYC	C2C-C1C-NC	2.26	110.22	108.27
88	bL	612	LHG	O8-C23-O10	-2.26	117.90	123.59
82	dH	202	PEB	OD-C4D-C3D	-2.26	124.35	129.46
82	G5	202	PEB	CHB-C4B-C3B	-2.26	120.11	125.32
82	FQ	203	PEB	C4B-NB-C1B	2.26	110.76	106.51
82	TG	201	PEB	CAC-CBC-CGC	-2.26	107.44	113.76
82	KM	203	PEB	C2B-C1B-NB	2.26	115.34	110.53
87	B2	822	CLA	O2D-CGD-O1D	-2.26	119.43	123.84
87	AN	849	CLA	CHB-C4A-NA	2.26	127.63	124.51

Continued on next page...

Continued from previous page...

Mol	Chain	Res	Type	Atoms	Z	Observed(^{o})	Ideal(^{o})
82	N5	202	PEB	CHB-C4B-C3B	-2.26	120.11	125.32
92	a6	614	LMG	C7-O1-C1	-2.26	109.33	113.74
87	B6	608	CLA	C1B-CHB-C4A	-2.26	125.65	130.12
82	bH	201	PEB	CBB-CAB-C3B	-2.26	106.36	112.63
82	kO	201	PEB	CMB-C2B-C1B	2.26	128.54	125.06
83	xK	305	PUB	CBA-CAA-C3A	-2.26	109.56	112.98
87	52	608	CLA	O2D-CGD-CBD	2.25	115.28	111.27
82	bG	201	PEB	CHB-C4B-C3B	-2.25	120.11	125.32
84	MO	1001	CYC	CBD-CAD-C3D	-2.25	108.77	112.62
82	OA	201	PEB	O2C-CGC-CBC	2.25	121.27	114.03
82	PJ	201	PEB	CAB-C3B-C4B	2.25	129.00	125.01
84	N1	1001	CYC	CMC-C2C-C1C	-2.25	107.54	112.40
82	A1	305	PEB	CHC-C1D-ND	-2.25	111.33	113.95
87	cL	506	CLA	C2A-C1A-CHA	2.25	127.80	123.86
87	32	313	CLA	O2A-CGA-O1A	-2.25	117.68	123.30
82	yF	301	PEB	OD-C4D-C3D	-2.25	124.35	129.46
94	AL	413	PL9	C32-C31-C29	2.25	120.39	112.98
83	yK	302	PUB	CAC-C2C-C1C	2.25	129.00	125.01
82	lK	203	PEB	C3B-C4B-NB	2.25	113.33	110.05
82	xF	303	PEB	OD-C4D-ND	-2.25	122.59	125.93
84	u3	1001	CYC	C2C-C1C-NC	2.25	110.22	108.27
84	73	1001	CYC	C2C-C1C-NC	2.25	110.22	108.27
87	C6	516	CLA	O2D-CGD-CBD	2.25	115.27	111.27
87	cL	512	CLA	O2D-CGD-CBD	2.25	115.27	111.27
82	O7	201	PEB	O2C-CGC-CBC	2.25	121.27	114.03
82	gE	201	PEB	C2B-C1B-NB	2.25	115.34	110.53
85	A2	847	BCR	C34-C9-C10	-2.25	119.77	122.92
92	mL	101	LMG	O7-C10-O9	-2.25	118.26	123.70
87	3N	306	CLA	CAA-C2A-C3A	-2.25	106.61	112.78
82	DG	1002	PEB	OD-C4D-ND	-2.25	122.59	125.93
82	U5	201	PEB	CMB-C2B-C1B	2.25	128.53	125.06
85	cL	504	BCR	C37-C22-C21	-2.25	119.77	122.92
82	Y7	303	PEB	OD-C4D-ND	-2.25	122.59	125.93
84	Q3	1001	CYC	C2C-C1C-NC	2.25	110.22	108.27
92	DL	402	LMG	O8-C28-C29	2.25	118.98	111.91
87	AN	832	CLA	C2D-C1D-ND	-2.25	108.44	110.10
82	s8	201	PEB	OD-C4D-C3D	-2.25	124.36	129.46
82	LO	1002	PEB	CAB-C3B-C4B	2.25	128.99	125.01
95	a6	604	DGD	O6D-C5D-C6D	2.25	111.21	106.67
82	Y9	202	PEB	CMA-C2A-C1A	-2.25	107.55	112.40
87	BL	622	CLA	C1B-CHB-C4A	-2.25	125.66	130.12
82	P1	202	PEB	C1B-C2B-C3B	-2.25	103.92	106.51

Continued on next page...

Continued from previous page...

Mol	Chain	Res	Type	Atoms	Z	Observed(^{o})	Ideal(^{o})
85	L2	201	BCR	C33-C5-C6	-2.25	122.00	124.53
82	KJ	201	PEB	OD-C4D-C3D	-2.25	124.36	129.46
82	sC	202	PEB	OD-C4D-ND	-2.25	122.59	125.93
85	b6	601	BCR	C10-C11-C12	-2.25	116.19	123.22
82	Q4	201	PEB	CHC-C1D-ND	-2.25	111.33	113.95
82	y8	202	PEB	CMB-C2B-C1B	2.25	128.53	125.06
82	X7	203	PEB	CHA-C1B-NB	-2.25	120.22	124.93
82	jK	201	PEB	CAA-C3A-C2A	-2.25	108.63	114.26
82	BD	201	PEB	CHA-C1B-C2B	2.25	130.69	124.90
84	h3	1001	CYC	C2C-C1C-NC	2.25	110.21	108.27
82	d4	201	PEB	C4B-NB-C1B	-2.25	102.27	106.51
85	BN	841	BCR	C19-C18-C17	-2.25	115.49	118.94
82	EF	201	PEB	CMB-C2B-C3B	-2.25	120.00	126.12
87	bL	615	CLA	O2A-CGA-O1A	-2.25	117.91	123.59
82	RJ	201	PEB	CAB-C3B-C4B	2.25	128.99	125.01
82	VQ	202	PEB	OD-C4D-C3D	-2.25	124.36	129.46
87	cL	509	CLA	C2D-C1D-ND	-2.25	108.44	110.10
82	VH	201	PEB	CHA-C1B-C2B	2.25	130.69	124.90
82	EK	201	PEB	CHC-C1D-ND	-2.25	111.33	113.95
82	U4	201	PEB	CHC-C1D-ND	-2.25	111.33	113.95
82	h1	201	PEB	CAB-CBB-CGB	-2.25	108.76	113.60
82	RK	201	PEB	CAA-C3A-C2A	-2.25	108.64	114.26
82	UE	203	PEB	CAB-C3B-C4B	2.25	128.99	125.01
82	x8	201	PEB	CAB-C3B-C4B	2.25	128.99	125.01
82	VB	202	PEB	OD-C4D-C3D	-2.25	124.36	129.46
87	AN	805	CLA	C1B-CHB-C4A	-2.25	125.66	130.12
82	fJ	203	PEB	CMB-C2B-C1B	2.25	128.53	125.06
83	QM	201	PUB	CMD-C2D-C3D	2.25	131.15	127.77
87	AN	820	CLA	CHA-C1A-NA	-2.25	121.24	126.40
82	GP	203	PEB	CAB-CBB-CGB	-2.25	108.76	113.60
87	c6	610	CLA	CHB-C4A-NA	2.25	127.62	124.51
84	I1	1001	CYC	CMC-C2C-C1C	-2.25	107.55	112.40
82	j1	203	PEB	OD-C4D-C3D	-2.25	124.36	129.46
82	fJ	201	PEB	CAB-C3B-C4B	2.25	128.99	125.01
85	FN	202	BCR	C10-C11-C12	-2.25	116.19	123.22
82	vC	202	PEB	C3B-C4B-NB	2.25	113.32	110.05
82	fJ	202	PEB	CHA-C1B-NB	-2.25	120.23	124.93
92	qL	301	LMG	O8-C28-C29	2.25	118.97	111.91
82	WI	203	PEB	OD-C4D-C3D	-2.25	124.36	129.46
82	GQ	201	PEB	CAA-C3A-C4A	-2.25	106.90	112.67
82	fB	301	PEB	C1C-CHB-C4B	2.25	131.50	128.81
87	2N	305	CLA	C2A-C1A-CHA	2.25	127.79	123.86

Continued on next page...

Continued from previous page...

Mol	Chain	Res	Type	Atoms	Z	Observed(^{o})	Ideal(^{o})
82	XK	203	PEB	C2B-C1B-NB	2.25	115.33	110.53
82	mE	202	PEB	CAB-CBB-CGB	-2.25	108.76	113.60
82	VF	202	PEB	CHA-C4A-NA	2.25	127.88	125.20
85	B2	841	BCR	C19-C18-C17	-2.25	115.49	118.94
82	LA	202	PEB	CHA-C1B-NB	-2.25	120.23	124.93
84	y3	1001	CYC	CHA-C1A-NA	-2.25	125.71	128.83
85	FN	202	BCR	C11-C10-C9	-2.25	124.10	127.31
84	G4	1001	CYC	CHB-C1B-NB	-2.25	121.23	126.06
87	BN	802	CLA	CHB-C4A-NA	2.25	127.62	124.51
87	B2	832	CLA	O2A-CGA-O1A	-2.25	117.92	123.59
88	CL	522	LHG	C9-C8-C7	-2.25	105.44	113.62
82	tC	201	PEB	C4B-C3B-C2B	-2.25	104.30	106.78
82	iM	202	PEB	C3B-C4B-NB	2.25	113.32	110.05
82	TO	202	PEB	CAB-C3B-C4B	2.25	128.99	125.01
87	BN	823	CLA	O2D-CGD-O1D	-2.25	119.44	123.84
82	Q5	203	PEB	CBC-CAC-C2C	-2.25	108.78	112.62
82	WF	202	PEB	OD-C4D-C3D	-2.25	124.37	129.46
84	W3	1001	CYC	CAD-CBD-CGD	-2.25	107.46	113.76
84	K4	1001	CYC	CHB-C1B-NB	-2.25	121.23	126.06
82	LK	201	PEB	OD-C4D-C3D	-2.25	124.37	129.46
84	NH	1001	CYC	CMC-C2C-C1C	-2.25	107.56	112.40
88	cL	501	LHG	C9-C8-C7	-2.25	105.45	113.62
87	B2	818	CLA	O1D-CGD-CBD	2.25	129.08	124.48
87	AL	405	CLA	C2D-C1D-ND	-2.25	108.45	110.10
87	cL	512	CLA	C2D-C1D-ND	-2.25	108.45	110.10
87	C6	516	CLA	O2A-CGA-O1A	-2.25	117.92	123.59
87	a6	608	CLA	CHB-C4A-NA	2.25	127.62	124.51
82	YH	201	PEB	CAB-C3B-C4B	2.25	128.98	125.01
82	gF	201	PEB	CAB-C3B-C4B	2.25	128.98	125.01
82	q8	203	PEB	CMB-C2B-C1B	2.25	128.52	125.06
82	lG	203	PEB	CMB-C2B-C1B	2.25	128.52	125.06
82	kE	202	PEB	CBC-CAC-C2C	2.25	116.45	112.62
82	FK	201	PEB	O2B-CGB-CBB	2.25	121.25	114.03
85	F2	203	BCR	C10-C11-C12	-2.25	116.21	123.22
82	kG	202	PEB	CMC-C3C-C2C	2.25	129.18	124.94
82	cO	201	PEB	CBC-CAC-C2C	-2.25	108.79	112.62
82	NB	201	PEB	C1B-C2B-C3B	-2.25	103.93	106.51
82	a1	202	PEB	C1B-C2B-C3B	-2.25	103.93	106.51
82	fM	202	PEB	CHA-C1B-NB	-2.25	120.23	124.93
87	C6	510	CLA	CHD-C1D-ND	-2.25	122.39	124.45
82	mG	202	PEB	CAB-CBB-CGB	-2.25	108.77	113.60
96	v6	201	HEM	CAD-CBD-CGD	-2.25	108.77	113.60

Continued on next page...

Continued from previous page...

Mol	Chain	Res	Type	Atoms	Z	Observed(^{o})	Ideal(^{o})
82	UH	202	PEB	CAB-C3B-C4B	2.25	128.98	125.01
87	7N	610	CLA	C1B-CHB-C4A	-2.25	125.67	130.12
82	U5	203	PEB	CHA-C1B-NB	-2.25	120.24	124.93
82	AA	202	PEB	OD-C4D-C3D	-2.25	124.37	129.46
87	AN	819	CLA	O2A-CGA-O1A	-2.25	117.92	123.59
82	s8	202	PEB	OD-C4D-ND	-2.25	122.60	125.93
87	O2	202	CLA	CHA-C1A-NA	-2.25	121.26	126.40
82	l1	203	PEB	C3B-C4B-NB	2.25	113.31	110.05
82	gM	201	PEB	CAB-C3B-C4B	2.25	128.98	125.01
82	OJ	201	PEB	CHC-C1D-ND	-2.25	111.34	113.95
85	FL	101	BCR	C11-C12-C13	-2.25	120.11	126.42
82	SO	201	PEB	CMD-C2D-C3D	2.24	133.23	130.06
82	aK	201	PEB	CMB-C2B-C1B	2.24	128.52	125.06
87	32	305	CLA	CAA-C2A-C3A	-2.24	106.63	112.78
87	A2	805	CLA	C4-C3-C5	2.24	119.05	115.27
82	FD	203	PEB	C4B-NB-C1B	2.24	110.74	106.51
82	l1	201	PEB	OD-C4D-ND	-2.24	122.61	125.93
84	H4	1001	CYC	CAB-C3B-C2B	2.24	131.37	127.53
95	c6	601	DGD	O6D-C5D-C6D	-2.24	102.13	106.67
82	VK	202	PEB	C2B-C1B-NB	2.24	115.32	110.53
82	S7	202	PEB	C2B-C1B-NB	2.24	115.32	110.53
82	J9	201	PEB	CBC-CAC-C2C	-2.24	108.79	112.62
82	jK	201	PEB	C1B-C2B-C3B	-2.24	103.93	106.51
82	CM	202	PEB	C1C-CHB-C4B	-2.24	126.13	128.81
82	F5	203	PEB	CHC-C1D-ND	-2.24	111.34	113.95
87	72	610	CLA	C1B-CHB-C4A	-2.24	125.67	130.12
82	O5	202	PEB	OD-C4D-C3D	-2.24	124.38	129.46
84	EO	1001	CYC	CHA-C1A-C2A	-2.24	120.14	125.32
87	BN	827	CLA	CHA-C4D-ND	2.24	137.19	132.50
87	B2	827	CLA	CHA-C4D-ND	2.24	137.19	132.50
82	NQ	204	PEB	CBA-CAA-C3A	-2.24	108.47	113.47
83	xF	306	PUB	CMD-C2D-C3D	2.24	131.13	127.77
82	DJ	202	PEB	O2B-CGB-CBB	2.24	121.24	114.03
82	jH	203	PEB	OD-C4D-C3D	-2.24	124.38	129.46
87	a6	609	CLA	O2A-CGA-O1A	-2.24	117.93	123.59
87	7N	602	CLA	O2A-CGA-O1A	-2.24	117.93	123.59
82	UO	201	PEB	CHC-C1D-ND	-2.24	111.34	113.95
82	bE	201	PEB	CHB-C4B-C3B	-2.24	120.14	125.32
82	DM	202	PEB	O2B-CGB-CBB	2.24	121.24	114.03
82	18	202	PEB	C3B-C4B-NB	2.24	113.31	110.05
87	72	602	CLA	O2D-CGD-CBD	2.24	115.25	111.27
82	KP	202	PEB	C2B-C1B-NB	2.24	115.32	110.53

Continued on next page...

Continued from previous page...

Mol	Chain	Res	Type	Atoms	Z	Observed(^{o})	Ideal(^{o})
82	wC	203	PEB	CAB-C3B-C4B	2.24	128.98	125.01
87	A2	841	CLA	C11-C12-C13	-2.24	108.67	115.92
82	F9	203	PEB	C1C-CHB-C4B	-2.24	126.13	128.81
82	S5	202	PEB	C1B-C2B-C3B	-2.24	103.93	106.51
82	hG	202	PEB	CBC-CAC-C2C	-2.24	108.79	112.62
82	XM	202	PEB	CAA-C3A-C2A	-2.24	108.66	114.26
82	b1	202	PEB	C3B-C4B-NB	2.24	113.31	110.05
82	pF	201	PEB	CAB-C3B-C4B	2.24	128.97	125.01
87	72	602	CLA	O2A-CGA-O1A	-2.24	117.93	123.59
82	FJ	202	PEB	CHA-C1B-NB	-2.24	120.24	124.93
87	K2	104	CLA	O2D-CGD-CBD	2.24	115.25	111.27
85	FN	204	BCR	C20-C19-C18	-2.24	120.12	126.42
82	ZG	203	PEB	CAB-C3B-C4B	2.24	128.97	125.01
82	gM	202	PEB	CBA-CAA-C3A	-2.24	108.48	113.47
96	f6	101	HEM	O2A-CGA-CBA	2.24	121.23	114.03
85	BN	842	BCR	C38-C26-C25	-2.24	122.01	124.53
82	GM	201	PEB	CAA-C3A-C2A	-2.24	108.66	114.26
82	MK	202	PEB	CHA-C1B-NB	-2.24	120.25	124.93
82	vF	201	PEB	CHA-C1B-NB	-2.24	120.25	124.93
82	PO	201	PEB	CAB-CBB-CGB	-2.24	108.78	113.60
82	L9	201	PEB	OA-C1A-C2A	-2.24	124.39	126.17
82	QP	203	PEB	CAB-C3B-C4B	2.24	128.97	125.01
82	VQ	201	PEB	CAB-C3B-C4B	2.24	128.97	125.01
82	KK	203	PEB	C2B-C1B-NB	2.24	115.31	110.53
82	U9	202	PEB	C2A-C1A-NA	2.24	110.20	108.27
82	aF	203	PEB	CHB-C4B-C3B	-2.24	120.14	125.32
82	UI	201	PEB	OD-C4D-C3D	-2.24	124.38	129.46
82	dJ	202	PEB	OD-C4D-C3D	-2.24	124.38	129.46
82	BF	201	PEB	CMB-C2B-C1B	2.24	128.51	125.06
82	D5	202	PEB	CMB-C2B-C1B	2.24	128.51	125.06
84	GO	1001	CYC	CHB-C1B-NB	-2.24	121.25	126.06
82	KJ	201	PEB	CAA-C3A-C2A	-2.24	108.66	114.26
82	WK	201	PEB	CAA-C3A-C2A	2.24	119.86	114.26
82	hE	202	PEB	CBC-CAC-C2C	-2.24	108.80	112.62
82	R7	201	PEB	CAC-CBC-CGC	-2.24	107.48	113.76
82	AE	301	PEB	CAB-CBB-CGB	-2.24	108.78	113.60
82	HM	202	PEB	CHA-C1B-C2B	2.24	130.66	124.90
87	A2	837	CLA	C1B-CHB-C4A	-2.24	125.68	130.12
87	BN	807	CLA	CHB-C4A-NA	2.24	127.61	124.51
85	BN	843	BCR	C29-C28-C27	-2.24	106.37	111.38
82	J9	203	PEB	OD-C4D-C3D	-2.24	124.39	129.46
82	WD	201	PEB	C1B-C2B-C3B	-2.24	103.94	106.51

Continued on next page...

Continued from previous page...

Mol	Chain	Res	Type	Atoms	Z	Observed(^{o})	Ideal(^{o})
82	ZO	201	PEB	C2A-C1A-NA	-2.24	106.34	108.27
82	jJ	202	PEB	CHC-C1D-ND	2.24	116.55	113.95
85	A2	847	BCR	C38-C26-C27	2.24	117.92	113.62
82	KB	301	PEB	CAB-CBB-CGB	-2.24	108.78	113.60
82	LF	201	PEB	OD-C4D-C3D	-2.24	124.39	129.46
82	WJ	202	PEB	OD-C4D-C3D	-2.24	124.39	129.46
82	QK	203	PEB	OD-C4D-C3D	-2.24	124.39	129.46
87	52	608	CLA	CHB-C4A-NA	2.24	127.61	124.51
82	YA	301	PEB	CBA-CAA-C3A	2.24	118.45	113.47
82	W9	202	PEB	CBB-CAB-C3B	2.24	118.85	112.63
84	D3	1001	CYC	C2C-C3C-C4C	2.24	104.69	101.34
87	AN	841	CLA	C11-C12-C13	-2.24	108.68	115.92
87	A2	818	CLA	CAA-C2A-C3A	-2.24	106.65	112.78
82	PH	202	PEB	C1B-C2B-C3B	-2.24	103.94	106.51
82	bH	202	PEB	C3B-C4B-NB	2.24	113.31	110.05
83	yF	302	PUB	CAC-C2C-C1C	2.24	128.97	125.01
87	A6	402	CLA	CHB-C4A-NA	2.24	127.61	124.51
82	GD	201	PEB	CAA-C3A-C4A	-2.24	106.92	112.67
82	MB	201	PEB	OD-C4D-C3D	-2.24	124.39	129.46
82	OK	203	PEB	OD-C4D-C3D	-2.24	124.39	129.46
84	o3	1001	CYC	C2C-C1C-NC	2.24	110.20	108.27
82	GK	202	PEB	CMA-C2A-C3A	-2.24	104.80	113.83
85	c6	603	BCR	C11-C12-C13	-2.24	120.13	126.42
84	DO	1001	CYC	CAD-CBD-CGD	-2.24	107.48	113.76
82	c1	201	PEB	CAB-CBB-CGB	-2.24	108.79	113.60
82	FI	202	PEB	OD-C4D-C3D	-2.24	124.39	129.46
82	dM	202	PEB	CMB-C2B-C1B	2.24	128.51	125.06
82	XF	203	PEB	C2B-C1B-NB	2.24	115.31	110.53
82	XJ	201	PEB	CHA-C1B-C2B	2.24	130.66	124.90
82	YB	201	PEB	C3B-C4B-NB	2.24	113.31	110.05
82	Y7	303	PEB	CHB-C4B-C3B	2.24	130.49	125.32
82	R7	203	PEB	CHA-C1B-NB	-2.24	120.25	124.93
82	kG	202	PEB	CBC-CAC-C2C	2.24	116.44	112.62
87	AN	809	CLA	C2A-C1A-CHA	2.24	127.77	123.86
82	eK	201	PEB	CAB-C3B-C4B	2.24	128.97	125.01
82	MB	202	PEB	CHC-C4C-C3C	-2.24	126.52	130.34
82	RA	203	PEB	O1B-CGB-CBB	-2.24	115.89	123.08
84	n3	1001	CYC	C2C-C1C-NC	2.24	110.20	108.27
82	U9	202	PEB	OD-C4D-C3D	-2.24	124.39	129.46
87	AN	841	CLA	O2D-CGD-CBD	2.24	115.24	111.27
85	fL	101	BCR	C23-C24-C25	2.24	133.49	127.20
87	5N	611	CLA	C3A-C2A-C1A	2.24	104.69	101.34

Continued on next page...

Continued from previous page...

Mol	Chain	Res	Type	Atoms	Z	Observed(^{o})	Ideal(^{o})
82	W9	202	PEB	OD-C4D-C3D	-2.24	124.39	129.46
82	NK	201	PEB	CMA-C2A-C1A	-2.24	107.58	112.40
82	RA	203	PEB	CHA-C1B-NB	-2.24	120.25	124.93
85	AN	847	BCR	C38-C26-C27	2.24	117.91	113.62
82	gG	201	PEB	CHB-C4B-C3B	-2.24	120.15	125.32
87	AN	809	CLA	O2A-CGA-O1A	-2.24	117.95	123.59
87	7N	610	CLA	CAA-C2A-C3A	-2.24	106.65	112.78
83	xK	306	PUB	CMD-C2D-C3D	2.24	131.12	127.77
82	Q5	201	PEB	CHC-C1D-ND	-2.24	111.35	113.95
82	aH	202	PEB	C1B-C2B-C3B	-2.24	103.94	106.51
84	D3	1001	CYC	C2C-C1C-NC	2.24	110.20	108.27
82	k4	201	PEB	CMB-C2B-C1B	2.24	128.51	125.06
82	P7	202	PEB	CHA-C4A-NA	2.24	127.86	125.20
82	qC	203	PEB	OD-C4D-C3D	-2.24	124.39	129.46
82	gK	201	PEB	OD-C4D-C3D	-2.24	124.39	129.46
82	FM	201	PEB	CAB-CBB-CGB	-2.24	108.79	113.60
87	A2	805	CLA	C1B-CHB-C4A	-2.24	125.69	130.12
82	hK	201	PEB	CHA-C1B-C2B	2.24	130.65	124.90
84	I3	1001	CYC	C2C-C3C-C4C	2.24	104.69	101.34
82	ZI	401	PEB	O1C-CGC-CBC	-2.24	115.90	123.08
82	H7	203	PEB	CAC-CBC-CGC	-2.24	107.49	113.76
82	cH	202	PEB	C1B-C2B-C3B	-2.24	103.94	106.51
82	KM	203	PEB	CMA-C2A-C1A	-2.24	107.58	112.40
87	CL	505	CLA	CAA-C2A-C3A	-2.24	106.66	112.78
82	IB	201	PEB	OD-C4D-C3D	-2.24	124.40	129.46
84	U3	1001	CYC	C2C-C1C-NC	2.24	110.20	108.27
96	GN	201	HEM	C4C-CHD-C1D	2.24	125.51	122.56
87	72	610	CLA	CAA-C2A-C3A	-2.24	106.66	112.78
82	PM	201	PEB	CAB-CBB-CGB	-2.24	108.79	113.60
82	WH	202	PEB	OA-C1A-C2A	-2.23	124.40	126.17
82	HA	201	PEB	C3B-C4B-NB	2.23	113.30	110.05
82	V1	202	PEB	OD-C4D-C3D	-2.23	124.40	129.46
82	mK	201	PEB	CHC-C1D-ND	-2.23	111.35	113.95
82	SA	202	PEB	C2B-C1B-NB	2.23	115.30	110.53
82	TQ	202	PEB	CHB-C4B-C3B	-2.23	120.16	125.32
82	jJ	201	PEB	CAA-C3A-C2A	-2.23	108.68	114.26
82	QG	201	PEB	CMB-C2B-C1B	2.23	128.50	125.06
82	hM	203	PEB	CMB-C2B-C1B	2.23	128.50	125.06
82	fH	203	PEB	CAB-C3B-C4B	2.23	128.96	125.01
87	b6	609	CLA	O2A-CGA-O1A	-2.23	117.95	123.59
82	TD	202	PEB	CHB-C4B-C3B	-2.23	120.16	125.32
82	HM	202	PEB	C2A-C1A-NA	2.23	110.20	108.27

Continued on next page...

Continued from previous page...

Mol	Chain	Res	Type	Atoms	Z	Observed(^{o})	Ideal(^{o})
82	WQ	202	PEB	C2A-C1A-NA	2.23	110.20	108.27
87	D6	405	CLA	O2D-CGD-CBD	2.23	115.24	111.27
82	R5	201	PEB	CBB-CAB-C3B	-2.23	106.42	112.63
87	A2	819	CLA	O2A-CGA-O1A	-2.23	117.95	123.59
82	W5	202	PEB	CAB-C3B-C4B	2.23	128.96	125.01
87	AN	805	CLA	C2A-C1A-CHA	2.23	127.77	123.86
85	B2	839	BCR	C21-C20-C19	-2.23	116.25	123.22
82	TD	202	PEB	CHB-C4B-NB	-2.23	125.73	128.83
82	UI	201	PEB	CHA-C1B-NB	-2.23	120.26	124.93
85	cL	518	BCR	C1-C6-C7	2.23	122.10	115.78
82	pK	202	PEB	OD-C4D-C3D	-2.23	124.40	129.46
82	yF	301	PEB	CAB-C3B-C4B	2.23	128.96	125.01
83	ND	201	PUB	CAC-C2C-C1C	2.23	128.96	125.01
87	A2	824	CLA	C2A-C1A-CHA	2.23	127.76	123.86
82	TB	202	PEB	C2B-C1B-NB	2.23	115.30	110.53
82	ZB	201	PEB	CHA-C1B-NB	-2.23	120.26	124.93
87	c6	612	CLA	CHB-C4A-NA	2.23	127.60	124.51
82	AM	301	PEB	CHC-C1D-ND	-2.23	111.35	113.95
85	F2	204	BCR	C32-C1-C6	-2.23	106.68	110.30
82	a1	202	PEB	C2A-C1A-NA	2.23	110.20	108.27
87	62	313	CLA	CHA-C4D-ND	2.23	137.17	132.50
87	62	306	CLA	C2A-C1A-CHA	2.23	127.76	123.86
82	EM	203	PEB	CHA-C1B-NB	-2.23	120.26	124.93
85	a6	605	BCR	C37-C22-C23	2.23	121.59	118.08
82	HB	201	PEB	CHA-C1B-NB	-2.23	120.26	124.93
82	kK	202	PEB	C3B-C4B-NB	2.23	113.30	110.05
87	B2	815	CLA	C2A-C1A-CHA	2.23	127.76	123.86
87	B6	606	CLA	C1B-CHB-C4A	-2.23	125.70	130.12
82	a1	202	PEB	CHC-C4C-C3C	-2.23	126.53	130.34
82	DB	203	PEB	OD-C4D-ND	-2.23	122.62	125.93
82	gB	203	PEB	CBA-CAA-C3A	2.23	118.44	113.47
87	CL	513	CLA	CHA-C1A-NA	-2.23	121.29	126.40
82	aK	203	PEB	CHB-C4B-C3B	-2.23	120.17	125.32
87	62	307	CLA	CAA-C2A-C3A	-2.23	106.67	112.78
83	AO	303	PUB	CBA-CAA-C3A	-2.23	109.59	112.98
82	L7	202	PEB	CHA-C1B-NB	-2.23	120.27	124.93
82	fH	203	PEB	OD-C4D-ND	-2.23	122.62	125.93
87	B2	813	CLA	C1B-CHB-C4A	-2.23	125.70	130.12
82	U5	202	PEB	C2B-C1B-NB	2.23	115.29	110.53
85	B2	843	BCR	C29-C28-C27	-2.23	106.39	111.38
85	A2	845	BCR	C39-C30-C25	-2.23	106.68	110.30
87	cL	505	CLA	O2A-C1-C2	2.23	114.50	108.64

Continued on next page...

Continued from previous page...

Mol	Chain	Res	Type	Atoms	Z	Observed(^{o})	Ideal(^{o})
82	Q9	202	PEB	CBA-CAA-C3A	-2.23	108.50	113.47
82	T4	202	PEB	CAB-C3B-C4B	2.23	128.95	125.01
82	lJ	201	PEB	C2B-C1B-NB	2.23	115.29	110.53
82	1C	202	PEB	CMC-C3C-C2C	2.23	129.15	124.94
84	KO	1001	CYC	CHB-C1B-NB	-2.23	121.27	126.06
82	ZF	201	PEB	CHA-C1B-C2B	2.23	130.63	124.90
82	QI	201	PEB	OD-C4D-C3D	-2.23	124.41	129.46
82	KF	203	PEB	C2B-C1B-NB	2.23	115.29	110.53
87	22	604	CLA	C2A-C1A-CHA	2.23	127.76	123.86
87	A2	805	CLA	C2A-C1A-CHA	2.23	127.76	123.86
91	d6	404	PHO	CMC-C2C-C3C	2.23	129.15	124.94
82	L1	1002	PEB	OD-C4D-ND	-2.23	122.63	125.93
82	ND	203	PEB	OD-C4D-C3D	-2.23	124.41	129.46
87	A2	809	CLA	O2A-CGA-O1A	-2.23	117.97	123.59
82	NI	203	PEB	C2B-C1B-NB	2.23	115.29	110.53
82	cF	201	PEB	C2B-C1B-NB	2.23	115.29	110.53
82	FO	1002	PEB	OD-C4D-C3D	-2.23	124.41	129.46
82	b1	202	PEB	CHA-C1B-C2B	2.23	130.63	124.90
82	O1	201	PEB	C2B-C1B-NB	2.23	115.29	110.53
85	BN	839	BCR	C21-C20-C19	-2.23	116.26	123.22
84	d3	1001	CYC	C2C-C3C-C4C	2.23	104.68	101.34
96	G2	201	HEM	C4C-CHD-C1D	2.23	125.50	122.56
82	wF	301	PEB	C2A-C1A-NA	2.23	110.19	108.27
84	I3	1001	CYC	C2C-C1C-NC	2.23	110.19	108.27
84	q3	1001	CYC	C2C-C1C-NC	2.23	110.19	108.27
82	MK	201	PEB	CHA-C1B-NB	-2.23	120.27	124.93
82	kJ	201	PEB	OD-C4D-C3D	-2.23	124.41	129.46
82	U1	202	PEB	CAB-C3B-C4B	2.23	128.95	125.01
82	O9	203	PEB	CAB-C3B-C4B	2.23	128.95	125.01
85	FN	202	BCR	C8-C9-C10	-2.23	115.52	118.94
82	WG	202	PEB	CHB-C4B-NB	-2.23	125.74	128.83
84	Q3	1001	CYC	C2C-C3C-C4C	2.23	104.68	101.34
82	UB	301	PEB	CHA-C1B-C2B	2.23	130.63	124.90
82	TP	201	PEB	OD-C4D-C3D	-2.23	124.41	129.46
87	7N	602	CLA	CBA-CAA-C2A	2.23	120.44	113.86
82	c1	202	PEB	C1B-C2B-C3B	-2.23	103.95	106.51
82	KJ	202	PEB	OD-C4D-ND	-2.23	122.63	125.93
82	GQ	201	PEB	CHC-C4C-C3C	-2.23	126.54	130.34
82	pK	202	PEB	CHB-C4B-C3B	-2.23	120.17	125.32
84	73	1002	CYC	CMA-C3A-C2A	-2.23	120.07	126.12
82	V5	201	PEB	CBB-CAB-C3B	-2.23	106.44	112.63
87	AN	837	CLA	C1B-CHB-C4A	-2.23	125.70	130.12

Continued on next page...

Continued from previous page...

Mol	Chain	Res	Type	Atoms	Z	Observed(^{o})	Ideal(^{o})
82	I7	202	PEB	CHA-C1B-NB	-2.23	120.27	124.93
82	uC	201	PEB	OD-C4D-C3D	-2.23	124.41	129.46
82	dF	202	PEB	CMA-C2A-C1A	-2.23	107.60	112.40
92	b6	620	LMG	O7-C10-O9	-2.23	118.32	123.70
82	TB	201	PEB	CHB-C4B-C3B	-2.23	120.18	125.32
87	bL	614	CLA	O2A-CGA-O1A	-2.23	117.97	123.59
87	7N	601	CLA	O2A-CGA-O1A	-2.23	117.75	123.30
94	DL	401	PL9	C11-C9-C8	-2.23	116.61	121.12
82	HA	202	PEB	OD-C4D-C3D	-2.23	124.42	129.46
82	PP	202	PEB	OD-C4D-C3D	-2.23	124.42	129.46
82	gK	201	PEB	CAB-C3B-C4B	2.23	128.95	125.01
82	CM	203	PEB	CAA-C3A-C4A	-2.23	106.96	112.67
87	42	601	CLA	C2A-C1A-CHA	2.23	127.75	123.86
82	GF	202	PEB	CMA-C2A-C3A	-2.23	104.85	113.83
96	E6	101	HEM	CHD-C1D-C2D	-2.23	121.50	124.98
82	H5	202	PEB	CHA-C4A-NA	-2.23	122.56	125.20
94	D6	408	PL9	C40-C39-C41	2.23	119.02	115.27
85	IN	101	BCR	C11-C10-C9	-2.23	124.13	127.31
87	AN	818	CLA	CAA-C2A-C3A	-2.23	106.68	112.78
87	B6	611	CLA	CAA-CBA-CGA	-2.23	106.75	113.25
82	WF	202	PEB	C2A-C1A-NA	2.23	110.19	108.27
82	VD	203	PEB	CBD-CAD-C3D	-2.23	116.55	127.62
87	b6	611	CLA	CHB-C4A-NA	2.23	127.59	124.51
87	5N	608	CLA	CHB-C4A-NA	2.23	127.59	124.51
82	N5	201	PEB	CBB-CAB-C3B	-2.23	106.44	112.63
85	AN	845	BCR	C39-C30-C25	-2.23	106.69	110.30
85	cL	504	BCR	C33-C5-C6	-2.23	122.03	124.53
82	KG	201	PEB	CAB-C3B-C4B	2.23	128.94	125.01
82	PH	201	PEB	C2B-C1B-NB	2.23	115.28	110.53
87	A2	809	CLA	C2A-C1A-CHA	2.23	127.75	123.86
82	X5	201	PEB	CBB-CAB-C3B	-2.23	106.44	112.63
87	BN	814	CLA	C1B-CHB-C4A	-2.22	125.71	130.12
82	MJ	202	PEB	CAB-CBB-CGB	-2.22	108.81	113.60
82	cH	201	PEB	CAB-CBB-CGB	-2.22	108.81	113.60
83	AE	303	PUB	CAC-CBC-CGC	-2.22	108.81	113.60
87	6N	602	CLA	O2D-CGD-O1D	-2.22	119.49	123.84
84	w3	1001	CYC	C2C-C1C-NC	2.22	110.19	108.27
87	A2	832	CLA	O2A-CGA-O1A	-2.22	117.98	123.59
82	g1	202	PEB	CAB-C3B-C4B	2.22	128.94	125.01
87	BN	831	CLA	CHA-C1A-NA	-2.22	121.30	126.40
87	72	602	CLA	CBA-CAA-C2A	2.22	120.43	113.86
82	u8	201	PEB	OD-C4D-C3D	-2.22	124.42	129.46

Continued on next page...

Continued from previous page...

Mol	Chain	Res	Type	Atoms	Z	Observed(^{o})	Ideal(^{o})
82	M9	301	PEB	CAC-CBC-CGC	-2.22	107.52	113.76
82	ID	201	PEB	CBB-CAB-C3B	2.22	118.81	112.63
82	Q5	203	PEB	CHA-C4A-NA	-2.22	122.56	125.20
85	AN	847	BCR	C2-C3-C4	-2.22	106.41	111.38
82	rK	202	PEB	C4B-C3B-C2B	-2.22	104.32	106.78
82	CM	201	PEB	CHA-C1B-C2B	2.22	130.62	124.90
82	VF	202	PEB	C2B-C1B-NB	2.22	115.28	110.53
87	3N	301	CLA	CMD-C2D-C1D	-2.22	120.79	124.71
87	BN	824	CLA	CHD-C1D-ND	-2.22	122.41	124.45
85	Z6	101	BCR	C28-C29-C30	-2.22	106.65	114.60
92	A6	408	LMG	O7-C10-O9	-2.22	118.33	123.70
82	HA	203	PEB	CAC-CBC-CGC	-2.22	107.52	113.76
82	IQ	201	PEB	CBB-CAB-C3B	2.22	118.81	112.63
84	h3	1001	CYC	C2C-C3C-C4C	2.22	104.67	101.34
87	62	303	CLA	O2D-CGD-O1D	-2.22	119.49	123.84
82	WG	202	PEB	OD-C4D-C3D	-2.22	124.42	129.46
87	b6	607	CLA	CHB-C4A-NA	2.22	127.59	124.51
82	xC	201	PEB	CAB-C3B-C4B	2.22	128.94	125.01
82	jK	202	PEB	CHC-C1D-ND	-2.22	111.36	113.95
82	E5	201	PEB	CBB-CAB-C3B	-2.22	106.45	112.63
82	UQ	201	PEB	CAB-CBB-CGB	-2.22	108.82	113.60
87	A2	826	CLA	CHA-C1A-NA	-2.22	121.31	126.40
82	pK	202	PEB	C1B-C2B-C3B	-2.22	103.95	106.51
82	W1	202	PEB	OD-C4D-C3D	-2.22	124.42	129.46
82	vK	201	PEB	OD-C4D-C3D	-2.22	124.42	129.46
82	JB	202	PEB	C2B-C1B-NB	2.22	115.27	110.53
91	D6	404	PHO	O2A-CGA-O1A	-2.22	117.98	123.59
84	k3	1001	CYC	C2C-C3C-C4C	2.22	104.67	101.34
82	C5	201	PEB	CBB-CAB-C3B	-2.22	106.45	112.63
82	G5	201	PEB	CBB-CAB-C3B	-2.22	106.45	112.63
82	UH	201	PEB	C3B-C4B-NB	2.22	113.28	110.05
82	YK	203	PEB	CMA-C2A-C1A	-2.22	107.61	112.40
85	F2	204	BCR	C20-C19-C18	-2.22	120.17	126.42
87	M2	101	CLA	C1B-CHB-C4A	-2.22	125.71	130.12
87	72	606	CLA	CMB-C2B-C3B	2.22	128.84	124.68
82	eH	202	PEB	CHA-C1B-C2B	2.22	130.62	124.90
94	aL	601	PL9	C30-C29-C28	-2.22	117.98	123.68
82	WB	402	PEB	CMA-C2A-C1A	-2.22	107.61	112.40
82	WD	202	PEB	CMA-C2A-C1A	-2.22	107.61	112.40
82	U7	201	PEB	CMA-C2A-C1A	-2.22	107.61	112.40
95	B6	620	DGD	C6D-C5D-C4D	-2.22	107.45	112.09
83	xK	306	PUB	CHC-C1D-ND	-2.22	110.91	113.72

Continued on next page...

Continued from previous page...

Mol	Chain	Res	Type	Atoms	Z	Observed(^{o})	Ideal(^{o})
82	YI	201	PEB	OD-C4D-C3D	-2.22	124.43	129.46
82	HQ	201	PEB	CHC-C1D-ND	-2.22	111.37	113.95
87	7N	607	CLA	O2D-CGD-CBD	2.22	115.22	111.27
82	HD	202	PEB	CAB-CBB-CGB	-2.22	108.82	113.60
82	qF	202	PEB	OD-C4D-C3D	-2.22	124.43	129.46
85	B6	621	BCR	C29-C30-C25	2.22	113.90	110.48
82	FA	202	PEB	C2B-C1B-NB	2.22	115.27	110.53
82	Y7	301	PEB	CBA-CAA-C3A	2.22	118.41	113.47
82	P5	201	PEB	CBB-CAB-C3B	-2.22	106.45	112.63
82	T5	201	PEB	CBB-CAB-C3B	-2.22	106.45	112.63
82	XJ	202	PEB	CAA-C3A-C2A	-2.22	108.71	114.26
87	B6	612	CLA	O2A-CGA-O1A	-2.22	117.99	123.59
87	BN	811	CLA	C2A-C1A-CHA	2.22	127.74	123.86
82	tK	201	PEB	CMA-C2A-C1A	-2.22	107.61	112.40
82	m4	203	PEB	CAB-CBB-CGB	2.22	118.38	113.60
82	AQ	301	PEB	CAC-CBC-CGC	-2.22	107.53	113.76
84	D4	1001	CYC	CAD-CBD-CGD	-2.22	107.53	113.76
82	P1	201	PEB	C2B-C1B-NB	2.22	115.27	110.53
82	SM	202	PEB	OD-C4D-ND	-2.22	122.64	125.93
85	B2	842	BCR	C19-C18-C17	-2.22	115.53	118.94
82	Z5	304	PEB	CMD-C2D-C3D	2.22	133.20	130.06
82	OM	202	PEB	CAB-C3B-C4B	2.22	128.94	125.01
82	w8	203	PEB	CAB-C3B-C4B	2.22	128.94	125.01
87	A2	820	CLA	CHA-C1A-NA	-2.22	121.31	126.40
87	B2	810	CLA	C2A-C1A-CHA	2.22	127.74	123.86
84	w3	1001	CYC	C2C-C3C-C4C	2.22	104.67	101.34
82	jF	201	PEB	CAA-C3A-C2A	-2.22	108.71	114.26
87	BN	833	CLA	O2A-CGA-O1A	-2.22	117.99	123.59
87	B6	608	CLA	O2A-CGA-O1A	-2.22	117.99	123.59
87	cL	515	CLA	C1B-CHB-C4A	-2.22	125.72	130.12
82	IB	202	PEB	OD-C4D-ND	-2.22	122.64	125.93
82	A7	202	PEB	OD-C4D-C3D	-2.22	124.43	129.46
82	QG	203	PEB	CHB-C4B-C3B	-2.22	120.19	125.32
82	XA	203	PEB	C2A-C1A-NA	2.22	110.19	108.27
87	6N	606	CLA	CAA-C2A-C3A	-2.22	106.70	112.78
87	c6	611	CLA	CAA-C2A-C1A	-2.22	104.70	111.97
82	L5	201	PEB	C4B-C3B-C2B	-2.22	104.33	106.78
87	A2	814	CLA	C2D-C1D-ND	-2.22	108.47	110.10
82	QD	201	PEB	C1B-C2B-C3B	-2.22	103.96	106.51
82	GF	203	PEB	C1B-C2B-C3B	-2.22	103.96	106.51
87	MN	101	CLA	C1B-CHB-C4A	-2.22	125.72	130.12
87	72	609	CLA	C1B-CHB-C4A	-2.22	125.72	130.12

Continued on next page...

Continued from previous page...

Mol	Chain	Res	Type	Atoms	Z	Observed(^{o})	Ideal(^{o})
84	U3	1001	CYC	C2C-C3C-C4C	2.22	104.66	101.34
82	VM	202	PEB	O2B-CGB-CBB	2.22	121.16	114.03
87	32	308	CLA	CMD-C2D-C1D	-2.22	120.80	124.71
82	P7	203	PEB	OD-C4D-ND	-2.22	122.64	125.93
87	4N	601	CLA	C2A-C1A-CHA	2.22	127.74	123.86
82	OG	202	PEB	OD-C4D-C3D	-2.22	124.43	129.46
85	kL	100	BCR	C1-C6-C7	2.22	122.06	115.78
87	AN	832	CLA	C1B-CHB-C4A	-2.22	125.72	130.12
87	b6	616	CLA	C1B-CHB-C4A	-2.22	125.72	130.12
82	RA	201	PEB	CAC-CBC-CGC	-2.22	107.54	113.76
84	u3	1001	CYC	C2C-C3C-C4C	2.22	104.66	101.34
91	d6	404	PHO	O1D-CGD-CBD	-2.22	121.04	124.74
84	63	901	CYC	CAA-C2A-C1A	2.22	128.93	125.01
82	PO	203	PEB	CAC-CBC-CGC	-2.22	107.54	113.76
82	xK	303	PEB	OD-C4D-ND	-2.22	122.64	125.93
87	3N	308	CLA	C3D-C4D-ND	2.22	113.83	110.24
87	A2	841	CLA	O2D-CGD-CBD	2.22	115.21	111.27
82	AG	301	PEB	CAB-CBB-CGB	-2.22	108.83	113.60
96	V6	201	HEM	CAD-CBD-CGD	-2.22	108.83	113.60
82	F4	1002	PEB	CHA-C1B-NB	-2.22	120.29	124.93
82	VK	202	PEB	CHA-C4A-NA	2.22	127.84	125.20
87	AN	850	CLA	C2D-C1D-ND	-2.22	108.47	110.10
82	d1	202	PEB	CHC-C1D-ND	-2.22	111.37	113.95
87	D6	403	CLA	CHB-C4A-NA	2.22	127.58	124.51
82	H5	203	PEB	C2A-C1A-NA	2.22	110.19	108.27
87	2N	307	CLA	O2A-CGA-O1A	-2.22	117.77	123.30
87	6N	605	CLA	C2A-C1A-CHA	2.22	127.74	123.86
87	FN	205	CLA	CHA-C1A-NA	-2.22	121.32	126.40
87	3N	312	CLA	CHA-C1A-NA	-2.22	121.32	126.40
82	fG	201	PEB	C2B-C1B-NB	2.22	115.26	110.53
85	BN	838	BCR	C12-C13-C14	-2.22	115.54	118.94
82	NP	201	PEB	CMB-C2B-C1B	2.22	128.48	125.06
82	IF	201	PEB	C1C-CHB-C4B	2.22	131.46	128.81
92	B6	618	LMG	O7-C10-O9	-2.22	118.34	123.70
84	JO	1001	CYC	CBD-CAD-C3D	-2.22	108.84	112.62
82	UQ	202	PEB	OD-C4D-C3D	-2.22	124.44	129.46
84	M3	1001	CYC	C2C-C3C-C4C	2.22	104.66	101.34
87	6N	608	CLA	CHC-C1C-C2C	-2.22	120.59	126.72
82	GK	203	PEB	O2C-CGC-CBC	2.22	121.15	114.03
83	AG	303	PUB	CAC-CBC-CGC	-2.22	108.83	113.60
82	BB	201	PEB	CHA-C1B-C2B	2.22	130.60	124.90
82	VA	202	PEB	CMB-C2B-C1B	2.22	128.48	125.06

Continued on next page...

Continued from previous page...

Mol	Chain	Res	Type	Atoms	Z	Observed(^{o})	Ideal(^{o})
82	wK	301	PEB	CHA-C1B-NB	-2.22	120.30	124.93
82	YI	202	PEB	CBC-CAC-C2C	-2.22	108.84	112.62
82	JD	203	PEB	CBD-CAD-C3D	-2.22	116.59	127.62
82	pF	202	PEB	CHC-C1D-ND	-2.22	111.37	113.95
82	DQ	203	PEB	CHC-C4C-C3C	-2.22	126.56	130.34
84	B3	1001	CYC	C2C-C3C-C4C	2.22	104.66	101.34
82	pF	202	PEB	CHB-C4B-C3B	-2.22	120.20	125.32
82	KQ	201	PEB	CHA-C1B-NB	-2.22	120.30	124.93
82	PJ	202	PEB	CAB-C3B-C4B	2.22	128.93	125.01
87	A2	852	CLA	O2A-CGA-O1A	-2.22	117.78	123.30
92	J6	102	LMG	O7-C10-O9	-2.22	118.35	123.70
82	M5	305	PEB	CHA-C4A-NA	-2.22	122.57	125.20
83	wF	304	PUB	CAC-CBC-CGC	-2.22	108.83	113.60
82	UG	203	PEB	CHC-C1D-ND	-2.22	111.37	113.95
87	B2	810	CLA	O2A-CGA-O1A	-2.22	118.00	123.59
82	V7	203	PEB	CMB-C2B-C1B	2.22	128.48	125.06
82	DQ	201	PEB	OD-C4D-ND	-2.22	122.65	125.93
82	B5	203	PEB	CHA-C4A-NA	-2.22	122.57	125.20
82	I5	201	PEB	CBB-CAB-C3B	-2.22	106.47	112.63
82	LP	201	PEB	CAB-C3B-C4B	2.22	128.93	125.01
85	FN	204	BCR	C32-C1-C6	-2.22	106.71	110.30
94	AL	413	PL9	C26-C27-C28	2.22	119.16	111.88
82	CQ	201	PEB	OD-C4D-C3D	-2.22	124.44	129.46
82	TD	203	PEB	CMB-C2B-C1B	2.21	128.47	125.06
82	dJ	201	PEB	CHA-C1B-NB	-2.21	120.30	124.93
82	IK	203	PEB	C2B-C1B-NB	2.21	115.26	110.53
87	B2	833	CLA	O2A-CGA-O1A	-2.21	118.00	123.59
82	fM	203	PEB	CAA-C3A-C4A	-2.21	106.99	112.67
82	UD	202	PEB	OD-C4D-C3D	-2.21	124.44	129.46
82	RK	202	PEB	C2B-C1B-NB	2.21	115.25	110.53
84	J1	1001	CYC	C2C-C1C-NC	2.21	110.18	108.27
87	AN	852	CLA	O2A-CGA-O1A	-2.21	117.78	123.30
82	TF	202	PEB	CHC-C4C-C3C	2.21	134.11	130.34
82	dK	201	PEB	CAA-C3A-C2A	-2.21	108.73	114.26
82	II	203	PEB	CHC-C1D-ND	2.21	116.52	113.95
82	s8	201	PEB	CBC-CAC-C2C	-2.21	108.84	112.62
91	a6	613	PHO	O2A-CGA-CBA	2.21	118.86	111.91
82	OH	203	PEB	OD-C4D-C3D	-2.21	124.44	129.46
82	PG	202	PEB	CAA-C3A-C4A	-2.21	106.99	112.67
82	dO	201	PEB	C4B-NB-C1B	-2.21	102.34	106.51
82	cB	402	PEB	OD-C4D-C3D	-2.21	124.45	129.46
83	AD	302	PUB	CMD-C2D-C3D	2.21	131.09	127.77

Continued on next page...

Continued from previous page...

Mol	Chain	Res	Type	Atoms	Z	Observed(^{o})	Ideal(^{o})
84	j3	1001	CYC	C2C-C3C-C4C	2.21	104.65	101.34
82	A5	201	PEB	CBB-CAB-C3B	-2.21	106.48	112.63
82	WF	201	PEB	C2B-C1B-NB	2.21	115.25	110.53
82	JB	201	PEB	CHB-C4B-C3B	-2.21	120.21	125.32
84	E4	1001	CYC	CHA-C1A-C2A	-2.21	120.21	125.32
82	AD	301	PEB	CAC-CBC-CGC	-2.21	107.56	113.76
82	RF	202	PEB	OD-C4D-ND	-2.21	122.65	125.93
82	WH	203	PEB	C3B-C4B-NB	2.21	113.27	110.05
87	BN	811	CLA	C1B-CHB-C4A	-2.21	125.73	130.12
87	7N	609	CLA	C1B-CHB-C4A	-2.21	125.73	130.12
87	72	602	CLA	CMD-C2D-C1D	-2.21	120.81	124.71
82	XB	202	PEB	CMC-C3C-C2C	-2.21	120.77	124.94
82	WP	202	PEB	OA-C1A-C2A	-2.21	124.41	126.17
82	RK	202	PEB	C4B-NB-C1B	-2.21	102.34	106.51
87	22	607	CLA	O2A-CGA-O1A	-2.21	117.78	123.30
84	f3	1001	CYC	C2C-C1C-NC	2.21	110.18	108.27
82	F5	201	PEB	OD-C4D-C3D	-2.21	124.45	129.46
84	n3	1001	CYC	C2C-C3C-C4C	2.21	104.65	101.34
87	C6	519	CLA	C1B-CHB-C4A	-2.21	125.74	130.12
87	AN	832	CLA	O2A-CGA-O1A	-2.21	118.01	123.59
82	RH	201	PEB	CAB-C3B-C4B	2.21	128.92	125.01
82	gH	202	PEB	CAB-C3B-C4B	2.21	128.92	125.01
87	22	602	CLA	CHA-C1A-NA	-2.21	121.33	126.40
82	BP	201	PEB	OD-C4D-C3D	-2.21	124.45	129.46
82	dK	202	PEB	CMA-C2A-C1A	-2.21	107.64	112.40
87	bL	619	CLA	C2A-C1A-CHA	2.21	127.72	123.86
84	63	901	CYC	C2A-C1A-NA	2.21	113.27	110.05
87	AN	822	CLA	C1B-CHB-C4A	-2.21	125.74	130.12
82	U9	204	PEB	CHB-C4B-C3B	2.21	130.43	125.32
82	OH	201	PEB	C2B-C1B-NB	2.21	115.25	110.53
94	D6	408	PL9	C22-C21-C19	-2.21	105.70	112.98
91	DL	405	PHO	CMC-C2C-C3C	2.21	129.11	124.94
87	C6	513	CLA	CHB-C4A-NA	2.21	127.57	124.51
82	hE	202	PEB	CHA-C1B-NB	-2.21	120.31	124.93
82	kJ	202	PEB	OD-C4D-C3D	-2.21	124.45	129.46
87	62	309	CLA	CHC-C1C-C2C	-2.21	120.61	126.72
87	AN	801	CLA	C3A-C2A-C1A	2.21	104.65	101.34
85	B6	601	BCR	C29-C30-C25	2.21	113.88	110.48
82	W9	203	PEB	OD-C4D-C3D	-2.21	124.45	129.46
96	V6	201	HEM	CHA-C4D-C3D	-2.21	121.18	125.33
82	NP	202	PEB	C1C-CHB-C4B	-2.21	126.17	128.81
84	H3	1001	CYC	C2C-C3C-C4C	2.21	104.65	101.34

Continued on next page...

Continued from previous page...

Mol	Chain	Res	Type	Atoms	Z	Observed(^{o})	Ideal(^{o})
82	JQ	203	PEB	CBD-CAD-C3D	-2.21	116.62	127.62
87	B2	810	CLA	C1B-CHB-C4A	-2.21	125.74	130.12
82	CD	201	PEB	CMA-C2A-C1A	-2.21	107.64	112.40
82	WM	201	PEB	CAB-CBB-CGB	-2.21	108.85	113.60
82	TH	202	PEB	CHC-C4C-C3C	-2.21	126.57	130.34
82	yK	301	PEB	CAB-C3B-C4B	2.21	128.92	125.01
82	JO	1002	PEB	C1B-C2B-C3B	-2.21	103.97	106.51
87	72	601	CLA	O2A-CGA-O1A	-2.21	117.79	123.30
82	U1	201	PEB	C3B-C4B-NB	2.21	113.26	110.05
87	8N	305	CLA	C1B-CHB-C4A	-2.21	125.74	130.12
82	mJ	202	PEB	OD-C4D-C3D	-2.21	124.45	129.46
82	GF	202	PEB	CHB-C4B-NB	-2.21	125.76	128.83
84	q3	1001	CYC	C2C-C3C-C4C	2.21	104.65	101.34
82	KD	202	PEB	CHA-C1B-C2B	2.21	130.58	124.90
82	MD	201	PEB	C4B-C3B-C2B	-2.21	104.34	106.78
82	cE	202	PEB	CAB-C3B-C4B	2.21	128.92	125.01
87	BL	622	CLA	CHD-C1D-ND	-2.21	122.42	124.45
87	AN	827	CLA	CHD-C1D-ND	-2.21	122.42	124.45
87	BL	621	CLA	C1B-CHB-C4A	-2.21	125.74	130.12
82	dF	202	PEB	C2A-C1A-NA	2.21	110.18	108.27
82	hK	201	PEB	C2A-C1A-NA	2.21	110.18	108.27
82	gE	201	PEB	CHB-C4B-C3B	-2.21	120.22	125.32
82	GK	203	PEB	C1B-C2B-C3B	-2.21	103.97	106.51
87	A2	801	CLA	O2A-CGA-O1A	-2.21	118.02	123.59
87	3N	310	CLA	CHA-C4D-ND	2.21	137.12	132.50
84	o3	1001	CYC	C2C-C3C-C4C	2.21	104.65	101.34
82	vF	201	PEB	OD-C4D-C3D	-2.21	124.46	129.46
82	LQ	202	PEB	C1C-CHB-C4B	2.21	131.45	128.81
82	ZM	202	PEB	CHA-C1B-NB	-2.21	120.31	124.93
82	V1	202	PEB	CHA-C1B-NB	-2.21	120.31	124.93
82	P7	201	PEB	C4B-C3B-C2B	-2.21	104.34	106.78
82	NF	201	PEB	CMA-C2A-C1A	-2.21	107.64	112.40
82	VJ	201	PEB	CAB-CBB-CGB	-2.21	108.85	113.60
82	M5	304	PEB	CMD-C2D-C3D	2.21	133.18	130.06
84	S3	1001	CYC	C2C-C3C-C4C	2.21	104.65	101.34
82	v8	201	PEB	CAB-C3B-C4B	2.21	128.91	125.01
95	C6	502	DGD	O6D-C5D-C6D	-2.21	102.21	106.67
87	2N	302	CLA	C1B-CHB-C4A	-2.21	125.74	130.12
82	zC	201	PEB	CAB-CBB-CGB	-2.21	108.85	113.60
82	h4	201	PEB	CBA-CAA-C3A	-2.21	108.55	113.47
82	18	202	PEB	CMC-C3C-C2C	2.21	129.10	124.94
82	LD	202	PEB	C1C-CHB-C4B	2.21	131.45	128.81

Continued on next page...

Continued from previous page...

Mol	Chain	Res	Type	Atoms	Z	Observed(^{o})	Ideal(^{o})
95	BN	844	DGD	O6D-C5D-C6D	2.21	111.12	106.67
85	b6	603	BCR	C2-C1-C6	2.21	113.88	110.48
82	ZI	401	PEB	C2A-C3A-C4A	2.21	104.64	101.34
84	f3	1001	CYC	C2C-C3C-C4C	2.21	104.64	101.34
82	T7	201	PEB	CMC-C3C-C2C	2.21	129.10	124.94
87	b6	612	CLA	O2A-CGA-O1A	-2.21	118.02	123.59
82	QE	203	PEB	CHB-C4B-C3B	-2.21	120.22	125.32
82	DM	202	PEB	C1B-C2B-C3B	-2.21	103.97	106.51
82	Q1	201	PEB	CAC-CBC-CGC	-2.21	107.57	113.76
82	ED	201	PEB	OD-C4D-ND	-2.21	122.66	125.93
82	eH	201	PEB	CAB-C3B-C4B	2.21	128.91	125.01
82	lO	202	PEB	C3B-C4B-NB	2.21	113.26	110.05
85	a6	605	BCR	C38-C26-C27	2.21	117.86	113.62
95	AL	415	DGD	O3G-C1D-C2D	2.21	111.75	108.30
82	SM	202	PEB	CMC-C3C-C2C	2.21	129.10	124.94
87	A2	850	CLA	C2D-C1D-ND	-2.21	108.48	110.10
82	EM	203	PEB	CHC-C1D-ND	-2.21	111.39	113.95
83	AM	303	PUB	CHA-C4A-NA	-2.21	111.39	113.95
85	A2	847	BCR	C2-C3-C4	-2.21	106.45	111.38
82	S4	201	PEB	CAB-C3B-C4B	2.21	128.91	125.01
82	qK	203	PEB	C1B-C2B-C3B	-2.21	103.97	106.51
82	CQ	201	PEB	CMA-C2A-C1A	-2.21	107.65	112.40
82	w8	204	PEB	CMB-C2B-C1B	2.21	128.46	125.06
85	AN	846	BCR	C33-C5-C6	-2.21	122.05	124.53
87	22	608	CLA	CAA-C2A-C1A	2.21	119.20	111.97
82	hJ	202	PEB	CAB-CBB-CGB	-2.21	108.86	113.60
82	SA	202	PEB	CHA-C1B-NB	-2.21	120.32	124.93
82	S7	202	PEB	CHA-C1B-NB	-2.21	120.32	124.93
82	VA	203	PEB	CMB-C2B-C1B	2.21	128.46	125.06
82	FH	1002	PEB	CMB-C2B-C1B	2.21	128.46	125.06
82	TF	201	PEB	C1B-C2B-C3B	-2.21	103.98	106.51
87	F2	205	CLA	CHA-C1A-NA	-2.21	121.35	126.40
82	WI	203	PEB	CAB-C3B-C4B	2.21	128.91	125.01
82	hG	202	PEB	CHA-C1B-NB	-2.20	120.32	124.93
82	OE	202	PEB	OD-C4D-C3D	-2.20	124.47	129.46
82	d1	202	PEB	OA-C1A-C2A	-2.20	124.42	126.17
87	B2	831	CLA	CHA-C1A-NA	-2.20	121.35	126.40
82	jM	203	PEB	CAA-C3A-C4A	-2.20	107.01	112.67
85	A2	804	BCR	C16-C15-C14	-2.20	118.96	123.47
82	HB	202	PEB	CHA-C1B-NB	-2.20	120.32	124.93
87	32	307	CLA	C3D-C4D-ND	2.20	113.80	110.24
87	AN	824	CLA	C2A-C1A-CHA	2.20	127.71	123.86

Continued on next page...

Continued from previous page...

Mol	Chain	Res	Type	Atoms	Z	Observed(^{o})	Ideal(^{o})
85	LN	201	BCR	C33-C5-C6	-2.20	122.05	124.53
82	CD	201	PEB	OD-C4D-C3D	-2.20	124.47	129.46
82	GJ	202	PEB	CMB-C2B-C1B	2.20	128.46	125.06
85	KL	100	BCR	C1-C6-C7	2.20	122.01	115.78
87	AN	802	CLA	O2A-CGA-O1A	-2.20	118.03	123.59
87	AN	828	CLA	C2D-C1D-ND	-2.20	108.48	110.10
82	OF	203	PEB	C2B-C1B-NB	2.20	115.23	110.53
85	h6	102	BCR	C23-C24-C25	-2.20	121.01	127.20
82	jM	201	PEB	CHA-C4A-NA	2.20	127.83	125.20
84	MO	1001	CYC	CBC-CAC-C3C	-2.20	108.56	113.47
82	KQ	202	PEB	CHA-C1B-C2B	2.20	130.57	124.90
82	cG	202	PEB	CAB-C3B-C4B	2.20	128.91	125.01
82	IF	203	PEB	C2B-C1B-NB	2.20	115.23	110.53
85	B6	621	BCR	C16-C15-C14	-2.20	118.96	123.47
95	cL	502	DGD	C3G-O3G-C1D	-2.20	109.44	113.74
87	62	313	CLA	O2A-CGA-O1A	-2.20	117.81	123.30
82	AO	301	PEB	CAC-CBC-CGC	-2.20	107.58	113.76
87	AN	829	CLA	C2A-C1A-CHA	2.20	127.71	123.86
84	JH	1001	CYC	CBB-CAB-C3B	-2.20	106.36	112.43
82	WK	202	PEB	C2A-C1A-NA	2.20	110.17	108.27
82	F7	202	PEB	C2B-C1B-NB	2.20	115.23	110.53
82	vC	201	PEB	CAB-C3B-C4B	2.20	128.91	125.01
87	A2	822	CLA	C1B-CHB-C4A	-2.20	125.75	130.12
87	BN	819	CLA	O1D-CGD-CBD	2.20	128.99	124.48
82	fG	201	PEB	CAA-C3A-C4A	-2.20	107.02	112.67
82	TQ	203	PEB	CMB-C2B-C1B	2.20	128.46	125.06
82	LD	201	PEB	CAB-CBB-CGB	-2.20	108.86	113.60
87	I2	103	CLA	O2A-CGA-O1A	-2.20	118.03	123.59
85	AN	804	BCR	C16-C15-C14	-2.20	118.96	123.47
82	UE	203	PEB	CHC-C1D-ND	-2.20	111.39	113.95
82	U9	202	PEB	CMB-C2B-C1B	2.20	128.46	125.06
84	N1	1001	CYC	C1B-NB-C4B	-2.20	107.86	110.67
87	8N	306	CLA	O1A-CGA-CBA	2.20	130.16	123.08
82	D5	203	PEB	CAC-CBC-CGC	-2.20	107.59	113.76
82	V7	202	PEB	OD-C4D-C3D	-2.20	124.47	129.46
87	BL	623	CLA	C2A-C1A-CHA	2.20	127.71	123.86
87	8N	305	CLA	C2A-C1A-CHA	2.20	127.71	123.86
82	NA	203	PEB	CMA-C2A-C1A	-2.20	107.66	112.40
87	22	601	CLA	C1B-CHB-C4A	-2.20	125.76	130.12
82	fF	202	PEB	C1C-CHB-C4B	2.20	131.44	128.81
82	e1	201	PEB	CAB-C3B-C4B	2.20	128.90	125.01
82	V1	201	PEB	CBB-CAB-C3B	2.20	118.74	112.63

Continued on next page...

Continued from previous page...

Mol	Chain	Res	Type	Atoms	Z	Observed(^{o})	Ideal(^{o})
85	A6	401	BCR	C36-C18-C17	-2.20	119.84	122.92
82	HK	201	PEB	CBC-CAC-C2C	-2.20	108.86	112.62
82	RF	202	PEB	C2B-C1B-NB	2.20	115.23	110.53
87	4N	608	CLA	C2A-C1A-CHA	2.20	127.71	123.86
87	AL	405	CLA	C3A-C2A-C1A	2.20	104.64	101.34
95	BL	614	DGD	C3G-O3G-C1D	-2.20	109.44	113.74
82	e1	202	PEB	CHA-C1B-C2B	2.20	130.56	124.90
85	c6	602	BCR	C38-C26-C27	2.20	117.84	113.62
82	JA	201	PEB	CAB-CBB-CGB	-2.20	108.87	113.60
95	BL	607	DGD	O1G-C1A-C2A	2.20	118.81	111.91
92	ML	101	LMG	O8-C28-O10	-2.20	118.04	123.59
84	HO	1001	CYC	CAB-C3B-C2B	2.20	131.29	127.53
84	F3	1001	CYC	C2C-C3C-C4C	2.20	104.64	101.34
82	BB	202	PEB	CAB-C3B-C4B	2.20	128.90	125.01
82	F4	1002	PEB	OD-C4D-C3D	-2.20	124.47	129.46
82	WJ	203	PEB	C2B-C1B-NB	2.20	115.22	110.53
82	GI	201	PEB	CBA-CAA-C3A	-2.20	108.57	113.47
82	CK	203	PEB	CHC-C1D-ND	-2.20	111.39	113.95
82	KJ	201	PEB	CHA-C1B-C2B	2.20	130.56	124.90
82	K5	201	PEB	CBB-CAB-C3B	-2.20	106.51	112.63
85	C6	508	BCR	C35-C13-C14	-2.20	119.84	122.92
85	k6	102	BCR	C29-C30-C25	2.20	113.87	110.48
82	uF	203	PEB	CMB-C2B-C1B	2.20	128.45	125.06
82	NQ	203	PEB	OD-C4D-C3D	-2.20	124.48	129.46
87	82	305	CLA	O1A-CGA-CBA	2.20	130.15	123.08
82	DJ	202	PEB	C1B-C2B-C3B	-2.20	103.98	106.51
82	JM	202	PEB	C1B-C2B-C3B	-2.20	103.98	106.51
87	32	312	CLA	CHA-C1A-NA	-2.20	121.36	126.40
82	MB	201	PEB	CHA-C1B-C2B	2.20	130.56	124.90
82	QH	201	PEB	CAC-CBC-CGC	-2.20	107.59	113.76
82	IA	202	PEB	CHA-C1B-NB	-2.20	120.33	124.93
87	CL	510	CLA	CMC-C2C-C3C	2.20	132.09	126.12
85	CL	502	BCR	C2-C1-C6	2.20	113.87	110.48
87	5N	604	CLA	C2A-C1A-CHA	2.20	127.70	123.86
82	N7	203	PEB	CMA-C2A-C1A	-2.20	107.66	112.40
82	HM	202	PEB	CMB-C2B-C1B	2.20	128.45	125.06
82	H7	202	PEB	OD-C4D-C3D	-2.20	124.48	129.46
84	K1	1001	CYC	CHA-C1A-NA	-2.20	125.78	128.83
98	A2	842	PQN	C11-C12-C13	-2.20	123.13	126.79
87	3N	307	CLA	C2A-C1A-CHA	2.20	127.70	123.86
82	yF	301	PEB	CAB-CBB-CGB	-2.20	108.87	113.60
85	K6	102	BCR	C29-C30-C25	2.20	113.87	110.48

Continued on next page...

Continued from previous page...

Mol	Chain	Res	Type	Atoms	Z	Observed(^{o})	Ideal(^{o})
87	A6	402	CLA	O1D-CGD-CBD	2.20	128.98	124.48
82	BI	201	PEB	OD-C4D-C3D	-2.20	124.48	129.46
82	JP	201	PEB	CHA-C4A-NA	2.20	127.82	125.20
98	AN	842	PQN	C11-C12-C13	-2.20	123.13	126.79
82	mO	203	PEB	CAB-CBB-CGB	2.20	118.33	113.60
82	LQ	202	PEB	OA-C1A-C2A	-2.20	124.42	126.17
92	m6	103	LMG	O7-C10-O9	-2.20	118.39	123.70
85	B6	601	BCR	C23-C24-C25	-2.20	121.03	127.20
82	GJ	203	PEB	C2B-C1B-NB	2.20	115.22	110.53
82	OK	203	PEB	C2B-C1B-NB	2.20	115.22	110.53
82	cK	201	PEB	C2B-C1B-NB	2.20	115.22	110.53
84	L3	1001	CYC	C2C-C3C-C4C	2.20	104.63	101.34
84	O3	1001	CYC	C2C-C3C-C4C	2.20	104.63	101.34
82	BA	201	PEB	CHA-C4A-NA	2.20	127.82	125.20
82	F5	203	PEB	CHA-C4A-NA	-2.20	122.59	125.20
82	UJ	201	PEB	C2B-C1B-NB	2.20	115.22	110.53
82	J5	203	PEB	C1C-CHB-C4B	-2.20	126.18	128.81
82	YQ	201	PEB	OD-C4D-ND	-2.20	122.67	125.93
82	KF	202	PEB	OA-C1A-C2A	-2.20	124.43	126.17
82	WK	201	PEB	C2B-C1B-NB	2.20	115.22	110.53
82	PP	201	PEB	C2B-C1B-NB	2.20	115.22	110.53
82	qF	201	PEB	CAB-C3B-C4B	2.20	128.90	125.01
82	rC	202	PEB	OD-C4D-C3D	-2.20	124.48	129.46
82	fE	201	PEB	CAA-C3A-C4A	-2.20	107.03	112.67
82	gH	202	PEB	CMB-C2B-C1B	2.20	128.45	125.06
87	12	609	CLA	C1B-CHB-C4A	-2.20	125.77	130.12
82	z8	201	PEB	CAB-CBB-CGB	-2.20	108.88	113.60
87	c6	605	CLA	C1-C2-C3	-2.20	122.24	126.04
82	V9	201	PEB	CAB-C3B-C4B	2.20	128.89	125.01
82	zF	501	PEB	CAC-CBC-CGC	2.20	119.92	113.76
82	JI	202	PEB	CHB-C4B-C3B	-2.20	120.25	125.32
82	GJ	201	PEB	OD-C4D-C3D	-2.20	124.48	129.46
82	WJ	203	PEB	OD-C4D-C3D	-2.20	124.48	129.46
82	ND	204	PEB	CBA-CAA-C3A	-2.20	108.58	113.47
87	K6	101	CLA	O2A-CGA-O1A	-2.20	118.05	123.59
82	YE	202	PEB	CAC-C2C-C3C	2.20	133.56	127.25
85	b6	602	BCR	C2-C1-C6	2.20	113.86	110.48
87	1N	605	CLA	C1B-CHB-C4A	-2.20	125.77	130.12
82	v8	201	PEB	CHC-C1D-ND	-2.20	111.40	113.95
82	W1	203	PEB	CAB-C3B-C4B	2.20	128.89	125.01
87	B2	821	CLA	CAA-C2A-C1A	2.20	119.17	111.97
82	X7	203	PEB	C2A-C1A-NA	2.20	110.17	108.27

Continued on next page...

Continued from previous page...

Mol	Chain	Res	Type	Atoms	Z	Observed(^{o})	Ideal(^{o})
82	LD	201	PEB	C3B-C4B-NB	2.20	113.24	110.05
85	C6	507	BCR	C38-C26-C27	2.20	117.83	113.62
87	CL	503	CLA	C2D-C1D-ND	-2.20	108.49	110.10
82	CK	202	PEB	CAC-CBC-CGC	2.20	119.91	113.76
82	KJ	203	PEB	CAB-C3B-C4B	2.20	128.89	125.01
82	NP	201	PEB	CAB-C3B-C4B	2.20	128.89	125.01
87	7N	602	CLA	CMD-C2D-C1D	-2.20	120.84	124.71
85	b6	603	BCR	C16-C15-C14	-2.20	118.98	123.47
82	J9	203	PEB	CAA-C3A-C4A	2.20	118.31	112.67
82	UP	202	PEB	C3B-C4B-NB	2.20	113.24	110.05
82	LJ	202	PEB	CHA-C1B-NB	-2.19	120.34	124.93
85	BN	843	BCR	C33-C5-C4	2.19	117.83	113.62
87	7N	606	CLA	CMB-C2B-C3B	2.19	128.78	124.68
83	AM	304	PUB	CBA-CAA-C3A	-2.19	109.65	112.98
82	v8	202	PEB	C3B-C4B-NB	2.19	113.24	110.05
82	mG	203	PEB	CHC-C1D-ND	-2.19	111.40	113.95
82	CM	203	PEB	OD-C4D-C3D	-2.19	124.49	129.46
87	A2	828	CLA	C2D-C1D-ND	-2.19	108.49	110.10
87	c6	614	CLA	C2D-C1D-ND	-2.19	108.49	110.10
85	KN	104	BCR	C30-C25-C26	-2.19	119.52	122.61
87	A2	832	CLA	C1B-CHB-C4A	-2.19	125.77	130.12
82	VQ	203	PEB	CBD-CAD-C3D	-2.19	116.70	127.62
82	U1	202	PEB	C2B-C1B-NB	2.19	115.21	110.53
82	Y5	201	PEB	C2B-C1B-NB	2.19	115.21	110.53
82	BF	201	PEB	CMA-C2A-C1A	-2.19	107.67	112.40
82	yC	202	PEB	OD-C4D-C3D	-2.19	124.49	129.46
82	cG	201	PEB	CAB-CBB-CGB	-2.19	108.88	113.60
87	52	604	CLA	C2A-C1A-CHA	2.19	127.69	123.86
82	N9	201	PEB	CAB-C3B-C4B	2.19	128.89	125.01
83	A1	303	PUB	CAC-C2C-C1C	2.19	128.89	125.01
87	A2	819	CLA	C2C-C1C-NC	-2.19	107.92	109.97
82	U1	202	PEB	CMB-C2B-C1B	2.19	128.44	125.06
82	F9	202	PEB	C2B-C1B-NB	2.19	115.21	110.53
82	rF	201	PEB	CBC-CAC-C2C	-2.19	108.88	112.62
87	82	304	CLA	C2A-C1A-CHA	2.19	127.69	123.86
84	IO	1001	CYC	CHB-C1B-NB	-2.19	121.35	126.06
87	42	603	CLA	C2D-C1D-ND	-2.19	108.49	110.10
87	2N	308	CLA	CAA-C2A-C1A	2.19	119.16	111.97
87	R2	203	CLA	C1B-CHB-C4A	-2.19	125.77	130.12
87	1N	609	CLA	C1B-CHB-C4A	-2.19	125.77	130.12
83	xF	306	PUB	CHA-C1B-C2B	-2.19	126.60	130.34
82	QK	202	PEB	CAA-C3A-C4A	-2.19	107.04	112.67

Continued on next page...

Continued from previous page...

Mol	Chain	Res	Type	Atoms	Z	Observed(^{o})	Ideal(^{o})
82	EM	201	PEB	C2B-C1B-NB	2.19	115.21	110.53
82	NJ	201	PEB	CMA-C2A-C1A	-2.19	107.68	112.40
82	WM	201	PEB	C3B-C4B-NB	2.19	113.24	110.05
82	KK	202	PEB	OA-C1A-C2A	-2.19	124.43	126.17
85	K2	105	BCR	C30-C25-C26	-2.19	119.53	122.61
82	FM	201	PEB	CHA-C1B-NB	-2.19	120.35	124.93
82	WJ	201	PEB	CAB-CBB-CGB	-2.19	108.89	113.60
96	VL	201	HEM	C4D-ND-C1D	2.19	107.34	105.07
87	A2	802	CLA	C3A-C2A-C1A	2.19	104.62	101.34
82	gM	202	PEB	CAA-C3A-C4A	2.19	118.30	112.67
82	ZE	203	PEB	CHC-C1D-ND	-2.19	111.40	113.95
87	BN	822	CLA	CAA-C2A-C1A	2.19	119.16	111.97
82	TA	201	PEB	CMC-C3C-C2C	2.19	129.07	124.94
87	B2	823	CLA	CHD-C1D-ND	-2.19	122.44	124.45
87	IN	103	CLA	O2A-CGA-O1A	-2.19	118.06	123.59
87	B6	611	CLA	O2A-CGA-O1A	-2.19	118.06	123.59
82	CQ	201	PEB	C2B-C1B-NB	2.19	115.21	110.53
87	aL	605	CLA	C2D-C1D-ND	-2.19	108.49	110.10
95	B2	844	DGD	O6D-C5D-C6D	2.19	111.09	106.67
82	k1	202	PEB	OA-C1A-NA	2.19	127.60	124.94
84	73	1001	CYC	C2C-C3C-C4C	2.19	104.62	101.34
82	UO	201	PEB	CMA-C2A-C3A	-2.19	104.99	113.83
87	A2	838	CLA	O2A-CGA-O1A	-2.19	118.06	123.59
85	B2	843	BCR	C33-C5-C4	2.19	117.83	113.62
82	KK	203	PEB	O2C-CGC-CBC	2.19	121.07	114.03
83	xF	301	PUB	CBD-CAD-C3D	-2.19	106.39	112.43
82	ZG	203	PEB	CHC-C1D-ND	-2.19	111.40	113.95
82	bK	202	PEB	CHC-C4C-C3C	2.19	134.07	130.34
87	BL	609	CLA	O2A-CGA-O1A	-2.19	118.06	123.59
82	YG	202	PEB	CAC-C2C-C3C	2.19	133.54	127.25
82	iF	202	PEB	O2C-CGC-CBC	2.19	121.07	114.03
82	U7	202	PEB	CHA-C1B-NB	-2.19	120.35	124.93
82	zK	501	PEB	CAC-CBC-CGC	2.19	119.90	113.76
87	AN	806	CLA	CHD-C1D-ND	-2.19	122.44	124.45
87	BN	816	CLA	C2A-C1A-CHA	2.19	127.69	123.86
82	S5	201	PEB	CAC-C2C-C3C	2.19	133.54	127.25
82	J4	1002	PEB	C1B-C2B-C3B	-2.19	103.99	106.51
87	AN	826	CLA	CHA-C1A-NA	-2.19	121.38	126.40
87	42	610	CLA	CHA-C1A-NA	-2.19	121.38	126.40
82	O5	203	PEB	CAC-CBC-CGC	-2.19	107.62	113.76
82	UE	201	PEB	CAB-CBB-CGB	-2.19	108.89	113.60
82	DE	1002	PEB	OD-C4D-ND	-2.19	122.69	125.93

Continued on next page...

Continued from previous page...

Mol	Chain	Res	Type	Atoms	Z	Observed(^{o})	Ideal(^{o})
82	QM	202	PEB	OD-C4D-C3D	-2.19	124.50	129.46
85	bL	601	BCR	C33-C5-C6	-2.19	122.07	124.53
87	32	306	CLA	C2A-C1A-CHA	2.19	127.69	123.86
82	SH	201	PEB	CAB-C3B-C4B	2.19	128.88	125.01
82	PG	201	PEB	CMA-C2A-C1A	-2.19	107.68	112.40
87	bL	615	CLA	C7-C6-C5	-2.19	107.41	113.36
82	EP	202	PEB	CHA-C1B-NB	-2.19	120.35	124.93
87	2N	303	CLA	CHA-C1A-NA	-2.19	121.38	126.40
82	PM	201	PEB	CHA-C4A-NA	2.19	127.81	125.20
82	rK	201	PEB	CBC-CAC-C2C	-2.19	108.88	112.62
82	FP	201	PEB	CAB-C3B-C4B	2.19	128.88	125.01
82	HD	201	PEB	C2B-C1B-NB	2.19	115.20	110.53
82	OD	201	PEB	C2B-C1B-NB	2.19	115.20	110.53
87	AN	838	CLA	O2A-CGA-O1A	-2.19	118.07	123.59
87	A2	810	CLA	CMD-C2D-C1D	-2.19	120.86	124.71
87	AN	852	CLA	CHA-C1A-NA	-2.19	121.39	126.40
82	RB	201	PEB	C3B-C4B-NB	2.19	113.23	110.05
87	AL	405	CLA	CAA-C2A-C3A	-2.19	106.78	112.78
82	SB	203	PEB	CAB-CBB-CGB	-2.19	108.89	113.60
82	iO	202	PEB	OD-C4D-ND	-2.19	122.69	125.93
87	82	306	CLA	CHA-C1A-NA	-2.19	121.39	126.40
82	YF	203	PEB	CMA-C2A-C1A	-2.19	107.69	112.40
95	L6	102	DGD	C3G-O3G-C1D	-2.19	109.46	113.74
82	CD	201	PEB	C2B-C1B-NB	2.19	115.20	110.53
82	wF	301	PEB	CHA-C1B-NB	-2.19	120.36	124.93
82	r8	202	PEB	OD-C4D-C3D	-2.19	124.50	129.46
87	BN	813	CLA	O2A-CGA-O1A	-2.19	118.07	123.59
83	xK	306	PUB	CHA-C1B-C2B	-2.19	126.61	130.34
82	RF	202	PEB	C4B-NB-C1B	-2.19	102.39	106.51
82	PE	201	PEB	CMA-C2A-C1A	-2.19	107.69	112.40
82	fE	201	PEB	C2B-C1B-NB	2.19	115.20	110.53
82	gE	201	PEB	CAB-CBB-CGB	-2.19	108.89	113.60
92	CL	519	LMG	O1-C7-C8	-2.19	105.62	110.90
82	XF	201	PEB	C1B-C2B-C3B	-2.19	104.00	106.51
82	qK	202	PEB	OD-C4D-C3D	-2.19	124.50	129.46
82	BA	202	PEB	CHB-C4B-NB	-2.19	125.79	128.83
87	12	605	CLA	C1B-CHB-C4A	-2.19	125.78	130.12
84	NE	201	CYC	CBD-CAD-C3D	-2.19	108.89	112.62
87	cL	509	CLA	C2A-C1A-CHA	2.19	127.68	123.86
85	FL	101	BCR	C38-C26-C27	2.19	117.82	113.62
82	KB	302	PEB	CMA-C2A-C1A	-2.19	107.69	112.40
82	iF	202	PEB	OD-C4D-C3D	-2.19	124.50	129.46

Continued on next page...

Continued from previous page...

Mol	Chain	Res	Type	Atoms	Z	Observed(^{o})	Ideal(^{o})
82	AA	201	PEB	OD-C4D-C3D	-2.19	124.51	129.46
82	Z5	305	PEB	CHA-C4A-NA	-2.19	122.61	125.20
82	XM	201	PEB	CHA-C1B-C2B	2.19	130.52	124.90
82	rF	202	PEB	C2A-C1A-NA	2.19	110.16	108.27
82	HO	1002	PEB	CHC-C1D-ND	-2.19	111.41	113.95
84	J4	1001	CYC	CAD-CBD-CGD	-2.19	107.63	113.76
82	L4	1002	PEB	CAB-C3B-C4B	2.19	128.88	125.01
82	X9	201	PEB	CAB-C3B-C4B	2.19	128.88	125.01
85	B2	838	BCR	C12-C13-C14	-2.19	115.59	118.94
82	L5	202	PEB	OD-C4D-C3D	-2.19	124.51	129.46
87	72	604	CLA	C2A-C1A-CHA	2.19	127.68	123.86
82	BB	201	PEB	C3B-C4B-NB	2.19	113.23	110.05
82	pF	202	PEB	C1B-C2B-C3B	-2.19	104.00	106.51
82	mM	202	PEB	C1B-C2B-C3B	-2.19	104.00	106.51
82	cE	201	PEB	CAB-CBB-CGB	-2.19	108.90	113.60
87	CL	509	CLA	CHA-C1A-NA	-2.19	121.39	126.40
82	t8	201	PEB	C4B-C3B-C2B	-2.19	104.36	106.78
84	I4	1001	CYC	CHB-C1B-NB	-2.19	121.37	126.06
82	bH	202	PEB	CHA-C1B-C2B	2.19	130.52	124.90
87	8N	301	CLA	CHA-C1A-NA	-2.19	121.39	126.40
87	B2	812	CLA	O2A-CGA-O1A	-2.19	118.08	123.59
82	JP	201	PEB	CMB-C2B-C1B	2.19	128.43	125.06
82	H9	201	PEB	CMB-C2B-C1B	2.19	128.43	125.06
82	MB	202	PEB	C1B-C2B-C3B	-2.19	104.00	106.51
82	Y4	203	PEB	C1B-C2B-C3B	-2.19	104.00	106.51
84	W3	1001	CYC	C4A-C3A-C2A	-2.19	104.00	106.51
85	BN	842	BCR	C19-C18-C17	-2.19	115.59	118.94
95	AL	414	DGD	O6E-C5E-C4E	-2.18	105.73	109.69
84	DE	1001	CYC	C1B-CHB-C4A	-2.18	122.74	128.08
82	HJ	201	PEB	CAB-C3B-C4B	2.18	128.87	125.01
82	S5	201	PEB	C2C-C3C-C4C	-2.18	102.61	111.33
82	RQ	203	PEB	OD-C4D-ND	-2.18	122.69	125.93
95	AL	416	DGD	C1D-O6D-C5D	2.18	117.98	113.69
87	R2	201	CLA	CHA-C1A-NA	-2.18	121.39	126.40
85	B6	621	BCR	C15-C16-C17	-2.18	119.00	123.47
87	nL	101	CLA	C1B-CHB-C4A	-2.18	125.79	130.12
82	HQ	202	PEB	CAB-CBB-CGB	-2.18	108.90	113.60
85	b6	603	BCR	C35-C13-C14	-2.18	119.86	122.92
87	D6	403	CLA	C1-C2-C3	-2.18	122.27	126.04
87	b6	608	CLA	C1-C2-C3	-2.18	122.27	126.04
87	AN	822	CLA	CAA-C2A-C3A	-2.18	106.80	112.78
82	MM	202	PEB	C1B-C2B-C3B	-2.18	104.00	106.51

Continued on next page...

Continued from previous page...

Mol	Chain	Res	Type	Atoms	Z	Observed(^{o})	Ideal(^{o})
82	OD	202	PEB	CHA-C4A-NA	-2.18	122.61	125.20
82	SB	201	PEB	OD-C4D-C3D	-2.18	124.51	129.46
82	k1	202	PEB	OD-C4D-C3D	-2.18	124.51	129.46
87	22	608	CLA	CHA-C1A-NA	-2.18	121.40	126.40
82	eM	202	PEB	CAA-C3A-C2A	-2.18	108.80	114.26
82	UA	201	PEB	CMA-C2A-C1A	-2.18	107.69	112.40
87	72	606	CLA	C1B-CHB-C4A	-2.18	125.79	130.12
84	JH	1003	CYC	CHA-C1A-NA	-2.18	125.80	128.83
82	KF	203	PEB	CHB-C4B-C3B	-2.18	120.28	125.32
82	PH	202	PEB	CHA-C1B-NB	-2.18	120.36	124.93
82	P1	202	PEB	CHA-C1B-NB	-2.18	120.36	124.93
82	AQ	301	PEB	CMB-C2B-C1B	2.18	128.43	125.06
82	hO	201	PEB	CBA-CAA-C3A	-2.18	108.61	113.47
82	LJ	201	PEB	OD-C4D-C3D	-2.18	124.51	129.46
87	c6	606	CLA	O2A-CGA-O1A	-2.18	118.08	123.59
85	JN	103	BCR	C16-C15-C14	-2.18	119.00	123.47
82	QJ	202	PEB	CAA-C3A-C4A	-2.18	107.07	112.67
82	C9	201	PEB	CAB-C3B-C4B	2.18	128.87	125.01
82	O9	201	PEB	O1B-CGB-CBB	-2.18	116.07	123.08
87	B6	614	CLA	O2D-CGD-CBD	2.18	115.15	111.27
82	TJ	201	PEB	CMD-C2D-C3D	2.18	133.14	130.06
87	K2	101	CLA	O2A-CGA-O1A	-2.18	118.08	123.59
82	bH	201	PEB	C1C-CHB-C4B	2.18	131.42	128.81
82	BK	201	PEB	CMA-C2A-C1A	-2.18	107.70	112.40
82	hF	202	PEB	CHC-C4C-C3C	-2.18	126.61	130.34
82	LQ	201	PEB	CAB-CBB-CGB	-2.18	108.91	113.60
87	7N	601	CLA	C1B-CHB-C4A	-2.18	125.79	130.12
85	FN	202	BCR	C21-C20-C19	-2.18	116.41	123.22
82	ED	202	PEB	OD-C4D-C3D	-2.18	124.52	129.46
82	A7	201	PEB	OD-C4D-C3D	-2.18	124.52	129.46
82	QF	202	PEB	CAA-C3A-C4A	-2.18	107.07	112.67
87	C6	516	CLA	C1-C2-C3	-2.18	122.27	126.04
98	B2	837	PQN	C21-C20-C18	-2.18	108.86	115.92
82	CQ	201	PEB	CHB-C4B-NB	-2.18	125.80	128.83
82	L9	202	PEB	CMB-C2B-C1B	2.18	128.43	125.06
82	CF	202	PEB	CAB-C3B-C4B	2.18	128.87	125.01
82	WH	203	PEB	CAB-C3B-C4B	2.18	128.87	125.01
82	DK	203	PEB	CAB-C3B-C4B	2.18	128.87	125.01
82	R1	201	PEB	CAB-C3B-C4B	2.18	128.87	125.01
82	dF	202	PEB	CAB-C3B-C4B	2.18	128.87	125.01
84	IG	1001	CYC	CMC-C2C-C1C	-2.18	107.70	112.40
82	BF	201	PEB	O2B-CGB-CBB	2.18	121.04	114.03

Continued on next page...

Continued from previous page...

Mol	Chain	Res	Type	Atoms	Z	Observed(^{o})	Ideal(^{o})
92	CL	519	LMG	C1-O6-C5	2.18	117.97	113.69
82	qF	202	PEB	C2A-C1A-NA	2.18	110.15	108.27
82	QK	201	PEB	CMB-C2B-C3B	-2.18	120.19	126.12
84	EG	1001	CYC	CMC-C2C-C1C	-2.18	107.70	112.40
85	CL	501	BCR	C38-C26-C25	-2.18	122.08	124.53
85	J2	103	BCR	C16-C15-C14	-2.18	119.00	123.47
82	ZG	203	PEB	CHA-C1B-C2B	2.18	130.51	124.90
85	BL	616	BCR	C10-C11-C12	-2.18	116.41	123.22
87	72	601	CLA	C1B-CHB-C4A	-2.18	125.80	130.12
82	P9	201	PEB	CAB-C3B-C4B	2.18	128.87	125.01
82	H7	201	PEB	C3B-C4B-NB	2.18	113.22	110.05
82	J7	201	PEB	CAB-CBB-CGB	-2.18	108.91	113.60
82	wC	204	PEB	CMB-C2B-C1B	2.18	128.42	125.06
82	fE	203	PEB	OD-C4D-ND	-2.18	122.70	125.93
82	NM	202	PEB	CAC-CBC-CGC	-2.18	107.64	113.76
82	VI	203	PEB	CAD-C3D-C2D	-2.18	121.42	128.60
84	JH	1001	CYC	OC-C1C-C2C	-2.18	124.44	126.17
82	dK	202	PEB	C2A-C1A-NA	2.18	110.15	108.27
82	lJ	202	PEB	CAB-CBB-CGB	-2.18	108.91	113.60
82	V1	203	PEB	CAB-C3B-C4B	2.18	128.87	125.01
82	KJ	203	PEB	OD-C4D-C3D	-2.18	124.52	129.46
82	AP	202	PEB	CBA-CAA-C3A	-2.18	108.61	113.47
82	TH	202	PEB	OD-C4D-ND	-2.18	122.70	125.93
82	TA	202	PEB	CAB-CBB-CGB	-2.18	108.91	113.60
85	cL	518	BCR	C16-C15-C14	-2.18	119.01	123.47
82	CJ	201	PEB	CAB-C3B-C4B	2.18	128.87	125.01
84	M4	1001	CYC	CBC-CAC-C3C	-2.18	108.61	113.47
82	A4	301	PEB	CAC-CBC-CGC	-2.18	107.65	113.76
82	CF	203	PEB	CHA-C1B-NB	-2.18	120.37	124.93
87	dL	404	CLA	CAA-C2A-C3A	-2.18	106.81	112.78
87	cL	511	CLA	C1B-CHB-C4A	-2.18	125.80	130.12
82	L7	201	PEB	C3B-C4B-NB	2.18	113.22	110.05
94	aL	601	PL9	C25-C24-C23	-2.18	118.09	123.68
87	6N	612	CLA	O2A-CGA-O1A	-2.18	117.87	123.30
82	YJ	201	PEB	OD-C4D-C3D	-2.18	124.52	129.46
85	CL	502	BCR	C38-C26-C27	2.18	117.80	113.62
82	PE	201	PEB	C2B-C1B-NB	2.18	115.18	110.53
82	QB	201	PEB	OD-C4D-ND	-2.18	122.70	125.93
82	VA	202	PEB	OD-C4D-C3D	-2.18	124.52	129.46
82	MP	201	PEB	C4B-NB-C1B	-2.18	102.41	106.51
87	2N	309	CLA	CMC-C2C-C1C	-2.18	121.72	125.04
83	A4	303	PUB	CBA-CAA-C3A	-2.18	109.67	112.98

Continued on next page...

Continued from previous page...

Mol	Chain	Res	Type	Atoms	Z	Observed(^{o})	Ideal(^{o})
85	Z6	101	BCR	C8-C7-C6	-2.18	121.08	127.20
87	bL	622	CLA	O2A-CGA-O1A	-2.18	118.09	123.59
82	I9	201	PEB	CAB-C3B-C4B	2.18	128.86	125.01
82	YQ	202	PEB	C2B-C1B-NB	2.18	115.18	110.53
82	GM	201	PEB	OD-C4D-C3D	-2.18	124.53	129.46
87	LN	204	CLA	C1C-C2C-C3C	-2.18	104.67	106.96
85	F2	203	BCR	C35-C13-C14	-2.18	119.87	122.92
87	2N	312	CLA	C1B-CHB-C4A	-2.18	125.80	130.12
82	WA	202	PEB	OD-C4D-C3D	-2.18	124.53	129.46
82	iM	202	PEB	CHC-C1D-ND	-2.18	111.42	113.95
87	CL	510	CLA	C2D-C1D-ND	-2.18	108.50	110.10
82	VH	201	PEB	CBB-CAB-C3B	2.18	118.68	112.63
82	F5	201	PEB	CMC-C3C-C2C	2.18	129.05	124.94
82	lF	202	PEB	CAC-CBC-CGC	-2.18	107.65	113.76
82	S4	201	PEB	C4B-C3B-C2B	-2.18	104.37	106.78
82	sF	202	PEB	CHA-C4A-NA	2.18	127.79	125.20
98	BN	837	PQN	C21-C20-C18	-2.18	108.88	115.92
82	FM	201	PEB	CMB-C2B-C1B	2.18	128.42	125.06
83	AQ	302	PUB	CMD-C2D-C3D	2.18	131.03	127.77
87	12	611	CLA	C2A-C1A-CHA	2.18	127.67	123.86
82	OF	203	PEB	OD-C4D-C3D	-2.18	124.53	129.46
82	Z9	301	PEB	OA-C1A-C2A	-2.18	124.44	126.17
82	WM	202	PEB	CBA-CAA-C3A	-2.18	108.62	113.47
87	22	612	CLA	C1B-CHB-C4A	-2.18	125.81	130.12
87	B2	807	CLA	C1B-CHB-C4A	-2.18	125.81	130.12
82	cJ	202	PEB	CAA-C3A-C4A	2.18	118.26	112.67
82	FF	201	PEB	O2B-CGB-CBB	2.18	121.02	114.03
82	fG	201	PEB	CHA-C1B-NB	-2.18	120.38	124.93
84	DG	1001	CYC	C1B-CHB-C4A	-2.18	122.76	128.08
85	FN	202	BCR	C35-C13-C14	-2.18	119.87	122.92
87	32	310	CLA	CHA-C4D-ND	2.18	137.05	132.50
82	dF	201	PEB	CAA-C3A-C2A	-2.18	108.82	114.26
82	EQ	201	PEB	OD-C4D-ND	-2.18	122.71	125.93
87	B6	615	CLA	O2A-CGA-O1A	-2.18	118.10	123.59
87	82	304	CLA	C1B-CHB-C4A	-2.18	125.81	130.12
87	82	301	CLA	C1D-ND-C4D	-2.18	104.79	106.33
95	BL	614	DGD	O5D-C6D-C5D	2.18	113.07	109.05
82	OF	203	PEB	CHB-C4B-C3B	-2.18	120.29	125.32
82	aB	202	PEB	CAB-CBB-CGB	-2.18	108.92	113.60
95	CL	520	DGD	C4D-C3D-C2D	2.18	114.62	110.82
87	BN	802	CLA	CMC-C2C-C1C	-2.18	121.72	125.04
91	DL	405	PHO	O2A-CGA-CBA	2.18	118.74	111.91

Continued on next page...

Continued from previous page...

Mol	Chain	Res	Type	Atoms	Z	Observed(^{o})	Ideal(^{o})
87	A2	808	CLA	C16-C15-C13	-2.18	108.89	115.92
82	T7	201	PEB	C3B-C4B-NB	2.18	113.21	110.05
82	WB	402	PEB	OD-C4D-C3D	-2.18	124.53	129.46
85	A2	847	BCR	C40-C30-C25	-2.18	106.77	110.30
85	B2	841	BCR	C39-C30-C25	-2.18	106.77	110.30
82	XD	202	PEB	CAB-C3B-C4B	2.18	128.86	125.01
82	E9	201	PEB	CAB-C3B-C4B	2.18	128.86	125.01
82	dK	201	PEB	C1B-C2B-C3B	-2.18	104.01	106.51
84	JO	1001	CYC	CAD-CBD-CGD	-2.18	107.66	113.76
82	eG	203	PEB	O2C-CGC-CBC	2.18	121.02	114.03
82	XB	201	PEB	CHC-C1D-ND	-2.18	111.42	113.95
87	AN	836	CLA	O2A-CGA-O1A	-2.18	117.88	123.30
87	AN	815	CLA	CAA-C2A-C3A	-2.18	106.82	112.78
85	F2	203	BCR	C21-C20-C19	-2.18	116.43	123.22
82	qK	202	PEB	C3B-C4B-NB	2.18	113.21	110.05
82	eE	203	PEB	O2C-CGC-CBC	2.18	121.02	114.03
82	aB	201	PEB	CAB-C3B-C4B	2.18	128.86	125.01
82	zF	501	PEB	CAB-C3B-C4B	2.18	128.86	125.01
82	aH	202	PEB	C2A-C1A-NA	2.17	110.15	108.27
87	2N	308	CLA	CHA-C1A-NA	-2.17	121.42	126.40
82	XA	201	PEB	C4B-C3B-C2B	-2.17	104.38	106.78
88	DL	407	LHG	C5-O7-C7	-2.17	112.44	117.79
84	H4	1001	CYC	C1B-CHB-C4A	-2.17	122.77	128.08
82	VF	201	PEB	C1B-C2B-C3B	-2.17	104.01	106.51
82	R9	201	PEB	CAB-C3B-C4B	2.17	128.85	125.01
87	4N	607	CLA	C3A-C2A-C1A	2.17	104.60	101.34
82	KF	203	PEB	O2C-CGC-CBC	2.17	121.02	114.03
82	iK	202	PEB	O2C-CGC-CBC	2.17	121.02	114.03
87	RN	203	CLA	C1B-CHB-C4A	-2.17	125.81	130.12
82	1C	202	PEB	C3B-C4B-NB	2.17	113.21	110.05
82	QD	202	PEB	CHC-C4C-C3C	-2.17	126.63	130.34
84	j3	1001	CYC	CAB-C3B-C2B	2.17	131.25	127.53
82	EF	202	PEB	C2B-C1B-NB	2.17	115.17	110.53
82	MA	201	PEB	O1C-CGC-CBC	-2.17	116.10	123.08
82	WH	201	PEB	CMB-C2B-C1B	2.17	128.41	125.06
85	C6	508	BCR	C23-C22-C21	-2.17	115.61	118.94
87	cL	511	CLA	O2D-CGD-CBD	2.17	115.13	111.27
82	V1	202	PEB	CMA-C2A-C1A	-2.17	107.72	112.40
87	4N	608	CLA	C3C-C4C-NC	-2.17	108.13	110.57
82	B9	202	PEB	CAB-CBB-CGB	-2.17	108.92	113.60
87	B2	804	CLA	C2A-C1A-CHA	2.17	127.66	123.86
82	A9	202	PEB	C3B-C4B-NB	2.17	113.21	110.05

Continued on next page...

Continued from previous page...

Mol	Chain	Res	Type	Atoms	Z	Observed(^{o})	Ideal(^{o})
87	FN	205	CLA	CHA-C4D-ND	2.17	137.05	132.50
84	IO	1001	CYC	CHA-C1A-C2A	-2.17	120.30	125.32
83	NQ	201	PUB	CAC-C2C-C1C	2.17	128.85	125.01
87	3N	308	CLA	CHA-C1A-NA	-2.17	121.42	126.40
84	LO	1001	CYC	O2A-CGA-CBA	2.17	121.01	114.03
87	nL	101	CLA	CHC-C1C-NC	2.17	127.50	124.20
82	MF	201	PEB	CHB-C4B-C3B	-2.17	120.30	125.32
82	W5	201	PEB	OD-C4D-C3D	-2.17	124.54	129.46
82	aK	203	PEB	OD-C4D-ND	-2.17	122.71	125.93
82	lO	202	PEB	CBA-CAA-C3A	-2.17	108.63	113.47
84	G3	1001	CYC	C1B-NB-C4B	-2.17	107.90	110.67
82	UG	201	PEB	CAB-CBB-CGB	-2.17	108.93	113.60
82	PQ	201	PEB	CHB-C4B-C3B	-2.17	120.30	125.32
82	DQ	202	PEB	C2A-C1A-NA	2.17	110.15	108.27
82	DQ	202	PEB	CMD-C2D-C3D	2.17	133.13	130.06
82	gO	201	PEB	CAB-CBB-CGB	-2.17	108.93	113.60
92	JL	103	LMG	C7-O1-C1	-2.17	109.50	113.74
82	cM	202	PEB	CAA-C3A-C4A	2.17	118.25	112.67
82	sC	201	PEB	CBC-CAC-C2C	-2.17	108.91	112.62
82	b4	201	PEB	CAB-C3B-C4B	2.17	128.85	125.01
87	72	607	CLA	O2D-CGD-CBD	2.17	115.13	111.27
95	lL	101	DGD	O1G-C1A-O1A	-2.17	118.11	123.59
82	CJ	201	PEB	CAA-C3A-C2A	-2.17	108.83	114.26
87	7N	604	CLA	C2A-C1A-CHA	2.17	127.66	123.86
84	IE	1001	CYC	CMC-C2C-C1C	-2.17	107.72	112.40
82	XK	201	PEB	C1B-C2B-C3B	-2.17	104.01	106.51
82	UP	201	PEB	CMC-C3C-C2C	2.17	129.04	124.94
82	NM	201	PEB	CMC-C3C-C2C	-2.17	120.85	124.94
87	A2	827	CLA	CHD-C1D-ND	-2.17	122.46	124.45
82	XP	201	PEB	C2B-C1B-NB	2.17	115.16	110.53
87	2N	303	CLA	C3A-C2A-C1A	2.17	104.59	101.34
87	42	601	CLA	O2A-CGA-O1A	-2.17	117.89	123.30
82	S7	201	PEB	CHA-C4A-NA	2.17	127.79	125.20
82	PB	201	PEB	CAC-CBC-CGC	-2.17	107.67	113.76
87	6N	607	CLA	C2D-C1D-ND	-2.17	108.50	110.10
82	K9	201	PEB	CAB-C3B-C4B	2.17	128.85	125.01
82	T9	201	PEB	CAB-C3B-C4B	2.17	128.85	125.01
95	L6	102	DGD	C3G-C2G-C1G	-2.17	106.65	111.79
82	D4	1002	PEB	CHC-C1D-ND	-2.17	111.43	113.95
82	SH	203	PEB	CHA-C1B-NB	-2.17	120.39	124.93
87	BN	808	CLA	C1B-CHB-C4A	-2.17	125.82	130.12
87	A2	829	CLA	C2A-C1A-CHA	2.17	127.66	123.86

Continued on next page...

Continued from previous page...

Mol	Chain	Res	Type	Atoms	Z	Observed(^{o})	Ideal(^{o})
82	GK	202	PEB	CHA-C4A-NA	-2.17	122.62	125.20
96	v6	201	HEM	CHA-C4D-C3D	-2.17	121.25	125.33
84	EH	1001	CYC	CMC-C2C-C1C	-2.17	107.72	112.40
82	QJ	203	PEB	C1C-CHB-C4B	-2.17	126.22	128.81
82	FK	201	PEB	C1C-CHB-C4B	2.17	131.40	128.81
82	b1	201	PEB	C1C-CHB-C4B	2.17	131.40	128.81
84	j3	1001	CYC	C1B-NB-C4B	-2.17	107.91	110.67
91	dL	403	PHO	O1D-CGD-CBD	-2.17	121.12	124.74
84	BE	1002	CYC	OB-C4B-NB	-2.17	120.03	125.08
82	UJ	201	PEB	CAA-C3A-C4A	-2.17	107.10	112.67
82	gJ	201	PEB	C1B-C2B-C3B	-2.17	104.02	106.51
82	bF	202	PEB	CHC-C4C-C3C	2.17	134.04	130.34
87	A2	822	CLA	CAA-C2A-C3A	-2.17	106.83	112.78
82	PB	201	PEB	CMB-C2B-C1B	2.17	128.41	125.06
87	RN	201	CLA	CHA-C1A-NA	-2.17	121.43	126.40
87	A2	827	CLA	CAA-CBA-CGA	-2.17	106.91	113.25
84	J1	1001	CYC	CBB-CAB-C3B	-2.17	106.45	112.43
91	a6	613	PHO	O2D-CGD-O1D	-2.17	119.60	123.84
96	f6	101	HEM	CHA-C4D-C3D	-2.17	121.25	125.33
82	l4	202	PEB	C3B-C4B-NB	2.17	113.20	110.05
92	j6	101	LMG	O7-C10-O9	-2.17	118.46	123.70
82	DI	201	PEB	C1B-C2B-C3B	-2.17	104.02	106.51
82	eF	201	PEB	CAB-C3B-C4B	2.17	128.85	125.01
84	C1	1001	CYC	C1A-C2A-C3A	-2.17	104.38	106.78
87	C6	519	CLA	C1-C2-C3	-2.17	122.29	126.04
87	b6	616	CLA	O2A-CGA-O1A	-2.17	118.12	123.59
82	rK	202	PEB	C2A-C1A-NA	2.17	110.14	108.27
82	UE	203	PEB	OD-C4D-C3D	-2.17	124.55	129.46
82	RB	202	PEB	CHA-C1B-NB	-2.17	120.40	124.93
82	OP	203	PEB	C2B-C1B-NB	2.17	115.16	110.53
82	PO	202	PEB	CAC-CBC-CGC	-2.17	107.68	113.76
82	fG	203	PEB	OD-C4D-ND	-2.17	122.72	125.93
95	AL	416	DGD	O2G-C1B-O1B	-2.17	118.46	123.70
83	xK	306	PUB	C4B-CHB-C1C	2.17	131.40	128.81
84	p3	1001	CYC	C1B-NB-C4B	-2.17	107.91	110.67
82	AD	301	PEB	CMB-C2B-C1B	2.17	128.40	125.06
82	D7	202	PEB	CAB-C3B-C4B	2.17	128.84	125.01
87	4N	610	CLA	CHA-C1A-NA	-2.17	121.43	126.40
82	YA	303	PEB	CHB-C4B-C3B	2.17	130.33	125.32
85	c6	603	BCR	C19-C18-C17	2.17	122.27	118.94
84	L1	1001	CYC	CAA-CBA-CGA	2.17	118.27	113.60
82	kH	202	PEB	OD-C4D-C3D	-2.17	124.55	129.46

Continued on next page...

Continued from previous page...

Mol	Chain	Res	Type	Atoms	Z	Observed(^{o})	Ideal(^{o})
82	gG	201	PEB	CHC-C1D-ND	-2.17	111.43	113.95
82	y8	202	PEB	OD-C4D-C3D	-2.17	124.55	129.46
82	QF	201	PEB	CMB-C2B-C3B	-2.17	120.23	126.12
82	JF	201	PEB	C3B-C4B-NB	2.17	113.20	110.05
84	e3	1001	CYC	C1B-NB-C4B	-2.17	107.91	110.67
87	c6	609	CLA	O2A-CGA-O1A	-2.17	118.12	123.59
82	N7	201	PEB	CBC-CAC-C2C	-2.17	108.92	112.62
82	aJ	203	PEB	CHA-C1B-NB	-2.17	120.40	124.93
82	FQ	202	PEB	CBA-CAA-C3A	-2.17	108.64	113.47
82	RD	203	PEB	OD-C4D-ND	-2.17	122.72	125.93
82	eK	201	PEB	CHC-C1D-ND	-2.17	111.43	113.95
82	TA	201	PEB	C3B-C4B-NB	2.17	113.20	110.05
82	hJ	203	PEB	CHA-C4A-NA	-2.17	122.63	125.20
82	PQ	203	PEB	OD-C4D-C3D	-2.17	124.55	129.46
82	d1	202	PEB	OD-C4D-C3D	-2.17	124.55	129.46
82	hK	202	PEB	CHC-C4C-C3C	-2.17	126.64	130.34
82	HM	202	PEB	O2B-CGB-CBB	2.17	120.99	114.03
85	c6	617	BCR	C1-C6-C5	-2.17	119.56	122.61
82	RP	202	PEB	CAB-C3B-C4B	2.17	128.84	125.01
82	m1	201	PEB	CAB-C3B-C4B	2.17	128.84	125.01
82	G9	201	PEB	CAB-C3B-C4B	2.17	128.84	125.01
87	CL	503	CLA	CHA-C1A-NA	-2.17	121.44	126.40
87	c6	613	CLA	C2D-C1D-ND	-2.17	108.51	110.10
94	A6	410	PL9	C25-C24-C23	-2.17	118.12	123.68
82	CF	202	PEB	CAC-CBC-CGC	2.17	119.83	113.76
82	qK	201	PEB	C3B-C4B-NB	2.17	113.20	110.05
82	RD	203	PEB	CAA-C3A-C4A	-2.17	107.11	112.67
82	eK	202	PEB	CMB-C2B-C3B	-2.17	120.23	126.12
82	QM	204	PEB	CHA-C1B-NB	-2.17	120.40	124.93
82	l4	202	PEB	CBA-CAA-C3A	-2.17	108.64	113.47
82	RP	201	PEB	CAB-C3B-C4B	2.17	128.84	125.01
82	cK	203	PEB	CAC-CBC-CGC	-2.17	107.69	113.76
82	DE	1002	PEB	CAA-C3A-C2A	-2.17	108.85	114.26
85	BN	841	BCR	C39-C30-C25	-2.17	106.78	110.30
82	VP	202	PEB	CAB-CBB-CGB	-2.17	108.94	113.60
82	BK	201	PEB	O2B-CGB-CBB	2.17	120.99	114.03
87	K2	106	CLA	C2A-C1A-CHA	2.17	127.65	123.86
82	aB	202	PEB	CHA-C1B-NB	-2.17	120.40	124.93
82	dD	401	PEB	CMA-C2A-C1A	-2.17	107.73	112.40
85	L2	205	BCR	C23-C24-C25	-2.17	121.12	127.20
87	CL	513	CLA	C3C-C4C-NC	-2.17	108.14	110.57
87	bL	618	CLA	C1B-CHB-C4A	-2.17	125.83	130.12

Continued on next page...

Continued from previous page...

Mol	Chain	Res	Type	Atoms	Z	Observed(^{o})	Ideal(^{o})
87	b6	610	CLA	CHB-C4A-NA	2.17	127.51	124.51
84	v3	1001	CYC	C1B-NB-C4B	-2.17	107.91	110.67
84	GE	1001	CYC	CHA-C1A-C2A	-2.17	120.32	125.32
87	bL	613	CLA	C2A-C1A-CHA	2.17	127.65	123.86
82	PH	202	PEB	C2A-C1A-NA	2.17	110.14	108.27
82	NI	201	PEB	C2A-C1A-NA	2.17	110.14	108.27
84	HO	1001	CYC	C1B-CHB-C4A	-2.17	122.79	128.08
82	N7	203	PEB	CHC-C4C-C3C	-2.17	126.64	130.34
82	SO	201	PEB	CAB-C3B-C4B	2.17	128.84	125.01
82	zK	501	PEB	CAB-C3B-C4B	2.17	128.84	125.01
87	RN	201	CLA	O2A-CGA-O1A	-2.17	117.90	123.30
82	PE	202	PEB	CAA-C3A-C4A	-2.17	107.11	112.67
87	42	608	CLA	C2A-C1A-CHA	2.17	127.64	123.86
82	QK	201	PEB	OD-C4D-C3D	-2.17	124.56	129.46
87	42	607	CLA	C3A-C2A-C1A	2.17	104.58	101.34
87	AN	827	CLA	CAA-CBA-CGA	-2.17	106.93	113.25
91	D6	404	PHO	O1D-CGD-CBD	-2.17	121.13	124.74
84	T3	1001	CYC	C1B-NB-C4B	-2.17	107.91	110.67
82	OJ	202	PEB	CMB-C2B-C1B	2.16	128.40	125.06
87	A2	852	CLA	CHA-C1A-NA	-2.16	121.44	126.40
82	wF	303	PEB	CHA-C4A-NA	2.16	127.78	125.20
82	YM	202	PEB	CMA-C2A-C1A	-2.16	107.74	112.40
87	7N	610	CLA	C2A-C1A-CHA	2.16	127.64	123.86
82	NK	202	PEB	C2A-C1A-NA	2.16	110.14	108.27
82	kM	202	PEB	CAA-C3A-C2A	-2.16	108.85	114.26
83	xK	301	PUB	CBD-CAD-C3D	-2.16	106.46	112.43
85	FN	204	BCR	C15-C14-C13	-2.16	124.22	127.31
84	LG	1001	CYC	CHB-C1B-NB	-2.16	121.41	126.06
84	W3	1001	CYC	C2A-C1A-NA	2.16	113.20	110.05
82	MP	202	PEB	CAB-CBB-CGB	-2.16	108.95	113.60
87	R2	202	CLA	C2A-C1A-CHA	2.16	127.64	123.86
82	rK	202	PEB	CMC-C3C-C2C	-2.16	120.86	124.94
82	fM	203	PEB	C2B-C1B-NB	2.16	115.15	110.53
82	eK	202	PEB	CAC-C2C-C3C	2.16	133.46	127.25
82	UA	202	PEB	CHA-C1B-NB	-2.16	120.41	124.93
82	MF	201	PEB	CHA-C1B-NB	-2.16	120.41	124.93
87	AN	808	CLA	C16-C15-C13	-2.16	108.92	115.92
87	AN	819	CLA	C2C-C1C-NC	-2.16	107.94	109.97
82	tF	201	PEB	CMA-C2A-C1A	-2.16	107.74	112.40
82	Y7	301	PEB	OD-C4D-ND	-2.16	122.72	125.93
87	32	307	CLA	CHA-C1A-NA	-2.16	121.44	126.40
82	rF	202	PEB	CMC-C3C-C2C	-2.16	120.86	124.94

Continued on next page...

Continued from previous page...

Mol	Chain	Res	Type	Atoms	Z	Observed(^{o})	Ideal(^{o})
84	R3	1001	CYC	C1B-NB-C4B	-2.16	107.91	110.67
84	c3	1001	CYC	C1B-NB-C4B	-2.16	107.91	110.67
87	12	607	CLA	C2A-C1A-CHA	2.16	127.64	123.86
82	hG	203	PEB	OD-C4D-C3D	-2.16	124.56	129.46
82	PJ	202	PEB	C2A-C1A-NA	2.16	110.14	108.27
87	7N	606	CLA	C1B-CHB-C4A	-2.16	125.83	130.12
87	K6	101	CLA	CHD-C1D-ND	-2.16	122.47	124.45
85	BN	843	BCR	C11-C12-C13	-2.16	120.34	126.42
82	FF	201	PEB	C1C-CHB-C4B	2.16	131.39	128.81
82	QE	202	PEB	C4B-C3B-C2B	-2.16	104.39	106.78
82	m1	201	PEB	CHB-C4B-NB	-2.16	125.83	128.83
82	L5	203	PEB	OD-C4D-ND	-2.16	122.73	125.93
82	UI	201	PEB	CAA-C3A-C2A	-2.16	108.86	114.26
82	QB	204	PEB	CHA-C1B-NB	-2.16	120.41	124.93
82	kH	202	PEB	CHB-C4B-C3B	-2.16	120.32	125.32
87	2N	301	CLA	CMA-C3A-C2A	-2.16	105.10	113.83
83	AM	304	PUB	CMD-C2D-C3D	2.16	131.01	127.77
84	L4	1001	CYC	O2A-CGA-CBA	2.16	120.98	114.03
82	YD	202	PEB	C2B-C1B-NB	2.16	115.14	110.53
82	DG	1002	PEB	CAA-C3A-C2A	-2.16	108.86	114.26
92	m6	101	LMG	O8-C28-O10	-2.16	118.14	123.59
87	8N	302	CLA	C1D-ND-C4D	-2.16	104.80	106.33
87	c6	609	CLA	CHD-C1D-ND	-2.16	122.47	124.45
94	D6	408	PL9	C12-C13-C14	-2.16	122.45	127.66
82	PG	201	PEB	C2B-C1B-NB	2.16	115.14	110.53
82	KP	202	PEB	C4B-NB-C1B	-2.16	102.44	106.51
82	TE	201	PEB	CMA-C2A-C1A	-2.16	107.74	112.40
87	22	610	CLA	C1B-CHB-C4A	-2.16	125.83	130.12
87	RN	202	CLA	C2A-C1A-CHA	2.16	127.64	123.86
84	BG	1002	CYC	OB-C4B-NB	-2.16	120.05	125.08
82	TH	202	PEB	CAB-CBB-CGB	-2.16	108.95	113.60
82	J9	201	PEB	CAA-C3A-C2A	-2.16	108.86	114.26
82	FP	202	PEB	C1B-C2B-C3B	-2.16	104.03	106.51
82	A9	201	PEB	CAB-C3B-C4B	2.16	128.83	125.01
82	eG	203	PEB	CAB-C3B-C4B	2.16	128.83	125.01
82	KD	201	PEB	CHA-C1B-NB	-2.16	120.41	124.93
82	HO	1002	PEB	CHA-C1B-NB	-2.16	120.41	124.93
82	CJ	203	PEB	CAA-C3A-C4A	-2.16	107.12	112.67
87	C6	518	CLA	C1B-CHB-C4A	-2.16	125.84	130.12
82	OK	203	PEB	CHB-C4B-C3B	-2.16	120.33	125.32
83	AJ	303	PUB	CMC-C3C-C4C	2.16	132.85	126.37
82	PD	203	PEB	OD-C4D-C3D	-2.16	124.56	129.46

Continued on next page...

Continued from previous page...

Mol	Chain	Res	Type	Atoms	Z	Observed(^{o})	Ideal(^{o})
98	B2	837	PQN	C5-C4-C3	2.16	122.38	118.42
82	W1	201	PEB	CMB-C2B-C1B	2.16	128.39	125.06
85	bL	603	BCR	C21-C20-C19	-2.16	116.47	123.22
83	AH	303	PUB	CAC-C2C-C1C	2.16	128.83	125.01
87	6N	608	CLA	CHA-C4D-ND	2.16	137.02	132.50
87	4N	603	CLA	C2D-C1D-ND	-2.16	108.51	110.10
87	B2	823	CLA	O1D-CGD-CBD	2.16	128.90	124.48
87	4N	601	CLA	O2A-CGA-O1A	-2.16	117.92	123.30
87	a6	608	CLA	CHD-C1D-ND	-2.16	122.47	124.45
82	R9	202	PEB	C3B-C4B-NB	2.16	113.19	110.05
82	P1	202	PEB	CBC-CAC-C2C	2.16	116.31	112.62
82	MD	202	PEB	CAB-CBB-CGB	-2.16	108.95	113.60
82	M9	301	PEB	C1B-C2B-C3B	-2.16	104.03	106.51
87	BN	821	CLA	O2D-CGD-CBD	2.16	115.11	111.27
82	L4	1002	PEB	CHA-C4A-NA	2.16	127.77	125.20
82	FD	201	PEB	CAB-C3B-C4B	2.16	128.83	125.01
82	aJ	202	PEB	CAA-C3A-C2A	-2.16	108.86	114.26
82	EM	203	PEB	OD-C4D-ND	-2.16	122.73	125.93
87	BN	805	CLA	CMD-C2D-C3D	2.16	132.58	127.61
84	M1	201	CYC	CHA-C1A-NA	-2.16	125.83	128.83
87	B6	610	CLA	O2A-CGA-O1A	-2.16	118.14	123.59
87	L2	204	CLA	C1C-C2C-C3C	-2.16	104.69	106.96
82	KK	203	PEB	CHB-C4B-C3B	-2.16	120.33	125.32
82	U7	202	PEB	C2B-C1B-NB	2.16	115.14	110.53
87	82	306	CLA	C3A-C2A-C1A	2.16	104.57	101.34
82	TO	203	PEB	CMB-C2B-C1B	2.16	128.39	125.06
87	BL	605	CLA	O2A-CGA-O1A	-2.16	118.14	123.59
82	YD	201	PEB	OD-C4D-ND	-2.16	122.73	125.93
87	62	308	CLA	C2D-C1D-ND	-2.16	108.51	110.10
82	UD	201	PEB	CAB-C3B-C4B	2.16	128.83	125.01
82	DF	203	PEB	CAB-C3B-C4B	2.16	128.83	125.01
85	B2	843	BCR	C11-C12-C13	-2.16	120.35	126.42
82	Y9	201	PEB	CHC-C4C-C3C	-2.16	126.66	130.34
87	22	602	CLA	C3A-C2A-C1A	2.16	104.57	101.34
88	C6	505	LHG	C5-O7-C7	-2.16	112.48	117.79
85	AN	847	BCR	C40-C30-C25	-2.16	106.80	110.30
87	72	605	CLA	C2A-C1A-CHA	2.16	127.63	123.86
82	BK	202	PEB	C2B-C1B-NB	2.16	115.14	110.53
82	NA	201	PEB	CBC-CAC-C2C	-2.16	108.94	112.62
82	fG	201	PEB	CBC-CAC-C2C	-2.16	108.94	112.62
82	Q5	203	PEB	OA-C1A-C2A	-2.16	124.46	126.17
82	W7	202	PEB	OD-C4D-C3D	-2.16	124.57	129.46

Continued on next page...

Continued from previous page...

Mol	Chain	Res	Type	Atoms	Z	Observed(^{o})	Ideal(^{o})
87	cL	510	CLA	CHC-C1C-NC	2.16	127.48	124.20
82	LO	1002	PEB	CHB-C4B-C3B	-2.16	120.33	125.32
82	W9	202	PEB	C3B-C4B-NB	2.16	113.19	110.05
87	62	303	CLA	C2A-C1A-CHA	2.16	127.63	123.86
82	VJ	202	PEB	CAA-C3A-C2A	-2.16	108.87	114.26
82	EQ	202	PEB	OD-C4D-C3D	-2.16	124.57	129.46
82	iK	202	PEB	OD-C4D-C3D	-2.16	124.57	129.46
82	dM	202	PEB	CHA-C1B-NB	-2.16	120.42	124.93
82	P4	201	PEB	CHB-C4B-C3B	-2.16	120.34	125.32
82	wK	301	PEB	C2B-C1B-NB	2.16	115.13	110.53
82	AE	301	PEB	CHA-C4A-NA	-2.16	122.64	125.20
82	BJ	301	PEB	CAC-CBC-CGC	-2.16	107.71	113.76
84	t3	1001	CYC	C1B-NB-C4B	-2.16	107.92	110.67
82	MQ	202	PEB	CAB-CBB-CGB	-2.16	108.96	113.60
82	a4	201	PEB	CAB-CBB-CGB	-2.16	108.96	113.60
96	vL	201	HEM	C4D-ND-C1D	2.16	107.30	105.07
82	kJ	202	PEB	O2B-CGB-CBB	2.16	120.96	114.03
87	42	608	CLA	C3C-C4C-NC	-2.16	108.15	110.57
82	lK	202	PEB	CAC-CBC-CGC	-2.16	107.71	113.76
82	OQ	201	PEB	OD-C4D-ND	-2.16	122.73	125.93
84	L3	1001	CYC	CAB-C3B-C2B	2.16	131.22	127.53
82	J9	201	PEB	O1B-CGB-CBB	-2.16	116.15	123.08
82	lM	202	PEB	CAB-CBB-CGB	-2.16	108.96	113.60
82	TQ	201	PEB	C3B-C4B-NB	2.16	113.19	110.05
82	aB	202	PEB	CHA-C4A-NA	-2.16	122.64	125.20
82	OK	201	PEB	C2B-C1B-NB	2.16	115.13	110.53
84	d3	1001	CYC	C1B-NB-C4B	-2.16	107.92	110.67
82	tF	202	PEB	C1B-C2B-C3B	-2.16	104.03	106.51
82	tK	202	PEB	C1B-C2B-C3B	-2.16	104.03	106.51
82	P4	202	PEB	CAC-CBC-CGC	-2.16	107.71	113.76
84	I3	1001	CYC	CAB-C3B-C2B	2.16	131.22	127.53
82	T7	202	PEB	CAB-CBB-CGB	-2.16	108.96	113.60
83	AD	302	PUB	C1D-CHC-C4C	-2.16	108.68	113.37
84	I1	1001	CYC	CAC-C3C-C2C	2.16	119.65	114.26
82	HF	202	PEB	C4B-NB-C1B	-2.16	102.45	106.51
82	BF	202	PEB	C2B-C1B-NB	2.16	115.13	110.53
82	AJ	301	PEB	C2B-C1B-NB	2.16	115.13	110.53
82	OQ	201	PEB	C2B-C1B-NB	2.16	115.13	110.53
85	b6	601	BCR	C37-C22-C21	-2.16	119.90	122.92
82	PH	202	PEB	CBC-CAC-C2C	2.16	116.30	112.62
87	8N	302	CLA	CHA-C1A-NA	-2.16	121.46	126.40
82	JB	201	PEB	OA-C1A-C2A	-2.16	124.46	126.17

Continued on next page...

Continued from previous page...

Mol	Chain	Res	Type	Atoms	Z	Observed(^{o})	Ideal(^{o})
82	SA	201	PEB	CHA-C4A-NA	2.16	127.77	125.20
82	X7	201	PEB	C1B-C2B-C3B	-2.16	104.03	106.51
82	LK	202	PEB	C2B-C1B-NB	2.16	115.13	110.53
87	BN	805	CLA	C2A-C1A-CHA	2.16	127.63	123.86
85	IN	101	BCR	C36-C18-C19	2.16	121.47	118.08
82	QM	202	PEB	CHB-C4B-C3B	-2.15	120.34	125.32
82	F4	1002	PEB	CHB-C4B-C3B	-2.15	120.34	125.32
82	H9	201	PEB	O1B-CGB-CBB	-2.15	116.16	123.08
87	DL	406	CLA	C2A-C1A-CHA	2.15	127.63	123.86
82	i4	202	PEB	OD-C4D-ND	-2.15	122.74	125.93
95	J6	101	DGD	O6D-C5D-C6D	2.15	111.02	106.67
84	LE	1001	CYC	CHB-C1B-NB	-2.15	121.43	126.06
82	DA	202	PEB	CAB-C3B-C4B	2.15	128.82	125.01
83	A4	303	PUB	CAC-C2C-C1C	2.15	128.82	125.01
83	AQ	302	PUB	C1D-CHC-C4C	-2.15	108.68	113.37
82	pK	202	PEB	CHC-C1D-ND	-2.15	111.44	113.95
82	gF	201	PEB	OD-C4D-C3D	-2.15	124.58	129.46
87	R2	201	CLA	O2A-CGA-O1A	-2.15	117.93	123.30
87	22	605	CLA	CMA-C3A-C2A	-2.15	105.14	113.83
82	UF	201	PEB	O2C-CGC-CBC	2.15	120.95	114.03
82	PD	201	PEB	CHB-C4B-C3B	-2.15	120.34	125.32
82	JM	202	PEB	CAA-C3A-C2A	-2.15	108.88	114.26
84	J3	1001	CYC	C1B-NB-C4B	-2.15	107.93	110.67
84	i3	1001	CYC	C1B-NB-C4B	-2.15	107.93	110.67
84	73	1001	CYC	CAB-C3B-C2B	2.15	131.21	127.53
82	WE	202	PEB	CHB-C4B-NB	-2.15	125.84	128.83
82	IP	201	PEB	CHB-C4B-NB	-2.15	125.84	128.83
82	PQ	201	PEB	CHB-C4B-NB	-2.15	125.84	128.83
82	KE	201	PEB	CAB-C3B-C4B	2.15	128.82	125.01
82	O1	201	PEB	CAB-C3B-C4B	2.15	128.82	125.01
84	KG	202	CYC	CBD-CAD-C3D	-2.15	108.94	112.62
87	c6	611	CLA	CHD-C1D-ND	-2.15	122.47	124.45
82	FK	201	PEB	CAA-C3A-C2A	-2.15	108.88	114.26
84	C3	1001	CYC	C1B-NB-C4B	-2.15	107.93	110.67
84	E3	1001	CYC	C1B-NB-C4B	-2.15	107.93	110.67
82	M9	302	PEB	OA-C1A-C2A	-2.15	124.46	126.17
82	XQ	201	PEB	C2B-C1B-NB	2.15	115.12	110.53
82	jG	201	PEB	CAB-C3B-C4B	2.15	128.82	125.01
84	EE	1001	CYC	CMC-C2C-C1C	-2.15	107.76	112.40
82	EI	201	PEB	C2A-C1A-NA	2.15	110.13	108.27
82	iF	203	PEB	CAB-CBB-CGB	-2.15	108.97	113.60
87	72	607	CLA	O1D-CGD-CBD	2.15	128.89	124.48

Continued on next page...

Continued from previous page...

Mol	Chain	Res	Type	Atoms	Z	Observed(^{o})	Ideal(^{o})
87	B2	815	CLA	C1B-CHB-C4A	-2.15	125.85	130.12
84	D3	1001	CYC	CAB-C3B-C2B	2.15	131.21	127.53
82	fO	202	PEB	CBA-CAA-C3A	-2.15	108.67	113.47
82	T4	201	PEB	CHA-C4A-NA	2.15	127.76	125.20
82	TG	201	PEB	CMA-C2A-C1A	-2.15	107.76	112.40
95	C6	503	DGD	C1E-C2E-C3E	2.15	114.48	110.00
84	BE	1002	CYC	CMA-C3A-C2A	-2.15	120.28	126.12
82	N7	203	PEB	C1B-C2B-C3B	-2.15	104.04	106.51
82	gG	201	PEB	CAB-CBB-CGB	-2.15	108.97	113.60
82	EP	201	PEB	CHB-C4B-C3B	-2.15	120.35	125.32
82	CK	202	PEB	CAB-C3B-C4B	2.15	128.81	125.01
82	j1	203	PEB	CAB-C3B-C4B	2.15	128.81	125.01
87	LN	202	CLA	CMA-C3A-C4A	2.15	117.56	111.77
82	T1	202	PEB	CHC-C4C-C3C	-2.15	126.67	130.34
82	UG	203	PEB	OD-C4D-C3D	-2.15	124.59	129.46
92	b6	619	LMG	O7-C10-O9	-2.15	118.50	123.70
82	t8	201	PEB	CAC-CBC-CGC	-2.15	107.73	113.76
82	mE	203	PEB	C1B-C2B-C3B	-2.15	104.04	106.51
82	x8	202	PEB	CHB-C4B-C3B	2.15	130.29	125.32
82	PO	203	PEB	CAB-CBB-CGB	2.15	118.23	113.60
85	KN	101	BCR	C32-C1-C6	-2.15	106.81	110.30
82	V9	202	PEB	C3B-C4B-NB	2.15	113.18	110.05
84	H3	1001	CYC	C1B-NB-C4B	-2.15	107.93	110.67
84	I1	1001	CYC	CHB-C4A-C3A	2.15	130.43	124.90
82	U1	201	PEB	OD-C4D-ND	-2.15	122.74	125.93
82	KD	201	PEB	CAB-C3B-C4B	2.15	128.81	125.01
82	VH	202	PEB	CAB-C3B-C4B	2.15	128.81	125.01
87	aL	605	CLA	C11-C12-C13	-2.15	108.97	115.92
82	TO	201	PEB	CHA-C4A-NA	2.15	127.76	125.20
87	82	301	CLA	CHA-C1A-NA	-2.15	121.47	126.40
82	RQ	203	PEB	CAA-C3A-C4A	-2.15	107.15	112.67
84	S3	1001	CYC	CAB-C3B-C2B	2.15	131.21	127.53
84	k3	1001	CYC	CAB-C3B-C2B	2.15	131.21	127.53
87	7N	605	CLA	C2A-C1A-CHA	2.15	127.62	123.86
82	VD	201	PEB	CAB-C3B-C4B	2.15	128.81	125.01
103	82	309	ZEX	C39-C29-C30	-2.15	119.91	122.92
87	L2	202	CLA	CMA-C3A-C4A	2.15	117.55	111.77
94	a6	601	PL9	C35-C34-C36	2.15	118.89	115.27
84	L3	1001	CYC	C1B-NB-C4B	-2.15	107.93	110.67
82	ZJ	202	PEB	CAA-C3A-C2A	-2.15	108.89	114.26
82	GJ	202	PEB	CBC-CAC-C2C	-2.15	108.95	112.62
82	GK	202	PEB	CHA-C1B-NB	-2.15	120.44	124.93

Continued on next page...

Continued from previous page...

Mol	Chain	Res	Type	Atoms	Z	Observed(^{o})	Ideal(^{o})
87	A2	851	CLA	O2A-CGA-O1A	-2.15	118.17	123.59
87	A2	831	CLA	CMC-C2C-C1C	-2.15	121.77	125.04
87	1N	607	CLA	C2A-C1A-CHA	2.15	127.62	123.86
82	LO	1002	PEB	CHA-C4A-NA	2.15	127.76	125.20
87	BL	619	CLA	CAA-C2A-C3A	-2.15	106.89	112.78
82	JI	201	PEB	CAB-CBB-CGB	2.15	118.23	113.60
87	F2	205	CLA	C6-C7-C8	-2.15	108.97	115.92
82	GF	202	PEB	CHA-C1B-NB	-2.15	120.44	124.93
84	y3	1001	CYC	C4A-C3A-C2A	-2.15	104.04	106.51
82	OJ	203	PEB	C2B-C1B-NB	2.15	115.12	110.53
85	CL	501	BCR	C19-C18-C17	-2.15	115.64	118.94
82	IB	203	PEB	CAB-CBB-CGB	-2.15	108.98	113.60
85	B6	601	BCR	C10-C11-C12	-2.15	116.51	123.22
88	m6	102	LHG	C6-C5-C4	-2.15	106.70	111.79
82	QI	201	PEB	CAB-C3B-C4B	2.15	128.81	125.01
87	8N	308	CLA	CAA-C2A-C3A	-2.15	106.89	112.78
82	W1	202	PEB	CHA-C1B-C2B	2.15	130.43	124.90
82	ZB	203	PEB	CMA-C2A-C1A	-2.15	107.77	112.40
85	FL	101	BCR	C29-C30-C25	2.15	113.79	110.48
84	U3	1001	CYC	CAB-C3B-C2B	2.15	131.20	127.53
84	f3	1001	CYC	CAB-C3B-C2B	2.15	131.20	127.53
82	QG	203	PEB	OD-C4D-C3D	-2.15	124.59	129.46
88	dL	405	LHG	C5-O7-C7	-2.15	112.50	117.79
87	AN	810	CLA	CMD-C2D-C1D	-2.15	120.93	124.71
82	RK	202	PEB	OD-C4D-ND	-2.15	122.75	125.93
82	T1	202	PEB	OD-C4D-ND	-2.15	122.75	125.93
87	bL	607	CLA	CHC-C1C-NC	2.15	127.46	124.20
82	M7	201	PEB	O1C-CGC-CBC	-2.15	116.18	123.08
87	A2	830	CLA	C2A-C1A-CHA	2.15	127.61	123.86
82	HQ	201	PEB	C2B-C1B-NB	2.15	115.11	110.53
82	PD	201	PEB	CHB-C4B-NB	-2.15	125.85	128.83
82	CF	203	PEB	CHB-C4B-C3B	-2.15	120.36	125.32
82	JK	201	PEB	C3B-C4B-NB	2.15	113.17	110.05
87	72	610	CLA	C2A-C1A-CHA	2.15	127.61	123.86
87	B2	804	CLA	CMD-C2D-C3D	2.15	132.55	127.61
82	GQ	202	PEB	CAB-C3B-C4B	2.15	128.81	125.01
85	K2	102	BCR	C32-C1-C6	-2.15	106.82	110.30
87	52	607	CLA	CAA-CBA-CGA	-2.15	106.98	113.25
94	D6	408	PL9	C8-C7-C3	-2.15	105.90	111.98
87	72	606	CLA	O2A-CGA-O1A	-2.15	117.95	123.30
91	AL	410	PHO	O2D-CGD-O1D	-2.15	119.64	123.84
84	P3	1001	CYC	C1B-NB-C4B	-2.15	107.94	110.67

Continued on next page...

Continued from previous page...

Mol	Chain	Res	Type	Atoms	Z	Observed(^{o})	Ideal(^{o})
87	F2	205	CLA	CHA-C4D-ND	2.15	136.99	132.50
82	RQ	201	PEB	C3B-C4B-NB	2.15	113.17	110.05
87	B2	814	CLA	CAA-C2A-C3A	-2.15	108.89	114.26
82	OP	202	PEB	C4B-C3B-C2B	-2.15	104.41	106.78
82	GD	201	PEB	CHC-C4C-C3C	-2.15	126.67	130.34
82	Q9	202	PEB	CAB-C3B-C4B	2.15	128.81	125.01
82	jH	203	PEB	CAB-C3B-C4B	2.15	128.81	125.01
82	O1	201	PEB	CMB-C2B-C1B	2.15	128.37	125.06
82	NA	201	PEB	OD-C4D-C3D	-2.15	124.60	129.46
87	AN	831	CLA	CMC-C2C-C1C	-2.15	121.77	125.04
87	B2	801	CLA	CMC-C2C-C1C	-2.15	121.77	125.04
84	FO	1001	CYC	C1B-CHB-C4A	-2.15	122.84	128.08
82	HO	1002	PEB	CAB-CBB-CGB	-2.15	108.98	113.60
83	xF	306	PUB	C4B-CHB-C1C	2.15	131.37	128.81
87	b6	614	CLA	O2A-CGA-O1A	-2.15	118.17	123.59
82	cG	201	PEB	CHB-C4B-C3B	-2.15	120.36	125.32
84	O3	1001	CYC	CAB-C3B-C2B	2.15	131.20	127.53
82	D9	203	PEB	OD-C4D-C3D	-2.15	124.60	129.46
84	LH	1001	CYC	CAC-C3C-C2C	2.15	119.62	114.26
87	A2	815	CLA	CAA-C2A-C3A	-2.15	106.90	112.78
87	RN	204	CLA	O2A-CGA-O1A	-2.15	117.95	123.30
82	f4	202	PEB	CBA-CAA-C3A	-2.15	108.69	113.47
82	XA	201	PEB	C1B-C2B-C3B	-2.15	104.04	106.51
87	AN	811	CLA	O2D-CGD-CBD	2.15	115.08	111.27
82	RA	203	PEB	CBD-CAD-C3D	-2.15	116.94	127.62
82	R7	203	PEB	CBD-CAD-C3D	-2.15	116.94	127.62
87	1N	611	CLA	C2A-C1A-CHA	2.15	127.61	123.86
82	S1	201	PEB	CAB-C3B-C4B	2.15	128.80	125.01
87	AN	803	CLA	C1B-CHB-C4A	-2.15	125.87	130.12
82	XD	201	PEB	C2B-C1B-NB	2.15	115.11	110.53
87	BN	824	CLA	O1D-CGD-CBD	2.15	128.87	124.48
82	QQ	201	PEB	CAB-CBB-CGB	-2.15	108.99	113.60
84	n3	1001	CYC	C1B-NB-C4B	-2.15	107.94	110.67
82	FJ	201	PEB	CAA-C3A-C4A	-2.15	107.16	112.67
82	gJ	202	PEB	CAA-C3A-C4A	-2.15	107.16	112.67
82	fE	201	PEB	CBC-CAC-C2C	-2.15	108.96	112.62
82	dH	202	PEB	CHC-C1D-ND	-2.15	111.46	113.95
82	jM	201	PEB	CHC-C1D-ND	-2.15	111.46	113.95
82	UP	202	PEB	CHA-C1B-NB	-2.15	120.45	124.93
82	UQ	201	PEB	CAB-C3B-C4B	2.15	128.80	125.01
82	uC	203	PEB	CAB-C3B-C4B	2.15	128.80	125.01
87	8N	301	CLA	C3A-C2A-C1A	2.15	104.55	101.34

Continued on next page...

Continued from previous page...

Mol	Chain	Res	Type	Atoms	Z	Observed(^{o})	Ideal(^{o})
82	kH	202	PEB	C1B-C2B-C3B	-2.15	104.05	106.51
82	F5	202	PEB	CHB-C4B-C3B	-2.15	120.36	125.32
82	bF	201	PEB	OD-C4D-C3D	-2.14	124.60	129.46
82	OJ	201	PEB	C2A-C1A-NA	2.14	110.12	108.27
82	tC	201	PEB	C3B-C4B-NB	2.14	113.17	110.05
85	CL	501	BCR	C16-C17-C18	-2.14	124.25	127.31
82	UH	202	PEB	C2B-C1B-NB	2.14	115.11	110.53
82	bK	201	PEB	CHA-C4A-NA	2.14	127.75	125.20
85	I2	101	BCR	C36-C18-C19	2.14	121.46	118.08
84	D4	1001	CYC	CHA-C1A-C2A	-2.14	120.37	125.32
82	vK	202	PEB	OD-C4D-C3D	-2.14	124.60	129.46
82	TB	201	PEB	OA-C1A-C2A	-2.14	124.47	126.17
84	BG	1001	CYC	CHA-C1A-NA	-2.14	125.85	128.83
82	T7	203	PEB	CHA-C1B-NB	-2.14	120.45	124.93
82	WA	202	PEB	CBA-CAA-C3A	-2.14	108.69	113.47
82	XD	202	PEB	C3B-C4B-NB	2.14	113.17	110.05
82	xC	202	PEB	CHB-C4B-C3B	2.14	130.28	125.32
87	cL	507	CLA	C1B-CHB-C4A	-2.14	125.87	130.12
82	j1	202	PEB	CAB-C3B-C4B	2.14	128.80	125.01
87	42	606	CLA	CAA-C2A-C3A	-2.14	106.91	112.78
84	g3	1001	CYC	C1B-NB-C4B	-2.14	107.94	110.67
82	O9	202	PEB	CMB-C2B-C1B	2.14	128.37	125.06
87	B2	820	CLA	O2D-CGD-CBD	2.14	115.08	111.27
85	fL	101	BCR	C33-C5-C6	2.14	126.94	124.53
82	jF	201	PEB	C1B-C2B-C3B	-2.14	104.05	106.51
82	MQ	201	PEB	C4B-C3B-C2B	-2.14	104.41	106.78
82	WK	202	PEB	OD-C4D-C3D	-2.14	124.61	129.46
82	EP	201	PEB	CBB-CAB-C3B	-2.14	106.67	112.63
82	mH	201	PEB	CAB-C3B-C4B	2.14	128.80	125.01
82	eF	202	PEB	CMB-C2B-C3B	-2.14	120.30	126.12
82	JP	201	PEB	CMA-C2A-C1A	-2.14	107.78	112.40
82	X9	202	PEB	C3B-C4B-NB	2.14	113.17	110.05
94	D6	408	PL9	C11-C12-C13	-2.14	104.84	111.88
82	tC	201	PEB	CAC-CBC-CGC	-2.14	107.75	113.76
82	U4	201	PEB	CMA-C2A-C3A	-2.14	105.19	113.83
82	RG	201	PEB	C1B-C2B-C3B	-2.14	104.05	106.51
82	SP	202	PEB	C2B-C1B-NB	2.14	115.10	110.53
82	a1	202	PEB	CHA-C1B-C2B	2.14	130.41	124.90
84	A3	1001	CYC	C1B-NB-C4B	-2.14	107.94	110.67
87	4N	604	CLA	CAA-C2A-C1A	2.14	116.88	112.14
87	R2	204	CLA	O2A-CGA-O1A	-2.14	117.96	123.30
87	dL	402	CLA	CAA-C2A-C3A	-2.14	106.91	112.78

Continued on next page...

Continued from previous page...

Mol	Chain	Res	Type	Atoms	Z	Observed(^{o})	Ideal(^{o})
82	OG	203	PEB	C2B-C1B-NB	2.14	115.10	110.53
82	P4	201	PEB	CMA-C2A-C1A	-2.14	107.79	112.40
82	nF	201	PEB	CHC-C1D-ND	-2.14	111.46	113.95
82	M9	301	PEB	CAB-CBB-CGB	2.14	118.21	113.60
87	A2	836	CLA	O2A-CGA-O1A	-2.14	117.96	123.30
85	F2	204	BCR	C28-C27-C26	-2.14	110.25	114.08
98	BN	837	PQN	C5-C4-C3	2.14	122.35	118.42
82	P7	201	PEB	C1B-C2B-C3B	-2.14	104.05	106.51
82	vF	201	PEB	C1B-C2B-C3B	-2.14	104.05	106.51
82	lK	201	PEB	C1B-C2B-C3B	-2.14	104.05	106.51
84	q3	1001	CYC	C1B-NB-C4B	-2.14	107.94	110.67
82	UA	202	PEB	C2B-C1B-NB	2.14	115.10	110.53
82	wF	301	PEB	C2B-C1B-NB	2.14	115.10	110.53
82	NJ	201	PEB	CMC-C3C-C2C	-2.14	120.91	124.94
87	C6	519	CLA	O2A-CGA-O1A	-2.14	118.19	123.59
82	M9	302	PEB	CBC-CAC-C2C	-2.14	108.97	112.62
82	gK	203	PEB	CAB-C3B-C4B	2.14	128.80	125.01
84	I4	1001	CYC	CHA-C1A-C2A	-2.14	120.37	125.32
85	k6	102	BCR	C1-C6-C5	-2.14	119.60	122.61
82	hE	201	PEB	CHA-C1B-NB	-2.14	120.45	124.93
82	AQ	303	PEB	CAA-C3A-C4A	2.14	118.17	112.67
84	F3	1001	CYC	C1B-NB-C4B	-2.14	107.94	110.67
82	PE	201	PEB	C4B-NB-C1B	-2.14	102.48	106.51
82	PG	201	PEB	C4B-NB-C1B	-2.14	102.48	106.51
87	AN	817	CLA	C1B-CHB-C4A	-2.14	125.88	130.12
82	RB	202	PEB	CAC-CBC-CGC	-2.14	107.76	113.76
87	7N	606	CLA	O2A-CGA-O1A	-2.14	117.96	123.30
87	DL	403	CLA	CHD-C1D-ND	-2.14	122.49	124.45
82	cH	202	PEB	OD-C4D-ND	-2.14	122.76	125.93
87	K2	106	CLA	O2A-CGA-O1A	-2.14	118.19	123.59
82	K9	202	PEB	C3B-C4B-NB	2.14	113.16	110.05
85	FN	204	BCR	C28-C27-C26	-2.14	110.26	114.08
85	F2	204	BCR	C15-C14-C13	-2.14	124.26	127.31
82	eJ	202	PEB	CBA-CAA-C3A	-2.14	108.70	113.47
83	QM	201	PUB	C1D-CHC-C4C	-2.14	108.71	113.37
87	4N	606	CLA	CAA-C2A-C3A	-2.14	106.92	112.78
87	32	308	CLA	C2A-C1A-CHA	2.14	127.60	123.86
82	LI	201	PEB	CAB-CBB-CGB	-2.14	109.00	113.60
82	PO	201	PEB	CHB-C4B-C3B	-2.14	120.38	125.32
82	m1	201	PEB	OA-C1A-C2A	-2.14	124.47	126.17
82	W5	202	PEB	CAA-C3A-C4A	-2.14	107.18	112.67
87	BN	812	CLA	CMA-C3A-C2A	-2.14	105.20	113.83

Continued on next page...

Continued from previous page...

Mol	Chain	Res	Type	Atoms	Z	Observed(^{o})	Ideal(^{o})
82	LF	202	PEB	C2B-C1B-NB	2.14	115.09	110.53
82	eM	202	PEB	CAC-CBC-CGC	-2.14	107.76	113.76
82	TI	202	PEB	C2A-C1A-NA	2.14	110.12	108.27
82	H4	1002	PEB	CAB-CBB-CGB	-2.14	109.00	113.60
82	CK	203	PEB	CHB-C4B-C3B	-2.14	120.38	125.32
82	OJ	202	PEB	CBC-CAC-C2C	-2.14	108.97	112.62
82	ED	201	PEB	CBC-CAC-C2C	2.14	116.27	112.62
87	CL	511	CLA	O2A-CGA-O1A	-2.14	118.19	123.59
82	GB	203	PEB	CHA-C4A-NA	-2.14	122.66	125.20
82	cF	203	PEB	CAC-CBC-CGC	-2.14	107.76	113.76
82	hE	203	PEB	OD-C4D-C3D	-2.14	124.61	129.46
82	UK	201	PEB	O2C-CGC-CBC	2.14	120.90	114.03
84	F3	1001	CYC	CAB-C3B-C2B	2.14	131.19	127.53
82	RE	201	PEB	CMA-C2A-C1A	-2.14	107.79	112.40
87	2N	310	CLA	C1B-CHB-C4A	-2.14	125.88	130.12
82	ZO	201	PEB	CHB-C4B-NB	2.14	131.79	128.83
82	VG	201	PEB	CAB-CBB-CGB	-2.14	109.00	113.60
87	6N	602	CLA	C2A-C1A-CHA	2.14	127.60	123.86
87	BN	802	CLA	CHD-C1D-ND	2.14	126.42	124.45
84	GG	1001	CYC	CHA-C1A-C2A	-2.14	120.38	125.32
84	B3	1001	CYC	CAB-C3B-C2B	2.14	131.19	127.53
88	CL	521	LHG	O8-C23-O10	-2.14	118.20	123.59
82	VP	201	PEB	O2B-CGB-CBB	2.14	120.90	114.03
92	x6	601	LMG	O7-C10-O9	-2.14	118.53	123.70
87	2N	305	CLA	CAC-C3C-C4C	2.14	127.58	124.81
82	B5	201	PEB	C4B-NB-C1B	-2.14	102.48	106.51
82	eG	203	PEB	C3B-C4B-NB	2.14	113.16	110.05
82	HF	201	PEB	CBA-CAA-C3A	2.14	118.23	113.47
87	DL	406	CLA	O2D-CGD-CBD	2.14	115.07	111.27
82	EF	202	PEB	OD-C4D-C3D	-2.14	124.62	129.46
84	x3	1001	CYC	C1A-C2A-C3A	-2.14	104.42	106.78
92	B6	619	LMG	C1-C2-C3	2.14	114.45	110.00
82	UB	302	PEB	CAB-CBB-CGB	-2.14	109.00	113.60
82	ND	204	PEB	CAB-CBB-CGB	-2.14	109.00	113.60
82	L9	202	PEB	OD-C4D-C3D	-2.14	124.62	129.46
103	8N	309	ZEX	C39-C29-C30	-2.14	119.93	122.92
87	22	607	CLA	O2D-CGD-CBD	2.14	115.07	111.27
87	82	308	CLA	CAA-C2A-C3A	-2.14	106.92	112.78
87	BN	815	CLA	CAA-C2A-C3A	-2.14	108.92	114.26
82	UJ	201	PEB	CAB-C3B-C4B	2.14	128.79	125.01
82	aJ	204	PEB	CAB-C3B-C4B	2.14	128.79	125.01
82	aJ	201	PEB	C1C-CHB-C4B	-2.14	126.26	128.81

Continued on next page...

Continued from previous page...

Mol	Chain	Res	Type	Atoms	Z	Observed(^{o})	Ideal(^{o})
87	B2	801	CLA	CHD-C1D-ND	2.14	126.42	124.45
87	B2	811	CLA	CMA-C3A-C2A	-2.14	105.21	113.83
82	JP	202	PEB	CAB-CBB-CGB	-2.14	109.00	113.60
87	1N	611	CLA	CAA-C2A-C3A	-2.14	106.93	112.78
94	dL	406	PL9	C32-C31-C29	-2.14	105.95	112.98
82	dQ	401	PEB	CMA-C2A-C1A	-2.14	107.80	112.40
84	O3	1001	CYC	C1B-NB-C4B	-2.14	107.95	110.67
82	SD	201	PEB	C2A-C1A-NA	2.14	110.11	108.27
82	Z4	201	PEB	C2A-C1A-NA	-2.14	106.43	108.27
82	GD	202	PEB	CAB-C3B-C4B	2.14	128.79	125.01
82	e4	202	PEB	CAC-CBC-CGC	-2.14	107.77	113.76
82	E9	202	PEB	C3B-C4B-NB	2.14	113.16	110.05
82	FO	1002	PEB	CHA-C1B-NB	-2.14	120.46	124.93
82	Z9	301	PEB	CBC-CAC-C2C	-2.14	108.97	112.62
82	cJ	201	PEB	C1B-C2B-C3B	-2.14	104.06	106.51
84	q3	1001	CYC	CAB-C3B-C2B	2.14	131.18	127.53
87	62	313	CLA	CMB-C2B-C3B	2.14	128.68	124.68
87	CL	515	CLA	CAA-C2A-C3A	-2.14	106.93	112.78
84	NH	1001	CYC	CBC-CAC-C3C	2.14	118.22	113.47
82	cB	403	PEB	OD-C4D-C3D	-2.14	124.62	129.46
82	X7	201	PEB	C4B-C3B-C2B	-2.14	104.42	106.78
82	XA	202	PEB	CAA-C3A-C2A	-2.14	108.92	114.26
87	CL	509	CLA	C1B-CHB-C4A	-2.14	125.89	130.12
82	SH	203	PEB	CMA-C2A-C1A	-2.14	107.80	112.40
82	LF	201	PEB	CHA-C1B-C2B	2.14	130.39	124.90
82	aH	202	PEB	CHA-C1B-C2B	2.14	130.39	124.90
82	P9	202	PEB	C3B-C4B-NB	2.14	113.16	110.05
82	T9	202	PEB	C3B-C4B-NB	2.14	113.16	110.05
95	b6	622	DGD	C6D-C5D-C4D	-2.14	107.64	112.09
84	K3	1001	CYC	C1B-NB-C4B	-2.14	107.95	110.67
84	HO	1001	CYC	CAD-CBD-CGD	-2.14	107.77	113.76
84	o3	1001	CYC	CAB-C3B-C2B	2.14	131.18	127.53
84	V3	1001	CYC	O1A-CGA-CBA	-2.13	116.22	123.08
82	bO	201	PEB	CAB-C3B-C4B	2.13	128.78	125.01
87	B6	605	CLA	O2A-CGA-O1A	-2.13	118.20	123.59
87	H6	103	CLA	CHB-C4A-NA	2.13	127.46	124.51
82	kF	202	PEB	CHA-C1B-NB	-2.13	120.47	124.93
82	iM	202	PEB	C1B-C2B-C3B	-2.13	104.06	106.51
84	LH	1001	CYC	CHB-C4A-C3A	2.13	130.39	124.90
82	OF	203	PEB	CMB-C2B-C1B	2.13	128.35	125.06
87	KN	105	CLA	C2A-C1A-CHA	2.13	127.59	123.86
87	B2	808	CLA	C1B-CHB-C4A	-2.13	125.89	130.12

Continued on next page...

Continued from previous page...

Mol	Chain	Res	Type	Atoms	Z	Observed(^{o})	Ideal(^{o})
82	HF	201	PEB	C2B-C1B-NB	2.13	115.08	110.53
87	3N	305	CLA	CHA-C1A-NA	-2.13	121.51	126.40
82	HK	201	PEB	CBA-CAA-C3A	2.13	118.22	113.47
82	T1	202	PEB	CAB-CBB-CGB	-2.13	109.01	113.60
82	fH	203	PEB	CAB-CBB-CGB	-2.13	109.01	113.60
82	GJ	201	PEB	C1C-CHB-C4B	-2.13	126.26	128.81
84	BG	1001	CYC	CAA-C2A-C3A	2.13	131.85	127.88
85	B2	840	BCR	C23-C22-C21	2.13	122.22	118.94
82	EK	202	PEB	OD-C4D-C3D	-2.13	124.63	129.46
82	RO	201	PEB	OD-C4D-C3D	-2.13	124.63	129.46
87	5N	607	CLA	CAA-CBA-CGA	-2.13	107.02	113.25
82	eF	202	PEB	CAC-C2C-C3C	2.13	133.38	127.25
82	Y5	202	PEB	CAB-C3B-C4B	2.13	128.78	125.01
82	qK	201	PEB	CAB-C3B-C4B	2.13	128.78	125.01
82	MM	203	PEB	CHC-C1D-ND	2.13	116.42	113.95
87	A2	807	CLA	C6-C7-C8	-2.13	109.02	115.92
82	W7	202	PEB	CBA-CAA-C3A	-2.13	108.72	113.47
82	mM	201	PEB	CAB-CBB-CGB	-2.13	109.01	113.60
82	NA	203	PEB	CHA-C4A-NA	-2.13	122.67	125.20
87	C6	510	CLA	O2A-CGA-O1A	-2.13	118.21	123.59
84	DH	1003	CYC	CHA-C1A-C2A	-2.13	120.39	125.32
87	A2	831	CLA	CMC-C2C-C3C	2.13	131.91	126.12
87	LN	203	CLA	C3C-C4C-NC	-2.13	108.18	110.57
91	DL	405	PHO	O2D-CGD-O1D	-2.13	119.67	123.84
84	d3	1001	CYC	CAB-C3B-C2B	2.13	131.18	127.53
82	h1	201	PEB	OD-C4D-C3D	-2.13	124.63	129.46
82	LD	203	PEB	CHB-C4B-C3B	-2.13	120.39	125.32
91	D6	404	PHO	O2D-CGD-O1D	-2.13	119.67	123.84
82	iO	201	PEB	CHA-C1B-NB	-2.13	120.47	124.93
82	NA	203	PEB	CHC-C4C-C3C	-2.13	126.70	130.34
82	OJ	201	PEB	CAB-C3B-C4B	2.13	128.78	125.01
82	Z1	201	PEB	CAB-C3B-C4B	2.13	128.78	125.01
82	GI	202	PEB	C2A-C1A-NA	2.13	110.11	108.27
82	iK	202	PEB	C2B-C1B-NB	2.13	115.08	110.53
84	D3	1001	CYC	C1B-NB-C4B	-2.13	107.95	110.67
87	7N	608	CLA	CHB-C4A-NA	2.13	127.46	124.51
87	12	611	CLA	CAA-C2A-C3A	-2.13	106.94	112.78
82	fE	201	PEB	CHA-C1B-NB	-2.13	120.47	124.93
82	C9	202	PEB	C3B-C4B-NB	2.13	113.15	110.05
94	AL	413	PL9	O1-C4-C5	-2.13	114.45	120.73
82	jJ	201	PEB	OD-C4D-C3D	-2.13	124.63	129.46
82	F7	201	PEB	CAA-C3A-C4A	-2.13	107.20	112.67

Continued on next page...

Continued from previous page...

Mol	Chain	Res	Type	Atoms	Z	Observed(^{o})	Ideal(^{o})
84	Q3	1001	CYC	C1B-NB-C4B	-2.13	107.95	110.67
84	73	1001	CYC	C1B-NB-C4B	-2.13	107.95	110.67
82	c1	202	PEB	OD-C4D-ND	-2.13	122.77	125.93
84	E1	1001	CYC	CMC-C2C-C1C	-2.13	107.81	112.40
82	UI	201	PEB	C2B-C1B-NB	2.13	115.08	110.53
82	JF	202	PEB	C4B-NB-C1B	-2.13	102.50	106.51
82	RH	202	PEB	C2A-C1A-NA	2.13	110.11	108.27
82	T4	201	PEB	CAC-CBC-CGC	-2.13	107.78	113.76
84	F4	1001	CYC	C1B-CHB-C4A	-2.13	122.88	128.08
82	C7	201	PEB	CBA-CAA-C3A	-2.13	108.72	113.47
84	N1	1001	CYC	CBC-CAC-C3C	2.13	118.21	113.47
87	B2	836	CLA	CHD-C1D-ND	-2.13	122.50	124.45
82	mE	203	PEB	CHC-C1D-ND	-2.13	111.47	113.95
84	H3	1001	CYC	CAB-C3B-C2B	2.13	131.17	127.53
82	vC	202	PEB	CHC-C4C-C3C	-2.13	126.70	130.34
82	I9	202	PEB	C3B-C4B-NB	2.13	113.15	110.05
87	3N	301	CLA	C2A-C1A-CHA	2.13	127.58	123.86
85	B6	602	BCR	C23-C24-C25	-2.13	121.22	127.20
85	K2	105	BCR	C2-C1-C6	2.13	113.76	110.48
85	aL	604	BCR	C2-C1-C6	2.13	113.76	110.48
84	BG	1002	CYC	CMA-C3A-C2A	-2.13	120.33	126.12
82	AJ	301	PEB	CBA-CAA-C3A	-2.13	108.72	113.47
82	IM	201	PEB	CMA-C2A-C1A	-2.13	107.81	112.40
82	DJ	202	PEB	CHC-C1D-ND	-2.13	111.47	113.95
84	M3	1001	CYC	C1B-NB-C4B	-2.13	107.96	110.67
82	YM	201	PEB	CAA-C3A-C2A	-2.13	108.94	114.26
95	AL	415	DGD	C1E-O6E-C5E	2.13	117.87	113.69
87	A2	803	CLA	C1B-CHB-C4A	-2.13	125.90	130.12
95	C6	502	DGD	C6D-O5D-C1E	2.13	117.90	113.74
84	Q3	1001	CYC	CAB-C3B-C2B	2.13	131.17	127.53
82	CD	201	PEB	CHB-C4B-NB	-2.13	125.87	128.83
87	B2	817	CLA	C2A-C1A-CHA	2.13	127.58	123.86
82	GB	202	PEB	CAC-CBC-CGC	-2.13	107.79	113.76
87	32	304	CLA	CHA-C1A-NA	-2.13	121.52	126.40
82	RB	202	PEB	CHB-C4B-C3B	-2.13	120.40	125.32
87	AN	851	CLA	O2A-CGA-O1A	-2.13	118.22	123.59
87	A2	823	CLA	O2A-CGA-O1A	-2.13	118.22	123.59
84	I3	1001	CYC	C1B-NB-C4B	-2.13	107.96	110.67
87	62	309	CLA	CHA-C4D-ND	2.13	136.95	132.50
82	lM	201	PEB	CAB-CBB-CGB	-2.13	109.02	113.60
84	HE	1001	CYC	CAD-CBD-CGD	-2.13	107.79	113.76
87	4N	605	CLA	CHA-C1A-NA	-2.13	121.52	126.40

Continued on next page...

Continued from previous page...

Mol	Chain	Res	Type	Atoms	Z	Observed(^{o})	Ideal(^{o})
82	UH	202	PEB	CMB-C2B-C1B	2.13	128.34	125.06
82	MQ	201	PEB	C2A-C1A-NA	2.13	110.11	108.27
87	AN	815	CLA	O2A-CGA-O1A	-2.13	118.22	123.59
82	Y5	203	PEB	CHA-C1B-NB	-2.13	120.48	124.93
87	2N	309	CLA	CHA-C1A-NA	-2.13	121.52	126.40
84	M3	1001	CYC	CAB-C3B-C2B	2.13	131.17	127.53
84	m3	1001	CYC	C1B-NB-C4B	-2.13	107.96	110.67
82	N7	201	PEB	OD-C4D-C3D	-2.13	124.64	129.46
85	k6	102	BCR	C21-C20-C19	2.13	129.86	123.22
82	MM	201	PEB	CMA-C2A-C1A	-2.13	107.82	112.40
87	12	611	CLA	C1B-CHB-C4A	-2.13	125.90	130.12
82	gB	203	PEB	CHA-C1B-C2B	2.13	130.37	124.90
82	Z9	301	PEB	OD-C4D-ND	-2.13	122.78	125.93
82	VA	203	PEB	CHA-C4A-NA	-2.13	122.67	125.20
84	V3	1001	CYC	C1A-C2A-C3A	-2.13	104.43	106.78
82	OF	201	PEB	C2B-C1B-NB	2.13	115.07	110.53
82	oK	201	PEB	C2B-C1B-NB	2.13	115.07	110.53
82	eM	201	PEB	CAB-CBB-CGB	-2.13	109.02	113.60
84	H4	1001	CYC	CAD-CBD-CGD	-2.13	107.79	113.76
82	cO	202	PEB	C3B-C4B-NB	2.13	113.14	110.05
82	u8	203	PEB	CAB-C3B-C4B	2.13	128.77	125.01
84	h3	1001	CYC	C1B-NB-C4B	-2.13	107.96	110.67
87	A2	811	CLA	O2D-CGD-CBD	2.13	115.05	111.27
91	d6	404	PHO	CMA-C3A-C4A	-2.13	109.72	114.38
82	RK	201	PEB	CHC-C1D-ND	-2.13	111.48	113.95
82	HA	202	PEB	C2B-C1B-NB	2.13	115.07	110.53
84	B3	1001	CYC	C1B-NB-C4B	-2.13	107.96	110.67
87	A2	808	CLA	O2A-CGA-O1A	-2.13	118.22	123.59
82	dK	202	PEB	CAB-C3B-C4B	2.13	128.77	125.01
87	A2	817	CLA	C1B-CHB-C4A	-2.13	125.91	130.12
82	gH	203	PEB	OD-C4D-C3D	-2.13	124.64	129.46
95	BL	614	DGD	C3D-C4D-C5D	2.13	114.03	110.24
87	FN	205	CLA	C6-C7-C8	-2.13	109.05	115.92
82	DP	202	PEB	CAA-C3A-C4A	-2.13	107.21	112.67
82	gJ	201	PEB	CAA-C3A-C4A	-2.13	107.21	112.67
87	AN	814	CLA	C2A-C1A-CHA	2.13	127.58	123.86
82	S5	203	PEB	CHA-C4A-NA	-2.13	122.68	125.20
82	HQ	202	PEB	CMA-C2A-C1A	-2.13	107.82	112.40
82	QG	202	PEB	C4B-C3B-C2B	-2.13	104.43	106.78
82	kK	202	PEB	CHA-C1B-NB	-2.13	120.49	124.93
92	mL	101	LMG	O1-C7-C8	-2.13	105.77	110.90
82	HB	203	PEB	CAB-CBB-CGB	-2.13	109.03	113.60

Continued on next page...

Continued from previous page...

Mol	Chain	Res	Type	Atoms	Z	Observed(^{o})	Ideal(^{o})
82	g4	201	PEB	CAB-CBB-CGB	-2.13	109.03	113.60
82	L9	201	PEB	CAB-C3B-C4B	2.13	128.77	125.01
82	UH	201	PEB	OD-C4D-ND	-2.13	122.78	125.93
87	cL	517	CLA	C2A-C1A-CHA	2.13	127.58	123.86
87	1N	610	CLA	C2A-C1A-CHA	2.13	127.58	123.86
87	3N	311	CLA	CAA-C2A-C3A	-2.13	108.95	114.26
82	mO	202	PEB	CMA-C2A-C1A	-2.13	107.82	112.40
82	qF	202	PEB	C3B-C4B-NB	2.13	113.14	110.05
82	FO	1002	PEB	CHB-C4B-C3B	-2.13	120.41	125.32
84	KH	1001	CYC	C3A-C4A-NA	2.13	115.06	110.53
82	FA	203	PEB	CAB-CBB-CGB	-2.13	109.03	113.60
87	3N	313	CLA	C1B-CHB-C4A	-2.13	125.91	130.12
82	D5	201	PEB	CBC-CAC-C2C	-2.13	108.99	112.62
82	qF	202	PEB	CBC-CAC-C2C	-2.13	108.99	112.62
87	AN	823	CLA	O2A-CGA-O1A	-2.13	118.23	123.59
82	tC	201	PEB	CMB-C2B-C1B	2.13	128.34	125.06
82	MM	201	PEB	OD-C4D-C3D	-2.13	124.65	129.46
87	BN	832	CLA	C2D-C1D-ND	-2.13	108.54	110.10
84	S3	1001	CYC	C1B-NB-C4B	-2.12	107.96	110.67
84	f3	1001	CYC	C1B-NB-C4B	-2.12	107.96	110.67
84	w3	1001	CYC	C1B-NB-C4B	-2.12	107.96	110.67
82	uF	201	PEB	CBA-CAA-C3A	-2.12	108.74	113.47
84	73	1002	CYC	CHB-C1B-C2B	-2.12	122.74	126.95
84	u3	1001	CYC	CAB-C3B-C2B	2.12	131.16	127.53
82	X7	202	PEB	CHA-C1B-NB	-2.12	120.49	124.93
82	IB	203	PEB	OD-C4D-C3D	-2.12	124.65	129.46
87	AN	808	CLA	O2A-CGA-O1A	-2.12	118.23	123.59
82	f1	203	PEB	CAB-CBB-CGB	-2.12	109.03	113.60
82	B7	201	PEB	CHA-C4A-NA	2.12	127.73	125.20
82	sK	202	PEB	CHA-C4A-NA	2.12	127.73	125.20
82	QG	202	PEB	CHA-C1B-C2B	2.12	130.36	124.90
82	WH	202	PEB	CHA-C1B-C2B	2.12	130.36	124.90
84	N3	1001	CYC	C1B-NB-C4B	-2.12	107.96	110.67
84	o3	1001	CYC	C1B-NB-C4B	-2.12	107.96	110.67
87	42	604	CLA	CAA-C2A-C1A	2.12	116.84	112.14
84	w3	1001	CYC	CAB-C3B-C2B	2.12	131.16	127.53
91	d6	404	PHO	C6-C5-C3	-2.12	107.89	113.45
82	MP	201	PEB	OA-C1A-NA	2.12	127.51	124.94
82	IQ	201	PEB	OD-C4D-C3D	-2.12	124.65	129.46
82	c1	202	PEB	CHA-C4A-NA	2.12	127.73	125.20
82	S9	203	PEB	CAB-C3B-C4B	2.12	128.76	125.01
82	gF	203	PEB	CAB-C3B-C4B	2.12	128.76	125.01

Continued on next page...

Continued from previous page...

Mol	Chain	Res	Type	Atoms	Z	Observed(^{o})	Ideal(^{o})
82	H7	202	PEB	C2B-C1B-NB	2.12	115.06	110.53
85	BN	840	BCR	C23-C22-C21	2.12	122.20	118.94
82	W9	202	PEB	CAB-C3B-C2B	-2.12	123.92	127.88
82	pK	202	PEB	CBC-CAC-C2C	-2.12	109.00	112.62
87	bL	605	CLA	CHD-C1D-ND	-2.12	122.50	124.45
87	5N	611	CLA	CHA-C1A-NA	-2.12	121.54	126.40
82	PP	202	PEB	C1C-CHB-C4B	-2.12	126.27	128.81
87	BL	601	CLA	C1B-CHB-C4A	-2.12	125.91	130.12
85	BL	618	BCR	C21-C20-C19	-2.12	116.59	123.22
87	AN	830	CLA	C2A-C1A-CHA	2.12	127.57	123.86
82	XQ	202	PEB	C2A-C1A-NA	2.12	110.10	108.27
82	TA	203	PEB	CHA-C1B-NB	-2.12	120.49	124.93
92	qL	301	LMG	O1-C1-C2	2.12	111.62	108.30
87	BN	818	CLA	O2D-CGD-O1D	-2.12	119.69	123.84
88	AN	843	LHG	O8-C23-O10	-2.12	118.23	123.59
87	22	612	CLA	CHA-C1A-NA	-2.12	121.54	126.40
87	52	611	CLA	CHA-C1A-NA	-2.12	121.54	126.40
82	OH	201	PEB	CAB-C3B-C4B	2.12	128.76	125.01
82	F9	201	PEB	CAB-C3B-C4B	2.12	128.76	125.01
82	YO	203	PEB	C1B-C2B-C3B	-2.12	104.07	106.51
82	p8	202	PEB	C1B-C2B-C3B	-2.12	104.07	106.51
87	62	310	CLA	C2D-C1D-ND	-2.12	108.54	110.10
82	CA	201	PEB	CBA-CAA-C3A	-2.12	108.74	113.47
87	L2	203	CLA	C3C-C4C-NC	-2.12	108.19	110.57
82	G9	202	PEB	C3B-C4B-NB	2.12	113.14	110.05
82	vC	201	PEB	CHC-C1D-ND	-2.12	111.48	113.95
82	O1	203	PEB	OD-C4D-C3D	-2.12	124.65	129.46
82	wF	301	PEB	OD-C4D-C3D	-2.12	124.65	129.46
87	BN	809	CLA	C1B-CHB-C4A	-2.12	125.91	130.12
82	e4	203	PEB	CBC-CAC-C2C	-2.12	109.00	112.62
84	l3	1001	CYC	C1B-NB-C4B	-2.12	107.97	110.67
82	nK	202	PEB	C2B-C1B-NB	2.12	115.06	110.53
82	LE	1002	PEB	CHA-C1B-NB	-2.12	120.50	124.93
82	FF	201	PEB	CAA-C3A-C2A	-2.12	108.96	114.26
85	A2	804	BCR	C21-C20-C19	-2.12	116.60	123.22
82	Z1	203	PEB	OD-C4D-C3D	-2.12	124.65	129.46
82	P7	202	PEB	CMB-C2B-C1B	2.12	128.33	125.06
82	YF	201	PEB	CAC-C2C-C3C	2.12	133.34	127.25
87	J2	101	CLA	C2A-C1A-CHA	2.12	127.57	123.86
82	dG	204	PEB	OD-C4D-ND	-2.12	122.79	125.93
82	sK	201	PEB	OD-C4D-ND	-2.12	122.79	125.93
85	bL	601	BCR	C15-C16-C17	-2.12	119.13	123.47

Continued on next page...

Continued from previous page...

Mol	Chain	Res	Type	Atoms	Z	Observed(^{o})	Ideal(^{o})
87	AN	807	CLA	C6-C7-C8	-2.12	109.06	115.92
82	k4	201	PEB	CAB-C3B-C4B	2.12	128.76	125.01
87	KN	105	CLA	CHD-C1D-ND	-2.12	122.50	124.45
82	LG	1002	PEB	CHA-C1B-NB	-2.12	120.50	124.93
82	t8	201	PEB	C3B-C4B-NB	2.12	113.13	110.05
82	EQ	201	PEB	CBC-CAC-C2C	2.12	116.24	112.62
82	qF	203	PEB	C1B-C2B-C3B	-2.12	104.07	106.51
82	TA	203	PEB	O1B-CGB-CBB	-2.12	116.27	123.08
82	IP	202	PEB	OD-C4D-C3D	-2.12	124.66	129.46
82	xF	302	PEB	OD-C4D-C3D	-2.12	124.66	129.46
87	CL	511	CLA	C2A-C1A-CHA	2.12	127.57	123.86
87	72	607	CLA	C2A-C1A-CHA	2.12	127.57	123.86
82	HJ	201	PEB	CMA-C2A-C1A	-2.12	107.83	112.40
84	n3	1001	CYC	CAB-C3B-C2B	2.12	131.16	127.53
87	B2	822	CLA	CAA-C2A-C3A	-2.12	106.97	112.78
85	B6	601	BCR	C38-C26-C25	-2.12	122.15	124.53
82	i4	201	PEB	CHA-C1B-NB	-2.12	120.50	124.93
87	22	604	CLA	CAC-C3C-C4C	2.12	127.56	124.81
87	B2	810	CLA	CAC-C3C-C4C	2.12	127.56	124.81
82	g1	202	PEB	CMB-C2B-C1B	2.12	128.33	125.06
85	LN	205	BCR	C23-C24-C25	-2.12	121.25	127.20
82	aJ	202	PEB	CAB-CBB-CGB	-2.12	109.04	113.60
82	GF	201	PEB	C2B-C1B-NB	2.12	115.05	110.53
87	dL	402	CLA	CHD-C1D-ND	-2.12	122.51	124.45
87	C6	515	CLA	CHB-C4A-NA	2.12	127.44	124.51
82	PA	202	PEB	CMB-C2B-C1B	2.12	128.33	125.06
82	RE	202	PEB	CMC-C3C-C2C	2.12	128.94	124.94
84	J1	1001	CYC	CHA-C1A-C2A	-2.12	120.42	125.32
82	dM	201	PEB	C2B-C1B-NB	2.12	115.05	110.53
84	CO	1001	CYC	CHB-C1B-NB	-2.12	121.51	126.06
82	UH	202	PEB	CHA-C1B-NB	-2.12	120.50	124.93
82	wK	301	PEB	C2A-C1A-NA	2.12	110.10	108.27
82	DJ	201	PEB	CAB-C3B-C4B	2.12	128.76	125.01
82	SE	201	PEB	CAC-CBC-CGC	-2.12	107.82	113.76
82	eM	202	PEB	O2B-CGB-CBB	2.12	120.84	114.03
87	A2	810	CLA	O2A-CGA-O1A	-2.12	118.24	123.59
96	E6	101	HEM	CHA-C4D-C3D	-2.12	121.35	125.33
85	F6	101	BCR	C1-C6-C5	-2.12	119.63	122.61
82	ZE	203	PEB	CHA-C1B-C2B	2.12	130.35	124.90
87	A2	815	CLA	O2A-CGA-O1A	-2.12	118.25	123.59
82	L4	1002	PEB	CHB-C4B-C3B	-2.12	120.43	125.32
82	lJ	203	PEB	CAB-C3B-C4B	2.12	128.76	125.01

Continued on next page...

Continued from previous page...

Mol	Chain	Res	Type	Atoms	Z	Observed(^{o})	Ideal(^{o})
82	QD	201	PEB	CAB-CBB-CGB	-2.12	109.04	113.60
82	XA	202	PEB	CHA-C1B-NB	-2.12	120.50	124.93
85	BN	841	BCR	C30-C25-C24	2.12	121.77	115.78
87	B2	806	CLA	O2A-CGA-O1A	-2.12	118.25	123.59
83	wK	304	PUB	CAC-CBC-CGC	-2.12	109.05	113.60
82	XQ	202	PEB	C3B-C4B-NB	2.12	113.13	110.05
82	hG	201	PEB	CHA-C1B-NB	-2.12	120.50	124.93
92	J6	102	LMG	C1-O6-C5	-2.12	109.53	113.69
82	qK	202	PEB	CBC-CAC-C2C	-2.12	109.01	112.62
87	b6	608	CLA	C2A-C1A-CHA	2.12	127.56	123.86
87	22	609	CLA	CMC-C2C-C1C	-2.12	121.81	125.04
87	AN	828	CLA	O2D-CGD-CBD	2.12	115.03	111.27
84	L4	1001	CYC	CAB-C3B-C2B	2.12	131.15	127.53
82	yK	301	PEB	CAB-CBB-CGB	-2.12	109.05	113.60
87	A2	808	CLA	C1-C2-C3	-2.12	122.38	126.04
82	LA	201	PEB	C3B-C4B-NB	2.12	113.13	110.05
82	tK	203	PEB	C3B-C4B-NB	2.12	113.13	110.05
82	i4	203	PEB	CAB-C3B-C2B	2.12	131.82	127.88
82	VE	201	PEB	CAB-CBB-CGB	-2.12	109.05	113.60
82	eO	202	PEB	CAC-CBC-CGC	-2.12	107.82	113.76
82	dM	203	PEB	CHA-C4A-NA	-2.12	122.69	125.20
85	B2	841	BCR	C30-C25-C24	2.12	121.77	115.78
95	C6	521	DGD	O2G-C1B-O1B	-2.12	118.59	123.70
87	32	313	CLA	C1B-CHB-C4A	-2.12	125.92	130.12
82	YP	502	PEB	CAB-CBB-CGB	-2.12	109.05	113.60
87	BN	823	CLA	CAA-C2A-C3A	-2.12	106.98	112.78
84	JH	1001	CYC	CHA-C1A-C2A	-2.12	120.43	125.32
82	FD	202	PEB	CBA-CAA-C3A	-2.12	108.75	113.47
96	fL	102	HEM	O2D-CGD-CBD	2.12	120.83	114.03
82	h4	201	PEB	CAB-CBB-CGB	-2.12	109.05	113.60
87	BN	818	CLA	C2A-C1A-CHA	2.12	127.56	123.86
82	DO	1002	PEB	CHC-C1D-ND	-2.12	111.49	113.95
82	M5	305	PEB	CHC-C1D-ND	-2.12	111.49	113.95
85	B6	601	BCR	C39-C30-C25	-2.12	106.87	110.30
87	A2	825	CLA	CAA-C2A-C3A	-2.12	106.98	112.78
82	ZJ	201	PEB	CAB-C3B-C4B	2.12	128.75	125.01
82	AQ	301	PEB	OD-C4D-ND	-2.12	122.80	125.93
92	B6	619	LMG	O7-C10-O9	-2.12	118.59	123.70
87	CL	508	CLA	CMC-C2C-C3C	2.12	131.86	126.12
84	BE	1001	CYC	CAA-C2A-C3A	2.12	131.82	127.88
82	VJ	202	PEB	OA-C1A-NA	2.12	127.50	124.94
82	BI	203	PEB	C1C-CHB-C4B	2.12	131.34	128.81

Continued on next page...

Continued from previous page...

Mol	Chain	Res	Type	Atoms	Z	Observed(^{o})	Ideal(^{o})
82	OF	202	PEB	CAB-CBB-CGB	-2.12	109.05	113.60
82	UJ	202	PEB	CAB-CBB-CGB	-2.12	109.05	113.60
82	SQ	202	PEB	CHA-C4A-NA	-2.12	122.69	125.20
82	WI	201	PEB	C2B-C1B-NB	2.12	115.04	110.53
82	IJ	201	PEB	C2B-C1B-NB	2.12	115.04	110.53
82	cJ	201	PEB	CAB-C3B-C4B	2.12	128.75	125.01
82	M9	302	PEB	OD-C4D-ND	-2.12	122.80	125.93
85	B6	621	BCR	C8-C7-C6	-2.11	121.26	127.20
82	SG	201	PEB	CAC-CBC-CGC	-2.11	107.83	113.76
83	xK	306	PUB	O2B-CGB-CBB	2.11	120.82	114.03
85	K6	102	BCR	C21-C20-C19	2.11	129.82	123.22
103	8N	309	ZEX	C19-C9-C10	-2.11	119.96	122.92
87	AN	802	CLA	CMA-C3A-C4A	-2.11	106.09	111.77
82	dE	204	PEB	OD-C4D-ND	-2.11	122.80	125.93
82	RM	202	PEB	CAB-CBB-CGB	2.11	118.15	113.60
82	18	203	PEB	CMB-C2B-C1B	2.11	128.32	125.06
87	42	605	CLA	CHA-C1A-NA	-2.11	121.56	126.40
82	JF	201	PEB	CBC-CAC-C2C	-2.11	109.01	112.62
82	nF	202	PEB	CBC-CAC-C2C	2.11	116.23	112.62
87	52	610	CLA	O2A-CGA-O1A	-2.11	118.03	123.30
82	hO	201	PEB	CAB-CBB-CGB	-2.11	109.05	113.60
87	AN	810	CLA	O2A-CGA-O1A	-2.11	118.26	123.59
87	6N	612	CLA	CMB-C2B-C3B	2.11	128.63	124.68
82	AD	303	PEB	CAA-C3A-C4A	2.11	118.10	112.67
82	fJ	202	PEB	C2B-C1B-NB	2.11	115.04	110.53
82	OD	201	PEB	OD-C4D-ND	-2.11	122.80	125.93
82	mF	201	PEB	C1B-C2B-C3B	-2.11	104.08	106.51
82	m4	202	PEB	CMA-C2A-C1A	-2.11	107.85	112.40
87	A2	822	CLA	O2A-CGA-O1A	-2.11	118.03	123.30
82	i1	201	PEB	C4B-NB-C1B	-2.11	102.53	106.51
82	QE	202	PEB	CHA-C1B-C2B	2.11	130.34	124.90
87	BN	835	CLA	O2A-CGA-O1A	-2.11	118.26	123.59
82	KP	202	PEB	CBB-CAB-C3B	-2.11	106.75	112.63
82	QP	201	PEB	CHB-C4B-C3B	-2.11	120.44	125.32
82	PP	201	PEB	CAB-CBB-CGB	-2.11	109.06	113.60
82	H5	201	PEB	CHC-C1D-ND	-2.11	111.49	113.95
82	WH	201	PEB	C2B-C1B-NB	2.11	115.04	110.53
84	LH	1001	CYC	CHB-C1B-NB	-2.11	121.52	126.06
87	A2	826	CLA	CHD-C1D-ND	-2.11	122.51	124.45
87	2N	307	CLA	O2D-CGD-CBD	2.11	115.02	111.27
82	lJ	202	PEB	OA-C1A-NA	2.11	127.50	124.94
82	Q9	203	PEB	CAB-CBB-CGB	-2.11	109.06	113.60

Continued on next page...

Continued from previous page...

Mol	Chain	Res	Type	Atoms	Z	Observed(^{o})	Ideal(^{o})
82	iK	203	PEB	CAB-CBB-CGB	-2.11	109.06	113.60
84	h3	1001	CYC	CAB-C3B-C2B	2.11	131.14	127.53
82	KQ	201	PEB	CAB-C3B-C4B	2.11	128.75	125.01
82	j1	201	PEB	C2B-C1B-NB	2.11	115.04	110.53
87	32	311	CLA	CAA-C2A-C3A	-2.11	108.98	114.26
87	CL	505	CLA	C1-C2-C3	-2.11	122.39	126.04
87	K6	101	CLA	C1-C2-C3	-2.11	122.39	126.04
87	AN	827	CLA	C4-C3-C5	2.11	118.83	115.27
82	TO	201	PEB	CAC-CBC-CGC	-2.11	107.84	113.76
87	AN	817	CLA	C2A-C1A-CHA	2.11	127.55	123.86
82	V7	201	PEB	C3B-C4B-NB	2.11	113.12	110.05
82	HI	202	PEB	CHC-C1D-ND	2.11	116.40	113.95
82	EM	203	PEB	CMB-C2B-C1B	2.11	128.32	125.06
103	82	309	ZEX	C40-C33-C34	-2.11	119.96	122.92
85	C6	508	BCR	C38-C26-C25	-2.11	122.16	124.53
84	x3	1001	CYC	O1A-CGA-CBA	-2.11	116.30	123.08
94	dL	406	PL9	C45-C44-C46	2.11	118.82	115.27
82	RG	202	PEB	CMC-C3C-C2C	2.11	128.92	124.94
82	F7	203	PEB	CAB-CBB-CGB	-2.11	109.06	113.60
87	cL	513	CLA	O2A-CGA-O1A	-2.11	118.26	123.59
87	AN	831	CLA	CMC-C2C-C3C	2.11	131.85	126.12
82	eE	203	PEB	C3B-C4B-NB	2.11	113.12	110.05
84	y3	1001	CYC	C2A-C1A-NA	2.11	113.12	110.05
82	Q9	203	PEB	OD-C4D-C3D	-2.11	124.68	129.46
87	BN	811	CLA	CAC-C3C-C4C	2.11	127.55	124.81
96	G2	201	HEM	C4B-CHC-C1C	2.11	125.34	122.56
87	22	612	CLA	CAA-C2A-C3A	-2.11	107.00	112.78
85	d6	405	BCR	C34-C9-C10	-2.11	119.97	122.92
82	v8	202	PEB	CHC-C4C-C3C	-2.11	126.73	130.34
87	2N	312	CLA	CHA-C1A-NA	-2.11	121.56	126.40
83	xF	306	PUB	O2B-CGB-CBB	2.11	120.81	114.03
88	A2	843	LHG	O8-C23-O10	-2.11	118.26	123.59
87	AN	814	CLA	C2D-C1D-ND	-2.11	108.55	110.10
87	12	610	CLA	C2A-C1A-CHA	2.11	127.55	123.86
87	A6	402	CLA	CAA-CBA-CGA	-2.11	107.08	113.25
82	IM	203	PEB	CBC-CAC-C2C	-2.11	109.02	112.62
82	mH	201	PEB	CAA-C3A-C2A	-2.11	108.98	114.26
82	A7	201	PEB	CAB-C3B-C2B	-2.11	123.95	127.88
82	O5	201	PEB	CHA-C1B-NB	-2.11	120.52	124.93
82	S9	202	PEB	CAB-CBB-CGB	-2.11	109.06	113.60
82	YI	201	PEB	C2B-C1B-NB	2.11	115.03	110.53
85	B6	601	BCR	C36-C18-C19	2.11	121.40	118.08

Continued on next page...

Continued from previous page...

Mol	Chain	Res	Type	Atoms	Z	Observed(^{o})	Ideal(^{o})
87	AL	405	CLA	C2A-C1A-CHA	2.11	127.55	123.86
87	7N	607	CLA	C2A-C1A-CHA	2.11	127.55	123.86
84	U3	1001	CYC	C1B-NB-C4B	-2.11	107.98	110.67
84	k3	1001	CYC	C1B-NB-C4B	-2.11	107.98	110.67
82	QH	202	PEB	CHC-C1D-ND	-2.11	111.50	113.95
85	c6	603	BCR	C23-C24-C25	-2.11	121.27	127.20
82	DG	1002	PEB	O1B-CGB-CBB	-2.11	116.30	123.08
82	m1	201	PEB	CAA-C3A-C2A	-2.11	108.99	114.26
84	x3	1001	CYC	OC-C1C-C2C	-2.11	124.50	126.17
82	HD	202	PEB	CMA-C2A-C1A	-2.11	107.85	112.40
87	A2	814	CLA	C2A-C1A-CHA	2.11	127.55	123.86
82	V7	203	PEB	CHA-C4A-NA	-2.11	122.70	125.20
84	I1	1001	CYC	CAB-C3B-C2B	2.11	131.14	127.53
87	BL	606	CLA	CHA-C1A-NA	-2.11	121.57	126.40
85	IN	101	BCR	C2-C1-C6	2.11	113.73	110.48
87	7N	607	CLA	O1D-CGD-CBD	2.11	128.80	124.48
82	hE	201	PEB	C4B-C3B-C2B	-2.11	104.45	106.78
82	PM	202	PEB	CHA-C1B-NB	-2.11	120.52	124.93
82	c4	202	PEB	C3B-C4B-NB	2.11	113.12	110.05
87	C6	513	CLA	O2D-CGD-CBD	2.11	115.02	111.27
84	LH	1002	CYC	CAA-CBA-CGA	2.11	118.14	113.60
82	LK	201	PEB	CHA-C1B-C2B	2.11	130.32	124.90
87	BN	808	CLA	CMB-C2B-C3B	2.11	128.62	124.68
95	C6	503	DGD	O6D-C5D-C4D	2.11	113.53	109.69
87	AN	809	CLA	CBA-CAA-C2A	2.11	120.09	113.86
87	bL	621	CLA	O2A-CGA-O1A	-2.11	118.27	123.59
87	nL	101	CLA	O2A-CGA-O1A	-2.11	118.27	123.59
87	22	609	CLA	CHA-C1A-NA	-2.11	121.57	126.40
87	4N	608	CLA	CED-O2D-CGD	2.11	120.71	115.94
82	NA	203	PEB	C1B-C2B-C3B	-2.11	104.09	106.51
82	UG	202	PEB	CHA-C1B-NB	-2.11	120.52	124.93
82	U1	202	PEB	CHA-C1B-NB	-2.11	120.52	124.93
82	TK	202	PEB	CHC-C4C-C3C	2.11	133.93	130.34
82	tK	203	PEB	CBA-CAA-C3A	-2.11	108.77	113.47
82	RD	201	PEB	C3B-C4B-NB	2.11	113.12	110.05
87	12	611	CLA	CHA-C1A-NA	-2.11	121.57	126.40
87	32	313	CLA	CHA-C1A-NA	-2.11	121.57	126.40
82	F5	201	PEB	C2C-C3C-C4C	-2.11	102.92	111.33
82	dF	201	PEB	CBC-CAC-C2C	-2.11	109.02	112.62
82	nK	202	PEB	CBC-CAC-C2C	2.11	116.22	112.62
82	II	201	PEB	C2A-C1A-NA	2.11	110.09	108.27
82	H4	1002	PEB	CHA-C1B-NB	-2.11	120.52	124.93

Continued on next page...

Continued from previous page...

Mol	Chain	Res	Type	Atoms	Z	Observed(^{o})	Ideal(^{o})
87	AN	825	CLA	CAA-C2A-C3A	-2.11	107.00	112.78
82	cM	202	PEB	O2B-CGB-CBB	2.11	120.81	114.03
87	3N	312	CLA	O2A-CGA-O1A	-2.11	118.04	123.30
85	J2	103	BCR	C38-C26-C25	-2.11	122.16	124.53
82	ZH	203	PEB	OD-C4D-C3D	-2.11	124.68	129.46
82	pC	201	PEB	CHB-C4B-C3B	-2.11	120.45	125.32
87	42	604	CLA	O2D-CGD-CBD	2.11	115.02	111.27
85	KN	104	BCR	C2-C1-C6	2.11	113.73	110.48
85	b6	603	BCR	C28-C27-C26	-2.11	110.31	114.08
82	DK	201	PEB	CMB-C2B-C1B	2.11	128.31	125.06
82	OK	203	PEB	CMB-C2B-C1B	2.11	128.31	125.06
82	YP	501	PEB	CMB-C2B-C1B	2.11	128.31	125.06
82	W9	202	PEB	CMB-C2B-C1B	2.11	128.31	125.06
82	aH	202	PEB	CAA-C3A-C4A	2.11	118.09	112.67
82	F9	201	PEB	CBC-CAC-C2C	2.11	116.22	112.62
87	FN	205	CLA	C1-O2A-CGA	2.11	121.97	116.44
82	cM	202	PEB	CAA-C3A-C2A	-2.11	108.99	114.26
87	A2	827	CLA	C4-C3-C5	2.11	118.82	115.27
85	CL	501	BCR	C2-C1-C6	2.11	113.73	110.48
82	Q1	203	PEB	C1C-CHB-C4B	-2.11	126.29	128.81
85	cL	518	BCR	C38-C26-C25	-2.11	122.16	124.53
82	OK	202	PEB	CAB-CBB-CGB	-2.11	109.07	113.60
82	LQ	203	PEB	CHB-C4B-C3B	-2.11	120.45	125.32
82	RG	201	PEB	CMA-C2A-C1A	-2.11	107.86	112.40
87	CL	515	CLA	C2A-C1A-CHA	2.11	127.54	123.86
82	FQ	201	PEB	CAB-C3B-C4B	2.11	128.74	125.01
82	EK	202	PEB	C2B-C1B-NB	2.11	115.03	110.53
85	AN	804	BCR	C21-C20-C19	-2.11	116.64	123.22
82	dB	201	PEB	CAC-CBC-CGC	-2.11	107.85	113.76
82	R1	202	PEB	OD-C4D-ND	-2.11	122.81	125.93
82	DE	1002	PEB	O1B-CGB-CBB	-2.11	116.31	123.08
82	aH	201	PEB	OD-C4D-C3D	-2.11	124.69	129.46
82	I7	202	PEB	C2B-C1B-NB	2.11	115.03	110.53
87	32	312	CLA	O2A-CGA-O1A	-2.11	118.05	123.30
87	3N	306	CLA	CAA-CBA-CGA	-2.11	106.92	112.51
82	lJ	202	PEB	CAB-C3B-C4B	2.11	128.74	125.01
82	eM	201	PEB	CBC-CAC-C2C	-2.11	109.03	112.62
82	WJ	201	PEB	C3B-C4B-NB	2.11	113.11	110.05
96	FL	102	HEM	CHA-C4D-C3D	-2.11	121.37	125.33
85	b6	602	BCR	C38-C26-C27	2.11	117.66	113.62
82	NM	201	PEB	CHA-C4A-NA	2.11	127.71	125.20
82	DF	201	PEB	CMB-C2B-C1B	2.11	128.31	125.06

Continued on next page...

Continued from previous page...

Mol	Chain	Res	Type	Atoms	Z	Observed(^{o})	Ideal(^{o})
82	sF	203	PEB	CMB-C2B-C1B	2.11	128.31	125.06
82	RE	201	PEB	C1B-C2B-C3B	-2.11	104.09	106.51
82	VK	201	PEB	C1B-C2B-C3B	-2.11	104.09	106.51
82	k1	202	PEB	C1B-C2B-C3B	-2.11	104.09	106.51
87	BN	816	CLA	C1B-CHB-C4A	-2.11	125.95	130.12
82	bK	201	PEB	OD-C4D-C3D	-2.11	124.69	129.46
82	GB	203	PEB	CHA-C1B-NB	-2.11	120.53	124.93
82	VO	201	PEB	CHB-C4B-NB	-2.11	125.91	128.83
84	G4	1001	CYC	CMB-C2B-C1B	2.11	126.80	124.17
87	B2	807	CLA	CMB-C2B-C3B	2.11	128.62	124.68
87	1N	611	CLA	C1B-CHB-C4A	-2.11	125.95	130.12
87	B2	804	CLA	CAA-C2A-C3A	-2.11	107.01	112.78
94	DL	401	PL9	C16-C14-C13	-2.11	116.86	121.12
87	52	601	CLA	C2A-C1A-CHA	2.11	127.54	123.86
82	XA	201	PEB	CAB-CBB-CGB	-2.11	109.07	113.60
82	l4	201	PEB	CAB-C3B-C4B	2.11	128.73	125.01
87	AL	403	CLA	CAA-C2A-C1A	-2.10	105.08	111.97
82	YB	202	PEB	CBB-CAB-C3B	-2.10	106.78	112.63
87	B2	832	CLA	C2D-C1D-ND	-2.10	108.55	110.10
82	mM	201	PEB	CHA-C1B-NB	-2.10	120.53	124.93
87	B2	817	CLA	CHD-C1D-ND	-2.10	122.52	124.45
87	AN	822	CLA	O2A-CGA-O1A	-2.10	118.05	123.30
82	PJ	201	PEB	OD-C4D-C3D	-2.10	124.69	129.46
82	pF	202	PEB	CBC-CAC-C2C	-2.10	109.03	112.62
82	OF	202	PEB	OD-C4D-ND	-2.10	122.81	125.93
85	B2	843	BCR	C28-C27-C26	-2.10	110.32	114.08
87	5N	601	CLA	C2A-C1A-CHA	2.10	127.54	123.86
87	BN	805	CLA	CMD-C2D-C1D	-2.10	121.00	124.71
82	z8	202	PEB	CMB-C2B-C1B	2.10	128.30	125.06
82	WK	201	PEB	CAB-C3B-C4B	2.10	128.73	125.01
82	bH	201	PEB	CAB-C3B-C4B	2.10	128.73	125.01
82	xK	302	PEB	CAB-C3B-C4B	2.10	128.73	125.01
82	Q1	202	PEB	CHC-C1D-ND	-2.10	111.50	113.95
82	S5	202	PEB	OD-C4D-C3D	-2.10	124.69	129.46
103	8N	309	ZEX	C40-C33-C34	-2.10	119.98	122.92
87	CL	510	CLA	O2D-CGD-CBD	2.10	115.01	111.27
82	UJ	203	PEB	CMC-C3C-C2C	2.10	128.91	124.94
87	BL	608	CLA	C2A-C1A-CHA	2.10	127.54	123.86
82	dG	204	PEB	CAA-C3A-C4A	-2.10	107.27	112.67
87	3N	313	CLA	CHA-C1A-NA	-2.10	121.58	126.40
87	BL	608	CLA	CHC-C1C-NC	2.10	127.39	124.20
82	IJ	202	PEB	C1B-C2B-C3B	-2.10	104.09	106.51

Continued on next page...

Continued from previous page...

Mol	Chain	Res	Type	Atoms	Z	Observed(^{o})	Ideal(^{o})
82	F5	202	PEB	C1B-C2B-C3B	-2.10	104.09	106.51
87	B2	816	CLA	O2A-CGA-O1A	-2.10	118.28	123.59
82	PI	201	PEB	C2A-C1A-NA	2.10	110.09	108.27
84	DG	1001	CYC	C3A-C4A-NA	2.10	115.02	110.53
87	A2	828	CLA	O2D-CGD-CBD	2.10	115.00	111.27
83	AO	303	PUB	CAC-C2C-C1C	2.10	128.73	125.01
82	eO	203	PEB	CBC-CAC-C2C	-2.10	109.03	112.62
83	wF	304	PUB	CBB-CAB-C3B	-2.10	109.03	112.62
87	b6	604	CLA	C1-C2-C3	-2.10	122.41	126.04
96	f6	101	HEM	CMB-C2B-C3B	-2.10	123.15	128.30
82	AA	201	PEB	C3B-C4B-NB	2.10	113.11	110.05
82	OH	203	PEB	C2B-C1B-NB	2.10	115.02	110.53
82	B7	203	PEB	OD-C4D-C3D	-2.10	124.70	129.46
82	M5	305	PEB	CBA-CAA-C3A	2.10	118.15	113.47
82	OA	202	PEB	CBB-CAB-C3B	-2.10	106.79	112.63
87	B2	835	CLA	C2A-C1A-CHA	2.10	127.53	123.86
82	OE	203	PEB	C2B-C1B-NB	2.10	115.01	110.53
87	BN	807	CLA	O2A-CGA-O1A	-2.10	118.29	123.59
87	2N	312	CLA	CAA-C2A-C3A	-2.10	107.02	112.78
82	XM	202	PEB	C1B-C2B-C3B	-2.10	104.09	106.51
87	32	309	CLA	CBA-CAA-C2A	2.10	120.07	113.86
84	EE	1001	CYC	CBD-CAD-C3D	-2.10	109.03	112.62
84	D1	1003	CYC	CHA-C1A-C2A	-2.10	120.47	125.32
87	aL	605	CLA	C6-C7-C8	-2.10	109.13	115.92
87	BN	813	CLA	C1-C2-C3	-2.10	122.41	126.04
87	3N	309	CLA	CBA-CAA-C2A	2.10	120.06	113.86
82	J7	201	PEB	C1B-C2B-C3B	-2.10	104.10	106.51
82	H9	202	PEB	C1B-C2B-C3B	-2.10	104.10	106.51
82	RP	202	PEB	CAC-CBC-CGC	-2.10	107.87	113.76
82	cE	201	PEB	CHB-C4B-C3B	-2.10	120.47	125.32
82	UE	202	PEB	CHA-C1B-NB	-2.10	120.54	124.93
82	lF	201	PEB	CHA-C1B-NB	-2.10	120.54	124.93
82	a1	202	PEB	CAA-C3A-C4A	2.10	118.07	112.67
82	aF	203	PEB	OD-C4D-ND	-2.10	122.82	125.93
82	N9	202	PEB	CBC-CAC-C2C	-2.10	109.04	112.62
82	RK	201	PEB	CMA-C2A-C1A	-2.10	107.88	112.40
82	aJ	203	PEB	CMB-C2B-C1B	2.10	128.30	125.06
87	BN	817	CLA	O2A-CGA-O1A	-2.10	118.29	123.59
84	EG	1001	CYC	CHA-C1A-C2A	-2.10	120.47	125.32
87	7N	603	CLA	C2A-C1A-CHA	2.10	127.53	123.86
82	FA	201	PEB	CAA-C3A-C4A	-2.10	107.28	112.67
82	ZG	201	PEB	C2B-C1B-NB	2.10	115.01	110.53

Continued on next page...

Continued from previous page...

Mol	Chain	Res	Type	Atoms	Z	Observed(^{o})	Ideal(^{o})
95	O6	301	DGD	O1G-C1A-C2A	2.10	118.50	111.91
87	CL	513	CLA	CHD-C1D-C2D	2.10	129.88	125.48
82	mH	201	PEB	CHB-C4B-NB	-2.10	125.91	128.83
82	AI	201	PEB	C2A-C1A-NA	2.10	110.08	108.27
82	HA	201	PEB	CAB-CBB-CGB	-2.10	109.08	113.60
85	B2	842	BCR	C33-C5-C4	2.10	117.65	113.62
82	mO	203	PEB	CHA-C1B-NB	-2.10	120.54	124.93
82	J5	202	PEB	CHA-C4A-NA	-2.10	122.71	125.20
82	BI	201	PEB	CAA-C3A-C2A	-2.10	109.01	114.26
87	AN	806	CLA	O2A-CGA-O1A	-2.10	118.29	123.59
82	kM	202	PEB	O2B-CGB-CBB	2.10	120.77	114.03
84	GO	1001	CYC	CMB-C2B-C1B	2.10	126.79	124.17
96	GN	201	HEM	C4B-CHC-C1C	2.10	125.33	122.56
82	hJ	203	PEB	OD-C4D-ND	-2.10	122.82	125.93
82	KJ	201	PEB	CAB-C3B-C4B	2.10	128.72	125.01
82	b1	201	PEB	CAB-C3B-C4B	2.10	128.72	125.01
82	BB	203	PEB	CMA-C2A-C1A	-2.10	107.88	112.40
82	NB	203	PEB	C1C-CHB-C4B	2.10	131.32	128.81
96	f6	101	HEM	CHC-C4B-NB	2.10	126.71	124.43
82	QF	201	PEB	OD-C4D-C3D	-2.10	124.71	129.46
82	X7	202	PEB	CAA-C3A-C2A	-2.10	109.02	114.26
87	A2	803	CLA	O2A-CGA-O1A	-2.10	118.30	123.59
82	EJ	203	PEB	CMC-C3C-C2C	2.10	128.90	124.94
82	p8	201	PEB	OA-C1A-NA	2.10	127.48	124.94
82	JA	201	PEB	C1B-C2B-C3B	-2.10	104.10	106.51
87	6N	610	CLA	O2D-CGD-CBD	2.10	115.00	111.27
95	a6	604	DGD	O5D-C6D-C5D	-2.10	105.17	109.05
87	BN	805	CLA	CAA-C2A-C3A	-2.10	107.03	112.78
82	D5	201	PEB	CHA-C1B-NB	-2.10	120.55	124.93
82	K9	202	PEB	CBC-CAC-C2C	-2.10	109.04	112.62
87	F2	205	CLA	C1-O2A-CGA	2.10	121.95	116.44
85	c6	617	BCR	C12-C13-C14	2.10	122.16	118.94
82	XA	201	PEB	OD-C4D-C3D	-2.10	124.71	129.46
82	ID	201	PEB	OD-C4D-C3D	-2.10	124.71	129.46
87	KN	105	CLA	O2A-CGA-O1A	-2.10	118.30	123.59
82	AG	301	PEB	CHA-C4A-NA	-2.10	122.71	125.20
82	eB	201	PEB	CHA-C4A-NA	2.10	127.70	125.20
103	82	309	ZEX	C19-C9-C10	-2.10	119.98	122.92
82	RO	201	PEB	CMA-C2A-C1A	-2.10	107.88	112.40
84	HG	1001	CYC	CAD-CBD-CGD	-2.10	107.88	113.76
82	BA	203	PEB	OD-C4D-C3D	-2.10	124.71	129.46
82	vF	202	PEB	OD-C4D-C3D	-2.10	124.71	129.46

Continued on next page...

Continued from previous page...

Mol	Chain	Res	Type	Atoms	Z	Observed(^{o})	Ideal(^{o})
87	C6	512	CLA	O2A-CGA-O1A	-2.10	118.30	123.59
85	AL	401	BCR	C33-C5-C6	-2.10	122.17	124.53
85	AN	845	BCR	C33-C5-C6	-2.10	122.17	124.53
82	eJ	201	PEB	C1B-C2B-C3B	-2.10	104.10	106.51
87	42	608	CLA	CAC-C3C-C4C	2.10	127.53	124.81
87	AN	808	CLA	C1-C2-C3	-2.10	122.42	126.04
85	cL	503	BCR	C35-C13-C12	2.10	121.38	118.08
82	SF	201	PEB	C2B-C1B-NB	2.10	115.00	110.53
82	JM	202	PEB	O2B-CGB-CBB	2.10	120.77	114.03
82	LJ	201	PEB	CHA-C1B-C2B	2.10	130.29	124.90
82	cH	202	PEB	CHA-C4A-NA	2.10	127.70	125.20
87	B2	824	CLA	CAA-CBA-CGA	-2.10	107.13	113.25
88	M6	101	LHG	O7-C7-O9	-2.10	118.64	123.70
96	E6	101	HEM	C4C-CHD-C1D	2.10	125.33	122.56
82	jE	201	PEB	CAB-C3B-C4B	2.10	128.72	125.01
82	W9	201	PEB	CHA-C1B-C2B	-2.10	119.51	124.90
87	B2	808	CLA	CAA-C2A-C3A	-2.10	107.04	112.78
87	82	303	CLA	O1A-CGA-CBA	2.10	129.82	123.08
85	BN	842	BCR	C33-C5-C4	2.10	117.64	113.62
82	VB	202	PEB	C1C-CHB-C4B	-2.10	126.31	128.81
82	VG	201	PEB	C2B-C1B-NB	2.10	115.00	110.53
87	B2	812	CLA	C1-C2-C3	-2.10	122.42	126.04
87	c6	609	CLA	C1-C2-C3	-2.10	122.42	126.04
82	YJ	203	PEB	CHA-C1B-NB	-2.10	120.55	124.93
84	u3	1001	CYC	C1B-NB-C4B	-2.10	108.00	110.67
82	WD	201	PEB	OD-C4D-C3D	-2.10	124.71	129.46
82	TG	201	PEB	CHA-C4A-NA	2.10	127.70	125.20
84	K1	1001	CYC	CHD-C4C-NC	2.10	127.70	125.20
87	BN	809	CLA	CAA-C2A-C3A	-2.10	107.04	112.78
87	BN	825	CLA	CAA-CBA-CGA	-2.10	107.13	113.25
82	PO	203	PEB	C1B-C2B-C3B	-2.10	104.10	106.51
92	AL	411	LMG	C4-C3-C2	2.10	114.48	110.82
87	K6	101	CLA	O2D-CGD-CBD	2.10	114.99	111.27
82	SP	203	PEB	O2C-CGC-CBC	2.10	120.76	114.03
82	W1	201	PEB	C2B-C1B-NB	2.10	115.00	110.53
82	KI	202	PEB	C2A-C1A-NA	2.09	110.08	108.27
82	T9	202	PEB	CBC-CAC-C2C	-2.09	109.05	112.62
83	yF	302	PUB	CBB-CAB-C3B	-2.09	109.05	112.62
84	EG	1001	CYC	CBD-CAD-C3D	-2.09	109.05	112.62
85	K6	102	BCR	C1-C6-C5	-2.09	119.66	122.61
82	MK	201	PEB	CHB-C4B-C3B	-2.09	120.48	125.32
84	I1	1001	CYC	CHB-C1B-NB	-2.09	121.56	126.06

Continued on next page...

Continued from previous page...

Mol	Chain	Res	Type	Atoms	Z	Observed(^{o})	Ideal(^{o})
82	G7	202	PEB	C2B-C1B-NB	2.09	115.00	110.53
87	B2	805	CLA	O2D-CGD-CBD	2.09	114.99	111.27
82	LM	202	PEB	CAA-C3A-C2A	-2.09	109.03	114.26
84	63	901	CYC	CBA-CAA-C2A	-2.09	106.81	112.63
82	QB	203	PEB	OD-C4D-C3D	-2.09	124.72	129.46
82	X7	201	PEB	OD-C4D-C3D	-2.09	124.72	129.46
87	DL	403	CLA	O1A-CGA-CBA	2.09	131.90	123.73
82	m4	203	PEB	CHA-C1B-NB	-2.09	120.55	124.93
87	4N	604	CLA	O2D-CGD-CBD	2.09	114.99	111.27
87	5N	608	CLA	CHD-C1D-C2D	2.09	129.87	125.48
87	ON	202	CLA	C1-C2-C3	-2.09	123.36	126.75
87	bL	606	CLA	C2D-C1D-ND	-2.09	108.56	110.10
82	DA	203	PEB	CAC-CBC-CGC	-2.09	107.89	113.76
87	BN	835	CLA	C2A-C1A-CHA	2.09	127.52	123.86
82	QH	201	PEB	C2B-C1B-NB	2.09	115.00	110.53
82	AE	304	PEB	CMA-C2A-C1A	-2.09	107.89	112.40
82	H1	1002	PEB	CAC-CBC-CGC	-2.09	107.89	113.76
87	C6	520	CLA	O2A-CGA-O1A	-2.09	118.31	123.59
82	LE	1002	PEB	CAA-C3A-C4A	-2.09	107.30	112.67
87	BN	802	CLA	O1D-CGD-CBD	2.09	128.77	124.48
87	12	608	CLA	C2A-C1A-CHA	2.09	127.51	123.85
84	HG	1001	CYC	CBB-CAB-C3B	-2.09	106.66	112.43
82	NQ	204	PEB	CAB-CBB-CGB	-2.09	109.10	113.60
82	HK	202	PEB	C4B-NB-C1B	-2.09	102.57	106.51
82	WQ	201	PEB	OD-C4D-C3D	-2.09	124.72	129.46
82	VE	201	PEB	C2B-C1B-NB	2.09	115.00	110.53
82	GK	201	PEB	C2B-C1B-NB	2.09	115.00	110.53
87	CL	508	CLA	CHC-C1C-NC	2.09	127.38	124.20
82	SQ	202	PEB	CHC-C1D-ND	-2.09	111.52	113.95
82	UP	203	PEB	CAB-C3B-C4B	2.09	128.71	125.01
87	82	302	CLA	CHD-C4C-NC	-2.09	120.91	124.20
82	QQ	202	PEB	CHC-C4C-C3C	-2.09	126.77	130.34
82	oK	201	PEB	CMA-C2A-C1A	-2.09	107.89	112.40
87	B2	816	CLA	C7-C6-C5	-2.09	107.68	113.36
87	32	305	CLA	CAA-CBA-CGA	-2.09	106.95	112.51
82	B5	201	PEB	CAB-C3B-C2B	2.09	131.77	127.88
87	2N	306	CLA	O2A-CGA-O1A	-2.09	118.08	123.30
82	eH	201	PEB	C2B-C1B-NB	2.09	114.99	110.53
82	i4	201	PEB	CHB-C4B-C3B	-2.09	120.49	125.32
84	BE	1001	CYC	CHA-C1A-NA	-2.09	125.92	128.83
84	N1	1001	CYC	CHA-C1A-NA	-2.09	125.92	128.83
82	D7	203	PEB	CAC-CBC-CGC	-2.09	107.89	113.76

Continued on next page...

Continued from previous page...

Mol	Chain	Res	Type	Atoms	Z	Observed(^{o})	Ideal(^{o})
82	WI	203	PEB	OA-C1A-C2A	-2.09	124.51	126.17
82	QE	203	PEB	OD-C4D-C3D	-2.09	124.72	129.46
82	KK	202	PEB	CBB-CAB-C3B	-2.09	106.82	112.63
88	i6	101	LHG	O8-C23-C24	2.09	118.47	111.91
82	YA	301	PEB	OD-C4D-ND	-2.09	122.83	125.93
87	AN	826	CLA	CHD-C1D-ND	-2.09	122.53	124.45
82	iH	201	PEB	CBC-CAC-C2C	2.09	116.19	112.62
82	QE	201	PEB	C2B-C1B-NB	2.09	114.99	110.53
82	p8	201	PEB	CHB-C4B-C3B	-2.09	120.49	125.32
87	AN	805	CLA	C4-C3-C2	-2.09	118.31	123.68
87	c6	612	CLA	C1-C2-C3	-2.09	122.43	126.04
85	B2	840	BCR	C7-C6-C5	-2.09	116.40	121.46
82	N9	202	PEB	C3B-C4B-NB	2.09	113.09	110.05
82	W5	201	PEB	CMD-C2D-C3D	2.09	133.01	130.06
82	fH	202	PEB	OD-C4D-C3D	-2.09	124.72	129.46
85	I2	101	BCR	C2-C1-C6	2.09	113.70	110.48
82	CP	202	PEB	CHB-C4B-NB	-2.09	125.93	128.83
87	A6	402	CLA	O2A-CGA-O1A	-2.09	118.31	123.59
82	P9	201	PEB	C2B-C1B-NB	2.09	114.99	110.53
82	fF	202	PEB	C2B-C1B-NB	2.09	114.99	110.53
82	gK	202	PEB	C2B-C1B-NB	2.09	114.99	110.53
84	LH	1001	CYC	CAB-C3B-C2B	2.09	131.10	127.53
96	f6	101	HEM	C3B-C2B-C1B	2.09	108.04	106.49
82	qK	203	PEB	CAB-CBB-CGB	-2.09	109.10	113.60
87	DL	404	CLA	CHB-C4A-NA	2.09	127.40	124.51
85	bL	601	BCR	C37-C22-C23	2.09	121.37	118.08
82	KF	202	PEB	CBB-CAB-C3B	-2.09	106.82	112.63
82	JK	201	PEB	CBC-CAC-C2C	-2.09	109.05	112.62
83	wK	304	PUB	CBB-CAB-C3B	-2.09	109.05	112.62
82	JI	202	PEB	C1B-C2B-C3B	-2.09	104.11	106.51
82	lF	201	PEB	C1B-C2B-C3B	-2.09	104.11	106.51
87	A2	805	CLA	C4-C3-C2	-2.09	118.32	123.68
87	cL	510	CLA	CMC-C2C-C3C	2.09	131.79	126.12
82	RF	201	PEB	CHC-C1D-ND	-2.09	111.52	113.95
82	XQ	202	PEB	CAB-C3B-C4B	2.09	128.71	125.01
82	P7	201	PEB	OD-C4D-C3D	-2.09	124.73	129.46
87	BN	823	CLA	C2D-C1D-ND	-2.09	108.56	110.10
82	aO	201	PEB	CAB-CBB-CGB	-2.09	109.11	113.60
82	m4	201	PEB	CHB-C4B-C3B	-2.09	120.49	125.32
82	u8	202	PEB	C2B-C1B-NB	2.09	114.99	110.53
82	nF	202	PEB	C2B-C1B-NB	2.09	114.99	110.53
82	dJ	201	PEB	C2B-C1B-NB	2.09	114.99	110.53

Continued on next page...

Continued from previous page...

Mol	Chain	Res	Type	Atoms	Z	Observed(^{o})	Ideal(^{o})
87	42	608	CLA	CED-O2D-CGD	2.09	120.66	115.94
85	hL	102	BCR	C39-C30-C25	-2.09	106.91	110.30
87	C6	514	CLA	CHD-C1D-ND	-2.09	122.53	124.45
82	H4	1002	PEB	CHC-C1D-ND	-2.09	111.52	113.95
87	BN	833	CLA	C2A-C1A-CHA	2.09	127.51	123.86
82	wF	301	PEB	CBC-CAC-C2C	-2.09	109.06	112.62
82	dG	202	PEB	CBC-CAC-C2C	-2.09	109.06	112.62
82	YE	201	PEB	C2B-C1B-NB	2.09	114.99	110.53
87	B2	835	CLA	O2A-CGA-O1A	-2.09	118.32	123.59
82	Y5	203	PEB	CHC-C4C-C3C	-2.09	126.77	130.34
82	jH	203	PEB	CMC-C3C-C2C	2.09	128.88	124.94
87	BN	820	CLA	C2A-C1A-CHA	2.09	127.51	123.86
82	A9	201	PEB	C2B-C1B-NB	2.09	114.99	110.53
82	I9	202	PEB	CBC-CAC-C2C	-2.09	109.06	112.62
82	HB	202	PEB	CAC-CBC-CGC	-2.09	107.90	113.76
95	cL	502	DGD	O6D-C5D-C6D	2.09	110.88	106.67
87	d6	403	CLA	O2D-CGD-CBD	2.09	114.98	111.27
82	UH	203	PEB	CHA-C4A-NA	-2.09	122.72	125.20
82	VP	201	PEB	CHA-C4A-NA	2.09	127.69	125.20
87	B2	817	CLA	O2D-CGD-O1D	-2.09	119.75	123.84
84	DO	1001	CYC	CHA-C1A-C2A	-2.09	120.50	125.32
87	5N	610	CLA	O2A-CGA-O1A	-2.09	118.09	123.30
82	VA	202	PEB	OA-C1A-NA	2.09	127.47	124.94
82	RB	201	PEB	CHC-C4C-C3C	-2.09	126.78	130.34
87	AL	405	CLA	CHA-C4D-ND	2.09	136.87	132.50
82	fK	202	PEB	C2B-C1B-NB	2.09	114.98	110.53
87	B2	833	CLA	C2A-C1A-CHA	2.09	127.51	123.86
82	BP	201	PEB	O2B-CGB-CBB	2.09	120.74	114.03
82	H7	201	PEB	CAB-CBB-CGB	-2.09	109.11	113.60
82	H5	203	PEB	OA-C1A-C2A	-2.09	124.51	126.17
87	A2	806	CLA	O2A-CGA-O1A	-2.09	118.32	123.59
82	YQ	202	PEB	CHC-C1D-ND	-2.09	111.52	113.95
82	N7	203	PEB	CHA-C4A-NA	-2.09	122.72	125.20
82	RA	202	PEB	CAB-C3B-C4B	2.09	128.70	125.01
82	tK	202	PEB	CAB-C3B-C4B	2.09	128.70	125.01
87	dL	409	CLA	C2A-C1A-CHA	2.09	127.51	123.86
85	BL	617	BCR	C35-C13-C14	-2.09	120.00	122.92
84	KH	1001	CYC	CHA-C1A-NA	-2.09	125.93	128.83
87	5N	609	CLA	CHA-C1A-NA	-2.09	121.62	126.40
82	R4	201	PEB	OD-C4D-C3D	-2.09	124.73	129.46
87	A2	806	CLA	CHD-C1D-ND	-2.09	122.54	124.45
87	B6	603	CLA	O2A-CGA-O1A	-2.09	118.33	123.59

Continued on next page...

Continued from previous page...

Mol	Chain	Res	Type	Atoms	Z	Observed(^{o})	Ideal(^{o})
82	eO	202	PEB	CAB-CBB-CGB	-2.09	109.11	113.60
87	B2	801	CLA	O1D-CGD-CBD	2.09	128.75	124.48
82	LI	201	PEB	CHA-C1B-NB	-2.09	120.57	124.93
87	72	603	CLA	C2A-C1A-CHA	2.09	127.51	123.86
87	2N	306	CLA	O2D-CGD-CBD	2.09	114.98	111.27
82	gK	201	PEB	CHA-C4A-NA	2.09	127.69	125.20
82	f1	202	PEB	OD-C4D-C3D	-2.09	124.73	129.46
84	L4	1001	CYC	CAD-CBD-CGD	-2.09	107.91	113.76
87	CL	509	CLA	O2A-CGA-O1A	-2.09	118.33	123.59
82	EM	202	PEB	O1C-CGC-CBC	-2.09	116.38	123.08
82	fM	202	PEB	CMB-C2B-C1B	2.09	128.28	125.06
82	kJ	202	PEB	CHA-C1B-NB	-2.09	120.57	124.93
85	BN	840	BCR	C7-C6-C5	-2.09	116.41	121.46
87	4N	608	CLA	CAC-C3C-C4C	2.09	127.52	124.81
82	MP	201	PEB	C4B-C3B-C2B	-2.09	104.47	106.78
82	a4	201	PEB	CMA-C2A-C1A	-2.09	107.91	112.40
82	CJ	203	PEB	C2B-C1B-NB	2.09	114.98	110.53
84	K1	1001	CYC	C3A-C4A-NA	2.09	114.98	110.53
84	HE	1001	CYC	CBB-CAB-C3B	-2.09	106.68	112.43
82	YJ	201	PEB	CAC-CBC-CGC	-2.09	107.91	113.76
87	22	606	CLA	O2A-CGA-O1A	-2.09	118.10	123.30
82	i1	202	PEB	CHC-C4C-C3C	-2.09	126.78	130.34
82	T7	203	PEB	O1B-CGB-CBB	-2.09	116.38	123.08
82	b1	201	PEB	CMB-C2B-C1B	2.09	128.28	125.06
82	LI	202	PEB	CAB-CBB-CGB	-2.09	109.11	113.60
82	H5	203	PEB	CBC-CAC-C2C	-2.09	109.06	112.62
83	yK	302	PUB	CBB-CAB-C3B	-2.09	109.06	112.62
82	L9	201	PEB	CAA-C3A-C4A	-2.09	107.32	112.67
95	b6	621	DGD	C1E-C2E-C3E	2.09	114.34	110.00
82	DD	202	PEB	OD-C4D-C3D	-2.09	124.74	129.46
82	CB	202	PEB	OA-C1A-C2A	-2.09	124.52	126.17
82	t8	201	PEB	CMB-C2B-C1B	2.09	128.28	125.06
82	FA	201	PEB	CHA-C4A-NA	2.08	127.68	125.20
87	AN	803	CLA	O2A-CGA-O1A	-2.08	118.33	123.59
87	7N	604	CLA	CAC-C3C-C4C	2.08	127.52	124.81
87	BN	802	CLA	CMC-C2C-C3C	2.08	131.78	126.12
84	F4	1001	CYC	CMB-C2B-C1B	2.08	126.77	124.17
82	DD	202	PEB	C2A-C1A-NA	2.08	110.07	108.27
82	CK	203	PEB	CHA-C1B-NB	-2.08	120.57	124.93
82	QB	202	PEB	C3B-C4B-NB	2.08	113.08	110.05
85	b6	603	BCR	C11-C12-C13	-2.08	120.56	126.42
87	b6	611	CLA	O2A-CGA-O1A	-2.08	118.33	123.59

Continued on next page...

Continued from previous page...

Mol	Chain	Res	Type	Atoms	Z	Observed(^{o})	Ideal(^{o})
87	F2	201	CLA	CHA-C1A-NA	-2.08	121.62	126.40
87	1N	611	CLA	CHA-C1A-NA	-2.08	121.62	126.40
82	YO	201	PEB	CAB-C3B-C4B	2.08	128.69	125.01
82	KM	203	PEB	CAA-C3A-C2A	-2.08	109.05	114.26
84	F1	1001	CYC	CBC-CAC-C3C	2.08	118.11	113.47
82	U9	203	PEB	CAA-C3A-C4A	-2.08	107.32	112.67
87	62	311	CLA	O2D-CGD-CBD	2.08	114.97	111.27
82	OH	201	PEB	CMB-C2B-C1B	2.08	128.27	125.06
82	WM	201	PEB	CBA-CAA-C3A	2.08	118.11	113.47
95	c6	601	DGD	C6D-O5D-C1E	2.08	117.81	113.74
82	eK	202	PEB	CHA-C4A-NA	-2.08	122.73	125.20
87	52	609	CLA	CHA-C1A-NA	-2.08	121.63	126.40
85	BN	839	BCR	C10-C11-C12	-2.08	116.72	123.22
82	HH	1002	PEB	CAC-CBC-CGC	-2.08	107.92	113.76
85	CL	516	BCR	C16-C15-C14	-2.08	119.21	123.47
85	B2	839	BCR	C10-C11-C12	-2.08	116.72	123.22
82	M9	305	PEB	CAB-CBB-CGB	-2.08	109.12	113.60
87	AN	824	CLA	CHD-C1D-ND	-2.08	122.54	124.45
84	I1	1001	CYC	CHA-C1A-C2A	-2.08	120.51	125.32
82	U4	202	PEB	CHA-C1B-NB	-2.08	120.58	124.93
82	ZG	202	PEB	OA-C1A-NA	2.08	127.46	124.94
87	A2	809	CLA	CBA-CAA-C2A	2.08	120.01	113.86
82	SD	202	PEB	CHC-C1D-ND	-2.08	111.53	113.95
82	xF	304	PEB	CHC-C1D-ND	-2.08	111.53	113.95
82	xK	304	PEB	CHC-C1D-ND	-2.08	111.53	113.95
82	WI	201	PEB	C1B-C2B-C3B	-2.08	104.12	106.51
82	LG	1002	PEB	CAA-C3A-C4A	-2.08	107.33	112.67
82	GF	203	PEB	CAA-C3A-C2A	-2.08	109.06	114.26
82	dE	202	PEB	CBC-CAC-C2C	-2.08	109.07	112.62
84	DE	1001	CYC	C3A-C4A-NA	2.08	114.97	110.53
87	B2	804	CLA	CMD-C2D-C1D	-2.08	121.04	124.71
82	lO	202	PEB	C4B-C3B-C2B	-2.08	104.48	106.78
87	6N	602	CLA	O2A-CGA-O1A	-2.08	118.34	123.59
87	BN	817	CLA	C7-C6-C5	-2.08	107.70	113.36
82	O9	202	PEB	CHA-C1B-C2B	2.08	130.25	124.90
82	IA	202	PEB	C2B-C1B-NB	2.08	114.97	110.53
82	NF	201	PEB	C1B-C2B-C3B	-2.08	104.12	106.51
82	mO	201	PEB	CHB-C4B-C3B	-2.08	120.51	125.32
82	hJ	201	PEB	CAB-C3B-C4B	2.08	128.69	125.01
87	HL	101	CLA	C2A-C1A-CHA	2.08	127.50	123.86
87	nL	101	CLA	C2A-C1A-CHA	2.08	127.50	123.86
82	iO	202	PEB	CHC-C1D-ND	-2.08	111.53	113.95

Continued on next page...

Continued from previous page...

Mol	Chain	Res	Type	Atoms	Z	Observed(^{o})	Ideal(^{o})
82	i1	201	PEB	CBC-CAC-C2C	2.08	116.17	112.62
82	SF	202	PEB	OA-C1A-C2A	-2.08	124.52	126.17
82	A7	201	PEB	C3B-C4B-NB	2.08	113.08	110.05
87	c6	610	CLA	O2A-CGA-O1A	-2.08	118.34	123.59
92	A6	408	LMG	O8-C28-O10	-2.08	118.34	123.59
82	HK	201	PEB	C2B-C1B-NB	2.08	114.97	110.53
87	JN	101	CLA	C2A-C1A-CHA	2.08	127.50	123.86
82	GK	203	PEB	CAB-CBB-CGB	2.08	118.08	113.60
82	PO	201	PEB	CMA-C2A-C1A	-2.08	107.92	112.40
82	IJ	203	PEB	CMC-C3C-C2C	2.08	128.86	124.94
82	C9	202	PEB	CBC-CAC-C2C	-2.08	109.07	112.62
82	V9	202	PEB	CBC-CAC-C2C	-2.08	109.07	112.62
82	FA	202	PEB	CBC-CAC-C2C	2.08	116.17	112.62
87	8N	301	CLA	CHA-C4D-ND	2.08	136.85	132.50
87	32	312	CLA	C1B-CHB-C4A	-2.08	126.00	130.12
82	P7	201	PEB	C1C-CHB-C4B	2.08	131.29	128.81
87	bL	615	CLA	C2A-C1A-CHA	2.08	127.50	123.86
85	A2	845	BCR	C33-C5-C6	-2.08	122.19	124.53
87	FN	203	CLA	CHA-C1A-NA	-2.08	121.64	126.40
87	1N	608	CLA	C2A-C1A-CHA	2.08	127.48	123.85
85	BL	618	BCR	C1-C6-C5	-2.08	119.69	122.61
82	IP	201	PEB	C2B-C1B-NB	2.08	114.97	110.53
92	D6	409	LMG	O8-C28-C29	2.08	118.43	111.91
82	kF	201	PEB	OA-C1A-C2A	-2.08	124.52	126.17
84	HH	1001	CYC	CBA-CAA-C2A	-2.08	106.85	112.63
87	bL	616	CLA	CHA-C1A-NA	-2.08	121.64	126.40
82	ZM	202	PEB	C1B-C2B-C3B	-2.08	104.12	106.51
82	sK	203	PEB	CMA-C2A-C1A	-2.08	107.92	112.40
82	fE	202	PEB	C2A-C1A-NA	2.08	110.06	108.27
82	Z9	304	PEB	CAB-CBB-CGB	-2.08	109.13	113.60
82	JK	202	PEB	C4B-NB-C1B	-2.08	102.59	106.51
84	LO	1001	CYC	CAD-CBD-CGD	-2.08	107.93	113.76
87	B2	813	CLA	O2A-CGA-O1A	-2.08	118.12	123.30
82	R9	201	PEB	C2B-C1B-NB	2.08	114.96	110.53
87	CL	507	CLA	CAA-C2A-C3A	-2.08	107.09	112.78
87	BN	833	CLA	CAA-C2A-C3A	-2.08	107.09	112.78
85	BN	842	BCR	C1-C6-C7	2.08	121.66	115.78
82	nK	201	PEB	CHC-C1D-ND	-2.08	111.53	113.95
87	8N	304	CLA	O1A-CGA-CBA	2.08	129.76	123.08
82	JM	201	PEB	C1B-C2B-C3B	-2.08	104.12	106.51
87	3N	312	CLA	C1B-CHB-C4A	-2.08	126.00	130.12
82	NP	202	PEB	CAB-C3B-C4B	2.08	128.68	125.01

Continued on next page...

Continued from previous page...

Mol	Chain	Res	Type	Atoms	Z	Observed(^{o})	Ideal(^{o})
82	GP	201	PEB	CBD-CAD-C3D	-2.08	117.28	127.62
82	Z1	202	PEB	C2B-C1B-NB	2.08	114.96	110.53
82	hE	203	PEB	C2B-C1B-NB	2.08	114.96	110.53
85	cL	518	BCR	C10-C11-C12	-2.08	116.73	123.22
87	bL	617	CLA	O2D-CGD-CBD	2.08	114.96	111.27
82	PP	201	PEB	CHB-C4B-C3B	-2.08	120.52	125.32
82	H5	203	PEB	CAC-CBC-CGC	-2.08	107.94	113.76
82	JJ	202	PEB	CBC-CAC-C2C	-2.08	109.08	112.62
82	V7	202	PEB	CBC-CAC-C2C	2.08	116.17	112.62
82	lF	202	PEB	CMB-C2B-C1B	2.08	128.26	125.06
87	6N	611	CLA	CHD-C1D-ND	-2.08	122.55	124.45
88	iL	101	LHG	C5-O7-C7	2.08	122.91	117.79
82	OQ	201	PEB	CHC-C1D-ND	-2.08	111.53	113.95
87	F2	205	CLA	CAC-C3C-C4C	2.08	127.50	124.81
82	QP	203	PEB	CAA-C3A-C4A	-2.08	107.34	112.67
82	WF	201	PEB	CAB-C3B-C4B	2.08	128.68	125.01
85	KN	104	BCR	C16-C15-C14	-2.08	119.22	123.47
82	lK	202	PEB	CMB-C2B-C1B	2.08	128.26	125.06
87	c6	615	CLA	O2D-CGD-CBD	2.08	114.96	111.27
87	12	604	CLA	C2A-C1A-CHA	2.08	127.49	123.86
87	B2	819	CLA	C2A-C1A-CHA	2.08	127.49	123.86
87	dL	401	CLA	C2A-C1A-CHA	2.08	127.49	123.86
85	hL	102	BCR	C21-C20-C19	-2.08	116.74	123.22
84	V3	1001	CYC	OC-C1C-C2C	-2.08	124.52	126.17
82	l4	202	PEB	CBB-CAB-C3B	-2.08	106.86	112.63
82	Z5	305	PEB	CHC-C1D-ND	-2.08	111.54	113.95
87	C6	512	CLA	CHD-C1D-ND	-2.08	122.55	124.45
87	A2	801	CLA	CMA-C3A-C4A	-2.08	106.19	111.77
84	J4	1001	CYC	O2A-CGA-CBA	2.08	120.70	114.03
82	R4	201	PEB	CMA-C2A-C1A	-2.08	107.93	112.40
82	j1	203	PEB	CMC-C3C-C2C	2.08	128.86	124.94
82	BI	202	PEB	CBA-CAA-C3A	-2.08	108.84	113.47
82	qF	203	PEB	CAB-CBB-CGB	-2.08	109.14	113.60
82	SE	201	PEB	CHB-C4B-C3B	-2.08	120.53	125.32
82	RP	201	PEB	CHA-C4A-NA	2.08	127.67	125.20
82	L5	203	PEB	CHA-C4A-NA	-2.08	122.74	125.20
82	O9	203	PEB	CAA-C3A-C4A	2.08	118.00	112.67
82	DP	202	PEB	CAB-C3B-C4B	2.08	128.68	125.01
83	M9	303	PUB	CBD-CAD-C3D	-2.08	106.71	112.43
88	l6	101	LHG	O7-C7-O9	-2.08	118.69	123.70
82	AD	304	PEB	CMC-C3C-C2C	2.08	128.85	124.94
82	SK	201	PEB	C2B-C1B-NB	2.08	114.96	110.53

Continued on next page...

Continued from previous page...

Mol	Chain	Res	Type	Atoms	Z	Observed(^{o})	Ideal(^{o})
87	1N	604	CLA	C2A-C1A-CHA	2.08	127.49	123.86
87	52	608	CLA	CHD-C1D-C2D	2.08	129.83	125.48
87	8N	303	CLA	CHD-C4C-NC	-2.08	120.94	124.20
82	RI	201	PEB	C2A-C1A-NA	2.08	110.06	108.27
82	XI	201	PEB	C2A-C1A-NA	2.08	110.06	108.27
85	B2	839	BCR	C33-C5-C4	2.07	117.60	113.62
85	JN	103	BCR	C38-C26-C25	-2.07	122.20	124.53
82	a1	201	PEB	CHA-C1B-NB	-2.07	120.59	124.93
85	H6	101	BCR	C34-C9-C8	2.07	121.35	118.08
82	T4	203	PEB	CMB-C2B-C1B	2.07	128.26	125.06
87	BN	812	CLA	O2A-CGA-O1A	-2.07	118.36	123.59
82	AG	304	PEB	CMA-C2A-C1A	-2.07	107.93	112.40
87	AN	825	CLA	O2D-CGD-O1D	-2.07	119.78	123.84
82	jH	201	PEB	C2B-C1B-NB	2.07	114.96	110.53
82	dO	201	PEB	C2A-C1A-NA	2.07	110.06	108.27
82	U1	203	PEB	CHA-C4A-NA	-2.07	122.74	125.20
82	AD	301	PEB	OD-C4D-ND	-2.07	122.86	125.93
87	A2	827	CLA	O2A-CGA-O1A	-2.07	118.36	123.59
82	nF	201	PEB	CHA-C1B-C2B	2.07	130.23	124.90
82	HD	201	PEB	CAA-C3A-C4A	-2.07	107.35	112.67
82	Z4	201	PEB	CHB-C4B-NB	2.07	131.70	128.83
82	DA	202	PEB	C1C-CHB-C4B	2.07	131.29	128.81
87	H6	102	CLA	C1-C2-C3	-2.07	122.46	126.04
82	NA	201	PEB	CAB-C3B-C4B	2.07	128.68	125.01
82	ZH	201	PEB	CAB-C3B-C4B	2.07	128.68	125.01
82	Z5	305	PEB	CBA-CAA-C3A	2.07	118.08	113.47
85	BN	843	BCR	C33-C5-C6	-2.07	122.20	124.53
82	L9	202	PEB	CAB-CBB-CGB	-2.07	109.14	113.60
84	CG	1001	CYC	CHA-C1A-NA	-2.07	125.95	128.83
92	DL	402	LMG	O6-C1-O1	-2.07	105.06	109.97
85	AL	401	BCR	C11-C12-C13	-2.07	120.59	126.42
82	zC	202	PEB	CMB-C2B-C1B	2.07	128.26	125.06
82	PA	201	PEB	C1B-C2B-C3B	-2.07	104.13	106.51
82	dF	201	PEB	C1B-C2B-C3B	-2.07	104.13	106.51
84	JO	1001	CYC	O2A-CGA-CBA	2.07	120.69	114.03
82	dB	201	PEB	CBC-CAC-C2C	-2.07	109.08	112.62
87	72	608	CLA	CHB-C4A-NA	2.07	127.38	124.51
82	RA	203	PEB	OD-C4D-ND	-2.07	122.86	125.93
82	SQ	202	PEB	OD-C4D-ND	-2.07	122.86	125.93
82	X7	201	PEB	CAB-CBB-CGB	-2.07	109.14	113.60
82	aH	201	PEB	CHA-C1B-NB	-2.07	120.60	124.93
84	L1	1001	CYC	O1D-CGD-CBD	-2.07	116.42	123.08

Continued on next page...

Continued from previous page...

Mol	Chain	Res	Type	Atoms	Z	Observed(^{o})	Ideal(^{o})
82	JJ	202	PEB	CHA-C4A-NA	-2.07	122.74	125.20
82	WK	201	PEB	CHA-C1B-C2B	2.07	130.23	124.90
82	OI	202	PEB	CMC-C3C-C2C	-2.07	121.03	124.94
87	3N	301	CLA	O2A-CGA-O1A	-2.07	118.13	123.30
82	DF	202	PEB	C2B-C1B-NB	2.07	114.95	110.53
82	cK	202	PEB	OD-C4D-C3D	-2.07	124.77	129.46
82	OD	201	PEB	CBC-CAC-C2C	-2.07	109.08	112.62
82	lO	201	PEB	CHC-C1D-ND	-2.07	111.54	113.95
82	u8	203	PEB	C3B-C4B-NB	2.07	113.06	110.05
87	62	313	CLA	CHA-C1A-NA	-2.07	121.65	126.40
87	AN	827	CLA	O2A-CGA-O1A	-2.07	118.36	123.59
82	D9	202	PEB	CAB-C3B-C4B	2.07	128.67	125.01
82	kO	201	PEB	CAB-C3B-C4B	2.07	128.67	125.01
87	O2	202	CLA	C1-C2-C3	-2.07	123.40	126.75
82	PA	201	PEB	OD-C4D-C3D	-2.07	124.77	129.46
82	YJ	202	PEB	CHC-C1D-ND	-2.07	111.54	113.95
82	tF	202	PEB	CAB-C3B-C4B	2.07	128.67	125.01
82	YP	503	PEB	C1C-CHB-C4B	-2.07	126.33	128.81
85	BN	843	BCR	C28-C27-C26	-2.07	110.38	114.08
82	wK	301	PEB	CBC-CAC-C2C	-2.07	109.09	112.62
87	CL	507	CLA	C2A-C1A-CHA	2.07	127.48	123.86
85	K2	105	BCR	C16-C15-C14	-2.07	119.23	123.47
87	c6	604	CLA	CHD-C1D-ND	-2.07	122.55	124.45
91	D6	404	PHO	CMC-C2C-C3C	2.07	128.85	124.94
87	82	306	CLA	CHA-C4D-ND	2.07	136.83	132.50
87	AN	837	CLA	O2D-CGD-CBD	2.07	114.95	111.27
87	62	303	CLA	O2A-CGA-O1A	-2.07	118.37	123.59
94	d6	408	PL9	C20-C19-C18	-2.07	118.37	123.68
82	JI	201	PEB	CAC-CBC-CGC	-2.07	107.95	113.76
82	eF	201	PEB	CAC-CBC-CGC	-2.07	107.95	113.76
82	OA	201	PEB	C1C-CHB-C4B	2.07	131.28	128.81
82	e4	202	PEB	CAB-CBB-CGB	-2.07	109.15	113.60
87	FN	205	CLA	CAC-C3C-C4C	2.07	127.50	124.81
82	pC	202	PEB	C1B-C2B-C3B	-2.07	104.13	106.51
82	LM	202	PEB	O1B-CGB-CBB	-2.07	116.43	123.08
87	A2	825	CLA	O2A-CGA-O1A	-2.07	118.37	123.59
82	vF	201	PEB	CAA-C3A-C4A	-2.07	107.36	112.67
82	uC	202	PEB	C2B-C1B-NB	2.07	114.95	110.53
82	X9	202	PEB	CBC-CAC-C2C	-2.07	109.09	112.62
87	62	312	CLA	CHD-C1D-ND	-2.07	122.55	124.45
87	K2	106	CLA	CHD-C1D-ND	-2.07	122.55	124.45
82	MD	201	PEB	C2A-C1A-NA	2.07	110.06	108.27

Continued on next page...

Continued from previous page...

Mol	Chain	Res	Type	Atoms	Z	Observed(^{o})	Ideal(^{o})
82	lE	203	PEB	CAB-C3B-C4B	2.07	128.67	125.01
82	X9	201	PEB	C2B-C1B-NB	2.07	114.94	110.53
84	N1	1001	CYC	CAA-CBA-CGA	2.07	118.06	113.60
82	NM	201	PEB	CHA-C1B-C2B	2.07	130.22	124.90
87	b6	610	CLA	O2A-CGA-O1A	-2.07	118.37	123.59
82	aO	201	PEB	CMA-C2A-C1A	-2.07	107.94	112.40
82	E9	201	PEB	C2B-C1B-NB	2.07	114.94	110.53
87	22	609	CLA	CHD-C4C-C3C	2.07	127.88	124.84
82	XA	202	PEB	CAB-C3B-C4B	2.07	128.67	125.01
82	g1	201	PEB	CAB-C3B-C4B	2.07	128.67	125.01
82	GK	203	PEB	CAA-C3A-C2A	-2.07	109.09	114.26
82	iH	202	PEB	CAC-CBC-CGC	-2.07	107.96	113.76
82	J1	1002	PEB	CAA-C3A-C4A	-2.07	107.36	112.67
87	32	303	CLA	O2A-CGA-O1A	-2.07	118.14	123.30
82	wK	301	PEB	OD-C4D-C3D	-2.07	124.77	129.46
82	II	203	PEB	OD-C4D-ND	-2.07	122.87	125.93
82	mG	203	PEB	C1B-C2B-C3B	-2.07	104.13	106.51
82	N9	201	PEB	C2B-C1B-NB	2.07	114.94	110.53
83	AM	303	PUB	CAC-C2C-C1C	2.07	128.67	125.01
87	22	606	CLA	O2D-CGD-CBD	2.07	114.94	111.27
96	GN	201	HEM	CBA-CAA-C2A	-2.07	109.09	112.62
82	D9	201	PEB	C4B-NB-C1B	-2.07	102.61	106.51
87	A2	840	CLA	CAC-C3C-C4C	2.07	127.49	124.81
82	TD	201	PEB	C3B-C4B-NB	2.07	113.06	110.05
82	jH	202	PEB	CAB-C3B-C4B	2.07	128.67	125.01
82	JJ	202	PEB	O2B-CGB-CBB	2.07	120.67	114.03
82	RM	201	PEB	CMA-C2A-C1A	-2.07	107.95	112.40
82	KJ	201	PEB	OA-C1A-NA	2.07	127.45	124.94
93	A6	409	BCT	O3-C-O1	-2.07	114.18	119.55
87	52	602	CLA	CHD-C1D-ND	-2.07	122.55	124.45
82	e1	201	PEB	C2B-C1B-NB	2.07	114.94	110.53
82	LP	201	PEB	CBC-CAC-C2C	-2.07	109.09	112.62
82	A9	202	PEB	CBC-CAC-C2C	-2.07	109.09	112.62
82	AQ	301	PEB	CHA-C4A-NA	-2.07	122.75	125.20
82	DQ	202	PEB	OD-C4D-C3D	-2.07	124.78	129.46
82	eJ	202	PEB	CMA-C2A-C1A	-2.07	107.95	112.40
87	bL	613	CLA	O2A-CGA-O1A	-2.07	118.38	123.59
82	CI	201	PEB	C2A-C1A-NA	2.07	110.06	108.27
85	JN	103	BCR	C28-C27-C26	-2.07	110.39	114.08
87	32	311	CLA	CHA-C1A-NA	-2.07	121.66	126.40
82	V9	201	PEB	C2B-C1B-NB	2.07	114.94	110.53
95	AL	414	DGD	C6D-O5D-C1E	-2.07	109.70	113.74

Continued on next page...

Continued from previous page...

Mol	Chain	Res	Type	Atoms	Z	Observed(^{o})	Ideal(^{o})
92	m6	103	LMG	O8-C28-O10	-2.07	118.38	123.59
82	R7	202	PEB	CAB-C3B-C4B	2.07	128.66	125.01
82	CM	203	PEB	C2B-C1B-NB	2.07	114.94	110.53
92	j6	101	LMG	C1-O6-C5	-2.07	109.63	113.69
82	JH	1002	PEB	CAA-C3A-C4A	-2.07	107.37	112.67
87	A2	825	CLA	O2D-CGD-O1D	-2.07	119.80	123.84
82	U5	203	PEB	CBC-CAC-C2C	-2.07	109.09	112.62
82	WK	202	PEB	O1C-CGC-CBC	-2.07	116.44	123.08
82	ZE	201	PEB	C2B-C1B-NB	2.07	114.94	110.53
82	G9	201	PEB	C2B-C1B-NB	2.07	114.94	110.53
82	X7	202	PEB	CAB-C3B-C4B	2.07	128.66	125.01
82	QH	203	PEB	C1C-CHB-C4B	-2.07	126.34	128.81
82	hF	201	PEB	C2A-C1A-NA	2.07	110.05	108.27
82	kJ	202	PEB	C2A-C1A-NA	2.07	110.05	108.27
82	UJ	202	PEB	OA-C1A-NA	2.07	127.44	124.94
82	iH	201	PEB	C4B-NB-C1B	-2.07	102.62	106.51
82	V4	201	PEB	CHB-C4B-NB	-2.07	125.96	128.83
82	J9	202	PEB	CAA-C3A-C2A	-2.07	109.10	114.26
82	G9	202	PEB	CBC-CAC-C2C	-2.07	109.09	112.62
85	cL	503	BCR	C4-C5-C6	-2.07	119.73	122.73
82	VO	201	PEB	CMA-C2A-C1A	-2.07	107.95	112.40
87	B2	811	CLA	O2A-CGA-O1A	-2.07	118.38	123.59
87	d6	406	CLA	O2A-CGA-O1A	-2.07	118.38	123.59
82	I9	201	PEB	C2B-C1B-NB	2.07	114.94	110.53
82	hG	203	PEB	C2B-C1B-NB	2.07	114.94	110.53
87	B2	812	CLA	C2A-C1A-CHA	2.07	127.47	123.86
87	1N	606	CLA	O2A-CGA-O1A	-2.07	118.15	123.30
83	xF	306	PUB	CHC-C1D-ND	-2.06	111.11	113.72
82	DA	202	PEB	CBD-CAD-C3D	-2.06	117.35	127.62
82	SG	201	PEB	CHB-C4B-C3B	-2.06	120.55	125.32
82	DP	201	PEB	CAB-C3B-C4B	2.06	128.66	125.01
82	bF	201	PEB	CHA-C4A-NA	2.06	127.66	125.20
82	EJ	203	PEB	C2B-C1B-NB	2.06	114.94	110.53
82	O1	203	PEB	C2B-C1B-NB	2.06	114.94	110.53
82	a1	201	PEB	OD-C4D-C3D	-2.06	124.78	129.46
84	BE	1001	CYC	OB-C4B-NB	-2.06	120.28	125.08
82	RF	201	PEB	CMA-C2A-C1A	-2.06	107.95	112.40
82	xK	304	PEB	CMB-C2B-C1B	2.06	128.24	125.06
84	G4	1001	CYC	OC-C1C-NC	2.06	127.44	124.94
87	B6	614	CLA	CHD-C1D-ND	-2.06	122.56	124.45
87	12	606	CLA	O2A-CGA-O1A	-2.06	118.15	123.30
84	C4	1001	CYC	CHB-C1B-NB	-2.06	121.63	126.06

Continued on next page...

Continued from previous page...

Mol	Chain	Res	Type	Atoms	Z	Observed(^{o})	Ideal(^{o})
82	HB	202	PEB	CBC-CAC-C2C	-2.06	109.10	112.62
82	P9	202	PEB	CBC-CAC-C2C	-2.06	109.10	112.62
96	G2	201	HEM	CBA-CAA-C2A	-2.06	109.10	112.62
87	bL	608	CLA	CAA-C2A-C3A	-2.06	107.13	112.78
82	M9	304	PEB	OA-C1A-NA	2.06	127.44	124.94
82	XF	203	PEB	CHA-C1B-NB	-2.06	120.62	124.93
82	QP	202	PEB	CHA-C1B-NB	-2.06	120.62	124.93
82	xC	202	PEB	O2B-CGB-CBB	2.06	120.66	114.03
82	DF	201	PEB	OD-C4D-C3D	-2.06	124.79	129.46
82	OH	202	PEB	OD-C4D-C3D	-2.06	124.79	129.46
82	R9	202	PEB	CBC-CAC-C2C	-2.06	109.10	112.62
82	iF	202	PEB	C2B-C1B-NB	2.06	114.93	110.53
87	B2	833	CLA	CAA-C2A-C3A	-2.06	107.13	112.78
87	cL	506	CLA	O2A-CGA-O1A	-2.06	118.39	123.59
87	5N	610	CLA	CHD-C1D-ND	-2.06	122.56	124.45
82	iG	202	PEB	CHA-C4A-NA	-2.06	122.75	125.20
87	32	308	CLA	O2A-CGA-O1A	-2.06	118.16	123.30
82	QB	202	PEB	CHB-C4B-NB	-2.06	125.97	128.83
82	DB	201	PEB	CAB-C3B-C4B	2.06	128.66	125.01
85	C6	507	BCR	C23-C24-C25	-2.06	121.41	127.20
82	SK	202	PEB	OA-C1A-C2A	-2.06	124.53	126.17
87	CL	506	CLA	C6-C7-C8	-2.06	109.25	115.92
82	KJ	202	PEB	CHA-C1B-NB	-2.06	120.62	124.93
82	OP	202	PEB	C2A-C1A-NA	2.06	110.05	108.27
82	tC	201	PEB	CHB-C4B-C3B	-2.06	120.56	125.32
82	iO	201	PEB	CHB-C4B-C3B	-2.06	120.56	125.32
87	BN	813	CLA	C2A-C1A-CHA	2.06	127.47	123.86
84	NH	1001	CYC	CHA-C1A-NA	-2.06	125.97	128.83
87	2N	307	CLA	CBC-CAC-C3C	2.06	118.12	112.43
87	BN	836	CLA	CHD-C1D-ND	-2.06	122.56	124.45
84	EG	1001	CYC	OB-C4B-NB	-2.06	120.29	125.08
87	BN	806	CLA	O2D-CGD-CBD	2.06	114.93	111.27
82	YK	201	PEB	CAC-C2C-C3C	2.06	133.17	127.25
82	HM	202	PEB	CAB-CBB-CGB	2.06	118.04	113.60
82	TM	202	PEB	O2B-CGB-CBB	2.06	120.65	114.03
82	uC	203	PEB	C3B-C4B-NB	2.06	113.05	110.05
87	ON	201	CLA	C2A-C1A-CHA	2.06	127.45	123.85
82	UO	202	PEB	CHA-C1B-NB	-2.06	120.62	124.93
82	CP	201	PEB	CAB-C3B-C4B	2.06	128.66	125.01
82	PJ	202	PEB	C1B-C2B-C3B	-2.06	104.14	106.51
87	BN	814	CLA	O2A-CGA-O1A	-2.06	118.16	123.30
82	jH	202	PEB	CHA-C1B-C2B	2.06	130.20	124.90

Continued on next page...

Continued from previous page...

Mol	Chain	Res	Type	Atoms	Z	Observed(^{o})	Ideal(^{o})
82	DA	203	PEB	CAB-CBB-CGB	-2.06	109.17	113.60
82	x8	201	PEB	C2A-C1A-NA	2.06	110.05	108.27
87	AN	830	CLA	C1B-CHB-C4A	-2.06	126.03	130.12
82	AH	305	PEB	CMC-C3C-C2C	2.06	128.83	124.94
84	FH	1001	CYC	CBC-CAC-C3C	2.06	118.06	113.47
92	BL	612	LMG	O6-C5-C6	2.06	111.56	106.44
82	YJ	202	PEB	CAB-C3B-C4B	2.06	128.65	125.01
96	fL	102	HEM	CHB-C1B-C2B	-2.06	121.02	126.72
82	LJ	202	PEB	CBC-CAC-C2C	2.06	116.14	112.62
82	OI	201	PEB	C2B-C1B-NB	2.06	114.93	110.53
82	TB	201	PEB	CAA-C3A-C4A	-2.06	107.38	112.67
82	RA	203	PEB	CAB-C3B-C2B	2.06	131.72	127.88
82	iE	202	PEB	CMA-C2A-C1A	-2.06	107.96	112.40
82	O5	201	PEB	CHB-C4B-C3B	-2.06	120.56	125.32
82	MJ	201	PEB	CAC-CBC-CGC	-2.06	107.98	113.76
82	iE	202	PEB	CHA-C4A-NA	-2.06	122.75	125.20
82	YB	202	PEB	CHA-C1B-NB	-2.06	120.62	124.93
85	c6	602	BCR	C16-C15-C14	-2.06	119.25	123.47
87	6N	608	CLA	O1D-CGD-CBD	2.06	128.70	124.48
82	QJ	202	PEB	C2B-C1B-NB	2.06	114.93	110.53
87	cL	508	CLA	C6-C7-C8	-2.06	109.26	115.92
82	SD	201	PEB	CAB-C3B-C4B	2.06	128.65	125.01
87	CL	506	CLA	CHC-C1C-NC	2.06	127.33	124.20
82	UB	301	PEB	CBA-CAA-C3A	2.06	118.05	113.47
82	lK	203	PEB	CHA-C4A-NA	2.06	127.65	125.20
87	AN	802	CLA	CHD-C1D-C2D	2.06	129.80	125.48
87	32	310	CLA	CHA-C1A-NA	-2.06	121.68	126.40
82	iH	202	PEB	CHC-C4C-C3C	-2.06	126.82	130.34
82	VB	201	PEB	CHB-C4B-NB	-2.06	125.97	128.83
87	CL	511	CLA	CHA-C1A-NA	-2.06	121.68	126.40
87	cL	506	CLA	CHA-C1A-NA	-2.06	121.68	126.40
82	F7	202	PEB	CBC-CAC-C2C	2.06	116.13	112.62
82	D5	201	PEB	CHC-C1D-ND	-2.06	111.56	113.95
87	8N	308	CLA	O2A-CGA-O1A	-2.06	118.17	123.30
82	aM	201	PEB	CBA-CAA-C3A	-2.06	108.88	113.47
82	OA	202	PEB	OD-C4D-C3D	-2.06	124.80	129.46
82	LM	201	PEB	C1B-C2B-C3B	-2.06	104.14	106.51
87	BN	818	CLA	CHD-C1D-ND	-2.06	122.56	124.45
87	c6	612	CLA	CHD-C1D-ND	-2.06	122.56	124.45
82	K9	201	PEB	C2B-C1B-NB	2.06	114.92	110.53
84	LO	1001	CYC	CAB-C3B-C2B	2.06	131.05	127.53
82	Y5	201	PEB	CHB-C4B-NB	-2.06	125.97	128.83

Continued on next page...

Continued from previous page...

Mol	Chain	Res	Type	Atoms	Z	Observed(^{o})	Ideal(^{o})
82	1C	203	PEB	CMB-C2B-C1B	2.06	128.23	125.06
87	A2	805	CLA	O2A-CGA-O1A	-2.06	118.40	123.59
82	MJ	201	PEB	CMA-C2A-C1A	-2.06	107.97	112.40
82	TJ	201	PEB	CMA-C2A-C1A	-2.06	107.97	112.40
82	O5	201	PEB	C4B-NB-C1B	-2.06	102.63	106.51
85	A6	401	BCR	C38-C26-C27	2.06	117.57	113.62
82	wC	203	PEB	CHC-C1D-ND	-2.06	111.56	113.95
85	BN	840	BCR	C21-C20-C19	-2.06	116.79	123.22
82	gH	201	PEB	CAB-C3B-C4B	2.06	128.65	125.01
82	Y4	201	PEB	CAB-CBB-CGB	-2.06	109.17	113.60
82	S5	203	PEB	CAC-CBC-CGC	-2.06	107.99	113.76
87	b6	609	CLA	CHD-C1D-ND	-2.06	122.56	124.45
82	O7	202	PEB	CBB-CAB-C3B	-2.06	106.91	112.63
82	JF	202	PEB	C2B-C1B-NB	2.06	114.92	110.53
82	oF	201	PEB	C2B-C1B-NB	2.06	114.92	110.53
87	AN	825	CLA	O2A-CGA-O1A	-2.06	118.40	123.59
82	OI	203	PEB	CAB-C3B-C4B	2.06	128.65	125.01
87	O2	201	CLA	C2A-C1A-CHA	2.06	127.44	123.85
82	AQ	303	PEB	CHC-C1D-ND	-2.06	111.56	113.95
87	AN	805	CLA	C16-C15-C13	-2.06	109.27	115.92
87	A2	801	CLA	CHD-C1D-C2D	2.06	129.79	125.48
87	52	606	CLA	C1B-CHB-C4A	-2.06	126.04	130.12
85	BN	839	BCR	C33-C5-C4	2.06	117.57	113.62
82	EM	202	PEB	CAB-CBB-CGB	-2.06	109.18	113.60
82	T9	201	PEB	C2B-C1B-NB	2.06	114.92	110.53
82	VP	202	PEB	CHA-C1B-C2B	2.06	130.19	124.90
87	A2	817	CLA	C2A-C1A-CHA	2.06	127.46	123.86
82	PK	201	PEB	C1B-C2B-C3B	-2.06	104.15	106.51
85	BN	842	BCR	C28-C27-C26	-2.06	110.40	114.08
82	EM	201	PEB	CAA-C3A-C4A	-2.06	107.39	112.67
82	K7	202	PEB	CAA-C3A-C4A	-2.06	107.39	112.67
82	eE	203	PEB	CAB-C3B-C4B	2.06	128.65	125.01
85	B2	840	BCR	C21-C20-C19	-2.06	116.80	123.22
82	pC	201	PEB	OA-C1A-NA	2.06	127.43	124.94
87	A2	805	CLA	C16-C15-C13	-2.06	109.27	115.92
83	Z9	302	PUB	CBD-CAD-C3D	-2.06	106.76	112.43
82	sK	203	PEB	CMB-C2B-C1B	2.06	128.23	125.06
87	22	609	CLA	C2A-C1A-CHA	2.06	127.45	123.86
84	GG	1001	CYC	CHB-C1B-NB	-2.06	121.64	126.06
82	XP	202	PEB	CAB-C3B-C4B	2.06	128.65	125.01
82	GF	202	PEB	CHA-C4A-NA	-2.06	122.76	125.20
82	AB	501	PEB	CAB-CBB-CGB	-2.06	109.18	113.60

Continued on next page...

Continued from previous page...

Mol	Chain	Res	Type	Atoms	Z	Observed(^{o})	Ideal(^{o})
82	RQ	202	PEB	CBC-CAC-C2C	-2.06	109.11	112.62
82	NJ	202	PEB	CAA-C3A-C2A	-2.06	109.12	114.26
87	B2	801	CLA	CMC-C2C-C3C	2.06	131.70	126.12
82	bH	201	PEB	CMB-C2B-C1B	2.06	128.23	125.06
82	sF	201	PEB	OD-C4D-ND	-2.06	122.89	125.93
82	E9	202	PEB	CBC-CAC-C2C	-2.06	109.11	112.62
82	OM	203	PEB	C2A-C1A-NA	2.06	110.05	108.27
82	RM	202	PEB	C2A-C1A-NA	2.06	110.05	108.27
87	B6	608	CLA	C1-C2-C3	-2.06	122.49	126.04
87	3N	304	CLA	O2A-CGA-O1A	-2.06	118.18	123.30
85	J2	103	BCR	C28-C27-C26	-2.06	110.41	114.08
82	AE	304	PEB	CAB-C3B-C4B	2.06	128.64	125.01
103	82	309	ZEX	C20-C13-C14	-2.06	120.04	122.92
82	gE	202	PEB	CMB-C2B-C1B	2.06	128.23	125.06
87	c6	613	CLA	O2A-CGA-O1A	-2.06	118.41	123.59
87	22	612	CLA	CAA-C2A-C1A	2.06	118.71	111.97
94	DL	401	PL9	C45-C44-C46	2.06	118.73	115.27
82	sK	202	PEB	C2A-C3A-C4A	2.05	104.42	101.34
87	72	603	CLA	C3A-C2A-C1A	2.05	104.42	101.34
82	SB	202	PEB	CAC-CBC-CGC	-2.05	108.00	113.76
82	W9	203	PEB	CAB-C3B-C4B	2.05	128.64	125.01
82	O5	202	PEB	CHA-C4A-NA	-2.05	122.76	125.20
82	aF	203	PEB	CHA-C4A-NA	2.05	127.65	125.20
87	A2	834	CLA	CMC-C2C-C1C	-2.05	121.91	125.04
82	bB	201	PEB	CHB-C4B-C3B	-2.05	120.57	125.32
82	WB	402	PEB	CAC-CBC-CGC	-2.05	108.00	113.76
87	2N	301	CLA	CHA-C1A-NA	-2.05	121.69	126.40
82	wC	201	PEB	CAB-CBB-CGB	-2.05	109.18	113.60
82	VI	201	PEB	C2A-C1A-NA	2.05	110.04	108.27
82	W9	203	PEB	C1C-CHB-C4B	-2.05	126.36	128.81
87	RN	204	CLA	C2A-C1A-CHA	2.05	127.45	123.86
87	B2	831	CLA	O2A-CGA-O1A	-2.05	118.41	123.59
82	Y9	201	PEB	O1B-CGB-CBB	-2.05	116.48	123.08
85	B2	842	BCR	C1-C6-C7	2.05	121.59	115.78
82	1C	201	PEB	CMB-C2B-C1B	2.05	128.23	125.06
82	B7	202	PEB	CBA-CAA-C3A	-2.05	108.89	113.47
82	J9	202	PEB	CAB-CBB-CGB	-2.05	109.18	113.60
82	RD	202	PEB	CBC-CAC-C2C	-2.05	109.11	112.62
82	CF	203	PEB	C2B-C1B-NB	2.05	114.91	110.53
82	W5	203	PEB	CHA-C4A-NA	-2.05	122.76	125.20
82	fB	301	PEB	OA-C1A-C2A	-2.05	124.54	126.17
82	iO	203	PEB	CAB-C3B-C2B	2.05	131.70	127.88

Continued on next page...

Continued from previous page...

Mol	Chain	Res	Type	Atoms	Z	Observed(^{o})	Ideal(^{o})
87	3N	308	CLA	C1B-CHB-C4A	-2.05	126.05	130.12
82	MM	201	PEB	CHB-C4B-C3B	-2.05	120.58	125.32
82	D7	202	PEB	CBD-CAD-C3D	-2.05	117.40	127.62
82	IA	201	PEB	OD-C4D-ND	-2.05	122.89	125.93
87	7N	603	CLA	C3A-C2A-C1A	2.05	104.42	101.34
82	MB	202	PEB	CBD-CAD-C3D	-2.05	117.40	127.62
82	GM	201	PEB	C1C-CHB-C4B	-2.05	126.36	128.81
82	DK	202	PEB	C2B-C1B-NB	2.05	114.91	110.53
82	O1	202	PEB	C2B-C1B-NB	2.05	114.91	110.53
82	C9	201	PEB	C2B-C1B-NB	2.05	114.91	110.53
82	HA	202	PEB	CMB-C2B-C1B	2.05	128.23	125.06
84	EE	1001	CYC	CHA-C1A-C2A	-2.05	120.58	125.32
95	O6	301	DGD	C6D-O5D-C1E	-2.05	109.73	113.74
87	A2	815	CLA	CHA-C1A-NA	-2.05	121.70	126.40
87	R2	204	CLA	C2A-C1A-CHA	2.05	127.45	123.86
87	2N	309	CLA	C2A-C1A-CHA	2.05	127.45	123.86
82	xC	202	PEB	CAB-C3B-C4B	2.05	128.64	125.01
87	2N	301	CLA	CHB-C4A-NA	2.05	127.35	124.51
82	GI	201	PEB	OD-C4D-ND	-2.05	122.89	125.93
82	H5	201	PEB	OD-C4D-ND	-2.05	122.89	125.93
82	lO	202	PEB	CBB-CAB-C3B	-2.05	106.92	112.63
82	XJ	202	PEB	O2B-CGB-CBB	2.05	120.62	114.03
82	AD	304	PEB	OD-C4D-C3D	-2.05	124.81	129.46
82	H7	202	PEB	CMB-C2B-C1B	2.05	128.22	125.06
84	L1	1001	CYC	CBC-CAC-C3C	2.05	118.04	113.47
87	CL	508	CLA	C2A-C1A-CHA	2.05	127.45	123.86
82	S9	202	PEB	CAB-C3B-C4B	2.05	128.64	125.01
82	eK	201	PEB	CAC-CBC-CGC	-2.05	108.00	113.76
87	RN	202	CLA	CHA-C1A-NA	-2.05	121.70	126.40
87	3N	311	CLA	CHA-C1A-NA	-2.05	121.70	126.40
87	5N	606	CLA	C1B-CHB-C4A	-2.05	126.05	130.12
82	eF	202	PEB	CHA-C4A-NA	-2.05	122.77	125.20
82	1C	201	PEB	CMD-C2D-C3D	2.05	132.96	130.06
82	AD	301	PEB	C2B-C1B-NB	2.05	114.91	110.53
92	D6	407	LMG	O7-C10-O9	-2.05	118.74	123.70
82	KA	202	PEB	CAA-C3A-C4A	-2.05	107.40	112.67
82	fJ	203	PEB	CAB-C3B-C4B	2.05	128.64	125.01
87	cL	515	CLA	CHA-C4D-ND	2.05	136.79	132.50
82	AK	202	PEB	OD-C4D-C3D	-2.05	124.81	129.46
87	bL	604	CLA	O2D-CGD-CBD	2.05	114.91	111.27
87	BL	622	CLA	C2D-C1D-ND	-2.05	108.59	110.10
85	B6	602	BCR	C37-C22-C21	-2.05	120.05	122.92

Continued on next page...

Continued from previous page...

Mol	Chain	Res	Type	Atoms	Z	Observed(^{o})	Ideal(^{o})
82	EQ	201	PEB	CBD-CAD-C3D	-2.05	117.41	127.62
88	m6	102	LHG	C5-O7-C7	-2.05	112.74	117.79
82	Y1	201	PEB	CBB-CAB-C3B	2.05	118.33	112.63
82	NH	1002	PEB	CHA-C1B-NB	-2.05	120.64	124.93
87	bL	620	CLA	C4-C3-C5	2.05	118.72	115.27
87	cL	505	CLA	CHA-C1A-NA	-2.05	121.70	126.40
82	HD	201	PEB	CHC-C1D-ND	-2.05	111.56	113.95
82	i1	202	PEB	CAC-CBC-CGC	-2.05	108.01	113.76
95	cL	502	DGD	O1G-C1A-O1A	-2.05	118.42	123.59
85	B6	602	BCR	C11-C12-C13	-2.05	120.66	126.42
82	XB	201	PEB	CAB-CBB-CGB	-2.05	109.19	113.60
87	1N	601	CLA	O1A-CGA-CBA	2.05	129.67	123.08
82	GA	202	PEB	C2B-C1B-NB	2.05	114.91	110.53
82	HF	202	PEB	C2B-C1B-NB	2.05	114.91	110.53
87	6N	612	CLA	CHA-C1A-NA	-2.05	121.70	126.40
85	a6	605	BCR	C33-C5-C4	2.05	117.56	113.62
82	R7	203	PEB	OD-C4D-ND	-2.05	122.89	125.93
103	8N	309	ZEX	C20-C13-C14	-2.05	120.05	122.92
82	B5	201	PEB	CHB-C4B-C3B	-2.05	120.58	125.32
82	TM	201	PEB	CAB-C3B-C4B	2.05	128.63	125.01
87	62	307	CLA	O2A-CGA-O1A	-2.05	118.19	123.30
82	AQ	301	PEB	C2B-C1B-NB	2.05	114.90	110.53
82	aJ	204	PEB	CHA-C1B-C2B	2.05	130.17	124.90
87	c6	607	CLA	CHD-C1D-ND	-2.05	122.57	124.45
82	O5	201	PEB	CHC-C4C-C3C	-2.05	126.84	130.34
87	1N	602	CLA	CHA-C1A-NA	-2.05	121.70	126.40
84	C4	1001	CYC	CMC-C2C-C1C	-2.05	107.98	112.40
84	GE	1001	CYC	CHB-C1B-NB	-2.05	121.66	126.06
82	gJ	202	PEB	O2B-CGB-CBB	2.05	120.62	114.03
87	8N	304	CLA	C3C-C4C-NC	-2.05	108.27	110.57
82	YJ	203	PEB	CBA-CAA-C3A	-2.05	108.90	113.47
87	82	308	CLA	O2A-CGA-O1A	-2.05	118.19	123.30
82	HJ	202	PEB	C2A-C1A-NA	2.05	110.04	108.27
82	XP	202	PEB	C2A-C1A-NA	2.05	110.04	108.27
85	KN	101	BCR	C20-C19-C18	-2.05	120.66	126.42
82	SH	203	PEB	CAB-C3B-C4B	2.05	128.63	125.01
82	LP	202	PEB	CAB-C3B-C4B	2.05	128.63	125.01
82	gE	201	PEB	CHC-C1D-ND	-2.05	111.57	113.95
87	8N	305	CLA	CHA-C1A-NA	-2.05	121.70	126.40
82	HQ	201	PEB	CAA-C3A-C4A	-2.05	107.41	112.67
83	AO	302	PUB	CBA-CAA-C3A	-2.05	109.87	112.98
85	AL	401	BCR	C2-C1-C6	2.05	113.64	110.48

Continued on next page...

Continued from previous page...

Mol	Chain	Res	Type	Atoms	Z	Observed(^{o})	Ideal(^{o})
82	GF	203	PEB	O1B-CGB-CBB	-2.05	116.50	123.08
87	5N	611	CLA	O2A-CGA-O1A	-2.05	118.19	123.30
82	S5	203	PEB	C1C-CHB-C4B	-2.05	126.36	128.81
87	AN	802	CLA	CHC-C1C-NC	2.05	127.31	124.20
87	32	307	CLA	C1B-CHB-C4A	-2.05	126.06	130.12
82	GK	201	PEB	CAB-C3B-C4B	2.05	128.63	125.01
87	dL	404	CLA	O2D-CGD-CBD	2.05	114.91	111.27
82	SD	202	PEB	OD-C4D-ND	-2.05	122.89	125.93
82	gJ	201	PEB	CAB-CBB-CGB	-2.05	109.19	113.60
87	12	601	CLA	O1A-CGA-CBA	2.05	129.66	123.08
82	j1	202	PEB	CHA-C1B-C2B	2.05	130.17	124.90
82	q8	202	PEB	CBA-CAA-C3A	-2.05	108.91	113.47
82	lK	202	PEB	CAB-CBB-CGB	-2.05	109.19	113.60
82	gF	202	PEB	C2B-C1B-NB	2.05	114.90	110.53
82	KP	202	PEB	CMA-C2A-C1A	-2.05	107.99	112.40
87	6N	606	CLA	O2A-CGA-O1A	-2.05	118.19	123.30
87	82	303	CLA	C3C-C4C-NC	-2.05	108.27	110.57
82	AF	201	PEB	CMB-C2B-C3B	-2.05	120.56	126.12
85	BL	616	BCR	C29-C30-C25	2.05	113.63	110.48
82	sC	203	PEB	CHA-C1B-NB	-2.05	120.65	124.93
82	L5	201	PEB	CHB-C4B-C3B	-2.05	120.59	125.32
82	MF	202	PEB	C2B-C1B-NB	2.05	114.90	110.53
82	QG	201	PEB	C2B-C1B-NB	2.05	114.90	110.53
87	62	313	CLA	O1D-CGD-CBD	2.05	128.67	124.48
87	CL	510	CLA	C3A-C2A-C1A	2.05	104.41	101.34
82	UD	202	PEB	CHB-C4B-C3B	-2.05	120.59	125.32
84	NE	201	CYC	CHA-C1A-C2A	-2.05	120.59	125.32
82	D7	202	PEB	C1C-CHB-C4B	2.05	131.25	128.81
82	D9	201	PEB	CHA-C1B-C2B	-2.05	119.64	124.90
87	B6	604	CLA	C1-C2-C3	-2.05	122.50	126.04
82	O1	202	PEB	OD-C4D-C3D	-2.05	124.82	129.46
84	J3	1001	CYC	CAA-C2A-C1A	2.05	128.63	125.01
87	A2	809	CLA	C3A-C2A-C1A	2.05	104.41	101.34
85	CL	516	BCR	C8-C7-C6	-2.05	121.45	127.20
82	GF	203	PEB	CAB-CBB-CGB	2.05	118.01	113.60
82	O7	202	PEB	OD-C4D-C3D	-2.05	124.82	129.46
82	OJ	202	PEB	C2B-C1B-NB	2.05	114.90	110.53
87	b6	612	CLA	CHD-C1D-ND	-2.05	122.57	124.45
82	AF	202	PEB	CAB-C3B-C4B	2.05	128.63	125.01
82	18	201	PEB	CMB-C2B-C1B	2.05	128.22	125.06
82	B5	202	PEB	CMA-C2A-C1A	-2.05	107.99	112.40
87	A2	818	CLA	C1B-CHB-C4A	-2.05	126.06	130.12

Continued on next page...

Continued from previous page...

Mol	Chain	Res	Type	Atoms	Z	Observed(^{o})	Ideal(^{o})
95	O6	301	DGD	O2G-C1B-O1B	-2.05	118.76	123.70
87	82	304	CLA	CHA-C1A-NA	-2.05	121.71	126.40
87	d6	403	CLA	CHB-C4A-NA	2.05	127.34	124.51
87	bL	616	CLA	O2A-CGA-O1A	-2.05	118.43	123.59
95	cL	519	DGD	O6D-C5D-C6D	2.05	110.80	106.67
87	6N	612	CLA	O1D-CGD-CBD	2.05	128.67	124.48
82	gF	201	PEB	CHA-C4A-NA	2.05	127.64	125.20
82	eB	201	PEB	CAB-CBB-CGB	-2.05	109.20	113.60
82	WG	201	PEB	C2B-C1B-NB	2.05	114.89	110.53
82	sF	203	PEB	CMA-C2A-C1A	-2.05	107.99	112.40
87	6N	607	CLA	O2A-CGA-O1A	-2.05	118.20	123.30
82	JA	203	PEB	C1B-C2B-C3B	-2.05	104.16	106.51
95	c6	601	DGD	O2G-C1B-O1B	-2.05	118.76	123.70
84	G3	1001	CYC	CAA-C2A-C1A	2.05	128.63	125.01
87	3N	310	CLA	CHA-C1A-NA	-2.05	121.71	126.40
82	AF	202	PEB	OD-C4D-C3D	-2.05	124.83	129.46
82	ZG	202	PEB	CBB-CAB-C3B	-2.05	106.94	112.63
94	dL	406	PL9	C16-C14-C13	-2.05	116.98	121.12
87	A2	801	CLA	CHC-C1C-NC	2.05	127.31	124.20
82	tK	202	PEB	CMC-C3C-C2C	2.05	128.80	124.94
82	x8	202	PEB	CAB-C3B-C4B	2.05	128.63	125.01
87	A2	839	CLA	C2A-C1A-CHA	2.05	127.44	123.86
87	B2	822	CLA	C2D-C1D-ND	-2.04	108.60	110.10
82	gG	202	PEB	CMB-C2B-C1B	2.04	128.21	125.06
87	62	309	CLA	O1D-CGD-CBD	2.04	128.67	124.48
87	R2	202	CLA	CHA-C1A-NA	-2.04	121.72	126.40
82	HA	202	PEB	CHA-C1B-NB	-2.04	120.66	124.93
87	D6	405	CLA	CHD-C1D-ND	-2.04	122.58	124.45
87	5N	602	CLA	CHD-C1D-ND	-2.04	122.58	124.45
82	OE	202	PEB	CHA-C4A-NA	2.04	127.64	125.20
87	I2	102	CLA	O2A-CGA-O1A	-2.04	118.43	123.59
82	ZH	202	PEB	C2B-C1B-NB	2.04	114.89	110.53
82	NP	201	PEB	C2B-C1B-NB	2.04	114.89	110.53
82	SG	201	PEB	CBA-CAA-C3A	-2.04	108.92	113.47
87	3N	301	CLA	O2D-CGD-CBD	2.04	114.90	111.27
82	iJ	202	PEB	CAA-C3A-C2A	-2.04	109.15	114.26
92	j6	102	LMG	O8-C28-O10	-2.04	118.43	123.59
82	R7	203	PEB	CAB-C3B-C2B	2.04	131.69	127.88
82	UK	201	PEB	CAB-C3B-C4B	2.04	128.62	125.01
82	O9	202	PEB	CAB-C3B-C4B	2.04	128.62	125.01
82	lF	203	PEB	CHA-C4A-NA	2.04	127.64	125.20
87	AN	805	CLA	O2A-CGA-O1A	-2.04	118.43	123.59

Continued on next page...

Continued from previous page...

Mol	Chain	Res	Type	Atoms	Z	Observed(^{o})	Ideal(^{o})
87	22	609	CLA	O2A-CGA-O1A	-2.04	118.43	123.59
84	NH	1001	CYC	CAA-CBA-CGA	2.04	118.00	113.60
82	gH	202	PEB	CAB-CBB-CGB	-2.04	109.20	113.60
82	TK	202	PEB	CBD-CAD-C3D	-2.04	117.45	127.62
87	2N	312	CLA	CAA-C2A-C1A	2.04	118.67	111.97
82	DB	201	PEB	CBB-CAB-C3B	-2.04	106.95	112.63
82	RH	202	PEB	OD-C4D-ND	-2.04	122.90	125.93
95	CL	520	DGD	O1G-C1A-C2A	2.04	118.32	111.91
82	IK	201	PEB	O2C-CGC-O1C	-2.04	118.21	123.30
82	V4	202	PEB	CAC-CBC-CGC	-2.04	108.03	113.76
87	bL	607	CLA	C6-C7-C8	-2.04	109.31	115.92
91	dL	403	PHO	C7-C6-C5	-2.04	107.81	113.36
87	6N	610	CLA	CHA-C1A-NA	-2.04	121.72	126.40
87	22	605	CLA	CHB-C4A-NA	2.04	127.34	124.51
82	N7	201	PEB	CAB-C3B-C4B	2.04	128.62	125.01
82	JQ	203	PEB	OD-C4D-ND	-2.04	122.90	125.93
87	A2	837	CLA	O2D-CGD-CBD	2.04	114.90	111.27
94	d6	408	PL9	C47-C48-C49	-2.04	120.77	127.75
83	Z5	303	PUB	CHB-C1C-NC	-2.04	125.99	128.83
82	SJ	203	PEB	C2B-C1B-NB	2.04	114.89	110.53
92	ML	101	LMG	O7-C8-C7	2.04	115.80	108.40
82	oF	201	PEB	CMA-C2A-C1A	-2.04	108.00	112.40
94	aL	601	PL9	C53-C6-C1	2.04	119.17	114.99
87	b6	617	CLA	O2A-CGA-O1A	-2.04	118.44	123.59
82	LE	1002	PEB	CAB-C3B-C2B	2.04	131.68	127.88
85	B2	842	BCR	C28-C27-C26	-2.04	110.43	114.08
82	HI	202	PEB	CBD-CAD-C3D	-2.04	117.46	127.62
82	Z5	305	PEB	CAA-C3A-C2A	-2.04	109.16	114.26
82	eJ	201	PEB	CAB-CBB-CGB	-2.04	109.21	113.60
85	A2	845	BCR	C30-C25-C26	-2.04	119.74	122.61
82	O9	203	PEB	C1B-C2B-C3B	-2.04	104.16	106.51
87	bL	617	CLA	C1-C2-C3	-2.04	122.51	126.04
82	O9	201	PEB	CBB-CAB-C3B	2.04	118.30	112.63
82	cO	203	PEB	CBB-CAB-C3B	2.04	118.30	112.63
84	H1	1001	CYC	CBA-CAA-C2A	-2.04	106.95	112.63
87	3N	309	CLA	CMC-C2C-C1C	2.04	128.15	125.04
82	l4	202	PEB	C4B-C3B-C2B	-2.04	104.52	106.78
84	C1	1001	CYC	CHA-C1A-C2A	-2.04	120.60	125.32
82	S9	203	PEB	CHA-C1B-C2B	2.04	130.15	124.90
82	F9	201	PEB	C4B-NB-C1B	-2.04	102.66	106.51
82	TD	203	PEB	CHC-C4C-C3C	-2.04	126.85	130.34
82	UH	203	PEB	C2B-C1B-NB	2.04	114.89	110.53

Continued on next page...

Continued from previous page...

Mol	Chain	Res	Type	Atoms	Z	Observed(^{o})	Ideal(^{o})
82	Q1	201	PEB	C2B-C1B-NB	2.04	114.89	110.53
103	82	310	ZEX	C20-C13-C14	-2.04	120.06	122.92
87	2N	308	CLA	C2A-C1A-CHA	2.04	127.43	123.86
95	a6	604	DGD	O2G-C1B-O1B	-2.04	118.77	123.70
82	KA	201	PEB	C2A-C1A-NA	2.04	110.03	108.27
82	fB	301	PEB	C2A-C1A-NA	2.04	110.03	108.27
82	I7	201	PEB	OD-C4D-ND	-2.04	122.91	125.93
82	lK	201	PEB	CHA-C1B-NB	-2.04	120.66	124.93
87	HL	101	CLA	O2A-CGA-O1A	-2.04	118.44	123.59
87	C6	511	CLA	O2A-CGA-O1A	-2.04	118.44	123.59
87	A2	815	CLA	C4-C3-C5	2.04	118.70	115.27
82	TQ	203	PEB	CHC-C4C-C3C	-2.04	126.86	130.34
82	YG	201	PEB	C2B-C1B-NB	2.04	114.89	110.53
84	KH	1001	CYC	CHD-C4C-NC	2.04	127.63	125.20
82	NO	1002	PEB	CAA-C3A-C2A	-2.04	109.16	114.26
82	BI	203	PEB	C3B-C4B-NB	2.04	113.02	110.05
84	JH	1001	CYC	CBD-CAD-C3D	2.04	116.10	112.62
87	AN	809	CLA	C3A-C2A-C1A	2.04	104.40	101.34
94	a6	601	PL9	C47-C48-C49	-2.04	120.77	127.75
82	PB	201	PEB	CAB-CBB-CGB	-2.04	109.21	113.60
87	A2	816	CLA	C2D-C1D-ND	-2.04	108.60	110.10
91	AL	410	PHO	O1D-CGD-CBD	-2.04	121.34	124.74
95	O6	301	DGD	C2G-O2G-C1B	-2.04	112.77	117.79
87	4N	602	CLA	O2A-CGA-O1A	-2.04	118.44	123.59
87	I2	103	CLA	C2A-C1A-CHA	2.04	127.43	123.86
82	l4	201	PEB	CHA-C1B-NB	-2.04	120.67	124.93
84	EE	1001	CYC	OB-C4B-NB	-2.04	120.34	125.08
103	8N	310	ZEX	C20-C13-C14	-2.04	120.06	122.92
82	JB	201	PEB	CAA-C3A-C4A	-2.04	107.43	112.67
87	AN	818	CLA	C1B-CHB-C4A	-2.04	126.08	130.12
95	AL	414	DGD	O5D-C6D-C5D	-2.04	105.27	109.05
82	AK	201	PEB	CMB-C2B-C3B	-2.04	120.58	126.12
87	AN	820	CLA	O2D-CGD-CBD	2.04	114.89	111.27
82	KA	201	PEB	C2B-C1B-NB	2.04	114.88	110.53
82	AA	201	PEB	CAB-C3B-C2B	-2.04	124.08	127.88
82	l1	201	PEB	CBC-CAC-C2C	-2.04	109.14	112.62
87	52	611	CLA	O2A-CGA-O1A	-2.04	118.22	123.30
82	PF	201	PEB	CHA-C1B-C2B	2.04	130.15	124.90
87	M2	101	CLA	CHA-C1A-NA	-2.04	121.73	126.40
92	D6	407	LMG	O8-C28-C29	2.04	118.31	111.91
82	Z9	303	PEB	OA-C1A-NA	2.04	127.41	124.94
87	b6	613	CLA	C2D-C1D-ND	-2.04	108.60	110.10

Continued on next page...

Continued from previous page...

Mol	Chain	Res	Type	Atoms	Z	Observed(^{o})	Ideal(^{o})
87	42	602	CLA	O2A-CGA-O1A	-2.04	118.44	123.59
87	22	607	CLA	CBC-CAC-C3C	2.04	118.05	112.43
85	bL	601	BCR	C10-C11-C12	-2.04	116.85	123.22
82	a4	202	PEB	CHA-C1B-C2B	2.04	130.14	124.90
82	eB	201	PEB	CHA-C1B-C2B	2.04	130.14	124.90
85	AN	847	BCR	C36-C18-C19	2.04	121.29	118.08
87	52	610	CLA	CHD-C1D-ND	-2.04	122.58	124.45
87	82	303	CLA	CBA-CAA-C2A	-2.04	107.84	113.86
82	eF	202	PEB	CHB-C4B-C3B	-2.04	120.61	125.32
87	bL	614	CLA	C2A-C1A-CHA	2.04	127.42	123.86
82	CJ	201	PEB	CAB-CBB-CGB	-2.04	109.22	113.60
82	PA	202	PEB	CAC-CBC-CGC	-2.04	108.04	113.76
82	fM	202	PEB	C2B-C1B-NB	2.04	114.88	110.53
82	CJ	202	PEB	C1C-CHB-C4B	-2.04	126.37	128.81
82	aF	202	PEB	CAB-C3B-C4B	2.04	128.61	125.01
87	22	608	CLA	C2A-C1A-CHA	2.04	127.42	123.86
87	B6	609	CLA	O2A-CGA-O1A	-2.04	118.45	123.59
82	WF	202	PEB	O1C-CGC-CBC	-2.04	116.53	123.08
82	GK	203	PEB	O1B-CGB-CBB	-2.04	116.53	123.08
87	6N	609	CLA	C2D-C1D-ND	-2.04	108.60	110.10
82	RH	202	PEB	CAC-CBC-CGC	-2.04	108.05	113.76
87	1N	603	CLA	CHD-C1D-ND	-2.04	122.58	124.45
82	NF	202	PEB	C2A-C1A-NA	2.04	110.03	108.27
82	aO	202	PEB	CHA-C1B-C2B	2.04	130.14	124.90
82	PA	202	PEB	C2B-C1B-NB	2.04	114.88	110.53
84	LH	1002	CYC	O1D-CGD-CBD	-2.04	116.53	123.08
87	22	605	CLA	CHA-C1A-NA	-2.04	121.73	126.40
87	AN	834	CLA	O2A-CGA-O1A	-2.04	118.45	123.59
82	YG	201	PEB	CBA-CAA-C3A	-2.04	108.93	113.47
82	aG	202	PEB	CMB-C2B-C1B	2.04	128.20	125.06
85	A2	804	BCR	C11-C12-C13	-2.04	120.69	126.42
85	B2	843	BCR	C33-C5-C6	-2.04	122.24	124.53
82	WE	201	PEB	C2B-C1B-NB	2.04	114.88	110.53
82	b1	201	PEB	OD-C4D-ND	-2.04	122.91	125.93
82	H7	201	PEB	OD-C4D-C3D	-2.04	124.84	129.46
84	LH	1001	CYC	CHA-C1A-C2A	-2.04	120.61	125.32
82	DQ	202	PEB	CAB-C3B-C4B	2.04	128.61	125.01
82	V1	202	PEB	CAB-C3B-C4B	2.04	128.61	125.01
84	v3	1001	CYC	CAA-C2A-C1A	2.04	128.61	125.01
82	w8	201	PEB	CAB-CBB-CGB	-2.04	109.22	113.60
87	FN	203	CLA	O2D-CGD-CBD	2.04	114.89	111.27
82	DB	201	PEB	C1B-C2B-C3B	-2.04	104.17	106.51

Continued on next page...

Continued from previous page...

Mol	Chain	Res	Type	Atoms	Z	Observed(^{o})	Ideal(^{o})
87	c6	605	CLA	O2A-CGA-O1A	-2.04	118.45	123.59
87	c6	615	CLA	O2A-CGA-O1A	-2.04	118.45	123.59
87	8N	306	CLA	CHA-C4D-ND	2.04	136.76	132.50
83	AG	302	PUB	CBA-CAA-C3A	-2.04	109.89	112.98
82	FK	201	PEB	OD-C4D-C3D	-2.04	124.85	129.46
82	WJ	202	PEB	CAB-CBB-CGB	-2.04	109.22	113.60
82	PA	201	PEB	C1C-CHB-C4B	2.04	131.24	128.81
82	Z1	202	PEB	C1C-CHB-C4B	2.04	131.24	128.81
82	eG	201	PEB	CAB-C3B-C4B	2.04	128.61	125.01
82	gJ	201	PEB	CMD-C2D-C3D	2.04	132.94	130.06
82	aE	202	PEB	CAC-CBC-CGC	-2.04	108.05	113.76
82	eG	201	PEB	CAB-CBB-CGB	-2.04	109.22	113.60
82	SH	203	PEB	OA-C1A-NA	2.04	127.41	124.94
87	b6	605	CLA	O2A-CGA-O1A	-2.04	118.45	123.59
82	F7	201	PEB	CHA-C4A-NA	2.04	127.63	125.20
82	N4	1002	PEB	CAA-C3A-C2A	-2.04	109.17	114.26
87	B2	833	CLA	CHA-C1A-NA	-2.04	121.74	126.40
82	SM	202	PEB	C2B-C1B-NB	2.04	114.87	110.53
87	32	309	CLA	CMC-C2C-C1C	2.04	128.14	125.04
82	Q9	203	PEB	CAB-C3B-C4B	2.04	128.61	125.01
82	qC	202	PEB	CBA-CAA-C3A	-2.04	108.94	113.47
82	DK	201	PEB	OD-C4D-C3D	-2.04	124.85	129.46
87	B2	826	CLA	C2A-C1A-CHA	2.04	127.42	123.86
82	PJ	202	PEB	O2B-CGB-CBB	2.04	120.57	114.03
82	i4	203	PEB	C1B-C2B-C3B	-2.04	104.17	106.51
82	cB	403	PEB	CAC-CBC-CGC	-2.04	108.05	113.76
82	CK	203	PEB	C2B-C1B-NB	2.04	114.87	110.53
85	fL	101	BCR	C32-C1-C6	-2.04	107.00	110.30
82	e1	202	PEB	C1C-CHB-C4B	-2.04	126.38	128.81
87	IN	102	CLA	O2A-CGA-O1A	-2.04	118.46	123.59
82	TI	201	PEB	CHC-C1D-ND	-2.03	111.58	113.95
82	SQ	201	PEB	CAB-C3B-C4B	2.03	128.61	125.01
87	1N	602	CLA	CHB-C4A-NA	2.03	127.33	124.51
94	aL	601	PL9	C45-C44-C46	2.03	118.69	115.27
82	W4	201	PEB	OA-C1A-NA	2.03	127.41	124.94
82	ZF	202	PEB	C4B-NB-C1B	-2.03	102.68	106.51
82	QB	201	PEB	CAB-CBB-CGB	-2.03	109.22	113.60
87	62	311	CLA	CHA-C1A-NA	-2.03	121.74	126.40
82	OO	201	PEB	CBB-CAB-C3B	-2.03	106.97	112.63
82	MK	202	PEB	C2B-C1B-NB	2.03	114.87	110.53
82	ED	201	PEB	CBD-CAD-C3D	-2.03	117.50	127.62
85	b6	603	BCR	C21-C20-C19	-2.03	116.87	123.22

Continued on next page...

Continued from previous page...

Mol	Chain	Res	Type	Atoms	Z	Observed(^{o})	Ideal(^{o})
87	B2	828	CLA	O2A-CGA-O1A	-2.03	118.23	123.30
87	M2	101	CLA	C2D-C1D-ND	-2.03	108.61	110.10
84	C3	1001	CYC	CAA-C2A-C1A	2.03	128.61	125.01
87	b6	612	CLA	O2D-CGD-CBD	2.03	114.88	111.27
82	hK	202	PEB	C2B-C1B-NB	2.03	114.87	110.53
87	7N	603	CLA	O2A-CGA-O1A	-2.03	118.23	123.30
82	c4	203	PEB	CBB-CAB-C3B	2.03	118.28	112.63
87	BL	609	CLA	C16-C15-C13	-2.03	109.35	115.92
92	D6	407	LMG	C6-C5-C4	-2.03	108.24	113.00
85	bL	602	BCR	C28-C27-C26	-2.03	110.45	114.08
82	IP	203	PEB	CAB-CBB-CGB	-2.03	109.23	113.60
82	gJ	202	PEB	C2A-C1A-NA	2.03	110.03	108.27
87	AN	815	CLA	CHA-C1A-NA	-2.03	121.74	126.40
88	L6	101	LHG	O7-C7-O9	-2.03	118.79	123.70
82	H7	202	PEB	CHA-C1B-NB	-2.03	120.68	124.93
82	JM	201	PEB	CAB-C3B-C4B	2.03	128.60	125.01
84	73	1002	CYC	CBB-CAB-C3B	-2.03	106.83	112.43
82	CJ	202	PEB	CMC-C3C-C2C	2.03	128.78	124.94
87	AN	816	CLA	O2A-CGA-O1A	-2.03	118.23	123.30
82	RH	201	PEB	C4B-NB-C1B	-2.03	102.68	106.51
82	B5	201	PEB	OD-C4D-ND	-2.03	122.92	125.93
87	BN	817	CLA	C2D-C1D-ND	-2.03	108.61	110.10
82	UF	201	PEB	CAB-C3B-C4B	2.03	128.60	125.01
87	12	603	CLA	CHD-C1D-ND	-2.03	122.59	124.45
95	C6	523	DGD	O1G-C1A-O1A	-2.03	118.46	123.59
82	dB	202	PEB	CAB-CBB-CGB	-2.03	109.23	113.60
87	R2	202	CLA	O2A-CGA-O1A	-2.03	118.23	123.30
82	ZK	202	PEB	CMB-C2B-C1B	2.03	128.19	125.06
82	hB	301	PEB	OA-C1A-C2A	-2.03	124.56	126.17
82	aG	202	PEB	CAC-CBC-CGC	-2.03	108.06	113.76
87	62	305	CLA	CAA-C2A-C3A	-2.03	109.18	114.26
82	s8	203	PEB	CHA-C1B-NB	-2.03	120.68	124.93
82	JI	201	PEB	C2B-C1B-NB	2.03	114.87	110.53
82	18	201	PEB	CMD-C2D-C3D	2.03	132.93	130.06
85	K2	102	BCR	C20-C19-C18	-2.03	120.71	126.42
87	BN	828	CLA	O2A-CGA-O1A	-2.03	118.23	123.30
87	22	608	CLA	O2A-CGA-O1A	-2.03	118.23	123.30
82	T4	203	PEB	CAA-C3A-C4A	-2.03	107.45	112.67
82	KJ	202	PEB	CHB-C4B-C3B	-2.03	120.63	125.32
95	BL	613	DGD	O6D-C5D-C6D	2.03	110.77	106.67
85	KN	101	BCR	C11-C12-C13	2.03	132.12	126.42
82	dE	204	PEB	CAA-C3A-C4A	-2.03	107.46	112.67

Continued on next page...

Continued from previous page...

Mol	Chain	Res	Type	Atoms	Z	Observed(^{o})	Ideal(^{o})
82	dB	202	PEB	CHB-C4B-C3B	-2.03	120.63	125.32
87	A2	834	CLA	O2A-CGA-O1A	-2.03	118.47	123.59
82	VP	201	PEB	C2B-C1B-NB	2.03	114.86	110.53
82	wC	201	PEB	C2B-C1B-NB	2.03	114.86	110.53
94	dL	406	PL9	C51-C49-C50	2.03	119.09	114.60
87	c6	608	CLA	C2D-C1D-ND	-2.03	108.61	110.10
82	x8	202	PEB	O2B-CGB-CBB	2.03	120.56	114.03
85	c6	602	BCR	C33-C5-C6	-2.03	122.25	124.53
82	Q7	201	PEB	OA-C1A-C2A	-2.03	124.56	126.17
82	hE	202	PEB	CAB-CBB-CGB	-2.03	109.23	113.60
87	B2	822	CLA	O2A-CGA-O1A	-2.03	118.47	123.59
85	cL	518	BCR	C30-C25-C24	2.03	121.52	115.78
82	D1	1002	PEB	CBC-CAC-C2C	-2.03	109.15	112.62
87	BN	826	CLA	C2A-C1A-CHA	2.03	127.41	123.86
84	J4	1001	CYC	CAA-CBA-CGA	2.03	117.97	113.60
85	JN	103	BCR	C10-C11-C12	-2.03	116.88	123.22
84	NH	1001	CYC	CBB-CAB-C3B	-2.03	106.83	112.43
82	u8	201	PEB	CHA-C1B-NB	-2.03	120.69	124.93
82	z8	202	PEB	CBC-CAC-C2C	-2.03	109.16	112.62
87	6N	604	CLA	CAA-C2A-C3A	-2.03	109.19	114.26
82	L5	202	PEB	CHA-C4A-NA	-2.03	122.79	125.20
82	DJ	201	PEB	CAB-CBB-CGB	-2.03	109.23	113.60
82	eE	201	PEB	CAB-CBB-CGB	-2.03	109.23	113.60
87	C6	514	CLA	O1D-CGD-CBD	2.03	128.64	124.48
87	72	604	CLA	CAC-C3C-C4C	2.03	127.44	124.81
82	YO	201	PEB	CAB-CBB-CGB	-2.03	109.23	113.60
82	D7	203	PEB	CAB-CBB-CGB	-2.03	109.23	113.60
82	TO	203	PEB	CAA-C3A-C4A	-2.03	107.46	112.67
82	U1	203	PEB	C2B-C1B-NB	2.03	114.86	110.53
82	AK	202	PEB	CAB-C3B-C4B	2.03	128.60	125.01
82	QP	203	PEB	CAC-CBC-CGC	-2.03	108.07	113.76
82	t8	201	PEB	CHB-C4B-C3B	-2.03	120.63	125.32
82	c1	201	PEB	CHB-C4B-NB	-2.03	126.01	128.83
87	cL	509	CLA	C3A-C2A-C1A	2.03	104.38	101.34
82	Y4	201	PEB	CAB-C3B-C4B	2.03	128.60	125.01
83	AJ	304	PUB	CAC-C2C-C1C	2.03	128.60	125.01
82	R4	201	PEB	CMD-C2D-C3D	2.03	132.93	130.06
82	K7	201	PEB	C2B-C1B-NB	2.03	114.86	110.53
82	fM	202	PEB	CAB-CBB-CGB	-2.03	109.24	113.60
87	C6	517	CLA	CHD-C1D-ND	-2.03	122.59	124.45
87	BN	823	CLA	O2A-CGA-O1A	-2.03	118.47	123.59
91	A6	407	PHO	C1A-C2A-C3A	-2.03	100.91	102.84

Continued on next page...

Continued from previous page...

Mol	Chain	Res	Type	Atoms	Z	Observed(^{o})	Ideal(^{o})
87	dL	402	CLA	CAA-CBA-CGA	-2.03	107.33	113.25
95	cL	502	DGD	C3E-C4E-C5E	2.03	113.86	110.24
82	CM	203	PEB	CAB-C3B-C4B	2.03	128.60	125.01
84	HH	1001	CYC	CHA-C1A-C2A	-2.03	120.64	125.32
82	MK	201	PEB	CBB-CAB-C3B	-2.03	106.99	112.63
82	OQ	201	PEB	CBC-CAC-C2C	-2.03	109.16	112.62
82	MJ	202	PEB	CHC-C1D-ND	-2.03	111.59	113.95
87	8N	304	CLA	C2A-C1A-CHA	2.03	127.41	123.86
95	c6	620	DGD	O1G-C1A-O1A	-2.03	118.47	123.59
82	R1	202	PEB	CAC-CBC-CGC	-2.03	108.07	113.76
87	72	609	CLA	CHA-C1A-NA	-2.03	121.75	126.40
85	b6	603	BCR	C23-C24-C25	-2.03	121.51	127.20
82	PM	202	PEB	C2A-C1A-NA	2.03	110.02	108.27
82	HK	202	PEB	C2B-C1B-NB	2.03	114.86	110.53
82	EM	202	PEB	CAA-C3A-C2A	-2.03	109.19	114.26
87	bL	606	CLA	O2A-CGA-O1A	-2.03	118.47	123.59
82	vK	201	PEB	CAA-C3A-C4A	-2.03	107.47	112.67
87	BN	833	CLA	CHA-C1A-NA	-2.03	121.75	126.40
82	hB	301	PEB	CMB-C2B-C1B	2.03	128.19	125.06
85	K2	102	BCR	C11-C12-C13	2.03	132.11	126.42
82	fJ	201	PEB	CHC-C1D-ND	-2.03	111.59	113.95
82	b1	203	PEB	CAA-C3A-C2A	-2.03	109.19	114.26
82	M5	305	PEB	CAA-C3A-C2A	-2.03	109.19	114.26
82	eH	203	PEB	CAA-C3A-C2A	-2.03	109.19	114.26
85	B6	621	BCR	C40-C30-C25	-2.03	107.01	110.30
92	d6	409	LMG	O8-C28-C29	2.03	118.27	111.91
82	PB	201	PEB	CHA-C1B-NB	-2.03	120.69	124.93
87	cL	516	CLA	C1B-CHB-C4A	-2.03	126.10	130.12
82	CP	201	PEB	CBD-CAD-C3D	-2.03	117.54	127.62
82	FA	203	PEB	C2B-C1B-NB	2.03	114.85	110.53
82	xK	302	PEB	OD-C4D-C3D	-2.03	124.87	129.46
82	mK	201	PEB	C1B-C2B-C3B	-2.03	104.18	106.51
82	d4	201	PEB	C2A-C1A-NA	2.03	110.02	108.27
82	I7	202	PEB	C2A-C1A-NA	2.03	110.02	108.27
95	b6	621	DGD	C2G-O2G-C1B	-2.03	112.80	117.79
82	RD	201	PEB	CAA-C3A-C4A	-2.03	107.47	112.67
82	N4	1002	PEB	CHA-C1B-NB	-2.03	120.69	124.93
87	BN	820	CLA	CHD-C1D-ND	-2.03	122.59	124.45
83	AH	303	PUB	CMD-C2D-C3D	2.03	130.81	127.77
82	r8	201	PEB	CAC-C2C-C3C	2.03	133.07	127.25
87	12	602	CLA	CHA-C1A-NA	-2.03	121.76	126.40
87	A2	839	CLA	CHA-C1A-NA	-2.03	121.76	126.40

Continued on next page...

Continued from previous page...

Mol	Chain	Res	Type	Atoms	Z	Observed(^{o})	Ideal(^{o})
87	A2	850	CLA	CHA-C1A-NA	-2.03	121.76	126.40
82	GF	203	PEB	O1C-CGC-CBC	-2.03	116.57	123.08
94	DL	401	PL9	C51-C49-C50	2.03	119.08	114.60
82	AK	201	PEB	CMA-C2A-C1A	-2.03	108.04	112.40
87	BN	831	CLA	O2A-CGA-O1A	-2.03	118.48	123.59
95	CL	523	DGD	O1G-C1A-O1A	-2.03	118.48	123.59
87	c6	614	CLA	O2D-CGD-CBD	2.03	114.87	111.27
82	A1	305	PEB	CMC-C3C-C2C	2.03	128.76	124.94
87	H6	103	CLA	O2A-CGA-O1A	-2.03	118.48	123.59
87	A2	830	CLA	C1B-CHB-C4A	-2.03	126.11	130.12
82	aG	201	PEB	C2B-C1B-NB	2.03	114.85	110.53
82	EB	501	PEB	CAB-CBB-CGB	-2.03	109.25	113.60
87	IN	103	CLA	C2A-C1A-CHA	2.03	127.40	123.86
92	BL	611	LMG	O7-C10-O9	-2.03	118.81	123.70
82	IM	202	PEB	CMA-C2A-C1A	-2.02	108.04	112.40
87	B2	823	CLA	C3C-C4C-NC	-2.02	108.30	110.57
82	AD	303	PEB	OD-C4D-C3D	-2.02	124.87	129.46
82	OJ	203	PEB	CAB-C3B-C4B	2.02	128.59	125.01
84	V3	1001	CYC	OC-C1C-NC	2.02	127.39	124.94
87	72	602	CLA	CMD-C2D-C3D	2.02	132.27	127.61
82	BA	202	PEB	CBA-CAA-C3A	-2.02	108.96	113.47
82	LG	1002	PEB	CAB-C3B-C2B	2.02	131.65	127.88
82	g1	202	PEB	CAB-CBB-CGB	-2.02	109.25	113.60
82	vK	201	PEB	C1B-C2B-C3B	-2.02	104.18	106.51
82	iO	203	PEB	C1B-C2B-C3B	-2.02	104.18	106.51
82	TF	202	PEB	CBD-CAD-C3D	-2.02	117.55	127.62
85	c6	602	BCR	C8-C7-C6	-2.02	121.52	127.20
87	62	308	CLA	O2A-CGA-O1A	-2.02	118.25	123.30
82	WJ	203	PEB	CAB-C3B-C4B	2.02	128.59	125.01
84	e3	1001	CYC	CAA-C2A-C1A	2.02	128.59	125.01
82	WJ	201	PEB	CAA-C3A-C2A	-2.02	109.20	114.26
82	i4	203	PEB	CAA-C3A-C2A	-2.02	109.20	114.26
82	V4	202	PEB	CMA-C2A-C1A	-2.02	108.04	112.40
87	BL	623	CLA	O2A-CGA-O1A	-2.02	118.48	123.59
85	HL	103	BCR	C31-C1-C6	-2.02	107.02	110.30
82	aE	202	PEB	CMB-C2B-C1B	2.02	128.18	125.06
82	lO	201	PEB	CHA-C1B-NB	-2.02	120.70	124.93
95	h6	101	DGD	C2G-O2G-C1B	-2.02	112.81	117.79
87	AN	834	CLA	CMC-C2C-C1C	-2.02	121.96	125.04
82	DD	202	PEB	CMD-C2D-C3D	2.02	132.92	130.06
82	V7	202	PEB	OA-C1A-NA	2.02	127.39	124.94
82	sF	202	PEB	C2A-C3A-C4A	2.02	104.37	101.34

Continued on next page...

Continued from previous page...

Mol	Chain	Res	Type	Atoms	Z	Observed(^{o})	Ideal(^{o})
87	AN	815	CLA	C4-C3-C5	2.02	118.67	115.27
82	i4	202	PEB	CHC-C1D-ND	-2.02	111.60	113.95
95	C6	521	DGD	C6E-C5E-C4E	-2.02	108.27	113.00
82	UI	202	PEB	CBC-CAC-C2C	-2.02	109.17	112.62
87	AN	822	CLA	C2A-C1A-CHA	2.02	127.40	123.86
82	F7	202	PEB	OA-C1A-NA	2.02	127.39	124.94
84	FO	1001	CYC	CMB-C2B-C1B	2.02	126.69	124.17
82	l4	201	PEB	CHC-C1D-ND	-2.02	111.60	113.95
82	OH	202	PEB	C2B-C1B-NB	2.02	114.84	110.53
82	UK	202	PEB	C2B-C1B-NB	2.02	114.84	110.53
82	lG	203	PEB	CAB-C3B-C4B	2.02	128.59	125.01
82	oK	202	PEB	CMC-C3C-C2C	2.02	128.75	124.94
95	C6	502	DGD	O2G-C1B-O1B	-2.02	118.82	123.70
82	AP	202	PEB	C1C-CHB-C4B	-2.02	126.39	128.81
87	B2	825	CLA	O2A-CGA-O1A	-2.02	118.49	123.59
82	MK	201	PEB	C1B-C2B-C3B	-2.02	104.19	106.51
85	BN	841	BCR	C38-C26-C27	2.02	117.50	113.62
87	2N	312	CLA	O2A-CGA-O1A	-2.02	118.26	123.30
87	a6	608	CLA	O2A-CGA-O1A	-2.02	118.49	123.59
82	dK	201	PEB	CBC-CAC-C2C	-2.02	109.17	112.62
82	TJ	201	PEB	CHA-C1B-C2B	2.02	130.10	124.90
87	72	603	CLA	O2A-CGA-O1A	-2.02	118.26	123.30
82	VP	202	PEB	CAB-C3B-C4B	2.02	128.58	125.01
84	A3	1001	CYC	CAA-C2A-C1A	2.02	128.58	125.01
82	RQ	201	PEB	CAA-C3A-C4A	-2.02	107.48	112.67
87	HL	102	CLA	O2A-CGA-O1A	-2.02	118.49	123.59
87	CL	512	CLA	CHD-C1D-ND	-2.02	122.60	124.45
87	B6	609	CLA	CHD-C1D-ND	-2.02	122.60	124.45
82	bP	502	PEB	CBA-CAA-C3A	-2.02	108.97	113.47
82	WE	203	PEB	C2B-C1B-NB	2.02	114.84	110.53
95	C6	521	DGD	O5D-C6D-C5D	-2.02	105.31	109.05
87	F2	202	CLA	CMC-C2C-C3C	2.02	131.60	126.12
82	FA	202	PEB	CBD-CAD-C3D	-2.02	117.57	127.62
82	VJ	202	PEB	C1B-C2B-C3B	-2.02	104.19	106.51
87	12	602	CLA	CHB-C4A-NA	2.02	127.31	124.51
83	A4	302	PUB	CBA-CAA-C3A	-2.02	109.91	112.98
87	DL	404	CLA	CAA-C2A-C3A	-2.02	107.25	112.78
87	2N	309	CLA	O2A-CGA-O1A	-2.02	118.49	123.59
82	FI	202	PEB	CMA-C2A-C1A	-2.02	108.05	112.40
82	w8	202	PEB	CMC-C3C-C2C	2.02	128.75	124.94
82	EP	203	PEB	CAC-CBC-CGC	-2.02	108.09	113.76
82	GF	201	PEB	CAB-C3B-C4B	2.02	128.58	125.01

Continued on next page...

Continued from previous page...

Mol	Chain	Res	Type	Atoms	Z	Observed(^{o})	Ideal(^{o})
82	ZE	202	PEB	CBB-CAB-C3B	-2.02	107.01	112.63
82	J9	203	PEB	CHC-C4C-C3C	-2.02	126.89	130.34
87	RN	202	CLA	O2A-CGA-O1A	-2.02	118.26	123.30
82	AB	501	PEB	C1C-CHB-C4B	-2.02	126.40	128.81
85	aL	604	BCR	C38-C26-C25	-2.02	122.26	124.53
82	b4	201	PEB	C2A-C1A-NA	2.02	110.01	108.27
82	CF	203	PEB	CHC-C1D-ND	-2.02	111.60	113.95
82	VO	202	PEB	CMA-C2A-C1A	-2.02	108.05	112.40
87	AN	839	CLA	C2A-C1A-CHA	2.02	127.39	123.86
82	vF	202	PEB	C2B-C1B-NB	2.02	114.84	110.53
82	cO	201	PEB	C1C-CHB-C4B	2.02	131.22	128.81
82	F7	202	PEB	CBD-CAD-C3D	-2.02	117.57	127.62
85	J2	103	BCR	C10-C11-C12	-2.02	116.92	123.22
82	GB	201	PEB	CAB-CBB-CGB	-2.02	109.26	113.60
87	L2	206	CLA	CHA-C1A-NA	-2.02	121.77	126.40
82	uC	201	PEB	CHA-C1B-NB	-2.02	120.71	124.93
82	AF	201	PEB	CMA-C2A-C1A	-2.02	108.05	112.40
82	ZE	201	PEB	CAC-CBC-CGC	-2.02	108.10	113.76
87	82	305	CLA	CHA-C4D-ND	2.02	136.72	132.50
82	VO	202	PEB	C2B-C1B-NB	2.02	114.84	110.53
85	AN	804	BCR	C11-C12-C13	-2.02	120.75	126.42
85	B2	841	BCR	C38-C26-C27	2.02	117.49	113.62
84	H1	1001	CYC	CHA-C1A-C2A	-2.02	120.66	125.32
82	KA	201	PEB	CHC-C1D-ND	-2.02	111.60	113.95
82	w8	203	PEB	CHC-C1D-ND	-2.02	111.60	113.95
83	AE	302	PUB	CBA-CAA-C3A	-2.02	109.92	112.98
82	P7	202	PEB	C2B-C1B-NB	2.02	114.84	110.53
82	JI	201	PEB	CMB-C2B-C1B	2.02	128.17	125.06
82	NB	203	PEB	CBC-CAC-C2C	-2.02	109.18	112.62
82	O9	203	PEB	CHA-C1B-NB	-2.02	120.71	124.93
82	xF	302	PEB	CAB-C3B-C4B	2.02	128.58	125.01
87	7N	605	CLA	C2D-C1D-ND	-2.02	108.62	110.10
83	A4	302	PUB	C1D-CHC-C4C	-2.02	108.98	113.37
82	bF	202	PEB	CAB-CBB-CGB	-2.02	109.26	113.60
87	1N	605	CLA	O2A-CGA-O1A	-2.02	118.27	123.30
82	D9	201	PEB	CMB-C2B-C1B	2.02	128.17	125.06
94	A6	410	PL9	C47-C48-C49	-2.02	120.85	127.75
82	TB	201	PEB	CAB-C3B-C4B	2.02	128.58	125.01
87	b6	616	CLA	CHD-C1D-ND	-2.02	122.60	124.45
82	JK	202	PEB	C2B-C1B-NB	2.02	114.83	110.53
82	xC	202	PEB	C2B-C1B-NB	2.02	114.83	110.53
82	X7	202	PEB	CHB-C4B-C3B	-2.02	120.66	125.32

Continued on next page...

Continued from previous page...

Mol	Chain	Res	Type	Atoms	Z	Observed(^{o})	Ideal(^{o})
82	hJ	203	PEB	CBD-CAD-C3D	-2.02	117.58	127.62
87	7N	609	CLA	CHA-C1A-NA	-2.02	121.78	126.40
82	f1	202	PEB	CHC-C4C-C3C	-2.02	126.90	130.34
96	f6	101	HEM	CAD-C3D-C4D	2.02	128.18	124.66
87	B2	806	CLA	CMB-C2B-C3B	2.02	128.45	124.68
82	OP	202	PEB	CMA-C2A-C1A	-2.02	108.06	112.40
82	H4	1002	PEB	CAC-CBC-CGC	-2.02	108.10	113.76
82	XK	203	PEB	CHA-C1B-NB	-2.02	120.71	124.93
82	iJ	201	PEB	CHA-C1B-C2B	2.02	130.09	124.90
87	8N	304	CLA	CBA-CAA-C2A	-2.02	107.91	113.86
82	PA	201	PEB	C3B-C4B-NB	2.02	112.98	110.05
82	T1	201	PEB	CAB-CBB-CGB	-2.02	109.26	113.60
83	AM	304	PUB	CAC-CBC-CGC	-2.02	109.26	113.60
82	P7	202	PEB	CAC-CBC-CGC	-2.02	108.11	113.76
82	AQ	303	PEB	OD-C4D-C3D	-2.02	124.89	129.46
82	TH	202	PEB	CBD-CAD-C3D	-2.02	117.59	127.62
82	w8	201	PEB	C2B-C1B-NB	2.02	114.83	110.53
82	aM	203	PEB	C2B-C1B-NB	2.02	114.83	110.53
84	x3	1001	CYC	OC-C1C-NC	2.02	127.38	124.94
82	AE	301	PEB	CAB-C3B-C4B	2.02	128.57	125.01
82	tK	201	PEB	CMB-C2B-C1B	2.02	128.17	125.06
82	VM	202	PEB	C2A-C1A-NA	2.02	110.01	108.27
82	Q5	201	PEB	C2A-C1A-NA	2.02	110.01	108.27
87	12	605	CLA	O2A-CGA-O1A	-2.02	118.27	123.30
82	U9	204	PEB	CMC-C3C-C2C	2.02	128.74	124.94
95	BL	613	DGD	O2G-C1B-O1B	-2.02	118.83	123.70
87	A2	823	CLA	C2A-C1A-CHA	2.02	127.38	123.86
82	nK	201	PEB	CHA-C1B-C2B	2.02	130.08	124.90
103	8N	310	ZEX	C4-C5-C6	-2.02	116.36	120.85
91	aL	610	PHO	O2D-CGD-O1D	-2.02	119.90	123.84
82	VI	203	PEB	CAB-C3B-C2B	2.02	131.63	127.88
82	ZF	202	PEB	CMB-C2B-C1B	2.02	128.17	125.06
82	BA	202	PEB	CHB-C4B-C3B	-2.02	120.66	125.32
82	x8	202	PEB	C2B-C1B-NB	2.02	114.83	110.53
83	A1	303	PUB	CMD-C2D-C3D	2.02	130.79	127.77
95	BN	844	DGD	C2G-O2G-C1B	-2.02	112.83	117.79
82	T7	201	PEB	C1B-C2B-C3B	-2.02	104.19	106.51
87	A2	824	CLA	CHD-C1D-ND	-2.02	122.60	124.45
87	b6	618	CLA	CHD-C1D-ND	-2.02	122.60	124.45
82	TP	202	PEB	CAB-C3B-C4B	2.02	128.57	125.01
82	OD	201	PEB	CHC-C1D-ND	-2.02	111.61	113.95
84	C4	1001	CYC	CHB-C4A-C3A	2.02	130.08	124.90

Continued on next page...

Continued from previous page...

Mol	Chain	Res	Type	Atoms	Z	Observed(^{o})	Ideal(^{o})
84	L1	1001	CYC	OB-C4B-NB	-2.02	120.39	125.08
82	aE	201	PEB	C2B-C1B-NB	2.02	114.83	110.53
85	b6	602	BCR	C12-C13-C14	2.01	122.03	118.94
87	K2	103	CLA	C2A-C1A-CHA	2.01	127.38	123.86
84	CH	1001	CYC	CHA-C1A-C2A	-2.01	120.67	125.32
87	AN	840	CLA	CAC-C3C-C4C	2.01	127.42	124.81
82	QD	201	PEB	CHA-C4A-NA	2.01	127.60	125.20
82	OM	201	PEB	CMA-C2A-C1A	-2.01	108.06	112.40
87	HL	101	CLA	CHD-C1D-ND	-2.01	122.60	124.45
82	vK	202	PEB	C2B-C1B-NB	2.01	114.83	110.53
82	OP	201	PEB	CAB-C3B-C4B	2.01	128.57	125.01
82	PP	201	PEB	CAB-C3B-C4B	2.01	128.57	125.01
82	bB	201	PEB	CAB-C3B-C4B	2.01	128.57	125.01
82	fH	201	PEB	CBC-CAC-C2C	-2.01	109.18	112.62
82	VO	202	PEB	CAC-CBC-CGC	-2.01	108.11	113.76
82	MP	203	PEB	OD-C4D-ND	-2.01	122.95	125.93
82	bH	201	PEB	OD-C4D-ND	-2.01	122.95	125.93
82	bE	201	PEB	C2A-C1A-NA	2.01	110.01	108.27
87	HL	102	CLA	C2A-C1A-CHA	2.01	127.38	123.86
87	aL	606	CLA	CAA-CBA-CGA	-2.01	107.37	113.25
87	AN	841	CLA	CAA-C2A-C3A	-2.01	107.26	112.78
82	NQ	204	PEB	CAB-C3B-C4B	2.01	128.57	125.01
84	l3	1001	CYC	CAA-C2A-C1A	2.01	128.57	125.01
82	TJ	202	PEB	CHA-C4A-NA	-2.01	122.81	125.20
82	QP	202	PEB	OD-C4D-C3D	-2.01	124.90	129.46
82	AQ	304	PEB	CMC-C3C-C2C	2.01	128.74	124.94
87	A2	826	CLA	C1B-CHB-C4A	-2.01	126.13	130.12
87	AL	403	CLA	C7-C6-C5	-2.01	107.89	113.36
87	2N	308	CLA	CHB-C4A-NA	2.01	127.30	124.51
82	rC	201	PEB	CAC-C2C-C3C	2.01	133.03	127.25
82	WG	203	PEB	C2B-C1B-NB	2.01	114.83	110.53
82	HB	203	PEB	CHB-C4B-NB	-2.01	126.03	128.83
87	F2	201	CLA	O2D-CGD-CBD	2.01	114.84	111.27
87	AN	850	CLA	CHA-C1A-NA	-2.01	121.79	126.40
82	AG	304	PEB	CAB-C3B-C4B	2.01	128.57	125.01
82	gO	203	PEB	C1B-C2B-C3B	-2.01	104.20	106.51
82	UP	201	PEB	CHA-C4A-NA	2.01	127.60	125.20
83	QM	201	PUB	CBA-CAA-C3A	2.01	116.03	112.98
87	2N	308	CLA	O2A-CGA-O1A	-2.01	118.28	123.30
82	V4	201	PEB	CMA-C2A-C1A	-2.01	108.06	112.40
82	hJ	202	PEB	CAA-C3A-C2A	-2.01	109.23	114.26
95	BL	607	DGD	C1E-O6E-C5E	2.01	117.64	113.69

Continued on next page...

Continued from previous page...

Mol	Chain	Res	Type	Atoms	Z	Observed(^{o})	Ideal(^{o})
84	N3	1001	CYC	CAA-C2A-C1A	2.01	128.57	125.01
87	7N	602	CLA	CMD-C2D-C3D	2.01	132.24	127.61
82	VD	203	PEB	CAA-C3A-C4A	-2.01	107.51	112.67
87	c6	614	CLA	O2A-CGA-O1A	-2.01	118.51	123.59
82	B7	203	PEB	CHA-C1B-NB	-2.01	120.72	124.93
82	SD	202	PEB	CHA-C4A-NA	-2.01	122.81	125.20
82	lO	201	PEB	CAB-C3B-C4B	2.01	128.57	125.01
82	K7	201	PEB	CHC-C1D-ND	-2.01	111.61	113.95
87	FN	201	CLA	CMC-C2C-C3C	2.01	131.58	126.12
82	L4	1002	PEB	CBD-CAD-C3D	-2.01	117.61	127.62
87	3N	308	CLA	CHA-C4D-ND	2.01	136.71	132.50
87	7N	604	CLA	CHA-C4D-ND	2.01	136.71	132.50
82	R1	201	PEB	C4B-NB-C1B	-2.01	102.72	106.51
94	aL	601	PL9	C51-C49-C50	2.01	119.05	114.60
82	IA	202	PEB	C2A-C1A-NA	2.01	110.01	108.27
95	D6	410	DGD	C3D-C4D-C5D	2.01	113.83	110.24
82	OJ	201	PEB	CBA-CAA-C3A	-2.01	108.99	113.47
82	dK	201	PEB	CAB-C3B-C4B	2.01	128.57	125.01
84	P3	1001	CYC	CAA-C2A-C1A	2.01	128.57	125.01
82	VA	203	PEB	OD-C4D-C3D	-2.01	124.90	129.46
87	HL	102	CLA	CHA-C1A-NA	-2.01	121.79	126.40
87	2N	309	CLA	CHD-C4C-C3C	2.01	127.80	124.84
85	CL	502	BCR	C15-C14-C13	-2.01	124.44	127.31
85	BN	840	BCR	C24-C25-C26	2.01	126.33	121.46
82	AQ	304	PEB	OD-C4D-C3D	-2.01	124.91	129.46
82	GM	202	PEB	C1C-CHB-C4B	-2.01	126.41	128.81
85	A2	847	BCR	C36-C18-C19	2.01	121.25	118.08
83	K7	203	PUB	CBA-CAA-C3A	-2.01	109.93	112.98
82	WP	202	PEB	C4B-NB-C1B	-2.01	102.72	106.51
82	VA	202	PEB	CBC-CAC-C2C	2.01	116.05	112.62
82	OG	201	PEB	CAC-CBC-CGC	-2.01	108.12	113.76
82	IK	203	PEB	CAC-CBC-CGC	-2.01	108.12	113.76
82	v8	201	PEB	CHB-C4B-NB	-2.01	126.04	128.83
82	UJ	201	PEB	CMA-C2A-C1A	-2.01	108.07	112.40
82	NA	201	PEB	C1B-C2B-C3B	-2.01	104.20	106.51
82	TK	201	PEB	C1B-C2B-C3B	-2.01	104.20	106.51
87	AN	807	CLA	CAC-C3C-C4C	2.01	127.42	124.81
85	LN	205	BCR	C32-C1-C6	-2.01	107.04	110.30
82	LG	1002	PEB	CMB-C2B-C1B	2.01	128.16	125.06
87	AN	815	CLA	C2D-C1D-ND	-2.01	108.62	110.10
87	22	612	CLA	O2A-CGA-O1A	-2.01	118.29	123.30
87	AN	838	CLA	C2A-C1A-CHA	2.01	127.37	123.86

Continued on next page...

Continued from previous page...

Mol	Chain	Res	Type	Atoms	Z	Observed(^{o})	Ideal(^{o})
87	A2	820	CLA	O2D-CGD-CBD	2.01	114.84	111.27
84	g3	1001	CYC	CAA-C2A-C1A	2.01	128.56	125.01
82	AJ	302	PEB	CBC-CAC-C2C	-2.01	109.19	112.62
82	mE	203	PEB	CHA-C4A-NA	-2.01	122.82	125.20
87	8N	302	CLA	CHA-C4D-ND	2.01	136.70	132.50
87	BN	822	CLA	O2A-CGA-O1A	-2.01	118.52	123.59
82	aB	201	PEB	C1B-C2B-C3B	-2.01	104.20	106.51
82	18	202	PEB	CHC-C1D-ND	-2.01	111.61	113.95
82	O7	201	PEB	C1C-CHB-C4B	2.01	131.21	128.81
87	A2	838	CLA	C2A-C1A-CHA	2.01	127.37	123.86
82	fH	202	PEB	CHC-C4C-C3C	-2.01	126.91	130.34
84	i3	1001	CYC	CAA-C2A-C1A	2.01	128.56	125.01
82	jJ	203	PEB	C2B-C1B-NB	2.01	114.82	110.53
87	BN	824	CLA	C3C-C4C-NC	-2.01	108.32	110.57
82	LO	1002	PEB	CBD-CAD-C3D	-2.01	117.62	127.62
87	L2	204	CLA	CAA-C2A-C3A	-2.01	107.28	112.78
82	hG	201	PEB	C4B-C3B-C2B	-2.01	104.56	106.78
87	dL	404	CLA	C1-C2-C3	-2.01	122.57	126.04
82	WG	201	PEB	OA-C1A-C2A	-2.01	124.58	126.17
82	l4	202	PEB	CHA-C1B-NB	-2.01	120.73	124.93
82	TH	201	PEB	CAB-CBB-CGB	-2.01	109.28	113.60
82	YD	202	PEB	CHC-C1D-ND	-2.01	111.61	113.95
82	AA	201	PEB	CBA-CAA-C3A	2.01	117.94	113.47
82	KJ	202	PEB	CBA-CAA-C3A	-2.01	109.00	113.47
82	m4	203	PEB	C2A-C1A-NA	2.01	110.00	108.27
82	cB	401	PEB	CAB-CBB-CGB	-2.01	109.28	113.60
84	t3	1001	CYC	CAA-C2A-C1A	2.01	128.56	125.01
84	l3	1001	CYC	CHB-C1B-C2B	-2.01	122.97	126.95
87	c6	616	CLA	CHD-C1D-ND	-2.01	122.61	124.45
87	d6	401	CLA	CHD-C1D-ND	-2.01	122.61	124.45
82	JJ	202	PEB	CAA-C3A-C4A	2.01	117.83	112.67
83	M5	303	PUB	CHB-C1C-NC	-2.01	126.04	128.83
87	L2	204	CLA	O2A-CGA-O1A	-2.01	118.53	123.59
95	cL	520	DGD	O1G-C1A-O1A	-2.01	118.53	123.59
82	AB	501	PEB	CAA-C3A-C2A	-2.01	109.24	114.26
82	iO	203	PEB	CAA-C3A-C2A	-2.01	109.24	114.26
82	OK	202	PEB	OD-C4D-ND	-2.01	122.96	125.93
82	w8	204	PEB	C2B-C1B-NB	2.01	114.81	110.53
82	l4	202	PEB	O1B-CGB-CBB	-2.01	116.63	123.08
82	VJ	202	PEB	CHA-C1B-NB	-2.01	120.73	124.93
82	hG	202	PEB	CAB-CBB-CGB	-2.01	109.28	113.60
87	AN	839	CLA	CHA-C1A-NA	-2.01	121.80	126.40

Continued on next page...

Continued from previous page...

Mol	Chain	Res	Type	Atoms	Z	Observed(^{o})	Ideal(^{o})
82	fG	202	PEB	C2A-C1A-NA	2.01	110.00	108.27
82	lO	202	PEB	O1B-CGB-CBB	-2.01	116.63	123.08
82	h4	201	PEB	CMD-C2D-C3D	2.01	132.89	130.06
85	c6	602	BCR	C34-C9-C10	-2.01	120.11	122.92
92	qL	301	LMG	C7-O1-C1	-2.01	109.82	113.74
82	gB	201	PEB	CAB-CBB-CGB	-2.01	109.28	113.60
87	LN	206	CLA	CHA-C1A-NA	-2.01	121.80	126.40
82	HA	201	PEB	OD-C4D-C3D	-2.01	124.92	129.46
84	K3	1001	CYC	CAA-C2A-C1A	2.01	128.56	125.01
84	c3	1001	CYC	CAA-C2A-C1A	2.01	128.56	125.01
92	A6	408	LMG	C7-O1-C1	-2.01	109.82	113.74
82	TE	201	PEB	CHA-C4A-NA	2.01	127.59	125.20
82	ZH	202	PEB	C1C-CHB-C4B	2.01	131.21	128.81
82	CP	201	PEB	OD-C4D-ND	-2.01	122.96	125.93
87	c6	616	CLA	O2A-CGA-O1A	-2.01	118.53	123.59
82	MJ	202	PEB	OA-C1A-NA	2.01	127.37	124.94
87	AN	816	CLA	C2D-C1D-ND	-2.01	108.63	110.10
82	U1	202	PEB	OD-C4D-C3D	-2.01	124.92	129.46
85	B2	840	BCR	C24-C25-C26	2.01	126.32	121.46
82	GK	201	PEB	CBA-CAA-C3A	2.01	117.93	113.47
87	22	608	CLA	CHB-C4A-NA	2.01	127.28	124.51
87	cL	514	CLA	CAA-C2A-C3A	-2.01	107.29	112.78
82	YE	201	PEB	CBA-CAA-C3A	-2.00	109.00	113.47
87	72	604	CLA	CHA-C4D-ND	2.00	136.69	132.50
82	dH	201	PEB	C2B-C1B-NB	2.00	114.81	110.53
82	CP	203	PEB	CAB-CBB-CGB	-2.00	109.29	113.60
87	AN	823	CLA	C2A-C1A-CHA	2.00	127.36	123.86
87	K2	106	CLA	C3C-C4C-NC	-2.00	108.32	110.57
82	i4	203	PEB	C2A-C1A-NA	2.00	110.00	108.27
82	mO	203	PEB	C2A-C1A-NA	2.00	110.00	108.27
82	FI	201	PEB	C2B-C1B-NB	2.00	114.81	110.53
82	KM	202	PEB	C2B-C1B-NB	2.00	114.81	110.53
87	42	605	CLA	C1B-CHB-C4A	-2.00	126.15	130.12
87	B2	807	CLA	CHA-C1A-NA	-2.00	121.81	126.40
82	BP	201	PEB	CMA-C2A-C1A	-2.00	108.08	112.40
82	DJ	201	PEB	C1B-C2B-C3B	-2.00	104.21	106.51
82	GJ	203	PEB	CHB-C4B-C3B	-2.00	120.69	125.32
82	JB	201	PEB	CAB-C3B-C4B	2.00	128.55	125.01
82	oK	202	PEB	OD-C4D-C3D	-2.00	124.92	129.46
82	IF	201	PEB	O2C-CGC-O1C	-2.00	118.31	123.30
87	A2	831	CLA	C3C-C4C-NC	-2.00	108.32	110.57
95	J6	101	DGD	O2G-C1B-O1B	-2.00	118.86	123.70

Continued on next page...

Continued from previous page...

Mol	Chain	Res	Type	Atoms	Z	Observed(^{o})	Ideal(^{o})
82	DF	203	PEB	CHA-C1B-C2B	-2.00	119.75	124.90
87	BL	621	CLA	O2D-CGD-CBD	2.00	114.83	111.27
87	5N	602	CLA	O2A-CGA-O1A	-2.00	118.54	123.59
87	MN	101	CLA	CHA-C1A-NA	-2.00	121.81	126.40
85	AN	845	BCR	C30-C25-C26	-2.00	119.79	122.61
87	BN	807	CLA	CMB-C2B-C3B	2.00	128.43	124.68
82	mO	202	PEB	CHC-C1D-ND	-2.00	111.62	113.95
82	WF	201	PEB	CHA-C1B-C2B	2.00	130.05	124.90
83	AO	302	PUB	C1D-CHC-C4C	-2.00	109.01	113.37
87	D6	402	CLA	O2D-CGD-CBD	2.00	114.83	111.27
82	IP	202	PEB	CHA-C1B-NB	-2.00	120.74	124.93
87	A2	841	CLA	CAA-C2A-C3A	-2.00	107.29	112.78
87	A2	850	CLA	CMC-C2C-C3C	2.00	131.55	126.12
94	a6	601	PL9	C37-C36-C34	-2.00	106.39	112.98
85	h6	102	BCR	C34-C9-C10	-2.00	120.12	122.92
82	uC	201	PEB	C2B-C1B-NB	2.00	114.80	110.53
82	kH	203	PEB	CBC-CAC-C2C	-2.00	109.20	112.62
87	B6	609	CLA	C1-C2-C3	-2.00	122.58	126.04
82	QB	202	PEB	CBA-CAA-C3A	2.00	117.92	113.47
82	m4	202	PEB	CHC-C1D-ND	-2.00	111.62	113.95
84	CO	1001	CYC	CMC-C2C-C1C	-2.00	108.09	112.40
82	TJ	201	PEB	C1B-C2B-C3B	-2.00	104.21	106.51
82	TF	202	PEB	C2A-C1A-NA	2.00	110.00	108.27
82	s8	201	PEB	C2A-C1A-NA	2.00	110.00	108.27
87	B6	614	CLA	O2A-CGA-O1A	-2.00	118.54	123.59
95	B2	844	DGD	C2G-O2G-C1B	-2.00	112.86	117.79
82	O1	203	PEB	CMB-C2B-C1B	2.00	128.15	125.06
82	VA	201	PEB	C3B-C4B-NB	2.00	112.96	110.05
82	EQ	201	PEB	CBA-CAA-C3A	-2.00	109.01	113.47
87	CL	508	CLA	O1D-CGD-CBD	2.00	128.58	124.48
87	cL	511	CLA	CAA-C2A-C3A	-2.00	107.30	112.78
84	LE	1001	CYC	CMC-C2C-C1C	-2.00	108.09	112.40
84	GG	1001	CYC	CMC-C2C-C1C	-2.00	108.09	112.40
84	BG	1001	CYC	OB-C4B-NB	-2.00	120.43	125.08
82	XA	202	PEB	CHB-C4B-C3B	-2.00	120.70	125.32
87	BN	801	CLA	O2A-CGA-O1A	-2.00	118.54	123.59
82	W9	201	PEB	CBC-CAC-C2C	-2.00	109.20	112.62
82	DF	201	PEB	O2B-CGB-CBB	2.00	120.46	114.03
82	AD	301	PEB	CHA-C4A-NA	-2.00	122.83	125.20
82	kH	203	PEB	CHA-C4A-NA	2.00	127.58	125.20
84	T3	1001	CYC	CHB-C1B-C2B	-2.00	122.98	126.95
87	1N	611	CLA	O2A-CGA-O1A	-2.00	118.31	123.30

Continued on next page...

Continued from previous page...

Mol	Chain	Res	Type	Atoms	Z	Observed(^{o})	Ideal(^{o})
82	aK	202	PEB	CAB-C3B-C4B	2.00	128.55	125.01
87	82	301	CLA	CHA-C4D-ND	2.00	136.69	132.50
85	L2	201	BCR	C28-C27-C26	-2.00	110.50	114.08
82	XI	201	PEB	CAB-CBB-CGB	-2.00	109.30	113.60
84	LH	1002	CYC	CBC-CAC-C3C	2.00	117.92	113.47
84	A3	1001	CYC	CHB-C1B-C2B	-2.00	122.98	126.95
87	A2	822	CLA	C2A-C1A-CHA	2.00	127.36	123.86
82	T1	201	PEB	C2B-C1B-NB	2.00	114.80	110.53
82	F9	201	PEB	OA-C1A-C2A	-2.00	124.58	126.17
87	AN	831	CLA	C3C-C4C-NC	-2.00	108.33	110.57
92	BL	612	LMG	O1-C7-C8	-2.00	106.07	110.90
82	MF	201	PEB	CBB-CAB-C3B	-2.00	107.07	112.63
82	XA	202	PEB	CHC-C1D-ND	-2.00	111.62	113.95
95	BL	614	DGD	O6E-C5E-C4E	2.00	113.33	109.69
82	mH	202	PEB	C4B-C3B-C2B	-2.00	104.57	106.78
82	Y5	202	PEB	C2B-C1B-NB	2.00	114.80	110.53
82	GB	203	PEB	CAB-C3B-C4B	2.00	128.55	125.01
84	m3	1001	CYC	CAA-C2A-C1A	2.00	128.55	125.01
87	82	303	CLA	C2A-C1A-CHA	2.00	127.36	123.86
82	QP	202	PEB	O2C-CGC-CBC	2.00	120.46	114.03
82	YH	201	PEB	CBB-CAB-C3B	2.00	118.19	112.63
87	72	605	CLA	C2D-C1D-ND	-2.00	108.63	110.10
83	KA	203	PUB	CBA-CAA-C3A	-2.00	109.94	112.98
82	QA	201	PEB	CBA-CAA-C3A	-2.00	109.01	113.47
87	H6	102	CLA	CHD-C1D-ND	-2.00	122.62	124.45
87	b6	615	CLA	O2D-CGD-CBD	2.00	114.82	111.27
84	KG	202	CYC	CHA-C1A-C2A	-2.00	120.70	125.32

All (478) chirality outliers are listed below:

Mol	Chain	Res	Type	Atom
87	AL	403	CLA	ND
87	AL	404	CLA	ND
87	AL	405	CLA	ND
87	BL	601	CLA	ND
87	BL	602	CLA	ND
87	BL	603	CLA	ND
87	BL	604	CLA	ND
87	BL	605	CLA	ND
87	BL	606	CLA	ND
87	BL	608	CLA	ND
87	BL	609	CLA	ND

Continued on next page...

Continued from previous page...

Mol	Chain	Res	Type	Atom
87	BL	619	CLA	ND
87	BL	620	CLA	ND
87	BL	621	CLA	ND
87	BL	622	CLA	ND
87	BL	623	CLA	ND
87	CL	503	CLA	ND
87	CL	505	CLA	ND
87	CL	506	CLA	ND
87	CL	507	CLA	ND
87	CL	508	CLA	ND
87	CL	510	CLA	ND
87	CL	511	CLA	ND
87	CL	512	CLA	ND
87	CL	513	CLA	ND
87	CL	514	CLA	ND
87	CL	515	CLA	ND
87	CL	518	CLA	ND
87	DL	403	CLA	ND
87	DL	406	CLA	ND
87	HL	101	CLA	ND
87	HL	102	CLA	ND
87	AN	801	CLA	ND
87	AN	802	CLA	ND
87	AN	803	CLA	ND
87	AN	805	CLA	ND
87	AN	806	CLA	ND
87	AN	807	CLA	ND
87	AN	808	CLA	ND
87	AN	809	CLA	ND
87	AN	810	CLA	ND
87	AN	811	CLA	ND
87	AN	812	CLA	ND
87	AN	813	CLA	ND
87	AN	814	CLA	ND
87	AN	815	CLA	ND
87	AN	816	CLA	ND
87	AN	817	CLA	ND
87	AN	819	CLA	ND
87	AN	820	CLA	ND
87	AN	821	CLA	ND
87	AN	822	CLA	ND
87	AN	823	CLA	ND

Continued on next page...

Continued from previous page...

Mol	Chain	Res	Type	Atom
87	AN	824	CLA	ND
87	AN	825	CLA	ND
87	AN	826	CLA	ND
87	AN	827	CLA	ND
87	AN	828	CLA	ND
87	AN	829	CLA	ND
87	AN	830	CLA	ND
87	AN	831	CLA	ND
87	AN	832	CLA	ND
87	AN	833	CLA	ND
87	AN	835	CLA	ND
87	AN	837	CLA	ND
87	AN	838	CLA	ND
87	AN	840	CLA	ND
87	AN	841	CLA	ND
87	AN	849	CLA	ND
87	AN	850	CLA	ND
87	AN	851	CLA	ND
87	AN	852	CLA	ND
87	BN	801	CLA	ND
87	BN	802	CLA	ND
87	BN	805	CLA	ND
87	BN	806	CLA	ND
87	BN	807	CLA	ND
87	BN	808	CLA	ND
87	BN	809	CLA	ND
87	BN	810	CLA	ND
87	BN	811	CLA	ND
87	BN	812	CLA	ND
87	BN	813	CLA	ND
87	BN	814	CLA	ND
87	BN	815	CLA	ND
87	BN	817	CLA	ND
87	BN	818	CLA	ND
87	BN	820	CLA	ND
87	BN	821	CLA	ND
87	BN	822	CLA	ND
87	BN	823	CLA	ND
87	BN	824	CLA	ND
87	BN	825	CLA	ND
87	BN	826	CLA	ND
87	BN	827	CLA	ND

Continued on next page...

Continued from previous page...

Mol	Chain	Res	Type	Atom
87	BN	828	CLA	ND
87	BN	829	CLA	ND
87	BN	830	CLA	ND
87	BN	831	CLA	ND
87	BN	832	CLA	ND
87	BN	833	CLA	ND
87	BN	834	CLA	ND
87	BN	835	CLA	ND
87	BN	836	CLA	ND
87	FN	201	CLA	ND
87	FN	203	CLA	ND
87	IN	102	CLA	ND
87	IN	103	CLA	ND
87	JN	101	CLA	ND
87	KN	102	CLA	ND
87	KN	103	CLA	ND
87	LN	202	CLA	ND
87	LN	204	CLA	ND
87	MN	101	CLA	ND
87	ON	201	CLA	ND
87	ON	202	CLA	ND
87	RN	201	CLA	ND
87	RN	202	CLA	ND
87	RN	203	CLA	ND
87	RN	204	CLA	ND
87	12	601	CLA	ND
87	12	602	CLA	ND
87	12	603	CLA	ND
87	12	604	CLA	ND
87	12	605	CLA	ND
87	12	606	CLA	ND
87	12	608	CLA	ND
87	12	609	CLA	ND
87	12	610	CLA	ND
87	12	611	CLA	ND
87	22	602	CLA	ND
87	22	603	CLA	ND
87	22	604	CLA	ND
87	22	605	CLA	ND
87	22	606	CLA	ND
87	22	607	CLA	ND
87	22	610	CLA	ND

Continued on next page...

Continued from previous page...

Mol	Chain	Res	Type	Atom
87	22	611	CLA	ND
87	22	612	CLA	ND
87	32	302	CLA	ND
87	32	303	CLA	ND
87	32	305	CLA	ND
87	32	308	CLA	ND
87	32	309	CLA	ND
87	32	310	CLA	ND
87	32	311	CLA	ND
87	32	312	CLA	ND
87	32	313	CLA	ND
87	42	603	CLA	ND
87	42	605	CLA	ND
87	42	606	CLA	ND
87	42	607	CLA	ND
87	42	608	CLA	ND
87	42	609	CLA	ND
87	42	610	CLA	ND
87	42	611	CLA	ND
87	52	601	CLA	ND
87	52	602	CLA	ND
87	52	603	CLA	ND
87	52	604	CLA	ND
87	52	606	CLA	ND
87	52	607	CLA	ND
87	52	608	CLA	ND
87	52	609	CLA	ND
87	52	610	CLA	ND
87	52	611	CLA	ND
87	62	301	CLA	ND
87	62	302	CLA	ND
87	62	303	CLA	ND
87	62	304	CLA	ND
87	62	306	CLA	ND
87	62	308	CLA	ND
87	62	309	CLA	ND
87	62	311	CLA	ND
87	62	312	CLA	ND
87	62	313	CLA	ND
87	72	601	CLA	ND
87	72	602	CLA	ND
87	72	604	CLA	ND

Continued on next page...

Continued from previous page...

Mol	Chain	Res	Type	Atom
87	72	605	CLA	ND
87	72	606	CLA	ND
87	72	608	CLA	ND
87	72	609	CLA	ND
87	72	610	CLA	ND
87	82	302	CLA	ND
87	82	303	CLA	ND
87	82	304	CLA	ND
87	82	305	CLA	ND
87	82	306	CLA	ND
87	82	307	CLA	ND
87	82	308	CLA	ND
87	A2	801	CLA	ND
87	A2	802	CLA	ND
87	A2	803	CLA	ND
87	A2	805	CLA	ND
87	A2	806	CLA	ND
87	A2	807	CLA	ND
87	A2	808	CLA	ND
87	A2	809	CLA	ND
87	A2	810	CLA	ND
87	A2	811	CLA	ND
87	A2	812	CLA	ND
87	A2	813	CLA	ND
87	A2	814	CLA	ND
87	A2	815	CLA	ND
87	A2	816	CLA	ND
87	A2	817	CLA	ND
87	A2	819	CLA	ND
87	A2	820	CLA	ND
87	A2	821	CLA	ND
87	A2	822	CLA	ND
87	A2	823	CLA	ND
87	A2	824	CLA	ND
87	A2	825	CLA	ND
87	A2	826	CLA	ND
87	A2	827	CLA	ND
87	A2	828	CLA	ND
87	A2	829	CLA	ND
87	A2	830	CLA	ND
87	A2	831	CLA	ND
87	A2	832	CLA	ND

Continued on next page...

Continued from previous page...

Mol	Chain	Res	Type	Atom
87	A2	833	CLA	ND
87	A2	835	CLA	ND
87	A2	837	CLA	ND
87	A2	838	CLA	ND
87	A2	840	CLA	ND
87	A2	841	CLA	ND
87	A2	849	CLA	ND
87	A2	850	CLA	ND
87	A2	851	CLA	ND
87	A2	852	CLA	ND
87	B2	801	CLA	ND
87	B2	804	CLA	ND
87	B2	805	CLA	ND
87	B2	806	CLA	ND
87	B2	807	CLA	ND
87	B2	808	CLA	ND
87	B2	809	CLA	ND
87	B2	810	CLA	ND
87	B2	811	CLA	ND
87	B2	812	CLA	ND
87	B2	813	CLA	ND
87	B2	814	CLA	ND
87	B2	816	CLA	ND
87	B2	817	CLA	ND
87	B2	819	CLA	ND
87	B2	820	CLA	ND
87	B2	821	CLA	ND
87	B2	822	CLA	ND
87	B2	823	CLA	ND
87	B2	824	CLA	ND
87	B2	825	CLA	ND
87	B2	826	CLA	ND
87	B2	827	CLA	ND
87	B2	828	CLA	ND
87	B2	829	CLA	ND
87	B2	830	CLA	ND
87	B2	831	CLA	ND
87	B2	832	CLA	ND
87	B2	833	CLA	ND
87	B2	834	CLA	ND
87	B2	835	CLA	ND
87	B2	836	CLA	ND

Continued on next page...

Continued from previous page...

Mol	Chain	Res	Type	Atom
87	F2	201	CLA	ND
87	F2	202	CLA	ND
87	I2	102	CLA	ND
87	I2	103	CLA	ND
87	J2	101	CLA	ND
87	K2	101	CLA	ND
87	K2	103	CLA	ND
87	K2	104	CLA	ND
87	L2	202	CLA	ND
87	L2	204	CLA	ND
87	M2	101	CLA	ND
87	O2	201	CLA	ND
87	O2	202	CLA	ND
87	R2	201	CLA	ND
87	R2	202	CLA	ND
87	R2	203	CLA	ND
87	R2	204	CLA	ND
87	A6	402	CLA	ND
87	A6	403	CLA	ND
87	A6	404	CLA	ND
87	B6	603	CLA	ND
87	B6	604	CLA	ND
87	B6	605	CLA	ND
87	B6	606	CLA	ND
87	B6	607	CLA	ND
87	B6	608	CLA	ND
87	B6	609	CLA	ND
87	B6	610	CLA	ND
87	B6	611	CLA	ND
87	B6	612	CLA	ND
87	B6	613	CLA	ND
87	B6	614	CLA	ND
87	B6	615	CLA	ND
87	B6	616	CLA	ND
87	C6	509	CLA	ND
87	C6	510	CLA	ND
87	C6	511	CLA	ND
87	C6	512	CLA	ND
87	C6	513	CLA	ND
87	C6	514	CLA	ND
87	C6	516	CLA	ND
87	C6	517	CLA	ND

Continued on next page...

Continued from previous page...

Mol	Chain	Res	Type	Atom
87	C6	518	CLA	ND
87	C6	519	CLA	ND
87	C6	520	CLA	ND
87	D6	402	CLA	ND
87	D6	403	CLA	ND
87	D6	405	CLA	ND
87	H6	102	CLA	ND
87	H6	103	CLA	ND
87	K6	101	CLA	ND
87	a6	607	CLA	ND
87	a6	608	CLA	ND
87	a6	609	CLA	ND
87	b6	604	CLA	ND
87	b6	606	CLA	ND
87	b6	607	CLA	ND
87	b6	608	CLA	ND
87	b6	609	CLA	ND
87	b6	610	CLA	ND
87	b6	611	CLA	ND
87	b6	612	CLA	ND
87	b6	613	CLA	ND
87	b6	614	CLA	ND
87	b6	615	CLA	ND
87	b6	616	CLA	ND
87	b6	617	CLA	ND
87	b6	618	CLA	ND
87	c6	604	CLA	ND
87	c6	605	CLA	ND
87	c6	606	CLA	ND
87	c6	607	CLA	ND
87	c6	608	CLA	ND
87	c6	609	CLA	ND
87	c6	610	CLA	ND
87	c6	611	CLA	ND
87	c6	612	CLA	ND
87	c6	613	CLA	ND
87	c6	614	CLA	ND
87	c6	615	CLA	ND
87	c6	616	CLA	ND
87	d6	401	CLA	ND
87	d6	403	CLA	ND
87	d6	406	CLA	ND

Continued on next page...

Continued from previous page...

Mol	Chain	Res	Type	Atom
87	aL	605	CLA	ND
87	aL	606	CLA	C8
87	aL	606	CLA	ND
87	bL	604	CLA	ND
87	bL	605	CLA	ND
87	bL	606	CLA	ND
87	bL	607	CLA	ND
87	bL	608	CLA	ND
87	bL	613	CLA	ND
87	bL	614	CLA	ND
87	bL	616	CLA	ND
87	bL	617	CLA	ND
87	bL	618	CLA	ND
87	bL	619	CLA	ND
87	bL	620	CLA	ND
87	bL	621	CLA	ND
87	bL	622	CLA	ND
87	cL	505	CLA	ND
87	cL	506	CLA	ND
87	cL	507	CLA	ND
87	cL	508	CLA	ND
87	cL	509	CLA	ND
87	cL	510	CLA	ND
87	cL	512	CLA	ND
87	cL	513	CLA	ND
87	cL	514	CLA	ND
87	cL	515	CLA	ND
87	cL	516	CLA	ND
87	cL	517	CLA	ND
87	dL	401	CLA	ND
87	dL	404	CLA	ND
87	dL	409	CLA	ND
87	nL	101	CLA	ND
87	1N	601	CLA	ND
87	1N	602	CLA	ND
87	1N	603	CLA	ND
87	1N	604	CLA	ND
87	1N	605	CLA	ND
87	1N	606	CLA	ND
87	1N	608	CLA	ND
87	1N	609	CLA	ND
87	1N	610	CLA	ND

Continued on next page...

Continued from previous page...

Mol	Chain	Res	Type	Atom
87	1N	611	CLA	ND
87	2N	301	CLA	ND
87	2N	303	CLA	ND
87	2N	304	CLA	ND
87	2N	305	CLA	ND
87	2N	306	CLA	ND
87	2N	307	CLA	ND
87	2N	310	CLA	ND
87	2N	311	CLA	ND
87	2N	312	CLA	ND
87	3N	301	CLA	ND
87	3N	303	CLA	ND
87	3N	304	CLA	ND
87	3N	306	CLA	ND
87	3N	309	CLA	ND
87	3N	310	CLA	ND
87	3N	311	CLA	ND
87	3N	312	CLA	ND
87	3N	313	CLA	ND
87	4N	603	CLA	ND
87	4N	605	CLA	ND
87	4N	606	CLA	ND
87	4N	607	CLA	ND
87	4N	608	CLA	ND
87	4N	609	CLA	ND
87	4N	610	CLA	ND
87	4N	611	CLA	ND
87	5N	601	CLA	ND
87	5N	602	CLA	ND
87	5N	603	CLA	ND
87	5N	604	CLA	ND
87	5N	606	CLA	ND
87	5N	607	CLA	ND
87	5N	608	CLA	ND
87	5N	609	CLA	ND
87	5N	610	CLA	ND
87	5N	611	CLA	ND
87	6N	601	CLA	ND
87	6N	602	CLA	ND
87	6N	603	CLA	ND
87	6N	605	CLA	ND
87	6N	607	CLA	ND

Continued on next page...

Continued from previous page...

Mol	Chain	Res	Type	Atom
87	6N	608	CLA	ND
87	6N	610	CLA	ND
87	6N	611	CLA	ND
87	6N	612	CLA	ND
87	6N	613	CLA	ND
87	7N	601	CLA	ND
87	7N	602	CLA	ND
87	7N	604	CLA	ND
87	7N	605	CLA	ND
87	7N	606	CLA	ND
87	7N	608	CLA	ND
87	7N	609	CLA	ND
87	7N	610	CLA	ND
87	8N	301	CLA	ND
87	8N	303	CLA	ND
87	8N	304	CLA	ND
87	8N	305	CLA	ND
87	8N	306	CLA	ND
87	8N	307	CLA	ND
87	8N	308	CLA	ND
91	AL	410	PHO	C8
91	AL	410	PHO	C2A
91	AL	410	PHO	C13
91	DL	405	PHO	C8
91	DL	405	PHO	C2A
91	DL	405	PHO	C13
91	A6	407	PHO	C8
91	A6	407	PHO	C2A
91	A6	407	PHO	C13
91	D6	404	PHO	C8
91	D6	404	PHO	C2A
91	D6	404	PHO	C13
91	a6	613	PHO	C8
91	a6	613	PHO	C2A
91	a6	613	PHO	C13
91	d6	404	PHO	C8
91	d6	404	PHO	C2A
91	d6	404	PHO	C13
91	aL	610	PHO	C8
91	aL	610	PHO	C2A
91	aL	610	PHO	C13
91	dL	403	PHO	C8

Continued on next page...

Continued from previous page...

Mol	Chain	Res	Type	Atom
91	dL	403	PHO	C2A
91	dL	403	PHO	C13
92	bL	609	LMG	C8
92	bL	609	LMG	C4
92	bL	609	LMG	C5

All (22310) torsion outliers are listed below:

Mol	Chain	Res	Type	Atoms
82	AA	201	PEB	ND-C1D-CHC-C4C
82	AA	201	PEB	C2D-C1D-CHC-C4C
82	AA	201	PEB	NB-C1B-CHA-C4A
82	AA	201	PEB	C2B-C1B-CHA-C4A
82	AA	202	PEB	C2D-C3D-CAD-CBD
82	AA	202	PEB	C4D-C3D-CAD-CBD
82	AA	202	PEB	C2A-C3A-CAA-CBA
82	AA	202	PEB	C4A-C3A-CAA-CBA
82	AA	202	PEB	NB-C1B-CHA-C4A
82	AA	202	PEB	C2B-C1B-CHA-C4A
82	BA	201	PEB	ND-C1D-CHC-C4C
82	BA	201	PEB	NB-C1B-CHA-C4A
82	BA	201	PEB	C2B-C1B-CHA-C4A
82	BA	202	PEB	C2A-C3A-CAA-CBA
82	BA	202	PEB	C4A-C3A-CAA-CBA
82	BA	202	PEB	NB-C1B-CHA-C4A
82	BA	202	PEB	C2B-C1B-CHA-C4A
82	BA	203	PEB	NC-C1C-CHB-C4B
82	BA	203	PEB	C2C-C1C-CHB-C4B
82	BA	203	PEB	C2C-CAC-CBC-CGC
82	BA	203	PEB	C2A-C3A-CAA-CBA
82	BA	203	PEB	NB-C1B-CHA-C4A
82	BA	203	PEB	C2B-C1B-CHA-C4A
82	CA	201	PEB	ND-C1D-CHC-C4C
82	CA	201	PEB	NC-C1C-CHB-C4B
82	CA	201	PEB	C2C-C1C-CHB-C4B
82	CA	201	PEB	NB-C1B-CHA-C4A
82	CA	201	PEB	C2B-C1B-CHA-C4A
82	CA	202	PEB	NC-C1C-CHB-C4B
82	CA	202	PEB	C2C-C1C-CHB-C4B
82	CA	202	PEB	C1C-C2C-CAC-CBC
82	CA	202	PEB	C3C-C2C-CAC-CBC
82	CA	202	PEB	C2A-C3A-CAA-CBA

Continued on next page...

Continued from previous page...

Mol	Chain	Res	Type	Atoms
82	CA	202	PEB	C4A-C3A-CAA-CBA
82	CA	202	PEB	NB-C1B-CHA-C4A
82	CA	202	PEB	C2B-C1B-CHA-C4A
82	CA	202	PEB	NB-C4B-CHB-C1C
82	DA	201	PEB	ND-C1D-CHC-C4C
82	DA	201	PEB	C2D-C1D-CHC-C4C
82	DA	201	PEB	NB-C1B-CHA-C4A
82	DA	201	PEB	C2B-C1B-CHA-C4A
82	DA	202	PEB	ND-C1D-CHC-C4C
82	DA	202	PEB	NC-C1C-CHB-C4B
82	DA	202	PEB	C2C-C1C-CHB-C4B
82	DA	202	PEB	C2C-CAC-CBC-CGC
82	DA	202	PEB	C4A-C3A-CAA-CBA
82	DA	202	PEB	NB-C1B-CHA-C4A
82	DA	202	PEB	C2B-C1B-CHA-C4A
82	DA	203	PEB	ND-C1D-CHC-C4C
82	DA	203	PEB	C2D-C1D-CHC-C4C
82	DA	203	PEB	NC-C1C-CHB-C4B
82	DA	203	PEB	C2C-C1C-CHB-C4B
82	DA	203	PEB	NB-C1B-CHA-C4A
82	DA	203	PEB	C2B-C1B-CHA-C4A
82	EA	201	PEB	NB-C1B-CHA-C4A
82	EA	201	PEB	C2B-C1B-CHA-C4A
82	EA	202	PEB	C4A-C3A-CAA-CBA
82	EA	202	PEB	NB-C1B-CHA-C4A
82	EA	202	PEB	C2B-C1B-CHA-C4A
82	FA	201	PEB	C2C-CAC-CBC-CGC
82	FA	201	PEB	NB-C1B-CHA-C4A
82	FA	201	PEB	C2B-C1B-CHA-C4A
82	FA	202	PEB	C4A-C3A-CAA-CBA
82	FA	202	PEB	NB-C1B-CHA-C4A
82	FA	202	PEB	C2B-C1B-CHA-C4A
82	FA	203	PEB	ND-C1D-CHC-C4C
82	FA	203	PEB	NC-C1C-CHB-C4B
82	FA	203	PEB	C2C-C1C-CHB-C4B
82	FA	203	PEB	C2C-CAC-CBC-CGC
82	FA	203	PEB	C2A-C3A-CAA-CBA
82	FA	203	PEB	C4A-C3A-CAA-CBA
82	FA	203	PEB	NB-C1B-CHA-C4A
82	FA	203	PEB	C2B-C1B-CHA-C4A
82	GA	201	PEB	C2A-C3A-CAA-CBA
82	GA	201	PEB	C4A-C3A-CAA-CBA

Continued on next page...

Continued from previous page...

Mol	Chain	Res	Type	Atoms
82	GA	201	PEB	NB-C1B-CHA-C4A
82	GA	201	PEB	C2B-C1B-CHA-C4A
82	GA	202	PEB	NC-C1C-CHB-C4B
82	GA	202	PEB	C2C-C1C-CHB-C4B
82	GA	202	PEB	C2C-CAC-CBC-CGC
82	GA	202	PEB	C2A-C3A-CAA-CBA
82	GA	202	PEB	C4A-C3A-CAA-CBA
82	GA	202	PEB	NB-C1B-CHA-C4A
82	GA	202	PEB	C2B-C1B-CHA-C4A
82	HA	201	PEB	NB-C1B-CHA-C4A
82	HA	201	PEB	C2B-C1B-CHA-C4A
82	HA	202	PEB	ND-C1D-CHC-C4C
82	HA	202	PEB	C2D-C1D-CHC-C4C
82	HA	202	PEB	C4A-C3A-CAA-CBA
82	HA	202	PEB	NB-C1B-CHA-C4A
82	HA	202	PEB	C2B-C1B-CHA-C4A
82	HA	203	PEB	NC-C1C-CHB-C4B
82	HA	203	PEB	C2C-C1C-CHB-C4B
82	HA	203	PEB	NB-C1B-CHA-C4A
82	HA	203	PEB	C2B-C1B-CHA-C4A
82	HA	203	PEB	C2B-C3B-CAB-CBB
82	IA	201	PEB	ND-C1D-CHC-C4C
82	IA	201	PEB	C2D-C1D-CHC-C4C
82	IA	201	PEB	NC-C1C-CHB-C4B
82	IA	201	PEB	C2C-C1C-CHB-C4B
82	IA	201	PEB	C2A-C3A-CAA-CBA
82	IA	201	PEB	C4A-C3A-CAA-CBA
82	IA	201	PEB	NB-C1B-CHA-C4A
82	IA	201	PEB	C2B-C1B-CHA-C4A
82	IA	202	PEB	NC-C1C-CHB-C4B
82	IA	202	PEB	C2C-C1C-CHB-C4B
82	IA	202	PEB	C2A-C3A-CAA-CBA
82	IA	202	PEB	C4A-C3A-CAA-CBA
82	IA	202	PEB	NB-C1B-CHA-C4A
82	IA	202	PEB	C2B-C1B-CHA-C4A
82	JA	201	PEB	NB-C1B-CHA-C4A
82	JA	201	PEB	C2B-C1B-CHA-C4A
82	JA	202	PEB	NC-C1C-CHB-C4B
82	JA	202	PEB	C2C-C1C-CHB-C4B
82	JA	202	PEB	C4A-C3A-CAA-CBA
82	JA	202	PEB	NB-C1B-CHA-C4A
82	JA	202	PEB	C2B-C1B-CHA-C4A

Continued on next page...

Continued from previous page...

Mol	Chain	Res	Type	Atoms
82	JA	203	PEB	ND-C1D-CHC-C4C
82	JA	203	PEB	NC-C1C-CHB-C4B
82	JA	203	PEB	C2C-C1C-CHB-C4B
82	JA	203	PEB	C2A-C3A-CAA-CBA
82	JA	203	PEB	C4A-C3A-CAA-CBA
82	JA	203	PEB	NB-C1B-CHA-C4A
82	JA	203	PEB	C2B-C1B-CHA-C4A
82	KA	201	PEB	C1C-C2C-CAC-CBC
82	KA	201	PEB	C3C-C2C-CAC-CBC
82	KA	201	PEB	NB-C1B-CHA-C4A
82	KA	201	PEB	C2B-C1B-CHA-C4A
82	KA	202	PEB	C2C-CAC-CBC-CGC
82	KA	202	PEB	C2D-C3D-CAD-CBD
82	KA	202	PEB	C4D-C3D-CAD-CBD
82	KA	202	PEB	NB-C1B-CHA-C4A
82	KA	202	PEB	C2B-C1B-CHA-C4A
82	LA	201	PEB	NB-C1B-CHA-C4A
82	LA	201	PEB	C2B-C1B-CHA-C4A
82	LA	202	PEB	C2C-CAC-CBC-CGC
82	LA	202	PEB	C4A-C3A-CAA-CBA
82	LA	202	PEB	NB-C1B-CHA-C4A
82	LA	202	PEB	C2B-C1B-CHA-C4A
82	LA	203	PEB	NC-C1C-CHB-C4B
82	LA	203	PEB	C2C-C1C-CHB-C4B
82	LA	203	PEB	NB-C1B-CHA-C4A
82	LA	203	PEB	C2B-C1B-CHA-C4A
82	MA	201	PEB	NC-C1C-CHB-C4B
82	MA	201	PEB	C2C-C1C-CHB-C4B
82	MA	201	PEB	NB-C1B-CHA-C4A
82	MA	201	PEB	C2B-C1B-CHA-C4A
82	MA	202	PEB	ND-C1D-CHC-C4C
82	MA	202	PEB	C2D-C1D-CHC-C4C
82	MA	202	PEB	NC-C1C-CHB-C4B
82	MA	202	PEB	C2C-C1C-CHB-C4B
82	MA	202	PEB	C4A-C3A-CAA-CBA
82	MA	202	PEB	NB-C1B-CHA-C4A
82	MA	202	PEB	C2B-C1B-CHA-C4A
82	NA	201	PEB	NB-C1B-CHA-C4A
82	NA	201	PEB	C2B-C1B-CHA-C4A
82	NA	202	PEB	C4A-C3A-CAA-CBA
82	NA	202	PEB	NB-C1B-CHA-C4A
82	NA	202	PEB	C2B-C1B-CHA-C4A

Continued on next page...

Continued from previous page...

Mol	Chain	Res	Type	Atoms
82	NA	203	PEB	NC-C1C-CHB-C4B
82	NA	203	PEB	C2C-C1C-CHB-C4B
82	NA	203	PEB	NB-C1B-CHA-C4A
82	NA	203	PEB	C2B-C1B-CHA-C4A
82	OA	201	PEB	NC-C1C-CHB-C4B
82	OA	201	PEB	C2C-C1C-CHB-C4B
82	OA	201	PEB	C2B-C1B-CHA-C4A
82	OA	202	PEB	NC-C1C-CHB-C4B
82	OA	202	PEB	C2C-C1C-CHB-C4B
82	OA	202	PEB	C2A-C3A-CAA-CBA
82	OA	202	PEB	C4A-C3A-CAA-CBA
82	OA	202	PEB	NB-C1B-CHA-C4A
82	OA	202	PEB	C2B-C1B-CHA-C4A
82	PA	201	PEB	NB-C1B-CHA-C4A
82	PA	201	PEB	C2B-C1B-CHA-C4A
82	PA	202	PEB	C4A-C3A-CAA-CBA
82	PA	202	PEB	NB-C1B-CHA-C4A
82	PA	202	PEB	C2B-C1B-CHA-C4A
82	PA	203	PEB	NC-C1C-CHB-C4B
82	PA	203	PEB	C2C-C1C-CHB-C4B
82	PA	203	PEB	NB-C1B-CHA-C4A
82	PA	203	PEB	C2B-C1B-CHA-C4A
82	QA	201	PEB	NC-C1C-CHB-C4B
82	QA	201	PEB	C2C-C1C-CHB-C4B
82	QA	201	PEB	NB-C1B-CHA-C4A
82	QA	201	PEB	C2B-C1B-CHA-C4A
82	QA	202	PEB	C4A-C3A-CAA-CBA
82	QA	202	PEB	NB-C1B-CHA-C4A
82	QA	202	PEB	C2B-C1B-CHA-C4A
82	RA	201	PEB	NB-C1B-CHA-C4A
82	RA	201	PEB	C2B-C1B-CHA-C4A
82	RA	202	PEB	C4A-C3A-CAA-CBA
82	RA	202	PEB	NB-C1B-CHA-C4A
82	RA	202	PEB	C2B-C1B-CHA-C4A
82	RA	203	PEB	NC-C1C-CHB-C4B
82	RA	203	PEB	C2C-C1C-CHB-C4B
82	RA	203	PEB	C2D-C3D-CAD-CBD
82	RA	203	PEB	C4D-C3D-CAD-CBD
82	RA	203	PEB	NB-C1B-CHA-C4A
82	RA	203	PEB	C2B-C1B-CHA-C4A
82	SA	201	PEB	NC-C1C-CHB-C4B
82	SA	201	PEB	C2C-C1C-CHB-C4B

Continued on next page...

Continued from previous page...

Mol	Chain	Res	Type	Atoms
82	SA	202	PEB	C4A-C3A-CAA-CBA
82	SA	202	PEB	NB-C1B-CHA-C4A
82	SA	202	PEB	C2B-C1B-CHA-C4A
82	TA	201	PEB	NB-C1B-CHA-C4A
82	TA	201	PEB	C2B-C1B-CHA-C4A
82	TA	202	PEB	C4A-C3A-CAA-CBA
82	TA	202	PEB	NB-C1B-CHA-C4A
82	TA	202	PEB	C2B-C1B-CHA-C4A
82	TA	203	PEB	NB-C1B-CHA-C4A
82	TA	203	PEB	C2B-C1B-CHA-C4A
82	UA	201	PEB	NB-C1B-CHA-C4A
82	UA	202	PEB	NC-C1C-CHB-C4B
82	UA	202	PEB	C2C-C1C-CHB-C4B
82	UA	202	PEB	C4A-C3A-CAA-CBA
82	UA	202	PEB	NB-C1B-CHA-C4A
82	UA	202	PEB	C2B-C1B-CHA-C4A
82	VA	201	PEB	ND-C1D-CHC-C4C
82	VA	201	PEB	C2D-C1D-CHC-C4C
82	VA	201	PEB	C2A-C3A-CAA-CBA
82	VA	201	PEB	C4A-C3A-CAA-CBA
82	VA	201	PEB	NB-C1B-CHA-C4A
82	VA	201	PEB	C2B-C1B-CHA-C4A
82	VA	202	PEB	C2C-CAC-CBC-CGC
82	VA	202	PEB	C2A-C3A-CAA-CBA
82	VA	202	PEB	C4A-C3A-CAA-CBA
82	VA	202	PEB	NB-C1B-CHA-C4A
82	VA	202	PEB	C2B-C1B-CHA-C4A
82	VA	203	PEB	NC-C1C-CHB-C4B
82	VA	203	PEB	C2C-C1C-CHB-C4B
82	VA	203	PEB	NB-C1B-CHA-C4A
82	VA	203	PEB	C2B-C1B-CHA-C4A
82	WA	201	PEB	NB-C1B-CHA-C4A
82	WA	201	PEB	C2B-C1B-CHA-C4A
82	WA	202	PEB	NC-C1C-CHB-C4B
82	WA	202	PEB	C2C-C1C-CHB-C4B
82	WA	202	PEB	C2A-C3A-CAA-CBA
82	WA	202	PEB	C4A-C3A-CAA-CBA
82	WA	202	PEB	NB-C1B-CHA-C4A
82	WA	202	PEB	C2B-C1B-CHA-C4A
82	XA	201	PEB	NB-C1B-CHA-C4A
82	XA	201	PEB	C2B-C1B-CHA-C4A
82	XA	202	PEB	C2C-CAC-CBC-CGC

Continued on next page...

Continued from previous page...

Mol	Chain	Res	Type	Atoms
82	XA	202	PEB	C4A-C3A-CAA-CBA
82	XA	202	PEB	NB-C1B-CHA-C4A
82	XA	202	PEB	C2B-C1B-CHA-C4A
82	XA	203	PEB	NC-C1C-CHB-C4B
82	XA	203	PEB	C2C-C1C-CHB-C4B
82	XA	203	PEB	C1C-C2C-CAC-CBC
82	XA	203	PEB	C3C-C2C-CAC-CBC
82	XA	203	PEB	C2A-C3A-CAA-CBA
82	XA	203	PEB	NB-C1B-CHA-C4A
82	XA	203	PEB	C2B-C1B-CHA-C4A
82	YA	301	PEB	ND-C1D-CHC-C4C
82	YA	301	PEB	NC-C1C-CHB-C4B
82	YA	301	PEB	C2C-C1C-CHB-C4B
82	YA	301	PEB	C2A-C3A-CAA-CBA
82	YA	301	PEB	C4A-C3A-CAA-CBA
82	YA	301	PEB	NB-C1B-CHA-C4A
82	YA	301	PEB	C2B-C1B-CHA-C4A
82	YA	303	PEB	ND-C1D-CHC-C4C
82	YA	303	PEB	NC-C1C-CHB-C4B
82	YA	303	PEB	C2C-C1C-CHB-C4B
82	YA	303	PEB	C2A-C3A-CAA-CBA
82	YA	303	PEB	NB-C1B-CHA-C4A
82	YA	303	PEB	C2B-C1B-CHA-C4A
82	YA	304	PEB	ND-C1D-CHC-C4C
82	YA	304	PEB	C2D-C1D-CHC-C4C
82	YA	304	PEB	NC-C1C-CHB-C4B
82	YA	304	PEB	C2C-C1C-CHB-C4B
82	YA	304	PEB	C2A-C3A-CAA-CBA
82	YA	304	PEB	NB-C1B-CHA-C4A
82	YA	304	PEB	C2B-C1B-CHA-C4A
82	AB	501	PEB	C2A-C3A-CAA-CBA
82	AB	501	PEB	C4A-C3A-CAA-CBA
82	AB	501	PEB	NB-C1B-CHA-C4A
82	AB	501	PEB	C2B-C1B-CHA-C4A
82	BB	201	PEB	NB-C1B-CHA-C4A
82	BB	201	PEB	C2B-C1B-CHA-C4A
82	BB	202	PEB	NB-C1B-CHA-C4A
82	BB	202	PEB	C2B-C1B-CHA-C4A
82	BB	203	PEB	NC-C1C-CHB-C4B
82	BB	203	PEB	C2C-C1C-CHB-C4B
82	BB	203	PEB	NB-C1B-CHA-C4A
82	BB	203	PEB	C2B-C1B-CHA-C4A

Continued on next page...

Continued from previous page...

Mol	Chain	Res	Type	Atoms
82	CB	201	PEB	NB-C1B-CHA-C4A
82	CB	201	PEB	C2B-C1B-CHA-C4A
82	CB	202	PEB	C2D-C3D-CAD-CBD
82	CB	202	PEB	C4D-C3D-CAD-CBD
82	CB	202	PEB	NB-C1B-CHA-C4A
82	CB	202	PEB	C2B-C1B-CHA-C4A
82	DB	201	PEB	NB-C1B-CHA-C4A
82	DB	201	PEB	C2B-C1B-CHA-C4A
82	DB	202	PEB	NB-C1B-CHA-C4A
82	DB	202	PEB	C2B-C1B-CHA-C4A
82	DB	203	PEB	ND-C1D-CHC-C4C
82	DB	203	PEB	C2D-C1D-CHC-C4C
82	DB	203	PEB	NC-C1C-CHB-C4B
82	DB	203	PEB	C2C-C1C-CHB-C4B
82	DB	203	PEB	C2D-C3D-CAD-CBD
82	DB	203	PEB	C4D-C3D-CAD-CBD
82	DB	203	PEB	NB-C1B-CHA-C4A
82	DB	203	PEB	C2B-C1B-CHA-C4A
82	EB	501	PEB	ND-C1D-CHC-C4C
82	EB	501	PEB	C2D-C1D-CHC-C4C
82	EB	501	PEB	NC-C1C-CHB-C4B
82	EB	501	PEB	C2A-C3A-CAA-CBA
82	EB	501	PEB	C4A-C3A-CAA-CBA
82	EB	501	PEB	NB-C1B-CHA-C4A
82	EB	501	PEB	C2B-C1B-CHA-C4A
82	FB	201	PEB	NC-C1C-CHB-C4B
82	FB	201	PEB	C2C-C1C-CHB-C4B
82	FB	201	PEB	C2D-C3D-CAD-CBD
82	FB	201	PEB	C4D-C3D-CAD-CBD
82	FB	201	PEB	C2A-C3A-CAA-CBA
82	FB	201	PEB	C4A-C3A-CAA-CBA
82	FB	201	PEB	NB-C1B-CHA-C4A
82	FB	201	PEB	C2B-C1B-CHA-C4A
82	GB	201	PEB	ND-C1D-CHC-C4C
82	GB	201	PEB	NB-C1B-CHA-C4A
82	GB	201	PEB	C2B-C1B-CHA-C4A
82	GB	202	PEB	C2C-CAC-CBC-CGC
82	GB	202	PEB	NB-C1B-CHA-C4A
82	GB	202	PEB	C2B-C1B-CHA-C4A
82	GB	203	PEB	NC-C1C-CHB-C4B
82	GB	203	PEB	C2C-C1C-CHB-C4B
82	GB	203	PEB	NB-C1B-CHA-C4A

Continued on next page...

Continued from previous page...

Mol	Chain	Res	Type	Atoms
82	GB	203	PEB	C2B-C1B-CHA-C4A
82	HB	201	PEB	ND-C1D-CHC-C4C
82	HB	201	PEB	NC-C1C-CHB-C4B
82	HB	201	PEB	C2C-C1C-CHB-C4B
82	HB	201	PEB	C2D-C3D-CAD-CBD
82	HB	201	PEB	C4D-C3D-CAD-CBD
82	HB	201	PEB	NB-C1B-CHA-C4A
82	HB	201	PEB	C2B-C1B-CHA-C4A
82	HB	202	PEB	C4A-C3A-CAA-CBA
82	HB	202	PEB	NB-C1B-CHA-C4A
82	HB	202	PEB	C2B-C1B-CHA-C4A
82	HB	203	PEB	ND-C1D-CHC-C4C
82	HB	203	PEB	C2D-C1D-CHC-C4C
82	HB	203	PEB	NC-C1C-CHB-C4B
82	HB	203	PEB	C2C-C1C-CHB-C4B
82	HB	203	PEB	NB-C1B-CHA-C4A
82	HB	203	PEB	C2B-C1B-CHA-C4A
82	IB	201	PEB	NB-C1B-CHA-C4A
82	IB	201	PEB	C2B-C1B-CHA-C4A
82	IB	202	PEB	NB-C1B-CHA-C4A
82	IB	202	PEB	C2B-C1B-CHA-C4A
82	IB	203	PEB	ND-C1D-CHC-C4C
82	IB	203	PEB	NC-C1C-CHB-C4B
82	IB	203	PEB	C2C-C1C-CHB-C4B
82	IB	203	PEB	NB-C1B-CHA-C4A
82	IB	203	PEB	C2B-C1B-CHA-C4A
82	JB	201	PEB	C2C-C1C-CHB-C4B
82	JB	201	PEB	C2A-C3A-CAA-CBA
82	JB	201	PEB	C4A-C3A-CAA-CBA
82	JB	202	PEB	ND-C1D-CHC-C4C
82	JB	202	PEB	NB-C1B-CHA-C4A
82	JB	202	PEB	C2B-C1B-CHA-C4A
82	KB	301	PEB	ND-C1D-CHC-C4C
82	KB	301	PEB	C2D-C1D-CHC-C4C
82	KB	301	PEB	C1C-C2C-CAC-CBC
82	KB	301	PEB	C3C-C2C-CAC-CBC
82	KB	301	PEB	C2D-C3D-CAD-CBD
82	KB	301	PEB	C4D-C3D-CAD-CBD
82	KB	301	PEB	NB-C1B-CHA-C4A
82	KB	301	PEB	C2B-C1B-CHA-C4A
82	KB	302	PEB	ND-C1D-CHC-C4C
82	KB	302	PEB	NC-C1C-CHB-C4B

Continued on next page...

Continued from previous page...

Mol	Chain	Res	Type	Atoms
82	KB	302	PEB	C2C-C1C-CHB-C4B
82	KB	302	PEB	C2D-C3D-CAD-CBD
82	KB	302	PEB	C4D-C3D-CAD-CBD
82	KB	302	PEB	NB-C1B-CHA-C4A
82	KB	302	PEB	C2B-C1B-CHA-C4A
82	KB	303	PEB	ND-C1D-CHC-C4C
82	KB	303	PEB	C2D-C1D-CHC-C4C
82	KB	303	PEB	C1C-C2C-CAC-CBC
82	KB	303	PEB	C3C-C2C-CAC-CBC
82	KB	303	PEB	C2C-CAC-CBC-CGC
82	KB	303	PEB	C4A-C3A-CAA-CBA
82	KB	303	PEB	NB-C1B-CHA-C4A
82	KB	303	PEB	C2B-C1B-CHA-C4A
82	KB	304	PEB	C2A-C3A-CAA-CBA
82	KB	304	PEB	C4A-C3A-CAA-CBA
82	KB	304	PEB	NB-C1B-CHA-C4A
82	KB	304	PEB	C2B-C1B-CHA-C4A
82	LB	201	PEB	ND-C1D-CHC-C4C
82	LB	201	PEB	C2D-C1D-CHC-C4C
82	LB	201	PEB	NC-C1C-CHB-C4B
82	LB	201	PEB	C2C-C1C-CHB-C4B
82	LB	201	PEB	NB-C1B-CHA-C4A
82	LB	201	PEB	C2B-C1B-CHA-C4A
82	MB	201	PEB	NB-C1B-CHA-C4A
82	MB	201	PEB	C2B-C1B-CHA-C4A
82	MB	202	PEB	C2D-C3D-CAD-CBD
82	MB	202	PEB	C4D-C3D-CAD-CBD
82	MB	202	PEB	NB-C1B-CHA-C4A
82	MB	202	PEB	C2B-C1B-CHA-C4A
82	NB	201	PEB	NB-C1B-CHA-C4A
82	NB	201	PEB	C2B-C1B-CHA-C4A
82	NB	202	PEB	NB-C1B-CHA-C4A
82	NB	202	PEB	C2B-C1B-CHA-C4A
82	NB	203	PEB	ND-C1D-CHC-C4C
82	NB	203	PEB	C2D-C1D-CHC-C4C
82	NB	203	PEB	NC-C1C-CHB-C4B
82	NB	203	PEB	C2C-C1C-CHB-C4B
82	NB	203	PEB	C2D-C3D-CAD-CBD
82	NB	203	PEB	C4D-C3D-CAD-CBD
82	NB	203	PEB	NB-C1B-CHA-C4A
82	NB	203	PEB	C2B-C1B-CHA-C4A
82	OB	201	PEB	NC-C1C-CHB-C4B

Continued on next page...

Continued from previous page...

Mol	Chain	Res	Type	Atoms
82	OB	201	PEB	C2C-C1C-CHB-C4B
82	OB	201	PEB	C2D-C3D-CAD-CBD
82	OB	201	PEB	NB-C1B-CHA-C4A
82	OB	201	PEB	C2B-C1B-CHA-C4A
82	PB	201	PEB	NC-C1C-CHB-C4B
82	PB	201	PEB	C2C-C1C-CHB-C4B
82	PB	201	PEB	NB-C1B-CHA-C4A
82	PB	201	PEB	C2B-C1B-CHA-C4A
82	QB	201	PEB	ND-C1D-CHC-C4C
82	QB	201	PEB	NC-C1C-CHB-C4B
82	QB	201	PEB	C2C-C1C-CHB-C4B
82	QB	201	PEB	C4D-C3D-CAD-CBD
82	QB	201	PEB	NB-C1B-CHA-C4A
82	QB	201	PEB	C2B-C1B-CHA-C4A
82	QB	202	PEB	ND-C1D-CHC-C4C
82	QB	202	PEB	C2A-C3A-CAA-CBA
82	QB	202	PEB	C4A-C3A-CAA-CBA
82	QB	202	PEB	NB-C1B-CHA-C4A
82	QB	202	PEB	C2B-C1B-CHA-C4A
82	QB	203	PEB	C4A-C3A-CAA-CBA
82	QB	203	PEB	NB-C1B-CHA-C4A
82	QB	203	PEB	C2B-C1B-CHA-C4A
82	QB	204	PEB	ND-C1D-CHC-C4C
82	QB	204	PEB	C2D-C1D-CHC-C4C
82	QB	204	PEB	NC-C1C-CHB-C4B
82	QB	204	PEB	C2C-C1C-CHB-C4B
82	QB	204	PEB	NB-C1B-CHA-C4A
82	QB	204	PEB	C2B-C1B-CHA-C4A
82	RB	201	PEB	ND-C1D-CHC-C4C
82	RB	201	PEB	C2D-C1D-CHC-C4C
82	RB	201	PEB	NB-C1B-CHA-C4A
82	RB	201	PEB	C2B-C1B-CHA-C4A
82	RB	202	PEB	ND-C1D-CHC-C4C
82	RB	202	PEB	C2D-C1D-CHC-C4C
82	RB	202	PEB	NC-C1C-CHB-C4B
82	RB	202	PEB	C2C-C1C-CHB-C4B
82	RB	202	PEB	NB-C1B-CHA-C4A
82	RB	202	PEB	C2B-C1B-CHA-C4A
82	SB	201	PEB	NB-C1B-CHA-C4A
82	SB	201	PEB	C2B-C1B-CHA-C4A
82	SB	202	PEB	C2A-C3A-CAA-CBA
82	SB	202	PEB	C4A-C3A-CAA-CBA

Continued on next page...

Continued from previous page...

Mol	Chain	Res	Type	Atoms
82	SB	202	PEB	NB-C1B-CHA-C4A
82	SB	202	PEB	C2B-C1B-CHA-C4A
82	SB	203	PEB	ND-C1D-CHC-C4C
82	SB	203	PEB	C2D-C1D-CHC-C4C
82	SB	203	PEB	NC-C1C-CHB-C4B
82	SB	203	PEB	C2C-C1C-CHB-C4B
82	SB	203	PEB	NB-C1B-CHA-C4A
82	SB	203	PEB	C2B-C1B-CHA-C4A
82	TB	201	PEB	C2C-C1C-CHB-C4B
82	TB	201	PEB	C2A-C3A-CAA-CBA
82	TB	201	PEB	C4A-C3A-CAA-CBA
82	TB	202	PEB	ND-C1D-CHC-C4C
82	TB	202	PEB	NB-C1B-CHA-C4A
82	TB	202	PEB	C2B-C1B-CHA-C4A
82	UB	301	PEB	ND-C1D-CHC-C4C
82	UB	301	PEB	C2D-C3D-CAD-CBD
82	UB	301	PEB	C4D-C3D-CAD-CBD
82	UB	301	PEB	C2A-C3A-CAA-CBA
82	UB	301	PEB	C4A-C3A-CAA-CBA
82	UB	301	PEB	NB-C1B-CHA-C4A
82	UB	301	PEB	C2B-C1B-CHA-C4A
82	UB	302	PEB	ND-C1D-CHC-C4C
82	UB	302	PEB	C2D-C1D-CHC-C4C
82	UB	302	PEB	C1C-C2C-CAC-CBC
82	UB	302	PEB	C3C-C2C-CAC-CBC
82	UB	302	PEB	NB-C1B-CHA-C4A
82	UB	302	PEB	C2B-C1B-CHA-C4A
82	UB	303	PEB	NB-C1B-CHA-C4A
82	UB	303	PEB	C2B-C1B-CHA-C4A
82	VB	201	PEB	ND-C1D-CHC-C4C
82	VB	201	PEB	C2D-C1D-CHC-C4C
82	VB	201	PEB	NC-C1C-CHB-C4B
82	VB	201	PEB	C2C-C1C-CHB-C4B
82	VB	201	PEB	NB-C1B-CHA-C4A
82	VB	201	PEB	C2B-C1B-CHA-C4A
82	VB	202	PEB	ND-C1D-CHC-C4C
82	VB	202	PEB	C2D-C1D-CHC-C4C
82	VB	202	PEB	C2C-CAC-CBC-CGC
82	VB	202	PEB	NB-C1B-CHA-C4A
82	VB	202	PEB	C2B-C1B-CHA-C4A
82	WB	401	PEB	NC-C1C-CHB-C4B
82	WB	401	PEB	C2C-C1C-CHB-C4B

Continued on next page...

Continued from previous page...

Mol	Chain	Res	Type	Atoms
82	WB	401	PEB	C2A-C3A-CAA-CBA
82	WB	401	PEB	C4A-C3A-CAA-CBA
82	WB	401	PEB	NB-C1B-CHA-C4A
82	WB	401	PEB	C2B-C1B-CHA-C4A
82	WB	402	PEB	C1C-C2C-CAC-CBC
82	WB	402	PEB	C3C-C2C-CAC-CBC
82	WB	402	PEB	NB-C1B-CHA-C4A
82	WB	402	PEB	C2B-C1B-CHA-C4A
82	XB	201	PEB	C4A-C3A-CAA-CBA
82	XB	201	PEB	NB-C1B-CHA-C4A
82	XB	201	PEB	C2B-C1B-CHA-C4A
82	XB	202	PEB	ND-C1D-CHC-C4C
82	XB	202	PEB	C2D-C1D-CHC-C4C
82	XB	202	PEB	NC-C1C-CHB-C4B
82	XB	202	PEB	C2C-C1C-CHB-C4B
82	XB	202	PEB	NB-C1B-CHA-C4A
82	XB	202	PEB	C2B-C1B-CHA-C4A
82	YB	201	PEB	NB-C1B-CHA-C4A
82	YB	201	PEB	C2B-C1B-CHA-C4A
82	YB	202	PEB	NC-C1C-CHB-C4B
82	YB	202	PEB	C2C-C1C-CHB-C4B
82	YB	202	PEB	NB-C1B-CHA-C4A
82	YB	202	PEB	C2B-C1B-CHA-C4A
82	ZB	201	PEB	ND-C1D-CHC-C4C
82	ZB	201	PEB	C2D-C1D-CHC-C4C
82	ZB	201	PEB	C4A-C3A-CAA-CBA
82	ZB	201	PEB	NB-C1B-CHA-C4A
82	ZB	201	PEB	C2B-C1B-CHA-C4A
82	ZB	202	PEB	ND-C1D-CHC-C4C
82	ZB	202	PEB	C2A-C3A-CAA-CBA
82	ZB	202	PEB	C4A-C3A-CAA-CBA
82	ZB	202	PEB	NB-C1B-CHA-C4A
82	ZB	202	PEB	C2B-C1B-CHA-C4A
82	ZB	203	PEB	ND-C1D-CHC-C4C
82	ZB	203	PEB	C2D-C1D-CHC-C4C
82	ZB	203	PEB	NC-C1C-CHB-C4B
82	ZB	203	PEB	C2C-C1C-CHB-C4B
82	ZB	203	PEB	C2A-C3A-CAA-CBA
82	ZB	203	PEB	NB-C1B-CHA-C4A
82	ZB	203	PEB	C2B-C1B-CHA-C4A
82	AD	301	PEB	C2C-CAC-CBC-CGC
82	AD	301	PEB	NB-C1B-CHA-C4A

Continued on next page...

Continued from previous page...

Mol	Chain	Res	Type	Atoms
82	AD	301	PEB	C2B-C1B-CHA-C4A
82	AD	303	PEB	ND-C1D-CHC-C4C
82	AD	303	PEB	C2A-C3A-CAA-CBA
82	AD	303	PEB	NB-C1B-CHA-C4A
82	AD	303	PEB	C2B-C1B-CHA-C4A
82	AD	304	PEB	NC-C1C-CHB-C4B
82	AD	304	PEB	C2C-C1C-CHB-C4B
82	AD	304	PEB	NB-C1B-CHA-C4A
82	AD	304	PEB	C2B-C1B-CHA-C4A
82	BD	201	PEB	ND-C1D-CHC-C4C
82	BD	201	PEB	C2D-C1D-CHC-C4C
82	BD	201	PEB	NC-C1C-CHB-C4B
82	BD	201	PEB	C2C-C1C-CHB-C4B
82	BD	201	PEB	NB-C1B-CHA-C4A
82	BD	201	PEB	C2B-C1B-CHA-C4A
82	BD	202	PEB	NC-C1C-CHB-C4B
82	BD	202	PEB	C2C-C1C-CHB-C4B
82	BD	202	PEB	C2A-C3A-CAA-CBA
82	BD	202	PEB	C4A-C3A-CAA-CBA
82	BD	202	PEB	NB-C1B-CHA-C4A
82	BD	202	PEB	C2B-C1B-CHA-C4A
82	BD	203	PEB	C2D-C3D-CAD-CBD
82	BD	203	PEB	C4D-C3D-CAD-CBD
82	BD	203	PEB	C4A-C3A-CAA-CBA
82	BD	203	PEB	NB-C1B-CHA-C4A
82	BD	203	PEB	C2B-C1B-CHA-C4A
82	CD	201	PEB	NB-C1B-CHA-C4A
82	CD	201	PEB	C2B-C1B-CHA-C4A
82	CD	202	PEB	NB-C1B-CHA-C4A
82	CD	202	PEB	C2B-C1B-CHA-C4A
82	DD	201	PEB	C2D-C3D-CAD-CBD
82	DD	201	PEB	C4D-C3D-CAD-CBD
82	DD	201	PEB	C4A-C3A-CAA-CBA
82	DD	201	PEB	NB-C1B-CHA-C4A
82	DD	201	PEB	C2B-C1B-CHA-C4A
82	DD	202	PEB	ND-C1D-CHC-C4C
82	DD	202	PEB	C2D-C1D-CHC-C4C
82	DD	202	PEB	NC-C1C-CHB-C4B
82	DD	202	PEB	C2C-C1C-CHB-C4B
82	DD	202	PEB	C3B-CAB-CBB-CGB
82	DD	203	PEB	NC-C1C-CHB-C4B
82	DD	203	PEB	C2C-C1C-CHB-C4B

Continued on next page...

Continued from previous page...

Mol	Chain	Res	Type	Atoms
82	DD	203	PEB	C4A-C3A-CAA-CBA
82	DD	203	PEB	NB-C1B-CHA-C4A
82	DD	203	PEB	C2B-C1B-CHA-C4A
82	ED	201	PEB	ND-C1D-CHC-C4C
82	ED	201	PEB	C1C-C2C-CAC-CBC
82	ED	201	PEB	C3C-C2C-CAC-CBC
82	ED	201	PEB	C2D-C3D-CAD-CBD
82	ED	201	PEB	C4D-C3D-CAD-CBD
82	ED	201	PEB	NB-C1B-CHA-C4A
82	ED	201	PEB	C2B-C1B-CHA-C4A
82	ED	202	PEB	NB-C1B-CHA-C4A
82	ED	202	PEB	C2B-C1B-CHA-C4A
82	FD	201	PEB	ND-C1D-CHC-C4C
82	FD	201	PEB	C2D-C1D-CHC-C4C
82	FD	201	PEB	NC-C1C-CHB-C4B
82	FD	201	PEB	C2C-C1C-CHB-C4B
82	FD	201	PEB	C2D-C3D-CAD-CBD
82	FD	201	PEB	C4D-C3D-CAD-CBD
82	FD	201	PEB	NB-C1B-CHA-C4A
82	FD	201	PEB	C2B-C1B-CHA-C4A
82	FD	202	PEB	NC-C1C-CHB-C4B
82	FD	202	PEB	C2C-C1C-CHB-C4B
82	FD	202	PEB	C2A-C3A-CAA-CBA
82	FD	202	PEB	C4A-C3A-CAA-CBA
82	FD	202	PEB	NB-C1B-CHA-C4A
82	FD	202	PEB	C2B-C1B-CHA-C4A
82	FD	203	PEB	C4A-C3A-CAA-CBA
82	FD	203	PEB	NB-C1B-CHA-C4A
82	FD	203	PEB	C2B-C1B-CHA-C4A
82	GD	201	PEB	NB-C1B-CHA-C4A
82	GD	201	PEB	C2B-C1B-CHA-C4A
82	GD	202	PEB	NC-C1C-CHB-C4B
82	GD	202	PEB	C2C-C1C-CHB-C4B
82	GD	202	PEB	C1C-C2C-CAC-CBC
82	GD	202	PEB	C3C-C2C-CAC-CBC
82	GD	202	PEB	C2A-C3A-CAA-CBA
82	GD	202	PEB	C4A-C3A-CAA-CBA
82	GD	202	PEB	NB-C1B-CHA-C4A
82	GD	202	PEB	C2B-C1B-CHA-C4A
82	HD	201	PEB	NC-C1C-CHB-C4B
82	HD	201	PEB	C4A-C3A-CAA-CBA
82	HD	201	PEB	NB-C1B-CHA-C4A

Continued on next page...

Continued from previous page...

Mol	Chain	Res	Type	Atoms
82	HD	201	PEB	C2B-C1B-CHA-C4A
82	HD	202	PEB	ND-C1D-CHC-C4C
82	HD	202	PEB	C2D-C1D-CHC-C4C
82	HD	202	PEB	NC-C1C-CHB-C4B
82	HD	202	PEB	C2C-C1C-CHB-C4B
82	HD	202	PEB	NB-C1B-CHA-C4A
82	HD	203	PEB	ND-C1D-CHC-C4C
82	HD	203	PEB	NC-C1C-CHB-C4B
82	HD	203	PEB	C2C-C1C-CHB-C4B
82	HD	203	PEB	C4A-C3A-CAA-CBA
82	HD	203	PEB	NB-C1B-CHA-C4A
82	HD	203	PEB	C2B-C1B-CHA-C4A
82	ID	201	PEB	C1C-C2C-CAC-CBC
82	ID	201	PEB	C3C-C2C-CAC-CBC
82	ID	201	PEB	NB-C1B-CHA-C4A
82	ID	201	PEB	C2B-C1B-CHA-C4A
82	ID	202	PEB	NB-C1B-CHA-C4A
82	ID	202	PEB	C2B-C1B-CHA-C4A
82	JD	201	PEB	ND-C1D-CHC-C4C
82	JD	201	PEB	NC-C1C-CHB-C4B
82	JD	201	PEB	C2C-C1C-CHB-C4B
82	JD	201	PEB	NB-C1B-CHA-C4A
82	JD	201	PEB	C2B-C1B-CHA-C4A
82	JD	202	PEB	NC-C1C-CHB-C4B
82	JD	202	PEB	C2C-C1C-CHB-C4B
82	JD	202	PEB	C4A-C3A-CAA-CBA
82	JD	202	PEB	NB-C1B-CHA-C4A
82	JD	202	PEB	C2B-C1B-CHA-C4A
82	JD	203	PEB	C2D-C3D-CAD-CBD
82	JD	203	PEB	C4D-C3D-CAD-CBD
82	JD	203	PEB	C4A-C3A-CAA-CBA
82	JD	203	PEB	NB-C1B-CHA-C4A
82	JD	203	PEB	C2B-C1B-CHA-C4A
82	KD	201	PEB	ND-C1D-CHC-C4C
82	KD	201	PEB	C2A-C3A-CAA-CBA
82	KD	201	PEB	C4A-C3A-CAA-CBA
82	KD	201	PEB	NB-C1B-CHA-C4A
82	KD	201	PEB	C2B-C1B-CHA-C4A
82	KD	202	PEB	ND-C1D-CHC-C4C
82	KD	202	PEB	NC-C1C-CHB-C4B
82	KD	202	PEB	C2C-C1C-CHB-C4B
82	KD	202	PEB	C2C-CAC-CBC-CGC

Continued on next page...

Continued from previous page...

Mol	Chain	Res	Type	Atoms
82	KD	202	PEB	C2D-C3D-CAD-CBD
82	KD	202	PEB	C4D-C3D-CAD-CBD
82	KD	202	PEB	NB-C1B-CHA-C4A
82	KD	202	PEB	C2B-C1B-CHA-C4A
82	LD	201	PEB	C4A-C3A-CAA-CBA
82	LD	201	PEB	NB-C1B-CHA-C4A
82	LD	201	PEB	C2B-C1B-CHA-C4A
82	LD	202	PEB	ND-C1D-CHC-C4C
82	LD	202	PEB	NB-C1B-CHA-C4A
82	LD	202	PEB	C2B-C1B-CHA-C4A
82	LD	203	PEB	NC-C1C-CHB-C4B
82	LD	203	PEB	C2C-C1C-CHB-C4B
82	LD	203	PEB	C2A-C3A-CAA-CBA
82	LD	203	PEB	C4A-C3A-CAA-CBA
82	LD	203	PEB	NB-C1B-CHA-C4A
82	LD	203	PEB	C2B-C1B-CHA-C4A
82	MD	201	PEB	C1C-C2C-CAC-CBC
82	MD	201	PEB	C3C-C2C-CAC-CBC
82	MD	201	PEB	NB-C1B-CHA-C4A
82	MD	201	PEB	C2B-C1B-CHA-C4A
82	MD	202	PEB	NC-C1C-CHB-C4B
82	MD	202	PEB	C2C-C1C-CHB-C4B
82	MD	202	PEB	NB-C1B-CHA-C4A
82	MD	202	PEB	C2B-C1B-CHA-C4A
82	ND	202	PEB	ND-C1D-CHC-C4C
82	ND	202	PEB	C2D-C1D-CHC-C4C
82	ND	202	PEB	C2A-C3A-CAA-CBA
82	ND	202	PEB	C4A-C3A-CAA-CBA
82	ND	202	PEB	NB-C1B-CHA-C4A
82	ND	202	PEB	C2B-C1B-CHA-C4A
82	ND	203	PEB	ND-C1D-CHC-C4C
82	ND	203	PEB	C2D-C1D-CHC-C4C
82	ND	203	PEB	NC-C1C-CHB-C4B
82	ND	203	PEB	C2C-C1C-CHB-C4B
82	ND	203	PEB	C4A-C3A-CAA-CBA
82	ND	203	PEB	NB-C1B-CHA-C4A
82	ND	203	PEB	C2B-C1B-CHA-C4A
82	ND	204	PEB	NC-C1C-CHB-C4B
82	ND	204	PEB	C2C-C1C-CHB-C4B
82	ND	204	PEB	C4A-C3A-CAA-CBA
82	ND	204	PEB	NB-C1B-CHA-C4A
82	ND	204	PEB	C2B-C1B-CHA-C4A

Continued on next page...

Continued from previous page...

Mol	Chain	Res	Type	Atoms
82	OD	201	PEB	NB-C1B-CHA-C4A
82	OD	201	PEB	C2B-C1B-CHA-C4A
82	OD	202	PEB	NC-C1C-CHB-C4B
82	OD	202	PEB	C2C-C1C-CHB-C4B
82	OD	202	PEB	C2D-C3D-CAD-CBD
82	OD	202	PEB	C4D-C3D-CAD-CBD
82	OD	202	PEB	NB-C1B-CHA-C4A
82	OD	202	PEB	C2B-C1B-CHA-C4A
82	PD	201	PEB	C2A-C3A-CAA-CBA
82	PD	201	PEB	C4A-C3A-CAA-CBA
82	PD	201	PEB	NB-C1B-CHA-C4A
82	PD	201	PEB	C2B-C1B-CHA-C4A
82	PD	202	PEB	ND-C1D-CHC-C4C
82	PD	202	PEB	C2D-C1D-CHC-C4C
82	PD	202	PEB	NC-C1C-CHB-C4B
82	PD	202	PEB	C2C-C1C-CHB-C4B
82	PD	202	PEB	NB-C1B-CHA-C4A
82	PD	202	PEB	C2B-C1B-CHA-C4A
82	PD	203	PEB	ND-C1D-CHC-C4C
82	PD	203	PEB	C2D-C1D-CHC-C4C
82	PD	203	PEB	NC-C1C-CHB-C4B
82	PD	203	PEB	C2C-C1C-CHB-C4B
82	PD	203	PEB	C2A-C3A-CAA-CBA
82	PD	203	PEB	C4A-C3A-CAA-CBA
82	PD	203	PEB	NB-C1B-CHA-C4A
82	PD	203	PEB	C2B-C1B-CHA-C4A
82	QD	201	PEB	NB-C1B-CHA-C4A
82	QD	201	PEB	C2B-C1B-CHA-C4A
82	QD	202	PEB	ND-C1D-CHC-C4C
82	QD	202	PEB	C2C-C1C-CHB-C4B
82	QD	202	PEB	NB-C1B-CHA-C4A
82	QD	202	PEB	C2B-C1B-CHA-C4A
82	RD	201	PEB	ND-C1D-CHC-C4C
82	RD	201	PEB	C2D-C1D-CHC-C4C
82	RD	201	PEB	NC-C1C-CHB-C4B
82	RD	201	PEB	NB-C1B-CHA-C4A
82	RD	201	PEB	C2B-C1B-CHA-C4A
82	RD	202	PEB	NC-C1C-CHB-C4B
82	RD	202	PEB	C2C-C1C-CHB-C4B
82	RD	202	PEB	C4A-C3A-CAA-CBA
82	RD	202	PEB	NB-C1B-CHA-C4A
82	RD	202	PEB	C2B-C1B-CHA-C4A

Continued on next page...

Continued from previous page...

Mol	Chain	Res	Type	Atoms
82	RD	203	PEB	C2A-C3A-CAA-CBA
82	RD	203	PEB	C4A-C3A-CAA-CBA
82	RD	203	PEB	NB-C1B-CHA-C4A
82	RD	203	PEB	C2B-C1B-CHA-C4A
82	SD	201	PEB	NC-C1C-CHB-C4B
82	SD	201	PEB	C2C-C1C-CHB-C4B
82	SD	201	PEB	NB-C1B-CHA-C4A
82	SD	201	PEB	C2B-C1B-CHA-C4A
82	SD	202	PEB	NB-C1B-CHA-C4A
82	SD	202	PEB	C2B-C1B-CHA-C4A
82	TD	201	PEB	C2D-C3D-CAD-CBD
82	TD	201	PEB	C4D-C3D-CAD-CBD
82	TD	201	PEB	C4A-C3A-CAA-CBA
82	TD	201	PEB	NB-C1B-CHA-C4A
82	TD	201	PEB	C2B-C1B-CHA-C4A
82	TD	202	PEB	ND-C1D-CHC-C4C
82	TD	202	PEB	C2D-C1D-CHC-C4C
82	TD	202	PEB	C2A-C3A-CAA-CBA
82	TD	202	PEB	C4A-C3A-CAA-CBA
82	TD	202	PEB	NB-C1B-CHA-C4A
82	TD	202	PEB	C2B-C1B-CHA-C4A
82	TD	202	PEB	C3B-CAB-CBB-CGB
82	TD	203	PEB	ND-C1D-CHC-C4C
82	TD	203	PEB	C2D-C1D-CHC-C4C
82	TD	203	PEB	NC-C1C-CHB-C4B
82	TD	203	PEB	C2C-C1C-CHB-C4B
82	TD	203	PEB	C2A-C3A-CAA-CBA
82	TD	203	PEB	C4A-C3A-CAA-CBA
82	TD	203	PEB	NB-C1B-CHA-C4A
82	TD	203	PEB	C2B-C1B-CHA-C4A
82	UD	201	PEB	ND-C1D-CHC-C4C
82	UD	201	PEB	C2D-C1D-CHC-C4C
82	UD	201	PEB	NB-C1B-CHA-C4A
82	UD	201	PEB	C2B-C1B-CHA-C4A
82	UD	202	PEB	C2C-C1C-CHB-C4B
82	UD	202	PEB	NB-C1B-CHA-C4A
82	UD	202	PEB	C2B-C1B-CHA-C4A
82	VD	201	PEB	ND-C1D-CHC-C4C
82	VD	201	PEB	C2D-C1D-CHC-C4C
82	VD	201	PEB	NC-C1C-CHB-C4B
82	VD	201	PEB	C2C-C1C-CHB-C4B
82	VD	201	PEB	C2D-C3D-CAD-CBD

Continued on next page...

Continued from previous page...

Mol	Chain	Res	Type	Atoms
82	VD	201	PEB	C4D-C3D-CAD-CBD
82	VD	201	PEB	NB-C1B-CHA-C4A
82	VD	201	PEB	C2B-C1B-CHA-C4A
82	VD	202	PEB	ND-C1D-CHC-C4C
82	VD	202	PEB	C2D-C1D-CHC-C4C
82	VD	202	PEB	NC-C1C-CHB-C4B
82	VD	202	PEB	C2C-C1C-CHB-C4B
82	VD	202	PEB	C4A-C3A-CAA-CBA
82	VD	202	PEB	NB-C1B-CHA-C4A
82	VD	202	PEB	C2B-C1B-CHA-C4A
82	VD	203	PEB	NC-C1C-CHB-C4B
82	VD	203	PEB	C2C-C1C-CHB-C4B
82	VD	203	PEB	C2C-CAC-CBC-CGC
82	VD	203	PEB	C4D-C3D-CAD-CBD
82	VD	203	PEB	C4A-C3A-CAA-CBA
82	VD	203	PEB	NB-C1B-CHA-C4A
82	VD	203	PEB	C2B-C1B-CHA-C4A
82	WD	201	PEB	NB-C1B-CHA-C4A
82	WD	201	PEB	C2B-C1B-CHA-C4A
82	WD	202	PEB	NC-C1C-CHB-C4B
82	WD	202	PEB	C2C-C1C-CHB-C4B
82	WD	202	PEB	NB-C1B-CHA-C4A
82	WD	202	PEB	C2B-C1B-CHA-C4A
82	XD	201	PEB	C2C-CAC-CBC-CGC
82	XD	201	PEB	C4A-C3A-CAA-CBA
82	XD	201	PEB	NB-C1B-CHA-C4A
82	XD	201	PEB	C2B-C1B-CHA-C4A
82	XD	202	PEB	ND-C1D-CHC-C4C
82	XD	202	PEB	NB-C1B-CHA-C4A
82	XD	202	PEB	C2B-C1B-CHA-C4A
82	XD	203	PEB	NC-C1C-CHB-C4B
82	XD	203	PEB	C2C-C1C-CHB-C4B
82	XD	203	PEB	C4A-C3A-CAA-CBA
82	XD	203	PEB	NB-C1B-CHA-C4A
82	XD	203	PEB	C2B-C1B-CHA-C4A
82	YD	201	PEB	NB-C1B-CHA-C4A
82	YD	201	PEB	C2B-C1B-CHA-C4A
82	YD	202	PEB	C2C-CAC-CBC-CGC
82	YD	202	PEB	NB-C1B-CHA-C4A
82	YD	202	PEB	C2B-C1B-CHA-C4A
82	AE	301	PEB	NC-C1C-CHB-C4B
82	AE	301	PEB	C2C-C1C-CHB-C4B

Continued on next page...

Continued from previous page...

Mol	Chain	Res	Type	Atoms
82	AE	301	PEB	NB-C1B-CHA-C4A
82	AE	301	PEB	C2B-C1B-CHA-C4A
82	AE	304	PEB	NB-C1B-CHA-C4A
82	AE	304	PEB	C2B-C1B-CHA-C4A
82	DE	1002	PEB	NB-C1B-CHA-C4A
82	DE	1002	PEB	C2B-C1B-CHA-C4A
82	GE	1002	PEB	C2D-C3D-CAD-CBD
82	GE	1002	PEB	C4D-C3D-CAD-CBD
82	GE	1002	PEB	NB-C1B-CHA-C4A
82	GE	1002	PEB	C2B-C1B-CHA-C4A
82	GE	1002	PEB	C2B-C3B-CAB-CBB
82	HE	1002	PEB	NB-C1B-CHA-C4A
82	HE	1002	PEB	C2B-C1B-CHA-C4A
82	KE	201	PEB	NB-C1B-CHA-C4A
82	KE	201	PEB	C2B-C1B-CHA-C4A
82	LE	1002	PEB	ND-C1D-CHC-C4C
82	LE	1002	PEB	C2D-C1D-CHC-C4C
82	LE	1002	PEB	NB-C1B-CHA-C4A
82	LE	1002	PEB	C2B-C1B-CHA-C4A
82	NE	202	PEB	ND-C1D-CHC-C4C
82	NE	202	PEB	C2D-C1D-CHC-C4C
82	NE	202	PEB	NC-C1C-CHB-C4B
82	NE	202	PEB	C2C-C1C-CHB-C4B
82	NE	202	PEB	NB-C1B-CHA-C4A
82	NE	202	PEB	C2B-C1B-CHA-C4A
82	OE	201	PEB	C4A-C3A-CAA-CBA
82	OE	201	PEB	NB-C1B-CHA-C4A
82	OE	201	PEB	C2B-C1B-CHA-C4A
82	OE	202	PEB	C4A-C3A-CAA-CBA
82	OE	202	PEB	NB-C1B-CHA-C4A
82	OE	202	PEB	C2B-C1B-CHA-C4A
82	OE	203	PEB	C4A-C3A-CAA-CBA
82	OE	203	PEB	NB-C1B-CHA-C4A
82	OE	203	PEB	C2B-C1B-CHA-C4A
82	PE	201	PEB	NB-C1B-CHA-C4A
82	PE	201	PEB	C2B-C1B-CHA-C4A
82	PE	202	PEB	NC-C1C-CHB-C4B
82	PE	202	PEB	C2C-C1C-CHB-C4B
82	PE	202	PEB	C1C-C2C-CAC-CBC
82	PE	202	PEB	C3C-C2C-CAC-CBC
82	PE	202	PEB	C2C-CAC-CBC-CGC
82	PE	202	PEB	NB-C1B-CHA-C4A

Continued on next page...

Continued from previous page...

Mol	Chain	Res	Type	Atoms
82	PE	202	PEB	C2B-C1B-CHA-C4A
82	QE	201	PEB	C4A-C3A-CAA-CBA
82	QE	201	PEB	NB-C1B-CHA-C4A
82	QE	201	PEB	C2B-C1B-CHA-C4A
82	QE	202	PEB	ND-C1D-CHC-C4C
82	QE	202	PEB	C2A-C3A-CAA-CBA
82	QE	202	PEB	C4A-C3A-CAA-CBA
82	QE	202	PEB	NB-C1B-CHA-C4A
82	QE	202	PEB	C2B-C1B-CHA-C4A
82	QE	202	PEB	C3B-CAB-CBB-CGB
82	QE	203	PEB	C2C-CAC-CBC-CGC
82	QE	203	PEB	NB-C1B-CHA-C4A
82	QE	203	PEB	C2B-C1B-CHA-C4A
82	RE	201	PEB	C2A-C3A-CAA-CBA
82	RE	201	PEB	C4A-C3A-CAA-CBA
82	RE	201	PEB	NB-C1B-CHA-C4A
82	RE	201	PEB	C2B-C1B-CHA-C4A
82	RE	202	PEB	NC-C1C-CHB-C4B
82	RE	202	PEB	C2C-C1C-CHB-C4B
82	RE	202	PEB	C2A-C3A-CAA-CBA
82	RE	202	PEB	C4A-C3A-CAA-CBA
82	RE	202	PEB	NB-C1B-CHA-C4A
82	RE	202	PEB	C2B-C1B-CHA-C4A
82	SE	201	PEB	C4A-C3A-CAA-CBA
82	SE	201	PEB	NB-C1B-CHA-C4A
82	SE	201	PEB	C2B-C1B-CHA-C4A
82	SE	202	PEB	C4A-C3A-CAA-CBA
82	SE	202	PEB	NB-C1B-CHA-C4A
82	SE	202	PEB	C2B-C1B-CHA-C4A
82	TE	201	PEB	NB-C1B-CHA-C4A
82	TE	201	PEB	C2B-C1B-CHA-C4A
82	UE	201	PEB	C2A-C3A-CAA-CBA
82	UE	201	PEB	C4A-C3A-CAA-CBA
82	UE	201	PEB	NB-C1B-CHA-C4A
82	UE	201	PEB	C2B-C1B-CHA-C4A
82	UE	202	PEB	NB-C1B-CHA-C4A
82	UE	202	PEB	C2B-C1B-CHA-C4A
82	UE	203	PEB	C2C-C1C-CHB-C4B
82	UE	203	PEB	C4A-C3A-CAA-CBA
82	UE	203	PEB	NB-C1B-CHA-C4A
82	UE	203	PEB	C2B-C1B-CHA-C4A
82	VE	201	PEB	NB-C1B-CHA-C4A

Continued on next page...

Continued from previous page...

Mol	Chain	Res	Type	Atoms
82	VE	201	PEB	C2B-C1B-CHA-C4A
82	VE	202	PEB	ND-C1D-CHC-C4C
82	VE	202	PEB	C2D-C1D-CHC-C4C
82	VE	202	PEB	NC-C1C-CHB-C4B
82	VE	202	PEB	C2C-C1C-CHB-C4B
82	VE	202	PEB	NB-C1B-CHA-C4A
82	VE	202	PEB	C2B-C1B-CHA-C4A
82	WE	201	PEB	NB-C1B-CHA-C4A
82	WE	201	PEB	C2B-C1B-CHA-C4A
82	WE	202	PEB	NB-C1B-CHA-C4A
82	WE	202	PEB	C2B-C1B-CHA-C4A
82	WE	203	PEB	C2A-C3A-CAA-CBA
82	WE	203	PEB	C4A-C3A-CAA-CBA
82	WE	203	PEB	NB-C1B-CHA-C4A
82	WE	203	PEB	C2B-C1B-CHA-C4A
82	YE	201	PEB	C1C-C2C-CAC-CBC
82	YE	201	PEB	C3C-C2C-CAC-CBC
82	YE	201	PEB	C2A-C3A-CAA-CBA
82	YE	201	PEB	C4A-C3A-CAA-CBA
82	YE	201	PEB	NB-C1B-CHA-C4A
82	YE	201	PEB	C2B-C1B-CHA-C4A
82	YE	202	PEB	NC-C1C-CHB-C4B
82	YE	202	PEB	C2C-C1C-CHB-C4B
82	YE	202	PEB	C1C-C2C-CAC-CBC
82	YE	202	PEB	C3C-C2C-CAC-CBC
82	YE	202	PEB	C2C-CAC-CBC-CGC
82	YE	202	PEB	NB-C1B-CHA-C4A
82	YE	202	PEB	C2B-C1B-CHA-C4A
82	ZE	201	PEB	C2C-CAC-CBC-CGC
82	ZE	201	PEB	C2A-C3A-CAA-CBA
82	ZE	201	PEB	C4A-C3A-CAA-CBA
82	ZE	201	PEB	NB-C1B-CHA-C4A
82	ZE	201	PEB	C2B-C1B-CHA-C4A
82	ZE	202	PEB	C2A-C3A-CAA-CBA
82	ZE	202	PEB	C4A-C3A-CAA-CBA
82	ZE	202	PEB	NB-C1B-CHA-C4A
82	ZE	202	PEB	C2B-C1B-CHA-C4A
82	ZE	203	PEB	NC-C1C-CHB-C4B
82	ZE	203	PEB	C2C-C1C-CHB-C4B
82	ZE	203	PEB	NB-C1B-CHA-C4A
82	ZE	203	PEB	C2B-C1B-CHA-C4A
82	AF	201	PEB	ND-C1D-CHC-C4C

Continued on next page...

Continued from previous page...

Mol	Chain	Res	Type	Atoms
82	AF	201	PEB	NB-C1B-CHA-C4A
82	AF	201	PEB	C2B-C1B-CHA-C4A
82	AF	202	PEB	NC-C1C-CHB-C4B
82	AF	202	PEB	C2C-C1C-CHB-C4B
82	AF	202	PEB	C2C-CAC-CBC-CGC
82	AF	202	PEB	C2A-C3A-CAA-CBA
82	AF	202	PEB	C4A-C3A-CAA-CBA
82	AF	202	PEB	NB-C1B-CHA-C4A
82	AF	202	PEB	C2B-C1B-CHA-C4A
82	BF	201	PEB	NC-C1C-CHB-C4B
82	BF	201	PEB	C2C-C1C-CHB-C4B
82	BF	201	PEB	NB-C1B-CHA-C4A
82	BF	201	PEB	C2B-C1B-CHA-C4A
82	BF	202	PEB	ND-C1D-CHC-C4C
82	BF	202	PEB	C2D-C1D-CHC-C4C
82	BF	202	PEB	NC-C1C-CHB-C4B
82	BF	202	PEB	C2C-C1C-CHB-C4B
82	BF	202	PEB	C2C-CAC-CBC-CGC
82	BF	202	PEB	C2A-C3A-CAA-CBA
82	BF	202	PEB	C4A-C3A-CAA-CBA
82	BF	202	PEB	NB-C1B-CHA-C4A
82	BF	202	PEB	C2B-C1B-CHA-C4A
82	CF	201	PEB	NB-C1B-CHA-C4A
82	CF	201	PEB	C2B-C1B-CHA-C4A
82	CF	202	PEB	C4A-C3A-CAA-CBA
82	CF	202	PEB	NB-C1B-CHA-C4A
82	CF	202	PEB	C2B-C1B-CHA-C4A
82	CF	203	PEB	NC-C1C-CHB-C4B
82	CF	203	PEB	C2C-C1C-CHB-C4B
82	CF	203	PEB	C2C-CAC-CBC-CGC
82	CF	203	PEB	NB-C1B-CHA-C4A
82	CF	203	PEB	C2B-C1B-CHA-C4A
82	DF	201	PEB	NB-C1B-CHA-C4A
82	DF	201	PEB	C2B-C1B-CHA-C4A
82	DF	202	PEB	C2D-C3D-CAD-CBD
82	DF	202	PEB	C4D-C3D-CAD-CBD
82	DF	202	PEB	C4A-C3A-CAA-CBA
82	DF	202	PEB	NB-C1B-CHA-C4A
82	DF	202	PEB	C2B-C1B-CHA-C4A
82	DF	203	PEB	ND-C1D-CHC-C4C
82	DF	203	PEB	C2D-C1D-CHC-C4C
82	DF	203	PEB	NC-C1C-CHB-C4B

Continued on next page...

Continued from previous page...

Mol	Chain	Res	Type	Atoms
82	DF	203	PEB	C2C-C1C-CHB-C4B
82	DF	203	PEB	NB-C1B-CHA-C4A
82	DF	203	PEB	C2B-C1B-CHA-C4A
82	EF	201	PEB	C2A-C3A-CAA-CBA
82	EF	201	PEB	C4A-C3A-CAA-CBA
82	EF	201	PEB	NB-C1B-CHA-C4A
82	EF	201	PEB	C2B-C1B-CHA-C4A
82	EF	202	PEB	NC-C1C-CHB-C4B
82	EF	202	PEB	C2C-C1C-CHB-C4B
82	EF	202	PEB	C2C-CAC-CBC-CGC
82	EF	202	PEB	NB-C1B-CHA-C4A
82	EF	202	PEB	C2B-C1B-CHA-C4A
82	FF	201	PEB	NB-C1B-CHA-C4A
82	FF	201	PEB	C2B-C1B-CHA-C4A
82	FF	202	PEB	ND-C1D-CHC-C4C
82	FF	202	PEB	C2D-C1D-CHC-C4C
82	FF	202	PEB	NC-C1C-CHB-C4B
82	FF	202	PEB	C2C-C1C-CHB-C4B
82	FF	202	PEB	C2C-CAC-CBC-CGC
82	FF	202	PEB	NB-C1B-CHA-C4A
82	FF	202	PEB	C2B-C1B-CHA-C4A
82	GF	201	PEB	C2A-C3A-CAA-CBA
82	GF	201	PEB	C4A-C3A-CAA-CBA
82	GF	201	PEB	NB-C1B-CHA-C4A
82	GF	201	PEB	C2B-C1B-CHA-C4A
82	GF	202	PEB	C2A-C3A-CAA-CBA
82	GF	202	PEB	C4A-C3A-CAA-CBA
82	GF	202	PEB	NB-C1B-CHA-C4A
82	GF	202	PEB	C2B-C1B-CHA-C4A
82	GF	203	PEB	C2C-CAC-CBC-CGC
82	GF	203	PEB	NB-C1B-CHA-C4A
82	GF	203	PEB	C2B-C1B-CHA-C4A
82	HF	201	PEB	C2A-C3A-CAA-CBA
82	HF	201	PEB	C4A-C3A-CAA-CBA
82	HF	201	PEB	NB-C1B-CHA-C4A
82	HF	201	PEB	C2B-C1B-CHA-C4A
82	HF	202	PEB	ND-C1D-CHC-C4C
82	HF	202	PEB	C2D-C1D-CHC-C4C
82	HF	202	PEB	NC-C1C-CHB-C4B
82	HF	202	PEB	C2C-C1C-CHB-C4B
82	HF	202	PEB	C2C-CAC-CBC-CGC
82	HF	202	PEB	NB-C1B-CHA-C4A

Continued on next page...

Continued from previous page...

Mol	Chain	Res	Type	Atoms
82	HF	202	PEB	C2B-C1B-CHA-C4A
82	IF	201	PEB	C4A-C3A-CAA-CBA
82	IF	201	PEB	NB-C1B-CHA-C4A
82	IF	201	PEB	C2B-C1B-CHA-C4A
82	IF	202	PEB	C2C-CAC-CBC-CGC
82	IF	202	PEB	C2A-C3A-CAA-CBA
82	IF	202	PEB	C4A-C3A-CAA-CBA
82	IF	202	PEB	C3A-C4A-CHA-C1B
82	IF	202	PEB	NB-C1B-CHA-C4A
82	IF	202	PEB	C2B-C1B-CHA-C4A
82	IF	203	PEB	C4A-C3A-CAA-CBA
82	IF	203	PEB	NB-C1B-CHA-C4A
82	IF	203	PEB	C2B-C1B-CHA-C4A
82	JF	201	PEB	C2A-C3A-CAA-CBA
82	JF	201	PEB	NB-C1B-CHA-C4A
82	JF	201	PEB	C2B-C1B-CHA-C4A
82	JF	202	PEB	ND-C1D-CHC-C4C
82	JF	202	PEB	C2D-C1D-CHC-C4C
82	JF	202	PEB	NC-C1C-CHB-C4B
82	JF	202	PEB	C2C-C1C-CHB-C4B
82	JF	202	PEB	C4A-C3A-CAA-CBA
82	JF	202	PEB	NB-C1B-CHA-C4A
82	JF	202	PEB	C2B-C1B-CHA-C4A
82	KF	201	PEB	C4A-C3A-CAA-CBA
82	KF	201	PEB	NB-C1B-CHA-C4A
82	KF	201	PEB	C2B-C1B-CHA-C4A
82	KF	202	PEB	NB-C1B-CHA-C4A
82	KF	202	PEB	C2B-C1B-CHA-C4A
82	KF	203	PEB	C2C-CAC-CBC-CGC
82	KF	203	PEB	NB-C1B-CHA-C4A
82	KF	203	PEB	C2B-C1B-CHA-C4A
82	LF	201	PEB	C2A-C3A-CAA-CBA
82	LF	201	PEB	C4A-C3A-CAA-CBA
82	LF	201	PEB	NB-C1B-CHA-C4A
82	LF	201	PEB	C2B-C1B-CHA-C4A
82	LF	202	PEB	ND-C1D-CHC-C4C
82	LF	202	PEB	C2D-C1D-CHC-C4C
82	LF	202	PEB	NC-C1C-CHB-C4B
82	LF	202	PEB	C2C-C1C-CHB-C4B
82	LF	202	PEB	C1C-C2C-CAC-CBC
82	LF	202	PEB	C3C-C2C-CAC-CBC
82	LF	202	PEB	NB-C1B-CHA-C4A

Continued on next page...

Continued from previous page...

Mol	Chain	Res	Type	Atoms
82	LF	202	PEB	C2B-C1B-CHA-C4A
82	MF	201	PEB	ND-C1D-CHC-C4C
82	MF	201	PEB	C2D-C1D-CHC-C4C
82	MF	201	PEB	NB-C1B-CHA-C4A
82	MF	201	PEB	C2B-C1B-CHA-C4A
82	MF	202	PEB	NC-C1C-CHB-C4B
82	MF	202	PEB	C2C-C1C-CHB-C4B
82	MF	202	PEB	C2C-CAC-CBC-CGC
82	MF	202	PEB	NB-C1B-CHA-C4A
82	MF	202	PEB	C2B-C1B-CHA-C4A
82	MF	203	PEB	C4A-C3A-CAA-CBA
82	MF	203	PEB	NB-C1B-CHA-C4A
82	MF	203	PEB	C2B-C1B-CHA-C4A
82	NF	201	PEB	NB-C1B-CHA-C4A
82	NF	201	PEB	C2B-C1B-CHA-C4A
82	NF	202	PEB	ND-C1D-CHC-C4C
82	NF	202	PEB	NC-C1C-CHB-C4B
82	NF	202	PEB	C2C-C1C-CHB-C4B
82	NF	202	PEB	NB-C1B-CHA-C4A
82	NF	202	PEB	C2B-C1B-CHA-C4A
82	OF	201	PEB	NB-C1B-CHA-C4A
82	OF	201	PEB	C2B-C1B-CHA-C4A
82	OF	202	PEB	ND-C1D-CHC-C4C
82	OF	202	PEB	NB-C1B-CHA-C4A
82	OF	202	PEB	C2B-C1B-CHA-C4A
82	OF	203	PEB	NC-C1C-CHB-C4B
82	OF	203	PEB	C2C-C1C-CHB-C4B
82	OF	203	PEB	NB-C1B-CHA-C4A
82	OF	203	PEB	C2B-C1B-CHA-C4A
82	PF	201	PEB	NB-C1B-CHA-C4A
82	PF	201	PEB	C2B-C1B-CHA-C4A
82	PF	202	PEB	ND-C1D-CHC-C4C
82	PF	202	PEB	NC-C1C-CHB-C4B
82	PF	202	PEB	C2C-C1C-CHB-C4B
82	PF	202	PEB	C2C-CAC-CBC-CGC
82	PF	202	PEB	NB-C1B-CHA-C4A
82	PF	202	PEB	C2B-C1B-CHA-C4A
82	QF	201	PEB	C2A-C3A-CAA-CBA
82	QF	201	PEB	C4A-C3A-CAA-CBA
82	QF	201	PEB	NB-C1B-CHA-C4A
82	QF	201	PEB	C2B-C1B-CHA-C4A
82	QF	202	PEB	C2C-CAC-CBC-CGC

Continued on next page...

Continued from previous page...

Mol	Chain	Res	Type	Atoms
82	QF	202	PEB	NB-C1B-CHA-C4A
82	QF	202	PEB	C2B-C1B-CHA-C4A
82	QF	203	PEB	NB-C1B-CHA-C4A
82	QF	203	PEB	C2B-C1B-CHA-C4A
82	RF	201	PEB	NB-C1B-CHA-C4A
82	RF	201	PEB	C2B-C1B-CHA-C4A
82	RF	202	PEB	ND-C1D-CHC-C4C
82	RF	202	PEB	C2D-C1D-CHC-C4C
82	RF	202	PEB	NC-C1C-CHB-C4B
82	RF	202	PEB	C2C-C1C-CHB-C4B
82	RF	202	PEB	C2A-C3A-CAA-CBA
82	RF	202	PEB	C4A-C3A-CAA-CBA
82	RF	202	PEB	NB-C1B-CHA-C4A
82	RF	202	PEB	C2B-C1B-CHA-C4A
82	SF	201	PEB	C2A-C3A-CAA-CBA
82	SF	201	PEB	C4A-C3A-CAA-CBA
82	SF	201	PEB	NB-C1B-CHA-C4A
82	SF	201	PEB	C2B-C1B-CHA-C4A
82	SF	202	PEB	NB-C1B-CHA-C4A
82	SF	203	PEB	NC-C1C-CHB-C4B
82	SF	203	PEB	C2C-C1C-CHB-C4B
82	SF	203	PEB	C2C-CAC-CBC-CGC
82	SF	203	PEB	NB-C1B-CHA-C4A
82	SF	203	PEB	C2B-C1B-CHA-C4A
82	TF	201	PEB	NB-C1B-CHA-C4A
82	TF	201	PEB	C2B-C1B-CHA-C4A
82	TF	202	PEB	ND-C1D-CHC-C4C
82	TF	202	PEB	C2D-C1D-CHC-C4C
82	TF	202	PEB	NC-C1C-CHB-C4B
82	TF	202	PEB	C2C-C1C-CHB-C4B
82	TF	202	PEB	C2D-C3D-CAD-CBD
82	TF	202	PEB	C4D-C3D-CAD-CBD
82	TF	202	PEB	C4A-C3A-CAA-CBA
82	TF	202	PEB	NB-C1B-CHA-C4A
82	TF	202	PEB	C2B-C1B-CHA-C4A
82	UF	201	PEB	C4A-C3A-CAA-CBA
82	UF	201	PEB	NB-C1B-CHA-C4A
82	UF	201	PEB	C2B-C1B-CHA-C4A
82	UF	202	PEB	C2C-CAC-CBC-CGC
82	UF	202	PEB	C2A-C3A-CAA-CBA
82	UF	202	PEB	NB-C1B-CHA-C4A
82	UF	202	PEB	C2B-C1B-CHA-C4A

Continued on next page...

Continued from previous page...

Mol	Chain	Res	Type	Atoms
82	VF	201	PEB	C2A-C3A-CAA-CBA
82	VF	201	PEB	C4A-C3A-CAA-CBA
82	VF	201	PEB	NB-C1B-CHA-C4A
82	VF	201	PEB	C2B-C1B-CHA-C4A
82	VF	202	PEB	ND-C1D-CHC-C4C
82	VF	202	PEB	C2D-C1D-CHC-C4C
82	VF	202	PEB	NC-C1C-CHB-C4B
82	VF	202	PEB	C2C-C1C-CHB-C4B
82	VF	202	PEB	C2C-CAC-CBC-CGC
82	VF	202	PEB	NB-C1B-CHA-C4A
82	VF	202	PEB	C2B-C1B-CHA-C4A
82	WF	201	PEB	C2D-C3D-CAD-CBD
82	WF	201	PEB	C4D-C3D-CAD-CBD
82	WF	201	PEB	NB-C1B-CHA-C4A
82	WF	201	PEB	C2B-C1B-CHA-C4A
82	WF	202	PEB	C2A-C3A-CAA-CBA
82	WF	202	PEB	C4A-C3A-CAA-CBA
82	WF	202	PEB	NB-C1B-CHA-C4A
82	WF	202	PEB	C2B-C1B-CHA-C4A
82	WF	203	PEB	NC-C1C-CHB-C4B
82	WF	203	PEB	C2C-C1C-CHB-C4B
82	WF	203	PEB	C2C-CAC-CBC-CGC
82	WF	203	PEB	C2A-C3A-CAA-CBA
82	WF	203	PEB	NB-C1B-CHA-C4A
82	WF	203	PEB	C2B-C1B-CHA-C4A
82	XF	201	PEB	NB-C1B-CHA-C4A
82	XF	201	PEB	C2B-C1B-CHA-C4A
82	XF	202	PEB	C2A-C3A-CAA-CBA
82	XF	202	PEB	C4A-C3A-CAA-CBA
82	XF	202	PEB	NB-C1B-CHA-C4A
82	XF	202	PEB	C2B-C1B-CHA-C4A
82	XF	203	PEB	ND-C1D-CHC-C4C
82	XF	203	PEB	C2D-C1D-CHC-C4C
82	XF	203	PEB	NC-C1C-CHB-C4B
82	XF	203	PEB	C2C-C1C-CHB-C4B
82	XF	203	PEB	C2C-CAC-CBC-CGC
82	XF	203	PEB	NB-C1B-CHA-C4A
82	XF	203	PEB	C2B-C1B-CHA-C4A
82	YF	201	PEB	ND-C1D-CHC-C4C
82	YF	201	PEB	NB-C1B-CHA-C4A
82	YF	201	PEB	C2B-C1B-CHA-C4A
82	YF	202	PEB	NC-C1C-CHB-C4B

Continued on next page...

Continued from previous page...

Mol	Chain	Res	Type	Atoms
82	YF	202	PEB	C2C-C1C-CHB-C4B
82	YF	202	PEB	NB-C1B-CHA-C4A
82	YF	202	PEB	C2B-C1B-CHA-C4A
82	YF	203	PEB	NC-C1C-CHB-C4B
82	YF	203	PEB	C2C-C1C-CHB-C4B
82	YF	203	PEB	NB-C1B-CHA-C4A
82	YF	203	PEB	C2B-C1B-CHA-C4A
82	ZF	201	PEB	ND-C1D-CHC-C4C
82	ZF	201	PEB	C2D-C1D-CHC-C4C
82	ZF	201	PEB	NB-C1B-CHA-C4A
82	ZF	201	PEB	C2B-C1B-CHA-C4A
82	ZF	202	PEB	C2D-C1D-CHC-C4C
82	ZF	202	PEB	NC-C1C-CHB-C4B
82	ZF	202	PEB	C2C-C1C-CHB-C4B
82	ZF	202	PEB	NB-C1B-CHA-C4A
82	ZF	202	PEB	C2B-C1B-CHA-C4A
82	AG	301	PEB	NC-C1C-CHB-C4B
82	AG	301	PEB	C2C-C1C-CHB-C4B
82	AG	301	PEB	NB-C1B-CHA-C4A
82	AG	301	PEB	C2B-C1B-CHA-C4A
82	AG	304	PEB	NB-C1B-CHA-C4A
82	AG	304	PEB	C2B-C1B-CHA-C4A
82	DG	1002	PEB	NB-C1B-CHA-C4A
82	DG	1002	PEB	C2B-C1B-CHA-C4A
82	GG	1002	PEB	C2D-C3D-CAD-CBD
82	GG	1002	PEB	C4D-C3D-CAD-CBD
82	GG	1002	PEB	NB-C1B-CHA-C4A
82	GG	1002	PEB	C2B-C1B-CHA-C4A
82	GG	1002	PEB	C2B-C3B-CAB-CBB
82	HG	1002	PEB	NB-C1B-CHA-C4A
82	HG	1002	PEB	C2B-C1B-CHA-C4A
82	KG	201	PEB	NB-C1B-CHA-C4A
82	KG	201	PEB	C2B-C1B-CHA-C4A
82	LG	1002	PEB	ND-C1D-CHC-C4C
82	LG	1002	PEB	C2D-C1D-CHC-C4C
82	LG	1002	PEB	NB-C1B-CHA-C4A
82	LG	1002	PEB	C2B-C1B-CHA-C4A
82	NG	201	PEB	ND-C1D-CHC-C4C
82	NG	201	PEB	C2D-C1D-CHC-C4C
82	NG	201	PEB	NC-C1C-CHB-C4B
82	NG	201	PEB	C2C-C1C-CHB-C4B
82	NG	201	PEB	NB-C1B-CHA-C4A

Continued on next page...

Continued from previous page...

Mol	Chain	Res	Type	Atoms
82	NG	201	PEB	C2B-C1B-CHA-C4A
82	OG	201	PEB	C4A-C3A-CAA-CBA
82	OG	201	PEB	NB-C1B-CHA-C4A
82	OG	201	PEB	C2B-C1B-CHA-C4A
82	OG	202	PEB	C4A-C3A-CAA-CBA
82	OG	202	PEB	NB-C1B-CHA-C4A
82	OG	202	PEB	C2B-C1B-CHA-C4A
82	OG	203	PEB	C4A-C3A-CAA-CBA
82	OG	203	PEB	NB-C1B-CHA-C4A
82	OG	203	PEB	C2B-C1B-CHA-C4A
82	PG	201	PEB	NB-C1B-CHA-C4A
82	PG	201	PEB	C2B-C1B-CHA-C4A
82	PG	202	PEB	NC-C1C-CHB-C4B
82	PG	202	PEB	C2C-C1C-CHB-C4B
82	PG	202	PEB	C1C-C2C-CAC-CBC
82	PG	202	PEB	C3C-C2C-CAC-CBC
82	PG	202	PEB	C2C-CAC-CBC-CGC
82	PG	202	PEB	NB-C1B-CHA-C4A
82	PG	202	PEB	C2B-C1B-CHA-C4A
82	QG	201	PEB	C4A-C3A-CAA-CBA
82	QG	201	PEB	NB-C1B-CHA-C4A
82	QG	201	PEB	C2B-C1B-CHA-C4A
82	QG	202	PEB	ND-C1D-CHC-C4C
82	QG	202	PEB	C2A-C3A-CAA-CBA
82	QG	202	PEB	C4A-C3A-CAA-CBA
82	QG	202	PEB	NB-C1B-CHA-C4A
82	QG	202	PEB	C2B-C1B-CHA-C4A
82	QG	202	PEB	C3B-CAB-CBB-CGB
82	QG	203	PEB	C2C-CAC-CBC-CGC
82	QG	203	PEB	NB-C1B-CHA-C4A
82	QG	203	PEB	C2B-C1B-CHA-C4A
82	RG	201	PEB	C2A-C3A-CAA-CBA
82	RG	201	PEB	C4A-C3A-CAA-CBA
82	RG	201	PEB	NB-C1B-CHA-C4A
82	RG	201	PEB	C2B-C1B-CHA-C4A
82	RG	202	PEB	NC-C1C-CHB-C4B
82	RG	202	PEB	C2C-C1C-CHB-C4B
82	RG	202	PEB	C2A-C3A-CAA-CBA
82	RG	202	PEB	C4A-C3A-CAA-CBA
82	RG	202	PEB	NB-C1B-CHA-C4A
82	RG	202	PEB	C2B-C1B-CHA-C4A
82	SG	201	PEB	C4A-C3A-CAA-CBA

Continued on next page...

Continued from previous page...

Mol	Chain	Res	Type	Atoms
82	SG	201	PEB	NB-C1B-CHA-C4A
82	SG	201	PEB	C2B-C1B-CHA-C4A
82	SG	202	PEB	C2A-C3A-CAA-CBA
82	SG	202	PEB	C4A-C3A-CAA-CBA
82	SG	202	PEB	NB-C1B-CHA-C4A
82	SG	202	PEB	C2B-C1B-CHA-C4A
82	SG	202	PEB	C3B-CAB-CBB-CGB
82	SG	203	PEB	C4A-C3A-CAA-CBA
82	SG	203	PEB	NB-C1B-CHA-C4A
82	SG	203	PEB	C2B-C1B-CHA-C4A
82	TG	201	PEB	NB-C1B-CHA-C4A
82	TG	201	PEB	C2B-C1B-CHA-C4A
82	UG	201	PEB	C2A-C3A-CAA-CBA
82	UG	201	PEB	C4A-C3A-CAA-CBA
82	UG	201	PEB	NB-C1B-CHA-C4A
82	UG	201	PEB	C2B-C1B-CHA-C4A
82	UG	202	PEB	NB-C1B-CHA-C4A
82	UG	202	PEB	C2B-C1B-CHA-C4A
82	UG	203	PEB	C2C-C1C-CHB-C4B
82	UG	203	PEB	C4A-C3A-CAA-CBA
82	UG	203	PEB	NB-C1B-CHA-C4A
82	UG	203	PEB	C2B-C1B-CHA-C4A
82	VG	201	PEB	NB-C1B-CHA-C4A
82	VG	201	PEB	C2B-C1B-CHA-C4A
82	VG	202	PEB	ND-C1D-CHC-C4C
82	VG	202	PEB	C2D-C1D-CHC-C4C
82	VG	202	PEB	NC-C1C-CHB-C4B
82	VG	202	PEB	C2C-C1C-CHB-C4B
82	VG	202	PEB	NB-C1B-CHA-C4A
82	VG	202	PEB	C2B-C1B-CHA-C4A
82	WG	201	PEB	NB-C1B-CHA-C4A
82	WG	201	PEB	C2B-C1B-CHA-C4A
82	WG	202	PEB	NB-C1B-CHA-C4A
82	WG	202	PEB	C2B-C1B-CHA-C4A
82	WG	203	PEB	C2A-C3A-CAA-CBA
82	WG	203	PEB	C4A-C3A-CAA-CBA
82	WG	203	PEB	NB-C1B-CHA-C4A
82	WG	203	PEB	C2B-C1B-CHA-C4A
82	YG	201	PEB	C1C-C2C-CAC-CBC
82	YG	201	PEB	C3C-C2C-CAC-CBC
82	YG	201	PEB	C2A-C3A-CAA-CBA
82	YG	201	PEB	C4A-C3A-CAA-CBA

Continued on next page...

Continued from previous page...

Mol	Chain	Res	Type	Atoms
82	YG	201	PEB	NB-C1B-CHA-C4A
82	YG	201	PEB	C2B-C1B-CHA-C4A
82	YG	202	PEB	NC-C1C-CHB-C4B
82	YG	202	PEB	C2C-C1C-CHB-C4B
82	YG	202	PEB	C1C-C2C-CAC-CBC
82	YG	202	PEB	C3C-C2C-CAC-CBC
82	YG	202	PEB	C2C-CAC-CBC-CGC
82	YG	202	PEB	NB-C1B-CHA-C4A
82	YG	202	PEB	C2B-C1B-CHA-C4A
82	ZG	201	PEB	C2C-CAC-CBC-CGC
82	ZG	201	PEB	C2A-C3A-CAA-CBA
82	ZG	201	PEB	C4A-C3A-CAA-CBA
82	ZG	201	PEB	NB-C1B-CHA-C4A
82	ZG	201	PEB	C2B-C1B-CHA-C4A
82	ZG	202	PEB	C2A-C3A-CAA-CBA
82	ZG	202	PEB	C4A-C3A-CAA-CBA
82	ZG	202	PEB	NB-C1B-CHA-C4A
82	ZG	202	PEB	C2B-C1B-CHA-C4A
82	ZG	203	PEB	NC-C1C-CHB-C4B
82	ZG	203	PEB	C2C-C1C-CHB-C4B
82	ZG	203	PEB	NB-C1B-CHA-C4A
82	ZG	203	PEB	C2B-C1B-CHA-C4A
82	AH	301	PEB	NB-C1B-CHA-C4A
82	AH	301	PEB	C2B-C1B-CHA-C4A
82	AH	302	PEB	C4A-C3A-CAA-CBA
82	AH	302	PEB	NB-C1B-CHA-C4A
82	AH	302	PEB	C2B-C1B-CHA-C4A
82	AH	305	PEB	ND-C1D-CHC-C4C
82	AH	305	PEB	C2D-C1D-CHC-C4C
82	AH	305	PEB	NC-C1C-CHB-C4B
82	AH	305	PEB	C2C-C1C-CHB-C4B
82	AH	305	PEB	C2A-C3A-CAA-CBA
82	AH	305	PEB	C4A-C3A-CAA-CBA
82	AH	305	PEB	NB-C1B-CHA-C4A
82	AH	305	PEB	C2B-C1B-CHA-C4A
82	DH	1002	PEB	ND-C1D-CHC-C4C
82	DH	1002	PEB	C2D-C1D-CHC-C4C
82	DH	1002	PEB	C2A-C3A-CAA-CBA
82	DH	1002	PEB	C4A-C3A-CAA-CBA
82	DH	1002	PEB	NB-C1B-CHA-C4A
82	DH	1002	PEB	C2B-C1B-CHA-C4A
82	FH	1002	PEB	C4A-C3A-CAA-CBA

Continued on next page...

Continued from previous page...

Mol	Chain	Res	Type	Atoms
82	FH	1002	PEB	NB-C1B-CHA-C4A
82	FH	1002	PEB	C2B-C1B-CHA-C4A
82	HH	1002	PEB	C4A-C3A-CAA-CBA
82	HH	1002	PEB	NB-C1B-CHA-C4A
82	HH	1002	PEB	C2B-C1B-CHA-C4A
82	JH	1002	PEB	NB-C1B-CHA-C4A
82	JH	1002	PEB	C2B-C1B-CHA-C4A
82	LH	1003	PEB	C2A-C3A-CAA-CBA
82	LH	1003	PEB	C4A-C3A-CAA-CBA
82	LH	1003	PEB	NB-C1B-CHA-C4A
82	LH	1003	PEB	C2B-C1B-CHA-C4A
82	LH	1003	PEB	C3B-CAB-CBB-CGB
82	NH	1002	PEB	C2A-C3A-CAA-CBA
82	NH	1002	PEB	C4A-C3A-CAA-CBA
82	NH	1002	PEB	NB-C1B-CHA-C4A
82	NH	1002	PEB	C2B-C1B-CHA-C4A
82	OH	201	PEB	ND-C1D-CHC-C4C
82	OH	201	PEB	C2D-C1D-CHC-C4C
82	OH	201	PEB	C2A-C3A-CAA-CBA
82	OH	201	PEB	C4A-C3A-CAA-CBA
82	OH	201	PEB	NB-C1B-CHA-C4A
82	OH	201	PEB	C2B-C1B-CHA-C4A
82	OH	202	PEB	NB-C1B-CHA-C4A
82	OH	202	PEB	C2B-C1B-CHA-C4A
82	OH	203	PEB	C2C-CAC-CBC-CGC
82	OH	203	PEB	C2A-C3A-CAA-CBA
82	OH	203	PEB	NB-C1B-CHA-C4A
82	OH	203	PEB	C2B-C1B-CHA-C4A
82	PH	201	PEB	NB-C1B-CHA-C4A
82	PH	201	PEB	C2B-C1B-CHA-C4A
82	PH	202	PEB	NB-C1B-CHA-C4A
82	PH	202	PEB	C2B-C1B-CHA-C4A
82	QH	201	PEB	NB-C1B-CHA-C4A
82	QH	201	PEB	C2B-C1B-CHA-C4A
82	QH	202	PEB	NC-C1C-CHB-C4B
82	QH	202	PEB	C2C-C1C-CHB-C4B
82	QH	202	PEB	C2A-C3A-CAA-CBA
82	QH	202	PEB	C4A-C3A-CAA-CBA
82	QH	203	PEB	C2C-CAC-CBC-CGC
82	QH	203	PEB	NB-C1B-CHA-C4A
82	QH	203	PEB	C2B-C1B-CHA-C4A
82	QH	203	PEB	C3B-CAB-CBB-CGB

Continued on next page...

Continued from previous page...

Mol	Chain	Res	Type	Atoms
82	RH	201	PEB	C2A-C3A-CAA-CBA
82	RH	201	PEB	C4A-C3A-CAA-CBA
82	RH	201	PEB	NB-C1B-CHA-C4A
82	RH	201	PEB	C2B-C1B-CHA-C4A
82	RH	202	PEB	ND-C1D-CHC-C4C
82	RH	202	PEB	C2D-C1D-CHC-C4C
82	RH	202	PEB	NC-C1C-CHB-C4B
82	RH	202	PEB	C2C-C1C-CHB-C4B
82	RH	202	PEB	NB-C1B-CHA-C4A
82	RH	202	PEB	C2B-C1B-CHA-C4A
82	SH	201	PEB	NB-C1B-CHA-C4A
82	SH	201	PEB	C2B-C1B-CHA-C4A
82	SH	202	PEB	NB-C1B-CHA-C4A
82	SH	202	PEB	C2B-C1B-CHA-C4A
82	SH	203	PEB	NB-C1B-CHA-C4A
82	SH	203	PEB	C2B-C1B-CHA-C4A
82	TH	201	PEB	ND-C1D-CHC-C4C
82	TH	201	PEB	C2D-C1D-CHC-C4C
82	TH	201	PEB	NB-C1B-CHA-C4A
82	TH	201	PEB	C2B-C1B-CHA-C4A
82	TH	202	PEB	ND-C1D-CHC-C4C
82	TH	202	PEB	C2D-C1D-CHC-C4C
82	TH	202	PEB	NC-C1C-CHB-C4B
82	TH	202	PEB	C2C-C1C-CHB-C4B
82	TH	202	PEB	C4D-C3D-CAD-CBD
82	TH	202	PEB	NB-C1B-CHA-C4A
82	TH	202	PEB	C2B-C1B-CHA-C4A
82	UH	201	PEB	C2A-C3A-CAA-CBA
82	UH	201	PEB	C4A-C3A-CAA-CBA
82	UH	201	PEB	NB-C1B-CHA-C4A
82	UH	201	PEB	C2B-C1B-CHA-C4A
82	UH	202	PEB	C4A-C3A-CAA-CBA
82	UH	202	PEB	NB-C1B-CHA-C4A
82	UH	202	PEB	C2B-C1B-CHA-C4A
82	UH	203	PEB	C2A-C3A-CAA-CBA
82	UH	203	PEB	NB-C1B-CHA-C4A
82	UH	203	PEB	C2B-C1B-CHA-C4A
82	VH	201	PEB	NB-C1B-CHA-C4A
82	VH	202	PEB	ND-C1D-CHC-C4C
82	VH	202	PEB	C2D-C1D-CHC-C4C
82	VH	202	PEB	NC-C1C-CHB-C4B
82	VH	202	PEB	C2C-C1C-CHB-C4B

Continued on next page...

Continued from previous page...

Mol	Chain	Res	Type	Atoms
82	VH	202	PEB	NB-C1B-CHA-C4A
82	VH	202	PEB	C2B-C1B-CHA-C4A
82	WH	201	PEB	ND-C1D-CHC-C4C
82	WH	201	PEB	C2D-C1D-CHC-C4C
82	WH	201	PEB	C4A-C3A-CAA-CBA
82	WH	201	PEB	NB-C1B-CHA-C4A
82	WH	201	PEB	C2B-C1B-CHA-C4A
82	WH	202	PEB	NB-C1B-CHA-C4A
82	WH	202	PEB	C2B-C1B-CHA-C4A
82	WH	203	PEB	C2A-C3A-CAA-CBA
82	WH	203	PEB	NB-C1B-CHA-C4A
82	WH	203	PEB	C2B-C1B-CHA-C4A
82	YH	201	PEB	C2A-C3A-CAA-CBA
82	YH	201	PEB	C4A-C3A-CAA-CBA
82	YH	201	PEB	NB-C1B-CHA-C4A
82	YH	201	PEB	C2B-C1B-CHA-C4A
82	YH	202	PEB	NB-C1B-CHA-C4A
82	YH	202	PEB	C2B-C1B-CHA-C4A
82	ZH	201	PEB	C2A-C3A-CAA-CBA
82	ZH	201	PEB	C4A-C3A-CAA-CBA
82	ZH	201	PEB	NB-C1B-CHA-C4A
82	ZH	201	PEB	C2B-C1B-CHA-C4A
82	ZH	202	PEB	ND-C1D-CHC-C4C
82	ZH	202	PEB	C2D-C1D-CHC-C4C
82	ZH	202	PEB	C2A-C3A-CAA-CBA
82	ZH	202	PEB	C4A-C3A-CAA-CBA
82	ZH	202	PEB	NB-C1B-CHA-C4A
82	ZH	202	PEB	C2B-C1B-CHA-C4A
82	ZH	203	PEB	NB-C1B-CHA-C4A
82	ZH	203	PEB	C2B-C1B-CHA-C4A
82	AI	201	PEB	C2A-C3A-CAA-CBA
82	AI	201	PEB	C4A-C3A-CAA-CBA
82	AI	201	PEB	NB-C1B-CHA-C4A
82	AI	201	PEB	C2B-C1B-CHA-C4A
82	AI	202	PEB	NB-C1B-CHA-C4A
82	AI	202	PEB	C2B-C1B-CHA-C4A
82	AI	203	PEB	C2A-C3A-CAA-CBA
82	AI	203	PEB	C4A-C3A-CAA-CBA
82	AI	203	PEB	NB-C1B-CHA-C4A
82	AI	203	PEB	C2B-C1B-CHA-C4A
82	BI	201	PEB	ND-C1D-CHC-C4C
82	BI	201	PEB	C2D-C1D-CHC-C4C

Continued on next page...

Continued from previous page...

Mol	Chain	Res	Type	Atoms
82	BI	201	PEB	NB-C1B-CHA-C4A
82	BI	201	PEB	C2B-C1B-CHA-C4A
82	BI	202	PEB	C2A-C3A-CAA-CBA
82	BI	202	PEB	C4A-C3A-CAA-CBA
82	BI	202	PEB	NB-C1B-CHA-C4A
82	BI	203	PEB	NC-C1C-CHB-C4B
82	BI	203	PEB	C2C-C1C-CHB-C4B
82	BI	203	PEB	NB-C1B-CHA-C4A
82	BI	203	PEB	C2B-C1B-CHA-C4A
82	CI	201	PEB	C2A-C3A-CAA-CBA
82	CI	201	PEB	C4A-C3A-CAA-CBA
82	CI	201	PEB	NB-C1B-CHA-C4A
82	CI	201	PEB	C2B-C1B-CHA-C4A
82	CI	202	PEB	NB-C1B-CHA-C4A
82	CI	202	PEB	C2B-C1B-CHA-C4A
82	DI	201	PEB	ND-C1D-CHC-C4C
82	DI	201	PEB	NB-C1B-CHA-C4A
82	DI	201	PEB	C2B-C1B-CHA-C4A
82	DI	202	PEB	NC-C1C-CHB-C4B
82	DI	202	PEB	C2C-C1C-CHB-C4B
82	DI	202	PEB	NB-C1B-CHA-C4A
82	DI	202	PEB	C2B-C1B-CHA-C4A
82	EI	201	PEB	C2A-C3A-CAA-CBA
82	EI	201	PEB	C4A-C3A-CAA-CBA
82	EI	201	PEB	NB-C1B-CHA-C4A
82	EI	201	PEB	C2B-C1B-CHA-C4A
82	EI	202	PEB	NB-C1B-CHA-C4A
82	EI	202	PEB	C2B-C1B-CHA-C4A
82	FI	201	PEB	ND-C1D-CHC-C4C
82	FI	201	PEB	C2D-C1D-CHC-C4C
82	FI	201	PEB	C2A-C3A-CAA-CBA
82	FI	201	PEB	C4A-C3A-CAA-CBA
82	FI	201	PEB	NB-C1B-CHA-C4A
82	FI	201	PEB	C2B-C1B-CHA-C4A
82	FI	202	PEB	NC-C1C-CHB-C4B
82	FI	202	PEB	C2C-C1C-CHB-C4B
82	FI	202	PEB	NB-C1B-CHA-C4A
82	FI	202	PEB	C2B-C1B-CHA-C4A
82	GI	201	PEB	C2D-C3D-CAD-CBD
82	GI	201	PEB	C4D-C3D-CAD-CBD
82	GI	201	PEB	C2A-C3A-CAA-CBA
82	GI	201	PEB	C4A-C3A-CAA-CBA

Continued on next page...

Continued from previous page...

Mol	Chain	Res	Type	Atoms
82	GI	201	PEB	NB-C1B-CHA-C4A
82	GI	201	PEB	C2B-C1B-CHA-C4A
82	GI	202	PEB	C2A-C3A-CAA-CBA
82	GI	202	PEB	C4A-C3A-CAA-CBA
82	GI	202	PEB	NB-C1B-CHA-C4A
82	GI	202	PEB	C2B-C1B-CHA-C4A
82	GI	203	PEB	NB-C1B-CHA-C4A
82	GI	203	PEB	C2B-C1B-CHA-C4A
82	HI	201	PEB	NB-C1B-CHA-C4A
82	HI	201	PEB	C2B-C1B-CHA-C4A
82	HI	202	PEB	C2A-C3A-CAA-CBA
82	HI	202	PEB	C4A-C3A-CAA-CBA
82	HI	202	PEB	NB-C1B-CHA-C4A
82	HI	202	PEB	C2B-C1B-CHA-C4A
82	HI	203	PEB	NC-C1C-CHB-C4B
82	HI	203	PEB	C2C-C1C-CHB-C4B
82	HI	203	PEB	NB-C1B-CHA-C4A
82	HI	203	PEB	C2B-C1B-CHA-C4A
82	II	201	PEB	C2A-C3A-CAA-CBA
82	II	201	PEB	C4A-C3A-CAA-CBA
82	II	201	PEB	NB-C1B-CHA-C4A
82	II	201	PEB	C2B-C1B-CHA-C4A
82	II	202	PEB	NB-C1B-CHA-C4A
82	II	202	PEB	C2B-C1B-CHA-C4A
82	II	203	PEB	C4A-C3A-CAA-CBA
82	II	203	PEB	NB-C1B-CHA-C4A
82	II	203	PEB	C2B-C1B-CHA-C4A
82	JI	201	PEB	ND-C1D-CHC-C4C
82	JI	201	PEB	C2D-C1D-CHC-C4C
82	JI	201	PEB	NB-C1B-CHA-C4A
82	JI	201	PEB	C2B-C1B-CHA-C4A
82	JI	202	PEB	NC-C1C-CHB-C4B
82	JI	202	PEB	C2C-C1C-CHB-C4B
82	JI	202	PEB	NB-C1B-CHA-C4A
82	JI	202	PEB	C2B-C1B-CHA-C4A
82	KI	201	PEB	C4A-C3A-CAA-CBA
82	KI	201	PEB	NB-C1B-CHA-C4A
82	KI	201	PEB	C2B-C1B-CHA-C4A
82	KI	202	PEB	C2A-C3A-CAA-CBA
82	KI	202	PEB	C4A-C3A-CAA-CBA
82	KI	202	PEB	NB-C1B-CHA-C4A
82	KI	202	PEB	C2B-C1B-CHA-C4A

Continued on next page...

Continued from previous page...

Mol	Chain	Res	Type	Atoms
82	KI	203	PEB	NB-C1B-CHA-C4A
82	KI	203	PEB	C2B-C1B-CHA-C4A
82	LI	201	PEB	ND-C1D-CHC-C4C
82	LI	201	PEB	C2D-C1D-CHC-C4C
82	LI	201	PEB	C2A-C3A-CAA-CBA
82	LI	201	PEB	C4A-C3A-CAA-CBA
82	LI	201	PEB	NB-C1B-CHA-C4A
82	LI	201	PEB	C2B-C1B-CHA-C4A
82	LI	202	PEB	NC-C1C-CHB-C4B
82	LI	202	PEB	C2C-C1C-CHB-C4B
82	LI	202	PEB	NB-C1B-CHA-C4A
82	LI	202	PEB	C2B-C1B-CHA-C4A
82	MI	401	PEB	C2A-C3A-CAA-CBA
82	MI	401	PEB	C4A-C3A-CAA-CBA
82	MI	401	PEB	NB-C1B-CHA-C4A
82	MI	401	PEB	C2B-C1B-CHA-C4A
82	MI	401	PEB	C3B-CAB-CBB-CGB
82	NI	201	PEB	C2A-C3A-CAA-CBA
82	NI	201	PEB	C4A-C3A-CAA-CBA
82	NI	201	PEB	NB-C1B-CHA-C4A
82	NI	201	PEB	C2B-C1B-CHA-C4A
82	NI	202	PEB	NB-C1B-CHA-C4A
82	NI	202	PEB	C2B-C1B-CHA-C4A
82	NI	203	PEB	C2A-C3A-CAA-CBA
82	NI	203	PEB	C4A-C3A-CAA-CBA
82	NI	203	PEB	NB-C1B-CHA-C4A
82	NI	203	PEB	C2B-C1B-CHA-C4A
82	OI	201	PEB	ND-C1D-CHC-C4C
82	OI	201	PEB	C2D-C1D-CHC-C4C
82	OI	201	PEB	NB-C1B-CHA-C4A
82	OI	201	PEB	C2B-C1B-CHA-C4A
82	OI	202	PEB	C2A-C3A-CAA-CBA
82	OI	202	PEB	C4A-C3A-CAA-CBA
82	OI	202	PEB	NB-C1B-CHA-C4A
82	OI	202	PEB	C2B-C1B-CHA-C4A
82	OI	203	PEB	NC-C1C-CHB-C4B
82	OI	203	PEB	C2C-C1C-CHB-C4B
82	OI	203	PEB	NB-C1B-CHA-C4A
82	OI	203	PEB	C2B-C1B-CHA-C4A
82	PI	201	PEB	C2A-C3A-CAA-CBA
82	PI	201	PEB	C4A-C3A-CAA-CBA
82	PI	201	PEB	NB-C1B-CHA-C4A

Continued on next page...

Continued from previous page...

Mol	Chain	Res	Type	Atoms
82	PI	201	PEB	C2B-C1B-CHA-C4A
82	PI	202	PEB	NB-C1B-CHA-C4A
82	PI	202	PEB	C2B-C1B-CHA-C4A
82	QI	201	PEB	NC-C1C-CHB-C4B
82	QI	201	PEB	C2C-C1C-CHB-C4B
82	QI	201	PEB	NB-C1B-CHA-C4A
82	QI	201	PEB	C2B-C1B-CHA-C4A
82	RI	201	PEB	C2A-C3A-CAA-CBA
82	RI	201	PEB	C4A-C3A-CAA-CBA
82	RI	201	PEB	NB-C1B-CHA-C4A
82	RI	201	PEB	C2B-C1B-CHA-C4A
82	RI	202	PEB	NB-C1B-CHA-C4A
82	RI	202	PEB	C2B-C1B-CHA-C4A
82	RI	203	PEB	C2A-C3A-CAA-CBA
82	RI	203	PEB	C4A-C3A-CAA-CBA
82	RI	203	PEB	NB-C1B-CHA-C4A
82	RI	203	PEB	C2B-C1B-CHA-C4A
82	SI	201	PEB	ND-C1D-CHC-C4C
82	SI	201	PEB	C2D-C1D-CHC-C4C
82	SI	201	PEB	NB-C1B-CHA-C4A
82	SI	201	PEB	C2B-C1B-CHA-C4A
82	SI	202	PEB	NC-C1C-CHB-C4B
82	SI	202	PEB	C2C-C1C-CHB-C4B
82	SI	202	PEB	NB-C1B-CHA-C4A
82	SI	202	PEB	C2B-C1B-CHA-C4A
82	TI	201	PEB	C2A-C3A-CAA-CBA
82	TI	201	PEB	C4A-C3A-CAA-CBA
82	TI	201	PEB	NB-C1B-CHA-C4A
82	TI	201	PEB	C2B-C1B-CHA-C4A
82	TI	202	PEB	C2A-C3A-CAA-CBA
82	TI	202	PEB	C4A-C3A-CAA-CBA
82	TI	202	PEB	NB-C1B-CHA-C4A
82	TI	202	PEB	C2B-C1B-CHA-C4A
82	TI	203	PEB	NB-C1B-CHA-C4A
82	TI	203	PEB	C2B-C1B-CHA-C4A
82	UI	201	PEB	NB-C1B-CHA-C4A
82	UI	201	PEB	C2B-C1B-CHA-C4A
82	UI	202	PEB	NC-C1C-CHB-C4B
82	UI	202	PEB	C2C-C1C-CHB-C4B
82	UI	202	PEB	NB-C1B-CHA-C4A
82	UI	202	PEB	C2B-C1B-CHA-C4A
82	VI	201	PEB	C2A-C3A-CAA-CBA

Continued on next page...

Continued from previous page...

Mol	Chain	Res	Type	Atoms
82	VI	201	PEB	C4A-C3A-CAA-CBA
82	VI	201	PEB	NB-C1B-CHA-C4A
82	VI	201	PEB	C2B-C1B-CHA-C4A
82	VI	202	PEB	NB-C1B-CHA-C4A
82	VI	202	PEB	C2B-C1B-CHA-C4A
82	VI	203	PEB	C2D-C3D-CAD-CBD
82	VI	203	PEB	C4D-C3D-CAD-CBD
82	VI	203	PEB	C2A-C3A-CAA-CBA
82	VI	203	PEB	C4A-C3A-CAA-CBA
82	VI	203	PEB	NB-C1B-CHA-C4A
82	VI	203	PEB	C2B-C1B-CHA-C4A
82	WI	201	PEB	ND-C1D-CHC-C4C
82	WI	201	PEB	C2D-C1D-CHC-C4C
82	WI	201	PEB	NB-C1B-CHA-C4A
82	WI	201	PEB	C2B-C1B-CHA-C4A
82	WI	202	PEB	C4A-C3A-CAA-CBA
82	WI	202	PEB	NB-C1B-CHA-C4A
82	WI	202	PEB	C2B-C1B-CHA-C4A
82	WI	203	PEB	NC-C1C-CHB-C4B
82	WI	203	PEB	C2C-C1C-CHB-C4B
82	WI	203	PEB	NB-C1B-CHA-C4A
82	WI	203	PEB	C2B-C1B-CHA-C4A
82	XI	201	PEB	C2A-C3A-CAA-CBA
82	XI	201	PEB	C4A-C3A-CAA-CBA
82	XI	201	PEB	NB-C1B-CHA-C4A
82	XI	201	PEB	C2B-C1B-CHA-C4A
82	XI	202	PEB	NB-C1B-CHA-C4A
82	XI	202	PEB	C2B-C1B-CHA-C4A
82	YI	201	PEB	ND-C1D-CHC-C4C
82	YI	201	PEB	C2D-C1D-CHC-C4C
82	YI	201	PEB	C2A-C3A-CAA-CBA
82	YI	201	PEB	C4A-C3A-CAA-CBA
82	YI	201	PEB	NB-C1B-CHA-C4A
82	YI	201	PEB	C2B-C1B-CHA-C4A
82	YI	202	PEB	NC-C1C-CHB-C4B
82	YI	202	PEB	C2C-C1C-CHB-C4B
82	YI	202	PEB	NB-C1B-CHA-C4A
82	YI	202	PEB	C2B-C1B-CHA-C4A
82	ZI	401	PEB	ND-C1D-CHC-C4C
82	ZI	401	PEB	NB-C1B-CHA-C4A
82	ZI	401	PEB	C2B-C1B-CHA-C4A
82	AJ	301	PEB	ND-C1D-CHC-C4C

Continued on next page...

Continued from previous page...

Mol	Chain	Res	Type	Atoms
82	AJ	301	PEB	C2C-CAC-CBC-CGC
82	AJ	301	PEB	C2A-C3A-CAA-CBA
82	AJ	301	PEB	C4A-C3A-CAA-CBA
82	AJ	301	PEB	NB-C1B-CHA-C4A
82	AJ	301	PEB	C2B-C1B-CHA-C4A
82	AJ	302	PEB	ND-C1D-CHC-C4C
82	AJ	302	PEB	C2D-C1D-CHC-C4C
82	AJ	302	PEB	NB-C1B-CHA-C4A
82	AJ	302	PEB	C2B-C1B-CHA-C4A
82	BJ	301	PEB	C1C-C2C-CAC-CBC
82	BJ	301	PEB	C3C-C2C-CAC-CBC
82	BJ	301	PEB	NB-C1B-CHA-C4A
82	BJ	301	PEB	C2B-C1B-CHA-C4A
82	CJ	201	PEB	NB-C1B-CHA-C4A
82	CJ	201	PEB	C2B-C1B-CHA-C4A
82	CJ	202	PEB	C2A-C3A-CAA-CBA
82	CJ	202	PEB	C4A-C3A-CAA-CBA
82	CJ	202	PEB	NB-C1B-CHA-C4A
82	CJ	202	PEB	C2B-C1B-CHA-C4A
82	CJ	203	PEB	C2A-C3A-CAA-CBA
82	CJ	203	PEB	C4A-C3A-CAA-CBA
82	CJ	203	PEB	NB-C1B-CHA-C4A
82	CJ	203	PEB	C2B-C1B-CHA-C4A
82	DJ	201	PEB	ND-C1D-CHC-C4C
82	DJ	201	PEB	NC-C1C-CHB-C4B
82	DJ	201	PEB	C2C-C1C-CHB-C4B
82	DJ	201	PEB	NB-C1B-CHA-C4A
82	DJ	201	PEB	C2B-C1B-CHA-C4A
82	DJ	202	PEB	ND-C1D-CHC-C4C
82	DJ	202	PEB	NC-C1C-CHB-C4B
82	DJ	202	PEB	C2C-C1C-CHB-C4B
82	DJ	202	PEB	C2C-CAC-CBC-CGC
82	DJ	202	PEB	NB-C1B-CHA-C4A
82	DJ	202	PEB	C2B-C1B-CHA-C4A
82	EJ	201	PEB	C4A-C3A-CAA-CBA
82	EJ	201	PEB	NB-C1B-CHA-C4A
82	EJ	201	PEB	C2B-C1B-CHA-C4A
82	EJ	202	PEB	NB-C1B-CHA-C4A
82	EJ	202	PEB	C2B-C1B-CHA-C4A
82	EJ	203	PEB	ND-C1D-CHC-C4C
82	EJ	203	PEB	C4A-C3A-CAA-CBA
82	EJ	203	PEB	NB-C1B-CHA-C4A

Continued on next page...

Continued from previous page...

Mol	Chain	Res	Type	Atoms
82	EJ	203	PEB	C2B-C1B-CHA-C4A
82	FJ	201	PEB	ND-C1D-CHC-C4C
82	FJ	201	PEB	C2D-C1D-CHC-C4C
82	FJ	201	PEB	C2C-C1C-CHB-C4B
82	FJ	201	PEB	C2C-CAC-CBC-CGC
82	FJ	201	PEB	NB-C1B-CHA-C4A
82	FJ	201	PEB	C2B-C1B-CHA-C4A
82	FJ	202	PEB	NC-C1C-CHB-C4B
82	FJ	202	PEB	C2C-C1C-CHB-C4B
82	FJ	202	PEB	NB-C1B-CHA-C4A
82	FJ	202	PEB	C2B-C1B-CHA-C4A
82	GJ	201	PEB	C2C-CAC-CBC-CGC
82	GJ	201	PEB	NB-C1B-CHA-C4A
82	GJ	201	PEB	C2B-C1B-CHA-C4A
82	GJ	202	PEB	NB-C1B-CHA-C4A
82	GJ	202	PEB	C2B-C1B-CHA-C4A
82	GJ	203	PEB	C4A-C3A-CAA-CBA
82	GJ	203	PEB	NB-C1B-CHA-C4A
82	GJ	203	PEB	C2B-C1B-CHA-C4A
82	HJ	201	PEB	ND-C1D-CHC-C4C
82	HJ	201	PEB	C2D-C1D-CHC-C4C
82	HJ	201	PEB	NC-C1C-CHB-C4B
82	HJ	201	PEB	C2C-C1C-CHB-C4B
82	HJ	201	PEB	NB-C1B-CHA-C4A
82	HJ	201	PEB	C2B-C1B-CHA-C4A
82	HJ	202	PEB	NC-C1C-CHB-C4B
82	HJ	202	PEB	C2C-C1C-CHB-C4B
82	HJ	202	PEB	C2C-CAC-CBC-CGC
82	HJ	202	PEB	NB-C1B-CHA-C4A
82	HJ	202	PEB	C2B-C1B-CHA-C4A
82	IJ	201	PEB	C4A-C3A-CAA-CBA
82	IJ	201	PEB	NB-C1B-CHA-C4A
82	IJ	201	PEB	C2B-C1B-CHA-C4A
82	IJ	202	PEB	NB-C1B-CHA-C4A
82	IJ	202	PEB	C2B-C1B-CHA-C4A
82	IJ	203	PEB	NC-C1C-CHB-C4B
82	IJ	203	PEB	NB-C1B-CHA-C4A
82	IJ	203	PEB	C2B-C1B-CHA-C4A
82	JJ	201	PEB	ND-C1D-CHC-C4C
82	JJ	201	PEB	C2D-C1D-CHC-C4C
82	JJ	201	PEB	NC-C1C-CHB-C4B
82	JJ	201	PEB	C2C-C1C-CHB-C4B

Continued on next page...

Continued from previous page...

Mol	Chain	Res	Type	Atoms
82	JJ	201	PEB	NB-C1B-CHA-C4A
82	JJ	201	PEB	C2B-C1B-CHA-C4A
82	JJ	202	PEB	NC-C1C-CHB-C4B
82	JJ	202	PEB	C2C-C1C-CHB-C4B
82	JJ	202	PEB	NB-C1B-CHA-C4A
82	JJ	202	PEB	C2B-C1B-CHA-C4A
82	KJ	201	PEB	NB-C1B-CHA-C4A
82	KJ	201	PEB	C2B-C1B-CHA-C4A
82	KJ	202	PEB	ND-C1D-CHC-C4C
82	KJ	202	PEB	C2D-C1D-CHC-C4C
82	KJ	202	PEB	NC-C1C-CHB-C4B
82	KJ	202	PEB	C2C-C1C-CHB-C4B
82	KJ	202	PEB	C2A-C3A-CAA-CBA
82	KJ	202	PEB	C4A-C3A-CAA-CBA
82	KJ	202	PEB	NB-C1B-CHA-C4A
82	KJ	202	PEB	C2B-C1B-CHA-C4A
82	KJ	203	PEB	C4A-C3A-CAA-CBA
82	KJ	203	PEB	NB-C1B-CHA-C4A
82	KJ	203	PEB	C2B-C1B-CHA-C4A
82	LJ	201	PEB	ND-C1D-CHC-C4C
82	LJ	201	PEB	C2D-C1D-CHC-C4C
82	LJ	201	PEB	C2C-C1C-CHB-C4B
82	LJ	201	PEB	NB-C1B-CHA-C4A
82	LJ	201	PEB	C2B-C1B-CHA-C4A
82	LJ	202	PEB	NC-C1C-CHB-C4B
82	LJ	202	PEB	C2C-C1C-CHB-C4B
82	LJ	202	PEB	NB-C1B-CHA-C4A
82	LJ	202	PEB	C2B-C1B-CHA-C4A
82	MJ	201	PEB	C4A-C3A-CAA-CBA
82	MJ	201	PEB	NB-C1B-CHA-C4A
82	MJ	201	PEB	C2B-C1B-CHA-C4A
82	MJ	202	PEB	NB-C1B-CHA-C4A
82	MJ	202	PEB	C2B-C1B-CHA-C4A
82	MJ	203	PEB	C4A-C3A-CAA-CBA
82	MJ	203	PEB	NB-C1B-CHA-C4A
82	MJ	203	PEB	C2B-C1B-CHA-C4A
82	NJ	201	PEB	ND-C1D-CHC-C4C
82	NJ	201	PEB	C2D-C1D-CHC-C4C
82	NJ	201	PEB	NC-C1C-CHB-C4B
82	NJ	201	PEB	C2C-C1C-CHB-C4B
82	NJ	201	PEB	NB-C1B-CHA-C4A
82	NJ	201	PEB	C2B-C1B-CHA-C4A

Continued on next page...

Continued from previous page...

Mol	Chain	Res	Type	Atoms
82	NJ	202	PEB	NC-C1C-CHB-C4B
82	NJ	202	PEB	C2C-C1C-CHB-C4B
82	NJ	202	PEB	NB-C1B-CHA-C4A
82	NJ	202	PEB	C2B-C1B-CHA-C4A
82	OJ	201	PEB	NB-C1B-CHA-C4A
82	OJ	201	PEB	C2B-C1B-CHA-C4A
82	OJ	202	PEB	ND-C1D-CHC-C4C
82	OJ	202	PEB	C2D-C1D-CHC-C4C
82	OJ	202	PEB	NC-C1C-CHB-C4B
82	OJ	202	PEB	C2C-C1C-CHB-C4B
82	OJ	202	PEB	C1C-C2C-CAC-CBC
82	OJ	202	PEB	C4A-C3A-CAA-CBA
82	OJ	202	PEB	NB-C1B-CHA-C4A
82	OJ	202	PEB	C2B-C1B-CHA-C4A
82	OJ	203	PEB	C2A-C3A-CAA-CBA
82	OJ	203	PEB	C4A-C3A-CAA-CBA
82	OJ	203	PEB	NB-C1B-CHA-C4A
82	OJ	203	PEB	C2B-C1B-CHA-C4A
82	PJ	201	PEB	ND-C1D-CHC-C4C
82	PJ	201	PEB	C2D-C1D-CHC-C4C
82	PJ	201	PEB	NB-C1B-CHA-C4A
82	PJ	201	PEB	C2B-C1B-CHA-C4A
82	PJ	202	PEB	NC-C1C-CHB-C4B
82	PJ	202	PEB	C2C-C1C-CHB-C4B
82	PJ	202	PEB	NB-C1B-CHA-C4A
82	PJ	202	PEB	C2B-C1B-CHA-C4A
82	QJ	202	PEB	C4A-C3A-CAA-CBA
82	QJ	202	PEB	NB-C1B-CHA-C4A
82	QJ	202	PEB	C2B-C1B-CHA-C4A
82	QJ	203	PEB	NB-C1B-CHA-C4A
82	QJ	203	PEB	C2B-C1B-CHA-C4A
82	QJ	204	PEB	C4A-C3A-CAA-CBA
82	QJ	204	PEB	NB-C1B-CHA-C4A
82	QJ	204	PEB	C2B-C1B-CHA-C4A
82	RJ	201	PEB	ND-C1D-CHC-C4C
82	RJ	201	PEB	C2D-C1D-CHC-C4C
82	RJ	201	PEB	NB-C1B-CHA-C4A
82	RJ	201	PEB	C2B-C1B-CHA-C4A
82	RJ	202	PEB	NC-C1C-CHB-C4B
82	RJ	202	PEB	C2C-C1C-CHB-C4B
82	RJ	202	PEB	NB-C1B-CHA-C4A
82	RJ	202	PEB	C2B-C1B-CHA-C4A

Continued on next page...

Continued from previous page...

Mol	Chain	Res	Type	Atoms
82	SJ	201	PEB	ND-C1D-CHC-C4C
82	SJ	201	PEB	C2D-C1D-CHC-C4C
82	SJ	201	PEB	NB-C1B-CHA-C4A
82	SJ	201	PEB	C2B-C1B-CHA-C4A
82	SJ	202	PEB	C4A-C3A-CAA-CBA
82	SJ	202	PEB	NB-C1B-CHA-C4A
82	SJ	202	PEB	C2B-C1B-CHA-C4A
82	SJ	203	PEB	C4A-C3A-CAA-CBA
82	SJ	203	PEB	NB-C1B-CHA-C4A
82	SJ	203	PEB	C2B-C1B-CHA-C4A
82	TJ	201	PEB	ND-C1D-CHC-C4C
82	TJ	201	PEB	NC-C1C-CHB-C4B
82	TJ	201	PEB	C2C-C1C-CHB-C4B
82	TJ	201	PEB	NB-C1B-CHA-C4A
82	TJ	201	PEB	C2B-C1B-CHA-C4A
82	TJ	202	PEB	NC-C1C-CHB-C4B
82	TJ	202	PEB	C2C-C1C-CHB-C4B
82	TJ	202	PEB	NB-C1B-CHA-C4A
82	TJ	202	PEB	C2B-C1B-CHA-C4A
82	UJ	201	PEB	C4A-C3A-CAA-CBA
82	UJ	201	PEB	NB-C1B-CHA-C4A
82	UJ	201	PEB	C2B-C1B-CHA-C4A
82	UJ	202	PEB	NB-C1B-CHA-C4A
82	UJ	202	PEB	C2B-C1B-CHA-C4A
82	UJ	203	PEB	ND-C1D-CHC-C4C
82	UJ	203	PEB	C2D-C1D-CHC-C4C
82	UJ	203	PEB	NB-C1B-CHA-C4A
82	UJ	203	PEB	C2B-C1B-CHA-C4A
82	VJ	201	PEB	ND-C1D-CHC-C4C
82	VJ	201	PEB	C2D-C1D-CHC-C4C
82	VJ	201	PEB	NC-C1C-CHB-C4B
82	VJ	201	PEB	C2C-C1C-CHB-C4B
82	VJ	201	PEB	NB-C1B-CHA-C4A
82	VJ	201	PEB	C2B-C1B-CHA-C4A
82	VJ	202	PEB	NC-C1C-CHB-C4B
82	VJ	202	PEB	C2C-C1C-CHB-C4B
82	VJ	202	PEB	NB-C1B-CHA-C4A
82	VJ	202	PEB	C2B-C1B-CHA-C4A
82	WJ	201	PEB	NB-C1B-CHA-C4A
82	WJ	201	PEB	C2B-C1B-CHA-C4A
82	WJ	202	PEB	ND-C1D-CHC-C4C
82	WJ	202	PEB	NC-C1C-CHB-C4B

Continued on next page...

Continued from previous page...

Mol	Chain	Res	Type	Atoms
82	WJ	202	PEB	C2C-C1C-CHB-C4B
82	WJ	202	PEB	C2A-C3A-CAA-CBA
82	WJ	202	PEB	C4A-C3A-CAA-CBA
82	WJ	202	PEB	NB-C1B-CHA-C4A
82	WJ	202	PEB	C2B-C1B-CHA-C4A
82	WJ	203	PEB	C4A-C3A-CAA-CBA
82	WJ	203	PEB	NB-C1B-CHA-C4A
82	WJ	203	PEB	C2B-C1B-CHA-C4A
82	XJ	201	PEB	ND-C1D-CHC-C4C
82	XJ	201	PEB	C2D-C1D-CHC-C4C
82	XJ	201	PEB	C2C-CAC-CBC-CGC
82	XJ	201	PEB	NB-C1B-CHA-C4A
82	XJ	201	PEB	C2B-C1B-CHA-C4A
82	XJ	202	PEB	NC-C1C-CHB-C4B
82	XJ	202	PEB	C2C-C1C-CHB-C4B
82	XJ	202	PEB	C2C-CAC-CBC-CGC
82	XJ	202	PEB	NB-C1B-CHA-C4A
82	XJ	202	PEB	C2B-C1B-CHA-C4A
82	YJ	201	PEB	C4A-C3A-CAA-CBA
82	YJ	201	PEB	NB-C1B-CHA-C4A
82	YJ	201	PEB	C2B-C1B-CHA-C4A
82	YJ	202	PEB	NB-C1B-CHA-C4A
82	YJ	202	PEB	C2B-C1B-CHA-C4A
82	YJ	203	PEB	C4A-C3A-CAA-CBA
82	YJ	203	PEB	NB-C1B-CHA-C4A
82	YJ	203	PEB	C2B-C1B-CHA-C4A
82	ZJ	201	PEB	ND-C1D-CHC-C4C
82	ZJ	201	PEB	C2D-C1D-CHC-C4C
82	ZJ	201	PEB	NB-C1B-CHA-C4A
82	ZJ	201	PEB	C2B-C1B-CHA-C4A
82	ZJ	202	PEB	NC-C1C-CHB-C4B
82	ZJ	202	PEB	C2C-C1C-CHB-C4B
82	ZJ	202	PEB	C2C-CAC-CBC-CGC
82	ZJ	202	PEB	NB-C1B-CHA-C4A
82	ZJ	202	PEB	C2B-C1B-CHA-C4A
82	AK	201	PEB	ND-C1D-CHC-C4C
82	AK	201	PEB	NB-C1B-CHA-C4A
82	AK	201	PEB	C2B-C1B-CHA-C4A
82	AK	202	PEB	NC-C1C-CHB-C4B
82	AK	202	PEB	C2C-C1C-CHB-C4B
82	AK	202	PEB	C2C-CAC-CBC-CGC
82	AK	202	PEB	C2A-C3A-CAA-CBA

Continued on next page...

Continued from previous page...

Mol	Chain	Res	Type	Atoms
82	AK	202	PEB	C4A-C3A-CAA-CBA
82	AK	202	PEB	NB-C1B-CHA-C4A
82	AK	202	PEB	C2B-C1B-CHA-C4A
82	BK	201	PEB	NC-C1C-CHB-C4B
82	BK	201	PEB	C2C-C1C-CHB-C4B
82	BK	201	PEB	NB-C1B-CHA-C4A
82	BK	201	PEB	C2B-C1B-CHA-C4A
82	BK	202	PEB	ND-C1D-CHC-C4C
82	BK	202	PEB	C2D-C1D-CHC-C4C
82	BK	202	PEB	NC-C1C-CHB-C4B
82	BK	202	PEB	C2C-C1C-CHB-C4B
82	BK	202	PEB	C2C-CAC-CBC-CGC
82	BK	202	PEB	C2A-C3A-CAA-CBA
82	BK	202	PEB	C4A-C3A-CAA-CBA
82	BK	202	PEB	NB-C1B-CHA-C4A
82	BK	202	PEB	C2B-C1B-CHA-C4A
82	CK	201	PEB	NB-C1B-CHA-C4A
82	CK	201	PEB	C2B-C1B-CHA-C4A
82	CK	202	PEB	C4A-C3A-CAA-CBA
82	CK	202	PEB	NB-C1B-CHA-C4A
82	CK	202	PEB	C2B-C1B-CHA-C4A
82	CK	203	PEB	NC-C1C-CHB-C4B
82	CK	203	PEB	C2C-C1C-CHB-C4B
82	CK	203	PEB	C2C-CAC-CBC-CGC
82	CK	203	PEB	NB-C1B-CHA-C4A
82	CK	203	PEB	C2B-C1B-CHA-C4A
82	DK	201	PEB	NB-C1B-CHA-C4A
82	DK	201	PEB	C2B-C1B-CHA-C4A
82	DK	202	PEB	C2D-C3D-CAD-CBD
82	DK	202	PEB	C4D-C3D-CAD-CBD
82	DK	202	PEB	C4A-C3A-CAA-CBA
82	DK	202	PEB	NB-C1B-CHA-C4A
82	DK	202	PEB	C2B-C1B-CHA-C4A
82	DK	203	PEB	ND-C1D-CHC-C4C
82	DK	203	PEB	C2D-C1D-CHC-C4C
82	DK	203	PEB	NC-C1C-CHB-C4B
82	DK	203	PEB	C2C-C1C-CHB-C4B
82	DK	203	PEB	NB-C1B-CHA-C4A
82	DK	203	PEB	C2B-C1B-CHA-C4A
82	EK	201	PEB	C2A-C3A-CAA-CBA
82	EK	201	PEB	C4A-C3A-CAA-CBA
82	EK	201	PEB	NB-C1B-CHA-C4A

Continued on next page...

Continued from previous page...

Mol	Chain	Res	Type	Atoms
82	EK	201	PEB	C2B-C1B-CHA-C4A
82	EK	202	PEB	NC-C1C-CHB-C4B
82	EK	202	PEB	C2C-C1C-CHB-C4B
82	EK	202	PEB	C2C-CAC-CBC-CGC
82	EK	202	PEB	NB-C1B-CHA-C4A
82	EK	202	PEB	C2B-C1B-CHA-C4A
82	FK	201	PEB	NB-C1B-CHA-C4A
82	FK	201	PEB	C2B-C1B-CHA-C4A
82	FK	202	PEB	ND-C1D-CHC-C4C
82	FK	202	PEB	C2D-C1D-CHC-C4C
82	FK	202	PEB	NC-C1C-CHB-C4B
82	FK	202	PEB	C2C-C1C-CHB-C4B
82	FK	202	PEB	C2C-CAC-CBC-CGC
82	FK	202	PEB	NB-C1B-CHA-C4A
82	FK	202	PEB	C2B-C1B-CHA-C4A
82	GK	201	PEB	C2A-C3A-CAA-CBA
82	GK	201	PEB	C4A-C3A-CAA-CBA
82	GK	201	PEB	NB-C1B-CHA-C4A
82	GK	201	PEB	C2B-C1B-CHA-C4A
82	GK	202	PEB	C2A-C3A-CAA-CBA
82	GK	202	PEB	C4A-C3A-CAA-CBA
82	GK	202	PEB	NB-C1B-CHA-C4A
82	GK	202	PEB	C2B-C1B-CHA-C4A
82	GK	203	PEB	C2C-CAC-CBC-CGC
82	GK	203	PEB	NB-C1B-CHA-C4A
82	GK	203	PEB	C2B-C1B-CHA-C4A
82	HK	201	PEB	C2A-C3A-CAA-CBA
82	HK	201	PEB	C4A-C3A-CAA-CBA
82	HK	201	PEB	NB-C1B-CHA-C4A
82	HK	201	PEB	C2B-C1B-CHA-C4A
82	HK	202	PEB	ND-C1D-CHC-C4C
82	HK	202	PEB	C2D-C1D-CHC-C4C
82	HK	202	PEB	NC-C1C-CHB-C4B
82	HK	202	PEB	C2C-C1C-CHB-C4B
82	HK	202	PEB	C2C-CAC-CBC-CGC
82	HK	202	PEB	NB-C1B-CHA-C4A
82	HK	202	PEB	C2B-C1B-CHA-C4A
82	IK	201	PEB	C4A-C3A-CAA-CBA
82	IK	201	PEB	NB-C1B-CHA-C4A
82	IK	201	PEB	C2B-C1B-CHA-C4A
82	IK	202	PEB	C2C-CAC-CBC-CGC
82	IK	202	PEB	C2A-C3A-CAA-CBA

Continued on next page...

Continued from previous page...

Mol	Chain	Res	Type	Atoms
82	IK	202	PEB	C4A-C3A-CAA-CBA
82	IK	202	PEB	C3A-C4A-CHA-C1B
82	IK	202	PEB	NB-C1B-CHA-C4A
82	IK	202	PEB	C2B-C1B-CHA-C4A
82	IK	203	PEB	C4A-C3A-CAA-CBA
82	IK	203	PEB	NB-C1B-CHA-C4A
82	IK	203	PEB	C2B-C1B-CHA-C4A
82	JK	201	PEB	C2A-C3A-CAA-CBA
82	JK	201	PEB	NB-C1B-CHA-C4A
82	JK	201	PEB	C2B-C1B-CHA-C4A
82	JK	202	PEB	ND-C1D-CHC-C4C
82	JK	202	PEB	C2D-C1D-CHC-C4C
82	JK	202	PEB	NC-C1C-CHB-C4B
82	JK	202	PEB	C2C-C1C-CHB-C4B
82	JK	202	PEB	C4A-C3A-CAA-CBA
82	JK	202	PEB	NB-C1B-CHA-C4A
82	JK	202	PEB	C2B-C1B-CHA-C4A
82	KK	201	PEB	C4A-C3A-CAA-CBA
82	KK	201	PEB	NB-C1B-CHA-C4A
82	KK	201	PEB	C2B-C1B-CHA-C4A
82	KK	202	PEB	NB-C1B-CHA-C4A
82	KK	202	PEB	C2B-C1B-CHA-C4A
82	KK	203	PEB	C2C-CAC-CBC-CGC
82	KK	203	PEB	NB-C1B-CHA-C4A
82	KK	203	PEB	C2B-C1B-CHA-C4A
82	LK	201	PEB	C2A-C3A-CAA-CBA
82	LK	201	PEB	C4A-C3A-CAA-CBA
82	LK	201	PEB	NB-C1B-CHA-C4A
82	LK	201	PEB	C2B-C1B-CHA-C4A
82	LK	202	PEB	ND-C1D-CHC-C4C
82	LK	202	PEB	C2D-C1D-CHC-C4C
82	LK	202	PEB	NC-C1C-CHB-C4B
82	LK	202	PEB	C2C-C1C-CHB-C4B
82	LK	202	PEB	C1C-C2C-CAC-CBC
82	LK	202	PEB	C3C-C2C-CAC-CBC
82	LK	202	PEB	NB-C1B-CHA-C4A
82	LK	202	PEB	C2B-C1B-CHA-C4A
82	MK	201	PEB	ND-C1D-CHC-C4C
82	MK	201	PEB	C2D-C1D-CHC-C4C
82	MK	201	PEB	NB-C1B-CHA-C4A
82	MK	201	PEB	C2B-C1B-CHA-C4A
82	MK	202	PEB	NC-C1C-CHB-C4B

Continued on next page...

Continued from previous page...

Mol	Chain	Res	Type	Atoms
82	MK	202	PEB	C2C-C1C-CHB-C4B
82	MK	202	PEB	C2C-CAC-CBC-CGC
82	MK	202	PEB	NB-C1B-CHA-C4A
82	MK	202	PEB	C2B-C1B-CHA-C4A
82	MK	203	PEB	C4A-C3A-CAA-CBA
82	MK	203	PEB	NB-C1B-CHA-C4A
82	MK	203	PEB	C2B-C1B-CHA-C4A
82	NK	201	PEB	NB-C1B-CHA-C4A
82	NK	201	PEB	C2B-C1B-CHA-C4A
82	NK	202	PEB	ND-C1D-CHC-C4C
82	NK	202	PEB	NC-C1C-CHB-C4B
82	NK	202	PEB	C2C-C1C-CHB-C4B
82	NK	202	PEB	NB-C1B-CHA-C4A
82	NK	202	PEB	C2B-C1B-CHA-C4A
82	OK	201	PEB	NB-C1B-CHA-C4A
82	OK	201	PEB	C2B-C1B-CHA-C4A
82	OK	202	PEB	ND-C1D-CHC-C4C
82	OK	202	PEB	NB-C1B-CHA-C4A
82	OK	202	PEB	C2B-C1B-CHA-C4A
82	OK	203	PEB	NC-C1C-CHB-C4B
82	OK	203	PEB	C2C-C1C-CHB-C4B
82	OK	203	PEB	NB-C1B-CHA-C4A
82	OK	203	PEB	C2B-C1B-CHA-C4A
82	PK	201	PEB	NB-C1B-CHA-C4A
82	PK	201	PEB	C2B-C1B-CHA-C4A
82	PK	202	PEB	ND-C1D-CHC-C4C
82	PK	202	PEB	NC-C1C-CHB-C4B
82	PK	202	PEB	C2C-C1C-CHB-C4B
82	PK	202	PEB	C2C-CAC-CBC-CGC
82	PK	202	PEB	NB-C1B-CHA-C4A
82	PK	202	PEB	C2B-C1B-CHA-C4A
82	QK	201	PEB	C2A-C3A-CAA-CBA
82	QK	201	PEB	C4A-C3A-CAA-CBA
82	QK	201	PEB	NB-C1B-CHA-C4A
82	QK	201	PEB	C2B-C1B-CHA-C4A
82	QK	202	PEB	C2C-CAC-CBC-CGC
82	QK	202	PEB	NB-C1B-CHA-C4A
82	QK	202	PEB	C2B-C1B-CHA-C4A
82	QK	203	PEB	NB-C1B-CHA-C4A
82	QK	203	PEB	C2B-C1B-CHA-C4A
82	RK	201	PEB	NB-C1B-CHA-C4A
82	RK	201	PEB	C2B-C1B-CHA-C4A

Continued on next page...

Continued from previous page...

Mol	Chain	Res	Type	Atoms
82	RK	202	PEB	ND-C1D-CHC-C4C
82	RK	202	PEB	C2D-C1D-CHC-C4C
82	RK	202	PEB	NC-C1C-CHB-C4B
82	RK	202	PEB	C2C-C1C-CHB-C4B
82	RK	202	PEB	C2A-C3A-CAA-CBA
82	RK	202	PEB	C4A-C3A-CAA-CBA
82	RK	202	PEB	NB-C1B-CHA-C4A
82	RK	202	PEB	C2B-C1B-CHA-C4A
82	SK	201	PEB	C2A-C3A-CAA-CBA
82	SK	201	PEB	C4A-C3A-CAA-CBA
82	SK	201	PEB	NB-C1B-CHA-C4A
82	SK	201	PEB	C2B-C1B-CHA-C4A
82	SK	202	PEB	NB-C1B-CHA-C4A
82	SK	203	PEB	NC-C1C-CHB-C4B
82	SK	203	PEB	C2C-C1C-CHB-C4B
82	SK	203	PEB	C2C-CAC-CBC-CGC
82	SK	203	PEB	NB-C1B-CHA-C4A
82	SK	203	PEB	C2B-C1B-CHA-C4A
82	TK	201	PEB	NB-C1B-CHA-C4A
82	TK	201	PEB	C2B-C1B-CHA-C4A
82	TK	202	PEB	ND-C1D-CHC-C4C
82	TK	202	PEB	C2D-C1D-CHC-C4C
82	TK	202	PEB	NC-C1C-CHB-C4B
82	TK	202	PEB	C2C-C1C-CHB-C4B
82	TK	202	PEB	C2D-C3D-CAD-CBD
82	TK	202	PEB	C4D-C3D-CAD-CBD
82	TK	202	PEB	C4A-C3A-CAA-CBA
82	TK	202	PEB	NB-C1B-CHA-C4A
82	TK	202	PEB	C2B-C1B-CHA-C4A
82	UK	201	PEB	C4A-C3A-CAA-CBA
82	UK	201	PEB	NB-C1B-CHA-C4A
82	UK	201	PEB	C2B-C1B-CHA-C4A
82	UK	202	PEB	C2C-CAC-CBC-CGC
82	UK	202	PEB	C2A-C3A-CAA-CBA
82	UK	202	PEB	NB-C1B-CHA-C4A
82	UK	202	PEB	C2B-C1B-CHA-C4A
82	VK	201	PEB	C2A-C3A-CAA-CBA
82	VK	201	PEB	C4A-C3A-CAA-CBA
82	VK	201	PEB	NB-C1B-CHA-C4A
82	VK	201	PEB	C2B-C1B-CHA-C4A
82	VK	202	PEB	ND-C1D-CHC-C4C
82	VK	202	PEB	C2D-C1D-CHC-C4C

Continued on next page...

Continued from previous page...

Mol	Chain	Res	Type	Atoms
82	VK	202	PEB	NC-C1C-CHB-C4B
82	VK	202	PEB	C2C-C1C-CHB-C4B
82	VK	202	PEB	C2C-CAC-CBC-CGC
82	VK	202	PEB	NB-C1B-CHA-C4A
82	VK	202	PEB	C2B-C1B-CHA-C4A
82	WK	201	PEB	C2D-C3D-CAD-CBD
82	WK	201	PEB	C4D-C3D-CAD-CBD
82	WK	201	PEB	NB-C1B-CHA-C4A
82	WK	201	PEB	C2B-C1B-CHA-C4A
82	WK	202	PEB	C2A-C3A-CAA-CBA
82	WK	202	PEB	C4A-C3A-CAA-CBA
82	WK	202	PEB	NB-C1B-CHA-C4A
82	WK	202	PEB	C2B-C1B-CHA-C4A
82	WK	203	PEB	NC-C1C-CHB-C4B
82	WK	203	PEB	C2C-C1C-CHB-C4B
82	WK	203	PEB	C2C-CAC-CBC-CGC
82	WK	203	PEB	C2A-C3A-CAA-CBA
82	WK	203	PEB	NB-C1B-CHA-C4A
82	WK	203	PEB	C2B-C1B-CHA-C4A
82	XK	201	PEB	NB-C1B-CHA-C4A
82	XK	201	PEB	C2B-C1B-CHA-C4A
82	XK	202	PEB	C2A-C3A-CAA-CBA
82	XK	202	PEB	C4A-C3A-CAA-CBA
82	XK	202	PEB	NB-C1B-CHA-C4A
82	XK	202	PEB	C2B-C1B-CHA-C4A
82	XK	203	PEB	ND-C1D-CHC-C4C
82	XK	203	PEB	C2D-C1D-CHC-C4C
82	XK	203	PEB	NC-C1C-CHB-C4B
82	XK	203	PEB	C2C-C1C-CHB-C4B
82	XK	203	PEB	C2C-CAC-CBC-CGC
82	XK	203	PEB	NB-C1B-CHA-C4A
82	XK	203	PEB	C2B-C1B-CHA-C4A
82	YK	201	PEB	ND-C1D-CHC-C4C
82	YK	201	PEB	NB-C1B-CHA-C4A
82	YK	201	PEB	C2B-C1B-CHA-C4A
82	YK	202	PEB	NC-C1C-CHB-C4B
82	YK	202	PEB	C2C-C1C-CHB-C4B
82	YK	202	PEB	NB-C1B-CHA-C4A
82	YK	202	PEB	C2B-C1B-CHA-C4A
82	YK	203	PEB	NC-C1C-CHB-C4B
82	YK	203	PEB	C2C-C1C-CHB-C4B
82	YK	203	PEB	NB-C1B-CHA-C4A

Continued on next page...

Continued from previous page...

Mol	Chain	Res	Type	Atoms
82	YK	203	PEB	C2B-C1B-CHA-C4A
82	ZK	201	PEB	ND-C1D-CHC-C4C
82	ZK	201	PEB	C2D-C1D-CHC-C4C
82	ZK	201	PEB	NB-C1B-CHA-C4A
82	ZK	201	PEB	C2B-C1B-CHA-C4A
82	ZK	202	PEB	C2D-C1D-CHC-C4C
82	ZK	202	PEB	NC-C1C-CHB-C4B
82	ZK	202	PEB	C2C-C1C-CHB-C4B
82	ZK	202	PEB	NB-C1B-CHA-C4A
82	ZK	202	PEB	C2B-C1B-CHA-C4A
82	AM	301	PEB	C2A-C3A-CAA-CBA
82	AM	301	PEB	C4A-C3A-CAA-CBA
82	AM	301	PEB	NB-C1B-CHA-C4A
82	AM	301	PEB	C2B-C1B-CHA-C4A
82	AM	301	PEB	C3B-CAB-CBB-CGB
82	AM	302	PEB	NB-C1B-CHA-C4A
82	AM	302	PEB	C2B-C1B-CHA-C4A
82	BM	301	PEB	C1C-C2C-CAC-CBC
82	BM	301	PEB	C3C-C2C-CAC-CBC
82	BM	301	PEB	NB-C1B-CHA-C4A
82	BM	301	PEB	C2B-C1B-CHA-C4A
82	CM	201	PEB	C2A-C3A-CAA-CBA
82	CM	201	PEB	C4A-C3A-CAA-CBA
82	CM	201	PEB	NB-C1B-CHA-C4A
82	CM	201	PEB	C2B-C1B-CHA-C4A
82	CM	202	PEB	ND-C1D-CHC-C4C
82	CM	202	PEB	C4A-C3A-CAA-CBA
82	CM	202	PEB	NB-C1B-CHA-C4A
82	CM	202	PEB	C2B-C1B-CHA-C4A
82	CM	203	PEB	C2A-C3A-CAA-CBA
82	CM	203	PEB	C4A-C3A-CAA-CBA
82	CM	203	PEB	NB-C1B-CHA-C4A
82	CM	203	PEB	C2B-C1B-CHA-C4A
82	DM	201	PEB	ND-C1D-CHC-C4C
82	DM	201	PEB	C2D-C1D-CHC-C4C
82	DM	201	PEB	NC-C1C-CHB-C4B
82	DM	201	PEB	C2C-C1C-CHB-C4B
82	DM	201	PEB	NB-C1B-CHA-C4A
82	DM	201	PEB	C2B-C1B-CHA-C4A
82	DM	202	PEB	NC-C1C-CHB-C4B
82	DM	202	PEB	C2C-C1C-CHB-C4B
82	DM	202	PEB	NB-C1B-CHA-C4A

Continued on next page...

Continued from previous page...

Mol	Chain	Res	Type	Atoms
82	DM	202	PEB	C2B-C1B-CHA-C4A
82	EM	201	PEB	C2A-C3A-CAA-CBA
82	EM	201	PEB	C4A-C3A-CAA-CBA
82	EM	201	PEB	NB-C1B-CHA-C4A
82	EM	201	PEB	C2B-C1B-CHA-C4A
82	EM	202	PEB	NB-C1B-CHA-C4A
82	EM	202	PEB	C2B-C1B-CHA-C4A
82	EM	203	PEB	C4A-C3A-CAA-CBA
82	EM	203	PEB	NB-C1B-CHA-C4A
82	EM	203	PEB	C2B-C1B-CHA-C4A
82	FM	201	PEB	ND-C1D-CHC-C4C
82	FM	201	PEB	C2D-C1D-CHC-C4C
82	FM	201	PEB	NC-C1C-CHB-C4B
82	FM	201	PEB	C2C-C1C-CHB-C4B
82	FM	201	PEB	NB-C1B-CHA-C4A
82	FM	201	PEB	C2B-C1B-CHA-C4A
82	FM	202	PEB	NC-C1C-CHB-C4B
82	FM	202	PEB	C2C-C1C-CHB-C4B
82	FM	202	PEB	NB-C1B-CHA-C4A
82	FM	202	PEB	C2B-C1B-CHA-C4A
82	GM	201	PEB	C2A-C3A-CAA-CBA
82	GM	201	PEB	C4A-C3A-CAA-CBA
82	GM	201	PEB	NB-C1B-CHA-C4A
82	GM	201	PEB	C2B-C1B-CHA-C4A
82	GM	202	PEB	ND-C1D-CHC-C4C
82	GM	202	PEB	C2D-C1D-CHC-C4C
82	GM	202	PEB	C4A-C3A-CAA-CBA
82	GM	202	PEB	NB-C1B-CHA-C4A
82	GM	202	PEB	C2B-C1B-CHA-C4A
82	GM	203	PEB	C4A-C3A-CAA-CBA
82	GM	203	PEB	NB-C1B-CHA-C4A
82	GM	203	PEB	C2B-C1B-CHA-C4A
82	HM	201	PEB	ND-C1D-CHC-C4C
82	HM	201	PEB	C2D-C1D-CHC-C4C
82	HM	201	PEB	NC-C1C-CHB-C4B
82	HM	201	PEB	C2C-C1C-CHB-C4B
82	HM	201	PEB	NB-C1B-CHA-C4A
82	HM	201	PEB	C2B-C1B-CHA-C4A
82	HM	202	PEB	NC-C1C-CHB-C4B
82	HM	202	PEB	C2C-C1C-CHB-C4B
82	HM	202	PEB	NB-C1B-CHA-C4A
82	HM	202	PEB	C2B-C1B-CHA-C4A

Continued on next page...

Continued from previous page...

Mol	Chain	Res	Type	Atoms
82	IM	201	PEB	C4A-C3A-CAA-CBA
82	IM	201	PEB	NB-C1B-CHA-C4A
82	IM	201	PEB	C2B-C1B-CHA-C4A
82	IM	202	PEB	NB-C1B-CHA-C4A
82	IM	202	PEB	C2B-C1B-CHA-C4A
82	IM	203	PEB	NC-C1C-CHB-C4B
82	IM	203	PEB	NB-C1B-CHA-C4A
82	IM	203	PEB	C2B-C1B-CHA-C4A
82	JM	201	PEB	ND-C1D-CHC-C4C
82	JM	201	PEB	C2D-C1D-CHC-C4C
82	JM	201	PEB	NB-C1B-CHA-C4A
82	JM	201	PEB	C2B-C1B-CHA-C4A
82	JM	202	PEB	NC-C1C-CHB-C4B
82	JM	202	PEB	C2C-C1C-CHB-C4B
82	JM	202	PEB	NB-C1B-CHA-C4A
82	JM	202	PEB	C2B-C1B-CHA-C4A
82	KM	201	PEB	C2A-C3A-CAA-CBA
82	KM	201	PEB	C4A-C3A-CAA-CBA
82	KM	201	PEB	NB-C1B-CHA-C4A
82	KM	201	PEB	C2B-C1B-CHA-C4A
82	KM	202	PEB	NC-C1C-CHB-C4B
82	KM	202	PEB	C2C-C1C-CHB-C4B
82	KM	202	PEB	C2C-CAC-CBC-CGC
82	KM	202	PEB	C2A-C3A-CAA-CBA
82	KM	202	PEB	C4A-C3A-CAA-CBA
82	KM	202	PEB	NB-C1B-CHA-C4A
82	KM	202	PEB	C2B-C1B-CHA-C4A
82	KM	203	PEB	C4A-C3A-CAA-CBA
82	KM	203	PEB	NB-C1B-CHA-C4A
82	KM	203	PEB	C2B-C1B-CHA-C4A
82	LM	201	PEB	ND-C1D-CHC-C4C
82	LM	201	PEB	C2D-C1D-CHC-C4C
82	LM	201	PEB	NB-C1B-CHA-C4A
82	LM	201	PEB	C2B-C1B-CHA-C4A
82	LM	202	PEB	NC-C1C-CHB-C4B
82	LM	202	PEB	C2C-C1C-CHB-C4B
82	LM	202	PEB	NB-C1B-CHA-C4A
82	LM	202	PEB	C2B-C1B-CHA-C4A
82	MM	201	PEB	C4A-C3A-CAA-CBA
82	MM	201	PEB	NB-C1B-CHA-C4A
82	MM	201	PEB	C2B-C1B-CHA-C4A
82	MM	202	PEB	C2A-C3A-CAA-CBA

Continued on next page...

Continued from previous page...

Mol	Chain	Res	Type	Atoms
82	MM	202	PEB	C4A-C3A-CAA-CBA
82	MM	202	PEB	NB-C1B-CHA-C4A
82	MM	202	PEB	C2B-C1B-CHA-C4A
82	MM	203	PEB	C4A-C3A-CAA-CBA
82	MM	203	PEB	NB-C1B-CHA-C4A
82	MM	203	PEB	C2B-C1B-CHA-C4A
82	NM	201	PEB	ND-C1D-CHC-C4C
82	NM	201	PEB	C2D-C1D-CHC-C4C
82	NM	201	PEB	NC-C1C-CHB-C4B
82	NM	201	PEB	C2C-C1C-CHB-C4B
82	NM	201	PEB	NB-C1B-CHA-C4A
82	NM	201	PEB	C2B-C1B-CHA-C4A
82	NM	202	PEB	NC-C1C-CHB-C4B
82	NM	202	PEB	C2C-C1C-CHB-C4B
82	NM	202	PEB	NB-C1B-CHA-C4A
82	NM	202	PEB	C2B-C1B-CHA-C4A
82	OM	201	PEB	NB-C1B-CHA-C4A
82	OM	201	PEB	C2B-C1B-CHA-C4A
82	OM	202	PEB	NB-C1B-CHA-C4A
82	OM	202	PEB	C2B-C1B-CHA-C4A
82	OM	203	PEB	C2A-C3A-CAA-CBA
82	OM	203	PEB	NB-C1B-CHA-C4A
82	OM	203	PEB	C2B-C1B-CHA-C4A
82	PM	201	PEB	ND-C1D-CHC-C4C
82	PM	201	PEB	C2D-C1D-CHC-C4C
82	PM	201	PEB	NC-C1C-CHB-C4B
82	PM	201	PEB	C2C-C1C-CHB-C4B
82	PM	201	PEB	NB-C1B-CHA-C4A
82	PM	201	PEB	C2B-C1B-CHA-C4A
82	PM	202	PEB	NC-C1C-CHB-C4B
82	PM	202	PEB	C2C-C1C-CHB-C4B
82	PM	202	PEB	NB-C1B-CHA-C4A
82	PM	202	PEB	C2B-C1B-CHA-C4A
82	QM	202	PEB	C4A-C3A-CAA-CBA
82	QM	202	PEB	NB-C1B-CHA-C4A
82	QM	202	PEB	C2B-C1B-CHA-C4A
82	QM	203	PEB	C2A-C3A-CAA-CBA
82	QM	203	PEB	C4A-C3A-CAA-CBA
82	QM	203	PEB	NB-C1B-CHA-C4A
82	QM	203	PEB	C2B-C1B-CHA-C4A
82	QM	204	PEB	C2C-CAC-CBC-CGC
82	QM	204	PEB	C4A-C3A-CAA-CBA

Continued on next page...

Continued from previous page...

Mol	Chain	Res	Type	Atoms
82	QM	204	PEB	NB-C1B-CHA-C4A
82	QM	204	PEB	C2B-C1B-CHA-C4A
82	RM	201	PEB	C2A-C3A-CAA-CBA
82	RM	201	PEB	C4A-C3A-CAA-CBA
82	RM	201	PEB	NB-C1B-CHA-C4A
82	RM	201	PEB	C2B-C1B-CHA-C4A
82	RM	202	PEB	NC-C1C-CHB-C4B
82	RM	202	PEB	C2C-C1C-CHB-C4B
82	RM	202	PEB	NB-C1B-CHA-C4A
82	RM	202	PEB	C2B-C1B-CHA-C4A
82	SM	201	PEB	ND-C1D-CHC-C4C
82	SM	201	PEB	C2D-C1D-CHC-C4C
82	SM	201	PEB	C4A-C3A-CAA-CBA
82	SM	201	PEB	NB-C1B-CHA-C4A
82	SM	201	PEB	C2B-C1B-CHA-C4A
82	SM	202	PEB	NC-C1C-CHB-C4B
82	SM	202	PEB	C2C-C1C-CHB-C4B
82	SM	202	PEB	C4A-C3A-CAA-CBA
82	SM	202	PEB	NB-C1B-CHA-C4A
82	SM	202	PEB	C2B-C1B-CHA-C4A
82	SM	203	PEB	C2A-C3A-CAA-CBA
82	SM	203	PEB	C4A-C3A-CAA-CBA
82	SM	203	PEB	NB-C1B-CHA-C4A
82	SM	203	PEB	C2B-C1B-CHA-C4A
82	TM	201	PEB	ND-C1D-CHC-C4C
82	TM	201	PEB	NB-C1B-CHA-C4A
82	TM	201	PEB	C2B-C1B-CHA-C4A
82	TM	202	PEB	NB-C1B-CHA-C4A
82	TM	202	PEB	C2B-C1B-CHA-C4A
82	UM	201	PEB	C4A-C3A-CAA-CBA
82	UM	201	PEB	NB-C1B-CHA-C4A
82	UM	201	PEB	C2B-C1B-CHA-C4A
82	UM	202	PEB	NB-C1B-CHA-C4A
82	UM	202	PEB	C2B-C1B-CHA-C4A
82	UM	203	PEB	NB-C1B-CHA-C4A
82	UM	203	PEB	C2B-C1B-CHA-C4A
82	VM	201	PEB	ND-C1D-CHC-C4C
82	VM	201	PEB	C2D-C1D-CHC-C4C
82	VM	201	PEB	NC-C1C-CHB-C4B
82	VM	201	PEB	C2C-C1C-CHB-C4B
82	VM	201	PEB	NB-C1B-CHA-C4A
82	VM	201	PEB	C2B-C1B-CHA-C4A

Continued on next page...

Continued from previous page...

Mol	Chain	Res	Type	Atoms
82	VM	202	PEB	NC-C1C-CHB-C4B
82	VM	202	PEB	C2C-C1C-CHB-C4B
82	VM	202	PEB	NB-C1B-CHA-C4A
82	VM	202	PEB	C2B-C1B-CHA-C4A
82	WM	201	PEB	C2A-C3A-CAA-CBA
82	WM	201	PEB	C4A-C3A-CAA-CBA
82	WM	201	PEB	NB-C1B-CHA-C4A
82	WM	201	PEB	C2B-C1B-CHA-C4A
82	WM	202	PEB	NC-C1C-CHB-C4B
82	WM	202	PEB	C2C-C1C-CHB-C4B
82	WM	202	PEB	C3C-C2C-CAC-CBC
82	WM	202	PEB	C2A-C3A-CAA-CBA
82	WM	202	PEB	C4A-C3A-CAA-CBA
82	WM	202	PEB	NB-C1B-CHA-C4A
82	WM	202	PEB	C2B-C1B-CHA-C4A
82	WM	203	PEB	C4A-C3A-CAA-CBA
82	WM	203	PEB	NB-C1B-CHA-C4A
82	WM	203	PEB	C2B-C1B-CHA-C4A
82	XM	201	PEB	ND-C1D-CHC-C4C
82	XM	201	PEB	C2D-C1D-CHC-C4C
82	XM	201	PEB	C4A-C3A-CAA-CBA
82	XM	201	PEB	NB-C1B-CHA-C4A
82	XM	201	PEB	C2B-C1B-CHA-C4A
82	XM	202	PEB	NC-C1C-CHB-C4B
82	XM	202	PEB	C2C-C1C-CHB-C4B
82	XM	202	PEB	NB-C1B-CHA-C4A
82	XM	202	PEB	C2B-C1B-CHA-C4A
82	YM	201	PEB	C2A-C3A-CAA-CBA
82	YM	201	PEB	C4A-C3A-CAA-CBA
82	YM	201	PEB	NB-C1B-CHA-C4A
82	YM	201	PEB	C2B-C1B-CHA-C4A
82	YM	202	PEB	C2A-C3A-CAA-CBA
82	YM	202	PEB	C4A-C3A-CAA-CBA
82	YM	202	PEB	NB-C1B-CHA-C4A
82	YM	202	PEB	C2B-C1B-CHA-C4A
82	YM	203	PEB	C2C-CAC-CBC-CGC
82	YM	203	PEB	C4A-C3A-CAA-CBA
82	YM	203	PEB	NB-C1B-CHA-C4A
82	YM	203	PEB	C2B-C1B-CHA-C4A
82	ZM	201	PEB	ND-C1D-CHC-C4C
82	ZM	201	PEB	C2D-C1D-CHC-C4C
82	ZM	201	PEB	NC-C1C-CHB-C4B

Continued on next page...

Continued from previous page...

Mol	Chain	Res	Type	Atoms
82	ZM	201	PEB	C2C-C1C-CHB-C4B
82	ZM	201	PEB	C2A-C3A-CAA-CBA
82	ZM	201	PEB	NB-C1B-CHA-C4A
82	ZM	201	PEB	C2B-C1B-CHA-C4A
82	ZM	202	PEB	NC-C1C-CHB-C4B
82	ZM	202	PEB	C2C-C1C-CHB-C4B
82	ZM	202	PEB	NB-C1B-CHA-C4A
82	ZM	202	PEB	C2B-C1B-CHA-C4A
82	AO	301	PEB	NB-C1B-CHA-C4A
82	AO	301	PEB	C2B-C1B-CHA-C4A
82	AO	304	PEB	C2A-C3A-CAA-CBA
82	AO	304	PEB	C4A-C3A-CAA-CBA
82	AO	304	PEB	NB-C1B-CHA-C4A
82	AO	304	PEB	C2B-C1B-CHA-C4A
82	AO	305	PEB	NC-C1C-CHB-C4B
82	AO	305	PEB	C4A-C3A-CAA-CBA
82	AO	305	PEB	NB-C1B-CHA-C4A
82	AO	305	PEB	C2B-C1B-CHA-C4A
82	DO	1002	PEB	C4A-C3A-CAA-CBA
82	DO	1002	PEB	NB-C1B-CHA-C4A
82	DO	1002	PEB	C2B-C1B-CHA-C4A
82	FO	1002	PEB	C2A-C3A-CAA-CBA
82	FO	1002	PEB	C4A-C3A-CAA-CBA
82	FO	1002	PEB	NB-C1B-CHA-C4A
82	FO	1002	PEB	C2B-C1B-CHA-C4A
82	FO	1002	PEB	C3B-CAB-CBB-CGB
82	HO	1002	PEB	C2C-CAC-CBC-CGC
82	HO	1002	PEB	NB-C1B-CHA-C4A
82	HO	1002	PEB	C2B-C1B-CHA-C4A
82	JO	1002	PEB	ND-C1D-CHC-C4C
82	JO	1002	PEB	C2D-C1D-CHC-C4C
82	JO	1002	PEB	NC-C1C-CHB-C4B
82	JO	1002	PEB	C4A-C3A-CAA-CBA
82	JO	1002	PEB	NB-C1B-CHA-C4A
82	JO	1002	PEB	C2B-C1B-CHA-C4A
82	LO	1002	PEB	ND-C1D-CHC-C4C
82	LO	1002	PEB	C2D-C1D-CHC-C4C
82	LO	1002	PEB	NC-C1C-CHB-C4B
82	LO	1002	PEB	C2C-CAC-CBC-CGC
82	LO	1002	PEB	NB-C1B-CHA-C4A
82	LO	1002	PEB	C2B-C1B-CHA-C4A
82	NO	1002	PEB	C4A-C3A-CAA-CBA

Continued on next page...

Continued from previous page...

Mol	Chain	Res	Type	Atoms
82	NO	1002	PEB	NB-C1B-CHA-C4A
82	NO	1002	PEB	C2B-C1B-CHA-C4A
82	OO	201	PEB	NC-C1C-CHB-C4B
82	OO	201	PEB	C2A-C3A-CAA-CBA
82	OO	201	PEB	C4A-C3A-CAA-CBA
82	OO	201	PEB	NB-C1B-CHA-C4A
82	OO	201	PEB	C2B-C1B-CHA-C4A
82	OO	202	PEB	ND-C1D-CHC-C4C
82	OO	202	PEB	NB-C1B-CHA-C4A
82	OO	202	PEB	C2B-C1B-CHA-C4A
82	PO	201	PEB	NB-C1B-CHA-C4A
82	PO	201	PEB	C2B-C1B-CHA-C4A
82	PO	202	PEB	NB-C1B-CHA-C4A
82	PO	202	PEB	C2B-C1B-CHA-C4A
82	PO	203	PEB	NB-C1B-CHA-C4A
82	PO	203	PEB	C2B-C1B-CHA-C4A
82	QO	201	PEB	C4A-C3A-CAA-CBA
82	QO	201	PEB	NB-C1B-CHA-C4A
82	QO	201	PEB	C2B-C1B-CHA-C4A
82	QO	202	PEB	C4A-C3A-CAA-CBA
82	QO	202	PEB	NB-C1B-CHA-C4A
82	QO	202	PEB	C2B-C1B-CHA-C4A
82	RO	201	PEB	NB-C1B-CHA-C4A
82	RO	201	PEB	C2B-C1B-CHA-C4A
82	RO	202	PEB	C2A-C3A-CAA-CBA
82	RO	202	PEB	NB-C1B-CHA-C4A
82	RO	202	PEB	C2B-C1B-CHA-C4A
82	RO	203	PEB	NC-C1C-CHB-C4B
82	RO	203	PEB	C2C-C1C-CHB-C4B
82	RO	203	PEB	NB-C1B-CHA-C4A
82	RO	203	PEB	C2B-C1B-CHA-C4A
82	SO	201	PEB	NC-C1C-CHB-C4B
82	SO	201	PEB	C2A-C3A-CAA-CBA
82	SO	201	PEB	C4A-C3A-CAA-CBA
82	SO	201	PEB	NB-C1B-CHA-C4A
82	SO	201	PEB	C2B-C1B-CHA-C4A
82	SO	202	PEB	ND-C1D-CHC-C4C
82	SO	202	PEB	C2D-C1D-CHC-C4C
82	SO	202	PEB	C4A-C3A-CAA-CBA
82	SO	202	PEB	NB-C1B-CHA-C4A
82	SO	202	PEB	C2B-C1B-CHA-C4A
82	TO	201	PEB	NB-C1B-CHA-C4A

Continued on next page...

Continued from previous page...

Mol	Chain	Res	Type	Atoms
82	TO	201	PEB	C2B-C1B-CHA-C4A
82	TO	202	PEB	NB-C1B-CHA-C4A
82	TO	202	PEB	C2B-C1B-CHA-C4A
82	TO	203	PEB	NC-C1C-CHB-C4B
82	TO	203	PEB	C2C-C1C-CHB-C4B
82	TO	203	PEB	C2A-C3A-CAA-CBA
82	TO	203	PEB	C4A-C3A-CAA-CBA
82	TO	203	PEB	NB-C1B-CHA-C4A
82	TO	203	PEB	C2B-C1B-CHA-C4A
82	UO	201	PEB	NC-C1C-CHB-C4B
82	UO	201	PEB	C2A-C3A-CAA-CBA
82	UO	201	PEB	C4A-C3A-CAA-CBA
82	UO	202	PEB	ND-C1D-CHC-C4C
82	UO	202	PEB	C2D-C1D-CHC-C4C
82	UO	202	PEB	C2A-C3A-CAA-CBA
82	UO	202	PEB	C4A-C3A-CAA-CBA
82	UO	202	PEB	NB-C1B-CHA-C4A
82	UO	202	PEB	C2B-C1B-CHA-C4A
82	VO	201	PEB	C2A-C3A-CAA-CBA
82	VO	201	PEB	C4A-C3A-CAA-CBA
82	VO	201	PEB	NB-C1B-CHA-C4A
82	VO	201	PEB	C2B-C1B-CHA-C4A
82	VO	202	PEB	ND-C1D-CHC-C4C
82	VO	202	PEB	C2D-C3D-CAD-CBD
82	VO	202	PEB	C4D-C3D-CAD-CBD
82	VO	202	PEB	C2A-C3A-CAA-CBA
82	VO	202	PEB	NB-C1B-CHA-C4A
82	VO	202	PEB	C2B-C1B-CHA-C4A
82	WO	201	PEB	NC-C1C-CHB-C4B
82	WO	201	PEB	C4A-C3A-CAA-CBA
82	WO	201	PEB	NB-C1B-CHA-C4A
82	WO	201	PEB	C2B-C1B-CHA-C4A
82	YO	201	PEB	NB-C1B-CHA-C4A
82	YO	201	PEB	C2B-C1B-CHA-C4A
82	YO	202	PEB	NB-C1B-CHA-C4A
82	YO	202	PEB	C2B-C1B-CHA-C4A
82	YO	203	PEB	NC-C1C-CHB-C4B
82	YO	203	PEB	C2C-C1C-CHB-C4B
82	YO	203	PEB	C2A-C3A-CAA-CBA
82	YO	203	PEB	C4A-C3A-CAA-CBA
82	YO	203	PEB	NB-C1B-CHA-C4A
82	YO	203	PEB	C2B-C1B-CHA-C4A

Continued on next page...

Continued from previous page...

Mol	Chain	Res	Type	Atoms
82	ZO	201	PEB	C4A-C3A-CAA-CBA
82	ZO	201	PEB	NB-C1B-CHA-C4A
82	ZO	201	PEB	C2B-C1B-CHA-C4A
82	ZO	202	PEB	ND-C1D-CHC-C4C
82	ZO	202	PEB	C2D-C1D-CHC-C4C
82	ZO	202	PEB	NB-C1B-CHA-C4A
82	ZO	202	PEB	C2B-C1B-CHA-C4A
82	AP	201	PEB	NB-C1B-CHA-C4A
82	AP	201	PEB	C2B-C1B-CHA-C4A
82	AP	202	PEB	C2C-CAC-CBC-CGC
82	AP	202	PEB	C4A-C3A-CAA-CBA
82	AP	202	PEB	NB-C1B-CHA-C4A
82	AP	202	PEB	C2B-C1B-CHA-C4A
82	AP	203	PEB	C2A-C3A-CAA-CBA
82	AP	203	PEB	C4A-C3A-CAA-CBA
82	AP	203	PEB	NB-C1B-CHA-C4A
82	AP	203	PEB	C2B-C1B-CHA-C4A
82	BP	201	PEB	NB-C1B-CHA-C4A
82	BP	201	PEB	C2B-C1B-CHA-C4A
82	BP	202	PEB	ND-C1D-CHC-C4C
82	BP	202	PEB	C2D-C1D-CHC-C4C
82	BP	202	PEB	NC-C1C-CHB-C4B
82	BP	202	PEB	C2C-C1C-CHB-C4B
82	BP	202	PEB	NB-C1B-CHA-C4A
82	BP	202	PEB	C2B-C1B-CHA-C4A
82	CP	201	PEB	ND-C1D-CHC-C4C
82	CP	201	PEB	NB-C1B-CHA-C4A
82	CP	201	PEB	C2B-C1B-CHA-C4A
82	CP	202	PEB	C2A-C3A-CAA-CBA
82	CP	202	PEB	C4A-C3A-CAA-CBA
82	CP	202	PEB	NB-C1B-CHA-C4A
82	CP	202	PEB	C2B-C1B-CHA-C4A
82	CP	203	PEB	C2C-CAC-CBC-CGC
82	CP	203	PEB	C2A-C3A-CAA-CBA
82	CP	203	PEB	C4A-C3A-CAA-CBA
82	CP	203	PEB	NB-C1B-CHA-C4A
82	CP	203	PEB	C2B-C1B-CHA-C4A
82	DP	201	PEB	NB-C1B-CHA-C4A
82	DP	201	PEB	C2B-C1B-CHA-C4A
82	DP	202	PEB	ND-C1D-CHC-C4C
82	DP	202	PEB	C2D-C1D-CHC-C4C
82	DP	202	PEB	NC-C1C-CHB-C4B

Continued on next page...

Continued from previous page...

Mol	Chain	Res	Type	Atoms
82	DP	202	PEB	C2C-C1C-CHB-C4B
82	DP	202	PEB	NB-C1B-CHA-C4A
82	DP	202	PEB	C2B-C1B-CHA-C4A
82	EP	201	PEB	NB-C1B-CHA-C4A
82	EP	201	PEB	C2B-C1B-CHA-C4A
82	EP	202	PEB	C2A-C3A-CAA-CBA
82	EP	202	PEB	C4A-C3A-CAA-CBA
82	EP	202	PEB	NB-C1B-CHA-C4A
82	EP	202	PEB	C2B-C1B-CHA-C4A
82	EP	203	PEB	C2A-C3A-CAA-CBA
82	EP	203	PEB	C4A-C3A-CAA-CBA
82	EP	203	PEB	NB-C1B-CHA-C4A
82	EP	203	PEB	C2B-C1B-CHA-C4A
82	FP	201	PEB	ND-C1D-CHC-C4C
82	FP	201	PEB	C2D-C1D-CHC-C4C
82	FP	201	PEB	NB-C1B-CHA-C4A
82	FP	201	PEB	C2B-C1B-CHA-C4A
82	FP	202	PEB	NC-C1C-CHB-C4B
82	FP	202	PEB	C2C-C1C-CHB-C4B
82	FP	202	PEB	NB-C1B-CHA-C4A
82	FP	202	PEB	C2B-C1B-CHA-C4A
82	GP	201	PEB	NB-C1B-CHA-C4A
82	GP	201	PEB	C2B-C1B-CHA-C4A
82	GP	202	PEB	NB-C1B-CHA-C4A
82	GP	202	PEB	C2B-C1B-CHA-C4A
82	GP	203	PEB	C2C-CAC-CBC-CGC
82	GP	203	PEB	C2A-C3A-CAA-CBA
82	GP	203	PEB	C4A-C3A-CAA-CBA
82	GP	203	PEB	NB-C1B-CHA-C4A
82	GP	203	PEB	C2B-C1B-CHA-C4A
82	HP	201	PEB	NB-C1B-CHA-C4A
82	HP	201	PEB	C2B-C1B-CHA-C4A
82	HP	202	PEB	ND-C1D-CHC-C4C
82	HP	202	PEB	NC-C1C-CHB-C4B
82	HP	202	PEB	C2C-C1C-CHB-C4B
82	HP	202	PEB	NB-C1B-CHA-C4A
82	HP	202	PEB	C2B-C1B-CHA-C4A
82	IP	201	PEB	NB-C1B-CHA-C4A
82	IP	201	PEB	C2B-C1B-CHA-C4A
82	IP	202	PEB	C2C-CAC-CBC-CGC
82	IP	202	PEB	C2A-C3A-CAA-CBA
82	IP	202	PEB	C4A-C3A-CAA-CBA

Continued on next page...

Continued from previous page...

Mol	Chain	Res	Type	Atoms
82	IP	202	PEB	NB-C1B-CHA-C4A
82	IP	202	PEB	C2B-C1B-CHA-C4A
82	IP	203	PEB	C2A-C3A-CAA-CBA
82	IP	203	PEB	C4A-C3A-CAA-CBA
82	IP	203	PEB	NB-C1B-CHA-C4A
82	IP	203	PEB	C2B-C1B-CHA-C4A
82	JP	201	PEB	NB-C1B-CHA-C4A
82	JP	201	PEB	C2B-C1B-CHA-C4A
82	JP	202	PEB	NB-C1B-CHA-C4A
82	JP	202	PEB	C2B-C1B-CHA-C4A
82	KP	201	PEB	C2A-C3A-CAA-CBA
82	KP	201	PEB	C4A-C3A-CAA-CBA
82	KP	201	PEB	NB-C1B-CHA-C4A
82	KP	201	PEB	C2B-C1B-CHA-C4A
82	KP	202	PEB	NB-C1B-CHA-C4A
82	KP	202	PEB	C2B-C1B-CHA-C4A
82	LP	201	PEB	NB-C1B-CHA-C4A
82	LP	201	PEB	C2B-C1B-CHA-C4A
82	LP	202	PEB	ND-C1D-CHC-C4C
82	LP	202	PEB	NC-C1C-CHB-C4B
82	LP	202	PEB	C2C-C1C-CHB-C4B
82	LP	202	PEB	NB-C1B-CHA-C4A
82	LP	202	PEB	C2B-C1B-CHA-C4A
82	MP	201	PEB	NB-C1B-CHA-C4A
82	MP	201	PEB	C2B-C1B-CHA-C4A
82	MP	202	PEB	C2C-CAC-CBC-CGC
82	MP	202	PEB	C2A-C3A-CAA-CBA
82	MP	202	PEB	C4A-C3A-CAA-CBA
82	MP	202	PEB	NB-C1B-CHA-C4A
82	MP	202	PEB	C2B-C1B-CHA-C4A
82	MP	203	PEB	C2A-C3A-CAA-CBA
82	MP	203	PEB	C4A-C3A-CAA-CBA
82	MP	203	PEB	NB-C1B-CHA-C4A
82	MP	203	PEB	C2B-C1B-CHA-C4A
82	NP	201	PEB	C2C-CAC-CBC-CGC
82	NP	201	PEB	NB-C1B-CHA-C4A
82	NP	201	PEB	C2B-C1B-CHA-C4A
82	NP	202	PEB	ND-C1D-CHC-C4C
82	NP	202	PEB	C2D-C1D-CHC-C4C
82	NP	202	PEB	NC-C1C-CHB-C4B
82	NP	202	PEB	C2C-C1C-CHB-C4B
82	NP	202	PEB	NB-C1B-CHA-C4A

Continued on next page...

Continued from previous page...

Mol	Chain	Res	Type	Atoms
82	NP	202	PEB	C2B-C1B-CHA-C4A
82	OP	201	PEB	ND-C1D-CHC-C4C
82	OP	201	PEB	C2D-C1D-CHC-C4C
82	OP	201	PEB	NB-C1B-CHA-C4A
82	OP	201	PEB	C2B-C1B-CHA-C4A
82	OP	202	PEB	NB-C1B-CHA-C4A
82	OP	202	PEB	C2B-C1B-CHA-C4A
82	OP	203	PEB	ND-C1D-CHC-C4C
82	OP	203	PEB	C2D-C1D-CHC-C4C
82	OP	203	PEB	C2C-CAC-CBC-CGC
82	OP	203	PEB	C2A-C3A-CAA-CBA
82	OP	203	PEB	C4A-C3A-CAA-CBA
82	OP	203	PEB	NB-C1B-CHA-C4A
82	OP	203	PEB	C2B-C1B-CHA-C4A
82	PP	201	PEB	NB-C1B-CHA-C4A
82	PP	201	PEB	C2B-C1B-CHA-C4A
82	PP	202	PEB	ND-C1D-CHC-C4C
82	PP	202	PEB	NC-C1C-CHB-C4B
82	PP	202	PEB	C2C-C1C-CHB-C4B
82	PP	202	PEB	NB-C1B-CHA-C4A
82	PP	202	PEB	C2B-C1B-CHA-C4A
82	QP	201	PEB	NB-C1B-CHA-C4A
82	QP	201	PEB	C2B-C1B-CHA-C4A
82	QP	202	PEB	ND-C1D-CHC-C4C
82	QP	202	PEB	C2D-C1D-CHC-C4C
82	QP	202	PEB	C2C-CAC-CBC-CGC
82	QP	202	PEB	C2A-C3A-CAA-CBA
82	QP	202	PEB	C4A-C3A-CAA-CBA
82	QP	202	PEB	NB-C1B-CHA-C4A
82	QP	202	PEB	C2B-C1B-CHA-C4A
82	QP	203	PEB	ND-C1D-CHC-C4C
82	QP	203	PEB	C2D-C1D-CHC-C4C
82	QP	203	PEB	NB-C1B-CHA-C4A
82	QP	203	PEB	C2B-C1B-CHA-C4A
82	RP	201	PEB	ND-C1D-CHC-C4C
82	RP	201	PEB	C2D-C1D-CHC-C4C
82	RP	201	PEB	NB-C1B-CHA-C4A
82	RP	201	PEB	C2B-C1B-CHA-C4A
82	RP	202	PEB	NC-C1C-CHB-C4B
82	RP	202	PEB	C2C-C1C-CHB-C4B
82	RP	202	PEB	NB-C1B-CHA-C4A
82	RP	202	PEB	C2B-C1B-CHA-C4A

Continued on next page...

Continued from previous page...

Mol	Chain	Res	Type	Atoms
82	SP	201	PEB	ND-C1D-CHC-C4C
82	SP	201	PEB	C2D-C1D-CHC-C4C
82	SP	201	PEB	NB-C1B-CHA-C4A
82	SP	201	PEB	C2B-C1B-CHA-C4A
82	SP	202	PEB	NB-C1B-CHA-C4A
82	SP	202	PEB	C2B-C1B-CHA-C4A
82	SP	203	PEB	C1C-C2C-CAC-CBC
82	SP	203	PEB	C3C-C2C-CAC-CBC
82	SP	203	PEB	C4A-C3A-CAA-CBA
82	SP	203	PEB	NB-C1B-CHA-C4A
82	SP	203	PEB	C2B-C1B-CHA-C4A
82	TP	201	PEB	NB-C1B-CHA-C4A
82	TP	201	PEB	C2B-C1B-CHA-C4A
82	TP	202	PEB	NC-C1C-CHB-C4B
82	TP	202	PEB	C2C-C1C-CHB-C4B
82	TP	202	PEB	NB-C1B-CHA-C4A
82	TP	202	PEB	C2B-C1B-CHA-C4A
82	UP	201	PEB	NB-C1B-CHA-C4A
82	UP	201	PEB	C2B-C1B-CHA-C4A
82	UP	202	PEB	C2C-C1C-CHB-C4B
82	UP	202	PEB	C2C-CAC-CBC-CGC
82	UP	202	PEB	C2A-C3A-CAA-CBA
82	UP	202	PEB	C4A-C3A-CAA-CBA
82	UP	202	PEB	NB-C1B-CHA-C4A
82	UP	202	PEB	C2B-C1B-CHA-C4A
82	UP	203	PEB	NB-C1B-CHA-C4A
82	UP	203	PEB	C2B-C1B-CHA-C4A
82	VP	201	PEB	NB-C1B-CHA-C4A
82	VP	201	PEB	C2B-C1B-CHA-C4A
82	VP	202	PEB	ND-C1D-CHC-C4C
82	VP	202	PEB	C2D-C1D-CHC-C4C
82	VP	202	PEB	NB-C1B-CHA-C4A
82	VP	202	PEB	C2B-C1B-CHA-C4A
82	WP	201	PEB	C2A-C3A-CAA-CBA
82	WP	201	PEB	C4A-C3A-CAA-CBA
82	WP	201	PEB	NB-C1B-CHA-C4A
82	WP	201	PEB	C2B-C1B-CHA-C4A
82	WP	202	PEB	NB-C1B-CHA-C4A
82	WP	202	PEB	C2B-C1B-CHA-C4A
82	XP	201	PEB	NB-C1B-CHA-C4A
82	XP	201	PEB	C2B-C1B-CHA-C4A
82	XP	202	PEB	ND-C1D-CHC-C4C

Continued on next page...

Continued from previous page...

Mol	Chain	Res	Type	Atoms
82	XP	202	PEB	C2D-C1D-CHC-C4C
82	XP	202	PEB	NC-C1C-CHB-C4B
82	XP	202	PEB	C2C-C1C-CHB-C4B
82	XP	202	PEB	NB-C1B-CHA-C4A
82	XP	202	PEB	C2B-C1B-CHA-C4A
82	YP	501	PEB	NB-C1B-CHA-C4A
82	YP	501	PEB	C2B-C1B-CHA-C4A
82	YP	502	PEB	C2A-C3A-CAA-CBA
82	YP	502	PEB	C4A-C3A-CAA-CBA
82	YP	502	PEB	NB-C1B-CHA-C4A
82	YP	502	PEB	C2B-C1B-CHA-C4A
82	YP	503	PEB	NB-C1B-CHA-C4A
82	YP	503	PEB	C2B-C1B-CHA-C4A
82	AQ	301	PEB	C2C-CAC-CBC-CGC
82	AQ	301	PEB	NB-C1B-CHA-C4A
82	AQ	301	PEB	C2B-C1B-CHA-C4A
82	AQ	303	PEB	ND-C1D-CHC-C4C
82	AQ	303	PEB	C2A-C3A-CAA-CBA
82	AQ	303	PEB	NB-C1B-CHA-C4A
82	AQ	303	PEB	C2B-C1B-CHA-C4A
82	AQ	304	PEB	NC-C1C-CHB-C4B
82	AQ	304	PEB	C2C-C1C-CHB-C4B
82	AQ	304	PEB	NB-C1B-CHA-C4A
82	AQ	304	PEB	C2B-C1B-CHA-C4A
82	BQ	201	PEB	ND-C1D-CHC-C4C
82	BQ	201	PEB	C2D-C1D-CHC-C4C
82	BQ	201	PEB	NC-C1C-CHB-C4B
82	BQ	201	PEB	C2C-C1C-CHB-C4B
82	BQ	201	PEB	NB-C1B-CHA-C4A
82	BQ	201	PEB	C2B-C1B-CHA-C4A
82	BQ	202	PEB	NC-C1C-CHB-C4B
82	BQ	202	PEB	C2C-C1C-CHB-C4B
82	BQ	202	PEB	C2A-C3A-CAA-CBA
82	BQ	202	PEB	C4A-C3A-CAA-CBA
82	BQ	202	PEB	NB-C1B-CHA-C4A
82	BQ	202	PEB	C2B-C1B-CHA-C4A
82	BQ	203	PEB	C2D-C3D-CAD-CBD
82	BQ	203	PEB	C4D-C3D-CAD-CBD
82	BQ	203	PEB	C4A-C3A-CAA-CBA
82	BQ	203	PEB	NB-C1B-CHA-C4A
82	BQ	203	PEB	C2B-C1B-CHA-C4A
82	CQ	201	PEB	NB-C1B-CHA-C4A

Continued on next page...

Continued from previous page...

Mol	Chain	Res	Type	Atoms
82	CQ	201	PEB	C2B-C1B-CHA-C4A
82	CQ	202	PEB	NB-C1B-CHA-C4A
82	CQ	202	PEB	C2B-C1B-CHA-C4A
82	DQ	201	PEB	C2D-C3D-CAD-CBD
82	DQ	201	PEB	C4D-C3D-CAD-CBD
82	DQ	201	PEB	C4A-C3A-CAA-CBA
82	DQ	201	PEB	NB-C1B-CHA-C4A
82	DQ	201	PEB	C2B-C1B-CHA-C4A
82	DQ	202	PEB	ND-C1D-CHC-C4C
82	DQ	202	PEB	C2D-C1D-CHC-C4C
82	DQ	202	PEB	NC-C1C-CHB-C4B
82	DQ	202	PEB	C2C-C1C-CHB-C4B
82	DQ	202	PEB	C3B-CAB-CBB-CGB
82	DQ	203	PEB	NC-C1C-CHB-C4B
82	DQ	203	PEB	C2C-C1C-CHB-C4B
82	DQ	203	PEB	C4A-C3A-CAA-CBA
82	DQ	203	PEB	NB-C1B-CHA-C4A
82	DQ	203	PEB	C2B-C1B-CHA-C4A
82	EQ	201	PEB	ND-C1D-CHC-C4C
82	EQ	201	PEB	C1C-C2C-CAC-CBC
82	EQ	201	PEB	C3C-C2C-CAC-CBC
82	EQ	201	PEB	C2D-C3D-CAD-CBD
82	EQ	201	PEB	C4D-C3D-CAD-CBD
82	EQ	201	PEB	NB-C1B-CHA-C4A
82	EQ	201	PEB	C2B-C1B-CHA-C4A
82	EQ	202	PEB	NB-C1B-CHA-C4A
82	EQ	202	PEB	C2B-C1B-CHA-C4A
82	FQ	201	PEB	ND-C1D-CHC-C4C
82	FQ	201	PEB	C2D-C1D-CHC-C4C
82	FQ	201	PEB	NC-C1C-CHB-C4B
82	FQ	201	PEB	C2C-C1C-CHB-C4B
82	FQ	201	PEB	C2D-C3D-CAD-CBD
82	FQ	201	PEB	C4D-C3D-CAD-CBD
82	FQ	201	PEB	NB-C1B-CHA-C4A
82	FQ	201	PEB	C2B-C1B-CHA-C4A
82	FQ	202	PEB	NC-C1C-CHB-C4B
82	FQ	202	PEB	C2C-C1C-CHB-C4B
82	FQ	202	PEB	C2A-C3A-CAA-CBA
82	FQ	202	PEB	C4A-C3A-CAA-CBA
82	FQ	202	PEB	NB-C1B-CHA-C4A
82	FQ	202	PEB	C2B-C1B-CHA-C4A
82	FQ	203	PEB	C4A-C3A-CAA-CBA

Continued on next page...

Continued from previous page...

Mol	Chain	Res	Type	Atoms
82	FQ	203	PEB	NB-C1B-CHA-C4A
82	FQ	203	PEB	C2B-C1B-CHA-C4A
82	GQ	201	PEB	NB-C1B-CHA-C4A
82	GQ	201	PEB	C2B-C1B-CHA-C4A
82	GQ	202	PEB	NC-C1C-CHB-C4B
82	GQ	202	PEB	C2C-C1C-CHB-C4B
82	GQ	202	PEB	C1C-C2C-CAC-CBC
82	GQ	202	PEB	C3C-C2C-CAC-CBC
82	GQ	202	PEB	C2A-C3A-CAA-CBA
82	GQ	202	PEB	C4A-C3A-CAA-CBA
82	GQ	202	PEB	NB-C1B-CHA-C4A
82	GQ	202	PEB	C2B-C1B-CHA-C4A
82	HQ	201	PEB	NC-C1C-CHB-C4B
82	HQ	201	PEB	C4A-C3A-CAA-CBA
82	HQ	201	PEB	NB-C1B-CHA-C4A
82	HQ	201	PEB	C2B-C1B-CHA-C4A
82	HQ	202	PEB	ND-C1D-CHC-C4C
82	HQ	202	PEB	C2D-C1D-CHC-C4C
82	HQ	202	PEB	NC-C1C-CHB-C4B
82	HQ	202	PEB	C2C-C1C-CHB-C4B
82	HQ	202	PEB	NB-C1B-CHA-C4A
82	HQ	203	PEB	ND-C1D-CHC-C4C
82	HQ	203	PEB	NC-C1C-CHB-C4B
82	HQ	203	PEB	C2C-C1C-CHB-C4B
82	HQ	203	PEB	C4A-C3A-CAA-CBA
82	HQ	203	PEB	NB-C1B-CHA-C4A
82	HQ	203	PEB	C2B-C1B-CHA-C4A
82	IQ	201	PEB	C1C-C2C-CAC-CBC
82	IQ	201	PEB	C3C-C2C-CAC-CBC
82	IQ	201	PEB	NB-C1B-CHA-C4A
82	IQ	201	PEB	C2B-C1B-CHA-C4A
82	IQ	202	PEB	NB-C1B-CHA-C4A
82	IQ	202	PEB	C2B-C1B-CHA-C4A
82	JQ	201	PEB	ND-C1D-CHC-C4C
82	JQ	201	PEB	NC-C1C-CHB-C4B
82	JQ	201	PEB	C2C-C1C-CHB-C4B
82	JQ	201	PEB	NB-C1B-CHA-C4A
82	JQ	201	PEB	C2B-C1B-CHA-C4A
82	JQ	202	PEB	NC-C1C-CHB-C4B
82	JQ	202	PEB	C2C-C1C-CHB-C4B
82	JQ	202	PEB	C4A-C3A-CAA-CBA
82	JQ	202	PEB	NB-C1B-CHA-C4A

Continued on next page...

Continued from previous page...

Mol	Chain	Res	Type	Atoms
82	JQ	202	PEB	C2B-C1B-CHA-C4A
82	JQ	203	PEB	C2D-C3D-CAD-CBD
82	JQ	203	PEB	C4D-C3D-CAD-CBD
82	JQ	203	PEB	C4A-C3A-CAA-CBA
82	JQ	203	PEB	NB-C1B-CHA-C4A
82	JQ	203	PEB	C2B-C1B-CHA-C4A
82	KQ	201	PEB	ND-C1D-CHC-C4C
82	KQ	201	PEB	C2A-C3A-CAA-CBA
82	KQ	201	PEB	C4A-C3A-CAA-CBA
82	KQ	201	PEB	NB-C1B-CHA-C4A
82	KQ	201	PEB	C2B-C1B-CHA-C4A
82	KQ	202	PEB	ND-C1D-CHC-C4C
82	KQ	202	PEB	NC-C1C-CHB-C4B
82	KQ	202	PEB	C2C-C1C-CHB-C4B
82	KQ	202	PEB	C2C-CAC-CBC-CGC
82	KQ	202	PEB	C2D-C3D-CAD-CBD
82	KQ	202	PEB	C4D-C3D-CAD-CBD
82	KQ	202	PEB	NB-C1B-CHA-C4A
82	KQ	202	PEB	C2B-C1B-CHA-C4A
82	LQ	201	PEB	C4A-C3A-CAA-CBA
82	LQ	201	PEB	NB-C1B-CHA-C4A
82	LQ	201	PEB	C2B-C1B-CHA-C4A
82	LQ	202	PEB	ND-C1D-CHC-C4C
82	LQ	202	PEB	NB-C1B-CHA-C4A
82	LQ	202	PEB	C2B-C1B-CHA-C4A
82	LQ	203	PEB	NC-C1C-CHB-C4B
82	LQ	203	PEB	C2C-C1C-CHB-C4B
82	LQ	203	PEB	C2A-C3A-CAA-CBA
82	LQ	203	PEB	C4A-C3A-CAA-CBA
82	LQ	203	PEB	NB-C1B-CHA-C4A
82	LQ	203	PEB	C2B-C1B-CHA-C4A
82	MQ	201	PEB	C1C-C2C-CAC-CBC
82	MQ	201	PEB	C3C-C2C-CAC-CBC
82	MQ	201	PEB	NB-C1B-CHA-C4A
82	MQ	201	PEB	C2B-C1B-CHA-C4A
82	MQ	202	PEB	NC-C1C-CHB-C4B
82	MQ	202	PEB	C2C-C1C-CHB-C4B
82	MQ	202	PEB	NB-C1B-CHA-C4A
82	MQ	202	PEB	C2B-C1B-CHA-C4A
82	NQ	202	PEB	ND-C1D-CHC-C4C
82	NQ	202	PEB	C2D-C1D-CHC-C4C
82	NQ	202	PEB	C2A-C3A-CAA-CBA

Continued on next page...

Continued from previous page...

Mol	Chain	Res	Type	Atoms
82	NQ	202	PEB	C4A-C3A-CAA-CBA
82	NQ	202	PEB	NB-C1B-CHA-C4A
82	NQ	202	PEB	C2B-C1B-CHA-C4A
82	NQ	203	PEB	ND-C1D-CHC-C4C
82	NQ	203	PEB	C2D-C1D-CHC-C4C
82	NQ	203	PEB	NC-C1C-CHB-C4B
82	NQ	203	PEB	C2C-C1C-CHB-C4B
82	NQ	203	PEB	C4A-C3A-CAA-CBA
82	NQ	203	PEB	NB-C1B-CHA-C4A
82	NQ	203	PEB	C2B-C1B-CHA-C4A
82	NQ	204	PEB	NC-C1C-CHB-C4B
82	NQ	204	PEB	C2C-C1C-CHB-C4B
82	NQ	204	PEB	C4A-C3A-CAA-CBA
82	NQ	204	PEB	NB-C1B-CHA-C4A
82	NQ	204	PEB	C2B-C1B-CHA-C4A
82	OQ	201	PEB	NB-C1B-CHA-C4A
82	OQ	201	PEB	C2B-C1B-CHA-C4A
82	OQ	202	PEB	NC-C1C-CHB-C4B
82	OQ	202	PEB	C2C-C1C-CHB-C4B
82	OQ	202	PEB	C2D-C3D-CAD-CBD
82	OQ	202	PEB	C4D-C3D-CAD-CBD
82	OQ	202	PEB	NB-C1B-CHA-C4A
82	OQ	202	PEB	C2B-C1B-CHA-C4A
82	PQ	201	PEB	C2A-C3A-CAA-CBA
82	PQ	201	PEB	C4A-C3A-CAA-CBA
82	PQ	201	PEB	NB-C1B-CHA-C4A
82	PQ	201	PEB	C2B-C1B-CHA-C4A
82	PQ	202	PEB	ND-C1D-CHC-C4C
82	PQ	202	PEB	C2D-C1D-CHC-C4C
82	PQ	202	PEB	NC-C1C-CHB-C4B
82	PQ	202	PEB	C2C-C1C-CHB-C4B
82	PQ	202	PEB	NB-C1B-CHA-C4A
82	PQ	202	PEB	C2B-C1B-CHA-C4A
82	PQ	203	PEB	ND-C1D-CHC-C4C
82	PQ	203	PEB	C2D-C1D-CHC-C4C
82	PQ	203	PEB	NC-C1C-CHB-C4B
82	PQ	203	PEB	C2C-C1C-CHB-C4B
82	PQ	203	PEB	C2A-C3A-CAA-CBA
82	PQ	203	PEB	C4A-C3A-CAA-CBA
82	PQ	203	PEB	NB-C1B-CHA-C4A
82	PQ	203	PEB	C2B-C1B-CHA-C4A
82	QQ	201	PEB	NB-C1B-CHA-C4A

Continued on next page...

Continued from previous page...

Mol	Chain	Res	Type	Atoms
82	QQ	201	PEB	C2B-C1B-CHA-C4A
82	QQ	202	PEB	ND-C1D-CHC-C4C
82	QQ	202	PEB	C2C-C1C-CHB-C4B
82	QQ	202	PEB	NB-C1B-CHA-C4A
82	QQ	202	PEB	C2B-C1B-CHA-C4A
82	RQ	201	PEB	ND-C1D-CHC-C4C
82	RQ	201	PEB	C2D-C1D-CHC-C4C
82	RQ	201	PEB	NC-C1C-CHB-C4B
82	RQ	201	PEB	NB-C1B-CHA-C4A
82	RQ	201	PEB	C2B-C1B-CHA-C4A
82	RQ	202	PEB	NC-C1C-CHB-C4B
82	RQ	202	PEB	C2C-C1C-CHB-C4B
82	RQ	202	PEB	C4A-C3A-CAA-CBA
82	RQ	202	PEB	NB-C1B-CHA-C4A
82	RQ	202	PEB	C2B-C1B-CHA-C4A
82	RQ	203	PEB	C2A-C3A-CAA-CBA
82	RQ	203	PEB	C4A-C3A-CAA-CBA
82	RQ	203	PEB	NB-C1B-CHA-C4A
82	RQ	203	PEB	C2B-C1B-CHA-C4A
82	SQ	201	PEB	NC-C1C-CHB-C4B
82	SQ	201	PEB	C2C-C1C-CHB-C4B
82	SQ	201	PEB	NB-C1B-CHA-C4A
82	SQ	201	PEB	C2B-C1B-CHA-C4A
82	SQ	202	PEB	NB-C1B-CHA-C4A
82	SQ	202	PEB	C2B-C1B-CHA-C4A
82	TQ	201	PEB	C2D-C3D-CAD-CBD
82	TQ	201	PEB	C4D-C3D-CAD-CBD
82	TQ	201	PEB	C4A-C3A-CAA-CBA
82	TQ	201	PEB	NB-C1B-CHA-C4A
82	TQ	201	PEB	C2B-C1B-CHA-C4A
82	TQ	202	PEB	ND-C1D-CHC-C4C
82	TQ	202	PEB	C2D-C1D-CHC-C4C
82	TQ	202	PEB	C2A-C3A-CAA-CBA
82	TQ	202	PEB	C4A-C3A-CAA-CBA
82	TQ	202	PEB	NB-C1B-CHA-C4A
82	TQ	202	PEB	C2B-C1B-CHA-C4A
82	TQ	202	PEB	C3B-CAB-CBB-CGB
82	TQ	203	PEB	ND-C1D-CHC-C4C
82	TQ	203	PEB	C2D-C1D-CHC-C4C
82	TQ	203	PEB	NC-C1C-CHB-C4B
82	TQ	203	PEB	C2C-C1C-CHB-C4B
82	TQ	203	PEB	C2A-C3A-CAA-CBA

Continued on next page...

Continued from previous page...

Mol	Chain	Res	Type	Atoms
82	TQ	203	PEB	C4A-C3A-CAA-CBA
82	TQ	203	PEB	NB-C1B-CHA-C4A
82	TQ	203	PEB	C2B-C1B-CHA-C4A
82	UQ	201	PEB	ND-C1D-CHC-C4C
82	UQ	201	PEB	C2D-C1D-CHC-C4C
82	UQ	201	PEB	NB-C1B-CHA-C4A
82	UQ	201	PEB	C2B-C1B-CHA-C4A
82	UQ	202	PEB	C2C-C1C-CHB-C4B
82	UQ	202	PEB	NB-C1B-CHA-C4A
82	UQ	202	PEB	C2B-C1B-CHA-C4A
82	VQ	201	PEB	ND-C1D-CHC-C4C
82	VQ	201	PEB	C2D-C1D-CHC-C4C
82	VQ	201	PEB	NC-C1C-CHB-C4B
82	VQ	201	PEB	C2C-C1C-CHB-C4B
82	VQ	201	PEB	C2D-C3D-CAD-CBD
82	VQ	201	PEB	C4D-C3D-CAD-CBD
82	VQ	201	PEB	NB-C1B-CHA-C4A
82	VQ	201	PEB	C2B-C1B-CHA-C4A
82	VQ	202	PEB	ND-C1D-CHC-C4C
82	VQ	202	PEB	C2D-C1D-CHC-C4C
82	VQ	202	PEB	NC-C1C-CHB-C4B
82	VQ	202	PEB	C2C-C1C-CHB-C4B
82	VQ	202	PEB	C4A-C3A-CAA-CBA
82	VQ	202	PEB	NB-C1B-CHA-C4A
82	VQ	202	PEB	C2B-C1B-CHA-C4A
82	VQ	203	PEB	NC-C1C-CHB-C4B
82	VQ	203	PEB	C2C-C1C-CHB-C4B
82	VQ	203	PEB	C2C-CAC-CBC-CGC
82	VQ	203	PEB	C4D-C3D-CAD-CBD
82	VQ	203	PEB	C4A-C3A-CAA-CBA
82	VQ	203	PEB	NB-C1B-CHA-C4A
82	VQ	203	PEB	C2B-C1B-CHA-C4A
82	WQ	201	PEB	NB-C1B-CHA-C4A
82	WQ	201	PEB	C2B-C1B-CHA-C4A
82	WQ	202	PEB	NC-C1C-CHB-C4B
82	WQ	202	PEB	C2C-C1C-CHB-C4B
82	WQ	202	PEB	NB-C1B-CHA-C4A
82	WQ	202	PEB	C2B-C1B-CHA-C4A
82	XQ	201	PEB	C2C-CAC-CBC-CGC
82	XQ	201	PEB	C4A-C3A-CAA-CBA
82	XQ	201	PEB	NB-C1B-CHA-C4A
82	XQ	201	PEB	C2B-C1B-CHA-C4A

Continued on next page...

Continued from previous page...

Mol	Chain	Res	Type	Atoms
82	XQ	202	PEB	ND-C1D-CHC-C4C
82	XQ	202	PEB	NB-C1B-CHA-C4A
82	XQ	202	PEB	C2B-C1B-CHA-C4A
82	XQ	203	PEB	NC-C1C-CHB-C4B
82	XQ	203	PEB	C2C-C1C-CHB-C4B
82	XQ	203	PEB	C4A-C3A-CAA-CBA
82	XQ	203	PEB	NB-C1B-CHA-C4A
82	XQ	203	PEB	C2B-C1B-CHA-C4A
82	YQ	201	PEB	NB-C1B-CHA-C4A
82	YQ	201	PEB	C2B-C1B-CHA-C4A
82	YQ	202	PEB	C2C-CAC-CBC-CGC
82	YQ	202	PEB	NB-C1B-CHA-C4A
82	YQ	202	PEB	C2B-C1B-CHA-C4A
82	L1	1002	PEB	C2A-C3A-CAA-CBA
82	L1	1002	PEB	C4A-C3A-CAA-CBA
82	L1	1002	PEB	NB-C1B-CHA-C4A
82	L1	1002	PEB	C2B-C1B-CHA-C4A
82	L1	1002	PEB	C3B-CAB-CBB-CGB
82	N1	1002	PEB	C2A-C3A-CAA-CBA
82	N1	1002	PEB	C4A-C3A-CAA-CBA
82	N1	1002	PEB	NB-C1B-CHA-C4A
82	N1	1002	PEB	C2B-C1B-CHA-C4A
82	O1	201	PEB	ND-C1D-CHC-C4C
82	O1	201	PEB	C2D-C1D-CHC-C4C
82	O1	201	PEB	C2A-C3A-CAA-CBA
82	O1	201	PEB	C4A-C3A-CAA-CBA
82	O1	201	PEB	NB-C1B-CHA-C4A
82	O1	201	PEB	C2B-C1B-CHA-C4A
82	O1	202	PEB	NB-C1B-CHA-C4A
82	O1	202	PEB	C2B-C1B-CHA-C4A
82	O1	203	PEB	C2C-CAC-CBC-CGC
82	O1	203	PEB	C2A-C3A-CAA-CBA
82	O1	203	PEB	NB-C1B-CHA-C4A
82	O1	203	PEB	C2B-C1B-CHA-C4A
82	P1	201	PEB	NB-C1B-CHA-C4A
82	P1	201	PEB	C2B-C1B-CHA-C4A
82	P1	202	PEB	NB-C1B-CHA-C4A
82	P1	202	PEB	C2B-C1B-CHA-C4A
82	Q1	201	PEB	NB-C1B-CHA-C4A
82	Q1	201	PEB	C2B-C1B-CHA-C4A
82	Q1	202	PEB	NC-C1C-CHB-C4B
82	Q1	202	PEB	C2C-C1C-CHB-C4B

Continued on next page...

Continued from previous page...

Mol	Chain	Res	Type	Atoms
82	Q1	202	PEB	C2A-C3A-CAA-CBA
82	Q1	202	PEB	C4A-C3A-CAA-CBA
82	Q1	203	PEB	C2C-CAC-CBC-CGC
82	Q1	203	PEB	NB-C1B-CHA-C4A
82	Q1	203	PEB	C2B-C1B-CHA-C4A
82	Q1	203	PEB	C3B-CAB-CBB-CGB
82	R1	201	PEB	C2A-C3A-CAA-CBA
82	R1	201	PEB	C4A-C3A-CAA-CBA
82	R1	201	PEB	NB-C1B-CHA-C4A
82	R1	201	PEB	C2B-C1B-CHA-C4A
82	R1	202	PEB	ND-C1D-CHC-C4C
82	R1	202	PEB	C2D-C1D-CHC-C4C
82	R1	202	PEB	NC-C1C-CHB-C4B
82	R1	202	PEB	C2C-C1C-CHB-C4B
82	R1	202	PEB	NB-C1B-CHA-C4A
82	R1	202	PEB	C2B-C1B-CHA-C4A
82	S1	201	PEB	NB-C1B-CHA-C4A
82	S1	201	PEB	C2B-C1B-CHA-C4A
82	S1	202	PEB	NB-C1B-CHA-C4A
82	S1	202	PEB	C2B-C1B-CHA-C4A
82	T1	201	PEB	ND-C1D-CHC-C4C
82	T1	201	PEB	C2D-C1D-CHC-C4C
82	T1	201	PEB	NB-C1B-CHA-C4A
82	T1	201	PEB	C2B-C1B-CHA-C4A
82	T1	202	PEB	ND-C1D-CHC-C4C
82	T1	202	PEB	C2D-C1D-CHC-C4C
82	T1	202	PEB	NC-C1C-CHB-C4B
82	T1	202	PEB	C2C-C1C-CHB-C4B
82	T1	202	PEB	C4D-C3D-CAD-CBD
82	T1	202	PEB	NB-C1B-CHA-C4A
82	T1	202	PEB	C2B-C1B-CHA-C4A
82	U1	201	PEB	C2A-C3A-CAA-CBA
82	U1	201	PEB	C4A-C3A-CAA-CBA
82	U1	201	PEB	NB-C1B-CHA-C4A
82	U1	201	PEB	C2B-C1B-CHA-C4A
82	U1	202	PEB	C4A-C3A-CAA-CBA
82	U1	202	PEB	NB-C1B-CHA-C4A
82	U1	202	PEB	C2B-C1B-CHA-C4A
82	U1	203	PEB	C2A-C3A-CAA-CBA
82	U1	203	PEB	NB-C1B-CHA-C4A
82	U1	203	PEB	C2B-C1B-CHA-C4A
82	A1	301	PEB	NB-C1B-CHA-C4A

Continued on next page...

Continued from previous page...

Mol	Chain	Res	Type	Atoms
82	A1	301	PEB	C2B-C1B-CHA-C4A
82	A1	302	PEB	C4A-C3A-CAA-CBA
82	A1	302	PEB	NB-C1B-CHA-C4A
82	A1	302	PEB	C2B-C1B-CHA-C4A
82	A1	305	PEB	ND-C1D-CHC-C4C
82	A1	305	PEB	C2D-C1D-CHC-C4C
82	A1	305	PEB	NC-C1C-CHB-C4B
82	A1	305	PEB	C2C-C1C-CHB-C4B
82	A1	305	PEB	C2A-C3A-CAA-CBA
82	A1	305	PEB	C4A-C3A-CAA-CBA
82	A1	305	PEB	NB-C1B-CHA-C4A
82	A1	305	PEB	C2B-C1B-CHA-C4A
82	D1	1002	PEB	ND-C1D-CHC-C4C
82	D1	1002	PEB	C2D-C1D-CHC-C4C
82	D1	1002	PEB	C2A-C3A-CAA-CBA
82	D1	1002	PEB	C4A-C3A-CAA-CBA
82	D1	1002	PEB	NB-C1B-CHA-C4A
82	D1	1002	PEB	C2B-C1B-CHA-C4A
82	F1	1002	PEB	C4A-C3A-CAA-CBA
82	F1	1002	PEB	NB-C1B-CHA-C4A
82	F1	1002	PEB	C2B-C1B-CHA-C4A
82	H1	1002	PEB	C4A-C3A-CAA-CBA
82	H1	1002	PEB	NB-C1B-CHA-C4A
82	H1	1002	PEB	C2B-C1B-CHA-C4A
82	J1	1002	PEB	NB-C1B-CHA-C4A
82	J1	1002	PEB	C2B-C1B-CHA-C4A
82	V1	201	PEB	NB-C1B-CHA-C4A
82	V1	202	PEB	NB-C1B-CHA-C4A
82	V1	202	PEB	C2B-C1B-CHA-C4A
82	V1	203	PEB	ND-C1D-CHC-C4C
82	V1	203	PEB	C2D-C1D-CHC-C4C
82	V1	203	PEB	NC-C1C-CHB-C4B
82	V1	203	PEB	C2C-C1C-CHB-C4B
82	V1	203	PEB	NB-C1B-CHA-C4A
82	V1	203	PEB	C2B-C1B-CHA-C4A
82	W1	201	PEB	ND-C1D-CHC-C4C
82	W1	201	PEB	C2D-C1D-CHC-C4C
82	W1	201	PEB	C4A-C3A-CAA-CBA
82	W1	201	PEB	NB-C1B-CHA-C4A
82	W1	201	PEB	C2B-C1B-CHA-C4A
82	W1	202	PEB	NB-C1B-CHA-C4A
82	W1	202	PEB	C2B-C1B-CHA-C4A

Continued on next page...

Continued from previous page...

Mol	Chain	Res	Type	Atoms
82	W1	203	PEB	C2A-C3A-CAA-CBA
82	W1	203	PEB	NB-C1B-CHA-C4A
82	W1	203	PEB	C2B-C1B-CHA-C4A
82	Y1	201	PEB	C2A-C3A-CAA-CBA
82	Y1	201	PEB	C4A-C3A-CAA-CBA
82	Y1	201	PEB	NB-C1B-CHA-C4A
82	Y1	201	PEB	C2B-C1B-CHA-C4A
82	Y1	202	PEB	NB-C1B-CHA-C4A
82	Y1	202	PEB	C2B-C1B-CHA-C4A
82	Z1	201	PEB	C2A-C3A-CAA-CBA
82	Z1	201	PEB	C4A-C3A-CAA-CBA
82	Z1	201	PEB	NB-C1B-CHA-C4A
82	Z1	201	PEB	C2B-C1B-CHA-C4A
82	Z1	202	PEB	ND-C1D-CHC-C4C
82	Z1	202	PEB	C2D-C1D-CHC-C4C
82	Z1	202	PEB	C2A-C3A-CAA-CBA
82	Z1	202	PEB	C4A-C3A-CAA-CBA
82	Z1	202	PEB	NB-C1B-CHA-C4A
82	Z1	202	PEB	C2B-C1B-CHA-C4A
82	Z1	203	PEB	NB-C1B-CHA-C4A
82	Z1	203	PEB	C2B-C1B-CHA-C4A
82	f1	201	PEB	ND-C1D-CHC-C4C
82	f1	201	PEB	C2D-C1D-CHC-C4C
82	f1	201	PEB	NB-C1B-CHA-C4A
82	f1	201	PEB	C2B-C1B-CHA-C4A
82	f1	202	PEB	C2C-CAC-CBC-CGC
82	f1	202	PEB	C2A-C3A-CAA-CBA
82	f1	202	PEB	NB-C1B-CHA-C4A
82	f1	202	PEB	C2B-C1B-CHA-C4A
82	f1	203	PEB	NC-C1C-CHB-C4B
82	f1	203	PEB	C2C-C1C-CHB-C4B
82	f1	203	PEB	C2C-CAC-CBC-CGC
82	f1	203	PEB	C2A-C3A-CAA-CBA
82	f1	203	PEB	NB-C1B-CHA-C4A
82	f1	203	PEB	C2B-C1B-CHA-C4A
82	g1	201	PEB	NC-C1C-CHB-C4B
82	g1	201	PEB	NB-C1B-CHA-C4A
82	g1	201	PEB	C2B-C1B-CHA-C4A
82	g1	202	PEB	NC-C1C-CHB-C4B
82	g1	202	PEB	C2C-C1C-CHB-C4B
82	g1	202	PEB	NB-C1B-CHA-C4A
82	g1	202	PEB	C2B-C1B-CHA-C4A

Continued on next page...

Continued from previous page...

Mol	Chain	Res	Type	Atoms
82	h1	201	PEB	C2C-CAC-CBC-CGC
82	h1	201	PEB	NB-C1B-CHA-C4A
82	h1	201	PEB	C2B-C1B-CHA-C4A
82	h1	202	PEB	ND-C1D-CHC-C4C
82	h1	202	PEB	C2A-C3A-CAA-CBA
82	h1	202	PEB	C4A-C3A-CAA-CBA
82	h1	202	PEB	NB-C1B-CHA-C4A
82	h1	202	PEB	C2B-C1B-CHA-C4A
82	h1	202	PEB	C3B-CAB-CBB-CGB
82	h1	203	PEB	NC-C1C-CHB-C4B
82	h1	203	PEB	NA-C4A-CHA-C1B
82	h1	203	PEB	C3A-C4A-CHA-C1B
82	h1	203	PEB	NB-C1B-CHA-C4A
82	h1	203	PEB	C2B-C1B-CHA-C4A
82	i1	201	PEB	NC-C1C-CHB-C4B
82	i1	201	PEB	NB-C1B-CHA-C4A
82	i1	201	PEB	C2B-C1B-CHA-C4A
82	i1	202	PEB	ND-C1D-CHC-C4C
82	i1	202	PEB	C2D-C1D-CHC-C4C
82	i1	202	PEB	NC-C1C-CHB-C4B
82	i1	202	PEB	C2C-C1C-CHB-C4B
82	i1	202	PEB	NB-C1B-CHA-C4A
82	i1	202	PEB	C2B-C1B-CHA-C4A
82	j1	201	PEB	ND-C1D-CHC-C4C
82	j1	201	PEB	C2D-C1D-CHC-C4C
82	j1	201	PEB	NB-C1B-CHA-C4A
82	j1	201	PEB	C2B-C1B-CHA-C4A
82	j1	202	PEB	NB-C1B-CHA-C4A
82	j1	202	PEB	C2B-C1B-CHA-C4A
82	j1	203	PEB	C2A-C3A-CAA-CBA
82	j1	203	PEB	NB-C1B-CHA-C4A
82	j1	203	PEB	C2B-C1B-CHA-C4A
82	k1	201	PEB	ND-C1D-CHC-C4C
82	k1	201	PEB	C4A-C3A-CAA-CBA
82	k1	201	PEB	NB-C1B-CHA-C4A
82	k1	201	PEB	C2B-C1B-CHA-C4A
82	k1	202	PEB	NC-C1C-CHB-C4B
82	k1	202	PEB	C2C-C1C-CHB-C4B
82	k1	202	PEB	C2C-CAC-CBC-CGC
82	k1	202	PEB	NB-C1B-CHA-C4A
82	k1	202	PEB	C2B-C1B-CHA-C4A
82	l1	201	PEB	NB-C1B-CHA-C4A

Continued on next page...

Continued from previous page...

Mol	Chain	Res	Type	Atoms
82	l1	201	PEB	C2B-C1B-CHA-C4A
82	l1	202	PEB	ND-C1D-CHC-C4C
82	l1	202	PEB	C2D-C1D-CHC-C4C
82	l1	202	PEB	C2D-C3D-CAD-CBD
82	l1	202	PEB	C4D-C3D-CAD-CBD
82	l1	202	PEB	NB-C1B-CHA-C4A
82	l1	202	PEB	C2B-C1B-CHA-C4A
82	l1	203	PEB	NC-C1C-CHB-C4B
82	l1	203	PEB	C2C-C1C-CHB-C4B
82	l1	203	PEB	C2A-C3A-CAA-CBA
82	l1	203	PEB	NB-C1B-CHA-C4A
82	l1	203	PEB	C2B-C1B-CHA-C4A
82	m1	201	PEB	NC-C1C-CHB-C4B
82	m1	201	PEB	C2C-C1C-CHB-C4B
82	m1	201	PEB	NB-C1B-CHA-C4A
82	m1	201	PEB	C2B-C1B-CHA-C4A
82	m1	202	PEB	NC-C1C-CHB-C4B
82	m1	202	PEB	C2C-C1C-CHB-C4B
82	m1	202	PEB	NB-C1B-CHA-C4A
82	m1	202	PEB	C2B-C1B-CHA-C4A
82	m1	202	PEB	C3B-CAB-CBB-CGB
82	a1	201	PEB	NB-C1B-CHA-C4A
82	a1	201	PEB	C2B-C1B-CHA-C4A
82	a1	202	PEB	ND-C1D-CHC-C4C
82	a1	202	PEB	C2D-C1D-CHC-C4C
82	a1	202	PEB	C2C-CAC-CBC-CGC
82	a1	202	PEB	NB-C1B-CHA-C4A
82	a1	202	PEB	C2B-C1B-CHA-C4A
82	b1	201	PEB	ND-C1D-CHC-C4C
82	b1	201	PEB	C2D-C1D-CHC-C4C
82	b1	201	PEB	NB-C1B-CHA-C4A
82	b1	201	PEB	C2B-C1B-CHA-C4A
82	b1	202	PEB	NB-C1B-CHA-C4A
82	b1	202	PEB	C2B-C1B-CHA-C4A
82	b1	203	PEB	C4A-C3A-CAA-CBA
82	b1	203	PEB	NB-C1B-CHA-C4A
82	b1	203	PEB	C2B-C1B-CHA-C4A
82	c1	201	PEB	C2A-C3A-CAA-CBA
82	c1	201	PEB	C4A-C3A-CAA-CBA
82	c1	201	PEB	NB-C1B-CHA-C4A
82	c1	201	PEB	C2B-C1B-CHA-C4A
82	c1	202	PEB	NC-C1C-CHB-C4B

Continued on next page...

Continued from previous page...

Mol	Chain	Res	Type	Atoms
82	c1	202	PEB	C2C-C1C-CHB-C4B
82	c1	202	PEB	C4A-C3A-CAA-CBA
82	c1	202	PEB	NB-C1B-CHA-C4A
82	d1	201	PEB	NC-C1C-CHB-C4B
82	d1	201	PEB	C2C-C1C-CHB-C4B
82	d1	201	PEB	NB-C1B-CHA-C4A
82	d1	201	PEB	C2B-C1B-CHA-C4A
82	d1	202	PEB	ND-C1D-CHC-C4C
82	d1	202	PEB	C4A-C3A-CAA-CBA
82	d1	202	PEB	NB-C1B-CHA-C4A
82	d1	202	PEB	C2B-C1B-CHA-C4A
82	d1	203	PEB	C2C-CAC-CBC-CGC
82	d1	203	PEB	C2A-C3A-CAA-CBA
82	d1	203	PEB	NB-C1B-CHA-C4A
82	d1	203	PEB	C2B-C1B-CHA-C4A
82	e1	201	PEB	ND-C1D-CHC-C4C
82	e1	201	PEB	NB-C1B-CHA-C4A
82	e1	201	PEB	C2B-C1B-CHA-C4A
82	e1	202	PEB	ND-C1D-CHC-C4C
82	e1	202	PEB	C2D-C1D-CHC-C4C
82	e1	202	PEB	NC-C1C-CHB-C4B
82	e1	202	PEB	C2C-C1C-CHB-C4B
82	e1	202	PEB	NB-C1B-CHA-C4A
82	e1	202	PEB	C2B-C1B-CHA-C4A
82	F4	1002	PEB	C2A-C3A-CAA-CBA
82	F4	1002	PEB	C4A-C3A-CAA-CBA
82	F4	1002	PEB	NB-C1B-CHA-C4A
82	F4	1002	PEB	C2B-C1B-CHA-C4A
82	F4	1002	PEB	C3B-CAB-CBB-CGB
82	H4	1002	PEB	C2C-CAC-CBC-CGC
82	H4	1002	PEB	NB-C1B-CHA-C4A
82	H4	1002	PEB	C2B-C1B-CHA-C4A
82	J4	1002	PEB	ND-C1D-CHC-C4C
82	J4	1002	PEB	C2D-C1D-CHC-C4C
82	J4	1002	PEB	NC-C1C-CHB-C4B
82	J4	1002	PEB	C4A-C3A-CAA-CBA
82	J4	1002	PEB	NB-C1B-CHA-C4A
82	J4	1002	PEB	C2B-C1B-CHA-C4A
82	L4	1002	PEB	ND-C1D-CHC-C4C
82	L4	1002	PEB	C2D-C1D-CHC-C4C
82	L4	1002	PEB	NC-C1C-CHB-C4B
82	L4	1002	PEB	C2C-CAC-CBC-CGC

Continued on next page...

Continued from previous page...

Mol	Chain	Res	Type	Atoms
82	L4	1002	PEB	NB-C1B-CHA-C4A
82	L4	1002	PEB	C2B-C1B-CHA-C4A
82	N4	1002	PEB	C4A-C3A-CAA-CBA
82	N4	1002	PEB	NB-C1B-CHA-C4A
82	N4	1002	PEB	C2B-C1B-CHA-C4A
82	O4	201	PEB	NC-C1C-CHB-C4B
82	O4	201	PEB	C2A-C3A-CAA-CBA
82	O4	201	PEB	C4A-C3A-CAA-CBA
82	O4	201	PEB	NB-C1B-CHA-C4A
82	O4	201	PEB	C2B-C1B-CHA-C4A
82	O4	202	PEB	ND-C1D-CHC-C4C
82	O4	202	PEB	NB-C1B-CHA-C4A
82	O4	202	PEB	C2B-C1B-CHA-C4A
82	A4	301	PEB	NB-C1B-CHA-C4A
82	A4	301	PEB	C2B-C1B-CHA-C4A
82	A4	304	PEB	C2A-C3A-CAA-CBA
82	A4	304	PEB	C4A-C3A-CAA-CBA
82	A4	304	PEB	NB-C1B-CHA-C4A
82	A4	304	PEB	C2B-C1B-CHA-C4A
82	A4	305	PEB	NC-C1C-CHB-C4B
82	A4	305	PEB	C4A-C3A-CAA-CBA
82	A4	305	PEB	NB-C1B-CHA-C4A
82	A4	305	PEB	C2B-C1B-CHA-C4A
82	D4	1002	PEB	C4A-C3A-CAA-CBA
82	D4	1002	PEB	NB-C1B-CHA-C4A
82	D4	1002	PEB	C2B-C1B-CHA-C4A
82	P4	201	PEB	NB-C1B-CHA-C4A
82	P4	201	PEB	C2B-C1B-CHA-C4A
82	P4	202	PEB	NB-C1B-CHA-C4A
82	P4	202	PEB	C2B-C1B-CHA-C4A
82	Q4	201	PEB	C4A-C3A-CAA-CBA
82	Q4	201	PEB	NB-C1B-CHA-C4A
82	Q4	201	PEB	C2B-C1B-CHA-C4A
82	Q4	202	PEB	C4A-C3A-CAA-CBA
82	Q4	202	PEB	NB-C1B-CHA-C4A
82	Q4	202	PEB	C2B-C1B-CHA-C4A
82	R4	201	PEB	NB-C1B-CHA-C4A
82	R4	201	PEB	C2B-C1B-CHA-C4A
82	R4	202	PEB	C2A-C3A-CAA-CBA
82	R4	202	PEB	NB-C1B-CHA-C4A
82	R4	202	PEB	C2B-C1B-CHA-C4A
82	R4	203	PEB	NC-C1C-CHB-C4B

Continued on next page...

Continued from previous page...

Mol	Chain	Res	Type	Atoms
82	R4	203	PEB	C2C-C1C-CHB-C4B
82	R4	203	PEB	NB-C1B-CHA-C4A
82	R4	203	PEB	C2B-C1B-CHA-C4A
82	S4	201	PEB	NC-C1C-CHB-C4B
82	S4	201	PEB	C2A-C3A-CAA-CBA
82	S4	201	PEB	C4A-C3A-CAA-CBA
82	S4	201	PEB	NB-C1B-CHA-C4A
82	S4	201	PEB	C2B-C1B-CHA-C4A
82	S4	202	PEB	ND-C1D-CHC-C4C
82	S4	202	PEB	C2D-C1D-CHC-C4C
82	S4	202	PEB	C4A-C3A-CAA-CBA
82	S4	202	PEB	NB-C1B-CHA-C4A
82	S4	202	PEB	C2B-C1B-CHA-C4A
82	T4	201	PEB	NB-C1B-CHA-C4A
82	T4	201	PEB	C2B-C1B-CHA-C4A
82	T4	202	PEB	NB-C1B-CHA-C4A
82	T4	202	PEB	C2B-C1B-CHA-C4A
82	T4	203	PEB	NC-C1C-CHB-C4B
82	T4	203	PEB	C2C-C1C-CHB-C4B
82	T4	203	PEB	C2A-C3A-CAA-CBA
82	T4	203	PEB	C4A-C3A-CAA-CBA
82	T4	203	PEB	NB-C1B-CHA-C4A
82	T4	203	PEB	C2B-C1B-CHA-C4A
82	U4	201	PEB	NC-C1C-CHB-C4B
82	U4	201	PEB	C2A-C3A-CAA-CBA
82	U4	201	PEB	C4A-C3A-CAA-CBA
82	U4	202	PEB	ND-C1D-CHC-C4C
82	U4	202	PEB	C2D-C1D-CHC-C4C
82	U4	202	PEB	C2A-C3A-CAA-CBA
82	U4	202	PEB	C4A-C3A-CAA-CBA
82	U4	202	PEB	NB-C1B-CHA-C4A
82	U4	202	PEB	C2B-C1B-CHA-C4A
82	V4	201	PEB	C2A-C3A-CAA-CBA
82	V4	201	PEB	C4A-C3A-CAA-CBA
82	V4	201	PEB	NB-C1B-CHA-C4A
82	V4	201	PEB	C2B-C1B-CHA-C4A
82	V4	202	PEB	ND-C1D-CHC-C4C
82	V4	202	PEB	C2D-C3D-CAD-CBD
82	V4	202	PEB	C4D-C3D-CAD-CBD
82	V4	202	PEB	C2A-C3A-CAA-CBA
82	V4	202	PEB	NB-C1B-CHA-C4A
82	V4	202	PEB	C2B-C1B-CHA-C4A

Continued on next page...

Continued from previous page...

Mol	Chain	Res	Type	Atoms
82	W4	201	PEB	NC-C1C-CHB-C4B
82	W4	201	PEB	C4A-C3A-CAA-CBA
82	W4	201	PEB	NB-C1B-CHA-C4A
82	W4	201	PEB	C2B-C1B-CHA-C4A
82	Y4	201	PEB	NB-C1B-CHA-C4A
82	Y4	201	PEB	C2B-C1B-CHA-C4A
82	Y4	202	PEB	NB-C1B-CHA-C4A
82	Y4	202	PEB	C2B-C1B-CHA-C4A
82	Y4	203	PEB	NC-C1C-CHB-C4B
82	Y4	203	PEB	C2C-C1C-CHB-C4B
82	Y4	203	PEB	C2A-C3A-CAA-CBA
82	Y4	203	PEB	C4A-C3A-CAA-CBA
82	Y4	203	PEB	NB-C1B-CHA-C4A
82	Y4	203	PEB	C2B-C1B-CHA-C4A
82	Z4	201	PEB	C4A-C3A-CAA-CBA
82	Z4	201	PEB	NB-C1B-CHA-C4A
82	Z4	201	PEB	C2B-C1B-CHA-C4A
82	Z4	202	PEB	ND-C1D-CHC-C4C
82	Z4	202	PEB	C2D-C1D-CHC-C4C
82	Z4	202	PEB	NB-C1B-CHA-C4A
82	Z4	202	PEB	C2B-C1B-CHA-C4A
82	i4	201	PEB	C2A-C3A-CAA-CBA
82	i4	201	PEB	C4A-C3A-CAA-CBA
82	i4	201	PEB	NB-C1B-CHA-C4A
82	i4	201	PEB	C2B-C1B-CHA-C4A
82	i4	202	PEB	ND-C1D-CHC-C4C
82	i4	202	PEB	C2D-C1D-CHC-C4C
82	i4	202	PEB	C2A-C3A-CAA-CBA
82	i4	202	PEB	NB-C1B-CHA-C4A
82	i4	202	PEB	C2B-C1B-CHA-C4A
82	i4	203	PEB	NC-C1C-CHB-C4B
82	i4	203	PEB	C2C-C1C-CHB-C4B
82	i4	203	PEB	NB-C1B-CHA-C4A
82	i4	203	PEB	C2B-C1B-CHA-C4A
82	i4	203	PEB	C2B-C3B-CAB-CBB
82	i4	203	PEB	C4B-C3B-CAB-CBB
82	j4	201	PEB	C4A-C3A-CAA-CBA
82	j4	201	PEB	NB-C1B-CHA-C4A
82	j4	201	PEB	C2B-C1B-CHA-C4A
82	j4	202	PEB	ND-C1D-CHC-C4C
82	j4	202	PEB	C2D-C1D-CHC-C4C
82	j4	202	PEB	NC-C1C-CHB-C4B

Continued on next page...

Continued from previous page...

Mol	Chain	Res	Type	Atoms
82	j4	202	PEB	C2C-C1C-CHB-C4B
82	j4	202	PEB	NB-C1B-CHA-C4A
82	j4	202	PEB	C2B-C1B-CHA-C4A
82	j4	203	PEB	NC-C1C-CHB-C4B
82	j4	203	PEB	C2A-C3A-CAA-CBA
82	j4	203	PEB	NB-C1B-CHA-C4A
82	j4	203	PEB	C2B-C1B-CHA-C4A
82	k4	201	PEB	NC-C1C-CHB-C4B
82	k4	201	PEB	C4A-C3A-CAA-CBA
82	k4	201	PEB	NB-C1B-CHA-C4A
82	k4	201	PEB	C2B-C1B-CHA-C4A
82	k4	202	PEB	C2A-C3A-CAA-CBA
82	k4	202	PEB	C4A-C3A-CAA-CBA
82	k4	202	PEB	NB-C1B-CHA-C4A
82	k4	202	PEB	C2B-C1B-CHA-C4A
82	k4	202	PEB	C4B-C3B-CAB-CBB
82	l4	201	PEB	ND-C1D-CHC-C4C
82	l4	201	PEB	C4A-C3A-CAA-CBA
82	l4	201	PEB	NB-C1B-CHA-C4A
82	l4	201	PEB	C2B-C1B-CHA-C4A
82	l4	202	PEB	ND-C1D-CHC-C4C
82	l4	202	PEB	C2D-C1D-CHC-C4C
82	l4	202	PEB	C4A-C3A-CAA-CBA
82	l4	202	PEB	NB-C1B-CHA-C4A
82	l4	202	PEB	C2B-C1B-CHA-C4A
82	m4	201	PEB	C2A-C3A-CAA-CBA
82	m4	201	PEB	C4A-C3A-CAA-CBA
82	m4	201	PEB	NB-C1B-CHA-C4A
82	m4	201	PEB	C2B-C1B-CHA-C4A
82	m4	202	PEB	NB-C1B-CHA-C4A
82	m4	202	PEB	C2B-C1B-CHA-C4A
82	m4	203	PEB	NC-C1C-CHB-C4B
82	m4	203	PEB	C2C-C1C-CHB-C4B
82	m4	203	PEB	NB-C1B-CHA-C4A
82	m4	203	PEB	C2B-C1B-CHA-C4A
82	m4	203	PEB	C2B-C3B-CAB-CBB
82	m4	203	PEB	C4B-C3B-CAB-CBB
82	a4	201	PEB	NB-C1B-CHA-C4A
82	a4	201	PEB	C2B-C1B-CHA-C4A
82	a4	202	PEB	NB-C1B-CHA-C4A
82	a4	202	PEB	C2B-C1B-CHA-C4A
82	a4	203	PEB	C2C-C1C-CHB-C4B

Continued on next page...

Continued from previous page...

Mol	Chain	Res	Type	Atoms
82	a4	203	PEB	C2A-C3A-CAA-CBA
82	a4	203	PEB	C4A-C3A-CAA-CBA
82	a4	203	PEB	NB-C1B-CHA-C4A
82	a4	203	PEB	C2B-C1B-CHA-C4A
82	b4	201	PEB	C4A-C3A-CAA-CBA
82	b4	201	PEB	NB-C1B-CHA-C4A
82	b4	201	PEB	C2B-C1B-CHA-C4A
82	b4	202	PEB	ND-C1D-CHC-C4C
82	b4	202	PEB	NB-C1B-CHA-C4A
82	b4	202	PEB	C2B-C1B-CHA-C4A
82	c4	201	PEB	NB-C1B-CHA-C4A
82	c4	201	PEB	C2B-C1B-CHA-C4A
82	c4	202	PEB	ND-C1D-CHC-C4C
82	c4	202	PEB	C2D-C1D-CHC-C4C
82	c4	202	PEB	NB-C1B-CHA-C4A
82	c4	202	PEB	C2B-C1B-CHA-C4A
82	c4	203	PEB	C2C-C1C-CHB-C4B
82	c4	203	PEB	NB-C1B-CHA-C4A
82	c4	203	PEB	C2B-C1B-CHA-C4A
82	d4	201	PEB	C2A-C3A-CAA-CBA
82	d4	201	PEB	C4A-C3A-CAA-CBA
82	d4	201	PEB	NB-C1B-CHA-C4A
82	d4	201	PEB	C2B-C1B-CHA-C4A
82	d4	202	PEB	ND-C1D-CHC-C4C
82	d4	202	PEB	C2D-C1D-CHC-C4C
82	d4	202	PEB	NC-C1C-CHB-C4B
82	d4	202	PEB	NB-C1B-CHA-C4A
82	d4	202	PEB	C2B-C1B-CHA-C4A
82	e4	201	PEB	NB-C1B-CHA-C4A
82	e4	201	PEB	C2B-C1B-CHA-C4A
82	e4	202	PEB	C2C-CAC-CBC-CGC
82	e4	202	PEB	C2A-C3A-CAA-CBA
82	e4	202	PEB	NB-C1B-CHA-C4A
82	e4	202	PEB	C2B-C1B-CHA-C4A
82	e4	203	PEB	NC-C1C-CHB-C4B
82	e4	203	PEB	C2C-C1C-CHB-C4B
82	e4	203	PEB	NB-C1B-CHA-C4A
82	e4	203	PEB	C2B-C1B-CHA-C4A
82	f4	201	PEB	ND-C1D-CHC-C4C
82	f4	201	PEB	C2D-C1D-CHC-C4C
82	f4	201	PEB	C4A-C3A-CAA-CBA
82	f4	201	PEB	NB-C1B-CHA-C4A

Continued on next page...

Continued from previous page...

Mol	Chain	Res	Type	Atoms
82	f4	201	PEB	C2B-C1B-CHA-C4A
82	f4	202	PEB	ND-C1D-CHC-C4C
82	f4	202	PEB	C4A-C3A-CAA-CBA
82	f4	202	PEB	NB-C1B-CHA-C4A
82	f4	202	PEB	C2B-C1B-CHA-C4A
82	g4	201	PEB	NB-C1B-CHA-C4A
82	g4	201	PEB	C2B-C1B-CHA-C4A
82	g4	202	PEB	ND-C1D-CHC-C4C
82	g4	202	PEB	C2A-C3A-CAA-CBA
82	g4	202	PEB	NB-C1B-CHA-C4A
82	g4	202	PEB	C2B-C1B-CHA-C4A
82	g4	203	PEB	NC-C1C-CHB-C4B
82	g4	203	PEB	C2C-C1C-CHB-C4B
82	g4	203	PEB	NB-C1B-CHA-C4A
82	g4	203	PEB	C2B-C1B-CHA-C4A
82	g4	203	PEB	C2B-C3B-CAB-CBB
82	h4	201	PEB	C4A-C3A-CAA-CBA
82	h4	201	PEB	NB-C1B-CHA-C4A
82	h4	201	PEB	C2B-C1B-CHA-C4A
82	h4	202	PEB	ND-C1D-CHC-C4C
82	h4	202	PEB	NB-C1B-CHA-C4A
82	h4	202	PEB	C2B-C1B-CHA-C4A
82	A5	201	PEB	ND-C1D-CHC-C4C
82	A5	201	PEB	C2D-C1D-CHC-C4C
82	A5	201	PEB	C2A-C3A-CAA-CBA
82	A5	201	PEB	NB-C1B-CHA-C4A
82	A5	201	PEB	C2B-C1B-CHA-C4A
82	A5	202	PEB	NC-C1C-CHB-C4B
82	A5	202	PEB	C2C-C1C-CHB-C4B
82	A5	202	PEB	NB-C1B-CHA-C4A
82	A5	202	PEB	C2B-C1B-CHA-C4A
82	B5	201	PEB	ND-C1D-CHC-C4C
82	B5	201	PEB	C2C-CAC-CBC-CGC
82	B5	201	PEB	NB-C1B-CHA-C4A
82	B5	201	PEB	C2B-C1B-CHA-C4A
82	B5	202	PEB	NC-C1C-CHB-C4B
82	B5	202	PEB	C2C-C1C-CHB-C4B
82	B5	202	PEB	C4A-C3A-CAA-CBA
82	B5	202	PEB	NB-C1B-CHA-C4A
82	B5	202	PEB	C2B-C1B-CHA-C4A
82	B5	203	PEB	ND-C1D-CHC-C4C
82	B5	203	PEB	NC-C1C-CHB-C4B

Continued on next page...

Continued from previous page...

Mol	Chain	Res	Type	Atoms
82	B5	203	PEB	C2C-C1C-CHB-C4B
82	B5	203	PEB	NB-C1B-CHA-C4A
82	B5	203	PEB	C2B-C1B-CHA-C4A
82	C5	201	PEB	ND-C1D-CHC-C4C
82	C5	201	PEB	C2D-C1D-CHC-C4C
82	C5	201	PEB	C2A-C3A-CAA-CBA
82	C5	201	PEB	NB-C1B-CHA-C4A
82	C5	201	PEB	C2B-C1B-CHA-C4A
82	C5	202	PEB	NC-C1C-CHB-C4B
82	C5	202	PEB	C2C-C1C-CHB-C4B
82	C5	202	PEB	NB-C1B-CHA-C4A
82	C5	202	PEB	C2B-C1B-CHA-C4A
82	D5	201	PEB	ND-C1D-CHC-C4C
82	D5	201	PEB	NB-C1B-CHA-C4A
82	D5	201	PEB	C2B-C1B-CHA-C4A
82	D5	202	PEB	NC-C1C-CHB-C4B
82	D5	202	PEB	C2C-C1C-CHB-C4B
82	D5	202	PEB	C2A-C3A-CAA-CBA
82	D5	202	PEB	C4A-C3A-CAA-CBA
82	D5	202	PEB	NB-C1B-CHA-C4A
82	D5	202	PEB	C2B-C1B-CHA-C4A
82	D5	203	PEB	ND-C1D-CHC-C4C
82	D5	203	PEB	C2D-C1D-CHC-C4C
82	D5	203	PEB	NC-C1C-CHB-C4B
82	D5	203	PEB	C2C-C1C-CHB-C4B
82	D5	203	PEB	NB-C1B-CHA-C4A
82	D5	203	PEB	C2B-C1B-CHA-C4A
82	E5	201	PEB	ND-C1D-CHC-C4C
82	E5	201	PEB	C2D-C1D-CHC-C4C
82	E5	201	PEB	C2A-C3A-CAA-CBA
82	E5	201	PEB	NB-C1B-CHA-C4A
82	E5	201	PEB	C2B-C1B-CHA-C4A
82	E5	202	PEB	NC-C1C-CHB-C4B
82	E5	202	PEB	C2C-C1C-CHB-C4B
82	E5	202	PEB	NB-C1B-CHA-C4A
82	E5	202	PEB	C2B-C1B-CHA-C4A
82	F5	201	PEB	ND-C1D-CHC-C4C
82	F5	201	PEB	C2D-C1D-CHC-C4C
82	F5	201	PEB	C2C-CAC-CBC-CGC
82	F5	201	PEB	C4A-C3A-CAA-CBA
82	F5	201	PEB	NB-C1B-CHA-C4A
82	F5	201	PEB	C2B-C1B-CHA-C4A

Continued on next page...

Continued from previous page...

Mol	Chain	Res	Type	Atoms
82	F5	202	PEB	NC-C1C-CHB-C4B
82	F5	202	PEB	C2C-C1C-CHB-C4B
82	F5	202	PEB	C2A-C3A-CAA-CBA
82	F5	202	PEB	C4A-C3A-CAA-CBA
82	F5	202	PEB	NB-C1B-CHA-C4A
82	F5	202	PEB	C2B-C1B-CHA-C4A
82	F5	203	PEB	ND-C1D-CHC-C4C
82	F5	203	PEB	NC-C1C-CHB-C4B
82	F5	203	PEB	C2C-C1C-CHB-C4B
82	F5	203	PEB	NB-C1B-CHA-C4A
82	F5	203	PEB	C2B-C1B-CHA-C4A
82	G5	201	PEB	ND-C1D-CHC-C4C
82	G5	201	PEB	C2D-C1D-CHC-C4C
82	G5	201	PEB	C2A-C3A-CAA-CBA
82	G5	201	PEB	NB-C1B-CHA-C4A
82	G5	201	PEB	C2B-C1B-CHA-C4A
82	G5	202	PEB	NC-C1C-CHB-C4B
82	G5	202	PEB	C2C-C1C-CHB-C4B
82	G5	202	PEB	NB-C1B-CHA-C4A
82	G5	202	PEB	C2B-C1B-CHA-C4A
82	H5	201	PEB	ND-C1D-CHC-C4C
82	H5	201	PEB	C2D-C1D-CHC-C4C
82	H5	201	PEB	C2C-CAC-CBC-CGC
82	H5	201	PEB	NB-C1B-CHA-C4A
82	H5	201	PEB	C2B-C1B-CHA-C4A
82	H5	202	PEB	NC-C1C-CHB-C4B
82	H5	202	PEB	C2C-C1C-CHB-C4B
82	H5	202	PEB	C4A-C3A-CAA-CBA
82	H5	202	PEB	NB-C1B-CHA-C4A
82	H5	202	PEB	C2B-C1B-CHA-C4A
82	H5	203	PEB	ND-C1D-CHC-C4C
82	H5	203	PEB	C2D-C1D-CHC-C4C
82	H5	203	PEB	NC-C1C-CHB-C4B
82	H5	203	PEB	C2C-C1C-CHB-C4B
82	H5	203	PEB	NB-C1B-CHA-C4A
82	H5	203	PEB	C2B-C1B-CHA-C4A
82	I5	201	PEB	ND-C1D-CHC-C4C
82	I5	201	PEB	C2D-C1D-CHC-C4C
82	I5	201	PEB	C2A-C3A-CAA-CBA
82	I5	201	PEB	NB-C1B-CHA-C4A
82	I5	201	PEB	C2B-C1B-CHA-C4A
82	I5	202	PEB	NC-C1C-CHB-C4B

Continued on next page...

Continued from previous page...

Mol	Chain	Res	Type	Atoms
82	I5	202	PEB	C2C-C1C-CHB-C4B
82	I5	202	PEB	NB-C1B-CHA-C4A
82	I5	202	PEB	C2B-C1B-CHA-C4A
82	J5	201	PEB	ND-C1D-CHC-C4C
82	J5	201	PEB	C2A-C3A-CAA-CBA
82	J5	201	PEB	C4A-C3A-CAA-CBA
82	J5	201	PEB	NB-C1B-CHA-C4A
82	J5	201	PEB	C2B-C1B-CHA-C4A
82	J5	202	PEB	NC-C1C-CHB-C4B
82	J5	202	PEB	C2C-C1C-CHB-C4B
82	J5	202	PEB	C4A-C3A-CAA-CBA
82	J5	202	PEB	NB-C1B-CHA-C4A
82	J5	202	PEB	C2B-C1B-CHA-C4A
82	J5	203	PEB	ND-C1D-CHC-C4C
82	J5	203	PEB	C2D-C1D-CHC-C4C
82	J5	203	PEB	NC-C1C-CHB-C4B
82	J5	203	PEB	C2C-C1C-CHB-C4B
82	J5	203	PEB	NB-C1B-CHA-C4A
82	J5	203	PEB	C2B-C1B-CHA-C4A
82	K5	201	PEB	ND-C1D-CHC-C4C
82	K5	201	PEB	C2D-C1D-CHC-C4C
82	K5	201	PEB	C2A-C3A-CAA-CBA
82	K5	201	PEB	NB-C1B-CHA-C4A
82	K5	201	PEB	C2B-C1B-CHA-C4A
82	K5	202	PEB	NC-C1C-CHB-C4B
82	K5	202	PEB	C2C-C1C-CHB-C4B
82	K5	202	PEB	NB-C1B-CHA-C4A
82	K5	202	PEB	C2B-C1B-CHA-C4A
82	L5	201	PEB	ND-C1D-CHC-C4C
82	L5	201	PEB	C2C-CAC-CBC-CGC
82	L5	201	PEB	C2D-C3D-CAD-CBD
82	L5	201	PEB	C4D-C3D-CAD-CBD
82	L5	201	PEB	NB-C1B-CHA-C4A
82	L5	201	PEB	C2B-C1B-CHA-C4A
82	L5	202	PEB	NC-C1C-CHB-C4B
82	L5	202	PEB	C2C-C1C-CHB-C4B
82	L5	202	PEB	C4A-C3A-CAA-CBA
82	L5	202	PEB	NB-C1B-CHA-C4A
82	L5	202	PEB	C2B-C1B-CHA-C4A
82	L5	203	PEB	ND-C1D-CHC-C4C
82	L5	203	PEB	C2D-C1D-CHC-C4C
82	L5	203	PEB	NC-C1C-CHB-C4B

Continued on next page...

Continued from previous page...

Mol	Chain	Res	Type	Atoms
82	L5	203	PEB	C2C-C1C-CHB-C4B
82	L5	203	PEB	NB-C1B-CHA-C4A
82	L5	203	PEB	C2B-C1B-CHA-C4A
82	M5	301	PEB	NB-C1B-CHA-C4A
82	M5	301	PEB	C2B-C1B-CHA-C4A
82	M5	304	PEB	NB-C1B-CHA-C4A
82	M5	304	PEB	C2B-C1B-CHA-C4A
82	M5	305	PEB	NC-C1C-CHB-C4B
82	M5	305	PEB	C2C-C1C-CHB-C4B
82	M5	305	PEB	C2A-C3A-CAA-CBA
82	M5	305	PEB	C4A-C3A-CAA-CBA
82	M5	305	PEB	NB-C1B-CHA-C4A
82	M5	305	PEB	C2B-C1B-CHA-C4A
82	N5	201	PEB	ND-C1D-CHC-C4C
82	N5	201	PEB	C2D-C1D-CHC-C4C
82	N5	201	PEB	C2A-C3A-CAA-CBA
82	N5	201	PEB	NB-C1B-CHA-C4A
82	N5	201	PEB	C2B-C1B-CHA-C4A
82	N5	202	PEB	NC-C1C-CHB-C4B
82	N5	202	PEB	C2C-C1C-CHB-C4B
82	N5	202	PEB	NB-C1B-CHA-C4A
82	N5	202	PEB	C2B-C1B-CHA-C4A
82	O5	201	PEB	ND-C1D-CHC-C4C
82	O5	201	PEB	NB-C1B-CHA-C4A
82	O5	201	PEB	C2B-C1B-CHA-C4A
82	O5	202	PEB	NC-C1C-CHB-C4B
82	O5	202	PEB	C2C-C1C-CHB-C4B
82	O5	202	PEB	C4A-C3A-CAA-CBA
82	O5	202	PEB	NB-C1B-CHA-C4A
82	O5	202	PEB	C2B-C1B-CHA-C4A
82	O5	203	PEB	ND-C1D-CHC-C4C
82	O5	203	PEB	C2D-C1D-CHC-C4C
82	O5	203	PEB	NC-C1C-CHB-C4B
82	O5	203	PEB	C2C-C1C-CHB-C4B
82	O5	203	PEB	NB-C1B-CHA-C4A
82	O5	203	PEB	C2B-C1B-CHA-C4A
82	P5	201	PEB	ND-C1D-CHC-C4C
82	P5	201	PEB	C2D-C1D-CHC-C4C
82	P5	201	PEB	C2A-C3A-CAA-CBA
82	P5	201	PEB	NB-C1B-CHA-C4A
82	P5	201	PEB	C2B-C1B-CHA-C4A
82	P5	202	PEB	NC-C1C-CHB-C4B

Continued on next page...

Continued from previous page...

Mol	Chain	Res	Type	Atoms
82	P5	202	PEB	C2C-C1C-CHB-C4B
82	P5	202	PEB	NB-C1B-CHA-C4A
82	P5	202	PEB	C2B-C1B-CHA-C4A
82	Q5	201	PEB	ND-C1D-CHC-C4C
82	Q5	201	PEB	NB-C1B-CHA-C4A
82	Q5	201	PEB	C2B-C1B-CHA-C4A
82	Q5	202	PEB	NC-C1C-CHB-C4B
82	Q5	202	PEB	C2C-C1C-CHB-C4B
82	Q5	202	PEB	C2A-C3A-CAA-CBA
82	Q5	202	PEB	C4A-C3A-CAA-CBA
82	Q5	202	PEB	NB-C1B-CHA-C4A
82	Q5	202	PEB	C2B-C1B-CHA-C4A
82	Q5	203	PEB	ND-C1D-CHC-C4C
82	Q5	203	PEB	C2D-C1D-CHC-C4C
82	Q5	203	PEB	NC-C1C-CHB-C4B
82	Q5	203	PEB	C2C-C1C-CHB-C4B
82	Q5	203	PEB	NB-C1B-CHA-C4A
82	Q5	203	PEB	C2B-C1B-CHA-C4A
82	R5	201	PEB	ND-C1D-CHC-C4C
82	R5	201	PEB	C2D-C1D-CHC-C4C
82	R5	201	PEB	C2A-C3A-CAA-CBA
82	R5	201	PEB	NB-C1B-CHA-C4A
82	R5	201	PEB	C2B-C1B-CHA-C4A
82	R5	202	PEB	NC-C1C-CHB-C4B
82	R5	202	PEB	C2C-C1C-CHB-C4B
82	R5	202	PEB	NB-C1B-CHA-C4A
82	R5	202	PEB	C2B-C1B-CHA-C4A
82	S5	201	PEB	ND-C1D-CHC-C4C
82	S5	201	PEB	C2C-CAC-CBC-CGC
82	S5	201	PEB	NB-C1B-CHA-C4A
82	S5	201	PEB	C2B-C1B-CHA-C4A
82	S5	202	PEB	NC-C1C-CHB-C4B
82	S5	202	PEB	C2C-C1C-CHB-C4B
82	S5	202	PEB	C4A-C3A-CAA-CBA
82	S5	202	PEB	NB-C1B-CHA-C4A
82	S5	202	PEB	C2B-C1B-CHA-C4A
82	S5	203	PEB	ND-C1D-CHC-C4C
82	S5	203	PEB	C2D-C1D-CHC-C4C
82	S5	203	PEB	NC-C1C-CHB-C4B
82	S5	203	PEB	C2C-C1C-CHB-C4B
82	S5	203	PEB	NB-C1B-CHA-C4A
82	S5	203	PEB	C2B-C1B-CHA-C4A

Continued on next page...

Continued from previous page...

Mol	Chain	Res	Type	Atoms
82	S5	203	PEB	C3B-CAB-CBB-CGB
82	T5	201	PEB	ND-C1D-CHC-C4C
82	T5	201	PEB	C2D-C1D-CHC-C4C
82	T5	201	PEB	C2A-C3A-CAA-CBA
82	T5	201	PEB	NB-C1B-CHA-C4A
82	T5	201	PEB	C2B-C1B-CHA-C4A
82	T5	202	PEB	NC-C1C-CHB-C4B
82	T5	202	PEB	C2C-C1C-CHB-C4B
82	T5	202	PEB	NB-C1B-CHA-C4A
82	T5	202	PEB	C2B-C1B-CHA-C4A
82	U5	201	PEB	ND-C1D-CHC-C4C
82	U5	201	PEB	C2D-C1D-CHC-C4C
82	U5	201	PEB	NB-C1B-CHA-C4A
82	U5	201	PEB	C2B-C1B-CHA-C4A
82	U5	202	PEB	NC-C1C-CHB-C4B
82	U5	202	PEB	C2C-C1C-CHB-C4B
82	U5	202	PEB	C4A-C3A-CAA-CBA
82	U5	202	PEB	NB-C1B-CHA-C4A
82	U5	202	PEB	C2B-C1B-CHA-C4A
82	U5	203	PEB	ND-C1D-CHC-C4C
82	U5	203	PEB	C2D-C1D-CHC-C4C
82	U5	203	PEB	NC-C1C-CHB-C4B
82	U5	203	PEB	C2C-C1C-CHB-C4B
82	U5	203	PEB	NB-C1B-CHA-C4A
82	U5	203	PEB	C2B-C1B-CHA-C4A
82	V5	201	PEB	ND-C1D-CHC-C4C
82	V5	201	PEB	C2D-C1D-CHC-C4C
82	V5	201	PEB	C2A-C3A-CAA-CBA
82	V5	201	PEB	NB-C1B-CHA-C4A
82	V5	201	PEB	C2B-C1B-CHA-C4A
82	V5	202	PEB	NC-C1C-CHB-C4B
82	V5	202	PEB	C2C-C1C-CHB-C4B
82	V5	202	PEB	NB-C1B-CHA-C4A
82	V5	202	PEB	C2B-C1B-CHA-C4A
82	W5	201	PEB	ND-C1D-CHC-C4C
82	W5	201	PEB	C2D-C1D-CHC-C4C
82	W5	201	PEB	C2C-CAC-CBC-CGC
82	W5	201	PEB	NB-C1B-CHA-C4A
82	W5	201	PEB	C2B-C1B-CHA-C4A
82	W5	202	PEB	NC-C1C-CHB-C4B
82	W5	202	PEB	C2C-C1C-CHB-C4B
82	W5	202	PEB	C2A-C3A-CAA-CBA

Continued on next page...

Continued from previous page...

Mol	Chain	Res	Type	Atoms
82	W5	202	PEB	C4A-C3A-CAA-CBA
82	W5	202	PEB	NB-C1B-CHA-C4A
82	W5	202	PEB	C2B-C1B-CHA-C4A
82	W5	203	PEB	ND-C1D-CHC-C4C
82	W5	203	PEB	C2D-C1D-CHC-C4C
82	W5	203	PEB	NC-C1C-CHB-C4B
82	W5	203	PEB	C2C-C1C-CHB-C4B
82	W5	203	PEB	NB-C1B-CHA-C4A
82	W5	203	PEB	C2B-C1B-CHA-C4A
82	X5	201	PEB	ND-C1D-CHC-C4C
82	X5	201	PEB	C2D-C1D-CHC-C4C
82	X5	201	PEB	C2A-C3A-CAA-CBA
82	X5	201	PEB	NB-C1B-CHA-C4A
82	X5	201	PEB	C2B-C1B-CHA-C4A
82	X5	202	PEB	NC-C1C-CHB-C4B
82	X5	202	PEB	C2C-C1C-CHB-C4B
82	X5	202	PEB	NB-C1B-CHA-C4A
82	X5	202	PEB	C2B-C1B-CHA-C4A
82	Y5	201	PEB	ND-C1D-CHC-C4C
82	Y5	201	PEB	C2D-C3D-CAD-CBD
82	Y5	201	PEB	C4D-C3D-CAD-CBD
82	Y5	201	PEB	NB-C1B-CHA-C4A
82	Y5	201	PEB	C2B-C1B-CHA-C4A
82	Y5	201	PEB	C3B-CAB-CBB-CGB
82	Y5	202	PEB	NC-C1C-CHB-C4B
82	Y5	202	PEB	C2C-C1C-CHB-C4B
82	Y5	202	PEB	C4A-C3A-CAA-CBA
82	Y5	202	PEB	NB-C1B-CHA-C4A
82	Y5	202	PEB	C2B-C1B-CHA-C4A
82	Y5	203	PEB	ND-C1D-CHC-C4C
82	Y5	203	PEB	C2D-C1D-CHC-C4C
82	Y5	203	PEB	NC-C1C-CHB-C4B
82	Y5	203	PEB	C2C-C1C-CHB-C4B
82	Y5	203	PEB	NB-C1B-CHA-C4A
82	Y5	203	PEB	C2B-C1B-CHA-C4A
82	Z5	301	PEB	NB-C1B-CHA-C4A
82	Z5	301	PEB	C2B-C1B-CHA-C4A
82	Z5	304	PEB	NB-C1B-CHA-C4A
82	Z5	304	PEB	C2B-C1B-CHA-C4A
82	Z5	305	PEB	NC-C1C-CHB-C4B
82	Z5	305	PEB	C2C-C1C-CHB-C4B
82	Z5	305	PEB	C2A-C3A-CAA-CBA

Continued on next page...

Continued from previous page...

Mol	Chain	Res	Type	Atoms
82	Z5	305	PEB	C4A-C3A-CAA-CBA
82	Z5	305	PEB	NB-C1B-CHA-C4A
82	Z5	305	PEB	C2B-C1B-CHA-C4A
82	A7	201	PEB	ND-C1D-CHC-C4C
82	A7	201	PEB	C2D-C1D-CHC-C4C
82	A7	201	PEB	NB-C1B-CHA-C4A
82	A7	201	PEB	C2B-C1B-CHA-C4A
82	A7	202	PEB	C2D-C3D-CAD-CBD
82	A7	202	PEB	C4D-C3D-CAD-CBD
82	A7	202	PEB	C2A-C3A-CAA-CBA
82	A7	202	PEB	C4A-C3A-CAA-CBA
82	A7	202	PEB	NB-C1B-CHA-C4A
82	A7	202	PEB	C2B-C1B-CHA-C4A
82	B7	201	PEB	ND-C1D-CHC-C4C
82	B7	201	PEB	NB-C1B-CHA-C4A
82	B7	201	PEB	C2B-C1B-CHA-C4A
82	B7	202	PEB	C2A-C3A-CAA-CBA
82	B7	202	PEB	C4A-C3A-CAA-CBA
82	B7	202	PEB	NB-C1B-CHA-C4A
82	B7	202	PEB	C2B-C1B-CHA-C4A
82	B7	203	PEB	NC-C1C-CHB-C4B
82	B7	203	PEB	C2C-C1C-CHB-C4B
82	B7	203	PEB	C2C-CAC-CBC-CGC
82	B7	203	PEB	C2A-C3A-CAA-CBA
82	B7	203	PEB	NB-C1B-CHA-C4A
82	B7	203	PEB	C2B-C1B-CHA-C4A
82	C7	201	PEB	ND-C1D-CHC-C4C
82	C7	201	PEB	NC-C1C-CHB-C4B
82	C7	201	PEB	C2C-C1C-CHB-C4B
82	C7	201	PEB	NB-C1B-CHA-C4A
82	C7	201	PEB	C2B-C1B-CHA-C4A
82	C7	202	PEB	NC-C1C-CHB-C4B
82	C7	202	PEB	C2C-C1C-CHB-C4B
82	C7	202	PEB	C1C-C2C-CAC-CBC
82	C7	202	PEB	C3C-C2C-CAC-CBC
82	C7	202	PEB	C2A-C3A-CAA-CBA
82	C7	202	PEB	C4A-C3A-CAA-CBA
82	C7	202	PEB	NB-C1B-CHA-C4A
82	C7	202	PEB	C2B-C1B-CHA-C4A
82	C7	202	PEB	NB-C4B-CHB-C1C
82	D7	201	PEB	ND-C1D-CHC-C4C
82	D7	201	PEB	C2D-C1D-CHC-C4C

Continued on next page...

Continued from previous page...

Mol	Chain	Res	Type	Atoms
82	D7	201	PEB	NB-C1B-CHA-C4A
82	D7	201	PEB	C2B-C1B-CHA-C4A
82	D7	202	PEB	ND-C1D-CHC-C4C
82	D7	202	PEB	NC-C1C-CHB-C4B
82	D7	202	PEB	C2C-C1C-CHB-C4B
82	D7	202	PEB	C2C-CAC-CBC-CGC
82	D7	202	PEB	C4A-C3A-CAA-CBA
82	D7	202	PEB	NB-C1B-CHA-C4A
82	D7	202	PEB	C2B-C1B-CHA-C4A
82	D7	203	PEB	ND-C1D-CHC-C4C
82	D7	203	PEB	C2D-C1D-CHC-C4C
82	D7	203	PEB	NC-C1C-CHB-C4B
82	D7	203	PEB	C2C-C1C-CHB-C4B
82	D7	203	PEB	NB-C1B-CHA-C4A
82	D7	203	PEB	C2B-C1B-CHA-C4A
82	E7	201	PEB	NB-C1B-CHA-C4A
82	E7	201	PEB	C2B-C1B-CHA-C4A
82	E7	202	PEB	C4A-C3A-CAA-CBA
82	E7	202	PEB	NB-C1B-CHA-C4A
82	E7	202	PEB	C2B-C1B-CHA-C4A
82	F7	201	PEB	C2C-CAC-CBC-CGC
82	F7	201	PEB	NB-C1B-CHA-C4A
82	F7	201	PEB	C2B-C1B-CHA-C4A
82	F7	202	PEB	C4A-C3A-CAA-CBA
82	F7	202	PEB	NB-C1B-CHA-C4A
82	F7	202	PEB	C2B-C1B-CHA-C4A
82	F7	203	PEB	ND-C1D-CHC-C4C
82	F7	203	PEB	NC-C1C-CHB-C4B
82	F7	203	PEB	C2C-C1C-CHB-C4B
82	F7	203	PEB	C2C-CAC-CBC-CGC
82	F7	203	PEB	C2A-C3A-CAA-CBA
82	F7	203	PEB	C4A-C3A-CAA-CBA
82	F7	203	PEB	NB-C1B-CHA-C4A
82	F7	203	PEB	C2B-C1B-CHA-C4A
82	G7	201	PEB	C2A-C3A-CAA-CBA
82	G7	201	PEB	C4A-C3A-CAA-CBA
82	G7	201	PEB	NB-C1B-CHA-C4A
82	G7	201	PEB	C2B-C1B-CHA-C4A
82	G7	202	PEB	NC-C1C-CHB-C4B
82	G7	202	PEB	C2C-C1C-CHB-C4B
82	G7	202	PEB	C2C-CAC-CBC-CGC
82	G7	202	PEB	C2A-C3A-CAA-CBA

Continued on next page...

Continued from previous page...

Mol	Chain	Res	Type	Atoms
82	G7	202	PEB	C4A-C3A-CAA-CBA
82	G7	202	PEB	NB-C1B-CHA-C4A
82	G7	202	PEB	C2B-C1B-CHA-C4A
82	H7	201	PEB	NB-C1B-CHA-C4A
82	H7	201	PEB	C2B-C1B-CHA-C4A
82	H7	202	PEB	ND-C1D-CHC-C4C
82	H7	202	PEB	C2D-C1D-CHC-C4C
82	H7	202	PEB	C4A-C3A-CAA-CBA
82	H7	202	PEB	NB-C1B-CHA-C4A
82	H7	202	PEB	C2B-C1B-CHA-C4A
82	H7	203	PEB	NC-C1C-CHB-C4B
82	H7	203	PEB	C2C-C1C-CHB-C4B
82	H7	203	PEB	NB-C1B-CHA-C4A
82	H7	203	PEB	C2B-C1B-CHA-C4A
82	H7	203	PEB	C2B-C3B-CAB-CBB
82	I7	201	PEB	ND-C1D-CHC-C4C
82	I7	201	PEB	C2D-C1D-CHC-C4C
82	I7	201	PEB	NC-C1C-CHB-C4B
82	I7	201	PEB	C2C-C1C-CHB-C4B
82	I7	201	PEB	C2A-C3A-CAA-CBA
82	I7	201	PEB	C4A-C3A-CAA-CBA
82	I7	201	PEB	NB-C1B-CHA-C4A
82	I7	201	PEB	C2B-C1B-CHA-C4A
82	I7	202	PEB	NC-C1C-CHB-C4B
82	I7	202	PEB	C2C-C1C-CHB-C4B
82	I7	202	PEB	C2A-C3A-CAA-CBA
82	I7	202	PEB	C4A-C3A-CAA-CBA
82	I7	202	PEB	NB-C1B-CHA-C4A
82	I7	202	PEB	C2B-C1B-CHA-C4A
82	J7	201	PEB	NB-C1B-CHA-C4A
82	J7	201	PEB	C2B-C1B-CHA-C4A
82	J7	202	PEB	NC-C1C-CHB-C4B
82	J7	202	PEB	C2C-C1C-CHB-C4B
82	J7	202	PEB	C4A-C3A-CAA-CBA
82	J7	202	PEB	NB-C1B-CHA-C4A
82	J7	202	PEB	C2B-C1B-CHA-C4A
82	J7	203	PEB	ND-C1D-CHC-C4C
82	J7	203	PEB	NC-C1C-CHB-C4B
82	J7	203	PEB	C2C-C1C-CHB-C4B
82	J7	203	PEB	C2A-C3A-CAA-CBA
82	J7	203	PEB	C4A-C3A-CAA-CBA
82	J7	203	PEB	NB-C1B-CHA-C4A

Continued on next page...

Continued from previous page...

Mol	Chain	Res	Type	Atoms
82	J7	203	PEB	C2B-C1B-CHA-C4A
82	K7	201	PEB	C1C-C2C-CAC-CBC
82	K7	201	PEB	C3C-C2C-CAC-CBC
82	K7	201	PEB	NB-C1B-CHA-C4A
82	K7	201	PEB	C2B-C1B-CHA-C4A
82	K7	202	PEB	C2C-CAC-CBC-CGC
82	K7	202	PEB	C2D-C3D-CAD-CBD
82	K7	202	PEB	C4D-C3D-CAD-CBD
82	K7	202	PEB	NB-C1B-CHA-C4A
82	K7	202	PEB	C2B-C1B-CHA-C4A
82	L7	201	PEB	NB-C1B-CHA-C4A
82	L7	201	PEB	C2B-C1B-CHA-C4A
82	L7	202	PEB	C2C-CAC-CBC-CGC
82	L7	202	PEB	C4A-C3A-CAA-CBA
82	L7	202	PEB	NB-C1B-CHA-C4A
82	L7	202	PEB	C2B-C1B-CHA-C4A
82	L7	203	PEB	NC-C1C-CHB-C4B
82	L7	203	PEB	C2C-C1C-CHB-C4B
82	L7	203	PEB	NB-C1B-CHA-C4A
82	L7	203	PEB	C2B-C1B-CHA-C4A
82	M7	201	PEB	NC-C1C-CHB-C4B
82	M7	201	PEB	C2C-C1C-CHB-C4B
82	M7	201	PEB	NB-C1B-CHA-C4A
82	M7	201	PEB	C2B-C1B-CHA-C4A
82	M7	202	PEB	ND-C1D-CHC-C4C
82	M7	202	PEB	C2D-C1D-CHC-C4C
82	M7	202	PEB	NC-C1C-CHB-C4B
82	M7	202	PEB	C2C-C1C-CHB-C4B
82	M7	202	PEB	C4A-C3A-CAA-CBA
82	M7	202	PEB	NB-C1B-CHA-C4A
82	M7	202	PEB	C2B-C1B-CHA-C4A
82	N7	201	PEB	NB-C1B-CHA-C4A
82	N7	201	PEB	C2B-C1B-CHA-C4A
82	N7	202	PEB	C4A-C3A-CAA-CBA
82	N7	202	PEB	NB-C1B-CHA-C4A
82	N7	202	PEB	C2B-C1B-CHA-C4A
82	N7	203	PEB	NC-C1C-CHB-C4B
82	N7	203	PEB	C2C-C1C-CHB-C4B
82	N7	203	PEB	NB-C1B-CHA-C4A
82	N7	203	PEB	C2B-C1B-CHA-C4A
82	O7	201	PEB	NC-C1C-CHB-C4B
82	O7	201	PEB	C2C-C1C-CHB-C4B

Continued on next page...

Continued from previous page...

Mol	Chain	Res	Type	Atoms
82	O7	201	PEB	C2B-C1B-CHA-C4A
82	O7	202	PEB	NC-C1C-CHB-C4B
82	O7	202	PEB	C2C-C1C-CHB-C4B
82	O7	202	PEB	C2A-C3A-CAA-CBA
82	O7	202	PEB	C4A-C3A-CAA-CBA
82	O7	202	PEB	NB-C1B-CHA-C4A
82	O7	202	PEB	C2B-C1B-CHA-C4A
82	P7	201	PEB	NB-C1B-CHA-C4A
82	P7	201	PEB	C2B-C1B-CHA-C4A
82	P7	202	PEB	C4A-C3A-CAA-CBA
82	P7	202	PEB	NB-C1B-CHA-C4A
82	P7	202	PEB	C2B-C1B-CHA-C4A
82	P7	203	PEB	NC-C1C-CHB-C4B
82	P7	203	PEB	C2C-C1C-CHB-C4B
82	P7	203	PEB	NB-C1B-CHA-C4A
82	P7	203	PEB	C2B-C1B-CHA-C4A
82	Q7	201	PEB	NC-C1C-CHB-C4B
82	Q7	201	PEB	C2C-C1C-CHB-C4B
82	Q7	201	PEB	NB-C1B-CHA-C4A
82	Q7	201	PEB	C2B-C1B-CHA-C4A
82	Q7	202	PEB	C4A-C3A-CAA-CBA
82	Q7	202	PEB	NB-C1B-CHA-C4A
82	Q7	202	PEB	C2B-C1B-CHA-C4A
82	R7	201	PEB	NB-C1B-CHA-C4A
82	R7	201	PEB	C2B-C1B-CHA-C4A
82	R7	202	PEB	C4A-C3A-CAA-CBA
82	R7	202	PEB	NB-C1B-CHA-C4A
82	R7	202	PEB	C2B-C1B-CHA-C4A
82	R7	203	PEB	NC-C1C-CHB-C4B
82	R7	203	PEB	C2C-C1C-CHB-C4B
82	R7	203	PEB	C2D-C3D-CAD-CBD
82	R7	203	PEB	C4D-C3D-CAD-CBD
82	R7	203	PEB	NB-C1B-CHA-C4A
82	R7	203	PEB	C2B-C1B-CHA-C4A
82	S7	201	PEB	NC-C1C-CHB-C4B
82	S7	201	PEB	C2C-C1C-CHB-C4B
82	S7	202	PEB	C4A-C3A-CAA-CBA
82	S7	202	PEB	NB-C1B-CHA-C4A
82	S7	202	PEB	C2B-C1B-CHA-C4A
82	T7	201	PEB	NB-C1B-CHA-C4A
82	T7	201	PEB	C2B-C1B-CHA-C4A
82	T7	202	PEB	C4A-C3A-CAA-CBA

Continued on next page...

Continued from previous page...

Mol	Chain	Res	Type	Atoms
82	T7	202	PEB	NB-C1B-CHA-C4A
82	T7	202	PEB	C2B-C1B-CHA-C4A
82	T7	203	PEB	NB-C1B-CHA-C4A
82	T7	203	PEB	C2B-C1B-CHA-C4A
82	U7	201	PEB	NB-C1B-CHA-C4A
82	U7	202	PEB	NC-C1C-CHB-C4B
82	U7	202	PEB	C2C-C1C-CHB-C4B
82	U7	202	PEB	C4A-C3A-CAA-CBA
82	U7	202	PEB	NB-C1B-CHA-C4A
82	U7	202	PEB	C2B-C1B-CHA-C4A
82	V7	201	PEB	ND-C1D-CHC-C4C
82	V7	201	PEB	C2D-C1D-CHC-C4C
82	V7	201	PEB	C2A-C3A-CAA-CBA
82	V7	201	PEB	C4A-C3A-CAA-CBA
82	V7	201	PEB	NB-C1B-CHA-C4A
82	V7	201	PEB	C2B-C1B-CHA-C4A
82	V7	202	PEB	C2C-CAC-CBC-CGC
82	V7	202	PEB	C2A-C3A-CAA-CBA
82	V7	202	PEB	C4A-C3A-CAA-CBA
82	V7	202	PEB	NB-C1B-CHA-C4A
82	V7	202	PEB	C2B-C1B-CHA-C4A
82	V7	203	PEB	NC-C1C-CHB-C4B
82	V7	203	PEB	C2C-C1C-CHB-C4B
82	V7	203	PEB	NB-C1B-CHA-C4A
82	V7	203	PEB	C2B-C1B-CHA-C4A
82	W7	201	PEB	NB-C1B-CHA-C4A
82	W7	201	PEB	C2B-C1B-CHA-C4A
82	W7	202	PEB	NC-C1C-CHB-C4B
82	W7	202	PEB	C2C-C1C-CHB-C4B
82	W7	202	PEB	C2A-C3A-CAA-CBA
82	W7	202	PEB	C4A-C3A-CAA-CBA
82	W7	202	PEB	NB-C1B-CHA-C4A
82	W7	202	PEB	C2B-C1B-CHA-C4A
82	X7	201	PEB	NB-C1B-CHA-C4A
82	X7	201	PEB	C2B-C1B-CHA-C4A
82	X7	202	PEB	C2C-CAC-CBC-CGC
82	X7	202	PEB	C4A-C3A-CAA-CBA
82	X7	202	PEB	NB-C1B-CHA-C4A
82	X7	202	PEB	C2B-C1B-CHA-C4A
82	X7	203	PEB	NC-C1C-CHB-C4B
82	X7	203	PEB	C2C-C1C-CHB-C4B
82	X7	203	PEB	C1C-C2C-CAC-CBC

Continued on next page...

Continued from previous page...

Mol	Chain	Res	Type	Atoms
82	X7	203	PEB	C3C-C2C-CAC-CBC
82	X7	203	PEB	C2A-C3A-CAA-CBA
82	X7	203	PEB	NB-C1B-CHA-C4A
82	X7	203	PEB	C2B-C1B-CHA-C4A
82	Y7	301	PEB	ND-C1D-CHC-C4C
82	Y7	301	PEB	NC-C1C-CHB-C4B
82	Y7	301	PEB	C2C-C1C-CHB-C4B
82	Y7	301	PEB	C2A-C3A-CAA-CBA
82	Y7	301	PEB	C4A-C3A-CAA-CBA
82	Y7	301	PEB	NB-C1B-CHA-C4A
82	Y7	301	PEB	C2B-C1B-CHA-C4A
82	Y7	303	PEB	ND-C1D-CHC-C4C
82	Y7	303	PEB	NC-C1C-CHB-C4B
82	Y7	303	PEB	C2C-C1C-CHB-C4B
82	Y7	303	PEB	C2A-C3A-CAA-CBA
82	Y7	303	PEB	NB-C1B-CHA-C4A
82	Y7	303	PEB	C2B-C1B-CHA-C4A
82	Y7	304	PEB	ND-C1D-CHC-C4C
82	Y7	304	PEB	C2D-C1D-CHC-C4C
82	Y7	304	PEB	NC-C1C-CHB-C4B
82	Y7	304	PEB	C2C-C1C-CHB-C4B
82	Y7	304	PEB	C2A-C3A-CAA-CBA
82	Y7	304	PEB	NB-C1B-CHA-C4A
82	Y7	304	PEB	C2B-C1B-CHA-C4A
82	e7	301	PEB	ND-C1D-CHC-C4C
82	e7	301	PEB	C2D-C1D-CHC-C4C
82	e7	301	PEB	NB-C1B-CHA-C4A
82	e7	301	PEB	C2B-C1B-CHA-C4A
82	y8	201	PEB	ND-C1D-CHC-C4C
82	y8	201	PEB	C2A-C3A-CAA-CBA
82	y8	201	PEB	C4A-C3A-CAA-CBA
82	y8	201	PEB	C3A-C4A-CHA-C1B
82	y8	201	PEB	NB-C1B-CHA-C4A
82	y8	201	PEB	C2B-C1B-CHA-C4A
82	y8	202	PEB	C2C-C1C-CHB-C4B
82	y8	202	PEB	C2A-C3A-CAA-CBA
82	y8	202	PEB	C4A-C3A-CAA-CBA
82	y8	202	PEB	NB-C1B-CHA-C4A
82	y8	202	PEB	C2B-C1B-CHA-C4A
82	y8	203	PEB	ND-C1D-CHC-C4C
82	y8	203	PEB	NC-C1C-CHB-C4B
82	y8	203	PEB	C2C-C1C-CHB-C4B

Continued on next page...

Continued from previous page...

Mol	Chain	Res	Type	Atoms
82	y8	203	PEB	NB-C1B-CHA-C4A
82	y8	203	PEB	C2B-C1B-CHA-C4A
82	z8	201	PEB	NC-C1C-CHB-C4B
82	z8	201	PEB	C2C-C1C-CHB-C4B
82	z8	201	PEB	C4A-C3A-CAA-CBA
82	z8	201	PEB	NB-C1B-CHA-C4A
82	z8	201	PEB	C2B-C1B-CHA-C4A
82	z8	202	PEB	NC-C1C-CHB-C4B
82	z8	202	PEB	C2C-C1C-CHB-C4B
82	z8	202	PEB	NB-C1B-CHA-C4A
82	z8	202	PEB	C2B-C1B-CHA-C4A
82	18	201	PEB	ND-C1D-CHC-C4C
82	18	201	PEB	C2D-C1D-CHC-C4C
82	18	201	PEB	NC-C1C-CHB-C4B
82	18	201	PEB	C2A-C3A-CAA-CBA
82	18	201	PEB	C4A-C3A-CAA-CBA
82	18	201	PEB	NB-C1B-CHA-C4A
82	18	201	PEB	C2B-C1B-CHA-C4A
82	18	201	PEB	C3B-CAB-CBB-CGB
82	18	202	PEB	C2A-C3A-CAA-CBA
82	18	202	PEB	C4A-C3A-CAA-CBA
82	18	202	PEB	NB-C1B-CHA-C4A
82	18	202	PEB	C2B-C1B-CHA-C4A
82	18	203	PEB	ND-C1D-CHC-C4C
82	18	203	PEB	C2D-C1D-CHC-C4C
82	18	203	PEB	NC-C1C-CHB-C4B
82	18	203	PEB	C2C-C1C-CHB-C4B
82	18	203	PEB	NB-C1B-CHA-C4A
82	18	203	PEB	C2B-C1B-CHA-C4A
82	p8	201	PEB	ND-C1D-CHC-C4C
82	p8	201	PEB	C2D-C1D-CHC-C4C
82	p8	201	PEB	NC-C1C-CHB-C4B
82	p8	201	PEB	C2C-C1C-CHB-C4B
82	p8	201	PEB	C4A-C3A-CAA-CBA
82	p8	201	PEB	NB-C1B-CHA-C4A
82	p8	201	PEB	C2B-C1B-CHA-C4A
82	p8	202	PEB	NC-C1C-CHB-C4B
82	p8	202	PEB	C2C-C1C-CHB-C4B
82	p8	202	PEB	C2A-C3A-CAA-CBA
82	p8	202	PEB	C4A-C3A-CAA-CBA
82	p8	202	PEB	NB-C1B-CHA-C4A
82	p8	202	PEB	C2B-C1B-CHA-C4A

Continued on next page...

Continued from previous page...

Mol	Chain	Res	Type	Atoms
82	q8	201	PEB	ND-C1D-CHC-C4C
82	q8	201	PEB	NC-C1C-CHB-C4B
82	q8	201	PEB	NB-C1B-CHA-C4A
82	q8	201	PEB	C2B-C1B-CHA-C4A
82	q8	202	PEB	C4A-C3A-CAA-CBA
82	q8	202	PEB	NB-C1B-CHA-C4A
82	q8	202	PEB	C2B-C1B-CHA-C4A
82	q8	203	PEB	NB-C1B-CHA-C4A
82	q8	203	PEB	C2B-C1B-CHA-C4A
82	r8	201	PEB	ND-C1D-CHC-C4C
82	r8	201	PEB	C2D-C1D-CHC-C4C
82	r8	201	PEB	NC-C1C-CHB-C4B
82	r8	201	PEB	NB-C1B-CHA-C4A
82	r8	201	PEB	C2B-C1B-CHA-C4A
82	r8	202	PEB	ND-C1D-CHC-C4C
82	r8	202	PEB	C2D-C1D-CHC-C4C
82	r8	202	PEB	NC-C1C-CHB-C4B
82	r8	202	PEB	C2C-C1C-CHB-C4B
82	r8	202	PEB	C4A-C3A-CAA-CBA
82	r8	202	PEB	NB-C1B-CHA-C4A
82	r8	202	PEB	C2B-C1B-CHA-C4A
82	s8	201	PEB	ND-C1D-CHC-C4C
82	s8	201	PEB	NB-C1B-CHA-C4A
82	s8	201	PEB	C2B-C1B-CHA-C4A
82	s8	202	PEB	C2A-C3A-CAA-CBA
82	s8	202	PEB	C4A-C3A-CAA-CBA
82	s8	202	PEB	NB-C1B-CHA-C4A
82	s8	202	PEB	C2B-C1B-CHA-C4A
82	s8	203	PEB	NC-C1C-CHB-C4B
82	s8	203	PEB	C2C-C1C-CHB-C4B
82	s8	203	PEB	C2C-CAC-CBC-CGC
82	s8	203	PEB	NB-C1B-CHA-C4A
82	s8	203	PEB	C2B-C1B-CHA-C4A
82	t8	201	PEB	ND-C1D-CHC-C4C
82	t8	201	PEB	NB-C1B-CHA-C4A
82	t8	201	PEB	C2B-C1B-CHA-C4A
82	t8	202	PEB	ND-C1D-CHC-C4C
82	t8	202	PEB	NC-C1C-CHB-C4B
82	t8	202	PEB	C2C-C1C-CHB-C4B
82	t8	202	PEB	C2C-CAC-CBC-CGC
82	t8	202	PEB	C2D-C3D-CAD-CBD
82	t8	202	PEB	C4D-C3D-CAD-CBD

Continued on next page...

Continued from previous page...

Mol	Chain	Res	Type	Atoms
82	t8	202	PEB	C2A-C3A-CAA-CBA
82	t8	202	PEB	C4A-C3A-CAA-CBA
82	t8	202	PEB	NB-C1B-CHA-C4A
82	t8	202	PEB	C2B-C1B-CHA-C4A
82	u8	201	PEB	NC-C1C-CHB-C4B
82	u8	201	PEB	C2C-C1C-CHB-C4B
82	u8	201	PEB	C4A-C3A-CAA-CBA
82	u8	201	PEB	NB-C1B-CHA-C4A
82	u8	201	PEB	C2B-C1B-CHA-C4A
82	u8	202	PEB	C4A-C3A-CAA-CBA
82	u8	202	PEB	NB-C1B-CHA-C4A
82	u8	202	PEB	C2B-C1B-CHA-C4A
82	u8	203	PEB	NB-C1B-CHA-C4A
82	u8	203	PEB	C2B-C1B-CHA-C4A
82	v8	201	PEB	ND-C1D-CHC-C4C
82	v8	201	PEB	C2D-C1D-CHC-C4C
82	v8	201	PEB	C2A-C3A-CAA-CBA
82	v8	201	PEB	C4A-C3A-CAA-CBA
82	v8	201	PEB	NB-C1B-CHA-C4A
82	v8	201	PEB	C2B-C1B-CHA-C4A
82	v8	202	PEB	NC-C1C-CHB-C4B
82	v8	202	PEB	C2C-C1C-CHB-C4B
82	v8	202	PEB	C4A-C3A-CAA-CBA
82	v8	202	PEB	NB-C1B-CHA-C4A
82	v8	202	PEB	C2B-C1B-CHA-C4A
82	w8	201	PEB	ND-C1D-CHC-C4C
82	w8	201	PEB	C2D-C1D-CHC-C4C
82	w8	201	PEB	NC-C1C-CHB-C4B
82	w8	201	PEB	C2C-C1C-CHB-C4B
82	w8	201	PEB	C2A-C3A-CAA-CBA
82	w8	201	PEB	C4A-C3A-CAA-CBA
82	w8	201	PEB	NB-C1B-CHA-C4A
82	w8	201	PEB	C2B-C1B-CHA-C4A
82	w8	202	PEB	C4A-C3A-CAA-CBA
82	w8	202	PEB	NB-C1B-CHA-C4A
82	w8	202	PEB	C2B-C1B-CHA-C4A
82	w8	202	PEB	C3B-CAB-CBB-CGB
82	w8	203	PEB	NC-C1C-CHB-C4B
82	w8	203	PEB	C2C-C1C-CHB-C4B
82	w8	203	PEB	NB-C1B-CHA-C4A
82	w8	203	PEB	C2B-C1B-CHA-C4A
82	w8	204	PEB	NC-C1C-CHB-C4B

Continued on next page...

Continued from previous page...

Mol	Chain	Res	Type	Atoms
82	w8	204	PEB	C2C-C1C-CHB-C4B
82	w8	204	PEB	C2A-C3A-CAA-CBA
82	w8	204	PEB	C4A-C3A-CAA-CBA
82	w8	204	PEB	NB-C1B-CHA-C4A
82	w8	204	PEB	C2B-C1B-CHA-C4A
82	x8	201	PEB	ND-C1D-CHC-C4C
82	x8	201	PEB	C2D-C1D-CHC-C4C
82	x8	201	PEB	C2C-CAC-CBC-CGC
82	x8	201	PEB	C4A-C3A-CAA-CBA
82	x8	201	PEB	NB-C1B-CHA-C4A
82	x8	201	PEB	C2B-C1B-CHA-C4A
82	x8	202	PEB	ND-C1D-CHC-C4C
82	x8	202	PEB	C2D-C1D-CHC-C4C
82	x8	202	PEB	NC-C1C-CHB-C4B
82	x8	202	PEB	C2C-C1C-CHB-C4B
82	x8	202	PEB	C4A-C3A-CAA-CBA
82	x8	202	PEB	NB-C1B-CHA-C4A
82	x8	202	PEB	C2B-C1B-CHA-C4A
82	x8	202	PEB	C3B-C4B-CHB-C1C
82	A9	201	PEB	ND-C1D-CHC-C4C
82	A9	201	PEB	C2D-C1D-CHC-C4C
82	A9	201	PEB	NB-C1B-CHA-C4A
82	A9	201	PEB	C2B-C1B-CHA-C4A
82	A9	202	PEB	ND-C1D-CHC-C4C
82	A9	202	PEB	C2D-C1D-CHC-C4C
82	A9	202	PEB	NC-C1C-CHB-C4B
82	A9	202	PEB	C2C-C1C-CHB-C4B
82	A9	202	PEB	C4A-C3A-CAA-CBA
82	A9	202	PEB	NB-C1B-CHA-C4A
82	A9	202	PEB	C2B-C1B-CHA-C4A
82	B9	201	PEB	ND-C1D-CHC-C4C
82	B9	201	PEB	C2D-C1D-CHC-C4C
82	B9	201	PEB	NC-C1C-CHB-C4B
82	B9	201	PEB	C2C-C1C-CHB-C4B
82	B9	201	PEB	C2C-CAC-CBC-CGC
82	B9	201	PEB	NB-C1B-CHA-C4A
82	B9	201	PEB	C2B-C1B-CHA-C4A
82	B9	202	PEB	C2A-C3A-CAA-CBA
82	B9	202	PEB	C4A-C3A-CAA-CBA
82	B9	202	PEB	NB-C1B-CHA-C4A
82	B9	202	PEB	C2B-C1B-CHA-C4A
82	B9	203	PEB	ND-C1D-CHC-C4C

Continued on next page...

Continued from previous page...

Mol	Chain	Res	Type	Atoms
82	B9	203	PEB	C2D-C1D-CHC-C4C
82	B9	203	PEB	NC-C1C-CHB-C4B
82	B9	203	PEB	C2C-C1C-CHB-C4B
82	B9	203	PEB	NB-C1B-CHA-C4A
82	B9	203	PEB	C2B-C1B-CHA-C4A
82	C9	201	PEB	ND-C1D-CHC-C4C
82	C9	201	PEB	C2D-C1D-CHC-C4C
82	C9	201	PEB	NB-C1B-CHA-C4A
82	C9	201	PEB	C2B-C1B-CHA-C4A
82	C9	202	PEB	ND-C1D-CHC-C4C
82	C9	202	PEB	C2D-C1D-CHC-C4C
82	C9	202	PEB	NC-C1C-CHB-C4B
82	C9	202	PEB	C2C-C1C-CHB-C4B
82	C9	202	PEB	C4A-C3A-CAA-CBA
82	C9	202	PEB	NB-C1B-CHA-C4A
82	C9	202	PEB	C2B-C1B-CHA-C4A
82	D9	201	PEB	ND-C1D-CHC-C4C
82	D9	201	PEB	C2D-C1D-CHC-C4C
82	D9	201	PEB	NB-C1B-CHA-C4A
82	D9	201	PEB	C2B-C1B-CHA-C4A
82	D9	202	PEB	C2A-C3A-CAA-CBA
82	D9	202	PEB	C4A-C3A-CAA-CBA
82	D9	202	PEB	NB-C1B-CHA-C4A
82	D9	202	PEB	C2B-C1B-CHA-C4A
82	D9	203	PEB	ND-C1D-CHC-C4C
82	D9	203	PEB	C2D-C1D-CHC-C4C
82	D9	203	PEB	NC-C1C-CHB-C4B
82	D9	203	PEB	C2C-C1C-CHB-C4B
82	D9	203	PEB	NB-C1B-CHA-C4A
82	D9	203	PEB	C2B-C1B-CHA-C4A
82	E9	201	PEB	ND-C1D-CHC-C4C
82	E9	201	PEB	C2D-C1D-CHC-C4C
82	E9	201	PEB	NB-C1B-CHA-C4A
82	E9	201	PEB	C2B-C1B-CHA-C4A
82	E9	202	PEB	ND-C1D-CHC-C4C
82	E9	202	PEB	C2D-C1D-CHC-C4C
82	E9	202	PEB	NC-C1C-CHB-C4B
82	E9	202	PEB	C2C-C1C-CHB-C4B
82	E9	202	PEB	C4A-C3A-CAA-CBA
82	E9	202	PEB	NB-C1B-CHA-C4A
82	E9	202	PEB	C2B-C1B-CHA-C4A
82	F9	201	PEB	ND-C1D-CHC-C4C

Continued on next page...

Continued from previous page...

Mol	Chain	Res	Type	Atoms
82	F9	201	PEB	C2D-C1D-CHC-C4C
82	F9	201	PEB	NC-C1C-CHB-C4B
82	F9	201	PEB	C2C-C1C-CHB-C4B
82	F9	201	PEB	C2C-CAC-CBC-CGC
82	F9	201	PEB	NB-C1B-CHA-C4A
82	F9	201	PEB	C2B-C1B-CHA-C4A
82	F9	202	PEB	C4A-C3A-CAA-CBA
82	F9	202	PEB	NB-C1B-CHA-C4A
82	F9	202	PEB	C2B-C1B-CHA-C4A
82	F9	203	PEB	ND-C1D-CHC-C4C
82	F9	203	PEB	C2D-C1D-CHC-C4C
82	F9	203	PEB	NC-C1C-CHB-C4B
82	F9	203	PEB	C2C-C1C-CHB-C4B
82	F9	203	PEB	C4A-C3A-CAA-CBA
82	F9	203	PEB	NB-C1B-CHA-C4A
82	F9	203	PEB	C2B-C1B-CHA-C4A
82	G9	201	PEB	ND-C1D-CHC-C4C
82	G9	201	PEB	C2D-C1D-CHC-C4C
82	G9	201	PEB	NB-C1B-CHA-C4A
82	G9	201	PEB	C2B-C1B-CHA-C4A
82	G9	202	PEB	ND-C1D-CHC-C4C
82	G9	202	PEB	C2D-C1D-CHC-C4C
82	G9	202	PEB	NC-C1C-CHB-C4B
82	G9	202	PEB	C2C-C1C-CHB-C4B
82	G9	202	PEB	C4A-C3A-CAA-CBA
82	G9	202	PEB	NB-C1B-CHA-C4A
82	G9	202	PEB	C2B-C1B-CHA-C4A
82	H9	201	PEB	ND-C1D-CHC-C4C
82	H9	201	PEB	C2C-CAC-CBC-CGC
82	H9	201	PEB	NB-C1B-CHA-C4A
82	H9	201	PEB	C2B-C1B-CHA-C4A
82	H9	202	PEB	C2A-C3A-CAA-CBA
82	H9	202	PEB	C4A-C3A-CAA-CBA
82	H9	202	PEB	NB-C1B-CHA-C4A
82	H9	202	PEB	C2B-C1B-CHA-C4A
82	H9	203	PEB	ND-C1D-CHC-C4C
82	H9	203	PEB	C2D-C1D-CHC-C4C
82	H9	203	PEB	C2C-C1C-CHB-C4B
82	H9	203	PEB	C2A-C3A-CAA-CBA
82	H9	203	PEB	C4A-C3A-CAA-CBA
82	H9	203	PEB	NB-C1B-CHA-C4A
82	H9	203	PEB	C2B-C1B-CHA-C4A

Continued on next page...

Continued from previous page...

Mol	Chain	Res	Type	Atoms
82	I9	201	PEB	ND-C1D-CHC-C4C
82	I9	201	PEB	C2D-C1D-CHC-C4C
82	I9	201	PEB	NB-C1B-CHA-C4A
82	I9	201	PEB	C2B-C1B-CHA-C4A
82	I9	202	PEB	ND-C1D-CHC-C4C
82	I9	202	PEB	C2D-C1D-CHC-C4C
82	I9	202	PEB	NC-C1C-CHB-C4B
82	I9	202	PEB	C2C-C1C-CHB-C4B
82	I9	202	PEB	C4A-C3A-CAA-CBA
82	I9	202	PEB	NB-C1B-CHA-C4A
82	I9	202	PEB	C2B-C1B-CHA-C4A
82	J9	201	PEB	ND-C1D-CHC-C4C
82	J9	201	PEB	C2D-C1D-CHC-C4C
82	J9	201	PEB	NC-C1C-CHB-C4B
82	J9	201	PEB	NB-C1B-CHA-C4A
82	J9	201	PEB	C2B-C1B-CHA-C4A
82	J9	202	PEB	C2C-CAC-CBC-CGC
82	J9	202	PEB	C2A-C3A-CAA-CBA
82	J9	202	PEB	C4A-C3A-CAA-CBA
82	J9	202	PEB	NB-C1B-CHA-C4A
82	J9	202	PEB	C2B-C1B-CHA-C4A
82	J9	203	PEB	ND-C1D-CHC-C4C
82	J9	203	PEB	C2D-C1D-CHC-C4C
82	J9	203	PEB	NC-C1C-CHB-C4B
82	J9	203	PEB	C2C-C1C-CHB-C4B
82	J9	203	PEB	NB-C1B-CHA-C4A
82	J9	203	PEB	C2B-C1B-CHA-C4A
82	K9	201	PEB	ND-C1D-CHC-C4C
82	K9	201	PEB	C2D-C1D-CHC-C4C
82	K9	201	PEB	NB-C1B-CHA-C4A
82	K9	201	PEB	C2B-C1B-CHA-C4A
82	K9	202	PEB	ND-C1D-CHC-C4C
82	K9	202	PEB	C2D-C1D-CHC-C4C
82	K9	202	PEB	NC-C1C-CHB-C4B
82	K9	202	PEB	C2C-C1C-CHB-C4B
82	K9	202	PEB	C4A-C3A-CAA-CBA
82	K9	202	PEB	NB-C1B-CHA-C4A
82	K9	202	PEB	C2B-C1B-CHA-C4A
82	L9	201	PEB	ND-C1D-CHC-C4C
82	L9	201	PEB	C2D-C1D-CHC-C4C
82	L9	201	PEB	C2C-CAC-CBC-CGC
82	L9	201	PEB	NB-C1B-CHA-C4A

Continued on next page...

Continued from previous page...

Mol	Chain	Res	Type	Atoms
82	L9	201	PEB	C2B-C1B-CHA-C4A
82	L9	202	PEB	C2A-C3A-CAA-CBA
82	L9	202	PEB	C4A-C3A-CAA-CBA
82	L9	202	PEB	NB-C1B-CHA-C4A
82	L9	202	PEB	C2B-C1B-CHA-C4A
82	L9	203	PEB	ND-C1D-CHC-C4C
82	L9	203	PEB	C2D-C1D-CHC-C4C
82	L9	203	PEB	NB-C1B-CHA-C4A
82	L9	203	PEB	C2B-C1B-CHA-C4A
82	N9	201	PEB	ND-C1D-CHC-C4C
82	N9	201	PEB	C2D-C1D-CHC-C4C
82	N9	201	PEB	NB-C1B-CHA-C4A
82	N9	201	PEB	C2B-C1B-CHA-C4A
82	N9	202	PEB	ND-C1D-CHC-C4C
82	N9	202	PEB	C2D-C1D-CHC-C4C
82	N9	202	PEB	NC-C1C-CHB-C4B
82	N9	202	PEB	C2C-C1C-CHB-C4B
82	N9	202	PEB	C4A-C3A-CAA-CBA
82	N9	202	PEB	NB-C1B-CHA-C4A
82	N9	202	PEB	C2B-C1B-CHA-C4A
82	O9	201	PEB	ND-C1D-CHC-C4C
82	O9	201	PEB	C2D-C1D-CHC-C4C
82	O9	201	PEB	NC-C1C-CHB-C4B
82	O9	201	PEB	C2C-C1C-CHB-C4B
82	O9	201	PEB	C2C-CAC-CBC-CGC
82	O9	201	PEB	C2A-C3A-CAA-CBA
82	O9	201	PEB	C4A-C3A-CAA-CBA
82	O9	201	PEB	NB-C1B-CHA-C4A
82	O9	201	PEB	C2B-C1B-CHA-C4A
82	O9	202	PEB	NC-C1C-CHB-C4B
82	O9	202	PEB	C2C-C1C-CHB-C4B
82	O9	202	PEB	C2C-CAC-CBC-CGC
82	O9	202	PEB	C2A-C3A-CAA-CBA
82	O9	202	PEB	C4A-C3A-CAA-CBA
82	O9	202	PEB	NB-C1B-CHA-C4A
82	O9	202	PEB	C2B-C1B-CHA-C4A
82	O9	203	PEB	ND-C1D-CHC-C4C
82	O9	203	PEB	C2D-C1D-CHC-C4C
82	O9	203	PEB	NC-C1C-CHB-C4B
82	O9	203	PEB	C2C-C1C-CHB-C4B
82	O9	203	PEB	NB-C1B-CHA-C4A
82	O9	203	PEB	C2B-C1B-CHA-C4A

Continued on next page...

Continued from previous page...

Mol	Chain	Res	Type	Atoms
82	P9	201	PEB	ND-C1D-CHC-C4C
82	P9	201	PEB	C2D-C1D-CHC-C4C
82	P9	201	PEB	NB-C1B-CHA-C4A
82	P9	201	PEB	C2B-C1B-CHA-C4A
82	P9	202	PEB	ND-C1D-CHC-C4C
82	P9	202	PEB	C2D-C1D-CHC-C4C
82	P9	202	PEB	NC-C1C-CHB-C4B
82	P9	202	PEB	C2C-C1C-CHB-C4B
82	P9	202	PEB	C4A-C3A-CAA-CBA
82	P9	202	PEB	NB-C1B-CHA-C4A
82	P9	202	PEB	C2B-C1B-CHA-C4A
82	Q9	201	PEB	ND-C1D-CHC-C4C
82	Q9	201	PEB	C2D-C1D-CHC-C4C
82	Q9	201	PEB	NC-C1C-CHB-C4B
82	Q9	201	PEB	C2C-CAC-CBC-CGC
82	Q9	201	PEB	NB-C1B-CHA-C4A
82	Q9	201	PEB	C2B-C1B-CHA-C4A
82	Q9	202	PEB	C2A-C3A-CAA-CBA
82	Q9	202	PEB	C4A-C3A-CAA-CBA
82	Q9	202	PEB	NB-C1B-CHA-C4A
82	Q9	202	PEB	C2B-C1B-CHA-C4A
82	Q9	203	PEB	ND-C1D-CHC-C4C
82	Q9	203	PEB	C2D-C1D-CHC-C4C
82	Q9	203	PEB	NC-C1C-CHB-C4B
82	Q9	203	PEB	C2C-C1C-CHB-C4B
82	Q9	203	PEB	NB-C1B-CHA-C4A
82	Q9	203	PEB	C2B-C1B-CHA-C4A
82	R9	201	PEB	ND-C1D-CHC-C4C
82	R9	201	PEB	C2D-C1D-CHC-C4C
82	R9	201	PEB	NB-C1B-CHA-C4A
82	R9	201	PEB	C2B-C1B-CHA-C4A
82	R9	202	PEB	ND-C1D-CHC-C4C
82	R9	202	PEB	C2D-C1D-CHC-C4C
82	R9	202	PEB	NC-C1C-CHB-C4B
82	R9	202	PEB	C2C-C1C-CHB-C4B
82	R9	202	PEB	C4A-C3A-CAA-CBA
82	R9	202	PEB	NB-C1B-CHA-C4A
82	R9	202	PEB	C2B-C1B-CHA-C4A
82	S9	201	PEB	ND-C1D-CHC-C4C
82	S9	201	PEB	C2D-C1D-CHC-C4C
82	S9	201	PEB	NC-C1C-CHB-C4B
82	S9	201	PEB	C2C-C1C-CHB-C4B

Continued on next page...

Continued from previous page...

Mol	Chain	Res	Type	Atoms
82	S9	201	PEB	C2C-CAC-CBC-CGC
82	S9	201	PEB	NB-C1B-CHA-C4A
82	S9	201	PEB	C2B-C1B-CHA-C4A
82	S9	202	PEB	C4A-C3A-CAA-CBA
82	S9	202	PEB	NB-C1B-CHA-C4A
82	S9	202	PEB	C2B-C1B-CHA-C4A
82	S9	203	PEB	ND-C1D-CHC-C4C
82	S9	203	PEB	C2D-C1D-CHC-C4C
82	S9	203	PEB	NC-C1C-CHB-C4B
82	S9	203	PEB	C2C-C1C-CHB-C4B
82	S9	203	PEB	C2A-C3A-CAA-CBA
82	S9	203	PEB	C4A-C3A-CAA-CBA
82	S9	203	PEB	NB-C1B-CHA-C4A
82	S9	203	PEB	C2B-C1B-CHA-C4A
82	T9	201	PEB	ND-C1D-CHC-C4C
82	T9	201	PEB	C2D-C1D-CHC-C4C
82	T9	201	PEB	NB-C1B-CHA-C4A
82	T9	201	PEB	C2B-C1B-CHA-C4A
82	T9	202	PEB	ND-C1D-CHC-C4C
82	T9	202	PEB	C2D-C1D-CHC-C4C
82	T9	202	PEB	NC-C1C-CHB-C4B
82	T9	202	PEB	C2C-C1C-CHB-C4B
82	T9	202	PEB	C4A-C3A-CAA-CBA
82	T9	202	PEB	NB-C1B-CHA-C4A
82	T9	202	PEB	C2B-C1B-CHA-C4A
82	U9	201	PEB	NC-C1C-CHB-C4B
82	U9	201	PEB	NB-C1B-CHA-C4A
82	U9	201	PEB	C2B-C1B-CHA-C4A
82	U9	202	PEB	C2A-C3A-CAA-CBA
82	U9	202	PEB	C4A-C3A-CAA-CBA
82	U9	202	PEB	NB-C1B-CHA-C4A
82	U9	202	PEB	C2B-C1B-CHA-C4A
82	U9	203	PEB	ND-C1D-CHC-C4C
82	U9	203	PEB	C2D-C1D-CHC-C4C
82	U9	203	PEB	NB-C1B-CHA-C4A
82	U9	203	PEB	C2B-C1B-CHA-C4A
82	U9	204	PEB	ND-C1D-CHC-C4C
82	U9	204	PEB	C4A-C3A-CAA-CBA
82	U9	204	PEB	NB-C1B-CHA-C4A
82	U9	204	PEB	C2B-C1B-CHA-C4A
82	V9	201	PEB	ND-C1D-CHC-C4C
82	V9	201	PEB	C2D-C1D-CHC-C4C

Continued on next page...

Continued from previous page...

Mol	Chain	Res	Type	Atoms
82	V9	201	PEB	NB-C1B-CHA-C4A
82	V9	201	PEB	C2B-C1B-CHA-C4A
82	V9	202	PEB	ND-C1D-CHC-C4C
82	V9	202	PEB	C2D-C1D-CHC-C4C
82	V9	202	PEB	NC-C1C-CHB-C4B
82	V9	202	PEB	C2C-C1C-CHB-C4B
82	V9	202	PEB	C4A-C3A-CAA-CBA
82	V9	202	PEB	NB-C1B-CHA-C4A
82	V9	202	PEB	C2B-C1B-CHA-C4A
82	W9	201	PEB	ND-C1D-CHC-C4C
82	W9	201	PEB	NC-C1C-CHB-C4B
82	W9	201	PEB	NB-C1B-CHA-C4A
82	W9	201	PEB	C2B-C1B-CHA-C4A
82	W9	202	PEB	C4A-C3A-CAA-CBA
82	W9	202	PEB	NB-C1B-CHA-C4A
82	W9	202	PEB	C2B-C1B-CHA-C4A
82	W9	203	PEB	NC-C1C-CHB-C4B
82	W9	203	PEB	C2C-C1C-CHB-C4B
82	W9	203	PEB	NB-C1B-CHA-C4A
82	W9	203	PEB	C2B-C1B-CHA-C4A
82	W9	203	PEB	C3B-CAB-CBB-CGB
82	X9	201	PEB	ND-C1D-CHC-C4C
82	X9	201	PEB	C2D-C1D-CHC-C4C
82	X9	201	PEB	NB-C1B-CHA-C4A
82	X9	201	PEB	C2B-C1B-CHA-C4A
82	X9	202	PEB	ND-C1D-CHC-C4C
82	X9	202	PEB	C2D-C1D-CHC-C4C
82	X9	202	PEB	NC-C1C-CHB-C4B
82	X9	202	PEB	C2C-C1C-CHB-C4B
82	X9	202	PEB	C4A-C3A-CAA-CBA
82	X9	202	PEB	NB-C1B-CHA-C4A
82	X9	202	PEB	C2B-C1B-CHA-C4A
82	Y9	201	PEB	ND-C1D-CHC-C4C
82	Y9	201	PEB	C2D-C1D-CHC-C4C
82	Y9	201	PEB	NC-C1C-CHB-C4B
82	Y9	201	PEB	NB-C1B-CHA-C4A
82	Y9	201	PEB	C2B-C1B-CHA-C4A
82	Y9	202	PEB	C2A-C3A-CAA-CBA
82	Y9	202	PEB	C4A-C3A-CAA-CBA
82	Y9	202	PEB	NB-C1B-CHA-C4A
82	Y9	202	PEB	C2B-C1B-CHA-C4A
82	Y9	203	PEB	ND-C1D-CHC-C4C

Continued on next page...

Continued from previous page...

Mol	Chain	Res	Type	Atoms
82	Y9	203	PEB	C2D-C1D-CHC-C4C
82	Y9	203	PEB	NC-C1C-CHB-C4B
82	Y9	203	PEB	C2C-C1C-CHB-C4B
82	Y9	203	PEB	NB-C1B-CHA-C4A
82	Y9	203	PEB	C2B-C1B-CHA-C4A
82	eA	301	PEB	ND-C1D-CHC-C4C
82	eA	301	PEB	C2D-C1D-CHC-C4C
82	eA	301	PEB	NB-C1B-CHA-C4A
82	eA	301	PEB	C2B-C1B-CHA-C4A
82	fB	301	PEB	NC-C1C-CHB-C4B
82	fB	301	PEB	C2C-C1C-CHB-C4B
82	fB	301	PEB	C2A-C3A-CAA-CBA
82	fB	301	PEB	NB-C1B-CHA-C4A
82	fB	301	PEB	C2B-C1B-CHA-C4A
82	fB	301	PEB	C3B-CAB-CBB-CGB
82	aB	201	PEB	NB-C1B-CHA-C4A
82	aB	201	PEB	C2B-C1B-CHA-C4A
82	aB	202	PEB	NC-C1C-CHB-C4B
82	aB	202	PEB	C2C-C1C-CHB-C4B
82	aB	202	PEB	NB-C1B-CHA-C4A
82	aB	202	PEB	C2B-C1B-CHA-C4A
82	bB	201	PEB	ND-C1D-CHC-C4C
82	bB	201	PEB	C2D-C1D-CHC-C4C
82	bB	201	PEB	NC-C1C-CHB-C4B
82	bB	201	PEB	C2C-C1C-CHB-C4B
82	bB	201	PEB	NB-C1B-CHA-C4A
82	bB	201	PEB	C2B-C1B-CHA-C4A
82	cB	401	PEB	ND-C1D-CHC-C4C
82	cB	401	PEB	C2D-C1D-CHC-C4C
82	cB	401	PEB	NB-C1B-CHA-C4A
82	cB	401	PEB	C2B-C1B-CHA-C4A
82	cB	402	PEB	NC-C1C-CHB-C4B
82	cB	402	PEB	C2C-C1C-CHB-C4B
82	cB	402	PEB	C2C-CAC-CBC-CGC
82	cB	402	PEB	C2A-C3A-CAA-CBA
82	cB	402	PEB	C4A-C3A-CAA-CBA
82	cB	402	PEB	NB-C1B-CHA-C4A
82	cB	402	PEB	C2B-C1B-CHA-C4A
82	cB	403	PEB	C1C-C2C-CAC-CBC
82	cB	403	PEB	C3C-C2C-CAC-CBC
82	cB	403	PEB	NB-C1B-CHA-C4A
82	cB	403	PEB	C2B-C1B-CHA-C4A

Continued on next page...

Continued from previous page...

Mol	Chain	Res	Type	Atoms
82	dB	201	PEB	C4A-C3A-CAA-CBA
82	dB	201	PEB	NB-C1B-CHA-C4A
82	dB	201	PEB	C2B-C1B-CHA-C4A
82	dB	202	PEB	ND-C1D-CHC-C4C
82	dB	202	PEB	C2D-C1D-CHC-C4C
82	dB	202	PEB	NC-C1C-CHB-C4B
82	dB	202	PEB	C2C-C1C-CHB-C4B
82	dB	202	PEB	NB-C1B-CHA-C4A
82	dB	202	PEB	C2B-C1B-CHA-C4A
82	eB	201	PEB	NB-C1B-CHA-C4A
82	eB	201	PEB	C2B-C1B-CHA-C4A
82	eB	202	PEB	NB-C1B-CHA-C4A
82	eB	202	PEB	C2B-C1B-CHA-C4A
82	gB	201	PEB	ND-C1D-CHC-C4C
82	gB	201	PEB	C2D-C1D-CHC-C4C
82	gB	201	PEB	NB-C1B-CHA-C4A
82	gB	201	PEB	C2B-C1B-CHA-C4A
82	gB	202	PEB	NC-C1C-CHB-C4B
82	gB	202	PEB	NB-C1B-CHA-C4A
82	gB	202	PEB	C2B-C1B-CHA-C4A
82	gB	203	PEB	ND-C1D-CHC-C4C
82	gB	203	PEB	C2D-C1D-CHC-C4C
82	gB	203	PEB	NC-C1C-CHB-C4B
82	gB	203	PEB	C2C-C1C-CHB-C4B
82	gB	203	PEB	C2A-C3A-CAA-CBA
82	gB	203	PEB	C4A-C3A-CAA-CBA
82	gB	203	PEB	NB-C1B-CHA-C4A
82	gB	203	PEB	C2B-C1B-CHA-C4A
82	hB	301	PEB	NC-C1C-CHB-C4B
82	hB	301	PEB	C2C-C1C-CHB-C4B
82	hB	301	PEB	C2A-C3A-CAA-CBA
82	hB	301	PEB	NB-C1B-CHA-C4A
82	hB	301	PEB	C2B-C1B-CHA-C4A
82	hB	301	PEB	C3B-CAB-CBB-CGB
82	yC	201	PEB	ND-C1D-CHC-C4C
82	yC	201	PEB	C2A-C3A-CAA-CBA
82	yC	201	PEB	C4A-C3A-CAA-CBA
82	yC	201	PEB	C3A-C4A-CHA-C1B
82	yC	201	PEB	NB-C1B-CHA-C4A
82	yC	201	PEB	C2B-C1B-CHA-C4A
82	yC	202	PEB	C2C-C1C-CHB-C4B
82	yC	202	PEB	C2A-C3A-CAA-CBA

Continued on next page...

Continued from previous page...

Mol	Chain	Res	Type	Atoms
82	yC	202	PEB	C4A-C3A-CAA-CBA
82	yC	202	PEB	NB-C1B-CHA-C4A
82	yC	202	PEB	C2B-C1B-CHA-C4A
82	yC	203	PEB	ND-C1D-CHC-C4C
82	yC	203	PEB	NC-C1C-CHB-C4B
82	yC	203	PEB	C2C-C1C-CHB-C4B
82	yC	203	PEB	NB-C1B-CHA-C4A
82	yC	203	PEB	C2B-C1B-CHA-C4A
82	zC	201	PEB	NC-C1C-CHB-C4B
82	zC	201	PEB	C2C-C1C-CHB-C4B
82	zC	201	PEB	C4A-C3A-CAA-CBA
82	zC	201	PEB	NB-C1B-CHA-C4A
82	zC	201	PEB	C2B-C1B-CHA-C4A
82	zC	202	PEB	NC-C1C-CHB-C4B
82	zC	202	PEB	C2C-C1C-CHB-C4B
82	zC	202	PEB	NB-C1B-CHA-C4A
82	zC	202	PEB	C2B-C1B-CHA-C4A
82	1C	201	PEB	ND-C1D-CHC-C4C
82	1C	201	PEB	C2D-C1D-CHC-C4C
82	1C	201	PEB	NC-C1C-CHB-C4B
82	1C	201	PEB	C2A-C3A-CAA-CBA
82	1C	201	PEB	C4A-C3A-CAA-CBA
82	1C	201	PEB	NB-C1B-CHA-C4A
82	1C	201	PEB	C2B-C1B-CHA-C4A
82	1C	201	PEB	C3B-CAB-CBB-CGB
82	1C	202	PEB	C2A-C3A-CAA-CBA
82	1C	202	PEB	C4A-C3A-CAA-CBA
82	1C	202	PEB	NB-C1B-CHA-C4A
82	1C	202	PEB	C2B-C1B-CHA-C4A
82	1C	203	PEB	ND-C1D-CHC-C4C
82	1C	203	PEB	C2D-C1D-CHC-C4C
82	1C	203	PEB	NC-C1C-CHB-C4B
82	1C	203	PEB	C2C-C1C-CHB-C4B
82	1C	203	PEB	NB-C1B-CHA-C4A
82	1C	203	PEB	C2B-C1B-CHA-C4A
82	pC	201	PEB	ND-C1D-CHC-C4C
82	pC	201	PEB	C2D-C1D-CHC-C4C
82	pC	201	PEB	NC-C1C-CHB-C4B
82	pC	201	PEB	C2C-C1C-CHB-C4B
82	pC	201	PEB	C4A-C3A-CAA-CBA
82	pC	201	PEB	NB-C1B-CHA-C4A
82	pC	201	PEB	C2B-C1B-CHA-C4A

Continued on next page...

Continued from previous page...

Mol	Chain	Res	Type	Atoms
82	pC	202	PEB	NC-C1C-CHB-C4B
82	pC	202	PEB	C2C-C1C-CHB-C4B
82	pC	202	PEB	C2A-C3A-CAA-CBA
82	pC	202	PEB	C4A-C3A-CAA-CBA
82	pC	202	PEB	NB-C1B-CHA-C4A
82	pC	202	PEB	C2B-C1B-CHA-C4A
82	qC	201	PEB	ND-C1D-CHC-C4C
82	qC	201	PEB	NC-C1C-CHB-C4B
82	qC	201	PEB	NB-C1B-CHA-C4A
82	qC	201	PEB	C2B-C1B-CHA-C4A
82	qC	202	PEB	C4A-C3A-CAA-CBA
82	qC	202	PEB	NB-C1B-CHA-C4A
82	qC	202	PEB	C2B-C1B-CHA-C4A
82	qC	203	PEB	NB-C1B-CHA-C4A
82	qC	203	PEB	C2B-C1B-CHA-C4A
82	rC	201	PEB	ND-C1D-CHC-C4C
82	rC	201	PEB	C2D-C1D-CHC-C4C
82	rC	201	PEB	NC-C1C-CHB-C4B
82	rC	201	PEB	NB-C1B-CHA-C4A
82	rC	201	PEB	C2B-C1B-CHA-C4A
82	rC	202	PEB	ND-C1D-CHC-C4C
82	rC	202	PEB	C2D-C1D-CHC-C4C
82	rC	202	PEB	NC-C1C-CHB-C4B
82	rC	202	PEB	C2C-C1C-CHB-C4B
82	rC	202	PEB	C4A-C3A-CAA-CBA
82	rC	202	PEB	NB-C1B-CHA-C4A
82	rC	202	PEB	C2B-C1B-CHA-C4A
82	sC	201	PEB	ND-C1D-CHC-C4C
82	sC	201	PEB	NB-C1B-CHA-C4A
82	sC	201	PEB	C2B-C1B-CHA-C4A
82	sC	202	PEB	C2A-C3A-CAA-CBA
82	sC	202	PEB	C4A-C3A-CAA-CBA
82	sC	202	PEB	NB-C1B-CHA-C4A
82	sC	202	PEB	C2B-C1B-CHA-C4A
82	sC	203	PEB	NC-C1C-CHB-C4B
82	sC	203	PEB	C2C-C1C-CHB-C4B
82	sC	203	PEB	C2C-CAC-CBC-CGC
82	sC	203	PEB	NB-C1B-CHA-C4A
82	sC	203	PEB	C2B-C1B-CHA-C4A
82	tC	201	PEB	ND-C1D-CHC-C4C
82	tC	201	PEB	NB-C1B-CHA-C4A
82	tC	201	PEB	C2B-C1B-CHA-C4A

Continued on next page...

Continued from previous page...

Mol	Chain	Res	Type	Atoms
82	tC	202	PEB	ND-C1D-CHC-C4C
82	tC	202	PEB	NC-C1C-CHB-C4B
82	tC	202	PEB	C2C-C1C-CHB-C4B
82	tC	202	PEB	C2C-CAC-CBC-CGC
82	tC	202	PEB	C2D-C3D-CAD-CBD
82	tC	202	PEB	C4D-C3D-CAD-CBD
82	tC	202	PEB	C2A-C3A-CAA-CBA
82	tC	202	PEB	C4A-C3A-CAA-CBA
82	tC	202	PEB	NB-C1B-CHA-C4A
82	tC	202	PEB	C2B-C1B-CHA-C4A
82	uC	201	PEB	NC-C1C-CHB-C4B
82	uC	201	PEB	C2C-C1C-CHB-C4B
82	uC	201	PEB	C4A-C3A-CAA-CBA
82	uC	201	PEB	NB-C1B-CHA-C4A
82	uC	201	PEB	C2B-C1B-CHA-C4A
82	uC	202	PEB	C4A-C3A-CAA-CBA
82	uC	202	PEB	NB-C1B-CHA-C4A
82	uC	202	PEB	C2B-C1B-CHA-C4A
82	uC	203	PEB	NB-C1B-CHA-C4A
82	uC	203	PEB	C2B-C1B-CHA-C4A
82	vC	201	PEB	ND-C1D-CHC-C4C
82	vC	201	PEB	C2D-C1D-CHC-C4C
82	vC	201	PEB	C2A-C3A-CAA-CBA
82	vC	201	PEB	C4A-C3A-CAA-CBA
82	vC	201	PEB	NB-C1B-CHA-C4A
82	vC	201	PEB	C2B-C1B-CHA-C4A
82	vC	202	PEB	NC-C1C-CHB-C4B
82	vC	202	PEB	C2C-C1C-CHB-C4B
82	vC	202	PEB	C4A-C3A-CAA-CBA
82	vC	202	PEB	NB-C1B-CHA-C4A
82	vC	202	PEB	C2B-C1B-CHA-C4A
82	wC	201	PEB	ND-C1D-CHC-C4C
82	wC	201	PEB	C2D-C1D-CHC-C4C
82	wC	201	PEB	NC-C1C-CHB-C4B
82	wC	201	PEB	C2C-C1C-CHB-C4B
82	wC	201	PEB	C2A-C3A-CAA-CBA
82	wC	201	PEB	C4A-C3A-CAA-CBA
82	wC	201	PEB	NB-C1B-CHA-C4A
82	wC	201	PEB	C2B-C1B-CHA-C4A
82	wC	202	PEB	C4A-C3A-CAA-CBA
82	wC	202	PEB	NB-C1B-CHA-C4A
82	wC	202	PEB	C2B-C1B-CHA-C4A

Continued on next page...

Continued from previous page...

Mol	Chain	Res	Type	Atoms
82	wC	202	PEB	C3B-CAB-CBB-CGB
82	wC	203	PEB	NC-C1C-CHB-C4B
82	wC	203	PEB	C2C-C1C-CHB-C4B
82	wC	203	PEB	NB-C1B-CHA-C4A
82	wC	203	PEB	C2B-C1B-CHA-C4A
82	wC	204	PEB	NC-C1C-CHB-C4B
82	wC	204	PEB	C2C-C1C-CHB-C4B
82	wC	204	PEB	C2A-C3A-CAA-CBA
82	wC	204	PEB	C4A-C3A-CAA-CBA
82	wC	204	PEB	NB-C1B-CHA-C4A
82	wC	204	PEB	C2B-C1B-CHA-C4A
82	xC	201	PEB	ND-C1D-CHC-C4C
82	xC	201	PEB	C2D-C1D-CHC-C4C
82	xC	201	PEB	C2C-CAC-CBC-CGC
82	xC	201	PEB	C4A-C3A-CAA-CBA
82	xC	201	PEB	NB-C1B-CHA-C4A
82	xC	201	PEB	C2B-C1B-CHA-C4A
82	xC	202	PEB	ND-C1D-CHC-C4C
82	xC	202	PEB	C2D-C1D-CHC-C4C
82	xC	202	PEB	NC-C1C-CHB-C4B
82	xC	202	PEB	C2C-C1C-CHB-C4B
82	xC	202	PEB	C4A-C3A-CAA-CBA
82	xC	202	PEB	NB-C1B-CHA-C4A
82	xC	202	PEB	C2B-C1B-CHA-C4A
82	xC	202	PEB	C3B-C4B-CHB-C1C
82	dD	401	PEB	NC-C1C-CHB-C4B
82	dD	401	PEB	C2C-C1C-CHB-C4B
82	dD	401	PEB	C1C-C2C-CAC-CBC
82	dD	401	PEB	C3C-C2C-CAC-CBC
82	dD	401	PEB	NB-C1B-CHA-C4A
82	dD	401	PEB	C2B-C1B-CHA-C4A
82	aE	201	PEB	C1C-C2C-CAC-CBC
82	aE	201	PEB	C3C-C2C-CAC-CBC
82	aE	201	PEB	NB-C1B-CHA-C4A
82	aE	201	PEB	C2B-C1B-CHA-C4A
82	aE	202	PEB	NC-C1C-CHB-C4B
82	aE	202	PEB	C2C-C1C-CHB-C4B
82	aE	202	PEB	NB-C1B-CHA-C4A
82	aE	202	PEB	C2B-C1B-CHA-C4A
82	bE	201	PEB	NB-C1B-CHA-C4A
82	bE	201	PEB	C2B-C1B-CHA-C4A
82	bE	202	PEB	C2C-CAC-CBC-CGC

Continued on next page...

Continued from previous page...

Mol	Chain	Res	Type	Atoms
82	bE	202	PEB	C2A-C3A-CAA-CBA
82	bE	202	PEB	C4A-C3A-CAA-CBA
82	bE	202	PEB	NB-C1B-CHA-C4A
82	bE	202	PEB	C2B-C1B-CHA-C4A
82	cE	201	PEB	NB-C1B-CHA-C4A
82	cE	201	PEB	C2B-C1B-CHA-C4A
82	cE	202	PEB	ND-C1D-CHC-C4C
82	cE	202	PEB	C2D-C1D-CHC-C4C
82	cE	202	PEB	NC-C1C-CHB-C4B
82	cE	202	PEB	C2C-C1C-CHB-C4B
82	cE	202	PEB	NB-C1B-CHA-C4A
82	cE	202	PEB	C2B-C1B-CHA-C4A
82	dE	201	PEB	NB-C1B-CHA-C4A
82	dE	201	PEB	C2B-C1B-CHA-C4A
82	dE	202	PEB	C4A-C3A-CAA-CBA
82	dE	202	PEB	NB-C1B-CHA-C4A
82	dE	202	PEB	C2B-C1B-CHA-C4A
82	dE	203	PEB	NB-C1B-CHA-C4A
82	dE	203	PEB	C2B-C1B-CHA-C4A
82	dE	204	PEB	NC-C1C-CHB-C4B
82	dE	204	PEB	C2C-C1C-CHB-C4B
82	dE	204	PEB	C2A-C3A-CAA-CBA
82	dE	204	PEB	C4A-C3A-CAA-CBA
82	dE	204	PEB	NB-C1B-CHA-C4A
82	dE	204	PEB	C2B-C1B-CHA-C4A
82	eE	201	PEB	ND-C1D-CHC-C4C
82	eE	201	PEB	C2D-C1D-CHC-C4C
82	eE	201	PEB	C2C-CAC-CBC-CGC
82	eE	201	PEB	NB-C1B-CHA-C4A
82	eE	201	PEB	C2B-C1B-CHA-C4A
82	eE	202	PEB	C2C-CAC-CBC-CGC
82	eE	202	PEB	C2A-C3A-CAA-CBA
82	eE	202	PEB	C4A-C3A-CAA-CBA
82	eE	202	PEB	NB-C1B-CHA-C4A
82	eE	202	PEB	C2B-C1B-CHA-C4A
82	eE	203	PEB	ND-C1D-CHC-C4C
82	eE	203	PEB	C2D-C1D-CHC-C4C
82	eE	203	PEB	NC-C1C-CHB-C4B
82	eE	203	PEB	C2C-C1C-CHB-C4B
82	eE	203	PEB	C1C-C2C-CAC-CBC
82	eE	203	PEB	C3C-C2C-CAC-CBC
82	eE	203	PEB	NB-C1B-CHA-C4A

Continued on next page...

Continued from previous page...

Mol	Chain	Res	Type	Atoms
82	eE	203	PEB	C2B-C1B-CHA-C4A
82	fE	201	PEB	ND-C1D-CHC-C4C
82	fE	201	PEB	C2D-C1D-CHC-C4C
82	fE	201	PEB	NB-C1B-CHA-C4A
82	fE	201	PEB	C2B-C1B-CHA-C4A
82	fE	202	PEB	NB-C1B-CHA-C4A
82	fE	202	PEB	C2B-C1B-CHA-C4A
82	fE	203	PEB	C2A-C3A-CAA-CBA
82	fE	203	PEB	C4A-C3A-CAA-CBA
82	fE	203	PEB	NB-C1B-CHA-C4A
82	fE	203	PEB	C2B-C1B-CHA-C4A
82	gE	201	PEB	NB-C1B-CHA-C4A
82	gE	201	PEB	C2B-C1B-CHA-C4A
82	gE	202	PEB	ND-C1D-CHC-C4C
82	gE	202	PEB	C2D-C1D-CHC-C4C
82	gE	202	PEB	NC-C1C-CHB-C4B
82	gE	202	PEB	C2C-C1C-CHB-C4B
82	gE	202	PEB	NB-C1B-CHA-C4A
82	gE	202	PEB	C2B-C1B-CHA-C4A
82	gE	202	PEB	C3B-CAB-CBB-CGB
82	hE	201	PEB	ND-C1D-CHC-C4C
82	hE	201	PEB	C2D-C1D-CHC-C4C
82	hE	201	PEB	C2A-C3A-CAA-CBA
82	hE	201	PEB	C4A-C3A-CAA-CBA
82	hE	201	PEB	NB-C1B-CHA-C4A
82	hE	201	PEB	C2B-C1B-CHA-C4A
82	hE	202	PEB	ND-C1D-CHC-C4C
82	hE	202	PEB	C2D-C1D-CHC-C4C
82	hE	202	PEB	C4A-C3A-CAA-CBA
82	hE	202	PEB	NB-C1B-CHA-C4A
82	hE	202	PEB	C2B-C1B-CHA-C4A
82	hE	203	PEB	NB-C1B-CHA-C4A
82	hE	203	PEB	C2B-C1B-CHA-C4A
82	iE	201	PEB	ND-C1D-CHC-C4C
82	iE	201	PEB	C2D-C1D-CHC-C4C
82	iE	201	PEB	C2C-CAC-CBC-CGC
82	iE	201	PEB	NB-C1B-CHA-C4A
82	iE	201	PEB	C2B-C1B-CHA-C4A
82	iE	202	PEB	NC-C1C-CHB-C4B
82	iE	202	PEB	C2C-C1C-CHB-C4B
82	iE	202	PEB	NB-C1B-CHA-C4A
82	iE	202	PEB	C2B-C1B-CHA-C4A

Continued on next page...

Continued from previous page...

Mol	Chain	Res	Type	Atoms
82	jE	201	PEB	C4A-C3A-CAA-CBA
82	jE	201	PEB	NB-C1B-CHA-C4A
82	jE	201	PEB	C2B-C1B-CHA-C4A
82	jE	202	PEB	NB-C1B-CHA-C4A
82	jE	202	PEB	C2B-C1B-CHA-C4A
82	kE	201	PEB	C1C-C2C-CAC-CBC
82	kE	201	PEB	C3C-C2C-CAC-CBC
82	kE	201	PEB	NB-C1B-CHA-C4A
82	kE	201	PEB	C2B-C1B-CHA-C4A
82	kE	202	PEB	NC-C1C-CHB-C4B
82	kE	202	PEB	C2C-C1C-CHB-C4B
82	kE	202	PEB	C1C-C2C-CAC-CBC
82	kE	202	PEB	C3C-C2C-CAC-CBC
82	kE	202	PEB	C2C-CAC-CBC-CGC
82	kE	202	PEB	NB-C1B-CHA-C4A
82	kE	202	PEB	C2B-C1B-CHA-C4A
82	lE	201	PEB	C2A-C3A-CAA-CBA
82	lE	201	PEB	C4A-C3A-CAA-CBA
82	lE	201	PEB	NB-C1B-CHA-C4A
82	lE	201	PEB	C2B-C1B-CHA-C4A
82	lE	202	PEB	ND-C1D-CHC-C4C
82	lE	202	PEB	C2D-C1D-CHC-C4C
82	lE	202	PEB	C2A-C3A-CAA-CBA
82	lE	202	PEB	C4A-C3A-CAA-CBA
82	lE	202	PEB	NA-C4A-CHA-C1B
82	lE	202	PEB	C3A-C4A-CHA-C1B
82	lE	202	PEB	NB-C1B-CHA-C4A
82	lE	202	PEB	C2B-C1B-CHA-C4A
82	lE	203	PEB	NB-C1B-CHA-C4A
82	lE	203	PEB	C2B-C1B-CHA-C4A
82	mE	201	PEB	ND-C1D-CHC-C4C
82	mE	201	PEB	C2D-C1D-CHC-C4C
82	mE	201	PEB	NB-C1B-CHA-C4A
82	mE	201	PEB	C2B-C1B-CHA-C4A
82	mE	202	PEB	C2A-C3A-CAA-CBA
82	mE	202	PEB	C4A-C3A-CAA-CBA
82	mE	202	PEB	NB-C1B-CHA-C4A
82	mE	202	PEB	C2B-C1B-CHA-C4A
82	mE	203	PEB	NC-C1C-CHB-C4B
82	mE	203	PEB	C2C-C1C-CHB-C4B
82	mE	203	PEB	NB-C1B-CHA-C4A
82	mE	203	PEB	C2B-C1B-CHA-C4A

Continued on next page...

Continued from previous page...

Mol	Chain	Res	Type	Atoms
82	aF	201	PEB	C2A-C3A-CAA-CBA
82	aF	201	PEB	C4A-C3A-CAA-CBA
82	aF	201	PEB	NB-C1B-CHA-C4A
82	aF	201	PEB	C2B-C1B-CHA-C4A
82	aF	202	PEB	C2A-C3A-CAA-CBA
82	aF	202	PEB	C4A-C3A-CAA-CBA
82	aF	202	PEB	NB-C1B-CHA-C4A
82	aF	202	PEB	C2B-C1B-CHA-C4A
82	aF	203	PEB	NC-C1C-CHB-C4B
82	aF	203	PEB	C2C-C1C-CHB-C4B
82	aF	203	PEB	C2C-CAC-CBC-CGC
82	aF	203	PEB	C2A-C3A-CAA-CBA
82	aF	203	PEB	NB-C1B-CHA-C4A
82	aF	203	PEB	C2B-C1B-CHA-C4A
82	bF	201	PEB	C2A-C3A-CAA-CBA
82	bF	201	PEB	C4A-C3A-CAA-CBA
82	bF	201	PEB	NB-C1B-CHA-C4A
82	bF	201	PEB	C2B-C1B-CHA-C4A
82	bF	202	PEB	ND-C1D-CHC-C4C
82	bF	202	PEB	NC-C1C-CHB-C4B
82	bF	202	PEB	C2C-C1C-CHB-C4B
82	bF	202	PEB	NB-C1B-CHA-C4A
82	bF	202	PEB	C2B-C1B-CHA-C4A
82	cF	201	PEB	ND-C1D-CHC-C4C
82	cF	201	PEB	C2D-C1D-CHC-C4C
82	cF	201	PEB	NB-C1B-CHA-C4A
82	cF	201	PEB	C2B-C1B-CHA-C4A
82	cF	202	PEB	NC-C1C-CHB-C4B
82	cF	202	PEB	C2C-C1C-CHB-C4B
82	cF	202	PEB	C2C-CAC-CBC-CGC
82	cF	202	PEB	NB-C1B-CHA-C4A
82	cF	202	PEB	C2B-C1B-CHA-C4A
82	cF	203	PEB	C2A-C3A-CAA-CBA
82	cF	203	PEB	NB-C1B-CHA-C4A
82	cF	203	PEB	C2B-C1B-CHA-C4A
82	dF	201	PEB	NB-C1B-CHA-C4A
82	dF	201	PEB	C2B-C1B-CHA-C4A
82	dF	202	PEB	ND-C1D-CHC-C4C
82	dF	202	PEB	C2D-C1D-CHC-C4C
82	dF	202	PEB	NC-C1C-CHB-C4B
82	dF	202	PEB	C2C-C1C-CHB-C4B
82	dF	202	PEB	NB-C1B-CHA-C4A

Continued on next page...

Continued from previous page...

Mol	Chain	Res	Type	Atoms
82	dF	202	PEB	C2B-C1B-CHA-C4A
82	eF	201	PEB	NC-C1C-CHB-C4B
82	eF	201	PEB	C2C-C1C-CHB-C4B
82	eF	201	PEB	C2C-CAC-CBC-CGC
82	eF	201	PEB	NB-C1B-CHA-C4A
82	eF	201	PEB	C2B-C1B-CHA-C4A
82	eF	202	PEB	ND-C1D-CHC-C4C
82	eF	202	PEB	C2D-C1D-CHC-C4C
82	eF	202	PEB	C4A-C3A-CAA-CBA
82	eF	202	PEB	NB-C1B-CHA-C4A
82	eF	202	PEB	C2B-C1B-CHA-C4A
82	eF	203	PEB	NC-C1C-CHB-C4B
82	eF	203	PEB	C2C-C1C-CHB-C4B
82	eF	203	PEB	C2C-CAC-CBC-CGC
82	eF	203	PEB	NB-C1B-CHA-C4A
82	eF	203	PEB	C2B-C1B-CHA-C4A
82	fF	201	PEB	NC-C1C-CHB-C4B
82	fF	201	PEB	C4A-C3A-CAA-CBA
82	fF	201	PEB	NB-C1B-CHA-C4A
82	fF	201	PEB	C2B-C1B-CHA-C4A
82	fF	202	PEB	ND-C1D-CHC-C4C
82	fF	202	PEB	NC-C1C-CHB-C4B
82	fF	202	PEB	C2C-C1C-CHB-C4B
82	fF	202	PEB	NB-C1B-CHA-C4A
82	fF	202	PEB	C2B-C1B-CHA-C4A
82	gF	201	PEB	NB-C1B-CHA-C4A
82	gF	202	PEB	NC-C1C-CHB-C4B
82	gF	202	PEB	C2C-C1C-CHB-C4B
82	gF	202	PEB	NB-C1B-CHA-C4A
82	gF	202	PEB	C2B-C1B-CHA-C4A
82	gF	203	PEB	NC-C1C-CHB-C4B
82	gF	203	PEB	C2A-C3A-CAA-CBA
82	gF	203	PEB	NB-C1B-CHA-C4A
82	gF	203	PEB	C2B-C1B-CHA-C4A
82	hF	201	PEB	NC-C1C-CHB-C4B
82	hF	201	PEB	C2C-C1C-CHB-C4B
82	hF	201	PEB	NB-C1B-CHA-C4A
82	hF	201	PEB	C2B-C1B-CHA-C4A
82	hF	202	PEB	ND-C1D-CHC-C4C
82	hF	202	PEB	C2D-C1D-CHC-C4C
82	hF	202	PEB	NC-C1C-CHB-C4B
82	hF	202	PEB	C2C-C1C-CHB-C4B

Continued on next page...

Continued from previous page...

Mol	Chain	Res	Type	Atoms
82	hF	202	PEB	NB-C1B-CHA-C4A
82	hF	202	PEB	C2B-C1B-CHA-C4A
82	iF	201	PEB	NC-C1C-CHB-C4B
82	iF	201	PEB	C2C-C1C-CHB-C4B
82	iF	201	PEB	C4A-C3A-CAA-CBA
82	iF	201	PEB	NB-C1B-CHA-C4A
82	iF	201	PEB	C2B-C1B-CHA-C4A
82	iF	202	PEB	ND-C1D-CHC-C4C
82	iF	202	PEB	C2D-C1D-CHC-C4C
82	iF	202	PEB	NC-C1C-CHB-C4B
82	iF	202	PEB	C2C-C1C-CHB-C4B
82	iF	202	PEB	C4A-C3A-CAA-CBA
82	iF	202	PEB	NB-C1B-CHA-C4A
82	iF	202	PEB	C2B-C1B-CHA-C4A
82	iF	203	PEB	NC-C1C-CHB-C4B
82	iF	203	PEB	C2C-C1C-CHB-C4B
82	iF	203	PEB	C4A-C3A-CAA-CBA
82	iF	203	PEB	NB-C1B-CHA-C4A
82	iF	203	PEB	C2B-C1B-CHA-C4A
82	jF	201	PEB	NB-C1B-CHA-C4A
82	jF	202	PEB	ND-C1D-CHC-C4C
82	jF	202	PEB	C2D-C1D-CHC-C4C
82	jF	202	PEB	NC-C1C-CHB-C4B
82	jF	202	PEB	C2C-C1C-CHB-C4B
82	jF	202	PEB	NB-C1B-CHA-C4A
82	jF	202	PEB	C2B-C1B-CHA-C4A
82	kF	201	PEB	ND-C1D-CHC-C4C
82	kF	201	PEB	NC-C1C-CHB-C4B
82	kF	201	PEB	C2C-C1C-CHB-C4B
82	kF	201	PEB	C4A-C3A-CAA-CBA
82	kF	201	PEB	NB-C1B-CHA-C4A
82	kF	201	PEB	C2B-C1B-CHA-C4A
82	kF	201	PEB	C3B-CAB-CBB-CGB
82	kF	202	PEB	NC-C1C-CHB-C4B
82	kF	202	PEB	C2C-C1C-CHB-C4B
82	kF	202	PEB	C2C-CAC-CBC-CGC
82	kF	202	PEB	C2A-C3A-CAA-CBA
82	kF	202	PEB	NB-C1B-CHA-C4A
82	kF	202	PEB	C2B-C1B-CHA-C4A
82	kF	203	PEB	C2A-C3A-CAA-CBA
82	kF	203	PEB	C4A-C3A-CAA-CBA
82	kF	203	PEB	NB-C1B-CHA-C4A

Continued on next page...

Continued from previous page...

Mol	Chain	Res	Type	Atoms
82	kF	203	PEB	C2B-C1B-CHA-C4A
82	lF	201	PEB	C2A-C3A-CAA-CBA
82	lF	201	PEB	C4A-C3A-CAA-CBA
82	lF	201	PEB	NB-C1B-CHA-C4A
82	lF	201	PEB	C2B-C1B-CHA-C4A
82	lF	202	PEB	ND-C1D-CHC-C4C
82	lF	202	PEB	C2D-C1D-CHC-C4C
82	lF	202	PEB	NC-C1C-CHB-C4B
82	lF	202	PEB	C2C-C1C-CHB-C4B
82	lF	202	PEB	NB-C1B-CHA-C4A
82	lF	202	PEB	C2B-C1B-CHA-C4A
82	lF	203	PEB	C2C-CAC-CBC-CGC
82	lF	203	PEB	C2A-C3A-CAA-CBA
82	lF	203	PEB	C4A-C3A-CAA-CBA
82	lF	203	PEB	NB-C1B-CHA-C4A
82	lF	203	PEB	C2B-C1B-CHA-C4A
82	mF	201	PEB	NC-C1C-CHB-C4B
82	mF	201	PEB	C2C-C1C-CHB-C4B
82	mF	201	PEB	NB-C1B-CHA-C4A
82	mF	201	PEB	C2B-C1B-CHA-C4A
82	mF	202	PEB	C2A-C3A-CAA-CBA
82	mF	202	PEB	C4A-C3A-CAA-CBA
82	mF	202	PEB	NB-C1B-CHA-C4A
82	mF	202	PEB	C2B-C1B-CHA-C4A
82	mF	202	PEB	C3B-CAB-CBB-CGB
82	nF	201	PEB	NB-C1B-CHA-C4A
82	nF	201	PEB	C2B-C1B-CHA-C4A
82	nF	202	PEB	ND-C1D-CHC-C4C
82	nF	202	PEB	C2D-C1D-CHC-C4C
82	nF	202	PEB	NC-C1C-CHB-C4B
82	nF	202	PEB	C2C-C1C-CHB-C4B
82	nF	202	PEB	C2C-CAC-CBC-CGC
82	nF	202	PEB	NB-C1B-CHA-C4A
82	nF	202	PEB	C2B-C1B-CHA-C4A
82	oF	201	PEB	ND-C1D-CHC-C4C
82	oF	201	PEB	C2D-C1D-CHC-C4C
82	oF	201	PEB	NC-C1C-CHB-C4B
82	oF	201	PEB	C2C-C1C-CHB-C4B
82	oF	201	PEB	C2A-C3A-CAA-CBA
82	oF	201	PEB	C4A-C3A-CAA-CBA
82	oF	201	PEB	NB-C1B-CHA-C4A
82	oF	201	PEB	C2B-C1B-CHA-C4A

Continued on next page...

Continued from previous page...

Mol	Chain	Res	Type	Atoms
82	oF	202	PEB	NB-C1B-CHA-C4A
82	oF	202	PEB	C2B-C1B-CHA-C4A
82	oF	203	PEB	ND-C1D-CHC-C4C
82	oF	203	PEB	NC-C1C-CHB-C4B
82	oF	203	PEB	C2C-C1C-CHB-C4B
82	oF	203	PEB	C2D-C3D-CAD-CBD
82	oF	203	PEB	C4D-C3D-CAD-CBD
82	oF	203	PEB	C2A-C3A-CAA-CBA
82	oF	203	PEB	C4A-C3A-CAA-CBA
82	oF	203	PEB	NB-C1B-CHA-C4A
82	oF	203	PEB	C2B-C1B-CHA-C4A
82	pF	201	PEB	NC-C1C-CHB-C4B
82	pF	201	PEB	C2C-C1C-CHB-C4B
82	pF	201	PEB	C2A-C3A-CAA-CBA
82	pF	201	PEB	C4A-C3A-CAA-CBA
82	pF	201	PEB	NB-C1B-CHA-C4A
82	pF	201	PEB	C2B-C1B-CHA-C4A
82	pF	202	PEB	ND-C1D-CHC-C4C
82	pF	202	PEB	C2D-C1D-CHC-C4C
82	pF	202	PEB	NC-C1C-CHB-C4B
82	pF	202	PEB	C2C-C1C-CHB-C4B
82	pF	202	PEB	NB-C1B-CHA-C4A
82	pF	202	PEB	C2B-C1B-CHA-C4A
82	qF	201	PEB	NC-C1C-CHB-C4B
82	qF	201	PEB	C2A-C3A-CAA-CBA
82	qF	201	PEB	C4A-C3A-CAA-CBA
82	qF	201	PEB	NB-C1B-CHA-C4A
82	qF	201	PEB	C2B-C1B-CHA-C4A
82	qF	202	PEB	C1C-C2C-CAC-CBC
82	qF	202	PEB	C3C-C2C-CAC-CBC
82	qF	202	PEB	C4A-C3A-CAA-CBA
82	qF	202	PEB	NB-C1B-CHA-C4A
82	qF	202	PEB	C2B-C1B-CHA-C4A
82	qF	203	PEB	NC-C1C-CHB-C4B
82	qF	203	PEB	C2C-C1C-CHB-C4B
82	qF	203	PEB	C4A-C3A-CAA-CBA
82	qF	203	PEB	NB-C1B-CHA-C4A
82	qF	203	PEB	C2B-C1B-CHA-C4A
82	rF	201	PEB	ND-C1D-CHC-C4C
82	rF	201	PEB	C2D-C1D-CHC-C4C
82	rF	201	PEB	C2A-C3A-CAA-CBA
82	rF	201	PEB	C4A-C3A-CAA-CBA

Continued on next page...

Continued from previous page...

Mol	Chain	Res	Type	Atoms
82	rF	201	PEB	NB-C1B-CHA-C4A
82	rF	201	PEB	C2B-C1B-CHA-C4A
82	rF	202	PEB	ND-C1D-CHC-C4C
82	rF	202	PEB	C2D-C1D-CHC-C4C
82	rF	202	PEB	NC-C1C-CHB-C4B
82	rF	202	PEB	C2C-C1C-CHB-C4B
82	rF	202	PEB	NB-C1B-CHA-C4A
82	rF	202	PEB	C2B-C1B-CHA-C4A
82	sF	201	PEB	ND-C1D-CHC-C4C
82	sF	201	PEB	C2D-C1D-CHC-C4C
82	sF	201	PEB	C2C-CAC-CBC-CGC
82	sF	201	PEB	C4A-C3A-CAA-CBA
82	sF	201	PEB	NB-C1B-CHA-C4A
82	sF	201	PEB	C2B-C1B-CHA-C4A
82	sF	202	PEB	NC-C1C-CHB-C4B
82	sF	202	PEB	C2C-C1C-CHB-C4B
82	sF	202	PEB	C2C-CAC-CBC-CGC
82	sF	202	PEB	NB-C1B-CHA-C4A
82	sF	202	PEB	C2B-C1B-CHA-C4A
82	sF	203	PEB	NB-C1B-CHA-C4A
82	sF	203	PEB	C2B-C1B-CHA-C4A
82	tF	201	PEB	NC-C1C-CHB-C4B
82	tF	201	PEB	C2C-C1C-CHB-C4B
82	tF	201	PEB	NB-C1B-CHA-C4A
82	tF	201	PEB	C2B-C1B-CHA-C4A
82	tF	202	PEB	ND-C1D-CHC-C4C
82	tF	202	PEB	C2D-C1D-CHC-C4C
82	tF	202	PEB	C1C-C2C-CAC-CBC
82	tF	202	PEB	C3C-C2C-CAC-CBC
82	tF	202	PEB	NB-C1B-CHA-C4A
82	tF	202	PEB	C2B-C1B-CHA-C4A
82	tF	202	PEB	C3B-CAB-CBB-CGB
82	uF	201	PEB	NC-C1C-CHB-C4B
82	uF	201	PEB	C2C-C1C-CHB-C4B
82	uF	201	PEB	C4A-C3A-CAA-CBA
82	uF	201	PEB	NB-C1B-CHA-C4A
82	uF	201	PEB	C2B-C1B-CHA-C4A
82	uF	202	PEB	ND-C1D-CHC-C4C
82	uF	202	PEB	C2A-C3A-CAA-CBA
82	uF	202	PEB	C4A-C3A-CAA-CBA
82	uF	202	PEB	NB-C1B-CHA-C4A
82	uF	202	PEB	C2B-C1B-CHA-C4A

Continued on next page...

Continued from previous page...

Mol	Chain	Res	Type	Atoms
82	uF	203	PEB	NC-C1C-CHB-C4B
82	uF	203	PEB	C2C-C1C-CHB-C4B
82	uF	203	PEB	NB-C1B-CHA-C4A
82	uF	203	PEB	C2B-C1B-CHA-C4A
82	vF	201	PEB	NC-C1C-CHB-C4B
82	vF	201	PEB	C2C-C1C-CHB-C4B
82	vF	201	PEB	NB-C1B-CHA-C4A
82	vF	201	PEB	C2B-C1B-CHA-C4A
82	vF	202	PEB	ND-C1D-CHC-C4C
82	vF	202	PEB	NC-C1C-CHB-C4B
82	vF	202	PEB	C2C-C1C-CHB-C4B
82	vF	202	PEB	NB-C1B-CHA-C4A
82	vF	202	PEB	C2B-C1B-CHA-C4A
82	wF	301	PEB	NC-C1C-CHB-C4B
82	wF	301	PEB	C2C-C1C-CHB-C4B
82	wF	301	PEB	C2A-C3A-CAA-CBA
82	wF	301	PEB	NB-C1B-CHA-C4A
82	wF	301	PEB	C2B-C1B-CHA-C4A
82	wF	302	PEB	C2A-C3A-CAA-CBA
82	wF	302	PEB	C4A-C3A-CAA-CBA
82	wF	302	PEB	NB-C1B-CHA-C4A
82	wF	302	PEB	C2B-C1B-CHA-C4A
82	wF	303	PEB	NB-C1B-CHA-C4A
82	wF	303	PEB	C2B-C1B-CHA-C4A
82	xF	302	PEB	ND-C1D-CHC-C4C
82	xF	302	PEB	C2D-C1D-CHC-C4C
82	xF	302	PEB	NC-C1C-CHB-C4B
82	xF	302	PEB	C2C-C1C-CHB-C4B
82	xF	302	PEB	NB-C1B-CHA-C4A
82	xF	302	PEB	C2B-C1B-CHA-C4A
82	xF	303	PEB	ND-C1D-CHC-C4C
82	xF	303	PEB	C4A-C3A-CAA-CBA
82	xF	303	PEB	NB-C1B-CHA-C4A
82	xF	303	PEB	C2B-C1B-CHA-C4A
82	xF	304	PEB	NC-C1C-CHB-C4B
82	xF	304	PEB	C2C-C1C-CHB-C4B
82	xF	304	PEB	NB-C1B-CHA-C4A
82	xF	304	PEB	C2B-C1B-CHA-C4A
82	yF	301	PEB	C4A-C3A-CAA-CBA
82	yF	301	PEB	NB-C1B-CHA-C4A
82	yF	301	PEB	C2B-C1B-CHA-C4A
82	zF	501	PEB	C4A-C3A-CAA-CBA

Continued on next page...

Continued from previous page...

Mol	Chain	Res	Type	Atoms
82	zF	501	PEB	NB-C1B-CHA-C4A
82	zF	501	PEB	C2B-C1B-CHA-C4A
82	aG	201	PEB	C1C-C2C-CAC-CBC
82	aG	201	PEB	C3C-C2C-CAC-CBC
82	aG	201	PEB	NB-C1B-CHA-C4A
82	aG	201	PEB	C2B-C1B-CHA-C4A
82	aG	202	PEB	NC-C1C-CHB-C4B
82	aG	202	PEB	C2C-C1C-CHB-C4B
82	aG	202	PEB	NB-C1B-CHA-C4A
82	aG	202	PEB	C2B-C1B-CHA-C4A
82	bG	201	PEB	NB-C1B-CHA-C4A
82	bG	201	PEB	C2B-C1B-CHA-C4A
82	cG	201	PEB	NB-C1B-CHA-C4A
82	cG	201	PEB	C2B-C1B-CHA-C4A
82	cG	202	PEB	ND-C1D-CHC-C4C
82	cG	202	PEB	C2D-C1D-CHC-C4C
82	cG	202	PEB	NC-C1C-CHB-C4B
82	cG	202	PEB	C2C-C1C-CHB-C4B
82	cG	202	PEB	NB-C1B-CHA-C4A
82	cG	202	PEB	C2B-C1B-CHA-C4A
82	dG	201	PEB	NB-C1B-CHA-C4A
82	dG	201	PEB	C2B-C1B-CHA-C4A
82	dG	202	PEB	C4A-C3A-CAA-CBA
82	dG	202	PEB	NB-C1B-CHA-C4A
82	dG	202	PEB	C2B-C1B-CHA-C4A
82	dG	203	PEB	NB-C1B-CHA-C4A
82	dG	203	PEB	C2B-C1B-CHA-C4A
82	dG	204	PEB	NC-C1C-CHB-C4B
82	dG	204	PEB	C2C-C1C-CHB-C4B
82	dG	204	PEB	C2A-C3A-CAA-CBA
82	dG	204	PEB	C4A-C3A-CAA-CBA
82	dG	204	PEB	NB-C1B-CHA-C4A
82	dG	204	PEB	C2B-C1B-CHA-C4A
82	eG	201	PEB	ND-C1D-CHC-C4C
82	eG	201	PEB	C2D-C1D-CHC-C4C
82	eG	201	PEB	C2C-CAC-CBC-CGC
82	eG	201	PEB	NB-C1B-CHA-C4A
82	eG	201	PEB	C2B-C1B-CHA-C4A
82	eG	202	PEB	C2C-CAC-CBC-CGC
82	eG	202	PEB	C2A-C3A-CAA-CBA
82	eG	202	PEB	C4A-C3A-CAA-CBA
82	eG	202	PEB	NB-C1B-CHA-C4A

Continued on next page...

Continued from previous page...

Mol	Chain	Res	Type	Atoms
82	eG	202	PEB	C2B-C1B-CHA-C4A
82	eG	203	PEB	ND-C1D-CHC-C4C
82	eG	203	PEB	C2D-C1D-CHC-C4C
82	eG	203	PEB	NC-C1C-CHB-C4B
82	eG	203	PEB	C2C-C1C-CHB-C4B
82	eG	203	PEB	C1C-C2C-CAC-CBC
82	eG	203	PEB	C3C-C2C-CAC-CBC
82	eG	203	PEB	NB-C1B-CHA-C4A
82	eG	203	PEB	C2B-C1B-CHA-C4A
82	fG	201	PEB	ND-C1D-CHC-C4C
82	fG	201	PEB	C2D-C1D-CHC-C4C
82	fG	201	PEB	NB-C1B-CHA-C4A
82	fG	201	PEB	C2B-C1B-CHA-C4A
82	fG	202	PEB	NB-C1B-CHA-C4A
82	fG	202	PEB	C2B-C1B-CHA-C4A
82	fG	203	PEB	C2A-C3A-CAA-CBA
82	fG	203	PEB	C4A-C3A-CAA-CBA
82	fG	203	PEB	NB-C1B-CHA-C4A
82	fG	203	PEB	C2B-C1B-CHA-C4A
82	gG	201	PEB	NB-C1B-CHA-C4A
82	gG	201	PEB	C2B-C1B-CHA-C4A
82	gG	202	PEB	ND-C1D-CHC-C4C
82	gG	202	PEB	C2D-C1D-CHC-C4C
82	gG	202	PEB	NC-C1C-CHB-C4B
82	gG	202	PEB	C2C-C1C-CHB-C4B
82	gG	202	PEB	NB-C1B-CHA-C4A
82	gG	202	PEB	C2B-C1B-CHA-C4A
82	gG	202	PEB	C3B-CAB-CBB-CGB
82	hG	201	PEB	ND-C1D-CHC-C4C
82	hG	201	PEB	C2D-C1D-CHC-C4C
82	hG	201	PEB	C2A-C3A-CAA-CBA
82	hG	201	PEB	C4A-C3A-CAA-CBA
82	hG	201	PEB	NB-C1B-CHA-C4A
82	hG	201	PEB	C2B-C1B-CHA-C4A
82	hG	202	PEB	ND-C1D-CHC-C4C
82	hG	202	PEB	C2D-C1D-CHC-C4C
82	hG	202	PEB	C4A-C3A-CAA-CBA
82	hG	202	PEB	NB-C1B-CHA-C4A
82	hG	202	PEB	C2B-C1B-CHA-C4A
82	hG	203	PEB	NB-C1B-CHA-C4A
82	hG	203	PEB	C2B-C1B-CHA-C4A
82	iG	201	PEB	ND-C1D-CHC-C4C

Continued on next page...

Continued from previous page...

Mol	Chain	Res	Type	Atoms
82	iG	201	PEB	C2D-C1D-CHC-C4C
82	iG	201	PEB	C2C-CAC-CBC-CGC
82	iG	201	PEB	NB-C1B-CHA-C4A
82	iG	201	PEB	C2B-C1B-CHA-C4A
82	iG	202	PEB	NC-C1C-CHB-C4B
82	iG	202	PEB	C2C-C1C-CHB-C4B
82	iG	202	PEB	NB-C1B-CHA-C4A
82	iG	202	PEB	C2B-C1B-CHA-C4A
82	jG	201	PEB	C4A-C3A-CAA-CBA
82	jG	201	PEB	NB-C1B-CHA-C4A
82	jG	201	PEB	C2B-C1B-CHA-C4A
82	jG	202	PEB	NB-C1B-CHA-C4A
82	jG	202	PEB	C2B-C1B-CHA-C4A
82	kG	201	PEB	C1C-C2C-CAC-CBC
82	kG	201	PEB	C3C-C2C-CAC-CBC
82	kG	201	PEB	NB-C1B-CHA-C4A
82	kG	201	PEB	C2B-C1B-CHA-C4A
82	kG	202	PEB	NC-C1C-CHB-C4B
82	kG	202	PEB	C2C-C1C-CHB-C4B
82	kG	202	PEB	C1C-C2C-CAC-CBC
82	kG	202	PEB	C3C-C2C-CAC-CBC
82	kG	202	PEB	C2C-CAC-CBC-CGC
82	kG	202	PEB	NB-C1B-CHA-C4A
82	kG	202	PEB	C2B-C1B-CHA-C4A
82	lG	201	PEB	C2A-C3A-CAA-CBA
82	lG	201	PEB	C4A-C3A-CAA-CBA
82	lG	201	PEB	NB-C1B-CHA-C4A
82	lG	201	PEB	C2B-C1B-CHA-C4A
82	lG	202	PEB	ND-C1D-CHC-C4C
82	lG	202	PEB	C2D-C1D-CHC-C4C
82	lG	202	PEB	C4A-C3A-CAA-CBA
82	lG	202	PEB	NB-C1B-CHA-C4A
82	lG	202	PEB	C2B-C1B-CHA-C4A
82	lG	203	PEB	NB-C1B-CHA-C4A
82	lG	203	PEB	C2B-C1B-CHA-C4A
82	mG	201	PEB	ND-C1D-CHC-C4C
82	mG	201	PEB	C2D-C1D-CHC-C4C
82	mG	201	PEB	NB-C1B-CHA-C4A
82	mG	201	PEB	C2B-C1B-CHA-C4A
82	mG	202	PEB	C2A-C3A-CAA-CBA
82	mG	202	PEB	C4A-C3A-CAA-CBA
82	mG	202	PEB	NB-C1B-CHA-C4A

Continued on next page...

Continued from previous page...

Mol	Chain	Res	Type	Atoms
82	mG	202	PEB	C2B-C1B-CHA-C4A
82	mG	203	PEB	NC-C1C-CHB-C4B
82	mG	203	PEB	C2C-C1C-CHB-C4B
82	mG	203	PEB	NB-C1B-CHA-C4A
82	mG	203	PEB	C2B-C1B-CHA-C4A
82	fH	201	PEB	ND-C1D-CHC-C4C
82	fH	201	PEB	C2D-C1D-CHC-C4C
82	fH	201	PEB	NB-C1B-CHA-C4A
82	fH	201	PEB	C2B-C1B-CHA-C4A
82	fH	202	PEB	C2C-CAC-CBC-CGC
82	fH	202	PEB	C2A-C3A-CAA-CBA
82	fH	202	PEB	NB-C1B-CHA-C4A
82	fH	202	PEB	C2B-C1B-CHA-C4A
82	fH	203	PEB	NC-C1C-CHB-C4B
82	fH	203	PEB	C2C-C1C-CHB-C4B
82	fH	203	PEB	C2C-CAC-CBC-CGC
82	fH	203	PEB	C2A-C3A-CAA-CBA
82	fH	203	PEB	NB-C1B-CHA-C4A
82	fH	203	PEB	C2B-C1B-CHA-C4A
82	gH	201	PEB	NC-C1C-CHB-C4B
82	gH	201	PEB	NB-C1B-CHA-C4A
82	gH	201	PEB	C2B-C1B-CHA-C4A
82	gH	202	PEB	NC-C1C-CHB-C4B
82	gH	202	PEB	C2C-C1C-CHB-C4B
82	gH	202	PEB	NB-C1B-CHA-C4A
82	gH	202	PEB	C2B-C1B-CHA-C4A
82	gH	203	PEB	C2C-CAC-CBC-CGC
82	gH	203	PEB	NB-C1B-CHA-C4A
82	gH	203	PEB	C2B-C1B-CHA-C4A
82	hH	201	PEB	ND-C1D-CHC-C4C
82	hH	201	PEB	C2A-C3A-CAA-CBA
82	hH	201	PEB	C4A-C3A-CAA-CBA
82	hH	201	PEB	NB-C1B-CHA-C4A
82	hH	201	PEB	C2B-C1B-CHA-C4A
82	hH	201	PEB	C3B-CAB-CBB-CGB
82	hH	202	PEB	NA-C4A-CHA-C1B
82	hH	202	PEB	C3A-C4A-CHA-C1B
82	hH	202	PEB	NB-C1B-CHA-C4A
82	hH	202	PEB	C2B-C1B-CHA-C4A
82	iH	201	PEB	NC-C1C-CHB-C4B
82	iH	201	PEB	NB-C1B-CHA-C4A
82	iH	201	PEB	C2B-C1B-CHA-C4A

Continued on next page...

Continued from previous page...

Mol	Chain	Res	Type	Atoms
82	iH	202	PEB	ND-C1D-CHC-C4C
82	iH	202	PEB	C2D-C1D-CHC-C4C
82	iH	202	PEB	NC-C1C-CHB-C4B
82	iH	202	PEB	C2C-C1C-CHB-C4B
82	iH	202	PEB	NB-C1B-CHA-C4A
82	iH	202	PEB	C2B-C1B-CHA-C4A
82	jH	201	PEB	ND-C1D-CHC-C4C
82	jH	201	PEB	C2D-C1D-CHC-C4C
82	jH	201	PEB	NB-C1B-CHA-C4A
82	jH	201	PEB	C2B-C1B-CHA-C4A
82	jH	202	PEB	NB-C1B-CHA-C4A
82	jH	202	PEB	C2B-C1B-CHA-C4A
82	jH	203	PEB	C2A-C3A-CAA-CBA
82	jH	203	PEB	NB-C1B-CHA-C4A
82	jH	203	PEB	C2B-C1B-CHA-C4A
82	kH	201	PEB	ND-C1D-CHC-C4C
82	kH	201	PEB	C4A-C3A-CAA-CBA
82	kH	201	PEB	NB-C1B-CHA-C4A
82	kH	201	PEB	C2B-C1B-CHA-C4A
82	kH	202	PEB	NC-C1C-CHB-C4B
82	kH	202	PEB	C2C-C1C-CHB-C4B
82	kH	202	PEB	C2C-CAC-CBC-CGC
82	kH	202	PEB	NB-C1B-CHA-C4A
82	kH	202	PEB	C2B-C1B-CHA-C4A
82	kH	203	PEB	NB-C1B-CHA-C4A
82	kH	203	PEB	C2B-C1B-CHA-C4A
82	lH	201	PEB	ND-C1D-CHC-C4C
82	lH	201	PEB	C2D-C1D-CHC-C4C
82	lH	201	PEB	C2D-C3D-CAD-CBD
82	lH	201	PEB	C4D-C3D-CAD-CBD
82	lH	201	PEB	NB-C1B-CHA-C4A
82	lH	201	PEB	C2B-C1B-CHA-C4A
82	lH	202	PEB	NC-C1C-CHB-C4B
82	lH	202	PEB	C2C-C1C-CHB-C4B
82	lH	202	PEB	C2A-C3A-CAA-CBA
82	lH	202	PEB	NB-C1B-CHA-C4A
82	lH	202	PEB	C2B-C1B-CHA-C4A
82	mH	201	PEB	NC-C1C-CHB-C4B
82	mH	201	PEB	C2C-C1C-CHB-C4B
82	mH	201	PEB	NB-C1B-CHA-C4A
82	mH	201	PEB	C2B-C1B-CHA-C4A
82	mH	202	PEB	NC-C1C-CHB-C4B

Continued on next page...

Continued from previous page...

Mol	Chain	Res	Type	Atoms
82	mH	202	PEB	C2C-C1C-CHB-C4B
82	mH	202	PEB	NB-C1B-CHA-C4A
82	mH	202	PEB	C2B-C1B-CHA-C4A
82	mH	202	PEB	C3B-CAB-CBB-CGB
82	aH	201	PEB	NB-C1B-CHA-C4A
82	aH	201	PEB	C2B-C1B-CHA-C4A
82	aH	202	PEB	ND-C1D-CHC-C4C
82	aH	202	PEB	C2D-C1D-CHC-C4C
82	aH	202	PEB	C2C-CAC-CBC-CGC
82	aH	202	PEB	NB-C1B-CHA-C4A
82	aH	202	PEB	C2B-C1B-CHA-C4A
82	bH	201	PEB	ND-C1D-CHC-C4C
82	bH	201	PEB	C2D-C1D-CHC-C4C
82	bH	201	PEB	NB-C1B-CHA-C4A
82	bH	201	PEB	C2B-C1B-CHA-C4A
82	bH	202	PEB	NB-C1B-CHA-C4A
82	bH	202	PEB	C2B-C1B-CHA-C4A
82	cH	201	PEB	C2A-C3A-CAA-CBA
82	cH	201	PEB	C4A-C3A-CAA-CBA
82	cH	201	PEB	NB-C1B-CHA-C4A
82	cH	201	PEB	C2B-C1B-CHA-C4A
82	cH	202	PEB	NC-C1C-CHB-C4B
82	cH	202	PEB	C2C-C1C-CHB-C4B
82	cH	202	PEB	C4A-C3A-CAA-CBA
82	cH	202	PEB	NB-C1B-CHA-C4A
82	dH	201	PEB	NC-C1C-CHB-C4B
82	dH	201	PEB	C2C-C1C-CHB-C4B
82	dH	201	PEB	NB-C1B-CHA-C4A
82	dH	201	PEB	C2B-C1B-CHA-C4A
82	dH	202	PEB	ND-C1D-CHC-C4C
82	dH	202	PEB	C4A-C3A-CAA-CBA
82	dH	202	PEB	NB-C1B-CHA-C4A
82	dH	202	PEB	C2B-C1B-CHA-C4A
82	dH	203	PEB	C2C-CAC-CBC-CGC
82	dH	203	PEB	C2A-C3A-CAA-CBA
82	dH	203	PEB	NB-C1B-CHA-C4A
82	dH	203	PEB	C2B-C1B-CHA-C4A
82	eH	201	PEB	NB-C1B-CHA-C4A
82	eH	201	PEB	C2B-C1B-CHA-C4A
82	eH	202	PEB	ND-C1D-CHC-C4C
82	eH	202	PEB	C2D-C1D-CHC-C4C
82	eH	202	PEB	NC-C1C-CHB-C4B

Continued on next page...

Continued from previous page...

Mol	Chain	Res	Type	Atoms
82	eH	202	PEB	C2C-C1C-CHB-C4B
82	eH	202	PEB	NB-C1B-CHA-C4A
82	eH	202	PEB	C2B-C1B-CHA-C4A
82	eH	203	PEB	C4A-C3A-CAA-CBA
82	eH	203	PEB	NB-C1B-CHA-C4A
82	eH	203	PEB	C2B-C1B-CHA-C4A
82	aJ	201	PEB	C2C-CAC-CBC-CGC
82	aJ	201	PEB	NB-C1B-CHA-C4A
82	aJ	201	PEB	C2B-C1B-CHA-C4A
82	aJ	202	PEB	NB-C1B-CHA-C4A
82	aJ	202	PEB	C2B-C1B-CHA-C4A
82	aJ	203	PEB	NC-C1C-CHB-C4B
82	aJ	203	PEB	C2C-C1C-CHB-C4B
82	aJ	203	PEB	C2A-C3A-CAA-CBA
82	aJ	203	PEB	C4A-C3A-CAA-CBA
82	aJ	203	PEB	NB-C1B-CHA-C4A
82	aJ	203	PEB	C2B-C1B-CHA-C4A
82	aJ	204	PEB	NB-C1B-CHA-C4A
82	aJ	204	PEB	C2B-C1B-CHA-C4A
82	cJ	201	PEB	ND-C1D-CHC-C4C
82	cJ	201	PEB	C2D-C1D-CHC-C4C
82	cJ	201	PEB	NC-C1C-CHB-C4B
82	cJ	201	PEB	C2C-C1C-CHB-C4B
82	cJ	201	PEB	NB-C1B-CHA-C4A
82	cJ	201	PEB	C2B-C1B-CHA-C4A
82	cJ	202	PEB	ND-C1D-CHC-C4C
82	cJ	202	PEB	C2D-C1D-CHC-C4C
82	cJ	202	PEB	NC-C1C-CHB-C4B
82	cJ	202	PEB	C2C-C1C-CHB-C4B
82	cJ	202	PEB	NB-C1B-CHA-C4A
82	cJ	202	PEB	C2B-C1B-CHA-C4A
82	dJ	201	PEB	NC-C1C-CHB-C4B
82	dJ	201	PEB	C2C-C1C-CHB-C4B
82	dJ	201	PEB	C4A-C3A-CAA-CBA
82	dJ	201	PEB	NB-C1B-CHA-C4A
82	dJ	201	PEB	C2B-C1B-CHA-C4A
82	dJ	202	PEB	C1C-C2C-CAC-CBC
82	dJ	202	PEB	C3C-C2C-CAC-CBC
82	dJ	202	PEB	NB-C1B-CHA-C4A
82	dJ	202	PEB	C2B-C1B-CHA-C4A
82	eJ	201	PEB	ND-C1D-CHC-C4C
82	eJ	201	PEB	C2D-C1D-CHC-C4C

Continued on next page...

Continued from previous page...

Mol	Chain	Res	Type	Atoms
82	eJ	201	PEB	NB-C1B-CHA-C4A
82	eJ	201	PEB	C2B-C1B-CHA-C4A
82	eJ	202	PEB	ND-C1D-CHC-C4C
82	eJ	202	PEB	C2D-C1D-CHC-C4C
82	eJ	202	PEB	NC-C1C-CHB-C4B
82	eJ	202	PEB	C2C-C1C-CHB-C4B
82	eJ	202	PEB	NB-C1B-CHA-C4A
82	eJ	202	PEB	C2B-C1B-CHA-C4A
82	fJ	201	PEB	NB-C1B-CHA-C4A
82	fJ	201	PEB	C2B-C1B-CHA-C4A
82	fJ	202	PEB	NC-C1C-CHB-C4B
82	fJ	202	PEB	C2C-C1C-CHB-C4B
82	fJ	202	PEB	C2A-C3A-CAA-CBA
82	fJ	202	PEB	C4A-C3A-CAA-CBA
82	fJ	202	PEB	NB-C1B-CHA-C4A
82	fJ	202	PEB	C2B-C1B-CHA-C4A
82	fJ	203	PEB	C4A-C3A-CAA-CBA
82	fJ	203	PEB	NB-C1B-CHA-C4A
82	fJ	203	PEB	C2B-C1B-CHA-C4A
82	gJ	201	PEB	ND-C1D-CHC-C4C
82	gJ	201	PEB	C2D-C1D-CHC-C4C
82	gJ	201	PEB	NC-C1C-CHB-C4B
82	gJ	201	PEB	C2C-C1C-CHB-C4B
82	gJ	201	PEB	C2C-CAC-CBC-CGC
82	gJ	201	PEB	NB-C1B-CHA-C4A
82	gJ	201	PEB	C2B-C1B-CHA-C4A
82	gJ	202	PEB	NC-C1C-CHB-C4B
82	gJ	202	PEB	C2C-C1C-CHB-C4B
82	gJ	202	PEB	NB-C1B-CHA-C4A
82	gJ	202	PEB	C2B-C1B-CHA-C4A
82	hJ	201	PEB	C2A-C3A-CAA-CBA
82	hJ	201	PEB	C4A-C3A-CAA-CBA
82	hJ	201	PEB	NB-C1B-CHA-C4A
82	hJ	201	PEB	C2B-C1B-CHA-C4A
82	hJ	202	PEB	NB-C1B-CHA-C4A
82	hJ	202	PEB	C2B-C1B-CHA-C4A
82	hJ	203	PEB	NC-C1C-CHB-C4B
82	hJ	203	PEB	C2C-C1C-CHB-C4B
82	hJ	203	PEB	C2D-C3D-CAD-CBD
82	hJ	203	PEB	C4D-C3D-CAD-CBD
82	hJ	203	PEB	C4A-C3A-CAA-CBA
82	hJ	203	PEB	NB-C1B-CHA-C4A

Continued on next page...

Continued from previous page...

Mol	Chain	Res	Type	Atoms
82	hJ	203	PEB	C2B-C1B-CHA-C4A
82	iJ	201	PEB	ND-C1D-CHC-C4C
82	iJ	201	PEB	NB-C1B-CHA-C4A
82	iJ	201	PEB	C2B-C1B-CHA-C4A
82	iJ	202	PEB	NC-C1C-CHB-C4B
82	iJ	202	PEB	C2C-C1C-CHB-C4B
82	iJ	202	PEB	NB-C1B-CHA-C4A
82	iJ	202	PEB	C2B-C1B-CHA-C4A
82	jJ	201	PEB	NB-C1B-CHA-C4A
82	jJ	201	PEB	C2B-C1B-CHA-C4A
82	jJ	202	PEB	ND-C1D-CHC-C4C
82	jJ	202	PEB	C2D-C1D-CHC-C4C
82	jJ	202	PEB	NC-C1C-CHB-C4B
82	jJ	202	PEB	C4A-C3A-CAA-CBA
82	jJ	202	PEB	NB-C1B-CHA-C4A
82	jJ	202	PEB	C2B-C1B-CHA-C4A
82	jJ	203	PEB	C4A-C3A-CAA-CBA
82	jJ	203	PEB	NB-C1B-CHA-C4A
82	jJ	203	PEB	C2B-C1B-CHA-C4A
82	kJ	201	PEB	ND-C1D-CHC-C4C
82	kJ	201	PEB	NC-C1C-CHB-C4B
82	kJ	201	PEB	C2C-C1C-CHB-C4B
82	kJ	201	PEB	C2A-C3A-CAA-CBA
82	kJ	201	PEB	C4A-C3A-CAA-CBA
82	kJ	201	PEB	NB-C1B-CHA-C4A
82	kJ	201	PEB	C2B-C1B-CHA-C4A
82	kJ	202	PEB	NC-C1C-CHB-C4B
82	kJ	202	PEB	C2C-C1C-CHB-C4B
82	kJ	202	PEB	NB-C1B-CHA-C4A
82	kJ	202	PEB	C2B-C1B-CHA-C4A
82	lJ	201	PEB	C4A-C3A-CAA-CBA
82	lJ	201	PEB	NB-C1B-CHA-C4A
82	lJ	201	PEB	C2B-C1B-CHA-C4A
82	lJ	202	PEB	NB-C1B-CHA-C4A
82	lJ	202	PEB	C2B-C1B-CHA-C4A
82	lJ	203	PEB	ND-C1D-CHC-C4C
82	lJ	203	PEB	C2D-C1D-CHC-C4C
82	lJ	203	PEB	C4A-C3A-CAA-CBA
82	lJ	203	PEB	NB-C1B-CHA-C4A
82	lJ	203	PEB	C2B-C1B-CHA-C4A
82	mJ	201	PEB	ND-C1D-CHC-C4C
82	mJ	201	PEB	C2D-C1D-CHC-C4C

Continued on next page...

Continued from previous page...

Mol	Chain	Res	Type	Atoms
82	mJ	201	PEB	NC-C1C-CHB-C4B
82	mJ	201	PEB	C2C-C1C-CHB-C4B
82	mJ	201	PEB	NB-C1B-CHA-C4A
82	mJ	201	PEB	C2B-C1B-CHA-C4A
82	mJ	202	PEB	NC-C1C-CHB-C4B
82	mJ	202	PEB	C2C-C1C-CHB-C4B
82	mJ	202	PEB	NB-C1B-CHA-C4A
82	mJ	202	PEB	C2B-C1B-CHA-C4A
82	aK	201	PEB	C2A-C3A-CAA-CBA
82	aK	201	PEB	C4A-C3A-CAA-CBA
82	aK	201	PEB	NB-C1B-CHA-C4A
82	aK	201	PEB	C2B-C1B-CHA-C4A
82	aK	202	PEB	C2A-C3A-CAA-CBA
82	aK	202	PEB	C4A-C3A-CAA-CBA
82	aK	202	PEB	NB-C1B-CHA-C4A
82	aK	202	PEB	C2B-C1B-CHA-C4A
82	aK	203	PEB	NC-C1C-CHB-C4B
82	aK	203	PEB	C2C-C1C-CHB-C4B
82	aK	203	PEB	C2C-CAC-CBC-CGC
82	aK	203	PEB	C2A-C3A-CAA-CBA
82	aK	203	PEB	NB-C1B-CHA-C4A
82	aK	203	PEB	C2B-C1B-CHA-C4A
82	bK	201	PEB	C2A-C3A-CAA-CBA
82	bK	201	PEB	C4A-C3A-CAA-CBA
82	bK	201	PEB	NB-C1B-CHA-C4A
82	bK	201	PEB	C2B-C1B-CHA-C4A
82	bK	202	PEB	ND-C1D-CHC-C4C
82	bK	202	PEB	NC-C1C-CHB-C4B
82	bK	202	PEB	C2C-C1C-CHB-C4B
82	bK	202	PEB	NB-C1B-CHA-C4A
82	bK	202	PEB	C2B-C1B-CHA-C4A
82	cK	201	PEB	ND-C1D-CHC-C4C
82	cK	201	PEB	C2D-C1D-CHC-C4C
82	cK	201	PEB	NB-C1B-CHA-C4A
82	cK	201	PEB	C2B-C1B-CHA-C4A
82	cK	202	PEB	NC-C1C-CHB-C4B
82	cK	202	PEB	C2C-C1C-CHB-C4B
82	cK	202	PEB	C2C-CAC-CBC-CGC
82	cK	202	PEB	NB-C1B-CHA-C4A
82	cK	202	PEB	C2B-C1B-CHA-C4A
82	cK	203	PEB	C2A-C3A-CAA-CBA
82	cK	203	PEB	NB-C1B-CHA-C4A

Continued on next page...

Continued from previous page...

Mol	Chain	Res	Type	Atoms
82	cK	203	PEB	C2B-C1B-CHA-C4A
82	dK	201	PEB	NC-C1C-CHB-C4B
82	dK	201	PEB	NB-C1B-CHA-C4A
82	dK	201	PEB	C2B-C1B-CHA-C4A
82	dK	202	PEB	ND-C1D-CHC-C4C
82	dK	202	PEB	C2D-C1D-CHC-C4C
82	dK	202	PEB	NC-C1C-CHB-C4B
82	dK	202	PEB	C2C-C1C-CHB-C4B
82	dK	202	PEB	NB-C1B-CHA-C4A
82	dK	202	PEB	C2B-C1B-CHA-C4A
82	eK	201	PEB	NC-C1C-CHB-C4B
82	eK	201	PEB	C2C-C1C-CHB-C4B
82	eK	201	PEB	C2C-CAC-CBC-CGC
82	eK	201	PEB	NB-C1B-CHA-C4A
82	eK	201	PEB	C2B-C1B-CHA-C4A
82	eK	202	PEB	ND-C1D-CHC-C4C
82	eK	202	PEB	C2D-C1D-CHC-C4C
82	eK	202	PEB	C4A-C3A-CAA-CBA
82	eK	202	PEB	NB-C1B-CHA-C4A
82	eK	202	PEB	C2B-C1B-CHA-C4A
82	eK	203	PEB	NC-C1C-CHB-C4B
82	eK	203	PEB	C2C-C1C-CHB-C4B
82	eK	203	PEB	C2C-CAC-CBC-CGC
82	eK	203	PEB	NB-C1B-CHA-C4A
82	eK	203	PEB	C2B-C1B-CHA-C4A
82	fK	201	PEB	NC-C1C-CHB-C4B
82	fK	201	PEB	C4A-C3A-CAA-CBA
82	fK	201	PEB	NB-C1B-CHA-C4A
82	fK	201	PEB	C2B-C1B-CHA-C4A
82	fK	202	PEB	ND-C1D-CHC-C4C
82	fK	202	PEB	NC-C1C-CHB-C4B
82	fK	202	PEB	C2C-C1C-CHB-C4B
82	fK	202	PEB	NB-C1B-CHA-C4A
82	fK	202	PEB	C2B-C1B-CHA-C4A
82	gK	201	PEB	NB-C1B-CHA-C4A
82	gK	202	PEB	NC-C1C-CHB-C4B
82	gK	202	PEB	C2C-C1C-CHB-C4B
82	gK	202	PEB	NB-C1B-CHA-C4A
82	gK	202	PEB	C2B-C1B-CHA-C4A
82	gK	203	PEB	NC-C1C-CHB-C4B
82	gK	203	PEB	C2A-C3A-CAA-CBA
82	gK	203	PEB	NB-C1B-CHA-C4A

Continued on next page...

Continued from previous page...

Mol	Chain	Res	Type	Atoms
82	gK	203	PEB	C2B-C1B-CHA-C4A
82	hK	201	PEB	NC-C1C-CHB-C4B
82	hK	201	PEB	C2C-C1C-CHB-C4B
82	hK	201	PEB	NB-C1B-CHA-C4A
82	hK	201	PEB	C2B-C1B-CHA-C4A
82	hK	202	PEB	ND-C1D-CHC-C4C
82	hK	202	PEB	C2D-C1D-CHC-C4C
82	hK	202	PEB	NC-C1C-CHB-C4B
82	hK	202	PEB	C2C-C1C-CHB-C4B
82	hK	202	PEB	NB-C1B-CHA-C4A
82	hK	202	PEB	C2B-C1B-CHA-C4A
82	iK	201	PEB	NC-C1C-CHB-C4B
82	iK	201	PEB	C2C-C1C-CHB-C4B
82	iK	201	PEB	C4A-C3A-CAA-CBA
82	iK	201	PEB	NB-C1B-CHA-C4A
82	iK	201	PEB	C2B-C1B-CHA-C4A
82	iK	202	PEB	ND-C1D-CHC-C4C
82	iK	202	PEB	C2D-C1D-CHC-C4C
82	iK	202	PEB	NC-C1C-CHB-C4B
82	iK	202	PEB	C2C-C1C-CHB-C4B
82	iK	202	PEB	C4A-C3A-CAA-CBA
82	iK	202	PEB	NB-C1B-CHA-C4A
82	iK	202	PEB	C2B-C1B-CHA-C4A
82	iK	203	PEB	NC-C1C-CHB-C4B
82	iK	203	PEB	C2C-C1C-CHB-C4B
82	iK	203	PEB	C4A-C3A-CAA-CBA
82	iK	203	PEB	NB-C1B-CHA-C4A
82	iK	203	PEB	C2B-C1B-CHA-C4A
82	jK	201	PEB	NB-C1B-CHA-C4A
82	jK	202	PEB	ND-C1D-CHC-C4C
82	jK	202	PEB	C2D-C1D-CHC-C4C
82	jK	202	PEB	NC-C1C-CHB-C4B
82	jK	202	PEB	C2C-C1C-CHB-C4B
82	jK	202	PEB	NB-C1B-CHA-C4A
82	jK	202	PEB	C2B-C1B-CHA-C4A
82	kK	201	PEB	ND-C1D-CHC-C4C
82	kK	201	PEB	NC-C1C-CHB-C4B
82	kK	201	PEB	C2C-C1C-CHB-C4B
82	kK	201	PEB	C4A-C3A-CAA-CBA
82	kK	201	PEB	NB-C1B-CHA-C4A
82	kK	201	PEB	C2B-C1B-CHA-C4A
82	kK	201	PEB	C3B-CAB-CBB-CGB

Continued on next page...

Continued from previous page...

Mol	Chain	Res	Type	Atoms
82	kK	202	PEB	NC-C1C-CHB-C4B
82	kK	202	PEB	C2C-C1C-CHB-C4B
82	kK	202	PEB	C2C-CAC-CBC-CGC
82	kK	202	PEB	C2A-C3A-CAA-CBA
82	kK	202	PEB	NB-C1B-CHA-C4A
82	kK	202	PEB	C2B-C1B-CHA-C4A
82	kK	203	PEB	C2A-C3A-CAA-CBA
82	kK	203	PEB	C4A-C3A-CAA-CBA
82	kK	203	PEB	NB-C1B-CHA-C4A
82	kK	203	PEB	C2B-C1B-CHA-C4A
82	lK	201	PEB	C2A-C3A-CAA-CBA
82	lK	201	PEB	C4A-C3A-CAA-CBA
82	lK	201	PEB	NB-C1B-CHA-C4A
82	lK	201	PEB	C2B-C1B-CHA-C4A
82	lK	202	PEB	ND-C1D-CHC-C4C
82	lK	202	PEB	C2D-C1D-CHC-C4C
82	lK	202	PEB	NC-C1C-CHB-C4B
82	lK	202	PEB	C2C-C1C-CHB-C4B
82	lK	202	PEB	NB-C1B-CHA-C4A
82	lK	202	PEB	C2B-C1B-CHA-C4A
82	lK	203	PEB	C2C-CAC-CBC-CGC
82	lK	203	PEB	C2A-C3A-CAA-CBA
82	lK	203	PEB	C4A-C3A-CAA-CBA
82	lK	203	PEB	NB-C1B-CHA-C4A
82	lK	203	PEB	C2B-C1B-CHA-C4A
82	mK	201	PEB	NC-C1C-CHB-C4B
82	mK	201	PEB	C2C-C1C-CHB-C4B
82	mK	201	PEB	NB-C1B-CHA-C4A
82	mK	201	PEB	C2B-C1B-CHA-C4A
82	mK	202	PEB	C2A-C3A-CAA-CBA
82	mK	202	PEB	C4A-C3A-CAA-CBA
82	mK	202	PEB	NB-C1B-CHA-C4A
82	mK	202	PEB	C2B-C1B-CHA-C4A
82	mK	202	PEB	C3B-CAB-CBB-CGB
82	nK	201	PEB	NB-C1B-CHA-C4A
82	nK	201	PEB	C2B-C1B-CHA-C4A
82	nK	202	PEB	ND-C1D-CHC-C4C
82	nK	202	PEB	C2D-C1D-CHC-C4C
82	nK	202	PEB	NC-C1C-CHB-C4B
82	nK	202	PEB	C2C-C1C-CHB-C4B
82	nK	202	PEB	C2C-CAC-CBC-CGC
82	nK	202	PEB	NB-C1B-CHA-C4A

Continued on next page...

Continued from previous page...

Mol	Chain	Res	Type	Atoms
82	nK	202	PEB	C2B-C1B-CHA-C4A
82	oK	201	PEB	ND-C1D-CHC-C4C
82	oK	201	PEB	C2D-C1D-CHC-C4C
82	oK	201	PEB	NC-C1C-CHB-C4B
82	oK	201	PEB	C2C-C1C-CHB-C4B
82	oK	201	PEB	C2A-C3A-CAA-CBA
82	oK	201	PEB	C4A-C3A-CAA-CBA
82	oK	201	PEB	NB-C1B-CHA-C4A
82	oK	201	PEB	C2B-C1B-CHA-C4A
82	oK	202	PEB	NB-C1B-CHA-C4A
82	oK	202	PEB	C2B-C1B-CHA-C4A
82	oK	203	PEB	ND-C1D-CHC-C4C
82	oK	203	PEB	NC-C1C-CHB-C4B
82	oK	203	PEB	C2C-C1C-CHB-C4B
82	oK	203	PEB	C2D-C3D-CAD-CBD
82	oK	203	PEB	C4D-C3D-CAD-CBD
82	oK	203	PEB	C2A-C3A-CAA-CBA
82	oK	203	PEB	C4A-C3A-CAA-CBA
82	oK	203	PEB	NB-C1B-CHA-C4A
82	oK	203	PEB	C2B-C1B-CHA-C4A
82	pK	201	PEB	NC-C1C-CHB-C4B
82	pK	201	PEB	C2C-C1C-CHB-C4B
82	pK	201	PEB	C2A-C3A-CAA-CBA
82	pK	201	PEB	C4A-C3A-CAA-CBA
82	pK	201	PEB	NB-C1B-CHA-C4A
82	pK	201	PEB	C2B-C1B-CHA-C4A
82	pK	202	PEB	ND-C1D-CHC-C4C
82	pK	202	PEB	C2D-C1D-CHC-C4C
82	pK	202	PEB	NC-C1C-CHB-C4B
82	pK	202	PEB	C2C-C1C-CHB-C4B
82	pK	202	PEB	NB-C1B-CHA-C4A
82	pK	202	PEB	C2B-C1B-CHA-C4A
82	qK	201	PEB	NC-C1C-CHB-C4B
82	qK	201	PEB	C2A-C3A-CAA-CBA
82	qK	201	PEB	C4A-C3A-CAA-CBA
82	qK	201	PEB	NB-C1B-CHA-C4A
82	qK	201	PEB	C2B-C1B-CHA-C4A
82	qK	202	PEB	C1C-C2C-CAC-CBC
82	qK	202	PEB	C3C-C2C-CAC-CBC
82	qK	202	PEB	C4A-C3A-CAA-CBA
82	qK	202	PEB	NB-C1B-CHA-C4A
82	qK	202	PEB	C2B-C1B-CHA-C4A

Continued on next page...

Continued from previous page...

Mol	Chain	Res	Type	Atoms
82	qK	203	PEB	NC-C1C-CHB-C4B
82	qK	203	PEB	C2C-C1C-CHB-C4B
82	qK	203	PEB	C4A-C3A-CAA-CBA
82	qK	203	PEB	NB-C1B-CHA-C4A
82	qK	203	PEB	C2B-C1B-CHA-C4A
82	rK	201	PEB	ND-C1D-CHC-C4C
82	rK	201	PEB	C2D-C1D-CHC-C4C
82	rK	201	PEB	C2A-C3A-CAA-CBA
82	rK	201	PEB	C4A-C3A-CAA-CBA
82	rK	201	PEB	NB-C1B-CHA-C4A
82	rK	201	PEB	C2B-C1B-CHA-C4A
82	rK	202	PEB	ND-C1D-CHC-C4C
82	rK	202	PEB	C2D-C1D-CHC-C4C
82	rK	202	PEB	NC-C1C-CHB-C4B
82	rK	202	PEB	C2C-C1C-CHB-C4B
82	rK	202	PEB	NB-C1B-CHA-C4A
82	rK	202	PEB	C2B-C1B-CHA-C4A
82	sK	201	PEB	ND-C1D-CHC-C4C
82	sK	201	PEB	C2D-C1D-CHC-C4C
82	sK	201	PEB	C2C-CAC-CBC-CGC
82	sK	201	PEB	C4A-C3A-CAA-CBA
82	sK	201	PEB	NB-C1B-CHA-C4A
82	sK	201	PEB	C2B-C1B-CHA-C4A
82	sK	202	PEB	NC-C1C-CHB-C4B
82	sK	202	PEB	C2C-C1C-CHB-C4B
82	sK	202	PEB	C2C-CAC-CBC-CGC
82	sK	202	PEB	NB-C1B-CHA-C4A
82	sK	202	PEB	C2B-C1B-CHA-C4A
82	sK	203	PEB	NB-C1B-CHA-C4A
82	sK	203	PEB	C2B-C1B-CHA-C4A
82	tK	201	PEB	NC-C1C-CHB-C4B
82	tK	201	PEB	C2C-C1C-CHB-C4B
82	tK	201	PEB	NB-C1B-CHA-C4A
82	tK	201	PEB	C2B-C1B-CHA-C4A
82	tK	202	PEB	ND-C1D-CHC-C4C
82	tK	202	PEB	C2D-C1D-CHC-C4C
82	tK	202	PEB	C1C-C2C-CAC-CBC
82	tK	202	PEB	C3C-C2C-CAC-CBC
82	tK	202	PEB	NB-C1B-CHA-C4A
82	tK	202	PEB	C2B-C1B-CHA-C4A
82	tK	202	PEB	C3B-CAB-CBB-CGB
82	tK	203	PEB	NC-C1C-CHB-C4B

Continued on next page...

Continued from previous page...

Mol	Chain	Res	Type	Atoms
82	tK	203	PEB	C2C-C1C-CHB-C4B
82	tK	203	PEB	C4A-C3A-CAA-CBA
82	tK	203	PEB	NB-C1B-CHA-C4A
82	tK	203	PEB	C2B-C1B-CHA-C4A
82	uK	201	PEB	ND-C1D-CHC-C4C
82	uK	201	PEB	C2A-C3A-CAA-CBA
82	uK	201	PEB	C4A-C3A-CAA-CBA
82	uK	201	PEB	NB-C1B-CHA-C4A
82	uK	201	PEB	C2B-C1B-CHA-C4A
82	uK	202	PEB	NC-C1C-CHB-C4B
82	uK	202	PEB	C2C-C1C-CHB-C4B
82	uK	202	PEB	NB-C1B-CHA-C4A
82	uK	202	PEB	C2B-C1B-CHA-C4A
82	vK	201	PEB	NC-C1C-CHB-C4B
82	vK	201	PEB	C2C-C1C-CHB-C4B
82	vK	201	PEB	NB-C1B-CHA-C4A
82	vK	201	PEB	C2B-C1B-CHA-C4A
82	vK	202	PEB	ND-C1D-CHC-C4C
82	vK	202	PEB	NC-C1C-CHB-C4B
82	vK	202	PEB	C2C-C1C-CHB-C4B
82	vK	202	PEB	NB-C1B-CHA-C4A
82	vK	202	PEB	C2B-C1B-CHA-C4A
82	wK	301	PEB	NC-C1C-CHB-C4B
82	wK	301	PEB	C2C-C1C-CHB-C4B
82	wK	301	PEB	C2A-C3A-CAA-CBA
82	wK	301	PEB	NB-C1B-CHA-C4A
82	wK	301	PEB	C2B-C1B-CHA-C4A
82	wK	302	PEB	C2A-C3A-CAA-CBA
82	wK	302	PEB	C4A-C3A-CAA-CBA
82	wK	302	PEB	NB-C1B-CHA-C4A
82	wK	302	PEB	C2B-C1B-CHA-C4A
82	wK	303	PEB	NB-C1B-CHA-C4A
82	wK	303	PEB	C2B-C1B-CHA-C4A
82	xK	302	PEB	ND-C1D-CHC-C4C
82	xK	302	PEB	C2D-C1D-CHC-C4C
82	xK	302	PEB	NC-C1C-CHB-C4B
82	xK	302	PEB	C2C-C1C-CHB-C4B
82	xK	302	PEB	NB-C1B-CHA-C4A
82	xK	302	PEB	C2B-C1B-CHA-C4A
82	xK	303	PEB	ND-C1D-CHC-C4C
82	xK	303	PEB	C4A-C3A-CAA-CBA
82	xK	303	PEB	NB-C1B-CHA-C4A

Continued on next page...

Continued from previous page...

Mol	Chain	Res	Type	Atoms
82	xK	303	PEB	C2B-C1B-CHA-C4A
82	xK	304	PEB	NC-C1C-CHB-C4B
82	xK	304	PEB	C2C-C1C-CHB-C4B
82	xK	304	PEB	NB-C1B-CHA-C4A
82	xK	304	PEB	C2B-C1B-CHA-C4A
82	yK	301	PEB	C4A-C3A-CAA-CBA
82	yK	301	PEB	NB-C1B-CHA-C4A
82	yK	301	PEB	C2B-C1B-CHA-C4A
82	zK	501	PEB	C4A-C3A-CAA-CBA
82	zK	501	PEB	NB-C1B-CHA-C4A
82	zK	501	PEB	C2B-C1B-CHA-C4A
82	aM	201	PEB	NB-C1B-CHA-C4A
82	aM	201	PEB	C2B-C1B-CHA-C4A
82	aM	202	PEB	C2A-C3A-CAA-CBA
82	aM	202	PEB	C4A-C3A-CAA-CBA
82	aM	202	PEB	NB-C1B-CHA-C4A
82	aM	202	PEB	C2B-C1B-CHA-C4A
82	aM	203	PEB	ND-C1D-CHC-C4C
82	aM	203	PEB	NC-C1C-CHB-C4B
82	aM	203	PEB	C2C-C1C-CHB-C4B
82	aM	203	PEB	C2A-C3A-CAA-CBA
82	aM	203	PEB	C4A-C3A-CAA-CBA
82	aM	203	PEB	NB-C1B-CHA-C4A
82	aM	203	PEB	C2B-C1B-CHA-C4A
82	aM	204	PEB	C4A-C3A-CAA-CBA
82	aM	204	PEB	NB-C1B-CHA-C4A
82	aM	204	PEB	C2B-C1B-CHA-C4A
82	cM	201	PEB	ND-C1D-CHC-C4C
82	cM	201	PEB	C2D-C1D-CHC-C4C
82	cM	201	PEB	NC-C1C-CHB-C4B
82	cM	201	PEB	C2C-C1C-CHB-C4B
82	cM	201	PEB	C4A-C3A-CAA-CBA
82	cM	201	PEB	NB-C1B-CHA-C4A
82	cM	201	PEB	C2B-C1B-CHA-C4A
82	cM	202	PEB	NC-C1C-CHB-C4B
82	cM	202	PEB	C2C-C1C-CHB-C4B
82	cM	202	PEB	NB-C1B-CHA-C4A
82	cM	202	PEB	C2B-C1B-CHA-C4A
82	dM	201	PEB	C4A-C3A-CAA-CBA
82	dM	201	PEB	NB-C1B-CHA-C4A
82	dM	201	PEB	C2B-C1B-CHA-C4A
82	dM	202	PEB	C4A-C3A-CAA-CBA

Continued on next page...

Continued from previous page...

Mol	Chain	Res	Type	Atoms
82	dM	202	PEB	NB-C1B-CHA-C4A
82	dM	202	PEB	C2B-C1B-CHA-C4A
82	dM	203	PEB	ND-C1D-CHC-C4C
82	dM	203	PEB	NC-C1C-CHB-C4B
82	dM	203	PEB	C2C-C1C-CHB-C4B
82	dM	203	PEB	C4A-C3A-CAA-CBA
82	dM	203	PEB	NB-C1B-CHA-C4A
82	dM	203	PEB	C2B-C1B-CHA-C4A
82	eM	201	PEB	ND-C1D-CHC-C4C
82	eM	201	PEB	C2D-C1D-CHC-C4C
82	eM	201	PEB	NB-C1B-CHA-C4A
82	eM	201	PEB	C2B-C1B-CHA-C4A
82	eM	202	PEB	NC-C1C-CHB-C4B
82	eM	202	PEB	C2C-C1C-CHB-C4B
82	eM	202	PEB	NB-C1B-CHA-C4A
82	eM	202	PEB	C2B-C1B-CHA-C4A
82	fM	201	PEB	NB-C1B-CHA-C4A
82	fM	201	PEB	C2B-C1B-CHA-C4A
82	fM	202	PEB	NC-C1C-CHB-C4B
82	fM	202	PEB	C2C-C1C-CHB-C4B
82	fM	202	PEB	C2D-C3D-CAD-CBD
82	fM	202	PEB	C4D-C3D-CAD-CBD
82	fM	202	PEB	NB-C1B-CHA-C4A
82	fM	202	PEB	C2B-C1B-CHA-C4A
82	fM	203	PEB	C4A-C3A-CAA-CBA
82	fM	203	PEB	NB-C1B-CHA-C4A
82	fM	203	PEB	C2B-C1B-CHA-C4A
82	gM	201	PEB	ND-C1D-CHC-C4C
82	gM	201	PEB	C2D-C1D-CHC-C4C
82	gM	201	PEB	NC-C1C-CHB-C4B
82	gM	201	PEB	C2C-C1C-CHB-C4B
82	gM	201	PEB	NB-C1B-CHA-C4A
82	gM	201	PEB	C2B-C1B-CHA-C4A
82	gM	202	PEB	ND-C1D-CHC-C4C
82	gM	202	PEB	C2D-C1D-CHC-C4C
82	gM	202	PEB	NC-C1C-CHB-C4B
82	gM	202	PEB	C2C-C1C-CHB-C4B
82	gM	202	PEB	C2C-CAC-CBC-CGC
82	gM	202	PEB	NB-C1B-CHA-C4A
82	gM	202	PEB	C2B-C1B-CHA-C4A
82	hM	201	PEB	C4A-C3A-CAA-CBA
82	hM	201	PEB	NB-C1B-CHA-C4A

Continued on next page...

Continued from previous page...

Mol	Chain	Res	Type	Atoms
82	hM	201	PEB	C2B-C1B-CHA-C4A
82	hM	202	PEB	NB-C1B-CHA-C4A
82	hM	202	PEB	C2B-C1B-CHA-C4A
82	hM	202	PEB	C3B-CAB-CBB-CGB
82	hM	203	PEB	NC-C1C-CHB-C4B
82	hM	203	PEB	C2C-C1C-CHB-C4B
82	hM	203	PEB	C2C-CAC-CBC-CGC
82	hM	203	PEB	C4A-C3A-CAA-CBA
82	hM	203	PEB	NB-C1B-CHA-C4A
82	hM	203	PEB	C2B-C1B-CHA-C4A
82	iM	201	PEB	ND-C1D-CHC-C4C
82	iM	201	PEB	C2A-C3A-CAA-CBA
82	iM	201	PEB	C4A-C3A-CAA-CBA
82	iM	201	PEB	NB-C1B-CHA-C4A
82	iM	201	PEB	C2B-C1B-CHA-C4A
82	iM	202	PEB	ND-C1D-CHC-C4C
82	iM	202	PEB	C2D-C1D-CHC-C4C
82	iM	202	PEB	NC-C1C-CHB-C4B
82	iM	202	PEB	C2C-C1C-CHB-C4B
82	iM	202	PEB	NB-C1B-CHA-C4A
82	iM	202	PEB	C2B-C1B-CHA-C4A
82	jM	201	PEB	ND-C1D-CHC-C4C
82	jM	201	PEB	C2C-CAC-CBC-CGC
82	jM	201	PEB	NB-C1B-CHA-C4A
82	jM	201	PEB	C2B-C1B-CHA-C4A
82	jM	202	PEB	NC-C1C-CHB-C4B
82	jM	202	PEB	C2C-C1C-CHB-C4B
82	jM	202	PEB	C2A-C3A-CAA-CBA
82	jM	202	PEB	C4A-C3A-CAA-CBA
82	jM	202	PEB	NB-C1B-CHA-C4A
82	jM	202	PEB	C2B-C1B-CHA-C4A
82	jM	203	PEB	C4A-C3A-CAA-CBA
82	jM	203	PEB	NB-C1B-CHA-C4A
82	jM	203	PEB	C2B-C1B-CHA-C4A
82	kM	201	PEB	ND-C1D-CHC-C4C
82	kM	201	PEB	NC-C1C-CHB-C4B
82	kM	201	PEB	C2C-C1C-CHB-C4B
82	kM	201	PEB	NB-C1B-CHA-C4A
82	kM	201	PEB	C2B-C1B-CHA-C4A
82	kM	202	PEB	NC-C1C-CHB-C4B
82	kM	202	PEB	C2C-C1C-CHB-C4B
82	kM	202	PEB	NB-C1B-CHA-C4A

Continued on next page...

Continued from previous page...

Mol	Chain	Res	Type	Atoms
82	kM	202	PEB	C2B-C1B-CHA-C4A
82	lM	201	PEB	C4A-C3A-CAA-CBA
82	lM	201	PEB	NB-C1B-CHA-C4A
82	lM	201	PEB	C2B-C1B-CHA-C4A
82	lM	202	PEB	NB-C1B-CHA-C4A
82	lM	202	PEB	C2B-C1B-CHA-C4A
82	lM	203	PEB	ND-C1D-CHC-C4C
82	lM	203	PEB	C2D-C1D-CHC-C4C
82	lM	203	PEB	C4A-C3A-CAA-CBA
82	lM	203	PEB	NB-C1B-CHA-C4A
82	lM	203	PEB	C2B-C1B-CHA-C4A
82	mM	201	PEB	ND-C1D-CHC-C4C
82	mM	201	PEB	C2D-C1D-CHC-C4C
82	mM	201	PEB	NC-C1C-CHB-C4B
82	mM	201	PEB	C2C-C1C-CHB-C4B
82	mM	201	PEB	NB-C1B-CHA-C4A
82	mM	201	PEB	C2B-C1B-CHA-C4A
82	mM	202	PEB	NC-C1C-CHB-C4B
82	mM	202	PEB	C2C-C1C-CHB-C4B
82	mM	202	PEB	NB-C1B-CHA-C4A
82	mM	202	PEB	C2B-C1B-CHA-C4A
82	iO	201	PEB	C2A-C3A-CAA-CBA
82	iO	201	PEB	C4A-C3A-CAA-CBA
82	iO	201	PEB	NB-C1B-CHA-C4A
82	iO	201	PEB	C2B-C1B-CHA-C4A
82	iO	202	PEB	ND-C1D-CHC-C4C
82	iO	202	PEB	C2D-C1D-CHC-C4C
82	iO	202	PEB	C2A-C3A-CAA-CBA
82	iO	202	PEB	NB-C1B-CHA-C4A
82	iO	202	PEB	C2B-C1B-CHA-C4A
82	iO	203	PEB	NC-C1C-CHB-C4B
82	iO	203	PEB	C2C-C1C-CHB-C4B
82	iO	203	PEB	NB-C1B-CHA-C4A
82	iO	203	PEB	C2B-C1B-CHA-C4A
82	iO	203	PEB	C2B-C3B-CAB-CBB
82	iO	203	PEB	C4B-C3B-CAB-CBB
82	jO	201	PEB	C4A-C3A-CAA-CBA
82	jO	201	PEB	NB-C1B-CHA-C4A
82	jO	201	PEB	C2B-C1B-CHA-C4A
82	jO	202	PEB	ND-C1D-CHC-C4C
82	jO	202	PEB	C2D-C1D-CHC-C4C
82	jO	202	PEB	NC-C1C-CHB-C4B

Continued on next page...

Continued from previous page...

Mol	Chain	Res	Type	Atoms
82	jO	202	PEB	C2C-C1C-CHB-C4B
82	jO	202	PEB	NB-C1B-CHA-C4A
82	jO	202	PEB	C2B-C1B-CHA-C4A
82	kO	201	PEB	NC-C1C-CHB-C4B
82	kO	201	PEB	C4A-C3A-CAA-CBA
82	kO	201	PEB	NB-C1B-CHA-C4A
82	kO	201	PEB	C2B-C1B-CHA-C4A
82	kO	202	PEB	NC-C1C-CHB-C4B
82	kO	202	PEB	C2A-C3A-CAA-CBA
82	kO	202	PEB	NB-C1B-CHA-C4A
82	kO	202	PEB	C2B-C1B-CHA-C4A
82	kO	203	PEB	C2A-C3A-CAA-CBA
82	kO	203	PEB	C4A-C3A-CAA-CBA
82	kO	203	PEB	NB-C1B-CHA-C4A
82	kO	203	PEB	C2B-C1B-CHA-C4A
82	kO	203	PEB	C4B-C3B-CAB-CBB
82	lO	201	PEB	ND-C1D-CHC-C4C
82	lO	201	PEB	C4A-C3A-CAA-CBA
82	lO	201	PEB	NB-C1B-CHA-C4A
82	lO	201	PEB	C2B-C1B-CHA-C4A
82	lO	202	PEB	ND-C1D-CHC-C4C
82	lO	202	PEB	C2D-C1D-CHC-C4C
82	lO	202	PEB	C4A-C3A-CAA-CBA
82	lO	202	PEB	NB-C1B-CHA-C4A
82	lO	202	PEB	C2B-C1B-CHA-C4A
82	mO	201	PEB	C2A-C3A-CAA-CBA
82	mO	201	PEB	C4A-C3A-CAA-CBA
82	mO	201	PEB	NB-C1B-CHA-C4A
82	mO	201	PEB	C2B-C1B-CHA-C4A
82	mO	202	PEB	NB-C1B-CHA-C4A
82	mO	202	PEB	C2B-C1B-CHA-C4A
82	mO	203	PEB	NC-C1C-CHB-C4B
82	mO	203	PEB	C2C-C1C-CHB-C4B
82	mO	203	PEB	NB-C1B-CHA-C4A
82	mO	203	PEB	C2B-C1B-CHA-C4A
82	mO	203	PEB	C2B-C3B-CAB-CBB
82	mO	203	PEB	C4B-C3B-CAB-CBB
82	aO	201	PEB	NB-C1B-CHA-C4A
82	aO	201	PEB	C2B-C1B-CHA-C4A
82	aO	202	PEB	NB-C1B-CHA-C4A
82	aO	202	PEB	C2B-C1B-CHA-C4A
82	aO	203	PEB	C2C-C1C-CHB-C4B

Continued on next page...

Continued from previous page...

Mol	Chain	Res	Type	Atoms
82	aO	203	PEB	C2A-C3A-CAA-CBA
82	aO	203	PEB	C4A-C3A-CAA-CBA
82	aO	203	PEB	NB-C1B-CHA-C4A
82	aO	203	PEB	C2B-C1B-CHA-C4A
82	bO	201	PEB	C4A-C3A-CAA-CBA
82	bO	201	PEB	NB-C1B-CHA-C4A
82	bO	201	PEB	C2B-C1B-CHA-C4A
82	bO	202	PEB	ND-C1D-CHC-C4C
82	bO	202	PEB	NB-C1B-CHA-C4A
82	bO	202	PEB	C2B-C1B-CHA-C4A
82	cO	201	PEB	NB-C1B-CHA-C4A
82	cO	201	PEB	C2B-C1B-CHA-C4A
82	cO	202	PEB	ND-C1D-CHC-C4C
82	cO	202	PEB	C2D-C1D-CHC-C4C
82	cO	202	PEB	NB-C1B-CHA-C4A
82	cO	202	PEB	C2B-C1B-CHA-C4A
82	cO	203	PEB	C2C-C1C-CHB-C4B
82	cO	203	PEB	NB-C1B-CHA-C4A
82	cO	203	PEB	C2B-C1B-CHA-C4A
82	dO	201	PEB	C2A-C3A-CAA-CBA
82	dO	201	PEB	C4A-C3A-CAA-CBA
82	dO	201	PEB	NB-C1B-CHA-C4A
82	dO	201	PEB	C2B-C1B-CHA-C4A
82	dO	202	PEB	ND-C1D-CHC-C4C
82	dO	202	PEB	C2D-C1D-CHC-C4C
82	dO	202	PEB	NC-C1C-CHB-C4B
82	dO	202	PEB	NB-C1B-CHA-C4A
82	dO	202	PEB	C2B-C1B-CHA-C4A
82	eO	201	PEB	NB-C1B-CHA-C4A
82	eO	201	PEB	C2B-C1B-CHA-C4A
82	eO	202	PEB	C2C-CAC-CBC-CGC
82	eO	202	PEB	C2A-C3A-CAA-CBA
82	eO	202	PEB	NB-C1B-CHA-C4A
82	eO	202	PEB	C2B-C1B-CHA-C4A
82	eO	203	PEB	NC-C1C-CHB-C4B
82	eO	203	PEB	C2C-C1C-CHB-C4B
82	eO	203	PEB	NB-C1B-CHA-C4A
82	eO	203	PEB	C2B-C1B-CHA-C4A
82	fO	201	PEB	ND-C1D-CHC-C4C
82	fO	201	PEB	C2D-C1D-CHC-C4C
82	fO	201	PEB	C4A-C3A-CAA-CBA
82	fO	201	PEB	NB-C1B-CHA-C4A

Continued on next page...

Continued from previous page...

Mol	Chain	Res	Type	Atoms
82	fO	201	PEB	C2B-C1B-CHA-C4A
82	fO	202	PEB	ND-C1D-CHC-C4C
82	fO	202	PEB	C4A-C3A-CAA-CBA
82	fO	202	PEB	NB-C1B-CHA-C4A
82	fO	202	PEB	C2B-C1B-CHA-C4A
82	gO	201	PEB	NB-C1B-CHA-C4A
82	gO	201	PEB	C2B-C1B-CHA-C4A
82	gO	202	PEB	ND-C1D-CHC-C4C
82	gO	202	PEB	C2A-C3A-CAA-CBA
82	gO	202	PEB	NB-C1B-CHA-C4A
82	gO	202	PEB	C2B-C1B-CHA-C4A
82	gO	203	PEB	NC-C1C-CHB-C4B
82	gO	203	PEB	C2C-C1C-CHB-C4B
82	gO	203	PEB	NB-C1B-CHA-C4A
82	gO	203	PEB	C2B-C1B-CHA-C4A
82	gO	203	PEB	C2B-C3B-CAB-CBB
82	hO	201	PEB	C4A-C3A-CAA-CBA
82	hO	201	PEB	NB-C1B-CHA-C4A
82	hO	201	PEB	C2B-C1B-CHA-C4A
82	hO	202	PEB	ND-C1D-CHC-C4C
82	hO	202	PEB	NB-C1B-CHA-C4A
82	hO	202	PEB	C2B-C1B-CHA-C4A
82	bP	501	PEB	C4A-C3A-CAA-CBA
82	bP	501	PEB	NB-C1B-CHA-C4A
82	bP	501	PEB	C2B-C1B-CHA-C4A
82	bP	502	PEB	C4A-C3A-CAA-CBA
82	bP	502	PEB	NB-C1B-CHA-C4A
82	bP	502	PEB	C2B-C1B-CHA-C4A
82	dQ	401	PEB	NC-C1C-CHB-C4B
82	dQ	401	PEB	C2C-C1C-CHB-C4B
82	dQ	401	PEB	C1C-C2C-CAC-CBC
82	dQ	401	PEB	C3C-C2C-CAC-CBC
82	dQ	401	PEB	NB-C1B-CHA-C4A
82	dQ	401	PEB	C2B-C1B-CHA-C4A
82	Z9	301	PEB	NC-C1C-CHB-C4B
82	Z9	301	PEB	C2C-C1C-CHB-C4B
82	Z9	301	PEB	C2D-C3D-CAD-CBD
82	Z9	301	PEB	C4A-C3A-CAA-CBA
82	Z9	301	PEB	NB-C1B-CHA-C4A
82	Z9	301	PEB	C2B-C1B-CHA-C4A
82	Z9	303	PEB	ND-C1D-CHC-C4C
82	Z9	303	PEB	C2D-C1D-CHC-C4C

Continued on next page...

Continued from previous page...

Mol	Chain	Res	Type	Atoms
82	Z9	303	PEB	NC-C1C-CHB-C4B
82	Z9	303	PEB	C2C-C1C-CHB-C4B
82	Z9	303	PEB	NB-C1B-CHA-C4A
82	Z9	303	PEB	C2B-C1B-CHA-C4A
82	Z9	304	PEB	ND-C1D-CHC-C4C
82	Z9	304	PEB	C2D-C1D-CHC-C4C
82	Z9	304	PEB	C2C-CAC-CBC-CGC
82	Z9	304	PEB	NB-C1B-CHA-C4A
82	Z9	304	PEB	C2B-C1B-CHA-C4A
82	M9	301	PEB	NB-C1B-CHA-C4A
82	M9	301	PEB	C2B-C1B-CHA-C4A
82	M9	302	PEB	NC-C1C-CHB-C4B
82	M9	302	PEB	C2C-C1C-CHB-C4B
82	M9	302	PEB	C2D-C3D-CAD-CBD
82	M9	302	PEB	C4A-C3A-CAA-CBA
82	M9	302	PEB	NB-C1B-CHA-C4A
82	M9	302	PEB	C2B-C1B-CHA-C4A
82	M9	304	PEB	ND-C1D-CHC-C4C
82	M9	304	PEB	C2D-C1D-CHC-C4C
82	M9	304	PEB	NC-C1C-CHB-C4B
82	M9	304	PEB	C2C-C1C-CHB-C4B
82	M9	304	PEB	NB-C1B-CHA-C4A
82	M9	304	PEB	C2B-C1B-CHA-C4A
82	M9	305	PEB	ND-C1D-CHC-C4C
82	M9	305	PEB	C2D-C1D-CHC-C4C
82	M9	305	PEB	C2C-CAC-CBC-CGC
82	M9	305	PEB	NB-C1B-CHA-C4A
82	M9	305	PEB	C2B-C1B-CHA-C4A
83	KA	203	PUB	C3C-C4C-CHC-C1D
83	KA	203	PUB	NA-C4A-CHA-C1B
83	KA	203	PUB	C3A-C4A-CHA-C1B
83	YA	302	PUB	ND-C1D-CHC-C4C
83	AD	302	PUB	C3C-C4C-CHC-C1D
83	AD	302	PUB	ND-C1D-CHC-C4C
83	AD	302	PUB	C2D-C1D-CHC-C4C
83	AE	302	PUB	C3C-C4C-CHC-C1D
83	AE	302	PUB	C3B-CAB-CBB-CGB
83	AE	303	PUB	NC-C4C-CHC-C1D
83	AG	302	PUB	C3C-C4C-CHC-C1D
83	AG	302	PUB	C3B-CAB-CBB-CGB
83	AG	303	PUB	NC-C4C-CHC-C1D
83	AH	303	PUB	NA-C4A-CHA-C1B

Continued on next page...

Continued from previous page...

Mol	Chain	Res	Type	Atoms
83	AH	303	PUB	C2B-C3B-CAB-CBB
83	AH	303	PUB	C4B-C3B-CAB-CBB
83	AH	304	PUB	C3C-C4C-CHC-C1D
83	AH	304	PUB	ND-C1D-CHC-C4C
83	AH	304	PUB	C2A-C3A-CAA-CBA
83	AH	304	PUB	NA-C4A-CHA-C1B
83	AH	304	PUB	C3A-C4A-CHA-C1B
83	AH	304	PUB	NB-C4B-CHB-C1C
83	AH	304	PUB	C3B-C4B-CHB-C1C
83	AJ	303	PUB	NC-C4C-CHC-C1D
83	AJ	303	PUB	C3C-C4C-CHC-C1D
83	AJ	303	PUB	ND-C1D-CHC-C4C
83	AJ	303	PUB	NA-C4A-CHA-C1B
83	AJ	303	PUB	NB-C4B-CHB-C1C
83	AJ	303	PUB	C3B-C4B-CHB-C1C
83	AJ	304	PUB	NA-C4A-CHA-C1B
83	AJ	304	PUB	C3A-C4A-CHA-C1B
83	BJ	302	PUB	NC-C4C-CHC-C1D
83	QJ	201	PUB	NC-C4C-CHC-C1D
83	QJ	201	PUB	NA-C4A-CHA-C1B
83	QJ	201	PUB	C3A-C4A-CHA-C1B
83	AM	303	PUB	ND-C1D-CHC-C4C
83	AM	303	PUB	NA-C4A-CHA-C1B
83	AM	303	PUB	C3A-C4A-CHA-C1B
83	AM	303	PUB	NB-C4B-CHB-C1C
83	AM	303	PUB	C3B-C4B-CHB-C1C
83	AM	304	PUB	C3C-C4C-CHC-C1D
83	AM	304	PUB	NA-C4A-CHA-C1B
83	BM	302	PUB	NC-C4C-CHC-C1D
83	QM	201	PUB	NC-C4C-CHC-C1D
83	QM	201	PUB	NA-C4A-CHA-C1B
83	AO	303	PUB	C3C-C4C-CHC-C1D
83	AQ	302	PUB	C3C-C4C-CHC-C1D
83	AQ	302	PUB	ND-C1D-CHC-C4C
83	AQ	302	PUB	C2D-C1D-CHC-C4C
83	A1	303	PUB	NA-C4A-CHA-C1B
83	A1	303	PUB	C2B-C3B-CAB-CBB
83	A1	303	PUB	C4B-C3B-CAB-CBB
83	A1	304	PUB	C3C-C4C-CHC-C1D
83	A1	304	PUB	ND-C1D-CHC-C4C
83	A1	304	PUB	C2A-C3A-CAA-CBA
83	A1	304	PUB	NA-C4A-CHA-C1B

Continued on next page...

Continued from previous page...

Mol	Chain	Res	Type	Atoms
83	A1	304	PUB	C3A-C4A-CHA-C1B
83	A1	304	PUB	NB-C4B-CHB-C1C
83	A1	304	PUB	C3B-C4B-CHB-C1C
83	A4	303	PUB	C3C-C4C-CHC-C1D
83	M5	302	PUB	C3C-C4C-CHC-C1D
83	M5	302	PUB	C2B-C3B-CAB-CBB
83	M5	302	PUB	C4B-C3B-CAB-CBB
83	Z5	302	PUB	C3C-C4C-CHC-C1D
83	Z5	302	PUB	C2B-C3B-CAB-CBB
83	Z5	302	PUB	C4B-C3B-CAB-CBB
83	K7	203	PUB	C3C-C4C-CHC-C1D
83	K7	203	PUB	NA-C4A-CHA-C1B
83	K7	203	PUB	C3A-C4A-CHA-C1B
83	Y7	302	PUB	ND-C1D-CHC-C4C
83	wF	304	PUB	C3C-C4C-CHC-C1D
83	wF	304	PUB	NA-C4A-CHA-C1B
83	wF	304	PUB	C3B-CAB-CBB-CGB
83	xF	301	PUB	ND-C1D-CHC-C4C
83	xF	301	PUB	C2D-C1D-CHC-C4C
83	xF	301	PUB	NB-C4B-CHB-C1C
83	xF	301	PUB	C3B-C4B-CHB-C1C
83	xF	305	PUB	ND-C1D-CHC-C4C
83	xF	305	PUB	C2D-C1D-CHC-C4C
83	xF	305	PUB	NA-C4A-CHA-C1B
83	xF	305	PUB	C3A-C4A-CHA-C1B
83	xF	306	PUB	ND-C1D-CHC-C4C
83	xF	306	PUB	C2D-C1D-CHC-C4C
83	yF	302	PUB	C4D-C3D-CAD-CBD
83	yF	303	PUB	C3B-CAB-CBB-CGB
83	wK	304	PUB	C3C-C4C-CHC-C1D
83	wK	304	PUB	NA-C4A-CHA-C1B
83	wK	304	PUB	C3B-CAB-CBB-CGB
83	xK	301	PUB	ND-C1D-CHC-C4C
83	xK	301	PUB	C2D-C1D-CHC-C4C
83	xK	301	PUB	NB-C4B-CHB-C1C
83	xK	301	PUB	C3B-C4B-CHB-C1C
83	xK	305	PUB	ND-C1D-CHC-C4C
83	xK	305	PUB	C2D-C1D-CHC-C4C
83	xK	305	PUB	NA-C4A-CHA-C1B
83	xK	305	PUB	C3A-C4A-CHA-C1B
83	xK	306	PUB	ND-C1D-CHC-C4C
83	xK	306	PUB	C2D-C1D-CHC-C4C

Continued on next page...

Continued from previous page...

Mol	Chain	Res	Type	Atoms
83	yK	302	PUB	C4D-C3D-CAD-CBD
83	yK	303	PUB	C3B-CAB-CBB-CGB
83	Z9	302	PUB	NA-C4A-CHA-C1B
83	Z9	305	PUB	ND-C1D-CHC-C4C
83	Z9	305	PUB	C2D-C1D-CHC-C4C
83	Z9	305	PUB	NA-C4A-CHA-C1B
83	Z9	305	PUB	C3A-C4A-CHA-C1B
83	Z9	305	PUB	NB-C4B-CHB-C1C
83	Z9	305	PUB	C3B-C4B-CHB-C1C
83	M9	303	PUB	NA-C4A-CHA-C1B
84	BE	1001	CYC	NA-C4A-CHB-C1B
84	BE	1001	CYC	C3A-C4A-CHB-C1B
84	BE	1001	CYC	C2C-C3C-CAC-CBC
84	BE	1001	CYC	C4C-C3C-CAC-CBC
84	BE	1001	CYC	ND-C1D-CHD-C4C
84	DE	1001	CYC	NA-C4A-CHB-C1B
84	DE	1001	CYC	C3A-C4A-CHB-C1B
84	DE	1001	CYC	C2C-C3C-CAC-CBC
84	DE	1001	CYC	C4C-C3C-CAC-CBC
84	EE	1001	CYC	NA-C4A-CHB-C1B
84	EE	1001	CYC	C3A-C4A-CHB-C1B
84	FE	1001	CYC	NA-C4A-CHB-C1B
84	FE	1001	CYC	C3A-C4A-CHB-C1B
84	FE	1002	CYC	NA-C4A-CHB-C1B
84	FE	1002	CYC	C3A-C4A-CHB-C1B
84	FE	1002	CYC	C2C-C3C-CAC-CBC
84	FE	1002	CYC	C4C-C3C-CAC-CBC
84	GE	1001	CYC	NA-C4A-CHB-C1B
84	GE	1001	CYC	C3A-C4A-CHB-C1B
84	GE	1001	CYC	C2C-C3C-CAC-CBC
84	GE	1001	CYC	C4C-C3C-CAC-CBC
84	HE	1001	CYC	NA-C4A-CHB-C1B
84	HE	1001	CYC	C3A-C4A-CHB-C1B
84	HE	1001	CYC	ND-C1D-CHD-C4C
84	IE	1001	CYC	NA-C4A-CHB-C1B
84	IE	1001	CYC	C3A-C4A-CHB-C1B
84	IE	1001	CYC	C2C-C3C-CAC-CBC
84	IE	1001	CYC	C4C-C3C-CAC-CBC
84	LE	1001	CYC	ND-C4D-CHA-C1A
84	LE	1001	CYC	C2C-C3C-CAC-CBC
84	LE	1001	CYC	C4C-C3C-CAC-CBC
84	LE	1001	CYC	C2D-C3D-CAD-CBD

Continued on next page...

Continued from previous page...

Mol	Chain	Res	Type	Atoms
84	LE	1001	CYC	C4D-C3D-CAD-CBD
84	ME	1001	CYC	NA-C4A-CHB-C1B
84	ME	1001	CYC	C3A-C4A-CHB-C1B
84	ME	1001	CYC	C2C-C3C-CAC-CBC
84	ME	1001	CYC	C4C-C3C-CAC-CBC
84	NE	201	CYC	NA-C4A-CHB-C1B
84	NE	201	CYC	C3A-C4A-CHB-C1B
84	BG	1001	CYC	NA-C4A-CHB-C1B
84	BG	1001	CYC	C3A-C4A-CHB-C1B
84	BG	1001	CYC	C2C-C3C-CAC-CBC
84	BG	1001	CYC	C4C-C3C-CAC-CBC
84	BG	1001	CYC	ND-C1D-CHD-C4C
84	CG	1001	CYC	NA-C4A-CHB-C1B
84	CG	1001	CYC	C3A-C4A-CHB-C1B
84	DG	1001	CYC	NA-C4A-CHB-C1B
84	DG	1001	CYC	C3A-C4A-CHB-C1B
84	DG	1001	CYC	C2C-C3C-CAC-CBC
84	DG	1001	CYC	C4C-C3C-CAC-CBC
84	EG	1001	CYC	NA-C4A-CHB-C1B
84	EG	1001	CYC	C3A-C4A-CHB-C1B
84	FG	1001	CYC	NA-C4A-CHB-C1B
84	FG	1001	CYC	C3A-C4A-CHB-C1B
84	FG	1001	CYC	C2C-C3C-CAC-CBC
84	FG	1001	CYC	C4C-C3C-CAC-CBC
84	GG	1001	CYC	NA-C4A-CHB-C1B
84	GG	1001	CYC	C3A-C4A-CHB-C1B
84	GG	1001	CYC	C2C-C3C-CAC-CBC
84	GG	1001	CYC	C4C-C3C-CAC-CBC
84	HG	1001	CYC	NA-C4A-CHB-C1B
84	HG	1001	CYC	C3A-C4A-CHB-C1B
84	HG	1001	CYC	ND-C1D-CHD-C4C
84	IG	1001	CYC	NA-C4A-CHB-C1B
84	IG	1001	CYC	C3A-C4A-CHB-C1B
84	IG	1001	CYC	C2C-C3C-CAC-CBC
84	IG	1001	CYC	C4C-C3C-CAC-CBC
84	KG	202	CYC	NA-C4A-CHB-C1B
84	KG	202	CYC	C3A-C4A-CHB-C1B
84	LG	1001	CYC	ND-C4D-CHA-C1A
84	LG	1001	CYC	C2C-C3C-CAC-CBC
84	LG	1001	CYC	C4C-C3C-CAC-CBC
84	LG	1001	CYC	C2D-C3D-CAD-CBD
84	LG	1001	CYC	C4D-C3D-CAD-CBD

Continued on next page...

Continued from previous page...

Mol	Chain	Res	Type	Atoms
84	MG	1001	CYC	NA-C4A-CHB-C1B
84	MG	1001	CYC	C3A-C4A-CHB-C1B
84	MG	1001	CYC	C2C-C3C-CAC-CBC
84	MG	1001	CYC	C4C-C3C-CAC-CBC
84	CH	1001	CYC	NA-C4A-CHB-C1B
84	CH	1001	CYC	C3A-C4A-CHB-C1B
84	CH	1001	CYC	C2C-C3C-CAC-CBC
84	CH	1001	CYC	C4C-C3C-CAC-CBC
84	CH	1001	CYC	ND-C1D-CHD-C4C
84	CH	1001	CYC	C2D-C1D-CHD-C4C
84	DH	1001	CYC	NA-C4A-CHB-C1B
84	DH	1001	CYC	C3A-C4A-CHB-C1B
84	DH	1003	CYC	NA-C4A-CHB-C1B
84	DH	1003	CYC	C3A-C4A-CHB-C1B
84	DH	1003	CYC	C2C-C3C-CAC-CBC
84	DH	1003	CYC	C4C-C3C-CAC-CBC
84	DH	1003	CYC	ND-C1D-CHD-C4C
84	DH	1003	CYC	C2D-C1D-CHD-C4C
84	EH	1001	CYC	NA-C4A-CHB-C1B
84	EH	1001	CYC	C3A-C4A-CHB-C1B
84	FH	1001	CYC	NA-C4A-CHB-C1B
84	FH	1001	CYC	C3A-C4A-CHB-C1B
84	FH	1001	CYC	C2C-C3C-CAC-CBC
84	FH	1001	CYC	C4C-C3C-CAC-CBC
84	HH	1001	CYC	NA-C4A-CHB-C1B
84	HH	1001	CYC	C3A-C4A-CHB-C1B
84	HH	1001	CYC	C2D-C1D-CHD-C4C
84	JH	1001	CYC	NA-C4A-CHB-C1B
84	JH	1001	CYC	C3A-C4A-CHB-C1B
84	JH	1003	CYC	NA-C4A-CHB-C1B
84	JH	1003	CYC	C3A-C4A-CHB-C1B
84	KH	1001	CYC	NA-C4A-CHB-C1B
84	KH	1001	CYC	C3A-C4A-CHB-C1B
84	KH	1001	CYC	C2C-C3C-CAC-CBC
84	KH	1001	CYC	C4C-C3C-CAC-CBC
84	KH	1001	CYC	ND-C1D-CHD-C4C
84	LH	1001	CYC	NA-C4A-CHB-C1B
84	LH	1001	CYC	C3A-C4A-CHB-C1B
84	LH	1001	CYC	C2C-C3C-CAC-CBC
84	LH	1001	CYC	C4C-C3C-CAC-CBC
84	LH	1001	CYC	ND-C1D-CHD-C4C
84	LH	1001	CYC	C2D-C1D-CHD-C4C

Continued on next page...

Continued from previous page...

Mol	Chain	Res	Type	Atoms
84	LH	1002	CYC	NA-C4A-CHB-C1B
84	LH	1002	CYC	C3A-C4A-CHB-C1B
84	LH	1002	CYC	C2C-C3C-CAC-CBC
84	LH	1002	CYC	C4C-C3C-CAC-CBC
84	NH	1001	CYC	NA-C4A-CHB-C1B
84	NH	1001	CYC	C3A-C4A-CHB-C1B
84	NH	1001	CYC	C2C-C3C-CAC-CBC
84	NH	1001	CYC	C4C-C3C-CAC-CBC
84	CO	1001	CYC	NA-C4A-CHB-C1B
84	CO	1001	CYC	C3A-C4A-CHB-C1B
84	CO	1001	CYC	C2C-C3C-CAC-CBC
84	CO	1001	CYC	C4C-C3C-CAC-CBC
84	DO	1001	CYC	NA-C4A-CHB-C1B
84	DO	1001	CYC	C3A-C4A-CHB-C1B
84	DO	1001	CYC	C2C-C3C-CAC-CBC
84	DO	1001	CYC	C4C-C3C-CAC-CBC
84	DO	1001	CYC	ND-C1D-CHD-C4C
84	EO	1001	CYC	NA-C4A-CHB-C1B
84	EO	1001	CYC	C3A-C4A-CHB-C1B
84	FO	1001	CYC	NA-C4A-CHB-C1B
84	FO	1001	CYC	C3A-C4A-CHB-C1B
84	FO	1001	CYC	C2C-C3C-CAC-CBC
84	FO	1001	CYC	C4C-C3C-CAC-CBC
84	GO	1001	CYC	NA-C4A-CHB-C1B
84	GO	1001	CYC	C3A-C4A-CHB-C1B
84	HO	1001	CYC	NA-C4A-CHB-C1B
84	HO	1001	CYC	C3A-C4A-CHB-C1B
84	HO	1001	CYC	C2C-C3C-CAC-CBC
84	HO	1001	CYC	C4C-C3C-CAC-CBC
84	HO	1001	CYC	ND-C1D-CHD-C4C
84	IO	1001	CYC	NA-C4A-CHB-C1B
84	IO	1001	CYC	C3A-C4A-CHB-C1B
84	IO	1001	CYC	C2C-C3C-CAC-CBC
84	IO	1001	CYC	C4C-C3C-CAC-CBC
84	JO	1001	CYC	C2C-C3C-CAC-CBC
84	JO	1001	CYC	C4C-C3C-CAC-CBC
84	KO	1001	CYC	NA-C4A-CHB-C1B
84	KO	1001	CYC	C3A-C4A-CHB-C1B
84	KO	1001	CYC	C2C-C3C-CAC-CBC
84	KO	1001	CYC	C4C-C3C-CAC-CBC
84	LO	1001	CYC	ND-C1D-CHD-C4C
84	MO	1001	CYC	NA-C4A-CHB-C1B

Continued on next page...

Continued from previous page...

Mol	Chain	Res	Type	Atoms
84	MO	1001	CYC	C3A-C4A-CHB-C1B
84	MO	1001	CYC	C2C-C3C-CAC-CBC
84	MO	1001	CYC	C4C-C3C-CAC-CBC
84	NO	1001	CYC	NA-C4A-CHB-C1B
84	NO	1001	CYC	C3A-C4A-CHB-C1B
84	NO	1001	CYC	C2C-C3C-CAC-CBC
84	NO	1001	CYC	C4C-C3C-CAC-CBC
84	L1	1001	CYC	NA-C4A-CHB-C1B
84	L1	1001	CYC	C3A-C4A-CHB-C1B
84	L1	1001	CYC	C2C-C3C-CAC-CBC
84	L1	1001	CYC	C4C-C3C-CAC-CBC
84	M1	201	CYC	NA-C4A-CHB-C1B
84	M1	201	CYC	C3A-C4A-CHB-C1B
84	N1	1001	CYC	NA-C4A-CHB-C1B
84	N1	1001	CYC	C3A-C4A-CHB-C1B
84	N1	1001	CYC	C2C-C3C-CAC-CBC
84	N1	1001	CYC	C4C-C3C-CAC-CBC
84	C1	1001	CYC	ND-C4D-CHA-C1A
84	C1	1001	CYC	NA-C4A-CHB-C1B
84	C1	1001	CYC	C3A-C4A-CHB-C1B
84	C1	1001	CYC	C2C-C3C-CAC-CBC
84	C1	1001	CYC	C4C-C3C-CAC-CBC
84	C1	1001	CYC	ND-C1D-CHD-C4C
84	C1	1001	CYC	C2D-C1D-CHD-C4C
84	D1	1001	CYC	NA-C4A-CHB-C1B
84	D1	1001	CYC	C3A-C4A-CHB-C1B
84	D1	1003	CYC	NA-C4A-CHB-C1B
84	D1	1003	CYC	C3A-C4A-CHB-C1B
84	D1	1003	CYC	C2C-C3C-CAC-CBC
84	D1	1003	CYC	C4C-C3C-CAC-CBC
84	D1	1003	CYC	ND-C1D-CHD-C4C
84	D1	1003	CYC	C2D-C1D-CHD-C4C
84	E1	1001	CYC	NA-C4A-CHB-C1B
84	E1	1001	CYC	C3A-C4A-CHB-C1B
84	F1	1001	CYC	NA-C4A-CHB-C1B
84	F1	1001	CYC	C3A-C4A-CHB-C1B
84	F1	1001	CYC	C2C-C3C-CAC-CBC
84	F1	1001	CYC	C4C-C3C-CAC-CBC
84	H1	1001	CYC	NA-C4A-CHB-C1B
84	H1	1001	CYC	C3A-C4A-CHB-C1B
84	H1	1001	CYC	C2D-C1D-CHD-C4C
84	I1	1001	CYC	NA-C4A-CHB-C1B

Continued on next page...

Continued from previous page...

Mol	Chain	Res	Type	Atoms
84	I1	1001	CYC	C3A-C4A-CHB-C1B
84	I1	1001	CYC	C2C-C3C-CAC-CBC
84	I1	1001	CYC	C4C-C3C-CAC-CBC
84	I1	1001	CYC	ND-C1D-CHD-C4C
84	I1	1001	CYC	C2D-C1D-CHD-C4C
84	J1	1001	CYC	NA-C4A-CHB-C1B
84	J1	1001	CYC	C3A-C4A-CHB-C1B
84	K1	1001	CYC	NA-C4A-CHB-C1B
84	K1	1001	CYC	C3A-C4A-CHB-C1B
84	K1	1001	CYC	C2C-C3C-CAC-CBC
84	K1	1001	CYC	C4C-C3C-CAC-CBC
84	K1	1001	CYC	ND-C1D-CHD-C4C
84	A3	1001	CYC	ND-C1D-CHD-C4C
84	A3	1001	CYC	C2D-C1D-CHD-C4C
84	B3	1001	CYC	ND-C1D-CHD-C4C
84	B3	1001	CYC	C2D-C1D-CHD-C4C
84	C3	1001	CYC	ND-C1D-CHD-C4C
84	C3	1001	CYC	C2D-C1D-CHD-C4C
84	D3	1001	CYC	ND-C1D-CHD-C4C
84	D3	1001	CYC	C2D-C1D-CHD-C4C
84	E3	1001	CYC	ND-C1D-CHD-C4C
84	E3	1001	CYC	C2D-C1D-CHD-C4C
84	F3	1001	CYC	ND-C1D-CHD-C4C
84	F3	1001	CYC	C2D-C1D-CHD-C4C
84	G3	1001	CYC	ND-C1D-CHD-C4C
84	G3	1001	CYC	C2D-C1D-CHD-C4C
84	H3	1001	CYC	ND-C1D-CHD-C4C
84	H3	1001	CYC	C2D-C1D-CHD-C4C
84	I3	1001	CYC	ND-C1D-CHD-C4C
84	I3	1001	CYC	C2D-C1D-CHD-C4C
84	J3	1001	CYC	ND-C1D-CHD-C4C
84	J3	1001	CYC	C2D-C1D-CHD-C4C
84	K3	1001	CYC	ND-C1D-CHD-C4C
84	K3	1001	CYC	C2D-C1D-CHD-C4C
84	L3	1001	CYC	ND-C1D-CHD-C4C
84	L3	1001	CYC	C2D-C1D-CHD-C4C
84	M3	1001	CYC	ND-C1D-CHD-C4C
84	M3	1001	CYC	C2D-C1D-CHD-C4C
84	N3	1001	CYC	ND-C1D-CHD-C4C
84	N3	1001	CYC	C2D-C1D-CHD-C4C
84	O3	1001	CYC	ND-C1D-CHD-C4C
84	O3	1001	CYC	C2D-C1D-CHD-C4C

Continued on next page...

Continued from previous page...

Mol	Chain	Res	Type	Atoms
84	P3	1001	CYC	ND-C1D-CHD-C4C
84	P3	1001	CYC	C2D-C1D-CHD-C4C
84	Q3	1001	CYC	ND-C1D-CHD-C4C
84	Q3	1001	CYC	C2D-C1D-CHD-C4C
84	R3	1001	CYC	ND-C1D-CHD-C4C
84	R3	1001	CYC	C2D-C1D-CHD-C4C
84	S3	1001	CYC	ND-C1D-CHD-C4C
84	S3	1001	CYC	C2D-C1D-CHD-C4C
84	T3	1001	CYC	ND-C1D-CHD-C4C
84	T3	1001	CYC	C2D-C1D-CHD-C4C
84	U3	1001	CYC	ND-C1D-CHD-C4C
84	U3	1001	CYC	C2D-C1D-CHD-C4C
84	V3	1001	CYC	ND-C1D-CHD-C4C
84	V3	1001	CYC	C2D-C1D-CHD-C4C
84	W3	1001	CYC	ND-C1D-CHD-C4C
84	W3	1001	CYC	C2D-C1D-CHD-C4C
84	c3	1001	CYC	ND-C1D-CHD-C4C
84	c3	1001	CYC	C2D-C1D-CHD-C4C
84	d3	1001	CYC	ND-C1D-CHD-C4C
84	d3	1001	CYC	C2D-C1D-CHD-C4C
84	e3	1001	CYC	ND-C1D-CHD-C4C
84	e3	1001	CYC	C2D-C1D-CHD-C4C
84	f3	1001	CYC	ND-C1D-CHD-C4C
84	f3	1001	CYC	C2D-C1D-CHD-C4C
84	g3	1001	CYC	ND-C1D-CHD-C4C
84	g3	1001	CYC	C2D-C1D-CHD-C4C
84	h3	1001	CYC	ND-C1D-CHD-C4C
84	h3	1001	CYC	C2D-C1D-CHD-C4C
84	i3	1001	CYC	ND-C1D-CHD-C4C
84	i3	1001	CYC	C2D-C1D-CHD-C4C
84	j3	1001	CYC	ND-C1D-CHD-C4C
84	j3	1001	CYC	C2D-C1D-CHD-C4C
84	k3	1001	CYC	ND-C1D-CHD-C4C
84	k3	1001	CYC	C2D-C1D-CHD-C4C
84	l3	1001	CYC	ND-C1D-CHD-C4C
84	l3	1001	CYC	C2D-C1D-CHD-C4C
84	m3	1001	CYC	ND-C1D-CHD-C4C
84	m3	1001	CYC	C2D-C1D-CHD-C4C
84	n3	1001	CYC	ND-C1D-CHD-C4C
84	n3	1001	CYC	C2D-C1D-CHD-C4C
84	o3	1001	CYC	ND-C1D-CHD-C4C
84	o3	1001	CYC	C2D-C1D-CHD-C4C

Continued on next page...

Continued from previous page...

Mol	Chain	Res	Type	Atoms
84	p3	1001	CYC	ND-C1D-CHD-C4C
84	p3	1001	CYC	C2D-C1D-CHD-C4C
84	q3	1001	CYC	ND-C1D-CHD-C4C
84	q3	1001	CYC	C2D-C1D-CHD-C4C
84	r3	1001	CYC	NA-C4A-CHB-C1B
84	r3	1001	CYC	C3A-C4A-CHB-C1B
84	r3	1001	CYC	C4B-C3B-CAB-CBB
84	r3	1001	CYC	C2C-C3C-CAC-CBC
84	r3	1001	CYC	NC-C4C-CHD-C1D
84	t3	1001	CYC	ND-C1D-CHD-C4C
84	t3	1001	CYC	C2D-C1D-CHD-C4C
84	u3	1001	CYC	ND-C1D-CHD-C4C
84	u3	1001	CYC	C2D-C1D-CHD-C4C
84	v3	1001	CYC	ND-C1D-CHD-C4C
84	v3	1001	CYC	C2D-C1D-CHD-C4C
84	w3	1001	CYC	ND-C1D-CHD-C4C
84	w3	1001	CYC	C2D-C1D-CHD-C4C
84	x3	1001	CYC	ND-C1D-CHD-C4C
84	x3	1001	CYC	C2D-C1D-CHD-C4C
84	y3	1001	CYC	ND-C1D-CHD-C4C
84	y3	1001	CYC	C2D-C1D-CHD-C4C
84	63	901	CYC	C3A-C4A-CHB-C1B
84	63	901	CYC	ND-C1D-CHD-C4C
84	63	901	CYC	C2D-C1D-CHD-C4C
84	73	1001	CYC	ND-C1D-CHD-C4C
84	73	1001	CYC	C2D-C1D-CHD-C4C
84	73	1002	CYC	C3A-C4A-CHB-C1B
84	F4	1001	CYC	NA-C4A-CHB-C1B
84	F4	1001	CYC	C3A-C4A-CHB-C1B
84	F4	1001	CYC	C2C-C3C-CAC-CBC
84	F4	1001	CYC	C4C-C3C-CAC-CBC
84	G4	1001	CYC	NA-C4A-CHB-C1B
84	G4	1001	CYC	C3A-C4A-CHB-C1B
84	H4	1001	CYC	NA-C4A-CHB-C1B
84	H4	1001	CYC	C3A-C4A-CHB-C1B
84	H4	1001	CYC	C2C-C3C-CAC-CBC
84	H4	1001	CYC	C4C-C3C-CAC-CBC
84	H4	1001	CYC	ND-C1D-CHD-C4C
84	I4	1001	CYC	NA-C4A-CHB-C1B
84	I4	1001	CYC	C3A-C4A-CHB-C1B
84	I4	1001	CYC	C2C-C3C-CAC-CBC
84	I4	1001	CYC	C4C-C3C-CAC-CBC

Continued on next page...

Continued from previous page...

Mol	Chain	Res	Type	Atoms
84	J4	1001	CYC	C2C-C3C-CAC-CBC
84	J4	1001	CYC	C4C-C3C-CAC-CBC
84	K4	1001	CYC	NA-C4A-CHB-C1B
84	K4	1001	CYC	C3A-C4A-CHB-C1B
84	K4	1001	CYC	C2C-C3C-CAC-CBC
84	K4	1001	CYC	C4C-C3C-CAC-CBC
84	L4	1001	CYC	ND-C1D-CHD-C4C
84	M4	1001	CYC	NA-C4A-CHB-C1B
84	M4	1001	CYC	C3A-C4A-CHB-C1B
84	M4	1001	CYC	C2C-C3C-CAC-CBC
84	M4	1001	CYC	C4C-C3C-CAC-CBC
84	N4	1001	CYC	NA-C4A-CHB-C1B
84	N4	1001	CYC	C3A-C4A-CHB-C1B
84	N4	1001	CYC	C2C-C3C-CAC-CBC
84	N4	1001	CYC	C4C-C3C-CAC-CBC
84	C4	1001	CYC	NA-C4A-CHB-C1B
84	C4	1001	CYC	C3A-C4A-CHB-C1B
84	C4	1001	CYC	C2C-C3C-CAC-CBC
84	C4	1001	CYC	C4C-C3C-CAC-CBC
84	D4	1001	CYC	NA-C4A-CHB-C1B
84	D4	1001	CYC	C3A-C4A-CHB-C1B
84	D4	1001	CYC	C2C-C3C-CAC-CBC
84	D4	1001	CYC	C4C-C3C-CAC-CBC
84	D4	1001	CYC	ND-C1D-CHD-C4C
84	E4	1001	CYC	NA-C4A-CHB-C1B
84	E4	1001	CYC	C3A-C4A-CHB-C1B
85	AL	401	BCR	C23-C24-C25-C30
85	CL	502	BCR	C17-C18-C19-C20
85	CL	502	BCR	C36-C18-C19-C20
85	CL	502	BCR	C19-C20-C21-C22
85	CL	516	BCR	C7-C8-C9-C34
85	FL	101	BCR	C21-C22-C23-C24
85	FL	101	BCR	C37-C22-C23-C24
85	HL	103	BCR	C7-C8-C9-C10
85	HL	103	BCR	C7-C8-C9-C34
85	KL	100	BCR	C7-C8-C9-C10
85	KL	100	BCR	C7-C8-C9-C34
85	KL	100	BCR	C37-C22-C23-C24
85	AN	845	BCR	C5-C6-C7-C8
85	AN	845	BCR	C11-C12-C13-C14
85	AN	845	BCR	C11-C12-C13-C35
85	AN	845	BCR	C21-C22-C23-C24

Continued on next page...

Continued from previous page...

Mol	Chain	Res	Type	Atoms
85	AN	845	BCR	C37-C22-C23-C24
85	AN	847	BCR	C1-C6-C7-C8
85	AN	847	BCR	C7-C8-C9-C10
85	AN	847	BCR	C7-C8-C9-C34
85	AN	847	BCR	C11-C12-C13-C14
85	AN	847	BCR	C11-C12-C13-C35
85	AN	848	BCR	C23-C24-C25-C26
85	BN	803	BCR	C5-C6-C7-C8
85	BN	803	BCR	C15-C16-C17-C18
85	BN	803	BCR	C21-C22-C23-C24
85	BN	803	BCR	C37-C22-C23-C24
85	BN	838	BCR	C7-C8-C9-C10
85	BN	838	BCR	C7-C8-C9-C34
85	BN	838	BCR	C21-C22-C23-C24
85	BN	838	BCR	C37-C22-C23-C24
85	BN	840	BCR	C1-C6-C7-C8
85	BN	840	BCR	C5-C6-C7-C8
85	BN	840	BCR	C37-C22-C23-C24
85	BN	842	BCR	C5-C6-C7-C8
85	BN	842	BCR	C7-C8-C9-C10
85	BN	842	BCR	C7-C8-C9-C34
85	BN	842	BCR	C17-C18-C19-C20
85	BN	842	BCR	C36-C18-C19-C20
85	BN	842	BCR	C23-C24-C25-C26
85	BN	843	BCR	C21-C22-C23-C24
85	BN	843	BCR	C37-C22-C23-C24
85	FN	202	BCR	C7-C8-C9-C10
85	FN	202	BCR	C7-C8-C9-C34
85	FN	204	BCR	C7-C8-C9-C10
85	FN	204	BCR	C7-C8-C9-C34
85	IN	101	BCR	C7-C8-C9-C34
85	IN	101	BCR	C11-C12-C13-C14
85	IN	101	BCR	C11-C12-C13-C35
85	IN	101	BCR	C13-C14-C15-C16
85	IN	101	BCR	C21-C22-C23-C24
85	IN	101	BCR	C37-C22-C23-C24
85	IN	101	BCR	C23-C24-C25-C26
85	IN	101	BCR	C23-C24-C25-C30
85	JN	102	BCR	C36-C18-C19-C20
85	JN	103	BCR	C11-C12-C13-C35
85	JN	103	BCR	C17-C18-C19-C20
85	JN	103	BCR	C36-C18-C19-C20

Continued on next page...

Continued from previous page...

Mol	Chain	Res	Type	Atoms
85	JN	103	BCR	C37-C22-C23-C24
85	JN	103	BCR	C23-C24-C25-C26
85	KN	101	BCR	C11-C12-C13-C14
85	KN	101	BCR	C11-C12-C13-C35
85	KN	101	BCR	C17-C18-C19-C20
85	KN	101	BCR	C36-C18-C19-C20
85	KN	101	BCR	C21-C22-C23-C24
85	KN	101	BCR	C37-C22-C23-C24
85	LN	201	BCR	C7-C8-C9-C10
85	LN	201	BCR	C7-C8-C9-C34
85	LN	201	BCR	C17-C18-C19-C20
85	LN	201	BCR	C36-C18-C19-C20
85	LN	205	BCR	C15-C16-C17-C18
85	LN	205	BCR	C21-C22-C23-C24
85	LN	205	BCR	C37-C22-C23-C24
85	A2	845	BCR	C5-C6-C7-C8
85	A2	845	BCR	C11-C12-C13-C14
85	A2	845	BCR	C11-C12-C13-C35
85	A2	845	BCR	C21-C22-C23-C24
85	A2	845	BCR	C37-C22-C23-C24
85	A2	847	BCR	C1-C6-C7-C8
85	A2	847	BCR	C7-C8-C9-C10
85	A2	847	BCR	C7-C8-C9-C34
85	A2	847	BCR	C11-C12-C13-C14
85	A2	847	BCR	C11-C12-C13-C35
85	A2	848	BCR	C23-C24-C25-C26
85	B2	802	BCR	C5-C6-C7-C8
85	B2	802	BCR	C15-C16-C17-C18
85	B2	802	BCR	C21-C22-C23-C24
85	B2	802	BCR	C37-C22-C23-C24
85	B2	838	BCR	C7-C8-C9-C10
85	B2	838	BCR	C7-C8-C9-C34
85	B2	838	BCR	C21-C22-C23-C24
85	B2	838	BCR	C37-C22-C23-C24
85	B2	840	BCR	C1-C6-C7-C8
85	B2	840	BCR	C5-C6-C7-C8
85	B2	840	BCR	C37-C22-C23-C24
85	B2	842	BCR	C5-C6-C7-C8
85	B2	842	BCR	C7-C8-C9-C10
85	B2	842	BCR	C7-C8-C9-C34
85	B2	842	BCR	C17-C18-C19-C20
85	B2	842	BCR	C36-C18-C19-C20

Continued on next page...

Continued from previous page...

Mol	Chain	Res	Type	Atoms
85	B2	842	BCR	C23-C24-C25-C26
85	B2	843	BCR	C21-C22-C23-C24
85	B2	843	BCR	C37-C22-C23-C24
85	F2	203	BCR	C7-C8-C9-C10
85	F2	203	BCR	C7-C8-C9-C34
85	F2	204	BCR	C7-C8-C9-C10
85	F2	204	BCR	C7-C8-C9-C34
85	I2	101	BCR	C7-C8-C9-C34
85	I2	101	BCR	C11-C12-C13-C14
85	I2	101	BCR	C11-C12-C13-C35
85	I2	101	BCR	C13-C14-C15-C16
85	I2	101	BCR	C21-C22-C23-C24
85	I2	101	BCR	C37-C22-C23-C24
85	I2	101	BCR	C23-C24-C25-C26
85	I2	101	BCR	C23-C24-C25-C30
85	J2	102	BCR	C36-C18-C19-C20
85	J2	103	BCR	C11-C12-C13-C35
85	J2	103	BCR	C17-C18-C19-C20
85	J2	103	BCR	C36-C18-C19-C20
85	J2	103	BCR	C37-C22-C23-C24
85	J2	103	BCR	C23-C24-C25-C26
85	K2	102	BCR	C11-C12-C13-C14
85	K2	102	BCR	C11-C12-C13-C35
85	K2	102	BCR	C17-C18-C19-C20
85	K2	102	BCR	C36-C18-C19-C20
85	K2	102	BCR	C21-C22-C23-C24
85	K2	102	BCR	C37-C22-C23-C24
85	L2	201	BCR	C7-C8-C9-C10
85	L2	201	BCR	C7-C8-C9-C34
85	L2	201	BCR	C17-C18-C19-C20
85	L2	201	BCR	C36-C18-C19-C20
85	L2	205	BCR	C15-C16-C17-C18
85	L2	205	BCR	C21-C22-C23-C24
85	L2	205	BCR	C37-C22-C23-C24
85	C6	508	BCR	C21-C22-C23-C24
85	C6	508	BCR	C37-C22-C23-C24
85	F6	101	BCR	C7-C8-C9-C10
85	F6	101	BCR	C7-C8-C9-C34
85	F6	101	BCR	C17-C18-C19-C20
85	F6	101	BCR	C36-C18-C19-C20
85	F6	101	BCR	C21-C22-C23-C24
85	F6	101	BCR	C37-C22-C23-C24

Continued on next page...

Continued from previous page...

Mol	Chain	Res	Type	Atoms
85	K6	102	BCR	C11-C12-C13-C35
85	K6	102	BCR	C17-C18-C19-C20
85	K6	102	BCR	C36-C18-C19-C20
85	K6	102	BCR	C21-C22-C23-C24
85	K6	102	BCR	C37-C22-C23-C24
85	b6	601	BCR	C23-C24-C25-C30
85	b6	603	BCR	C7-C8-C9-C10
85	b6	603	BCR	C7-C8-C9-C34
85	c6	617	BCR	C1-C6-C7-C8
85	c6	617	BCR	C23-C24-C25-C26
85	c6	617	BCR	C23-C24-C25-C30
85	d6	405	BCR	C7-C8-C9-C34
85	d6	405	BCR	C11-C12-C13-C14
85	d6	405	BCR	C11-C12-C13-C35
85	d6	405	BCR	C17-C18-C19-C20
85	d6	405	BCR	C36-C18-C19-C20
85	d6	405	BCR	C37-C22-C23-C24
85	h6	102	BCR	C7-C8-C9-C10
85	h6	102	BCR	C7-C8-C9-C34
85	k6	102	BCR	C11-C12-C13-C35
85	k6	102	BCR	C17-C18-C19-C20
85	k6	102	BCR	C36-C18-C19-C20
85	k6	102	BCR	C21-C22-C23-C24
85	k6	102	BCR	C37-C22-C23-C24
85	bL	603	BCR	C23-C24-C25-C30
85	cL	504	BCR	C17-C18-C19-C20
85	cL	504	BCR	C36-C18-C19-C20
85	cL	504	BCR	C19-C20-C21-C22
85	cL	518	BCR	C7-C8-C9-C10
85	cL	518	BCR	C7-C8-C9-C34
85	fL	101	BCR	C21-C22-C23-C24
85	fL	101	BCR	C37-C22-C23-C24
85	hL	102	BCR	C7-C8-C9-C10
85	hL	102	BCR	C7-C8-C9-C34
85	kL	100	BCR	C7-C8-C9-C10
85	kL	100	BCR	C7-C8-C9-C34
85	kL	100	BCR	C37-C22-C23-C24
87	AL	403	CLA	CBD-CGD-O2D-CED
87	BL	602	CLA	CHA-CBD-CGD-O1D
87	BL	602	CLA	CHA-CBD-CGD-O2D
87	BL	603	CLA	C1A-C2A-CAA-CBA
87	BL	603	CLA	C3A-C2A-CAA-CBA

Continued on next page...

Continued from previous page...

Mol	Chain	Res	Type	Atoms
87	BL	605	CLA	CHA-CBD-CGD-O1D
87	BL	605	CLA	CHA-CBD-CGD-O2D
87	BL	605	CLA	C4-C3-C5-C6
87	BL	609	CLA	CHA-CBD-CGD-O1D
87	BL	609	CLA	CHA-CBD-CGD-O2D
87	BL	621	CLA	C2-C3-C5-C6
87	BL	621	CLA	C4-C3-C5-C6
87	BL	622	CLA	CBD-CGD-O2D-CED
87	BL	623	CLA	C1A-C2A-CAA-CBA
87	BL	623	CLA	C3A-C2A-CAA-CBA
87	CL	504	CLA	CHA-CBD-CGD-O1D
87	CL	504	CLA	CHA-CBD-CGD-O2D
87	CL	504	CLA	CAD-CBD-CGD-O1D
87	CL	506	CLA	CHA-CBD-CGD-O1D
87	CL	506	CLA	CHA-CBD-CGD-O2D
87	CL	506	CLA	CAD-CBD-CGD-O1D
87	CL	510	CLA	CHA-CBD-CGD-O1D
87	CL	510	CLA	CHA-CBD-CGD-O2D
87	CL	513	CLA	CHA-CBD-CGD-O1D
87	CL	513	CLA	CHA-CBD-CGD-O2D
87	CL	513	CLA	CBD-CGD-O2D-CED
87	CL	513	CLA	O1D-CGD-O2D-CED
87	CL	518	CLA	C1A-C2A-CAA-CBA
87	CL	518	CLA	C3A-C2A-CAA-CBA
87	DL	403	CLA	CHA-CBD-CGD-O1D
87	DL	403	CLA	CHA-CBD-CGD-O2D
87	DL	406	CLA	CHA-CBD-CGD-O1D
87	DL	406	CLA	CHA-CBD-CGD-O2D
87	DL	406	CLA	CAD-CBD-CGD-O1D
87	DL	406	CLA	CAD-CBD-CGD-O2D
87	HL	101	CLA	CHA-CBD-CGD-O1D
87	HL	101	CLA	CHA-CBD-CGD-O2D
87	HL	102	CLA	CHA-CBD-CGD-O1D
87	HL	102	CLA	CHA-CBD-CGD-O2D
87	HL	102	CLA	CAD-CBD-CGD-O1D
87	AN	801	CLA	C1A-C2A-CAA-CBA
87	AN	801	CLA	C2A-CAA-CBA-CGA
87	AN	802	CLA	C6-C7-C8-C9
87	AN	803	CLA	CHA-CBD-CGD-O1D
87	AN	803	CLA	CHA-CBD-CGD-O2D
87	AN	803	CLA	C3-C5-C6-C7
87	AN	806	CLA	C1A-C2A-CAA-CBA

Continued on next page...

Continued from previous page...

Mol	Chain	Res	Type	Atoms
87	AN	806	CLA	C3A-C2A-CAA-CBA
87	AN	808	CLA	C1A-C2A-CAA-CBA
87	AN	809	CLA	C1A-C2A-CAA-CBA
87	AN	809	CLA	CHA-CBD-CGD-O1D
87	AN	809	CLA	CHA-CBD-CGD-O2D
87	AN	810	CLA	C3A-C2A-CAA-CBA
87	AN	811	CLA	C1A-C2A-CAA-CBA
87	AN	811	CLA	CHA-CBD-CGD-O1D
87	AN	811	CLA	CHA-CBD-CGD-O2D
87	AN	812	CLA	C2A-CAA-CBA-CGA
87	AN	812	CLA	CBD-CGD-O2D-CED
87	AN	814	CLA	CBD-CGD-O2D-CED
87	AN	815	CLA	C2-C3-C5-C6
87	AN	815	CLA	C4-C3-C5-C6
87	AN	817	CLA	CBD-CGD-O2D-CED
87	AN	820	CLA	C1A-C2A-CAA-CBA
87	AN	820	CLA	C3A-C2A-CAA-CBA
87	AN	821	CLA	C1A-C2A-CAA-CBA
87	AN	821	CLA	C3A-C2A-CAA-CBA
87	AN	824	CLA	C1A-C2A-CAA-CBA
87	AN	824	CLA	CHA-CBD-CGD-O1D
87	AN	824	CLA	CHA-CBD-CGD-O2D
87	AN	824	CLA	CBD-CGD-O2D-CED
87	AN	825	CLA	CHA-CBD-CGD-O1D
87	AN	825	CLA	CHA-CBD-CGD-O2D
87	AN	828	CLA	CHA-CBD-CGD-O1D
87	AN	828	CLA	CHA-CBD-CGD-O2D
87	AN	829	CLA	C1A-C2A-CAA-CBA
87	AN	829	CLA	C3A-C2A-CAA-CBA
87	AN	829	CLA	CHA-CBD-CGD-O1D
87	AN	829	CLA	CHA-CBD-CGD-O2D
87	AN	830	CLA	CBD-CGD-O2D-CED
87	AN	831	CLA	C4-C3-C5-C6
87	AN	832	CLA	CHA-CBD-CGD-O1D
87	AN	832	CLA	CHA-CBD-CGD-O2D
87	AN	834	CLA	C11-C10-C8-C9
87	AN	837	CLA	CBA-CGA-O2A-C1
87	AN	837	CLA	O1A-CGA-O2A-C1
87	AN	837	CLA	CHA-CBD-CGD-O1D
87	AN	837	CLA	CHA-CBD-CGD-O2D
87	AN	837	CLA	CAD-CBD-CGD-O1D
87	AN	838	CLA	CHA-CBD-CGD-O1D

Continued on next page...

Continued from previous page...

Mol	Chain	Res	Type	Atoms
87	AN	838	CLA	CHA-CBD-CGD-O2D
87	AN	838	CLA	C2-C3-C5-C6
87	AN	838	CLA	C4-C3-C5-C6
87	AN	841	CLA	CBD-CGD-O2D-CED
87	AN	849	CLA	C14-C13-C15-C16
87	AN	850	CLA	C1A-C2A-CAA-CBA
87	AN	850	CLA	C3A-C2A-CAA-CBA
87	AN	851	CLA	CHA-CBD-CGD-O1D
87	AN	851	CLA	CHA-CBD-CGD-O2D
87	BN	801	CLA	C3A-C2A-CAA-CBA
87	BN	801	CLA	CHA-CBD-CGD-O1D
87	BN	805	CLA	CBD-CGD-O2D-CED
87	BN	805	CLA	O1D-CGD-O2D-CED
87	BN	806	CLA	C1A-C2A-CAA-CBA
87	BN	806	CLA	C11-C12-C13-C15
87	BN	807	CLA	CHA-CBD-CGD-O1D
87	BN	807	CLA	CHA-CBD-CGD-O2D
87	BN	808	CLA	C3A-C2A-CAA-CBA
87	BN	812	CLA	C1A-C2A-CAA-CBA
87	BN	812	CLA	CBD-CGD-O2D-CED
87	BN	812	CLA	O1D-CGD-O2D-CED
87	BN	813	CLA	C1A-C2A-CAA-CBA
87	BN	814	CLA	CBD-CGD-O2D-CED
87	BN	815	CLA	C1A-C2A-CAA-CBA
87	BN	816	CLA	C1A-C2A-CAA-CBA
87	BN	816	CLA	C3A-C2A-CAA-CBA
87	BN	816	CLA	CBD-CGD-O2D-CED
87	BN	818	CLA	C1A-C2A-CAA-CBA
87	BN	818	CLA	C3A-C2A-CAA-CBA
87	BN	819	CLA	CBD-CGD-O2D-CED
87	BN	820	CLA	CHA-CBD-CGD-O1D
87	BN	820	CLA	CHA-CBD-CGD-O2D
87	BN	820	CLA	CBD-CGD-O2D-CED
87	BN	822	CLA	C1A-C2A-CAA-CBA
87	BN	822	CLA	CHA-CBD-CGD-O1D
87	BN	822	CLA	CHA-CBD-CGD-O2D
87	BN	825	CLA	CHA-CBD-CGD-O1D
87	BN	826	CLA	CHA-CBD-CGD-O1D
87	BN	826	CLA	CHA-CBD-CGD-O2D
87	BN	830	CLA	CBD-CGD-O2D-CED
87	BN	830	CLA	O1D-CGD-O2D-CED
87	BN	835	CLA	CHA-CBD-CGD-O1D

Continued on next page...

Continued from previous page...

Mol	Chain	Res	Type	Atoms
87	BN	835	CLA	CHA-CBD-CGD-O2D
87	BN	835	CLA	CAD-CBD-CGD-O1D
87	BN	835	CLA	CBD-CGD-O2D-CED
87	FN	203	CLA	CHA-CBD-CGD-O1D
87	FN	203	CLA	CHA-CBD-CGD-O2D
87	FN	205	CLA	CBD-CGD-O2D-CED
87	IN	103	CLA	C1A-C2A-CAA-CBA
87	IN	103	CLA	C11-C12-C13-C14
87	JN	101	CLA	CBD-CGD-O2D-CED
87	LN	202	CLA	C3A-C2A-CAA-CBA
87	LN	203	CLA	CHA-CBD-CGD-O1D
87	LN	203	CLA	CHA-CBD-CGD-O2D
87	LN	204	CLA	CHA-CBD-CGD-O1D
87	LN	206	CLA	C2-C3-C5-C6
87	LN	206	CLA	C4-C3-C5-C6
87	MN	101	CLA	CHA-CBD-CGD-O1D
87	MN	101	CLA	CHA-CBD-CGD-O2D
87	ON	202	CLA	C1A-C2A-CAA-CBA
87	RN	203	CLA	CBD-CGD-O2D-CED
87	RN	204	CLA	C1A-C2A-CAA-CBA
87	RN	204	CLA	C3A-C2A-CAA-CBA
87	RN	204	CLA	CHA-CBD-CGD-O1D
87	RN	204	CLA	CHA-CBD-CGD-O2D
87	RN	204	CLA	CBD-CGD-O2D-CED
87	RN	204	CLA	O1D-CGD-O2D-CED
87	12	601	CLA	CHA-CBD-CGD-O1D
87	12	601	CLA	CHA-CBD-CGD-O2D
87	12	601	CLA	CAD-CBD-CGD-O1D
87	12	602	CLA	CHA-CBD-CGD-O1D
87	12	602	CLA	CHA-CBD-CGD-O2D
87	12	604	CLA	C1A-C2A-CAA-CBA
87	12	605	CLA	CBD-CGD-O2D-CED
87	12	606	CLA	C1A-C2A-CAA-CBA
87	12	606	CLA	C3A-C2A-CAA-CBA
87	12	606	CLA	CBD-CGD-O2D-CED
87	12	608	CLA	CHA-CBD-CGD-O1D
87	12	608	CLA	CHA-CBD-CGD-O2D
87	12	608	CLA	CAD-CBD-CGD-O1D
87	12	609	CLA	CBD-CGD-O2D-CED
87	12	609	CLA	O1D-CGD-O2D-CED
87	12	610	CLA	C3A-C2A-CAA-CBA
87	12	610	CLA	CBD-CGD-O2D-CED

Continued on next page...

Continued from previous page...

Mol	Chain	Res	Type	Atoms
87	12	610	CLA	O1D-CGD-O2D-CED
87	12	611	CLA	C2A-CAA-CBA-CGA
87	22	602	CLA	CHA-CBD-CGD-O1D
87	22	602	CLA	CHA-CBD-CGD-O2D
87	22	603	CLA	CBD-CGD-O2D-CED
87	22	604	CLA	C1A-C2A-CAA-CBA
87	22	607	CLA	CHA-CBD-CGD-O1D
87	22	607	CLA	CHA-CBD-CGD-O2D
87	22	607	CLA	CBD-CGD-O2D-CED
87	22	608	CLA	C1A-C2A-CAA-CBA
87	22	608	CLA	CBD-CGD-O2D-CED
87	22	609	CLA	C1A-C2A-CAA-CBA
87	22	609	CLA	C3A-C2A-CAA-CBA
87	22	611	CLA	CHA-CBD-CGD-O1D
87	22	611	CLA	CBD-CGD-O2D-CED
87	22	612	CLA	CBD-CGD-O2D-CED
87	32	302	CLA	C1A-C2A-CAA-CBA
87	32	302	CLA	C3A-C2A-CAA-CBA
87	32	307	CLA	C2A-CAA-CBA-CGA
87	32	308	CLA	CBD-CGD-O2D-CED
87	32	309	CLA	CHA-CBD-CGD-O1D
87	32	309	CLA	CHA-CBD-CGD-O2D
87	32	309	CLA	CBD-CGD-O2D-CED
87	32	310	CLA	CBD-CGD-O2D-CED
87	32	311	CLA	C3A-C2A-CAA-CBA
87	32	311	CLA	CBD-CGD-O2D-CED
87	32	312	CLA	C1A-C2A-CAA-CBA
87	32	312	CLA	C3A-C2A-CAA-CBA
87	32	313	CLA	CBD-CGD-O2D-CED
87	42	601	CLA	CBD-CGD-O2D-CED
87	42	604	CLA	C1A-C2A-CAA-CBA
87	42	604	CLA	CBD-CGD-O2D-CED
87	42	605	CLA	C3A-C2A-CAA-CBA
87	42	605	CLA	CBD-CGD-O2D-CED
87	42	605	CLA	O1D-CGD-O2D-CED
87	42	606	CLA	CBD-CGD-O2D-CED
87	42	607	CLA	CBD-CGD-O2D-CED
87	42	608	CLA	C1A-C2A-CAA-CBA
87	42	609	CLA	CBD-CGD-O2D-CED
87	42	610	CLA	CBD-CGD-O2D-CED
87	42	611	CLA	CBD-CGD-O2D-CED
87	52	601	CLA	C1A-C2A-CAA-CBA

Continued on next page...

Continued from previous page...

Mol	Chain	Res	Type	Atoms
87	52	601	CLA	CHA-CBD-CGD-O1D
87	52	601	CLA	CHA-CBD-CGD-O2D
87	52	604	CLA	C1A-C2A-CAA-CBA
87	52	605	CLA	CHA-CBD-CGD-O1D
87	52	605	CLA	CHA-CBD-CGD-O2D
87	52	607	CLA	C1A-C2A-CAA-CBA
87	52	608	CLA	CHA-CBD-CGD-O1D
87	52	608	CLA	CHA-CBD-CGD-O2D
87	52	608	CLA	CBD-CGD-O2D-CED
87	52	609	CLA	CBD-CGD-O2D-CED
87	62	301	CLA	C1A-C2A-CAA-CBA
87	62	301	CLA	C3A-C2A-CAA-CBA
87	62	301	CLA	C2A-CAA-CBA-CGA
87	62	304	CLA	CBD-CGD-O2D-CED
87	62	305	CLA	C1A-C2A-CAA-CBA
87	62	305	CLA	CHA-CBD-CGD-O1D
87	62	305	CLA	CHA-CBD-CGD-O2D
87	62	305	CLA	CAD-CBD-CGD-O1D
87	62	305	CLA	CAD-CBD-CGD-O2D
87	62	305	CLA	CBD-CGD-O2D-CED
87	62	306	CLA	CBD-CGD-O2D-CED
87	62	306	CLA	O1D-CGD-O2D-CED
87	62	307	CLA	C1A-C2A-CAA-CBA
87	62	307	CLA	C3A-C2A-CAA-CBA
87	62	309	CLA	C1A-C2A-CAA-CBA
87	62	310	CLA	CBD-CGD-O2D-CED
87	62	311	CLA	CBD-CGD-O2D-CED
87	62	311	CLA	O1D-CGD-O2D-CED
87	62	312	CLA	C1A-C2A-CAA-CBA
87	62	312	CLA	C2A-CAA-CBA-CGA
87	72	601	CLA	C1A-C2A-CAA-CBA
87	72	601	CLA	C3A-C2A-CAA-CBA
87	72	601	CLA	CHA-CBD-CGD-O1D
87	72	601	CLA	CHA-CBD-CGD-O2D
87	72	601	CLA	CAD-CBD-CGD-O1D
87	72	601	CLA	CAD-CBD-CGD-O2D
87	72	605	CLA	CBD-CGD-O2D-CED
87	72	605	CLA	O1D-CGD-O2D-CED
87	72	606	CLA	C1A-C2A-CAA-CBA
87	72	607	CLA	CBD-CGD-O2D-CED
87	72	608	CLA	CHA-CBD-CGD-O1D
87	72	608	CLA	CHA-CBD-CGD-O2D

Continued on next page...

Continued from previous page...

Mol	Chain	Res	Type	Atoms
87	72	609	CLA	CHA-CBD-CGD-O1D
87	72	609	CLA	CHA-CBD-CGD-O2D
87	72	609	CLA	CBD-CGD-O2D-CED
87	72	610	CLA	CBD-CGD-O2D-CED
87	82	301	CLA	C1A-C2A-CAA-CBA
87	82	301	CLA	C3A-C2A-CAA-CBA
87	82	301	CLA	CAD-CBD-CGD-O1D
87	82	301	CLA	CAD-CBD-CGD-O2D
87	82	303	CLA	CHA-CBD-CGD-O1D
87	82	303	CLA	CHA-CBD-CGD-O2D
87	82	303	CLA	CAD-CBD-CGD-O1D
87	82	303	CLA	CAD-CBD-CGD-O2D
87	82	304	CLA	C2A-CAA-CBA-CGA
87	82	304	CLA	CBD-CGD-O2D-CED
87	82	305	CLA	C1A-C2A-CAA-CBA
87	82	305	CLA	C2A-CAA-CBA-CGA
87	82	305	CLA	CBD-CGD-O2D-CED
87	82	306	CLA	CBA-CGA-O2A-C1
87	82	307	CLA	C1A-C2A-CAA-CBA
87	A2	802	CLA	C1A-C2A-CAA-CBA
87	A2	802	CLA	C2A-CAA-CBA-CGA
87	A2	803	CLA	CHA-CBD-CGD-O1D
87	A2	803	CLA	CHA-CBD-CGD-O2D
87	A2	803	CLA	C3-C5-C6-C7
87	A2	806	CLA	C1A-C2A-CAA-CBA
87	A2	806	CLA	C3A-C2A-CAA-CBA
87	A2	808	CLA	C1A-C2A-CAA-CBA
87	A2	809	CLA	C1A-C2A-CAA-CBA
87	A2	809	CLA	CHA-CBD-CGD-O1D
87	A2	809	CLA	CHA-CBD-CGD-O2D
87	A2	810	CLA	C3A-C2A-CAA-CBA
87	A2	811	CLA	C1A-C2A-CAA-CBA
87	A2	811	CLA	CHA-CBD-CGD-O1D
87	A2	811	CLA	CHA-CBD-CGD-O2D
87	A2	812	CLA	C2A-CAA-CBA-CGA
87	A2	812	CLA	CBD-CGD-O2D-CED
87	A2	814	CLA	CBD-CGD-O2D-CED
87	A2	815	CLA	C2-C3-C5-C6
87	A2	815	CLA	C4-C3-C5-C6
87	A2	817	CLA	CBD-CGD-O2D-CED
87	A2	820	CLA	C1A-C2A-CAA-CBA
87	A2	820	CLA	C3A-C2A-CAA-CBA

Continued on next page...

Continued from previous page...

Mol	Chain	Res	Type	Atoms
87	A2	821	CLA	C1A-C2A-CAA-CBA
87	A2	821	CLA	C3A-C2A-CAA-CBA
87	A2	824	CLA	C1A-C2A-CAA-CBA
87	A2	824	CLA	CHA-CBD-CGD-O1D
87	A2	824	CLA	CHA-CBD-CGD-O2D
87	A2	824	CLA	CBD-CGD-O2D-CED
87	A2	825	CLA	CHA-CBD-CGD-O1D
87	A2	825	CLA	CHA-CBD-CGD-O2D
87	A2	828	CLA	CHA-CBD-CGD-O1D
87	A2	828	CLA	CHA-CBD-CGD-O2D
87	A2	829	CLA	C1A-C2A-CAA-CBA
87	A2	829	CLA	C3A-C2A-CAA-CBA
87	A2	829	CLA	CHA-CBD-CGD-O1D
87	A2	829	CLA	CHA-CBD-CGD-O2D
87	A2	830	CLA	CBD-CGD-O2D-CED
87	A2	831	CLA	C4-C3-C5-C6
87	A2	832	CLA	CHA-CBD-CGD-O1D
87	A2	832	CLA	CHA-CBD-CGD-O2D
87	A2	834	CLA	C11-C10-C8-C9
87	A2	837	CLA	CBA-CGA-O2A-C1
87	A2	837	CLA	O1A-CGA-O2A-C1
87	A2	837	CLA	CHA-CBD-CGD-O1D
87	A2	837	CLA	CHA-CBD-CGD-O2D
87	A2	837	CLA	CAD-CBD-CGD-O1D
87	A2	838	CLA	CHA-CBD-CGD-O1D
87	A2	838	CLA	CHA-CBD-CGD-O2D
87	A2	838	CLA	C2-C3-C5-C6
87	A2	838	CLA	C4-C3-C5-C6
87	A2	841	CLA	CBD-CGD-O2D-CED
87	A2	849	CLA	C14-C13-C15-C16
87	A2	850	CLA	C1A-C2A-CAA-CBA
87	A2	850	CLA	C3A-C2A-CAA-CBA
87	A2	851	CLA	CHA-CBD-CGD-O1D
87	A2	851	CLA	CHA-CBD-CGD-O2D
87	B2	804	CLA	CBD-CGD-O2D-CED
87	B2	804	CLA	O1D-CGD-O2D-CED
87	B2	805	CLA	C1A-C2A-CAA-CBA
87	B2	805	CLA	C11-C12-C13-C15
87	B2	806	CLA	CHA-CBD-CGD-O1D
87	B2	806	CLA	CHA-CBD-CGD-O2D
87	B2	807	CLA	C3A-C2A-CAA-CBA
87	B2	811	CLA	C1A-C2A-CAA-CBA

Continued on next page...

Continued from previous page...

Mol	Chain	Res	Type	Atoms
87	B2	811	CLA	CBD-CGD-O2D-CED
87	B2	811	CLA	O1D-CGD-O2D-CED
87	B2	812	CLA	C1A-C2A-CAA-CBA
87	B2	813	CLA	CBD-CGD-O2D-CED
87	B2	814	CLA	C1A-C2A-CAA-CBA
87	B2	815	CLA	C1A-C2A-CAA-CBA
87	B2	815	CLA	C3A-C2A-CAA-CBA
87	B2	815	CLA	CBD-CGD-O2D-CED
87	B2	817	CLA	C1A-C2A-CAA-CBA
87	B2	817	CLA	C3A-C2A-CAA-CBA
87	B2	818	CLA	CBD-CGD-O2D-CED
87	B2	819	CLA	CHA-CBD-CGD-O1D
87	B2	819	CLA	CHA-CBD-CGD-O2D
87	B2	819	CLA	CBD-CGD-O2D-CED
87	B2	821	CLA	C1A-C2A-CAA-CBA
87	B2	821	CLA	CHA-CBD-CGD-O1D
87	B2	821	CLA	CHA-CBD-CGD-O2D
87	B2	824	CLA	CHA-CBD-CGD-O1D
87	B2	825	CLA	C3A-C2A-CAA-CBA
87	B2	825	CLA	CHA-CBD-CGD-O1D
87	B2	826	CLA	CHA-CBD-CGD-O1D
87	B2	826	CLA	CHA-CBD-CGD-O2D
87	B2	830	CLA	CBD-CGD-O2D-CED
87	B2	835	CLA	CHA-CBD-CGD-O1D
87	B2	835	CLA	CHA-CBD-CGD-O2D
87	B2	835	CLA	CAD-CBD-CGD-O1D
87	B2	835	CLA	CBD-CGD-O2D-CED
87	F2	201	CLA	CHA-CBD-CGD-O1D
87	F2	201	CLA	CHA-CBD-CGD-O2D
87	F2	205	CLA	CBD-CGD-O2D-CED
87	I2	103	CLA	C1A-C2A-CAA-CBA
87	I2	103	CLA	C11-C12-C13-C14
87	J2	101	CLA	CBD-CGD-O2D-CED
87	L2	202	CLA	C3A-C2A-CAA-CBA
87	L2	203	CLA	CHA-CBD-CGD-O1D
87	L2	203	CLA	CHA-CBD-CGD-O2D
87	L2	204	CLA	CHA-CBD-CGD-O1D
87	L2	206	CLA	C2-C3-C5-C6
87	L2	206	CLA	C4-C3-C5-C6
87	M2	101	CLA	CHA-CBD-CGD-O1D
87	M2	101	CLA	CHA-CBD-CGD-O2D
87	O2	202	CLA	C1A-C2A-CAA-CBA

Continued on next page...

Continued from previous page...

Mol	Chain	Res	Type	Atoms
87	R2	203	CLA	CBD-CGD-O2D-CED
87	R2	204	CLA	C1A-C2A-CAA-CBA
87	R2	204	CLA	C3A-C2A-CAA-CBA
87	R2	204	CLA	CHA-CBD-CGD-O1D
87	R2	204	CLA	CHA-CBD-CGD-O2D
87	R2	204	CLA	CBD-CGD-O2D-CED
87	R2	204	CLA	O1D-CGD-O2D-CED
87	A6	402	CLA	C1A-C2A-CAA-CBA
87	A6	402	CLA	C3A-C2A-CAA-CBA
87	A6	402	CLA	CBD-CGD-O2D-CED
87	A6	402	CLA	O1D-CGD-O2D-CED
87	A6	402	CLA	C2-C3-C5-C6
87	A6	402	CLA	C4-C3-C5-C6
87	A6	402	CLA	C11-C10-C8-C7
87	A6	403	CLA	CHA-CBD-CGD-O1D
87	A6	403	CLA	CHA-CBD-CGD-O2D
87	A6	403	CLA	C11-C10-C8-C9
87	B6	603	CLA	CBD-CGD-O2D-CED
87	B6	605	CLA	CHA-CBD-CGD-O1D
87	B6	605	CLA	CHA-CBD-CGD-O2D
87	B6	605	CLA	CAD-CBD-CGD-O1D
87	B6	605	CLA	C14-C13-C15-C16
87	B6	606	CLA	C2-C3-C5-C6
87	B6	606	CLA	C4-C3-C5-C6
87	B6	607	CLA	C2-C3-C5-C6
87	B6	607	CLA	C4-C3-C5-C6
87	B6	608	CLA	C1A-C2A-CAA-CBA
87	B6	608	CLA	C3A-C2A-CAA-CBA
87	B6	609	CLA	CHA-CBD-CGD-O1D
87	B6	612	CLA	CHA-CBD-CGD-O1D
87	B6	612	CLA	C4-C3-C5-C6
87	B6	613	CLA	CHA-CBD-CGD-O1D
87	B6	613	CLA	CHA-CBD-CGD-O2D
87	B6	613	CLA	CAD-CBD-CGD-O1D
87	B6	613	CLA	CAD-CBD-CGD-O2D
87	B6	615	CLA	CBD-CGD-O2D-CED
87	B6	615	CLA	C6-C7-C8-C9
87	B6	616	CLA	C1A-C2A-CAA-CBA
87	B6	616	CLA	C3A-C2A-CAA-CBA
87	C6	509	CLA	CHA-CBD-CGD-O1D
87	C6	509	CLA	CHA-CBD-CGD-O2D
87	C6	509	CLA	CAD-CBD-CGD-O1D

Continued on next page...

Continued from previous page...

Mol	Chain	Res	Type	Atoms
87	C6	509	CLA	C2-C3-C5-C6
87	C6	509	CLA	C4-C3-C5-C6
87	C6	510	CLA	CHA-CBD-CGD-O1D
87	C6	510	CLA	CHA-CBD-CGD-O2D
87	C6	510	CLA	CAD-CBD-CGD-O1D
87	C6	511	CLA	C12-C13-C15-C16
87	C6	512	CLA	CHA-CBD-CGD-O1D
87	C6	512	CLA	CHA-CBD-CGD-O2D
87	C6	512	CLA	CAD-CBD-CGD-O1D
87	C6	512	CLA	C11-C10-C8-C9
87	C6	514	CLA	CHA-CBD-CGD-O1D
87	C6	516	CLA	CHA-CBD-CGD-O1D
87	C6	516	CLA	CHA-CBD-CGD-O2D
87	C6	518	CLA	C1A-C2A-CAA-CBA
87	D6	402	CLA	CHA-CBD-CGD-O1D
87	D6	402	CLA	CHA-CBD-CGD-O2D
87	D6	402	CLA	C14-C13-C15-C16
87	D6	403	CLA	C3A-C2A-CAA-CBA
87	D6	403	CLA	C11-C12-C13-C14
87	D6	405	CLA	C2-C3-C5-C6
87	D6	405	CLA	C4-C3-C5-C6
87	H6	103	CLA	C1A-C2A-CAA-CBA
87	H6	103	CLA	C3A-C2A-CAA-CBA
87	a6	607	CLA	CBD-CGD-O2D-CED
87	a6	608	CLA	C11-C10-C8-C9
87	a6	609	CLA	CHA-CBD-CGD-O1D
87	a6	609	CLA	CHA-CBD-CGD-O2D
87	b6	606	CLA	C2-C3-C5-C6
87	b6	606	CLA	C4-C3-C5-C6
87	b6	607	CLA	C2-C3-C5-C6
87	b6	607	CLA	C4-C3-C5-C6
87	b6	608	CLA	C1A-C2A-CAA-CBA
87	b6	609	CLA	C1A-C2A-CAA-CBA
87	b6	609	CLA	C3A-C2A-CAA-CBA
87	b6	609	CLA	CHA-CBD-CGD-O1D
87	b6	609	CLA	CHA-CBD-CGD-O2D
87	b6	610	CLA	C1A-C2A-CAA-CBA
87	b6	610	CLA	C3A-C2A-CAA-CBA
87	b6	610	CLA	CHA-CBD-CGD-O1D
87	b6	610	CLA	CHA-CBD-CGD-O2D
87	b6	610	CLA	CAD-CBD-CGD-O1D
87	b6	612	CLA	CHA-CBD-CGD-O1D

Continued on next page...

Continued from previous page...

Mol	Chain	Res	Type	Atoms
87	b6	612	CLA	CHA-CBD-CGD-O2D
87	b6	613	CLA	C1A-C2A-CAA-CBA
87	b6	613	CLA	C3A-C2A-CAA-CBA
87	b6	615	CLA	CHA-CBD-CGD-O1D
87	b6	615	CLA	CHA-CBD-CGD-O2D
87	b6	615	CLA	CAD-CBD-CGD-O1D
87	c6	604	CLA	CHA-CBD-CGD-O1D
87	c6	604	CLA	CHA-CBD-CGD-O2D
87	c6	604	CLA	CAD-CBD-CGD-O1D
87	c6	604	CLA	C11-C12-C13-C14
87	c6	606	CLA	CHA-CBD-CGD-O1D
87	c6	606	CLA	CHA-CBD-CGD-O2D
87	c6	607	CLA	C2A-CAA-CBA-CGA
87	c6	607	CLA	C2-C3-C5-C6
87	c6	607	CLA	C4-C3-C5-C6
87	c6	607	CLA	C11-C10-C8-C9
87	c6	607	CLA	C11-C12-C13-C14
87	c6	608	CLA	CHA-CBD-CGD-O1D
87	c6	608	CLA	CHA-CBD-CGD-O2D
87	c6	608	CLA	CAD-CBD-CGD-O1D
87	c6	608	CLA	C11-C12-C13-C14
87	c6	609	CLA	C1A-C2A-CAA-CBA
87	c6	609	CLA	C3A-C2A-CAA-CBA
87	c6	613	CLA	C2-C3-C5-C6
87	c6	613	CLA	C4-C3-C5-C6
87	c6	614	CLA	CHA-CBD-CGD-O1D
87	c6	614	CLA	CHA-CBD-CGD-O2D
87	d6	401	CLA	C1A-C2A-CAA-CBA
87	d6	401	CLA	C3A-C2A-CAA-CBA
87	d6	401	CLA	CHA-CBD-CGD-O1D
87	d6	401	CLA	CHA-CBD-CGD-O2D
87	d6	403	CLA	C3A-C2A-CAA-CBA
87	d6	403	CLA	C2-C3-C5-C6
87	d6	403	CLA	C4-C3-C5-C6
87	d6	406	CLA	CAD-CBD-CGD-O1D
87	d6	406	CLA	C2-C3-C5-C6
87	d6	406	CLA	C4-C3-C5-C6
87	aL	605	CLA	CBD-CGD-O2D-CED
87	aL	605	CLA	C2-C3-C5-C6
87	aL	605	CLA	C4-C3-C5-C6
87	aL	606	CLA	CHA-CBD-CGD-O1D
87	aL	606	CLA	CHA-CBD-CGD-O2D

Continued on next page...

Continued from previous page...

Mol	Chain	Res	Type	Atoms
87	bL	607	CLA	C4-C3-C5-C6
87	bL	613	CLA	C1A-C2A-CAA-CBA
87	bL	613	CLA	C3A-C2A-CAA-CBA
87	bL	613	CLA	CBD-CGD-O2D-CED
87	bL	614	CLA	CHA-CBD-CGD-O1D
87	bL	614	CLA	CHA-CBD-CGD-O2D
87	bL	615	CLA	CHA-CBD-CGD-O1D
87	bL	615	CLA	CHA-CBD-CGD-O2D
87	bL	618	CLA	C1A-C2A-CAA-CBA
87	bL	618	CLA	C3A-C2A-CAA-CBA
87	bL	620	CLA	CBD-CGD-O2D-CED
87	bL	620	CLA	C2-C3-C5-C6
87	bL	620	CLA	C4-C3-C5-C6
87	bL	621	CLA	CHA-CBD-CGD-O1D
87	bL	621	CLA	CHA-CBD-CGD-O2D
87	bL	622	CLA	CHA-CBD-CGD-O1D
87	bL	622	CLA	CHA-CBD-CGD-O2D
87	cL	505	CLA	C1A-C2A-CAA-CBA
87	cL	505	CLA	CHA-CBD-CGD-O1D
87	cL	505	CLA	CHA-CBD-CGD-O2D
87	cL	506	CLA	CHA-CBD-CGD-O1D
87	cL	506	CLA	CHA-CBD-CGD-O2D
87	cL	506	CLA	CAD-CBD-CGD-O1D
87	cL	508	CLA	CHA-CBD-CGD-O1D
87	cL	508	CLA	CHA-CBD-CGD-O2D
87	cL	509	CLA	CHA-CBD-CGD-O1D
87	cL	509	CLA	CAD-CBD-CGD-O1D
87	cL	510	CLA	CHA-CBD-CGD-O1D
87	cL	510	CLA	CHA-CBD-CGD-O2D
87	cL	511	CLA	CAD-CBD-CGD-O2D
87	cL	515	CLA	CHA-CBD-CGD-O1D
87	cL	515	CLA	CHA-CBD-CGD-O2D
87	cL	515	CLA	CBD-CGD-O2D-CED
87	cL	515	CLA	C11-C10-C8-C9
87	cL	516	CLA	C1A-C2A-CAA-CBA
87	dL	401	CLA	CHA-CBD-CGD-O1D
87	dL	401	CLA	CHA-CBD-CGD-O2D
87	dL	402	CLA	C1A-C2A-CAA-CBA
87	dL	404	CLA	CHA-CBD-CGD-O1D
87	dL	404	CLA	CHA-CBD-CGD-O2D
87	dL	404	CLA	CAD-CBD-CGD-O1D
87	dL	409	CLA	CHA-CBD-CGD-O1D

Continued on next page...

Continued from previous page...

Mol	Chain	Res	Type	Atoms
87	dL	409	CLA	CHA-CBD-CGD-O2D
87	1N	601	CLA	CHA-CBD-CGD-O1D
87	1N	601	CLA	CHA-CBD-CGD-O2D
87	1N	601	CLA	CAD-CBD-CGD-O1D
87	1N	602	CLA	CHA-CBD-CGD-O1D
87	1N	602	CLA	CHA-CBD-CGD-O2D
87	1N	604	CLA	C1A-C2A-CAA-CBA
87	1N	605	CLA	CBD-CGD-O2D-CED
87	1N	606	CLA	C1A-C2A-CAA-CBA
87	1N	606	CLA	C3A-C2A-CAA-CBA
87	1N	606	CLA	CBD-CGD-O2D-CED
87	1N	608	CLA	CHA-CBD-CGD-O1D
87	1N	608	CLA	CHA-CBD-CGD-O2D
87	1N	608	CLA	CAD-CBD-CGD-O1D
87	1N	609	CLA	CBD-CGD-O2D-CED
87	1N	609	CLA	O1D-CGD-O2D-CED
87	1N	610	CLA	C3A-C2A-CAA-CBA
87	1N	610	CLA	CBD-CGD-O2D-CED
87	1N	610	CLA	O1D-CGD-O2D-CED
87	1N	611	CLA	C2A-CAA-CBA-CGA
87	2N	303	CLA	CHA-CBD-CGD-O1D
87	2N	303	CLA	CHA-CBD-CGD-O2D
87	2N	304	CLA	CBD-CGD-O2D-CED
87	2N	305	CLA	C1A-C2A-CAA-CBA
87	2N	307	CLA	CHA-CBD-CGD-O1D
87	2N	307	CLA	CHA-CBD-CGD-O2D
87	2N	307	CLA	CBD-CGD-O2D-CED
87	2N	308	CLA	C1A-C2A-CAA-CBA
87	2N	308	CLA	CBD-CGD-O2D-CED
87	2N	309	CLA	C1A-C2A-CAA-CBA
87	2N	309	CLA	C3A-C2A-CAA-CBA
87	2N	311	CLA	CBD-CGD-O2D-CED
87	2N	312	CLA	CBD-CGD-O2D-CED
87	3N	301	CLA	CBD-CGD-O2D-CED
87	3N	303	CLA	C1A-C2A-CAA-CBA
87	3N	303	CLA	C3A-C2A-CAA-CBA
87	3N	308	CLA	C2A-CAA-CBA-CGA
87	3N	309	CLA	CHA-CBD-CGD-O1D
87	3N	309	CLA	CHA-CBD-CGD-O2D
87	3N	309	CLA	CBD-CGD-O2D-CED
87	3N	310	CLA	CBD-CGD-O2D-CED
87	3N	311	CLA	C3A-C2A-CAA-CBA

Continued on next page...

Continued from previous page...

Mol	Chain	Res	Type	Atoms
87	3N	311	CLA	CBD-CGD-O2D-CED
87	3N	312	CLA	C1A-C2A-CAA-CBA
87	3N	312	CLA	C3A-C2A-CAA-CBA
87	3N	313	CLA	CBD-CGD-O2D-CED
87	4N	601	CLA	CBD-CGD-O2D-CED
87	4N	604	CLA	C1A-C2A-CAA-CBA
87	4N	604	CLA	CBD-CGD-O2D-CED
87	4N	605	CLA	C3A-C2A-CAA-CBA
87	4N	605	CLA	CBD-CGD-O2D-CED
87	4N	605	CLA	O1D-CGD-O2D-CED
87	4N	606	CLA	CBD-CGD-O2D-CED
87	4N	607	CLA	CBD-CGD-O2D-CED
87	4N	608	CLA	C1A-C2A-CAA-CBA
87	4N	609	CLA	CBD-CGD-O2D-CED
87	4N	610	CLA	CBD-CGD-O2D-CED
87	4N	611	CLA	CBD-CGD-O2D-CED
87	5N	601	CLA	C1A-C2A-CAA-CBA
87	5N	601	CLA	CHA-CBD-CGD-O1D
87	5N	601	CLA	CHA-CBD-CGD-O2D
87	5N	604	CLA	C1A-C2A-CAA-CBA
87	5N	605	CLA	CHA-CBD-CGD-O1D
87	5N	605	CLA	CHA-CBD-CGD-O2D
87	5N	607	CLA	C1A-C2A-CAA-CBA
87	5N	608	CLA	CHA-CBD-CGD-O1D
87	5N	608	CLA	CHA-CBD-CGD-O2D
87	5N	608	CLA	CBD-CGD-O2D-CED
87	5N	609	CLA	CBD-CGD-O2D-CED
87	6N	603	CLA	CBD-CGD-O2D-CED
87	6N	604	CLA	C1A-C2A-CAA-CBA
87	6N	604	CLA	CHA-CBD-CGD-O1D
87	6N	604	CLA	CHA-CBD-CGD-O2D
87	6N	604	CLA	CAD-CBD-CGD-O1D
87	6N	604	CLA	CAD-CBD-CGD-O2D
87	6N	604	CLA	CBD-CGD-O2D-CED
87	6N	605	CLA	CBD-CGD-O2D-CED
87	6N	605	CLA	O1D-CGD-O2D-CED
87	6N	606	CLA	C1A-C2A-CAA-CBA
87	6N	606	CLA	C3A-C2A-CAA-CBA
87	6N	608	CLA	C1A-C2A-CAA-CBA
87	6N	609	CLA	CBD-CGD-O2D-CED
87	6N	610	CLA	CBD-CGD-O2D-CED
87	6N	610	CLA	O1D-CGD-O2D-CED

Continued on next page...

Continued from previous page...

Mol	Chain	Res	Type	Atoms
87	6N	611	CLA	C1A-C2A-CAA-CBA
87	6N	611	CLA	C2A-CAA-CBA-CGA
87	6N	613	CLA	C1A-C2A-CAA-CBA
87	6N	613	CLA	C3A-C2A-CAA-CBA
87	6N	613	CLA	C2A-CAA-CBA-CGA
87	7N	601	CLA	C1A-C2A-CAA-CBA
87	7N	601	CLA	C3A-C2A-CAA-CBA
87	7N	601	CLA	CHA-CBD-CGD-O1D
87	7N	601	CLA	CHA-CBD-CGD-O2D
87	7N	601	CLA	CAD-CBD-CGD-O1D
87	7N	601	CLA	CAD-CBD-CGD-O2D
87	7N	605	CLA	CBD-CGD-O2D-CED
87	7N	605	CLA	O1D-CGD-O2D-CED
87	7N	606	CLA	C1A-C2A-CAA-CBA
87	7N	607	CLA	CBD-CGD-O2D-CED
87	7N	608	CLA	CHA-CBD-CGD-O1D
87	7N	608	CLA	CHA-CBD-CGD-O2D
87	7N	609	CLA	CHA-CBD-CGD-O1D
87	7N	609	CLA	CHA-CBD-CGD-O2D
87	7N	609	CLA	CBD-CGD-O2D-CED
87	7N	610	CLA	CBD-CGD-O2D-CED
87	8N	301	CLA	CBA-CGA-O2A-C1
87	8N	302	CLA	C1A-C2A-CAA-CBA
87	8N	302	CLA	C3A-C2A-CAA-CBA
87	8N	302	CLA	CAD-CBD-CGD-O1D
87	8N	302	CLA	CAD-CBD-CGD-O2D
87	8N	304	CLA	CHA-CBD-CGD-O1D
87	8N	304	CLA	CHA-CBD-CGD-O2D
87	8N	304	CLA	CAD-CBD-CGD-O1D
87	8N	304	CLA	CAD-CBD-CGD-O2D
87	8N	305	CLA	C2A-CAA-CBA-CGA
87	8N	305	CLA	CBD-CGD-O2D-CED
87	8N	306	CLA	C1A-C2A-CAA-CBA
87	8N	306	CLA	C2A-CAA-CBA-CGA
87	8N	306	CLA	CBD-CGD-O2D-CED
87	8N	307	CLA	C1A-C2A-CAA-CBA
88	AL	406	LHG	C3-O3-P-O4
88	AL	406	LHG	C3-O3-P-O5
88	AL	406	LHG	C3-O3-P-O6
88	AL	406	LHG	O6-C4-C5-O7
88	AL	407	LHG	C3-O3-P-O4
88	AL	407	LHG	C4-O6-P-O4

Continued on next page...

Continued from previous page...

Mol	Chain	Res	Type	Atoms
88	BL	610	LHG	C4-O6-P-O5
88	BL	615	LHG	C3-O3-P-O4
88	BL	615	LHG	C3-O3-P-O5
88	BL	615	LHG	C3-O3-P-O6
88	BL	615	LHG	C4-O6-P-O4
88	CL	521	LHG	O1-C1-C2-C3
88	CL	521	LHG	C1-C2-C3-O3
88	CL	521	LHG	C3-O3-P-O4
88	CL	521	LHG	C4-O6-P-O3
88	CL	521	LHG	C4-O6-P-O4
88	CL	521	LHG	C4-O6-P-O5
88	CL	522	LHG	O1-C1-C2-C3
88	CL	522	LHG	C3-O3-P-O4
88	DL	407	LHG	O2-C2-C3-O3
88	DL	407	LHG	C4-O6-P-O4
88	DL	407	LHG	C4-O6-P-O5
88	ML	102	LHG	C1-C2-C3-O3
88	AN	843	LHG	C3-O3-P-O4
88	AN	843	LHG	C4-O6-P-O5
88	AN	844	LHG	C1-C2-C3-O3
88	AN	844	LHG	O2-C2-C3-O3
88	AN	844	LHG	C3-O3-P-O4
88	AN	844	LHG	C3-O3-P-O5
88	AN	844	LHG	C3-O3-P-O6
88	AN	844	LHG	C4-O6-P-O4
88	A2	843	LHG	C3-O3-P-O4
88	A2	843	LHG	C4-O6-P-O5
88	A2	844	LHG	C1-C2-C3-O3
88	A2	844	LHG	O2-C2-C3-O3
88	A2	844	LHG	C3-O3-P-O4
88	A2	844	LHG	C3-O3-P-O5
88	A2	844	LHG	C3-O3-P-O6
88	A2	844	LHG	C4-O6-P-O4
88	B6	617	LHG	C4-O6-P-O4
88	C6	505	LHG	C1-C2-C3-O3
88	C6	505	LHG	C3-O3-P-O4
88	C6	505	LHG	C3-O3-P-O5
88	C6	505	LHG	C3-O3-P-O6
88	C6	522	LHG	O1-C1-C2-C3
88	C6	522	LHG	C3-O3-P-O4
88	C6	522	LHG	C4-O6-P-O4
88	D6	401	LHG	C3-O3-P-O4

Continued on next page...

Continued from previous page...

Mol	Chain	Res	Type	Atoms
88	D6	401	LHG	C4-O6-P-O3
88	D6	401	LHG	C4-O6-P-O4
88	D6	401	LHG	C4-O6-P-O5
88	D6	406	LHG	C4-O6-P-O3
88	D6	406	LHG	C4-O6-P-O4
88	D6	406	LHG	C4-O6-P-O5
88	I6	101	LHG	O1-C1-C2-C3
88	I6	101	LHG	O2-C2-C3-O3
88	I6	101	LHG	C4-O6-P-O5
88	I6	101	LHG	C8-C7-O7-C5
88	L6	101	LHG	C4-O6-P-O3
88	L6	101	LHG	C4-O6-P-O4
88	L6	101	LHG	C4-O6-P-O5
88	M6	101	LHG	C4-O6-P-O3
88	M6	101	LHG	C4-O6-P-O4
88	M6	101	LHG	C4-O6-P-O5
88	a6	610	LHG	C3-O3-P-O4
88	a6	610	LHG	C4-O6-P-O3
88	a6	610	LHG	O6-C4-C5-O7
88	c6	619	LHG	C3-O3-P-O4
88	c6	619	LHG	C3-O3-P-O5
88	c6	619	LHG	C4-O6-P-O4
88	c6	619	LHG	C4-O6-P-O5
88	c6	619	LHG	C8-C7-O7-C5
88	d6	402	LHG	C3-O3-P-O4
88	d6	402	LHG	C3-O3-P-O5
88	d6	402	LHG	C4-O6-P-O4
88	d6	407	LHG	O2-C2-C3-O3
88	d6	407	LHG	C4-O6-P-O3
88	d6	407	LHG	C4-O6-P-O4
88	d6	407	LHG	C4-O6-P-O5
88	l6	101	LHG	C4-O6-P-O3
88	l6	101	LHG	C4-O6-P-O4
88	l6	101	LHG	C4-O6-P-O5
88	m6	102	LHG	C4-O6-P-O4
88	aL	607	LHG	C3-O3-P-O4
88	aL	607	LHG	C4-O6-P-O4
88	bL	612	LHG	O1-C1-C2-C3
88	bL	612	LHG	C3-O3-P-O5
88	bL	612	LHG	C4-O6-P-O3
88	cL	501	LHG	O1-C1-C2-C3
88	dL	405	LHG	C1-C2-C3-O3

Continued on next page...

Continued from previous page...

Mol	Chain	Res	Type	Atoms
88	dL	405	LHG	C4-O6-P-O3
88	dL	405	LHG	C4-O6-P-O4
88	dL	405	LHG	C4-O6-P-O5
88	dL	408	LHG	C3-O3-P-O5
88	dL	408	LHG	C4-O6-P-O3
88	mL	102	LHG	C4-O6-P-O3
88	mL	102	LHG	C4-O6-P-O4
88	mL	102	LHG	C4-O6-P-O5
92	BL	611	LMG	C11-C10-O7-C8
92	CL	519	LMG	C2-C1-O1-C7
92	CL	519	LMG	O6-C1-O1-C7
92	JL	102	LMG	C11-C10-O7-C8
92	XL	601	LMG	C2-C1-O1-C7
92	XL	601	LMG	O6-C1-O1-C7
92	XL	601	LMG	C11-C10-O7-C8
92	B6	619	LMG	C11-C10-O7-C8
92	B6	622	LMG	O9-C10-O7-C8
92	C6	501	LMG	C2-C1-O1-C7
92	C6	501	LMG	O6-C1-O1-C7
92	D6	407	LMG	C2-C1-O1-C7
92	D6	407	LMG	O6-C1-O1-C7
92	J6	102	LMG	C11-C10-O7-C8
92	b6	620	LMG	C2-C1-O1-C7
92	b6	620	LMG	O6-C1-O1-C7
92	b6	623	LMG	C11-C10-O7-C8
92	b6	624	LMG	O1-C7-C8-O7
92	d6	409	LMG	C8-C9-O8-C28
92	j6	101	LMG	C11-C10-O7-C8
92	j6	102	LMG	C2-C1-O1-C7
92	j6	102	LMG	O6-C1-O1-C7
92	k6	101	LMG	C2-C1-O1-C7
92	k6	101	LMG	O6-C1-O1-C7
92	m6	101	LMG	O6-C1-O1-C7
92	m6	101	LMG	O1-C7-C8-O7
92	x6	601	LMG	O6-C1-O1-C7
92	aL	611	LMG	C2-C1-O1-C7
92	aL	611	LMG	O6-C1-O1-C7
92	bL	609	LMG	O6-C1-O1-C7
92	bL	609	LMG	C11-C10-O7-C8
92	bL	611	LMG	C2-C1-O1-C7
92	bL	611	LMG	O6-C1-O1-C7
92	bL	611	LMG	C11-C10-O7-C8

Continued on next page...

Continued from previous page...

Mol	Chain	Res	Type	Atoms
92	bL	623	LMG	C11-C10-O7-C8
92	yL	101	LMG	C2-C1-O1-C7
92	yL	101	LMG	O6-C1-O1-C7
94	AL	413	PL9	C2-C3-C7-C8
94	AL	413	PL9	C4-C3-C7-C8
94	AL	413	PL9	C29-C31-C32-C33
94	AL	413	PL9	C40-C39-C41-C42
94	DL	401	PL9	C14-C16-C17-C18
94	A6	410	PL9	C2-C3-C7-C8
94	A6	410	PL9	C4-C3-C7-C8
94	A6	410	PL9	C24-C26-C27-C28
94	A6	410	PL9	C33-C34-C36-C37
94	A6	410	PL9	C35-C34-C36-C37
94	A6	410	PL9	C39-C41-C42-C43
94	A6	410	PL9	C43-C44-C46-C47
94	A6	410	PL9	C45-C44-C46-C47
94	A6	410	PL9	C44-C46-C47-C48
94	D6	408	PL9	C12-C11-C9-C8
94	D6	408	PL9	C12-C11-C9-C10
94	D6	408	PL9	C20-C19-C21-C22
94	a6	601	PL9	C19-C21-C22-C23
94	d6	408	PL9	C12-C11-C9-C8
94	d6	408	PL9	C12-C11-C9-C10
94	d6	408	PL9	C29-C31-C32-C33
94	d6	408	PL9	C34-C36-C37-C38
94	aL	601	PL9	C23-C24-C26-C27
94	aL	601	PL9	C25-C24-C26-C27
94	aL	601	PL9	C29-C31-C32-C33
94	aL	601	PL9	C38-C39-C41-C42
94	aL	601	PL9	C40-C39-C41-C42
94	dL	406	PL9	C14-C16-C17-C18
94	dL	406	PL9	C29-C31-C32-C33
95	BL	614	DGD	O6E-C1E-O5D-C6D
95	CL	520	DGD	O1G-C1G-C2G-O2G
95	CL	523	DGD	C2E-C1E-O5D-C6D
95	CL	523	DGD	O6E-C1E-O5D-C6D
95	C6	502	DGD	O6E-C1E-O5D-C6D
95	C6	503	DGD	C2E-C1E-O5D-C6D
95	C6	503	DGD	O6E-C1E-O5D-C6D
95	C6	504	DGD	C2B-C1B-O2G-C2G
95	C6	504	DGD	O6D-C1D-O3G-C3G
95	L6	102	DGD	C2D-C1D-O3G-C3G

Continued on next page...

Continued from previous page...

Mol	Chain	Res	Type	Atoms
95	L6	102	DGD	O6D-C1D-O3G-C3G
95	b6	621	DGD	O6E-C1E-O5D-C6D
95	b6	622	DGD	C2B-C1B-O2G-C2G
95	b6	622	DGD	C2D-C1D-O3G-C3G
95	c6	601	DGD	O6E-C1E-O5D-C6D
95	h6	101	DGD	C2B-C1B-O2G-C2G
95	cL	520	DGD	C2E-C1E-O5D-C6D
95	cL	520	DGD	O6E-C1E-O5D-C6D
95	hL	101	DGD	C2B-C1B-O2G-C2G
95	lL	101	DGD	O6E-C1E-O5D-C6D
96	FL	102	HEM	C2B-C3B-CAB-CBB
96	FL	102	HEM	C4B-C3B-CAB-CBB
96	GN	201	HEM	C2B-C3B-CAB-CBB
96	GN	201	HEM	C4B-C3B-CAB-CBB
96	G2	201	HEM	C2B-C3B-CAB-CBB
96	G2	201	HEM	C4B-C3B-CAB-CBB
96	fL	102	HEM	C2B-C3B-CAB-CBB
96	fL	102	HEM	C4B-C3B-CAB-CBB
97	WL	101	GOL	O1-C1-C2-C3
97	wL	101	GOL	O1-C1-C2-C3
100	JN	104	3XQ	C21-C22-C24-O25
103	82	309	ZEX	C25-C26-C27-C28
103	82	309	ZEX	C7-C8-C9-C19
103	82	309	ZEX	C7-C8-C9-C10
103	82	309	ZEX	C33-C34-C35-C15
103	82	310	ZEX	C25-C26-C27-C28
103	82	310	ZEX	C7-C8-C9-C19
103	82	310	ZEX	C7-C8-C9-C10
103	82	310	ZEX	C13-C14-C15-C35
103	82	310	ZEX	C29-C30-C31-C32
103	8N	309	ZEX	C25-C26-C27-C28
103	8N	309	ZEX	C7-C8-C9-C19
103	8N	309	ZEX	C7-C8-C9-C10
103	8N	309	ZEX	C33-C34-C35-C15
103	8N	310	ZEX	C25-C26-C27-C28
103	8N	310	ZEX	C7-C8-C9-C19
103	8N	310	ZEX	C7-C8-C9-C10
103	8N	310	ZEX	C13-C14-C15-C35
103	8N	310	ZEX	C29-C30-C31-C32
87	AL	403	CLA	O1D-CGD-O2D-CED
87	AN	824	CLA	O1D-CGD-O2D-CED
87	BN	816	CLA	O1D-CGD-O2D-CED

Continued on next page...

Continued from previous page...

Mol	Chain	Res	Type	Atoms
87	BN	820	CLA	O1D-CGD-O2D-CED
87	FN	201	CLA	O1D-CGD-O2D-CED
87	LN	204	CLA	O1D-CGD-O2D-CED
87	12	601	CLA	O1D-CGD-O2D-CED
87	12	606	CLA	O1D-CGD-O2D-CED
87	12	608	CLA	O1D-CGD-O2D-CED
87	22	608	CLA	O1D-CGD-O2D-CED
87	32	308	CLA	O1D-CGD-O2D-CED
87	32	311	CLA	O1D-CGD-O2D-CED
87	42	602	CLA	O1D-CGD-O2D-CED
87	42	609	CLA	O1D-CGD-O2D-CED
87	42	610	CLA	O1D-CGD-O2D-CED
87	52	601	CLA	O1D-CGD-O2D-CED
87	52	609	CLA	O1D-CGD-O2D-CED
87	72	601	CLA	O1D-CGD-O2D-CED
87	72	604	CLA	O1D-CGD-O2D-CED
87	82	308	CLA	O1D-CGD-O2D-CED
87	A2	824	CLA	O1D-CGD-O2D-CED
87	B2	815	CLA	O1D-CGD-O2D-CED
87	B2	819	CLA	O1D-CGD-O2D-CED
87	B2	830	CLA	O1D-CGD-O2D-CED
87	F2	202	CLA	O1D-CGD-O2D-CED
87	K2	101	CLA	O1D-CGD-O2D-CED
87	L2	204	CLA	O1D-CGD-O2D-CED
87	B6	603	CLA	O1D-CGD-O2D-CED
87	C6	518	CLA	O1D-CGD-O2D-CED
87	aL	605	CLA	O1D-CGD-O2D-CED
87	1N	601	CLA	O1D-CGD-O2D-CED
87	1N	606	CLA	O1D-CGD-O2D-CED
87	1N	608	CLA	O1D-CGD-O2D-CED
87	2N	308	CLA	O1D-CGD-O2D-CED
87	3N	301	CLA	O1D-CGD-O2D-CED
87	3N	311	CLA	O1D-CGD-O2D-CED
87	4N	602	CLA	O1D-CGD-O2D-CED
87	4N	609	CLA	O1D-CGD-O2D-CED
87	4N	610	CLA	O1D-CGD-O2D-CED
87	5N	601	CLA	O1D-CGD-O2D-CED
87	5N	609	CLA	O1D-CGD-O2D-CED
87	7N	601	CLA	O1D-CGD-O2D-CED
87	7N	604	CLA	O1D-CGD-O2D-CED
87	8N	308	CLA	O1D-CGD-O2D-CED
87	a6	608	CLA	C5-C6-C7-C8

Continued on next page...

Continued from previous page...

Mol	Chain	Res	Type	Atoms
87	AN	817	CLA	O1D-CGD-O2D-CED
87	AN	827	CLA	O1D-CGD-O2D-CED
87	AN	829	CLA	O1D-CGD-O2D-CED
87	BN	819	CLA	O1D-CGD-O2D-CED
87	FN	205	CLA	O1D-CGD-O2D-CED
87	ON	203	CLA	O1D-CGD-O2D-CED
87	22	604	CLA	O1D-CGD-O2D-CED
87	22	607	CLA	O1D-CGD-O2D-CED
87	22	612	CLA	O1D-CGD-O2D-CED
87	32	303	CLA	O1D-CGD-O2D-CED
87	32	304	CLA	O1D-CGD-O2D-CED
87	42	611	CLA	O1D-CGD-O2D-CED
87	72	610	CLA	O1D-CGD-O2D-CED
87	82	304	CLA	O1D-CGD-O2D-CED
87	82	305	CLA	O1D-CGD-O2D-CED
87	A2	817	CLA	O1D-CGD-O2D-CED
87	A2	827	CLA	O1D-CGD-O2D-CED
87	A2	829	CLA	O1D-CGD-O2D-CED
87	B2	818	CLA	O1D-CGD-O2D-CED
87	F2	205	CLA	O1D-CGD-O2D-CED
87	O2	203	CLA	O1D-CGD-O2D-CED
87	cL	515	CLA	O1D-CGD-O2D-CED
87	2N	305	CLA	O1D-CGD-O2D-CED
87	2N	307	CLA	O1D-CGD-O2D-CED
87	2N	312	CLA	O1D-CGD-O2D-CED
87	3N	304	CLA	O1D-CGD-O2D-CED
87	3N	305	CLA	O1D-CGD-O2D-CED
87	4N	611	CLA	O1D-CGD-O2D-CED
87	7N	610	CLA	O1D-CGD-O2D-CED
87	8N	305	CLA	O1D-CGD-O2D-CED
87	8N	306	CLA	O1D-CGD-O2D-CED
87	BL	602	CLA	CBD-CGD-O2D-CED
87	BL	608	CLA	CBD-CGD-O2D-CED
87	BL	623	CLA	CBD-CGD-O2D-CED
87	CL	508	CLA	CBD-CGD-O2D-CED
87	CL	509	CLA	CBD-CGD-O2D-CED
87	CL	518	CLA	CBD-CGD-O2D-CED
87	DL	406	CLA	CBD-CGD-O2D-CED
87	HL	102	CLA	CBD-CGD-O2D-CED
87	AN	801	CLA	CBD-CGD-O2D-CED
87	AN	809	CLA	CBD-CGD-O2D-CED
87	AN	811	CLA	CBD-CGD-O2D-CED

Continued on next page...

Continued from previous page...

Mol	Chain	Res	Type	Atoms
87	AN	815	CLA	CBD-CGD-O2D-CED
87	AN	818	CLA	CBD-CGD-O2D-CED
87	AN	827	CLA	CBD-CGD-O2D-CED
87	AN	829	CLA	CBD-CGD-O2D-CED
87	AN	833	CLA	CBD-CGD-O2D-CED
87	AN	834	CLA	CBD-CGD-O2D-CED
87	BN	801	CLA	CBD-CGD-O2D-CED
87	BN	806	CLA	CBD-CGD-O2D-CED
87	BN	807	CLA	CBD-CGD-O2D-CED
87	BN	808	CLA	CBD-CGD-O2D-CED
87	BN	811	CLA	CBD-CGD-O2D-CED
87	BN	824	CLA	CBD-CGD-O2D-CED
87	FN	201	CLA	CBD-CGD-O2D-CED
87	KN	105	CLA	CBD-CGD-O2D-CED
87	LN	204	CLA	CBD-CGD-O2D-CED
87	MN	101	CLA	CBD-CGD-O2D-CED
87	ON	202	CLA	CBD-CGD-O2D-CED
87	ON	203	CLA	CBD-CGD-O2D-CED
87	RN	202	CLA	CBD-CGD-O2D-CED
87	12	601	CLA	CBD-CGD-O2D-CED
87	12	607	CLA	CBD-CGD-O2D-CED
87	12	608	CLA	CBD-CGD-O2D-CED
87	22	604	CLA	CBD-CGD-O2D-CED
87	22	605	CLA	CBD-CGD-O2D-CED
87	22	609	CLA	CBD-CGD-O2D-CED
87	32	302	CLA	CBD-CGD-O2D-CED
87	32	303	CLA	CBD-CGD-O2D-CED
87	32	304	CLA	CBD-CGD-O2D-CED
87	32	312	CLA	CBD-CGD-O2D-CED
87	42	602	CLA	CBD-CGD-O2D-CED
87	42	608	CLA	CBD-CGD-O2D-CED
87	52	601	CLA	CBD-CGD-O2D-CED
87	52	603	CLA	CBD-CGD-O2D-CED
87	52	604	CLA	CBD-CGD-O2D-CED
87	52	606	CLA	CBD-CGD-O2D-CED
87	52	611	CLA	CBD-CGD-O2D-CED
87	62	302	CLA	CBD-CGD-O2D-CED
87	62	312	CLA	CBD-CGD-O2D-CED
87	62	313	CLA	CBD-CGD-O2D-CED
87	72	601	CLA	CBD-CGD-O2D-CED
87	72	603	CLA	CBD-CGD-O2D-CED
87	72	604	CLA	CBD-CGD-O2D-CED

Continued on next page...

Continued from previous page...

Mol	Chain	Res	Type	Atoms
87	82	301	CLA	CBD-CGD-O2D-CED
87	82	303	CLA	CBD-CGD-O2D-CED
87	82	307	CLA	CBD-CGD-O2D-CED
87	82	308	CLA	CBD-CGD-O2D-CED
87	A2	802	CLA	CBD-CGD-O2D-CED
87	A2	809	CLA	CBD-CGD-O2D-CED
87	A2	811	CLA	CBD-CGD-O2D-CED
87	A2	815	CLA	CBD-CGD-O2D-CED
87	A2	818	CLA	CBD-CGD-O2D-CED
87	A2	827	CLA	CBD-CGD-O2D-CED
87	A2	829	CLA	CBD-CGD-O2D-CED
87	A2	833	CLA	CBD-CGD-O2D-CED
87	A2	834	CLA	CBD-CGD-O2D-CED
87	B2	805	CLA	CBD-CGD-O2D-CED
87	B2	806	CLA	CBD-CGD-O2D-CED
87	B2	807	CLA	CBD-CGD-O2D-CED
87	B2	810	CLA	CBD-CGD-O2D-CED
87	B2	823	CLA	CBD-CGD-O2D-CED
87	B2	825	CLA	CBD-CGD-O2D-CED
87	F2	202	CLA	CBD-CGD-O2D-CED
87	K2	101	CLA	CBD-CGD-O2D-CED
87	K2	106	CLA	CBD-CGD-O2D-CED
87	L2	204	CLA	CBD-CGD-O2D-CED
87	M2	101	CLA	CBD-CGD-O2D-CED
87	O2	202	CLA	CBD-CGD-O2D-CED
87	O2	203	CLA	CBD-CGD-O2D-CED
87	R2	202	CLA	CBD-CGD-O2D-CED
87	B6	608	CLA	CBD-CGD-O2D-CED
87	B6	612	CLA	CBD-CGD-O2D-CED
87	C6	518	CLA	CBD-CGD-O2D-CED
87	H6	103	CLA	CBD-CGD-O2D-CED
87	a6	608	CLA	CBD-CGD-O2D-CED
87	c6	607	CLA	CBD-CGD-O2D-CED
87	c6	609	CLA	CBD-CGD-O2D-CED
87	c6	614	CLA	CBD-CGD-O2D-CED
87	d6	401	CLA	CBD-CGD-O2D-CED
87	bL	604	CLA	CBD-CGD-O2D-CED
87	bL	615	CLA	CBD-CGD-O2D-CED
87	cL	510	CLA	CBD-CGD-O2D-CED
87	dL	404	CLA	CBD-CGD-O2D-CED
87	1N	601	CLA	CBD-CGD-O2D-CED
87	1N	607	CLA	CBD-CGD-O2D-CED

Continued on next page...

Continued from previous page...

Mol	Chain	Res	Type	Atoms
87	1N	608	CLA	CBD-CGD-O2D-CED
87	2N	301	CLA	CBD-CGD-O2D-CED
87	2N	305	CLA	CBD-CGD-O2D-CED
87	2N	309	CLA	CBD-CGD-O2D-CED
87	3N	303	CLA	CBD-CGD-O2D-CED
87	3N	304	CLA	CBD-CGD-O2D-CED
87	3N	305	CLA	CBD-CGD-O2D-CED
87	3N	312	CLA	CBD-CGD-O2D-CED
87	4N	602	CLA	CBD-CGD-O2D-CED
87	4N	608	CLA	CBD-CGD-O2D-CED
87	5N	601	CLA	CBD-CGD-O2D-CED
87	5N	603	CLA	CBD-CGD-O2D-CED
87	5N	604	CLA	CBD-CGD-O2D-CED
87	5N	606	CLA	CBD-CGD-O2D-CED
87	5N	611	CLA	CBD-CGD-O2D-CED
87	6N	601	CLA	CBD-CGD-O2D-CED
87	6N	611	CLA	CBD-CGD-O2D-CED
87	6N	612	CLA	CBD-CGD-O2D-CED
87	7N	601	CLA	CBD-CGD-O2D-CED
87	7N	603	CLA	CBD-CGD-O2D-CED
87	7N	604	CLA	CBD-CGD-O2D-CED
87	8N	302	CLA	CBD-CGD-O2D-CED
87	8N	304	CLA	CBD-CGD-O2D-CED
87	8N	307	CLA	CBD-CGD-O2D-CED
87	8N	308	CLA	CBD-CGD-O2D-CED
87	AN	840	CLA	O1A-CGA-O2A-C1
87	LN	202	CLA	O1A-CGA-O2A-C1
87	32	309	CLA	O1A-CGA-O2A-C1
87	A2	840	CLA	O1A-CGA-O2A-C1
87	L2	202	CLA	O1A-CGA-O2A-C1
87	3N	309	CLA	O1A-CGA-O2A-C1
92	dL	407	LMG	O10-C28-O8-C9
100	JN	104	3XQ	O19-C1-O20-C21
100	J2	104	3XQ	O19-C1-O20-C21
87	BL	623	CLA	O1D-CGD-O2D-CED
87	AN	801	CLA	O1D-CGD-O2D-CED
87	22	611	CLA	O1D-CGD-O2D-CED
87	32	310	CLA	O1D-CGD-O2D-CED
87	62	305	CLA	O1D-CGD-O2D-CED
87	72	609	CLA	O1D-CGD-O2D-CED
87	82	303	CLA	O1D-CGD-O2D-CED
87	A2	802	CLA	O1D-CGD-O2D-CED

Continued on next page...

Continued from previous page...

Mol	Chain	Res	Type	Atoms
87	B6	615	CLA	O1D-CGD-O2D-CED
87	H6	103	CLA	O1D-CGD-O2D-CED
87	2N	311	CLA	O1D-CGD-O2D-CED
87	3N	310	CLA	O1D-CGD-O2D-CED
87	6N	604	CLA	O1D-CGD-O2D-CED
87	7N	609	CLA	O1D-CGD-O2D-CED
87	8N	304	CLA	O1D-CGD-O2D-CED
92	D6	409	LMG	C8-C9-O8-C28
87	BL	622	CLA	O1D-CGD-O2D-CED
87	AN	841	CLA	O1D-CGD-O2D-CED
87	BN	814	CLA	O1D-CGD-O2D-CED
87	ON	202	CLA	O1D-CGD-O2D-CED
87	42	604	CLA	O1D-CGD-O2D-CED
87	42	608	CLA	O1D-CGD-O2D-CED
87	52	603	CLA	O1D-CGD-O2D-CED
87	52	608	CLA	O1D-CGD-O2D-CED
87	62	310	CLA	O1D-CGD-O2D-CED
87	72	603	CLA	O1D-CGD-O2D-CED
87	A2	841	CLA	O1D-CGD-O2D-CED
87	B2	813	CLA	O1D-CGD-O2D-CED
87	O2	202	CLA	O1D-CGD-O2D-CED
87	c6	609	CLA	O1D-CGD-O2D-CED
87	bL	604	CLA	O1D-CGD-O2D-CED
87	4N	604	CLA	O1D-CGD-O2D-CED
87	4N	608	CLA	O1D-CGD-O2D-CED
87	5N	603	CLA	O1D-CGD-O2D-CED
87	5N	608	CLA	O1D-CGD-O2D-CED
87	6N	609	CLA	O1D-CGD-O2D-CED
87	7N	603	CLA	O1D-CGD-O2D-CED
87	32	309	CLA	CBA-CGA-O2A-C1
87	3N	309	CLA	CBA-CGA-O2A-C1
92	DL	402	LMG	C29-C28-O8-C9
100	JN	104	3XQ	C2-C1-O20-C21
100	J2	104	3XQ	C2-C1-O20-C21
87	CL	514	CLA	CBD-CGD-O2D-CED
87	DL	403	CLA	CBD-CGD-O2D-CED
87	HL	101	CLA	CBD-CGD-O2D-CED
87	AN	805	CLA	CBD-CGD-O2D-CED
87	AN	822	CLA	CBD-CGD-O2D-CED
87	AN	832	CLA	CBD-CGD-O2D-CED
87	AN	852	CLA	CBD-CGD-O2D-CED
87	BN	802	CLA	CBD-CGD-O2D-CED

Continued on next page...

Continued from previous page...

Mol	Chain	Res	Type	Atoms
87	BN	827	CLA	CBD-CGD-O2D-CED
87	BN	832	CLA	CBD-CGD-O2D-CED
87	IN	103	CLA	CBD-CGD-O2D-CED
87	KN	102	CLA	CBD-CGD-O2D-CED
87	KN	103	CLA	CBD-CGD-O2D-CED
87	LN	203	CLA	CBD-CGD-O2D-CED
87	22	602	CLA	CBD-CGD-O2D-CED
87	22	606	CLA	CBD-CGD-O2D-CED
87	42	603	CLA	CBD-CGD-O2D-CED
87	62	307	CLA	CBD-CGD-O2D-CED
87	72	608	CLA	CBD-CGD-O2D-CED
87	82	302	CLA	CBD-CGD-O2D-CED
87	A2	805	CLA	CBD-CGD-O2D-CED
87	A2	822	CLA	CBD-CGD-O2D-CED
87	A2	832	CLA	CBD-CGD-O2D-CED
87	A2	852	CLA	CBD-CGD-O2D-CED
87	B2	801	CLA	CBD-CGD-O2D-CED
87	B2	827	CLA	CBD-CGD-O2D-CED
87	B2	832	CLA	CBD-CGD-O2D-CED
87	I2	103	CLA	CBD-CGD-O2D-CED
87	K2	103	CLA	CBD-CGD-O2D-CED
87	K2	104	CLA	CBD-CGD-O2D-CED
87	L2	203	CLA	CBD-CGD-O2D-CED
87	O2	201	CLA	CBD-CGD-O2D-CED
87	B6	610	CLA	CBD-CGD-O2D-CED
87	C6	517	CLA	CBD-CGD-O2D-CED
87	b6	605	CLA	CBD-CGD-O2D-CED
87	b6	612	CLA	CBD-CGD-O2D-CED
87	c6	606	CLA	CBD-CGD-O2D-CED
87	bL	605	CLA	CBD-CGD-O2D-CED
87	bL	617	CLA	CBD-CGD-O2D-CED
87	cL	506	CLA	CBD-CGD-O2D-CED
87	2N	303	CLA	CBD-CGD-O2D-CED
87	2N	306	CLA	CBD-CGD-O2D-CED
87	4N	603	CLA	CBD-CGD-O2D-CED
87	6N	606	CLA	CBD-CGD-O2D-CED
87	7N	608	CLA	CBD-CGD-O2D-CED
87	8N	303	CLA	CBD-CGD-O2D-CED
87	CL	507	CLA	O1A-CGA-O2A-C1
87	CL	511	CLA	O1A-CGA-O2A-C1
87	AN	803	CLA	O1A-CGA-O2A-C1
87	AN	814	CLA	O1A-CGA-O2A-C1

Continued on next page...

Continued from previous page...

Mol	Chain	Res	Type	Atoms
87	BN	818	CLA	O1A-CGA-O2A-C1
87	BN	836	CLA	O1A-CGA-O2A-C1
87	32	304	CLA	O1A-CGA-O2A-C1
87	82	302	CLA	O1A-CGA-O2A-C1
87	A2	803	CLA	O1A-CGA-O2A-C1
87	A2	814	CLA	O1A-CGA-O2A-C1
87	B2	817	CLA	O1A-CGA-O2A-C1
87	B2	836	CLA	O1A-CGA-O2A-C1
87	bL	620	CLA	O1A-CGA-O2A-C1
87	cL	509	CLA	O1A-CGA-O2A-C1
87	cL	513	CLA	O1A-CGA-O2A-C1
87	3N	305	CLA	O1A-CGA-O2A-C1
87	8N	303	CLA	O1A-CGA-O2A-C1
92	DL	402	LMG	O10-C28-O8-C9
92	bL	610	LMG	O10-C28-O8-C9
87	82	306	CLA	O1A-CGA-O2A-C1
87	8N	301	CLA	O1A-CGA-O2A-C1
87	AN	814	CLA	O1D-CGD-O2D-CED
87	JN	101	CLA	O1D-CGD-O2D-CED
87	RN	203	CLA	O1D-CGD-O2D-CED
87	42	601	CLA	O1D-CGD-O2D-CED
87	42	606	CLA	O1D-CGD-O2D-CED
87	62	304	CLA	O1D-CGD-O2D-CED
87	A2	814	CLA	O1D-CGD-O2D-CED
87	J2	101	CLA	O1D-CGD-O2D-CED
87	R2	203	CLA	O1D-CGD-O2D-CED
87	a6	607	CLA	O1D-CGD-O2D-CED
87	4N	601	CLA	O1D-CGD-O2D-CED
87	4N	606	CLA	O1D-CGD-O2D-CED
87	6N	603	CLA	O1D-CGD-O2D-CED
84	r3	1001	CYC	C2B-C3B-CAB-CBB
87	82	308	CLA	C2C-C3C-CAC-CBC
87	8N	308	CLA	C2C-C3C-CAC-CBC
87	AN	812	CLA	O1D-CGD-O2D-CED
87	AN	830	CLA	O1D-CGD-O2D-CED
87	BN	835	CLA	O1D-CGD-O2D-CED
87	12	605	CLA	O1D-CGD-O2D-CED
87	32	309	CLA	O1D-CGD-O2D-CED
87	32	313	CLA	O1D-CGD-O2D-CED
87	72	607	CLA	O1D-CGD-O2D-CED
87	A2	812	CLA	O1D-CGD-O2D-CED
87	A2	830	CLA	O1D-CGD-O2D-CED

Continued on next page...

Continued from previous page...

Mol	Chain	Res	Type	Atoms
87	B2	835	CLA	O1D-CGD-O2D-CED
87	bL	613	CLA	O1D-CGD-O2D-CED
87	bL	620	CLA	O1D-CGD-O2D-CED
87	1N	605	CLA	O1D-CGD-O2D-CED
87	3N	309	CLA	O1D-CGD-O2D-CED
87	3N	313	CLA	O1D-CGD-O2D-CED
87	82	308	CLA	C4C-C3C-CAC-CBC
87	8N	308	CLA	C4C-C3C-CAC-CBC
87	BL	605	CLA	CBD-CGD-O2D-CED
87	AN	806	CLA	CBD-CGD-O2D-CED
87	AN	835	CLA	CBD-CGD-O2D-CED
87	BN	826	CLA	CBD-CGD-O2D-CED
87	BN	829	CLA	CBD-CGD-O2D-CED
87	FN	203	CLA	CBD-CGD-O2D-CED
87	LN	202	CLA	CBD-CGD-O2D-CED
87	ON	201	CLA	CBD-CGD-O2D-CED
87	22	601	CLA	CBD-CGD-O2D-CED
87	82	306	CLA	CBD-CGD-O2D-CED
87	A2	806	CLA	CBD-CGD-O2D-CED
87	A2	835	CLA	CBD-CGD-O2D-CED
87	B2	826	CLA	CBD-CGD-O2D-CED
87	B2	829	CLA	CBD-CGD-O2D-CED
87	F2	201	CLA	CBD-CGD-O2D-CED
87	L2	202	CLA	CBD-CGD-O2D-CED
87	b6	618	CLA	CBD-CGD-O2D-CED
87	dL	402	CLA	CBD-CGD-O2D-CED
87	2N	302	CLA	CBD-CGD-O2D-CED
87	8N	301	CLA	CBD-CGD-O2D-CED
87	b6	613	CLA	C8-C10-C11-C12
87	22	603	CLA	O1D-CGD-O2D-CED
87	52	606	CLA	O1D-CGD-O2D-CED
87	62	302	CLA	O1D-CGD-O2D-CED
87	2N	304	CLA	O1D-CGD-O2D-CED
87	5N	606	CLA	O1D-CGD-O2D-CED
87	6N	601	CLA	O1D-CGD-O2D-CED
87	7N	607	CLA	O1D-CGD-O2D-CED
88	I6	101	LHG	O9-C7-O7-C5
88	c6	619	LHG	O9-C7-O7-C5
92	BL	611	LMG	O9-C10-O7-C8
92	JL	102	LMG	O9-C10-O7-C8
92	XL	601	LMG	O9-C10-O7-C8
92	B6	619	LMG	O9-C10-O7-C8

Continued on next page...

Continued from previous page...

Mol	Chain	Res	Type	Atoms
92	J6	102	LMG	O9-C10-O7-C8
92	b6	623	LMG	O9-C10-O7-C8
92	j6	101	LMG	O9-C10-O7-C8
92	bL	609	LMG	O9-C10-O7-C8
92	bL	611	LMG	O9-C10-O7-C8
92	bL	623	LMG	O9-C10-O7-C8
92	qL	301	LMG	O9-C10-O7-C8
95	C6	504	DGD	O1B-C1B-O2G-C2G
95	b6	622	DGD	O1B-C1B-O2G-C2G
95	h6	101	DGD	O1B-C1B-O2G-C2G
95	hL	101	DGD	O1B-C1B-O2G-C2G
83	yF	302	PUB	C2D-C3D-CAD-CBD
83	yK	302	PUB	C2D-C3D-CAD-CBD
87	42	607	CLA	O1D-CGD-O2D-CED
87	4N	607	CLA	O1D-CGD-O2D-CED
87	BL	621	CLA	C3-C5-C6-C7
87	CL	504	CLA	C3-C5-C6-C7
87	CL	507	CLA	C3-C5-C6-C7
87	CL	511	CLA	C3-C5-C6-C7
87	AN	811	CLA	C3-C5-C6-C7
87	AN	825	CLA	C3-C5-C6-C7
87	AN	834	CLA	C3-C5-C6-C7
87	AN	839	CLA	C3-C5-C6-C7
87	AN	841	CLA	C3-C5-C6-C7
87	BN	802	CLA	C3-C5-C6-C7
87	BN	809	CLA	C3-C5-C6-C7
87	BN	816	CLA	C3-C5-C6-C7
87	BN	827	CLA	C3-C5-C6-C7
87	BN	831	CLA	C3-C5-C6-C7
87	IN	103	CLA	C3-C5-C6-C7
87	52	602	CLA	C3-C5-C6-C7
87	A2	811	CLA	C3-C5-C6-C7
87	A2	825	CLA	C3-C5-C6-C7
87	A2	834	CLA	C3-C5-C6-C7
87	A2	839	CLA	C3-C5-C6-C7
87	A2	841	CLA	C3-C5-C6-C7
87	B2	801	CLA	C3-C5-C6-C7
87	B2	808	CLA	C3-C5-C6-C7
87	B2	815	CLA	C3-C5-C6-C7
87	B2	827	CLA	C3-C5-C6-C7
87	B2	831	CLA	C3-C5-C6-C7
87	I2	103	CLA	C3-C5-C6-C7

Continued on next page...

Continued from previous page...

Mol	Chain	Res	Type	Atoms
87	C6	516	CLA	C3-C5-C6-C7
87	C6	519	CLA	C3-C5-C6-C7
87	c6	606	CLA	C3-C5-C6-C7
87	c6	607	CLA	C3-C5-C6-C7
87	bL	607	CLA	C3-C5-C6-C7
87	bL	620	CLA	C3-C5-C6-C7
87	cL	509	CLA	C3-C5-C6-C7
87	dL	404	CLA	C3-C5-C6-C7
87	5N	602	CLA	C3-C5-C6-C7
91	dL	403	PHO	C3-C5-C6-C7
87	BL	601	CLA	CBA-CGA-O2A-C1
87	AN	803	CLA	CBA-CGA-O2A-C1
87	AN	805	CLA	CBA-CGA-O2A-C1
87	AN	814	CLA	CBA-CGA-O2A-C1
87	AN	829	CLA	CBA-CGA-O2A-C1
87	AN	840	CLA	CBA-CGA-O2A-C1
87	BN	834	CLA	CBA-CGA-O2A-C1
87	BN	836	CLA	CBA-CGA-O2A-C1
87	LN	202	CLA	CBA-CGA-O2A-C1
87	32	304	CLA	CBA-CGA-O2A-C1
87	A2	803	CLA	CBA-CGA-O2A-C1
87	A2	805	CLA	CBA-CGA-O2A-C1
87	A2	814	CLA	CBA-CGA-O2A-C1
87	A2	829	CLA	CBA-CGA-O2A-C1
87	A2	840	CLA	CBA-CGA-O2A-C1
87	B2	834	CLA	CBA-CGA-O2A-C1
87	B2	836	CLA	CBA-CGA-O2A-C1
87	L2	202	CLA	CBA-CGA-O2A-C1
87	B6	609	CLA	CBA-CGA-O2A-C1
87	bL	616	CLA	CBA-CGA-O2A-C1
87	bL	620	CLA	CBA-CGA-O2A-C1
87	3N	305	CLA	CBA-CGA-O2A-C1
92	b6	624	LMG	C29-C28-O8-C9
92	bL	610	LMG	C29-C28-O8-C9
92	dL	407	LMG	C29-C28-O8-C9
95	L6	102	DGD	C2A-C1A-O1G-C1G
95	c6	618	DGD	O6E-C5E-C6E-O5E
92	B6	622	LMG	C11-C10-O7-C8
92	qL	301	LMG	C11-C10-O7-C8
87	HL	102	CLA	O1D-CGD-O2D-CED
87	AN	834	CLA	O1D-CGD-O2D-CED
87	A2	834	CLA	O1D-CGD-O2D-CED

Continued on next page...

Continued from previous page...

Mol	Chain	Res	Type	Atoms
87	c6	614	CLA	O1D-CGD-O2D-CED
87	AL	405	CLA	CBD-CGD-O2D-CED
87	B6	607	CLA	CBD-CGD-O2D-CED
84	EE	1001	CYC	C2B-C3B-CAB-CBB
84	EG	1001	CYC	C2B-C3B-CAB-CBB
87	AN	811	CLA	O1D-CGD-O2D-CED
82	HM	202	PEB	C2B-C3B-CAB-CBB
82	k4	202	PEB	C2B-C3B-CAB-CBB
82	kO	203	PEB	C2B-C3B-CAB-CBB
83	Z9	305	PUB	C3C-C2C-CAC-CBC
87	RN	203	CLA	CBA-CGA-O2A-C1
87	R2	203	CLA	CBA-CGA-O2A-C1
87	BL	620	CLA	C4-C3-C5-C6
87	AN	819	CLA	C4-C3-C5-C6
87	BN	825	CLA	C4-C3-C5-C6
87	A2	819	CLA	C4-C3-C5-C6
87	B2	824	CLA	C4-C3-C5-C6
87	b6	608	CLA	C4-C3-C5-C6
87	b6	609	CLA	C4-C3-C5-C6
87	c6	606	CLA	C4-C3-C5-C6
94	DL	401	PL9	C20-C19-C21-C22
94	d6	408	PL9	C30-C29-C31-C32
92	b6	619	LMG	C4-C5-C6-O5
87	AN	831	CLA	C2-C3-C5-C6
87	A2	831	CLA	C2-C3-C5-C6
87	bL	607	CLA	C2-C3-C5-C6
94	D6	408	PL9	C18-C19-C21-C22
87	BL	619	CLA	CBD-CGD-O2D-CED
87	BN	817	CLA	CBD-CGD-O2D-CED
87	RN	201	CLA	CBD-CGD-O2D-CED
87	R2	201	CLA	CBD-CGD-O2D-CED
87	C6	514	CLA	CBD-CGD-O2D-CED
87	BL	609	CLA	C2A-CAA-CBA-CGA
87	CL	505	CLA	C2A-CAA-CBA-CGA
87	CL	514	CLA	C2A-CAA-CBA-CGA
87	AN	807	CLA	C2A-CAA-CBA-CGA
87	AN	815	CLA	C2A-CAA-CBA-CGA
87	AN	818	CLA	C2A-CAA-CBA-CGA
87	AN	825	CLA	C2A-CAA-CBA-CGA
87	AN	829	CLA	C2A-CAA-CBA-CGA
87	BN	806	CLA	C2A-CAA-CBA-CGA
87	BN	814	CLA	C2A-CAA-CBA-CGA

Continued on next page...

Continued from previous page...

Mol	Chain	Res	Type	Atoms
87	FN	205	CLA	C2A-CAA-CBA-CGA
87	LN	202	CLA	C2A-CAA-CBA-CGA
87	ON	203	CLA	C2A-CAA-CBA-CGA
87	RN	201	CLA	C2A-CAA-CBA-CGA
87	RN	203	CLA	C2A-CAA-CBA-CGA
87	22	601	CLA	C2A-CAA-CBA-CGA
87	32	304	CLA	C2A-CAA-CBA-CGA
87	42	601	CLA	C2A-CAA-CBA-CGA
87	42	605	CLA	C2A-CAA-CBA-CGA
87	62	306	CLA	C2A-CAA-CBA-CGA
87	62	309	CLA	C2A-CAA-CBA-CGA
87	A2	807	CLA	C2A-CAA-CBA-CGA
87	A2	815	CLA	C2A-CAA-CBA-CGA
87	A2	818	CLA	C2A-CAA-CBA-CGA
87	A2	825	CLA	C2A-CAA-CBA-CGA
87	A2	829	CLA	C2A-CAA-CBA-CGA
87	B2	805	CLA	C2A-CAA-CBA-CGA
87	B2	813	CLA	C2A-CAA-CBA-CGA
87	F2	205	CLA	C2A-CAA-CBA-CGA
87	L2	202	CLA	C2A-CAA-CBA-CGA
87	O2	203	CLA	C2A-CAA-CBA-CGA
87	R2	201	CLA	C2A-CAA-CBA-CGA
87	R2	203	CLA	C2A-CAA-CBA-CGA
87	A6	402	CLA	C2A-CAA-CBA-CGA
87	B6	604	CLA	C2A-CAA-CBA-CGA
87	b6	605	CLA	C2A-CAA-CBA-CGA
87	c6	615	CLA	C2A-CAA-CBA-CGA
87	bL	622	CLA	C2A-CAA-CBA-CGA
87	cL	511	CLA	C2A-CAA-CBA-CGA
87	cL	516	CLA	C2A-CAA-CBA-CGA
87	2N	302	CLA	C2A-CAA-CBA-CGA
87	3N	305	CLA	C2A-CAA-CBA-CGA
87	4N	601	CLA	C2A-CAA-CBA-CGA
87	4N	605	CLA	C2A-CAA-CBA-CGA
87	6N	605	CLA	C2A-CAA-CBA-CGA
87	6N	608	CLA	C2A-CAA-CBA-CGA
87	CL	509	CLA	O1D-CGD-O2D-CED
87	AN	833	CLA	O1D-CGD-O2D-CED
87	62	313	CLA	O1D-CGD-O2D-CED
87	82	301	CLA	O1D-CGD-O2D-CED
87	A2	811	CLA	O1D-CGD-O2D-CED
87	A2	833	CLA	O1D-CGD-O2D-CED

Continued on next page...

Continued from previous page...

Mol	Chain	Res	Type	Atoms
87	6N	612	CLA	O1D-CGD-O2D-CED
87	8N	302	CLA	O1D-CGD-O2D-CED
87	BN	806	CLA	C3-C5-C6-C7
87	BN	822	CLA	C3-C5-C6-C7
87	72	602	CLA	C3-C5-C6-C7
87	B2	805	CLA	C3-C5-C6-C7
87	B2	821	CLA	C3-C5-C6-C7
87	B6	608	CLA	C3-C5-C6-C7
87	a6	607	CLA	C3-C5-C6-C7
87	c6	604	CLA	C3-C5-C6-C7
87	cL	513	CLA	C3-C5-C6-C7
87	7N	602	CLA	C3-C5-C6-C7
91	DL	405	PHO	C3-C5-C6-C7
87	BL	623	CLA	CBA-CGA-O2A-C1
87	CL	507	CLA	CBA-CGA-O2A-C1
87	CL	511	CLA	CBA-CGA-O2A-C1
87	DL	406	CLA	CBA-CGA-O2A-C1
87	AN	806	CLA	CBA-CGA-O2A-C1
87	AN	811	CLA	CBA-CGA-O2A-C1
87	AN	812	CLA	CBA-CGA-O2A-C1
87	AN	819	CLA	CBA-CGA-O2A-C1
87	AN	838	CLA	CBA-CGA-O2A-C1
87	BN	818	CLA	CBA-CGA-O2A-C1
87	BN	822	CLA	CBA-CGA-O2A-C1
87	KN	105	CLA	CBA-CGA-O2A-C1
87	82	302	CLA	CBA-CGA-O2A-C1
87	A2	806	CLA	CBA-CGA-O2A-C1
87	A2	811	CLA	CBA-CGA-O2A-C1
87	A2	812	CLA	CBA-CGA-O2A-C1
87	A2	819	CLA	CBA-CGA-O2A-C1
87	A2	838	CLA	CBA-CGA-O2A-C1
87	B2	817	CLA	CBA-CGA-O2A-C1
87	B2	821	CLA	CBA-CGA-O2A-C1
87	K2	106	CLA	CBA-CGA-O2A-C1
87	B6	608	CLA	CBA-CGA-O2A-C1
87	cL	509	CLA	CBA-CGA-O2A-C1
87	cL	513	CLA	CBA-CGA-O2A-C1
87	8N	303	CLA	CBA-CGA-O2A-C1
91	AL	410	PHO	CBA-CGA-O2A-C1
92	bL	609	LMG	C29-C28-O8-C9
95	b6	621	DGD	C2A-C1A-O1G-C1G
95	lL	101	DGD	C2A-C1A-O1G-C1G

Continued on next page...

Continued from previous page...

Mol	Chain	Res	Type	Atoms
95	C6	521	DGD	C4E-C5E-C6E-O5E
84	BE	1001	CYC	C2B-C3B-CAB-CBB
84	BG	1001	CYC	C2B-C3B-CAB-CBB
82	HA	203	PEB	C4B-C3B-CAB-CBB
82	GE	1002	PEB	C4B-C3B-CAB-CBB
82	GG	1002	PEB	C4B-C3B-CAB-CBB
82	HM	202	PEB	C4B-C3B-CAB-CBB
82	g4	203	PEB	C4B-C3B-CAB-CBB
82	H7	203	PEB	C4B-C3B-CAB-CBB
82	gO	203	PEB	C4B-C3B-CAB-CBB
83	Z9	305	PUB	C1C-C2C-CAC-CBC
87	CL	518	CLA	O1D-CGD-O2D-CED
87	BN	807	CLA	O1D-CGD-O2D-CED
87	BN	824	CLA	O1D-CGD-O2D-CED
87	KN	105	CLA	O1D-CGD-O2D-CED
87	82	307	CLA	O1D-CGD-O2D-CED
87	B2	806	CLA	O1D-CGD-O2D-CED
87	B2	823	CLA	O1D-CGD-O2D-CED
87	K2	106	CLA	O1D-CGD-O2D-CED
87	8N	307	CLA	O1D-CGD-O2D-CED
95	a6	602	DGD	C4D-C5D-C6D-O5D
87	AN	802	CLA	CBD-CGD-O2D-CED
87	62	303	CLA	CBD-CGD-O2D-CED
87	A2	801	CLA	CBD-CGD-O2D-CED
87	B2	816	CLA	CBD-CGD-O2D-CED
87	c6	615	CLA	CBD-CGD-O2D-CED
87	nL	101	CLA	CBD-CGD-O2D-CED
87	6N	602	CLA	CBD-CGD-O2D-CED
87	6N	608	CLA	CBD-CGD-O2D-CED
87	CL	508	CLA	O1D-CGD-O2D-CED
87	DL	406	CLA	O1D-CGD-O2D-CED
87	BN	806	CLA	O1D-CGD-O2D-CED
87	12	607	CLA	O1D-CGD-O2D-CED
87	32	312	CLA	O1D-CGD-O2D-CED
87	B2	805	CLA	O1D-CGD-O2D-CED
87	B6	612	CLA	O1D-CGD-O2D-CED
87	cL	510	CLA	O1D-CGD-O2D-CED
87	1N	607	CLA	O1D-CGD-O2D-CED
87	3N	312	CLA	O1D-CGD-O2D-CED
92	CL	519	LMG	O6-C5-C6-O5
92	CL	519	LMG	O9-C10-O7-C8
95	L6	102	DGD	C4E-C5E-C6E-O5E

Continued on next page...

Continued from previous page...

Mol	Chain	Res	Type	Atoms
87	BL	601	CLA	O1A-CGA-O2A-C1
87	BL	623	CLA	O1A-CGA-O2A-C1
87	DL	406	CLA	O1A-CGA-O2A-C1
87	AN	812	CLA	O1A-CGA-O2A-C1
87	AN	819	CLA	O1A-CGA-O2A-C1
87	AN	821	CLA	O1A-CGA-O2A-C1
87	AN	823	CLA	O1A-CGA-O2A-C1
87	AN	829	CLA	O1A-CGA-O2A-C1
87	AN	838	CLA	O1A-CGA-O2A-C1
87	KN	105	CLA	O1A-CGA-O2A-C1
87	A2	812	CLA	O1A-CGA-O2A-C1
87	A2	819	CLA	O1A-CGA-O2A-C1
87	A2	821	CLA	O1A-CGA-O2A-C1
87	A2	823	CLA	O1A-CGA-O2A-C1
87	A2	829	CLA	O1A-CGA-O2A-C1
87	A2	838	CLA	O1A-CGA-O2A-C1
87	K2	106	CLA	O1A-CGA-O2A-C1
87	B6	609	CLA	O1A-CGA-O2A-C1
87	bL	616	CLA	O1A-CGA-O2A-C1
91	AL	410	PHO	O1A-CGA-O2A-C1
92	D6	409	LMG	O10-C28-O8-C9
92	d6	409	LMG	O10-C28-O8-C9
95	L6	102	DGD	O1A-C1A-O1G-C1G
95	lL	101	DGD	O1A-C1A-O1G-C1G
83	AH	304	PUB	C4A-C3A-CAA-CBA
83	A1	304	PUB	C4A-C3A-CAA-CBA
87	BL	602	CLA	O1D-CGD-O2D-CED
87	BN	801	CLA	O1D-CGD-O2D-CED
87	22	609	CLA	O1D-CGD-O2D-CED
87	B2	825	CLA	O1D-CGD-O2D-CED
87	B6	608	CLA	O1D-CGD-O2D-CED
87	a6	608	CLA	O1D-CGD-O2D-CED
87	bL	615	CLA	O1D-CGD-O2D-CED
87	2N	309	CLA	O1D-CGD-O2D-CED
92	DL	402	LMG	C8-C9-O8-C28
85	FL	101	BCR	C19-C20-C21-C22
85	KL	100	BCR	C13-C14-C15-C16
85	c6	602	BCR	C9-C10-C11-C12
85	kL	100	BCR	C13-C14-C15-C16
103	82	309	ZEX	C13-C14-C15-C35
103	8N	309	ZEX	C13-C14-C15-C35
87	CL	506	CLA	CBD-CGD-O2D-CED

Continued on next page...

Continued from previous page...

Mol	Chain	Res	Type	Atoms
87	AN	803	CLA	CBD-CGD-O2D-CED
87	AN	810	CLA	CBD-CGD-O2D-CED
87	AN	823	CLA	CBD-CGD-O2D-CED
87	AN	836	CLA	CBD-CGD-O2D-CED
87	AN	849	CLA	CBD-CGD-O2D-CED
87	BN	813	CLA	CBD-CGD-O2D-CED
87	BN	822	CLA	CBD-CGD-O2D-CED
87	BN	833	CLA	CBD-CGD-O2D-CED
87	LN	206	CLA	CBD-CGD-O2D-CED
87	12	602	CLA	CBD-CGD-O2D-CED
87	12	603	CLA	CBD-CGD-O2D-CED
87	52	610	CLA	CBD-CGD-O2D-CED
87	62	309	CLA	CBD-CGD-O2D-CED
87	A2	803	CLA	CBD-CGD-O2D-CED
87	A2	810	CLA	CBD-CGD-O2D-CED
87	A2	820	CLA	CBD-CGD-O2D-CED
87	A2	823	CLA	CBD-CGD-O2D-CED
87	A2	836	CLA	CBD-CGD-O2D-CED
87	A2	849	CLA	CBD-CGD-O2D-CED
87	B2	812	CLA	CBD-CGD-O2D-CED
87	B2	821	CLA	CBD-CGD-O2D-CED
87	B2	833	CLA	CBD-CGD-O2D-CED
87	L2	206	CLA	CBD-CGD-O2D-CED
87	d6	403	CLA	CBD-CGD-O2D-CED
87	d6	406	CLA	CBD-CGD-O2D-CED
87	bL	616	CLA	CBD-CGD-O2D-CED
87	cL	505	CLA	CBD-CGD-O2D-CED
87	cL	516	CLA	CBD-CGD-O2D-CED
87	dL	401	CLA	CBD-CGD-O2D-CED
87	dL	409	CLA	CBD-CGD-O2D-CED
87	1N	602	CLA	CBD-CGD-O2D-CED
87	1N	603	CLA	CBD-CGD-O2D-CED
87	5N	610	CLA	CBD-CGD-O2D-CED
87	AN	815	CLA	O1D-CGD-O2D-CED
87	52	604	CLA	O1D-CGD-O2D-CED
87	A2	815	CLA	O1D-CGD-O2D-CED
87	c6	607	CLA	O1D-CGD-O2D-CED
87	dL	404	CLA	O1D-CGD-O2D-CED
87	5N	604	CLA	O1D-CGD-O2D-CED
95	L6	102	DGD	O6D-C5D-C6D-O5D
95	a6	603	DGD	O6D-C5D-C6D-O5D
88	C6	505	LHG	O2-C2-C3-O3

Continued on next page...

Continued from previous page...

Mol	Chain	Res	Type	Atoms
88	D6	406	LHG	O2-C2-C3-O3
88	m6	102	LHG	O2-C2-C3-O3
88	dL	405	LHG	O2-C2-C3-O3
88	mL	102	LHG	O2-C2-C3-O3
87	AN	802	CLA	C3-C5-C6-C7
87	AN	808	CLA	C3-C5-C6-C7
87	AN	819	CLA	C3-C5-C6-C7
87	AN	851	CLA	C3-C5-C6-C7
87	BN	834	CLA	C3-C5-C6-C7
87	12	602	CLA	C3-C5-C6-C7
87	A2	801	CLA	C3-C5-C6-C7
87	A2	808	CLA	C3-C5-C6-C7
87	A2	819	CLA	C3-C5-C6-C7
87	A2	851	CLA	C3-C5-C6-C7
87	B2	834	CLA	C3-C5-C6-C7
87	C6	513	CLA	C3-C5-C6-C7
87	1N	602	CLA	C3-C5-C6-C7
87	AN	810	CLA	CBA-CGA-O2A-C1
87	AN	821	CLA	CBA-CGA-O2A-C1
87	AN	823	CLA	CBA-CGA-O2A-C1
87	LN	204	CLA	CBA-CGA-O2A-C1
87	A2	810	CLA	CBA-CGA-O2A-C1
87	A2	821	CLA	CBA-CGA-O2A-C1
87	A2	823	CLA	CBA-CGA-O2A-C1
87	L2	204	CLA	CBA-CGA-O2A-C1
87	b6	611	CLA	CBA-CGA-O2A-C1
87	c6	614	CLA	CBA-CGA-O2A-C1
87	c6	616	CLA	CBA-CGA-O2A-C1
87	dL	404	CLA	CBA-CGA-O2A-C1
88	I6	101	LHG	C24-C23-O8-C6
92	D6	409	LMG	C29-C28-O8-C9
92	d6	409	LMG	C29-C28-O8-C9
95	BL	613	DGD	C2A-C1A-O1G-C1G
87	AN	805	CLA	O1A-CGA-O2A-C1
87	AN	811	CLA	O1A-CGA-O2A-C1
87	BN	822	CLA	O1A-CGA-O2A-C1
87	BN	834	CLA	O1A-CGA-O2A-C1
87	A2	805	CLA	O1A-CGA-O2A-C1
87	A2	811	CLA	O1A-CGA-O2A-C1
87	B2	821	CLA	O1A-CGA-O2A-C1
87	B2	834	CLA	O1A-CGA-O2A-C1
87	c6	616	CLA	O1A-CGA-O2A-C1

Continued on next page...

Continued from previous page...

Mol	Chain	Res	Type	Atoms
87	bL	613	CLA	O1A-CGA-O2A-C1
92	b6	624	LMG	O10-C28-O8-C9
92	bL	609	LMG	O6-C5-C6-O5
87	22	605	CLA	O1D-CGD-O2D-CED
87	62	312	CLA	O1D-CGD-O2D-CED
87	2N	301	CLA	O1D-CGD-O2D-CED
87	6N	611	CLA	O1D-CGD-O2D-CED
88	CL	522	LHG	C8-C7-O7-C5
88	cL	501	LHG	C8-C7-O7-C5
92	CL	519	LMG	C11-C10-O7-C8
92	DL	402	LMG	C11-C10-O7-C8
92	b6	620	LMG	C11-C10-O7-C8
92	m6	103	LMG	C11-C10-O7-C8
84	FE	1001	CYC	C2B-C3B-CAB-CBB
84	CG	1001	CYC	C2B-C3B-CAB-CBB
87	BL	601	CLA	CBD-CGD-O2D-CED
87	CL	504	CLA	CBD-CGD-O2D-CED
87	AN	820	CLA	CBD-CGD-O2D-CED
87	BN	831	CLA	CBD-CGD-O2D-CED
87	22	610	CLA	CBD-CGD-O2D-CED
87	B2	831	CLA	CBD-CGD-O2D-CED
87	b6	610	CLA	CBD-CGD-O2D-CED
87	cL	517	CLA	CBD-CGD-O2D-CED
87	2N	310	CLA	CBD-CGD-O2D-CED
92	aL	611	LMG	O6-C5-C6-O5
95	cL	519	DGD	O6E-C5E-C6E-O5E
92	J6	102	LMG	C34-C35-C36-C37
92	b6	623	LMG	C29-C30-C31-C32
92	j6	101	LMG	C34-C35-C36-C37
87	RN	202	CLA	O1D-CGD-O2D-CED
87	R2	202	CLA	O1D-CGD-O2D-CED
87	d6	406	CLA	C2C-C3C-CAC-CBC
88	d6	407	LHG	C11-C12-C13-C14
92	yL	101	LMG	C35-C36-C37-C38
95	C6	502	DGD	C7B-C8B-C9B-CAB
95	C6	503	DGD	C2A-C3A-C4A-C5A
95	c6	601	DGD	C7B-C8B-C9B-CAB
95	CL	523	DGD	O6E-C5E-C6E-O5E
95	cL	520	DGD	O6E-C5E-C6E-O5E
87	AN	818	CLA	O1D-CGD-O2D-CED
87	52	611	CLA	O1D-CGD-O2D-CED
87	A2	818	CLA	O1D-CGD-O2D-CED

Continued on next page...

Continued from previous page...

Mol	Chain	Res	Type	Atoms
87	5N	611	CLA	O1D-CGD-O2D-CED
87	b6	609	CLA	CBD-CGD-O2D-CED
87	DL	403	CLA	C3-C5-C6-C7
87	AN	805	CLA	C3-C5-C6-C7
87	A2	805	CLA	C3-C5-C6-C7
87	b6	604	CLA	C3-C5-C6-C7
87	bL	613	CLA	CBA-CGA-O2A-C1
82	B5	201	PEB	C2B-C3B-CAB-CBB
84	NO	1001	CYC	C3A-C2A-CAA-CBA
87	BN	808	CLA	O1D-CGD-O2D-CED
87	B2	807	CLA	O1D-CGD-O2D-CED
95	AL	414	DGD	O6E-C5E-C6E-O5E
95	CL	520	DGD	O6E-C5E-C6E-O5E
92	J6	102	LMG	C4-C5-C6-O5
92	j6	101	LMG	C4-C5-C6-O5
95	c6	618	DGD	C4E-C5E-C6E-O5E
84	W3	1001	CYC	C2B-C3B-CAB-CBB
84	y3	1001	CYC	C2B-C3B-CAB-CBB
95	C6	502	DGD	CCA-CDA-CEA-CFA
95	c6	601	DGD	CCA-CDA-CEA-CFA
87	B6	608	CLA	O1A-CGA-O2A-C1
87	b6	611	CLA	O1A-CGA-O2A-C1
92	bL	609	LMG	O10-C28-O8-C9
95	b6	621	DGD	O1A-C1A-O1G-C1G
82	EA	201	PEB	C3B-CAB-CBB-CGB
82	OA	201	PEB	C3B-CAB-CBB-CGB
82	YA	301	PEB	C3B-CAB-CBB-CGB
82	KB	303	PEB	C3B-CAB-CBB-CGB
82	AD	304	PEB	C3B-CAB-CBB-CGB
82	HD	202	PEB	C3B-CAB-CBB-CGB
82	MD	202	PEB	C3B-CAB-CBB-CGB
82	ND	202	PEB	C3B-CAB-CBB-CGB
82	OE	202	PEB	C3B-CAB-CBB-CGB
82	PE	202	PEB	C3B-CAB-CBB-CGB
82	QE	203	PEB	C3B-CAB-CBB-CGB
82	WE	203	PEB	C3B-CAB-CBB-CGB
82	DF	203	PEB	C3B-CAB-CBB-CGB
82	GF	202	PEB	C3B-CAB-CBB-CGB
82	IF	201	PEB	C3B-CAB-CBB-CGB
82	KF	203	PEB	C3B-CAB-CBB-CGB
82	OF	201	PEB	C3B-CAB-CBB-CGB
82	PF	201	PEB	C3B-CAB-CBB-CGB

Continued on next page...

Continued from previous page...

Mol	Chain	Res	Type	Atoms
82	ZF	201	PEB	C3B-CAB-CBB-CGB
82	OG	202	PEB	C3B-CAB-CBB-CGB
82	PG	202	PEB	C3B-CAB-CBB-CGB
82	QG	203	PEB	C3B-CAB-CBB-CGB
82	WG	203	PEB	C3B-CAB-CBB-CGB
82	DH	1002	PEB	C3B-CAB-CBB-CGB
82	FH	1002	PEB	C3B-CAB-CBB-CGB
82	JH	1002	PEB	C3B-CAB-CBB-CGB
82	OH	202	PEB	C3B-CAB-CBB-CGB
82	QH	202	PEB	C3B-CAB-CBB-CGB
82	AJ	301	PEB	C3B-CAB-CBB-CGB
82	EJ	203	PEB	C3B-CAB-CBB-CGB
82	UJ	203	PEB	C3B-CAB-CBB-CGB
82	DK	203	PEB	C3B-CAB-CBB-CGB
82	GK	202	PEB	C3B-CAB-CBB-CGB
82	IK	201	PEB	C3B-CAB-CBB-CGB
82	KK	203	PEB	C3B-CAB-CBB-CGB
82	OK	201	PEB	C3B-CAB-CBB-CGB
82	PK	201	PEB	C3B-CAB-CBB-CGB
82	ZK	201	PEB	C3B-CAB-CBB-CGB
82	HM	202	PEB	C3B-CAB-CBB-CGB
82	SM	201	PEB	C3B-CAB-CBB-CGB
82	AO	305	PEB	C3B-CAB-CBB-CGB
82	HO	1002	PEB	C3B-CAB-CBB-CGB
82	JO	1002	PEB	C3B-CAB-CBB-CGB
82	RO	203	PEB	C3B-CAB-CBB-CGB
82	YO	203	PEB	C3B-CAB-CBB-CGB
82	AQ	304	PEB	C3B-CAB-CBB-CGB
82	HQ	202	PEB	C3B-CAB-CBB-CGB
82	MQ	202	PEB	C3B-CAB-CBB-CGB
82	NQ	202	PEB	C3B-CAB-CBB-CGB
82	O1	202	PEB	C3B-CAB-CBB-CGB
82	Q1	202	PEB	C3B-CAB-CBB-CGB
82	D1	1002	PEB	C3B-CAB-CBB-CGB
82	F1	1002	PEB	C3B-CAB-CBB-CGB
82	J1	1002	PEB	C3B-CAB-CBB-CGB
82	g1	201	PEB	C3B-CAB-CBB-CGB
82	h1	201	PEB	C3B-CAB-CBB-CGB
82	i1	202	PEB	C3B-CAB-CBB-CGB
82	l1	203	PEB	C3B-CAB-CBB-CGB
82	H4	1002	PEB	C3B-CAB-CBB-CGB
82	J4	1002	PEB	C3B-CAB-CBB-CGB

Continued on next page...

Continued from previous page...

Mol	Chain	Res	Type	Atoms
82	A4	305	PEB	C3B-CAB-CBB-CGB
82	R4	203	PEB	C3B-CAB-CBB-CGB
82	Y4	203	PEB	C3B-CAB-CBB-CGB
82	i4	203	PEB	C3B-CAB-CBB-CGB
82	L5	201	PEB	C3B-CAB-CBB-CGB
82	L5	203	PEB	C3B-CAB-CBB-CGB
82	M5	301	PEB	C3B-CAB-CBB-CGB
82	Q5	203	PEB	C3B-CAB-CBB-CGB
82	U5	203	PEB	C3B-CAB-CBB-CGB
82	Z5	301	PEB	C3B-CAB-CBB-CGB
82	E7	201	PEB	C3B-CAB-CBB-CGB
82	O7	201	PEB	C3B-CAB-CBB-CGB
82	Y7	301	PEB	C3B-CAB-CBB-CGB
82	18	202	PEB	C3B-CAB-CBB-CGB
82	s8	202	PEB	C3B-CAB-CBB-CGB
82	B9	201	PEB	C3B-CAB-CBB-CGB
82	D9	203	PEB	C3B-CAB-CBB-CGB
82	F9	203	PEB	C3B-CAB-CBB-CGB
82	H9	202	PEB	C3B-CAB-CBB-CGB
82	J9	201	PEB	C3B-CAB-CBB-CGB
82	J9	203	PEB	C3B-CAB-CBB-CGB
82	L9	203	PEB	C3B-CAB-CBB-CGB
82	U9	203	PEB	C3B-CAB-CBB-CGB
82	W9	201	PEB	C3B-CAB-CBB-CGB
82	Y9	201	PEB	C3B-CAB-CBB-CGB
82	Y9	203	PEB	C3B-CAB-CBB-CGB
82	aB	202	PEB	C3B-CAB-CBB-CGB
82	1C	202	PEB	C3B-CAB-CBB-CGB
82	sC	202	PEB	C3B-CAB-CBB-CGB
82	fE	202	PEB	C3B-CAB-CBB-CGB
82	hE	202	PEB	C3B-CAB-CBB-CGB
82	lE	202	PEB	C3B-CAB-CBB-CGB
82	aF	201	PEB	C3B-CAB-CBB-CGB
82	dF	202	PEB	C3B-CAB-CBB-CGB
82	jF	201	PEB	C3B-CAB-CBB-CGB
82	lF	201	PEB	C3B-CAB-CBB-CGB
82	lF	203	PEB	C3B-CAB-CBB-CGB
82	qF	202	PEB	C3B-CAB-CBB-CGB
82	rF	202	PEB	C3B-CAB-CBB-CGB
82	wF	302	PEB	C3B-CAB-CBB-CGB
82	fG	202	PEB	C3B-CAB-CBB-CGB
82	hG	202	PEB	C3B-CAB-CBB-CGB

Continued on next page...

Continued from previous page...

Mol	Chain	Res	Type	Atoms
82	lG	202	PEB	C3B-CAB-CBB-CGB
82	gH	201	PEB	C3B-CAB-CBB-CGB
82	gH	203	PEB	C3B-CAB-CBB-CGB
82	iH	202	PEB	C3B-CAB-CBB-CGB
82	lH	202	PEB	C3B-CAB-CBB-CGB
82	aJ	201	PEB	C3B-CAB-CBB-CGB
82	aJ	202	PEB	C3B-CAB-CBB-CGB
82	lJ	203	PEB	C3B-CAB-CBB-CGB
82	aK	201	PEB	C3B-CAB-CBB-CGB
82	dK	202	PEB	C3B-CAB-CBB-CGB
82	jK	201	PEB	C3B-CAB-CBB-CGB
82	lK	201	PEB	C3B-CAB-CBB-CGB
82	lK	203	PEB	C3B-CAB-CBB-CGB
82	qK	202	PEB	C3B-CAB-CBB-CGB
82	rK	202	PEB	C3B-CAB-CBB-CGB
82	wK	302	PEB	C3B-CAB-CBB-CGB
82	dM	202	PEB	C3B-CAB-CBB-CGB
82	iO	203	PEB	C3B-CAB-CBB-CGB
83	AE	302	PUB	C2C-CAC-CBC-CGC
83	AG	302	PUB	C2C-CAC-CBC-CGC
83	AJ	304	PUB	C2C-CAC-CBC-CGC
83	AM	304	PUB	C2C-CAC-CBC-CGC
83	M5	302	PUB	C2C-CAC-CBC-CGC
83	Z5	302	PUB	C2C-CAC-CBC-CGC
83	Z9	305	PUB	C2C-CAC-CBC-CGC
84	LH	1002	CYC	C2A-CAA-CBA-CGA
84	L1	1001	CYC	C2A-CAA-CBA-CGA
84	L3	1001	CYC	NA-C4A-CHB-C1B
84	j3	1001	CYC	NA-C4A-CHB-C1B
84	o3	1001	CYC	NA-C4A-CHB-C1B
84	u3	1001	CYC	NA-C4A-CHB-C1B
92	b6	619	LMG	O6-C5-C6-O5
92	jL	101	LMG	O6-C5-C6-O5
95	C6	521	DGD	O6E-C5E-C6E-O5E
87	AN	805	CLA	C4-C3-C5-C6
87	BN	818	CLA	C4-C3-C5-C6
87	A2	805	CLA	C4-C3-C5-C6
87	B2	817	CLA	C4-C3-C5-C6
87	C6	515	CLA	C4-C3-C5-C6
87	b6	604	CLA	C4-C3-C5-C6
87	b6	617	CLA	C4-C3-C5-C6
87	c6	610	CLA	C4-C3-C5-C6

Continued on next page...

Continued from previous page...

Mol	Chain	Res	Type	Atoms
87	bL	606	CLA	C4-C3-C5-C6
94	d6	408	PL9	C20-C19-C21-C22
92	CL	519	LMG	C4-C5-C6-O5
87	BL	605	CLA	C2-C3-C5-C6
87	AN	805	CLA	C2-C3-C5-C6
87	BN	818	CLA	C2-C3-C5-C6
87	BN	825	CLA	C2-C3-C5-C6
87	A2	805	CLA	C2-C3-C5-C6
87	B2	817	CLA	C2-C3-C5-C6
87	B2	824	CLA	C2-C3-C5-C6
87	B6	612	CLA	C2-C3-C5-C6
87	C6	515	CLA	C2-C3-C5-C6
87	b6	604	CLA	C2-C3-C5-C6
87	b6	617	CLA	C2-C3-C5-C6
87	c6	610	CLA	C2-C3-C5-C6
87	bL	606	CLA	C2-C3-C5-C6
94	AL	413	PL9	C38-C39-C41-C42
94	d6	408	PL9	C18-C19-C21-C22
87	AN	821	CLA	CBD-CGD-O2D-CED
87	A2	821	CLA	CBD-CGD-O2D-CED
87	C6	512	CLA	CBD-CGD-O2D-CED
95	lL	101	DGD	O6D-C5D-C6D-O5D
87	BN	801	CLA	C2A-CAA-CBA-CGA
87	BN	817	CLA	C2A-CAA-CBA-CGA
87	22	602	CLA	C2A-CAA-CBA-CGA
87	32	302	CLA	C2A-CAA-CBA-CGA
87	42	608	CLA	C2A-CAA-CBA-CGA
87	B2	816	CLA	C2A-CAA-CBA-CGA
87	B2	825	CLA	C2A-CAA-CBA-CGA
87	a6	607	CLA	C2A-CAA-CBA-CGA
87	aL	605	CLA	C2A-CAA-CBA-CGA
87	cL	507	CLA	C2A-CAA-CBA-CGA
87	2N	303	CLA	C2A-CAA-CBA-CGA
87	3N	303	CLA	C2A-CAA-CBA-CGA
87	4N	608	CLA	C2A-CAA-CBA-CGA
82	VH	201	PEB	C2B-C1B-CHA-C4A
82	BI	202	PEB	C2B-C1B-CHA-C4A
82	V1	201	PEB	C2B-C1B-CHA-C4A
82	c1	202	PEB	C2B-C1B-CHA-C4A
82	gF	201	PEB	C2B-C1B-CHA-C4A
82	jF	201	PEB	C2B-C1B-CHA-C4A
82	cH	202	PEB	C2B-C1B-CHA-C4A

Continued on next page...

Continued from previous page...

Mol	Chain	Res	Type	Atoms
82	gK	201	PEB	C2B-C1B-CHA-C4A
82	jK	201	PEB	C2B-C1B-CHA-C4A
87	AN	809	CLA	O1D-CGD-O2D-CED
87	BN	811	CLA	O1D-CGD-O2D-CED
87	32	302	CLA	O1D-CGD-O2D-CED
87	A2	809	CLA	O1D-CGD-O2D-CED
87	B2	810	CLA	O1D-CGD-O2D-CED
87	3N	303	CLA	O1D-CGD-O2D-CED
95	lL	101	DGD	C4D-C5D-C6D-O5D
84	E4	1001	CYC	C2B-C3B-CAB-CBB
92	JL	103	LMG	O6-C5-C6-O5
92	J6	102	LMG	O6-C5-C6-O5
92	j6	101	LMG	O6-C5-C6-O5
95	L6	102	DGD	O6E-C5E-C6E-O5E
95	hL	101	DGD	O6E-C5E-C6E-O5E
87	AN	806	CLA	O1A-CGA-O2A-C1
87	AN	810	CLA	O1A-CGA-O2A-C1
87	LN	204	CLA	O1A-CGA-O2A-C1
87	A2	806	CLA	O1A-CGA-O2A-C1
87	A2	810	CLA	O1A-CGA-O2A-C1
87	L2	204	CLA	O1A-CGA-O2A-C1
87	c6	614	CLA	O1A-CGA-O2A-C1
87	dL	404	CLA	O1A-CGA-O2A-C1
88	I6	101	LHG	O10-C23-O8-C6
95	BL	613	DGD	O1A-C1A-O1G-C1G
92	bL	610	LMG	O6-C1-O1-C7
95	b6	622	DGD	O6D-C1D-O3G-C3G
87	d6	401	CLA	O1D-CGD-O2D-CED
94	AL	413	PL9	C39-C41-C42-C43
94	DL	401	PL9	C29-C31-C32-C33
94	DL	401	PL9	C34-C36-C37-C38
94	A6	410	PL9	C9-C11-C12-C13
94	A6	410	PL9	C14-C16-C17-C18
94	D6	408	PL9	C19-C21-C22-C23
94	d6	408	PL9	C19-C21-C22-C23
84	EO	1001	CYC	C2B-C3B-CAB-CBB
87	82	306	CLA	C4C-C3C-CAC-CBC
87	a6	608	CLA	C2C-C3C-CAC-CBC
87	8N	301	CLA	C4C-C3C-CAC-CBC
87	RN	203	CLA	O1A-CGA-O2A-C1
87	R2	203	CLA	O1A-CGA-O2A-C1
87	CL	513	CLA	CBA-CGA-O2A-C1

Continued on next page...

Continued from previous page...

Mol	Chain	Res	Type	Atoms
87	AN	802	CLA	CBA-CGA-O2A-C1
87	AN	841	CLA	CBA-CGA-O2A-C1
87	A2	801	CLA	CBA-CGA-O2A-C1
87	A2	841	CLA	CBA-CGA-O2A-C1
87	nL	101	CLA	CBA-CGA-O2A-C1
95	a6	602	DGD	C2A-C1A-O1G-C1G
92	m6	101	LMG	C14-C15-C16-C17
92	yL	101	LMG	C31-C32-C33-C34
87	72	602	CLA	CBD-CGD-O2D-CED
87	bL	614	CLA	CBD-CGD-O2D-CED
87	7N	602	CLA	CBD-CGD-O2D-CED
87	CL	518	CLA	CBA-CGA-O2A-C1
82	B5	201	PEB	C4B-C3B-CAB-CBB
84	NO	1001	CYC	C1A-C2A-CAA-CBA
84	N4	1001	CYC	C1A-C2A-CAA-CBA
87	BL	608	CLA	O1D-CGD-O2D-CED
87	AN	832	CLA	O1D-CGD-O2D-CED
87	MN	101	CLA	O1D-CGD-O2D-CED
87	A2	832	CLA	O1D-CGD-O2D-CED
87	M2	101	CLA	O1D-CGD-O2D-CED
87	c6	606	CLA	O1D-CGD-O2D-CED
87	bL	617	CLA	O1D-CGD-O2D-CED
87	CL	513	CLA	O1A-CGA-O2A-C1
92	dL	407	LMG	C11-C10-O7-C8
92	JL	103	LMG	C4-C5-C6-O5
95	C6	502	DGD	C5B-C6B-C7B-C8B
95	c6	601	DGD	C5B-C6B-C7B-C8B
87	CL	514	CLA	O1D-CGD-O2D-CED
87	AN	805	CLA	O1D-CGD-O2D-CED
87	AN	852	CLA	O1D-CGD-O2D-CED
87	BN	802	CLA	O1D-CGD-O2D-CED
87	A2	805	CLA	O1D-CGD-O2D-CED
87	A2	852	CLA	O1D-CGD-O2D-CED
87	B2	801	CLA	O1D-CGD-O2D-CED
87	b6	605	CLA	O1D-CGD-O2D-CED
87	b6	612	CLA	O1D-CGD-O2D-CED
87	DL	404	CLA	CBD-CGD-O2D-CED
84	G4	1001	CYC	C2B-C3B-CAB-CBB
87	62	307	CLA	O1D-CGD-O2D-CED
88	CL	522	LHG	C1-C2-C3-O3
88	DL	407	LHG	C1-C2-C3-O3
88	d6	407	LHG	C1-C2-C3-O3

Continued on next page...

Continued from previous page...

Mol	Chain	Res	Type	Atoms
88	mL	102	LHG	C1-C2-C3-O3
92	DL	402	LMG	O9-C10-O7-C8
92	m6	103	LMG	O9-C10-O7-C8
92	A6	408	LMG	C4-C5-C6-O5
95	hL	101	DGD	C4E-C5E-C6E-O5E
87	72	602	CLA	O1A-CGA-O2A-C1
87	7N	602	CLA	O1A-CGA-O2A-C1
92	C6	501	LMG	C29-C30-C31-C32
95	h6	101	DGD	C9A-CAA-CBA-CCA
87	CL	509	CLA	C3-C5-C6-C7
87	d6	401	CLA	C3-C5-C6-C7
87	bL	619	CLA	C3-C5-C6-C7
87	cL	506	CLA	O1D-CGD-O2D-CED
87	6N	606	CLA	O1D-CGD-O2D-CED
87	CL	503	CLA	CBA-CGA-O2A-C1
87	DL	403	CLA	CBA-CGA-O2A-C1
87	AN	815	CLA	CBA-CGA-O2A-C1
87	AN	820	CLA	CBA-CGA-O2A-C1
87	AN	828	CLA	CBA-CGA-O2A-C1
87	BN	807	CLA	CBA-CGA-O2A-C1
87	FN	205	CLA	CBA-CGA-O2A-C1
87	22	602	CLA	CBA-CGA-O2A-C1
87	62	303	CLA	CBA-CGA-O2A-C1
87	72	602	CLA	CBA-CGA-O2A-C1
87	A2	815	CLA	CBA-CGA-O2A-C1
87	A2	820	CLA	CBA-CGA-O2A-C1
87	A2	828	CLA	CBA-CGA-O2A-C1
87	B2	806	CLA	CBA-CGA-O2A-C1
87	F2	205	CLA	CBA-CGA-O2A-C1
87	C6	513	CLA	CBA-CGA-O2A-C1
87	C6	514	CLA	CBA-CGA-O2A-C1
87	D6	402	CLA	CBA-CGA-O2A-C1
87	b6	610	CLA	CBA-CGA-O2A-C1
87	c6	613	CLA	CBA-CGA-O2A-C1
87	d6	401	CLA	CBA-CGA-O2A-C1
87	d6	403	CLA	CBA-CGA-O2A-C1
87	dL	401	CLA	CBA-CGA-O2A-C1
87	2N	303	CLA	CBA-CGA-O2A-C1
87	6N	602	CLA	CBA-CGA-O2A-C1
87	7N	602	CLA	CBA-CGA-O2A-C1
91	aL	610	PHO	CBA-CGA-O2A-C1
95	AL	416	DGD	C2A-C1A-O1G-C1G

Continued on next page...

Continued from previous page...

Mol	Chain	Res	Type	Atoms
95	a6	603	DGD	C2A-C1A-O1G-C1G
87	bL	606	CLA	C8-C10-C11-C12
87	AN	851	CLA	CBD-CGD-O2D-CED
87	A2	851	CLA	CBD-CGD-O2D-CED
87	C6	510	CLA	CBD-CGD-O2D-CED
87	c6	612	CLA	CBD-CGD-O2D-CED
92	jL	101	LMG	C4-C5-C6-O5
84	IE	1001	CYC	C2B-C3B-CAB-CBB
84	GO	1001	CYC	C2B-C3B-CAB-CBB
95	C6	523	DGD	C4D-C5D-C6D-O5D
95	a6	603	DGD	C4D-C5D-C6D-O5D
92	dL	407	LMG	C8-C9-O8-C28
103	82	310	ZEX	C9-C10-C11-C12
103	8N	310	ZEX	C9-C10-C11-C12
88	L6	101	LHG	C9-C10-C11-C12
88	l6	101	LHG	C9-C10-C11-C12
92	b6	623	LMG	C31-C32-C33-C34
87	52	602	CLA	C13-C15-C16-C17
87	c6	605	CLA	C10-C11-C12-C13
87	bL	608	CLA	C5-C6-C7-C8
87	5N	602	CLA	C13-C15-C16-C17
84	N4	1001	CYC	C3A-C2A-CAA-CBA
87	KN	103	CLA	O1D-CGD-O2D-CED
88	AL	407	LHG	O6-C4-C5-O7
88	aL	607	LHG	O6-C4-C5-O7
84	IG	1001	CYC	C2B-C3B-CAB-CBB
84	KG	202	CYC	C2B-C3B-CAB-CBB
92	J6	102	LMG	C30-C31-C32-C33
92	j6	101	LMG	C30-C31-C32-C33
87	AL	403	CLA	C15-C16-C17-C18
87	CL	503	CLA	C15-C16-C17-C18
87	CL	508	CLA	C13-C15-C16-C17
87	CL	513	CLA	C8-C10-C11-C12
87	BN	823	CLA	C13-C15-C16-C17
87	BN	824	CLA	C10-C11-C12-C13
87	72	602	CLA	C5-C6-C7-C8
87	B2	822	CLA	C13-C15-C16-C17
87	B2	823	CLA	C10-C11-C12-C13
87	b6	604	CLA	C10-C11-C12-C13
87	b6	611	CLA	C15-C16-C17-C18
87	7N	602	CLA	C5-C6-C7-C8
88	CL	521	LHG	O2-C2-C3-O3

Continued on next page...

Continued from previous page...

Mol	Chain	Res	Type	Atoms
88	CL	522	LHG	O2-C2-C3-O3
88	d6	402	LHG	O2-C2-C3-O3
95	c6	620	DGD	C4D-C5D-C6D-O5D
88	bL	612	LHG	C23-C24-C25-C26
92	BL	611	LMG	C28-C29-C30-C31
92	m6	101	LMG	C28-C29-C30-C31
92	bL	610	LMG	C10-C11-C12-C13
95	c6	618	DGD	C1A-C2A-C3A-C4A
92	b6	623	LMG	C2-C1-O1-C7
92	bL	609	LMG	C2-C1-O1-C7
92	mL	101	LMG	C2-C1-O1-C7
95	BL	614	DGD	C2E-C1E-O5D-C6D
95	C6	504	DGD	C2D-C1D-O3G-C3G
95	lL	101	DGD	C2E-C1E-O5D-C6D
88	AN	843	LHG	O7-C5-C6-O8
88	A2	843	LHG	O7-C5-C6-O8
92	B6	622	LMG	O1-C7-C8-O7
84	NE	201	CYC	C2B-C3B-CAB-CBB
87	AN	820	CLA	O1A-CGA-O2A-C1
87	AN	828	CLA	O1A-CGA-O2A-C1
87	A2	820	CLA	O1A-CGA-O2A-C1
87	A2	828	CLA	O1A-CGA-O2A-C1
87	b6	610	CLA	O1A-CGA-O2A-C1
87	dL	401	CLA	O1A-CGA-O2A-C1
87	AN	827	CLA	C4-C3-C5-C6
87	A2	827	CLA	C4-C3-C5-C6
87	B6	608	CLA	C4-C3-C5-C6
92	aL	611	LMG	C4-C5-C6-O5
87	AN	819	CLA	C2-C3-C5-C6
87	A2	819	CLA	C2-C3-C5-C6
87	b6	609	CLA	C2-C3-C5-C6
87	c6	606	CLA	C2-C3-C5-C6
94	DL	401	PL9	C18-C19-C21-C22
87	BL	608	CLA	C11-C10-C8-C9
87	CL	503	CLA	C11-C12-C13-C14
87	CL	508	CLA	C14-C13-C15-C16
87	CL	509	CLA	C14-C13-C15-C16
87	CL	513	CLA	C11-C10-C8-C9
87	AN	805	CLA	C6-C7-C8-C9
87	BN	806	CLA	C11-C10-C8-C9
87	BN	810	CLA	C14-C13-C15-C16
87	BN	825	CLA	C6-C7-C8-C9

Continued on next page...

Continued from previous page...

Mol	Chain	Res	Type	Atoms
87	A2	801	CLA	C6-C7-C8-C9
87	A2	805	CLA	C6-C7-C8-C9
87	B2	805	CLA	C11-C10-C8-C9
87	B2	809	CLA	C14-C13-C15-C16
87	B2	824	CLA	C6-C7-C8-C9
87	B6	603	CLA	C11-C10-C8-C9
87	B6	604	CLA	C6-C7-C8-C9
87	B6	605	CLA	C11-C10-C8-C9
87	B6	606	CLA	C6-C7-C8-C9
87	B6	606	CLA	C14-C13-C15-C16
87	B6	607	CLA	C11-C10-C8-C9
87	B6	607	CLA	C14-C13-C15-C16
87	B6	609	CLA	C11-C12-C13-C14
87	B6	613	CLA	C6-C7-C8-C9
87	B6	616	CLA	C11-C10-C8-C9
87	C6	509	CLA	C11-C12-C13-C14
87	C6	510	CLA	C14-C13-C15-C16
87	C6	512	CLA	C11-C12-C13-C14
87	C6	513	CLA	C11-C12-C13-C14
87	C6	515	CLA	C11-C10-C8-C9
87	C6	515	CLA	C14-C13-C15-C16
87	C6	516	CLA	C14-C13-C15-C16
87	C6	518	CLA	C11-C10-C8-C9
87	C6	520	CLA	C6-C7-C8-C9
87	D6	405	CLA	C14-C13-C15-C16
87	H6	103	CLA	C6-C7-C8-C9
87	H6	103	CLA	C14-C13-C15-C16
87	a6	607	CLA	C14-C13-C15-C16
87	b6	604	CLA	C6-C7-C8-C9
87	b6	609	CLA	C14-C13-C15-C16
87	b6	611	CLA	C11-C12-C13-C14
87	b6	613	CLA	C11-C12-C13-C14
87	b6	616	CLA	C14-C13-C15-C16
87	b6	617	CLA	C11-C10-C8-C9
87	c6	605	CLA	C11-C10-C8-C9
87	c6	608	CLA	C11-C10-C8-C9
87	c6	610	CLA	C11-C10-C8-C9
87	c6	610	CLA	C11-C12-C13-C14
87	c6	612	CLA	C6-C7-C8-C9
87	c6	612	CLA	C11-C12-C13-C14
87	c6	614	CLA	C6-C7-C8-C9
87	c6	616	CLA	C11-C10-C8-C9

Continued on next page...

Continued from previous page...

Mol	Chain	Res	Type	Atoms
87	d6	403	CLA	C6-C7-C8-C9
87	d6	403	CLA	C11-C12-C13-C14
87	d6	406	CLA	C11-C10-C8-C9
87	bL	616	CLA	C11-C12-C13-C14
87	cL	505	CLA	C11-C12-C13-C14
87	cL	510	CLA	C14-C13-C15-C16
87	cL	513	CLA	C14-C13-C15-C16
87	nL	101	CLA	C11-C10-C8-C9
87	K2	104	CLA	O1D-CGD-O2D-CED
87	B6	610	CLA	O1D-CGD-O2D-CED
87	8N	303	CLA	O1D-CGD-O2D-CED
87	52	607	CLA	CBD-CGD-O2D-CED
87	5N	607	CLA	CBD-CGD-O2D-CED
87	AL	403	CLA	C13-C15-C16-C17
87	BL	608	CLA	C15-C16-C17-C18
87	32	304	CLA	C10-C11-C12-C13
87	3N	305	CLA	C10-C11-C12-C13
87	AN	823	CLA	C2A-CAA-CBA-CGA
87	52	607	CLA	C2A-CAA-CBA-CGA
87	62	302	CLA	C2A-CAA-CBA-CGA
87	A2	823	CLA	C2A-CAA-CBA-CGA
87	C6	519	CLA	C2A-CAA-CBA-CGA
87	b6	608	CLA	C2A-CAA-CBA-CGA
87	5N	607	CLA	C2A-CAA-CBA-CGA
87	6N	601	CLA	C2A-CAA-CBA-CGA
85	BL	616	BCR	C36-C18-C19-C20
85	BL	618	BCR	C37-C22-C23-C24
85	FL	101	BCR	C7-C8-C9-C34
85	KL	100	BCR	C36-C18-C19-C20
85	AN	845	BCR	C7-C8-C9-C34
85	AN	847	BCR	C37-C22-C23-C24
85	AN	848	BCR	C7-C8-C9-C34
85	AN	848	BCR	C37-C22-C23-C24
85	BN	803	BCR	C7-C8-C9-C34
85	BN	839	BCR	C7-C8-C9-C34
85	BN	841	BCR	C11-C12-C13-C35
85	BN	842	BCR	C37-C22-C23-C24
85	BN	843	BCR	C7-C8-C9-C34
85	KN	104	BCR	C7-C8-C9-C34
85	KN	104	BCR	C11-C12-C13-C35
85	LN	205	BCR	C11-C12-C13-C35
85	A2	845	BCR	C7-C8-C9-C34

Continued on next page...

Continued from previous page...

Mol	Chain	Res	Type	Atoms
85	A2	847	BCR	C37-C22-C23-C24
85	A2	848	BCR	C7-C8-C9-C34
85	A2	848	BCR	C37-C22-C23-C24
85	B2	802	BCR	C7-C8-C9-C34
85	B2	839	BCR	C7-C8-C9-C34
85	B2	841	BCR	C11-C12-C13-C35
85	B2	842	BCR	C37-C22-C23-C24
85	B2	843	BCR	C7-C8-C9-C34
85	F2	204	BCR	C37-C22-C23-C24
85	K2	105	BCR	C7-C8-C9-C34
85	K2	105	BCR	C11-C12-C13-C35
85	L2	205	BCR	C11-C12-C13-C35
85	C6	508	BCR	C7-C8-C9-C34
85	a6	605	BCR	C7-C8-C9-C34
85	c6	602	BCR	C36-C18-C19-C20
85	c6	617	BCR	C11-C12-C13-C35
85	bL	601	BCR	C37-C22-C23-C24
85	cL	518	BCR	C37-C22-C23-C24
85	fL	101	BCR	C7-C8-C9-C34
85	kL	100	BCR	C36-C18-C19-C20
85	FL	101	BCR	C7-C8-C9-C10
85	KL	100	BCR	C17-C18-C19-C20
85	KL	100	BCR	C21-C22-C23-C24
85	AN	845	BCR	C7-C8-C9-C10
85	AN	847	BCR	C21-C22-C23-C24
85	AN	848	BCR	C7-C8-C9-C10
85	AN	848	BCR	C21-C22-C23-C24
85	BN	841	BCR	C11-C12-C13-C14
85	BN	843	BCR	C7-C8-C9-C10
85	FN	204	BCR	C21-C22-C23-C24
85	IN	101	BCR	C7-C8-C9-C10
85	JN	102	BCR	C21-C22-C23-C24
85	KN	104	BCR	C7-C8-C9-C10
85	KN	104	BCR	C11-C12-C13-C14
85	LN	205	BCR	C11-C12-C13-C14
85	A2	845	BCR	C7-C8-C9-C10
85	A2	847	BCR	C21-C22-C23-C24
85	A2	848	BCR	C7-C8-C9-C10
85	A2	848	BCR	C21-C22-C23-C24
85	B2	841	BCR	C11-C12-C13-C14
85	B2	843	BCR	C7-C8-C9-C10
85	F2	204	BCR	C21-C22-C23-C24

Continued on next page...

Continued from previous page...

Mol	Chain	Res	Type	Atoms
85	I2	101	BCR	C7-C8-C9-C10
85	J2	102	BCR	C21-C22-C23-C24
85	K2	105	BCR	C7-C8-C9-C10
85	K2	105	BCR	C11-C12-C13-C14
85	L2	205	BCR	C11-C12-C13-C14
85	c6	617	BCR	C11-C12-C13-C14
85	d6	405	BCR	C7-C8-C9-C10
85	cL	518	BCR	C21-C22-C23-C24
85	fL	101	BCR	C7-C8-C9-C10
85	kL	100	BCR	C17-C18-C19-C20
85	kL	100	BCR	C21-C22-C23-C24
87	42	603	CLA	O1D-CGD-O2D-CED
87	82	302	CLA	O1D-CGD-O2D-CED
88	CL	522	LHG	O9-C7-O7-C5
92	dL	407	LMG	O9-C10-O7-C8
92	b6	620	LMG	C11-C12-C13-C14
92	DL	402	LMG	C28-C29-C30-C31
92	d6	409	LMG	C28-C29-C30-C31
92	m6	103	LMG	C28-C29-C30-C31
95	B6	620	DGD	C1A-C2A-C3A-C4A
95	C6	503	DGD	C1A-C2A-C3A-C4A
87	AN	815	CLA	O1A-CGA-O2A-C1
87	BN	807	CLA	O1A-CGA-O2A-C1
87	62	303	CLA	O1A-CGA-O2A-C1
87	A2	815	CLA	O1A-CGA-O2A-C1
87	B2	806	CLA	O1A-CGA-O2A-C1
87	c6	613	CLA	O1A-CGA-O2A-C1
87	d6	401	CLA	O1A-CGA-O2A-C1
87	6N	602	CLA	O1A-CGA-O2A-C1
91	aL	610	PHO	O1A-CGA-O2A-C1
95	AL	416	DGD	O1A-C1A-O1G-C1G
95	a6	603	DGD	O1A-C1A-O1G-C1G
87	AL	403	CLA	C8-C10-C11-C12
87	BL	602	CLA	C13-C15-C16-C17
87	BL	619	CLA	C15-C16-C17-C18
87	BL	622	CLA	C5-C6-C7-C8
87	AN	805	CLA	C15-C16-C17-C18
87	AN	811	CLA	C5-C6-C7-C8
87	AN	829	CLA	C15-C16-C17-C18
87	A2	805	CLA	C15-C16-C17-C18
87	A2	811	CLA	C5-C6-C7-C8
87	A2	829	CLA	C15-C16-C17-C18

Continued on next page...

Continued from previous page...

Mol	Chain	Res	Type	Atoms
87	C6	516	CLA	C10-C11-C12-C13
87	bL	606	CLA	C10-C11-C12-C13
87	cL	515	CLA	C8-C10-C11-C12
87	AL	405	CLA	O1D-CGD-O2D-CED
87	AN	822	CLA	O1D-CGD-O2D-CED
87	LN	203	CLA	O1D-CGD-O2D-CED
87	22	602	CLA	O1D-CGD-O2D-CED
87	A2	822	CLA	O1D-CGD-O2D-CED
87	L2	203	CLA	O1D-CGD-O2D-CED
87	2N	303	CLA	O1D-CGD-O2D-CED
87	4N	603	CLA	O1D-CGD-O2D-CED
87	bL	604	CLA	CBA-CGA-O2A-C1
95	D6	410	DGD	O6E-C5E-C6E-O5E
84	N4	1001	CYC	C2B-C3B-CAB-CBB
87	82	306	CLA	C2C-C3C-CAC-CBC
87	8N	301	CLA	C2C-C3C-CAC-CBC
87	BN	827	CLA	O1D-CGD-O2D-CED
87	B2	827	CLA	O1D-CGD-O2D-CED
87	cL	507	CLA	C3-C5-C6-C7
91	D6	404	PHO	C3-C5-C6-C7
87	CL	504	CLA	CBA-CGA-O2A-C1
87	BN	826	CLA	CBA-CGA-O2A-C1
87	BN	832	CLA	CBA-CGA-O2A-C1
87	IN	103	CLA	CBA-CGA-O2A-C1
87	B2	826	CLA	CBA-CGA-O2A-C1
87	B2	832	CLA	CBA-CGA-O2A-C1
87	I2	103	CLA	CBA-CGA-O2A-C1
87	B6	603	CLA	CBA-CGA-O2A-C1
87	C6	509	CLA	CBA-CGA-O2A-C1
87	c6	604	CLA	CBA-CGA-O2A-C1
87	bL	622	CLA	CBA-CGA-O2A-C1
82	AA	202	PEB	C2C-CAC-CBC-CGC
82	CA	202	PEB	C2C-CAC-CBC-CGC
82	DA	203	PEB	C2C-CAC-CBC-CGC
82	EA	201	PEB	C2C-CAC-CBC-CGC
82	EA	202	PEB	C2C-CAC-CBC-CGC
82	IA	201	PEB	C2C-CAC-CBC-CGC
82	JA	202	PEB	C2C-CAC-CBC-CGC
82	JA	203	PEB	C2C-CAC-CBC-CGC
82	KA	201	PEB	C2C-CAC-CBC-CGC
82	LA	201	PEB	C2C-CAC-CBC-CGC
82	MA	202	PEB	C2C-CAC-CBC-CGC

Continued on next page...

Continued from previous page...

Mol	Chain	Res	Type	Atoms
82	TA	201	PEB	C2C-CAC-CBC-CGC
82	UA	202	PEB	C2C-CAC-CBC-CGC
82	VA	201	PEB	C2C-CAC-CBC-CGC
82	VA	203	PEB	C2C-CAC-CBC-CGC
82	WA	202	PEB	C2C-CAC-CBC-CGC
82	YA	301	PEB	C2C-CAC-CBC-CGC
82	HB	201	PEB	C2C-CAC-CBC-CGC
82	HB	203	PEB	C2C-CAC-CBC-CGC
82	IB	202	PEB	C2C-CAC-CBC-CGC
82	KB	302	PEB	C2C-CAC-CBC-CGC
82	MB	202	PEB	C2C-CAC-CBC-CGC
82	QB	201	PEB	C2C-CAC-CBC-CGC
82	BD	203	PEB	C2C-CAC-CBC-CGC
82	ED	201	PEB	C2C-CAC-CBC-CGC
82	ED	202	PEB	C2C-CAC-CBC-CGC
82	GD	201	PEB	C2C-CAC-CBC-CGC
82	HD	201	PEB	C2C-CAC-CBC-CGC
82	HD	202	PEB	C2C-CAC-CBC-CGC
82	JD	201	PEB	C2C-CAC-CBC-CGC
82	JD	203	PEB	C2C-CAC-CBC-CGC
82	MD	201	PEB	C2C-CAC-CBC-CGC
82	MD	202	PEB	C2C-CAC-CBC-CGC
82	SD	201	PEB	C2C-CAC-CBC-CGC
82	SD	202	PEB	C2C-CAC-CBC-CGC
82	TD	201	PEB	C2C-CAC-CBC-CGC
82	TD	203	PEB	C2C-CAC-CBC-CGC
82	DE	1002	PEB	C2C-CAC-CBC-CGC
82	KE	201	PEB	C2C-CAC-CBC-CGC
82	LE	1002	PEB	C2C-CAC-CBC-CGC
82	NE	202	PEB	C2C-CAC-CBC-CGC
82	QE	201	PEB	C2C-CAC-CBC-CGC
82	WE	201	PEB	C2C-CAC-CBC-CGC
82	DF	202	PEB	C2C-CAC-CBC-CGC
82	DF	203	PEB	C2C-CAC-CBC-CGC
82	JF	201	PEB	C2C-CAC-CBC-CGC
82	LF	202	PEB	C2C-CAC-CBC-CGC
82	OF	203	PEB	C2C-CAC-CBC-CGC
82	QF	203	PEB	C2C-CAC-CBC-CGC
82	RF	202	PEB	C2C-CAC-CBC-CGC
82	VF	201	PEB	C2C-CAC-CBC-CGC
82	ZF	202	PEB	C2C-CAC-CBC-CGC
82	DG	1002	PEB	C2C-CAC-CBC-CGC

Continued on next page...

Continued from previous page...

Mol	Chain	Res	Type	Atoms
82	KG	201	PEB	C2C-CAC-CBC-CGC
82	LG	1002	PEB	C2C-CAC-CBC-CGC
82	NG	201	PEB	C2C-CAC-CBC-CGC
82	QG	201	PEB	C2C-CAC-CBC-CGC
82	WG	201	PEB	C2C-CAC-CBC-CGC
82	FH	1002	PEB	C2C-CAC-CBC-CGC
82	JH	1002	PEB	C2C-CAC-CBC-CGC
82	QH	201	PEB	C2C-CAC-CBC-CGC
82	RH	201	PEB	C2C-CAC-CBC-CGC
82	RH	202	PEB	C2C-CAC-CBC-CGC
82	SH	202	PEB	C2C-CAC-CBC-CGC
82	TH	202	PEB	C2C-CAC-CBC-CGC
82	UH	203	PEB	C2C-CAC-CBC-CGC
82	ZH	201	PEB	C2C-CAC-CBC-CGC
82	ZH	203	PEB	C2C-CAC-CBC-CGC
82	AI	201	PEB	C2C-CAC-CBC-CGC
82	AI	202	PEB	C2C-CAC-CBC-CGC
82	CI	201	PEB	C2C-CAC-CBC-CGC
82	CI	202	PEB	C2C-CAC-CBC-CGC
82	EI	201	PEB	C2C-CAC-CBC-CGC
82	EI	202	PEB	C2C-CAC-CBC-CGC
82	FI	202	PEB	C2C-CAC-CBC-CGC
82	GI	202	PEB	C2C-CAC-CBC-CGC
82	GI	203	PEB	C2C-CAC-CBC-CGC
82	II	201	PEB	C2C-CAC-CBC-CGC
82	II	202	PEB	C2C-CAC-CBC-CGC
82	KI	202	PEB	C2C-CAC-CBC-CGC
82	KI	203	PEB	C2C-CAC-CBC-CGC
82	NI	201	PEB	C2C-CAC-CBC-CGC
82	NI	202	PEB	C2C-CAC-CBC-CGC
82	PI	201	PEB	C2C-CAC-CBC-CGC
82	PI	202	PEB	C2C-CAC-CBC-CGC
82	RI	201	PEB	C2C-CAC-CBC-CGC
82	RI	202	PEB	C2C-CAC-CBC-CGC
82	TI	202	PEB	C2C-CAC-CBC-CGC
82	TI	203	PEB	C2C-CAC-CBC-CGC
82	VI	201	PEB	C2C-CAC-CBC-CGC
82	VI	202	PEB	C2C-CAC-CBC-CGC
82	WI	203	PEB	C2C-CAC-CBC-CGC
82	XI	201	PEB	C2C-CAC-CBC-CGC
82	XI	202	PEB	C2C-CAC-CBC-CGC
82	CJ	202	PEB	C2C-CAC-CBC-CGC

Continued on next page...

Continued from previous page...

Mol	Chain	Res	Type	Atoms
82	FJ	202	PEB	C2C-CAC-CBC-CGC
82	IJ	202	PEB	C2C-CAC-CBC-CGC
82	NJ	201	PEB	C2C-CAC-CBC-CGC
82	OJ	201	PEB	C2C-CAC-CBC-CGC
82	RJ	202	PEB	C2C-CAC-CBC-CGC
82	SJ	201	PEB	C2C-CAC-CBC-CGC
82	UJ	202	PEB	C2C-CAC-CBC-CGC
82	YJ	202	PEB	C2C-CAC-CBC-CGC
82	DK	202	PEB	C2C-CAC-CBC-CGC
82	DK	203	PEB	C2C-CAC-CBC-CGC
82	JK	201	PEB	C2C-CAC-CBC-CGC
82	LK	202	PEB	C2C-CAC-CBC-CGC
82	OK	203	PEB	C2C-CAC-CBC-CGC
82	QK	203	PEB	C2C-CAC-CBC-CGC
82	RK	202	PEB	C2C-CAC-CBC-CGC
82	ZK	202	PEB	C2C-CAC-CBC-CGC
82	AM	301	PEB	C2C-CAC-CBC-CGC
82	BM	301	PEB	C2C-CAC-CBC-CGC
82	CM	201	PEB	C2C-CAC-CBC-CGC
82	FM	201	PEB	C2C-CAC-CBC-CGC
82	GM	201	PEB	C2C-CAC-CBC-CGC
82	GM	202	PEB	C2C-CAC-CBC-CGC
82	JM	202	PEB	C2C-CAC-CBC-CGC
82	LM	202	PEB	C2C-CAC-CBC-CGC
82	NM	201	PEB	C2C-CAC-CBC-CGC
82	OM	201	PEB	C2C-CAC-CBC-CGC
82	PM	202	PEB	C2C-CAC-CBC-CGC
82	RM	201	PEB	C2C-CAC-CBC-CGC
82	RM	202	PEB	C2C-CAC-CBC-CGC
82	SM	201	PEB	C2C-CAC-CBC-CGC
82	SM	202	PEB	C2C-CAC-CBC-CGC
82	TM	202	PEB	C2C-CAC-CBC-CGC
82	VM	202	PEB	C2C-CAC-CBC-CGC
82	WM	202	PEB	C2C-CAC-CBC-CGC
82	XM	201	PEB	C2C-CAC-CBC-CGC
82	ZM	202	PEB	C2C-CAC-CBC-CGC
82	AO	301	PEB	C2C-CAC-CBC-CGC
82	NO	1002	PEB	C2C-CAC-CBC-CGC
82	VO	202	PEB	C2C-CAC-CBC-CGC
82	DP	201	PEB	C2C-CAC-CBC-CGC
82	EP	202	PEB	C2C-CAC-CBC-CGC
82	JP	201	PEB	C2C-CAC-CBC-CGC

Continued on next page...

Continued from previous page...

Mol	Chain	Res	Type	Atoms
82	RP	201	PEB	C2C-CAC-CBC-CGC
82	SP	203	PEB	C2C-CAC-CBC-CGC
82	TP	201	PEB	C2C-CAC-CBC-CGC
82	XP	201	PEB	C2C-CAC-CBC-CGC
82	BQ	203	PEB	C2C-CAC-CBC-CGC
82	EQ	201	PEB	C2C-CAC-CBC-CGC
82	EQ	202	PEB	C2C-CAC-CBC-CGC
82	GQ	201	PEB	C2C-CAC-CBC-CGC
82	HQ	201	PEB	C2C-CAC-CBC-CGC
82	HQ	202	PEB	C2C-CAC-CBC-CGC
82	JQ	201	PEB	C2C-CAC-CBC-CGC
82	JQ	203	PEB	C2C-CAC-CBC-CGC
82	MQ	201	PEB	C2C-CAC-CBC-CGC
82	MQ	202	PEB	C2C-CAC-CBC-CGC
82	SQ	201	PEB	C2C-CAC-CBC-CGC
82	SQ	202	PEB	C2C-CAC-CBC-CGC
82	TQ	201	PEB	C2C-CAC-CBC-CGC
82	TQ	203	PEB	C2C-CAC-CBC-CGC
82	Q1	201	PEB	C2C-CAC-CBC-CGC
82	R1	201	PEB	C2C-CAC-CBC-CGC
82	R1	202	PEB	C2C-CAC-CBC-CGC
82	S1	202	PEB	C2C-CAC-CBC-CGC
82	T1	202	PEB	C2C-CAC-CBC-CGC
82	U1	203	PEB	C2C-CAC-CBC-CGC
82	F1	1002	PEB	C2C-CAC-CBC-CGC
82	J1	1002	PEB	C2C-CAC-CBC-CGC
82	Z1	201	PEB	C2C-CAC-CBC-CGC
82	Z1	203	PEB	C2C-CAC-CBC-CGC
82	h1	203	PEB	C2C-CAC-CBC-CGC
82	j1	201	PEB	C2C-CAC-CBC-CGC
82	j1	202	PEB	C2C-CAC-CBC-CGC
82	j1	203	PEB	C2C-CAC-CBC-CGC
82	k1	201	PEB	C2C-CAC-CBC-CGC
82	l1	201	PEB	C2C-CAC-CBC-CGC
82	N4	1002	PEB	C2C-CAC-CBC-CGC
82	A4	301	PEB	C2C-CAC-CBC-CGC
82	V4	202	PEB	C2C-CAC-CBC-CGC
82	j4	203	PEB	C2C-CAC-CBC-CGC
82	h4	202	PEB	C2C-CAC-CBC-CGC
82	A5	201	PEB	C2C-CAC-CBC-CGC
82	B5	203	PEB	C2C-CAC-CBC-CGC
82	C5	201	PEB	C2C-CAC-CBC-CGC

Continued on next page...

Continued from previous page...

Mol	Chain	Res	Type	Atoms
82	D5	203	PEB	C2C-CAC-CBC-CGC
82	E5	201	PEB	C2C-CAC-CBC-CGC
82	F5	202	PEB	C2C-CAC-CBC-CGC
82	F5	203	PEB	C2C-CAC-CBC-CGC
82	G5	201	PEB	C2C-CAC-CBC-CGC
82	I5	201	PEB	C2C-CAC-CBC-CGC
82	J5	201	PEB	C2C-CAC-CBC-CGC
82	J5	203	PEB	C2C-CAC-CBC-CGC
82	K5	201	PEB	C2C-CAC-CBC-CGC
82	L5	203	PEB	C2C-CAC-CBC-CGC
82	N5	201	PEB	C2C-CAC-CBC-CGC
82	O5	201	PEB	C2C-CAC-CBC-CGC
82	O5	203	PEB	C2C-CAC-CBC-CGC
82	P5	201	PEB	C2C-CAC-CBC-CGC
82	Q5	203	PEB	C2C-CAC-CBC-CGC
82	R5	201	PEB	C2C-CAC-CBC-CGC
82	S5	203	PEB	C2C-CAC-CBC-CGC
82	T5	201	PEB	C2C-CAC-CBC-CGC
82	U5	201	PEB	C2C-CAC-CBC-CGC
82	V5	201	PEB	C2C-CAC-CBC-CGC
82	W5	203	PEB	C2C-CAC-CBC-CGC
82	X5	201	PEB	C2C-CAC-CBC-CGC
82	Y5	201	PEB	C2C-CAC-CBC-CGC
82	Y5	203	PEB	C2C-CAC-CBC-CGC
82	A7	202	PEB	C2C-CAC-CBC-CGC
82	C7	202	PEB	C2C-CAC-CBC-CGC
82	D7	203	PEB	C2C-CAC-CBC-CGC
82	E7	201	PEB	C2C-CAC-CBC-CGC
82	E7	202	PEB	C2C-CAC-CBC-CGC
82	I7	201	PEB	C2C-CAC-CBC-CGC
82	J7	202	PEB	C2C-CAC-CBC-CGC
82	J7	203	PEB	C2C-CAC-CBC-CGC
82	K7	201	PEB	C2C-CAC-CBC-CGC
82	L7	201	PEB	C2C-CAC-CBC-CGC
82	M7	202	PEB	C2C-CAC-CBC-CGC
82	T7	201	PEB	C2C-CAC-CBC-CGC
82	U7	202	PEB	C2C-CAC-CBC-CGC
82	V7	201	PEB	C2C-CAC-CBC-CGC
82	V7	203	PEB	C2C-CAC-CBC-CGC
82	W7	202	PEB	C2C-CAC-CBC-CGC
82	Y7	301	PEB	C2C-CAC-CBC-CGC
82	y8	202	PEB	C2C-CAC-CBC-CGC

Continued on next page...

Continued from previous page...

Mol	Chain	Res	Type	Atoms
82	y8	203	PEB	C2C-CAC-CBC-CGC
82	q8	202	PEB	C2C-CAC-CBC-CGC
82	r8	202	PEB	C2C-CAC-CBC-CGC
82	t8	201	PEB	C2C-CAC-CBC-CGC
82	v8	202	PEB	C2C-CAC-CBC-CGC
82	B9	202	PEB	C2C-CAC-CBC-CGC
82	D9	201	PEB	C2C-CAC-CBC-CGC
82	F9	202	PEB	C2C-CAC-CBC-CGC
82	Q9	202	PEB	C2C-CAC-CBC-CGC
82	U9	201	PEB	C2C-CAC-CBC-CGC
82	W9	202	PEB	C2C-CAC-CBC-CGC
82	cB	401	PEB	C2C-CAC-CBC-CGC
82	cB	403	PEB	C2C-CAC-CBC-CGC
82	eB	202	PEB	C2C-CAC-CBC-CGC
82	yC	202	PEB	C2C-CAC-CBC-CGC
82	yC	203	PEB	C2C-CAC-CBC-CGC
82	qC	202	PEB	C2C-CAC-CBC-CGC
82	rC	202	PEB	C2C-CAC-CBC-CGC
82	tC	201	PEB	C2C-CAC-CBC-CGC
82	vC	202	PEB	C2C-CAC-CBC-CGC
82	dE	202	PEB	C2C-CAC-CBC-CGC
82	eE	203	PEB	C2C-CAC-CBC-CGC
82	fE	201	PEB	C2C-CAC-CBC-CGC
82	fE	202	PEB	C2C-CAC-CBC-CGC
82	fE	203	PEB	C2C-CAC-CBC-CGC
82	gE	201	PEB	C2C-CAC-CBC-CGC
82	iE	202	PEB	C2C-CAC-CBC-CGC
82	bF	202	PEB	C2C-CAC-CBC-CGC
82	gF	202	PEB	C2C-CAC-CBC-CGC
82	hF	202	PEB	C2C-CAC-CBC-CGC
82	iF	201	PEB	C2C-CAC-CBC-CGC
82	iF	203	PEB	C2C-CAC-CBC-CGC
82	jF	202	PEB	C2C-CAC-CBC-CGC
82	oF	203	PEB	C2C-CAC-CBC-CGC
82	pF	202	PEB	C2C-CAC-CBC-CGC
82	tF	201	PEB	C2C-CAC-CBC-CGC
82	uF	201	PEB	C2C-CAC-CBC-CGC
82	uF	203	PEB	C2C-CAC-CBC-CGC
82	wF	303	PEB	C2C-CAC-CBC-CGC
82	xF	302	PEB	C2C-CAC-CBC-CGC
82	xF	303	PEB	C2C-CAC-CBC-CGC
82	xF	304	PEB	C2C-CAC-CBC-CGC

Continued on next page...

Continued from previous page...

Mol	Chain	Res	Type	Atoms
82	dG	202	PEB	C2C-CAC-CBC-CGC
82	eG	203	PEB	C2C-CAC-CBC-CGC
82	fG	201	PEB	C2C-CAC-CBC-CGC
82	fG	202	PEB	C2C-CAC-CBC-CGC
82	fG	203	PEB	C2C-CAC-CBC-CGC
82	gG	201	PEB	C2C-CAC-CBC-CGC
82	iG	202	PEB	C2C-CAC-CBC-CGC
82	hH	202	PEB	C2C-CAC-CBC-CGC
82	jH	201	PEB	C2C-CAC-CBC-CGC
82	jH	202	PEB	C2C-CAC-CBC-CGC
82	jH	203	PEB	C2C-CAC-CBC-CGC
82	kH	201	PEB	C2C-CAC-CBC-CGC
82	kH	203	PEB	C2C-CAC-CBC-CGC
82	eJ	202	PEB	C2C-CAC-CBC-CGC
82	iJ	201	PEB	C2C-CAC-CBC-CGC
82	iJ	202	PEB	C2C-CAC-CBC-CGC
82	jJ	201	PEB	C2C-CAC-CBC-CGC
82	kJ	202	PEB	C2C-CAC-CBC-CGC
82	bK	202	PEB	C2C-CAC-CBC-CGC
82	gK	202	PEB	C2C-CAC-CBC-CGC
82	hK	202	PEB	C2C-CAC-CBC-CGC
82	iK	201	PEB	C2C-CAC-CBC-CGC
82	iK	203	PEB	C2C-CAC-CBC-CGC
82	jK	202	PEB	C2C-CAC-CBC-CGC
82	oK	203	PEB	C2C-CAC-CBC-CGC
82	pK	202	PEB	C2C-CAC-CBC-CGC
82	qK	203	PEB	C2C-CAC-CBC-CGC
82	tK	201	PEB	C2C-CAC-CBC-CGC
82	tK	203	PEB	C2C-CAC-CBC-CGC
82	uK	202	PEB	C2C-CAC-CBC-CGC
82	wK	303	PEB	C2C-CAC-CBC-CGC
82	xK	302	PEB	C2C-CAC-CBC-CGC
82	xK	303	PEB	C2C-CAC-CBC-CGC
82	xK	304	PEB	C2C-CAC-CBC-CGC
82	dM	202	PEB	C2C-CAC-CBC-CGC
82	dM	203	PEB	C2C-CAC-CBC-CGC
82	fM	201	PEB	C2C-CAC-CBC-CGC
82	iM	201	PEB	C2C-CAC-CBC-CGC
82	lM	203	PEB	C2C-CAC-CBC-CGC
82	mM	202	PEB	C2C-CAC-CBC-CGC
82	kO	202	PEB	C2C-CAC-CBC-CGC
82	hO	202	PEB	C2C-CAC-CBC-CGC

Continued on next page...

Continued from previous page...

Mol	Chain	Res	Type	Atoms
82	bP	501	PEB	C2C-CAC-CBC-CGC
82	Z9	301	PEB	C2C-CAC-CBC-CGC
82	M9	302	PEB	C2C-CAC-CBC-CGC
83	QJ	201	PUB	C3B-CAB-CBB-CGB
83	AM	303	PUB	C3B-CAB-CBB-CGB
83	QM	201	PUB	C3B-CAB-CBB-CGB
83	xF	305	PUB	C3B-CAB-CBB-CGB
83	xK	305	PUB	C3B-CAB-CBB-CGB
83	Z9	305	PUB	C3B-CAB-CBB-CGB
87	BL	604	CLA	C8-C10-C11-C12
87	CL	503	CLA	C13-C15-C16-C17
87	AN	829	CLA	C10-C11-C12-C13
87	AN	840	CLA	C5-C6-C7-C8
87	BN	801	CLA	C5-C6-C7-C8
87	BN	801	CLA	C15-C16-C17-C18
87	BN	807	CLA	C8-C10-C11-C12
87	BN	811	CLA	C15-C16-C17-C18
87	BN	823	CLA	C15-C16-C17-C18
87	BN	834	CLA	C5-C6-C7-C8
87	FN	205	CLA	C13-C15-C16-C17
87	IN	103	CLA	C8-C10-C11-C12
87	52	602	CLA	C5-C6-C7-C8
87	A2	829	CLA	C10-C11-C12-C13
87	A2	840	CLA	C5-C6-C7-C8
87	B2	806	CLA	C8-C10-C11-C12
87	B2	810	CLA	C15-C16-C17-C18
87	B2	822	CLA	C15-C16-C17-C18
87	B2	825	CLA	C5-C6-C7-C8
87	B2	825	CLA	C15-C16-C17-C18
87	B2	834	CLA	C5-C6-C7-C8
87	F2	205	CLA	C13-C15-C16-C17
87	I2	103	CLA	C8-C10-C11-C12
87	K6	101	CLA	C5-C6-C7-C8
87	c6	608	CLA	C5-C6-C7-C8
87	c6	610	CLA	C5-C6-C7-C8
87	d6	401	CLA	C15-C16-C17-C18
87	d6	403	CLA	C15-C16-C17-C18
87	bL	619	CLA	C8-C10-C11-C12
87	5N	602	CLA	C5-C6-C7-C8
84	NO	1001	CYC	C2B-C3B-CAB-CBB
88	AL	407	LHG	C7-C8-C9-C10
88	BL	615	LHG	C23-C24-C25-C26

Continued on next page...

Continued from previous page...

Mol	Chain	Res	Type	Atoms
88	dL	405	LHG	C7-C8-C9-C10
92	dL	407	LMG	C10-C11-C12-C13
95	BL	613	DGD	C1A-C2A-C3A-C4A
95	a6	603	DGD	C1A-C2A-C3A-C4A
82	k4	202	PEB	NB-C4B-CHB-C1C
82	kO	203	PEB	NB-C4B-CHB-C1C
84	DE	1001	CYC	C4B-C3B-CAB-CBB
84	EE	1001	CYC	C4B-C3B-CAB-CBB
84	DG	1001	CYC	C4B-C3B-CAB-CBB
84	EG	1001	CYC	C4B-C3B-CAB-CBB
87	A6	402	CLA	C2C-C3C-CAC-CBC
87	b6	609	CLA	C2C-C3C-CAC-CBC
87	d6	406	CLA	C4C-C3C-CAC-CBC
92	JL	102	LMG	C34-C35-C36-C37
95	D6	410	DGD	C9B-CAB-CBB-CCB
95	BL	614	DGD	O6D-C5D-C6D-O5D
95	C6	503	DGD	O6D-C5D-C6D-O5D
87	CL	506	CLA	C8-C10-C11-C12
87	AN	802	CLA	C5-C6-C7-C8
87	AN	811	CLA	C15-C16-C17-C18
87	AN	815	CLA	C15-C16-C17-C18
87	AN	826	CLA	C5-C6-C7-C8
87	AN	826	CLA	C10-C11-C12-C13
87	AN	826	CLA	C13-C15-C16-C17
87	AN	828	CLA	C8-C10-C11-C12
87	BN	805	CLA	C10-C11-C12-C13
87	BN	831	CLA	C10-C11-C12-C13
87	FN	205	CLA	C15-C16-C17-C18
87	LN	203	CLA	C5-C6-C7-C8
87	42	602	CLA	C5-C6-C7-C8
87	62	303	CLA	C5-C6-C7-C8
87	82	302	CLA	C8-C10-C11-C12
87	A2	801	CLA	C5-C6-C7-C8
87	A2	811	CLA	C15-C16-C17-C18
87	A2	815	CLA	C15-C16-C17-C18
87	A2	826	CLA	C5-C6-C7-C8
87	A2	826	CLA	C10-C11-C12-C13
87	A2	826	CLA	C13-C15-C16-C17
87	A2	828	CLA	C8-C10-C11-C12
87	B2	804	CLA	C10-C11-C12-C13
87	B2	831	CLA	C10-C11-C12-C13
87	K2	101	CLA	C8-C10-C11-C12

Continued on next page...

Continued from previous page...

Mol	Chain	Res	Type	Atoms
87	L2	203	CLA	C5-C6-C7-C8
87	A6	402	CLA	C8-C10-C11-C12
87	B6	604	CLA	C13-C15-C16-C17
87	B6	615	CLA	C13-C15-C16-C17
87	C6	515	CLA	C5-C6-C7-C8
87	D6	405	CLA	C10-C11-C12-C13
87	b6	608	CLA	C15-C16-C17-C18
87	c6	605	CLA	C13-C15-C16-C17
87	aL	605	CLA	C8-C10-C11-C12
87	bL	621	CLA	C5-C6-C7-C8
87	nL	101	CLA	C15-C16-C17-C18
87	4N	602	CLA	C5-C6-C7-C8
87	6N	602	CLA	C5-C6-C7-C8
87	8N	303	CLA	C8-C10-C11-C12
91	A6	407	PHO	C10-C11-C12-C13
91	a6	613	PHO	C10-C11-C12-C13
95	c6	601	DGD	C4D-C5D-C6D-O5D
83	BM	302	PUB	C2D-C3D-CAD-CBD
87	DL	403	CLA	O1D-CGD-O2D-CED
87	BN	832	CLA	O1D-CGD-O2D-CED
87	72	608	CLA	O1D-CGD-O2D-CED
87	B2	832	CLA	O1D-CGD-O2D-CED
100	JN	104	3XQ	O23-C22-C24-O25
88	AL	407	LHG	C23-C24-C25-C26
88	m6	102	LHG	C23-C24-C25-C26
88	aL	607	LHG	C7-C8-C9-C10
88	dL	405	LHG	C23-C24-C25-C26
88	iL	101	LHG	C23-C24-C25-C26
92	CL	519	LMG	C28-C29-C30-C31
92	JL	103	LMG	C10-C11-C12-C13
92	B6	622	LMG	C10-C11-C12-C13
92	D6	409	LMG	C28-C29-C30-C31
92	b6	619	LMG	C10-C11-C12-C13
95	AL	416	DGD	C1A-C2A-C3A-C4A
92	D6	407	LMG	O6-C5-C6-O5
95	CL	520	DGD	C4E-C5E-C6E-O5E
87	D6	403	CLA	CBD-CGD-O2D-CED
87	c6	604	CLA	CBD-CGD-O2D-CED
87	7N	608	CLA	O1D-CGD-O2D-CED
87	CL	510	CLA	C15-C16-C17-C18
87	AN	839	CLA	C15-C16-C17-C18
87	BN	806	CLA	C5-C6-C7-C8

Continued on next page...

Continued from previous page...

Mol	Chain	Res	Type	Atoms
87	A2	839	CLA	C15-C16-C17-C18
87	B2	805	CLA	C5-C6-C7-C8
87	F2	205	CLA	C15-C16-C17-C18
87	b6	614	CLA	C8-C10-C11-C12
87	cL	506	CLA	C8-C10-C11-C12
87	cL	508	CLA	C8-C10-C11-C12
87	cL	513	CLA	C5-C6-C7-C8
87	cL	517	CLA	CBA-CGA-O2A-C1
87	HL	101	CLA	O1D-CGD-O2D-CED
87	IN	103	CLA	O1D-CGD-O2D-CED
87	KN	102	CLA	O1D-CGD-O2D-CED
87	I2	103	CLA	O1D-CGD-O2D-CED
87	K2	103	CLA	O1D-CGD-O2D-CED
87	C6	517	CLA	O1D-CGD-O2D-CED
87	CL	511	CLA	C5-C6-C7-C8
87	AN	809	CLA	C5-C6-C7-C8
87	BN	812	CLA	C5-C6-C7-C8
87	BN	819	CLA	C15-C16-C17-C18
87	A2	809	CLA	C5-C6-C7-C8
87	B2	811	CLA	C5-C6-C7-C8
87	B2	818	CLA	C15-C16-C17-C18
87	C6	511	CLA	C8-C10-C11-C12
87	c6	611	CLA	C10-C11-C12-C13
87	dL	402	CLA	C13-C15-C16-C17
95	C6	502	DGD	C4D-C5D-C6D-O5D
88	BL	615	LHG	C7-C8-C9-C10
88	B6	617	LHG	C7-C8-C9-C10
88	M6	101	LHG	C7-C8-C9-C10
92	bL	623	LMG	C28-C29-C30-C31
92	dL	407	LMG	C28-C29-C30-C31
95	C6	502	DGD	C1A-C2A-C3A-C4A
95	C6	502	DGD	C1B-C2B-C3B-C4B
95	c6	601	DGD	C1B-C2B-C3B-C4B
87	BL	621	CLA	CBD-CGD-O2D-CED
82	AA	201	PEB	C3B-CAB-CBB-CGB
82	BA	201	PEB	C3B-CAB-CBB-CGB
82	DA	202	PEB	C3B-CAB-CBB-CGB
82	YA	303	PEB	C3B-CAB-CBB-CGB
82	GB	202	PEB	C3B-CAB-CBB-CGB
82	NB	203	PEB	C3B-CAB-CBB-CGB
82	RB	201	PEB	C3B-CAB-CBB-CGB
82	LD	202	PEB	C3B-CAB-CBB-CGB

Continued on next page...

Continued from previous page...

Mol	Chain	Res	Type	Atoms
82	UD	202	PEB	C3B-CAB-CBB-CGB
82	YD	201	PEB	C3B-CAB-CBB-CGB
82	YD	202	PEB	C3B-CAB-CBB-CGB
82	UE	203	PEB	C3B-CAB-CBB-CGB
82	WE	202	PEB	C3B-CAB-CBB-CGB
82	ZE	203	PEB	C3B-CAB-CBB-CGB
82	EF	202	PEB	C3B-CAB-CBB-CGB
82	HF	202	PEB	C3B-CAB-CBB-CGB
82	LF	201	PEB	C3B-CAB-CBB-CGB
82	MF	202	PEB	C3B-CAB-CBB-CGB
82	UF	201	PEB	C3B-CAB-CBB-CGB
82	WF	201	PEB	C3B-CAB-CBB-CGB
82	WF	203	PEB	C3B-CAB-CBB-CGB
82	ZF	202	PEB	C3B-CAB-CBB-CGB
82	UG	203	PEB	C3B-CAB-CBB-CGB
82	WG	202	PEB	C3B-CAB-CBB-CGB
82	ZG	203	PEB	C3B-CAB-CBB-CGB
82	AH	302	PEB	C3B-CAB-CBB-CGB
82	RH	202	PEB	C3B-CAB-CBB-CGB
82	SH	202	PEB	C3B-CAB-CBB-CGB
82	YH	202	PEB	C3B-CAB-CBB-CGB
82	AI	202	PEB	C3B-CAB-CBB-CGB
82	CI	202	PEB	C3B-CAB-CBB-CGB
82	EI	202	PEB	C3B-CAB-CBB-CGB
82	GI	203	PEB	C3B-CAB-CBB-CGB
82	II	202	PEB	C3B-CAB-CBB-CGB
82	KI	203	PEB	C3B-CAB-CBB-CGB
82	NI	202	PEB	C3B-CAB-CBB-CGB
82	PI	202	PEB	C3B-CAB-CBB-CGB
82	RI	202	PEB	C3B-CAB-CBB-CGB
82	TI	203	PEB	C3B-CAB-CBB-CGB
82	VI	202	PEB	C3B-CAB-CBB-CGB
82	XI	202	PEB	C3B-CAB-CBB-CGB
82	KJ	202	PEB	C3B-CAB-CBB-CGB
82	QJ	204	PEB	C3B-CAB-CBB-CGB
82	SJ	201	PEB	C3B-CAB-CBB-CGB
82	SJ	202	PEB	C3B-CAB-CBB-CGB
82	EK	202	PEB	C3B-CAB-CBB-CGB
82	HK	202	PEB	C3B-CAB-CBB-CGB
82	LK	201	PEB	C3B-CAB-CBB-CGB
82	MK	202	PEB	C3B-CAB-CBB-CGB
82	UK	201	PEB	C3B-CAB-CBB-CGB

Continued on next page...

Continued from previous page...

Mol	Chain	Res	Type	Atoms
82	WK	201	PEB	C3B-CAB-CBB-CGB
82	WK	203	PEB	C3B-CAB-CBB-CGB
82	ZK	202	PEB	C3B-CAB-CBB-CGB
82	CM	202	PEB	C3B-CAB-CBB-CGB
82	EM	203	PEB	C3B-CAB-CBB-CGB
82	GM	201	PEB	C3B-CAB-CBB-CGB
82	IM	203	PEB	C3B-CAB-CBB-CGB
82	KM	202	PEB	C3B-CAB-CBB-CGB
82	LO	1002	PEB	C3B-CAB-CBB-CGB
82	LQ	202	PEB	C3B-CAB-CBB-CGB
82	UQ	202	PEB	C3B-CAB-CBB-CGB
82	YQ	201	PEB	C3B-CAB-CBB-CGB
82	YQ	202	PEB	C3B-CAB-CBB-CGB
82	R1	202	PEB	C3B-CAB-CBB-CGB
82	S1	202	PEB	C3B-CAB-CBB-CGB
82	A1	302	PEB	C3B-CAB-CBB-CGB
82	Y1	202	PEB	C3B-CAB-CBB-CGB
82	k1	202	PEB	C3B-CAB-CBB-CGB
82	b1	202	PEB	C3B-CAB-CBB-CGB
82	c1	202	PEB	C3B-CAB-CBB-CGB
82	L4	1002	PEB	C3B-CAB-CBB-CGB
82	i4	202	PEB	C3B-CAB-CBB-CGB
82	j4	203	PEB	C3B-CAB-CBB-CGB
82	a4	203	PEB	C3B-CAB-CBB-CGB
82	c4	203	PEB	C3B-CAB-CBB-CGB
82	B5	203	PEB	C3B-CAB-CBB-CGB
82	D5	203	PEB	C3B-CAB-CBB-CGB
82	F5	203	PEB	C3B-CAB-CBB-CGB
82	H5	203	PEB	C3B-CAB-CBB-CGB
82	J5	203	PEB	C3B-CAB-CBB-CGB
82	O5	203	PEB	C3B-CAB-CBB-CGB
82	W5	203	PEB	C3B-CAB-CBB-CGB
82	Y5	203	PEB	C3B-CAB-CBB-CGB
82	A7	201	PEB	C3B-CAB-CBB-CGB
82	B7	201	PEB	C3B-CAB-CBB-CGB
82	D7	202	PEB	C3B-CAB-CBB-CGB
82	Y7	303	PEB	C3B-CAB-CBB-CGB
82	w8	203	PEB	C3B-CAB-CBB-CGB
82	D9	201	PEB	C3B-CAB-CBB-CGB
82	H9	203	PEB	C3B-CAB-CBB-CGB
82	L9	201	PEB	C3B-CAB-CBB-CGB
82	O9	201	PEB	C3B-CAB-CBB-CGB

Continued on next page...

Continued from previous page...

Mol	Chain	Res	Type	Atoms
82	Q9	201	PEB	C3B-CAB-CBB-CGB
82	wC	203	PEB	C3B-CAB-CBB-CGB
82	aE	202	PEB	C3B-CAB-CBB-CGB
82	bE	202	PEB	C3B-CAB-CBB-CGB
82	iE	202	PEB	C3B-CAB-CBB-CGB
82	lE	203	PEB	C3B-CAB-CBB-CGB
82	cF	201	PEB	C3B-CAB-CBB-CGB
82	eF	201	PEB	C3B-CAB-CBB-CGB
82	jF	202	PEB	C3B-CAB-CBB-CGB
82	nF	201	PEB	C3B-CAB-CBB-CGB
82	oF	201	PEB	C3B-CAB-CBB-CGB
82	qF	201	PEB	C3B-CAB-CBB-CGB
82	sF	201	PEB	C3B-CAB-CBB-CGB
82	wF	301	PEB	C3B-CAB-CBB-CGB
82	xF	303	PEB	C3B-CAB-CBB-CGB
82	aG	202	PEB	C3B-CAB-CBB-CGB
82	iG	202	PEB	C3B-CAB-CBB-CGB
82	lG	203	PEB	C3B-CAB-CBB-CGB
82	kH	202	PEB	C3B-CAB-CBB-CGB
82	bH	202	PEB	C3B-CAB-CBB-CGB
82	cH	202	PEB	C3B-CAB-CBB-CGB
82	hJ	201	PEB	C3B-CAB-CBB-CGB
82	cK	201	PEB	C3B-CAB-CBB-CGB
82	cK	202	PEB	C3B-CAB-CBB-CGB
82	eK	201	PEB	C3B-CAB-CBB-CGB
82	jK	202	PEB	C3B-CAB-CBB-CGB
82	nK	201	PEB	C3B-CAB-CBB-CGB
82	oK	201	PEB	C3B-CAB-CBB-CGB
82	qK	201	PEB	C3B-CAB-CBB-CGB
82	sK	201	PEB	C3B-CAB-CBB-CGB
82	wK	301	PEB	C3B-CAB-CBB-CGB
82	xK	303	PEB	C3B-CAB-CBB-CGB
82	iO	202	PEB	C3B-CAB-CBB-CGB
82	kO	202	PEB	C3B-CAB-CBB-CGB
82	aO	203	PEB	C3B-CAB-CBB-CGB
82	cO	203	PEB	C3B-CAB-CBB-CGB
84	V3	1001	CYC	C2A-CAA-CBA-CGA
84	x3	1001	CYC	C2A-CAA-CBA-CGA
92	b6	624	LMG	C11-C10-O7-C8
87	BL	621	CLA	C8-C10-C11-C12
87	CL	505	CLA	C15-C16-C17-C18
87	AN	802	CLA	C8-C10-C11-C12

Continued on next page...

Continued from previous page...

Mol	Chain	Res	Type	Atoms
87	AN	821	CLA	C13-C15-C16-C17
87	A2	801	CLA	C8-C10-C11-C12
87	A2	821	CLA	C13-C15-C16-C17
87	B6	611	CLA	C10-C11-C12-C13
87	b6	607	CLA	C15-C16-C17-C18
87	dL	404	CLA	C15-C16-C17-C18
87	BL	605	CLA	O1D-CGD-O2D-CED
87	22	601	CLA	O1D-CGD-O2D-CED
87	22	606	CLA	O1D-CGD-O2D-CED
87	2N	302	CLA	O1D-CGD-O2D-CED
87	2N	306	CLA	O1D-CGD-O2D-CED
87	AN	810	CLA	C12-C13-C15-C16
87	AN	819	CLA	C11-C12-C13-C15
87	AN	840	CLA	C6-C7-C8-C10
87	BN	809	CLA	C11-C10-C8-C7
87	BN	813	CLA	C6-C7-C8-C10
87	BN	834	CLA	C6-C7-C8-C10
87	A2	801	CLA	C12-C13-C15-C16
87	A2	810	CLA	C12-C13-C15-C16
87	A2	819	CLA	C11-C12-C13-C15
87	A2	840	CLA	C6-C7-C8-C10
87	B2	808	CLA	C11-C10-C8-C7
87	B2	812	CLA	C6-C7-C8-C10
87	B2	834	CLA	C6-C7-C8-C10
87	B6	606	CLA	C11-C10-C8-C7
87	B6	612	CLA	C11-C10-C8-C7
87	B6	616	CLA	C12-C13-C15-C16
87	C6	514	CLA	C11-C10-C8-C7
87	H6	103	CLA	C11-C12-C13-C15
87	K6	101	CLA	C12-C13-C15-C16
87	a6	607	CLA	C11-C10-C8-C7
87	b6	613	CLA	C6-C7-C8-C10
87	b6	615	CLA	C11-C12-C13-C15
87	c6	605	CLA	C11-C12-C13-C15
87	c6	611	CLA	C11-C10-C8-C7
87	c6	611	CLA	C12-C13-C15-C16
87	cL	505	CLA	C11-C12-C13-C15
87	cL	514	CLA	C11-C12-C13-C15
87	cL	515	CLA	C11-C10-C8-C7
91	AL	410	PHO	C11-C12-C13-C15
91	a6	613	PHO	C11-C12-C13-C15
91	aL	610	PHO	C11-C12-C13-C15

Continued on next page...

Continued from previous page...

Mol	Chain	Res	Type	Atoms
87	HL	102	CLA	C3-C5-C6-C7
87	D6	402	CLA	O1A-CGA-O2A-C1
87	d6	403	CLA	O1A-CGA-O2A-C1
88	d6	402	LHG	C25-C26-C27-C28
85	AN	845	BCR	C9-C10-C11-C12
85	BN	842	BCR	C15-C16-C17-C18
85	KN	104	BCR	C9-C10-C11-C12
85	A2	845	BCR	C9-C10-C11-C12
85	B2	842	BCR	C15-C16-C17-C18
85	K2	105	BCR	C9-C10-C11-C12
95	c6	601	DGD	C1A-C2A-C3A-C4A
87	BL	623	CLA	C2A-CAA-CBA-CGA
87	AN	830	CLA	C2A-CAA-CBA-CGA
87	BN	833	CLA	C2A-CAA-CBA-CGA
87	ON	202	CLA	C2A-CAA-CBA-CGA
87	82	308	CLA	C2A-CAA-CBA-CGA
87	A2	830	CLA	C2A-CAA-CBA-CGA
87	B2	833	CLA	C2A-CAA-CBA-CGA
87	O2	202	CLA	C2A-CAA-CBA-CGA
87	b6	604	CLA	C2A-CAA-CBA-CGA
87	bL	613	CLA	C2A-CAA-CBA-CGA
87	cL	517	CLA	C2A-CAA-CBA-CGA
87	dL	401	CLA	C2A-CAA-CBA-CGA
87	8N	308	CLA	C2A-CAA-CBA-CGA
82	DD	202	PEB	C2B-C1B-CHA-C4A
82	DQ	202	PEB	C2B-C1B-CHA-C4A
87	AN	835	CLA	O1D-CGD-O2D-CED
87	BN	826	CLA	O1D-CGD-O2D-CED
87	LN	202	CLA	O1D-CGD-O2D-CED
87	ON	201	CLA	O1D-CGD-O2D-CED
87	A2	835	CLA	O1D-CGD-O2D-CED
87	B2	826	CLA	O1D-CGD-O2D-CED
87	L2	202	CLA	O1D-CGD-O2D-CED
87	O2	201	CLA	O1D-CGD-O2D-CED
87	bL	605	CLA	O1D-CGD-O2D-CED
87	BL	608	CLA	C8-C10-C11-C12
87	HL	102	CLA	C5-C6-C7-C8
87	HL	102	CLA	C15-C16-C17-C18
87	AN	805	CLA	C13-C15-C16-C17
87	AN	828	CLA	C10-C11-C12-C13
87	BN	809	CLA	C10-C11-C12-C13
87	BN	813	CLA	C15-C16-C17-C18

Continued on next page...

Continued from previous page...

Mol	Chain	Res	Type	Atoms
87	BN	818	CLA	C5-C6-C7-C8
87	72	602	CLA	C8-C10-C11-C12
87	A2	805	CLA	C13-C15-C16-C17
87	A2	828	CLA	C10-C11-C12-C13
87	B2	808	CLA	C10-C11-C12-C13
87	B2	812	CLA	C15-C16-C17-C18
87	B2	817	CLA	C5-C6-C7-C8
87	A6	402	CLA	C5-C6-C7-C8
87	B6	603	CLA	C8-C10-C11-C12
87	B6	608	CLA	C15-C16-C17-C18
87	D6	403	CLA	C15-C16-C17-C18
87	c6	613	CLA	C15-C16-C17-C18
87	7N	602	CLA	C8-C10-C11-C12
95	AL	414	DGD	C4E-C5E-C6E-O5E
87	DL	403	CLA	O1A-CGA-O2A-C1
87	AN	841	CLA	O1A-CGA-O2A-C1
87	FN	205	CLA	O1A-CGA-O2A-C1
87	22	602	CLA	O1A-CGA-O2A-C1
87	A2	841	CLA	O1A-CGA-O2A-C1
87	F2	205	CLA	O1A-CGA-O2A-C1
87	2N	303	CLA	O1A-CGA-O2A-C1
87	bL	607	CLA	CBD-CGD-O2D-CED
92	b6	623	LMG	O6-C1-O1-C7
95	C6	523	DGD	O6E-C1E-O5D-C6D
95	a6	602	DGD	O6D-C1D-O3G-C3G
95	a6	603	DGD	O6E-C1E-O5D-C6D
95	c6	620	DGD	O6E-C1E-O5D-C6D
95	h6	101	DGD	O6D-C1D-O3G-C3G
87	BL	609	CLA	C5-C6-C7-C8
87	CL	514	CLA	C5-C6-C7-C8
87	BN	819	CLA	C8-C10-C11-C12
87	B2	818	CLA	C8-C10-C11-C12
87	I2	102	CLA	C5-C6-C7-C8
87	c6	608	CLA	C13-C15-C16-C17
87	BN	829	CLA	O1D-CGD-O2D-CED
87	B2	829	CLA	O1D-CGD-O2D-CED
94	AL	413	PL9	C9-C11-C12-C13
94	DL	401	PL9	C19-C21-C22-C23
94	D6	408	PL9	C14-C16-C17-C18
94	D6	408	PL9	C29-C31-C32-C33
94	D6	408	PL9	C34-C36-C37-C38
94	d6	408	PL9	C14-C16-C17-C18

Continued on next page...

Continued from previous page...

Mol	Chain	Res	Type	Atoms
94	aL	601	PL9	C39-C41-C42-C43
94	dL	406	PL9	C19-C21-C22-C23
94	dL	406	PL9	C34-C36-C37-C38
84	MO	1001	CYC	C2B-C3B-CAB-CBB
84	V3	1001	CYC	C2B-C3B-CAB-CBB
84	x3	1001	CYC	C2B-C3B-CAB-CBB
84	M4	1001	CYC	C2B-C3B-CAB-CBB
82	z8	202	PEB	C3B-C4B-CHB-C1C
82	p8	202	PEB	C3B-C4B-CHB-C1C
82	r8	202	PEB	C3B-C4B-CHB-C1C
82	t8	202	PEB	C3B-C4B-CHB-C1C
82	v8	202	PEB	C3B-C4B-CHB-C1C
82	A9	202	PEB	C3B-C4B-CHB-C1C
82	C9	202	PEB	C3B-C4B-CHB-C1C
82	E9	202	PEB	C3B-C4B-CHB-C1C
82	G9	202	PEB	C3B-C4B-CHB-C1C
82	I9	202	PEB	C3B-C4B-CHB-C1C
82	K9	202	PEB	C3B-C4B-CHB-C1C
82	N9	202	PEB	C3B-C4B-CHB-C1C
82	P9	202	PEB	C3B-C4B-CHB-C1C
82	R9	202	PEB	C3B-C4B-CHB-C1C
82	T9	202	PEB	C3B-C4B-CHB-C1C
82	V9	202	PEB	C3B-C4B-CHB-C1C
82	X9	202	PEB	C3B-C4B-CHB-C1C
82	zC	202	PEB	C3B-C4B-CHB-C1C
82	pC	202	PEB	C3B-C4B-CHB-C1C
82	rC	202	PEB	C3B-C4B-CHB-C1C
82	tC	202	PEB	C3B-C4B-CHB-C1C
82	vC	202	PEB	C3B-C4B-CHB-C1C
82	qF	202	PEB	C3B-C4B-CHB-C1C
82	qK	202	PEB	C3B-C4B-CHB-C1C
95	a6	602	DGD	O6D-C5D-C6D-O5D
84	HH	1001	CYC	C2B-C3B-CAB-CBB
84	H1	1001	CYC	C2B-C3B-CAB-CBB
87	dL	402	CLA	O1D-CGD-O2D-CED
88	ML	102	LHG	O2-C2-C3-O3
88	cL	501	LHG	O9-C7-O7-C5
92	b6	620	LMG	O9-C10-O7-C8
92	b6	624	LMG	O9-C10-O7-C8
87	D6	405	CLA	C3-C5-C6-C7
87	a6	608	CLA	C3-C5-C6-C7
87	BN	829	CLA	C2A-CAA-CBA-CGA

Continued on next page...

Continued from previous page...

Mol	Chain	Res	Type	Atoms
87	B2	829	CLA	C2A-CAA-CBA-CGA
87	BL	603	CLA	C10-C11-C12-C13
87	BL	606	CLA	C15-C16-C17-C18
87	CL	515	CLA	C10-C11-C12-C13
87	AN	809	CLA	C15-C16-C17-C18
87	AN	831	CLA	C10-C11-C12-C13
87	BN	827	CLA	C13-C15-C16-C17
87	BN	830	CLA	C10-C11-C12-C13
87	IN	102	CLA	C5-C6-C7-C8
87	A2	809	CLA	C15-C16-C17-C18
87	A2	831	CLA	C10-C11-C12-C13
87	B2	827	CLA	C13-C15-C16-C17
87	B2	830	CLA	C10-C11-C12-C13
87	B6	615	CLA	C15-C16-C17-C18
87	H6	103	CLA	C15-C16-C17-C18
87	b6	615	CLA	C13-C15-C16-C17
87	b6	618	CLA	C8-C10-C11-C12
87	bL	622	CLA	C5-C6-C7-C8
87	bL	622	CLA	C13-C15-C16-C17
87	12	602	CLA	CBA-CGA-O2A-C1
87	cL	506	CLA	CBA-CGA-O2A-C1
87	cL	510	CLA	CBA-CGA-O2A-C1
87	1N	602	CLA	CBA-CGA-O2A-C1
87	CL	503	CLA	O1A-CGA-O2A-C1
87	AN	802	CLA	O1A-CGA-O2A-C1
87	A2	801	CLA	O1A-CGA-O2A-C1
87	C6	513	CLA	O1A-CGA-O2A-C1
95	a6	602	DGD	O1A-C1A-O1G-C1G
88	D6	401	LHG	C27-C28-C29-C30
87	B6	607	CLA	O1D-CGD-O2D-CED
87	BL	602	CLA	C10-C11-C12-C13
87	BL	604	CLA	C5-C6-C7-C8
87	BL	620	CLA	C8-C10-C11-C12
87	CL	505	CLA	C8-C10-C11-C12
87	AN	808	CLA	C8-C10-C11-C12
87	AN	813	CLA	C10-C11-C12-C13
87	AN	834	CLA	C8-C10-C11-C12
87	AN	851	CLA	C8-C10-C11-C12
87	BN	810	CLA	C13-C15-C16-C17
87	BN	811	CLA	C5-C6-C7-C8
87	IN	103	CLA	C10-C11-C12-C13
87	A2	808	CLA	C8-C10-C11-C12

Continued on next page...

Continued from previous page...

Mol	Chain	Res	Type	Atoms
87	A2	813	CLA	C10-C11-C12-C13
87	A2	834	CLA	C8-C10-C11-C12
87	A2	851	CLA	C8-C10-C11-C12
87	B2	809	CLA	C13-C15-C16-C17
87	B2	810	CLA	C5-C6-C7-C8
87	B2	812	CLA	C10-C11-C12-C13
87	I2	103	CLA	C10-C11-C12-C13
87	B6	607	CLA	C5-C6-C7-C8
87	B6	608	CLA	C10-C11-C12-C13
87	B6	616	CLA	C5-C6-C7-C8
87	a6	608	CLA	C10-C11-C12-C13
87	b6	615	CLA	C15-C16-C17-C18
87	c6	606	CLA	C8-C10-C11-C12
87	bL	615	CLA	C13-C15-C16-C17
87	cL	505	CLA	C13-C15-C16-C17
87	cL	507	CLA	C10-C11-C12-C13
87	cL	516	CLA	C5-C6-C7-C8
98	BN	837	PQN	C20-C21-C22-C23
98	B2	837	PQN	C20-C21-C22-C23
95	D6	410	DGD	C4A-C5A-C6A-C7A
87	FN	203	CLA	O1D-CGD-O2D-CED
87	F2	201	CLA	O1D-CGD-O2D-CED
87	CL	511	CLA	CBD-CGD-O2D-CED
87	CL	504	CLA	O1A-CGA-O2A-C1
87	C6	514	CLA	O1A-CGA-O2A-C1
87	c6	604	CLA	O1A-CGA-O2A-C1
87	nL	101	CLA	O1A-CGA-O2A-C1
92	C6	501	LMG	C11-C10-O7-C8
87	BL	609	CLA	C8-C10-C11-C12
87	BL	620	CLA	C10-C11-C12-C13
87	CL	504	CLA	C8-C10-C11-C12
87	BN	813	CLA	C10-C11-C12-C13
87	BN	824	CLA	C13-C15-C16-C17
87	BN	831	CLA	C5-C6-C7-C8
87	BN	836	CLA	C13-C15-C16-C17
87	B2	823	CLA	C13-C15-C16-C17
87	B2	831	CLA	C5-C6-C7-C8
87	B2	836	CLA	C13-C15-C16-C17
87	B6	605	CLA	C5-C6-C7-C8
87	B6	607	CLA	C15-C16-C17-C18
87	H6	102	CLA	C13-C15-C16-C17
87	b6	605	CLA	C8-C10-C11-C12

Continued on next page...

Continued from previous page...

Mol	Chain	Res	Type	Atoms
87	bL	622	CLA	C8-C10-C11-C12
91	AL	410	PHO	C10-C11-C12-C13
88	AL	407	LHG	C3-O3-P-O6
88	AL	407	LHG	C4-O6-P-O3
88	BL	610	LHG	C3-O3-P-O6
88	BL	610	LHG	C4-O6-P-O3
88	BL	615	LHG	C4-O6-P-O3
88	CL	521	LHG	C3-O3-P-O6
88	CL	522	LHG	C3-O3-P-O6
88	DL	407	LHG	C3-O3-P-O6
88	DL	407	LHG	C4-O6-P-O3
88	ML	102	LHG	C3-O3-P-O6
88	ML	102	LHG	C4-O6-P-O3
88	AN	843	LHG	C3-O3-P-O6
88	AN	843	LHG	C4-O6-P-O3
88	AN	844	LHG	C4-O6-P-O3
88	A2	843	LHG	C3-O3-P-O6
88	A2	843	LHG	C4-O6-P-O3
88	A2	844	LHG	C4-O6-P-O3
88	B6	617	LHG	C4-O6-P-O3
88	C6	522	LHG	C3-O3-P-O6
88	C6	522	LHG	C4-O6-P-O3
88	D6	401	LHG	C3-O3-P-O6
88	D6	406	LHG	C3-O3-P-O6
88	I6	101	LHG	C3-O3-P-O6
88	M6	101	LHG	C3-O3-P-O6
88	a6	610	LHG	C3-O3-P-O6
88	c6	619	LHG	C3-O3-P-O6
88	c6	619	LHG	C4-O6-P-O3
88	d6	402	LHG	C3-O3-P-O6
88	d6	402	LHG	C4-O6-P-O3
88	d6	407	LHG	C3-O3-P-O6
88	i6	101	LHG	C4-O6-P-O3
88	aL	607	LHG	C3-O3-P-O6
88	aL	607	LHG	C4-O6-P-O3
88	bL	612	LHG	C3-O3-P-O6
88	dL	405	LHG	C3-O3-P-O6
88	dL	408	LHG	C3-O3-P-O6
88	iL	101	LHG	C3-O3-P-O6
88	mL	102	LHG	C3-O3-P-O6
88	aL	607	LHG	C23-C24-C25-C26
87	bL	605	CLA	C3-C5-C6-C7

Continued on next page...

Continued from previous page...

Mol	Chain	Res	Type	Atoms
91	d6	404	PHO	C3-C5-C6-C7
87	AN	827	CLA	CBA-CGA-O2A-C1
87	AN	832	CLA	CBA-CGA-O2A-C1
87	ON	202	CLA	CBA-CGA-O2A-C1
87	A2	827	CLA	CBA-CGA-O2A-C1
87	A2	832	CLA	CBA-CGA-O2A-C1
87	O2	202	CLA	CBA-CGA-O2A-C1
87	d6	406	CLA	CBA-CGA-O2A-C1
87	cL	508	CLA	CBA-CGA-O2A-C1
87	2N	301	CLA	CBA-CGA-O2A-C1
87	nL	101	CLA	O1D-CGD-O2D-CED
87	AN	841	CLA	C5-C6-C7-C8
87	BN	836	CLA	C5-C6-C7-C8
87	A2	841	CLA	C5-C6-C7-C8
87	B2	836	CLA	C5-C6-C7-C8
87	B6	614	CLA	C15-C16-C17-C18
87	C6	513	CLA	C5-C6-C7-C8
87	C6	520	CLA	C15-C16-C17-C18
87	dL	404	CLA	C8-C10-C11-C12
87	BN	826	CLA	O1A-CGA-O2A-C1
87	B2	826	CLA	O1A-CGA-O2A-C1
87	I2	103	CLA	O1A-CGA-O2A-C1
87	AN	806	CLA	O1D-CGD-O2D-CED
87	A2	806	CLA	O1D-CGD-O2D-CED
87	b6	618	CLA	O1D-CGD-O2D-CED
95	C6	502	DGD	O6D-C5D-C6D-O5D
95	c6	601	DGD	O6D-C5D-C6D-O5D
88	DL	407	LHG	C7-C8-C9-C10
88	D6	406	LHG	C1-C2-C3-O3
88	m6	102	LHG	C1-C2-C3-O3
92	BL	611	LMG	O6-C5-C6-O5
92	C6	501	LMG	O9-C10-O7-C8
87	K6	101	CLA	C4-C3-C5-C6
94	DL	401	PL9	C12-C11-C9-C10
92	bL	609	LMG	C4-C5-C6-O5
87	CL	512	CLA	C8-C10-C11-C12
87	bL	617	CLA	C10-C11-C12-C13
87	AN	810	CLA	O1D-CGD-O2D-CED
87	A2	810	CLA	O1D-CGD-O2D-CED
87	IN	103	CLA	O1A-CGA-O2A-C1
87	A6	404	CLA	C2C-C3C-CAC-CBC
87	AN	849	CLA	C2A-CAA-CBA-CGA

Continued on next page...

Continued from previous page...

Mol	Chain	Res	Type	Atoms
87	MN	101	CLA	C2A-CAA-CBA-CGA
87	22	609	CLA	C2A-CAA-CBA-CGA
87	32	312	CLA	C2A-CAA-CBA-CGA
87	72	607	CLA	C2A-CAA-CBA-CGA
87	A2	849	CLA	C2A-CAA-CBA-CGA
87	M2	101	CLA	C2A-CAA-CBA-CGA
87	B6	613	CLA	C2A-CAA-CBA-CGA
87	C6	513	CLA	C2A-CAA-CBA-CGA
87	b6	615	CLA	C2A-CAA-CBA-CGA
87	2N	309	CLA	C2A-CAA-CBA-CGA
87	3N	312	CLA	C2A-CAA-CBA-CGA
87	7N	607	CLA	C2A-CAA-CBA-CGA
87	BN	822	CLA	C6-C7-C8-C10
87	B2	821	CLA	C6-C7-C8-C10
87	B6	607	CLA	C16-C17-C18-C20
87	c6	605	CLA	C16-C17-C18-C19
87	BN	818	CLA	C3-C5-C6-C7
87	B2	817	CLA	C3-C5-C6-C7
87	d6	406	CLA	C3-C5-C6-C7
87	AN	813	CLA	CBA-CGA-O2A-C1
87	22	605	CLA	CBA-CGA-O2A-C1
87	42	608	CLA	CBA-CGA-O2A-C1
87	62	309	CLA	CBA-CGA-O2A-C1
87	A2	813	CLA	CBA-CGA-O2A-C1
87	D6	403	CLA	CBA-CGA-O2A-C1
87	bL	614	CLA	CBA-CGA-O2A-C1
87	6N	608	CLA	CBA-CGA-O2A-C1
91	A6	407	PHO	CBA-CGA-O2A-C1
91	a6	613	PHO	CBA-CGA-O2A-C1
92	bL	611	LMG	C29-C28-O8-C9
87	BN	832	CLA	C5-C6-C7-C8
87	B2	832	CLA	C5-C6-C7-C8
87	cL	506	CLA	C15-C16-C17-C18
88	d6	402	LHG	C27-C28-C29-C30
92	C6	501	LMG	C13-C14-C15-C16
92	b6	623	LMG	C11-C12-C13-C14
85	IN	101	BCR	C9-C10-C11-C12
85	I2	101	BCR	C9-C10-C11-C12
103	82	309	ZEX	C29-C30-C31-C32
103	8N	309	ZEX	C29-C30-C31-C32
92	b6	624	LMG	C11-C12-C13-C14
92	yL	101	LMG	C19-C20-C21-C22

Continued on next page...

Continued from previous page...

Mol	Chain	Res	Type	Atoms
87	R2	201	CLA	O1D-CGD-O2D-CED
87	CL	505	CLA	CBD-CGD-O2D-CED
87	C6	511	CLA	CBD-CGD-O2D-CED
88	AL	406	LHG	C8-C7-O7-C5
92	yL	101	LMG	C11-C10-O7-C8
95	C6	503	DGD	C2B-C1B-O2G-C2G
87	cL	505	CLA	C15-C16-C17-C18
87	CL	505	CLA	C3-C5-C6-C7
87	B6	611	CLA	C3-C5-C6-C7
87	cL	506	CLA	C3-C5-C6-C7
88	AL	406	LHG	C24-C25-C26-C27
88	C6	505	LHG	C9-C10-C11-C12
88	a6	610	LHG	C32-C33-C34-C35
88	i6	101	LHG	C15-C16-C17-C18
92	m6	101	LMG	C29-C30-C31-C32
92	yL	101	LMG	C32-C33-C34-C35
92	yL	101	LMG	C37-C38-C39-C40
95	C6	502	DGD	C4A-C5A-C6A-C7A
95	c6	601	DGD	C4A-C5A-C6A-C7A
95	h6	101	DGD	CCB-CDB-CEB-CFB
95	hL	101	DGD	C5B-C6B-C7B-C8B
100	JN	104	3XQ	C12-C13-C14-C15
87	BN	817	CLA	O1D-CGD-O2D-CED
87	RN	201	CLA	O1D-CGD-O2D-CED
87	82	306	CLA	O1D-CGD-O2D-CED
87	B2	816	CLA	O1D-CGD-O2D-CED
87	C6	514	CLA	O1D-CGD-O2D-CED
87	8N	301	CLA	O1D-CGD-O2D-CED
87	BN	819	CLA	C16-C17-C18-C19
87	22	605	CLA	C6-C7-C8-C10
87	B2	818	CLA	C16-C17-C18-C19
87	b6	604	CLA	C16-C17-C18-C19
87	b6	617	CLA	C16-C17-C18-C20
87	c6	609	CLA	C16-C17-C18-C20
87	nL	101	CLA	C16-C17-C18-C20
87	2N	301	CLA	C6-C7-C8-C10
87	CL	508	CLA	CBA-CGA-O2A-C1
87	C6	511	CLA	CBA-CGA-O2A-C1
87	4N	608	CLA	CBA-CGA-O2A-C1
92	XL	601	LMG	C29-C28-O8-C9
82	AA	201	PEB	C2B-C3B-CAB-CBB
82	A7	201	PEB	C2B-C3B-CAB-CBB

Continued on next page...

Continued from previous page...

Mol	Chain	Res	Type	Atoms
95	C6	503	DGD	C4D-C5D-C6D-O5D
88	D6	401	LHG	C25-C26-C27-C28
88	L6	101	LHG	C25-C26-C27-C28
88	i6	101	LHG	C33-C34-C35-C36
88	l6	101	LHG	C25-C26-C27-C28
92	C6	501	LMG	C38-C39-C40-C41
92	k6	101	LMG	C29-C30-C31-C32
100	J2	104	3XQ	C7-C8-C9-C10
87	62	309	CLA	O1D-CGD-O2D-CED
87	6N	608	CLA	O1D-CGD-O2D-CED
88	AL	406	LHG	O9-C7-O7-C5
88	AN	843	LHG	O9-C7-O7-C5
92	D6	409	LMG	O9-C10-O7-C8
95	C6	503	DGD	O1B-C1B-O2G-C2G
87	BL	609	CLA	C13-C15-C16-C17
87	12	602	CLA	C8-C10-C11-C12
87	B6	607	CLA	C8-C10-C11-C12
95	b6	622	DGD	C1B-C2B-C3B-C4B
88	L6	101	LHG	C17-C18-C19-C20
88	l6	101	LHG	C17-C18-C19-C20
88	dL	408	LHG	C9-C10-C11-C12
92	BL	612	LMG	C29-C30-C31-C32
95	BN	844	DGD	C6A-C7A-C8A-C9A
95	B2	844	DGD	C6A-C7A-C8A-C9A
95	C6	502	DGD	CBA-CCA-CDA-CEA
95	c6	601	DGD	CBA-CCA-CDA-CEA
87	BL	619	CLA	O1D-CGD-O2D-CED
87	BN	813	CLA	O1D-CGD-O2D-CED
87	52	610	CLA	O1D-CGD-O2D-CED
87	B2	812	CLA	O1D-CGD-O2D-CED
87	c6	615	CLA	O1D-CGD-O2D-CED
87	cL	516	CLA	O1D-CGD-O2D-CED
87	5N	610	CLA	O1D-CGD-O2D-CED
87	cL	517	CLA	O1A-CGA-O2A-C1
88	AL	406	LHG	C32-C33-C34-C35
88	DL	407	LHG	C15-C16-C17-C18
88	I6	101	LHG	C16-C17-C18-C19
100	J2	104	3XQ	C9-C10-C11-C12
87	B2	824	CLA	C5-C6-C7-C8
87	b6	612	CLA	C13-C15-C16-C17
87	1N	602	CLA	C8-C10-C11-C12
88	AN	843	LHG	O2-C2-C3-O3

Continued on next page...

Continued from previous page...

Mol	Chain	Res	Type	Atoms
88	A2	843	LHG	O2-C2-C3-O3
82	OA	201	PEB	NB-C1B-CHA-C4A
82	SA	201	PEB	NB-C1B-CHA-C4A
82	JB	201	PEB	NB-C1B-CHA-C4A
82	TB	201	PEB	NB-C1B-CHA-C4A
82	DD	202	PEB	NB-C1B-CHA-C4A
82	FD	201	PEB	C3B-CAB-CBB-CGB
82	KE	201	PEB	C3B-CAB-CBB-CGB
82	NE	202	PEB	C3B-CAB-CBB-CGB
82	IF	202	PEB	C3B-CAB-CBB-CGB
82	OF	202	PEB	C3B-CAB-CBB-CGB
82	QF	201	PEB	C3B-CAB-CBB-CGB
82	KG	201	PEB	C3B-CAB-CBB-CGB
82	NG	201	PEB	C3B-CAB-CBB-CGB
82	QH	202	PEB	NB-C1B-CHA-C4A
82	GJ	201	PEB	C3B-CAB-CBB-CGB
82	IK	202	PEB	C3B-CAB-CBB-CGB
82	OK	202	PEB	C3B-CAB-CBB-CGB
82	QK	201	PEB	C3B-CAB-CBB-CGB
82	QM	203	PEB	C3B-CAB-CBB-CGB
82	YM	201	PEB	C3B-CAB-CBB-CGB
82	AO	304	PEB	C3B-CAB-CBB-CGB
82	UO	201	PEB	NB-C1B-CHA-C4A
82	DQ	202	PEB	NB-C1B-CHA-C4A
82	FQ	201	PEB	C3B-CAB-CBB-CGB
82	Q1	202	PEB	NB-C1B-CHA-C4A
82	f1	203	PEB	C3B-CAB-CBB-CGB
82	A4	304	PEB	C3B-CAB-CBB-CGB
82	U4	201	PEB	NB-C1B-CHA-C4A
82	k4	202	PEB	C3B-CAB-CBB-CGB
82	e4	202	PEB	C3B-CAB-CBB-CGB
82	f4	201	PEB	C3B-CAB-CBB-CGB
82	g4	202	PEB	C3B-CAB-CBB-CGB
82	O7	201	PEB	NB-C1B-CHA-C4A
82	S7	201	PEB	NB-C1B-CHA-C4A
82	v8	202	PEB	C3B-CAB-CBB-CGB
82	vC	202	PEB	C3B-CAB-CBB-CGB
82	mE	203	PEB	C3B-CAB-CBB-CGB
82	mG	203	PEB	C3B-CAB-CBB-CGB
82	fH	203	PEB	C3B-CAB-CBB-CGB
82	hJ	202	PEB	C3B-CAB-CBB-CGB
82	jM	201	PEB	C3B-CAB-CBB-CGB

Continued on next page...

Continued from previous page...

Mol	Chain	Res	Type	Atoms
82	kO	203	PEB	C3B-CAB-CBB-CGB
82	eO	202	PEB	C3B-CAB-CBB-CGB
82	fO	201	PEB	C3B-CAB-CBB-CGB
82	gO	202	PEB	C3B-CAB-CBB-CGB
83	M5	303	PUB	C2C-CAC-CBC-CGC
83	Z5	303	PUB	C2C-CAC-CBC-CGC
84	BE	1002	CYC	NA-C4A-CHB-C1B
84	BE	1002	CYC	C2A-CAA-CBA-CGA
84	LE	1001	CYC	NA-C4A-CHB-C1B
84	BG	1002	CYC	NA-C4A-CHB-C1B
84	BG	1002	CYC	C2A-CAA-CBA-CGA
84	LG	1001	CYC	NA-C4A-CHB-C1B
84	EO	1001	CYC	C2A-CAA-CBA-CGA
84	JO	1001	CYC	NA-C4A-CHB-C1B
84	LO	1001	CYC	NA-C4A-CHB-C1B
84	A3	1001	CYC	NA-C4A-CHB-C1B
84	B3	1001	CYC	NA-C4A-CHB-C1B
84	C3	1001	CYC	NA-C4A-CHB-C1B
84	D3	1001	CYC	NA-C4A-CHB-C1B
84	E3	1001	CYC	NA-C4A-CHB-C1B
84	F3	1001	CYC	NA-C4A-CHB-C1B
84	G3	1001	CYC	NA-C4A-CHB-C1B
84	H3	1001	CYC	NA-C4A-CHB-C1B
84	I3	1001	CYC	NA-C4A-CHB-C1B
84	J3	1001	CYC	NA-C4A-CHB-C1B
84	K3	1001	CYC	NA-C4A-CHB-C1B
84	M3	1001	CYC	NA-C4A-CHB-C1B
84	N3	1001	CYC	NA-C4A-CHB-C1B
84	O3	1001	CYC	NA-C4A-CHB-C1B
84	P3	1001	CYC	NA-C4A-CHB-C1B
84	Q3	1001	CYC	NA-C4A-CHB-C1B
84	R3	1001	CYC	NA-C4A-CHB-C1B
84	S3	1001	CYC	NA-C4A-CHB-C1B
84	T3	1001	CYC	NA-C4A-CHB-C1B
84	U3	1001	CYC	NA-C4A-CHB-C1B
84	V3	1001	CYC	NA-C4A-CHB-C1B
84	W3	1001	CYC	NA-C4A-CHB-C1B
84	c3	1001	CYC	NA-C4A-CHB-C1B
84	d3	1001	CYC	NA-C4A-CHB-C1B
84	e3	1001	CYC	NA-C4A-CHB-C1B
84	f3	1001	CYC	NA-C4A-CHB-C1B
84	g3	1001	CYC	NA-C4A-CHB-C1B

Continued on next page...

Continued from previous page...

Mol	Chain	Res	Type	Atoms
84	h3	1001	CYC	NA-C4A-CHB-C1B
84	i3	1001	CYC	NA-C4A-CHB-C1B
84	k3	1001	CYC	NA-C4A-CHB-C1B
84	l3	1001	CYC	NA-C4A-CHB-C1B
84	m3	1001	CYC	NA-C4A-CHB-C1B
84	n3	1001	CYC	NA-C4A-CHB-C1B
84	p3	1001	CYC	NA-C4A-CHB-C1B
84	q3	1001	CYC	NA-C4A-CHB-C1B
84	t3	1001	CYC	NA-C4A-CHB-C1B
84	v3	1001	CYC	NA-C4A-CHB-C1B
84	w3	1001	CYC	NA-C4A-CHB-C1B
84	x3	1001	CYC	NA-C4A-CHB-C1B
84	y3	1001	CYC	NA-C4A-CHB-C1B
84	63	901	CYC	NA-C4A-CHB-C1B
84	73	1001	CYC	NA-C4A-CHB-C1B
84	73	1002	CYC	NA-C4A-CHB-C1B
84	J4	1001	CYC	NA-C4A-CHB-C1B
84	L4	1001	CYC	NA-C4A-CHB-C1B
84	E4	1001	CYC	C2A-CAA-CBA-CGA
87	cL	515	CLA	C3-C5-C6-C7
88	DL	407	LHG	C23-C24-C25-C26
87	AN	802	CLA	O1D-CGD-O2D-CED
87	62	303	CLA	O1D-CGD-O2D-CED
87	A2	801	CLA	O1D-CGD-O2D-CED
87	6N	602	CLA	O1D-CGD-O2D-CED
92	DL	402	LMG	C2-C1-O1-C7
92	dL	407	LMG	C2-C1-O1-C7
95	B6	620	DGD	C2D-C1D-O3G-C3G
95	C6	523	DGD	C2E-C1E-O5D-C6D
95	L6	102	DGD	C2E-C1E-O5D-C6D
95	c6	620	DGD	C2E-C1E-O5D-C6D
88	CL	521	LHG	C26-C27-C28-C29
92	AL	411	LMG	C34-C35-C36-C37
92	CL	519	LMG	C37-C38-C39-C40
92	bL	609	LMG	C31-C32-C33-C34
92	bL	623	LMG	C17-C18-C19-C20
95	lL	101	DGD	C4A-C5A-C6A-C7A
87	BL	621	CLA	C13-C15-C16-C17
87	DL	404	CLA	C15-C16-C17-C18
87	AN	849	CLA	C13-C15-C16-C17
87	BN	825	CLA	C5-C6-C7-C8
87	A2	849	CLA	C13-C15-C16-C17

Continued on next page...

Continued from previous page...

Mol	Chain	Res	Type	Atoms
87	C6	517	CLA	C10-C11-C12-C13
87	c6	614	CLA	C8-C10-C11-C12
87	cL	509	CLA	C13-C15-C16-C17
87	AN	827	CLA	O1A-CGA-O2A-C1
87	ON	202	CLA	O1A-CGA-O2A-C1
87	12	602	CLA	O1A-CGA-O2A-C1
87	A2	813	CLA	O1A-CGA-O2A-C1
87	A2	827	CLA	O1A-CGA-O2A-C1
87	O2	202	CLA	O1A-CGA-O2A-C1
87	C6	509	CLA	O1A-CGA-O2A-C1
87	d6	406	CLA	O1A-CGA-O2A-C1
87	1N	602	CLA	O1A-CGA-O2A-C1
91	A6	407	PHO	O1A-CGA-O2A-C1
87	DL	404	CLA	C16-C17-C18-C20
87	AN	839	CLA	C16-C17-C18-C19
87	BN	819	CLA	C16-C17-C18-C20
87	IN	102	CLA	C16-C17-C18-C19
87	42	602	CLA	C16-C17-C18-C20
87	82	302	CLA	C16-C17-C18-C20
87	A2	839	CLA	C16-C17-C18-C19
87	B2	818	CLA	C16-C17-C18-C20
87	I2	102	CLA	C16-C17-C18-C19
87	B6	611	CLA	C16-C17-C18-C20
87	C6	510	CLA	C16-C17-C18-C20
87	b6	605	CLA	C16-C17-C18-C19
87	4N	602	CLA	C16-C17-C18-C20
87	8N	303	CLA	C16-C17-C18-C20
92	D6	409	LMG	O6-C5-C6-O5
84	r3	1001	CYC	NB-C1B-CHB-C4A
87	22	605	CLA	C4-C3-C5-C6
87	B6	611	CLA	C4-C3-C5-C6
87	dL	401	CLA	C4-C3-C5-C6
87	2N	301	CLA	C4-C3-C5-C6
94	D6	408	PL9	C35-C34-C36-C37
94	dL	406	PL9	C35-C34-C36-C37
88	DL	407	LHG	C10-C11-C12-C13
92	ML	101	LMG	C13-C14-C15-C16
92	aL	611	LMG	C19-C20-C21-C22
92	bL	610	LMG	C32-C33-C34-C35
95	BN	844	DGD	CDA-CEA-CFA-CGA
95	B2	844	DGD	CDA-CEA-CFA-CGA
95	cL	502	DGD	C2B-C3B-C4B-C5B

Continued on next page...

Continued from previous page...

Mol	Chain	Res	Type	Atoms
87	b6	608	CLA	C2-C3-C5-C6
87	BL	601	CLA	C14-C13-C15-C16
87	BL	602	CLA	C11-C12-C13-C14
87	CL	510	CLA	C11-C10-C8-C9
87	DL	404	CLA	C6-C7-C8-C9
87	AN	840	CLA	C6-C7-C8-C9
87	BN	813	CLA	C6-C7-C8-C9
87	BN	823	CLA	C6-C7-C8-C9
87	A2	840	CLA	C6-C7-C8-C9
87	B2	812	CLA	C6-C7-C8-C9
87	B2	822	CLA	C6-C7-C8-C9
87	C6	512	CLA	C14-C13-C15-C16
87	bL	606	CLA	C6-C7-C8-C9
87	bL	617	CLA	C14-C13-C15-C16
87	cL	505	CLA	C6-C7-C8-C9
91	a6	613	PHO	C11-C12-C13-C14
87	AN	836	CLA	O1D-CGD-O2D-CED
87	A2	836	CLA	O1D-CGD-O2D-CED
87	dL	409	CLA	O1D-CGD-O2D-CED
95	C6	523	DGD	O6D-C5D-C6D-O5D
95	c6	620	DGD	O6D-C5D-C6D-O5D
88	B6	617	LHG	C23-C24-C25-C26
87	CL	507	CLA	C4C-C3C-CAC-CBC
87	BN	817	CLA	C10-C11-C12-C13
87	bL	619	CLA	C10-C11-C12-C13
88	D6	406	LHG	C10-C11-C12-C13
88	m6	102	LHG	C10-C11-C12-C13
88	dL	405	LHG	C10-C11-C12-C13
88	dL	408	LHG	C30-C31-C32-C33
92	CL	519	LMG	C20-C21-C22-C23
95	CL	517	DGD	C8A-C9A-CAA-CBA
95	BN	844	DGD	CBA-CCA-CDA-CEA
95	B2	844	DGD	CBA-CCA-CDA-CEA
95	C6	502	DGD	C5A-C6A-C7A-C8A
95	c6	601	DGD	C5A-C6A-C7A-C8A
95	lL	101	DGD	C5A-C6A-C7A-C8A
100	J2	104	3XQ	C6-C7-C8-C9
87	AN	851	CLA	C15-C16-C17-C18
87	A2	851	CLA	C15-C16-C17-C18
87	d6	406	CLA	C15-C16-C17-C18
87	AN	836	CLA	C2A-CAA-CBA-CGA
87	BN	809	CLA	C2A-CAA-CBA-CGA

Continued on next page...

Continued from previous page...

Mol	Chain	Res	Type	Atoms
87	BN	827	CLA	C2A-CAA-CBA-CGA
87	A2	836	CLA	C2A-CAA-CBA-CGA
87	B2	808	CLA	C2A-CAA-CBA-CGA
87	B2	827	CLA	C2A-CAA-CBA-CGA
87	bL	620	CLA	C2A-CAA-CBA-CGA
87	cL	514	CLA	C2A-CAA-CBA-CGA
82	SA	201	PEB	C2B-C1B-CHA-C4A
82	UA	201	PEB	C2B-C1B-CHA-C4A
82	JB	201	PEB	C2B-C1B-CHA-C4A
82	TB	201	PEB	C2B-C1B-CHA-C4A
82	HD	202	PEB	C2B-C1B-CHA-C4A
82	SF	202	PEB	C2B-C1B-CHA-C4A
82	QH	202	PEB	C2B-C1B-CHA-C4A
82	SK	202	PEB	C2B-C1B-CHA-C4A
82	UO	201	PEB	C2B-C1B-CHA-C4A
82	HQ	202	PEB	C2B-C1B-CHA-C4A
82	Q1	202	PEB	C2B-C1B-CHA-C4A
82	U4	201	PEB	C2B-C1B-CHA-C4A
82	S7	201	PEB	C2B-C1B-CHA-C4A
82	U7	201	PEB	C2B-C1B-CHA-C4A
84	BE	1002	CYC	C3A-C4A-CHB-C1B
84	LE	1001	CYC	C3A-C4A-CHB-C1B
84	BG	1002	CYC	C3A-C4A-CHB-C1B
84	LG	1001	CYC	C3A-C4A-CHB-C1B
84	JO	1001	CYC	C3A-C4A-CHB-C1B
84	LO	1001	CYC	C3A-C4A-CHB-C1B
84	A3	1001	CYC	C3A-C4A-CHB-C1B
84	B3	1001	CYC	C3A-C4A-CHB-C1B
84	C3	1001	CYC	C3A-C4A-CHB-C1B
84	D3	1001	CYC	C3A-C4A-CHB-C1B
84	E3	1001	CYC	C3A-C4A-CHB-C1B
84	F3	1001	CYC	C3A-C4A-CHB-C1B
84	G3	1001	CYC	C3A-C4A-CHB-C1B
84	H3	1001	CYC	C3A-C4A-CHB-C1B
84	I3	1001	CYC	C3A-C4A-CHB-C1B
84	J3	1001	CYC	C3A-C4A-CHB-C1B
84	K3	1001	CYC	C3A-C4A-CHB-C1B
84	L3	1001	CYC	C3A-C4A-CHB-C1B
84	M3	1001	CYC	C3A-C4A-CHB-C1B
84	N3	1001	CYC	C3A-C4A-CHB-C1B
84	O3	1001	CYC	C3A-C4A-CHB-C1B
84	P3	1001	CYC	C3A-C4A-CHB-C1B

Continued on next page...

Continued from previous page...

Mol	Chain	Res	Type	Atoms
84	Q3	1001	CYC	C3A-C4A-CHB-C1B
84	R3	1001	CYC	C3A-C4A-CHB-C1B
84	S3	1001	CYC	C3A-C4A-CHB-C1B
84	T3	1001	CYC	C3A-C4A-CHB-C1B
84	U3	1001	CYC	C3A-C4A-CHB-C1B
84	V3	1001	CYC	C3A-C4A-CHB-C1B
84	W3	1001	CYC	C3A-C4A-CHB-C1B
84	c3	1001	CYC	C3A-C4A-CHB-C1B
84	d3	1001	CYC	C3A-C4A-CHB-C1B
84	e3	1001	CYC	C3A-C4A-CHB-C1B
84	f3	1001	CYC	C3A-C4A-CHB-C1B
84	g3	1001	CYC	C3A-C4A-CHB-C1B
84	h3	1001	CYC	C3A-C4A-CHB-C1B
84	i3	1001	CYC	C3A-C4A-CHB-C1B
84	j3	1001	CYC	C3A-C4A-CHB-C1B
84	k3	1001	CYC	C3A-C4A-CHB-C1B
84	l3	1001	CYC	C3A-C4A-CHB-C1B
84	m3	1001	CYC	C3A-C4A-CHB-C1B
84	n3	1001	CYC	C3A-C4A-CHB-C1B
84	o3	1001	CYC	C3A-C4A-CHB-C1B
84	p3	1001	CYC	C3A-C4A-CHB-C1B
84	q3	1001	CYC	C3A-C4A-CHB-C1B
84	t3	1001	CYC	C3A-C4A-CHB-C1B
84	u3	1001	CYC	C3A-C4A-CHB-C1B
84	v3	1001	CYC	C3A-C4A-CHB-C1B
84	w3	1001	CYC	C3A-C4A-CHB-C1B
84	x3	1001	CYC	C3A-C4A-CHB-C1B
84	y3	1001	CYC	C3A-C4A-CHB-C1B
84	73	1001	CYC	C3A-C4A-CHB-C1B
84	J4	1001	CYC	C3A-C4A-CHB-C1B
84	L4	1001	CYC	C3A-C4A-CHB-C1B
95	CL	523	DGD	C4E-C5E-C6E-O5E
95	cL	520	DGD	C4E-C5E-C6E-O5E
87	CL	518	CLA	O1A-CGA-O2A-C1
87	AN	813	CLA	O1A-CGA-O2A-C1
87	AN	832	CLA	O1A-CGA-O2A-C1
87	BN	832	CLA	O1A-CGA-O2A-C1
87	A2	832	CLA	O1A-CGA-O2A-C1
87	B2	832	CLA	O1A-CGA-O2A-C1
87	B6	603	CLA	O1A-CGA-O2A-C1
87	bL	622	CLA	O1A-CGA-O2A-C1
87	cL	510	CLA	O1A-CGA-O2A-C1

Continued on next page...

Continued from previous page...

Mol	Chain	Res	Type	Atoms
85	BL	617	BCR	C7-C8-C9-C34
85	AN	846	BCR	C36-C18-C19-C20
85	FN	204	BCR	C37-C22-C23-C24
85	JN	102	BCR	C37-C22-C23-C24
85	A2	846	BCR	C36-C18-C19-C20
85	J2	102	BCR	C37-C22-C23-C24
85	B6	602	BCR	C7-C8-C9-C34
103	82	309	ZEX	C27-C28-C29-C39
103	8N	309	ZEX	C27-C28-C29-C39
87	B2	816	CLA	C10-C11-C12-C13
92	yL	101	LMG	C41-C42-C43-C44
95	C6	504	DGD	C2A-C3A-C4A-C5A
100	JN	104	3XQ	C5-C6-C7-C8
82	IF	202	PEB	NA-C4A-CHA-C1B
82	IK	202	PEB	NA-C4A-CHA-C1B
88	AN	844	LHG	O1-C1-C2-C3
88	A2	844	LHG	O1-C1-C2-C3
88	B6	617	LHG	O1-C1-C2-C3
88	aL	607	LHG	O1-C1-C2-C3
85	CL	516	BCR	C7-C8-C9-C10
85	AN	846	BCR	C17-C18-C19-C20
85	BN	842	BCR	C21-C22-C23-C24
85	JN	103	BCR	C11-C12-C13-C14
85	JN	103	BCR	C21-C22-C23-C24
85	A2	846	BCR	C17-C18-C19-C20
85	B2	842	BCR	C21-C22-C23-C24
85	J2	103	BCR	C11-C12-C13-C14
85	J2	103	BCR	C21-C22-C23-C24
85	B6	602	BCR	C7-C8-C9-C10
103	82	309	ZEX	C27-C28-C29-C30
103	8N	309	ZEX	C27-C28-C29-C30
87	CL	508	CLA	C3-C5-C6-C7
87	22	602	CLA	C3-C5-C6-C7
87	2N	303	CLA	C3-C5-C6-C7
88	A2	843	LHG	O9-C7-O7-C5
92	yL	101	LMG	O9-C10-O7-C8
87	AN	835	CLA	C10-C11-C12-C13
87	A2	835	CLA	C10-C11-C12-C13
87	C6	515	CLA	C10-C11-C12-C13
87	c6	616	CLA	C10-C11-C12-C13
92	ML	101	LMG	C11-C10-O7-C8
92	D6	409	LMG	C11-C10-O7-C8

Continued on next page...

Continued from previous page...

Mol	Chain	Res	Type	Atoms
92	mL	101	LMG	C11-C10-O7-C8
84	KO	1001	CYC	C2B-C3B-CAB-CBB
84	K4	1001	CYC	C2B-C3B-CAB-CBB
88	I6	101	LHG	C33-C34-C35-C36
92	A6	408	LMG	C19-C20-C21-C22
92	J6	102	LMG	C13-C14-C15-C16
92	j6	101	LMG	C13-C14-C15-C16
95	J6	101	DGD	C5A-C6A-C7A-C8A
92	b6	619	LMG	C28-C29-C30-C31
87	CL	506	CLA	O1D-CGD-O2D-CED
87	d6	406	CLA	O1D-CGD-O2D-CED
87	cL	505	CLA	O1D-CGD-O2D-CED
87	BL	604	CLA	C10-C11-C12-C13
88	AL	406	LHG	C13-C14-C15-C16
88	M6	101	LHG	C11-C10-C9-C8
88	d6	407	LHG	C11-C10-C9-C8
92	D6	409	LMG	C21-C22-C23-C24
92	b6	623	LMG	C14-C15-C16-C17
92	b6	623	LMG	C15-C16-C17-C18
92	m6	103	LMG	C11-C12-C13-C14
95	AL	414	DGD	CAB-CBB-CCB-CDB
95	hL	101	DGD	CAA-CBA-CCA-CDA
95	JL	101	DGD	O6E-C5E-C6E-O5E
87	BL	608	CLA	C16-C17-C18-C19
87	AN	812	CLA	C6-C7-C8-C9
87	AN	812	CLA	C6-C7-C8-C10
87	BN	823	CLA	C16-C17-C18-C20
87	BN	835	CLA	C16-C17-C18-C19
87	22	605	CLA	C6-C7-C8-C9
87	A2	812	CLA	C6-C7-C8-C9
87	A2	812	CLA	C6-C7-C8-C10
87	B2	822	CLA	C16-C17-C18-C20
87	B2	835	CLA	C16-C17-C18-C19
87	C6	519	CLA	C6-C7-C8-C10
87	b6	604	CLA	C16-C17-C18-C20
87	b6	617	CLA	C16-C17-C18-C19
87	c6	604	CLA	C16-C17-C18-C20
87	c6	615	CLA	C6-C7-C8-C10
87	2N	301	CLA	C6-C7-C8-C9
95	L6	102	DGD	O6E-C1E-O5D-C6D
87	HL	102	CLA	C13-C15-C16-C17
87	AN	810	CLA	C10-C11-C12-C13

Continued on next page...

Continued from previous page...

Mol	Chain	Res	Type	Atoms
87	AN	820	CLA	C5-C6-C7-C8
87	AN	823	CLA	C15-C16-C17-C18
87	A2	810	CLA	C10-C11-C12-C13
87	A2	820	CLA	C5-C6-C7-C8
87	A2	823	CLA	C15-C16-C17-C18
87	b6	618	CLA	C10-C11-C12-C13
88	I6	101	LHG	C10-C11-C12-C13
100	JN	104	3XQ	C13-C14-C15-C16
95	BL	614	DGD	C4D-C5D-C6D-O5D
83	AH	304	PUB	C3C-C2C-CAC-CBC
83	A1	304	PUB	C3C-C2C-CAC-CBC
87	dL	401	CLA	O1D-CGD-O2D-CED
87	1N	603	CLA	O1D-CGD-O2D-CED
88	CL	521	LHG	C27-C28-C29-C30
88	AN	844	LHG	C25-C26-C27-C28
88	A2	844	LHG	C25-C26-C27-C28
88	iL	101	LHG	C27-C28-C29-C30
92	B6	622	LMG	C15-C16-C17-C18
95	AL	414	DGD	CBA-CCA-CDA-CEA
95	BL	614	DGD	C3B-C4B-C5B-C6B
95	b6	622	DGD	C3A-C4A-C5A-C6A
95	cL	502	DGD	C5A-C6A-C7A-C8A
88	mL	102	LHG	C23-C24-C25-C26
87	B6	604	CLA	C5-C6-C7-C8
87	c6	604	CLA	C10-C11-C12-C13
87	nL	101	CLA	C8-C10-C11-C12
91	AL	410	PHO	C8-C10-C11-C12
91	aL	610	PHO	C8-C10-C11-C12
87	22	605	CLA	O1A-CGA-O2A-C1
87	2N	301	CLA	O1A-CGA-O2A-C1
91	a6	613	PHO	O1A-CGA-O2A-C1
88	C6	505	LHG	C27-C28-C29-C30
88	I6	101	LHG	C27-C28-C29-C30
92	J6	102	LMG	C11-C12-C13-C14
92	j6	101	LMG	C11-C12-C13-C14
92	bL	609	LMG	C32-C33-C34-C35
95	hL	101	DGD	C6A-C7A-C8A-C9A
100	J2	104	3XQ	C13-C14-C15-C16
87	B6	614	CLA	C3-C5-C6-C7
87	c6	615	CLA	C3-C5-C6-C7
87	BL	609	CLA	CBA-CGA-O2A-C1
87	BN	831	CLA	CBA-CGA-O2A-C1

Continued on next page...

Continued from previous page...

Mol	Chain	Res	Type	Atoms
87	B2	831	CLA	CBA-CGA-O2A-C1
87	c6	605	CLA	CBA-CGA-O2A-C1
92	D6	407	LMG	C29-C28-O8-C9
92	qL	301	LMG	C29-C28-O8-C9
88	bL	612	LHG	C29-C30-C31-C32
88	iL	101	LHG	C34-C35-C36-C37
92	BL	611	LMG	C17-C18-C19-C20
92	C6	501	LMG	C41-C42-C43-C44
92	m6	101	LMG	C11-C12-C13-C14
95	D6	410	DGD	C6B-C7B-C8B-C9B
87	AN	820	CLA	O1D-CGD-O2D-CED
87	AN	823	CLA	O1D-CGD-O2D-CED
87	BN	831	CLA	O1D-CGD-O2D-CED
87	BN	833	CLA	O1D-CGD-O2D-CED
87	LN	206	CLA	O1D-CGD-O2D-CED
87	12	603	CLA	O1D-CGD-O2D-CED
87	A2	820	CLA	O1D-CGD-O2D-CED
87	A2	823	CLA	O1D-CGD-O2D-CED
87	B2	831	CLA	O1D-CGD-O2D-CED
87	B2	833	CLA	O1D-CGD-O2D-CED
82	NA	201	PEB	C2C-CAC-CBC-CGC
82	PA	202	PEB	C2C-CAC-CBC-CGC
82	RA	202	PEB	C2C-CAC-CBC-CGC
82	GD	202	PEB	C2C-CAC-CBC-CGC
82	KD	201	PEB	C2C-CAC-CBC-CGC
82	ND	202	PEB	C2C-CAC-CBC-CGC
82	JF	202	PEB	C2C-CAC-CBC-CGC
82	NF	202	PEB	C2C-CAC-CBC-CGC
82	TF	202	PEB	C2C-CAC-CBC-CGC
82	XF	201	PEB	C2C-CAC-CBC-CGC
82	PH	201	PEB	C2C-CAC-CBC-CGC
82	PH	202	PEB	C2C-CAC-CBC-CGC
82	SI	202	PEB	C2C-CAC-CBC-CGC
82	BJ	301	PEB	C2C-CAC-CBC-CGC
82	RJ	201	PEB	C2C-CAC-CBC-CGC
82	JK	202	PEB	C2C-CAC-CBC-CGC
82	NK	202	PEB	C2C-CAC-CBC-CGC
82	TK	202	PEB	C2C-CAC-CBC-CGC
82	VK	201	PEB	C2C-CAC-CBC-CGC
82	XK	201	PEB	C2C-CAC-CBC-CGC
82	FM	202	PEB	C2C-CAC-CBC-CGC
82	QM	202	PEB	C2C-CAC-CBC-CGC

Continued on next page...

Continued from previous page...

Mol	Chain	Res	Type	Atoms
82	PO	201	PEB	C2C-CAC-CBC-CGC
82	TO	201	PEB	C2C-CAC-CBC-CGC
82	PP	201	PEB	C2C-CAC-CBC-CGC
82	GQ	202	PEB	C2C-CAC-CBC-CGC
82	KQ	201	PEB	C2C-CAC-CBC-CGC
82	NQ	202	PEB	C2C-CAC-CBC-CGC
82	P1	201	PEB	C2C-CAC-CBC-CGC
82	P1	202	PEB	C2C-CAC-CBC-CGC
82	i1	201	PEB	C2C-CAC-CBC-CGC
82	m1	201	PEB	C2C-CAC-CBC-CGC
82	e1	201	PEB	C2C-CAC-CBC-CGC
82	P4	201	PEB	C2C-CAC-CBC-CGC
82	T4	201	PEB	C2C-CAC-CBC-CGC
82	H5	203	PEB	C2C-CAC-CBC-CGC
82	N7	201	PEB	C2C-CAC-CBC-CGC
82	P7	202	PEB	C2C-CAC-CBC-CGC
82	R7	202	PEB	C2C-CAC-CBC-CGC
82	e7	301	PEB	C2C-CAC-CBC-CGC
82	y8	201	PEB	C2C-CAC-CBC-CGC
82	p8	201	PEB	C2C-CAC-CBC-CGC
82	q8	203	PEB	C2C-CAC-CBC-CGC
82	s8	202	PEB	C2C-CAC-CBC-CGC
82	D9	202	PEB	C2C-CAC-CBC-CGC
82	H9	202	PEB	C2C-CAC-CBC-CGC
82	Y9	201	PEB	C2C-CAC-CBC-CGC
82	eA	301	PEB	C2C-CAC-CBC-CGC
82	pC	201	PEB	C2C-CAC-CBC-CGC
82	qC	203	PEB	C2C-CAC-CBC-CGC
82	sC	202	PEB	C2C-CAC-CBC-CGC
82	kE	201	PEB	C2C-CAC-CBC-CGC
82	gF	203	PEB	C2C-CAC-CBC-CGC
82	kF	201	PEB	C2C-CAC-CBC-CGC
82	qF	203	PEB	C2C-CAC-CBC-CGC
82	kG	201	PEB	C2C-CAC-CBC-CGC
82	iH	201	PEB	C2C-CAC-CBC-CGC
82	mH	201	PEB	C2C-CAC-CBC-CGC
82	eH	201	PEB	C2C-CAC-CBC-CGC
82	hJ	202	PEB	C2C-CAC-CBC-CGC
82	hJ	203	PEB	C2C-CAC-CBC-CGC
82	gK	203	PEB	C2C-CAC-CBC-CGC
82	kK	201	PEB	C2C-CAC-CBC-CGC
83	xF	301	PUB	C3B-CAB-CBB-CGB

Continued on next page...

Continued from previous page...

Mol	Chain	Res	Type	Atoms
83	xK	301	PUB	C3B-CAB-CBB-CGB
87	CL	514	CLA	C3A-C2A-CAA-CBA
87	DL	404	CLA	C3A-C2A-CAA-CBA
87	AN	805	CLA	C3A-C2A-CAA-CBA
87	AN	807	CLA	C3A-C2A-CAA-CBA
87	AN	808	CLA	C3A-C2A-CAA-CBA
87	AN	809	CLA	C3A-C2A-CAA-CBA
87	AN	826	CLA	C3A-C2A-CAA-CBA
87	AN	833	CLA	C3A-C2A-CAA-CBA
87	AN	837	CLA	C3A-C2A-CAA-CBA
87	AN	852	CLA	C3A-C2A-CAA-CBA
87	BN	806	CLA	C3A-C2A-CAA-CBA
87	BN	811	CLA	C3A-C2A-CAA-CBA
87	BN	812	CLA	C3A-C2A-CAA-CBA
87	BN	813	CLA	C3A-C2A-CAA-CBA
87	BN	822	CLA	C3A-C2A-CAA-CBA
87	12	602	CLA	C3A-C2A-CAA-CBA
87	12	605	CLA	C3A-C2A-CAA-CBA
87	12	611	CLA	C3A-C2A-CAA-CBA
87	22	608	CLA	C3A-C2A-CAA-CBA
87	32	305	CLA	C3A-C2A-CAA-CBA
87	32	313	CLA	C3A-C2A-CAA-CBA
87	42	606	CLA	C3A-C2A-CAA-CBA
87	62	313	CLA	C3A-C2A-CAA-CBA
87	72	605	CLA	C3A-C2A-CAA-CBA
87	72	606	CLA	C3A-C2A-CAA-CBA
87	A2	805	CLA	C3A-C2A-CAA-CBA
87	A2	807	CLA	C3A-C2A-CAA-CBA
87	A2	808	CLA	C3A-C2A-CAA-CBA
87	A2	809	CLA	C3A-C2A-CAA-CBA
87	A2	826	CLA	C3A-C2A-CAA-CBA
87	A2	833	CLA	C3A-C2A-CAA-CBA
87	A2	837	CLA	C3A-C2A-CAA-CBA
87	A2	852	CLA	C3A-C2A-CAA-CBA
87	B2	805	CLA	C3A-C2A-CAA-CBA
87	B2	810	CLA	C3A-C2A-CAA-CBA
87	B2	811	CLA	C3A-C2A-CAA-CBA
87	B2	812	CLA	C3A-C2A-CAA-CBA
87	B2	821	CLA	C3A-C2A-CAA-CBA
87	C6	518	CLA	C3A-C2A-CAA-CBA
87	C6	519	CLA	C3A-C2A-CAA-CBA
87	b6	608	CLA	C3A-C2A-CAA-CBA

Continued on next page...

Continued from previous page...

Mol	Chain	Res	Type	Atoms
87	c6	615	CLA	C3A-C2A-CAA-CBA
87	cL	516	CLA	C3A-C2A-CAA-CBA
87	dL	402	CLA	C3A-C2A-CAA-CBA
87	1N	602	CLA	C3A-C2A-CAA-CBA
87	1N	605	CLA	C3A-C2A-CAA-CBA
87	1N	611	CLA	C3A-C2A-CAA-CBA
87	2N	308	CLA	C3A-C2A-CAA-CBA
87	3N	306	CLA	C3A-C2A-CAA-CBA
87	3N	313	CLA	C3A-C2A-CAA-CBA
87	4N	606	CLA	C3A-C2A-CAA-CBA
87	6N	612	CLA	C3A-C2A-CAA-CBA
87	7N	605	CLA	C3A-C2A-CAA-CBA
87	7N	606	CLA	C3A-C2A-CAA-CBA
87	b6	618	CLA	C5-C6-C7-C8
95	AL	415	DGD	O6E-C5E-C6E-O5E
88	BL	610	LHG	C9-C10-C11-C12
87	12	602	CLA	O1D-CGD-O2D-CED
87	L2	206	CLA	O1D-CGD-O2D-CED
87	bL	616	CLA	O1D-CGD-O2D-CED
87	1N	602	CLA	O1D-CGD-O2D-CED
87	cL	506	CLA	O1A-CGA-O2A-C1
87	BN	822	CLA	C6-C7-C8-C9
87	B2	821	CLA	C6-C7-C8-C9
87	C6	510	CLA	C16-C17-C18-C19
87	C6	519	CLA	C6-C7-C8-C9
87	D6	402	CLA	C16-C17-C18-C19
87	K6	101	CLA	C16-C17-C18-C20
87	b6	607	CLA	C16-C17-C18-C19
87	b6	607	CLA	C16-C17-C18-C20
87	c6	604	CLA	C16-C17-C18-C19
87	c6	615	CLA	C6-C7-C8-C9
87	nL	101	CLA	C16-C17-C18-C19
92	CL	519	LMG	C35-C36-C37-C38
92	B6	619	LMG	C13-C14-C15-C16
92	b6	620	LMG	O1-C7-C8-C9
87	AN	831	CLA	CBD-CGD-O2D-CED
87	BN	836	CLA	CBD-CGD-O2D-CED
87	A2	831	CLA	CBD-CGD-O2D-CED
87	B2	836	CLA	CBD-CGD-O2D-CED
87	bL	608	CLA	CBD-CGD-O2D-CED
87	cL	512	CLA	CBD-CGD-O2D-CED
84	BE	1001	CYC	C4B-C3B-CAB-CBB

Continued on next page...

Continued from previous page...

Mol	Chain	Res	Type	Atoms
84	BG	1001	CYC	C4B-C3B-CAB-CBB
84	FO	1001	CYC	C4B-C3B-CAB-CBB
84	W3	1001	CYC	C4B-C3B-CAB-CBB
84	y3	1001	CYC	C4B-C3B-CAB-CBB
84	F4	1001	CYC	C4B-C3B-CAB-CBB
92	k6	101	LMG	O6-C5-C6-O5
92	CL	519	LMG	C12-C13-C14-C15
87	bL	614	CLA	O1A-CGA-O2A-C1
87	AN	851	CLA	C4-C3-C5-C6
87	A2	851	CLA	C4-C3-C5-C6
87	b6	610	CLA	C4-C3-C5-C6
94	a6	601	PL9	C35-C34-C36-C37
87	c6	606	CLA	CBA-CGA-O2A-C1
95	cL	519	DGD	C4E-C5E-C6E-O5E
87	DL	403	CLA	C2-C3-C5-C6
87	AN	851	CLA	C2-C3-C5-C6
87	BN	813	CLA	C2-C3-C5-C6
87	A2	851	CLA	C2-C3-C5-C6
87	B2	812	CLA	C2-C3-C5-C6
87	B6	610	CLA	C2-C3-C5-C6
87	B6	611	CLA	C2-C3-C5-C6
87	c6	608	CLA	C2-C3-C5-C6
87	dL	401	CLA	C2-C3-C5-C6
94	DL	401	PL9	C12-C11-C9-C8
94	a6	601	PL9	C12-C11-C9-C8
94	dL	406	PL9	C33-C34-C36-C37
88	iL	101	LHG	C8-C7-O7-C5
95	AL	416	DGD	C2B-C1B-O2G-C2G
95	DL	408	DGD	CAB-CBB-CCB-CDB
87	BL	604	CLA	C2A-CAA-CBA-CGA
88	B6	617	LHG	O1-C1-C2-O2
88	C6	522	LHG	O1-C1-C2-O2
88	I6	101	LHG	O1-C1-C2-O2
88	bL	612	LHG	O1-C1-C2-O2
88	cL	501	LHG	O1-C1-C2-O2
87	b6	617	CLA	C15-C16-C17-C18
95	AL	416	DGD	C1B-C2B-C3B-C4B
95	b6	621	DGD	C1B-C2B-C3B-C4B
87	cL	508	CLA	O1A-CGA-O2A-C1
87	4N	608	CLA	O1A-CGA-O2A-C1
95	C6	504	DGD	C1A-C2A-C3A-C4A
92	A6	408	LMG	O6-C5-C6-O5

Continued on next page...

Continued from previous page...

Mol	Chain	Res	Type	Atoms
87	AN	839	CLA	C16-C17-C18-C20
87	A2	839	CLA	C16-C17-C18-C20
87	BL	605	CLA	C13-C15-C16-C17
87	CL	505	CLA	C10-C11-C12-C13
92	m6	101	LMG	C16-C17-C18-C19
95	BN	844	DGD	C9B-CAB-CBB-CCB
95	B2	844	DGD	C9B-CAB-CBB-CCB
87	c6	609	CLA	C3-C5-C6-C7
95	cL	519	DGD	C2A-C1A-O1G-C1G
88	L6	101	LHG	C18-C19-C20-C21
88	l6	101	LHG	C18-C19-C20-C21
95	JL	101	DGD	C4A-C5A-C6A-C7A
87	CL	508	CLA	O1A-CGA-O2A-C1
87	42	608	CLA	O1A-CGA-O2A-C1
87	62	309	CLA	O1A-CGA-O2A-C1
87	C6	511	CLA	O1A-CGA-O2A-C1
87	D6	403	CLA	O1A-CGA-O2A-C1
87	6N	608	CLA	O1A-CGA-O2A-C1
92	bL	609	LMG	C10-C11-C12-C13
87	CL	515	CLA	C8-C10-C11-C12
88	AL	406	LHG	C28-C29-C30-C31
88	m6	102	LHG	C12-C13-C14-C15
92	BL	612	LMG	C13-C14-C15-C16
92	bL	624	LMG	C29-C30-C31-C32
95	C6	521	DGD	C8A-C9A-CAA-CBA
95	hL	101	DGD	C2A-C3A-C4A-C5A
88	iL	101	LHG	O9-C7-O7-C5
92	ML	101	LMG	O9-C10-O7-C8
92	mL	101	LMG	O9-C10-O7-C8
87	bL	619	CLA	C2-C1-O2A-CGA
87	dL	401	CLA	C2-C1-O2A-CGA
88	AN	843	LHG	C25-C26-C27-C28
88	A2	843	LHG	C25-C26-C27-C28
88	a6	610	LHG	C25-C26-C27-C28
92	b6	620	LMG	C29-C30-C31-C32
92	dL	407	LMG	C29-C30-C31-C32
87	CL	507	CLA	C13-C15-C16-C17
87	AN	830	CLA	C8-C10-C11-C12
87	A2	830	CLA	C8-C10-C11-C12
87	A6	402	CLA	C13-C15-C16-C17
87	C6	510	CLA	C13-C15-C16-C17
87	C6	520	CLA	C10-C11-C12-C13

Continued on next page...

Continued from previous page...

Mol	Chain	Res	Type	Atoms
87	a6	608	CLA	C8-C10-C11-C12
87	bL	618	CLA	C10-C11-C12-C13
87	bL	621	CLA	C15-C16-C17-C18
87	cL	517	CLA	C8-C10-C11-C12
82	GA	202	PEB	C4D-C3D-CAD-CBD
82	IA	201	PEB	C4D-C3D-CAD-CBD
82	YA	301	PEB	C4D-C3D-CAD-CBD
82	IB	202	PEB	C4D-C3D-CAD-CBD
82	OB	201	PEB	C4D-C3D-CAD-CBD
82	AD	301	PEB	C4D-C3D-CAD-CBD
82	HD	202	PEB	C4D-C3D-CAD-CBD
82	QD	202	PEB	C4D-C3D-CAD-CBD
82	IF	202	PEB	C4D-C3D-CAD-CBD
82	OF	202	PEB	C4D-C3D-CAD-CBD
82	RF	202	PEB	C4D-C3D-CAD-CBD
82	TH	201	PEB	C4D-C3D-CAD-CBD
82	WH	201	PEB	C4D-C3D-CAD-CBD
82	AI	203	PEB	C4D-C3D-CAD-CBD
82	BI	202	PEB	C4D-C3D-CAD-CBD
82	HI	202	PEB	C4D-C3D-CAD-CBD
82	II	203	PEB	C4D-C3D-CAD-CBD
82	NI	203	PEB	C4D-C3D-CAD-CBD
82	OI	202	PEB	C4D-C3D-CAD-CBD
82	RI	203	PEB	C4D-C3D-CAD-CBD
82	TI	201	PEB	C4D-C3D-CAD-CBD
82	IK	202	PEB	C4D-C3D-CAD-CBD
82	OK	202	PEB	C4D-C3D-CAD-CBD
82	RK	202	PEB	C4D-C3D-CAD-CBD
82	EM	203	PEB	C4D-C3D-CAD-CBD
82	KM	202	PEB	C4D-C3D-CAD-CBD
82	QM	204	PEB	C4D-C3D-CAD-CBD
82	YM	203	PEB	C4D-C3D-CAD-CBD
82	LO	1002	PEB	C4D-C3D-CAD-CBD
82	CP	201	PEB	C4D-C3D-CAD-CBD
82	AQ	301	PEB	C4D-C3D-CAD-CBD
82	HQ	202	PEB	C4D-C3D-CAD-CBD
82	QQ	202	PEB	C4D-C3D-CAD-CBD
82	T1	201	PEB	C4D-C3D-CAD-CBD
82	W1	201	PEB	C4D-C3D-CAD-CBD
82	b1	201	PEB	C4D-C3D-CAD-CBD
82	L4	1002	PEB	C4D-C3D-CAD-CBD
82	c4	202	PEB	C4D-C3D-CAD-CBD

Continued on next page...

Continued from previous page...

Mol	Chain	Res	Type	Atoms
82	H5	201	PEB	C4D-C3D-CAD-CBD
82	U5	201	PEB	C4D-C3D-CAD-CBD
82	G7	202	PEB	C4D-C3D-CAD-CBD
82	I7	201	PEB	C4D-C3D-CAD-CBD
82	Y7	301	PEB	C4D-C3D-CAD-CBD
82	y8	203	PEB	C4D-C3D-CAD-CBD
82	W9	201	PEB	C4D-C3D-CAD-CBD
82	yC	203	PEB	C4D-C3D-CAD-CBD
82	oF	202	PEB	C4D-C3D-CAD-CBD
82	xF	303	PEB	C4D-C3D-CAD-CBD
82	lG	202	PEB	C4D-C3D-CAD-CBD
82	bH	201	PEB	C4D-C3D-CAD-CBD
82	oK	202	PEB	C4D-C3D-CAD-CBD
82	xK	303	PEB	C4D-C3D-CAD-CBD
82	cO	202	PEB	C4D-C3D-CAD-CBD
82	Z9	301	PEB	C4D-C3D-CAD-CBD
82	M9	302	PEB	C4D-C3D-CAD-CBD
92	bL	611	LMG	O10-C28-O8-C9
92	bL	610	LMG	C4-C5-C6-O5
87	CL	507	CLA	C2C-C3C-CAC-CBC
88	I6	101	LHG	C24-C25-C26-C27
92	BL	611	LMG	C16-C17-C18-C19
92	mL	101	LMG	C13-C14-C15-C16
100	JN	104	3XQ	C14-C15-C16-C17
87	DL	404	CLA	C16-C17-C18-C19
87	IN	102	CLA	C16-C17-C18-C20
87	I2	102	CLA	C16-C17-C18-C20
87	c6	609	CLA	C16-C17-C18-C19
87	bL	604	CLA	O1A-CGA-O2A-C1
85	AL	401	BCR	C23-C24-C25-C26
85	BL	616	BCR	C1-C6-C7-C8
85	BL	616	BCR	C5-C6-C7-C8
85	BL	618	BCR	C23-C24-C25-C26
85	BL	618	BCR	C23-C24-C25-C30
85	CL	502	BCR	C1-C6-C7-C8
85	CL	502	BCR	C5-C6-C7-C8
85	KL	100	BCR	C5-C6-C7-C8
85	AN	845	BCR	C1-C6-C7-C8
85	AN	847	BCR	C5-C6-C7-C8
85	AN	848	BCR	C1-C6-C7-C8
85	AN	848	BCR	C5-C6-C7-C8
85	AN	848	BCR	C23-C24-C25-C30

Continued on next page...

Continued from previous page...

Mol	Chain	Res	Type	Atoms
85	BN	803	BCR	C1-C6-C7-C8
85	BN	803	BCR	C23-C24-C25-C26
85	BN	839	BCR	C23-C24-C25-C26
85	BN	842	BCR	C1-C6-C7-C8
85	BN	842	BCR	C23-C24-C25-C30
85	BN	843	BCR	C1-C6-C7-C8
85	BN	843	BCR	C5-C6-C7-C8
85	IN	101	BCR	C5-C6-C7-C8
85	JN	103	BCR	C23-C24-C25-C30
85	KN	101	BCR	C23-C24-C25-C26
85	KN	101	BCR	C23-C24-C25-C30
85	LN	201	BCR	C23-C24-C25-C26
85	LN	201	BCR	C23-C24-C25-C30
85	A2	845	BCR	C1-C6-C7-C8
85	A2	847	BCR	C5-C6-C7-C8
85	A2	848	BCR	C1-C6-C7-C8
85	A2	848	BCR	C5-C6-C7-C8
85	A2	848	BCR	C23-C24-C25-C30
85	B2	802	BCR	C1-C6-C7-C8
85	B2	802	BCR	C23-C24-C25-C26
85	B2	839	BCR	C23-C24-C25-C26
85	B2	842	BCR	C1-C6-C7-C8
85	B2	842	BCR	C23-C24-C25-C30
85	B2	843	BCR	C1-C6-C7-C8
85	B2	843	BCR	C5-C6-C7-C8
85	I2	101	BCR	C5-C6-C7-C8
85	J2	103	BCR	C23-C24-C25-C30
85	K2	102	BCR	C23-C24-C25-C26
85	K2	102	BCR	C23-C24-C25-C30
85	L2	201	BCR	C23-C24-C25-C26
85	L2	201	BCR	C23-C24-C25-C30
85	K6	102	BCR	C1-C6-C7-C8
85	K6	102	BCR	C5-C6-C7-C8
85	b6	601	BCR	C23-C24-C25-C26
85	c6	603	BCR	C23-C24-C25-C26
85	c6	603	BCR	C23-C24-C25-C30
85	c6	617	BCR	C5-C6-C7-C8
85	k6	102	BCR	C1-C6-C7-C8
85	k6	102	BCR	C5-C6-C7-C8
85	aL	604	BCR	C23-C24-C25-C26
85	bL	601	BCR	C1-C6-C7-C8
85	bL	601	BCR	C5-C6-C7-C8

Continued on next page...

Continued from previous page...

Mol	Chain	Res	Type	Atoms
85	bL	601	BCR	C23-C24-C25-C26
85	bL	601	BCR	C23-C24-C25-C30
85	bL	603	BCR	C23-C24-C25-C26
85	cL	504	BCR	C1-C6-C7-C8
85	cL	504	BCR	C5-C6-C7-C8
85	kL	100	BCR	C5-C6-C7-C8
87	DL	406	CLA	C3-C5-C6-C7
87	AN	823	CLA	C3-C5-C6-C7
87	A2	823	CLA	C3-C5-C6-C7
87	F2	205	CLA	C3-C5-C6-C7
103	82	309	ZEX	C1-C6-C7-C8
103	82	309	ZEX	C5-C6-C7-C8
103	82	310	ZEX	C1-C6-C7-C8
103	82	310	ZEX	C5-C6-C7-C8
103	8N	309	ZEX	C1-C6-C7-C8
103	8N	309	ZEX	C5-C6-C7-C8
103	8N	310	ZEX	C1-C6-C7-C8
103	8N	310	ZEX	C5-C6-C7-C8
95	a6	602	DGD	O6E-C5E-C6E-O5E
87	d6	401	CLA	C2C-C3C-CAC-CBC
88	d6	402	LHG	C9-C10-C11-C12
88	bL	612	LHG	C28-C29-C30-C31
87	CL	505	CLA	CBA-CGA-O2A-C1
87	AN	833	CLA	CBA-CGA-O2A-C1
87	BN	801	CLA	CBA-CGA-O2A-C1
87	BN	813	CLA	CBA-CGA-O2A-C1
87	A2	833	CLA	CBA-CGA-O2A-C1
87	B2	812	CLA	CBA-CGA-O2A-C1
87	B2	825	CLA	CBA-CGA-O2A-C1
87	cL	507	CLA	CBA-CGA-O2A-C1
87	AN	813	CLA	C8-C10-C11-C12
87	AN	813	CLA	C13-C15-C16-C17
87	AN	830	CLA	C15-C16-C17-C18
87	BN	826	CLA	C13-C15-C16-C17
87	32	304	CLA	C13-C15-C16-C17
87	A2	813	CLA	C8-C10-C11-C12
87	A2	813	CLA	C13-C15-C16-C17
87	A2	830	CLA	C15-C16-C17-C18
87	B2	826	CLA	C13-C15-C16-C17
87	A6	403	CLA	C8-C10-C11-C12
87	a6	607	CLA	C8-C10-C11-C12
87	a6	607	CLA	C15-C16-C17-C18

Continued on next page...

Continued from previous page...

Mol	Chain	Res	Type	Atoms
87	c6	605	CLA	C5-C6-C7-C8
87	c6	606	CLA	C5-C6-C7-C8
87	bL	605	CLA	C5-C6-C7-C8
87	cL	517	CLA	C10-C11-C12-C13
87	3N	305	CLA	C13-C15-C16-C17
82	DB	202	PEB	C3B-CAB-CBB-CGB
82	UD	201	PEB	C3B-CAB-CBB-CGB
82	DE	1002	PEB	C3B-CAB-CBB-CGB
82	AF	201	PEB	C3B-CAB-CBB-CGB
82	HF	201	PEB	C3B-CAB-CBB-CGB
82	KF	201	PEB	C3B-CAB-CBB-CGB
82	PF	202	PEB	C3B-CAB-CBB-CGB
82	XF	201	PEB	C3B-CAB-CBB-CGB
82	YF	202	PEB	C3B-CAB-CBB-CGB
82	DG	1002	PEB	C3B-CAB-CBB-CGB
82	ZH	202	PEB	C3B-CAB-CBB-CGB
82	IJ	202	PEB	C3B-CAB-CBB-CGB
82	AK	201	PEB	C3B-CAB-CBB-CGB
82	HK	201	PEB	C3B-CAB-CBB-CGB
82	KK	201	PEB	C3B-CAB-CBB-CGB
82	PK	202	PEB	C3B-CAB-CBB-CGB
82	XK	201	PEB	C3B-CAB-CBB-CGB
82	YK	202	PEB	C3B-CAB-CBB-CGB
82	OM	202	PEB	C3B-CAB-CBB-CGB
82	UQ	201	PEB	C3B-CAB-CBB-CGB
82	Z1	202	PEB	C3B-CAB-CBB-CGB
82	h1	203	PEB	C3B-CAB-CBB-CGB
82	j1	203	PEB	C3B-CAB-CBB-CGB
82	c4	202	PEB	C3B-CAB-CBB-CGB
82	Y5	202	PEB	C3B-CAB-CBB-CGB
82	s8	201	PEB	C3B-CAB-CBB-CGB
82	B9	203	PEB	C3B-CAB-CBB-CGB
82	Q9	203	PEB	C3B-CAB-CBB-CGB
82	S9	203	PEB	C3B-CAB-CBB-CGB
82	U9	201	PEB	C3B-CAB-CBB-CGB
82	yC	201	PEB	C3B-CAB-CBB-CGB
82	sC	201	PEB	C3B-CAB-CBB-CGB
82	dE	203	PEB	C3B-CAB-CBB-CGB
82	lF	202	PEB	C3B-CAB-CBB-CGB
82	qF	203	PEB	C3B-CAB-CBB-CGB
82	dG	203	PEB	C3B-CAB-CBB-CGB
82	hH	202	PEB	C3B-CAB-CBB-CGB

Continued on next page...

Continued from previous page...

Mol	Chain	Res	Type	Atoms
82	jH	203	PEB	C3B-CAB-CBB-CGB
82	lK	202	PEB	C3B-CAB-CBB-CGB
82	qK	203	PEB	C3B-CAB-CBB-CGB
82	cO	202	PEB	C3B-CAB-CBB-CGB
83	xF	305	PUB	C2C-CAC-CBC-CGC
83	xK	305	PUB	C2C-CAC-CBC-CGC
84	JH	1003	CYC	C2A-CAA-CBA-CGA
84	M1	201	CYC	C2A-CAA-CBA-CGA
92	AL	411	LMG	C11-C10-O7-C8
92	aL	611	LMG	C11-C10-O7-C8
92	bL	610	LMG	C11-C10-O7-C8
95	CL	523	DGD	C2B-C1B-O2G-C2G
95	cL	520	DGD	C2B-C1B-O2G-C2G
95	lL	101	DGD	C2B-C1B-O2G-C2G
84	DG	1001	CYC	C2B-C3B-CAB-CBB
87	a6	607	CLA	C2C-C3C-CAC-CBC
88	bL	612	LHG	C31-C32-C33-C34
92	a6	614	LMG	C19-C20-C21-C22
95	BN	844	DGD	C1A-C2A-C3A-C4A
95	B2	844	DGD	C1A-C2A-C3A-C4A
95	a6	604	DGD	C1B-C2B-C3B-C4B
92	k6	101	LMG	C39-C40-C41-C42
92	yL	101	LMG	C33-C34-C35-C36
87	A2	801	CLA	C10-C11-C12-C13
87	d6	406	CLA	C10-C11-C12-C13
92	bL	623	LMG	O6-C5-C6-O5
95	DL	408	DGD	O6E-C5E-C6E-O5E
84	DE	1001	CYC	C2B-C3B-CAB-CBB
100	J2	104	3XQ	C11-C12-C13-C14
87	DL	404	CLA	C4-C3-C5-C6
87	BN	813	CLA	C4-C3-C5-C6
87	B6	610	CLA	C4-C3-C5-C6
87	D6	403	CLA	C4-C3-C5-C6
87	b6	616	CLA	C4-C3-C5-C6
87	c6	608	CLA	C4-C3-C5-C6
87	bL	615	CLA	C4-C3-C5-C6
94	a6	601	PL9	C12-C11-C9-C10
94	a6	601	PL9	C30-C29-C31-C32
94	dL	406	PL9	C12-C11-C9-C10
87	BL	601	CLA	O1D-CGD-O2D-CED
87	d6	403	CLA	O1D-CGD-O2D-CED
87	BL	601	CLA	C12-C13-C15-C16

Continued on next page...

Continued from previous page...

Mol	Chain	Res	Type	Atoms
87	BL	621	CLA	C11-C12-C13-C15
87	CL	503	CLA	C11-C12-C13-C15
87	CL	510	CLA	C11-C10-C8-C7
87	AN	802	CLA	C12-C13-C15-C16
87	AN	805	CLA	C6-C7-C8-C10
87	AN	830	CLA	C6-C7-C8-C10
87	AN	830	CLA	C11-C12-C13-C15
87	AN	830	CLA	C12-C13-C15-C16
87	AN	841	CLA	C12-C13-C15-C16
87	BN	823	CLA	C6-C7-C8-C10
87	BN	825	CLA	C6-C7-C8-C10
87	BN	825	CLA	C11-C10-C8-C7
87	BN	825	CLA	C11-C12-C13-C15
87	BN	830	CLA	C11-C10-C8-C7
87	BN	835	CLA	C11-C10-C8-C7
87	LN	202	CLA	C2-C3-C5-C6
87	22	605	CLA	C2-C3-C5-C6
87	32	304	CLA	C12-C13-C15-C16
87	A2	805	CLA	C6-C7-C8-C10
87	A2	830	CLA	C6-C7-C8-C10
87	A2	830	CLA	C11-C12-C13-C15
87	A2	830	CLA	C12-C13-C15-C16
87	A2	841	CLA	C12-C13-C15-C16
87	B2	822	CLA	C6-C7-C8-C10
87	B2	824	CLA	C6-C7-C8-C10
87	B2	824	CLA	C11-C10-C8-C7
87	B2	824	CLA	C11-C12-C13-C15
87	B2	830	CLA	C11-C10-C8-C7
87	B2	835	CLA	C11-C10-C8-C7
87	L2	202	CLA	C2-C3-C5-C6
87	B6	611	CLA	C6-C7-C8-C10
87	B6	616	CLA	C6-C7-C8-C10
87	C6	511	CLA	C11-C10-C8-C7
87	C6	512	CLA	C12-C13-C15-C16
87	D6	405	CLA	C11-C12-C13-C15
87	D6	405	CLA	C12-C13-C15-C16
87	H6	103	CLA	C2-C3-C5-C6
87	b6	610	CLA	C2-C3-C5-C6
87	b6	611	CLA	C12-C13-C15-C16
87	b6	612	CLA	C12-C13-C15-C16
87	b6	613	CLA	C12-C13-C15-C16
87	b6	616	CLA	C2-C3-C5-C6

Continued on next page...

Continued from previous page...

Mol	Chain	Res	Type	Atoms
87	c6	608	CLA	C6-C7-C8-C10
87	c6	608	CLA	C11-C10-C8-C7
87	c6	608	CLA	C12-C13-C15-C16
87	c6	613	CLA	C6-C7-C8-C10
87	c6	616	CLA	C2-C3-C5-C6
87	d6	406	CLA	C11-C12-C13-C15
87	bL	606	CLA	C6-C7-C8-C10
87	bL	615	CLA	C2-C3-C5-C6
87	bL	617	CLA	C12-C13-C15-C16
87	2N	301	CLA	C2-C3-C5-C6
87	3N	305	CLA	C12-C13-C15-C16
91	D6	404	PHO	C2-C3-C5-C6
94	D6	408	PL9	C33-C34-C36-C37
94	a6	601	PL9	C28-C29-C31-C32
94	d6	408	PL9	C28-C29-C31-C32
98	BN	837	PQN	C16-C17-C18-C20
98	B2	837	PQN	C16-C17-C18-C20
87	FN	205	CLA	C3-C5-C6-C7
87	BN	831	CLA	O1A-CGA-O2A-C1
87	B2	831	CLA	O1A-CGA-O2A-C1
87	c6	605	CLA	O1A-CGA-O2A-C1
92	XL	601	LMG	O10-C28-O8-C9
92	D6	407	LMG	O10-C28-O8-C9
92	qL	301	LMG	O10-C28-O8-C9
95	cL	519	DGD	O1A-C1A-O1G-C1G
87	c6	604	CLA	C2C-C3C-CAC-CBC
95	C6	504	DGD	C4A-C5A-C6A-C7A
87	AN	802	CLA	C10-C11-C12-C13
87	bL	615	CLA	C15-C16-C17-C18
82	AA	201	PEB	C4B-C3B-CAB-CBB
82	A7	201	PEB	C4B-C3B-CAB-CBB
82	J9	201	PEB	C4B-C3B-CAB-CBB
82	wF	303	PEB	C4B-C3B-CAB-CBB
82	wK	303	PEB	C4B-C3B-CAB-CBB
83	AH	304	PUB	C1C-C2C-CAC-CBC
83	A1	304	PUB	C1C-C2C-CAC-CBC
85	C6	508	BCR	C19-C20-C21-C22
85	fL	101	BCR	C19-C20-C21-C22
87	42	602	CLA	C16-C17-C18-C19
87	82	302	CLA	C16-C17-C18-C19
87	B6	604	CLA	C16-C17-C18-C19
87	4N	602	CLA	C16-C17-C18-C19

Continued on next page...

Continued from previous page...

Mol	Chain	Res	Type	Atoms
87	8N	303	CLA	C16-C17-C18-C19
87	CL	504	CLA	O1D-CGD-O2D-CED
87	AN	803	CLA	O1D-CGD-O2D-CED
87	BN	822	CLA	O1D-CGD-O2D-CED
87	A2	803	CLA	O1D-CGD-O2D-CED
87	B2	821	CLA	O1D-CGD-O2D-CED
92	aL	611	LMG	O9-C10-O7-C8
95	lL	101	DGD	O1B-C1B-O2G-C2G
88	D6	401	LHG	C7-C8-C9-C10
87	DL	404	CLA	CBA-CGA-O2A-C1
87	BN	833	CLA	CBA-CGA-O2A-C1
87	BN	835	CLA	CBA-CGA-O2A-C1
87	B2	833	CLA	CBA-CGA-O2A-C1
87	B2	835	CLA	CBA-CGA-O2A-C1
87	D6	405	CLA	CBA-CGA-O2A-C1
87	b6	613	CLA	CBA-CGA-O2A-C1
87	bL	619	CLA	CBA-CGA-O2A-C1
92	J6	102	LMG	C29-C28-O8-C9
92	b6	623	LMG	C29-C28-O8-C9
92	j6	101	LMG	C29-C28-O8-C9
88	DL	407	LHG	C13-C14-C15-C16
92	b6	623	LMG	C12-C13-C14-C15
87	CL	503	CLA	C2A-CAA-CBA-CGA
87	CL	507	CLA	C2A-CAA-CBA-CGA
87	AN	833	CLA	C2A-CAA-CBA-CGA
87	AN	841	CLA	C2A-CAA-CBA-CGA
87	22	605	CLA	C2A-CAA-CBA-CGA
87	A2	833	CLA	C2A-CAA-CBA-CGA
87	A2	841	CLA	C2A-CAA-CBA-CGA
87	B6	605	CLA	C2A-CAA-CBA-CGA
87	c6	604	CLA	C2A-CAA-CBA-CGA
87	cL	509	CLA	C2A-CAA-CBA-CGA
87	AN	835	CLA	C15-C16-C17-C18
87	A2	835	CLA	C15-C16-C17-C18
87	B2	808	CLA	C13-C15-C16-C17
87	b6	604	CLA	C13-C15-C16-C17
87	c6	606	CLA	C13-C15-C16-C17
87	c6	611	CLA	C13-C15-C16-C17
88	BL	615	LHG	C26-C27-C28-C29
92	b6	619	LMG	C12-C13-C14-C15
87	cL	517	CLA	O1D-CGD-O2D-CED
88	D6	401	LHG	C30-C31-C32-C33

Continued on next page...

Continued from previous page...

Mol	Chain	Res	Type	Atoms
92	A6	408	LMG	C34-C35-C36-C37
92	D6	409	LMG	C16-C17-C18-C19
92	d6	409	LMG	C15-C16-C17-C18
92	d6	409	LMG	C10-C11-C12-C13
95	DL	408	DGD	C1B-C2B-C3B-C4B
92	bL	610	LMG	O6-C5-C6-O5
87	22	610	CLA	O1D-CGD-O2D-CED
87	2N	310	CLA	O1D-CGD-O2D-CED
87	AN	831	CLA	C5-C6-C7-C8
87	BN	809	CLA	C13-C15-C16-C17
87	c6	612	CLA	C5-C6-C7-C8
87	cL	509	CLA	C10-C11-C12-C13
87	nL	101	CLA	C13-C15-C16-C17
84	GG	1001	CYC	C2B-C3B-CAB-CBB
87	A6	402	CLA	C4C-C3C-CAC-CBC
87	b6	606	CLA	C2C-C3C-CAC-CBC
95	D6	410	DGD	CBB-CCB-CDB-CEB
82	FA	202	PEB	C2D-C3D-CAD-CBD
82	GA	202	PEB	C2D-C3D-CAD-CBD
82	IA	201	PEB	C2D-C3D-CAD-CBD
82	YA	301	PEB	C2D-C3D-CAD-CBD
82	GB	203	PEB	C2D-C3D-CAD-CBD
82	IB	202	PEB	C2D-C3D-CAD-CBD
82	QB	201	PEB	C2D-C3D-CAD-CBD
82	AD	301	PEB	C2D-C3D-CAD-CBD
82	HD	201	PEB	C2D-C3D-CAD-CBD
82	HD	202	PEB	C2D-C3D-CAD-CBD
82	QD	202	PEB	C2D-C3D-CAD-CBD
82	VD	203	PEB	C2D-C3D-CAD-CBD
82	YD	201	PEB	C2D-C3D-CAD-CBD
82	IF	202	PEB	C2D-C3D-CAD-CBD
82	OF	202	PEB	C2D-C3D-CAD-CBD
82	RF	202	PEB	C2D-C3D-CAD-CBD
82	TH	201	PEB	C2D-C3D-CAD-CBD
82	TH	202	PEB	C2D-C3D-CAD-CBD
82	WH	201	PEB	C2D-C3D-CAD-CBD
82	AI	203	PEB	C2D-C3D-CAD-CBD
82	BI	202	PEB	C2D-C3D-CAD-CBD
82	HI	202	PEB	C2D-C3D-CAD-CBD
82	II	203	PEB	C2D-C3D-CAD-CBD
82	KI	201	PEB	C2D-C3D-CAD-CBD
82	NI	203	PEB	C2D-C3D-CAD-CBD

Continued on next page...

Continued from previous page...

Mol	Chain	Res	Type	Atoms
82	OI	202	PEB	C2D-C3D-CAD-CBD
82	RI	203	PEB	C2D-C3D-CAD-CBD
82	TI	201	PEB	C2D-C3D-CAD-CBD
82	WI	202	PEB	C2D-C3D-CAD-CBD
82	IK	202	PEB	C2D-C3D-CAD-CBD
82	OK	202	PEB	C2D-C3D-CAD-CBD
82	RK	202	PEB	C2D-C3D-CAD-CBD
82	EM	203	PEB	C2D-C3D-CAD-CBD
82	QM	204	PEB	C2D-C3D-CAD-CBD
82	LO	1002	PEB	C2D-C3D-CAD-CBD
82	CP	201	PEB	C2D-C3D-CAD-CBD
82	AQ	301	PEB	C2D-C3D-CAD-CBD
82	HQ	201	PEB	C2D-C3D-CAD-CBD
82	HQ	202	PEB	C2D-C3D-CAD-CBD
82	JQ	201	PEB	C2D-C3D-CAD-CBD
82	QQ	202	PEB	C2D-C3D-CAD-CBD
82	VQ	203	PEB	C2D-C3D-CAD-CBD
82	YQ	201	PEB	C2D-C3D-CAD-CBD
82	T1	201	PEB	C2D-C3D-CAD-CBD
82	T1	202	PEB	C2D-C3D-CAD-CBD
82	W1	201	PEB	C2D-C3D-CAD-CBD
82	b1	201	PEB	C2D-C3D-CAD-CBD
82	e1	202	PEB	C2D-C3D-CAD-CBD
82	L4	1002	PEB	C2D-C3D-CAD-CBD
82	c4	202	PEB	C2D-C3D-CAD-CBD
82	H5	201	PEB	C2D-C3D-CAD-CBD
82	U5	201	PEB	C2D-C3D-CAD-CBD
82	F7	202	PEB	C2D-C3D-CAD-CBD
82	G7	202	PEB	C2D-C3D-CAD-CBD
82	I7	201	PEB	C2D-C3D-CAD-CBD
82	Y7	301	PEB	C2D-C3D-CAD-CBD
82	y8	203	PEB	C2D-C3D-CAD-CBD
82	W9	201	PEB	C2D-C3D-CAD-CBD
82	yC	203	PEB	C2D-C3D-CAD-CBD
82	oF	202	PEB	C2D-C3D-CAD-CBD
82	xF	303	PEB	C2D-C3D-CAD-CBD
82	lG	202	PEB	C2D-C3D-CAD-CBD
82	bH	201	PEB	C2D-C3D-CAD-CBD
82	eH	202	PEB	C2D-C3D-CAD-CBD
82	cK	202	PEB	C2D-C3D-CAD-CBD
82	oK	202	PEB	C2D-C3D-CAD-CBD
82	xK	303	PEB	C2D-C3D-CAD-CBD

Continued on next page...

Continued from previous page...

Mol	Chain	Res	Type	Atoms
82	cO	202	PEB	C2D-C3D-CAD-CBD
87	AN	838	CLA	C3-C5-C6-C7
87	A2	838	CLA	C3-C5-C6-C7
87	A2	849	CLA	O1D-CGD-O2D-CED
84	GE	1001	CYC	C2B-C3B-CAB-CBB
92	yL	101	LMG	C20-C21-C22-C23
95	B6	620	DGD	C6A-C7A-C8A-C9A
100	J2	104	3XQ	C12-C13-C14-C15
87	BL	609	CLA	O1A-CGA-O2A-C1
87	c6	606	CLA	O1A-CGA-O2A-C1
87	B6	605	CLA	CBD-CGD-O2D-CED
87	32	304	CLA	C16-C17-C18-C19
87	3N	305	CLA	C16-C17-C18-C19
92	DL	402	LMG	O6-C1-O1-C7
95	B6	620	DGD	O6D-C1D-O3G-C3G
87	AN	840	CLA	C13-C15-C16-C17
87	BN	826	CLA	C15-C16-C17-C18
87	A2	831	CLA	C5-C6-C7-C8
87	A2	840	CLA	C13-C15-C16-C17
87	aL	606	CLA	C10-C11-C12-C13
87	AN	849	CLA	O1D-CGD-O2D-CED
87	b6	610	CLA	O1D-CGD-O2D-CED
87	bL	614	CLA	O1D-CGD-O2D-CED
88	AN	844	LHG	C9-C10-C11-C12
88	A2	844	LHG	C9-C10-C11-C12
88	I6	101	LHG	C15-C16-C17-C18
95	h6	101	DGD	C6A-C7A-C8A-C9A
88	a6	610	LHG	C7-C8-C9-C10
92	b6	624	LMG	C28-C29-C30-C31
88	AN	843	LHG	C8-C7-O7-C5
88	A2	843	LHG	C8-C7-O7-C5
88	C6	522	LHG	C8-C7-O7-C5
92	B6	618	LMG	C11-C10-O7-C8
92	d6	409	LMG	C11-C10-O7-C8
92	m6	101	LMG	C11-C10-O7-C8
95	AL	414	DGD	C2B-C1B-O2G-C2G
95	BL	613	DGD	C2B-C1B-O2G-C2G
95	C6	523	DGD	C2B-C1B-O2G-C2G
95	D6	410	DGD	C2B-C1B-O2G-C2G
95	a6	602	DGD	C2B-C1B-O2G-C2G
95	a6	603	DGD	C2B-C1B-O2G-C2G
95	b6	621	DGD	C2B-C1B-O2G-C2G

Continued on next page...

Continued from previous page...

Mol	Chain	Res	Type	Atoms
95	c6	620	DGD	C2B-C1B-O2G-C2G
87	b6	609	CLA	C4C-C3C-CAC-CBC
88	i6	101	LHG	C12-C13-C14-C15
92	A6	408	LMG	C35-C36-C37-C38
95	J6	101	DGD	C9B-CAB-CBB-CCB
82	CA	202	PEB	C3B-C4B-CHB-C1C
82	C7	202	PEB	C3B-C4B-CHB-C1C
87	AN	833	CLA	C8-C10-C11-C12
87	BN	805	CLA	C8-C10-C11-C12
87	A2	833	CLA	C8-C10-C11-C12
87	B2	804	CLA	C8-C10-C11-C12
87	B2	826	CLA	C15-C16-C17-C18
87	bL	614	CLA	C13-C15-C16-C17
87	CL	503	CLA	CBD-CGD-O2D-CED
87	D6	402	CLA	CBD-CGD-O2D-CED
88	C6	522	LHG	O9-C7-O7-C5
92	AL	411	LMG	O9-C10-O7-C8
92	m6	101	LMG	O9-C10-O7-C8
95	AL	416	DGD	O1B-C1B-O2G-C2G
95	BL	613	DGD	O1B-C1B-O2G-C2G
92	yL	101	LMG	C15-C16-C17-C18
92	ML	101	LMG	C2-C1-O1-C7
95	C6	502	DGD	C2E-C1E-O5D-C6D
95	c6	601	DGD	C2E-C1E-O5D-C6D
87	c6	607	CLA	C8-C10-C11-C12
91	a6	613	PHO	C8-C10-C11-C12
92	bL	609	LMG	O7-C8-C9-O8
95	BL	607	DGD	O6E-C5E-C6E-O5E
87	cL	515	CLA	CBA-CGA-O2A-C1
88	mL	102	LHG	C11-C10-C9-C8
87	BN	835	CLA	C16-C17-C18-C20
87	B2	822	CLA	C16-C17-C18-C19
87	B2	835	CLA	C16-C17-C18-C20
87	c6	605	CLA	C16-C17-C18-C20
88	BL	615	LHG	C16-C17-C18-C19
88	B6	617	LHG	C11-C10-C9-C8
88	bL	612	LHG	C14-C15-C16-C17
92	bL	610	LMG	C15-C16-C17-C18
95	BN	844	DGD	C4A-C5A-C6A-C7A
100	JN	104	3XQ	C6-C7-C8-C9
87	CL	506	CLA	C15-C16-C17-C18
87	BN	811	CLA	C10-C11-C12-C13

Continued on next page...

Continued from previous page...

Mol	Chain	Res	Type	Atoms
87	B2	810	CLA	C10-C11-C12-C13
87	dL	402	CLA	C15-C16-C17-C18
91	dL	403	PHO	C15-C16-C17-C18
87	DL	403	CLA	C4-C3-C5-C6
87	B2	812	CLA	C4-C3-C5-C6
87	H6	103	CLA	C4-C3-C5-C6
87	b6	614	CLA	C4-C3-C5-C6
94	d6	408	PL9	C40-C39-C41-C42
87	BL	620	CLA	C2-C3-C5-C6
87	CL	505	CLA	C2-C3-C5-C6
87	AN	827	CLA	C2-C3-C5-C6
87	A2	827	CLA	C2-C3-C5-C6
87	B6	608	CLA	C2-C3-C5-C6
87	K6	101	CLA	C2-C3-C5-C6
94	dL	406	PL9	C12-C11-C9-C8
94	DL	401	PL9	C4-C3-C7-C8
94	D6	408	PL9	C4-C3-C7-C8
94	d6	408	PL9	C4-C3-C7-C8
94	dL	406	PL9	C4-C3-C7-C8
95	B2	844	DGD	C4A-C5A-C6A-C7A
87	BL	621	CLA	C11-C12-C13-C14
87	CL	506	CLA	C11-C10-C8-C9
87	CL	507	CLA	C11-C10-C8-C9
87	CL	511	CLA	C14-C13-C15-C16
87	AN	810	CLA	C14-C13-C15-C16
87	AN	830	CLA	C11-C12-C13-C14
87	AN	830	CLA	C14-C13-C15-C16
87	BN	807	CLA	C6-C7-C8-C9
87	BN	807	CLA	C11-C10-C8-C9
87	BN	808	CLA	C6-C7-C8-C9
87	BN	811	CLA	C11-C10-C8-C9
87	BN	813	CLA	C11-C10-C8-C9
87	BN	823	CLA	C11-C12-C13-C14
87	BN	825	CLA	C11-C12-C13-C14
87	BN	830	CLA	C6-C7-C8-C9
87	BN	830	CLA	C11-C10-C8-C9
87	BN	834	CLA	C6-C7-C8-C9
87	BN	835	CLA	C11-C10-C8-C9
87	22	602	CLA	C6-C7-C8-C9
87	52	602	CLA	C6-C7-C8-C9
87	A2	810	CLA	C14-C13-C15-C16
87	A2	830	CLA	C11-C12-C13-C14

Continued on next page...

Continued from previous page...

Mol	Chain	Res	Type	Atoms
87	A2	830	CLA	C14-C13-C15-C16
87	B2	806	CLA	C6-C7-C8-C9
87	B2	806	CLA	C11-C10-C8-C9
87	B2	807	CLA	C6-C7-C8-C9
87	B2	810	CLA	C11-C10-C8-C9
87	B2	812	CLA	C11-C10-C8-C9
87	B2	822	CLA	C11-C12-C13-C14
87	B2	824	CLA	C11-C12-C13-C14
87	B2	830	CLA	C6-C7-C8-C9
87	B2	830	CLA	C11-C10-C8-C9
87	B2	834	CLA	C6-C7-C8-C9
87	B2	835	CLA	C11-C10-C8-C9
87	A6	402	CLA	C11-C10-C8-C9
87	B6	604	CLA	C11-C12-C13-C14
87	B6	606	CLA	C11-C10-C8-C9
87	B6	608	CLA	C11-C10-C8-C9
87	B6	612	CLA	C11-C10-C8-C9
87	B6	616	CLA	C6-C7-C8-C9
87	B6	616	CLA	C14-C13-C15-C16
87	C6	511	CLA	C14-C13-C15-C16
87	C6	512	CLA	C6-C7-C8-C9
87	C6	514	CLA	C11-C10-C8-C9
87	D6	405	CLA	C6-C7-C8-C9
87	a6	607	CLA	C11-C10-C8-C9
87	b6	608	CLA	C14-C13-C15-C16
87	b6	611	CLA	C14-C13-C15-C16
87	b6	612	CLA	C14-C13-C15-C16
87	b6	613	CLA	C6-C7-C8-C9
87	b6	617	CLA	C11-C12-C13-C14
87	c6	608	CLA	C6-C7-C8-C9
87	c6	609	CLA	C11-C12-C13-C14
87	c6	610	CLA	C6-C7-C8-C9
87	c6	611	CLA	C11-C10-C8-C9
87	c6	613	CLA	C6-C7-C8-C9
87	cL	509	CLA	C11-C10-C8-C9
87	5N	602	CLA	C6-C7-C8-C9
91	AL	410	PHO	C11-C12-C13-C14
98	BN	837	PQN	C16-C17-C18-C19
98	B2	837	PQN	C16-C17-C18-C19
92	b6	623	LMG	C8-C9-O8-C28
92	b6	623	LMG	C18-C19-C20-C21
95	BN	844	DGD	C7B-C8B-C9B-CAB

Continued on next page...

Continued from previous page...

Mol	Chain	Res	Type	Atoms
95	B2	844	DGD	C7B-C8B-C9B-CAB
87	BL	601	CLA	C2A-CAA-CBA-CGA
87	AN	810	CLA	C2A-CAA-CBA-CGA
87	AN	814	CLA	C2A-CAA-CBA-CGA
87	LN	204	CLA	C2A-CAA-CBA-CGA
87	RN	204	CLA	C2A-CAA-CBA-CGA
87	A2	810	CLA	C2A-CAA-CBA-CGA
87	A2	814	CLA	C2A-CAA-CBA-CGA
87	L2	204	CLA	C2A-CAA-CBA-CGA
87	R2	204	CLA	C2A-CAA-CBA-CGA
87	C6	509	CLA	C2A-CAA-CBA-CGA
87	H6	102	CLA	C2A-CAA-CBA-CGA
87	c6	608	CLA	C2A-CAA-CBA-CGA
87	bL	616	CLA	C2A-CAA-CBA-CGA
87	2N	301	CLA	C2A-CAA-CBA-CGA
87	B6	606	CLA	C2C-C3C-CAC-CBC
87	a6	608	CLA	C4C-C3C-CAC-CBC
88	AL	406	LHG	C17-C18-C19-C20
88	C6	505	LHG	C30-C31-C32-C33
92	m6	103	LMG	O6-C5-C6-O5
95	BN	844	DGD	O6E-C5E-C6E-O5E
95	B2	844	DGD	O6E-C5E-C6E-O5E
95	O6	301	DGD	O6E-C5E-C6E-O5E
82	TA	203	PEB	C4B-C3B-CAB-CBB
82	GF	203	PEB	C4B-C3B-CAB-CBB
82	GK	203	PEB	C4B-C3B-CAB-CBB
82	T7	203	PEB	C4B-C3B-CAB-CBB
82	W9	202	PEB	C4B-C3B-CAB-CBB
85	CL	516	BCR	C37-C22-C23-C24
87	DL	404	CLA	O1D-CGD-O2D-CED
87	AN	851	CLA	O1D-CGD-O2D-CED
87	C6	512	CLA	O1D-CGD-O2D-CED
87	7N	602	CLA	O1D-CGD-O2D-CED
87	cL	508	CLA	C13-C15-C16-C17
84	FO	1001	CYC	C2B-C3B-CAB-CBB
88	BL	610	LHG	C30-C31-C32-C33
88	L6	101	LHG	C15-C16-C17-C18
88	l6	101	LHG	C15-C16-C17-C18
95	CL	523	DGD	C7B-C8B-C9B-CAB
95	JL	101	DGD	C3A-C4A-C5A-C6A
95	cL	520	DGD	C7B-C8B-C9B-CAB
85	CL	516	BCR	C21-C22-C23-C24

Continued on next page...

Continued from previous page...

Mol	Chain	Res	Type	Atoms
85	K6	102	BCR	C11-C12-C13-C14
85	k6	102	BCR	C11-C12-C13-C14
87	CL	505	CLA	O1A-CGA-O2A-C1
87	AN	833	CLA	O1A-CGA-O2A-C1
87	BN	801	CLA	O1A-CGA-O2A-C1
87	BN	813	CLA	O1A-CGA-O2A-C1
87	A2	833	CLA	O1A-CGA-O2A-C1
87	B2	812	CLA	O1A-CGA-O2A-C1
87	B2	825	CLA	O1A-CGA-O2A-C1
87	bL	619	CLA	O1A-CGA-O2A-C1
87	cL	507	CLA	O1A-CGA-O2A-C1
87	72	602	CLA	O1D-CGD-O2D-CED
87	A2	851	CLA	O1D-CGD-O2D-CED
87	AL	404	CLA	C1A-C2A-CAA-CBA
87	AL	405	CLA	C1A-C2A-CAA-CBA
87	BL	620	CLA	C1A-C2A-CAA-CBA
87	CL	503	CLA	C1A-C2A-CAA-CBA
87	CL	504	CLA	C1A-C2A-CAA-CBA
87	CL	506	CLA	C1A-C2A-CAA-CBA
87	CL	510	CLA	C1A-C2A-CAA-CBA
87	CL	514	CLA	C1A-C2A-CAA-CBA
87	DL	404	CLA	C1A-C2A-CAA-CBA
87	AN	805	CLA	C1A-C2A-CAA-CBA
87	AN	807	CLA	C1A-C2A-CAA-CBA
87	AN	810	CLA	C1A-C2A-CAA-CBA
87	AN	813	CLA	C1A-C2A-CAA-CBA
87	AN	825	CLA	C1A-C2A-CAA-CBA
87	AN	826	CLA	C1A-C2A-CAA-CBA
87	AN	831	CLA	C1A-C2A-CAA-CBA
87	AN	833	CLA	C1A-C2A-CAA-CBA
87	AN	834	CLA	C1A-C2A-CAA-CBA
87	AN	835	CLA	C1A-C2A-CAA-CBA
87	AN	837	CLA	C1A-C2A-CAA-CBA
87	AN	852	CLA	C1A-C2A-CAA-CBA
87	BN	801	CLA	C1A-C2A-CAA-CBA
87	BN	808	CLA	C1A-C2A-CAA-CBA
87	BN	811	CLA	C1A-C2A-CAA-CBA
87	BN	819	CLA	C1A-C2A-CAA-CBA
87	BN	826	CLA	C1A-C2A-CAA-CBA
87	BN	830	CLA	C1A-C2A-CAA-CBA
87	BN	836	CLA	C1A-C2A-CAA-CBA
87	KN	102	CLA	C1A-C2A-CAA-CBA

Continued on next page...

Continued from previous page...

Mol	Chain	Res	Type	Atoms
87	LN	202	CLA	C1A-C2A-CAA-CBA
87	LN	204	CLA	C1A-C2A-CAA-CBA
87	MN	101	CLA	C1A-C2A-CAA-CBA
87	RN	202	CLA	C1A-C2A-CAA-CBA
87	RN	203	CLA	C1A-C2A-CAA-CBA
87	12	605	CLA	C1A-C2A-CAA-CBA
87	12	607	CLA	C1A-C2A-CAA-CBA
87	12	610	CLA	C1A-C2A-CAA-CBA
87	12	611	CLA	C1A-C2A-CAA-CBA
87	22	602	CLA	C1A-C2A-CAA-CBA
87	22	612	CLA	C1A-C2A-CAA-CBA
87	32	305	CLA	C1A-C2A-CAA-CBA
87	32	308	CLA	C1A-C2A-CAA-CBA
87	32	309	CLA	C1A-C2A-CAA-CBA
87	32	313	CLA	C1A-C2A-CAA-CBA
87	42	605	CLA	C1A-C2A-CAA-CBA
87	42	611	CLA	C1A-C2A-CAA-CBA
87	52	602	CLA	C1A-C2A-CAA-CBA
87	52	606	CLA	C1A-C2A-CAA-CBA
87	52	610	CLA	C1A-C2A-CAA-CBA
87	62	303	CLA	C1A-C2A-CAA-CBA
87	72	605	CLA	C1A-C2A-CAA-CBA
87	72	607	CLA	C1A-C2A-CAA-CBA
87	82	308	CLA	C1A-C2A-CAA-CBA
87	A2	805	CLA	C1A-C2A-CAA-CBA
87	A2	807	CLA	C1A-C2A-CAA-CBA
87	A2	810	CLA	C1A-C2A-CAA-CBA
87	A2	813	CLA	C1A-C2A-CAA-CBA
87	A2	825	CLA	C1A-C2A-CAA-CBA
87	A2	826	CLA	C1A-C2A-CAA-CBA
87	A2	831	CLA	C1A-C2A-CAA-CBA
87	A2	833	CLA	C1A-C2A-CAA-CBA
87	A2	834	CLA	C1A-C2A-CAA-CBA
87	A2	835	CLA	C1A-C2A-CAA-CBA
87	A2	837	CLA	C1A-C2A-CAA-CBA
87	A2	852	CLA	C1A-C2A-CAA-CBA
87	B2	807	CLA	C1A-C2A-CAA-CBA
87	B2	810	CLA	C1A-C2A-CAA-CBA
87	B2	818	CLA	C1A-C2A-CAA-CBA
87	B2	825	CLA	C1A-C2A-CAA-CBA
87	B2	826	CLA	C1A-C2A-CAA-CBA
87	B2	830	CLA	C1A-C2A-CAA-CBA

Continued on next page...

Continued from previous page...

Mol	Chain	Res	Type	Atoms
87	B2	836	CLA	C1A-C2A-CAA-CBA
87	K2	103	CLA	C1A-C2A-CAA-CBA
87	L2	202	CLA	C1A-C2A-CAA-CBA
87	L2	204	CLA	C1A-C2A-CAA-CBA
87	M2	101	CLA	C1A-C2A-CAA-CBA
87	R2	202	CLA	C1A-C2A-CAA-CBA
87	R2	203	CLA	C1A-C2A-CAA-CBA
87	A6	403	CLA	C1A-C2A-CAA-CBA
87	B6	611	CLA	C1A-C2A-CAA-CBA
87	C6	509	CLA	C1A-C2A-CAA-CBA
87	C6	514	CLA	C1A-C2A-CAA-CBA
87	C6	519	CLA	C1A-C2A-CAA-CBA
87	D6	403	CLA	C1A-C2A-CAA-CBA
87	b6	605	CLA	C1A-C2A-CAA-CBA
87	c6	615	CLA	C1A-C2A-CAA-CBA
87	d6	403	CLA	C1A-C2A-CAA-CBA
87	bL	606	CLA	C1A-C2A-CAA-CBA
87	bL	620	CLA	C1A-C2A-CAA-CBA
87	cL	506	CLA	C1A-C2A-CAA-CBA
87	dL	409	CLA	C1A-C2A-CAA-CBA
87	1N	605	CLA	C1A-C2A-CAA-CBA
87	1N	607	CLA	C1A-C2A-CAA-CBA
87	1N	610	CLA	C1A-C2A-CAA-CBA
87	1N	611	CLA	C1A-C2A-CAA-CBA
87	2N	303	CLA	C1A-C2A-CAA-CBA
87	2N	312	CLA	C1A-C2A-CAA-CBA
87	3N	301	CLA	C1A-C2A-CAA-CBA
87	3N	306	CLA	C1A-C2A-CAA-CBA
87	3N	309	CLA	C1A-C2A-CAA-CBA
87	3N	313	CLA	C1A-C2A-CAA-CBA
87	4N	605	CLA	C1A-C2A-CAA-CBA
87	4N	611	CLA	C1A-C2A-CAA-CBA
87	5N	602	CLA	C1A-C2A-CAA-CBA
87	5N	606	CLA	C1A-C2A-CAA-CBA
87	5N	610	CLA	C1A-C2A-CAA-CBA
87	6N	602	CLA	C1A-C2A-CAA-CBA
87	7N	605	CLA	C1A-C2A-CAA-CBA
87	7N	607	CLA	C1A-C2A-CAA-CBA
87	8N	308	CLA	C1A-C2A-CAA-CBA
87	BL	608	CLA	C16-C17-C18-C20
87	BN	823	CLA	C16-C17-C18-C19
87	B6	604	CLA	C16-C17-C18-C20

Continued on next page...

Continued from previous page...

Mol	Chain	Res	Type	Atoms
87	K6	101	CLA	C16-C17-C18-C19
87	b6	608	CLA	C16-C17-C18-C20
92	B6	618	LMG	O9-C10-O7-C8
92	d6	409	LMG	O9-C10-O7-C8
92	bL	610	LMG	O9-C10-O7-C8
95	AL	414	DGD	O1B-C1B-O2G-C2G
95	CL	523	DGD	O1B-C1B-O2G-C2G
95	D6	410	DGD	O1B-C1B-O2G-C2G
95	cL	520	DGD	O1B-C1B-O2G-C2G
88	mL	102	LHG	C8-C7-O7-C5
92	x6	601	LMG	C11-C10-O7-C8
88	C6	505	LHG	C26-C27-C28-C29
95	cL	502	DGD	CAA-CBA-CCA-CDA
85	HL	103	BCR	C9-C10-C11-C12
87	DL	404	CLA	C13-C15-C16-C17
87	BN	809	CLA	C8-C10-C11-C12
87	BN	826	CLA	C10-C11-C12-C13
87	62	303	CLA	C8-C10-C11-C12
87	B2	808	CLA	C8-C10-C11-C12
87	B2	826	CLA	C10-C11-C12-C13
87	D6	405	CLA	C13-C15-C16-C17
87	6N	602	CLA	C8-C10-C11-C12
88	L6	101	LHG	C3-O3-P-O6
88	l6	101	LHG	C3-O3-P-O6
84	IO	1001	CYC	C2B-C3B-CAB-CBB
95	c6	618	DGD	CCA-CDA-CEA-CFA
88	d6	402	LHG	C23-C24-C25-C26
92	bL	611	LMG	C28-C29-C30-C31
87	AN	807	CLA	CBD-CGD-O2D-CED
87	A2	807	CLA	CBD-CGD-O2D-CED
87	CL	513	CLA	C3-C5-C6-C7
84	I4	1001	CYC	C2B-C3B-CAB-CBB
92	J6	102	LMG	C33-C34-C35-C36
92	j6	101	LMG	C33-C34-C35-C36
87	B6	608	CLA	C8-C10-C11-C12
87	cL	510	CLA	C13-C15-C16-C17
88	AL	406	LHG	O6-C4-C5-C6
88	m6	102	LHG	O6-C4-C5-C6
88	a6	610	LHG	C24-C25-C26-C27
92	b6	623	LMG	C33-C34-C35-C36
95	C6	502	DGD	C2B-C3B-C4B-C5B
95	c6	601	DGD	C2B-C3B-C4B-C5B

Continued on next page...

Continued from previous page...

Mol	Chain	Res	Type	Atoms
88	BL	610	LHG	C7-C8-C9-C10
92	JL	102	LMG	C12-C13-C14-C15
92	B6	619	LMG	C29-C30-C31-C32
95	BL	614	DGD	CCA-CDA-CEA-CFA
95	C6	504	DGD	O6E-C5E-C6E-O5E
82	JA	203	PEB	C3B-CAB-CBB-CGB
82	WA	202	PEB	C3B-CAB-CBB-CGB
82	XA	202	PEB	C3B-CAB-CBB-CGB
82	HE	1002	PEB	C3B-CAB-CBB-CGB
82	VF	201	PEB	C3B-CAB-CBB-CGB
82	YF	203	PEB	C3B-CAB-CBB-CGB
82	HG	1002	PEB	C3B-CAB-CBB-CGB
82	VH	202	PEB	C3B-CAB-CBB-CGB
82	EJ	202	PEB	C3B-CAB-CBB-CGB
82	VK	201	PEB	C3B-CAB-CBB-CGB
82	YK	203	PEB	C3B-CAB-CBB-CGB
82	V1	203	PEB	C3B-CAB-CBB-CGB
82	b1	203	PEB	C3B-CAB-CBB-CGB
82	U5	202	PEB	C3B-CAB-CBB-CGB
82	J7	203	PEB	C3B-CAB-CBB-CGB
82	W7	202	PEB	C3B-CAB-CBB-CGB
82	X7	202	PEB	C3B-CAB-CBB-CGB
82	y8	201	PEB	C3B-CAB-CBB-CGB
82	B9	202	PEB	C3B-CAB-CBB-CGB
82	H9	201	PEB	C3B-CAB-CBB-CGB
82	S9	201	PEB	C3B-CAB-CBB-CGB
82	hE	201	PEB	C3B-CAB-CBB-CGB
82	gF	201	PEB	C3B-CAB-CBB-CGB
82	hF	201	PEB	C3B-CAB-CBB-CGB
82	hG	201	PEB	C3B-CAB-CBB-CGB
82	eH	203	PEB	C3B-CAB-CBB-CGB
82	gK	201	PEB	C3B-CAB-CBB-CGB
82	hK	201	PEB	C3B-CAB-CBB-CGB
82	fM	203	PEB	C3B-CAB-CBB-CGB
84	NO	1001	CYC	C2A-CAA-CBA-CGA
84	N4	1001	CYC	C2A-CAA-CBA-CGA
87	BN	832	CLA	C8-C10-C11-C12
87	B2	832	CLA	C8-C10-C11-C12
87	C6	518	CLA	C5-C6-C7-C8
87	b6	605	CLA	C16-C17-C18-C20
92	bL	611	LMG	C14-C15-C16-C17
92	ML	101	LMG	C11-C12-C13-C14

Continued on next page...

Continued from previous page...

Mol	Chain	Res	Type	Atoms
87	bL	617	CLA	C13-C15-C16-C17
87	B6	614	CLA	CBD-CGD-O2D-CED
88	mL	102	LHG	C25-C26-C27-C28
87	BN	810	CLA	CBA-CGA-O2A-C1
87	B2	809	CLA	CBA-CGA-O2A-C1
87	c6	607	CLA	CBA-CGA-O2A-C1
92	C6	501	LMG	O6-C5-C6-O5
87	CL	505	CLA	C4-C3-C5-C6
87	LN	202	CLA	C4-C3-C5-C6
87	L2	202	CLA	C4-C3-C5-C6
87	c6	616	CLA	C4-C3-C5-C6
91	D6	404	PHO	C4-C3-C5-C6
91	a6	613	PHO	C4-C3-C5-C6
82	DA	202	PEB	C2A-C3A-CAA-CBA
82	EA	202	PEB	C2A-C3A-CAA-CBA
82	FA	202	PEB	C2A-C3A-CAA-CBA
82	HA	202	PEB	C2A-C3A-CAA-CBA
82	JA	202	PEB	C2A-C3A-CAA-CBA
82	LA	202	PEB	C2A-C3A-CAA-CBA
82	MA	202	PEB	C2A-C3A-CAA-CBA
82	NA	202	PEB	C2A-C3A-CAA-CBA
82	PA	202	PEB	C2A-C3A-CAA-CBA
82	QA	202	PEB	C2A-C3A-CAA-CBA
82	RA	202	PEB	C2A-C3A-CAA-CBA
82	SA	202	PEB	C2A-C3A-CAA-CBA
82	TA	202	PEB	C2A-C3A-CAA-CBA
82	UA	202	PEB	C2A-C3A-CAA-CBA
82	XA	202	PEB	C2A-C3A-CAA-CBA
82	CB	201	PEB	C2C-CAC-CBC-CGC
82	DB	202	PEB	C2A-C3A-CAA-CBA
82	DB	203	PEB	C2A-C3A-CAA-CBA
82	HB	202	PEB	C2A-C3A-CAA-CBA
82	IB	201	PEB	C2A-C3A-CAA-CBA
82	KB	301	PEB	C2C-CAC-CBC-CGC
82	KB	303	PEB	C2A-C3A-CAA-CBA
82	OB	201	PEB	C2A-C3A-CAA-CBA
82	QB	203	PEB	C2A-C3A-CAA-CBA
82	UB	301	PEB	C2C-CAC-CBC-CGC
82	UB	303	PEB	C2A-C3A-CAA-CBA
82	WB	402	PEB	C2C-CAC-CBC-CGC
82	XB	201	PEB	C2A-C3A-CAA-CBA
82	YB	202	PEB	C2C-CAC-CBC-CGC

Continued on next page...

Continued from previous page...

Mol	Chain	Res	Type	Atoms
82	ZB	201	PEB	C2A-C3A-CAA-CBA
82	BD	203	PEB	C2A-C3A-CAA-CBA
82	DD	201	PEB	C2A-C3A-CAA-CBA
82	DD	203	PEB	C2A-C3A-CAA-CBA
82	FD	203	PEB	C2A-C3A-CAA-CBA
82	HD	201	PEB	C2A-C3A-CAA-CBA
82	HD	203	PEB	C2A-C3A-CAA-CBA
82	JD	202	PEB	C2A-C3A-CAA-CBA
82	JD	203	PEB	C2A-C3A-CAA-CBA
82	LD	201	PEB	C2A-C3A-CAA-CBA
82	ND	203	PEB	C2A-C3A-CAA-CBA
82	ND	204	PEB	C2A-C3A-CAA-CBA
82	RD	201	PEB	C2A-C3A-CAA-CBA
82	RD	202	PEB	C2A-C3A-CAA-CBA
82	TD	201	PEB	C2A-C3A-CAA-CBA
82	VD	202	PEB	C2A-C3A-CAA-CBA
82	VD	203	PEB	C2A-C3A-CAA-CBA
82	XD	201	PEB	C2A-C3A-CAA-CBA
82	XD	203	PEB	C2A-C3A-CAA-CBA
82	LE	1002	PEB	C2A-C3A-CAA-CBA
82	OE	201	PEB	C2A-C3A-CAA-CBA
82	OE	202	PEB	C2A-C3A-CAA-CBA
82	OE	203	PEB	C2A-C3A-CAA-CBA
82	QE	201	PEB	C2A-C3A-CAA-CBA
82	SE	201	PEB	C2A-C3A-CAA-CBA
82	SE	202	PEB	C2A-C3A-CAA-CBA
82	UE	202	PEB	C2A-C3A-CAA-CBA
82	UE	203	PEB	C2A-C3A-CAA-CBA
82	CF	202	PEB	C2A-C3A-CAA-CBA
82	CF	203	PEB	C2A-C3A-CAA-CBA
82	DF	202	PEB	C2A-C3A-CAA-CBA
82	IF	201	PEB	C2A-C3A-CAA-CBA
82	IF	203	PEB	C2A-C3A-CAA-CBA
82	JF	202	PEB	C2A-C3A-CAA-CBA
82	KF	201	PEB	C2A-C3A-CAA-CBA
82	MF	203	PEB	C2A-C3A-CAA-CBA
82	TF	202	PEB	C2A-C3A-CAA-CBA
82	UF	201	PEB	C2A-C3A-CAA-CBA
82	LG	1002	PEB	C2A-C3A-CAA-CBA
82	OG	201	PEB	C2A-C3A-CAA-CBA
82	OG	202	PEB	C2A-C3A-CAA-CBA
82	OG	203	PEB	C2A-C3A-CAA-CBA

Continued on next page...

Continued from previous page...

Mol	Chain	Res	Type	Atoms
82	QG	201	PEB	C2A-C3A-CAA-CBA
82	SG	201	PEB	C2A-C3A-CAA-CBA
82	SG	203	PEB	C2A-C3A-CAA-CBA
82	UG	202	PEB	C2A-C3A-CAA-CBA
82	UG	203	PEB	C2A-C3A-CAA-CBA
82	AH	302	PEB	C2A-C3A-CAA-CBA
82	FH	1002	PEB	C2A-C3A-CAA-CBA
82	HH	1002	PEB	C2A-C3A-CAA-CBA
82	QH	203	PEB	C2A-C3A-CAA-CBA
82	TH	201	PEB	C2A-C3A-CAA-CBA
82	UH	202	PEB	C2A-C3A-CAA-CBA
82	WH	201	PEB	C2A-C3A-CAA-CBA
82	WH	202	PEB	C2A-C3A-CAA-CBA
82	YH	202	PEB	C2C-CAC-CBC-CGC
82	II	203	PEB	C2A-C3A-CAA-CBA
82	KI	201	PEB	C2A-C3A-CAA-CBA
82	SI	201	PEB	C2A-C3A-CAA-CBA
82	WI	202	PEB	C2A-C3A-CAA-CBA
82	EJ	201	PEB	C2A-C3A-CAA-CBA
82	EJ	203	PEB	C2A-C3A-CAA-CBA
82	GJ	203	PEB	C2A-C3A-CAA-CBA
82	IJ	201	PEB	C2A-C3A-CAA-CBA
82	KJ	203	PEB	C2A-C3A-CAA-CBA
82	MJ	201	PEB	C2A-C3A-CAA-CBA
82	MJ	203	PEB	C2A-C3A-CAA-CBA
82	OJ	202	PEB	C2A-C3A-CAA-CBA
82	QJ	202	PEB	C2A-C3A-CAA-CBA
82	QJ	204	PEB	C2A-C3A-CAA-CBA
82	SJ	202	PEB	C2A-C3A-CAA-CBA
82	SJ	203	PEB	C2A-C3A-CAA-CBA
82	UJ	201	PEB	C2A-C3A-CAA-CBA
82	WJ	203	PEB	C2A-C3A-CAA-CBA
82	YJ	201	PEB	C2A-C3A-CAA-CBA
82	YJ	203	PEB	C2A-C3A-CAA-CBA
82	CK	202	PEB	C2A-C3A-CAA-CBA
82	CK	203	PEB	C2A-C3A-CAA-CBA
82	DK	202	PEB	C2A-C3A-CAA-CBA
82	IK	201	PEB	C2A-C3A-CAA-CBA
82	IK	203	PEB	C2A-C3A-CAA-CBA
82	JK	202	PEB	C2A-C3A-CAA-CBA
82	KK	201	PEB	C2A-C3A-CAA-CBA
82	MK	203	PEB	C2A-C3A-CAA-CBA

Continued on next page...

Continued from previous page...

Mol	Chain	Res	Type	Atoms
82	TK	202	PEB	C2A-C3A-CAA-CBA
82	UK	201	PEB	C2A-C3A-CAA-CBA
82	BM	301	PEB	C2A-C3A-CAA-CBA
82	CM	202	PEB	C2A-C3A-CAA-CBA
82	EM	203	PEB	C2A-C3A-CAA-CBA
82	GM	202	PEB	C2A-C3A-CAA-CBA
82	GM	203	PEB	C2A-C3A-CAA-CBA
82	IM	201	PEB	C2A-C3A-CAA-CBA
82	KM	203	PEB	C2A-C3A-CAA-CBA
82	MM	201	PEB	C2A-C3A-CAA-CBA
82	MM	203	PEB	C2A-C3A-CAA-CBA
82	QM	202	PEB	C2A-C3A-CAA-CBA
82	QM	204	PEB	C2A-C3A-CAA-CBA
82	SM	201	PEB	C2A-C3A-CAA-CBA
82	SM	202	PEB	C2A-C3A-CAA-CBA
82	UM	201	PEB	C2A-C3A-CAA-CBA
82	WM	203	PEB	C2A-C3A-CAA-CBA
82	XM	201	PEB	C2A-C3A-CAA-CBA
82	YM	203	PEB	C2A-C3A-CAA-CBA
82	AO	305	PEB	C2A-C3A-CAA-CBA
82	DO	1002	PEB	C2A-C3A-CAA-CBA
82	JO	1002	PEB	C2A-C3A-CAA-CBA
82	NO	1002	PEB	C2A-C3A-CAA-CBA
82	QO	201	PEB	C2A-C3A-CAA-CBA
82	SO	202	PEB	C2A-C3A-CAA-CBA
82	TO	202	PEB	C2A-C3A-CAA-CBA
82	WO	201	PEB	C2A-C3A-CAA-CBA
82	ZO	201	PEB	C2A-C3A-CAA-CBA
82	ZO	202	PEB	C2C-CAC-CBC-CGC
82	AP	202	PEB	C2A-C3A-CAA-CBA
82	BP	201	PEB	C2C-CAC-CBC-CGC
82	EP	201	PEB	C2A-C3A-CAA-CBA
82	MP	203	PEB	C2C-CAC-CBC-CGC
82	QP	201	PEB	C2A-C3A-CAA-CBA
82	SP	203	PEB	C2A-C3A-CAA-CBA
82	VP	201	PEB	C2C-CAC-CBC-CGC
82	BQ	203	PEB	C2A-C3A-CAA-CBA
82	DQ	201	PEB	C2A-C3A-CAA-CBA
82	DQ	203	PEB	C2A-C3A-CAA-CBA
82	FQ	203	PEB	C2A-C3A-CAA-CBA
82	HQ	201	PEB	C2A-C3A-CAA-CBA
82	HQ	203	PEB	C2A-C3A-CAA-CBA

Continued on next page...

Continued from previous page...

Mol	Chain	Res	Type	Atoms
82	JQ	202	PEB	C2A-C3A-CAA-CBA
82	JQ	203	PEB	C2A-C3A-CAA-CBA
82	LQ	201	PEB	C2A-C3A-CAA-CBA
82	NQ	203	PEB	C2A-C3A-CAA-CBA
82	NQ	204	PEB	C2A-C3A-CAA-CBA
82	RQ	201	PEB	C2A-C3A-CAA-CBA
82	RQ	202	PEB	C2A-C3A-CAA-CBA
82	TQ	201	PEB	C2A-C3A-CAA-CBA
82	VQ	202	PEB	C2A-C3A-CAA-CBA
82	VQ	203	PEB	C2A-C3A-CAA-CBA
82	XQ	201	PEB	C2A-C3A-CAA-CBA
82	XQ	203	PEB	C2A-C3A-CAA-CBA
82	T1	201	PEB	C2A-C3A-CAA-CBA
82	U1	202	PEB	C2A-C3A-CAA-CBA
82	A1	302	PEB	C2A-C3A-CAA-CBA
82	F1	1002	PEB	C2A-C3A-CAA-CBA
82	H1	1002	PEB	C2A-C3A-CAA-CBA
82	W1	201	PEB	C2A-C3A-CAA-CBA
82	W1	202	PEB	C2A-C3A-CAA-CBA
82	Y1	202	PEB	C2C-CAC-CBC-CGC
82	g1	201	PEB	C2A-C3A-CAA-CBA
82	b1	203	PEB	C2A-C3A-CAA-CBA
82	d1	202	PEB	C2A-C3A-CAA-CBA
82	e1	201	PEB	C2A-C3A-CAA-CBA
82	e1	202	PEB	C2C-CAC-CBC-CGC
82	J4	1002	PEB	C2A-C3A-CAA-CBA
82	N4	1002	PEB	C2A-C3A-CAA-CBA
82	A4	305	PEB	C2A-C3A-CAA-CBA
82	D4	1002	PEB	C2A-C3A-CAA-CBA
82	Q4	201	PEB	C2A-C3A-CAA-CBA
82	S4	202	PEB	C2A-C3A-CAA-CBA
82	T4	202	PEB	C2A-C3A-CAA-CBA
82	W4	201	PEB	C2A-C3A-CAA-CBA
82	Z4	201	PEB	C2A-C3A-CAA-CBA
82	Z4	202	PEB	C2C-CAC-CBC-CGC
82	j4	201	PEB	C2A-C3A-CAA-CBA
82	k4	201	PEB	C2A-C3A-CAA-CBA
82	l4	201	PEB	C2A-C3A-CAA-CBA
82	l4	202	PEB	C2A-C3A-CAA-CBA
82	b4	201	PEB	C2A-C3A-CAA-CBA
82	f4	201	PEB	C2A-C3A-CAA-CBA
82	f4	202	PEB	C2A-C3A-CAA-CBA

Continued on next page...

Continued from previous page...

Mol	Chain	Res	Type	Atoms
82	h4	201	PEB	C2A-C3A-CAA-CBA
82	B5	202	PEB	C2A-C3A-CAA-CBA
82	F5	201	PEB	C2A-C3A-CAA-CBA
82	H5	202	PEB	C2A-C3A-CAA-CBA
82	J5	202	PEB	C2A-C3A-CAA-CBA
82	L5	202	PEB	C2A-C3A-CAA-CBA
82	O5	202	PEB	C2A-C3A-CAA-CBA
82	S5	202	PEB	C2A-C3A-CAA-CBA
82	U5	202	PEB	C2A-C3A-CAA-CBA
82	Y5	202	PEB	C2A-C3A-CAA-CBA
82	D7	202	PEB	C2A-C3A-CAA-CBA
82	E7	202	PEB	C2A-C3A-CAA-CBA
82	F7	202	PEB	C2A-C3A-CAA-CBA
82	H7	202	PEB	C2A-C3A-CAA-CBA
82	J7	202	PEB	C2A-C3A-CAA-CBA
82	L7	202	PEB	C2A-C3A-CAA-CBA
82	M7	202	PEB	C2A-C3A-CAA-CBA
82	N7	202	PEB	C2A-C3A-CAA-CBA
82	P7	202	PEB	C2A-C3A-CAA-CBA
82	Q7	202	PEB	C2A-C3A-CAA-CBA
82	R7	202	PEB	C2A-C3A-CAA-CBA
82	S7	202	PEB	C2A-C3A-CAA-CBA
82	T7	202	PEB	C2A-C3A-CAA-CBA
82	U7	202	PEB	C2A-C3A-CAA-CBA
82	X7	202	PEB	C2A-C3A-CAA-CBA
82	p8	201	PEB	C2A-C3A-CAA-CBA
82	q8	202	PEB	C2A-C3A-CAA-CBA
82	r8	202	PEB	C2A-C3A-CAA-CBA
82	u8	202	PEB	C2A-C3A-CAA-CBA
82	v8	202	PEB	C2A-C3A-CAA-CBA
82	w8	202	PEB	C2A-C3A-CAA-CBA
82	x8	201	PEB	C2A-C3A-CAA-CBA
82	x8	202	PEB	C2A-C3A-CAA-CBA
82	A9	202	PEB	C2A-C3A-CAA-CBA
82	C9	202	PEB	C2A-C3A-CAA-CBA
82	E9	202	PEB	C2A-C3A-CAA-CBA
82	F9	202	PEB	C2A-C3A-CAA-CBA
82	F9	203	PEB	C2A-C3A-CAA-CBA
82	G9	202	PEB	C2A-C3A-CAA-CBA
82	I9	202	PEB	C2A-C3A-CAA-CBA
82	K9	202	PEB	C2A-C3A-CAA-CBA
82	L9	202	PEB	C2C-CAC-CBC-CGC

Continued on next page...

Continued from previous page...

Mol	Chain	Res	Type	Atoms
82	N9	202	PEB	C2A-C3A-CAA-CBA
82	P9	202	PEB	C2A-C3A-CAA-CBA
82	R9	202	PEB	C2A-C3A-CAA-CBA
82	S9	202	PEB	C2A-C3A-CAA-CBA
82	T9	202	PEB	C2A-C3A-CAA-CBA
82	U9	202	PEB	C2C-CAC-CBC-CGC
82	U9	204	PEB	C2A-C3A-CAA-CBA
82	V9	202	PEB	C2A-C3A-CAA-CBA
82	W9	202	PEB	C2A-C3A-CAA-CBA
82	X9	202	PEB	C2A-C3A-CAA-CBA
82	dB	201	PEB	C2A-C3A-CAA-CBA
82	gB	201	PEB	C2A-C3A-CAA-CBA
82	pC	201	PEB	C2A-C3A-CAA-CBA
82	qC	202	PEB	C2A-C3A-CAA-CBA
82	rC	202	PEB	C2A-C3A-CAA-CBA
82	uC	202	PEB	C2A-C3A-CAA-CBA
82	vC	202	PEB	C2A-C3A-CAA-CBA
82	wC	202	PEB	C2A-C3A-CAA-CBA
82	xC	201	PEB	C2A-C3A-CAA-CBA
82	xC	202	PEB	C2A-C3A-CAA-CBA
82	aE	202	PEB	C2C-CAC-CBC-CGC
82	dE	202	PEB	C2A-C3A-CAA-CBA
82	fE	201	PEB	C2A-C3A-CAA-CBA
82	hE	202	PEB	C2A-C3A-CAA-CBA
82	jE	201	PEB	C2A-C3A-CAA-CBA
82	dF	202	PEB	C2C-CAC-CBC-CGC
82	eF	202	PEB	C2A-C3A-CAA-CBA
82	fF	201	PEB	C2A-C3A-CAA-CBA
82	iF	201	PEB	C2A-C3A-CAA-CBA
82	iF	202	PEB	C2A-C3A-CAA-CBA
82	iF	203	PEB	C2A-C3A-CAA-CBA
82	kF	201	PEB	C2A-C3A-CAA-CBA
82	lF	202	PEB	C2C-CAC-CBC-CGC
82	qF	202	PEB	C2A-C3A-CAA-CBA
82	qF	203	PEB	C2A-C3A-CAA-CBA
82	sF	201	PEB	C2A-C3A-CAA-CBA
82	uF	201	PEB	C2A-C3A-CAA-CBA
82	wF	302	PEB	C2C-CAC-CBC-CGC
82	xF	303	PEB	C2A-C3A-CAA-CBA
82	yF	301	PEB	C2A-C3A-CAA-CBA
82	zF	501	PEB	C2A-C3A-CAA-CBA
82	aG	202	PEB	C2C-CAC-CBC-CGC

Continued on next page...

Continued from previous page...

Mol	Chain	Res	Type	Atoms
82	dG	202	PEB	C2A-C3A-CAA-CBA
82	fG	201	PEB	C2A-C3A-CAA-CBA
82	hG	202	PEB	C2A-C3A-CAA-CBA
82	jG	201	PEB	C2A-C3A-CAA-CBA
82	lG	202	PEB	C2A-C3A-CAA-CBA
82	gH	201	PEB	C2A-C3A-CAA-CBA
82	dH	202	PEB	C2A-C3A-CAA-CBA
82	eH	201	PEB	C2A-C3A-CAA-CBA
82	eH	202	PEB	C2C-CAC-CBC-CGC
82	eH	203	PEB	C2A-C3A-CAA-CBA
82	aJ	204	PEB	C2A-C3A-CAA-CBA
82	dJ	201	PEB	C2A-C3A-CAA-CBA
82	fJ	203	PEB	C2A-C3A-CAA-CBA
82	hJ	203	PEB	C2A-C3A-CAA-CBA
82	jJ	202	PEB	C2A-C3A-CAA-CBA
82	jJ	203	PEB	C2A-C3A-CAA-CBA
82	lJ	201	PEB	C2A-C3A-CAA-CBA
82	lJ	203	PEB	C2A-C3A-CAA-CBA
82	dK	202	PEB	C2C-CAC-CBC-CGC
82	eK	202	PEB	C2A-C3A-CAA-CBA
82	fK	201	PEB	C2A-C3A-CAA-CBA
82	iK	201	PEB	C2A-C3A-CAA-CBA
82	iK	202	PEB	C2A-C3A-CAA-CBA
82	iK	203	PEB	C2A-C3A-CAA-CBA
82	kK	201	PEB	C2A-C3A-CAA-CBA
82	lK	202	PEB	C2C-CAC-CBC-CGC
82	qK	202	PEB	C2A-C3A-CAA-CBA
82	qK	203	PEB	C2A-C3A-CAA-CBA
82	sK	201	PEB	C2A-C3A-CAA-CBA
82	tK	203	PEB	C2A-C3A-CAA-CBA
82	wK	302	PEB	C2C-CAC-CBC-CGC
82	xK	303	PEB	C2A-C3A-CAA-CBA
82	yK	301	PEB	C2A-C3A-CAA-CBA
82	zK	501	PEB	C2A-C3A-CAA-CBA
82	aM	204	PEB	C2A-C3A-CAA-CBA
82	cM	201	PEB	C2A-C3A-CAA-CBA
82	dM	201	PEB	C2A-C3A-CAA-CBA
82	dM	202	PEB	C2A-C3A-CAA-CBA
82	dM	203	PEB	C2A-C3A-CAA-CBA
82	fM	203	PEB	C2A-C3A-CAA-CBA
82	hM	201	PEB	C2A-C3A-CAA-CBA
82	hM	203	PEB	C2A-C3A-CAA-CBA

Continued on next page...

Continued from previous page...

Mol	Chain	Res	Type	Atoms
82	jM	203	PEB	C2A-C3A-CAA-CBA
82	lM	201	PEB	C2A-C3A-CAA-CBA
82	lM	203	PEB	C2A-C3A-CAA-CBA
82	jO	201	PEB	C2A-C3A-CAA-CBA
82	kO	201	PEB	C2A-C3A-CAA-CBA
82	lO	201	PEB	C2A-C3A-CAA-CBA
82	lO	202	PEB	C2A-C3A-CAA-CBA
82	bO	201	PEB	C2A-C3A-CAA-CBA
82	fO	201	PEB	C2A-C3A-CAA-CBA
82	fO	202	PEB	C2A-C3A-CAA-CBA
82	hO	201	PEB	C2A-C3A-CAA-CBA
82	bP	501	PEB	C2A-C3A-CAA-CBA
82	bP	502	PEB	C2A-C3A-CAA-CBA
82	Z9	301	PEB	C2A-C3A-CAA-CBA
82	M9	302	PEB	C2A-C3A-CAA-CBA
83	KA	203	PUB	C3B-CAB-CBB-CGB
83	AJ	303	PUB	C3B-CAB-CBB-CGB
83	K7	203	PUB	C3B-CAB-CBB-CGB
84	NE	201	CYC	C2C-C3C-CAC-CBC
84	KG	202	CYC	C2C-C3C-CAC-CBC
84	JH	1003	CYC	C2C-C3C-CAC-CBC
84	M1	201	CYC	C2C-C3C-CAC-CBC
84	A3	1001	CYC	C2C-C3C-CAC-CBC
84	C3	1001	CYC	C2C-C3C-CAC-CBC
84	E3	1001	CYC	C2C-C3C-CAC-CBC
84	G3	1001	CYC	C2C-C3C-CAC-CBC
84	J3	1001	CYC	C2C-C3C-CAC-CBC
84	K3	1001	CYC	C2C-C3C-CAC-CBC
84	N3	1001	CYC	C2C-C3C-CAC-CBC
84	P3	1001	CYC	C2C-C3C-CAC-CBC
84	R3	1001	CYC	C2C-C3C-CAC-CBC
84	T3	1001	CYC	C2C-C3C-CAC-CBC
84	c3	1001	CYC	C2C-C3C-CAC-CBC
84	e3	1001	CYC	C2C-C3C-CAC-CBC
84	g3	1001	CYC	C2C-C3C-CAC-CBC
84	i3	1001	CYC	C2C-C3C-CAC-CBC
84	l3	1001	CYC	C2C-C3C-CAC-CBC
84	m3	1001	CYC	C2C-C3C-CAC-CBC
84	p3	1001	CYC	C2C-C3C-CAC-CBC
84	t3	1001	CYC	C2C-C3C-CAC-CBC
84	v3	1001	CYC	C2C-C3C-CAC-CBC
87	DL	404	CLA	C2-C3-C5-C6

Continued on next page...

Continued from previous page...

Mol	Chain	Res	Type	Atoms
95	h6	101	DGD	C2B-C3B-C4B-C5B
95	cL	502	DGD	CBA-CCA-CDA-CEA
100	JN	104	3XQ	C10-C11-C12-C13
100	JN	104	3XQ	C2-C3-C4-C5
87	CL	504	CLA	C10-C11-C12-C13
87	A2	850	CLA	C15-C16-C17-C18
92	DL	402	LMG	C16-C17-C18-C19
92	k6	101	LMG	C11-C12-C13-C14
87	BN	833	CLA	O1A-CGA-O2A-C1
87	B2	833	CLA	O1A-CGA-O2A-C1
87	b6	613	CLA	O1A-CGA-O2A-C1
92	J6	102	LMG	O10-C28-O8-C9
84	F4	1001	CYC	C2B-C3B-CAB-CBB
88	DL	407	LHG	C24-C25-C26-C27
95	C6	502	DGD	C9B-CAB-CBB-CCB
95	c6	601	DGD	C9B-CAB-CBB-CCB
87	C6	514	CLA	C2A-CAA-CBA-CGA
82	QO	202	PEB	NB-C4B-CHB-C1C
82	Q4	202	PEB	NB-C4B-CHB-C1C
87	D6	402	CLA	C3-C5-C6-C7
87	b6	616	CLA	C3-C5-C6-C7
88	AL	407	LHG	C30-C31-C32-C33
92	BL	612	LMG	O1-C7-C8-C9
92	JL	102	LMG	C7-C8-C9-O8
92	XL	601	LMG	C14-C15-C16-C17
92	B6	618	LMG	C7-C8-C9-O8
92	D6	409	LMG	C7-C8-C9-O8
92	j6	102	LMG	C7-C8-C9-O8
92	bL	624	LMG	O1-C7-C8-C9
92	mL	101	LMG	C7-C8-C9-O8
92	qL	301	LMG	C7-C8-C9-O8
92	yL	101	LMG	O1-C7-C8-C9
92	yL	101	LMG	C7-C8-C9-O8
95	B2	844	DGD	CFA-CGA-CHA-CIA
95	C6	523	DGD	C1G-C2G-C3G-O3G
95	O6	301	DGD	O1G-C1G-C2G-C3G
95	a6	602	DGD	C1G-C2G-C3G-O3G
95	c6	620	DGD	C1G-C2G-C3G-O3G
87	AN	810	CLA	C15-C16-C17-C18
87	AN	850	CLA	C15-C16-C17-C18
87	AN	851	CLA	C5-C6-C7-C8
87	A2	810	CLA	C15-C16-C17-C18

Continued on next page...

Continued from previous page...

Mol	Chain	Res	Type	Atoms
87	A2	851	CLA	C5-C6-C7-C8
87	c6	604	CLA	C13-C15-C16-C17
87	cL	512	CLA	C15-C16-C17-C18
88	DL	407	LHG	C31-C32-C33-C34
88	C6	505	LHG	C11-C12-C13-C14
88	dL	405	LHG	C19-C20-C21-C22
95	BN	844	DGD	CFA-CGA-CHA-CIA
82	a4	203	PEB	C4B-C3B-CAB-CBB
82	aO	203	PEB	C4B-C3B-CAB-CBB
87	DL	404	CLA	O1A-CGA-O2A-C1
87	B2	835	CLA	O1A-CGA-O2A-C1
92	j6	101	LMG	O10-C28-O8-C9
95	BL	614	DGD	C5D-C6D-O5D-C1E
95	CL	523	DGD	C5D-C6D-O5D-C1E
95	C6	523	DGD	C5D-C6D-O5D-C1E
95	b6	622	DGD	C5D-C6D-O5D-C1E
95	c6	620	DGD	C5D-C6D-O5D-C1E
95	cL	520	DGD	C5D-C6D-O5D-C1E
95	lL	101	DGD	C5D-C6D-O5D-C1E
87	5N	607	CLA	O1D-CGD-O2D-CED
87	b6	611	CLA	C2C-C3C-CAC-CBC
87	52	607	CLA	O1D-CGD-O2D-CED
87	c6	612	CLA	O1D-CGD-O2D-CED
87	bL	621	CLA	CBD-CGD-O2D-CED
87	F2	205	CLA	C8-C10-C11-C12
87	B6	615	CLA	C5-C6-C7-C8
87	bL	619	CLA	C5-C6-C7-C8
88	AN	843	LHG	C11-C10-C9-C8
88	A2	843	LHG	C11-C10-C9-C8
92	AL	411	LMG	C22-C23-C24-C25
92	bL	623	LMG	C16-C17-C18-C19
92	qL	301	LMG	C12-C13-C14-C15
95	b6	622	DGD	C2A-C3A-C4A-C5A
100	J2	104	3XQ	C14-C15-C16-C17
100	J2	104	3XQ	C2-C3-C4-C5
92	yL	101	LMG	O8-C28-C29-C30
87	b6	609	CLA	O1D-CGD-O2D-CED
88	dL	408	LHG	C7-C8-C9-C10
87	BN	835	CLA	O1A-CGA-O2A-C1
87	D6	405	CLA	O1A-CGA-O2A-C1
87	cL	509	CLA	C4C-C3C-CAC-CBC
87	D6	402	CLA	C16-C17-C18-C20

Continued on next page...

Continued from previous page...

Mol	Chain	Res	Type	Atoms
87	FN	205	CLA	C8-C10-C11-C12
87	cL	508	CLA	C15-C16-C17-C18
88	aL	607	LHG	C31-C32-C33-C34
92	bL	624	LMG	O6-C5-C6-O5
92	yL	101	LMG	O6-C5-C6-O5
88	CL	521	LHG	O1-C1-C2-O2
97	WL	101	GOL	O1-C1-C2-O2
97	wL	101	GOL	O1-C1-C2-O2
87	b6	614	CLA	C11-C12-C13-C14
95	L6	102	DGD	C7B-C8B-C9B-CAB
92	JL	102	LMG	C29-C30-C31-C32
92	D6	409	LMG	C39-C40-C41-C42
88	m6	102	LHG	C8-C7-O7-C5
88	L6	101	LHG	C29-C30-C31-C32
88	l6	101	LHG	C29-C30-C31-C32
88	bL	612	LHG	C19-C20-C21-C22
95	lL	101	DGD	C9B-CAB-CBB-CCB
87	AN	821	CLA	O1D-CGD-O2D-CED
87	A2	821	CLA	O1D-CGD-O2D-CED
87	C6	510	CLA	O1D-CGD-O2D-CED
87	BN	801	CLA	C13-C15-C16-C17
87	bL	605	CLA	C10-C11-C12-C13
92	AL	411	LMG	O6-C5-C6-O5
95	C6	523	DGD	O6E-C5E-C6E-O5E
95	a6	603	DGD	O6E-C5E-C6E-O5E
95	c6	620	DGD	O6E-C5E-C6E-O5E
87	AN	828	CLA	C4-C3-C5-C6
87	22	602	CLA	C4-C3-C5-C6
87	A2	828	CLA	C4-C3-C5-C6
87	cL	507	CLA	C4-C3-C5-C6
87	2N	303	CLA	C4-C3-C5-C6
91	AL	410	PHO	C4-C3-C5-C6
91	DL	405	PHO	C4-C3-C5-C6
91	dL	403	PHO	C4-C3-C5-C6
94	d6	408	PL9	C35-C34-C36-C37
87	LN	202	CLA	C8-C10-C11-C12
87	L2	202	CLA	C8-C10-C11-C12
92	m6	103	LMG	C16-C17-C18-C19
87	cL	507	CLA	C2-C3-C5-C6
92	DL	402	LMG	C10-C11-C12-C13
87	B6	615	CLA	C16-C17-C18-C20
87	B6	610	CLA	CBA-CGA-O2A-C1

Continued on next page...

Continued from previous page...

Mol	Chain	Res	Type	Atoms
87	b6	609	CLA	CBA-CGA-O2A-C1
87	A6	404	CLA	C4C-C3C-CAC-CBC
87	BN	834	CLA	C8-C10-C11-C12
87	BN	835	CLA	C10-C11-C12-C13
87	B2	824	CLA	C10-C11-C12-C13
87	B2	825	CLA	C13-C15-C16-C17
87	B2	834	CLA	C8-C10-C11-C12
87	B2	835	CLA	C10-C11-C12-C13
87	b6	611	CLA	C5-C6-C7-C8
87	cL	506	CLA	C13-C15-C16-C17
82	TA	203	PEB	C2B-C3B-CAB-CBB
82	a4	203	PEB	C2B-C3B-CAB-CBB
82	T7	203	PEB	C2B-C3B-CAB-CBB
82	W9	202	PEB	C2B-C3B-CAB-CBB
82	aO	203	PEB	C2B-C3B-CAB-CBB
87	b6	605	CLA	C2C-C3C-CAC-CBC
95	B6	620	DGD	C5A-C6A-C7A-C8A
95	J6	101	DGD	C4A-C5A-C6A-C7A
92	d6	409	LMG	C9-C8-O7-C10
87	AN	826	CLA	C2A-CAA-CBA-CGA
87	AN	832	CLA	C2A-CAA-CBA-CGA
87	AN	852	CLA	C2A-CAA-CBA-CGA
87	RN	202	CLA	C2A-CAA-CBA-CGA
87	A2	826	CLA	C2A-CAA-CBA-CGA
87	A2	832	CLA	C2A-CAA-CBA-CGA
87	A2	852	CLA	C2A-CAA-CBA-CGA
87	R2	202	CLA	C2A-CAA-CBA-CGA
87	CL	503	CLA	C8-C10-C11-C12
87	BN	806	CLA	C10-C11-C12-C13
87	BN	825	CLA	C10-C11-C12-C13
87	B2	805	CLA	C10-C11-C12-C13
87	CL	507	CLA	C2-C1-O2A-CGA
87	b6	613	CLA	C2-C1-O2A-CGA
87	B6	612	CLA	C11-C12-C13-C14
92	BL	612	LMG	O6-C5-C6-O5
95	J6	101	DGD	O6E-C5E-C6E-O5E
87	bL	617	CLA	C3-C5-C6-C7
88	B6	617	LHG	C19-C20-C21-C22
87	CL	509	CLA	C15-C16-C17-C18
87	AN	827	CLA	C5-C6-C7-C8
87	A2	827	CLA	C5-C6-C7-C8
87	bL	607	CLA	C15-C16-C17-C18

Continued on next page...

Continued from previous page...

Mol	Chain	Res	Type	Atoms
87	dL	401	CLA	C15-C16-C17-C18
87	BL	603	CLA	CBA-CGA-O2A-C1
87	CL	515	CLA	CBA-CGA-O2A-C1
87	AN	834	CLA	CBA-CGA-O2A-C1
87	A2	834	CLA	CBA-CGA-O2A-C1
87	H6	103	CLA	CBA-CGA-O2A-C1
87	bL	615	CLA	CBA-CGA-O2A-C1
88	C6	505	LHG	O6-C4-C5-O7
88	M6	101	LHG	O6-C4-C5-O7
87	AN	815	CLA	C16-C17-C18-C19
87	A2	815	CLA	C16-C17-C18-C19
82	c4	203	PEB	C4B-C3B-CAB-CBB
82	cO	203	PEB	C4B-C3B-CAB-CBB
95	cL	502	DGD	O6D-C5D-C6D-O5D
87	AN	835	CLA	C5-C6-C7-C8
87	A2	835	CLA	C5-C6-C7-C8
87	c6	604	CLA	O1D-CGD-O2D-CED
87	cL	515	CLA	O1A-CGA-O2A-C1
92	b6	623	LMG	O10-C28-O8-C9
82	RA	203	PEB	C3B-CAB-CBB-CGB
82	GB	203	PEB	C3B-CAB-CBB-CGB
82	GE	1002	PEB	C3B-CAB-CBB-CGB
82	QF	203	PEB	C3B-CAB-CBB-CGB
82	GG	1002	PEB	C3B-CAB-CBB-CGB
82	WH	202	PEB	C3B-CAB-CBB-CGB
82	MJ	203	PEB	C3B-CAB-CBB-CGB
82	QK	203	PEB	C3B-CAB-CBB-CGB
82	QM	204	PEB	C3B-CAB-CBB-CGB
82	W1	202	PEB	C3B-CAB-CBB-CGB
82	a1	202	PEB	C3B-CAB-CBB-CGB
82	B5	202	PEB	C3B-CAB-CBB-CGB
82	D5	202	PEB	C3B-CAB-CBB-CGB
82	R7	203	PEB	C3B-CAB-CBB-CGB
82	y8	202	PEB	C3B-CAB-CBB-CGB
82	O9	203	PEB	C3B-CAB-CBB-CGB
82	yC	202	PEB	C3B-CAB-CBB-CGB
82	aH	202	PEB	C3B-CAB-CBB-CGB
82	dJ	201	PEB	C3B-CAB-CBB-CGB
82	aM	204	PEB	C3B-CAB-CBB-CGB
82	Z9	301	PEB	C3B-CAB-CBB-CGB
82	M9	302	PEB	C3B-CAB-CBB-CGB
87	AN	828	CLA	C15-C16-C17-C18

Continued on next page...

Continued from previous page...

Mol	Chain	Res	Type	Atoms
87	BN	819	CLA	C5-C6-C7-C8
87	A2	828	CLA	C15-C16-C17-C18
87	B2	818	CLA	C5-C6-C7-C8
87	C6	510	CLA	C5-C6-C7-C8
87	b6	607	CLA	C5-C6-C7-C8
87	bL	614	CLA	C15-C16-C17-C18
87	CL	518	CLA	CAA-CBA-CGA-O2A
92	j6	102	LMG	O7-C8-C9-O8
88	aL	607	LHG	C30-C31-C32-C33
100	JN	104	3XQ	C3-C4-C5-C6
88	mL	102	LHG	O9-C7-O7-C5
95	b6	621	DGD	O1B-C1B-O2G-C2G
87	BN	807	CLA	C10-C11-C12-C13
87	B2	806	CLA	C10-C11-C12-C13
91	DL	405	PHO	CHA-CBD-CGD-O2D
91	d6	404	PHO	CHA-CBD-CGD-O1D
91	d6	404	PHO	CHA-CBD-CGD-O2D
91	aL	610	PHO	CHA-CBD-CGD-O2D
91	dL	403	PHO	CHA-CBD-CGD-O1D
91	dL	403	PHO	CHA-CBD-CGD-O2D
87	BL	621	CLA	O1D-CGD-O2D-CED
88	BL	615	LHG	C14-C15-C16-C17
88	iL	101	LHG	C11-C10-C9-C8
92	m6	101	LMG	C18-C19-C20-C21
87	AN	803	CLA	C4-C3-C5-C6
87	AN	823	CLA	C4-C3-C5-C6
87	AN	826	CLA	C4-C3-C5-C6
87	BN	826	CLA	C4-C3-C5-C6
87	A2	803	CLA	C4-C3-C5-C6
87	A2	823	CLA	C4-C3-C5-C6
87	A2	826	CLA	C4-C3-C5-C6
87	B2	826	CLA	C4-C3-C5-C6
87	cL	515	CLA	C4-C3-C5-C6
94	DL	401	PL9	C35-C34-C36-C37
87	BL	603	CLA	C11-C10-C8-C7
87	CL	507	CLA	C11-C10-C8-C7
87	CL	508	CLA	C11-C12-C13-C15
87	CL	508	CLA	C12-C13-C15-C16
87	CL	513	CLA	C11-C10-C8-C7
87	HL	101	CLA	C11-C12-C13-C15
87	AN	803	CLA	C2-C3-C5-C6
87	AN	805	CLA	C12-C13-C15-C16

Continued on next page...

Continued from previous page...

Mol	Chain	Res	Type	Atoms
87	AN	809	CLA	C11-C12-C13-C15
87	AN	811	CLA	C11-C10-C8-C7
87	AN	815	CLA	C11-C12-C13-C15
87	AN	823	CLA	C6-C7-C8-C10
87	AN	826	CLA	C2-C3-C5-C6
87	AN	828	CLA	C2-C3-C5-C6
87	AN	834	CLA	C6-C7-C8-C10
87	AN	835	CLA	C11-C12-C13-C15
87	AN	851	CLA	C11-C12-C13-C15
87	BN	802	CLA	C6-C7-C8-C10
87	BN	806	CLA	C11-C10-C8-C7
87	BN	807	CLA	C6-C7-C8-C10
87	BN	807	CLA	C11-C10-C8-C7
87	BN	808	CLA	C6-C7-C8-C10
87	BN	810	CLA	C12-C13-C15-C16
87	BN	811	CLA	C6-C7-C8-C10
87	BN	811	CLA	C11-C10-C8-C7
87	BN	813	CLA	C11-C10-C8-C7
87	BN	813	CLA	C12-C13-C15-C16
87	BN	823	CLA	C11-C12-C13-C15
87	BN	826	CLA	C2-C3-C5-C6
87	BN	827	CLA	C11-C10-C8-C7
87	BN	830	CLA	C6-C7-C8-C10
87	BN	830	CLA	C11-C12-C13-C15
87	BN	831	CLA	C6-C7-C8-C10
87	BN	834	CLA	C11-C12-C13-C15
87	IN	102	CLA	C6-C7-C8-C10
87	IN	103	CLA	C6-C7-C8-C10
87	IN	103	CLA	C11-C12-C13-C15
87	LN	203	CLA	C11-C10-C8-C7
87	22	602	CLA	C2-C3-C5-C6
87	22	602	CLA	C6-C7-C8-C10
87	52	602	CLA	C6-C7-C8-C10
87	62	303	CLA	C12-C13-C15-C16
87	82	302	CLA	C6-C7-C8-C10
87	A2	803	CLA	C2-C3-C5-C6
87	A2	805	CLA	C12-C13-C15-C16
87	A2	809	CLA	C11-C12-C13-C15
87	A2	811	CLA	C11-C10-C8-C7
87	A2	815	CLA	C11-C12-C13-C15
87	A2	823	CLA	C6-C7-C8-C10
87	A2	826	CLA	C2-C3-C5-C6

Continued on next page...

Continued from previous page...

Mol	Chain	Res	Type	Atoms
87	A2	828	CLA	C2-C3-C5-C6
87	A2	834	CLA	C6-C7-C8-C10
87	A2	835	CLA	C11-C12-C13-C15
87	A2	851	CLA	C11-C12-C13-C15
87	B2	801	CLA	C6-C7-C8-C10
87	B2	805	CLA	C11-C10-C8-C7
87	B2	806	CLA	C6-C7-C8-C10
87	B2	806	CLA	C11-C10-C8-C7
87	B2	807	CLA	C6-C7-C8-C10
87	B2	809	CLA	C12-C13-C15-C16
87	B2	810	CLA	C6-C7-C8-C10
87	B2	810	CLA	C11-C10-C8-C7
87	B2	812	CLA	C11-C10-C8-C7
87	B2	812	CLA	C12-C13-C15-C16
87	B2	822	CLA	C11-C12-C13-C15
87	B2	826	CLA	C2-C3-C5-C6
87	B2	827	CLA	C11-C10-C8-C7
87	B2	830	CLA	C6-C7-C8-C10
87	B2	830	CLA	C11-C12-C13-C15
87	B2	831	CLA	C6-C7-C8-C10
87	B2	834	CLA	C11-C12-C13-C15
87	I2	102	CLA	C6-C7-C8-C10
87	I2	103	CLA	C6-C7-C8-C10
87	I2	103	CLA	C11-C12-C13-C15
87	K2	101	CLA	C11-C12-C13-C15
87	L2	203	CLA	C11-C10-C8-C7
87	B6	604	CLA	C11-C12-C13-C15
87	B6	608	CLA	C11-C10-C8-C7
87	B6	608	CLA	C12-C13-C15-C16
87	B6	609	CLA	C11-C10-C8-C7
87	B6	613	CLA	C11-C12-C13-C15
87	C6	512	CLA	C11-C10-C8-C7
87	C6	515	CLA	C6-C7-C8-C10
87	C6	515	CLA	C12-C13-C15-C16
87	C6	516	CLA	C12-C13-C15-C16
87	D6	405	CLA	C6-C7-C8-C10
87	H6	103	CLA	C12-C13-C15-C16
87	K6	101	CLA	C11-C10-C8-C7
87	a6	607	CLA	C12-C13-C15-C16
87	b6	608	CLA	C12-C13-C15-C16
87	b6	609	CLA	C6-C7-C8-C10
87	b6	613	CLA	C11-C10-C8-C7

Continued on next page...

Continued from previous page...

Mol	Chain	Res	Type	Atoms
87	b6	613	CLA	C11-C12-C13-C15
87	b6	617	CLA	C11-C12-C13-C15
87	b6	618	CLA	C6-C7-C8-C10
87	c6	606	CLA	C11-C10-C8-C7
87	c6	607	CLA	C11-C12-C13-C15
87	c6	609	CLA	C11-C12-C13-C15
87	c6	610	CLA	C6-C7-C8-C10
87	c6	612	CLA	C6-C7-C8-C10
87	c6	614	CLA	C6-C7-C8-C10
87	d6	403	CLA	C6-C7-C8-C10
87	bL	607	CLA	C12-C13-C15-C16
87	bL	618	CLA	C11-C10-C8-C7
87	cL	509	CLA	C11-C10-C8-C7
87	cL	510	CLA	C11-C12-C13-C15
87	cL	510	CLA	C12-C13-C15-C16
87	cL	515	CLA	C2-C3-C5-C6
87	nL	101	CLA	C11-C12-C13-C15
87	2N	303	CLA	C2-C3-C5-C6
87	2N	303	CLA	C6-C7-C8-C10
87	5N	602	CLA	C6-C7-C8-C10
87	6N	602	CLA	C12-C13-C15-C16
87	8N	303	CLA	C6-C7-C8-C10
91	DL	405	PHO	C2-C3-C5-C6
94	DL	401	PL9	C33-C34-C36-C37
94	d6	408	PL9	C33-C34-C36-C37
82	GF	203	PEB	C2B-C3B-CAB-CBB
82	GK	203	PEB	C2B-C3B-CAB-CBB
82	wF	303	PEB	C2B-C3B-CAB-CBB
82	wK	303	PEB	C2B-C3B-CAB-CBB
87	BL	602	CLA	C3-C5-C6-C7
87	cL	508	CLA	C3-C5-C6-C7
100	JN	104	3XQ	C7-C8-C9-C10
100	J2	104	3XQ	C11-C10-C9-C8
87	BL	608	CLA	C11-C12-C13-C14
87	BL	620	CLA	C6-C7-C8-C9
87	CL	508	CLA	C6-C7-C8-C9
87	CL	508	CLA	C11-C12-C13-C14
87	CL	510	CLA	C11-C12-C13-C14
87	AN	805	CLA	C14-C13-C15-C16
87	AN	808	CLA	C11-C10-C8-C9
87	AN	809	CLA	C11-C12-C13-C14
87	AN	811	CLA	C11-C10-C8-C9

Continued on next page...

Continued from previous page...

Mol	Chain	Res	Type	Atoms
87	AN	813	CLA	C11-C12-C13-C14
87	AN	815	CLA	C11-C12-C13-C14
87	AN	819	CLA	C11-C12-C13-C14
87	AN	821	CLA	C11-C12-C13-C14
87	AN	834	CLA	C6-C7-C8-C9
87	AN	838	CLA	C6-C7-C8-C9
87	AN	841	CLA	C14-C13-C15-C16
87	AN	851	CLA	C11-C12-C13-C14
87	BN	802	CLA	C6-C7-C8-C9
87	BN	806	CLA	C11-C12-C13-C14
87	BN	813	CLA	C14-C13-C15-C16
87	BN	818	CLA	C11-C10-C8-C9
87	BN	827	CLA	C11-C10-C8-C9
87	BN	831	CLA	C6-C7-C8-C9
87	FN	205	CLA	C6-C7-C8-C9
87	FN	205	CLA	C14-C13-C15-C16
87	IN	102	CLA	C6-C7-C8-C9
87	IN	103	CLA	C11-C10-C8-C9
87	LN	203	CLA	C14-C13-C15-C16
87	42	602	CLA	C6-C7-C8-C9
87	82	302	CLA	C6-C7-C8-C9
87	A2	805	CLA	C14-C13-C15-C16
87	A2	808	CLA	C11-C10-C8-C9
87	A2	809	CLA	C11-C12-C13-C14
87	A2	811	CLA	C11-C10-C8-C9
87	A2	813	CLA	C11-C12-C13-C14
87	A2	815	CLA	C11-C12-C13-C14
87	A2	819	CLA	C11-C12-C13-C14
87	A2	821	CLA	C11-C12-C13-C14
87	A2	834	CLA	C6-C7-C8-C9
87	A2	838	CLA	C6-C7-C8-C9
87	A2	841	CLA	C14-C13-C15-C16
87	A2	851	CLA	C11-C12-C13-C14
87	B2	801	CLA	C6-C7-C8-C9
87	B2	805	CLA	C11-C12-C13-C14
87	B2	812	CLA	C14-C13-C15-C16
87	B2	817	CLA	C11-C10-C8-C9
87	B2	827	CLA	C11-C10-C8-C9
87	B2	831	CLA	C6-C7-C8-C9
87	F2	205	CLA	C6-C7-C8-C9
87	F2	205	CLA	C14-C13-C15-C16
87	I2	102	CLA	C6-C7-C8-C9

Continued on next page...

Continued from previous page...

Mol	Chain	Res	Type	Atoms
87	I2	103	CLA	C11-C10-C8-C9
87	K2	101	CLA	C11-C12-C13-C14
87	L2	203	CLA	C14-C13-C15-C16
87	B6	608	CLA	C14-C13-C15-C16
87	B6	611	CLA	C11-C10-C8-C9
87	C6	515	CLA	C6-C7-C8-C9
87	K6	101	CLA	C11-C10-C8-C9
87	b6	606	CLA	C11-C10-C8-C9
87	b6	606	CLA	C11-C12-C13-C14
87	b6	613	CLA	C11-C10-C8-C9
87	b6	618	CLA	C6-C7-C8-C9
87	c6	605	CLA	C11-C12-C13-C14
87	c6	606	CLA	C11-C12-C13-C14
87	c6	607	CLA	C6-C7-C8-C9
87	d6	401	CLA	C14-C13-C15-C16
87	bL	607	CLA	C14-C13-C15-C16
87	bL	613	CLA	C14-C13-C15-C16
87	bL	622	CLA	C6-C7-C8-C9
87	cL	510	CLA	C11-C12-C13-C14
87	cL	511	CLA	C6-C7-C8-C9
87	cL	514	CLA	C11-C12-C13-C14
87	2N	303	CLA	C6-C7-C8-C9
87	4N	602	CLA	C6-C7-C8-C9
87	8N	303	CLA	C6-C7-C8-C9
98	AN	842	PQN	C16-C17-C18-C19
98	A2	842	PQN	C16-C17-C18-C19
103	82	310	ZEX	C33-C34-C35-C15
91	DL	405	PHO	CBD-CGD-O2D-CED
95	hL	101	DGD	C4A-C5A-C6A-C7A
87	AL	403	CLA	CBA-CGA-O2A-C1
87	BL	608	CLA	CBA-CGA-O2A-C1
87	CL	506	CLA	CBA-CGA-O2A-C1
87	CL	507	CLA	C10-C11-C12-C13
91	DL	405	PHO	C15-C16-C17-C18
87	52	611	CLA	C2A-CAA-CBA-CGA
87	c6	616	CLA	C2A-CAA-CBA-CGA
87	aL	606	CLA	C2A-CAA-CBA-CGA
87	5N	611	CLA	C2A-CAA-CBA-CGA
95	h6	101	DGD	C6B-C7B-C8B-C9B
85	Z6	101	BCR	C37-C22-C23-C24
87	B6	611	CLA	C16-C17-C18-C19
82	GF	203	PEB	NA-C4A-CHA-C1B

Continued on next page...

Continued from previous page...

Mol	Chain	Res	Type	Atoms
82	GK	203	PEB	NA-C4A-CHA-C1B
82	A5	202	PEB	NA-C4A-CHA-C1B
82	C5	202	PEB	NA-C4A-CHA-C1B
82	E5	202	PEB	NA-C4A-CHA-C1B
82	G5	202	PEB	NA-C4A-CHA-C1B
82	I5	202	PEB	NA-C4A-CHA-C1B
82	K5	202	PEB	NA-C4A-CHA-C1B
82	N5	202	PEB	NA-C4A-CHA-C1B
82	P5	202	PEB	NA-C4A-CHA-C1B
82	R5	202	PEB	NA-C4A-CHA-C1B
82	T5	202	PEB	NA-C4A-CHA-C1B
82	V5	202	PEB	NA-C4A-CHA-C1B
82	X5	202	PEB	NA-C4A-CHA-C1B
82	z8	202	PEB	NA-C4A-CHA-C1B
82	p8	202	PEB	NA-C4A-CHA-C1B
82	r8	202	PEB	NA-C4A-CHA-C1B
82	t8	202	PEB	NA-C4A-CHA-C1B
82	v8	202	PEB	NA-C4A-CHA-C1B
82	x8	202	PEB	NA-C4A-CHA-C1B
82	A9	202	PEB	NA-C4A-CHA-C1B
82	C9	202	PEB	NA-C4A-CHA-C1B
82	E9	202	PEB	NA-C4A-CHA-C1B
82	G9	202	PEB	NA-C4A-CHA-C1B
82	I9	202	PEB	NA-C4A-CHA-C1B
82	K9	202	PEB	NA-C4A-CHA-C1B
82	N9	202	PEB	NA-C4A-CHA-C1B
82	P9	202	PEB	NA-C4A-CHA-C1B
82	R9	202	PEB	NA-C4A-CHA-C1B
82	T9	202	PEB	NA-C4A-CHA-C1B
82	V9	202	PEB	NA-C4A-CHA-C1B
82	X9	202	PEB	NA-C4A-CHA-C1B
82	zC	202	PEB	NA-C4A-CHA-C1B
82	pC	202	PEB	NA-C4A-CHA-C1B
82	rC	202	PEB	NA-C4A-CHA-C1B
82	tC	202	PEB	NA-C4A-CHA-C1B
82	vC	202	PEB	NA-C4A-CHA-C1B
82	xC	202	PEB	NA-C4A-CHA-C1B
82	mF	202	PEB	NA-C4A-CHA-C1B
82	mK	202	PEB	NA-C4A-CHA-C1B
87	D6	403	CLA	O1D-CGD-O2D-CED
85	AN	804	BCR	C7-C8-C9-C10
85	A2	804	BCR	C7-C8-C9-C10

Continued on next page...

Continued from previous page...

Mol	Chain	Res	Type	Atoms
85	Z6	101	BCR	C21-C22-C23-C24
92	J6	102	LMG	C32-C33-C34-C35
95	a6	602	DGD	O1B-C1B-O2G-C2G
87	AN	849	CLA	C10-C11-C12-C13
87	A2	849	CLA	C10-C11-C12-C13
87	C6	509	CLA	C5-C6-C7-C8
87	D6	403	CLA	C10-C11-C12-C13
87	b6	617	CLA	C10-C11-C12-C13
92	j6	101	LMG	C32-C33-C34-C35
95	JL	101	DGD	C9A-CAA-CBA-CCA
87	b6	614	CLA	CBA-CGA-O2A-C1
95	JL	101	DGD	C2A-C1A-O1G-C1G
95	DL	408	DGD	C6B-C7B-C8B-C9B
95	DL	408	DGD	C7B-C8B-C9B-CAB
88	BL	610	LHG	C23-C24-C25-C26
87	BN	830	CLA	C8-C10-C11-C12
87	B2	830	CLA	C8-C10-C11-C12
87	B6	615	CLA	C8-C10-C11-C12
87	C6	509	CLA	C15-C16-C17-C18
87	cL	507	CLA	C8-C10-C11-C12
87	cL	511	CLA	C5-C6-C7-C8
82	AA	202	PEB	C2D-C1D-CHC-C4C
82	BA	201	PEB	C2D-C1D-CHC-C4C
82	CA	201	PEB	C2D-C1D-CHC-C4C
82	DA	202	PEB	C2D-C1D-CHC-C4C
82	EA	202	PEB	C2D-C1D-CHC-C4C
82	FA	203	PEB	C2D-C1D-CHC-C4C
82	JA	201	PEB	C2D-C1D-CHC-C4C
82	JA	203	PEB	C2D-C1D-CHC-C4C
82	YA	301	PEB	C2D-C1D-CHC-C4C
82	YA	303	PEB	C2D-C1D-CHC-C4C
82	AB	501	PEB	C2D-C1D-CHC-C4C
82	DB	202	PEB	C2D-C1D-CHC-C4C
82	GB	201	PEB	C2D-C1D-CHC-C4C
82	HB	201	PEB	C2D-C1D-CHC-C4C
82	HB	202	PEB	C2D-C1D-CHC-C4C
82	IB	203	PEB	C2D-C1D-CHC-C4C
82	JB	202	PEB	C2D-C1D-CHC-C4C
82	KB	302	PEB	C2D-C1D-CHC-C4C
82	NB	202	PEB	C2D-C1D-CHC-C4C
82	QB	201	PEB	C2D-C1D-CHC-C4C
82	QB	202	PEB	C2D-C1D-CHC-C4C

Continued on next page...

Continued from previous page...

Mol	Chain	Res	Type	Atoms
82	QB	203	PEB	C2D-C1D-CHC-C4C
82	TB	202	PEB	C2D-C1D-CHC-C4C
82	UB	301	PEB	C2D-C1D-CHC-C4C
82	ZB	202	PEB	C2D-C1D-CHC-C4C
82	AD	303	PEB	C2D-C1D-CHC-C4C
82	ED	201	PEB	C2D-C1D-CHC-C4C
82	HD	203	PEB	C2D-C1D-CHC-C4C
82	ID	201	PEB	C2D-C1D-CHC-C4C
82	JD	201	PEB	C2D-C1D-CHC-C4C
82	JD	202	PEB	C2D-C1D-CHC-C4C
82	JD	203	PEB	C2D-C1D-CHC-C4C
82	KD	201	PEB	C2D-C1D-CHC-C4C
82	KD	202	PEB	C2D-C1D-CHC-C4C
82	LD	202	PEB	C2D-C1D-CHC-C4C
82	OD	201	PEB	C2D-C1D-CHC-C4C
82	OD	202	PEB	C2D-C1D-CHC-C4C
82	QD	202	PEB	C2D-C1D-CHC-C4C
82	RD	203	PEB	C2D-C1D-CHC-C4C
82	XD	202	PEB	C2D-C1D-CHC-C4C
82	AE	301	PEB	C2D-C1D-CHC-C4C
82	QE	202	PEB	C2D-C1D-CHC-C4C
82	SE	201	PEB	C2D-C1D-CHC-C4C
82	UE	203	PEB	C2D-C1D-CHC-C4C
82	AF	201	PEB	C2D-C1D-CHC-C4C
82	BF	201	PEB	C2D-C1D-CHC-C4C
82	NF	202	PEB	C2D-C1D-CHC-C4C
82	OF	202	PEB	C2D-C1D-CHC-C4C
82	PF	202	PEB	C2D-C1D-CHC-C4C
82	SF	202	PEB	C2D-C1D-CHC-C4C
82	YF	201	PEB	C2D-C1D-CHC-C4C
82	AG	301	PEB	C2D-C1D-CHC-C4C
82	QG	202	PEB	C2D-C1D-CHC-C4C
82	SG	201	PEB	C2D-C1D-CHC-C4C
82	UG	203	PEB	C2D-C1D-CHC-C4C
82	ZH	201	PEB	C2D-C1D-CHC-C4C
82	AI	201	PEB	C2D-C1D-CHC-C4C
82	AI	202	PEB	C2D-C1D-CHC-C4C
82	CI	201	PEB	C2D-C1D-CHC-C4C
82	CI	202	PEB	C2D-C1D-CHC-C4C
82	DI	201	PEB	C2D-C1D-CHC-C4C
82	EI	201	PEB	C2D-C1D-CHC-C4C
82	EI	202	PEB	C2D-C1D-CHC-C4C

Continued on next page...

Continued from previous page...

Mol	Chain	Res	Type	Atoms
82	FI	202	PEB	C2D-C1D-CHC-C4C
82	GI	202	PEB	C2D-C1D-CHC-C4C
82	GI	203	PEB	C2D-C1D-CHC-C4C
82	II	201	PEB	C2D-C1D-CHC-C4C
82	II	202	PEB	C2D-C1D-CHC-C4C
82	JI	202	PEB	C2D-C1D-CHC-C4C
82	KI	202	PEB	C2D-C1D-CHC-C4C
82	KI	203	PEB	C2D-C1D-CHC-C4C
82	NI	201	PEB	C2D-C1D-CHC-C4C
82	NI	202	PEB	C2D-C1D-CHC-C4C
82	PI	201	PEB	C2D-C1D-CHC-C4C
82	PI	202	PEB	C2D-C1D-CHC-C4C
82	RI	201	PEB	C2D-C1D-CHC-C4C
82	RI	202	PEB	C2D-C1D-CHC-C4C
82	TI	202	PEB	C2D-C1D-CHC-C4C
82	TI	203	PEB	C2D-C1D-CHC-C4C
82	VI	201	PEB	C2D-C1D-CHC-C4C
82	VI	202	PEB	C2D-C1D-CHC-C4C
82	WI	203	PEB	C2D-C1D-CHC-C4C
82	XI	201	PEB	C2D-C1D-CHC-C4C
82	XI	202	PEB	C2D-C1D-CHC-C4C
82	ZI	401	PEB	C2D-C1D-CHC-C4C
82	AJ	301	PEB	C2D-C1D-CHC-C4C
82	DJ	201	PEB	C2D-C1D-CHC-C4C
82	DJ	202	PEB	C2D-C1D-CHC-C4C
82	EJ	203	PEB	C2D-C1D-CHC-C4C
82	IJ	203	PEB	C2D-C1D-CHC-C4C
82	QJ	203	PEB	C2D-C1D-CHC-C4C
82	SJ	202	PEB	C2D-C1D-CHC-C4C
82	TJ	201	PEB	C2D-C1D-CHC-C4C
82	WJ	202	PEB	C2D-C1D-CHC-C4C
82	AK	201	PEB	C2D-C1D-CHC-C4C
82	BK	201	PEB	C2D-C1D-CHC-C4C
82	NK	202	PEB	C2D-C1D-CHC-C4C
82	OK	202	PEB	C2D-C1D-CHC-C4C
82	PK	202	PEB	C2D-C1D-CHC-C4C
82	SK	202	PEB	C2D-C1D-CHC-C4C
82	YK	201	PEB	C2D-C1D-CHC-C4C
82	AM	301	PEB	C2D-C1D-CHC-C4C
82	CM	202	PEB	C2D-C1D-CHC-C4C
82	EM	202	PEB	C2D-C1D-CHC-C4C
82	IM	202	PEB	C2D-C1D-CHC-C4C

Continued on next page...

Continued from previous page...

Mol	Chain	Res	Type	Atoms
82	NM	202	PEB	C2D-C1D-CHC-C4C
82	QM	203	PEB	C2D-C1D-CHC-C4C
82	TM	201	PEB	C2D-C1D-CHC-C4C
82	UM	203	PEB	C2D-C1D-CHC-C4C
82	YM	203	PEB	C2D-C1D-CHC-C4C
82	OO	202	PEB	C2D-C1D-CHC-C4C
82	VO	202	PEB	C2D-C1D-CHC-C4C
82	AP	203	PEB	C2D-C1D-CHC-C4C
82	CP	201	PEB	C2D-C1D-CHC-C4C
82	EP	201	PEB	C2D-C1D-CHC-C4C
82	EP	203	PEB	C2D-C1D-CHC-C4C
82	GP	201	PEB	C2D-C1D-CHC-C4C
82	HP	201	PEB	C2D-C1D-CHC-C4C
82	HP	202	PEB	C2D-C1D-CHC-C4C
82	IP	202	PEB	C2D-C1D-CHC-C4C
82	IP	203	PEB	C2D-C1D-CHC-C4C
82	JP	201	PEB	C2D-C1D-CHC-C4C
82	JP	202	PEB	C2D-C1D-CHC-C4C
82	KP	201	PEB	C2D-C1D-CHC-C4C
82	LP	202	PEB	C2D-C1D-CHC-C4C
82	MP	203	PEB	C2D-C1D-CHC-C4C
82	PP	202	PEB	C2D-C1D-CHC-C4C
82	QP	201	PEB	C2D-C1D-CHC-C4C
82	RP	202	PEB	C2D-C1D-CHC-C4C
82	TP	201	PEB	C2D-C1D-CHC-C4C
82	TP	202	PEB	C2D-C1D-CHC-C4C
82	UP	203	PEB	C2D-C1D-CHC-C4C
82	VP	201	PEB	C2D-C1D-CHC-C4C
82	WP	201	PEB	C2D-C1D-CHC-C4C
82	YP	502	PEB	C2D-C1D-CHC-C4C
82	AQ	303	PEB	C2D-C1D-CHC-C4C
82	EQ	201	PEB	C2D-C1D-CHC-C4C
82	HQ	203	PEB	C2D-C1D-CHC-C4C
82	IQ	201	PEB	C2D-C1D-CHC-C4C
82	JQ	201	PEB	C2D-C1D-CHC-C4C
82	JQ	202	PEB	C2D-C1D-CHC-C4C
82	JQ	203	PEB	C2D-C1D-CHC-C4C
82	KQ	201	PEB	C2D-C1D-CHC-C4C
82	KQ	202	PEB	C2D-C1D-CHC-C4C
82	LQ	202	PEB	C2D-C1D-CHC-C4C
82	OQ	201	PEB	C2D-C1D-CHC-C4C
82	OQ	202	PEB	C2D-C1D-CHC-C4C

Continued on next page...

Continued from previous page...

Mol	Chain	Res	Type	Atoms
82	QQ	202	PEB	C2D-C1D-CHC-C4C
82	RQ	203	PEB	C2D-C1D-CHC-C4C
82	XQ	202	PEB	C2D-C1D-CHC-C4C
82	Z1	201	PEB	C2D-C1D-CHC-C4C
82	h1	202	PEB	C2D-C1D-CHC-C4C
82	k1	201	PEB	C2D-C1D-CHC-C4C
82	m1	201	PEB	C2D-C1D-CHC-C4C
82	m1	202	PEB	C2D-C1D-CHC-C4C
82	d1	202	PEB	C2D-C1D-CHC-C4C
82	e1	201	PEB	C2D-C1D-CHC-C4C
82	O4	202	PEB	C2D-C1D-CHC-C4C
82	V4	202	PEB	C2D-C1D-CHC-C4C
82	j4	201	PEB	C2D-C1D-CHC-C4C
82	j4	203	PEB	C2D-C1D-CHC-C4C
82	k4	202	PEB	C2D-C1D-CHC-C4C
82	l4	201	PEB	C2D-C1D-CHC-C4C
82	b4	202	PEB	C2D-C1D-CHC-C4C
82	c4	203	PEB	C2D-C1D-CHC-C4C
82	f4	202	PEB	C2D-C1D-CHC-C4C
82	g4	202	PEB	C2D-C1D-CHC-C4C
82	g4	203	PEB	C2D-C1D-CHC-C4C
82	h4	201	PEB	C2D-C1D-CHC-C4C
82	h4	202	PEB	C2D-C1D-CHC-C4C
82	B5	201	PEB	C2D-C1D-CHC-C4C
82	B5	203	PEB	C2D-C1D-CHC-C4C
82	D5	201	PEB	C2D-C1D-CHC-C4C
82	F5	203	PEB	C2D-C1D-CHC-C4C
82	J5	201	PEB	C2D-C1D-CHC-C4C
82	L5	201	PEB	C2D-C1D-CHC-C4C
82	M5	305	PEB	C2D-C1D-CHC-C4C
82	O5	201	PEB	C2D-C1D-CHC-C4C
82	Q5	201	PEB	C2D-C1D-CHC-C4C
82	S5	201	PEB	C2D-C1D-CHC-C4C
82	Y5	201	PEB	C2D-C1D-CHC-C4C
82	Z5	305	PEB	C2D-C1D-CHC-C4C
82	A7	202	PEB	C2D-C1D-CHC-C4C
82	B7	201	PEB	C2D-C1D-CHC-C4C
82	C7	201	PEB	C2D-C1D-CHC-C4C
82	D7	202	PEB	C2D-C1D-CHC-C4C
82	E7	202	PEB	C2D-C1D-CHC-C4C
82	F7	203	PEB	C2D-C1D-CHC-C4C
82	J7	201	PEB	C2D-C1D-CHC-C4C

Continued on next page...

Continued from previous page...

Mol	Chain	Res	Type	Atoms
82	J7	203	PEB	C2D-C1D-CHC-C4C
82	Y7	301	PEB	C2D-C1D-CHC-C4C
82	Y7	303	PEB	C2D-C1D-CHC-C4C
82	y8	201	PEB	C2D-C1D-CHC-C4C
82	y8	203	PEB	C2D-C1D-CHC-C4C
82	z8	202	PEB	C2D-C1D-CHC-C4C
82	p8	202	PEB	C2D-C1D-CHC-C4C
82	q8	201	PEB	C2D-C1D-CHC-C4C
82	s8	201	PEB	C2D-C1D-CHC-C4C
82	t8	201	PEB	C2D-C1D-CHC-C4C
82	t8	202	PEB	C2D-C1D-CHC-C4C
82	w8	204	PEB	C2D-C1D-CHC-C4C
82	H9	201	PEB	C2D-C1D-CHC-C4C
82	U9	201	PEB	C2D-C1D-CHC-C4C
82	U9	204	PEB	C2D-C1D-CHC-C4C
82	W9	201	PEB	C2D-C1D-CHC-C4C
82	W9	203	PEB	C2D-C1D-CHC-C4C
82	gB	202	PEB	C2D-C1D-CHC-C4C
82	yC	201	PEB	C2D-C1D-CHC-C4C
82	yC	203	PEB	C2D-C1D-CHC-C4C
82	zC	202	PEB	C2D-C1D-CHC-C4C
82	pC	202	PEB	C2D-C1D-CHC-C4C
82	qC	201	PEB	C2D-C1D-CHC-C4C
82	sC	201	PEB	C2D-C1D-CHC-C4C
82	tC	201	PEB	C2D-C1D-CHC-C4C
82	tC	202	PEB	C2D-C1D-CHC-C4C
82	wC	204	PEB	C2D-C1D-CHC-C4C
82	aE	202	PEB	C2D-C1D-CHC-C4C
82	bE	202	PEB	C2D-C1D-CHC-C4C
82	dE	201	PEB	C2D-C1D-CHC-C4C
82	lE	201	PEB	C2D-C1D-CHC-C4C
82	mE	203	PEB	C2D-C1D-CHC-C4C
82	bF	202	PEB	C2D-C1D-CHC-C4C
82	dF	201	PEB	C2D-C1D-CHC-C4C
82	fF	202	PEB	C2D-C1D-CHC-C4C
82	kF	201	PEB	C2D-C1D-CHC-C4C
82	kF	203	PEB	C2D-C1D-CHC-C4C
82	oF	203	PEB	C2D-C1D-CHC-C4C
82	uF	201	PEB	C2D-C1D-CHC-C4C
82	uF	202	PEB	C2D-C1D-CHC-C4C
82	vF	202	PEB	C2D-C1D-CHC-C4C
82	wF	302	PEB	C2D-C1D-CHC-C4C

Continued on next page...

Continued from previous page...

Mol	Chain	Res	Type	Atoms
82	xF	303	PEB	C2D-C1D-CHC-C4C
82	aG	202	PEB	C2D-C1D-CHC-C4C
82	dG	201	PEB	C2D-C1D-CHC-C4C
82	lG	201	PEB	C2D-C1D-CHC-C4C
82	mG	203	PEB	C2D-C1D-CHC-C4C
82	hH	201	PEB	C2D-C1D-CHC-C4C
82	kH	201	PEB	C2D-C1D-CHC-C4C
82	mH	201	PEB	C2D-C1D-CHC-C4C
82	mH	202	PEB	C2D-C1D-CHC-C4C
82	dH	202	PEB	C2D-C1D-CHC-C4C
82	eH	201	PEB	C2D-C1D-CHC-C4C
82	aJ	201	PEB	C2D-C1D-CHC-C4C
82	iJ	201	PEB	C2D-C1D-CHC-C4C
82	kJ	201	PEB	C2D-C1D-CHC-C4C
82	lJ	202	PEB	C2D-C1D-CHC-C4C
82	bK	202	PEB	C2D-C1D-CHC-C4C
82	dK	201	PEB	C2D-C1D-CHC-C4C
82	fK	202	PEB	C2D-C1D-CHC-C4C
82	kK	201	PEB	C2D-C1D-CHC-C4C
82	kK	203	PEB	C2D-C1D-CHC-C4C
82	oK	203	PEB	C2D-C1D-CHC-C4C
82	tK	203	PEB	C2D-C1D-CHC-C4C
82	uK	201	PEB	C2D-C1D-CHC-C4C
82	vK	202	PEB	C2D-C1D-CHC-C4C
82	wK	302	PEB	C2D-C1D-CHC-C4C
82	xK	303	PEB	C2D-C1D-CHC-C4C
82	aM	201	PEB	C2D-C1D-CHC-C4C
82	aM	203	PEB	C2D-C1D-CHC-C4C
82	cM	202	PEB	C2D-C1D-CHC-C4C
82	dM	203	PEB	C2D-C1D-CHC-C4C
82	eM	202	PEB	C2D-C1D-CHC-C4C
82	hM	202	PEB	C2D-C1D-CHC-C4C
82	hM	203	PEB	C2D-C1D-CHC-C4C
82	iM	201	PEB	C2D-C1D-CHC-C4C
82	jM	201	PEB	C2D-C1D-CHC-C4C
82	jM	202	PEB	C2D-C1D-CHC-C4C
82	kM	201	PEB	C2D-C1D-CHC-C4C
82	lM	202	PEB	C2D-C1D-CHC-C4C
82	jO	201	PEB	C2D-C1D-CHC-C4C
82	kO	202	PEB	C2D-C1D-CHC-C4C
82	kO	203	PEB	C2D-C1D-CHC-C4C
82	lO	201	PEB	C2D-C1D-CHC-C4C

Continued on next page...

Continued from previous page...

Mol	Chain	Res	Type	Atoms
82	bO	202	PEB	C2D-C1D-CHC-C4C
82	cO	203	PEB	C2D-C1D-CHC-C4C
82	fO	202	PEB	C2D-C1D-CHC-C4C
82	gO	202	PEB	C2D-C1D-CHC-C4C
82	gO	203	PEB	C2D-C1D-CHC-C4C
82	hO	201	PEB	C2D-C1D-CHC-C4C
82	hO	202	PEB	C2D-C1D-CHC-C4C
82	Z9	301	PEB	C2D-C1D-CHC-C4C
82	M9	302	PEB	C2D-C1D-CHC-C4C
83	AE	303	PUB	C3A-C4A-CHA-C1B
83	AG	303	PUB	C3A-C4A-CHA-C1B
83	AH	303	PUB	C3A-C4A-CHA-C1B
83	AJ	303	PUB	C3A-C4A-CHA-C1B
83	BJ	302	PUB	C3A-C4A-CHA-C1B
83	AM	304	PUB	C3A-C4A-CHA-C1B
83	BM	302	PUB	C3A-C4A-CHA-C1B
83	QM	201	PUB	C3A-C4A-CHA-C1B
83	AO	302	PUB	C3A-C4A-CHA-C1B
83	A1	303	PUB	C3A-C4A-CHA-C1B
83	A4	302	PUB	C3A-C4A-CHA-C1B
83	wF	304	PUB	C3A-C4A-CHA-C1B
83	wK	304	PUB	C3A-C4A-CHA-C1B
83	Z9	302	PUB	C3A-C4A-CHA-C1B
83	M9	303	PUB	C3A-C4A-CHA-C1B
84	LG	1001	CYC	C2B-C3B-CAB-CBB
87	B6	612	CLA	C10-C11-C12-C13
88	AL	407	LHG	C31-C32-C33-C34
88	AN	843	LHG	C9-C10-C11-C12
88	A2	843	LHG	C9-C10-C11-C12
95	c6	618	DGD	C2B-C3B-C4B-C5B
100	J2	104	3XQ	C3-C4-C5-C6
82	LE	1002	PEB	C4B-C3B-CAB-CBB
82	LG	1002	PEB	C4B-C3B-CAB-CBB
82	ZK	201	PEB	C4B-C3B-CAB-CBB
82	S5	201	PEB	C4B-C3B-CAB-CBB
82	dE	204	PEB	C4B-C3B-CAB-CBB
82	lF	201	PEB	C4B-C3B-CAB-CBB
82	dG	204	PEB	C4B-C3B-CAB-CBB
82	lK	201	PEB	C4B-C3B-CAB-CBB
84	BE	1001	CYC	C1A-C2A-CAA-CBA
84	BG	1001	CYC	C1A-C2A-CAA-CBA
95	aL	603	DGD	CBB-CCB-CDB-CEB

Continued on next page...

Continued from previous page...

Mol	Chain	Res	Type	Atoms
87	32	304	CLA	C16-C17-C18-C20
87	3N	305	CLA	C16-C17-C18-C20
87	B6	607	CLA	C13-C15-C16-C17
88	AL	407	LHG	O6-C4-C5-C6
88	a6	610	LHG	O6-C4-C5-C6
88	c6	619	LHG	O6-C4-C5-C6
88	aL	607	LHG	O6-C4-C5-C6
88	dL	408	LHG	O6-C4-C5-C6
88	iL	101	LHG	O6-C4-C5-C6
88	bL	612	LHG	C15-C16-C17-C18
87	A6	402	CLA	CBA-CGA-O2A-C1
87	B6	609	CLA	CBD-CGD-O2D-CED
87	BN	807	CLA	C15-C16-C17-C18
87	B2	806	CLA	C15-C16-C17-C18
87	bL	608	CLA	C13-C15-C16-C17
82	c4	203	PEB	C2B-C3B-CAB-CBB
82	cO	203	PEB	C2B-C3B-CAB-CBB
82	k4	202	PEB	C3B-C4B-CHB-C1C
82	kO	203	PEB	C3B-C4B-CHB-C1C
87	C6	511	CLA	O1D-CGD-O2D-CED
87	CL	503	CLA	C4-C3-C5-C6
87	CL	508	CLA	C4-C3-C5-C6
87	AN	821	CLA	C4-C3-C5-C6
87	A2	821	CLA	C4-C3-C5-C6
87	C6	514	CLA	C4-C3-C5-C6
87	b6	615	CLA	C4-C3-C5-C6
94	A6	410	PL9	C40-C39-C41-C42
94	dL	406	PL9	C20-C19-C21-C22
87	AN	821	CLA	C2-C3-C5-C6
87	AN	823	CLA	C2-C3-C5-C6
87	A2	823	CLA	C2-C3-C5-C6
87	C6	514	CLA	C2-C3-C5-C6
91	a6	613	PHO	C2-C3-C5-C6
91	dL	403	PHO	C2-C3-C5-C6
94	d6	408	PL9	C38-C39-C41-C42
95	D6	410	DGD	C1B-C2B-C3B-C4B
98	BN	837	PQN	C25-C26-C27-C28
98	B2	837	PQN	C25-C26-C27-C28
88	cL	501	LHG	O2-C2-C3-O3
92	x6	601	LMG	O9-C10-O7-C8
95	C6	523	DGD	O1B-C1B-O2G-C2G
95	a6	603	DGD	O1B-C1B-O2G-C2G

Continued on next page...

Continued from previous page...

Mol	Chain	Res	Type	Atoms
95	c6	620	DGD	O1B-C1B-O2G-C2G
87	B6	610	CLA	O1A-CGA-O2A-C1
87	c6	607	CLA	O1A-CGA-O2A-C1
92	B6	619	LMG	C11-C12-C13-C14
87	cL	512	CLA	O1D-CGD-O2D-CED
87	cL	510	CLA	C3-C5-C6-C7
95	cL	502	DGD	C4D-C5D-C6D-O5D
87	CL	504	CLA	C16-C17-C18-C20
83	QM	201	PUB	C4A-C3A-CAA-CBA
88	C6	505	LHG	C11-C10-C9-C8
95	AL	414	DGD	C5A-C6A-C7A-C8A
95	C6	521	DGD	C3A-C4A-C5A-C6A
87	A2	831	CLA	O1D-CGD-O2D-CED
87	BN	819	CLA	CBA-CGA-O2A-C1
87	B2	818	CLA	CBA-CGA-O2A-C1
92	JL	102	LMG	C29-C28-O8-C9
95	J6	101	DGD	C2A-C1A-O1G-C1G
84	LE	1001	CYC	C2B-C3B-CAB-CBB
88	ML	102	LHG	C11-C10-C9-C8
92	J6	102	LMG	C12-C13-C14-C15
92	j6	101	LMG	C12-C13-C14-C15
95	BL	614	DGD	C4A-C5A-C6A-C7A
88	M6	101	LHG	C5-C4-O6-P
87	AN	831	CLA	O1D-CGD-O2D-CED
87	b6	609	CLA	O1A-CGA-O2A-C1
82	ID	201	PEB	C2C-CAC-CBC-CGC
82	QH	202	PEB	C2C-CAC-CBC-CGC
82	SI	201	PEB	C2C-CAC-CBC-CGC
82	SJ	203	PEB	C2C-CAC-CBC-CGC
82	TJ	202	PEB	C2C-CAC-CBC-CGC
82	IM	202	PEB	C2C-CAC-CBC-CGC
82	KM	201	PEB	C2C-CAC-CBC-CGC
82	YP	501	PEB	C2C-CAC-CBC-CGC
82	IQ	201	PEB	C2C-CAC-CBC-CGC
82	Q1	202	PEB	C2C-CAC-CBC-CGC
82	U5	203	PEB	C2C-CAC-CBC-CGC
82	p8	202	PEB	C2C-CAC-CBC-CGC
82	pC	202	PEB	C2C-CAC-CBC-CGC
82	kF	203	PEB	C2C-CAC-CBC-CGC
82	dJ	202	PEB	C2C-CAC-CBC-CGC
82	lJ	202	PEB	C2C-CAC-CBC-CGC
82	kK	203	PEB	C2C-CAC-CBC-CGC

Continued on next page...

Continued from previous page...

Mol	Chain	Res	Type	Atoms
82	Z9	303	PEB	C2C-CAC-CBC-CGC
82	M9	304	PEB	C2C-CAC-CBC-CGC
83	AO	303	PUB	C3B-CAB-CBB-CGB
83	A4	303	PUB	C3B-CAB-CBB-CGB
87	AN	824	CLA	C3A-C2A-CAA-CBA
87	BN	826	CLA	C3A-C2A-CAA-CBA
87	ON	202	CLA	C3A-C2A-CAA-CBA
87	52	601	CLA	C3A-C2A-CAA-CBA
87	62	312	CLA	C3A-C2A-CAA-CBA
87	82	305	CLA	C3A-C2A-CAA-CBA
87	A2	824	CLA	C3A-C2A-CAA-CBA
87	B2	826	CLA	C3A-C2A-CAA-CBA
87	O2	202	CLA	C3A-C2A-CAA-CBA
87	B6	611	CLA	C3A-C2A-CAA-CBA
87	C6	514	CLA	C3A-C2A-CAA-CBA
87	H6	102	CLA	C3A-C2A-CAA-CBA
87	b6	618	CLA	C3A-C2A-CAA-CBA
87	5N	601	CLA	C3A-C2A-CAA-CBA
87	6N	611	CLA	C3A-C2A-CAA-CBA
87	8N	306	CLA	C3A-C2A-CAA-CBA
85	AN	845	BCR	C15-C16-C17-C18
85	A2	845	BCR	C15-C16-C17-C18
103	8N	310	ZEX	C33-C34-C35-C15
88	AN	843	LHG	C17-C18-C19-C20
88	AN	844	LHG	C13-C14-C15-C16
88	A2	843	LHG	C17-C18-C19-C20
88	A2	844	LHG	C13-C14-C15-C16
95	BN	844	DGD	C2A-C3A-C4A-C5A
95	B2	844	DGD	C2A-C3A-C4A-C5A
95	C6	521	DGD	C5B-C6B-C7B-C8B
95	lL	101	DGD	C8B-C9B-CAB-CBB
87	B6	606	CLA	C13-C15-C16-C17
88	m6	102	LHG	C11-C10-C9-C8
92	DL	402	LMG	C35-C36-C37-C38
92	k6	101	LMG	C33-C34-C35-C36
95	lL	101	DGD	CCA-CDA-CEA-CFA
82	IA	202	PEB	C3B-CAB-CBB-CGB
82	JA	202	PEB	C3B-CAB-CBB-CGB
82	LA	203	PEB	C3B-CAB-CBB-CGB
82	OA	202	PEB	C3B-CAB-CBB-CGB
82	RA	202	PEB	C3B-CAB-CBB-CGB
82	TA	202	PEB	C3B-CAB-CBB-CGB

Continued on next page...

Continued from previous page...

Mol	Chain	Res	Type	Atoms
82	BB	202	PEB	C3B-CAB-CBB-CGB
82	HB	203	PEB	C3B-CAB-CBB-CGB
82	VB	202	PEB	C3B-CAB-CBB-CGB
82	BD	201	PEB	C3B-CAB-CBB-CGB
82	DD	201	PEB	C3B-CAB-CBB-CGB
82	JD	203	PEB	C3B-CAB-CBB-CGB
82	ND	204	PEB	C3B-CAB-CBB-CGB
82	OD	202	PEB	C3B-CAB-CBB-CGB
82	RD	201	PEB	C3B-CAB-CBB-CGB
82	WD	202	PEB	C3B-CAB-CBB-CGB
82	UE	201	PEB	C3B-CAB-CBB-CGB
82	DF	202	PEB	C3B-CAB-CBB-CGB
82	LF	202	PEB	C3B-CAB-CBB-CGB
82	UG	201	PEB	C3B-CAB-CBB-CGB
82	NH	1002	PEB	C3B-CAB-CBB-CGB
82	TH	202	PEB	C3B-CAB-CBB-CGB
82	IJ	203	PEB	C3B-CAB-CBB-CGB
82	DK	202	PEB	C3B-CAB-CBB-CGB
82	LK	202	PEB	C3B-CAB-CBB-CGB
82	GM	202	PEB	C3B-CAB-CBB-CGB
82	MM	201	PEB	C3B-CAB-CBB-CGB
82	YP	502	PEB	C3B-CAB-CBB-CGB
82	BQ	201	PEB	C3B-CAB-CBB-CGB
82	DQ	201	PEB	C3B-CAB-CBB-CGB
82	JQ	203	PEB	C3B-CAB-CBB-CGB
82	NQ	204	PEB	C3B-CAB-CBB-CGB
82	OQ	202	PEB	C3B-CAB-CBB-CGB
82	RQ	201	PEB	C3B-CAB-CBB-CGB
82	WQ	202	PEB	C3B-CAB-CBB-CGB
82	N1	1002	PEB	C3B-CAB-CBB-CGB
82	T1	202	PEB	C3B-CAB-CBB-CGB
82	F5	202	PEB	C3B-CAB-CBB-CGB
82	J5	202	PEB	C3B-CAB-CBB-CGB
82	O5	202	PEB	C3B-CAB-CBB-CGB
82	Q5	202	PEB	C3B-CAB-CBB-CGB
82	I7	202	PEB	C3B-CAB-CBB-CGB
82	J7	202	PEB	C3B-CAB-CBB-CGB
82	L7	203	PEB	C3B-CAB-CBB-CGB
82	O7	202	PEB	C3B-CAB-CBB-CGB
82	R7	202	PEB	C3B-CAB-CBB-CGB
82	T7	202	PEB	C3B-CAB-CBB-CGB
82	F9	201	PEB	C3B-CAB-CBB-CGB

Continued on next page...

Continued from previous page...

Mol	Chain	Res	Type	Atoms
82	cF	203	PEB	C3B-CAB-CBB-CGB
82	fF	202	PEB	C3B-CAB-CBB-CGB
82	dJ	202	PEB	C3B-CAB-CBB-CGB
82	cK	203	PEB	C3B-CAB-CBB-CGB
82	fK	202	PEB	C3B-CAB-CBB-CGB
82	gK	202	PEB	C3B-CAB-CBB-CGB
82	lM	203	PEB	C3B-CAB-CBB-CGB
83	AH	303	PUB	C2C-CAC-CBC-CGC
83	A1	303	PUB	C2C-CAC-CBC-CGC
83	xF	306	PUB	C2C-CAC-CBC-CGC
83	xK	306	PUB	C2C-CAC-CBC-CGC
84	BE	1001	CYC	C2A-CAA-CBA-CGA
84	BG	1001	CYC	C2A-CAA-CBA-CGA
82	z8	202	PEB	NB-C4B-CHB-C1C
82	p8	202	PEB	NB-C4B-CHB-C1C
82	r8	202	PEB	NB-C4B-CHB-C1C
82	t8	202	PEB	NB-C4B-CHB-C1C
82	v8	202	PEB	NB-C4B-CHB-C1C
82	x8	202	PEB	NB-C4B-CHB-C1C
82	A9	202	PEB	NB-C4B-CHB-C1C
82	C9	202	PEB	NB-C4B-CHB-C1C
82	E9	202	PEB	NB-C4B-CHB-C1C
82	G9	202	PEB	NB-C4B-CHB-C1C
82	I9	202	PEB	NB-C4B-CHB-C1C
82	K9	202	PEB	NB-C4B-CHB-C1C
82	N9	202	PEB	NB-C4B-CHB-C1C
82	P9	202	PEB	NB-C4B-CHB-C1C
82	R9	202	PEB	NB-C4B-CHB-C1C
82	T9	202	PEB	NB-C4B-CHB-C1C
82	V9	202	PEB	NB-C4B-CHB-C1C
82	X9	202	PEB	NB-C4B-CHB-C1C
82	zC	202	PEB	NB-C4B-CHB-C1C
82	pC	202	PEB	NB-C4B-CHB-C1C
82	rC	202	PEB	NB-C4B-CHB-C1C
82	tC	202	PEB	NB-C4B-CHB-C1C
82	vC	202	PEB	NB-C4B-CHB-C1C
82	xC	202	PEB	NB-C4B-CHB-C1C
82	qF	202	PEB	NB-C4B-CHB-C1C
82	qK	202	PEB	NB-C4B-CHB-C1C
87	C6	518	CLA	CBA-CGA-O2A-C1
87	c6	609	CLA	CBA-CGA-O2A-C1
95	C6	503	DGD	C2A-C1A-O1G-C1G

Continued on next page...

Continued from previous page...

Mol	Chain	Res	Type	Atoms
84	J3	1001	CYC	C2B-C3B-CAB-CBB
84	N3	1001	CYC	C2B-C3B-CAB-CBB
95	BL	614	DGD	CAA-CBA-CCA-CDA
87	AN	841	CLA	C13-C15-C16-C17
87	A2	841	CLA	C13-C15-C16-C17
87	c6	607	CLA	C15-C16-C17-C18
88	AL	406	LHG	C4-C5-C6-O8
88	AL	407	LHG	C4-C5-C6-O8
88	AN	843	LHG	C4-C5-C6-O8
88	A2	843	LHG	C4-C5-C6-O8
88	i6	101	LHG	C4-C5-C6-O8
88	aL	607	LHG	C4-C5-C6-O8
92	ML	101	LMG	C7-C8-C9-O8
92	B6	622	LMG	O1-C7-C8-C9
92	J6	102	LMG	C7-C8-C9-O8
92	d6	409	LMG	C7-C8-C9-O8
92	j6	101	LMG	C7-C8-C9-O8
92	j6	102	LMG	O1-C7-C8-C9
92	bL	609	LMG	C7-C8-C9-O8
95	CL	520	DGD	O1G-C1G-C2G-C3G
95	BN	844	DGD	C1G-C2G-C3G-O3G
95	B2	844	DGD	C1G-C2G-C3G-O3G
95	C6	503	DGD	O6E-C5E-C6E-O5E
95	L6	102	DGD	O1G-C1G-C2G-C3G
95	hL	101	DGD	O1G-C1G-C2G-C3G
84	A3	1001	CYC	C2B-C3B-CAB-CBB
84	FE	1001	CYC	C4B-C3B-CAB-CBB
84	CG	1001	CYC	C4B-C3B-CAB-CBB
84	EO	1001	CYC	C4B-C3B-CAB-CBB
84	E4	1001	CYC	C4B-C3B-CAB-CBB
87	bL	615	CLA	O1A-CGA-O2A-C1
84	r3	1001	CYC	C2B-C1B-CHB-C4A
84	C3	1001	CYC	C2B-C3B-CAB-CBB
84	K3	1001	CYC	C2B-C3B-CAB-CBB
84	c3	1001	CYC	C2B-C3B-CAB-CBB
84	g3	1001	CYC	C2B-C3B-CAB-CBB
84	m3	1001	CYC	C2B-C3B-CAB-CBB
88	AN	844	LHG	C26-C27-C28-C29
88	A2	844	LHG	C26-C27-C28-C29
92	ML	101	LMG	C19-C20-C21-C22
92	B6	622	LMG	C16-C17-C18-C19
95	CL	517	DGD	C5B-C6B-C7B-C8B

Continued on next page...

Continued from previous page...

Mol	Chain	Res	Type	Atoms
82	ZF	201	PEB	C4B-C3B-CAB-CBB
87	AN	823	CLA	C8-C10-C11-C12
87	A2	823	CLA	C8-C10-C11-C12
87	d6	403	CLA	CAA-CBA-CGA-O2A
84	l3	1001	CYC	C2B-C3B-CAB-CBB
92	JL	102	LMG	C33-C34-C35-C36
92	bL	611	LMG	C41-C42-C43-C44
82	DA	201	PEB	C2B-C3B-CAB-CBB
82	QE	201	PEB	C2B-C3B-CAB-CBB
82	QG	201	PEB	C2B-C3B-CAB-CBB
82	PM	201	PEB	C2B-C3B-CAB-CBB
82	D7	201	PEB	C2B-C3B-CAB-CBB
87	CL	505	CLA	O1D-CGD-O2D-CED
84	E3	1001	CYC	C2B-C3B-CAB-CBB
84	G3	1001	CYC	C2B-C3B-CAB-CBB
84	P3	1001	CYC	C2B-C3B-CAB-CBB
84	R3	1001	CYC	C2B-C3B-CAB-CBB
84	e3	1001	CYC	C2B-C3B-CAB-CBB
84	i3	1001	CYC	C2B-C3B-CAB-CBB
84	p3	1001	CYC	C2B-C3B-CAB-CBB
84	v3	1001	CYC	C2B-C3B-CAB-CBB
92	d6	409	LMG	C16-C17-C18-C19
95	C6	502	DGD	C6A-C7A-C8A-C9A
95	b6	621	DGD	C3A-C4A-C5A-C6A
95	c6	601	DGD	C6A-C7A-C8A-C9A
87	BL	603	CLA	O1A-CGA-O2A-C1
98	AN	842	PQN	C25-C26-C27-C28
98	A2	842	PQN	C25-C26-C27-C28
87	B6	605	CLA	C4-C3-C5-C6
87	C6	519	CLA	C4-C3-C5-C6
87	c6	605	CLA	C4-C3-C5-C6
87	cL	505	CLA	C4-C3-C5-C6
87	b6	608	CLA	C16-C17-C18-C19
87	CL	508	CLA	C2-C3-C5-C6
87	A2	821	CLA	C2-C3-C5-C6
84	T3	1001	CYC	C2B-C3B-CAB-CBB
84	t3	1001	CYC	C2B-C3B-CAB-CBB
87	d6	401	CLA	C4C-C3C-CAC-CBC
88	BL	615	LHG	C9-C10-C11-C12
87	bL	607	CLA	O1D-CGD-O2D-CED
87	AN	806	CLA	C3-C5-C6-C7
87	42	602	CLA	C3-C5-C6-C7

Continued on next page...

Continued from previous page...

Mol	Chain	Res	Type	Atoms
87	A2	806	CLA	C3-C5-C6-C7
87	4N	602	CLA	C3-C5-C6-C7
87	b6	611	CLA	C2A-CAA-CBA-CGA
91	D6	404	PHO	C2A-CAA-CBA-CGA
88	CL	522	LHG	O1-C1-C2-O2
88	aL	607	LHG	O1-C1-C2-O2
87	32	304	CLA	C8-C10-C11-C12
87	3N	305	CLA	C8-C10-C11-C12
88	L6	101	LHG	O6-C4-C5-O7
88	l6	101	LHG	O6-C4-C5-O7
88	iL	101	LHG	O6-C4-C5-O7
87	b6	612	CLA	CBA-CGA-O2A-C1
87	bL	608	CLA	CBA-CGA-O2A-C1
88	C6	522	LHG	C10-C11-C12-C13
87	B6	615	CLA	C16-C17-C18-C19
87	BN	823	CLA	C8-C10-C11-C12
91	aL	610	PHO	C10-C11-C12-C13
88	D6	406	LHG	C26-C27-C28-C29
92	JL	102	LMG	C36-C37-C38-C39
87	AN	808	CLA	CBD-CGD-O2D-CED
92	AL	411	LMG	C19-C20-C21-C22
92	XL	601	LMG	C40-C41-C42-C43
95	a6	604	DGD	C3A-C4A-C5A-C6A
87	C6	518	CLA	C8-C10-C11-C12
87	c6	616	CLA	C8-C10-C11-C12
87	AL	403	CLA	O1A-CGA-O2A-C1
87	CL	506	CLA	O1A-CGA-O2A-C1
87	CL	515	CLA	O1A-CGA-O2A-C1
87	AN	834	CLA	O1A-CGA-O2A-C1
87	A2	834	CLA	O1A-CGA-O2A-C1
88	AL	407	LHG	O7-C5-C6-O8
88	i6	101	LHG	O7-C5-C6-O8
92	BL	612	LMG	O1-C7-C8-O7
92	DL	402	LMG	O7-C8-C9-O8
92	b6	620	LMG	O1-C7-C8-O7
92	b6	620	LMG	O7-C8-C9-O8
92	bL	624	LMG	O1-C7-C8-O7
95	BL	614	DGD	O2G-C2G-C3G-O3G
95	BN	844	DGD	O2G-C2G-C3G-O3G
95	B2	844	DGD	O2G-C2G-C3G-O3G
95	O6	301	DGD	O1G-C1G-C2G-O2G
87	A2	808	CLA	CBD-CGD-O2D-CED

Continued on next page...

Continued from previous page...

Mol	Chain	Res	Type	Atoms
87	K2	101	CLA	CBA-CGA-O2A-C1
87	BL	601	CLA	C15-C16-C17-C18
87	B2	822	CLA	C8-C10-C11-C12
87	cL	509	CLA	C15-C16-C17-C18
88	D6	406	LHG	C13-C14-C15-C16
95	J6	101	DGD	C3A-C4A-C5A-C6A
82	J9	201	PEB	C2B-C3B-CAB-CBB
92	C6	501	LMG	C37-C38-C39-C40
92	dL	407	LMG	O6-C1-O1-C7
87	BN	809	CLA	C5-C6-C7-C8
87	22	605	CLA	C5-C6-C7-C8
87	B2	808	CLA	C5-C6-C7-C8
87	B6	609	CLA	C5-C6-C7-C8
87	2N	301	CLA	C5-C6-C7-C8
88	i6	101	LHG	C1-C2-C3-O3
94	A6	410	PL9	C19-C21-C22-C23
88	i6	101	LHG	C18-C19-C20-C21
92	AL	411	LMG	C20-C21-C22-C23
95	BN	844	DGD	C2B-C3B-C4B-C5B
95	B2	844	DGD	C2B-C3B-C4B-C5B
95	C6	502	DGD	CDB-CEB-CFB-CGB
95	c6	601	DGD	CDB-CEB-CFB-CGB
88	m6	102	LHG	O9-C7-O7-C5
87	AN	806	CLA	C2-C1-O2A-CGA
87	AN	819	CLA	C2-C1-O2A-CGA
87	A2	806	CLA	C2-C1-O2A-CGA
87	A2	819	CLA	C2-C1-O2A-CGA
87	B6	614	CLA	C2-C1-O2A-CGA
87	b6	616	CLA	C2-C1-O2A-CGA
87	c6	609	CLA	C2-C1-O2A-CGA
87	CL	511	CLA	O1D-CGD-O2D-CED
87	CL	509	CLA	C5-C6-C7-C8
87	BL	601	CLA	C11-C12-C13-C14
87	BL	623	CLA	C14-C13-C15-C16
87	CL	507	CLA	C14-C13-C15-C16
87	HL	101	CLA	C11-C12-C13-C14
87	AN	810	CLA	C11-C10-C8-C9
87	AN	813	CLA	C11-C10-C8-C9
87	AN	826	CLA	C6-C7-C8-C9
87	AN	830	CLA	C6-C7-C8-C9
87	AN	835	CLA	C6-C7-C8-C9
87	BN	801	CLA	C14-C13-C15-C16

Continued on next page...

Continued from previous page...

Mol	Chain	Res	Type	Atoms
87	BN	806	CLA	C6-C7-C8-C9
87	BN	830	CLA	C11-C12-C13-C14
87	IN	103	CLA	C6-C7-C8-C9
87	LN	202	CLA	C11-C10-C8-C9
87	A2	810	CLA	C11-C10-C8-C9
87	A2	813	CLA	C11-C10-C8-C9
87	A2	826	CLA	C6-C7-C8-C9
87	A2	830	CLA	C6-C7-C8-C9
87	A2	835	CLA	C6-C7-C8-C9
87	B2	805	CLA	C6-C7-C8-C9
87	B2	825	CLA	C14-C13-C15-C16
87	B2	830	CLA	C11-C12-C13-C14
87	I2	103	CLA	C6-C7-C8-C9
87	L2	202	CLA	C11-C10-C8-C9
87	C6	517	CLA	C14-C13-C15-C16
87	b6	605	CLA	C6-C7-C8-C9
87	b6	614	CLA	C6-C7-C8-C9
87	b6	615	CLA	C14-C13-C15-C16
87	c6	612	CLA	C11-C10-C8-C9
87	cL	509	CLA	C14-C13-C15-C16
87	cL	510	CLA	C6-C7-C8-C9
87	nL	101	CLA	C11-C12-C13-C14
92	b6	624	LMG	C30-C31-C32-C33
95	c6	620	DGD	C6B-C7B-C8B-C9B
87	AN	850	CLA	C10-C11-C12-C13
87	BN	807	CLA	C5-C6-C7-C8
87	A2	850	CLA	C10-C11-C12-C13
87	B2	806	CLA	C5-C6-C7-C8
87	A6	403	CLA	C5-C6-C7-C8
87	c6	613	CLA	C8-C10-C11-C12
82	FA	202	PEB	C4D-C3D-CAD-CBD
82	SD	202	PEB	C4D-C3D-CAD-CBD
82	KI	201	PEB	C4D-C3D-CAD-CBD
82	SQ	202	PEB	C4D-C3D-CAD-CBD
82	e1	202	PEB	C4D-C3D-CAD-CBD
82	F7	202	PEB	C4D-C3D-CAD-CBD
82	eH	202	PEB	C4D-C3D-CAD-CBD
82	cK	202	PEB	C4D-C3D-CAD-CBD
88	m6	102	LHG	C5-C4-O6-P
88	iL	101	LHG	C2-C3-O3-P
88	mL	102	LHG	C5-C4-O6-P
87	BL	608	CLA	O1A-CGA-O2A-C1

Continued on next page...

Continued from previous page...

Mol	Chain	Res	Type	Atoms
87	H6	103	CLA	O1A-CGA-O2A-C1
87	b6	614	CLA	O1A-CGA-O2A-C1
92	BL	611	LMG	C13-C14-C15-C16
92	bL	623	LMG	C13-C14-C15-C16
95	C6	503	DGD	C3A-C4A-C5A-C6A
87	AN	815	CLA	C16-C17-C18-C20
87	AN	834	CLA	C16-C17-C18-C20
87	A2	815	CLA	C16-C17-C18-C20
87	A2	834	CLA	C16-C17-C18-C19
87	A2	834	CLA	C16-C17-C18-C20
87	A6	403	CLA	C11-C12-C13-C14
87	b6	606	CLA	C16-C17-C18-C20
87	b6	610	CLA	C16-C17-C18-C19
87	b6	616	CLA	C16-C17-C18-C20
85	KL	100	BCR	C1-C6-C7-C8
85	AN	846	BCR	C23-C24-C25-C26
85	BN	803	BCR	C23-C24-C25-C30
85	BN	839	BCR	C23-C24-C25-C30
85	FN	202	BCR	C23-C24-C25-C26
85	FN	204	BCR	C1-C6-C7-C8
85	FN	204	BCR	C5-C6-C7-C8
85	IN	101	BCR	C1-C6-C7-C8
85	JN	102	BCR	C1-C6-C7-C8
85	JN	102	BCR	C5-C6-C7-C8
85	A2	846	BCR	C23-C24-C25-C26
85	B2	802	BCR	C23-C24-C25-C30
85	B2	839	BCR	C23-C24-C25-C30
85	F2	203	BCR	C23-C24-C25-C26
85	F2	204	BCR	C1-C6-C7-C8
85	F2	204	BCR	C5-C6-C7-C8
85	I2	101	BCR	C1-C6-C7-C8
85	J2	102	BCR	C1-C6-C7-C8
85	J2	102	BCR	C5-C6-C7-C8
85	C6	508	BCR	C1-C6-C7-C8
85	C6	508	BCR	C5-C6-C7-C8
85	F6	101	BCR	C5-C6-C7-C8
85	c6	603	BCR	C1-C6-C7-C8
85	c6	603	BCR	C5-C6-C7-C8
85	d6	405	BCR	C23-C24-C25-C26
85	aL	604	BCR	C23-C24-C25-C30
85	kL	100	BCR	C1-C6-C7-C8
87	I2	102	CLA	C13-C15-C16-C17

Continued on next page...

Continued from previous page...

Mol	Chain	Res	Type	Atoms
87	cL	509	CLA	C2C-C3C-CAC-CBC
88	D6	401	LHG	C32-C33-C34-C35
88	i6	101	LHG	C29-C30-C31-C32
92	bL	609	LMG	C33-C34-C35-C36
95	C6	523	DGD	C6B-C7B-C8B-C9B
95	L6	102	DGD	CAA-CBA-CCA-CDA
95	c6	618	DGD	C8A-C9A-CAA-CBA
85	AN	804	BCR	C7-C8-C9-C34
85	A2	804	BCR	C7-C8-C9-C34
85	c6	603	BCR	C11-C12-C13-C35
85	bL	601	BCR	C36-C18-C19-C20
87	bL	608	CLA	O1D-CGD-O2D-CED
82	EA	201	PEB	C4A-C3A-CAA-CBA
82	YA	303	PEB	C4A-C3A-CAA-CBA
82	IB	201	PEB	C4A-C3A-CAA-CBA
82	RD	201	PEB	C4A-C3A-CAA-CBA
82	PE	202	PEB	C4A-C3A-CAA-CBA
82	QE	203	PEB	C4A-C3A-CAA-CBA
82	CF	203	PEB	C4A-C3A-CAA-CBA
82	PG	202	PEB	C4A-C3A-CAA-CBA
82	QG	203	PEB	C4A-C3A-CAA-CBA
82	TH	201	PEB	C4A-C3A-CAA-CBA
82	TH	202	PEB	C4A-C3A-CAA-CBA
82	WH	203	PEB	C4A-C3A-CAA-CBA
82	CK	203	PEB	C4A-C3A-CAA-CBA
82	OM	203	PEB	C4A-C3A-CAA-CBA
82	ZM	201	PEB	C4A-C3A-CAA-CBA
82	QP	201	PEB	C4A-C3A-CAA-CBA
82	RP	201	PEB	C4A-C3A-CAA-CBA
82	RQ	201	PEB	C4A-C3A-CAA-CBA
82	T1	201	PEB	C4A-C3A-CAA-CBA
82	T1	202	PEB	C4A-C3A-CAA-CBA
82	W1	203	PEB	C4A-C3A-CAA-CBA
82	m1	202	PEB	C4A-C3A-CAA-CBA
82	d1	203	PEB	C4A-C3A-CAA-CBA
82	e4	202	PEB	C4A-C3A-CAA-CBA
82	E7	201	PEB	C4A-C3A-CAA-CBA
82	Y7	303	PEB	C4A-C3A-CAA-CBA
82	fB	301	PEB	C4A-C3A-CAA-CBA
82	hB	301	PEB	C4A-C3A-CAA-CBA
82	cF	203	PEB	C4A-C3A-CAA-CBA
82	gF	203	PEB	C4A-C3A-CAA-CBA

Continued on next page...

Continued from previous page...

Mol	Chain	Res	Type	Atoms
82	lF	202	PEB	C4A-C3A-CAA-CBA
82	wF	301	PEB	C4A-C3A-CAA-CBA
82	mH	202	PEB	C4A-C3A-CAA-CBA
82	dH	203	PEB	C4A-C3A-CAA-CBA
82	cK	203	PEB	C4A-C3A-CAA-CBA
82	gK	203	PEB	C4A-C3A-CAA-CBA
82	lK	202	PEB	C4A-C3A-CAA-CBA
82	wK	301	PEB	C4A-C3A-CAA-CBA
82	eO	202	PEB	C4A-C3A-CAA-CBA
84	NE	201	CYC	C4C-C3C-CAC-CBC
84	KG	202	CYC	C4C-C3C-CAC-CBC
85	BN	803	BCR	C7-C8-C9-C10
85	BN	840	BCR	C21-C22-C23-C24
85	JN	102	BCR	C17-C18-C19-C20
85	B2	802	BCR	C7-C8-C9-C10
85	B2	840	BCR	C21-C22-C23-C24
85	J2	102	BCR	C17-C18-C19-C20
85	C6	508	BCR	C7-C8-C9-C10
85	d6	405	BCR	C21-C22-C23-C24
85	bL	601	BCR	C21-C22-C23-C24
87	AN	817	CLA	C1A-C2A-CAA-CBA
87	12	609	CLA	C1A-C2A-CAA-CBA
87	22	611	CLA	C1A-C2A-CAA-CBA
87	32	306	CLA	C1A-C2A-CAA-CBA
87	32	311	CLA	C1A-C2A-CAA-CBA
87	72	604	CLA	C1A-C2A-CAA-CBA
87	72	609	CLA	C1A-C2A-CAA-CBA
87	A2	817	CLA	C1A-C2A-CAA-CBA
87	1N	609	CLA	C1A-C2A-CAA-CBA
87	2N	311	CLA	C1A-C2A-CAA-CBA
87	3N	307	CLA	C1A-C2A-CAA-CBA
87	3N	311	CLA	C1A-C2A-CAA-CBA
87	7N	604	CLA	C1A-C2A-CAA-CBA
87	7N	609	CLA	C1A-C2A-CAA-CBA
103	82	310	ZEX	C11-C12-C13-C14
103	8N	310	ZEX	C11-C12-C13-C14
87	CL	506	CLA	C13-C15-C16-C17
87	IN	102	CLA	C13-C15-C16-C17
82	MA	201	PEB	C3B-CAB-CBB-CGB
82	QD	202	PEB	C3B-CAB-CBB-CGB
82	FF	201	PEB	C3B-CAB-CBB-CGB
82	GF	203	PEB	C3B-CAB-CBB-CGB

Continued on next page...

Continued from previous page...

Mol	Chain	Res	Type	Atoms
82	TF	201	PEB	C3B-CAB-CBB-CGB
82	OJ	203	PEB	C3B-CAB-CBB-CGB
82	YJ	203	PEB	C3B-CAB-CBB-CGB
82	FK	201	PEB	C3B-CAB-CBB-CGB
82	GK	203	PEB	C3B-CAB-CBB-CGB
82	TK	201	PEB	C3B-CAB-CBB-CGB
82	LM	202	PEB	C3B-CAB-CBB-CGB
82	SO	201	PEB	C3B-CAB-CBB-CGB
82	QQ	202	PEB	C3B-CAB-CBB-CGB
82	d1	201	PEB	C3B-CAB-CBB-CGB
82	S4	201	PEB	C3B-CAB-CBB-CGB
82	S5	202	PEB	C3B-CAB-CBB-CGB
82	W5	202	PEB	C3B-CAB-CBB-CGB
82	M7	201	PEB	C3B-CAB-CBB-CGB
82	U9	202	PEB	C3B-CAB-CBB-CGB
82	lE	201	PEB	C3B-CAB-CBB-CGB
82	gF	202	PEB	C3B-CAB-CBB-CGB
82	pF	202	PEB	C3B-CAB-CBB-CGB
82	lG	201	PEB	C3B-CAB-CBB-CGB
82	dH	201	PEB	C3B-CAB-CBB-CGB
82	pK	202	PEB	C3B-CAB-CBB-CGB
84	DE	1001	CYC	C2A-CAA-CBA-CGA
84	DG	1001	CYC	C2A-CAA-CBA-CGA
84	r3	1001	CYC	C2A-CAA-CBA-CGA
92	dL	407	LMG	C35-C36-C37-C38
95	CL	517	DGD	C3A-C4A-C5A-C6A
95	J6	101	DGD	CDA-CEA-CFA-CGA
95	a6	604	DGD	C4A-C5A-C6A-C7A
87	d6	403	CLA	C13-C15-C16-C17
95	DL	408	DGD	CCB-CDB-CEB-CFB
95	hL	101	DGD	C2B-C3B-C4B-C5B
87	AN	834	CLA	C16-C17-C18-C19
87	B6	607	CLA	C16-C17-C18-C19
87	aL	606	CLA	C11-C12-C13-C15
91	A6	407	PHO	C16-C17-C18-C19
87	BN	830	CLA	C3-C5-C6-C7
87	B2	830	CLA	C3-C5-C6-C7
82	ID	202	PEB	C2B-C3B-CAB-CBB
82	LE	1002	PEB	C2B-C3B-CAB-CBB
82	IQ	202	PEB	C2B-C3B-CAB-CBB
92	C6	501	LMG	C28-C29-C30-C31
92	bL	610	LMG	C18-C19-C20-C21

Continued on next page...

Continued from previous page...

Mol	Chain	Res	Type	Atoms
83	AE	302	PUB	C2D-C1D-CHC-C4C
83	AG	302	PUB	C2D-C1D-CHC-C4C
83	AJ	303	PUB	C2D-C1D-CHC-C4C
83	AM	303	PUB	C2D-C1D-CHC-C4C
87	b6	606	CLA	C4C-C3C-CAC-CBC
92	A6	408	LMG	C12-C13-C14-C15
87	D6	403	CLA	C8-C10-C11-C12
88	BL	615	LHG	O6-C4-C5-C6
88	C6	522	LHG	O6-C4-C5-C6
87	6N	608	CLA	CAA-CBA-CGA-O2A
87	a6	607	CLA	C4C-C3C-CAC-CBC
88	dL	405	LHG	C31-C32-C33-C34
87	BL	608	CLA	C11-C12-C13-C15
87	BL	609	CLA	C6-C7-C8-C10
87	BL	620	CLA	C6-C7-C8-C10
87	BL	621	CLA	C12-C13-C15-C16
87	BL	623	CLA	C12-C13-C15-C16
87	CL	506	CLA	C11-C10-C8-C7
87	CL	507	CLA	C12-C13-C15-C16
87	CL	508	CLA	C6-C7-C8-C10
87	CL	509	CLA	C12-C13-C15-C16
87	CL	510	CLA	C11-C12-C13-C15
87	DL	404	CLA	C11-C10-C8-C7
87	HL	101	CLA	C12-C13-C15-C16
87	AN	808	CLA	C11-C10-C8-C7
87	AN	808	CLA	C11-C12-C13-C15
87	AN	810	CLA	C11-C10-C8-C7
87	AN	810	CLA	C11-C12-C13-C15
87	AN	813	CLA	C11-C12-C13-C15
87	AN	815	CLA	C6-C7-C8-C10
87	AN	821	CLA	C11-C12-C13-C15
87	AN	834	CLA	C11-C10-C8-C7
87	AN	835	CLA	C6-C7-C8-C10
87	AN	838	CLA	C6-C7-C8-C10
87	AN	849	CLA	C12-C13-C15-C16
87	BN	801	CLA	C12-C13-C15-C16
87	BN	811	CLA	C11-C12-C13-C15
87	BN	818	CLA	C11-C10-C8-C7
87	BN	824	CLA	C12-C13-C15-C16
87	BN	832	CLA	C12-C13-C15-C16
87	BN	834	CLA	C11-C10-C8-C7
87	FN	205	CLA	C6-C7-C8-C10

Continued on next page...

Continued from previous page...

Mol	Chain	Res	Type	Atoms
87	FN	205	CLA	C12-C13-C15-C16
87	LN	202	CLA	C11-C10-C8-C7
87	LN	203	CLA	C12-C13-C15-C16
87	42	602	CLA	C6-C7-C8-C10
87	72	602	CLA	C12-C13-C15-C16
87	A2	808	CLA	C11-C10-C8-C7
87	A2	808	CLA	C11-C12-C13-C15
87	A2	810	CLA	C11-C10-C8-C7
87	A2	810	CLA	C11-C12-C13-C15
87	A2	813	CLA	C11-C12-C13-C15
87	A2	815	CLA	C6-C7-C8-C10
87	A2	821	CLA	C11-C12-C13-C15
87	A2	834	CLA	C11-C10-C8-C7
87	A2	835	CLA	C6-C7-C8-C10
87	A2	838	CLA	C6-C7-C8-C10
87	A2	849	CLA	C12-C13-C15-C16
87	B2	810	CLA	C11-C12-C13-C15
87	B2	817	CLA	C11-C10-C8-C7
87	B2	823	CLA	C12-C13-C15-C16
87	B2	825	CLA	C12-C13-C15-C16
87	B2	832	CLA	C12-C13-C15-C16
87	B2	834	CLA	C11-C10-C8-C7
87	F2	205	CLA	C6-C7-C8-C10
87	F2	205	CLA	C12-C13-C15-C16
87	L2	202	CLA	C11-C10-C8-C7
87	L2	203	CLA	C12-C13-C15-C16
87	A6	403	CLA	C11-C10-C8-C7
87	B6	603	CLA	C11-C10-C8-C7
87	B6	607	CLA	C11-C10-C8-C7
87	B6	607	CLA	C12-C13-C15-C16
87	B6	610	CLA	C12-C13-C15-C16
87	B6	611	CLA	C11-C10-C8-C7
87	B6	615	CLA	C6-C7-C8-C10
87	C6	509	CLA	C12-C13-C15-C16
87	C6	513	CLA	C11-C10-C8-C7
87	C6	513	CLA	C12-C13-C15-C16
87	C6	517	CLA	C6-C7-C8-C10
87	D6	402	CLA	C12-C13-C15-C16
87	a6	608	CLA	C11-C10-C8-C7
87	b6	605	CLA	C6-C7-C8-C10
87	b6	606	CLA	C11-C12-C13-C15
87	b6	607	CLA	C11-C12-C13-C15

Continued on next page...

Continued from previous page...

Mol	Chain	Res	Type	Atoms
87	b6	609	CLA	C12-C13-C15-C16
87	b6	611	CLA	C11-C12-C13-C15
87	b6	617	CLA	C11-C10-C8-C7
87	c6	604	CLA	C11-C12-C13-C15
87	c6	604	CLA	C12-C13-C15-C16
87	c6	607	CLA	C11-C10-C8-C7
87	c6	608	CLA	C11-C12-C13-C15
87	c6	612	CLA	C11-C10-C8-C7
87	bL	613	CLA	C12-C13-C15-C16
87	bL	622	CLA	C6-C7-C8-C10
87	cL	505	CLA	C12-C13-C15-C16
87	cL	509	CLA	C11-C12-C13-C15
87	cL	510	CLA	C6-C7-C8-C10
87	cL	510	CLA	C11-C10-C8-C7
87	cL	511	CLA	C6-C7-C8-C10
87	cL	512	CLA	C11-C12-C13-C15
87	nL	101	CLA	C11-C10-C8-C7
87	4N	602	CLA	C6-C7-C8-C10
87	7N	602	CLA	C12-C13-C15-C16
91	aL	610	PHO	C11-C10-C8-C7
98	AN	842	PQN	C16-C17-C18-C20
98	A2	842	PQN	C16-C17-C18-C20
92	CL	519	LMG	C36-C37-C38-C39
95	AL	414	DGD	C3B-C4B-C5B-C6B
85	BN	841	BCR	C19-C20-C21-C22
85	KN	104	BCR	C13-C14-C15-C16
85	B2	841	BCR	C19-C20-C21-C22
85	K2	105	BCR	C13-C14-C15-C16
85	C6	507	BCR	C9-C10-C11-C12
87	CL	504	CLA	C16-C17-C18-C19
87	A6	402	CLA	C16-C17-C18-C19
100	JN	104	3XQ	C4-C5-C6-C7
92	XL	601	LMG	C28-C29-C30-C31
100	JN	104	3XQ	C1-C2-C3-C4
87	AN	851	CLA	CBA-CGA-O2A-C1
87	A2	851	CLA	CBA-CGA-O2A-C1
87	AN	838	CLA	C8-C10-C11-C12
87	A2	807	CLA	C5-C6-C7-C8
87	A2	834	CLA	C15-C16-C17-C18
87	A2	838	CLA	C8-C10-C11-C12
87	B6	613	CLA	C15-C16-C17-C18
87	D6	403	CLA	C5-C6-C7-C8

Continued on next page...

Continued from previous page...

Mol	Chain	Res	Type	Atoms
87	bL	616	CLA	C15-C16-C17-C18
87	62	309	CLA	CAA-CBA-CGA-O2A
87	22	612	CLA	C2A-CAA-CBA-CGA
87	2N	312	CLA	C2A-CAA-CBA-CGA
87	AN	807	CLA	C5-C6-C7-C8
87	AN	834	CLA	C15-C16-C17-C18
87	nL	101	CLA	C5-C6-C7-C8
88	B6	617	LHG	C28-C29-C30-C31
87	BL	619	CLA	C3-C5-C6-C7
87	B6	615	CLA	C3-C5-C6-C7
87	C6	520	CLA	C3-C5-C6-C7
87	BN	810	CLA	O1A-CGA-O2A-C1
87	b6	612	CLA	C16-C17-C18-C19
87	bL	622	CLA	C16-C17-C18-C19
98	AN	842	PQN	C26-C27-C28-C30
98	A2	842	PQN	C26-C27-C28-C30
87	BN	808	CLA	C15-C16-C17-C18
87	B2	807	CLA	C15-C16-C17-C18
87	B6	611	CLA	C13-C15-C16-C17
87	b6	608	CLA	C5-C6-C7-C8
87	BL	622	CLA	CBA-CGA-O2A-C1
87	BN	823	CLA	CBA-CGA-O2A-C1
87	B2	822	CLA	CBA-CGA-O2A-C1
87	b6	608	CLA	CBA-CGA-O2A-C1
87	aL	605	CLA	CBA-CGA-O2A-C1
92	B6	622	LMG	C29-C28-O8-C9
95	BL	614	DGD	C2A-C1A-O1G-C1G
88	m6	102	LHG	C9-C10-C11-C12
92	dL	407	LMG	C11-C12-C13-C14
82	LG	1002	PEB	C2B-C3B-CAB-CBB
82	dE	204	PEB	C2B-C3B-CAB-CBB
82	dG	204	PEB	C2B-C3B-CAB-CBB
82	TA	203	PEB	C2C-CAC-CBC-CGC
82	XA	201	PEB	C2C-CAC-CBC-CGC
82	YA	304	PEB	C2C-CAC-CBC-CGC
82	GB	203	PEB	C2C-CAC-CBC-CGC
82	GE	1002	PEB	C2C-CAC-CBC-CGC
82	GG	1002	PEB	C2C-CAC-CBC-CGC
82	JI	202	PEB	C2C-CAC-CBC-CGC
82	QJ	203	PEB	C2C-CAC-CBC-CGC
82	HM	202	PEB	C2C-CAC-CBC-CGC
82	QP	203	PEB	C2C-CAC-CBC-CGC

Continued on next page...

Continued from previous page...

Mol	Chain	Res	Type	Atoms
82	YP	502	PEB	C2C-CAC-CBC-CGC
82	i4	203	PEB	C2C-CAC-CBC-CGC
82	m4	202	PEB	C2C-CAC-CBC-CGC
82	T7	203	PEB	C2C-CAC-CBC-CGC
82	X7	201	PEB	C2C-CAC-CBC-CGC
82	Y7	304	PEB	C2C-CAC-CBC-CGC
82	dD	401	PEB	C2C-CAC-CBC-CGC
82	iO	203	PEB	C2C-CAC-CBC-CGC
82	mO	202	PEB	C2C-CAC-CBC-CGC
82	dQ	401	PEB	C2C-CAC-CBC-CGC
87	b6	606	CLA	C8-C10-C11-C12
87	B2	809	CLA	O1A-CGA-O2A-C1
84	CO	1001	CYC	C2B-C3B-CAB-CBB
84	C4	1001	CYC	C2B-C3B-CAB-CBB
88	I6	101	LHG	C29-C30-C31-C32
88	i6	101	LHG	C26-C27-C28-C29
95	L6	102	DGD	C2A-C3A-C4A-C5A
82	JD	201	PEB	C2D-C3D-CAD-CBD
82	SD	202	PEB	C2D-C3D-CAD-CBD
82	XD	202	PEB	C2D-C3D-CAD-CBD
82	KM	202	PEB	C2D-C3D-CAD-CBD
82	YM	203	PEB	C2D-C3D-CAD-CBD
82	SQ	202	PEB	C2D-C3D-CAD-CBD
82	XQ	202	PEB	C2D-C3D-CAD-CBD
82	f1	201	PEB	C2D-C3D-CAD-CBD
82	b1	202	PEB	C2D-C3D-CAD-CBD
82	c1	202	PEB	C2D-C3D-CAD-CBD
82	fH	201	PEB	C2D-C3D-CAD-CBD
82	bH	202	PEB	C2D-C3D-CAD-CBD
82	cH	202	PEB	C2D-C3D-CAD-CBD
87	BL	604	CLA	CAD-CBD-CGD-O2D
87	BL	621	CLA	CAD-CBD-CGD-O2D
87	CL	509	CLA	CAD-CBD-CGD-O2D
87	CL	514	CLA	CAD-CBD-CGD-O2D
87	HL	102	CLA	CAD-CBD-CGD-O2D
87	AN	805	CLA	CAD-CBD-CGD-O2D
87	AN	821	CLA	CAD-CBD-CGD-O2D
87	AN	833	CLA	CAD-CBD-CGD-O2D
87	AN	837	CLA	CAD-CBD-CGD-O2D
87	BN	809	CLA	CAD-CBD-CGD-O2D
87	BN	816	CLA	CAD-CBD-CGD-O2D
87	BN	823	CLA	CAD-CBD-CGD-O2D

Continued on next page...

Continued from previous page...

Mol	Chain	Res	Type	Atoms
87	BN	832	CLA	CAD-CBD-CGD-O2D
87	BN	835	CLA	CAD-CBD-CGD-O2D
87	FN	205	CLA	CAD-CBD-CGD-O2D
87	IN	102	CLA	CAD-CBD-CGD-O2D
87	12	605	CLA	CAD-CBD-CGD-O2D
87	12	609	CLA	CAD-CBD-CGD-O2D
87	22	608	CLA	CAD-CBD-CGD-O2D
87	22	612	CLA	CAD-CBD-CGD-O2D
87	42	604	CLA	CAD-CBD-CGD-O2D
87	42	607	CLA	CAD-CBD-CGD-O2D
87	42	609	CLA	CAD-CBD-CGD-O2D
87	52	606	CLA	CAD-CBD-CGD-O2D
87	52	611	CLA	CAD-CBD-CGD-O2D
87	62	301	CLA	CAD-CBD-CGD-O2D
87	62	313	CLA	CAD-CBD-CGD-O2D
87	A2	805	CLA	CAD-CBD-CGD-O2D
87	A2	821	CLA	CAD-CBD-CGD-O2D
87	A2	833	CLA	CAD-CBD-CGD-O2D
87	A2	837	CLA	CAD-CBD-CGD-O2D
87	B2	808	CLA	CAD-CBD-CGD-O2D
87	B2	815	CLA	CAD-CBD-CGD-O2D
87	B2	822	CLA	CAD-CBD-CGD-O2D
87	B2	832	CLA	CAD-CBD-CGD-O2D
87	B2	835	CLA	CAD-CBD-CGD-O2D
87	F2	205	CLA	CAD-CBD-CGD-O2D
87	I2	102	CLA	CAD-CBD-CGD-O2D
87	K2	101	CLA	CAD-CBD-CGD-O2D
87	B6	605	CLA	CAD-CBD-CGD-O2D
87	B6	606	CLA	CAD-CBD-CGD-O2D
87	B6	614	CLA	CAD-CBD-CGD-O2D
87	C6	512	CLA	CAD-CBD-CGD-O2D
87	bL	607	CLA	CAD-CBD-CGD-O2D
87	bL	619	CLA	CAD-CBD-CGD-O2D
87	cL	509	CLA	CAD-CBD-CGD-O2D
87	cL	517	CLA	CAD-CBD-CGD-O2D
87	dL	404	CLA	CAD-CBD-CGD-O2D
87	1N	605	CLA	CAD-CBD-CGD-O2D
87	1N	609	CLA	CAD-CBD-CGD-O2D
87	2N	308	CLA	CAD-CBD-CGD-O2D
87	2N	312	CLA	CAD-CBD-CGD-O2D
87	4N	604	CLA	CAD-CBD-CGD-O2D
87	4N	607	CLA	CAD-CBD-CGD-O2D

Continued on next page...

Continued from previous page...

Mol	Chain	Res	Type	Atoms
87	4N	609	CLA	CAD-CBD-CGD-O2D
87	5N	606	CLA	CAD-CBD-CGD-O2D
87	5N	611	CLA	CAD-CBD-CGD-O2D
87	6N	612	CLA	CAD-CBD-CGD-O2D
87	6N	613	CLA	CAD-CBD-CGD-O2D
88	iL	101	LHG	C6-C5-O7-C7
91	D6	404	PHO	CAD-CBD-CGD-O2D
92	C6	501	LMG	C9-C8-O7-C10
92	D6	409	LMG	C9-C8-O7-C10
92	yL	101	LMG	C9-C8-O7-C10
87	C6	512	CLA	C3-C5-C6-C7
92	bL	610	LMG	C30-C31-C32-C33
92	bL	624	LMG	C14-C15-C16-C17
92	yL	101	LMG	C39-C40-C41-C42
87	B6	614	CLA	C5-C6-C7-C8
87	C6	514	CLA	C15-C16-C17-C18
98	BN	837	PQN	C23-C25-C26-C27
98	B2	837	PQN	C23-C25-C26-C27
95	BN	844	DGD	C1B-C2B-C3B-C4B
95	B2	844	DGD	C1B-C2B-C3B-C4B
84	FG	1001	CYC	C2B-C3B-CAB-CBB
88	AN	844	LHG	C14-C15-C16-C17
95	c6	618	DGD	C7B-C8B-C9B-CAB
83	QJ	201	PUB	C4A-C3A-CAA-CBA
87	AN	809	CLA	CBA-CGA-O2A-C1
87	A2	809	CLA	CBA-CGA-O2A-C1
87	c6	612	CLA	CBA-CGA-O2A-C1
88	a6	610	LHG	C24-C23-O8-C6
87	AN	829	CLA	C4-C3-C5-C6
87	AN	840	CLA	C4-C3-C5-C6
87	A2	829	CLA	C4-C3-C5-C6
87	A2	840	CLA	C4-C3-C5-C6
94	a6	601	PL9	C40-C39-C41-C42
87	AN	831	CLA	C16-C17-C18-C19
87	BN	813	CLA	C16-C17-C18-C19
87	A2	831	CLA	C16-C17-C18-C19
87	B2	812	CLA	C16-C17-C18-C19
87	C6	511	CLA	C16-C17-C18-C19
84	FE	1002	CYC	C2B-C3B-CAB-CBB
88	A2	844	LHG	C14-C15-C16-C17
92	C6	501	LMG	C19-C20-C21-C22
95	hL	101	DGD	O6D-C1D-O3G-C3G

Continued on next page...

Continued from previous page...

Mol	Chain	Res	Type	Atoms
87	D6	403	CLA	C2-C3-C5-C6
91	AL	410	PHO	C2-C3-C5-C6
94	a6	601	PL9	C38-C39-C41-C42
82	e7	301	PEB	NB-C4B-CHB-C1C
95	h6	101	DGD	C1B-C2B-C3B-C4B
92	DL	402	LMG	C7-C8-C9-O8
92	b6	620	LMG	C7-C8-C9-O8
92	b6	624	LMG	O1-C7-C8-C9
92	m6	101	LMG	O1-C7-C8-C9
92	dL	407	LMG	C7-C8-C9-O8
95	AL	414	DGD	C1G-C2G-C3G-O3G
95	CL	523	DGD	C1G-C2G-C3G-O3G
95	C6	502	DGD	C1G-C2G-C3G-O3G
95	c6	601	DGD	C1G-C2G-C3G-O3G
95	cL	520	DGD	C1G-C2G-C3G-O3G
87	b6	612	CLA	O1A-CGA-O2A-C1
88	BL	615	LHG	O6-C4-C5-O7
88	C6	522	LHG	O6-C4-C5-O7
88	dL	408	LHG	O6-C4-C5-O7
87	BN	827	CLA	C8-C10-C11-C12
87	B2	827	CLA	C8-C10-C11-C12
87	B6	603	CLA	C15-C16-C17-C18
87	B6	612	CLA	C5-C6-C7-C8
84	IE	1001	CYC	C4B-C3B-CAB-CBB
84	NE	201	CYC	C4B-C3B-CAB-CBB
84	IG	1001	CYC	C4B-C3B-CAB-CBB
84	KG	202	CYC	C4B-C3B-CAB-CBB
84	GO	1001	CYC	C4B-C3B-CAB-CBB
84	G4	1001	CYC	C4B-C3B-CAB-CBB
87	B6	611	CLA	C2C-C3C-CAC-CBC
82	QE	201	PEB	C4B-C3B-CAB-CBB
82	QG	201	PEB	C4B-C3B-CAB-CBB
87	AN	820	CLA	C2A-CAA-CBA-CGA
87	AN	820	CLA	C13-C15-C16-C17
92	d6	409	LMG	C29-C30-C31-C32
95	hL	101	DGD	CBB-CCB-CDB-CEB
83	Z5	303	PUB	C4A-C3A-CAA-CBA
92	JL	102	LMG	O10-C28-O8-C9
87	b6	616	CLA	C16-C17-C18-C19
87	CL	503	CLA	O1D-CGD-O2D-CED
83	M5	303	PUB	C4A-C3A-CAA-CBA
82	NJ	202	PEB	C3B-CAB-CBB-CGB

Continued on next page...

Continued from previous page...

Mol	Chain	Res	Type	Atoms
87	AL	405	CLA	CHA-CBD-CGD-O1D
87	AL	405	CLA	CHA-CBD-CGD-O2D
87	CL	503	CLA	CHA-CBD-CGD-O1D
87	CL	503	CLA	CHA-CBD-CGD-O2D
87	CL	507	CLA	CHA-CBD-CGD-O1D
87	CL	507	CLA	CHA-CBD-CGD-O2D
87	CL	508	CLA	CHA-CBD-CGD-O1D
87	CL	511	CLA	CHA-CBD-CGD-O1D
87	AN	815	CLA	CHA-CBD-CGD-O1D
87	AN	815	CLA	CHA-CBD-CGD-O2D
87	AN	817	CLA	CHA-CBD-CGD-O1D
87	AN	817	CLA	CHA-CBD-CGD-O2D
87	AN	830	CLA	CHA-CBD-CGD-O1D
87	AN	830	CLA	CHA-CBD-CGD-O2D
87	AN	834	CLA	CHA-CBD-CGD-O1D
87	AN	834	CLA	CHA-CBD-CGD-O2D
87	AN	836	CLA	CHA-CBD-CGD-O1D
87	AN	836	CLA	CHA-CBD-CGD-O2D
87	BN	801	CLA	CHA-CBD-CGD-O2D
87	BN	813	CLA	CHA-CBD-CGD-O1D
87	BN	825	CLA	CHA-CBD-CGD-O2D
87	BN	831	CLA	CHA-CBD-CGD-O1D
87	BN	831	CLA	CHA-CBD-CGD-O2D
87	BN	836	CLA	CHA-CBD-CGD-O1D
87	KN	103	CLA	CHA-CBD-CGD-O1D
87	LN	204	CLA	CHA-CBD-CGD-O2D
87	ON	201	CLA	CHA-CBD-CGD-O1D
87	ON	203	CLA	CHA-CBD-CGD-O1D
87	ON	203	CLA	CHA-CBD-CGD-O2D
87	12	607	CLA	CHA-CBD-CGD-O1D
87	12	607	CLA	CHA-CBD-CGD-O2D
87	22	603	CLA	CHA-CBD-CGD-O1D
87	22	603	CLA	CHA-CBD-CGD-O2D
87	22	611	CLA	CHA-CBD-CGD-O2D
87	32	303	CLA	CHA-CBD-CGD-O1D
87	32	303	CLA	CHA-CBD-CGD-O2D
87	72	604	CLA	CHA-CBD-CGD-O1D
87	A2	815	CLA	CHA-CBD-CGD-O1D
87	A2	815	CLA	CHA-CBD-CGD-O2D
87	A2	817	CLA	CHA-CBD-CGD-O1D
87	A2	817	CLA	CHA-CBD-CGD-O2D
87	A2	830	CLA	CHA-CBD-CGD-O1D

Continued on next page...

Continued from previous page...

Mol	Chain	Res	Type	Atoms
87	A2	830	CLA	CHA-CBD-CGD-O2D
87	A2	834	CLA	CHA-CBD-CGD-O1D
87	A2	834	CLA	CHA-CBD-CGD-O2D
87	A2	836	CLA	CHA-CBD-CGD-O1D
87	A2	836	CLA	CHA-CBD-CGD-O2D
87	B2	812	CLA	CHA-CBD-CGD-O1D
87	B2	824	CLA	CHA-CBD-CGD-O2D
87	B2	825	CLA	CHA-CBD-CGD-O2D
87	B2	831	CLA	CHA-CBD-CGD-O1D
87	B2	831	CLA	CHA-CBD-CGD-O2D
87	B2	836	CLA	CHA-CBD-CGD-O1D
87	K2	104	CLA	CHA-CBD-CGD-O1D
87	L2	204	CLA	CHA-CBD-CGD-O2D
87	O2	201	CLA	CHA-CBD-CGD-O1D
87	O2	203	CLA	CHA-CBD-CGD-O1D
87	O2	203	CLA	CHA-CBD-CGD-O2D
87	A6	404	CLA	CHA-CBD-CGD-O1D
87	A6	404	CLA	CHA-CBD-CGD-O2D
87	B6	604	CLA	CHA-CBD-CGD-O1D
87	B6	604	CLA	CHA-CBD-CGD-O2D
87	B6	609	CLA	CHA-CBD-CGD-O2D
87	B6	612	CLA	CHA-CBD-CGD-O2D
87	B6	615	CLA	CHA-CBD-CGD-O1D
87	B6	615	CLA	CHA-CBD-CGD-O2D
87	C6	513	CLA	CHA-CBD-CGD-O1D
87	C6	513	CLA	CHA-CBD-CGD-O2D
87	C6	514	CLA	CHA-CBD-CGD-O2D
87	C6	517	CLA	CHA-CBD-CGD-O1D
87	C6	517	CLA	CHA-CBD-CGD-O2D
87	K6	101	CLA	CHA-CBD-CGD-O1D
87	K6	101	CLA	CHA-CBD-CGD-O2D
87	b6	607	CLA	CHA-CBD-CGD-O1D
87	b6	611	CLA	CHA-CBD-CGD-O1D
87	b6	611	CLA	CHA-CBD-CGD-O2D
87	b6	616	CLA	CHA-CBD-CGD-O1D
87	b6	616	CLA	CHA-CBD-CGD-O2D
87	c6	609	CLA	CHA-CBD-CGD-O1D
87	c6	610	CLA	CHA-CBD-CGD-O1D
87	c6	611	CLA	CHA-CBD-CGD-O1D
87	c6	611	CLA	CHA-CBD-CGD-O2D
87	c6	615	CLA	CHA-CBD-CGD-O1D
87	c6	615	CLA	CHA-CBD-CGD-O2D

Continued on next page...

Continued from previous page...

Mol	Chain	Res	Type	Atoms
87	bL	617	CLA	CHA-CBD-CGD-O1D
87	bL	617	CLA	CHA-CBD-CGD-O2D
87	bL	618	CLA	CHA-CBD-CGD-O1D
87	cL	509	CLA	CHA-CBD-CGD-O2D
87	cL	512	CLA	CHA-CBD-CGD-O1D
87	cL	512	CLA	CHA-CBD-CGD-O2D
87	1N	607	CLA	CHA-CBD-CGD-O1D
87	1N	607	CLA	CHA-CBD-CGD-O2D
87	2N	304	CLA	CHA-CBD-CGD-O1D
87	2N	304	CLA	CHA-CBD-CGD-O2D
87	2N	311	CLA	CHA-CBD-CGD-O1D
87	2N	311	CLA	CHA-CBD-CGD-O2D
87	3N	304	CLA	CHA-CBD-CGD-O1D
87	3N	304	CLA	CHA-CBD-CGD-O2D
87	7N	604	CLA	CHA-CBD-CGD-O1D
87	BN	823	CLA	C5-C6-C7-C8
87	A2	820	CLA	C13-C15-C16-C17
87	B2	822	CLA	C5-C6-C7-C8
87	c6	609	CLA	C13-C15-C16-C17
87	BL	604	CLA	C3-C5-C6-C7
87	AN	815	CLA	C3-C5-C6-C7
87	A2	815	CLA	C3-C5-C6-C7
87	AN	851	CLA	O1A-CGA-O2A-C1
87	BN	819	CLA	O1A-CGA-O2A-C1
87	A2	851	CLA	O1A-CGA-O2A-C1
87	B2	818	CLA	O1A-CGA-O2A-C1
87	B2	822	CLA	O1A-CGA-O2A-C1
87	A6	402	CLA	O1A-CGA-O2A-C1
95	JL	101	DGD	O1A-C1A-O1G-C1G
95	J6	101	DGD	O1A-C1A-O1G-C1G
92	bL	623	LMG	C32-C33-C34-C35
92	d6	409	LMG	C2-C1-O1-C7
95	C6	502	DGD	CAB-CBB-CCB-CDB
95	c6	601	DGD	CAB-CBB-CCB-CDB
95	cL	502	DGD	CAB-CBB-CCB-CDB
88	AL	406	LHG	O7-C5-C6-O8
92	ML	101	LMG	O7-C8-C9-O8
92	B6	618	LMG	O7-C8-C9-O8
92	D6	409	LMG	O7-C8-C9-O8
92	J6	102	LMG	O7-C8-C9-O8
92	d6	409	LMG	O7-C8-C9-O8
92	j6	101	LMG	O7-C8-C9-O8

Continued on next page...

Continued from previous page...

Mol	Chain	Res	Type	Atoms
92	dL	407	LMG	O7-C8-C9-O8
95	AL	414	DGD	O2G-C2G-C3G-O3G
95	CL	523	DGD	O2G-C2G-C3G-O3G
95	C6	523	DGD	O2G-C2G-C3G-O3G
95	L6	102	DGD	O1G-C1G-C2G-O2G
95	a6	602	DGD	O2G-C2G-C3G-O3G
95	c6	620	DGD	O2G-C2G-C3G-O3G
95	cL	502	DGD	O2G-C2G-C3G-O3G
95	cL	520	DGD	O2G-C2G-C3G-O3G
95	hL	101	DGD	O1G-C1G-C2G-O2G
92	CL	519	LMG	C29-C28-O8-C9
87	b6	605	CLA	C15-C16-C17-C18
87	BN	823	CLA	O1A-CGA-O2A-C1
87	C6	518	CLA	O1A-CGA-O2A-C1
87	c6	609	CLA	O1A-CGA-O2A-C1
87	bL	608	CLA	O1A-CGA-O2A-C1
95	C6	503	DGD	O1A-C1A-O1G-C1G
87	c6	608	CLA	C16-C17-C18-C20
88	AN	844	LHG	O1-C1-C2-O2
88	A2	844	LHG	O1-C1-C2-O2
87	AN	808	CLA	O1D-CGD-O2D-CED
87	A2	808	CLA	O1D-CGD-O2D-CED
87	B6	605	CLA	O1D-CGD-O2D-CED
87	D6	402	CLA	O1D-CGD-O2D-CED
95	C6	523	DGD	C8B-C9B-CAB-CBB
95	D6	410	DGD	C8B-C9B-CAB-CBB
87	c6	613	CLA	C10-C11-C12-C13
87	HL	102	CLA	C4-C3-C5-C6
87	AN	807	CLA	C4-C3-C5-C6
87	82	302	CLA	C4-C3-C5-C6
87	A2	807	CLA	C4-C3-C5-C6
87	B6	615	CLA	C4-C3-C5-C6
87	C6	520	CLA	C4-C3-C5-C6
87	8N	303	CLA	C4-C3-C5-C6
88	BL	610	LHG	C16-C17-C18-C19
88	BL	615	LHG	C24-C25-C26-C27
92	BL	611	LMG	C29-C30-C31-C32
92	ML	101	LMG	C18-C19-C20-C21
87	HL	102	CLA	C2-C3-C5-C6
87	AN	807	CLA	C2-C3-C5-C6
87	A2	807	CLA	C2-C3-C5-C6
87	b6	614	CLA	C2-C3-C5-C6

Continued on next page...

Continued from previous page...

Mol	Chain	Res	Type	Atoms
87	B6	606	CLA	C4C-C3C-CAC-CBC
87	DL	406	CLA	C15-C16-C17-C18
87	BL	621	CLA	C14-C13-C15-C16
87	AN	823	CLA	C11-C12-C13-C14
87	BN	825	CLA	C14-C13-C15-C16
87	A2	823	CLA	C11-C12-C13-C14
87	B2	824	CLA	C14-C13-C15-C16
87	B6	610	CLA	C14-C13-C15-C16
87	C6	513	CLA	C11-C10-C8-C9
87	C6	514	CLA	C14-C13-C15-C16
87	b6	607	CLA	C11-C12-C13-C14
87	c6	604	CLA	C14-C13-C15-C16
87	cL	508	CLA	C14-C13-C15-C16
87	cL	510	CLA	C11-C10-C8-C9
87	cL	512	CLA	C11-C12-C13-C14
87	AN	807	CLA	O1D-CGD-O2D-CED
87	A2	807	CLA	O1D-CGD-O2D-CED
87	B6	614	CLA	O1D-CGD-O2D-CED
87	BL	622	CLA	O1A-CGA-O2A-C1
87	AN	809	CLA	O1A-CGA-O2A-C1
87	b6	608	CLA	O1A-CGA-O2A-C1
87	bL	607	CLA	C13-C15-C16-C17
87	D6	402	CLA	C2C-C3C-CAC-CBC
92	bL	624	LMG	C13-C14-C15-C16
95	c6	620	DGD	C8B-C9B-CAB-CBB
87	AN	840	CLA	C2A-CAA-CBA-CGA
87	A2	820	CLA	C2A-CAA-CBA-CGA
87	A2	840	CLA	C2A-CAA-CBA-CGA
87	cL	506	CLA	C2A-CAA-CBA-CGA
87	7N	603	CLA	C2A-CAA-CBA-CGA
87	bL	621	CLA	O1D-CGD-O2D-CED
88	CL	521	LHG	C31-C32-C33-C34
87	A2	809	CLA	O1A-CGA-O2A-C1
82	ID	202	PEB	C4B-C3B-CAB-CBB
82	PM	201	PEB	C4B-C3B-CAB-CBB
82	IQ	202	PEB	C4B-C3B-CAB-CBB
85	BN	803	BCR	C36-C18-C19-C20
85	LN	201	BCR	C37-C22-C23-C24
85	B2	802	BCR	C36-C18-C19-C20
85	L2	201	BCR	C37-C22-C23-C24
85	H6	101	BCR	C7-C8-C9-C34
85	c6	603	BCR	C37-C22-C23-C24

Continued on next page...

Continued from previous page...

Mol	Chain	Res	Type	Atoms
88	i6	101	LHG	C10-C11-C12-C13
92	bL	610	LMG	C19-C20-C21-C22
82	JA	203	PEB	C2B-C3B-CAB-CBB
82	J7	203	PEB	C2B-C3B-CAB-CBB
85	BL	618	BCR	C21-C22-C23-C24
85	LN	201	BCR	C21-C22-C23-C24
85	L2	201	BCR	C21-C22-C23-C24
85	c6	602	BCR	C17-C18-C19-C20
85	c6	603	BCR	C21-C22-C23-C24
87	DL	406	CLA	C1A-C2A-CAA-CBA
87	AN	832	CLA	C1A-C2A-CAA-CBA
87	BN	825	CLA	C1A-C2A-CAA-CBA
87	12	602	CLA	C1A-C2A-CAA-CBA
87	22	601	CLA	C1A-C2A-CAA-CBA
87	42	601	CLA	C1A-C2A-CAA-CBA
87	42	602	CLA	C1A-C2A-CAA-CBA
87	42	606	CLA	C1A-C2A-CAA-CBA
87	42	607	CLA	C1A-C2A-CAA-CBA
87	62	302	CLA	C1A-C2A-CAA-CBA
87	62	313	CLA	C1A-C2A-CAA-CBA
87	A2	832	CLA	C1A-C2A-CAA-CBA
87	B2	824	CLA	C1A-C2A-CAA-CBA
87	B6	605	CLA	C1A-C2A-CAA-CBA
87	dL	404	CLA	C1A-C2A-CAA-CBA
87	1N	602	CLA	C1A-C2A-CAA-CBA
87	2N	302	CLA	C1A-C2A-CAA-CBA
87	4N	601	CLA	C1A-C2A-CAA-CBA
87	4N	602	CLA	C1A-C2A-CAA-CBA
87	4N	606	CLA	C1A-C2A-CAA-CBA
87	4N	607	CLA	C1A-C2A-CAA-CBA
87	6N	601	CLA	C1A-C2A-CAA-CBA
87	6N	612	CLA	C1A-C2A-CAA-CBA
100	JN	104	3XQ	O20-C21-C22-O23
87	d6	401	CLA	C16-C17-C18-C20
87	C6	517	CLA	C2-C1-O2A-CGA
95	AL	414	DGD	O6D-C5D-C6D-O5D
87	CL	510	CLA	CBA-CGA-O2A-C1
87	LN	203	CLA	CBA-CGA-O2A-C1
87	L2	203	CLA	CBA-CGA-O2A-C1
88	D6	406	LHG	C9-C10-C11-C12
92	b6	624	LMG	C12-C13-C14-C15
85	BN	842	BCR	C9-C10-C11-C12

Continued on next page...

Continued from previous page...

Mol	Chain	Res	Type	Atoms
85	B2	842	BCR	C9-C10-C11-C12
87	BN	836	CLA	O1D-CGD-O2D-CED
87	B2	836	CLA	O1D-CGD-O2D-CED
87	C6	511	CLA	C10-C11-C12-C13
87	C6	514	CLA	C13-C15-C16-C17
88	m6	102	LHG	C4-O6-P-O3
88	cL	501	LHG	C3-O3-P-O6
92	x6	601	LMG	C15-C16-C17-C18
95	BL	614	DGD	CBA-CCA-CDA-CEA
95	C6	521	DGD	C3B-C4B-C5B-C6B
91	DL	405	PHO	O1D-CGD-O2D-CED
87	cL	511	CLA	C4-C3-C5-C6
88	ML	102	LHG	O8-C23-C24-C25
87	LN	203	CLA	C8-C10-C11-C12
87	AN	840	CLA	C3-C5-C6-C7
87	A2	840	CLA	C3-C5-C6-C7
87	cL	511	CLA	C3-C5-C6-C7
88	I6	101	LHG	C2-C3-O3-P
87	82	302	CLA	C2-C3-C5-C6
87	8N	303	CLA	C2-C3-C5-C6
94	a6	601	PL9	C33-C34-C36-C37
94	dL	406	PL9	C18-C19-C21-C22
87	c6	604	CLA	C4C-C3C-CAC-CBC
88	aL	607	LHG	C34-C35-C36-C37
87	K2	101	CLA	O1A-CGA-O2A-C1
87	aL	605	CLA	O1A-CGA-O2A-C1
88	BL	610	LHG	C3-O3-P-O5
88	BL	610	LHG	C4-O6-P-O4
88	CL	521	LHG	C3-O3-P-O5
88	DL	407	LHG	C3-O3-P-O5
88	ML	102	LHG	C3-O3-P-O5
88	ML	102	LHG	C4-O6-P-O5
88	AN	843	LHG	C4-O6-P-O4
88	AN	844	LHG	C4-O6-P-O5
88	A2	843	LHG	C4-O6-P-O4
88	A2	844	LHG	C4-O6-P-O5
88	D6	406	LHG	C3-O3-P-O5
88	I6	101	LHG	C3-O3-P-O5
88	L6	101	LHG	C3-O3-P-O4
88	M6	101	LHG	C3-O3-P-O5
88	a6	610	LHG	C4-O6-P-O4
88	d6	407	LHG	C3-O3-P-O5

Continued on next page...

Continued from previous page...

Mol	Chain	Res	Type	Atoms
88	i6	101	LHG	C4-O6-P-O5
88	l6	101	LHG	C3-O3-P-O4
88	m6	102	LHG	C4-O6-P-O5
88	bL	612	LHG	C3-O3-P-O4
88	bL	612	LHG	C4-O6-P-O4
88	dL	405	LHG	C3-O3-P-O5
88	dL	408	LHG	C4-O6-P-O4
88	iL	101	LHG	C3-O3-P-O5
88	mL	102	LHG	C3-O3-P-O5
87	DL	406	CLA	C16-C17-C18-C20
87	AN	810	CLA	C16-C17-C18-C19
87	BN	825	CLA	C16-C17-C18-C19
87	A2	810	CLA	C16-C17-C18-C19
87	B2	824	CLA	C16-C17-C18-C19
87	A6	403	CLA	C11-C12-C13-C15
87	B6	613	CLA	C16-C17-C18-C20
87	b6	610	CLA	C16-C17-C18-C20
87	aL	606	CLA	C11-C12-C13-C14
91	A6	407	PHO	C16-C17-C18-C20
92	A6	408	LMG	C28-C29-C30-C31
95	L6	102	DGD	C5A-C6A-C7A-C8A
95	C6	521	DGD	O6D-C1D-O3G-C3G
87	L2	203	CLA	C8-C10-C11-C12
88	dL	405	LHG	C24-C23-O8-C6
92	k6	101	LMG	C29-C28-O8-C9
95	B6	620	DGD	C2A-C1A-O1G-C1G
95	D6	410	DGD	C2A-C1A-O1G-C1G
88	C6	505	LHG	O6-C4-C5-C6
88	L6	101	LHG	O6-C4-C5-C6
88	M6	101	LHG	O6-C4-C5-C6
88	l6	101	LHG	O6-C4-C5-C6
95	AL	414	DGD	C4D-C5D-C6D-O5D
87	CL	507	CLA	C15-C16-C17-C18
95	lL	101	DGD	C1B-C2B-C3B-C4B
87	CL	504	CLA	C2A-CAA-CBA-CGA
87	AN	850	CLA	C2A-CAA-CBA-CGA
87	BN	805	CLA	C2A-CAA-CBA-CGA
87	BN	828	CLA	C2A-CAA-CBA-CGA
87	BN	836	CLA	C2A-CAA-CBA-CGA
87	72	603	CLA	C2A-CAA-CBA-CGA
87	A2	850	CLA	C2A-CAA-CBA-CGA
87	B2	828	CLA	C2A-CAA-CBA-CGA

Continued on next page...

Continued from previous page...

Mol	Chain	Res	Type	Atoms
87	B2	836	CLA	C2A-CAA-CBA-CGA
87	b6	609	CLA	C2A-CAA-CBA-CGA
87	C6	515	CLA	C3-C5-C6-C7
87	bL	615	CLA	C3-C5-C6-C7
82	RF	201	PEB	C3B-CAB-CBB-CGB
82	YF	201	PEB	C3B-CAB-CBB-CGB
82	RK	201	PEB	C3B-CAB-CBB-CGB
82	YK	201	PEB	C3B-CAB-CBB-CGB
82	YM	202	PEB	C3B-CAB-CBB-CGB
82	DO	1002	PEB	C3B-CAB-CBB-CGB
82	D4	1002	PEB	C3B-CAB-CBB-CGB
82	u8	201	PEB	C3B-CAB-CBB-CGB
82	L9	202	PEB	C3B-CAB-CBB-CGB
82	lF	201	PEB	C2B-C3B-CAB-CBB
92	dL	407	LMG	C12-C13-C14-C15
95	J6	101	DGD	C8B-C9B-CAB-CBB
95	BL	614	DGD	O1A-C1A-O1G-C1G
95	cL	502	DGD	C2B-C1B-O2G-C2G
87	BL	609	CLA	C16-C17-C18-C19
87	B6	606	CLA	C16-C17-C18-C19
87	b6	606	CLA	C16-C17-C18-C19
98	AN	842	PQN	C26-C27-C28-C29
98	A2	842	PQN	C26-C27-C28-C29
95	C6	502	DGD	CDA-CEA-CFA-CGA
95	c6	601	DGD	CDA-CEA-CFA-CGA
87	BL	605	CLA	CAD-CBD-CGD-O1D
87	BL	609	CLA	CAD-CBD-CGD-O1D
87	BL	620	CLA	CAD-CBD-CGD-O1D
87	CL	503	CLA	CAD-CBD-CGD-O1D
87	CL	507	CLA	CAD-CBD-CGD-O1D
87	CL	508	CLA	CAD-CBD-CGD-O1D
87	CL	518	CLA	CAD-CBD-CGD-O1D
87	AN	803	CLA	CAD-CBD-CGD-O1D
87	AN	809	CLA	CAD-CBD-CGD-O1D
87	AN	811	CLA	CAD-CBD-CGD-O1D
87	AN	815	CLA	CAD-CBD-CGD-O1D
87	AN	838	CLA	CAD-CBD-CGD-O1D
87	BN	806	CLA	CAD-CBD-CGD-O1D
87	BN	825	CLA	CAD-CBD-CGD-O1D
87	BN	831	CLA	CAD-CBD-CGD-O1D
87	BN	836	CLA	CAD-CBD-CGD-O1D
87	FN	205	CLA	CAD-CBD-CGD-O1D

Continued on next page...

Continued from previous page...

Mol	Chain	Res	Type	Atoms
87	ON	201	CLA	CAD-CBD-CGD-O1D
87	ON	203	CLA	CAD-CBD-CGD-O1D
87	22	603	CLA	CAD-CBD-CGD-O1D
87	32	303	CLA	CAD-CBD-CGD-O1D
87	32	309	CLA	CAD-CBD-CGD-O1D
87	52	601	CLA	CAD-CBD-CGD-O1D
87	A2	803	CLA	CAD-CBD-CGD-O1D
87	A2	809	CLA	CAD-CBD-CGD-O1D
87	A2	811	CLA	CAD-CBD-CGD-O1D
87	A2	815	CLA	CAD-CBD-CGD-O1D
87	A2	838	CLA	CAD-CBD-CGD-O1D
87	B2	805	CLA	CAD-CBD-CGD-O1D
87	B2	824	CLA	CAD-CBD-CGD-O1D
87	B2	831	CLA	CAD-CBD-CGD-O1D
87	B2	836	CLA	CAD-CBD-CGD-O1D
87	F2	205	CLA	CAD-CBD-CGD-O1D
87	O2	201	CLA	CAD-CBD-CGD-O1D
87	O2	203	CLA	CAD-CBD-CGD-O1D
87	B6	609	CLA	CAD-CBD-CGD-O1D
87	C6	513	CLA	CAD-CBD-CGD-O1D
87	C6	514	CLA	CAD-CBD-CGD-O1D
87	C6	517	CLA	CAD-CBD-CGD-O1D
87	b6	605	CLA	CAD-CBD-CGD-O1D
87	b6	607	CLA	CAD-CBD-CGD-O1D
87	b6	611	CLA	CAD-CBD-CGD-O1D
87	c6	609	CLA	CAD-CBD-CGD-O1D
87	bL	615	CLA	CAD-CBD-CGD-O1D
87	bL	618	CLA	CAD-CBD-CGD-O1D
87	bL	622	CLA	CAD-CBD-CGD-O1D
87	cL	505	CLA	CAD-CBD-CGD-O1D
87	cL	508	CLA	CAD-CBD-CGD-O1D
87	cL	510	CLA	CAD-CBD-CGD-O1D
87	cL	511	CLA	CAD-CBD-CGD-O1D
87	2N	304	CLA	CAD-CBD-CGD-O1D
87	3N	304	CLA	CAD-CBD-CGD-O1D
87	3N	309	CLA	CAD-CBD-CGD-O1D
87	5N	601	CLA	CAD-CBD-CGD-O1D
92	qL	301	LMG	C28-C29-C30-C31
82	JA	203	PEB	C4B-C3B-CAB-CBB
82	J7	203	PEB	C4B-C3B-CAB-CBB
87	CL	505	CLA	C13-C15-C16-C17
87	B6	616	CLA	C10-C11-C12-C13

Continued on next page...

Continued from previous page...

Mol	Chain	Res	Type	Atoms
87	C6	514	CLA	C8-C10-C11-C12
88	d6	407	LHG	C15-C16-C17-C18
87	BN	810	CLA	C3-C5-C6-C7
87	B2	809	CLA	C3-C5-C6-C7
87	BL	608	CLA	C13-C15-C16-C17
95	AL	414	DGD	C1B-C2B-C3B-C4B
88	ML	102	LHG	C12-C13-C14-C15
87	22	609	CLA	CBA-CGA-O2A-C1
87	B6	613	CLA	CBA-CGA-O2A-C1
87	bL	617	CLA	CBA-CGA-O2A-C1
87	2N	309	CLA	CBA-CGA-O2A-C1
87	BN	811	CLA	C8-C10-C11-C12
84	LH	1001	CYC	C2B-C3B-CAB-CBB
95	C6	502	DGD	C3B-C4B-C5B-C6B
95	c6	601	DGD	C3B-C4B-C5B-C6B
87	BL	619	CLA	C16-C17-C18-C20
87	C6	516	CLA	C16-C17-C18-C19
87	a6	608	CLA	C11-C12-C13-C14
87	cL	515	CLA	C11-C12-C13-C15
87	LN	203	CLA	C4-C3-C5-C6
87	L2	203	CLA	C4-C3-C5-C6
82	HA	203	PEB	C2C-CAC-CBC-CGC
82	PA	203	PEB	C2C-CAC-CBC-CGC
82	RA	201	PEB	C2C-CAC-CBC-CGC
82	CB	202	PEB	C2C-CAC-CBC-CGC
82	RB	201	PEB	C2C-CAC-CBC-CGC
82	AD	301	PEB	ND-C1D-CHC-C4C
82	CD	201	PEB	ND-C1D-CHC-C4C
82	ED	201	PEB	C2A-C3A-CAA-CBA
82	FD	203	PEB	C2C-CAC-CBC-CGC
82	ID	202	PEB	C2C-CAC-CBC-CGC
82	JD	202	PEB	ND-C1D-CHC-C4C
82	JD	203	PEB	ND-C1D-CHC-C4C
82	ND	204	PEB	ND-C1D-CHC-C4C
82	OD	201	PEB	ND-C1D-CHC-C4C
82	OD	202	PEB	ND-C1D-CHC-C4C
82	OD	202	PEB	C2C-CAC-CBC-CGC
82	RD	203	PEB	ND-C1D-CHC-C4C
82	TD	201	PEB	ND-C1D-CHC-C4C
82	VD	203	PEB	ND-C1D-CHC-C4C
82	WD	202	PEB	C2A-C3A-CAA-CBA
82	AE	301	PEB	ND-C1D-CHC-C4C

Continued on next page...

Continued from previous page...

Mol	Chain	Res	Type	Atoms
82	OE	202	PEB	C2C-CAC-CBC-CGC
82	PE	202	PEB	C2A-C3A-CAA-CBA
82	QE	203	PEB	C2A-C3A-CAA-CBA
82	RE	202	PEB	C2C-CAC-CBC-CGC
82	BF	201	PEB	ND-C1D-CHC-C4C
82	OF	201	PEB	ND-C1D-CHC-C4C
82	ZF	202	PEB	ND-C1D-CHC-C4C
82	AG	301	PEB	ND-C1D-CHC-C4C
82	OG	202	PEB	C2C-CAC-CBC-CGC
82	PG	202	PEB	C2A-C3A-CAA-CBA
82	QG	203	PEB	C2A-C3A-CAA-CBA
82	RG	202	PEB	C2C-CAC-CBC-CGC
82	JH	1002	PEB	ND-C1D-CHC-C4C
82	QH	201	PEB	C2A-C3A-CAA-CBA
82	SH	203	PEB	ND-C1D-CHC-C4C
82	WH	202	PEB	C2C-CAC-CBC-CGC
82	ZH	201	PEB	ND-C1D-CHC-C4C
82	AI	202	PEB	ND-C1D-CHC-C4C
82	CI	202	PEB	ND-C1D-CHC-C4C
82	EI	202	PEB	ND-C1D-CHC-C4C
82	GI	203	PEB	ND-C1D-CHC-C4C
82	HI	201	PEB	C2A-C3A-CAA-CBA
82	II	202	PEB	ND-C1D-CHC-C4C
82	KI	203	PEB	ND-C1D-CHC-C4C
82	LI	202	PEB	C2C-CAC-CBC-CGC
82	NI	202	PEB	ND-C1D-CHC-C4C
82	OI	203	PEB	C2C-CAC-CBC-CGC
82	PI	202	PEB	ND-C1D-CHC-C4C
82	QI	201	PEB	C2C-CAC-CBC-CGC
82	RI	202	PEB	ND-C1D-CHC-C4C
82	TI	203	PEB	ND-C1D-CHC-C4C
82	VI	202	PEB	ND-C1D-CHC-C4C
82	XI	202	PEB	ND-C1D-CHC-C4C
82	BJ	301	PEB	ND-C1D-CHC-C4C
82	SJ	202	PEB	ND-C1D-CHC-C4C
82	BK	201	PEB	ND-C1D-CHC-C4C
82	OK	201	PEB	ND-C1D-CHC-C4C
82	ZK	202	PEB	ND-C1D-CHC-C4C
82	BM	301	PEB	ND-C1D-CHC-C4C
82	HM	201	PEB	C2C-CAC-CBC-CGC
82	QM	203	PEB	C2C-CAC-CBC-CGC
82	UM	203	PEB	ND-C1D-CHC-C4C

Continued on next page...

Continued from previous page...

Mol	Chain	Res	Type	Atoms
82	HO	1002	PEB	C2A-C3A-CAA-CBA
82	RO	202	PEB	C2C-CAC-CBC-CGC
82	CP	201	PEB	C2C-CAC-CBC-CGC
82	EP	202	PEB	ND-C1D-CHC-C4C
82	EP	203	PEB	ND-C1D-CHC-C4C
82	EP	203	PEB	C2C-CAC-CBC-CGC
82	GP	201	PEB	C2A-C3A-CAA-CBA
82	IP	202	PEB	ND-C1D-CHC-C4C
82	IP	203	PEB	C2C-CAC-CBC-CGC
82	LP	201	PEB	C2C-CAC-CBC-CGC
82	PP	201	PEB	C2A-C3A-CAA-CBA
82	QP	203	PEB	C2A-C3A-CAA-CBA
82	RP	201	PEB	C2A-C3A-CAA-CBA
82	UP	203	PEB	C2C-CAC-CBC-CGC
82	AQ	301	PEB	ND-C1D-CHC-C4C
82	CQ	201	PEB	ND-C1D-CHC-C4C
82	EQ	201	PEB	C2A-C3A-CAA-CBA
82	FQ	203	PEB	C2C-CAC-CBC-CGC
82	IQ	202	PEB	C2C-CAC-CBC-CGC
82	JQ	202	PEB	ND-C1D-CHC-C4C
82	JQ	203	PEB	ND-C1D-CHC-C4C
82	NQ	204	PEB	ND-C1D-CHC-C4C
82	OQ	201	PEB	ND-C1D-CHC-C4C
82	OQ	202	PEB	ND-C1D-CHC-C4C
82	OQ	202	PEB	C2C-CAC-CBC-CGC
82	RQ	203	PEB	ND-C1D-CHC-C4C
82	TQ	201	PEB	ND-C1D-CHC-C4C
82	VQ	203	PEB	ND-C1D-CHC-C4C
82	WQ	202	PEB	C2A-C3A-CAA-CBA
82	Q1	201	PEB	C2A-C3A-CAA-CBA
82	Q1	203	PEB	C2A-C3A-CAA-CBA
82	J1	1002	PEB	ND-C1D-CHC-C4C
82	V1	202	PEB	ND-C1D-CHC-C4C
82	W1	202	PEB	C2C-CAC-CBC-CGC
82	Z1	201	PEB	ND-C1D-CHC-C4C
82	f1	203	PEB	ND-C1D-CHC-C4C
82	k1	202	PEB	ND-C1D-CHC-C4C
82	l1	201	PEB	ND-C1D-CHC-C4C
82	l1	203	PEB	ND-C1D-CHC-C4C
82	H4	1002	PEB	C2A-C3A-CAA-CBA
82	R4	202	PEB	C2C-CAC-CBC-CGC
82	j4	201	PEB	ND-C1D-CHC-C4C

Continued on next page...

Continued from previous page...

Mol	Chain	Res	Type	Atoms
82	a4	202	PEB	C2A-C3A-CAA-CBA
82	h4	201	PEB	ND-C1D-CHC-C4C
82	D5	202	PEB	ND-C1D-CHC-C4C
82	L5	202	PEB	ND-C1D-CHC-C4C
82	M5	301	PEB	C2A-C3A-CAA-CBA
82	M5	305	PEB	ND-C1D-CHC-C4C
82	S5	202	PEB	ND-C1D-CHC-C4C
82	W5	202	PEB	ND-C1D-CHC-C4C
82	Z5	301	PEB	C2A-C3A-CAA-CBA
82	Z5	305	PEB	ND-C1D-CHC-C4C
82	H7	203	PEB	C2C-CAC-CBC-CGC
82	P7	203	PEB	C2C-CAC-CBC-CGC
82	R7	201	PEB	C2C-CAC-CBC-CGC
82	z8	202	PEB	ND-C1D-CHC-C4C
82	p8	202	PEB	ND-C1D-CHC-C4C
82	w8	204	PEB	ND-C1D-CHC-C4C
82	S9	201	PEB	C2A-C3A-CAA-CBA
82	S9	202	PEB	ND-C1D-CHC-C4C
82	U9	201	PEB	ND-C1D-CHC-C4C
82	W9	201	PEB	C2C-CAC-CBC-CGC
82	zC	202	PEB	ND-C1D-CHC-C4C
82	pC	202	PEB	ND-C1D-CHC-C4C
82	wC	204	PEB	ND-C1D-CHC-C4C
82	bE	202	PEB	ND-C1D-CHC-C4C
82	fE	203	PEB	ND-C1D-CHC-C4C
82	aF	201	PEB	ND-C1D-CHC-C4C
82	cF	203	PEB	C2C-CAC-CBC-CGC
82	eF	201	PEB	ND-C1D-CHC-C4C
82	iF	203	PEB	ND-C1D-CHC-C4C
82	kF	203	PEB	ND-C1D-CHC-C4C
82	uF	201	PEB	ND-C1D-CHC-C4C
82	fG	203	PEB	ND-C1D-CHC-C4C
82	fH	203	PEB	ND-C1D-CHC-C4C
82	kH	202	PEB	ND-C1D-CHC-C4C
82	kH	203	PEB	ND-C1D-CHC-C4C
82	lH	202	PEB	ND-C1D-CHC-C4C
82	eH	201	PEB	ND-C1D-CHC-C4C
82	aJ	202	PEB	C2C-CAC-CBC-CGC
82	lJ	202	PEB	ND-C1D-CHC-C4C
82	aK	201	PEB	ND-C1D-CHC-C4C
82	cK	202	PEB	C2A-C3A-CAA-CBA
82	cK	203	PEB	C2C-CAC-CBC-CGC

Continued on next page...

Continued from previous page...

Mol	Chain	Res	Type	Atoms
82	eK	201	PEB	ND-C1D-CHC-C4C
82	iK	203	PEB	ND-C1D-CHC-C4C
82	kK	203	PEB	ND-C1D-CHC-C4C
82	tK	203	PEB	ND-C1D-CHC-C4C
82	aM	201	PEB	C2C-CAC-CBC-CGC
82	cM	202	PEB	ND-C1D-CHC-C4C
82	eM	202	PEB	ND-C1D-CHC-C4C
82	hM	203	PEB	ND-C1D-CHC-C4C
82	jM	202	PEB	ND-C1D-CHC-C4C
82	jO	201	PEB	ND-C1D-CHC-C4C
82	aO	202	PEB	C2A-C3A-CAA-CBA
82	hO	201	PEB	ND-C1D-CHC-C4C
82	Z9	301	PEB	ND-C1D-CHC-C4C
82	Z9	304	PEB	C2A-C3A-CAA-CBA
82	M9	302	PEB	ND-C1D-CHC-C4C
82	M9	305	PEB	C2A-C3A-CAA-CBA
83	YA	302	PUB	C3B-CAB-CBB-CGB
83	ND	201	PUB	C3C-C4C-CHC-C1D
83	AE	303	PUB	C3B-CAB-CBB-CGB
83	AG	303	PUB	C3B-CAB-CBB-CGB
83	AO	302	PUB	NA-C4A-CHA-C1B
83	NQ	201	PUB	C3C-C4C-CHC-C1D
83	A4	302	PUB	NA-C4A-CHA-C1B
83	M5	303	PUB	NA-C4A-CHA-C1B
83	Z5	303	PUB	NA-C4A-CHA-C1B
83	Y7	302	PUB	C3B-CAB-CBB-CGB
83	xF	306	PUB	C3C-C4C-CHC-C1D
83	xK	306	PUB	C3C-C4C-CHC-C1D
84	EH	1001	CYC	C2C-C3C-CAC-CBC
84	JH	1003	CYC	C3D-CAD-CBD-CGD
84	M1	201	CYC	C3D-CAD-CBD-CGD
84	E1	1001	CYC	C2C-C3C-CAC-CBC
87	BL	602	CLA	C12-C13-C15-C16
87	CL	503	CLA	C2-C3-C5-C6
87	CL	503	CLA	C12-C13-C15-C16
87	AN	801	CLA	C3A-C2A-CAA-CBA
87	AN	813	CLA	C11-C10-C8-C7
87	AN	821	CLA	C6-C7-C8-C10
87	AN	851	CLA	C11-C10-C8-C7
87	BN	835	CLA	C11-C12-C13-C15
87	42	604	CLA	C3A-C2A-CAA-CBA
87	62	309	CLA	C3A-C2A-CAA-CBA

Continued on next page...

Continued from previous page...

Mol	Chain	Res	Type	Atoms
87	82	302	CLA	C12-C13-C15-C16
87	A2	802	CLA	C3A-C2A-CAA-CBA
87	A2	813	CLA	C11-C10-C8-C7
87	A2	821	CLA	C6-C7-C8-C10
87	A2	851	CLA	C11-C10-C8-C7
87	B2	835	CLA	C11-C12-C13-C15
87	B6	603	CLA	C11-C12-C13-C15
87	B6	604	CLA	C6-C7-C8-C10
87	B6	610	CLA	C6-C7-C8-C10
87	C6	509	CLA	C11-C12-C13-C15
87	C6	510	CLA	C6-C7-C8-C10
87	C6	515	CLA	C11-C10-C8-C7
87	C6	518	CLA	C11-C10-C8-C7
87	C6	520	CLA	C11-C10-C8-C7
87	D6	403	CLA	C11-C10-C8-C7
87	H6	103	CLA	C6-C7-C8-C10
87	a6	608	CLA	C6-C7-C8-C10
87	b6	604	CLA	C6-C7-C8-C10
87	b6	612	CLA	C6-C7-C8-C10
87	b6	618	CLA	C12-C13-C15-C16
87	c6	610	CLA	C11-C10-C8-C7
87	c6	612	CLA	C11-C12-C13-C15
87	d6	403	CLA	C11-C12-C13-C15
87	bL	608	CLA	C12-C13-C15-C16
87	cL	513	CLA	C12-C13-C15-C16
87	dL	402	CLA	C11-C10-C8-C7
87	4N	604	CLA	C3A-C2A-CAA-CBA
87	6N	608	CLA	C3A-C2A-CAA-CBA
87	8N	303	CLA	C12-C13-C15-C16
88	c6	619	LHG	O6-C4-C5-O7
88	m6	102	LHG	O6-C4-C5-O7
88	mL	102	LHG	O6-C4-C5-O7
91	AL	410	PHO	C11-C10-C8-C7
91	A6	407	PHO	C11-C10-C8-C7
87	B2	810	CLA	C8-C10-C11-C12
87	BL	603	CLA	C3-C5-C6-C7
87	c6	612	CLA	O1A-CGA-O2A-C1
88	d6	407	LHG	C24-C25-C26-C27
103	82	309	ZEX	C9-C10-C11-C12
103	8N	309	ZEX	C9-C10-C11-C12
84	I1	1001	CYC	C2B-C3B-CAB-CBB
87	BN	834	CLA	C13-C15-C16-C17

Continued on next page...

Continued from previous page...

Mol	Chain	Res	Type	Atoms
87	B2	834	CLA	C13-C15-C16-C17
87	c6	609	CLA	C8-C10-C11-C12
87	bL	605	CLA	C13-C15-C16-C17
92	bL	609	LMG	C28-C29-C30-C31
88	i6	101	LHG	C11-C12-C13-C14
95	L6	102	DGD	C3A-C4A-C5A-C6A
88	a6	610	LHG	O10-C23-O8-C6
88	i6	101	LHG	O2-C2-C3-O3
87	BL	602	CLA	C8-C10-C11-C12
82	lK	201	PEB	C2B-C3B-CAB-CBB
82	pK	202	PEB	C2B-C3B-CAB-CBB
82	hM	202	PEB	C2B-C3B-CAB-CBB
84	BE	1001	CYC	C3A-C2A-CAA-CBA
84	BG	1001	CYC	C3A-C2A-CAA-CBA
87	B2	804	CLA	C2A-CAA-CBA-CGA
87	CL	513	CLA	C11-C12-C13-C15
87	bL	622	CLA	C16-C17-C18-C20
88	DL	407	LHG	C12-C13-C14-C15
87	BN	817	CLA	CAA-CBA-CGA-O2A
82	LE	1002	PEB	C3C-C2C-CAC-CBC
82	VE	201	PEB	C3C-C2C-CAC-CBC
82	VF	202	PEB	C1C-C2C-CAC-CBC
82	LG	1002	PEB	C3C-C2C-CAC-CBC
82	VG	201	PEB	C3C-C2C-CAC-CBC
82	OJ	202	PEB	C3C-C2C-CAC-CBC
82	VK	202	PEB	C1C-C2C-CAC-CBC
82	WM	202	PEB	C1C-C2C-CAC-CBC
82	DO	1002	PEB	C3C-C2C-CAC-CBC
82	D4	1002	PEB	C3C-C2C-CAC-CBC
82	y8	201	PEB	C3C-C2C-CAC-CBC
82	O9	202	PEB	C1C-C2C-CAC-CBC
82	O9	202	PEB	C3C-C2C-CAC-CBC
82	dE	201	PEB	C1C-C2C-CAC-CBC
82	dE	201	PEB	C3C-C2C-CAC-CBC
82	dG	201	PEB	C1C-C2C-CAC-CBC
82	dG	201	PEB	C3C-C2C-CAC-CBC
82	aM	203	PEB	C1C-C2C-CAC-CBC
82	aM	203	PEB	C3C-C2C-CAC-CBC
82	jM	202	PEB	C1C-C2C-CAC-CBC
82	jM	202	PEB	C3C-C2C-CAC-CBC
83	AD	302	PUB	C2B-C3B-CAB-CBB
83	AQ	302	PUB	C2B-C3B-CAB-CBB

Continued on next page...

Continued from previous page...

Mol	Chain	Res	Type	Atoms
92	CL	519	LMG	C21-C22-C23-C24
92	A6	408	LMG	C40-C41-C42-C43
95	D6	410	DGD	O1A-C1A-O1G-C1G
88	aL	607	LHG	O7-C5-C6-O8
92	JL	102	LMG	O7-C8-C9-O8
92	j6	102	LMG	O1-C7-C8-O7
92	yL	101	LMG	O7-C8-C9-O8
95	BL	607	DGD	O1G-C1G-C2G-O2G
95	C6	502	DGD	O2G-C2G-C3G-O3G
95	c6	601	DGD	O2G-C2G-C3G-O3G
92	DL	402	LMG	C15-C16-C17-C18
92	dL	407	LMG	C18-C19-C20-C21
87	bL	617	CLA	C8-C10-C11-C12
92	dL	407	LMG	C15-C16-C17-C18
95	L6	102	DGD	C5D-C6D-O5D-C1E
87	B2	816	CLA	CAA-CBA-CGA-O2A
87	c6	611	CLA	C16-C17-C18-C19
87	CL	508	CLA	C15-C16-C17-C18
87	42	602	CLA	C13-C15-C16-C17
87	b6	612	CLA	C8-C10-C11-C12
87	4N	602	CLA	C13-C15-C16-C17
87	cL	505	CLA	C3-C5-C6-C7
87	BN	811	CLA	O1A-CGA-O2A-C1
87	LN	203	CLA	O1A-CGA-O2A-C1
87	B2	810	CLA	O1A-CGA-O2A-C1
87	L2	203	CLA	O1A-CGA-O2A-C1
87	B6	613	CLA	O1A-CGA-O2A-C1
92	B6	622	LMG	O10-C28-O8-C9
87	c6	612	CLA	C8-C10-C11-C12
87	HL	101	CLA	CBA-CGA-O2A-C1
87	BN	811	CLA	CBA-CGA-O2A-C1
87	BN	827	CLA	CBA-CGA-O2A-C1
87	B2	810	CLA	CBA-CGA-O2A-C1
87	B2	827	CLA	CBA-CGA-O2A-C1
87	bL	618	CLA	CBA-CGA-O2A-C1
95	B6	620	DGD	C7A-C8A-C9A-CAA
87	B6	615	CLA	C2-C3-C5-C6
87	BN	811	CLA	CAA-CBA-CGA-O2A
87	B2	810	CLA	CAA-CBA-CGA-O2A
87	BN	825	CLA	C13-C15-C16-C17
87	B2	824	CLA	C13-C15-C16-C17
87	BL	602	CLA	C14-C13-C15-C16

Continued on next page...

Continued from previous page...

Mol	Chain	Res	Type	Atoms
87	BL	603	CLA	C11-C10-C8-C9
87	BL	609	CLA	C6-C7-C8-C9
87	DL	404	CLA	C11-C10-C8-C9
87	HL	101	CLA	C14-C13-C15-C16
87	AN	808	CLA	C11-C12-C13-C14
87	AN	810	CLA	C11-C12-C13-C14
87	AN	815	CLA	C6-C7-C8-C9
87	AN	823	CLA	C6-C7-C8-C9
87	AN	851	CLA	C11-C10-C8-C9
87	BN	809	CLA	C11-C10-C8-C9
87	BN	811	CLA	C11-C12-C13-C14
87	BN	824	CLA	C14-C13-C15-C16
87	BN	834	CLA	C11-C10-C8-C9
87	LN	203	CLA	C11-C10-C8-C9
87	62	303	CLA	C6-C7-C8-C9
87	62	303	CLA	C11-C12-C13-C14
87	72	602	CLA	C14-C13-C15-C16
87	A2	808	CLA	C11-C12-C13-C14
87	A2	810	CLA	C11-C12-C13-C14
87	A2	815	CLA	C6-C7-C8-C9
87	A2	823	CLA	C6-C7-C8-C9
87	A2	851	CLA	C11-C10-C8-C9
87	B2	808	CLA	C11-C10-C8-C9
87	B2	810	CLA	C6-C7-C8-C9
87	B2	810	CLA	C11-C12-C13-C14
87	B2	823	CLA	C14-C13-C15-C16
87	B2	834	CLA	C11-C10-C8-C9
87	L2	203	CLA	C11-C10-C8-C9
87	B6	615	CLA	C14-C13-C15-C16
87	C6	509	CLA	C14-C13-C15-C16
87	C6	513	CLA	C14-C13-C15-C16
87	C6	516	CLA	C11-C10-C8-C9
87	C6	517	CLA	C6-C7-C8-C9
87	H6	103	CLA	C11-C12-C13-C14
87	K6	101	CLA	C14-C13-C15-C16
87	a6	607	CLA	C6-C7-C8-C9
87	b6	609	CLA	C6-C7-C8-C9
87	b6	615	CLA	C6-C7-C8-C9
87	b6	615	CLA	C11-C12-C13-C14
87	c6	616	CLA	C14-C13-C15-C16
87	bL	607	CLA	C11-C12-C13-C14
87	bL	616	CLA	C14-C13-C15-C16

Continued on next page...

Continued from previous page...

Mol	Chain	Res	Type	Atoms
87	cL	505	CLA	C14-C13-C15-C16
87	6N	602	CLA	C6-C7-C8-C9
87	6N	602	CLA	C11-C12-C13-C14
87	7N	602	CLA	C14-C13-C15-C16
91	aL	610	PHO	C11-C10-C8-C9
87	bL	617	CLA	O1A-CGA-O2A-C1
92	CL	519	LMG	O10-C28-O8-C9
95	B2	844	DGD	CEA-CFA-CGA-CHA
87	b6	609	CLA	C16-C17-C18-C19
92	d6	409	LMG	C39-C40-C41-C42
95	BN	844	DGD	CEA-CFA-CGA-CHA
95	AL	416	DGD	O6E-C1E-O5D-C6D
82	pF	202	PEB	C2B-C3B-CAB-CBB
82	VA	202	PEB	C3B-CAB-CBB-CGB
82	EJ	201	PEB	C3B-CAB-CBB-CGB
82	B5	201	PEB	C3B-CAB-CBB-CGB
82	V7	202	PEB	C3B-CAB-CBB-CGB
82	W9	202	PEB	C3B-CAB-CBB-CGB
82	uC	201	PEB	C3B-CAB-CBB-CGB
82	iF	202	PEB	C3B-CAB-CBB-CGB
82	vF	201	PEB	C3B-CAB-CBB-CGB
82	iK	202	PEB	C3B-CAB-CBB-CGB
82	vK	201	PEB	C3B-CAB-CBB-CGB
82	dM	201	PEB	C3B-CAB-CBB-CGB
87	22	609	CLA	O1A-CGA-O2A-C1
87	2N	309	CLA	O1A-CGA-O2A-C1
95	B6	620	DGD	O1A-C1A-O1G-C1G
84	D1	1001	CYC	C2B-C3B-CAB-CBB
85	BL	617	BCR	C18-C19-C20-C21
85	FL	101	BCR	C18-C19-C20-C21
85	KL	100	BCR	C10-C11-C12-C13
85	KL	100	BCR	C18-C19-C20-C21
85	AN	848	BCR	C18-C19-C20-C21
85	BN	803	BCR	C18-C19-C20-C21
85	BN	838	BCR	C10-C11-C12-C13
85	BN	842	BCR	C10-C11-C12-C13
85	KN	101	BCR	C10-C11-C12-C13
85	LN	205	BCR	C10-C11-C12-C13
85	A2	848	BCR	C18-C19-C20-C21
85	B2	802	BCR	C18-C19-C20-C21
85	B2	838	BCR	C10-C11-C12-C13
85	B2	842	BCR	C10-C11-C12-C13

Continued on next page...

Continued from previous page...

Mol	Chain	Res	Type	Atoms
85	K2	102	BCR	C10-C11-C12-C13
85	L2	205	BCR	C10-C11-C12-C13
85	C6	508	BCR	C18-C19-C20-C21
85	K6	102	BCR	C10-C11-C12-C13
85	K6	102	BCR	C18-C19-C20-C21
85	b6	602	BCR	C18-C19-C20-C21
85	c6	617	BCR	C10-C11-C12-C13
85	c6	617	BCR	C18-C19-C20-C21
85	k6	102	BCR	C10-C11-C12-C13
85	k6	102	BCR	C18-C19-C20-C21
85	bL	602	BCR	C18-C19-C20-C21
85	fL	101	BCR	C18-C19-C20-C21
85	kL	100	BCR	C10-C11-C12-C13
85	kL	100	BCR	C18-C19-C20-C21
88	AL	406	LHG	C11-C12-C13-C14
88	a6	610	LHG	C31-C32-C33-C34
92	b6	623	LMG	C13-C14-C15-C16
92	dL	407	LMG	C16-C17-C18-C19
95	C6	503	DGD	C2B-C3B-C4B-C5B
85	AN	846	BCR	C7-C8-C9-C34
85	A2	846	BCR	C7-C8-C9-C34
85	bL	603	BCR	C37-C22-C23-C24
87	A2	834	CLA	C13-C15-C16-C17
87	K2	101	CLA	C10-C11-C12-C13
98	AN	842	PQN	C15-C16-C17-C18
98	A2	842	PQN	C15-C16-C17-C18
88	D6	401	LHG	C12-C13-C14-C15
88	d6	402	LHG	C32-C33-C34-C35
95	b6	621	DGD	C4D-C5D-C6D-O5D
84	ME	1001	CYC	C2B-C3B-CAB-CBB
92	aL	611	LMG	C18-C19-C20-C21
92	dL	407	LMG	C19-C20-C21-C22
95	a6	603	DGD	C2A-C3A-C4A-C5A
85	B2	839	BCR	C7-C8-C9-C10
85	a6	605	BCR	C7-C8-C9-C10
87	AN	834	CLA	C13-C15-C16-C17
84	MG	1001	CYC	C2B-C3B-CAB-CBB
87	L2	204	CLA	C4C-C3C-CAC-CBC
88	AL	407	LHG	C34-C35-C36-C37
84	DH	1001	CYC	C2B-C3B-CAB-CBB
87	LN	204	CLA	C4C-C3C-CAC-CBC
87	cL	505	CLA	C8-C10-C11-C12

Continued on next page...

Continued from previous page...

Mol	Chain	Res	Type	Atoms
92	D6	407	LMG	C4-C5-C6-O5
88	m6	102	LHG	C11-C12-C13-C14
87	BN	801	CLA	C4-C3-C5-C6
87	A2	835	CLA	C4-C3-C5-C6
87	B2	825	CLA	C4-C3-C5-C6
88	mL	102	LHG	O8-C23-C24-C25
92	yL	101	LMG	C38-C39-C40-C41
92	k6	101	LMG	O10-C28-O8-C9
87	CL	515	CLA	C15-C16-C17-C18
88	AL	406	LHG	C7-C8-C9-C10
88	m6	102	LHG	C7-C8-C9-C10
87	BL	619	CLA	C16-C17-C18-C19
87	C6	509	CLA	C16-C17-C18-C19
87	c6	608	CLA	C16-C17-C18-C19
88	d6	407	LHG	C31-C32-C33-C34
92	AL	411	LMG	C12-C13-C14-C15
92	bL	623	LMG	C31-C32-C33-C34
87	DL	406	CLA	C8-C10-C11-C12
87	KN	105	CLA	C1-C2-C3-C4
87	K2	106	CLA	C1-C2-C3-C4
88	i6	101	LHG	C28-C29-C30-C31
87	22	605	CLA	C3-C5-C6-C7
87	2N	301	CLA	C3-C5-C6-C7
84	J4	1001	CYC	C2B-C3B-CAB-CBB
92	CL	519	LMG	C9-C8-O7-C10
92	DL	402	LMG	C9-C8-O7-C10
92	b6	623	LMG	C7-C8-O7-C10
92	k6	101	LMG	C9-C8-O7-C10
92	dL	407	LMG	C9-C8-O7-C10
87	CL	512	CLA	C2A-CAA-CBA-CGA
87	BN	834	CLA	C2A-CAA-CBA-CGA
87	12	607	CLA	C2A-CAA-CBA-CGA
87	12	610	CLA	C2A-CAA-CBA-CGA
87	B2	834	CLA	C2A-CAA-CBA-CGA
87	c6	613	CLA	C2A-CAA-CBA-CGA
87	1N	607	CLA	C2A-CAA-CBA-CGA
87	1N	610	CLA	C2A-CAA-CBA-CGA
87	AL	404	CLA	C2-C1-O2A-CGA
87	CL	508	CLA	C2-C1-O2A-CGA
87	HL	102	CLA	C2-C1-O2A-CGA
87	BN	806	CLA	C2-C1-O2A-CGA
87	LN	202	CLA	C2-C1-O2A-CGA

Continued on next page...

Continued from previous page...

Mol	Chain	Res	Type	Atoms
87	L2	202	CLA	C2-C1-O2A-CGA
87	B6	609	CLA	C2-C1-O2A-CGA
87	c6	607	CLA	C2-C1-O2A-CGA
87	cL	510	CLA	C2-C1-O2A-CGA
91	AL	410	PHO	C2-C1-O2A-CGA
87	b6	605	CLA	C4C-C3C-CAC-CBC
95	h6	101	DGD	CBB-CCB-CDB-CEB
87	AN	849	CLA	O1A-CGA-O2A-C1
87	b6	618	CLA	O1A-CGA-O2A-C1
87	bL	618	CLA	O1A-CGA-O2A-C1
87	c6	612	CLA	C3-C5-C6-C7
94	D6	408	PL9	C2-C3-C7-C8
92	bL	610	LMG	C13-C14-C15-C16
82	GB	203	PEB	C4D-C3D-CAD-CBD
82	HD	201	PEB	C4D-C3D-CAD-CBD
82	JD	201	PEB	C4D-C3D-CAD-CBD
82	XD	202	PEB	C4D-C3D-CAD-CBD
82	YD	201	PEB	C4D-C3D-CAD-CBD
82	KJ	202	PEB	C4D-C3D-CAD-CBD
82	HQ	201	PEB	C4D-C3D-CAD-CBD
82	JQ	201	PEB	C4D-C3D-CAD-CBD
82	XQ	202	PEB	C4D-C3D-CAD-CBD
82	YQ	201	PEB	C4D-C3D-CAD-CBD
82	O5	203	PEB	C4D-C3D-CAD-CBD
82	aJ	201	PEB	C4D-C3D-CAD-CBD
88	ML	102	LHG	C2-C3-O3-P
87	C6	513	CLA	C2C-C3C-CAC-CBC
87	AN	849	CLA	CBA-CGA-O2A-C1
87	A2	849	CLA	CBA-CGA-O2A-C1
87	HL	101	CLA	O1A-CGA-O2A-C1
87	A2	849	CLA	O1A-CGA-O2A-C1
88	dL	405	LHG	O10-C23-O8-C6
95	AL	414	DGD	C2B-C3B-C4B-C5B
87	AN	808	CLA	C16-C17-C18-C19
87	A2	808	CLA	C16-C17-C18-C19
87	CL	504	CLA	C13-C15-C16-C17
87	AN	835	CLA	C4-C3-C5-C6
95	B2	844	DGD	C6B-C7B-C8B-C9B
87	B6	609	CLA	O1D-CGD-O2D-CED
85	FN	202	BCR	C23-C24-C25-C30
85	KN	101	BCR	C5-C6-C7-C8
85	F2	203	BCR	C23-C24-C25-C30

Continued on next page...

Continued from previous page...

Mol	Chain	Res	Type	Atoms
85	K2	102	BCR	C5-C6-C7-C8
85	F6	101	BCR	C1-C6-C7-C8
85	a6	605	BCR	C23-C24-C25-C26
85	a6	605	BCR	C23-C24-C25-C30
85	d6	405	BCR	C1-C6-C7-C8
85	d6	405	BCR	C23-C24-C25-C30
85	aL	604	BCR	C1-C6-C7-C8
85	aL	604	BCR	C5-C6-C7-C8
87	C6	514	CLA	C3-C5-C6-C7
87	AN	829	CLA	C2-C3-C5-C6
87	A2	829	CLA	C2-C3-C5-C6
88	B6	617	LHG	C9-C10-C11-C12
95	BN	844	DGD	C6B-C7B-C8B-C9B
84	JO	1001	CYC	C2B-C3B-CAB-CBB
92	bL	624	LMG	C28-C29-C30-C31
87	b6	618	CLA	CBA-CGA-O2A-C1
87	BN	807	CLA	CAA-CBA-CGA-O2A
87	B2	806	CLA	CAA-CBA-CGA-O2A
95	hL	101	DGD	C4B-C5B-C6B-C7B
87	AN	839	CLA	C13-C15-C16-C17
87	BN	827	CLA	O1A-CGA-O2A-C1
82	PM	201	PEB	C3B-CAB-CBB-CGB
82	H5	201	PEB	C3B-CAB-CBB-CGB
82	r8	201	PEB	C3B-CAB-CBB-CGB
82	rC	201	PEB	C3B-CAB-CBB-CGB
82	rF	201	PEB	C3B-CAB-CBB-CGB
100	J2	104	3XQ	O20-C21-C22-O23
87	A6	402	CLA	C16-C17-C18-C20
87	c6	612	CLA	C16-C17-C18-C20
87	d6	406	CLA	C16-C17-C18-C20
82	DA	201	PEB	C2C-CAC-CBC-CGC
82	SB	202	PEB	C2C-CAC-CBC-CGC
82	UE	203	PEB	C2C-CAC-CBC-CGC
82	FI	201	PEB	C2C-CAC-CBC-CGC
82	YM	202	PEB	C2C-CAC-CBC-CGC
82	D7	201	PEB	C2C-CAC-CBC-CGC
82	J9	201	PEB	C2C-CAC-CBC-CGC
82	1C	202	PEB	C2C-CAC-CBC-CGC
82	oF	202	PEB	C2C-CAC-CBC-CGC
82	lG	202	PEB	C2C-CAC-CBC-CGC
82	gJ	202	PEB	C2C-CAC-CBC-CGC
82	oK	202	PEB	C2C-CAC-CBC-CGC

Continued on next page...

Continued from previous page...

Mol	Chain	Res	Type	Atoms
84	DH	1001	CYC	C3D-CAD-CBD-CGD
84	D1	1001	CYC	C3D-CAD-CBD-CGD
95	L6	102	DGD	C2B-C1B-O2G-C2G
95	C6	521	DGD	C4A-C5A-C6A-C7A
87	DL	406	CLA	C10-C11-C12-C13
87	BN	806	CLA	C15-C16-C17-C18
87	A2	839	CLA	C13-C15-C16-C17
87	B2	805	CLA	C15-C16-C17-C18
87	82	302	CLA	C2A-CAA-CBA-CGA
87	D6	403	CLA	C2A-CAA-CBA-CGA
87	8N	303	CLA	C2A-CAA-CBA-CGA
92	x6	601	LMG	C2-C1-O1-C7
95	C6	521	DGD	C2D-C1D-O3G-C3G
87	B2	827	CLA	O1A-CGA-O2A-C1
92	qL	301	LMG	O7-C8-C9-O8
92	yL	101	LMG	O1-C7-C8-O7
95	h6	101	DGD	CDB-CEB-CFB-CGB
95	lL	101	DGD	C3A-C4A-C5A-C6A
88	AL	406	LHG	C4-O6-P-O3
88	B6	617	LHG	C3-O3-P-O6
88	I6	101	LHG	C4-O6-P-O3
88	m6	102	LHG	C3-O3-P-O6
88	iL	101	LHG	C4-O6-P-O3
88	D6	401	LHG	C23-C24-C25-C26
95	L6	102	DGD	C7A-C8A-C9A-CAA
87	DL	403	CLA	C15-C16-C17-C18
87	A2	808	CLA	C15-C16-C17-C18
88	D6	401	LHG	C24-C25-C26-C27
87	DL	406	CLA	C16-C17-C18-C19
91	AL	410	PHO	CHA-CBD-CGD-O1D
91	AL	410	PHO	CHA-CBD-CGD-O2D
91	DL	405	PHO	CHA-CBD-CGD-O1D
91	a6	613	PHO	CHA-CBD-CGD-O2D
91	aL	610	PHO	CHA-CBD-CGD-O1D
87	c6	605	CLA	C2C-C3C-CAC-CBC
87	AN	808	CLA	C15-C16-C17-C18
87	bL	607	CLA	CBA-CGA-O2A-C1
95	C6	504	DGD	C1G-C2G-C3G-O3G
87	IN	103	CLA	C5-C6-C7-C8
87	I2	103	CLA	C5-C6-C7-C8
87	cL	513	CLA	C15-C16-C17-C18
87	BL	601	CLA	C11-C10-C8-C7

Continued on next page...

Continued from previous page...

Mol	Chain	Res	Type	Atoms
87	CL	507	CLA	C11-C12-C13-C15
87	CL	511	CLA	C12-C13-C15-C16
87	AN	840	CLA	C2-C3-C5-C6
87	BN	831	CLA	C11-C10-C8-C7
87	A2	840	CLA	C2-C3-C5-C6
87	B2	831	CLA	C11-C10-C8-C7
87	B6	615	CLA	C12-C13-C15-C16
87	C6	510	CLA	C11-C12-C13-C15
87	b6	615	CLA	C2-C3-C5-C6
87	c6	609	CLA	C11-C10-C8-C7
87	d6	401	CLA	C11-C12-C13-C15
87	bL	607	CLA	C11-C12-C13-C15
83	BJ	302	PUB	C4D-C3D-CAD-CBD
83	BM	302	PUB	C4D-C3D-CAD-CBD
84	NO	1001	CYC	C4B-C3B-CAB-CBB
92	m6	103	LMG	C17-C18-C19-C20
82	ZF	201	PEB	C2B-C3B-CAB-CBB
82	ZK	201	PEB	C2B-C3B-CAB-CBB
82	S5	201	PEB	C2B-C3B-CAB-CBB
87	AL	403	CLA	C11-C12-C13-C14
87	AN	835	CLA	C11-C12-C13-C14
87	BN	811	CLA	C6-C7-C8-C9
87	BN	832	CLA	C14-C13-C15-C16
87	62	303	CLA	C14-C13-C15-C16
87	A2	835	CLA	C11-C12-C13-C14
87	B2	832	CLA	C14-C13-C15-C16
87	B6	603	CLA	C11-C12-C13-C14
87	B6	610	CLA	C6-C7-C8-C9
87	b6	612	CLA	C6-C7-C8-C9
87	b6	612	CLA	C11-C12-C13-C14
87	c6	611	CLA	C14-C13-C15-C16
87	bL	618	CLA	C11-C10-C8-C9
87	cL	509	CLA	C11-C12-C13-C14
87	6N	602	CLA	C14-C13-C15-C16
91	AL	410	PHO	C11-C10-C8-C9
91	A6	407	PHO	C11-C10-C8-C9
91	aL	610	PHO	C11-C12-C13-C14
85	AN	845	BCR	C13-C14-C15-C16
85	AN	846	BCR	C15-C16-C17-C18
85	JN	102	BCR	C9-C10-C11-C12
85	A2	845	BCR	C13-C14-C15-C16
85	A2	846	BCR	C15-C16-C17-C18

Continued on next page...

Continued from previous page...

Mol	Chain	Res	Type	Atoms
85	J2	102	BCR	C9-C10-C11-C12
85	H6	101	BCR	C9-C10-C11-C12
87	A2	810	CLA	C16-C17-C18-C20
87	H6	103	CLA	C16-C17-C18-C19
87	aL	606	CLA	C2C-C3C-CAC-CBC
95	cL	502	DGD	O1B-C1B-O2G-C2G
88	bL	612	LHG	C7-C8-C9-C10
95	JL	101	DGD	C6A-C7A-C8A-C9A
87	a6	609	CLA	CBA-CGA-O2A-C1
87	BN	835	CLA	C8-C10-C11-C12
87	LN	203	CLA	C10-C11-C12-C13
87	B2	835	CLA	C8-C10-C11-C12
87	L2	203	CLA	C10-C11-C12-C13
87	CL	510	CLA	O1A-CGA-O2A-C1
87	b6	611	CLA	C4C-C3C-CAC-CBC
92	B6	622	LMG	C29-C30-C31-C32
95	J6	101	DGD	CAA-CBA-CCA-CDA
92	D6	409	LMG	C4-C5-C6-O5
92	yL	101	LMG	O10-C28-C29-C30
87	b6	618	CLA	C2A-CAA-CBA-CGA
87	4N	603	CLA	C2A-CAA-CBA-CGA
87	CL	511	CLA	C8-C10-C11-C12
91	AL	410	PHO	C3-C5-C6-C7
82	IB	202	PEB	CAC-CBC-CGC-O1C
82	YF	203	PEB	CAC-CBC-CGC-O1C
82	f1	201	PEB	CAC-CBC-CGC-O1C
82	fH	201	PEB	CAC-CBC-CGC-O1C
88	ML	102	LHG	C13-C14-C15-C16
87	BN	832	CLA	C15-C16-C17-C18
87	CL	513	CLA	C11-C12-C13-C14
87	AN	810	CLA	C16-C17-C18-C20
82	y8	201	PEB	NA-C4A-CHA-C1B
82	yC	201	PEB	NA-C4A-CHA-C1B
88	M6	101	LHG	O1-C1-C2-C3
88	ML	102	LHG	C5-C4-O6-P
88	AN	844	LHG	C2-C3-O3-P
88	A2	844	LHG	C2-C3-O3-P
88	dL	408	LHG	C2-C3-O3-P
88	mL	102	LHG	C2-C3-O3-P
82	AK	202	PEB	CAB-CBB-CGB-O1B
82	YK	203	PEB	CAC-CBC-CGC-O1C
82	BQ	201	PEB	CAB-CBB-CGB-O1B

Continued on next page...

Continued from previous page...

Mol	Chain	Res	Type	Atoms
82	v8	201	PEB	CAC-CBC-CGC-O1C
82	fB	301	PEB	CAB-CBB-CGB-O1B
82	hB	301	PEB	CAB-CBB-CGB-O1B
82	vC	201	PEB	CAC-CBC-CGC-O1C
87	82	304	CLA	CAA-CBA-CGA-O1A
87	8N	305	CLA	CAA-CBA-CGA-O1A
87	B2	832	CLA	C15-C16-C17-C18
85	BN	839	BCR	C7-C8-C9-C10
83	wK	304	PUB	C2D-C3D-CAD-CBD
87	b6	610	CLA	C13-C15-C16-C17
92	CL	519	LMG	C23-C24-C25-C26
87	AN	811	CLA	C4-C3-C5-C6
87	A2	811	CLA	C4-C3-C5-C6
82	RO	202	PEB	C2B-C3B-CAB-CBB
82	R4	202	PEB	C2B-C3B-CAB-CBB
82	oF	203	PEB	C2B-C3B-CAB-CBB
82	oK	203	PEB	C2B-C3B-CAB-CBB
82	XQ	203	PEB	CAB-CBB-CGB-O1B
84	DE	1001	CYC	CAA-CBA-CGA-O1A
95	BL	614	DGD	O1G-C1A-C2A-C3A
87	B6	605	CLA	C2-C3-C5-C6
87	cL	505	CLA	C2-C3-C5-C6
87	C6	513	CLA	C4C-C3C-CAC-CBC
87	BL	609	CLA	C16-C17-C18-C20
87	b6	617	CLA	CBA-CGA-O2A-C1
88	C6	522	LHG	C24-C23-O8-C6
82	HA	203	PEB	C2D-C3D-CAD-CBD
82	XA	202	PEB	C2D-C3D-CAD-CBD
82	O5	203	PEB	C2D-C3D-CAD-CBD
82	H7	203	PEB	C2D-C3D-CAD-CBD
82	X7	202	PEB	C2D-C3D-CAD-CBD
82	aJ	201	PEB	C2D-C3D-CAD-CBD
87	b6	613	CLA	C3-C5-C6-C7
82	BD	203	PEB	C3B-CAB-CBB-CGB
82	SD	201	PEB	C3B-CAB-CBB-CGB
82	NF	201	PEB	C3B-CAB-CBB-CGB
82	NK	201	PEB	C3B-CAB-CBB-CGB
82	OM	201	PEB	C3B-CAB-CBB-CGB
82	BQ	203	PEB	C3B-CAB-CBB-CGB
82	SQ	201	PEB	C3B-CAB-CBB-CGB
82	z8	201	PEB	C3B-CAB-CBB-CGB
82	zC	201	PEB	C3B-CAB-CBB-CGB

Continued on next page...

Continued from previous page...

Mol	Chain	Res	Type	Atoms
82	dE	204	PEB	C3B-CAB-CBB-CGB
82	aF	203	PEB	C3B-CAB-CBB-CGB
82	dG	204	PEB	C3B-CAB-CBB-CGB
82	eG	202	PEB	C3B-CAB-CBB-CGB
82	kJ	201	PEB	C3B-CAB-CBB-CGB
82	aK	203	PEB	C3B-CAB-CBB-CGB
82	rK	201	PEB	C3B-CAB-CBB-CGB
83	YA	302	PUB	C2C-CAC-CBC-CGC
83	Y7	302	PUB	C2C-CAC-CBC-CGC
82	AA	201	PEB	CAC-CBC-CGC-O2C
82	EA	202	PEB	CAB-CBB-CGB-O2B
82	MA	201	PEB	CAC-CBC-CGC-O2C
82	GB	203	PEB	CAC-CBC-CGC-O2C
82	NB	202	PEB	CAB-CBB-CGB-O1B
82	ZB	201	PEB	CAB-CBB-CGB-O2B
82	JD	202	PEB	CAB-CBB-CGB-O2B
82	KD	201	PEB	CAC-CBC-CGC-O2C
82	XD	203	PEB	CAB-CBB-CGB-O1B
82	QE	201	PEB	CAC-CBC-CGC-O2C
82	KF	203	PEB	CAC-CBC-CGC-O2C
82	QG	201	PEB	CAC-CBC-CGC-O2C
82	QG	203	PEB	CAB-CBB-CGB-O2B
82	FH	1002	PEB	CAC-CBC-CGC-O2C
82	VH	202	PEB	CAB-CBB-CGB-O2B
82	AI	203	PEB	CAC-CBC-CGC-O2C
82	WI	201	PEB	CAC-CBC-CGC-O2C
82	AJ	301	PEB	CAB-CBB-CGB-O2B
82	AJ	302	PEB	CAC-CBC-CGC-O2C
82	IJ	203	PEB	CAC-CBC-CGC-O2C
82	WJ	202	PEB	CAC-CBC-CGC-O2C
82	KK	203	PEB	CAC-CBC-CGC-O2C
82	JM	202	PEB	CAC-CBC-CGC-O2C
82	RM	202	PEB	CAC-CBC-CGC-O2C
82	SM	201	PEB	CAC-CBC-CGC-O2C
82	WM	201	PEB	CAC-CBC-CGC-O2C
82	PO	202	PEB	CAB-CBB-CGB-O1B
82	GP	201	PEB	CAB-CBB-CGB-O2B
82	QP	202	PEB	CAB-CBB-CGB-O2B
82	EQ	202	PEB	CAB-CBB-CGB-O2B
82	KQ	201	PEB	CAC-CBC-CGC-O2C
82	F1	1002	PEB	CAC-CBC-CGC-O2C
82	V1	202	PEB	CAC-CBC-CGC-O2C

Continued on next page...

Continued from previous page...

Mol	Chain	Res	Type	Atoms
82	h1	202	PEB	CAC-CBC-CGC-O2C
82	P4	202	PEB	CAB-CBB-CGB-O1B
82	m4	201	PEB	CAC-CBC-CGC-O1C
82	a4	202	PEB	CAB-CBB-CGB-O1B
82	b4	201	PEB	CAB-CBB-CGB-O1B
82	b4	202	PEB	CAC-CBC-CGC-O2C
82	A7	201	PEB	CAC-CBC-CGC-O2C
82	M7	201	PEB	CAC-CBC-CGC-O2C
82	H9	201	PEB	CAC-CBC-CGC-O2C
82	U9	201	PEB	CAC-CBC-CGC-O2C
82	U9	201	PEB	CAB-CBB-CGB-O2B
82	eB	202	PEB	CAB-CBB-CGB-O1B
82	gE	201	PEB	CAC-CBC-CGC-O2C
82	kE	202	PEB	CAB-CBB-CGB-O1B
82	jF	202	PEB	CAB-CBB-CGB-O2B
82	kF	203	PEB	CAC-CBC-CGC-O1C
82	qF	201	PEB	CAC-CBC-CGC-O2C
82	rF	201	PEB	CAB-CBB-CGB-O2B
82	gG	201	PEB	CAC-CBC-CGC-O2C
82	kG	202	PEB	CAB-CBB-CGB-O1B
82	hH	201	PEB	CAC-CBC-CGC-O2C
82	aJ	202	PEB	CAC-CBC-CGC-O2C
82	cJ	202	PEB	CAC-CBC-CGC-O2C
82	eJ	202	PEB	CAC-CBC-CGC-O2C
82	jJ	203	PEB	CAC-CBC-CGC-O2C
82	lJ	203	PEB	CAB-CBB-CGB-O2B
82	jK	202	PEB	CAB-CBB-CGB-O2B
82	kK	203	PEB	CAC-CBC-CGC-O1C
82	qK	201	PEB	CAC-CBC-CGC-O2C
82	rK	201	PEB	CAB-CBB-CGB-O2B
82	vK	202	PEB	CAB-CBB-CGB-O2B
82	fM	201	PEB	CAC-CBC-CGC-O2C
82	mO	201	PEB	CAC-CBC-CGC-O1C
82	aO	202	PEB	CAB-CBB-CGB-O1B
82	aO	203	PEB	CAC-CBC-CGC-O1C
82	bO	202	PEB	CAC-CBC-CGC-O2C
83	AH	304	PUB	CAB-CBB-CGB-O2B
83	BJ	302	PUB	CAB-CBB-CGB-O2B
83	A1	304	PUB	CAB-CBB-CGB-O2B
84	DE	1001	CYC	CAD-CBD-CGD-O1D
84	DG	1001	CYC	CAA-CBA-CGA-O1A
84	DG	1001	CYC	CAD-CBD-CGD-O1D

Continued on next page...

Continued from previous page...

Mol	Chain	Res	Type	Atoms
84	L1	1001	CYC	CAD-CBD-CGD-O1D
84	63	901	CYC	CAD-CBD-CGD-O1D
84	73	1002	CYC	CAD-CBD-CGD-O1D
84	K4	1001	CYC	CAA-CBA-CGA-O2A
82	BB	201	PEB	C2D-C1D-CHC-C4C
82	PB	201	PEB	C2D-C1D-CHC-C4C
82	WB	401	PEB	C2D-C1D-CHC-C4C
82	YB	201	PEB	C2D-C1D-CHC-C4C
82	TD	201	PEB	C2D-C1D-CHC-C4C
82	OE	201	PEB	C2D-C1D-CHC-C4C
82	EF	201	PEB	C2D-C1D-CHC-C4C
82	OG	201	PEB	C2D-C1D-CHC-C4C
82	SG	202	PEB	C2D-C1D-CHC-C4C
82	AH	302	PEB	C2D-C1D-CHC-C4C
82	QH	202	PEB	C2D-C1D-CHC-C4C
82	DI	202	PEB	C2D-C1D-CHC-C4C
82	HI	203	PEB	C2D-C1D-CHC-C4C
82	MI	401	PEB	C2D-C1D-CHC-C4C
82	QI	201	PEB	C2D-C1D-CHC-C4C
82	UI	202	PEB	C2D-C1D-CHC-C4C
82	EK	201	PEB	C2D-C1D-CHC-C4C
82	IM	203	PEB	C2D-C1D-CHC-C4C
82	MM	203	PEB	C2D-C1D-CHC-C4C
82	XM	202	PEB	C2D-C1D-CHC-C4C
82	FP	202	PEB	C2D-C1D-CHC-C4C
82	LP	201	PEB	C2D-C1D-CHC-C4C
82	TQ	201	PEB	C2D-C1D-CHC-C4C
82	Q1	202	PEB	C2D-C1D-CHC-C4C
82	A1	302	PEB	C2D-C1D-CHC-C4C
82	f1	203	PEB	C2D-C1D-CHC-C4C
82	m4	201	PEB	C2D-C1D-CHC-C4C
82	M5	304	PEB	C2D-C1D-CHC-C4C
82	Z5	304	PEB	C2D-C1D-CHC-C4C
82	q8	203	PEB	C2D-C1D-CHC-C4C
82	cB	402	PEB	C2D-C1D-CHC-C4C
82	cB	403	PEB	C2D-C1D-CHC-C4C
82	qC	203	PEB	C2D-C1D-CHC-C4C
82	dE	203	PEB	C2D-C1D-CHC-C4C
82	fE	203	PEB	C2D-C1D-CHC-C4C
82	gF	201	PEB	C2D-C1D-CHC-C4C
82	dG	203	PEB	C2D-C1D-CHC-C4C
82	fG	203	PEB	C2D-C1D-CHC-C4C

Continued on next page...

Continued from previous page...

Mol	Chain	Res	Type	Atoms
82	gK	201	PEB	C2D-C1D-CHC-C4C
82	dM	202	PEB	C2D-C1D-CHC-C4C
82	mO	201	PEB	C2D-C1D-CHC-C4C
83	AE	302	PUB	C3A-C4A-CHA-C1B
83	AG	302	PUB	C3A-C4A-CHA-C1B
83	M5	302	PUB	C3A-C4A-CHA-C1B
83	M5	303	PUB	C3A-C4A-CHA-C1B
83	Z5	302	PUB	C3A-C4A-CHA-C1B
83	Z5	303	PUB	C3A-C4A-CHA-C1B
83	yK	303	PUB	C3A-C4A-CHA-C1B
82	DA	201	PEB	C4B-C3B-CAB-CBB
82	D7	201	PEB	C4B-C3B-CAB-CBB
82	hM	202	PEB	C4B-C3B-CAB-CBB
83	wF	304	PUB	C2D-C3D-CAD-CBD
88	AL	406	LHG	C12-C13-C14-C15
92	C6	501	LMG	C32-C33-C34-C35
87	LN	203	CLA	C13-C15-C16-C17
87	L2	203	CLA	C13-C15-C16-C17
87	b6	617	CLA	C13-C15-C16-C17
95	CL	523	DGD	O6D-C5D-C6D-O5D
95	cL	520	DGD	O6D-C5D-C6D-O5D
87	a6	609	CLA	O1A-CGA-O2A-C1
87	bL	607	CLA	O1A-CGA-O2A-C1
87	BL	621	CLA	CBA-CGA-O2A-C1
92	m6	101	LMG	C10-C11-C12-C13
95	BN	844	DGD	C5B-C6B-C7B-C8B
95	B2	844	DGD	C5B-C6B-C7B-C8B
87	BL	605	CLA	C2A-CAA-CBA-CGA
87	42	603	CLA	C2A-CAA-CBA-CGA
87	52	602	CLA	C2A-CAA-CBA-CGA
87	5N	602	CLA	C2A-CAA-CBA-CGA
82	BA	202	PEB	CAB-CBB-CGB-O2B
82	HA	203	PEB	CAB-CBB-CGB-O2B
82	OA	202	PEB	CAC-CBC-CGC-O1C
82	KB	304	PEB	CAC-CBC-CGC-O1C
82	KB	304	PEB	CAB-CBB-CGB-O1B
82	QB	204	PEB	CAB-CBB-CGB-O2B
82	YB	202	PEB	CAB-CBB-CGB-O1B
82	ZB	203	PEB	CAC-CBC-CGC-O2C
82	BD	201	PEB	CAB-CBB-CGB-O1B
82	ED	202	PEB	CAB-CBB-CGB-O2B
82	PD	202	PEB	CAB-CBB-CGB-O2B

Continued on next page...

Continued from previous page...

Mol	Chain	Res	Type	Atoms
82	RD	203	PEB	CAC-CBC-CGC-O2C
82	TD	203	PEB	CAB-CBB-CGB-O2B
82	WD	202	PEB	CAC-CBC-CGC-O1C
82	QE	203	PEB	CAB-CBB-CGB-O2B
82	AF	202	PEB	CAB-CBB-CGB-O1B
82	CF	203	PEB	CAB-CBB-CGB-O2B
82	JF	202	PEB	CAB-CBB-CGB-O2B
82	SF	202	PEB	CAC-CBC-CGC-O2C
82	AH	302	PEB	CAB-CBB-CGB-O2B
82	SH	203	PEB	CAC-CBC-CGC-O2C
82	ZH	203	PEB	CAC-CBC-CGC-O2C
82	YJ	203	PEB	CAB-CBB-CGB-O2B
82	JK	202	PEB	CAB-CBB-CGB-O2B
82	EM	201	PEB	CAC-CBC-CGC-O2C
82	MM	202	PEB	CAC-CBC-CGC-O2C
82	MM	203	PEB	CAB-CBB-CGB-O2B
82	VM	202	PEB	CAC-CBC-CGC-O2C
82	AO	305	PEB	CAB-CBB-CGB-O2B
82	PO	202	PEB	CAC-CBC-CGC-O1C
82	AP	203	PEB	CAC-CBC-CGC-O1C
82	JQ	202	PEB	CAB-CBB-CGB-O2B
82	PQ	202	PEB	CAB-CBB-CGB-O2B
82	TQ	203	PEB	CAB-CBB-CGB-O2B
82	WQ	202	PEB	CAC-CBC-CGC-O1C
82	A1	302	PEB	CAB-CBB-CGB-O2B
82	V1	203	PEB	CAB-CBB-CGB-O2B
82	Z1	203	PEB	CAC-CBC-CGC-O2C
82	c1	201	PEB	CAC-CBC-CGC-O2C
82	O4	201	PEB	CAB-CBB-CGB-O1B
82	P4	202	PEB	CAC-CBC-CGC-O1C
82	l4	202	PEB	CAC-CBC-CGC-O2C
82	a4	203	PEB	CAC-CBC-CGC-O1C
82	S5	203	PEB	CAB-CBB-CGB-O2B
82	B7	202	PEB	CAB-CBB-CGB-O2B
82	E7	202	PEB	CAB-CBB-CGB-O2B
82	H7	203	PEB	CAB-CBB-CGB-O2B
82	O7	202	PEB	CAC-CBC-CGC-O1C
82	vC	201	PEB	CAB-CBB-CGB-O2B
82	vF	202	PEB	CAB-CBB-CGB-O2B
82	gH	201	PEB	CAB-CBB-CGB-O1B
82	kJ	202	PEB	CAC-CBC-CGC-O1C
82	lO	202	PEB	CAC-CBC-CGC-O2C

Continued on next page...

Continued from previous page...

Mol	Chain	Res	Type	Atoms
82	bO	201	PEB	CAB-CBB-CGB-O1B
84	LH	1002	CYC	CAD-CBD-CGD-O1D
84	KO	1001	CYC	CAA-CBA-CGA-O2A
84	NO	1001	CYC	CAD-CBD-CGD-O1D
84	N4	1001	CYC	CAD-CBD-CGD-O1D
85	CL	501	BCR	C9-C10-C11-C12
85	AN	848	BCR	C19-C20-C21-C22
85	A2	848	BCR	C19-C20-C21-C22
85	cL	503	BCR	C19-C20-C21-C22
95	L6	102	DGD	O1B-C1B-O2G-C2G
87	b6	617	CLA	C3-C5-C6-C7
94	AL	413	PL9	C44-C46-C47-C48
94	a6	601	PL9	C24-C26-C27-C28
88	BL	615	LHG	C18-C19-C20-C21
88	D6	401	LHG	C11-C12-C13-C14
87	AN	851	CLA	C13-C15-C16-C17
87	dL	401	CLA	C13-C15-C16-C17
88	BL	610	LHG	C25-C26-C27-C28
92	dL	407	LMG	C13-C14-C15-C16
92	dL	407	LMG	C17-C18-C19-C20
82	OA	201	PEB	CAC-CBC-CGC-O2C
82	TA	201	PEB	CAC-CBC-CGC-O1C
82	UA	201	PEB	CAC-CBC-CGC-O2C
82	DB	203	PEB	CAC-CBC-CGC-O2C
82	XB	202	PEB	CAB-CBB-CGB-O2B
82	BD	202	PEB	CAB-CBB-CGB-O2B
82	DD	203	PEB	CAB-CBB-CGB-O1B
82	PD	202	PEB	CAC-CBC-CGC-O2C
82	YD	201	PEB	CAC-CBC-CGC-O2C
82	DE	1002	PEB	CAC-CBC-CGC-O1C
82	CF	202	PEB	CAC-CBC-CGC-O2C
82	SG	201	PEB	CAB-CBB-CGB-O2B
82	OH	201	PEB	CAC-CBC-CGC-O2C
82	IJ	202	PEB	CAC-CBC-CGC-O2C
82	CK	203	PEB	CAB-CBB-CGB-O2B
82	CM	201	PEB	CAC-CBC-CGC-O2C
82	MM	201	PEB	CAC-CBC-CGC-O2C
82	UM	202	PEB	CAC-CBC-CGC-O2C
82	OO	201	PEB	CAB-CBB-CGB-O1B
82	DP	202	PEB	CAB-CBB-CGB-O2B
82	EP	203	PEB	CAC-CBC-CGC-O1C
82	KP	202	PEB	CAC-CBC-CGC-O2C

Continued on next page...

Continued from previous page...

Mol	Chain	Res	Type	Atoms
82	YP	502	PEB	CAB-CBB-CGB-O1B
82	BQ	202	PEB	CAB-CBB-CGB-O2B
82	DQ	203	PEB	CAB-CBB-CGB-O1B
82	RQ	203	PEB	CAC-CBC-CGC-O2C
82	UQ	201	PEB	CAC-CBC-CGC-O2C
82	YQ	201	PEB	CAC-CBC-CGC-O2C
82	g1	201	PEB	CAB-CBB-CGB-O1B
82	c1	202	PEB	CAC-CBC-CGC-O2C
82	e4	201	PEB	CAC-CBC-CGC-O2C
82	Q5	203	PEB	CAB-CBB-CGB-O2B
82	Y5	203	PEB	CAB-CBB-CGB-O2B
82	T7	201	PEB	CAC-CBC-CGC-O1C
82	v8	201	PEB	CAB-CBB-CGB-O2B
82	cF	202	PEB	CAC-CBC-CGC-O2C
82	oF	203	PEB	CAB-CBB-CGB-O2B
82	zF	501	PEB	CAC-CBC-CGC-O2C
82	eG	201	PEB	CAB-CBB-CGB-O1B
82	lH	201	PEB	CAC-CBC-CGC-O2C
82	cH	202	PEB	CAC-CBC-CGC-O2C
82	iJ	202	PEB	CAC-CBC-CGC-O2C
82	oK	203	PEB	CAB-CBB-CGB-O2B
82	lM	203	PEB	CAC-CBC-CGC-O2C
82	eO	201	PEB	CAC-CBC-CGC-O2C
82	hO	201	PEB	CAC-CBC-CGC-O2C
83	AE	303	PUB	CAC-CBC-CGC-O1C
83	AE	303	PUB	CAB-CBB-CGB-O2B
83	AG	303	PUB	CAC-CBC-CGC-O1C
83	AG	303	PUB	CAB-CBB-CGB-O2B
88	AN	843	LHG	O6-C4-C5-O7
88	A2	843	LHG	O6-C4-C5-O7
88	BL	615	LHG	C10-C11-C12-C13
87	A2	851	CLA	C13-C15-C16-C17
87	BN	813	CLA	C16-C17-C18-C20
87	B2	812	CLA	C16-C17-C18-C20
87	b6	612	CLA	C16-C17-C18-C20
87	BN	817	CLA	C3-C5-C6-C7
87	B2	816	CLA	C3-C5-C6-C7
91	aL	610	PHO	C3-C5-C6-C7
92	CL	519	LMG	C34-C35-C36-C37
87	BN	802	CLA	C4-C3-C5-C6
87	BN	819	CLA	C4-C3-C5-C6
87	B2	801	CLA	C4-C3-C5-C6

Continued on next page...

Continued from previous page...

Mol	Chain	Res	Type	Atoms
87	B2	818	CLA	C4-C3-C5-C6
87	C6	518	CLA	C4-C3-C5-C6
82	JA	202	PEB	CAC-CBC-CGC-O2C
82	QB	203	PEB	CAC-CBC-CGC-O1C
82	RB	202	PEB	CAB-CBB-CGB-O1B
82	BD	202	PEB	CAC-CBC-CGC-O2C
82	OD	201	PEB	CAC-CBC-CGC-O1C
82	UD	201	PEB	CAC-CBC-CGC-O2C
82	YD	202	PEB	CAC-CBC-CGC-O1C
82	YD	202	PEB	CAB-CBB-CGB-O1B
82	QE	202	PEB	CAC-CBC-CGC-O2C
82	RE	202	PEB	CAC-CBC-CGC-O2C
82	SE	201	PEB	CAB-CBB-CGB-O2B
82	EF	202	PEB	CAB-CBB-CGB-O1B
82	MF	202	PEB	CAC-CBC-CGC-O1C
82	DG	1002	PEB	CAC-CBC-CGC-O1C
82	QG	202	PEB	CAC-CBC-CGC-O2C
82	RG	202	PEB	CAC-CBC-CGC-O2C
82	VH	202	PEB	CAB-CBB-CGB-O1B
82	YH	202	PEB	CAB-CBB-CGB-O1B
82	GI	201	PEB	CAC-CBC-CGC-O1C
82	OI	201	PEB	CAC-CBC-CGC-O1C
82	CJ	202	PEB	CAC-CBC-CGC-O2C
82	CK	202	PEB	CAC-CBC-CGC-O2C
82	EK	202	PEB	CAB-CBB-CGB-O1B
82	SK	202	PEB	CAC-CBC-CGC-O2C
82	DM	202	PEB	CAC-CBC-CGC-O2C
82	GM	201	PEB	CAC-CBC-CGC-O1C
82	IM	201	PEB	CAC-CBC-CGC-O2C
82	OM	201	PEB	CAC-CBC-CGC-O1C
82	QM	203	PEB	CAC-CBC-CGC-O2C
82	TM	202	PEB	CAC-CBC-CGC-O2C
82	WO	201	PEB	CAC-CBC-CGC-O2C
82	BP	202	PEB	CAB-CBB-CGB-O2B
82	UP	201	PEB	CAC-CBC-CGC-O2C
82	UP	202	PEB	CAB-CBB-CGB-O1B
82	BQ	202	PEB	CAC-CBC-CGC-O2C
82	DQ	202	PEB	CAC-CBC-CGC-O2C
82	OQ	201	PEB	CAC-CBC-CGC-O1C
82	PQ	202	PEB	CAC-CBC-CGC-O2C
82	YQ	202	PEB	CAC-CBC-CGC-O1C
82	YQ	202	PEB	CAB-CBB-CGB-O1B

Continued on next page...

Continued from previous page...

Mol	Chain	Res	Type	Atoms
82	O1	201	PEB	CAC-CBC-CGC-O2C
82	V1	203	PEB	CAB-CBB-CGB-O1B
82	Y1	202	PEB	CAB-CBB-CGB-O1B
82	l1	201	PEB	CAB-CBB-CGB-O2B
82	A4	304	PEB	CAB-CBB-CGB-O1B
82	j4	201	PEB	CAC-CBC-CGC-O2C
82	m4	201	PEB	CAB-CBB-CGB-O2B
82	c4	201	PEB	CAC-CBC-CGC-O1C
82	h4	201	PEB	CAC-CBC-CGC-O2C
82	H5	203	PEB	CAB-CBB-CGB-O2B
82	L5	203	PEB	CAB-CBB-CGB-O2B
82	U5	203	PEB	CAB-CBB-CGB-O2B
82	K7	202	PEB	CAC-CBC-CGC-O2C
82	O7	201	PEB	CAC-CBC-CGC-O2C
82	U7	201	PEB	CAC-CBC-CGC-O2C
82	Y7	301	PEB	CAC-CBC-CGC-O2C
82	r8	202	PEB	CAB-CBB-CGB-O2B
82	x8	202	PEB	CAB-CBB-CGB-O2B
82	D9	201	PEB	CAB-CBB-CGB-O1B
82	J9	202	PEB	CAC-CBC-CGC-O2C
82	L9	201	PEB	CAC-CBC-CGC-O1C
82	rC	202	PEB	CAB-CBB-CGB-O2B
82	xC	202	PEB	CAB-CBB-CGB-O2B
82	eE	201	PEB	CAB-CBB-CGB-O1B
82	fE	203	PEB	CAC-CBC-CGC-O1C
82	iE	202	PEB	CAB-CBB-CGB-O1B
82	lF	202	PEB	CAC-CBC-CGC-O2C
82	oF	201	PEB	CAB-CBB-CGB-O1B
82	wF	301	PEB	CAC-CBC-CGC-O2C
82	iG	202	PEB	CAB-CBB-CGB-O1B
82	kH	203	PEB	CAB-CBB-CGB-O2B
82	cH	201	PEB	CAC-CBC-CGC-O2C
82	fJ	201	PEB	CAC-CBC-CGC-O1C
82	fJ	203	PEB	CAC-CBC-CGC-O2C
82	fJ	203	PEB	CAB-CBB-CGB-O1B
82	lJ	202	PEB	CAC-CBC-CGC-O2C
82	mJ	202	PEB	CAC-CBC-CGC-O1C
82	dK	201	PEB	CAC-CBC-CGC-O2C
82	jK	201	PEB	CAC-CBC-CGC-O2C
82	lK	202	PEB	CAC-CBC-CGC-O2C
82	zK	501	PEB	CAC-CBC-CGC-O2C
82	aM	201	PEB	CAC-CBC-CGC-O2C

Continued on next page...

Continued from previous page...

Mol	Chain	Res	Type	Atoms
82	jO	201	PEB	CAC-CBC-CGC-O2C
82	cO	201	PEB	CAC-CBC-CGC-O1C
83	AM	304	PUB	CAC-CBC-CGC-O1C
84	DH	1001	CYC	CAA-CBA-CGA-O1A
84	D1	1001	CYC	CAA-CBA-CGA-O1A
96	FL	102	HEM	CAA-CBA-CGA-O2A
87	C6	518	CLA	C2-C3-C5-C6
94	aL	601	PL9	C12-C11-C9-C8
87	b6	617	CLA	O1A-CGA-O2A-C1
87	c6	608	CLA	O1A-CGA-O2A-C1
95	cL	502	DGD	CDB-CEB-CFB-CGB
87	AN	835	CLA	C8-C10-C11-C12
87	BN	836	CLA	C15-C16-C17-C18
87	A2	835	CLA	C8-C10-C11-C12
87	B2	836	CLA	C15-C16-C17-C18
87	b6	607	CLA	C8-C10-C11-C12
82	GA	202	PEB	CAB-CBB-CGB-O2B
82	NA	203	PEB	CAB-CBB-CGB-O1B
82	SA	202	PEB	CAC-CBC-CGC-O1C
82	UA	202	PEB	CAC-CBC-CGC-O1C
82	YA	301	PEB	CAC-CBC-CGC-O2C
82	QB	201	PEB	CAB-CBB-CGB-O1B
82	QB	201	PEB	CAB-CBB-CGB-O2B
82	UB	303	PEB	CAC-CBC-CGC-O1C
82	ZB	202	PEB	CAB-CBB-CGB-O1B
82	DD	202	PEB	CAC-CBC-CGC-O2C
82	GD	202	PEB	CAC-CBC-CGC-O1C
82	QD	202	PEB	CAB-CBB-CGB-O1B
82	VD	201	PEB	CAB-CBB-CGB-O1B
82	AE	301	PEB	CAB-CBB-CGB-O1B
82	UE	203	PEB	CAC-CBC-CGC-O1C
82	WE	203	PEB	CAC-CBC-CGC-O1C
82	OF	203	PEB	CAC-CBC-CGC-O2C
82	SF	203	PEB	CAB-CBB-CGB-O1B
82	VF	202	PEB	CAB-CBB-CGB-O1B
82	WF	203	PEB	CAB-CBB-CGB-O1B
82	YF	202	PEB	CAB-CBB-CGB-O1B
82	AG	301	PEB	CAB-CBB-CGB-O1B
82	UG	203	PEB	CAC-CBC-CGC-O1C
82	WG	203	PEB	CAC-CBC-CGC-O1C
82	UH	201	PEB	CAC-CBC-CGC-O1C
82	JI	201	PEB	CAC-CBC-CGC-O1C

Continued on next page...

Continued from previous page...

Mol	Chain	Res	Type	Atoms
82	UI	201	PEB	CAC-CBC-CGC-O1C
82	VI	203	PEB	CAC-CBC-CGC-O2C
82	WI	202	PEB	CAC-CBC-CGC-O1C
82	EJ	201	PEB	CAC-CBC-CGC-O2C
82	FJ	202	PEB	CAC-CBC-CGC-O2C
82	GJ	201	PEB	CAC-CBC-CGC-O1C
82	HJ	202	PEB	CAC-CBC-CGC-O1C
82	KJ	202	PEB	CAC-CBC-CGC-O1C
82	QJ	203	PEB	CAC-CBC-CGC-O1C
82	YJ	202	PEB	CAC-CBC-CGC-O2C
82	MK	202	PEB	CAC-CBC-CGC-O1C
82	SK	203	PEB	CAB-CBB-CGB-O1B
82	VK	202	PEB	CAB-CBB-CGB-O1B
82	WK	203	PEB	CAB-CBB-CGB-O1B
82	YK	202	PEB	CAB-CBB-CGB-O1B
82	AM	301	PEB	CAC-CBC-CGC-O1C
82	CM	202	PEB	CAC-CBC-CGC-O1C
82	CM	202	PEB	CAB-CBB-CGB-O2B
82	QM	204	PEB	CAC-CBC-CGC-O1C
82	RM	202	PEB	CAC-CBC-CGC-O1C
82	SM	201	PEB	CAC-CBC-CGC-O1C
82	YM	201	PEB	CAC-CBC-CGC-O2C
82	ZM	202	PEB	CAC-CBC-CGC-O2C
82	AO	301	PEB	CAC-CBC-CGC-O1C
82	AO	304	PEB	CAB-CBB-CGB-O1B
82	AP	202	PEB	CAB-CBB-CGB-O2B
82	EP	201	PEB	CAC-CBC-CGC-O1C
82	IP	202	PEB	CAC-CBC-CGC-O1C
82	NP	202	PEB	CAB-CBB-CGB-O1B
82	OP	203	PEB	CAC-CBC-CGC-O2C
82	SP	203	PEB	CAB-CBB-CGB-O2B
82	WP	201	PEB	CAC-CBC-CGC-O1C
82	WP	202	PEB	CAC-CBC-CGC-O1C
82	DQ	203	PEB	CAC-CBC-CGC-O1C
82	GQ	202	PEB	CAC-CBC-CGC-O1C
82	JQ	203	PEB	CAC-CBC-CGC-O1C
82	OQ	202	PEB	CAC-CBC-CGC-O1C
82	QQ	202	PEB	CAB-CBB-CGB-O1B
82	XQ	203	PEB	CAC-CBC-CGC-O1C
82	YQ	202	PEB	CAB-CBB-CGB-O2B
82	Q1	202	PEB	CAC-CBC-CGC-O1C
82	U1	201	PEB	CAC-CBC-CGC-O1C

Continued on next page...

Continued from previous page...

Mol	Chain	Res	Type	Atoms
82	k1	202	PEB	CAB-CBB-CGB-O1B
82	l1	201	PEB	CAC-CBC-CGC-O1C
82	l1	202	PEB	CAC-CBC-CGC-O2C
82	A4	301	PEB	CAC-CBC-CGC-O1C
82	A4	305	PEB	CAB-CBB-CGB-O2B
82	W4	201	PEB	CAC-CBC-CGC-O2C
82	k4	202	PEB	CAC-CBC-CGC-O1C
82	a4	202	PEB	CAC-CBC-CGC-O1C
82	e4	203	PEB	CAC-CBC-CGC-O1C
82	f4	202	PEB	CAC-CBC-CGC-O1C
82	h4	202	PEB	CAC-CBC-CGC-O1C
82	H5	203	PEB	CAC-CBC-CGC-O1C
82	L5	201	PEB	CAC-CBC-CGC-O1C
82	M5	301	PEB	CAC-CBC-CGC-O1C
82	Z5	301	PEB	CAC-CBC-CGC-O1C
82	J7	202	PEB	CAC-CBC-CGC-O2C
82	N7	203	PEB	CAB-CBB-CGB-O1B
82	P7	201	PEB	CAC-CBC-CGC-O2C
82	Q7	201	PEB	CAC-CBC-CGC-O1C
82	S7	201	PEB	CAC-CBC-CGC-O2C
82	S7	202	PEB	CAC-CBC-CGC-O1C
82	W7	202	PEB	CAC-CBC-CGC-O1C
82	Y7	301	PEB	CAB-CBB-CGB-O1B
82	z8	201	PEB	CAC-CBC-CGC-O2C
82	p8	201	PEB	CAC-CBC-CGC-O1C
82	q8	202	PEB	CAB-CBB-CGB-O1B
82	r8	202	PEB	CAC-CBC-CGC-O1C
82	s8	203	PEB	CAB-CBB-CGB-O1B
82	x8	201	PEB	CAC-CBC-CGC-O1C
82	H9	201	PEB	CAB-CBB-CGB-O1B
82	zC	201	PEB	CAC-CBC-CGC-O2C
82	qC	202	PEB	CAB-CBB-CGB-O1B
82	rC	202	PEB	CAC-CBC-CGC-O1C
82	sC	203	PEB	CAB-CBB-CGB-O1B
82	xC	201	PEB	CAC-CBC-CGC-O1C
82	aE	202	PEB	CAB-CBB-CGB-O1B
82	cE	201	PEB	CAC-CBC-CGC-O1C
82	dE	201	PEB	CAC-CBC-CGC-O2C
82	eE	203	PEB	CAC-CBC-CGC-O1C
82	fE	202	PEB	CAC-CBC-CGC-O1C
82	hE	202	PEB	CAC-CBC-CGC-O1C
82	hE	202	PEB	CAB-CBB-CGB-O1B

Continued on next page...

Continued from previous page...

Mol	Chain	Res	Type	Atoms
82	jF	201	PEB	CAC-CBC-CGC-O2C
82	lF	201	PEB	CAC-CBC-CGC-O1C
82	yF	301	PEB	CAB-CBB-CGB-O1B
82	aG	202	PEB	CAB-CBB-CGB-O1B
82	cG	201	PEB	CAC-CBC-CGC-O1C
82	dG	201	PEB	CAC-CBC-CGC-O2C
82	eG	203	PEB	CAC-CBC-CGC-O1C
82	fG	201	PEB	CAC-CBC-CGC-O1C
82	fG	202	PEB	CAC-CBC-CGC-O1C
82	fG	203	PEB	CAC-CBC-CGC-O1C
82	hG	202	PEB	CAC-CBC-CGC-O1C
82	hG	202	PEB	CAB-CBB-CGB-O1B
82	lG	202	PEB	CAC-CBC-CGC-O1C
82	hH	202	PEB	CAC-CBC-CGC-O1C
82	kH	202	PEB	CAB-CBB-CGB-O1B
82	aJ	204	PEB	CAC-CBC-CGC-O1C
82	lK	201	PEB	CAC-CBC-CGC-O1C
82	oK	201	PEB	CAB-CBB-CGB-O1B
82	wK	301	PEB	CAC-CBC-CGC-O2C
82	yK	301	PEB	CAB-CBB-CGB-O1B
82	dM	201	PEB	CAC-CBC-CGC-O1C
82	dM	202	PEB	CAC-CBC-CGC-O1C
82	hM	203	PEB	CAC-CBC-CGC-O1C
82	mO	201	PEB	CAB-CBB-CGB-O2B
82	mO	203	PEB	CAC-CBC-CGC-O1C
82	eO	203	PEB	CAC-CBC-CGC-O1C
82	fO	202	PEB	CAC-CBC-CGC-O1C
82	hO	202	PEB	CAC-CBC-CGC-O1C
82	bP	501	PEB	CAC-CBC-CGC-O1C
82	Z9	301	PEB	CAB-CBB-CGB-O1B
82	M9	302	PEB	CAB-CBB-CGB-O1B
82	M9	304	PEB	CAC-CBC-CGC-O2C
83	AE	302	PUB	CAC-CBC-CGC-O1C
83	AG	302	PUB	CAC-CBC-CGC-O1C
83	yF	303	PUB	CAB-CBB-CGB-O1B
83	yK	303	PUB	CAB-CBB-CGB-O1B
83	Z9	305	PUB	CAC-CBC-CGC-O1C
84	CO	1001	CYC	CAA-CBA-CGA-O1A
84	C4	1001	CYC	CAA-CBA-CGA-O1A
87	32	312	CLA	CAA-CBA-CGA-O1A
87	3N	312	CLA	CAA-CBA-CGA-O1A
87	BN	826	CLA	C2-C1-O2A-CGA

Continued on next page...

Continued from previous page...

Mol	Chain	Res	Type	Atoms
87	72	607	CLA	C2-C1-O2A-CGA
87	B2	805	CLA	C2-C1-O2A-CGA
87	B2	826	CLA	C2-C1-O2A-CGA
87	B6	616	CLA	C2-C1-O2A-CGA
87	D6	403	CLA	C2-C1-O2A-CGA
87	b6	604	CLA	C2-C1-O2A-CGA
87	aL	606	CLA	C2-C1-O2A-CGA
87	cL	515	CLA	C2-C1-O2A-CGA
87	7N	607	CLA	C2-C1-O2A-CGA
87	c6	611	CLA	C16-C17-C18-C20
87	c6	612	CLA	C16-C17-C18-C19
87	cL	515	CLA	C11-C12-C13-C14
88	CL	521	LHG	C30-C31-C32-C33
95	c6	620	DGD	C7B-C8B-C9B-CAB
82	BA	201	PEB	CAC-CBC-CGC-O1C
82	KA	202	PEB	CAC-CBC-CGC-O2C
82	MA	202	PEB	CAC-CBC-CGC-O1C
82	OA	202	PEB	CAB-CBB-CGB-O1B
82	PA	201	PEB	CAC-CBC-CGC-O2C
82	PA	203	PEB	CAB-CBB-CGB-O1B
82	YA	301	PEB	CAB-CBB-CGB-O1B
82	BB	203	PEB	CAC-CBC-CGC-O2C
82	DB	202	PEB	CAB-CBB-CGB-O2B
82	DB	203	PEB	CAB-CBB-CGB-O1B
82	JB	202	PEB	CAB-CBB-CGB-O1B
82	NB	203	PEB	CAB-CBB-CGB-O1B
82	SB	202	PEB	CAC-CBC-CGC-O1C
82	TB	202	PEB	CAB-CBB-CGB-O1B
82	UB	303	PEB	CAB-CBB-CGB-O1B
82	VB	201	PEB	CAB-CBB-CGB-O2B
82	VB	202	PEB	CAB-CBB-CGB-O1B
82	WB	401	PEB	CAC-CBC-CGC-O1C
82	DD	201	PEB	CAC-CBC-CGC-O1C
82	DD	203	PEB	CAC-CBC-CGC-O1C
82	JD	202	PEB	CAC-CBC-CGC-O1C
82	JD	203	PEB	CAC-CBC-CGC-O1C
82	LD	202	PEB	CAB-CBB-CGB-O2B
82	OD	202	PEB	CAC-CBC-CGC-O1C
82	TD	203	PEB	CAC-CBC-CGC-O1C
82	XD	202	PEB	CAC-CBC-CGC-O1C
82	XD	202	PEB	CAB-CBB-CGB-O1B
82	XD	203	PEB	CAC-CBC-CGC-O1C

Continued on next page...

Continued from previous page...

Mol	Chain	Res	Type	Atoms
82	HE	1002	PEB	CAC-CBC-CGC-O1C
82	KE	201	PEB	CAC-CBC-CGC-O1C
82	QE	203	PEB	CAB-CBB-CGB-O1B
82	UE	203	PEB	CAB-CBB-CGB-O2B
82	ZE	203	PEB	CAC-CBC-CGC-O1C
82	CF	203	PEB	CAC-CBC-CGC-O1C
82	MF	201	PEB	CAC-CBC-CGC-O1C
82	QF	202	PEB	CAB-CBB-CGB-O1B
82	SF	202	PEB	CAC-CBC-CGC-O1C
82	HG	1002	PEB	CAC-CBC-CGC-O1C
82	KG	201	PEB	CAC-CBC-CGC-O1C
82	QG	203	PEB	CAB-CBB-CGB-O1B
82	UG	203	PEB	CAB-CBB-CGB-O2B
82	ZG	203	PEB	CAC-CBC-CGC-O1C
82	AH	302	PEB	CAB-CBB-CGB-O1B
82	HH	1002	PEB	CAC-CBC-CGC-O1C
82	OH	202	PEB	CAB-CBB-CGB-O1B
82	QH	202	PEB	CAC-CBC-CGC-O1C
82	QH	203	PEB	CAC-CBC-CGC-O2C
82	UH	203	PEB	CAC-CBC-CGC-O2C
82	ZH	203	PEB	CAC-CBC-CGC-O1C
82	HI	201	PEB	CAC-CBC-CGC-O1C
82	OI	201	PEB	CAC-CBC-CGC-O2C
82	GJ	202	PEB	CAC-CBC-CGC-O2C
82	JJ	202	PEB	CAC-CBC-CGC-O2C
82	SJ	203	PEB	CAC-CBC-CGC-O1C
82	WJ	202	PEB	CAB-CBB-CGB-O2B
82	WJ	203	PEB	CAC-CBC-CGC-O1C
82	MK	201	PEB	CAC-CBC-CGC-O1C
82	QK	202	PEB	CAB-CBB-CGB-O1B
82	SK	202	PEB	CAC-CBC-CGC-O1C
82	CM	202	PEB	CAB-CBB-CGB-O1B
82	EM	203	PEB	CAC-CBC-CGC-O1C
82	FM	202	PEB	CAC-CBC-CGC-O1C
82	KM	201	PEB	CAC-CBC-CGC-O2C
82	OM	202	PEB	CAB-CBB-CGB-O1B
82	AO	304	PEB	CAC-CBC-CGC-O1C
82	FO	1002	PEB	CAC-CBC-CGC-O1C
82	FO	1002	PEB	CAB-CBB-CGB-O1B
82	VO	202	PEB	CAC-CBC-CGC-O1C
82	YO	203	PEB	CAC-CBC-CGC-O1C
82	HP	202	PEB	CAB-CBB-CGB-O1B

Continued on next page...

Continued from previous page...

Mol	Chain	Res	Type	Atoms
82	JP	202	PEB	CAB-CBB-CGB-O2B
82	KP	202	PEB	CAC-CBC-CGC-O1C
82	DQ	201	PEB	CAC-CBC-CGC-O1C
82	JQ	202	PEB	CAC-CBC-CGC-O1C
82	LQ	202	PEB	CAB-CBB-CGB-O2B
82	NQ	203	PEB	CAC-CBC-CGC-O2C
82	PQ	201	PEB	CAC-CBC-CGC-O1C
82	SQ	202	PEB	CAC-CBC-CGC-O2C
82	TQ	203	PEB	CAC-CBC-CGC-O1C
82	XQ	202	PEB	CAC-CBC-CGC-O1C
82	XQ	202	PEB	CAB-CBB-CGB-O1B
82	A1	302	PEB	CAC-CBC-CGC-O2C
82	A1	302	PEB	CAB-CBB-CGB-O1B
82	h1	203	PEB	CAC-CBC-CGC-O1C
82	m1	201	PEB	CAB-CBB-CGB-O1B
82	F4	1002	PEB	CAC-CBC-CGC-O1C
82	V4	202	PEB	CAC-CBC-CGC-O1C
82	Y4	203	PEB	CAC-CBC-CGC-O1C
82	m4	202	PEB	CAC-CBC-CGC-O1C
82	m4	203	PEB	CAC-CBC-CGC-O1C
82	c4	202	PEB	CAC-CBC-CGC-O1C
82	S5	201	PEB	CAB-CBB-CGB-O1B
82	W5	203	PEB	CAB-CBB-CGB-O2B
82	A7	202	PEB	CAB-CBB-CGB-O1B
82	B7	201	PEB	CAC-CBC-CGC-O1C
82	G7	202	PEB	CAB-CBB-CGB-O2B
82	U7	202	PEB	CAC-CBC-CGC-O1C
82	v8	202	PEB	CAC-CBC-CGC-O2C
82	F9	201	PEB	CAC-CBC-CGC-O1C
82	J9	201	PEB	CAC-CBC-CGC-O1C
82	Q9	201	PEB	CAC-CBC-CGC-O1C
82	Q9	201	PEB	CAC-CBC-CGC-O2C
82	S9	201	PEB	CAC-CBC-CGC-O1C
82	fB	301	PEB	CAC-CBC-CGC-O1C
82	dB	202	PEB	CAB-CBB-CGB-O2B
82	gB	203	PEB	CAB-CBB-CGB-O1B
82	pC	201	PEB	CAC-CBC-CGC-O1C
82	vC	202	PEB	CAC-CBC-CGC-O2C
82	fE	201	PEB	CAC-CBC-CGC-O1C
82	gE	202	PEB	CAC-CBC-CGC-O1C
82	dF	201	PEB	CAC-CBC-CGC-O2C
82	oF	202	PEB	CAC-CBC-CGC-O1C

Continued on next page...

Continued from previous page...

Mol	Chain	Res	Type	Atoms
82	qF	203	PEB	CAC-CBC-CGC-O2C
82	sF	202	PEB	CAC-CBC-CGC-O2C
82	xF	302	PEB	CAC-CBC-CGC-O2C
82	xF	304	PEB	CAB-CBB-CGB-O1B
82	gG	202	PEB	CAC-CBC-CGC-O1C
82	lG	202	PEB	CAB-CBB-CGB-O2B
82	jH	201	PEB	CAC-CBC-CGC-O1C
82	kH	203	PEB	CAC-CBC-CGC-O1C
82	mH	201	PEB	CAB-CBB-CGB-O1B
82	cJ	202	PEB	CAC-CBC-CGC-O1C
82	eJ	202	PEB	CAC-CBC-CGC-O1C
82	hJ	202	PEB	CAC-CBC-CGC-O1C
82	hJ	203	PEB	CAC-CBC-CGC-O2C
82	jJ	202	PEB	CAC-CBC-CGC-O2C
82	lJ	203	PEB	CAC-CBC-CGC-O1C
82	lK	203	PEB	CAB-CBB-CGB-O1B
82	mK	201	PEB	CAC-CBC-CGC-O2C
82	oK	202	PEB	CAC-CBC-CGC-O1C
82	qK	203	PEB	CAC-CBC-CGC-O2C
82	sK	202	PEB	CAC-CBC-CGC-O2C
82	xK	302	PEB	CAC-CBC-CGC-O2C
82	cM	202	PEB	CAC-CBC-CGC-O1C
82	fM	201	PEB	CAC-CBC-CGC-O1C
82	jM	201	PEB	CAB-CBB-CGB-O1B
82	lM	203	PEB	CAC-CBC-CGC-O1C
82	mM	202	PEB	CAC-CBC-CGC-O2C
82	kO	203	PEB	CAC-CBC-CGC-O1C
82	mO	202	PEB	CAC-CBC-CGC-O1C
82	aO	202	PEB	CAC-CBC-CGC-O1C
82	bP	502	PEB	CAB-CBB-CGB-O2B
82	Z9	303	PEB	CAC-CBC-CGC-O2C
83	AH	304	PUB	CAC-CBC-CGC-O1C
83	AJ	304	PUB	CAB-CBB-CGB-O1B
83	AO	303	PUB	CAB-CBB-CGB-O2B
83	A1	304	PUB	CAC-CBC-CGC-O1C
83	Z9	305	PUB	CAB-CBB-CGB-O1B
84	GO	1001	CYC	CAA-CBA-CGA-O2A
84	IO	1001	CYC	CAA-CBA-CGA-O1A
84	G4	1001	CYC	CAA-CBA-CGA-O2A
84	I4	1001	CYC	CAA-CBA-CGA-O1A
96	FL	102	HEM	CAA-CBA-CGA-O1A
87	AN	819	CLA	C2A-CAA-CBA-CGA

Continued on next page...

Continued from previous page...

Mol	Chain	Res	Type	Atoms
87	AN	851	CLA	C2A-CAA-CBA-CGA
87	42	602	CLA	C2A-CAA-CBA-CGA
87	A2	819	CLA	C2A-CAA-CBA-CGA
87	A2	851	CLA	C2A-CAA-CBA-CGA
87	4N	602	CLA	C2A-CAA-CBA-CGA
92	bL	611	LMG	O7-C8-C9-O8
92	DL	402	LMG	C29-C30-C31-C32
92	b6	620	LMG	C29-C28-O8-C9
95	J6	101	DGD	O6D-C5D-C6D-O5D
92	AL	411	LMG	C14-C15-C16-C17
95	B6	620	DGD	C2A-C3A-C4A-C5A
95	C6	523	DGD	C7B-C8B-C9B-CAB
88	AL	406	LHG	C2-C3-O3-P
82	UG	203	PEB	C2C-CAC-CBC-CGC
82	OJ	202	PEB	C2C-CAC-CBC-CGC
82	PM	201	PEB	C2C-CAC-CBC-CGC
82	18	202	PEB	C2C-CAC-CBC-CGC
82	aM	203	PEB	C2C-CAC-CBC-CGC
87	AN	816	CLA	C3A-C2A-CAA-CBA
87	FN	203	CLA	C3A-C2A-CAA-CBA
87	12	601	CLA	C3A-C2A-CAA-CBA
87	22	606	CLA	C3A-C2A-CAA-CBA
87	42	608	CLA	C3A-C2A-CAA-CBA
87	52	607	CLA	C3A-C2A-CAA-CBA
87	A2	816	CLA	C3A-C2A-CAA-CBA
87	F2	201	CLA	C3A-C2A-CAA-CBA
87	1N	601	CLA	C3A-C2A-CAA-CBA
87	2N	306	CLA	C3A-C2A-CAA-CBA
87	4N	608	CLA	C3A-C2A-CAA-CBA
87	5N	607	CLA	C3A-C2A-CAA-CBA
82	AA	202	PEB	CAB-CBB-CGB-O1B
82	BA	202	PEB	CAB-CBB-CGB-O1B
82	BA	203	PEB	CAC-CBC-CGC-O1C
82	DA	202	PEB	CAC-CBC-CGC-O2C
82	EA	201	PEB	CAC-CBC-CGC-O1C
82	OA	201	PEB	CAB-CBB-CGB-O1B
82	QA	201	PEB	CAC-CBC-CGC-O1C
82	RA	202	PEB	CAC-CBC-CGC-O1C
82	WA	202	PEB	CAC-CBC-CGC-O1C
82	YA	304	PEB	CAC-CBC-CGC-O1C
82	AB	501	PEB	CAC-CBC-CGC-O1C
82	BB	202	PEB	CAC-CBC-CGC-O1C

Continued on next page...

Continued from previous page...

Mol	Chain	Res	Type	Atoms
82	GB	203	PEB	CAB-CBB-CGB-O1B
82	XB	201	PEB	CAC-CBC-CGC-O1C
82	ZB	203	PEB	CAB-CBB-CGB-O2B
82	BD	203	PEB	CAC-CBC-CGC-O1C
82	ED	202	PEB	CAB-CBB-CGB-O1B
82	FD	203	PEB	CAB-CBB-CGB-O2B
82	KD	202	PEB	CAC-CBC-CGC-O1C
82	LD	201	PEB	CAC-CBC-CGC-O2C
82	LD	203	PEB	CAC-CBC-CGC-O1C
82	ND	202	PEB	CAB-CBB-CGB-O2B
82	PD	201	PEB	CAC-CBC-CGC-O1C
82	PD	202	PEB	CAB-CBB-CGB-O1B
82	PD	203	PEB	CAC-CBC-CGC-O1C
82	PD	203	PEB	CAB-CBB-CGB-O1B
82	SD	202	PEB	CAC-CBC-CGC-O2C
82	TD	201	PEB	CAC-CBC-CGC-O1C
82	YD	202	PEB	CAB-CBB-CGB-O2B
82	AE	301	PEB	CAB-CBB-CGB-O2B
82	SE	201	PEB	CAC-CBC-CGC-O1C
82	EF	201	PEB	CAC-CBC-CGC-O2C
82	EF	202	PEB	CAC-CBC-CGC-O2C
82	JF	202	PEB	CAB-CBB-CGB-O1B
82	ZF	202	PEB	CAB-CBB-CGB-O1B
82	ZF	202	PEB	CAB-CBB-CGB-O2B
82	OG	202	PEB	CAB-CBB-CGB-O2B
82	QG	203	PEB	CAC-CBC-CGC-O2C
82	SG	201	PEB	CAC-CBC-CGC-O1C
82	CJ	202	PEB	CAC-CBC-CGC-O1C
82	DJ	202	PEB	CAC-CBC-CGC-O2C
82	EJ	202	PEB	CAC-CBC-CGC-O2C
82	ZJ	202	PEB	CAC-CBC-CGC-O2C
82	EK	201	PEB	CAC-CBC-CGC-O2C
82	EK	202	PEB	CAC-CBC-CGC-O2C
82	MK	202	PEB	CAB-CBB-CGB-O2B
82	ZK	202	PEB	CAB-CBB-CGB-O2B
82	GM	201	PEB	CAC-CBC-CGC-O2C
82	GM	202	PEB	CAC-CBC-CGC-O2C
82	JM	202	PEB	CAC-CBC-CGC-O1C
82	LM	202	PEB	CAC-CBC-CGC-O2C
82	NM	202	PEB	CAC-CBC-CGC-O2C
82	OM	203	PEB	CAC-CBC-CGC-O2C
82	QM	203	PEB	CAC-CBC-CGC-O1C

Continued on next page...

Continued from previous page...

Mol	Chain	Res	Type	Atoms
82	SM	203	PEB	CAC-CBC-CGC-O1C
82	UM	203	PEB	CAB-CBB-CGB-O1B
82	VM	202	PEB	CAC-CBC-CGC-O1C
82	YM	202	PEB	CAC-CBC-CGC-O2C
82	PO	203	PEB	CAC-CBC-CGC-O1C
82	TO	202	PEB	CAC-CBC-CGC-O1C
82	BP	202	PEB	CAB-CBB-CGB-O1B
82	DP	202	PEB	CAB-CBB-CGB-O1B
82	GP	202	PEB	CAC-CBC-CGC-O1C
82	IP	202	PEB	CAB-CBB-CGB-O2B
82	IP	203	PEB	CAC-CBC-CGC-O1C
82	KP	201	PEB	CAB-CBB-CGB-O1B
82	MP	201	PEB	CAC-CBC-CGC-O1C
82	MP	203	PEB	CAC-CBC-CGC-O1C
82	NP	202	PEB	CAB-CBB-CGB-O2B
82	OP	201	PEB	CAC-CBC-CGC-O1C
82	UP	203	PEB	CAC-CBC-CGC-O1C
82	UP	203	PEB	CAB-CBB-CGB-O1B
82	YP	502	PEB	CAC-CBC-CGC-O2C
82	AQ	304	PEB	CAC-CBC-CGC-O1C
82	BQ	203	PEB	CAC-CBC-CGC-O1C
82	KQ	202	PEB	CAC-CBC-CGC-O1C
82	LQ	203	PEB	CAC-CBC-CGC-O1C
82	PQ	202	PEB	CAB-CBB-CGB-O1B
82	PQ	203	PEB	CAC-CBC-CGC-O1C
82	PQ	203	PEB	CAB-CBB-CGB-O1B
82	QQ	202	PEB	CAC-CBC-CGC-O1C
82	TQ	201	PEB	CAC-CBC-CGC-O1C
82	O1	201	PEB	CAB-CBB-CGB-O2B
82	O1	202	PEB	CAB-CBB-CGB-O1B
82	Q1	203	PEB	CAC-CBC-CGC-O2C
82	H1	1002	PEB	CAC-CBC-CGC-O1C
82	J1	1002	PEB	CAC-CBC-CGC-O2C
82	J1	1002	PEB	CAB-CBB-CGB-O1B
82	Z1	203	PEB	CAC-CBC-CGC-O1C
82	h1	201	PEB	CAB-CBB-CGB-O1B
82	j1	201	PEB	CAC-CBC-CGC-O1C
82	l1	203	PEB	CAC-CBC-CGC-O1C
82	b1	202	PEB	CAC-CBC-CGC-O1C
82	c1	202	PEB	CAC-CBC-CGC-O1C
82	d1	202	PEB	CAB-CBB-CGB-O2B
82	F4	1002	PEB	CAB-CBB-CGB-O1B

Continued on next page...

Continued from previous page...

Mol	Chain	Res	Type	Atoms
82	T4	202	PEB	CAC-CBC-CGC-O1C
82	i4	202	PEB	CAC-CBC-CGC-O1C
82	j4	203	PEB	CAB-CBB-CGB-O1B
82	c4	203	PEB	CAC-CBC-CGC-O1C
82	M5	301	PEB	CAC-CBC-CGC-O2C
82	M5	301	PEB	CAB-CBB-CGB-O1B
82	M5	301	PEB	CAB-CBB-CGB-O2B
82	M5	305	PEB	CAB-CBB-CGB-O1B
82	O5	203	PEB	CAC-CBC-CGC-O1C
82	Z5	301	PEB	CAB-CBB-CGB-O2B
82	Z5	305	PEB	CAB-CBB-CGB-O1B
82	B7	202	PEB	CAB-CBB-CGB-O1B
82	B7	203	PEB	CAC-CBC-CGC-O1C
82	E7	201	PEB	CAC-CBC-CGC-O1C
82	M7	202	PEB	CAC-CBC-CGC-O1C
82	O7	201	PEB	CAB-CBB-CGB-O1B
82	P7	203	PEB	CAB-CBB-CGB-O1B
82	R7	202	PEB	CAC-CBC-CGC-O1C
82	Y7	304	PEB	CAC-CBC-CGC-O1C
82	y8	202	PEB	CAC-CBC-CGC-O1C
82	r8	201	PEB	CAC-CBC-CGC-O2C
82	x8	201	PEB	CAB-CBB-CGB-O1B
82	A9	201	PEB	CAC-CBC-CGC-O2C
82	E9	201	PEB	CAC-CBC-CGC-O2C
82	aB	202	PEB	CAB-CBB-CGB-O2B
82	bB	201	PEB	CAB-CBB-CGB-O1B
82	hB	301	PEB	CAC-CBC-CGC-O1C
82	yC	202	PEB	CAC-CBC-CGC-O1C
82	rC	201	PEB	CAC-CBC-CGC-O2C
82	xC	201	PEB	CAB-CBB-CGB-O1B
82	gE	202	PEB	CAB-CBB-CGB-O1B
82	hE	203	PEB	CAC-CBC-CGC-O2C
82	iE	202	PEB	CAB-CBB-CGB-O2B
82	mE	201	PEB	CAC-CBC-CGC-O1C
82	bF	202	PEB	CAB-CBB-CGB-O1B
82	eF	203	PEB	CAB-CBB-CGB-O2B
82	fF	202	PEB	CAB-CBB-CGB-O2B
82	iF	203	PEB	CAC-CBC-CGC-O2C
82	lF	203	PEB	CAB-CBB-CGB-O1B
82	mF	201	PEB	CAC-CBC-CGC-O2C
82	xF	302	PEB	CAB-CBB-CGB-O1B
82	fG	201	PEB	CAB-CBB-CGB-O1B

Continued on next page...

Continued from previous page...

Mol	Chain	Res	Type	Atoms
82	gG	202	PEB	CAB-CBB-CGB-O1B
82	hG	203	PEB	CAC-CBC-CGC-O2C
82	mG	201	PEB	CAC-CBC-CGC-O1C
82	gH	203	PEB	CAB-CBB-CGB-O1B
82	kH	202	PEB	CAB-CBB-CGB-O2B
82	bH	202	PEB	CAC-CBC-CGC-O1C
82	cH	202	PEB	CAC-CBC-CGC-O1C
82	dH	202	PEB	CAB-CBB-CGB-O2B
82	fJ	201	PEB	CAC-CBC-CGC-O2C
82	fJ	202	PEB	CAC-CBC-CGC-O1C
82	gJ	202	PEB	CAC-CBC-CGC-O1C
82	iJ	202	PEB	CAC-CBC-CGC-O1C
82	bK	202	PEB	CAB-CBB-CGB-O1B
82	eK	203	PEB	CAB-CBB-CGB-O2B
82	qK	202	PEB	CAC-CBC-CGC-O1C
82	wK	301	PEB	CAB-CBB-CGB-O1B
82	xK	302	PEB	CAB-CBB-CGB-O1B
82	aM	201	PEB	CAC-CBC-CGC-O1C
82	fM	202	PEB	CAC-CBC-CGC-O1C
82	hM	201	PEB	CAB-CBB-CGB-O2B
82	iO	202	PEB	CAC-CBC-CGC-O1C
82	cO	202	PEB	CAC-CBC-CGC-O1C
82	cO	203	PEB	CAC-CBC-CGC-O1C
82	bP	501	PEB	CAC-CBC-CGC-O2C
82	M9	301	PEB	CAC-CBC-CGC-O1C
83	AE	302	PUB	CAB-CBB-CGB-O2B
83	xF	301	PUB	CAB-CBB-CGB-O1B
83	xK	301	PUB	CAB-CBB-CGB-O1B
83	Z9	305	PUB	CAB-CBB-CGB-O2B
84	BE	1002	CYC	CAA-CBA-CGA-O1A
84	BG	1002	CYC	CAA-CBA-CGA-O1A
84	V3	1001	CYC	CAA-CBA-CGA-O1A
84	V3	1001	CYC	CAD-CBD-CGD-O1D
84	W3	1001	CYC	CAD-CBD-CGD-O1D
84	x3	1001	CYC	CAA-CBA-CGA-O1A
84	y3	1001	CYC	CAD-CBD-CGD-O1D
87	MN	101	CLA	CAA-CBA-CGA-O1A
87	M2	101	CLA	CAA-CBA-CGA-O1A
87	cL	508	CLA	C16-C17-C18-C19
95	lL	101	DGD	CBA-CCA-CDA-CEA
88	aL	607	LHG	O9-C7-O7-C5
92	B6	619	LMG	C29-C28-O8-C9

Continued on next page...

Continued from previous page...

Mol	Chain	Res	Type	Atoms
95	C6	521	DGD	C4D-C5D-C6D-O5D
92	B6	618	LMG	C16-C17-C18-C19
82	DA	202	PEB	CAB-CBB-CGB-O1B
82	EA	201	PEB	CAC-CBC-CGC-O2C
82	FA	203	PEB	CAC-CBC-CGC-O2C
82	HA	201	PEB	CAC-CBC-CGC-O1C
82	IA	201	PEB	CAC-CBC-CGC-O1C
82	QA	202	PEB	CAC-CBC-CGC-O2C
82	SA	201	PEB	CAC-CBC-CGC-O2C
82	WA	202	PEB	CAC-CBC-CGC-O2C
82	YA	301	PEB	CAB-CBB-CGB-O2B
82	CB	202	PEB	CAB-CBB-CGB-O2B
82	EB	501	PEB	CAB-CBB-CGB-O1B
82	FB	201	PEB	CAB-CBB-CGB-O1B
82	LB	201	PEB	CAB-CBB-CGB-O1B
82	MB	202	PEB	CAB-CBB-CGB-O2B
82	NB	203	PEB	CAC-CBC-CGC-O1C
82	QB	204	PEB	CAB-CBB-CGB-O1B
82	ZB	203	PEB	CAC-CBC-CGC-O1C
82	AD	303	PEB	CAB-CBB-CGB-O2B
82	AD	304	PEB	CAC-CBC-CGC-O1C
82	FD	202	PEB	CAC-CBC-CGC-O1C
82	ND	203	PEB	CAC-CBC-CGC-O2C
82	QD	202	PEB	CAC-CBC-CGC-O1C
82	UD	202	PEB	CAC-CBC-CGC-O1C
82	XD	201	PEB	CAC-CBC-CGC-O2C
82	OE	201	PEB	CAB-CBB-CGB-O1B
82	OE	202	PEB	CAC-CBC-CGC-O2C
82	OE	202	PEB	CAB-CBB-CGB-O1B
82	OE	202	PEB	CAB-CBB-CGB-O2B
82	QE	203	PEB	CAC-CBC-CGC-O2C
82	UE	203	PEB	CAB-CBB-CGB-O1B
82	YE	202	PEB	CAB-CBB-CGB-O2B
82	ZE	203	PEB	CAB-CBB-CGB-O2B
82	AF	201	PEB	CAC-CBC-CGC-O2C
82	AF	201	PEB	CAB-CBB-CGB-O2B
82	EF	201	PEB	CAB-CBB-CGB-O2B
82	EF	202	PEB	CAB-CBB-CGB-O2B
82	GF	201	PEB	CAC-CBC-CGC-O2C
82	MF	202	PEB	CAB-CBB-CGB-O2B
82	OF	203	PEB	CAB-CBB-CGB-O2B
82	AG	301	PEB	CAB-CBB-CGB-O2B

Continued on next page...

Continued from previous page...

Mol	Chain	Res	Type	Atoms
82	OG	201	PEB	CAB-CBB-CGB-O1B
82	OG	202	PEB	CAC-CBC-CGC-O2C
82	VG	202	PEB	CAC-CBC-CGC-O2C
82	WG	201	PEB	CAB-CBB-CGB-O2B
82	ZG	203	PEB	CAB-CBB-CGB-O2B
82	FH	1002	PEB	CAC-CBC-CGC-O1C
82	JH	1002	PEB	CAC-CBC-CGC-O2C
82	JH	1002	PEB	CAB-CBB-CGB-O1B
82	OH	201	PEB	CAB-CBB-CGB-O2B
82	YH	202	PEB	CAB-CBB-CGB-O2B
82	CI	202	PEB	CAB-CBB-CGB-O1B
82	EI	202	PEB	CAB-CBB-CGB-O1B
82	II	203	PEB	CAC-CBC-CGC-O1C
82	KI	203	PEB	CAB-CBB-CGB-O1B
82	PI	202	PEB	CAB-CBB-CGB-O1B
82	TI	201	PEB	CAC-CBC-CGC-O2C
82	TI	203	PEB	CAB-CBB-CGB-O1B
82	VI	203	PEB	CAC-CBC-CGC-O1C
82	WI	201	PEB	CAC-CBC-CGC-O1C
82	WI	202	PEB	CAC-CBC-CGC-O2C
82	AJ	301	PEB	CAB-CBB-CGB-O1B
82	CJ	203	PEB	CAC-CBC-CGC-O2C
82	DJ	202	PEB	CAB-CBB-CGB-O2B
82	GJ	202	PEB	CAC-CBC-CGC-O1C
82	GJ	202	PEB	CAB-CBB-CGB-O1B
82	KJ	202	PEB	CAC-CBC-CGC-O2C
82	KJ	202	PEB	CAB-CBB-CGB-O1B
82	QJ	204	PEB	CAC-CBC-CGC-O2C
82	RJ	202	PEB	CAC-CBC-CGC-O1C
82	SJ	202	PEB	CAB-CBB-CGB-O1B
82	YJ	201	PEB	CAC-CBC-CGC-O1C
82	YJ	203	PEB	CAB-CBB-CGB-O1B
82	AK	201	PEB	CAC-CBC-CGC-O2C
82	AK	201	PEB	CAB-CBB-CGB-O2B
82	CK	203	PEB	CAC-CBC-CGC-O1C
82	EK	201	PEB	CAB-CBB-CGB-O2B
82	EK	202	PEB	CAC-CBC-CGC-O1C
82	EK	202	PEB	CAB-CBB-CGB-O2B
82	GK	201	PEB	CAC-CBC-CGC-O2C
82	JK	202	PEB	CAB-CBB-CGB-O1B
82	OK	203	PEB	CAC-CBC-CGC-O1C
82	OK	203	PEB	CAC-CBC-CGC-O2C

Continued on next page...

Continued from previous page...

Mol	Chain	Res	Type	Atoms
82	OK	203	PEB	CAB-CBB-CGB-O2B
82	ZK	202	PEB	CAB-CBB-CGB-O1B
82	CM	202	PEB	CAC-CBC-CGC-O2C
82	HM	202	PEB	CAC-CBC-CGC-O1C
82	PM	202	PEB	CAC-CBC-CGC-O2C
82	SM	203	PEB	CAC-CBC-CGC-O2C
82	UM	201	PEB	CAC-CBC-CGC-O2C
82	YM	202	PEB	CAC-CBC-CGC-O1C
82	ZM	202	PEB	CAC-CBC-CGC-O1C
82	YO	203	PEB	CAB-CBB-CGB-O1B
82	AP	201	PEB	CAC-CBC-CGC-O1C
82	CP	201	PEB	CAC-CBC-CGC-O1C
82	CP	201	PEB	CAB-CBB-CGB-O2B
82	CP	203	PEB	CAB-CBB-CGB-O2B
82	JP	202	PEB	CAB-CBB-CGB-O1B
82	MP	201	PEB	CAC-CBC-CGC-O2C
82	PP	202	PEB	CAB-CBB-CGB-O2B
82	QP	201	PEB	CAC-CBC-CGC-O1C
82	VP	202	PEB	CAB-CBB-CGB-O1B
82	VP	202	PEB	CAB-CBB-CGB-O2B
82	AQ	303	PEB	CAB-CBB-CGB-O2B
82	EQ	202	PEB	CAB-CBB-CGB-O1B
82	FQ	202	PEB	CAC-CBC-CGC-O1C
82	FQ	203	PEB	CAB-CBB-CGB-O2B
82	LQ	201	PEB	CAC-CBC-CGC-O2C
82	LQ	202	PEB	CAC-CBC-CGC-O2C
82	NQ	202	PEB	CAB-CBB-CGB-O2B
82	UQ	202	PEB	CAC-CBC-CGC-O1C
82	VQ	201	PEB	CAB-CBB-CGB-O1B
82	F1	1002	PEB	CAC-CBC-CGC-O1C
82	Y1	202	PEB	CAB-CBB-CGB-O2B
82	f1	203	PEB	CAC-CBC-CGC-O2C
82	j1	203	PEB	CAC-CBC-CGC-O2C
82	k1	202	PEB	CAB-CBB-CGB-O2B
82	b1	203	PEB	CAC-CBC-CGC-O2C
82	A4	304	PEB	CAC-CBC-CGC-O1C
82	Y4	203	PEB	CAB-CBB-CGB-O1B
82	J5	201	PEB	CAC-CBC-CGC-O1C
82	L5	201	PEB	CAC-CBC-CGC-O2C
82	O5	203	PEB	CAB-CBB-CGB-O2B
82	S5	203	PEB	CAC-CBC-CGC-O1C
82	U5	201	PEB	CAC-CBC-CGC-O2C

Continued on next page...

Continued from previous page...

Mol	Chain	Res	Type	Atoms
82	Z5	301	PEB	CAC-CBC-CGC-O2C
82	Z5	301	PEB	CAB-CBB-CGB-O1B
82	D7	202	PEB	CAC-CBC-CGC-O2C
82	D7	202	PEB	CAB-CBB-CGB-O1B
82	E7	201	PEB	CAC-CBC-CGC-O2C
82	E7	202	PEB	CAC-CBC-CGC-O1C
82	F7	203	PEB	CAC-CBC-CGC-O2C
82	H7	201	PEB	CAC-CBC-CGC-O1C
82	I7	201	PEB	CAC-CBC-CGC-O1C
82	N7	203	PEB	CAB-CBB-CGB-O2B
82	O7	202	PEB	CAB-CBB-CGB-O1B
82	Q7	202	PEB	CAC-CBC-CGC-O1C
82	Q7	202	PEB	CAC-CBC-CGC-O2C
82	W7	202	PEB	CAC-CBC-CGC-O2C
82	Y7	301	PEB	CAB-CBB-CGB-O2B
82	z8	201	PEB	CAC-CBC-CGC-O1C
82	w8	201	PEB	CAC-CBC-CGC-O1C
82	C9	201	PEB	CAC-CBC-CGC-O2C
82	F9	201	PEB	CAC-CBC-CGC-O2C
82	G9	201	PEB	CAC-CBC-CGC-O2C
82	I9	201	PEB	CAC-CBC-CGC-O2C
82	K9	201	PEB	CAC-CBC-CGC-O2C
82	N9	201	PEB	CAC-CBC-CGC-O2C
82	O9	201	PEB	CAB-CBB-CGB-O2B
82	P9	201	PEB	CAC-CBC-CGC-O2C
82	R9	201	PEB	CAC-CBC-CGC-O2C
82	S9	201	PEB	CAB-CBB-CGB-O2B
82	T9	201	PEB	CAC-CBC-CGC-O2C
82	U9	201	PEB	CAC-CBC-CGC-O1C
82	V9	201	PEB	CAC-CBC-CGC-O2C
82	W9	201	PEB	CAC-CBC-CGC-O2C
82	X9	201	PEB	CAC-CBC-CGC-O2C
82	Y9	201	PEB	CAC-CBC-CGC-O2C
82	dB	201	PEB	CAB-CBB-CGB-O2B
82	zC	201	PEB	CAC-CBC-CGC-O1C
82	wC	201	PEB	CAC-CBC-CGC-O1C
82	dE	201	PEB	CAC-CBC-CGC-O1C
82	dE	201	PEB	CAB-CBB-CGB-O1B
82	eE	203	PEB	CAB-CBB-CGB-O1B
82	fE	201	PEB	CAB-CBB-CGB-O1B
82	lE	202	PEB	CAC-CBC-CGC-O2C
82	bF	202	PEB	CAB-CBB-CGB-O2B

Continued on next page...

Continued from previous page...

Mol	Chain	Res	Type	Atoms
82	fF	202	PEB	CAC-CBC-CGC-O1C
82	gF	202	PEB	CAC-CBC-CGC-O2C
82	kF	201	PEB	CAC-CBC-CGC-O1C
82	qF	202	PEB	CAC-CBC-CGC-O1C
82	sF	202	PEB	CAB-CBB-CGB-O1B
82	uF	202	PEB	CAC-CBC-CGC-O2C
82	uF	203	PEB	CAC-CBC-CGC-O2C
82	wF	301	PEB	CAB-CBB-CGB-O2B
82	wF	303	PEB	CAC-CBC-CGC-O1C
82	wF	303	PEB	CAC-CBC-CGC-O2C
82	eG	203	PEB	CAB-CBB-CGB-O1B
82	iG	202	PEB	CAB-CBB-CGB-O2B
82	fH	203	PEB	CAC-CBC-CGC-O2C
82	jH	203	PEB	CAC-CBC-CGC-O2C
82	lH	202	PEB	CAC-CBC-CGC-O1C
82	eH	203	PEB	CAC-CBC-CGC-O2C
82	aJ	201	PEB	CAC-CBC-CGC-O2C
82	jJ	202	PEB	CAC-CBC-CGC-O1C
82	jJ	203	PEB	CAC-CBC-CGC-O1C
82	lJ	203	PEB	CAB-CBB-CGB-O1B
82	mJ	202	PEB	CAB-CBB-CGB-O2B
82	fK	202	PEB	CAB-CBB-CGB-O2B
82	kK	201	PEB	CAC-CBC-CGC-O1C
82	sK	202	PEB	CAB-CBB-CGB-O1B
82	uK	201	PEB	CAC-CBC-CGC-O2C
82	uK	202	PEB	CAC-CBC-CGC-O2C
82	vK	201	PEB	CAB-CBB-CGB-O2B
82	wK	301	PEB	CAC-CBC-CGC-O1C
82	wK	301	PEB	CAB-CBB-CGB-O2B
82	wK	303	PEB	CAC-CBC-CGC-O2C
82	xK	304	PEB	CAB-CBB-CGB-O1B
82	dM	203	PEB	CAB-CBB-CGB-O1B
82	hM	202	PEB	CAB-CBB-CGB-O2B
82	Z9	303	PEB	CAB-CBB-CGB-O2B
82	M9	304	PEB	CAB-CBB-CGB-O2B
83	AG	302	PUB	CAB-CBB-CGB-O2B
84	EO	1001	CYC	CAA-CBA-CGA-O2A
84	x3	1001	CYC	CAD-CBD-CGD-O1D
84	E4	1001	CYC	CAA-CBA-CGA-O2A
87	32	305	CLA	CAA-CBA-CGA-O2A
87	3N	306	CLA	CAA-CBA-CGA-O2A
87	BL	609	CLA	C4-C3-C5-C6

Continued on next page...

Continued from previous page...

Mol	Chain	Res	Type	Atoms
94	aL	601	PL9	C12-C11-C9-C10
88	d6	402	LHG	C30-C31-C32-C33
87	AN	808	CLA	C2-C3-C5-C6
87	A2	808	CLA	C2-C3-C5-C6
87	C6	510	CLA	C3-C5-C6-C7
95	b6	621	DGD	O6D-C5D-C6D-O5D
87	BN	818	CLA	C6-C7-C8-C9
87	BN	827	CLA	C14-C13-C15-C16
87	62	303	CLA	C11-C10-C8-C9
87	82	302	CLA	C14-C13-C15-C16
87	B2	817	CLA	C6-C7-C8-C9
87	B2	827	CLA	C14-C13-C15-C16
87	A6	402	CLA	C14-C13-C15-C16
87	B6	615	CLA	C11-C10-C8-C9
87	C6	510	CLA	C11-C12-C13-C14
87	C6	520	CLA	C14-C13-C15-C16
87	b6	604	CLA	C14-C13-C15-C16
87	b6	605	CLA	C14-C13-C15-C16
87	c6	604	CLA	C6-C7-C8-C9
87	c6	616	CLA	C6-C7-C8-C9
87	bL	621	CLA	C11-C10-C8-C9
87	6N	602	CLA	C11-C10-C8-C9
87	8N	303	CLA	C14-C13-C15-C16
91	D6	404	PHO	C6-C7-C8-C9
82	CA	201	PEB	C3B-CAB-CBB-CGB
82	WA	201	PEB	C3B-CAB-CBB-CGB
82	UB	302	PEB	C3B-CAB-CBB-CGB
82	GD	201	PEB	C3B-CAB-CBB-CGB
82	BF	201	PEB	C3B-CAB-CBB-CGB
82	DF	201	PEB	C3B-CAB-CBB-CGB
82	OH	201	PEB	C3B-CAB-CBB-CGB
82	SH	201	PEB	C3B-CAB-CBB-CGB
82	BK	201	PEB	C3B-CAB-CBB-CGB
82	DK	201	PEB	C3B-CAB-CBB-CGB
82	KM	201	PEB	C3B-CAB-CBB-CGB
82	RM	202	PEB	C3B-CAB-CBB-CGB
82	WM	203	PEB	C3B-CAB-CBB-CGB
82	NO	1002	PEB	C3B-CAB-CBB-CGB
82	VP	201	PEB	C3B-CAB-CBB-CGB
82	GQ	201	PEB	C3B-CAB-CBB-CGB
82	O1	201	PEB	C3B-CAB-CBB-CGB
82	S1	201	PEB	C3B-CAB-CBB-CGB

Continued on next page...

Continued from previous page...

Mol	Chain	Res	Type	Atoms
82	N4	1002	PEB	C3B-CAB-CBB-CGB
82	m4	203	PEB	C3B-CAB-CBB-CGB
82	U5	201	PEB	C3B-CAB-CBB-CGB
82	C7	201	PEB	C3B-CAB-CBB-CGB
82	W7	201	PEB	C3B-CAB-CBB-CGB
82	q8	201	PEB	C3B-CAB-CBB-CGB
82	F9	202	PEB	C3B-CAB-CBB-CGB
82	qC	201	PEB	C3B-CAB-CBB-CGB
82	hE	203	PEB	C3B-CAB-CBB-CGB
82	mE	202	PEB	C3B-CAB-CBB-CGB
82	dF	201	PEB	C3B-CAB-CBB-CGB
82	pF	201	PEB	C3B-CAB-CBB-CGB
82	mG	202	PEB	C3B-CAB-CBB-CGB
82	dK	201	PEB	C3B-CAB-CBB-CGB
82	pK	201	PEB	C3B-CAB-CBB-CGB
82	mO	203	PEB	C3B-CAB-CBB-CGB
87	b6	614	CLA	C10-C11-C12-C13
82	DA	202	PEB	CAC-CBC-CGC-O1C
82	DA	203	PEB	CAB-CBB-CGB-O1B
82	DA	203	PEB	CAB-CBB-CGB-O2B
82	EA	202	PEB	CAC-CBC-CGC-O1C
82	NA	203	PEB	CAB-CBB-CGB-O2B
82	QA	202	PEB	CAC-CBC-CGC-O1C
82	UA	202	PEB	CAC-CBC-CGC-O2C
82	AB	501	PEB	CAB-CBB-CGB-O1B
82	EB	501	PEB	CAC-CBC-CGC-O1C
82	NB	203	PEB	CAB-CBB-CGB-O2B
82	RB	202	PEB	CAB-CBB-CGB-O2B
82	VB	201	PEB	CAB-CBB-CGB-O1B
82	HD	202	PEB	CAC-CBC-CGC-O2C
82	LD	202	PEB	CAC-CBC-CGC-O2C
82	ND	203	PEB	CAC-CBC-CGC-O1C
82	OD	201	PEB	CAC-CBC-CGC-O2C
82	QD	202	PEB	CAB-CBB-CGB-O2B
82	VD	202	PEB	CAC-CBC-CGC-O2C
82	VD	202	PEB	CAB-CBB-CGB-O2B
82	VD	203	PEB	CAB-CBB-CGB-O1B
82	RE	202	PEB	CAB-CBB-CGB-O1B
82	WE	201	PEB	CAB-CBB-CGB-O2B
82	ZE	203	PEB	CAB-CBB-CGB-O1B
82	EF	202	PEB	CAC-CBC-CGC-O1C
82	HF	202	PEB	CAB-CBB-CGB-O2B

Continued on next page...

Continued from previous page...

Mol	Chain	Res	Type	Atoms
82	KF	202	PEB	CAC-CBC-CGC-O2C
82	OF	203	PEB	CAC-CBC-CGC-O1C
82	QF	202	PEB	CAB-CBB-CGB-O2B
82	TF	202	PEB	CAB-CBB-CGB-O1B
82	OG	202	PEB	CAB-CBB-CGB-O1B
82	RG	202	PEB	CAB-CBB-CGB-O1B
82	UG	203	PEB	CAB-CBB-CGB-O1B
82	YG	202	PEB	CAB-CBB-CGB-O1B
82	YG	202	PEB	CAB-CBB-CGB-O2B
82	AH	302	PEB	CAC-CBC-CGC-O2C
82	AH	305	PEB	CAB-CBB-CGB-O2B
82	OH	201	PEB	CAB-CBB-CGB-O1B
82	AI	202	PEB	CAB-CBB-CGB-O1B
82	AI	203	PEB	CAC-CBC-CGC-O1C
82	HI	202	PEB	CAC-CBC-CGC-O1C
82	II	203	PEB	CAC-CBC-CGC-O2C
82	JI	201	PEB	CAC-CBC-CGC-O2C
82	NI	202	PEB	CAB-CBB-CGB-O1B
82	RI	202	PEB	CAB-CBB-CGB-O1B
82	SI	201	PEB	CAC-CBC-CGC-O1C
82	VI	202	PEB	CAB-CBB-CGB-O1B
82	XI	202	PEB	CAB-CBB-CGB-O1B
82	AJ	302	PEB	CAB-CBB-CGB-O2B
82	EJ	202	PEB	CAC-CBC-CGC-O1C
82	EJ	203	PEB	CAB-CBB-CGB-O1B
82	FJ	202	PEB	CAC-CBC-CGC-O1C
82	GJ	201	PEB	CAC-CBC-CGC-O2C
82	RJ	202	PEB	CAC-CBC-CGC-O2C
82	SJ	202	PEB	CAC-CBC-CGC-O2C
82	UJ	203	PEB	CAC-CBC-CGC-O1C
82	WJ	203	PEB	CAC-CBC-CGC-O2C
82	EK	201	PEB	CAC-CBC-CGC-O1C
82	GK	202	PEB	CAC-CBC-CGC-O2C
82	KK	202	PEB	CAC-CBC-CGC-O2C
82	TK	202	PEB	CAB-CBB-CGB-O1B
82	VK	202	PEB	CAB-CBB-CGB-O2B
82	EM	203	PEB	CAC-CBC-CGC-O2C
82	FM	202	PEB	CAB-CBB-CGB-O1B
82	GM	202	PEB	CAC-CBC-CGC-O1C
82	NM	202	PEB	CAC-CBC-CGC-O1C
82	OM	201	PEB	CAC-CBC-CGC-O2C
82	OM	202	PEB	CAC-CBC-CGC-O2C

Continued on next page...

Continued from previous page...

Mol	Chain	Res	Type	Atoms
82	OM	203	PEB	CAC-CBC-CGC-O1C
82	QM	204	PEB	CAC-CBC-CGC-O2C
82	RM	202	PEB	CAB-CBB-CGB-O1B
82	SM	202	PEB	CAC-CBC-CGC-O2C
82	QO	201	PEB	CAC-CBC-CGC-O2C
82	RO	202	PEB	CAB-CBB-CGB-O1B
82	TO	202	PEB	CAC-CBC-CGC-O2C
82	TO	203	PEB	CAB-CBB-CGB-O2B
82	DP	201	PEB	CAB-CBB-CGB-O1B
82	GP	201	PEB	CAB-CBB-CGB-O1B
82	IP	201	PEB	CAC-CBC-CGC-O1C
82	IP	202	PEB	CAC-CBC-CGC-O2C
82	RP	202	PEB	CAB-CBB-CGB-O2B
82	SP	202	PEB	CAC-CBC-CGC-O1C
82	UP	201	PEB	CAC-CBC-CGC-O1C
82	HQ	202	PEB	CAC-CBC-CGC-O2C
82	NQ	203	PEB	CAC-CBC-CGC-O1C
82	OQ	201	PEB	CAC-CBC-CGC-O2C
82	QQ	202	PEB	CAB-CBB-CGB-O2B
82	VQ	202	PEB	CAC-CBC-CGC-O1C
82	VQ	202	PEB	CAC-CBC-CGC-O2C
82	VQ	202	PEB	CAB-CBB-CGB-O2B
82	VQ	203	PEB	CAB-CBB-CGB-O1B
82	XQ	201	PEB	CAC-CBC-CGC-O2C
82	U1	203	PEB	CAC-CBC-CGC-O2C
82	A1	305	PEB	CAB-CBB-CGB-O2B
82	h1	203	PEB	CAB-CBB-CGB-O1B
82	F4	1002	PEB	CAC-CBC-CGC-O2C
82	A4	305	PEB	CAB-CBB-CGB-O1B
82	R4	202	PEB	CAB-CBB-CGB-O1B
82	T4	202	PEB	CAC-CBC-CGC-O2C
82	T4	203	PEB	CAB-CBB-CGB-O2B
82	Z4	201	PEB	CAC-CBC-CGC-O2C
82	m4	202	PEB	CAC-CBC-CGC-O2C
82	m4	203	PEB	CAC-CBC-CGC-O2C
82	e4	202	PEB	CAC-CBC-CGC-O1C
82	g4	203	PEB	CAC-CBC-CGC-O1C
82	h4	201	PEB	CAB-CBB-CGB-O1B
82	B5	202	PEB	CAC-CBC-CGC-O2C
82	B5	203	PEB	CAC-CBC-CGC-O1C
82	B5	203	PEB	CAC-CBC-CGC-O2C
82	H5	201	PEB	CAC-CBC-CGC-O2C

Continued on next page...

Continued from previous page...

Mol	Chain	Res	Type	Atoms
82	S5	203	PEB	CAC-CBC-CGC-O2C
82	W5	201	PEB	CAC-CBC-CGC-O2C
82	D7	202	PEB	CAC-CBC-CGC-O1C
82	D7	203	PEB	CAB-CBB-CGB-O1B
82	D7	203	PEB	CAB-CBB-CGB-O2B
82	G7	202	PEB	CAB-CBB-CGB-O1B
82	U7	202	PEB	CAC-CBC-CGC-O2C
82	y8	201	PEB	CAC-CBC-CGC-O1C
82	r8	202	PEB	CAC-CBC-CGC-O2C
82	t8	201	PEB	CAB-CBB-CGB-O1B
82	x8	201	PEB	CAC-CBC-CGC-O2C
82	C9	202	PEB	CAC-CBC-CGC-O2C
82	H9	201	PEB	CAC-CBC-CGC-O1C
82	K9	202	PEB	CAC-CBC-CGC-O2C
82	L9	201	PEB	CAC-CBC-CGC-O2C
82	N9	202	PEB	CAC-CBC-CGC-O2C
82	Q9	201	PEB	CAB-CBB-CGB-O2B
82	Q9	203	PEB	CAB-CBB-CGB-O2B
82	S9	201	PEB	CAC-CBC-CGC-O2C
82	T9	202	PEB	CAB-CBB-CGB-O2B
82	dB	201	PEB	CAB-CBB-CGB-O1B
82	gB	201	PEB	CAC-CBC-CGC-O1C
82	gB	201	PEB	CAB-CBB-CGB-O1B
82	gB	202	PEB	CAC-CBC-CGC-O1C
82	gB	202	PEB	CAC-CBC-CGC-O2C
82	rC	202	PEB	CAC-CBC-CGC-O2C
82	tC	201	PEB	CAB-CBB-CGB-O1B
82	aE	202	PEB	CAB-CBB-CGB-O2B
82	fE	201	PEB	CAC-CBC-CGC-O2C
82	kE	202	PEB	CAC-CBC-CGC-O2C
82	gF	202	PEB	CAC-CBC-CGC-O1C
82	kF	202	PEB	CAB-CBB-CGB-O1B
82	oF	203	PEB	CAC-CBC-CGC-O1C
82	sF	202	PEB	CAC-CBC-CGC-O1C
82	wF	301	PEB	CAC-CBC-CGC-O1C
82	wF	301	PEB	CAB-CBB-CGB-O1B
82	aG	202	PEB	CAB-CBB-CGB-O2B
82	dG	201	PEB	CAC-CBC-CGC-O1C
82	dG	201	PEB	CAB-CBB-CGB-O1B
82	fG	201	PEB	CAC-CBC-CGC-O2C
82	hH	202	PEB	CAB-CBB-CGB-O1B
82	kH	201	PEB	CAB-CBB-CGB-O1B

Continued on next page...

Continued from previous page...

Mol	Chain	Res	Type	Atoms
82	eH	203	PEB	CAC-CBC-CGC-O1C
82	aJ	204	PEB	CAC-CBC-CGC-O2C
82	bK	202	PEB	CAB-CBB-CGB-O2B
82	gK	202	PEB	CAC-CBC-CGC-O2C
82	iK	202	PEB	CAC-CBC-CGC-O2C
82	iK	203	PEB	CAC-CBC-CGC-O2C
82	oK	203	PEB	CAC-CBC-CGC-O1C
82	pK	202	PEB	CAB-CBB-CGB-O1B
82	sK	202	PEB	CAC-CBC-CGC-O1C
82	aM	202	PEB	CAC-CBC-CGC-O1C
82	iM	202	PEB	CAC-CBC-CGC-O2C
82	iM	202	PEB	CAB-CBB-CGB-O2B
82	mM	202	PEB	CAC-CBC-CGC-O1C
82	iO	203	PEB	CAC-CBC-CGC-O1C
82	kO	202	PEB	CAB-CBB-CGB-O1B
82	lO	201	PEB	CAC-CBC-CGC-O1C
82	mO	203	PEB	CAC-CBC-CGC-O2C
82	eO	202	PEB	CAC-CBC-CGC-O1C
82	eO	203	PEB	CAC-CBC-CGC-O2C
82	hO	201	PEB	CAB-CBB-CGB-O1B
83	AJ	304	PUB	CAB-CBB-CGB-O2B
83	A4	303	PUB	CAB-CBB-CGB-O2B
83	M9	303	PUB	CAB-CBB-CGB-O1B
84	GO	1001	CYC	CAA-CBA-CGA-O1A
84	M1	201	CYC	CAA-CBA-CGA-O1A
84	G4	1001	CYC	CAA-CBA-CGA-O1A
84	K4	1001	CYC	CAA-CBA-CGA-O1A
84	C4	1001	CYC	CAA-CBA-CGA-O2A
87	BN	820	CLA	CAA-CBA-CGA-O1A
87	RN	201	CLA	CAA-CBA-CGA-O2A
87	32	312	CLA	CAA-CBA-CGA-O2A
87	B2	819	CLA	CAA-CBA-CGA-O1A
87	R2	201	CLA	CAA-CBA-CGA-O2A
87	3N	312	CLA	CAA-CBA-CGA-O2A
88	d6	407	LHG	C13-C14-C15-C16
84	EH	1001	CYC	C2B-C3B-CAB-CBB
84	E1	1001	CYC	C2B-C3B-CAB-CBB
85	AL	401	BCR	C16-C17-C18-C36
85	FL	101	BCR	C35-C13-C14-C15
85	KL	100	BCR	C16-C17-C18-C36
85	AN	846	BCR	C20-C21-C22-C37
85	AN	848	BCR	C11-C10-C9-C34

Continued on next page...

Continued from previous page...

Mol	Chain	Res	Type	Atoms
85	AN	848	BCR	C16-C17-C18-C36
85	AN	848	BCR	C20-C21-C22-C37
85	BN	839	BCR	C11-C10-C9-C34
85	BN	840	BCR	C20-C21-C22-C37
85	FN	202	BCR	C35-C13-C14-C15
85	KN	101	BCR	C35-C13-C14-C15
85	KN	104	BCR	C20-C21-C22-C37
85	LN	201	BCR	C11-C10-C9-C34
85	LN	205	BCR	C11-C10-C9-C34
85	LN	205	BCR	C35-C13-C14-C15
85	A2	846	BCR	C20-C21-C22-C37
85	A2	848	BCR	C11-C10-C9-C34
85	A2	848	BCR	C16-C17-C18-C36
85	A2	848	BCR	C20-C21-C22-C37
85	B2	839	BCR	C11-C10-C9-C34
85	B2	840	BCR	C20-C21-C22-C37
85	F2	203	BCR	C35-C13-C14-C15
85	K2	102	BCR	C35-C13-C14-C15
85	K2	105	BCR	C20-C21-C22-C37
85	L2	201	BCR	C11-C10-C9-C34
85	L2	205	BCR	C11-C10-C9-C34
85	L2	205	BCR	C35-C13-C14-C15
85	A6	401	BCR	C16-C17-C18-C36
85	C6	508	BCR	C20-C21-C22-C37
85	K6	102	BCR	C16-C17-C18-C36
85	c6	603	BCR	C35-C13-C14-C15
85	k6	102	BCR	C16-C17-C18-C36
85	aL	604	BCR	C16-C17-C18-C36
85	fL	101	BCR	C35-C13-C14-C15
85	kL	100	BCR	C16-C17-C18-C36
88	B6	617	LHG	C1-C2-C3-O3
88	cL	501	LHG	C1-C2-C3-O3
95	BL	607	DGD	O1G-C1G-C2G-C3G
82	DA	203	PEB	CAC-CBC-CGC-O1C
82	FA	203	PEB	CAC-CBC-CGC-O1C
82	GA	202	PEB	CAC-CBC-CGC-O1C
82	GA	202	PEB	CAB-CBB-CGB-O1B
82	QA	201	PEB	CAC-CBC-CGC-O2C
82	SA	201	PEB	CAC-CBC-CGC-O1C
82	UA	201	PEB	CAC-CBC-CGC-O1C
82	VA	202	PEB	CAB-CBB-CGB-O1B
82	WA	201	PEB	CAB-CBB-CGB-O1B

Continued on next page...

Continued from previous page...

Mol	Chain	Res	Type	Atoms
82	XA	203	PEB	CAC-CBC-CGC-O1C
82	XA	203	PEB	CAB-CBB-CGB-O2B
82	GB	202	PEB	CAC-CBC-CGC-O1C
82	HB	202	PEB	CAC-CBC-CGC-O1C
82	HB	203	PEB	CAB-CBB-CGB-O1B
82	LB	201	PEB	CAB-CBB-CGB-O2B
82	OB	201	PEB	CAB-CBB-CGB-O1B
82	ZB	201	PEB	CAC-CBC-CGC-O2C
82	ZB	201	PEB	CAB-CBB-CGB-O1B
82	ZB	203	PEB	CAB-CBB-CGB-O1B
82	AD	303	PEB	CAB-CBB-CGB-O1B
82	BD	201	PEB	CAC-CBC-CGC-O1C
82	FD	202	PEB	CAC-CBC-CGC-O2C
82	HD	201	PEB	CAB-CBB-CGB-O1B
82	HD	202	PEB	CAC-CBC-CGC-O1C
82	KD	201	PEB	CAC-CBC-CGC-O1C
82	LD	202	PEB	CAC-CBC-CGC-O1C
82	VD	202	PEB	CAC-CBC-CGC-O1C
82	XD	201	PEB	CAC-CBC-CGC-O1C
82	AE	301	PEB	CAC-CBC-CGC-O1C
82	OE	201	PEB	CAB-CBB-CGB-O2B
82	OE	202	PEB	CAC-CBC-CGC-O1C
82	QE	203	PEB	CAC-CBC-CGC-O1C
82	VE	202	PEB	CAB-CBB-CGB-O1B
82	AF	201	PEB	CAC-CBC-CGC-O1C
82	KF	202	PEB	CAC-CBC-CGC-O1C
82	MF	202	PEB	CAB-CBB-CGB-O1B
82	OF	202	PEB	CAC-CBC-CGC-O1C
82	VF	202	PEB	CAB-CBB-CGB-O2B
82	WF	203	PEB	CAC-CBC-CGC-O1C
82	WF	203	PEB	CAB-CBB-CGB-O2B
82	AG	301	PEB	CAC-CBC-CGC-O1C
82	OG	202	PEB	CAC-CBC-CGC-O1C
82	QG	203	PEB	CAC-CBC-CGC-O1C
82	UG	202	PEB	CAC-CBC-CGC-O1C
82	ZG	203	PEB	CAB-CBB-CGB-O1B
82	NH	1002	PEB	CAC-CBC-CGC-O2C
82	NH	1002	PEB	CAB-CBB-CGB-O1B
82	PH	202	PEB	CAC-CBC-CGC-O2C
82	QH	202	PEB	CAB-CBB-CGB-O1B
82	TH	202	PEB	CAC-CBC-CGC-O2C
82	ZH	201	PEB	CAC-CBC-CGC-O1C

Continued on next page...

Continued from previous page...

Mol	Chain	Res	Type	Atoms
82	EI	202	PEB	CAC-CBC-CGC-O1C
82	FI	201	PEB	CAC-CBC-CGC-O1C
82	GI	203	PEB	CAB-CBB-CGB-O1B
82	II	202	PEB	CAC-CBC-CGC-O1C
82	II	202	PEB	CAB-CBB-CGB-O1B
82	KI	203	PEB	CAC-CBC-CGC-O1C
82	RI	202	PEB	CAC-CBC-CGC-O1C
82	TI	201	PEB	CAC-CBC-CGC-O1C
82	VI	202	PEB	CAC-CBC-CGC-O1C
82	CJ	201	PEB	CAC-CBC-CGC-O1C
82	DJ	202	PEB	CAC-CBC-CGC-O1C
82	GJ	203	PEB	CAC-CBC-CGC-O1C
82	GJ	203	PEB	CAC-CBC-CGC-O2C
82	JJ	202	PEB	CAB-CBB-CGB-O2B
82	SJ	203	PEB	CAC-CBC-CGC-O2C
82	AK	201	PEB	CAC-CBC-CGC-O1C
82	EK	201	PEB	CAB-CBB-CGB-O1B
82	KK	202	PEB	CAC-CBC-CGC-O1C
82	MK	202	PEB	CAC-CBC-CGC-O2C
82	MK	202	PEB	CAB-CBB-CGB-O1B
82	OK	202	PEB	CAC-CBC-CGC-O1C
82	WK	203	PEB	CAB-CBB-CGB-O2B
82	XK	201	PEB	CAC-CBC-CGC-O1C
82	KM	201	PEB	CAC-CBC-CGC-O1C
82	LM	202	PEB	CAC-CBC-CGC-O1C
82	MM	203	PEB	CAC-CBC-CGC-O1C
82	OM	202	PEB	CAC-CBC-CGC-O1C
82	PM	202	PEB	CAC-CBC-CGC-O1C
82	RM	202	PEB	CAB-CBB-CGB-O2B
82	YM	203	PEB	CAC-CBC-CGC-O1C
82	AO	301	PEB	CAB-CBB-CGB-O2B
82	AO	305	PEB	CAB-CBB-CGB-O1B
82	RO	203	PEB	CAB-CBB-CGB-O1B
82	ZO	201	PEB	CAC-CBC-CGC-O2C
82	CP	202	PEB	CAC-CBC-CGC-O2C
82	CP	203	PEB	CAB-CBB-CGB-O1B
82	EP	202	PEB	CAB-CBB-CGB-O2B
82	GP	201	PEB	CAC-CBC-CGC-O1C
82	IP	202	PEB	CAB-CBB-CGB-O1B
82	IP	203	PEB	CAB-CBB-CGB-O1B
82	IP	203	PEB	CAB-CBB-CGB-O2B
82	OP	201	PEB	CAB-CBB-CGB-O2B

Continued on next page...

Continued from previous page...

Mol	Chain	Res	Type	Atoms
82	QP	203	PEB	CAC-CBC-CGC-O1C
82	QP	203	PEB	CAB-CBB-CGB-O1B
82	RP	202	PEB	CAB-CBB-CGB-O1B
82	TP	201	PEB	CAB-CBB-CGB-O1B
82	TP	202	PEB	CAB-CBB-CGB-O2B
82	UP	202	PEB	CAB-CBB-CGB-O2B
82	AQ	303	PEB	CAB-CBB-CGB-O1B
82	AQ	304	PEB	CAB-CBB-CGB-O1B
82	BQ	203	PEB	CAB-CBB-CGB-O2B
82	FQ	202	PEB	CAC-CBC-CGC-O2C
82	HQ	201	PEB	CAB-CBB-CGB-O1B
82	HQ	202	PEB	CAC-CBC-CGC-O1C
82	KQ	201	PEB	CAC-CBC-CGC-O1C
82	LQ	202	PEB	CAB-CBB-CGB-O1B
82	MQ	202	PEB	CAC-CBC-CGC-O2C
82	OQ	202	PEB	CAB-CBB-CGB-O1B
82	XQ	201	PEB	CAC-CBC-CGC-O1C
82	N1	1002	PEB	CAC-CBC-CGC-O2C
82	Q1	202	PEB	CAB-CBB-CGB-O1B
82	Z1	201	PEB	CAC-CBC-CGC-O1C
82	h1	201	PEB	CAC-CBC-CGC-O1C
82	h1	203	PEB	CAC-CBC-CGC-O2C
82	j1	202	PEB	CAC-CBC-CGC-O1C
82	k1	201	PEB	CAB-CBB-CGB-O1B
82	A4	301	PEB	CAB-CBB-CGB-O2B
82	D4	1002	PEB	CAB-CBB-CGB-O1B
82	Q4	201	PEB	CAC-CBC-CGC-O2C
82	i4	203	PEB	CAC-CBC-CGC-O1C
82	l4	201	PEB	CAC-CBC-CGC-O1C
82	b4	201	PEB	CAB-CBB-CGB-O2B
82	e4	203	PEB	CAC-CBC-CGC-O2C
82	f4	201	PEB	CAB-CBB-CGB-O1B
82	B5	201	PEB	CAC-CBC-CGC-O1C
82	C5	201	PEB	CAB-CBB-CGB-O1B
82	I5	201	PEB	CAB-CBB-CGB-O1B
82	K5	201	PEB	CAB-CBB-CGB-O1B
82	O5	201	PEB	CAB-CBB-CGB-O1B
82	R5	201	PEB	CAB-CBB-CGB-O1B
82	U5	201	PEB	CAC-CBC-CGC-O1C
82	U5	203	PEB	CAC-CBC-CGC-O1C
82	B7	202	PEB	CAC-CBC-CGC-O1C
82	D7	203	PEB	CAC-CBC-CGC-O1C

Continued on next page...

Continued from previous page...

Mol	Chain	Res	Type	Atoms
82	E7	202	PEB	CAB-CBB-CGB-O1B
82	F7	203	PEB	CAC-CBC-CGC-O1C
82	G7	202	PEB	CAC-CBC-CGC-O1C
82	H7	203	PEB	CAC-CBC-CGC-O1C
82	Q7	201	PEB	CAC-CBC-CGC-O2C
82	V7	202	PEB	CAB-CBB-CGB-O1B
82	p8	201	PEB	CAB-CBB-CGB-O1B
82	r8	201	PEB	CAC-CBC-CGC-O1C
82	r8	201	PEB	CAB-CBB-CGB-O1B
82	v8	202	PEB	CAC-CBC-CGC-O1C
82	w8	201	PEB	CAC-CBC-CGC-O2C
82	x8	202	PEB	CAB-CBB-CGB-O1B
82	A9	201	PEB	CAC-CBC-CGC-O1C
82	A9	202	PEB	CAC-CBC-CGC-O2C
82	C9	201	PEB	CAC-CBC-CGC-O1C
82	E9	201	PEB	CAC-CBC-CGC-O1C
82	E9	202	PEB	CAC-CBC-CGC-O2C
82	F9	203	PEB	CAB-CBB-CGB-O1B
82	G9	201	PEB	CAC-CBC-CGC-O1C
82	G9	202	PEB	CAC-CBC-CGC-O2C
82	I9	201	PEB	CAC-CBC-CGC-O1C
82	I9	202	PEB	CAC-CBC-CGC-O2C
82	J9	202	PEB	CAC-CBC-CGC-O1C
82	K9	201	PEB	CAC-CBC-CGC-O1C
82	L9	201	PEB	CAB-CBB-CGB-O1B
82	N9	201	PEB	CAC-CBC-CGC-O1C
82	O9	201	PEB	CAC-CBC-CGC-O1C
82	P9	201	PEB	CAC-CBC-CGC-O1C
82	P9	202	PEB	CAC-CBC-CGC-O2C
82	R9	201	PEB	CAC-CBC-CGC-O1C
82	R9	202	PEB	CAC-CBC-CGC-O2C
82	T9	202	PEB	CAC-CBC-CGC-O2C
82	V9	202	PEB	CAC-CBC-CGC-O2C
82	W9	201	PEB	CAC-CBC-CGC-O1C
82	X9	202	PEB	CAC-CBC-CGC-O2C
82	dB	201	PEB	CAC-CBC-CGC-O1C
82	yC	201	PEB	CAB-CBB-CGB-O2B
82	pC	201	PEB	CAB-CBB-CGB-O1B
82	rC	201	PEB	CAC-CBC-CGC-O1C
82	rC	201	PEB	CAB-CBB-CGB-O1B
82	vC	202	PEB	CAC-CBC-CGC-O1C
82	wC	201	PEB	CAC-CBC-CGC-O2C

Continued on next page...

Continued from previous page...

Mol	Chain	Res	Type	Atoms
82	xC	201	PEB	CAC-CBC-CGC-O2C
82	dE	203	PEB	CAB-CBB-CGB-O1B
82	fE	202	PEB	CAB-CBB-CGB-O2B
82	jE	201	PEB	CAB-CBB-CGB-O2B
82	kE	201	PEB	CAB-CBB-CGB-O1B
82	lE	202	PEB	CAC-CBC-CGC-O1C
82	aF	203	PEB	CAB-CBB-CGB-O1B
82	eF	201	PEB	CAB-CBB-CGB-O1B
82	qF	202	PEB	CAC-CBC-CGC-O2C
82	tF	201	PEB	CAC-CBC-CGC-O2C
82	xF	302	PEB	CAC-CBC-CGC-O1C
82	xF	304	PEB	CAC-CBC-CGC-O2C
82	yF	301	PEB	CAC-CBC-CGC-O1C
82	dG	203	PEB	CAB-CBB-CGB-O1B
82	eG	201	PEB	CAC-CBC-CGC-O1C
82	fG	202	PEB	CAB-CBB-CGB-O2B
82	jG	201	PEB	CAB-CBB-CGB-O2B
82	kG	201	PEB	CAB-CBB-CGB-O1B
82	kG	202	PEB	CAC-CBC-CGC-O2C
82	lG	202	PEB	CAB-CBB-CGB-O1B
82	fH	202	PEB	CAC-CBC-CGC-O1C
82	hH	202	PEB	CAC-CBC-CGC-O2C
82	aJ	201	PEB	CAC-CBC-CGC-O1C
82	dJ	201	PEB	CAC-CBC-CGC-O1C
82	hJ	203	PEB	CAC-CBC-CGC-O1C
82	aK	203	PEB	CAB-CBB-CGB-O1B
82	eK	201	PEB	CAB-CBB-CGB-O1B
82	fK	202	PEB	CAC-CBC-CGC-O1C
82	fK	202	PEB	CAB-CBB-CGB-O1B
82	gK	201	PEB	CAC-CBC-CGC-O1C
82	gK	202	PEB	CAB-CBB-CGB-O2B
82	kK	202	PEB	CAB-CBB-CGB-O1B
82	mK	201	PEB	CAC-CBC-CGC-O1C
82	mK	202	PEB	CAC-CBC-CGC-O1C
82	qK	202	PEB	CAC-CBC-CGC-O2C
82	tK	201	PEB	CAC-CBC-CGC-O2C
82	uK	201	PEB	CAC-CBC-CGC-O1C
82	wK	302	PEB	CAB-CBB-CGB-O1B
82	wK	303	PEB	CAC-CBC-CGC-O1C
82	aM	203	PEB	CAC-CBC-CGC-O2C
82	aM	204	PEB	CAC-CBC-CGC-O1C
82	dM	201	PEB	CAC-CBC-CGC-O2C

Continued on next page...

Continued from previous page...

Mol	Chain	Res	Type	Atoms
82	fM	202	PEB	CAB-CBB-CGB-O1B
82	hM	201	PEB	CAC-CBC-CGC-O1C
82	kM	202	PEB	CAC-CBC-CGC-O1C
82	lM	201	PEB	CAC-CBC-CGC-O1C
82	mO	202	PEB	CAC-CBC-CGC-O2C
82	bO	201	PEB	CAB-CBB-CGB-O2B
82	gO	203	PEB	CAC-CBC-CGC-O1C
82	bP	502	PEB	CAB-CBB-CGB-O1B
82	Z9	303	PEB	CAC-CBC-CGC-O1C
82	M9	304	PEB	CAC-CBC-CGC-O1C
83	AJ	303	PUB	CAB-CBB-CGB-O2B
83	AM	304	PUB	CAC-CBC-CGC-O2C
83	M5	302	PUB	CAB-CBB-CGB-O1B
83	Z5	302	PUB	CAB-CBB-CGB-O1B
83	Z9	302	PUB	CAB-CBB-CGB-O1B
84	HE	1001	CYC	CAA-CBA-CGA-O2A
84	HG	1001	CYC	CAA-CBA-CGA-O2A
84	JH	1003	CYC	CAA-CBA-CGA-O1A
84	DO	1001	CYC	CAA-CBA-CGA-O1A
84	EO	1001	CYC	CAA-CBA-CGA-O1A
84	JO	1001	CYC	CAA-CBA-CGA-O2A
84	F4	1001	CYC	CAA-CBA-CGA-O1A
84	J4	1001	CYC	CAA-CBA-CGA-O1A
84	E4	1001	CYC	CAA-CBA-CGA-O1A
87	52	605	CLA	CAA-CBA-CGA-O2A
87	1N	605	CLA	CAA-CBA-CGA-O1A
87	5N	605	CLA	CAA-CBA-CGA-O2A
84	N4	1001	CYC	C4B-C3B-CAB-CBB
95	C6	521	DGD	C6B-C7B-C8B-C9B
95	c6	601	DGD	C7A-C8A-C9A-CAA
95	hL	101	DGD	C7B-C8B-C9B-CAB
87	BN	825	CLA	C16-C17-C18-C20
87	B2	824	CLA	C16-C17-C18-C20
87	c6	613	CLA	C16-C17-C18-C19
87	d6	401	CLA	C16-C17-C18-C19
87	d6	406	CLA	C16-C17-C18-C19
87	B6	603	CLA	O2A-C1-C2-C3
87	B6	604	CLA	O2A-C1-C2-C3
87	B6	614	CLA	O2A-C1-C2-C3
87	H6	103	CLA	O2A-C1-C2-C3
87	b6	610	CLA	O2A-C1-C2-C3
87	b6	617	CLA	O2A-C1-C2-C3

Continued on next page...

Continued from previous page...

Mol	Chain	Res	Type	Atoms
87	c6	612	CLA	O2A-C1-C2-C3
82	oF	203	PEB	C4B-C3B-CAB-CBB
92	d6	409	LMG	O6-C1-O1-C7
87	b6	609	CLA	C15-C16-C17-C18
87	D6	402	CLA	C4C-C3C-CAC-CBC
82	BA	202	PEB	CAC-CBC-CGC-O1C
82	EA	202	PEB	CAB-CBB-CGB-O1B
82	HA	203	PEB	CAC-CBC-CGC-O1C
82	LA	203	PEB	CAB-CBB-CGB-O1B
82	VA	201	PEB	CAC-CBC-CGC-O1C
82	WA	201	PEB	CAC-CBC-CGC-O1C
82	BB	203	PEB	CAC-CBC-CGC-O1C
82	CB	202	PEB	CAB-CBB-CGB-O1B
82	OB	201	PEB	CAB-CBB-CGB-O2B
82	QB	203	PEB	CAB-CBB-CGB-O1B
82	DD	202	PEB	CAC-CBC-CGC-O1C
82	FD	203	PEB	CAB-CBB-CGB-O1B
82	LD	201	PEB	CAC-CBC-CGC-O1C
82	LD	202	PEB	CAB-CBB-CGB-O1B
82	LD	203	PEB	CAC-CBC-CGC-O2C
82	MD	202	PEB	CAC-CBC-CGC-O2C
82	RD	201	PEB	CAB-CBB-CGB-O1B
82	VD	203	PEB	CAB-CBB-CGB-O2B
82	AE	304	PEB	CAB-CBB-CGB-O1B
82	UE	202	PEB	CAC-CBC-CGC-O1C
82	WE	201	PEB	CAB-CBB-CGB-O1B
82	YE	202	PEB	CAB-CBB-CGB-O1B
82	ZE	202	PEB	CAC-CBC-CGC-O1C
82	AF	201	PEB	CAB-CBB-CGB-O1B
82	EF	201	PEB	CAC-CBC-CGC-O1C
82	GF	201	PEB	CAC-CBC-CGC-O1C
82	GF	202	PEB	CAC-CBC-CGC-O2C
82	MF	202	PEB	CAC-CBC-CGC-O2C
82	OF	203	PEB	CAB-CBB-CGB-O1B
82	TF	201	PEB	CAB-CBB-CGB-O1B
82	NG	201	PEB	CAC-CBC-CGC-O1C
82	OG	201	PEB	CAB-CBB-CGB-O2B
82	VG	202	PEB	CAB-CBB-CGB-O1B
82	WG	201	PEB	CAB-CBB-CGB-O1B
82	DH	1002	PEB	CAC-CBC-CGC-O1C
82	JH	1002	PEB	CAB-CBB-CGB-O2B
82	OH	202	PEB	CAB-CBB-CGB-O2B

Continued on next page...

Continued from previous page...

Mol	Chain	Res	Type	Atoms
82	WH	203	PEB	CAC-CBC-CGC-O1C
82	AI	202	PEB	CAC-CBC-CGC-O1C
82	DI	201	PEB	CAC-CBC-CGC-O1C
82	GI	201	PEB	CAC-CBC-CGC-O2C
82	JI	202	PEB	CAB-CBB-CGB-O1B
82	OI	203	PEB	CAB-CBB-CGB-O1B
82	TI	203	PEB	CAC-CBC-CGC-O1C
82	UI	201	PEB	CAB-CBB-CGB-O1B
82	XI	202	PEB	CAC-CBC-CGC-O1C
82	CJ	203	PEB	CAC-CBC-CGC-O1C
82	EJ	203	PEB	CAC-CBC-CGC-O2C
82	KJ	201	PEB	CAC-CBC-CGC-O1C
82	MJ	203	PEB	CAC-CBC-CGC-O1C
82	NJ	202	PEB	CAC-CBC-CGC-O1C
82	NJ	202	PEB	CAB-CBB-CGB-O1B
82	PJ	201	PEB	CAC-CBC-CGC-O1C
82	QJ	204	PEB	CAC-CBC-CGC-O1C
82	SJ	202	PEB	CAC-CBC-CGC-O1C
82	VJ	202	PEB	CAC-CBC-CGC-O1C
82	ZJ	202	PEB	CAC-CBC-CGC-O1C
82	GK	201	PEB	CAC-CBC-CGC-O1C
82	OK	203	PEB	CAB-CBB-CGB-O1B
82	QK	202	PEB	CAB-CBB-CGB-O2B
82	TK	201	PEB	CAB-CBB-CGB-O2B
82	WK	203	PEB	CAC-CBC-CGC-O1C
82	AM	302	PEB	CAC-CBC-CGC-O1C
82	DM	202	PEB	CAC-CBC-CGC-O1C
82	UM	203	PEB	CAC-CBC-CGC-O1C
82	VM	201	PEB	CAC-CBC-CGC-O1C
82	AO	301	PEB	CAC-CBC-CGC-O2C
82	DO	1002	PEB	CAB-CBB-CGB-O1B
82	FO	1002	PEB	CAC-CBC-CGC-O2C
82	JO	1002	PEB	CAC-CBC-CGC-O1C
82	PO	203	PEB	CAB-CBB-CGB-O1B
82	RO	202	PEB	CAC-CBC-CGC-O1C
82	RO	203	PEB	CAB-CBB-CGB-O2B
82	SO	202	PEB	CAB-CBB-CGB-O2B
82	EP	203	PEB	CAB-CBB-CGB-O1B
82	MP	203	PEB	CAB-CBB-CGB-O1B
82	PP	201	PEB	CAB-CBB-CGB-O1B
82	PP	202	PEB	CAB-CBB-CGB-O1B
82	SP	203	PEB	CAB-CBB-CGB-O1B

Continued on next page...

Continued from previous page...

Mol	Chain	Res	Type	Atoms
82	DQ	202	PEB	CAC-CBC-CGC-O1C
82	FQ	203	PEB	CAB-CBB-CGB-O1B
82	JQ	203	PEB	CAB-CBB-CGB-O1B
82	LQ	201	PEB	CAC-CBC-CGC-O1C
82	LQ	202	PEB	CAC-CBC-CGC-O1C
82	LQ	203	PEB	CAC-CBC-CGC-O2C
82	RQ	201	PEB	CAC-CBC-CGC-O1C
82	RQ	201	PEB	CAB-CBB-CGB-O1B
82	VQ	203	PEB	CAB-CBB-CGB-O2B
82	N1	1002	PEB	CAB-CBB-CGB-O1B
82	O1	201	PEB	CAB-CBB-CGB-O1B
82	O1	202	PEB	CAB-CBB-CGB-O2B
82	P1	202	PEB	CAC-CBC-CGC-O2C
82	S1	202	PEB	CAC-CBC-CGC-O1C
82	T1	202	PEB	CAC-CBC-CGC-O2C
82	D1	1002	PEB	CAC-CBC-CGC-O1C
82	J1	1002	PEB	CAB-CBB-CGB-O2B
82	W1	203	PEB	CAC-CBC-CGC-O1C
82	h1	202	PEB	CAB-CBB-CGB-O1B
82	b1	201	PEB	CAB-CBB-CGB-O1B
82	b1	203	PEB	CAC-CBC-CGC-O1C
82	J4	1002	PEB	CAC-CBC-CGC-O1C
82	J4	1002	PEB	CAB-CBB-CGB-O1B
82	A4	301	PEB	CAC-CBC-CGC-O2C
82	R4	202	PEB	CAC-CBC-CGC-O1C
82	R4	203	PEB	CAB-CBB-CGB-O1B
82	R4	203	PEB	CAB-CBB-CGB-O2B
82	S4	202	PEB	CAB-CBB-CGB-O2B
82	c4	201	PEB	CAC-CBC-CGC-O2C
82	A5	201	PEB	CAB-CBB-CGB-O1B
82	E5	201	PEB	CAB-CBB-CGB-O1B
82	F5	203	PEB	CAC-CBC-CGC-O1C
82	G5	201	PEB	CAB-CBB-CGB-O1B
82	L5	203	PEB	CAC-CBC-CGC-O2C
82	N5	201	PEB	CAB-CBB-CGB-O1B
82	O5	201	PEB	CAB-CBB-CGB-O2B
82	P5	201	PEB	CAB-CBB-CGB-O1B
82	T5	201	PEB	CAB-CBB-CGB-O1B
82	U5	202	PEB	CAC-CBC-CGC-O1C
82	V5	201	PEB	CAB-CBB-CGB-O1B
82	W5	201	PEB	CAC-CBC-CGC-O1C
82	X5	201	PEB	CAB-CBB-CGB-O1B

Continued on next page...

Continued from previous page...

Mol	Chain	Res	Type	Atoms
82	Y5	201	PEB	CAC-CBC-CGC-O1C
82	M7	202	PEB	CAC-CBC-CGC-O2C
82	S7	201	PEB	CAC-CBC-CGC-O1C
82	U7	201	PEB	CAC-CBC-CGC-O1C
82	V7	201	PEB	CAC-CBC-CGC-O1C
82	W7	201	PEB	CAB-CBB-CGB-O1B
82	X7	203	PEB	CAB-CBB-CGB-O2B
82	p8	201	PEB	CAC-CBC-CGC-O2C
82	q8	202	PEB	CAB-CBB-CGB-O2B
82	r8	202	PEB	CAB-CBB-CGB-O1B
82	A9	202	PEB	CAB-CBB-CGB-O2B
82	C9	202	PEB	CAB-CBB-CGB-O2B
82	D9	203	PEB	CAB-CBB-CGB-O1B
82	E9	202	PEB	CAB-CBB-CGB-O2B
82	G9	202	PEB	CAB-CBB-CGB-O2B
82	H9	201	PEB	CAB-CBB-CGB-O2B
82	I9	202	PEB	CAB-CBB-CGB-O2B
82	K9	202	PEB	CAB-CBB-CGB-O2B
82	N9	202	PEB	CAB-CBB-CGB-O2B
82	P9	202	PEB	CAB-CBB-CGB-O2B
82	R9	202	PEB	CAB-CBB-CGB-O2B
82	S9	201	PEB	CAB-CBB-CGB-O1B
82	T9	201	PEB	CAC-CBC-CGC-O1C
82	V9	201	PEB	CAC-CBC-CGC-O1C
82	V9	202	PEB	CAB-CBB-CGB-O2B
82	X9	201	PEB	CAC-CBC-CGC-O1C
82	X9	202	PEB	CAB-CBB-CGB-O2B
82	aB	202	PEB	CAB-CBB-CGB-O1B
82	pC	201	PEB	CAC-CBC-CGC-O2C
82	qC	202	PEB	CAB-CBB-CGB-O2B
82	xC	202	PEB	CAB-CBB-CGB-O1B
82	bE	202	PEB	CAB-CBB-CGB-O1B
82	eE	201	PEB	CAC-CBC-CGC-O1C
82	fE	203	PEB	CAC-CBC-CGC-O2C
82	hE	203	PEB	CAC-CBC-CGC-O1C
82	jE	202	PEB	CAB-CBB-CGB-O2B
82	fF	202	PEB	CAB-CBB-CGB-O1B
82	gF	201	PEB	CAC-CBC-CGC-O1C
82	gF	201	PEB	CAC-CBC-CGC-O2C
82	gF	202	PEB	CAB-CBB-CGB-O2B
82	iF	202	PEB	CAC-CBC-CGC-O2C
82	jF	201	PEB	CAC-CBC-CGC-O1C

Continued on next page...

Continued from previous page...

Mol	Chain	Res	Type	Atoms
82	kF	203	PEB	CAC-CBC-CGC-O2C
82	mF	201	PEB	CAC-CBC-CGC-O1C
82	oF	201	PEB	CAB-CBB-CGB-O2B
82	rF	202	PEB	CAB-CBB-CGB-O1B
82	sF	203	PEB	CAC-CBC-CGC-O1C
82	uF	202	PEB	CAC-CBC-CGC-O1C
82	vF	201	PEB	CAB-CBB-CGB-O2B
82	fG	203	PEB	CAC-CBC-CGC-O2C
82	hG	203	PEB	CAC-CBC-CGC-O1C
82	gH	203	PEB	CAC-CBC-CGC-O1C
82	hH	201	PEB	CAB-CBB-CGB-O1B
82	jH	202	PEB	CAC-CBC-CGC-O1C
82	lH	201	PEB	CAB-CBB-CGB-O1B
82	bH	201	PEB	CAB-CBB-CGB-O1B
82	aJ	203	PEB	CAC-CBC-CGC-O1C
82	eK	203	PEB	CAB-CBB-CGB-O1B
82	gK	201	PEB	CAC-CBC-CGC-O2C
82	jK	201	PEB	CAC-CBC-CGC-O1C
82	lK	202	PEB	CAB-CBB-CGB-O1B
82	oK	201	PEB	CAB-CBB-CGB-O2B
82	sK	203	PEB	CAC-CBC-CGC-O1C
82	xK	302	PEB	CAC-CBC-CGC-O1C
82	aM	203	PEB	CAC-CBC-CGC-O1C
82	dM	202	PEB	CAC-CBC-CGC-O2C
82	dM	203	PEB	CAB-CBB-CGB-O2B
82	hM	203	PEB	CAC-CBC-CGC-O2C
82	iM	202	PEB	CAB-CBB-CGB-O1B
82	jM	202	PEB	CAB-CBB-CGB-O1B
82	jM	203	PEB	CAC-CBC-CGC-O1C
82	mM	202	PEB	CAB-CBB-CGB-O1B
82	cO	201	PEB	CAC-CBC-CGC-O2C
82	bP	501	PEB	CAB-CBB-CGB-O1B
82	Z9	303	PEB	CAB-CBB-CGB-O1B
82	M9	304	PEB	CAB-CBB-CGB-O1B
83	AE	302	PUB	CAB-CBB-CGB-O1B
83	AG	302	PUB	CAB-CBB-CGB-O1B
83	BM	302	PUB	CAC-CBC-CGC-O1C
83	M5	303	PUB	CAB-CBB-CGB-O2B
83	Z5	303	PUB	CAB-CBB-CGB-O2B
83	yF	303	PUB	CAB-CBB-CGB-O2B
83	yK	303	PUB	CAB-CBB-CGB-O2B
84	DH	1001	CYC	CAA-CBA-CGA-O2A

Continued on next page...

Continued from previous page...

Mol	Chain	Res	Type	Atoms
84	CO	1001	CYC	CAA-CBA-CGA-O2A
84	FO	1001	CYC	CAA-CBA-CGA-O1A
84	JO	1001	CYC	CAA-CBA-CGA-O1A
84	KO	1001	CYC	CAA-CBA-CGA-O1A
84	D1	1001	CYC	CAA-CBA-CGA-O2A
84	73	1002	CYC	CAD-CBD-CGD-O2D
84	J4	1001	CYC	CAA-CBA-CGA-O2A
87	72	605	CLA	CAA-CBA-CGA-O1A
87	7N	605	CLA	CAA-CBA-CGA-O1A
96	f6	101	HEM	CAA-CBA-CGA-O1A
94	a6	601	PL9	C44-C46-C47-C48
88	D6	401	LHG	C29-C30-C31-C32
92	b6	623	LMG	C32-C33-C34-C35
82	RE	201	PEB	C2B-C3B-CAB-CBB
82	RG	201	PEB	C2B-C3B-CAB-CBB
87	C6	514	CLA	C10-C11-C12-C13
88	i6	101	LHG	C32-C33-C34-C35
92	yL	101	LMG	C34-C35-C36-C37
95	C6	502	DGD	C7A-C8A-C9A-CAA
82	AA	202	PEB	CAC-CBC-CGC-O1C
82	BA	202	PEB	CAC-CBC-CGC-O2C
82	BA	203	PEB	CAB-CBB-CGB-O2B
82	MA	202	PEB	CAC-CBC-CGC-O2C
82	NA	203	PEB	CAC-CBC-CGC-O1C
82	RA	203	PEB	CAB-CBB-CGB-O2B
82	XA	203	PEB	CAB-CBB-CGB-O1B
82	YA	303	PEB	CAB-CBB-CGB-O1B
82	YA	304	PEB	CAB-CBB-CGB-O1B
82	YA	304	PEB	CAB-CBB-CGB-O2B
82	DB	202	PEB	CAB-CBB-CGB-O1B
82	PB	201	PEB	CAB-CBB-CGB-O1B
82	XB	201	PEB	CAB-CBB-CGB-O2B
82	AD	304	PEB	CAB-CBB-CGB-O1B
82	BD	203	PEB	CAB-CBB-CGB-O2B
82	RD	201	PEB	CAC-CBC-CGC-O1C
82	VD	201	PEB	CAC-CBC-CGC-O1C
82	VD	203	PEB	CAC-CBC-CGC-O1C
82	NE	202	PEB	CAC-CBC-CGC-O1C
82	UE	203	PEB	CAC-CBC-CGC-O2C
82	VE	202	PEB	CAC-CBC-CGC-O2C
82	WE	202	PEB	CAC-CBC-CGC-O1C
82	DF	201	PEB	CAB-CBB-CGB-O2B

Continued on next page...

Continued from previous page...

Mol	Chain	Res	Type	Atoms
82	EF	201	PEB	CAB-CBB-CGB-O1B
82	LF	201	PEB	CAC-CBC-CGC-O2C
82	PF	202	PEB	CAB-CBB-CGB-O1B
82	SF	203	PEB	CAB-CBB-CGB-O2B
82	TF	202	PEB	CAC-CBC-CGC-O1C
82	UF	202	PEB	CAB-CBB-CGB-O1B
82	YF	203	PEB	CAC-CBC-CGC-O2C
82	AG	304	PEB	CAB-CBB-CGB-O1B
82	RG	202	PEB	CAB-CBB-CGB-O2B
82	UG	203	PEB	CAC-CBC-CGC-O2C
82	WG	202	PEB	CAC-CBC-CGC-O1C
82	JH	1002	PEB	CAC-CBC-CGC-O1C
82	OH	202	PEB	CAC-CBC-CGC-O2C
82	PH	202	PEB	CAB-CBB-CGB-O1B
82	QH	201	PEB	CAB-CBB-CGB-O2B
82	ZH	203	PEB	CAB-CBB-CGB-O1B
82	BI	202	PEB	CAC-CBC-CGC-O1C
82	CI	202	PEB	CAC-CBC-CGC-O1C
82	GI	203	PEB	CAC-CBC-CGC-O1C
82	LI	202	PEB	CAB-CBB-CGB-O1B
82	NI	202	PEB	CAC-CBC-CGC-O1C
82	OI	202	PEB	CAC-CBC-CGC-O1C
82	PI	202	PEB	CAC-CBC-CGC-O1C
82	RI	203	PEB	CAC-CBC-CGC-O2C
82	ZI	401	PEB	CAC-CBC-CGC-O1C
82	AJ	302	PEB	CAB-CBB-CGB-O1B
82	DJ	202	PEB	CAB-CBB-CGB-O1B
82	IJ	201	PEB	CAC-CBC-CGC-O1C
82	JJ	202	PEB	CAB-CBB-CGB-O1B
82	MJ	203	PEB	CAC-CBC-CGC-O2C
82	MJ	203	PEB	CAB-CBB-CGB-O1B
82	OJ	203	PEB	CAC-CBC-CGC-O1C
82	QJ	202	PEB	CAC-CBC-CGC-O2C
82	QJ	203	PEB	CAC-CBC-CGC-O2C
82	SJ	201	PEB	CAC-CBC-CGC-O2C
82	TJ	202	PEB	CAB-CBB-CGB-O1B
82	WJ	202	PEB	CAB-CBB-CGB-O1B
82	ZJ	202	PEB	CAB-CBB-CGB-O1B
82	AK	201	PEB	CAB-CBB-CGB-O1B
82	BK	201	PEB	CAC-CBC-CGC-O2C
82	CK	202	PEB	CAC-CBC-CGC-O1C
82	CK	203	PEB	CAC-CBC-CGC-O2C

Continued on next page...

Continued from previous page...

Mol	Chain	Res	Type	Atoms
82	DK	201	PEB	CAB-CBB-CGB-O2B
82	HK	202	PEB	CAB-CBB-CGB-O2B
82	PK	202	PEB	CAB-CBB-CGB-O1B
82	TK	201	PEB	CAB-CBB-CGB-O1B
82	TK	202	PEB	CAC-CBC-CGC-O1C
82	AM	301	PEB	CAB-CBB-CGB-O1B
82	GM	203	PEB	CAC-CBC-CGC-O1C
82	QM	202	PEB	CAC-CBC-CGC-O1C
82	WM	203	PEB	CAC-CBC-CGC-O1C
82	AP	202	PEB	CAB-CBB-CGB-O1B
82	CP	201	PEB	CAB-CBB-CGB-O1B
82	FP	201	PEB	CAB-CBB-CGB-O1B
82	GP	203	PEB	CAB-CBB-CGB-O1B
82	IP	201	PEB	CAC-CBC-CGC-O2C
82	LP	202	PEB	CAB-CBB-CGB-O1B
82	LP	202	PEB	CAB-CBB-CGB-O2B
82	MP	202	PEB	CAB-CBB-CGB-O1B
82	OP	202	PEB	CAC-CBC-CGC-O1C
82	RP	201	PEB	CAB-CBB-CGB-O1B
82	SP	201	PEB	CAC-CBC-CGC-O1C
82	XP	202	PEB	CAB-CBB-CGB-O2B
82	YP	502	PEB	CAC-CBC-CGC-O1C
82	AQ	303	PEB	CAC-CBC-CGC-O1C
82	FQ	201	PEB	CAB-CBB-CGB-O1B
82	JQ	203	PEB	CAB-CBB-CGB-O2B
82	NQ	203	PEB	CAB-CBB-CGB-O1B
82	UQ	202	PEB	CAB-CBB-CGB-O1B
82	VQ	203	PEB	CAC-CBC-CGC-O1C
82	N1	1002	PEB	CAC-CBC-CGC-O1C
82	O1	202	PEB	CAC-CBC-CGC-O2C
82	Q1	201	PEB	CAB-CBB-CGB-O2B
82	T1	202	PEB	CAC-CBC-CGC-O1C
82	U1	202	PEB	CAC-CBC-CGC-O1C
82	U1	203	PEB	CAB-CBB-CGB-O2B
82	J1	1002	PEB	CAC-CBC-CGC-O1C
82	W1	203	PEB	CAC-CBC-CGC-O2C
82	f1	202	PEB	CAC-CBC-CGC-O1C
82	j1	203	PEB	CAC-CBC-CGC-O1C
82	l1	202	PEB	CAB-CBB-CGB-O1B
82	l1	203	PEB	CAB-CBB-CGB-O1B
82	a1	201	PEB	CAB-CBB-CGB-O1B
82	a1	202	PEB	CAB-CBB-CGB-O1B

Continued on next page...

Continued from previous page...

Mol	Chain	Res	Type	Atoms
82	d1	203	PEB	CAB-CBB-CGB-O1B
82	R4	203	PEB	CAC-CBC-CGC-O1C
82	j4	201	PEB	CAB-CBB-CGB-O1B
82	m4	201	PEB	CAC-CBC-CGC-O2C
82	e4	203	PEB	CAB-CBB-CGB-O2B
82	f4	201	PEB	CAC-CBC-CGC-O1C
82	D5	203	PEB	CAC-CBC-CGC-O1C
82	D5	203	PEB	CAB-CBB-CGB-O2B
82	M5	304	PEB	CAB-CBB-CGB-O1B
82	U5	202	PEB	CAC-CBC-CGC-O2C
82	W5	203	PEB	CAC-CBC-CGC-O1C
82	A7	202	PEB	CAC-CBC-CGC-O1C
82	B7	202	PEB	CAC-CBC-CGC-O2C
82	B7	203	PEB	CAB-CBB-CGB-O2B
82	N7	203	PEB	CAC-CBC-CGC-O1C
82	R7	201	PEB	CAB-CBB-CGB-O1B
82	R7	203	PEB	CAB-CBB-CGB-O2B
82	W7	201	PEB	CAC-CBC-CGC-O1C
82	X7	203	PEB	CAC-CBC-CGC-O1C
82	X7	203	PEB	CAB-CBB-CGB-O1B
82	Y7	303	PEB	CAB-CBB-CGB-O1B
82	s8	203	PEB	CAB-CBB-CGB-O2B
82	t8	202	PEB	CAC-CBC-CGC-O2C
82	u8	202	PEB	CAC-CBC-CGC-O1C
82	v8	201	PEB	CAC-CBC-CGC-O2C
82	B9	201	PEB	CAB-CBB-CGB-O1B
82	D9	201	PEB	CAB-CBB-CGB-O2B
82	H9	203	PEB	CAB-CBB-CGB-O1B
82	L9	201	PEB	CAB-CBB-CGB-O2B
82	O9	202	PEB	CAC-CBC-CGC-O1C
82	O9	202	PEB	CAC-CBC-CGC-O2C
82	Q9	201	PEB	CAB-CBB-CGB-O1B
82	U9	203	PEB	CAB-CBB-CGB-O1B
82	U9	204	PEB	CAC-CBC-CGC-O2C
82	Y9	201	PEB	CAC-CBC-CGC-O1C
82	cB	402	PEB	CAB-CBB-CGB-O1B
82	hB	301	PEB	CAB-CBB-CGB-O2B
82	rC	202	PEB	CAB-CBB-CGB-O1B
82	sC	203	PEB	CAB-CBB-CGB-O2B
82	tC	202	PEB	CAC-CBC-CGC-O1C
82	uC	202	PEB	CAC-CBC-CGC-O1C
82	cE	202	PEB	CAB-CBB-CGB-O2B

Continued on next page...

Continued from previous page...

Mol	Chain	Res	Type	Atoms
82	lE	203	PEB	CAB-CBB-CGB-O1B
82	mE	203	PEB	CAB-CBB-CGB-O1B
82	aF	202	PEB	CAB-CBB-CGB-O1B
82	cF	201	PEB	CAB-CBB-CGB-O1B
82	eF	202	PEB	CAC-CBC-CGC-O1C
82	eF	203	PEB	CAB-CBB-CGB-O1B
82	mF	202	PEB	CAC-CBC-CGC-O1C
82	qF	201	PEB	CAB-CBB-CGB-O2B
82	tF	202	PEB	CAC-CBC-CGC-O1C
82	zF	501	PEB	CAC-CBC-CGC-O1C
82	cG	202	PEB	CAB-CBB-CGB-O2B
82	jG	202	PEB	CAB-CBB-CGB-O2B
82	mG	203	PEB	CAB-CBB-CGB-O1B
82	gH	203	PEB	CAC-CBC-CGC-O2C
82	hH	202	PEB	CAB-CBB-CGB-O2B
82	jH	203	PEB	CAC-CBC-CGC-O1C
82	lH	202	PEB	CAB-CBB-CGB-O1B
82	aH	201	PEB	CAB-CBB-CGB-O1B
82	aH	202	PEB	CAB-CBB-CGB-O1B
82	hJ	201	PEB	CAC-CBC-CGC-O2C
82	cK	201	PEB	CAB-CBB-CGB-O1B
82	eK	202	PEB	CAC-CBC-CGC-O1C
82	gK	202	PEB	CAC-CBC-CGC-O1C
82	kK	203	PEB	CAC-CBC-CGC-O2C
82	qK	201	PEB	CAB-CBB-CGB-O2B
82	rK	202	PEB	CAB-CBB-CGB-O1B
82	tK	202	PEB	CAC-CBC-CGC-O1C
82	xK	304	PEB	CAC-CBC-CGC-O2C
82	yK	301	PEB	CAC-CBC-CGC-O1C
82	zK	501	PEB	CAC-CBC-CGC-O1C
82	lM	202	PEB	CAC-CBC-CGC-O2C
82	mM	202	PEB	CAB-CBB-CGB-O2B
82	jO	201	PEB	CAB-CBB-CGB-O1B
82	mO	201	PEB	CAC-CBC-CGC-O2C
82	fO	201	PEB	CAC-CBC-CGC-O1C
82	fO	201	PEB	CAB-CBB-CGB-O1B
82	hO	202	PEB	CAC-CBC-CGC-O2C
82	Z9	301	PEB	CAC-CBC-CGC-O2C
82	M9	302	PEB	CAC-CBC-CGC-O2C
83	M5	302	PUB	CAB-CBB-CGB-O2B
84	IO	1001	CYC	CAA-CBA-CGA-O2A
84	y3	1001	CYC	CAD-CBD-CGD-O2D

Continued on next page...

Continued from previous page...

Mol	Chain	Res	Type	Atoms
84	D4	1001	CYC	CAA-CBA-CGA-O1A
87	12	605	CLA	CAA-CBA-CGA-O1A
87	12	605	CLA	CAA-CBA-CGA-O2A
87	1N	605	CLA	CAA-CBA-CGA-O2A
96	E6	101	HEM	CAA-CBA-CGA-O1A
92	XL	601	LMG	C9-C8-O7-C10
92	bL	611	LMG	C9-C8-O7-C10
87	AN	808	CLA	C4-C3-C5-C6
87	A2	808	CLA	C4-C3-C5-C6
87	CL	513	CLA	C1A-C2A-CAA-CBA
87	AN	816	CLA	C1A-C2A-CAA-CBA
87	BN	829	CLA	C1A-C2A-CAA-CBA
87	FN	203	CLA	C1A-C2A-CAA-CBA
87	LN	206	CLA	C1A-C2A-CAA-CBA
87	12	601	CLA	C1A-C2A-CAA-CBA
87	22	606	CLA	C1A-C2A-CAA-CBA
87	52	611	CLA	C1A-C2A-CAA-CBA
87	A2	816	CLA	C1A-C2A-CAA-CBA
87	B2	829	CLA	C1A-C2A-CAA-CBA
87	F2	201	CLA	C1A-C2A-CAA-CBA
87	K2	101	CLA	C1A-C2A-CAA-CBA
87	L2	206	CLA	C1A-C2A-CAA-CBA
87	H6	102	CLA	C1A-C2A-CAA-CBA
87	b6	618	CLA	C1A-C2A-CAA-CBA
87	c6	604	CLA	C1A-C2A-CAA-CBA
87	1N	601	CLA	C1A-C2A-CAA-CBA
87	2N	306	CLA	C1A-C2A-CAA-CBA
87	5N	611	CLA	C1A-C2A-CAA-CBA
87	BN	836	CLA	C16-C17-C18-C19
87	B2	836	CLA	C16-C17-C18-C19
87	bL	615	CLA	C16-C17-C18-C19
87	AL	403	CLA	C11-C12-C13-C15
87	BL	603	CLA	C6-C7-C8-C10
87	BL	605	CLA	C12-C13-C15-C16
87	AN	802	CLA	C6-C7-C8-C10
87	AN	823	CLA	C11-C12-C13-C15
87	BN	805	CLA	C11-C10-C8-C7
87	BN	810	CLA	C6-C7-C8-C10
87	A2	801	CLA	C6-C7-C8-C10
87	A2	823	CLA	C11-C12-C13-C15
87	B2	804	CLA	C11-C10-C8-C7
87	B2	809	CLA	C6-C7-C8-C10

Continued on next page...

Continued from previous page...

Mol	Chain	Res	Type	Atoms
87	B6	605	CLA	C11-C10-C8-C7
87	B6	606	CLA	C12-C13-C15-C16
87	B6	616	CLA	C11-C10-C8-C7
87	C6	514	CLA	C6-C7-C8-C10
87	C6	520	CLA	C6-C7-C8-C10
87	D6	403	CLA	C11-C12-C13-C15
87	b6	616	CLA	C11-C12-C13-C15
87	c6	605	CLA	C2-C3-C5-C6
87	cL	508	CLA	C6-C7-C8-C10
87	cL	509	CLA	C12-C13-C15-C16
87	AN	820	CLA	C15-C16-C17-C18
87	A2	820	CLA	C15-C16-C17-C18
82	IA	202	PEB	CAC-CBC-CGC-O2C
82	RA	201	PEB	CAB-CBB-CGB-O1B
82	DB	203	PEB	CAB-CBB-CGB-O2B
82	EB	501	PEB	CAB-CBB-CGB-O2B
82	GB	202	PEB	CAB-CBB-CGB-O1B
82	JB	202	PEB	CAB-CBB-CGB-O2B
82	KB	304	PEB	CAB-CBB-CGB-O2B
82	TB	202	PEB	CAB-CBB-CGB-O2B
82	WB	401	PEB	CAB-CBB-CGB-O1B
82	XB	201	PEB	CAB-CBB-CGB-O1B
82	ZB	202	PEB	CAB-CBB-CGB-O2B
82	AD	304	PEB	CAB-CBB-CGB-O2B
82	BD	201	PEB	CAC-CBC-CGC-O2C
82	FD	201	PEB	CAB-CBB-CGB-O2B
82	GD	202	PEB	CAC-CBC-CGC-O2C
82	JD	203	PEB	CAC-CBC-CGC-O2C
82	JD	203	PEB	CAB-CBB-CGB-O1B
82	JD	203	PEB	CAB-CBB-CGB-O2B
82	PD	201	PEB	CAC-CBC-CGC-O2C
82	PD	203	PEB	CAC-CBC-CGC-O2C
82	TD	201	PEB	CAB-CBB-CGB-O2B
82	UD	202	PEB	CAB-CBB-CGB-O1B
82	VD	201	PEB	CAC-CBC-CGC-O2C
82	PE	202	PEB	CAB-CBB-CGB-O2B
82	RE	202	PEB	CAB-CBB-CGB-O2B
82	VE	202	PEB	CAC-CBC-CGC-O1C
82	WE	203	PEB	CAC-CBC-CGC-O2C
82	BF	201	PEB	CAC-CBC-CGC-O2C
82	CF	203	PEB	CAC-CBC-CGC-O2C
82	MF	201	PEB	CAC-CBC-CGC-O2C

Continued on next page...

Continued from previous page...

Mol	Chain	Res	Type	Atoms
82	TF	201	PEB	CAB-CBB-CGB-O2B
82	WF	203	PEB	CAC-CBC-CGC-O2C
82	XF	201	PEB	CAC-CBC-CGC-O1C
82	PG	202	PEB	CAB-CBB-CGB-O2B
82	VG	202	PEB	CAC-CBC-CGC-O1C
82	ZG	202	PEB	CAC-CBC-CGC-O1C
82	AH	305	PEB	CAC-CBC-CGC-O1C
82	FH	1002	PEB	CAB-CBB-CGB-O1B
82	NH	1002	PEB	CAC-CBC-CGC-O1C
82	NH	1002	PEB	CAB-CBB-CGB-O2B
82	OH	203	PEB	CAC-CBC-CGC-O2C
82	SH	201	PEB	CAC-CBC-CGC-O2C
82	SH	202	PEB	CAC-CBC-CGC-O1C
82	TH	202	PEB	CAC-CBC-CGC-O1C
82	UH	203	PEB	CAB-CBB-CGB-O2B
82	WH	203	PEB	CAC-CBC-CGC-O2C
82	FI	202	PEB	CAB-CBB-CGB-O1B
82	HI	201	PEB	CAC-CBC-CGC-O2C
82	HI	201	PEB	CAB-CBB-CGB-O1B
82	JI	202	PEB	CAB-CBB-CGB-O2B
82	KI	201	PEB	CAC-CBC-CGC-O1C
82	KI	201	PEB	CAC-CBC-CGC-O2C
82	NI	203	PEB	CAC-CBC-CGC-O1C
82	NI	203	PEB	CAC-CBC-CGC-O2C
82	SI	202	PEB	CAB-CBB-CGB-O1B
82	HJ	202	PEB	CAC-CBC-CGC-O2C
82	HJ	202	PEB	CAB-CBB-CGB-O1B
82	NJ	202	PEB	CAB-CBB-CGB-O2B
82	OJ	201	PEB	CAC-CBC-CGC-O2C
82	PJ	201	PEB	CAC-CBC-CGC-O2C
82	FK	202	PEB	CAC-CBC-CGC-O1C
82	LK	201	PEB	CAC-CBC-CGC-O2C
82	MK	201	PEB	CAC-CBC-CGC-O2C
82	WK	203	PEB	CAC-CBC-CGC-O2C
82	YK	203	PEB	CAC-CBC-CGC-O2C
82	DM	201	PEB	CAC-CBC-CGC-O2C
82	DM	202	PEB	CAB-CBB-CGB-O1B
82	GM	202	PEB	CAB-CBB-CGB-O1B
82	GM	203	PEB	CAC-CBC-CGC-O2C
82	IM	202	PEB	CAC-CBC-CGC-O2C
82	IM	203	PEB	CAC-CBC-CGC-O2C
82	KM	202	PEB	CAB-CBB-CGB-O1B

Continued on next page...

Continued from previous page...

Mol	Chain	Res	Type	Atoms
82	MM	203	PEB	CAC-CBC-CGC-O2C
82	OM	202	PEB	CAB-CBB-CGB-O2B
82	AO	301	PEB	CAB-CBB-CGB-O1B
82	AO	304	PEB	CAC-CBC-CGC-O2C
82	JO	1002	PEB	CAB-CBB-CGB-O1B
82	PO	202	PEB	CAC-CBC-CGC-O2C
82	PO	203	PEB	CAB-CBB-CGB-O2B
82	QO	201	PEB	CAC-CBC-CGC-O1C
82	AP	203	PEB	CAB-CBB-CGB-O2B
82	EP	201	PEB	CAC-CBC-CGC-O2C
82	MP	202	PEB	CAB-CBB-CGB-O2B
82	MP	203	PEB	CAC-CBC-CGC-O2C
82	OP	201	PEB	CAC-CBC-CGC-O2C
82	QP	203	PEB	CAB-CBB-CGB-O2B
82	XP	202	PEB	CAB-CBB-CGB-O1B
82	YP	503	PEB	CAB-CBB-CGB-O1B
82	AQ	304	PEB	CAB-CBB-CGB-O2B
82	BQ	201	PEB	CAC-CBC-CGC-O1C
82	BQ	201	PEB	CAC-CBC-CGC-O2C
82	GQ	202	PEB	CAC-CBC-CGC-O2C
82	HQ	201	PEB	CAB-CBB-CGB-O2B
82	PQ	201	PEB	CAC-CBC-CGC-O2C
82	PQ	203	PEB	CAC-CBC-CGC-O2C
82	QQ	202	PEB	CAC-CBC-CGC-O2C
82	TQ	201	PEB	CAB-CBB-CGB-O2B
82	TQ	203	PEB	CAC-CBC-CGC-O2C
82	VQ	201	PEB	CAC-CBC-CGC-O1C
82	VQ	201	PEB	CAC-CBC-CGC-O2C
82	N1	1002	PEB	CAB-CBB-CGB-O2B
82	O1	203	PEB	CAC-CBC-CGC-O2C
82	R1	202	PEB	CAB-CBB-CGB-O1B
82	A1	305	PEB	CAC-CBC-CGC-O1C
82	Z1	203	PEB	CAB-CBB-CGB-O1B
82	h1	201	PEB	CAC-CBC-CGC-O2C
82	j1	202	PEB	CAC-CBC-CGC-O2C
82	l1	203	PEB	CAB-CBB-CGB-O2B
82	a1	202	PEB	CAB-CBB-CGB-O2B
82	b1	201	PEB	CAB-CBB-CGB-O2B
82	b1	202	PEB	CAB-CBB-CGB-O1B
82	J4	1002	PEB	CAC-CBC-CGC-O2C
82	A4	304	PEB	CAB-CBB-CGB-O2B
82	P4	202	PEB	CAC-CBC-CGC-O2C

Continued on next page...

Continued from previous page...

Mol	Chain	Res	Type	Atoms
82	l4	202	PEB	CAB-CBB-CGB-O2B
82	d4	201	PEB	CAB-CBB-CGB-O1B
82	h4	202	PEB	CAC-CBC-CGC-O2C
82	D5	201	PEB	CAC-CBC-CGC-O1C
82	F5	203	PEB	CAB-CBB-CGB-O2B
82	H5	202	PEB	CAC-CBC-CGC-O1C
82	J5	201	PEB	CAC-CBC-CGC-O2C
82	L5	203	PEB	CAC-CBC-CGC-O1C
82	S5	201	PEB	CAB-CBB-CGB-O2B
82	U5	203	PEB	CAC-CBC-CGC-O2C
82	Z5	304	PEB	CAB-CBB-CGB-O1B
82	D7	202	PEB	CAB-CBB-CGB-O2B
82	I7	202	PEB	CAC-CBC-CGC-O2C
82	L7	203	PEB	CAB-CBB-CGB-O1B
82	Y7	304	PEB	CAB-CBB-CGB-O1B
82	Y7	304	PEB	CAB-CBB-CGB-O2B
82	t8	202	PEB	CAC-CBC-CGC-O1C
82	x8	201	PEB	CAB-CBB-CGB-O2B
82	x8	202	PEB	CAC-CBC-CGC-O2C
82	B9	201	PEB	CAB-CBB-CGB-O2B
82	D9	201	PEB	CAC-CBC-CGC-O1C
82	J9	201	PEB	CAC-CBC-CGC-O2C
82	O9	203	PEB	CAB-CBB-CGB-O1B
82	Q9	203	PEB	CAB-CBB-CGB-O1B
82	gB	203	PEB	CAC-CBC-CGC-O1C
82	1C	201	PEB	CAB-CBB-CGB-O2B
82	tC	202	PEB	CAC-CBC-CGC-O2C
82	vC	201	PEB	CAC-CBC-CGC-O2C
82	xC	201	PEB	CAB-CBB-CGB-O2B
82	xC	202	PEB	CAC-CBC-CGC-O1C
82	xC	202	PEB	CAC-CBC-CGC-O2C
82	cE	202	PEB	CAC-CBC-CGC-O1C
82	cE	202	PEB	CAC-CBC-CGC-O2C
82	eE	203	PEB	CAC-CBC-CGC-O2C
82	fE	201	PEB	CAB-CBB-CGB-O2B
82	fE	202	PEB	CAC-CBC-CGC-O2C
82	hE	202	PEB	CAC-CBC-CGC-O2C
82	iE	201	PEB	CAC-CBC-CGC-O1C
82	dF	202	PEB	CAB-CBB-CGB-O2B
82	iF	203	PEB	CAC-CBC-CGC-O1C
82	lF	202	PEB	CAB-CBB-CGB-O1B
82	pF	202	PEB	CAB-CBB-CGB-O1B

Continued on next page...

Continued from previous page...

Mol	Chain	Res	Type	Atoms
82	sF	201	PEB	CAB-CBB-CGB-O1B
82	tF	202	PEB	CAB-CBB-CGB-O2B
82	eG	203	PEB	CAC-CBC-CGC-O2C
82	fG	201	PEB	CAB-CBB-CGB-O2B
82	fG	202	PEB	CAC-CBC-CGC-O2C
82	hG	202	PEB	CAC-CBC-CGC-O2C
82	iG	201	PEB	CAC-CBC-CGC-O1C
82	lG	202	PEB	CAC-CBC-CGC-O2C
82	lG	203	PEB	CAB-CBB-CGB-O1B
82	fH	201	PEB	CAC-CBC-CGC-O2C
82	jH	202	PEB	CAC-CBC-CGC-O2C
82	lH	202	PEB	CAB-CBB-CGB-O2B
82	aH	202	PEB	CAB-CBB-CGB-O2B
82	bH	201	PEB	CAB-CBB-CGB-O2B
82	bH	202	PEB	CAB-CBB-CGB-O1B
82	dH	203	PEB	CAC-CBC-CGC-O2C
82	dH	203	PEB	CAB-CBB-CGB-O1B
82	aJ	203	PEB	CAC-CBC-CGC-O2C
82	fJ	203	PEB	CAB-CBB-CGB-O2B
82	gJ	202	PEB	CAC-CBC-CGC-O2C
82	gJ	202	PEB	CAB-CBB-CGB-O1B
82	jJ	201	PEB	CAC-CBC-CGC-O2C
82	lJ	203	PEB	CAC-CBC-CGC-O2C
82	mJ	202	PEB	CAC-CBC-CGC-O2C
82	mJ	202	PEB	CAB-CBB-CGB-O1B
82	aK	202	PEB	CAB-CBB-CGB-O1B
82	iK	203	PEB	CAC-CBC-CGC-O1C
82	sK	201	PEB	CAB-CBB-CGB-O1B
82	dM	203	PEB	CAC-CBC-CGC-O1C
82	fM	203	PEB	CAC-CBC-CGC-O1C
82	jM	201	PEB	CAB-CBB-CGB-O2B
82	jM	202	PEB	CAB-CBB-CGB-O2B
82	kM	202	PEB	CAB-CBB-CGB-O1B
82	lM	201	PEB	CAC-CBC-CGC-O2C
82	kO	202	PEB	CAB-CBB-CGB-O2B
82	lO	202	PEB	CAB-CBB-CGB-O2B
82	dO	201	PEB	CAB-CBB-CGB-O1B
82	eO	203	PEB	CAB-CBB-CGB-O2B
82	M9	301	PEB	CAB-CBB-CGB-O1B
83	BM	302	PUB	CAB-CBB-CGB-O2B
83	M5	303	PUB	CAC-CBC-CGC-O1C
83	Z5	302	PUB	CAB-CBB-CGB-O2B

Continued on next page...

Continued from previous page...

Mol	Chain	Res	Type	Atoms
83	Z5	303	PUB	CAC-CBC-CGC-O1C
83	wF	304	PUB	CAB-CBB-CGB-O1B
83	wK	304	PUB	CAB-CBB-CGB-O1B
83	Z9	305	PUB	CAC-CBC-CGC-O2C
84	DE	1001	CYC	CAA-CBA-CGA-O2A
84	DG	1001	CYC	CAA-CBA-CGA-O2A
84	HG	1001	CYC	CAA-CBA-CGA-O1A
84	DO	1001	CYC	CAA-CBA-CGA-O2A
84	V3	1001	CYC	CAA-CBA-CGA-O2A
84	W3	1001	CYC	CAD-CBD-CGD-O2D
84	x3	1001	CYC	CAA-CBA-CGA-O2A
84	I4	1001	CYC	CAA-CBA-CGA-O2A
84	D4	1001	CYC	CAA-CBA-CGA-O2A
87	AN	818	CLA	CAA-CBA-CGA-O1A
87	42	605	CLA	CAA-CBA-CGA-O1A
87	62	306	CLA	CAA-CBA-CGA-O1A
87	A2	818	CLA	CAA-CBA-CGA-O1A
87	B2	819	CLA	CAA-CBA-CGA-O2A
87	3N	306	CLA	CAA-CBA-CGA-O1A
87	4N	605	CLA	CAA-CBA-CGA-O1A
87	6N	605	CLA	CAA-CBA-CGA-O1A
96	f6	101	HEM	CAA-CBA-CGA-O2A
88	L6	101	LHG	C31-C32-C33-C34
87	CL	518	CLA	CAA-CBA-CGA-O1A
85	LN	205	BCR	C9-C10-C11-C12
85	L2	205	BCR	C9-C10-C11-C12
85	cL	503	BCR	C9-C10-C11-C12
85	hL	102	BCR	C9-C10-C11-C12
92	XL	601	LMG	C42-C43-C44-C45
95	C6	521	DGD	O6D-C5D-C6D-O5D
87	BL	621	CLA	O1A-CGA-O2A-C1
82	BA	201	PEB	CAC-CBC-CGC-O2C
82	DA	202	PEB	CAB-CBB-CGB-O2B
82	FA	202	PEB	CAC-CBC-CGC-O1C
82	GA	202	PEB	CAC-CBC-CGC-O2C
82	IA	202	PEB	CAC-CBC-CGC-O1C
82	IA	202	PEB	CAB-CBB-CGB-O2B
82	JA	203	PEB	CAB-CBB-CGB-O1B
82	JA	203	PEB	CAB-CBB-CGB-O2B
82	MA	201	PEB	CAC-CBC-CGC-O1C
82	PA	201	PEB	CAC-CBC-CGC-O1C
82	WA	201	PEB	CAB-CBB-CGB-O2B

Continued on next page...

Continued from previous page...

Mol	Chain	Res	Type	Atoms
82	BB	202	PEB	CAB-CBB-CGB-O1B
82	DB	203	PEB	CAC-CBC-CGC-O1C
82	FB	201	PEB	CAC-CBC-CGC-O1C
82	GB	203	PEB	CAB-CBB-CGB-O2B
82	HB	201	PEB	CAB-CBB-CGB-O1B
82	HB	201	PEB	CAB-CBB-CGB-O2B
82	IB	202	PEB	CAC-CBC-CGC-O2C
82	QB	202	PEB	CAC-CBC-CGC-O2C
82	QB	203	PEB	CAB-CBB-CGB-O2B
82	UB	303	PEB	CAC-CBC-CGC-O2C
82	VB	201	PEB	CAC-CBC-CGC-O2C
82	XB	201	PEB	CAC-CBC-CGC-O2C
82	ZB	201	PEB	CAC-CBC-CGC-O1C
82	AD	303	PEB	CAC-CBC-CGC-O1C
82	AD	303	PEB	CAC-CBC-CGC-O2C
82	FD	201	PEB	CAB-CBB-CGB-O1B
82	HD	201	PEB	CAB-CBB-CGB-O2B
82	HD	203	PEB	CAC-CBC-CGC-O2C
82	HD	203	PEB	CAB-CBB-CGB-O2B
82	ND	203	PEB	CAB-CBB-CGB-O1B
82	RD	202	PEB	CAB-CBB-CGB-O2B
82	TD	201	PEB	CAB-CBB-CGB-O1B
82	VD	201	PEB	CAB-CBB-CGB-O2B
82	VD	203	PEB	CAC-CBC-CGC-O2C
82	WD	201	PEB	CAC-CBC-CGC-O2C
82	AE	301	PEB	CAC-CBC-CGC-O2C
82	AE	304	PEB	CAB-CBB-CGB-O2B
82	QE	202	PEB	CAC-CBC-CGC-O1C
82	YE	202	PEB	CAC-CBC-CGC-O2C
82	ZE	202	PEB	CAB-CBB-CGB-O1B
82	CF	202	PEB	CAC-CBC-CGC-O1C
82	GF	202	PEB	CAC-CBC-CGC-O1C
82	PF	202	PEB	CAB-CBB-CGB-O2B
82	TF	202	PEB	CAC-CBC-CGC-O2C
82	XF	201	PEB	CAC-CBC-CGC-O2C
82	AG	301	PEB	CAC-CBC-CGC-O2C
82	AG	304	PEB	CAB-CBB-CGB-O2B
82	WG	203	PEB	CAC-CBC-CGC-O2C
82	YG	202	PEB	CAC-CBC-CGC-O2C
82	ZG	202	PEB	CAB-CBB-CGB-O1B
82	AH	302	PEB	CAC-CBC-CGC-O1C
82	OH	203	PEB	CAC-CBC-CGC-O1C

Continued on next page...

Continued from previous page...

Mol	Chain	Res	Type	Atoms
82	QH	203	PEB	CAC-CBC-CGC-O1C
82	RH	201	PEB	CAB-CBB-CGB-O1B
82	RH	202	PEB	CAC-CBC-CGC-O1C
82	RH	202	PEB	CAB-CBB-CGB-O1B
82	UH	201	PEB	CAC-CBC-CGC-O2C
82	ZH	201	PEB	CAB-CBB-CGB-O2B
82	OI	202	PEB	CAC-CBC-CGC-O2C
82	SI	201	PEB	CAC-CBC-CGC-O2C
82	CJ	201	PEB	CAC-CBC-CGC-O2C
82	IJ	202	PEB	CAC-CBC-CGC-O1C
82	JJ	202	PEB	CAC-CBC-CGC-O1C
82	KJ	201	PEB	CAC-CBC-CGC-O2C
82	WJ	201	PEB	CAC-CBC-CGC-O2C
82	GK	202	PEB	CAC-CBC-CGC-O1C
82	SK	203	PEB	CAB-CBB-CGB-O2B
82	UK	202	PEB	CAB-CBB-CGB-O1B
82	XK	201	PEB	CAC-CBC-CGC-O2C
82	DM	201	PEB	CAC-CBC-CGC-O1C
82	EM	203	PEB	CAB-CBB-CGB-O1B
82	KM	202	PEB	CAC-CBC-CGC-O2C
82	SM	202	PEB	CAC-CBC-CGC-O1C
82	UM	203	PEB	CAC-CBC-CGC-O2C
82	WM	201	PEB	CAC-CBC-CGC-O1C
82	XM	202	PEB	CAC-CBC-CGC-O1C
82	YM	203	PEB	CAC-CBC-CGC-O2C
82	AO	304	PEB	CAB-CBB-CGB-O2B
82	FO	1002	PEB	CAB-CBB-CGB-O2B
82	JO	1002	PEB	CAC-CBC-CGC-O2C
82	RO	203	PEB	CAC-CBC-CGC-O1C
82	ZO	201	PEB	CAC-CBC-CGC-O1C
82	CP	201	PEB	CAC-CBC-CGC-O2C
82	FP	202	PEB	CAB-CBB-CGB-O1B
82	GP	201	PEB	CAC-CBC-CGC-O2C
82	OP	202	PEB	CAC-CBC-CGC-O2C
82	SP	201	PEB	CAB-CBB-CGB-O1B
82	SP	201	PEB	CAB-CBB-CGB-O2B
82	TP	202	PEB	CAB-CBB-CGB-O1B
82	UP	203	PEB	CAC-CBC-CGC-O2C
82	WP	201	PEB	CAB-CBB-CGB-O1B
82	WP	202	PEB	CAC-CBC-CGC-O2C
82	XP	201	PEB	CAB-CBB-CGB-O2B
82	AQ	303	PEB	CAC-CBC-CGC-O2C

Continued on next page...

Continued from previous page...

Mol	Chain	Res	Type	Atoms
82	AQ	304	PEB	CAC-CBC-CGC-O2C
82	HQ	203	PEB	CAC-CBC-CGC-O2C
82	HQ	203	PEB	CAB-CBB-CGB-O1B
82	HQ	203	PEB	CAB-CBB-CGB-O2B
82	RQ	202	PEB	CAB-CBB-CGB-O1B
82	RQ	202	PEB	CAB-CBB-CGB-O2B
82	SQ	202	PEB	CAB-CBB-CGB-O1B
82	TQ	201	PEB	CAB-CBB-CGB-O1B
82	VQ	201	PEB	CAB-CBB-CGB-O2B
82	VQ	203	PEB	CAC-CBC-CGC-O2C
82	WQ	201	PEB	CAC-CBC-CGC-O2C
82	YQ	201	PEB	CAC-CBC-CGC-O1C
82	O1	203	PEB	CAC-CBC-CGC-O1C
82	P1	202	PEB	CAB-CBB-CGB-O1B
82	R1	201	PEB	CAB-CBB-CGB-O1B
82	R1	202	PEB	CAC-CBC-CGC-O1C
82	S1	201	PEB	CAC-CBC-CGC-O2C
82	U1	201	PEB	CAC-CBC-CGC-O2C
82	A1	302	PEB	CAC-CBC-CGC-O1C
82	F1	1002	PEB	CAB-CBB-CGB-O1B
82	f1	201	PEB	CAC-CBC-CGC-O2C
82	f1	202	PEB	CAC-CBC-CGC-O2C
82	g1	201	PEB	CAC-CBC-CGC-O1C
82	g1	202	PEB	CAB-CBB-CGB-O1B
82	h1	202	PEB	CAB-CBB-CGB-O2B
82	d1	202	PEB	CAC-CBC-CGC-O1C
82	d1	203	PEB	CAC-CBC-CGC-O1C
82	A4	301	PEB	CAB-CBB-CGB-O1B
82	A4	304	PEB	CAC-CBC-CGC-O2C
82	Q4	201	PEB	CAC-CBC-CGC-O1C
82	Z4	201	PEB	CAC-CBC-CGC-O1C
82	l4	202	PEB	CAB-CBB-CGB-O1B
82	a4	202	PEB	CAC-CBC-CGC-O2C
82	b4	202	PEB	CAC-CBC-CGC-O1C
82	d4	201	PEB	CAB-CBB-CGB-O2B
82	B5	201	PEB	CAC-CBC-CGC-O2C
82	B5	202	PEB	CAC-CBC-CGC-O1C
82	D5	203	PEB	CAB-CBB-CGB-O1B
82	H5	203	PEB	CAC-CBC-CGC-O2C
82	J5	203	PEB	CAC-CBC-CGC-O2C
82	J5	203	PEB	CAB-CBB-CGB-O2B
82	M5	304	PEB	CAB-CBB-CGB-O2B

Continued on next page...

Continued from previous page...

Mol	Chain	Res	Type	Atoms
82	Y5	201	PEB	CAC-CBC-CGC-O2C
82	Y5	203	PEB	CAC-CBC-CGC-O1C
82	Z5	304	PEB	CAB-CBB-CGB-O2B
82	A7	201	PEB	CAC-CBC-CGC-O1C
82	B7	201	PEB	CAC-CBC-CGC-O2C
82	F7	202	PEB	CAC-CBC-CGC-O1C
82	H7	203	PEB	CAC-CBC-CGC-O2C
82	I7	201	PEB	CAC-CBC-CGC-O2C
82	I7	202	PEB	CAC-CBC-CGC-O1C
82	I7	202	PEB	CAB-CBB-CGB-O2B
82	J7	203	PEB	CAB-CBB-CGB-O1B
82	J7	203	PEB	CAB-CBB-CGB-O2B
82	L7	203	PEB	CAB-CBB-CGB-O2B
82	O7	202	PEB	CAB-CBB-CGB-O2B
82	P7	201	PEB	CAC-CBC-CGC-O1C
82	R7	202	PEB	CAC-CBC-CGC-O2C
82	y8	201	PEB	CAB-CBB-CGB-O1B
82	y8	202	PEB	CAC-CBC-CGC-O2C
82	18	201	PEB	CAB-CBB-CGB-O2B
82	J9	203	PEB	CAB-CBB-CGB-O1B
82	U9	201	PEB	CAB-CBB-CGB-O1B
82	Y9	203	PEB	CAB-CBB-CGB-O1B
82	gB	203	PEB	CAC-CBC-CGC-O2C
82	gB	203	PEB	CAB-CBB-CGB-O2B
82	yC	202	PEB	CAC-CBC-CGC-O2C
82	bE	201	PEB	CAC-CBC-CGC-O1C
82	eE	201	PEB	CAC-CBC-CGC-O2C
82	gE	201	PEB	CAC-CBC-CGC-O1C
82	jE	201	PEB	CAC-CBC-CGC-O2C
82	jE	202	PEB	CAC-CBC-CGC-O1C
82	lE	202	PEB	CAB-CBB-CGB-O1B
82	lE	202	PEB	CAB-CBB-CGB-O2B
82	lE	203	PEB	CAB-CBB-CGB-O2B
82	aF	202	PEB	CAB-CBB-CGB-O2B
82	eF	201	PEB	CAB-CBB-CGB-O2B
82	fF	202	PEB	CAC-CBC-CGC-O2C
82	gF	202	PEB	CAB-CBB-CGB-O1B
82	xF	302	PEB	CAB-CBB-CGB-O2B
82	xF	303	PEB	CAB-CBB-CGB-O2B
82	xF	304	PEB	CAB-CBB-CGB-O2B
82	bG	201	PEB	CAC-CBC-CGC-O1C
82	cG	202	PEB	CAC-CBC-CGC-O1C

Continued on next page...

Continued from previous page...

Mol	Chain	Res	Type	Atoms
82	cG	202	PEB	CAC-CBC-CGC-O2C
82	gG	201	PEB	CAC-CBC-CGC-O1C
82	jG	201	PEB	CAC-CBC-CGC-O2C
82	jG	202	PEB	CAC-CBC-CGC-O1C
82	lG	203	PEB	CAB-CBB-CGB-O2B
82	fH	202	PEB	CAC-CBC-CGC-O2C
82	gH	201	PEB	CAC-CBC-CGC-O1C
82	hH	201	PEB	CAB-CBB-CGB-O2B
82	jH	202	PEB	CAB-CBB-CGB-O1B
82	lH	201	PEB	CAC-CBC-CGC-O1C
82	bH	201	PEB	CAC-CBC-CGC-O2C
82	dH	202	PEB	CAC-CBC-CGC-O1C
82	dJ	201	PEB	CAC-CBC-CGC-O2C
82	eJ	202	PEB	CAB-CBB-CGB-O1B
82	fJ	203	PEB	CAC-CBC-CGC-O1C
82	jJ	201	PEB	CAC-CBC-CGC-O1C
82	lJ	201	PEB	CAC-CBC-CGC-O1C
82	aK	202	PEB	CAB-CBB-CGB-O2B
82	aK	203	PEB	CAB-CBB-CGB-O2B
82	cK	202	PEB	CAC-CBC-CGC-O2C
82	dK	201	PEB	CAC-CBC-CGC-O1C
82	dK	201	PEB	CAB-CBB-CGB-O1B
82	dK	202	PEB	CAB-CBB-CGB-O2B
82	fK	202	PEB	CAC-CBC-CGC-O2C
82	gK	202	PEB	CAB-CBB-CGB-O1B
82	iK	202	PEB	CAC-CBC-CGC-O1C
82	lK	202	PEB	CAB-CBB-CGB-O2B
82	tK	202	PEB	CAB-CBB-CGB-O2B
82	xK	303	PEB	CAB-CBB-CGB-O1B
82	xK	303	PEB	CAB-CBB-CGB-O2B
82	xK	304	PEB	CAB-CBB-CGB-O2B
82	aM	202	PEB	CAC-CBC-CGC-O2C
82	cM	201	PEB	CAC-CBC-CGC-O2C
82	fM	203	PEB	CAC-CBC-CGC-O2C
82	hM	201	PEB	CAC-CBC-CGC-O2C
82	hM	202	PEB	CAB-CBB-CGB-O1B
82	lM	202	PEB	CAC-CBC-CGC-O1C
82	aO	202	PEB	CAC-CBC-CGC-O2C
82	bO	202	PEB	CAC-CBC-CGC-O1C
82	cO	202	PEB	CAB-CBB-CGB-O1B
82	dO	201	PEB	CAB-CBB-CGB-O2B
82	eO	201	PEB	CAC-CBC-CGC-O1C

Continued on next page...

Continued from previous page...

Mol	Chain	Res	Type	Atoms
82	Z9	304	PEB	CAB-CBB-CGB-O1B
82	Z9	304	PEB	CAB-CBB-CGB-O2B
82	M9	301	PEB	CAB-CBB-CGB-O2B
82	M9	302	PEB	CAB-CBB-CGB-O2B
82	M9	305	PEB	CAB-CBB-CGB-O1B
82	M9	305	PEB	CAB-CBB-CGB-O2B
83	AH	304	PUB	CAC-CBC-CGC-O2C
83	AJ	303	PUB	CAB-CBB-CGB-O1B
83	A1	304	PUB	CAC-CBC-CGC-O2C
83	M5	303	PUB	CAB-CBB-CGB-O1B
83	Z5	303	PUB	CAB-CBB-CGB-O1B
83	xF	301	PUB	CAB-CBB-CGB-O2B
84	BE	1001	CYC	CAD-CBD-CGD-O2D
84	HE	1001	CYC	CAA-CBA-CGA-O1A
84	JH	1003	CYC	CAA-CBA-CGA-O2A
84	M1	201	CYC	CAA-CBA-CGA-O2A
87	BN	820	CLA	CAA-CBA-CGA-O2A
87	32	305	CLA	CAA-CBA-CGA-O1A
87	42	606	CLA	CAA-CBA-CGA-O1A
87	52	601	CLA	CAA-CBA-CGA-O2A
87	4N	606	CLA	CAA-CBA-CGA-O1A
87	5N	601	CLA	CAA-CBA-CGA-O2A
88	l6	101	LHG	C31-C32-C33-C34
87	C6	511	CLA	C16-C17-C18-C20
95	JL	101	DGD	C2B-C3B-C4B-C5B
87	CL	503	CLA	C3-C5-C6-C7
87	b6	607	CLA	C3-C5-C6-C7
88	d6	402	LHG	C2-C3-O3-P
87	BL	620	CLA	C2A-CAA-CBA-CGA
87	AN	805	CLA	C2A-CAA-CBA-CGA
87	IN	103	CLA	C2A-CAA-CBA-CGA
87	42	611	CLA	C2A-CAA-CBA-CGA
87	A2	805	CLA	C2A-CAA-CBA-CGA
87	I2	103	CLA	C2A-CAA-CBA-CGA
87	cL	505	CLA	C2A-CAA-CBA-CGA
87	cL	510	CLA	C2A-CAA-CBA-CGA
87	dL	409	CLA	C2A-CAA-CBA-CGA
87	4N	611	CLA	C2A-CAA-CBA-CGA
91	A6	407	PHO	C2A-CAA-CBA-CGA
95	c6	618	DGD	O6D-C5D-C6D-O5D
87	B2	818	CLA	C10-C11-C12-C13
87	B6	605	CLA	C15-C16-C17-C18

Continued on next page...

Continued from previous page...

Mol	Chain	Res	Type	Atoms
87	K6	101	CLA	C13-C15-C16-C17
82	AA	201	PEB	CAC-CBC-CGC-O1C
82	AA	202	PEB	CAB-CBB-CGB-O2B
82	BA	203	PEB	CAB-CBB-CGB-O1B
82	CA	201	PEB	CAC-CBC-CGC-O1C
82	CA	201	PEB	CAC-CBC-CGC-O2C
82	HA	203	PEB	CAC-CBC-CGC-O2C
82	IA	201	PEB	CAC-CBC-CGC-O2C
82	IA	202	PEB	CAB-CBB-CGB-O1B
82	LA	202	PEB	CAC-CBC-CGC-O1C
82	LA	203	PEB	CAB-CBB-CGB-O2B
82	OA	201	PEB	CAC-CBC-CGC-O1C
82	OA	202	PEB	CAB-CBB-CGB-O2B
82	RA	202	PEB	CAC-CBC-CGC-O2C
82	YA	301	PEB	CAC-CBC-CGC-O1C
82	YA	303	PEB	CAC-CBC-CGC-O1C
82	YA	303	PEB	CAC-CBC-CGC-O2C
82	YA	303	PEB	CAB-CBB-CGB-O2B
82	AB	501	PEB	CAC-CBC-CGC-O2C
82	HB	201	PEB	CAC-CBC-CGC-O1C
82	WB	401	PEB	CAC-CBC-CGC-O2C
82	HD	203	PEB	CAB-CBB-CGB-O1B
82	OD	202	PEB	CAC-CBC-CGC-O2C
82	OD	202	PEB	CAB-CBB-CGB-O1B
82	PD	202	PEB	CAC-CBC-CGC-O1C
82	PD	203	PEB	CAB-CBB-CGB-O2B
82	QD	202	PEB	CAC-CBC-CGC-O2C
82	RD	201	PEB	CAC-CBC-CGC-O2C
82	RD	202	PEB	CAB-CBB-CGB-O1B
82	SD	202	PEB	CAB-CBB-CGB-O1B
82	SD	202	PEB	CAB-CBB-CGB-O2B
82	TD	203	PEB	CAC-CBC-CGC-O2C
82	UD	202	PEB	CAC-CBC-CGC-O2C
82	VD	202	PEB	CAB-CBB-CGB-O1B
82	WD	202	PEB	CAC-CBC-CGC-O2C
82	XD	202	PEB	CAC-CBC-CGC-O2C
82	XD	202	PEB	CAB-CBB-CGB-O2B
82	PE	202	PEB	CAB-CBB-CGB-O1B
82	QE	201	PEB	CAC-CBC-CGC-O1C
82	ZE	203	PEB	CAC-CBC-CGC-O2C
82	AF	202	PEB	CAB-CBB-CGB-O2B
82	FF	202	PEB	CAC-CBC-CGC-O1C

Continued on next page...

Continued from previous page...

Mol	Chain	Res	Type	Atoms
82	NF	201	PEB	CAC-CBC-CGC-O2C
82	YF	202	PEB	CAB-CBB-CGB-O2B
82	PG	202	PEB	CAB-CBB-CGB-O1B
82	QG	202	PEB	CAC-CBC-CGC-O1C
82	WG	202	PEB	CAB-CBB-CGB-O1B
82	DH	1002	PEB	CAC-CBC-CGC-O2C
82	QH	201	PEB	CAB-CBB-CGB-O1B
82	RH	202	PEB	CAB-CBB-CGB-O2B
82	SH	201	PEB	CAC-CBC-CGC-O1C
82	UH	202	PEB	CAC-CBC-CGC-O1C
82	UH	202	PEB	CAC-CBC-CGC-O2C
82	UH	203	PEB	CAB-CBB-CGB-O1B
82	ZH	203	PEB	CAB-CBB-CGB-O2B
82	MI	401	PEB	CAB-CBB-CGB-O2B
82	IJ	201	PEB	CAC-CBC-CGC-O2C
82	OJ	203	PEB	CAC-CBC-CGC-O2C
82	PJ	202	PEB	CAB-CBB-CGB-O2B
82	SJ	202	PEB	CAB-CBB-CGB-O2B
82	WJ	201	PEB	CAC-CBC-CGC-O1C
82	XJ	202	PEB	CAB-CBB-CGB-O1B
82	HK	202	PEB	CAB-CBB-CGB-O1B
82	KK	203	PEB	CAC-CBC-CGC-O1C
82	LK	201	PEB	CAC-CBC-CGC-O1C
82	NK	201	PEB	CAC-CBC-CGC-O2C
82	PK	202	PEB	CAB-CBB-CGB-O2B
82	TK	202	PEB	CAC-CBC-CGC-O2C
82	YK	202	PEB	CAB-CBB-CGB-O2B
82	AM	301	PEB	CAB-CBB-CGB-O2B
82	AM	302	PEB	CAB-CBB-CGB-O2B
82	CM	201	PEB	CAC-CBC-CGC-O1C
82	IM	203	PEB	CAC-CBC-CGC-O1C
82	JM	202	PEB	CAB-CBB-CGB-O1B
82	MM	202	PEB	CAC-CBC-CGC-O1C
82	WM	203	PEB	CAC-CBC-CGC-O2C
82	YM	203	PEB	CAB-CBB-CGB-O2B
82	YO	203	PEB	CAB-CBB-CGB-O2B
82	AP	203	PEB	CAB-CBB-CGB-O1B
82	CP	202	PEB	CAC-CBC-CGC-O1C
82	FP	202	PEB	CAB-CBB-CGB-O2B
82	HP	202	PEB	CAB-CBB-CGB-O2B
82	OP	201	PEB	CAB-CBB-CGB-O1B
82	QP	201	PEB	CAC-CBC-CGC-O2C

Continued on next page...

Continued from previous page...

Mol	Chain	Res	Type	Atoms
82	SP	202	PEB	CAC-CBC-CGC-O2C
82	BQ	203	PEB	CAB-CBB-CGB-O1B
82	DQ	201	PEB	CAC-CBC-CGC-O2C
82	FQ	201	PEB	CAB-CBB-CGB-O2B
82	JQ	203	PEB	CAC-CBC-CGC-O2C
82	MQ	202	PEB	CAB-CBB-CGB-O1B
82	NQ	202	PEB	CAB-CBB-CGB-O1B
82	OQ	202	PEB	CAC-CBC-CGC-O2C
82	OQ	202	PEB	CAB-CBB-CGB-O2B
82	PQ	202	PEB	CAC-CBC-CGC-O1C
82	RQ	201	PEB	CAC-CBC-CGC-O2C
82	SQ	202	PEB	CAB-CBB-CGB-O2B
82	VQ	202	PEB	CAB-CBB-CGB-O1B
82	WQ	202	PEB	CAC-CBC-CGC-O2C
82	XQ	202	PEB	CAC-CBC-CGC-O2C
82	XQ	202	PEB	CAB-CBB-CGB-O2B
82	O1	202	PEB	CAC-CBC-CGC-O1C
82	Q1	203	PEB	CAC-CBC-CGC-O1C
82	U1	202	PEB	CAC-CBC-CGC-O2C
82	U1	203	PEB	CAC-CBC-CGC-O1C
82	U1	203	PEB	CAB-CBB-CGB-O1B
82	j1	201	PEB	CAC-CBC-CGC-O2C
82	j1	202	PEB	CAB-CBB-CGB-O1B
82	l1	202	PEB	CAC-CBC-CGC-O1C
82	m1	201	PEB	CAB-CBB-CGB-O2B
82	b1	202	PEB	CAB-CBB-CGB-O2B
82	d1	203	PEB	CAC-CBC-CGC-O2C
82	F4	1002	PEB	CAB-CBB-CGB-O2B
82	Y4	203	PEB	CAB-CBB-CGB-O2B
82	i4	203	PEB	CAC-CBC-CGC-O2C
82	j4	203	PEB	CAB-CBB-CGB-O2B
82	k4	202	PEB	CAC-CBC-CGC-O2C
82	b4	201	PEB	CAC-CBC-CGC-O1C
82	c4	202	PEB	CAB-CBB-CGB-O1B
82	c4	202	PEB	CAB-CBB-CGB-O2B
82	e4	201	PEB	CAC-CBC-CGC-O1C
82	D5	203	PEB	CAC-CBC-CGC-O2C
82	F5	203	PEB	CAB-CBB-CGB-O1B
82	O5	203	PEB	CAC-CBC-CGC-O2C
82	O5	203	PEB	CAB-CBB-CGB-O1B
82	B7	203	PEB	CAB-CBB-CGB-O1B
82	C7	201	PEB	CAC-CBC-CGC-O1C

Continued on next page...

Continued from previous page...

Mol	Chain	Res	Type	Atoms
82	C7	201	PEB	CAC-CBC-CGC-O2C
82	G7	202	PEB	CAC-CBC-CGC-O2C
82	I7	202	PEB	CAB-CBB-CGB-O1B
82	L7	202	PEB	CAC-CBC-CGC-O1C
82	M7	201	PEB	CAC-CBC-CGC-O1C
82	O7	201	PEB	CAC-CBC-CGC-O1C
82	W7	201	PEB	CAB-CBB-CGB-O2B
82	Y7	303	PEB	CAC-CBC-CGC-O1C
82	Y7	303	PEB	CAC-CBC-CGC-O2C
82	Y7	303	PEB	CAB-CBB-CGB-O2B
82	x8	202	PEB	CAC-CBC-CGC-O1C
82	A9	202	PEB	CAC-CBC-CGC-O1C
82	B9	201	PEB	CAC-CBC-CGC-O2C
82	C9	202	PEB	CAC-CBC-CGC-O1C
82	E9	202	PEB	CAC-CBC-CGC-O1C
82	F9	201	PEB	CAB-CBB-CGB-O1B
82	F9	201	PEB	CAB-CBB-CGB-O2B
82	K9	202	PEB	CAC-CBC-CGC-O1C
82	N9	202	PEB	CAC-CBC-CGC-O1C
82	P9	202	PEB	CAC-CBC-CGC-O1C
82	U9	204	PEB	CAC-CBC-CGC-O1C
82	X9	202	PEB	CAC-CBC-CGC-O1C
82	fB	301	PEB	CAB-CBB-CGB-O2B
82	dB	202	PEB	CAB-CBB-CGB-O1B
82	gB	201	PEB	CAC-CBC-CGC-O2C
82	wC	201	PEB	CAB-CBB-CGB-O1B
82	cE	202	PEB	CAB-CBB-CGB-O1B
82	jE	201	PEB	CAB-CBB-CGB-O1B
82	kE	202	PEB	CAC-CBC-CGC-O1C
82	aF	203	PEB	CAB-CBB-CGB-O2B
82	dF	201	PEB	CAC-CBC-CGC-O1C
82	dF	201	PEB	CAB-CBB-CGB-O1B
82	dF	202	PEB	CAC-CBC-CGC-O1C
82	iF	202	PEB	CAC-CBC-CGC-O1C
82	kF	201	PEB	CAC-CBC-CGC-O2C
82	lF	201	PEB	CAC-CBC-CGC-O2C
82	lF	202	PEB	CAB-CBB-CGB-O2B
82	pF	201	PEB	CAB-CBB-CGB-O2B
82	tF	202	PEB	CAB-CBB-CGB-O1B
82	wF	302	PEB	CAB-CBB-CGB-O1B
82	xF	303	PEB	CAB-CBB-CGB-O1B
82	cG	202	PEB	CAB-CBB-CGB-O1B

Continued on next page...

Continued from previous page...

Mol	Chain	Res	Type	Atoms
82	eG	201	PEB	CAC-CBC-CGC-O2C
82	gG	202	PEB	CAC-CBC-CGC-O2C
82	jG	201	PEB	CAB-CBB-CGB-O1B
82	fH	203	PEB	CAC-CBC-CGC-O1C
82	gH	202	PEB	CAB-CBB-CGB-O1B
82	jH	201	PEB	CAC-CBC-CGC-O2C
82	lH	202	PEB	CAC-CBC-CGC-O2C
82	mH	201	PEB	CAB-CBB-CGB-O2B
82	bH	202	PEB	CAB-CBB-CGB-O2B
82	dH	203	PEB	CAC-CBC-CGC-O1C
82	dJ	201	PEB	CAB-CBB-CGB-O1B
82	hJ	202	PEB	CAC-CBC-CGC-O2C
82	eK	201	PEB	CAB-CBB-CGB-O2B
82	kK	201	PEB	CAC-CBC-CGC-O2C
82	lK	201	PEB	CAC-CBC-CGC-O2C
82	nK	201	PEB	CAC-CBC-CGC-O1C
82	pK	201	PEB	CAB-CBB-CGB-O2B
82	tK	202	PEB	CAB-CBB-CGB-O1B
82	xK	302	PEB	CAB-CBB-CGB-O2B
82	xK	304	PEB	CAC-CBC-CGC-O1C
82	aM	204	PEB	CAC-CBC-CGC-O2C
82	kM	202	PEB	CAC-CBC-CGC-O2C
82	mM	201	PEB	CAC-CBC-CGC-O2C
82	iO	203	PEB	CAC-CBC-CGC-O2C
82	kO	203	PEB	CAC-CBC-CGC-O2C
82	lO	202	PEB	CAB-CBB-CGB-O1B
82	bO	201	PEB	CAC-CBC-CGC-O1C
82	cO	202	PEB	CAB-CBB-CGB-O2B
82	Z9	301	PEB	CAC-CBC-CGC-O1C
82	Z9	301	PEB	CAB-CBB-CGB-O2B
82	M9	302	PEB	CAC-CBC-CGC-O1C
83	AJ	304	PUB	CAC-CBC-CGC-O1C
83	BM	302	PUB	CAB-CBB-CGB-O1B
83	xK	301	PUB	CAB-CBB-CGB-O2B
84	CG	1001	CYC	CAA-CBA-CGA-O2A
84	MO	1001	CYC	CAA-CBA-CGA-O1A
84	63	901	CYC	CAD-CBD-CGD-O2D
87	AN	818	CLA	CAA-CBA-CGA-O2A
87	52	605	CLA	CAA-CBA-CGA-O1A
87	82	304	CLA	CAA-CBA-CGA-O2A
87	A2	818	CLA	CAA-CBA-CGA-O2A
87	5N	601	CLA	CAA-CBA-CGA-O1A

Continued on next page...

Continued from previous page...

Mol	Chain	Res	Type	Atoms
87	5N	605	CLA	CAA-CBA-CGA-O1A
88	iL	101	LHG	C13-C14-C15-C16
92	AL	411	LMG	C37-C38-C39-C40
95	AL	416	DGD	C2A-C3A-C4A-C5A
100	JN	104	3XQ	C15-C16-C17-C18
95	BL	613	DGD	C1B-C2B-C3B-C4B
87	C6	516	CLA	C5-C6-C7-C8
87	C6	520	CLA	C8-C10-C11-C12
87	bL	613	CLA	C13-C15-C16-C17
92	j6	102	LMG	C29-C28-O8-C9
82	BA	201	PEB	C4B-C3B-CAB-CBB
82	oK	203	PEB	C4B-C3B-CAB-CBB
87	CL	503	CLA	C5-C6-C7-C8
87	c6	604	CLA	C8-C10-C11-C12
82	EA	202	PEB	CAC-CBC-CGC-O2C
82	JA	202	PEB	CAC-CBC-CGC-O1C
82	LA	202	PEB	CAC-CBC-CGC-O2C
82	OA	201	PEB	CAB-CBB-CGB-O2B
82	RA	203	PEB	CAB-CBB-CGB-O1B
82	SA	202	PEB	CAC-CBC-CGC-O2C
82	VA	202	PEB	CAB-CBB-CGB-O2B
82	AB	501	PEB	CAB-CBB-CGB-O2B
82	FB	201	PEB	CAB-CBB-CGB-O2B
82	HB	203	PEB	CAB-CBB-CGB-O2B
82	LB	201	PEB	CAC-CBC-CGC-O2C
82	NB	203	PEB	CAC-CBC-CGC-O2C
82	AD	304	PEB	CAC-CBC-CGC-O2C
82	BD	203	PEB	CAB-CBB-CGB-O1B
82	DD	201	PEB	CAC-CBC-CGC-O2C
82	DD	203	PEB	CAC-CBC-CGC-O2C
82	DD	203	PEB	CAB-CBB-CGB-O2B
82	MD	202	PEB	CAC-CBC-CGC-O1C
82	MD	202	PEB	CAB-CBB-CGB-O1B
82	ND	202	PEB	CAB-CBB-CGB-O1B
82	OD	202	PEB	CAB-CBB-CGB-O2B
82	SD	202	PEB	CAC-CBC-CGC-O1C
82	YD	201	PEB	CAC-CBC-CGC-O1C
82	HE	1002	PEB	CAC-CBC-CGC-O2C
82	KE	201	PEB	CAC-CBC-CGC-O2C
82	WE	202	PEB	CAB-CBB-CGB-O1B
82	WE	202	PEB	CAB-CBB-CGB-O2B
82	BF	201	PEB	CAB-CBB-CGB-O1B

Continued on next page...

Continued from previous page...

Mol	Chain	Res	Type	Atoms
82	BF	201	PEB	CAB-CBB-CGB-O2B
82	CF	201	PEB	CAB-CBB-CGB-O2B
82	KF	203	PEB	CAC-CBC-CGC-O1C
82	KF	203	PEB	CAB-CBB-CGB-O2B
82	LF	201	PEB	CAC-CBC-CGC-O1C
82	HG	1002	PEB	CAC-CBC-CGC-O2C
82	KG	201	PEB	CAC-CBC-CGC-O2C
82	QG	201	PEB	CAC-CBC-CGC-O1C
82	SG	202	PEB	CAB-CBB-CGB-O2B
82	WG	202	PEB	CAB-CBB-CGB-O2B
82	ZG	203	PEB	CAC-CBC-CGC-O2C
82	AH	305	PEB	CAB-CBB-CGB-O1B
82	QH	202	PEB	CAC-CBC-CGC-O2C
82	QH	202	PEB	CAB-CBB-CGB-O2B
82	BI	201	PEB	CAC-CBC-CGC-O2C
82	BI	203	PEB	CAB-CBB-CGB-O1B
82	FI	201	PEB	CAC-CBC-CGC-O2C
82	RI	203	PEB	CAC-CBC-CGC-O1C
82	AJ	302	PEB	CAC-CBC-CGC-O1C
82	IJ	203	PEB	CAB-CBB-CGB-O1B
82	QJ	202	PEB	CAC-CBC-CGC-O1C
82	SJ	201	PEB	CAC-CBC-CGC-O1C
82	XJ	202	PEB	CAB-CBB-CGB-O2B
82	YJ	201	PEB	CAC-CBC-CGC-O2C
82	BK	201	PEB	CAB-CBB-CGB-O1B
82	CK	201	PEB	CAB-CBB-CGB-O2B
82	DM	201	PEB	CAB-CBB-CGB-O1B
82	IM	201	PEB	CAC-CBC-CGC-O1C
82	IM	203	PEB	CAB-CBB-CGB-O2B
82	VM	202	PEB	CAB-CBB-CGB-O2B
82	RO	202	PEB	CAC-CBC-CGC-O2C
82	TO	203	PEB	CAB-CBB-CGB-O1B
82	YO	203	PEB	CAC-CBC-CGC-O2C
82	EP	202	PEB	CAB-CBB-CGB-O1B
82	GP	203	PEB	CAB-CBB-CGB-O2B
82	KP	201	PEB	CAB-CBB-CGB-O2B
82	LP	201	PEB	CAB-CBB-CGB-O1B
82	DQ	203	PEB	CAC-CBC-CGC-O2C
82	JQ	202	PEB	CAC-CBC-CGC-O2C
82	MQ	202	PEB	CAC-CBC-CGC-O1C
82	SQ	202	PEB	CAC-CBC-CGC-O1C
82	UQ	202	PEB	CAC-CBC-CGC-O2C

Continued on next page...

Continued from previous page...

Mol	Chain	Res	Type	Atoms
82	P1	202	PEB	CAC-CBC-CGC-O1C
82	Q1	201	PEB	CAB-CBB-CGB-O1B
82	Q1	202	PEB	CAC-CBC-CGC-O2C
82	Q1	202	PEB	CAB-CBB-CGB-O2B
82	S1	201	PEB	CAC-CBC-CGC-O1C
82	A1	305	PEB	CAB-CBB-CGB-O1B
82	D1	1002	PEB	CAC-CBC-CGC-O2C
82	Z1	201	PEB	CAC-CBC-CGC-O2C
82	Z1	201	PEB	CAB-CBB-CGB-O2B
82	Z1	203	PEB	CAB-CBB-CGB-O2B
82	f1	203	PEB	CAC-CBC-CGC-O1C
82	h1	201	PEB	CAB-CBB-CGB-O2B
82	b1	202	PEB	CAC-CBC-CGC-O2C
82	c1	201	PEB	CAC-CBC-CGC-O1C
82	d1	202	PEB	CAB-CBB-CGB-O1B
82	R4	202	PEB	CAC-CBC-CGC-O2C
82	T4	203	PEB	CAB-CBB-CGB-O1B
82	V4	202	PEB	CAC-CBC-CGC-O2C
82	Y4	203	PEB	CAC-CBC-CGC-O2C
82	i4	202	PEB	CAC-CBC-CGC-O2C
82	b4	202	PEB	CAB-CBB-CGB-O2B
82	c4	203	PEB	CAC-CBC-CGC-O2C
82	e4	202	PEB	CAC-CBC-CGC-O2C
82	e4	203	PEB	CAB-CBB-CGB-O1B
82	g4	203	PEB	CAC-CBC-CGC-O2C
82	F5	202	PEB	CAC-CBC-CGC-O1C
82	F5	203	PEB	CAC-CBC-CGC-O2C
82	J5	203	PEB	CAC-CBC-CGC-O1C
82	J5	203	PEB	CAB-CBB-CGB-O1B
82	L5	202	PEB	CAC-CBC-CGC-O1C
82	Q5	201	PEB	CAC-CBC-CGC-O1C
82	A7	202	PEB	CAB-CBB-CGB-O2B
82	E7	202	PEB	CAC-CBC-CGC-O2C
82	L7	202	PEB	CAC-CBC-CGC-O2C
82	O7	201	PEB	CAB-CBB-CGB-O2B
82	R7	203	PEB	CAB-CBB-CGB-O1B
82	S7	202	PEB	CAC-CBC-CGC-O2C
82	V7	202	PEB	CAB-CBB-CGB-O2B
82	Y7	301	PEB	CAC-CBC-CGC-O1C
82	w8	201	PEB	CAB-CBB-CGB-O1B
82	D9	202	PEB	CAC-CBC-CGC-O1C
82	G9	202	PEB	CAC-CBC-CGC-O1C

Continued on next page...

Continued from previous page...

Mol	Chain	Res	Type	Atoms
82	I9	202	PEB	CAC-CBC-CGC-O1C
82	R9	202	PEB	CAC-CBC-CGC-O1C
82	T9	202	PEB	CAC-CBC-CGC-O1C
82	V9	202	PEB	CAC-CBC-CGC-O1C
82	W9	202	PEB	CAC-CBC-CGC-O1C
82	dB	201	PEB	CAC-CBC-CGC-O2C
82	yC	201	PEB	CAB-CBB-CGB-O1B
82	bE	202	PEB	CAB-CBB-CGB-O2B
82	eE	203	PEB	CAB-CBB-CGB-O2B
82	fE	202	PEB	CAB-CBB-CGB-O1B
82	gE	202	PEB	CAC-CBC-CGC-O2C
82	jE	202	PEB	CAB-CBB-CGB-O1B
82	nF	201	PEB	CAC-CBC-CGC-O1C
82	sF	202	PEB	CAB-CBB-CGB-O2B
82	tF	201	PEB	CAC-CBC-CGC-O1C
82	vF	201	PEB	CAB-CBB-CGB-O1B
82	xF	304	PEB	CAC-CBC-CGC-O1C
82	eG	203	PEB	CAB-CBB-CGB-O2B
82	fG	202	PEB	CAB-CBB-CGB-O1B
82	jG	202	PEB	CAB-CBB-CGB-O1B
82	kG	202	PEB	CAC-CBC-CGC-O1C
82	gH	203	PEB	CAB-CBB-CGB-O2B
82	bH	202	PEB	CAC-CBC-CGC-O2C
82	aJ	202	PEB	CAC-CBC-CGC-O1C
82	eJ	202	PEB	CAB-CBB-CGB-O2B
82	hJ	201	PEB	CAC-CBC-CGC-O1C
82	kJ	202	PEB	CAC-CBC-CGC-O2C
82	cK	201	PEB	CAC-CBC-CGC-O2C
82	dK	202	PEB	CAC-CBC-CGC-O1C
82	sK	202	PEB	CAB-CBB-CGB-O2B
82	cM	202	PEB	CAC-CBC-CGC-O2C
82	eM	202	PEB	CAB-CBB-CGB-O1B
82	fM	202	PEB	CAB-CBB-CGB-O2B
82	hM	201	PEB	CAB-CBB-CGB-O1B
82	iM	202	PEB	CAC-CBC-CGC-O1C
82	iO	202	PEB	CAC-CBC-CGC-O2C
82	bO	202	PEB	CAB-CBB-CGB-O2B
82	cO	202	PEB	CAC-CBC-CGC-O2C
82	cO	203	PEB	CAC-CBC-CGC-O2C
82	eO	203	PEB	CAB-CBB-CGB-O1B
82	fO	202	PEB	CAC-CBC-CGC-O2C
82	gO	203	PEB	CAC-CBC-CGC-O2C

Continued on next page...

Continued from previous page...

Mol	Chain	Res	Type	Atoms
83	AH	304	PUB	CAB-CBB-CGB-O1B
83	A1	304	PUB	CAB-CBB-CGB-O1B
83	A4	303	PUB	CAB-CBB-CGB-O1B
84	BE	1002	CYC	CAA-CBA-CGA-O2A
84	FE	1001	CYC	CAA-CBA-CGA-O2A
84	GE	1001	CYC	CAA-CBA-CGA-O1A
84	BG	1001	CYC	CAD-CBD-CGD-O2D
84	BG	1002	CYC	CAA-CBA-CGA-O2A
84	MO	1001	CYC	CAA-CBA-CGA-O2A
84	K1	1001	CYC	CAA-CBA-CGA-O2A
84	A3	1001	CYC	CAA-CBA-CGA-O1A
84	C3	1001	CYC	CAA-CBA-CGA-O1A
84	E3	1001	CYC	CAA-CBA-CGA-O1A
84	G3	1001	CYC	CAA-CBA-CGA-O1A
84	J3	1001	CYC	CAA-CBA-CGA-O1A
84	K3	1001	CYC	CAA-CBA-CGA-O1A
84	N3	1001	CYC	CAA-CBA-CGA-O1A
84	P3	1001	CYC	CAA-CBA-CGA-O1A
84	R3	1001	CYC	CAA-CBA-CGA-O1A
84	T3	1001	CYC	CAA-CBA-CGA-O1A
84	c3	1001	CYC	CAA-CBA-CGA-O1A
84	e3	1001	CYC	CAA-CBA-CGA-O1A
84	g3	1001	CYC	CAA-CBA-CGA-O1A
84	i3	1001	CYC	CAA-CBA-CGA-O1A
84	l3	1001	CYC	CAA-CBA-CGA-O1A
84	m3	1001	CYC	CAA-CBA-CGA-O1A
84	p3	1001	CYC	CAA-CBA-CGA-O1A
84	t3	1001	CYC	CAA-CBA-CGA-O1A
84	v3	1001	CYC	CAA-CBA-CGA-O1A
84	x3	1001	CYC	CAD-CBD-CGD-O2D
84	M4	1001	CYC	CAA-CBA-CGA-O1A
84	M4	1001	CYC	CAA-CBA-CGA-O2A
87	12	601	CLA	CAA-CBA-CGA-O2A
87	M2	101	CLA	CAA-CBA-CGA-O2A
87	1N	601	CLA	CAA-CBA-CGA-O2A
95	aL	603	DGD	C4D-C5D-C6D-O5D
87	IN	102	CLA	C4-C3-C5-C6
87	I2	102	CLA	C4-C3-C5-C6
87	C6	511	CLA	C4-C3-C5-C6
82	UO	201	PEB	C3B-CAB-CBB-CGB
82	U4	201	PEB	C3B-CAB-CBB-CGB
82	k4	201	PEB	C3B-CAB-CBB-CGB

Continued on next page...

Continued from previous page...

Mol	Chain	Res	Type	Atoms
82	eE	202	PEB	C3B-CAB-CBB-CGB
82	aF	202	PEB	C3B-CAB-CBB-CGB
82	hG	203	PEB	C3B-CAB-CBB-CGB
82	aK	202	PEB	C3B-CAB-CBB-CGB
82	kO	201	PEB	C3B-CAB-CBB-CGB
83	yF	302	PUB	C2C-CAC-CBC-CGC
83	yK	302	PUB	C2C-CAC-CBC-CGC
82	BA	203	PEB	CAC-CBC-CGC-O2C
82	FA	202	PEB	CAC-CBC-CGC-O2C
82	HA	201	PEB	CAC-CBC-CGC-O2C
82	PA	203	PEB	CAB-CBB-CGB-O2B
82	RA	203	PEB	CAC-CBC-CGC-O2C
82	XA	203	PEB	CAC-CBC-CGC-O2C
82	NB	202	PEB	CAC-CBC-CGC-O1C
82	QB	202	PEB	CAC-CBC-CGC-O1C
82	SB	201	PEB	CAC-CBC-CGC-O2C
82	SB	202	PEB	CAC-CBC-CGC-O2C
82	UB	303	PEB	CAB-CBB-CGB-O2B
82	YB	202	PEB	CAB-CBB-CGB-O2B
82	BD	203	PEB	CAC-CBC-CGC-O2C
82	JD	202	PEB	CAC-CBC-CGC-O2C
82	XD	203	PEB	CAB-CBB-CGB-O2B
82	DE	1002	PEB	CAC-CBC-CGC-O2C
82	AF	202	PEB	CAC-CBC-CGC-O1C
82	DF	202	PEB	CAB-CBB-CGB-O1B
82	HF	202	PEB	CAB-CBB-CGB-O1B
82	LF	202	PEB	CAC-CBC-CGC-O1C
82	SF	202	PEB	CAB-CBB-CGB-O1B
82	SF	202	PEB	CAB-CBB-CGB-O2B
82	TF	201	PEB	CAC-CBC-CGC-O1C
82	OH	202	PEB	CAC-CBC-CGC-O1C
82	PH	202	PEB	CAC-CBC-CGC-O1C
82	UH	203	PEB	CAC-CBC-CGC-O1C
82	ZH	201	PEB	CAC-CBC-CGC-O2C
82	SI	202	PEB	CAB-CBB-CGB-O2B
82	VI	201	PEB	CAB-CBB-CGB-O2B
82	XI	201	PEB	CAB-CBB-CGB-O2B
82	YI	202	PEB	CAB-CBB-CGB-O1B
82	YI	202	PEB	CAB-CBB-CGB-O2B
82	OJ	202	PEB	CAB-CBB-CGB-O1B
82	OJ	202	PEB	CAB-CBB-CGB-O2B
82	QJ	204	PEB	CAB-CBB-CGB-O1B

Continued on next page...

Continued from previous page...

Mol	Chain	Res	Type	Atoms
82	UJ	203	PEB	CAB-CBB-CGB-O2B
82	VJ	202	PEB	CAC-CBC-CGC-O2C
82	VJ	202	PEB	CAB-CBB-CGB-O1B
82	AK	202	PEB	CAC-CBC-CGC-O1C
82	AK	202	PEB	CAB-CBB-CGB-O2B
82	BK	201	PEB	CAB-CBB-CGB-O2B
82	HK	202	PEB	CAC-CBC-CGC-O1C
82	KK	203	PEB	CAB-CBB-CGB-O1B
82	KK	203	PEB	CAB-CBB-CGB-O2B
82	SK	202	PEB	CAB-CBB-CGB-O1B
82	TK	201	PEB	CAC-CBC-CGC-O1C
82	AM	301	PEB	CAC-CBC-CGC-O2C
82	CM	203	PEB	CAC-CBC-CGC-O2C
82	FM	202	PEB	CAC-CBC-CGC-O2C
82	HM	201	PEB	CAC-CBC-CGC-O1C
82	HM	202	PEB	CAC-CBC-CGC-O2C
82	KM	202	PEB	CAC-CBC-CGC-O1C
82	NM	202	PEB	CAB-CBB-CGB-O1B
82	PM	201	PEB	CAC-CBC-CGC-O1C
82	TM	202	PEB	CAB-CBB-CGB-O1B
82	XM	201	PEB	CAC-CBC-CGC-O2C
82	YM	203	PEB	CAB-CBB-CGB-O1B
82	ZM	202	PEB	CAB-CBB-CGB-O1B
82	OO	201	PEB	CAB-CBB-CGB-O2B
82	UO	202	PEB	CAC-CBC-CGC-O2C
82	VO	202	PEB	CAC-CBC-CGC-O2C
82	GP	203	PEB	CAC-CBC-CGC-O2C
82	HP	201	PEB	CAB-CBB-CGB-O1B
82	HP	201	PEB	CAB-CBB-CGB-O2B
82	IP	203	PEB	CAC-CBC-CGC-O2C
82	MP	202	PEB	CAC-CBC-CGC-O1C
82	PP	201	PEB	CAB-CBB-CGB-O2B
82	SP	203	PEB	CAC-CBC-CGC-O1C
82	WP	201	PEB	CAC-CBC-CGC-O2C
82	WP	201	PEB	CAB-CBB-CGB-O2B
82	XP	201	PEB	CAB-CBB-CGB-O1B
82	BQ	203	PEB	CAC-CBC-CGC-O2C
82	DQ	203	PEB	CAB-CBB-CGB-O2B
82	OQ	201	PEB	CAB-CBB-CGB-O2B
82	RQ	203	PEB	CAC-CBC-CGC-O1C
82	O1	201	PEB	CAC-CBC-CGC-O1C
82	g1	201	PEB	CAB-CBB-CGB-O2B

Continued on next page...

Continued from previous page...

Mol	Chain	Res	Type	Atoms
82	h1	203	PEB	CAB-CBB-CGB-O2B
82	i1	201	PEB	CAC-CBC-CGC-O1C
82	l1	203	PEB	CAC-CBC-CGC-O2C
82	a1	202	PEB	CAC-CBC-CGC-O1C
82	d1	202	PEB	CAC-CBC-CGC-O2C
82	O4	201	PEB	CAB-CBB-CGB-O2B
82	b4	202	PEB	CAB-CBB-CGB-O1B
82	c4	202	PEB	CAC-CBC-CGC-O2C
82	f4	202	PEB	CAC-CBC-CGC-O2C
82	B5	203	PEB	CAB-CBB-CGB-O2B
82	D5	202	PEB	CAC-CBC-CGC-O1C
82	M5	305	PEB	CAC-CBC-CGC-O2C
82	O5	202	PEB	CAC-CBC-CGC-O1C
82	W5	203	PEB	CAB-CBB-CGB-O1B
82	B7	203	PEB	CAC-CBC-CGC-O2C
82	G7	201	PEB	CAC-CBC-CGC-O2C
82	H7	201	PEB	CAC-CBC-CGC-O2C
82	H7	203	PEB	CAB-CBB-CGB-O1B
82	J7	202	PEB	CAC-CBC-CGC-O1C
82	P7	203	PEB	CAB-CBB-CGB-O2B
82	p8	201	PEB	CAB-CBB-CGB-O2B
82	H9	202	PEB	CAC-CBC-CGC-O1C
82	H9	202	PEB	CAC-CBC-CGC-O2C
82	J9	201	PEB	CAB-CBB-CGB-O2B
82	S9	202	PEB	CAC-CBC-CGC-O1C
82	fB	301	PEB	CAC-CBC-CGC-O2C
82	eB	202	PEB	CAB-CBB-CGB-O2B
82	gB	201	PEB	CAB-CBB-CGB-O2B
82	hB	301	PEB	CAC-CBC-CGC-O2C
82	yC	201	PEB	CAC-CBC-CGC-O2C
82	pC	201	PEB	CAB-CBB-CGB-O2B
82	dE	201	PEB	CAB-CBB-CGB-O2B
82	dF	202	PEB	CAB-CBB-CGB-O1B
82	oF	202	PEB	CAC-CBC-CGC-O2C
82	oF	203	PEB	CAC-CBC-CGC-O2C
82	pF	201	PEB	CAB-CBB-CGB-O1B
82	qF	201	PEB	CAB-CBB-CGB-O1B
82	qF	203	PEB	CAC-CBC-CGC-O1C
82	vF	202	PEB	CAB-CBB-CGB-O1B
82	eG	201	PEB	CAB-CBB-CGB-O2B
82	hG	201	PEB	CAC-CBC-CGC-O2C
82	gH	201	PEB	CAB-CBB-CGB-O2B

Continued on next page...

Continued from previous page...

Mol	Chain	Res	Type	Atoms
82	iH	201	PEB	CAC-CBC-CGC-O1C
82	aH	202	PEB	CAC-CBC-CGC-O1C
82	aH	202	PEB	CAC-CBC-CGC-O2C
82	cJ	202	PEB	CAB-CBB-CGB-O1B
82	jJ	202	PEB	CAB-CBB-CGB-O2B
82	dK	202	PEB	CAB-CBB-CGB-O1B
82	oK	202	PEB	CAC-CBC-CGC-O2C
82	oK	203	PEB	CAC-CBC-CGC-O2C
82	pK	201	PEB	CAB-CBB-CGB-O1B
82	qK	201	PEB	CAB-CBB-CGB-O1B
82	qK	203	PEB	CAC-CBC-CGC-O1C
82	tK	201	PEB	CAC-CBC-CGC-O1C
82	vK	201	PEB	CAB-CBB-CGB-O1B
82	vK	202	PEB	CAB-CBB-CGB-O1B
82	cM	201	PEB	CAC-CBC-CGC-O1C
82	gM	202	PEB	CAB-CBB-CGB-O1B
82	jM	202	PEB	CAC-CBC-CGC-O1C
82	mM	201	PEB	CAC-CBC-CGC-O1C
82	aO	202	PEB	CAB-CBB-CGB-O2B
82	bO	202	PEB	CAB-CBB-CGB-O1B
82	eO	202	PEB	CAC-CBC-CGC-O2C
83	AE	302	PUB	CAC-CBC-CGC-O2C
83	AG	302	PUB	CAC-CBC-CGC-O2C
83	AO	303	PUB	CAB-CBB-CGB-O1B
84	EE	1001	CYC	CAA-CBA-CGA-O1A
84	ME	1001	CYC	CAA-CBA-CGA-O2A
84	EG	1001	CYC	CAA-CBA-CGA-O1A
84	GG	1001	CYC	CAA-CBA-CGA-O1A
84	MG	1001	CYC	CAA-CBA-CGA-O2A
84	JH	1003	CYC	CAD-CBD-CGD-O2D
84	LH	1002	CYC	CAD-CBD-CGD-O2D
84	NO	1001	CYC	CAD-CBD-CGD-O2D
84	M1	201	CYC	CAD-CBD-CGD-O2D
84	N4	1001	CYC	CAD-CBD-CGD-O2D
87	MN	101	CLA	CAA-CBA-CGA-O2A
87	RN	201	CLA	CAA-CBA-CGA-O1A
87	32	307	CLA	CAA-CBA-CGA-O1A
87	52	601	CLA	CAA-CBA-CGA-O1A
87	R2	201	CLA	CAA-CBA-CGA-O1A
87	3N	308	CLA	CAA-CBA-CGA-O1A
87	8N	305	CLA	CAA-CBA-CGA-O2A
87	AN	830	CLA	C10-C11-C12-C13

Continued on next page...

Continued from previous page...

Mol	Chain	Res	Type	Atoms
87	BN	819	CLA	C10-C11-C12-C13
87	A2	830	CLA	C10-C11-C12-C13
87	b6	618	CLA	C13-C15-C16-C17
87	cL	513	CLA	C8-C10-C11-C12
92	JL	102	LMG	C30-C31-C32-C33
85	AL	401	BCR	C16-C17-C18-C19
85	FL	101	BCR	C12-C13-C14-C15
85	KL	100	BCR	C16-C17-C18-C19
85	AN	846	BCR	C20-C21-C22-C23
85	AN	848	BCR	C11-C10-C9-C8
85	AN	848	BCR	C16-C17-C18-C19
85	AN	848	BCR	C20-C21-C22-C23
85	BN	839	BCR	C11-C10-C9-C8
85	BN	840	BCR	C20-C21-C22-C23
85	FN	202	BCR	C12-C13-C14-C15
85	KN	101	BCR	C12-C13-C14-C15
85	KN	104	BCR	C20-C21-C22-C23
85	LN	201	BCR	C11-C10-C9-C8
85	LN	205	BCR	C11-C10-C9-C8
85	LN	205	BCR	C12-C13-C14-C15
85	A2	846	BCR	C20-C21-C22-C23
85	A2	848	BCR	C11-C10-C9-C8
85	A2	848	BCR	C16-C17-C18-C19
85	A2	848	BCR	C20-C21-C22-C23
85	B2	839	BCR	C11-C10-C9-C8
85	B2	840	BCR	C20-C21-C22-C23
85	F2	203	BCR	C12-C13-C14-C15
85	K2	102	BCR	C12-C13-C14-C15
85	K2	105	BCR	C20-C21-C22-C23
85	L2	201	BCR	C11-C10-C9-C8
85	L2	205	BCR	C11-C10-C9-C8
85	L2	205	BCR	C12-C13-C14-C15
85	A6	401	BCR	C16-C17-C18-C19
85	C6	508	BCR	C20-C21-C22-C23
85	K6	102	BCR	C16-C17-C18-C19
85	c6	603	BCR	C12-C13-C14-C15
85	k6	102	BCR	C16-C17-C18-C19
85	aL	604	BCR	C16-C17-C18-C19
85	fL	101	BCR	C12-C13-C14-C15
85	kL	100	BCR	C16-C17-C18-C19
87	A2	823	CLA	C5-C6-C7-C8
82	FA	202	PEB	CAB-CBB-CGB-O2B

Continued on next page...

Continued from previous page...

Mol	Chain	Res	Type	Atoms
82	GA	201	PEB	CAC-CBC-CGC-O2C
82	LA	202	PEB	CAB-CBB-CGB-O2B
82	LA	203	PEB	CAC-CBC-CGC-O2C
82	MA	201	PEB	CAB-CBB-CGB-O1B
82	UA	202	PEB	CAB-CBB-CGB-O2B
82	DB	202	PEB	CAC-CBC-CGC-O1C
82	IB	201	PEB	CAC-CBC-CGC-O2C
82	JB	201	PEB	CAC-CBC-CGC-O2C
82	QB	203	PEB	CAC-CBC-CGC-O2C
82	SB	203	PEB	CAB-CBB-CGB-O1B
82	VB	202	PEB	CAB-CBB-CGB-O2B
82	FD	202	PEB	CAB-CBB-CGB-O2B
82	MD	202	PEB	CAB-CBB-CGB-O2B
82	OD	201	PEB	CAB-CBB-CGB-O2B
82	ZE	202	PEB	CAC-CBC-CGC-O2C
82	DF	202	PEB	CAB-CBB-CGB-O2B
82	DF	203	PEB	CAC-CBC-CGC-O2C
82	HF	202	PEB	CAC-CBC-CGC-O1C
82	IF	201	PEB	CAC-CBC-CGC-O2C
82	IF	202	PEB	CAC-CBC-CGC-O1C
82	KF	203	PEB	CAB-CBB-CGB-O1B
82	TF	202	PEB	CAB-CBB-CGB-O2B
82	OH	201	PEB	CAC-CBC-CGC-O1C
82	RH	202	PEB	CAC-CBC-CGC-O2C
82	AI	201	PEB	CAB-CBB-CGB-O2B
82	CI	201	PEB	CAB-CBB-CGB-O2B
82	GI	202	PEB	CAB-CBB-CGB-O2B
82	HI	203	PEB	CAB-CBB-CGB-O1B
82	II	201	PEB	CAB-CBB-CGB-O2B
82	JI	201	PEB	CAB-CBB-CGB-O1B
82	KI	202	PEB	CAB-CBB-CGB-O2B
82	NI	201	PEB	CAB-CBB-CGB-O2B
82	PI	201	PEB	CAB-CBB-CGB-O2B
82	RI	201	PEB	CAB-CBB-CGB-O2B
82	TI	202	PEB	CAB-CBB-CGB-O2B
82	AJ	301	PEB	CAC-CBC-CGC-O2C
82	FJ	202	PEB	CAB-CBB-CGB-O1B
82	UJ	203	PEB	CAB-CBB-CGB-O1B
82	DK	202	PEB	CAB-CBB-CGB-O2B
82	SK	202	PEB	CAB-CBB-CGB-O2B
82	TK	202	PEB	CAB-CBB-CGB-O2B
82	EM	202	PEB	CAC-CBC-CGC-O2C

Continued on next page...

Continued from previous page...

Mol	Chain	Res	Type	Atoms
82	IM	203	PEB	CAB-CBB-CGB-O1B
82	KM	203	PEB	CAC-CBC-CGC-O2C
82	TM	202	PEB	CAC-CBC-CGC-O1C
82	XM	201	PEB	CAC-CBC-CGC-O1C
82	OO	202	PEB	CAB-CBB-CGB-O2B
82	UO	201	PEB	CAC-CBC-CGC-O2C
82	AP	201	PEB	CAC-CBC-CGC-O2C
82	BP	201	PEB	CAC-CBC-CGC-O2C
82	YP	503	PEB	CAB-CBB-CGB-O2B
82	FQ	202	PEB	CAB-CBB-CGB-O2B
82	GQ	202	PEB	CAB-CBB-CGB-O2B
82	MQ	202	PEB	CAB-CBB-CGB-O2B
82	PQ	203	PEB	CAB-CBB-CGB-O2B
82	XQ	203	PEB	CAB-CBB-CGB-O2B
82	R1	202	PEB	CAC-CBC-CGC-O2C
82	j1	202	PEB	CAB-CBB-CGB-O2B
82	a1	202	PEB	CAC-CBC-CGC-O2C
82	b1	201	PEB	CAC-CBC-CGC-O2C
82	O4	202	PEB	CAB-CBB-CGB-O2B
82	U4	201	PEB	CAC-CBC-CGC-O2C
82	U4	202	PEB	CAC-CBC-CGC-O2C
82	a4	202	PEB	CAB-CBB-CGB-O2B
82	d4	202	PEB	CAB-CBB-CGB-O2B
82	J5	202	PEB	CAC-CBC-CGC-O2C
82	Q5	202	PEB	CAC-CBC-CGC-O1C
82	Z5	305	PEB	CAC-CBC-CGC-O2C
82	L7	202	PEB	CAB-CBB-CGB-O2B
82	R7	203	PEB	CAC-CBC-CGC-O2C
82	U7	202	PEB	CAB-CBB-CGB-O2B
82	e7	301	PEB	CAB-CBB-CGB-O2B
82	B9	203	PEB	CAB-CBB-CGB-O1B
82	S9	202	PEB	CAC-CBC-CGC-O2C
82	W9	202	PEB	CAC-CBC-CGC-O2C
82	Y9	202	PEB	CAC-CBC-CGC-O1C
82	eA	301	PEB	CAB-CBB-CGB-O2B
82	eE	201	PEB	CAB-CBB-CGB-O2B
82	hE	201	PEB	CAC-CBC-CGC-O2C
82	kE	202	PEB	CAB-CBB-CGB-O2B
82	cF	201	PEB	CAC-CBC-CGC-O2C
82	lF	203	PEB	CAB-CBB-CGB-O2B
82	rF	202	PEB	CAB-CBB-CGB-O2B
82	hG	202	PEB	CAB-CBB-CGB-O2B

Continued on next page...

Continued from previous page...

Mol	Chain	Res	Type	Atoms
82	kG	202	PEB	CAB-CBB-CGB-O2B
82	cH	201	PEB	CAC-CBC-CGC-O1C
82	dH	202	PEB	CAC-CBC-CGC-O2C
82	aJ	201	PEB	CAB-CBB-CGB-O2B
82	iJ	202	PEB	CAB-CBB-CGB-O1B
82	jJ	202	PEB	CAB-CBB-CGB-O1B
82	kJ	202	PEB	CAB-CBB-CGB-O2B
82	kK	202	PEB	CAC-CBC-CGC-O2C
82	lK	203	PEB	CAB-CBB-CGB-O2B
82	rK	202	PEB	CAB-CBB-CGB-O2B
82	yK	301	PEB	CAC-CBC-CGC-O2C
82	aM	203	PEB	CAB-CBB-CGB-O2B
82	jM	202	PEB	CAC-CBC-CGC-O2C
82	kM	202	PEB	CAB-CBB-CGB-O2B
82	dO	202	PEB	CAB-CBB-CGB-O2B
83	M5	303	PUB	CAC-CBC-CGC-O2C
84	DG	1001	CYC	CAD-CBD-CGD-O2D
84	CH	1001	CYC	CAA-CBA-CGA-O1A
84	L1	1001	CYC	CAD-CBD-CGD-O2D
84	C1	1001	CYC	CAA-CBA-CGA-O1A
84	V3	1001	CYC	CAD-CBD-CGD-O2D
92	BL	611	LMG	O7-C8-C9-O8
92	dL	407	LMG	O1-C7-C8-O7
88	CL	522	LHG	C24-C23-O8-C6
88	bL	612	LHG	C13-C14-C15-C16
92	aL	611	LMG	C28-C29-C30-C31
92	mL	101	LMG	C10-C11-C12-C13
92	yL	101	LMG	C8-C9-O8-C28
87	AL	405	CLA	C2A-CAA-CBA-CGA
85	JN	103	BCR	C19-C20-C21-C22
85	KN	101	BCR	C15-C16-C17-C18
85	J2	103	BCR	C19-C20-C21-C22
85	K2	102	BCR	C15-C16-C17-C18
82	KA	202	PEB	CAC-CBC-CGC-O1C
82	TA	201	PEB	CAC-CBC-CGC-O2C
82	YA	304	PEB	CAC-CBC-CGC-O2C
82	DB	202	PEB	CAC-CBC-CGC-O2C
82	KB	304	PEB	CAC-CBC-CGC-O2C
82	LB	201	PEB	CAC-CBC-CGC-O1C
82	MB	202	PEB	CAB-CBB-CGB-O1B
82	NB	202	PEB	CAC-CBC-CGC-O2C
82	NB	202	PEB	CAB-CBB-CGB-O2B

Continued on next page...

Continued from previous page...

Mol	Chain	Res	Type	Atoms
82	QB	201	PEB	CAC-CBC-CGC-O1C
82	TB	201	PEB	CAC-CBC-CGC-O2C
82	VB	202	PEB	CAC-CBC-CGC-O2C
82	BD	202	PEB	CAC-CBC-CGC-O1C
82	GD	202	PEB	CAB-CBB-CGB-O2B
82	RD	202	PEB	CAC-CBC-CGC-O2C
82	RD	203	PEB	CAC-CBC-CGC-O1C
82	TD	202	PEB	CAC-CBC-CGC-O2C
82	TD	203	PEB	CAB-CBB-CGB-O1B
82	UD	202	PEB	CAB-CBB-CGB-O2B
82	RE	202	PEB	CAC-CBC-CGC-O1C
82	SE	201	PEB	CAB-CBB-CGB-O1B
82	UE	202	PEB	CAC-CBC-CGC-O2C
82	VE	202	PEB	CAB-CBB-CGB-O2B
82	YE	201	PEB	CAC-CBC-CGC-O1C
82	AF	202	PEB	CAC-CBC-CGC-O2C
82	DF	201	PEB	CAB-CBB-CGB-O1B
82	HF	202	PEB	CAC-CBC-CGC-O2C
82	IF	201	PEB	CAC-CBC-CGC-O1C
82	XF	203	PEB	CAC-CBC-CGC-O1C
82	DG	1002	PEB	CAC-CBC-CGC-O2C
82	PG	202	PEB	CAC-CBC-CGC-O2C
82	VG	202	PEB	CAB-CBB-CGB-O2B
82	ZG	202	PEB	CAC-CBC-CGC-O2C
82	ZG	202	PEB	CAB-CBB-CGB-O2B
82	EI	201	PEB	CAB-CBB-CGB-O2B
82	HI	203	PEB	CAB-CBB-CGB-O2B
82	ZI	401	PEB	CAC-CBC-CGC-O2C
82	EJ	203	PEB	CAC-CBC-CGC-O1C
82	IJ	203	PEB	CAB-CBB-CGB-O2B
82	JJ	201	PEB	CAC-CBC-CGC-O1C
82	RJ	202	PEB	CAB-CBB-CGB-O1B
82	DK	201	PEB	CAB-CBB-CGB-O1B
82	DK	202	PEB	CAB-CBB-CGB-O1B
82	DK	203	PEB	CAC-CBC-CGC-O2C
82	IK	202	PEB	CAC-CBC-CGC-O1C
82	LK	202	PEB	CAC-CBC-CGC-O2C
82	XK	203	PEB	CAC-CBC-CGC-O1C
82	DM	202	PEB	CAB-CBB-CGB-O2B
82	GM	202	PEB	CAB-CBB-CGB-O2B
82	QM	202	PEB	CAC-CBC-CGC-O2C
82	SM	202	PEB	CAB-CBB-CGB-O1B

Continued on next page...

Continued from previous page...

Mol	Chain	Res	Type	Atoms
82	UM	201	PEB	CAC-CBC-CGC-O1C
82	XM	202	PEB	CAB-CBB-CGB-O1B
82	MP	202	PEB	CAC-CBC-CGC-O2C
82	QP	203	PEB	CAC-CBC-CGC-O2C
82	UP	202	PEB	CAC-CBC-CGC-O1C
82	BQ	202	PEB	CAC-CBC-CGC-O1C
82	RQ	202	PEB	CAC-CBC-CGC-O2C
82	TQ	203	PEB	CAB-CBB-CGB-O1B
82	UQ	201	PEB	CAC-CBC-CGC-O1C
82	i1	201	PEB	CAC-CBC-CGC-O2C
82	a1	201	PEB	CAC-CBC-CGC-O1C
82	H5	201	PEB	CAC-CBC-CGC-O1C
82	Q5	203	PEB	CAB-CBB-CGB-O1B
82	U5	203	PEB	CAB-CBB-CGB-O1B
82	Z5	305	PEB	CAB-CBB-CGB-O2B
82	F7	202	PEB	CAC-CBC-CGC-O2C
82	K7	202	PEB	CAC-CBC-CGC-O1C
82	M7	201	PEB	CAB-CBB-CGB-O1B
82	R7	201	PEB	CAB-CBB-CGB-O2B
82	T7	201	PEB	CAC-CBC-CGC-O2C
82	X7	203	PEB	CAC-CBC-CGC-O2C
82	Y7	304	PEB	CAC-CBC-CGC-O2C
82	z8	202	PEB	CAC-CBC-CGC-O2C
82	p8	202	PEB	CAB-CBB-CGB-O2B
82	s8	201	PEB	CAC-CBC-CGC-O2C
82	B9	202	PEB	CAC-CBC-CGC-O1C
82	S9	203	PEB	CAB-CBB-CGB-O1B
82	Y9	202	PEB	CAC-CBC-CGC-O2C
82	zC	202	PEB	CAC-CBC-CGC-O2C
82	sC	201	PEB	CAC-CBC-CGC-O2C
82	dD	401	PEB	CAC-CBC-CGC-O1C
82	dF	202	PEB	CAC-CBC-CGC-O2C
82	kF	202	PEB	CAC-CBC-CGC-O2C
82	kF	202	PEB	CAB-CBB-CGB-O2B
82	nF	201	PEB	CAC-CBC-CGC-O2C
82	yF	301	PEB	CAC-CBC-CGC-O2C
82	cG	201	PEB	CAC-CBC-CGC-O2C
82	dG	204	PEB	CAC-CBC-CGC-O2C
82	jG	202	PEB	CAC-CBC-CGC-O2C
82	iH	201	PEB	CAC-CBC-CGC-O2C
82	aH	201	PEB	CAC-CBC-CGC-O1C
82	gJ	201	PEB	CAC-CBC-CGC-O1C

Continued on next page...

Continued from previous page...

Mol	Chain	Res	Type	Atoms
82	mJ	201	PEB	CAC-CBC-CGC-O1C
82	dK	202	PEB	CAC-CBC-CGC-O2C
82	hK	201	PEB	CAC-CBC-CGC-O1C
82	lK	202	PEB	CAC-CBC-CGC-O1C
82	nK	201	PEB	CAC-CBC-CGC-O2C
82	oK	203	PEB	CAB-CBB-CGB-O1B
82	rK	201	PEB	CAC-CBC-CGC-O2C
82	mO	201	PEB	CAB-CBB-CGB-O1B
83	AE	303	PUB	CAC-CBC-CGC-O2C
83	Z5	303	PUB	CAC-CBC-CGC-O2C
84	DE	1001	CYC	CAD-CBD-CGD-O2D
84	CH	1001	CYC	CAA-CBA-CGA-O2A
84	EH	1001	CYC	CAA-CBA-CGA-O1A
84	KH	1001	CYC	CAA-CBA-CGA-O2A
84	NH	1001	CYC	CAA-CBA-CGA-O1A
84	N1	1001	CYC	CAA-CBA-CGA-O1A
84	N1	1001	CYC	CAA-CBA-CGA-O2A
84	W3	1001	CYC	CAA-CBA-CGA-O2A
87	12	601	CLA	CAA-CBA-CGA-O1A
87	1N	601	CLA	CAA-CBA-CGA-O1A
96	E6	101	HEM	CAA-CBA-CGA-O2A
87	AN	823	CLA	C5-C6-C7-C8
95	c6	618	DGD	CDA-CEA-CFA-CGA
88	AN	844	LHG	C15-C16-C17-C18
88	A2	844	LHG	C15-C16-C17-C18
88	c6	619	LHG	C1-C2-C3-O3
88	d6	402	LHG	C1-C2-C3-O3
82	HA	203	PEB	CAB-CBB-CGB-O1B
82	OA	202	PEB	CAC-CBC-CGC-O2C
82	RA	201	PEB	CAB-CBB-CGB-O2B
82	SA	202	PEB	CAB-CBB-CGB-O2B
82	BB	202	PEB	CAB-CBB-CGB-O2B
82	CB	202	PEB	CAC-CBC-CGC-O1C
82	IB	201	PEB	CAC-CBC-CGC-O1C
82	VB	201	PEB	CAC-CBC-CGC-O1C
82	XB	202	PEB	CAB-CBB-CGB-O1B
82	BD	201	PEB	CAB-CBB-CGB-O2B
82	RD	201	PEB	CAB-CBB-CGB-O2B
82	UD	201	PEB	CAC-CBC-CGC-O1C
82	WD	201	PEB	CAC-CBC-CGC-O1C
82	XD	203	PEB	CAC-CBC-CGC-O2C
82	PE	202	PEB	CAC-CBC-CGC-O2C

Continued on next page...

Continued from previous page...

Mol	Chain	Res	Type	Atoms
82	YE	202	PEB	CAC-CBC-CGC-O1C
82	ZE	202	PEB	CAB-CBB-CGB-O2B
82	LF	202	PEB	CAC-CBC-CGC-O2C
82	PG	202	PEB	CAC-CBC-CGC-O1C
82	UG	202	PEB	CAC-CBC-CGC-O2C
82	YG	201	PEB	CAC-CBC-CGC-O1C
82	QH	203	PEB	CAB-CBB-CGB-O2B
82	BI	202	PEB	CAC-CBC-CGC-O2C
82	II	202	PEB	CAC-CBC-CGC-O2C
82	LI	201	PEB	CAB-CBB-CGB-O2B
82	OI	201	PEB	CAB-CBB-CGB-O2B
82	PI	202	PEB	CAC-CBC-CGC-O2C
82	RI	202	PEB	CAC-CBC-CGC-O2C
82	SI	201	PEB	CAB-CBB-CGB-O2B
82	TI	203	PEB	CAC-CBC-CGC-O2C
82	EJ	201	PEB	CAC-CBC-CGC-O1C
82	FJ	202	PEB	CAB-CBB-CGB-O2B
82	GJ	202	PEB	CAB-CBB-CGB-O2B
82	KJ	202	PEB	CAB-CBB-CGB-O2B
82	MJ	201	PEB	CAC-CBC-CGC-O2C
82	TJ	202	PEB	CAB-CBB-CGB-O2B
82	UJ	203	PEB	CAC-CBC-CGC-O2C
82	AK	202	PEB	CAC-CBC-CGC-O2C
82	BK	201	PEB	CAC-CBC-CGC-O1C
82	HK	202	PEB	CAC-CBC-CGC-O2C
82	IK	201	PEB	CAC-CBC-CGC-O2C
82	LK	202	PEB	CAC-CBC-CGC-O1C
82	EM	203	PEB	CAB-CBB-CGB-O2B
82	LM	202	PEB	CAB-CBB-CGB-O1B
82	MM	201	PEB	CAC-CBC-CGC-O1C
82	UM	202	PEB	CAC-CBC-CGC-O1C
82	UM	203	PEB	CAB-CBB-CGB-O2B
82	PO	202	PEB	CAB-CBB-CGB-O2B
82	SO	202	PEB	CAB-CBB-CGB-O1B
82	CP	203	PEB	CAC-CBC-CGC-O1C
82	EP	203	PEB	CAC-CBC-CGC-O2C
82	RP	201	PEB	CAB-CBB-CGB-O2B
82	YP	502	PEB	CAB-CBB-CGB-O2B
82	BQ	201	PEB	CAB-CBB-CGB-O2B
82	RQ	201	PEB	CAB-CBB-CGB-O2B
82	UQ	202	PEB	CAB-CBB-CGB-O2B
82	WQ	201	PEB	CAC-CBC-CGC-O1C

Continued on next page...

Continued from previous page...

Mol	Chain	Res	Type	Atoms
82	XQ	203	PEB	CAC-CBC-CGC-O2C
82	YQ	202	PEB	CAC-CBC-CGC-O2C
82	Q1	203	PEB	CAB-CBB-CGB-O2B
82	R1	202	PEB	CAB-CBB-CGB-O2B
82	S1	202	PEB	CAB-CBB-CGB-O1B
82	g1	201	PEB	CAC-CBC-CGC-O2C
82	l1	201	PEB	CAC-CBC-CGC-O2C
82	l1	201	PEB	CAB-CBB-CGB-O1B
82	P4	202	PEB	CAB-CBB-CGB-O2B
82	Q4	202	PEB	CAB-CBB-CGB-O2B
82	R4	202	PEB	CAB-CBB-CGB-O2B
82	S4	202	PEB	CAB-CBB-CGB-O1B
82	f4	202	PEB	CAB-CBB-CGB-O2B
82	D5	202	PEB	CAC-CBC-CGC-O2C
82	L5	203	PEB	CAB-CBB-CGB-O1B
82	M5	305	PEB	CAB-CBB-CGB-O2B
82	Q5	201	PEB	CAC-CBC-CGC-O2C
82	S5	202	PEB	CAC-CBC-CGC-O2C
82	S5	203	PEB	CAB-CBB-CGB-O1B
82	Y5	203	PEB	CAB-CBB-CGB-O1B
82	F7	202	PEB	CAB-CBB-CGB-O2B
82	O7	202	PEB	CAC-CBC-CGC-O2C
82	S7	202	PEB	CAB-CBB-CGB-O2B
82	y8	203	PEB	CAB-CBB-CGB-O2B
82	A9	202	PEB	CAB-CBB-CGB-O1B
82	C9	202	PEB	CAB-CBB-CGB-O1B
82	D9	202	PEB	CAC-CBC-CGC-O2C
82	E9	202	PEB	CAB-CBB-CGB-O1B
82	G9	202	PEB	CAB-CBB-CGB-O1B
82	I9	202	PEB	CAB-CBB-CGB-O1B
82	K9	202	PEB	CAB-CBB-CGB-O1B
82	N9	202	PEB	CAB-CBB-CGB-O1B
82	P9	202	PEB	CAB-CBB-CGB-O1B
82	R9	202	PEB	CAB-CBB-CGB-O1B
82	T9	202	PEB	CAB-CBB-CGB-O1B
82	V9	202	PEB	CAB-CBB-CGB-O1B
82	W9	203	PEB	CAB-CBB-CGB-O1B
82	X9	202	PEB	CAB-CBB-CGB-O1B
82	yC	203	PEB	CAB-CBB-CGB-O2B
82	dE	204	PEB	CAC-CBC-CGC-O2C
82	dE	204	PEB	CAB-CBB-CGB-O2B
82	gE	202	PEB	CAB-CBB-CGB-O2B

Continued on next page...

Continued from previous page...

Mol	Chain	Res	Type	Atoms
82	hF	201	PEB	CAC-CBC-CGC-O1C
82	lF	202	PEB	CAC-CBC-CGC-O1C
82	mF	202	PEB	CAB-CBB-CGB-O2B
82	oF	203	PEB	CAB-CBB-CGB-O1B
82	rF	201	PEB	CAB-CBB-CGB-O1B
82	uF	202	PEB	CAB-CBB-CGB-O2B
82	wF	302	PEB	CAB-CBB-CGB-O2B
82	yF	301	PEB	CAB-CBB-CGB-O2B
82	dG	201	PEB	CAB-CBB-CGB-O2B
82	dG	204	PEB	CAB-CBB-CGB-O2B
82	gG	202	PEB	CAB-CBB-CGB-O2B
82	jH	202	PEB	CAB-CBB-CGB-O2B
82	kH	203	PEB	CAC-CBC-CGC-O2C
82	kH	203	PEB	CAB-CBB-CGB-O1B
82	dJ	201	PEB	CAB-CBB-CGB-O2B
82	hK	201	PEB	CAC-CBC-CGC-O2C
82	kK	202	PEB	CAB-CBB-CGB-O2B
82	mK	202	PEB	CAB-CBB-CGB-O2B
82	rK	201	PEB	CAB-CBB-CGB-O1B
82	rK	202	PEB	CAC-CBC-CGC-O2C
82	yK	301	PEB	CAB-CBB-CGB-O2B
82	aM	201	PEB	CAB-CBB-CGB-O2B
82	eM	202	PEB	CAB-CBB-CGB-O2B
82	bO	201	PEB	CAC-CBC-CGC-O2C
82	fO	202	PEB	CAB-CBB-CGB-O2B
82	bP	501	PEB	CAB-CBB-CGB-O2B
82	dQ	401	PEB	CAC-CBC-CGC-O1C
83	AJ	304	PUB	CAC-CBC-CGC-O2C
83	AM	303	PUB	CAB-CBB-CGB-O2B
83	wF	304	PUB	CAB-CBB-CGB-O2B
83	xF	305	PUB	CAB-CBB-CGB-O2B
84	NH	1001	CYC	CAA-CBA-CGA-O2A
84	C1	1001	CYC	CAA-CBA-CGA-O2A
84	y3	1001	CYC	CAA-CBA-CGA-O2A
87	42	605	CLA	CAA-CBA-CGA-O2A
87	62	306	CLA	CAA-CBA-CGA-O2A
87	4N	605	CLA	CAA-CBA-CGA-O2A
87	6N	605	CLA	CAA-CBA-CGA-O2A
92	k6	101	LMG	C23-C24-C25-C26
87	dL	404	CLA	C5-C6-C7-C8
82	B7	201	PEB	C4B-C3B-CAB-CBB
87	nL	101	CLA	C3-C5-C6-C7

Continued on next page...

Continued from previous page...

Mol	Chain	Res	Type	Atoms
87	dL	404	CLA	C4-C3-C5-C6
87	AN	810	CLA	C2-C1-O2A-CGA
87	AN	840	CLA	C2-C1-O2A-CGA
87	BN	835	CLA	C2-C1-O2A-CGA
87	BN	836	CLA	C2-C1-O2A-CGA
87	32	309	CLA	C2-C1-O2A-CGA
87	A2	810	CLA	C2-C1-O2A-CGA
87	A2	840	CLA	C2-C1-O2A-CGA
87	B2	835	CLA	C2-C1-O2A-CGA
87	B2	836	CLA	C2-C1-O2A-CGA
87	C6	513	CLA	C2-C1-O2A-CGA
87	d6	403	CLA	C2-C1-O2A-CGA
87	aL	605	CLA	C2-C1-O2A-CGA
87	cL	509	CLA	C2-C1-O2A-CGA
87	3N	309	CLA	C2-C1-O2A-CGA
83	yK	303	PUB	C4A-C3A-CAA-CBA
82	KA	202	PEB	C2A-C3A-CAA-CBA
82	MA	201	PEB	C2C-CAC-CBC-CGC
82	QB	202	PEB	C2C-CAC-CBC-CGC
82	XF	201	PEB	C2A-C3A-CAA-CBA
82	BI	201	PEB	C2A-C3A-CAA-CBA
82	KJ	201	PEB	C2C-CAC-CBC-CGC
82	SJ	202	PEB	C2C-CAC-CBC-CGC
82	XK	201	PEB	C2A-C3A-CAA-CBA
82	LP	201	PEB	C2A-C3A-CAA-CBA
82	SP	201	PEB	C2A-C3A-CAA-CBA
82	m1	202	PEB	C2A-C3A-CAA-CBA
82	A5	202	PEB	C2C-CAC-CBC-CGC
82	C5	202	PEB	C2C-CAC-CBC-CGC
82	E5	202	PEB	C2C-CAC-CBC-CGC
82	G5	202	PEB	C2C-CAC-CBC-CGC
82	H5	201	PEB	C2A-C3A-CAA-CBA
82	I5	202	PEB	C2C-CAC-CBC-CGC
82	K5	202	PEB	C2C-CAC-CBC-CGC
82	N5	202	PEB	C2C-CAC-CBC-CGC
82	P5	202	PEB	C2C-CAC-CBC-CGC
82	R5	202	PEB	C2C-CAC-CBC-CGC
82	T5	202	PEB	C2C-CAC-CBC-CGC
82	V5	202	PEB	C2C-CAC-CBC-CGC
82	X5	202	PEB	C2C-CAC-CBC-CGC
82	K7	202	PEB	C2A-C3A-CAA-CBA
82	M7	201	PEB	C2C-CAC-CBC-CGC

Continued on next page...

Continued from previous page...

Mol	Chain	Res	Type	Atoms
82	gE	201	PEB	C2A-C3A-CAA-CBA
82	hF	201	PEB	C2C-CAC-CBC-CGC
82	mH	202	PEB	C2A-C3A-CAA-CBA
82	hK	201	PEB	C2C-CAC-CBC-CGC
82	aM	201	PEB	C2A-C3A-CAA-CBA
82	aM	202	PEB	C2C-CAC-CBC-CGC
82	kM	202	PEB	C2C-CAC-CBC-CGC
82	mO	202	PEB	C2A-C3A-CAA-CBA
87	BL	609	CLA	C2-C3-C5-C6
82	AA	201	PEB	CAB-CBB-CGB-O1B
82	FB	201	PEB	CAC-CBC-CGC-O2C
82	GB	203	PEB	CAC-CBC-CGC-O1C
82	OB	201	PEB	CAC-CBC-CGC-O2C
82	RB	202	PEB	CAC-CBC-CGC-O1C
82	RB	202	PEB	CAC-CBC-CGC-O2C
82	AD	301	PEB	CAB-CBB-CGB-O2B
82	GD	202	PEB	CAB-CBB-CGB-O1B
82	HD	203	PEB	CAC-CBC-CGC-O1C
82	YD	202	PEB	CAC-CBC-CGC-O2C
82	PE	202	PEB	CAC-CBC-CGC-O1C
82	BF	201	PEB	CAC-CBC-CGC-O1C
82	CF	201	PEB	CAB-CBB-CGB-O1B
82	CF	203	PEB	CAB-CBB-CGB-O1B
82	DF	203	PEB	CAC-CBC-CGC-O1C
82	NF	201	PEB	CAC-CBC-CGC-O1C
82	RG	202	PEB	CAC-CBC-CGC-O1C
82	SG	201	PEB	CAB-CBB-CGB-O1B
82	YG	202	PEB	CAC-CBC-CGC-O1C
82	AH	305	PEB	CAC-CBC-CGC-O2C
82	RH	201	PEB	CAB-CBB-CGB-O2B
82	SH	202	PEB	CAB-CBB-CGB-O1B
82	SH	202	PEB	CAB-CBB-CGB-O2B
82	SH	203	PEB	CAC-CBC-CGC-O1C
82	ZH	201	PEB	CAB-CBB-CGB-O1B
82	AI	202	PEB	CAC-CBC-CGC-O2C
82	CI	202	PEB	CAC-CBC-CGC-O2C
82	EI	202	PEB	CAC-CBC-CGC-O2C
82	FI	202	PEB	CAB-CBB-CGB-O2B
82	GI	203	PEB	CAC-CBC-CGC-O2C
82	HI	201	PEB	CAB-CBB-CGB-O2B
82	KI	203	PEB	CAC-CBC-CGC-O2C
82	LI	202	PEB	CAB-CBB-CGB-O2B

Continued on next page...

Continued from previous page...

Mol	Chain	Res	Type	Atoms
82	XI	202	PEB	CAC-CBC-CGC-O2C
82	CJ	202	PEB	CAB-CBB-CGB-O2B
82	NJ	202	PEB	CAC-CBC-CGC-O2C
82	OJ	201	PEB	CAC-CBC-CGC-O1C
82	PJ	202	PEB	CAB-CBB-CGB-O1B
82	WJ	202	PEB	CAC-CBC-CGC-O1C
82	YJ	202	PEB	CAC-CBC-CGC-O1C
82	CK	201	PEB	CAB-CBB-CGB-O1B
82	IK	201	PEB	CAC-CBC-CGC-O1C
82	NK	201	PEB	CAC-CBC-CGC-O1C
82	AM	302	PEB	CAB-CBB-CGB-O1B
82	EM	201	PEB	CAC-CBC-CGC-O1C
82	IM	202	PEB	CAC-CBC-CGC-O1C
82	JM	202	PEB	CAB-CBB-CGB-O2B
82	MM	203	PEB	CAB-CBB-CGB-O1B
82	VM	202	PEB	CAB-CBB-CGB-O1B
82	YM	201	PEB	CAC-CBC-CGC-O1C
82	ZM	202	PEB	CAB-CBB-CGB-O2B
82	RO	203	PEB	CAC-CBC-CGC-O2C
82	AP	202	PEB	CAC-CBC-CGC-O2C
82	AP	203	PEB	CAC-CBC-CGC-O2C
82	DP	201	PEB	CAB-CBB-CGB-O2B
82	FP	201	PEB	CAB-CBB-CGB-O2B
82	MP	203	PEB	CAB-CBB-CGB-O2B
82	OP	203	PEB	CAC-CBC-CGC-O1C
82	QP	202	PEB	CAC-CBC-CGC-O1C
82	QP	202	PEB	CAC-CBC-CGC-O2C
82	QP	202	PEB	CAB-CBB-CGB-O1B
82	AQ	301	PEB	CAB-CBB-CGB-O2B
82	GQ	202	PEB	CAB-CBB-CGB-O1B
82	HQ	203	PEB	CAC-CBC-CGC-O1C
82	JQ	202	PEB	CAB-CBB-CGB-O1B
82	TQ	202	PEB	CAC-CBC-CGC-O2C
82	S1	202	PEB	CAB-CBB-CGB-O2B
82	A1	305	PEB	CAC-CBC-CGC-O2C
82	V1	202	PEB	CAC-CBC-CGC-O1C
82	h1	202	PEB	CAC-CBC-CGC-O1C
82	b1	201	PEB	CAC-CBC-CGC-O1C
82	j4	201	PEB	CAC-CBC-CGC-O1C
82	j4	202	PEB	CAB-CBB-CGB-O2B
82	l4	201	PEB	CAC-CBC-CGC-O2C
82	l4	202	PEB	CAC-CBC-CGC-O1C

Continued on next page...

Continued from previous page...

Mol	Chain	Res	Type	Atoms
82	m4	201	PEB	CAB-CBB-CGB-O1B
82	a4	203	PEB	CAC-CBC-CGC-O2C
82	b4	201	PEB	CAC-CBC-CGC-O2C
82	d4	201	PEB	CAC-CBC-CGC-O2C
82	f4	201	PEB	CAC-CBC-CGC-O2C
82	h4	201	PEB	CAC-CBC-CGC-O1C
82	C5	201	PEB	CAB-CBB-CGB-O2B
82	H5	202	PEB	CAC-CBC-CGC-O2C
82	H5	203	PEB	CAB-CBB-CGB-O1B
82	O5	201	PEB	CAC-CBC-CGC-O1C
82	P5	201	PEB	CAB-CBB-CGB-O2B
82	W5	203	PEB	CAC-CBC-CGC-O2C
82	A7	201	PEB	CAB-CBB-CGB-O1B
82	A7	202	PEB	CAC-CBC-CGC-O2C
82	F7	202	PEB	CAB-CBB-CGB-O1B
82	L7	203	PEB	CAC-CBC-CGC-O2C
82	y8	201	PEB	CAB-CBB-CGB-O2B
82	z8	202	PEB	CAC-CBC-CGC-O1C
82	p8	202	PEB	CAB-CBB-CGB-O1B
82	t8	202	PEB	CAB-CBB-CGB-O2B
82	v8	201	PEB	CAB-CBB-CGB-O1B
82	F9	203	PEB	CAB-CBB-CGB-O2B
82	O9	201	PEB	CAC-CBC-CGC-O2C
82	O9	201	PEB	CAB-CBB-CGB-O1B
82	Q9	202	PEB	CAC-CBC-CGC-O2C
82	bB	201	PEB	CAC-CBC-CGC-O2C
82	zC	202	PEB	CAC-CBC-CGC-O1C
82	pC	202	PEB	CAB-CBB-CGB-O1B
82	pC	202	PEB	CAB-CBB-CGB-O2B
82	tC	202	PEB	CAB-CBB-CGB-O2B
82	vC	201	PEB	CAB-CBB-CGB-O1B
82	cE	201	PEB	CAC-CBC-CGC-O2C
82	hE	202	PEB	CAB-CBB-CGB-O2B
82	jE	202	PEB	CAC-CBC-CGC-O2C
82	cF	201	PEB	CAB-CBB-CGB-O2B
82	cF	202	PEB	CAC-CBC-CGC-O1C
82	jF	202	PEB	CAB-CBB-CGB-O1B
82	rF	201	PEB	CAC-CBC-CGC-O2C
82	vF	201	PEB	CAC-CBC-CGC-O2C
82	lG	203	PEB	CAC-CBC-CGC-O2C
82	gH	201	PEB	CAC-CBC-CGC-O2C
82	dH	202	PEB	CAB-CBB-CGB-O1B

Continued on next page...

Continued from previous page...

Mol	Chain	Res	Type	Atoms
82	lJ	202	PEB	CAC-CBC-CGC-O1C
82	cK	202	PEB	CAC-CBC-CGC-O1C
82	jK	202	PEB	CAB-CBB-CGB-O1B
82	qK	201	PEB	CAC-CBC-CGC-O1C
82	sK	201	PEB	CAB-CBB-CGB-O2B
82	sK	203	PEB	CAC-CBC-CGC-O2C
82	uK	201	PEB	CAB-CBB-CGB-O2B
82	uK	202	PEB	CAC-CBC-CGC-O1C
82	vK	201	PEB	CAC-CBC-CGC-O2C
82	wK	302	PEB	CAB-CBB-CGB-O2B
82	aM	201	PEB	CAB-CBB-CGB-O1B
82	hM	202	PEB	CAC-CBC-CGC-O1C
82	jM	203	PEB	CAC-CBC-CGC-O2C
82	kM	201	PEB	CAC-CBC-CGC-O1C
82	jO	201	PEB	CAC-CBC-CGC-O1C
82	jO	202	PEB	CAB-CBB-CGB-O2B
82	lO	202	PEB	CAC-CBC-CGC-O1C
82	dO	201	PEB	CAC-CBC-CGC-O2C
82	hO	201	PEB	CAC-CBC-CGC-O1C
83	AE	303	PUB	CAB-CBB-CGB-O1B
83	AG	303	PUB	CAC-CBC-CGC-O2C
83	AG	303	PUB	CAB-CBB-CGB-O1B
83	BJ	302	PUB	CAB-CBB-CGB-O1B
83	BM	302	PUB	CAC-CBC-CGC-O2C
83	wK	304	PUB	CAB-CBB-CGB-O2B
83	xK	305	PUB	CAB-CBB-CGB-O2B
84	ME	1001	CYC	CAA-CBA-CGA-O1A
84	NE	201	CYC	CAA-CBA-CGA-O2A
84	MG	1001	CYC	CAA-CBA-CGA-O1A
84	FH	1001	CYC	CAA-CBA-CGA-O2A
84	KH	1001	CYC	CAA-CBA-CGA-O1A
84	E1	1001	CYC	CAA-CBA-CGA-O1A
84	E1	1001	CYC	CAA-CBA-CGA-O2A
84	A3	1001	CYC	CAA-CBA-CGA-O2A
84	E3	1001	CYC	CAA-CBA-CGA-O2A
84	G3	1001	CYC	CAA-CBA-CGA-O2A
84	N3	1001	CYC	CAA-CBA-CGA-O2A
84	i3	1001	CYC	CAA-CBA-CGA-O2A
84	v3	1001	CYC	CAA-CBA-CGA-O2A
92	a6	614	LMG	C10-C11-C12-C13
83	yF	303	PUB	C4A-C3A-CAA-CBA
87	BL	608	CLA	C6-C7-C8-C9

Continued on next page...

Continued from previous page...

Mol	Chain	Res	Type	Atoms
87	AN	802	CLA	C14-C13-C15-C16
87	AN	821	CLA	C14-C13-C15-C16
87	A2	801	CLA	C14-C13-C15-C16
87	A2	821	CLA	C14-C13-C15-C16
87	c6	612	CLA	C14-C13-C15-C16
88	C6	522	LHG	O10-C23-O8-C6
82	DA	201	PEB	CAB-CBB-CGB-O2B
82	FA	202	PEB	CAB-CBB-CGB-O1B
82	LA	203	PEB	CAC-CBC-CGC-O1C
82	RA	203	PEB	CAC-CBC-CGC-O1C
82	GB	202	PEB	CAB-CBB-CGB-O2B
82	SB	201	PEB	CAC-CBC-CGC-O1C
82	WB	401	PEB	CAB-CBB-CGB-O2B
82	JD	202	PEB	CAB-CBB-CGB-O1B
82	ND	203	PEB	CAB-CBB-CGB-O2B
82	FF	201	PEB	CAB-CBB-CGB-O2B
82	VF	202	PEB	CAC-CBC-CGC-O2C
82	BI	203	PEB	CAB-CBB-CGB-O2B
82	LI	201	PEB	CAB-CBB-CGB-O1B
82	NI	202	PEB	CAC-CBC-CGC-O2C
82	OI	203	PEB	CAB-CBB-CGB-O2B
82	UI	201	PEB	CAB-CBB-CGB-O2B
82	VI	202	PEB	CAC-CBC-CGC-O2C
82	WI	203	PEB	CAB-CBB-CGB-O2B
82	EJ	203	PEB	CAB-CBB-CGB-O2B
82	IJ	203	PEB	CAC-CBC-CGC-O1C
82	CK	203	PEB	CAB-CBB-CGB-O1B
82	DK	203	PEB	CAC-CBC-CGC-O1C
82	FK	201	PEB	CAB-CBB-CGB-O2B
82	VK	202	PEB	CAC-CBC-CGC-O2C
82	AM	302	PEB	CAC-CBC-CGC-O2C
82	FM	202	PEB	CAB-CBB-CGB-O2B
82	KM	202	PEB	CAB-CBB-CGB-O2B
82	VM	201	PEB	CAC-CBC-CGC-O2C
82	QO	202	PEB	CAB-CBB-CGB-O2B
82	WO	201	PEB	CAC-CBC-CGC-O1C
82	ZO	202	PEB	CAC-CBC-CGC-O2C
82	AP	202	PEB	CAC-CBC-CGC-O1C
82	SP	203	PEB	CAC-CBC-CGC-O2C
82	TP	201	PEB	CAB-CBB-CGB-O2B
82	NQ	203	PEB	CAB-CBB-CGB-O2B
82	TQ	201	PEB	CAC-CBC-CGC-O2C

Continued on next page...

Continued from previous page...

Mol	Chain	Res	Type	Atoms
82	R1	201	PEB	CAB-CBB-CGB-O2B
82	F1	1002	PEB	CAB-CBB-CGB-O2B
82	W4	201	PEB	CAC-CBC-CGC-O1C
82	f4	202	PEB	CAB-CBB-CGB-O1B
82	Y5	203	PEB	CAC-CBC-CGC-O2C
82	D7	201	PEB	CAB-CBB-CGB-O2B
82	R7	203	PEB	CAC-CBC-CGC-O1C
82	u8	202	PEB	CAC-CBC-CGC-O2C
82	w8	201	PEB	CAB-CBB-CGB-O2B
82	B9	201	PEB	CAC-CBC-CGC-O1C
82	B9	202	PEB	CAC-CBC-CGC-O2C
82	D9	201	PEB	CAC-CBC-CGC-O2C
82	D9	203	PEB	CAB-CBB-CGB-O2B
82	H9	203	PEB	CAB-CBB-CGB-O2B
82	Q9	202	PEB	CAC-CBC-CGC-O1C
82	bB	201	PEB	CAB-CBB-CGB-O2B
82	uC	202	PEB	CAC-CBC-CGC-O2C
82	iE	201	PEB	CAC-CBC-CGC-O2C
82	hF	201	PEB	CAC-CBC-CGC-O2C
82	qF	201	PEB	CAC-CBC-CGC-O1C
82	rF	201	PEB	CAC-CBC-CGC-O1C
82	rF	202	PEB	CAC-CBC-CGC-O2C
82	sF	201	PEB	CAB-CBB-CGB-O2B
82	sF	203	PEB	CAC-CBC-CGC-O2C
82	uF	203	PEB	CAC-CBC-CGC-O1C
82	iG	201	PEB	CAC-CBC-CGC-O2C
82	hH	201	PEB	CAC-CBC-CGC-O1C
82	gJ	202	PEB	CAB-CBB-CGB-O2B
82	lJ	201	PEB	CAC-CBC-CGC-O2C
82	cK	201	PEB	CAB-CBB-CGB-O2B
82	lO	201	PEB	CAC-CBC-CGC-O2C
82	fO	201	PEB	CAC-CBC-CGC-O2C
84	HG	1001	CYC	CAD-CBD-CGD-O1D
84	EH	1001	CYC	CAA-CBA-CGA-O2A
84	LH	1002	CYC	CAA-CBA-CGA-O2A
84	L1	1001	CYC	CAA-CBA-CGA-O2A
84	F1	1001	CYC	CAA-CBA-CGA-O2A
84	K1	1001	CYC	CAA-CBA-CGA-O1A
84	K3	1001	CYC	CAA-CBA-CGA-O2A
84	P3	1001	CYC	CAA-CBA-CGA-O2A
84	R3	1001	CYC	CAA-CBA-CGA-O2A
84	T3	1001	CYC	CAA-CBA-CGA-O2A

Continued on next page...

Continued from previous page...

Mol	Chain	Res	Type	Atoms
84	e3	1001	CYC	CAA-CBA-CGA-O2A
84	l3	1001	CYC	CAA-CBA-CGA-O2A
84	m3	1001	CYC	CAA-CBA-CGA-O2A
87	42	606	CLA	CAA-CBA-CGA-O2A
87	4N	606	CLA	CAA-CBA-CGA-O2A
87	a6	609	CLA	C2C-C3C-CAC-CBC
92	B6	618	LMG	C14-C15-C16-C17
92	m6	101	LMG	C31-C32-C33-C34
87	B2	827	CLA	C15-C16-C17-C18
82	kF	203	PEB	C4D-C3D-CAD-CBD
87	AN	808	CLA	CAA-CBA-CGA-O2A
87	72	602	CLA	CAA-CBA-CGA-O2A
87	A2	808	CLA	CAA-CBA-CGA-O2A
87	7N	602	CLA	CAA-CBA-CGA-O2A
87	BN	827	CLA	C15-C16-C17-C18
87	AN	803	CLA	C2A-CAA-CBA-CGA
87	A2	803	CLA	C2A-CAA-CBA-CGA
87	H6	103	CLA	C2A-CAA-CBA-CGA
87	AN	829	CLA	C16-C17-C18-C20
87	BN	807	CLA	C16-C17-C18-C20
87	B2	806	CLA	C16-C17-C18-C20
82	AA	202	PEB	CAC-CBC-CGC-O2C
82	DA	203	PEB	CAC-CBC-CGC-O2C
82	GA	201	PEB	CAC-CBC-CGC-O1C
82	TA	202	PEB	CAC-CBC-CGC-O1C
82	GB	202	PEB	CAC-CBC-CGC-O2C
82	QB	201	PEB	CAC-CBC-CGC-O2C
82	VB	202	PEB	CAC-CBC-CGC-O1C
82	TD	201	PEB	CAC-CBC-CGC-O2C
82	WE	201	PEB	CAC-CBC-CGC-O1C
82	IF	202	PEB	CAC-CBC-CGC-O2C
82	OF	202	PEB	CAC-CBC-CGC-O2C
82	FH	1002	PEB	CAB-CBB-CGB-O2B
82	SH	202	PEB	CAC-CBC-CGC-O2C
82	HI	202	PEB	CAC-CBC-CGC-O2C
82	JI	201	PEB	CAB-CBB-CGB-O2B
82	LI	201	PEB	CAC-CBC-CGC-O1C
82	MJ	203	PEB	CAB-CBB-CGB-O2B
82	UJ	201	PEB	CAB-CBB-CGB-O2B
82	ZJ	202	PEB	CAB-CBB-CGB-O2B
82	IK	202	PEB	CAC-CBC-CGC-O2C
82	OK	202	PEB	CAC-CBC-CGC-O2C

Continued on next page...

Continued from previous page...

Mol	Chain	Res	Type	Atoms
82	XM	202	PEB	CAC-CBC-CGC-O2C
82	BP	201	PEB	CAB-CBB-CGB-O2B
82	KP	201	PEB	CAC-CBC-CGC-O1C
82	UP	203	PEB	CAB-CBB-CGB-O2B
82	FQ	202	PEB	CAB-CBB-CGB-O1B
82	i1	201	PEB	CAB-CBB-CGB-O1B
82	l1	202	PEB	CAB-CBB-CGB-O2B
82	d1	203	PEB	CAB-CBB-CGB-O2B
82	U4	201	PEB	CAC-CBC-CGC-O1C
82	U4	202	PEB	CAC-CBC-CGC-O1C
82	Z4	202	PEB	CAC-CBC-CGC-O2C
82	d4	202	PEB	CAB-CBB-CGB-O1B
82	f4	201	PEB	CAB-CBB-CGB-O2B
82	O5	202	PEB	CAC-CBC-CGC-O2C
82	Q5	202	PEB	CAC-CBC-CGC-O2C
82	V5	201	PEB	CAB-CBB-CGB-O2B
82	X5	201	PEB	CAB-CBB-CGB-O2B
82	D7	203	PEB	CAC-CBC-CGC-O2C
82	G7	201	PEB	CAC-CBC-CGC-O1C
82	T7	202	PEB	CAC-CBC-CGC-O1C
82	V7	201	PEB	CAC-CBC-CGC-O2C
82	O9	203	PEB	CAB-CBB-CGB-O2B
82	S9	203	PEB	CAB-CBB-CGB-O2B
82	sC	202	PEB	CAC-CBC-CGC-O2C
82	wC	201	PEB	CAB-CBB-CGB-O2B
82	dD	401	PEB	CAC-CBC-CGC-O2C
82	dE	204	PEB	CAB-CBB-CGB-O1B
82	dF	201	PEB	CAB-CBB-CGB-O2B
82	fF	201	PEB	CAB-CBB-CGB-O2B
82	tF	202	PEB	CAC-CBC-CGC-O2C
82	dG	204	PEB	CAB-CBB-CGB-O1B
82	aH	201	PEB	CAC-CBC-CGC-O2C
82	bH	201	PEB	CAC-CBC-CGC-O1C
82	dH	203	PEB	CAB-CBB-CGB-O2B
82	eH	202	PEB	CAB-CBB-CGB-O2B
82	mJ	201	PEB	CAC-CBC-CGC-O2C
82	aK	201	PEB	CAC-CBC-CGC-O2C
82	dK	201	PEB	CAB-CBB-CGB-O2B
82	fK	201	PEB	CAB-CBB-CGB-O2B
82	tK	202	PEB	CAC-CBC-CGC-O2C
82	aM	204	PEB	CAB-CBB-CGB-O2B
82	dM	203	PEB	CAC-CBC-CGC-O2C

Continued on next page...

Continued from previous page...

Mol	Chain	Res	Type	Atoms
82	dO	202	PEB	CAB-CBB-CGB-O1B
82	fO	201	PEB	CAB-CBB-CGB-O2B
82	dQ	401	PEB	CAC-CBC-CGC-O2C
84	EE	1001	CYC	CAA-CBA-CGA-O2A
84	HE	1001	CYC	CAD-CBD-CGD-O1D
84	KG	202	CYC	CAA-CBA-CGA-O2A
84	FH	1001	CYC	CAA-CBA-CGA-O1A
84	F1	1001	CYC	CAA-CBA-CGA-O1A
84	C3	1001	CYC	CAA-CBA-CGA-O2A
84	J3	1001	CYC	CAA-CBA-CGA-O2A
84	W3	1001	CYC	CAA-CBA-CGA-O1A
84	c3	1001	CYC	CAA-CBA-CGA-O2A
84	g3	1001	CYC	CAA-CBA-CGA-O2A
84	p3	1001	CYC	CAA-CBA-CGA-O2A
84	t3	1001	CYC	CAA-CBA-CGA-O2A
84	y3	1001	CYC	CAA-CBA-CGA-O1A
87	62	312	CLA	CAA-CBA-CGA-O2A
87	6N	611	CLA	CAA-CBA-CGA-O2A
88	dL	408	LHG	C25-C26-C27-C28
85	AN	846	BCR	C23-C24-C25-C30
85	JN	103	BCR	C1-C6-C7-C8
85	A2	846	BCR	C23-C24-C25-C30
85	J2	103	BCR	C1-C6-C7-C8
85	A6	401	BCR	C1-C6-C7-C8
85	A6	401	BCR	C23-C24-C25-C30
85	a6	605	BCR	C1-C6-C7-C8
85	d6	405	BCR	C5-C6-C7-C8
87	D6	402	CLA	C13-C15-C16-C17
87	c6	609	CLA	C15-C16-C17-C18
88	C6	505	LHG	O8-C23-C24-C25
88	bL	612	LHG	C30-C31-C32-C33
82	NA	203	PEB	CAC-CBC-CGC-O2C
82	VA	201	PEB	CAC-CBC-CGC-O2C
82	BD	202	PEB	CAB-CBB-CGB-O1B
82	FD	202	PEB	CAB-CBB-CGB-O1B
82	KD	202	PEB	CAC-CBC-CGC-O2C
82	RE	201	PEB	CAB-CBB-CGB-O1B
82	MF	203	PEB	CAB-CBB-CGB-O2B
82	RG	201	PEB	CAB-CBB-CGB-O1B
82	WG	201	PEB	CAC-CBC-CGC-O1C
82	WG	202	PEB	CAC-CBC-CGC-O2C
82	HH	1002	PEB	CAC-CBC-CGC-O2C

Continued on next page...

Continued from previous page...

Mol	Chain	Res	Type	Atoms
82	AI	202	PEB	CAB-CBB-CGB-O2B
82	CI	202	PEB	CAB-CBB-CGB-O2B
82	EI	202	PEB	CAB-CBB-CGB-O2B
82	GI	203	PEB	CAB-CBB-CGB-O2B
82	II	202	PEB	CAB-CBB-CGB-O2B
82	KI	203	PEB	CAB-CBB-CGB-O2B
82	MI	401	PEB	CAB-CBB-CGB-O1B
82	NI	202	PEB	CAB-CBB-CGB-O2B
82	PI	202	PEB	CAB-CBB-CGB-O2B
82	RI	202	PEB	CAB-CBB-CGB-O2B
82	TI	203	PEB	CAB-CBB-CGB-O2B
82	VI	202	PEB	CAB-CBB-CGB-O2B
82	XI	202	PEB	CAB-CBB-CGB-O2B
82	HJ	202	PEB	CAB-CBB-CGB-O2B
82	QJ	204	PEB	CAB-CBB-CGB-O2B
82	MK	203	PEB	CAB-CBB-CGB-O2B
82	OK	201	PEB	CAC-CBC-CGC-O1C
82	WK	201	PEB	CAC-CBC-CGC-O1C
82	CM	203	PEB	CAC-CBC-CGC-O1C
82	DM	201	PEB	CAB-CBB-CGB-O2B
82	KM	203	PEB	CAC-CBC-CGC-O1C
82	NM	202	PEB	CAB-CBB-CGB-O2B
82	UO	201	PEB	CAC-CBC-CGC-O1C
82	UO	202	PEB	CAC-CBC-CGC-O1C
82	CP	203	PEB	CAC-CBC-CGC-O2C
82	EP	203	PEB	CAB-CBB-CGB-O2B
82	LP	201	PEB	CAB-CBB-CGB-O2B
82	BQ	202	PEB	CAB-CBB-CGB-O1B
82	H1	1002	PEB	CAC-CBC-CGC-O2C
82	Z1	201	PEB	CAB-CBB-CGB-O1B
82	e1	202	PEB	CAB-CBB-CGB-O2B
82	R4	203	PEB	CAC-CBC-CGC-O2C
82	Z4	202	PEB	CAC-CBC-CGC-O1C
82	A5	201	PEB	CAB-CBB-CGB-O2B
82	D5	201	PEB	CAC-CBC-CGC-O2C
82	E5	201	PEB	CAB-CBB-CGB-O2B
82	F5	202	PEB	CAC-CBC-CGC-O2C
82	G5	201	PEB	CAB-CBB-CGB-O2B
82	I5	201	PEB	CAB-CBB-CGB-O2B
82	K5	201	PEB	CAB-CBB-CGB-O2B
82	N5	201	PEB	CAB-CBB-CGB-O2B
82	R5	201	PEB	CAB-CBB-CGB-O2B

Continued on next page...

Continued from previous page...

Mol	Chain	Res	Type	Atoms
82	T5	201	PEB	CAB-CBB-CGB-O2B
82	N7	203	PEB	CAC-CBC-CGC-O2C
82	p8	202	PEB	CAC-CBC-CGC-O1C
82	s8	201	PEB	CAC-CBC-CGC-O1C
82	s8	202	PEB	CAC-CBC-CGC-O2C
82	J9	203	PEB	CAB-CBB-CGB-O2B
82	U9	203	PEB	CAB-CBB-CGB-O2B
82	eA	301	PEB	CAB-CBB-CGB-O1B
82	eB	201	PEB	CAC-CBC-CGC-O2C
82	yC	201	PEB	CAC-CBC-CGC-O1C
82	yC	203	PEB	CAB-CBB-CGB-O1B
82	1C	201	PEB	CAB-CBB-CGB-O1B
82	pC	202	PEB	CAC-CBC-CGC-O1C
82	sC	201	PEB	CAC-CBC-CGC-O1C
82	jE	201	PEB	CAC-CBC-CGC-O1C
82	lE	203	PEB	CAC-CBC-CGC-O2C
82	mE	201	PEB	CAC-CBC-CGC-O2C
82	mE	203	PEB	CAB-CBB-CGB-O2B
82	cF	201	PEB	CAC-CBC-CGC-O1C
82	lF	203	PEB	CAC-CBC-CGC-O1C
82	jG	201	PEB	CAC-CBC-CGC-O1C
82	mG	201	PEB	CAC-CBC-CGC-O2C
82	mG	203	PEB	CAB-CBB-CGB-O2B
82	iH	201	PEB	CAB-CBB-CGB-O1B
82	eH	201	PEB	CAC-CBC-CGC-O2C
82	iJ	202	PEB	CAB-CBB-CGB-O2B
82	lK	203	PEB	CAC-CBC-CGC-O1C
82	eM	201	PEB	CAC-CBC-CGC-O2C
82	eM	202	PEB	CAC-CBC-CGC-O1C
82	aO	203	PEB	CAC-CBC-CGC-O2C
84	BE	1001	CYC	CAD-CBD-CGD-O1D
84	GE	1001	CYC	CAA-CBA-CGA-O2A
84	FO	1001	CYC	CAA-CBA-CGA-O2A
84	F4	1001	CYC	CAA-CBA-CGA-O2A
87	RN	202	CLA	CAA-CBA-CGA-O2A
87	62	312	CLA	CAA-CBA-CGA-O1A
87	72	605	CLA	CAA-CBA-CGA-O2A
87	6N	611	CLA	CAA-CBA-CGA-O1A
87	7N	605	CLA	CAA-CBA-CGA-O2A
87	AN	805	CLA	C10-C11-C12-C13
87	AN	812	CLA	C5-C6-C7-C8
87	A2	805	CLA	C10-C11-C12-C13

Continued on next page...

Continued from previous page...

Mol	Chain	Res	Type	Atoms
87	A2	812	CLA	C5-C6-C7-C8
100	J2	104	3XQ	C21-C22-C24-O25
85	CL	516	BCR	C9-C10-C11-C12
85	JN	103	BCR	C9-C10-C11-C12
85	JN	103	BCR	C15-C16-C17-C18
85	LN	201	BCR	C9-C10-C11-C12
85	J2	103	BCR	C9-C10-C11-C12
85	J2	103	BCR	C15-C16-C17-C18
85	L2	201	BCR	C9-C10-C11-C12
85	c6	617	BCR	C13-C14-C15-C16
95	a6	604	DGD	C2A-C3A-C4A-C5A
87	b6	618	CLA	C4-C3-C5-C6
87	aL	606	CLA	C4-C3-C5-C6
94	AL	413	PL9	C12-C11-C9-C10
82	BA	203	PEB	C4A-C3A-CAA-CBA
82	XA	203	PEB	C4A-C3A-CAA-CBA
82	YA	304	PEB	C4A-C3A-CAA-CBA
82	AD	303	PEB	C4A-C3A-CAA-CBA
82	LE	1002	PEB	C4A-C3A-CAA-CBA
82	UE	202	PEB	C4A-C3A-CAA-CBA
82	JF	201	PEB	C4A-C3A-CAA-CBA
82	UF	202	PEB	C4A-C3A-CAA-CBA
82	WF	203	PEB	C4A-C3A-CAA-CBA
82	XF	201	PEB	C4A-C3A-CAA-CBA
82	LG	1002	PEB	C4A-C3A-CAA-CBA
82	UG	202	PEB	C4A-C3A-CAA-CBA
82	OH	203	PEB	C4A-C3A-CAA-CBA
82	UH	203	PEB	C4A-C3A-CAA-CBA
82	JK	201	PEB	C4A-C3A-CAA-CBA
82	UK	202	PEB	C4A-C3A-CAA-CBA
82	WK	203	PEB	C4A-C3A-CAA-CBA
82	BM	301	PEB	C4A-C3A-CAA-CBA
82	AQ	303	PEB	C4A-C3A-CAA-CBA
82	O1	203	PEB	C4A-C3A-CAA-CBA
82	U1	203	PEB	C4A-C3A-CAA-CBA
82	f1	203	PEB	C4A-C3A-CAA-CBA
82	g1	201	PEB	C4A-C3A-CAA-CBA
82	j1	203	PEB	C4A-C3A-CAA-CBA
82	l1	203	PEB	C4A-C3A-CAA-CBA
82	A5	201	PEB	C4A-C3A-CAA-CBA
82	C5	201	PEB	C4A-C3A-CAA-CBA
82	E5	201	PEB	C4A-C3A-CAA-CBA

Continued on next page...

Continued from previous page...

Mol	Chain	Res	Type	Atoms
82	G5	201	PEB	C4A-C3A-CAA-CBA
82	I5	201	PEB	C4A-C3A-CAA-CBA
82	K5	201	PEB	C4A-C3A-CAA-CBA
82	N5	201	PEB	C4A-C3A-CAA-CBA
82	P5	201	PEB	C4A-C3A-CAA-CBA
82	R5	201	PEB	C4A-C3A-CAA-CBA
82	T5	201	PEB	C4A-C3A-CAA-CBA
82	V5	201	PEB	C4A-C3A-CAA-CBA
82	X5	201	PEB	C4A-C3A-CAA-CBA
82	B7	203	PEB	C4A-C3A-CAA-CBA
82	X7	203	PEB	C4A-C3A-CAA-CBA
82	Y7	304	PEB	C4A-C3A-CAA-CBA
82	gB	201	PEB	C4A-C3A-CAA-CBA
82	sF	203	PEB	C4A-C3A-CAA-CBA
82	fH	203	PEB	C4A-C3A-CAA-CBA
82	gH	201	PEB	C4A-C3A-CAA-CBA
82	jH	203	PEB	C4A-C3A-CAA-CBA
82	lH	202	PEB	C4A-C3A-CAA-CBA
82	sK	203	PEB	C4A-C3A-CAA-CBA
85	BL	616	BCR	C17-C18-C19-C20
85	H6	101	BCR	C7-C8-C9-C10
85	bL	603	BCR	C21-C22-C23-C24
87	42	610	CLA	C1A-C2A-CAA-CBA
87	52	609	CLA	C1A-C2A-CAA-CBA
87	4N	610	CLA	C1A-C2A-CAA-CBA
87	5N	609	CLA	C1A-C2A-CAA-CBA
87	A2	829	CLA	C16-C17-C18-C20
88	D6	401	LHG	C9-C10-C11-C12
87	BN	801	CLA	C2-C3-C5-C6
87	LN	203	CLA	C2-C3-C5-C6
87	B2	825	CLA	C2-C3-C5-C6
87	L2	203	CLA	C2-C3-C5-C6
94	AL	413	PL9	C12-C11-C9-C8
94	A6	410	PL9	C38-C39-C41-C42
88	dL	408	LHG	C23-C24-C25-C26
82	IB	201	PEB	C3B-CAB-CBB-CGB
82	XD	202	PEB	C3B-CAB-CBB-CGB
82	SE	202	PEB	C3B-CAB-CBB-CGB
82	SG	203	PEB	C3B-CAB-CBB-CGB
82	SI	202	PEB	C3B-CAB-CBB-CGB
82	WJ	202	PEB	C3B-CAB-CBB-CGB
82	WJ	203	PEB	C3B-CAB-CBB-CGB

Continued on next page...

Continued from previous page...

Mol	Chain	Res	Type	Atoms
82	A5	202	PEB	C3B-CAB-CBB-CGB
82	C5	202	PEB	C3B-CAB-CBB-CGB
82	E5	202	PEB	C3B-CAB-CBB-CGB
82	G5	202	PEB	C3B-CAB-CBB-CGB
82	I5	202	PEB	C3B-CAB-CBB-CGB
82	K5	202	PEB	C3B-CAB-CBB-CGB
82	N5	202	PEB	C3B-CAB-CBB-CGB
82	P5	202	PEB	C3B-CAB-CBB-CGB
82	R5	202	PEB	C3B-CAB-CBB-CGB
82	T5	202	PEB	C3B-CAB-CBB-CGB
82	V5	202	PEB	C3B-CAB-CBB-CGB
82	X5	202	PEB	C3B-CAB-CBB-CGB
82	iE	201	PEB	C3B-CAB-CBB-CGB
82	sF	203	PEB	C3B-CAB-CBB-CGB
82	vF	202	PEB	C3B-CAB-CBB-CGB
82	dG	202	PEB	C3B-CAB-CBB-CGB
82	iG	201	PEB	C3B-CAB-CBB-CGB
82	sK	203	PEB	C3B-CAB-CBB-CGB
82	vK	202	PEB	C3B-CAB-CBB-CGB
82	MA	201	PEB	CAB-CBB-CGB-O2B
82	XA	201	PEB	CAC-CBC-CGC-O2C
82	SB	203	PEB	CAB-CBB-CGB-O2B
82	OD	201	PEB	CAB-CBB-CGB-O1B
82	UD	201	PEB	CAB-CBB-CGB-O2B
82	SE	201	PEB	CAC-CBC-CGC-O2C
82	WE	202	PEB	CAC-CBC-CGC-O2C
82	BF	202	PEB	CAC-CBC-CGC-O2C
82	RF	201	PEB	CAB-CBB-CGB-O2B
82	TF	201	PEB	CAC-CBC-CGC-O2C
82	WF	201	PEB	CAC-CBC-CGC-O1C
82	XF	201	PEB	CAB-CBB-CGB-O2B
82	XF	203	PEB	CAC-CBC-CGC-O2C
82	SG	201	PEB	CAC-CBC-CGC-O2C
82	SG	202	PEB	CAB-CBB-CGB-O1B
82	BI	201	PEB	CAC-CBC-CGC-O1C
82	UI	201	PEB	CAC-CBC-CGC-O2C
82	AJ	301	PEB	CAC-CBC-CGC-O1C
82	RJ	202	PEB	CAB-CBB-CGB-O2B
82	VJ	202	PEB	CAB-CBB-CGB-O2B
82	FK	202	PEB	CAC-CBC-CGC-O2C
82	RK	201	PEB	CAB-CBB-CGB-O2B
82	TK	201	PEB	CAC-CBC-CGC-O2C

Continued on next page...

Continued from previous page...

Mol	Chain	Res	Type	Atoms
82	XK	203	PEB	CAC-CBC-CGC-O2C
82	PM	201	PEB	CAC-CBC-CGC-O2C
82	OO	202	PEB	CAB-CBB-CGB-O1B
82	BP	201	PEB	CAC-CBC-CGC-O1C
82	JP	201	PEB	CAB-CBB-CGB-O2B
82	KQ	202	PEB	CAC-CBC-CGC-O2C
82	NQ	204	PEB	CAC-CBC-CGC-O2C
82	NQ	204	PEB	CAB-CBB-CGB-O2B
82	OQ	201	PEB	CAB-CBB-CGB-O1B
82	RQ	202	PEB	CAC-CBC-CGC-O1C
82	UQ	201	PEB	CAB-CBB-CGB-O2B
82	S1	202	PEB	CAC-CBC-CGC-O2C
82	g1	202	PEB	CAB-CBB-CGB-O2B
82	e1	201	PEB	CAC-CBC-CGC-O2C
82	O4	202	PEB	CAB-CBB-CGB-O1B
82	e4	202	PEB	CAB-CBB-CGB-O1B
82	L5	202	PEB	CAC-CBC-CGC-O2C
82	L7	203	PEB	CAC-CBC-CGC-O1C
82	y8	203	PEB	CAB-CBB-CGB-O1B
82	18	201	PEB	CAB-CBB-CGB-O1B
82	aF	201	PEB	CAC-CBC-CGC-O2C
82	nF	201	PEB	CAB-CBB-CGB-O2B
82	vF	201	PEB	CAC-CBC-CGC-O1C
82	gH	202	PEB	CAB-CBB-CGB-O2B
82	lH	201	PEB	CAB-CBB-CGB-O2B
82	cK	201	PEB	CAC-CBC-CGC-O1C
82	rK	201	PEB	CAC-CBC-CGC-O1C
82	sK	201	PEB	CAC-CBC-CGC-O2C
82	aM	203	PEB	CAB-CBB-CGB-O1B
82	gM	202	PEB	CAB-CBB-CGB-O2B
82	eO	202	PEB	CAB-CBB-CGB-O1B
82	fO	202	PEB	CAB-CBB-CGB-O1B
84	BG	1001	CYC	CAD-CBD-CGD-O1D
84	EG	1001	CYC	CAA-CBA-CGA-O2A
84	GG	1001	CYC	CAA-CBA-CGA-O2A
84	JH	1003	CYC	CAD-CBD-CGD-O1D
87	FN	203	CLA	CAA-CBA-CGA-O2A
87	12	611	CLA	CAA-CBA-CGA-O2A
87	32	307	CLA	CAA-CBA-CGA-O2A
87	F2	201	CLA	CAA-CBA-CGA-O2A
87	R2	202	CLA	CAA-CBA-CGA-O2A
87	1N	611	CLA	CAA-CBA-CGA-O2A

Continued on next page...

Continued from previous page...

Mol	Chain	Res	Type	Atoms
87	3N	308	CLA	CAA-CBA-CGA-O2A
88	d6	407	LHG	C16-C17-C18-C19
92	bL	610	LMG	C14-C15-C16-C17
92	DL	402	LMG	C8-C7-O1-C1
92	m6	103	LMG	C8-C7-O1-C1
92	bL	610	LMG	C8-C7-O1-C1
82	WA	201	PEB	CAC-CBC-CGC-O2C
82	HB	203	PEB	CAC-CBC-CGC-O2C
82	NB	201	PEB	CAB-CBB-CGB-O2B
82	ND	204	PEB	CAB-CBB-CGB-O2B
82	RD	202	PEB	CAC-CBC-CGC-O1C
82	OE	203	PEB	CAC-CBC-CGC-O2C
82	FF	202	PEB	CAC-CBC-CGC-O2C
82	LF	201	PEB	CAB-CBB-CGB-O2B
82	LF	202	PEB	CAB-CBB-CGB-O2B
82	UF	202	PEB	CAB-CBB-CGB-O2B
82	VF	201	PEB	CAC-CBC-CGC-O2C
82	YF	202	PEB	CAC-CBC-CGC-O2C
82	OG	203	PEB	CAC-CBC-CGC-O2C
82	PH	202	PEB	CAB-CBB-CGB-O2B
82	II	203	PEB	CAB-CBB-CGB-O2B
82	JJ	201	PEB	CAC-CBC-CGC-O2C
82	BK	202	PEB	CAC-CBC-CGC-O2C
82	JK	201	PEB	CAB-CBB-CGB-O2B
82	UK	202	PEB	CAB-CBB-CGB-O2B
82	XK	201	PEB	CAB-CBB-CGB-O2B
82	EM	202	PEB	CAC-CBC-CGC-O1C
82	HM	201	PEB	CAC-CBC-CGC-O2C
82	WM	202	PEB	CAC-CBC-CGC-O2C
82	XM	202	PEB	CAB-CBB-CGB-O2B
82	NO	1002	PEB	CAB-CBB-CGB-O2B
82	OO	201	PEB	CAC-CBC-CGC-O2C
82	SP	201	PEB	CAC-CBC-CGC-O2C
82	P1	202	PEB	CAB-CBB-CGB-O2B
82	a1	201	PEB	CAC-CBC-CGC-O2C
82	d1	201	PEB	CAC-CBC-CGC-O2C
82	h4	202	PEB	CAB-CBB-CGB-O2B
82	A5	202	PEB	CAC-CBC-CGC-O2C
82	A5	202	PEB	CAB-CBB-CGB-O2B
82	B5	203	PEB	CAB-CBB-CGB-O1B
82	C5	202	PEB	CAC-CBC-CGC-O2C
82	C5	202	PEB	CAB-CBB-CGB-O2B

Continued on next page...

Continued from previous page...

Mol	Chain	Res	Type	Atoms
82	E5	202	PEB	CAC-CBC-CGC-O2C
82	E5	202	PEB	CAB-CBB-CGB-O2B
82	G5	202	PEB	CAC-CBC-CGC-O2C
82	G5	202	PEB	CAB-CBB-CGB-O2B
82	I5	202	PEB	CAC-CBC-CGC-O2C
82	I5	202	PEB	CAB-CBB-CGB-O2B
82	K5	202	PEB	CAC-CBC-CGC-O2C
82	K5	202	PEB	CAB-CBB-CGB-O2B
82	M5	305	PEB	CAC-CBC-CGC-O1C
82	N5	202	PEB	CAC-CBC-CGC-O2C
82	N5	202	PEB	CAB-CBB-CGB-O2B
82	P5	202	PEB	CAC-CBC-CGC-O2C
82	P5	202	PEB	CAB-CBB-CGB-O2B
82	R5	202	PEB	CAC-CBC-CGC-O2C
82	R5	202	PEB	CAB-CBB-CGB-O2B
82	T5	202	PEB	CAC-CBC-CGC-O2C
82	T5	202	PEB	CAB-CBB-CGB-O2B
82	V5	202	PEB	CAC-CBC-CGC-O2C
82	V5	202	PEB	CAB-CBB-CGB-O2B
82	W5	202	PEB	CAC-CBC-CGC-O2C
82	X5	202	PEB	CAC-CBC-CGC-O2C
82	X5	202	PEB	CAB-CBB-CGB-O2B
82	Y5	202	PEB	CAC-CBC-CGC-O2C
82	Z5	305	PEB	CAC-CBC-CGC-O1C
82	M7	201	PEB	CAB-CBB-CGB-O2B
82	U7	202	PEB	CAB-CBB-CGB-O1B
82	X7	201	PEB	CAC-CBC-CGC-O2C
82	B9	203	PEB	CAB-CBB-CGB-O2B
82	U9	202	PEB	CAC-CBC-CGC-O2C
82	W9	201	PEB	CAB-CBB-CGB-O2B
82	W9	203	PEB	CAB-CBB-CGB-O2B
82	bB	201	PEB	CAC-CBC-CGC-O1C
82	dB	202	PEB	CAC-CBC-CGC-O2C
82	kE	201	PEB	CAB-CBB-CGB-O2B
82	eF	202	PEB	CAC-CBC-CGC-O2C
82	nF	202	PEB	CAB-CBB-CGB-O2B
82	sF	201	PEB	CAC-CBC-CGC-O2C
82	gJ	201	PEB	CAC-CBC-CGC-O2C
82	eK	202	PEB	CAC-CBC-CGC-O2C
82	gK	203	PEB	CAC-CBC-CGC-O2C
82	nK	202	PEB	CAB-CBB-CGB-O2B
82	vK	201	PEB	CAC-CBC-CGC-O1C

Continued on next page...

Continued from previous page...

Mol	Chain	Res	Type	Atoms
82	kM	201	PEB	CAC-CBC-CGC-O2C
82	lM	201	PEB	CAB-CBB-CGB-O2B
84	LH	1001	CYC	CAA-CBA-CGA-O2A
84	HO	1001	CYC	CAA-CBA-CGA-O2A
84	M1	201	CYC	CAD-CBD-CGD-O1D
87	52	603	CLA	CAA-CBA-CGA-O2A
87	52	606	CLA	CAA-CBA-CGA-O2A
87	72	606	CLA	CAA-CBA-CGA-O2A
87	5N	606	CLA	CAA-CBA-CGA-O2A
87	7N	606	CLA	CAA-CBA-CGA-O2A
92	x6	601	LMG	O8-C28-C29-C30
92	m6	101	LMG	C19-C20-C21-C22
87	b6	613	CLA	C16-C17-C18-C19
87	B6	616	CLA	C8-C10-C11-C12
87	D6	403	CLA	C13-C15-C16-C17
91	aL	610	PHO	C15-C16-C17-C18
88	ML	102	LHG	O6-C4-C5-O7
82	cF	202	PEB	C2B-C3B-CAB-CBB
88	d6	402	LHG	C18-C19-C20-C21
82	DA	201	PEB	CAB-CBB-CGB-O1B
82	VA	201	PEB	CAB-CBB-CGB-O2B
82	BB	202	PEB	CAC-CBC-CGC-O2C
82	HB	201	PEB	CAC-CBC-CGC-O2C
82	PB	201	PEB	CAB-CBB-CGB-O2B
82	YB	201	PEB	CAC-CBC-CGC-O2C
82	CD	202	PEB	CAB-CBB-CGB-O2B
82	ND	204	PEB	CAC-CBC-CGC-O2C
82	JF	201	PEB	CAB-CBB-CGB-O2B
82	OF	201	PEB	CAC-CBC-CGC-O1C
82	VF	201	PEB	CAC-CBC-CGC-O1C
82	VF	202	PEB	CAC-CBC-CGC-O1C
82	XF	203	PEB	CAB-CBB-CGB-O2B
82	WH	202	PEB	CAC-CBC-CGC-O2C
82	AI	201	PEB	CAB-CBB-CGB-O1B
82	CI	201	PEB	CAB-CBB-CGB-O1B
82	EI	201	PEB	CAB-CBB-CGB-O1B
82	GI	202	PEB	CAB-CBB-CGB-O1B
82	II	201	PEB	CAB-CBB-CGB-O1B
82	KI	202	PEB	CAB-CBB-CGB-O1B
82	NI	201	PEB	CAB-CBB-CGB-O1B
82	PI	201	PEB	CAB-CBB-CGB-O1B
82	RI	201	PEB	CAB-CBB-CGB-O1B

Continued on next page...

Continued from previous page...

Mol	Chain	Res	Type	Atoms
82	TI	202	PEB	CAB-CBB-CGB-O1B
82	UI	202	PEB	CAB-CBB-CGB-O2B
82	VI	201	PEB	CAB-CBB-CGB-O1B
82	XI	201	PEB	CAB-CBB-CGB-O1B
82	LK	201	PEB	CAB-CBB-CGB-O2B
82	LK	202	PEB	CAB-CBB-CGB-O2B
82	RK	202	PEB	CAC-CBC-CGC-O2C
82	VK	201	PEB	CAC-CBC-CGC-O1C
82	VK	202	PEB	CAC-CBC-CGC-O1C
82	XK	203	PEB	CAB-CBB-CGB-O2B
82	YK	202	PEB	CAC-CBC-CGC-O2C
82	GM	203	PEB	CAB-CBB-CGB-O2B
82	PM	202	PEB	CAB-CBB-CGB-O2B
82	SM	202	PEB	CAB-CBB-CGB-O2B
82	SM	203	PEB	CAB-CBB-CGB-O2B
82	PO	203	PEB	CAC-CBC-CGC-O2C
82	ZO	202	PEB	CAC-CBC-CGC-O1C
82	EP	202	PEB	CAC-CBC-CGC-O2C
82	TP	202	PEB	CAC-CBC-CGC-O1C
82	TP	202	PEB	CAC-CBC-CGC-O2C
82	UP	202	PEB	CAC-CBC-CGC-O2C
82	CQ	202	PEB	CAB-CBB-CGB-O2B
82	W1	202	PEB	CAC-CBC-CGC-O2C
82	j1	201	PEB	CAB-CBB-CGB-O2B
82	N4	1002	PEB	CAB-CBB-CGB-O2B
82	O4	201	PEB	CAC-CBC-CGC-O2C
82	D4	1002	PEB	CAB-CBB-CGB-O2B
82	Q4	202	PEB	CAB-CBB-CGB-O1B
82	j4	202	PEB	CAB-CBB-CGB-O1B
82	d4	201	PEB	CAC-CBC-CGC-O1C
82	A5	202	PEB	CAC-CBC-CGC-O1C
82	E5	202	PEB	CAC-CBC-CGC-O1C
82	G5	202	PEB	CAC-CBC-CGC-O1C
82	K5	202	PEB	CAC-CBC-CGC-O1C
82	N5	202	PEB	CAC-CBC-CGC-O1C
82	P5	202	PEB	CAC-CBC-CGC-O1C
82	R5	202	PEB	CAC-CBC-CGC-O1C
82	T5	202	PEB	CAC-CBC-CGC-O1C
82	V5	202	PEB	CAC-CBC-CGC-O1C
82	Z5	304	PEB	CAC-CBC-CGC-O1C
82	D7	201	PEB	CAB-CBB-CGB-O1B
82	M7	202	PEB	CAB-CBB-CGB-O2B

Continued on next page...

Continued from previous page...

Mol	Chain	Res	Type	Atoms
82	V7	201	PEB	CAB-CBB-CGB-O2B
82	W7	201	PEB	CAC-CBC-CGC-O2C
82	s8	202	PEB	CAC-CBC-CGC-O1C
82	cB	402	PEB	CAB-CBB-CGB-O2B
82	sC	202	PEB	CAC-CBC-CGC-O1C
82	dD	401	PEB	CAB-CBB-CGB-O2B
82	eF	201	PEB	CAC-CBC-CGC-O2C
82	gF	203	PEB	CAC-CBC-CGC-O2C
82	kG	201	PEB	CAB-CBB-CGB-O2B
82	dH	201	PEB	CAC-CBC-CGC-O2C
82	eH	202	PEB	CAB-CBB-CGB-O1B
82	fJ	202	PEB	CAB-CBB-CGB-O2B
82	eK	201	PEB	CAC-CBC-CGC-O2C
82	nK	201	PEB	CAB-CBB-CGB-O2B
82	fM	202	PEB	CAC-CBC-CGC-O2C
82	jO	202	PEB	CAB-CBB-CGB-O1B
82	dO	201	PEB	CAC-CBC-CGC-O1C
82	M9	301	PEB	CAC-CBC-CGC-O2C
84	DH	1003	CYC	CAA-CBA-CGA-O2A
84	D1	1003	CYC	CAA-CBA-CGA-O2A
84	I1	1001	CYC	CAA-CBA-CGA-O2A
84	H4	1001	CYC	CAA-CBA-CGA-O2A
87	RN	202	CLA	CAA-CBA-CGA-O1A
87	RN	204	CLA	CAA-CBA-CGA-O2A
87	62	304	CLA	CAA-CBA-CGA-O2A
87	R2	202	CLA	CAA-CBA-CGA-O1A
87	5N	603	CLA	CAA-CBA-CGA-O2A
87	6N	603	CLA	CAA-CBA-CGA-O2A
83	AH	304	PUB	C2D-C1D-CHC-C4C
83	A1	304	PUB	C2D-C1D-CHC-C4C
87	CL	518	CLA	C2A-CAA-CBA-CGA
87	52	603	CLA	C2A-CAA-CBA-CGA
87	5N	603	CLA	C2A-CAA-CBA-CGA
92	AL	411	LMG	C29-C28-O8-C9
92	B6	618	LMG	C30-C31-C32-C33
82	MA	202	PEB	CAB-CBB-CGB-O2B
82	UA	202	PEB	CAB-CBB-CGB-O1B
82	HB	203	PEB	CAC-CBC-CGC-O1C
82	IB	203	PEB	CAB-CBB-CGB-O1B
82	HE	1002	PEB	CAB-CBB-CGB-O2B
82	RF	202	PEB	CAC-CBC-CGC-O2C
82	UF	202	PEB	CAC-CBC-CGC-O2C

Continued on next page...

Continued from previous page...

Mol	Chain	Res	Type	Atoms
82	WF	202	PEB	CAB-CBB-CGB-O2B
82	AH	301	PEB	CAB-CBB-CGB-O2B
82	WH	202	PEB	CAC-CBC-CGC-O1C
82	WI	203	PEB	CAB-CBB-CGB-O1B
82	YI	201	PEB	CAC-CBC-CGC-O1C
82	DJ	201	PEB	CAC-CBC-CGC-O2C
82	LJ	202	PEB	CAB-CBB-CGB-O1B
82	MJ	202	PEB	CAC-CBC-CGC-O1C
82	CK	201	PEB	CAC-CBC-CGC-O1C
82	RK	201	PEB	CAC-CBC-CGC-O1C
82	SK	203	PEB	CAC-CBC-CGC-O2C
82	UK	202	PEB	CAC-CBC-CGC-O2C
82	VK	201	PEB	CAC-CBC-CGC-O2C
82	WK	202	PEB	CAB-CBB-CGB-O2B
82	LM	202	PEB	CAB-CBB-CGB-O2B
82	TM	202	PEB	CAB-CBB-CGB-O2B
82	WM	202	PEB	CAB-CBB-CGB-O2B
82	AO	305	PEB	CAC-CBC-CGC-O1C
82	QO	202	PEB	CAB-CBB-CGB-O1B
82	RO	202	PEB	CAB-CBB-CGB-O2B
82	GP	203	PEB	CAC-CBC-CGC-O1C
82	Q1	203	PEB	CAB-CBB-CGB-O1B
82	U1	201	PEB	CAB-CBB-CGB-O1B
82	A1	301	PEB	CAB-CBB-CGB-O2B
82	c1	202	PEB	CAB-CBB-CGB-O2B
82	e1	201	PEB	CAC-CBC-CGC-O1C
82	e1	202	PEB	CAB-CBB-CGB-O1B
82	A4	305	PEB	CAC-CBC-CGC-O1C
82	C5	202	PEB	CAC-CBC-CGC-O1C
82	I5	202	PEB	CAC-CBC-CGC-O1C
82	M5	304	PEB	CAC-CBC-CGC-O1C
82	X5	202	PEB	CAC-CBC-CGC-O1C
82	t8	202	PEB	CAB-CBB-CGB-O1B
82	u8	201	PEB	CAB-CBB-CGB-O1B
82	Y9	203	PEB	CAB-CBB-CGB-O2B
82	1C	203	PEB	CAB-CBB-CGB-O2B
82	tC	202	PEB	CAB-CBB-CGB-O1B
82	jH	201	PEB	CAB-CBB-CGB-O2B
82	cH	202	PEB	CAB-CBB-CGB-O2B
82	eH	201	PEB	CAC-CBC-CGC-O1C
82	aJ	203	PEB	CAB-CBB-CGB-O1B
82	cJ	202	PEB	CAB-CBB-CGB-O2B

Continued on next page...

Continued from previous page...

Mol	Chain	Res	Type	Atoms
82	aM	204	PEB	CAB-CBB-CGB-O1B
82	cM	202	PEB	CAB-CBB-CGB-O1B
82	hO	202	PEB	CAB-CBB-CGB-O2B
82	dQ	401	PEB	CAB-CBB-CGB-O2B
83	AM	303	PUB	CAB-CBB-CGB-O1B
84	I1	1001	CYC	CAA-CBA-CGA-O1A
87	52	606	CLA	CAA-CBA-CGA-O1A
87	5N	606	CLA	CAA-CBA-CGA-O1A
95	BL	613	DGD	O6D-C1D-O3G-C3G
87	B6	616	CLA	C13-C15-C16-C17
87	B6	611	CLA	C4C-C3C-CAC-CBC
88	mL	102	LHG	O6-C4-C5-C6
87	AN	802	CLA	C4-C3-C5-C6
87	A2	801	CLA	C4-C3-C5-C6
94	AL	413	PL9	C30-C29-C31-C32
94	A6	410	PL9	C30-C29-C31-C32
94	aL	601	PL9	C9-C11-C12-C13
94	dL	406	PL9	C24-C26-C27-C28
95	aL	603	DGD	O6D-C5D-C6D-O5D
92	D6	409	LMG	C18-C19-C20-C21
87	AN	821	CLA	C12-C13-C15-C16
87	AN	826	CLA	C6-C7-C8-C10
87	BN	835	CLA	C12-C13-C15-C16
87	62	303	CLA	C11-C12-C13-C15
87	A2	821	CLA	C12-C13-C15-C16
87	A2	826	CLA	C6-C7-C8-C10
87	B2	835	CLA	C12-C13-C15-C16
87	A6	402	CLA	C11-C12-C13-C15
87	C6	511	CLA	C2-C3-C5-C6
87	C6	519	CLA	C2-C3-C5-C6
87	b6	612	CLA	C2-C3-C5-C6
87	c6	606	CLA	C12-C13-C15-C16
87	aL	606	CLA	C2-C3-C5-C6
87	6N	602	CLA	C11-C12-C13-C15
82	NA	202	PEB	CAB-CBB-CGB-O1B
82	NA	202	PEB	CAB-CBB-CGB-O2B
82	QA	202	PEB	CAB-CBB-CGB-O1B
82	DB	201	PEB	CAB-CBB-CGB-O1B
82	LD	203	PEB	CAB-CBB-CGB-O1B
82	ND	204	PEB	CAC-CBC-CGC-O1C
82	CF	201	PEB	CAC-CBC-CGC-O1C
82	CF	201	PEB	CAC-CBC-CGC-O2C

Continued on next page...

Continued from previous page...

Mol	Chain	Res	Type	Atoms
82	FF	201	PEB	CAB-CBB-CGB-O1B
82	GF	203	PEB	CAC-CBC-CGC-O2C
82	QF	202	PEB	CAC-CBC-CGC-O1C
82	RF	201	PEB	CAC-CBC-CGC-O1C
82	RF	201	PEB	CAC-CBC-CGC-O2C
82	SF	203	PEB	CAC-CBC-CGC-O1C
82	SF	203	PEB	CAC-CBC-CGC-O2C
82	YF	202	PEB	CAC-CBC-CGC-O1C
82	HG	1002	PEB	CAB-CBB-CGB-O2B
82	UH	201	PEB	CAB-CBB-CGB-O1B
82	BI	201	PEB	CAB-CBB-CGB-O1B
82	WI	201	PEB	CAB-CBB-CGB-O2B
82	CJ	202	PEB	CAB-CBB-CGB-O1B
82	MJ	202	PEB	CAC-CBC-CGC-O2C
82	VJ	201	PEB	CAC-CBC-CGC-O1C
82	VJ	201	PEB	CAC-CBC-CGC-O2C
82	CK	201	PEB	CAC-CBC-CGC-O2C
82	GK	203	PEB	CAC-CBC-CGC-O1C
82	GK	203	PEB	CAC-CBC-CGC-O2C
82	RK	201	PEB	CAC-CBC-CGC-O2C
82	SK	203	PEB	CAC-CBC-CGC-O1C
82	UK	201	PEB	CAC-CBC-CGC-O1C
82	YK	202	PEB	CAC-CBC-CGC-O1C
82	NM	201	PEB	CAC-CBC-CGC-O2C
82	DO	1002	PEB	CAB-CBB-CGB-O2B
82	OO	201	PEB	CAC-CBC-CGC-O1C
82	GP	202	PEB	CAC-CBC-CGC-O2C
82	LQ	203	PEB	CAB-CBB-CGB-O1B
82	NQ	204	PEB	CAC-CBC-CGC-O1C
82	L1	1002	PEB	CAB-CBB-CGB-O1B
82	W1	202	PEB	CAC-CBC-CGC-O1C
82	c1	202	PEB	CAB-CBB-CGB-O1B
82	P4	201	PEB	CAB-CBB-CGB-O2B
82	F5	201	PEB	CAC-CBC-CGC-O2C
82	W5	202	PEB	CAC-CBC-CGC-O1C
82	N7	202	PEB	CAB-CBB-CGB-O1B
82	P7	202	PEB	CAB-CBB-CGB-O1B
82	Q7	202	PEB	CAB-CBB-CGB-O1B
82	e7	301	PEB	CAC-CBC-CGC-O1C
82	18	203	PEB	CAB-CBB-CGB-O2B
82	L9	203	PEB	CAB-CBB-CGB-O1B
82	hE	201	PEB	CAC-CBC-CGC-O1C

Continued on next page...

Continued from previous page...

Mol	Chain	Res	Type	Atoms
82	mF	202	PEB	CAC-CBC-CGC-O2C
82	hG	201	PEB	CAC-CBC-CGC-O1C
82	cH	202	PEB	CAB-CBB-CGB-O1B
82	aJ	201	PEB	CAB-CBB-CGB-O1B
82	aJ	203	PEB	CAB-CBB-CGB-O2B
82	fJ	202	PEB	CAC-CBC-CGC-O2C
82	fK	201	PEB	CAB-CBB-CGB-O1B
82	mK	202	PEB	CAC-CBC-CGC-O2C
82	lM	203	PEB	CAB-CBB-CGB-O1B
83	Z9	302	PUB	CAC-CBC-CGC-O1C
83	M9	303	PUB	CAC-CBC-CGC-O1C
84	LH	1001	CYC	CAA-CBA-CGA-O1A
84	HO	1001	CYC	CAA-CBA-CGA-O1A
84	H4	1001	CYC	CAA-CBA-CGA-O1A
87	R2	204	CLA	CAA-CBA-CGA-O2A
96	GN	201	HEM	CAD-CBD-CGD-O1D
96	G2	201	HEM	CAD-CBD-CGD-O1D
87	c6	608	CLA	CBA-CGA-O2A-C1
88	a6	610	LHG	C12-C13-C14-C15
92	yL	101	LMG	C29-C30-C31-C32
91	aL	610	PHO	C5-C6-C7-C8
82	RO	202	PEB	C4B-C3B-CAB-CBB
82	F5	201	PEB	C4B-C3B-CAB-CBB
85	BN	840	BCR	C15-C16-C17-C18
85	BN	841	BCR	C9-C10-C11-C12
85	B2	840	BCR	C15-C16-C17-C18
85	B2	841	BCR	C9-C10-C11-C12
85	F6	101	BCR	C19-C20-C21-C22
85	h6	102	BCR	C9-C10-C11-C12
95	D6	410	DGD	C2E-C1E-O5D-C6D
95	h6	101	DGD	CAB-CBB-CCB-CDB
82	PA	202	PEB	CAB-CBB-CGB-O1B
82	QA	202	PEB	CAB-CBB-CGB-O2B
82	IB	203	PEB	CAB-CBB-CGB-O2B
82	JD	201	PEB	CAB-CBB-CGB-O1B
82	LD	201	PEB	CAB-CBB-CGB-O1B
82	GF	203	PEB	CAC-CBC-CGC-O1C
82	LF	202	PEB	CAB-CBB-CGB-O1B
82	UF	201	PEB	CAC-CBC-CGC-O1C
82	UF	202	PEB	CAC-CBC-CGC-O1C
82	YF	201	PEB	CAC-CBC-CGC-O2C
82	PJ	202	PEB	CAC-CBC-CGC-O1C

Continued on next page...

Continued from previous page...

Mol	Chain	Res	Type	Atoms
82	FK	201	PEB	CAB-CBB-CGB-O1B
82	LK	202	PEB	CAB-CBB-CGB-O1B
82	QK	201	PEB	CAC-CBC-CGC-O2C
82	QK	202	PEB	CAC-CBC-CGC-O1C
82	ZM	201	PEB	CAC-CBC-CGC-O1C
82	YP	503	PEB	CAC-CBC-CGC-O1C
82	JQ	201	PEB	CAB-CBB-CGB-O1B
82	LQ	201	PEB	CAB-CBB-CGB-O1B
82	TQ	202	PEB	CAC-CBC-CGC-O1C
82	U1	201	PEB	CAB-CBB-CGB-O2B
82	O4	201	PEB	CAC-CBC-CGC-O1C
82	c4	203	PEB	CAB-CBB-CGB-O1B
82	P7	202	PEB	CAB-CBB-CGB-O2B
82	Q7	202	PEB	CAB-CBB-CGB-O2B
82	e7	301	PEB	CAB-CBB-CGB-O1B
82	uC	201	PEB	CAB-CBB-CGB-O1B
82	lE	203	PEB	CAC-CBC-CGC-O1C
82	eF	203	PEB	CAC-CBC-CGC-O2C
82	lF	201	PEB	CAB-CBB-CGB-O2B
82	dG	204	PEB	CAC-CBC-CGC-O1C
82	lK	201	PEB	CAB-CBB-CGB-O2B
82	mK	202	PEB	CAB-CBB-CGB-O1B
82	cO	203	PEB	CAB-CBB-CGB-O1B
84	IE	1001	CYC	CAA-CBA-CGA-O2A
84	IG	1001	CYC	CAA-CBA-CGA-O2A
88	M6	101	LHG	C1-C2-C3-O3
88	I6	101	LHG	O7-C5-C6-O8
92	XL	601	LMG	O7-C8-C9-O8
92	b6	624	LMG	O7-C8-C9-O8
95	C6	504	DGD	O2G-C2G-C3G-O3G
87	K6	101	CLA	O1A-CGA-O2A-C1
92	b6	620	LMG	O10-C28-O8-C9
82	SI	201	PEB	C2B-C3B-CAB-CBB
82	aG	202	PEB	C2B-C3B-CAB-CBB
87	AN	831	CLA	CBA-CGA-O2A-C1
87	A2	831	CLA	CBA-CGA-O2A-C1
87	b6	605	CLA	C5-C6-C7-C8
82	KA	201	PEB	CAC-CBC-CGC-O2C
82	PA	202	PEB	CAB-CBB-CGB-O2B
82	DB	201	PEB	CAB-CBB-CGB-O2B
82	JB	201	PEB	CAC-CBC-CGC-O1C
82	NB	201	PEB	CAB-CBB-CGB-O1B

Continued on next page...

Continued from previous page...

Mol	Chain	Res	Type	Atoms
82	OB	201	PEB	CAC-CBC-CGC-O1C
82	TB	201	PEB	CAC-CBC-CGC-O1C
82	ED	201	PEB	CAB-CBB-CGB-O2B
82	JD	201	PEB	CAB-CBB-CGB-O2B
82	LD	203	PEB	CAB-CBB-CGB-O2B
82	ND	204	PEB	CAB-CBB-CGB-O1B
82	TD	202	PEB	CAC-CBC-CGC-O1C
82	JF	201	PEB	CAB-CBB-CGB-O1B
82	QF	201	PEB	CAC-CBC-CGC-O2C
82	QF	202	PEB	CAC-CBC-CGC-O2C
82	PG	201	PEB	CAB-CBB-CGB-O1B
82	ZG	201	PEB	CAC-CBC-CGC-O1C
82	LH	1003	PEB	CAB-CBB-CGB-O1B
82	QH	203	PEB	CAB-CBB-CGB-O1B
82	UH	201	PEB	CAB-CBB-CGB-O2B
82	WI	201	PEB	CAB-CBB-CGB-O1B
82	HJ	201	PEB	CAC-CBC-CGC-O2C
82	PJ	202	PEB	CAC-CBC-CGC-O2C
82	YJ	203	PEB	CAC-CBC-CGC-O2C
82	JK	201	PEB	CAB-CBB-CGB-O1B
82	QK	202	PEB	CAC-CBC-CGC-O2C
82	UK	202	PEB	CAC-CBC-CGC-O1C
82	BM	301	PEB	CAB-CBB-CGB-O1B
82	EQ	201	PEB	CAB-CBB-CGB-O2B
82	JQ	201	PEB	CAB-CBB-CGB-O2B
82	LQ	203	PEB	CAB-CBB-CGB-O2B
82	NQ	204	PEB	CAB-CBB-CGB-O1B
82	d1	201	PEB	CAC-CBC-CGC-O1C
82	S4	201	PEB	CAC-CBC-CGC-O2C
82	Y4	202	PEB	CAB-CBB-CGB-O1B
82	J5	202	PEB	CAC-CBC-CGC-O1C
82	M5	304	PEB	CAC-CBC-CGC-O2C
82	Q5	201	PEB	CAB-CBB-CGB-O1B
82	S5	201	PEB	CAC-CBC-CGC-O2C
82	S5	202	PEB	CAC-CBC-CGC-O1C
82	X5	202	PEB	CAB-CBB-CGB-O1B
82	Z5	304	PEB	CAC-CBC-CGC-O2C
82	K7	201	PEB	CAC-CBC-CGC-O2C
82	N7	202	PEB	CAB-CBB-CGB-O2B
82	e7	301	PEB	CAC-CBC-CGC-O2C
82	18	203	PEB	CAB-CBB-CGB-O1B
82	S9	203	PEB	CAC-CBC-CGC-O2C

Continued on next page...

Continued from previous page...

Mol	Chain	Res	Type	Atoms
82	W9	201	PEB	CAB-CBB-CGB-O1B
82	1C	203	PEB	CAB-CBB-CGB-O1B
82	dE	204	PEB	CAC-CBC-CGC-O1C
82	aF	201	PEB	CAC-CBC-CGC-O1C
82	eF	201	PEB	CAC-CBC-CGC-O1C
82	gF	203	PEB	CAC-CBC-CGC-O1C
82	mF	202	PEB	CAB-CBB-CGB-O1B
82	nF	202	PEB	CAB-CBB-CGB-O1B
82	pF	202	PEB	CAB-CBB-CGB-O2B
82	rF	202	PEB	CAC-CBC-CGC-O1C
82	sF	201	PEB	CAC-CBC-CGC-O1C
82	dH	201	PEB	CAC-CBC-CGC-O1C
82	kJ	202	PEB	CAB-CBB-CGB-O1B
82	aK	201	PEB	CAC-CBC-CGC-O1C
82	eK	201	PEB	CAC-CBC-CGC-O1C
82	eK	203	PEB	CAC-CBC-CGC-O2C
82	nK	202	PEB	CAB-CBB-CGB-O1B
82	sK	201	PEB	CAC-CBC-CGC-O1C
82	cM	202	PEB	CAB-CBB-CGB-O2B
84	CG	1001	CYC	CAA-CBA-CGA-O1A
87	62	308	CLA	CAA-CBA-CGA-O2A
87	6N	607	CLA	CAA-CBA-CGA-O2A
87	CL	512	CLA	CAA-CBA-CGA-O2A
87	52	607	CLA	CAA-CBA-CGA-O2A
87	F2	205	CLA	CAA-CBA-CGA-O2A
87	5N	607	CLA	CAA-CBA-CGA-O2A
87	CL	509	CLA	C2A-CAA-CBA-CGA
87	cL	508	CLA	C16-C17-C18-C20
82	HA	202	PEB	CAC-CBC-CGC-O2C
82	LA	202	PEB	CAB-CBB-CGB-O1B
82	AD	301	PEB	CAC-CBC-CGC-O2C
82	PE	201	PEB	CAB-CBB-CGB-O1B
82	ZE	201	PEB	CAC-CBC-CGC-O1C
82	ZE	201	PEB	CAC-CBC-CGC-O2C
82	DF	203	PEB	CAB-CBB-CGB-O1B
82	XF	203	PEB	CAB-CBB-CGB-O1B
82	ZG	201	PEB	CAC-CBC-CGC-O2C
82	ZH	202	PEB	CAC-CBC-CGC-O2C
82	DI	202	PEB	CAB-CBB-CGB-O2B
82	KI	201	PEB	CAB-CBB-CGB-O2B
82	QI	201	PEB	CAB-CBB-CGB-O2B
82	LJ	201	PEB	CAC-CBC-CGC-O2C

Continued on next page...

Continued from previous page...

Mol	Chain	Res	Type	Atoms
82	LJ	202	PEB	CAB-CBB-CGB-O2B
82	UJ	201	PEB	CAC-CBC-CGC-O2C
82	DK	203	PEB	CAB-CBB-CGB-O1B
82	XK	203	PEB	CAB-CBB-CGB-O1B
82	YK	201	PEB	CAC-CBC-CGC-O2C
82	PM	202	PEB	CAB-CBB-CGB-O1B
82	WM	202	PEB	CAC-CBC-CGC-O1C
82	WM	202	PEB	CAB-CBB-CGB-O1B
82	ZM	201	PEB	CAC-CBC-CGC-O2C
82	PO	201	PEB	CAB-CBB-CGB-O2B
82	SO	201	PEB	CAC-CBC-CGC-O2C
82	TO	201	PEB	CAC-CBC-CGC-O2C
82	YO	202	PEB	CAB-CBB-CGB-O1B
82	BP	201	PEB	CAB-CBB-CGB-O1B
82	EP	202	PEB	CAC-CBC-CGC-O1C
82	JP	201	PEB	CAB-CBB-CGB-O1B
82	VP	201	PEB	CAB-CBB-CGB-O2B
82	EQ	202	PEB	CAC-CBC-CGC-O1C
82	Z1	202	PEB	CAC-CBC-CGC-O2C
82	H4	1002	PEB	CAB-CBB-CGB-O1B
82	T4	201	PEB	CAC-CBC-CGC-O2C
82	A5	202	PEB	CAB-CBB-CGB-O1B
82	C5	202	PEB	CAB-CBB-CGB-O1B
82	E5	202	PEB	CAB-CBB-CGB-O1B
82	G5	202	PEB	CAB-CBB-CGB-O1B
82	I5	202	PEB	CAB-CBB-CGB-O1B
82	K5	202	PEB	CAB-CBB-CGB-O1B
82	N5	202	PEB	CAB-CBB-CGB-O1B
82	P5	202	PEB	CAB-CBB-CGB-O1B
82	Q5	203	PEB	CAC-CBC-CGC-O1C
82	R5	202	PEB	CAB-CBB-CGB-O1B
82	T5	202	PEB	CAB-CBB-CGB-O1B
82	V5	202	PEB	CAB-CBB-CGB-O1B
82	Y5	202	PEB	CAC-CBC-CGC-O1C
82	H7	202	PEB	CAC-CBC-CGC-O2C
82	L7	202	PEB	CAB-CBB-CGB-O1B
82	V7	202	PEB	CAC-CBC-CGC-O2C
82	r8	201	PEB	CAB-CBB-CGB-O2B
82	u8	201	PEB	CAB-CBB-CGB-O2B
82	J9	201	PEB	CAB-CBB-CGB-O1B
82	L9	202	PEB	CAC-CBC-CGC-O1C
82	L9	203	PEB	CAB-CBB-CGB-O2B

Continued on next page...

Continued from previous page...

Mol	Chain	Res	Type	Atoms
82	U9	202	PEB	CAC-CBC-CGC-O1C
82	rC	201	PEB	CAB-CBB-CGB-O2B
82	uC	201	PEB	CAB-CBB-CGB-O2B
82	dD	401	PEB	CAB-CBB-CGB-O1B
82	fF	201	PEB	CAC-CBC-CGC-O2C
82	fF	201	PEB	CAB-CBB-CGB-O1B
82	hF	202	PEB	CAB-CBB-CGB-O2B
82	kF	202	PEB	CAC-CBC-CGC-O1C
82	uF	202	PEB	CAB-CBB-CGB-O1B
82	fK	201	PEB	CAC-CBC-CGC-O2C
82	gK	203	PEB	CAC-CBC-CGC-O1C
82	hK	202	PEB	CAB-CBB-CGB-O2B
82	kK	202	PEB	CAC-CBC-CGC-O1C
82	pK	202	PEB	CAB-CBB-CGB-O2B
82	rK	202	PEB	CAC-CBC-CGC-O1C
82	lM	203	PEB	CAB-CBB-CGB-O2B
84	FE	1001	CYC	CAA-CBA-CGA-O1A
84	NE	201	CYC	CAA-CBA-CGA-O1A
84	KG	202	CYC	CAA-CBA-CGA-O1A
84	HH	1001	CYC	CAA-CBA-CGA-O2A
84	JH	1001	CYC	CAA-CBA-CGA-O2A
84	H1	1001	CYC	CAA-CBA-CGA-O2A
84	J1	1001	CYC	CAA-CBA-CGA-O2A
84	73	1002	CYC	CAA-CBA-CGA-O2A
87	72	603	CLA	CAA-CBA-CGA-O2A
87	7N	603	CLA	CAA-CBA-CGA-O2A
96	GN	201	HEM	CAD-CBD-CGD-O2D
96	G2	201	HEM	CAD-CBD-CGD-O2D
88	B6	617	LHG	C24-C23-O8-C6
92	jL	101	LMG	C29-C28-O8-C9
87	AN	833	CLA	CAA-CBA-CGA-O2A
87	FN	205	CLA	CAA-CBA-CGA-O2A
87	A2	833	CLA	CAA-CBA-CGA-O2A
87	C6	509	CLA	CAA-CBA-CGA-O2A
87	c6	604	CLA	CAA-CBA-CGA-O2A
95	aL	603	DGD	O1G-C1A-C2A-C3A
87	cL	510	CLA	C4-C3-C5-C6
94	A6	410	PL9	C25-C24-C26-C27
87	BN	835	CLA	C15-C16-C17-C18
87	b6	613	CLA	C5-C6-C7-C8
82	JF	201	PEB	C3B-CAB-CBB-CGB
82	JK	201	PEB	C3B-CAB-CBB-CGB

Continued on next page...

Continued from previous page...

Mol	Chain	Res	Type	Atoms
82	NM	201	PEB	C3B-CAB-CBB-CGB
82	XQ	202	PEB	C3B-CAB-CBB-CGB
82	dE	202	PEB	C3B-CAB-CBB-CGB
84	HG	1001	CYC	C2A-CAA-CBA-CGA
82	VA	202	PEB	CAC-CBC-CGC-O2C
82	XA	202	PEB	CAC-CBC-CGC-O2C
82	QB	204	PEB	CAC-CBC-CGC-O2C
82	AD	301	PEB	CAC-CBC-CGC-O1C
82	ED	202	PEB	CAC-CBC-CGC-O1C
82	LD	201	PEB	CAB-CBB-CGB-O2B
82	OE	201	PEB	CAC-CBC-CGC-O2C
82	IF	202	PEB	CAB-CBB-CGB-O1B
82	PF	201	PEB	CAB-CBB-CGB-O2B
82	WF	202	PEB	CAC-CBC-CGC-O2C
82	OG	201	PEB	CAC-CBC-CGC-O2C
82	ZH	202	PEB	CAC-CBC-CGC-O1C
82	DI	202	PEB	CAB-CBB-CGB-O1B
82	GJ	203	PEB	CAB-CBB-CGB-O2B
82	MJ	201	PEB	CAC-CBC-CGC-O1C
82	IK	202	PEB	CAB-CBB-CGB-O1B
82	LK	201	PEB	CAB-CBB-CGB-O1B
82	NK	201	PEB	CAB-CBB-CGB-O2B
82	PK	201	PEB	CAB-CBB-CGB-O2B
82	WK	202	PEB	CAC-CBC-CGC-O2C
82	TM	201	PEB	CAC-CBC-CGC-O2C
82	HO	1002	PEB	CAB-CBB-CGB-O1B
82	NP	201	PEB	CAB-CBB-CGB-O2B
82	OP	203	PEB	CAB-CBB-CGB-O1B
82	AQ	301	PEB	CAC-CBC-CGC-O2C
82	LQ	201	PEB	CAB-CBB-CGB-O2B
82	Q1	201	PEB	CAC-CBC-CGC-O1C
82	Z1	202	PEB	CAC-CBC-CGC-O1C
82	i4	201	PEB	CAC-CBC-CGC-O2C
82	C7	202	PEB	CAC-CBC-CGC-O2C
82	X7	202	PEB	CAC-CBC-CGC-O2C
82	t8	201	PEB	CAC-CBC-CGC-O1C
82	F9	202	PEB	CAC-CBC-CGC-O2C
82	L9	202	PEB	CAC-CBC-CGC-O2C
82	eA	301	PEB	CAC-CBC-CGC-O2C
82	cB	402	PEB	CAC-CBC-CGC-O1C
82	dB	202	PEB	CAC-CBC-CGC-O1C
82	lE	201	PEB	CAC-CBC-CGC-O2C

Continued on next page...

Continued from previous page...

Mol	Chain	Res	Type	Atoms
82	aF	203	PEB	CAC-CBC-CGC-O2C
82	hF	202	PEB	CAB-CBB-CGB-O1B
82	nF	201	PEB	CAB-CBB-CGB-O1B
82	oF	201	PEB	CAC-CBC-CGC-O2C
82	lG	201	PEB	CAC-CBC-CGC-O2C
82	lG	203	PEB	CAC-CBC-CGC-O1C
82	eJ	201	PEB	CAC-CBC-CGC-O2C
82	fJ	202	PEB	CAB-CBB-CGB-O1B
82	aK	203	PEB	CAC-CBC-CGC-O2C
82	hK	202	PEB	CAB-CBB-CGB-O1B
82	nK	201	PEB	CAB-CBB-CGB-O1B
82	oK	201	PEB	CAC-CBC-CGC-O2C
82	uK	201	PEB	CAB-CBB-CGB-O1B
82	hM	203	PEB	CAB-CBB-CGB-O1B
82	hM	203	PEB	CAB-CBB-CGB-O2B
82	jM	201	PEB	CAC-CBC-CGC-O2C
82	iO	201	PEB	CAC-CBC-CGC-O2C
82	cO	203	PEB	CAB-CBB-CGB-O2B
82	dQ	401	PEB	CAB-CBB-CGB-O1B
83	Z9	302	PUB	CAC-CBC-CGC-O2C
83	M9	303	PUB	CAC-CBC-CGC-O2C
84	NH	1001	CYC	CAD-CBD-CGD-O1D
84	N1	1001	CYC	CAD-CBD-CGD-O1D
84	73	1002	CYC	CAA-CBA-CGA-O1A
87	AN	822	CLA	CAA-CBA-CGA-O1A
87	ON	203	CLA	CAA-CBA-CGA-O1A
87	A2	822	CLA	CAA-CBA-CGA-O1A
87	C6	520	CLA	C2-C3-C5-C6
87	b6	618	CLA	C2-C3-C5-C6
87	cL	511	CLA	C2-C3-C5-C6
88	AL	406	LHG	C19-C20-C21-C22
87	B2	835	CLA	C15-C16-C17-C18
87	12	607	CLA	CAA-CBA-CGA-O2A
87	32	309	CLA	CAA-CBA-CGA-O2A
87	cL	516	CLA	CAA-CBA-CGA-O2A
87	1N	607	CLA	CAA-CBA-CGA-O2A
87	3N	309	CLA	CAA-CBA-CGA-O2A
95	CL	520	DGD	O6D-C5D-C6D-O5D
87	CL	503	CLA	C6-C7-C8-C9
87	CL	503	CLA	C14-C13-C15-C16
87	CL	506	CLA	C11-C12-C13-C14
87	AN	821	CLA	C6-C7-C8-C9

Continued on next page...

Continued from previous page...

Mol	Chain	Res	Type	Atoms
87	BN	831	CLA	C11-C10-C8-C9
87	BN	834	CLA	C11-C12-C13-C14
87	LN	203	CLA	C6-C7-C8-C9
87	A2	821	CLA	C6-C7-C8-C9
87	B2	831	CLA	C11-C10-C8-C9
87	B2	834	CLA	C11-C12-C13-C14
87	L2	203	CLA	C6-C7-C8-C9
87	C6	510	CLA	C6-C7-C8-C9
87	C6	510	CLA	C11-C10-C8-C9
87	C6	511	CLA	C11-C10-C8-C9
87	C6	514	CLA	C6-C7-C8-C9
87	C6	520	CLA	C11-C10-C8-C9
87	D6	403	CLA	C11-C10-C8-C9
87	a6	608	CLA	C6-C7-C8-C9
87	b6	618	CLA	C14-C13-C15-C16
87	c6	608	CLA	C14-C13-C15-C16
87	c6	613	CLA	C11-C12-C13-C14
87	bL	608	CLA	C14-C13-C15-C16
87	cL	508	CLA	C11-C10-C8-C9
87	dL	402	CLA	C11-C10-C8-C9
82	CA	202	PEB	CAC-CBC-CGC-O2C
82	SA	202	PEB	CAB-CBB-CGB-O1B
82	VA	201	PEB	CAB-CBB-CGB-O1B
82	JB	201	PEB	CAB-CBB-CGB-O1B
82	QB	204	PEB	CAC-CBC-CGC-O1C
82	TB	201	PEB	CAB-CBB-CGB-O1B
82	FD	203	PEB	CAC-CBC-CGC-O1C
82	MD	201	PEB	CAB-CBB-CGB-O2B
82	DE	1002	PEB	CAB-CBB-CGB-O2B
82	OE	201	PEB	CAC-CBC-CGC-O1C
82	LF	201	PEB	CAB-CBB-CGB-O1B
82	WF	202	PEB	CAB-CBB-CGB-O1B
82	DG	1002	PEB	CAB-CBB-CGB-O2B
82	OG	201	PEB	CAC-CBC-CGC-O1C
82	AH	301	PEB	CAB-CBB-CGB-O1B
82	DH	1002	PEB	CAB-CBB-CGB-O1B
82	QH	201	PEB	CAC-CBC-CGC-O1C
82	TJ	201	PEB	CAC-CBC-CGC-O1C
82	BK	202	PEB	CAB-CBB-CGB-O1B
82	BM	301	PEB	CAC-CBC-CGC-O1C
82	SO	201	PEB	CAC-CBC-CGC-O1C
82	MQ	201	PEB	CAB-CBB-CGB-O2B

Continued on next page...

Continued from previous page...

Mol	Chain	Res	Type	Atoms
82	A1	301	PEB	CAB-CBB-CGB-O1B
82	D1	1002	PEB	CAB-CBB-CGB-O1B
82	a1	201	PEB	CAB-CBB-CGB-O2B
82	m4	202	PEB	CAB-CBB-CGB-O1B
82	c4	203	PEB	CAB-CBB-CGB-O2B
82	g4	201	PEB	CAC-CBC-CGC-O2C
82	S7	202	PEB	CAB-CBB-CGB-O1B
82	tC	201	PEB	CAB-CBB-CGB-O2B
82	mE	202	PEB	CAC-CBC-CGC-O2C
82	dG	203	PEB	CAB-CBB-CGB-O2B
83	Z9	302	PUB	CAB-CBB-CGB-O2B
84	DH	1003	CYC	CAA-CBA-CGA-O1A
84	JH	1001	CYC	CAA-CBA-CGA-O1A
84	D1	1003	CYC	CAA-CBA-CGA-O1A
84	J1	1001	CYC	CAA-CBA-CGA-O1A
87	22	603	CLA	CAA-CBA-CGA-O2A
87	42	603	CLA	CAA-CBA-CGA-O2A
87	62	304	CLA	CAA-CBA-CGA-O1A
87	O2	203	CLA	CAA-CBA-CGA-O1A
87	2N	306	CLA	CAA-CBA-CGA-O2A
87	3N	303	CLA	CAA-CBA-CGA-O2A
87	4N	603	CLA	CAA-CBA-CGA-O2A
87	6N	603	CLA	CAA-CBA-CGA-O1A
91	A6	407	PHO	C8-C10-C11-C12
82	DB	201	PEB	C2C-CAC-CBC-CGC
82	HE	1002	PEB	C2C-CAC-CBC-CGC
82	HG	1002	PEB	C2C-CAC-CBC-CGC
82	BI	203	PEB	C2C-CAC-CBC-CGC
82	HP	201	PEB	C2C-CAC-CBC-CGC
82	Y9	202	PEB	C2C-CAC-CBC-CGC
87	AN	811	CLA	C3A-C2A-CAA-CBA
87	AN	828	CLA	C3A-C2A-CAA-CBA
87	BN	825	CLA	C3A-C2A-CAA-CBA
87	12	607	CLA	C3A-C2A-CAA-CBA
87	52	611	CLA	C3A-C2A-CAA-CBA
87	A2	811	CLA	C3A-C2A-CAA-CBA
87	A2	828	CLA	C3A-C2A-CAA-CBA
87	B2	824	CLA	C3A-C2A-CAA-CBA
87	C6	520	CLA	C3A-C2A-CAA-CBA
87	D6	402	CLA	C3A-C2A-CAA-CBA
87	cL	505	CLA	C3A-C2A-CAA-CBA
87	1N	607	CLA	C3A-C2A-CAA-CBA

Continued on next page...

Continued from previous page...

Mol	Chain	Res	Type	Atoms
87	5N	611	CLA	C3A-C2A-CAA-CBA
82	R4	202	PEB	C4B-C3B-CAB-CBB
95	AL	414	DGD	C4B-C5B-C6B-C7B
88	AL	407	LHG	O2-C2-C3-O3
88	CL	522	LHG	O10-C23-O8-C6
92	j6	102	LMG	O10-C28-O8-C9
92	jL	101	LMG	O10-C28-O8-C9
87	BN	802	CLA	CAA-CBA-CGA-O2A
87	LN	204	CLA	CAA-CBA-CGA-O2A
87	B2	801	CLA	CAA-CBA-CGA-O2A
87	L2	204	CLA	CAA-CBA-CGA-O2A
87	B6	604	CLA	CAA-CBA-CGA-O2A
92	m6	103	LMG	O7-C10-C11-C12
88	AL	406	LHG	C30-C31-C32-C33
82	EB	501	PEB	CAC-CBC-CGC-O2C
82	HB	202	PEB	CAC-CBC-CGC-O2C
82	CD	202	PEB	CAB-CBB-CGB-O1B
82	KD	202	PEB	CAB-CBB-CGB-O2B
82	SE	202	PEB	CAC-CBC-CGC-O2C
82	YF	201	PEB	CAC-CBC-CGC-O1C
82	SG	203	PEB	CAC-CBC-CGC-O2C
82	AH	301	PEB	CAC-CBC-CGC-O2C
82	YH	201	PEB	CAC-CBC-CGC-O2C
82	GI	201	PEB	CAB-CBB-CGB-O2B
82	LJ	202	PEB	CAC-CBC-CGC-O1C
82	UK	201	PEB	CAC-CBC-CGC-O2C
82	VK	201	PEB	CAB-CBB-CGB-O2B
82	WK	202	PEB	CAB-CBB-CGB-O1B
82	YK	201	PEB	CAC-CBC-CGC-O1C
82	XP	202	PEB	CAC-CBC-CGC-O2C
82	AQ	301	PEB	CAC-CBC-CGC-O1C
82	AQ	301	PEB	CAB-CBB-CGB-O1B
82	FQ	203	PEB	CAC-CBC-CGC-O1C
82	A1	301	PEB	CAC-CBC-CGC-O2C
82	Y1	201	PEB	CAC-CBC-CGC-O2C
82	S4	201	PEB	CAC-CBC-CGC-O1C
82	h4	201	PEB	CAB-CBB-CGB-O2B
82	A5	201	PEB	CAC-CBC-CGC-O2C
82	C5	201	PEB	CAC-CBC-CGC-O2C
82	E5	201	PEB	CAC-CBC-CGC-O2C
82	G5	201	PEB	CAC-CBC-CGC-O2C
82	I5	201	PEB	CAC-CBC-CGC-O2C

Continued on next page...

Continued from previous page...

Mol	Chain	Res	Type	Atoms
82	K5	201	PEB	CAC-CBC-CGC-O2C
82	N5	201	PEB	CAC-CBC-CGC-O2C
82	P5	201	PEB	CAC-CBC-CGC-O2C
82	R5	201	PEB	CAC-CBC-CGC-O2C
82	T5	201	PEB	CAC-CBC-CGC-O2C
82	V5	201	PEB	CAC-CBC-CGC-O2C
82	X5	201	PEB	CAC-CBC-CGC-O2C
82	V7	201	PEB	CAB-CBB-CGB-O1B
82	y8	201	PEB	CAC-CBC-CGC-O2C
82	t8	201	PEB	CAB-CBB-CGB-O2B
82	Y9	201	PEB	CAB-CBB-CGB-O1B
82	gB	202	PEB	CAB-CBB-CGB-O1B
82	tC	201	PEB	CAC-CBC-CGC-O1C
82	dE	203	PEB	CAB-CBB-CGB-O2B
82	hE	203	PEB	CAB-CBB-CGB-O2B
82	qF	202	PEB	CAB-CBB-CGB-O1B
82	hG	203	PEB	CAB-CBB-CGB-O2B
82	mG	202	PEB	CAC-CBC-CGC-O2C
82	kH	201	PEB	CAB-CBB-CGB-O2B
82	kJ	201	PEB	CAC-CBC-CGC-O2C
82	nK	202	PEB	CAC-CBC-CGC-O2C
82	qK	202	PEB	CAB-CBB-CGB-O1B
82	kO	201	PEB	CAC-CBC-CGC-O2C
82	mO	202	PEB	CAB-CBB-CGB-O1B
82	hO	201	PEB	CAB-CBB-CGB-O2B
82	Z9	304	PEB	CAC-CBC-CGC-O2C
83	xF	305	PUB	CAB-CBB-CGB-O1B
83	xK	305	PUB	CAB-CBB-CGB-O1B
84	IE	1001	CYC	CAA-CBA-CGA-O1A
84	IG	1001	CYC	CAA-CBA-CGA-O1A
87	22	606	CLA	CAA-CBA-CGA-O2A
87	32	302	CLA	CAA-CBA-CGA-O2A
87	52	611	CLA	CAA-CBA-CGA-O2A
87	82	301	CLA	CAA-CBA-CGA-O2A
87	2N	304	CLA	CAA-CBA-CGA-O2A
87	4N	607	CLA	CAA-CBA-CGA-O2A
87	8N	302	CLA	CAA-CBA-CGA-O2A
87	AL	403	CLA	CAD-CBD-CGD-O2D
87	AL	404	CLA	CAD-CBD-CGD-O2D
87	BL	601	CLA	CAD-CBD-CGD-O2D
87	BL	608	CLA	CAD-CBD-CGD-O2D
87	CL	504	CLA	CAD-CBD-CGD-O2D

Continued on next page...

Continued from previous page...

Mol	Chain	Res	Type	Atoms
87	CL	506	CLA	CAD-CBD-CGD-O2D
87	CL	515	CLA	CAD-CBD-CGD-O2D
87	AN	812	CLA	CAD-CBD-CGD-O2D
87	AN	813	CLA	CAD-CBD-CGD-O2D
87	AN	814	CLA	CAD-CBD-CGD-O2D
87	AN	818	CLA	CAD-CBD-CGD-O2D
87	AN	822	CLA	CAD-CBD-CGD-O2D
87	AN	826	CLA	CAD-CBD-CGD-O2D
87	AN	835	CLA	CAD-CBD-CGD-O2D
87	AN	840	CLA	CAD-CBD-CGD-O2D
87	BN	802	CLA	CAD-CBD-CGD-O2D
87	BN	811	CLA	CAD-CBD-CGD-O2D
87	BN	814	CLA	CAD-CBD-CGD-O2D
87	BN	824	CLA	CAD-CBD-CGD-O2D
87	BN	827	CLA	CAD-CBD-CGD-O2D
87	BN	830	CLA	CAD-CBD-CGD-O2D
87	BN	833	CLA	CAD-CBD-CGD-O2D
87	JN	101	CLA	CAD-CBD-CGD-O2D
87	KN	105	CLA	CAD-CBD-CGD-O2D
87	LN	202	CLA	CAD-CBD-CGD-O2D
87	ON	202	CLA	CAD-CBD-CGD-O2D
87	RN	202	CLA	CAD-CBD-CGD-O2D
87	12	601	CLA	CAD-CBD-CGD-O2D
87	12	610	CLA	CAD-CBD-CGD-O2D
87	22	606	CLA	CAD-CBD-CGD-O2D
87	42	602	CLA	CAD-CBD-CGD-O2D
87	42	608	CLA	CAD-CBD-CGD-O2D
87	52	603	CLA	CAD-CBD-CGD-O2D
87	62	302	CLA	CAD-CBD-CGD-O2D
87	62	303	CLA	CAD-CBD-CGD-O2D
87	62	306	CLA	CAD-CBD-CGD-O2D
87	62	309	CLA	CAD-CBD-CGD-O2D
87	62	310	CLA	CAD-CBD-CGD-O2D
87	62	311	CLA	CAD-CBD-CGD-O2D
87	72	606	CLA	CAD-CBD-CGD-O2D
87	72	610	CLA	CAD-CBD-CGD-O2D
87	82	305	CLA	CAD-CBD-CGD-O2D
87	A2	812	CLA	CAD-CBD-CGD-O2D
87	A2	813	CLA	CAD-CBD-CGD-O2D
87	A2	814	CLA	CAD-CBD-CGD-O2D
87	A2	818	CLA	CAD-CBD-CGD-O2D
87	A2	822	CLA	CAD-CBD-CGD-O2D

Continued on next page...

Continued from previous page...

Mol	Chain	Res	Type	Atoms
87	A2	826	CLA	CAD-CBD-CGD-O2D
87	A2	835	CLA	CAD-CBD-CGD-O2D
87	A2	840	CLA	CAD-CBD-CGD-O2D
87	B2	801	CLA	CAD-CBD-CGD-O2D
87	B2	810	CLA	CAD-CBD-CGD-O2D
87	B2	813	CLA	CAD-CBD-CGD-O2D
87	B2	823	CLA	CAD-CBD-CGD-O2D
87	B2	827	CLA	CAD-CBD-CGD-O2D
87	B2	830	CLA	CAD-CBD-CGD-O2D
87	B2	833	CLA	CAD-CBD-CGD-O2D
87	J2	101	CLA	CAD-CBD-CGD-O2D
87	K2	106	CLA	CAD-CBD-CGD-O2D
87	L2	202	CLA	CAD-CBD-CGD-O2D
87	O2	202	CLA	CAD-CBD-CGD-O2D
87	R2	202	CLA	CAD-CBD-CGD-O2D
87	B6	616	CLA	CAD-CBD-CGD-O2D
87	C6	509	CLA	CAD-CBD-CGD-O2D
87	C6	510	CLA	CAD-CBD-CGD-O2D
87	b6	618	CLA	CAD-CBD-CGD-O2D
87	c6	604	CLA	CAD-CBD-CGD-O2D
87	c6	608	CLA	CAD-CBD-CGD-O2D
87	c6	610	CLA	CAD-CBD-CGD-O2D
87	d6	406	CLA	CAD-CBD-CGD-O2D
87	bL	613	CLA	CAD-CBD-CGD-O2D
87	bL	616	CLA	CAD-CBD-CGD-O2D
87	cL	514	CLA	CAD-CBD-CGD-O2D
87	1N	601	CLA	CAD-CBD-CGD-O2D
87	1N	610	CLA	CAD-CBD-CGD-O2D
87	2N	306	CLA	CAD-CBD-CGD-O2D
87	4N	602	CLA	CAD-CBD-CGD-O2D
87	4N	608	CLA	CAD-CBD-CGD-O2D
87	5N	603	CLA	CAD-CBD-CGD-O2D
87	6N	601	CLA	CAD-CBD-CGD-O2D
87	6N	602	CLA	CAD-CBD-CGD-O2D
87	6N	605	CLA	CAD-CBD-CGD-O2D
87	6N	608	CLA	CAD-CBD-CGD-O2D
87	6N	609	CLA	CAD-CBD-CGD-O2D
87	6N	610	CLA	CAD-CBD-CGD-O2D
87	7N	606	CLA	CAD-CBD-CGD-O2D
87	7N	610	CLA	CAD-CBD-CGD-O2D
87	8N	306	CLA	CAD-CBD-CGD-O2D
95	L6	102	DGD	C1A-C2A-C3A-C4A

Continued on next page...

Continued from previous page...

Mol	Chain	Res	Type	Atoms
87	LN	203	CLA	C15-C16-C17-C18
87	L2	203	CLA	C15-C16-C17-C18
95	B6	620	DGD	C4D-C5D-C6D-O5D
87	AN	807	CLA	C2-C1-O2A-CGA
82	WA	202	PEB	CAB-CBB-CGB-O2B
82	AD	301	PEB	CAB-CBB-CGB-O1B
82	YE	201	PEB	CAB-CBB-CGB-O2B
82	DF	202	PEB	CAC-CBC-CGC-O2C
82	NF	201	PEB	CAB-CBB-CGB-O2B
82	PF	201	PEB	CAC-CBC-CGC-O2C
82	VF	201	PEB	CAB-CBB-CGB-O2B
82	HH	1002	PEB	CAB-CBB-CGB-O2B
82	YH	202	PEB	CAC-CBC-CGC-O2C
82	BI	201	PEB	CAB-CBB-CGB-O2B
82	MI	401	PEB	CAC-CBC-CGC-O2C
82	TI	201	PEB	CAB-CBB-CGB-O2B
82	WI	202	PEB	CAB-CBB-CGB-O2B
82	KJ	203	PEB	CAB-CBB-CGB-O2B
82	DK	202	PEB	CAC-CBC-CGC-O2C
82	JO	1002	PEB	CAB-CBB-CGB-O2B
82	CQ	202	PEB	CAB-CBB-CGB-O1B
82	KQ	202	PEB	CAB-CBB-CGB-O2B
82	H1	1002	PEB	CAB-CBB-CGB-O2B
82	Y1	202	PEB	CAC-CBC-CGC-O2C
82	f1	201	PEB	CAB-CBB-CGB-O2B
82	k1	201	PEB	CAB-CBB-CGB-O2B
82	J4	1002	PEB	CAB-CBB-CGB-O2B
82	k4	201	PEB	CAC-CBC-CGC-O2C
82	h4	202	PEB	CAB-CBB-CGB-O1B
82	K7	201	PEB	CAC-CBC-CGC-O1C
82	W7	202	PEB	CAB-CBB-CGB-O2B
82	z8	201	PEB	CAB-CBB-CGB-O2B
82	q8	202	PEB	CAC-CBC-CGC-O1C
82	u8	201	PEB	CAC-CBC-CGC-O2C
82	zC	201	PEB	CAB-CBB-CGB-O2B
82	qC	202	PEB	CAC-CBC-CGC-O1C
82	lE	201	PEB	CAC-CBC-CGC-O1C
82	eF	203	PEB	CAC-CBC-CGC-O1C
82	oF	201	PEB	CAC-CBC-CGC-O1C
82	lG	201	PEB	CAC-CBC-CGC-O1C
82	fH	201	PEB	CAB-CBB-CGB-O2B
82	aH	201	PEB	CAB-CBB-CGB-O2B

Continued on next page...

Continued from previous page...

Mol	Chain	Res	Type	Atoms
82	eK	203	PEB	CAC-CBC-CGC-O1C
82	oK	201	PEB	CAC-CBC-CGC-O1C
82	gO	201	PEB	CAC-CBC-CGC-O2C
82	hO	202	PEB	CAB-CBB-CGB-O1B
82	M9	305	PEB	CAC-CBC-CGC-O2C
83	KA	203	PUB	CAB-CBB-CGB-O2B
83	K7	203	PUB	CAB-CBB-CGB-O2B
83	M9	303	PUB	CAB-CBB-CGB-O2B
84	LO	1001	CYC	CAA-CBA-CGA-O2A
84	L4	1001	CYC	CAA-CBA-CGA-O2A
87	12	603	CLA	CAA-CBA-CGA-O2A
87	42	607	CLA	CAA-CBA-CGA-O2A
87	72	601	CLA	CAA-CBA-CGA-O2A
87	1N	603	CLA	CAA-CBA-CGA-O2A
87	5N	611	CLA	CAA-CBA-CGA-O2A
87	7N	601	CLA	CAA-CBA-CGA-O2A
87	BL	605	CLA	CAA-CBA-CGA-O2A
87	C6	517	CLA	CAA-CBA-CGA-O2A
92	BL	611	LMG	O7-C10-C11-C12
92	bL	623	LMG	O7-C10-C11-C12
95	L6	102	DGD	O1G-C1A-C2A-C3A
88	L6	101	LHG	C28-C29-C30-C31
95	C6	504	DGD	C2A-C1A-O1G-C1G
88	l6	101	LHG	C28-C29-C30-C31
87	DL	406	CLA	C4-C3-C5-C6
87	b6	613	CLA	C4-C3-C5-C6
82	JA	203	PEB	CAC-CBC-CGC-O1C
82	KA	201	PEB	CAC-CBC-CGC-O1C
82	LA	201	PEB	CAB-CBB-CGB-O1B
82	BB	203	PEB	CAB-CBB-CGB-O2B
82	CD	202	PEB	CAC-CBC-CGC-O1C
82	HE	1002	PEB	CAB-CBB-CGB-O1B
82	OE	203	PEB	CAC-CBC-CGC-O1C
82	BF	202	PEB	CAB-CBB-CGB-O1B
82	RF	202	PEB	CAC-CBC-CGC-O1C
82	UF	201	PEB	CAC-CBC-CGC-O2C
82	HG	1002	PEB	CAB-CBB-CGB-O1B
82	SG	202	PEB	CAC-CBC-CGC-O2C
82	OH	203	PEB	CAB-CBB-CGB-O2B
82	AI	203	PEB	CAB-CBB-CGB-O2B
82	DI	201	PEB	CAC-CBC-CGC-O2C
82	FI	201	PEB	CAB-CBB-CGB-O1B

Continued on next page...

Continued from previous page...

Mol	Chain	Res	Type	Atoms
82	UI	202	PEB	CAB-CBB-CGB-O1B
82	DJ	201	PEB	CAC-CBC-CGC-O1C
82	LJ	201	PEB	CAC-CBC-CGC-O1C
82	TJ	201	PEB	CAC-CBC-CGC-O2C
82	NK	201	PEB	CAB-CBB-CGB-O1B
82	RK	202	PEB	CAC-CBC-CGC-O1C
82	GM	203	PEB	CAB-CBB-CGB-O1B
82	JM	201	PEB	CAC-CBC-CGC-O2C
82	ZO	202	PEB	CAB-CBB-CGB-O2B
82	OP	203	PEB	CAB-CBB-CGB-O2B
82	FQ	203	PEB	CAC-CBC-CGC-O2C
82	KQ	202	PEB	CAB-CBB-CGB-O1B
82	O1	203	PEB	CAB-CBB-CGB-O2B
82	j1	201	PEB	CAB-CBB-CGB-O1B
82	Y4	202	PEB	CAC-CBC-CGC-O1C
82	i4	203	PEB	CAB-CBB-CGB-O2B
82	g4	202	PEB	CAC-CBC-CGC-O1C
82	S5	201	PEB	CAC-CBC-CGC-O1C
82	J7	203	PEB	CAC-CBC-CGC-O1C
82	X7	202	PEB	CAC-CBC-CGC-O1C
82	z8	201	PEB	CAB-CBB-CGB-O1B
82	q8	203	PEB	CAB-CBB-CGB-O2B
82	Y9	201	PEB	CAB-CBB-CGB-O2B
82	eB	201	PEB	CAC-CBC-CGC-O1C
82	zC	201	PEB	CAB-CBB-CGB-O1B
82	qC	203	PEB	CAB-CBB-CGB-O2B
82	uC	201	PEB	CAC-CBC-CGC-O2C
82	fF	201	PEB	CAC-CBC-CGC-O1C
82	jF	201	PEB	CAB-CBB-CGB-O2B
82	nF	202	PEB	CAC-CBC-CGC-O2C
82	jH	201	PEB	CAB-CBB-CGB-O1B
82	hJ	203	PEB	CAB-CBB-CGB-O2B
82	fK	201	PEB	CAC-CBC-CGC-O1C
82	jK	201	PEB	CAB-CBB-CGB-O2B
82	lM	201	PEB	CAB-CBB-CGB-O1B
82	iO	203	PEB	CAB-CBB-CGB-O2B
82	gO	202	PEB	CAC-CBC-CGC-O1C
83	AM	304	PUB	CAB-CBB-CGB-O2B
84	63	901	CYC	CAA-CBA-CGA-O2A
87	12	611	CLA	CAA-CBA-CGA-O1A
87	32	302	CLA	CAA-CBA-CGA-O1A
87	62	313	CLA	CAA-CBA-CGA-O2A

Continued on next page...

Continued from previous page...

Mol	Chain	Res	Type	Atoms
87	3N	303	CLA	CAA-CBA-CGA-O1A
87	6N	612	CLA	CAA-CBA-CGA-O2A
92	JL	102	LMG	C35-C36-C37-C38
87	IN	102	CLA	C2-C3-C5-C6
87	I2	102	CLA	C2-C3-C5-C6
87	cL	510	CLA	C2-C3-C5-C6
87	AN	814	CLA	CAA-CBA-CGA-O2A
87	AN	841	CLA	CAA-CBA-CGA-O2A
87	BN	813	CLA	CAA-CBA-CGA-O2A
87	A2	841	CLA	CAA-CBA-CGA-O2A
87	b6	608	CLA	CAA-CBA-CGA-O2A
87	bL	616	CLA	CAA-CBA-CGA-O2A
92	m6	101	LMG	O8-C28-C29-C30
92	bL	611	LMG	O7-C10-C11-C12
95	BL	607	DGD	O2G-C1B-C2B-C3B
92	k6	101	LMG	C35-C36-C37-C38
87	A2	831	CLA	O1A-CGA-O2A-C1
92	B6	619	LMG	O10-C28-O8-C9
85	bL	601	BCR	C17-C18-C19-C20
94	aL	601	PL9	C24-C26-C27-C28
88	BL	610	LHG	C24-C25-C26-C27
95	BL	614	DGD	C1G-C2G-C3G-O3G
82	CA	202	PEB	CAC-CBC-CGC-O1C
82	HA	202	PEB	CAC-CBC-CGC-O1C
82	NA	202	PEB	CAC-CBC-CGC-O1C
82	XA	201	PEB	CAC-CBC-CGC-O1C
82	XA	202	PEB	CAC-CBC-CGC-O1C
82	KB	303	PEB	CAC-CBC-CGC-O2C
82	MD	201	PEB	CAB-CBB-CGB-O1B
82	XD	201	PEB	CAB-CBB-CGB-O2B
82	BF	202	PEB	CAC-CBC-CGC-O1C
82	JF	202	PEB	CAC-CBC-CGC-O2C
82	NF	201	PEB	CAB-CBB-CGB-O1B
82	PF	201	PEB	CAB-CBB-CGB-O1B
82	PF	202	PEB	CAC-CBC-CGC-O1C
82	QF	201	PEB	CAC-CBC-CGC-O1C
82	VF	201	PEB	CAB-CBB-CGB-O1B
82	OG	203	PEB	CAC-CBC-CGC-O1C
82	BI	202	PEB	CAB-CBB-CGB-O2B
82	QI	201	PEB	CAB-CBB-CGB-O1B
82	BJ	301	PEB	CAB-CBB-CGB-O1B
82	HJ	201	PEB	CAC-CBC-CGC-O1C

Continued on next page...

Continued from previous page...

Mol	Chain	Res	Type	Atoms
82	UJ	202	PEB	CAC-CBC-CGC-O2C
82	BK	202	PEB	CAC-CBC-CGC-O1C
82	IK	201	PEB	CAB-CBB-CGB-O2B
82	PK	201	PEB	CAC-CBC-CGC-O2C
82	PK	201	PEB	CAB-CBB-CGB-O1B
82	PK	202	PEB	CAC-CBC-CGC-O1C
82	QK	201	PEB	CAC-CBC-CGC-O1C
82	PO	201	PEB	CAB-CBB-CGB-O1B
82	SO	202	PEB	CAC-CBC-CGC-O2C
82	TO	203	PEB	CAC-CBC-CGC-O1C
82	YO	202	PEB	CAC-CBC-CGC-O1C
82	NP	201	PEB	CAB-CBB-CGB-O1B
82	CQ	202	PEB	CAC-CBC-CGC-O1C
82	Y1	201	PEB	CAC-CBC-CGC-O1C
82	f1	202	PEB	CAB-CBB-CGB-O2B
82	m1	202	PEB	CAB-CBB-CGB-O1B
82	Q4	201	PEB	CAB-CBB-CGB-O2B
82	S4	202	PEB	CAC-CBC-CGC-O2C
82	T4	203	PEB	CAC-CBC-CGC-O1C
82	U4	202	PEB	CAB-CBB-CGB-O1B
82	Z4	202	PEB	CAB-CBB-CGB-O2B
82	C7	202	PEB	CAC-CBC-CGC-O1C
82	H7	202	PEB	CAC-CBC-CGC-O1C
82	L7	201	PEB	CAB-CBB-CGB-O1B
82	X7	201	PEB	CAC-CBC-CGC-O1C
82	eA	301	PEB	CAC-CBC-CGC-O1C
82	aF	202	PEB	CAC-CBC-CGC-O2C
82	eJ	201	PEB	CAC-CBC-CGC-O1C
82	aK	202	PEB	CAC-CBC-CGC-O2C
82	iK	202	PEB	CAB-CBB-CGB-O1B
82	jM	201	PEB	CAC-CBC-CGC-O1C
82	jO	201	PEB	CAB-CBB-CGB-O2B
82	dO	202	PEB	CAC-CBC-CGC-O1C
82	gO	201	PEB	CAC-CBC-CGC-O1C
87	FN	203	CLA	CAA-CBA-CGA-O1A
87	72	606	CLA	CAA-CBA-CGA-O1A
87	F2	201	CLA	CAA-CBA-CGA-O1A
87	1N	611	CLA	CAA-CBA-CGA-O1A
96	fL	102	HEM	CAA-CBA-CGA-O1A
82	FI	201	PEB	C2B-C3B-CAB-CBB
82	U9	202	PEB	C2B-C3B-CAB-CBB
82	aE	202	PEB	C2B-C3B-CAB-CBB

Continued on next page...

Continued from previous page...

Mol	Chain	Res	Type	Atoms
87	AN	831	CLA	O1A-CGA-O2A-C1
95	BN	844	DGD	O6D-C5D-C6D-O5D
95	B2	844	DGD	O6D-C5D-C6D-O5D
95	b6	622	DGD	O6D-C5D-C6D-O5D
92	bL	609	LMG	C14-C15-C16-C17
84	H1	1001	CYC	C4B-C3B-CAB-CBB
87	A2	814	CLA	CAA-CBA-CGA-O2A
87	C6	519	CLA	CAA-CBA-CGA-O2A
87	cL	514	CLA	CAA-CBA-CGA-O2A
92	j6	102	LMG	O8-C28-C29-C30
95	cL	519	DGD	O1G-C1A-C2A-C3A
87	d6	403	CLA	CAA-CBA-CGA-O1A
82	DA	201	PEB	CAC-CBC-CGC-O1C
82	KA	202	PEB	CAB-CBB-CGB-O1B
82	LA	201	PEB	CAB-CBB-CGB-O2B
82	VA	203	PEB	CAB-CBB-CGB-O2B
82	BB	203	PEB	CAB-CBB-CGB-O1B
82	KB	303	PEB	CAC-CBC-CGC-O1C
82	ZB	202	PEB	CAC-CBC-CGC-O1C
82	FD	203	PEB	CAC-CBC-CGC-O2C
82	HD	201	PEB	CAC-CBC-CGC-O1C
82	KD	202	PEB	CAB-CBB-CGB-O1B
82	DE	1002	PEB	CAB-CBB-CGB-O1B
82	DF	201	PEB	CAC-CBC-CGC-O1C
82	DF	201	PEB	CAC-CBC-CGC-O2C
82	GF	201	PEB	CAB-CBB-CGB-O1B
82	GF	201	PEB	CAB-CBB-CGB-O2B
82	MF	203	PEB	CAB-CBB-CGB-O1B
82	PF	202	PEB	CAC-CBC-CGC-O2C
82	ZF	201	PEB	CAC-CBC-CGC-O2C
82	DG	1002	PEB	CAB-CBB-CGB-O1B
82	AH	301	PEB	CAC-CBC-CGC-O1C
82	PH	201	PEB	CAB-CBB-CGB-O1B
82	SH	203	PEB	CAB-CBB-CGB-O1B
82	SH	203	PEB	CAB-CBB-CGB-O2B
82	YH	201	PEB	CAC-CBC-CGC-O1C
82	BI	202	PEB	CAB-CBB-CGB-O1B
82	OI	201	PEB	CAB-CBB-CGB-O1B
82	OI	202	PEB	CAB-CBB-CGB-O2B
82	SI	201	PEB	CAB-CBB-CGB-O1B
82	YI	201	PEB	CAB-CBB-CGB-O2B
82	CJ	203	PEB	CAB-CBB-CGB-O2B

Continued on next page...

Continued from previous page...

Mol	Chain	Res	Type	Atoms
82	KJ	203	PEB	CAC-CBC-CGC-O1C
82	KJ	203	PEB	CAC-CBC-CGC-O2C
82	NJ	201	PEB	CAC-CBC-CGC-O2C
82	OJ	202	PEB	CAC-CBC-CGC-O1C
82	TJ	202	PEB	CAC-CBC-CGC-O1C
82	UJ	201	PEB	CAC-CBC-CGC-O1C
82	UJ	202	PEB	CAC-CBC-CGC-O1C
82	DK	201	PEB	CAC-CBC-CGC-O1C
82	DK	201	PEB	CAC-CBC-CGC-O2C
82	GK	201	PEB	CAB-CBB-CGB-O1B
82	JK	202	PEB	CAC-CBC-CGC-O2C
82	PK	202	PEB	CAC-CBC-CGC-O2C
82	RK	201	PEB	CAB-CBB-CGB-O1B
82	ZK	201	PEB	CAC-CBC-CGC-O2C
82	SM	203	PEB	CAB-CBB-CGB-O1B
82	TM	201	PEB	CAC-CBC-CGC-O1C
82	QO	201	PEB	CAB-CBB-CGB-O2B
82	QO	202	PEB	CAC-CBC-CGC-O2C
82	UO	202	PEB	CAB-CBB-CGB-O1B
82	UO	202	PEB	CAB-CBB-CGB-O2B
82	ZO	202	PEB	CAB-CBB-CGB-O1B
82	FQ	201	PEB	CAC-CBC-CGC-O1C
82	XQ	201	PEB	CAB-CBB-CGB-O2B
82	A1	301	PEB	CAC-CBC-CGC-O1C
82	V1	202	PEB	CAB-CBB-CGB-O1B
82	V1	202	PEB	CAB-CBB-CGB-O2B
82	m1	202	PEB	CAB-CBB-CGB-O2B
82	Z4	202	PEB	CAB-CBB-CGB-O1B
82	i4	201	PEB	CAC-CBC-CGC-O1C
82	j4	201	PEB	CAB-CBB-CGB-O2B
82	d4	202	PEB	CAC-CBC-CGC-O1C
82	d4	202	PEB	CAC-CBC-CGC-O2C
82	g4	201	PEB	CAC-CBC-CGC-O1C
82	O5	201	PEB	CAC-CBC-CGC-O2C
82	D7	201	PEB	CAC-CBC-CGC-O1C
82	K7	202	PEB	CAB-CBB-CGB-O1B
82	T7	202	PEB	CAB-CBB-CGB-O2B
82	V7	203	PEB	CAB-CBB-CGB-O2B
82	q8	203	PEB	CAB-CBB-CGB-O1B
82	t8	201	PEB	CAC-CBC-CGC-O2C
82	qC	203	PEB	CAB-CBB-CGB-O1B
82	tC	201	PEB	CAC-CBC-CGC-O2C

Continued on next page...

Continued from previous page...

Mol	Chain	Res	Type	Atoms
82	aE	202	PEB	CAC-CBC-CGC-O1C
82	bE	201	PEB	CAC-CBC-CGC-O2C
82	bE	202	PEB	CAC-CBC-CGC-O1C
82	aF	202	PEB	CAC-CBC-CGC-O1C
82	iF	202	PEB	CAB-CBB-CGB-O1B
82	jF	202	PEB	CAC-CBC-CGC-O2C
82	aG	202	PEB	CAC-CBC-CGC-O1C
82	fH	202	PEB	CAB-CBB-CGB-O1B
82	mH	202	PEB	CAB-CBB-CGB-O1B
82	mH	202	PEB	CAB-CBB-CGB-O2B
82	cJ	201	PEB	CAC-CBC-CGC-O2C
82	kJ	201	PEB	CAC-CBC-CGC-O1C
82	aK	202	PEB	CAC-CBC-CGC-O1C
82	cK	202	PEB	CAB-CBB-CGB-O2B
82	iK	202	PEB	CAB-CBB-CGB-O2B
82	jK	202	PEB	CAC-CBC-CGC-O2C
82	eM	201	PEB	CAC-CBC-CGC-O1C
82	iO	201	PEB	CAC-CBC-CGC-O1C
82	iO	203	PEB	CAB-CBB-CGB-O1B
82	dO	202	PEB	CAC-CBC-CGC-O2C
82	Z9	304	PEB	CAC-CBC-CGC-O1C
82	M9	305	PEB	CAC-CBC-CGC-O1C
83	AM	304	PUB	CAB-CBB-CGB-O1B
84	HE	1001	CYC	CAD-CBD-CGD-O2D
84	HH	1001	CYC	CAA-CBA-CGA-O1A
84	LH	1002	CYC	CAA-CBA-CGA-O1A
84	L1	1001	CYC	CAA-CBA-CGA-O1A
84	D1	1003	CYC	CAD-CBD-CGD-O1D
84	H1	1001	CYC	CAA-CBA-CGA-O1A
87	42	607	CLA	CAA-CBA-CGA-O1A
87	52	603	CLA	CAA-CBA-CGA-O1A
87	82	308	CLA	CAA-CBA-CGA-O1A
87	5N	603	CLA	CAA-CBA-CGA-O1A
87	7N	606	CLA	CAA-CBA-CGA-O1A
87	8N	308	CLA	CAA-CBA-CGA-O1A
96	fL	102	HEM	CAA-CBA-CGA-O2A
87	2N	303	CLA	C15-C16-C17-C18
87	AN	811	CLA	O2A-C1-C2-C3
87	BN	806	CLA	O2A-C1-C2-C3
87	FN	205	CLA	O2A-C1-C2-C3
87	A2	811	CLA	O2A-C1-C2-C3
87	B2	805	CLA	O2A-C1-C2-C3

Continued on next page...

Continued from previous page...

Mol	Chain	Res	Type	Atoms
87	F2	205	CLA	O2A-C1-C2-C3
87	B6	612	CLA	O2A-C1-C2-C3
87	C6	516	CLA	O2A-C1-C2-C3
92	x6	601	LMG	C36-C37-C38-C39
92	bL	610	LMG	C31-C32-C33-C34
87	A2	801	CLA	C2A-CAA-CBA-CGA
87	bL	606	CLA	C2A-CAA-CBA-CGA
87	22	602	CLA	C15-C16-C17-C18
88	AL	406	LHG	C9-C10-C11-C12
87	AN	829	CLA	CAA-CBA-CGA-O2A
87	72	607	CLA	CAA-CBA-CGA-O2A
87	A2	829	CLA	CAA-CBA-CGA-O2A
87	B2	812	CLA	CAA-CBA-CGA-O2A
87	B6	612	CLA	CAA-CBA-CGA-O2A
87	b6	611	CLA	CAA-CBA-CGA-O2A
87	7N	607	CLA	CAA-CBA-CGA-O2A
92	B6	622	LMG	O7-C10-C11-C12
92	bL	609	LMG	O8-C28-C29-C30
82	KA	202	PEB	CAB-CBB-CGB-O2B
82	MA	202	PEB	CAB-CBB-CGB-O1B
82	TA	202	PEB	CAB-CBB-CGB-O2B
82	VA	203	PEB	CAB-CBB-CGB-O1B
82	XB	202	PEB	CAC-CBC-CGC-O1C
82	ZB	202	PEB	CAC-CBC-CGC-O2C
82	FD	201	PEB	CAC-CBC-CGC-O2C
82	HD	201	PEB	CAC-CBC-CGC-O2C
82	ID	202	PEB	CAC-CBC-CGC-O1C
82	RD	203	PEB	CAB-CBB-CGB-O2B
82	UD	201	PEB	CAB-CBB-CGB-O1B
82	XD	201	PEB	CAB-CBB-CGB-O1B
82	VE	201	PEB	CAC-CBC-CGC-O1C
82	IF	201	PEB	CAB-CBB-CGB-O1B
82	IF	201	PEB	CAB-CBB-CGB-O2B
82	RF	201	PEB	CAB-CBB-CGB-O1B
82	WF	202	PEB	CAC-CBC-CGC-O1C
82	SG	202	PEB	CAC-CBC-CGC-O1C
82	VG	201	PEB	CAC-CBC-CGC-O1C
82	YG	201	PEB	CAB-CBB-CGB-O2B
82	TH	202	PEB	CAB-CBB-CGB-O2B
82	YH	202	PEB	CAC-CBC-CGC-O1C
82	AI	203	PEB	CAB-CBB-CGB-O1B
82	FI	201	PEB	CAB-CBB-CGB-O2B

Continued on next page...

Continued from previous page...

Mol	Chain	Res	Type	Atoms
82	II	203	PEB	CAB-CBB-CGB-O1B
82	KI	201	PEB	CAB-CBB-CGB-O1B
82	MI	401	PEB	CAC-CBC-CGC-O1C
82	OI	202	PEB	CAB-CBB-CGB-O1B
82	WI	202	PEB	CAB-CBB-CGB-O1B
82	YI	201	PEB	CAB-CBB-CGB-O1B
82	OJ	202	PEB	CAC-CBC-CGC-O2C
82	UJ	201	PEB	CAB-CBB-CGB-O1B
82	YJ	203	PEB	CAC-CBC-CGC-O1C
82	FK	202	PEB	CAB-CBB-CGB-O2B
82	GK	201	PEB	CAB-CBB-CGB-O2B
82	HK	201	PEB	CAC-CBC-CGC-O1C
82	MK	203	PEB	CAB-CBB-CGB-O1B
82	VK	201	PEB	CAB-CBB-CGB-O1B
82	WK	202	PEB	CAC-CBC-CGC-O1C
82	JM	201	PEB	CAC-CBC-CGC-O1C
82	NO	1002	PEB	CAB-CBB-CGB-O1B
82	QO	201	PEB	CAB-CBB-CGB-O1B
82	YO	202	PEB	CAC-CBC-CGC-O2C
82	FQ	201	PEB	CAC-CBC-CGC-O2C
82	HQ	201	PEB	CAC-CBC-CGC-O1C
82	HQ	201	PEB	CAC-CBC-CGC-O2C
82	IQ	202	PEB	CAC-CBC-CGC-O1C
82	MQ	201	PEB	CAB-CBB-CGB-O1B
82	RQ	203	PEB	CAB-CBB-CGB-O2B
82	UQ	201	PEB	CAB-CBB-CGB-O1B
82	XQ	201	PEB	CAB-CBB-CGB-O1B
82	O1	203	PEB	CAB-CBB-CGB-O1B
82	P1	201	PEB	CAB-CBB-CGB-O1B
82	Q1	201	PEB	CAC-CBC-CGC-O2C
82	T1	202	PEB	CAB-CBB-CGB-O2B
82	f1	201	PEB	CAB-CBB-CGB-O1B
82	f1	202	PEB	CAB-CBB-CGB-O1B
82	i1	202	PEB	CAB-CBB-CGB-O1B
82	i1	202	PEB	CAB-CBB-CGB-O2B
82	N4	1002	PEB	CAB-CBB-CGB-O1B
82	P4	201	PEB	CAB-CBB-CGB-O1B
82	Q4	201	PEB	CAB-CBB-CGB-O1B
82	Q4	202	PEB	CAC-CBC-CGC-O2C
82	S4	202	PEB	CAC-CBC-CGC-O1C
82	U4	202	PEB	CAB-CBB-CGB-O2B
82	Y4	202	PEB	CAC-CBC-CGC-O2C

Continued on next page...

Continued from previous page...

Mol	Chain	Res	Type	Atoms
82	i4	203	PEB	CAB-CBB-CGB-O1B
82	F5	201	PEB	CAC-CBC-CGC-O1C
82	K7	202	PEB	CAB-CBB-CGB-O2B
82	N7	202	PEB	CAC-CBC-CGC-O1C
82	V7	203	PEB	CAB-CBB-CGB-O1B
82	18	201	PEB	CAC-CBC-CGC-O1C
82	18	201	PEB	CAC-CBC-CGC-O2C
82	F9	202	PEB	CAC-CBC-CGC-O1C
82	S9	203	PEB	CAC-CBC-CGC-O1C
82	1C	201	PEB	CAC-CBC-CGC-O1C
82	1C	201	PEB	CAC-CBC-CGC-O2C
82	aE	202	PEB	CAC-CBC-CGC-O2C
82	bE	202	PEB	CAC-CBC-CGC-O2C
82	iF	201	PEB	CAC-CBC-CGC-O1C
82	iF	202	PEB	CAB-CBB-CGB-O2B
82	jF	202	PEB	CAC-CBC-CGC-O1C
82	oF	202	PEB	CAB-CBB-CGB-O1B
82	aG	202	PEB	CAC-CBC-CGC-O2C
82	bG	201	PEB	CAC-CBC-CGC-O2C
82	fH	202	PEB	CAB-CBB-CGB-O2B
82	iH	202	PEB	CAB-CBB-CGB-O1B
82	iH	202	PEB	CAB-CBB-CGB-O2B
82	hJ	203	PEB	CAB-CBB-CGB-O1B
82	cK	202	PEB	CAB-CBB-CGB-O1B
82	iK	201	PEB	CAC-CBC-CGC-O1C
82	lK	201	PEB	CAB-CBB-CGB-O1B
82	oK	202	PEB	CAB-CBB-CGB-O1B
82	gM	201	PEB	CAC-CBC-CGC-O2C
82	hM	202	PEB	CAC-CBC-CGC-O2C
83	AO	303	PUB	CAC-CBC-CGC-O1C
83	A4	303	PUB	CAC-CBC-CGC-O1C
84	DH	1003	CYC	CAD-CBD-CGD-O1D
84	63	901	CYC	CAA-CBA-CGA-O1A
87	RN	204	CLA	CAA-CBA-CGA-O1A
87	72	603	CLA	CAA-CBA-CGA-O1A
87	82	308	CLA	CAA-CBA-CGA-O2A
87	R2	204	CLA	CAA-CBA-CGA-O1A
87	4N	607	CLA	CAA-CBA-CGA-O1A
87	6N	612	CLA	CAA-CBA-CGA-O1A
87	7N	603	CLA	CAA-CBA-CGA-O1A
87	8N	308	CLA	CAA-CBA-CGA-O2A
92	D6	409	LMG	C30-C31-C32-C33

Continued on next page...

Continued from previous page...

Mol	Chain	Res	Type	Atoms
88	B6	617	LHG	O2-C2-C3-O3
88	DL	407	LHG	C11-C12-C13-C14
82	j1	202	PEB	C3B-CAB-CBB-CGB
84	HE	1001	CYC	C2A-CAA-CBA-CGA
87	AL	404	CLA	CHA-CBD-CGD-O1D
87	BL	603	CLA	CHA-CBD-CGD-O1D
87	BL	622	CLA	CHA-CBD-CGD-O1D
87	BL	622	CLA	CHA-CBD-CGD-O2D
87	CL	505	CLA	CHA-CBD-CGD-O1D
87	CL	505	CLA	CHA-CBD-CGD-O2D
87	CL	508	CLA	CHA-CBD-CGD-O2D
87	CL	511	CLA	CHA-CBD-CGD-O2D
87	AN	801	CLA	CHA-CBD-CGD-O1D
87	AN	801	CLA	CHA-CBD-CGD-O2D
87	AN	810	CLA	CHA-CBD-CGD-O1D
87	AN	810	CLA	CHA-CBD-CGD-O2D
87	AN	816	CLA	CHA-CBD-CGD-O1D
87	AN	816	CLA	CHA-CBD-CGD-O2D
87	AN	823	CLA	CHA-CBD-CGD-O1D
87	AN	823	CLA	CHA-CBD-CGD-O2D
87	AN	831	CLA	CHA-CBD-CGD-O2D
87	AN	839	CLA	CHA-CBD-CGD-O1D
87	AN	839	CLA	CHA-CBD-CGD-O2D
87	BN	802	CLA	CHA-CBD-CGD-O2D
87	BN	808	CLA	CHA-CBD-CGD-O1D
87	BN	808	CLA	CHA-CBD-CGD-O2D
87	BN	810	CLA	CHA-CBD-CGD-O1D
87	BN	810	CLA	CHA-CBD-CGD-O2D
87	BN	813	CLA	CHA-CBD-CGD-O2D
87	BN	815	CLA	CHA-CBD-CGD-O1D
87	BN	815	CLA	CHA-CBD-CGD-O2D
87	BN	828	CLA	CHA-CBD-CGD-O1D
87	BN	828	CLA	CHA-CBD-CGD-O2D
87	BN	836	CLA	CHA-CBD-CGD-O2D
87	FN	201	CLA	CHA-CBD-CGD-O2D
87	IN	103	CLA	CHA-CBD-CGD-O1D
87	IN	103	CLA	CHA-CBD-CGD-O2D
87	KN	103	CLA	CHA-CBD-CGD-O2D
87	KN	105	CLA	CHA-CBD-CGD-O1D
87	ON	201	CLA	CHA-CBD-CGD-O2D
87	22	601	CLA	CHA-CBD-CGD-O2D
87	22	609	CLA	CHA-CBD-CGD-O1D

Continued on next page...

Continued from previous page...

Mol	Chain	Res	Type	Atoms
87	22	609	CLA	CHA-CBD-CGD-O2D
87	22	610	CLA	CHA-CBD-CGD-O2D
87	32	305	CLA	CHA-CBD-CGD-O1D
87	32	305	CLA	CHA-CBD-CGD-O2D
87	32	306	CLA	CHA-CBD-CGD-O1D
87	32	310	CLA	CHA-CBD-CGD-O2D
87	32	311	CLA	CHA-CBD-CGD-O1D
87	32	311	CLA	CHA-CBD-CGD-O2D
87	32	313	CLA	CHA-CBD-CGD-O1D
87	32	313	CLA	CHA-CBD-CGD-O2D
87	42	602	CLA	CHA-CBD-CGD-O2D
87	42	610	CLA	CHA-CBD-CGD-O1D
87	42	610	CLA	CHA-CBD-CGD-O2D
87	52	602	CLA	CHA-CBD-CGD-O1D
87	52	604	CLA	CHA-CBD-CGD-O2D
87	52	607	CLA	CHA-CBD-CGD-O2D
87	52	609	CLA	CHA-CBD-CGD-O2D
87	62	304	CLA	CHA-CBD-CGD-O1D
87	62	304	CLA	CHA-CBD-CGD-O2D
87	62	312	CLA	CHA-CBD-CGD-O2D
87	72	602	CLA	CHA-CBD-CGD-O2D
87	72	604	CLA	CHA-CBD-CGD-O2D
87	82	302	CLA	CHA-CBD-CGD-O1D
87	82	302	CLA	CHA-CBD-CGD-O2D
87	82	308	CLA	CHA-CBD-CGD-O1D
87	82	308	CLA	CHA-CBD-CGD-O2D
87	A2	802	CLA	CHA-CBD-CGD-O1D
87	A2	802	CLA	CHA-CBD-CGD-O2D
87	A2	810	CLA	CHA-CBD-CGD-O1D
87	A2	810	CLA	CHA-CBD-CGD-O2D
87	A2	816	CLA	CHA-CBD-CGD-O1D
87	A2	816	CLA	CHA-CBD-CGD-O2D
87	A2	823	CLA	CHA-CBD-CGD-O1D
87	A2	823	CLA	CHA-CBD-CGD-O2D
87	A2	839	CLA	CHA-CBD-CGD-O1D
87	A2	839	CLA	CHA-CBD-CGD-O2D
87	B2	801	CLA	CHA-CBD-CGD-O2D
87	B2	807	CLA	CHA-CBD-CGD-O1D
87	B2	807	CLA	CHA-CBD-CGD-O2D
87	B2	809	CLA	CHA-CBD-CGD-O1D
87	B2	809	CLA	CHA-CBD-CGD-O2D
87	B2	812	CLA	CHA-CBD-CGD-O2D

Continued on next page...

Continued from previous page...

Mol	Chain	Res	Type	Atoms
87	B2	814	CLA	CHA-CBD-CGD-O1D
87	B2	814	CLA	CHA-CBD-CGD-O2D
87	B2	828	CLA	CHA-CBD-CGD-O1D
87	B2	828	CLA	CHA-CBD-CGD-O2D
87	B2	836	CLA	CHA-CBD-CGD-O2D
87	F2	202	CLA	CHA-CBD-CGD-O2D
87	I2	103	CLA	CHA-CBD-CGD-O1D
87	I2	103	CLA	CHA-CBD-CGD-O2D
87	K2	104	CLA	CHA-CBD-CGD-O2D
87	K2	106	CLA	CHA-CBD-CGD-O1D
87	O2	201	CLA	CHA-CBD-CGD-O2D
87	B6	611	CLA	CHA-CBD-CGD-O1D
87	C6	518	CLA	CHA-CBD-CGD-O1D
87	C6	518	CLA	CHA-CBD-CGD-O2D
87	H6	103	CLA	CHA-CBD-CGD-O2D
87	b6	604	CLA	CHA-CBD-CGD-O1D
87	b6	604	CLA	CHA-CBD-CGD-O2D
87	b6	607	CLA	CHA-CBD-CGD-O2D
87	b6	617	CLA	CHA-CBD-CGD-O1D
87	b6	617	CLA	CHA-CBD-CGD-O2D
87	c6	607	CLA	CHA-CBD-CGD-O2D
87	c6	609	CLA	CHA-CBD-CGD-O2D
87	c6	610	CLA	CHA-CBD-CGD-O2D
87	bL	618	CLA	CHA-CBD-CGD-O2D
87	cL	507	CLA	CHA-CBD-CGD-O1D
87	cL	507	CLA	CHA-CBD-CGD-O2D
87	cL	513	CLA	CHA-CBD-CGD-O1D
87	nL	101	CLA	CHA-CBD-CGD-O1D
87	nL	101	CLA	CHA-CBD-CGD-O2D
87	2N	302	CLA	CHA-CBD-CGD-O2D
87	2N	309	CLA	CHA-CBD-CGD-O1D
87	2N	309	CLA	CHA-CBD-CGD-O2D
87	2N	310	CLA	CHA-CBD-CGD-O2D
87	3N	306	CLA	CHA-CBD-CGD-O1D
87	3N	306	CLA	CHA-CBD-CGD-O2D
87	3N	307	CLA	CHA-CBD-CGD-O1D
87	3N	310	CLA	CHA-CBD-CGD-O2D
87	3N	311	CLA	CHA-CBD-CGD-O1D
87	3N	311	CLA	CHA-CBD-CGD-O2D
87	3N	313	CLA	CHA-CBD-CGD-O1D
87	3N	313	CLA	CHA-CBD-CGD-O2D
87	4N	602	CLA	CHA-CBD-CGD-O2D

Continued on next page...

Continued from previous page...

Mol	Chain	Res	Type	Atoms
87	4N	610	CLA	CHA-CBD-CGD-O1D
87	4N	610	CLA	CHA-CBD-CGD-O2D
87	5N	602	CLA	CHA-CBD-CGD-O1D
87	5N	604	CLA	CHA-CBD-CGD-O2D
87	5N	607	CLA	CHA-CBD-CGD-O2D
87	5N	609	CLA	CHA-CBD-CGD-O2D
87	6N	603	CLA	CHA-CBD-CGD-O1D
87	6N	603	CLA	CHA-CBD-CGD-O2D
87	6N	611	CLA	CHA-CBD-CGD-O2D
87	7N	602	CLA	CHA-CBD-CGD-O2D
87	7N	604	CLA	CHA-CBD-CGD-O2D
87	8N	303	CLA	CHA-CBD-CGD-O1D
87	8N	303	CLA	CHA-CBD-CGD-O2D
87	8N	308	CLA	CHA-CBD-CGD-O1D
87	8N	308	CLA	CHA-CBD-CGD-O2D
87	C6	513	CLA	C10-C11-C12-C13
82	TA	202	PEB	CAB-CBB-CGB-O1B
82	VA	202	PEB	CAC-CBC-CGC-O1C
82	UB	302	PEB	CAC-CBC-CGC-O2C
82	XB	202	PEB	CAC-CBC-CGC-O2C
82	YB	201	PEB	CAC-CBC-CGC-O1C
82	FD	201	PEB	CAC-CBC-CGC-O1C
82	RD	203	PEB	CAB-CBB-CGB-O1B
82	FF	202	PEB	CAB-CBB-CGB-O2B
82	NF	202	PEB	CAB-CBB-CGB-O2B
82	XF	201	PEB	CAB-CBB-CGB-O1B
82	OH	203	PEB	CAB-CBB-CGB-O1B
82	QH	201	PEB	CAC-CBC-CGC-O2C
82	NI	203	PEB	CAB-CBB-CGB-O2B
82	GJ	203	PEB	CAB-CBB-CGB-O1B
82	JK	202	PEB	CAC-CBC-CGC-O1C
82	NK	202	PEB	CAB-CBB-CGB-O2B
82	PK	201	PEB	CAC-CBC-CGC-O1C
82	XK	201	PEB	CAB-CBB-CGB-O1B
82	NM	201	PEB	CAC-CBC-CGC-O1C
82	QO	202	PEB	CAC-CBC-CGC-O1C
82	SO	202	PEB	CAC-CBC-CGC-O1C
82	XP	202	PEB	CAC-CBC-CGC-O1C
82	RQ	203	PEB	CAB-CBB-CGB-O1B
82	Q4	202	PEB	CAC-CBC-CGC-O1C
82	m4	202	PEB	CAB-CBB-CGB-O2B
82	A5	201	PEB	CAC-CBC-CGC-O1C

Continued on next page...

Continued from previous page...

Mol	Chain	Res	Type	Atoms
82	C5	201	PEB	CAC-CBC-CGC-O1C
82	R5	201	PEB	CAC-CBC-CGC-O1C
82	L7	201	PEB	CAB-CBB-CGB-O2B
82	M7	202	PEB	CAB-CBB-CGB-O1B
82	T7	202	PEB	CAB-CBB-CGB-O1B
82	u8	201	PEB	CAC-CBC-CGC-O1C
82	uC	201	PEB	CAC-CBC-CGC-O1C
82	hF	201	PEB	CAB-CBB-CGB-O2B
82	lF	201	PEB	CAB-CBB-CGB-O1B
82	oF	202	PEB	CAB-CBB-CGB-O2B
82	fH	201	PEB	CAB-CBB-CGB-O1B
82	oK	202	PEB	CAB-CBB-CGB-O2B
84	LO	1001	CYC	CAA-CBA-CGA-O1A
84	L4	1001	CYC	CAA-CBA-CGA-O1A
87	12	603	CLA	CAA-CBA-CGA-O1A
87	22	603	CLA	CAA-CBA-CGA-O1A
87	22	606	CLA	CAA-CBA-CGA-O1A
87	52	611	CLA	CAA-CBA-CGA-O1A
87	62	313	CLA	CAA-CBA-CGA-O1A
87	O2	203	CLA	CAA-CBA-CGA-O2A
87	1N	603	CLA	CAA-CBA-CGA-O1A
87	2N	304	CLA	CAA-CBA-CGA-O1A
87	2N	306	CLA	CAA-CBA-CGA-O1A
87	5N	611	CLA	CAA-CBA-CGA-O1A
87	6N	607	CLA	CAA-CBA-CGA-O1A
87	BL	601	CLA	CAA-CBA-CGA-O2A
92	XL	601	LMG	O8-C28-C29-C30
92	bL	611	LMG	O8-C28-C29-C30
87	A2	835	CLA	C2-C3-C5-C6
87	c6	614	CLA	C2C-C3C-CAC-CBC
95	L6	102	DGD	C9A-CAA-CBA-CCA
84	LH	1002	CYC	C2B-C3B-CAB-CBB
84	L1	1001	CYC	C2B-C3B-CAB-CBB
92	bL	609	LMG	C17-C18-C19-C20
88	ML	102	LHG	O6-C4-C5-C6
88	d6	402	LHG	O6-C4-C5-C6
82	DA	201	PEB	CAC-CBC-CGC-O2C
82	RA	202	PEB	CAB-CBB-CGB-O2B
82	ED	201	PEB	CAB-CBB-CGB-O1B
82	UE	202	PEB	CAB-CBB-CGB-O1B
82	YE	201	PEB	CAB-CBB-CGB-O1B
82	BF	202	PEB	CAB-CBB-CGB-O2B

Continued on next page...

Continued from previous page...

Mol	Chain	Res	Type	Atoms
82	SG	203	PEB	CAC-CBC-CGC-O1C
82	UG	202	PEB	CAB-CBB-CGB-O1B
82	HH	1002	PEB	CAB-CBB-CGB-O1B
82	TH	202	PEB	CAB-CBB-CGB-O1B
82	RI	203	PEB	CAB-CBB-CGB-O2B
82	TI	201	PEB	CAB-CBB-CGB-O1B
82	CJ	203	PEB	CAB-CBB-CGB-O1B
82	KJ	203	PEB	CAB-CBB-CGB-O1B
82	LJ	202	PEB	CAC-CBC-CGC-O2C
82	NJ	201	PEB	CAC-CBC-CGC-O1C
82	TJ	202	PEB	CAC-CBC-CGC-O2C
82	BK	202	PEB	CAB-CBB-CGB-O2B
82	IK	201	PEB	CAB-CBB-CGB-O1B
82	TO	201	PEB	CAC-CBC-CGC-O1C
82	TO	203	PEB	CAC-CBC-CGC-O2C
82	W1	202	PEB	CAB-CBB-CGB-O1B
82	E5	201	PEB	CAC-CBC-CGC-O1C
82	G5	201	PEB	CAC-CBC-CGC-O1C
82	I5	201	PEB	CAC-CBC-CGC-O1C
82	K5	201	PEB	CAC-CBC-CGC-O1C
82	N5	201	PEB	CAC-CBC-CGC-O1C
82	P5	201	PEB	CAC-CBC-CGC-O1C
82	T5	201	PEB	CAC-CBC-CGC-O1C
82	V5	201	PEB	CAC-CBC-CGC-O1C
82	X5	201	PEB	CAC-CBC-CGC-O1C
82	D7	201	PEB	CAC-CBC-CGC-O2C
82	R7	202	PEB	CAB-CBB-CGB-O2B
82	V7	202	PEB	CAC-CBC-CGC-O1C
82	gB	202	PEB	CAB-CBB-CGB-O2B
82	hE	203	PEB	CAB-CBB-CGB-O1B
82	aF	203	PEB	CAC-CBC-CGC-O1C
82	hG	203	PEB	CAB-CBB-CGB-O1B
82	hK	201	PEB	CAB-CBB-CGB-O2B
82	jK	202	PEB	CAC-CBC-CGC-O1C
82	kO	201	PEB	CAC-CBC-CGC-O1C
82	mO	202	PEB	CAB-CBB-CGB-O2B
84	HG	1001	CYC	CAD-CBD-CGD-O2D
84	DO	1001	CYC	CAD-CBD-CGD-O1D
87	ON	203	CLA	CAA-CBA-CGA-O2A
87	62	308	CLA	CAA-CBA-CGA-O1A
87	72	601	CLA	CAA-CBA-CGA-O1A
87	BL	605	CLA	C15-C16-C17-C18

Continued on next page...

Continued from previous page...

Mol	Chain	Res	Type	Atoms
94	DL	401	PL9	C2-C3-C7-C8
87	AN	805	CLA	CAA-CBA-CGA-O2A
87	A2	805	CLA	CAA-CBA-CGA-O2A
87	B6	613	CLA	CAA-CBA-CGA-O2A
87	c6	608	CLA	CAA-CBA-CGA-O2A
88	BL	615	LHG	O7-C5-C6-O8
88	L6	101	LHG	O7-C5-C6-O8
88	l6	101	LHG	O7-C5-C6-O8
92	JL	103	LMG	O7-C8-C9-O8
92	D6	407	LMG	O7-C8-C9-O8
95	B6	620	DGD	O1G-C1G-C2G-O2G
95	C6	521	DGD	O2G-C2G-C3G-O3G
92	mL	101	LMG	C19-C20-C21-C22
95	B6	620	DGD	C6B-C7B-C8B-C9B
83	AJ	304	PUB	C4A-C3A-CAA-CBA
82	JA	203	PEB	CAC-CBC-CGC-O2C
82	JB	201	PEB	CAB-CBB-CGB-O2B
82	JB	202	PEB	CAC-CBC-CGC-O2C
82	TB	201	PEB	CAB-CBB-CGB-O2B
82	TB	202	PEB	CAC-CBC-CGC-O2C
82	CD	202	PEB	CAC-CBC-CGC-O2C
82	JD	201	PEB	CAC-CBC-CGC-O1C
82	NE	202	PEB	CAC-CBC-CGC-O2C
82	SE	202	PEB	CAC-CBC-CGC-O1C
82	VE	201	PEB	CAC-CBC-CGC-O2C
82	FF	202	PEB	CAB-CBB-CGB-O1B
82	HF	201	PEB	CAC-CBC-CGC-O1C
82	PF	201	PEB	CAC-CBC-CGC-O1C
82	ZF	201	PEB	CAC-CBC-CGC-O1C
82	NG	201	PEB	CAC-CBC-CGC-O2C
82	YG	201	PEB	CAB-CBB-CGB-O1B
82	PH	201	PEB	CAB-CBB-CGB-O2B
82	WH	202	PEB	CAB-CBB-CGB-O1B
82	FK	202	PEB	CAB-CBB-CGB-O1B
82	BM	301	PEB	CAC-CBC-CGC-O2C
82	CQ	202	PEB	CAC-CBC-CGC-O2C
82	JQ	201	PEB	CAC-CBC-CGC-O1C
82	P1	201	PEB	CAB-CBB-CGB-O2B
82	H1	1002	PEB	CAB-CBB-CGB-O1B
82	Y1	202	PEB	CAC-CBC-CGC-O1C
82	i1	201	PEB	CAB-CBB-CGB-O2B
82	k4	201	PEB	CAC-CBC-CGC-O1C

Continued on next page...

Continued from previous page...

Mol	Chain	Res	Type	Atoms
82	g4	202	PEB	CAC-CBC-CGC-O2C
82	J7	203	PEB	CAC-CBC-CGC-O2C
82	q8	202	PEB	CAC-CBC-CGC-O2C
82	mE	202	PEB	CAC-CBC-CGC-O1C
82	iH	201	PEB	CAB-CBB-CGB-O2B
82	lJ	201	PEB	CAB-CBB-CGB-O2B
84	DH	1003	CYC	CAD-CBD-CGD-O2D
84	IO	1001	CYC	CAD-CBD-CGD-O2D
84	I4	1001	CYC	CAD-CBD-CGD-O2D
84	D4	1001	CYC	CAD-CBD-CGD-O1D
87	7N	601	CLA	CAA-CBA-CGA-O1A
88	AL	407	LHG	O9-C7-O7-C5
88	d6	407	LHG	C10-C11-C12-C13
95	lL	101	DGD	CDA-CEA-CFA-CGA
87	B2	836	CLA	C10-C11-C12-C13
87	C6	515	CLA	O1A-CGA-O2A-C1
95	C6	504	DGD	O1A-C1A-O1G-C1G
87	22	602	CLA	CAA-CBA-CGA-O2A
87	C6	513	CLA	CAA-CBA-CGA-O2A
87	b6	615	CLA	CAA-CBA-CGA-O2A
87	c6	613	CLA	CAA-CBA-CGA-O2A
87	2N	303	CLA	CAA-CBA-CGA-O2A
92	CL	519	LMG	O8-C28-C29-C30
95	c6	618	DGD	CDB-CEB-CFB-CGB
87	AN	802	CLA	C2A-CAA-CBA-CGA
87	AN	838	CLA	C2A-CAA-CBA-CGA
87	A2	838	CLA	C2A-CAA-CBA-CGA
91	a6	613	PHO	C2A-CAA-CBA-CGA
91	dL	403	PHO	C2A-CAA-CBA-CGA
82	NA	202	PEB	CAC-CBC-CGC-O2C
82	TA	202	PEB	CAC-CBC-CGC-O2C
82	WA	202	PEB	CAB-CBB-CGB-O1B
82	GB	201	PEB	CAC-CBC-CGC-O2C
82	ED	202	PEB	CAC-CBC-CGC-O2C
82	JF	202	PEB	CAC-CBC-CGC-O1C
82	NF	202	PEB	CAB-CBB-CGB-O1B
82	VG	201	PEB	CAC-CBC-CGC-O2C
82	VI	203	PEB	CAB-CBB-CGB-O2B
82	BJ	301	PEB	CAB-CBB-CGB-O2B
82	NK	202	PEB	CAB-CBB-CGB-O1B
82	EQ	201	PEB	CAB-CBB-CGB-O1B
82	T1	202	PEB	CAB-CBB-CGB-O1B

Continued on next page...

Continued from previous page...

Mol	Chain	Res	Type	Atoms
82	T4	203	PEB	CAC-CBC-CGC-O2C
82	T7	202	PEB	CAC-CBC-CGC-O2C
82	W7	202	PEB	CAB-CBB-CGB-O1B
82	cB	402	PEB	CAC-CBC-CGC-O2C
82	qC	202	PEB	CAC-CBC-CGC-O2C
82	nF	202	PEB	CAC-CBC-CGC-O1C
82	cJ	201	PEB	CAC-CBC-CGC-O1C
82	aK	203	PEB	CAC-CBC-CGC-O1C
82	nK	202	PEB	CAC-CBC-CGC-O1C
82	gM	201	PEB	CAC-CBC-CGC-O1C
83	KA	203	PUB	CAB-CBB-CGB-O1B
83	K7	203	PUB	CAB-CBB-CGB-O1B
84	D1	1003	CYC	CAD-CBD-CGD-O2D
87	32	303	CLA	CAA-CBA-CGA-O2A
87	3N	304	CLA	CAA-CBA-CGA-O2A
88	M6	101	LHG	O1-C1-C2-O2
91	A6	407	PHO	CHA-CBD-CGD-O1D
91	A6	407	PHO	CHA-CBD-CGD-O2D
91	a6	613	PHO	CHA-CBD-CGD-O1D
87	BL	606	CLA	C10-C11-C12-C13
87	A2	810	CLA	C5-C6-C7-C8
87	c6	614	CLA	C4C-C3C-CAC-CBC
95	C6	502	DGD	C2A-C1A-O1G-C1G
95	O6	301	DGD	C2A-C1A-O1G-C1G
95	c6	601	DGD	C2A-C1A-O1G-C1G
87	b6	611	CLA	C3-C5-C6-C7
87	b6	615	CLA	C3-C5-C6-C7
87	CL	514	CLA	CAA-CBA-CGA-O2A
87	AN	811	CLA	CAA-CBA-CGA-O2A
92	b6	623	LMG	O8-C28-C29-C30
92	qL	301	LMG	O7-C10-C11-C12
92	yL	101	LMG	O7-C10-C11-C12
95	lL	101	DGD	O1G-C1A-C2A-C3A
88	l6	101	LHG	C19-C20-C21-C22
87	b6	604	CLA	CBD-CGD-O2D-CED
82	TA	203	PEB	CAB-CBB-CGB-O1B
82	HB	202	PEB	CAB-CBB-CGB-O1B
82	MB	202	PEB	CAC-CBC-CGC-O2C
82	ZK	201	PEB	CAC-CBC-CGC-O1C
82	D1	1002	PEB	CAB-CBB-CGB-O2B
82	c4	201	PEB	CAB-CBB-CGB-O1B
82	N7	202	PEB	CAC-CBC-CGC-O2C

Continued on next page...

Continued from previous page...

Mol	Chain	Res	Type	Atoms
82	T7	203	PEB	CAB-CBB-CGB-O1B
82	iF	203	PEB	CAB-CBB-CGB-O1B
82	mG	202	PEB	CAC-CBC-CGC-O1C
82	iK	203	PEB	CAB-CBB-CGB-O1B
82	cO	201	PEB	CAB-CBB-CGB-O1B
82	gO	202	PEB	CAC-CBC-CGC-O2C
82	bP	502	PEB	CAC-CBC-CGC-O1C
84	LG	1001	CYC	CAA-CBA-CGA-O1A
87	AN	822	CLA	CAA-CBA-CGA-O2A
87	BN	836	CLA	C10-C11-C12-C13
87	CL	508	CLA	C11-C10-C8-C7
87	CL	509	CLA	C6-C7-C8-C10
87	AN	811	CLA	C2-C3-C5-C6
87	AN	835	CLA	C2-C3-C5-C6
87	BN	818	CLA	C6-C7-C8-C10
87	62	303	CLA	C6-C7-C8-C10
87	A2	811	CLA	C2-C3-C5-C6
87	B2	817	CLA	C6-C7-C8-C10
87	C6	513	CLA	C11-C12-C13-C15
87	b6	608	CLA	C6-C7-C8-C10
87	c6	604	CLA	C11-C10-C8-C7
87	d6	406	CLA	C11-C10-C8-C7
87	bL	616	CLA	C11-C12-C13-C15
87	bL	616	CLA	C12-C13-C15-C16
87	bL	621	CLA	C11-C10-C8-C7
87	6N	602	CLA	C6-C7-C8-C10
94	A6	410	PL9	C23-C24-C26-C27
87	AN	825	CLA	C6-C7-C8-C10
87	BN	836	CLA	C16-C17-C18-C20
87	A2	825	CLA	C6-C7-C8-C10
87	B2	836	CLA	C16-C17-C18-C20
82	TH	201	PEB	C2B-C3B-CAB-CBB
82	T1	201	PEB	C2B-C3B-CAB-CBB
82	j4	203	PEB	C2B-C3B-CAB-CBB
82	kO	202	PEB	C2B-C3B-CAB-CBB
88	L6	101	LHG	C19-C20-C21-C22
92	k6	101	LMG	O9-C10-O7-C8
87	82	302	CLA	C13-C15-C16-C17
87	8N	303	CLA	C13-C15-C16-C17
87	A2	811	CLA	CAA-CBA-CGA-O2A
87	B2	826	CLA	CAA-CBA-CGA-O2A
87	bL	604	CLA	CAA-CBA-CGA-O2A

Continued on next page...

Continued from previous page...

Mol	Chain	Res	Type	Atoms
88	iL	101	LHG	O7-C7-C8-C9
92	jL	101	LMG	O8-C28-C29-C30
82	DB	201	PEB	CAC-CBC-CGC-O1C
82	WE	201	PEB	CAC-CBC-CGC-O2C
82	DF	202	PEB	CAC-CBC-CGC-O1C
82	DF	203	PEB	CAB-CBB-CGB-O2B
82	PG	201	PEB	CAB-CBB-CGB-O2B
82	WG	201	PEB	CAC-CBC-CGC-O2C
82	YG	201	PEB	CAC-CBC-CGC-O2C
82	DH	1002	PEB	CAB-CBB-CGB-O2B
82	FJ	201	PEB	CAC-CBC-CGC-O1C
82	DK	203	PEB	CAB-CBB-CGB-O2B
82	HO	1002	PEB	CAB-CBB-CGB-O2B
82	EQ	202	PEB	CAC-CBC-CGC-O2C
84	LE	1001	CYC	CAA-CBA-CGA-O1A
87	42	603	CLA	CAA-CBA-CGA-O1A
87	82	301	CLA	CAA-CBA-CGA-O1A
87	A2	822	CLA	CAA-CBA-CGA-O2A
87	4N	603	CLA	CAA-CBA-CGA-O1A
87	8N	302	CLA	CAA-CBA-CGA-O1A
87	CL	508	CLA	C11-C10-C8-C9
87	CL	509	CLA	C6-C7-C8-C9
87	AN	849	CLA	C11-C10-C8-C9
87	BN	809	CLA	C14-C13-C15-C16
87	BN	835	CLA	C14-C13-C15-C16
87	52	602	CLA	C14-C13-C15-C16
87	A2	849	CLA	C11-C10-C8-C9
87	B2	808	CLA	C14-C13-C15-C16
87	A6	402	CLA	C11-C12-C13-C14
87	B6	611	CLA	C6-C7-C8-C9
87	B6	613	CLA	C11-C12-C13-C14
87	b6	608	CLA	C6-C7-C8-C9
87	c6	604	CLA	C11-C10-C8-C9
87	5N	602	CLA	C14-C13-C15-C16
87	cL	516	CLA	CAA-CBA-CGA-O1A
95	aL	603	DGD	O1A-C1A-C2A-C3A
85	Z6	101	BCR	C19-C20-C21-C22
87	b6	618	CLA	C2C-C3C-CAC-CBC
87	c6	605	CLA	C4C-C3C-CAC-CBC
87	KN	105	CLA	O2A-C1-C2-C3
87	K2	106	CLA	O2A-C1-C2-C3
87	BL	602	CLA	O1A-CGA-O2A-C1

Continued on next page...

Continued from previous page...

Mol	Chain	Res	Type	Atoms
82	AA	201	PEB	CAB-CBB-CGB-O2B
82	CB	202	PEB	CAC-CBC-CGC-O2C
82	ID	202	PEB	CAC-CBC-CGC-O2C
82	PE	201	PEB	CAB-CBB-CGB-O2B
82	YE	201	PEB	CAC-CBC-CGC-O2C
82	SO	201	PEB	CAB-CBB-CGB-O2B
82	H4	1002	PEB	CAB-CBB-CGB-O2B
82	S4	201	PEB	CAB-CBB-CGB-O2B
82	T4	201	PEB	CAC-CBC-CGC-O1C
82	Q5	201	PEB	CAB-CBB-CGB-O2B
82	Q5	203	PEB	CAC-CBC-CGC-O2C
82	A7	201	PEB	CAB-CBB-CGB-O2B
82	iE	202	PEB	CAC-CBC-CGC-O2C
82	lF	203	PEB	CAC-CBC-CGC-O2C
82	lK	203	PEB	CAC-CBC-CGC-O2C
84	CO	1001	CYC	CAD-CBD-CGD-O2D
84	C4	1001	CYC	CAD-CBD-CGD-O2D
92	C6	501	LMG	C10-C11-C12-C13
92	jL	101	LMG	C10-C11-C12-C13
95	aL	603	DGD	C5B-C6B-C7B-C8B
87	BL	602	CLA	CBA-CGA-O2A-C1
87	K6	101	CLA	CBA-CGA-O2A-C1
92	ML	101	LMG	C29-C28-O8-C9
87	AN	851	CLA	CAA-CBA-CGA-O2A
87	A2	851	CLA	CAA-CBA-CGA-O2A
87	B6	609	CLA	CAA-CBA-CGA-O2A
95	O6	301	DGD	O2G-C1B-C2B-C3B
87	FN	205	CLA	CAA-CBA-CGA-O1A
95	O6	301	DGD	O1A-C1A-O1G-C1G
87	1N	602	CLA	C2C-C3C-CAC-CBC
88	aL	607	LHG	C8-C7-O7-C5
82	RE	201	PEB	CAB-CBB-CGB-O2B
82	IF	202	PEB	CAB-CBB-CGB-O2B
82	RG	201	PEB	CAB-CBB-CGB-O2B
82	GI	201	PEB	CAB-CBB-CGB-O1B
82	IK	202	PEB	CAB-CBB-CGB-O2B
82	KP	201	PEB	CAC-CBC-CGC-O2C
82	VP	201	PEB	CAB-CBB-CGB-O1B
82	IQ	202	PEB	CAC-CBC-CGC-O2C
82	p8	202	PEB	CAC-CBC-CGC-O2C
82	iG	202	PEB	CAC-CBC-CGC-O2C
84	EH	1001	CYC	CAD-CBD-CGD-O2D

Continued on next page...

Continued from previous page...

Mol	Chain	Res	Type	Atoms
84	NH	1001	CYC	CAD-CBD-CGD-O2D
84	N1	1001	CYC	CAD-CBD-CGD-O2D
84	E1	1001	CYC	CAD-CBD-CGD-O2D
87	AN	806	CLA	C2A-CAA-CBA-CGA
87	A2	806	CLA	C2A-CAA-CBA-CGA
87	d6	401	CLA	C2A-CAA-CBA-CGA
87	AN	833	CLA	CAA-CBA-CGA-O1A
87	A2	833	CLA	CAA-CBA-CGA-O1A
87	F2	205	CLA	CAA-CBA-CGA-O1A
82	IA	202	PEB	C2C-CAC-CBC-CGC
82	QA	202	PEB	C2C-CAC-CBC-CGC
82	UA	201	PEB	C2C-CAC-CBC-CGC
82	WE	202	PEB	C2C-CAC-CBC-CGC
82	QF	201	PEB	C2C-CAC-CBC-CGC
82	YF	202	PEB	C2C-CAC-CBC-CGC
82	VG	201	PEB	C2C-CAC-CBC-CGC
82	WG	202	PEB	C2C-CAC-CBC-CGC
82	UH	201	PEB	C2C-CAC-CBC-CGC
82	KJ	202	PEB	C2C-CAC-CBC-CGC
82	LJ	202	PEB	C2C-CAC-CBC-CGC
82	OJ	203	PEB	C2C-CAC-CBC-CGC
82	WJ	201	PEB	C2C-CAC-CBC-CGC
82	QK	201	PEB	C2C-CAC-CBC-CGC
82	YK	202	PEB	C2C-CAC-CBC-CGC
82	MM	202	PEB	C2C-CAC-CBC-CGC
82	MM	203	PEB	C2C-CAC-CBC-CGC
82	AP	203	PEB	C2C-CAC-CBC-CGC
82	OP	201	PEB	C2C-CAC-CBC-CGC
82	U1	201	PEB	C2C-CAC-CBC-CGC
82	M5	301	PEB	C2C-CAC-CBC-CGC
82	Z5	301	PEB	C2C-CAC-CBC-CGC
82	I7	202	PEB	C2C-CAC-CBC-CGC
82	Q7	202	PEB	C2C-CAC-CBC-CGC
82	U7	201	PEB	C2C-CAC-CBC-CGC
82	u8	201	PEB	C2C-CAC-CBC-CGC
82	lE	202	PEB	C2C-CAC-CBC-CGC
82	cF	201	PEB	C2C-CAC-CBC-CGC
82	mF	202	PEB	C2C-CAC-CBC-CGC
82	fJ	201	PEB	C2C-CAC-CBC-CGC
82	jJ	202	PEB	C2C-CAC-CBC-CGC
82	mJ	201	PEB	C2C-CAC-CBC-CGC
82	cK	201	PEB	C2C-CAC-CBC-CGC

Continued on next page...

Continued from previous page...

Mol	Chain	Res	Type	Atoms
82	mK	202	PEB	C2C-CAC-CBC-CGC
82	jM	202	PEB	C2C-CAC-CBC-CGC
82	lM	202	PEB	C2C-CAC-CBC-CGC
83	AD	302	PUB	C3B-CAB-CBB-CGB
83	ND	201	PUB	C3B-CAB-CBB-CGB
83	AQ	302	PUB	C3B-CAB-CBB-CGB
83	NQ	201	PUB	C3B-CAB-CBB-CGB
87	BN	826	CLA	CAA-CBA-CGA-O2A
87	C6	517	CLA	C8-C10-C11-C12
92	AL	411	LMG	O10-C28-O8-C9
87	B6	611	CLA	CBA-CGA-O2A-C1
82	U5	201	PEB	C4B-C3B-CAB-CBB
82	gB	201	PEB	C4B-C3B-CAB-CBB
82	aE	202	PEB	C4B-C3B-CAB-CBB
92	d6	409	LMG	C40-C41-C42-C43
82	DB	203	PEB	C3B-CAB-CBB-CGB
82	CD	202	PEB	C3B-CAB-CBB-CGB
82	JD	201	PEB	C3B-CAB-CBB-CGB
82	OF	203	PEB	C3B-CAB-CBB-CGB
82	VF	202	PEB	C3B-CAB-CBB-CGB
82	BI	203	PEB	C3B-CAB-CBB-CGB
82	OK	203	PEB	C3B-CAB-CBB-CGB
82	VK	202	PEB	C3B-CAB-CBB-CGB
82	TO	203	PEB	C3B-CAB-CBB-CGB
82	BP	201	PEB	C3B-CAB-CBB-CGB
82	VP	202	PEB	C3B-CAB-CBB-CGB
82	CQ	202	PEB	C3B-CAB-CBB-CGB
82	JQ	201	PEB	C3B-CAB-CBB-CGB
82	P1	202	PEB	C3B-CAB-CBB-CGB
82	d1	203	PEB	C3B-CAB-CBB-CGB
82	T4	203	PEB	C3B-CAB-CBB-CGB
82	g4	203	PEB	C3B-CAB-CBB-CGB
82	M5	305	PEB	C3B-CAB-CBB-CGB
82	Z5	305	PEB	C3B-CAB-CBB-CGB
82	fF	201	PEB	C3B-CAB-CBB-CGB
82	jH	202	PEB	C3B-CAB-CBB-CGB
82	dH	203	PEB	C3B-CAB-CBB-CGB
82	fK	201	PEB	C3B-CAB-CBB-CGB
82	gO	203	PEB	C3B-CAB-CBB-CGB
82	YI	201	PEB	CAC-CBC-CGC-O2C
82	DK	202	PEB	CAC-CBC-CGC-O1C
82	YO	202	PEB	CAB-CBB-CGB-O2B

Continued on next page...

Continued from previous page...

Mol	Chain	Res	Type	Atoms
82	Y4	202	PEB	CAB-CBB-CGB-O2B
82	j4	203	PEB	CAC-CBC-CGC-O1C
82	e4	202	PEB	CAB-CBB-CGB-O2B
82	pC	202	PEB	CAC-CBC-CGC-O2C
82	qF	202	PEB	CAB-CBB-CGB-O2B
82	uF	201	PEB	CAC-CBC-CGC-O1C
82	tK	203	PEB	CAC-CBC-CGC-O1C
82	eO	202	PEB	CAB-CBB-CGB-O2B
85	HL	103	BCR	C11-C12-C13-C35
92	JL	102	LMG	C28-C29-C30-C31
87	C6	509	CLA	CAA-CBA-CGA-O1A
87	C6	519	CLA	CAA-CBA-CGA-O1A
87	AN	825	CLA	C6-C7-C8-C9
87	AN	829	CLA	C16-C17-C18-C19
87	A2	829	CLA	C16-C17-C18-C19
87	BN	831	CLA	C4-C3-C5-C6
87	B2	831	CLA	C4-C3-C5-C6
87	c6	614	CLA	C4-C3-C5-C6
92	C6	501	LMG	C21-C22-C23-C24
92	yL	101	LMG	C16-C17-C18-C19
87	AN	810	CLA	C5-C6-C7-C8
82	WF	201	PEB	CAC-CBC-CGC-O2C
82	WK	201	PEB	CAC-CBC-CGC-O2C
82	YP	503	PEB	CAC-CBC-CGC-O2C
82	a4	203	PEB	CAB-CBB-CGB-O1B
82	eM	202	PEB	CAC-CBC-CGC-O2C
82	kO	202	PEB	CAC-CBC-CGC-O1C
83	AD	302	PUB	CAC-CBC-CGC-O2C
87	52	607	CLA	CAA-CBA-CGA-O1A
87	cL	514	CLA	CAA-CBA-CGA-O1A
87	5N	607	CLA	CAA-CBA-CGA-O1A
95	cL	519	DGD	O1A-C1A-C2A-C3A
85	c6	603	BCR	C11-C12-C13-C14
87	12	602	CLA	C2C-C3C-CAC-CBC
92	bL	609	LMG	C30-C31-C32-C33
87	BL	602	CLA	C1A-C2A-CAA-CBA
87	AN	822	CLA	C1A-C2A-CAA-CBA
87	AN	828	CLA	C1A-C2A-CAA-CBA
87	BN	835	CLA	C1A-C2A-CAA-CBA
87	62	304	CLA	C1A-C2A-CAA-CBA
87	62	308	CLA	C1A-C2A-CAA-CBA
87	A2	822	CLA	C1A-C2A-CAA-CBA

Continued on next page...

Continued from previous page...

Mol	Chain	Res	Type	Atoms
87	A2	828	CLA	C1A-C2A-CAA-CBA
87	B2	835	CLA	C1A-C2A-CAA-CBA
87	C6	520	CLA	C1A-C2A-CAA-CBA
87	D6	402	CLA	C1A-C2A-CAA-CBA
87	bL	605	CLA	C1A-C2A-CAA-CBA
87	bL	614	CLA	C1A-C2A-CAA-CBA
87	cL	510	CLA	C1A-C2A-CAA-CBA
87	cL	512	CLA	C1A-C2A-CAA-CBA
87	6N	603	CLA	C1A-C2A-CAA-CBA
87	6N	607	CLA	C1A-C2A-CAA-CBA
95	hL	101	DGD	CDA-CEA-CFA-CGA
87	A2	825	CLA	C6-C7-C8-C9
87	BL	605	CLA	CAA-CBA-CGA-O1A
87	C6	517	CLA	CAA-CBA-CGA-O1A
87	bL	616	CLA	CAA-CBA-CGA-O1A
92	CL	519	LMG	O10-C28-C29-C30
92	bL	611	LMG	O10-C28-C29-C30
82	OF	201	PEB	CAC-CBC-CGC-O2C
82	HI	202	PEB	CAB-CBB-CGB-O2B
82	IQ	201	PEB	CAC-CBC-CGC-O1C
82	R7	202	PEB	CAB-CBB-CGB-O1B
82	aO	203	PEB	CAB-CBB-CGB-O1B
83	AQ	302	PUB	CAC-CBC-CGC-O2C
84	DO	1001	CYC	CAD-CBD-CGD-O2D
94	dL	406	PL9	C31-C32-C33-C34
95	C6	502	DGD	O1A-C1A-O1G-C1G
87	A2	807	CLA	C2-C1-O2A-CGA
91	aL	610	PHO	CBD-CGD-O2D-CED
92	C6	501	LMG	C36-C37-C38-C39
87	CL	512	CLA	CAA-CBA-CGA-O1A
87	LN	204	CLA	CAA-CBA-CGA-O1A
87	12	607	CLA	CAA-CBA-CGA-O1A
87	32	309	CLA	CAA-CBA-CGA-O1A
87	A2	829	CLA	CAA-CBA-CGA-O1A
87	L2	204	CLA	CAA-CBA-CGA-O1A
87	b6	608	CLA	CAA-CBA-CGA-O1A
87	3N	309	CLA	CAA-CBA-CGA-O1A
92	B6	622	LMG	O9-C10-C11-C12
92	j6	102	LMG	O10-C28-C29-C30
92	m6	103	LMG	O9-C10-C11-C12
92	jL	101	LMG	O10-C28-C29-C30
92	B6	618	LMG	C15-C16-C17-C18

Continued on next page...

Continued from previous page...

Mol	Chain	Res	Type	Atoms
82	ID	201	PEB	CAC-CBC-CGC-O1C
82	LI	201	PEB	CAC-CBC-CGC-O2C
82	NP	201	PEB	CAC-CBC-CGC-O2C
84	IO	1001	CYC	CAD-CBD-CGD-O1D
84	I4	1001	CYC	CAD-CBD-CGD-O1D
95	C6	521	DGD	C1G-C2G-C3G-O3G
95	cL	502	DGD	C1G-C2G-C3G-O3G
87	BN	805	CLA	CAA-CBA-CGA-O2A
87	B2	804	CLA	CAA-CBA-CGA-O2A
88	A2	843	LHG	C35-C36-C37-C38
88	AN	843	LHG	C35-C36-C37-C38
92	x6	601	LMG	C13-C14-C15-C16
95	AL	414	DGD	C8A-C9A-CAA-CBA
84	HH	1001	CYC	C4B-C3B-CAB-CBB
87	AN	829	CLA	CAA-CBA-CGA-O1A
87	BN	813	CLA	CAA-CBA-CGA-O1A
87	B2	812	CLA	CAA-CBA-CGA-O1A
87	1N	607	CLA	CAA-CBA-CGA-O1A
87	A6	402	CLA	C15-C16-C17-C18
87	d6	406	CLA	C8-C10-C11-C12
87	a6	609	CLA	C4C-C3C-CAC-CBC
95	J6	101	DGD	CBA-CCA-CDA-CEA
82	RA	202	PEB	CAB-CBB-CGB-O1B
82	NB	201	PEB	CAC-CBC-CGC-O1C
82	QJ	202	PEB	CAB-CBB-CGB-O2B
82	OK	201	PEB	CAC-CBC-CGC-O2C
82	BM	301	PEB	CAB-CBB-CGB-O2B
82	EM	202	PEB	CAB-CBB-CGB-O2B
82	V4	202	PEB	CAB-CBB-CGB-O1B
82	hF	201	PEB	CAB-CBB-CGB-O1B
82	qK	202	PEB	CAB-CBB-CGB-O2B
84	CG	1001	CYC	CAD-CBD-CGD-O2D
87	B2	828	CLA	CAA-CBA-CGA-O2A
82	BA	203	PEB	C2D-C1D-CHC-C4C
82	GB	202	PEB	C2D-C1D-CHC-C4C
82	IB	202	PEB	C2D-C1D-CHC-C4C
82	MB	201	PEB	C2D-C1D-CHC-C4C
82	YB	202	PEB	C2D-C1D-CHC-C4C
82	CD	201	PEB	C2D-C1D-CHC-C4C
82	UE	202	PEB	C2D-C1D-CHC-C4C
82	ZE	202	PEB	C2D-C1D-CHC-C4C
82	UF	201	PEB	C2D-C1D-CHC-C4C

Continued on next page...

Continued from previous page...

Mol	Chain	Res	Type	Atoms
82	WF	203	PEB	C2D-C1D-CHC-C4C
82	UG	202	PEB	C2D-C1D-CHC-C4C
82	ZG	202	PEB	C2D-C1D-CHC-C4C
82	FH	1002	PEB	C2D-C1D-CHC-C4C
82	HI	201	PEB	C2D-C1D-CHC-C4C
82	UI	201	PEB	C2D-C1D-CHC-C4C
82	UK	201	PEB	C2D-C1D-CHC-C4C
82	WK	203	PEB	C2D-C1D-CHC-C4C
82	RM	201	PEB	C2D-C1D-CHC-C4C
82	RM	202	PEB	C2D-C1D-CHC-C4C
82	QO	202	PEB	C2D-C1D-CHC-C4C
82	DP	201	PEB	C2D-C1D-CHC-C4C
82	NP	201	PEB	C2D-C1D-CHC-C4C
82	YP	503	PEB	C2D-C1D-CHC-C4C
82	CQ	201	PEB	C2D-C1D-CHC-C4C
82	PQ	201	PEB	C2D-C1D-CHC-C4C
82	F1	1002	PEB	C2D-C1D-CHC-C4C
82	l1	203	PEB	C2D-C1D-CHC-C4C
82	Q4	202	PEB	C2D-C1D-CHC-C4C
82	B7	203	PEB	C2D-C1D-CHC-C4C
82	aB	202	PEB	C2D-C1D-CHC-C4C
82	jE	201	PEB	C2D-C1D-CHC-C4C
82	fF	201	PEB	C2D-C1D-CHC-C4C
82	gF	202	PEB	C2D-C1D-CHC-C4C
82	pF	201	PEB	C2D-C1D-CHC-C4C
82	qF	202	PEB	C2D-C1D-CHC-C4C
82	jG	201	PEB	C2D-C1D-CHC-C4C
82	fH	203	PEB	C2D-C1D-CHC-C4C
82	lH	202	PEB	C2D-C1D-CHC-C4C
82	gJ	202	PEB	C2D-C1D-CHC-C4C
82	fK	201	PEB	C2D-C1D-CHC-C4C
82	gK	202	PEB	C2D-C1D-CHC-C4C
82	pK	201	PEB	C2D-C1D-CHC-C4C
82	qK	202	PEB	C2D-C1D-CHC-C4C
82	bP	502	PEB	C2D-C1D-CHC-C4C
83	ND	201	PUB	C3A-C4A-CHA-C1B
83	AO	303	PUB	C3A-C4A-CHA-C1B
83	NQ	201	PUB	C3A-C4A-CHA-C1B
83	A4	303	PUB	C3A-C4A-CHA-C1B
83	yF	303	PUB	C3A-C4A-CHA-C1B
87	BL	609	CLA	C10-C11-C12-C13
88	ML	102	LHG	O9-C7-O7-C5

Continued on next page...

Continued from previous page...

Mol	Chain	Res	Type	Atoms
82	aG	202	PEB	C4B-C3B-CAB-CBB
87	BN	802	CLA	CAA-CBA-CGA-O1A
87	72	607	CLA	CAA-CBA-CGA-O1A
87	B2	801	CLA	CAA-CBA-CGA-O1A
87	c6	604	CLA	CAA-CBA-CGA-O1A
92	BL	611	LMG	O9-C10-C11-C12
92	XL	601	LMG	O10-C28-C29-C30
92	m6	101	LMG	O10-C28-C29-C30
87	BN	802	CLA	C2-C3-C5-C6
87	B2	801	CLA	C2-C3-C5-C6
95	c6	601	DGD	O1A-C1A-O1G-C1G
82	LH	1003	PEB	CAB-CBB-CGB-O2B
82	WH	203	PEB	CAB-CBB-CGB-O2B
82	FM	201	PEB	CAC-CBC-CGC-O2C
82	AO	305	PEB	CAC-CBC-CGC-O2C
82	VO	202	PEB	CAB-CBB-CGB-O1B
82	L1	1002	PEB	CAB-CBB-CGB-O2B
82	A4	305	PEB	CAC-CBC-CGC-O2C
82	kG	201	PEB	CAC-CBC-CGC-O2C
82	lJ	201	PEB	CAB-CBB-CGB-O1B
83	AM	303	PUB	CAC-CBC-CGC-O2C
84	FE	1001	CYC	CAD-CBD-CGD-O2D
87	BN	828	CLA	CAA-CBA-CGA-O2A
87	12	606	CLA	CAA-CBA-CGA-O2A
87	1N	606	CLA	CAA-CBA-CGA-O2A
87	6N	606	CLA	CAA-CBA-CGA-O2A
92	B6	618	LMG	C2-C1-O1-C7
87	AN	823	CLA	C13-C15-C16-C17
87	A2	823	CLA	C13-C15-C16-C17
88	I6	101	LHG	C3-O3-P-O4
87	B2	806	CLA	C16-C17-C18-C19
92	mL	101	LMG	O7-C8-C9-O8
87	BL	601	CLA	CAA-CBA-CGA-O1A
87	AN	814	CLA	CAA-CBA-CGA-O1A
87	A2	814	CLA	CAA-CBA-CGA-O1A
87	B6	613	CLA	CAA-CBA-CGA-O1A
87	c6	613	CLA	CAA-CBA-CGA-O1A
87	7N	607	CLA	CAA-CBA-CGA-O1A
92	bL	609	LMG	O10-C28-C29-C30
95	BL	607	DGD	O1B-C1B-C2B-C3B
95	L6	102	DGD	O1A-C1A-C2A-C3A
87	12	602	CLA	CAA-CBA-CGA-O2A

Continued on next page...

Continued from previous page...

Mol	Chain	Res	Type	Atoms
87	1N	602	CLA	CAA-CBA-CGA-O2A
92	JL	103	LMG	O8-C28-C29-C30
82	SJ	203	PEB	CAB-CBB-CGB-O2B
82	dE	203	PEB	CAC-CBC-CGC-O2C
82	kE	201	PEB	CAC-CBC-CGC-O2C
82	jK	201	PEB	CAB-CBB-CGB-O1B
83	A4	303	PUB	CAC-CBC-CGC-O2C
84	K1	1001	CYC	CAD-CBD-CGD-O2D
84	D4	1001	CYC	CAD-CBD-CGD-O2D
85	AL	401	BCR	C5-C6-C7-C8
85	JN	103	BCR	C5-C6-C7-C8
85	LN	201	BCR	C1-C6-C7-C8
85	J2	103	BCR	C5-C6-C7-C8
85	L2	201	BCR	C1-C6-C7-C8
85	a6	605	BCR	C5-C6-C7-C8
94	AL	413	PL9	C19-C21-C22-C23
87	BL	621	CLA	C15-C16-C17-C18
87	b6	616	CLA	C15-C16-C17-C18
92	ML	101	LMG	C10-C11-C12-C13
87	AN	841	CLA	CAA-CBA-CGA-O1A
87	A2	841	CLA	CAA-CBA-CGA-O1A
87	B6	612	CLA	CAA-CBA-CGA-O1A
87	C6	513	CLA	CAA-CBA-CGA-O1A
87	b6	611	CLA	CAA-CBA-CGA-O1A
92	bL	623	LMG	O9-C10-C11-C12
88	aL	607	LHG	C29-C30-C31-C32
92	DL	402	LMG	C36-C37-C38-C39
92	b6	623	LMG	C19-C20-C21-C22
87	AN	834	CLA	CAA-CBA-CGA-O2A
87	A2	834	CLA	CAA-CBA-CGA-O2A
92	a6	614	LMG	O7-C10-C11-C12
82	UE	202	PEB	CAB-CBB-CGB-O2B
82	RI	203	PEB	CAB-CBB-CGB-O1B
82	W1	203	PEB	CAB-CBB-CGB-O2B
82	dG	203	PEB	CAC-CBC-CGC-O2C
82	hK	201	PEB	CAB-CBB-CGB-O1B
82	iK	201	PEB	CAC-CBC-CGC-O2C
83	AJ	303	PUB	CAC-CBC-CGC-O2C
83	AO	303	PUB	CAC-CBC-CGC-O2C
84	KH	1001	CYC	CAD-CBD-CGD-O2D
84	J4	1001	CYC	CAD-CBD-CGD-O2D
87	32	303	CLA	CAA-CBA-CGA-O1A

Continued on next page...

Continued from previous page...

Mol	Chain	Res	Type	Atoms
87	62	307	CLA	CAA-CBA-CGA-O2A
87	BN	807	CLA	C16-C17-C18-C19
92	k6	101	LMG	C37-C38-C39-C40
87	BN	813	CLA	C2A-CAA-CBA-CGA
87	BN	823	CLA	C2A-CAA-CBA-CGA
87	B2	812	CLA	C2A-CAA-CBA-CGA
87	B2	822	CLA	C2A-CAA-CBA-CGA
87	B6	609	CLA	CAA-CBA-CGA-O1A
87	AN	850	CLA	O1D-CGD-O2D-CED
95	DL	408	DGD	O1A-C1A-O1G-C1G
87	12	602	CLA	C5-C6-C7-C8
92	k6	101	LMG	C36-C37-C38-C39
82	AD	303	PEB	C3B-CAB-CBB-CGB
82	PH	202	PEB	C3B-CAB-CBB-CGB
92	bL	609	LMG	C15-C16-C17-C18
82	HF	201	PEB	CAC-CBC-CGC-O2C
82	UG	202	PEB	CAB-CBB-CGB-O2B
82	HK	201	PEB	CAC-CBC-CGC-O2C
82	aE	201	PEB	CAB-CBB-CGB-O2B
82	iE	201	PEB	CAB-CBB-CGB-O2B
82	iF	201	PEB	CAC-CBC-CGC-O2C
82	jF	201	PEB	CAB-CBB-CGB-O1B
82	aG	201	PEB	CAB-CBB-CGB-O2B
82	iG	201	PEB	CAB-CBB-CGB-O2B
84	JO	1001	CYC	CAD-CBD-CGD-O2D
87	3N	304	CLA	CAA-CBA-CGA-O1A
87	CL	503	CLA	CAA-CBA-CGA-O2A
87	B6	606	CLA	C10-C11-C12-C13
87	1N	602	CLA	C5-C6-C7-C8
88	L6	101	LHG	C7-C8-C9-C10
88	l6	101	LHG	C7-C8-C9-C10
87	AN	851	CLA	CAA-CBA-CGA-O1A
83	Z9	302	PUB	C4A-C3A-CAA-CBA
83	M9	303	PUB	C4A-C3A-CAA-CBA
87	b6	612	CLA	C4-C3-C5-C6
87	C6	515	CLA	C2C-C3C-CAC-CBC
87	CL	510	CLA	O1D-CGD-O2D-CED
87	BN	819	CLA	C2-C3-C5-C6
87	B2	818	CLA	C2-C3-C5-C6
92	CL	519	LMG	C42-C43-C44-C45
95	CL	517	DGD	C6A-C7A-C8A-C9A
82	DB	201	PEB	CAC-CBC-CGC-O2C

Continued on next page...

Continued from previous page...

Mol	Chain	Res	Type	Atoms
82	GB	201	PEB	CAC-CBC-CGC-O1C
82	HB	202	PEB	CAB-CBB-CGB-O2B
82	TE	201	PEB	CAB-CBB-CGB-O2B
82	TG	201	PEB	CAB-CBB-CGB-O2B
82	W1	202	PEB	CAB-CBB-CGB-O2B
82	c4	201	PEB	CAB-CBB-CGB-O2B
82	iE	201	PEB	CAB-CBB-CGB-O1B
82	iG	201	PEB	CAB-CBB-CGB-O1B
82	cO	201	PEB	CAB-CBB-CGB-O2B
82	bP	502	PEB	CAC-CBC-CGC-O2C
84	LE	1001	CYC	CAA-CBA-CGA-O2A
84	LG	1001	CYC	CAA-CBA-CGA-O2A
87	62	307	CLA	CAA-CBA-CGA-O1A
87	A2	816	CLA	CAA-CBA-CGA-O2A
87	6N	606	CLA	CAA-CBA-CGA-O1A
87	BL	603	CLA	CAD-CBD-CGD-O1D
87	CL	509	CLA	CAD-CBD-CGD-O1D
87	BN	801	CLA	CAD-CBD-CGD-O1D
87	BN	813	CLA	CAD-CBD-CGD-O1D
87	BN	819	CLA	CAD-CBD-CGD-O1D
87	BN	829	CLA	CAD-CBD-CGD-O1D
87	32	311	CLA	CAD-CBD-CGD-O1D
87	B2	812	CLA	CAD-CBD-CGD-O1D
87	B2	818	CLA	CAD-CBD-CGD-O1D
87	B2	825	CLA	CAD-CBD-CGD-O1D
87	B2	829	CLA	CAD-CBD-CGD-O1D
87	C6	519	CLA	CAD-CBD-CGD-O1D
87	C6	520	CLA	CAD-CBD-CGD-O1D
87	D6	405	CLA	CAD-CBD-CGD-O1D
87	bL	604	CLA	CAD-CBD-CGD-O1D
87	bL	606	CLA	CAD-CBD-CGD-O1D
87	3N	311	CLA	CAD-CBD-CGD-O1D
92	XL	601	LMG	C7-C8-O7-C10
87	B6	611	CLA	O1A-CGA-O2A-C1
87	AN	805	CLA	CAA-CBA-CGA-O1A
87	82	306	CLA	CAA-CBA-CGA-O1A
87	A2	805	CLA	CAA-CBA-CGA-O1A
87	A2	851	CLA	CAA-CBA-CGA-O1A
87	b6	615	CLA	CAA-CBA-CGA-O1A
87	8N	301	CLA	CAA-CBA-CGA-O1A
92	yL	101	LMG	O9-C10-C11-C12
95	DL	408	DGD	C9A-CAA-CBA-CCA

Continued on next page...

Continued from previous page...

Mol	Chain	Res	Type	Atoms
95	c6	601	DGD	C9A-CAA-CBA-CCA
87	AN	807	CLA	CAA-CBA-CGA-O2A
87	A2	807	CLA	CAA-CBA-CGA-O2A
87	A2	839	CLA	CAA-CBA-CGA-O2A
87	aL	605	CLA	CAA-CBA-CGA-O2A
87	8N	301	CLA	CAA-CBA-CGA-O2A
92	JL	102	LMG	O7-C10-C11-C12
95	BN	844	DGD	O1G-C1A-C2A-C3A
95	B2	844	DGD	O1G-C1A-C2A-C3A
87	A2	819	CLA	C5-C6-C7-C8
95	CL	517	DGD	O6D-C5D-C6D-O5D
87	32	304	CLA	C6-C7-C8-C9
87	B2	835	CLA	C14-C13-C15-C16
87	I2	102	CLA	C11-C12-C13-C14
87	B6	610	CLA	C11-C10-C8-C9
87	b6	616	CLA	C6-C7-C8-C9
87	c6	605	CLA	C14-C13-C15-C16
87	c6	606	CLA	C11-C10-C8-C9
87	cL	508	CLA	C6-C7-C8-C9
87	3N	305	CLA	C6-C7-C8-C9
95	C6	502	DGD	C9A-CAA-CBA-CCA
82	TA	203	PEB	CAB-CBB-CGB-O2B
82	KF	201	PEB	CAC-CBC-CGC-O2C
82	WH	202	PEB	CAB-CBB-CGB-O2B
82	NI	203	PEB	CAB-CBB-CGB-O1B
82	S4	201	PEB	CAB-CBB-CGB-O1B
82	a4	203	PEB	CAB-CBB-CGB-O2B
82	T7	203	PEB	CAB-CBB-CGB-O2B
82	iK	203	PEB	CAB-CBB-CGB-O2B
82	aO	203	PEB	CAB-CBB-CGB-O2B
84	CO	1001	CYC	CAD-CBD-CGD-O1D
84	C4	1001	CYC	CAD-CBD-CGD-O1D
87	AN	816	CLA	CAA-CBA-CGA-O2A
87	BN	828	CLA	CAA-CBA-CGA-O1A
87	B2	828	CLA	CAA-CBA-CGA-O1A
87	AN	819	CLA	C5-C6-C7-C8
87	AN	831	CLA	C13-C15-C16-C17
87	BN	813	CLA	C5-C6-C7-C8
87	A2	831	CLA	C13-C15-C16-C17
87	B2	812	CLA	C5-C6-C7-C8
87	B6	611	CLA	C8-C10-C11-C12
88	B6	617	LHG	O10-C23-O8-C6

Continued on next page...

Continued from previous page...

Mol	Chain	Res	Type	Atoms
87	22	602	CLA	CAA-CBA-CGA-O1A
87	B2	826	CLA	CAA-CBA-CGA-O1A
87	2N	303	CLA	CAA-CBA-CGA-O1A
95	AL	414	DGD	C7B-C8B-C9B-CAB
87	AL	403	CLA	CAA-CBA-CGA-O2A
87	BL	604	CLA	CAA-CBA-CGA-O2A
87	AN	839	CLA	CAA-CBA-CGA-O2A
87	82	306	CLA	CAA-CBA-CGA-O2A
87	cL	505	CLA	CAA-CBA-CGA-O2A
92	j6	101	LMG	O7-C10-C11-C12
87	C6	511	CLA	C5-C6-C7-C8
87	cL	505	CLA	C10-C11-C12-C13
87	12	611	CLA	O1D-CGD-O2D-CED
82	VI	203	PEB	CAB-CBB-CGB-O1B
82	QJ	202	PEB	CAB-CBB-CGB-O1B
82	SO	201	PEB	CAB-CBB-CGB-O1B
82	iF	203	PEB	CAB-CBB-CGB-O2B
87	12	606	CLA	CAA-CBA-CGA-O1A
87	2N	307	CLA	CAA-CBA-CGA-O2A
87	BN	826	CLA	CAA-CBA-CGA-O1A
95	aL	603	DGD	C6B-C7B-C8B-C9B
87	BN	809	CLA	CAA-CBA-CGA-O2A
87	IN	103	CLA	CAA-CBA-CGA-O2A
87	I2	103	CLA	CAA-CBA-CGA-O2A
87	cL	511	CLA	CAA-CBA-CGA-O2A
87	5N	602	CLA	CAA-CBA-CGA-O2A
91	dL	403	PHO	CAA-CBA-CGA-O2A
82	UM	203	PEB	C2B-C3B-CAB-CBB
88	AL	407	LHG	C1-C2-C3-O3
87	72	602	CLA	C15-C16-C17-C18
87	b6	604	CLA	C15-C16-C17-C18
87	7N	602	CLA	C15-C16-C17-C18
82	MB	202	PEB	CAC-CBC-CGC-O1C
82	JD	201	PEB	CAC-CBC-CGC-O2C
82	QF	203	PEB	CAC-CBC-CGC-O2C
82	FJ	201	PEB	CAC-CBC-CGC-O2C
82	ZO	201	PEB	CAB-CBB-CGB-O2B
82	JQ	201	PEB	CAC-CBC-CGC-O2C
82	dG	203	PEB	CAC-CBC-CGC-O1C
83	AM	303	PUB	CAC-CBC-CGC-O1C
84	JO	1001	CYC	CAD-CBD-CGD-O1D
84	MO	1001	CYC	CAD-CBD-CGD-O2D

Continued on next page...

Continued from previous page...

Mol	Chain	Res	Type	Atoms
87	1N	606	CLA	CAA-CBA-CGA-O1A
96	fL	102	HEM	CAD-CBD-CGD-O2D
87	BN	813	CLA	C3-C5-C6-C7
92	qL	301	LMG	O9-C10-C11-C12
88	i6	101	LHG	O9-C7-O7-C5
87	B6	613	CLA	C16-C17-C18-C19
87	BN	807	CLA	C4-C3-C5-C6
87	B2	806	CLA	C4-C3-C5-C6
87	nL	101	CLA	C4-C3-C5-C6
94	AL	413	PL9	C20-C19-C21-C22
87	BL	603	CLA	C5-C6-C7-C8
103	8N	310	ZEX	C11-C12-C13-C20
95	C6	502	DGD	CAA-CBA-CCA-CDA
95	J6	101	DGD	C4B-C5B-C6B-C7B
82	EA	202	PEB	ND-C1D-CHC-C4C
82	JB	202	PEB	C2A-C3A-CAA-CBA
82	TB	202	PEB	C2A-C3A-CAA-CBA
82	DD	201	PEB	ND-C1D-CHC-C4C
82	LD	201	PEB	ND-C1D-CHC-C4C
82	LD	203	PEB	ND-C1D-CHC-C4C
82	PD	201	PEB	ND-C1D-CHC-C4C
82	SE	201	PEB	ND-C1D-CHC-C4C
82	UE	203	PEB	ND-C1D-CHC-C4C
82	VE	201	PEB	C2C-CAC-CBC-CGC
82	QF	203	PEB	ND-C1D-CHC-C4C
82	SG	201	PEB	ND-C1D-CHC-C4C
82	UG	203	PEB	ND-C1D-CHC-C4C
82	AH	301	PEB	C2C-CAC-CBC-CGC
82	AH	302	PEB	C2C-CAC-CBC-CGC
82	OH	203	PEB	ND-C1D-CHC-C4C
82	YH	201	PEB	C2C-CAC-CBC-CGC
82	JI	202	PEB	C2A-C3A-CAA-CBA
82	GJ	202	PEB	C2C-CAC-CBC-CGC
82	QJ	203	PEB	ND-C1D-CHC-C4C
82	QK	203	PEB	ND-C1D-CHC-C4C
82	QK	203	PEB	C2A-C3A-CAA-CBA
82	AM	302	PEB	ND-C1D-CHC-C4C
82	IM	202	PEB	ND-C1D-CHC-C4C
82	YM	203	PEB	ND-C1D-CHC-C4C
82	AP	203	PEB	ND-C1D-CHC-C4C
82	EP	201	PEB	ND-C1D-CHC-C4C
82	MP	203	PEB	ND-C1D-CHC-C4C

Continued on next page...

Continued from previous page...

Mol	Chain	Res	Type	Atoms
82	TP	202	PEB	ND-C1D-CHC-C4C
82	TP	202	PEB	C2C-CAC-CBC-CGC
82	UP	203	PEB	ND-C1D-CHC-C4C
82	WP	201	PEB	C2C-CAC-CBC-CGC
82	DQ	201	PEB	ND-C1D-CHC-C4C
82	LQ	201	PEB	ND-C1D-CHC-C4C
82	LQ	203	PEB	ND-C1D-CHC-C4C
82	PQ	201	PEB	ND-C1D-CHC-C4C
82	O1	203	PEB	ND-C1D-CHC-C4C
82	A1	301	PEB	C2C-CAC-CBC-CGC
82	A1	302	PEB	C2C-CAC-CBC-CGC
82	Y1	201	PEB	C2C-CAC-CBC-CGC
82	f1	202	PEB	ND-C1D-CHC-C4C
82	h1	201	PEB	ND-C1D-CHC-C4C
82	h1	203	PEB	C2A-C3A-CAA-CBA
82	a1	201	PEB	C2C-CAC-CBC-CGC
82	b1	202	PEB	C2A-C3A-CAA-CBA
82	j4	201	PEB	C2C-CAC-CBC-CGC
82	m4	202	PEB	C2A-C3A-CAA-CBA
82	c4	201	PEB	C2A-C3A-CAA-CBA
82	c4	203	PEB	ND-C1D-CHC-C4C
82	e4	201	PEB	ND-C1D-CHC-C4C
82	F5	202	PEB	ND-C1D-CHC-C4C
82	J5	202	PEB	ND-C1D-CHC-C4C
82	M5	304	PEB	ND-C1D-CHC-C4C
82	O5	202	PEB	ND-C1D-CHC-C4C
82	Q5	202	PEB	ND-C1D-CHC-C4C
82	U5	202	PEB	ND-C1D-CHC-C4C
82	Y5	202	PEB	ND-C1D-CHC-C4C
82	Z5	304	PEB	ND-C1D-CHC-C4C
82	E7	202	PEB	ND-C1D-CHC-C4C
82	z8	201	PEB	C2A-C3A-CAA-CBA
82	u8	201	PEB	C2A-C3A-CAA-CBA
82	u8	202	PEB	ND-C1D-CHC-C4C
82	A9	201	PEB	C2C-CAC-CBC-CGC
82	C9	201	PEB	C2C-CAC-CBC-CGC
82	E9	201	PEB	C2C-CAC-CBC-CGC
82	G9	201	PEB	C2C-CAC-CBC-CGC
82	I9	201	PEB	C2C-CAC-CBC-CGC
82	J9	202	PEB	ND-C1D-CHC-C4C
82	K9	201	PEB	C2C-CAC-CBC-CGC
82	N9	201	PEB	C2C-CAC-CBC-CGC

Continued on next page...

Continued from previous page...

Mol	Chain	Res	Type	Atoms
82	P9	201	PEB	C2C-CAC-CBC-CGC
82	R9	201	PEB	C2C-CAC-CBC-CGC
82	T9	201	PEB	C2C-CAC-CBC-CGC
82	U9	202	PEB	ND-C1D-CHC-C4C
82	U9	204	PEB	C2C-CAC-CBC-CGC
82	V9	201	PEB	C2C-CAC-CBC-CGC
82	W9	202	PEB	ND-C1D-CHC-C4C
82	X9	201	PEB	C2C-CAC-CBC-CGC
82	zC	201	PEB	C2A-C3A-CAA-CBA
82	uC	201	PEB	C2C-CAC-CBC-CGC
82	uC	201	PEB	C2A-C3A-CAA-CBA
82	uC	202	PEB	ND-C1D-CHC-C4C
82	cE	201	PEB	C2A-C3A-CAA-CBA
82	dE	201	PEB	ND-C1D-CHC-C4C
82	lE	201	PEB	ND-C1D-CHC-C4C
82	cF	201	PEB	C2A-C3A-CAA-CBA
82	dF	201	PEB	ND-C1D-CHC-C4C
82	gF	203	PEB	ND-C1D-CHC-C4C
82	qF	202	PEB	ND-C1D-CHC-C4C
82	xF	302	PEB	C2A-C3A-CAA-CBA
82	cG	201	PEB	C2A-C3A-CAA-CBA
82	dG	201	PEB	ND-C1D-CHC-C4C
82	gG	201	PEB	C2A-C3A-CAA-CBA
82	lG	201	PEB	ND-C1D-CHC-C4C
82	fH	202	PEB	ND-C1D-CHC-C4C
82	gH	203	PEB	ND-C1D-CHC-C4C
82	hH	202	PEB	C2A-C3A-CAA-CBA
82	aH	201	PEB	C2C-CAC-CBC-CGC
82	bH	202	PEB	C2A-C3A-CAA-CBA
82	jJ	203	PEB	ND-C1D-CHC-C4C
82	cK	201	PEB	C2A-C3A-CAA-CBA
82	dK	201	PEB	ND-C1D-CHC-C4C
82	gK	203	PEB	ND-C1D-CHC-C4C
82	qK	202	PEB	ND-C1D-CHC-C4C
82	xK	302	PEB	C2A-C3A-CAA-CBA
82	aM	201	PEB	ND-C1D-CHC-C4C
82	fM	202	PEB	ND-C1D-CHC-C4C
82	jO	201	PEB	C2C-CAC-CBC-CGC
82	cO	201	PEB	C2A-C3A-CAA-CBA
82	cO	203	PEB	ND-C1D-CHC-C4C
82	eO	201	PEB	ND-C1D-CHC-C4C
83	AD	302	PUB	NA-C4A-CHA-C1B

Continued on next page...

Continued from previous page...

Mol	Chain	Res	Type	Atoms
83	AE	303	PUB	NA-C4A-CHA-C1B
83	AG	303	PUB	NA-C4A-CHA-C1B
83	AJ	304	PUB	C3B-CAB-CBB-CGB
83	BJ	302	PUB	NA-C4A-CHA-C1B
83	BM	302	PUB	NA-C4A-CHA-C1B
83	AQ	302	PUB	NA-C4A-CHA-C1B
84	EO	1001	CYC	C2C-C3C-CAC-CBC
84	E4	1001	CYC	C2C-C3C-CAC-CBC
87	BL	608	CLA	C11-C10-C8-C7
87	AN	805	CLA	C11-C10-C8-C7
87	AN	849	CLA	C11-C10-C8-C7
87	BN	806	CLA	C6-C7-C8-C10
87	BN	809	CLA	C12-C13-C15-C16
87	BN	824	CLA	C11-C12-C13-C15
87	LN	203	CLA	C6-C7-C8-C10
87	32	304	CLA	C6-C7-C8-C10
87	32	309	CLA	C3A-C2A-CAA-CBA
87	62	303	CLA	C3A-C2A-CAA-CBA
87	72	602	CLA	C3A-C2A-CAA-CBA
87	A2	805	CLA	C11-C10-C8-C7
87	A2	849	CLA	C11-C10-C8-C7
87	B2	805	CLA	C6-C7-C8-C10
87	B2	808	CLA	C12-C13-C15-C16
87	B2	823	CLA	C11-C12-C13-C15
87	L2	203	CLA	C6-C7-C8-C10
87	B6	605	CLA	C12-C13-C15-C16
87	B6	609	CLA	C11-C12-C13-C15
87	D6	402	CLA	C2-C3-C5-C6
87	c6	616	CLA	C11-C10-C8-C7
87	c6	616	CLA	C12-C13-C15-C16
87	aL	605	CLA	C11-C10-C8-C7
87	bL	605	CLA	C3A-C2A-CAA-CBA
87	bL	616	CLA	C11-C10-C8-C7
87	cL	508	CLA	C12-C13-C15-C16
87	dL	404	CLA	C2-C3-C5-C6
87	3N	305	CLA	C6-C7-C8-C10
87	3N	309	CLA	C3A-C2A-CAA-CBA
87	6N	602	CLA	C3A-C2A-CAA-CBA
87	7N	602	CLA	C3A-C2A-CAA-CBA
88	d6	402	LHG	O6-C4-C5-O7
87	CL	514	CLA	CAA-CBA-CGA-O1A
87	62	309	CLA	CAA-CBA-CGA-O1A

Continued on next page...

Continued from previous page...

Mol	Chain	Res	Type	Atoms
87	c6	608	CLA	CAA-CBA-CGA-O1A
87	6N	608	CLA	CAA-CBA-CGA-O1A
82	TB	202	PEB	CAC-CBC-CGC-O1C
82	RE	201	PEB	CAC-CBC-CGC-O1C
82	VE	201	PEB	CAB-CBB-CGB-O1B
82	RG	201	PEB	CAC-CBC-CGC-O1C
82	HI	202	PEB	CAB-CBB-CGB-O1B
82	SJ	203	PEB	CAB-CBB-CGB-O1B
82	XJ	202	PEB	CAC-CBC-CGC-O1C
82	KK	201	PEB	CAC-CBC-CGC-O2C
82	XK	202	PEB	CAC-CBC-CGC-O1C
82	EM	202	PEB	CAB-CBB-CGB-O1B
82	Z4	201	PEB	CAB-CBB-CGB-O2B
82	F5	201	PEB	CAB-CBB-CGB-O1B
82	dE	203	PEB	CAC-CBC-CGC-O1C
82	gM	202	PEB	CAC-CBC-CGC-O2C
84	FE	1001	CYC	CAD-CBD-CGD-O1D
84	J4	1001	CYC	CAD-CBD-CGD-O1D
84	M4	1001	CYC	CAD-CBD-CGD-O2D
87	42	601	CLA	CAA-CBA-CGA-O1A
87	2N	307	CLA	CAA-CBA-CGA-O1A
88	m6	102	LHG	C27-C28-C29-C30
87	AN	824	CLA	CAA-CBA-CGA-O2A
87	52	602	CLA	CAA-CBA-CGA-O2A
87	A2	824	CLA	CAA-CBA-CGA-O2A
87	B2	808	CLA	CAA-CBA-CGA-O2A
87	b6	614	CLA	CAA-CBA-CGA-O2A
87	bL	618	CLA	CAA-CBA-CGA-O2A
92	J6	102	LMG	O7-C10-C11-C12
95	b6	622	DGD	O1G-C1A-C2A-C3A
92	BL	611	LMG	C12-C13-C14-C15
87	B2	812	CLA	C3-C5-C6-C7
95	hL	101	DGD	C3B-C4B-C5B-C6B
85	BL	617	BCR	C7-C8-C9-C10
85	AN	846	BCR	C7-C8-C9-C10
85	A2	846	BCR	C7-C8-C9-C10
87	A2	824	CLA	CAA-CBA-CGA-O1A
92	j6	101	LMG	O9-C10-C11-C12
82	JB	202	PEB	CAC-CBC-CGC-O1C
82	UB	302	PEB	CAC-CBC-CGC-O1C
82	NF	202	PEB	CAC-CBC-CGC-O2C
82	XF	202	PEB	CAC-CBC-CGC-O1C

Continued on next page...

Continued from previous page...

Mol	Chain	Res	Type	Atoms
82	GG	1002	PEB	CAC-CBC-CGC-O1C
82	VG	201	PEB	CAB-CBB-CGB-O1B
82	VG	201	PEB	CAB-CBB-CGB-O2B
82	WH	203	PEB	CAB-CBB-CGB-O1B
82	NK	202	PEB	CAC-CBC-CGC-O2C
82	QK	203	PEB	CAC-CBC-CGC-O2C
82	B5	201	PEB	CAB-CBB-CGB-O2B
82	A9	201	PEB	CAB-CBB-CGB-O1B
82	C9	201	PEB	CAB-CBB-CGB-O1B
82	E9	201	PEB	CAB-CBB-CGB-O1B
82	G9	201	PEB	CAB-CBB-CGB-O1B
82	I9	201	PEB	CAB-CBB-CGB-O1B
82	K9	201	PEB	CAB-CBB-CGB-O1B
82	N9	201	PEB	CAB-CBB-CGB-O1B
82	P9	201	PEB	CAB-CBB-CGB-O1B
82	T9	201	PEB	CAB-CBB-CGB-O1B
82	V9	201	PEB	CAB-CBB-CGB-O1B
82	X9	201	PEB	CAB-CBB-CGB-O1B
82	bE	201	PEB	CAB-CBB-CGB-O1B
82	iE	202	PEB	CAC-CBC-CGC-O1C
82	bG	201	PEB	CAB-CBB-CGB-O1B
82	iG	202	PEB	CAC-CBC-CGC-O1C
82	kO	202	PEB	CAC-CBC-CGC-O2C
83	AD	302	PUB	CAC-CBC-CGC-O1C
83	AQ	302	PUB	CAC-CBC-CGC-O1C
83	xF	306	PUB	CAB-CBB-CGB-O1B
83	xK	306	PUB	CAB-CBB-CGB-O1B
84	CG	1001	CYC	CAD-CBD-CGD-O1D
84	FO	1001	CYC	CAD-CBD-CGD-O1D
84	F4	1001	CYC	CAD-CBD-CGD-O1D
87	AN	852	CLA	CAA-CBA-CGA-O1A
87	22	607	CLA	CAA-CBA-CGA-O1A
87	22	607	CLA	CAA-CBA-CGA-O2A
87	82	305	CLA	CAA-CBA-CGA-O2A
87	A2	852	CLA	CAA-CBA-CGA-O1A
87	4N	601	CLA	CAA-CBA-CGA-O1A
87	4N	601	CLA	CAA-CBA-CGA-O2A
82	SI	201	PEB	C4B-C3B-CAB-CBB
82	j4	203	PEB	C4B-C3B-CAB-CBB
82	cF	202	PEB	C4B-C3B-CAB-CBB
82	kO	202	PEB	C4B-C3B-CAB-CBB
85	AN	846	BCR	C9-C10-C11-C12

Continued on next page...

Continued from previous page...

Mol	Chain	Res	Type	Atoms
85	A2	846	BCR	C9-C10-C11-C12
85	L2	201	BCR	C13-C14-C15-C16
95	c6	601	DGD	CAA-CBA-CCA-CDA
87	AN	823	CLA	CAA-CBA-CGA-O2A
87	LN	203	CLA	CAA-CBA-CGA-O2A
87	42	608	CLA	CAA-CBA-CGA-O2A
87	A2	823	CLA	CAA-CBA-CGA-O2A
87	L2	203	CLA	CAA-CBA-CGA-O2A
87	H6	102	CLA	CAA-CBA-CGA-O2A
87	4N	608	CLA	CAA-CBA-CGA-O2A
88	dL	405	LHG	O7-C7-C8-C9
92	B6	618	LMG	O6-C1-O1-C7
87	A2	850	CLA	O1D-CGD-O2D-CED
87	1N	611	CLA	O1D-CGD-O2D-CED
87	H6	102	CLA	C15-C16-C17-C18
87	AN	823	CLA	CAA-CBA-CGA-O1A
87	AN	824	CLA	CAA-CBA-CGA-O1A
87	BN	805	CLA	CAA-CBA-CGA-O1A
87	A2	823	CLA	CAA-CBA-CGA-O1A
87	H6	102	CLA	CAA-CBA-CGA-O1A
87	b6	614	CLA	CAA-CBA-CGA-O1A
87	aL	605	CLA	CAA-CBA-CGA-O1A
92	JL	102	LMG	O9-C10-C11-C12
95	lL	101	DGD	O1A-C1A-C2A-C3A
95	DL	408	DGD	C2A-C1A-O1G-C1G
82	ND	202	PEB	CAC-CBC-CGC-O1C
82	VE	201	PEB	CAB-CBB-CGB-O2B
82	VO	202	PEB	CAB-CBB-CGB-O2B
82	NQ	202	PEB	CAC-CBC-CGC-O1C
82	W1	203	PEB	CAB-CBB-CGB-O1B
82	V4	202	PEB	CAB-CBB-CGB-O2B
82	j4	203	PEB	CAC-CBC-CGC-O2C
82	R9	201	PEB	CAB-CBB-CGB-O1B
82	cB	401	PEB	CAC-CBC-CGC-O2C
82	uK	202	PEB	CAB-CBB-CGB-O1B
83	xF	306	PUB	CAB-CBB-CGB-O2B
83	xK	306	PUB	CAB-CBB-CGB-O2B
87	42	601	CLA	CAA-CBA-CGA-O2A
87	8N	306	CLA	CAA-CBA-CGA-O2A
87	CL	513	CLA	C5-C6-C7-C8
87	AN	838	CLA	C15-C16-C17-C18
87	A2	838	CLA	C15-C16-C17-C18

Continued on next page...

Continued from previous page...

Mol	Chain	Res	Type	Atoms
87	4N	602	CLA	C8-C10-C11-C12
92	CL	519	LMG	C39-C40-C41-C42
87	BL	603	CLA	CAA-CBA-CGA-O2A
87	CL	507	CLA	CAA-CBA-CGA-O2A
87	cL	509	CLA	CAA-CBA-CGA-O2A
83	BJ	302	PUB	C2D-C3D-CAD-CBD
88	BL	610	LHG	C11-C10-C9-C8
87	BL	605	CLA	C10-C11-C12-C13
87	42	602	CLA	C8-C10-C11-C12
87	H6	102	CLA	C8-C10-C11-C12
95	cL	519	DGD	C1B-C2B-C3B-C4B
87	AN	811	CLA	CAA-CBA-CGA-O1A
87	A2	811	CLA	CAA-CBA-CGA-O1A
87	B2	804	CLA	CAA-CBA-CGA-O1A
87	cL	511	CLA	CAA-CBA-CGA-O1A
88	iL	101	LHG	O9-C7-C8-C9
92	JL	103	LMG	O10-C28-C29-C30
92	J6	102	LMG	O9-C10-C11-C12
92	b6	623	LMG	O10-C28-C29-C30
95	O6	301	DGD	O1B-C1B-C2B-C3B
82	fB	301	PEB	C2B-C3B-CAB-CBB
82	hB	301	PEB	C2B-C3B-CAB-CBB
87	72	602	CLA	C2A-CAA-CBA-CGA
87	7N	602	CLA	C2A-CAA-CBA-CGA
82	ZE	201	PEB	C3B-CAB-CBB-CGB
82	YG	202	PEB	C3B-CAB-CBB-CGB
82	MJ	201	PEB	C3B-CAB-CBB-CGB
82	SM	202	PEB	C3B-CAB-CBB-CGB
82	AQ	303	PEB	C3B-CAB-CBB-CGB
82	dE	201	PEB	C3B-CAB-CBB-CGB
82	GE	1002	PEB	CAC-CBC-CGC-O1C
82	ZI	401	PEB	CAB-CBB-CGB-O2B
82	U4	201	PEB	CAB-CBB-CGB-O2B
82	L7	201	PEB	CAC-CBC-CGC-O2C
82	uF	203	PEB	CAB-CBB-CGB-O1B
87	B6	604	CLA	C15-C16-C17-C18
87	cL	506	CLA	C10-C11-C12-C13
87	C6	520	CLA	CBA-CGA-O2A-C1
92	jL	101	LMG	C12-C13-C14-C15
87	AL	403	CLA	CAA-CBA-CGA-O1A
87	AN	839	CLA	CAA-CBA-CGA-O1A
87	A2	839	CLA	CAA-CBA-CGA-O1A

Continued on next page...

Continued from previous page...

Mol	Chain	Res	Type	Atoms
87	KN	105	CLA	CAA-CBA-CGA-O2A
82	NB	201	PEB	CAC-CBC-CGC-O2C
82	KK	201	PEB	CAC-CBC-CGC-O1C
82	WM	201	PEB	CAB-CBB-CGB-O2B
82	NP	201	PEB	CAC-CBC-CGC-O1C
82	bE	201	PEB	CAB-CBB-CGB-O2B
82	uF	201	PEB	CAC-CBC-CGC-O2C
82	uF	203	PEB	CAB-CBB-CGB-O2B
82	bG	201	PEB	CAB-CBB-CGB-O2B
82	tK	203	PEB	CAC-CBC-CGC-O2C
83	AJ	303	PUB	CAC-CBC-CGC-O1C
84	KG	202	CYC	CAD-CBD-CGD-O2D
84	JH	1001	CYC	CAD-CBD-CGD-O1D
84	KH	1001	CYC	CAD-CBD-CGD-O1D
84	K1	1001	CYC	CAD-CBD-CGD-O1D
87	AN	816	CLA	CAA-CBA-CGA-O1A
87	A2	816	CLA	CAA-CBA-CGA-O1A

There are no ring outliers.

No monomer is involved in short contacts.

The following is a two-dimensional graphical depiction of Mogul quality analysis of bond lengths, bond angles, torsion angles, and ring geometry for all instances of the Ligand of Interest. In addition, ligands with molecular weight > 250 and outliers as shown on the validation Tables will also be included. For torsion angles, if less then 5% of the Mogul distribution of torsion angles is within 10 degrees of the torsion angle in question, then that torsion angle is considered an outlier. Any bond that is central to one or more torsion angles identified as an outlier by Mogul will be highlighted in the graph. For rings, the root-mean-square deviation (RMSD) between the ring in question and similar rings identified by Mogul is calculated over all ring torsion angles. If the average RMSD is greater than 60 degrees and the minimal RMSD between the ring in question and any Mogul-identified rings is also greater than 60 degrees, then that ring is considered an outlier. The outliers are highlighted in purple. The color gray indicates Mogul did not find sufficient equivalents in the CSD to analyse the geometry.

Ligand PEB Y9 203

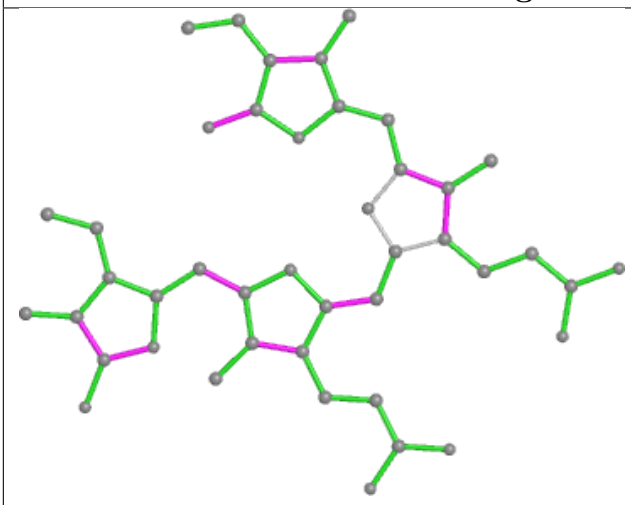

Bond lengths

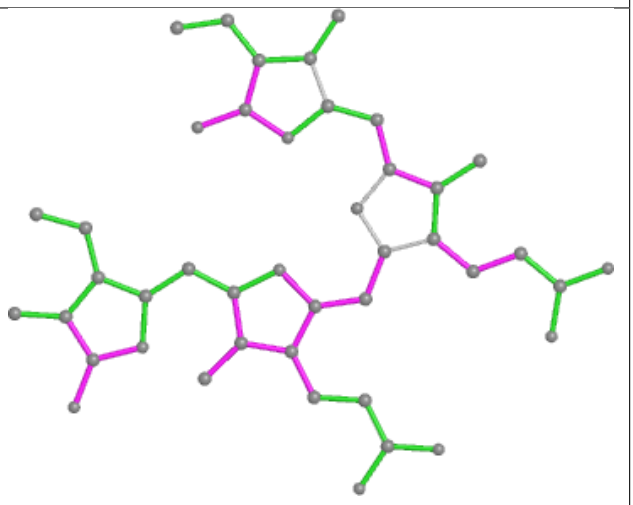

Bond angles

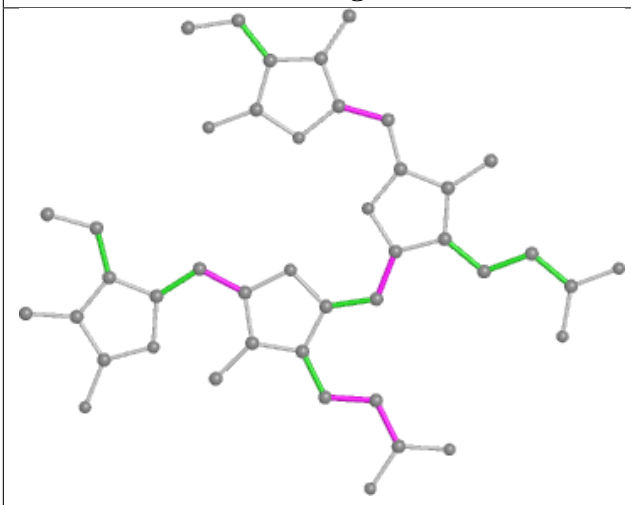

Torsions

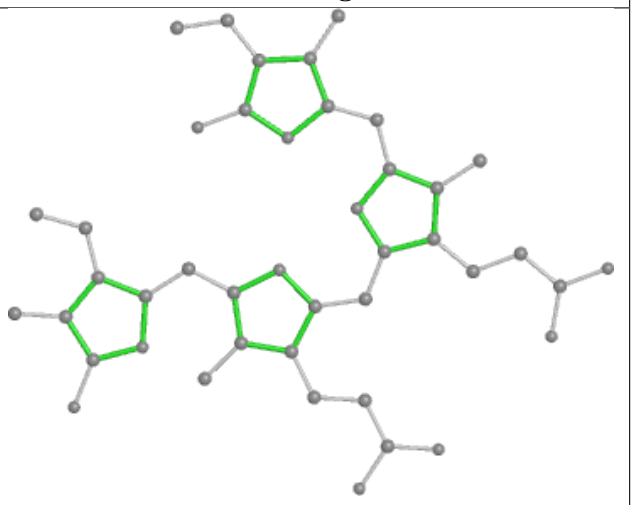

Rings

Ligand CLA A2 822

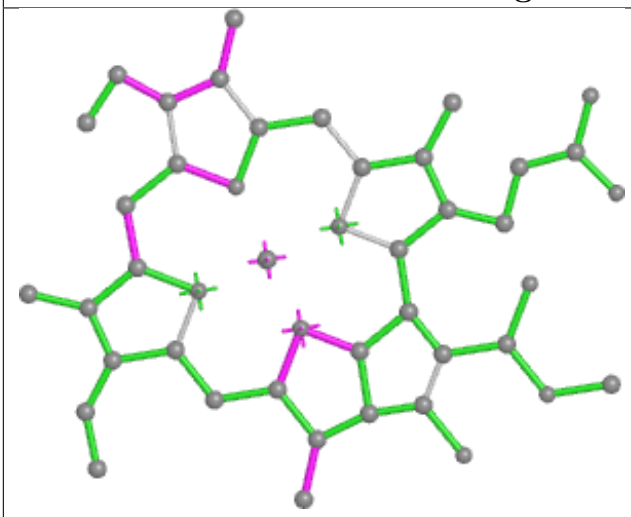

Bond lengths

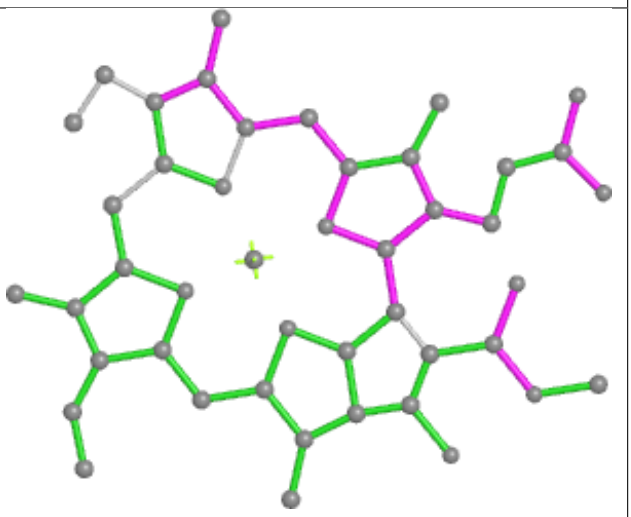

Bond angles

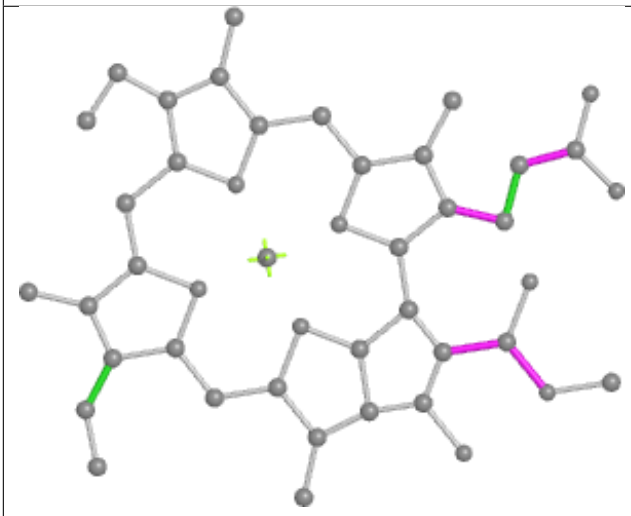

Torsions

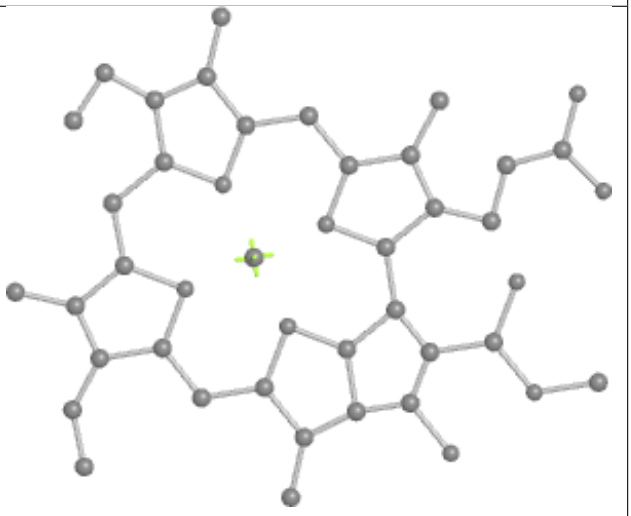

Rings

Ligand CYC L4 1001

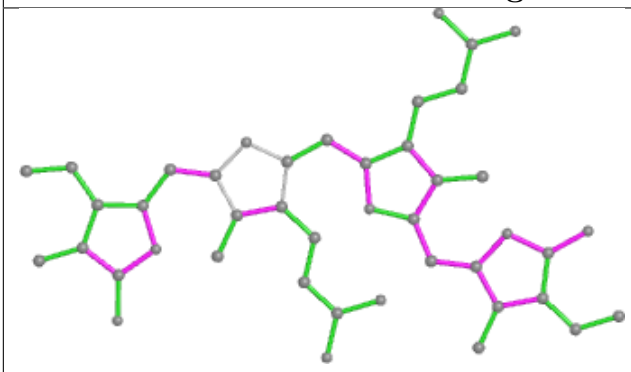

Bond lengths

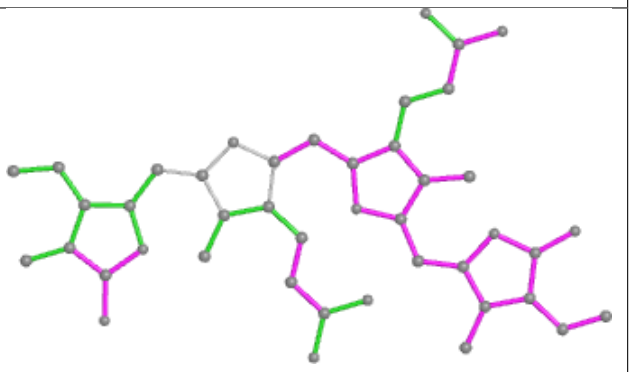

Bond angles

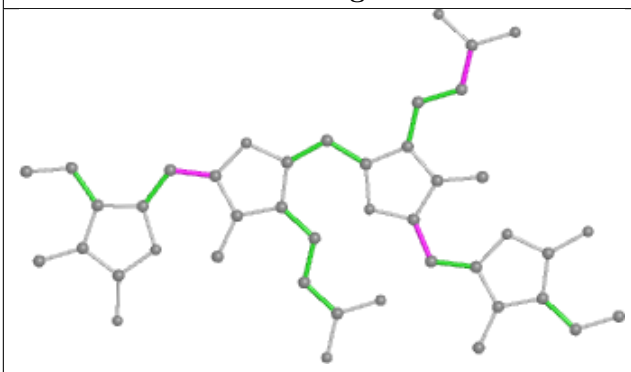

Torsions

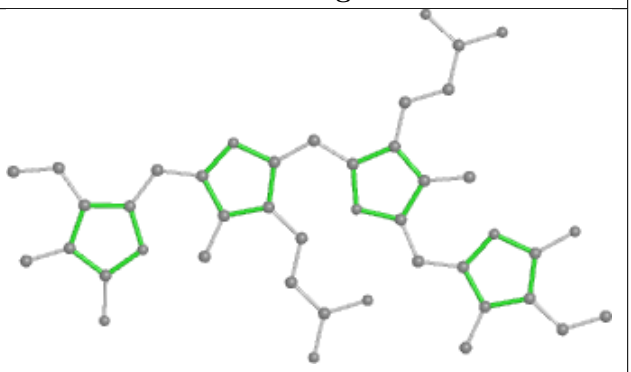

Rings

Ligand PEB P9 201

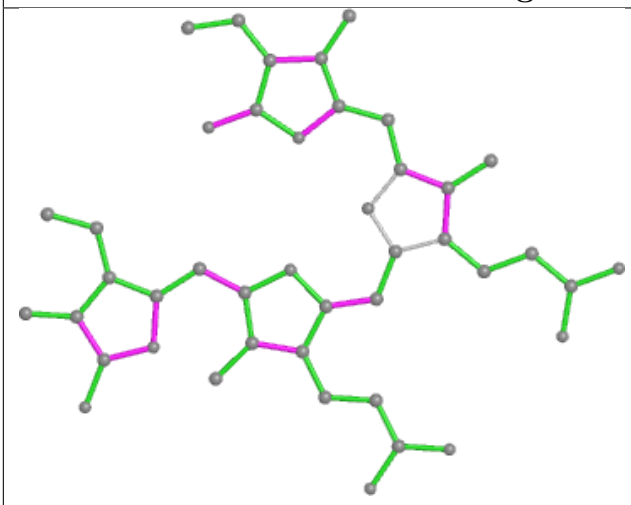

Bond lengths

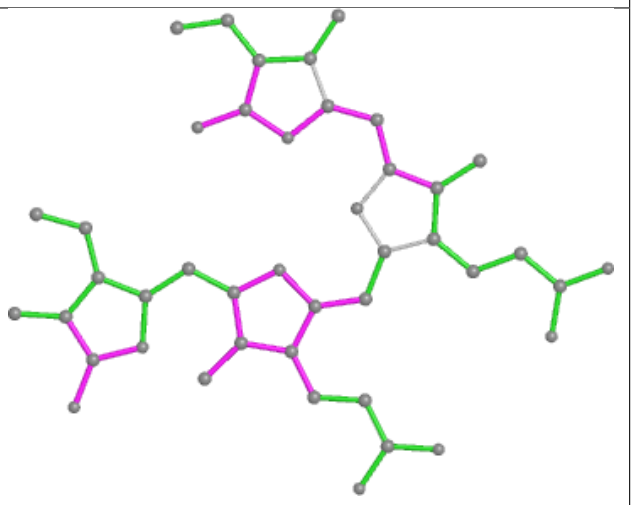

Bond angles

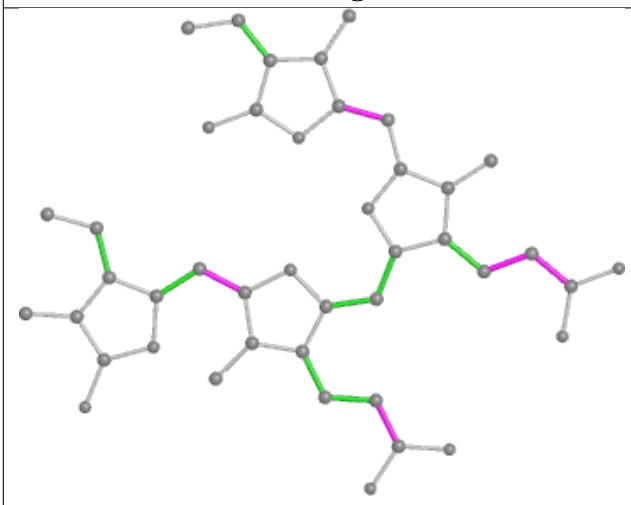

Torsions

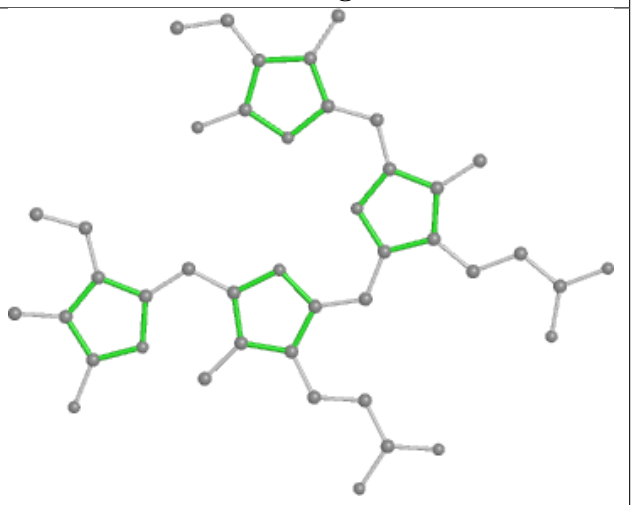

Rings

Ligand PEB SO 201

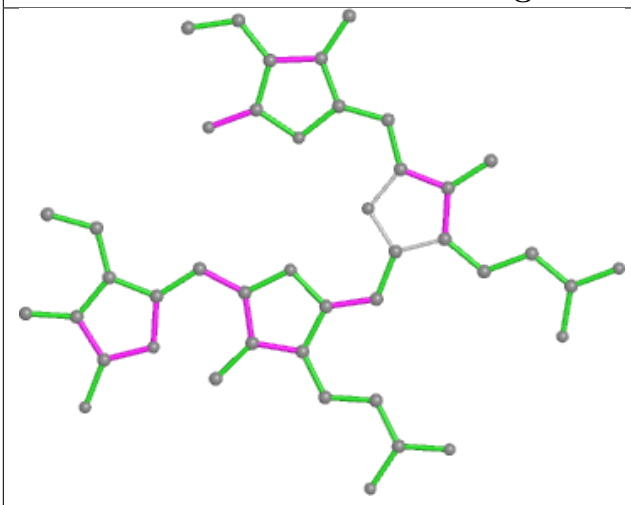

Bond lengths

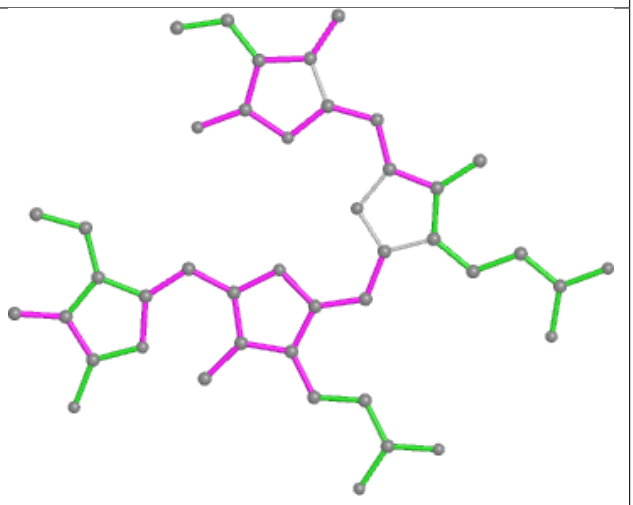

Bond angles

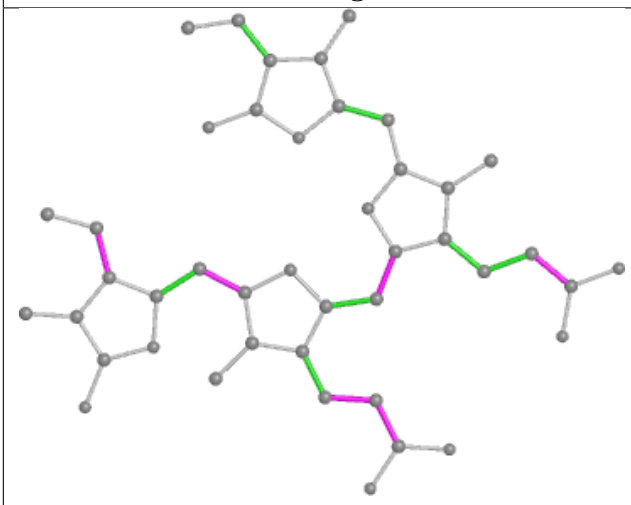

Torsions

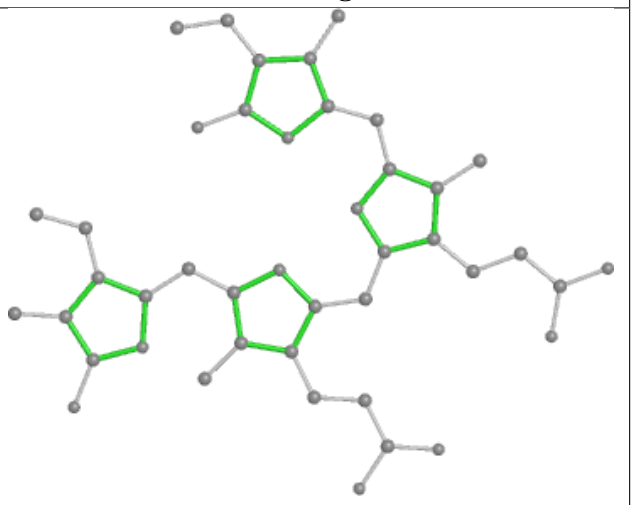

Rings

Ligand PEB wK 302

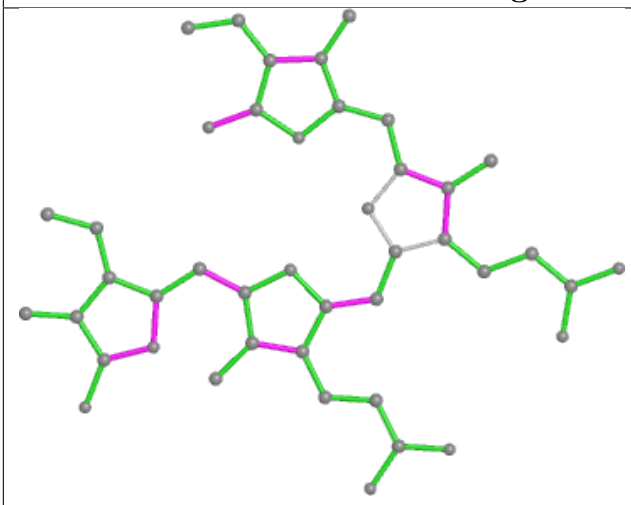

Bond lengths

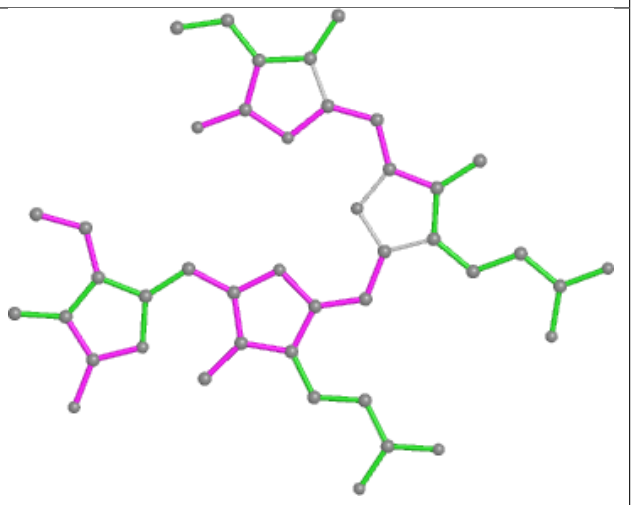

Bond angles

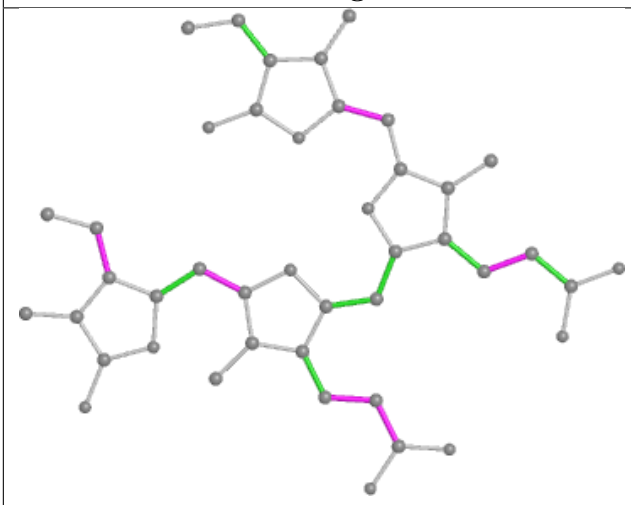

Torsions

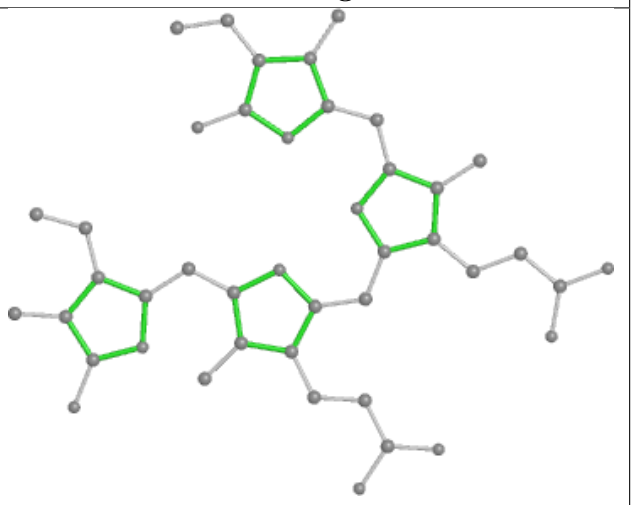

Rings

Ligand PEB TD 203

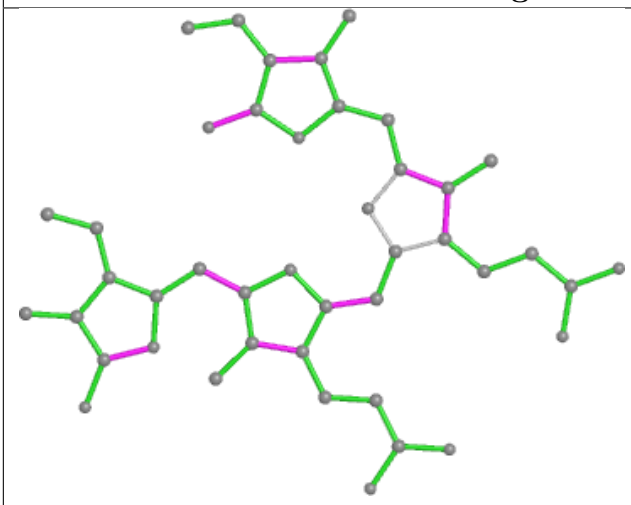

Bond lengths

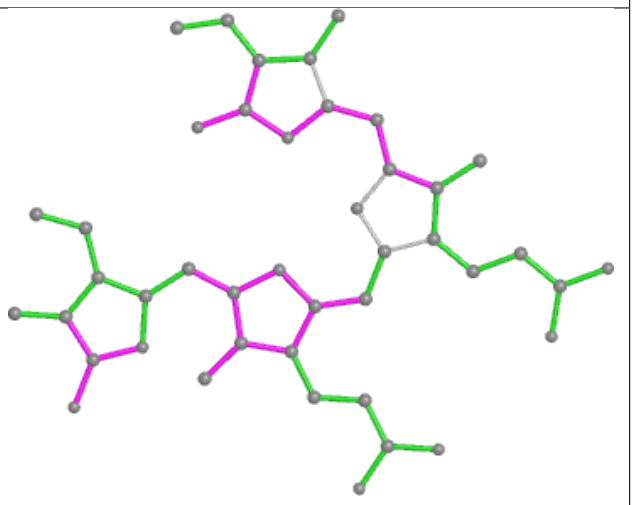

Bond angles

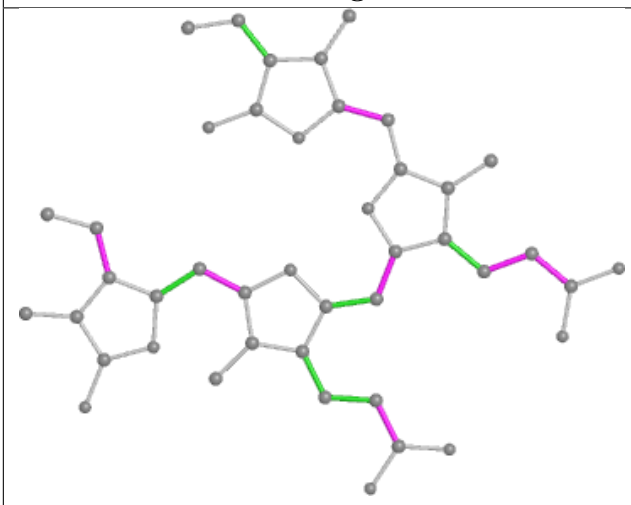

Torsions

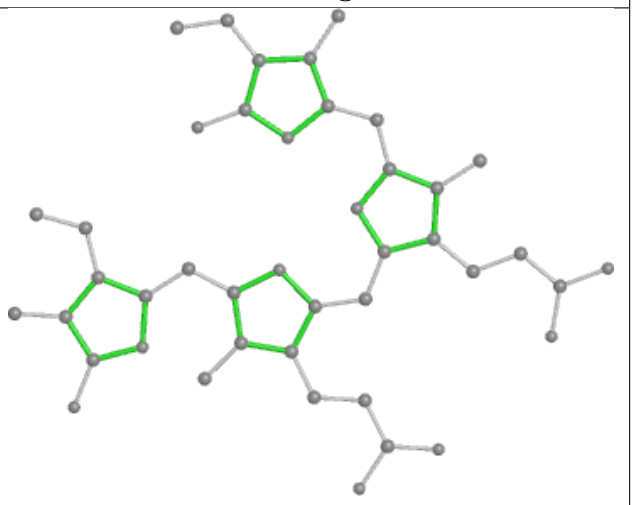

Rings

Ligand PEB MQ 201

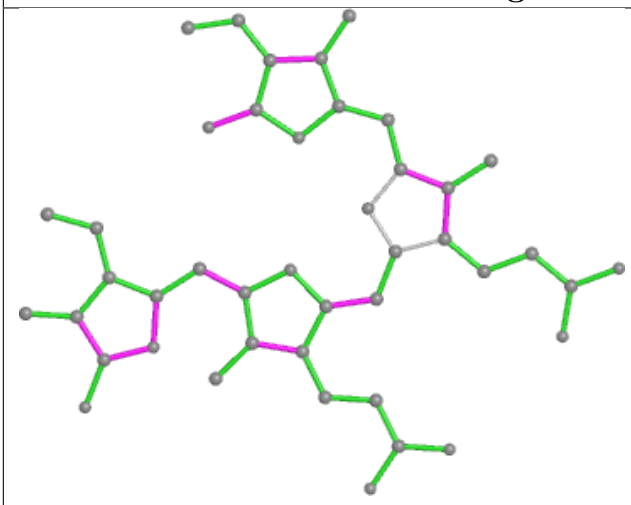

Bond lengths

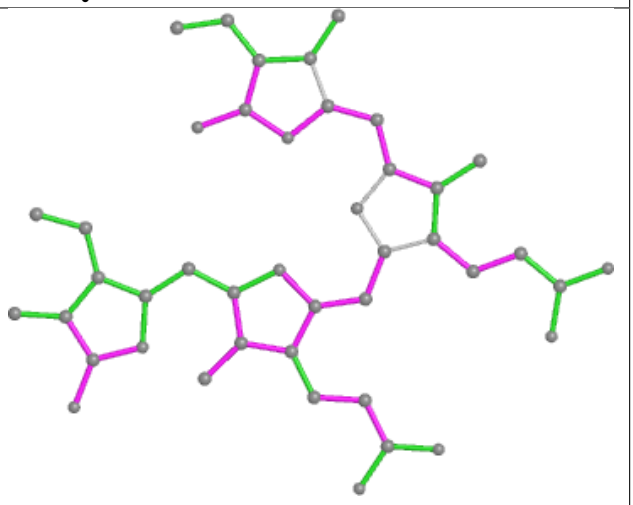

Bond angles

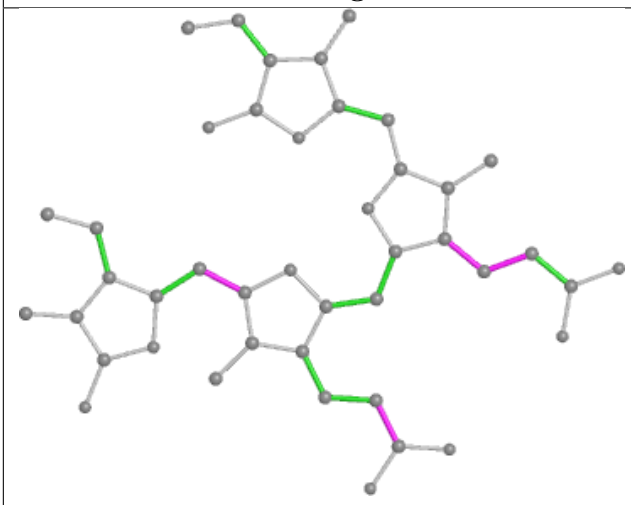

Torsions

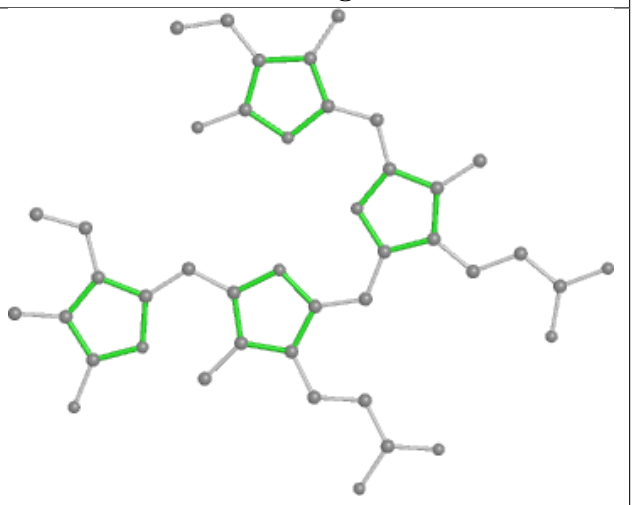

Rings

Ligand CLA BN 817

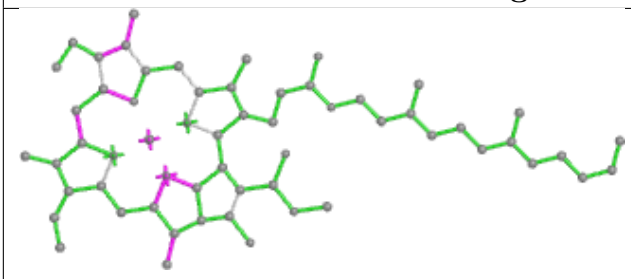

Bond lengths

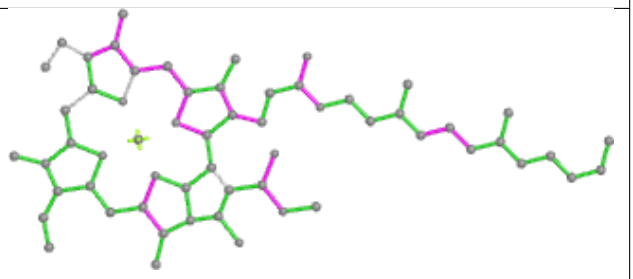

Bond angles

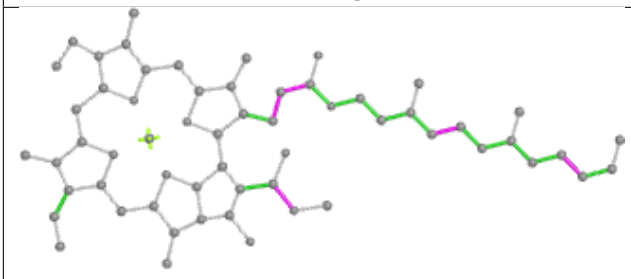

Torsions

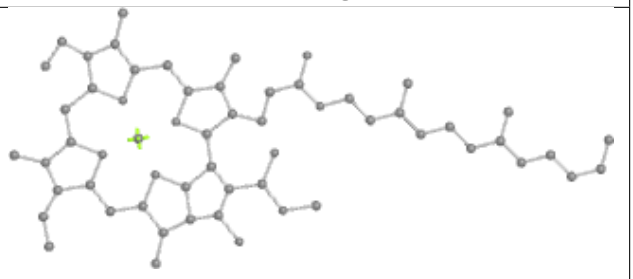

Rings

Ligand CYC JH 1003

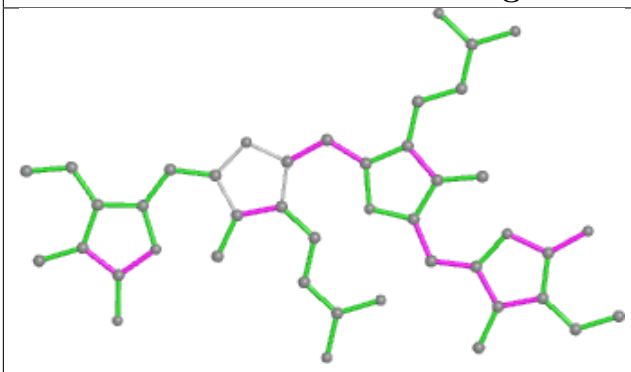

Bond lengths

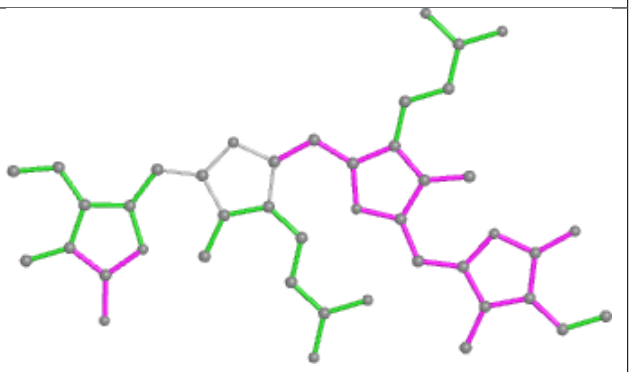

Bond angles

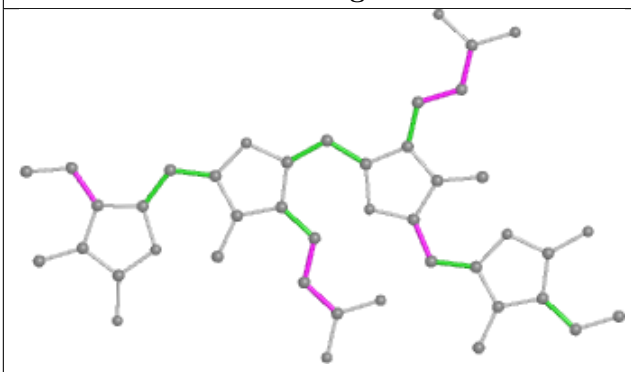

Torsions

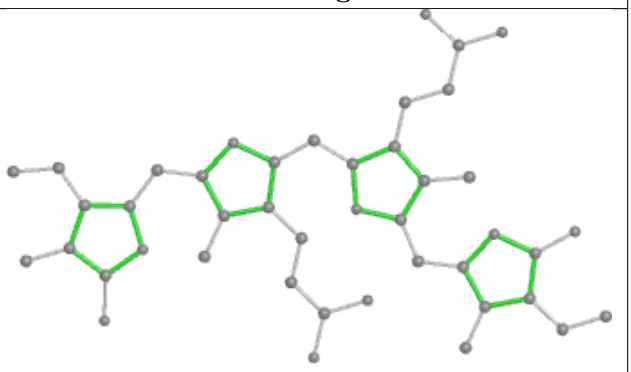

Rings

Ligand PEB BK 201

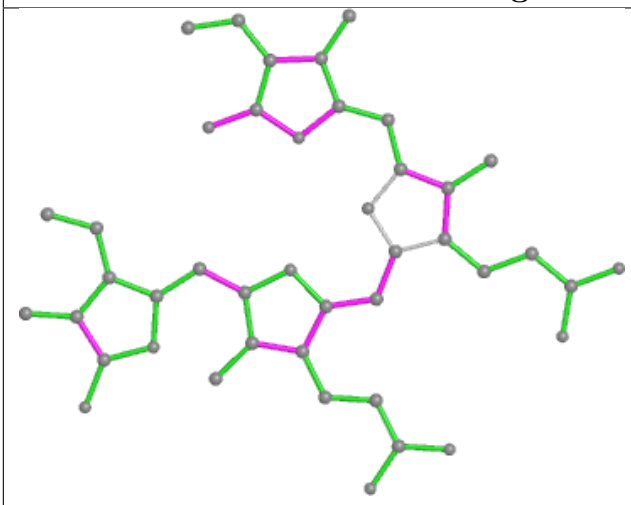

Bond lengths

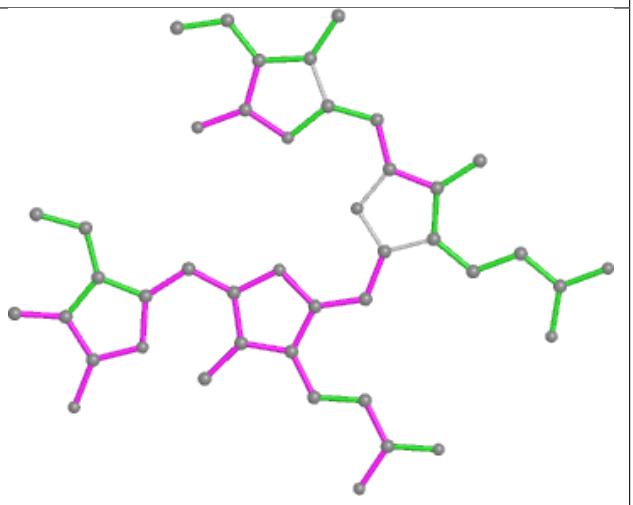

Bond angles

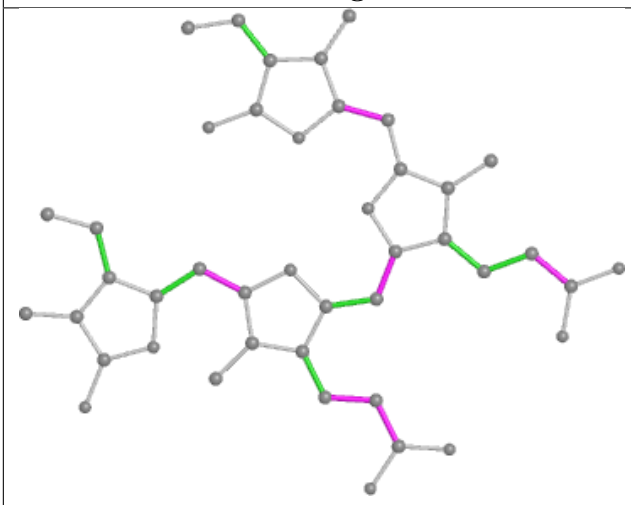

Torsions

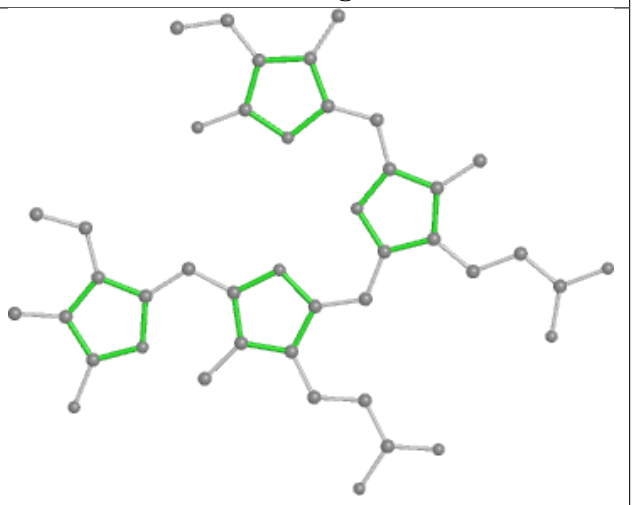

Rings

Ligand PEB DQ 201

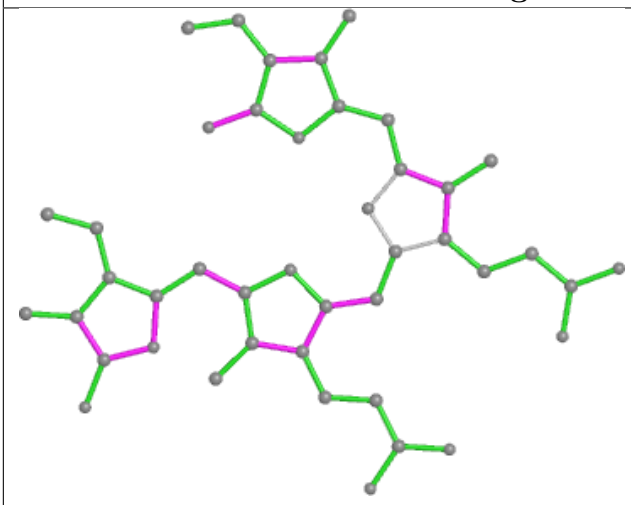

Bond lengths

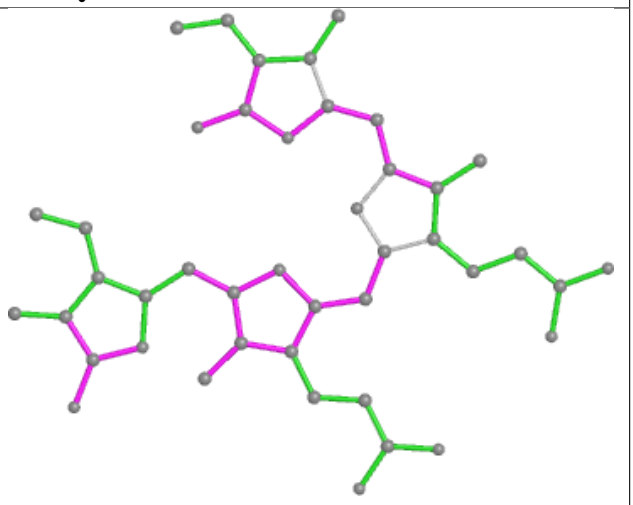

Bond angles

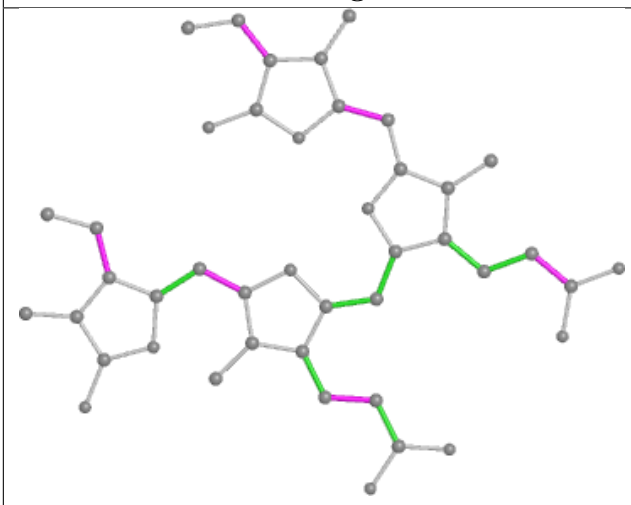

Torsions

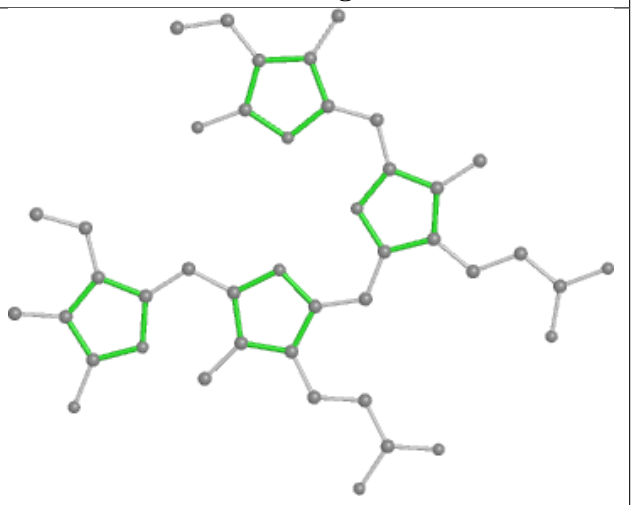

Rings

Ligand PEB MJ 202

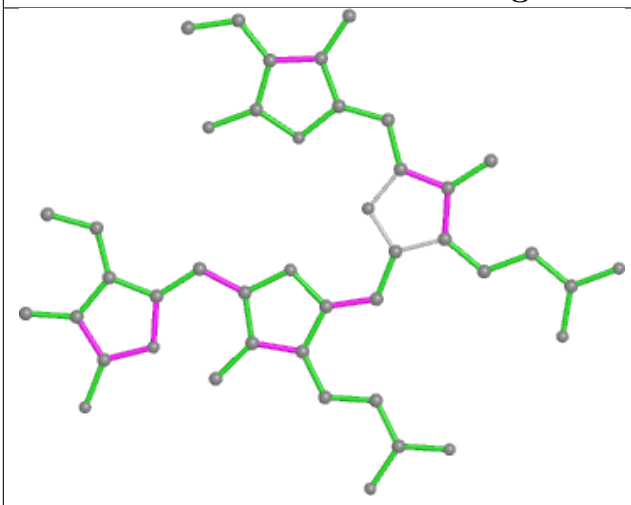

Bond lengths

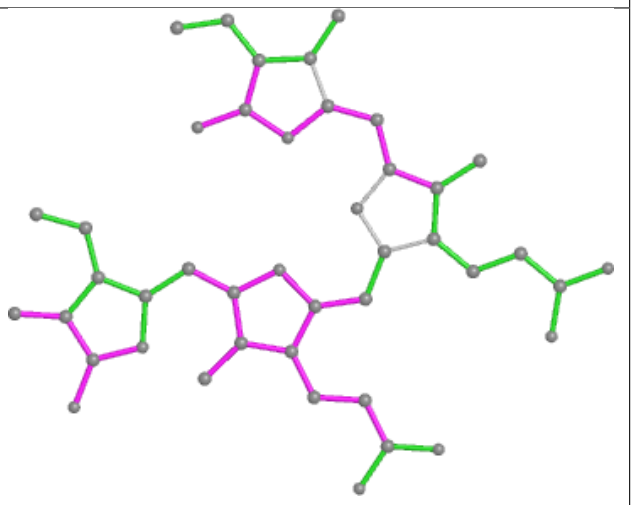

Bond angles

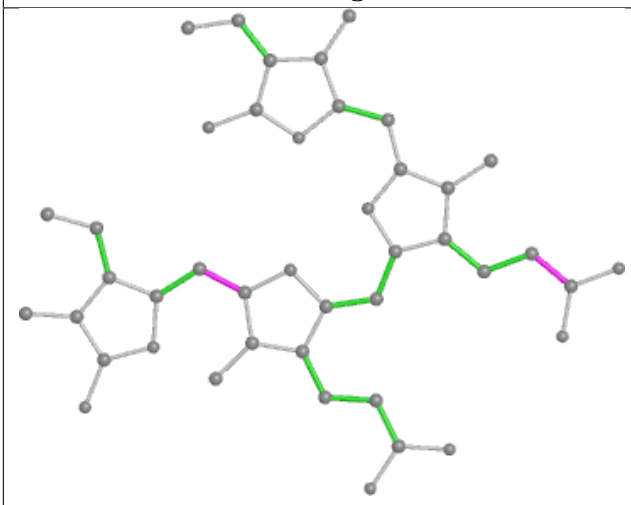

Torsions

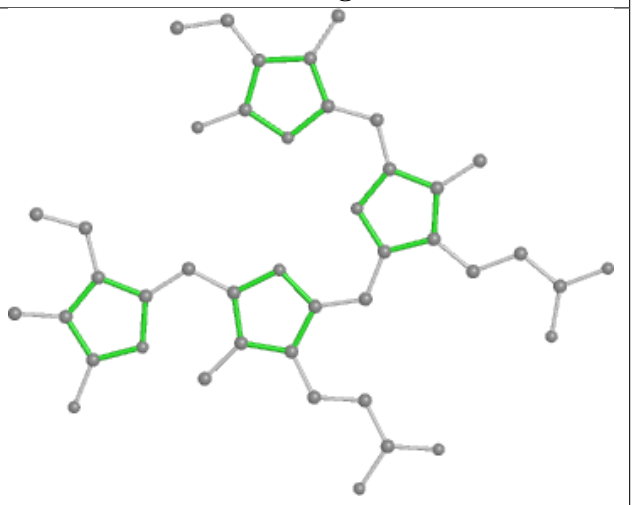

Rings

Ligand PEB kO 202

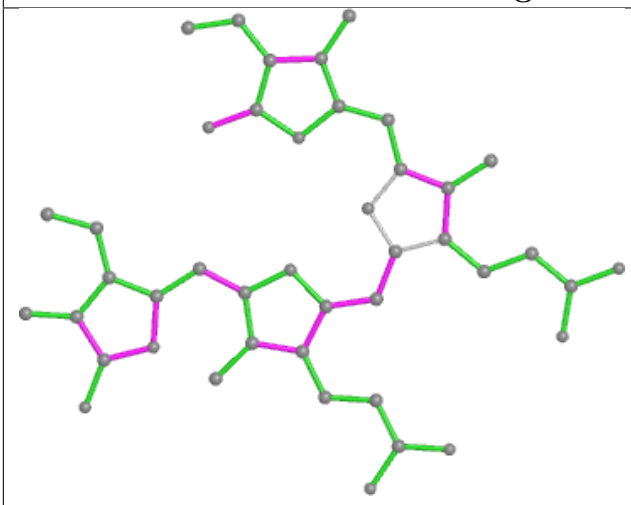

Bond lengths

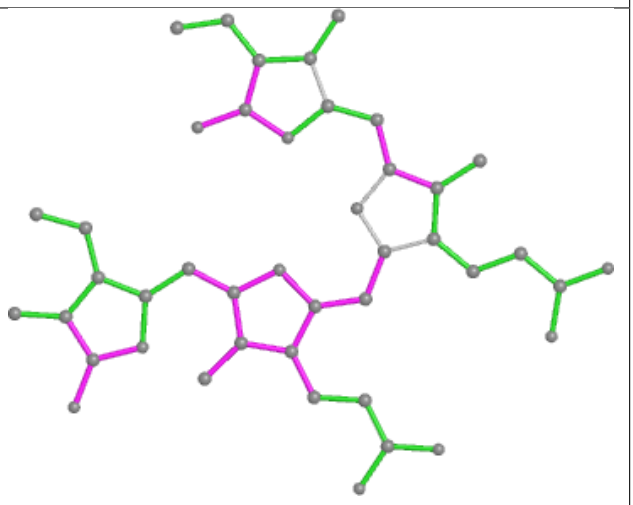

Bond angles

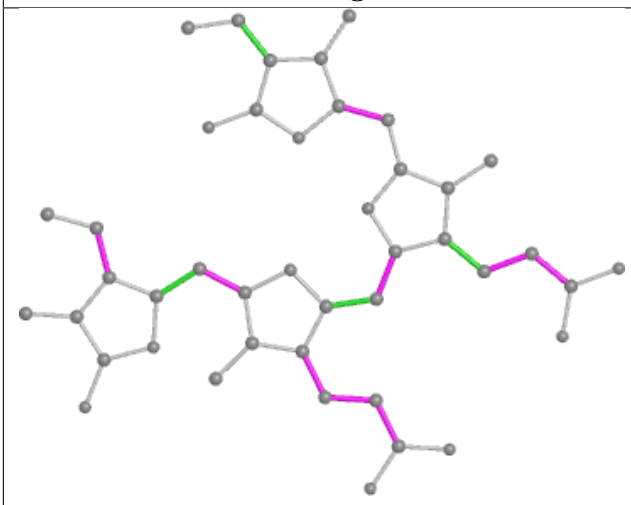

Torsions

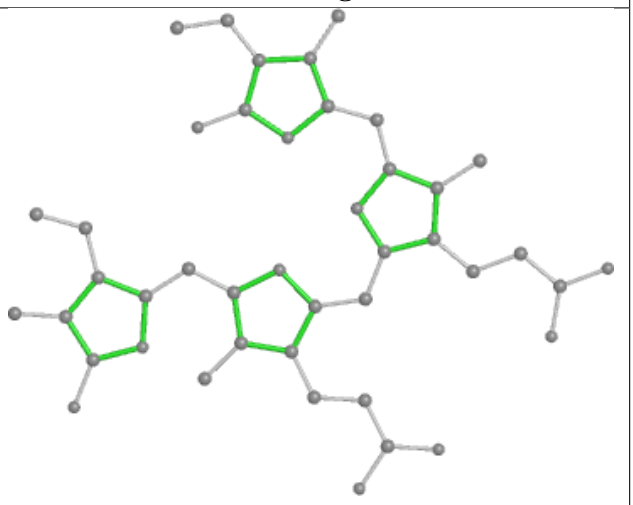

Rings

Ligand CLA c6 616

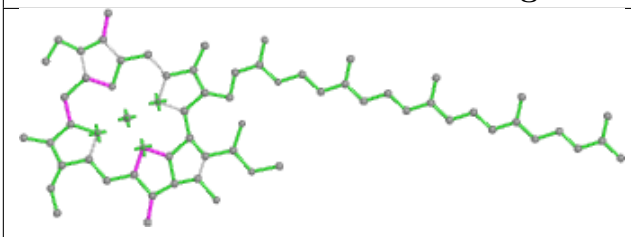

Bond lengths

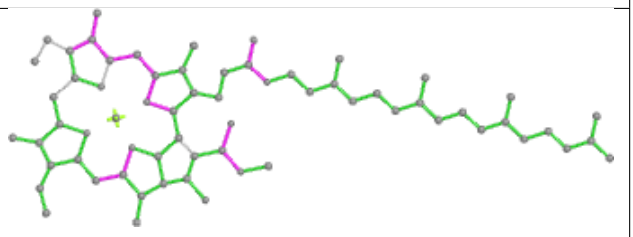

Bond angles

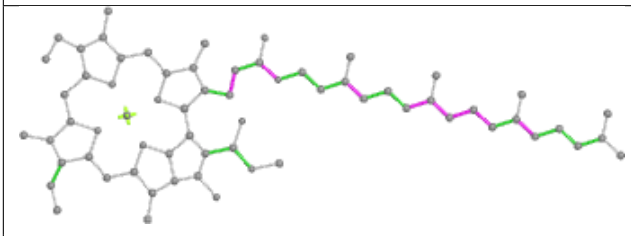

Torsions

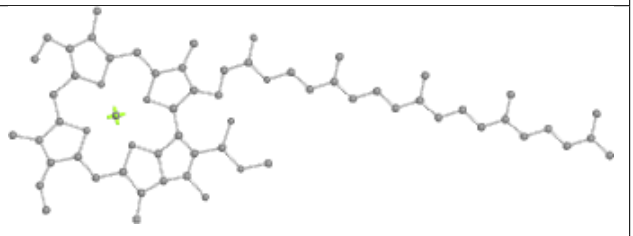

Rings

Ligand PEB BA 201

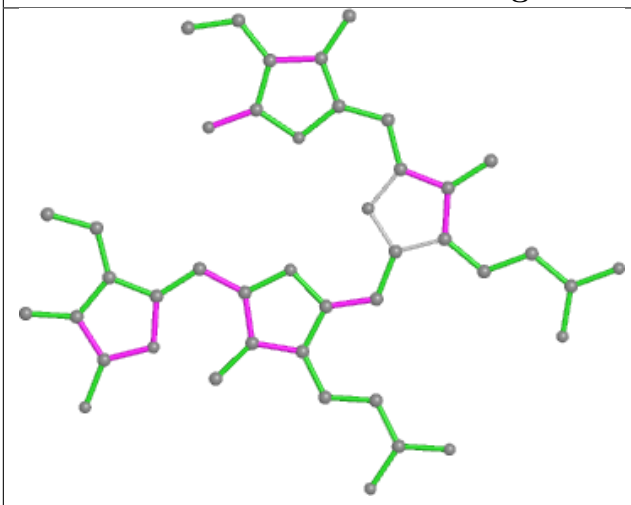

Bond lengths

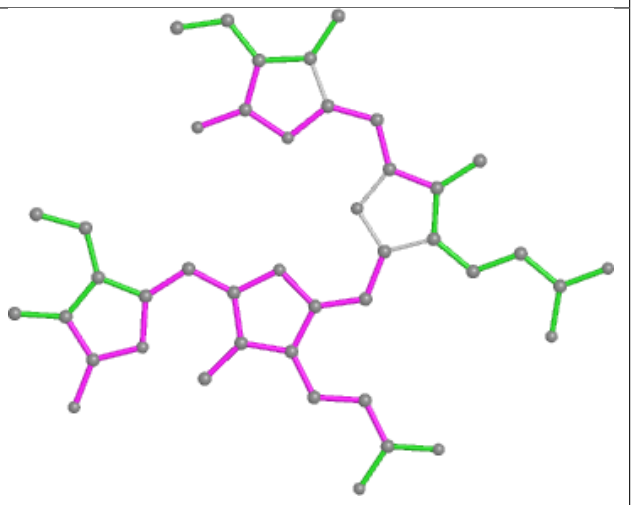

Bond angles

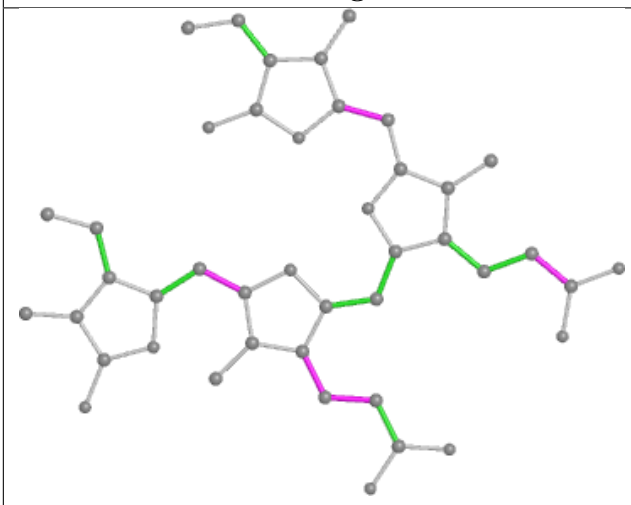

Torsions

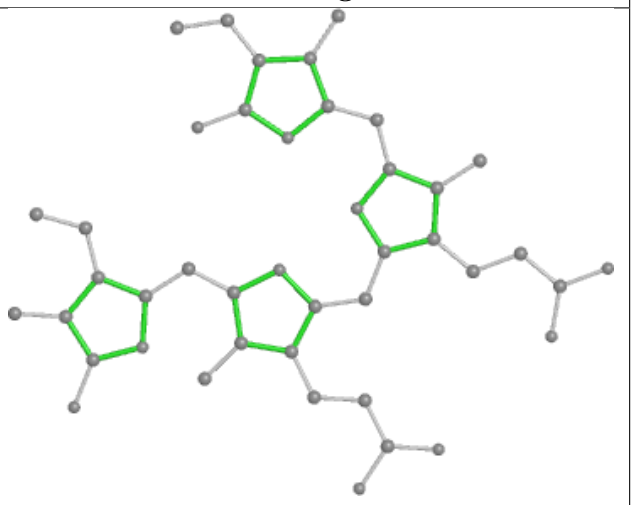

Rings

Ligand PEB IP 202

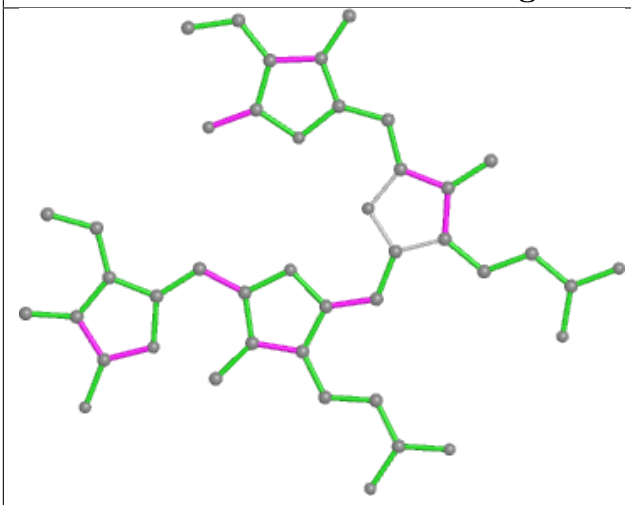

Bond lengths

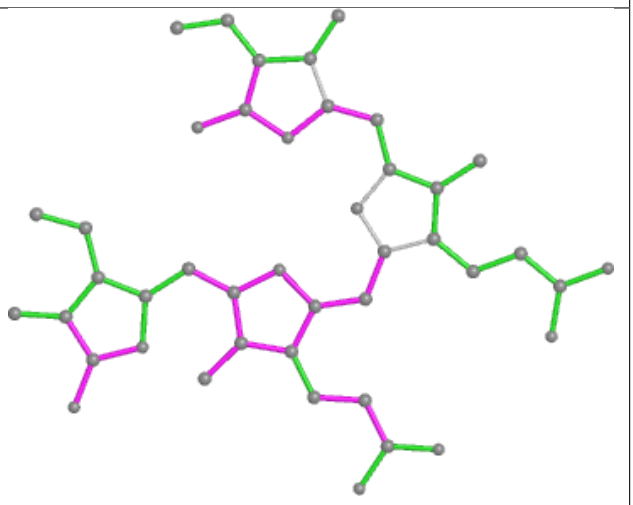

Bond angles

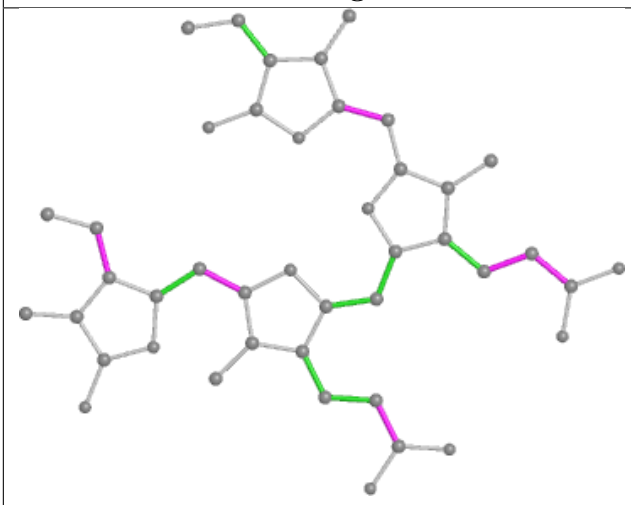

Torsions

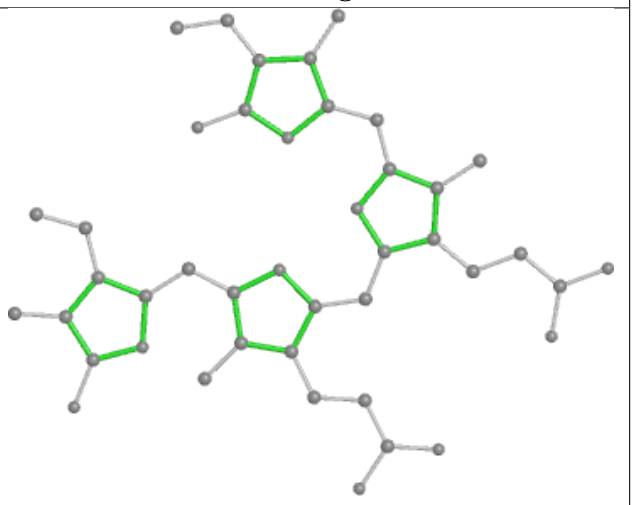

Rings

Ligand CLA RN 203

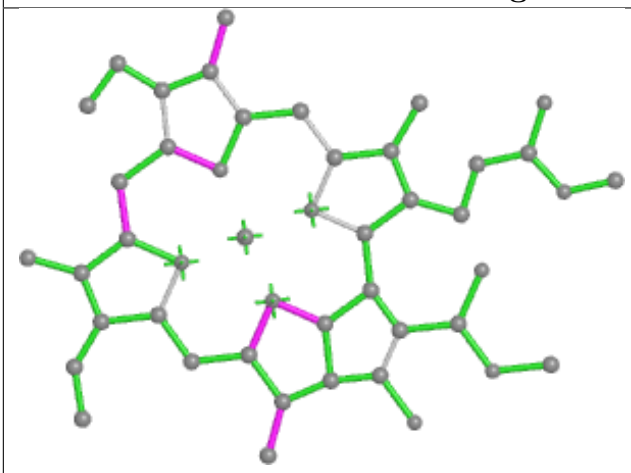

Bond lengths

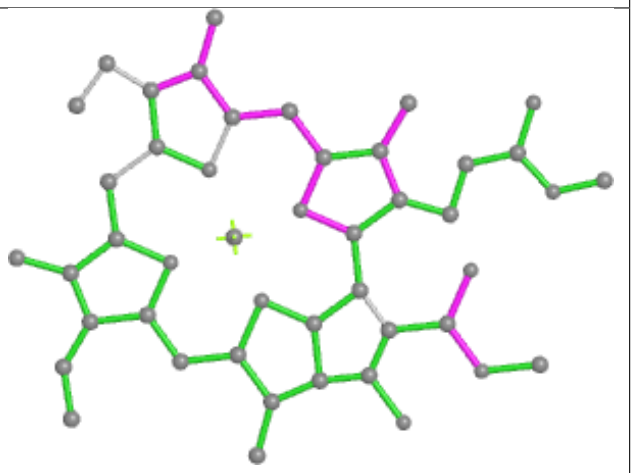

Bond angles

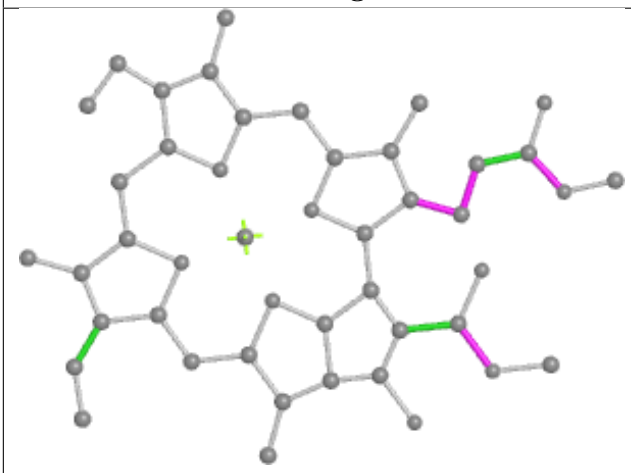

Torsions

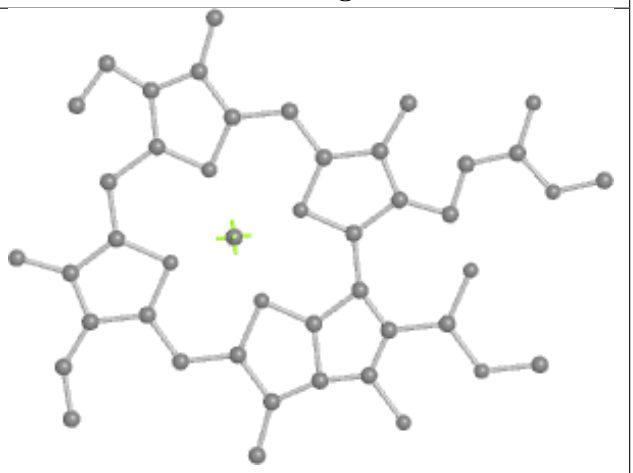

Rings

Ligand PEB zK 501

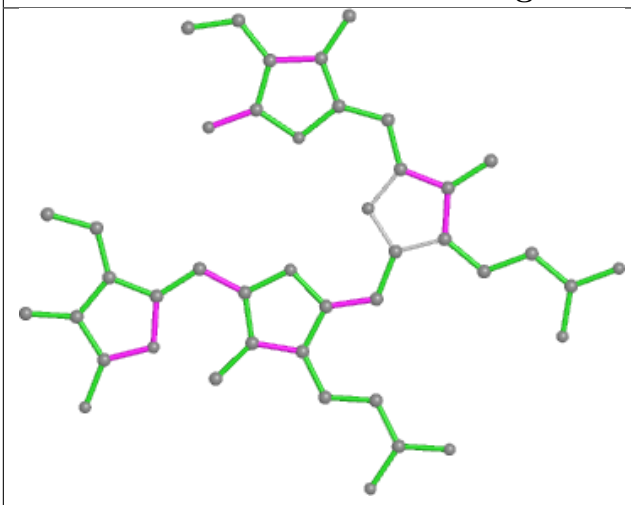

Bond lengths

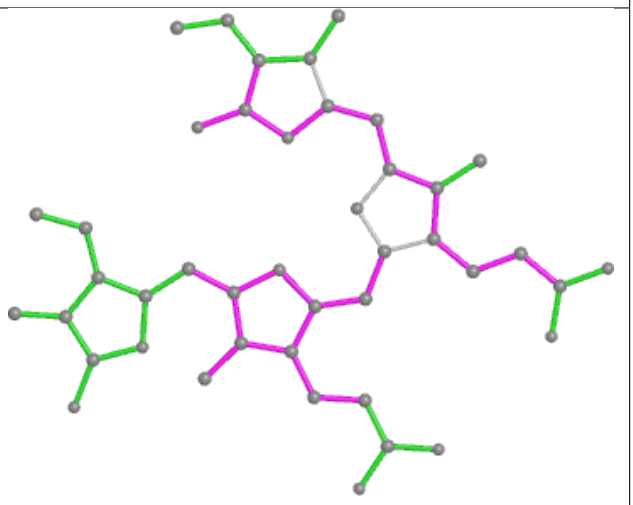

Bond angles

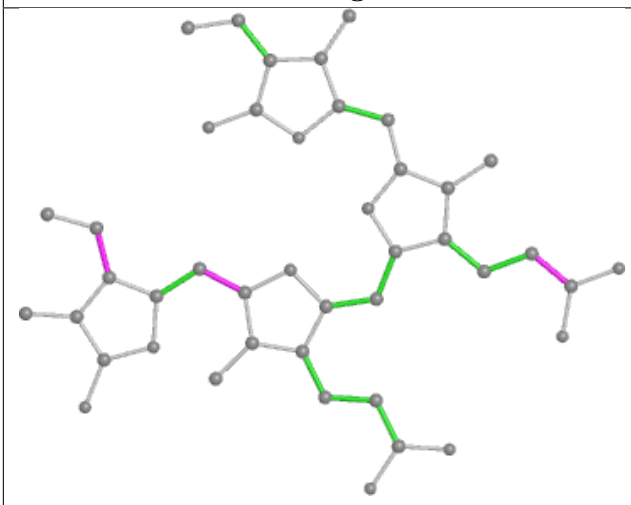

Torsions

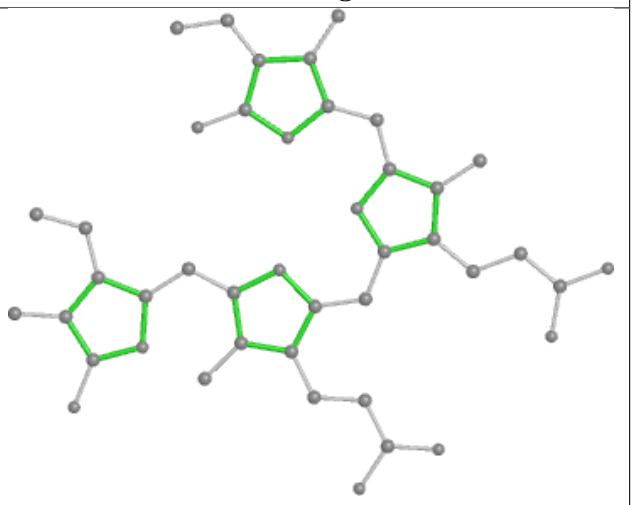

Rings

Ligand PEB QE 201

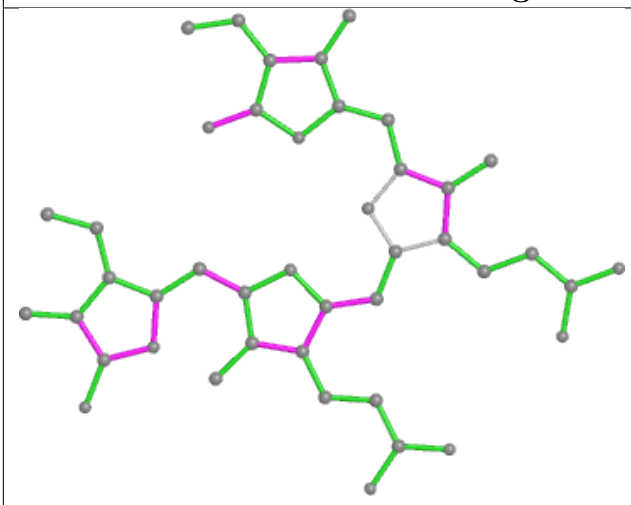

Bond lengths

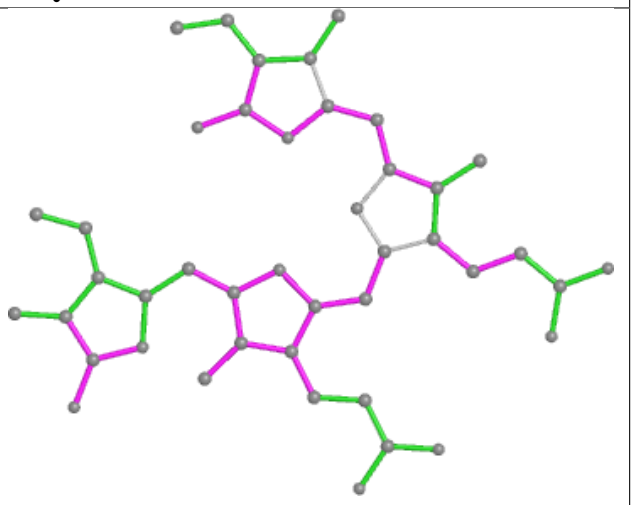

Bond angles

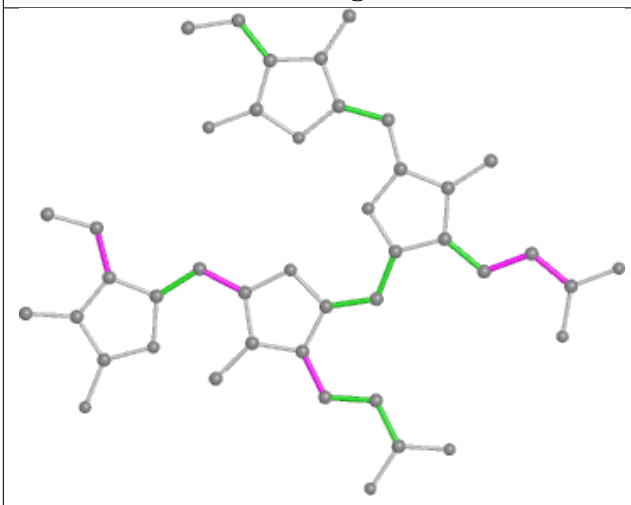

Torsions

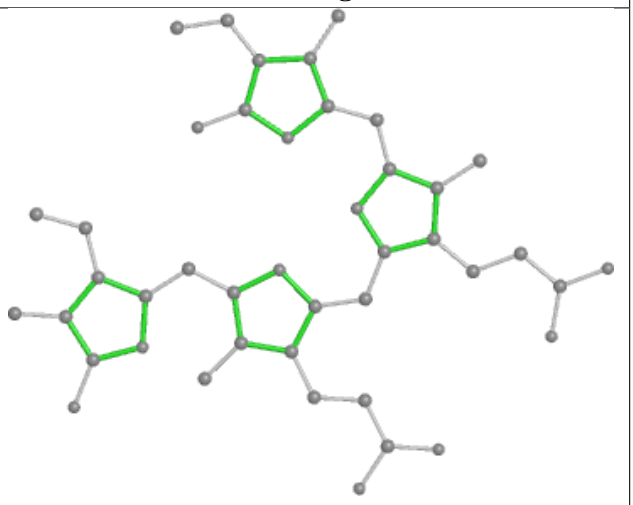

Rings

Ligand PEB AP 201

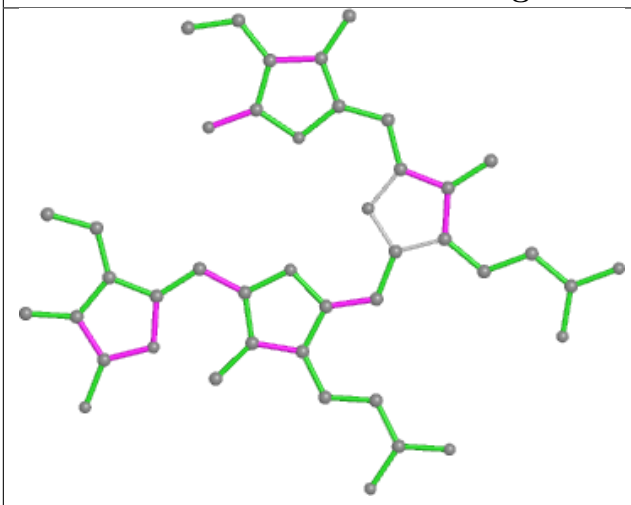

Bond lengths

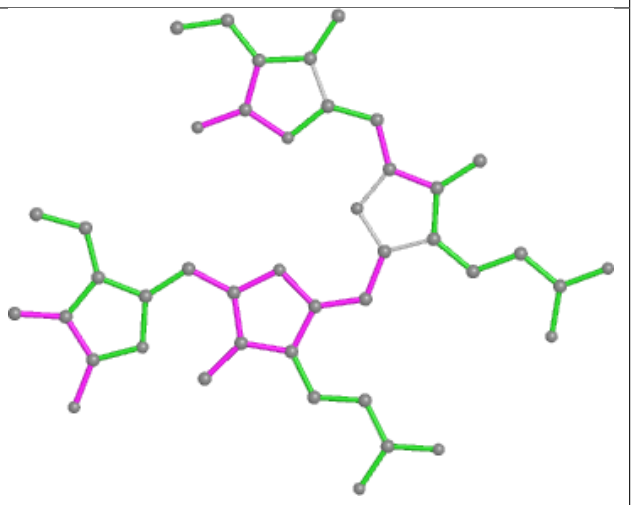

Bond angles

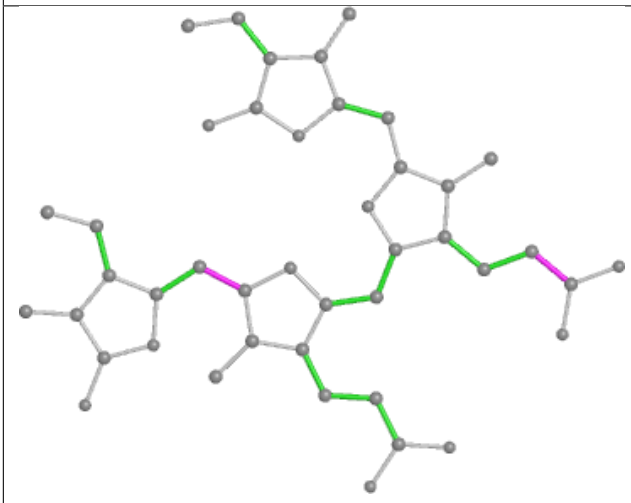

Torsions

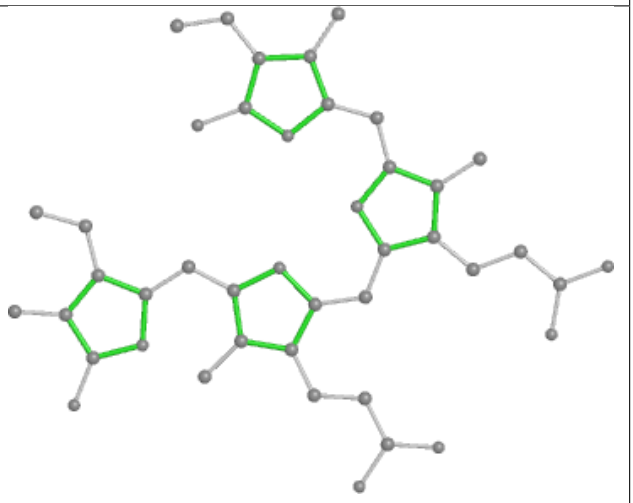

Rings

Ligand PEB QO 202

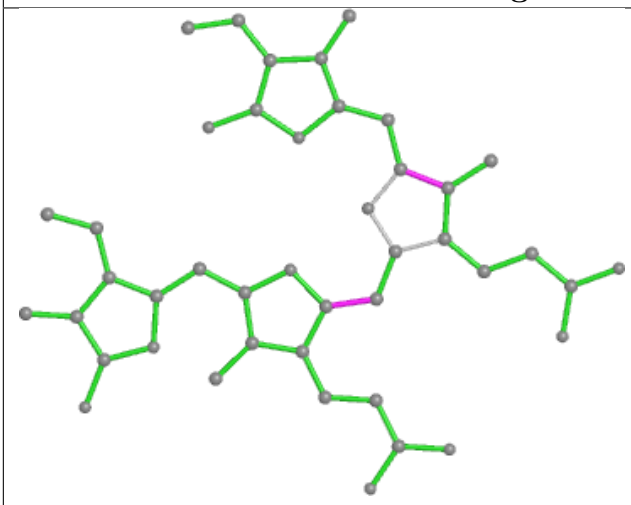

Bond lengths

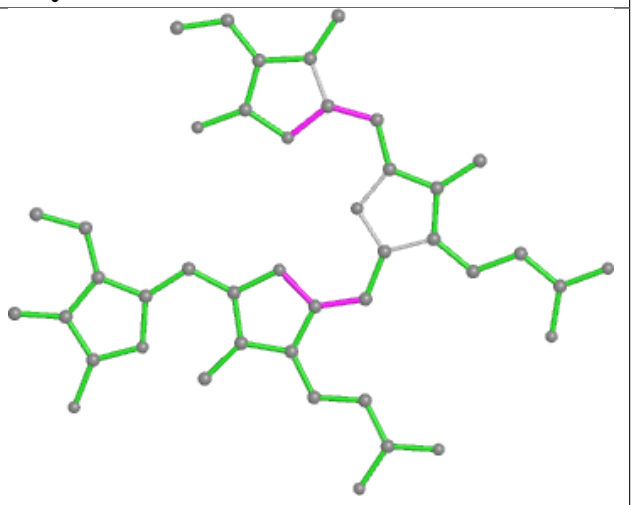

Bond angles

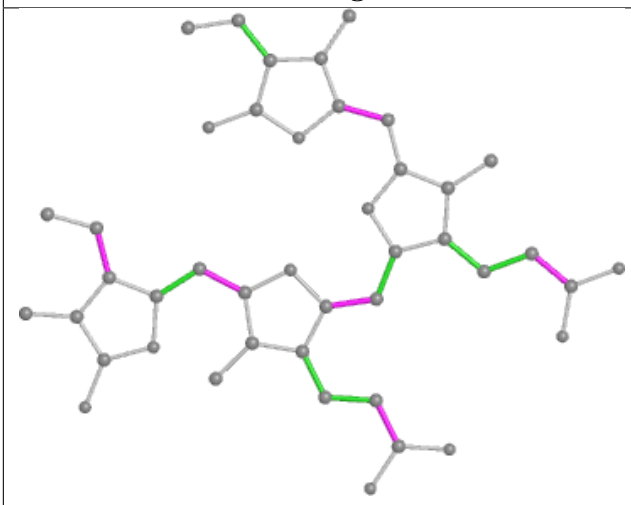

Torsions

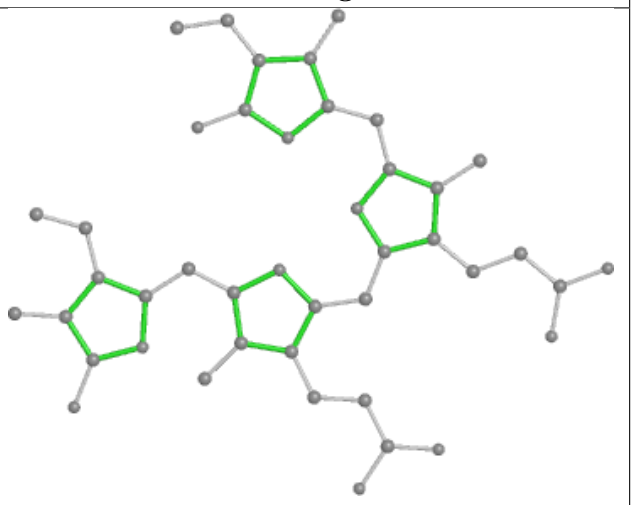

Rings

Ligand PEB nK 202

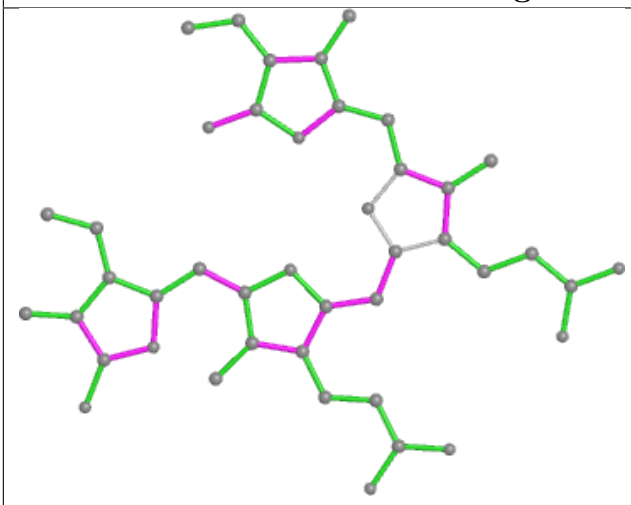

Bond lengths

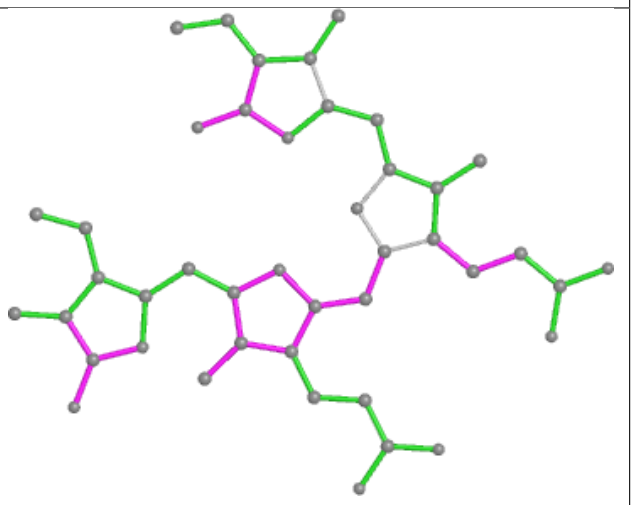

Bond angles

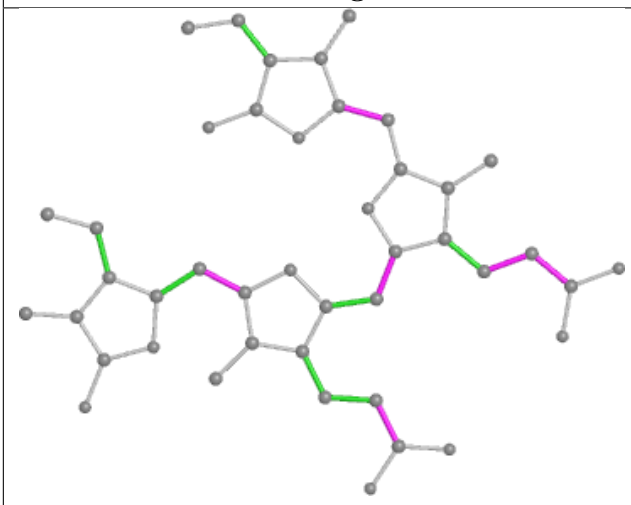

Torsions

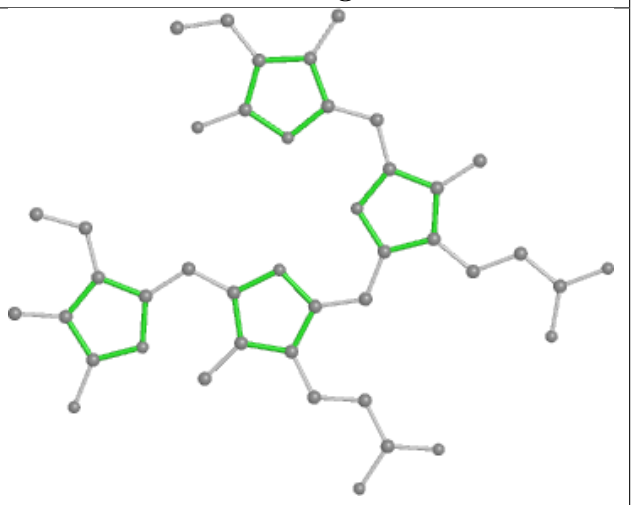

Rings

Ligand CLA JN 101

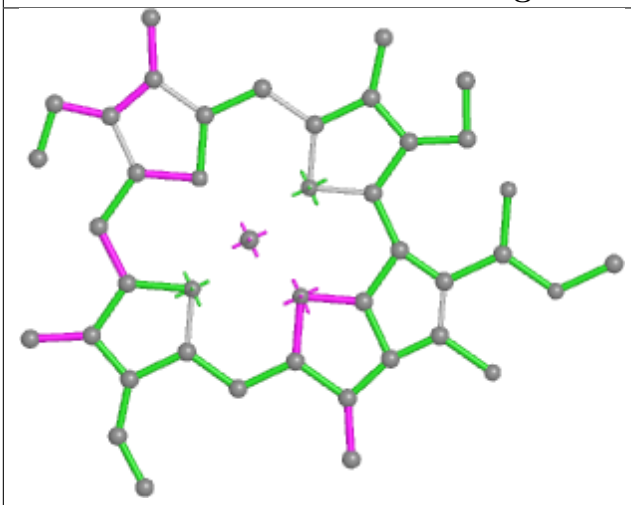

Bond lengths

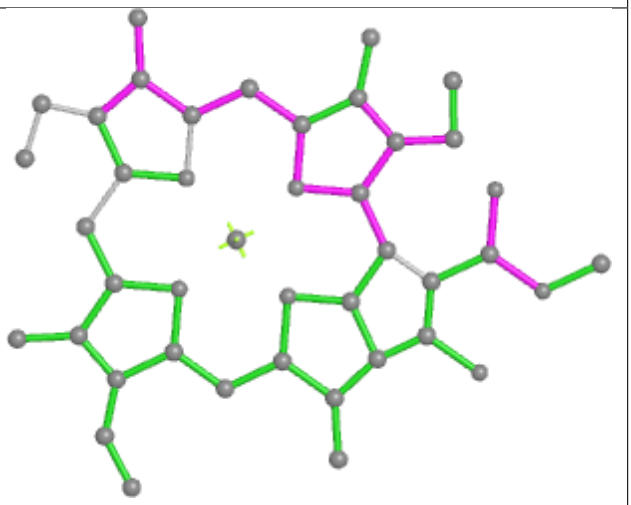

Bond angles

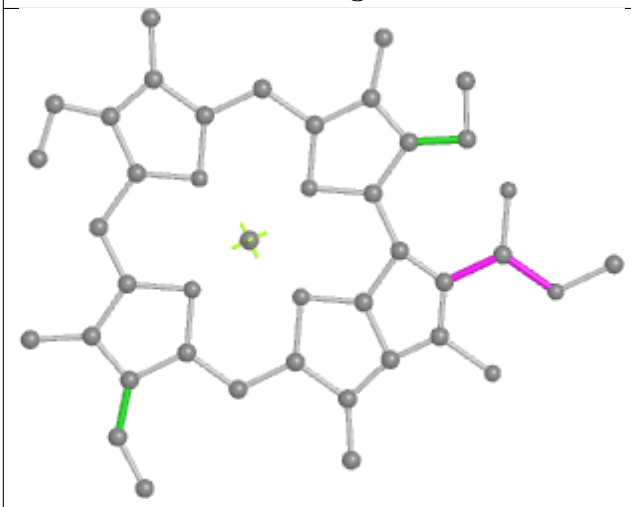

Torsions

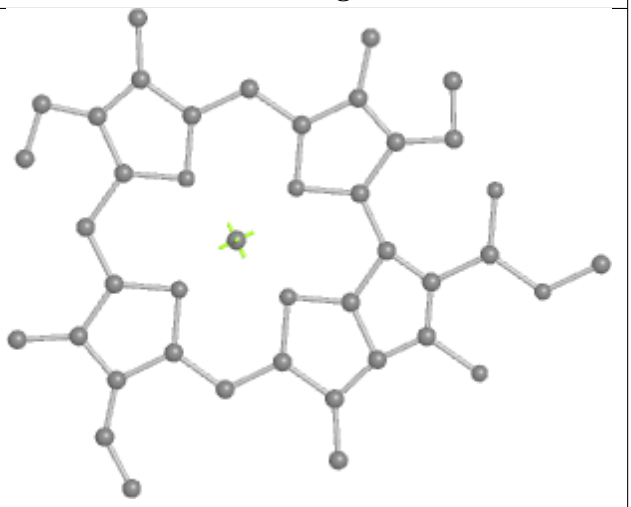

Rings

Ligand PEB RG 201

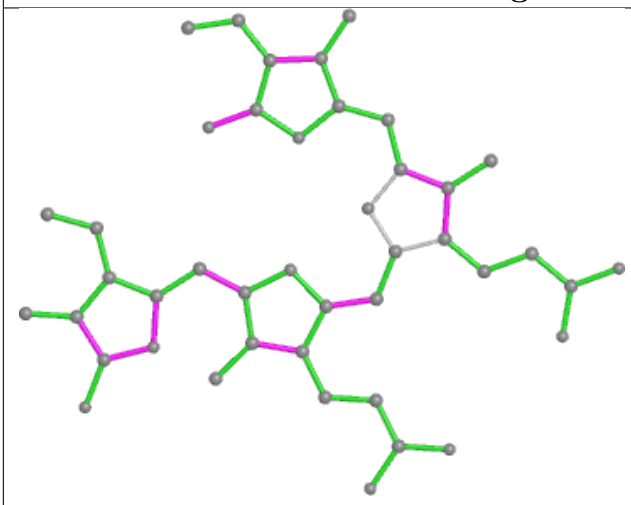

Bond lengths

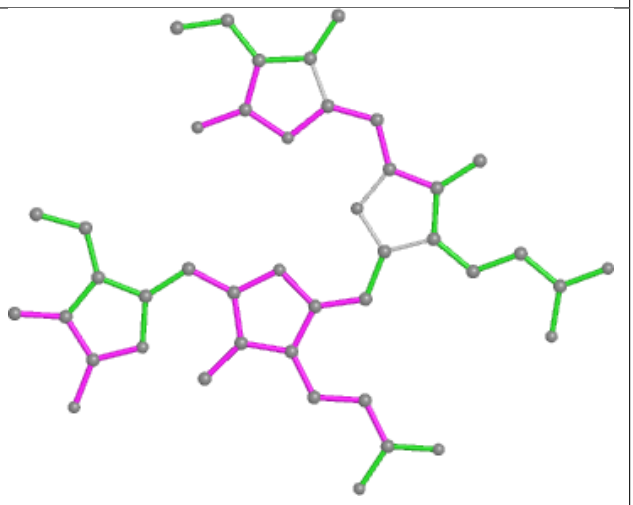

Bond angles

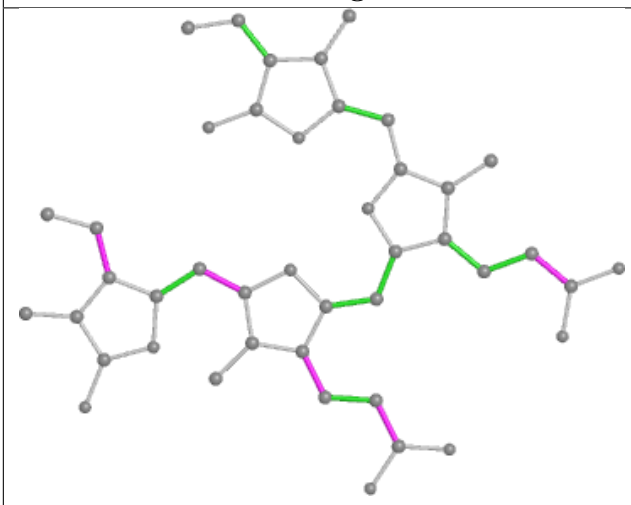

Torsions

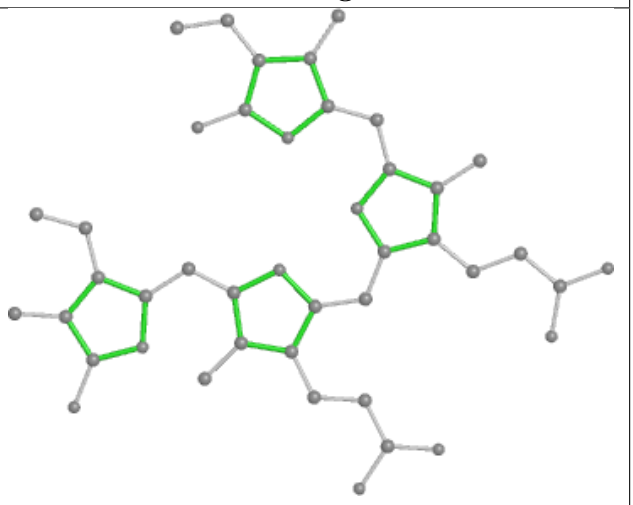

Rings

Ligand PEB U5 203

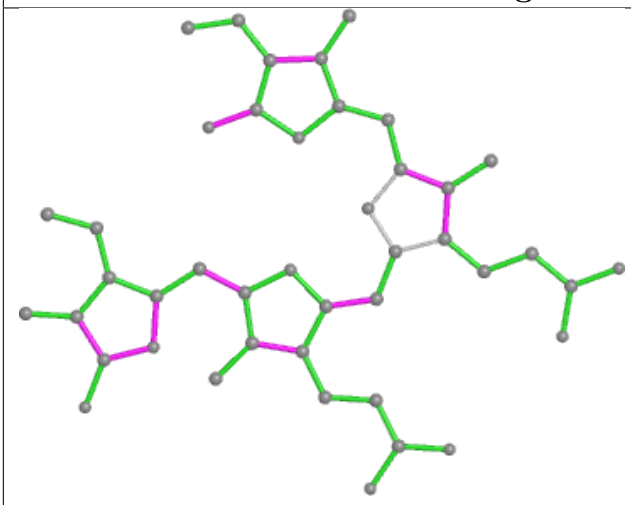

Bond lengths

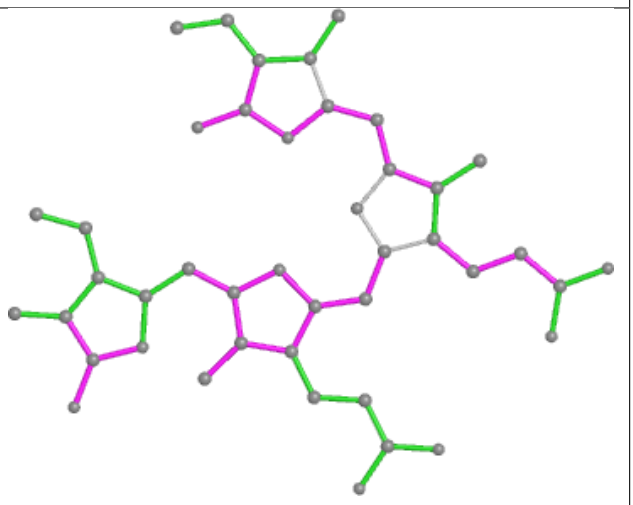

Bond angles

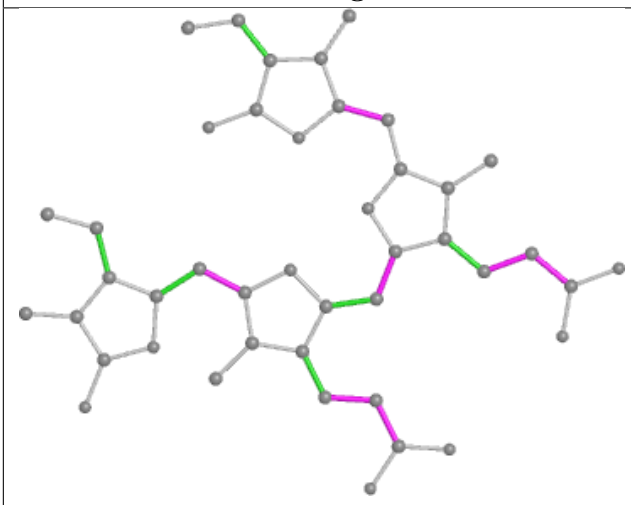

Torsions

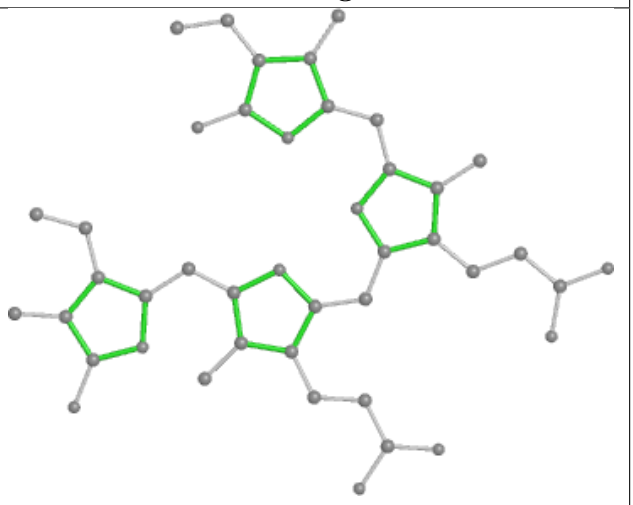

Rings

Ligand CYC IE 1001

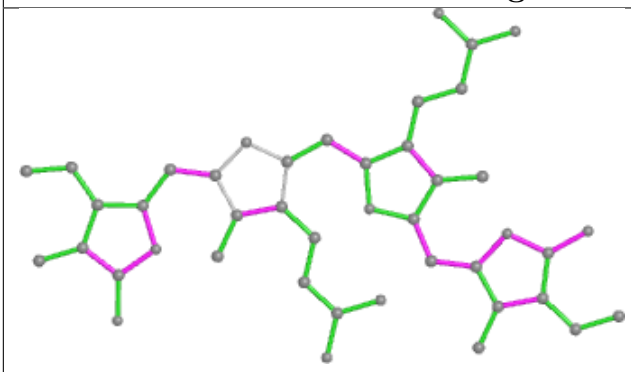

Bond lengths

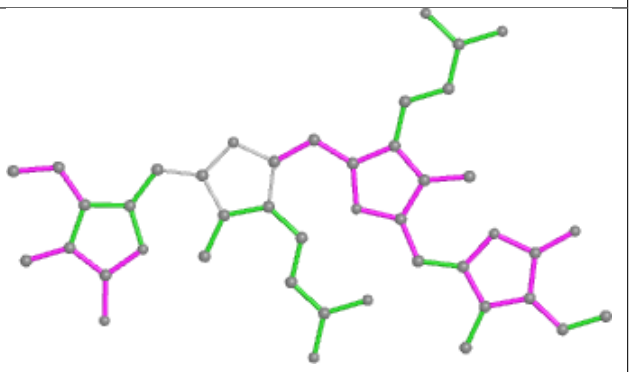

Bond angles

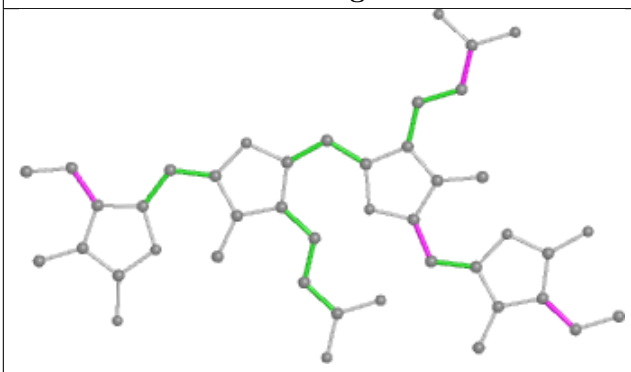

Torsions

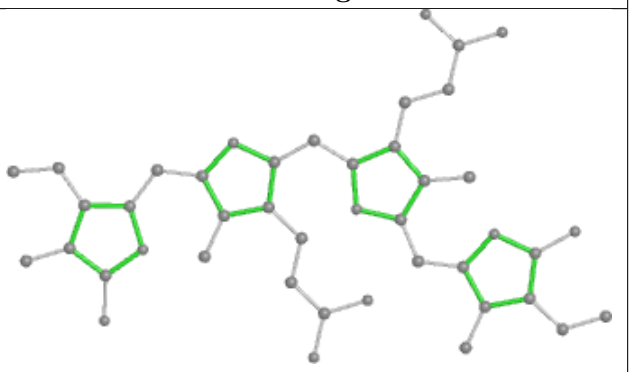

Rings

Ligand PEB uF 202

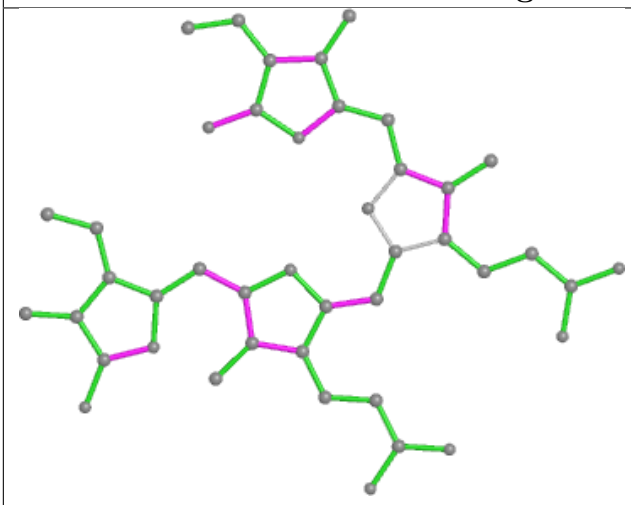

Bond lengths

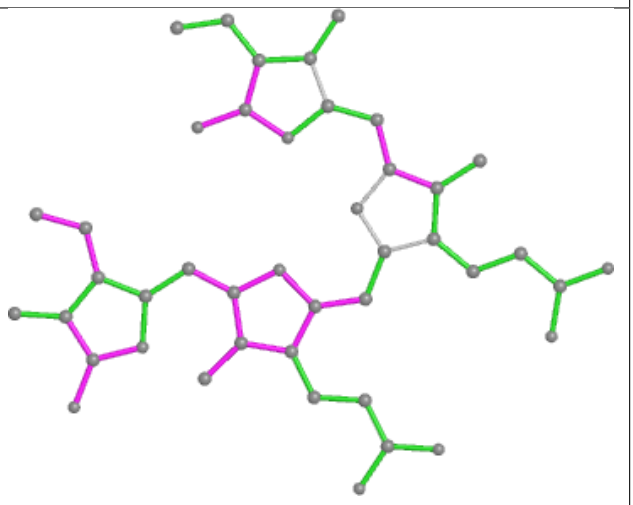

Bond angles

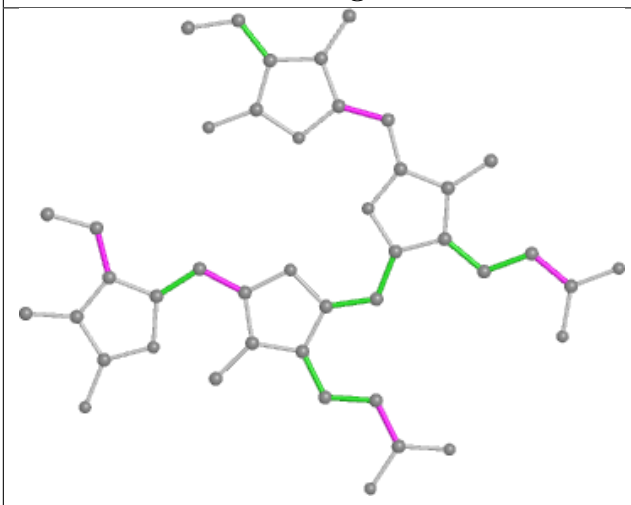

Torsions

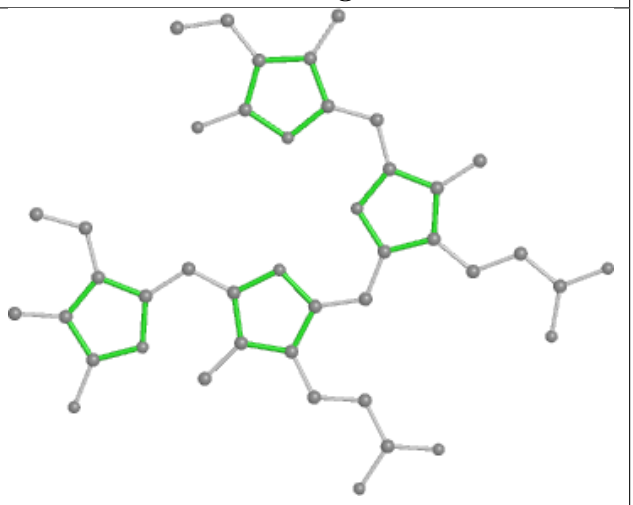

Rings

Ligand CLA b6 610

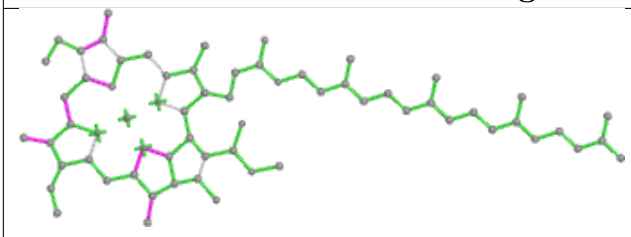

Bond lengths

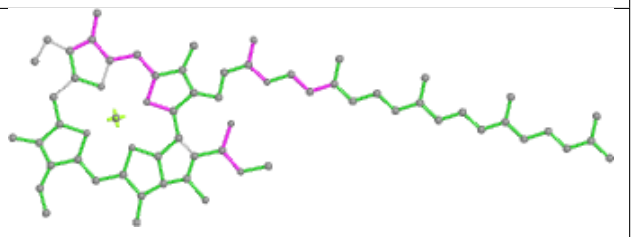

Bond angles

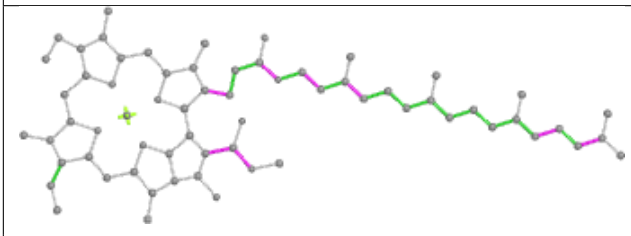

Torsions

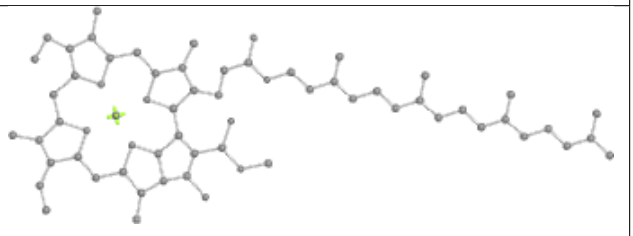

Rings

Ligand CLA AN 849

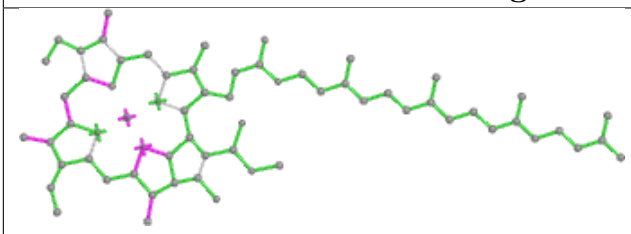

Bond lengths

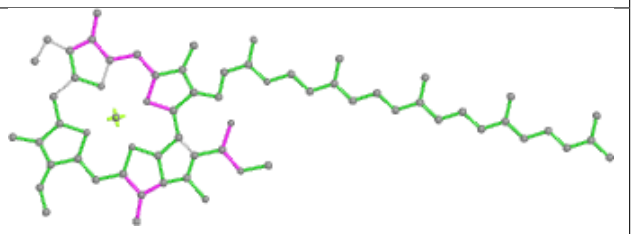

Bond angles

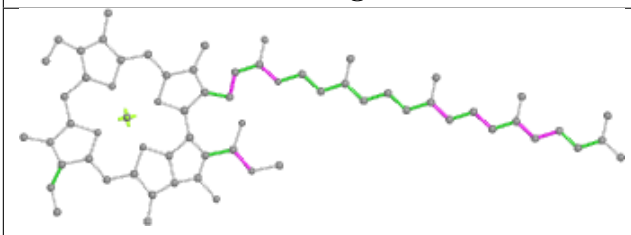

Torsions

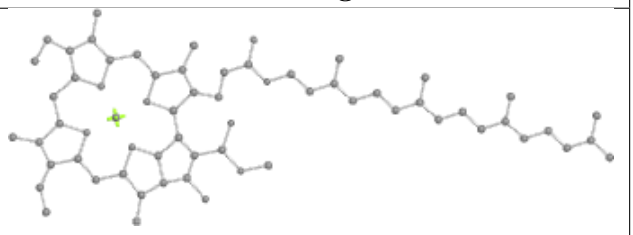

Rings

Ligand PEB DF 203

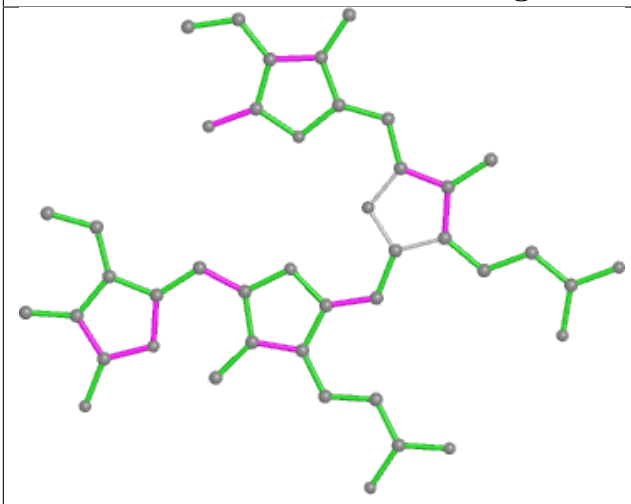

Bond lengths

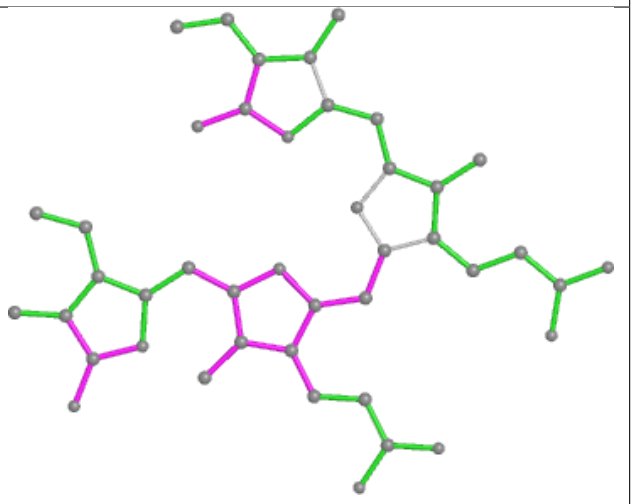

Bond angles

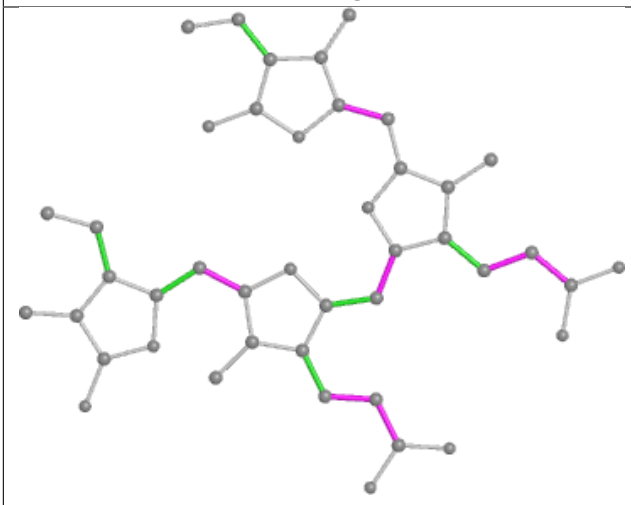

Torsions

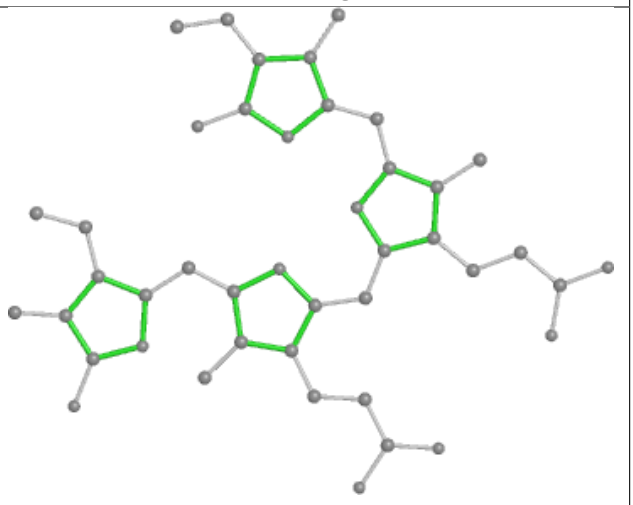

Rings

Ligand PEB Y9 201

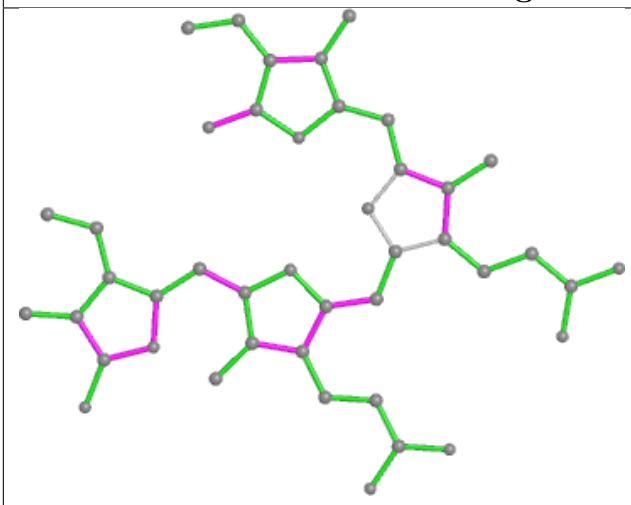

Bond lengths

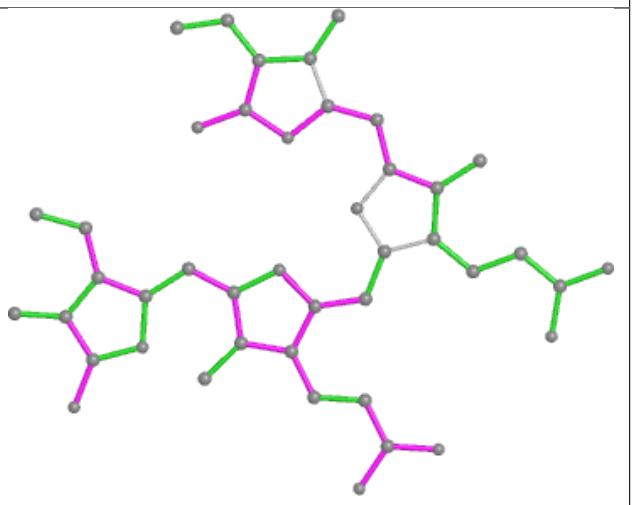

Bond angles

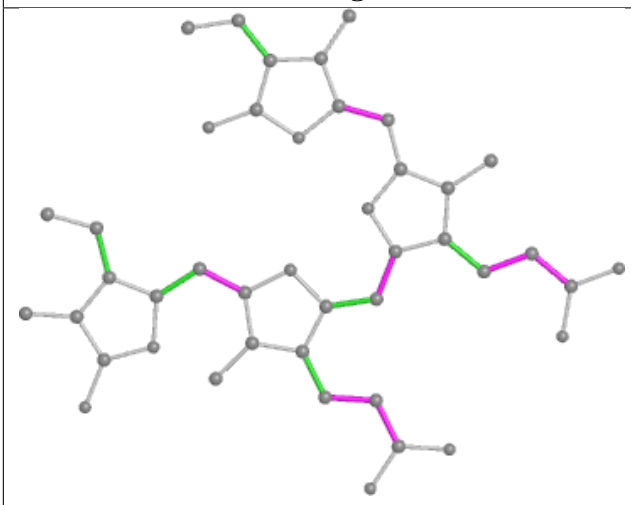

Torsions

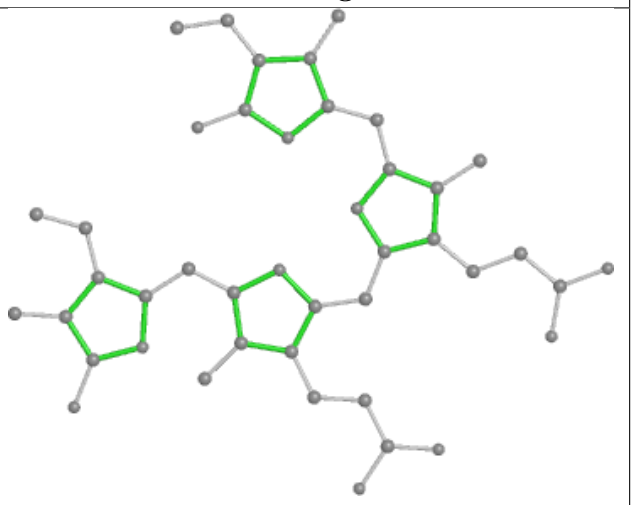

Rings

Ligand CLA 6N 605

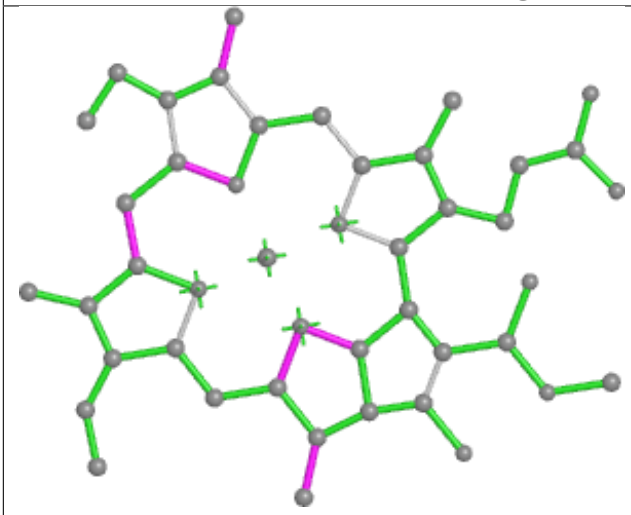

Bond lengths

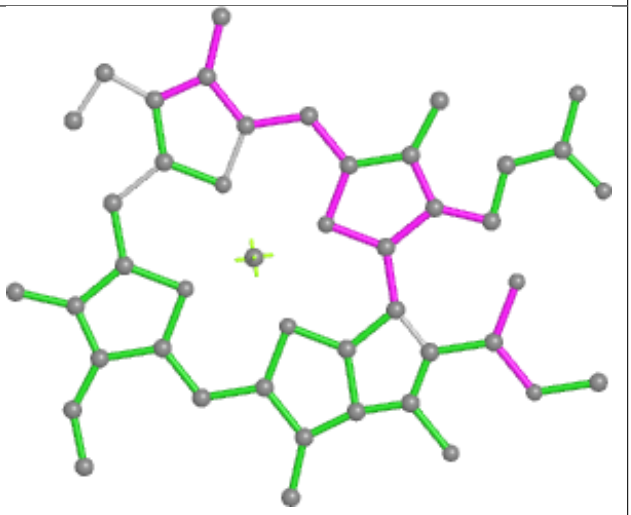

Bond angles

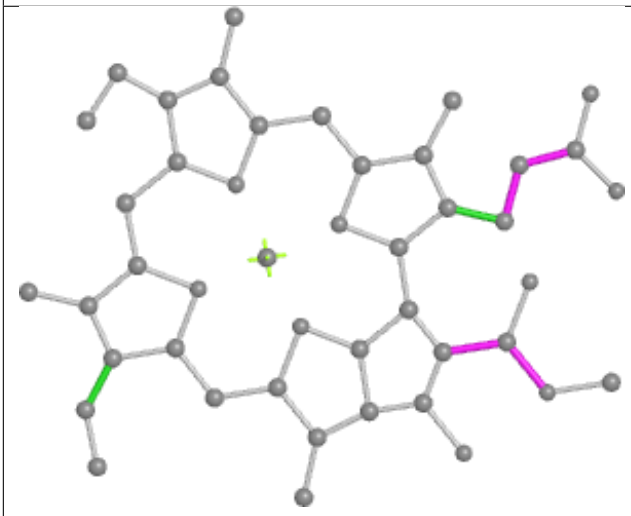

Torsions

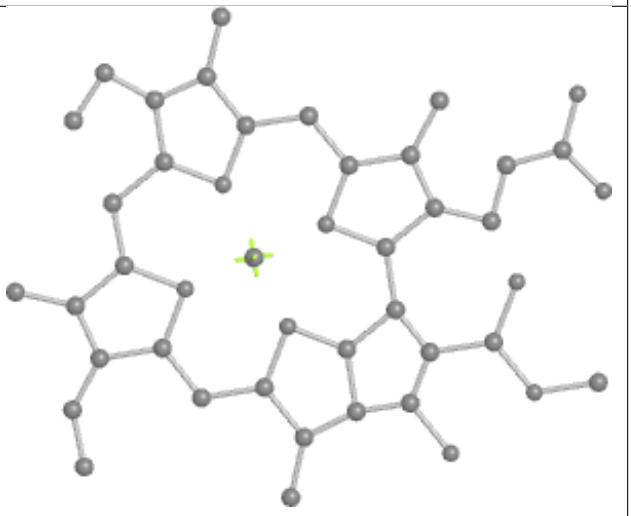

Rings

Ligand PEB g4 202

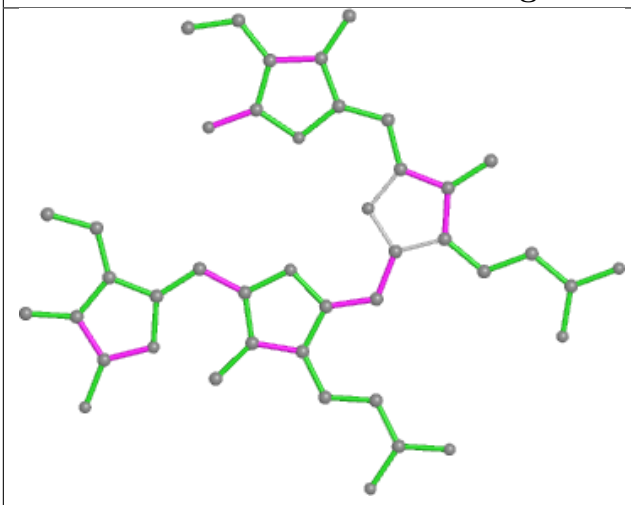

Bond lengths

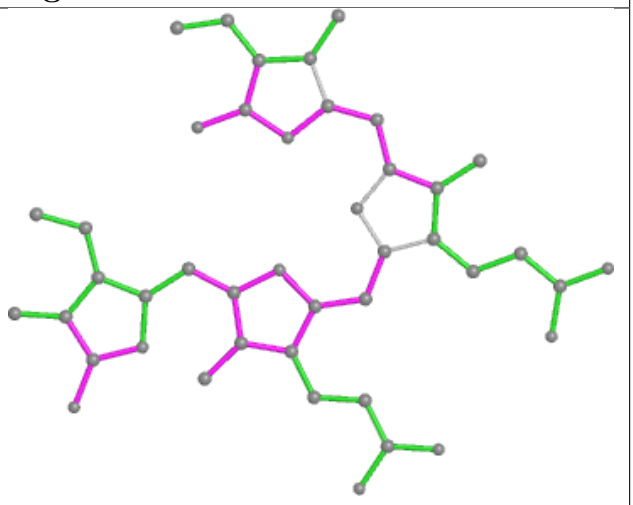

Bond angles

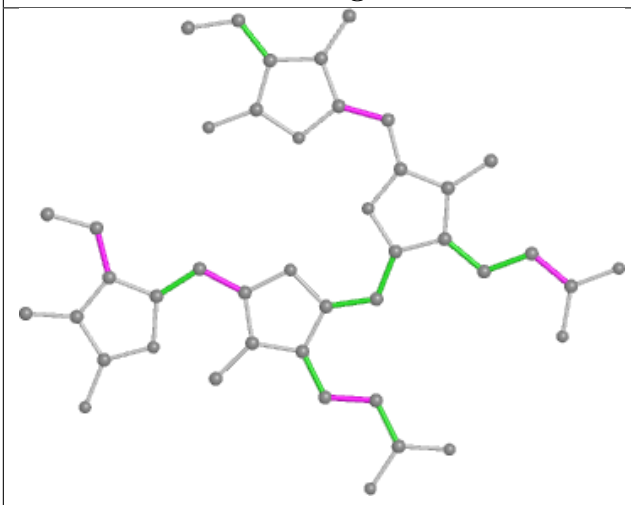

Torsions

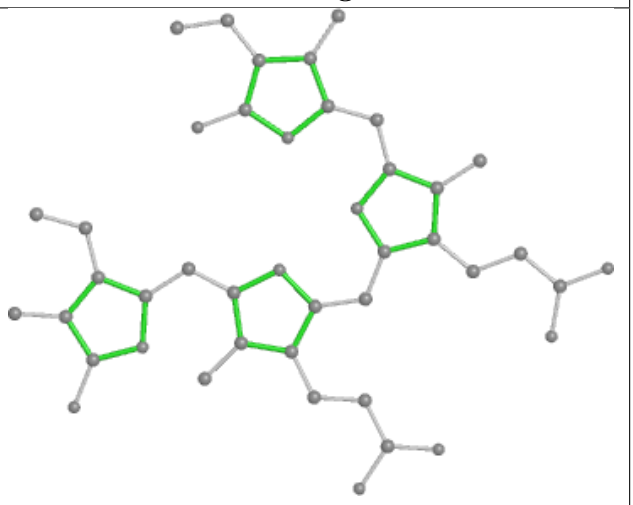

Rings

Ligand PUB Z5 302

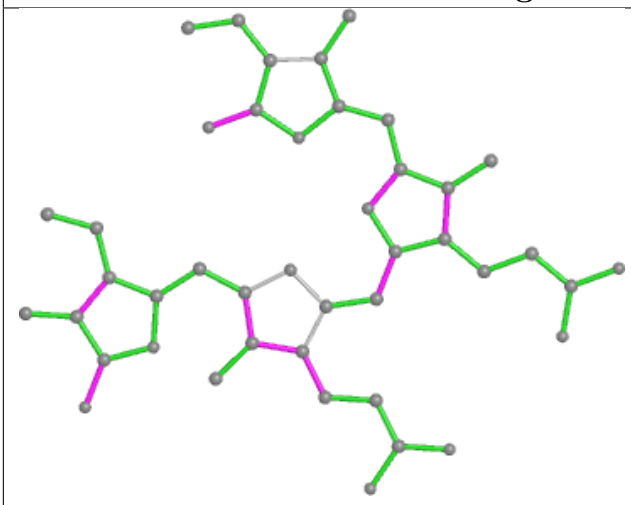

Bond lengths

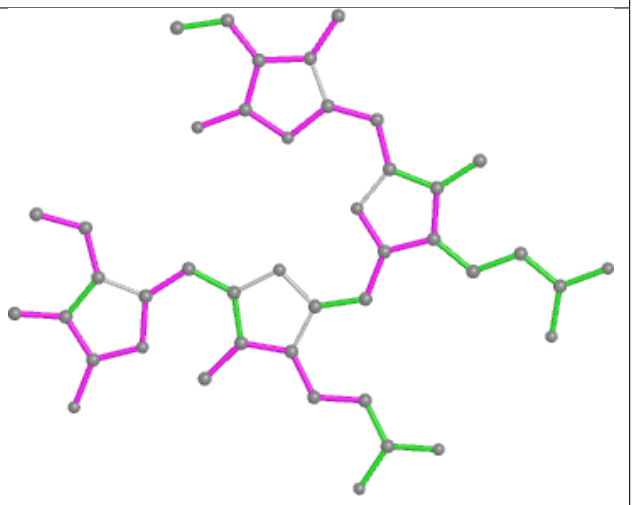

Bond angles

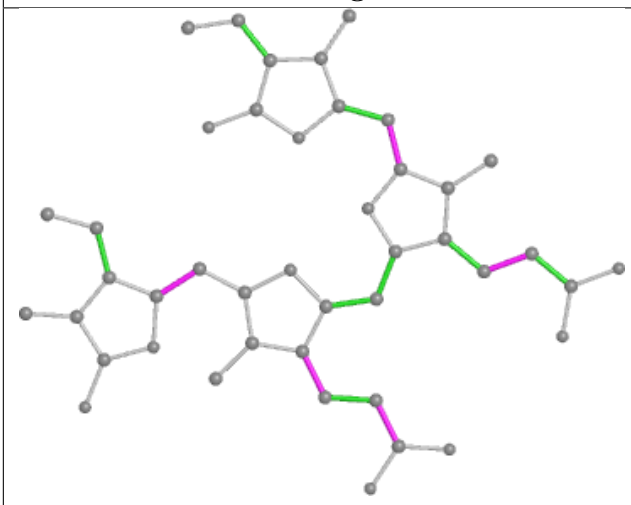

Torsions

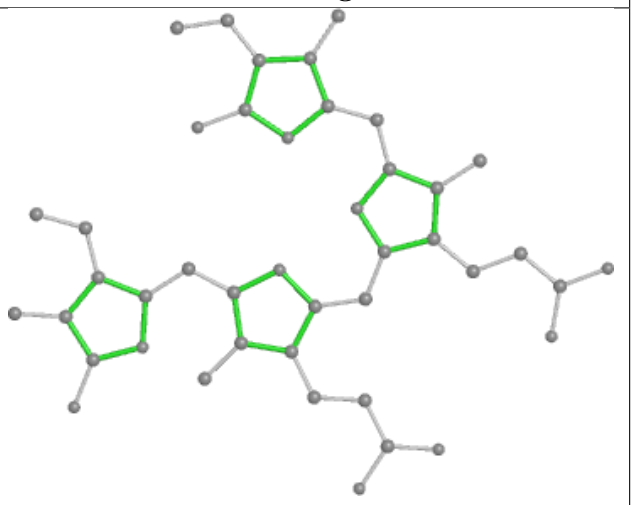

Rings

Ligand PEB aJ 204

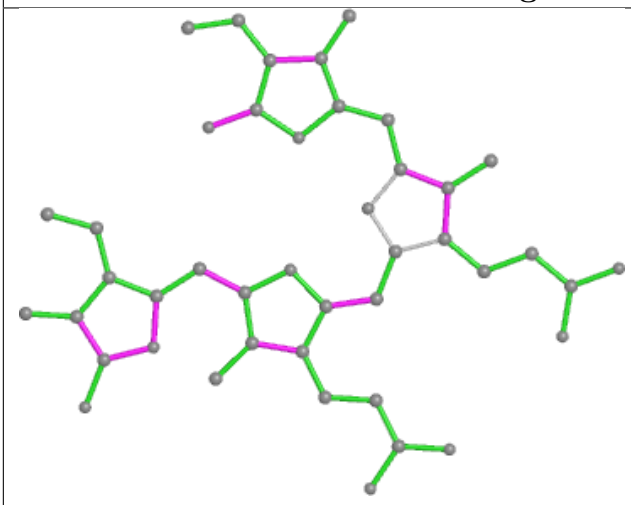

Bond lengths

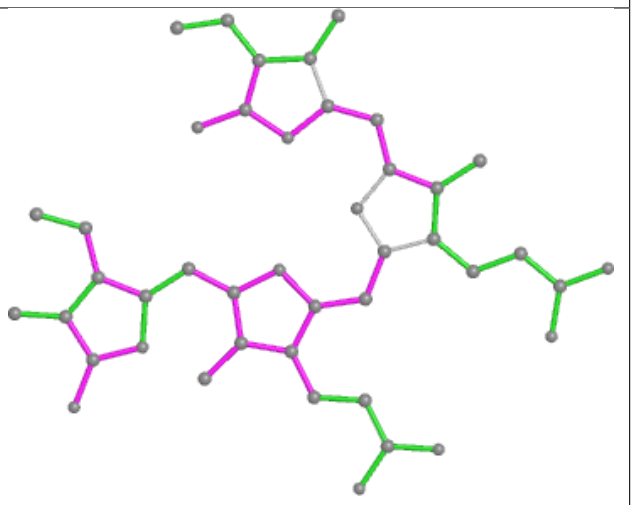

Bond angles

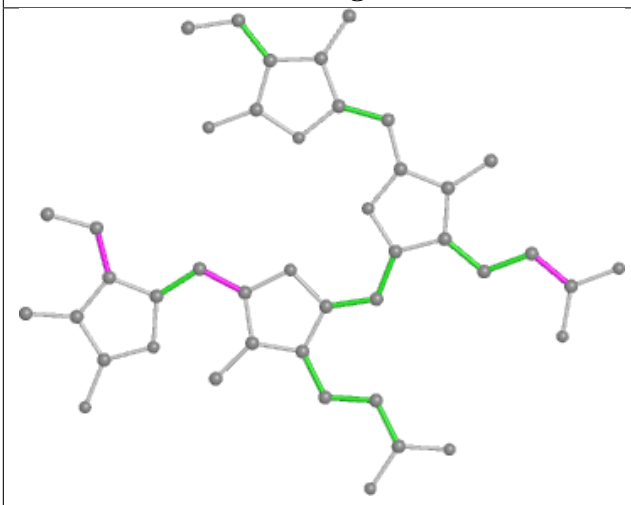

Torsions

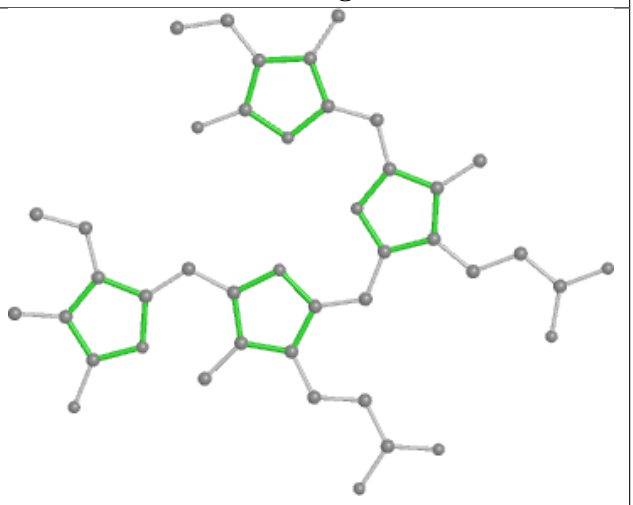

Rings

Ligand BCR BL 617

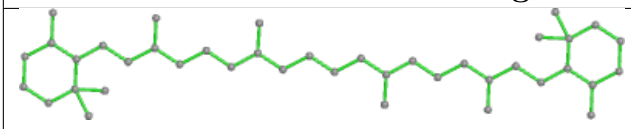

Bond lengths

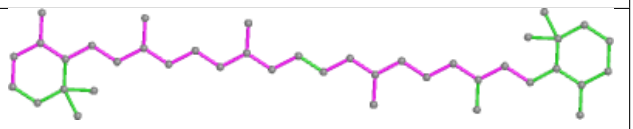

Bond angles

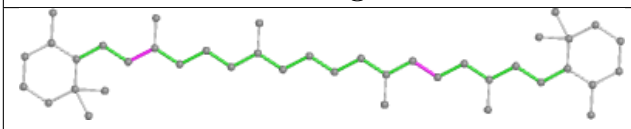

Torsions

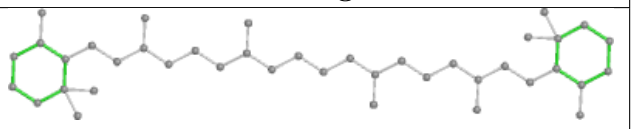

Rings

Ligand PEB IJ 202

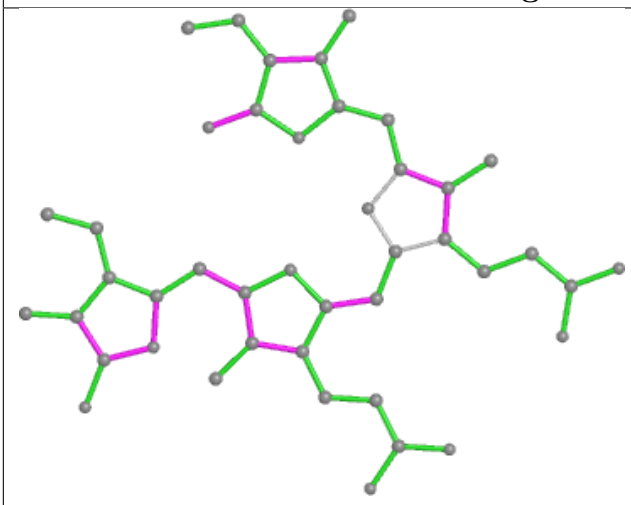

Bond lengths

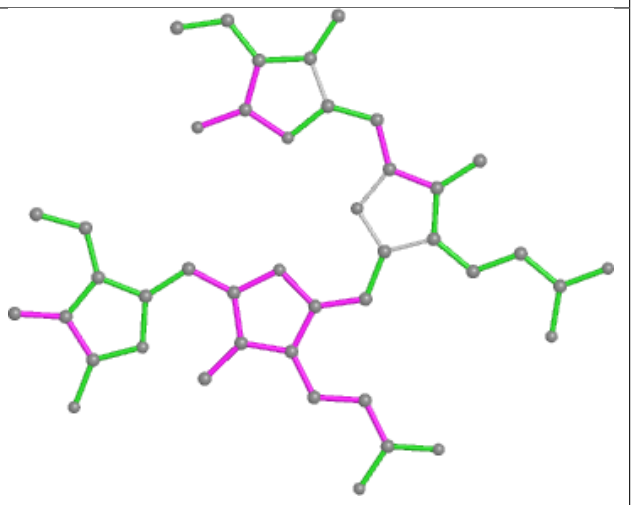

Bond angles

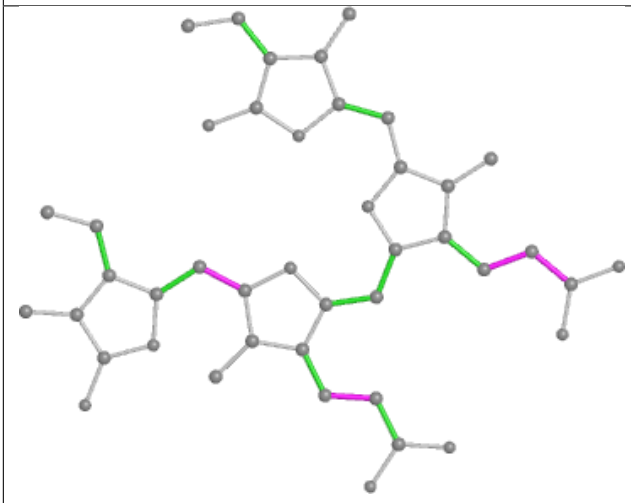

Torsions

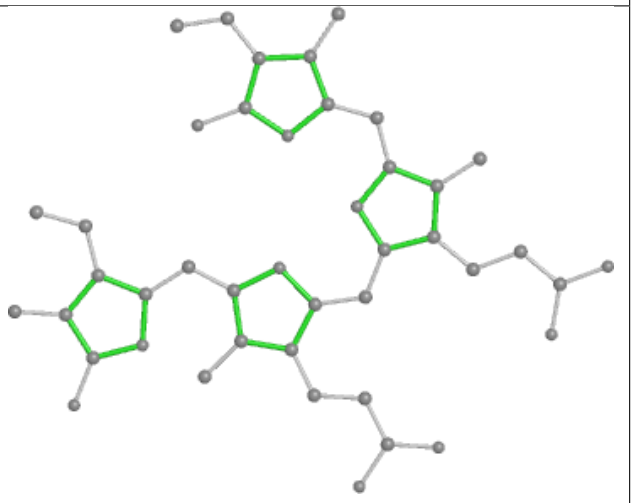

Rings

Ligand PEB WE 201

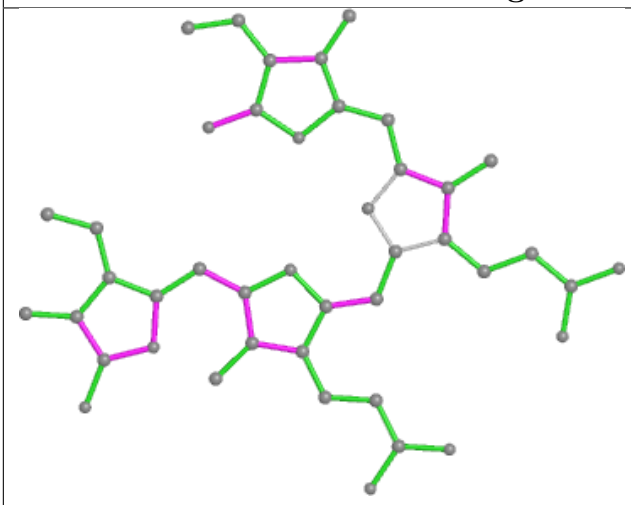

Bond lengths

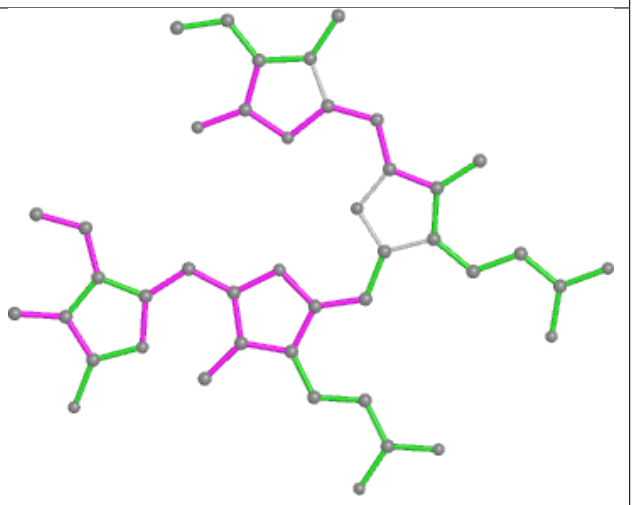

Bond angles

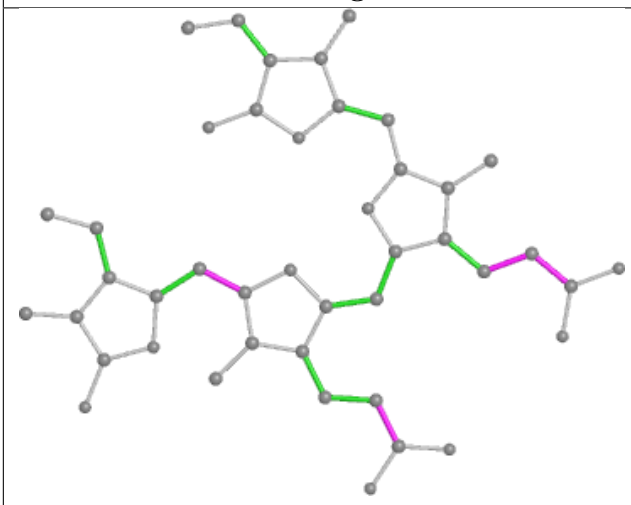

Torsions

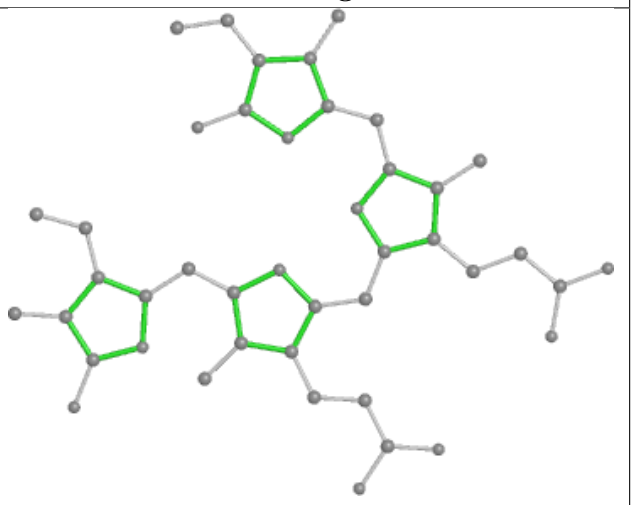

Rings

Ligand PEB AI 202

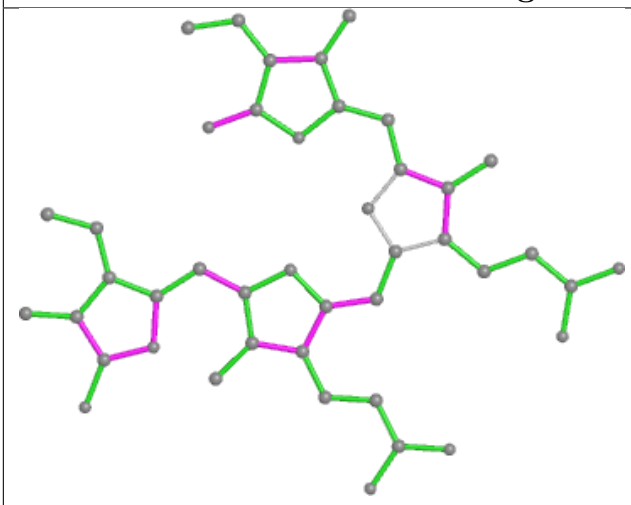

Bond lengths

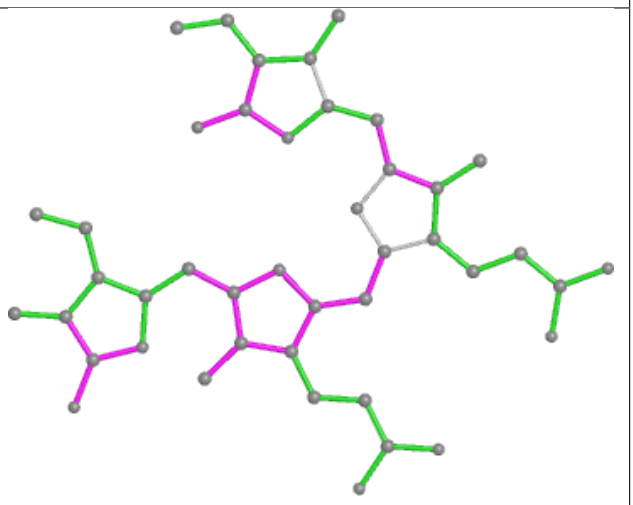

Bond angles

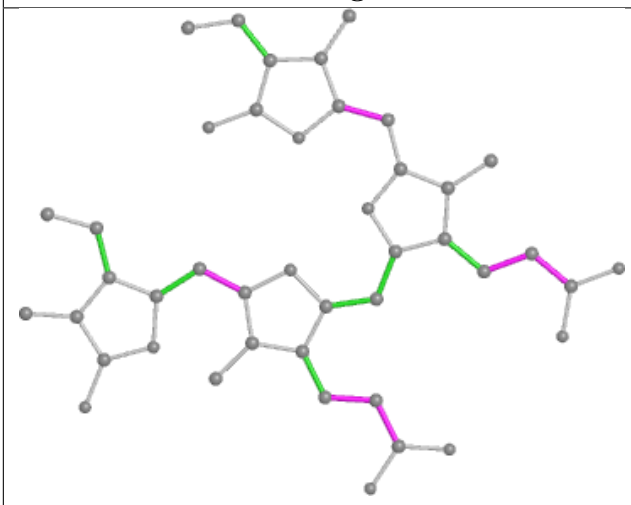

Torsions

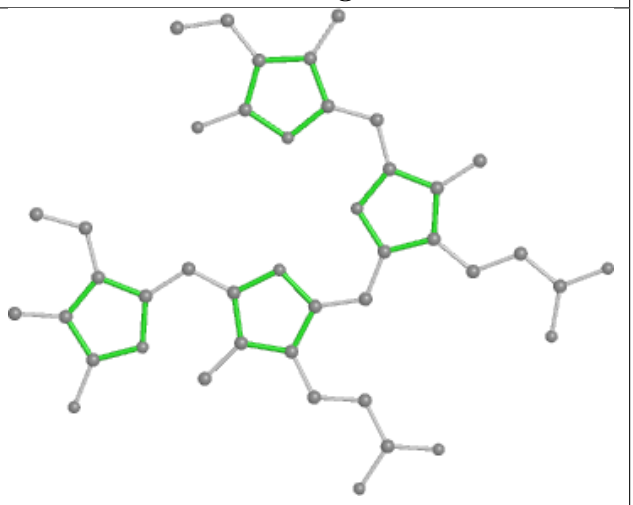

Rings

Ligand PEB IA 201

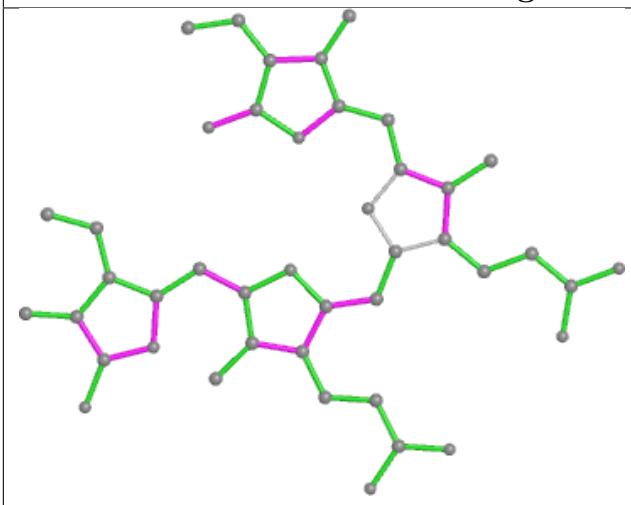

Bond lengths

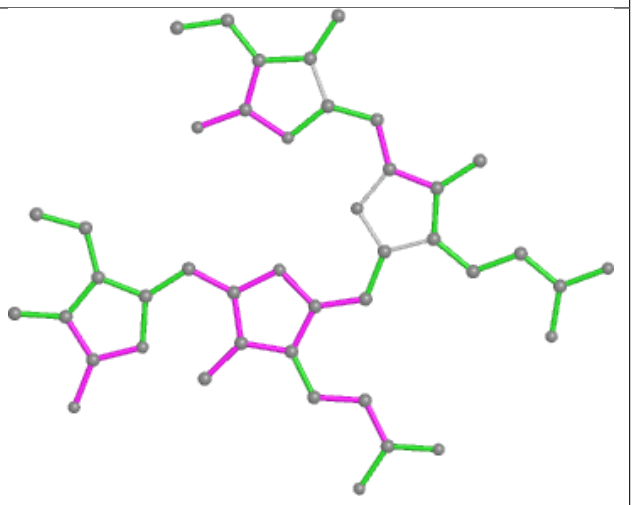

Bond angles

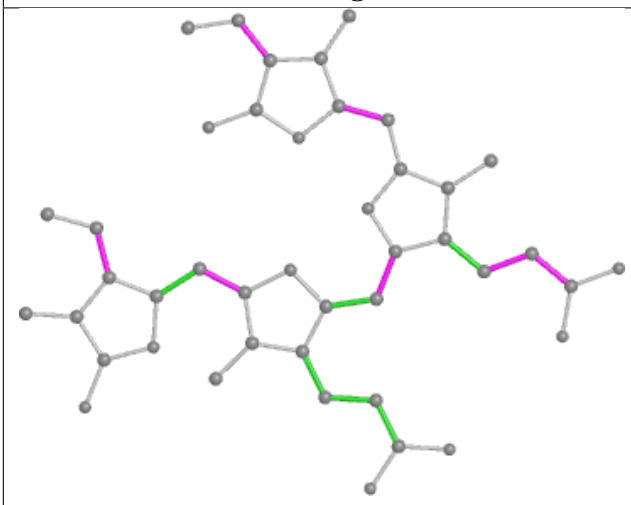

Torsions

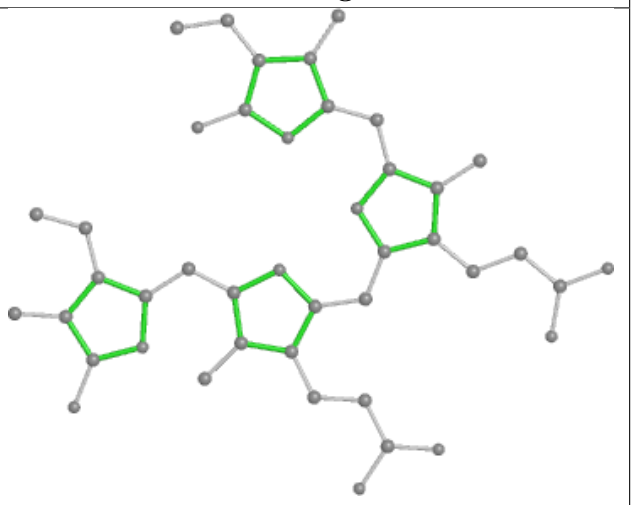

Rings

Ligand CLA C6 513

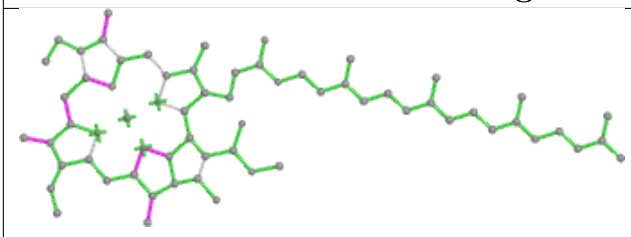

Bond lengths

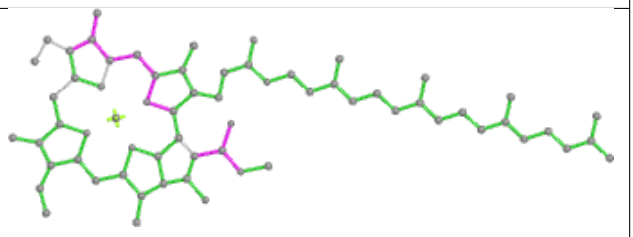

Bond angles

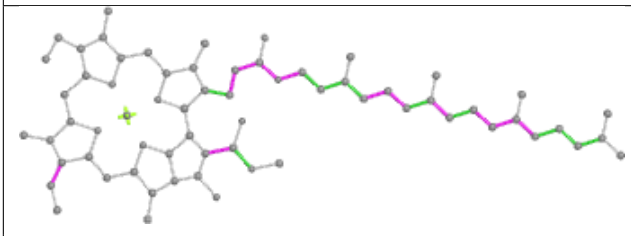

Torsions

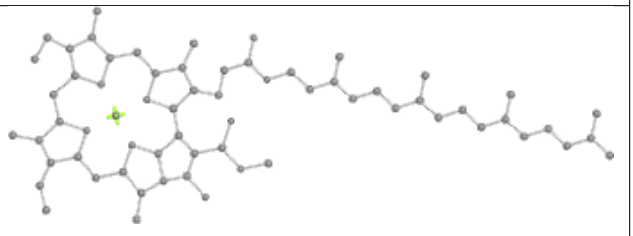

Rings

Ligand LHG C6 522

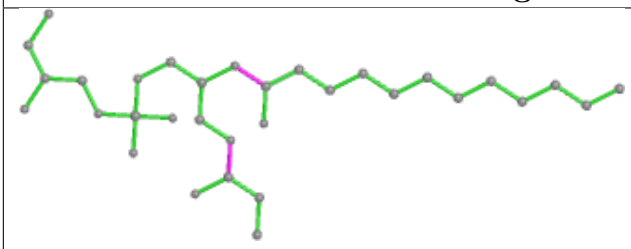

Bond lengths

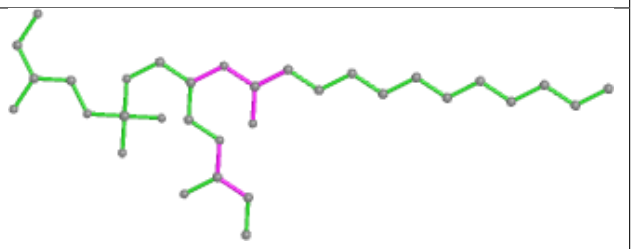

Bond angles

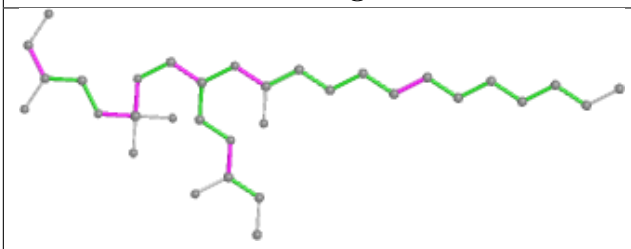

Torsions

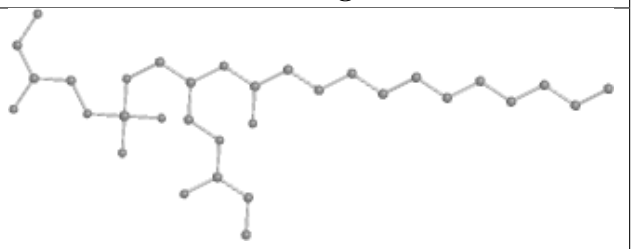

Rings

Ligand PEB ND 203

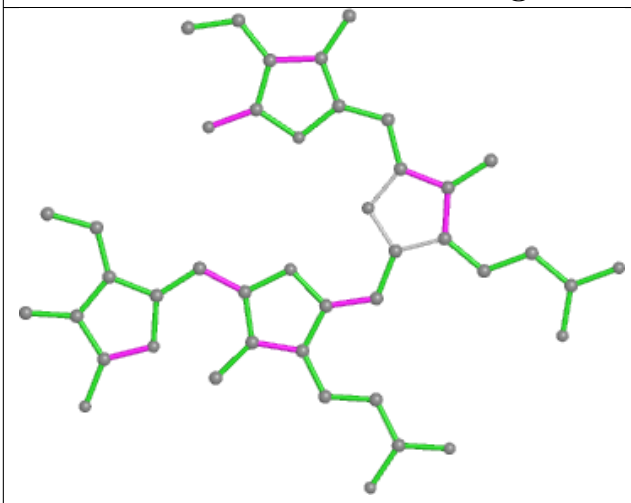

Bond lengths

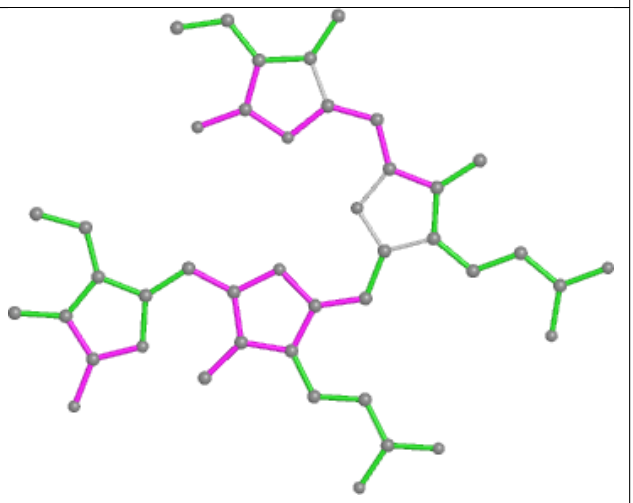

Bond angles

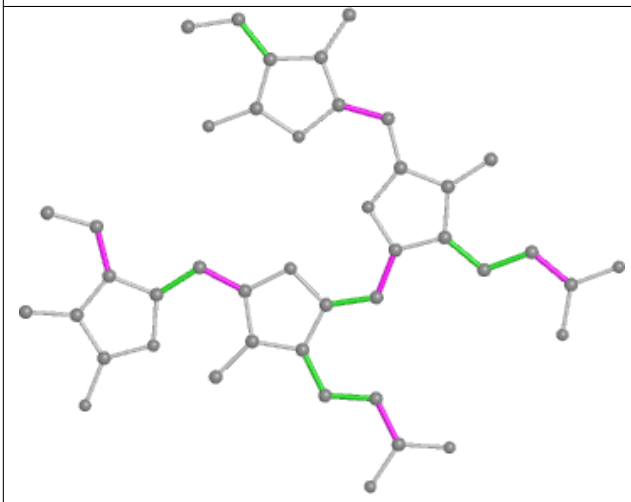

Torsions

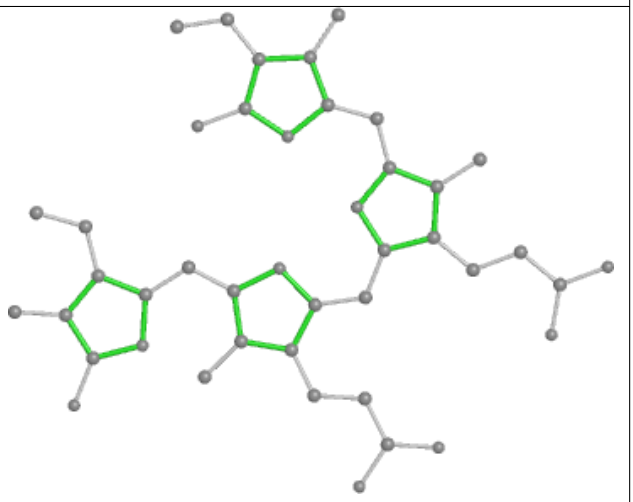

Rings

Ligand PEB UO 201

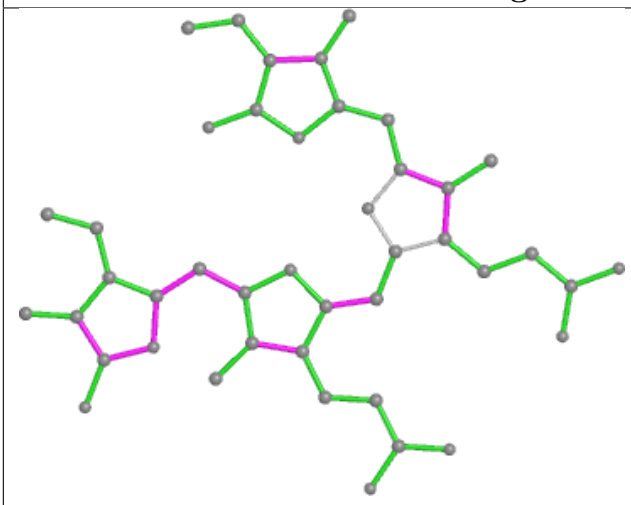

Bond lengths

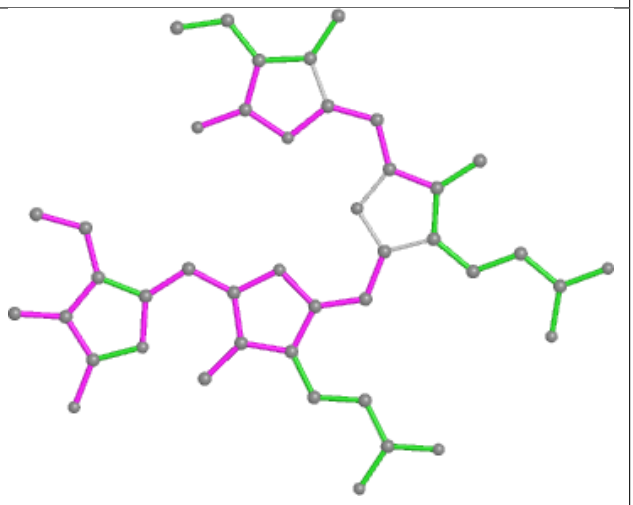

Bond angles

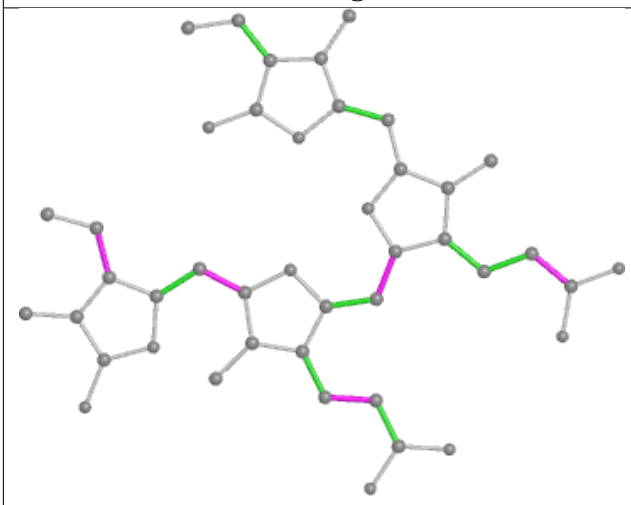

Torsions

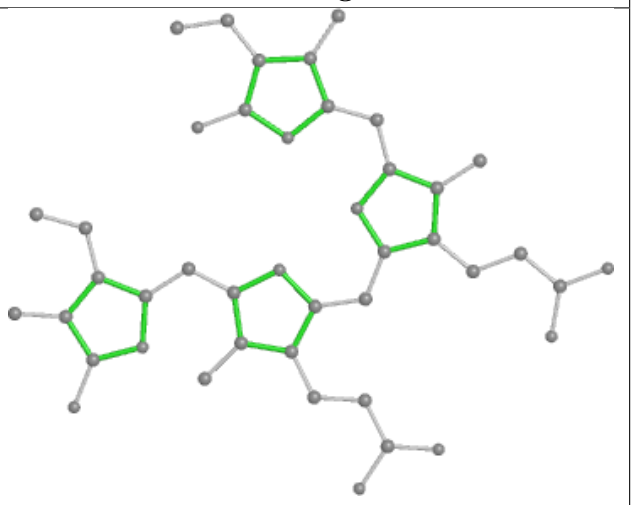

Rings

Ligand PEB DQ 203

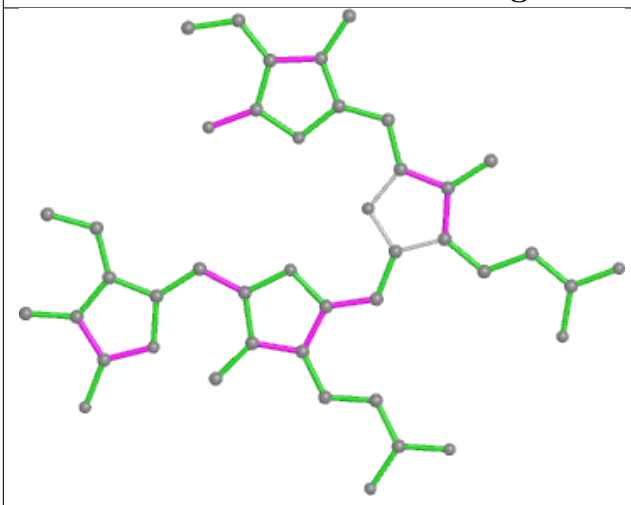

Bond lengths

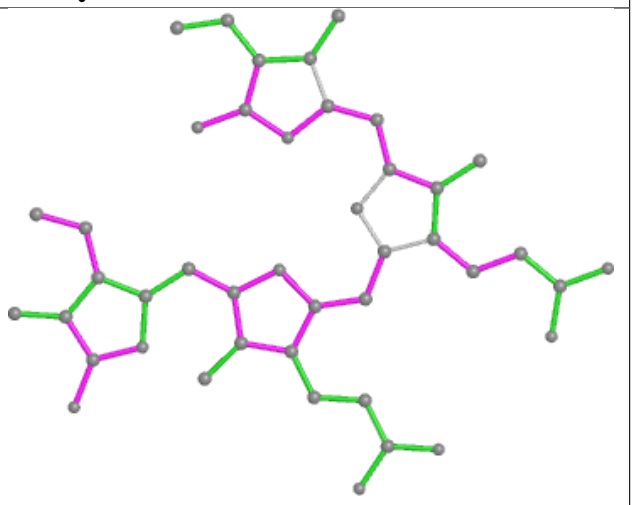

Bond angles

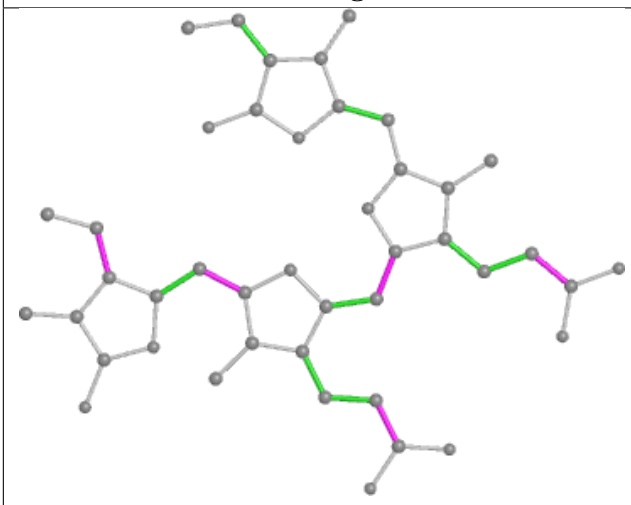

Torsions

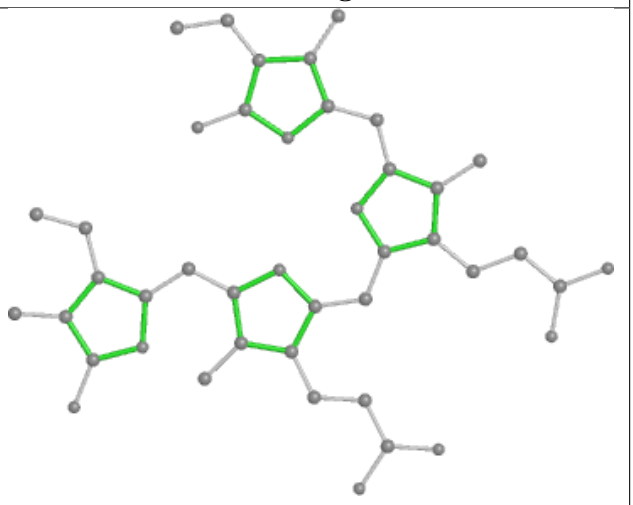

Rings

Ligand CLA 72 605

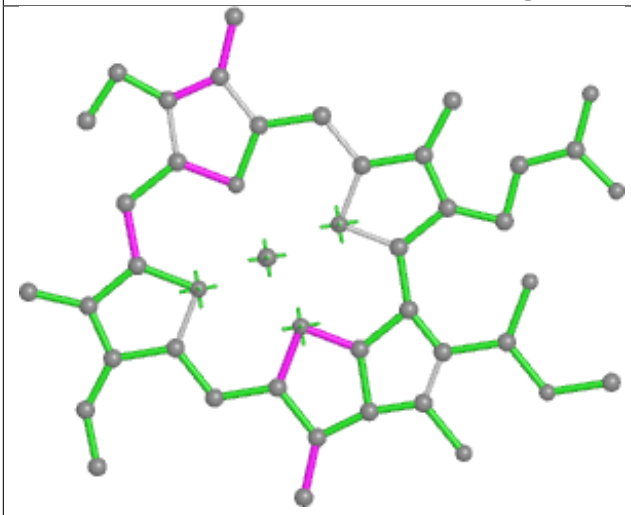

Bond lengths

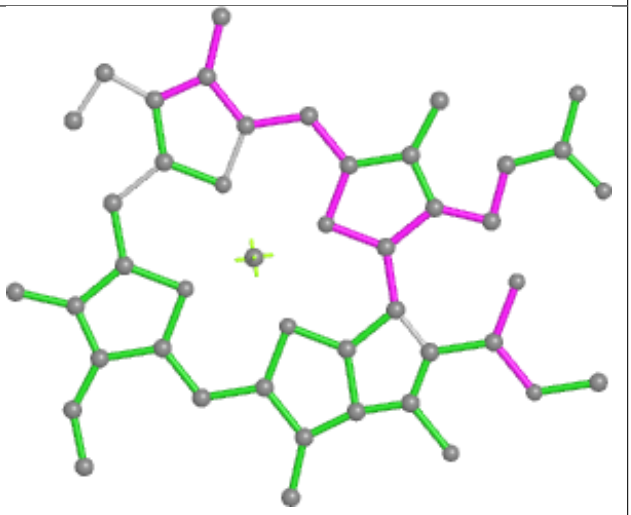

Bond angles

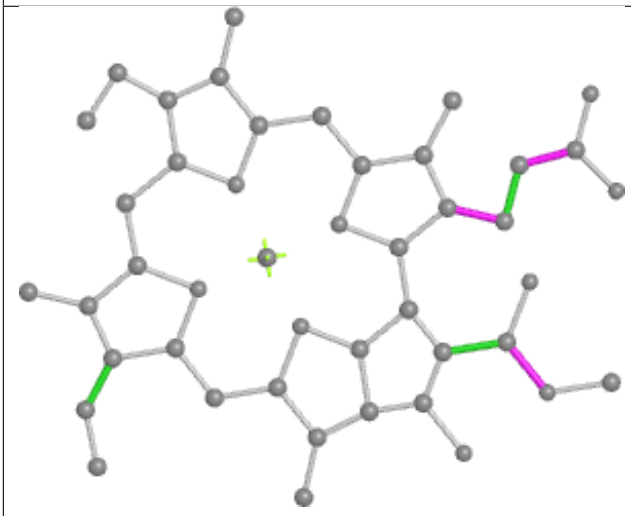

Torsions

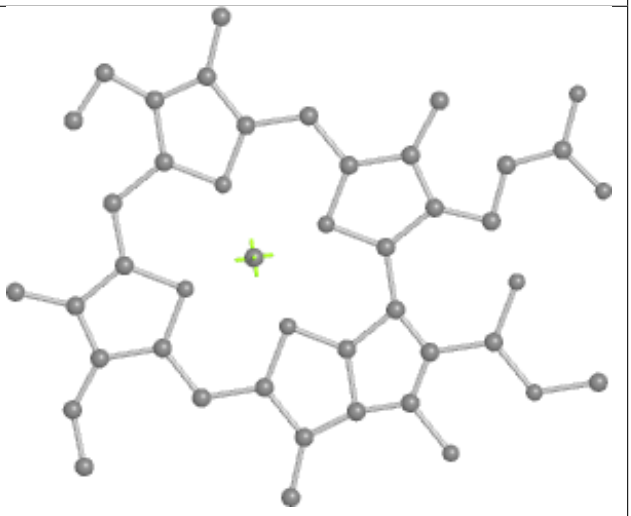

Rings

Ligand PEB kF 203

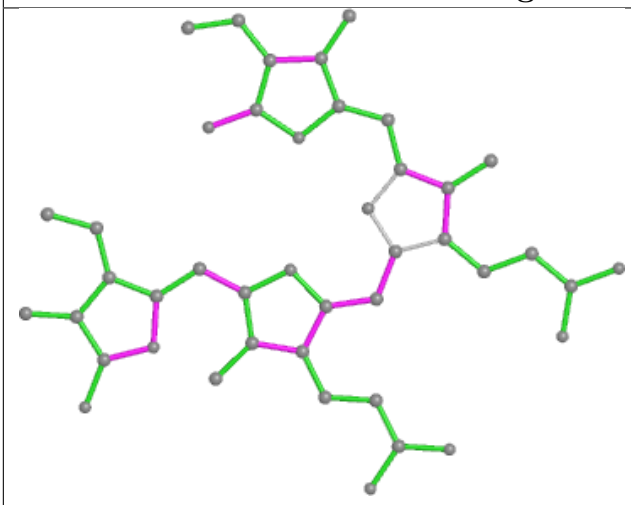

Bond lengths

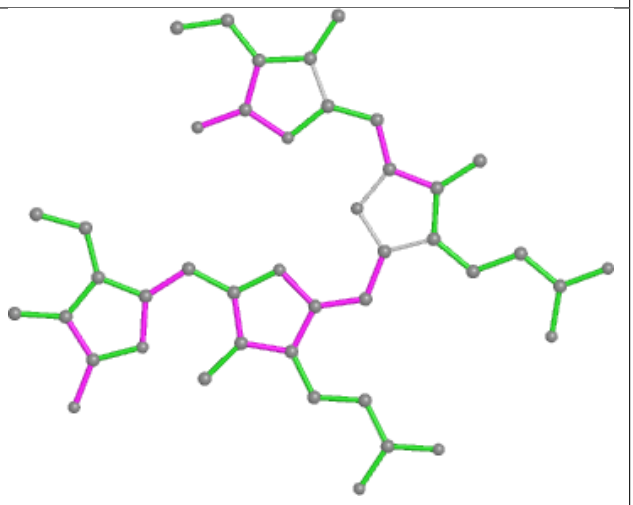

Bond angles

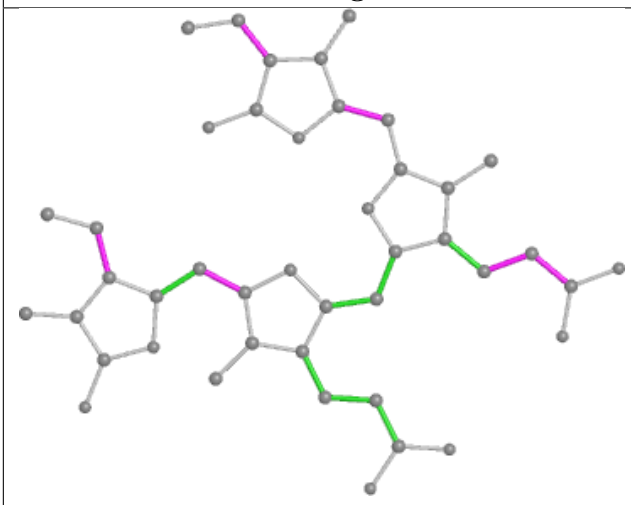

Torsions

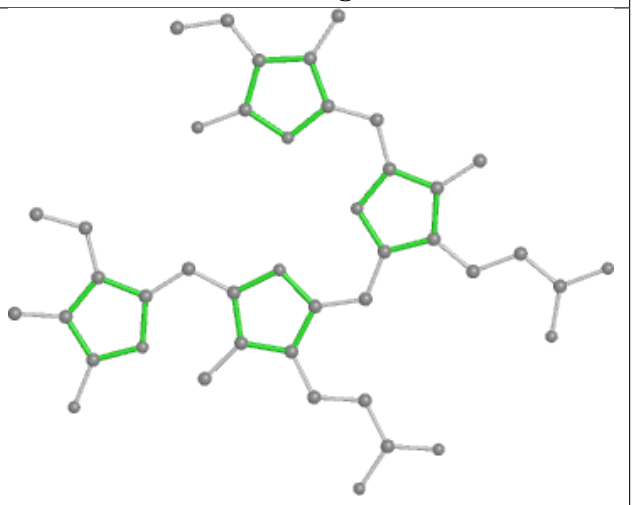

Rings

Ligand BCR kL 100

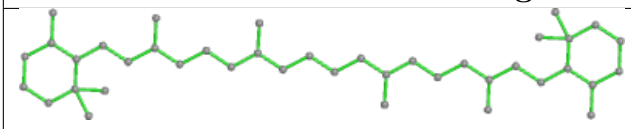

Bond lengths

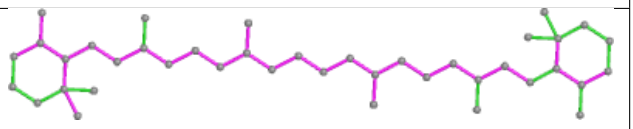

Bond angles

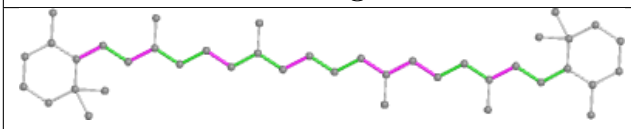

Torsions

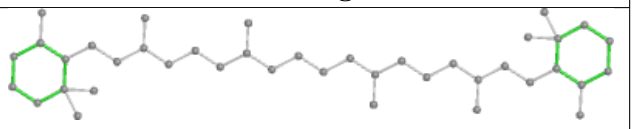

Rings

Ligand PEB NJ 202

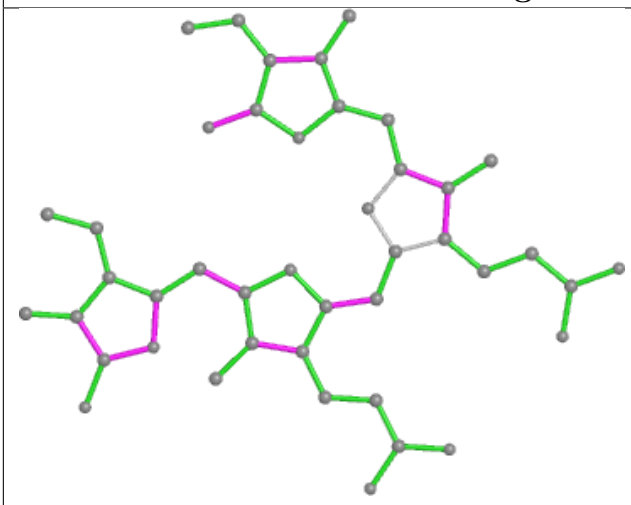

Bond lengths

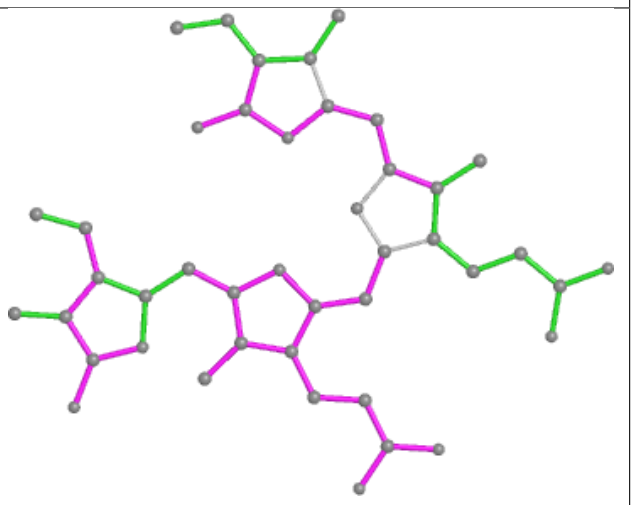

Bond angles

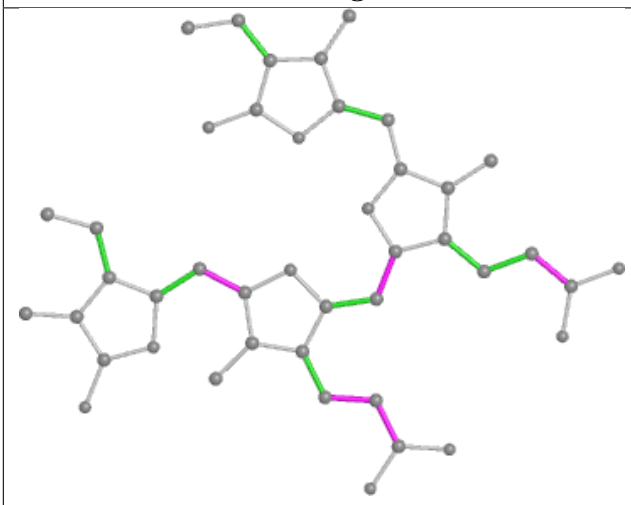

Torsions

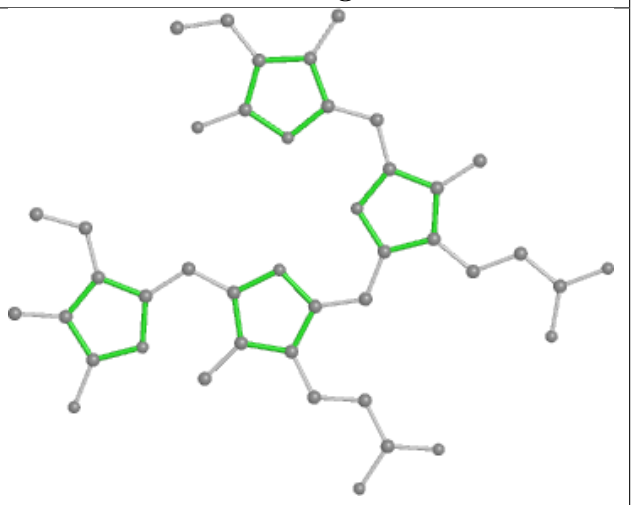

Rings

Ligand CYC q3 1001

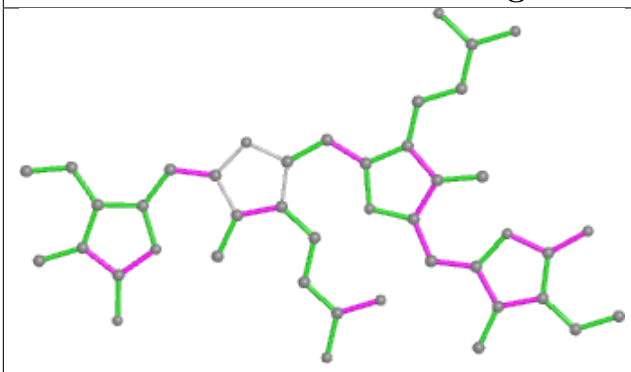

Bond lengths

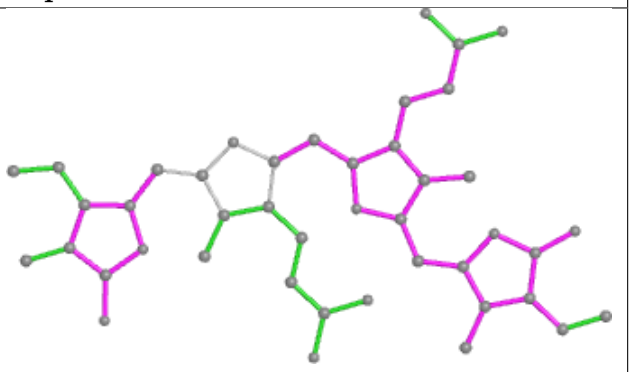

Bond angles

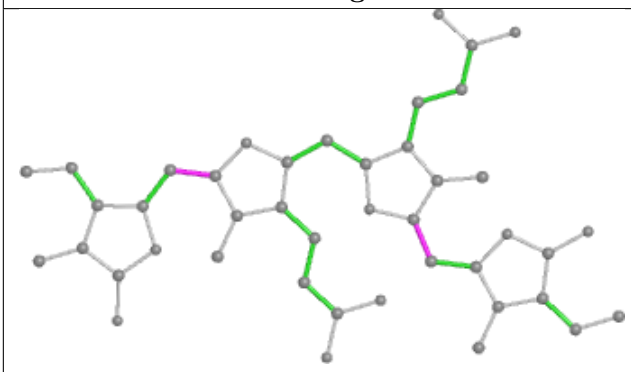

Torsions

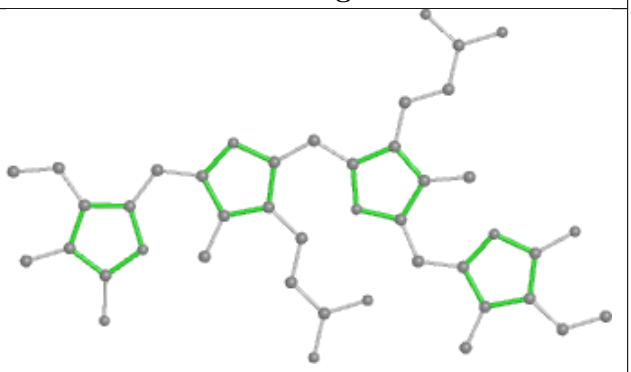

Rings

Ligand CYC HG 1001

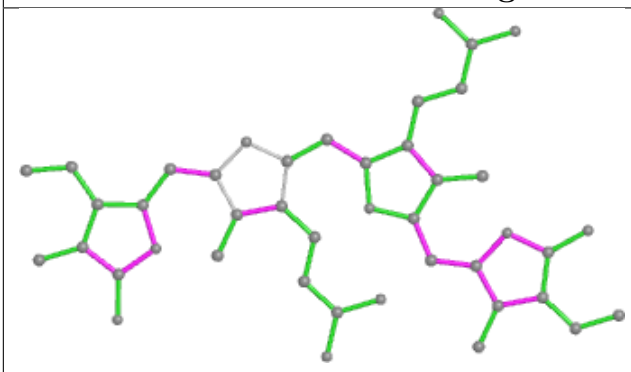

Bond lengths

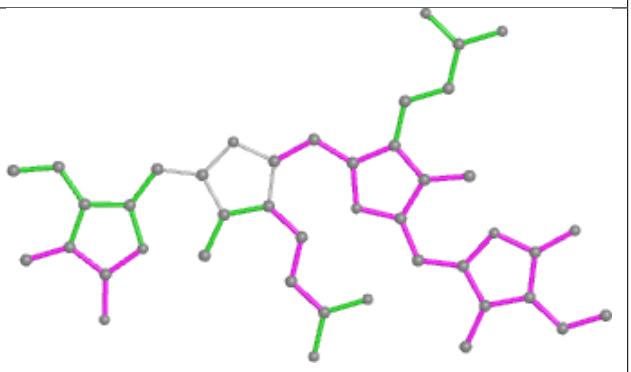

Bond angles

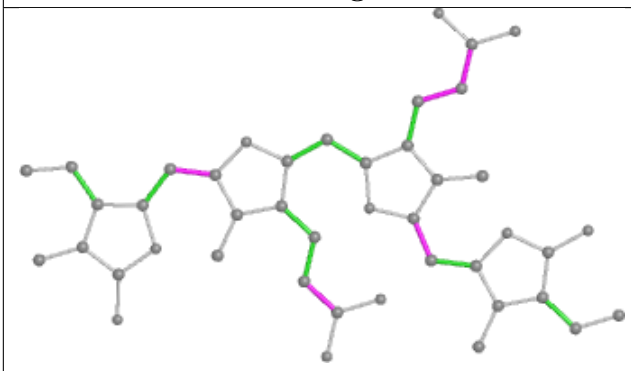

Torsions

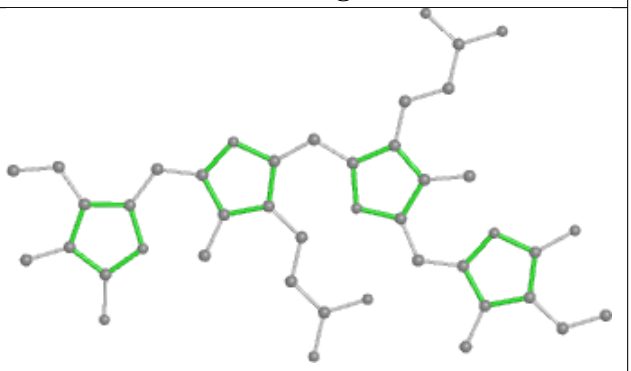

Rings

Ligand LHG A2 844

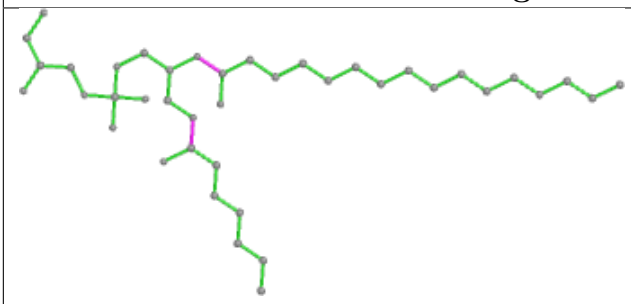

Bond lengths

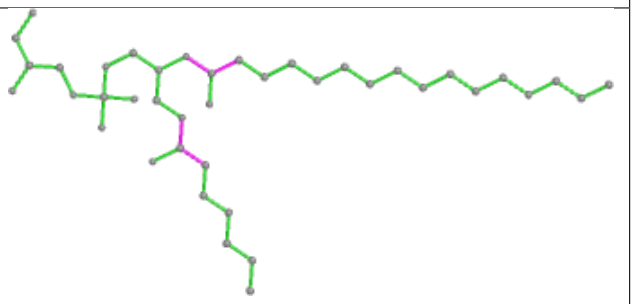

Bond angles

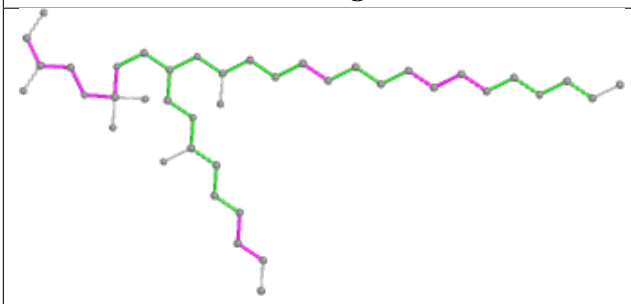

Torsions

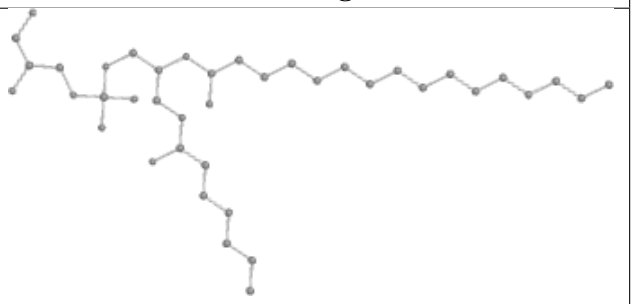

Rings

Ligand PEB z8 202

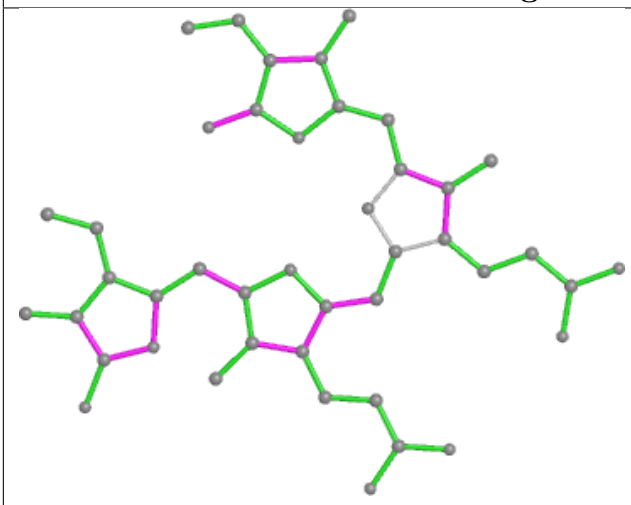

Bond lengths

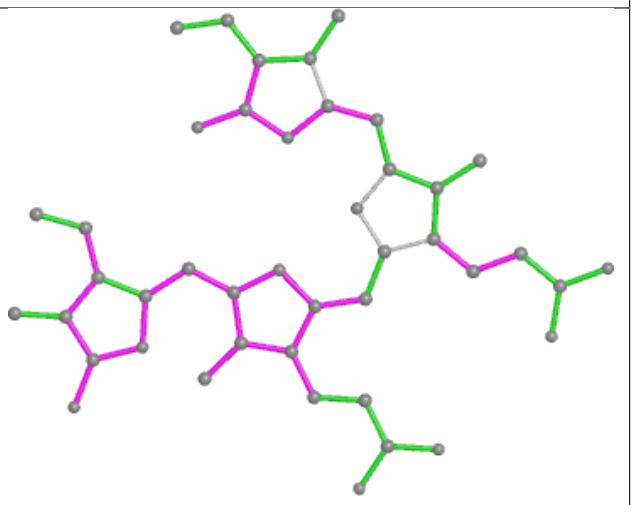

Bond angles

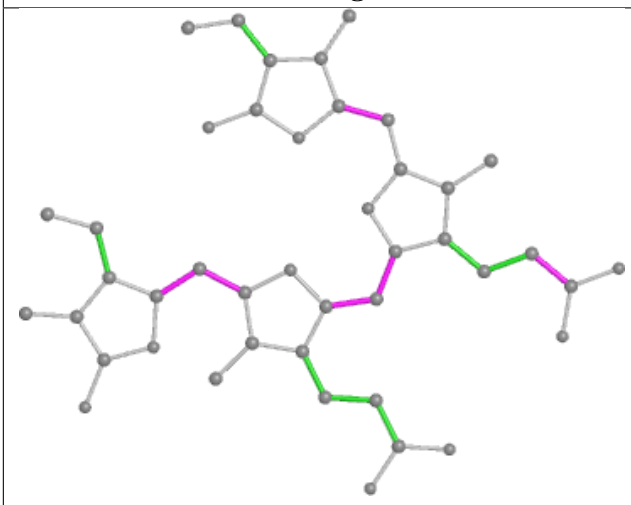

Torsions

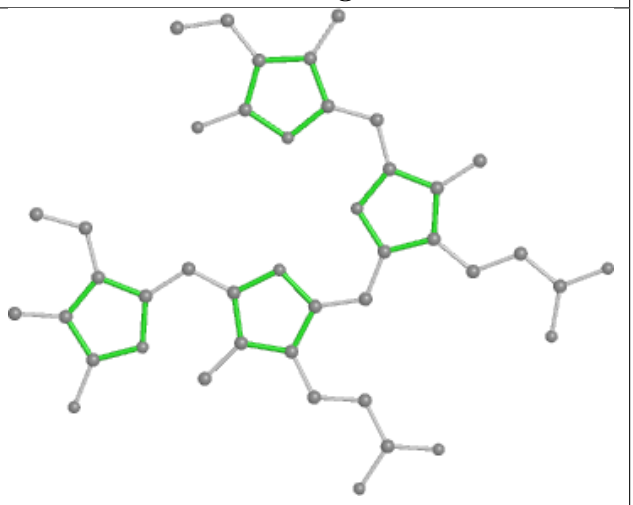

Rings

Ligand PEB CJ 203

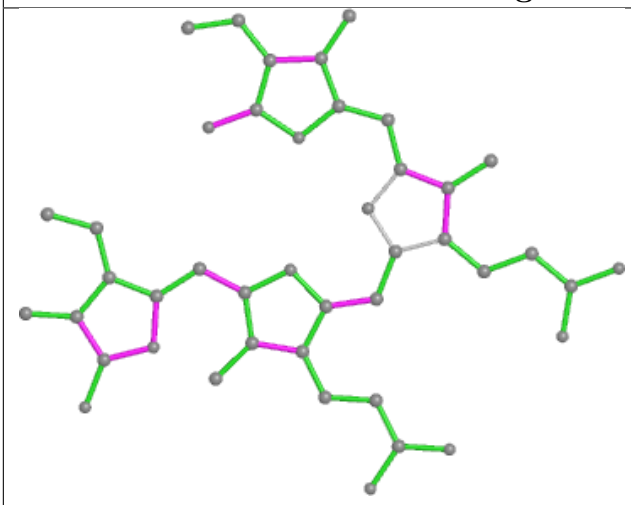

Bond lengths

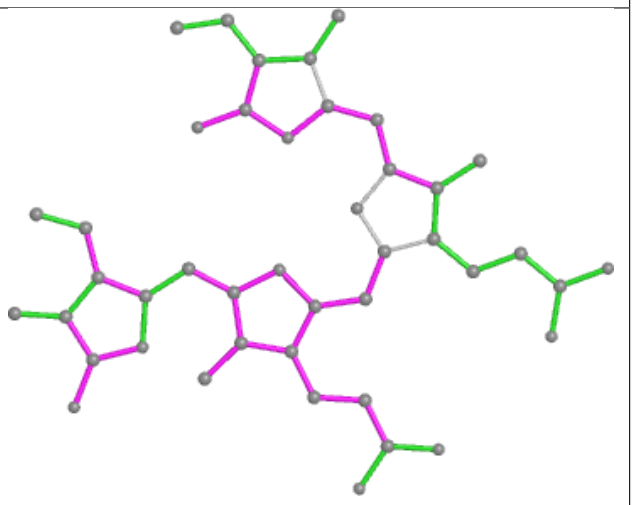

Bond angles

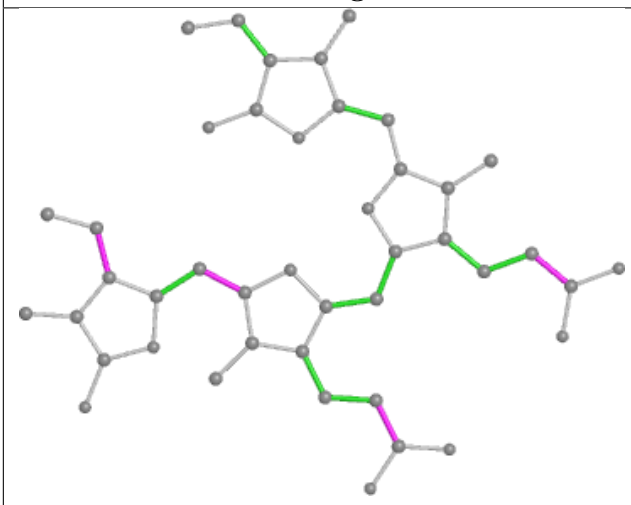

Torsions

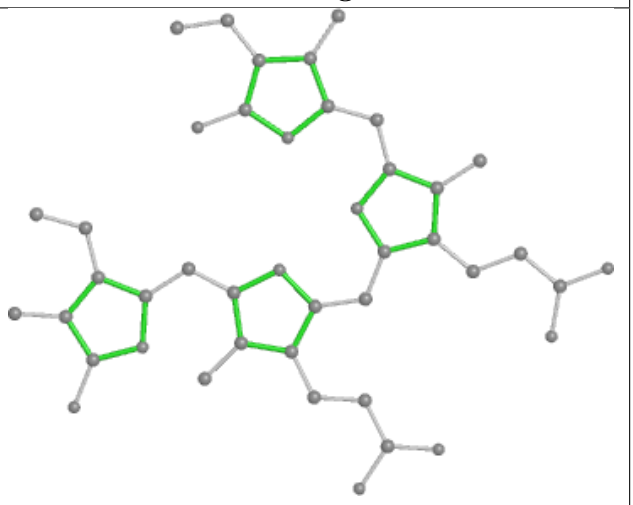

Rings

Ligand PEB kE 202

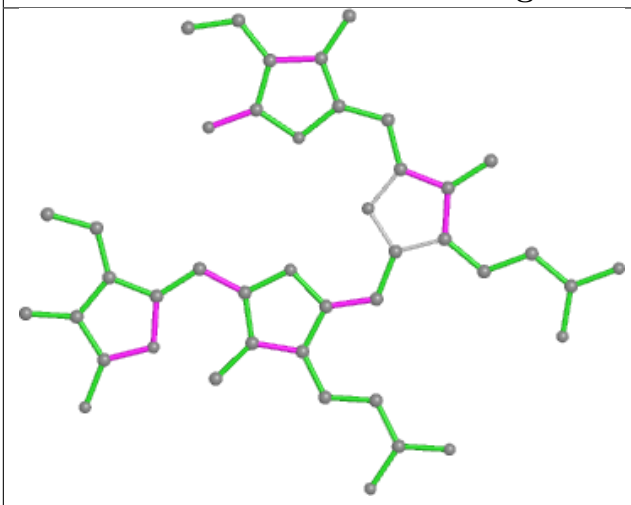

Bond lengths

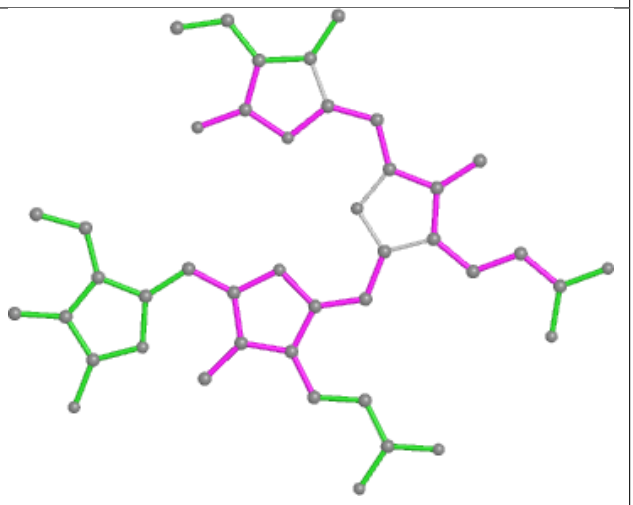

Bond angles

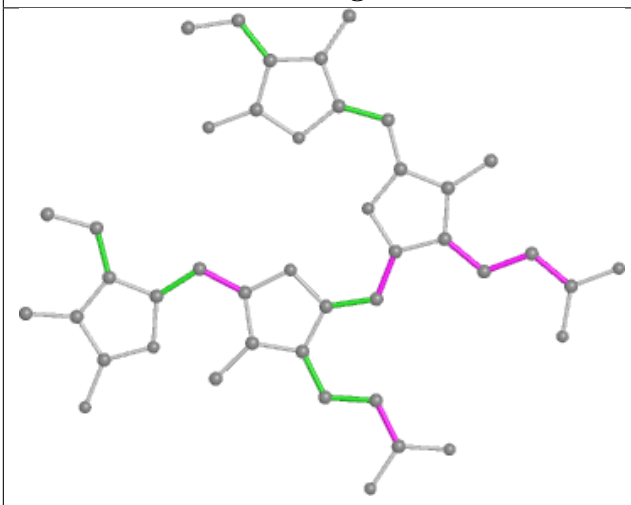

Torsions

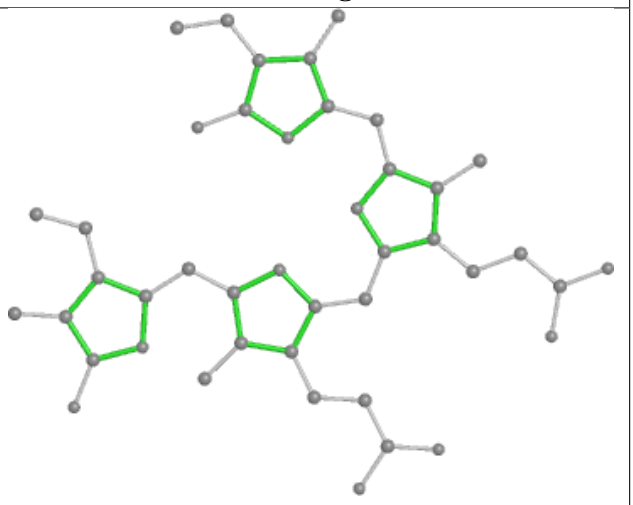

Rings

Ligand CLA 72 604

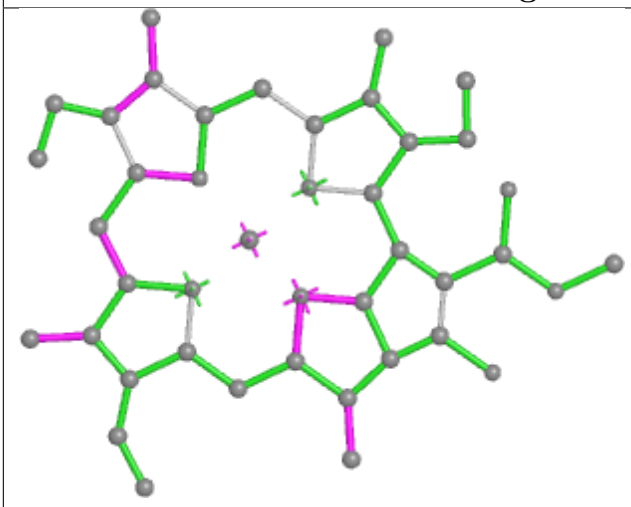

Bond lengths

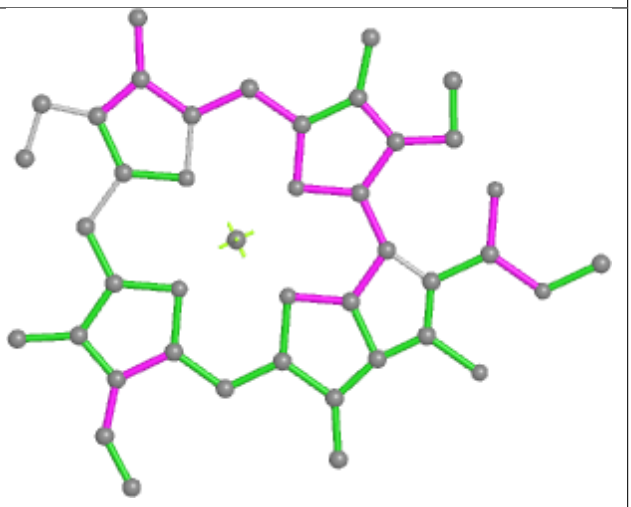

Bond angles

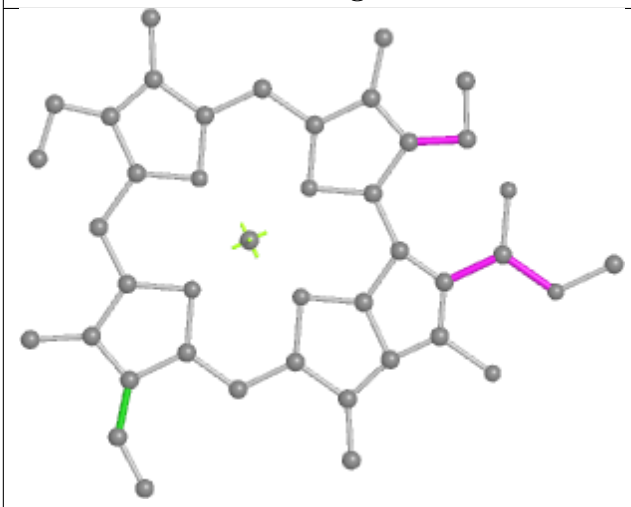

Torsions

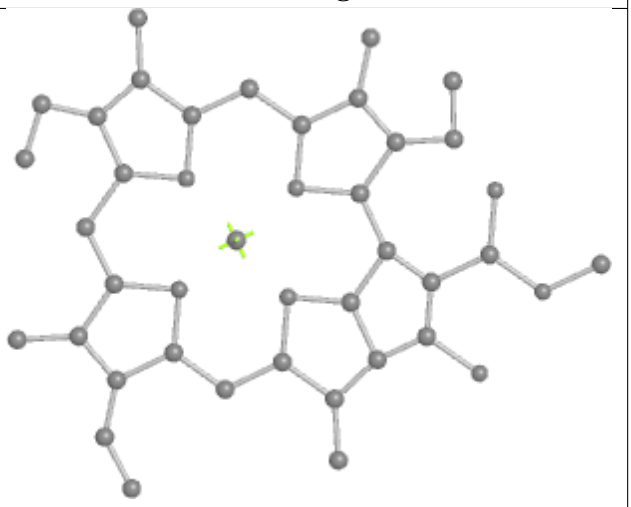

Rings

Ligand CLA CL 508

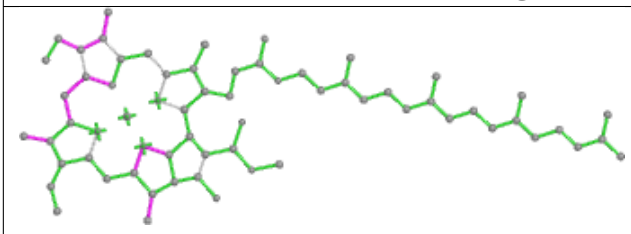

Bond lengths

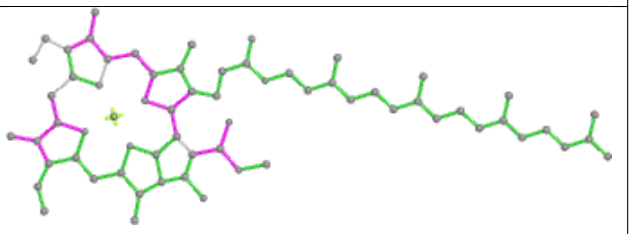

Bond angles

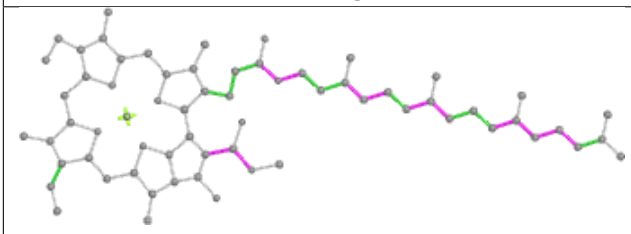

Torsions

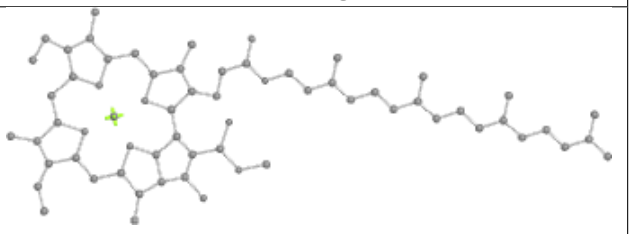

Rings

Ligand PEB jF 201

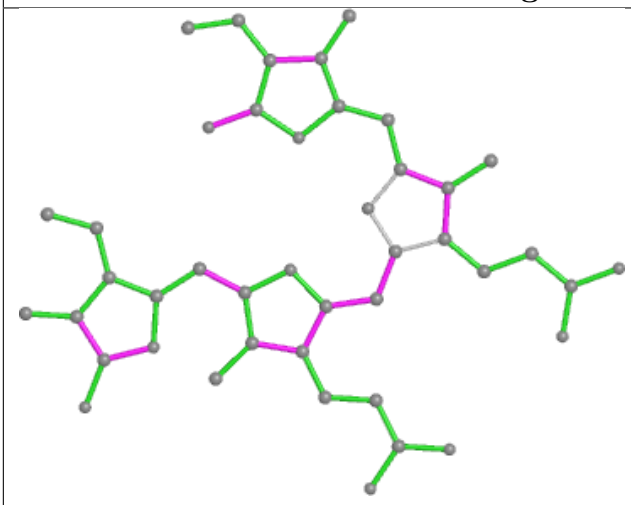

Bond lengths

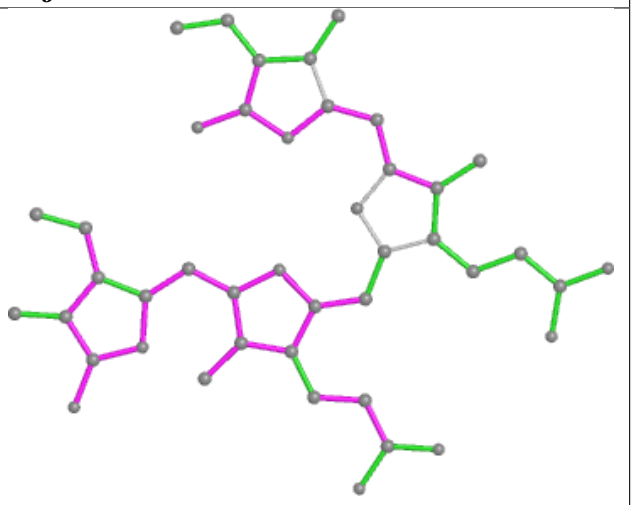

Bond angles

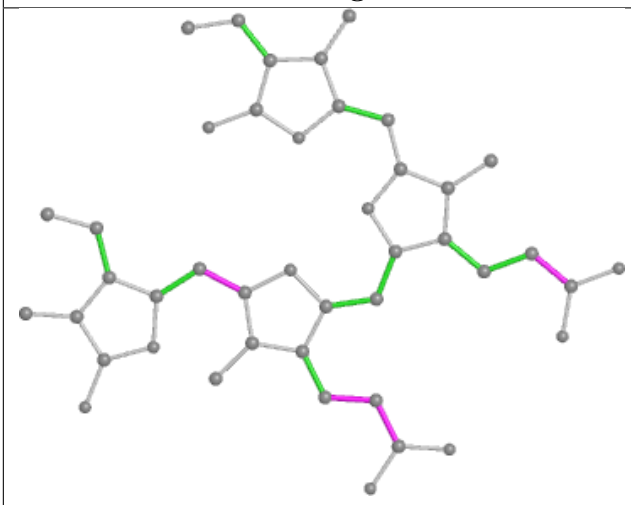

Torsions

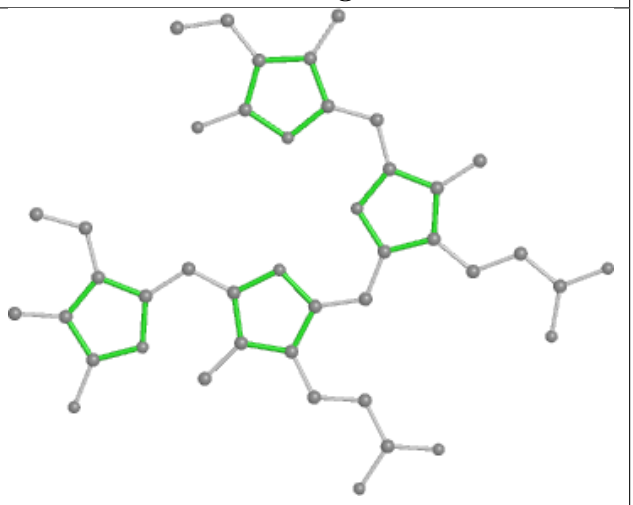

Rings

Ligand PEB YA 304

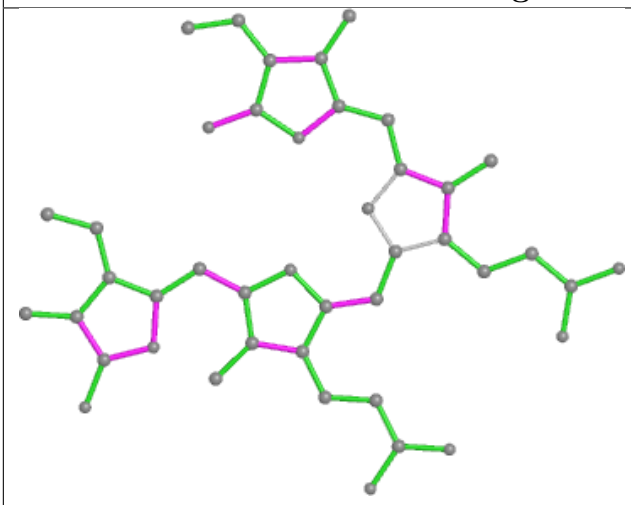

Bond lengths

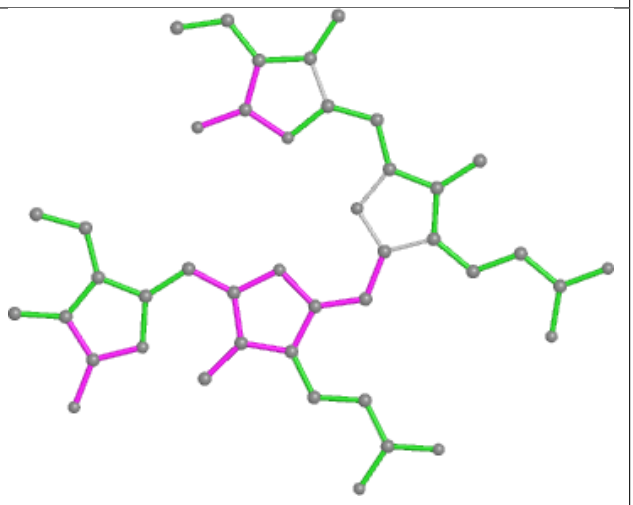

Bond angles

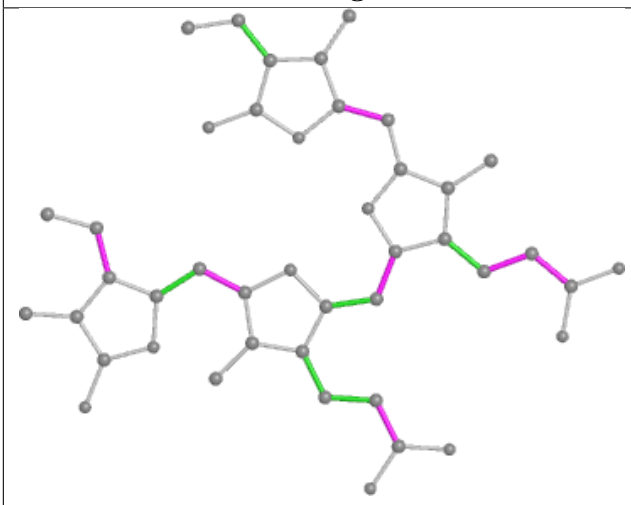

Torsions

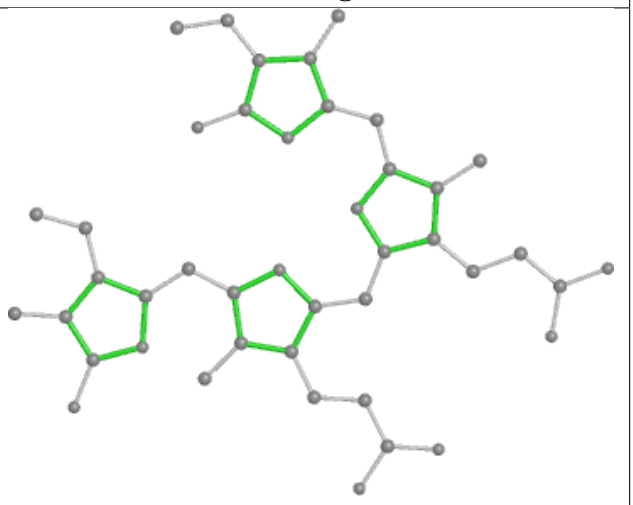

Rings

Ligand BCR c6 602

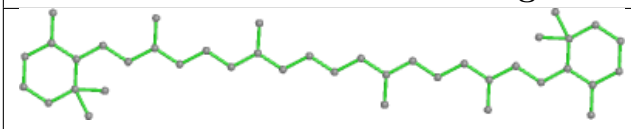

Bond lengths

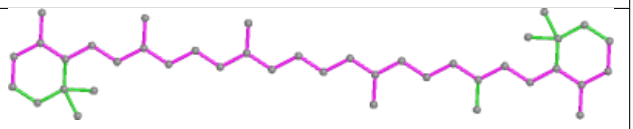

Bond angles

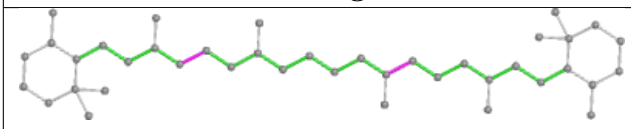

Torsions

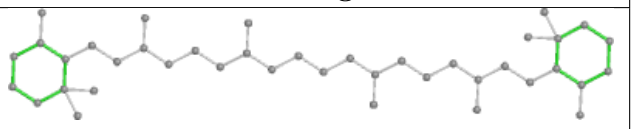

Rings

Ligand PUB BJ 302

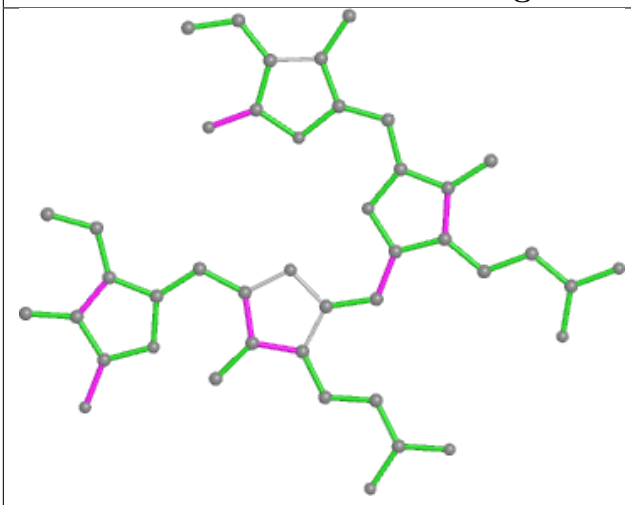

Bond lengths

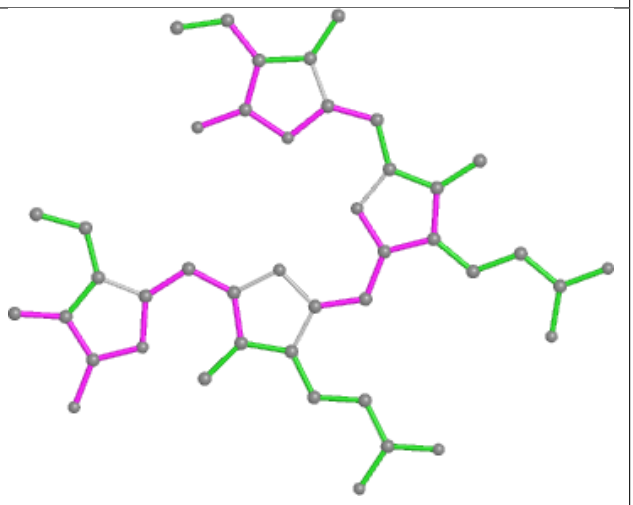

Bond angles

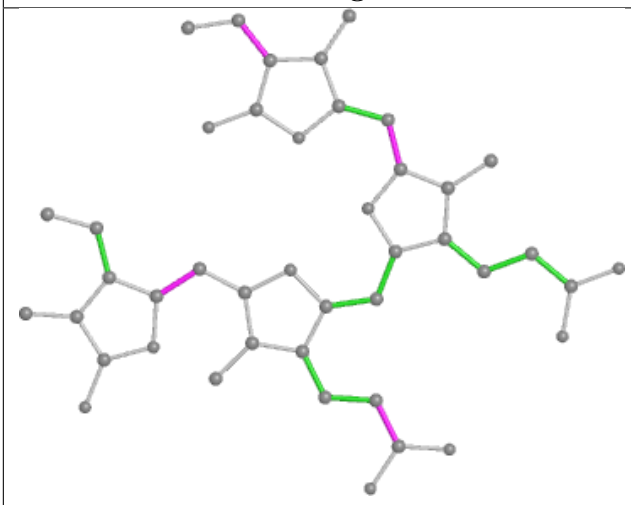

Torsions

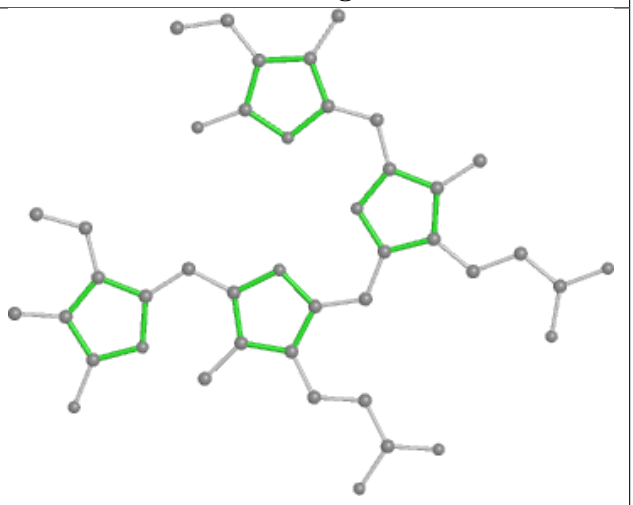

Rings

Ligand CLA B6 616

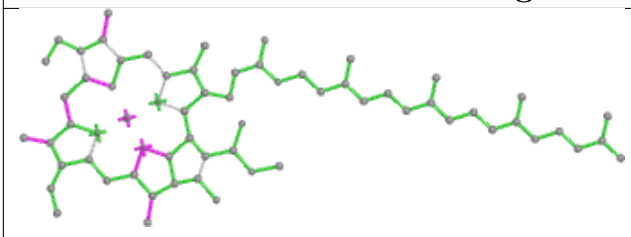

Bond lengths

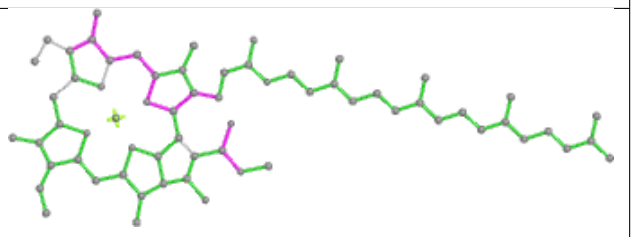

Bond angles

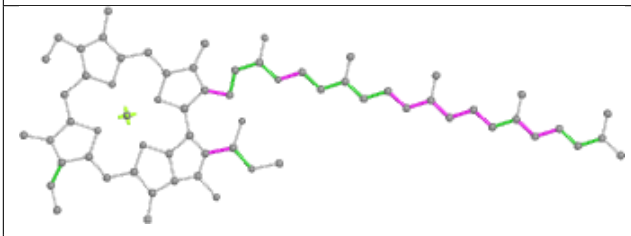

Torsions

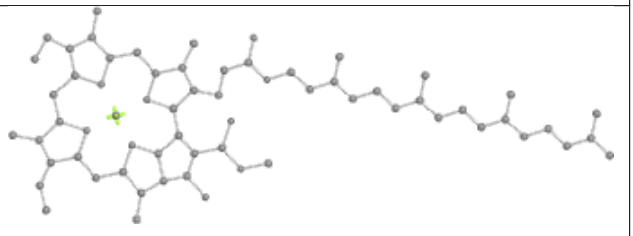

Rings

Ligand PEB cG 201

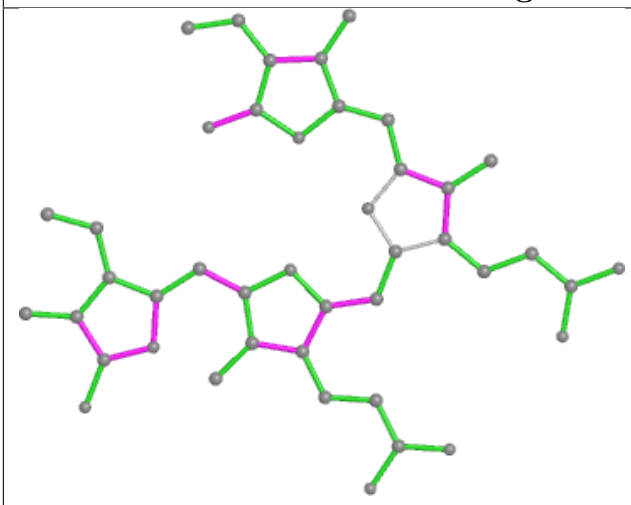

Bond lengths

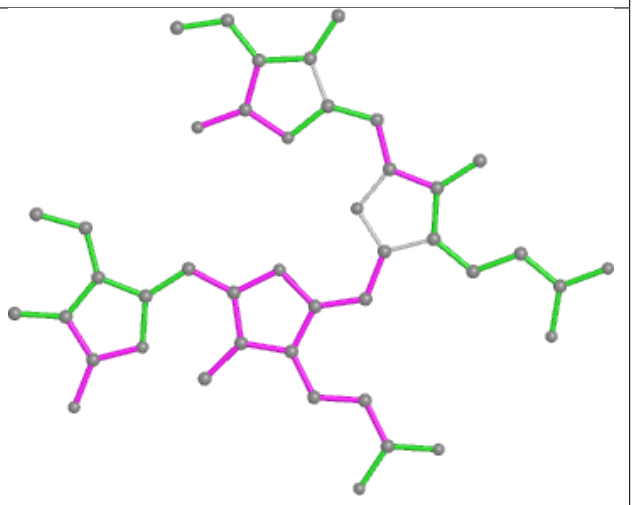

Bond angles

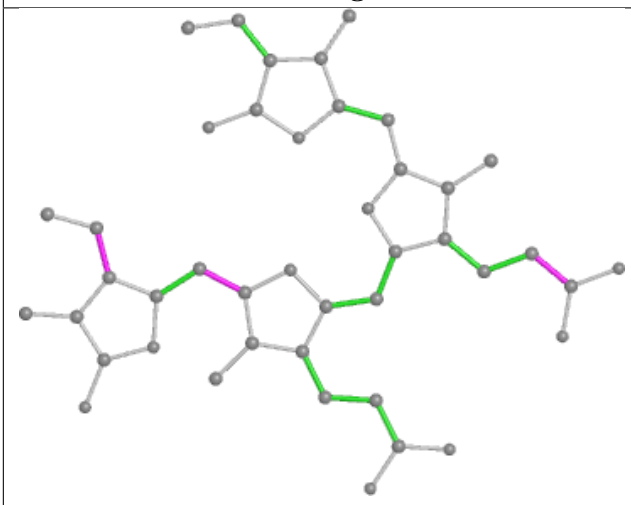

Torsions

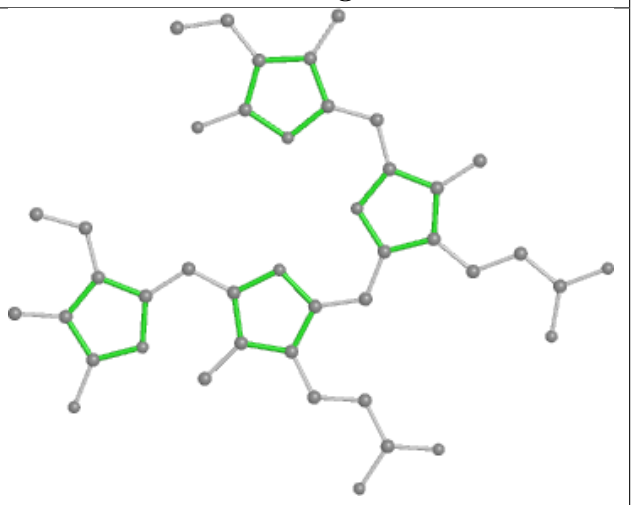

Rings

Ligand DGD C6 502

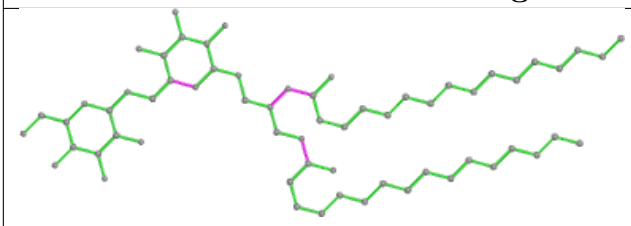

Bond lengths

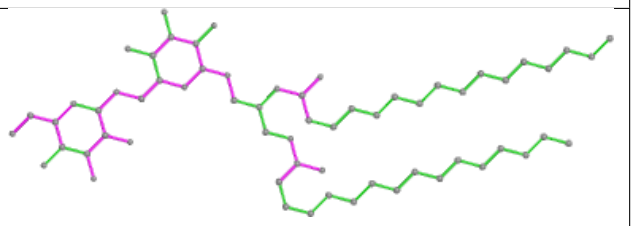

Bond angles

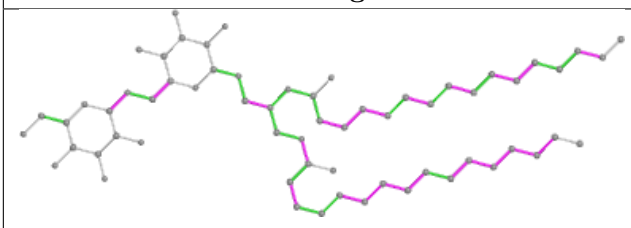

Torsions

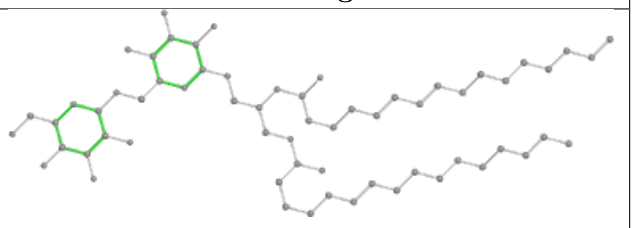

Rings

Ligand BCR H6 101

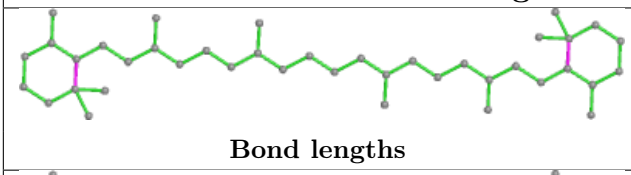

Bond lengths

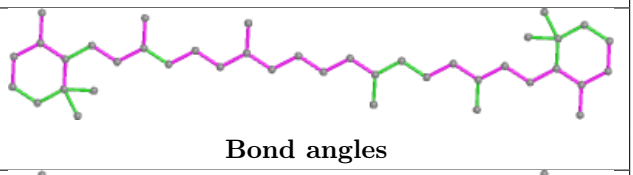

Bond angles

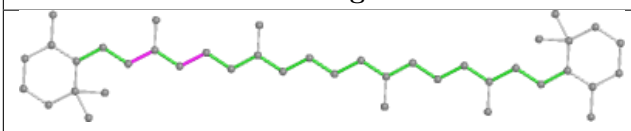

Torsions

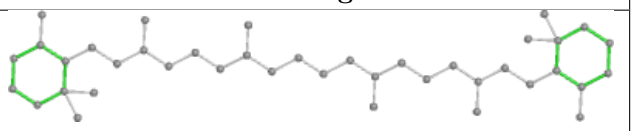

Rings

Ligand PEB JP 202

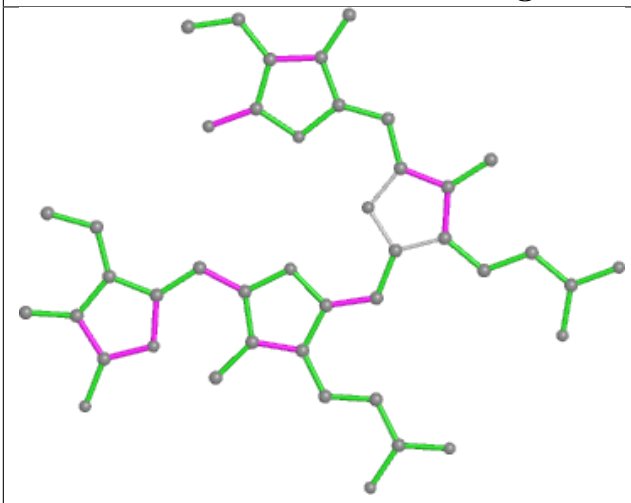

Bond lengths

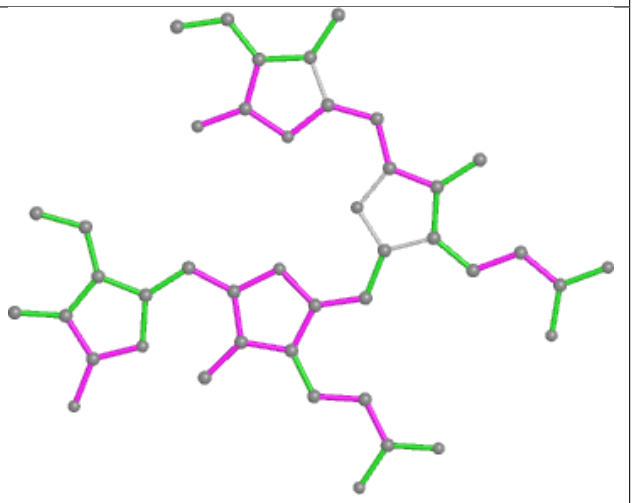

Bond angles

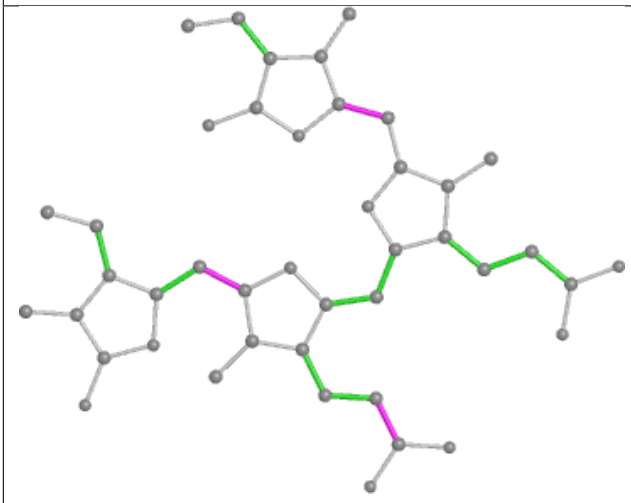

Torsions

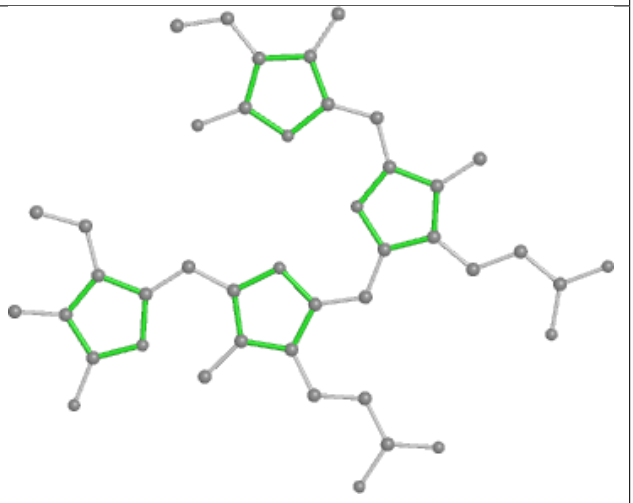

Rings

Ligand PEB DQ 202

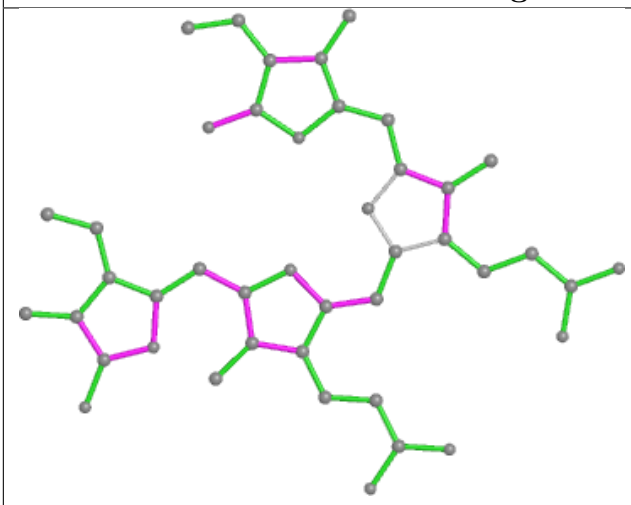

Bond lengths

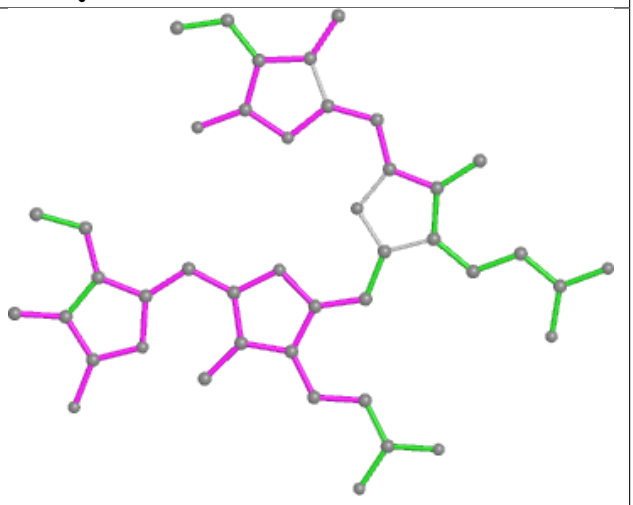

Bond angles

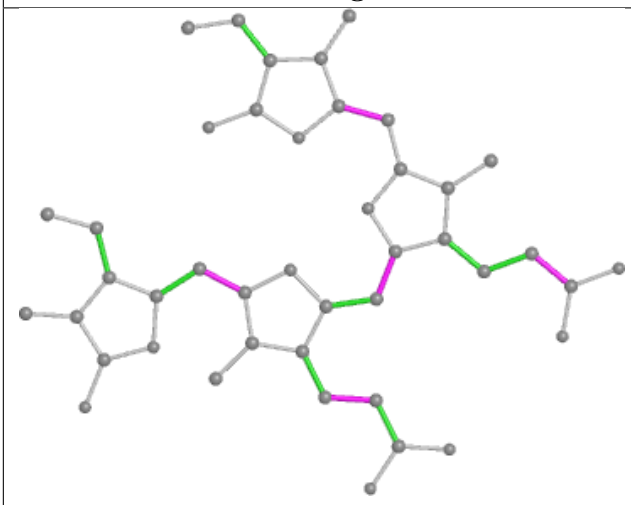

Torsions

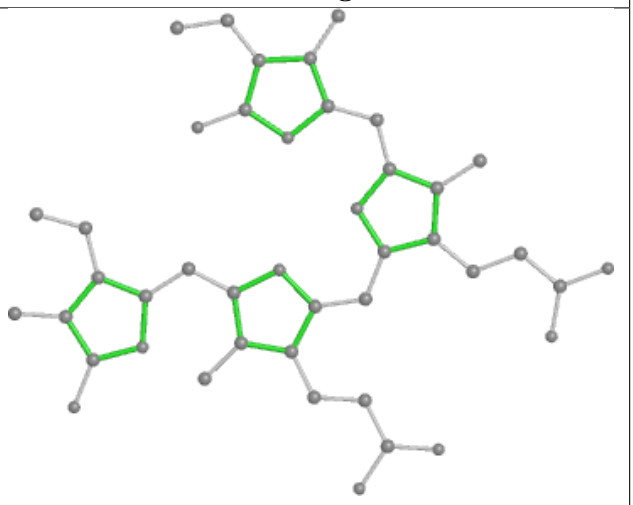

Rings

Ligand PEB P9 202

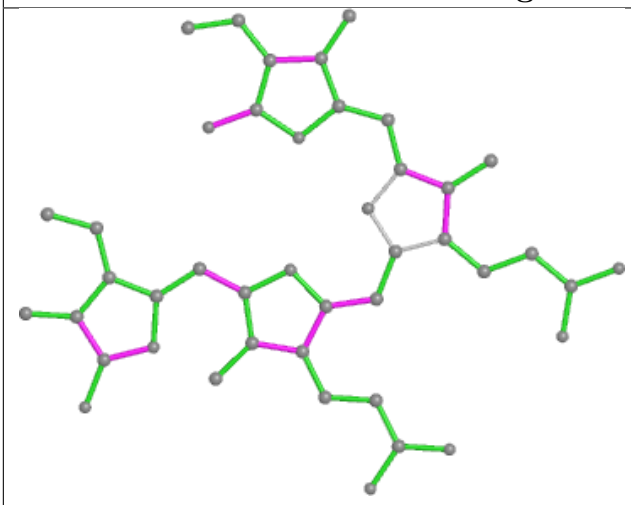

Bond lengths

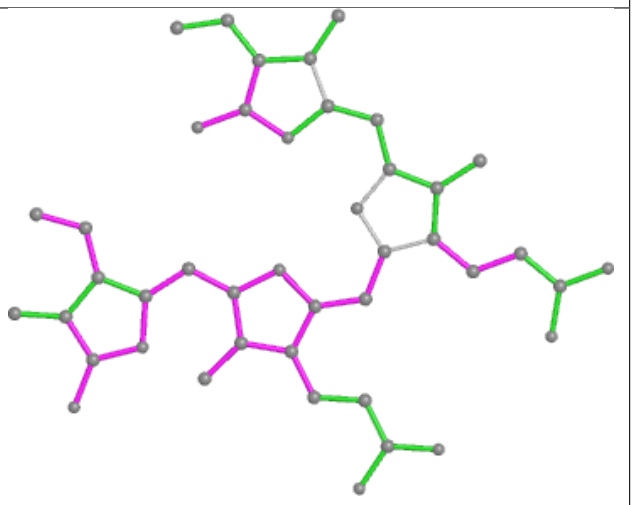

Bond angles

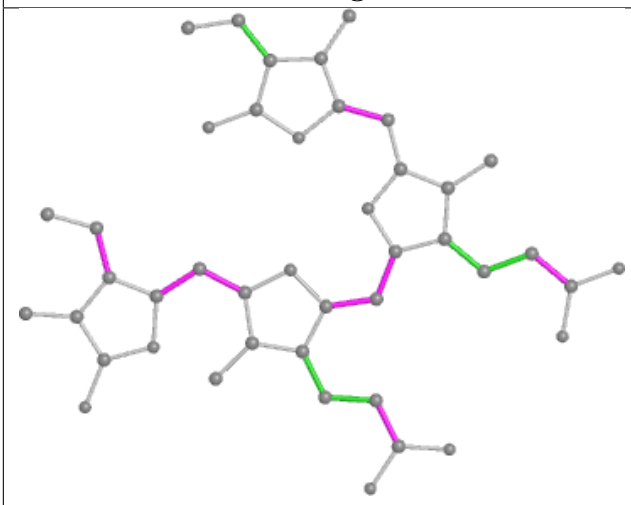

Torsions

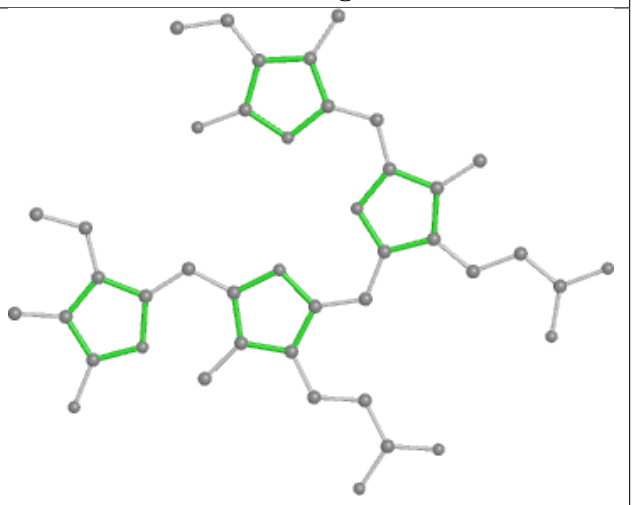

Rings

Ligand CLA 5N 602

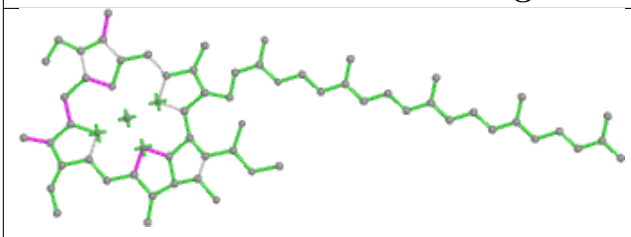

Bond lengths

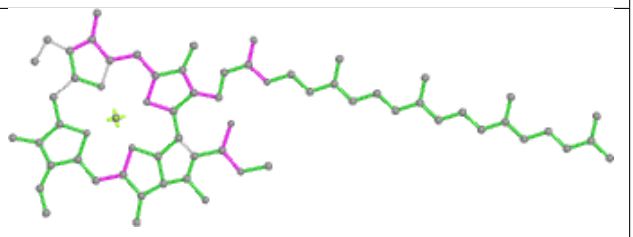

Bond angles

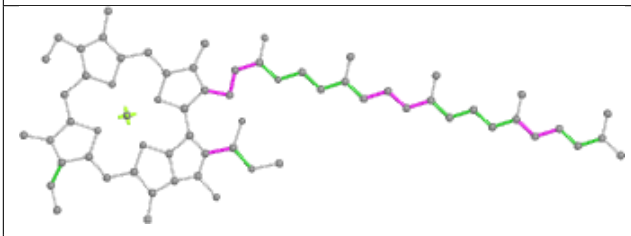

Torsions

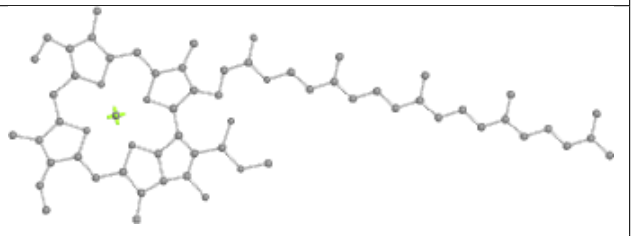

Rings

Ligand PEB lM 203

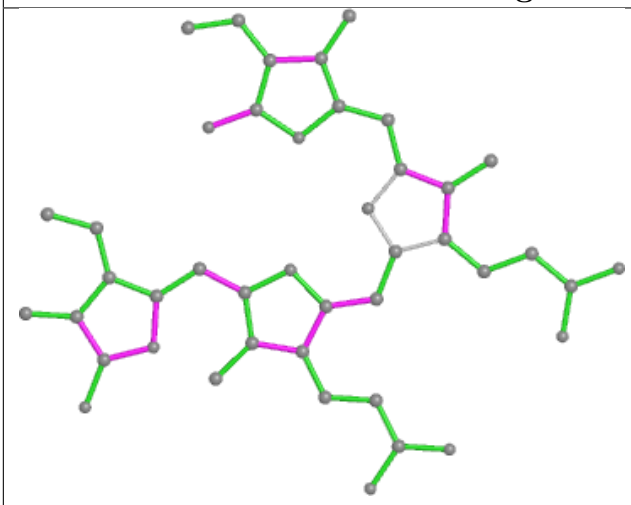

Bond lengths

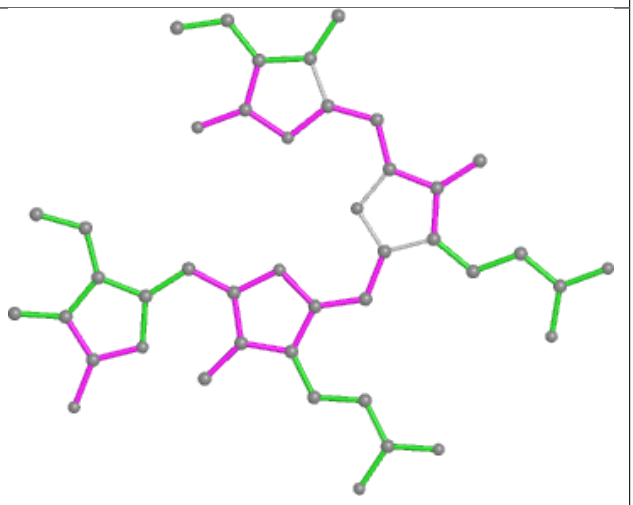

Bond angles

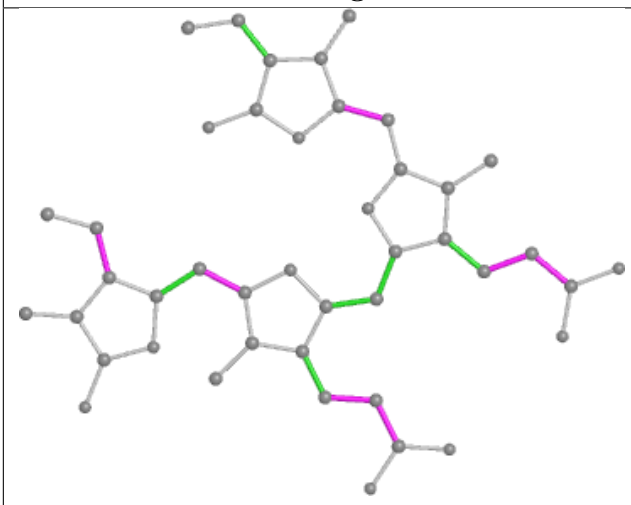

Torsions

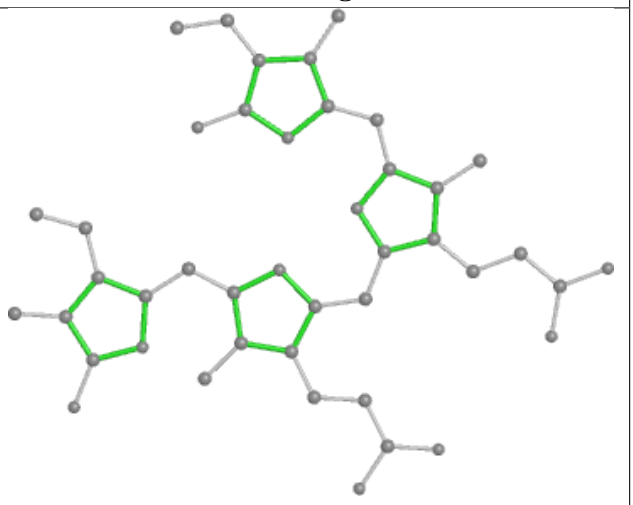

Rings

Ligand LHG dL 405

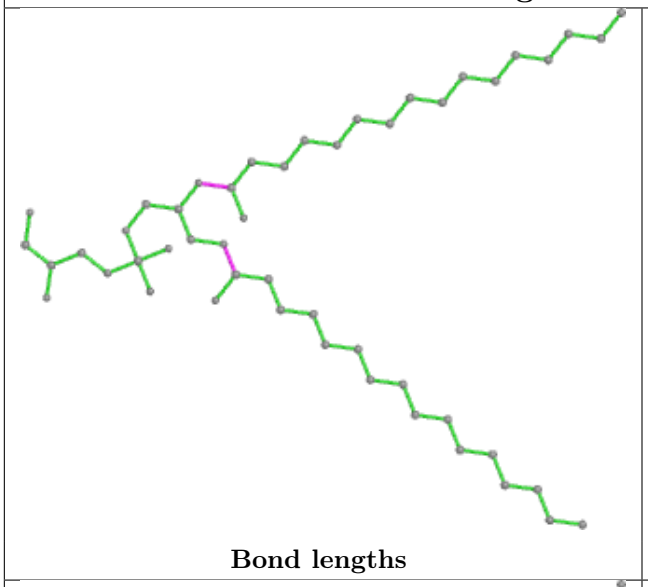

Bond lengths

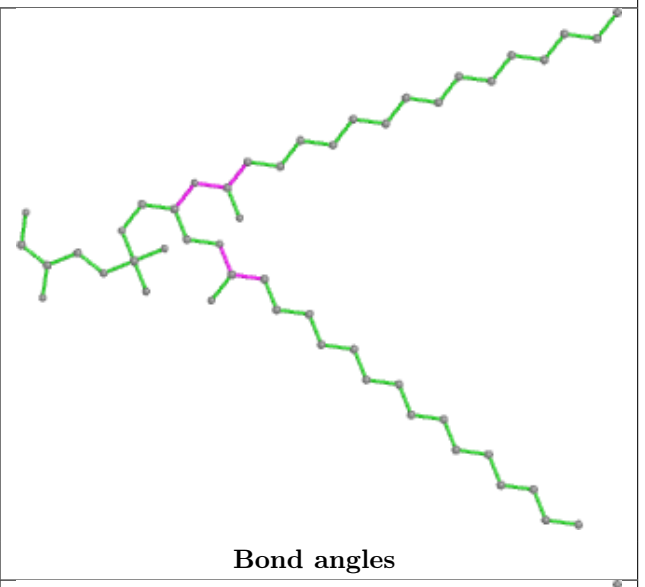

Bond angles

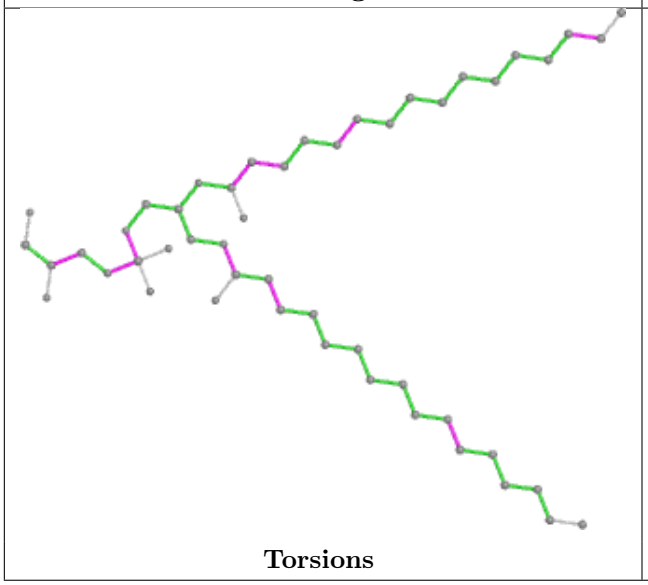

Torsions

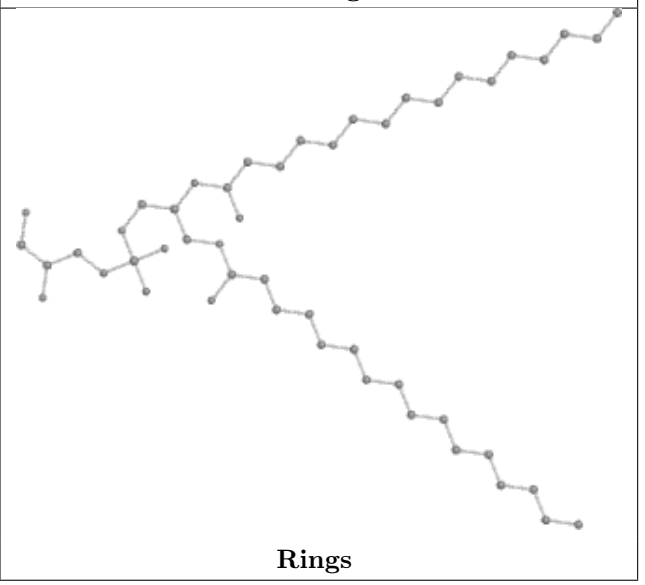

Rings

Ligand BCR F2 204

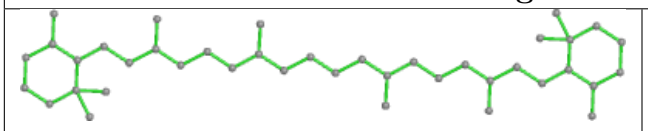

Bond lengths

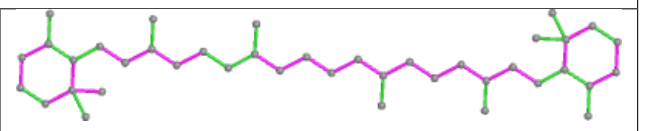

Bond angles

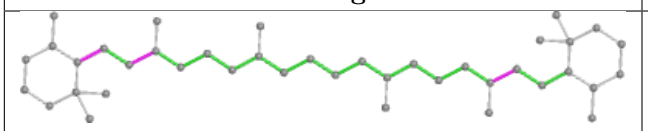

Torsions

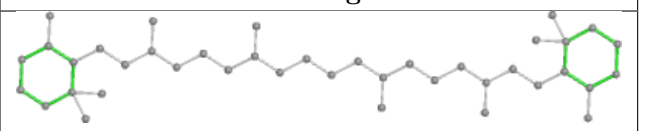

Rings

Ligand CLA BN 815

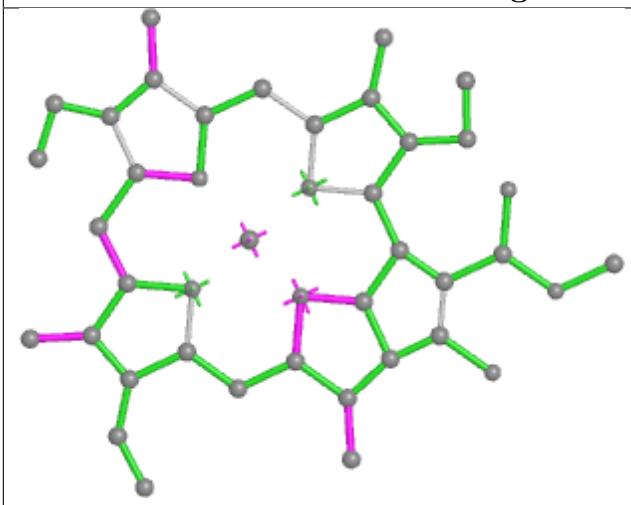

Bond lengths

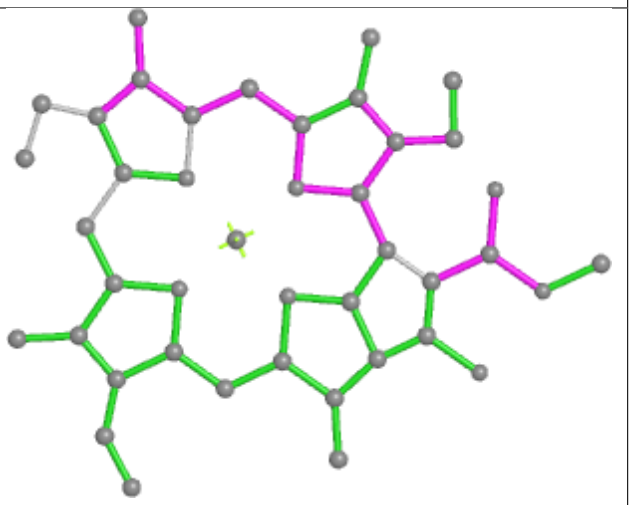

Bond angles

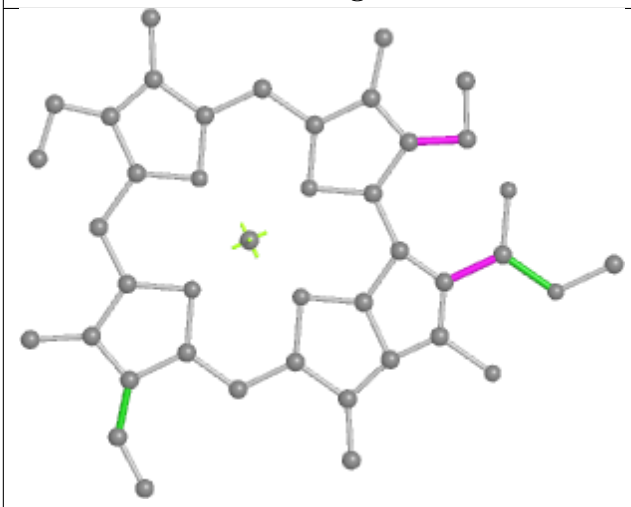

Torsions

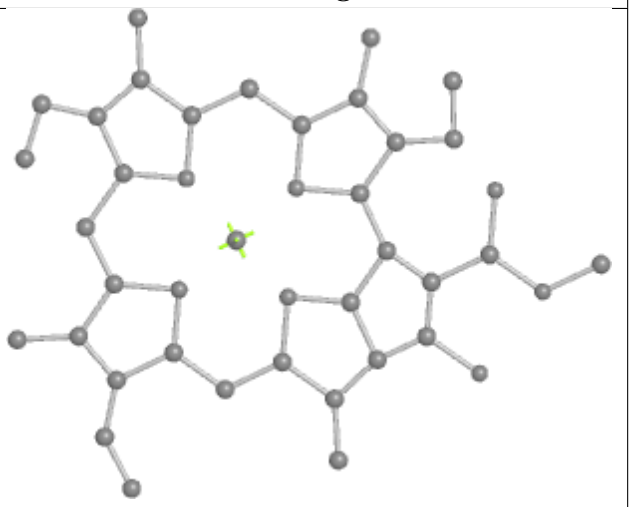

Rings

Ligand CYC k3 1001

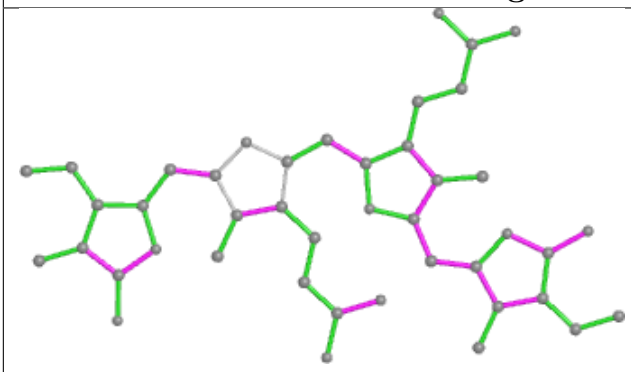

Bond lengths

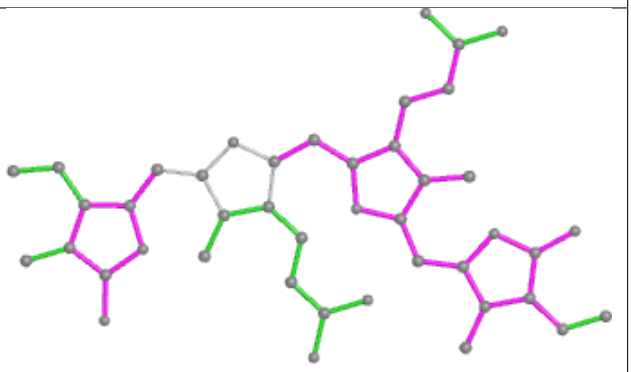

Bond angles

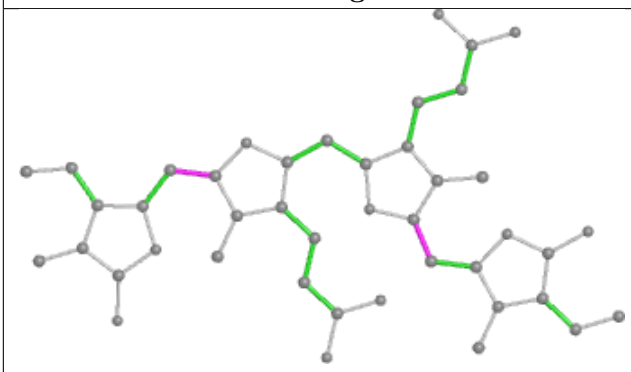

Torsions

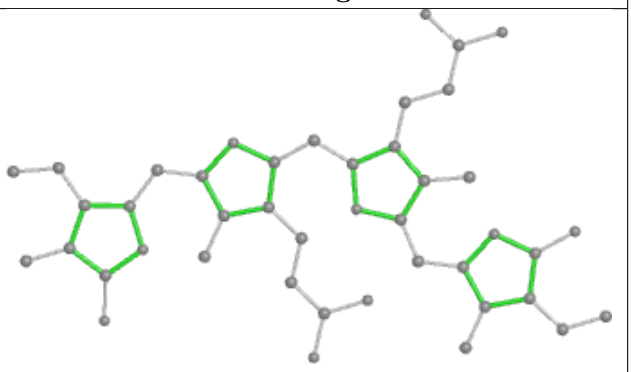

Rings

Ligand PEB dB 201

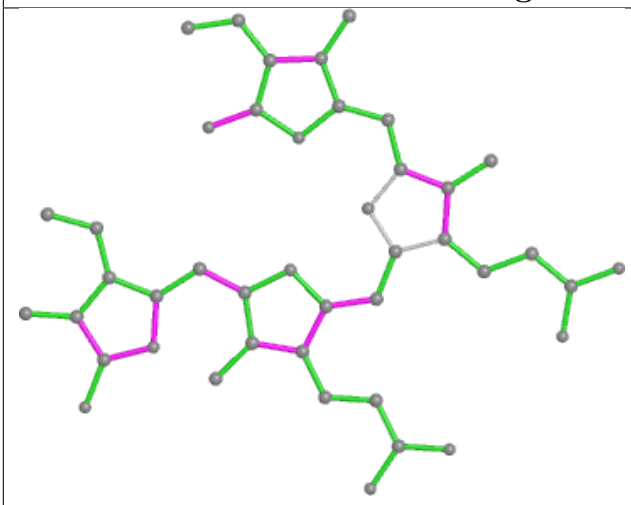

Bond lengths

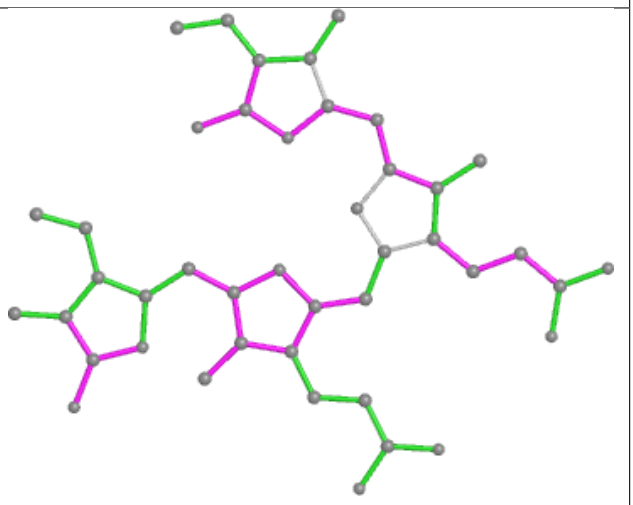

Bond angles

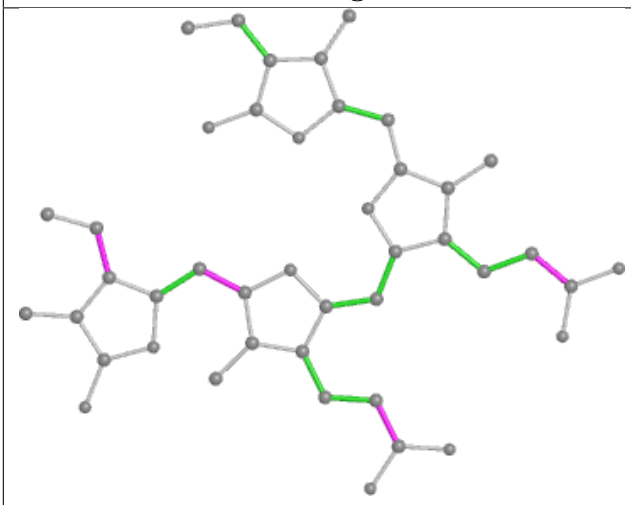

Torsions

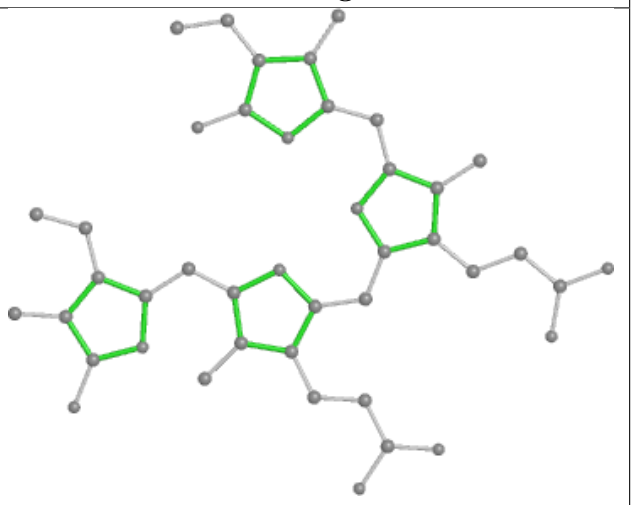

Rings

Ligand PEB GA 201

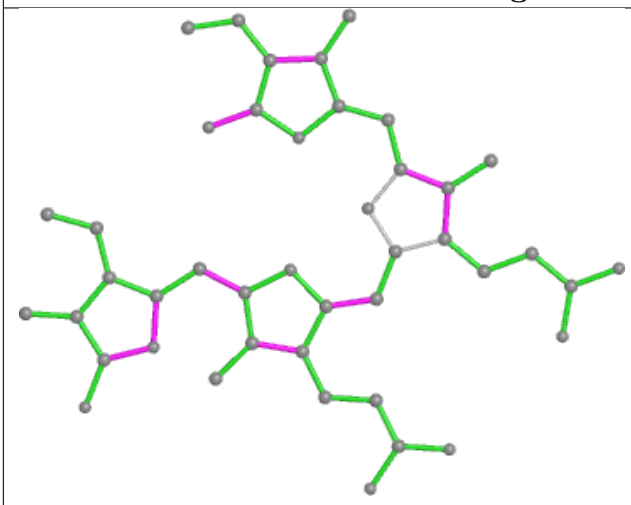

Bond lengths

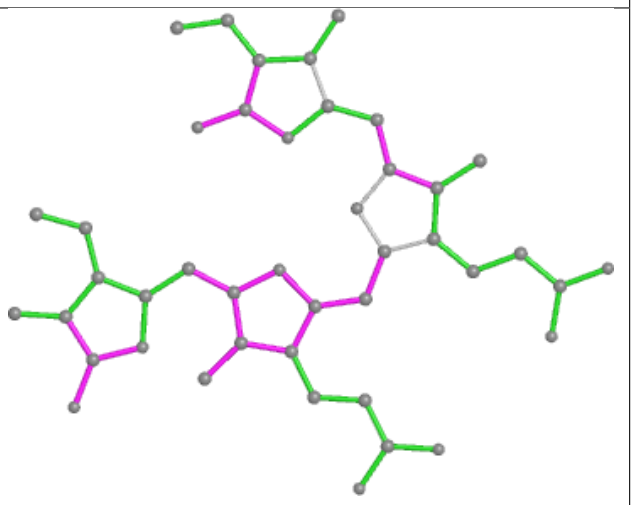

Bond angles

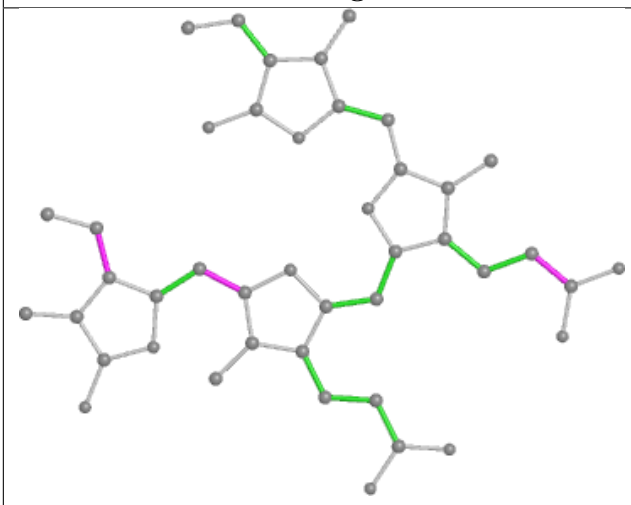

Torsions

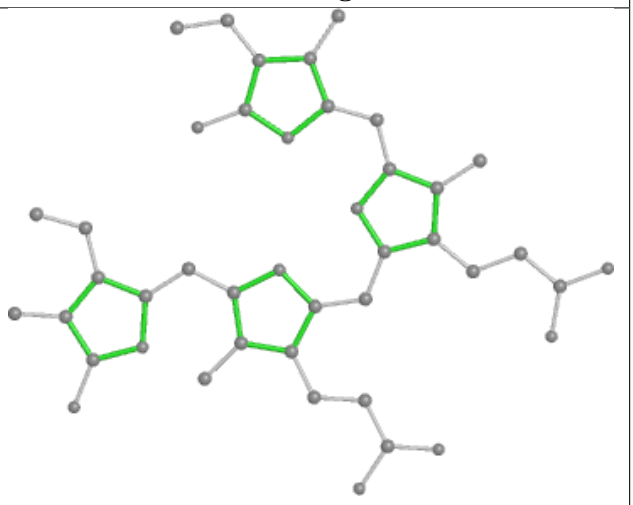

Rings

Ligand PEB BI 203

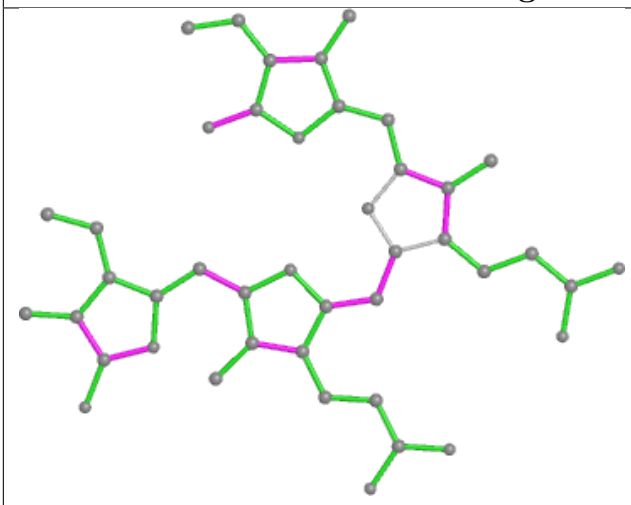

Bond lengths

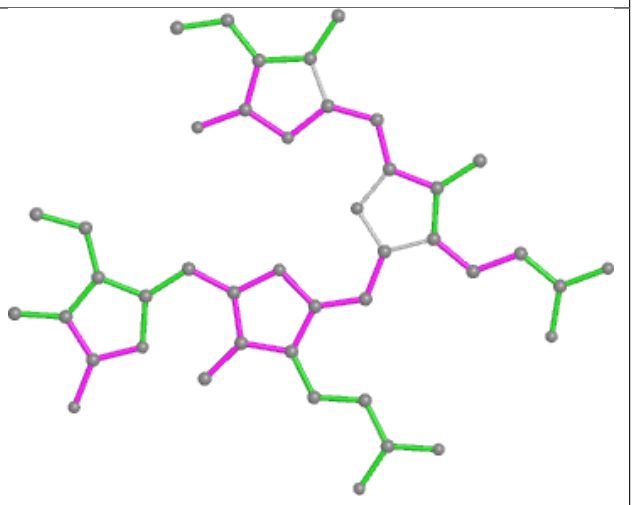

Bond angles

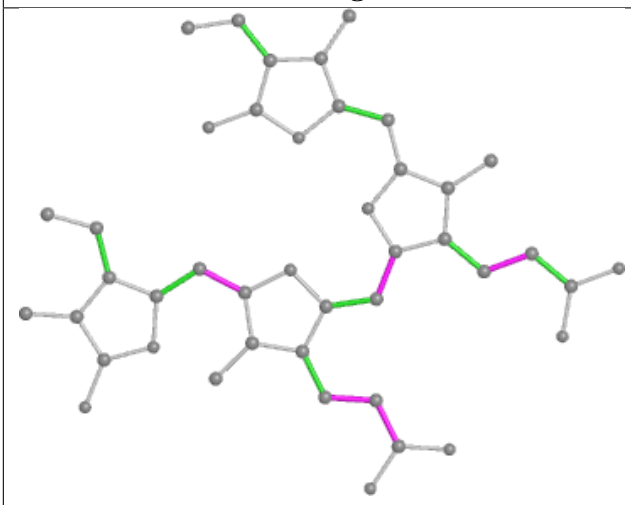

Torsions

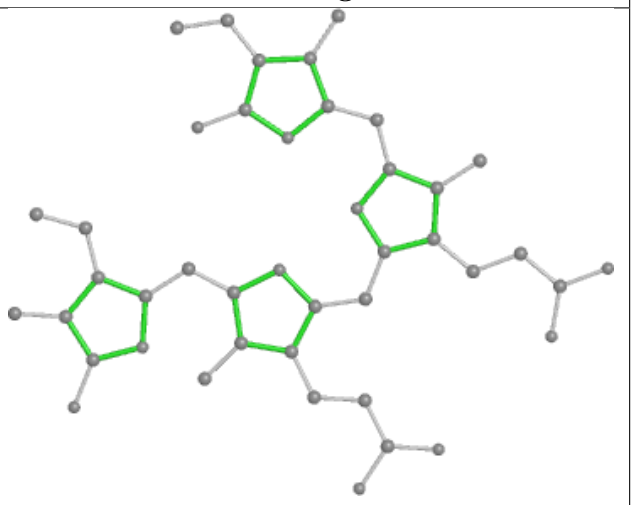

Rings

Ligand PEB cO 201

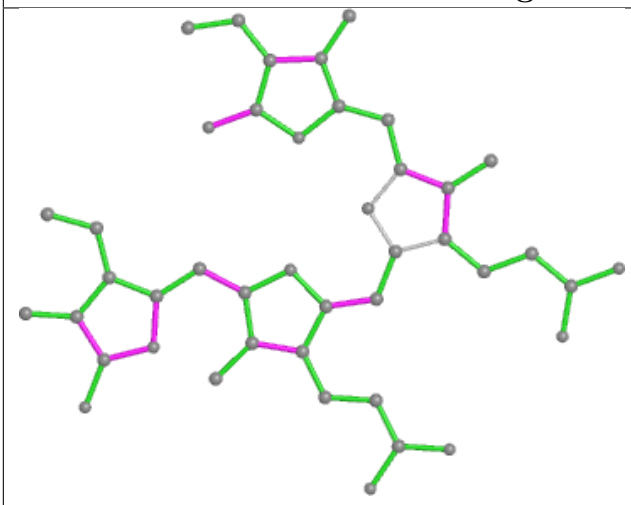

Bond lengths

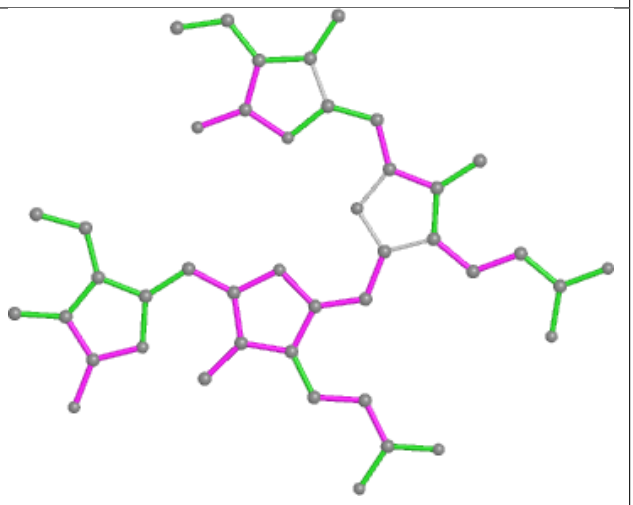

Bond angles

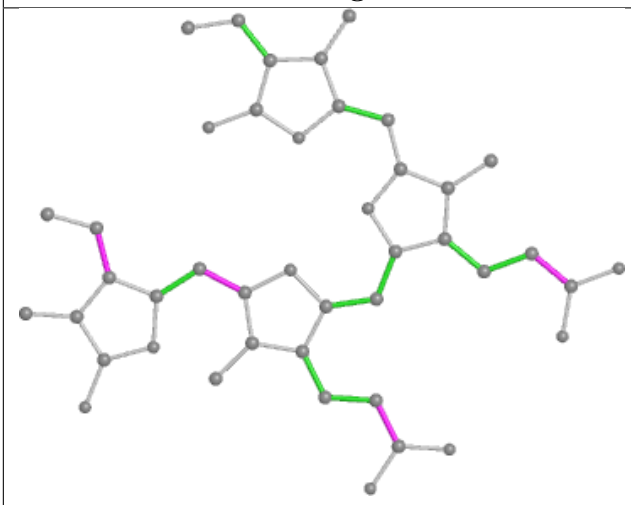

Torsions

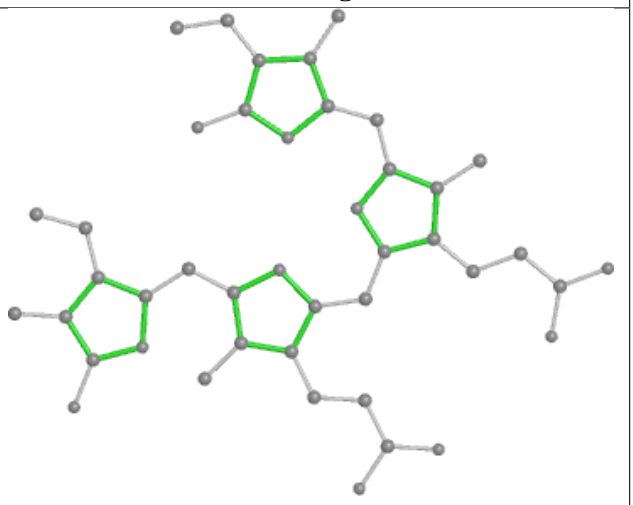

Rings

Ligand PEB GD 201

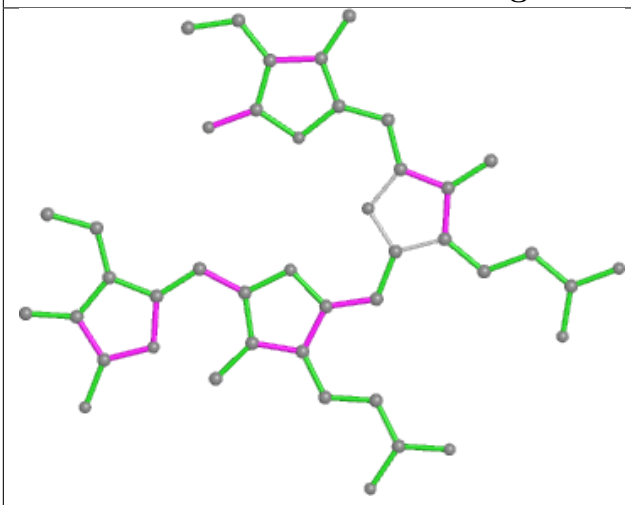

Bond lengths

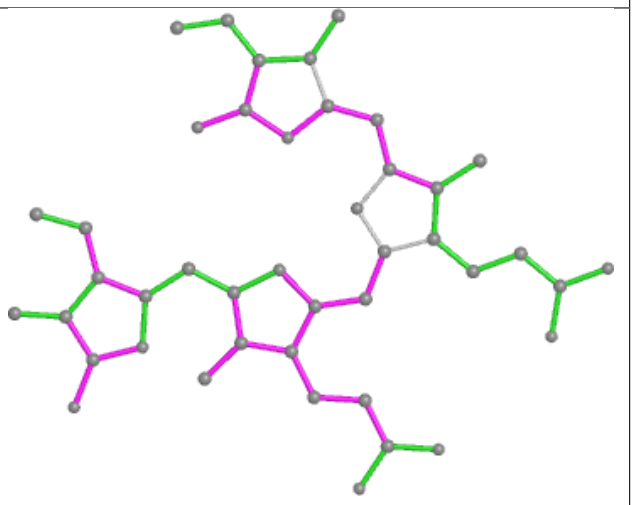

Bond angles

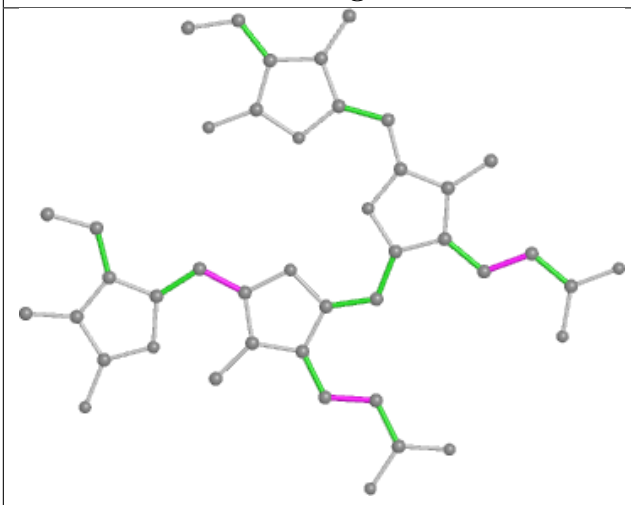

Torsions

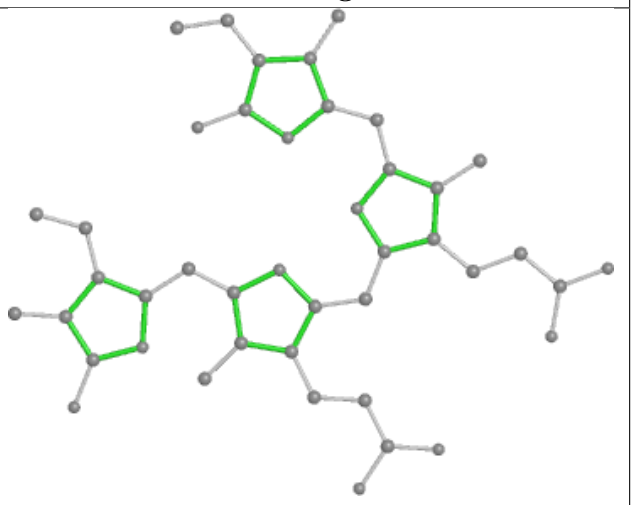

Rings

Ligand PEB vK 202

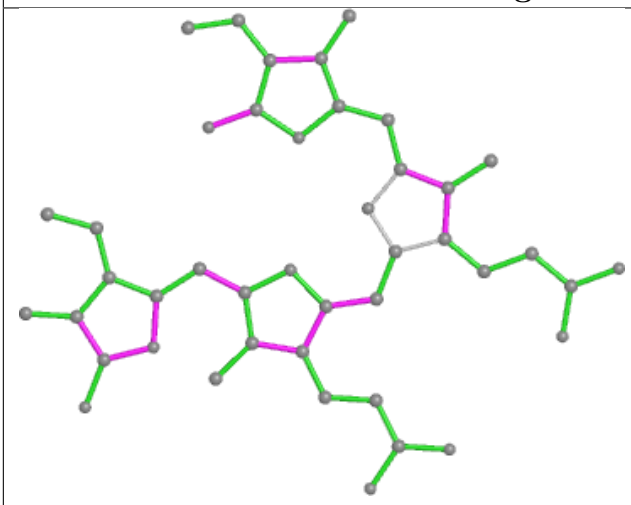

Bond lengths

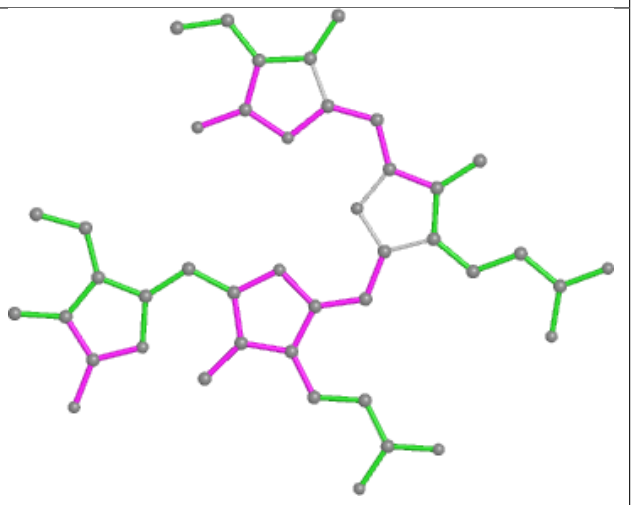

Bond angles

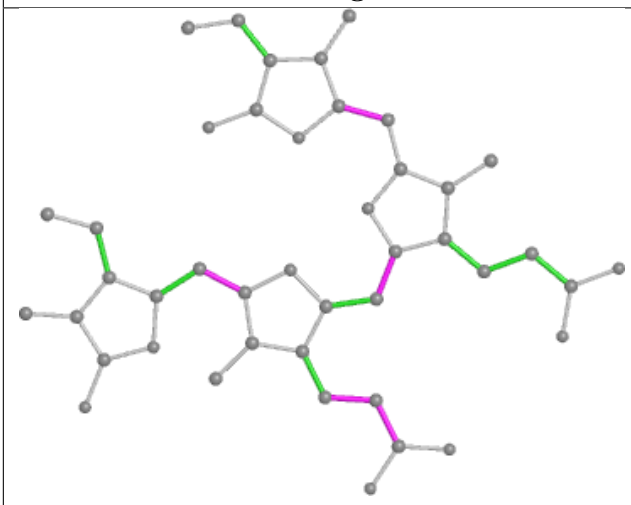

Torsions

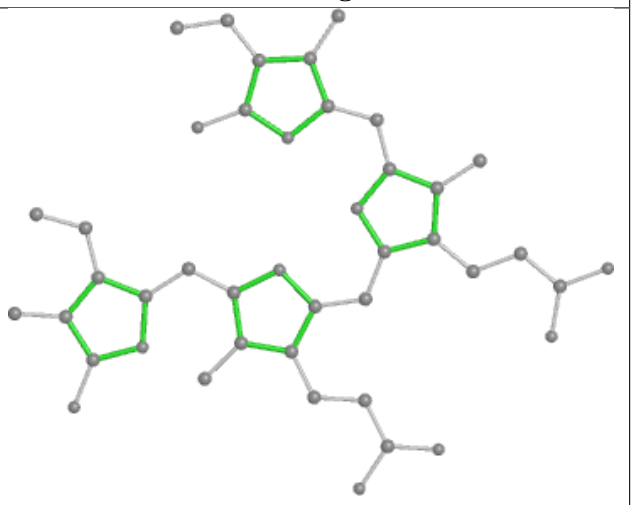

Rings

Ligand CLA AN 822

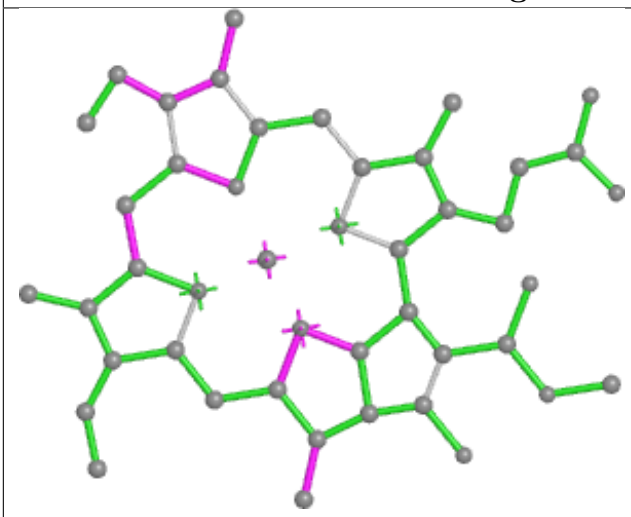

Bond lengths

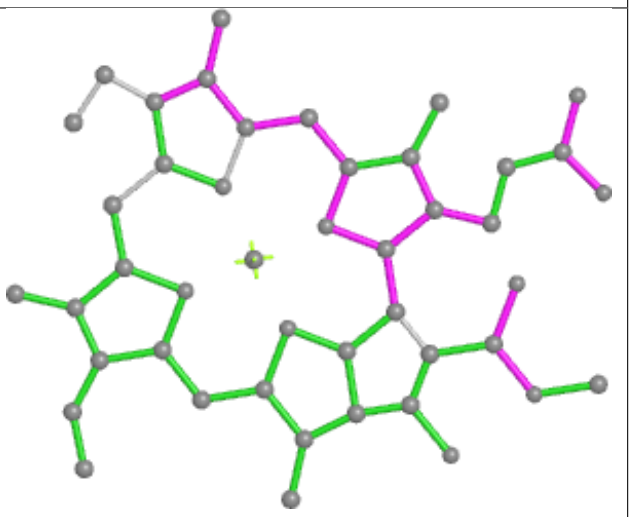

Bond angles

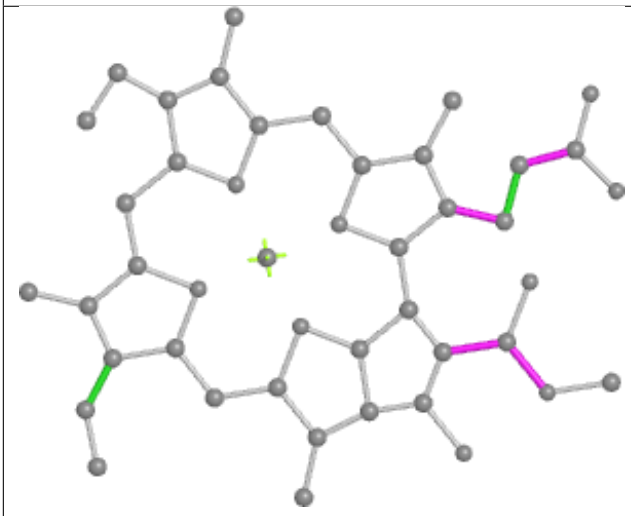

Torsions

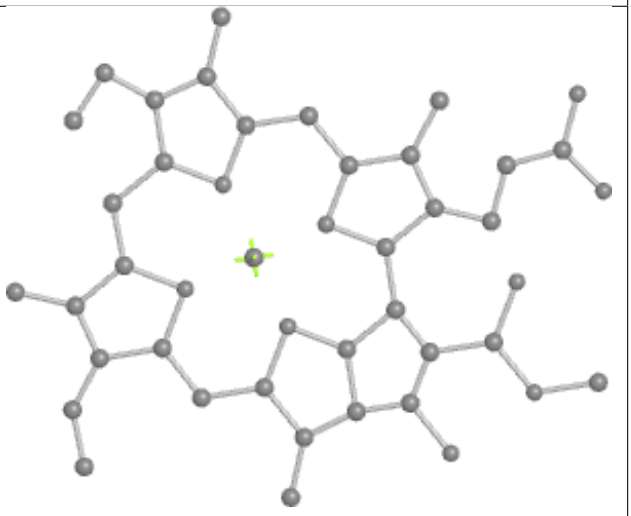

Rings

Ligand PEB pF 201

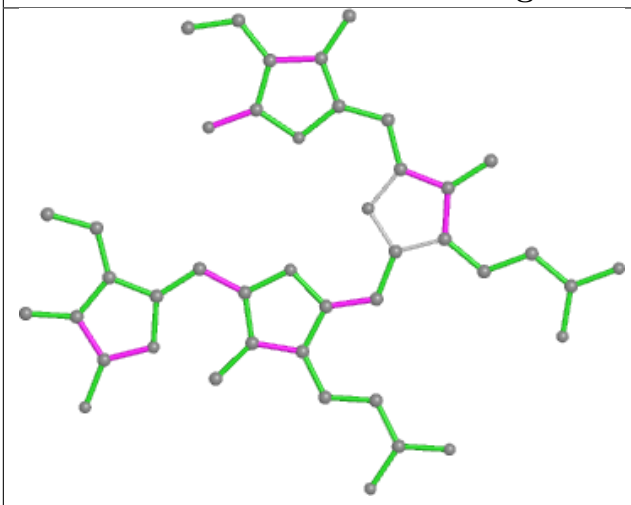

Bond lengths

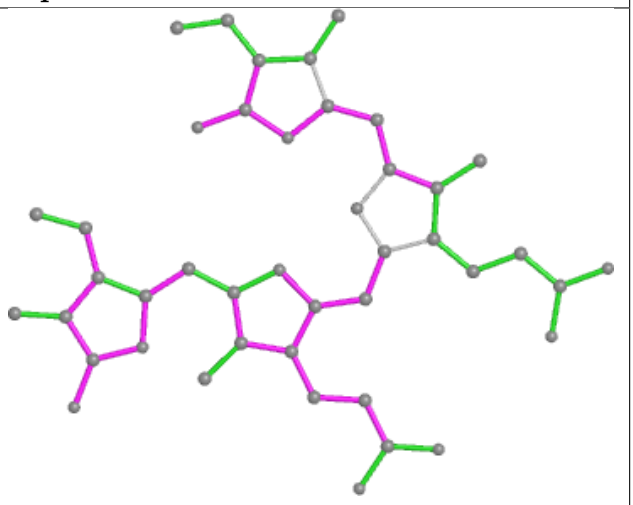

Bond angles

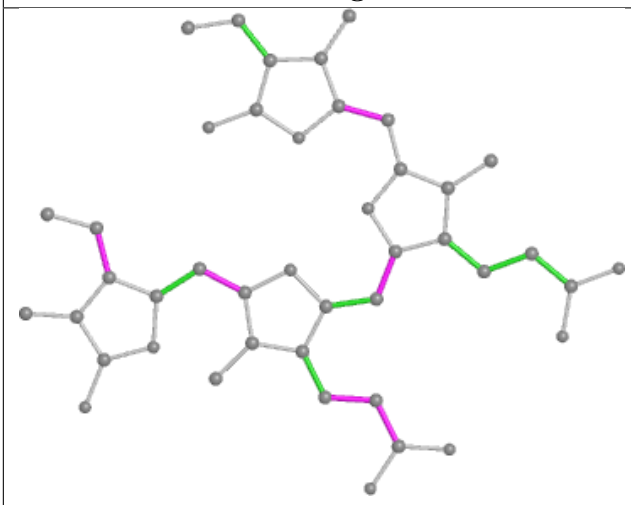

Torsions

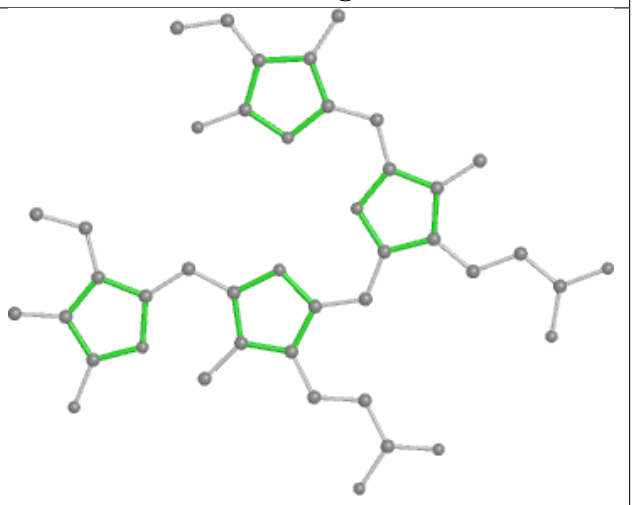

Rings

Ligand PEB P7 201

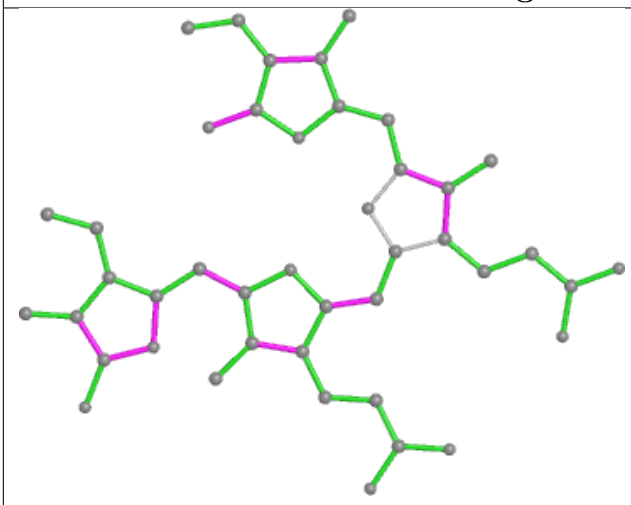

Bond lengths

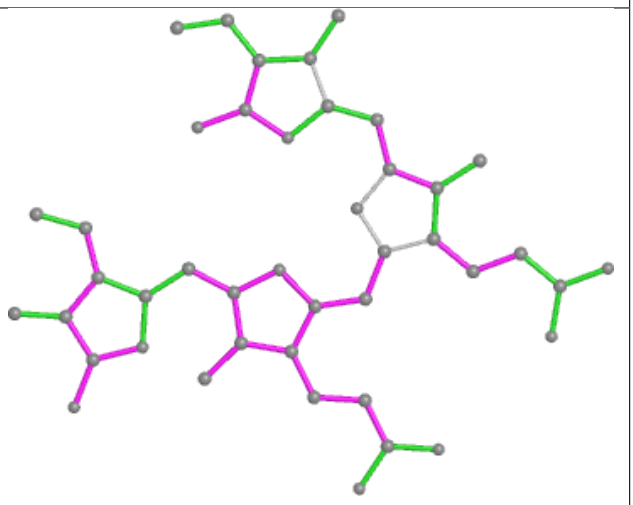

Bond angles

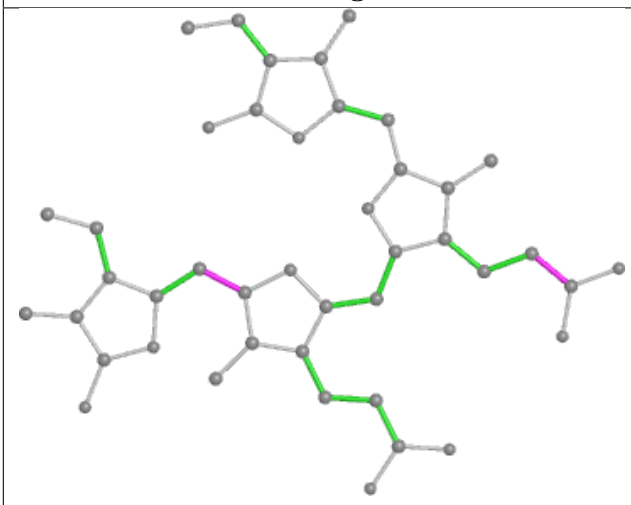

Torsions

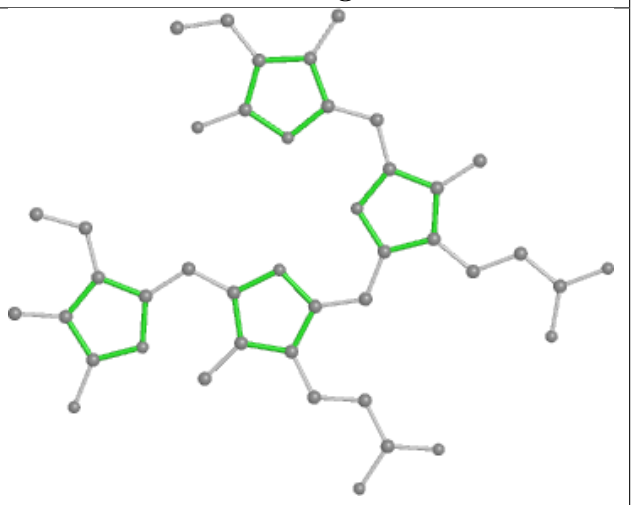

Rings

Ligand CLA B2 817

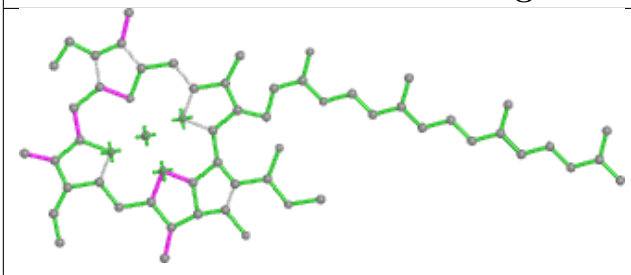

Bond lengths

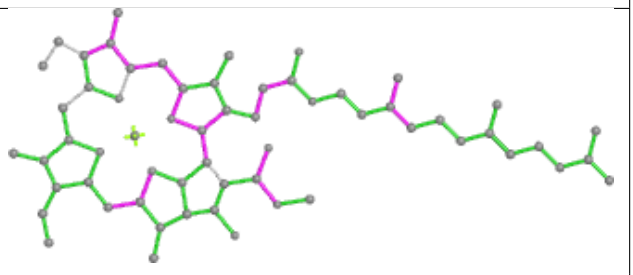

Bond angles

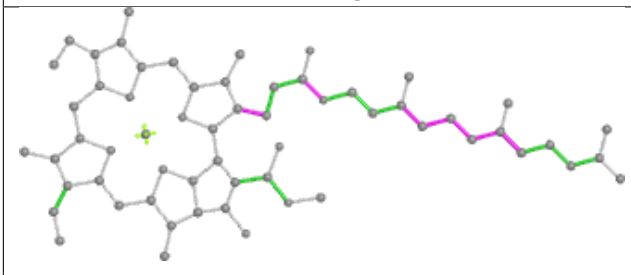

Torsions

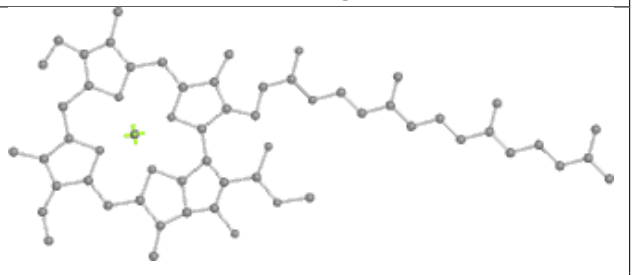

Rings

Ligand PEB aH 202

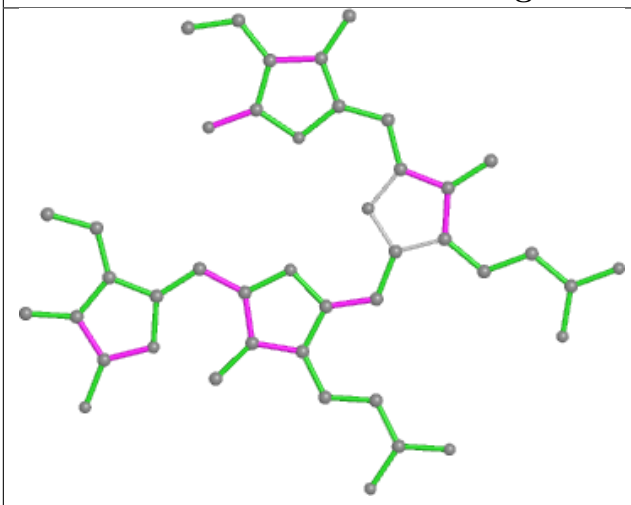

Bond lengths

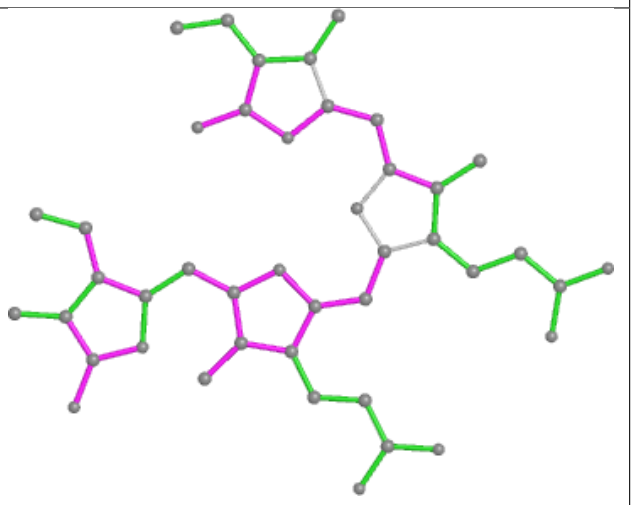

Bond angles

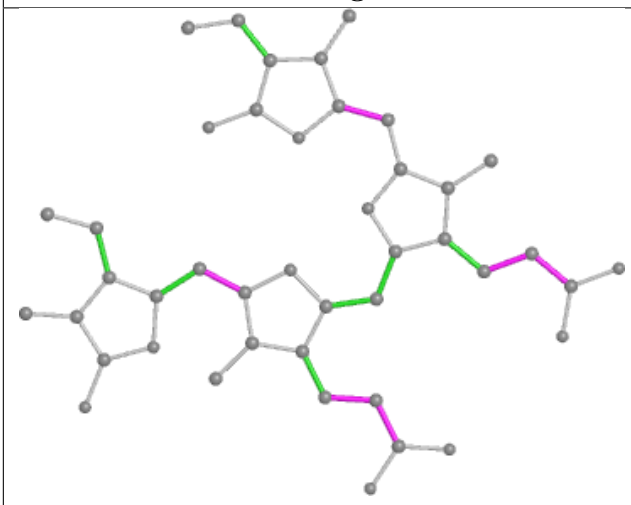

Torsions

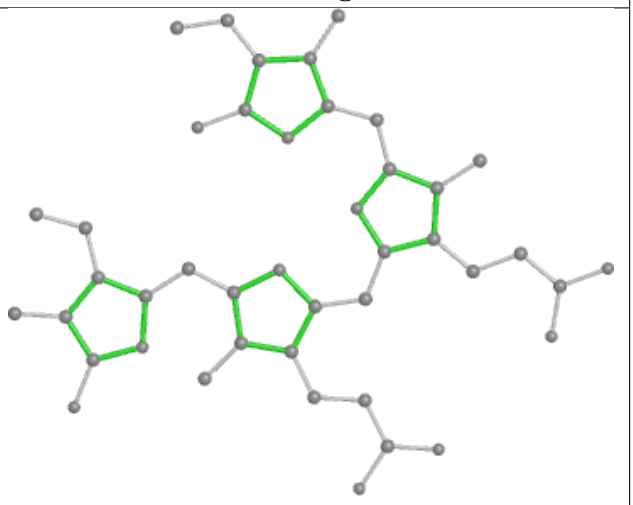

Rings

Ligand PEB UE 201

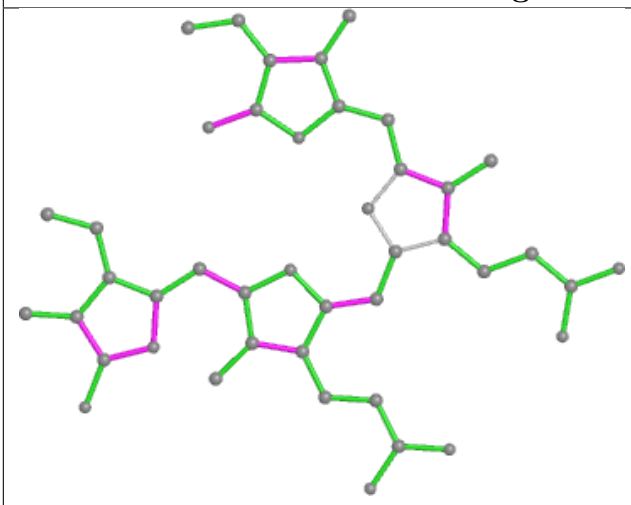

Bond lengths

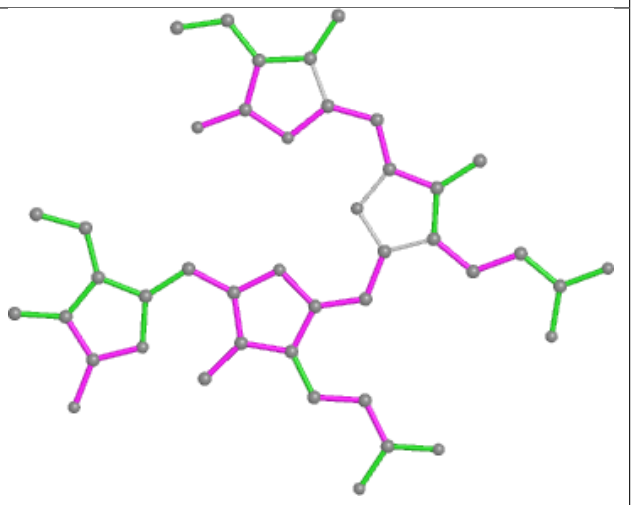

Bond angles

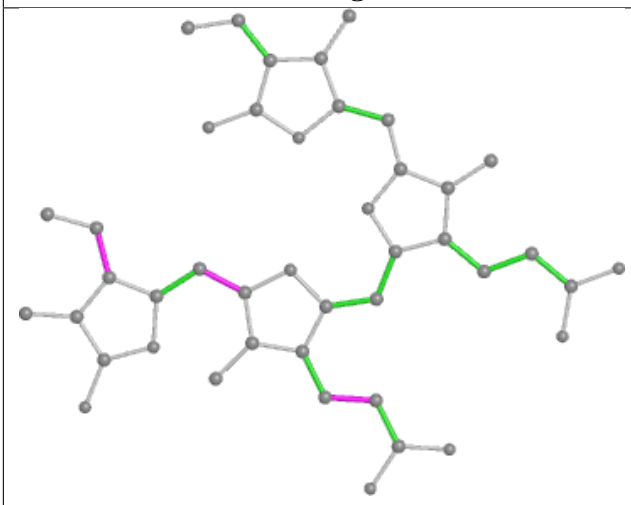

Torsions

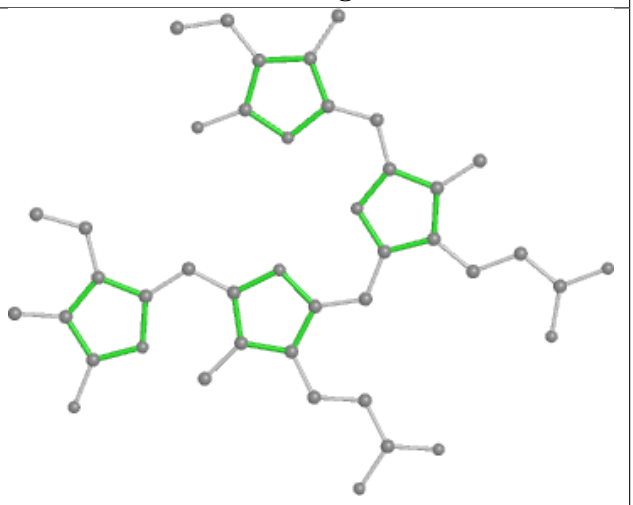

Rings

Ligand PEB L7 202

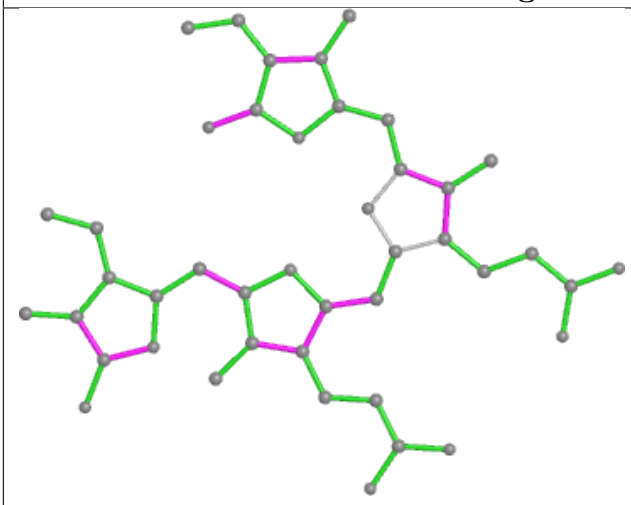

Bond lengths

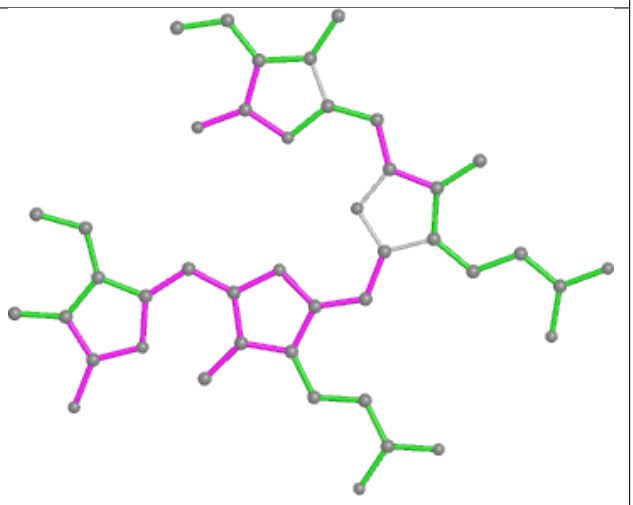

Bond angles

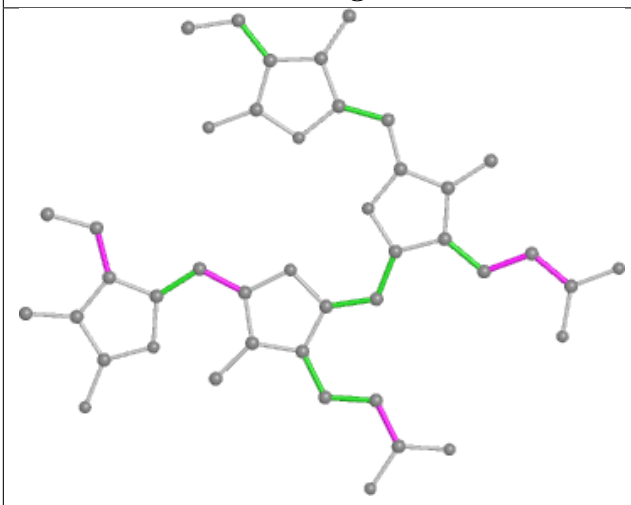

Torsions

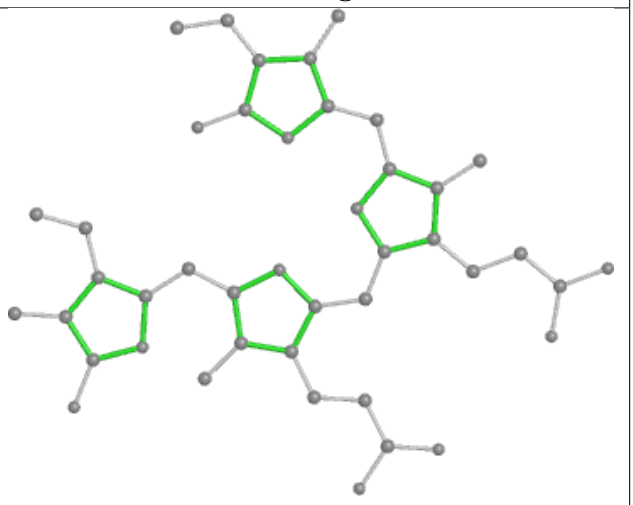

Rings

Ligand PUB AJ 304

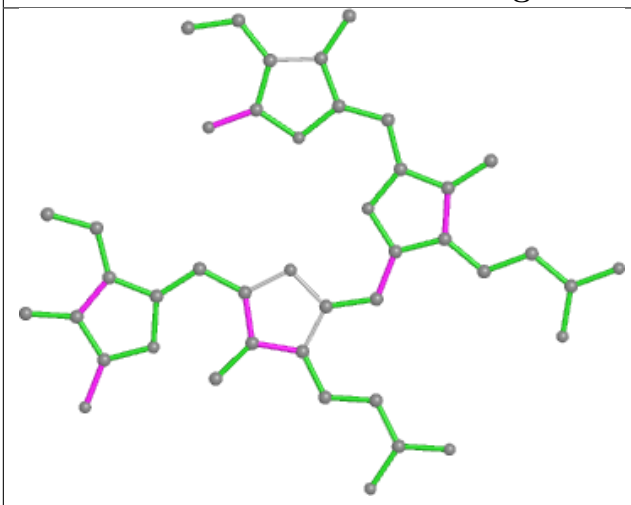

Bond lengths

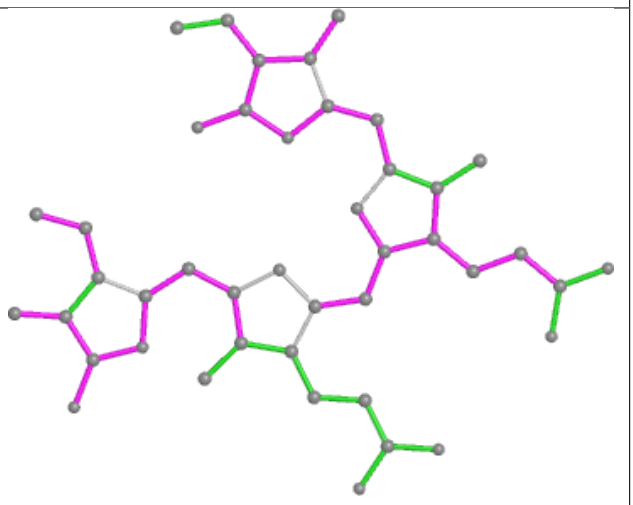

Bond angles

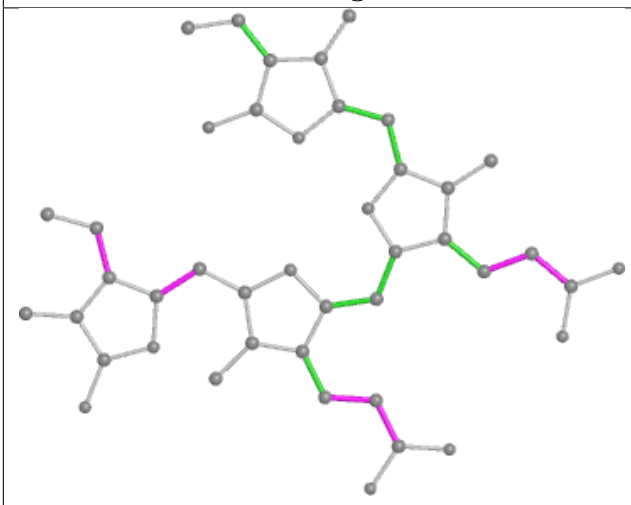

Torsions

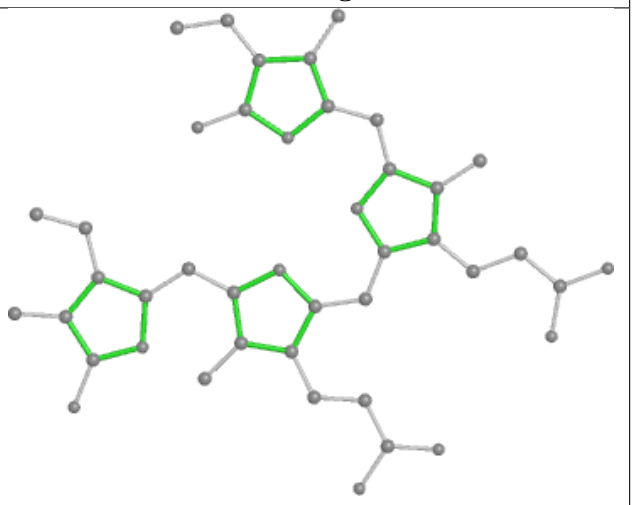

Rings

Ligand PEB JA 202

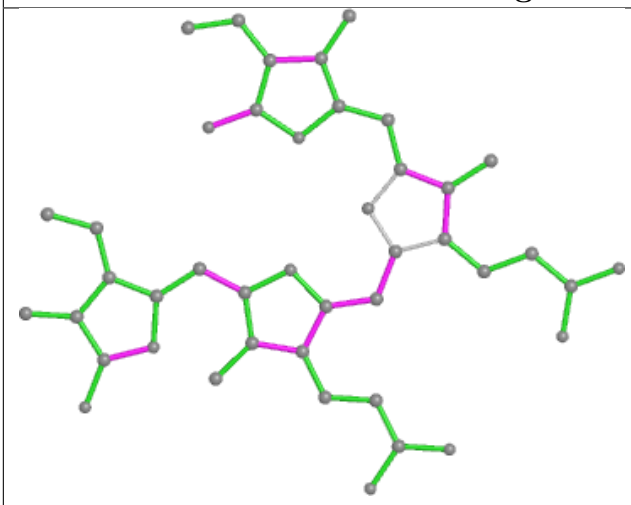

Bond lengths

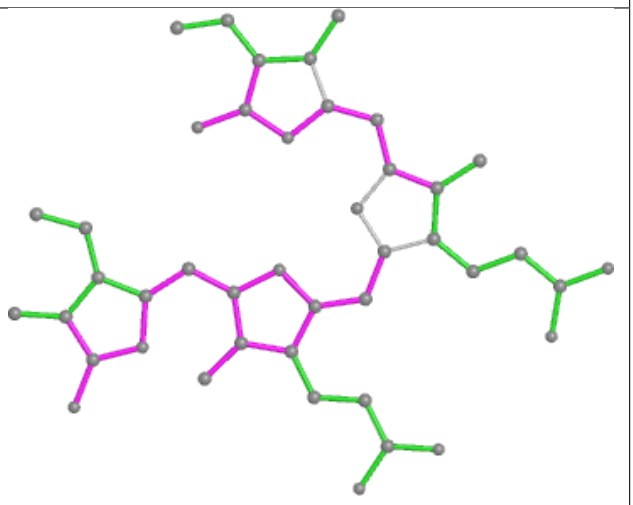

Bond angles

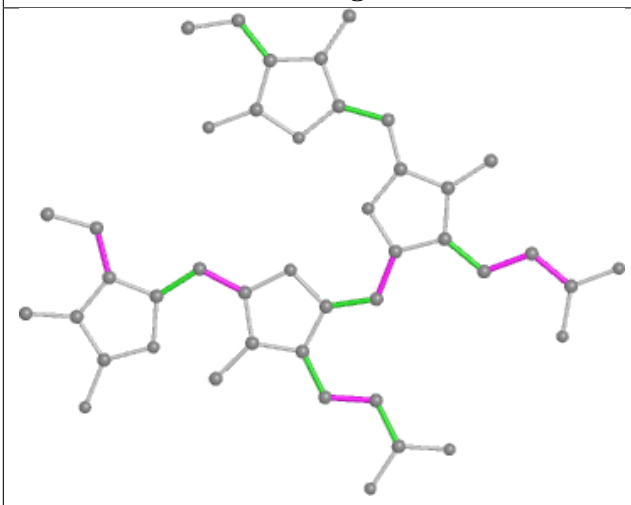

Torsions

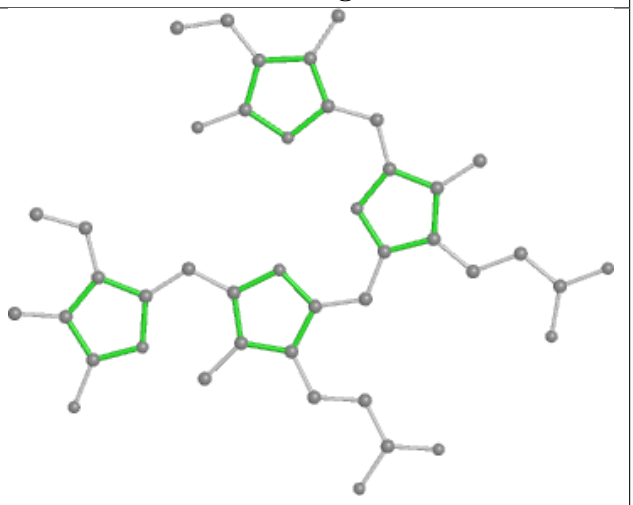

Rings

Ligand CLA 62 306

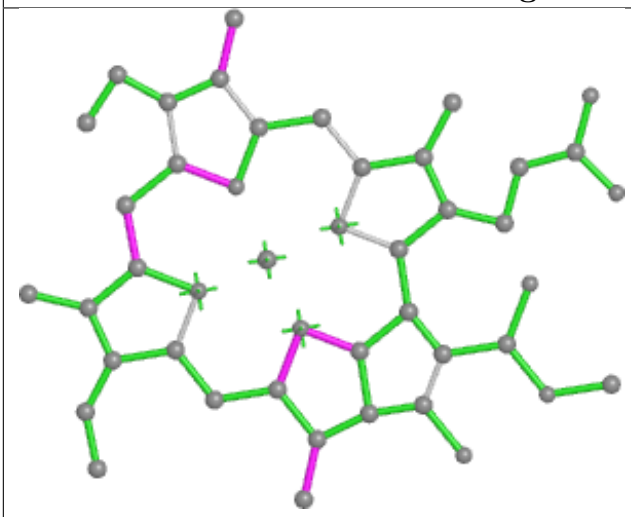

Bond lengths

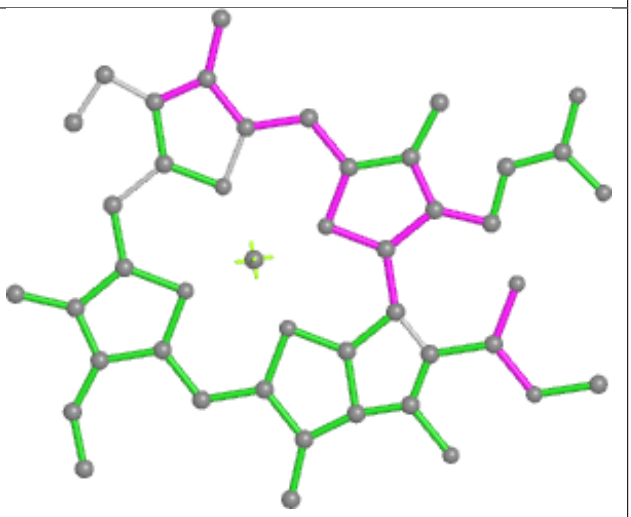

Bond angles

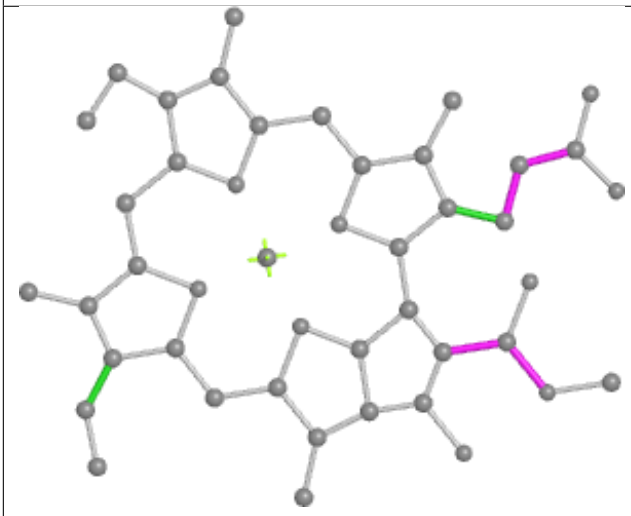

Torsions

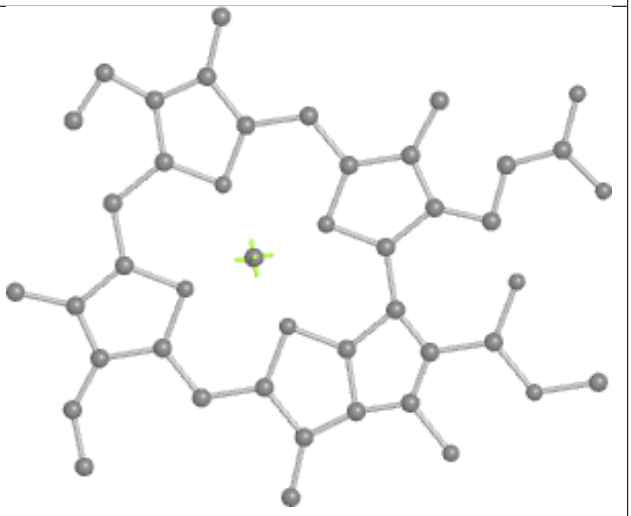

Rings

Ligand PEB Y9 202

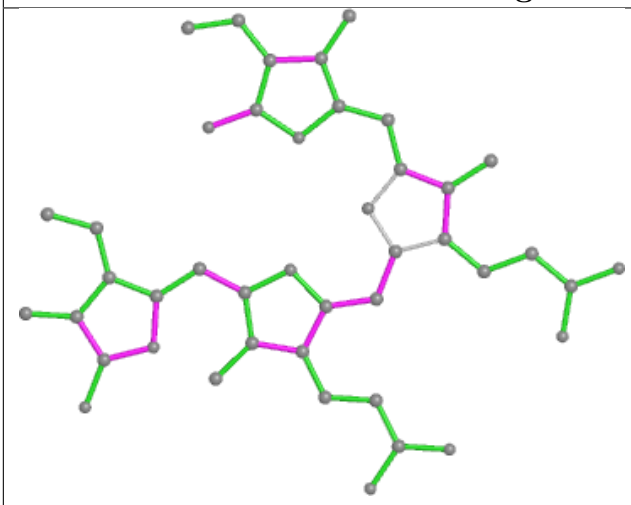

Bond lengths

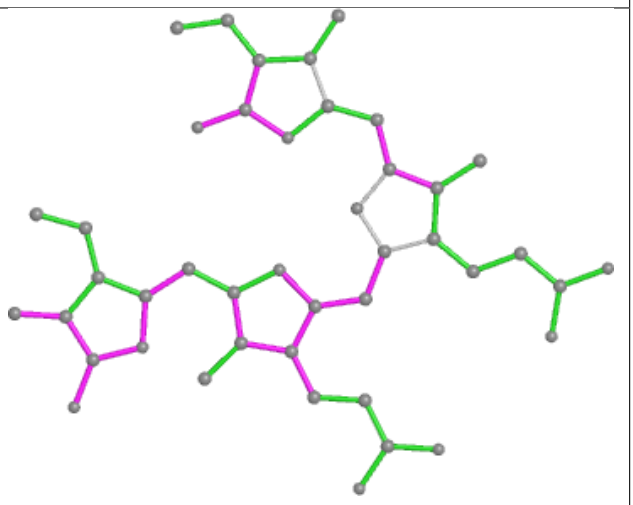

Bond angles

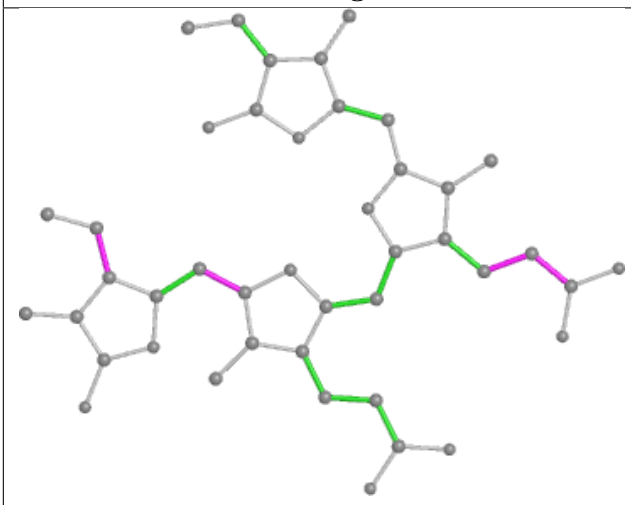

Torsions

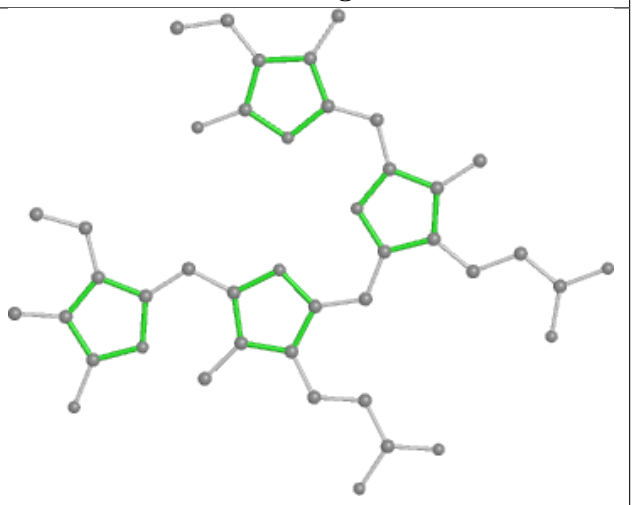

Rings

Ligand CYC x3 1001

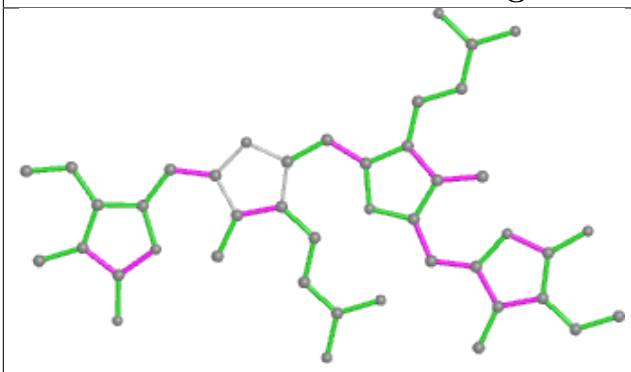

Bond lengths

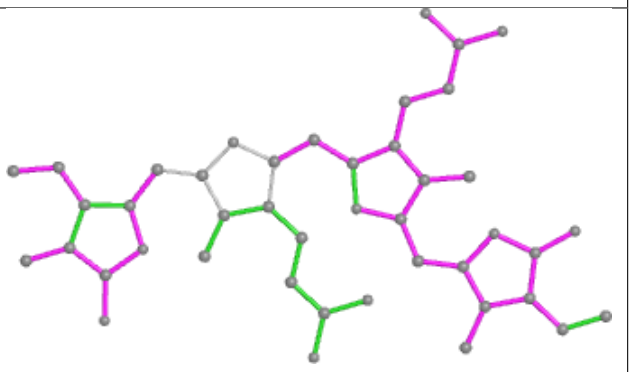

Bond angles

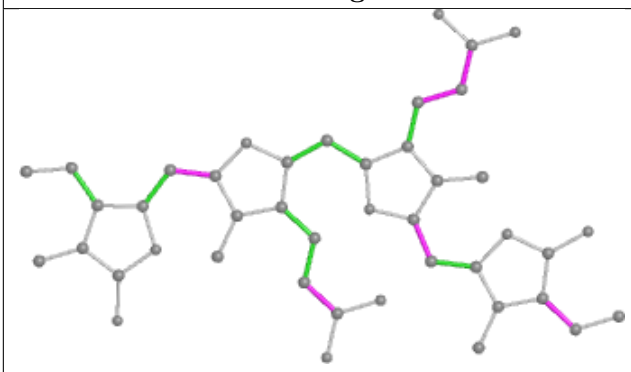

Torsions

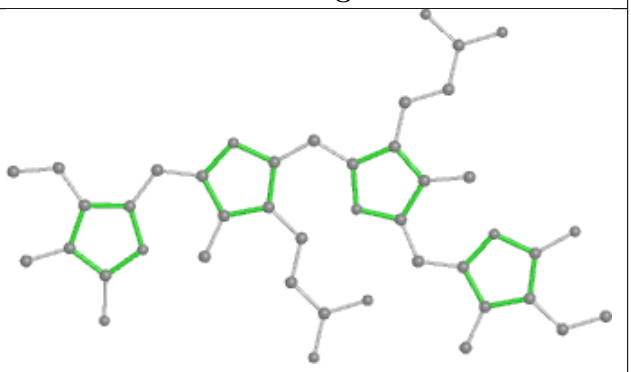

Rings

Ligand PEB GF 203

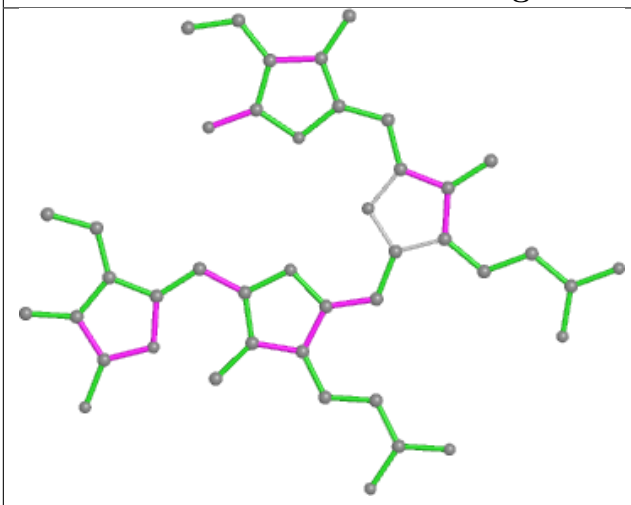

Bond lengths

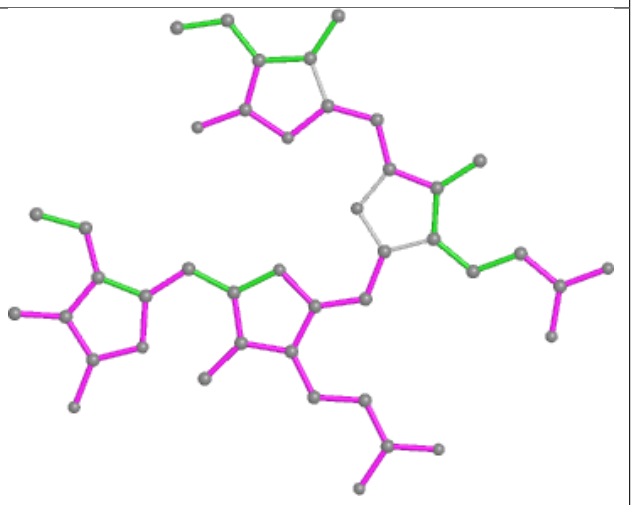

Bond angles

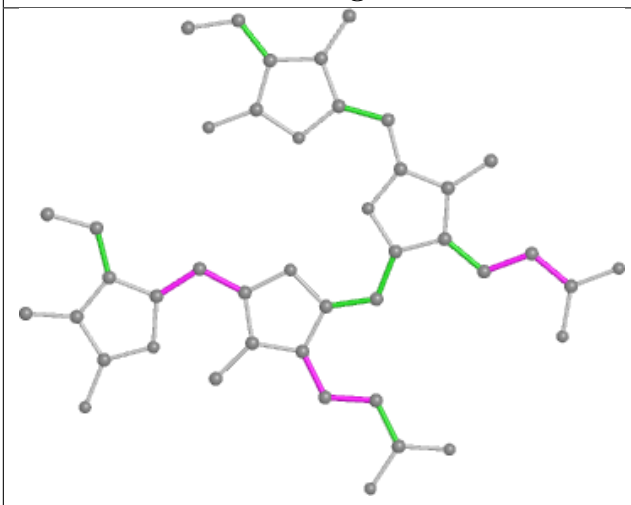

Torsions

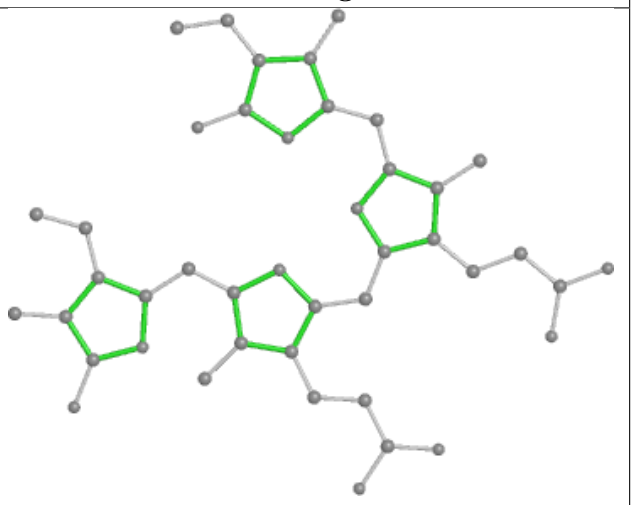

Rings

Ligand CLA 3N 312

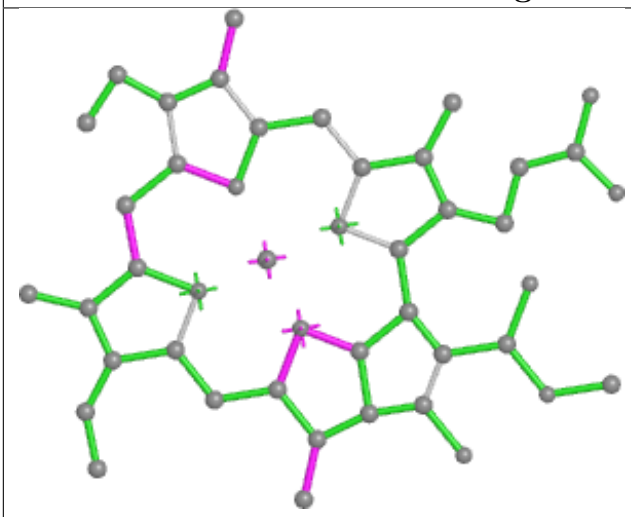

Bond lengths

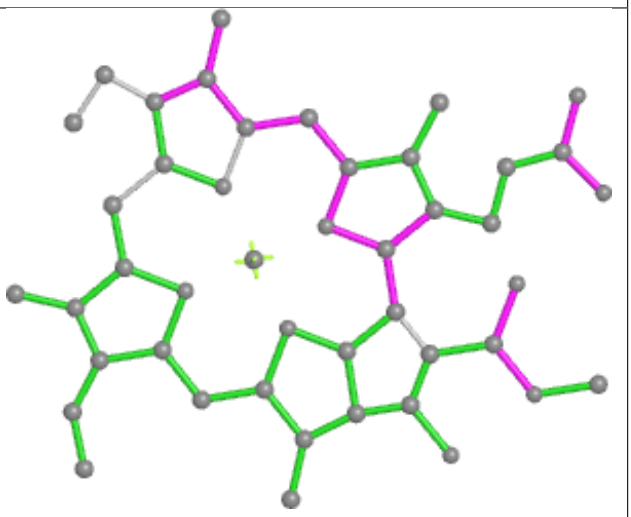

Bond angles

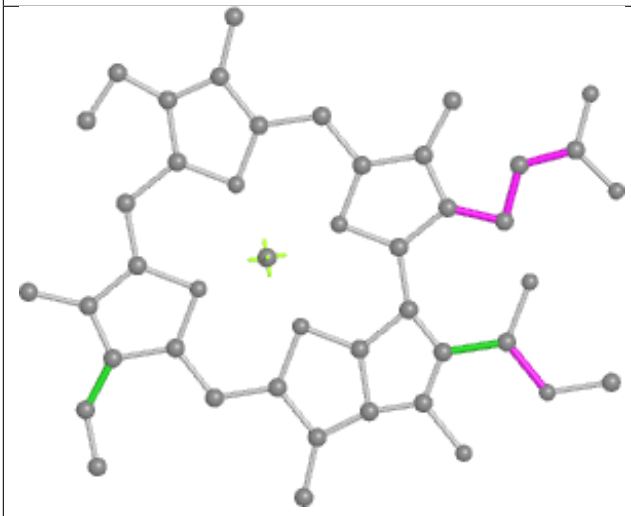

Torsions

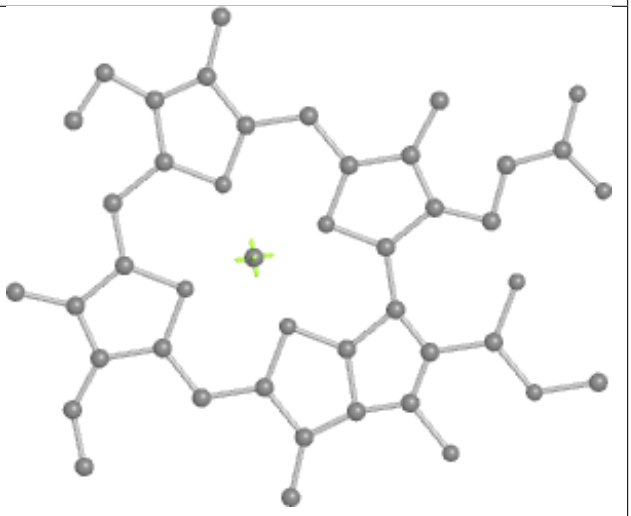

Rings

Ligand CYC O3 1001

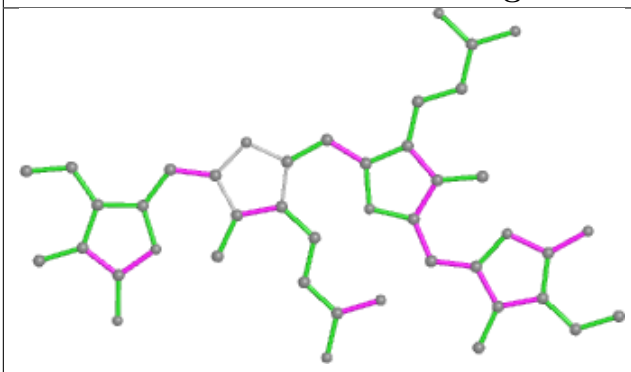

Bond lengths

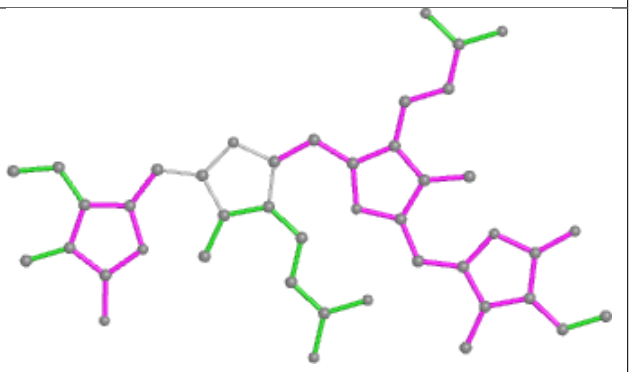

Bond angles

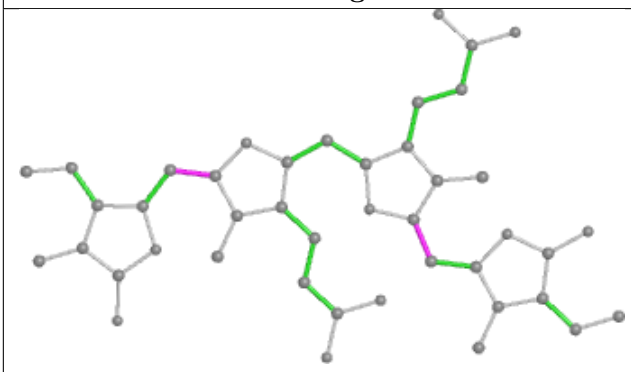

Torsions

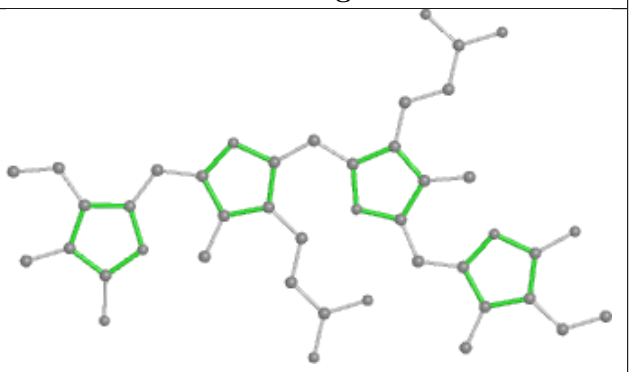

Rings

Ligand PEB AD 304

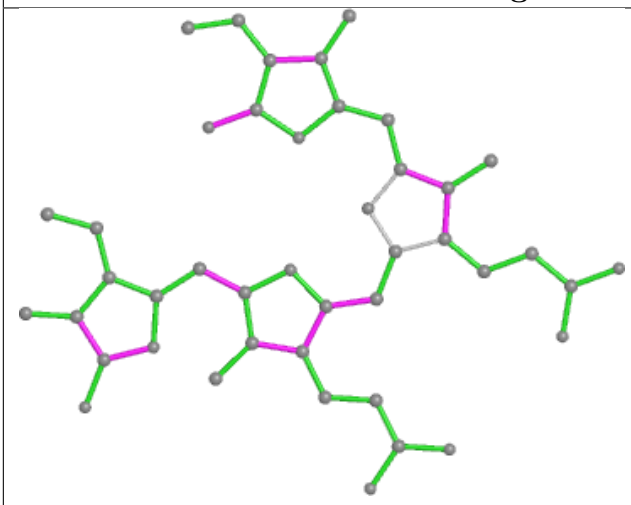

Bond lengths

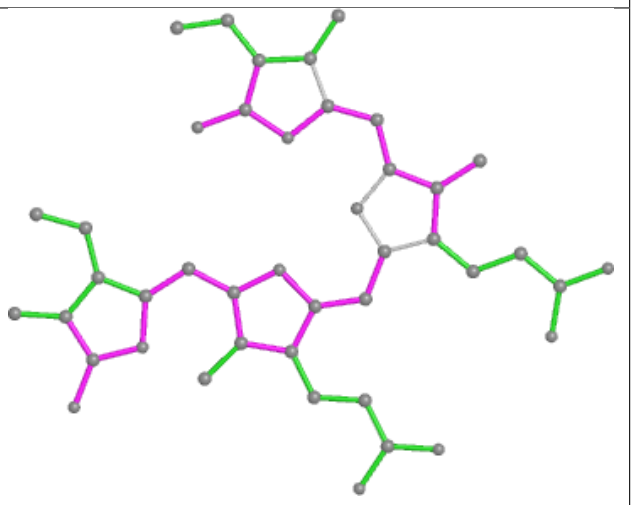

Bond angles

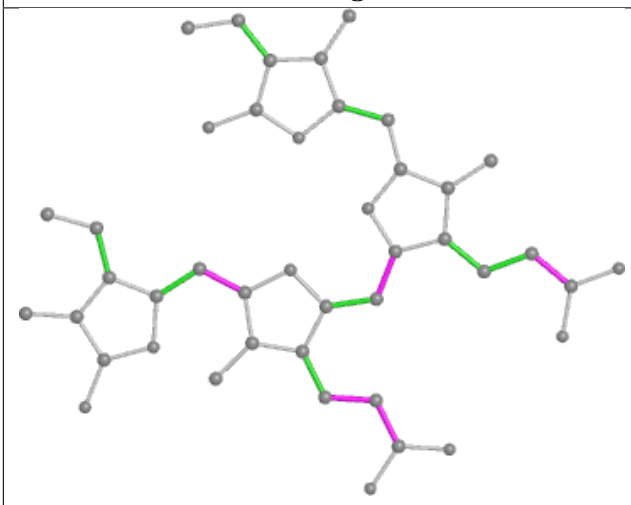

Torsions

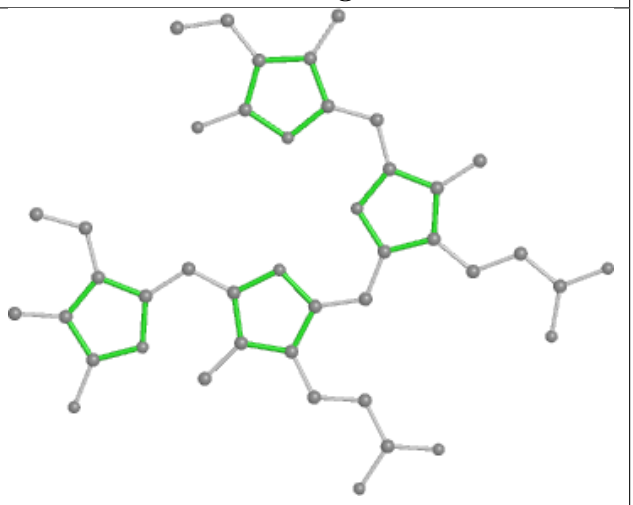

Rings

Ligand PEB S5 203

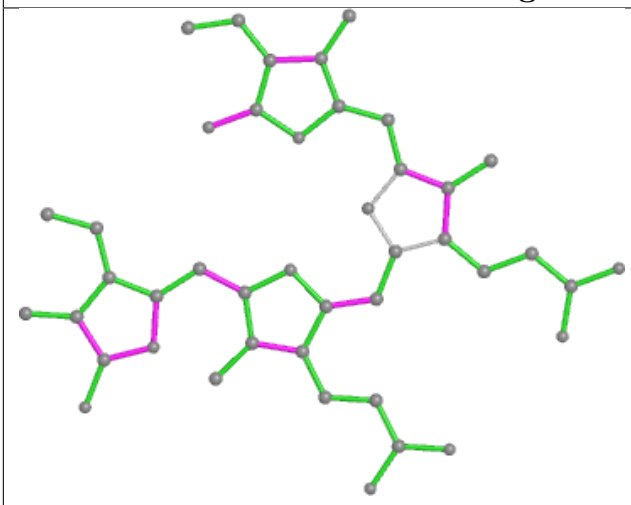

Bond lengths

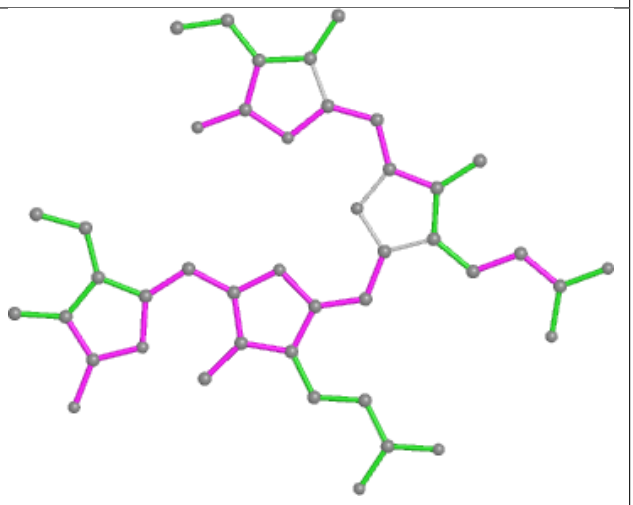

Bond angles

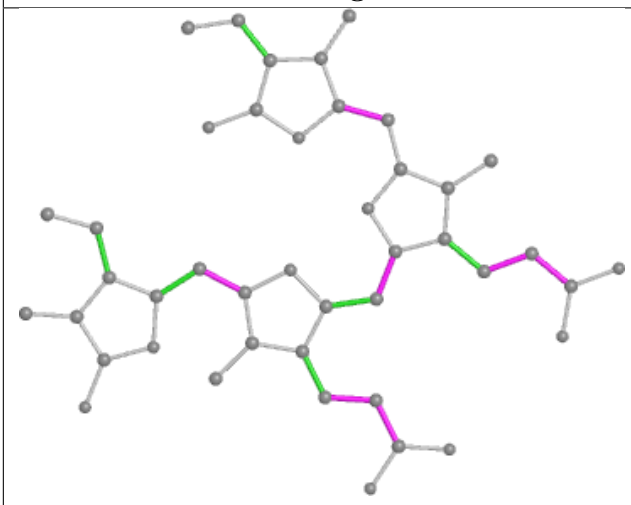

Torsions

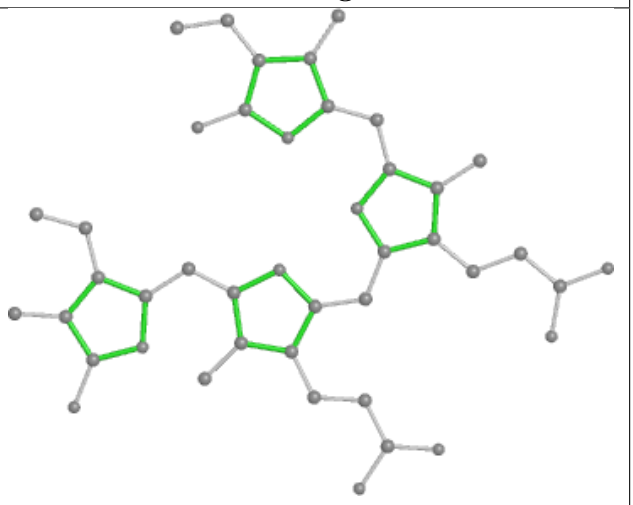

Rings

Ligand DGD C6 504

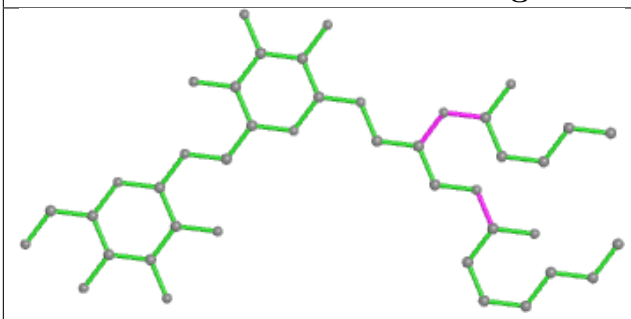

Bond lengths

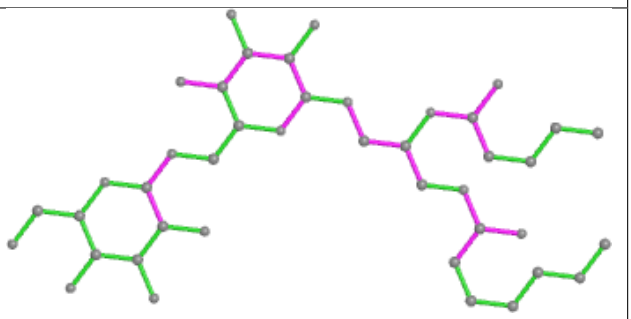

Bond angles

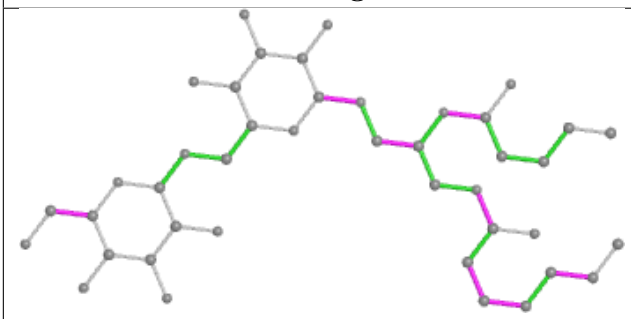

Torsions

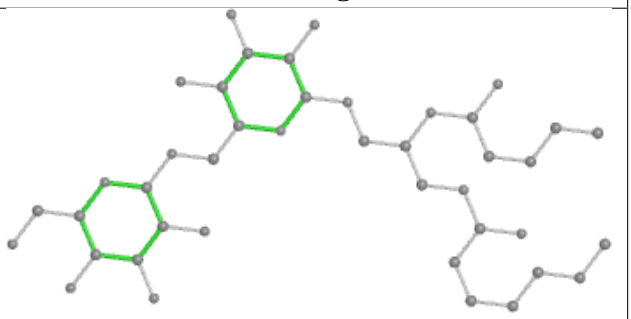

Rings

Ligand PEB RA 202

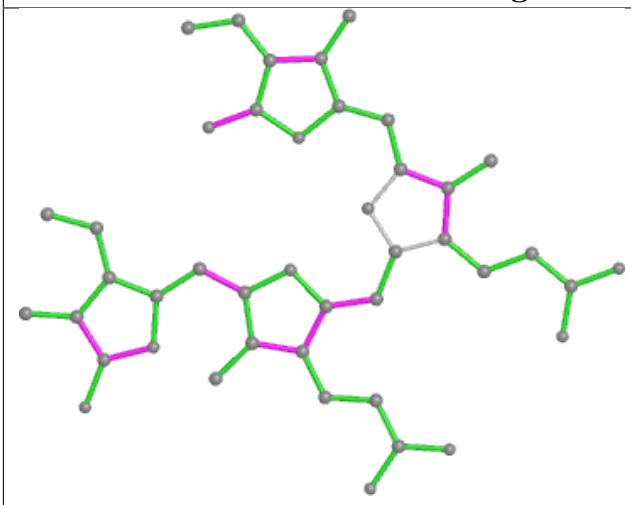

Bond lengths

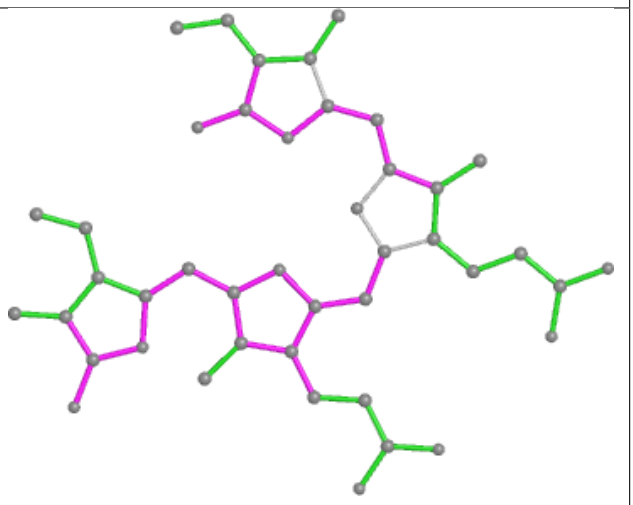

Bond angles

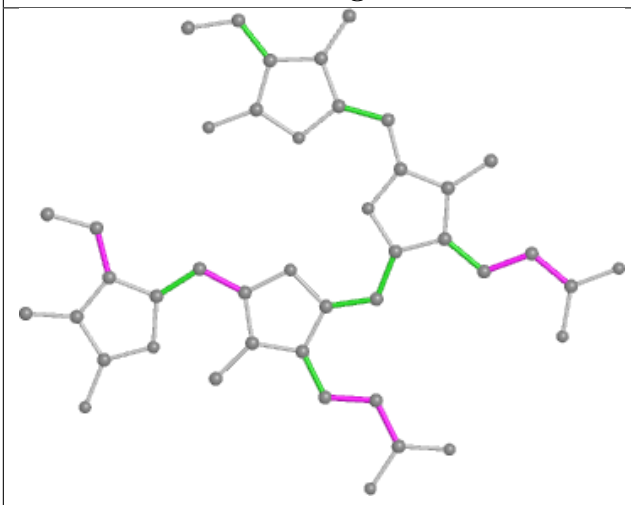

Torsions

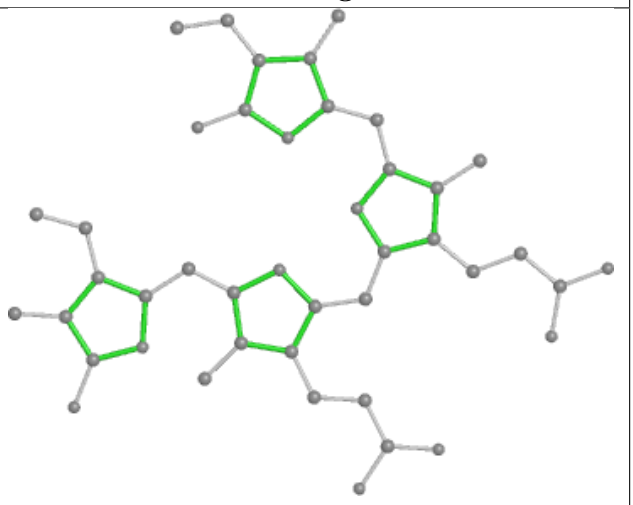

Rings

Ligand CLA BL 622

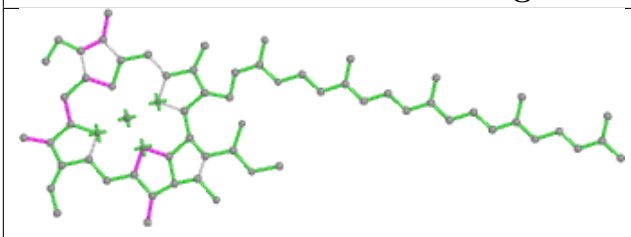

Bond lengths

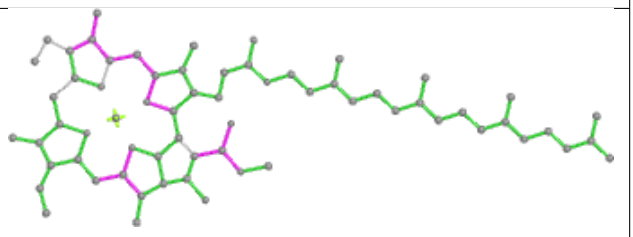

Bond angles

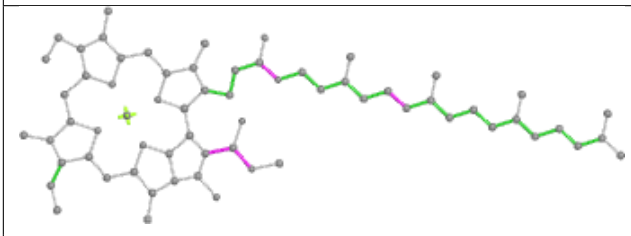

Torsions

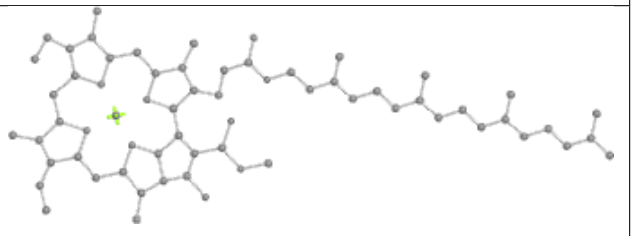

Rings

Ligand PEB G9 201

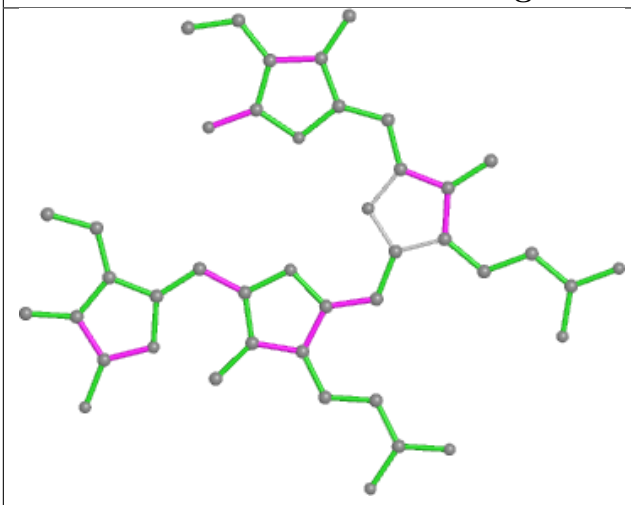

Bond lengths

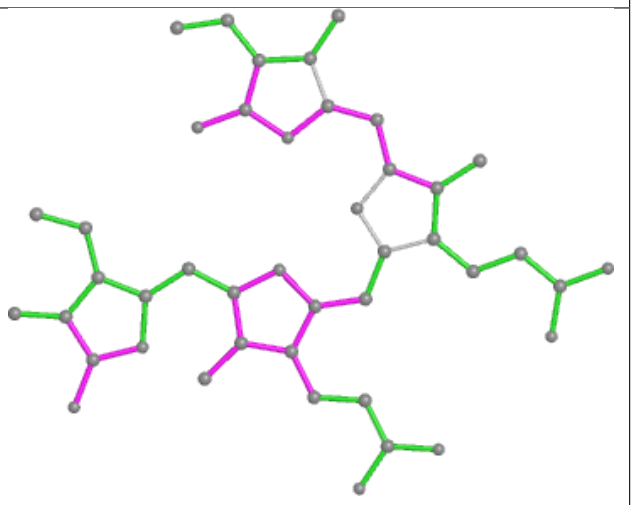

Bond angles

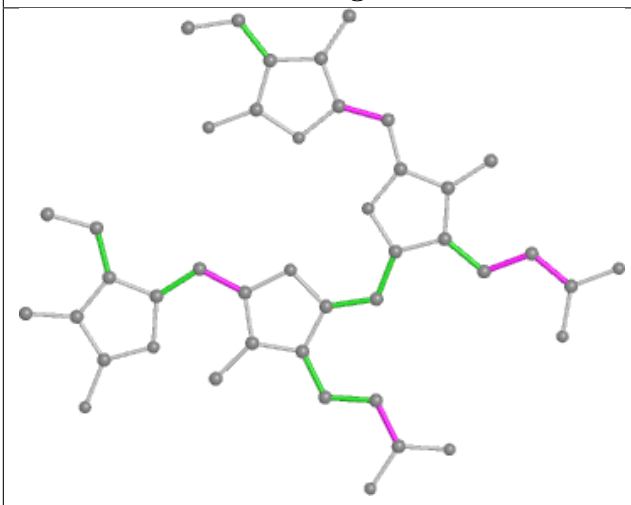

Torsions

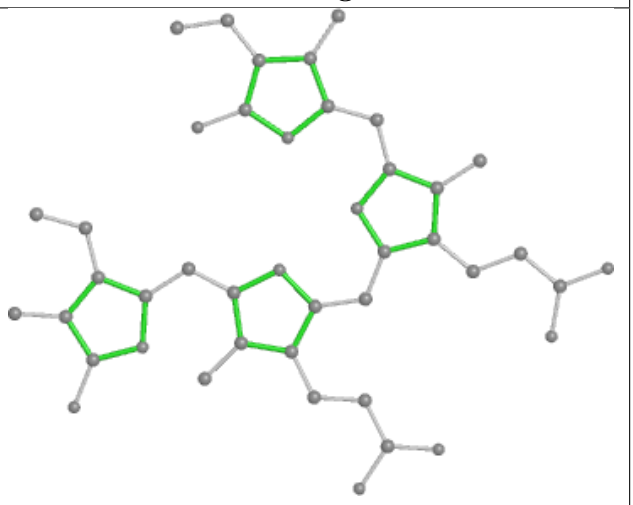

Rings

Ligand PUB AG 302

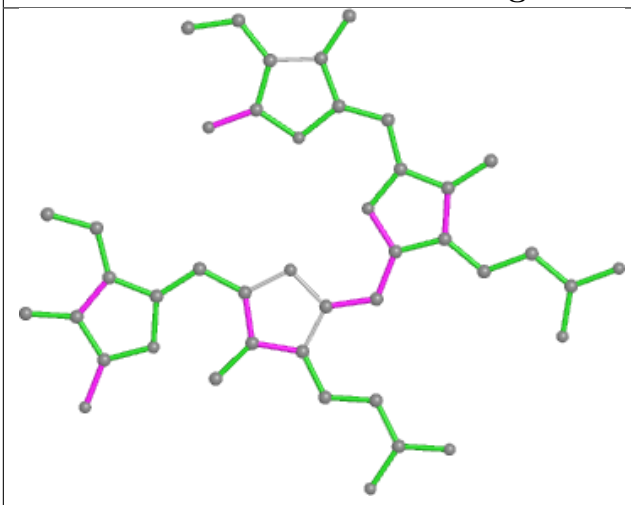

Bond lengths

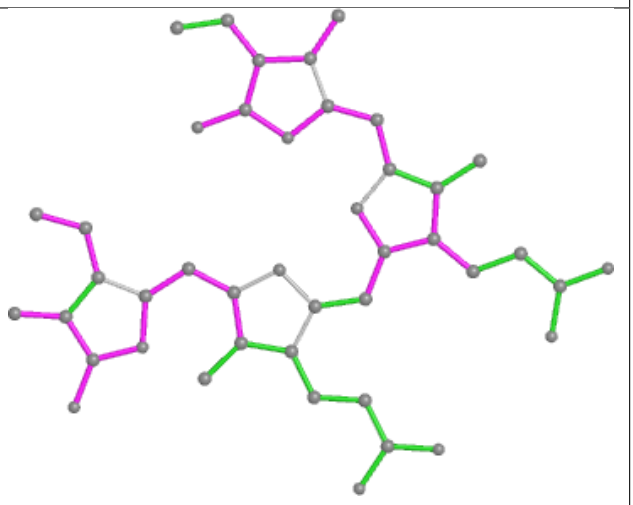

Bond angles

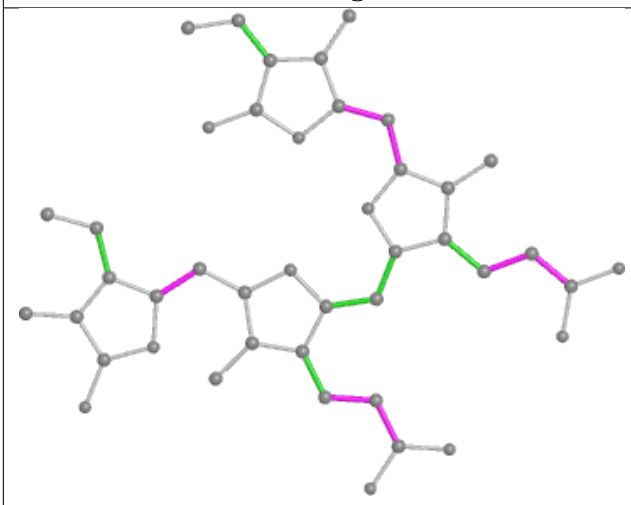

Torsions

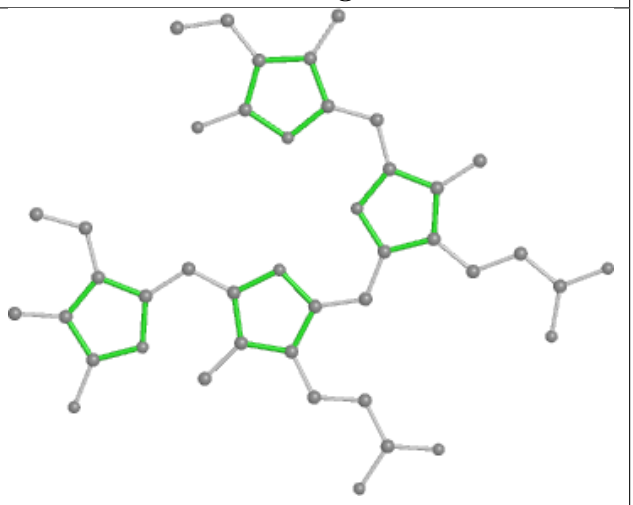

Rings

Ligand PUB AJ 303

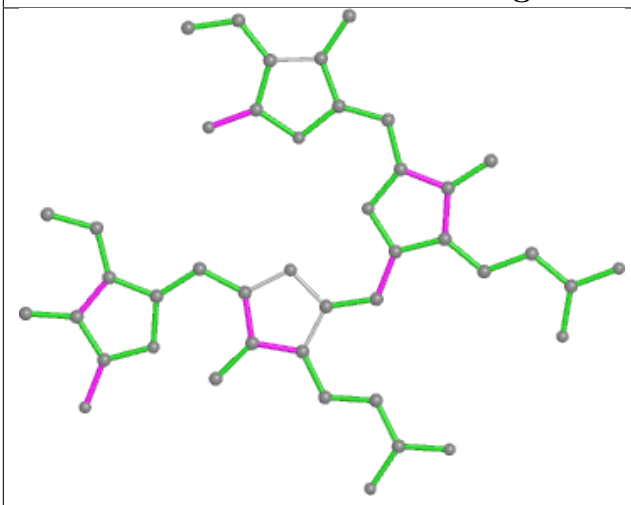

Bond lengths

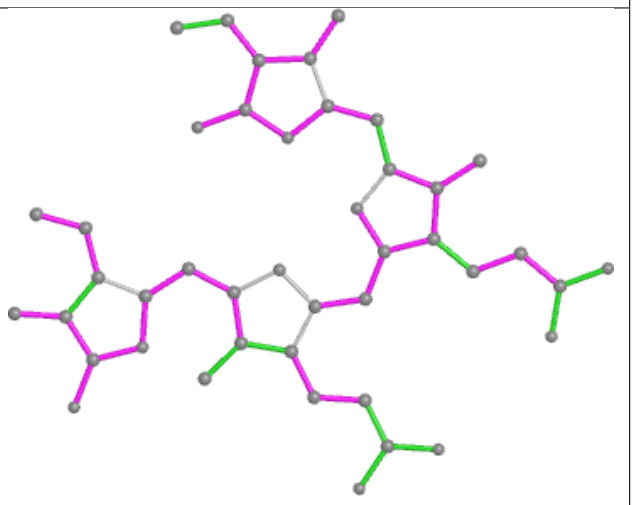

Bond angles

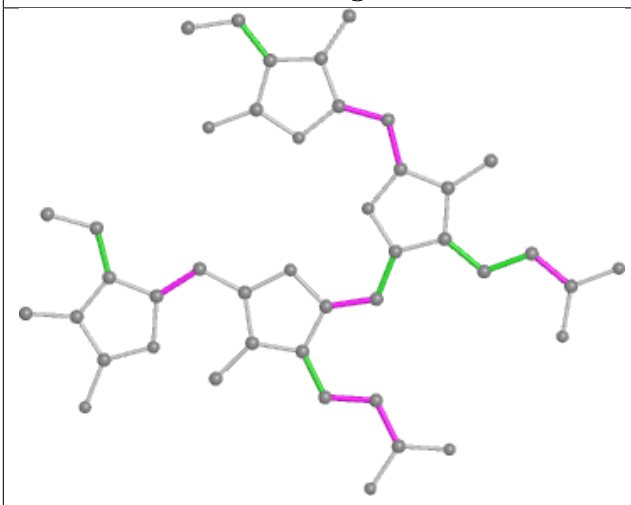

Torsions

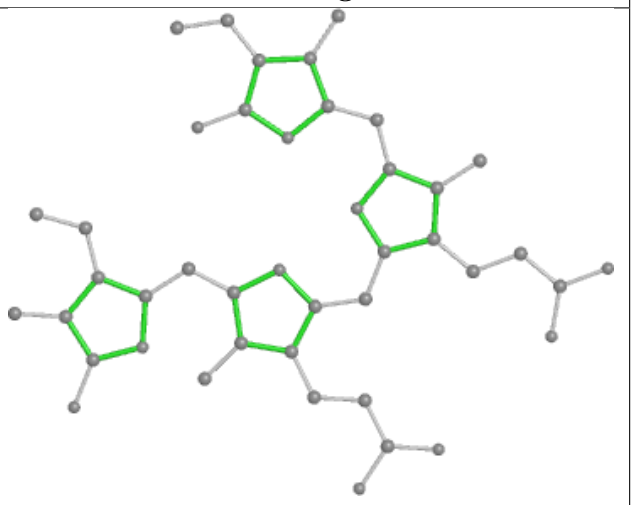

Rings

Ligand BCR bL 601

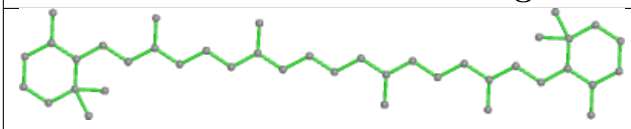

Bond lengths

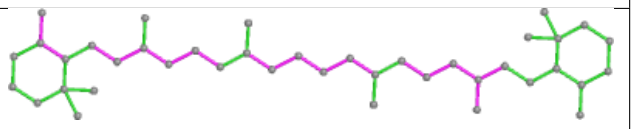

Bond angles

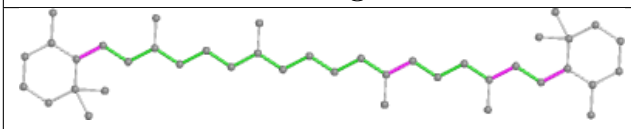

Torsions

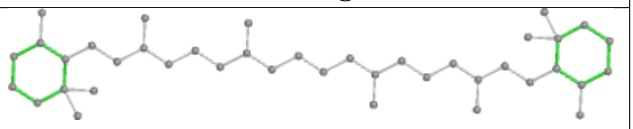

Rings

Ligand PEB FP 201

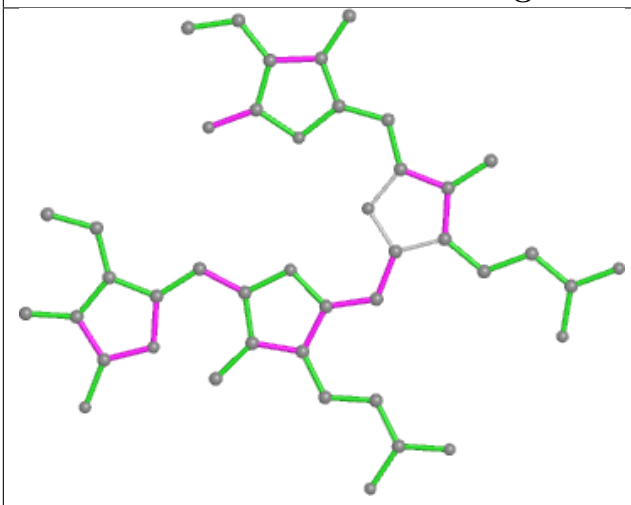

Bond lengths

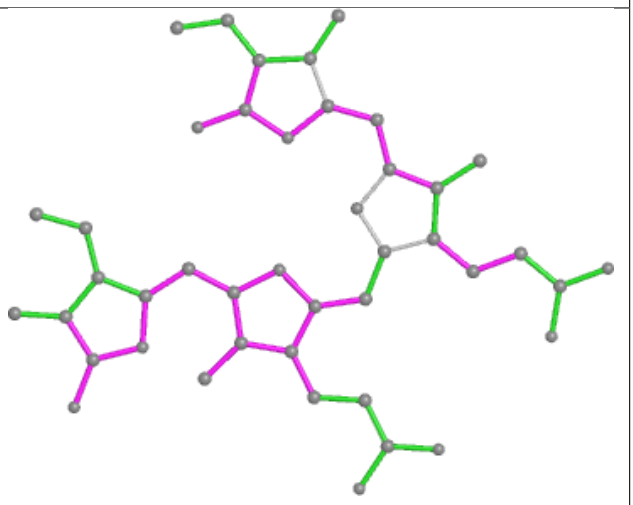

Bond angles

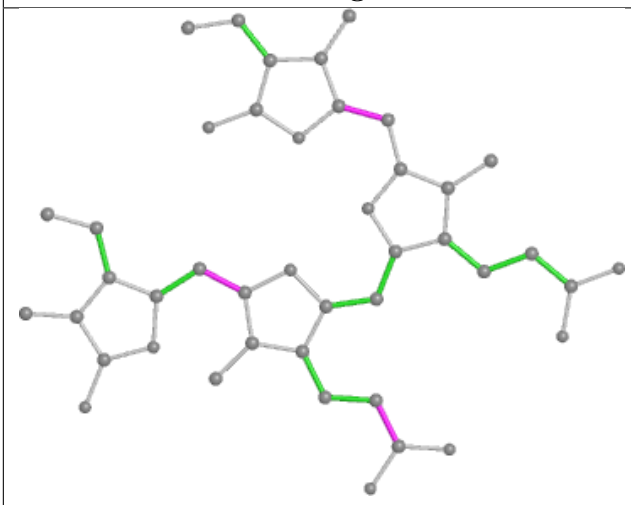

Torsions

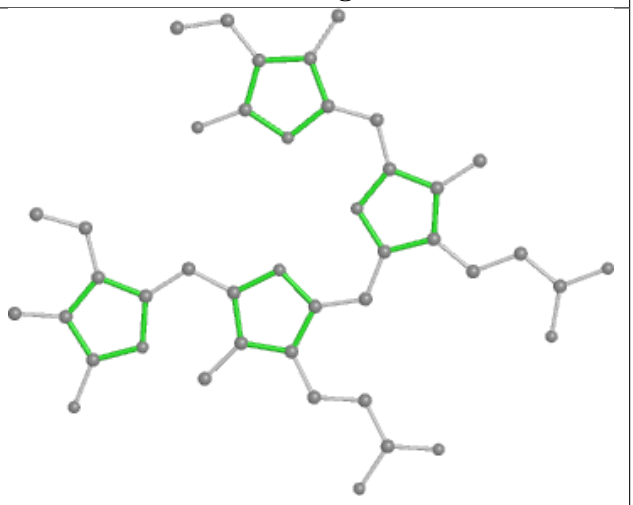

Rings

Ligand CLA 6N 613

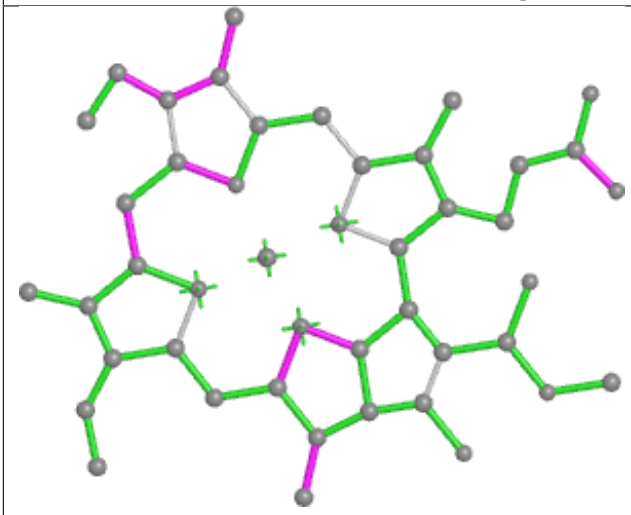

Bond lengths

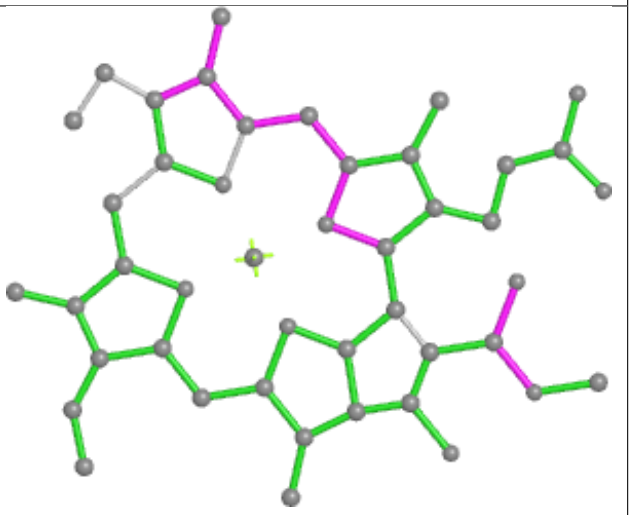

Bond angles

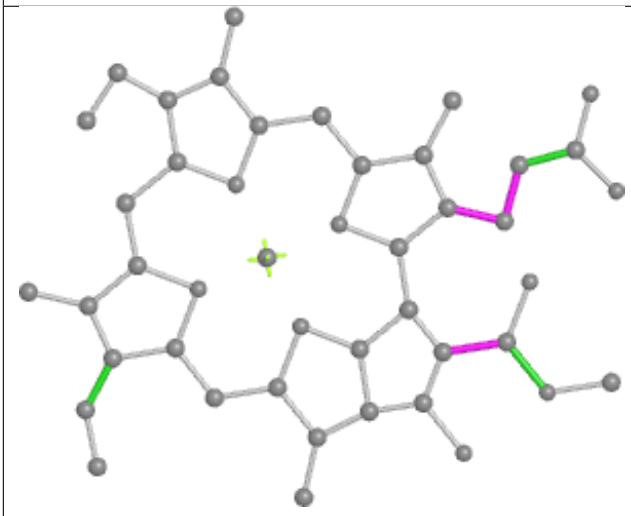

Torsions

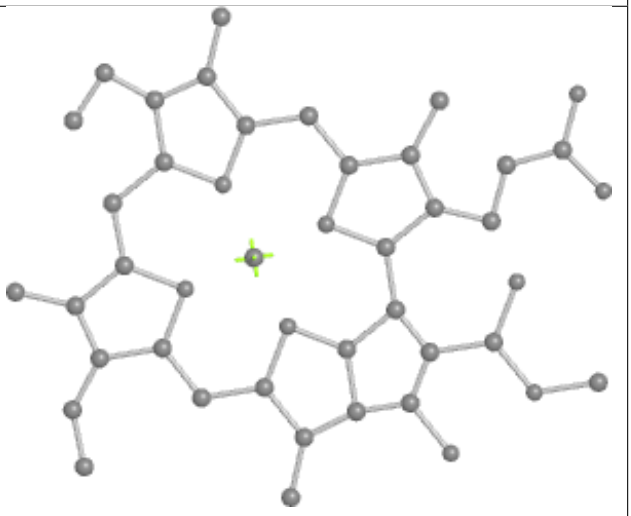

Rings

Ligand PEB BA 203

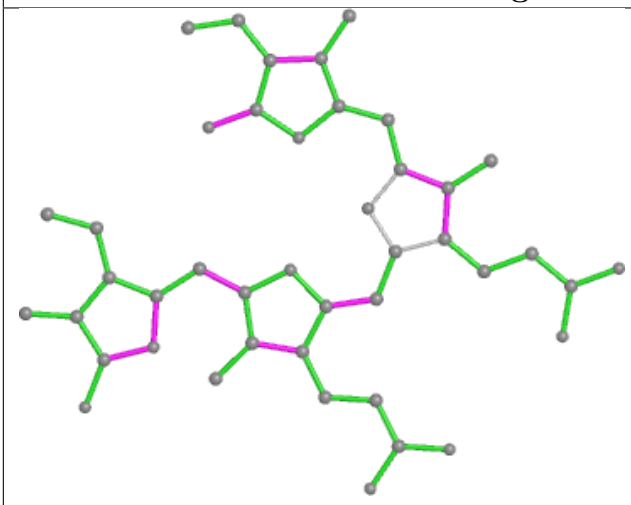

Bond lengths

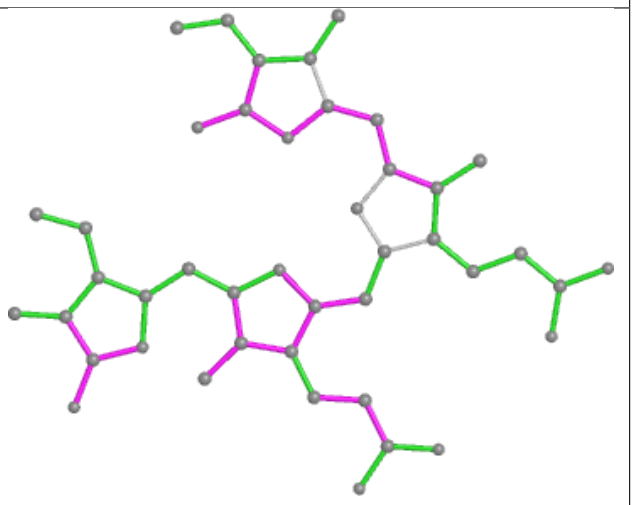

Bond angles

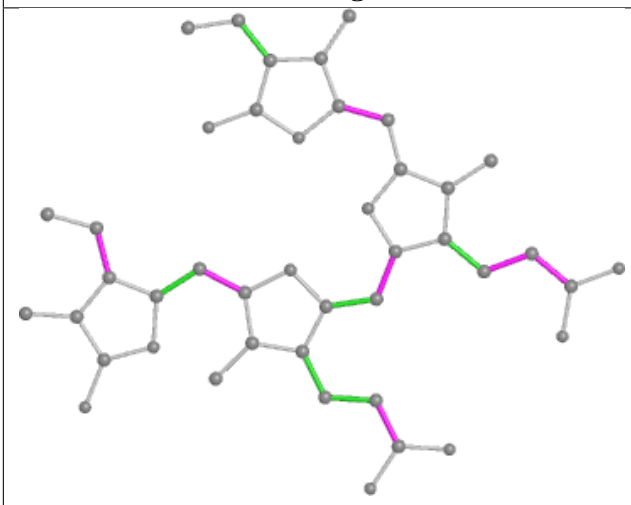

Torsions

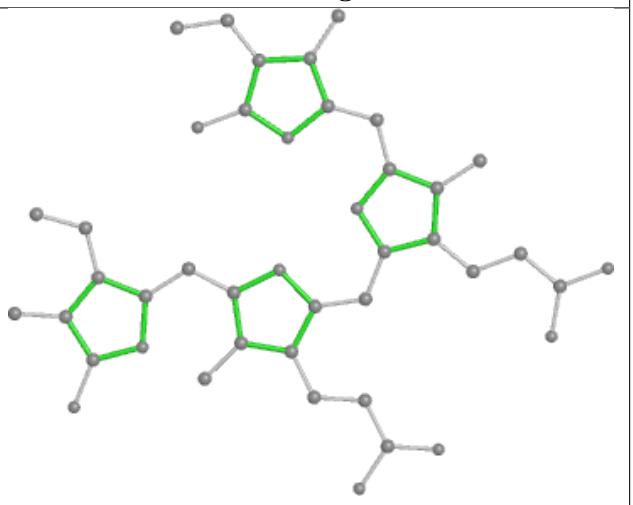

Rings

Ligand PEB cJ 202

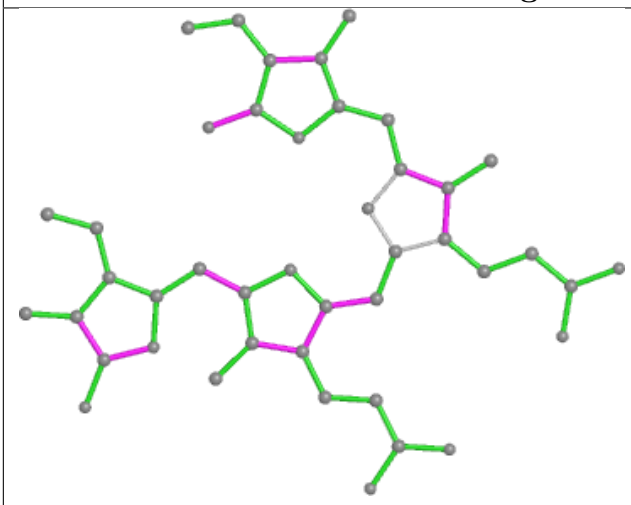

Bond lengths

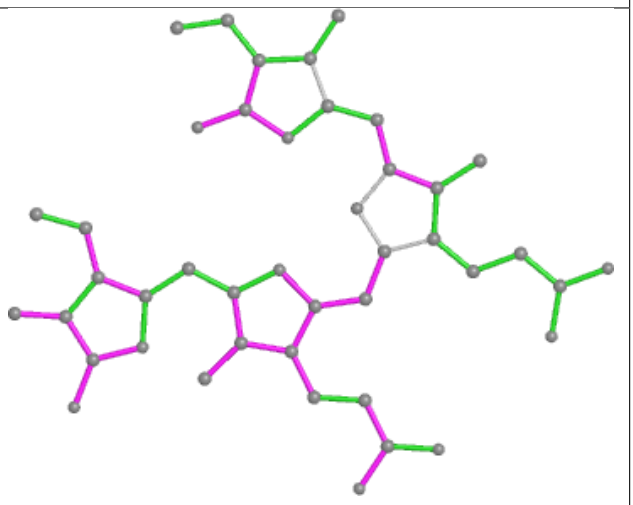

Bond angles

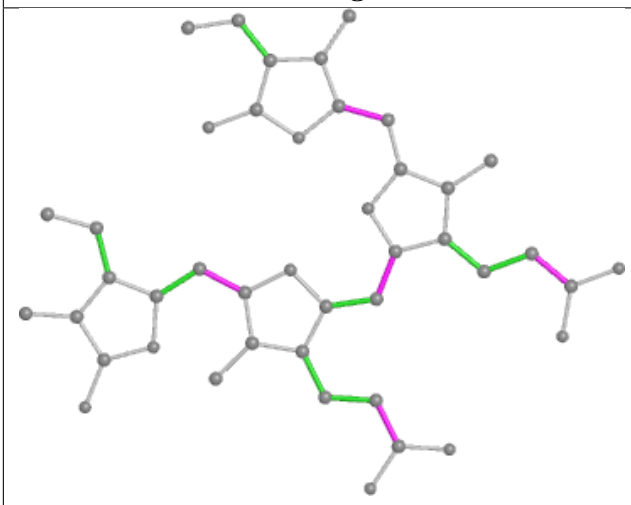

Torsions

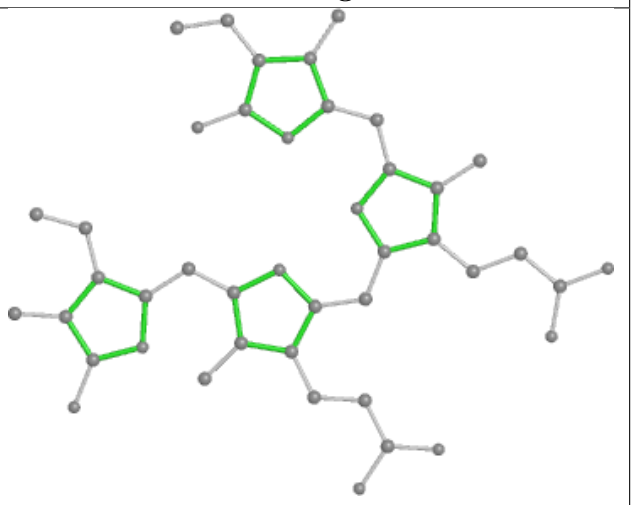

Rings

Ligand PEB L1 1002

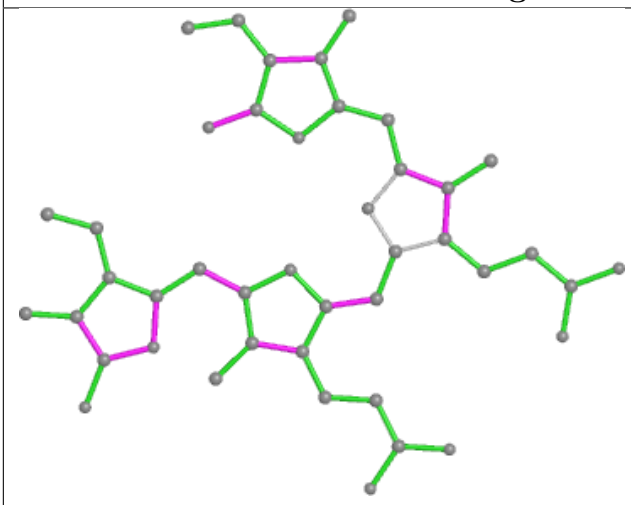

Bond lengths

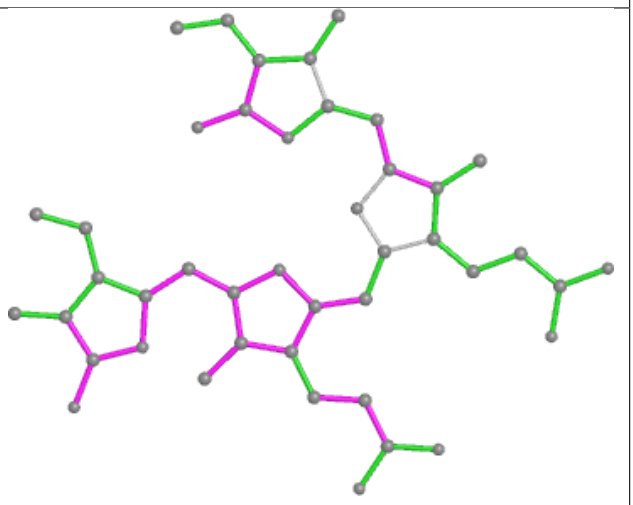

Bond angles

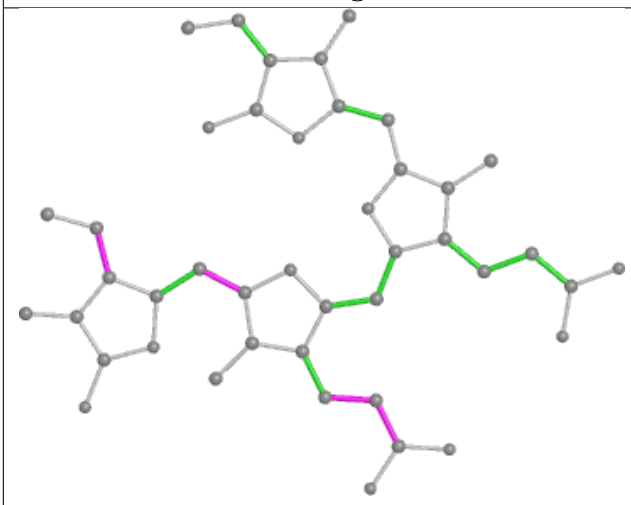

Torsions

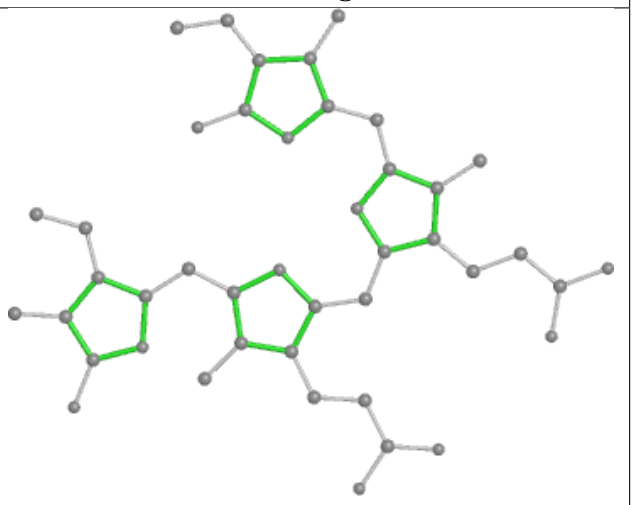

Rings

Ligand CLA A2 814

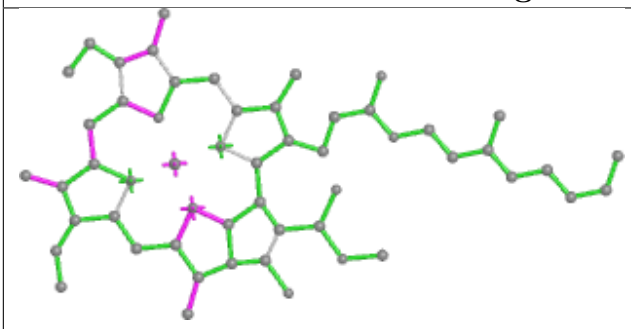

Bond lengths

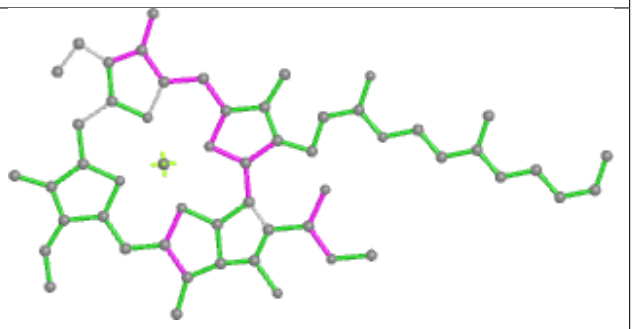

Bond angles

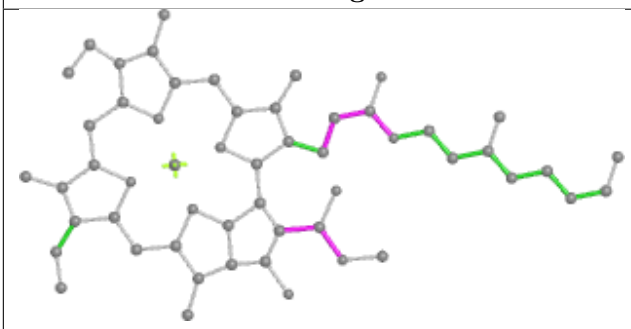

Torsions

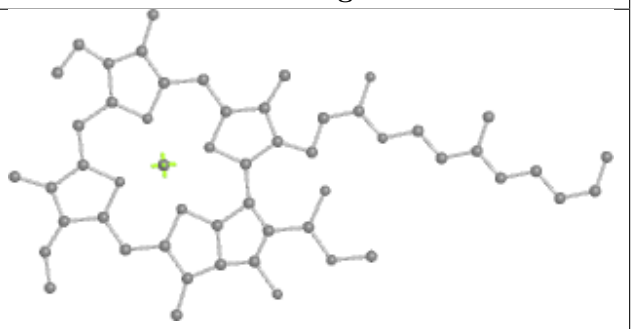

Rings

Ligand PEB Y4 201

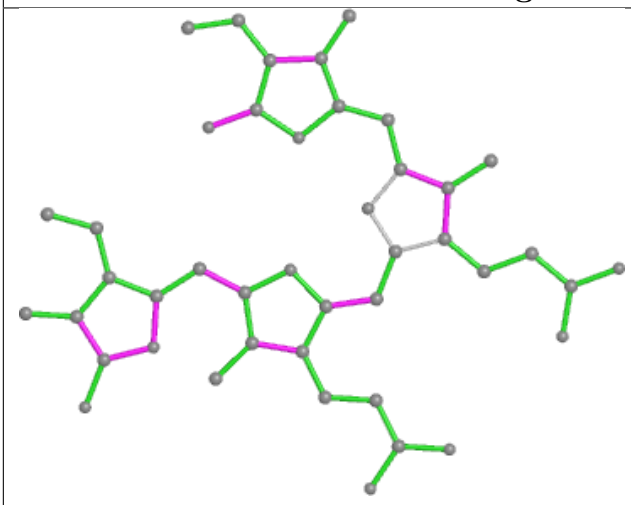

Bond lengths

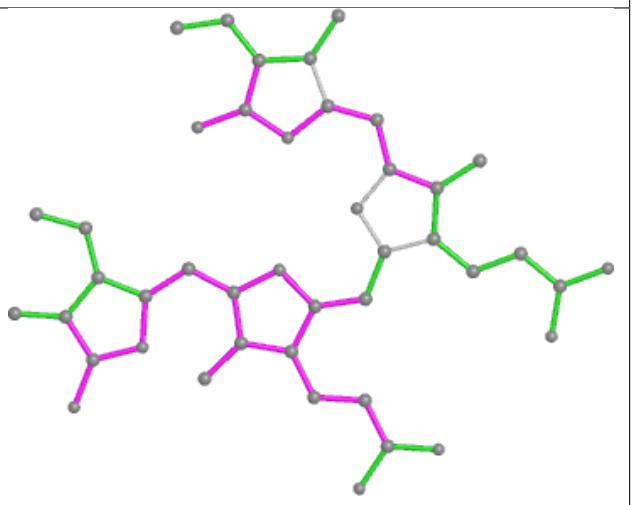

Bond angles

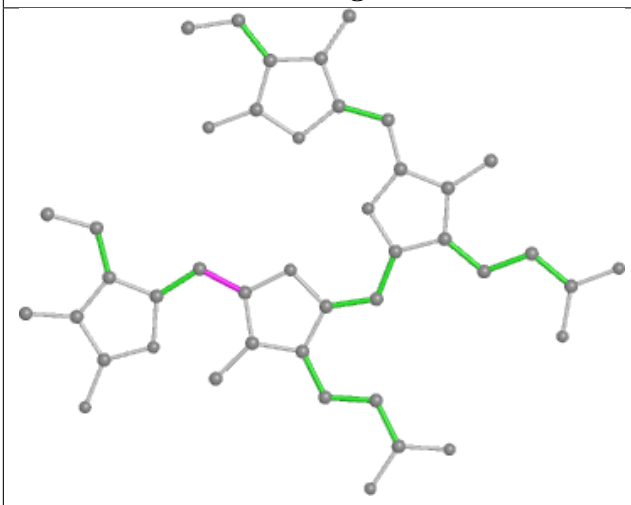

Torsions

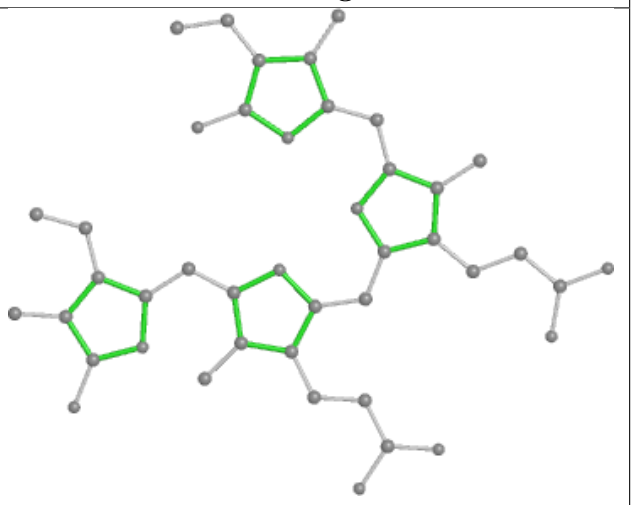

Rings

Ligand PUB KA 203

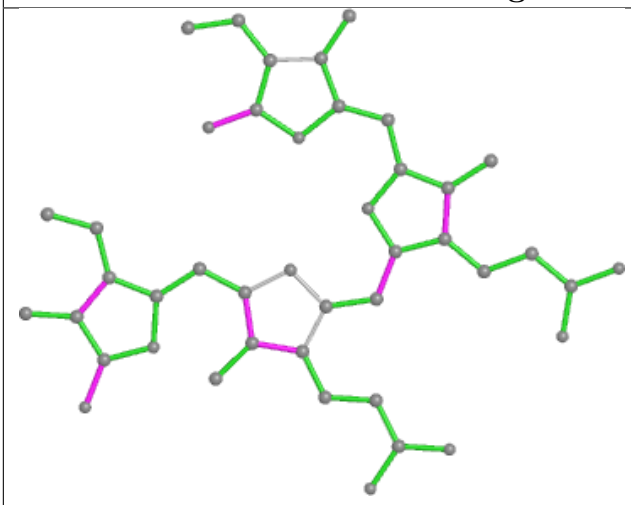

Bond lengths

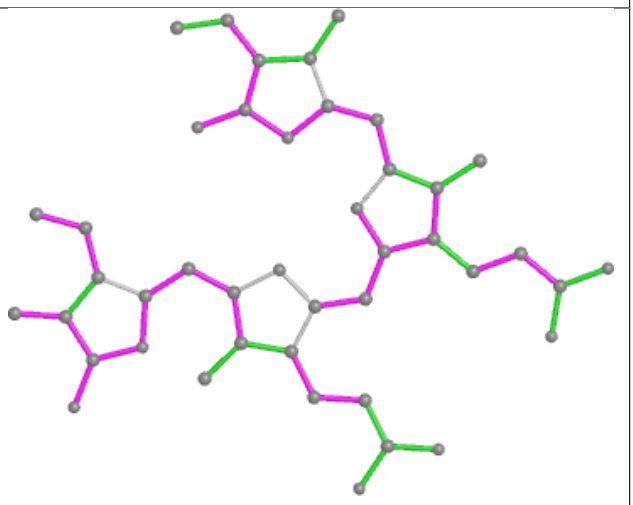

Bond angles

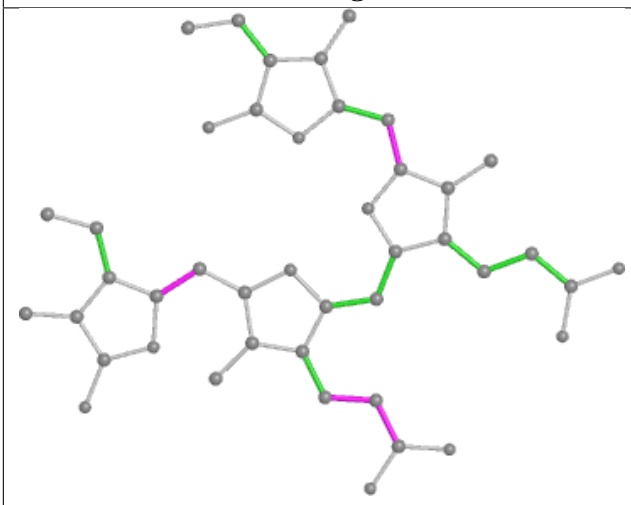

Torsions

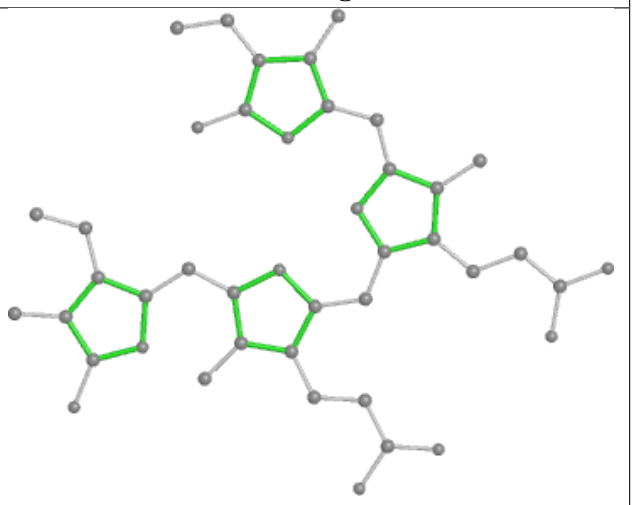

Rings

Ligand PEB XF 201

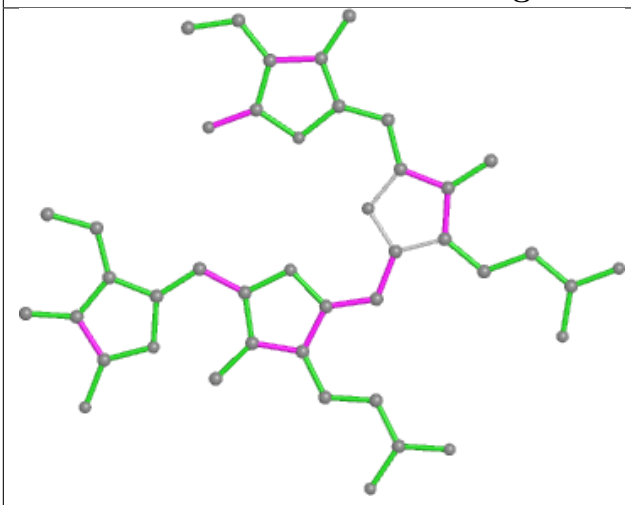

Bond lengths

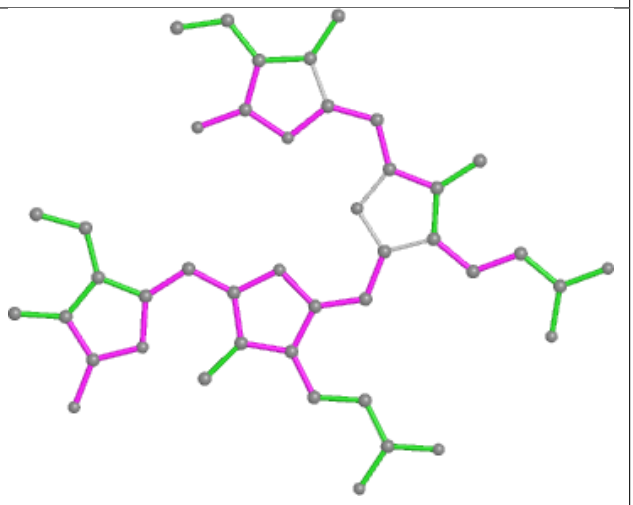

Bond angles

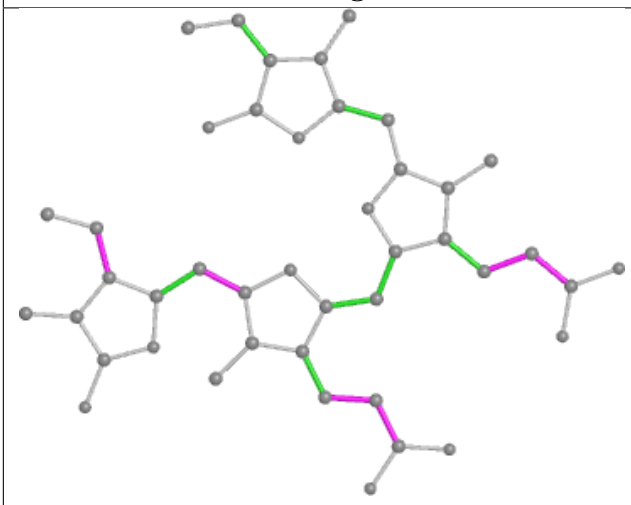

Torsions

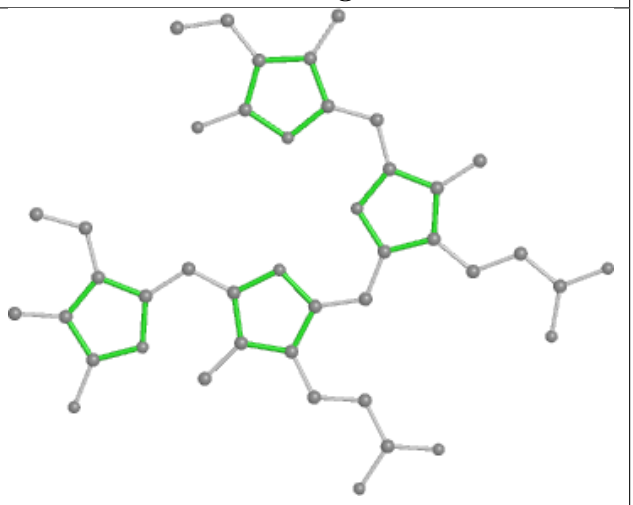

Rings

Ligand CLA 72 610

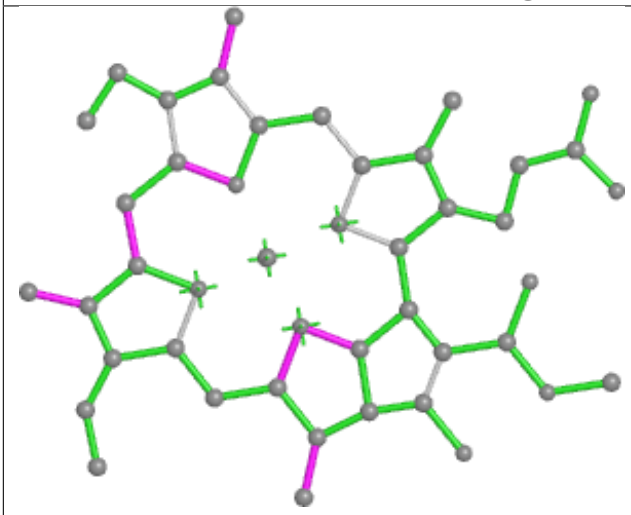

Bond lengths

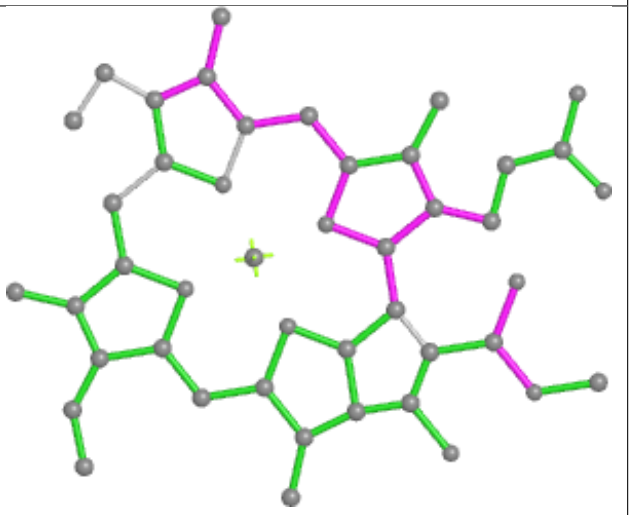

Bond angles

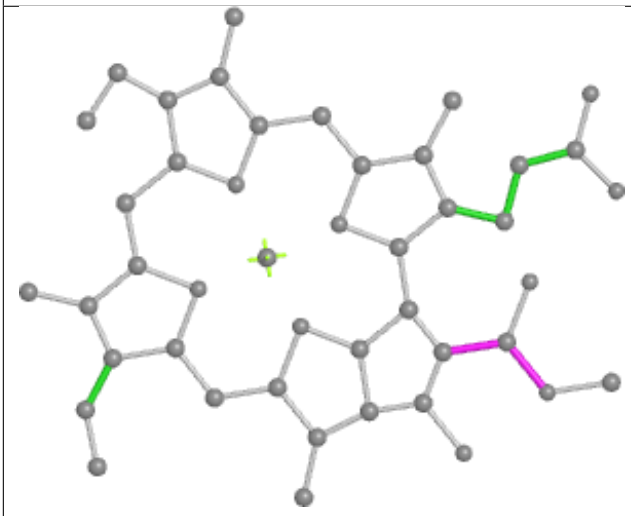

Torsions

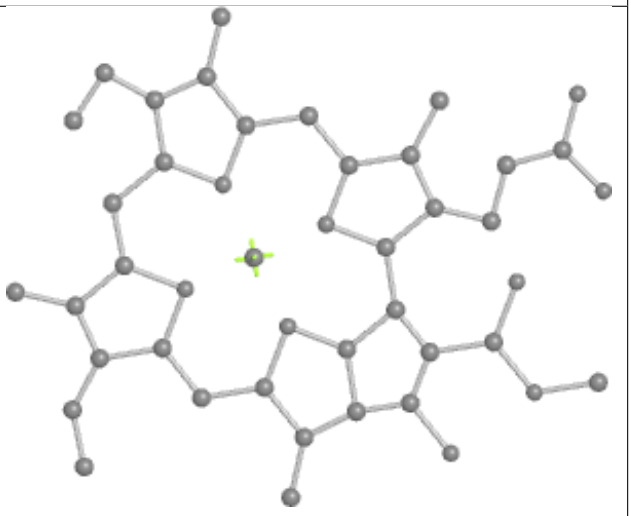

Rings

Ligand PEB VK 201

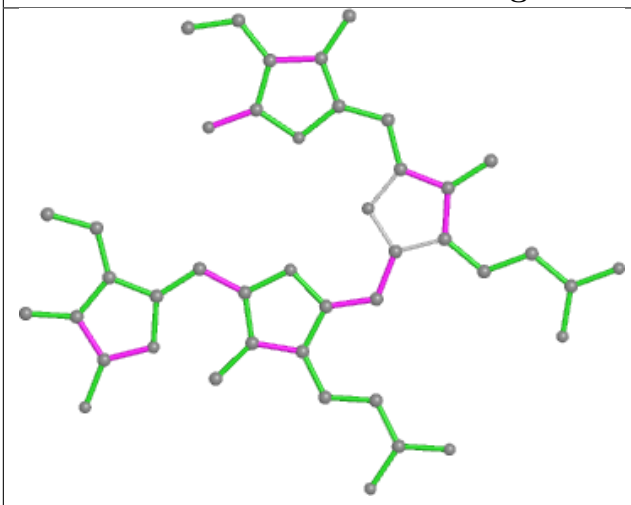

Bond lengths

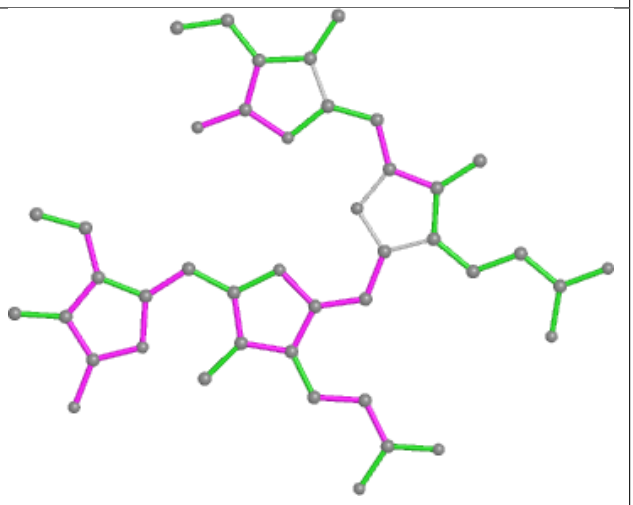

Bond angles

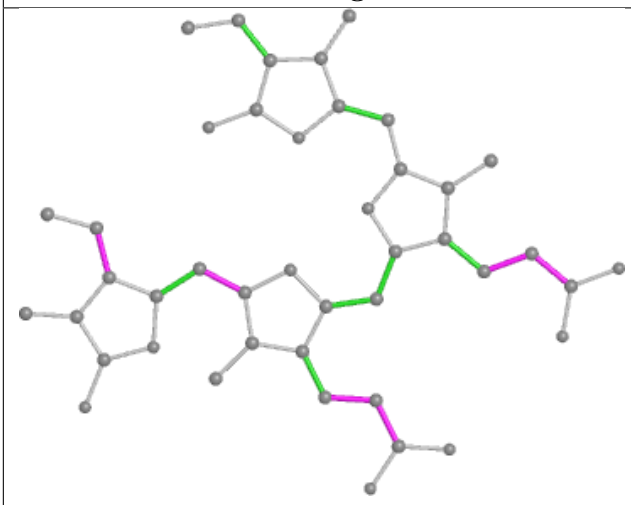

Torsions

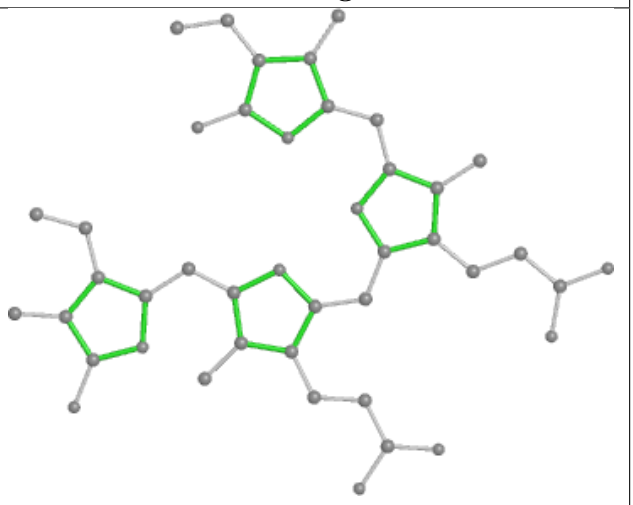

Rings

Ligand CLA b6 612

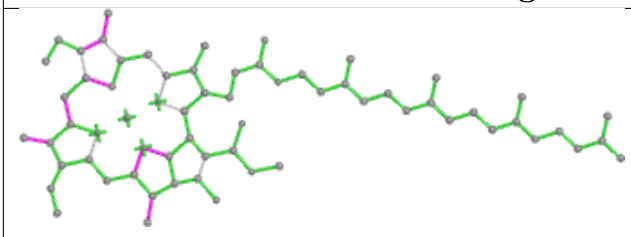

Bond lengths

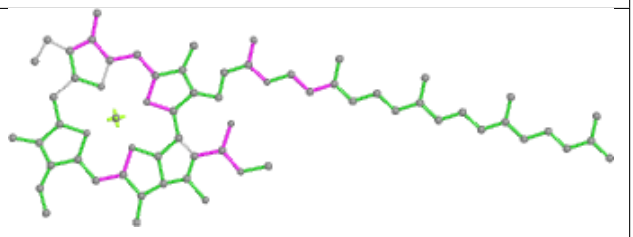

Bond angles

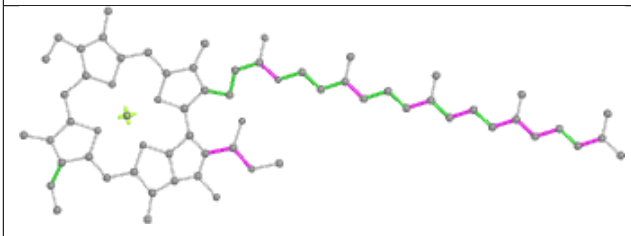

Torsions

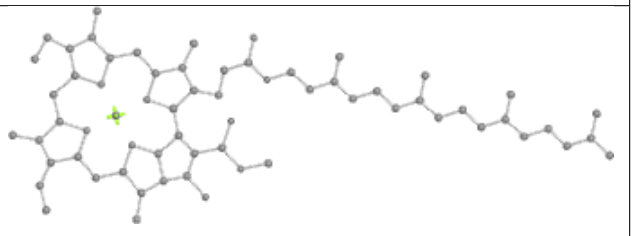

Rings

Ligand LHG M6 101

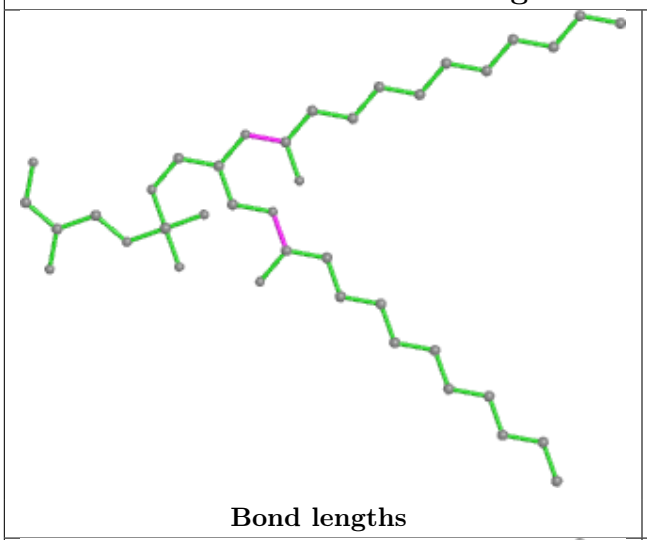

Bond lengths

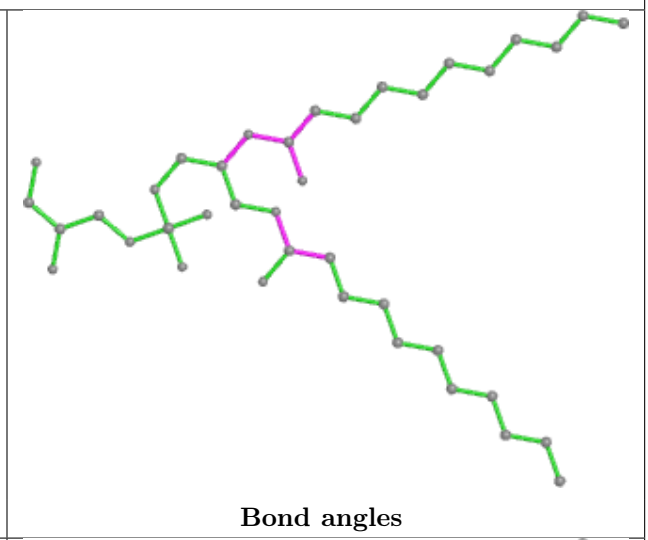

Bond angles

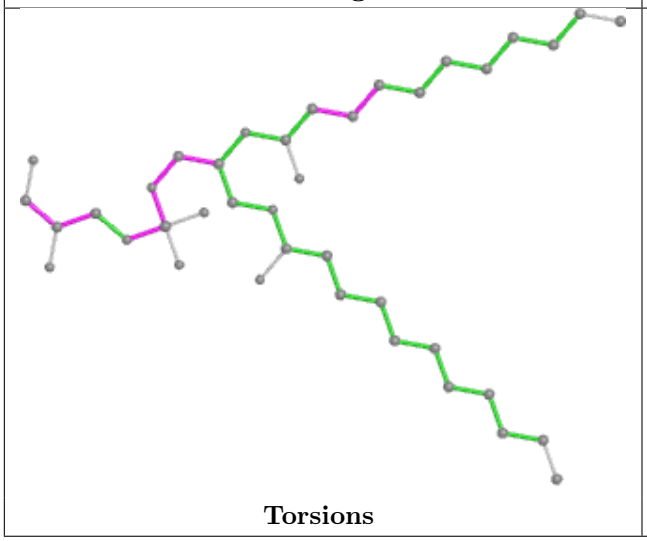

Torsions

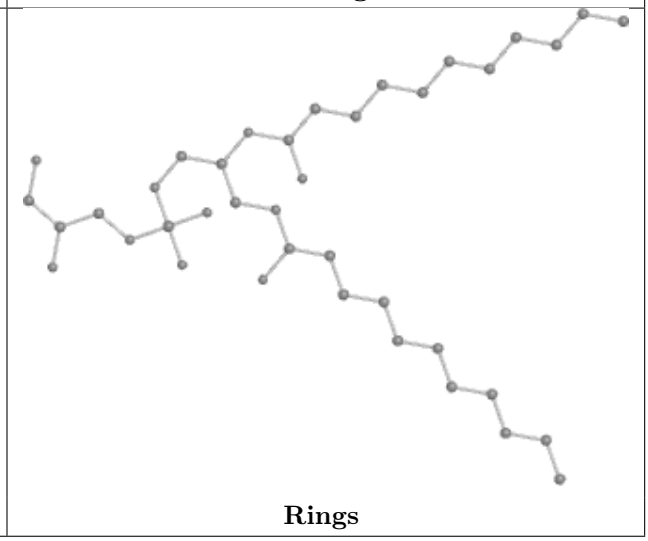

Rings

Ligand PEB I5 202

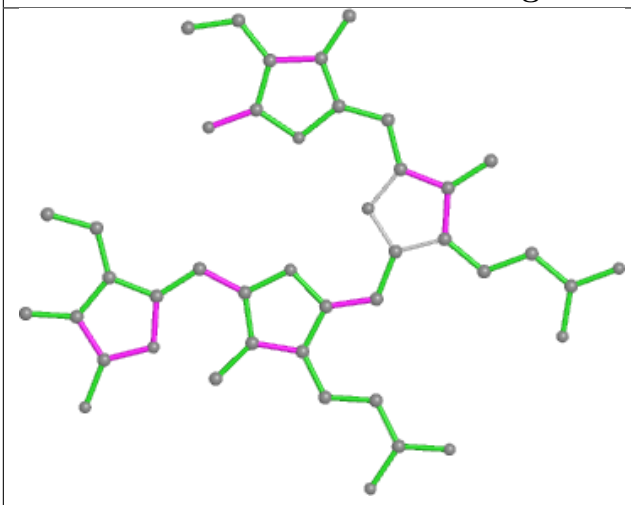

Bond lengths

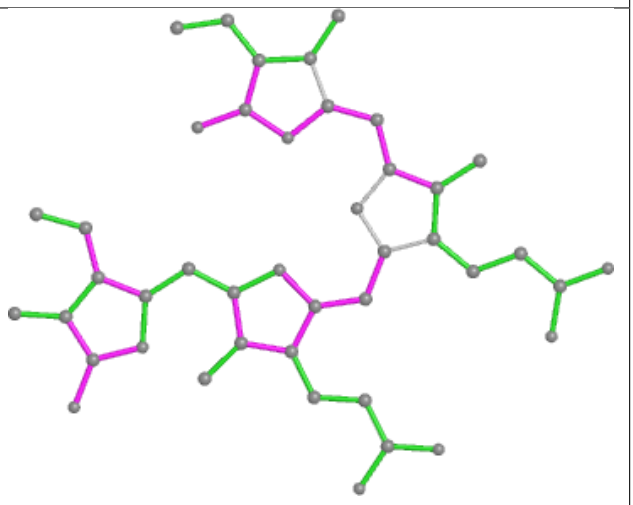

Bond angles

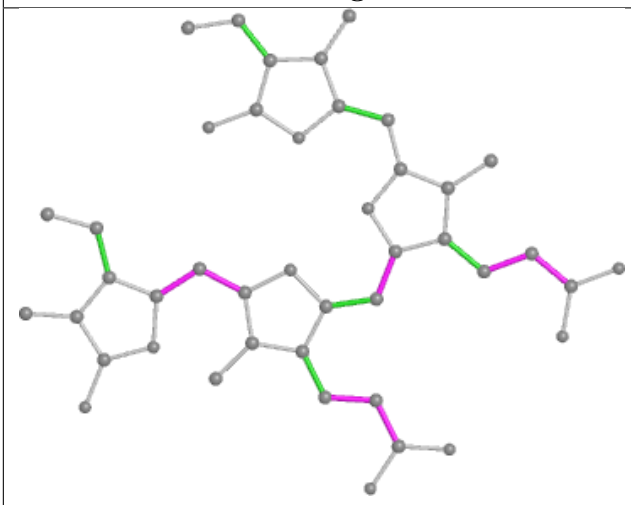

Torsions

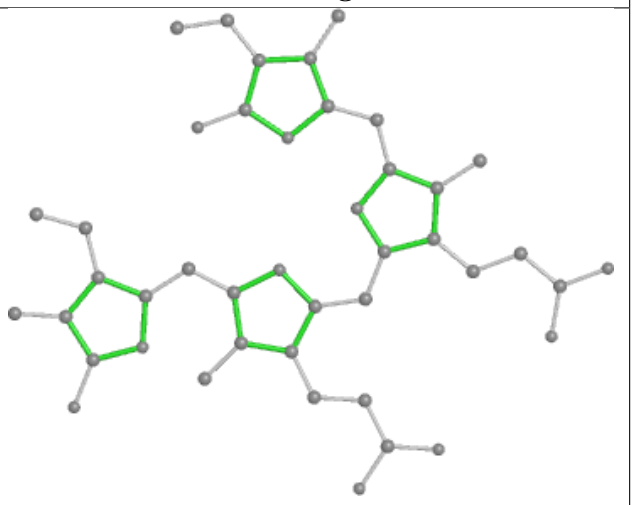

Rings

Ligand PEB PQ 202

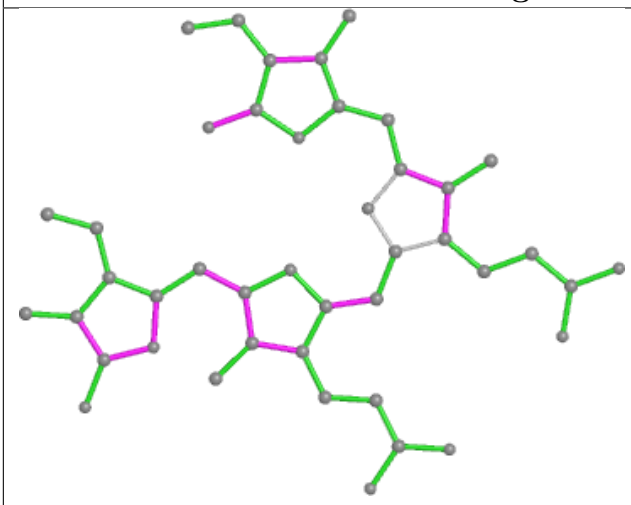

Bond lengths

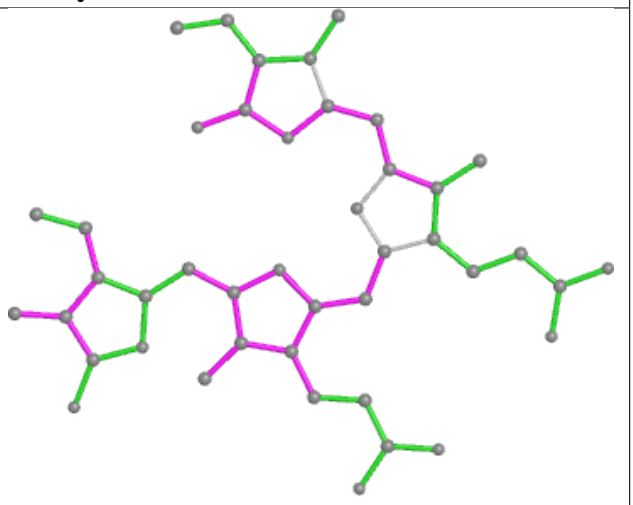

Bond angles

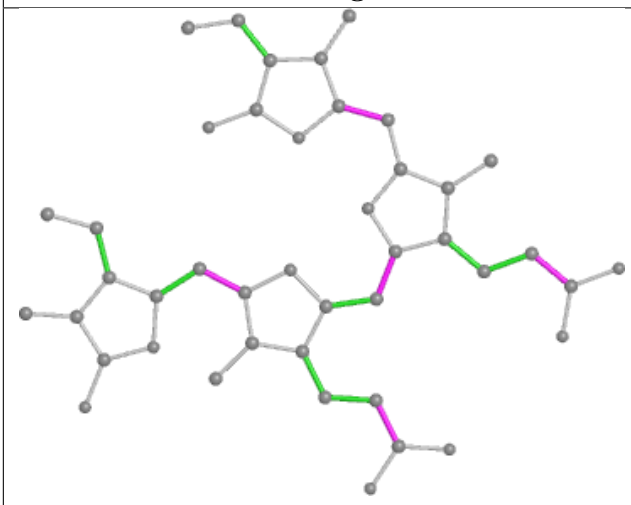

Torsions

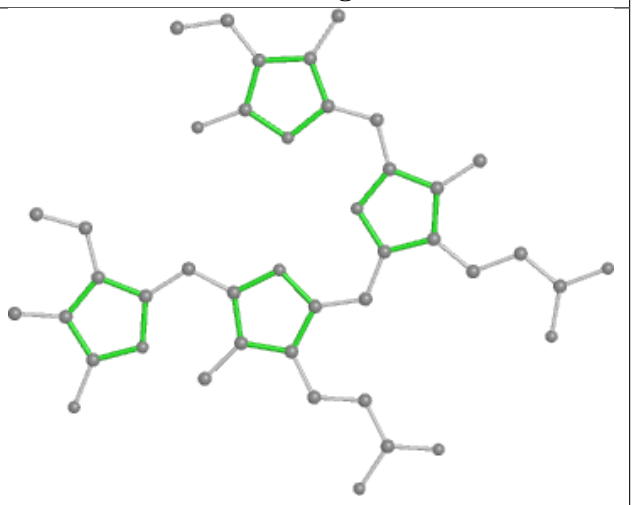

Rings

Ligand PEB yC 202

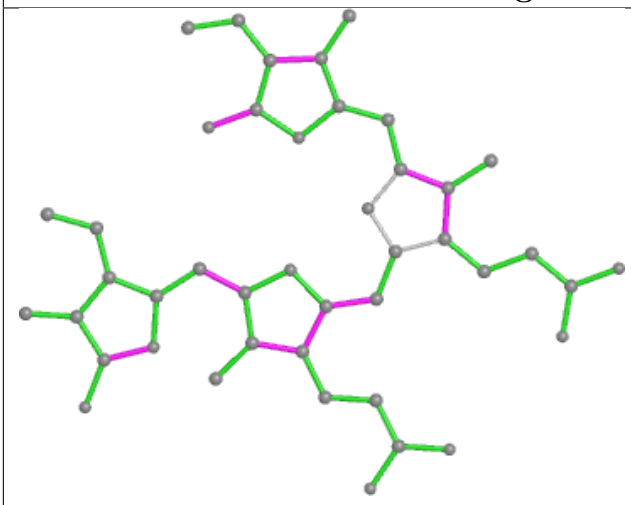

Bond lengths

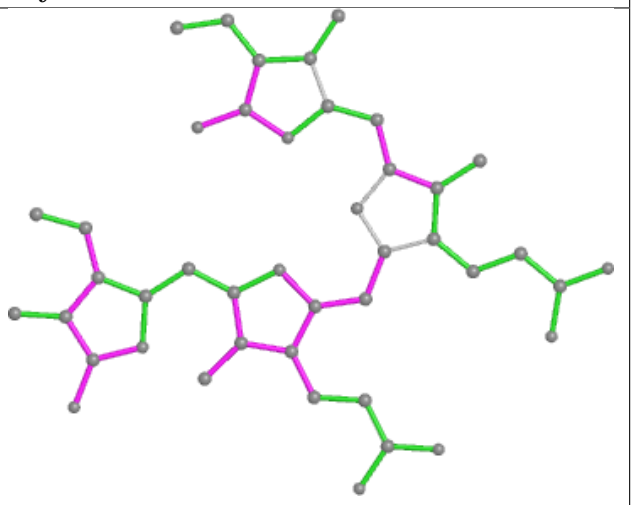

Bond angles

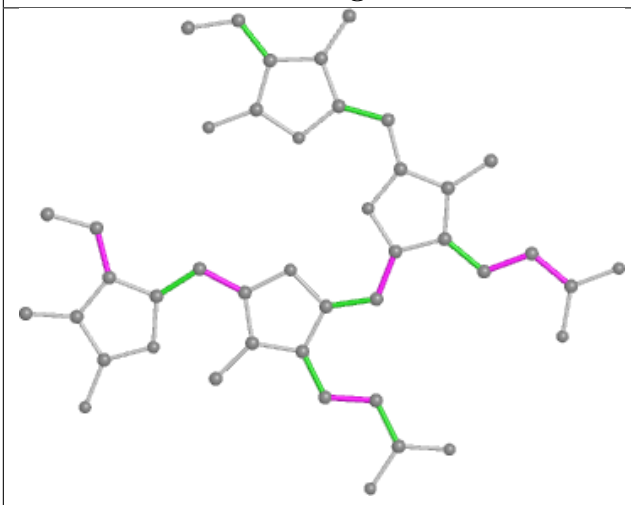

Torsions

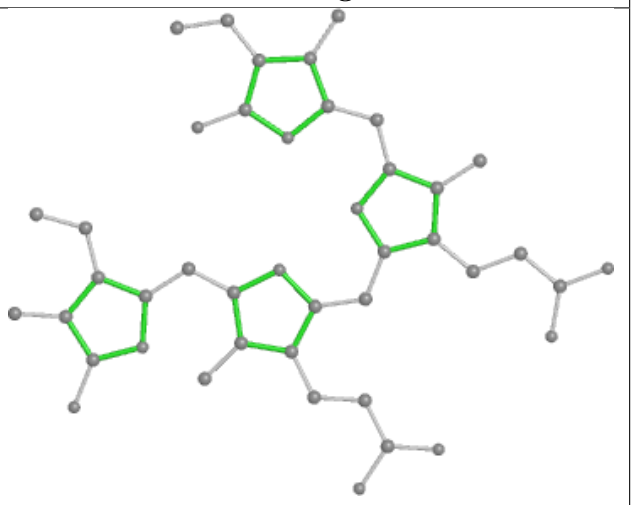

Rings

Ligand PEB QF 203

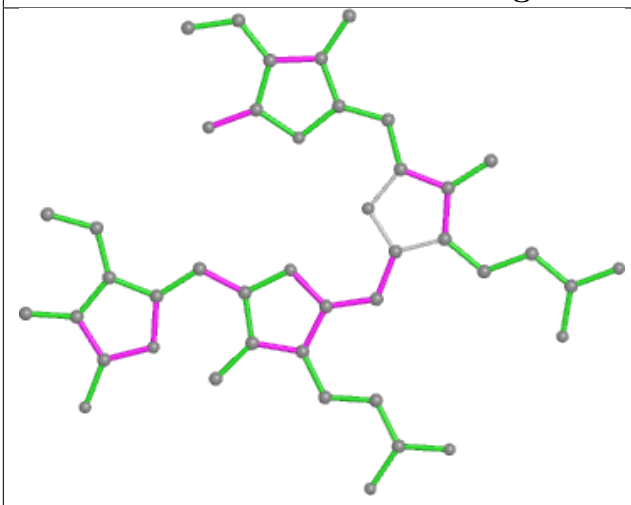

Bond lengths

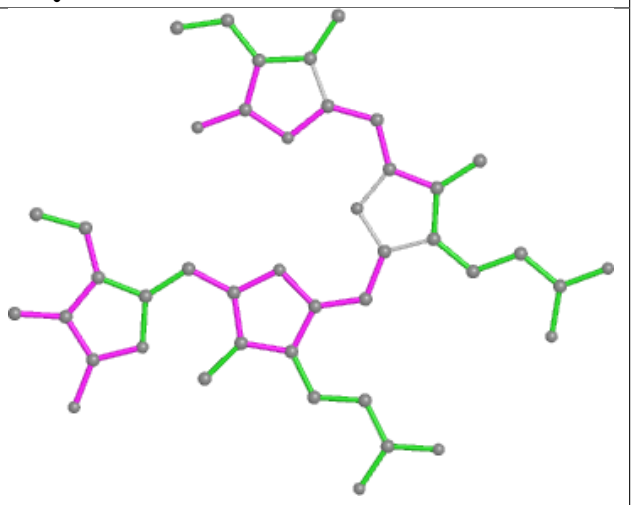

Bond angles

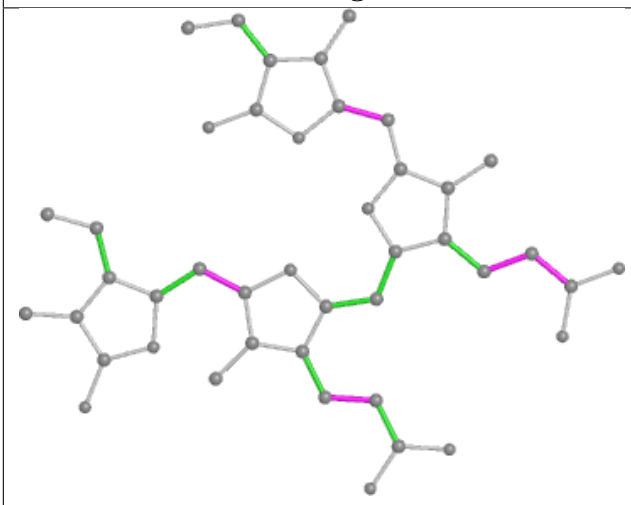

Torsions

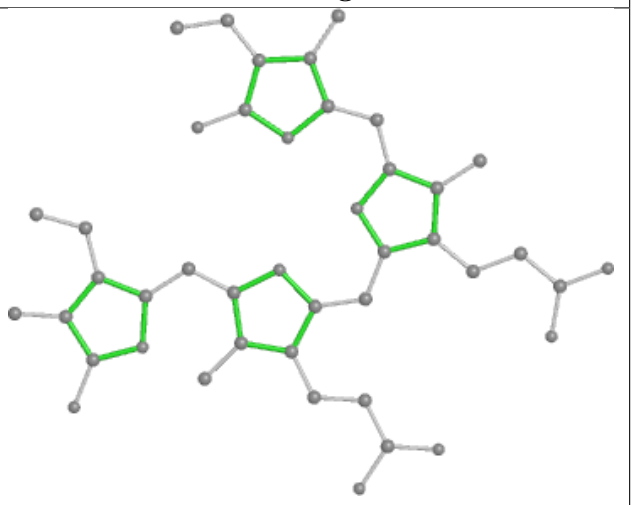

Rings

Ligand CLA B6 605

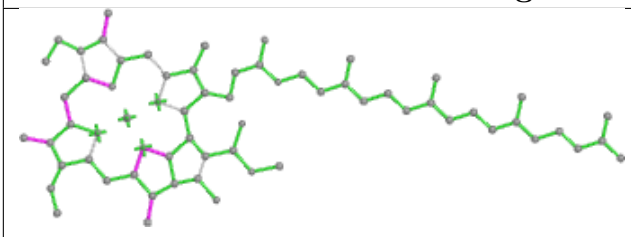

Bond lengths

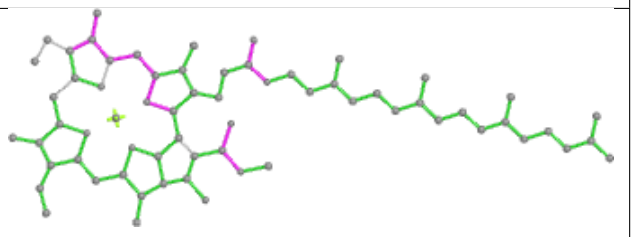

Bond angles

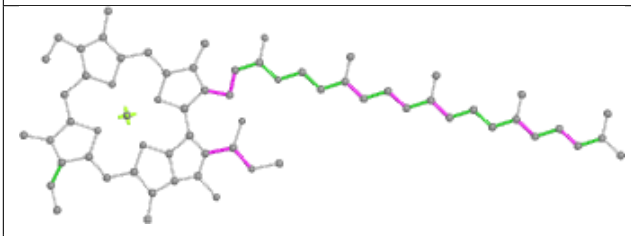

Torsions

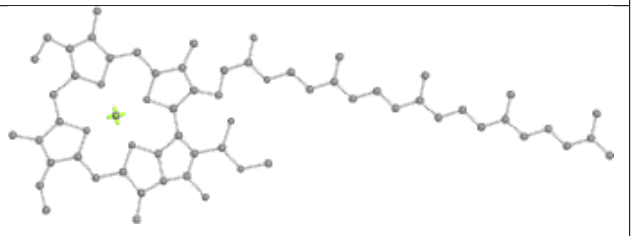

Rings

Ligand PEB S9 202

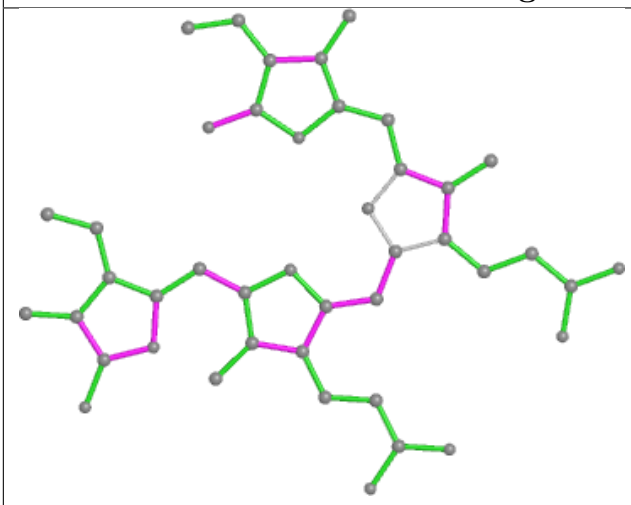

Bond lengths

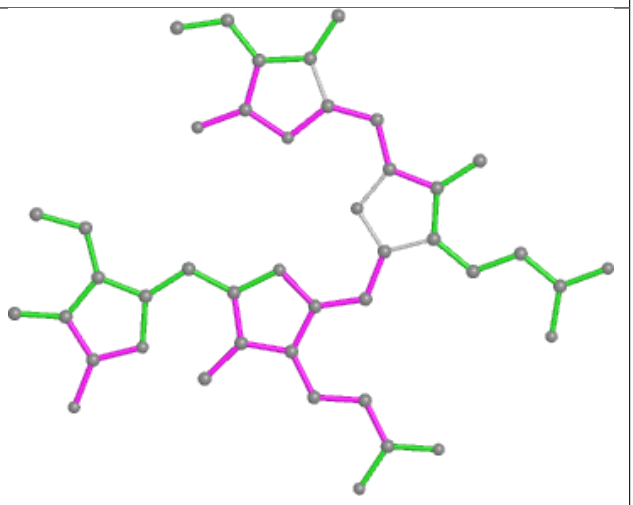

Bond angles

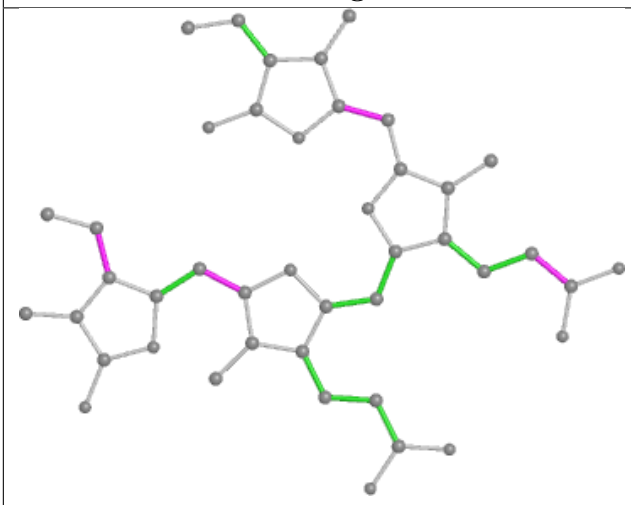

Torsions

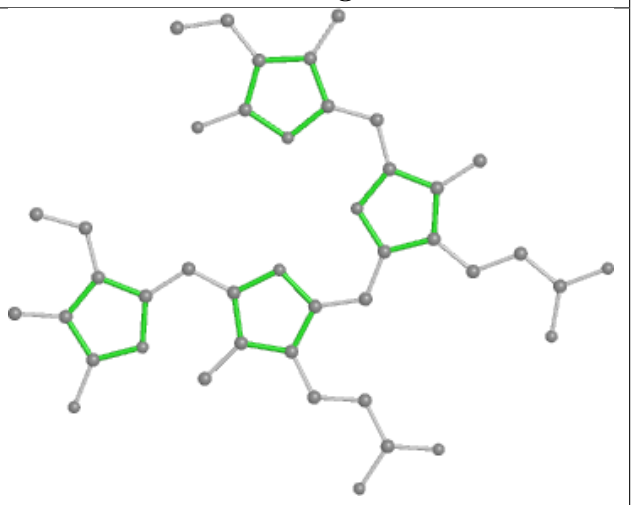

Rings

Ligand PEB M7 202

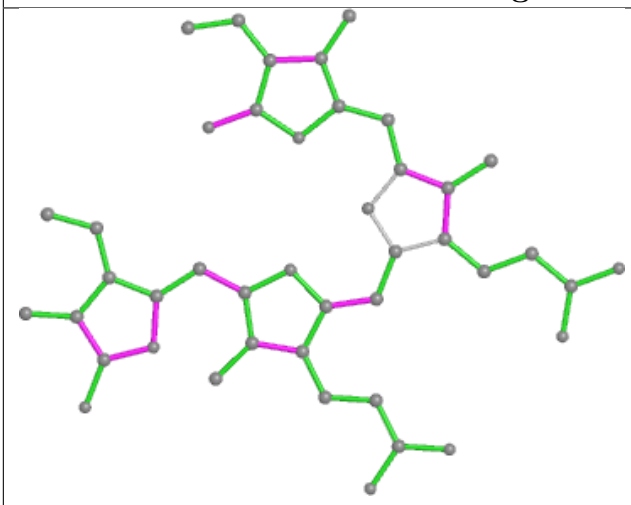

Bond lengths

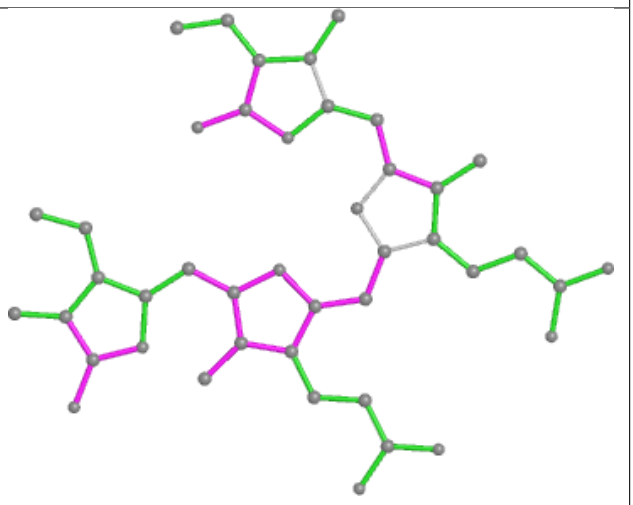

Bond angles

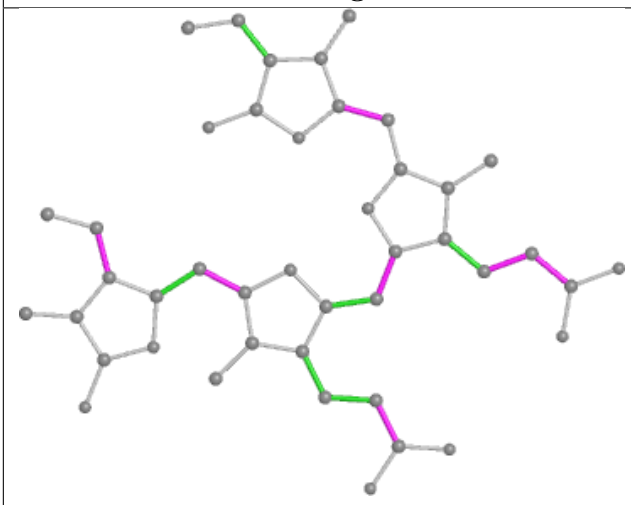

Torsions

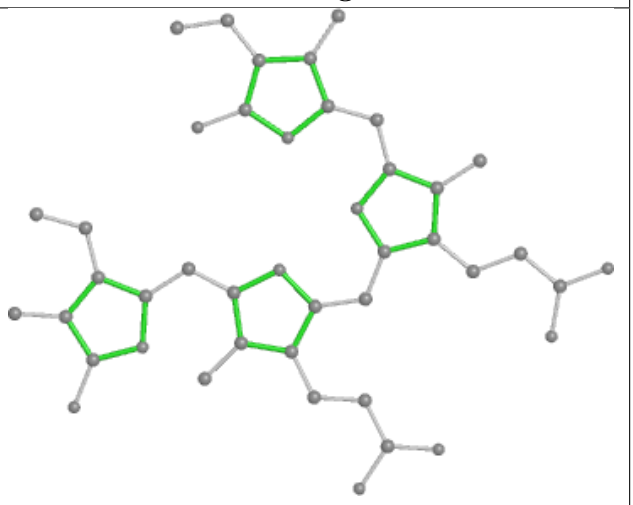

Rings

Ligand CLA CL 504

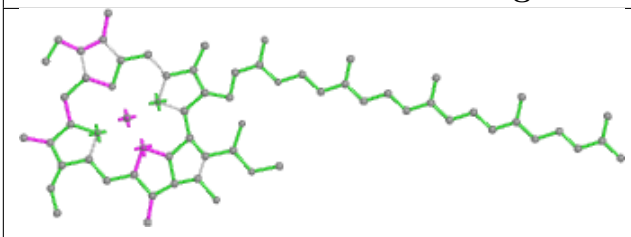

Bond lengths

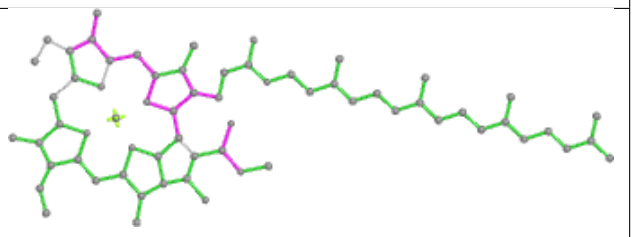

Bond angles

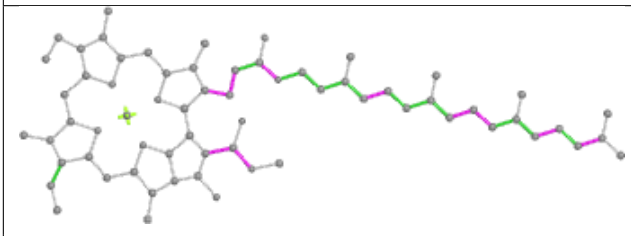

Torsions

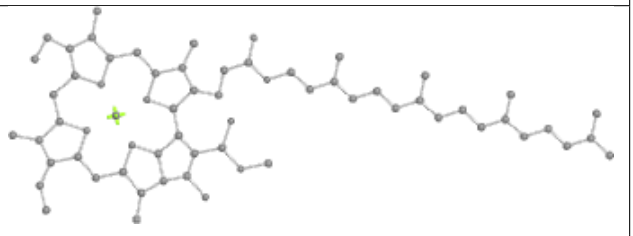

Rings

Ligand CLA B6 604

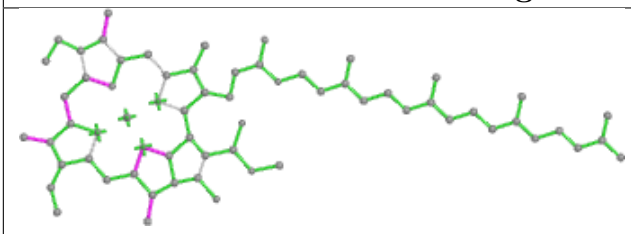

Bond lengths

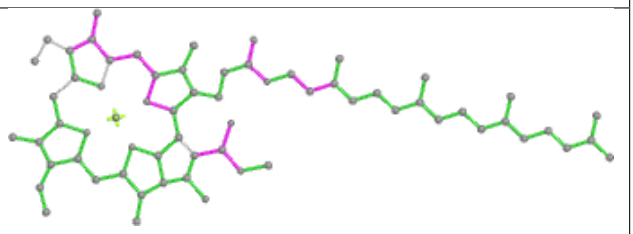

Bond angles

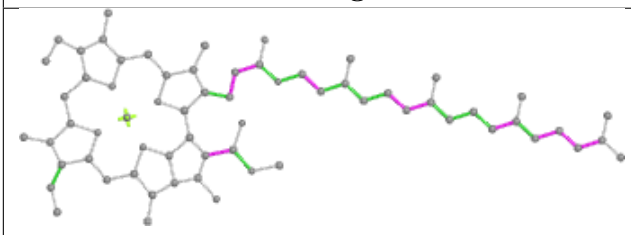

Torsions

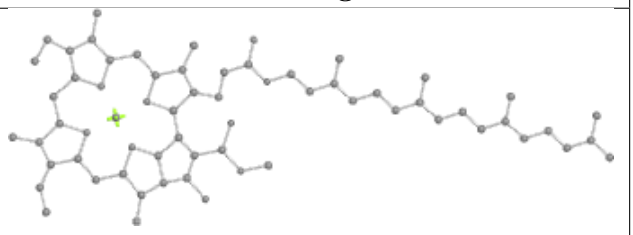

Rings

Ligand PEB YP 502

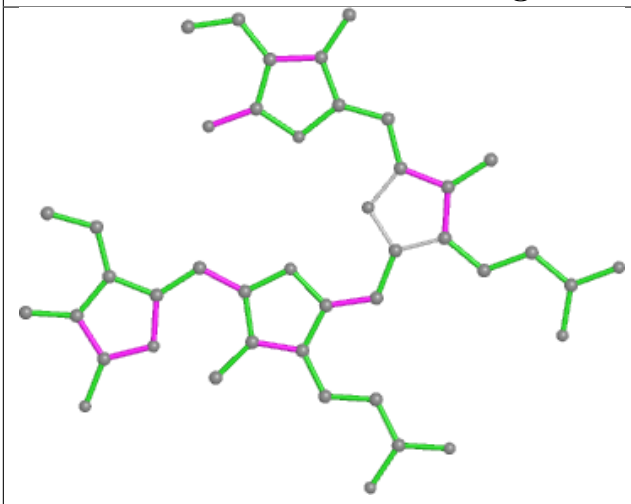

Bond lengths

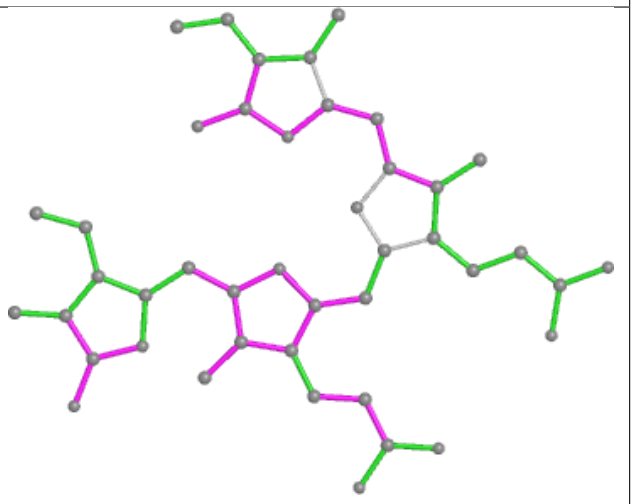

Bond angles

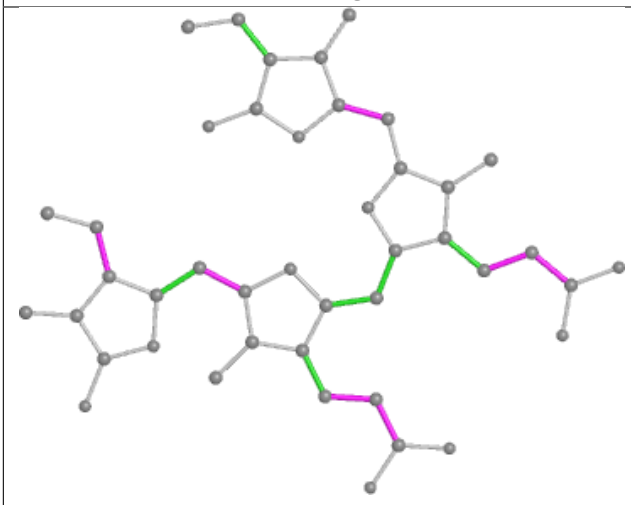

Torsions

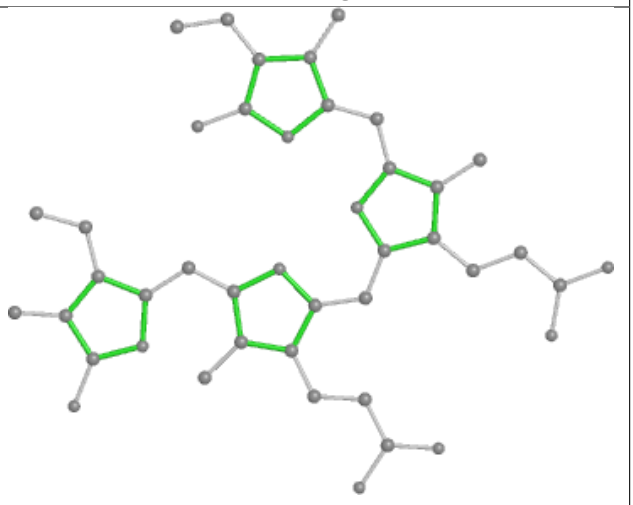

Rings

Ligand PEB zF 501

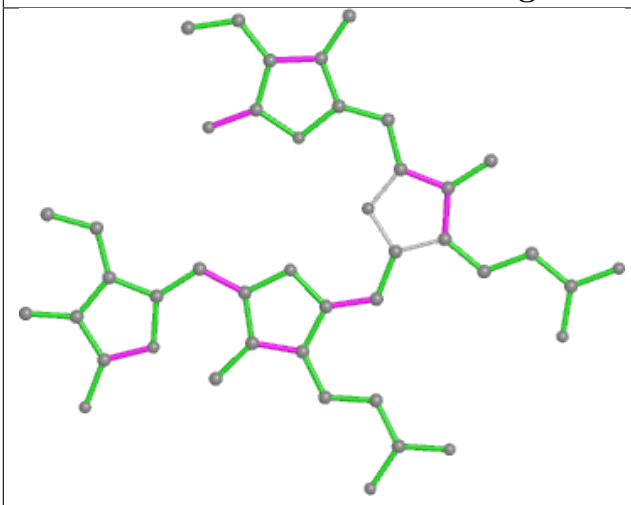

Bond lengths

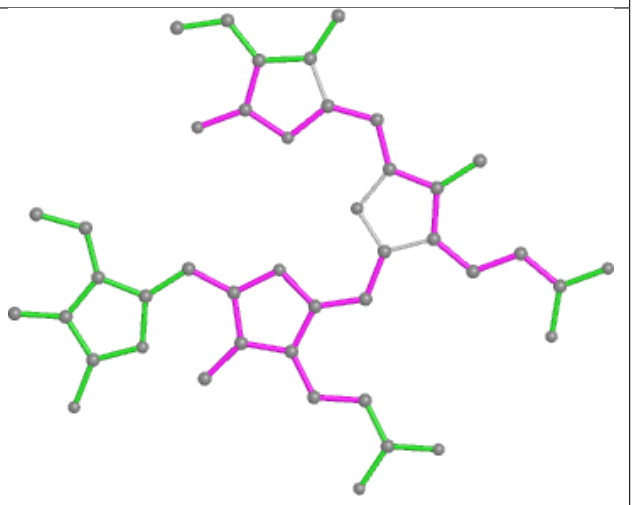

Bond angles

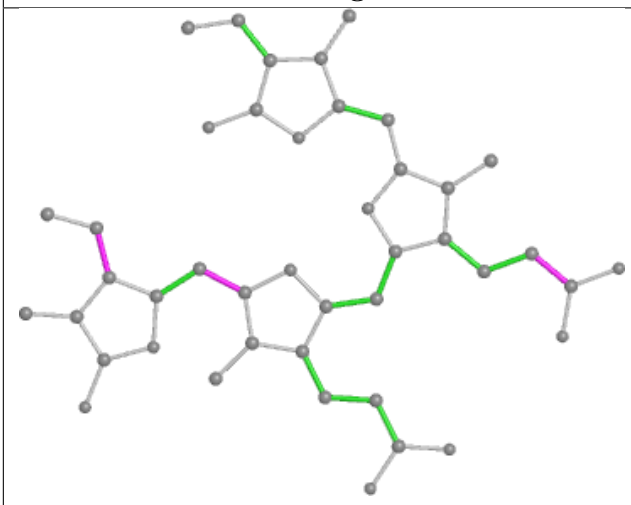

Torsions

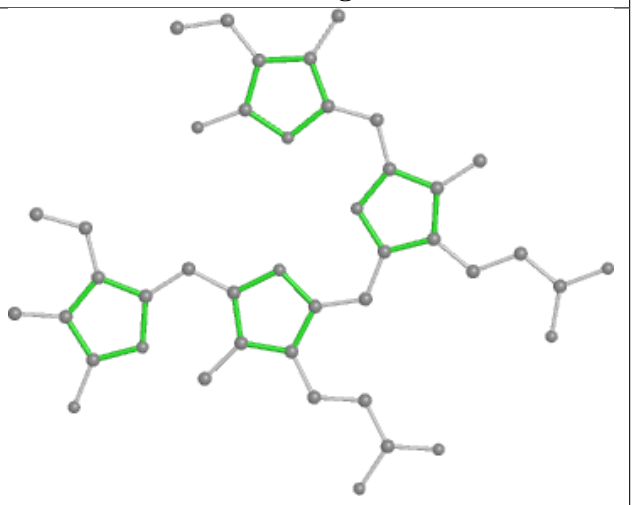

Rings

Ligand CYC R3 1001

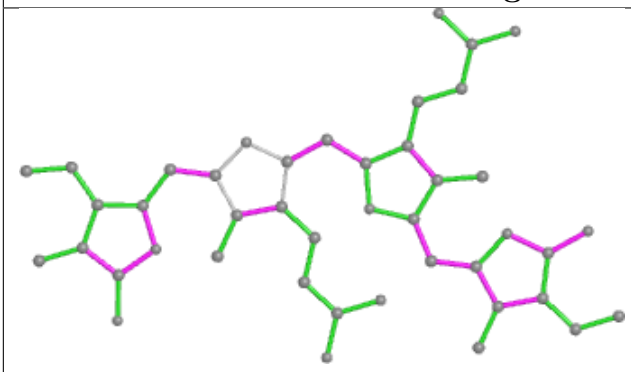

Bond lengths

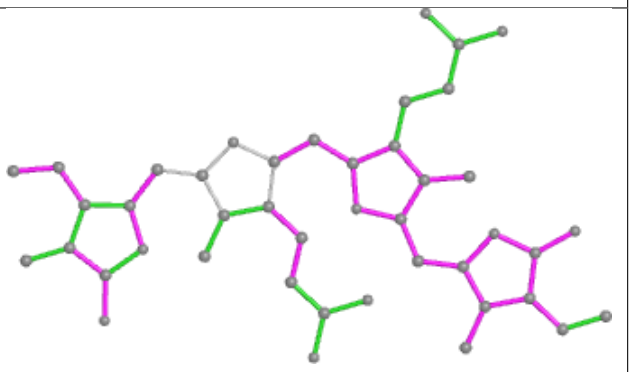

Bond angles

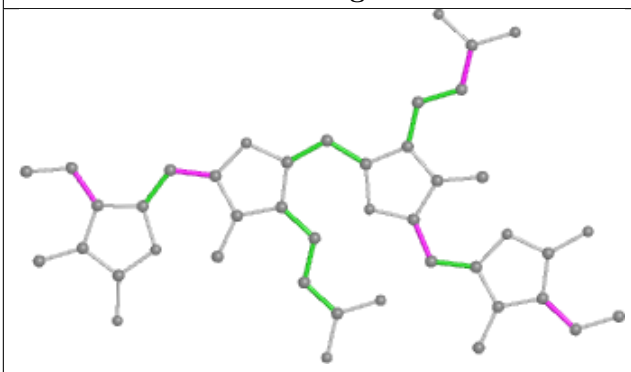

Torsions

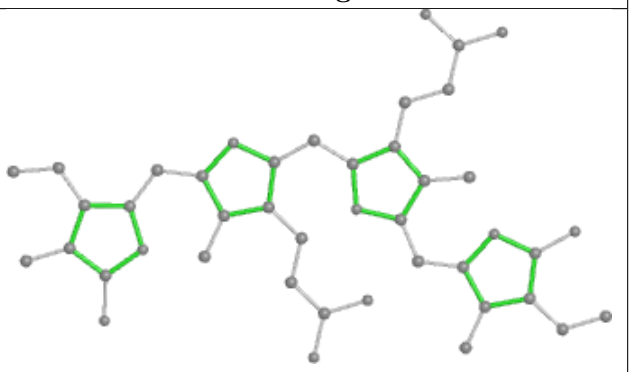

Rings

Ligand PEB EJ 203

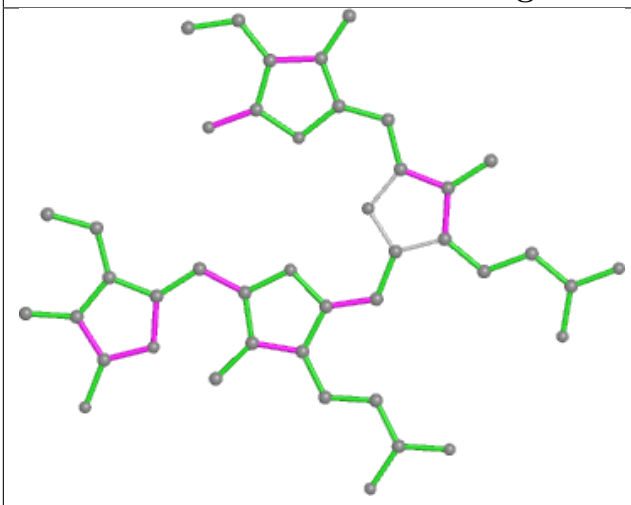

Bond lengths

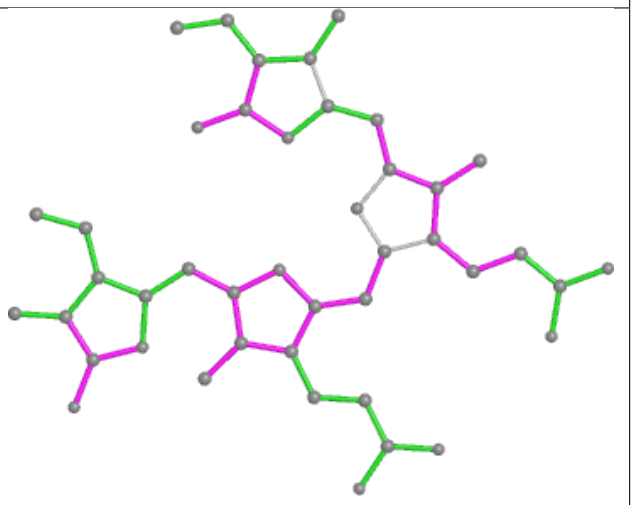

Bond angles

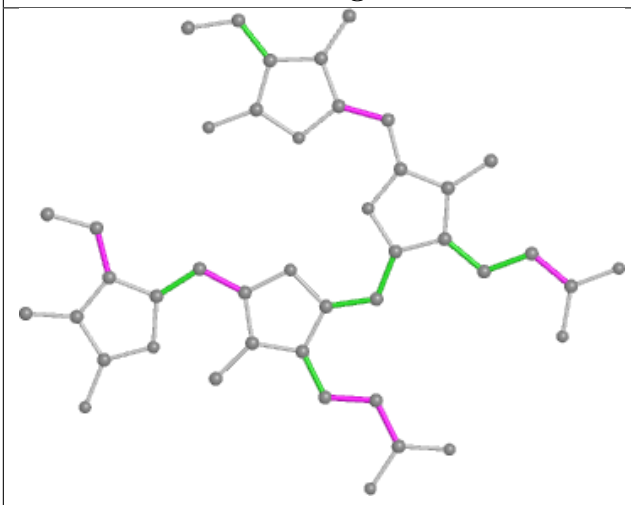

Torsions

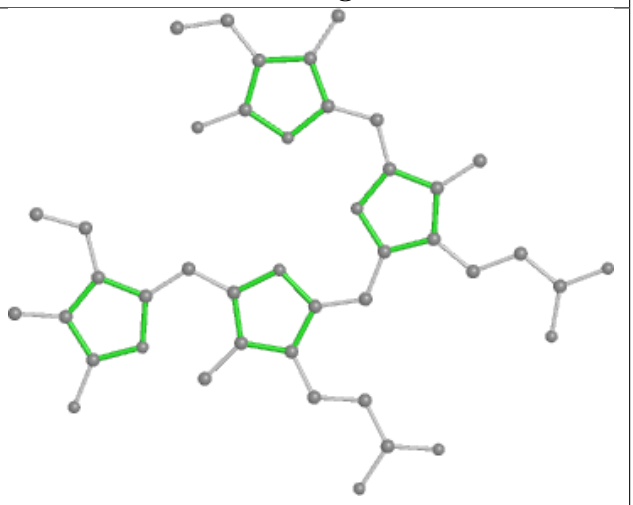

Rings

Ligand CLA A2 820

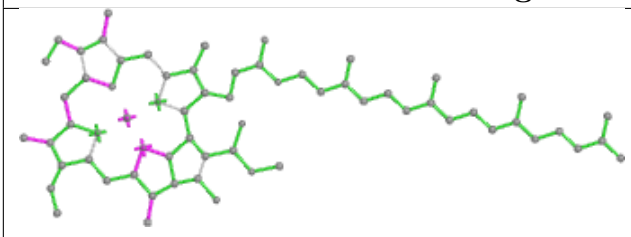

Bond lengths

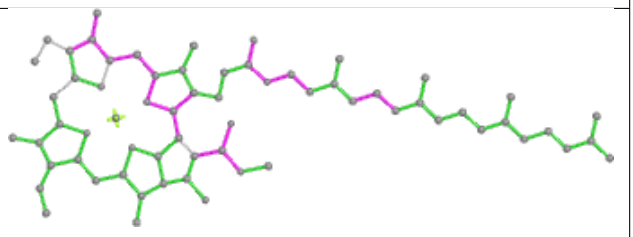

Bond angles

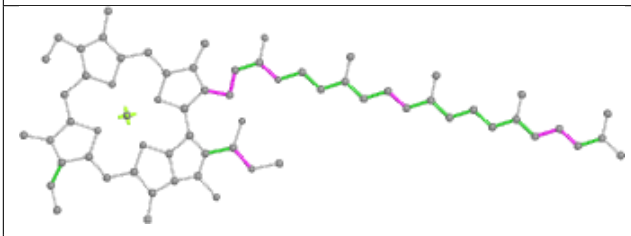

Torsions

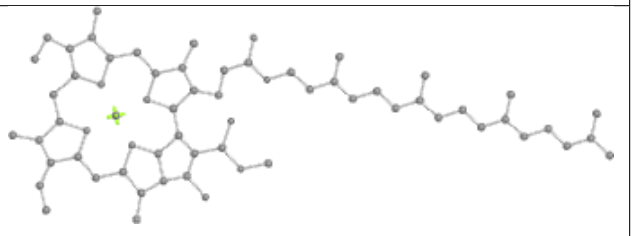

Rings

Ligand CLA BN 825

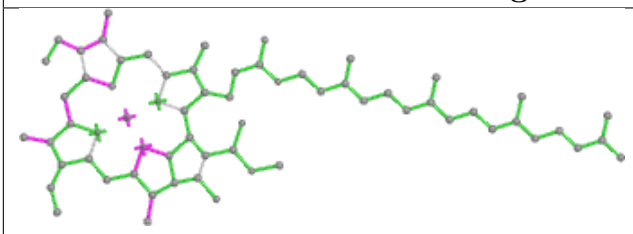

Bond lengths

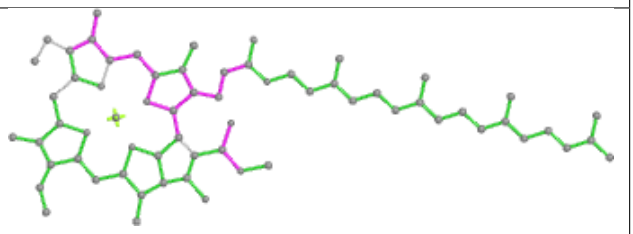

Bond angles

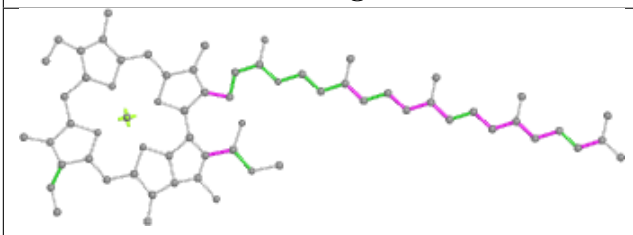

Torsions

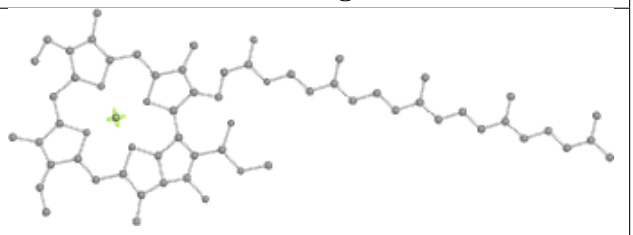

Rings

Ligand CLA 3N 305

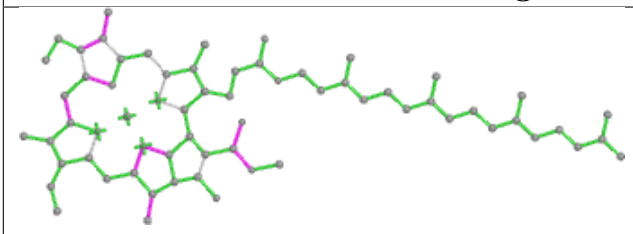

Bond lengths

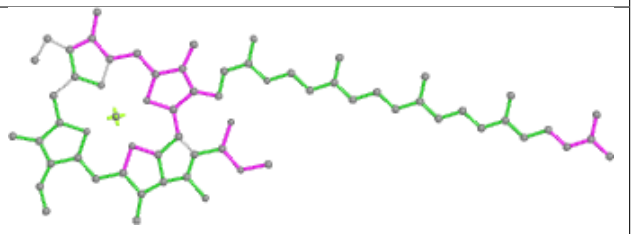

Bond angles

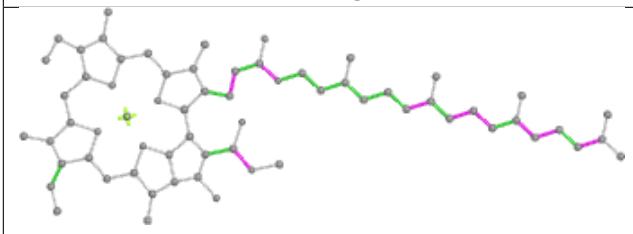

Torsions

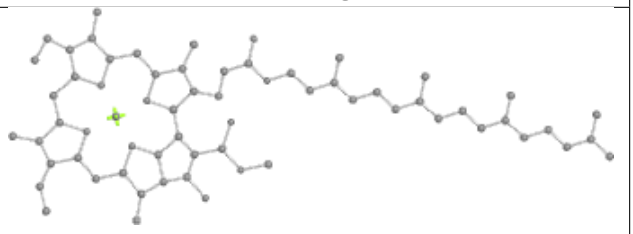

Rings

Ligand PEB GE 1002

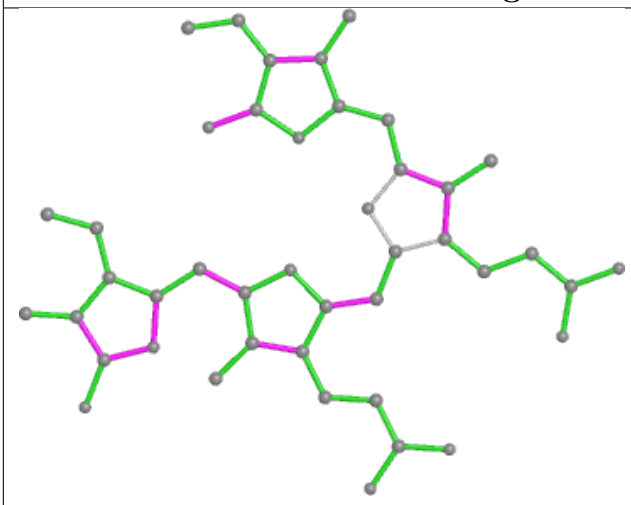

Bond lengths

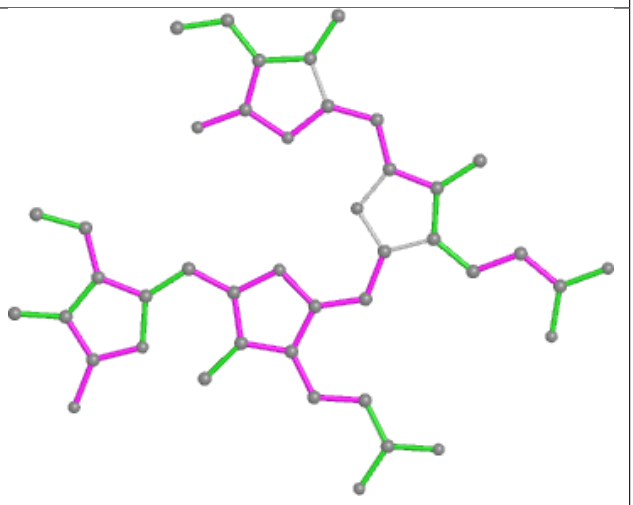

Bond angles

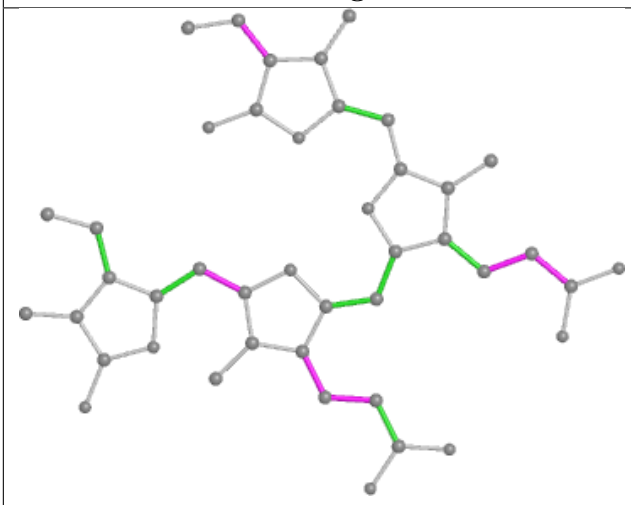

Torsions

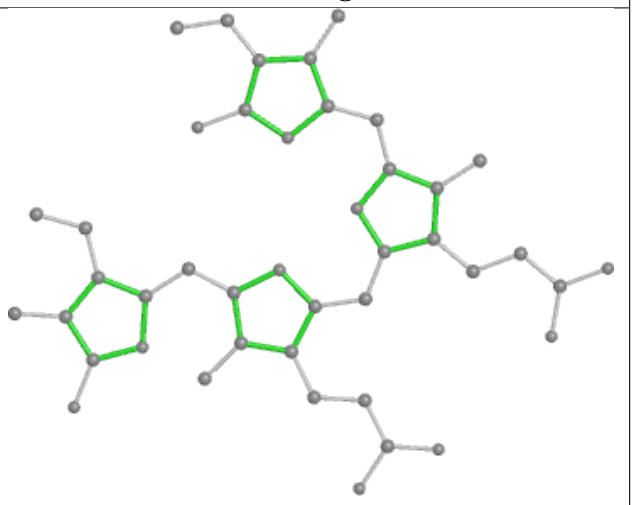

Rings

Ligand PEB TO 203

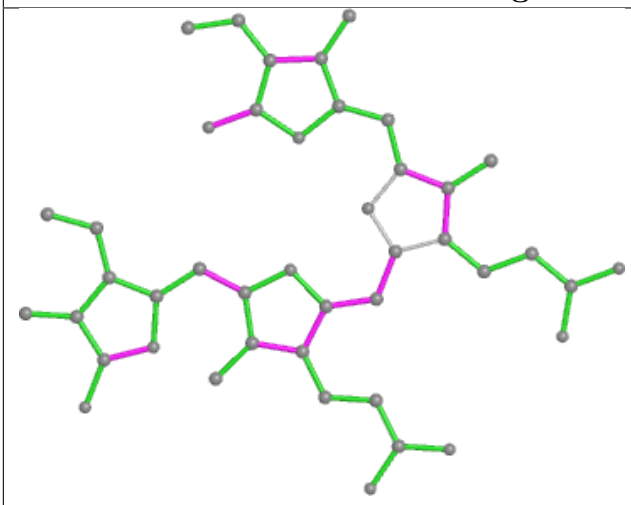

Bond lengths

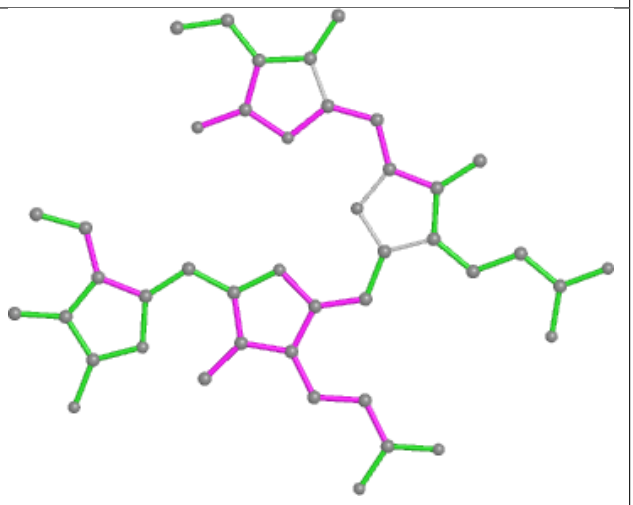

Bond angles

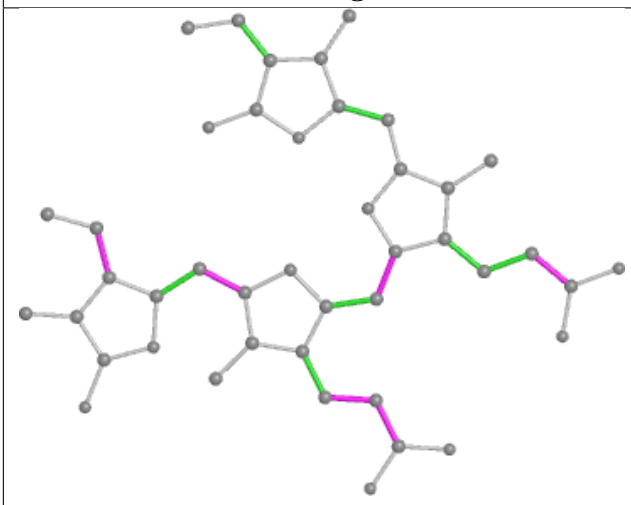

Torsions

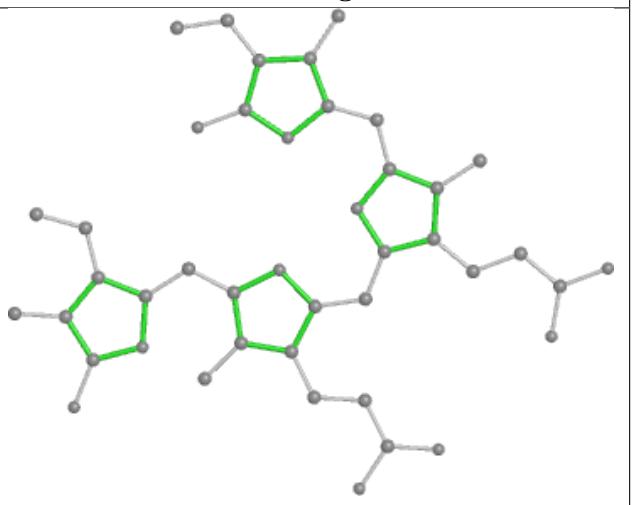

Rings

Ligand CLA 12 601

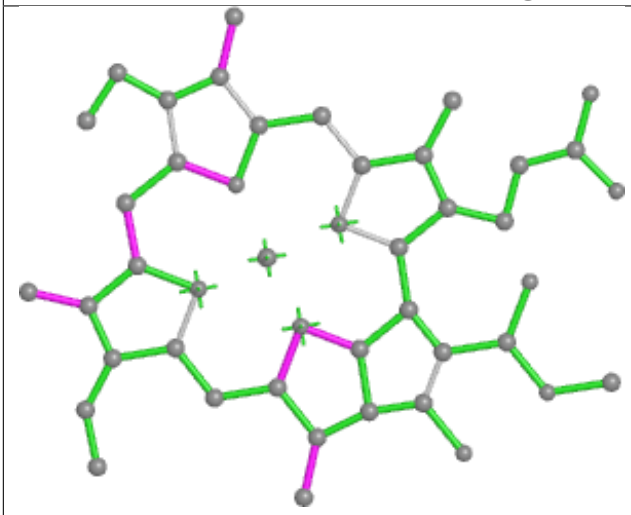

Bond lengths

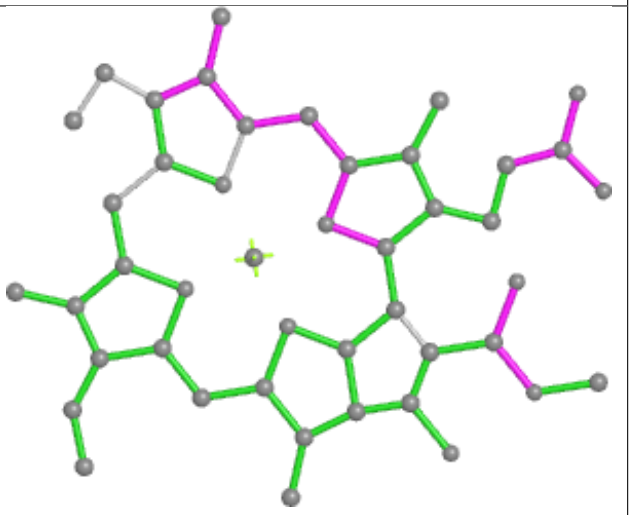

Bond angles

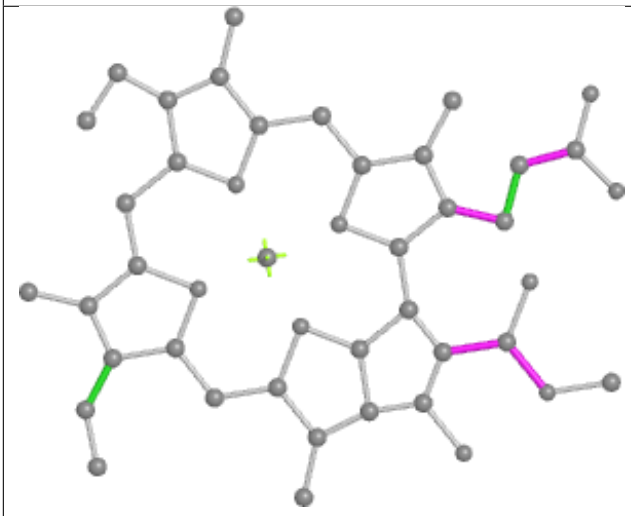

Torsions

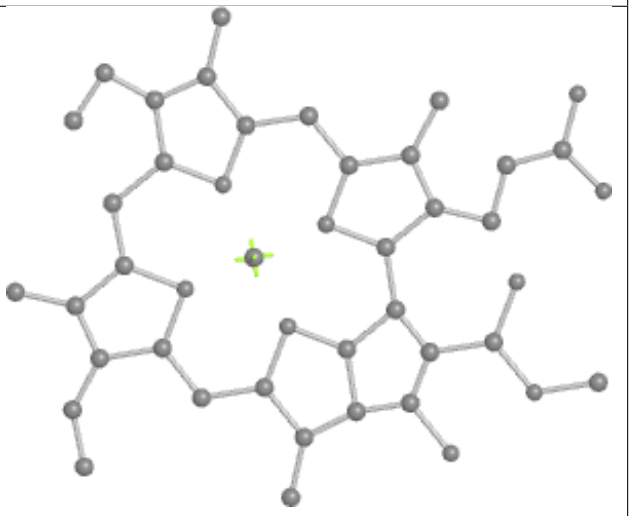

Rings

Ligand PEB ZG 203

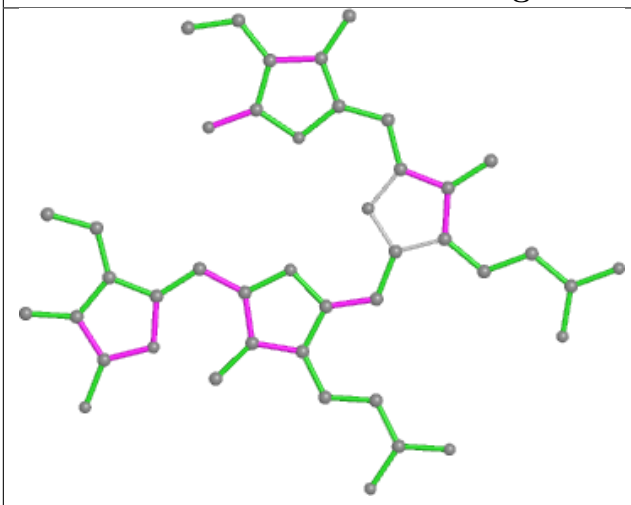

Bond lengths

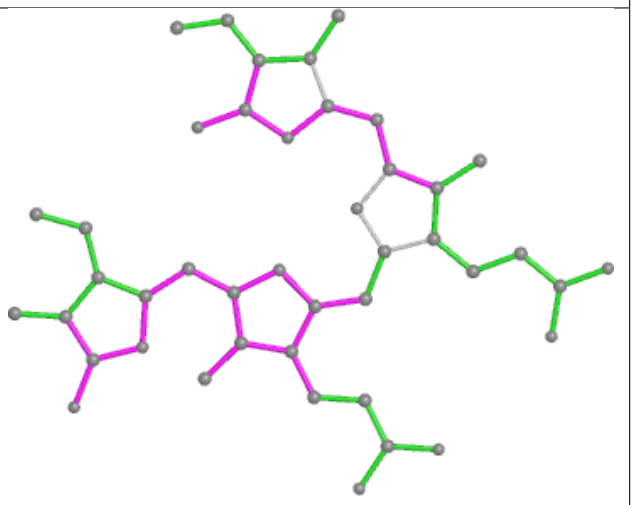

Bond angles

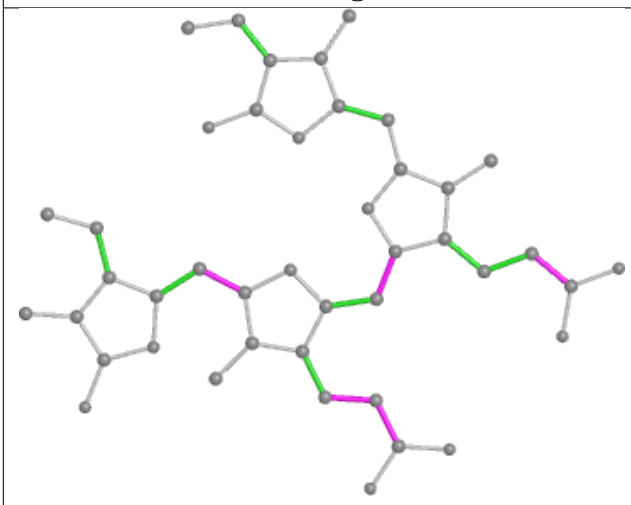

Torsions

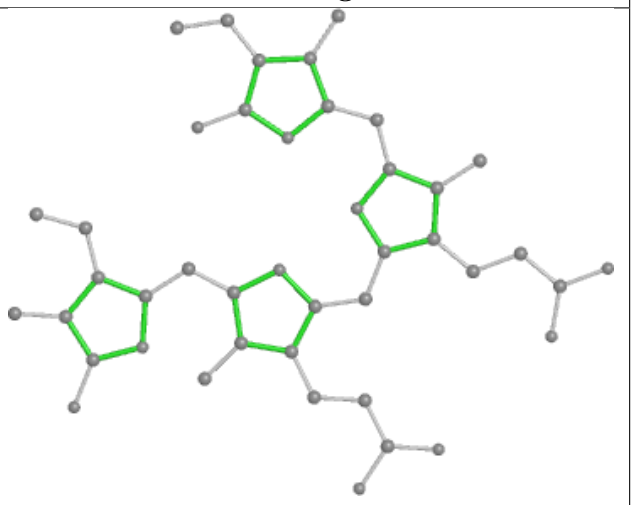

Rings

Ligand CLA 42 607

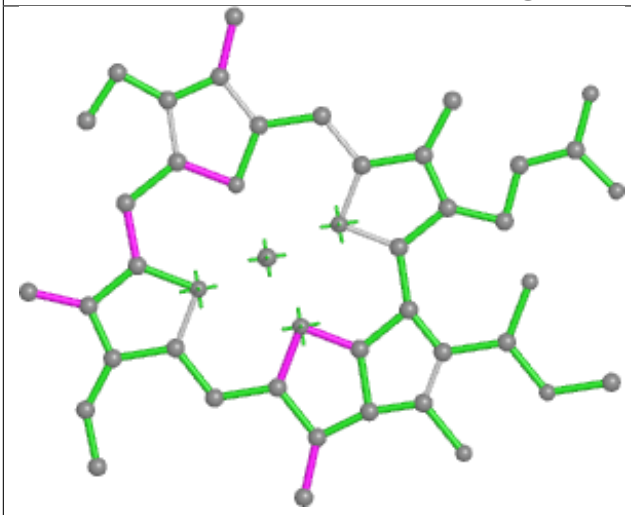

Bond lengths

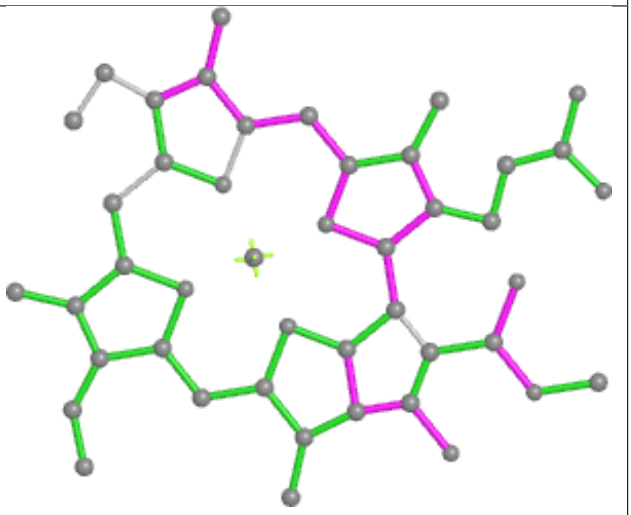

Bond angles

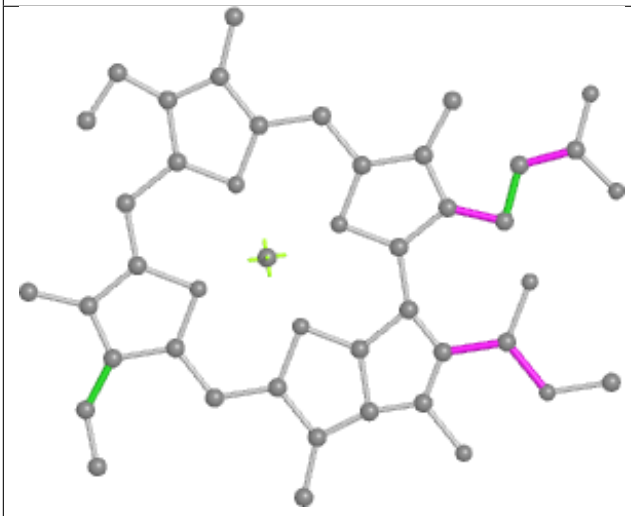

Torsions

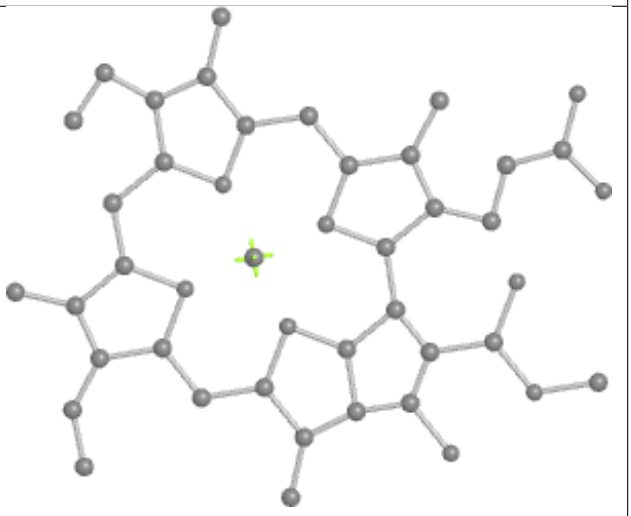

Rings

Ligand PEB GQ 201

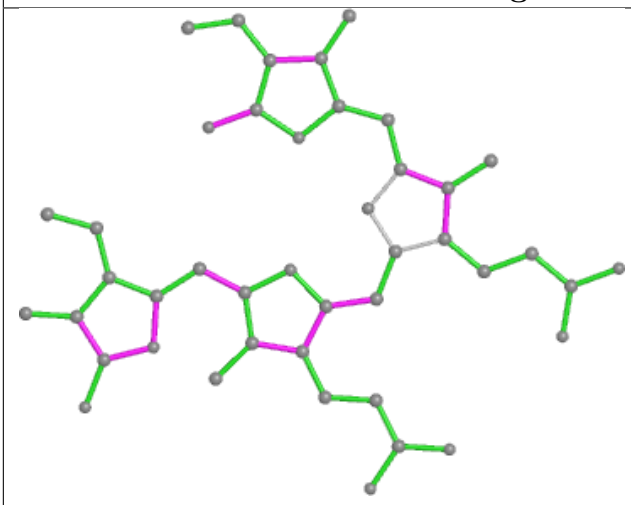

Bond lengths

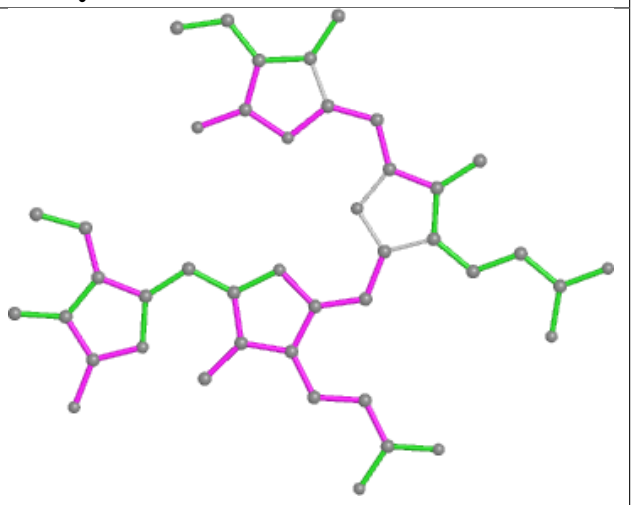

Bond angles

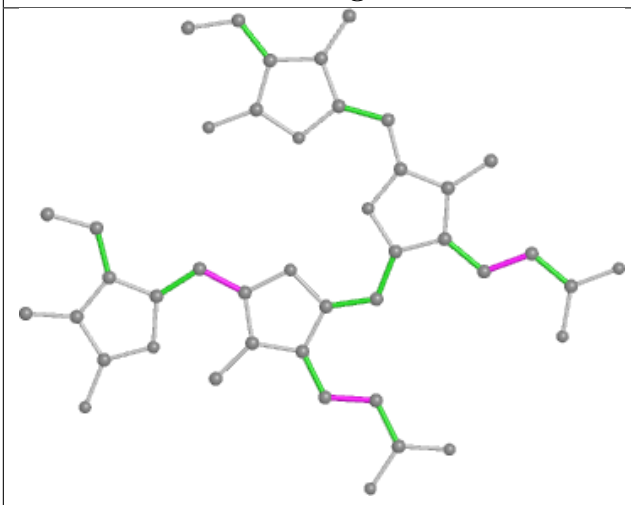

Torsions

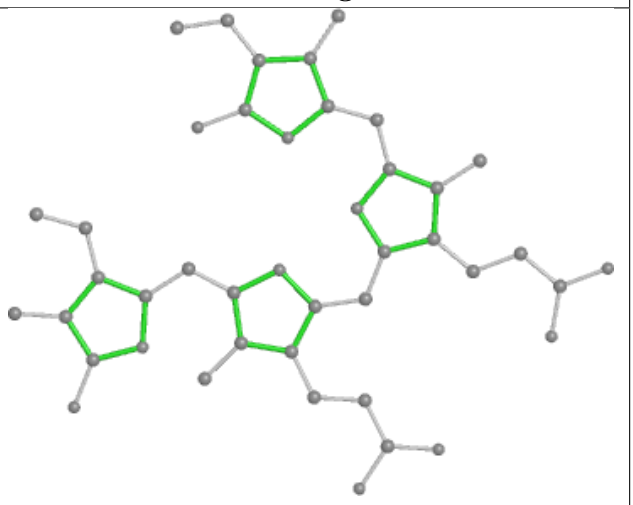

Rings

Ligand PEB AM 301

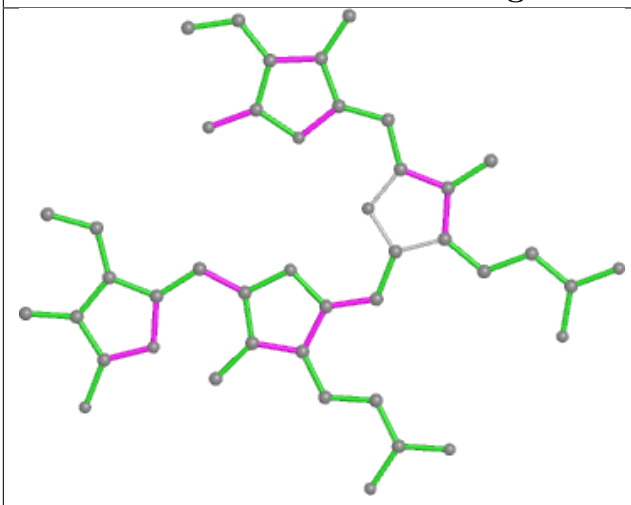

Bond lengths

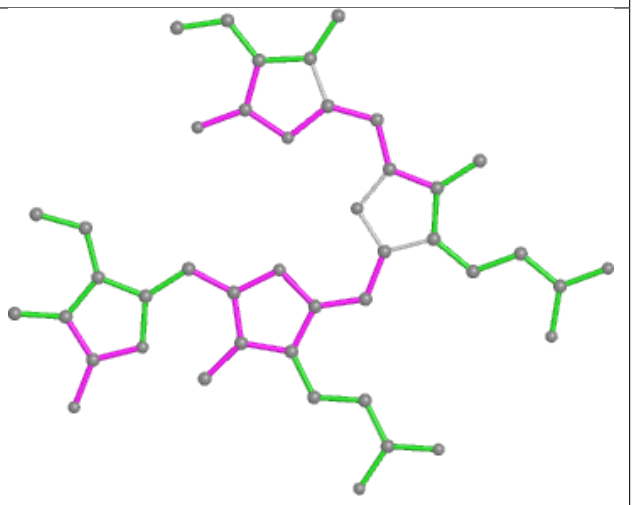

Bond angles

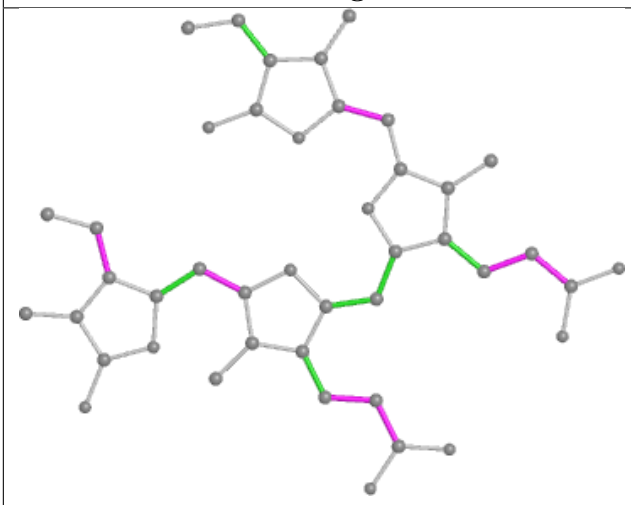

Torsions

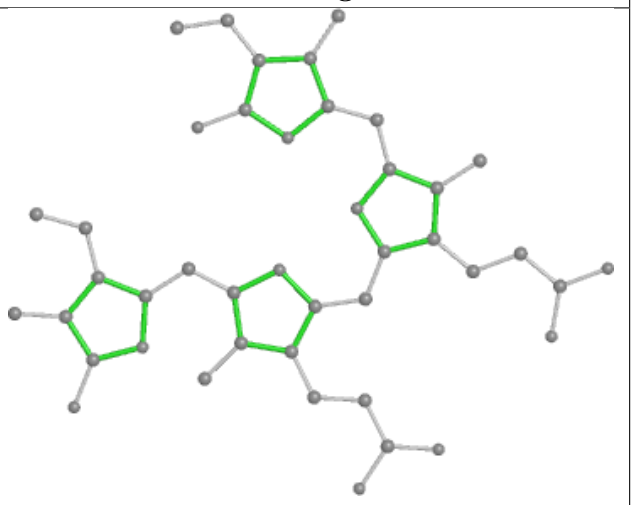

Rings

Ligand PEB ZF 202

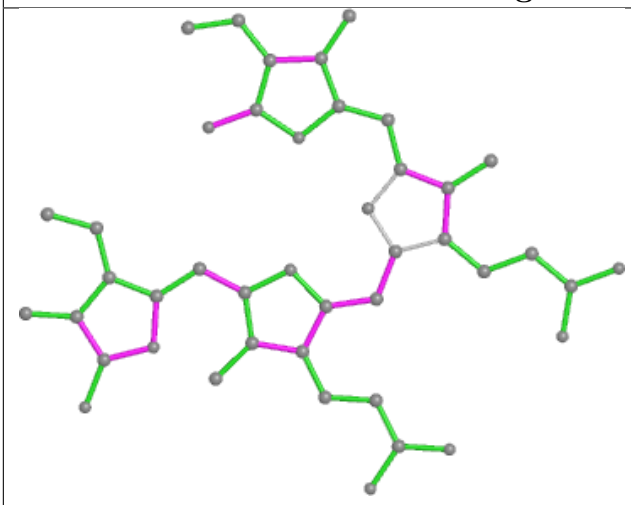

Bond lengths

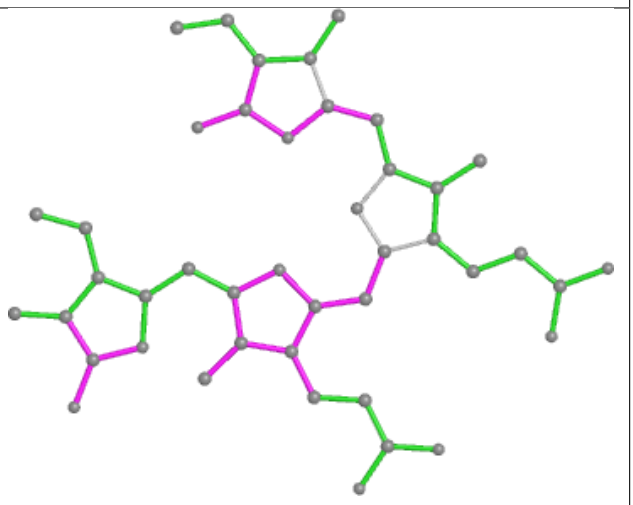

Bond angles

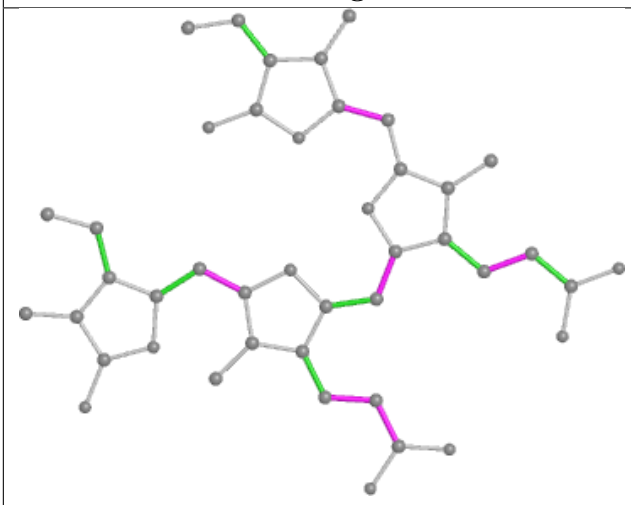

Torsions

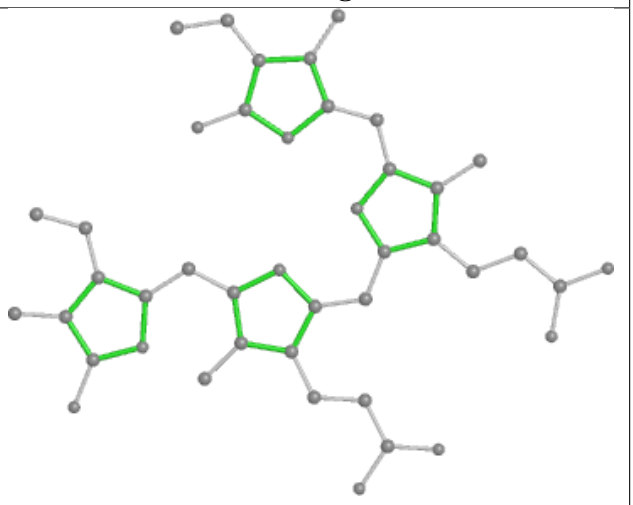

Rings

Ligand PEB m4 201

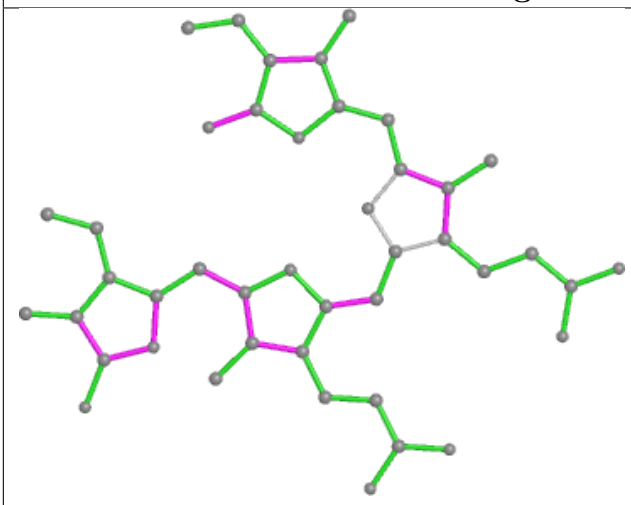

Bond lengths

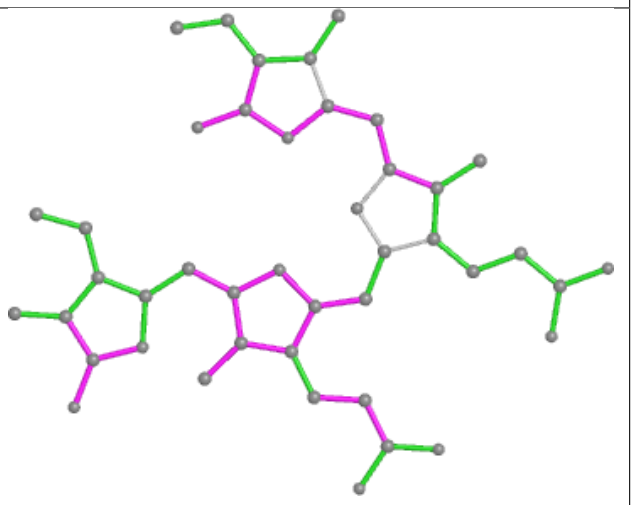

Bond angles

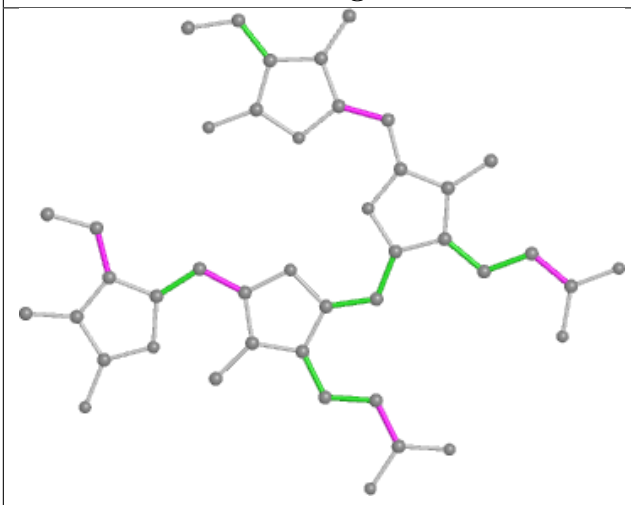

Torsions

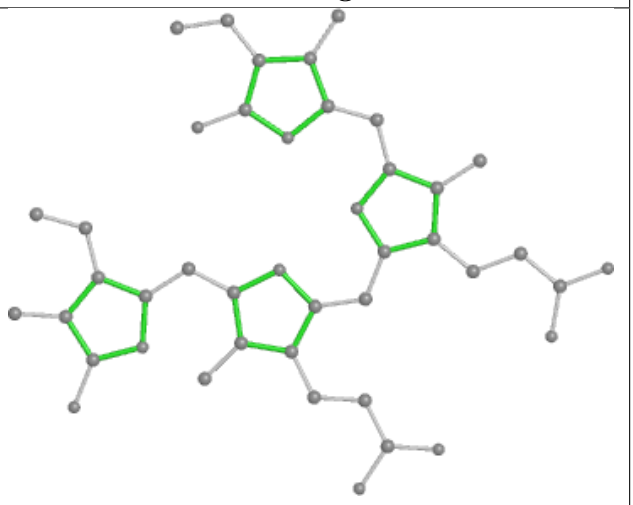

Rings

Ligand PEB L9 203

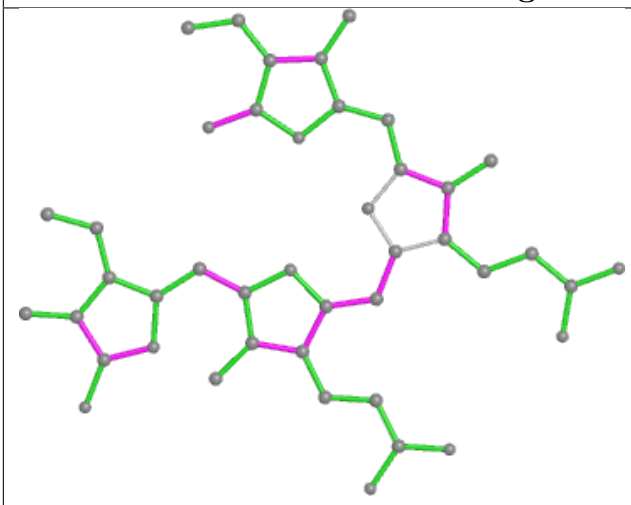

Bond lengths

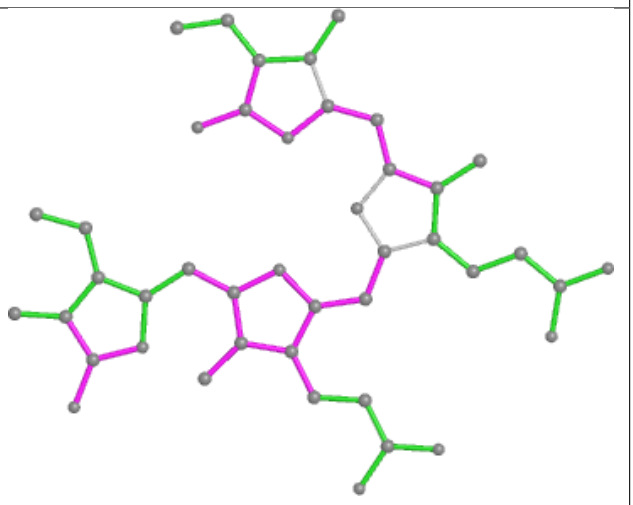

Bond angles

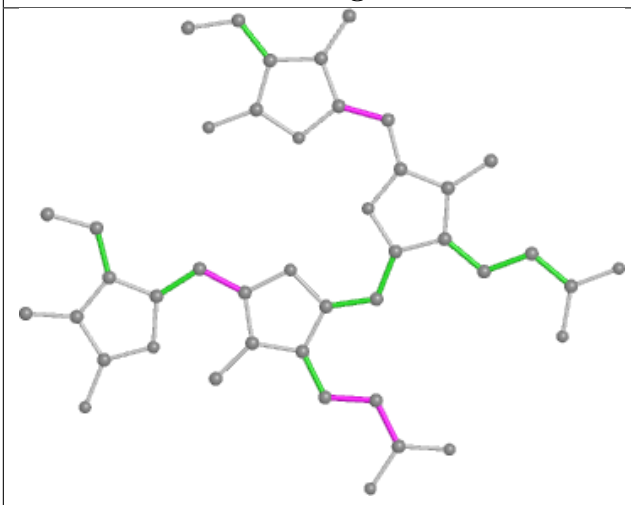

Torsions

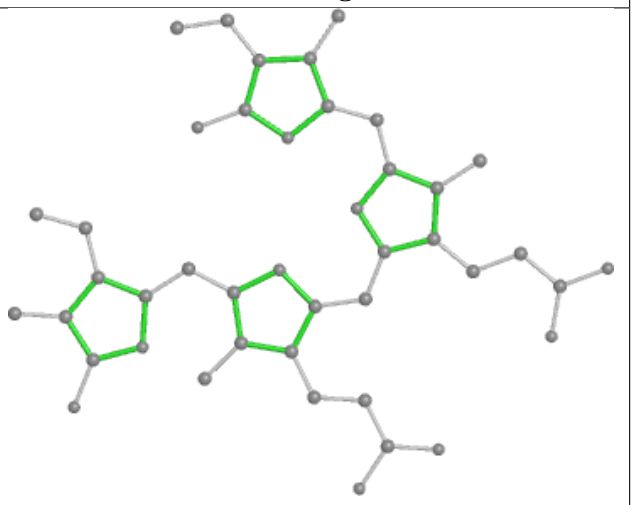

Rings

Ligand CLA 72 608

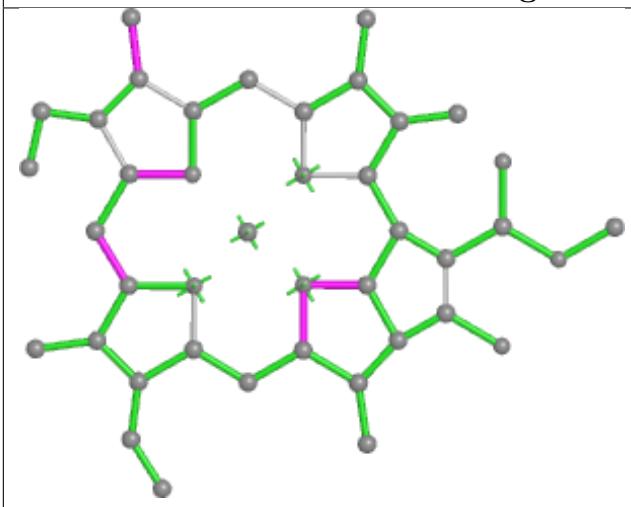

Bond lengths

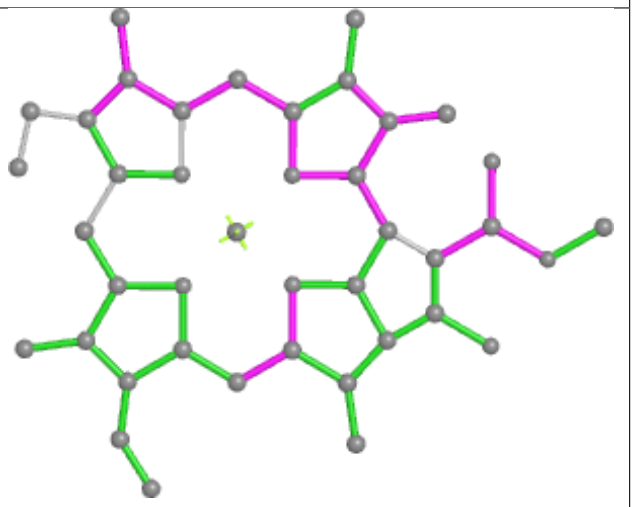

Bond angles

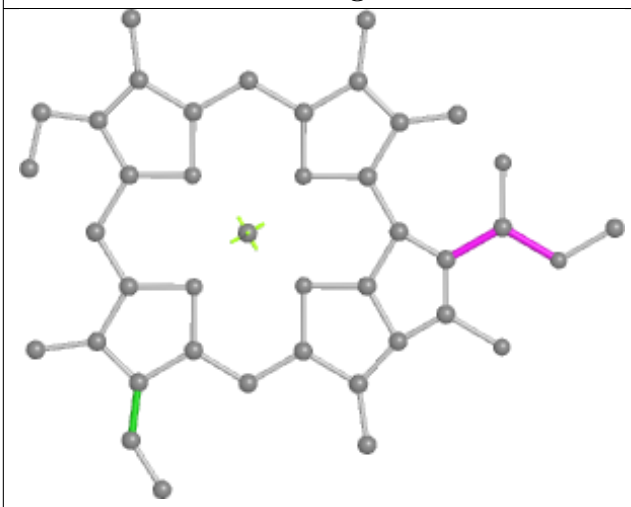

Torsions

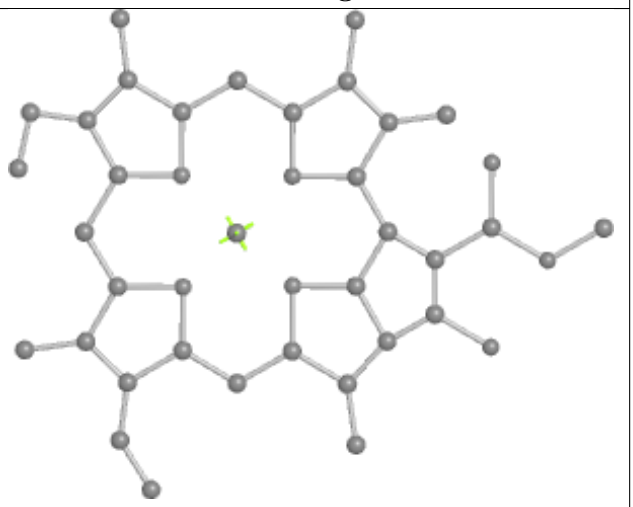

Rings

Ligand PUB xK 306

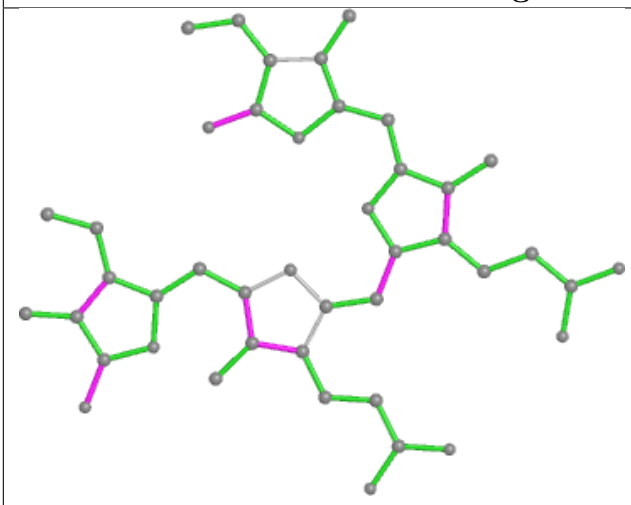

Bond lengths

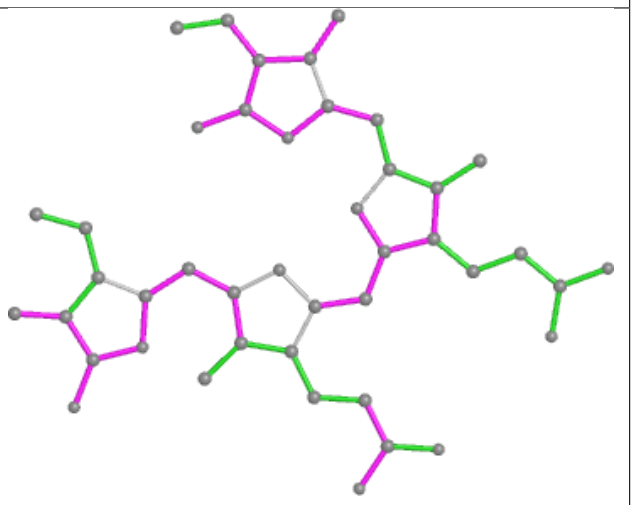

Bond angles

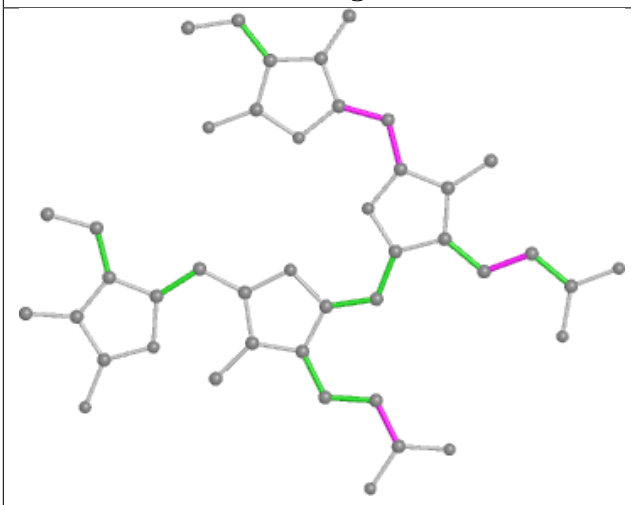

Torsions

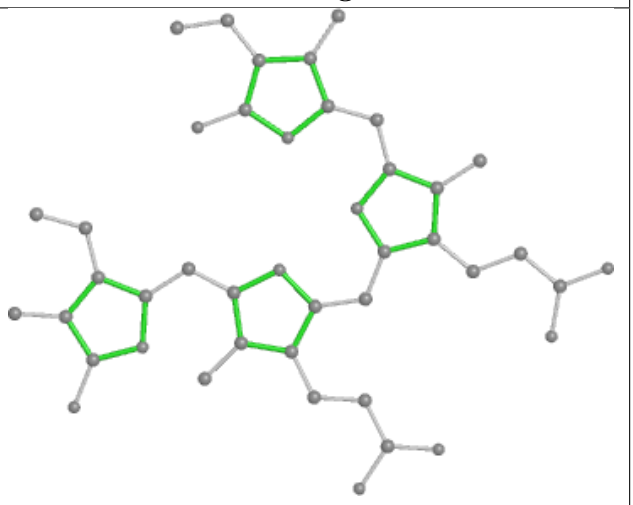

Rings

Ligand PEB wC 204

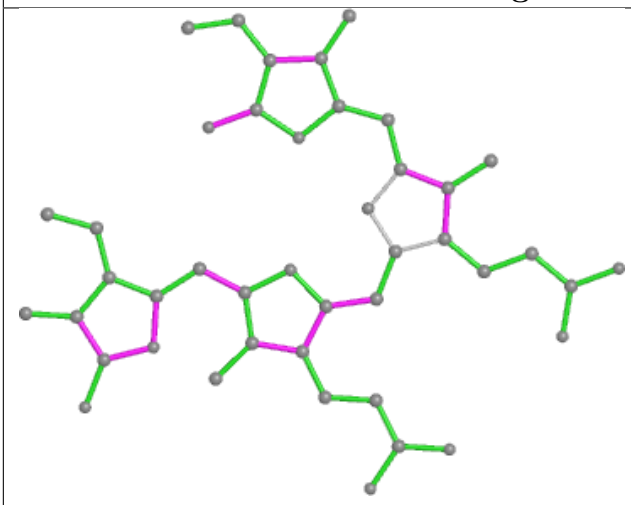

Bond lengths

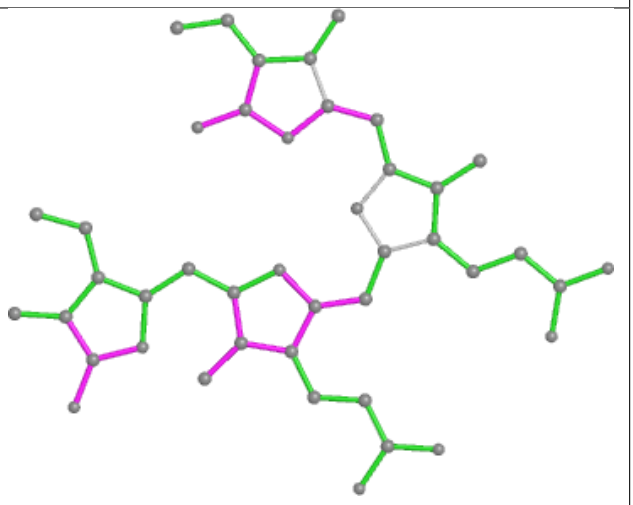

Bond angles

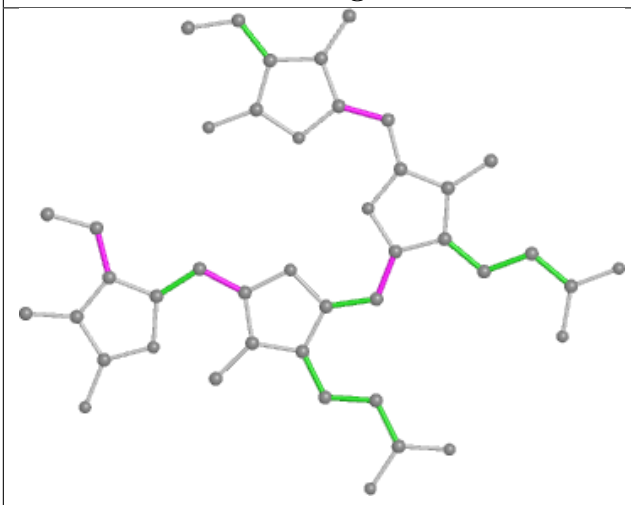

Torsions

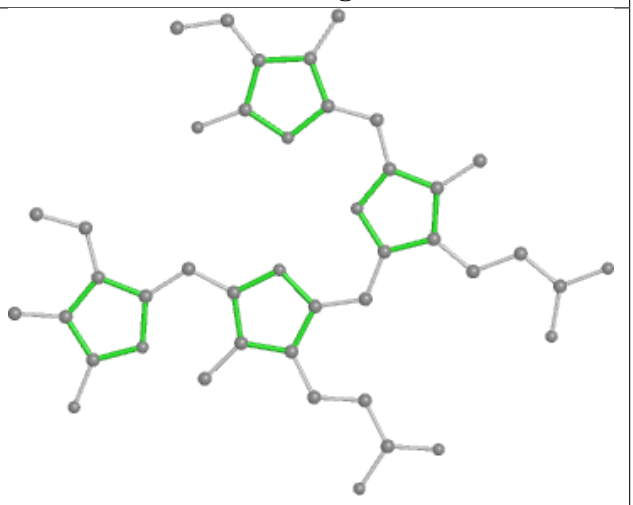

Rings

Ligand PEB iH 201

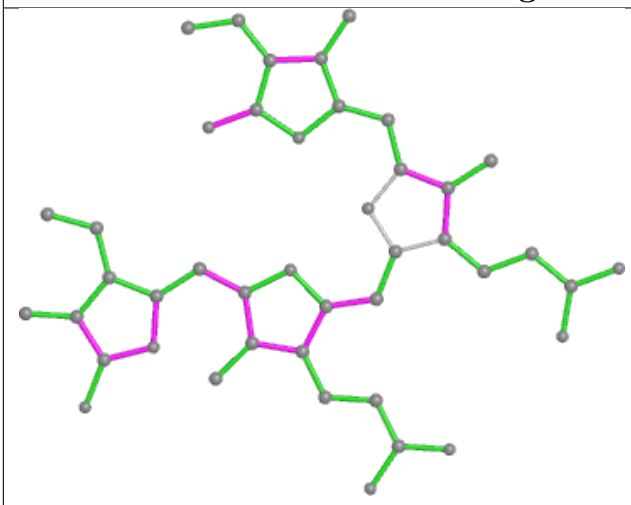

Bond lengths

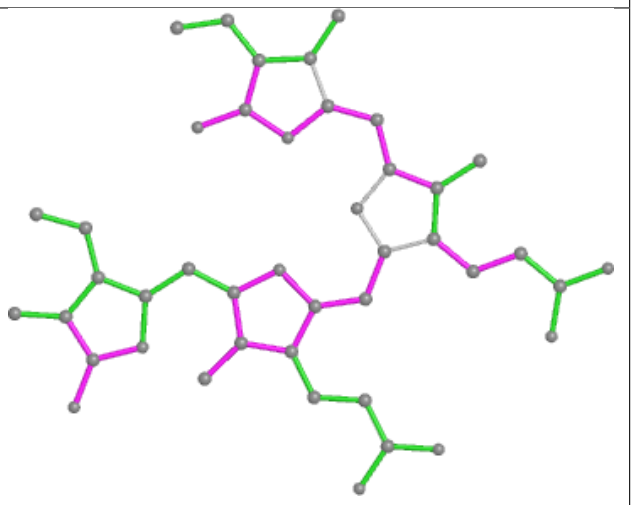

Bond angles

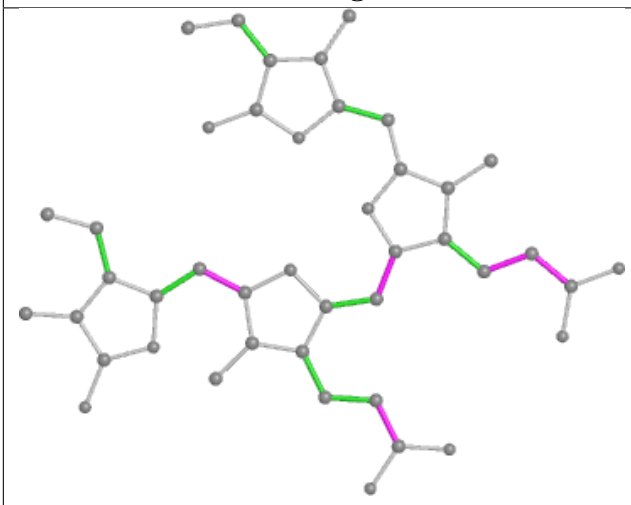

Torsions

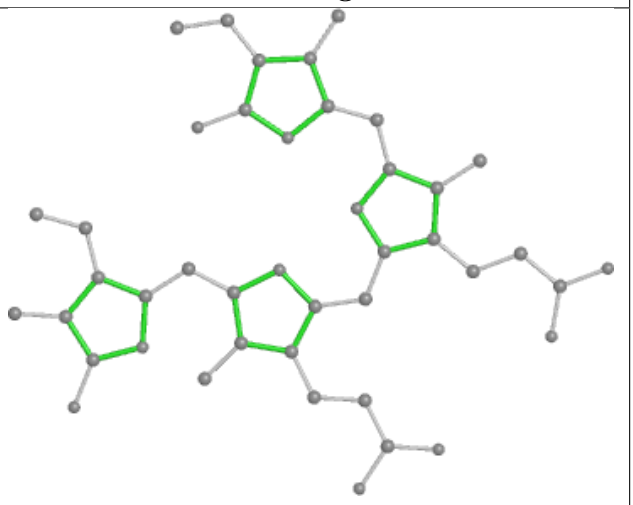

Rings

Ligand PEB Q4 202

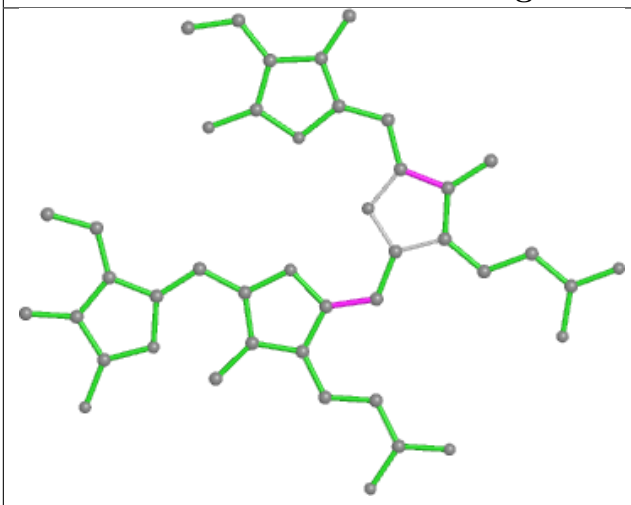

Bond lengths

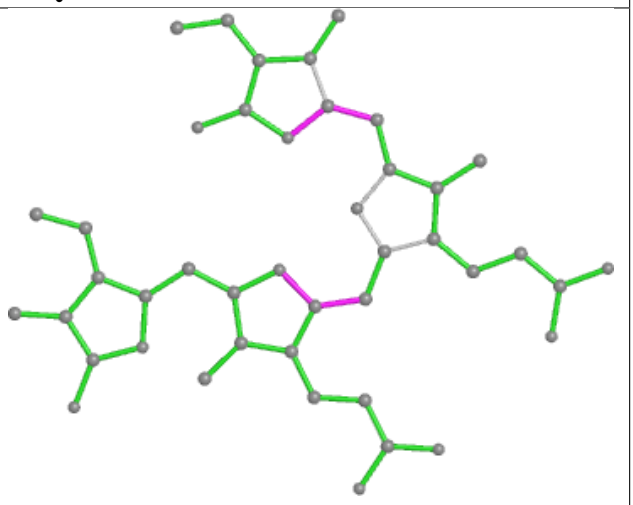

Bond angles

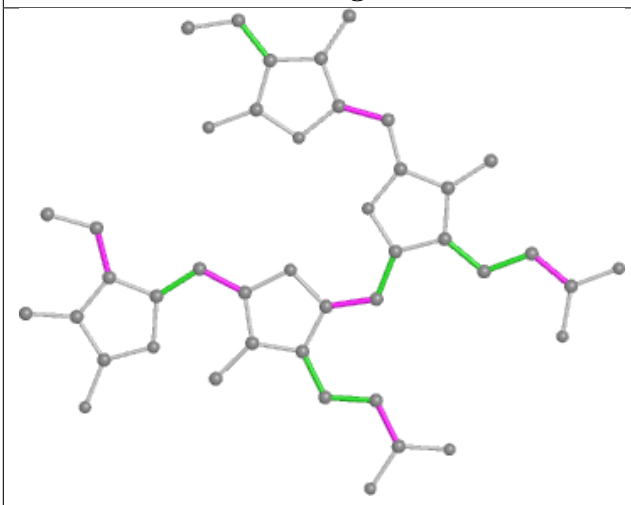

Torsions

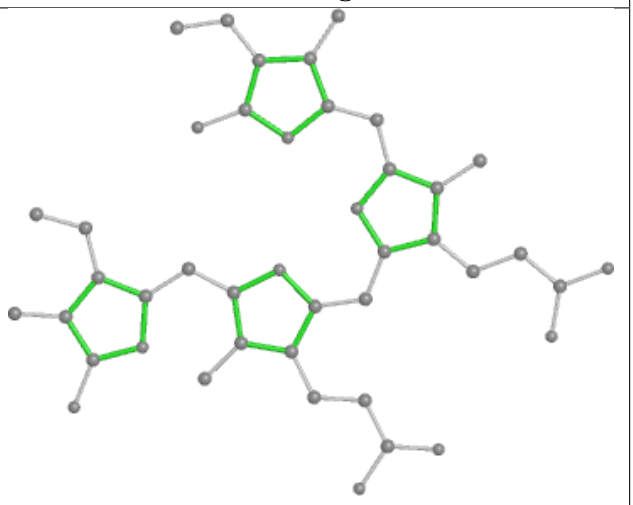

Rings

Ligand PEB SO 202

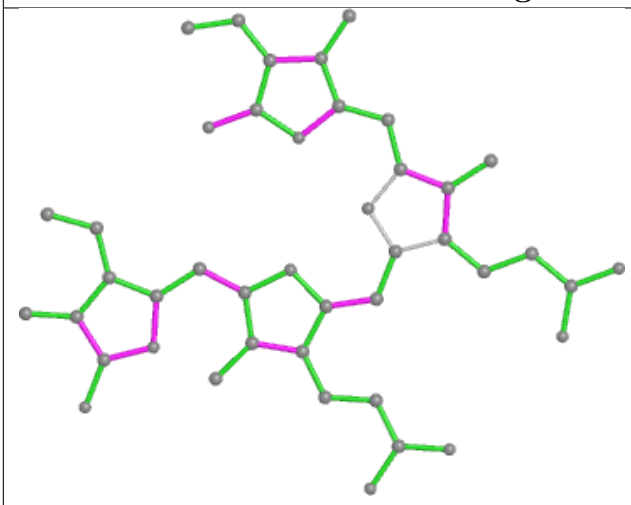

Bond lengths

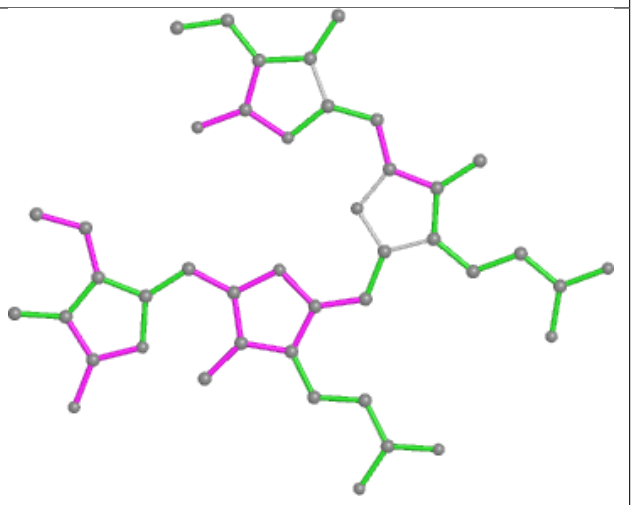

Bond angles

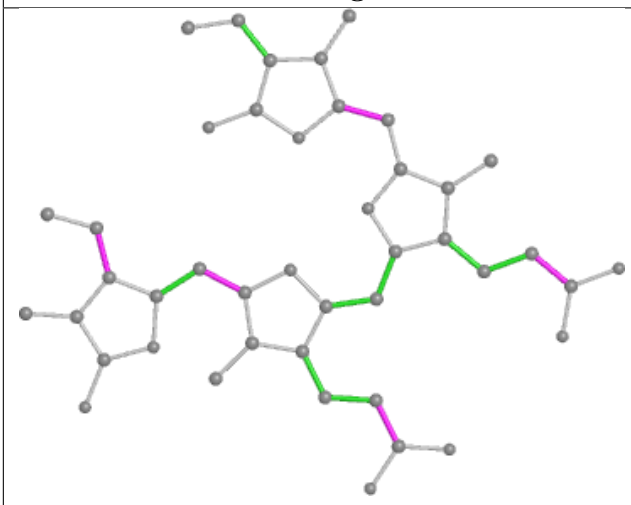

Torsions

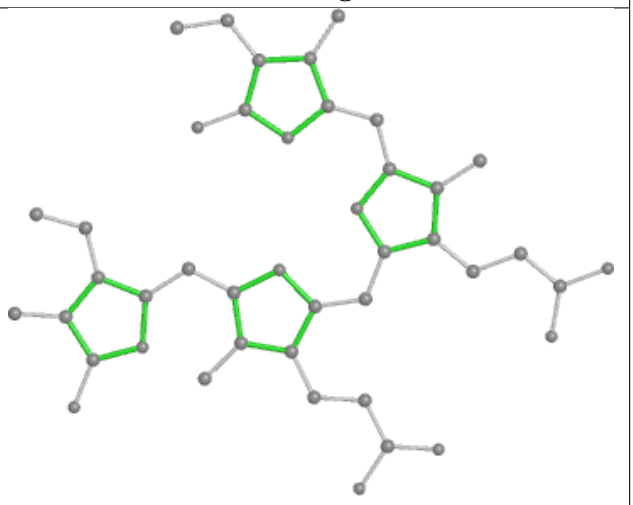

Rings

Ligand CLA C6 519

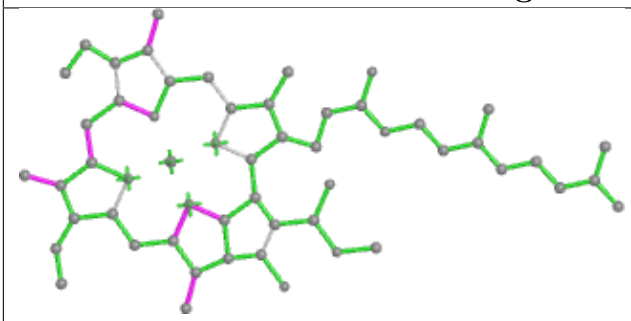

Bond lengths

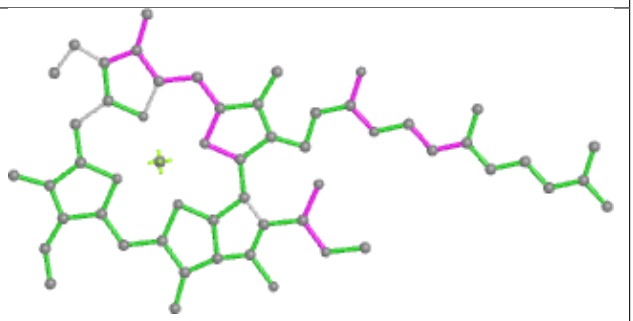

Bond angles

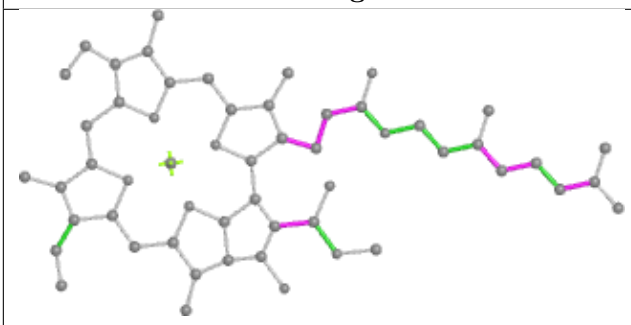

Torsions

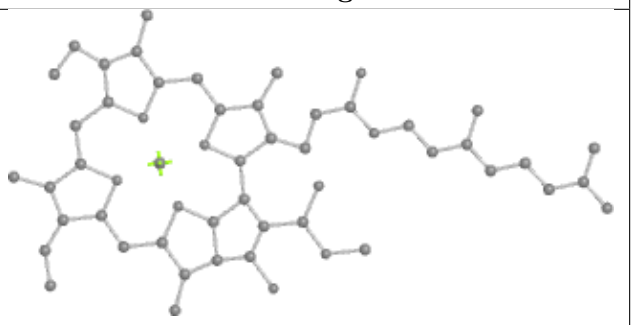

Rings

Ligand CLA nL 101

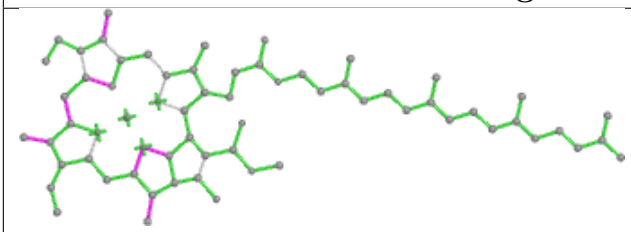

Bond lengths

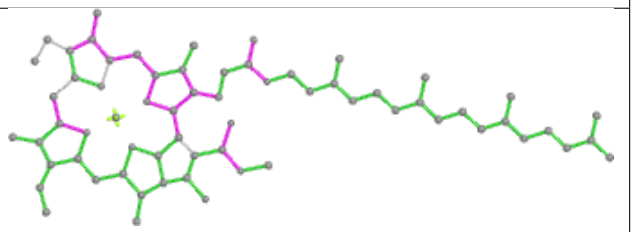

Bond angles

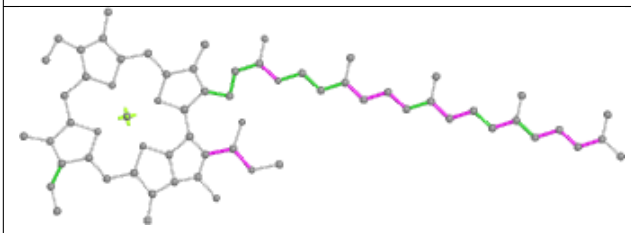

Torsions

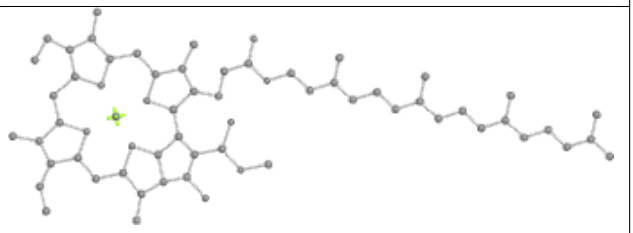

Rings

Ligand PEB QP 201

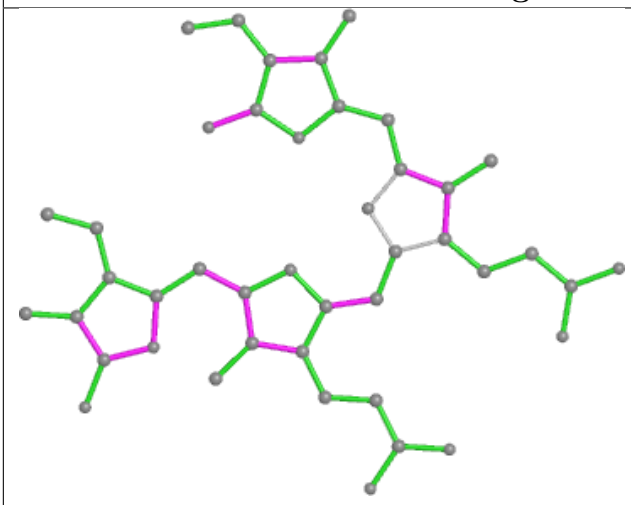

Bond lengths

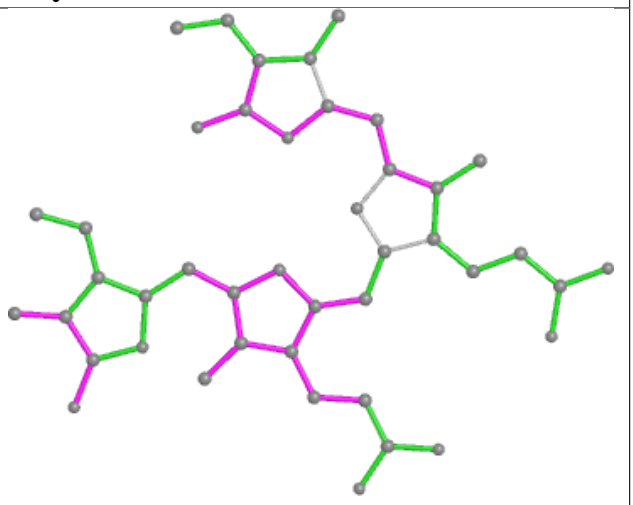

Bond angles

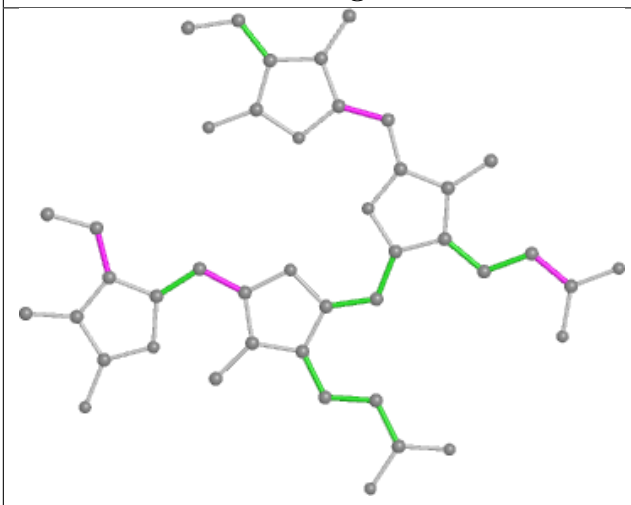

Torsions

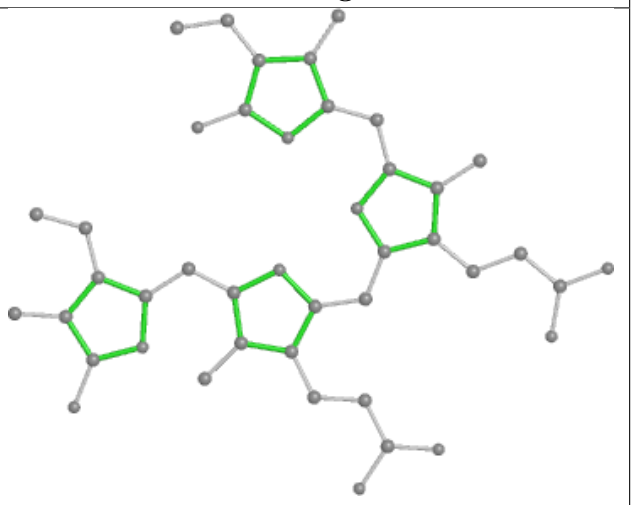

Rings

Ligand CLA 82 301

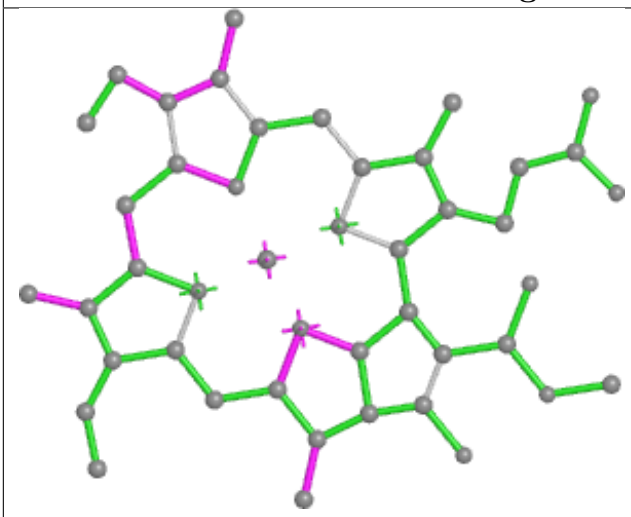

Bond lengths

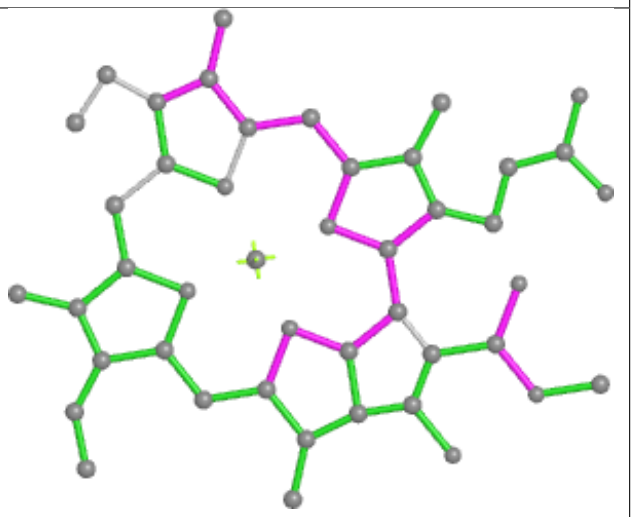

Bond angles

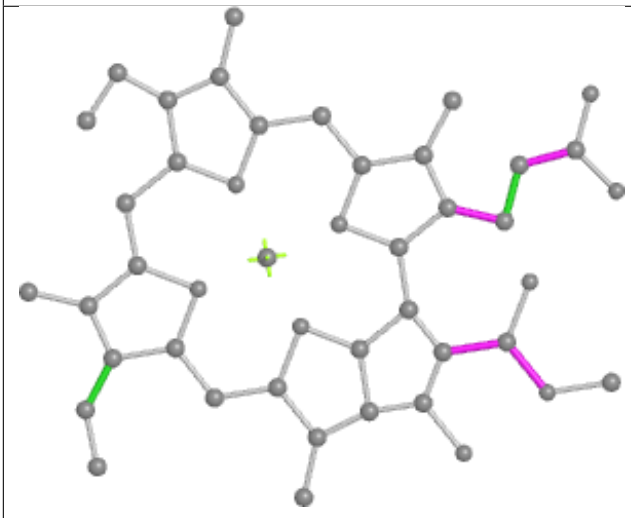

Torsions

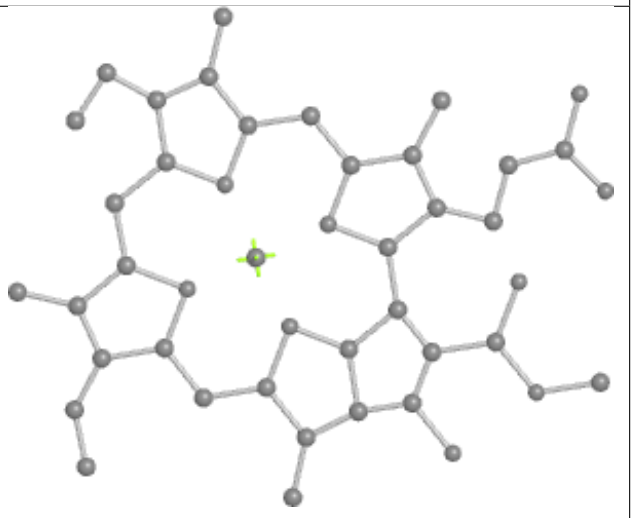

Rings

Ligand PEB lH 201

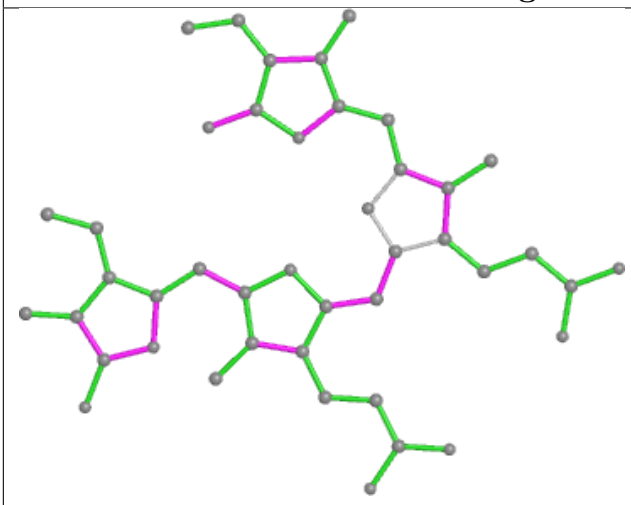

Bond lengths

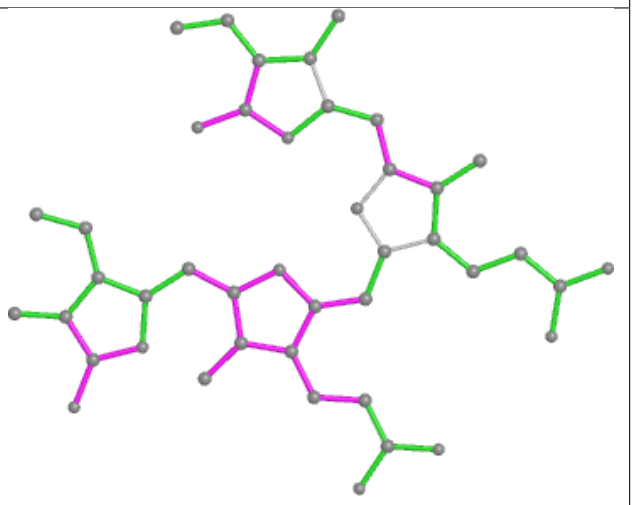

Bond angles

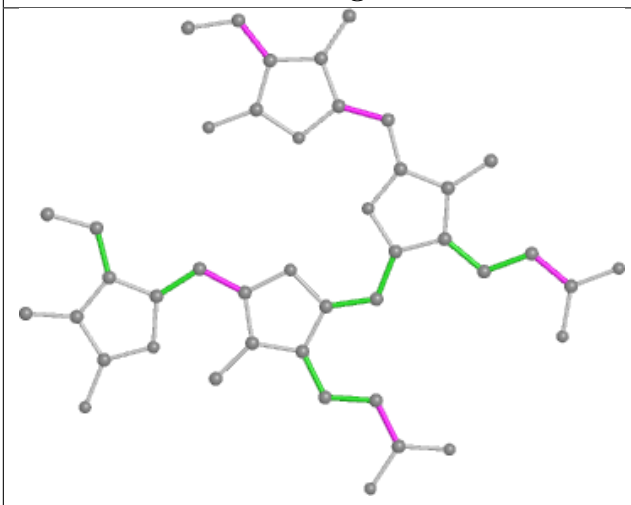

Torsions

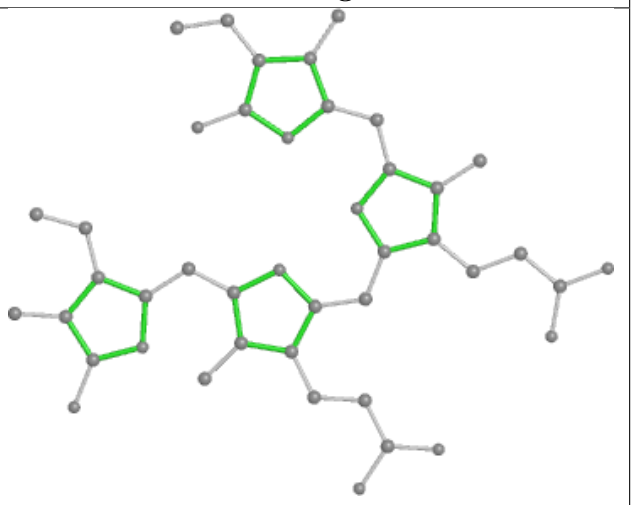

Rings

Ligand BCR cL 503

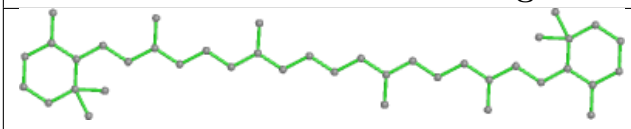

Bond lengths

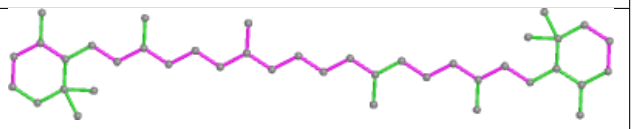

Bond angles

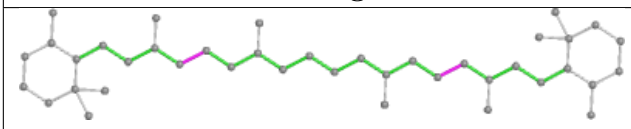

Torsions

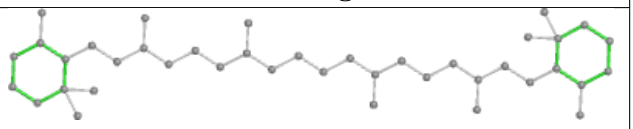

Rings

Ligand PEB IQ 201

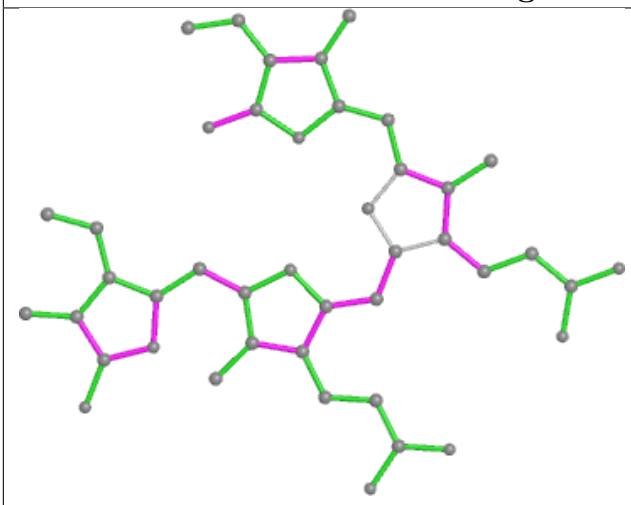

Bond lengths

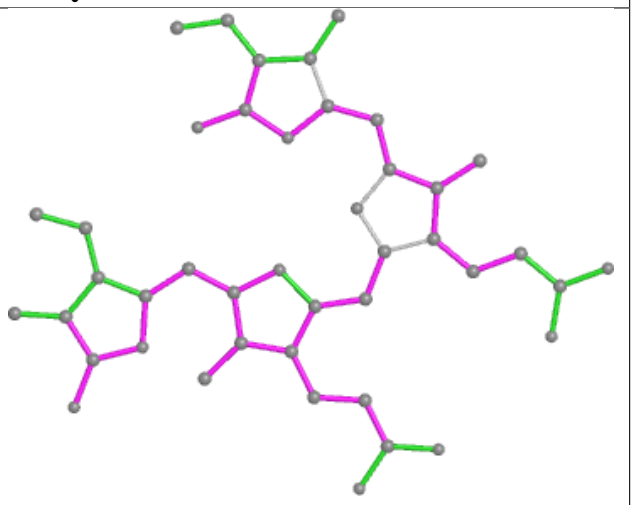

Bond angles

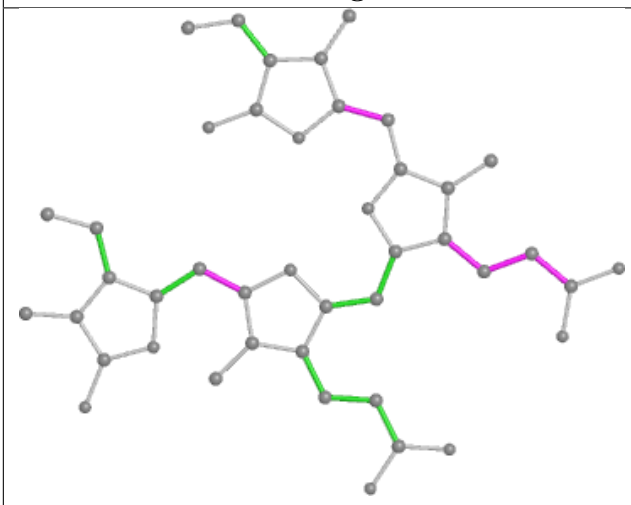

Torsions

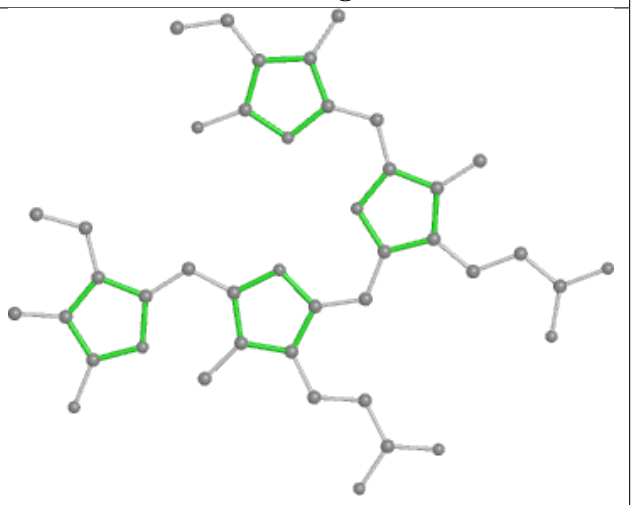

Rings

Ligand PEB Q1 201

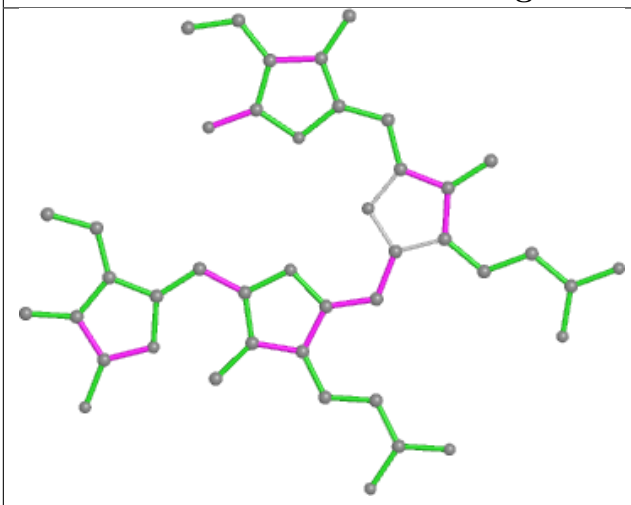

Bond lengths

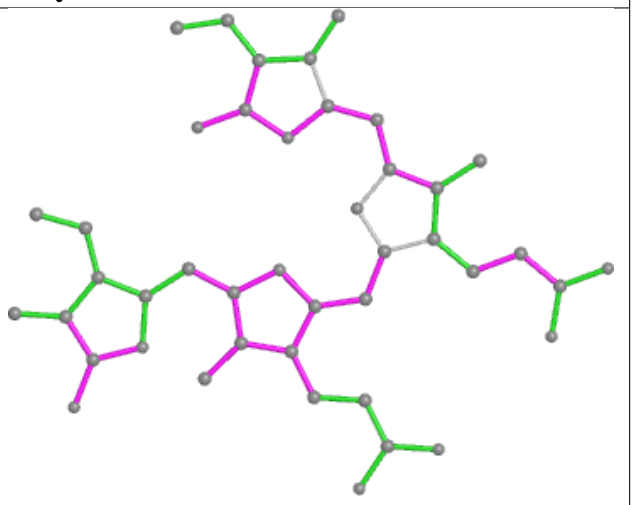

Bond angles

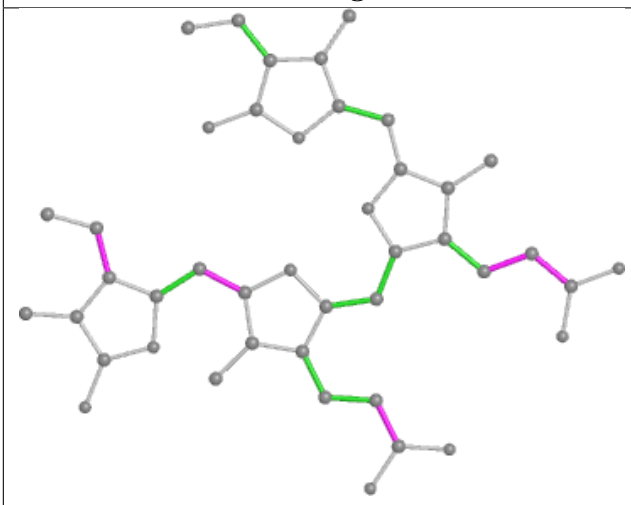

Torsions

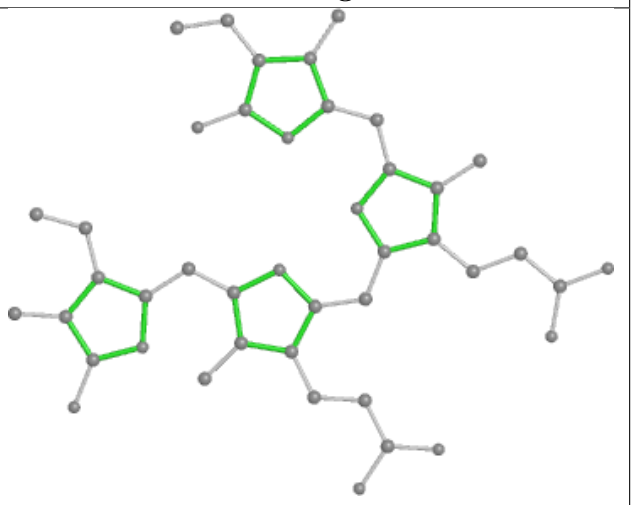

Rings

Ligand CLA 4N 607

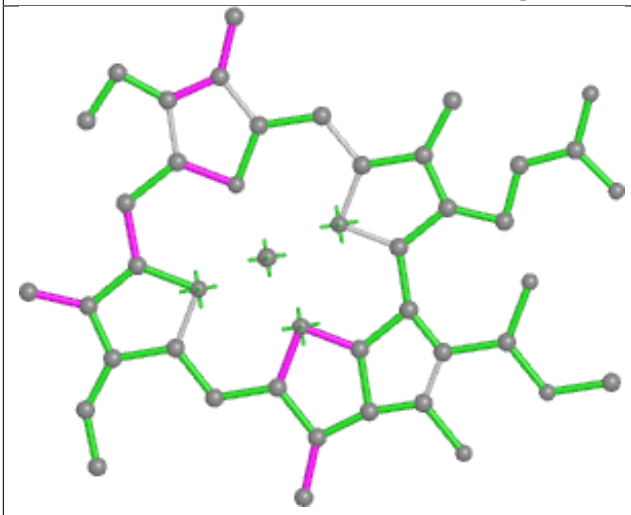

Bond lengths

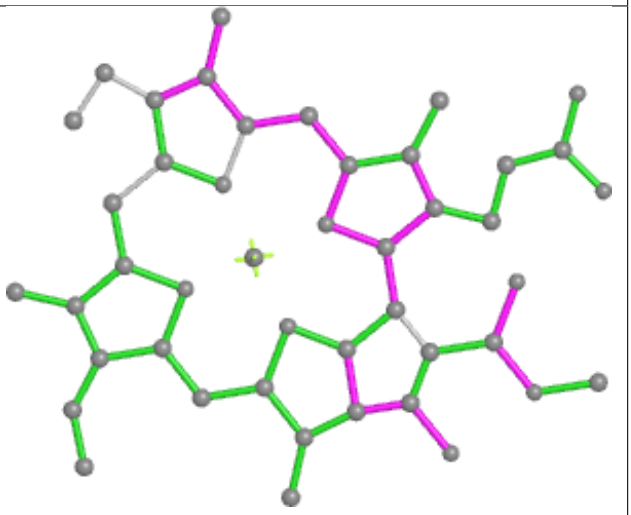

Bond angles

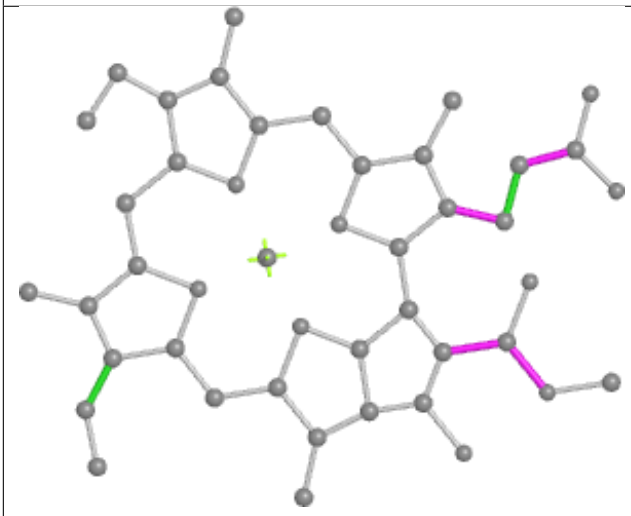

Torsions

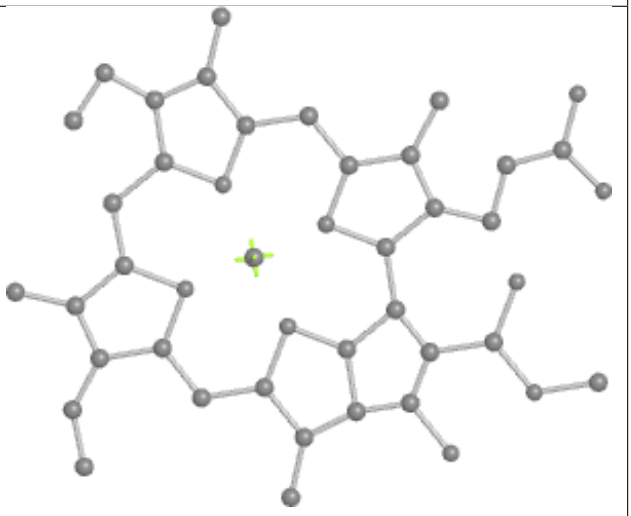

Rings

Ligand PEB eF 201

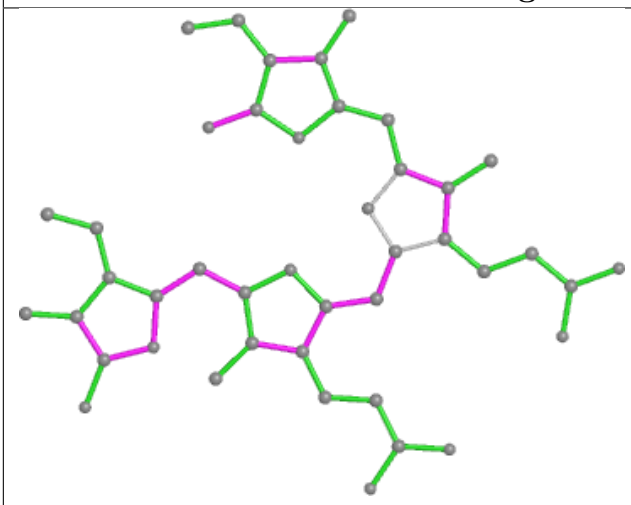

Bond lengths

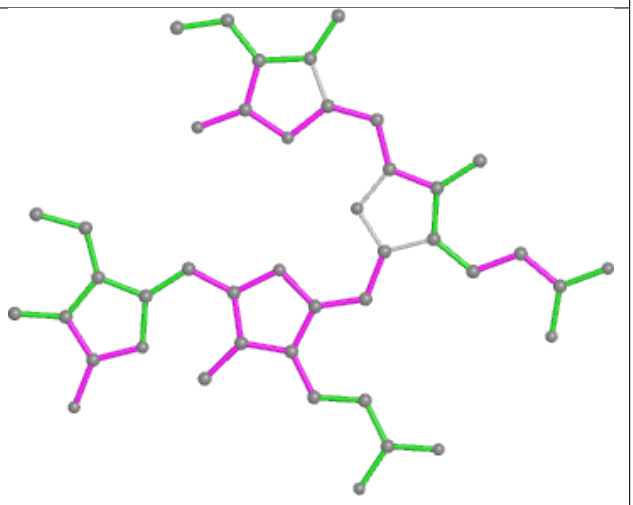

Bond angles

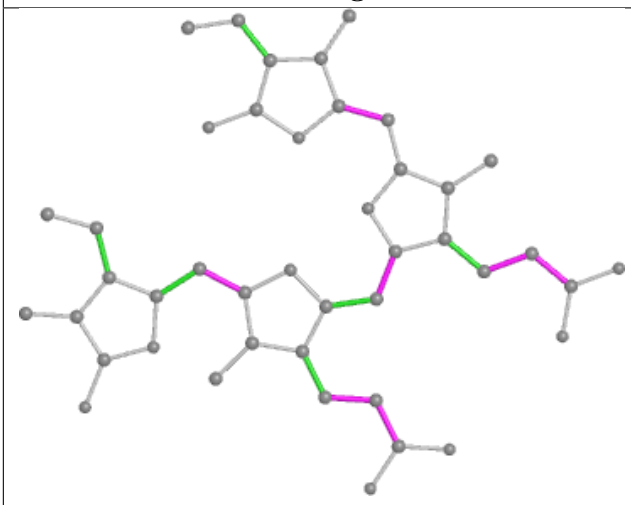

Torsions

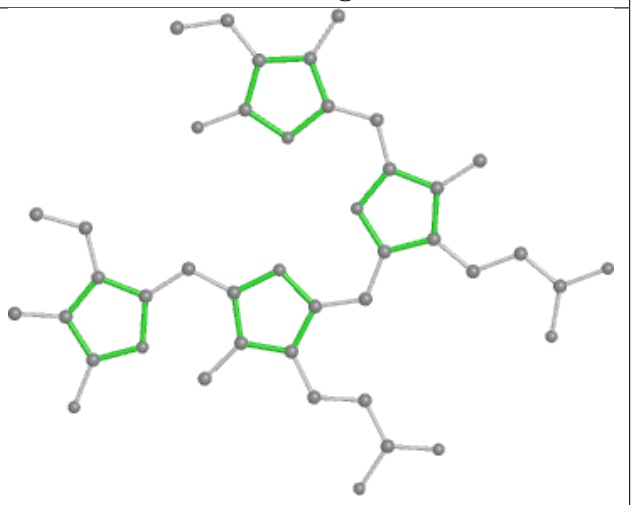

Rings

Ligand PEB FD 201

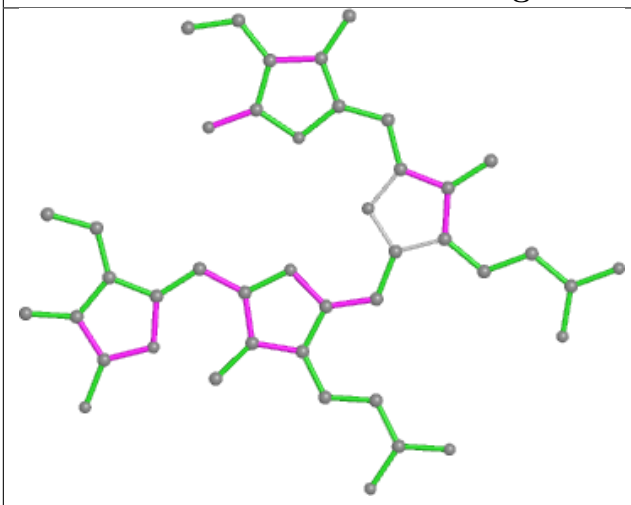

Bond lengths

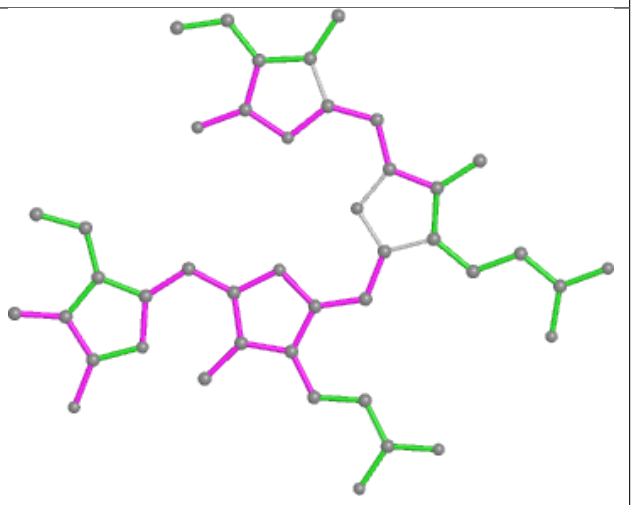

Bond angles

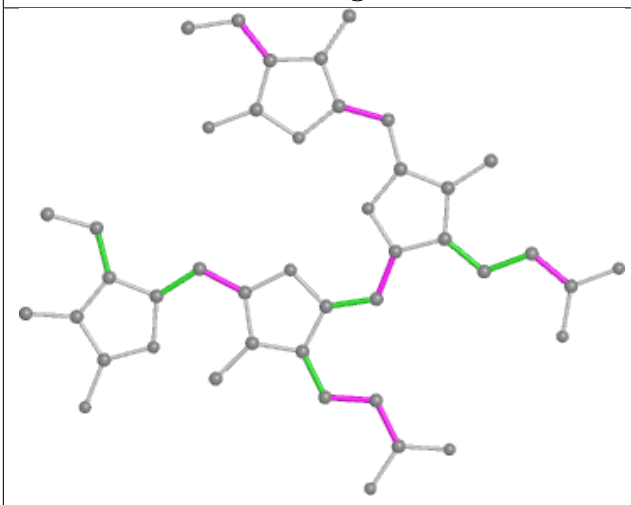

Torsions

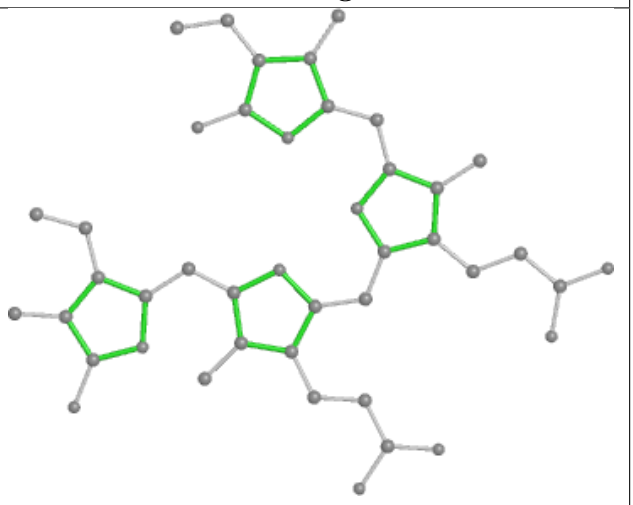

Rings

Ligand PEB II 201

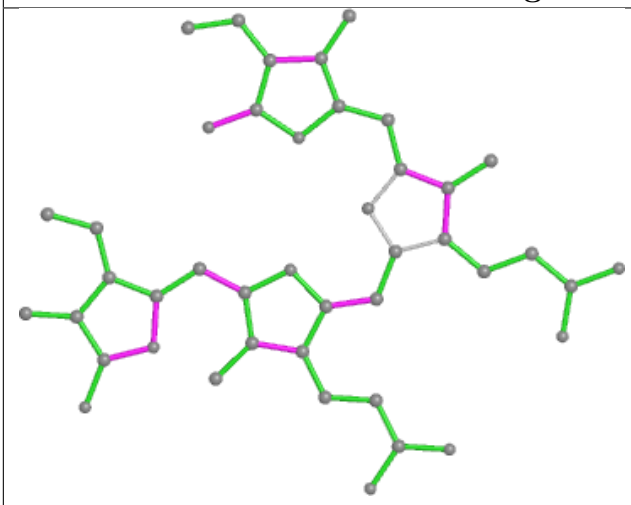

Bond lengths

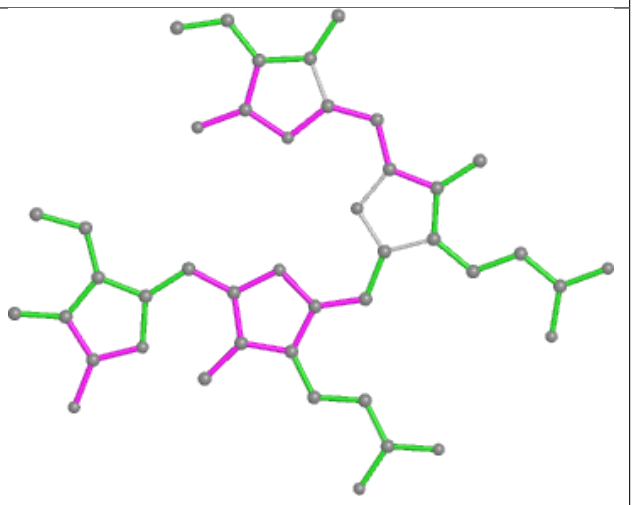

Bond angles

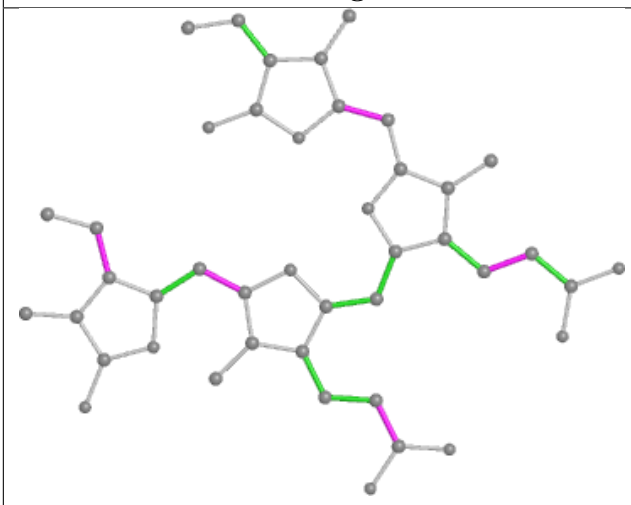

Torsions

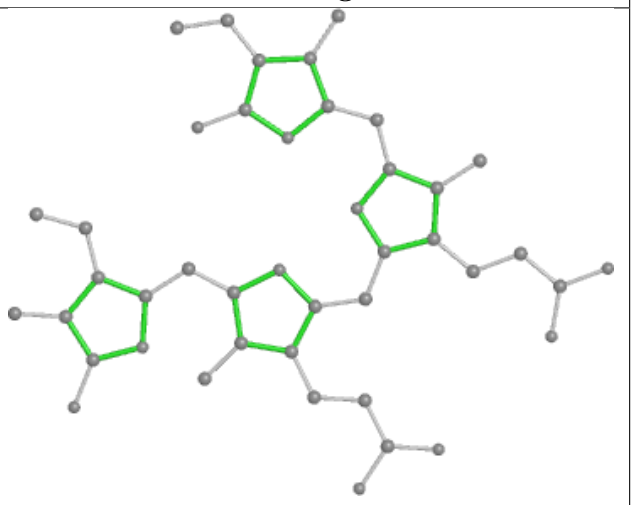

Rings

Ligand CLA 3N 307

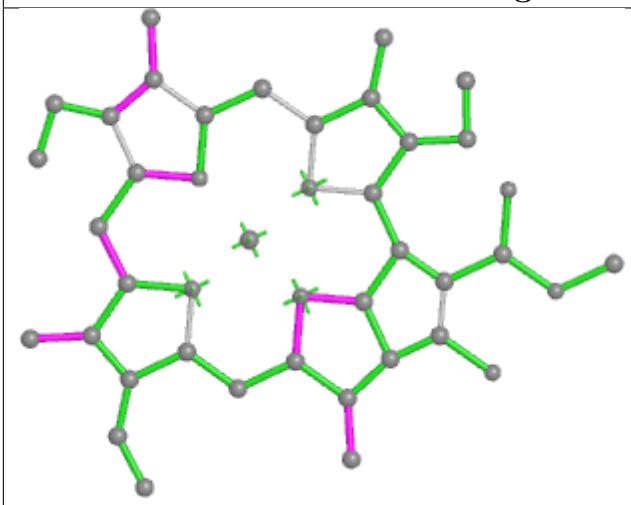

Bond lengths

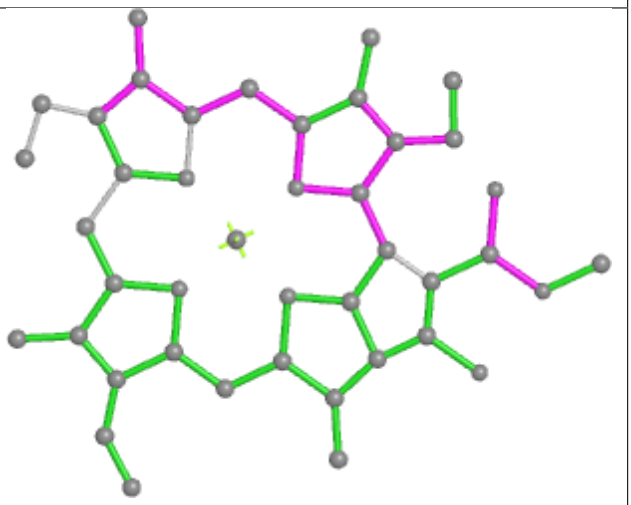

Bond angles

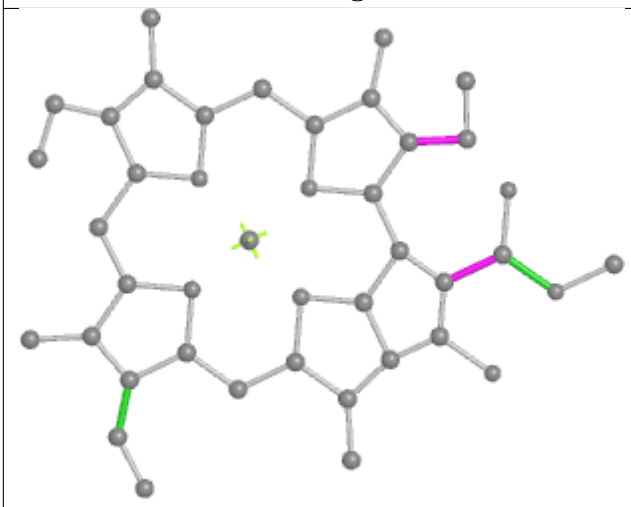

Torsions

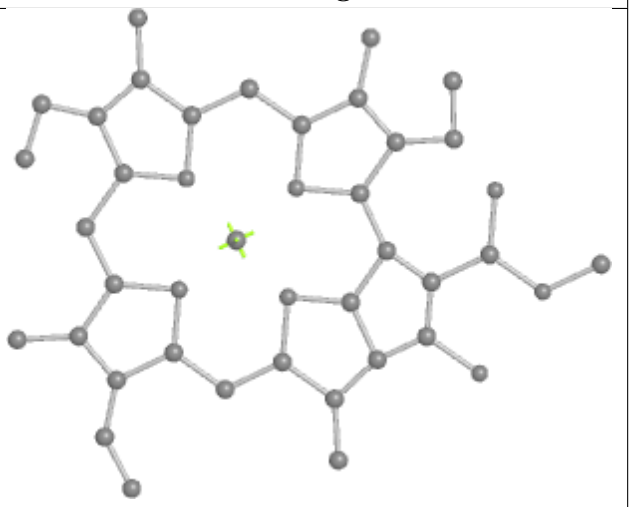

Rings

Ligand PEB FF 201

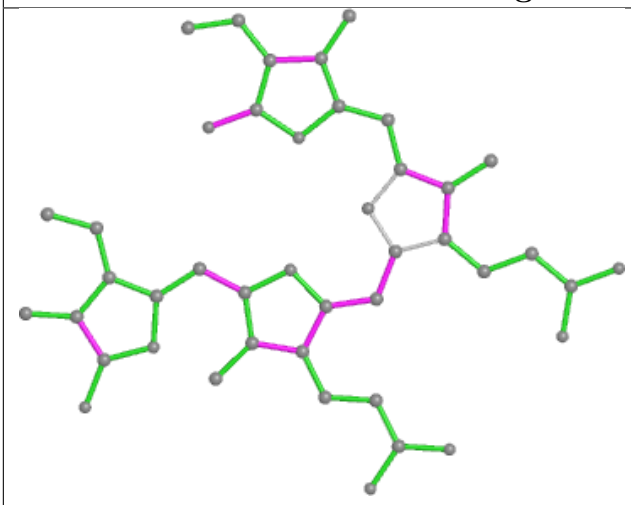

Bond lengths

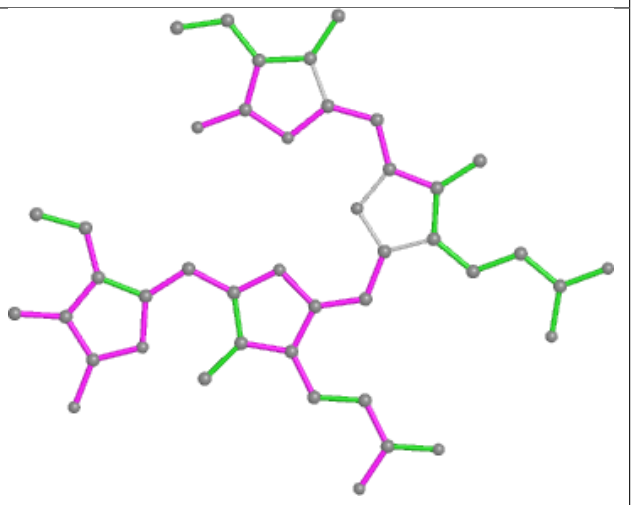

Bond angles

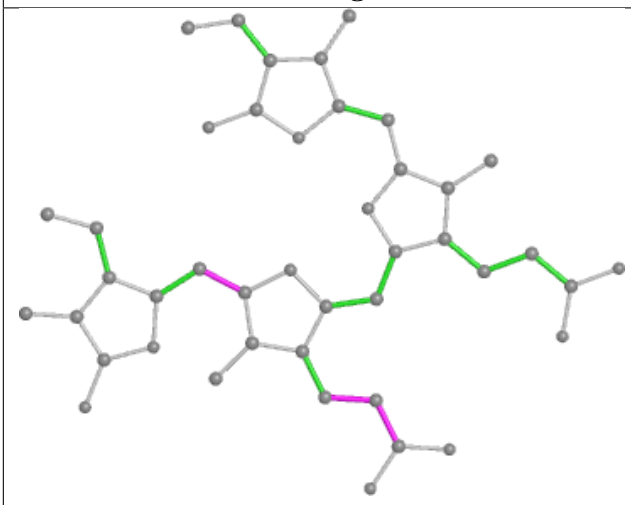

Torsions

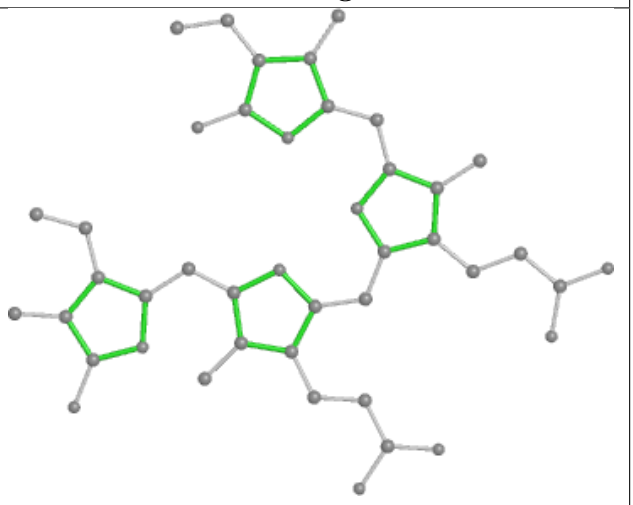

Rings

Ligand PUB A1 304

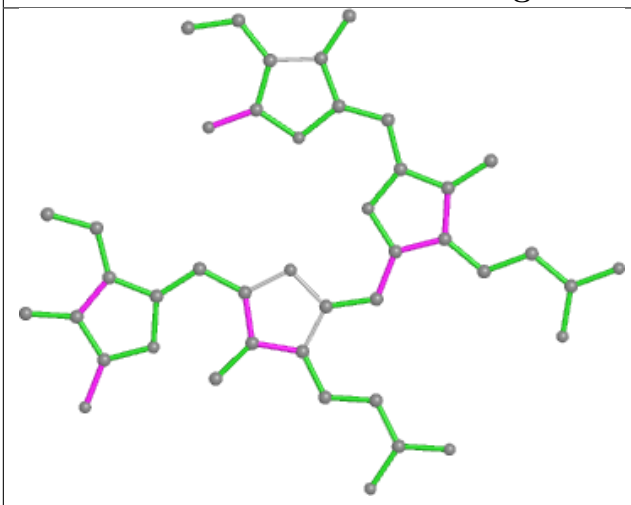

Bond lengths

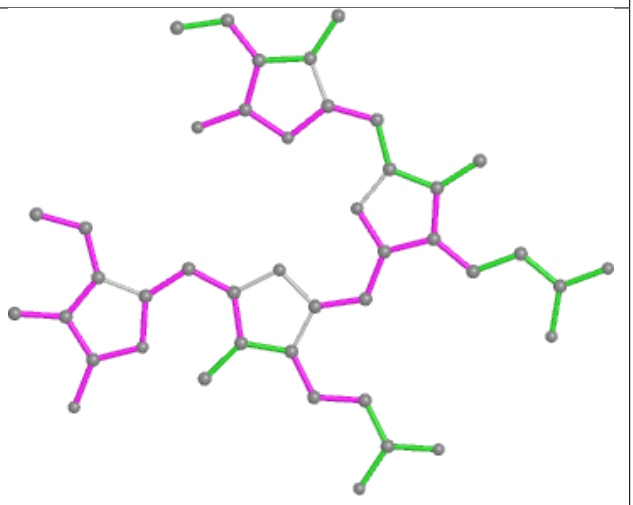

Bond angles

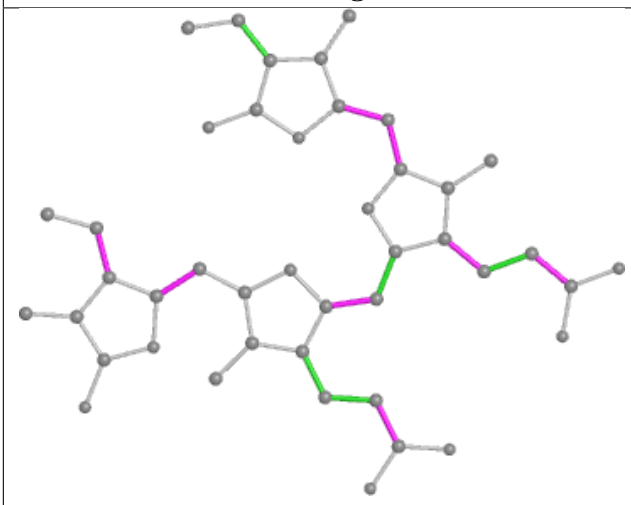

Torsions

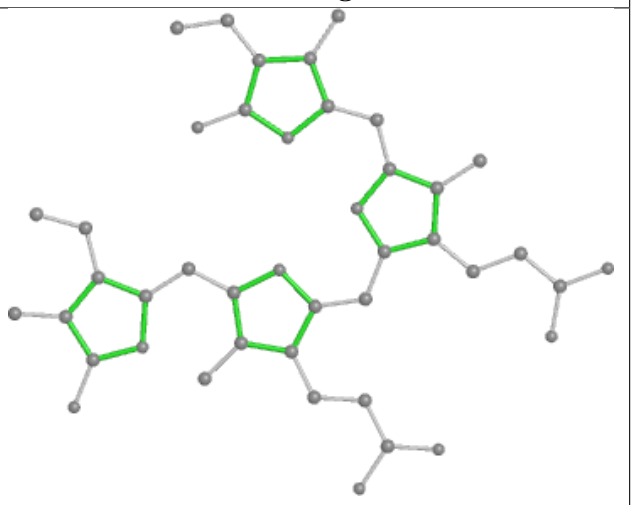

Rings

Ligand CLA LN 206

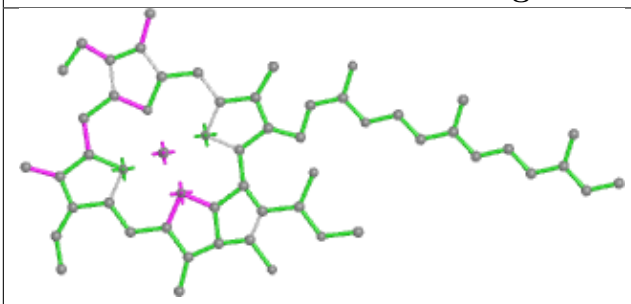

Bond lengths

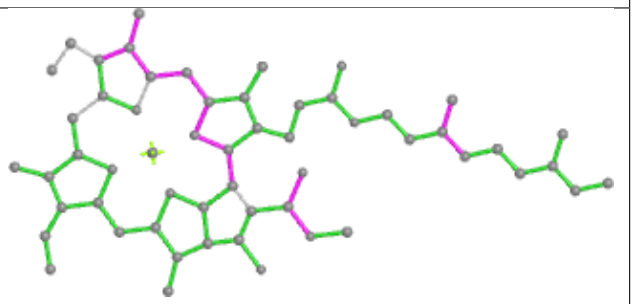

Bond angles

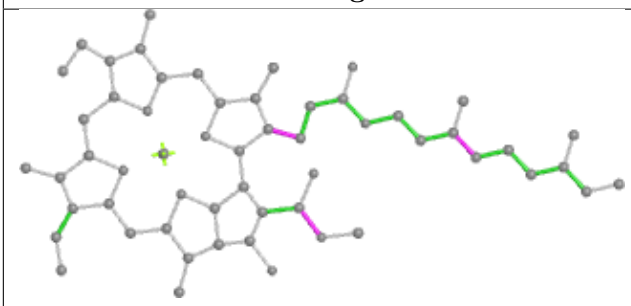

Torsions

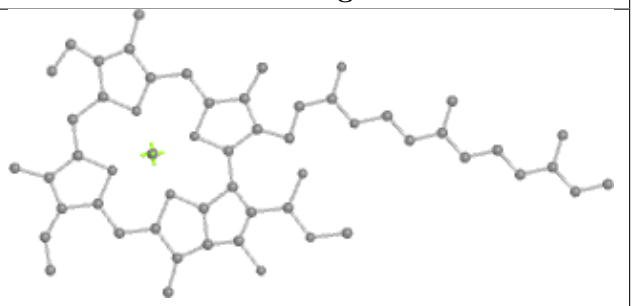

Rings

Ligand PEB D5 202

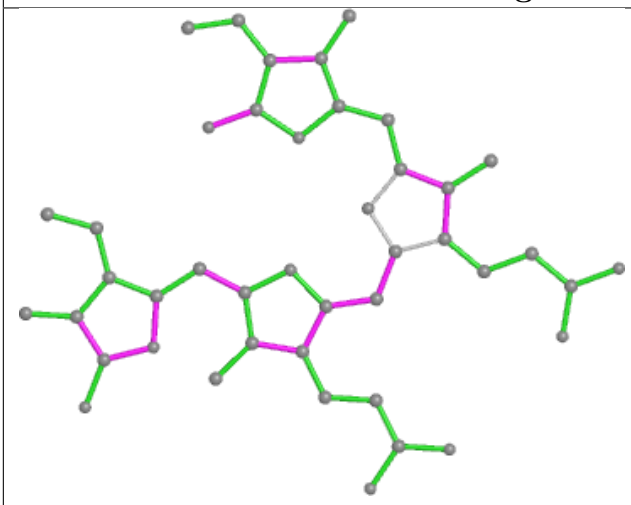

Bond lengths

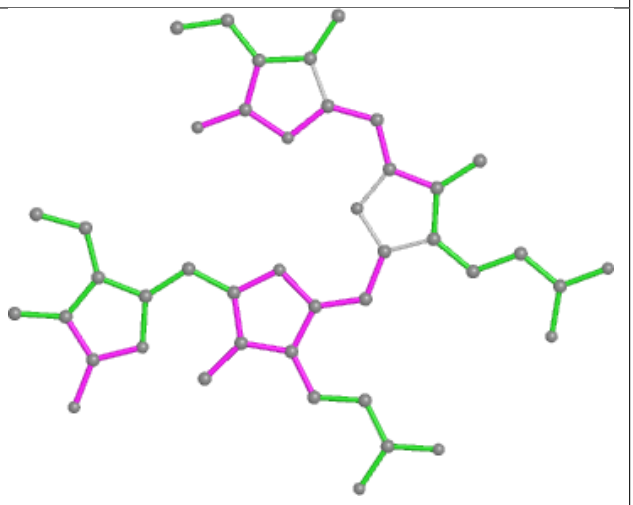

Bond angles

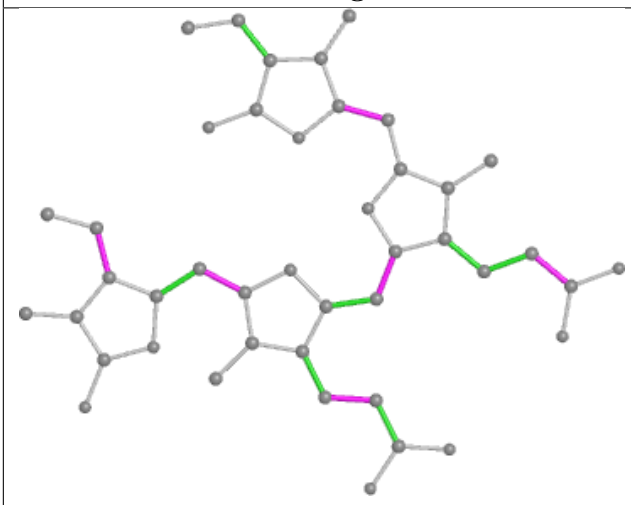

Torsions

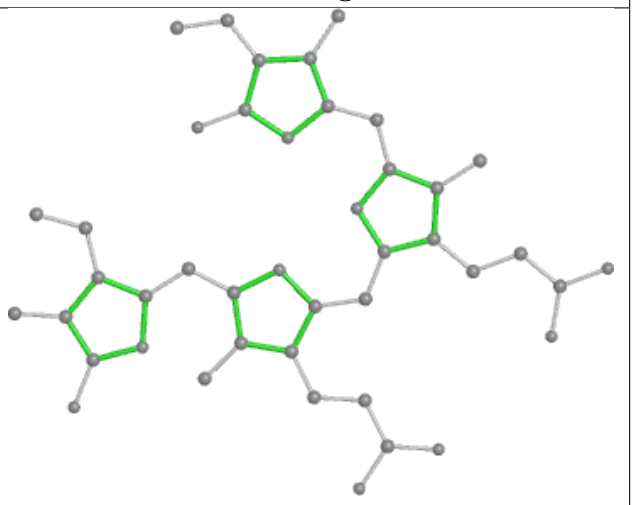

Rings

Ligand PEB eG 202

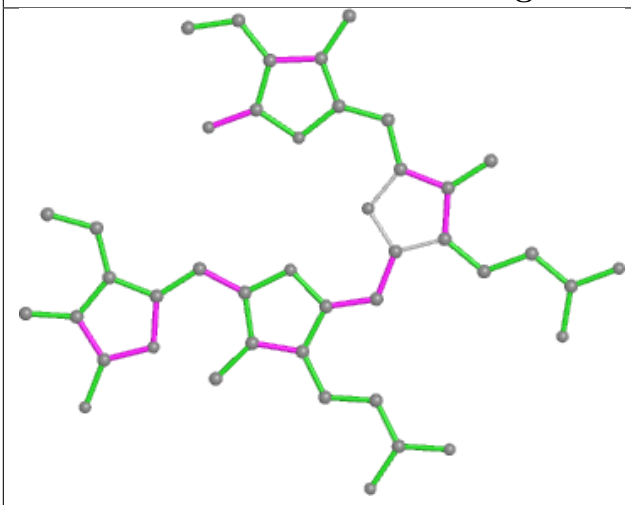

Bond lengths

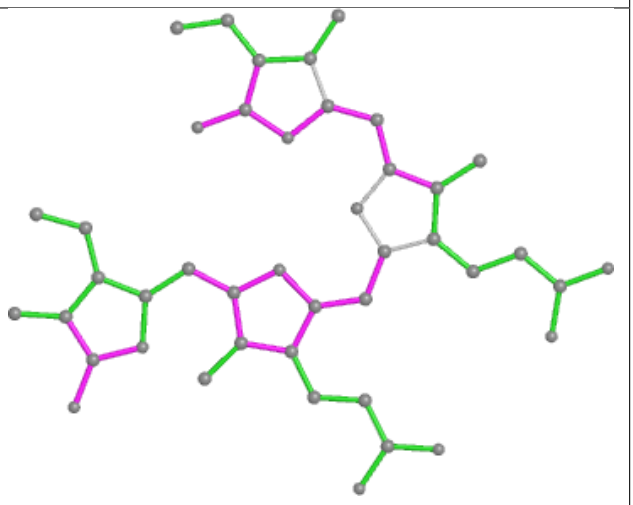

Bond angles

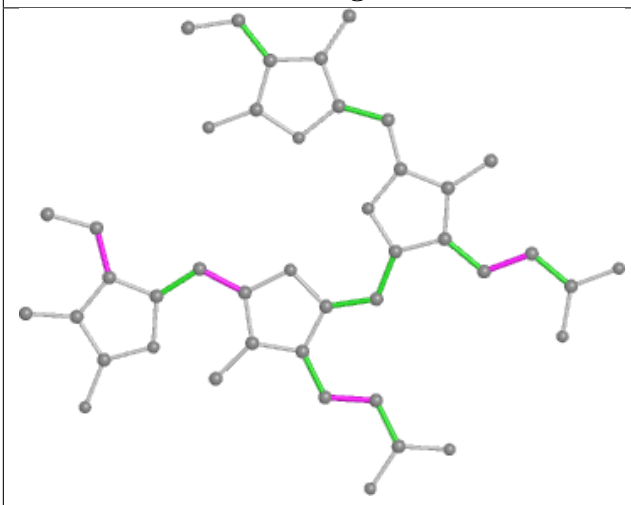

Torsions

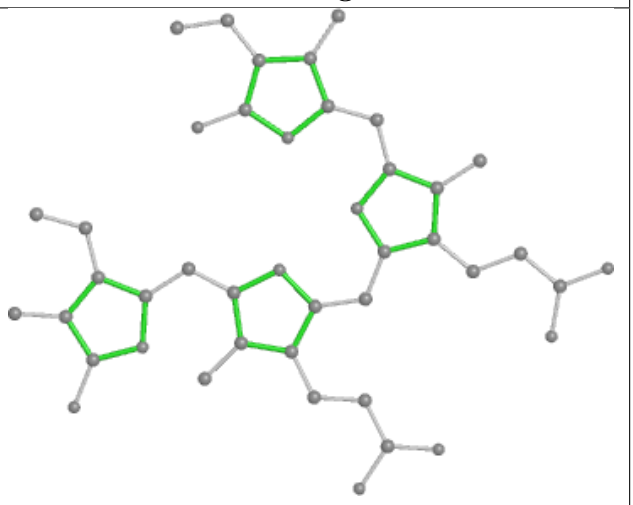

Rings

Ligand PEB m1 202

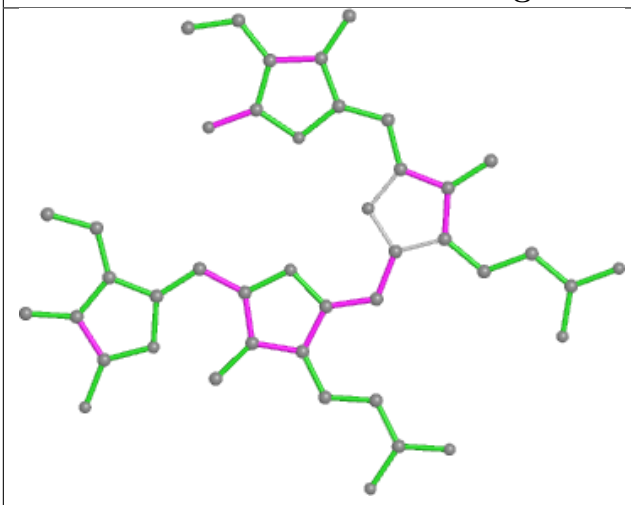

Bond lengths

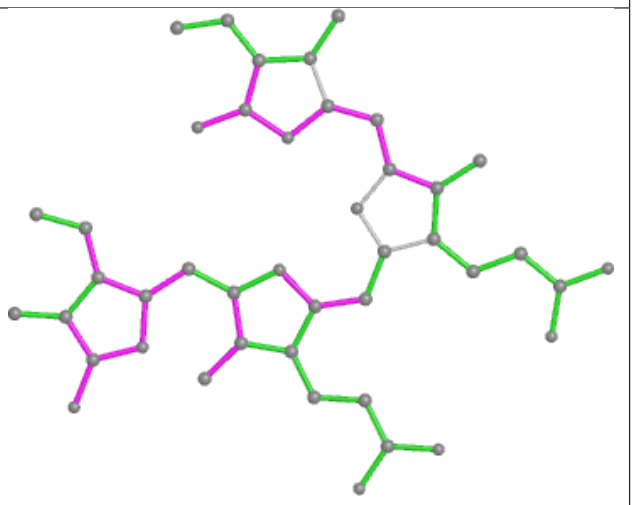

Bond angles

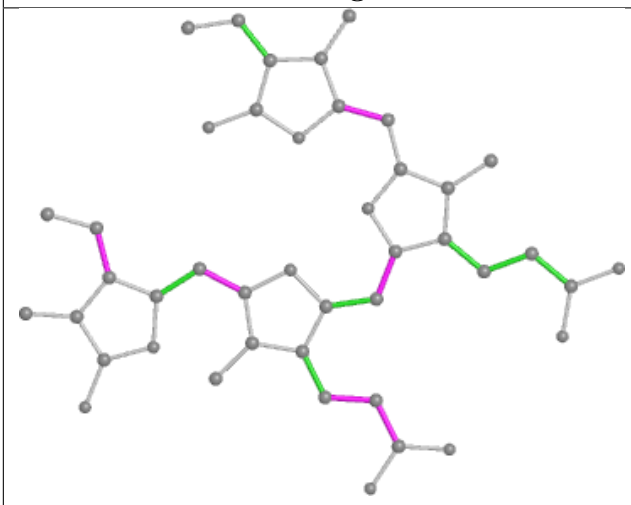

Torsions

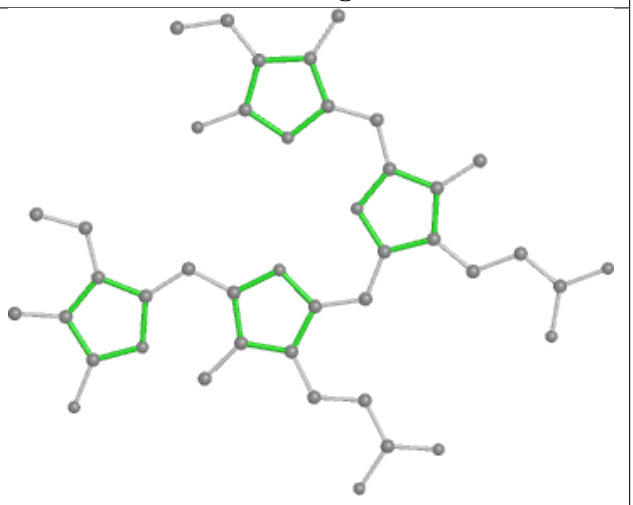

Rings

Ligand LHG a6 610

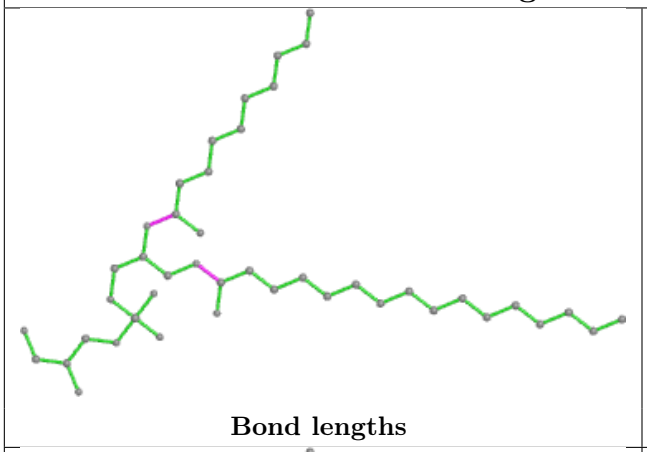

Bond lengths

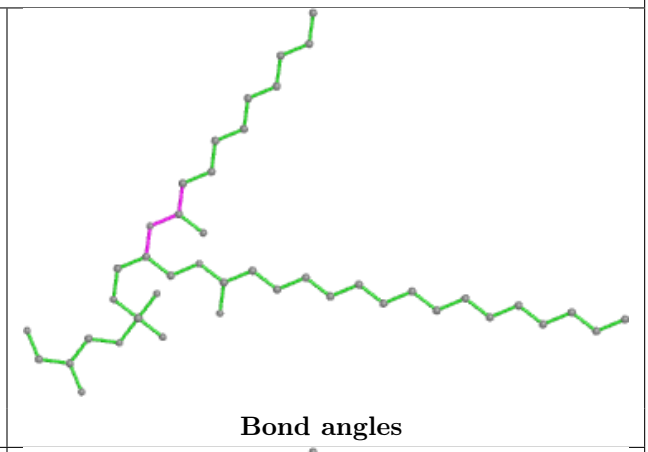

Bond angles

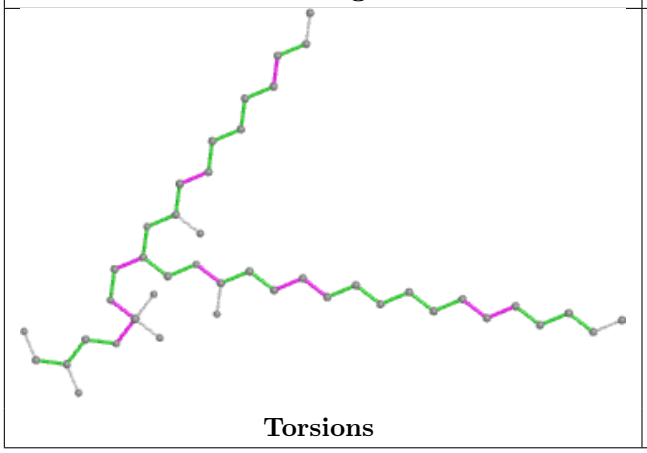

Torsions

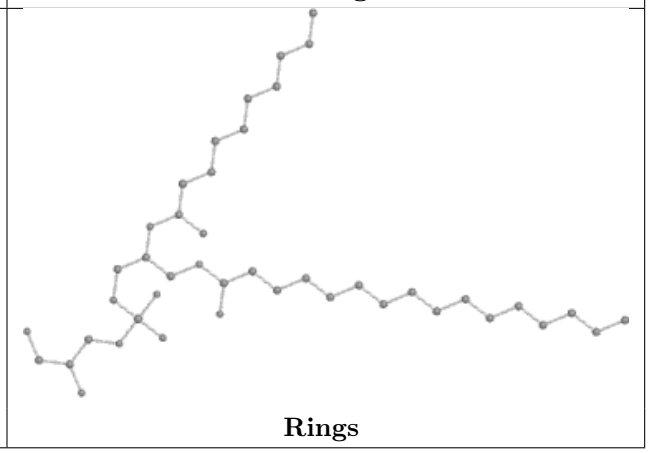

Rings

Ligand PEB jH 203

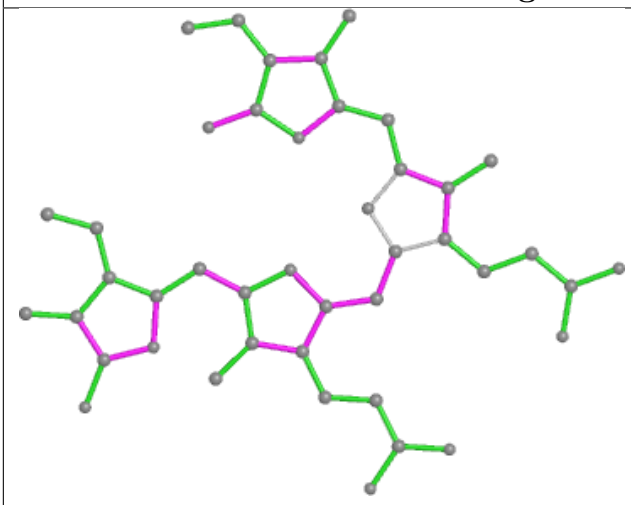

Bond lengths

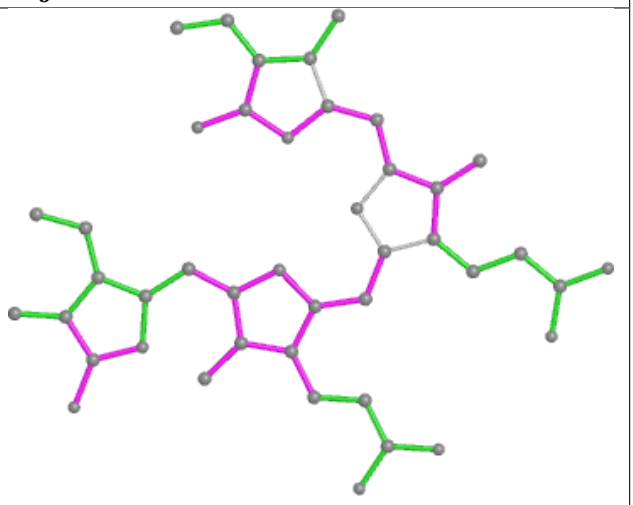

Bond angles

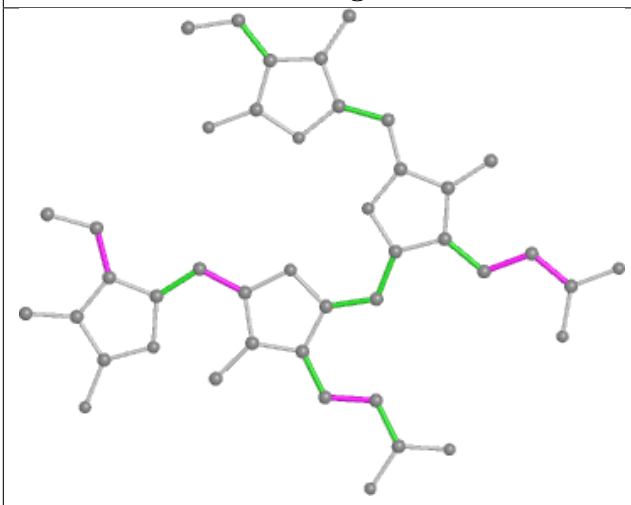

Torsions

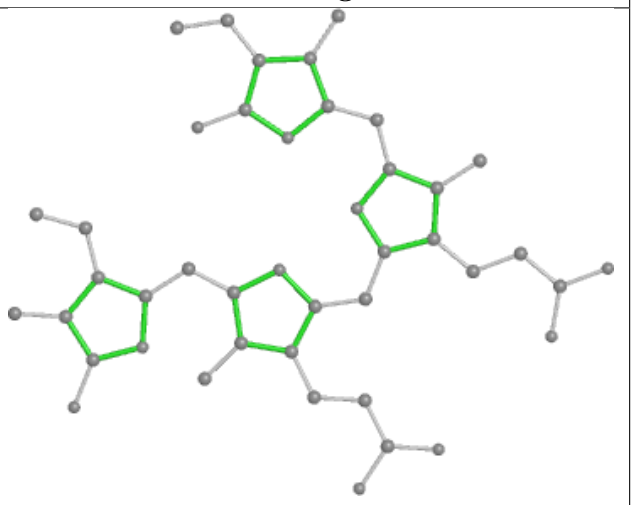

Rings

Ligand PEB AE 304

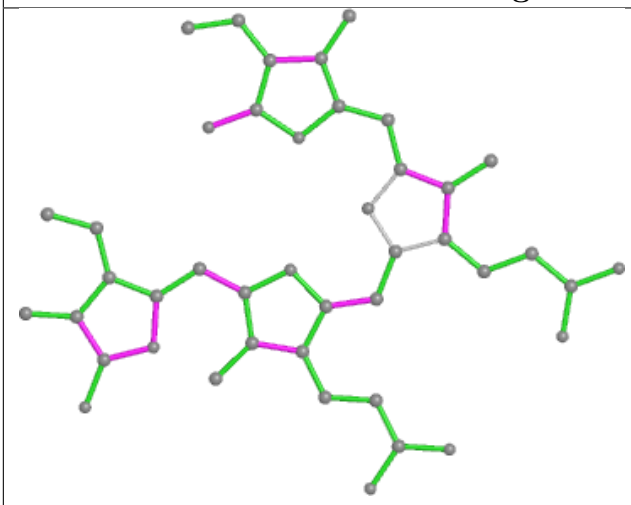

Bond lengths

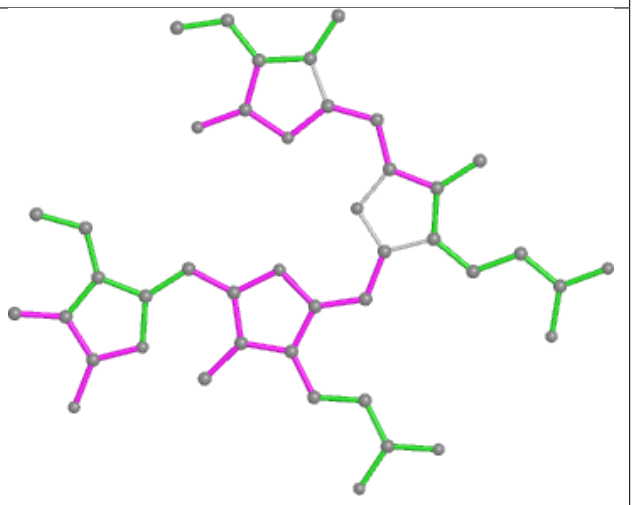

Bond angles

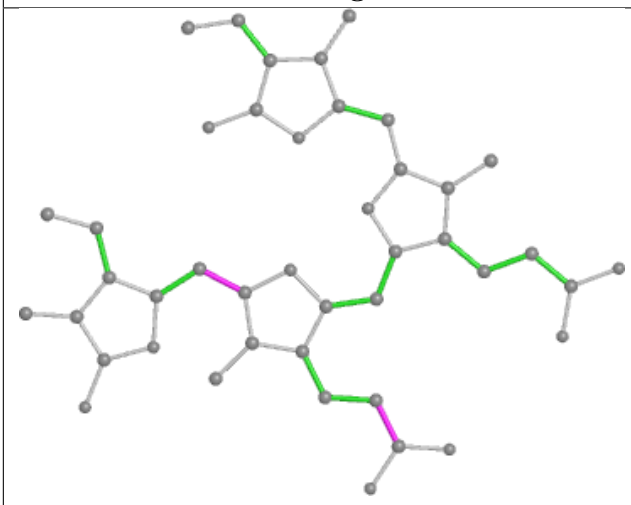

Torsions

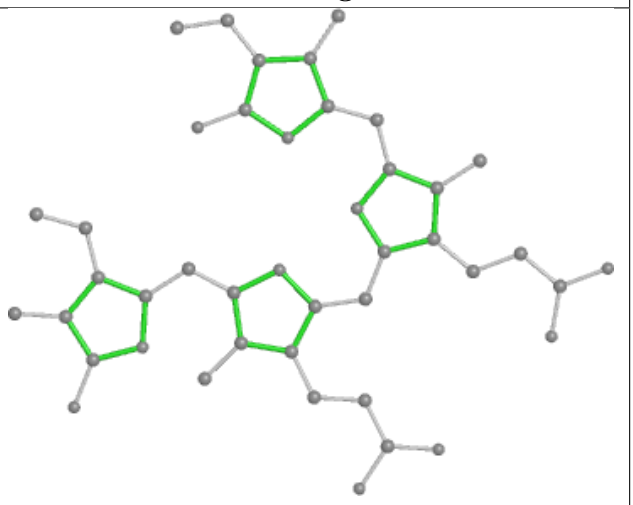

Rings

Ligand PEB KA 202

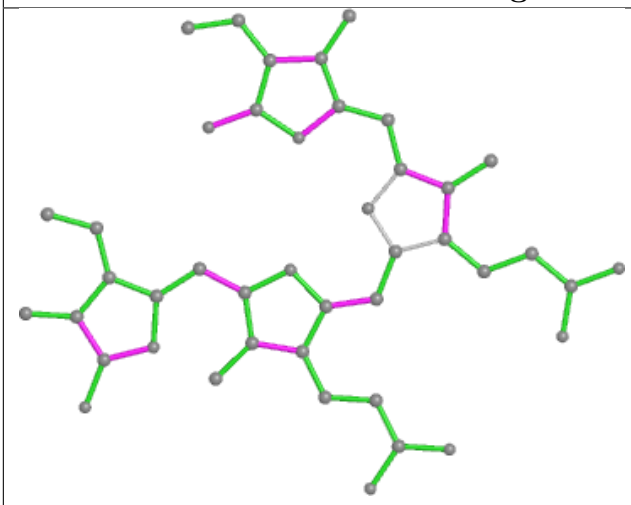

Bond lengths

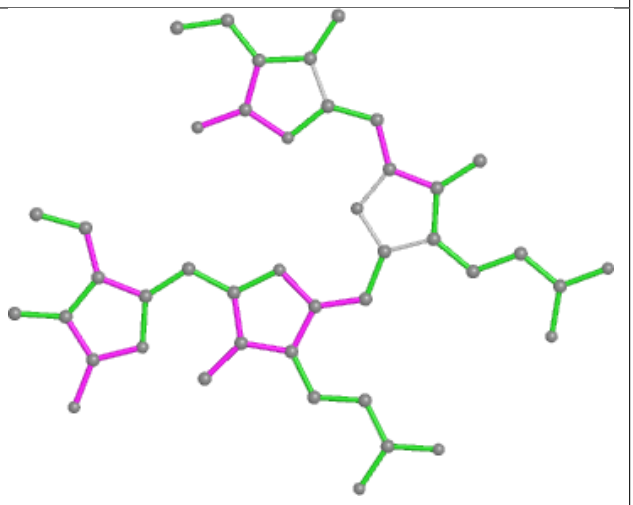

Bond angles

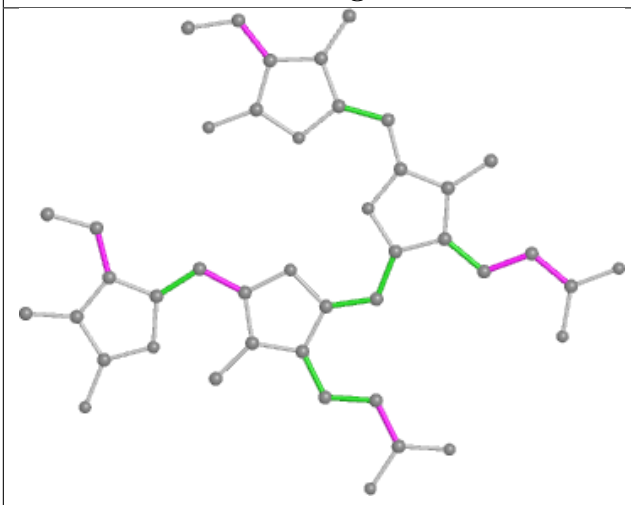

Torsions

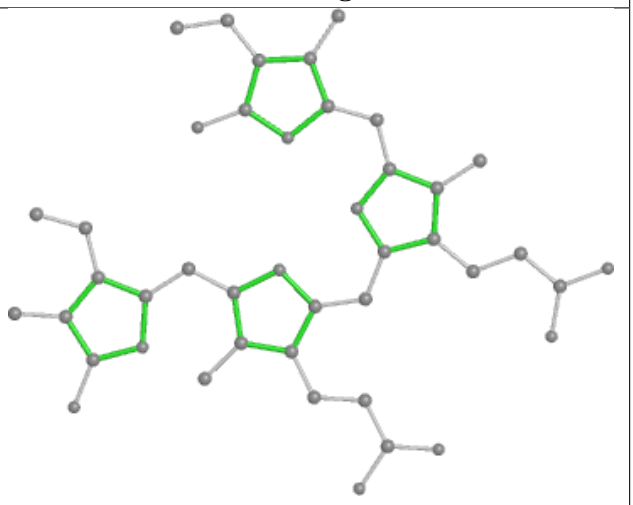

Rings

Ligand PEB iO 203

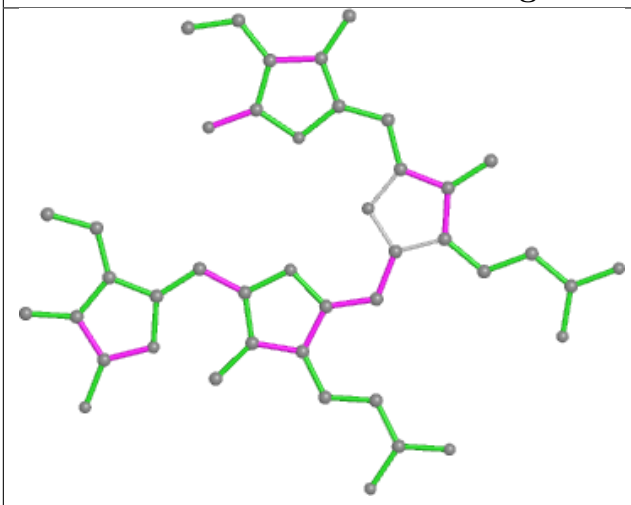

Bond lengths

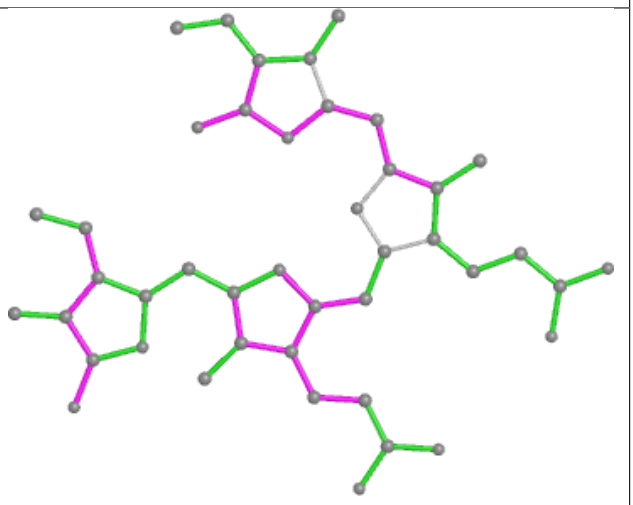

Bond angles

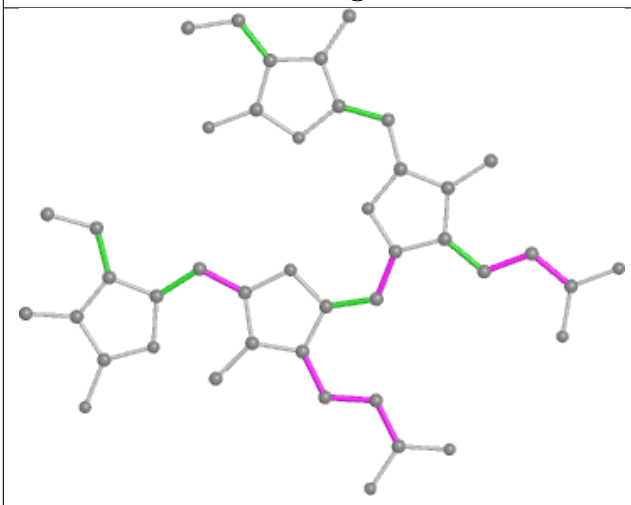

Torsions

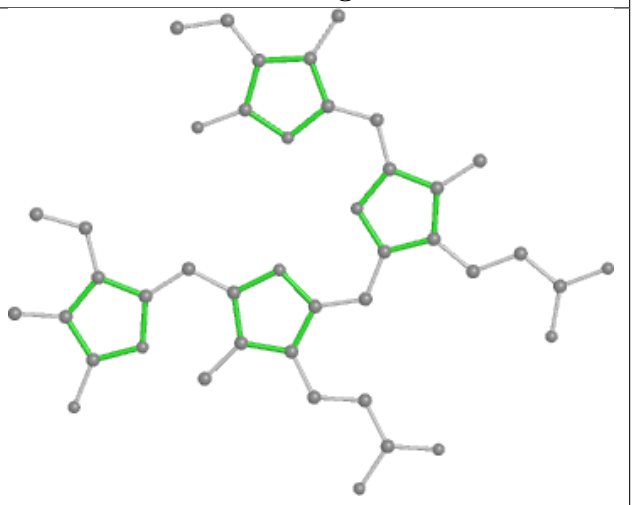

Rings

Ligand PEB HG 1002

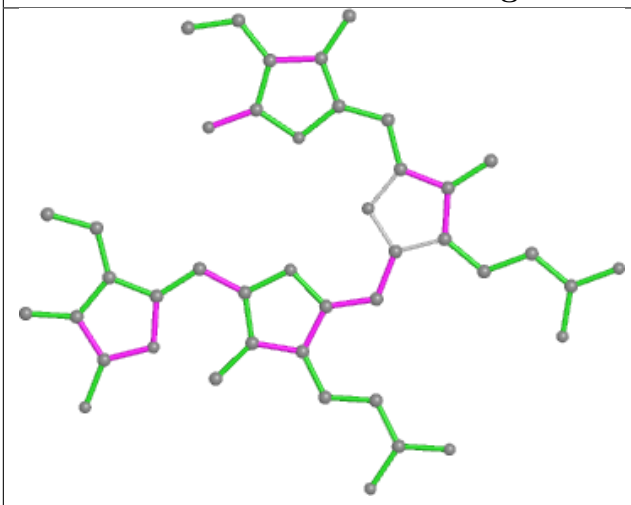

Bond lengths

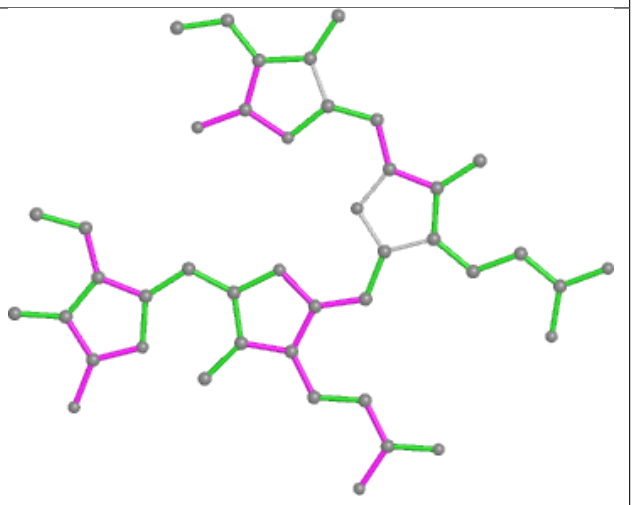

Bond angles

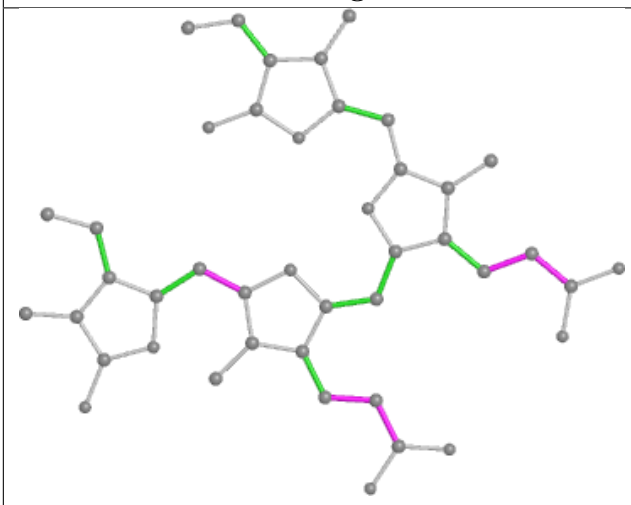

Torsions

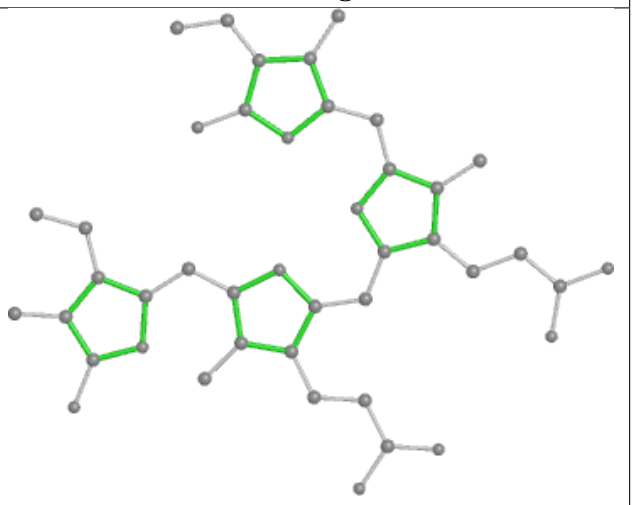

Rings

Ligand PEB aO 201

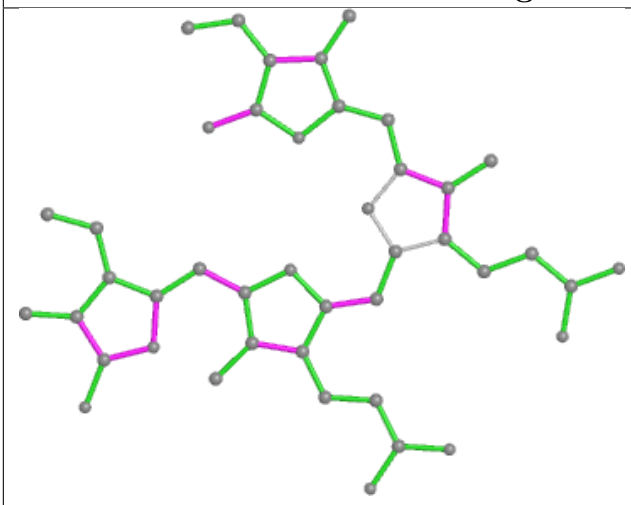

Bond lengths

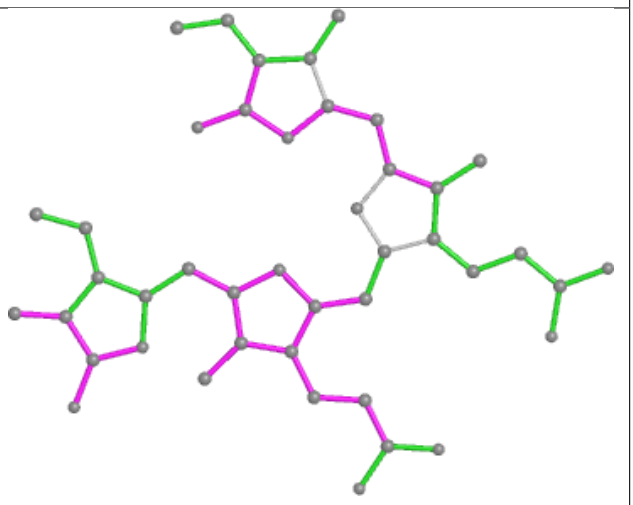

Bond angles

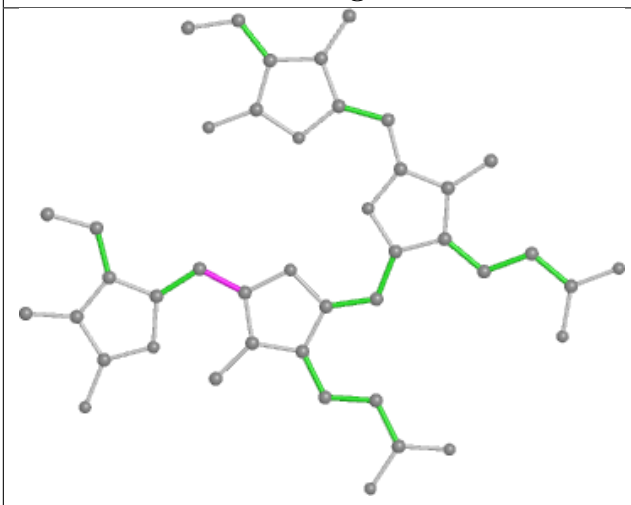

Torsions

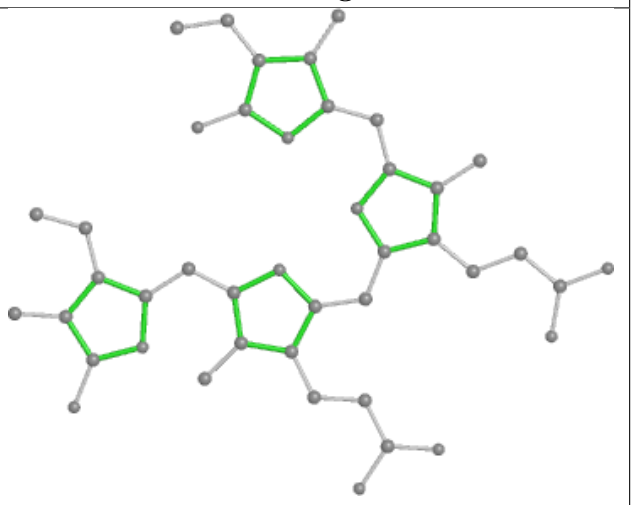

Rings

Ligand PEB e1 201

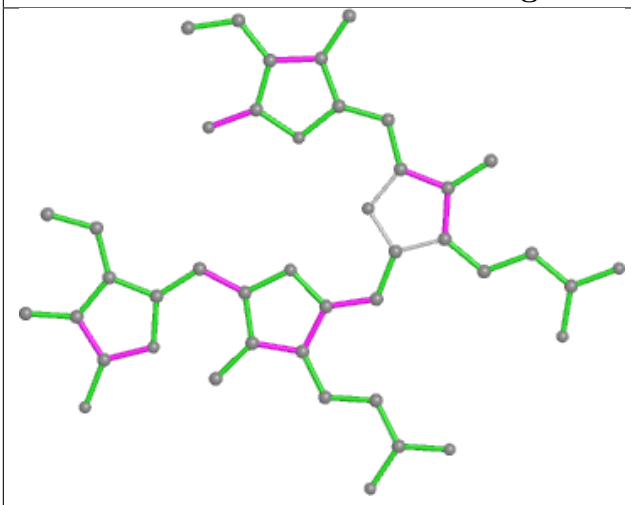

Bond lengths

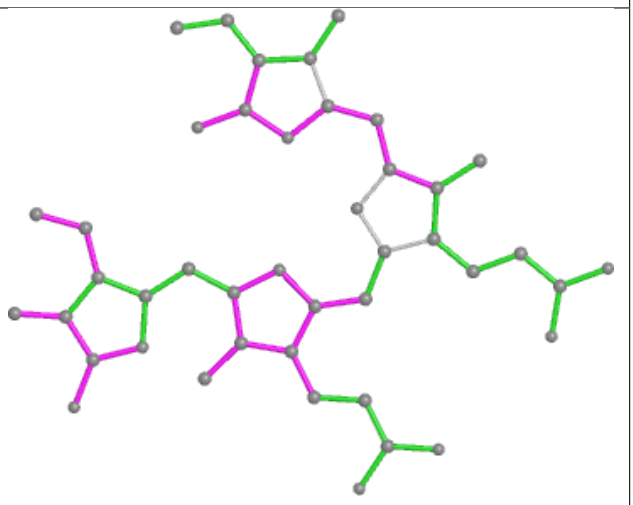

Bond angles

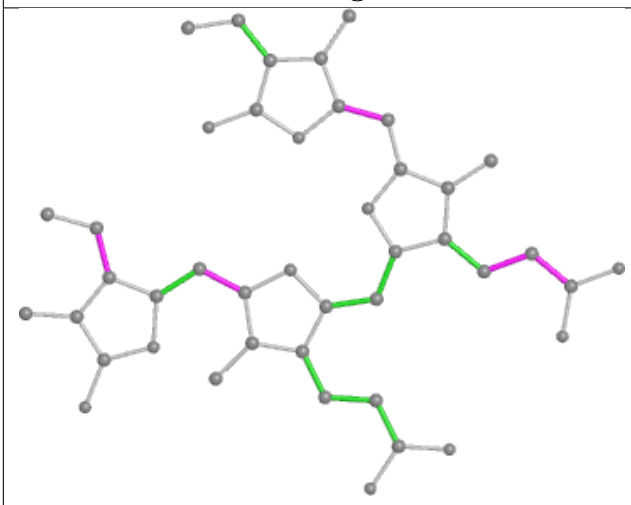

Torsions

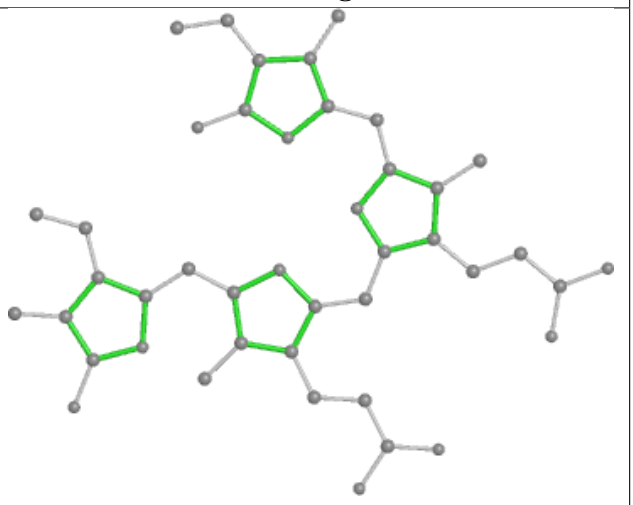

Rings

Ligand PEB H1 1002

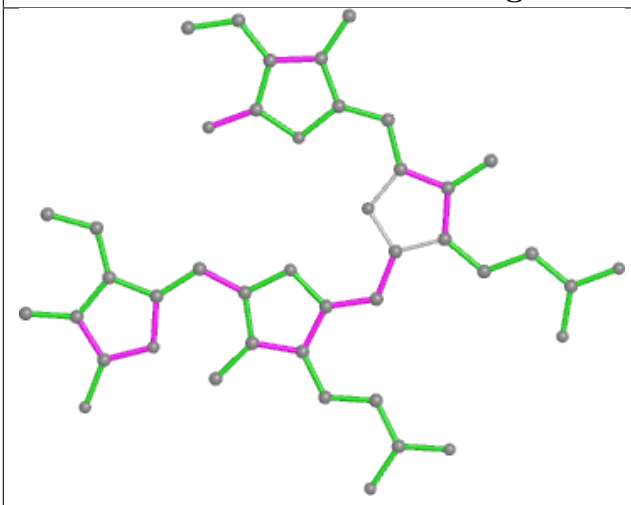

Bond lengths

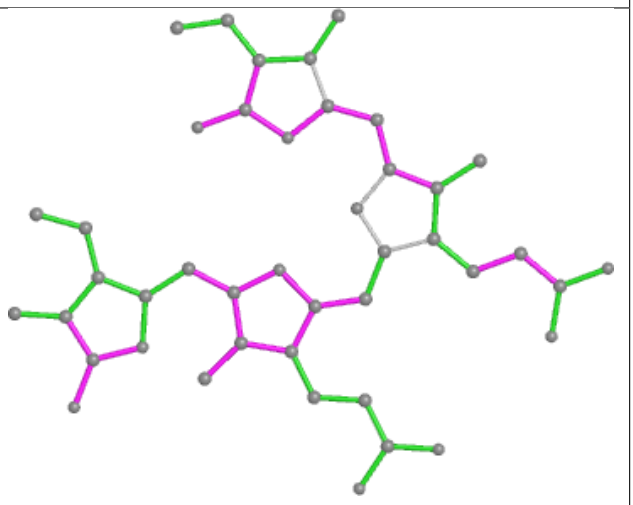

Bond angles

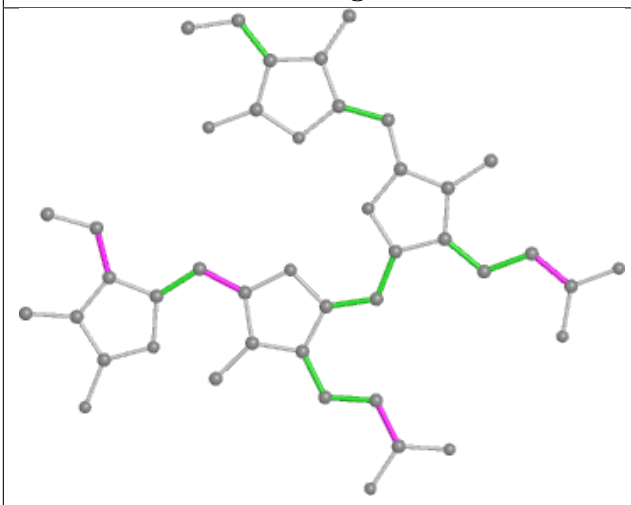

Torsions

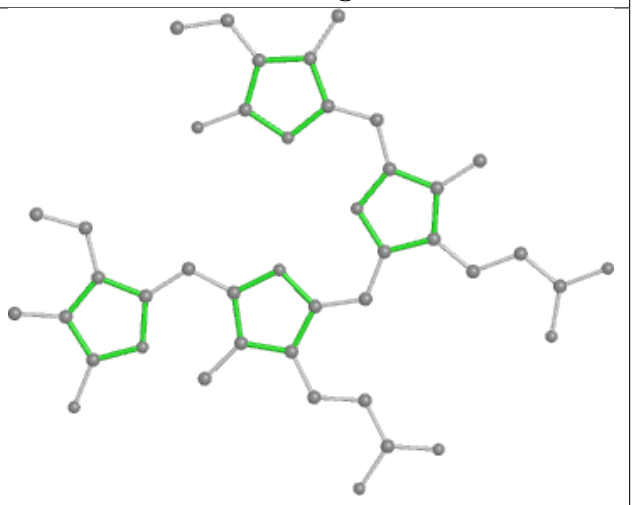

Rings

Ligand PEB TP 202

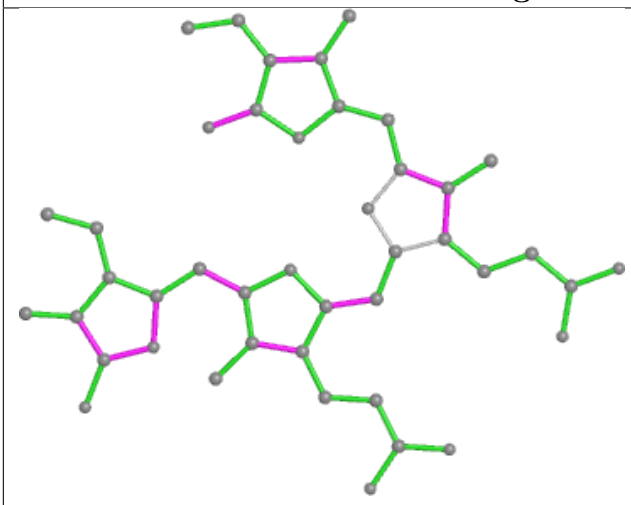

Bond lengths

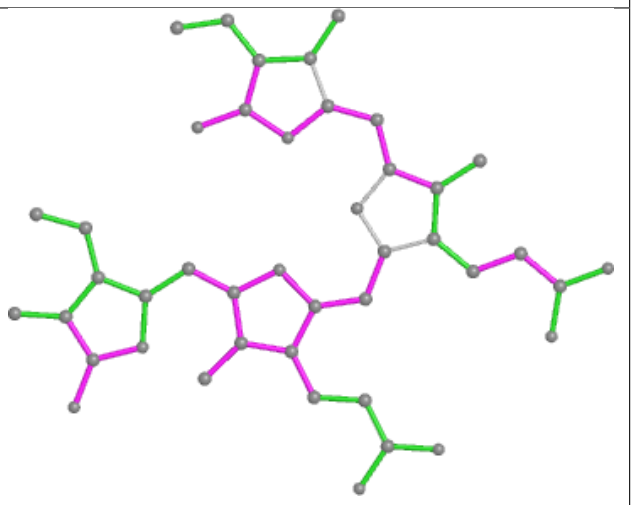

Bond angles

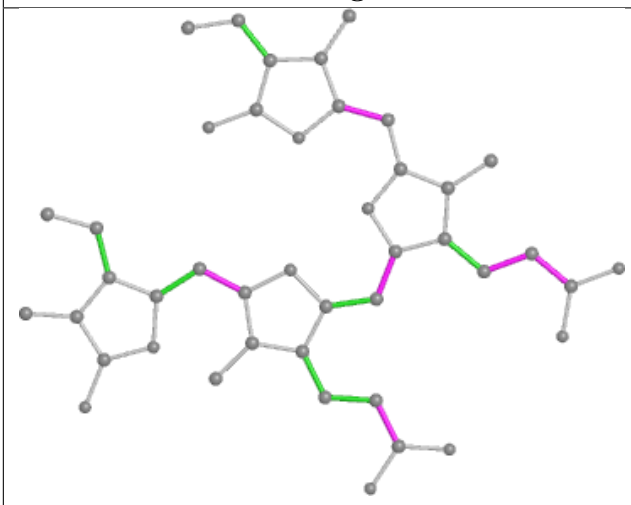

Torsions

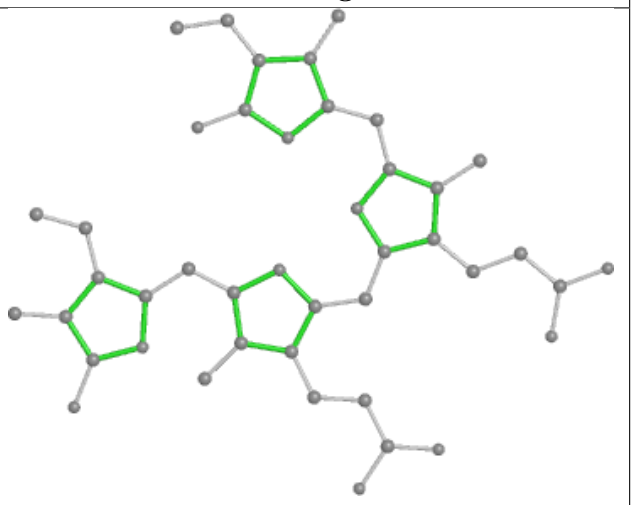

Rings

Ligand PEB DJ 202

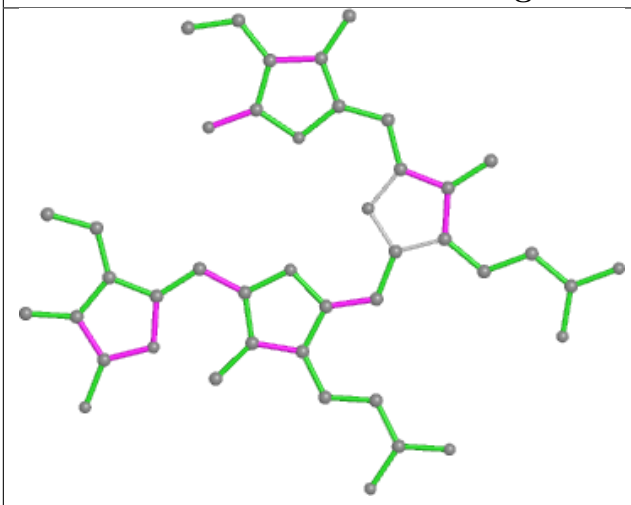

Bond lengths

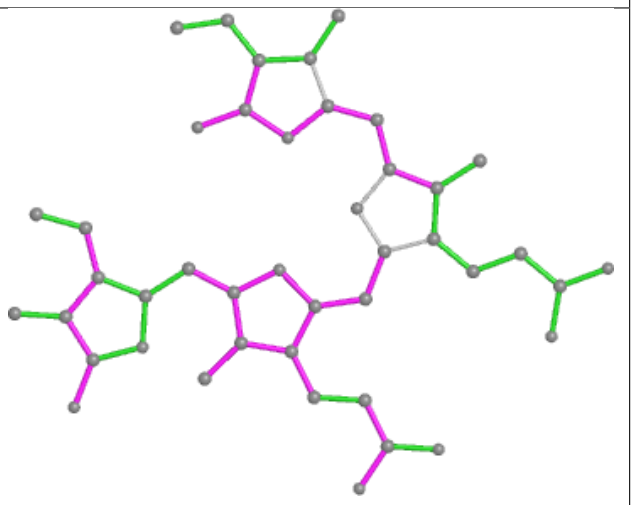

Bond angles

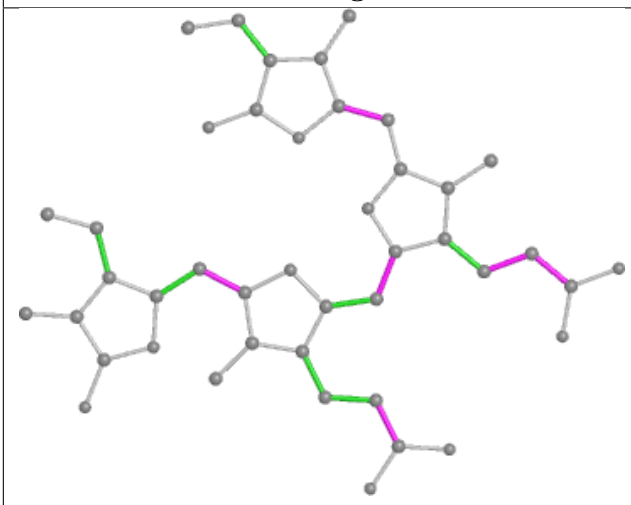

Torsions

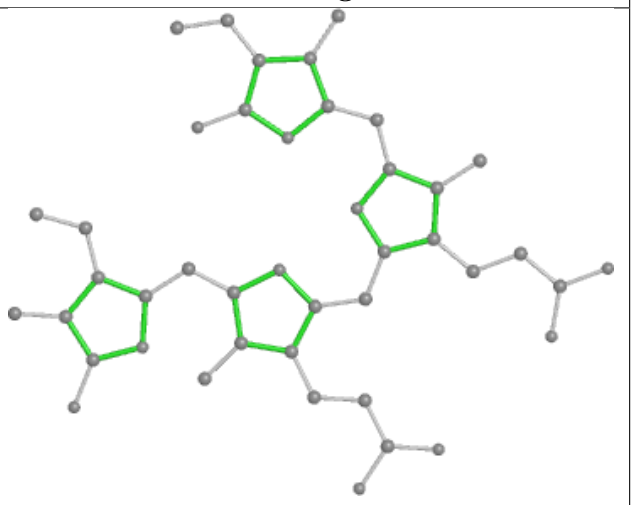

Rings

Ligand PEB A4 301

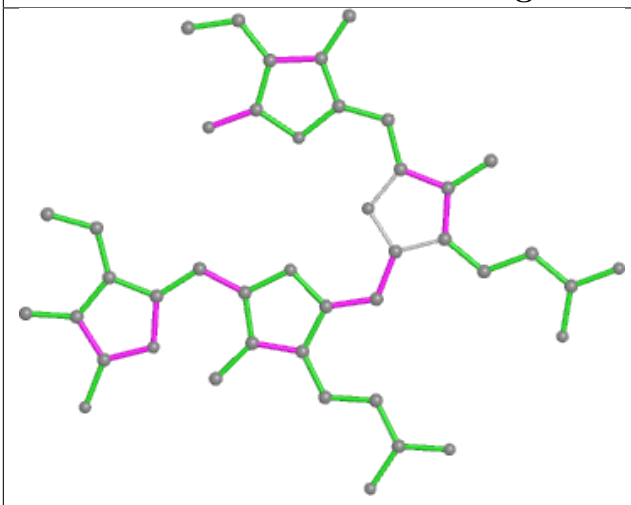

Bond lengths

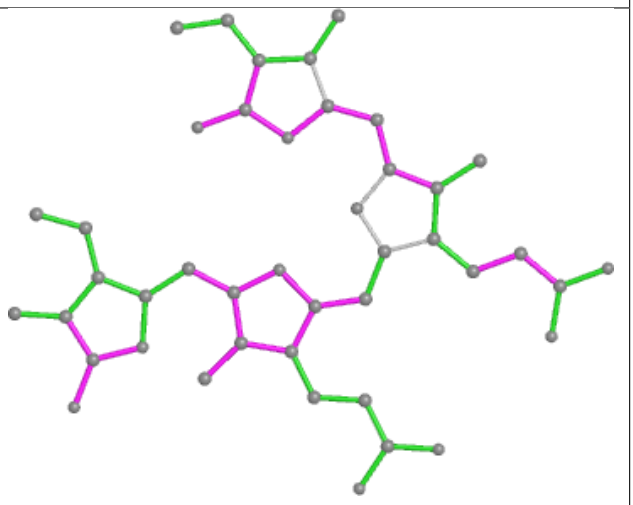

Bond angles

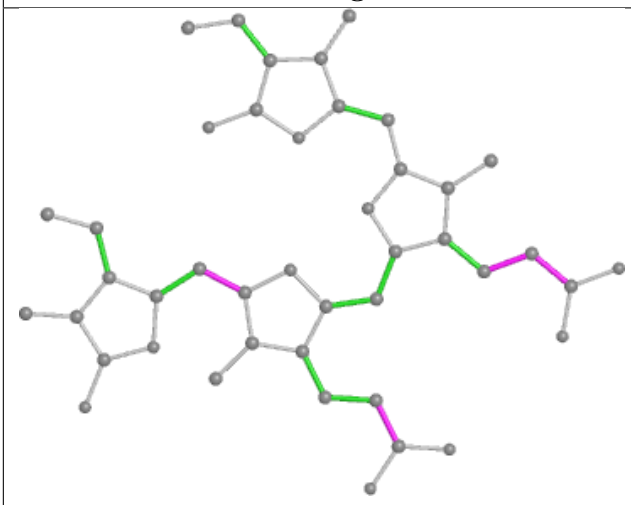

Torsions

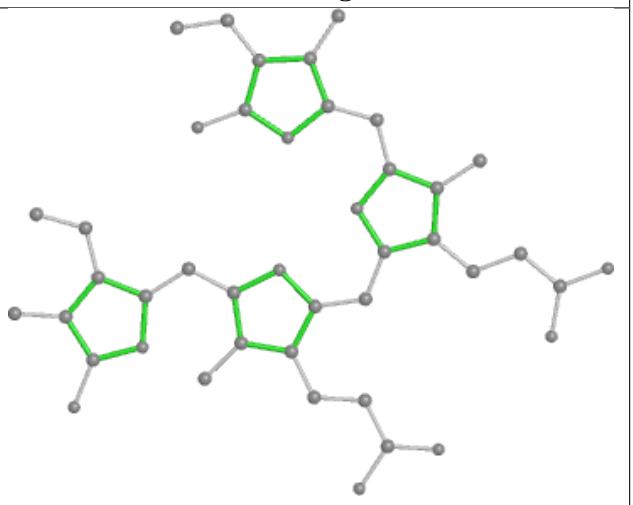

Rings

Ligand PEB aG 201

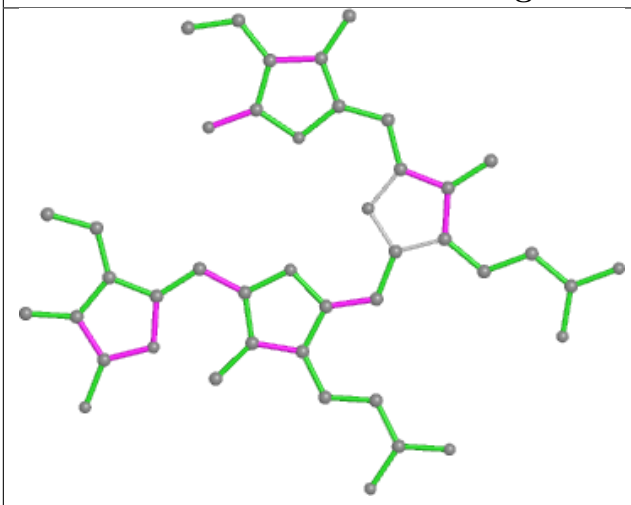

Bond lengths

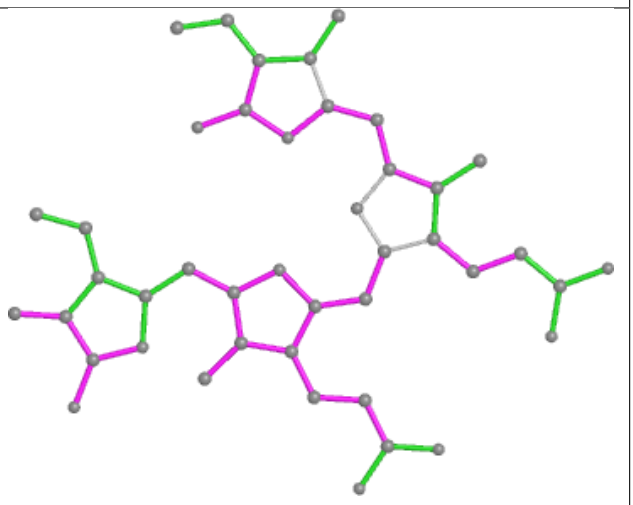

Bond angles

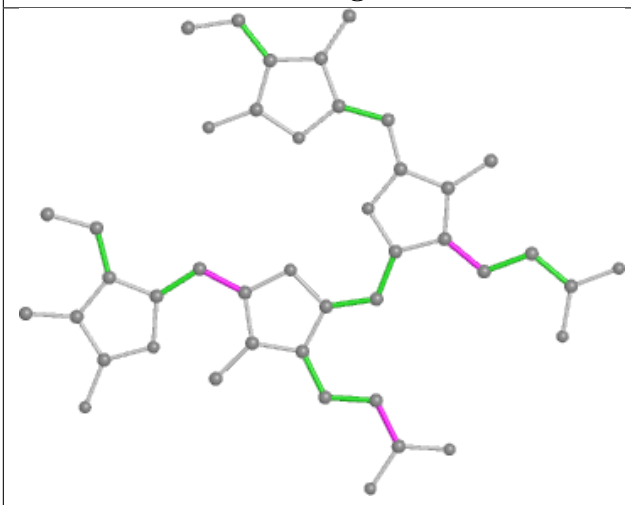

Torsions

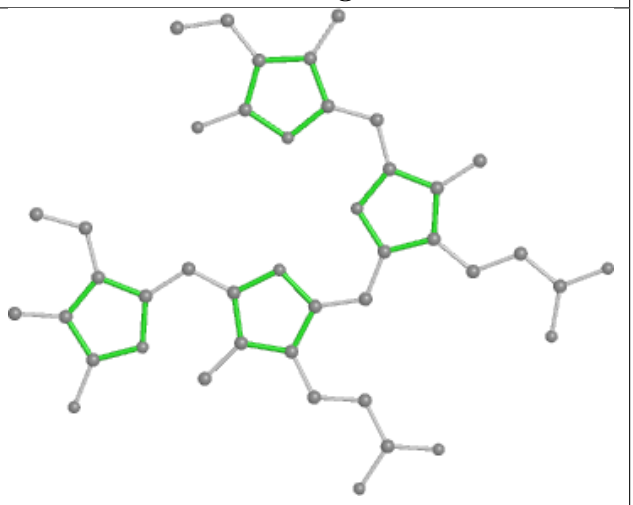

Rings

Ligand PEB CM 201

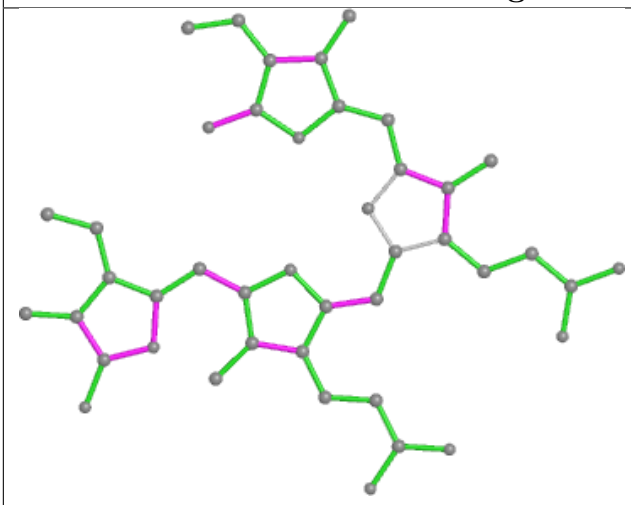

Bond lengths

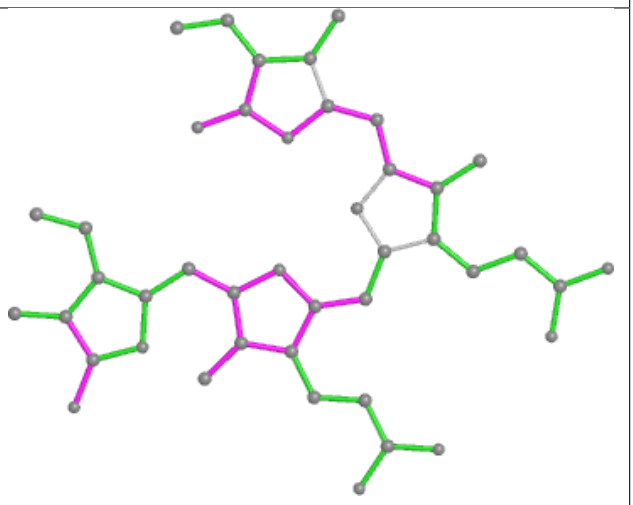

Bond angles

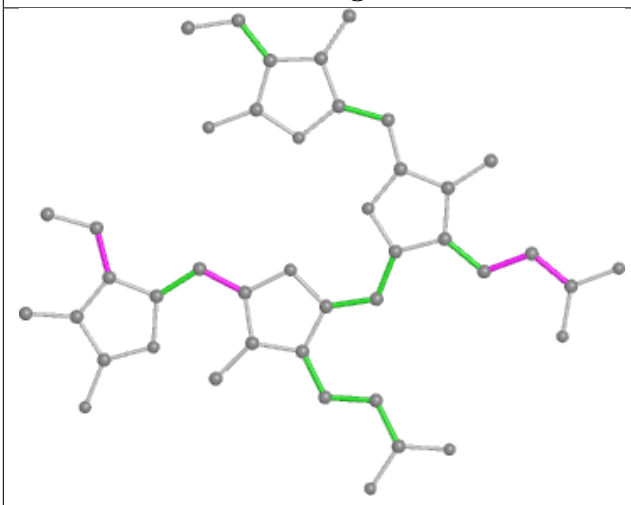

Torsions

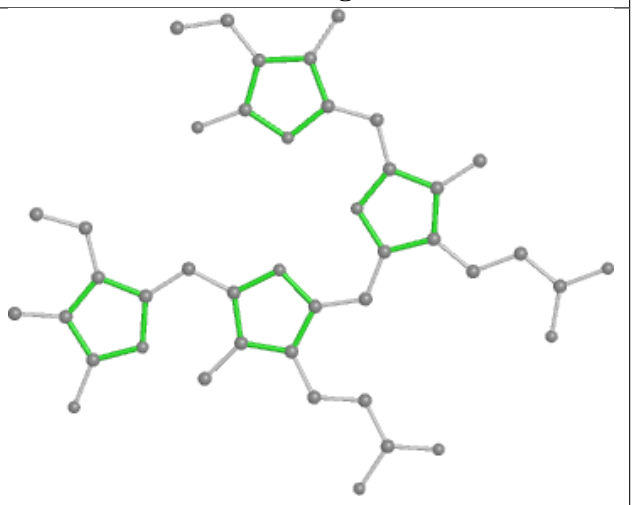

Rings

Ligand PUB Z9 305

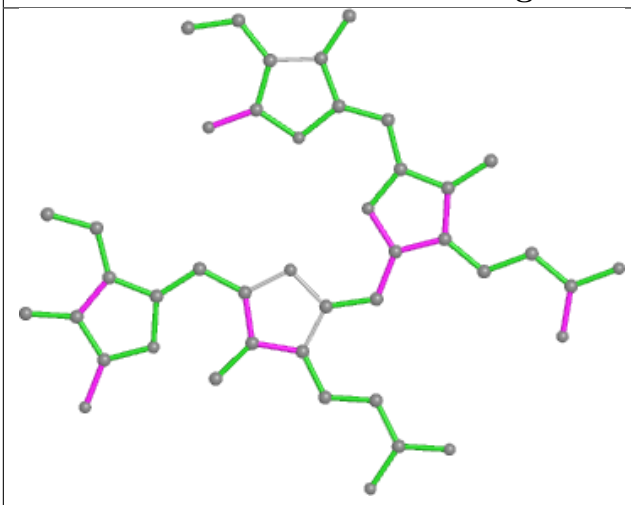

Bond lengths

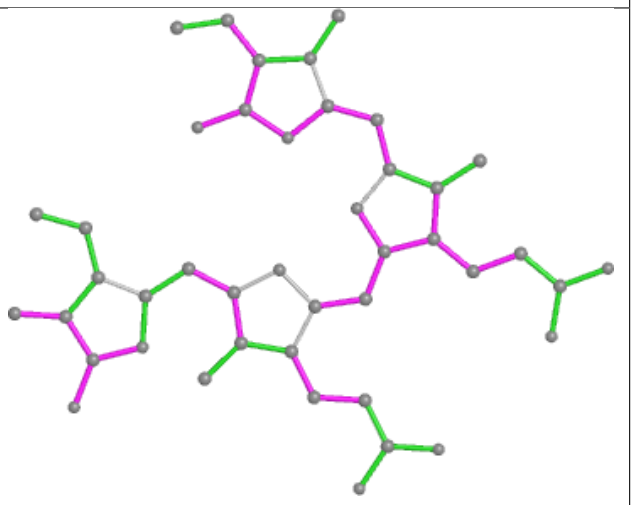

Bond angles

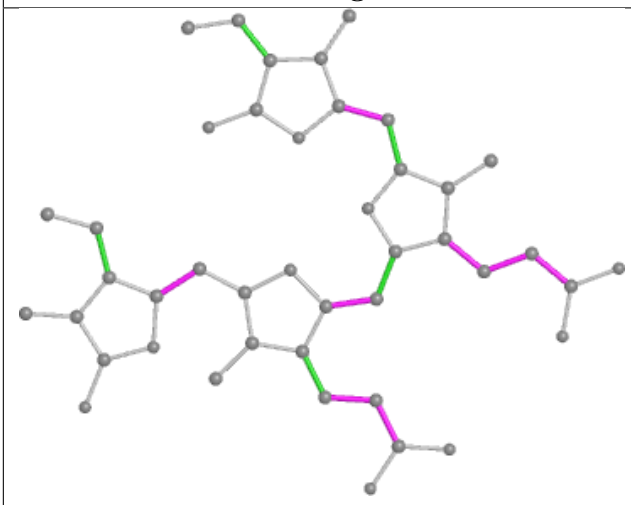

Torsions

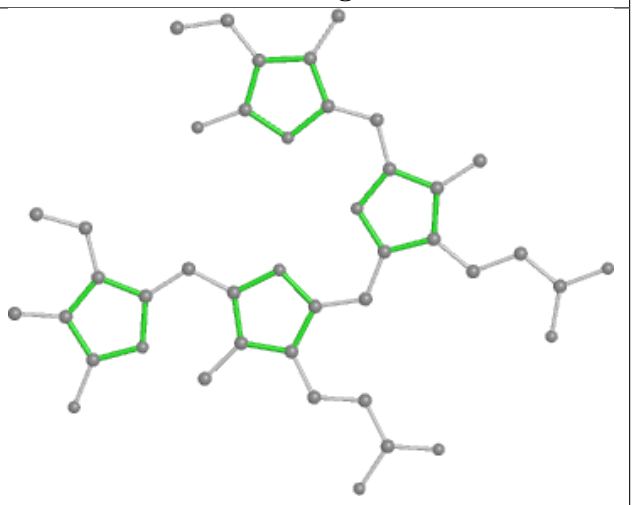

Rings

Ligand PEB lO 202

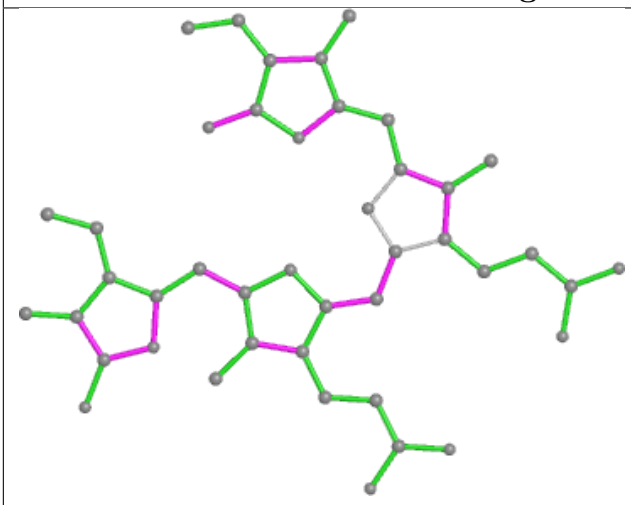

Bond lengths

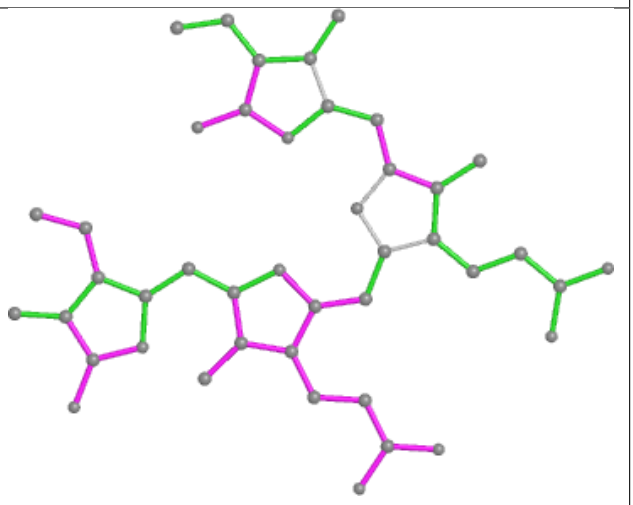

Bond angles

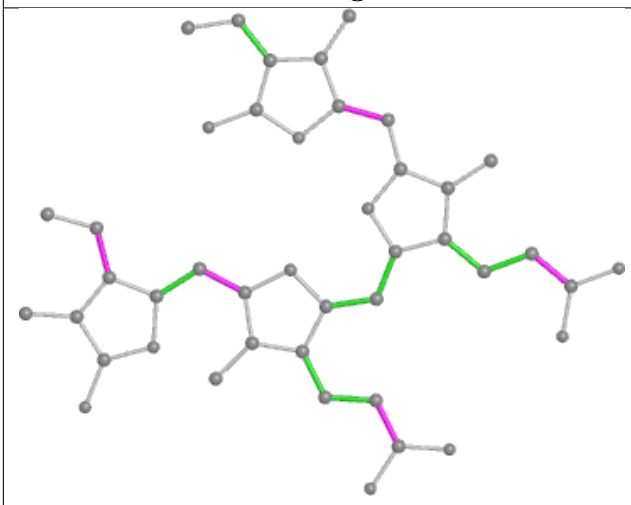

Torsions

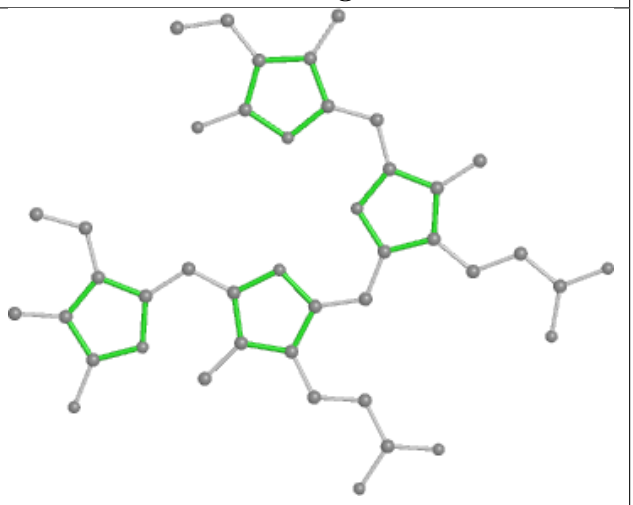

Rings

Ligand PEB Y7 301

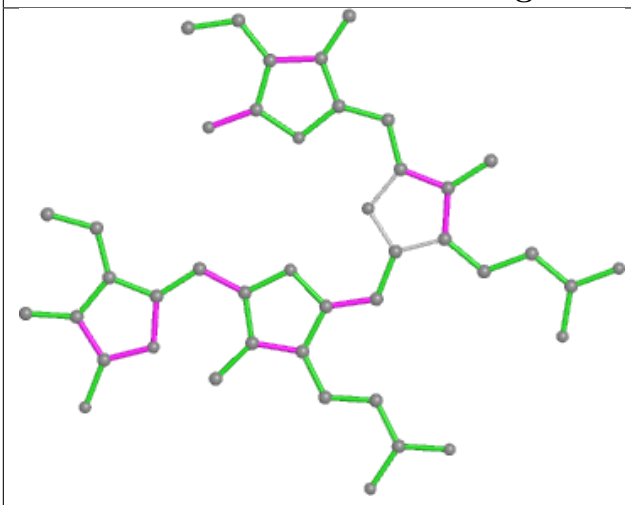

Bond lengths

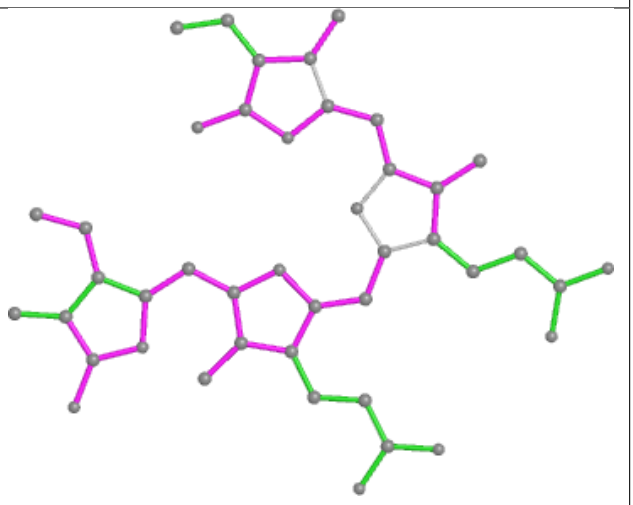

Bond angles

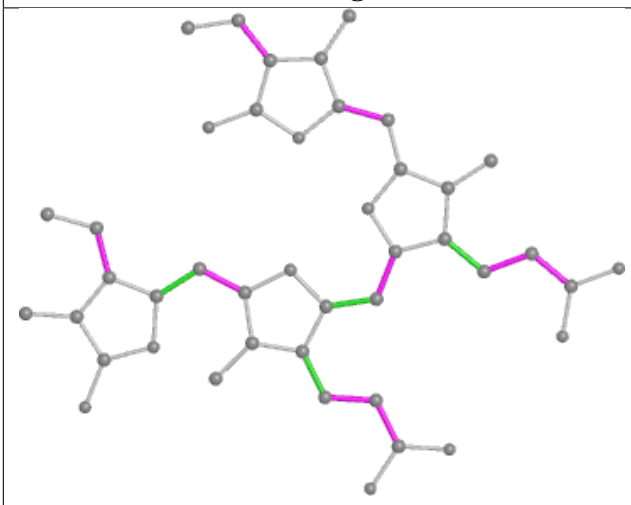

Torsions

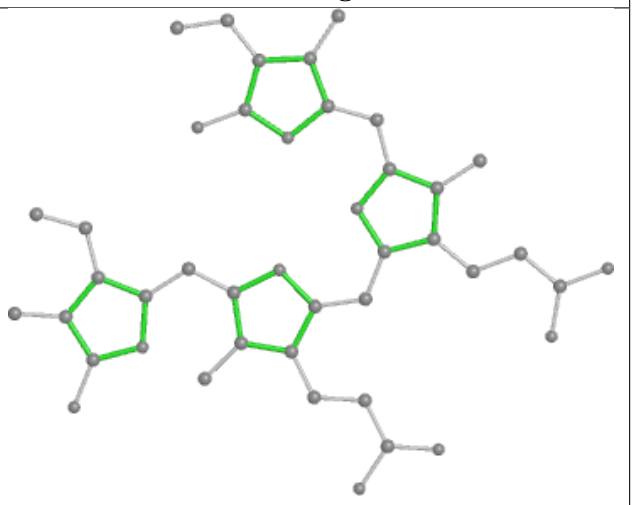

Rings

Ligand CYC K3 1001

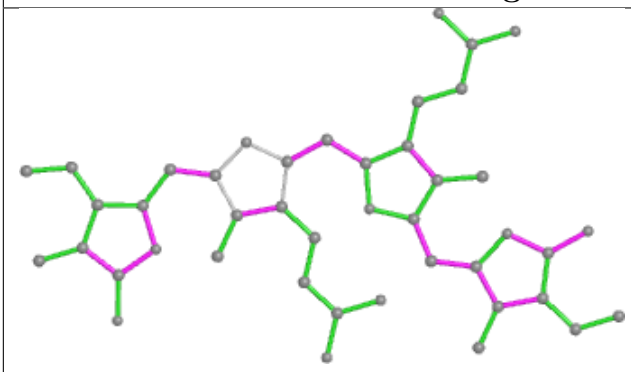

Bond lengths

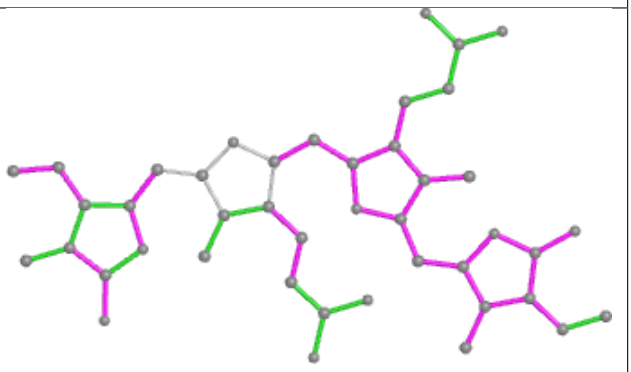

Bond angles

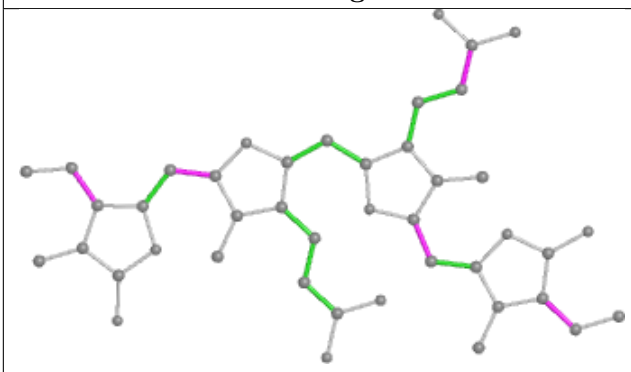

Torsions

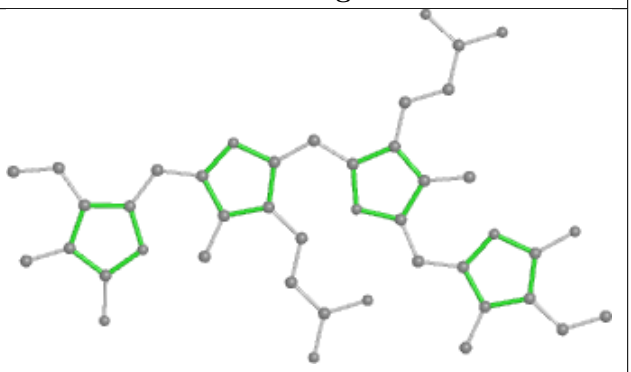

Rings

Ligand PEB wF 301

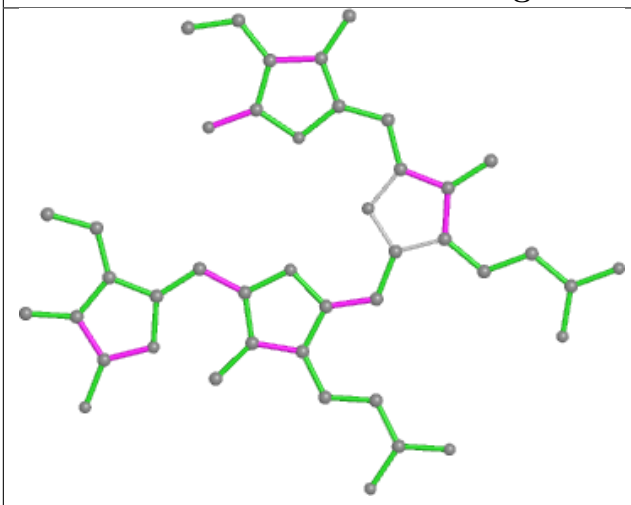

Bond lengths

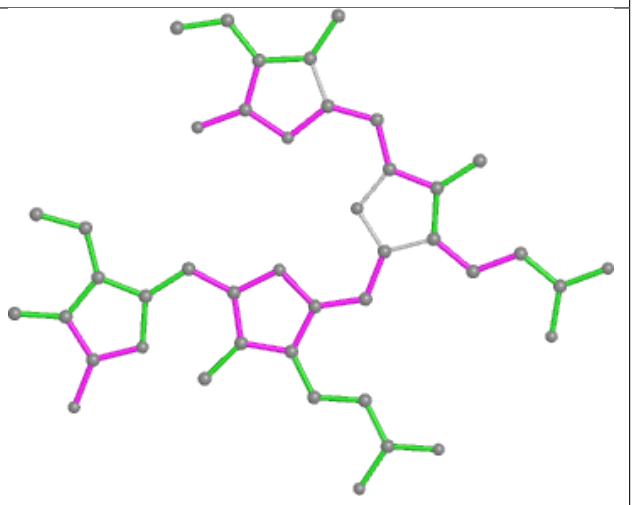

Bond angles

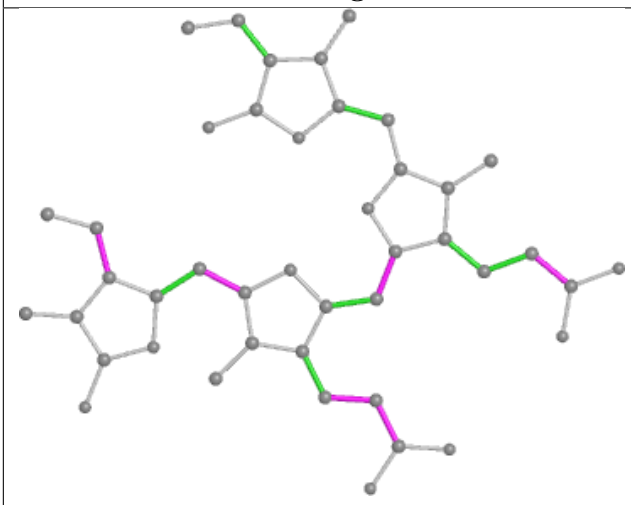

Torsions

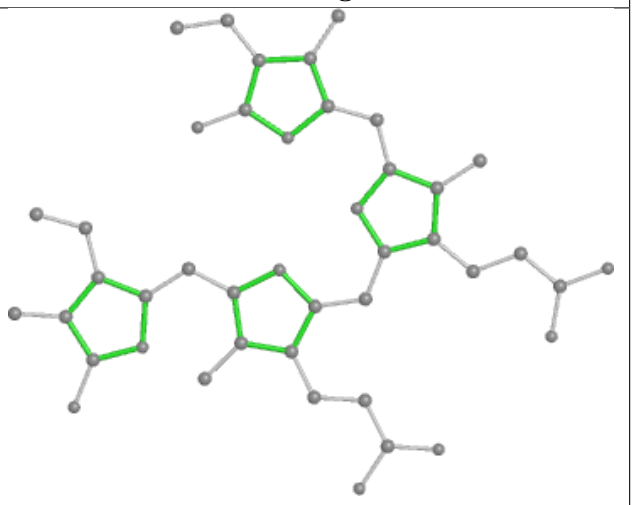

Rings

Ligand BCR bL 603

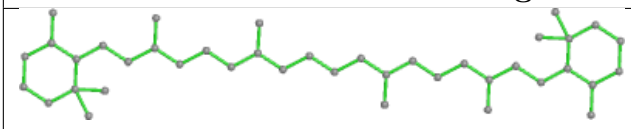

Bond lengths

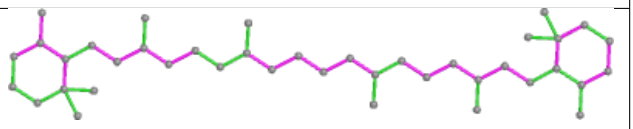

Bond angles

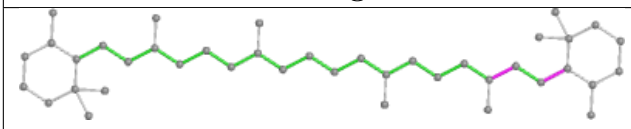

Torsions

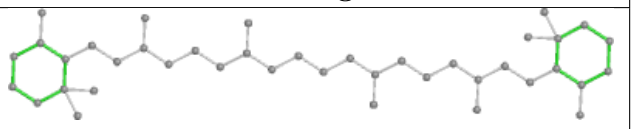

Rings

Ligand PEB SH 201

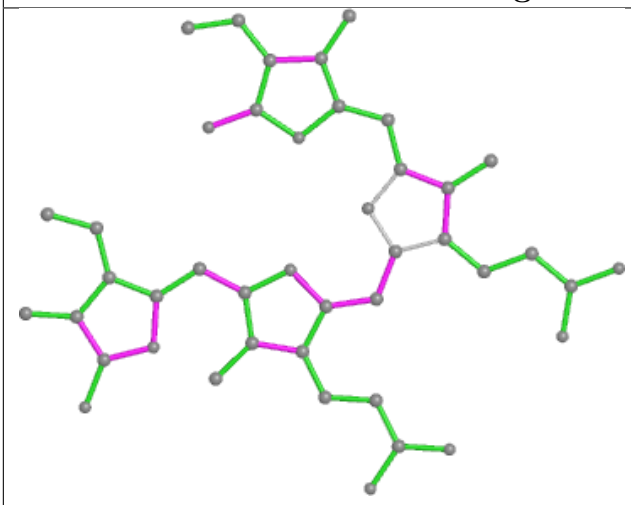

Bond lengths

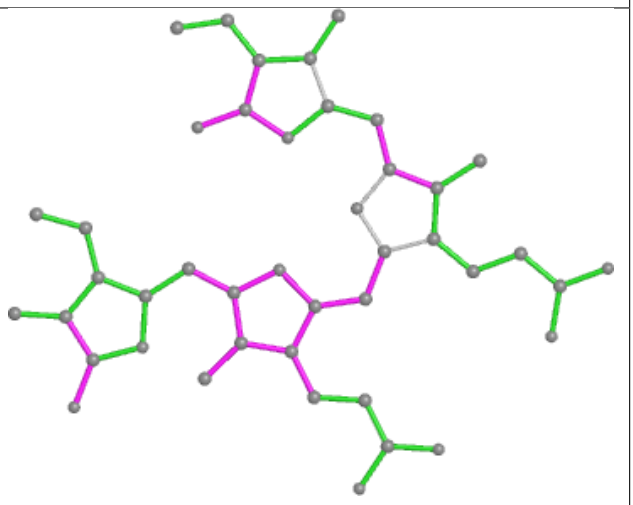

Bond angles

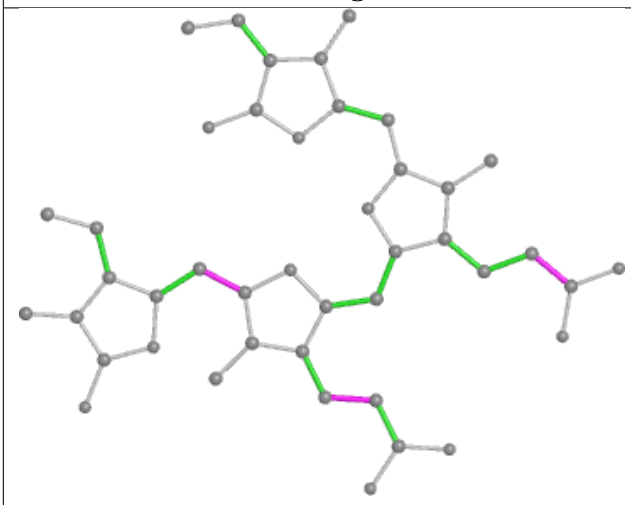

Torsions

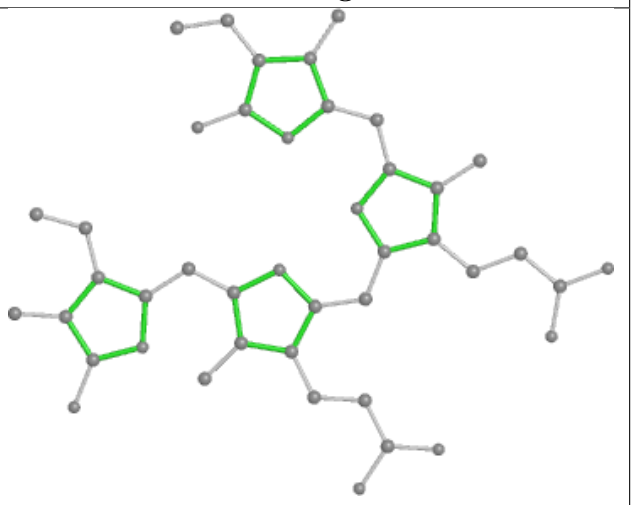

Rings

Ligand CYC D1 1001

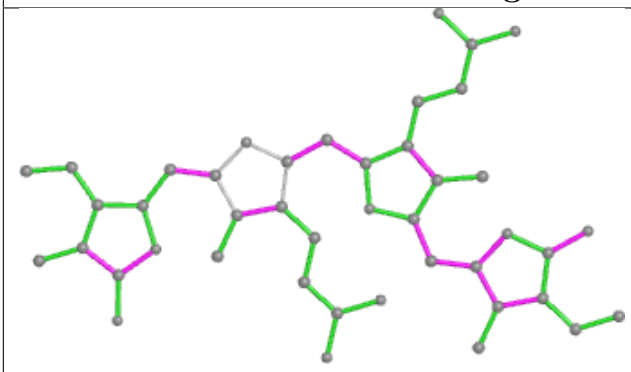

Bond lengths

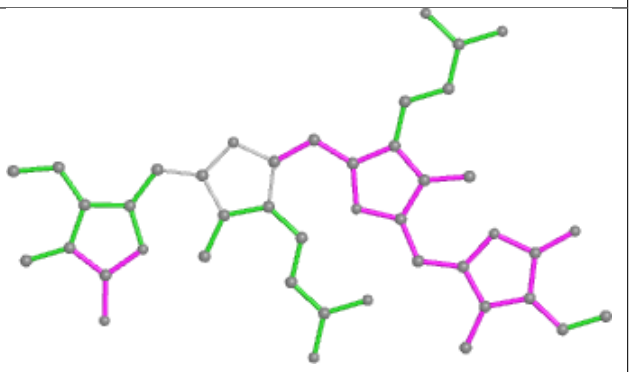

Bond angles

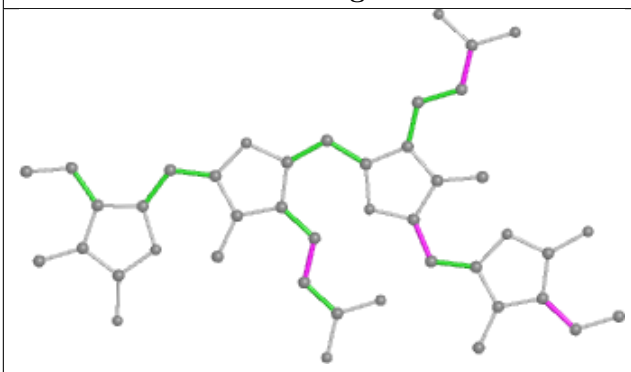

Torsions

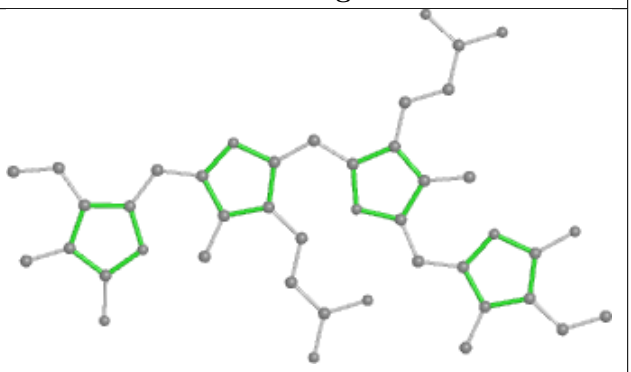

Rings

Ligand PEB TF 202

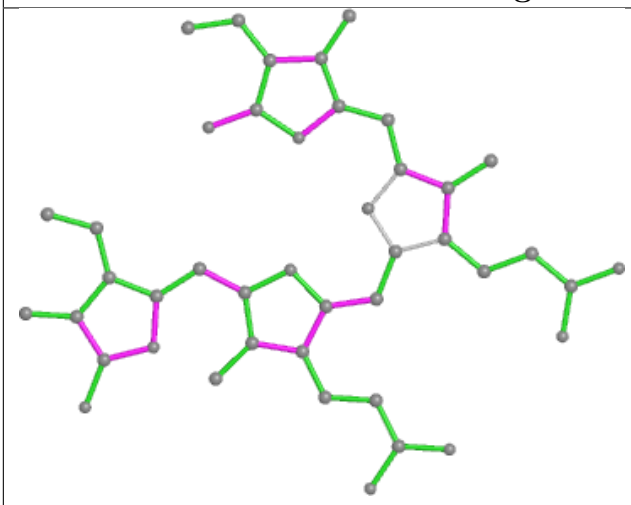

Bond lengths

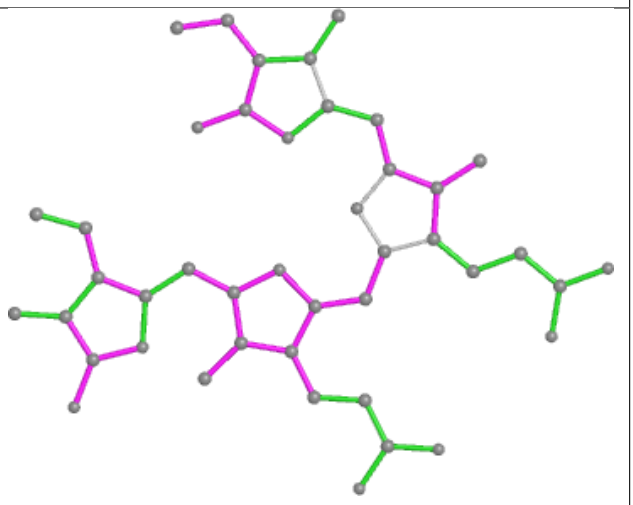

Bond angles

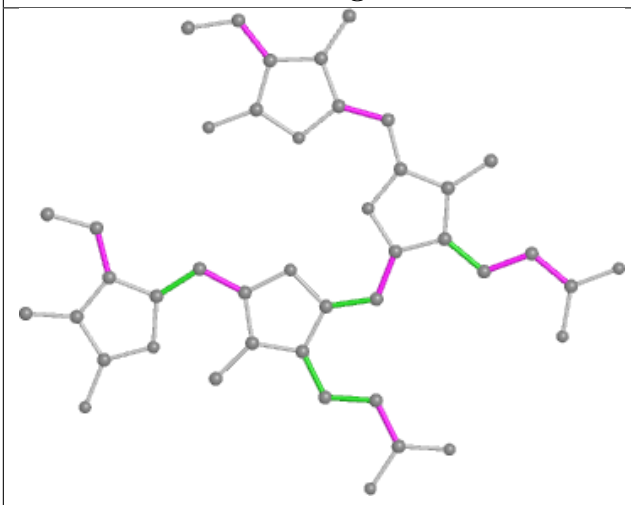

Torsions

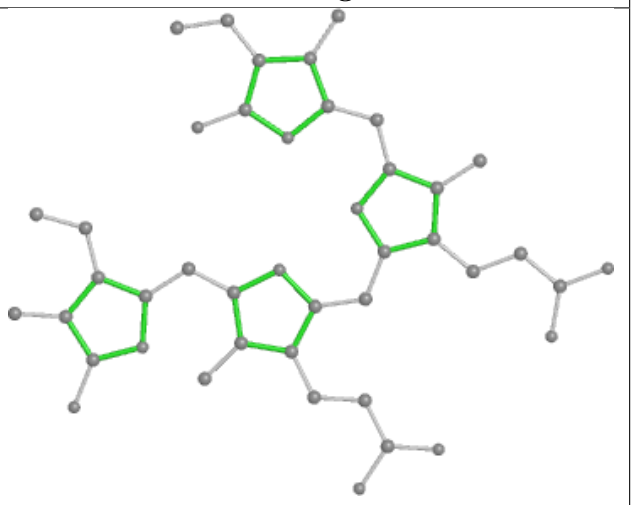

Rings

Ligand PUB AE 303

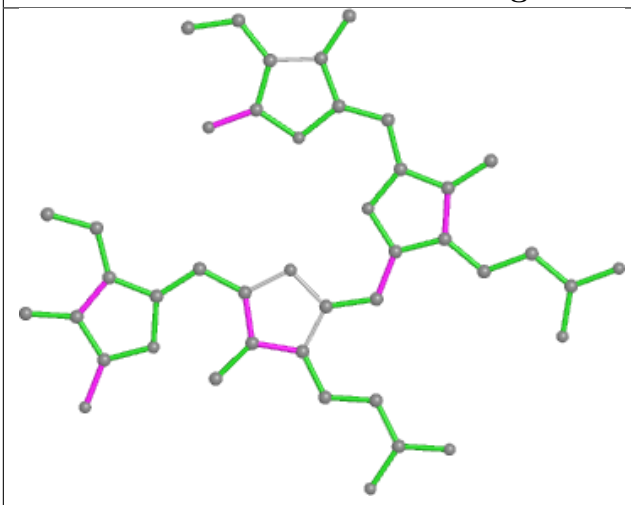

Bond lengths

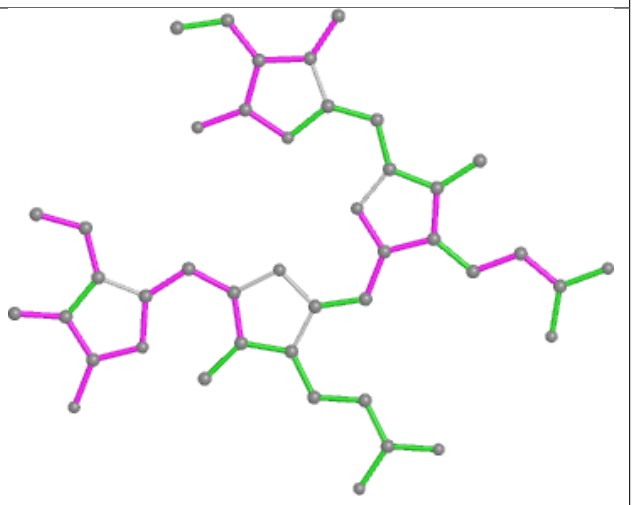

Bond angles

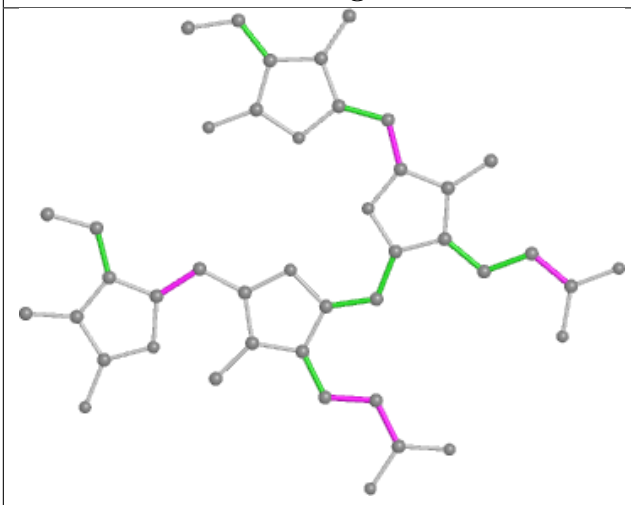

Torsions

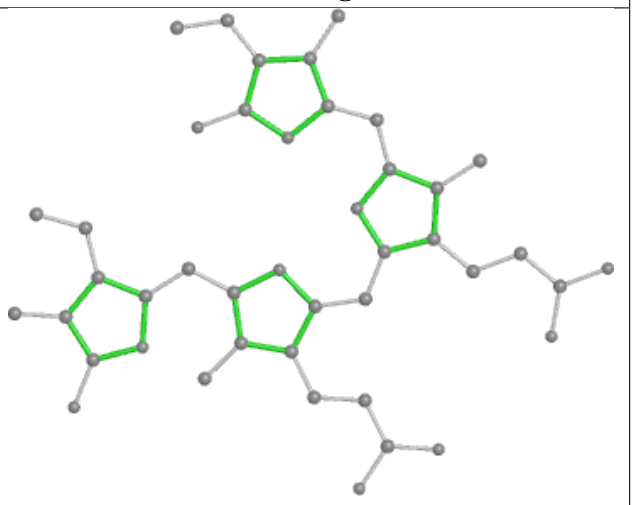

Rings

Ligand PEB qK 201

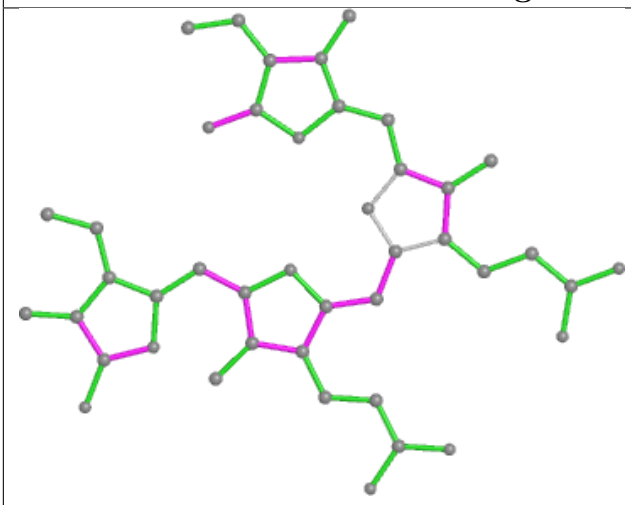

Bond lengths

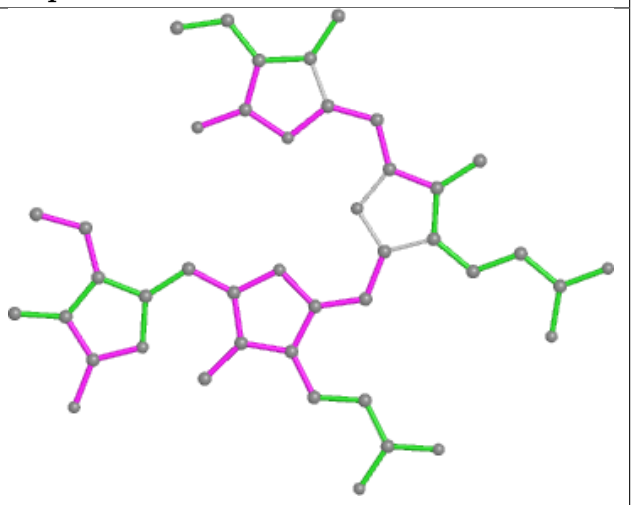

Bond angles

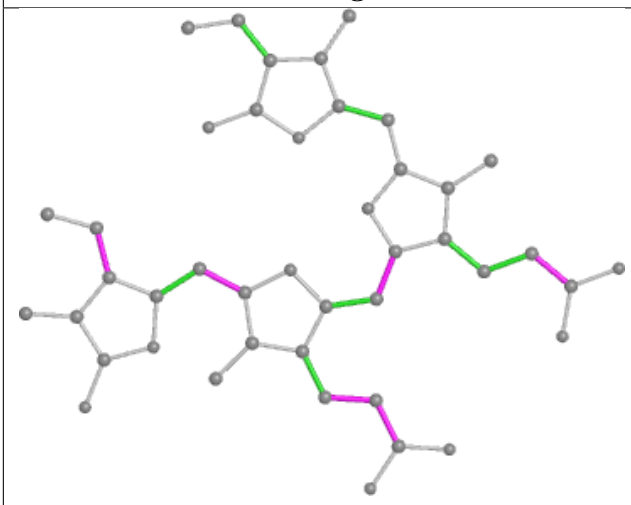

Torsions

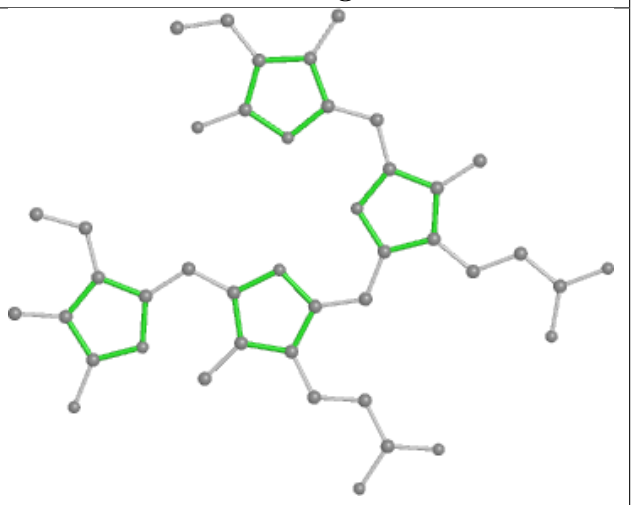

Rings

Ligand CLA AN 816

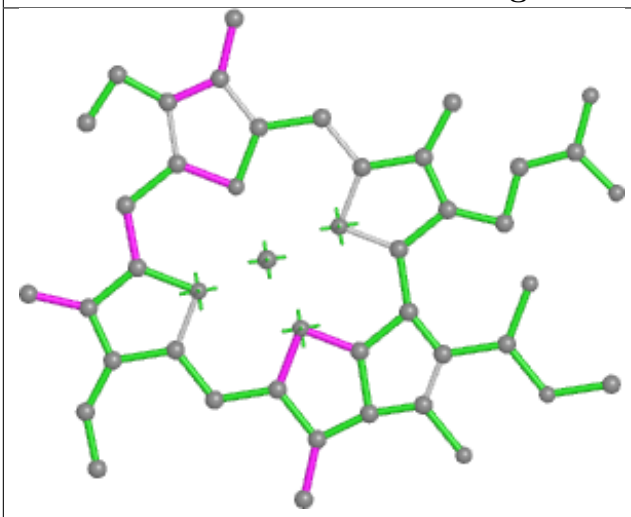

Bond lengths

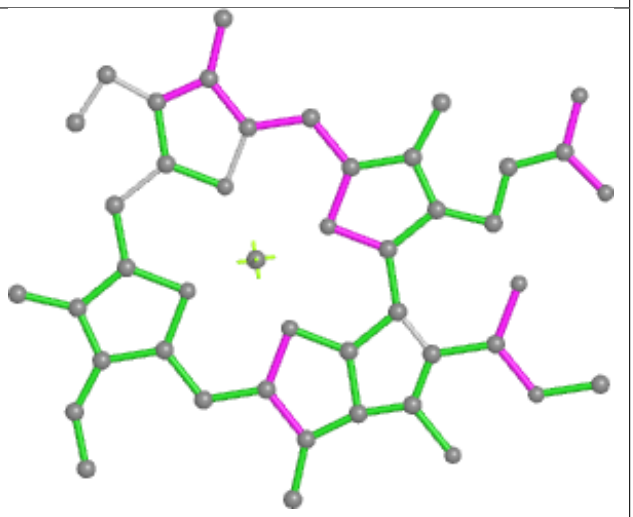

Bond angles

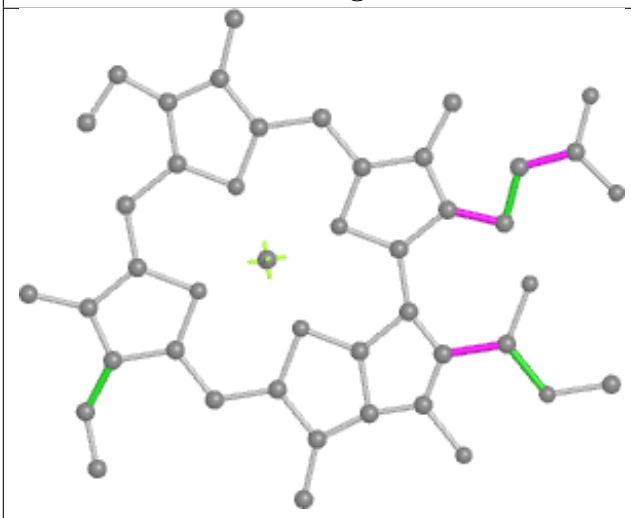

Torsions

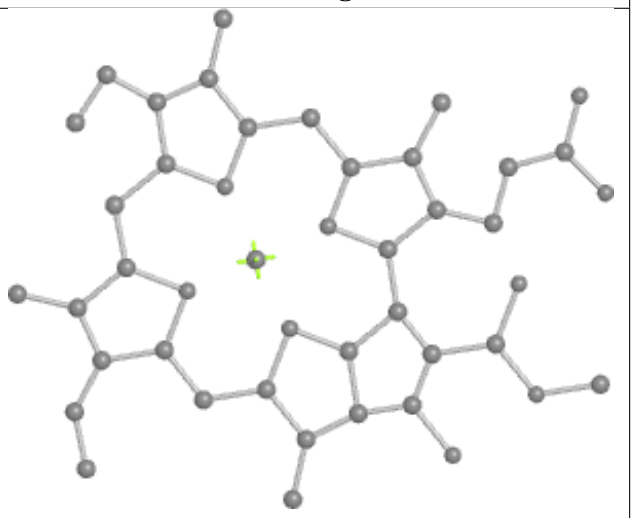

Rings

Ligand PEB yK 301

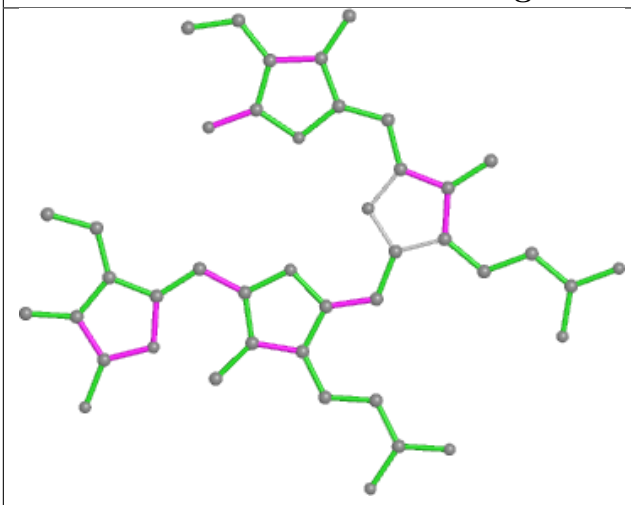

Bond lengths

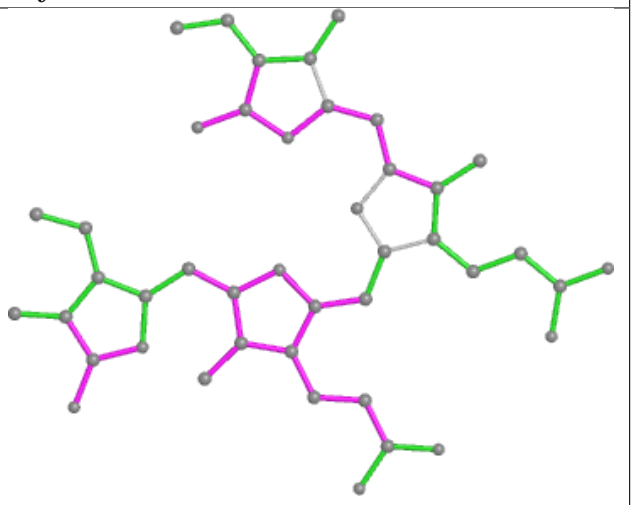

Bond angles

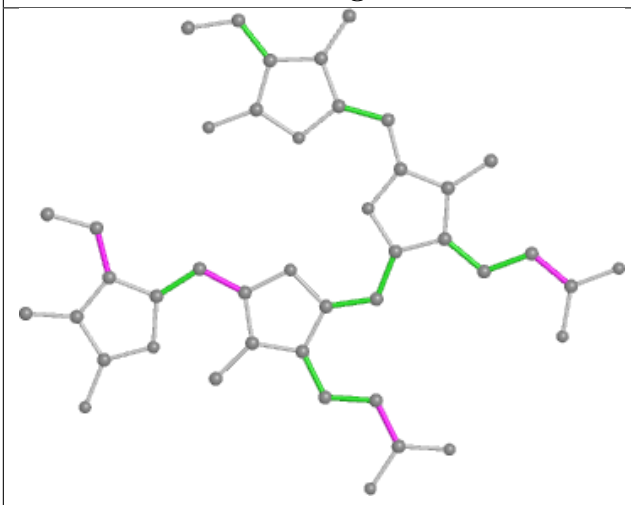

Torsions

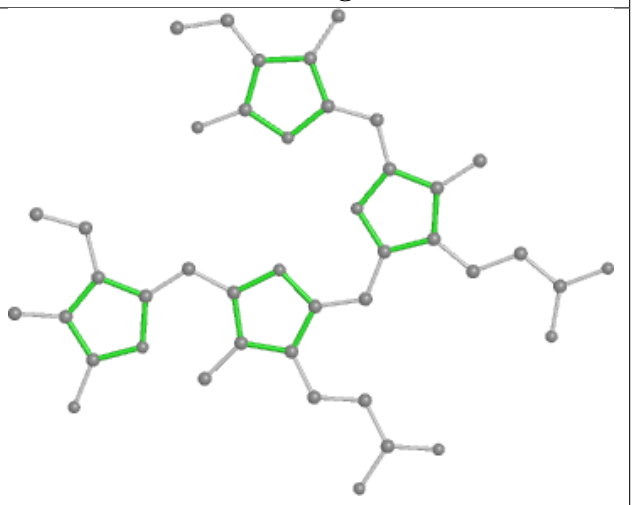

Rings

Ligand PEB TI 202

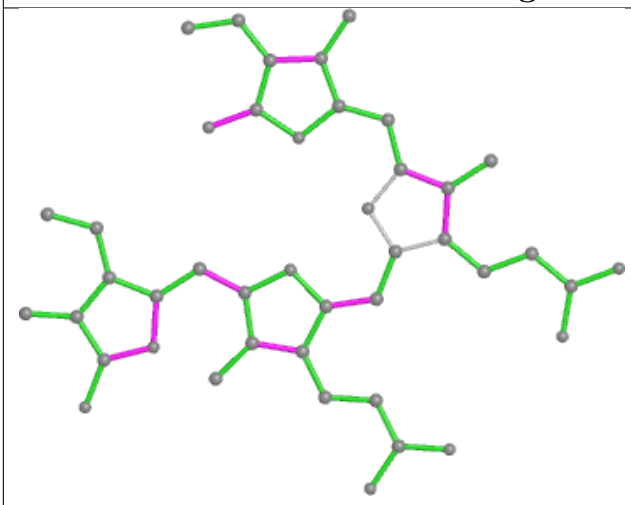

Bond lengths

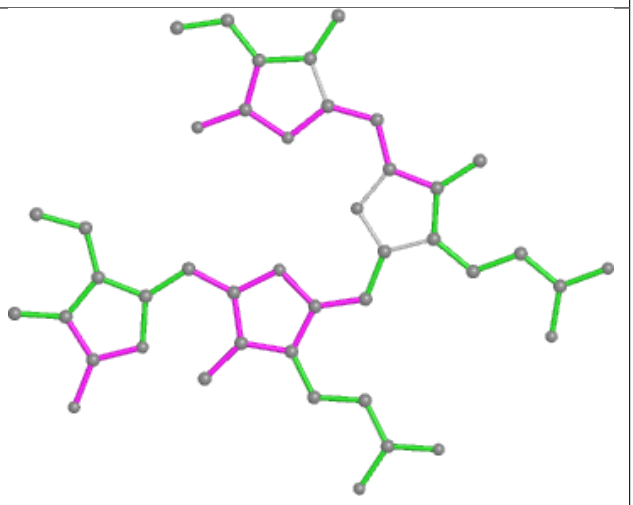

Bond angles

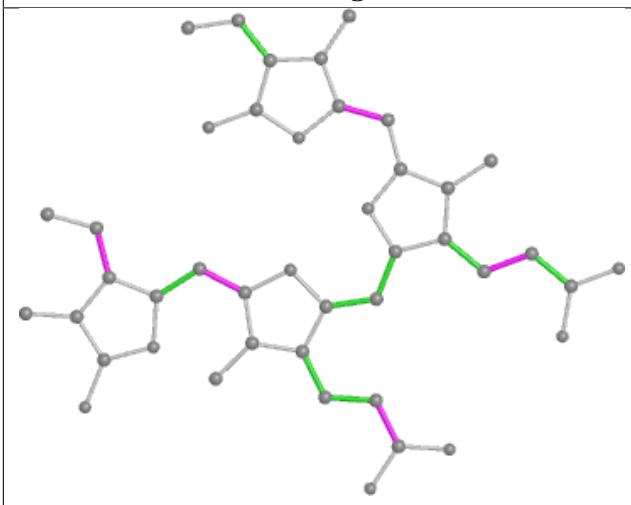

Torsions

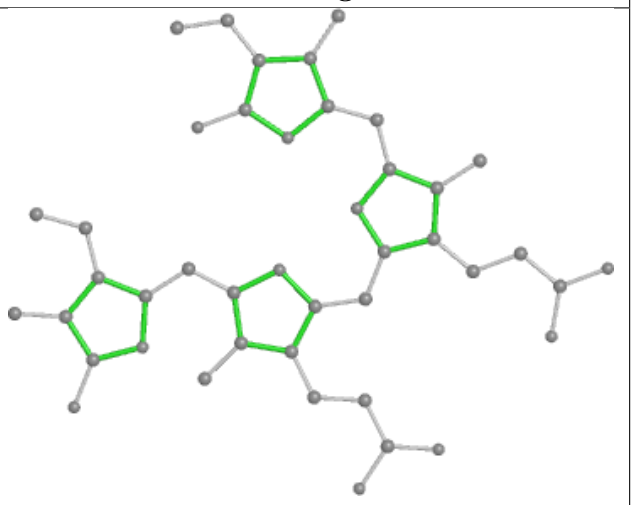

Rings

Ligand PEB CQ 201

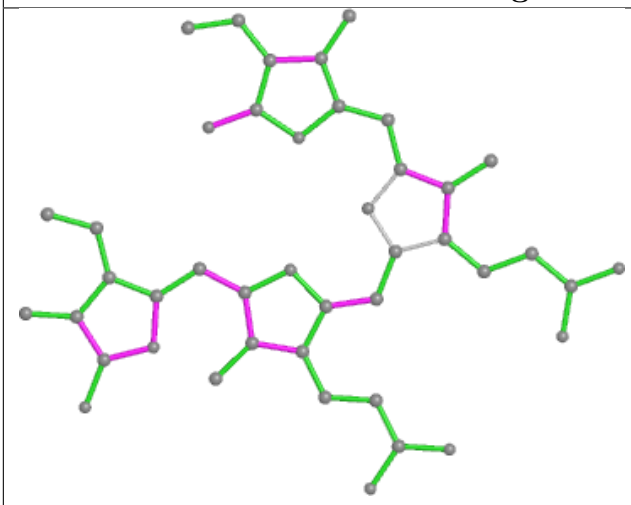

Bond lengths

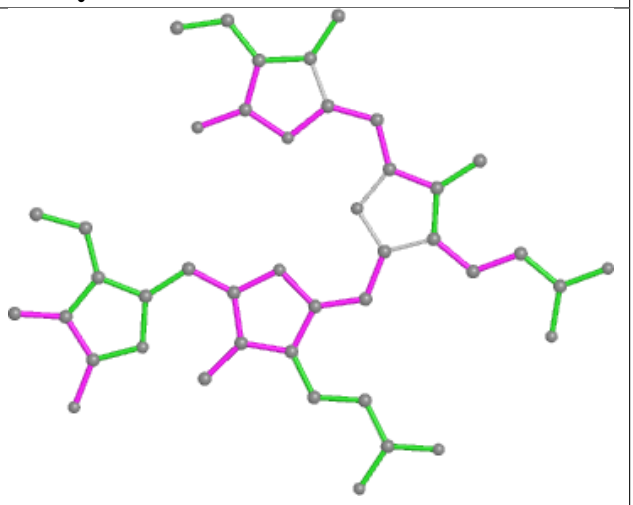

Bond angles

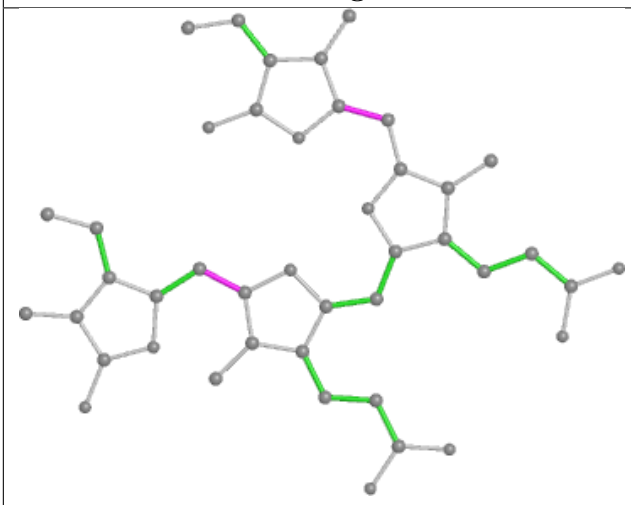

Torsions

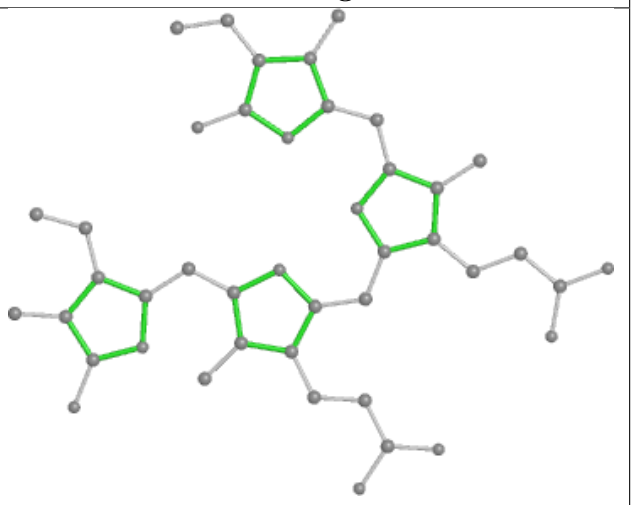

Rings

Ligand PEB N7 202

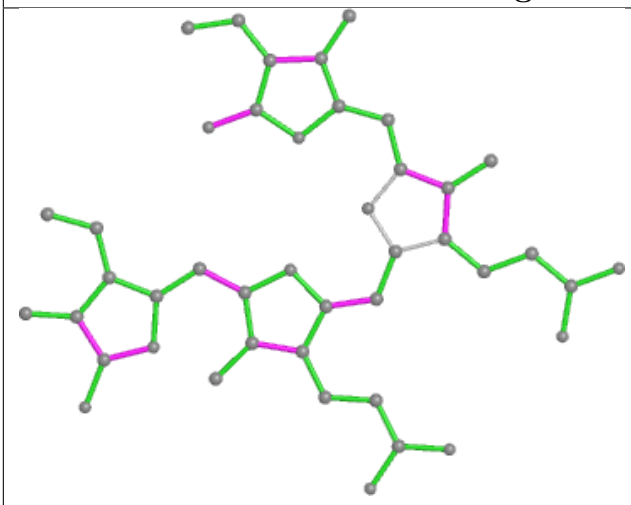

Bond lengths

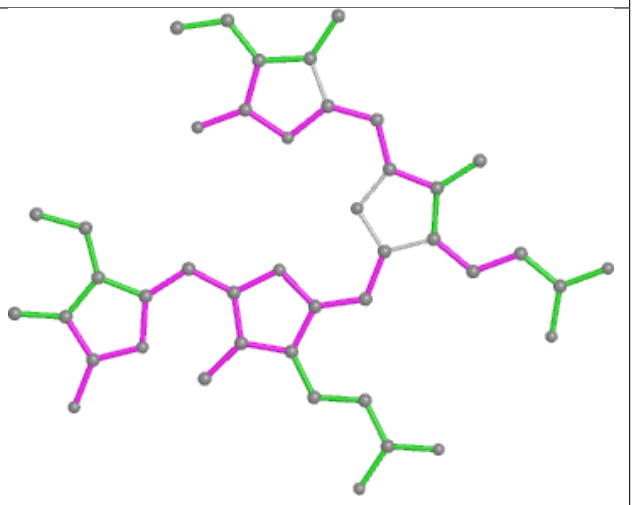

Bond angles

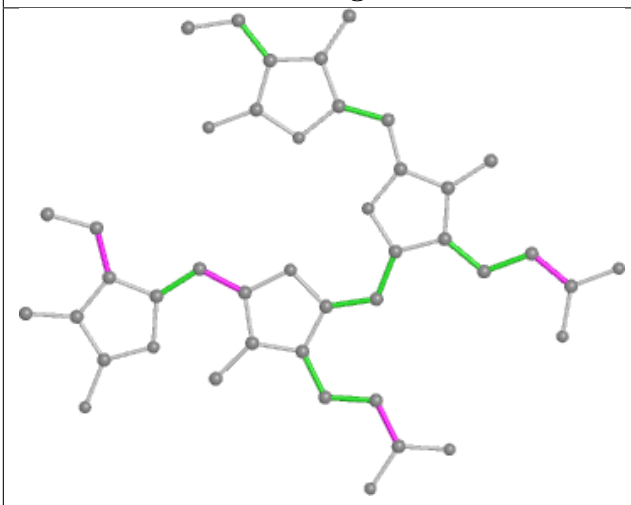

Torsions

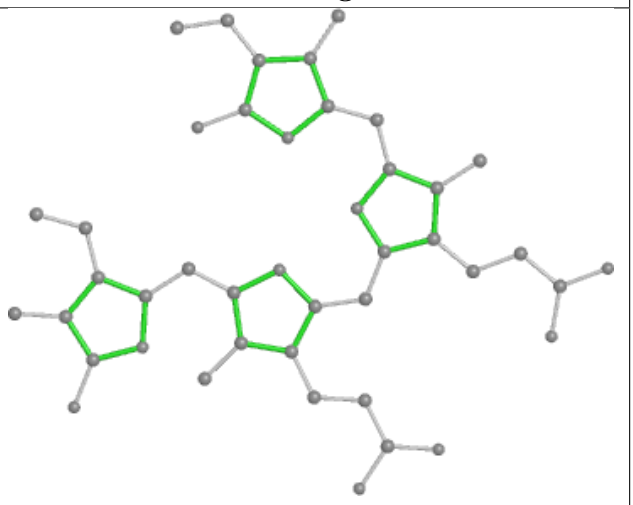

Rings

Ligand BCR JN 102

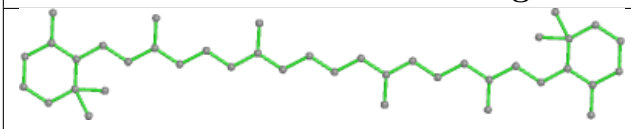

Bond lengths

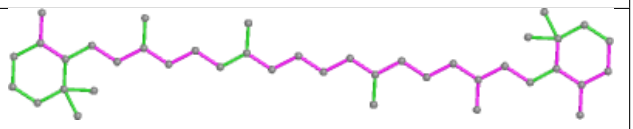

Bond angles

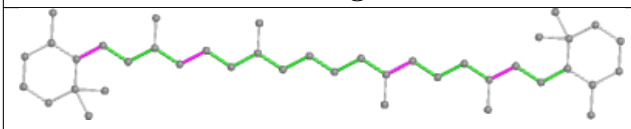

Torsions

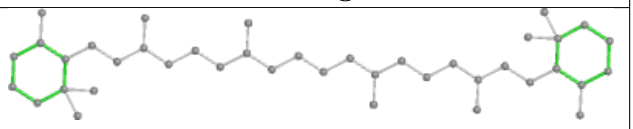

Rings

Ligand PEB CD 201

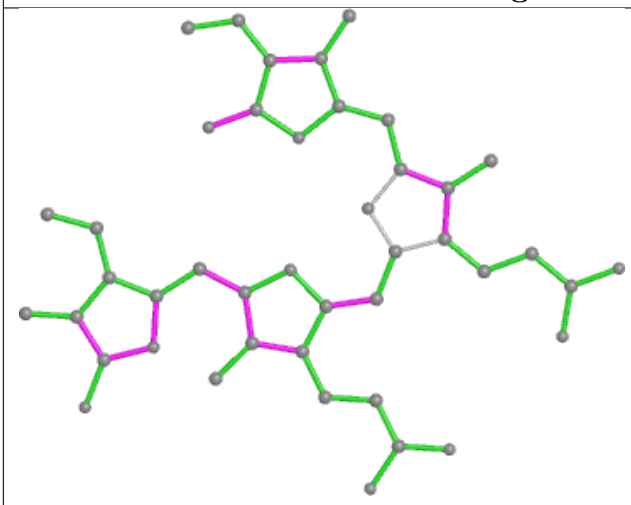

Bond lengths

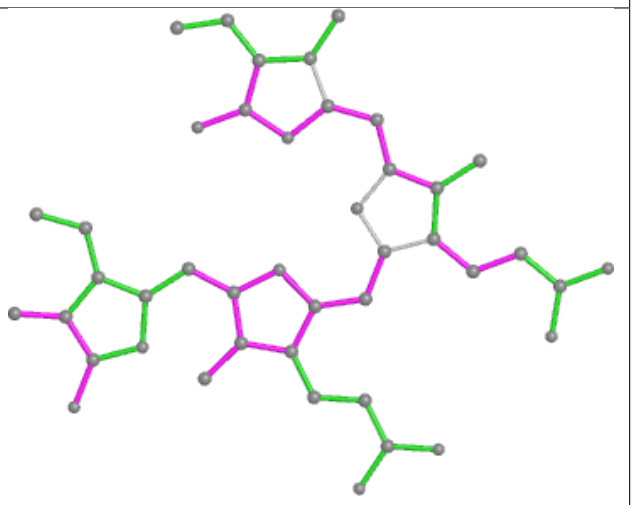

Bond angles

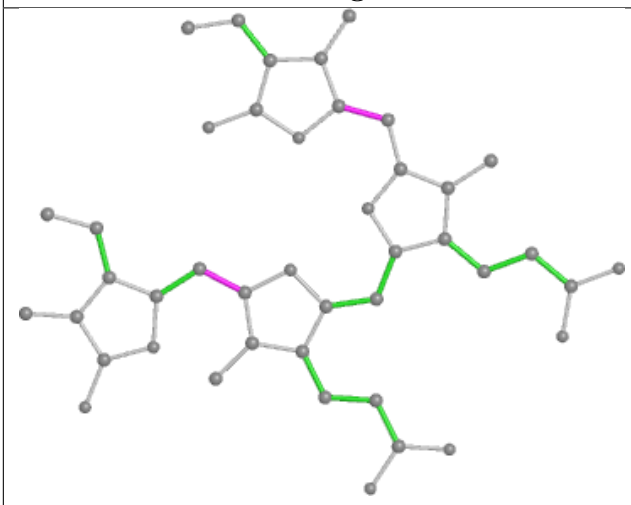

Torsions

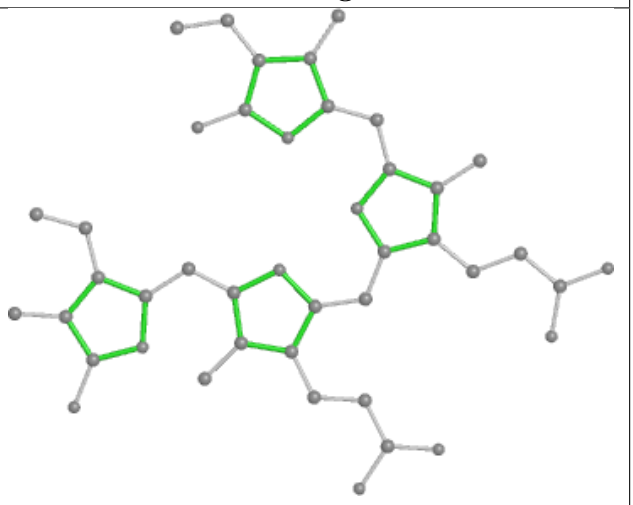

Rings

Ligand PEB U7 202

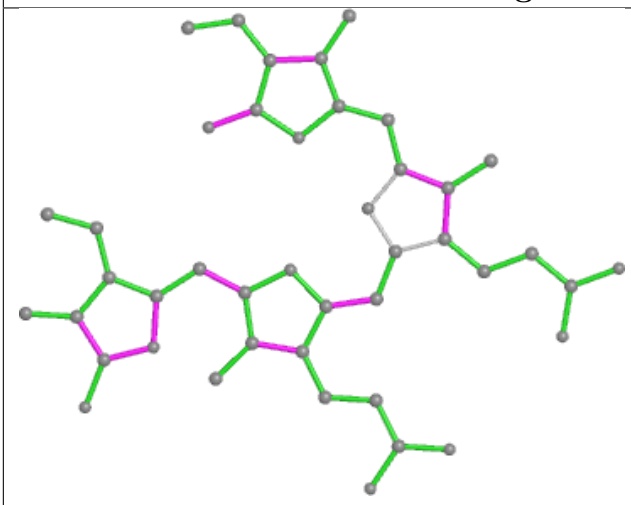

Bond lengths

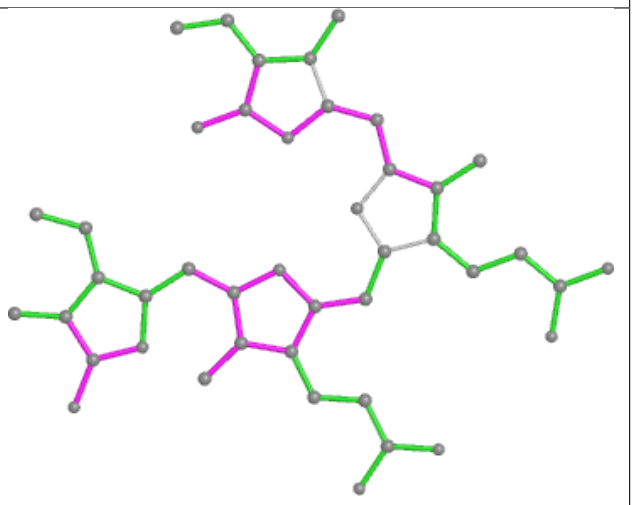

Bond angles

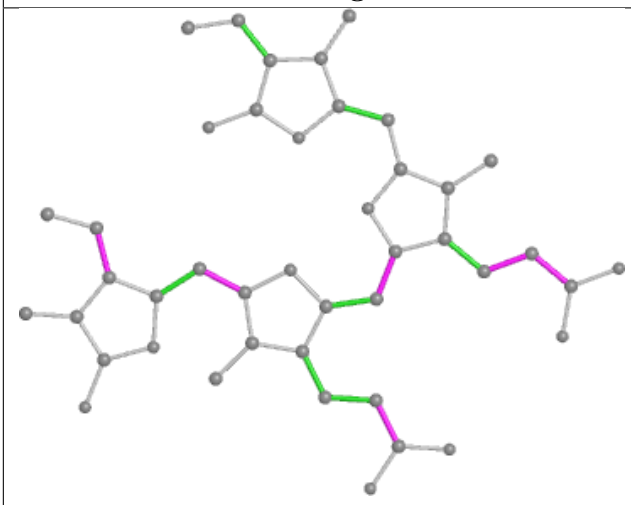

Torsions

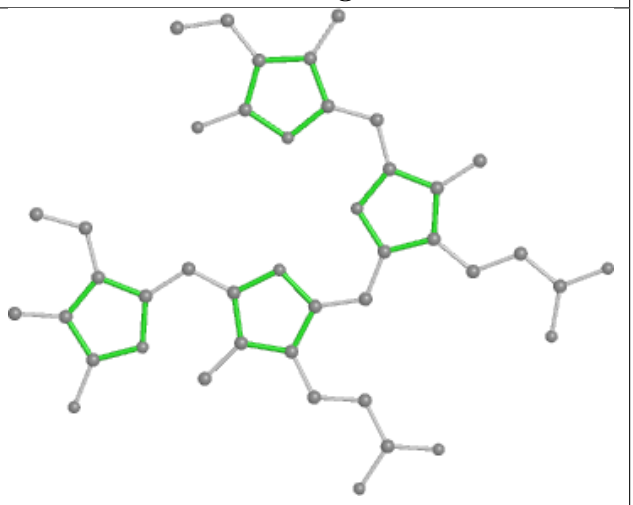

Rings

Ligand PEB jK 202

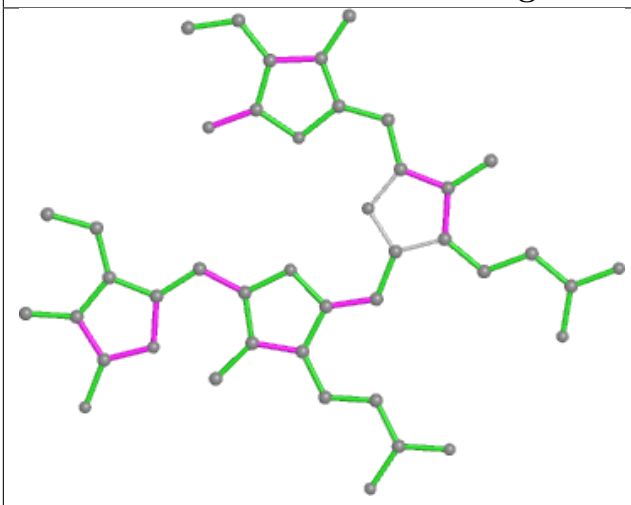

Bond lengths

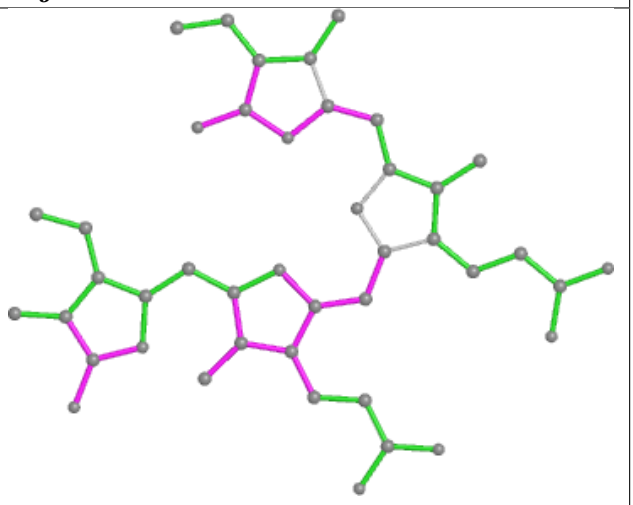

Bond angles

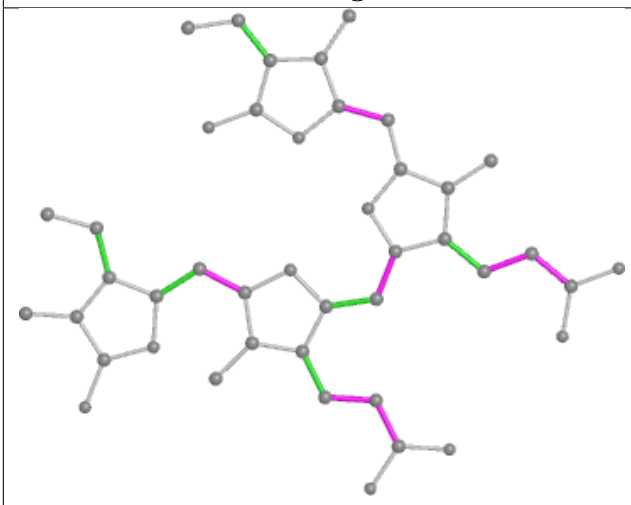

Torsions

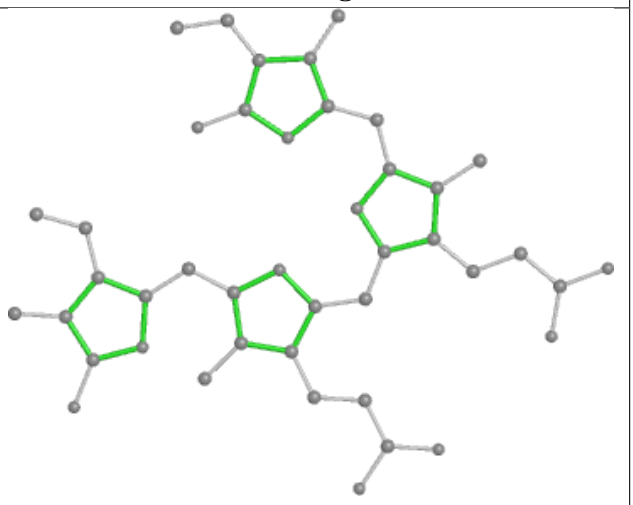

Rings

Ligand BCR KL 100

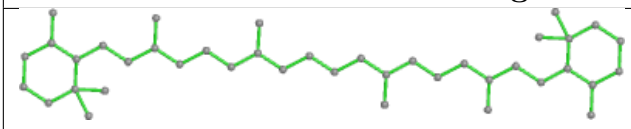

Bond lengths

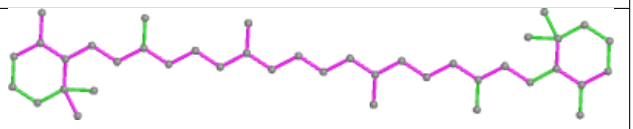

Bond angles

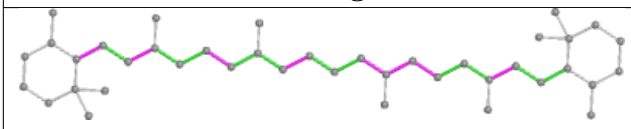

Torsions

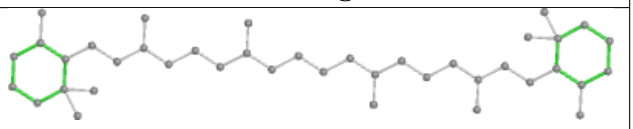

Rings

Ligand PEB IK 201

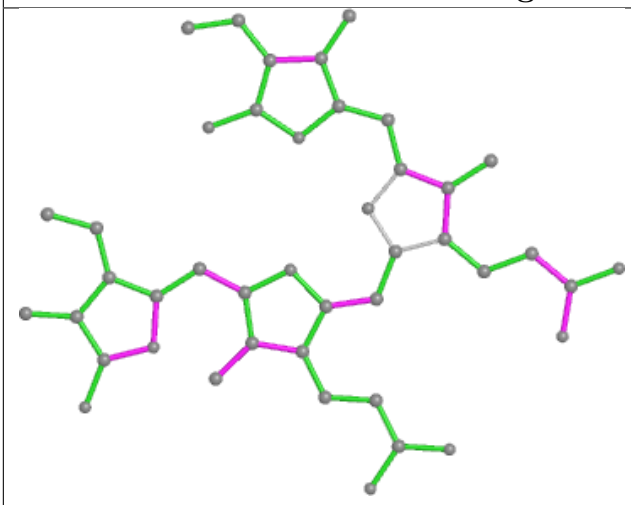

Bond lengths

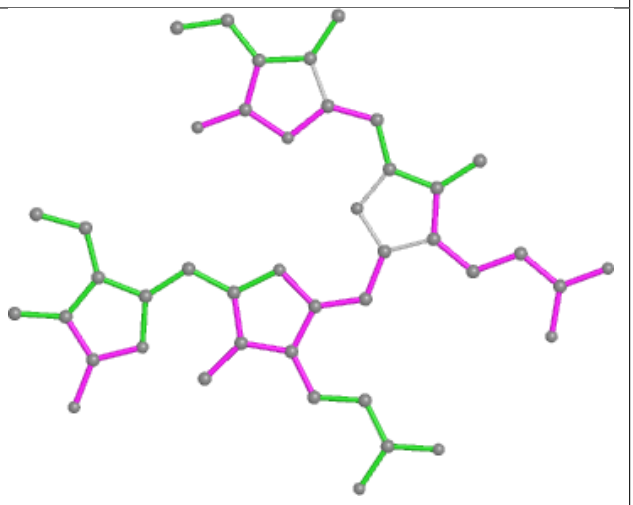

Bond angles

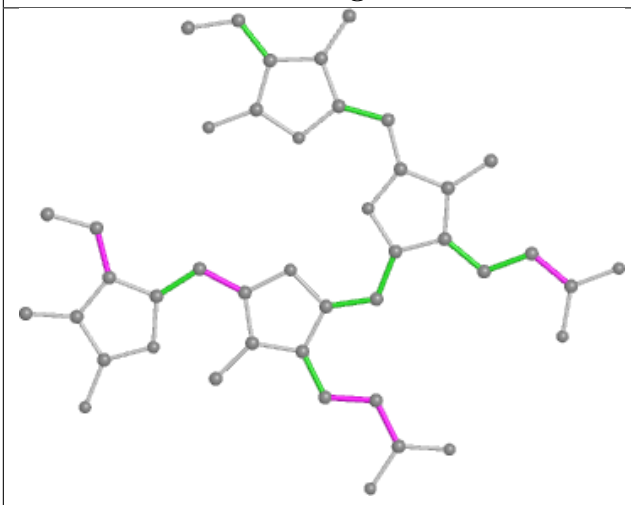

Torsions

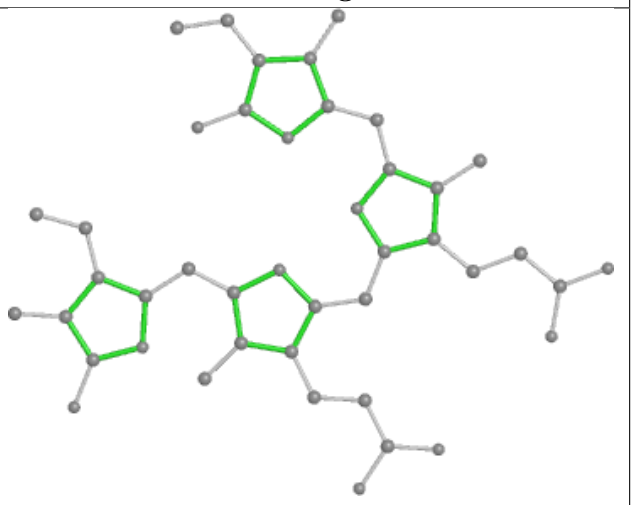

Rings

Ligand PEB J4 1002

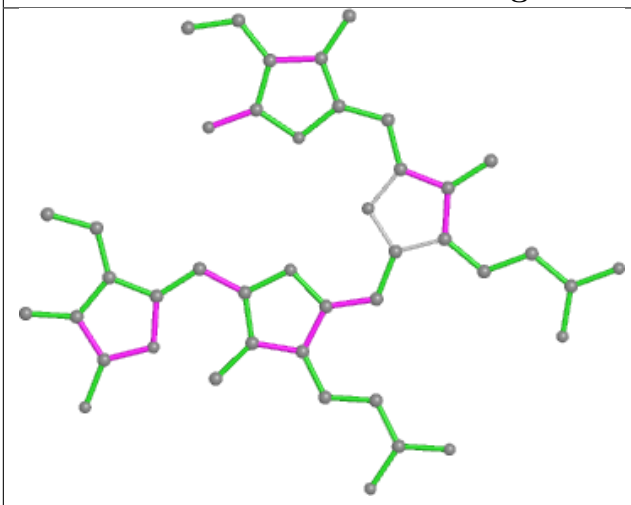

Bond lengths

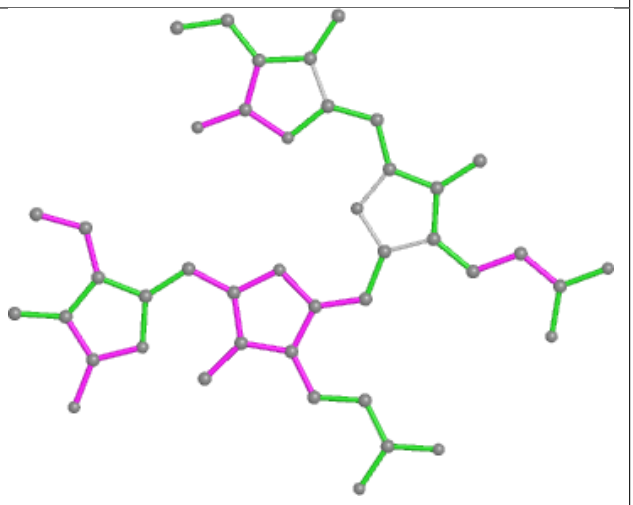

Bond angles

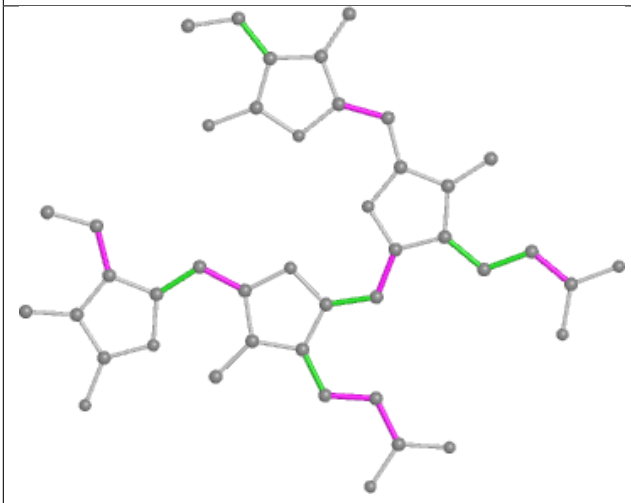

Torsions

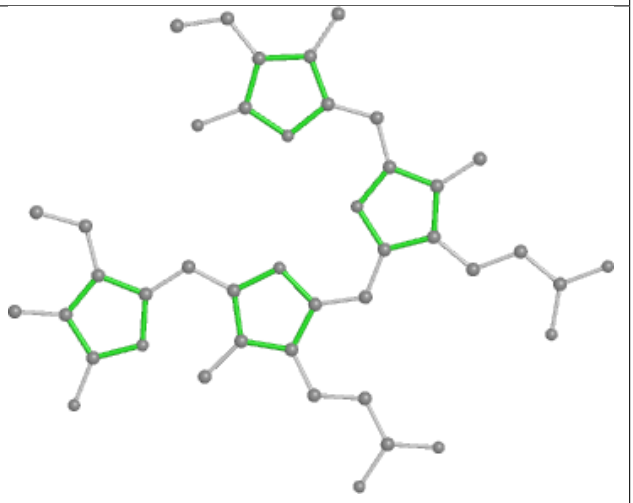

Rings

Ligand PEB JI 202

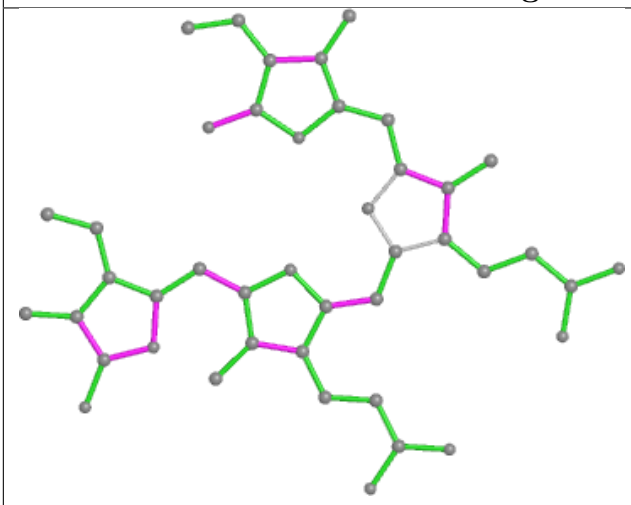

Bond lengths

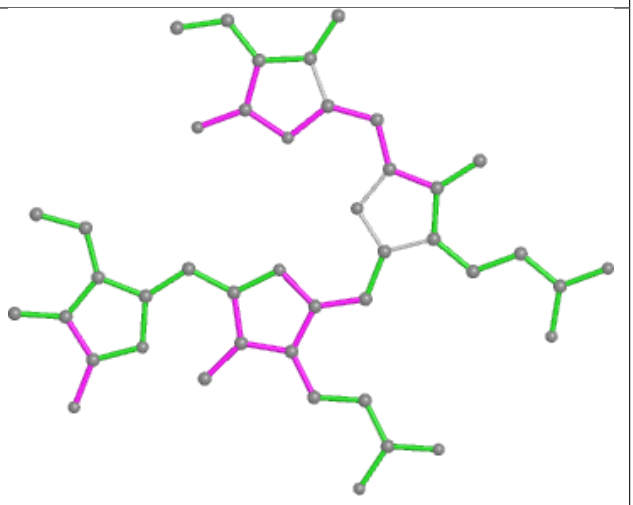

Bond angles

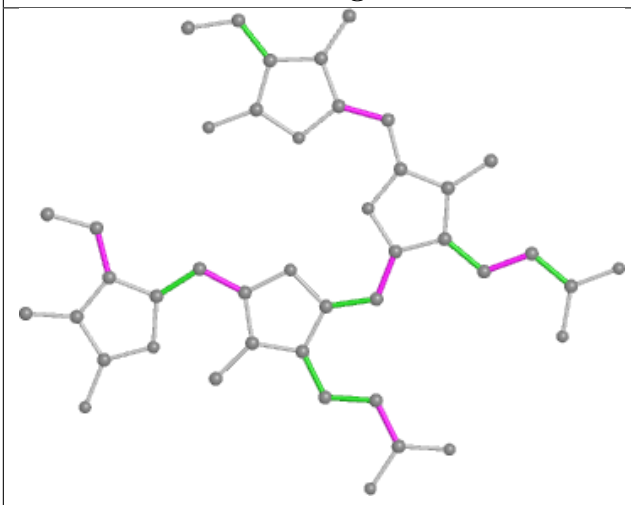

Torsions

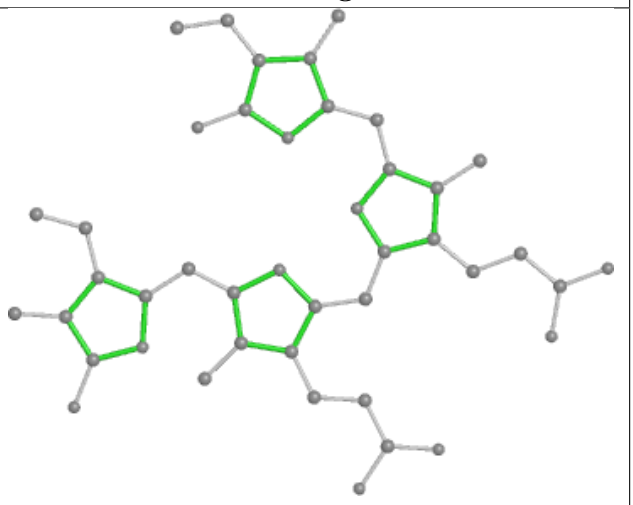

Rings

Ligand PEB QO 201

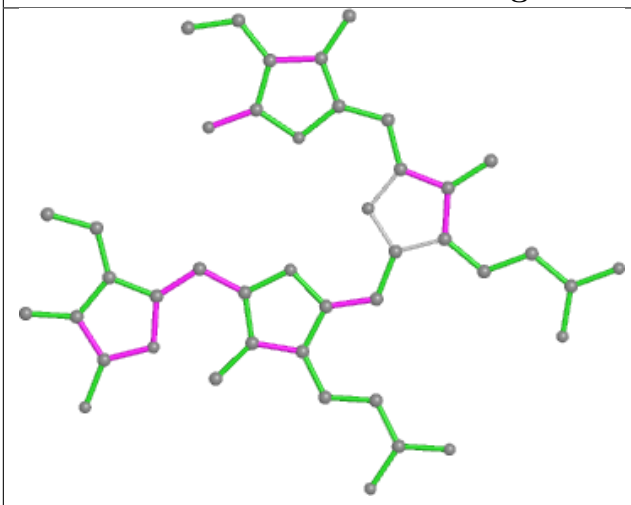

Bond lengths

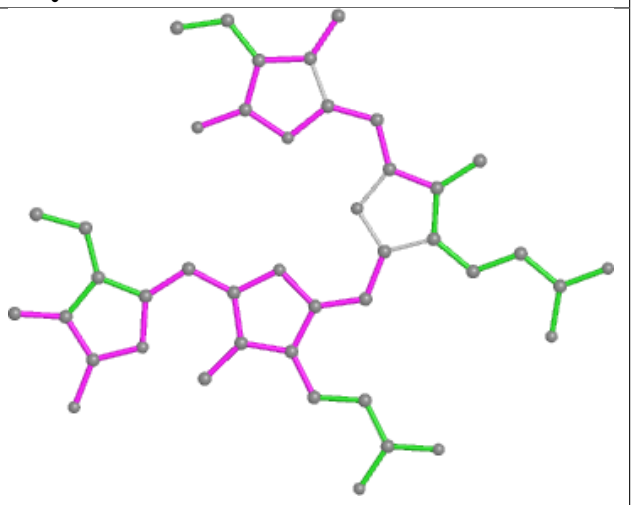

Bond angles

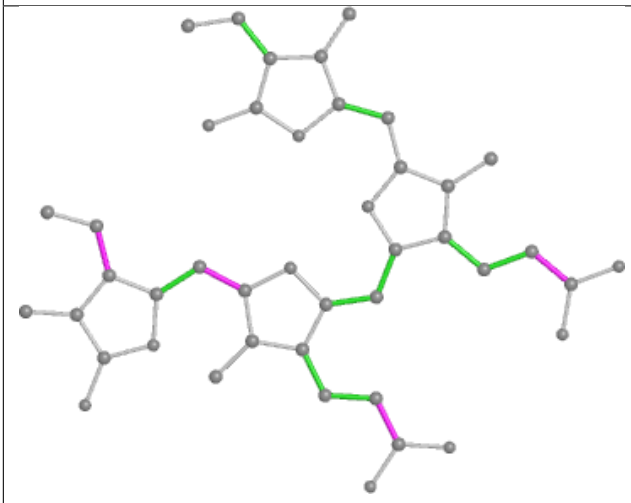

Torsions

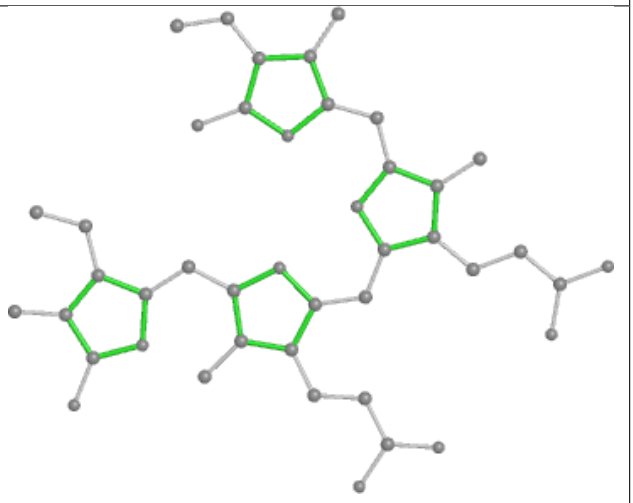

Rings

Ligand PEB DD 202

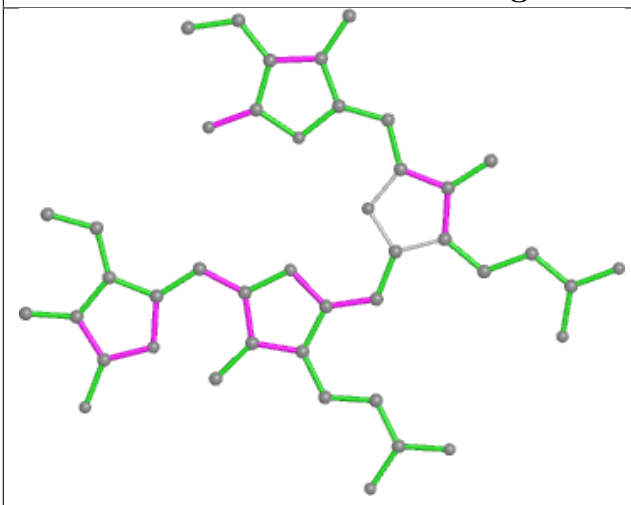

Bond lengths

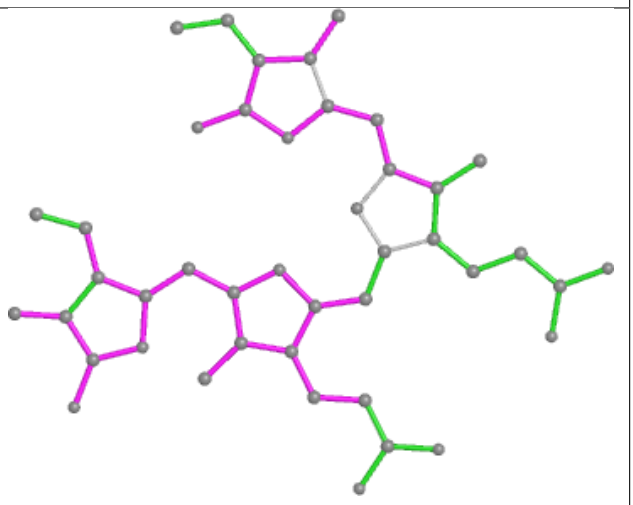

Bond angles

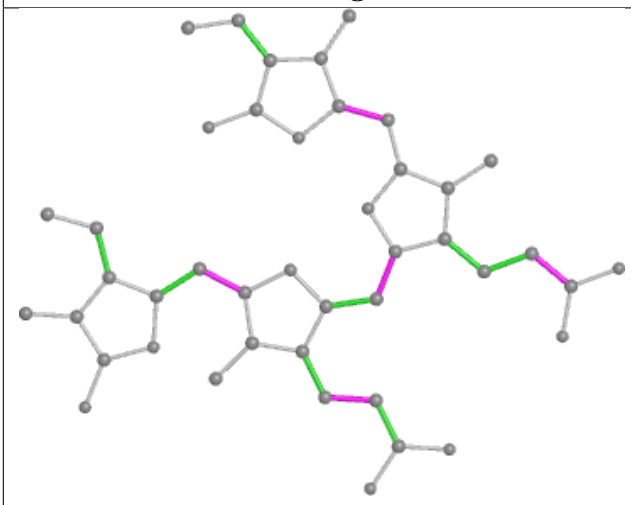

Torsions

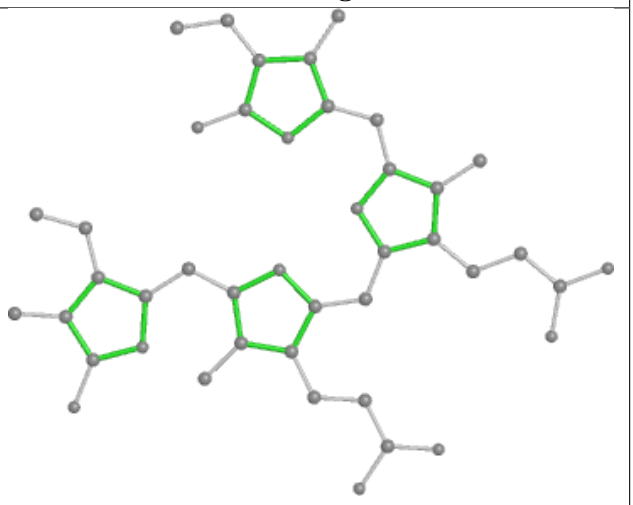

Rings

Ligand PEB FJ 201

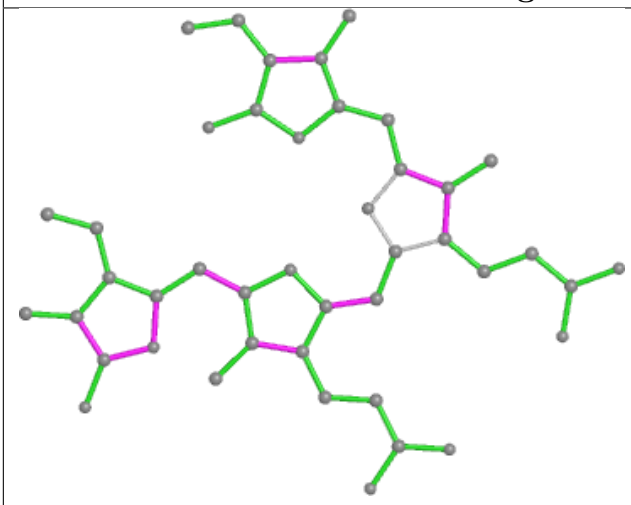

Bond lengths

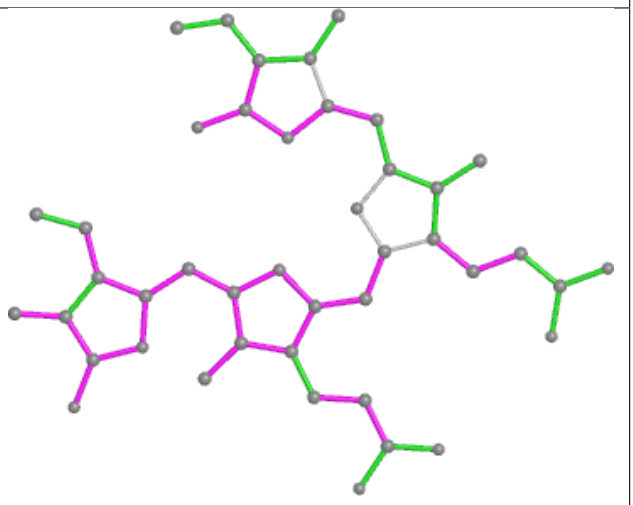

Bond angles

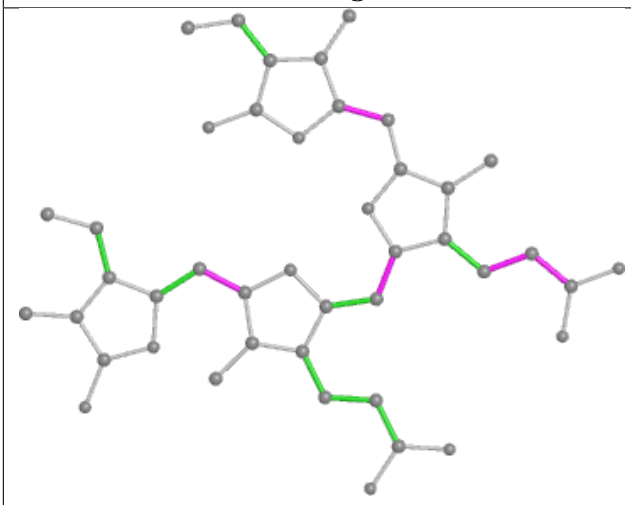

Torsions

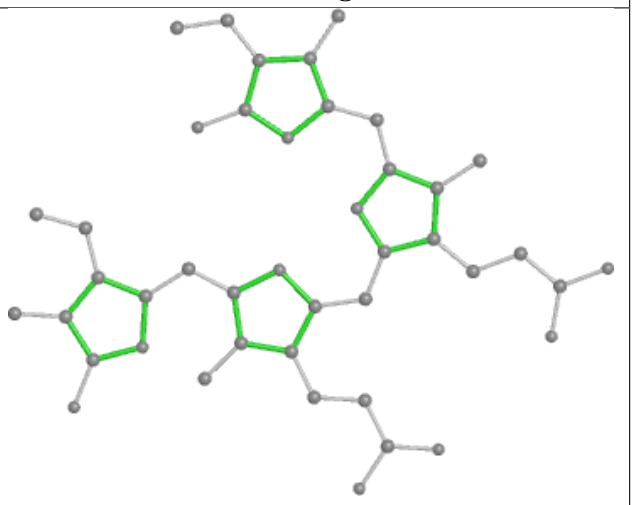

Rings

Ligand CYC DG 1001

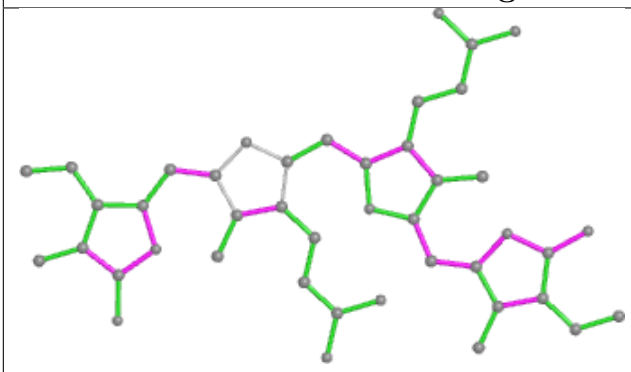

Bond lengths

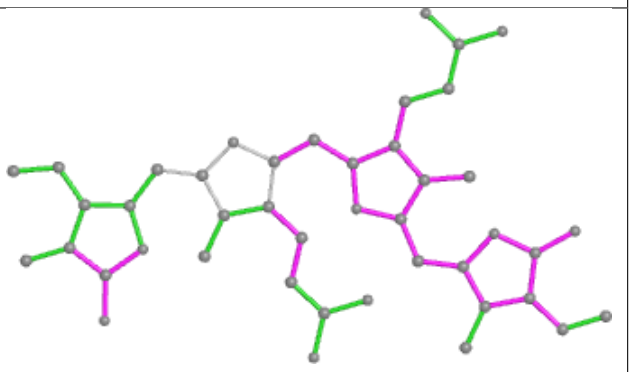

Bond angles

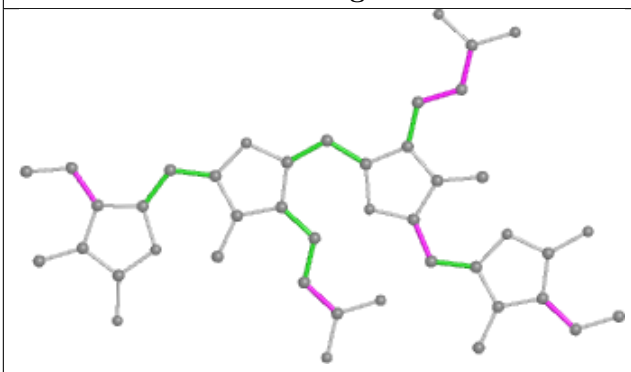

Torsions

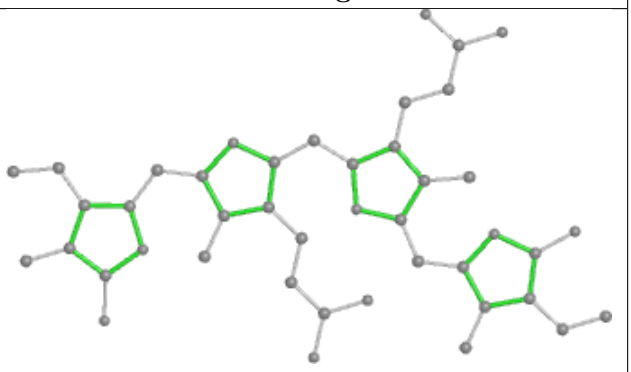

Rings

Ligand CLA 4N 609

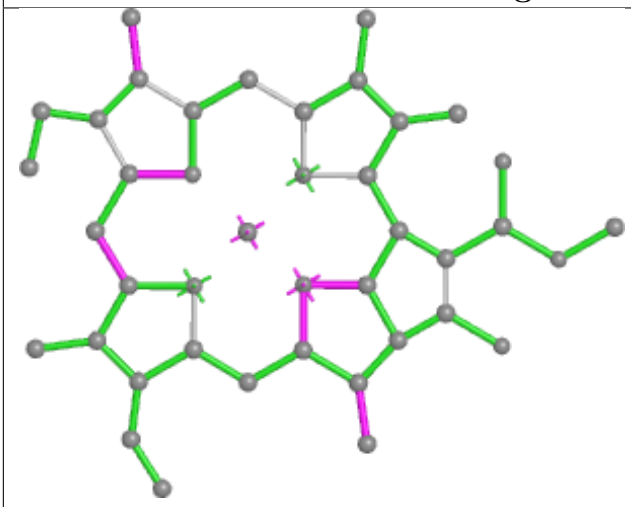

Bond lengths

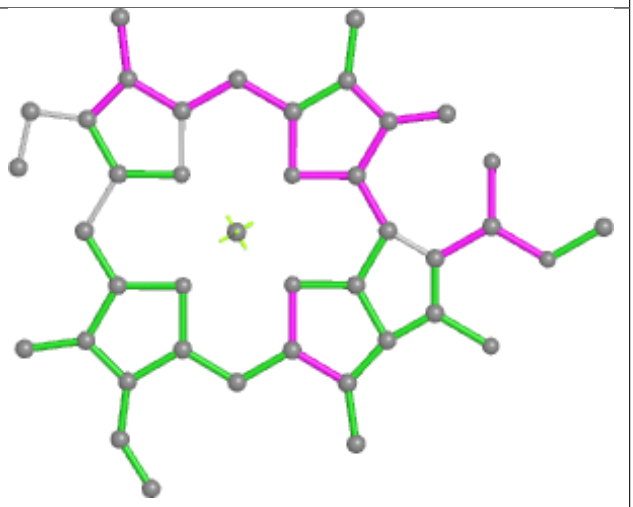

Bond angles

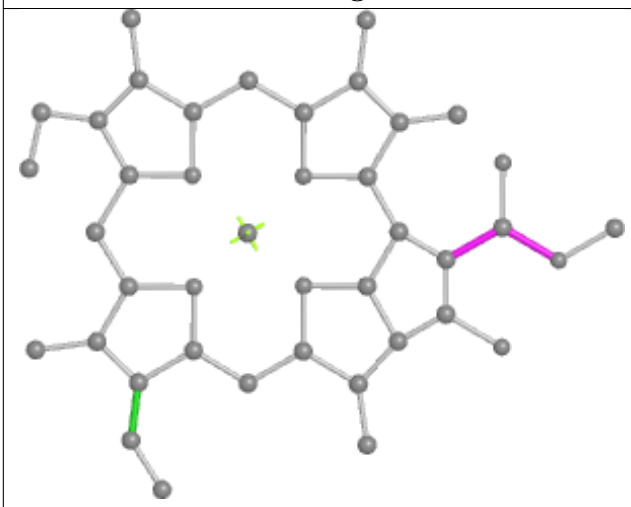

Torsions

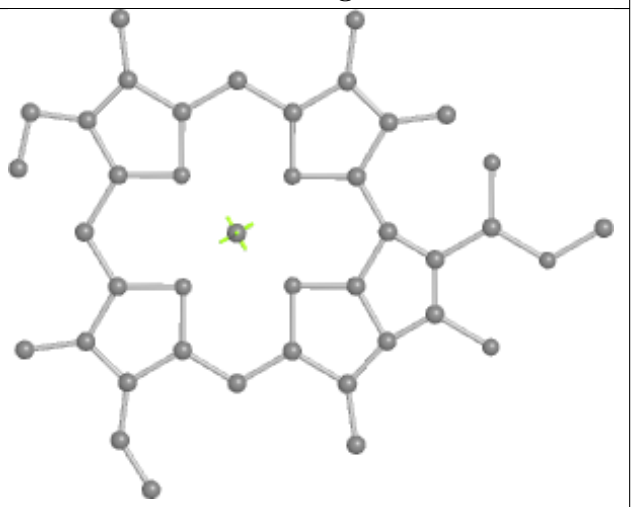

Rings

Ligand CLA cL 508

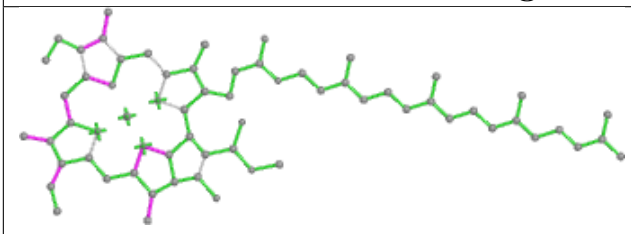

Bond lengths

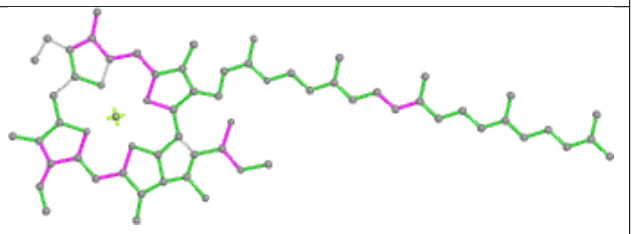

Bond angles

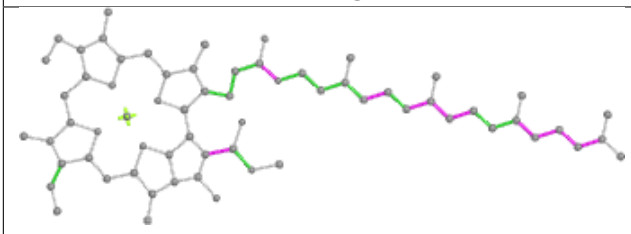

Torsions

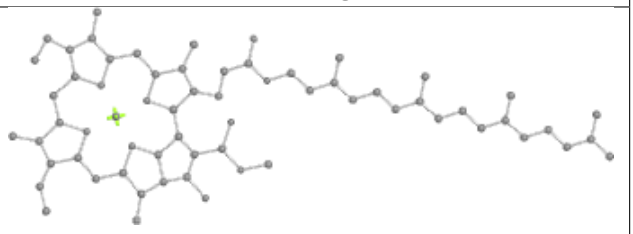

Rings

Ligand DGD AL 415

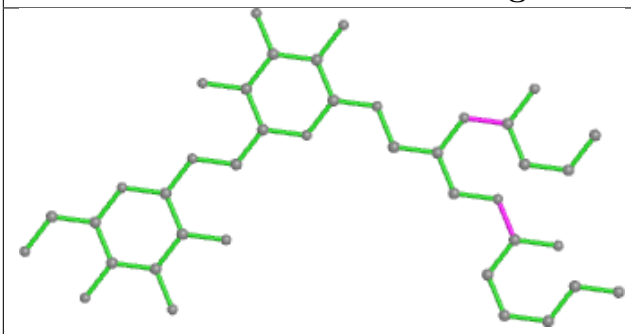

Bond lengths

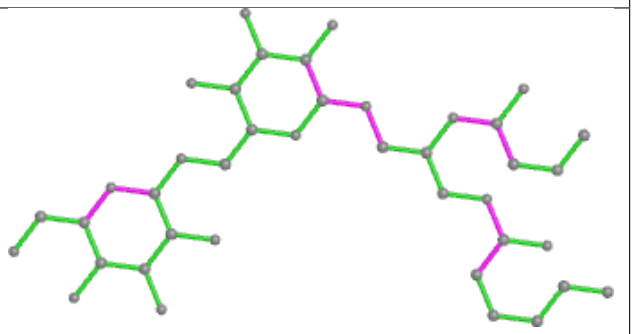

Bond angles

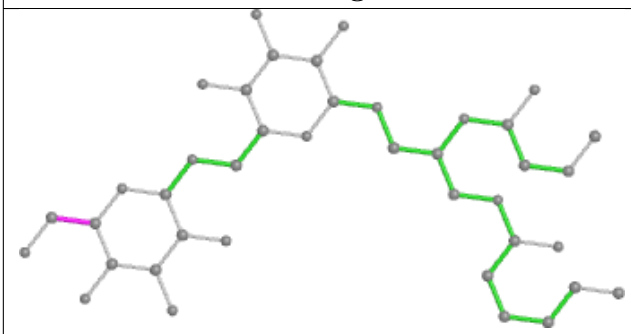

Torsions

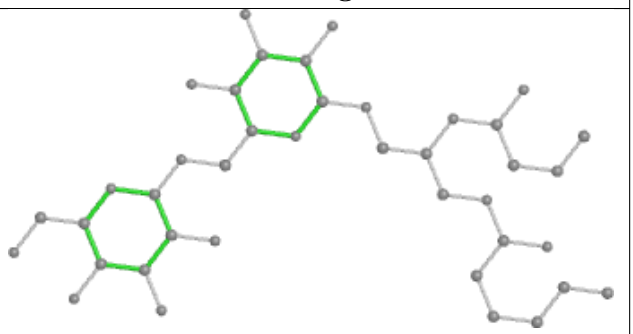

Rings

Ligand LMG b6 623

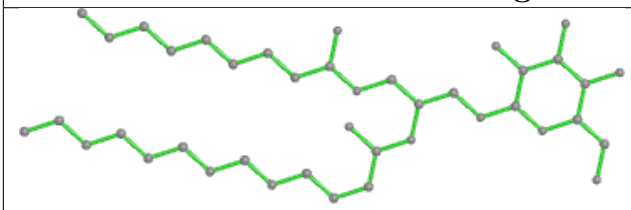

Bond lengths

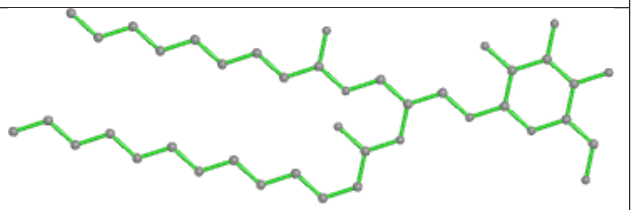

Bond angles

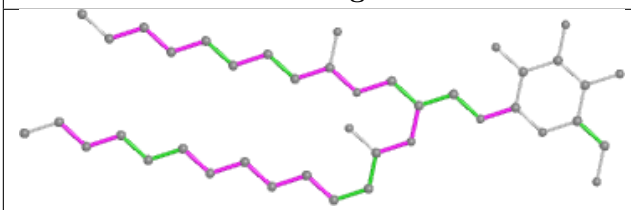

Torsions

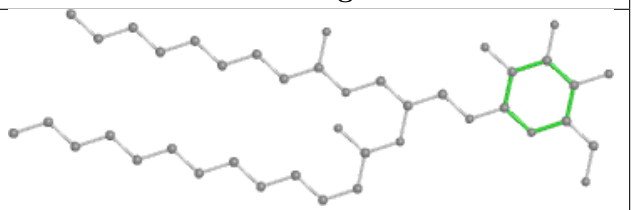

Rings

Ligand PEB KB 302

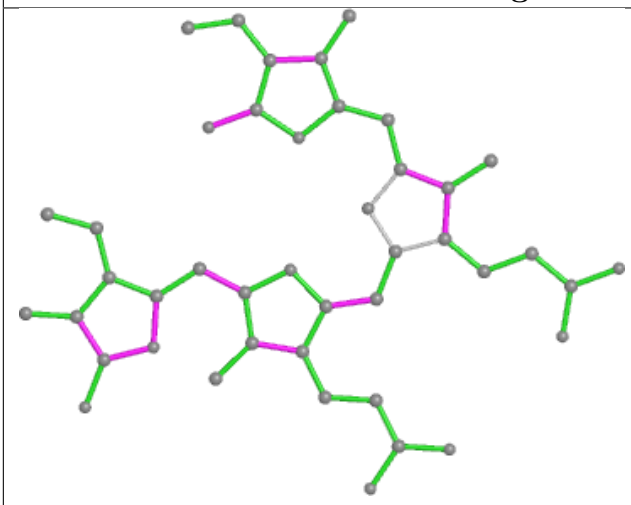

Bond lengths

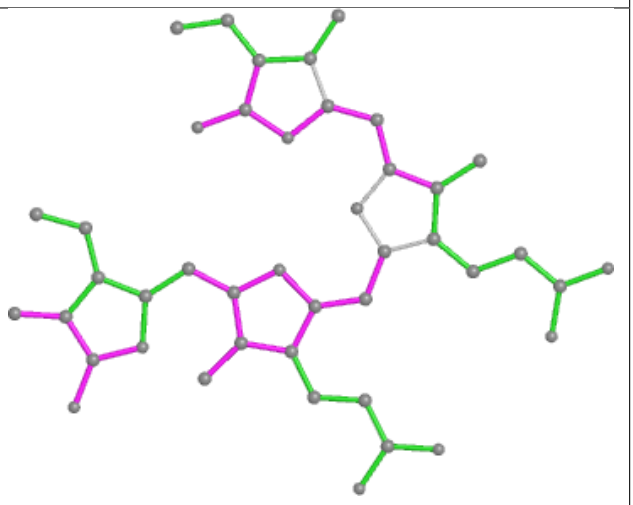

Bond angles

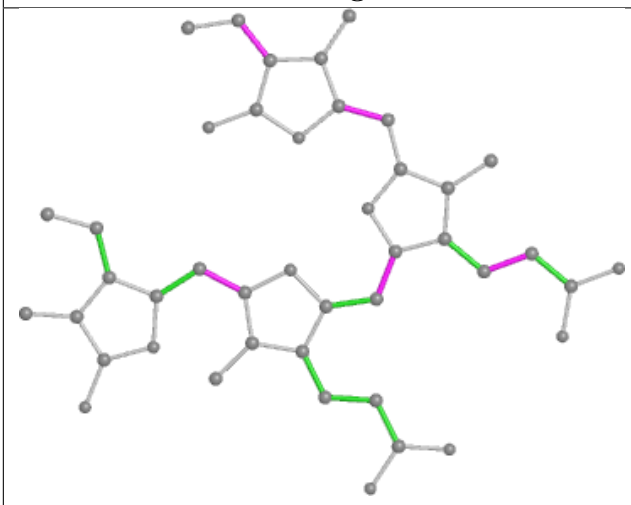

Torsions

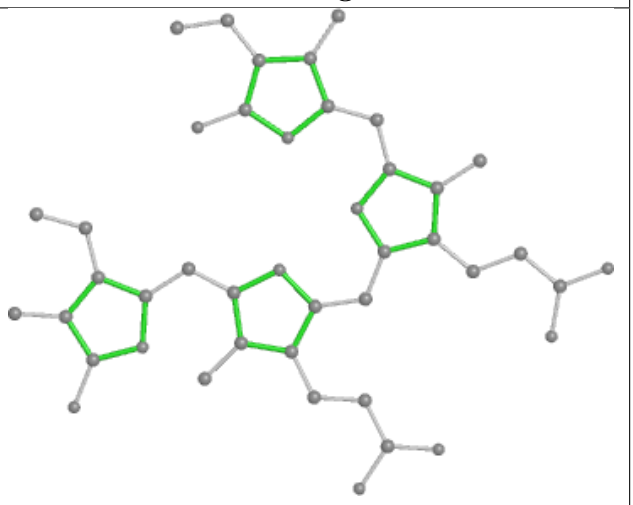

Rings

Ligand CYC G4 1001

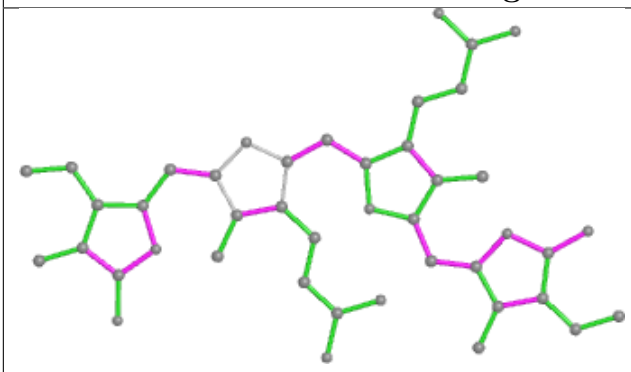

Bond lengths

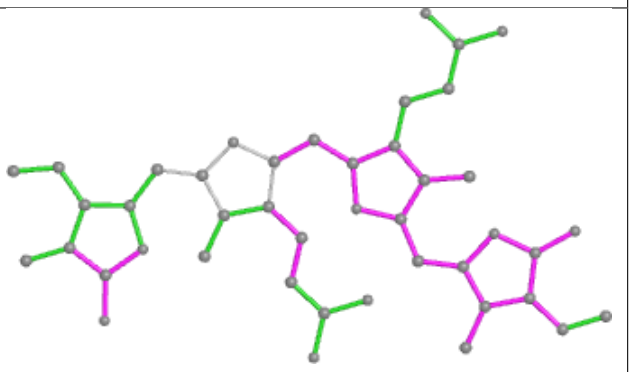

Bond angles

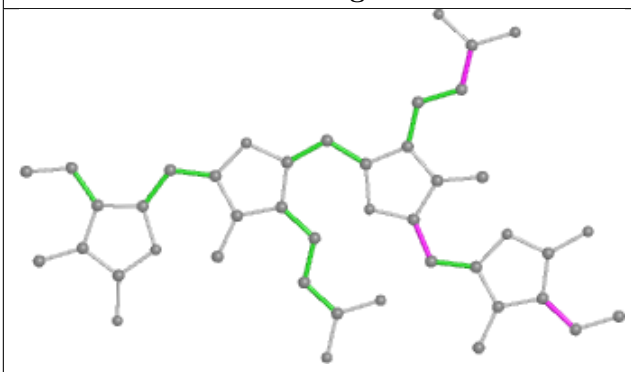

Torsions

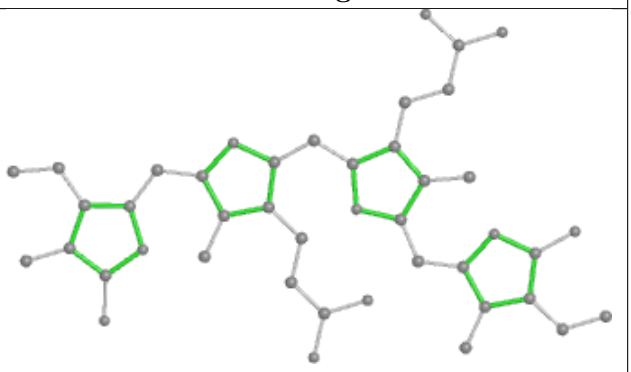

Rings

Ligand CLA BN 821

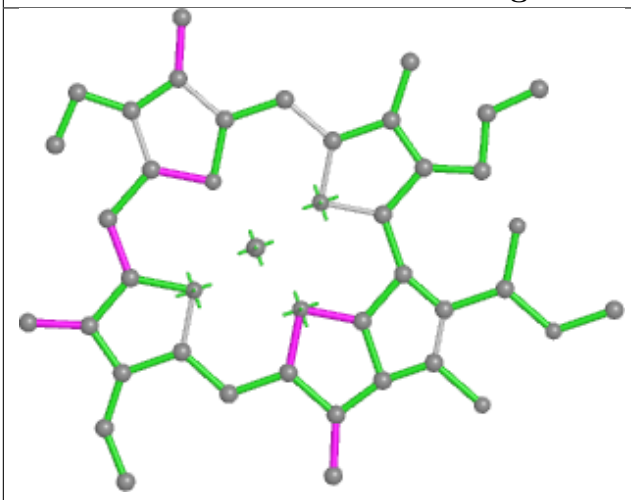

Bond lengths

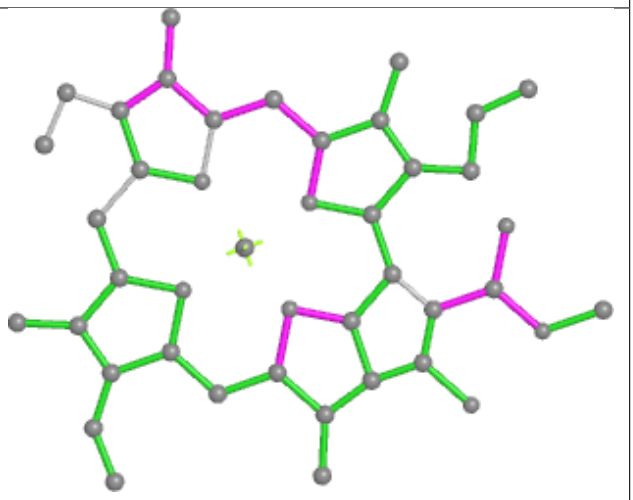

Bond angles

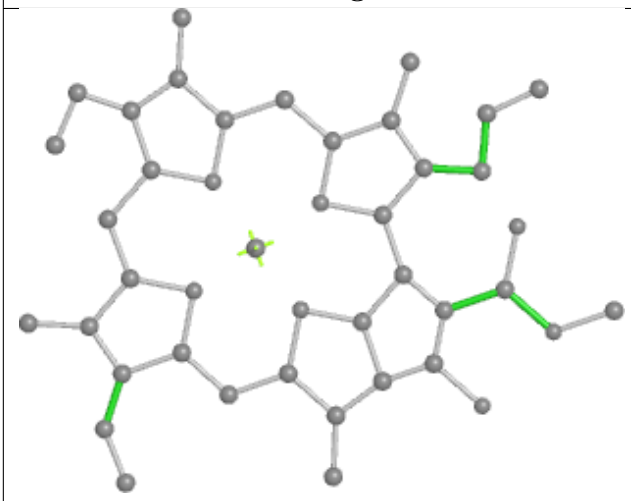

Torsions

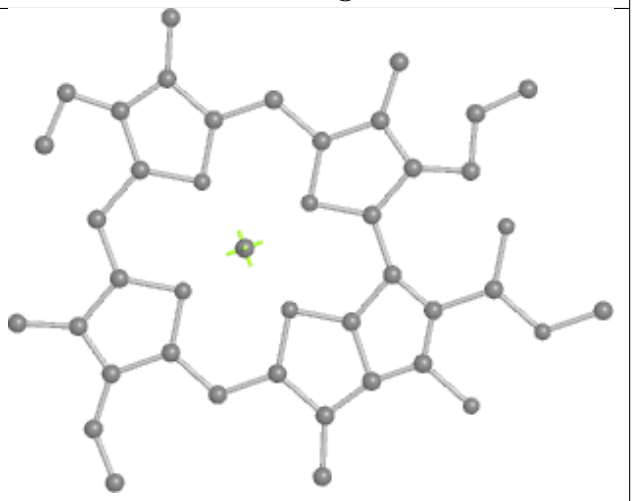

Rings

Ligand PEB LI 201

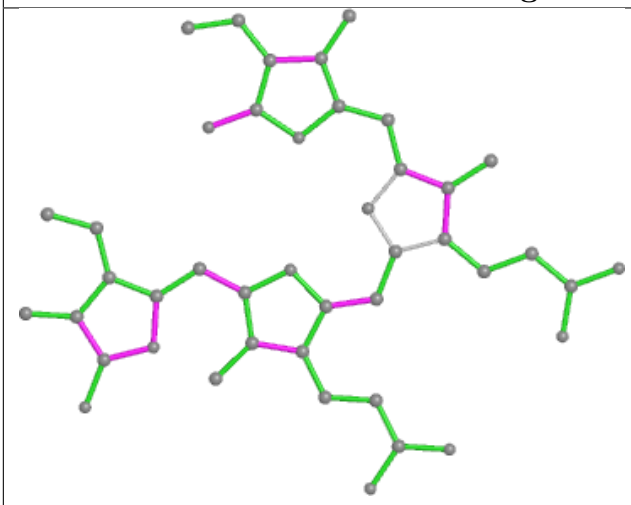

Bond lengths

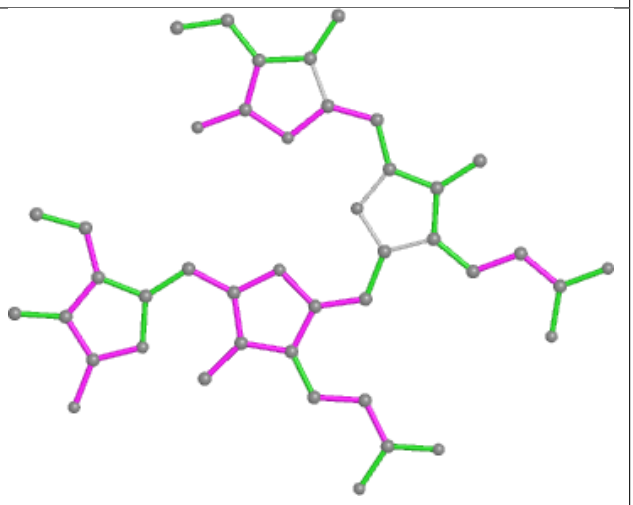

Bond angles

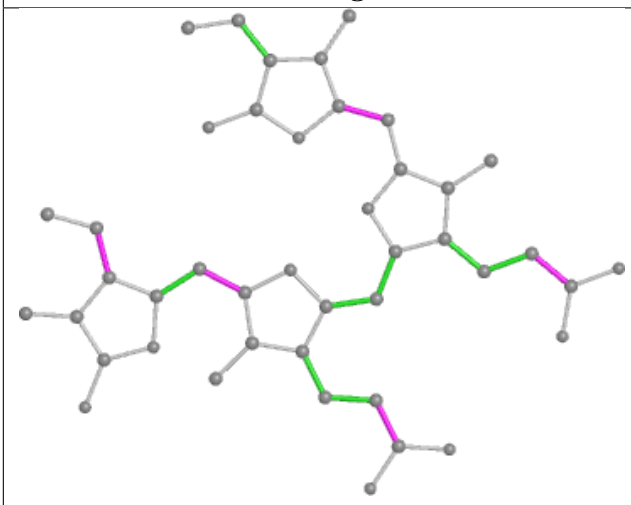

Torsions

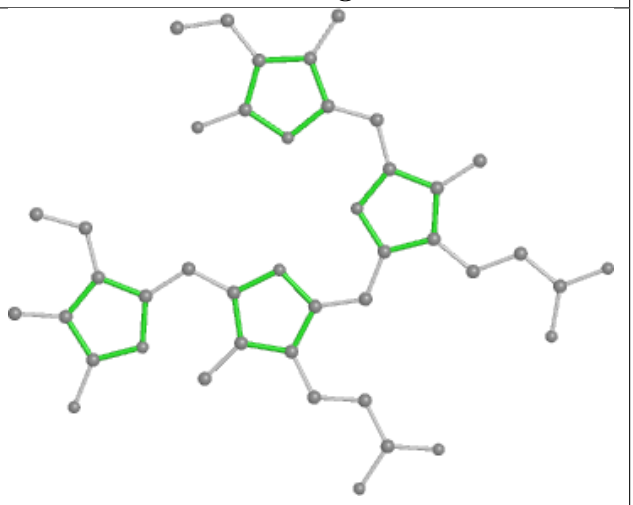

Rings

Ligand PEB RM 201

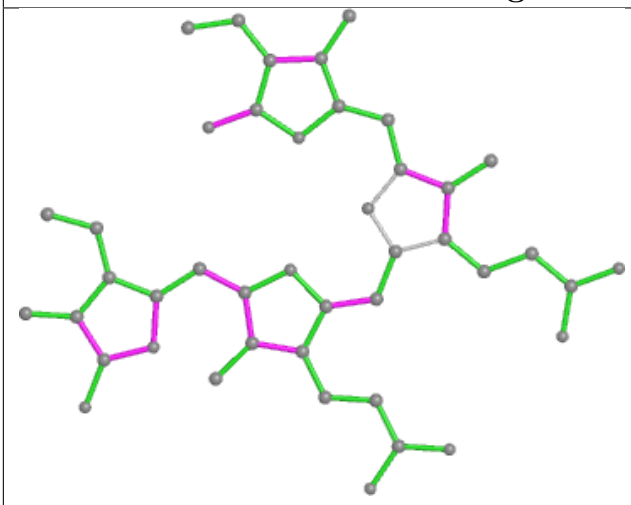

Bond lengths

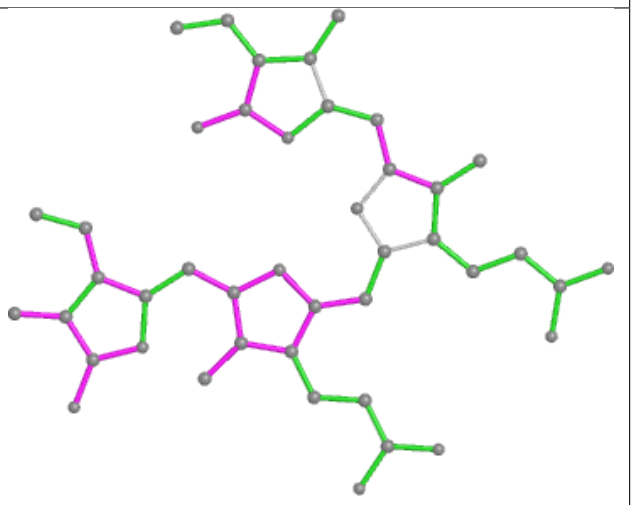

Bond angles

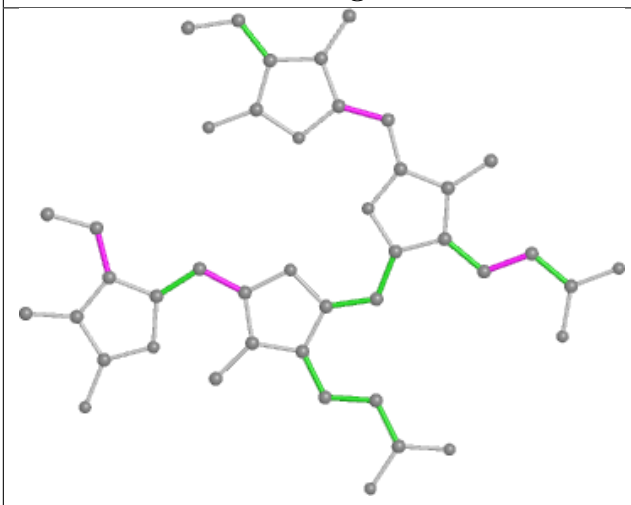

Torsions

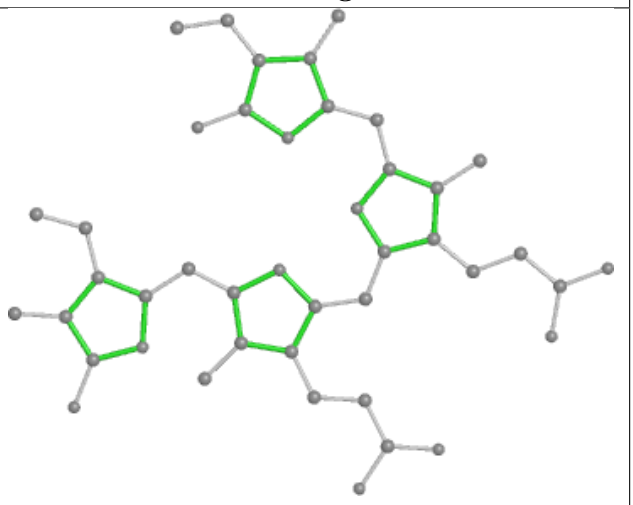

Rings

Ligand PEB kE 201

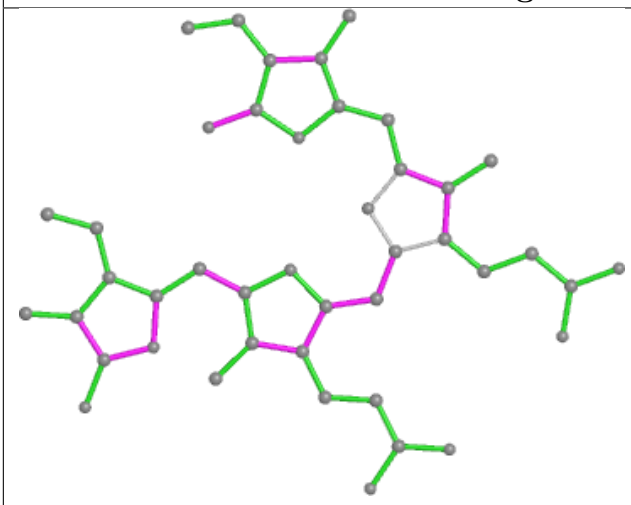

Bond lengths

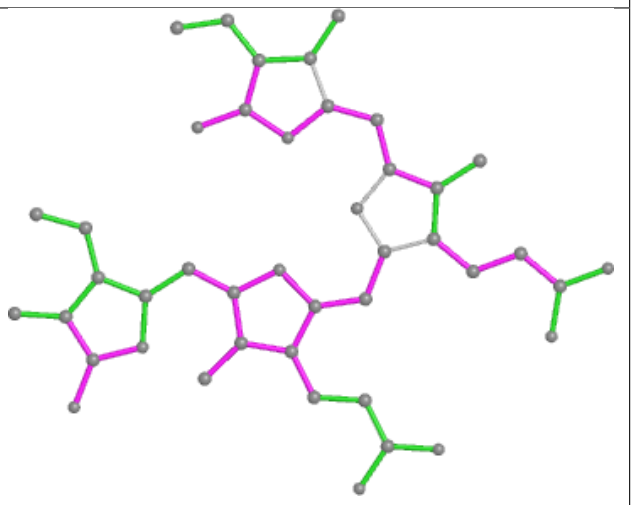

Bond angles

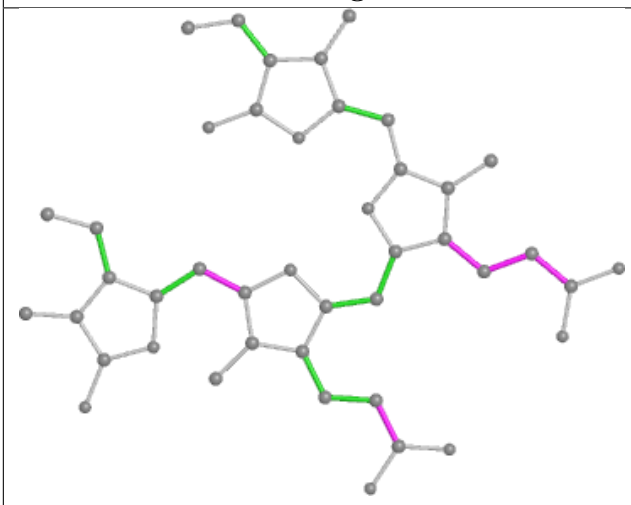

Torsions

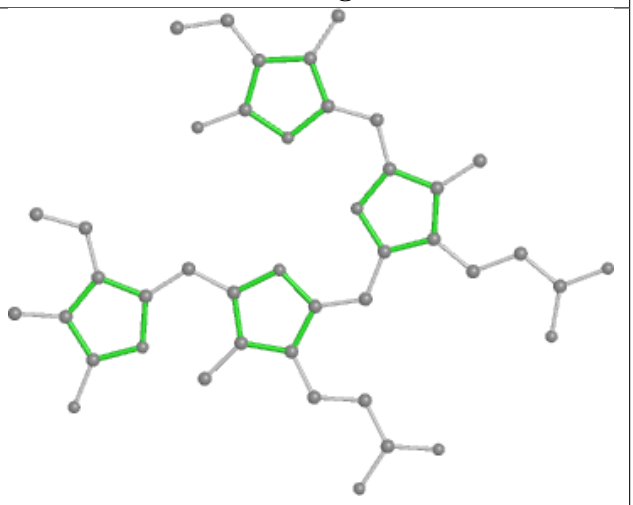

Rings

Ligand PEB M9 305

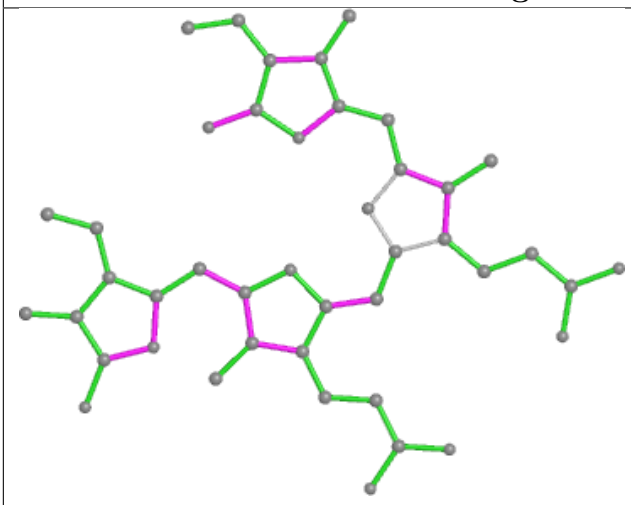

Bond lengths

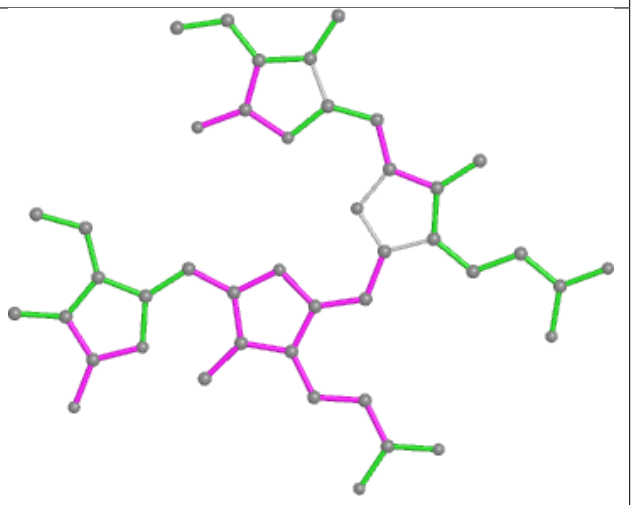

Bond angles

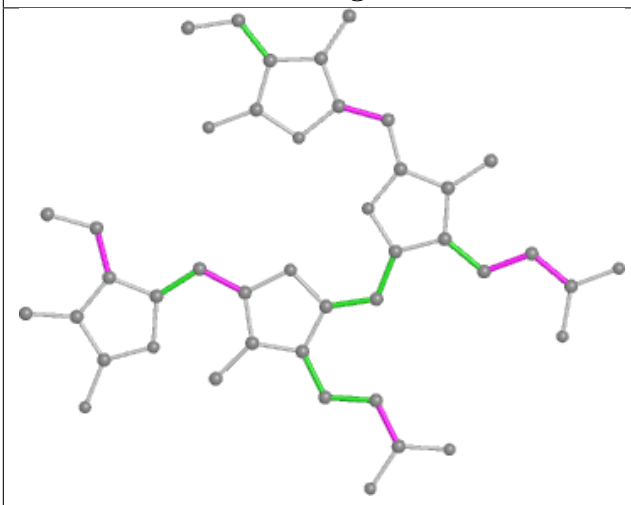

Torsions

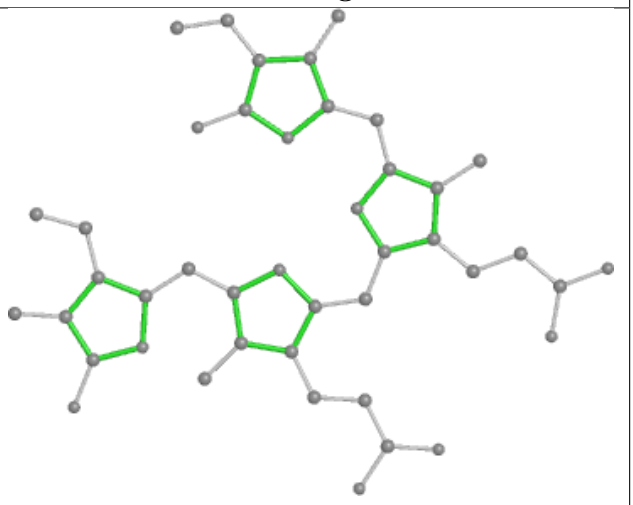

Rings

Ligand PEB UG 201

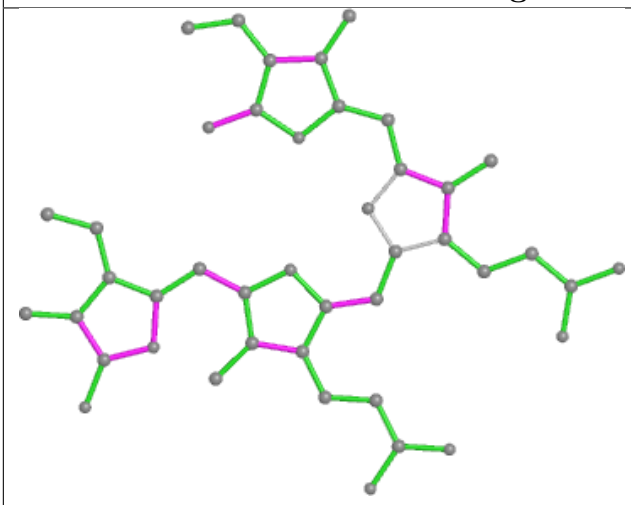

Bond lengths

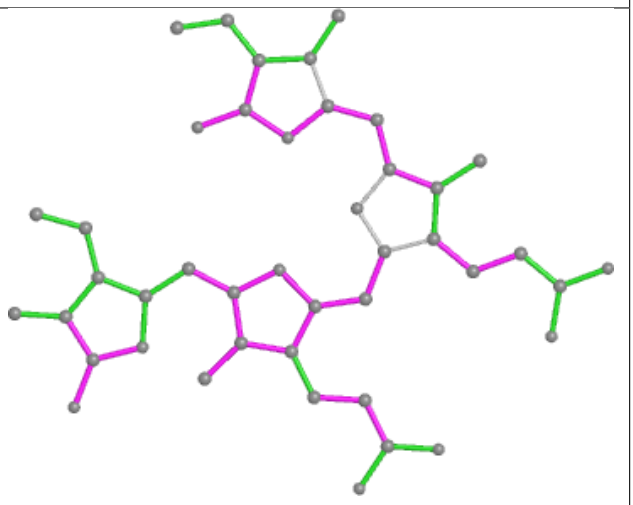

Bond angles

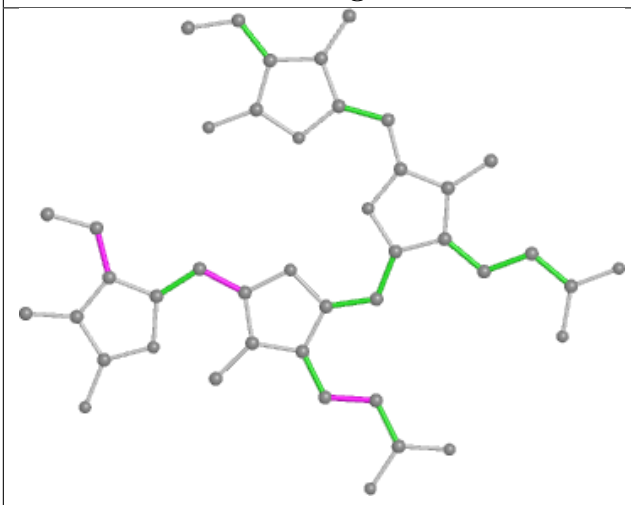

Torsions

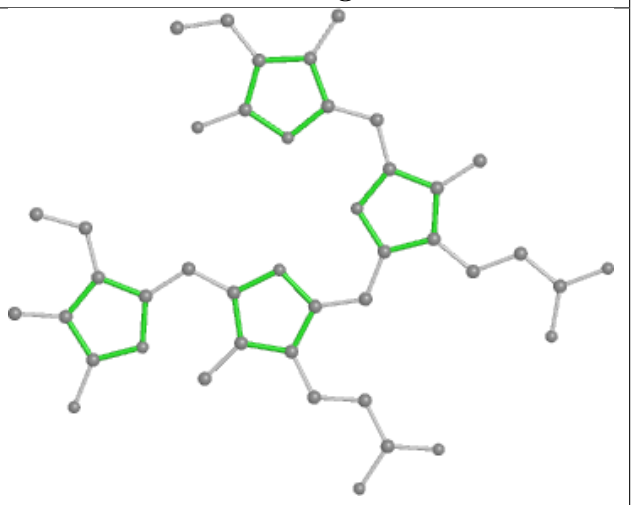

Rings

Ligand PEB iM 201

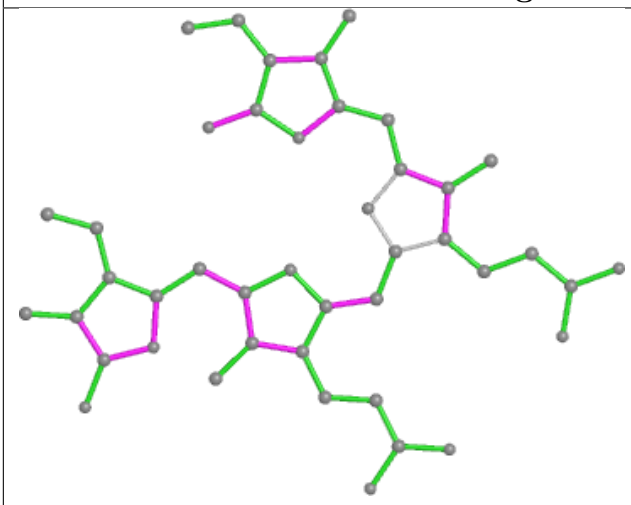

Bond lengths

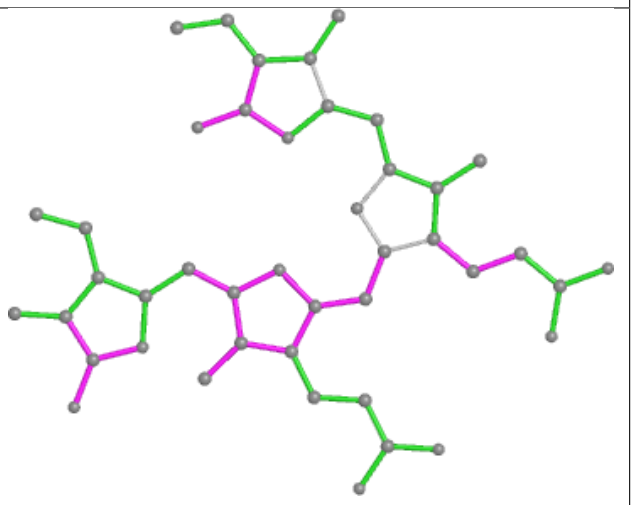

Bond angles

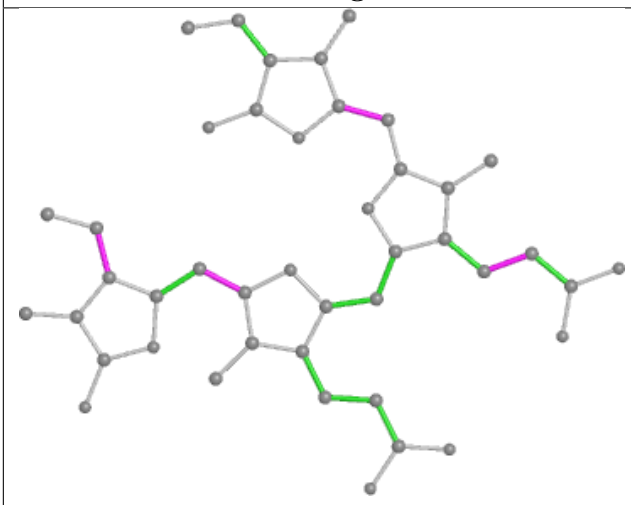

Torsions

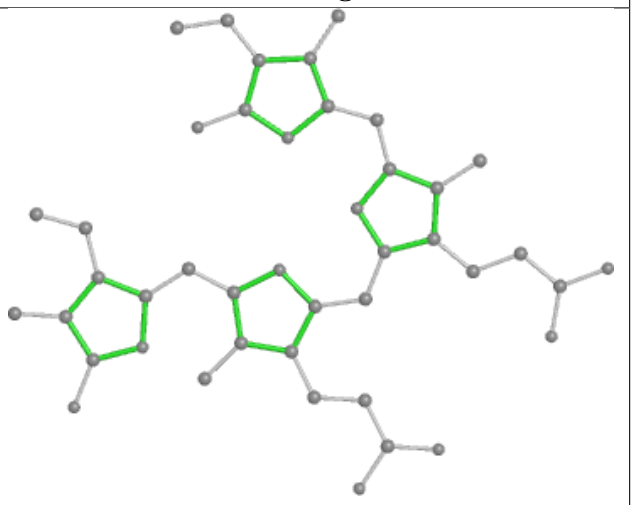

Rings

Ligand PEB YI 202

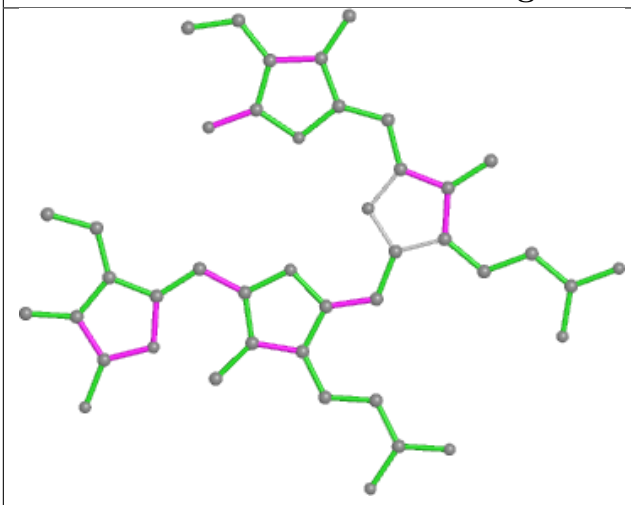

Bond lengths

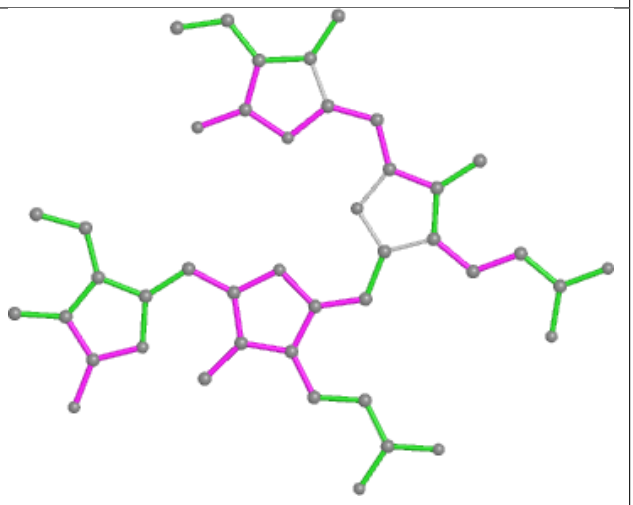

Bond angles

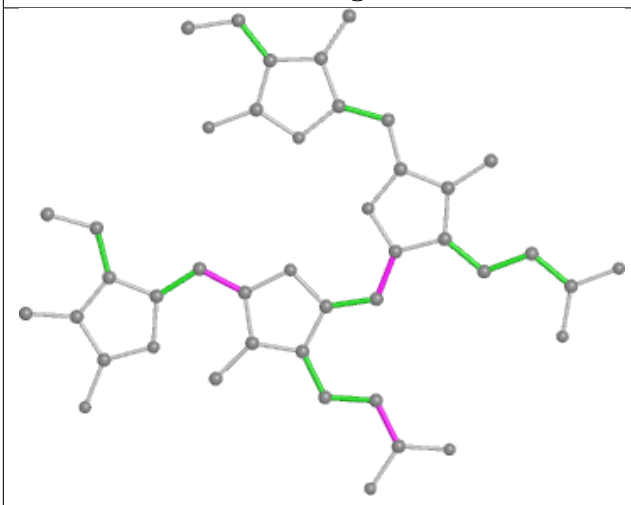

Torsions

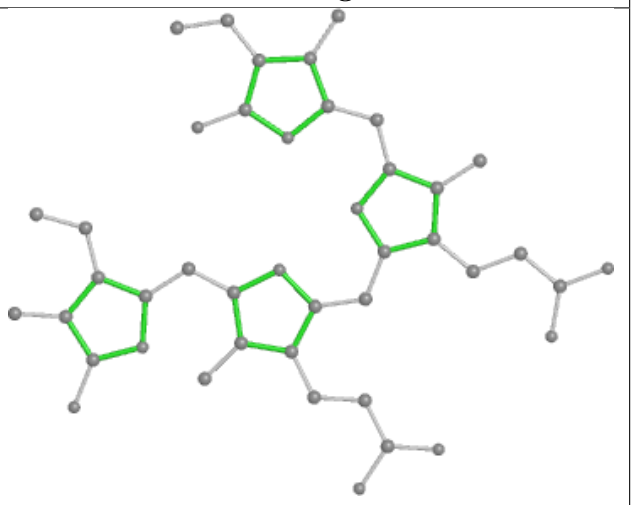

Rings

Ligand PEB xF 303

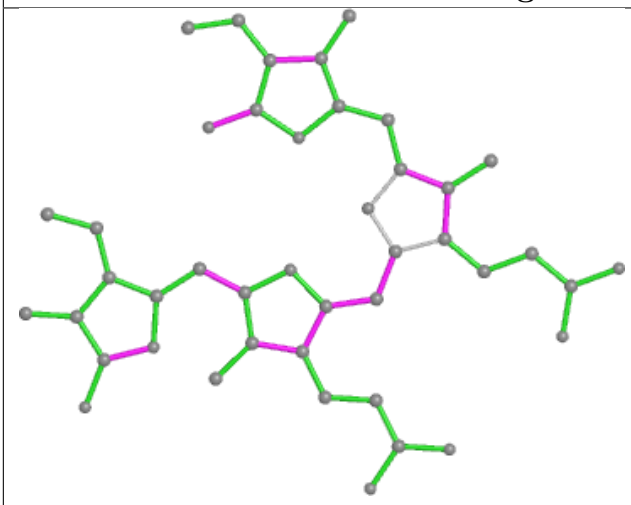

Bond lengths

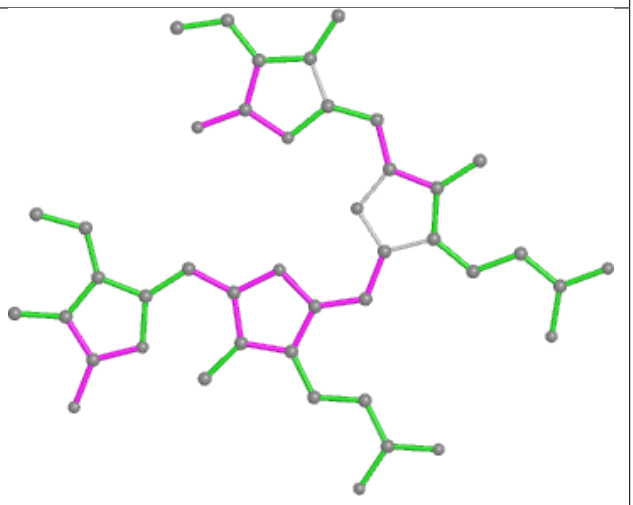

Bond angles

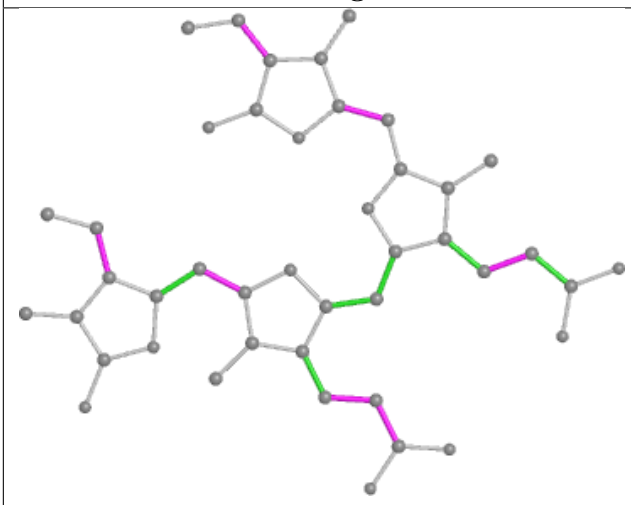

Torsions

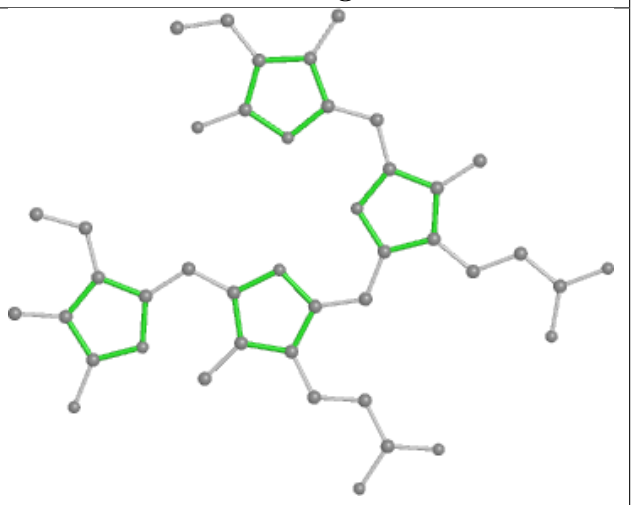

Rings

Ligand CLA AN 819

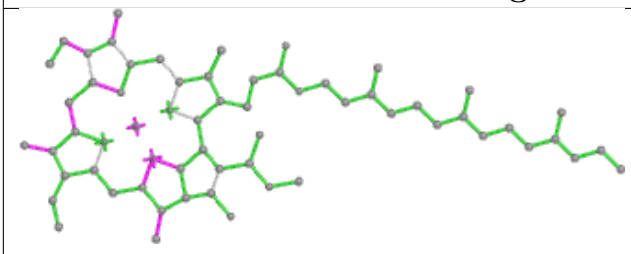

Bond lengths

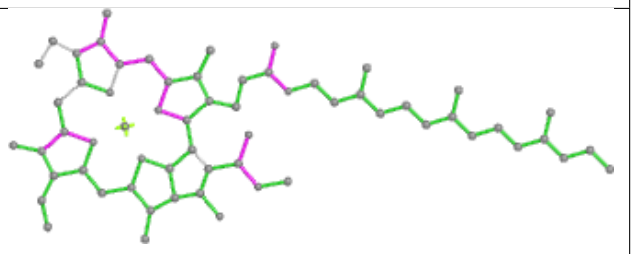

Bond angles

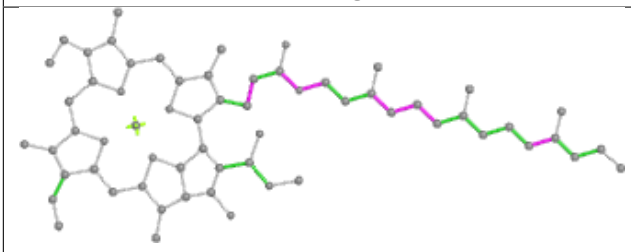

Torsions

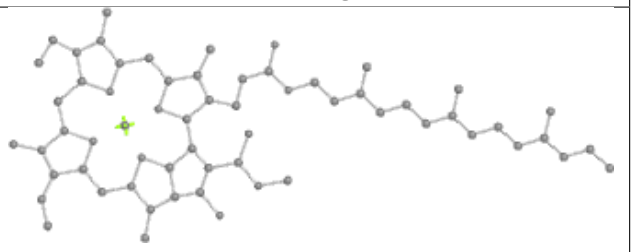

Rings

Ligand DGD AL 414

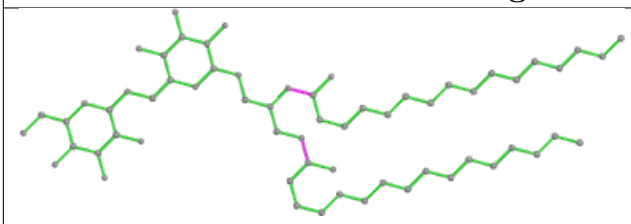

Bond lengths

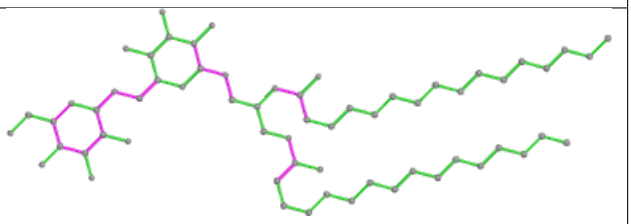

Bond angles

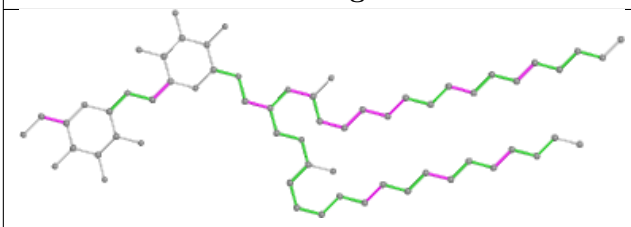

Torsions

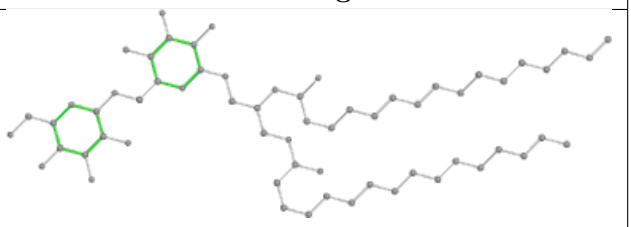

Rings

Ligand CLA A2 823

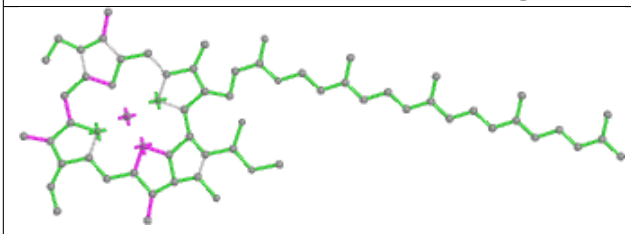

Bond lengths

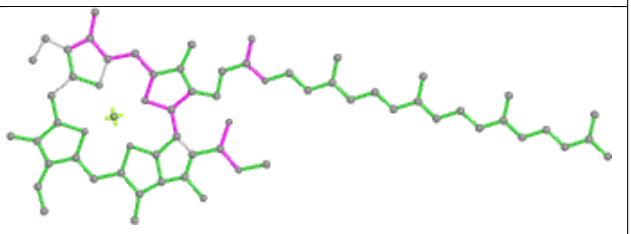

Bond angles

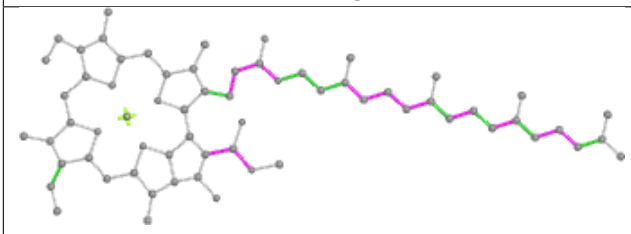

Torsions

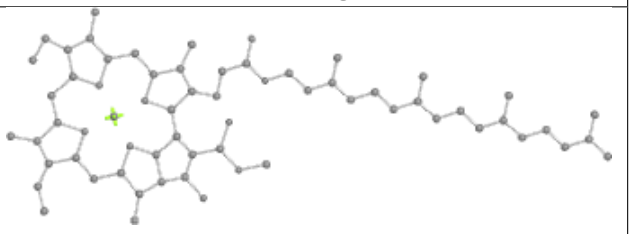

Rings

Ligand CLA 1N 601

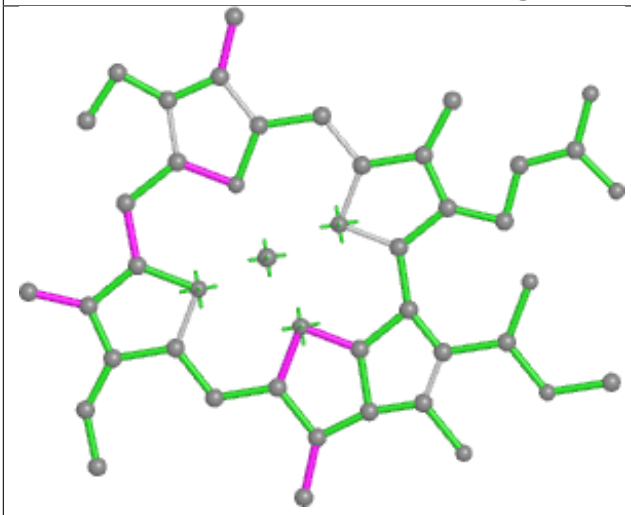

Bond lengths

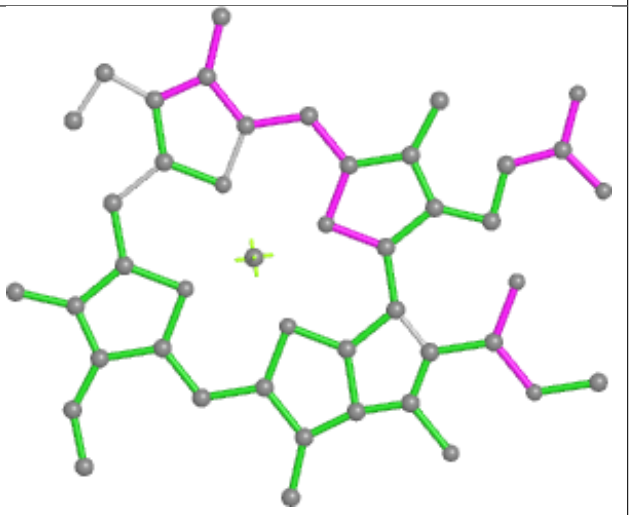

Bond angles

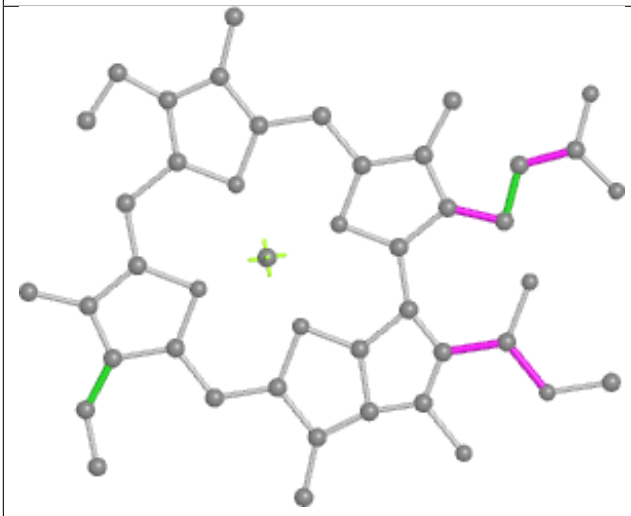

Torsions

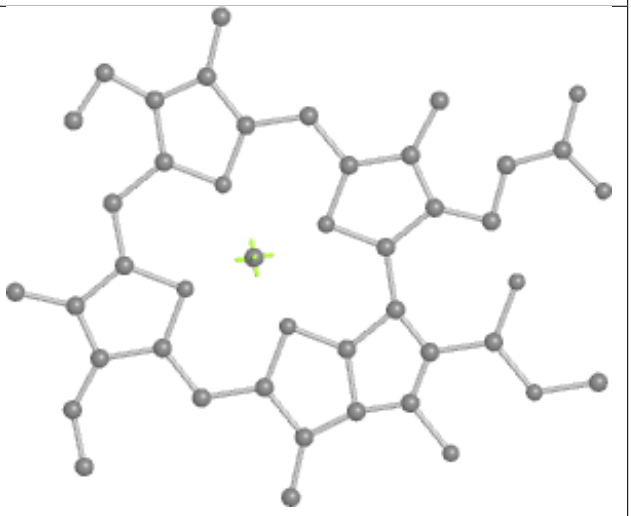

Rings

Ligand PUB AH 303

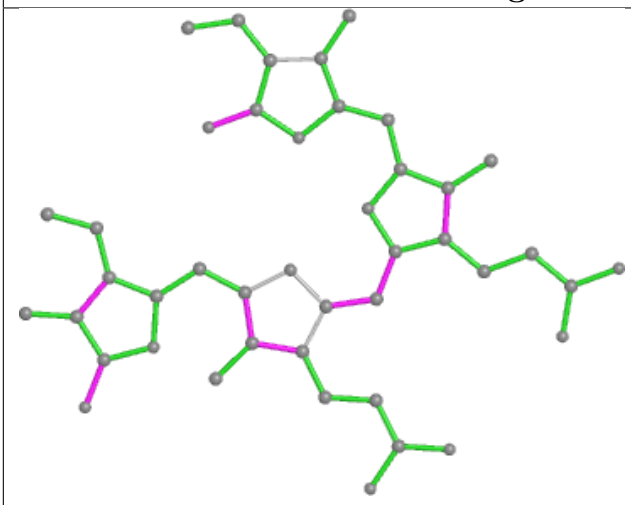

Bond lengths

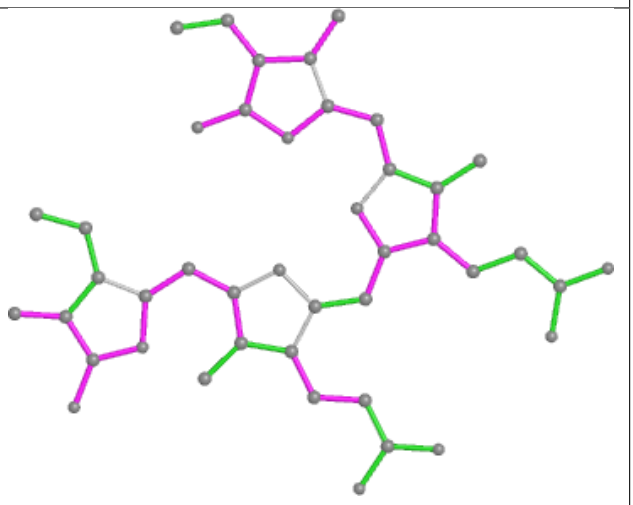

Bond angles

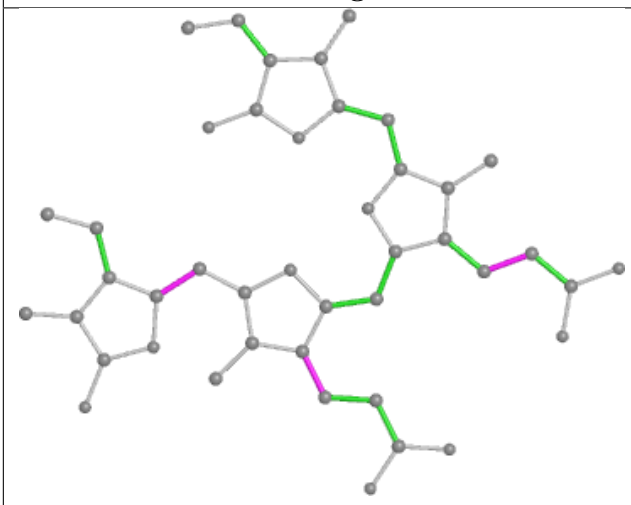

Torsions

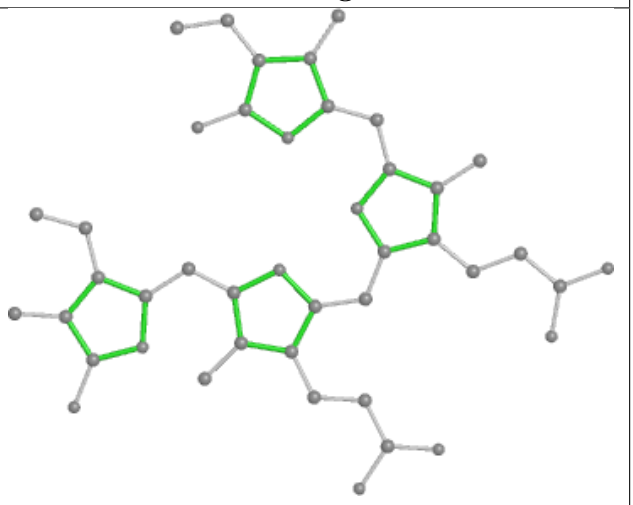

Rings

Ligand PEB gM 202

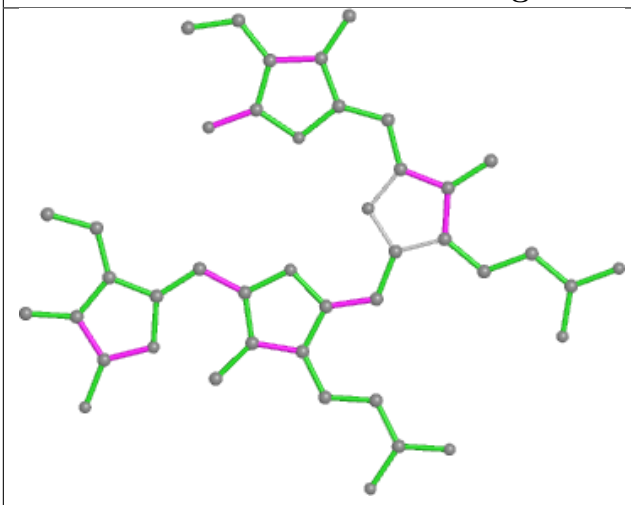

Bond lengths

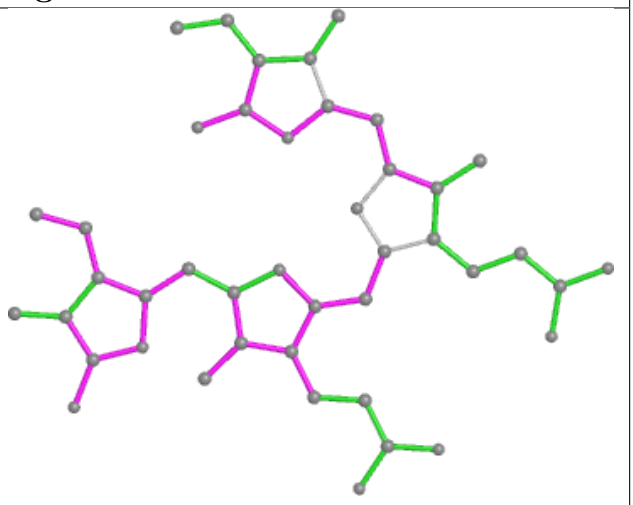

Bond angles

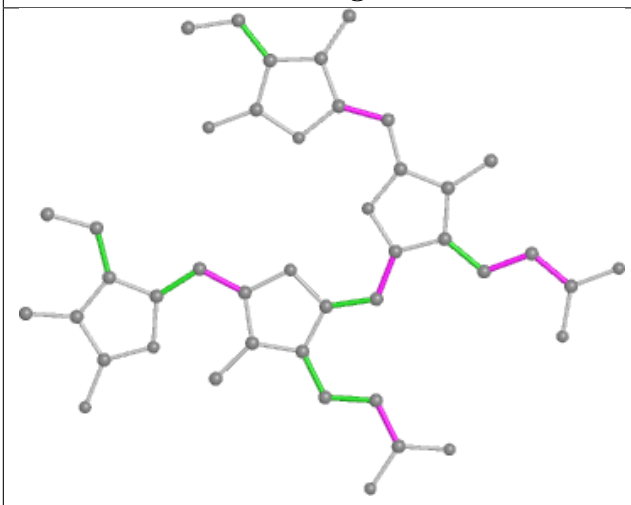

Torsions

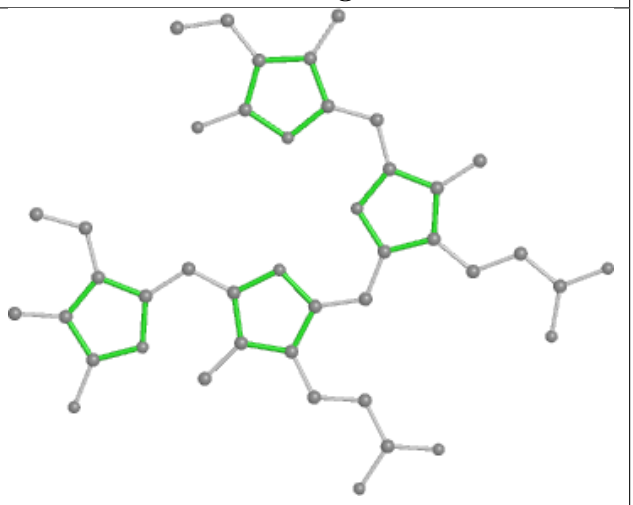

Rings

Ligand PEB MK 201

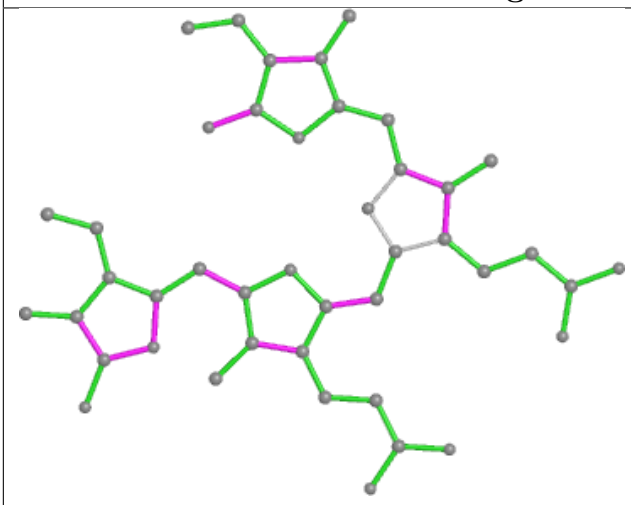

Bond lengths

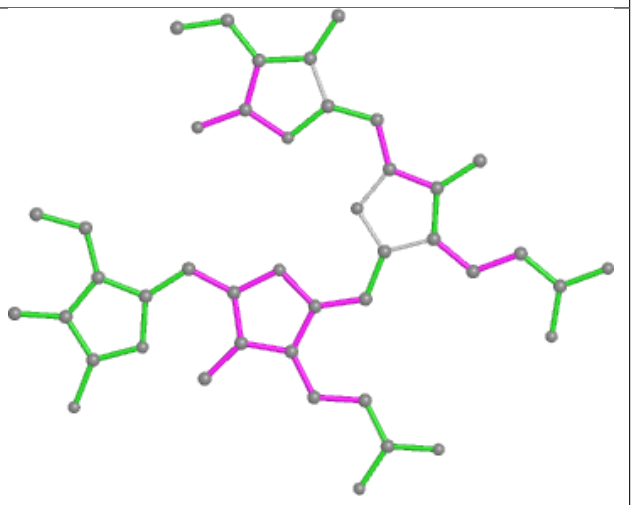

Bond angles

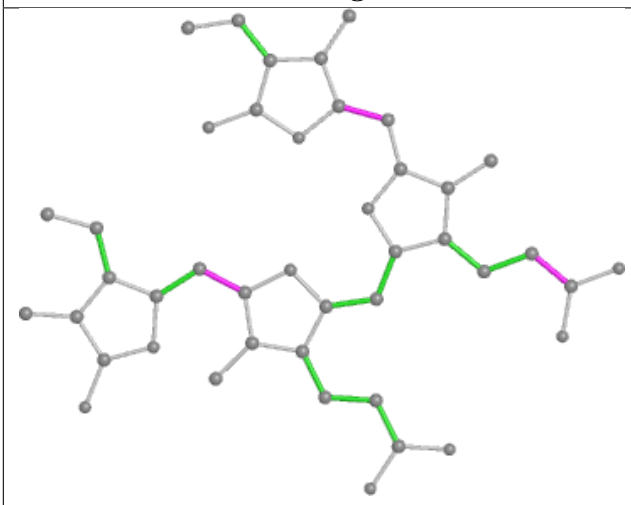

Torsions

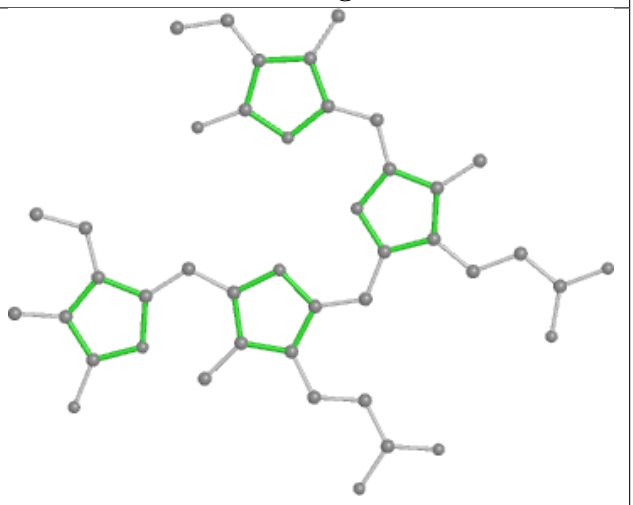

Rings

Ligand PEB dJ 201

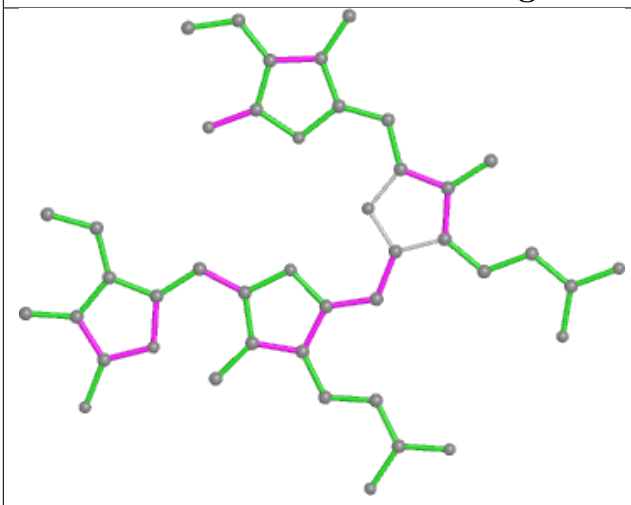

Bond lengths

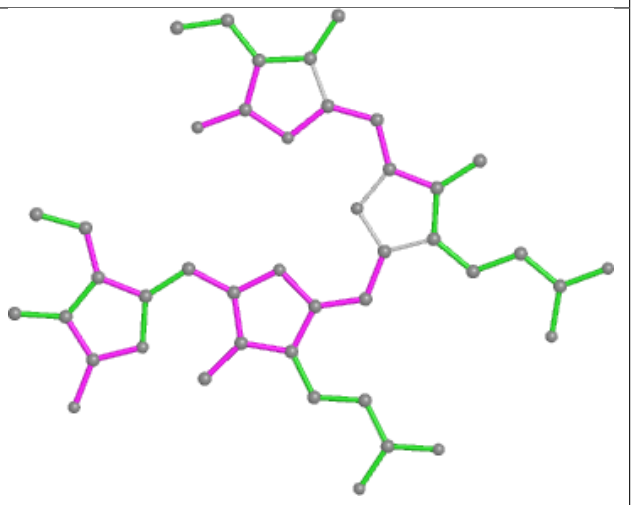

Bond angles

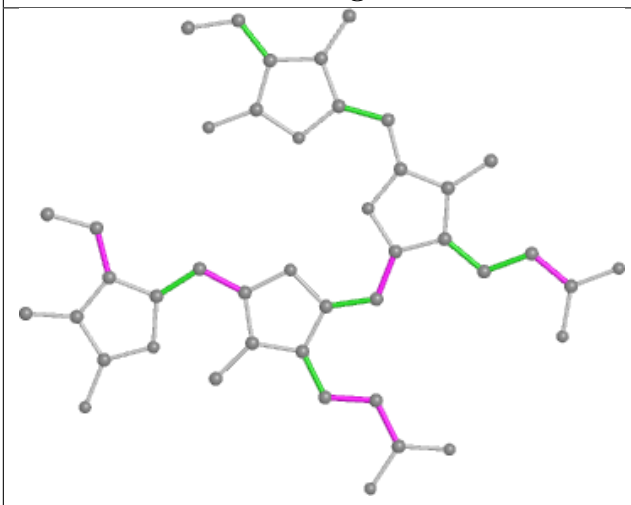

Torsions

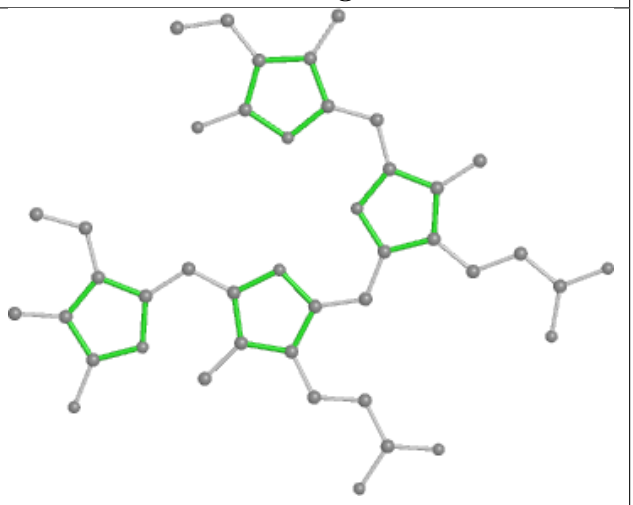

Rings

Ligand CLA 82 302

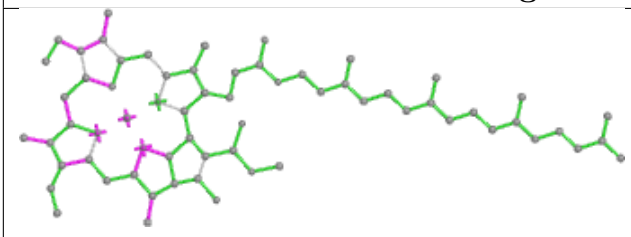

Bond lengths

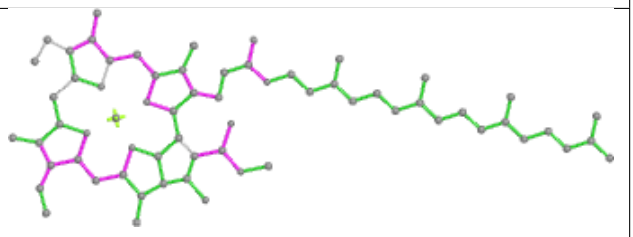

Bond angles

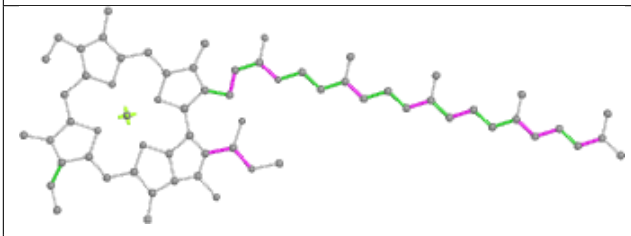

Torsions

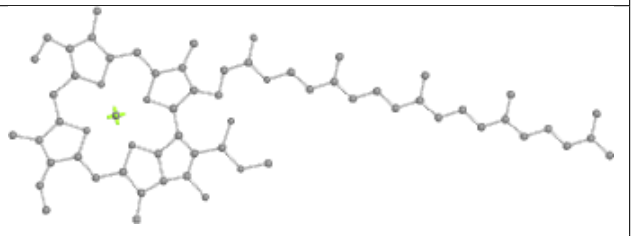

Rings

Ligand CLA 62 309

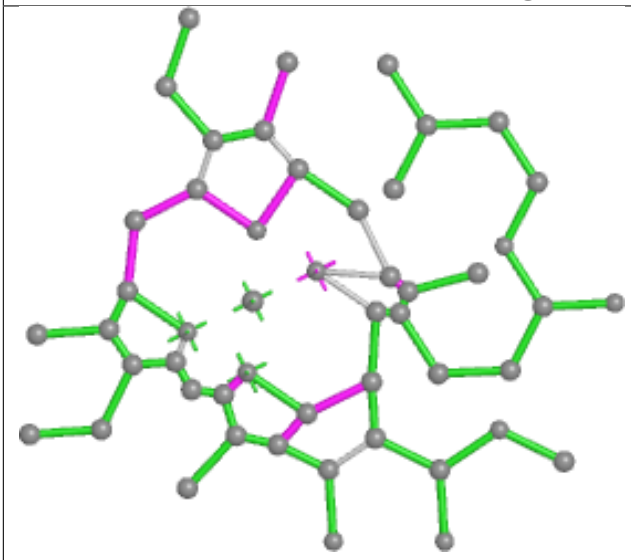

Bond lengths

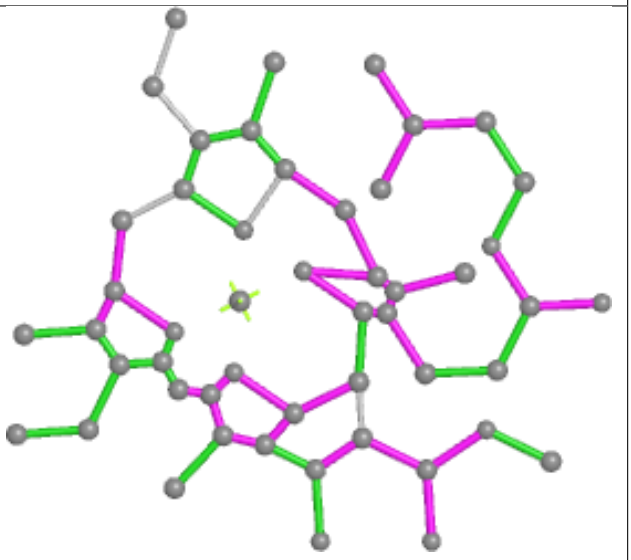

Bond angles

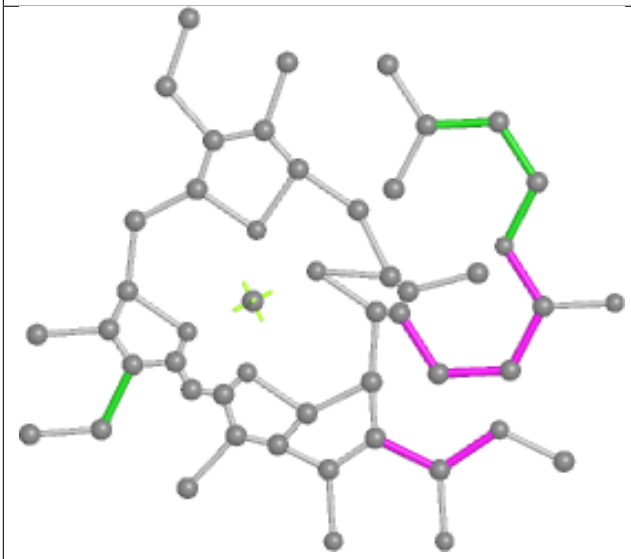

Torsions

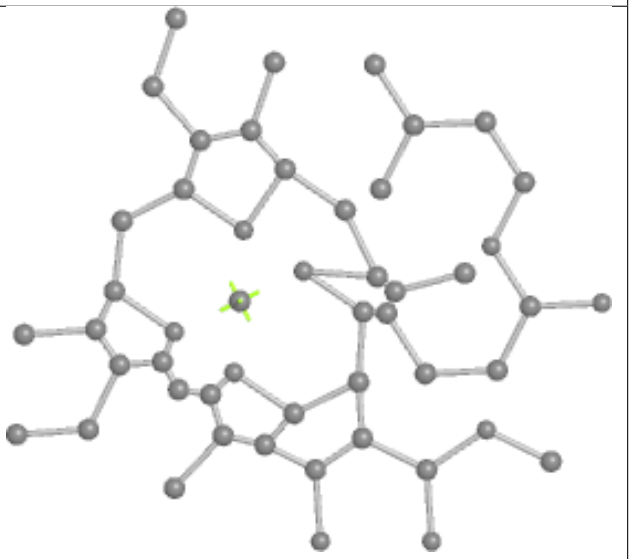

Rings

Ligand PEB NJ 201

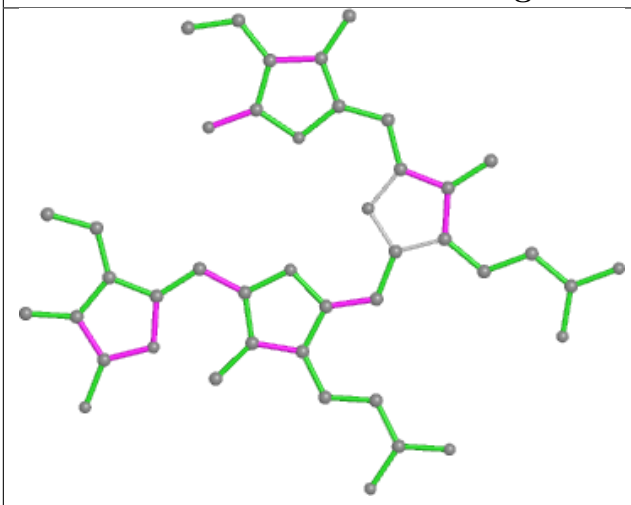

Bond lengths

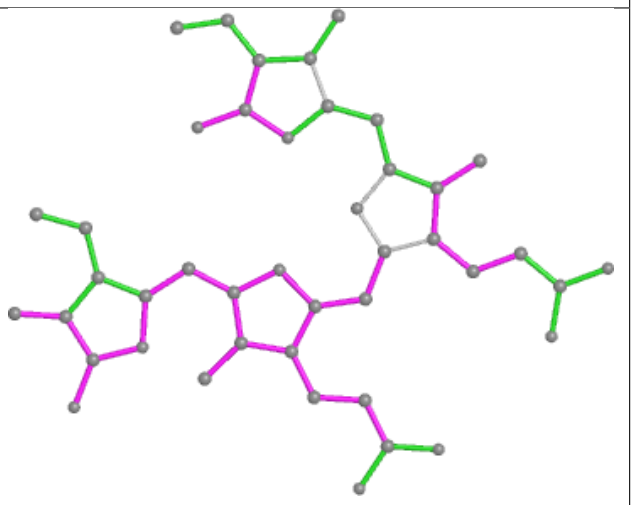

Bond angles

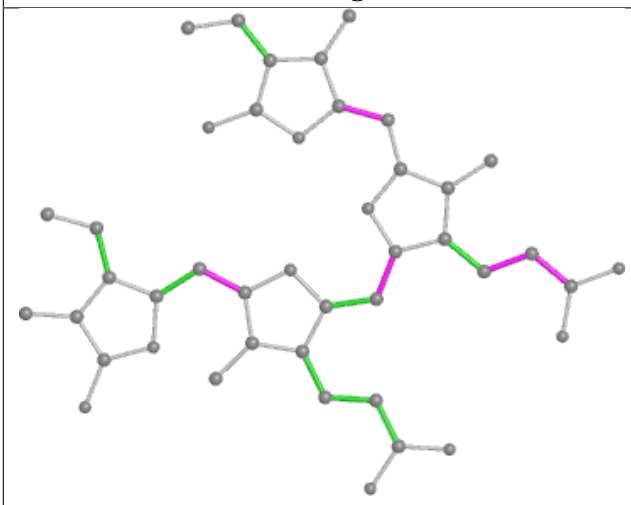

Torsions

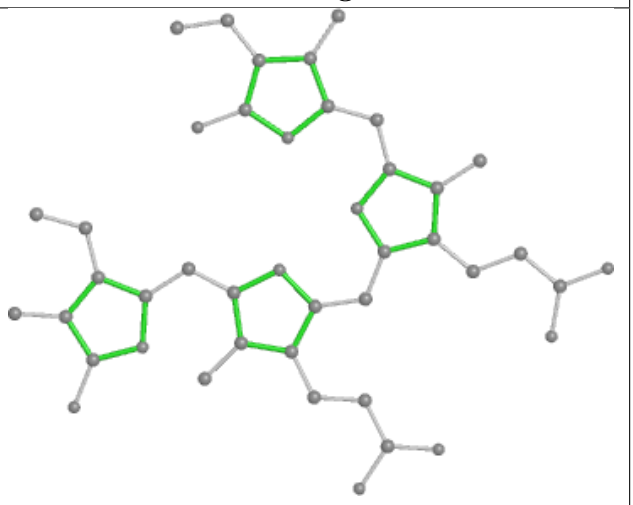

Rings

Ligand PEB q8 203

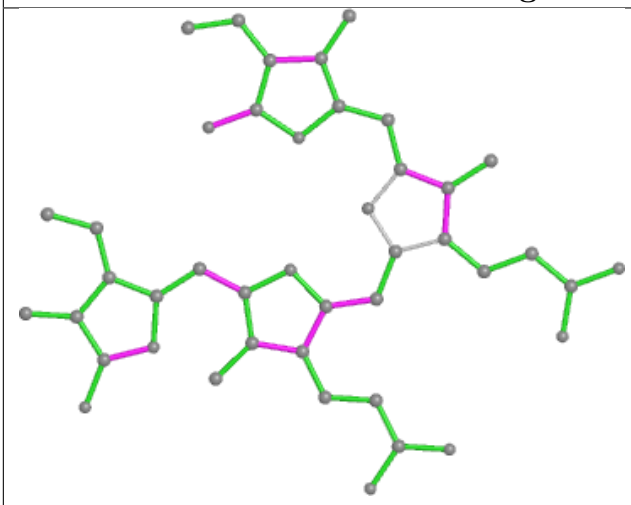

Bond lengths

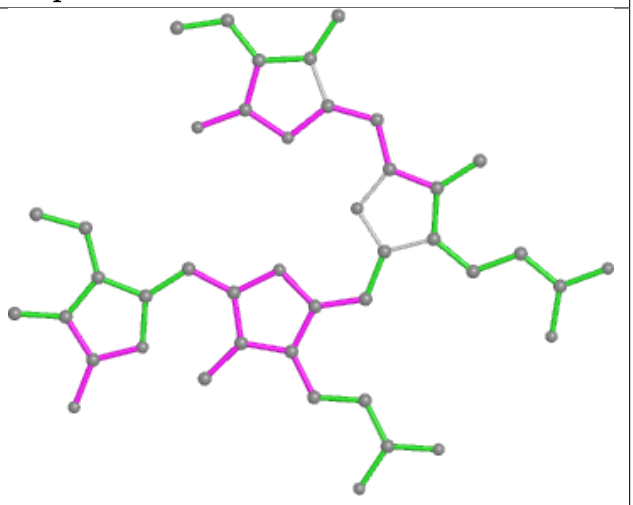

Bond angles

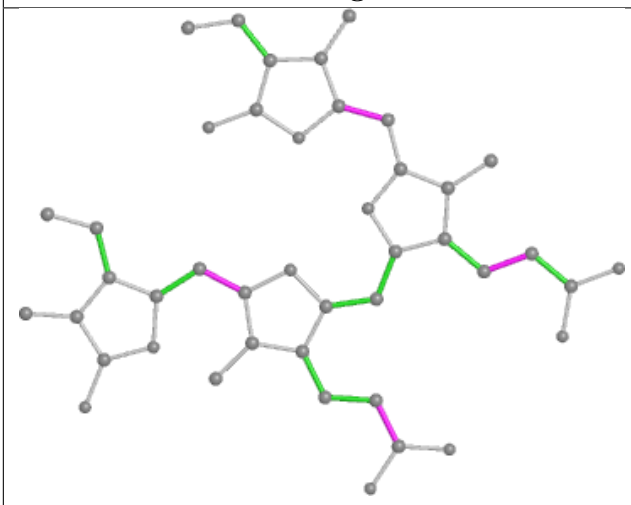

Torsions

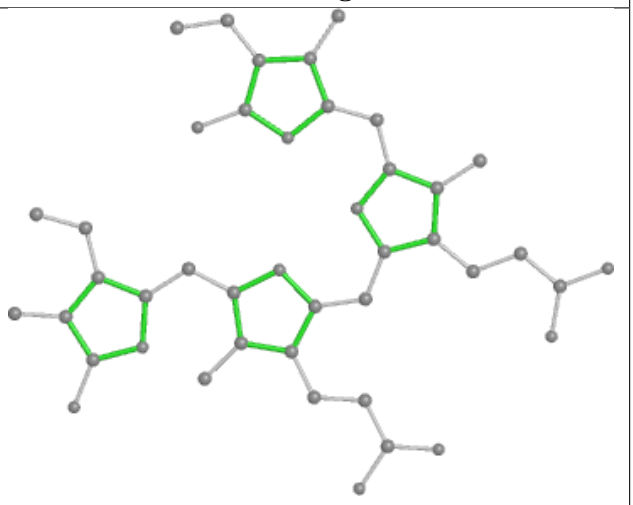

Rings

Ligand PEB v8 202

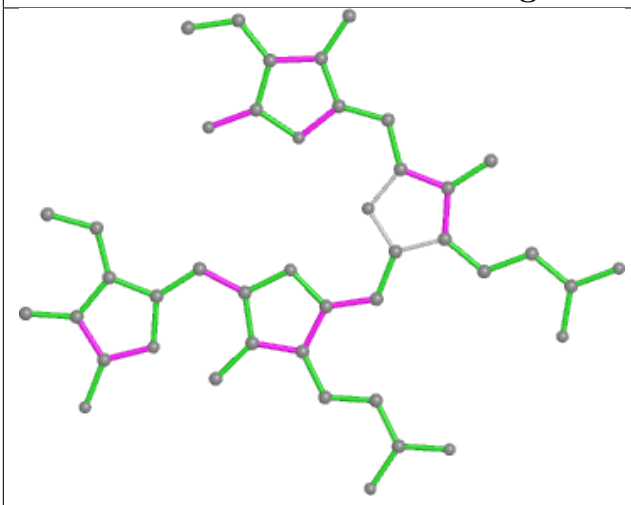

Bond lengths

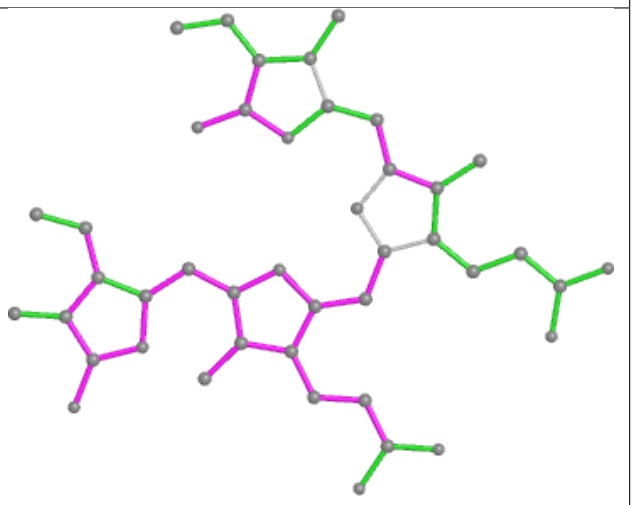

Bond angles

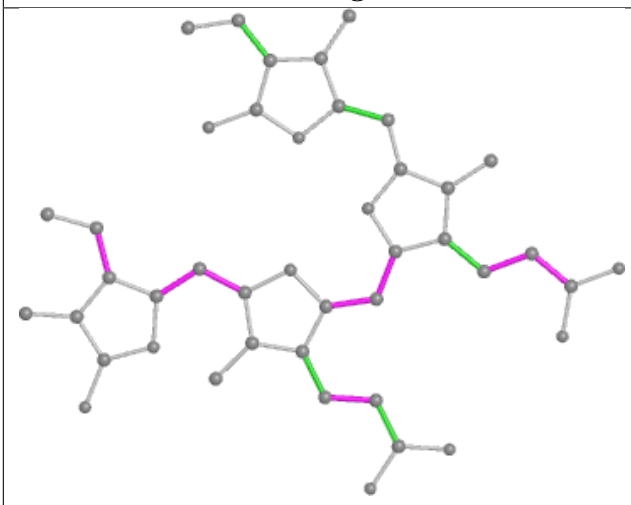

Torsions

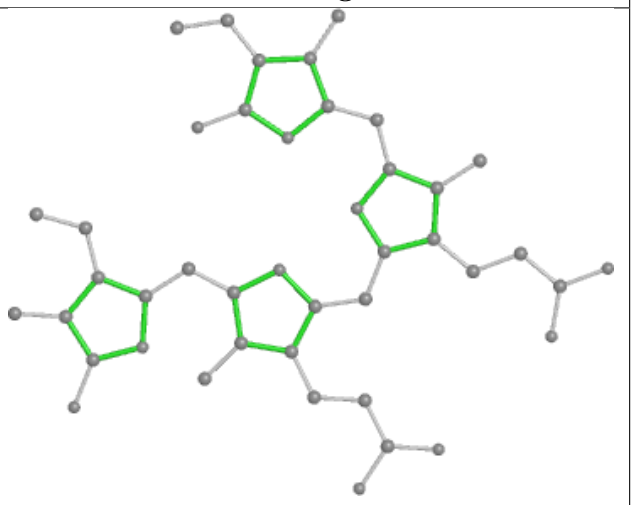

Rings

Ligand PEB N9 201

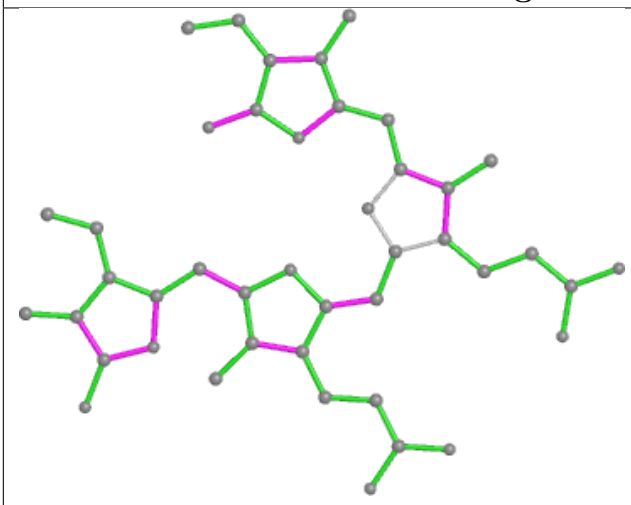

Bond lengths

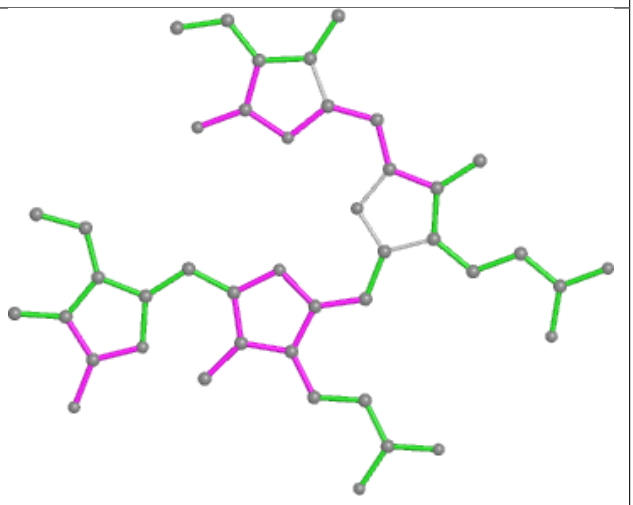

Bond angles

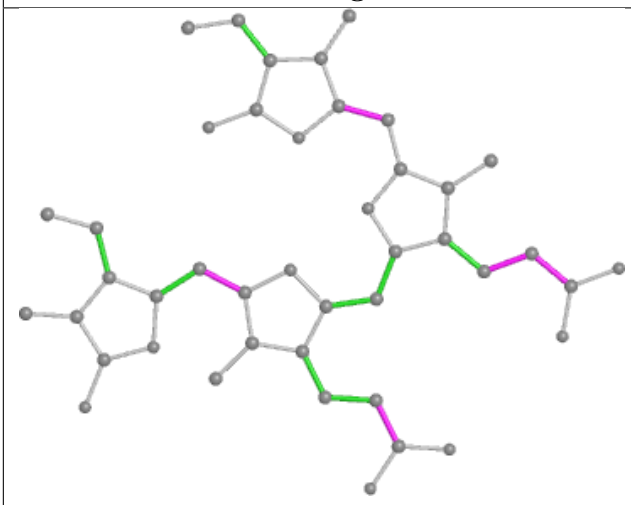

Torsions

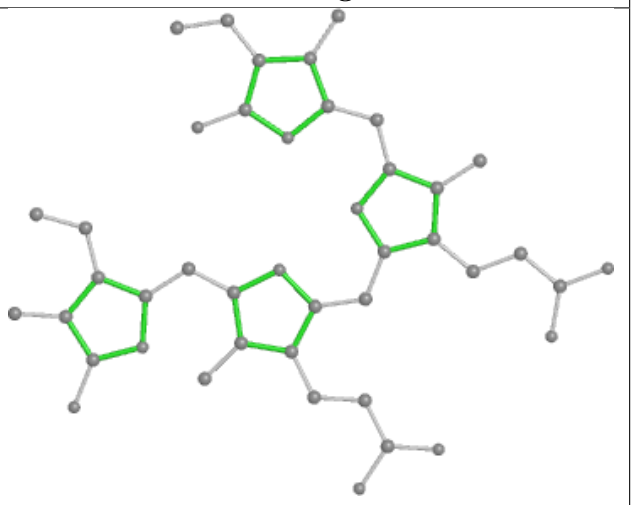

Rings

Ligand PEB W5 203

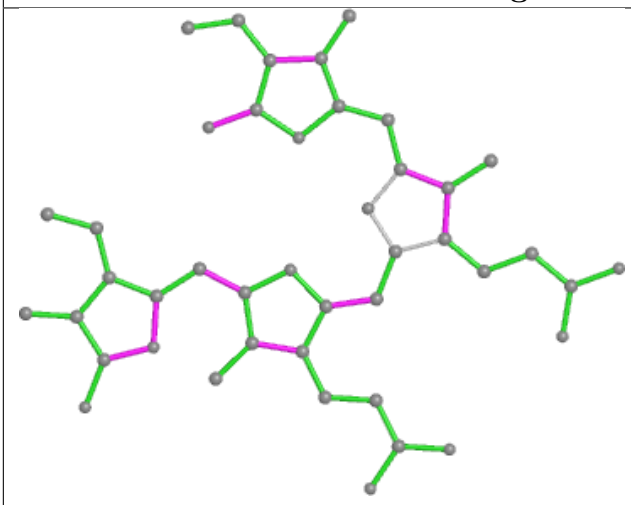

Bond lengths

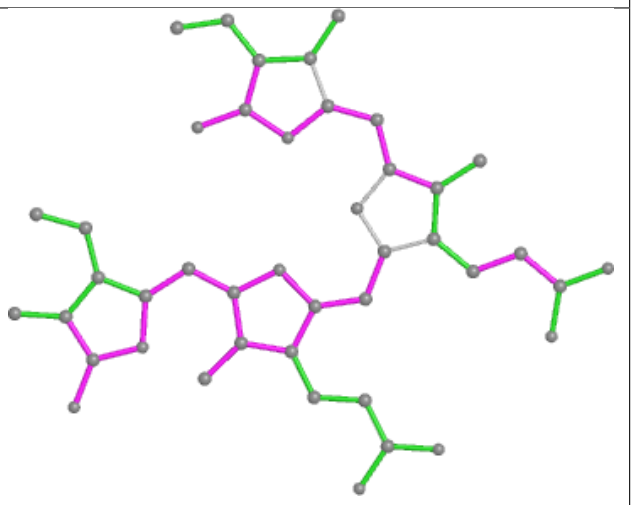

Bond angles

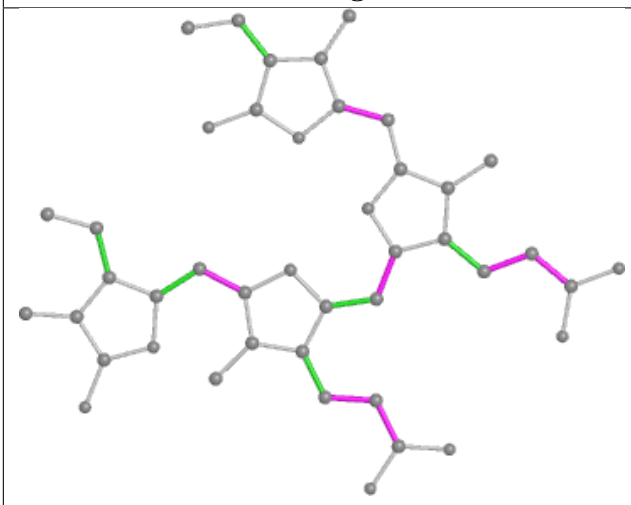

Torsions

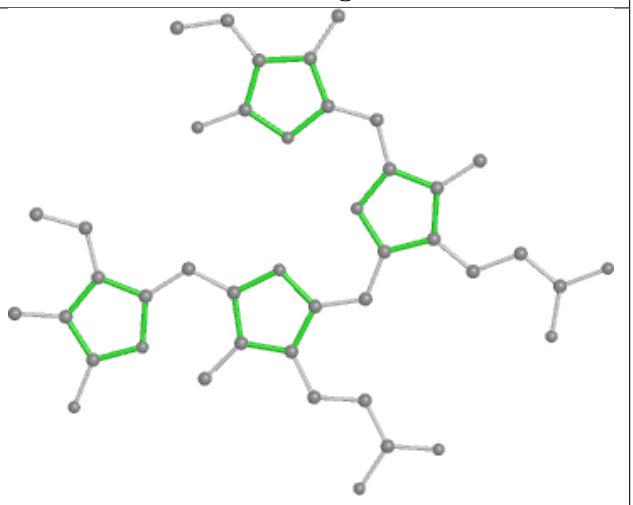

Rings

Ligand PEB HI 203

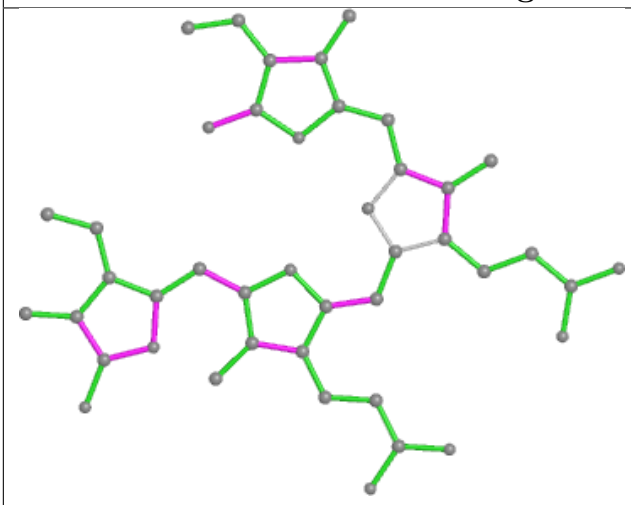

Bond lengths

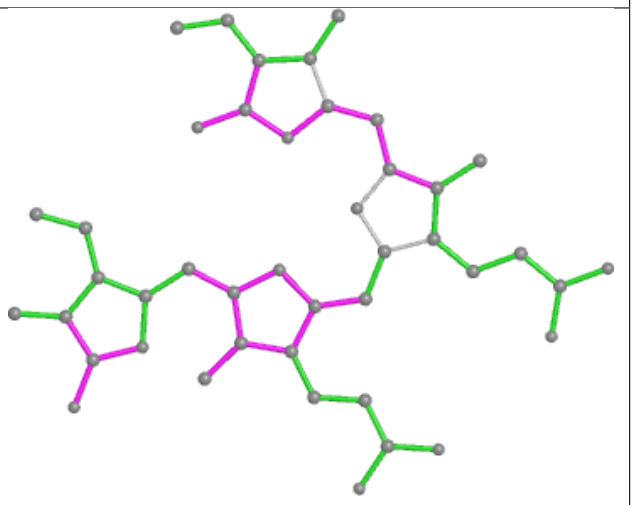

Bond angles

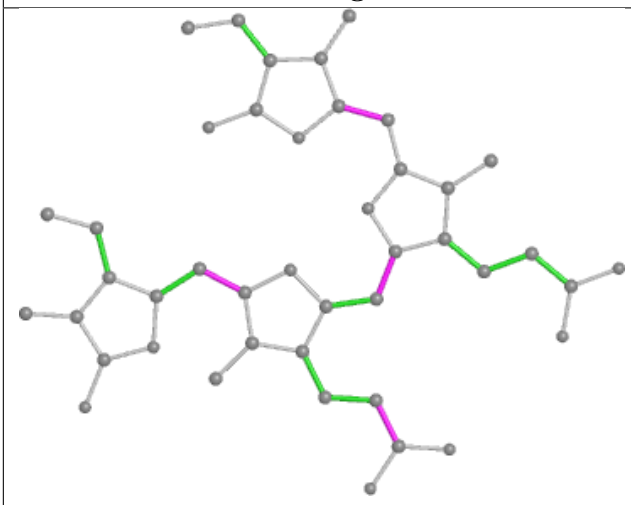

Torsions

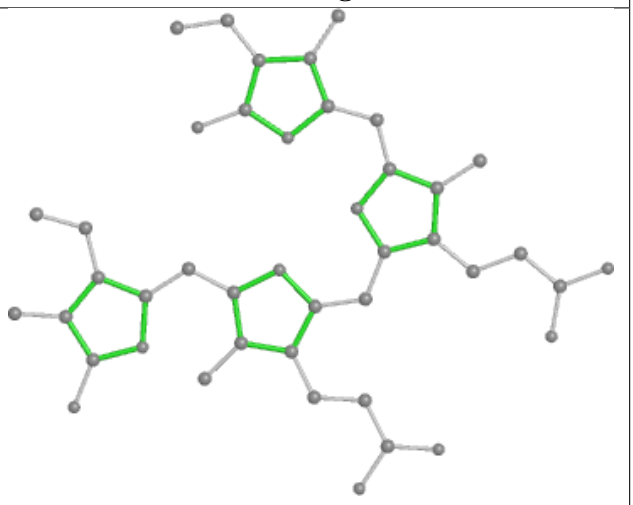

Rings

Ligand CLA BL 620

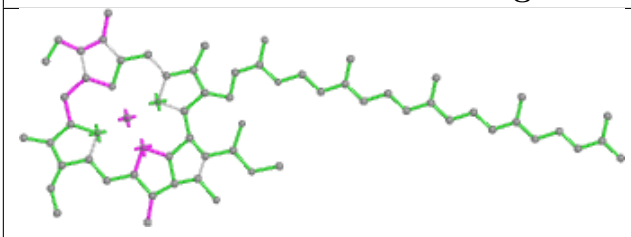

Bond lengths

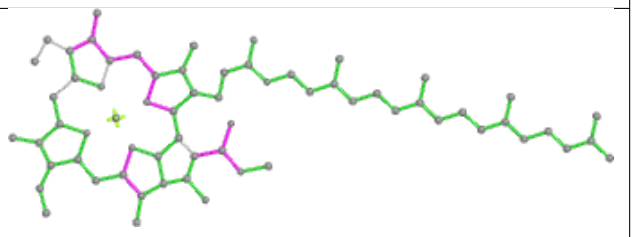

Bond angles

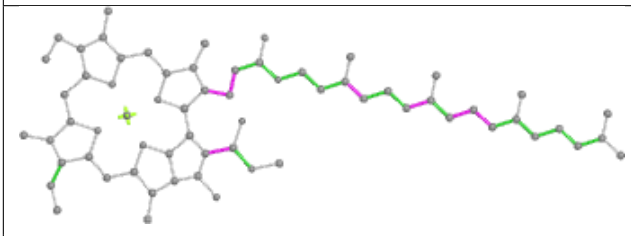

Torsions

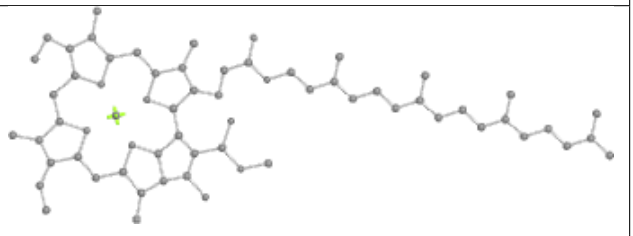

Rings

Ligand PEB NI 203

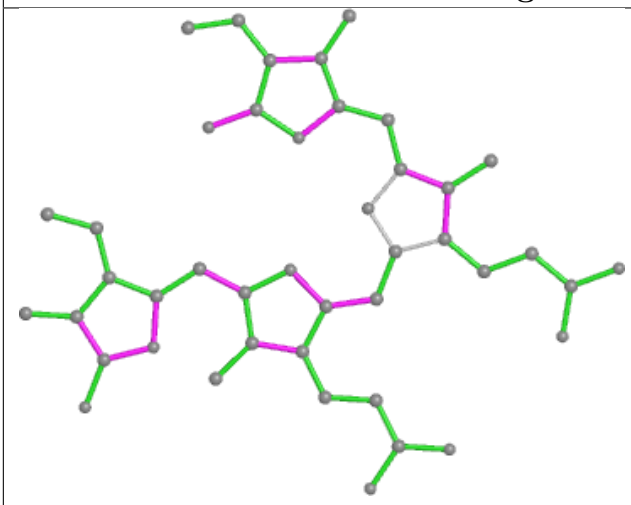

Bond lengths

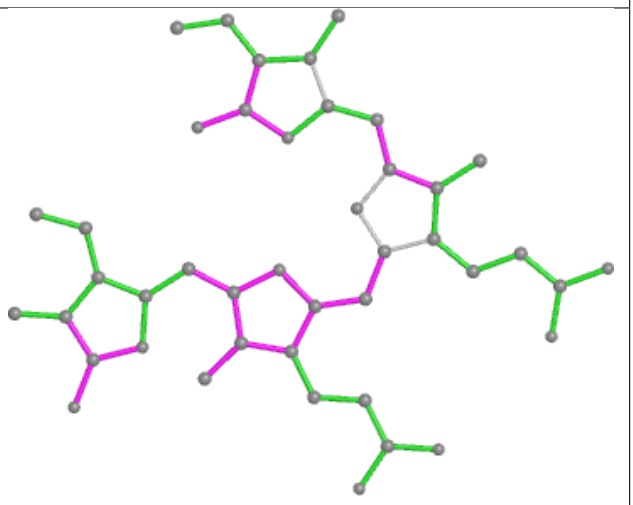

Bond angles

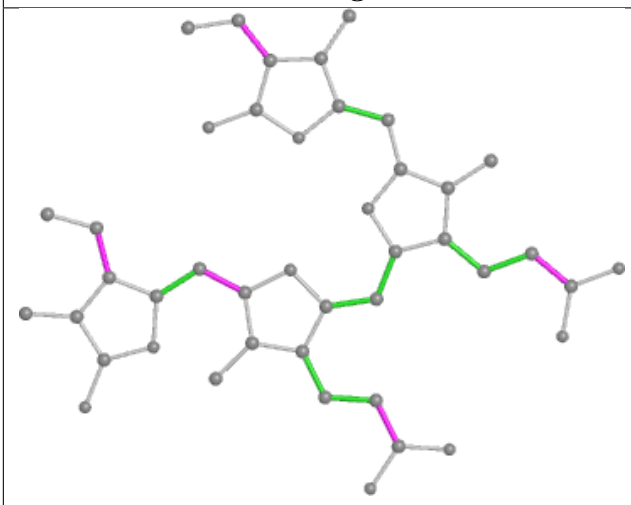

Torsions

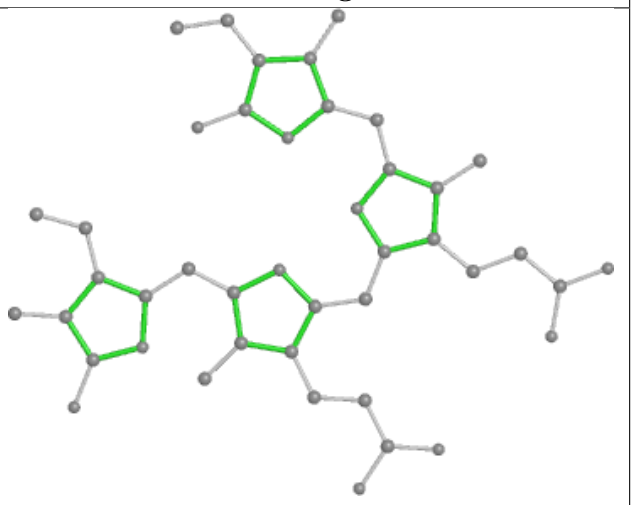

Rings

Ligand PEB zC 202

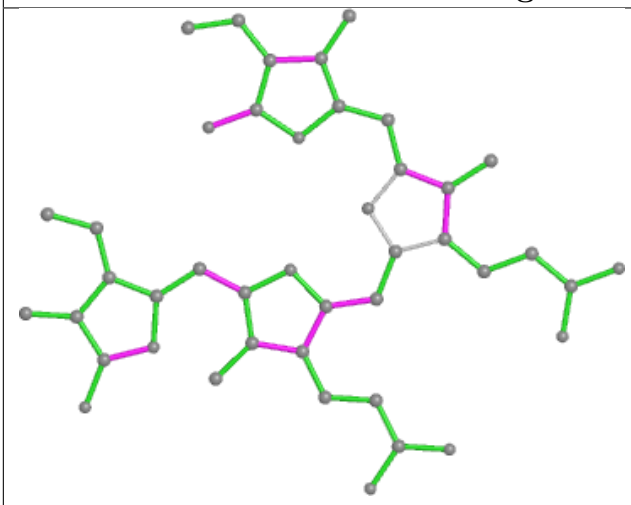

Bond lengths

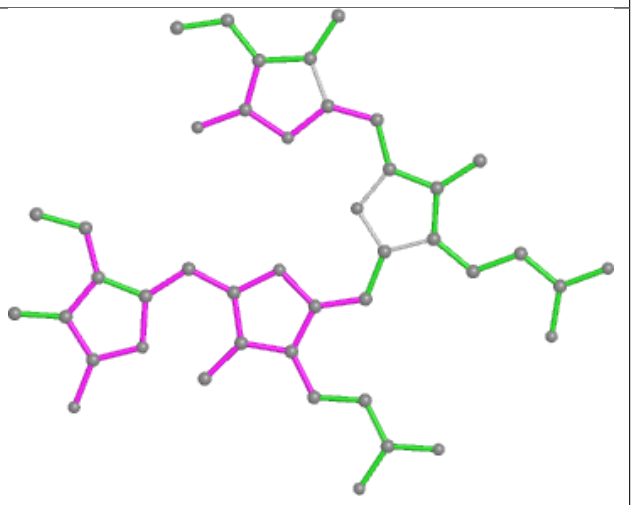

Bond angles

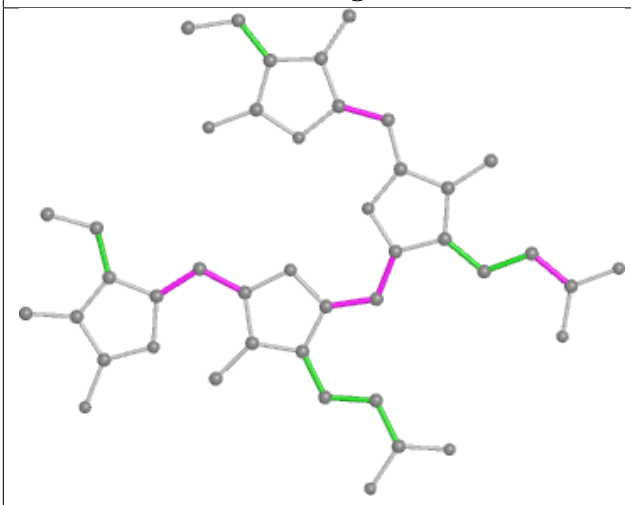

Torsions

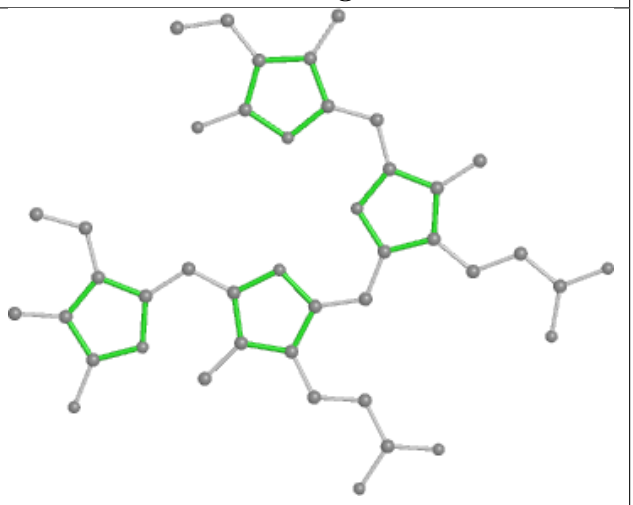

Rings

Ligand LHG iL 101

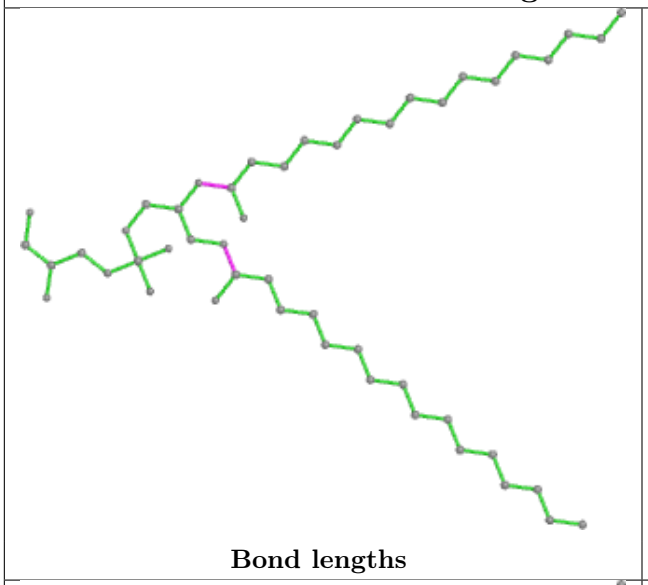

Bond lengths

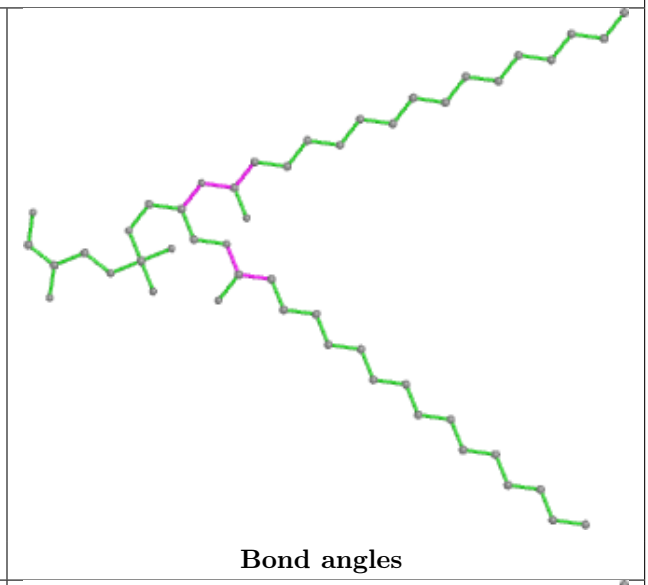

Bond angles

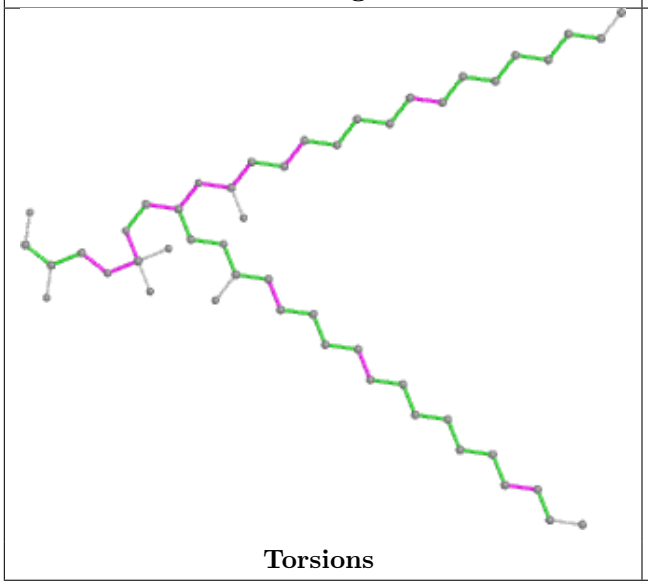

Torsions

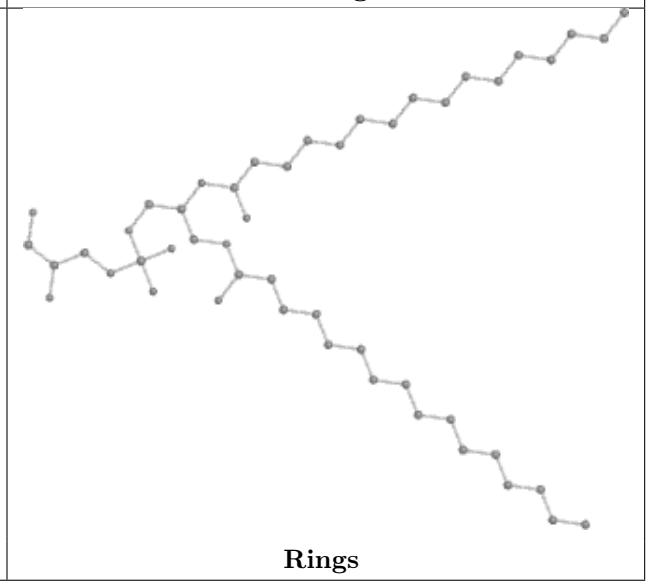

Rings

Ligand CLA A2 852

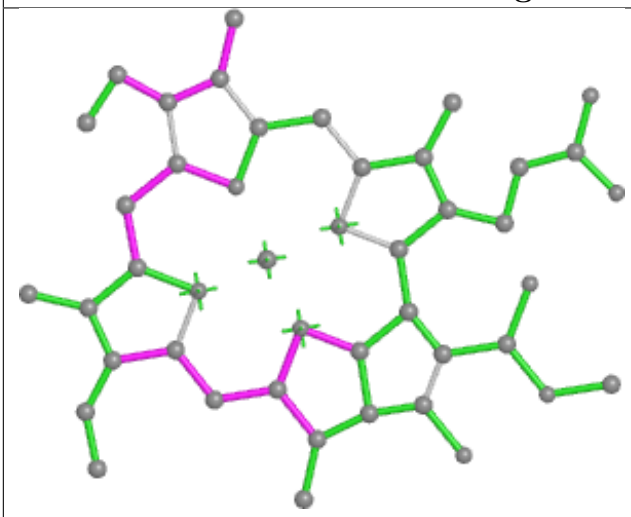

Bond lengths

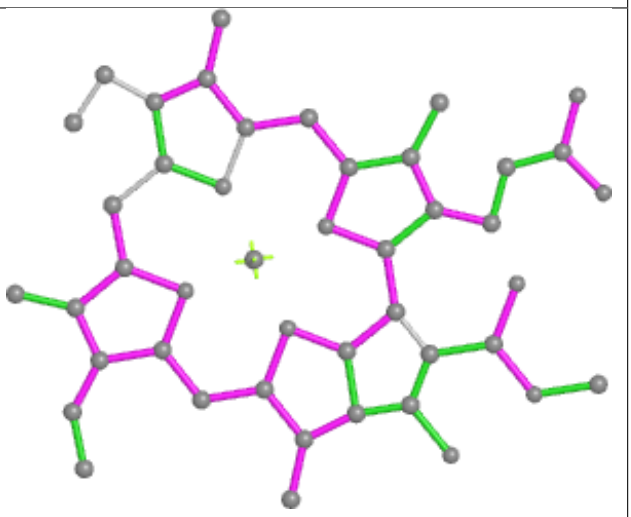

Bond angles

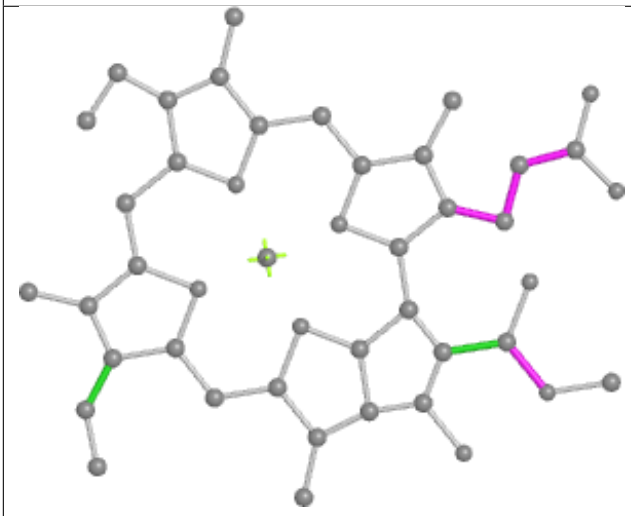

Torsions

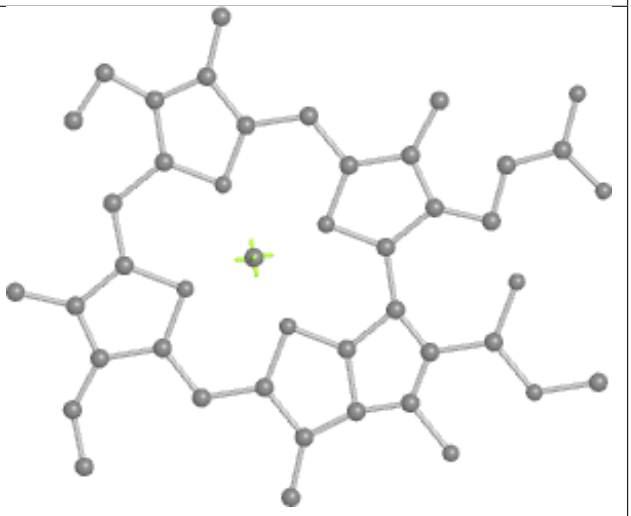

Rings

Ligand PEB uF 203

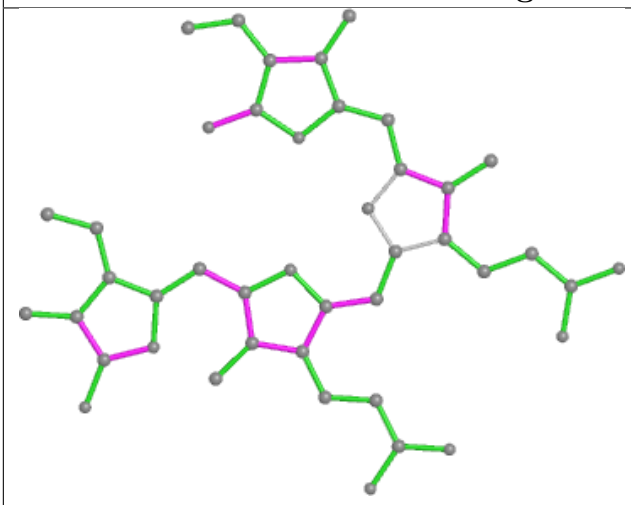

Bond lengths

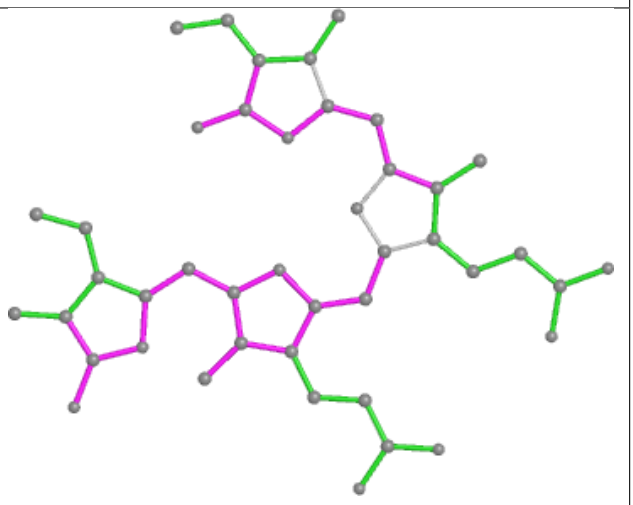

Bond angles

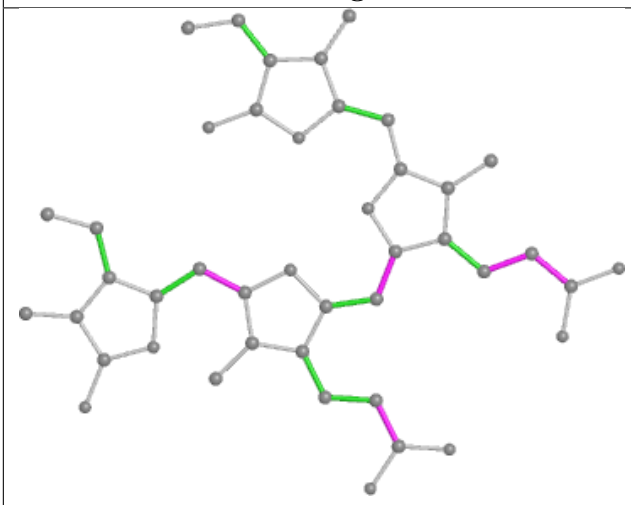

Torsions

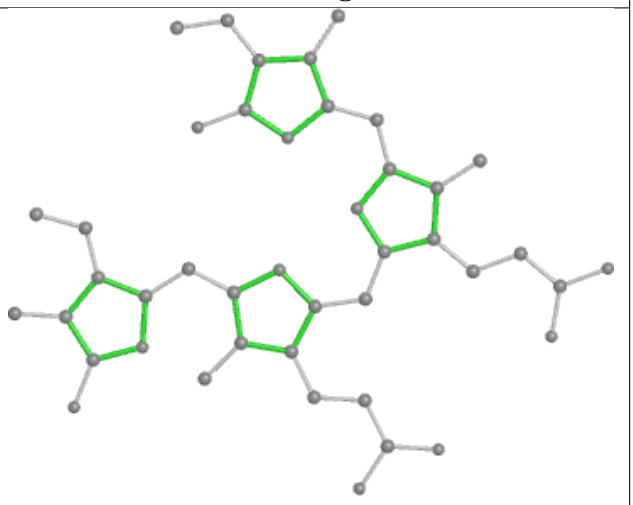

Rings

Ligand PEB PH 201

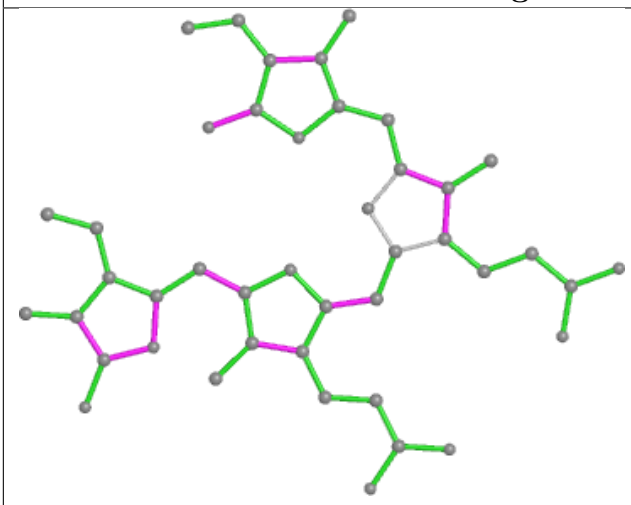

Bond lengths

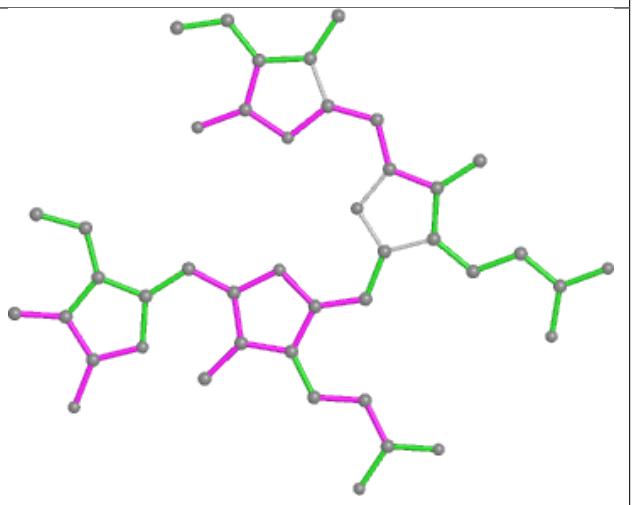

Bond angles

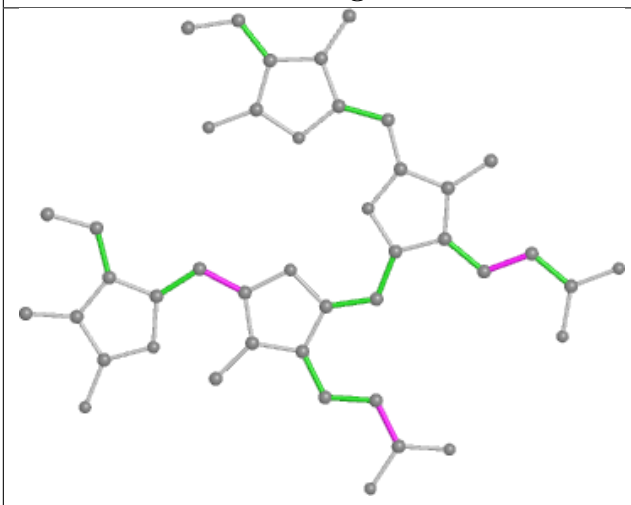

Torsions

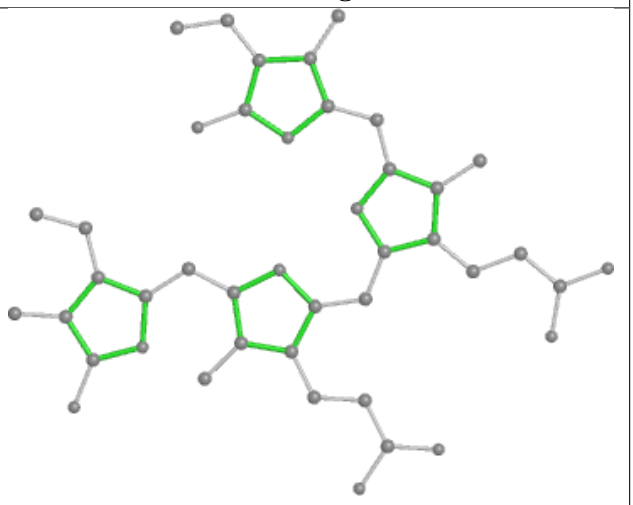

Rings

Ligand PEB VM 202

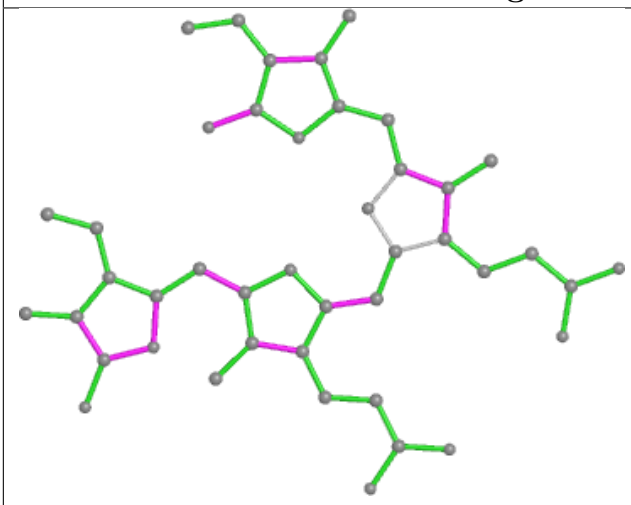

Bond lengths

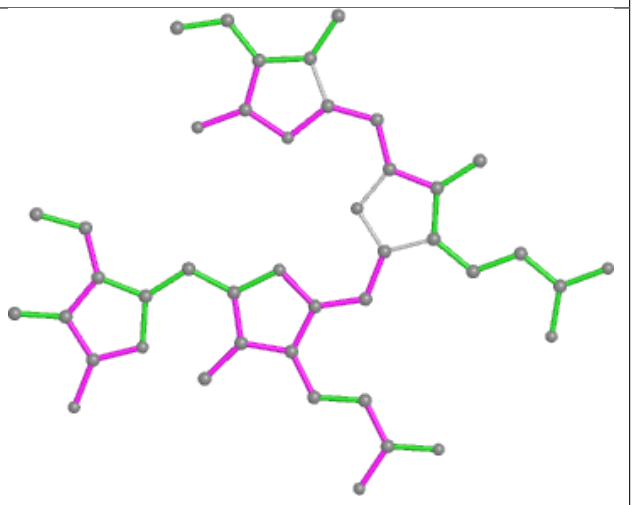

Bond angles

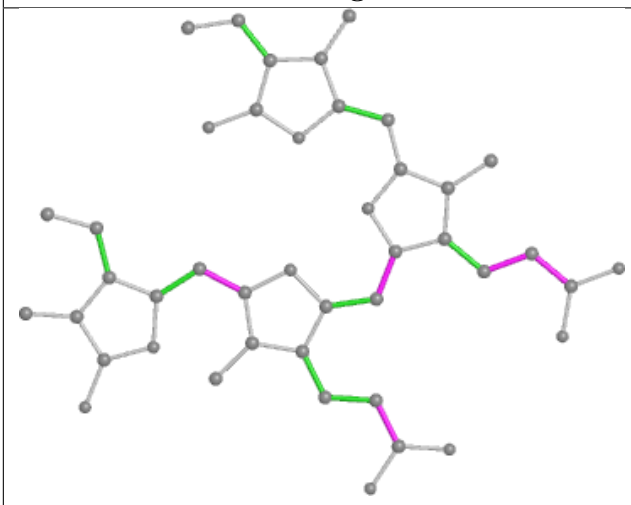

Torsions

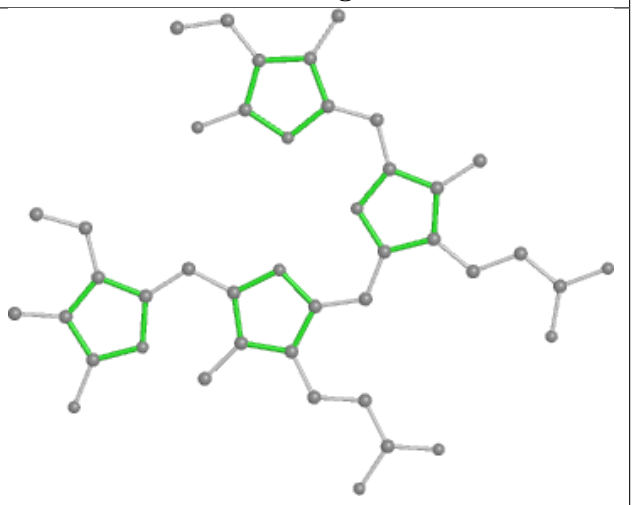

Rings

Ligand PEB g4 203

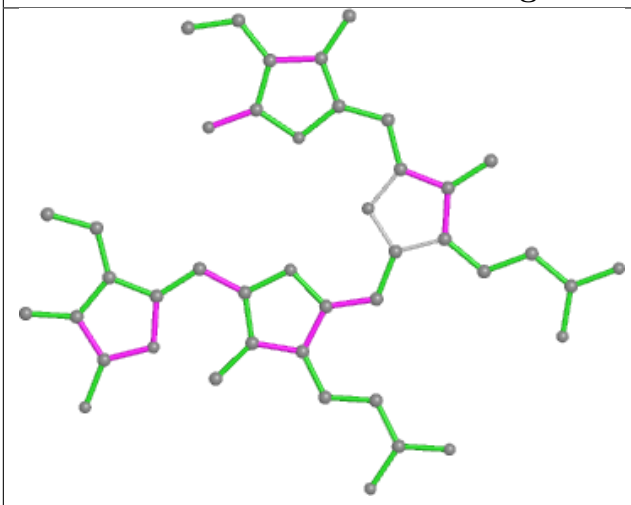

Bond lengths

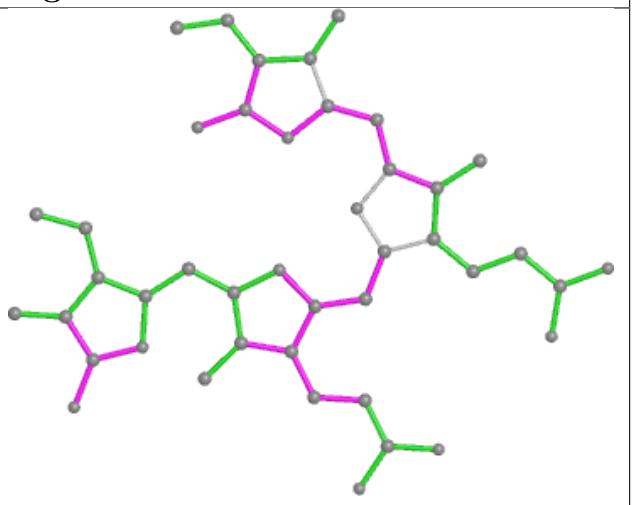

Bond angles

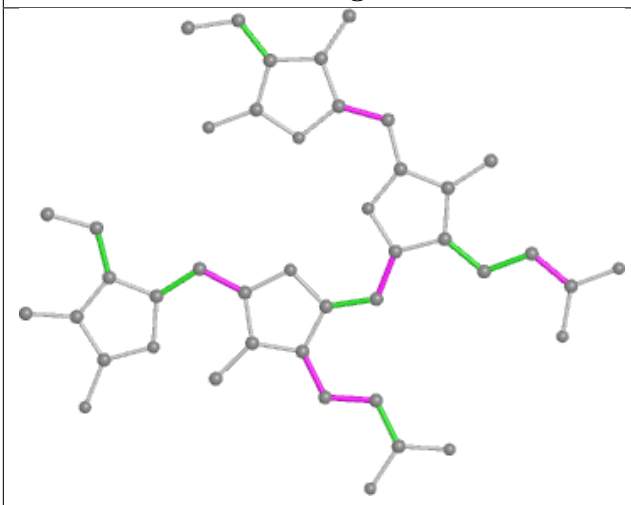

Torsions

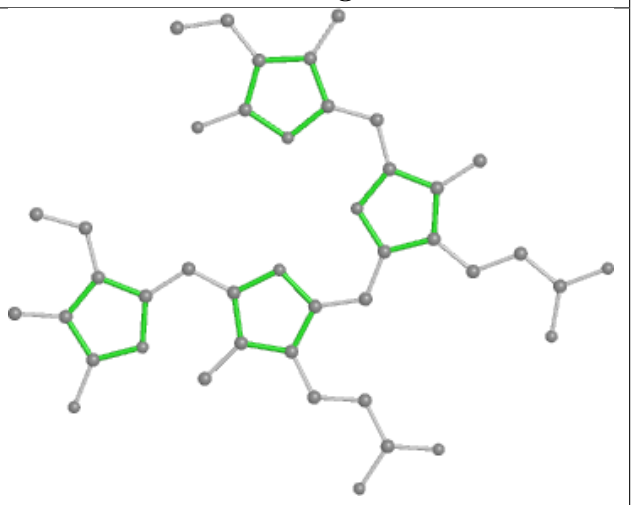

Rings

Ligand PEB FM 202

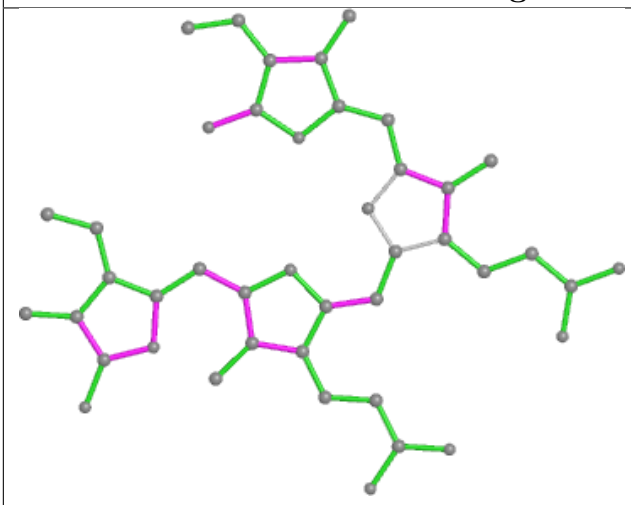

Bond lengths

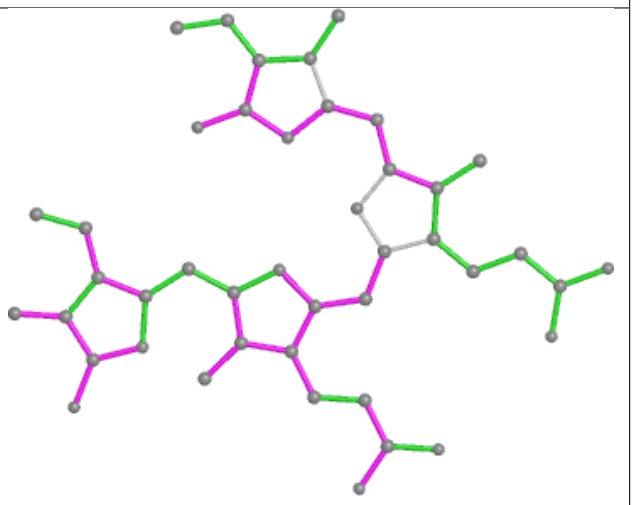

Bond angles

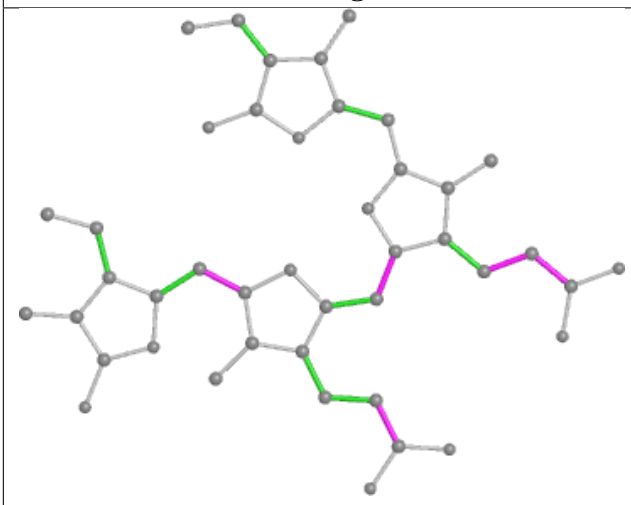

Torsions

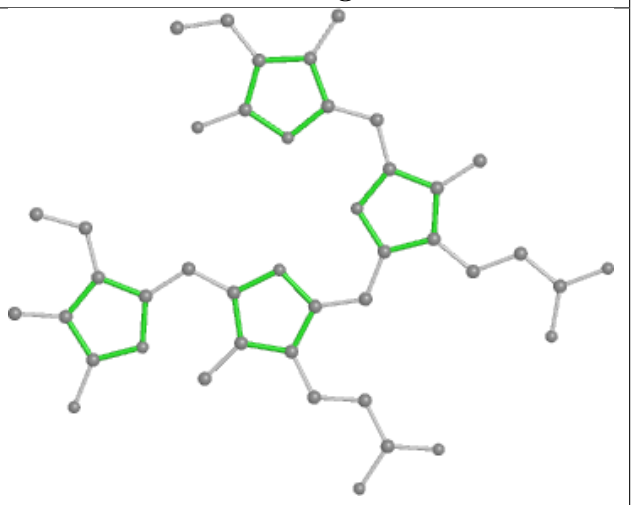

Rings

Ligand PEB IF 201

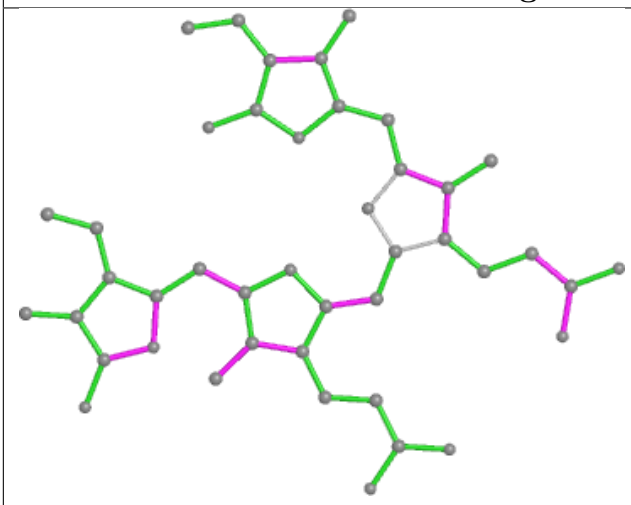

Bond lengths

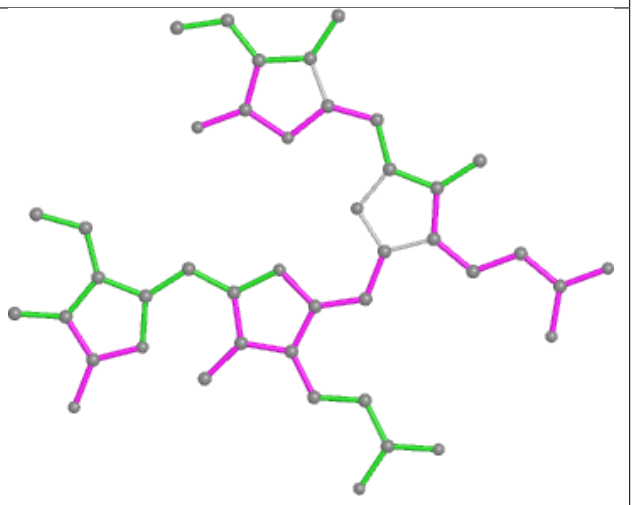

Bond angles

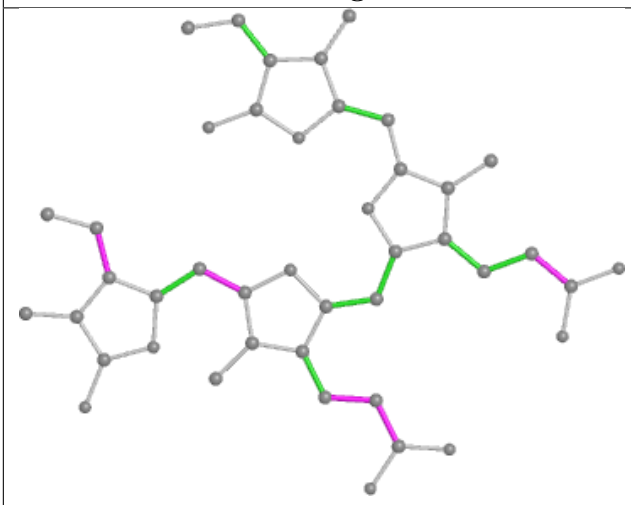

Torsions

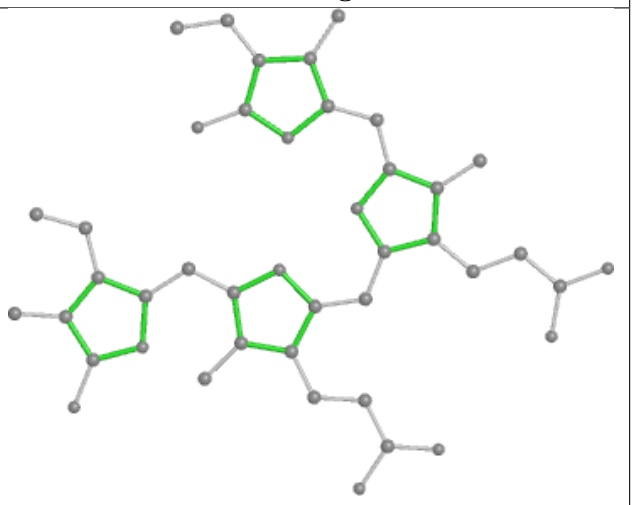

Rings

Ligand PEB kH 202

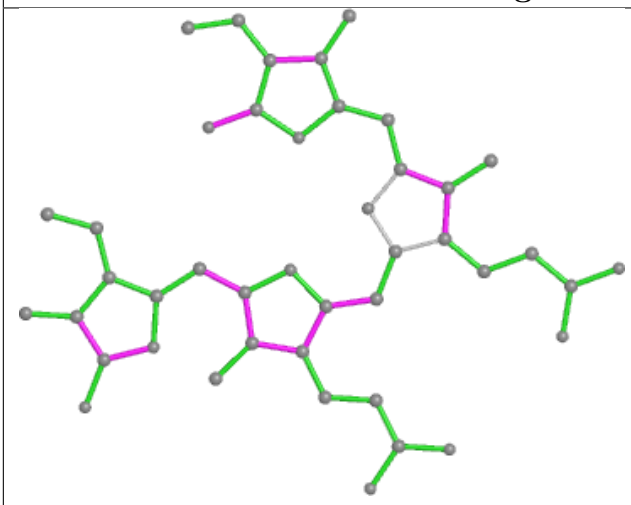

Bond lengths

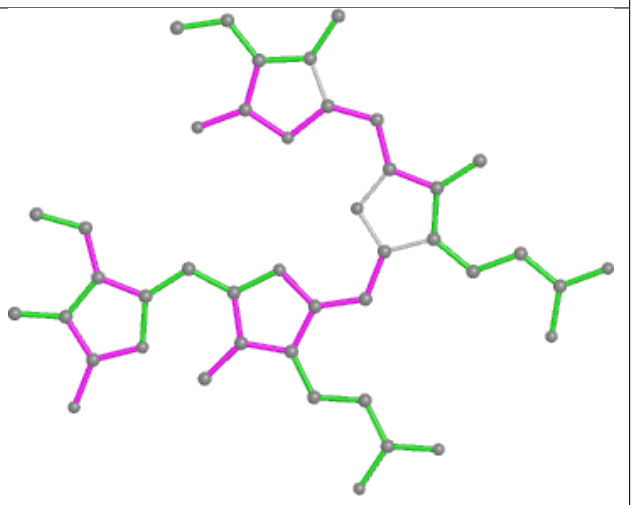

Bond angles

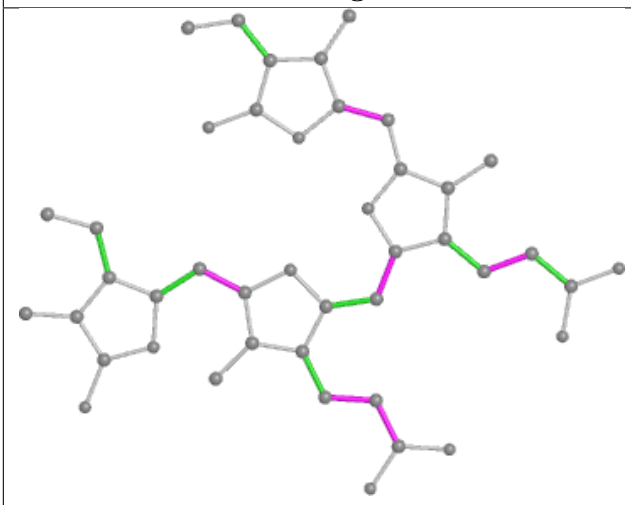

Torsions

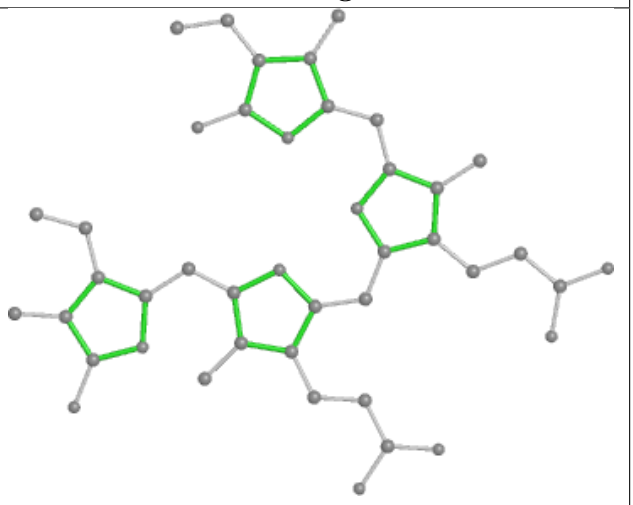

Rings

Ligand PEB IJ 203

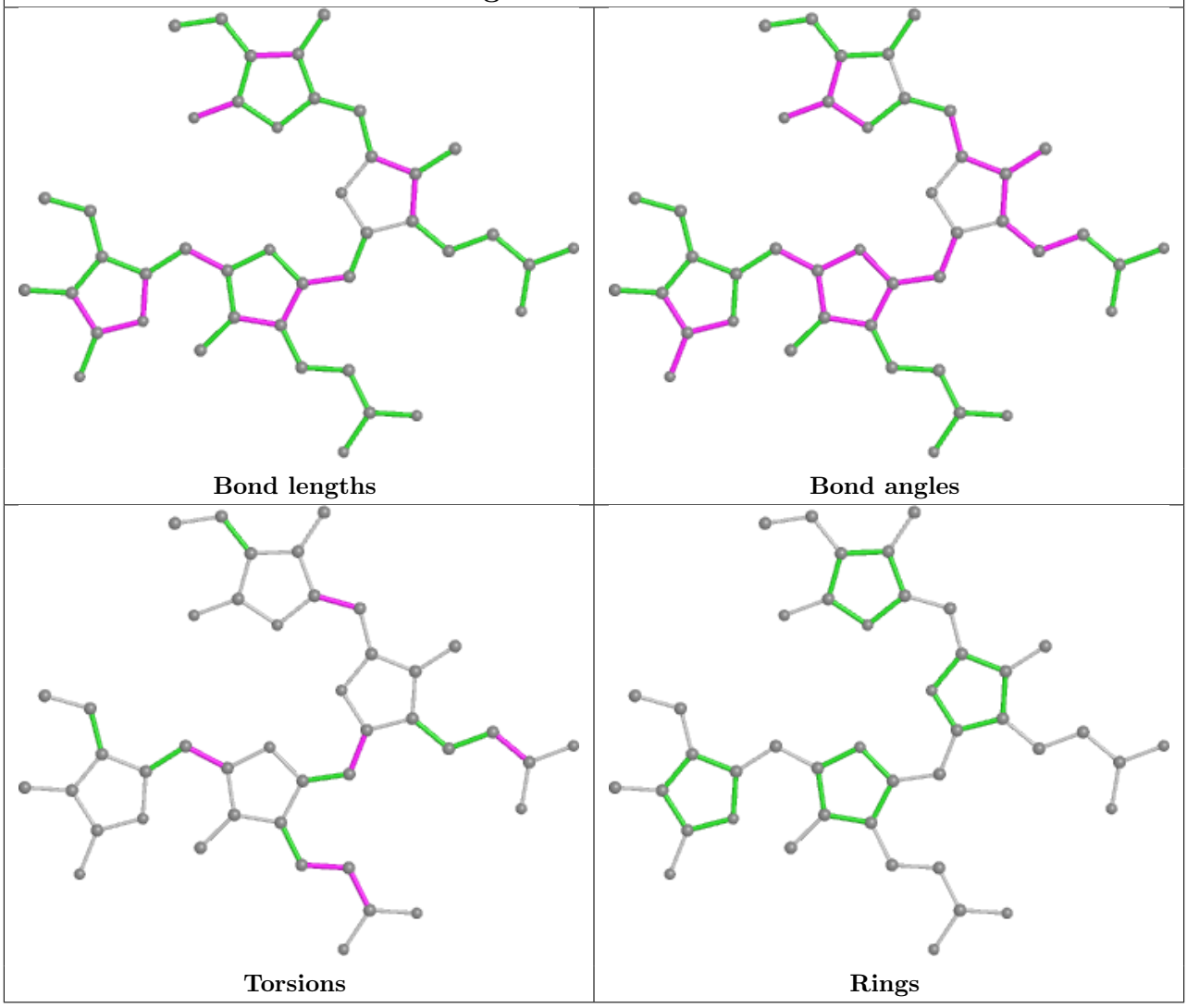

Ligand DGD c6 618

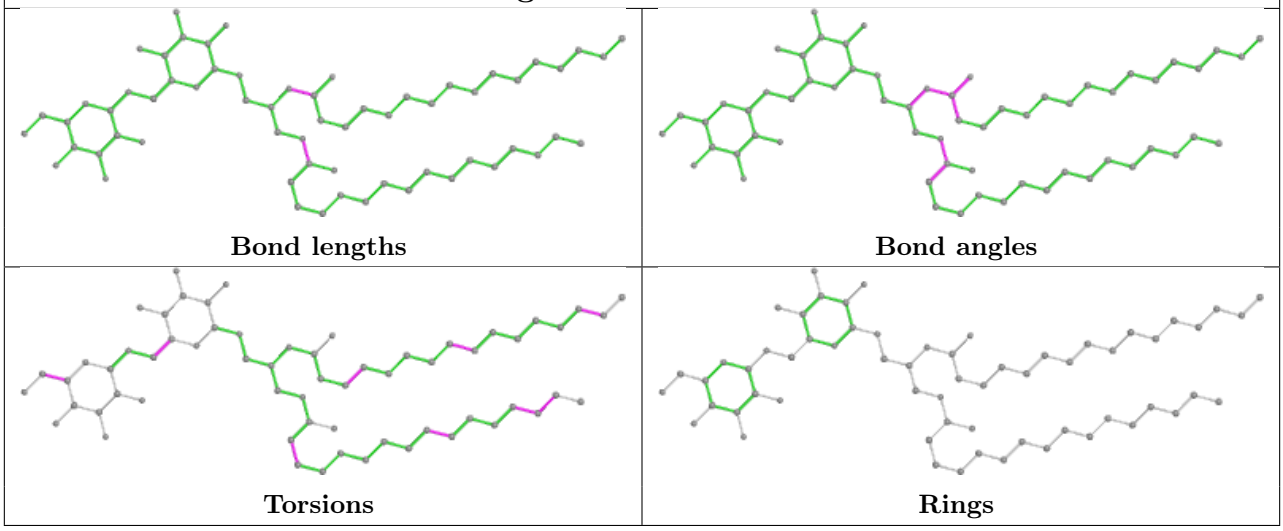

Ligand PEB vK 201

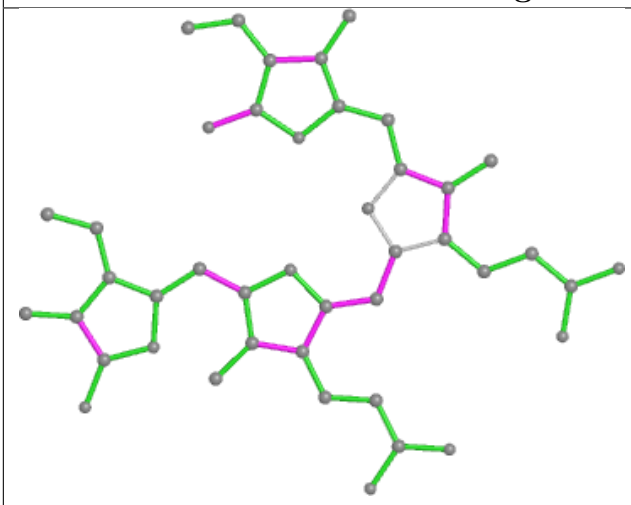

Bond lengths

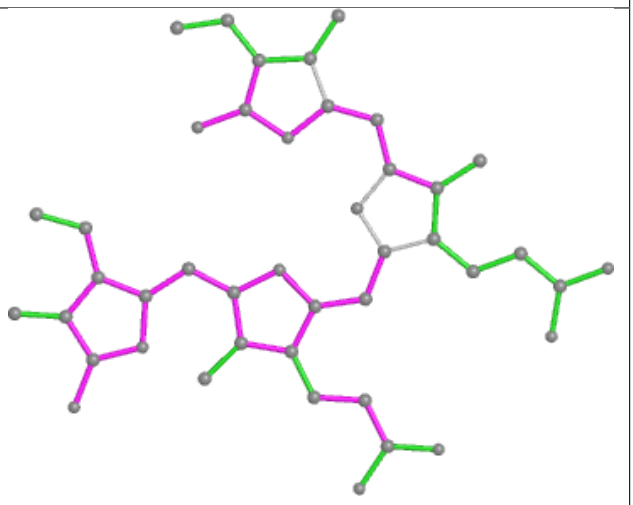

Bond angles

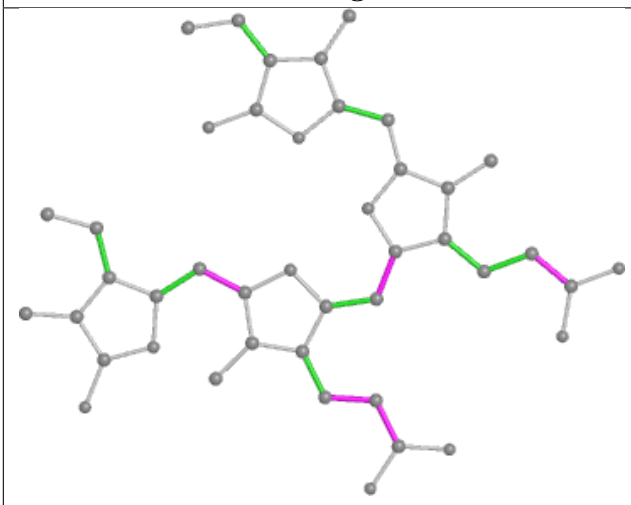

Torsions

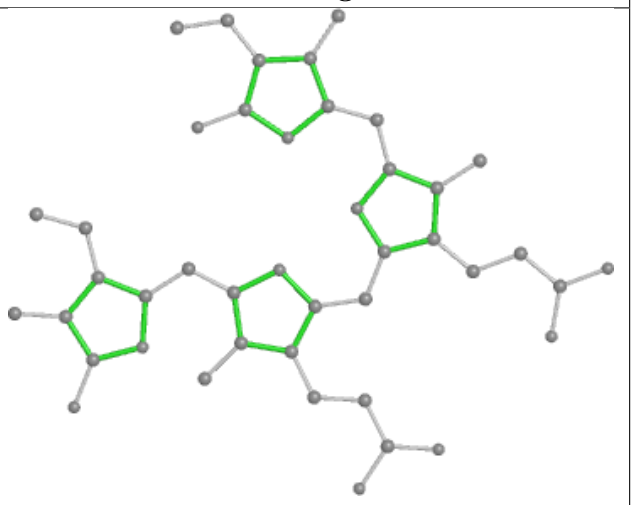

Rings

Ligand CLA bL 618

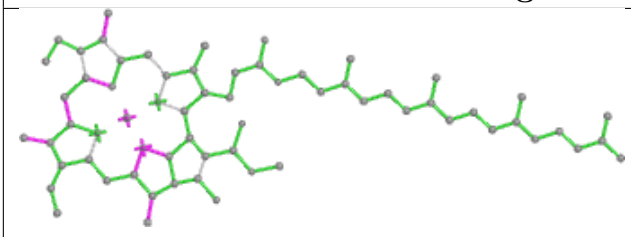

Bond lengths

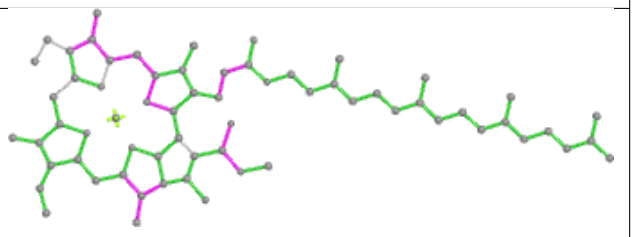

Bond angles

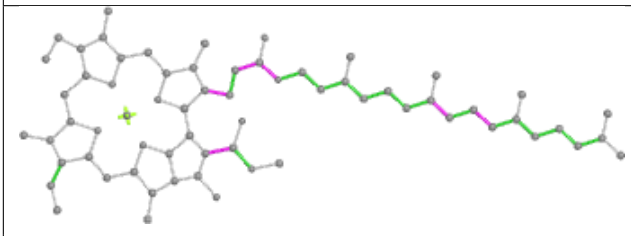

Torsions

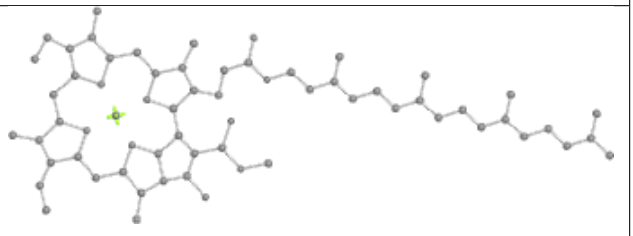

Rings

Ligand PEB YE 202

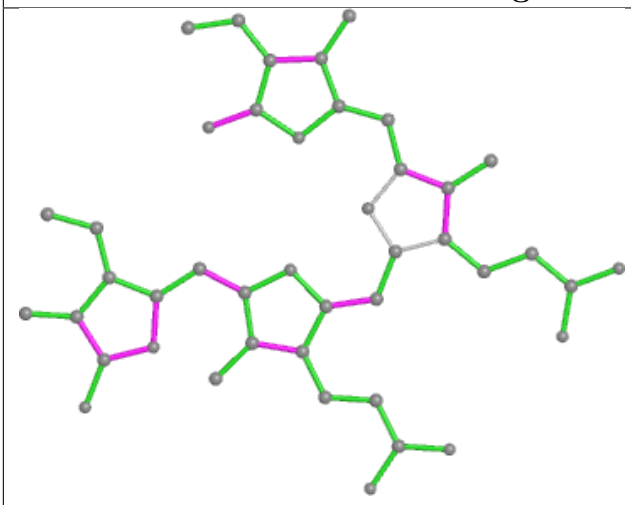

Bond lengths

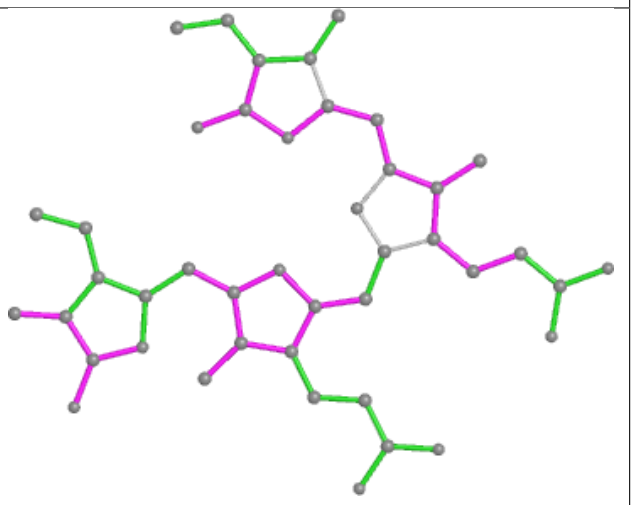

Bond angles

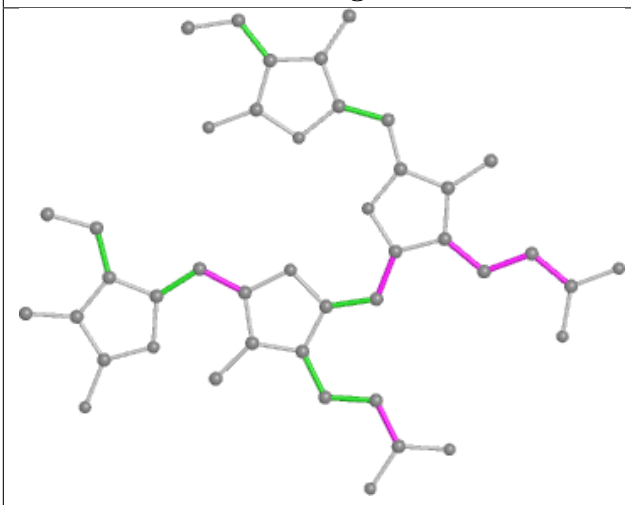

Torsions

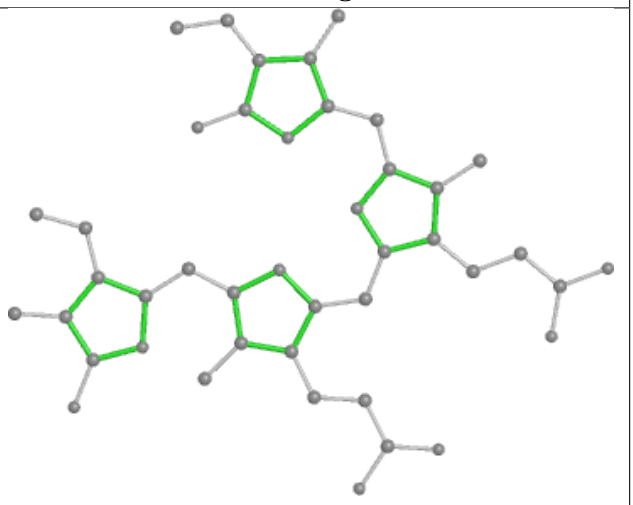

Rings

Ligand PEB LJ 202

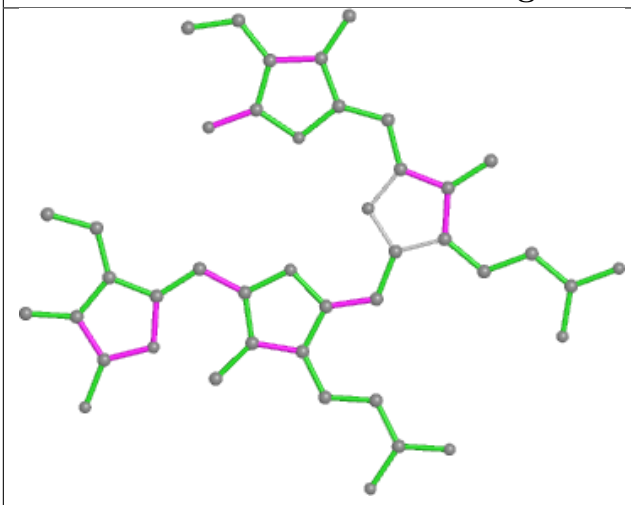

Bond lengths

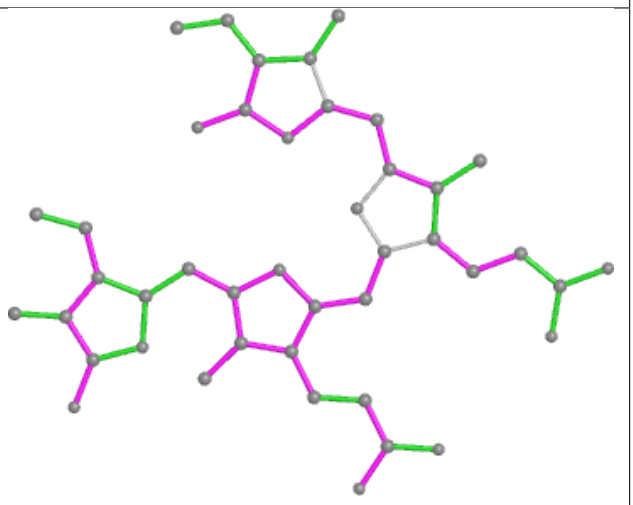

Bond angles

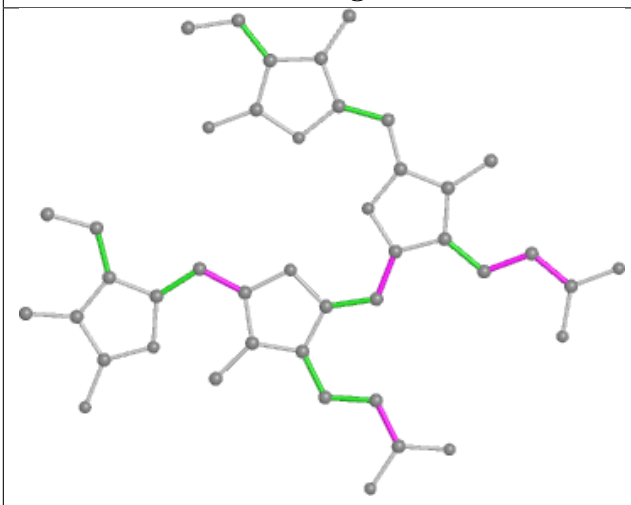

Torsions

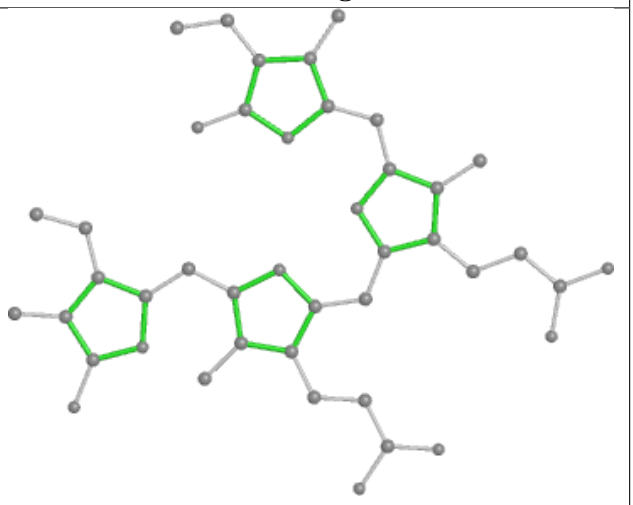

Rings

Ligand PEB f1 202

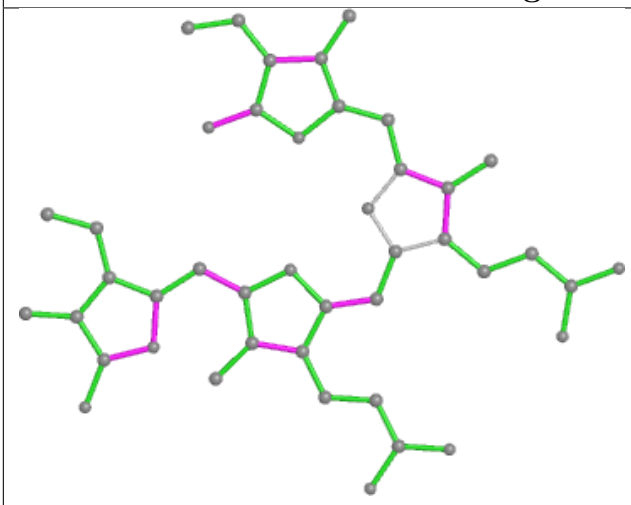

Bond lengths

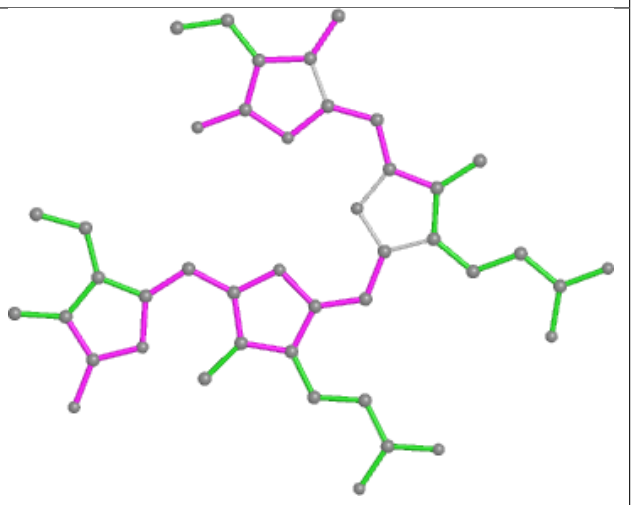

Bond angles

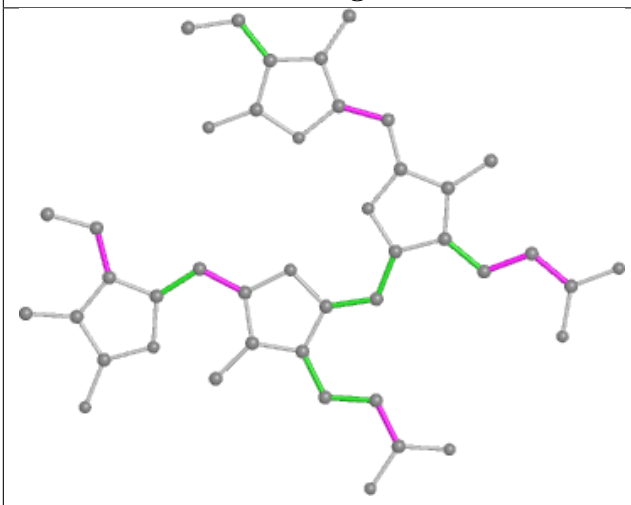

Torsions

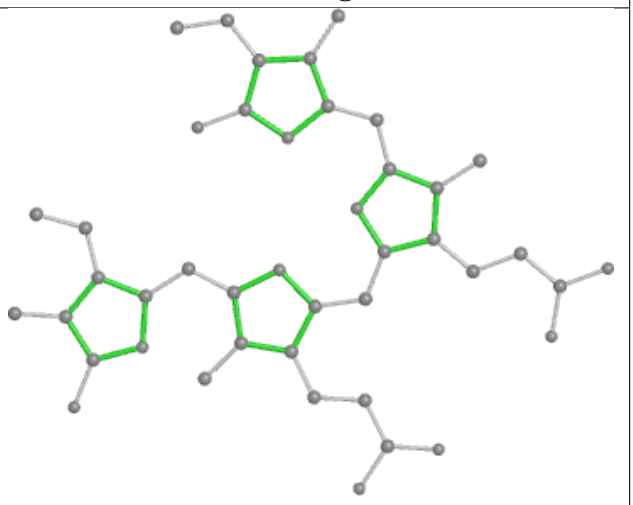

Rings

Ligand CLA AN 831

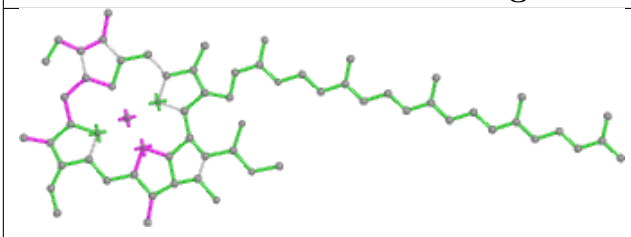

Bond lengths

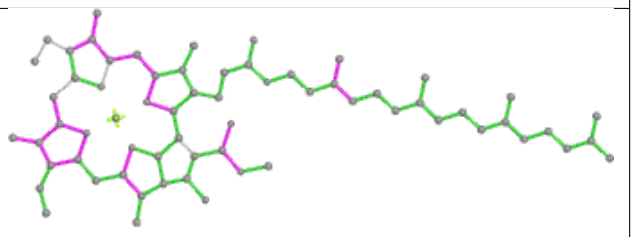

Bond angles

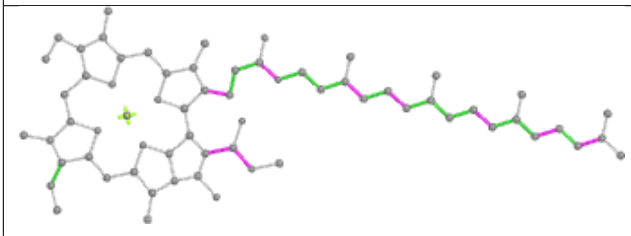

Torsions

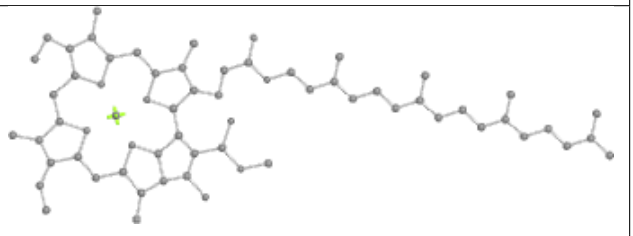

Rings

Ligand CLA 22 605

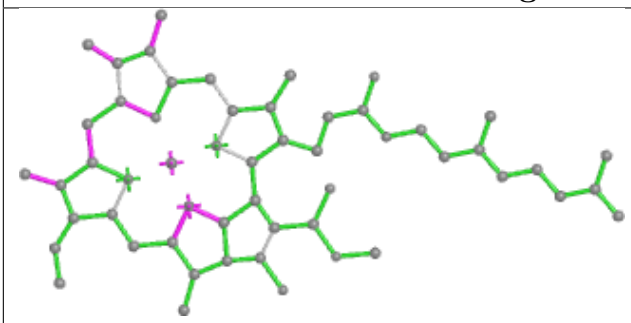

Bond lengths

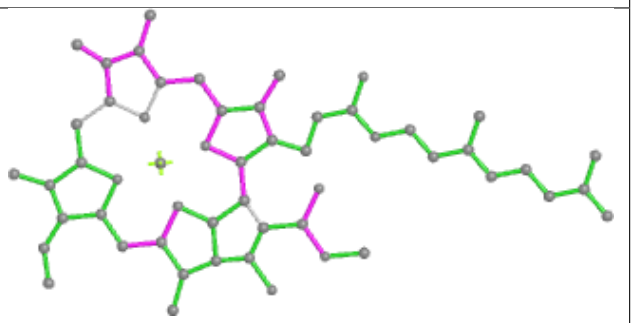

Bond angles

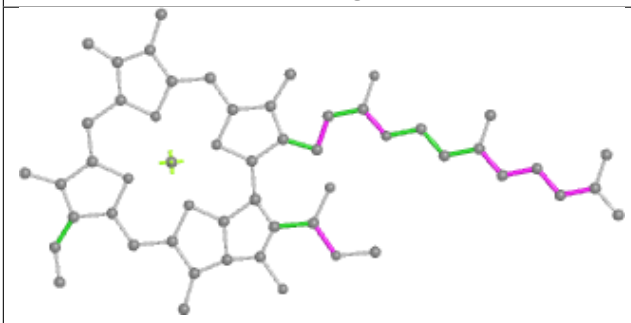

Torsions

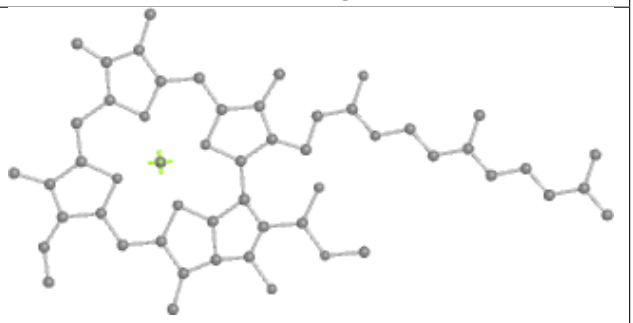

Rings

Ligand LHG D6 401



Bond lengths

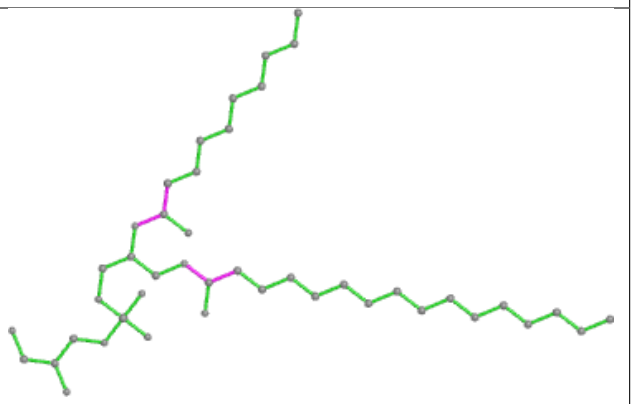

Bond angles

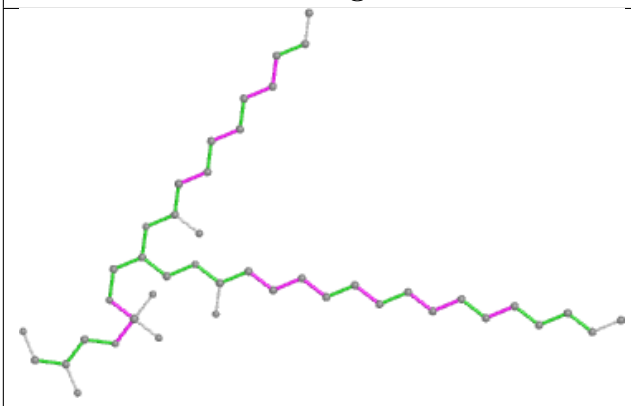

Torsions

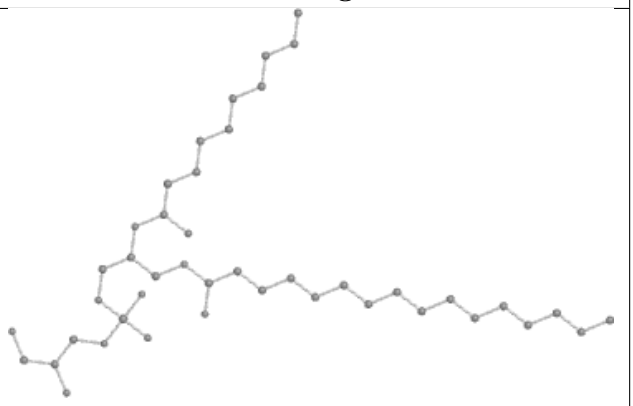

Rings

Ligand PEB dE 204

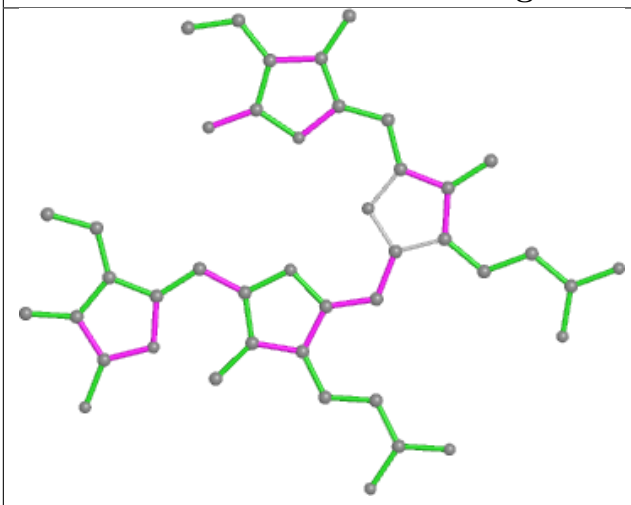

Bond lengths

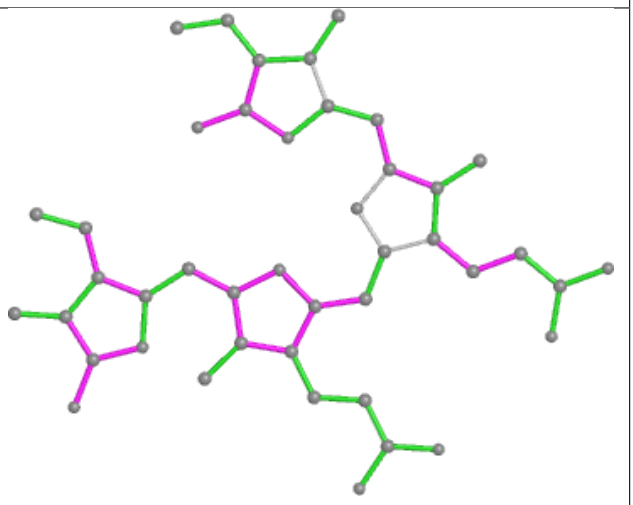

Bond angles

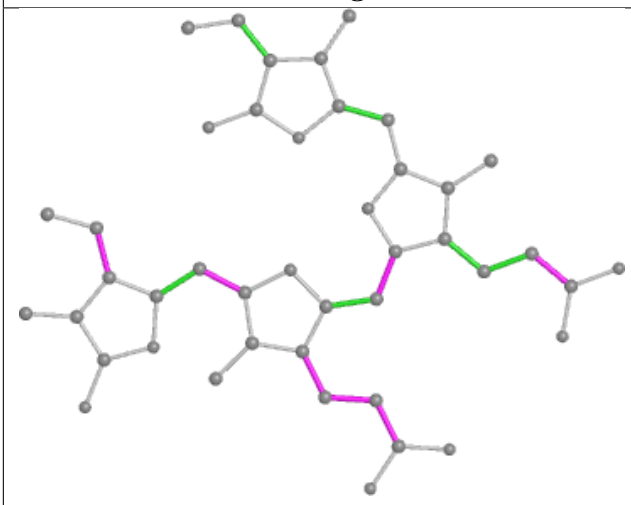

Torsions

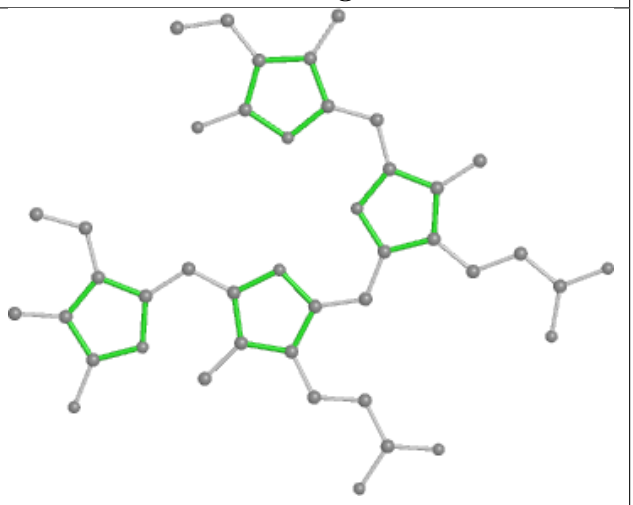

Rings

Ligand BCR C6 507

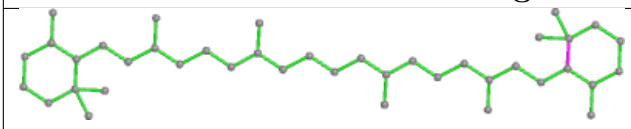

Bond lengths

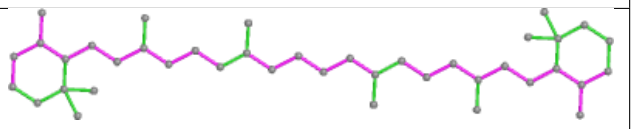

Bond angles

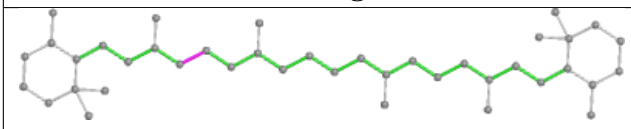

Torsions

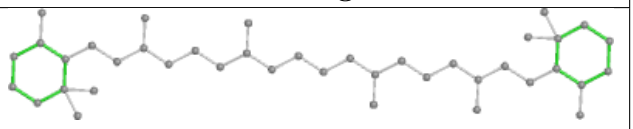

Rings

Ligand PEB c1 201

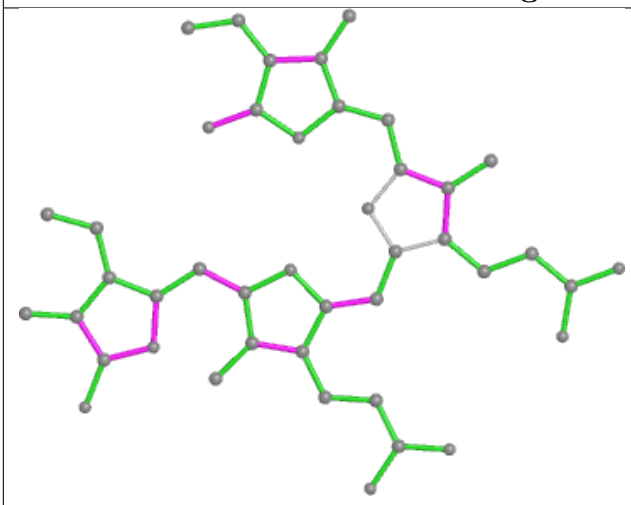

Bond lengths

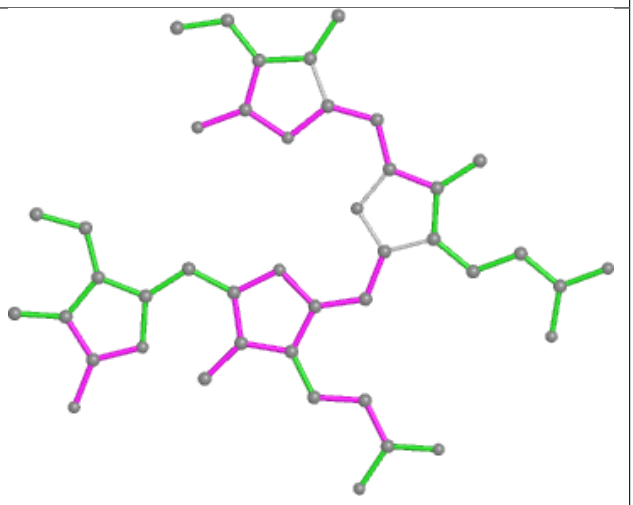

Bond angles

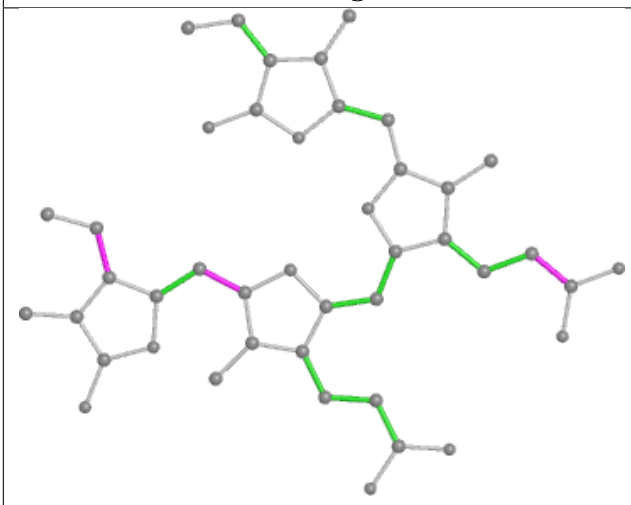

Torsions

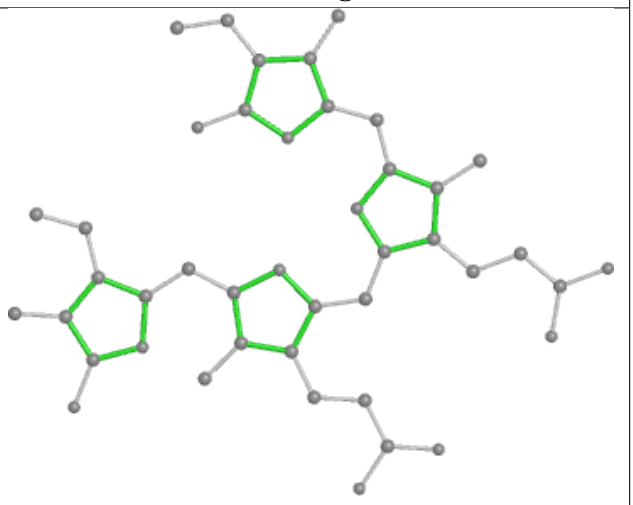

Rings

Ligand CLA LN 204

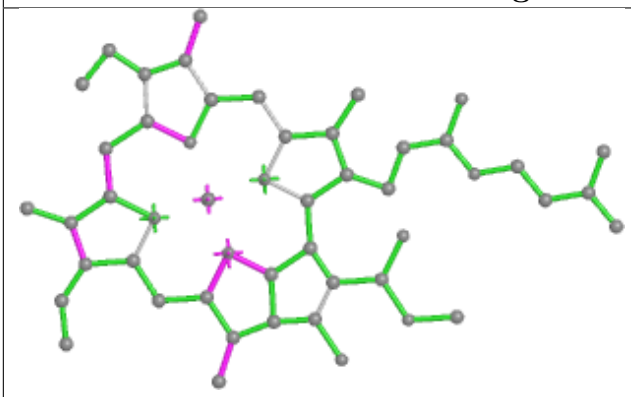

Bond lengths

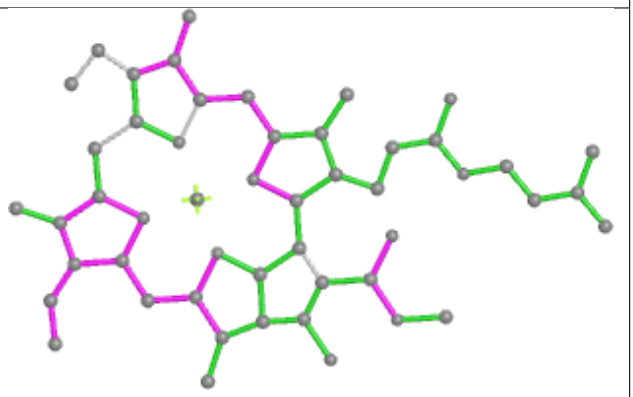

Bond angles

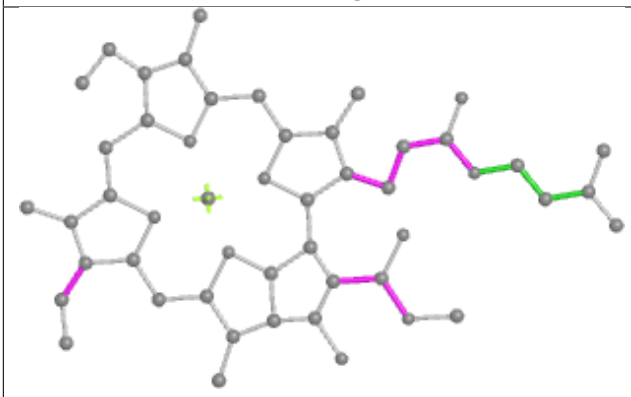

Torsions

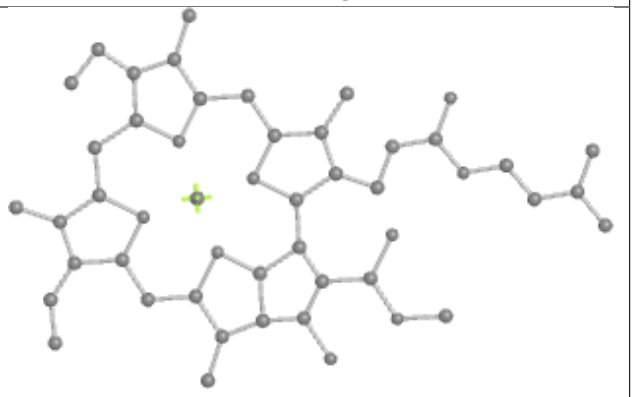

Rings

Ligand PEB LB 201

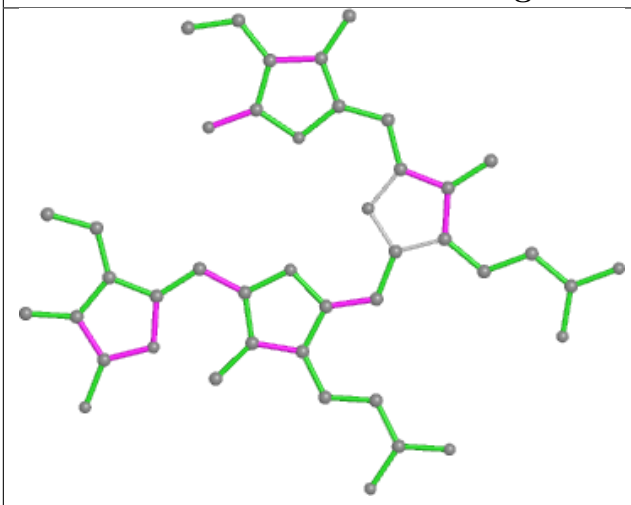

Bond lengths

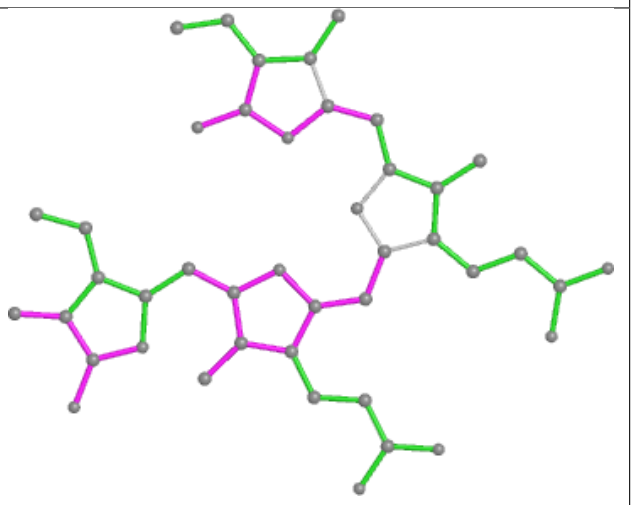

Bond angles

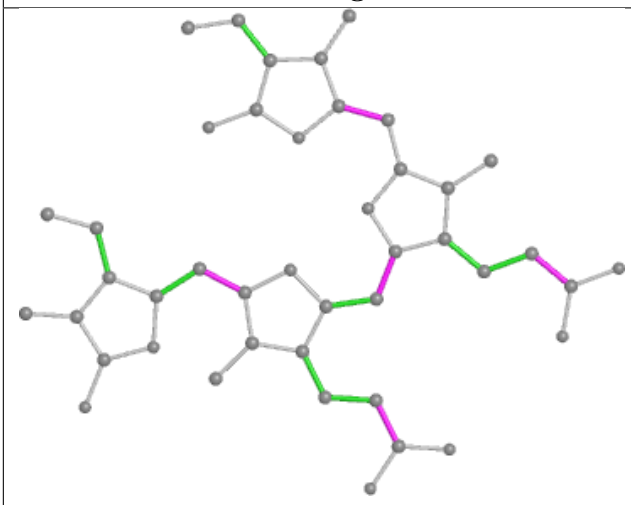

Torsions

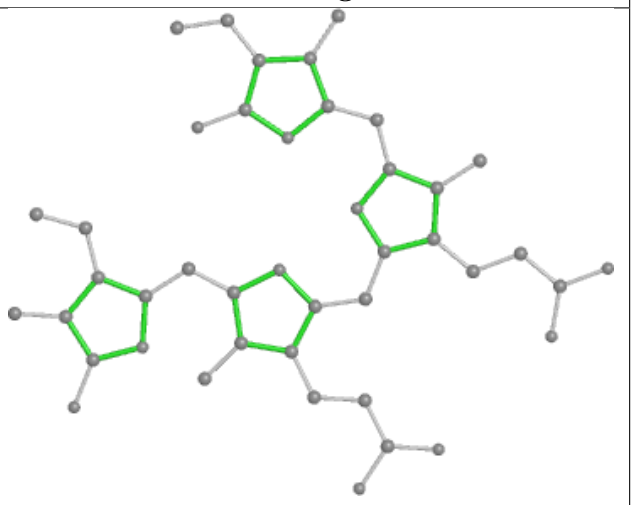

Rings

Ligand PEB aF 202

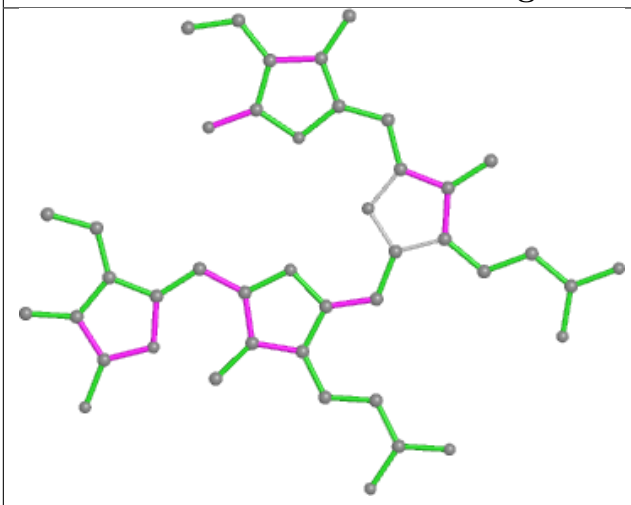

Bond lengths

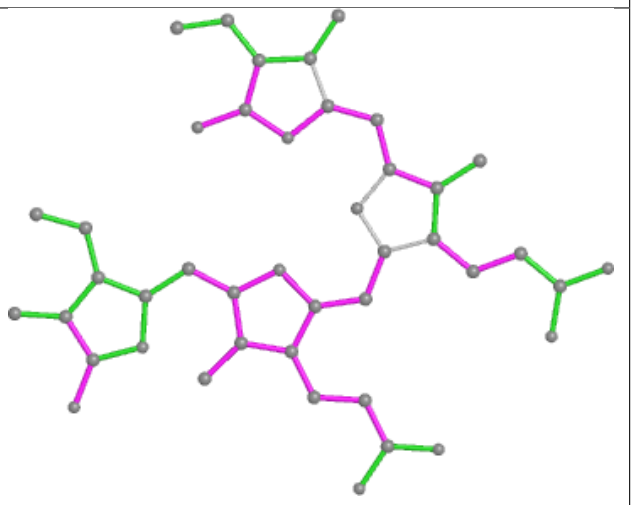

Bond angles

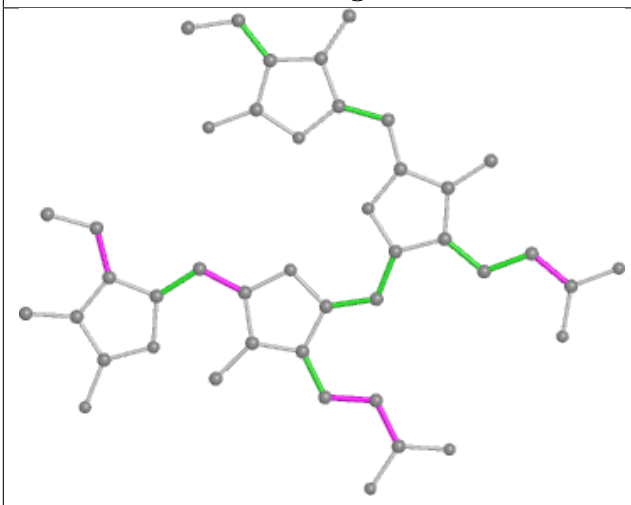

Torsions

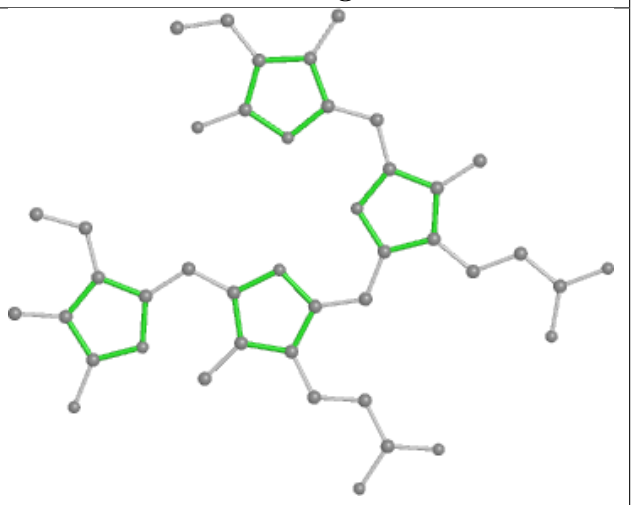

Rings

Ligand CLA 22 601

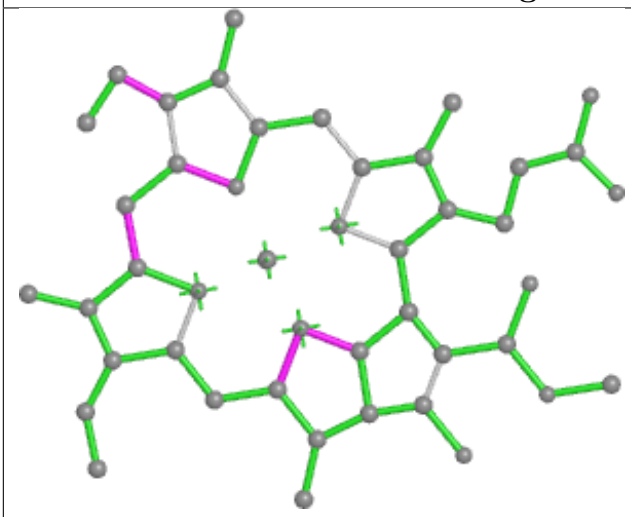

Bond lengths

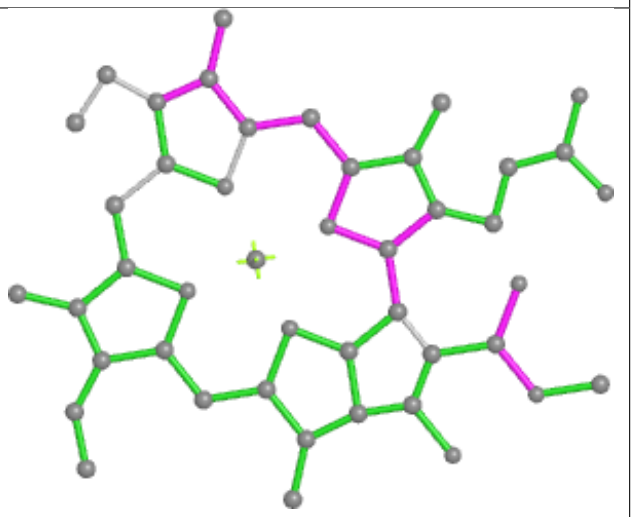

Bond angles

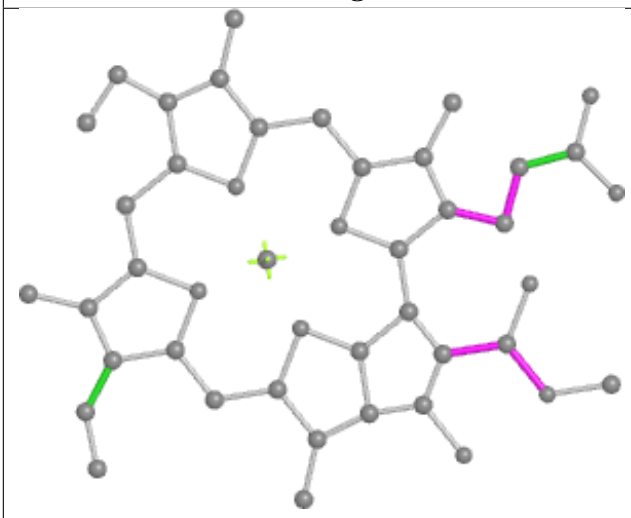

Torsions

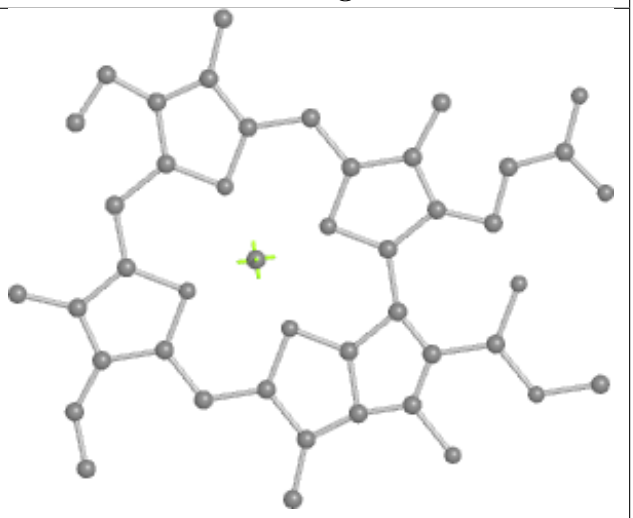

Rings

Ligand CLA B2 809

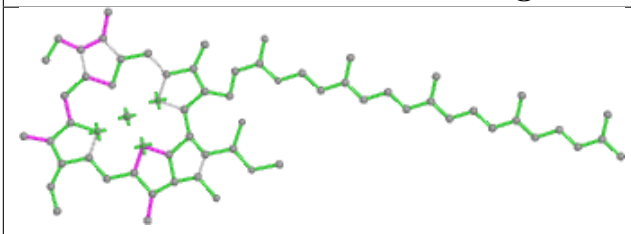

Bond lengths

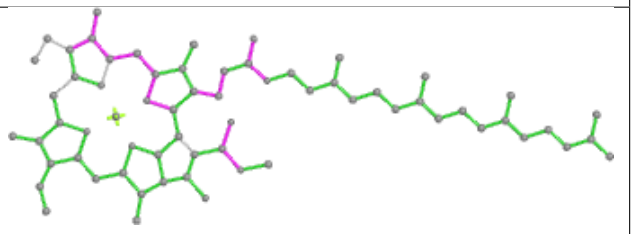

Bond angles

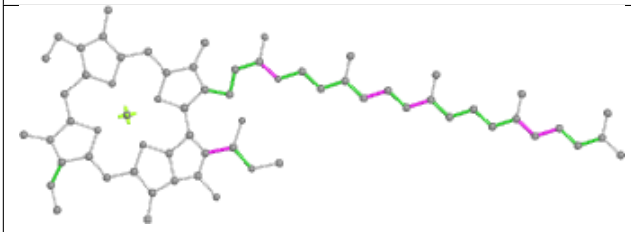

Torsions

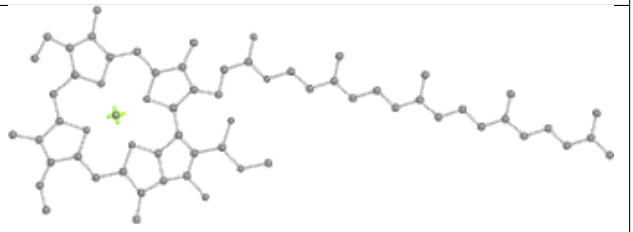

Rings

Ligand PEB LE 1002

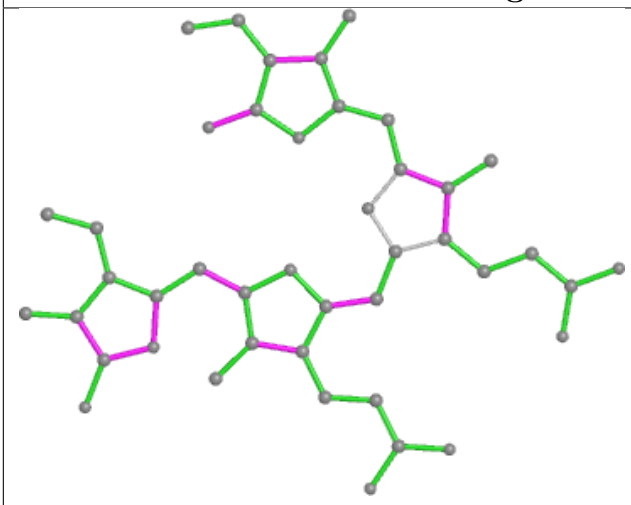

Bond lengths

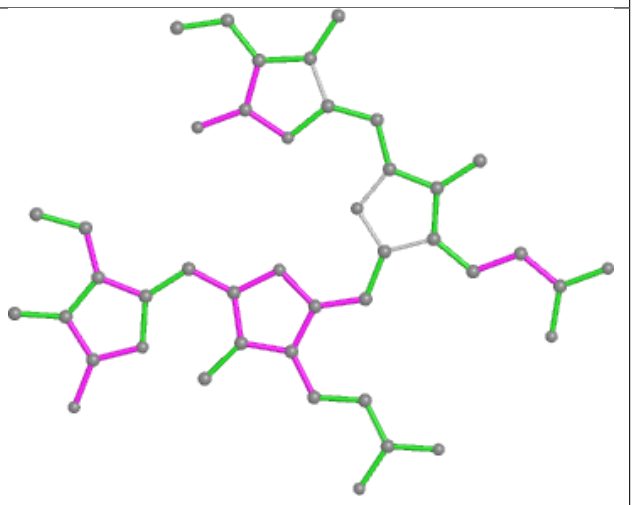

Bond angles

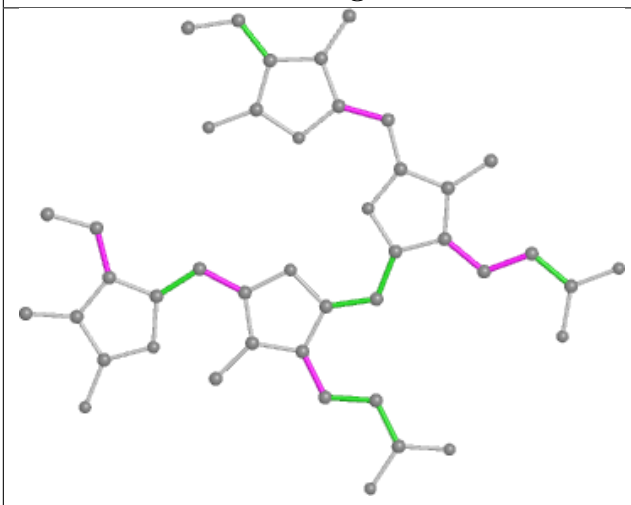

Torsions

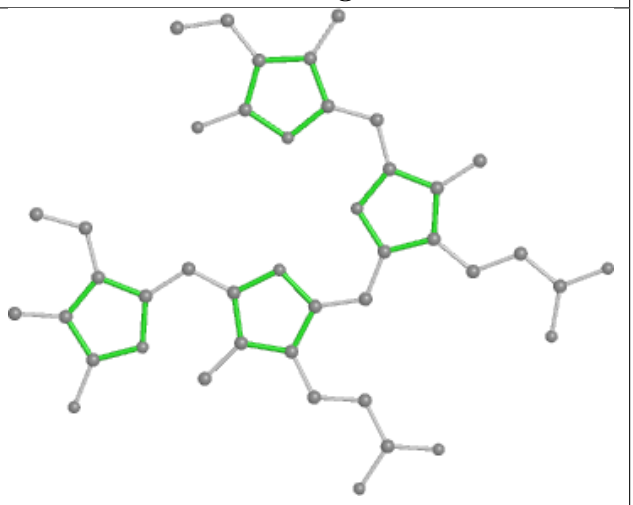

Rings

Ligand PEB hG 202

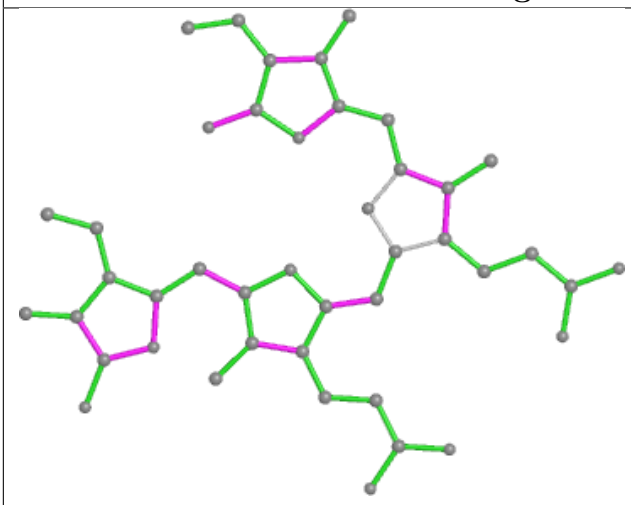

Bond lengths

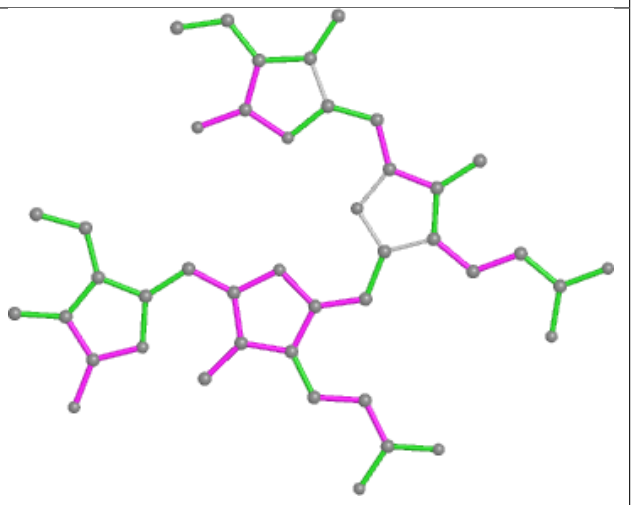

Bond angles

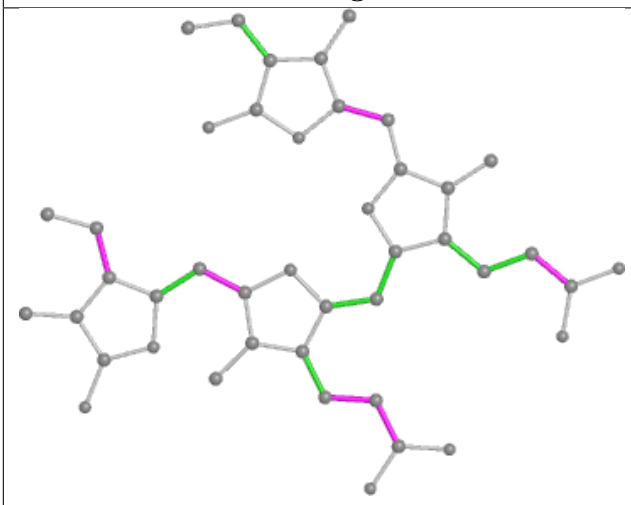

Torsions

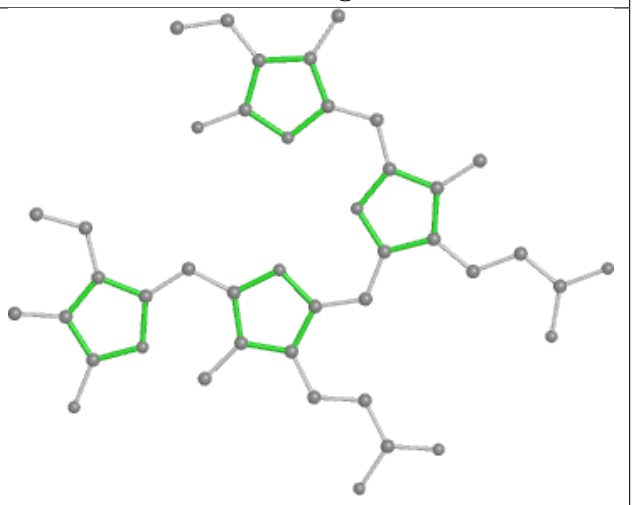

Rings

Ligand PEB p8 201

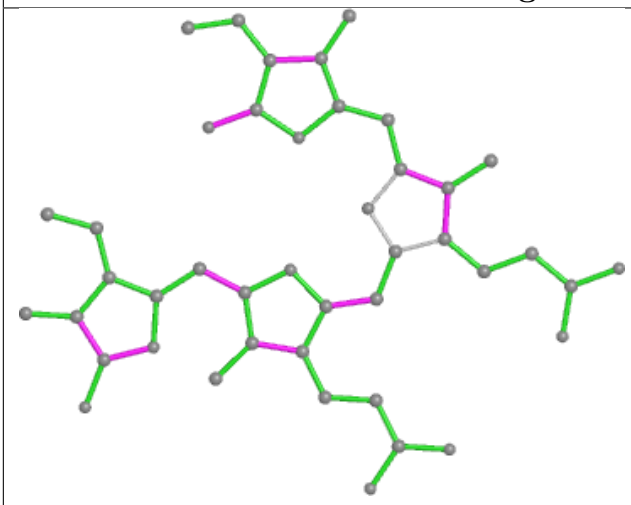

Bond lengths

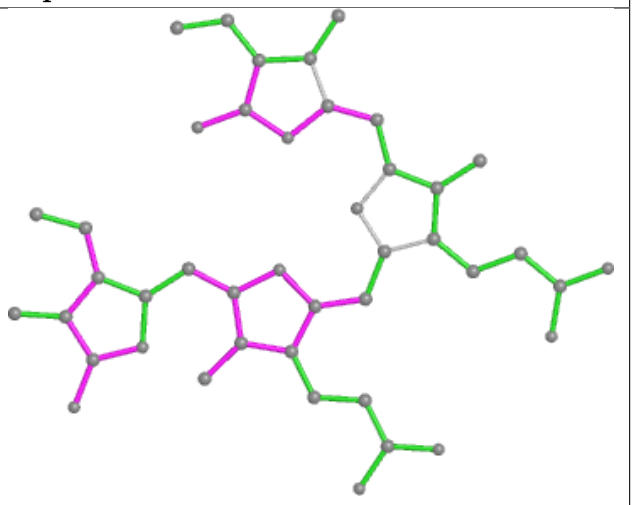

Bond angles

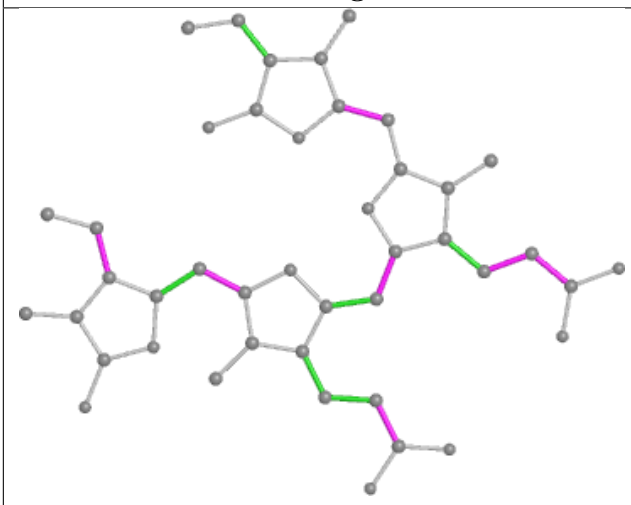

Torsions

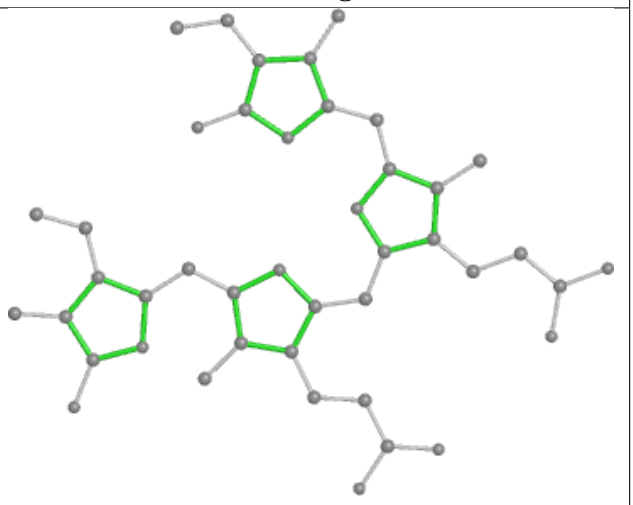

Rings

Ligand BCR BN 841

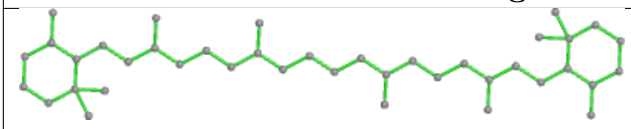

Bond lengths

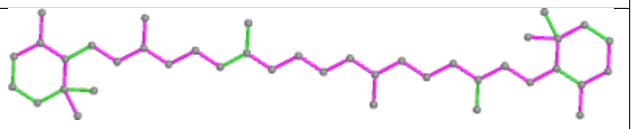

Bond angles

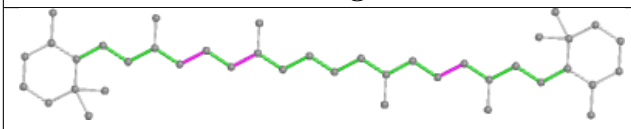

Torsions

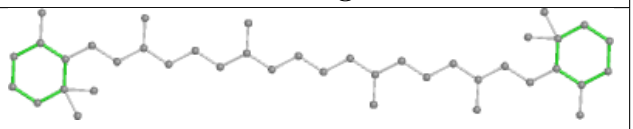

Rings

Ligand CLA K2 106

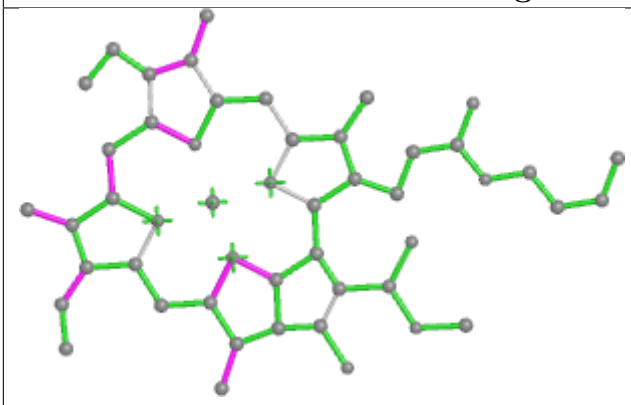

Bond lengths

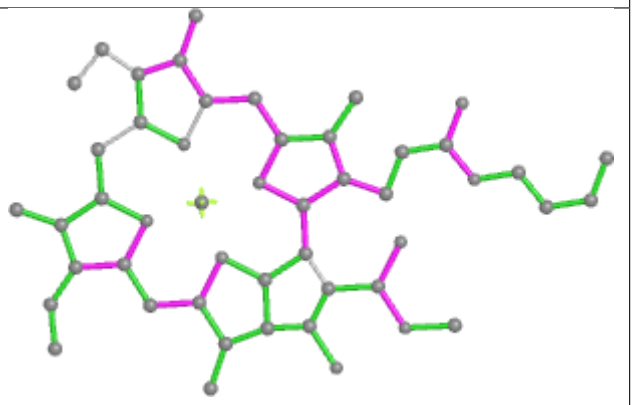

Bond angles

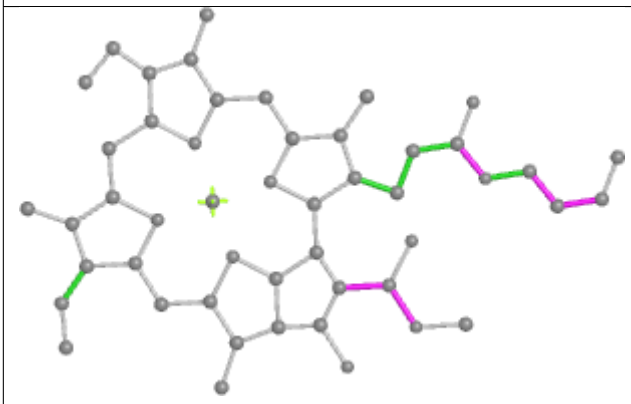

Torsions

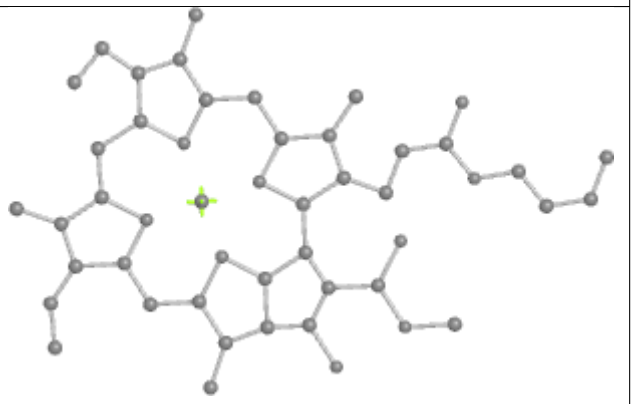

Rings

Ligand PEB XM 202

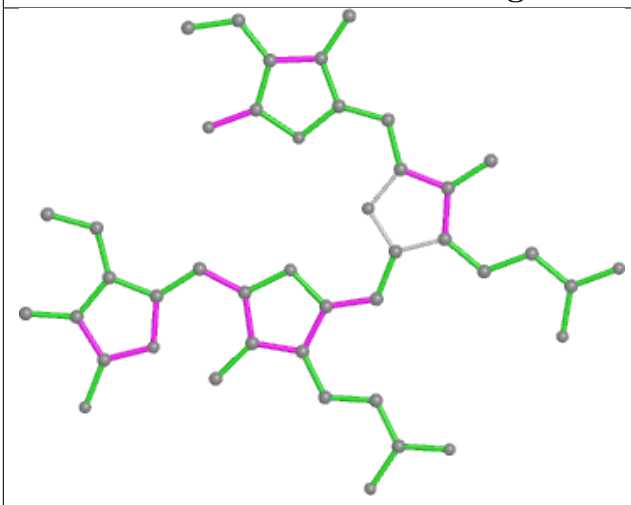

Bond lengths

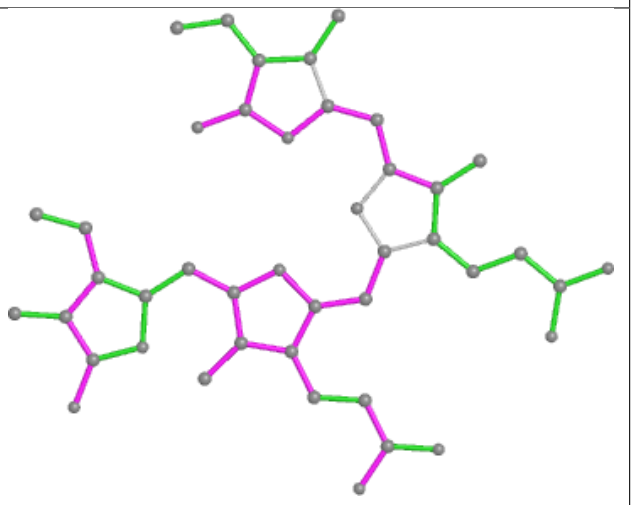

Bond angles

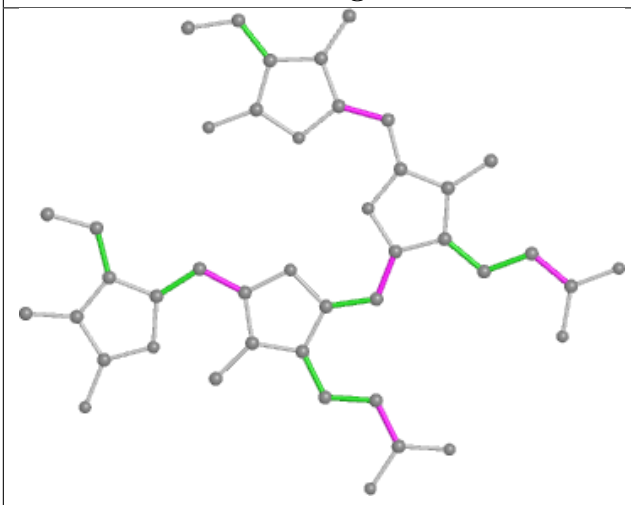

Torsions

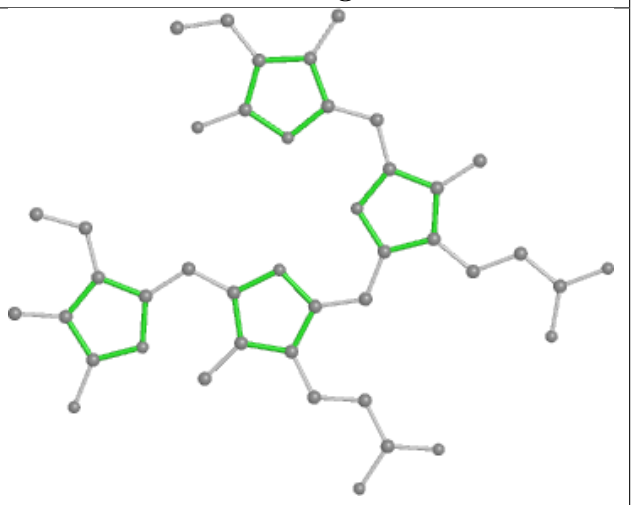

Rings

Ligand BCR J2 102

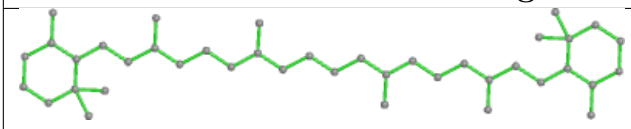

Bond lengths

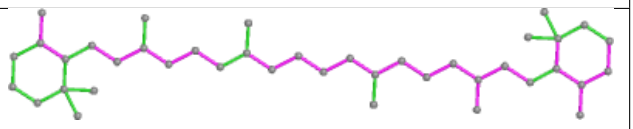

Bond angles

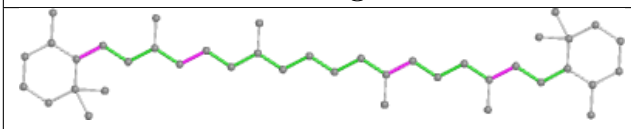

Torsions

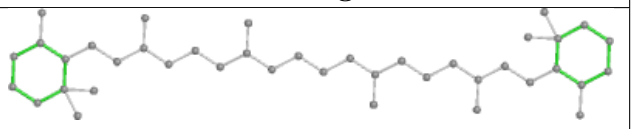

Rings

Ligand PEB PB 201

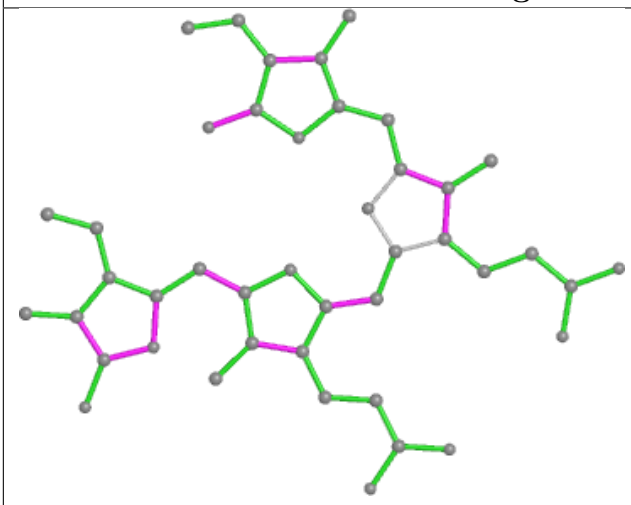

Bond lengths

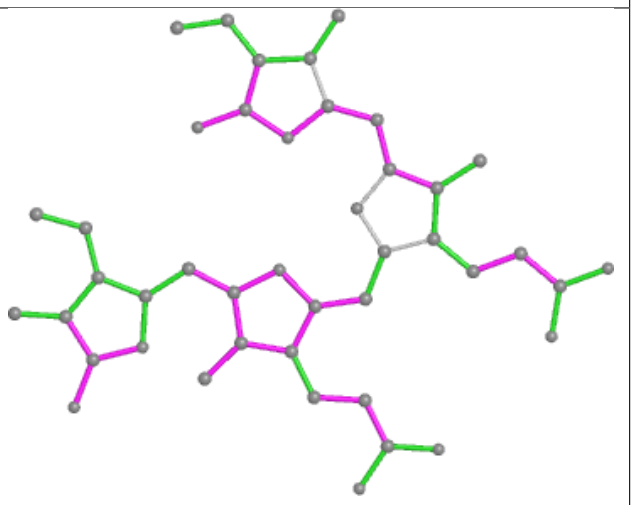

Bond angles

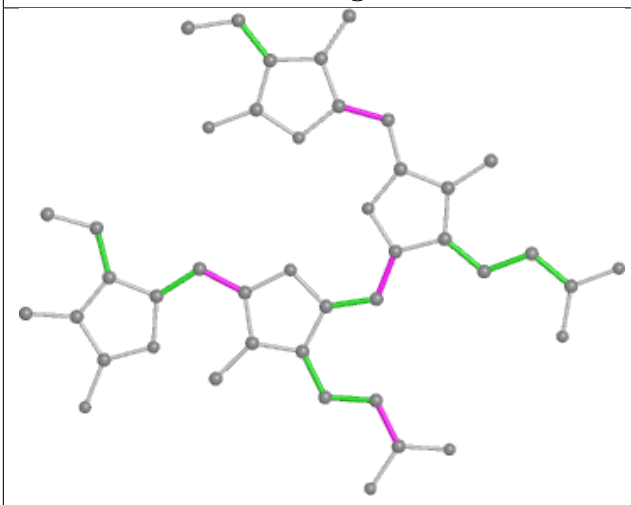

Torsions

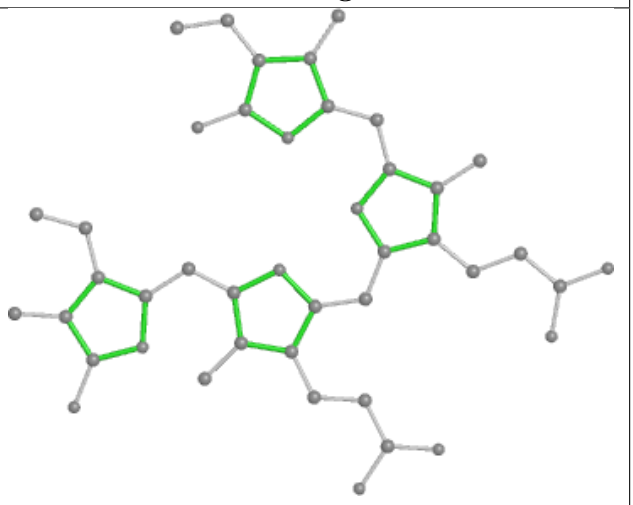

Rings

Ligand PEB vC 201

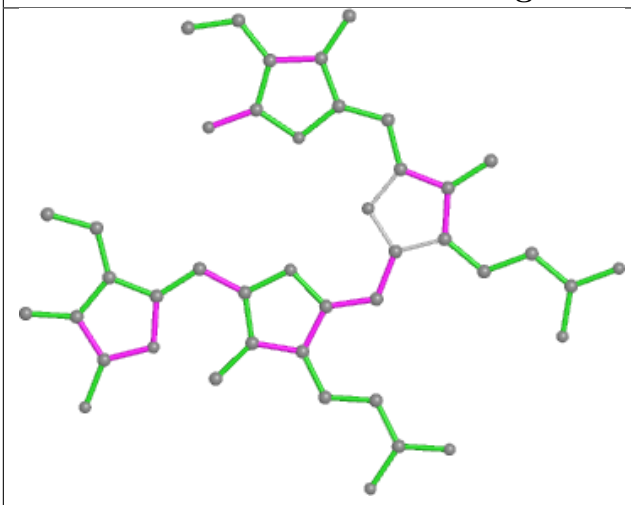

Bond lengths

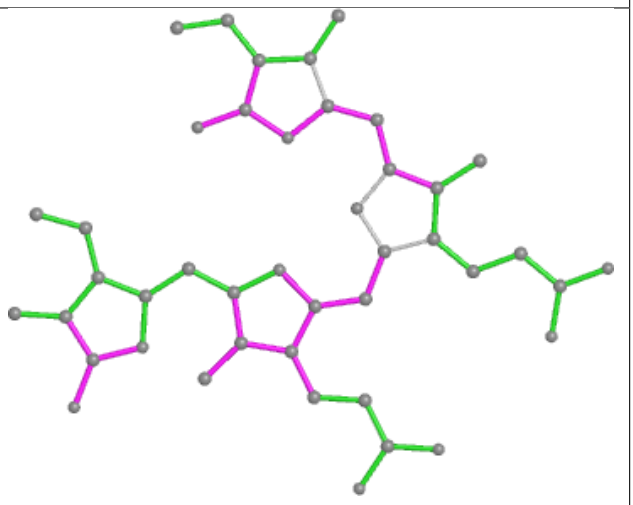

Bond angles

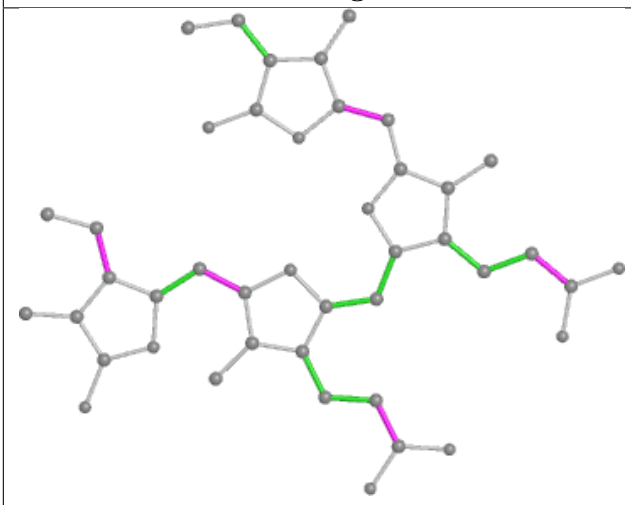

Torsions

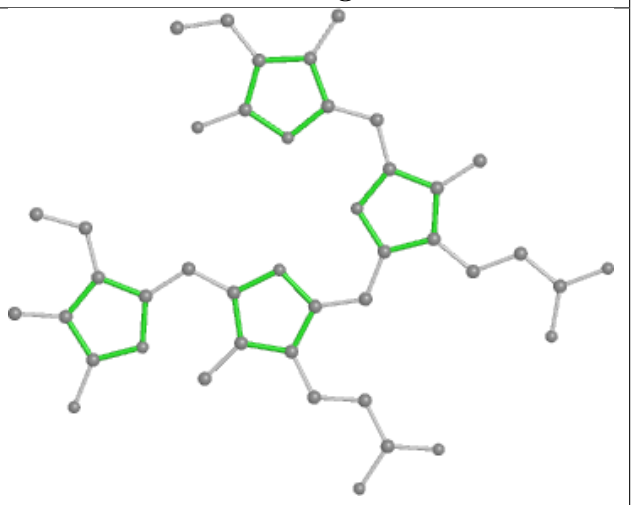

Rings

Ligand PEB aJ 203

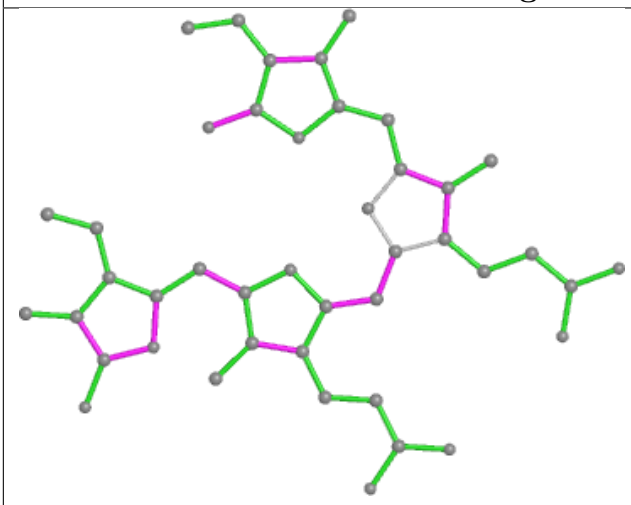

Bond lengths

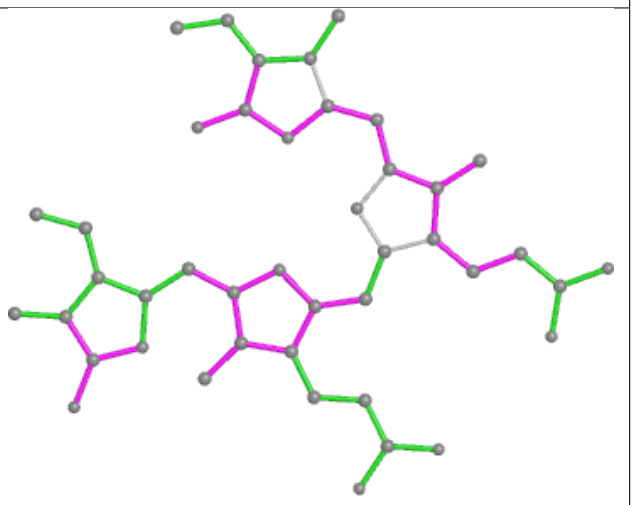

Bond angles

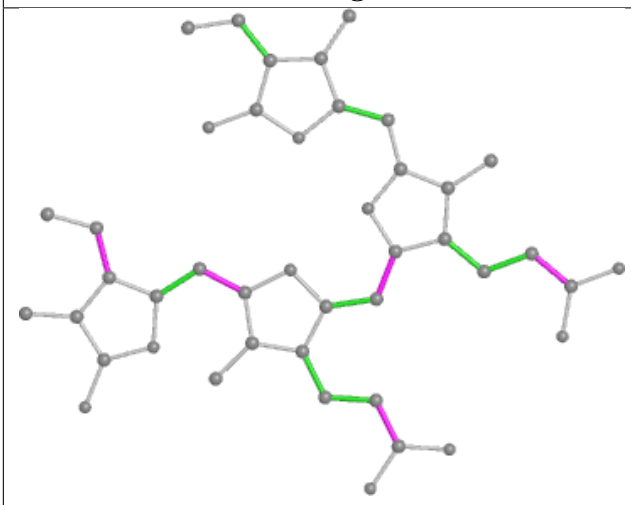

Torsions

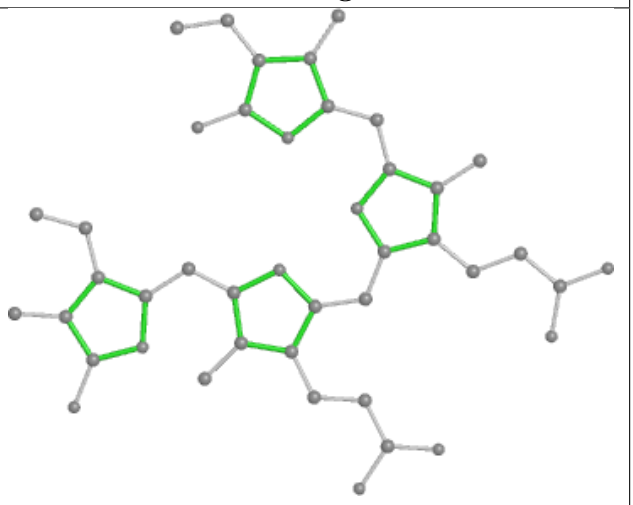

Rings

Ligand PEB YP 503

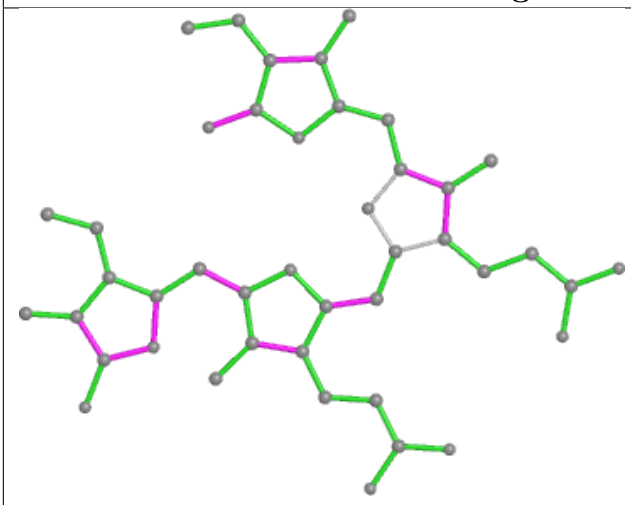

Bond lengths

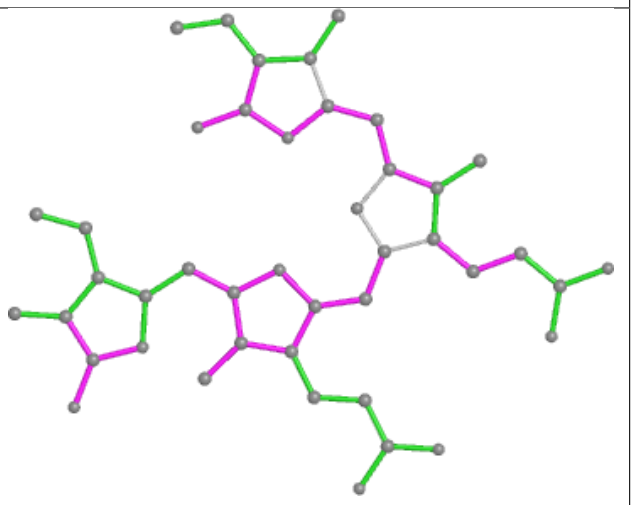

Bond angles

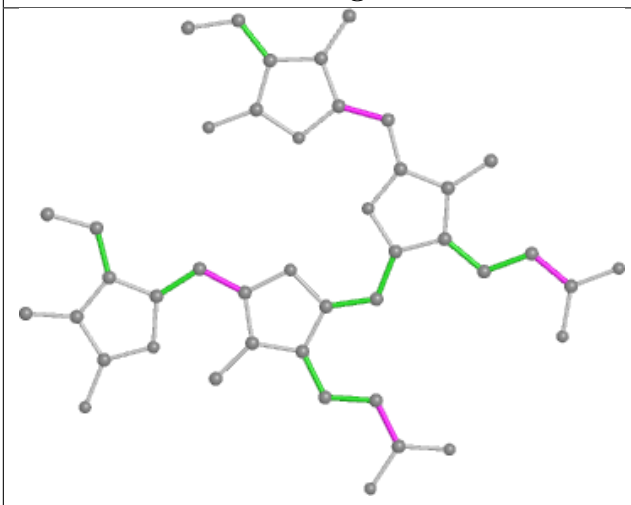

Torsions

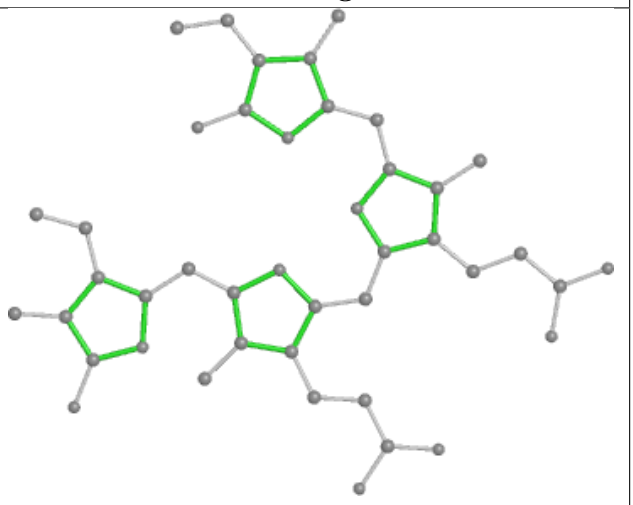

Rings

Ligand CLA AL 403

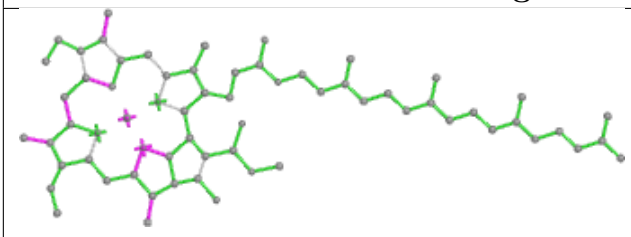

Bond lengths

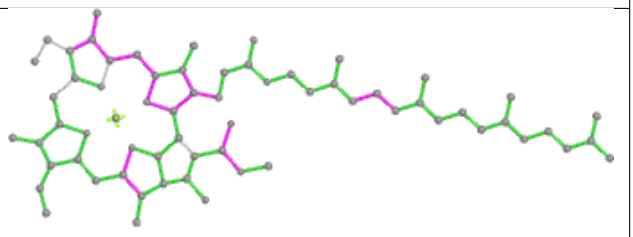

Bond angles

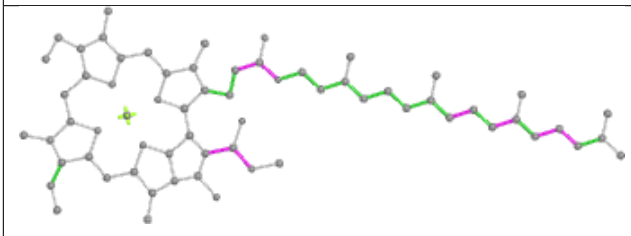

Torsions

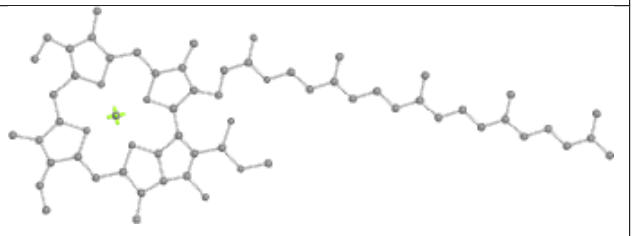

Rings

Ligand CLA 62 310

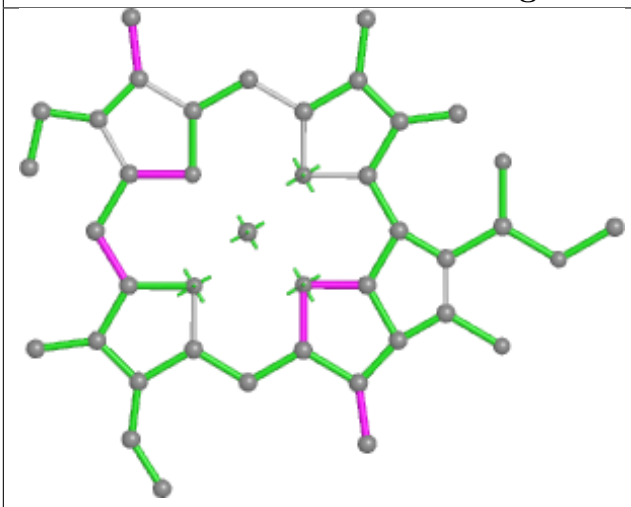

Bond lengths

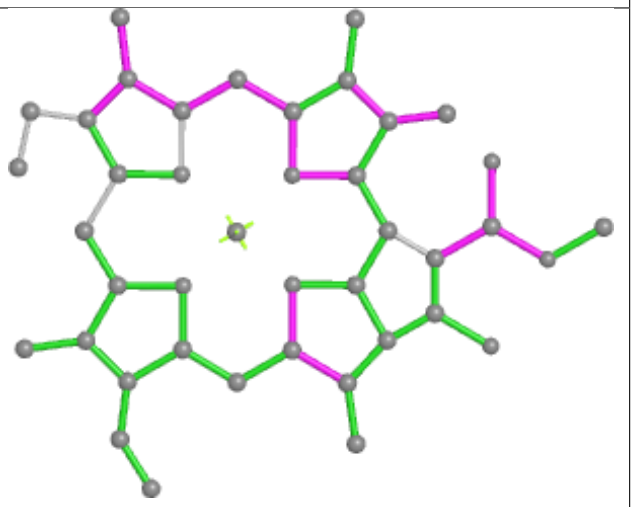

Bond angles

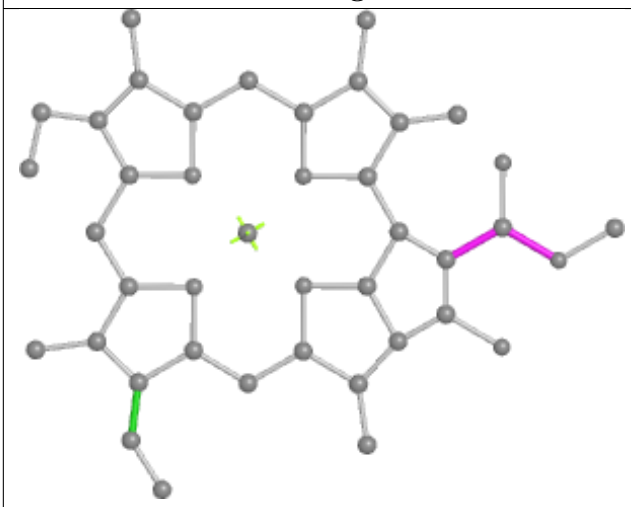

Torsions

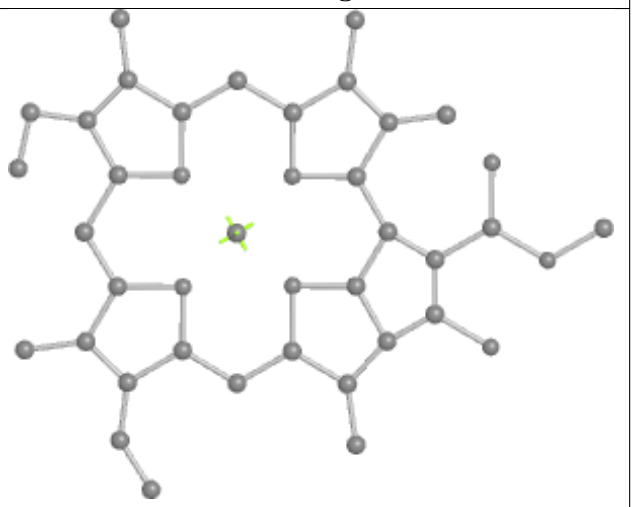

Rings

Ligand PEB PF 202

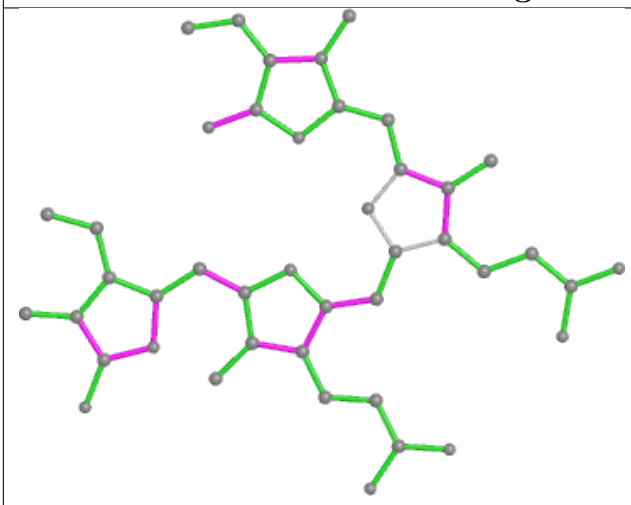

Bond lengths

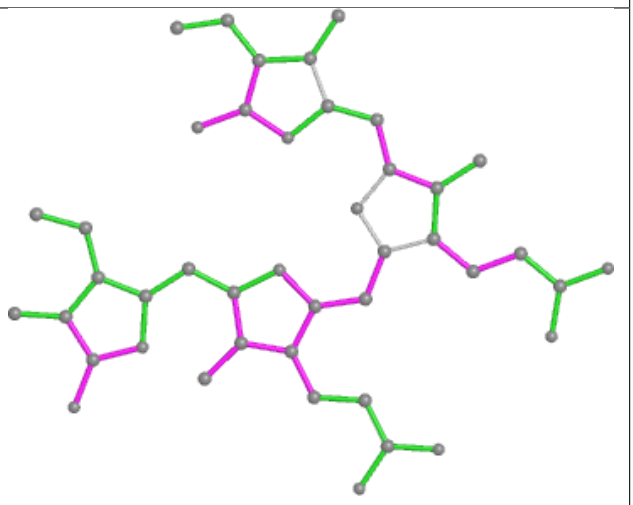

Bond angles

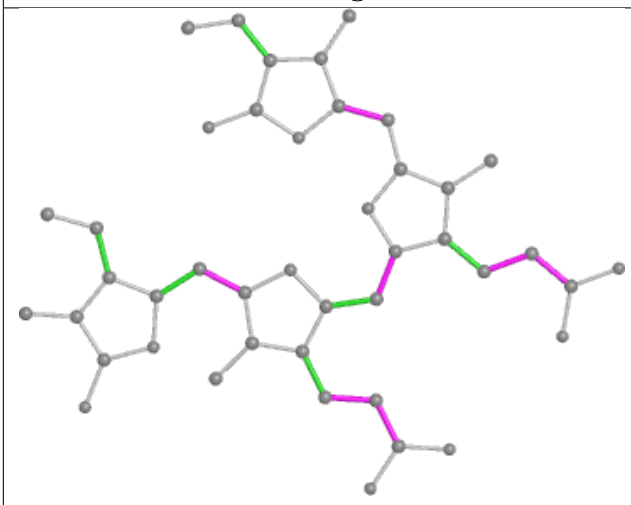

Torsions

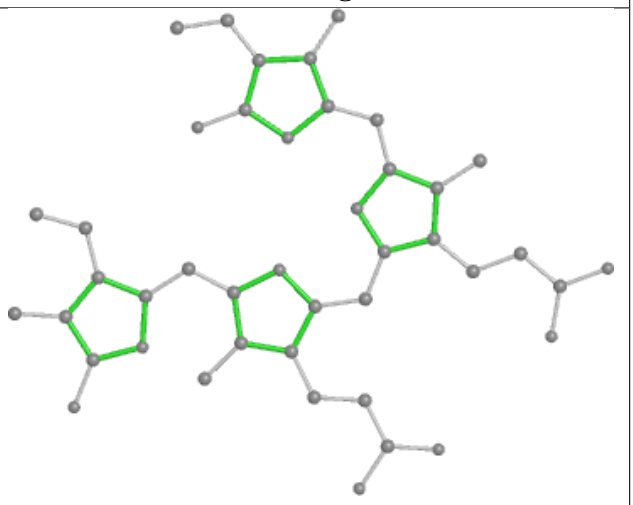

Rings

Ligand CLA 8N 306

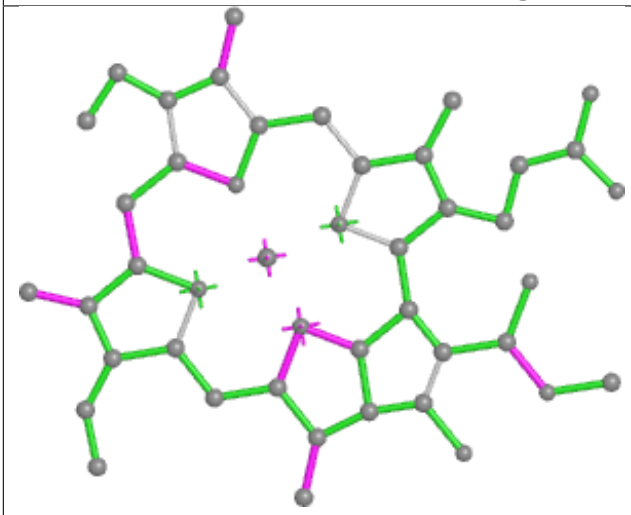

Bond lengths

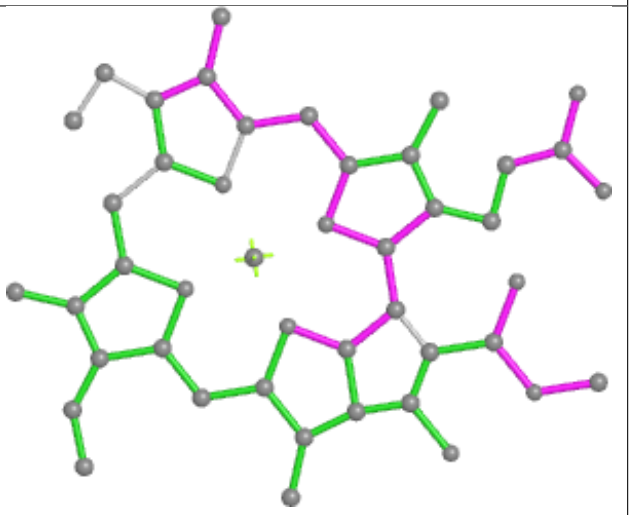

Bond angles

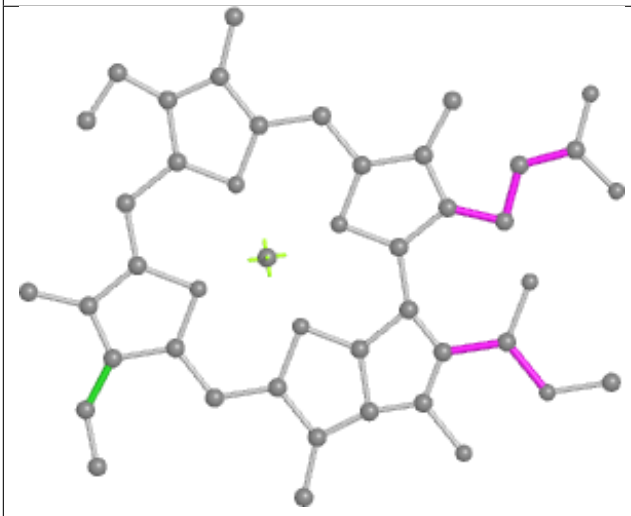

Torsions

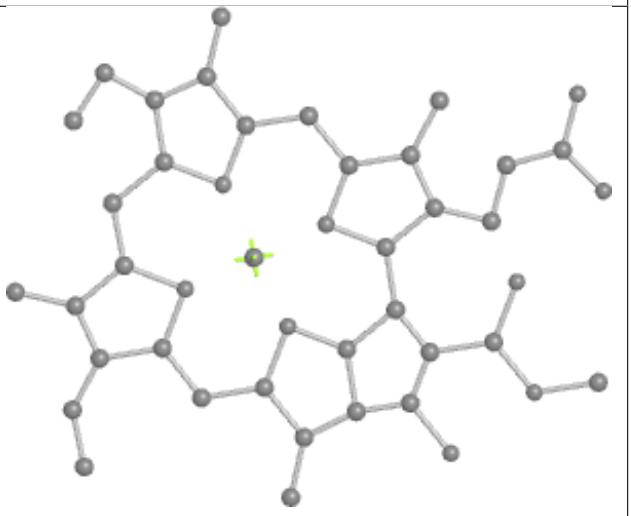

Rings

Ligand PEB T1 201

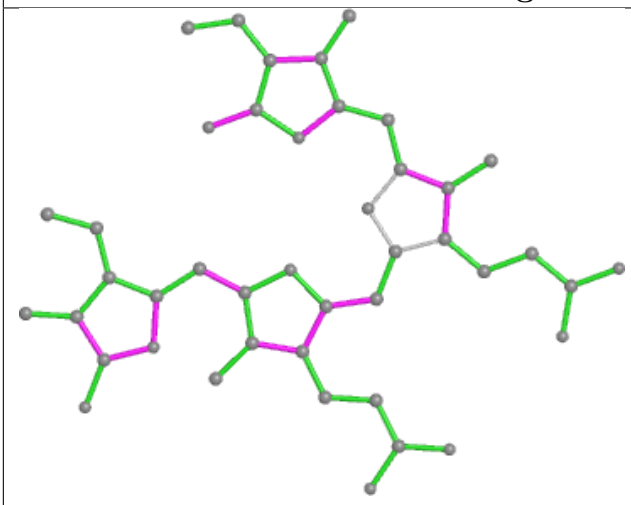

Bond lengths

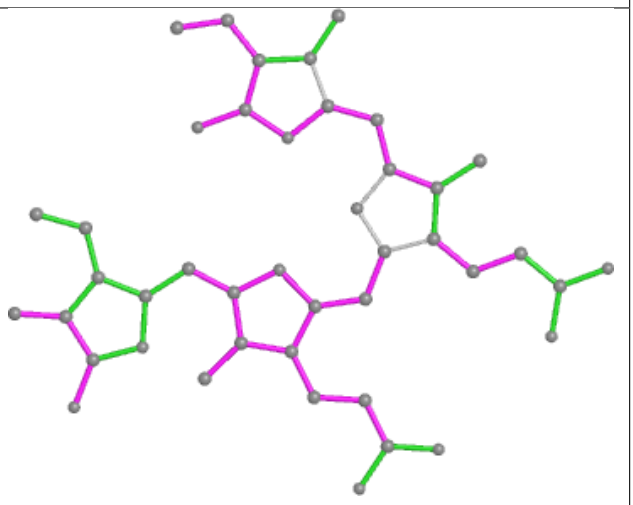

Bond angles

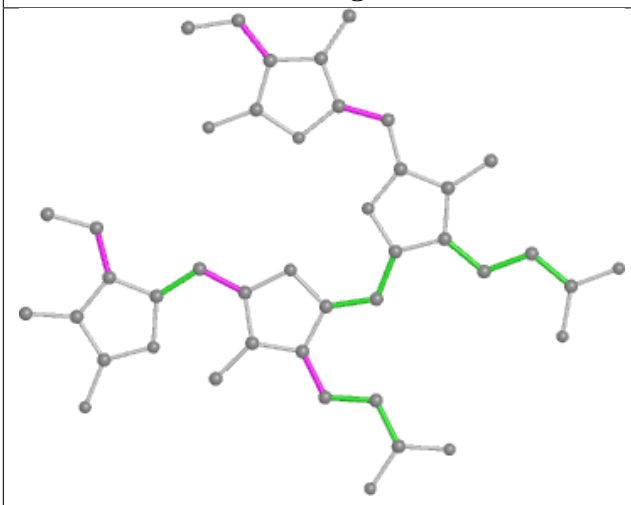

Torsions

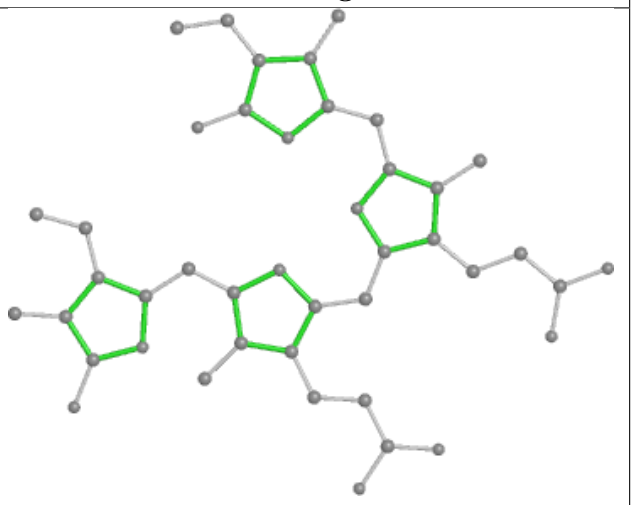

Rings

Ligand PEB gF 203

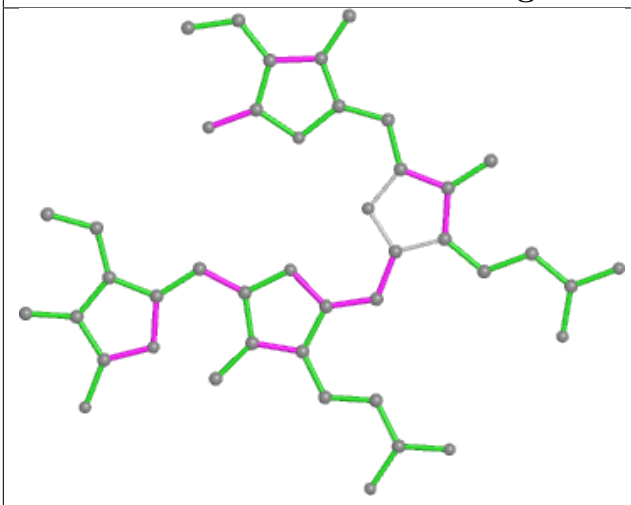

Bond lengths

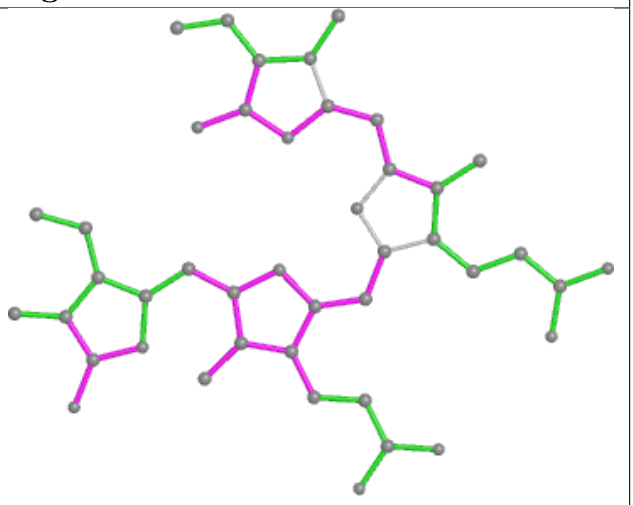

Bond angles

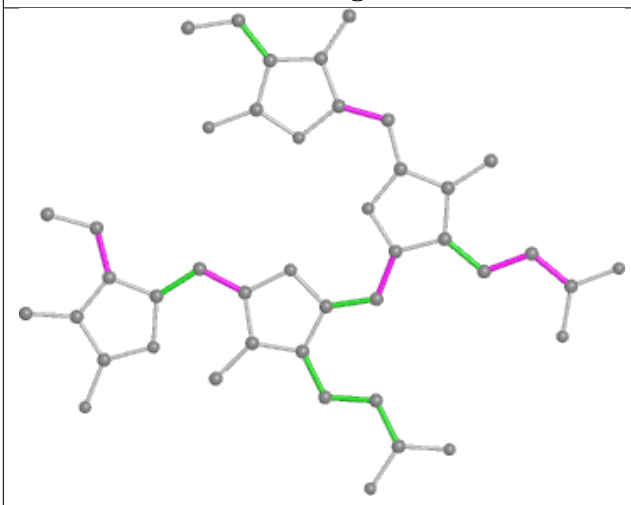

Torsions

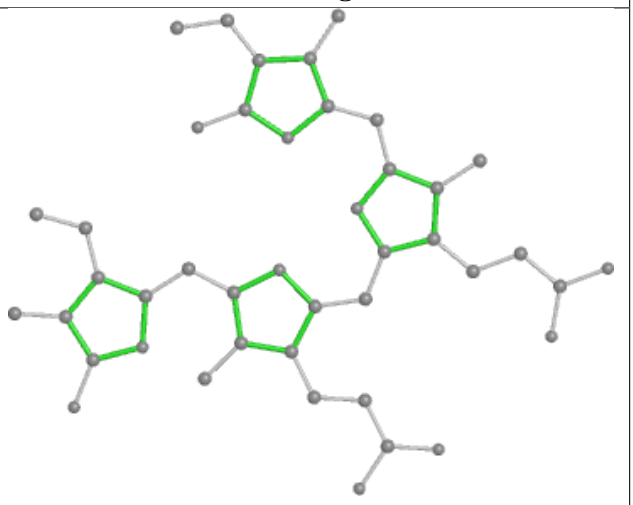

Rings

Ligand PEB PG 202

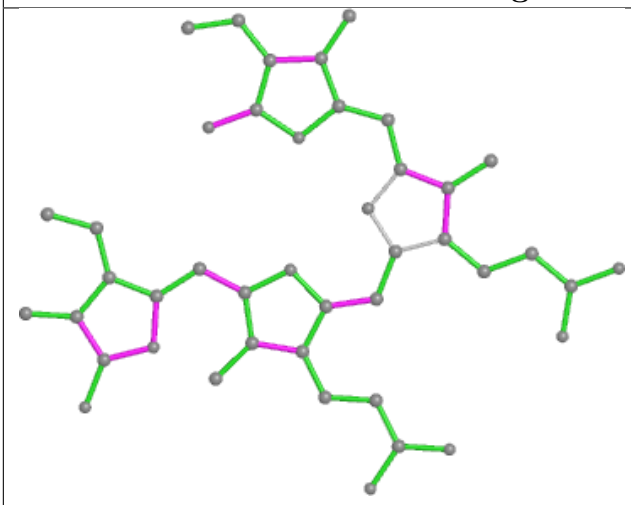

Bond lengths

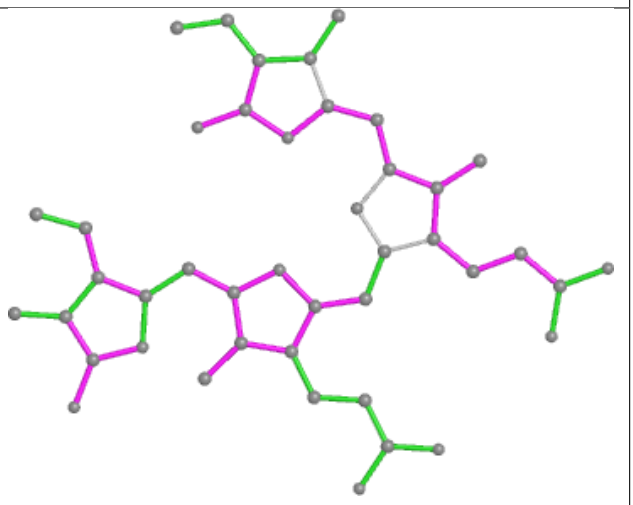

Bond angles

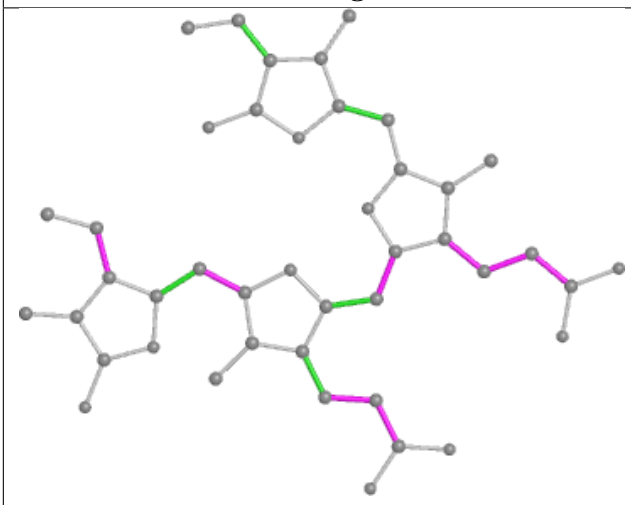

Torsions

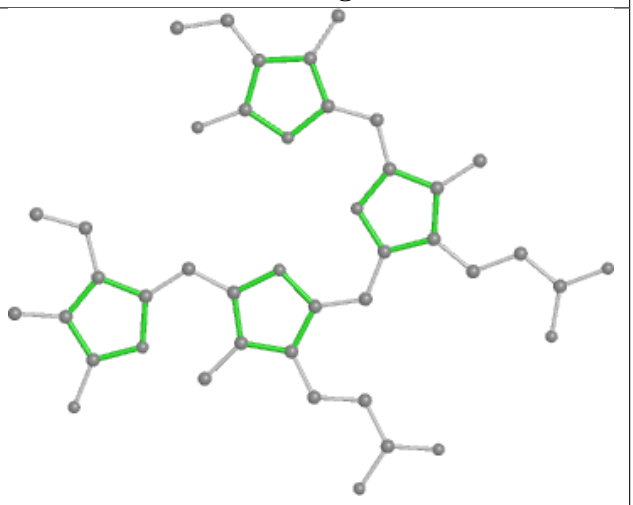

Rings

Ligand BCR fL 101

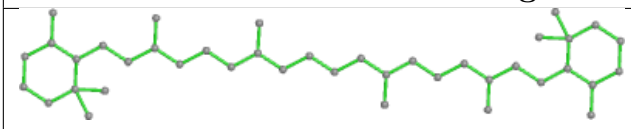

Bond lengths

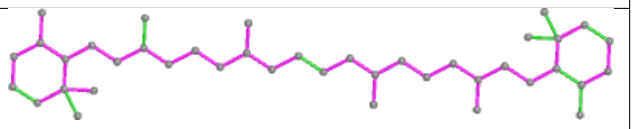

Bond angles

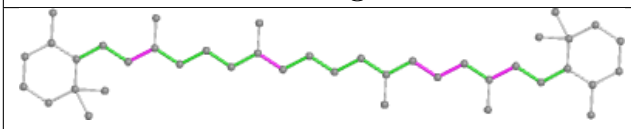

Torsions

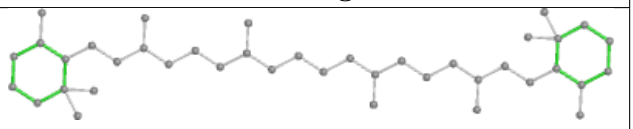

Rings

Ligand PEB RO 201

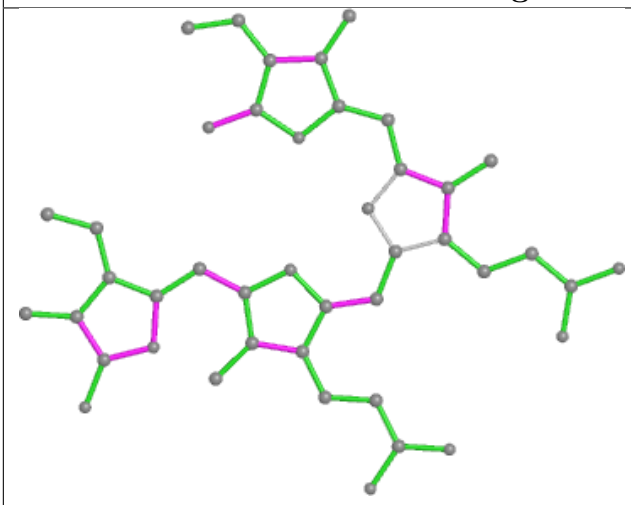

Bond lengths

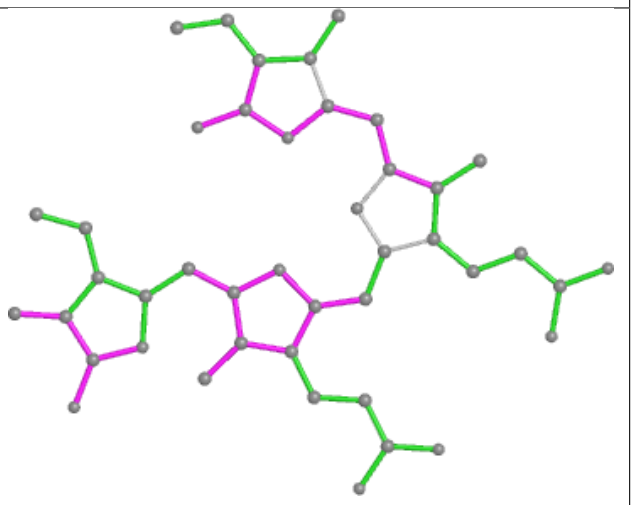

Bond angles

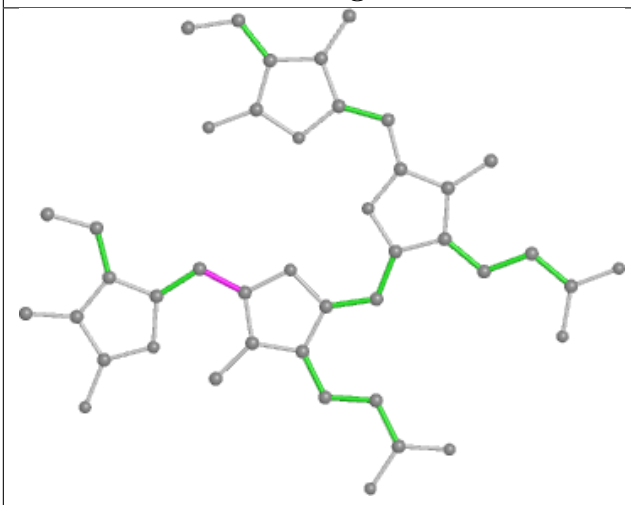

Torsions

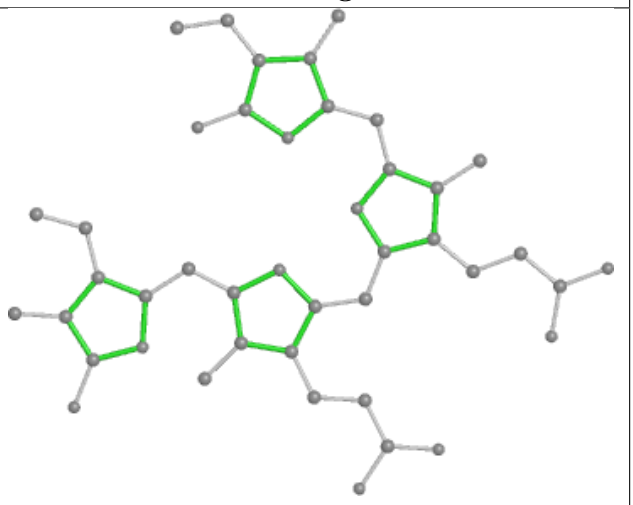

Rings

Ligand PEB S9 201

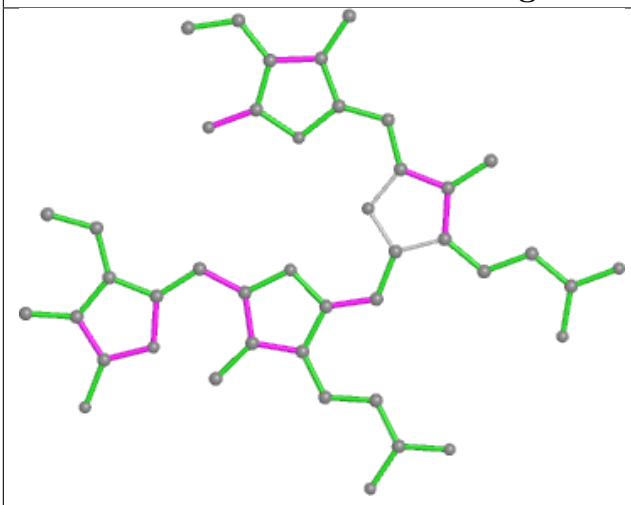

Bond lengths

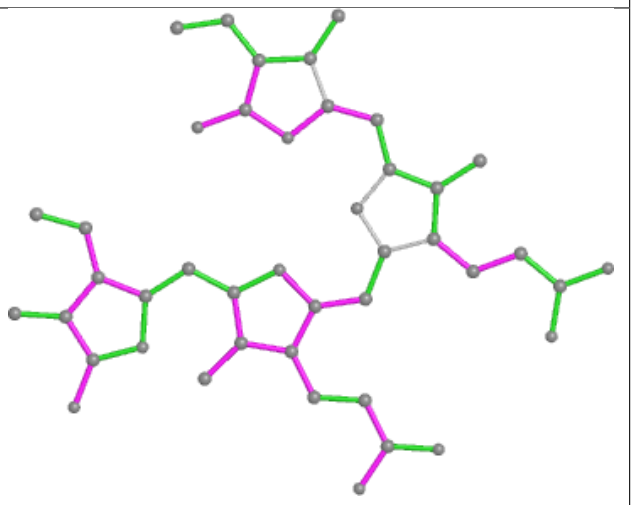

Bond angles

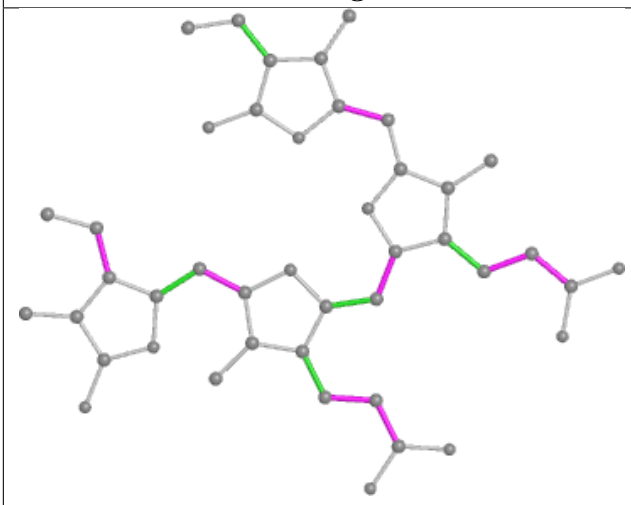

Torsions

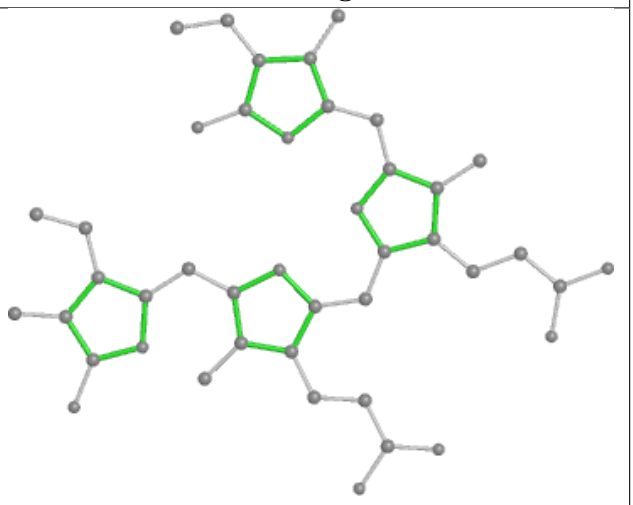

Rings

Ligand CLA 2N 301

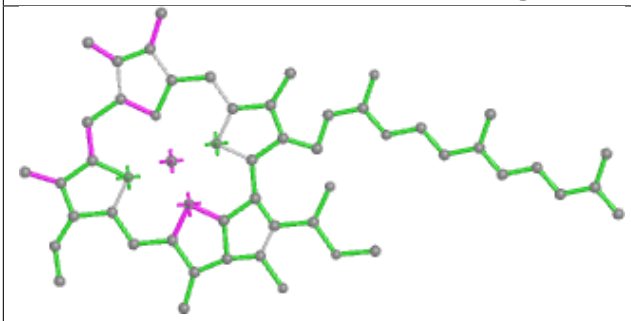

Bond lengths

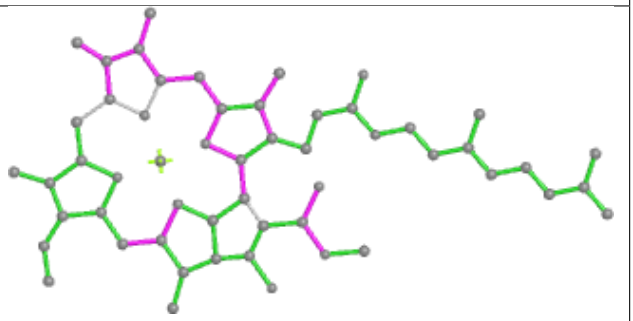

Bond angles

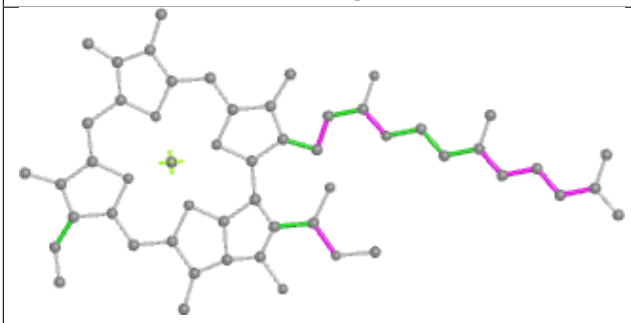

Torsions

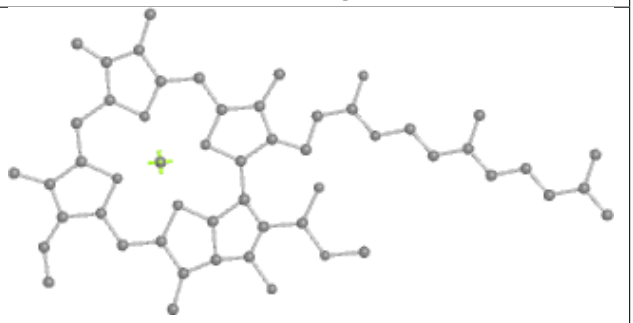

Rings

Ligand CLA AN 801

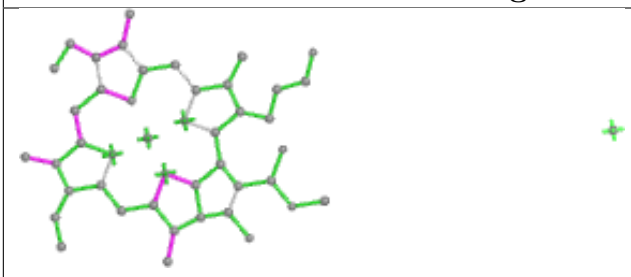

Bond lengths

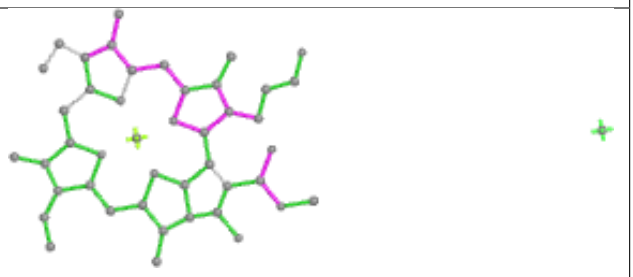

Bond angles

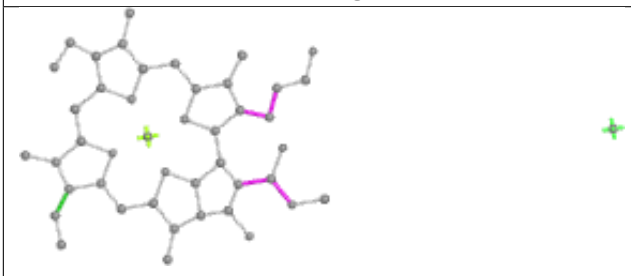

Torsions

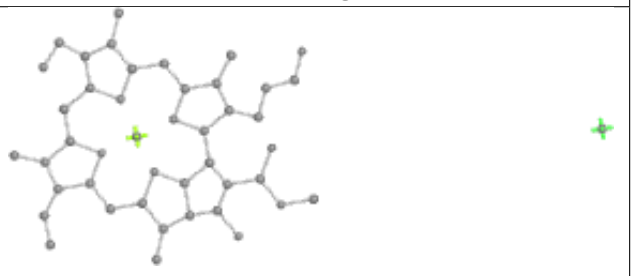

Rings

Ligand PEB sC 202

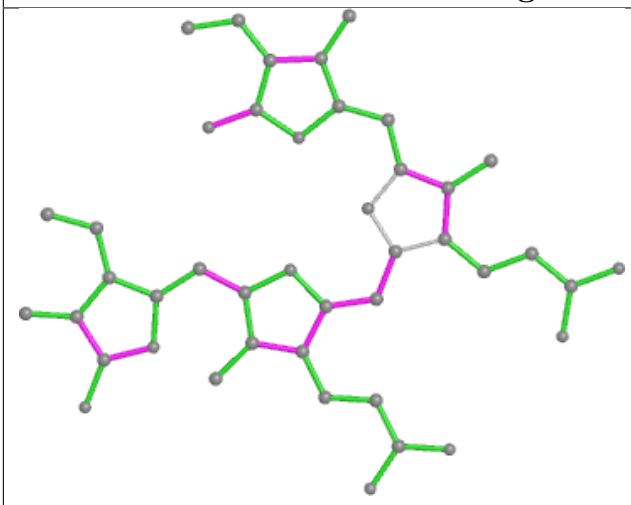

Bond lengths

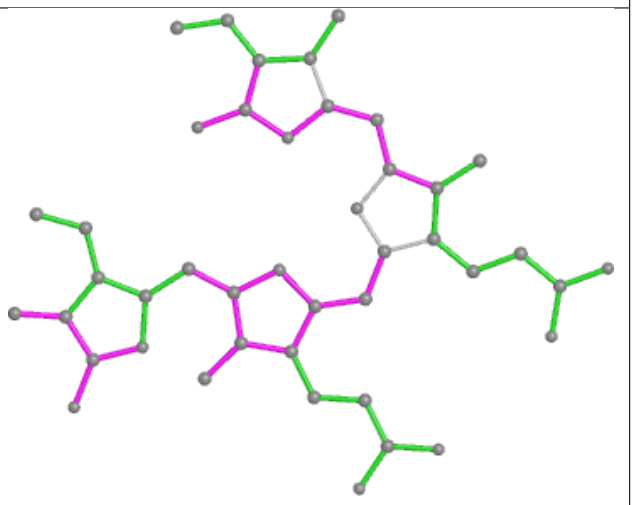

Bond angles

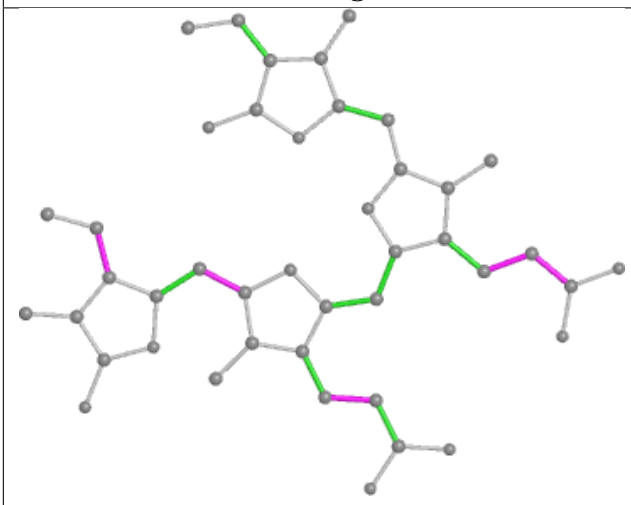

Torsions

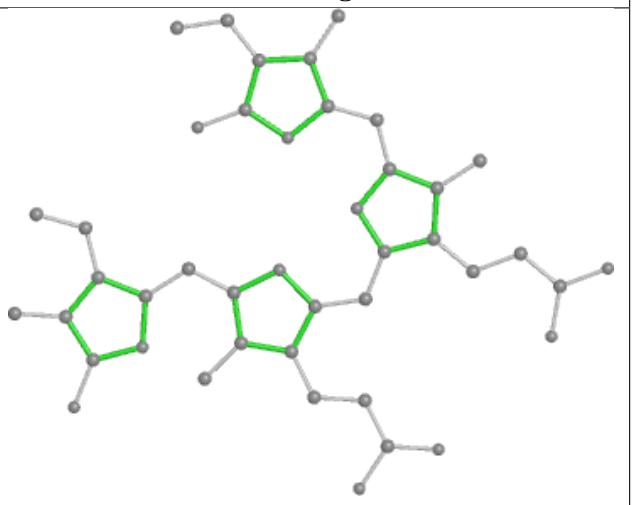

Rings

Ligand CLA 7N 609

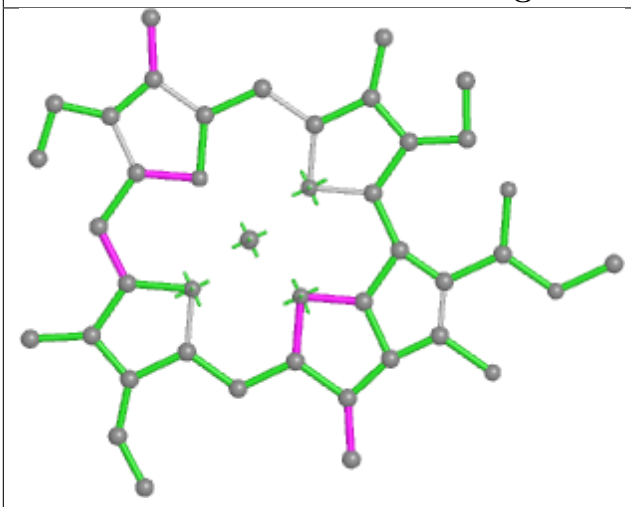

Bond lengths

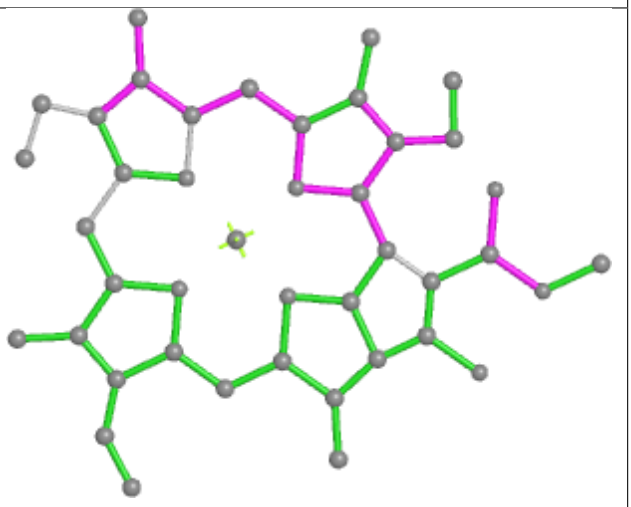

Bond angles

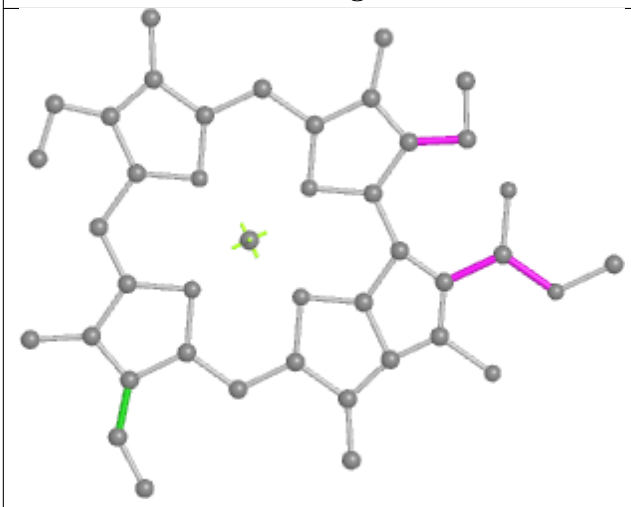

Torsions

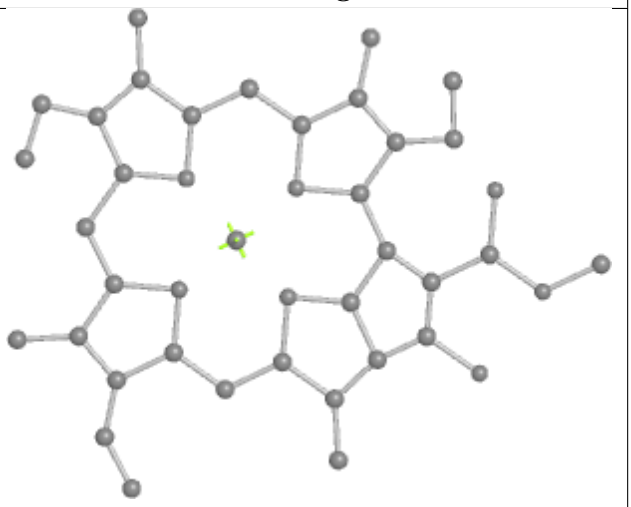

Rings

Ligand PEB UP 202

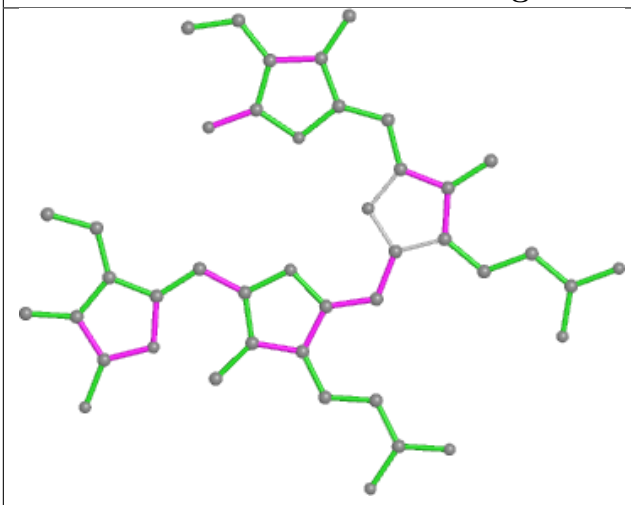

Bond lengths

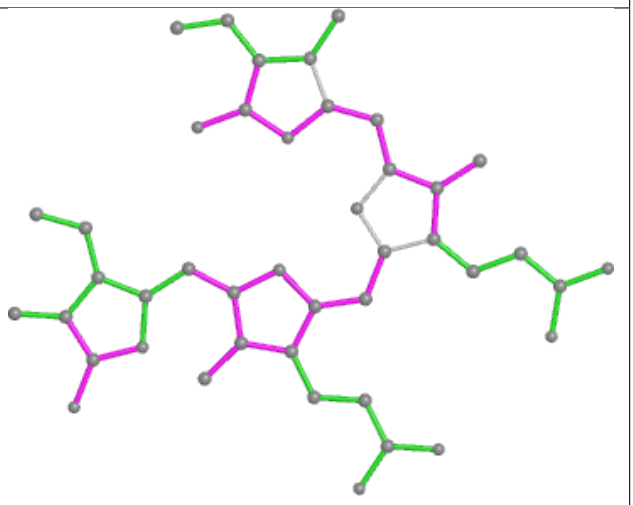

Bond angles

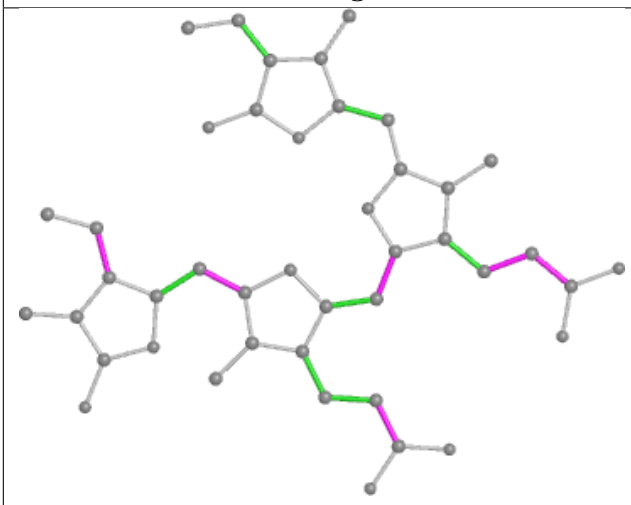

Torsions

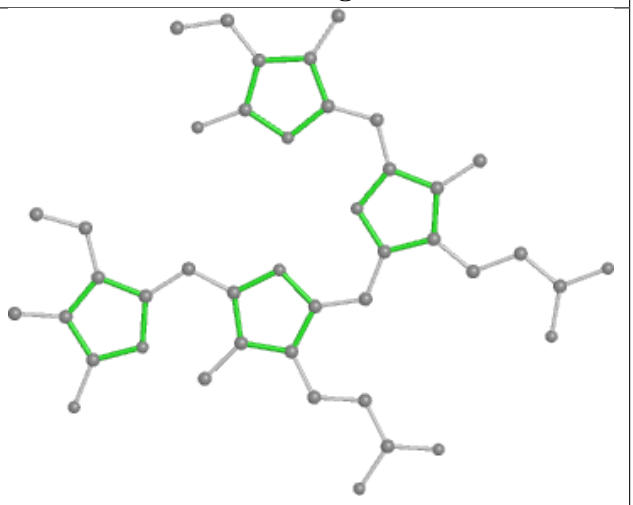

Rings

Ligand PUB AM 304

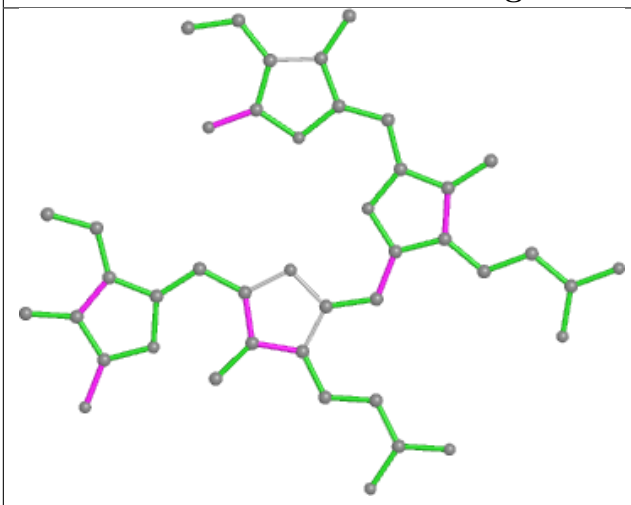

Bond lengths

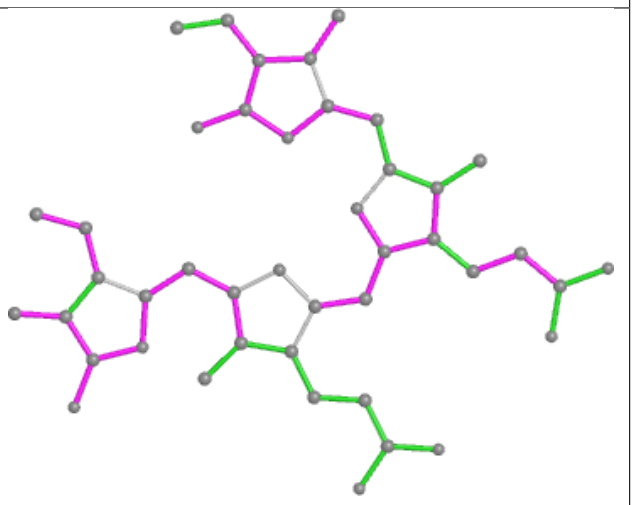

Bond angles

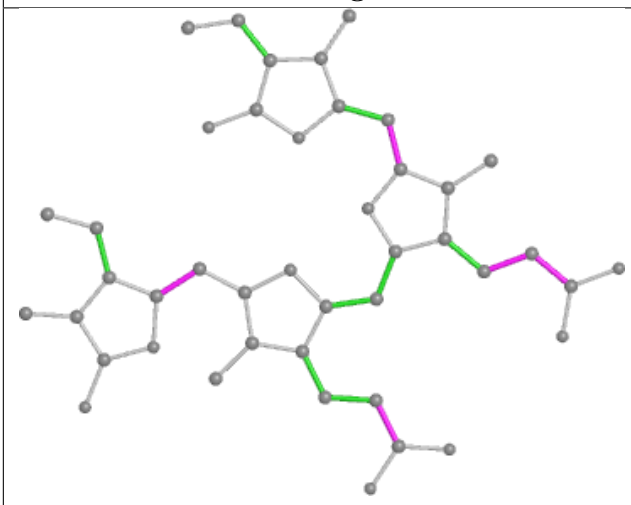

Torsions

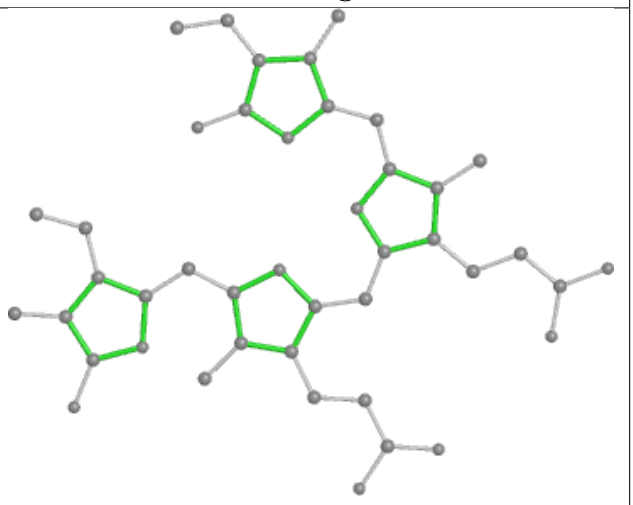

Rings

Ligand PEB SF 201

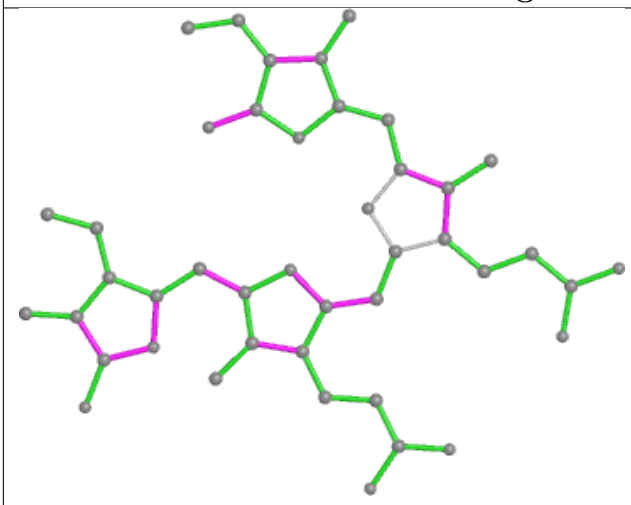

Bond lengths

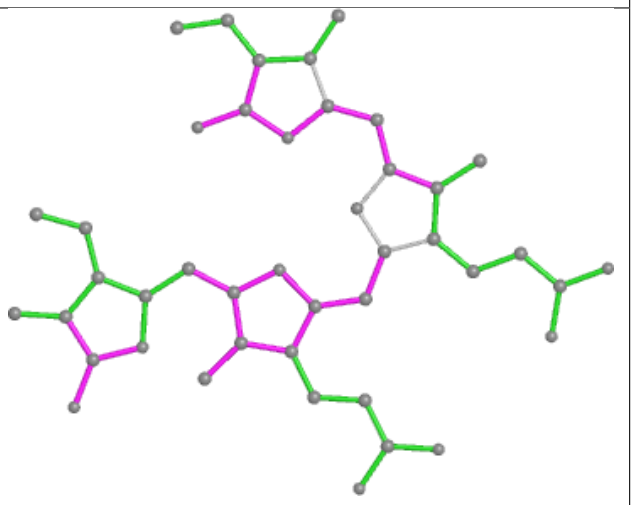

Bond angles

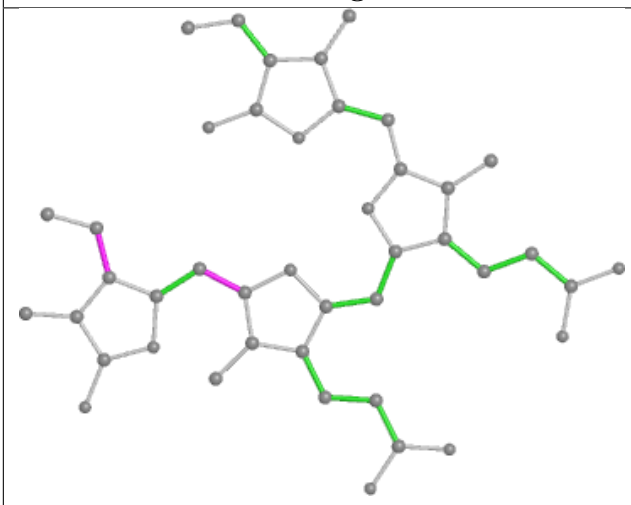

Torsions

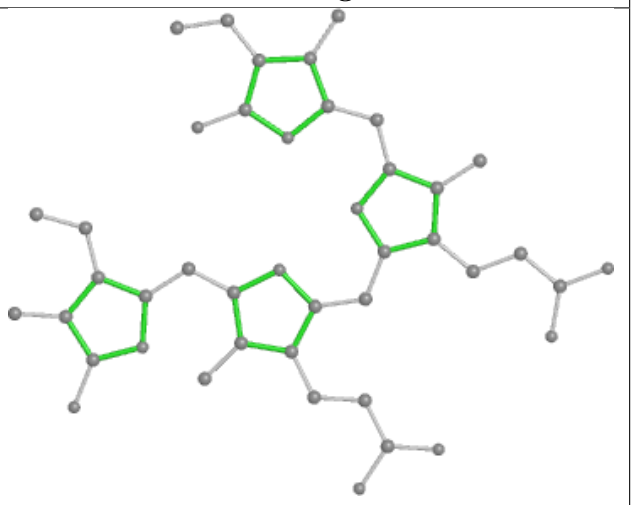

Rings

Ligand BCR A2 847

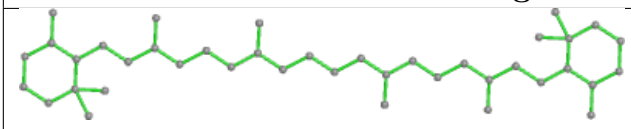

Bond lengths

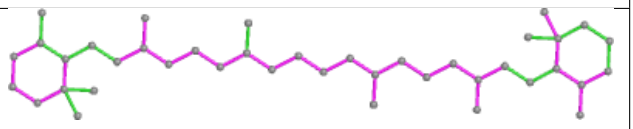

Bond angles

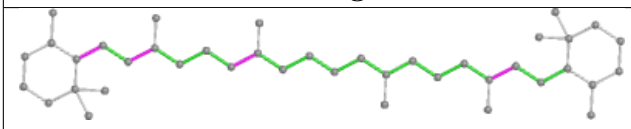

Torsions

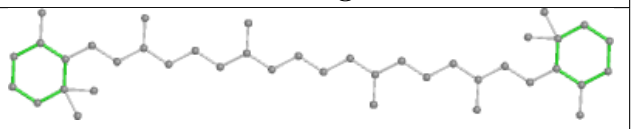

Rings

Ligand PEB dK 201

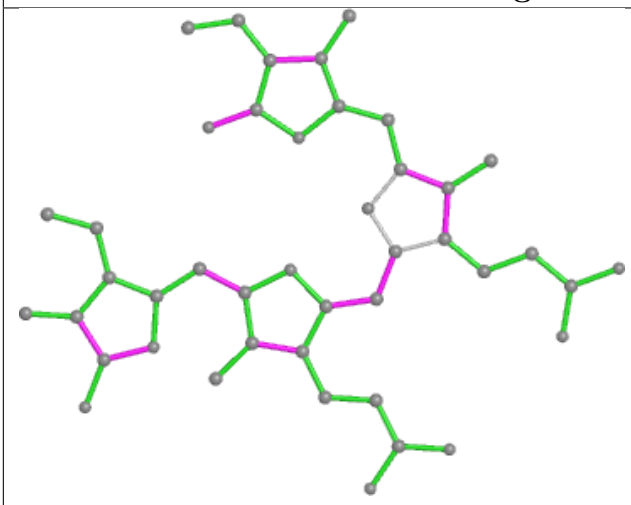

Bond lengths

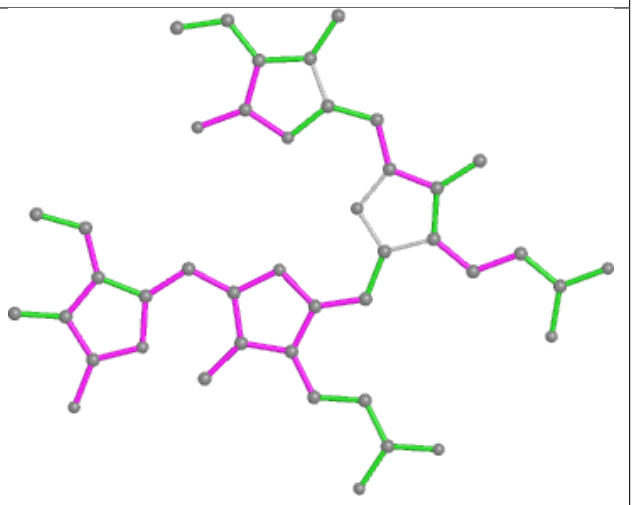

Bond angles

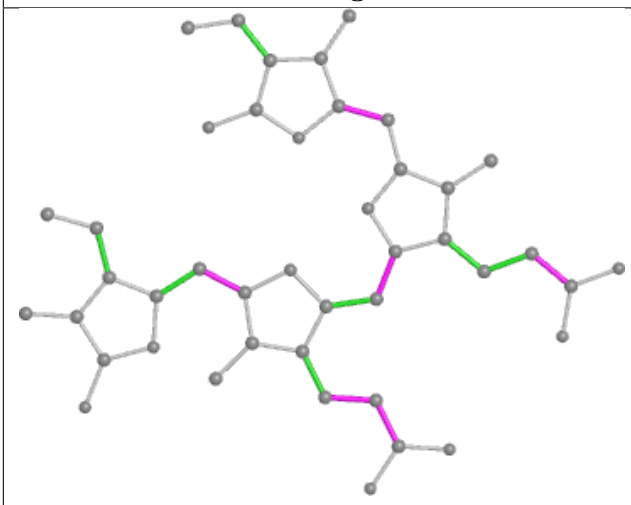

Torsions

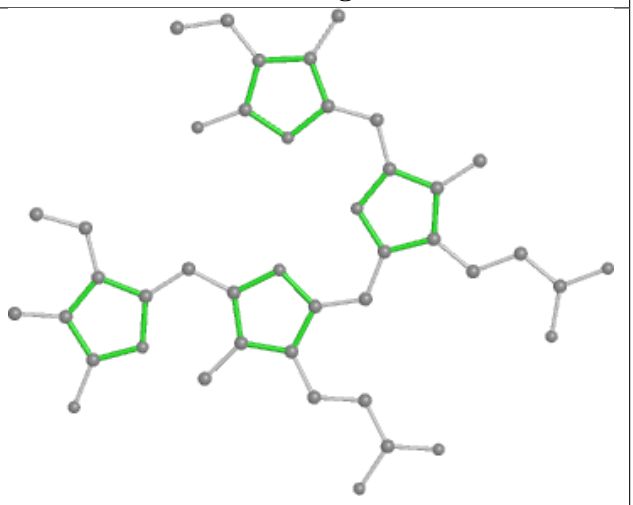

Rings

Ligand CLA A2 830

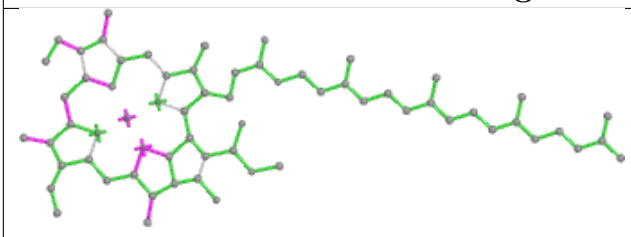

Bond lengths

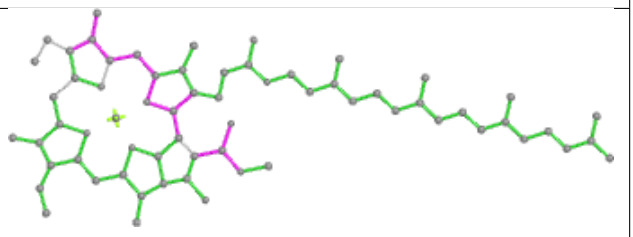

Bond angles

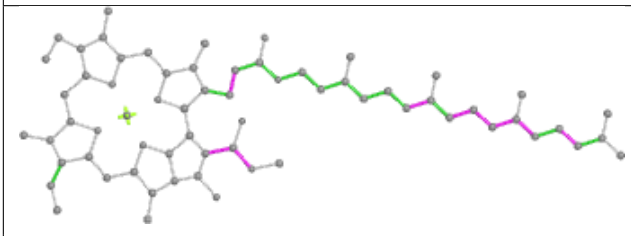

Torsions

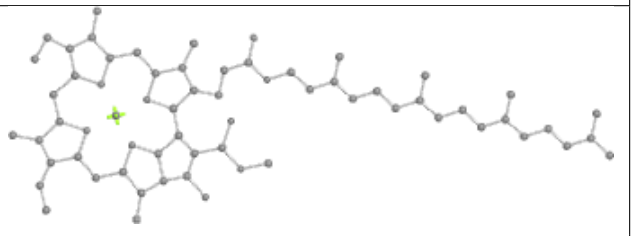

Rings

Ligand CLA 6N 602

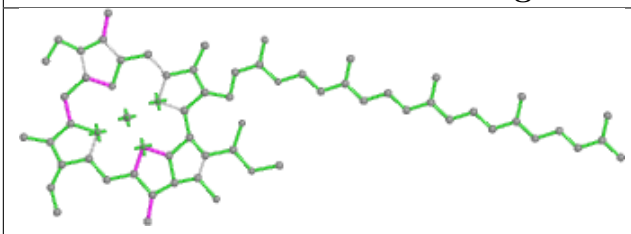

Bond lengths

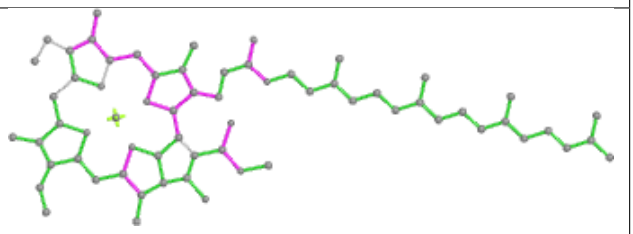

Bond angles

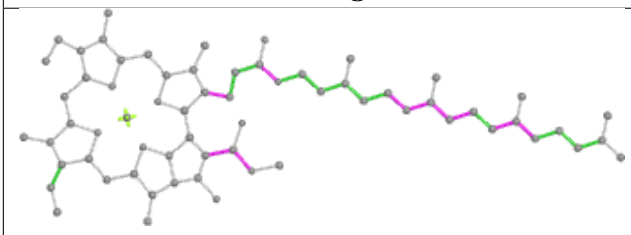

Torsions

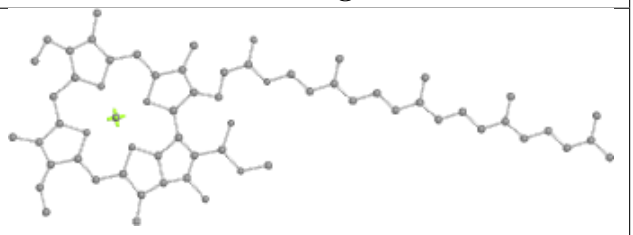

Rings

Ligand PEB K7 202

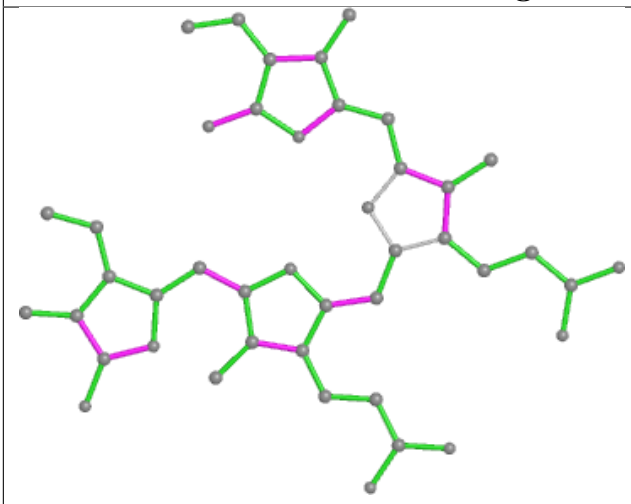

Bond lengths

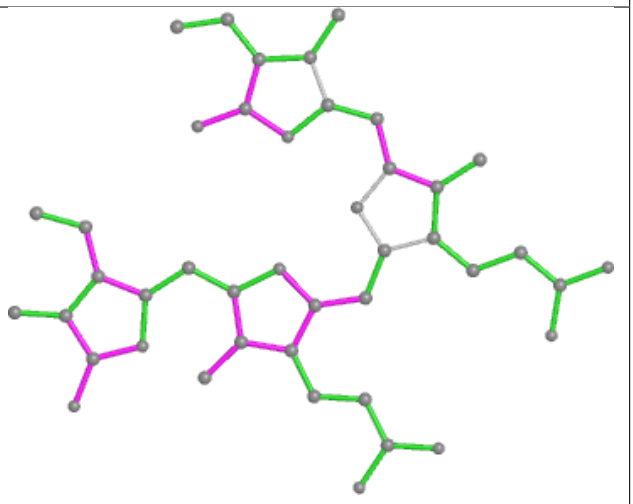

Bond angles

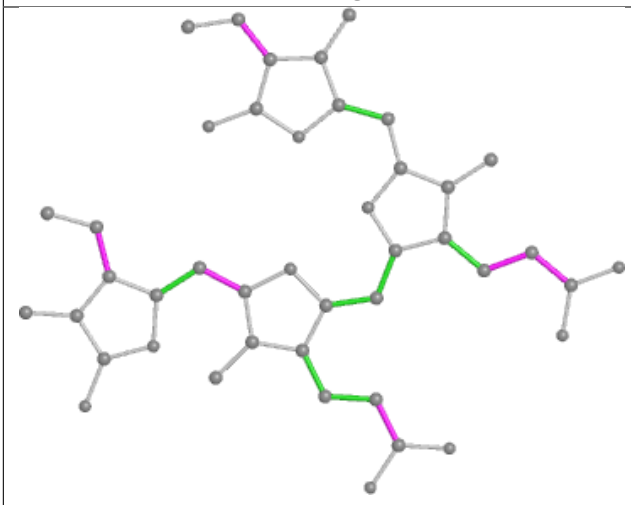

Torsions

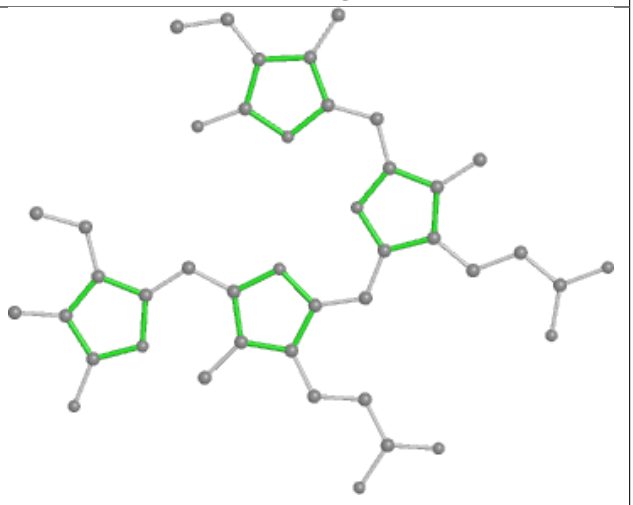

Rings

Ligand CYC J3 1001

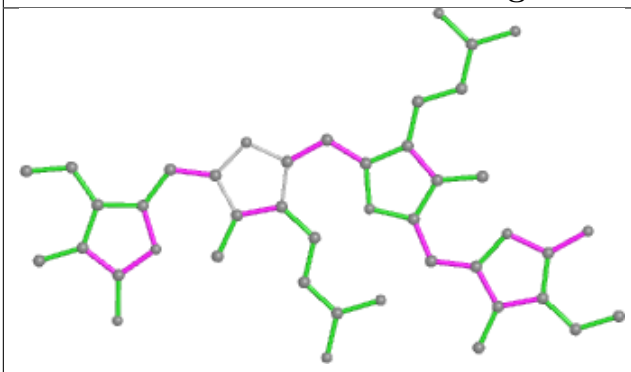

Bond lengths

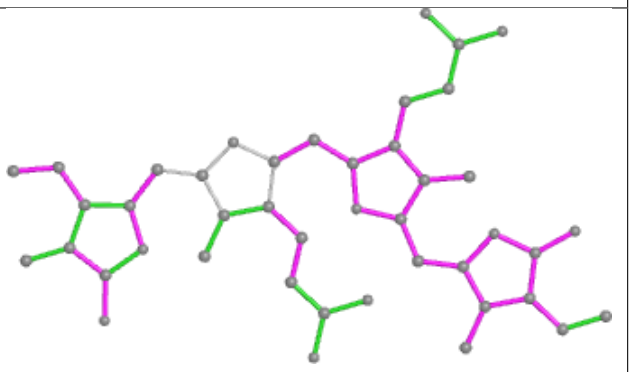

Bond angles

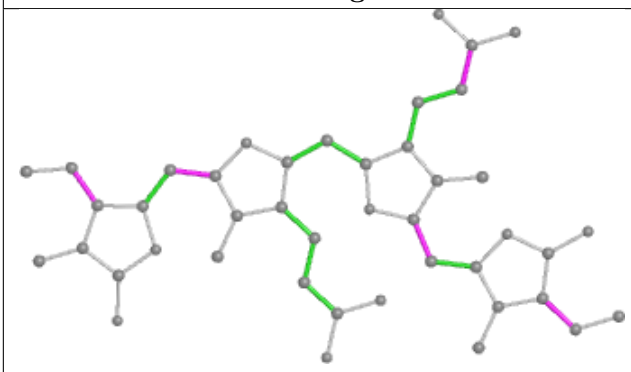

Torsions

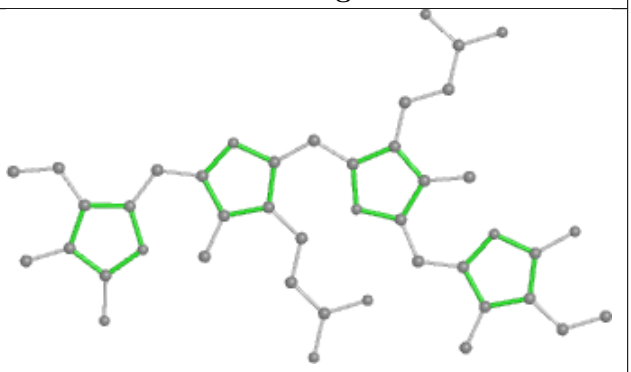

Rings

Ligand PEB iE 202

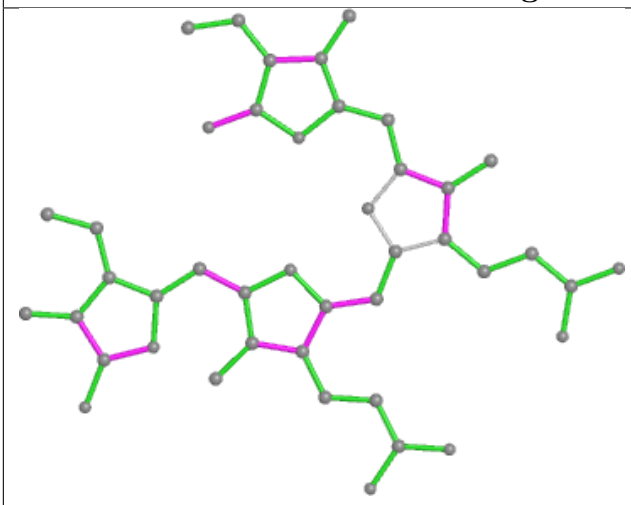

Bond lengths

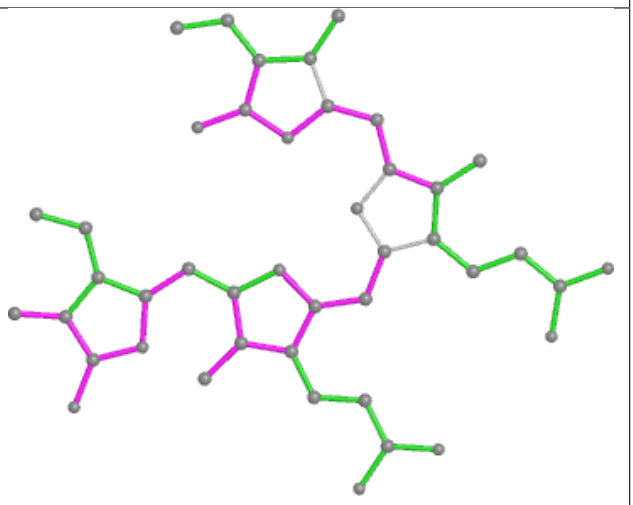

Bond angles

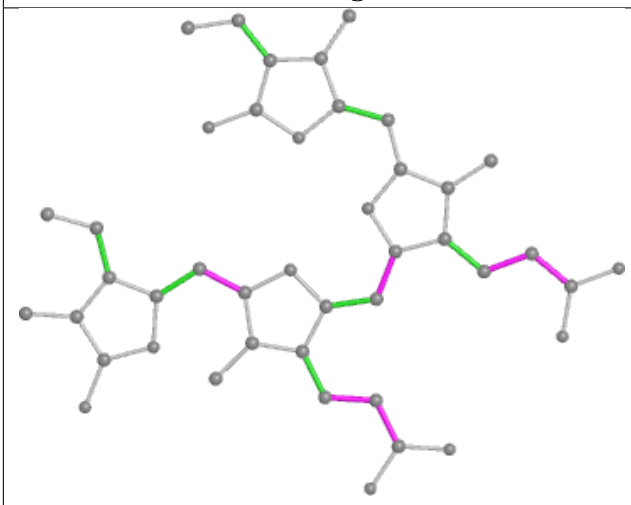

Torsions

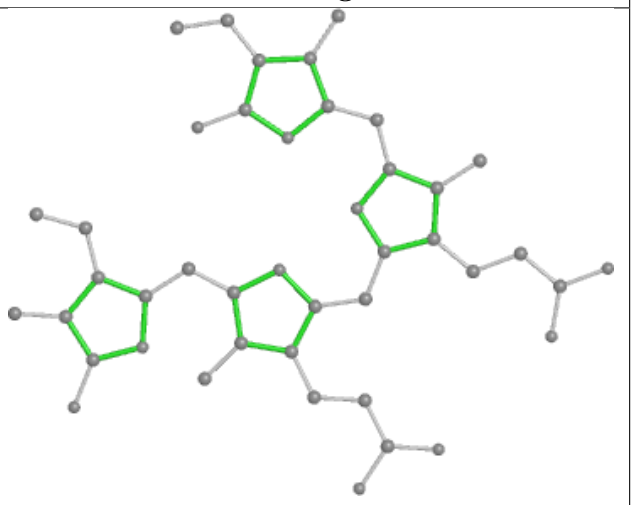

Rings

Ligand PEB H9 202

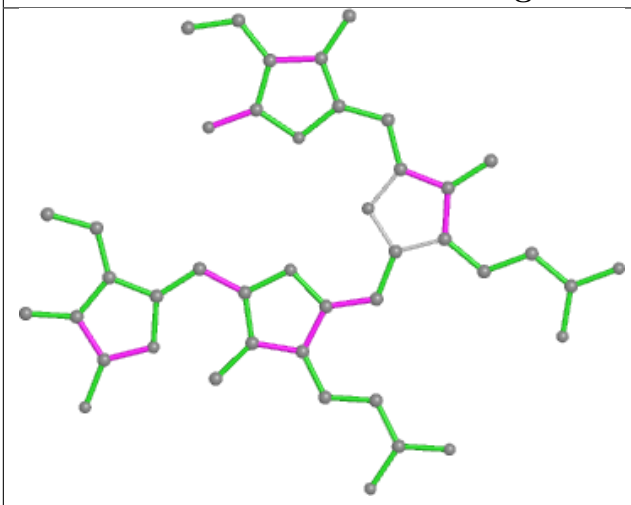

Bond lengths

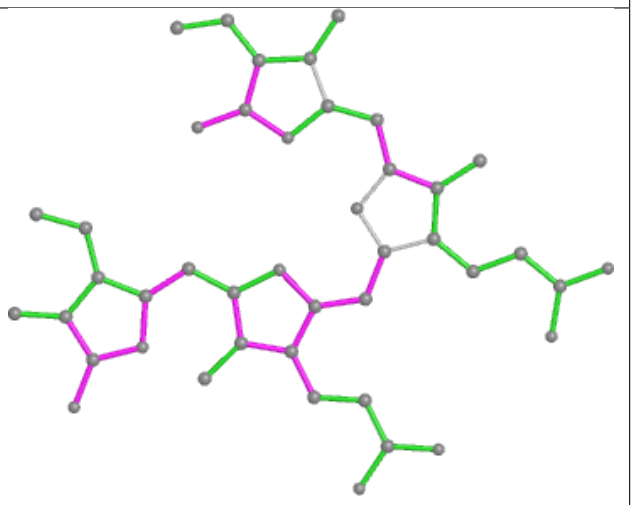

Bond angles

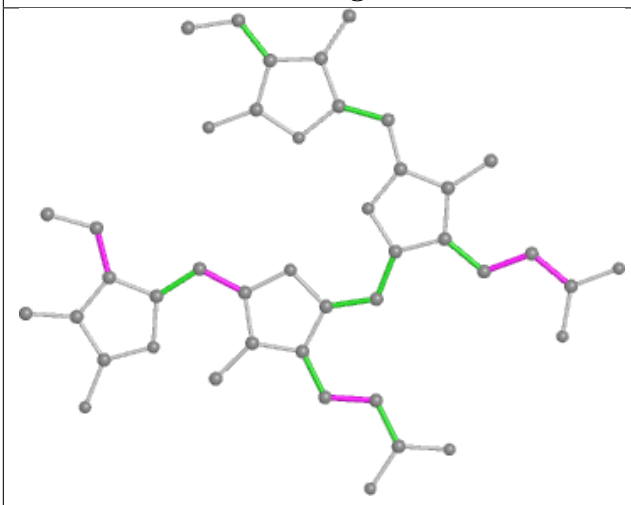

Torsions

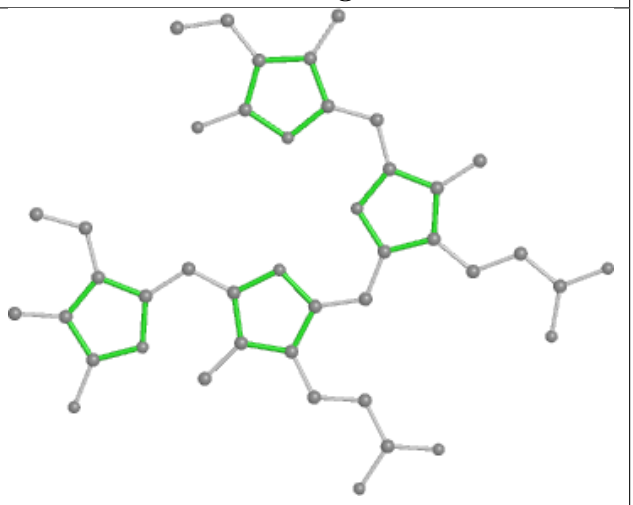

Rings

Ligand PEB KI 203

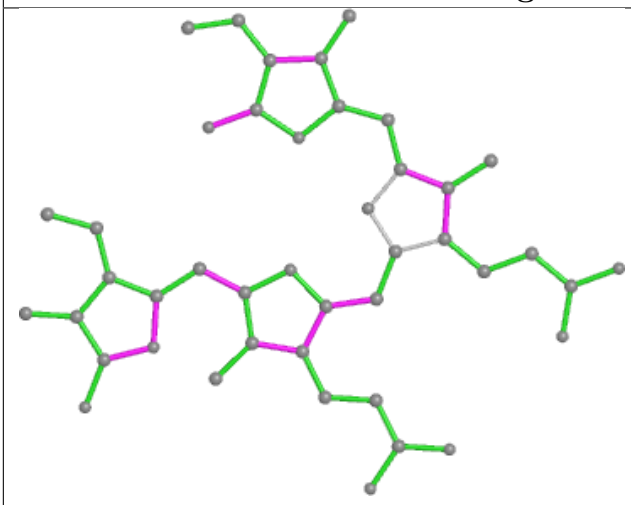

Bond lengths

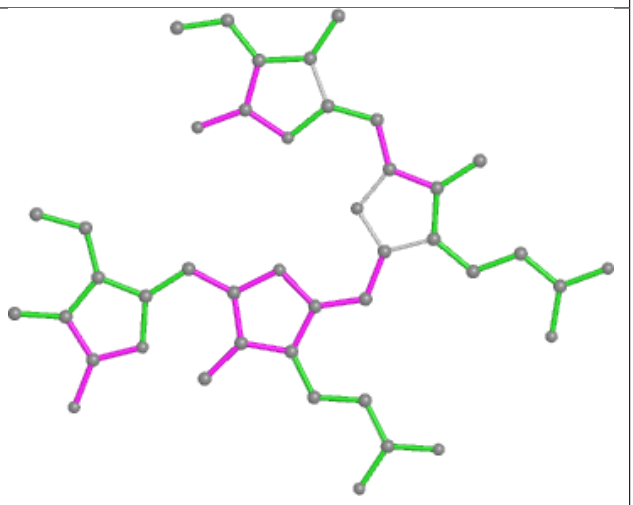

Bond angles

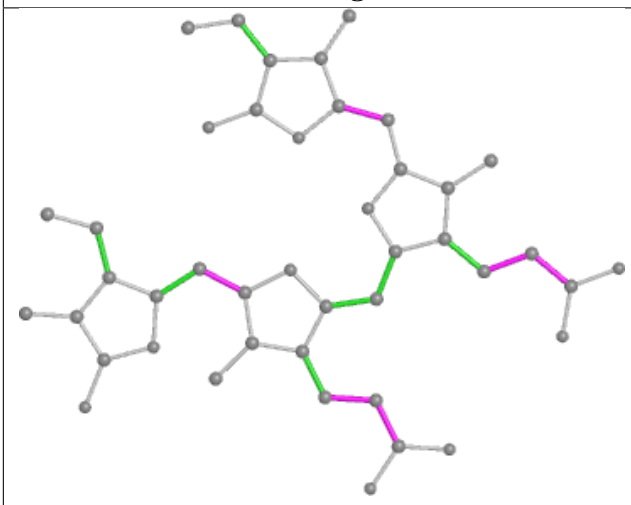

Torsions

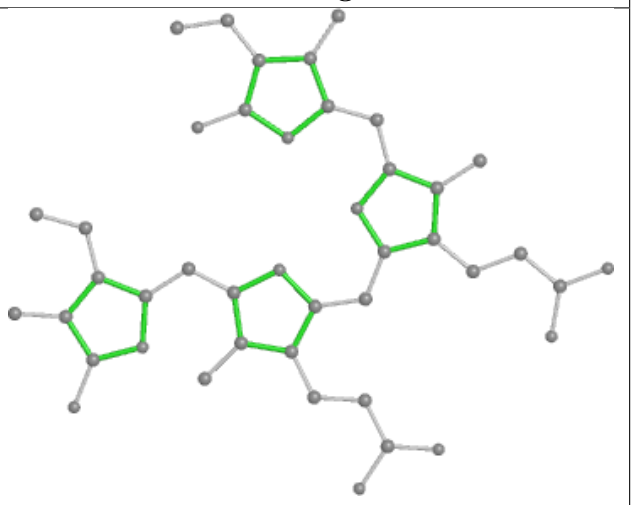

Rings

Ligand PEB xK 302

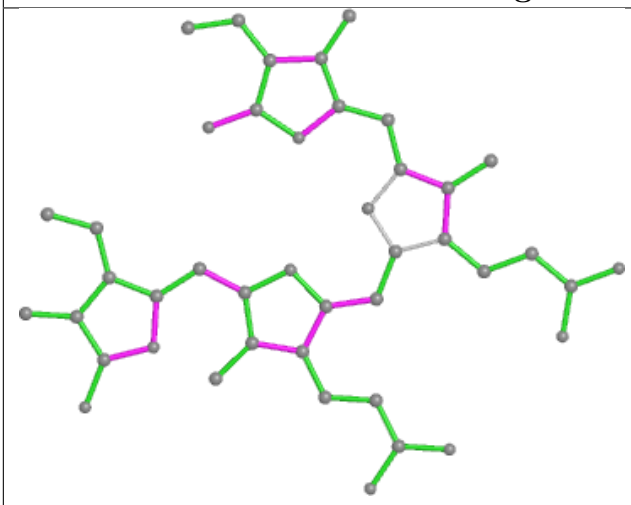

Bond lengths

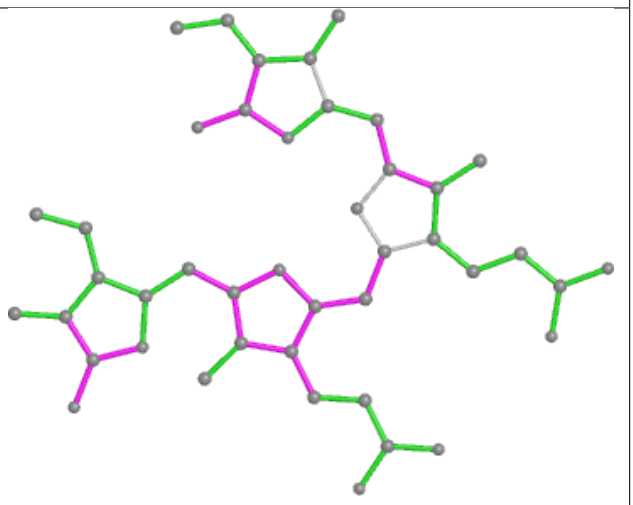

Bond angles

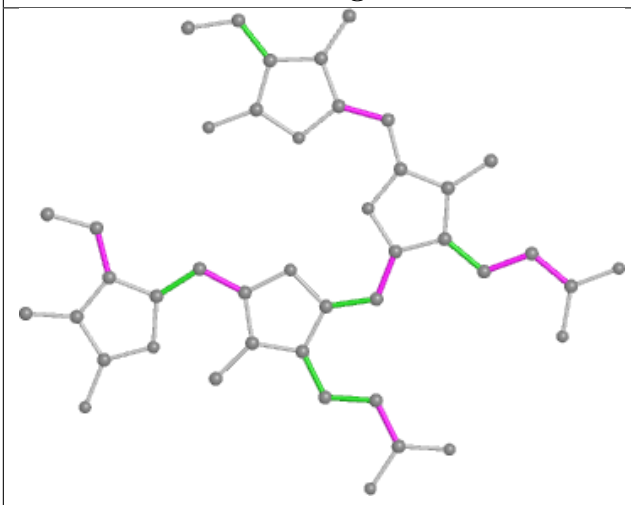

Torsions

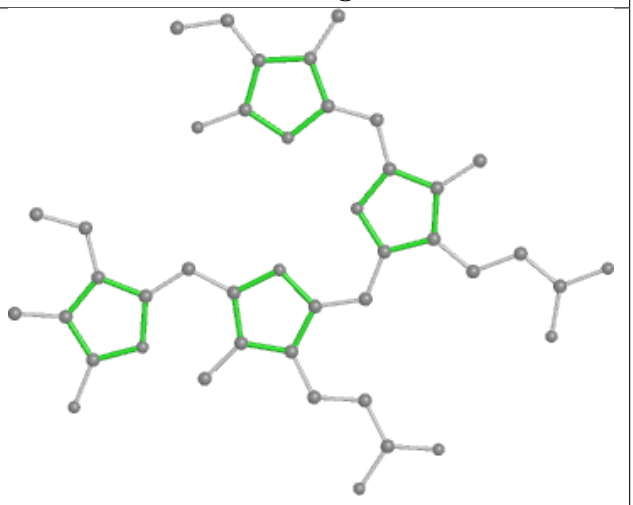

Rings

Ligand PEB r8 201

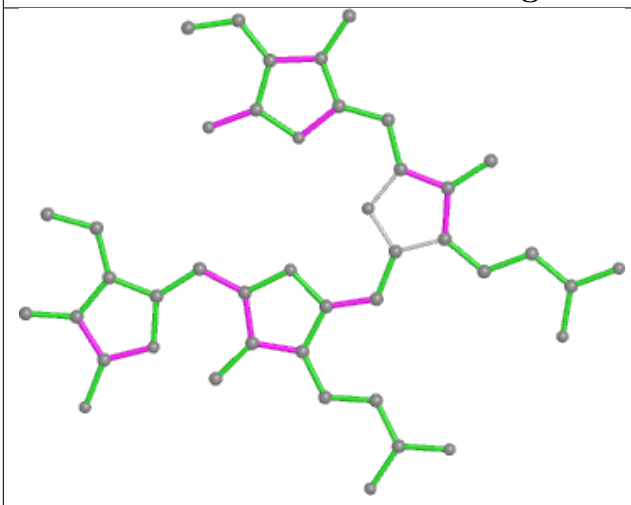

Bond lengths

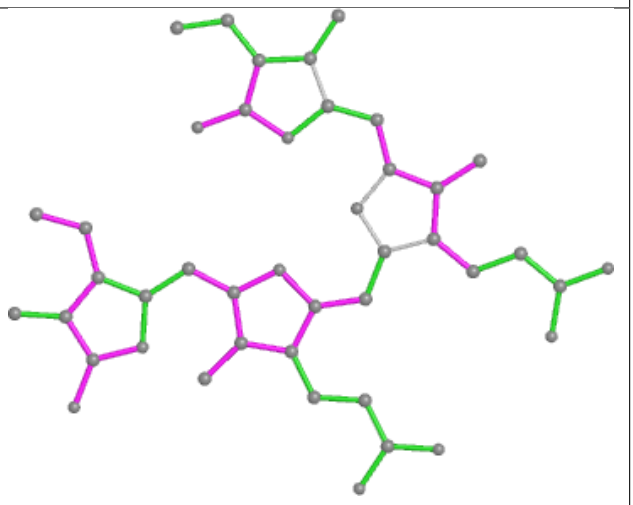

Bond angles

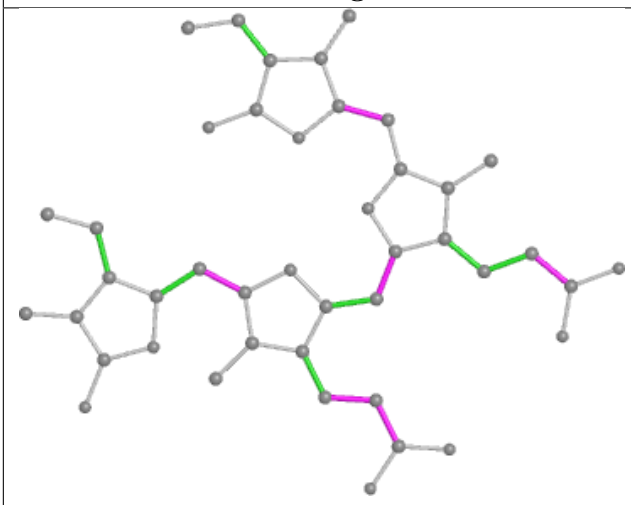

Torsions

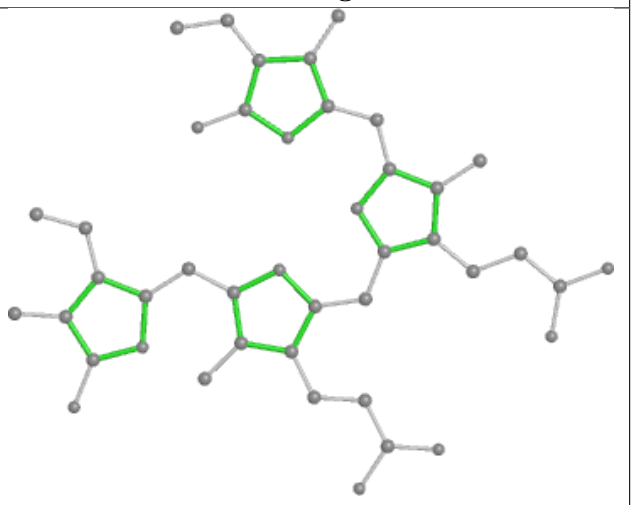

Rings

Ligand BCR b6 602

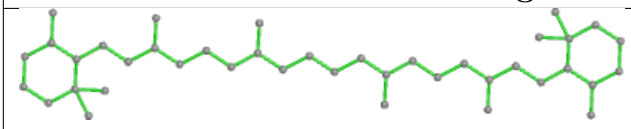

Bond lengths

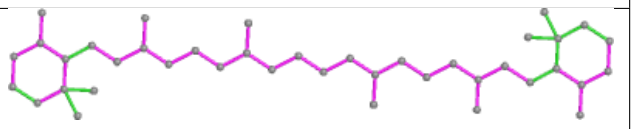

Bond angles

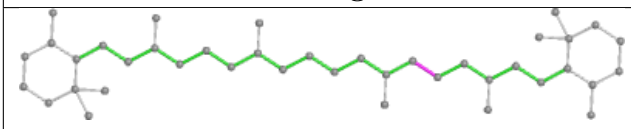

Torsions

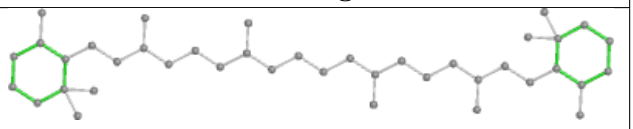

Rings

Ligand PEB fJ 201

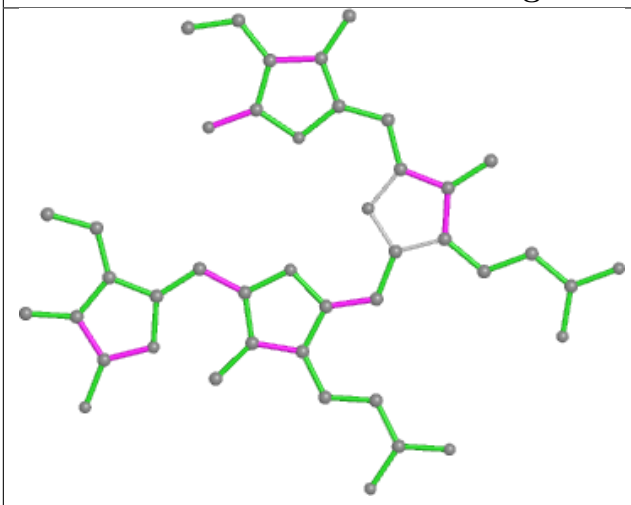

Bond lengths

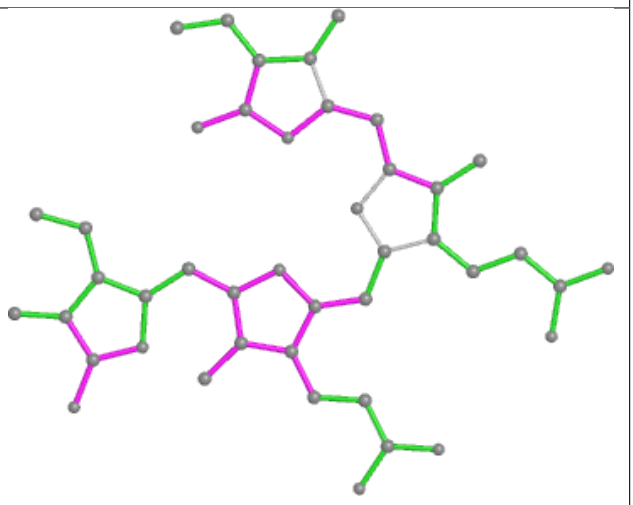

Bond angles

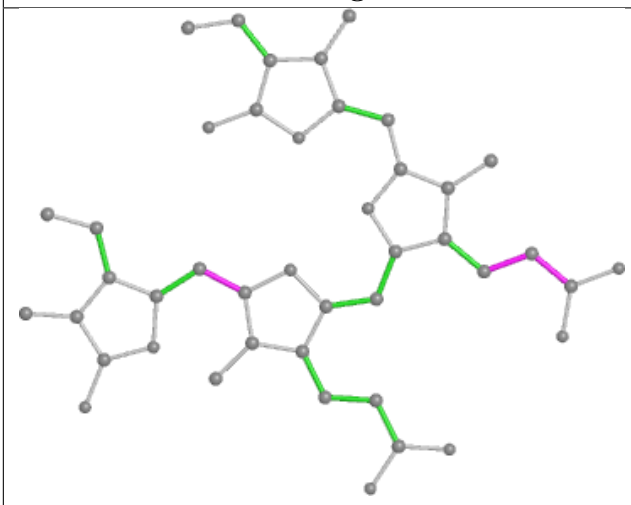

Torsions

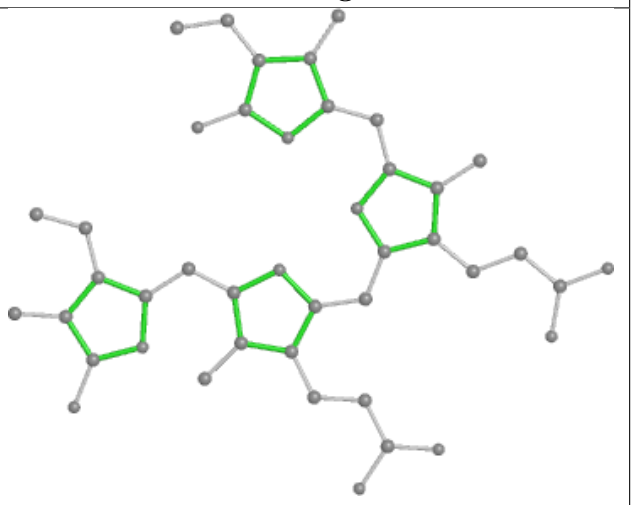

Rings

Ligand CLA BN 830

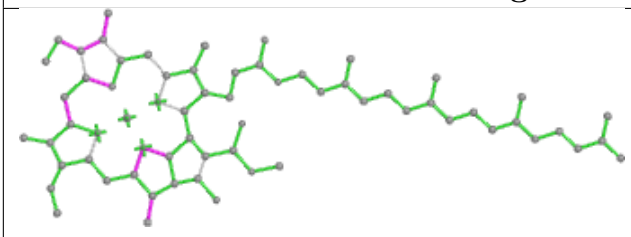

Bond lengths

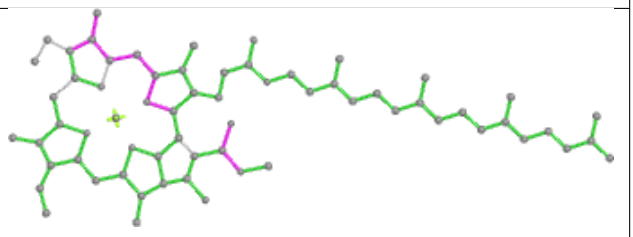

Bond angles

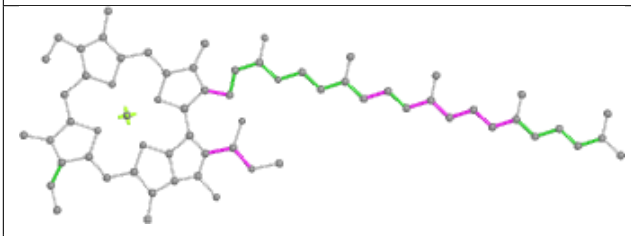

Torsions

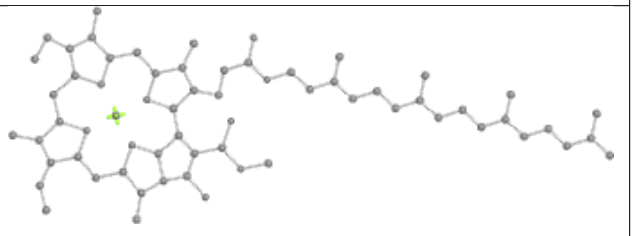

Rings

Ligand BCR AN 845

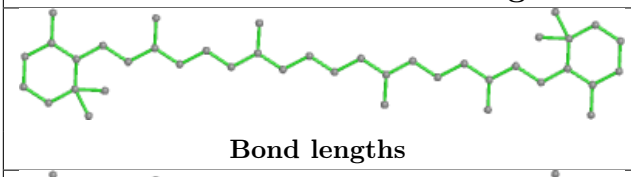

Bond lengths

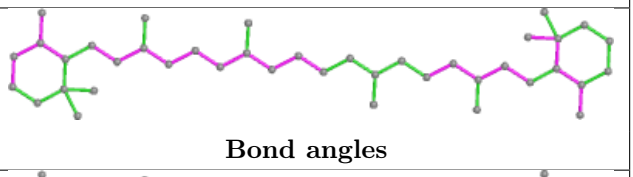

Bond angles

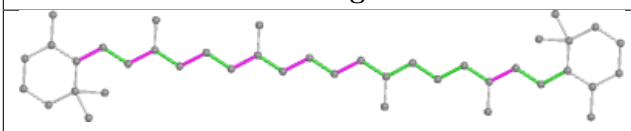

Torsions

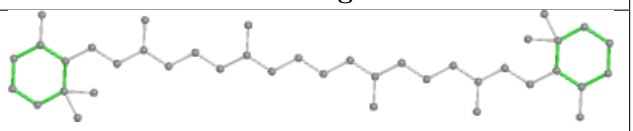

Rings

Ligand PEB S7 201

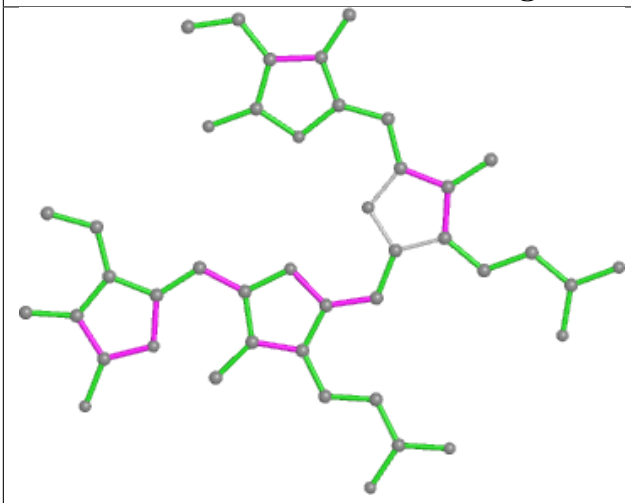

Bond lengths

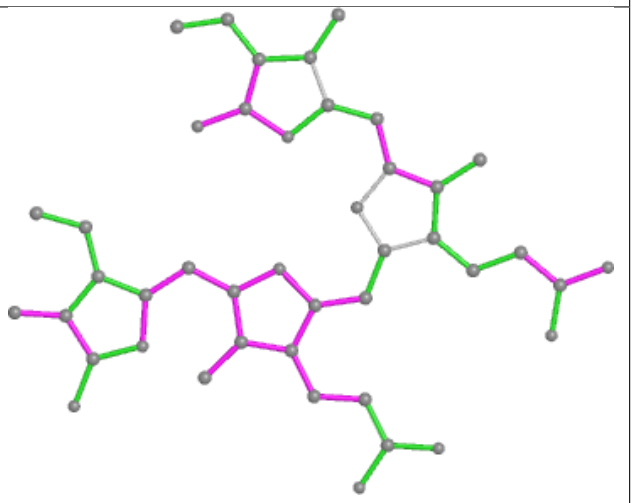

Bond angles

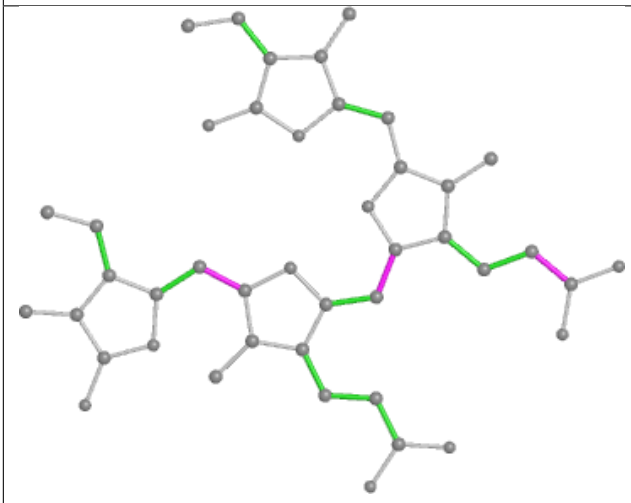

Torsions

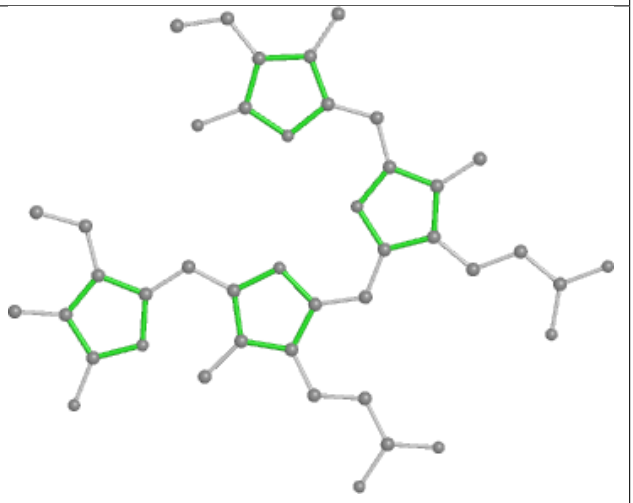

Rings

Ligand PEB KM 203

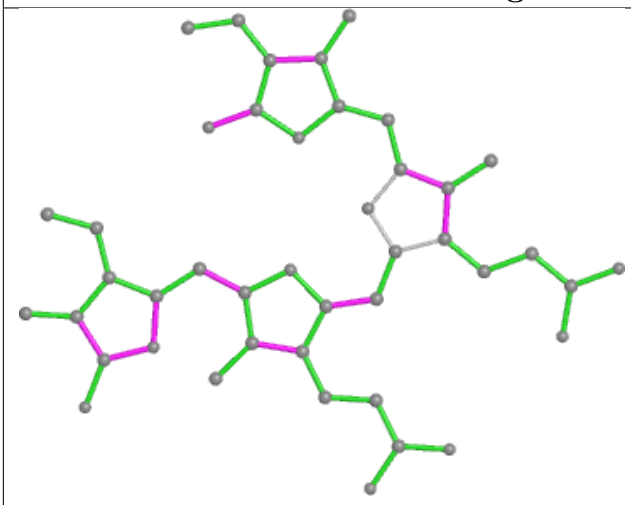

Bond lengths

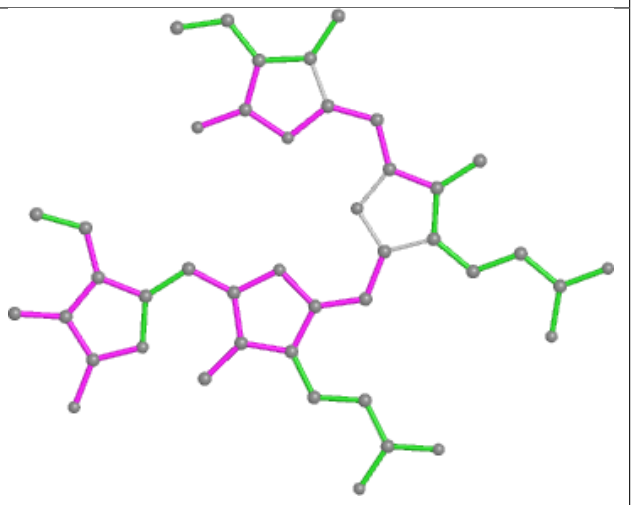

Bond angles

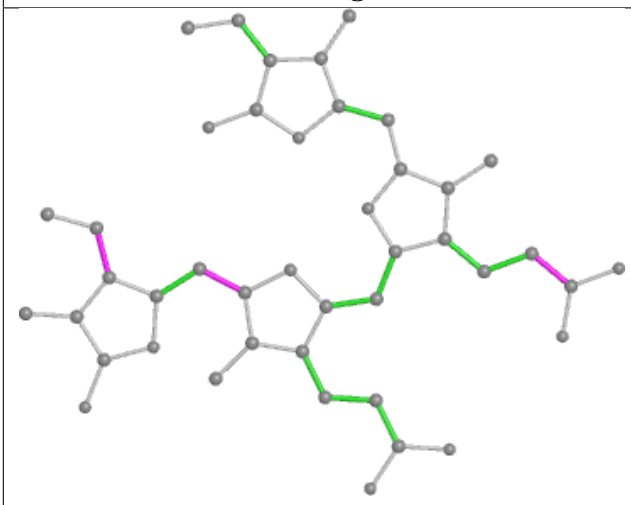

Torsions

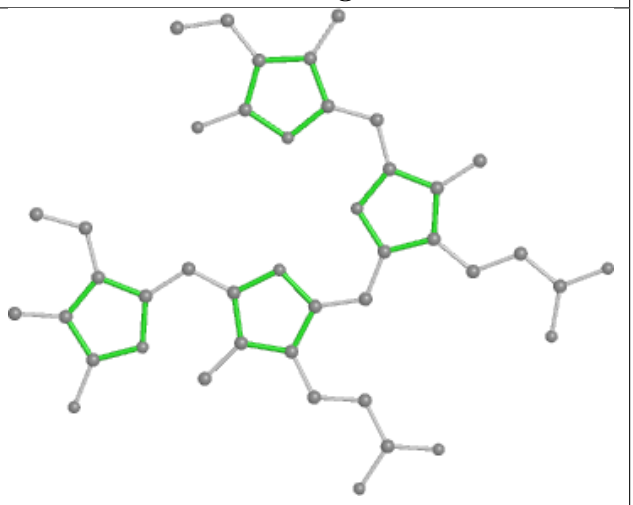

Rings

Ligand BCR B2 838

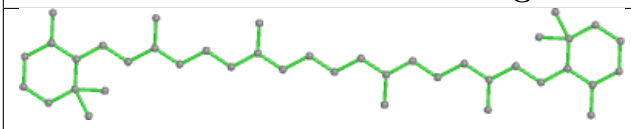

Bond lengths

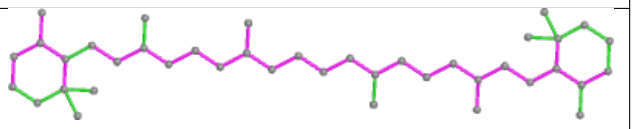

Bond angles

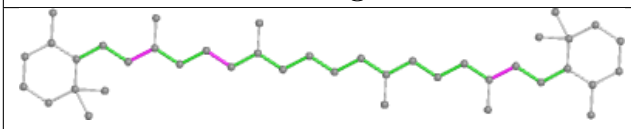

Torsions

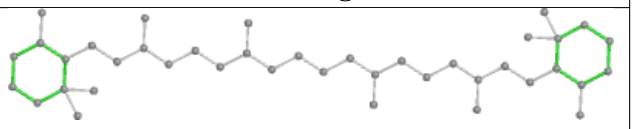

Rings

Ligand PEB T5 201

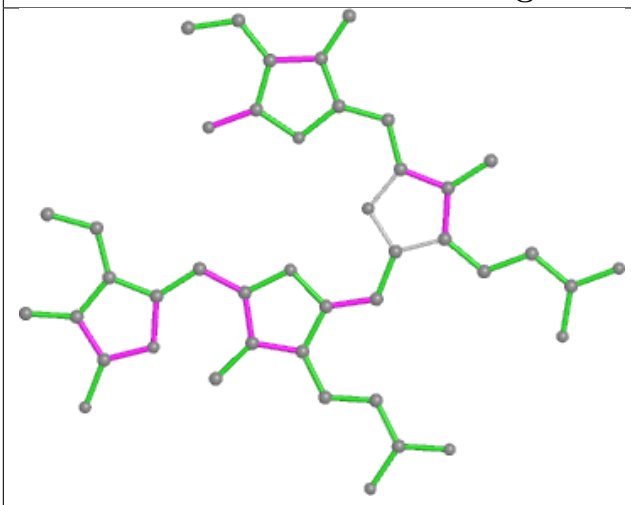

Bond lengths

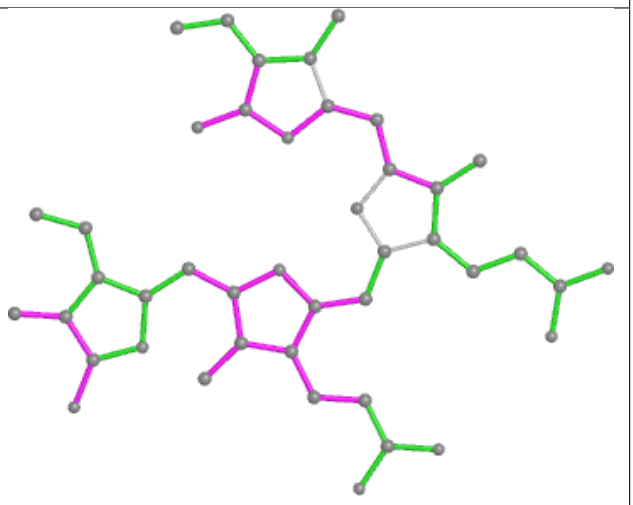

Bond angles

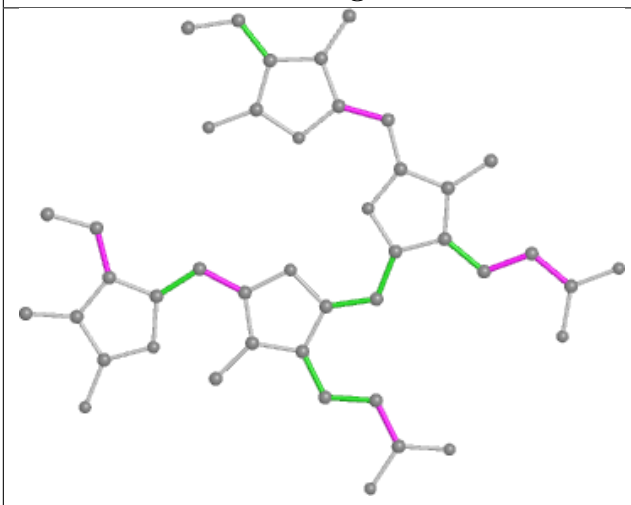

Torsions

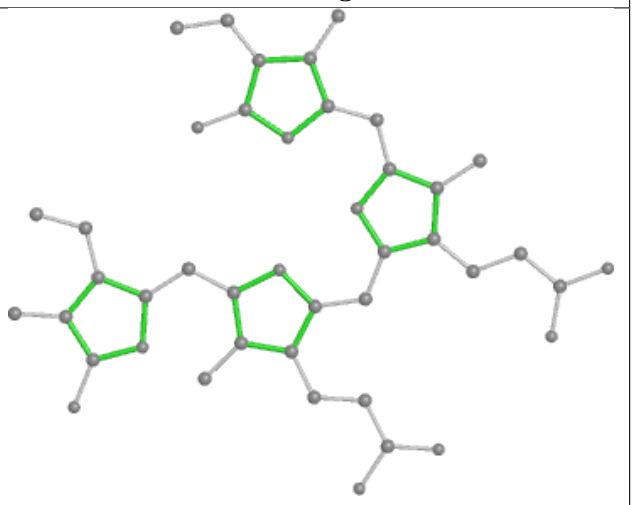

Rings

Ligand PEB L9 202

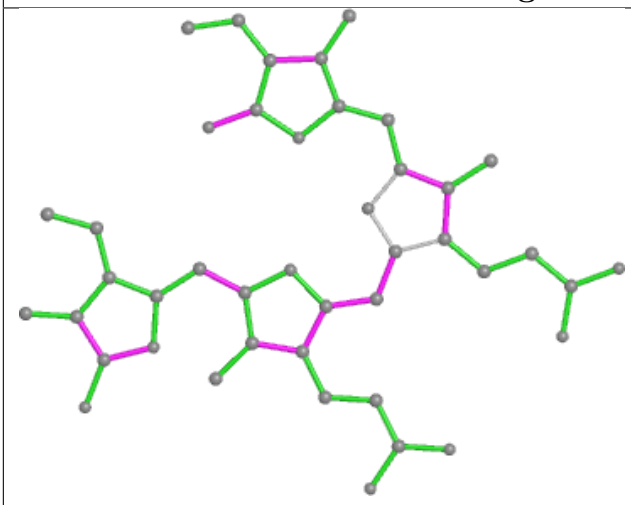

Bond lengths

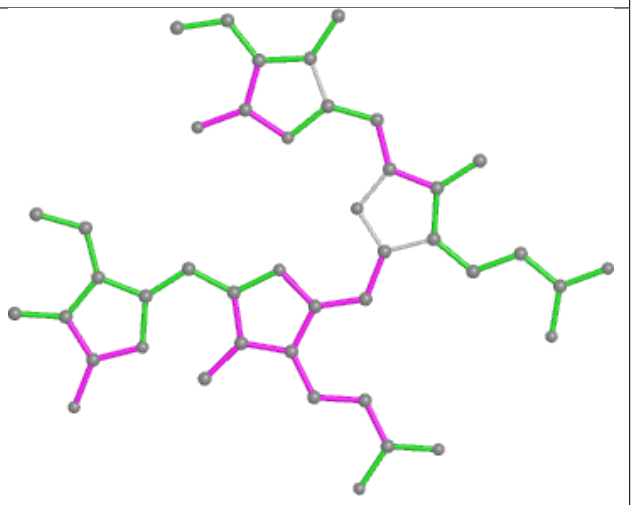

Bond angles

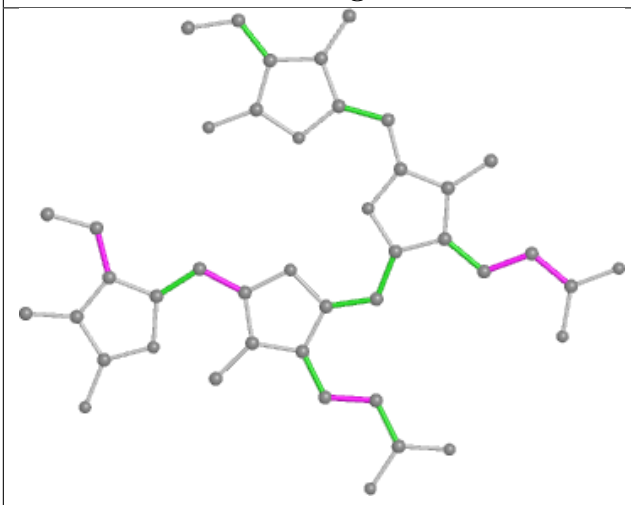

Torsions

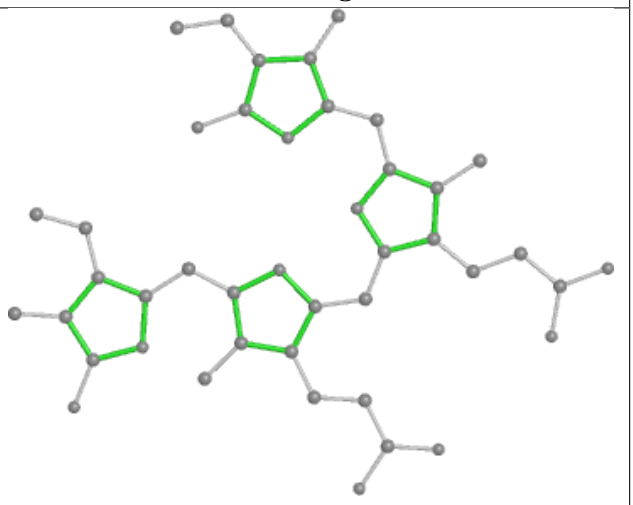

Rings

Ligand CLA A2 810

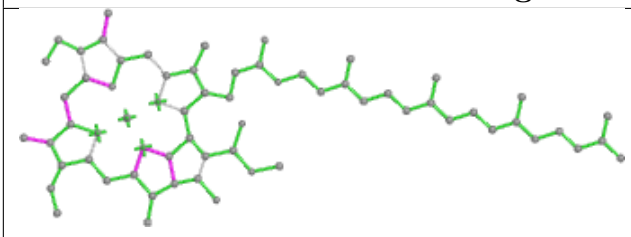

Bond lengths

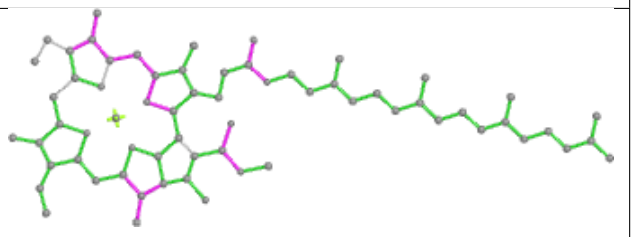

Bond angles

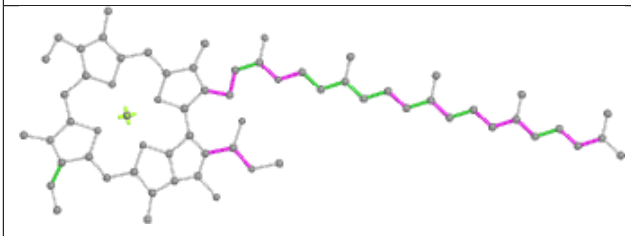

Torsions

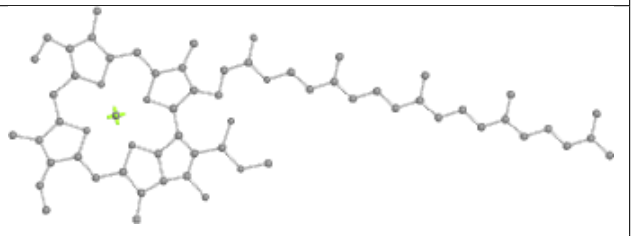

Rings

Ligand CLA B2 823

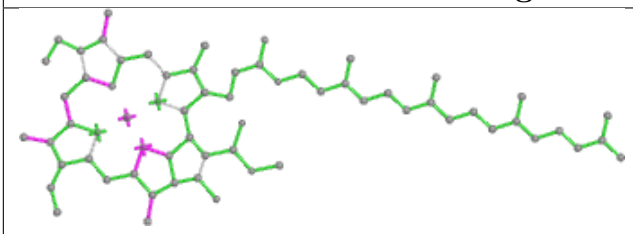

Bond lengths

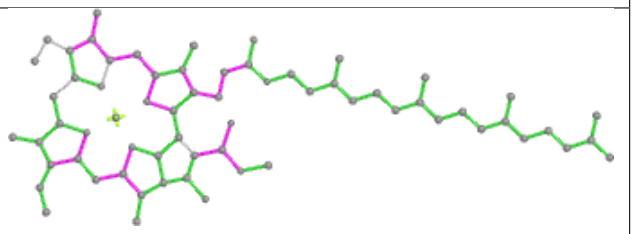

Bond angles

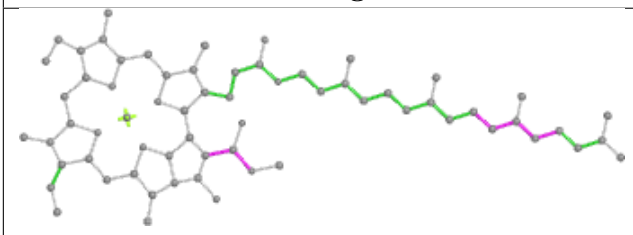

Torsions

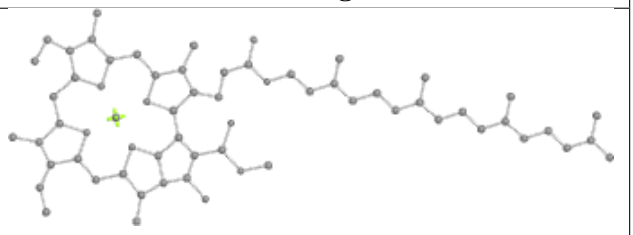

Rings

Ligand CLA C6 516

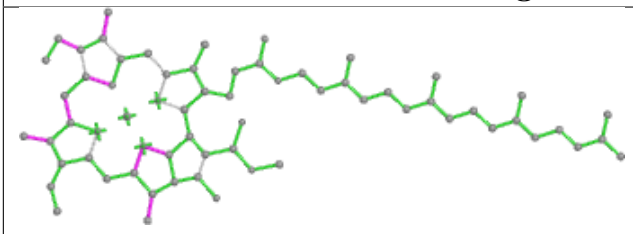

Bond lengths

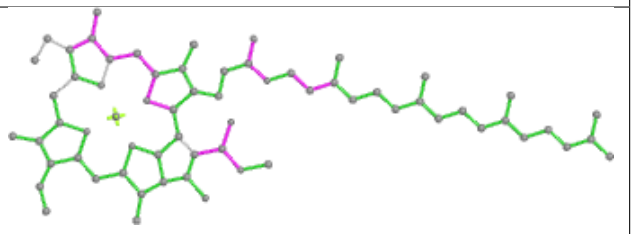

Bond angles

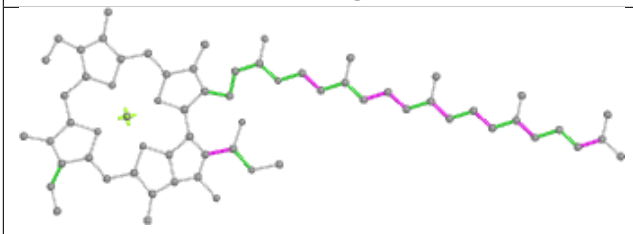

Torsions

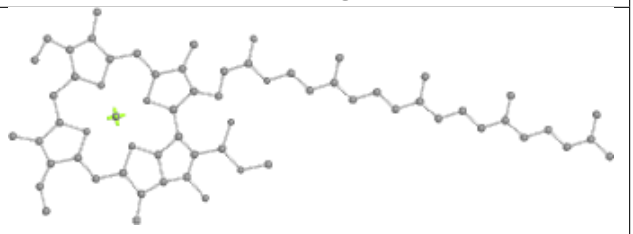

Rings

Ligand PEB AA 201

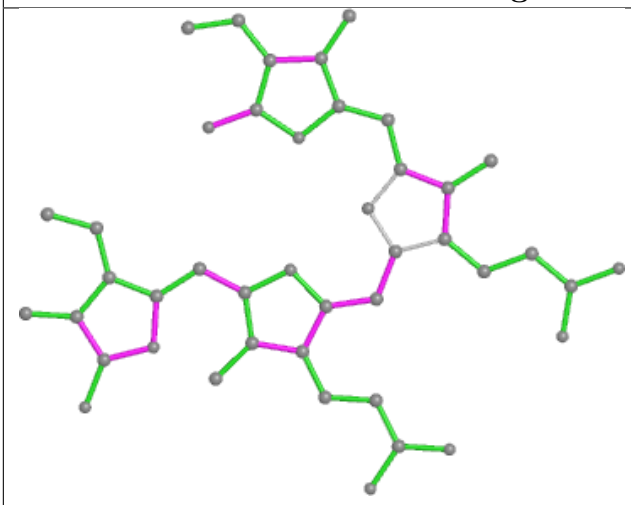

Bond lengths

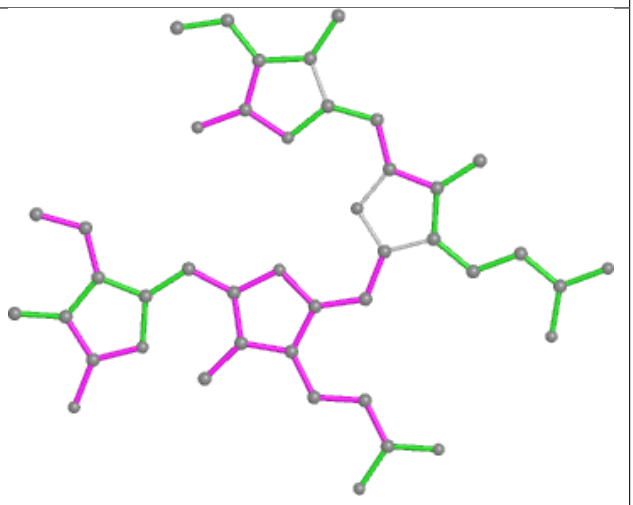

Bond angles

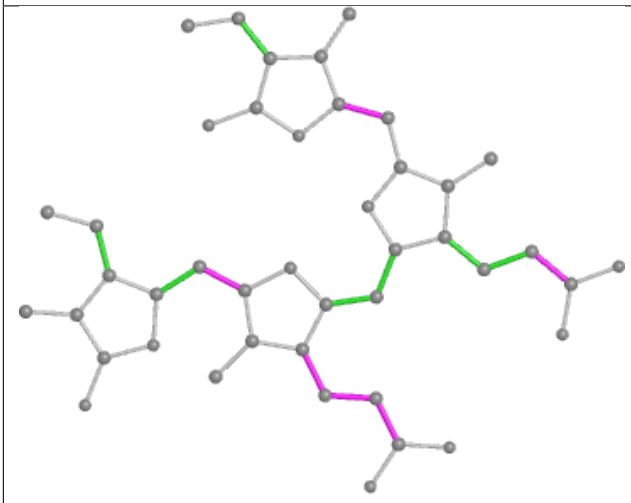

Torsions

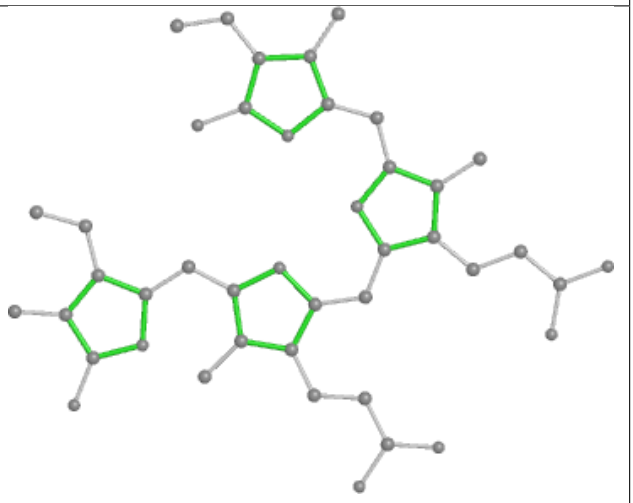

Rings

Ligand PEB DK 201

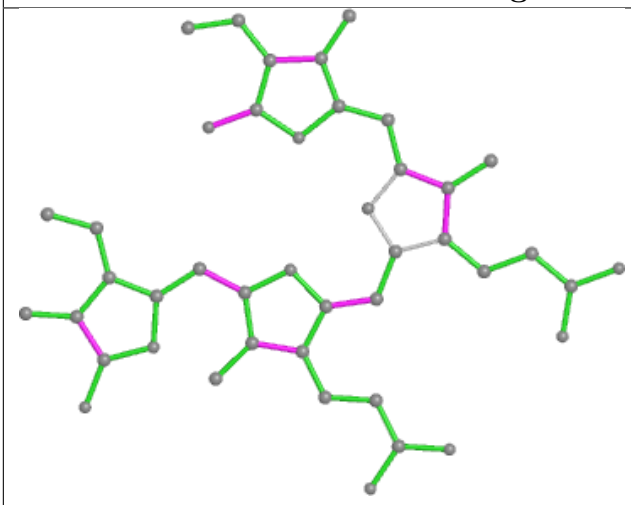

Bond lengths

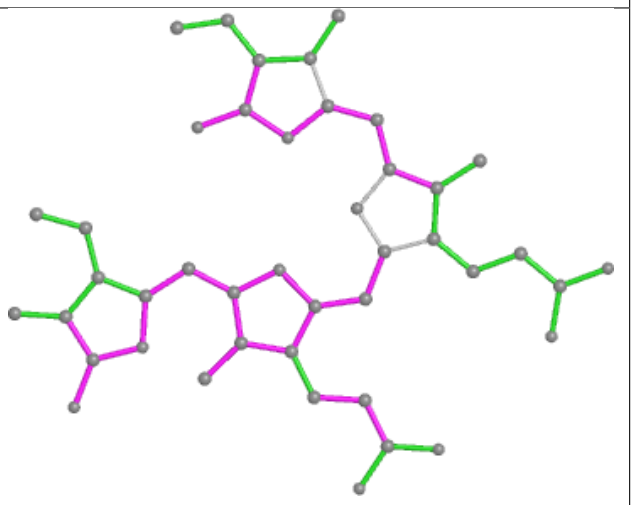

Bond angles

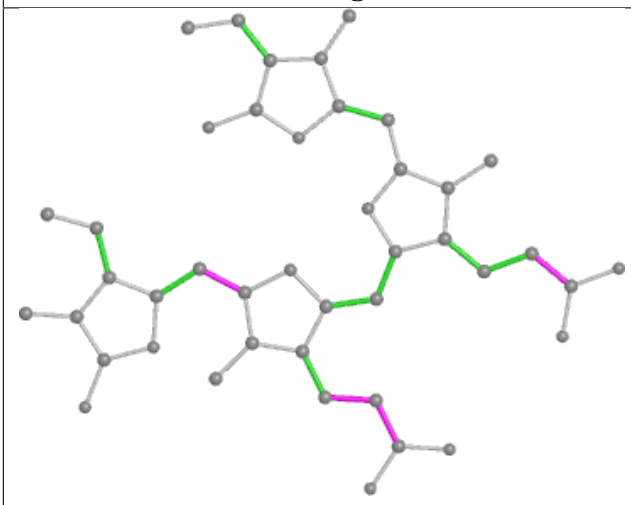

Torsions

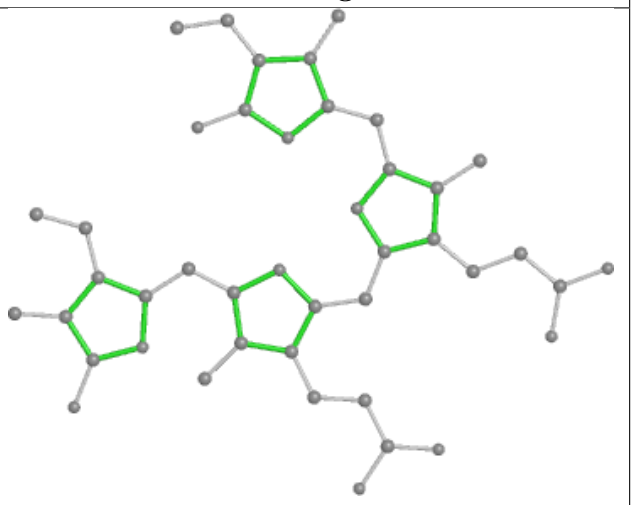

Rings

Ligand PEB c1 202

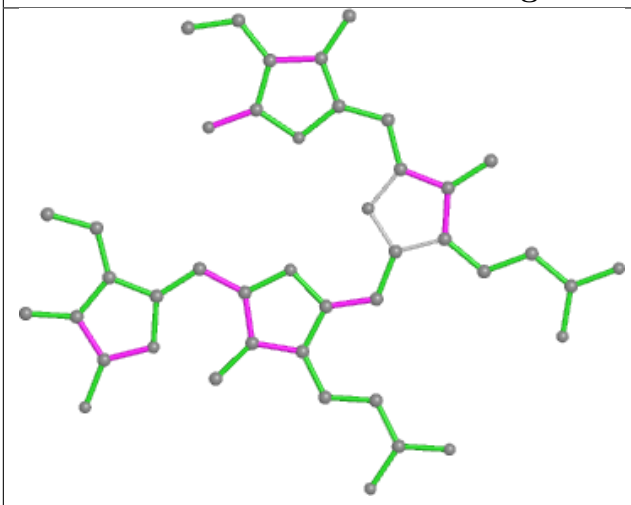

Bond lengths

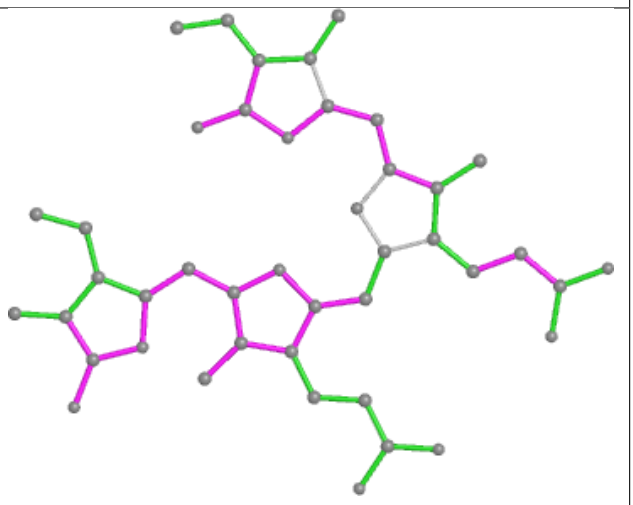

Bond angles

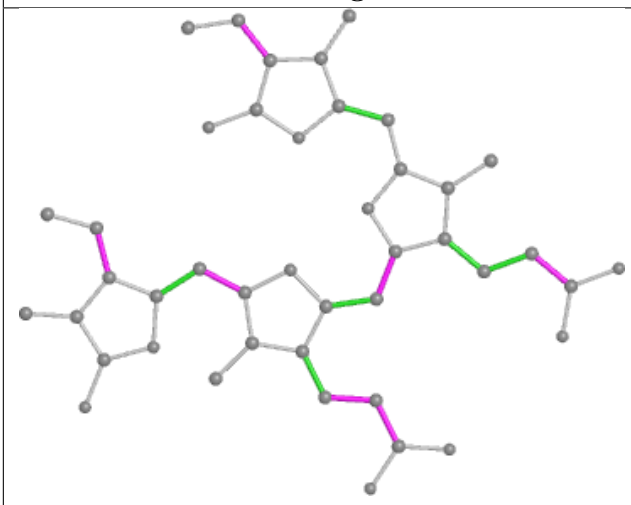

Torsions

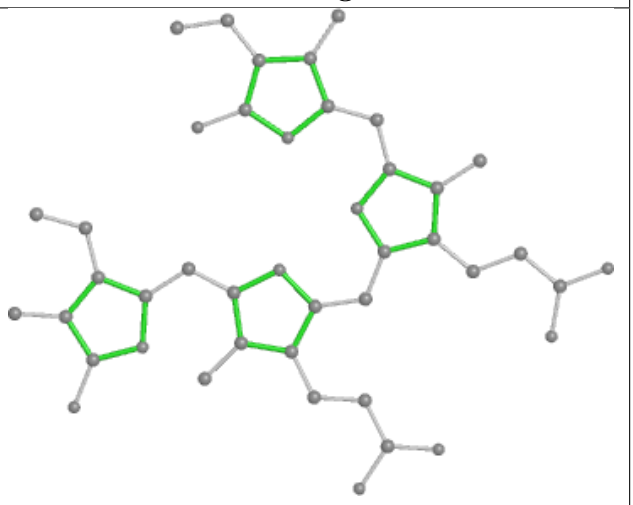

Rings

Ligand CLA 7N 606

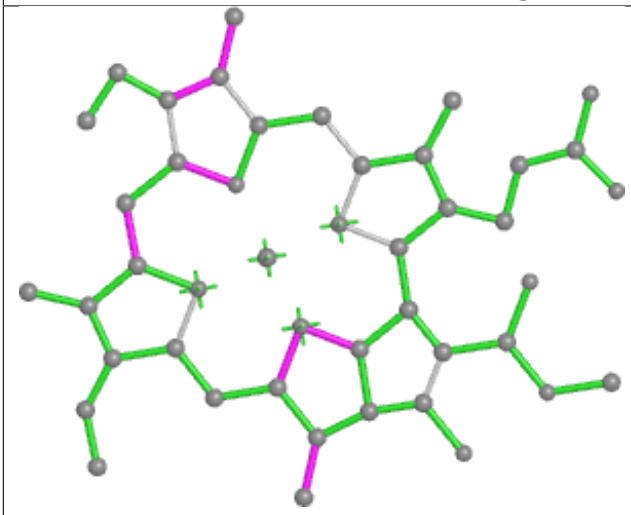

Bond lengths

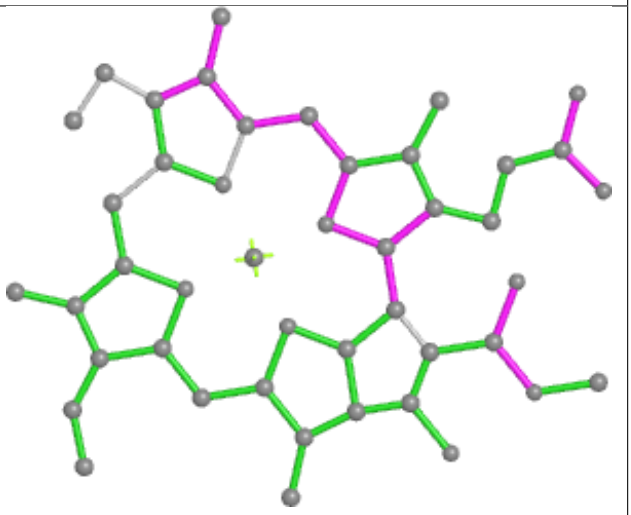

Bond angles

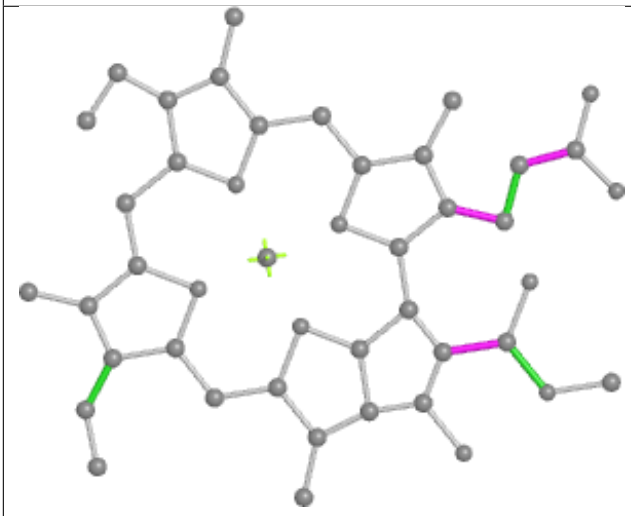

Torsions

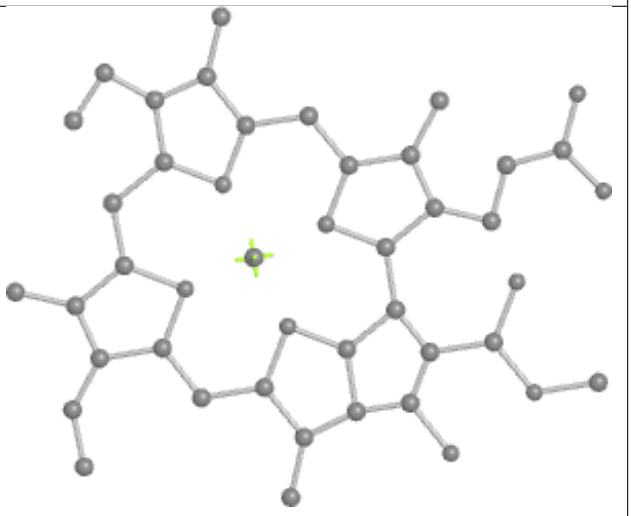

Rings

Ligand PEB kK 201

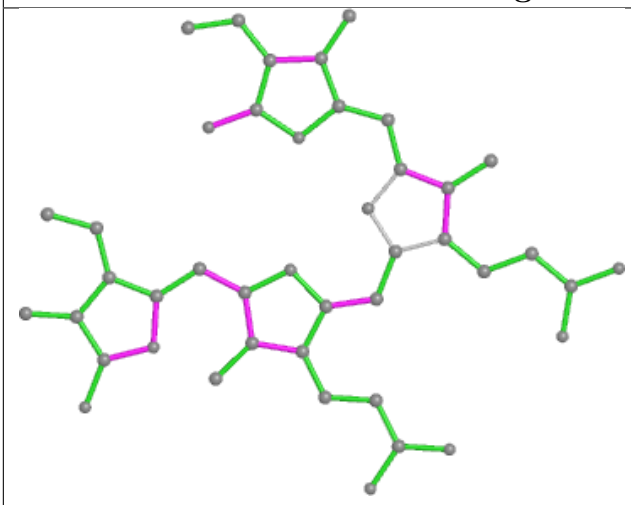

Bond lengths

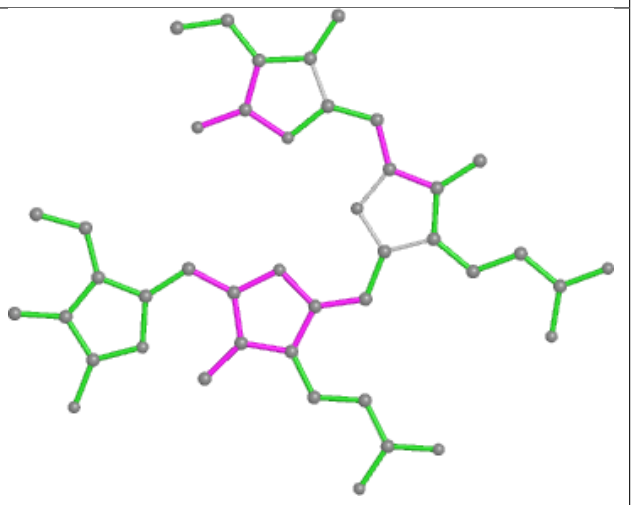

Bond angles

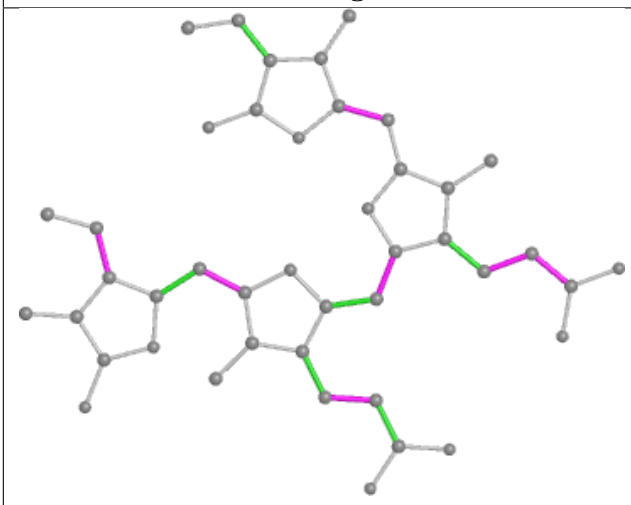

Torsions

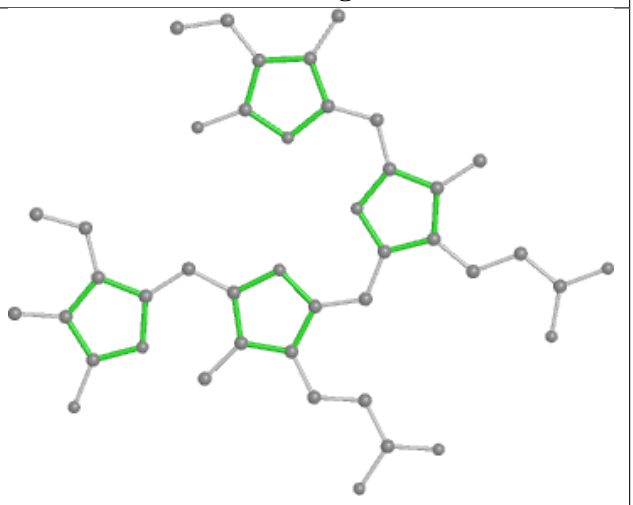

Rings

Ligand PUB xF 306

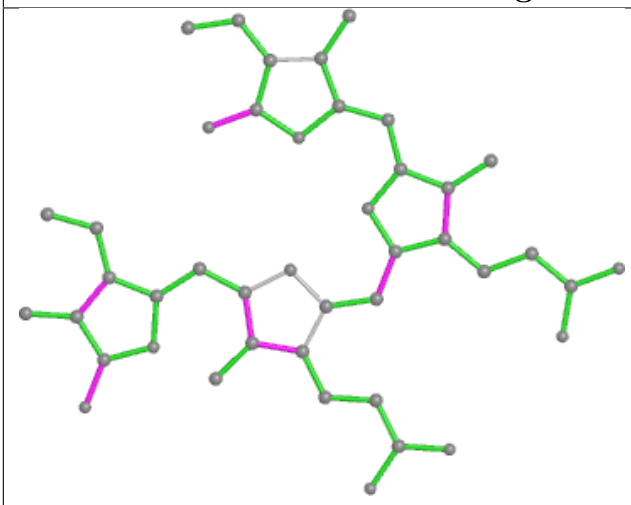

Bond lengths

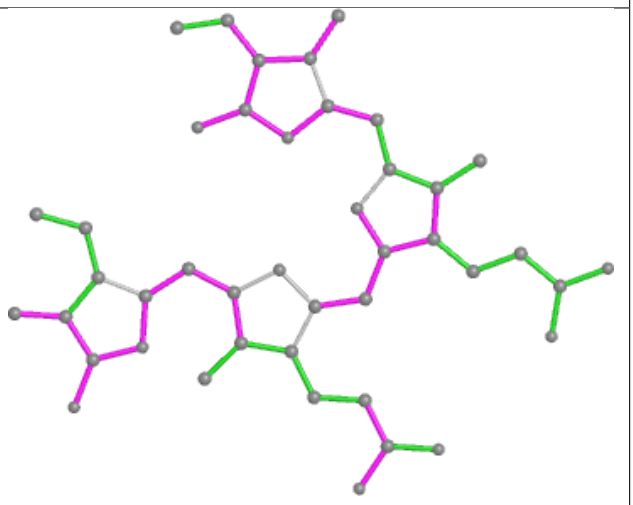

Bond angles

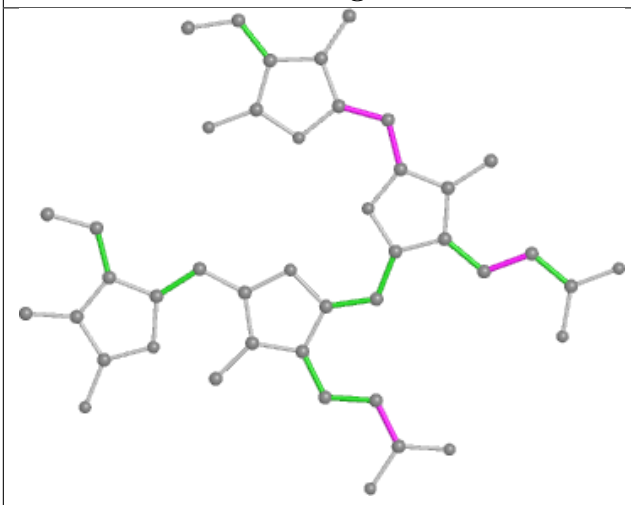

Torsions

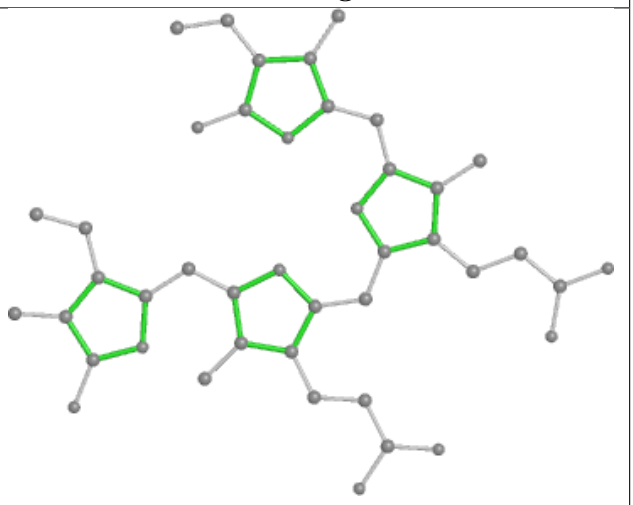

Rings

Ligand CLA AN 828

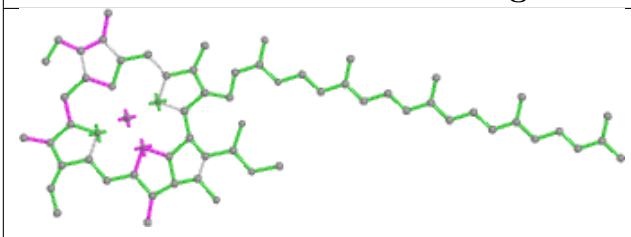

Bond lengths

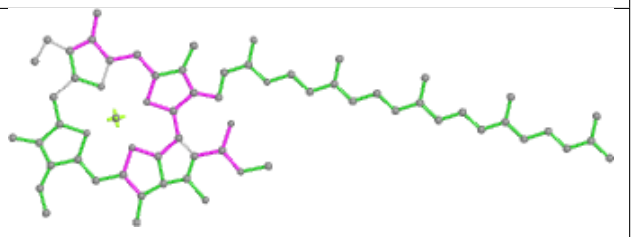

Bond angles

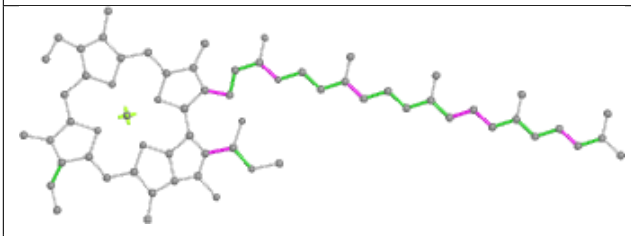

Torsions

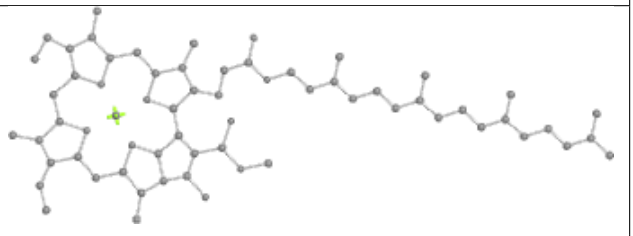

Rings

Ligand PUB AQ 302

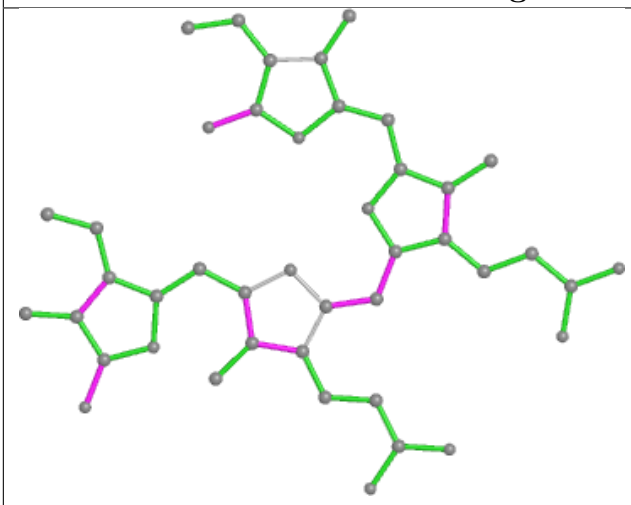

Bond lengths

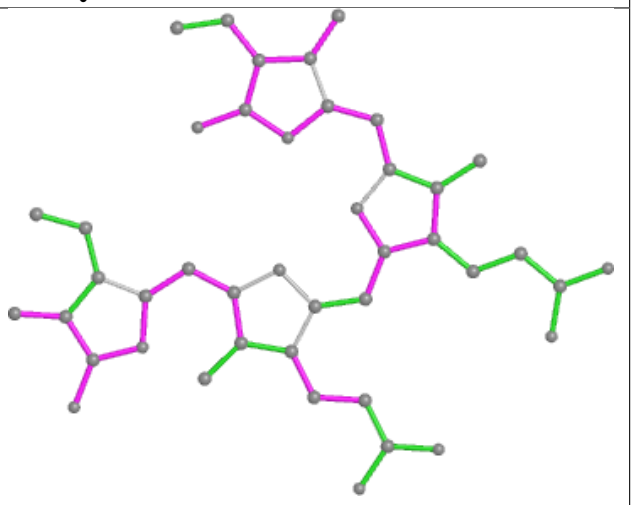

Bond angles

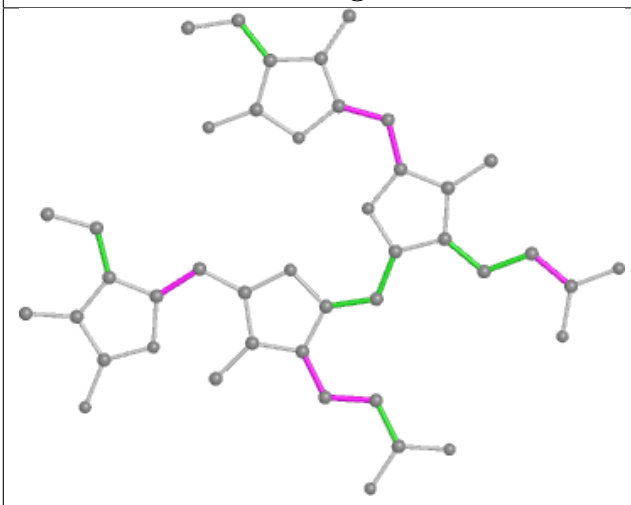

Torsions

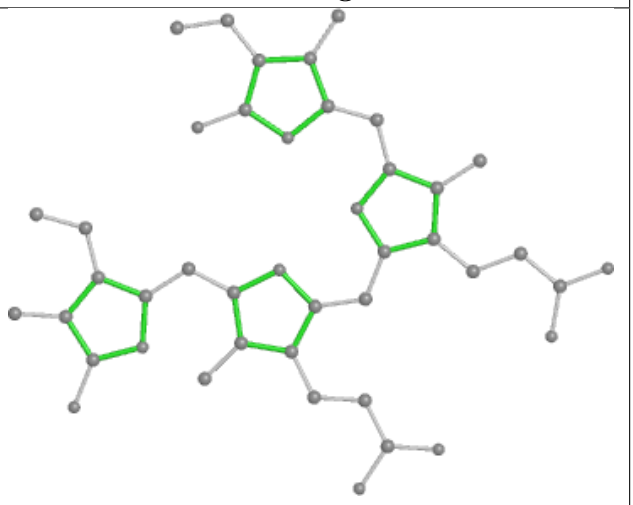

Rings

Ligand PEB D7 201

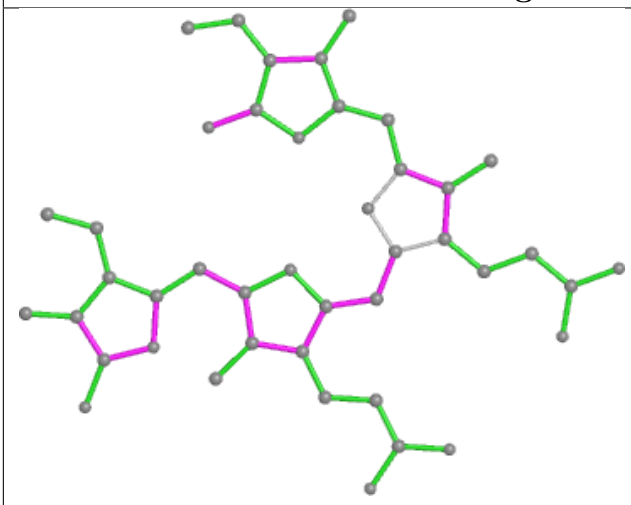

Bond lengths

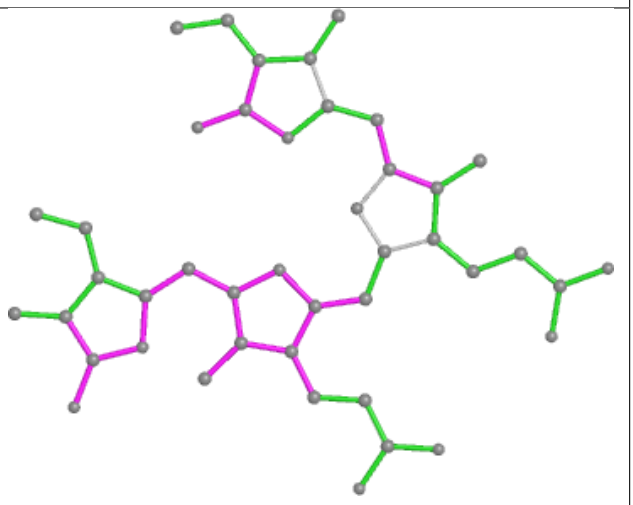

Bond angles

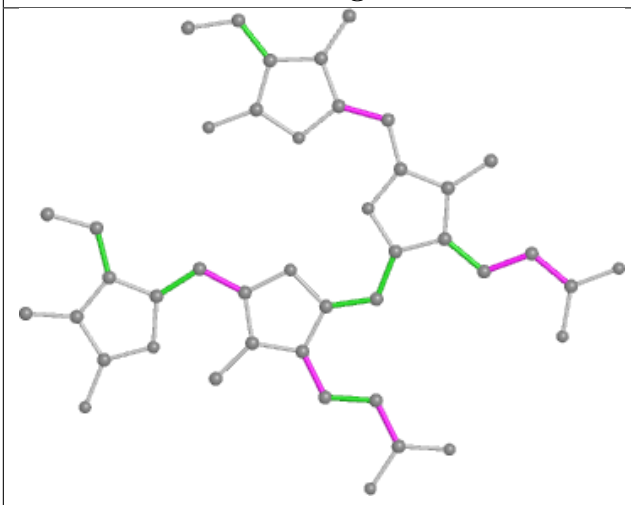

Torsions

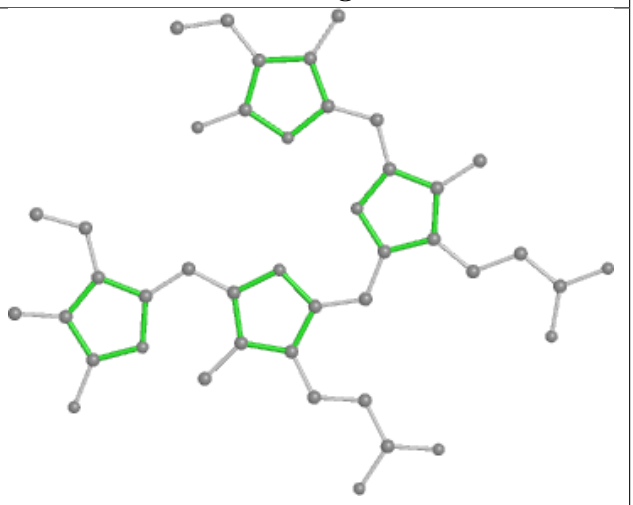

Rings

Ligand CYC IO 1001

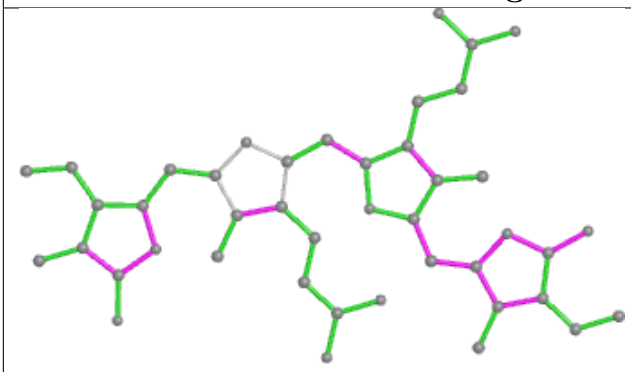

Bond lengths

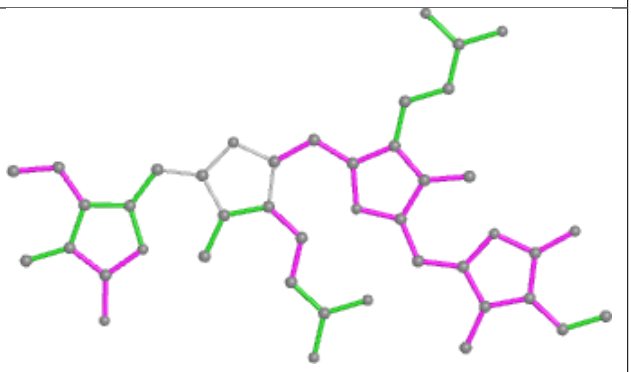

Bond angles

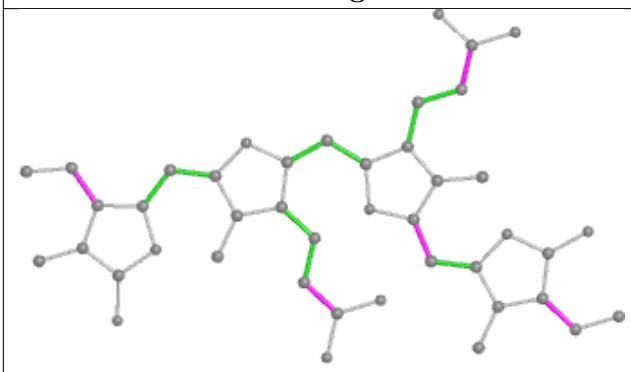

Torsions

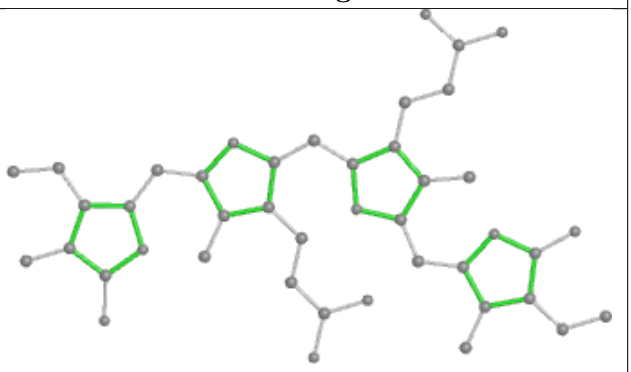

Rings

Ligand CLA 5N 606

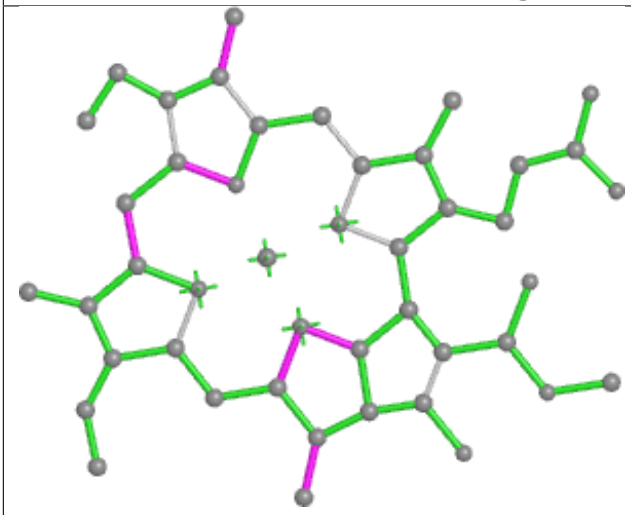

Bond lengths

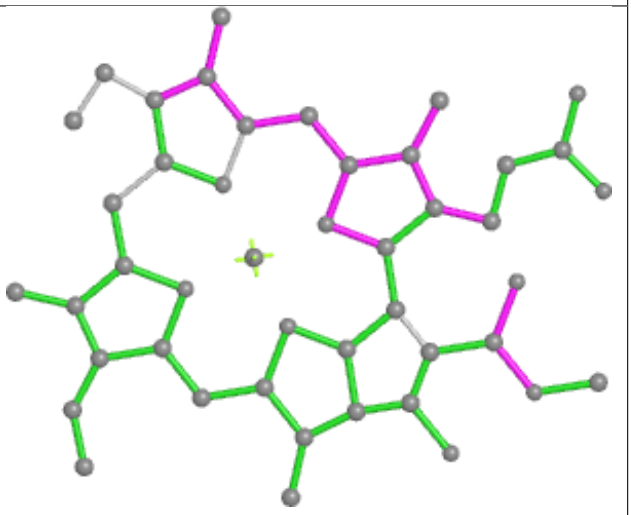

Bond angles

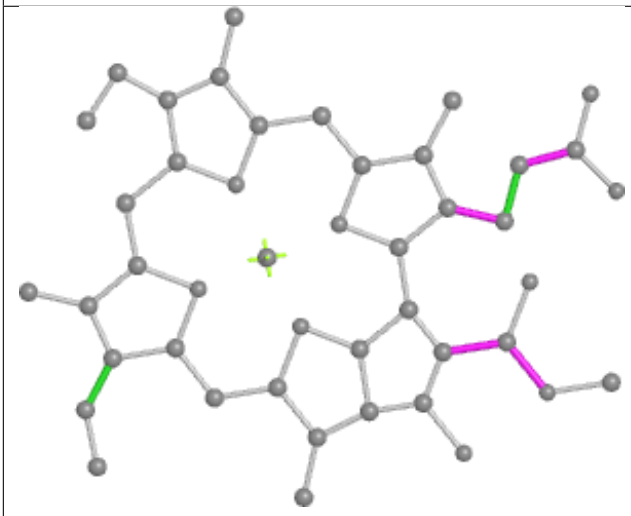

Torsions

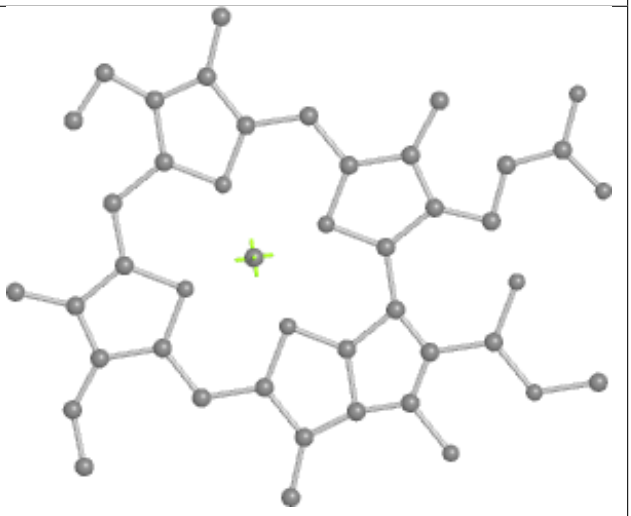

Rings

Ligand PEB D5 201

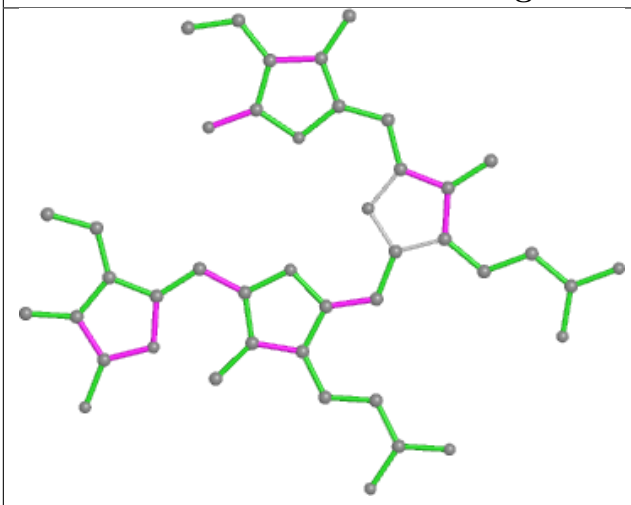

Bond lengths

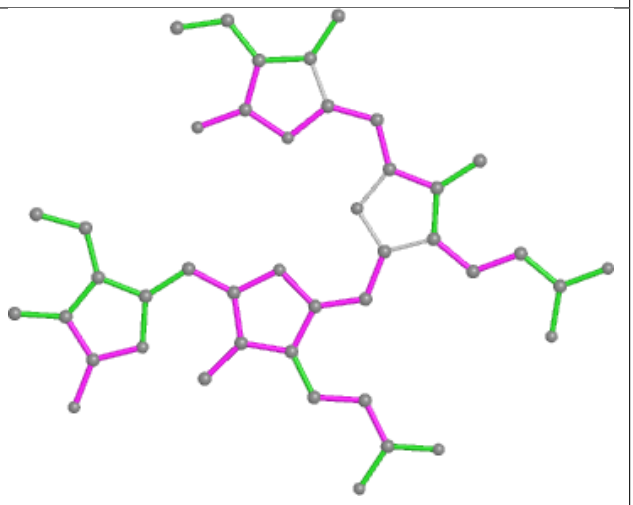

Bond angles

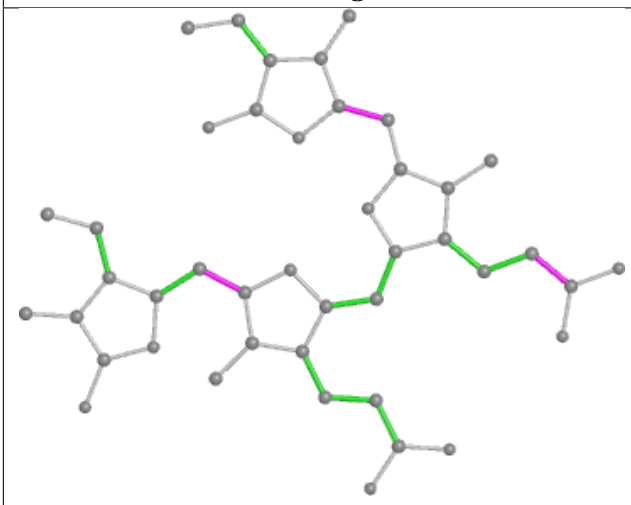

Torsions

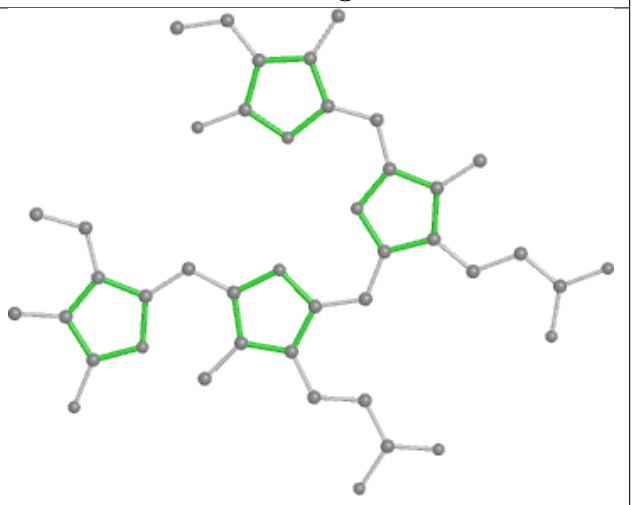

Rings

Ligand PEB R5 201

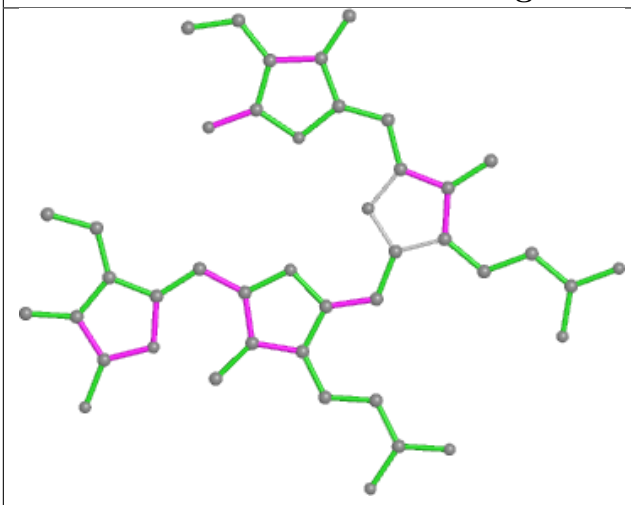

Bond lengths

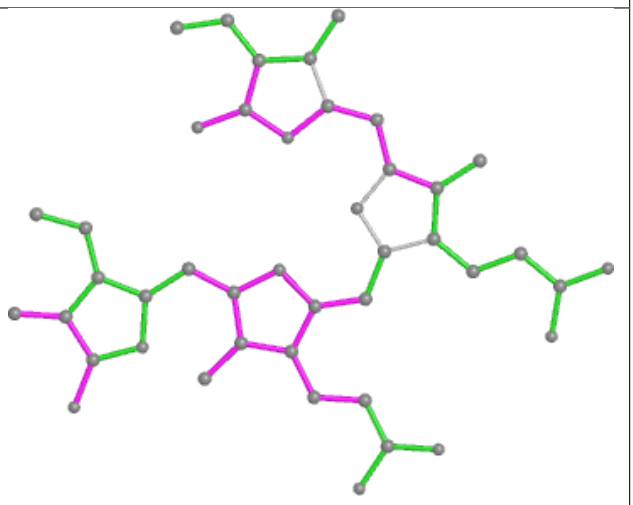

Bond angles

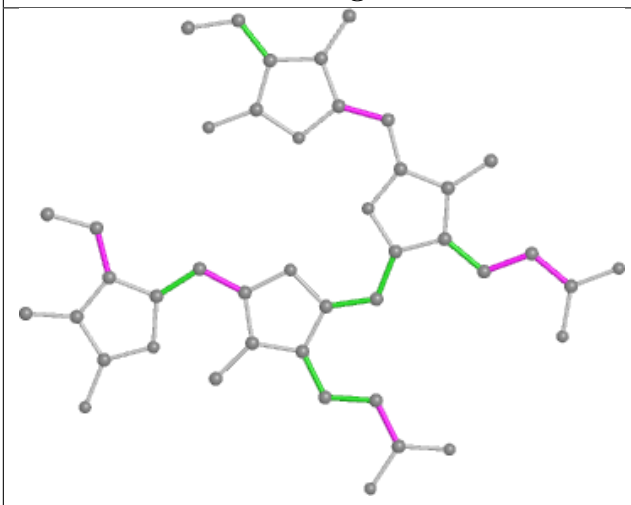

Torsions

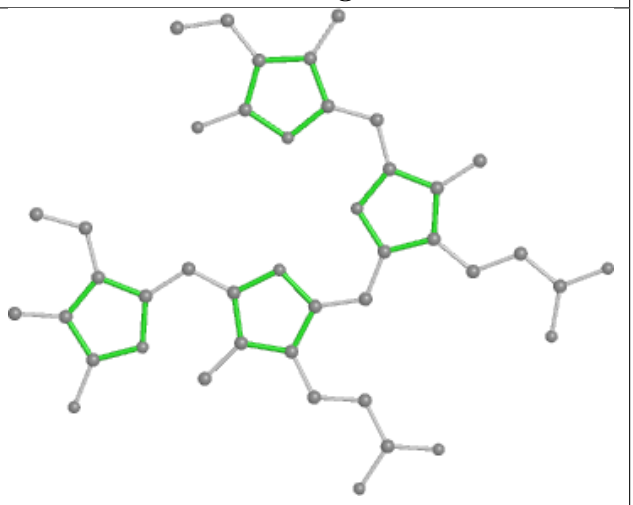

Rings

Ligand PEB IB 202

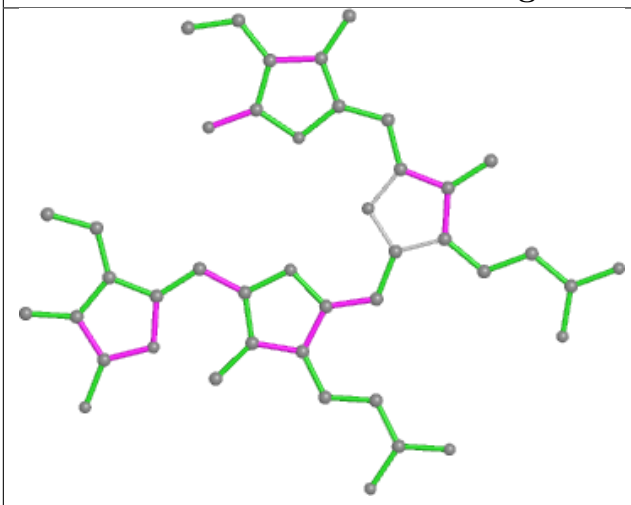

Bond lengths

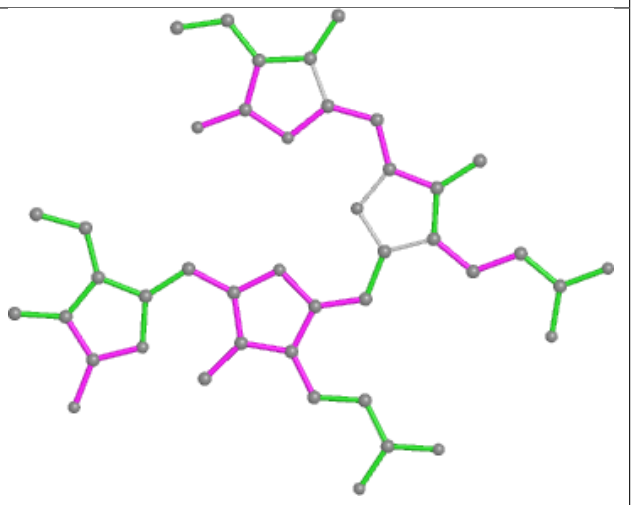

Bond angles

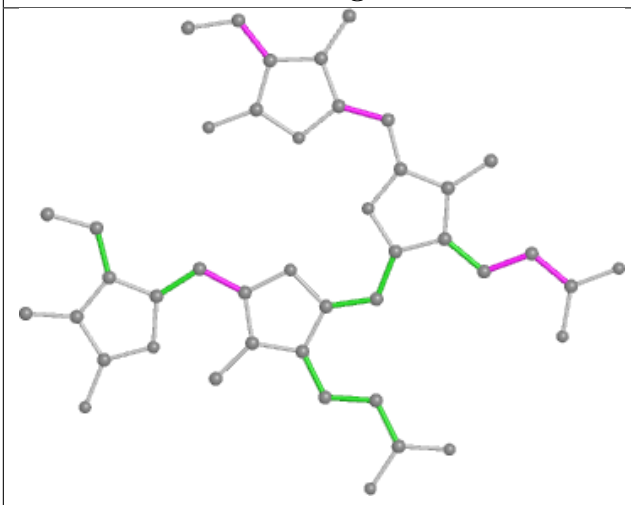

Torsions

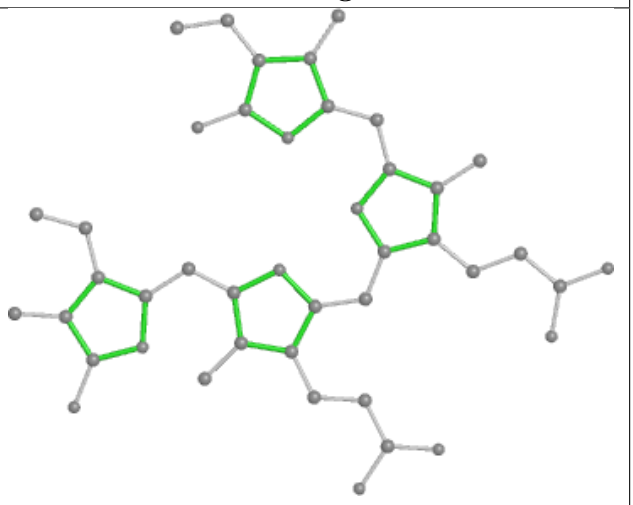

Rings

Ligand PEB WE 202

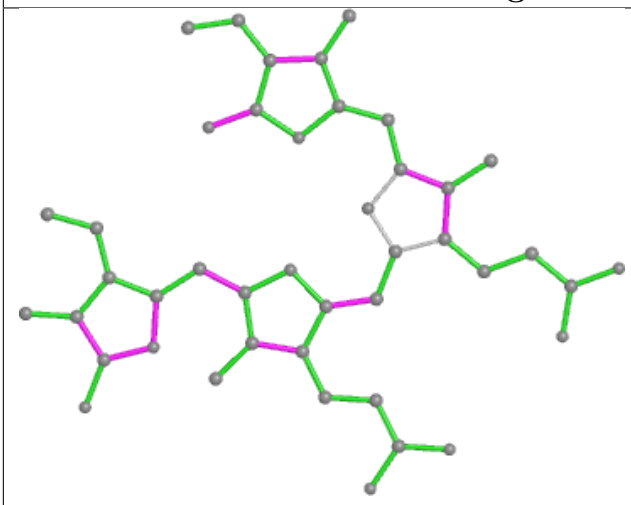

Bond lengths

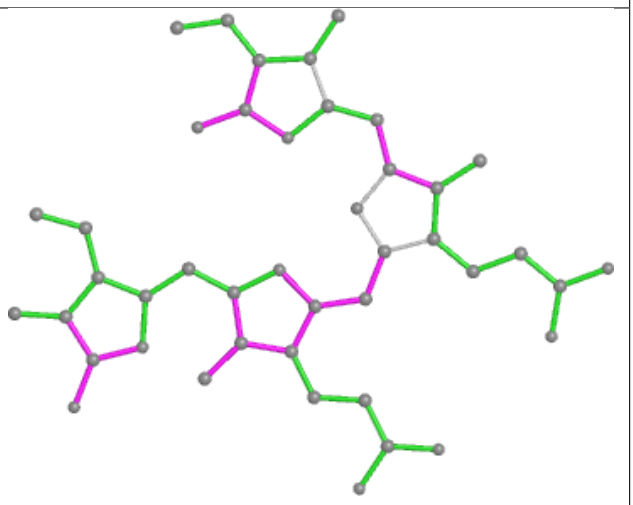

Bond angles

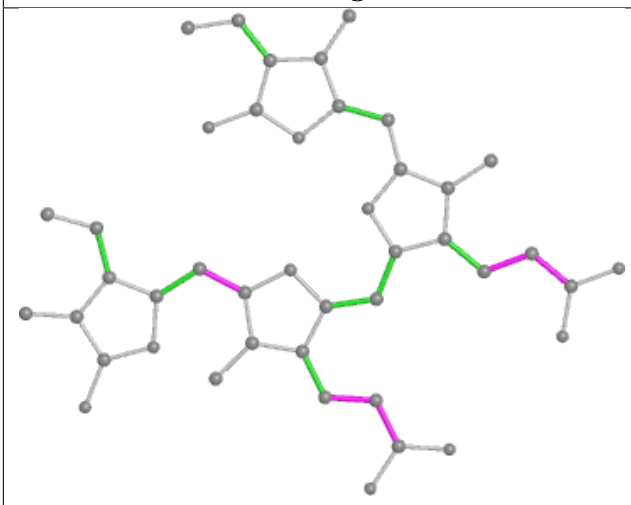

Torsions

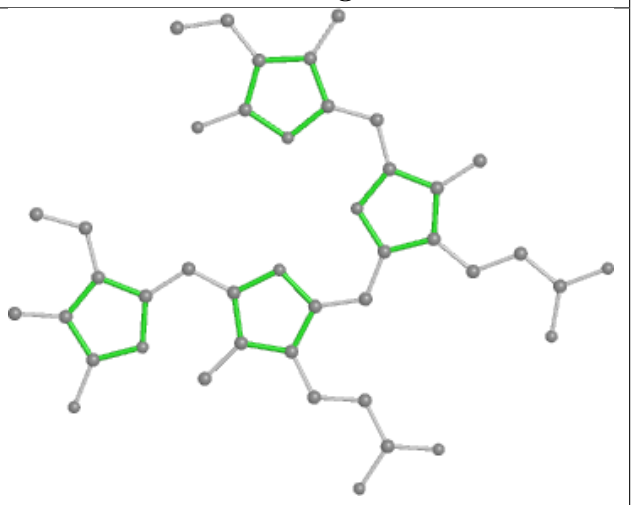

Rings

Ligand PEB H5 201

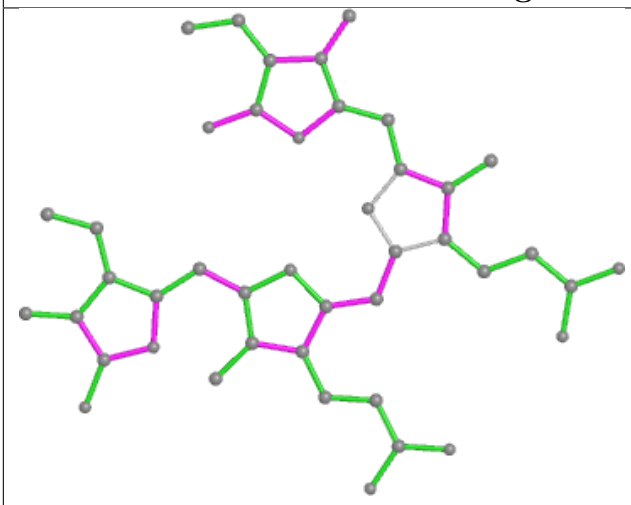

Bond lengths

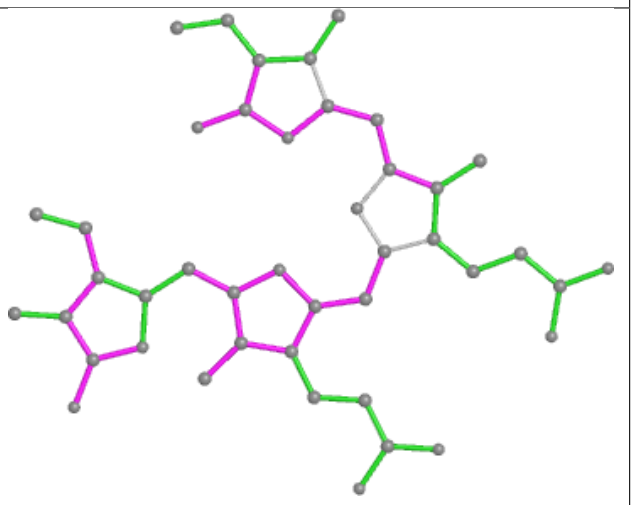

Bond angles

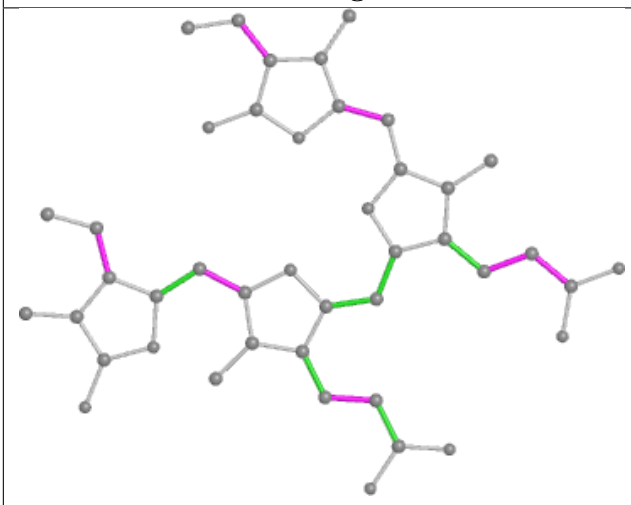

Torsions

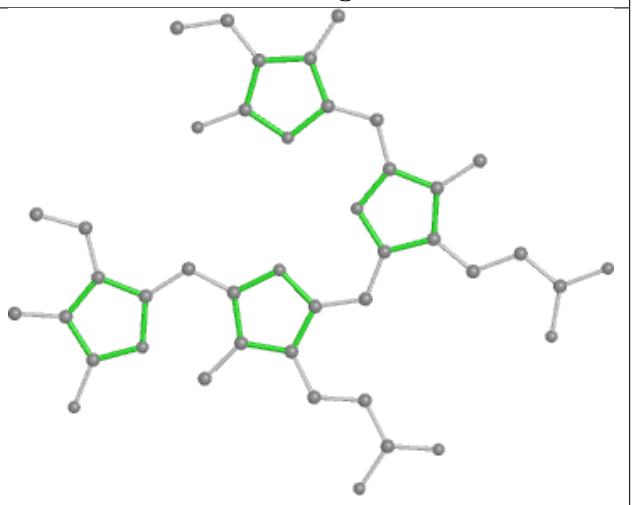

Rings

Ligand CLA 2N 310

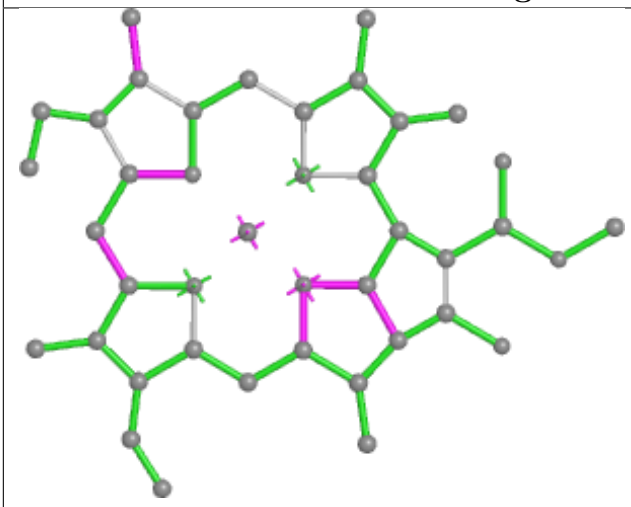

Bond lengths

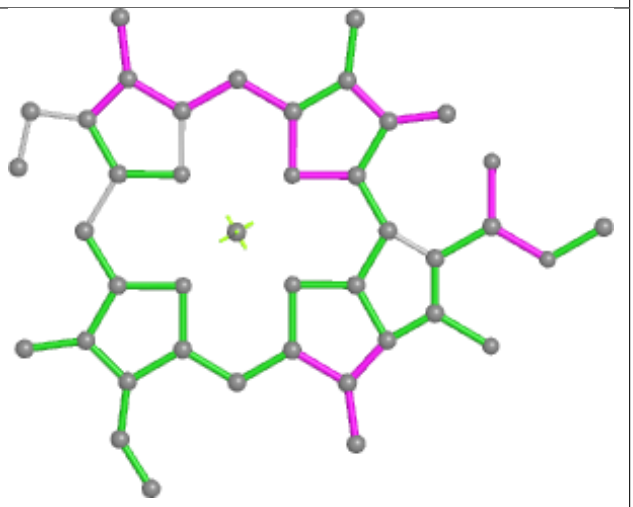

Bond angles

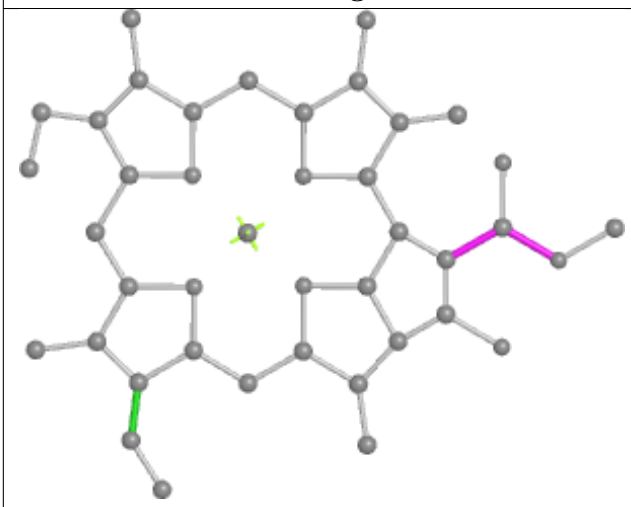

Torsions

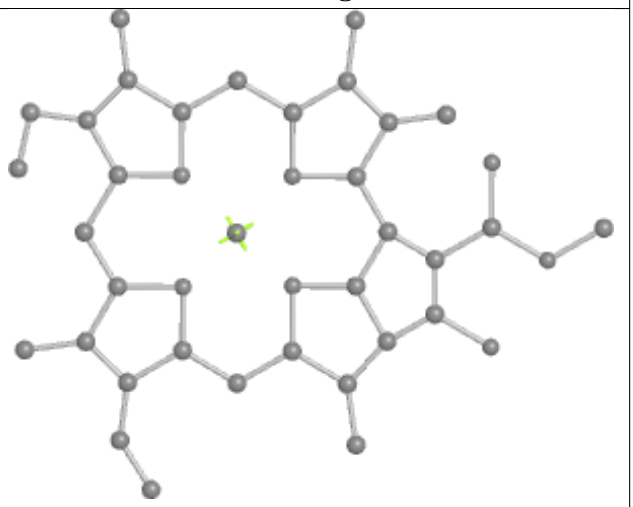

Rings

Ligand PEB e4 201

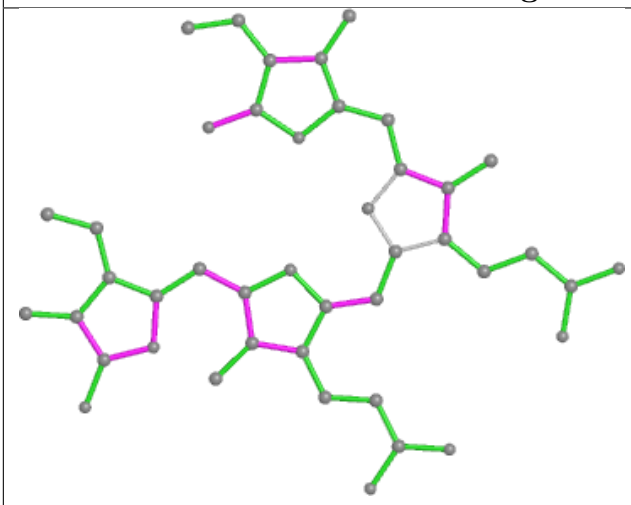

Bond lengths

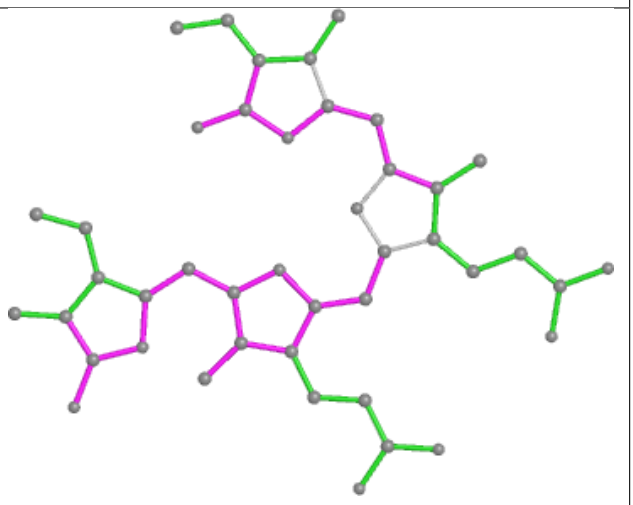

Bond angles

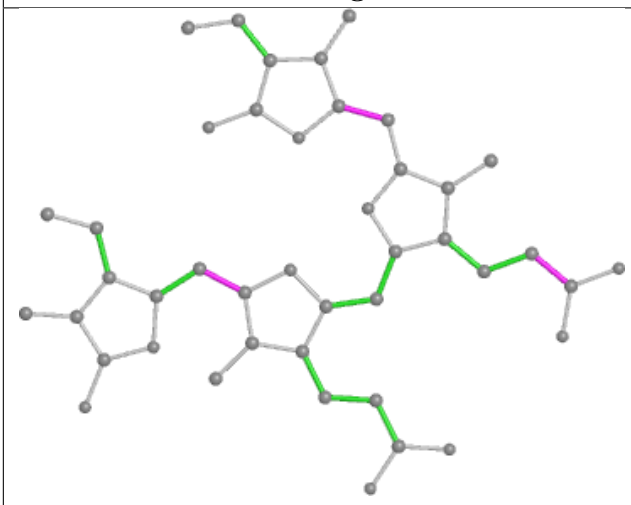

Torsions

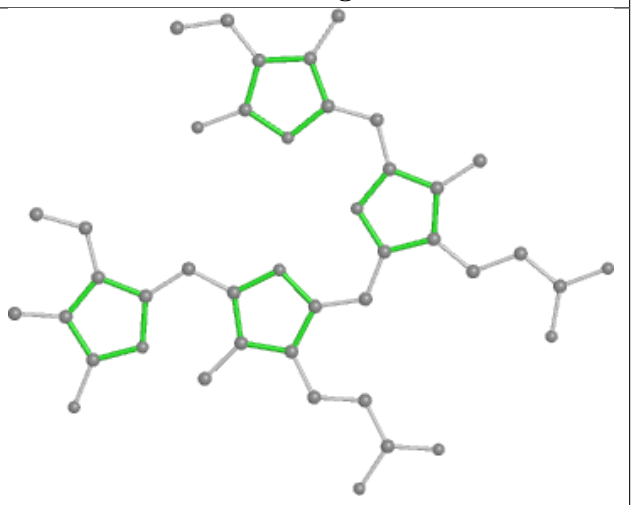

Rings

Ligand LMG d6 409

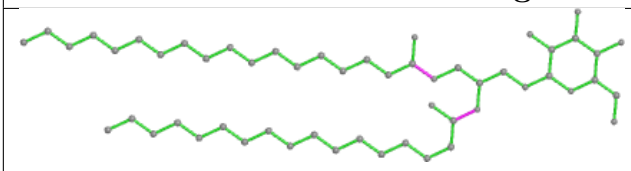

Bond lengths

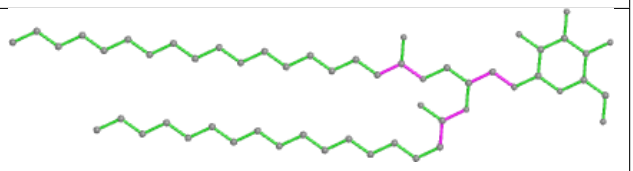

Bond angles

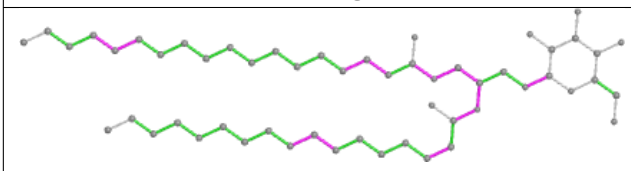

Torsions

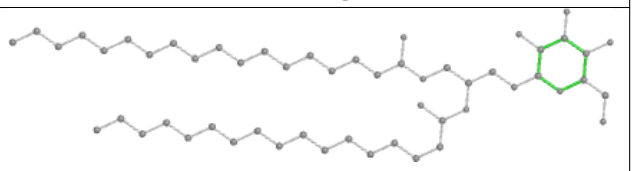

Rings

Ligand PEB M9 302

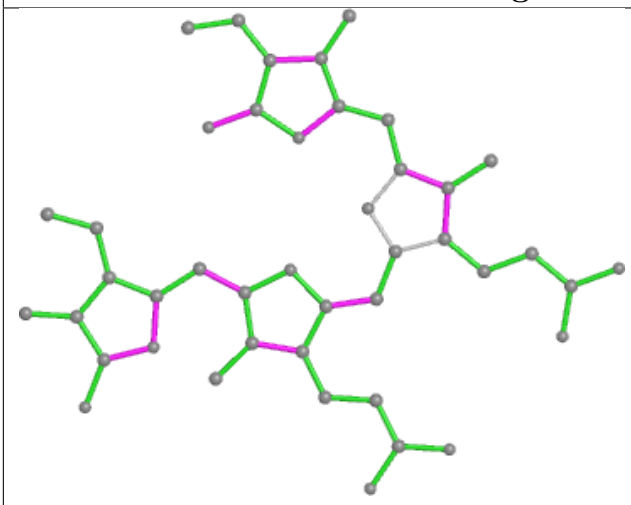

Bond lengths

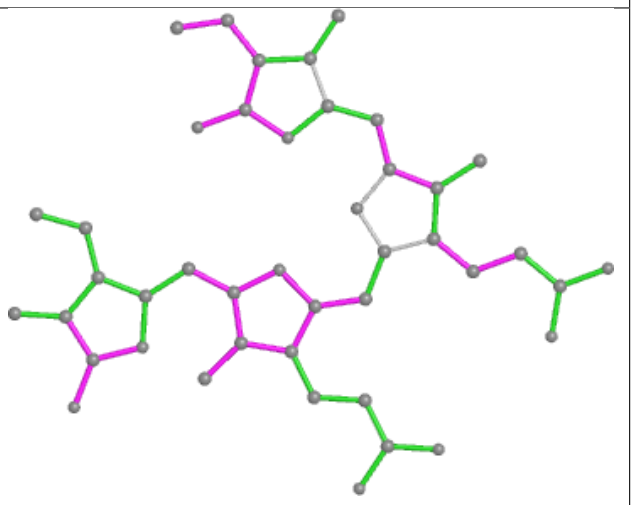

Bond angles

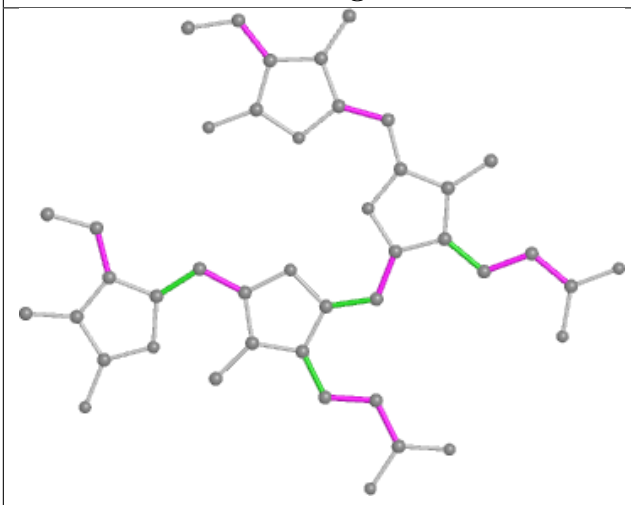

Torsions

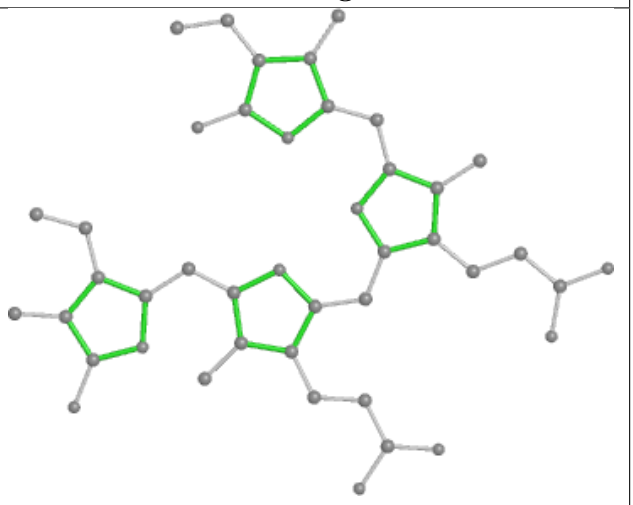

Rings

Ligand CLA BN 813

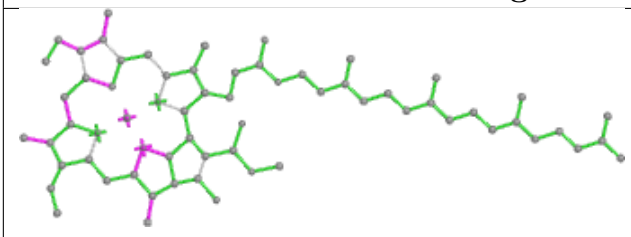

Bond lengths

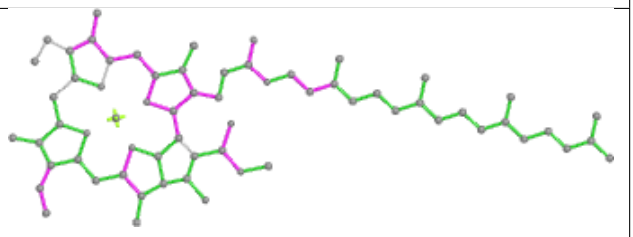

Bond angles

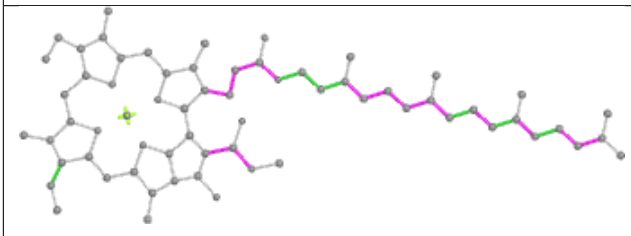

Torsions

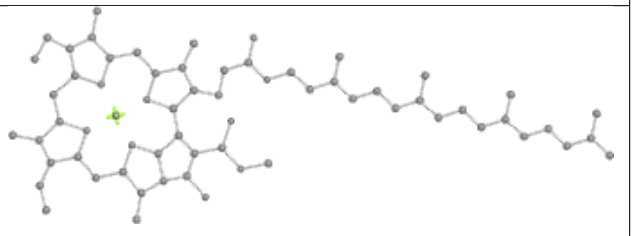

Rings

Ligand PEB TI 201

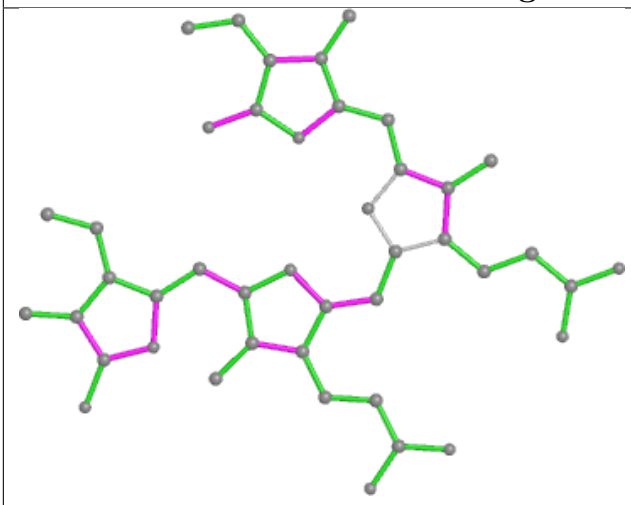

Bond lengths

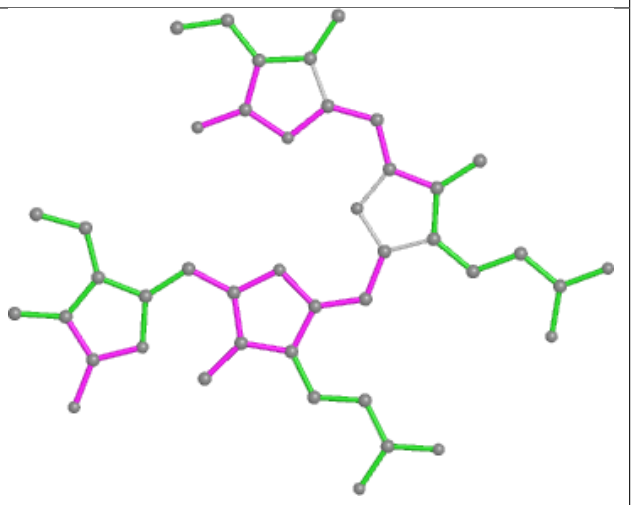

Bond angles

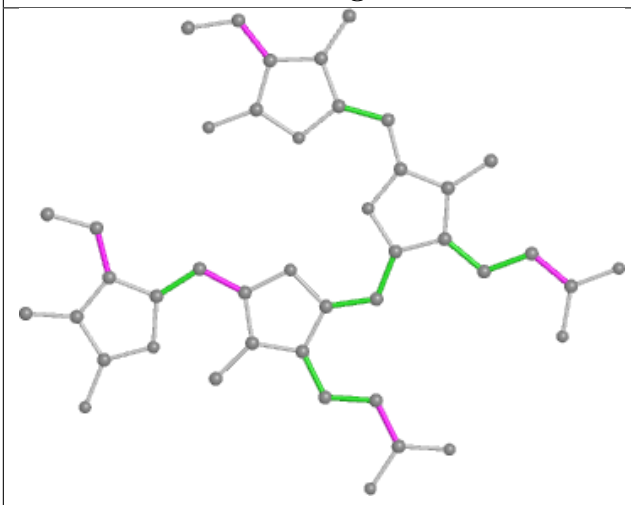

Torsions

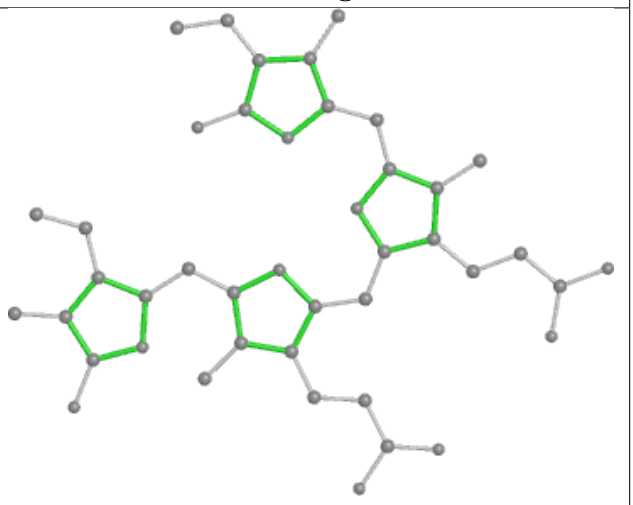

Rings

Ligand PEB hM 201

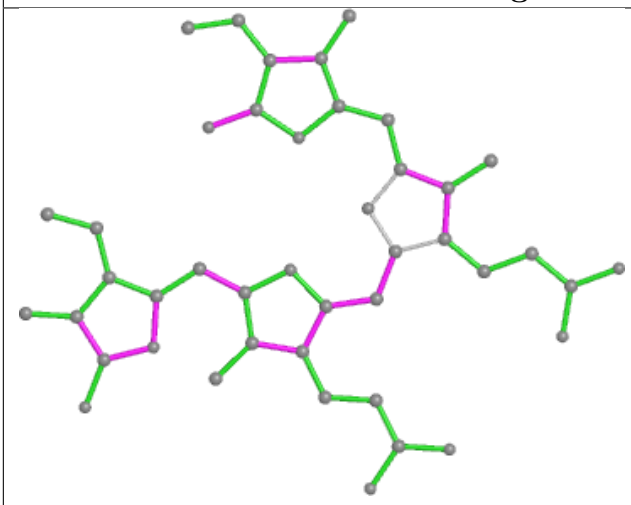

Bond lengths

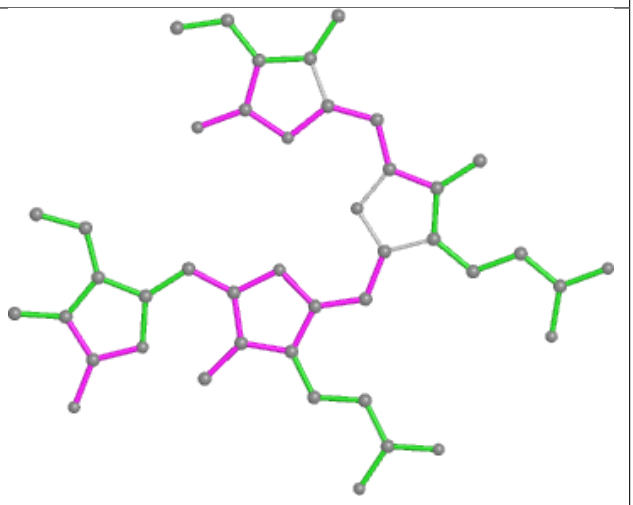

Bond angles

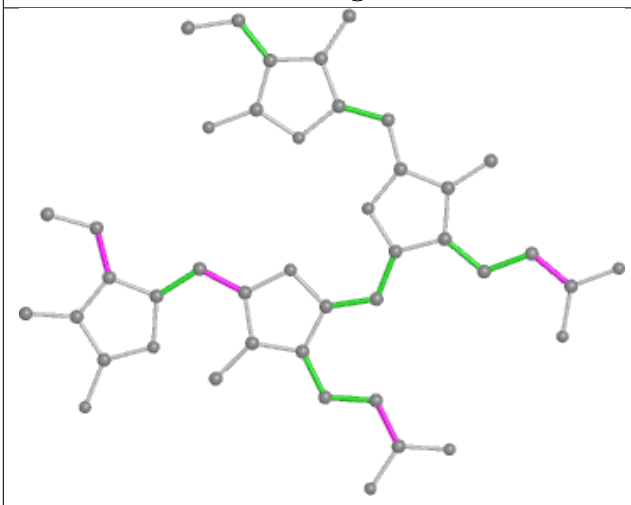

Torsions

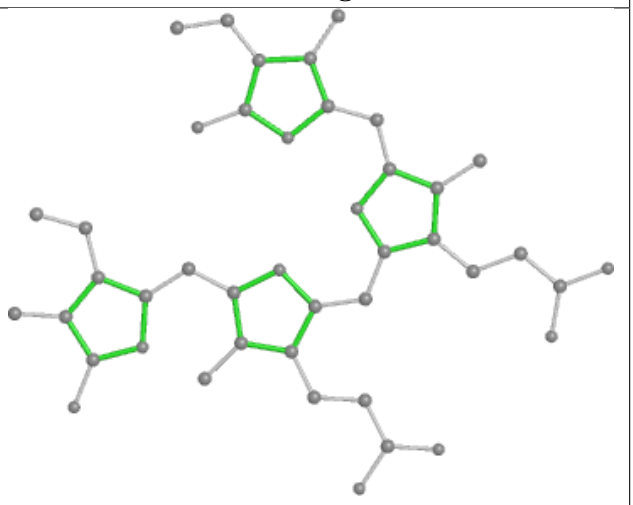

Rings

Ligand CYC N3 1001

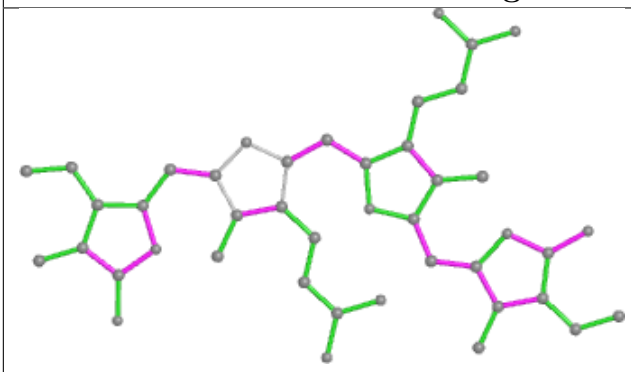

Bond lengths

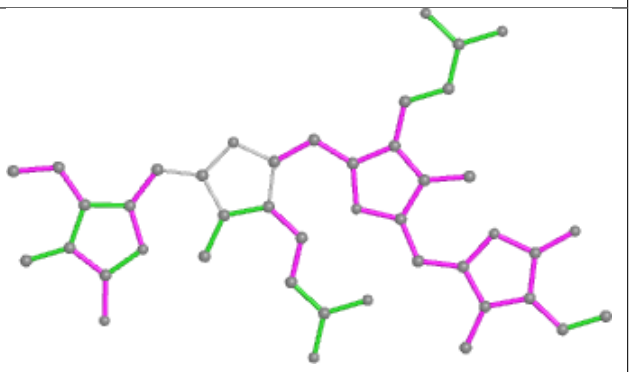

Bond angles

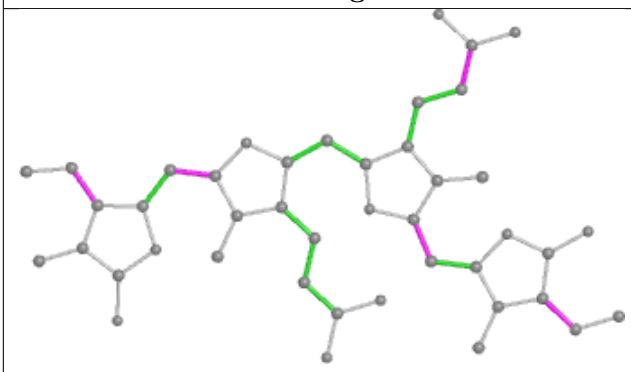

Torsions

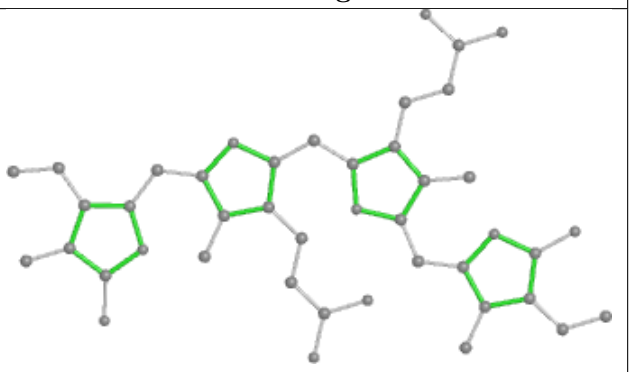

Rings

Ligand PEB lO 201

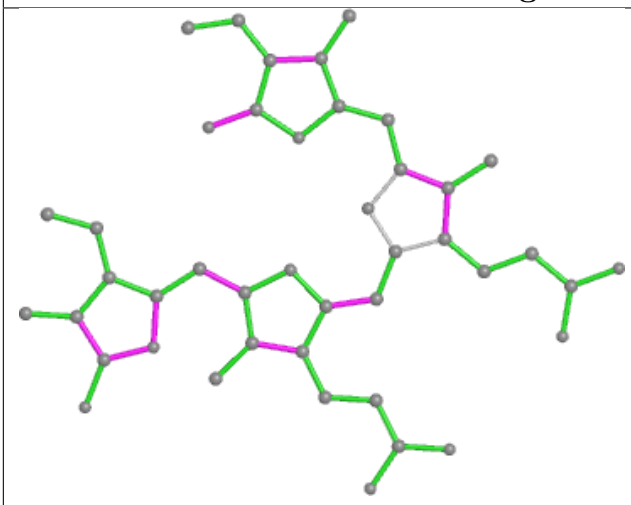

Bond lengths

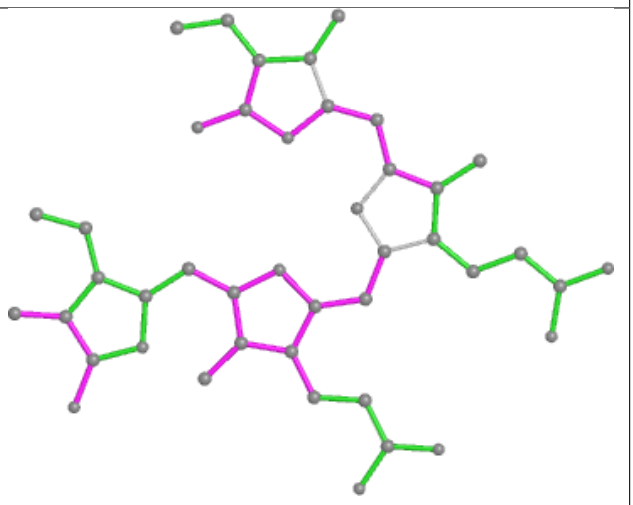

Bond angles

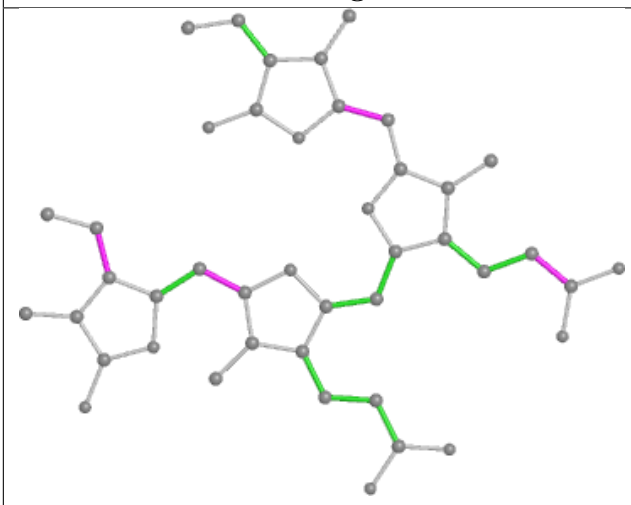

Torsions

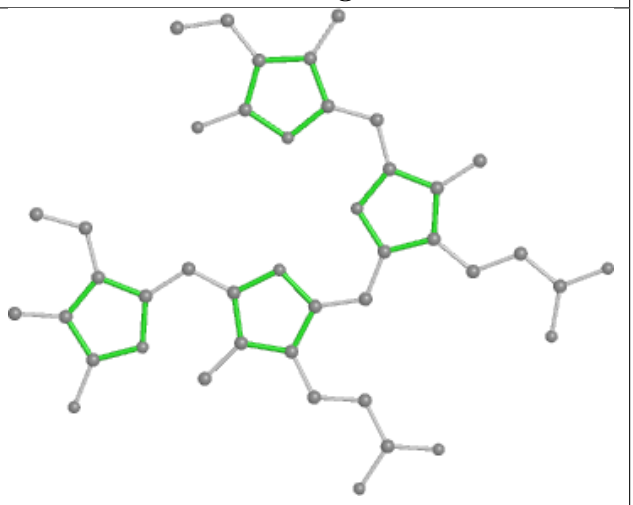

Rings

Ligand PEB KI 201

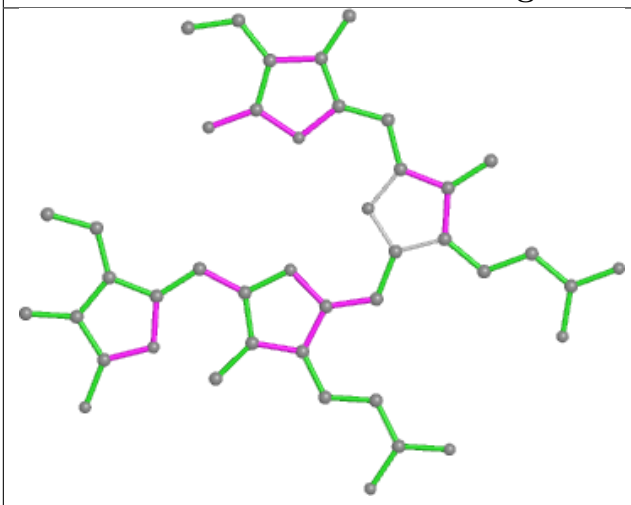

Bond lengths

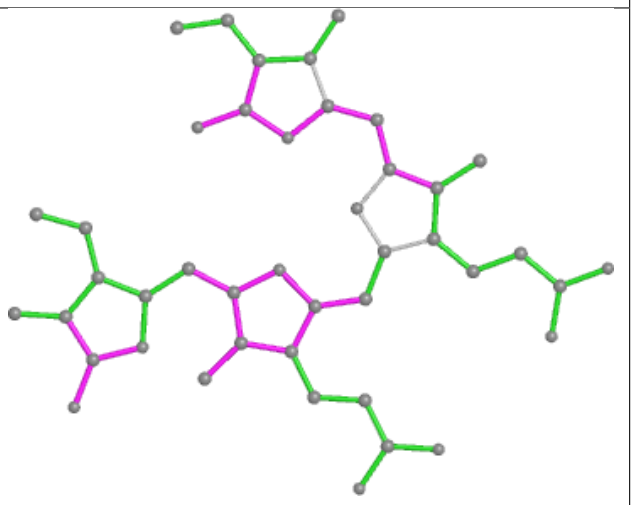

Bond angles

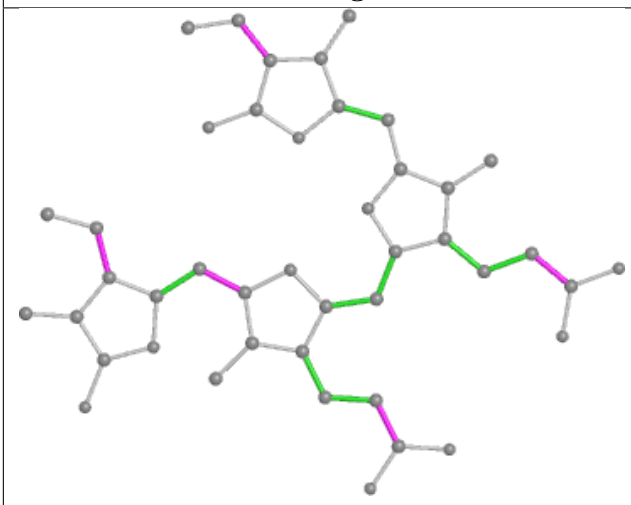

Torsions

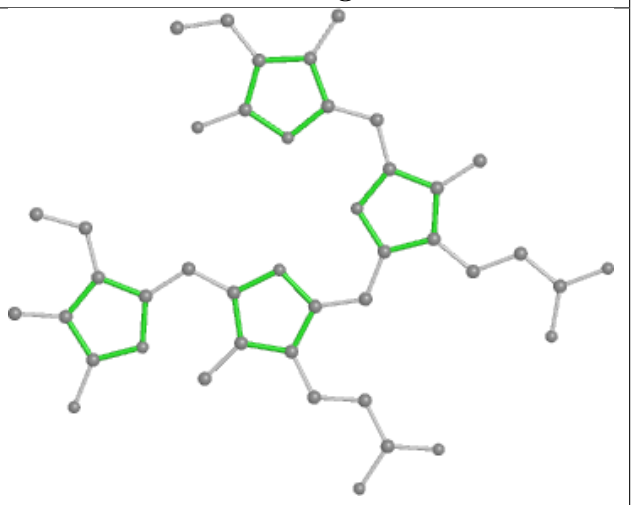

Rings

Ligand PEB O4 202

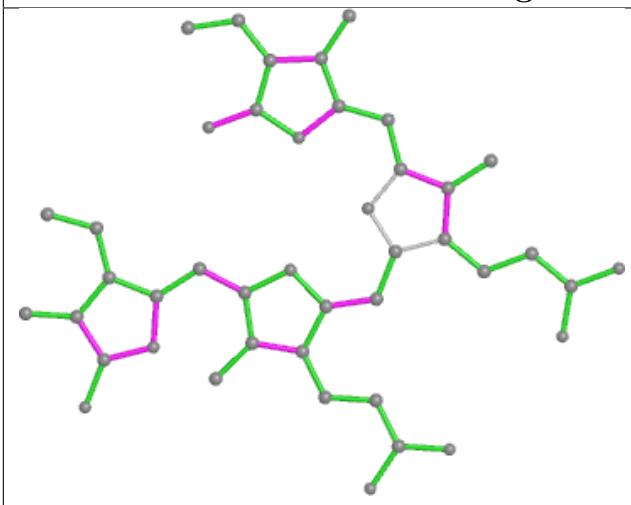

Bond lengths

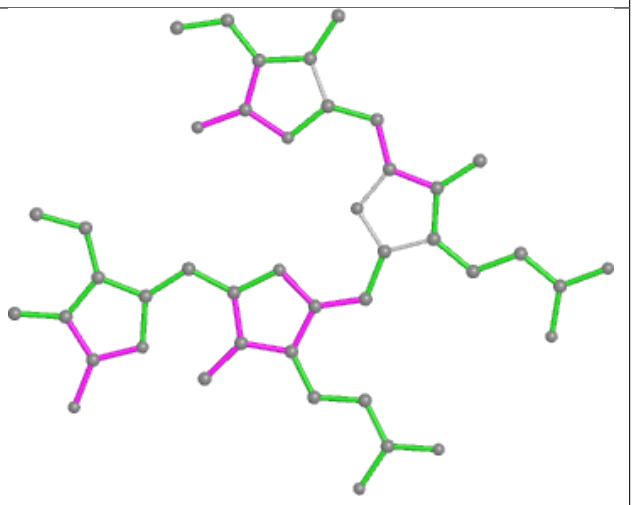

Bond angles

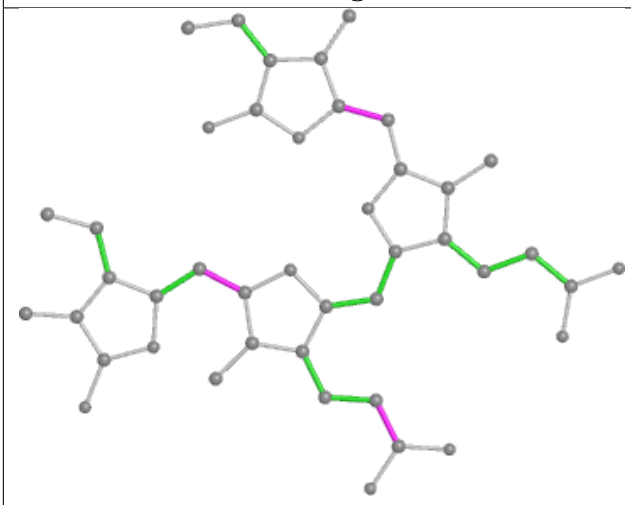

Torsions

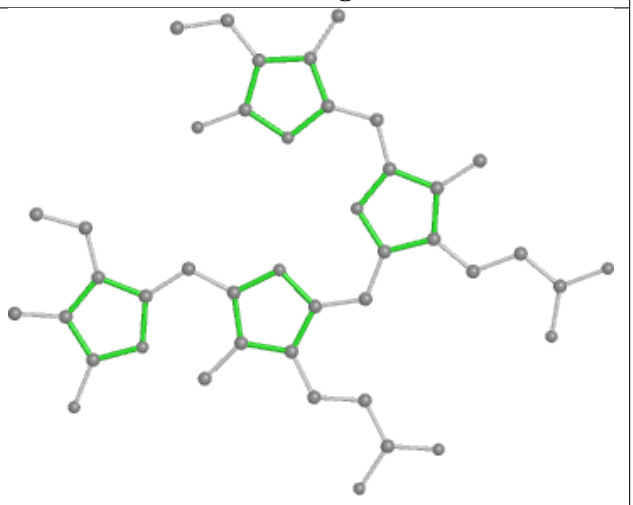

Rings

Ligand CYC DH 1003

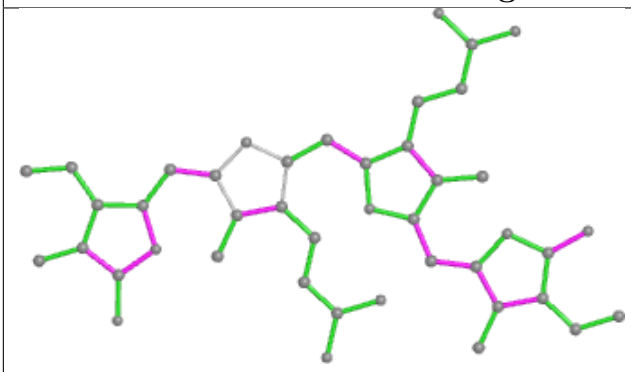

Bond lengths

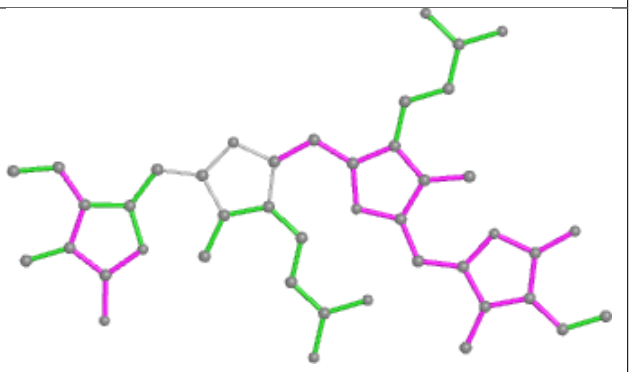

Bond angles

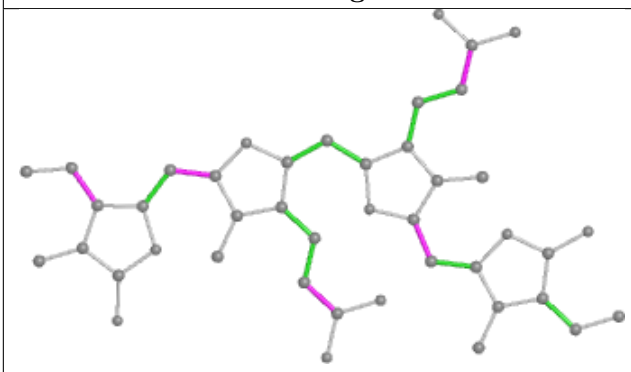

Torsions

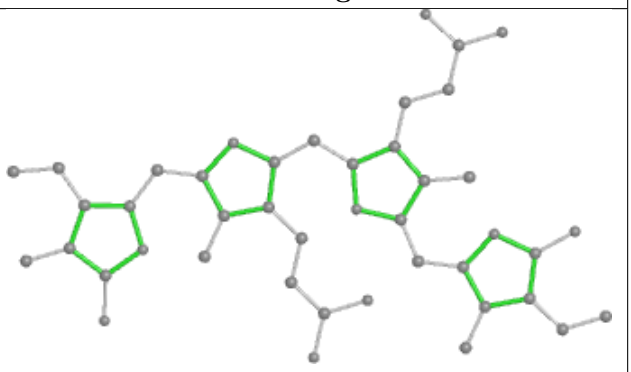

Rings

Ligand CLA C6 520

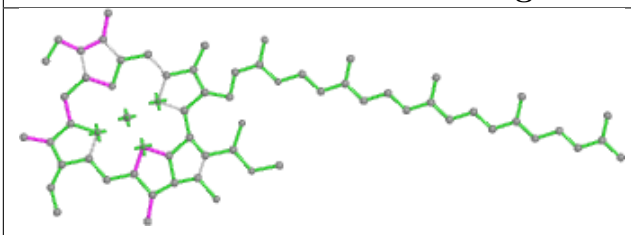

Bond lengths

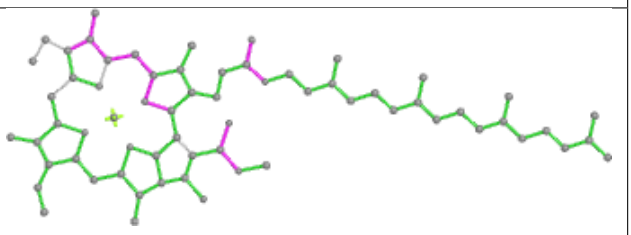

Bond angles

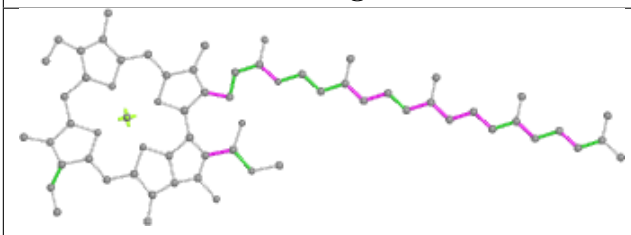

Torsions

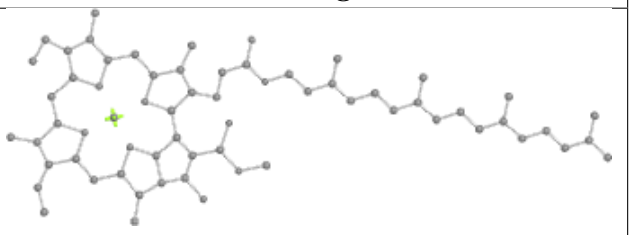

Rings

Ligand PEB SJ 202

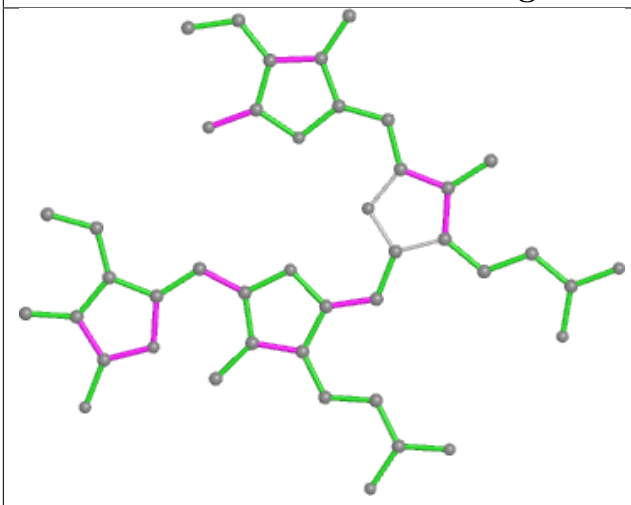

Bond lengths

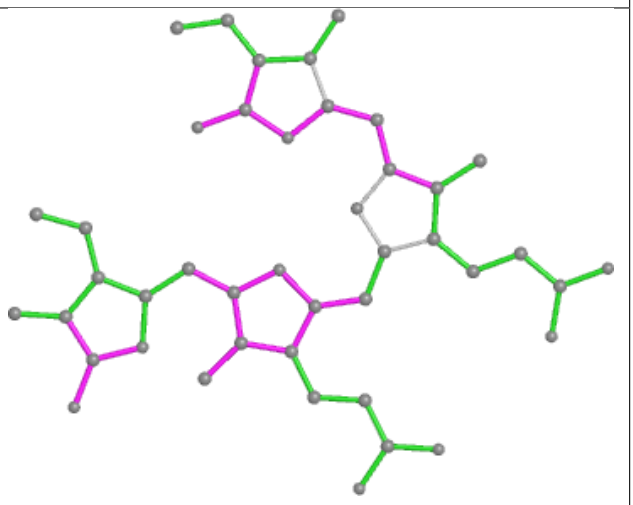

Bond angles

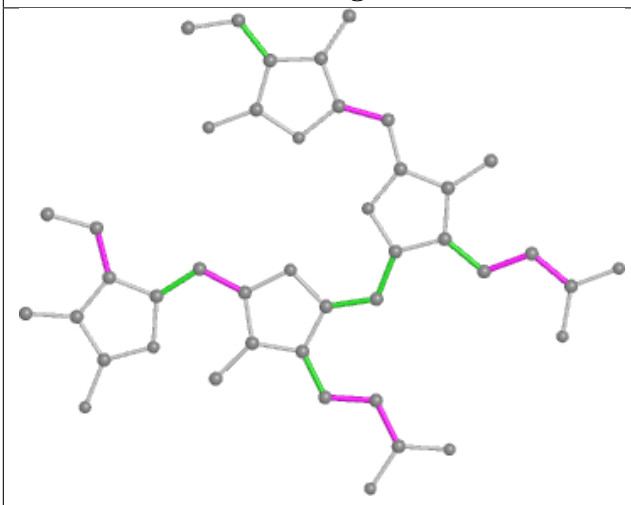

Torsions

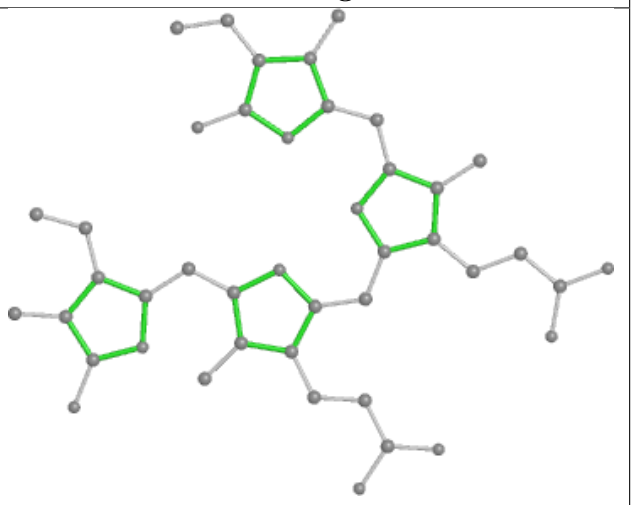

Rings

Ligand PEB jK 201

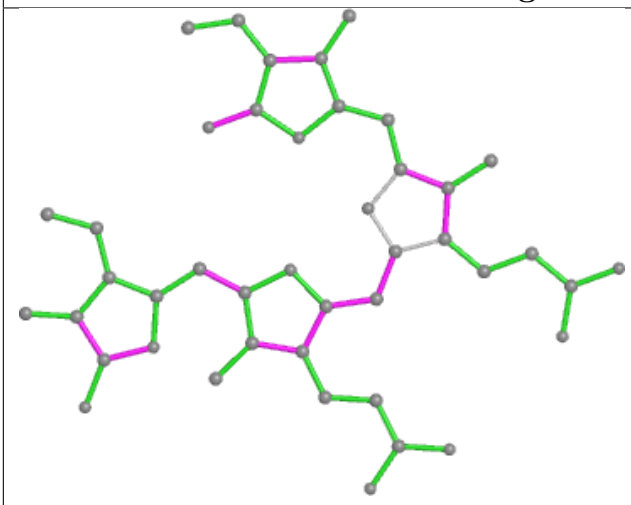

Bond lengths

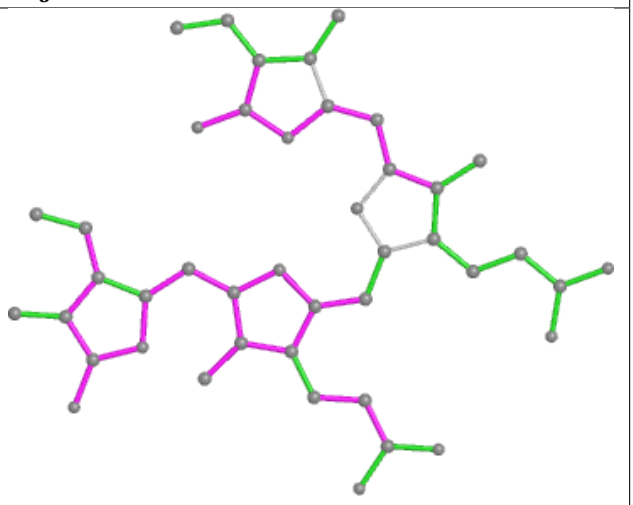

Bond angles

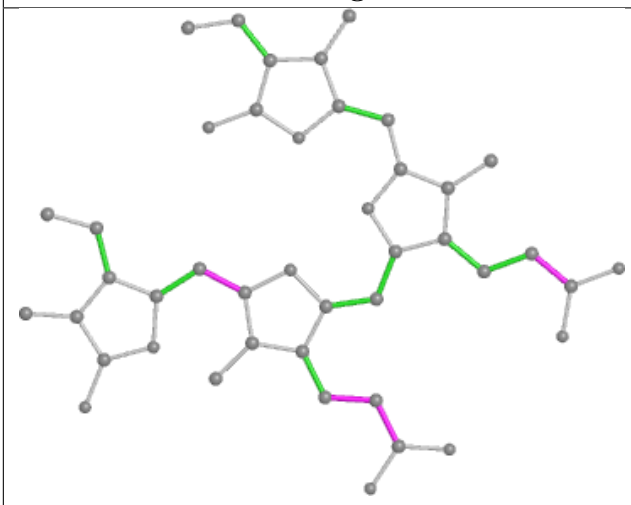

Torsions

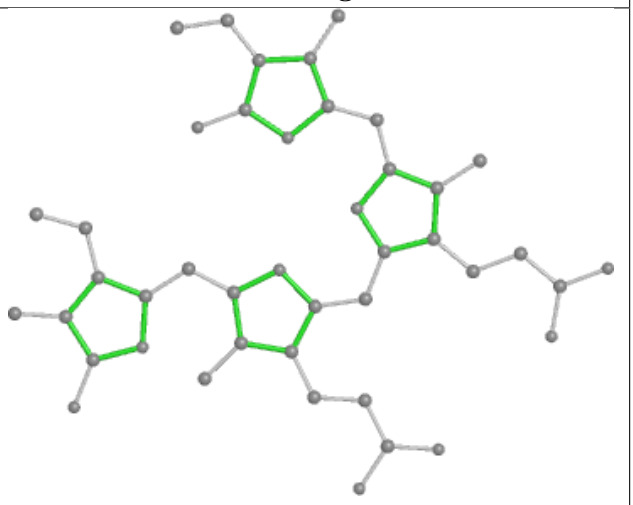

Rings

Ligand PEB fG 202

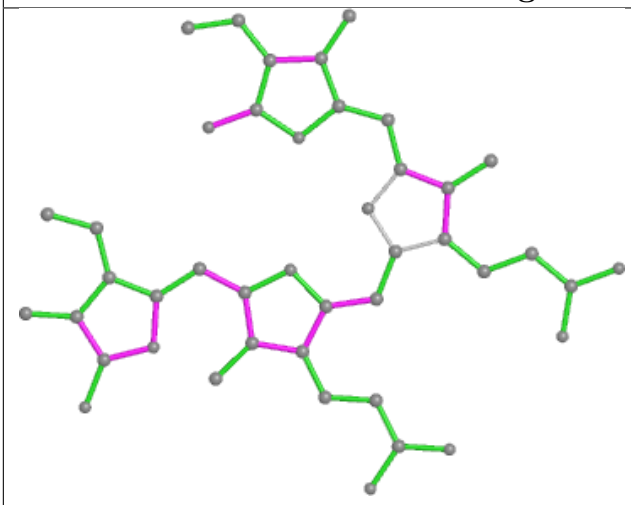

Bond lengths

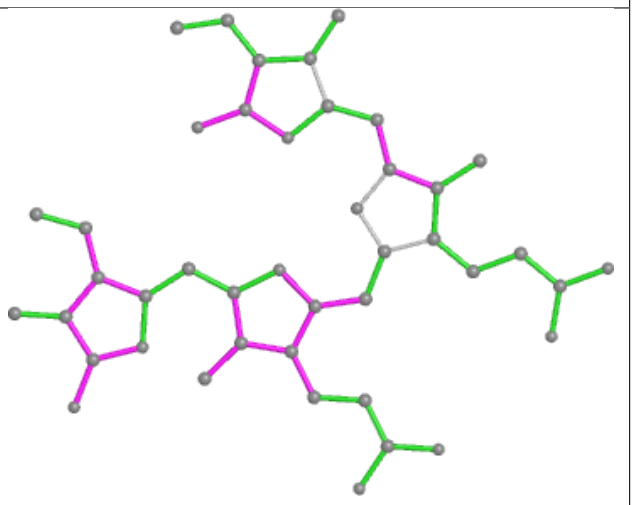

Bond angles

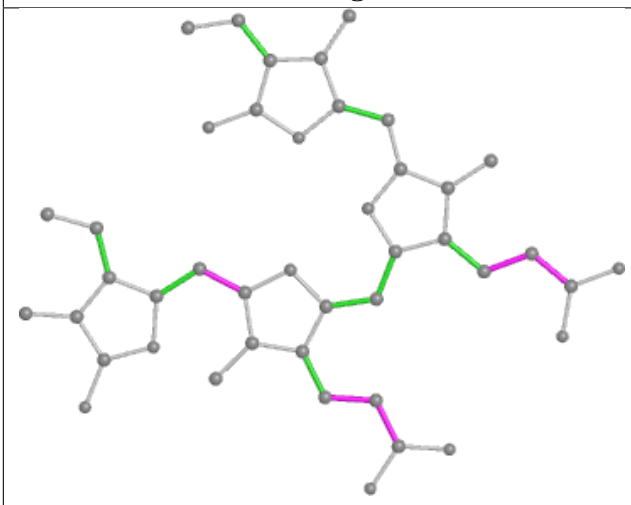

Torsions

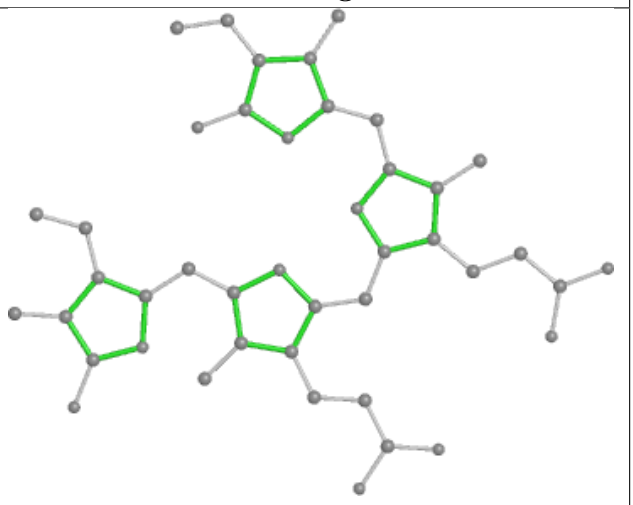

Rings

Ligand PEB qF 203

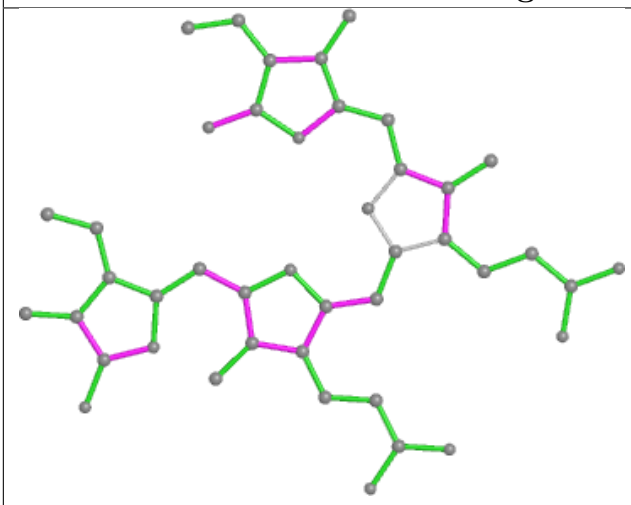

Bond lengths

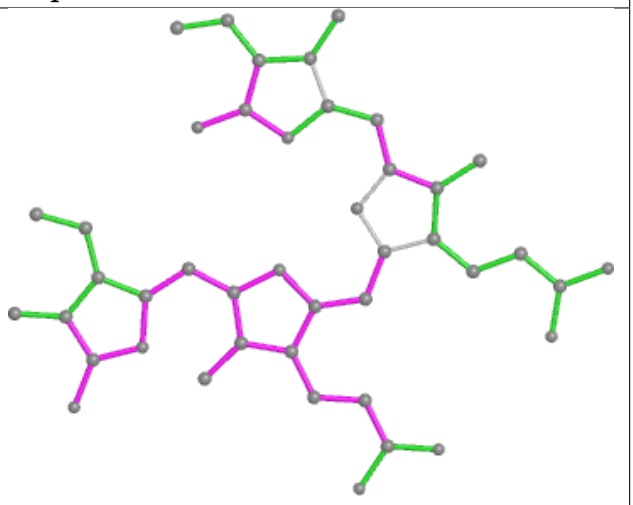

Bond angles

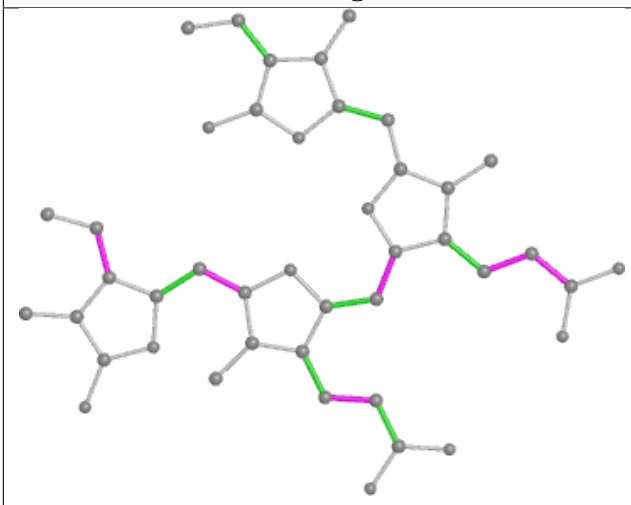

Torsions

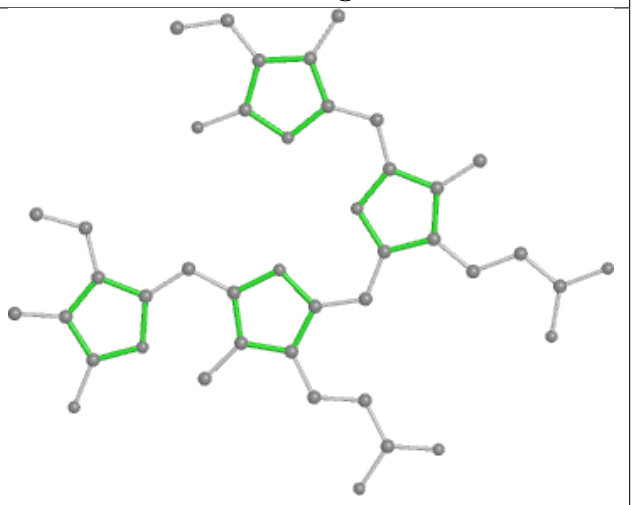

Rings

Ligand PEB d4 202

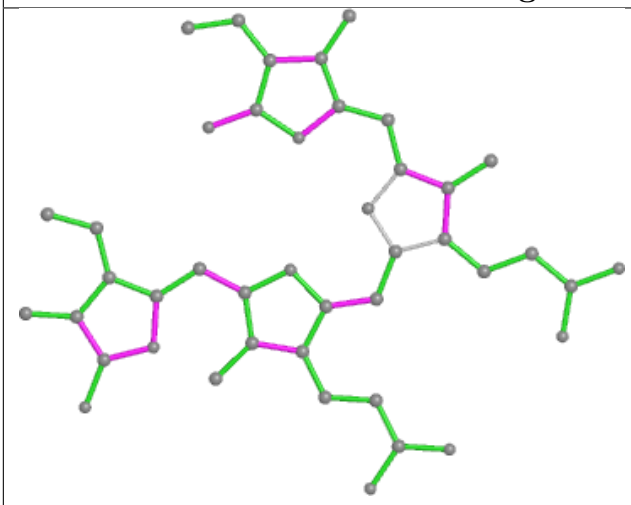

Bond lengths

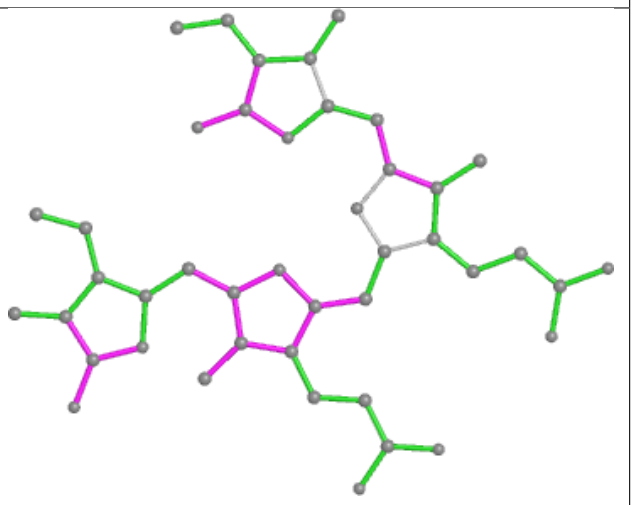

Bond angles

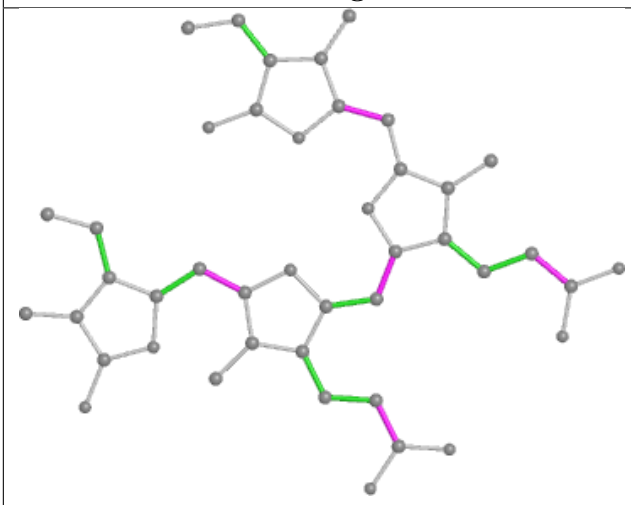

Torsions

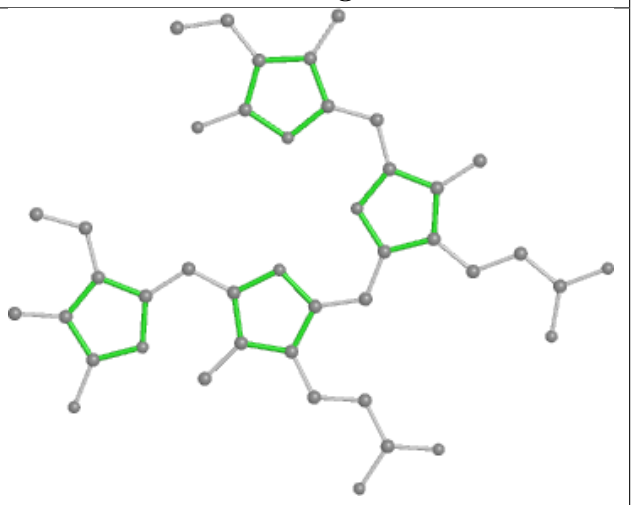

Rings

Ligand PEB P5 201

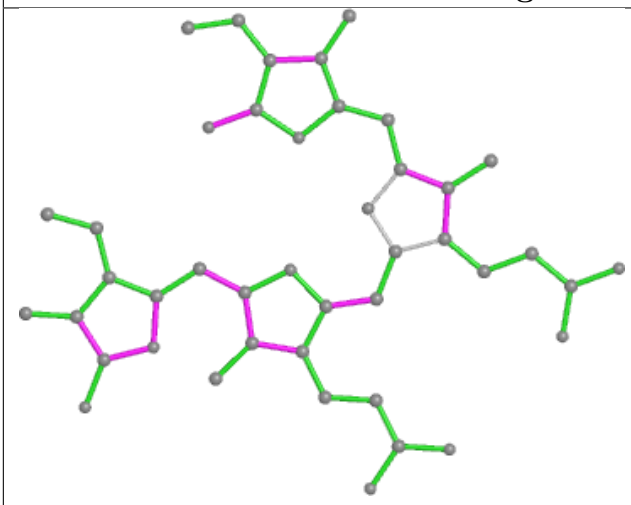

Bond lengths

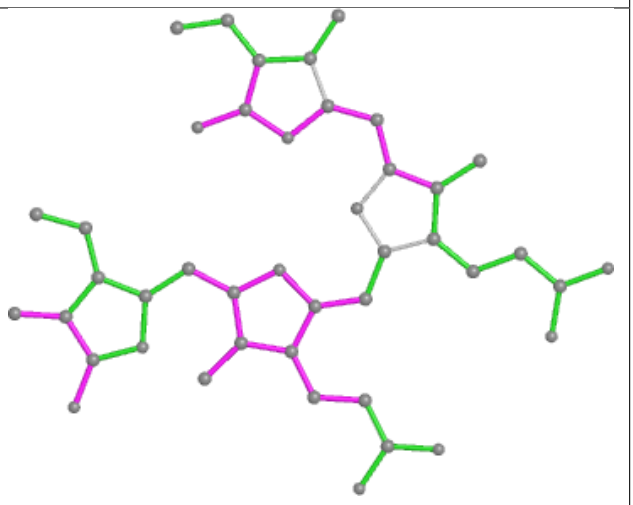

Bond angles

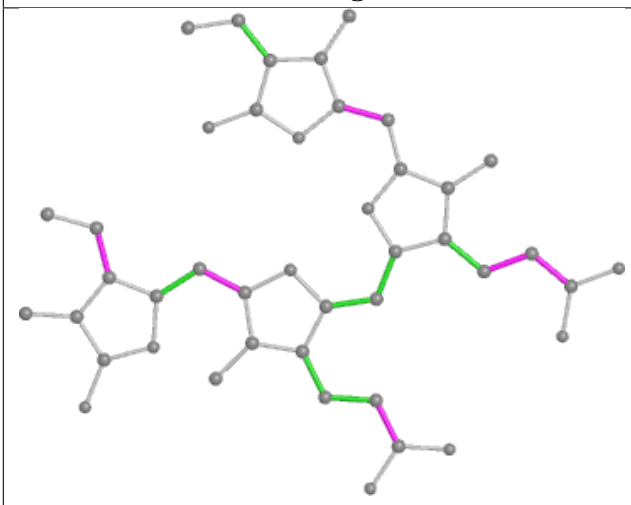

Torsions

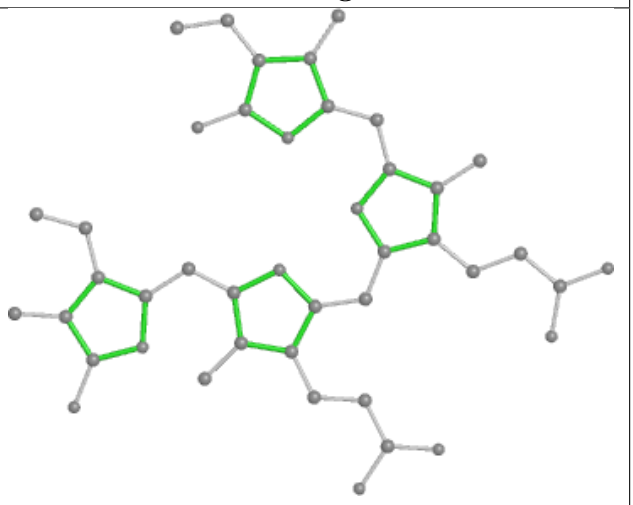

Rings

Ligand PEB mF 202

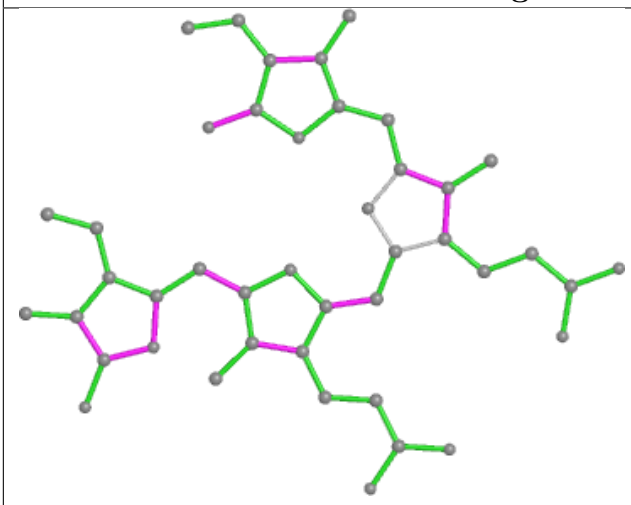

Bond lengths

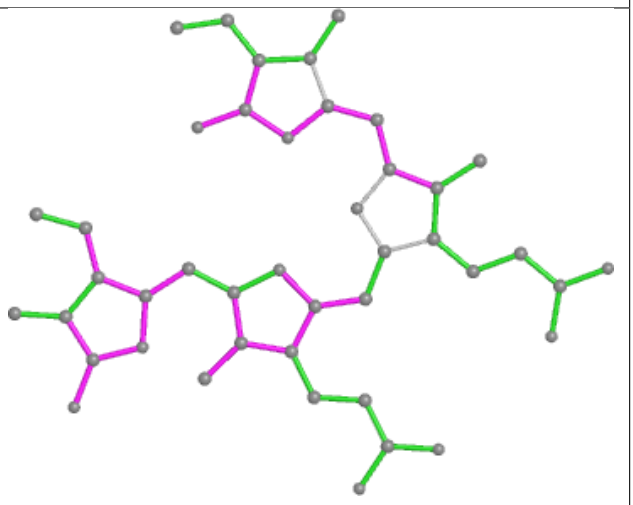

Bond angles

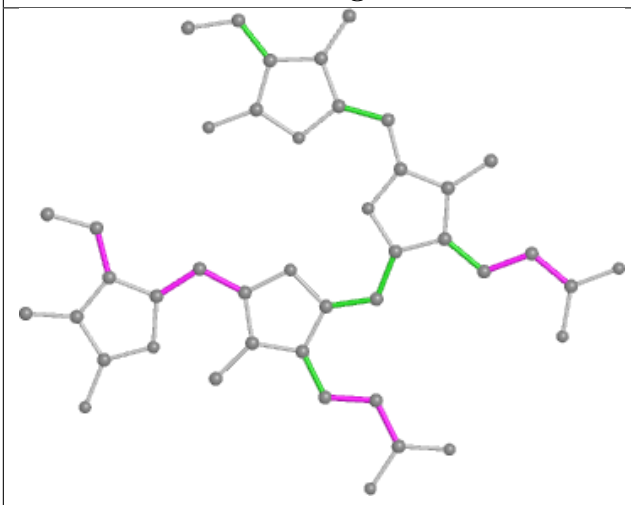

Torsions

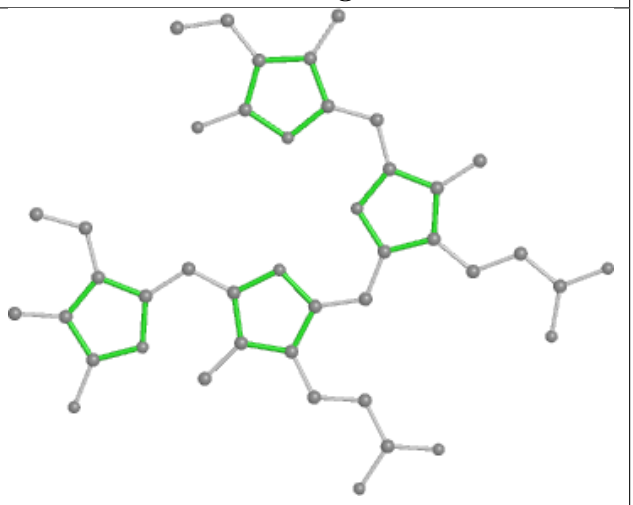

Rings

Ligand CLA B6 614

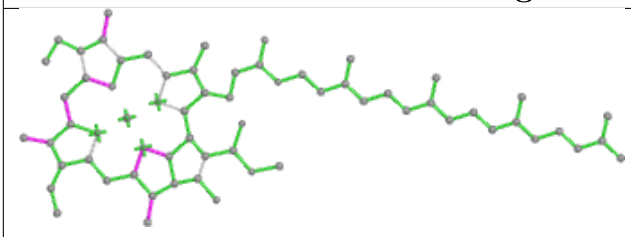

Bond lengths

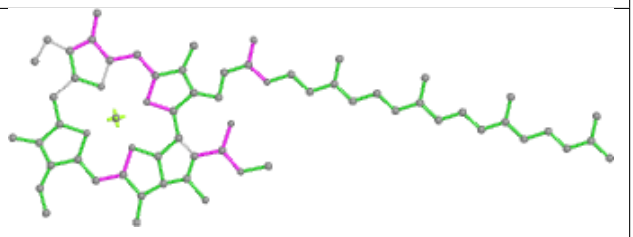

Bond angles

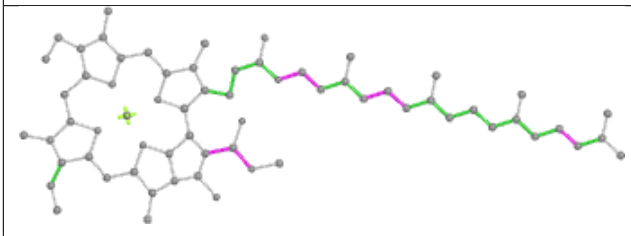

Torsions

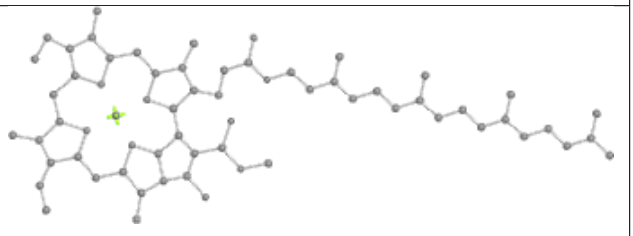

Rings

Ligand CLA BN 812

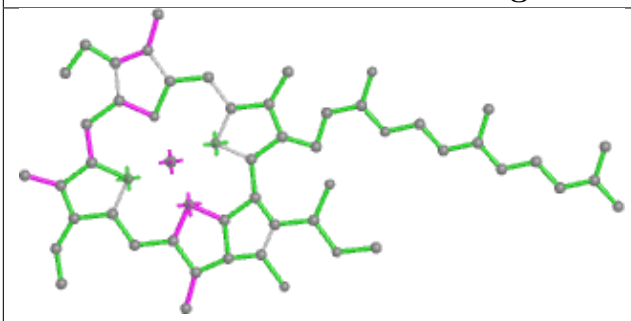

Bond lengths

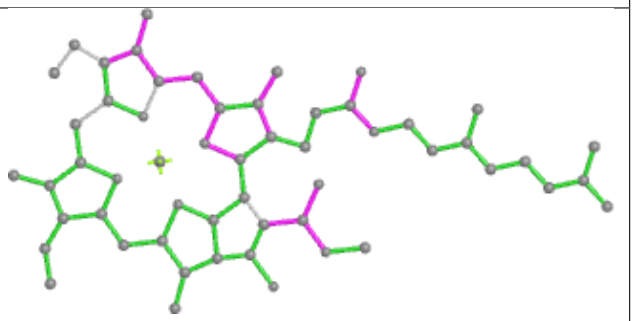

Bond angles

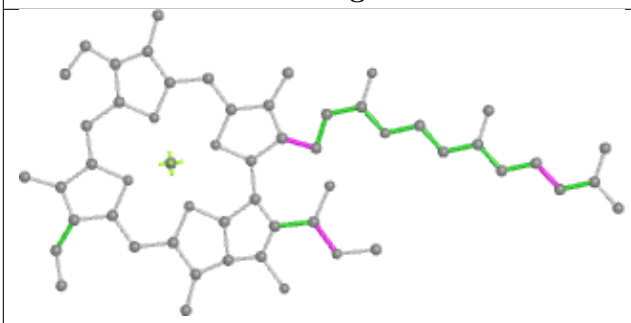

Torsions

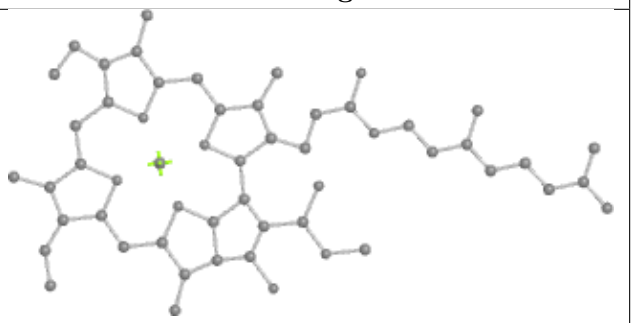

Rings

Ligand CLA B2 824

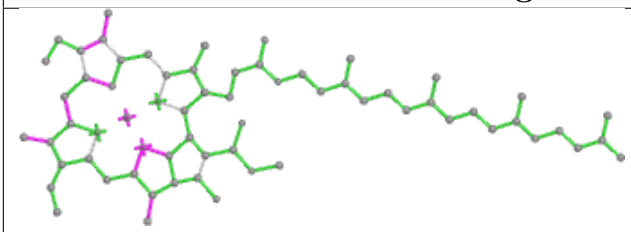

Bond lengths

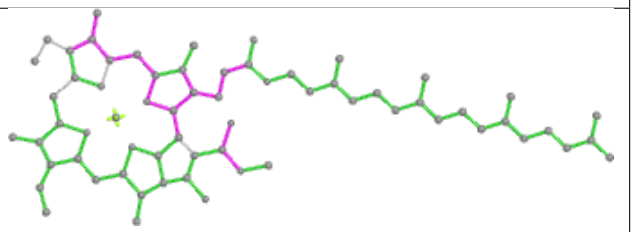

Bond angles

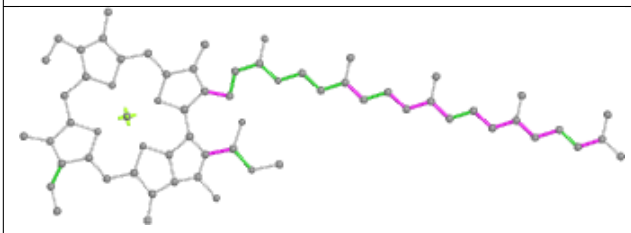

Torsions

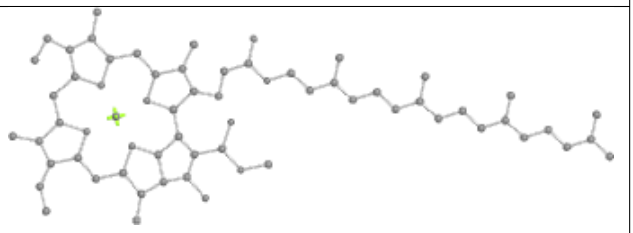

Rings

Ligand PEB LA 201

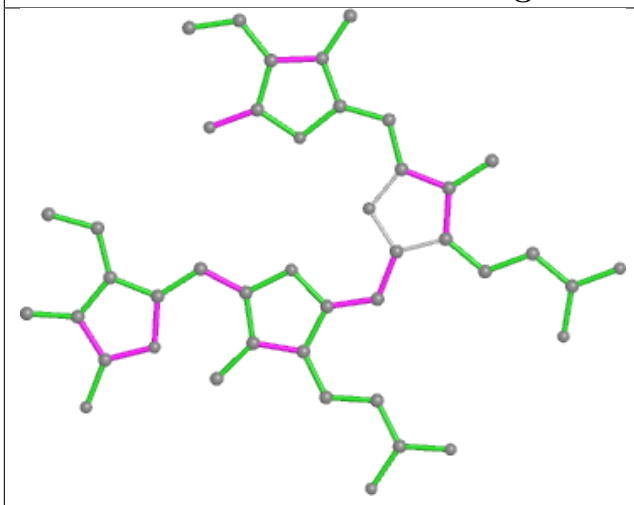

Bond lengths

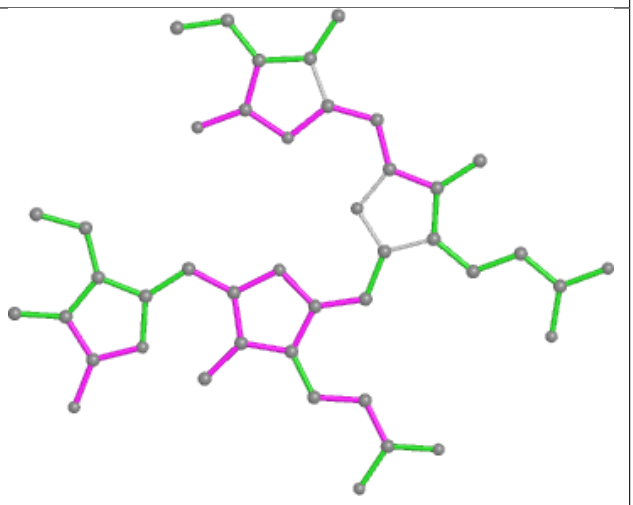

Bond angles

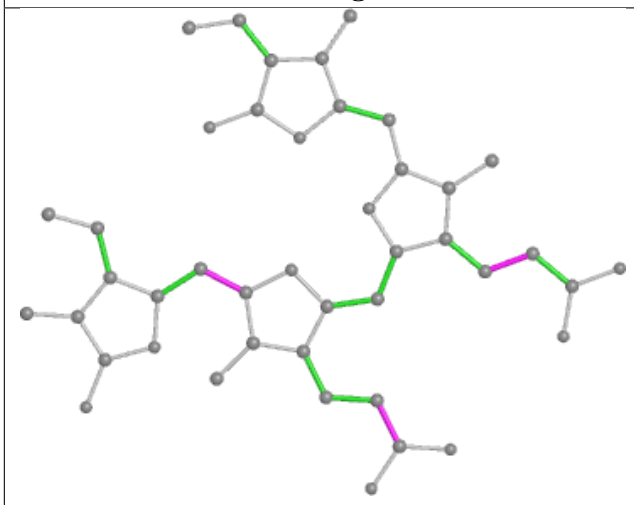

Torsions

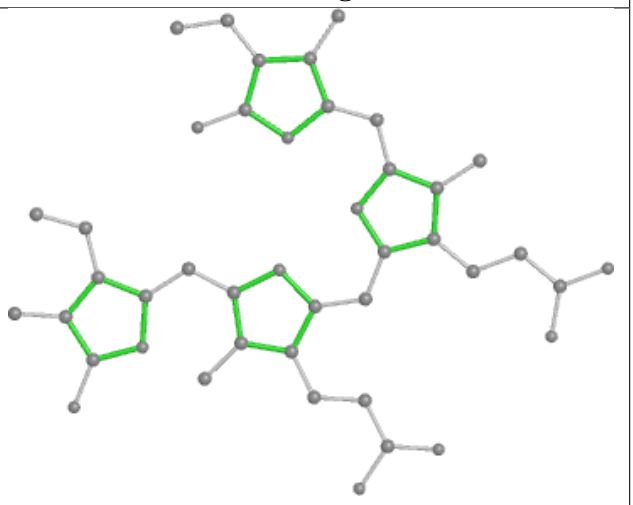

Rings

Ligand BCR B2 841

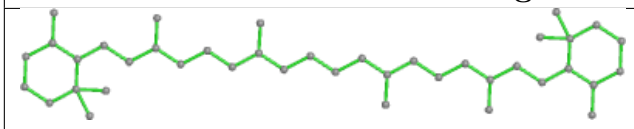

Bond lengths

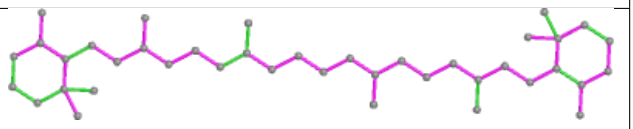

Bond angles

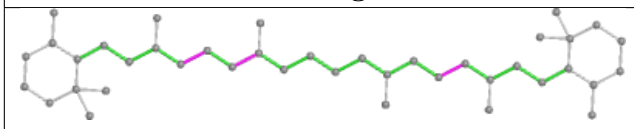

Torsions

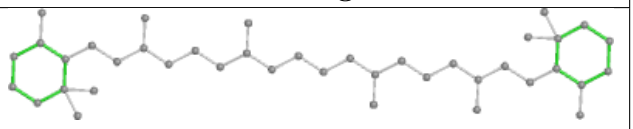

Rings

Ligand PEB dF 201

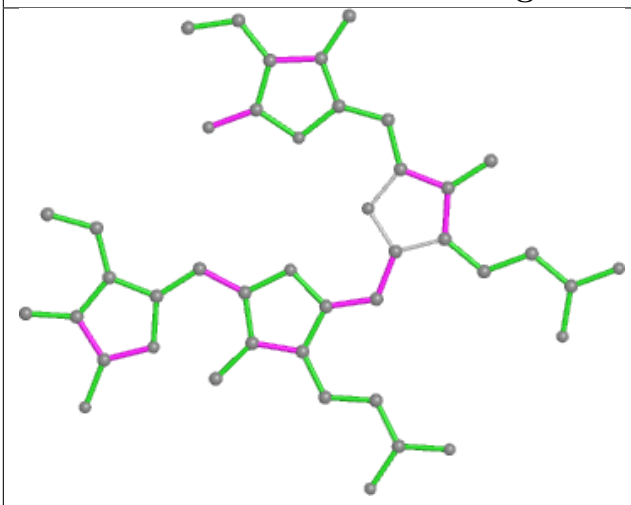

Bond lengths

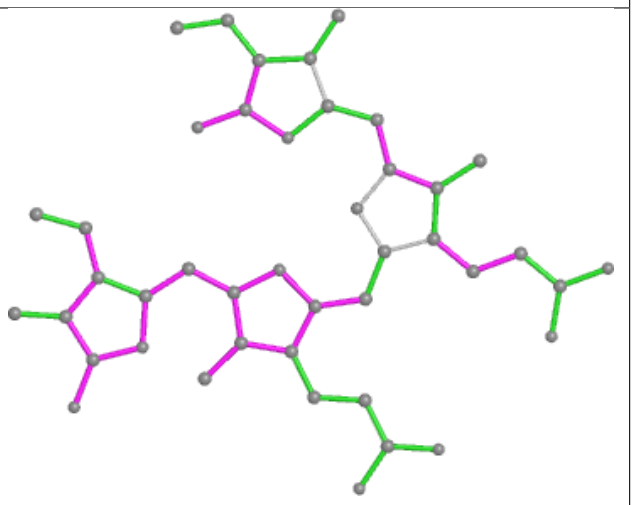

Bond angles

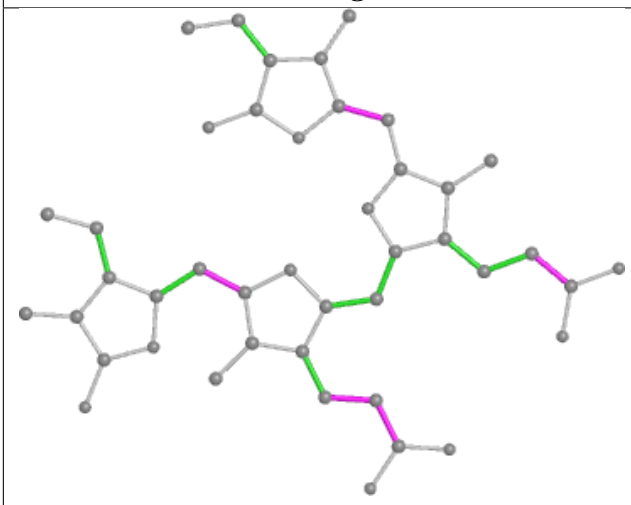

Torsions

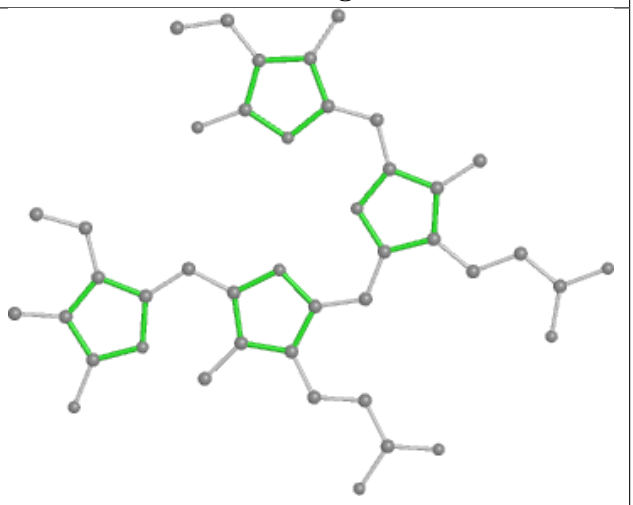

Rings

Ligand BCR Z6 101

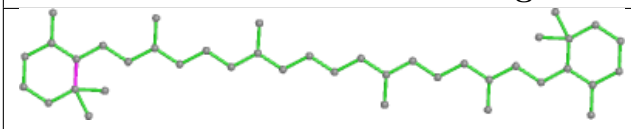

Bond lengths

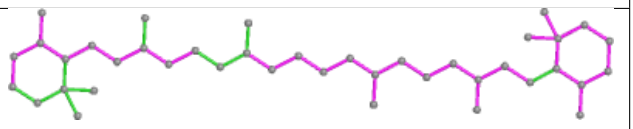

Bond angles

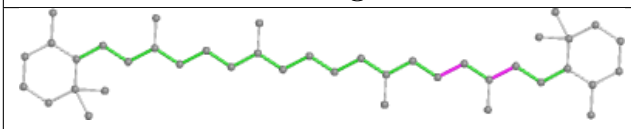

Torsions

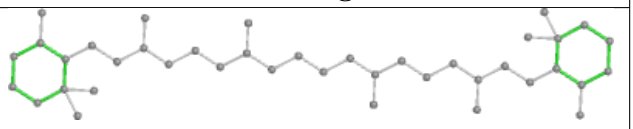

Rings

Ligand PEB gH 203

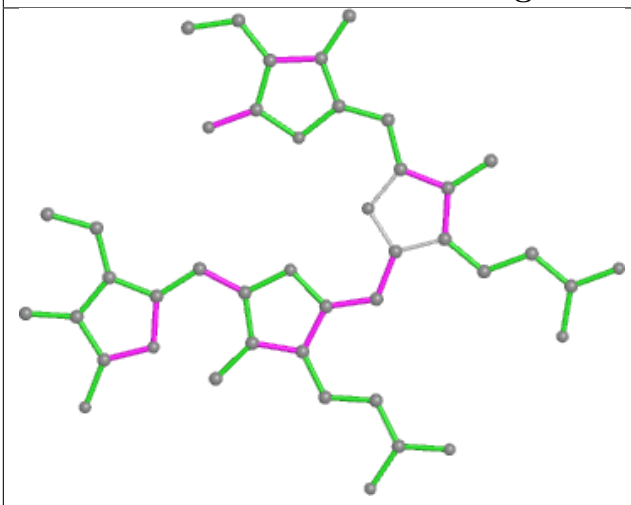

Bond lengths

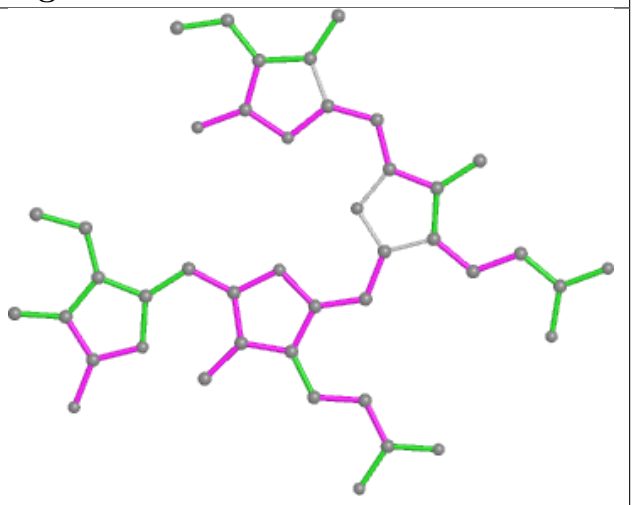

Bond angles

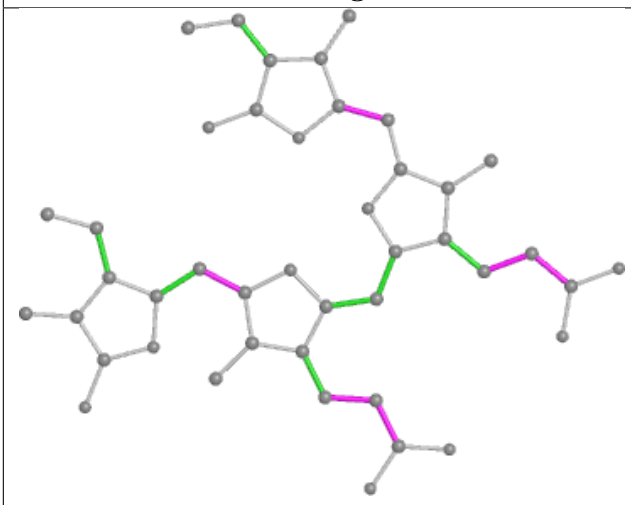

Torsions

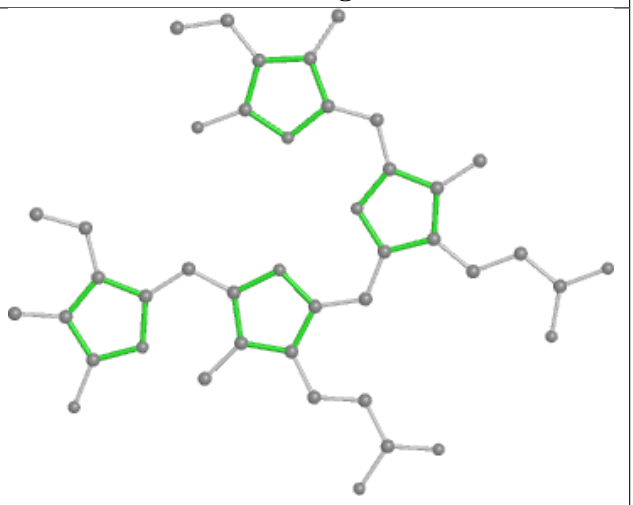

Rings

Ligand CLA 3N 311

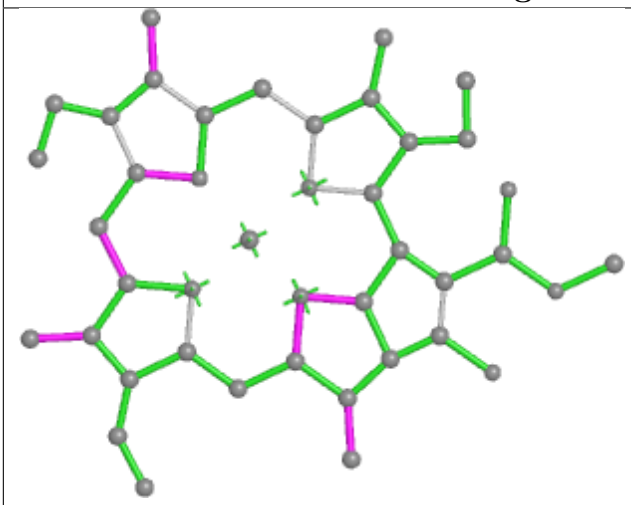

Bond lengths

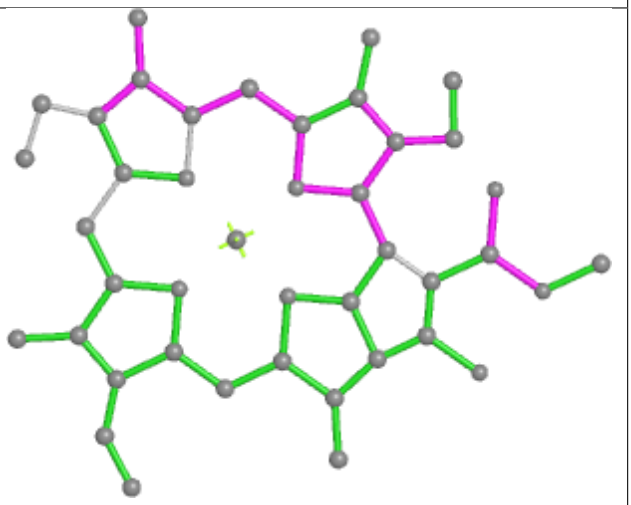

Bond angles

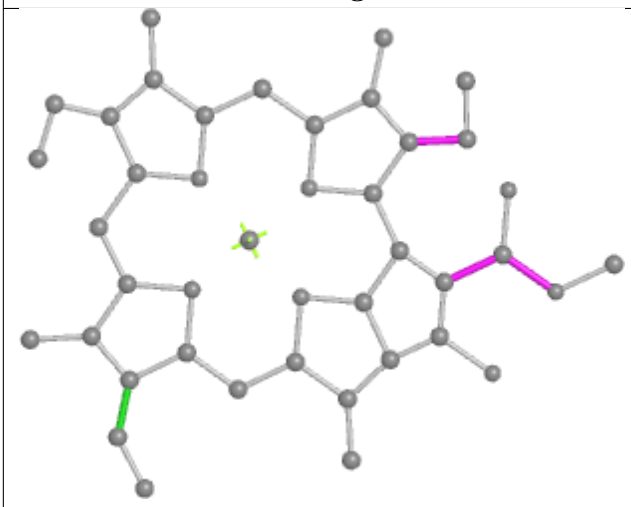

Torsions

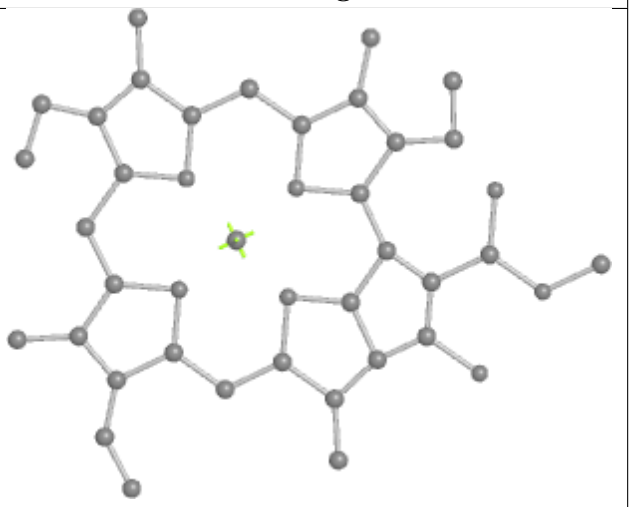

Rings

Ligand PEB UQ 202

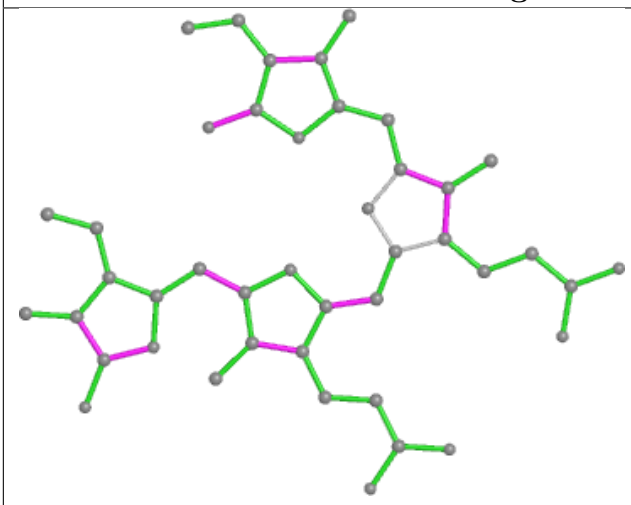

Bond lengths

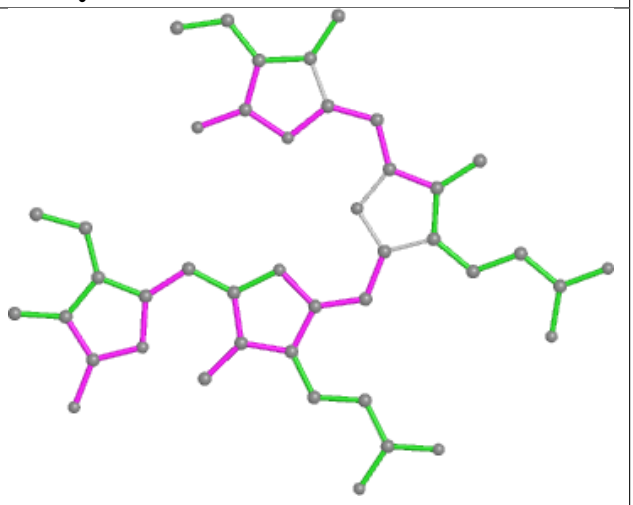

Bond angles

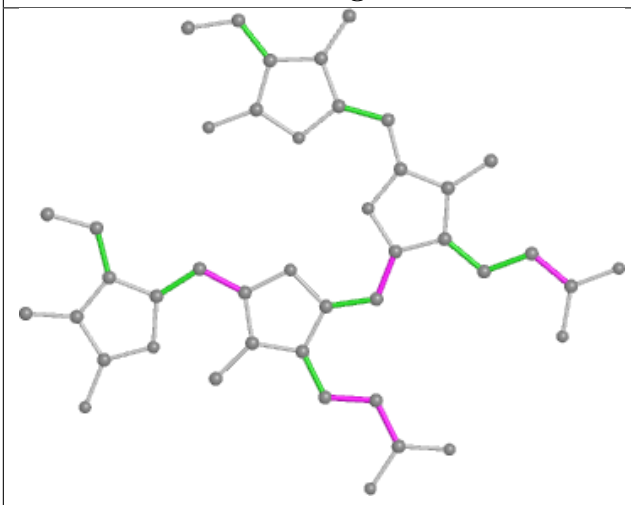

Torsions

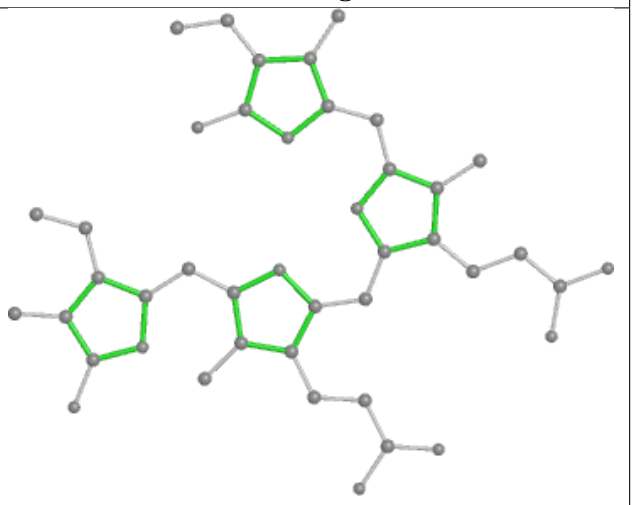

Rings

Ligand CLA 82 304

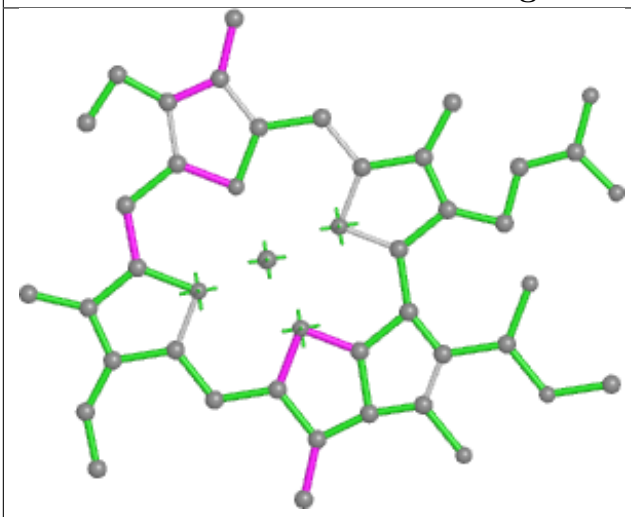

Bond lengths

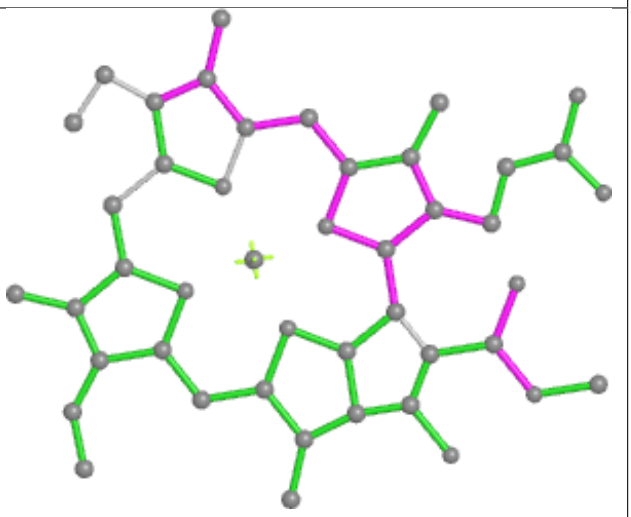

Bond angles

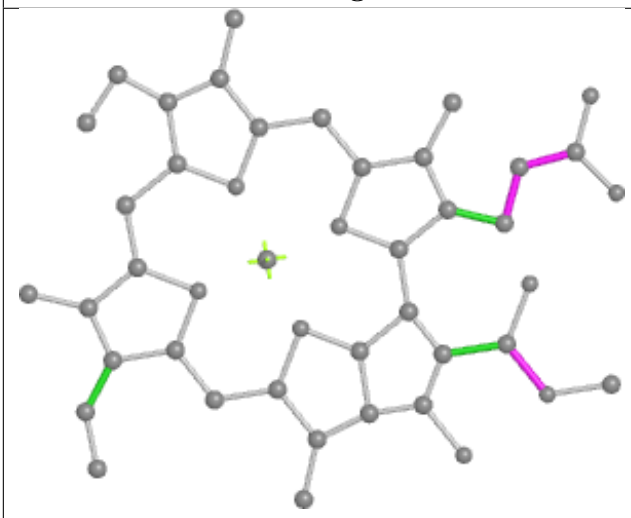

Torsions

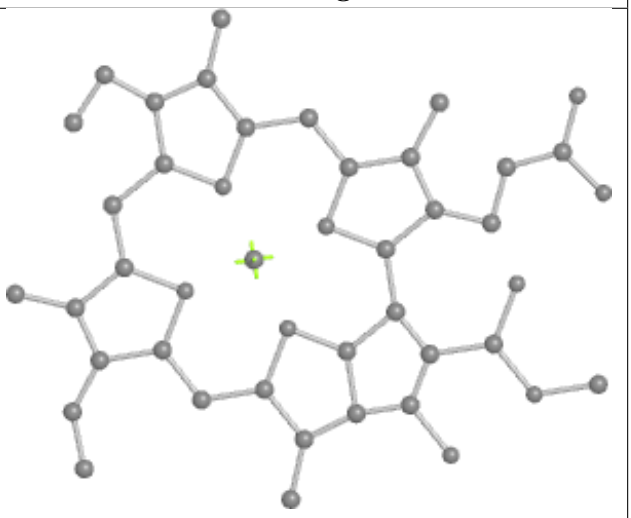

Rings

Ligand PL9 dL 406

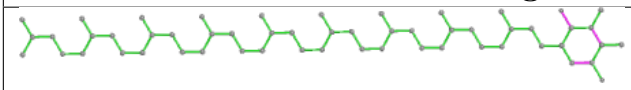

Bond lengths

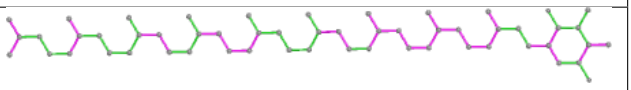

Bond angles

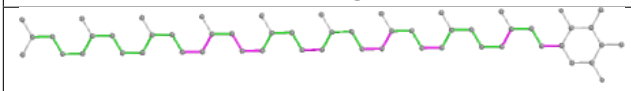

Torsions

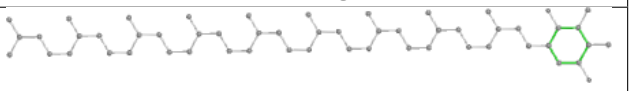

Rings

Ligand PEB bF 202

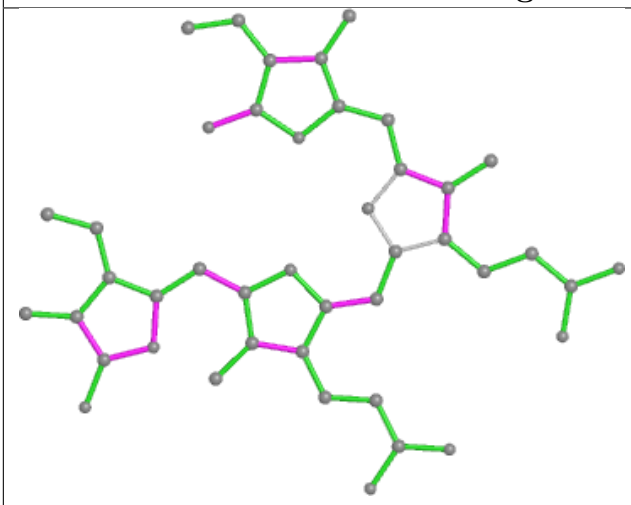

Bond lengths

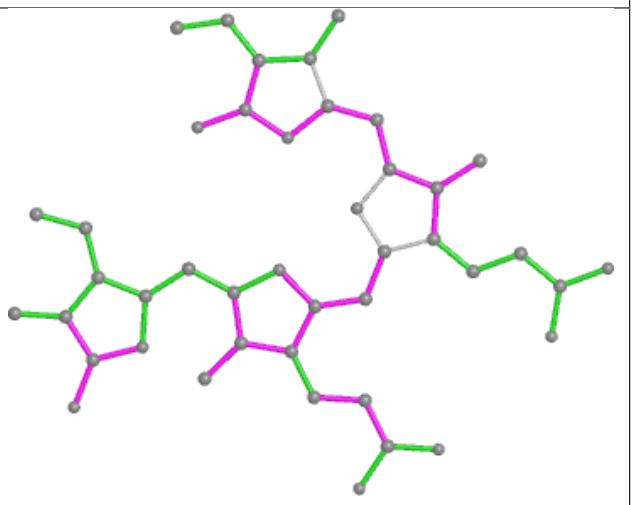

Bond angles

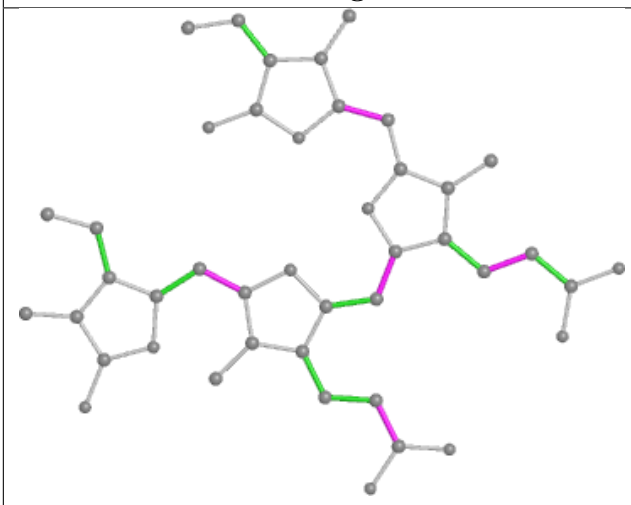

Torsions

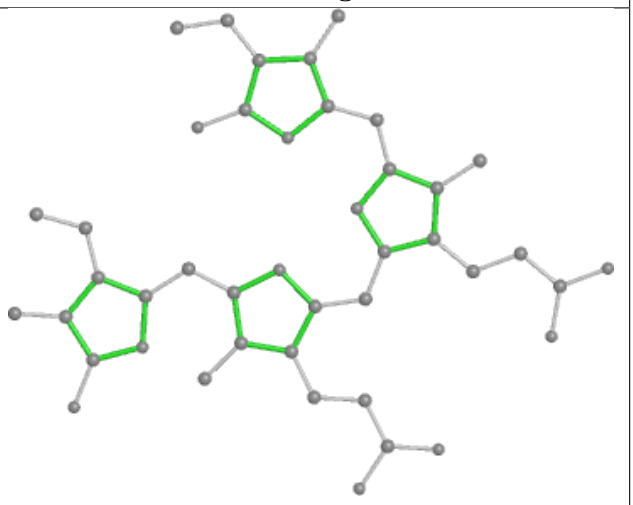

Rings

Ligand PEB ZO 201

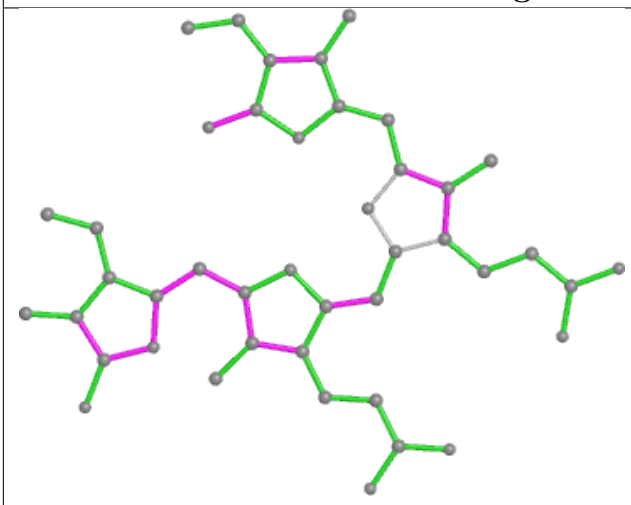

Bond lengths

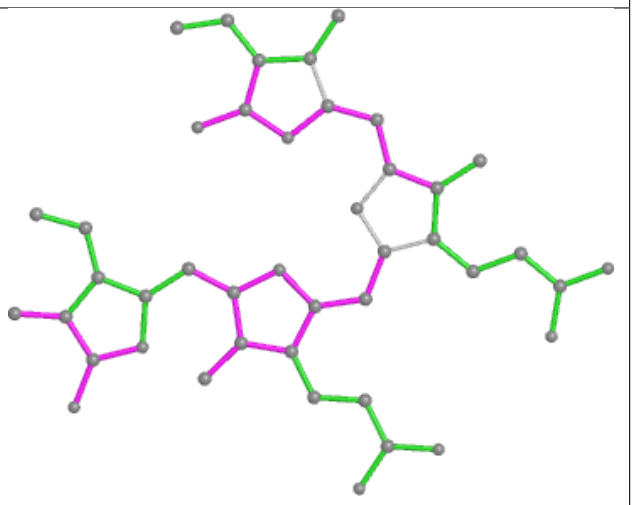

Bond angles

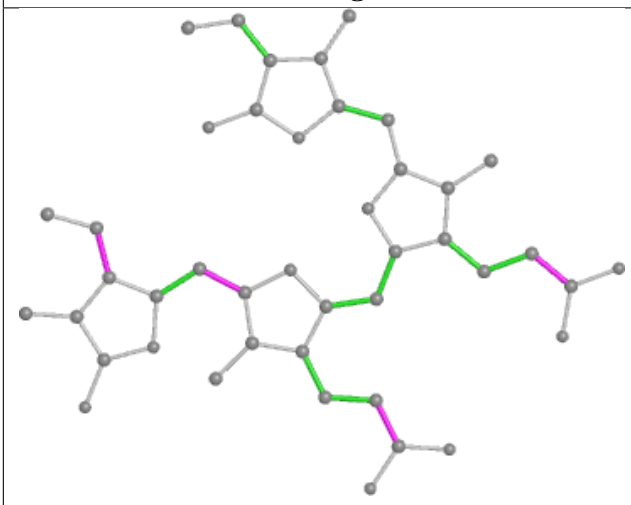

Torsions

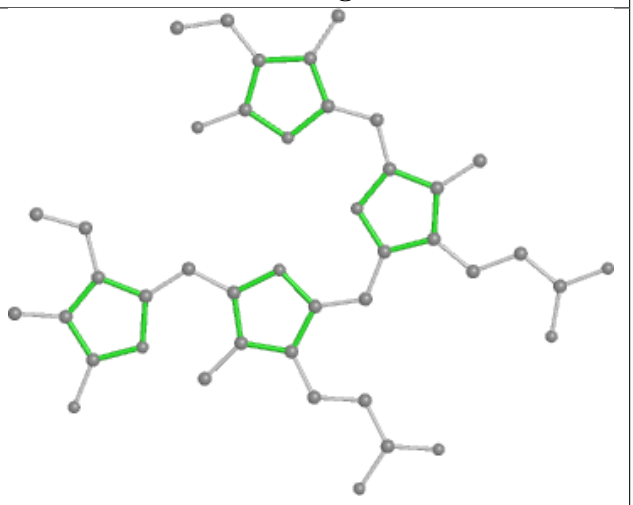

Rings

Ligand CLA AN 850

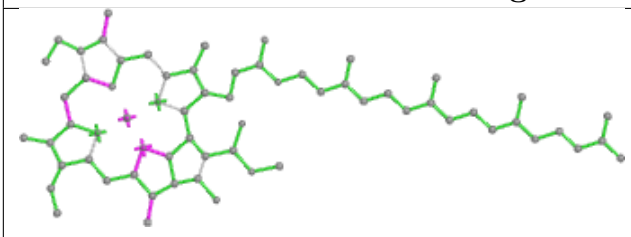

Bond lengths

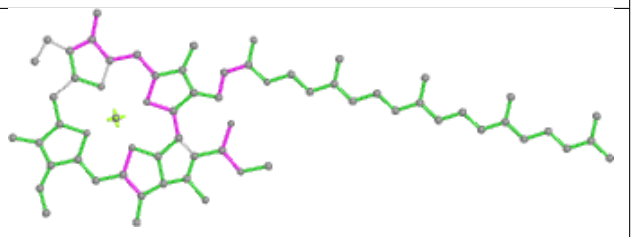

Bond angles

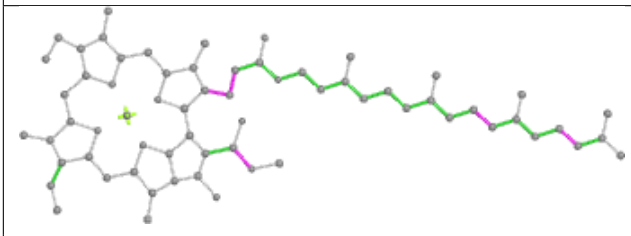

Torsions

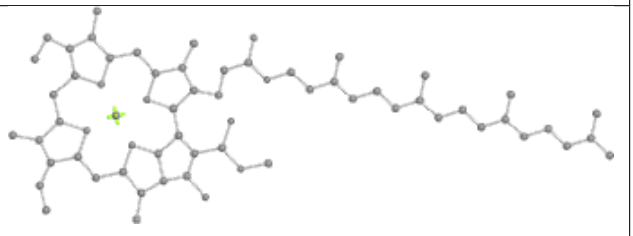

Rings

Ligand PEB T4 203

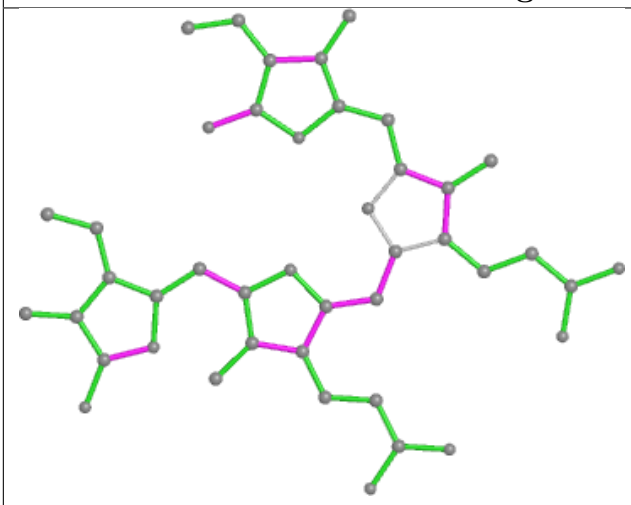

Bond lengths

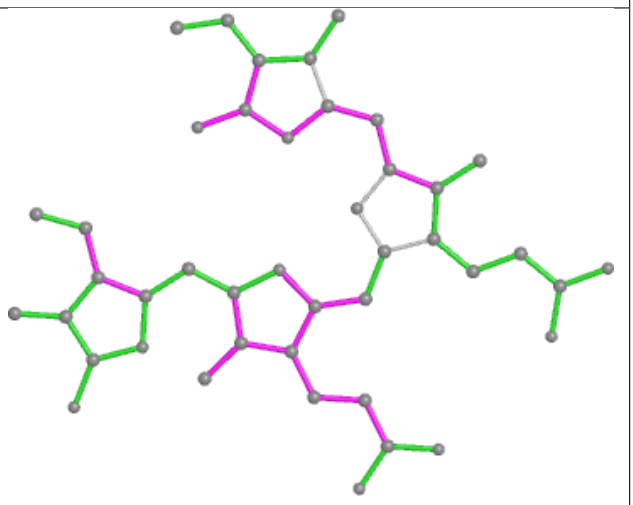

Bond angles

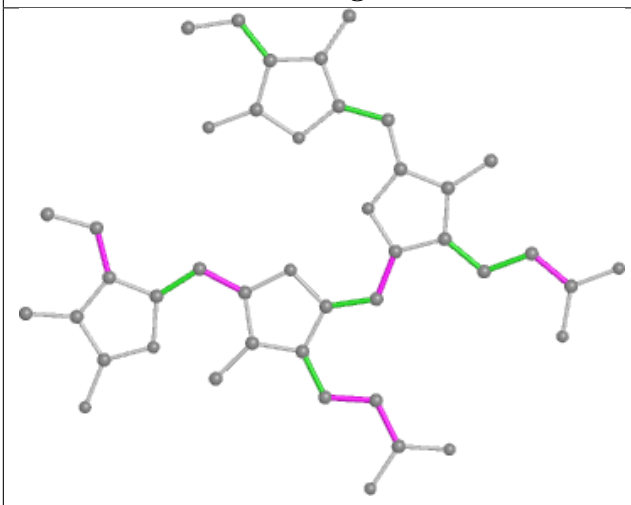

Torsions

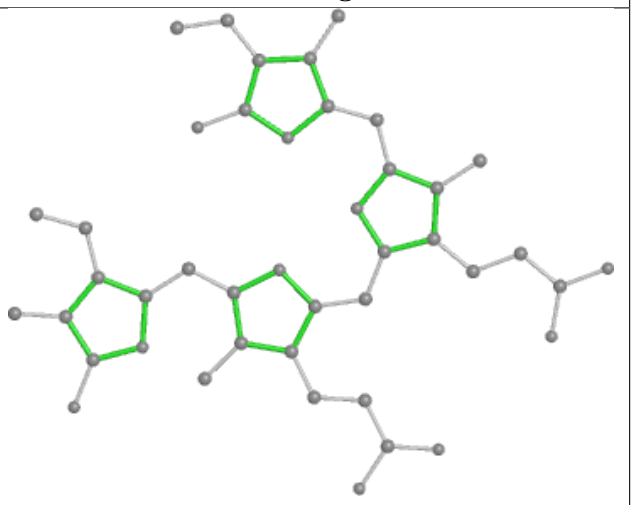

Rings

Ligand PEB VD 203

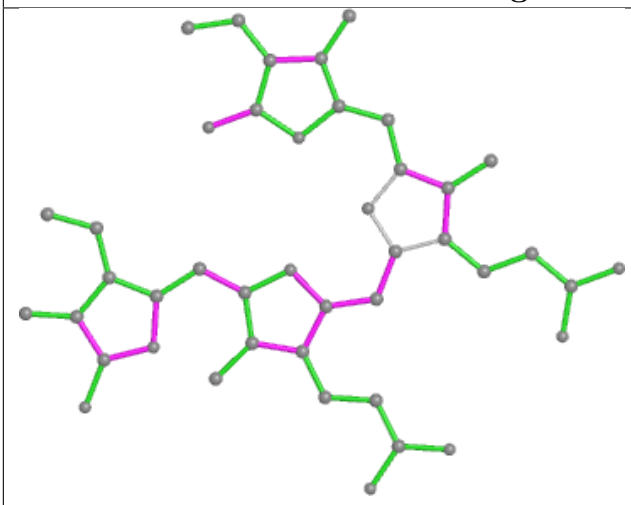

Bond lengths

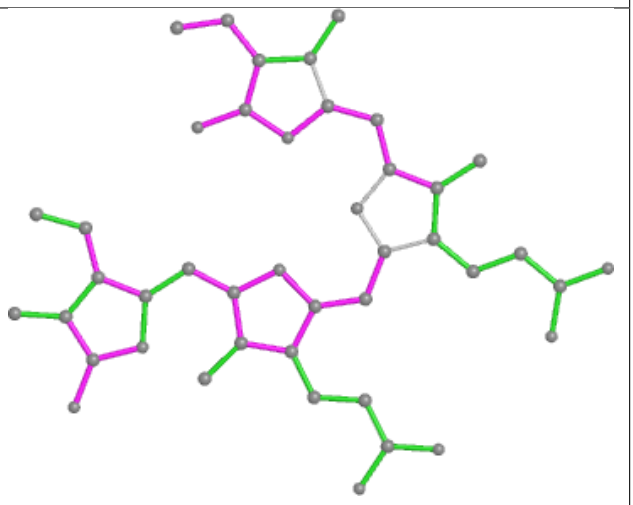

Bond angles

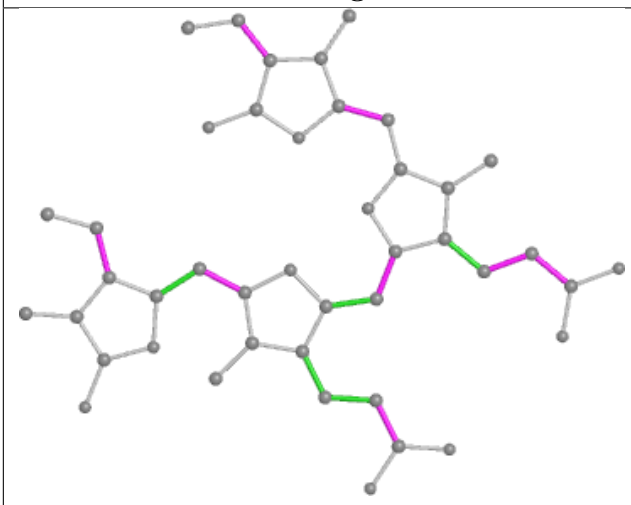

Torsions

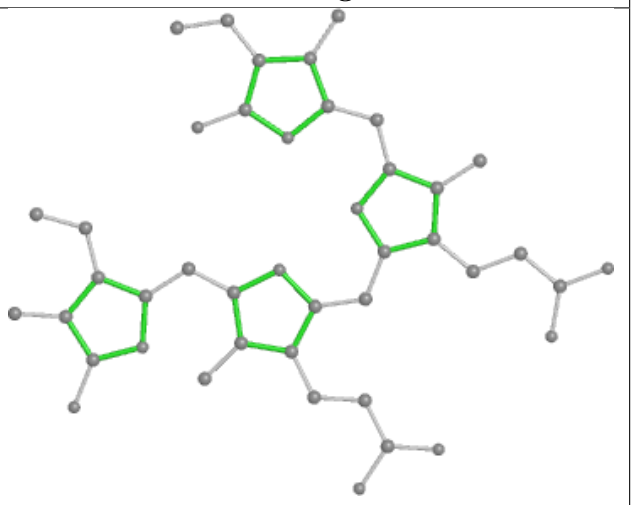

Rings

Ligand PEB sK 203

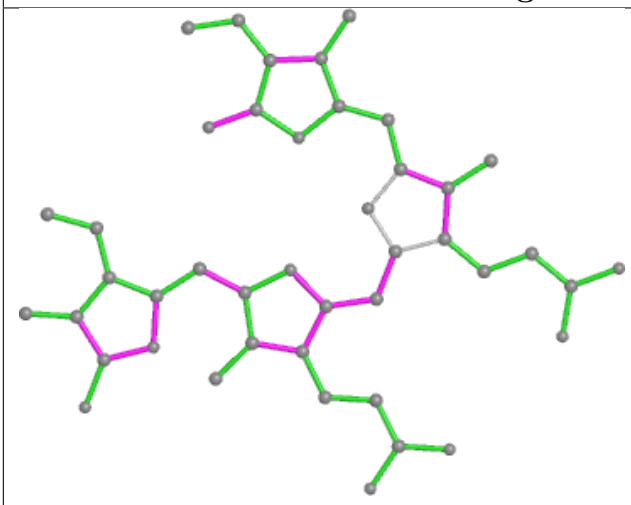

Bond lengths

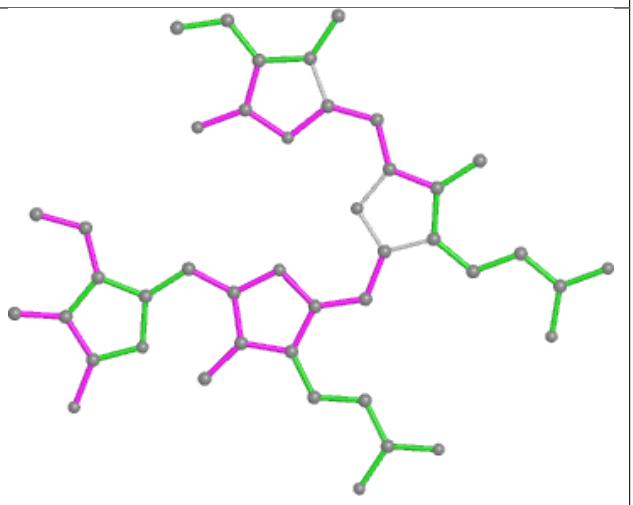

Bond angles

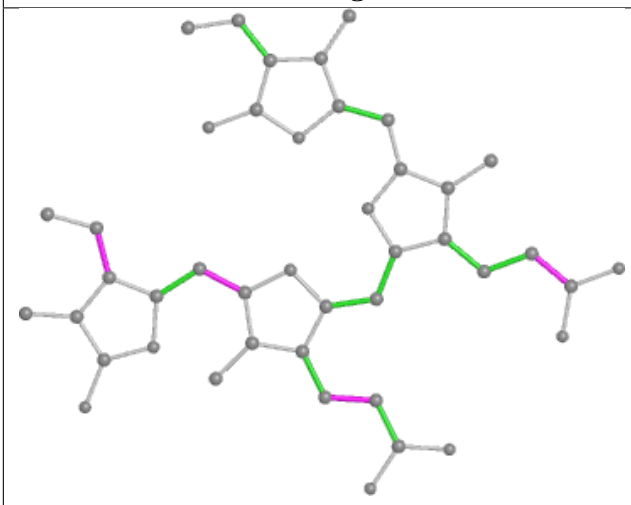

Torsions

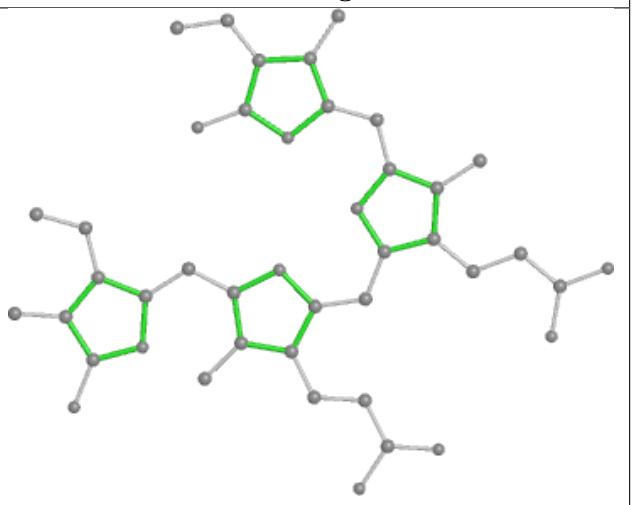

Rings

Ligand PEB F7 203

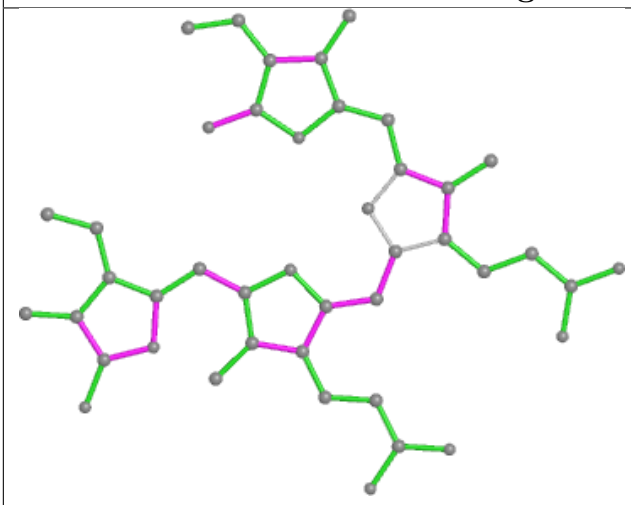

Bond lengths

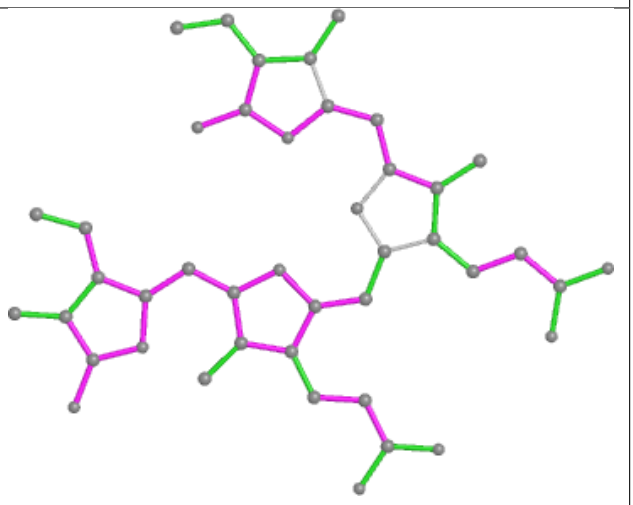

Bond angles

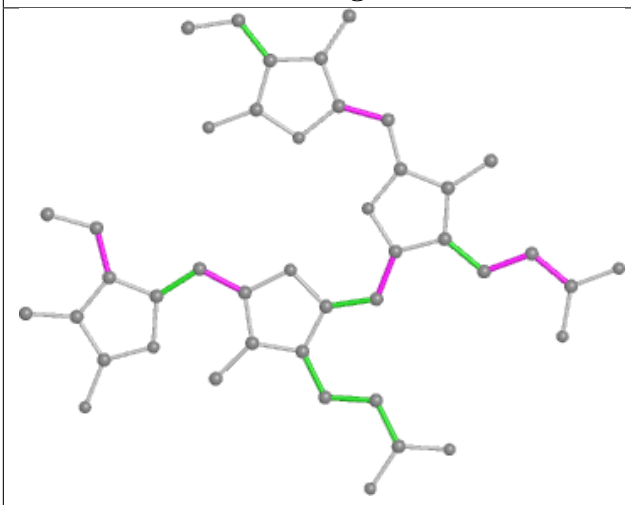

Torsions

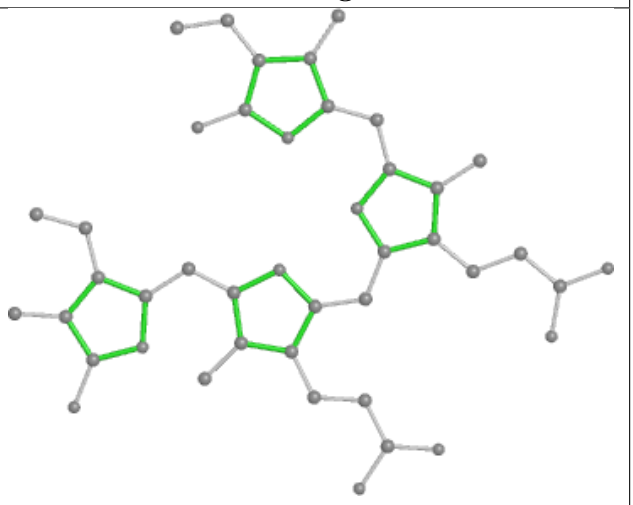

Rings

Ligand PEB k4 201

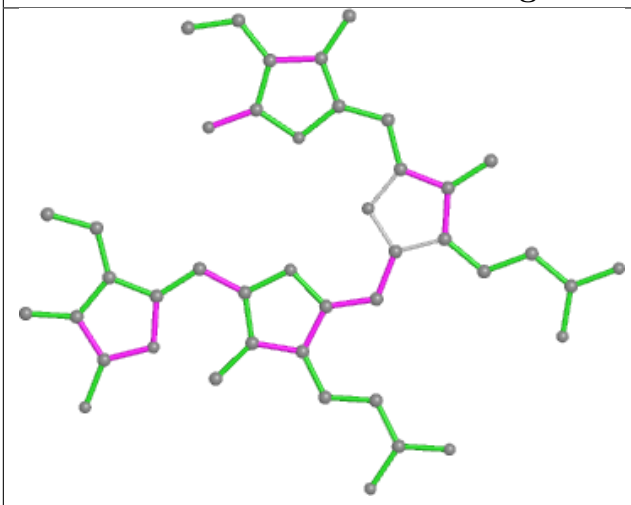

Bond lengths

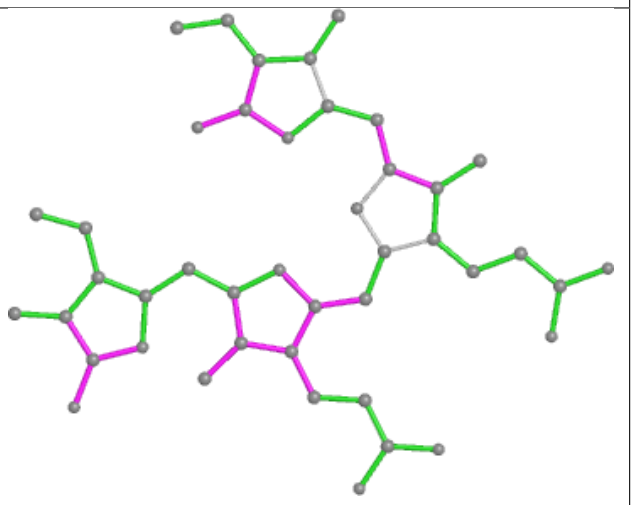

Bond angles

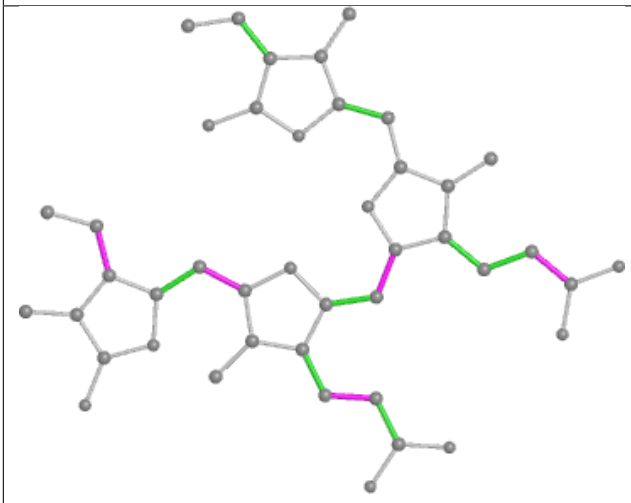

Torsions

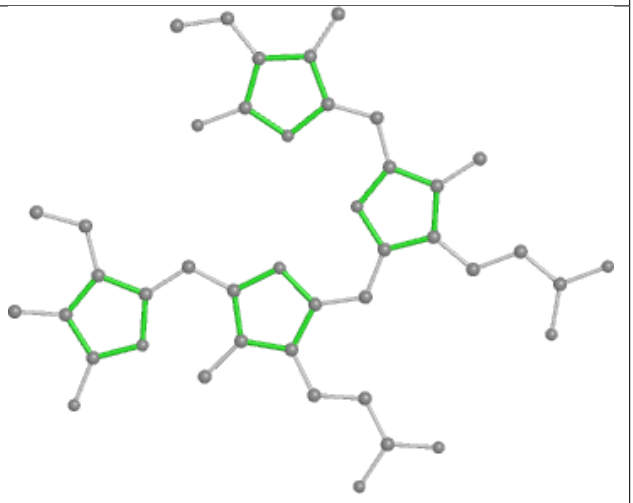

Rings

Ligand PEB W9 203

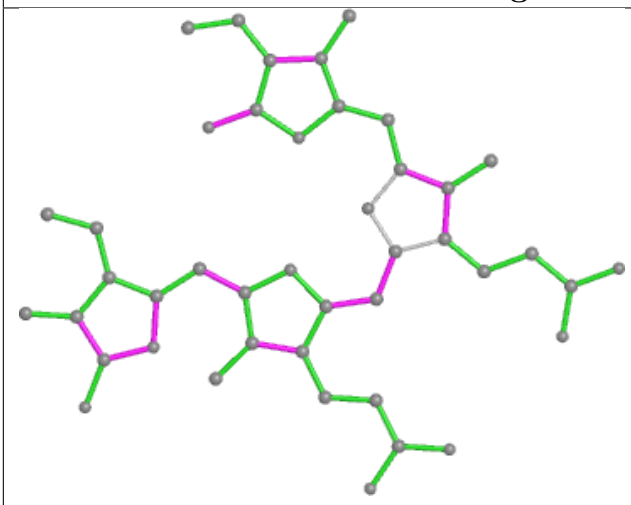

Bond lengths

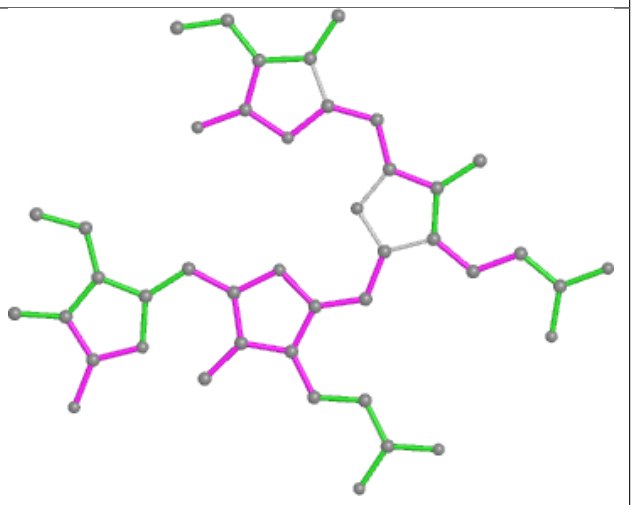

Bond angles

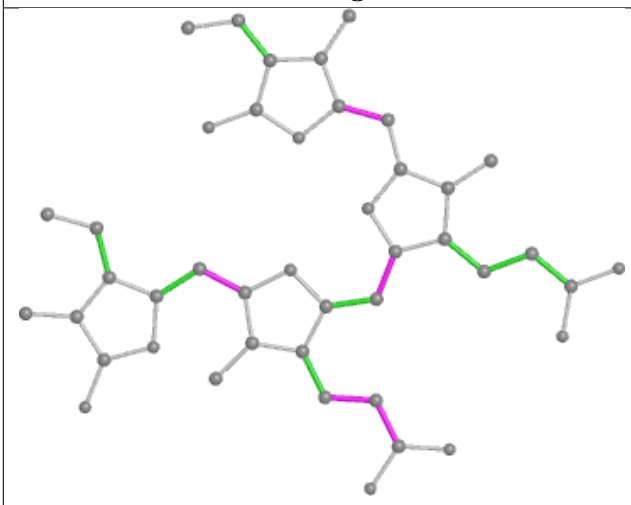

Torsions

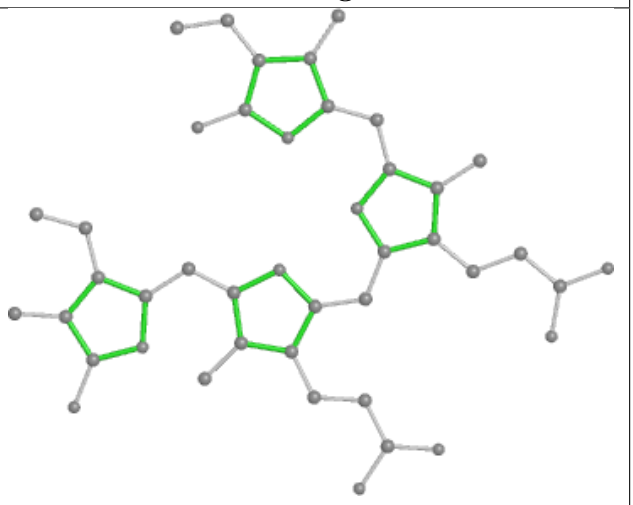

Rings

Ligand HEM V6 201

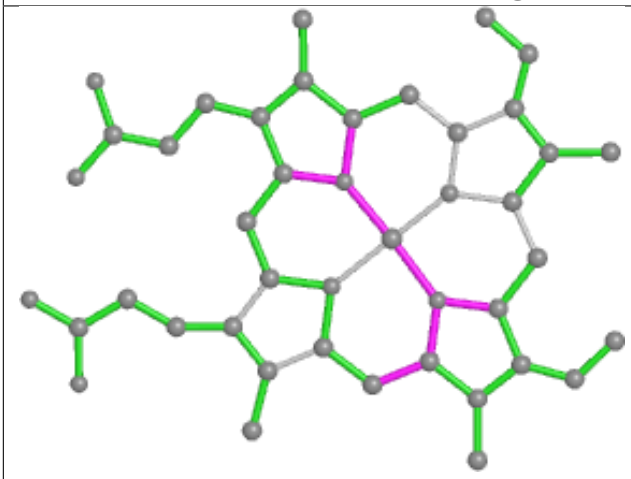

Bond lengths

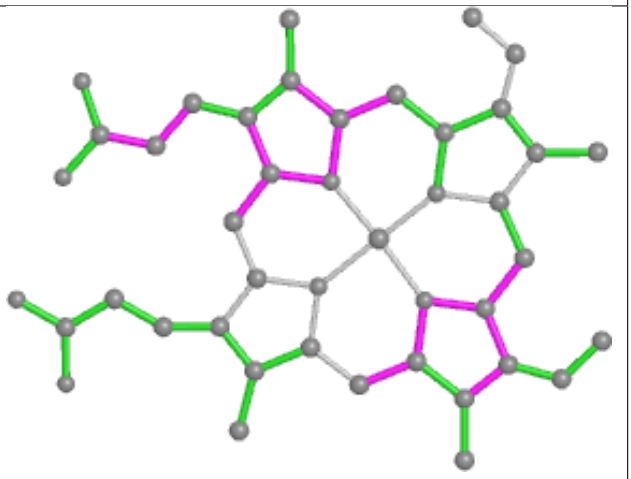

Bond angles

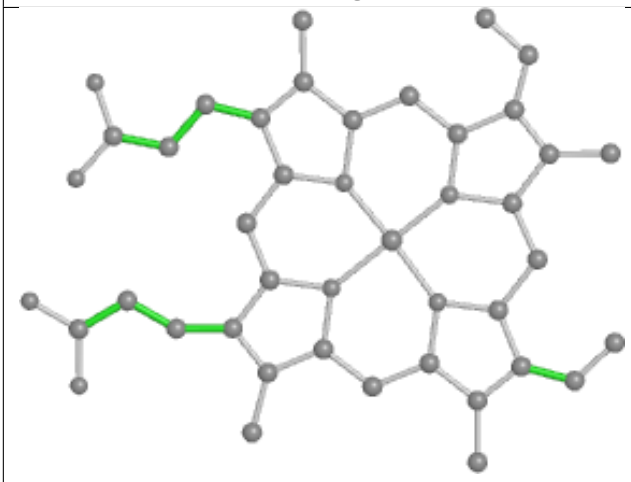

Torsions

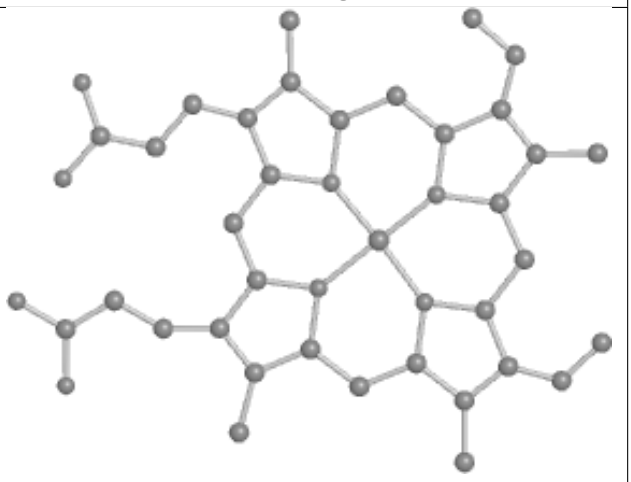

Rings

Ligand CLA A2 803	
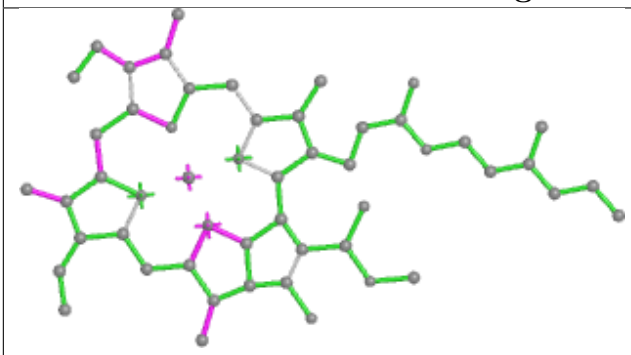	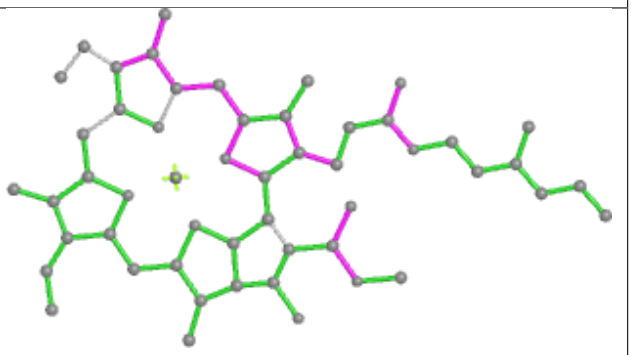
Bond lengths	**Bond angles**
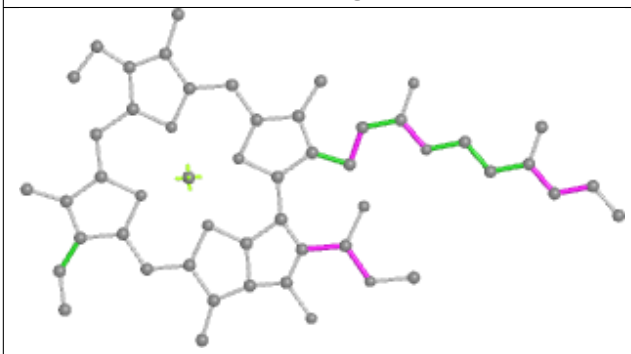	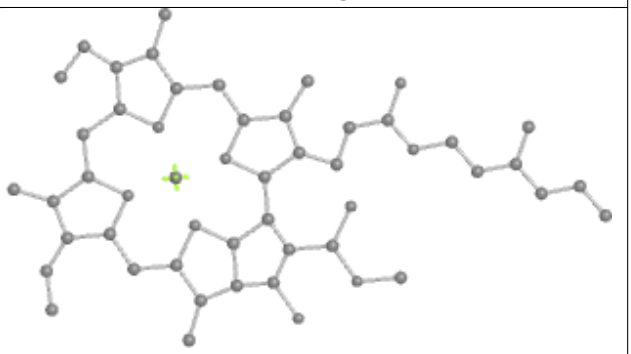
Torsions	**Rings**

Ligand PEB w8 201

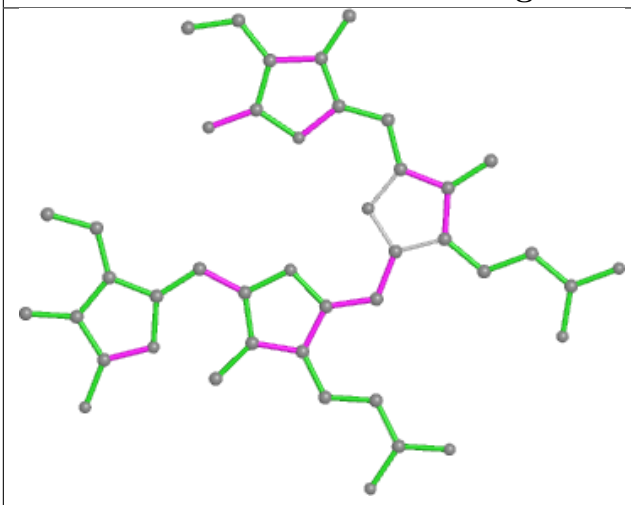

Bond lengths

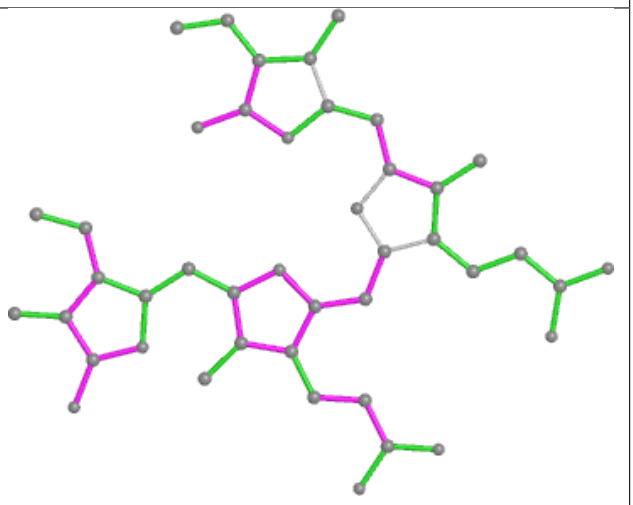

Bond angles

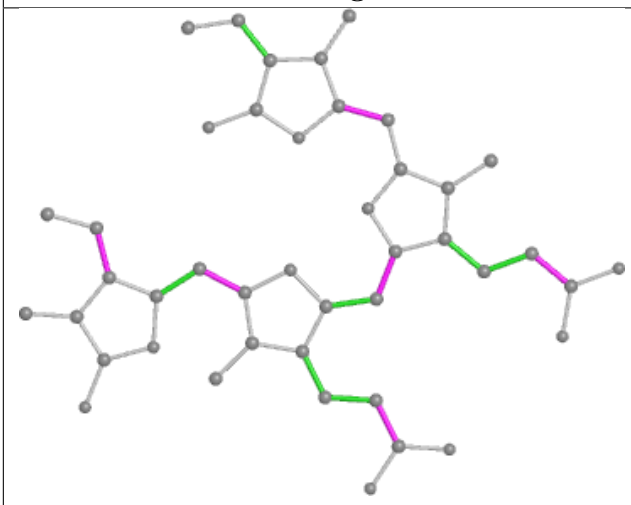

Torsions

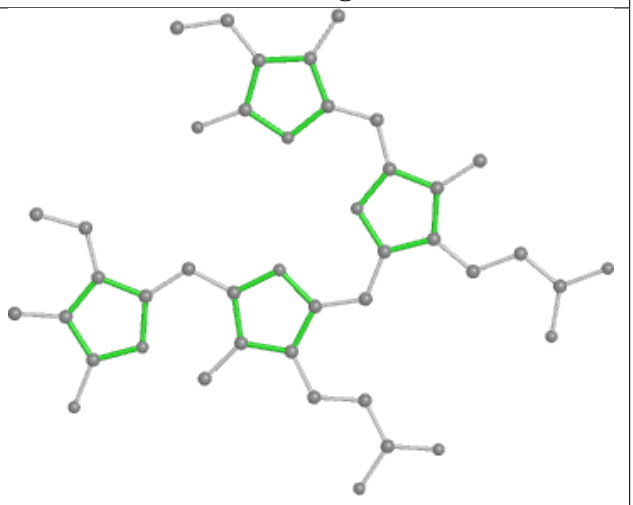

Rings

Ligand PEB Z5 305

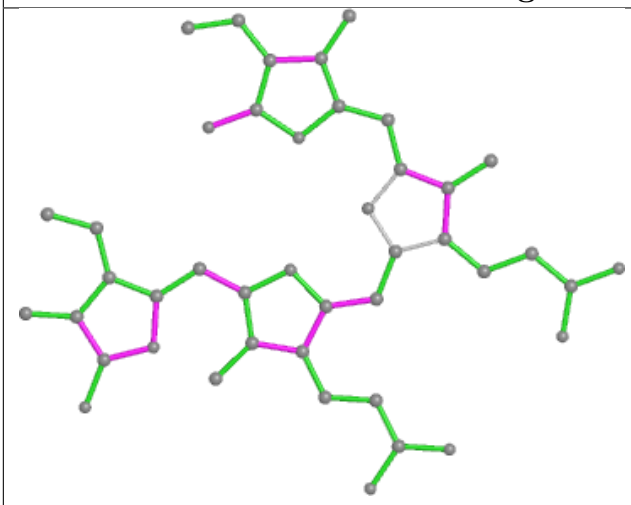

Bond lengths

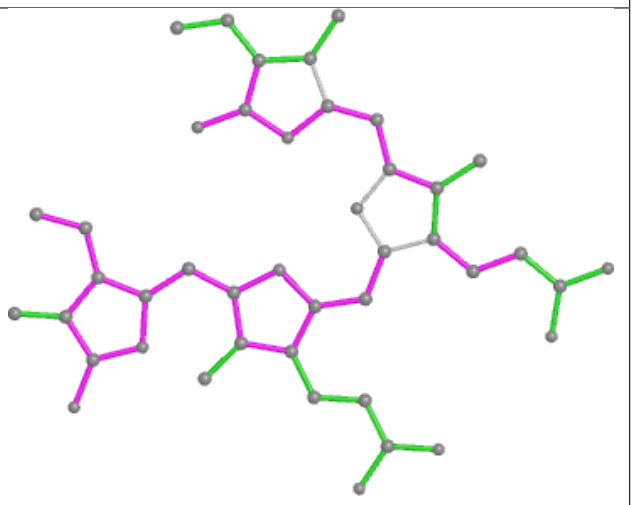

Bond angles

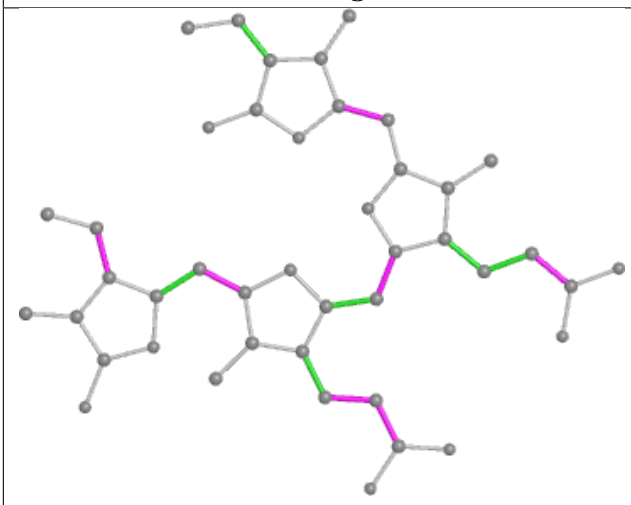

Torsions

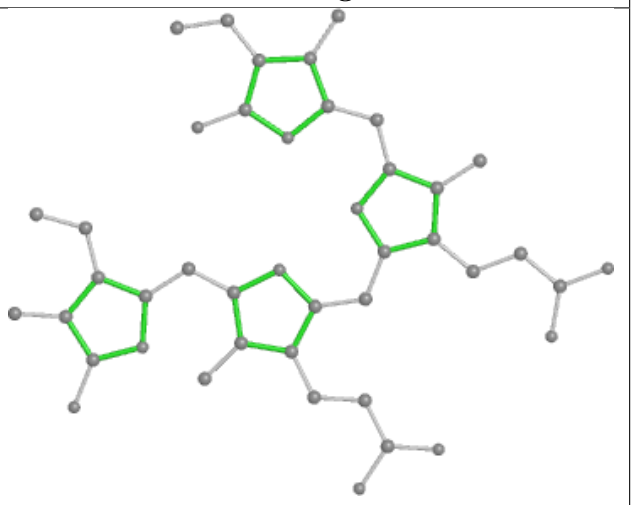

Rings

Ligand PEB OO 201

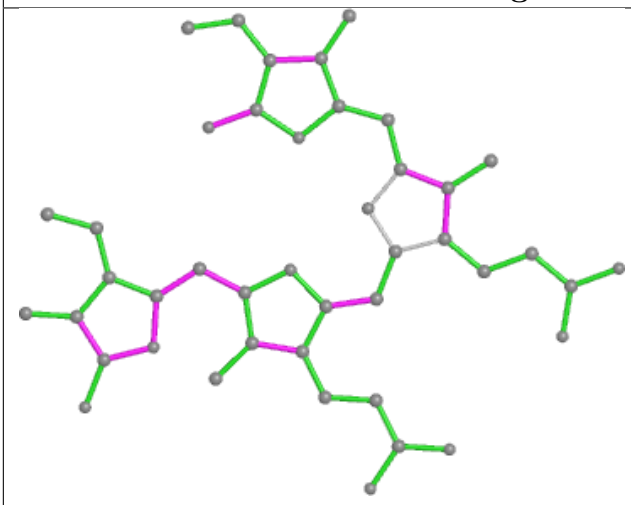

Bond lengths

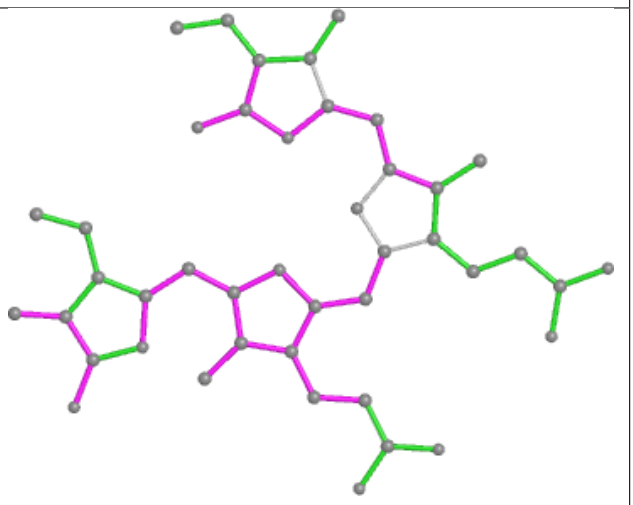

Bond angles

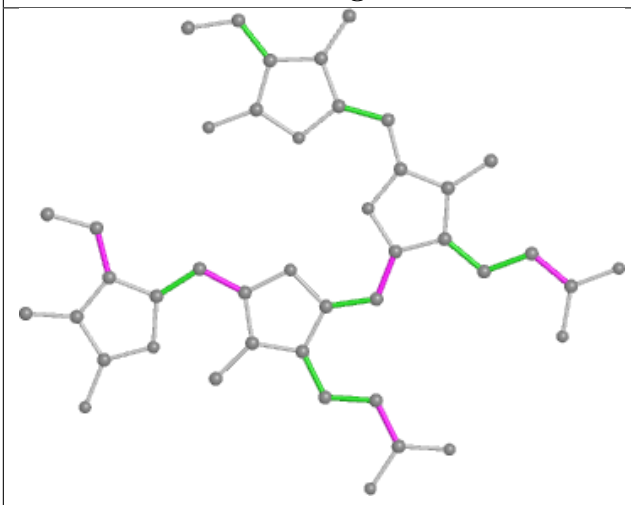

Torsions

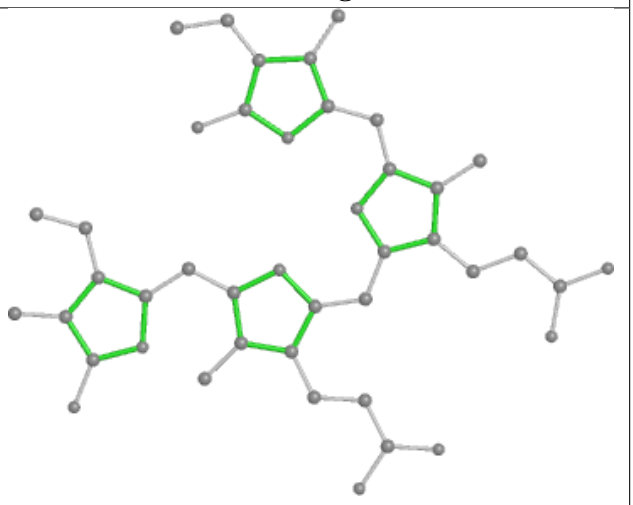

Rings

Ligand PEB wC 203

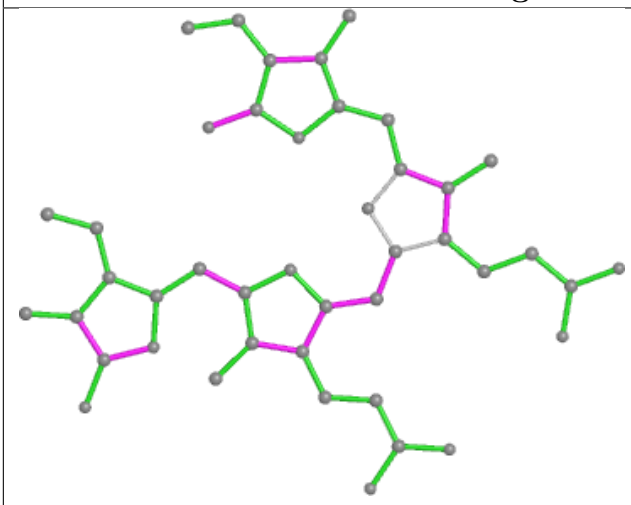

Bond lengths

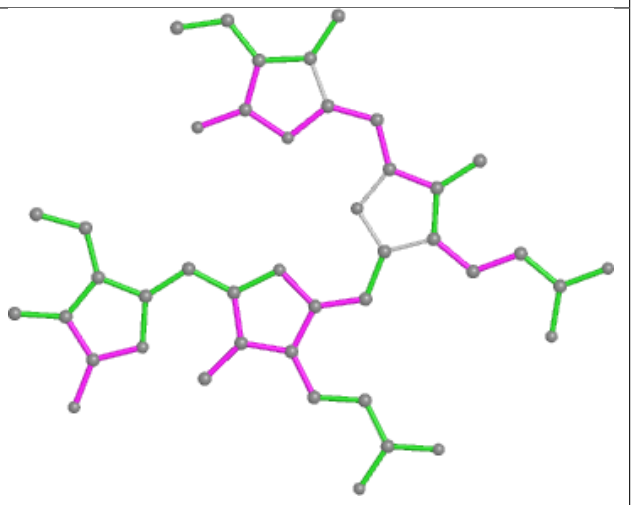

Bond angles

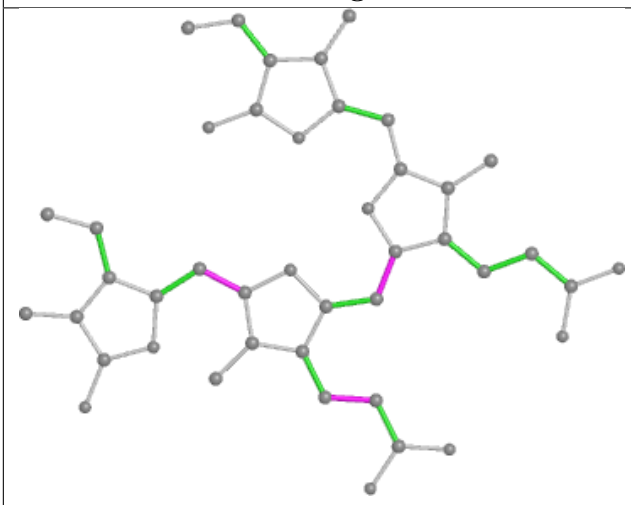

Torsions

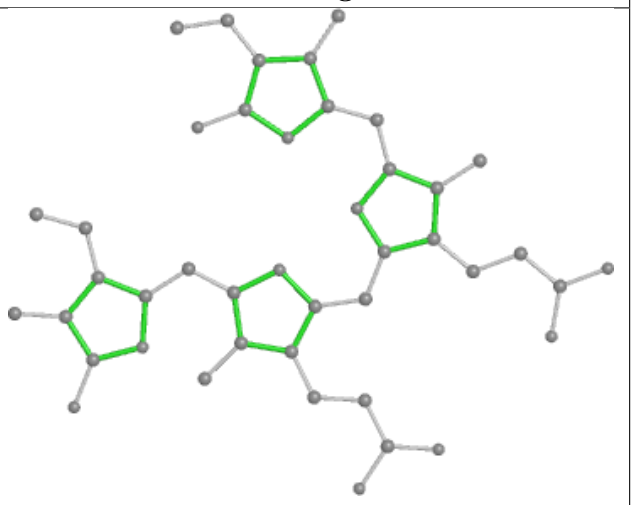

Rings

Ligand PEB MB 201

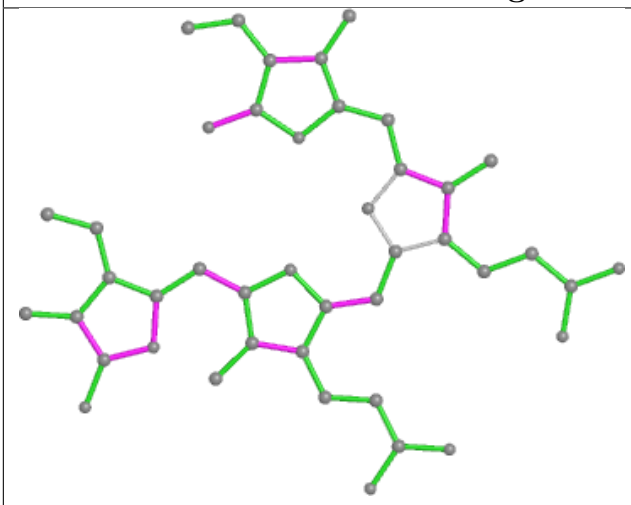

Bond lengths

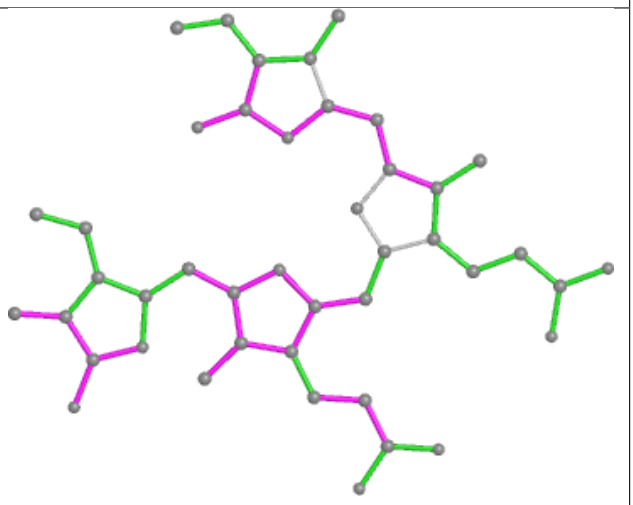

Bond angles

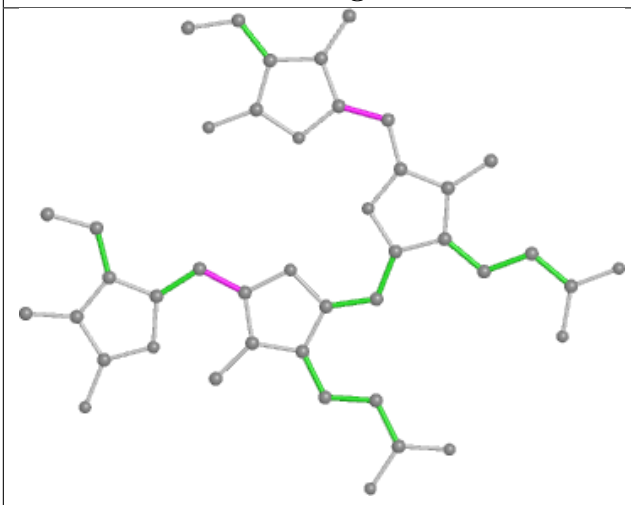

Torsions

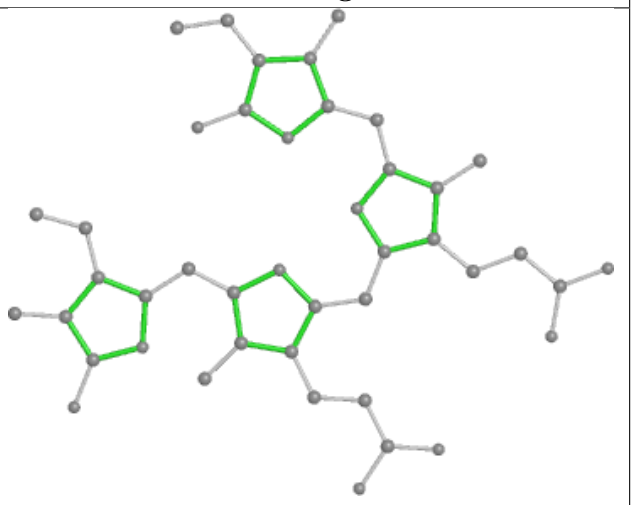

Rings

Ligand CLA AN 825

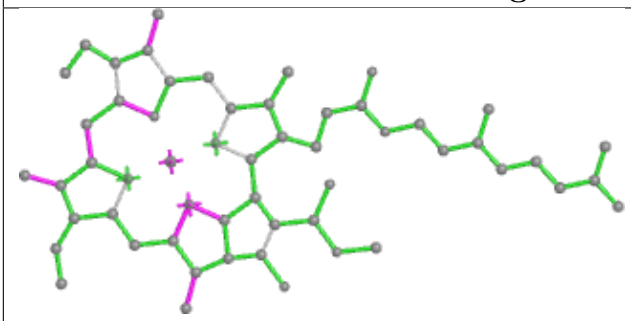

Bond lengths

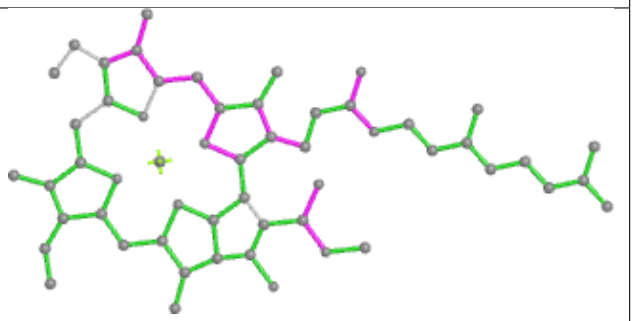

Bond angles

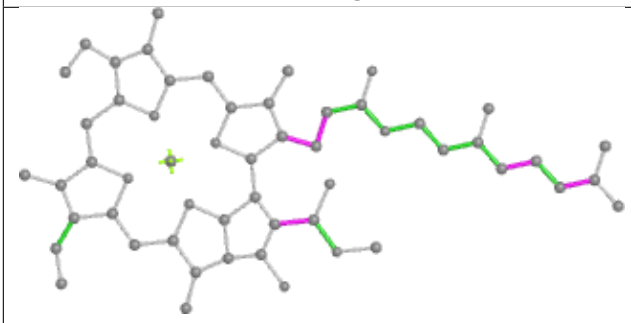

Torsions

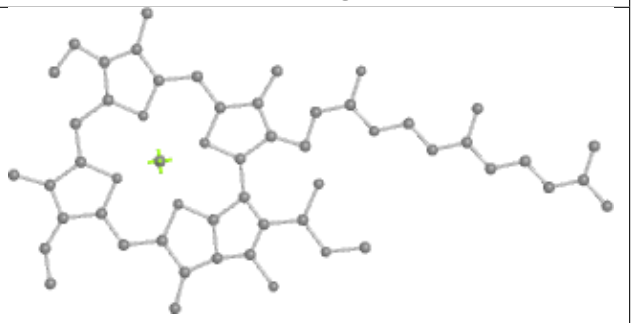

Rings

Ligand CLA R2 203

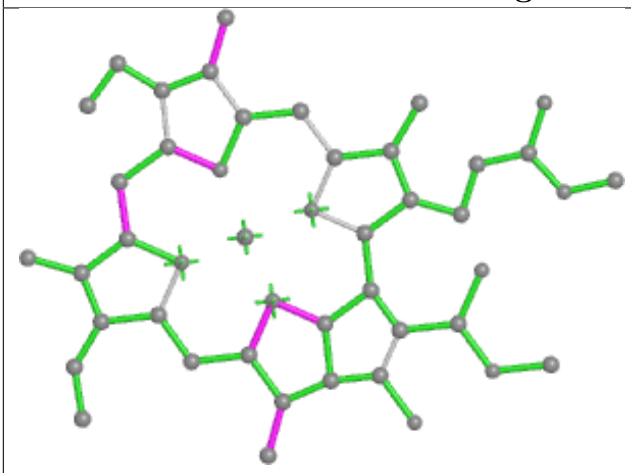

Bond lengths

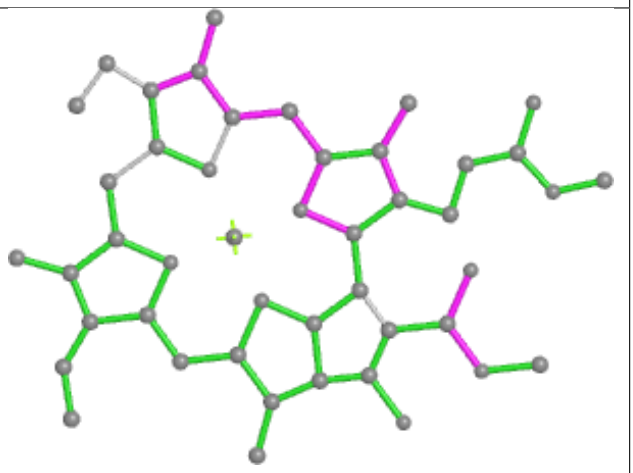

Bond angles

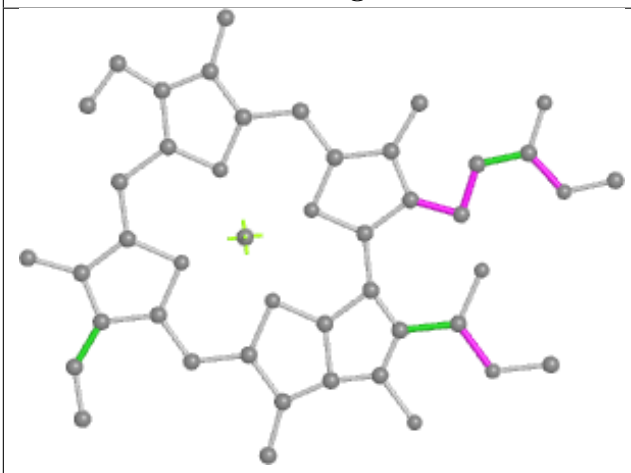

Torsions

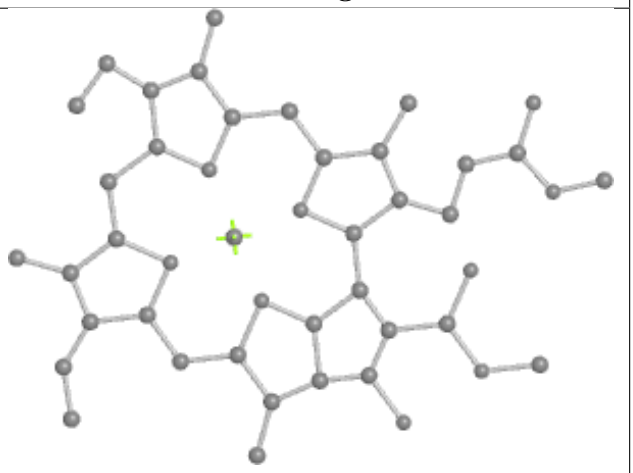

Rings

Ligand PEB DO 1002

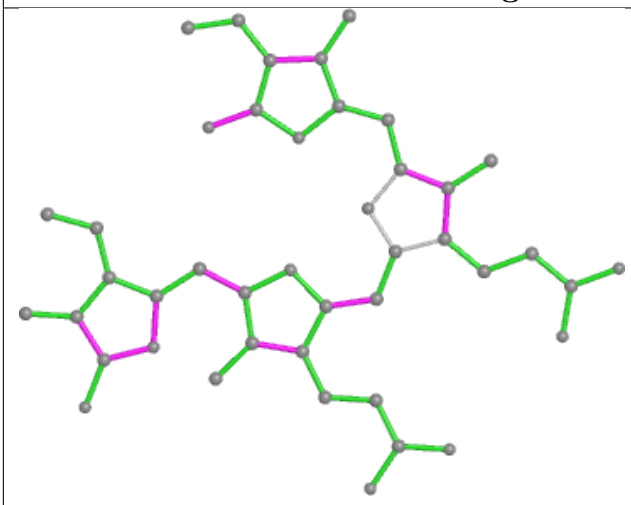

Bond lengths

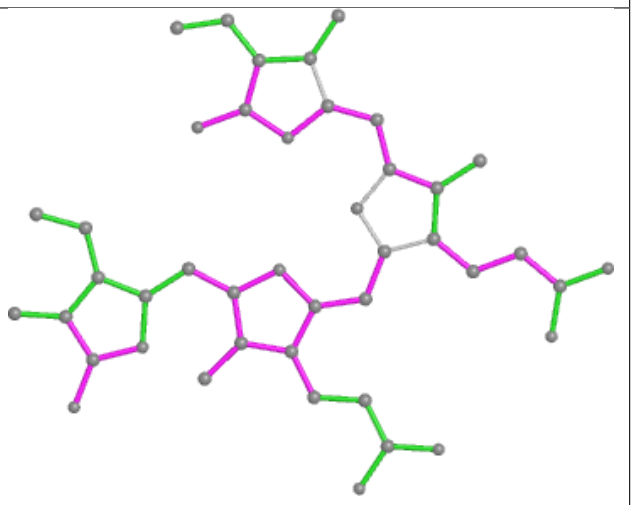

Bond angles

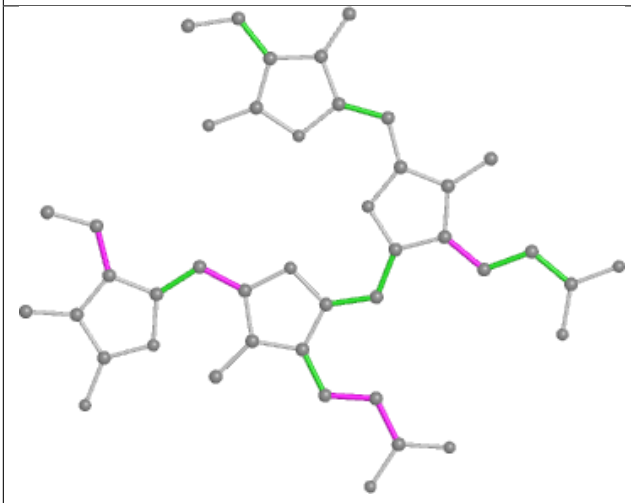

Torsions

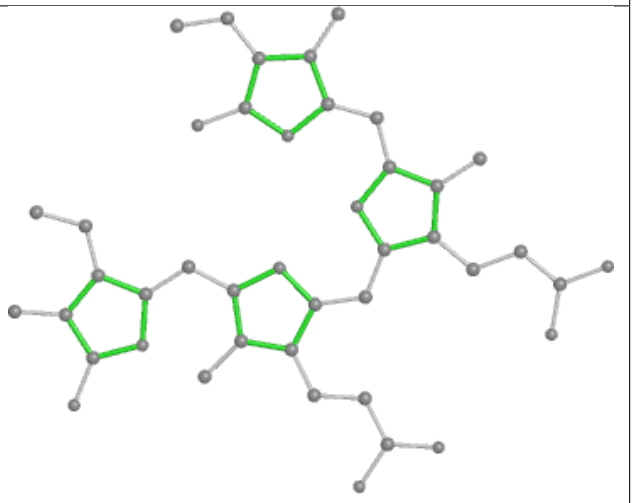

Rings

Ligand PEB gG 201

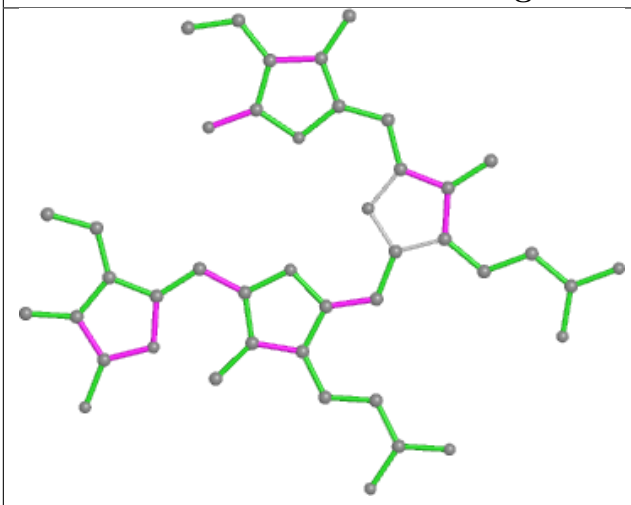

Bond lengths

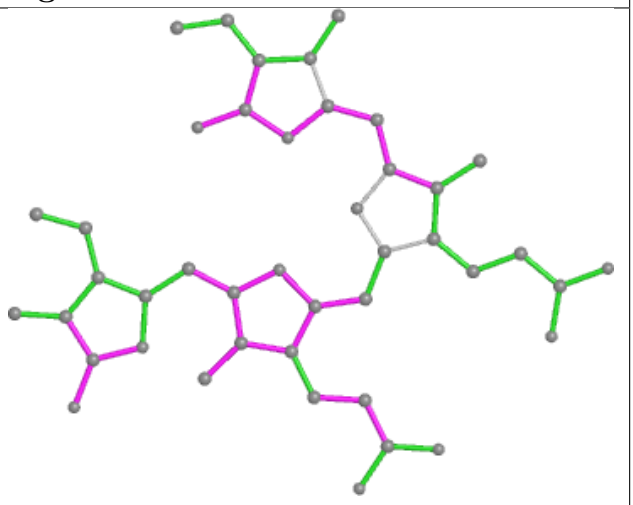

Bond angles

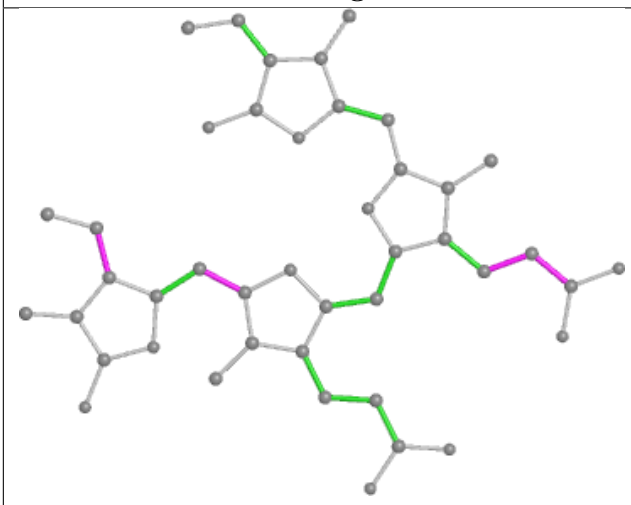

Torsions

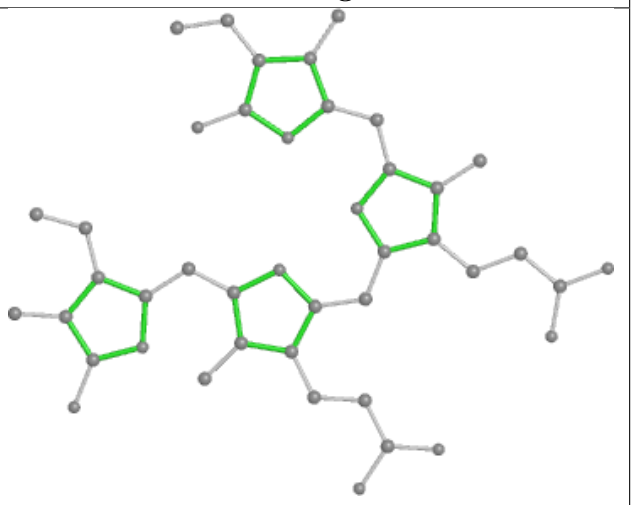

Rings

Ligand PEB h1 202

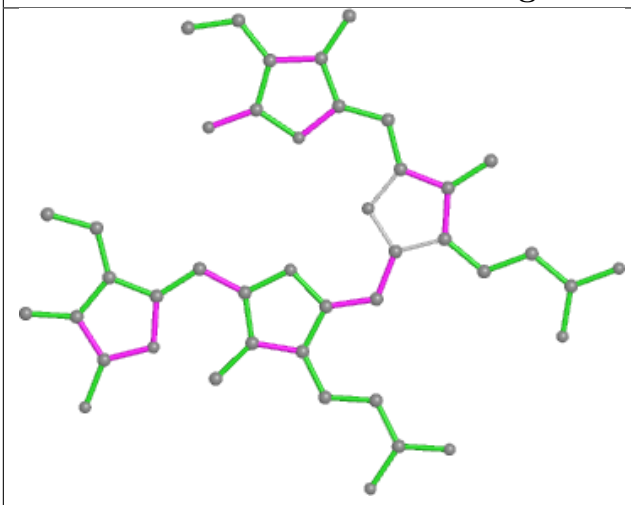

Bond lengths

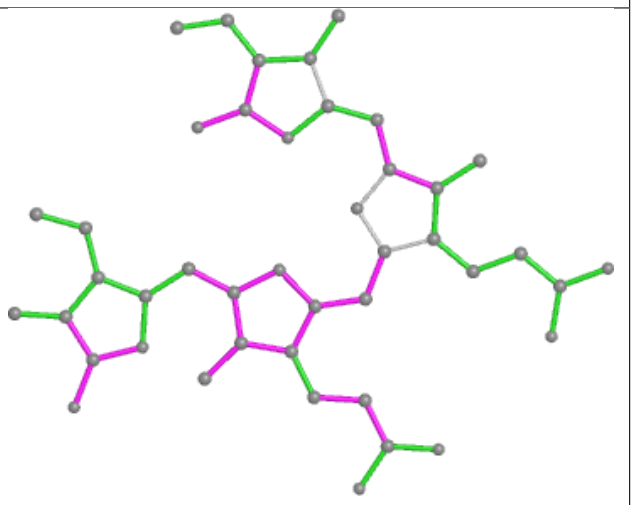

Bond angles

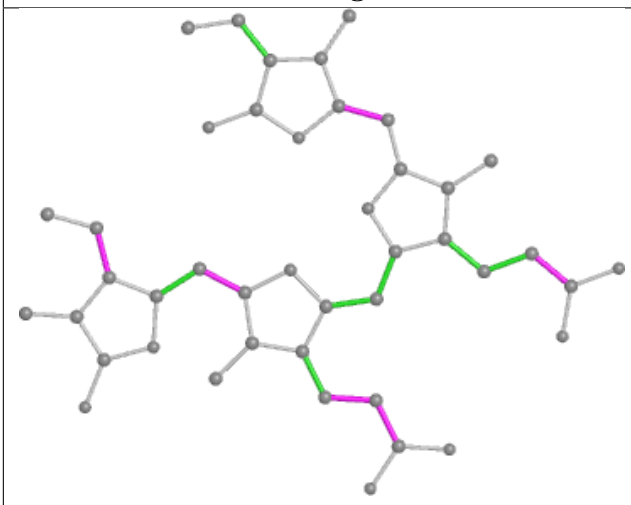

Torsions

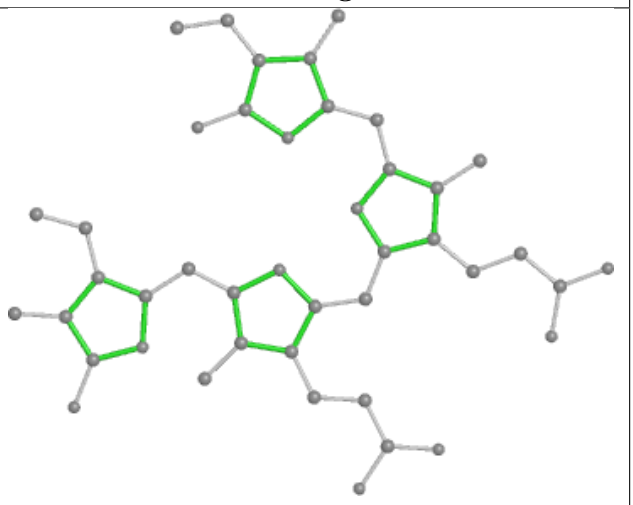

Rings

Ligand CLA B2 805

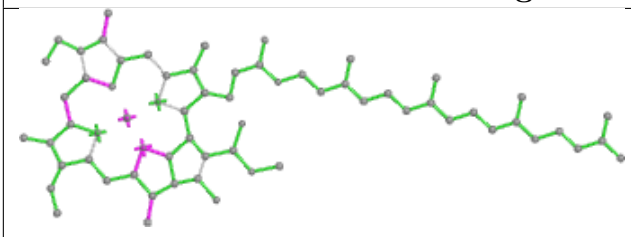

Bond lengths

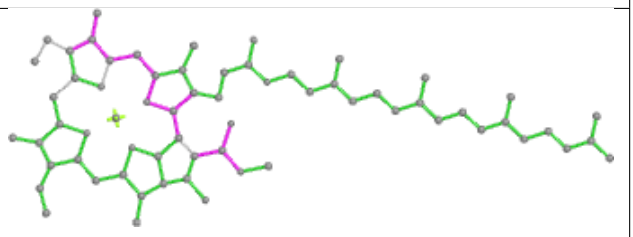

Bond angles

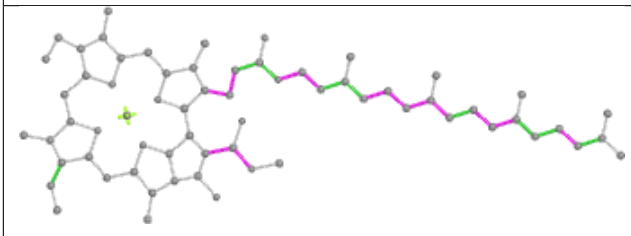

Torsions

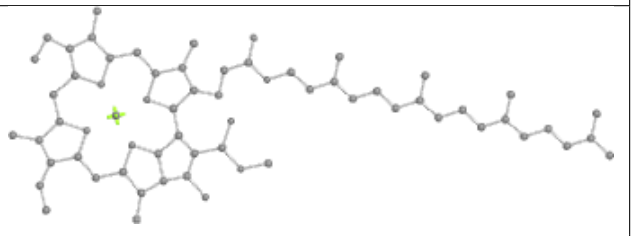

Rings

Ligand BCR JN 103

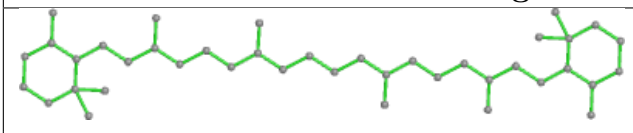

Bond lengths

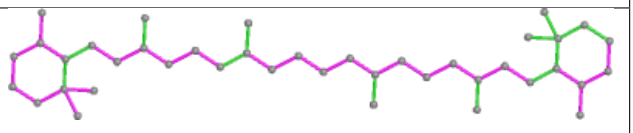

Bond angles

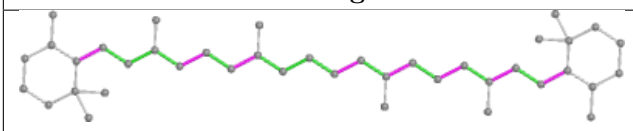

Torsions

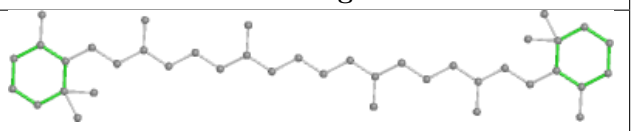

Rings

Ligand CLA c6 608

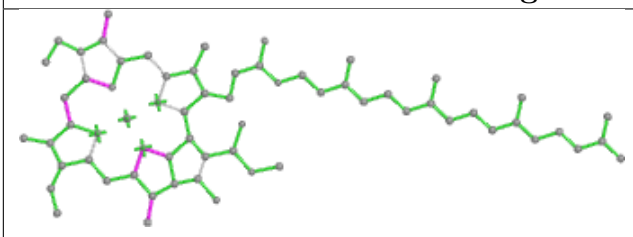

Bond lengths

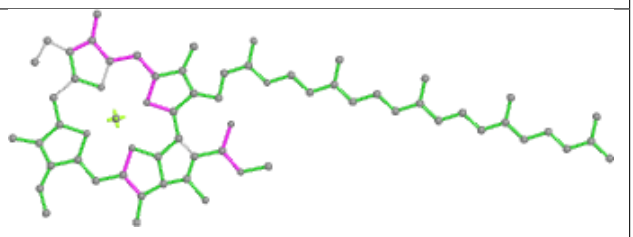

Bond angles

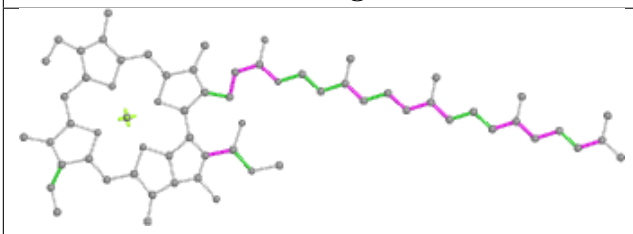

Torsions

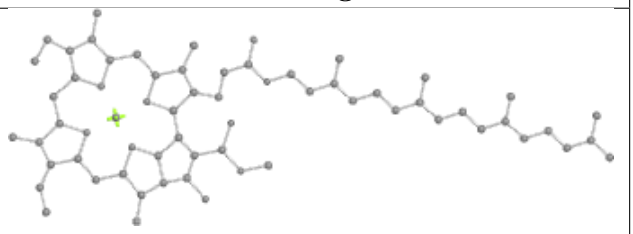

Rings

Ligand CLA b6 609

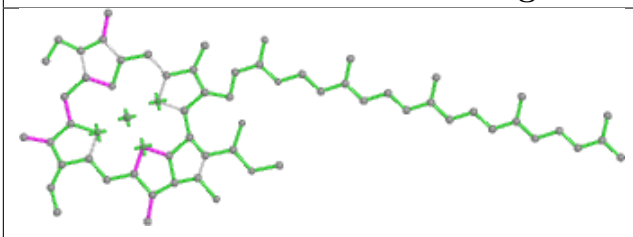

Bond lengths

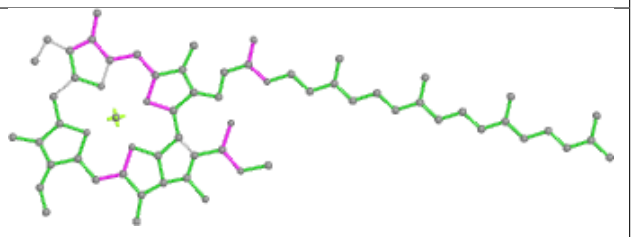

Bond angles

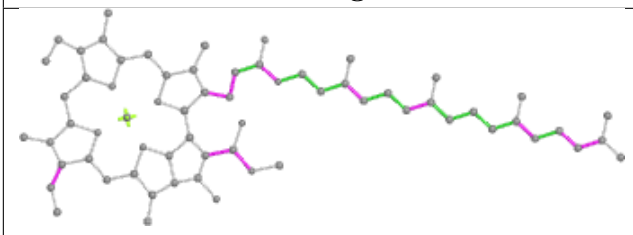

Torsions

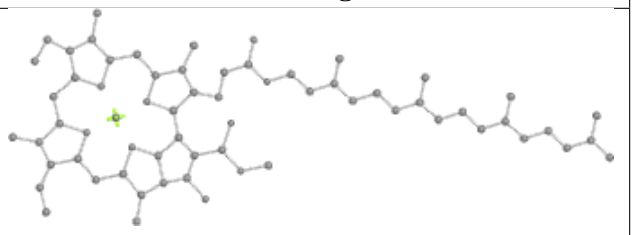

Rings

Ligand CLA c6 605

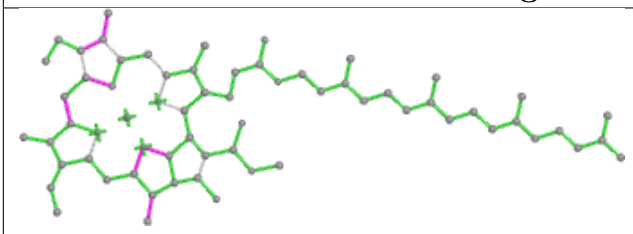

Bond lengths

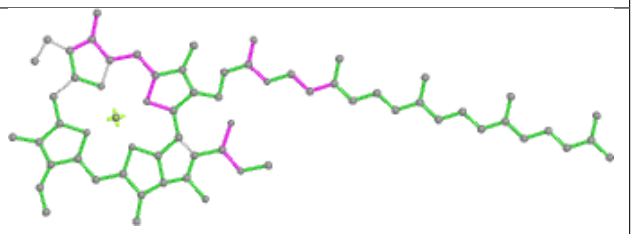

Bond angles

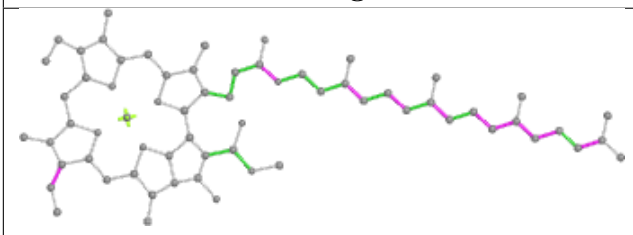

Torsions

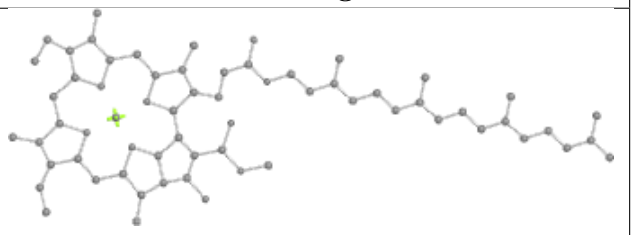

Rings

Ligand PEB JA 203

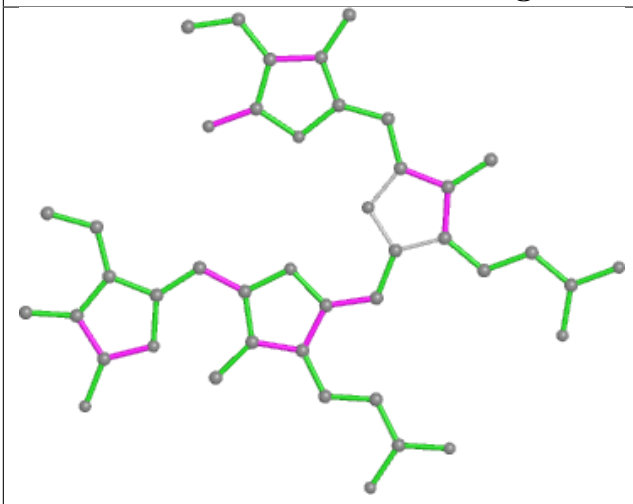

Bond lengths

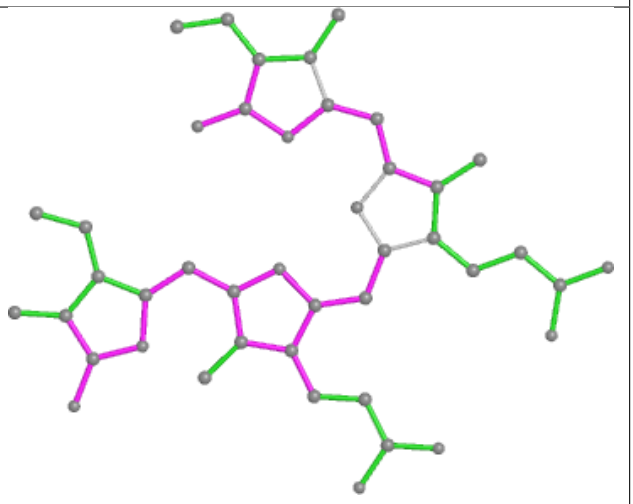

Bond angles

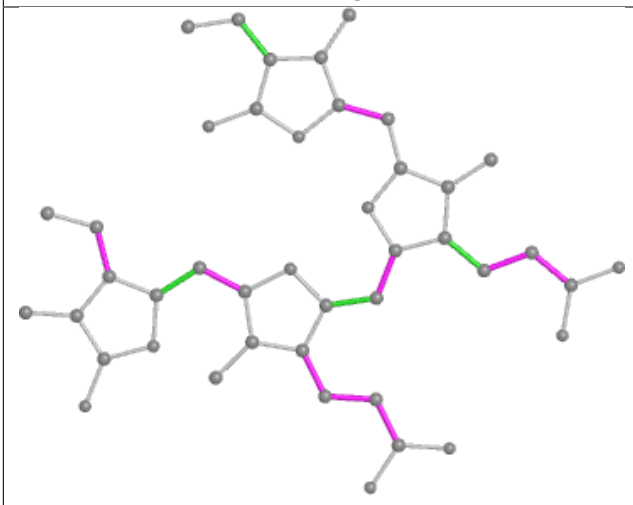

Torsions

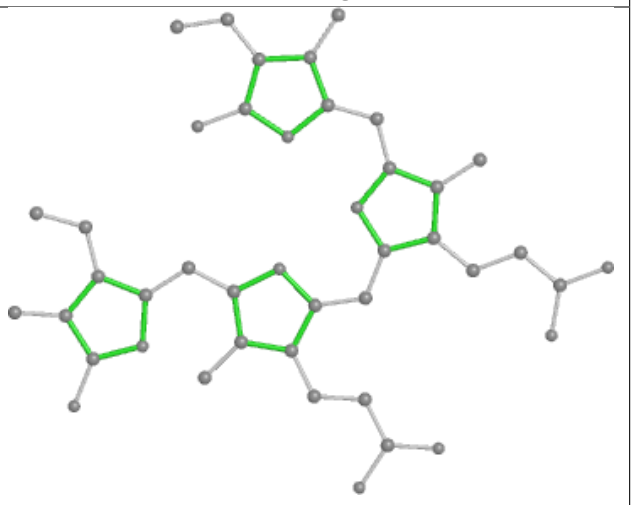

Rings

Ligand PEB YI 201

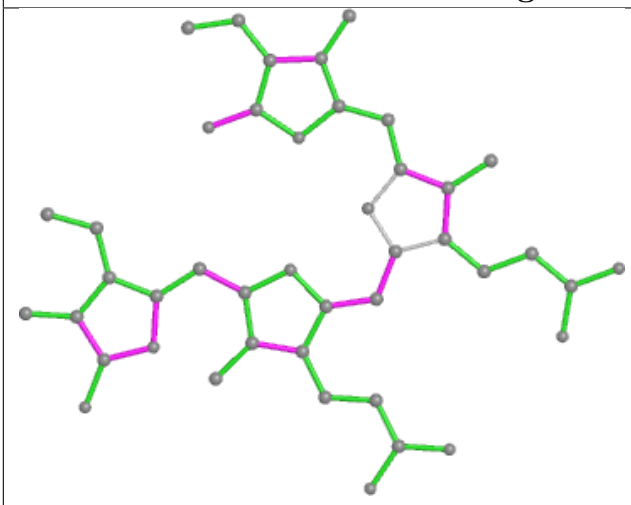

Bond lengths

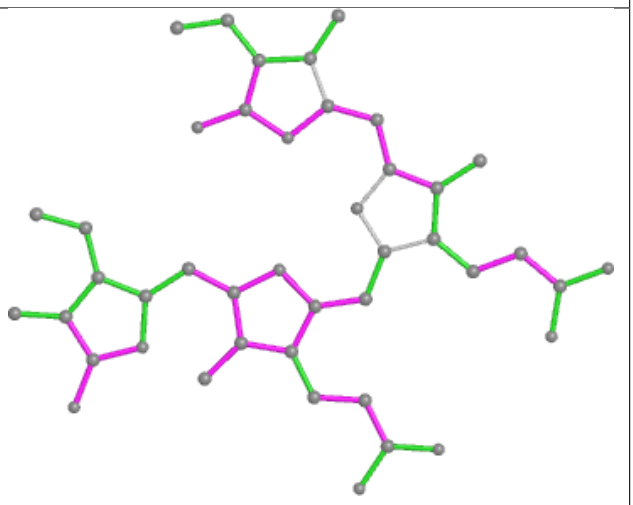

Bond angles

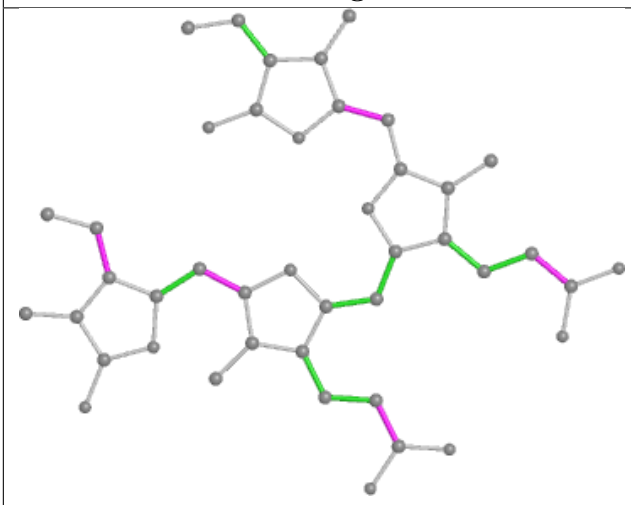

Torsions

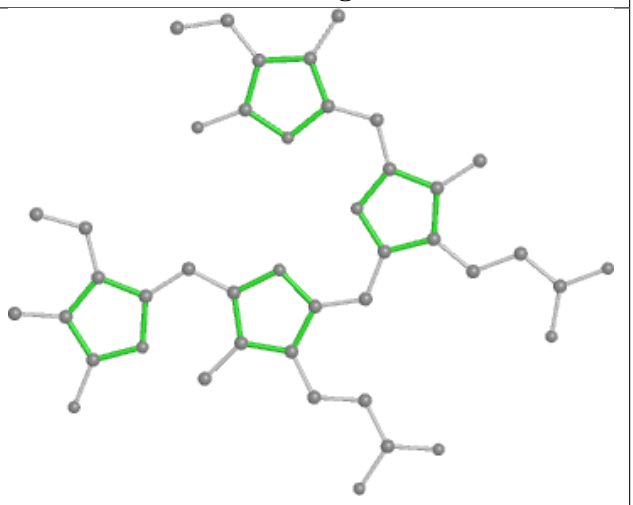

Rings

Ligand PEB ZH 201

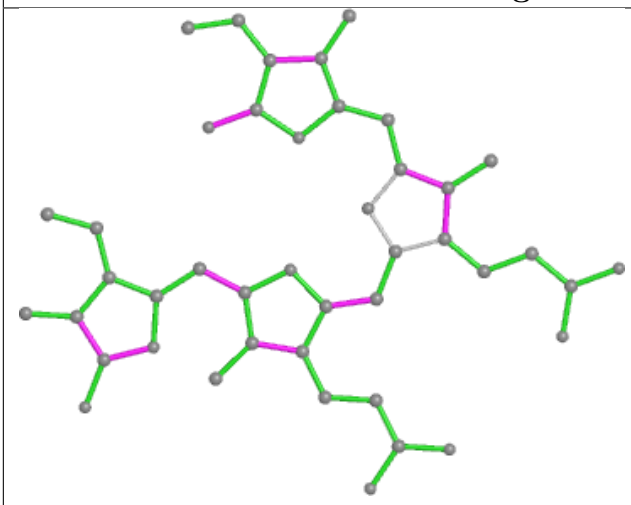

Bond lengths

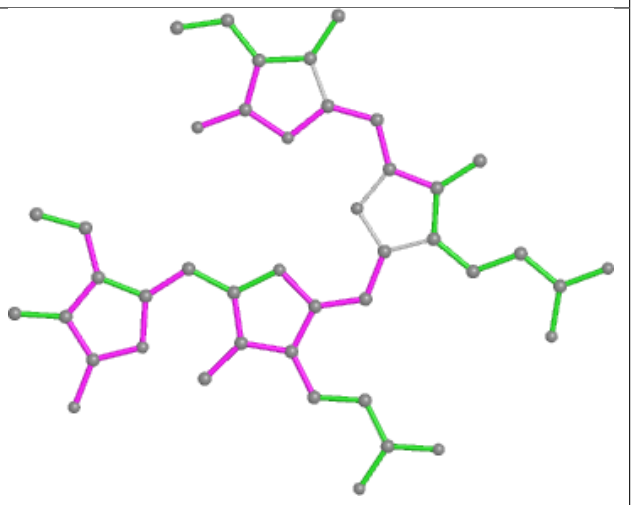

Bond angles

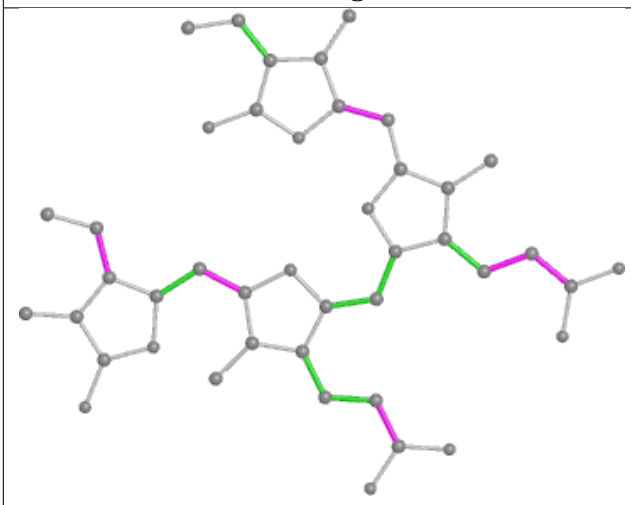

Torsions

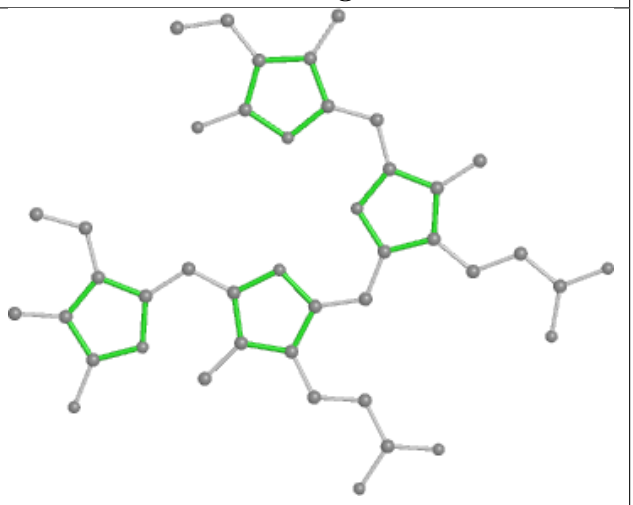

Rings

Ligand PEB KE 201

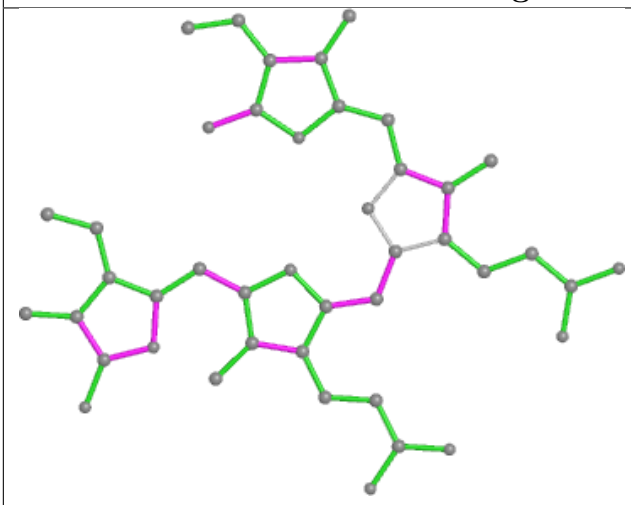

Bond lengths

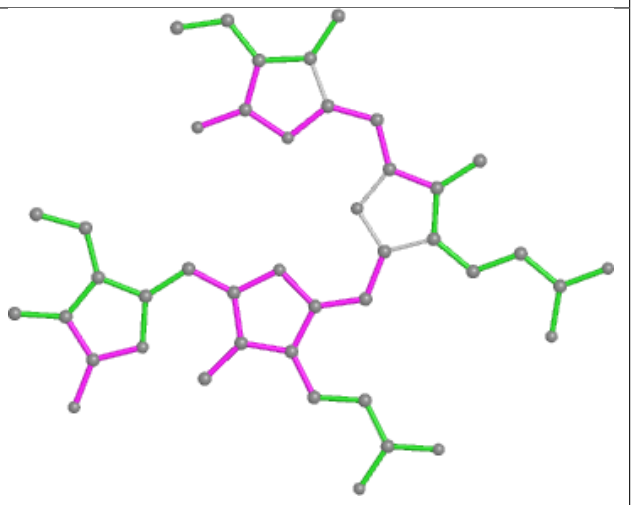

Bond angles

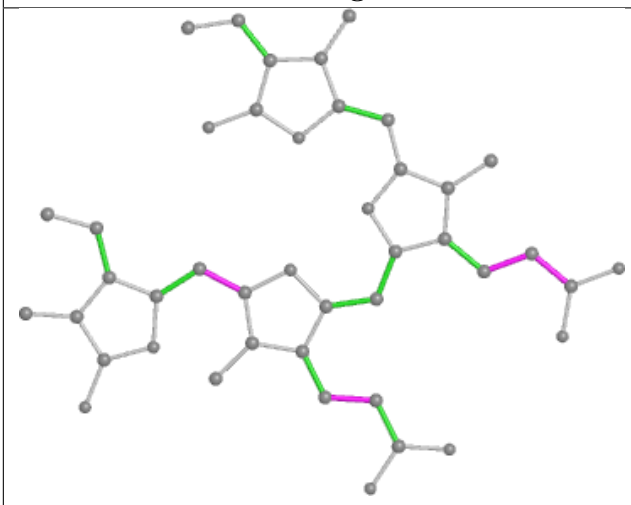

Torsions

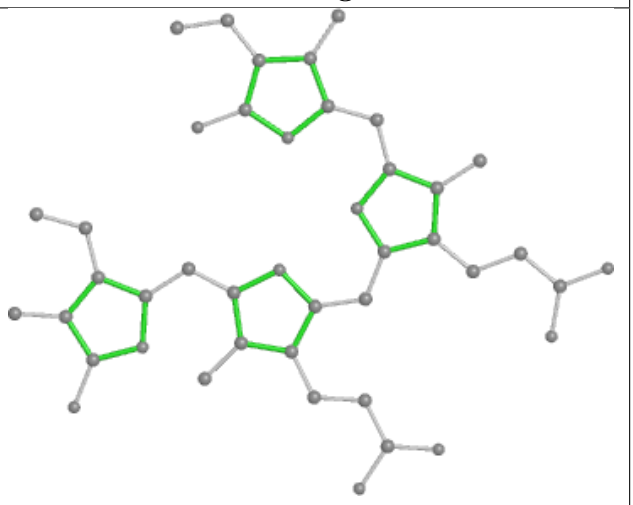

Rings

Ligand PEB RF 201

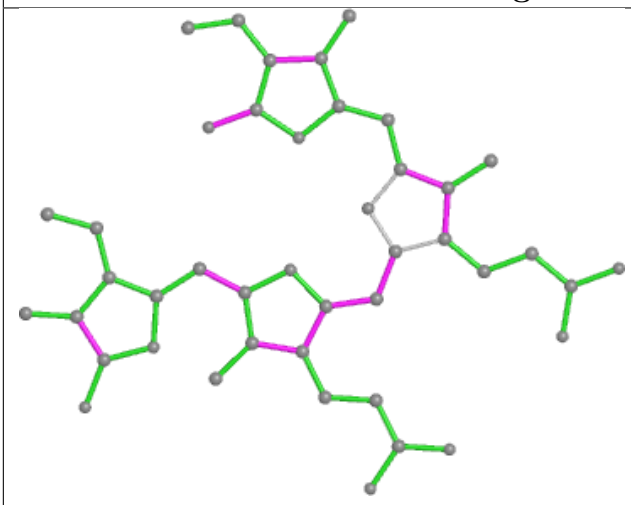

Bond lengths

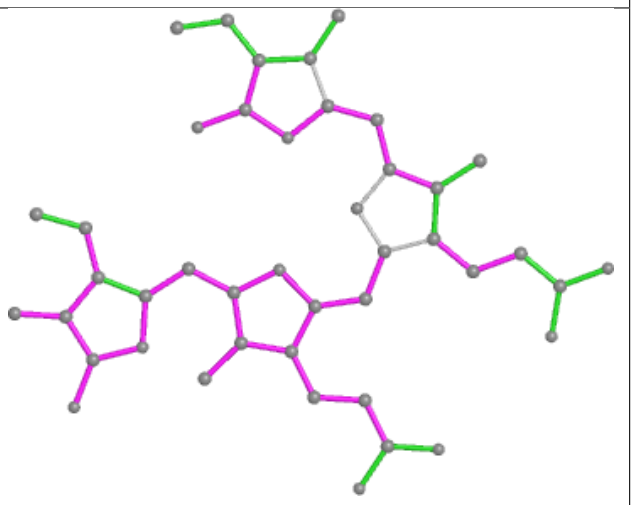

Bond angles

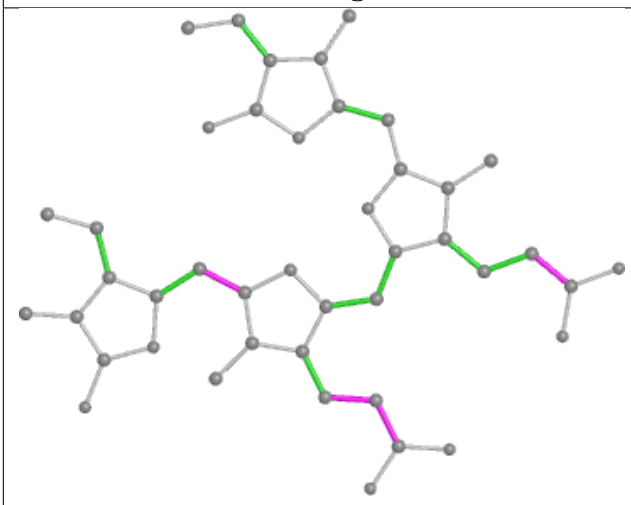

Torsions

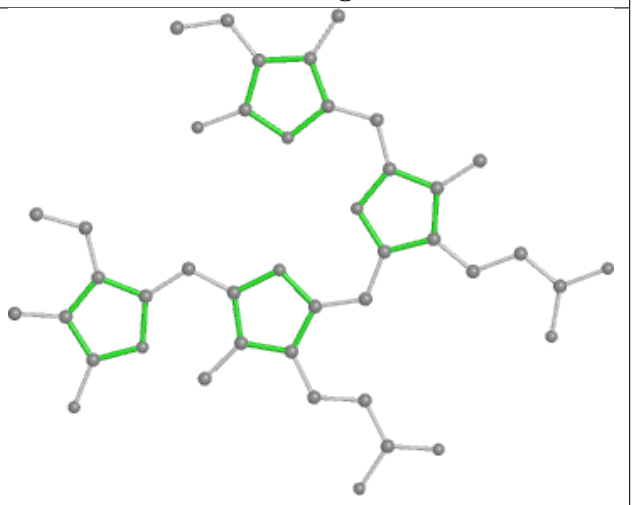

Rings

Ligand CLA BL 601

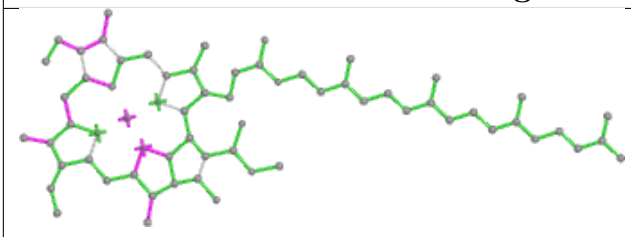

Bond lengths

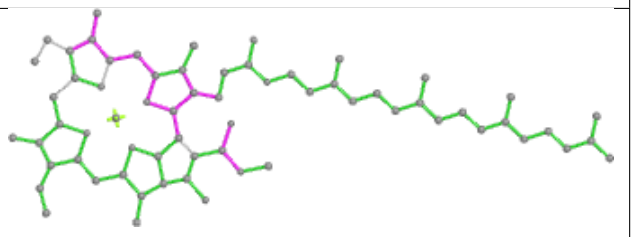

Bond angles

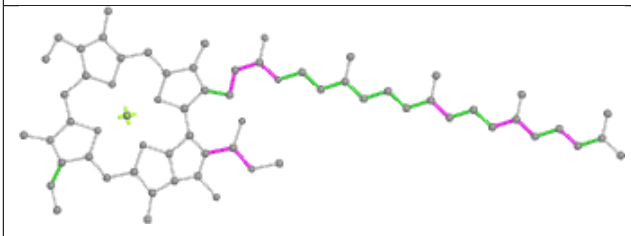

Torsions

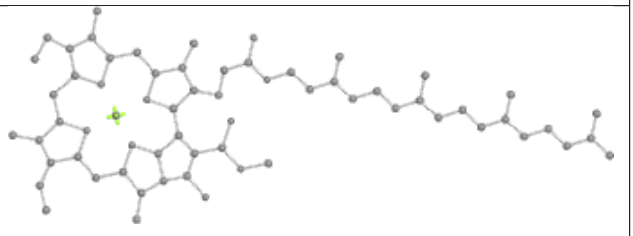

Rings

Ligand PEB hK 202

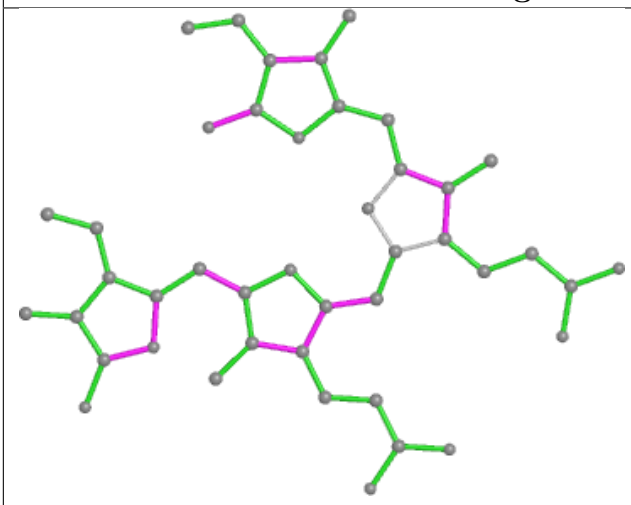

Bond lengths

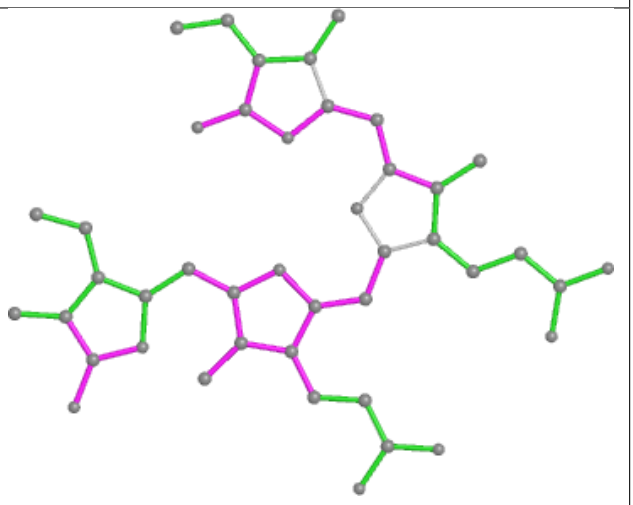

Bond angles

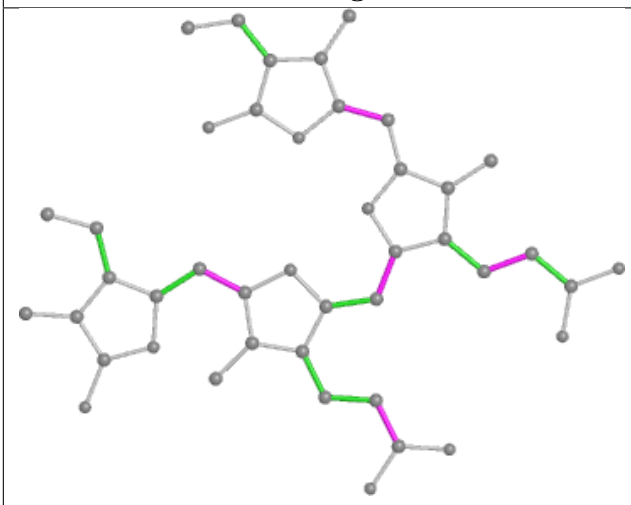

Torsions

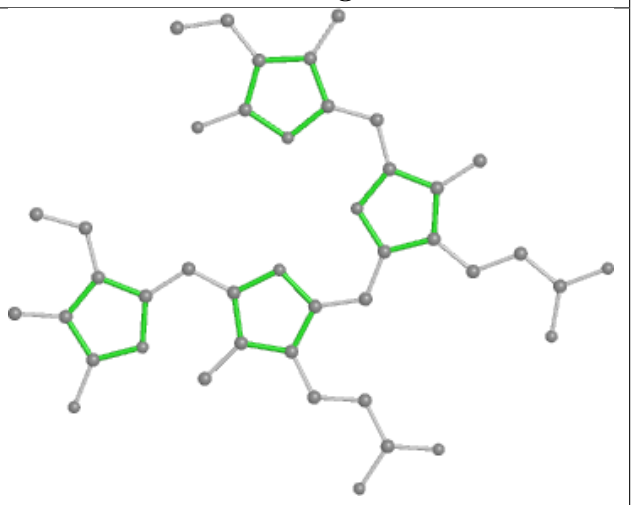

Rings

Ligand CLA 7N 610

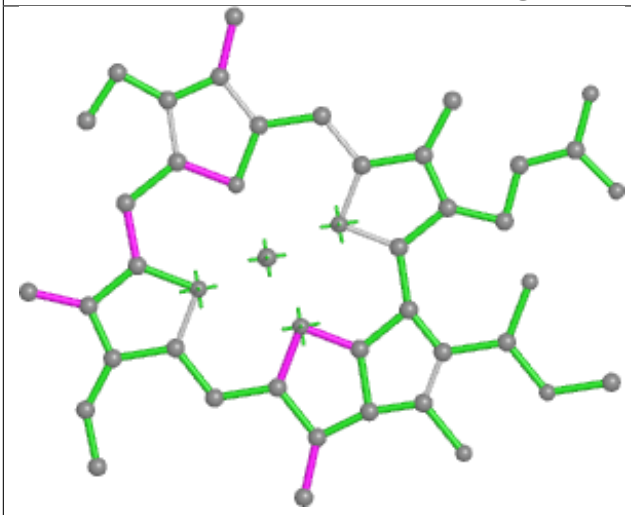

Bond lengths

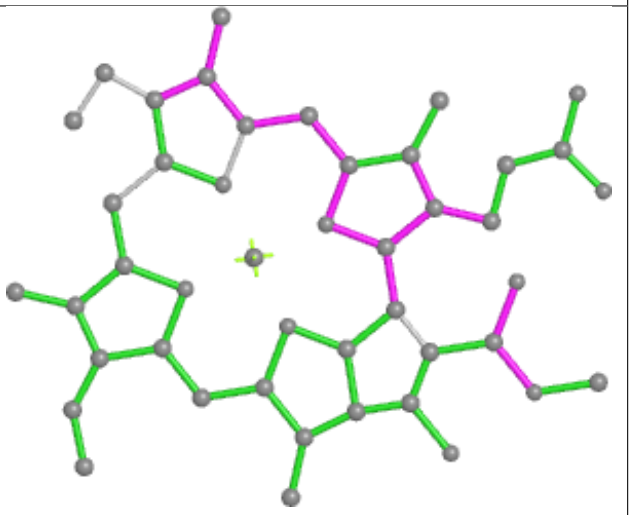

Bond angles

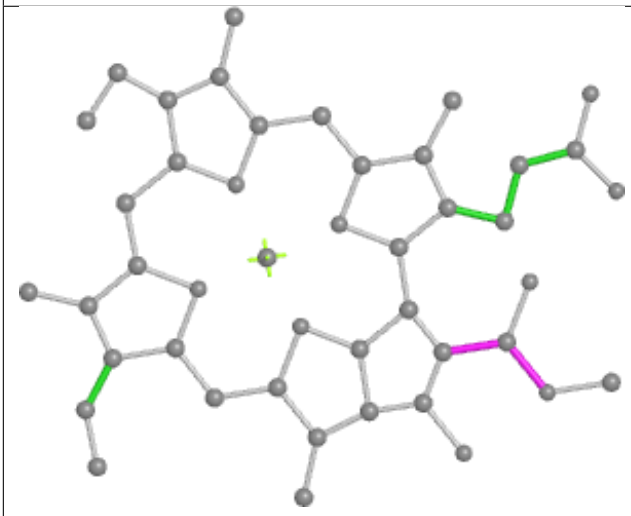

Torsions

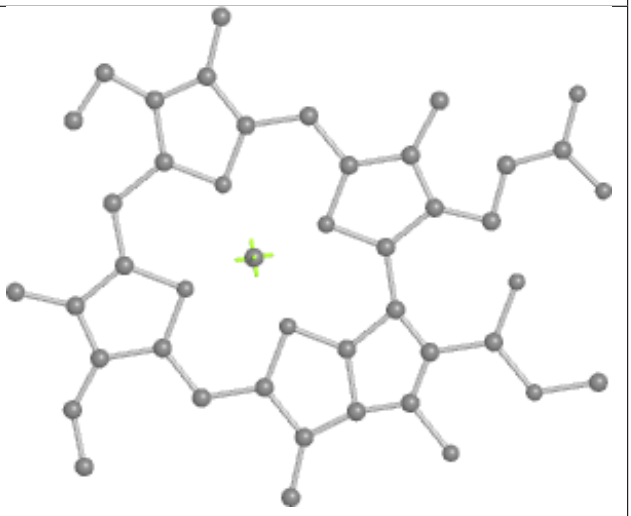

Rings

Ligand PEB sF 202

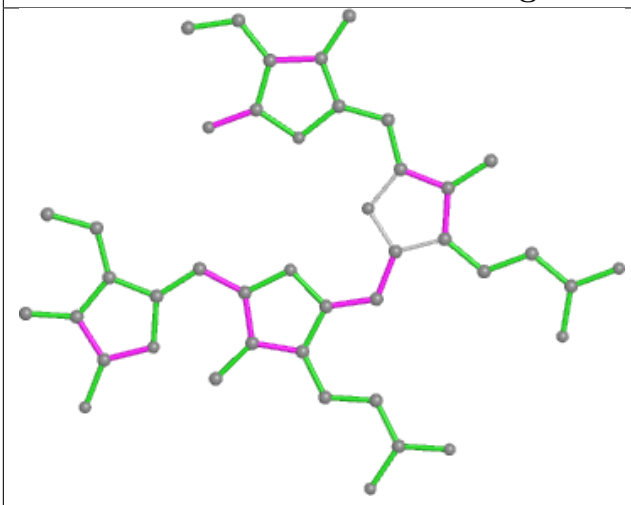

Bond lengths

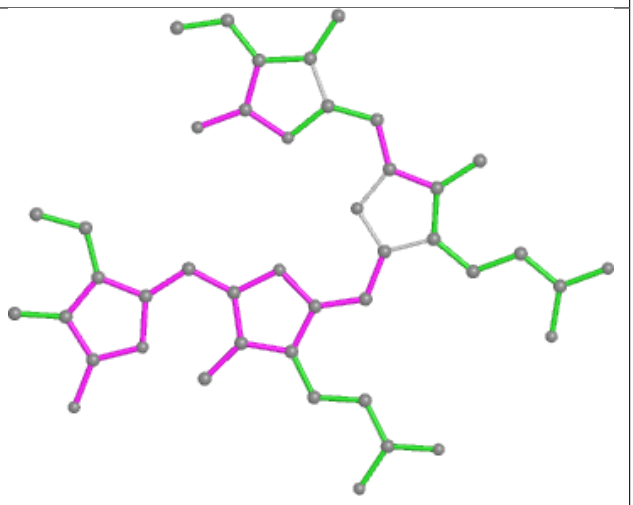

Bond angles

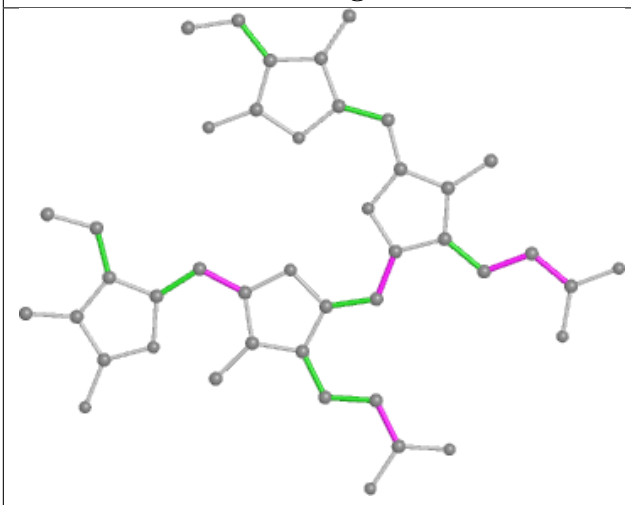

Torsions

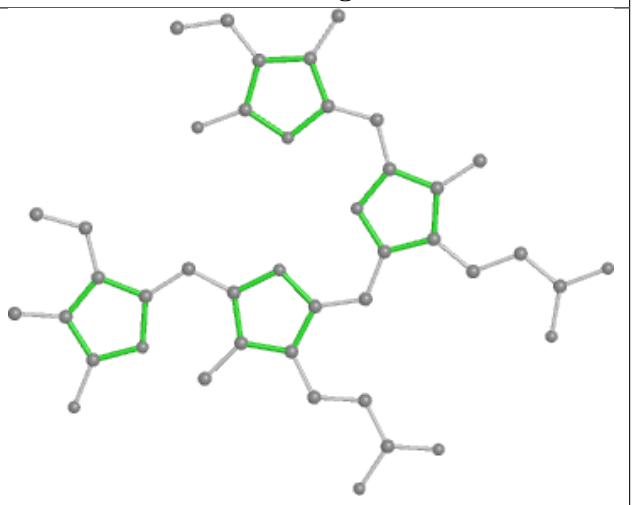

Rings

Ligand PEB KI 202

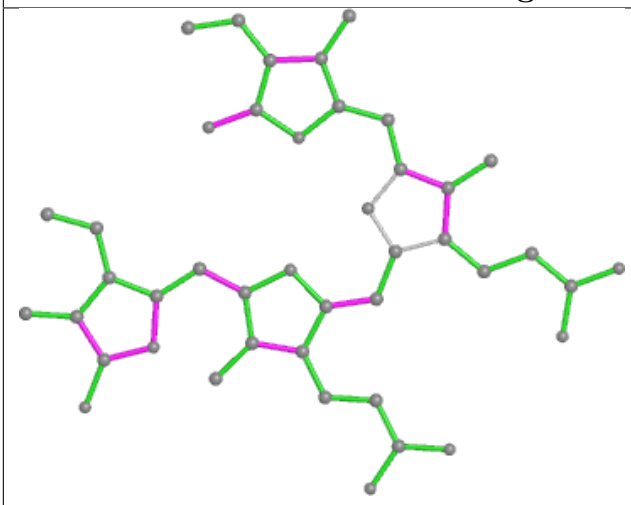

Bond lengths

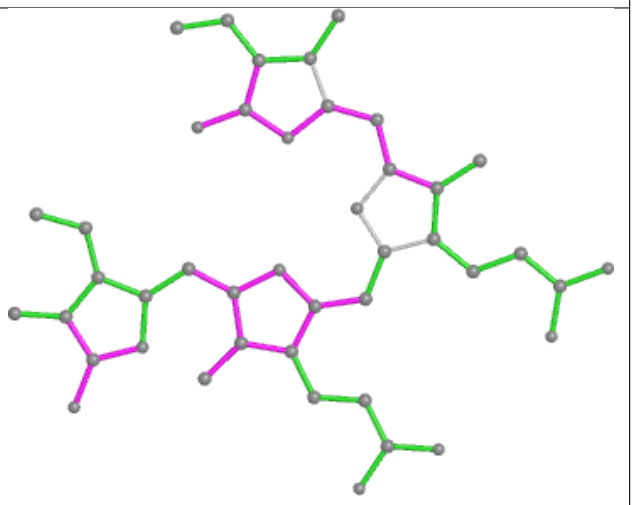

Bond angles

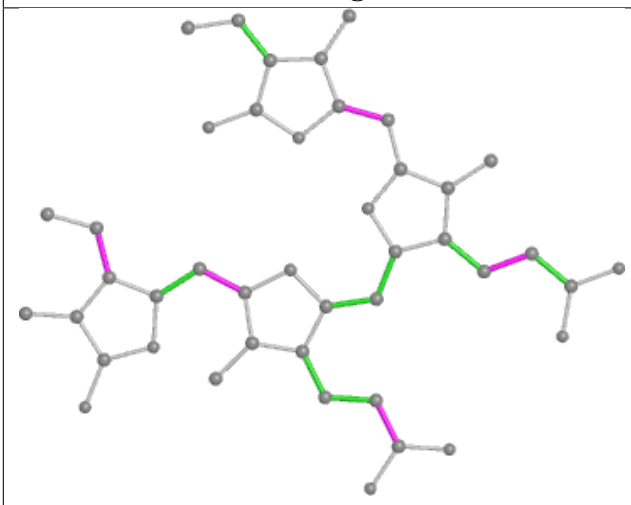

Torsions

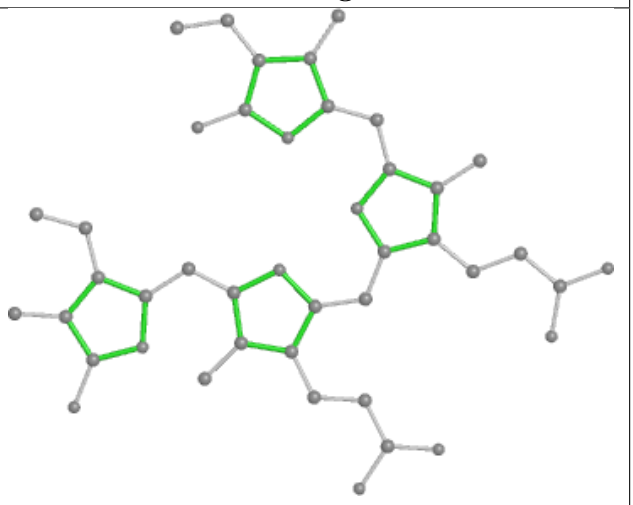

Rings

Ligand PEB W9 201

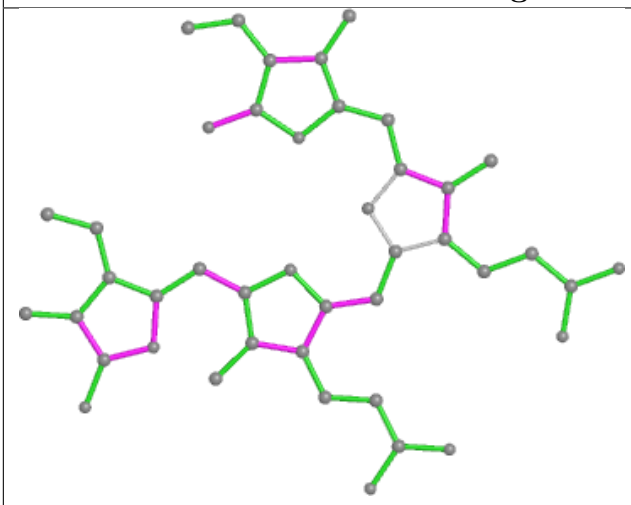

Bond lengths

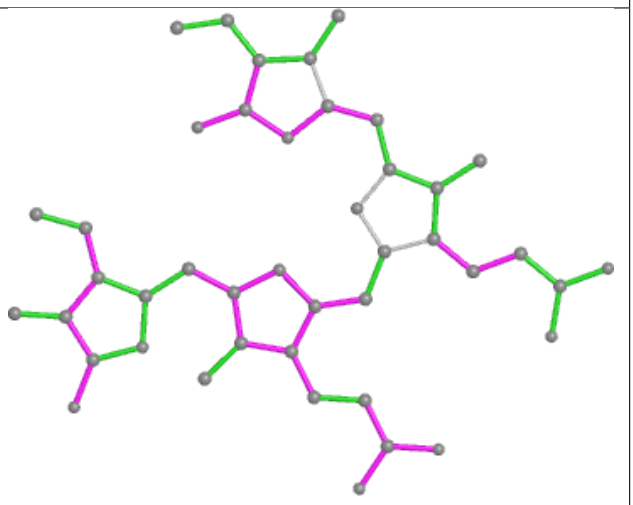

Bond angles

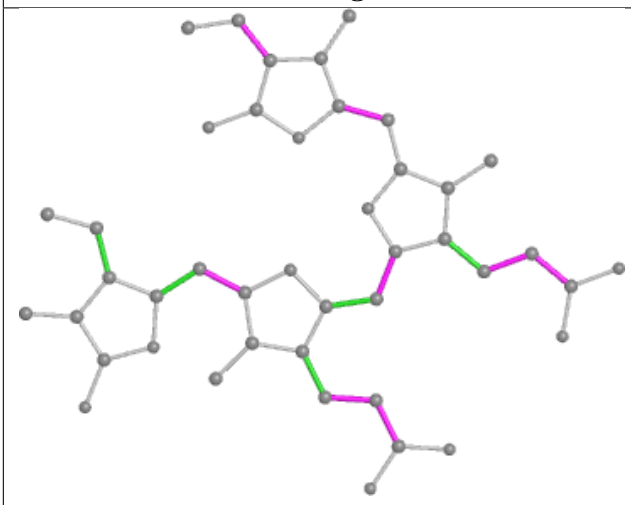

Torsions

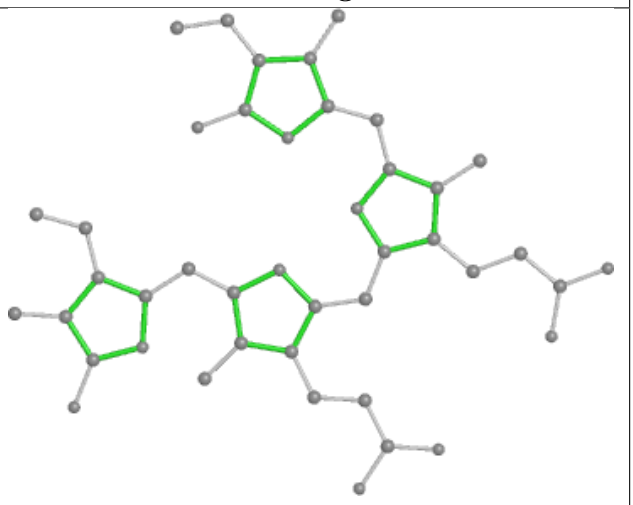

Rings

Ligand PEB Z4 201

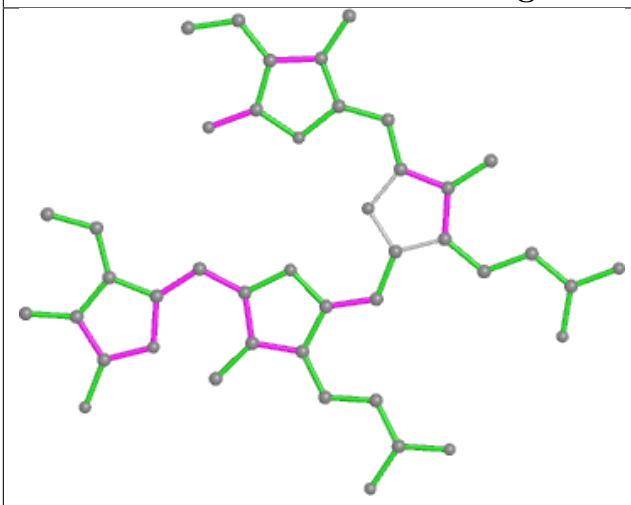

Bond lengths

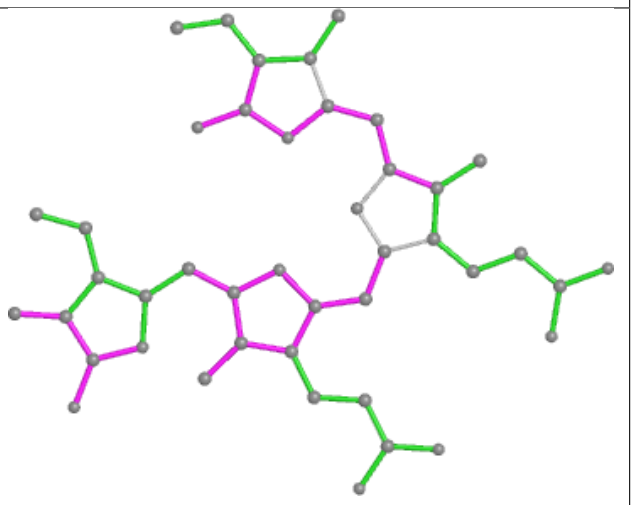

Bond angles

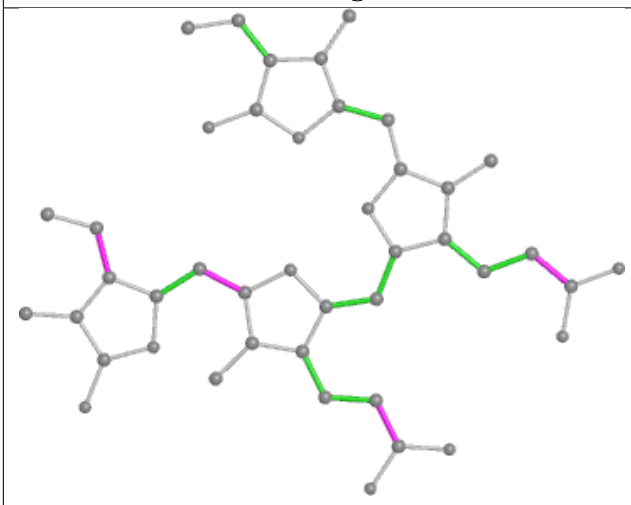

Torsions

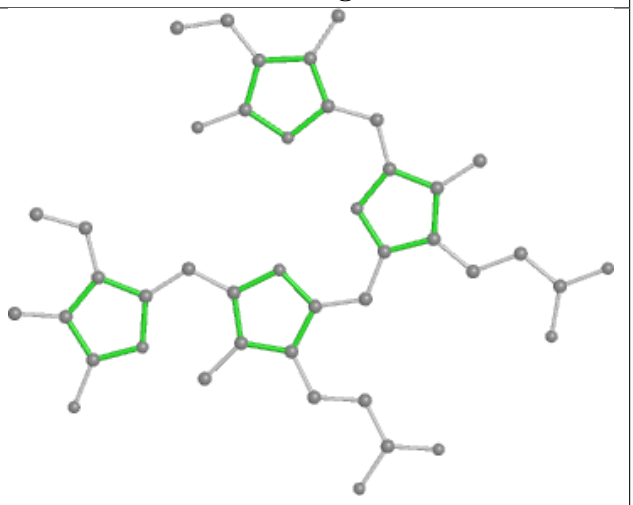

Rings

Ligand PEB OM 202

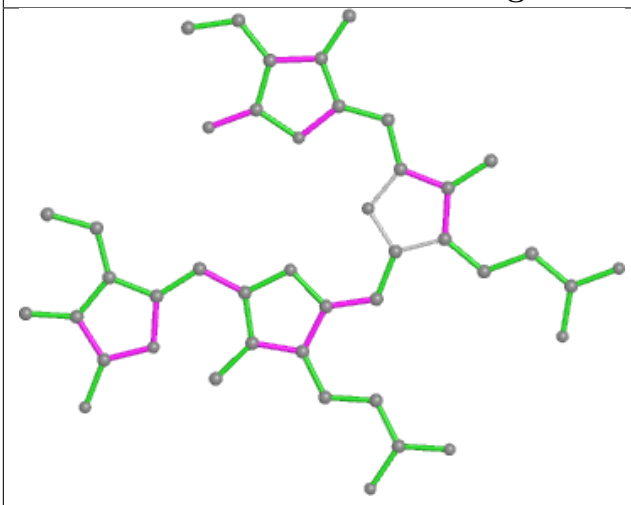

Bond lengths

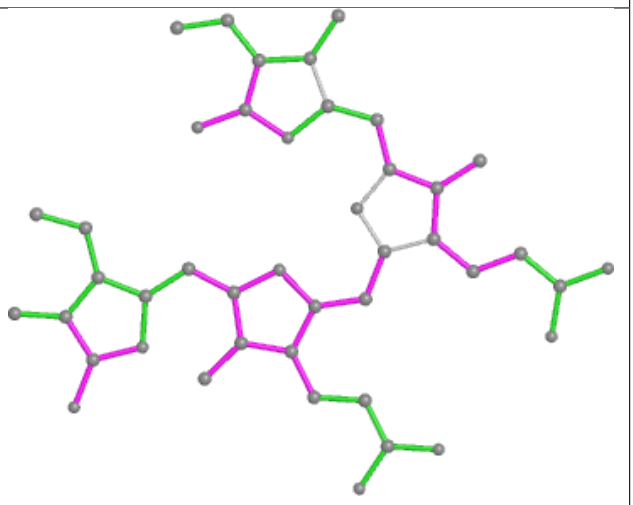

Bond angles

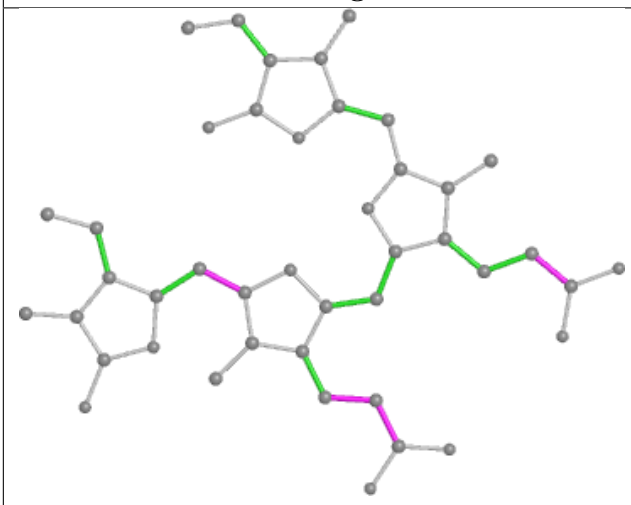

Torsions

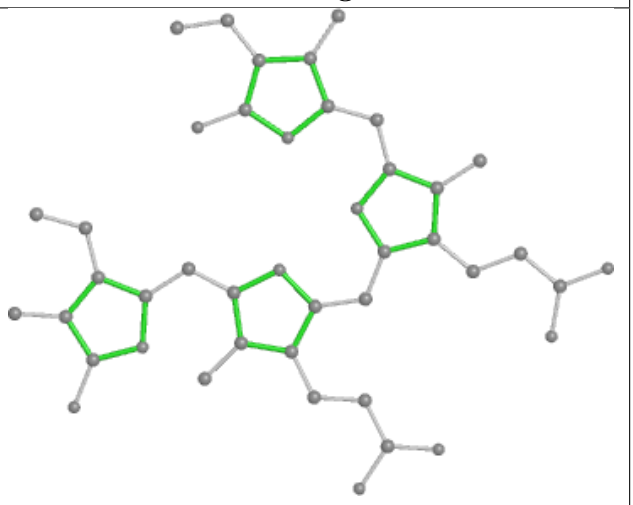

Rings

Ligand PEB dF 202

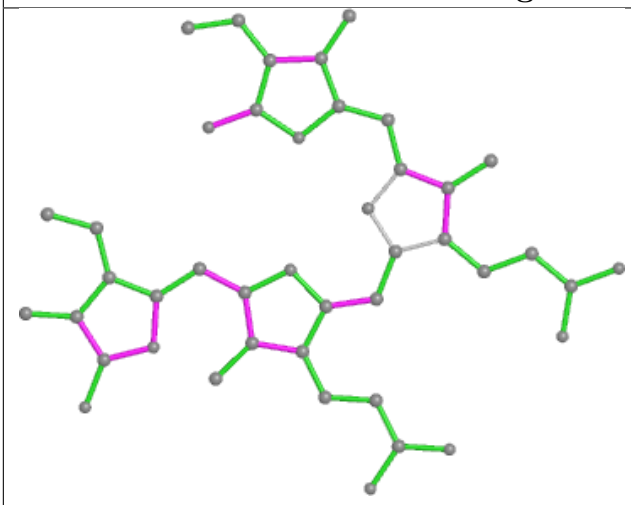

Bond lengths

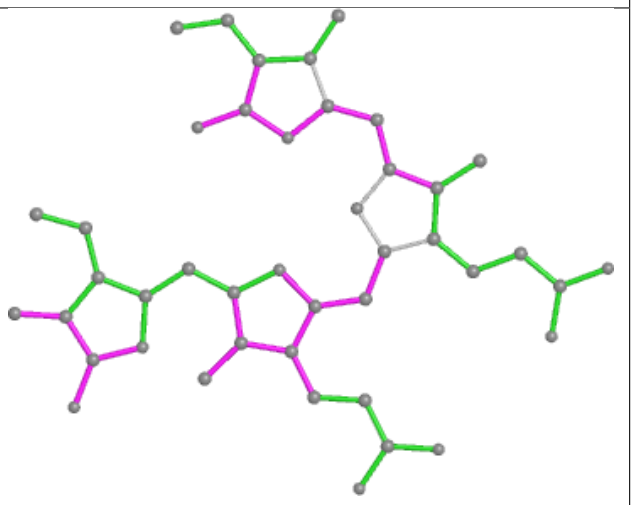

Bond angles

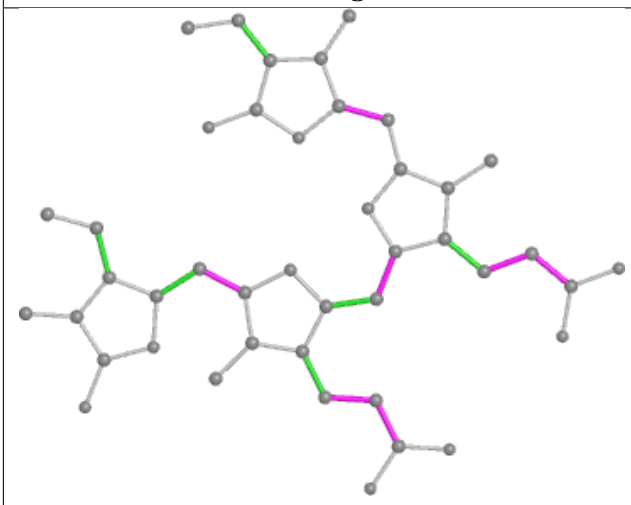

Torsions

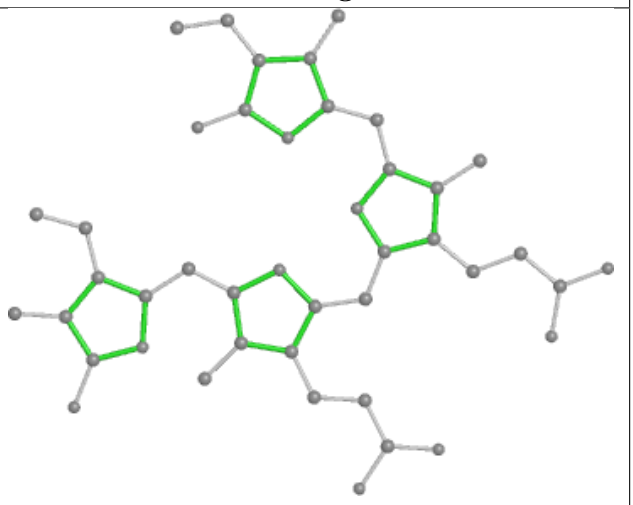

Rings

Ligand CLA 72 602

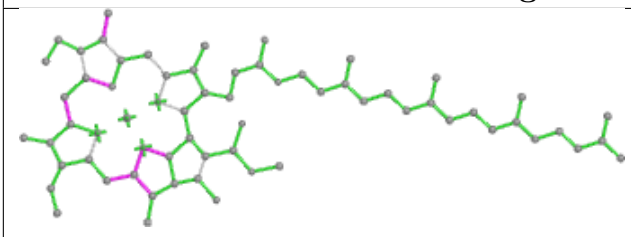

Bond lengths

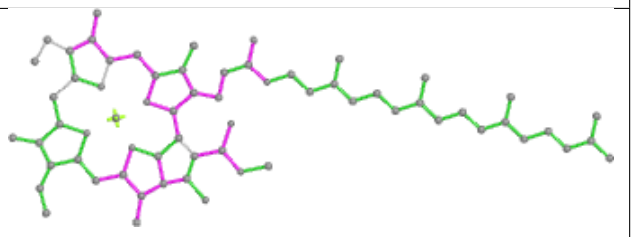

Bond angles

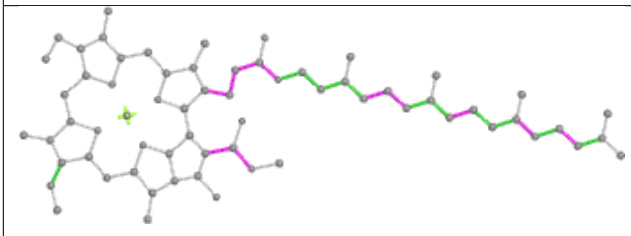

Torsions

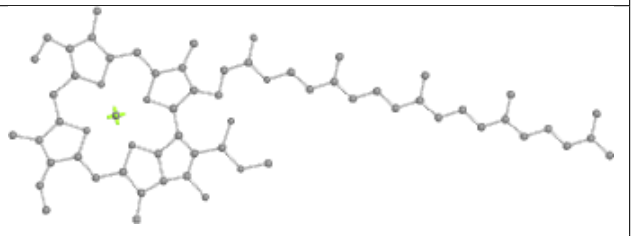

Rings

Ligand CLA CL 514

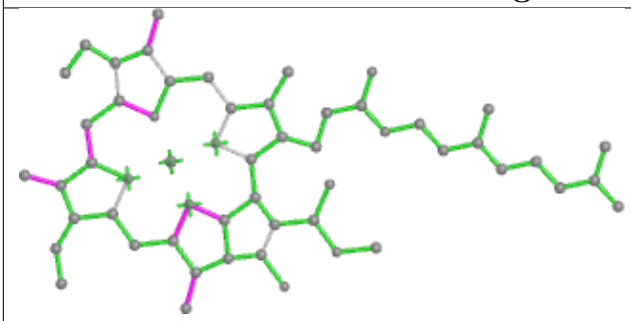

Bond lengths

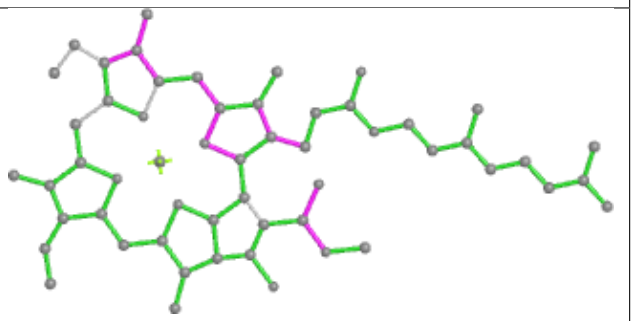

Bond angles

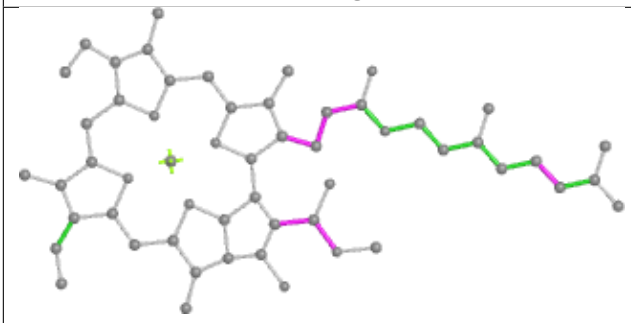

Torsions

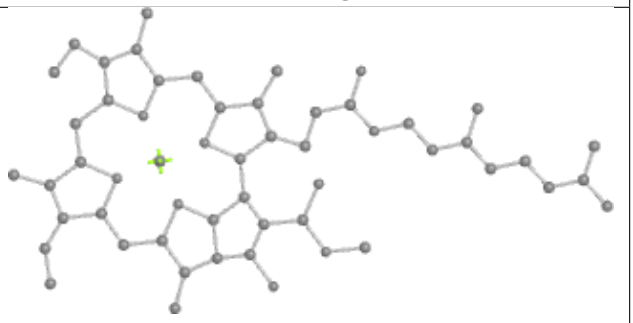

Rings

Ligand PEB R7 201

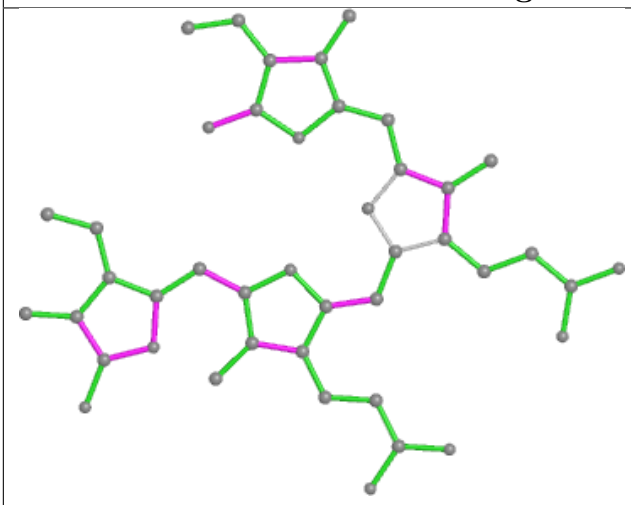

Bond lengths

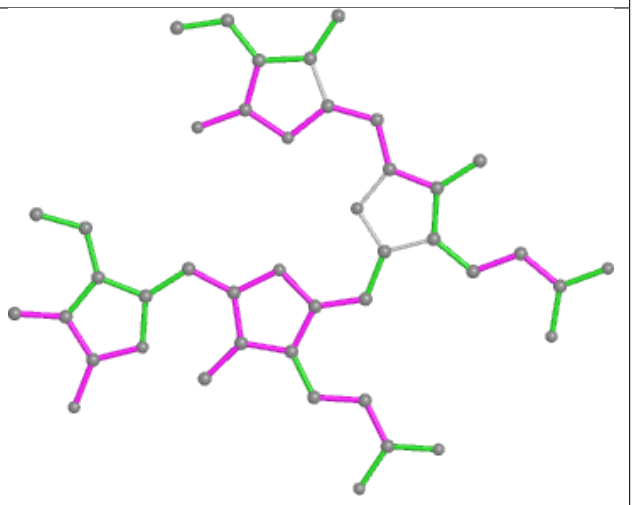

Bond angles

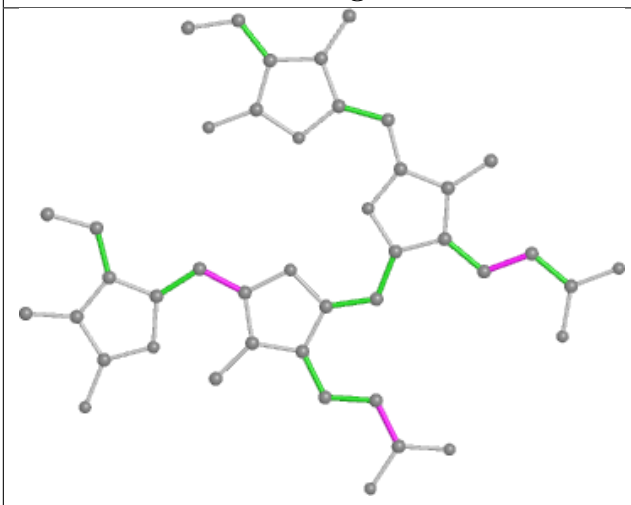

Torsions

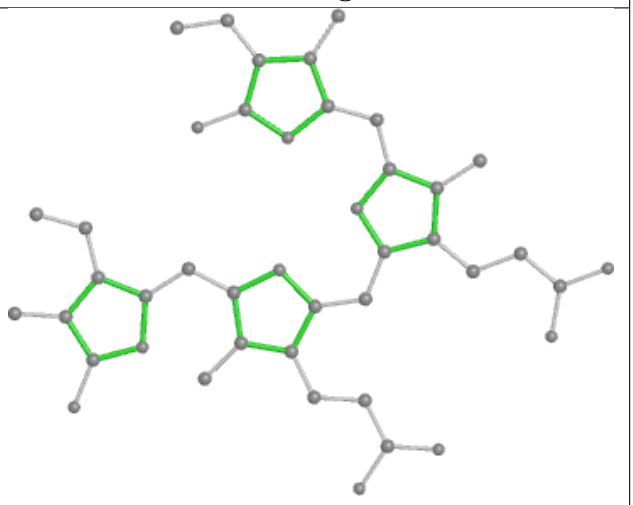

Rings

Ligand PEB P5 202

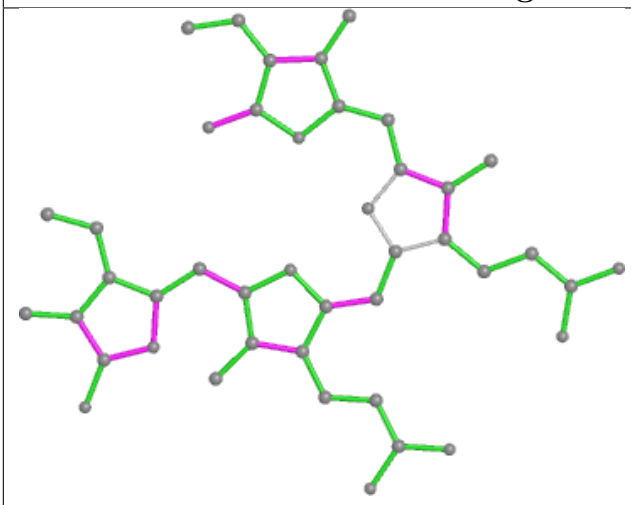

Bond lengths

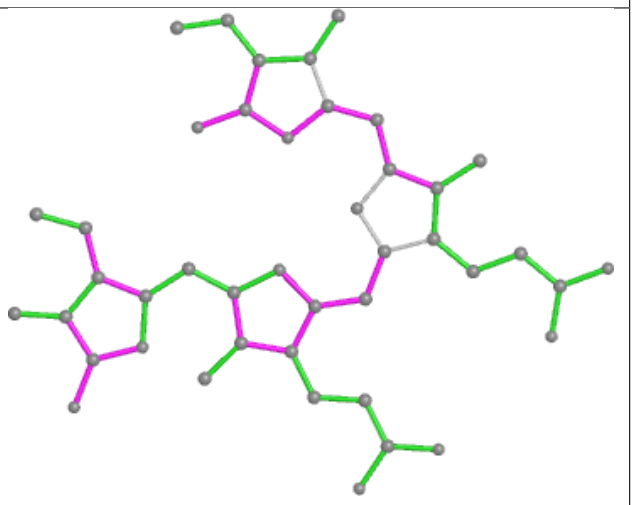

Bond angles

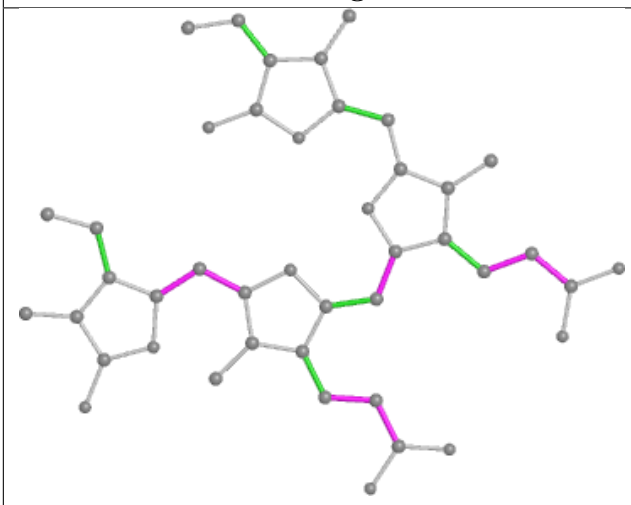

Torsions

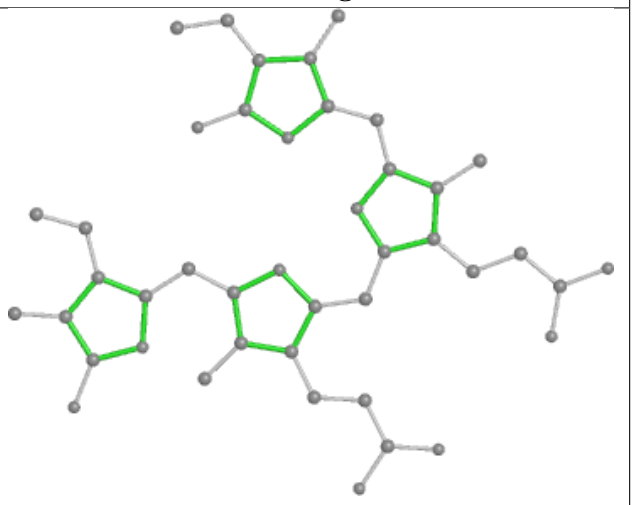

Rings

Ligand PEB V1 202

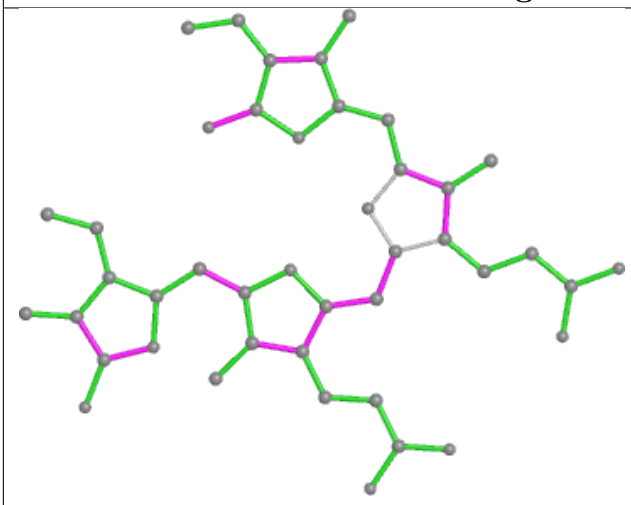

Bond lengths

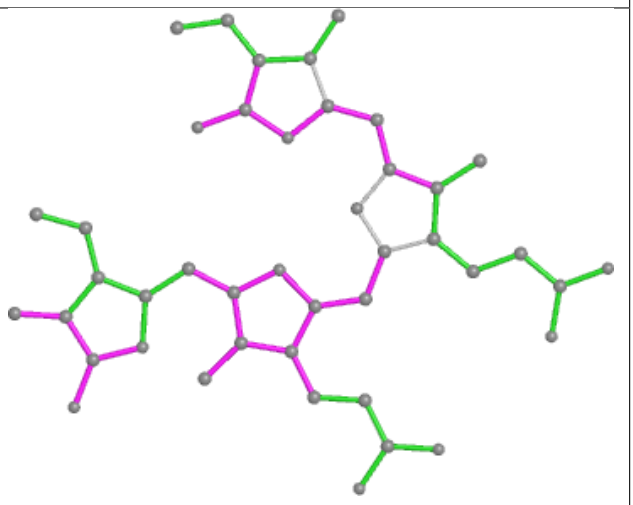

Bond angles

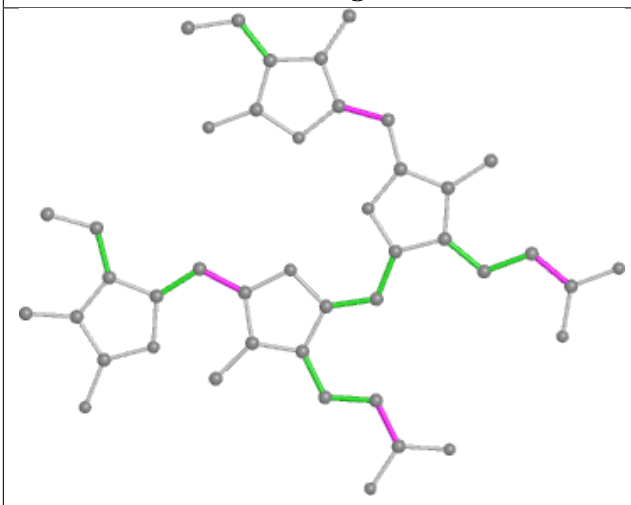

Torsions

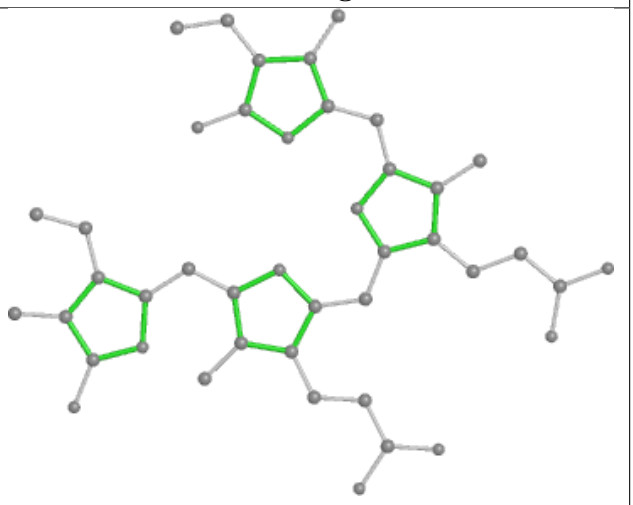

Rings

Ligand 3XQ JN 104

Bond lengths

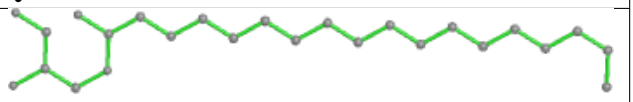

Bond angles

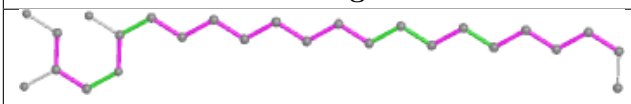

Torsions

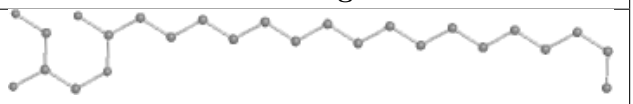

Rings

Ligand PEB VD 201

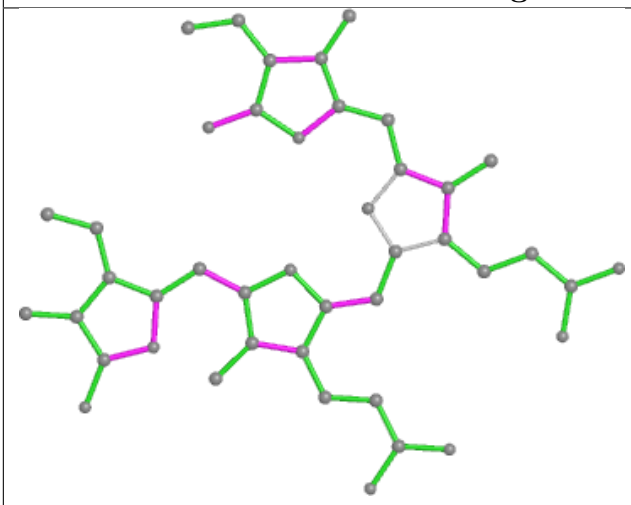

Bond lengths

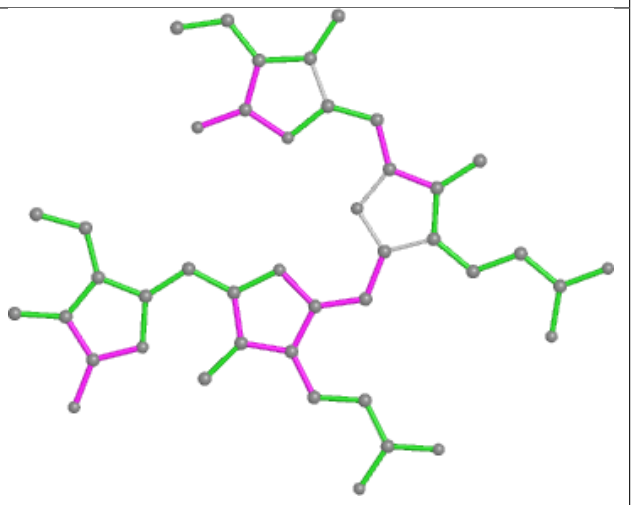

Bond angles

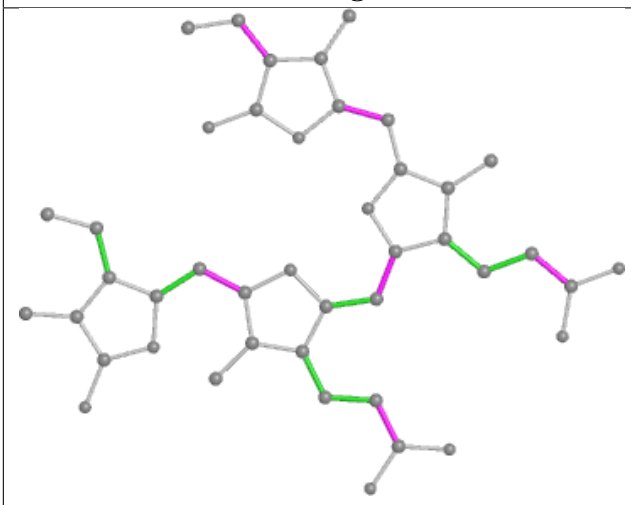

Torsions

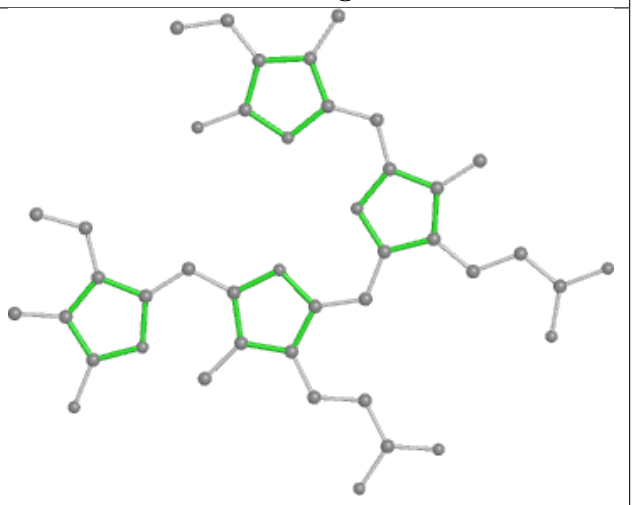

Rings

Ligand CLA 52 608

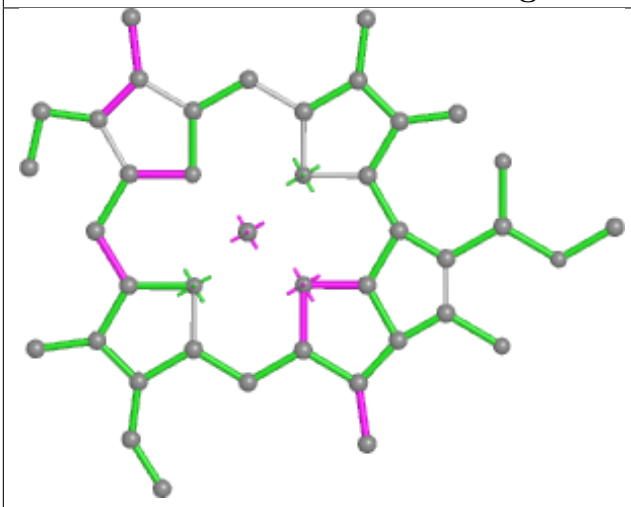

Bond lengths

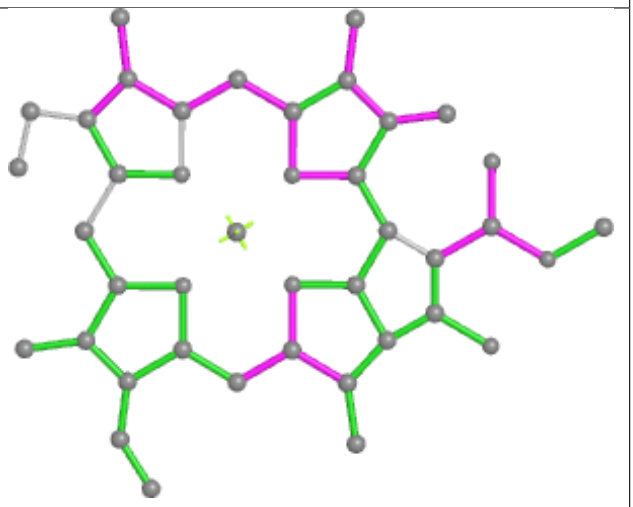

Bond angles

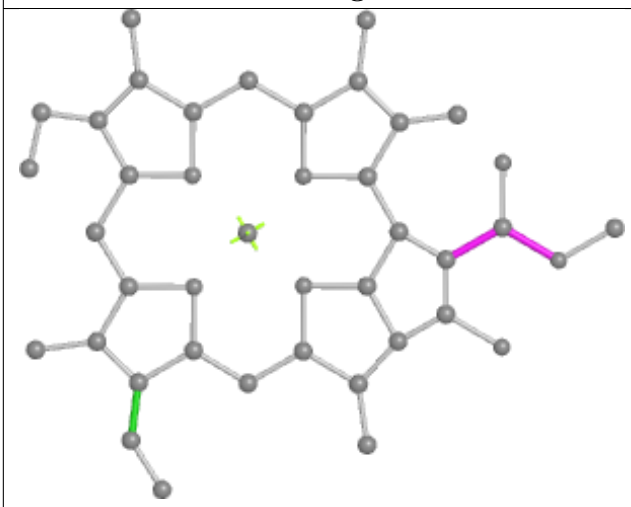

Torsions

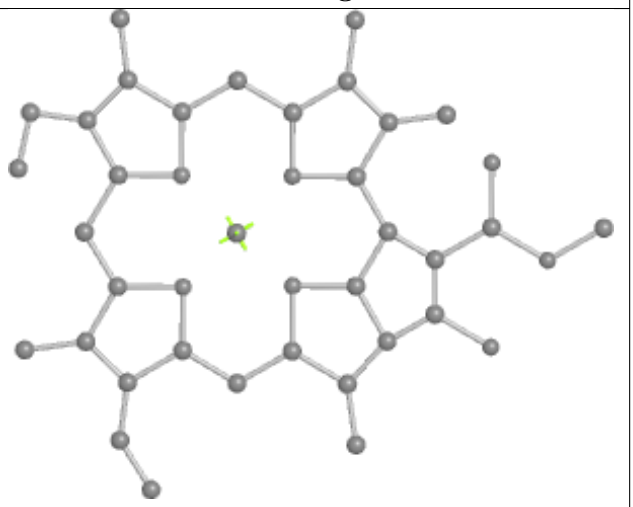

Rings

Ligand PEB mM 201

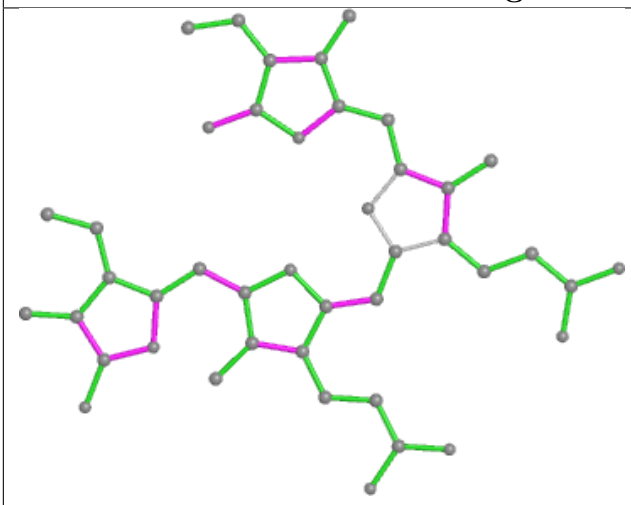

Bond lengths

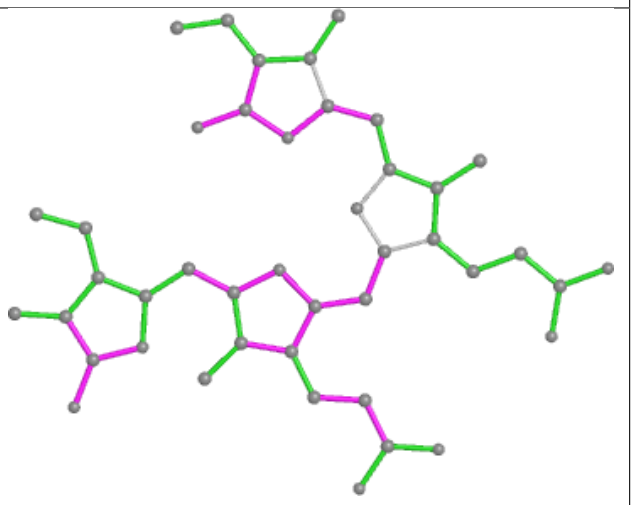

Bond angles

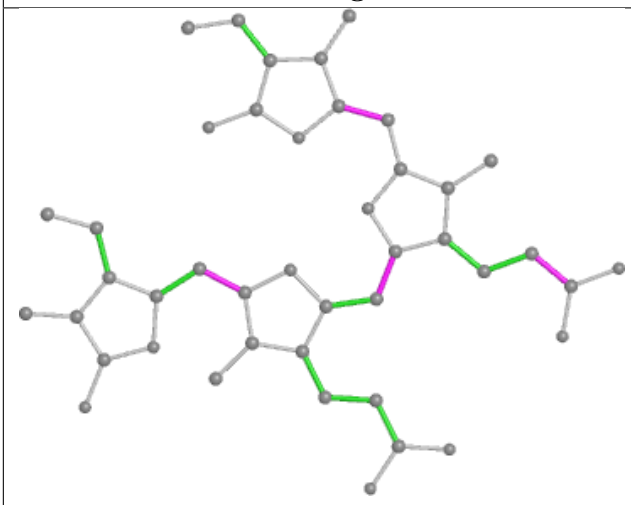

Torsions

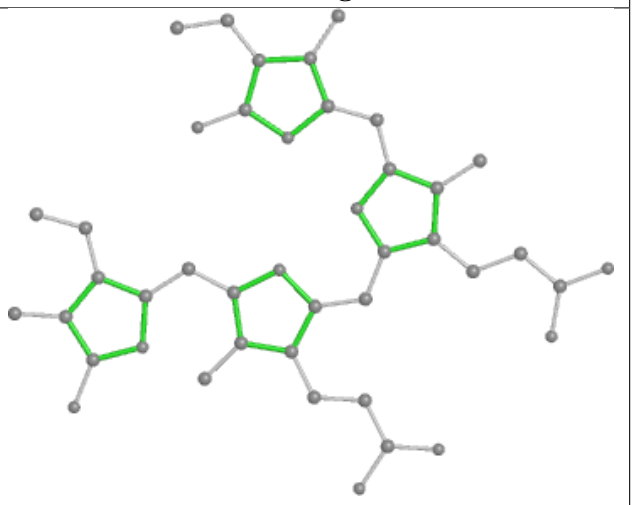

Rings

Ligand PEB LA 202

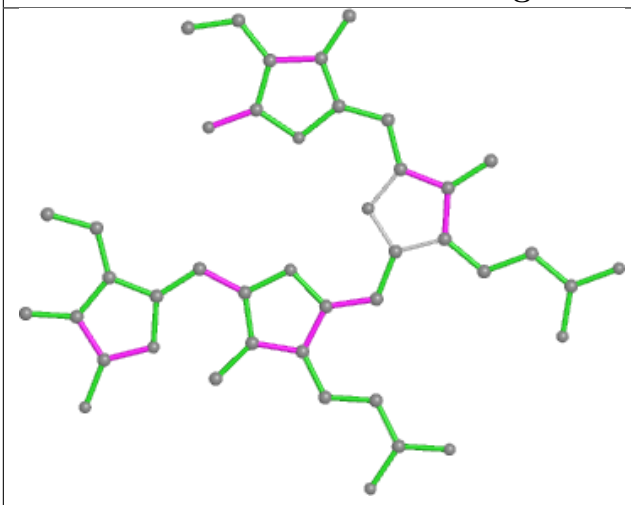

Bond lengths

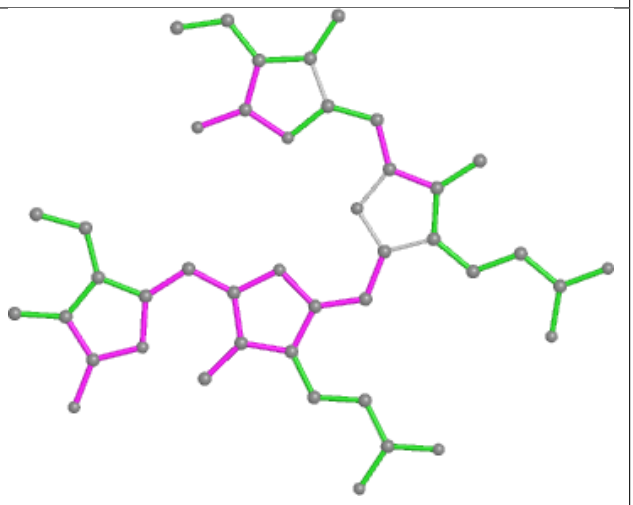

Bond angles

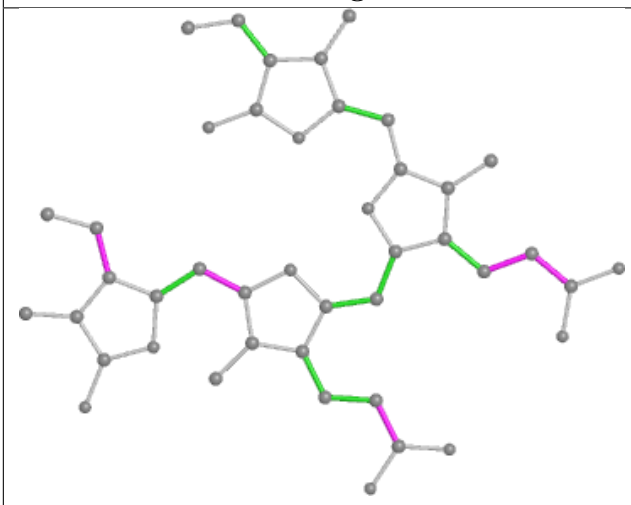

Torsions

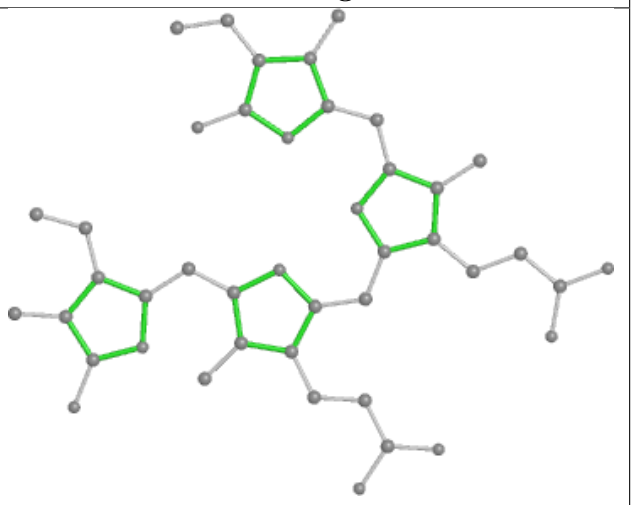

Rings

Ligand LHG l6 101

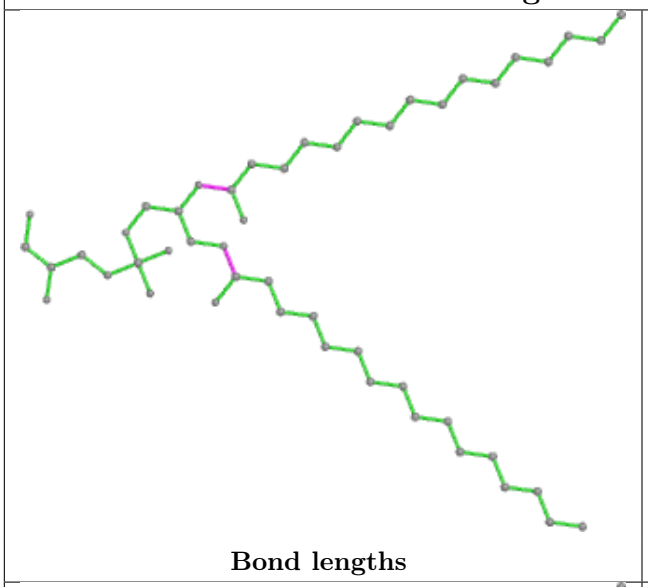

Bond lengths

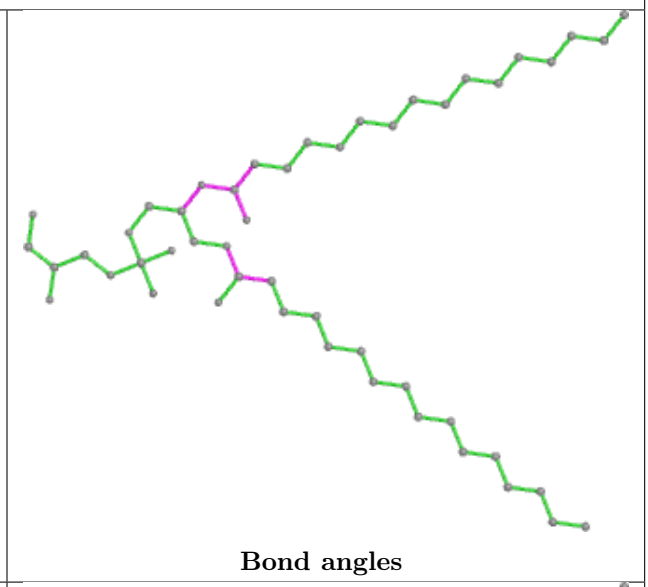

Bond angles

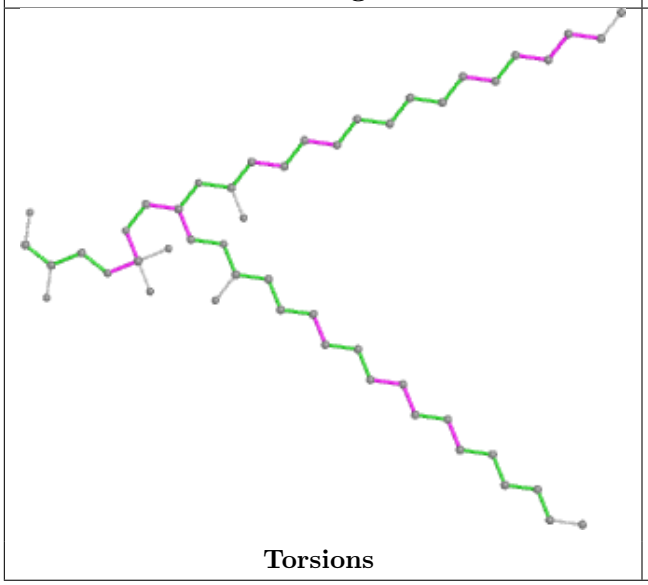

Torsions

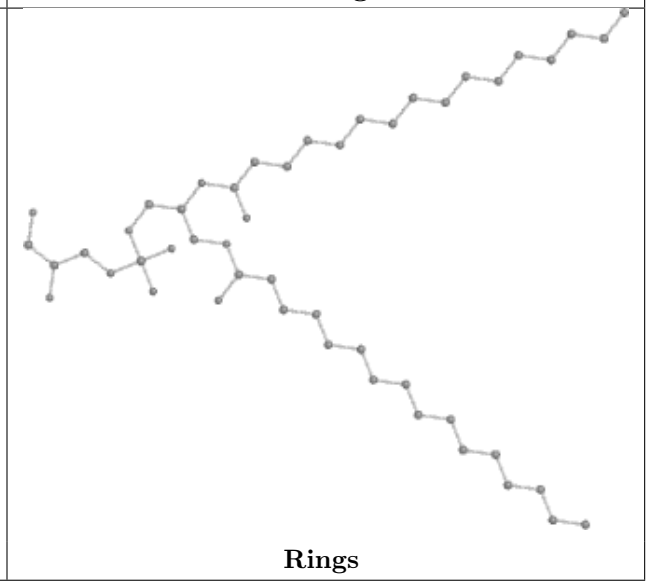

Rings

Ligand PEB DD 203

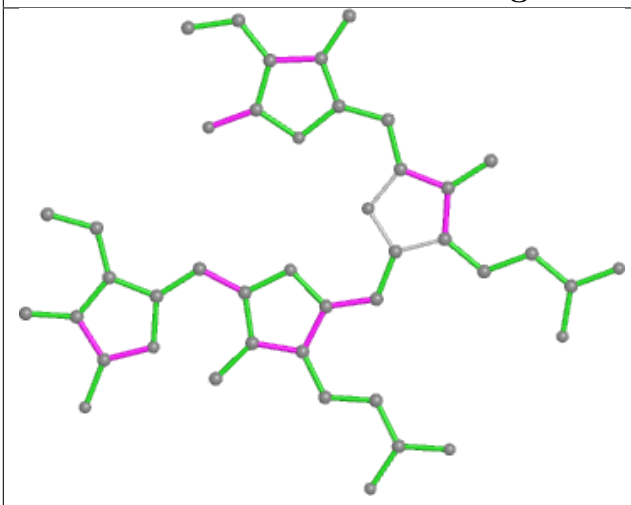

Bond lengths

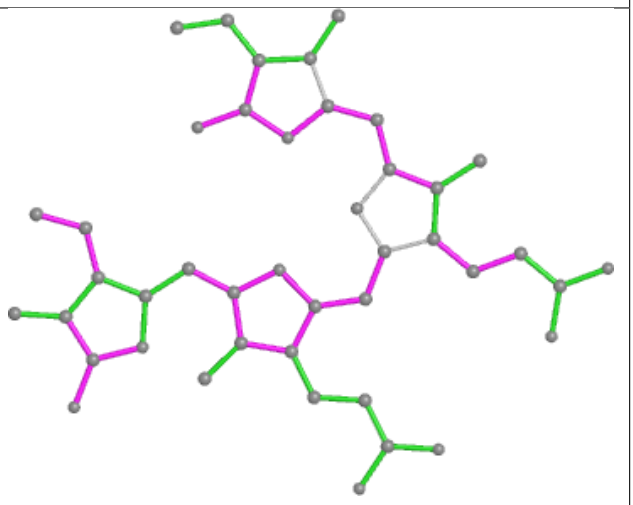

Bond angles

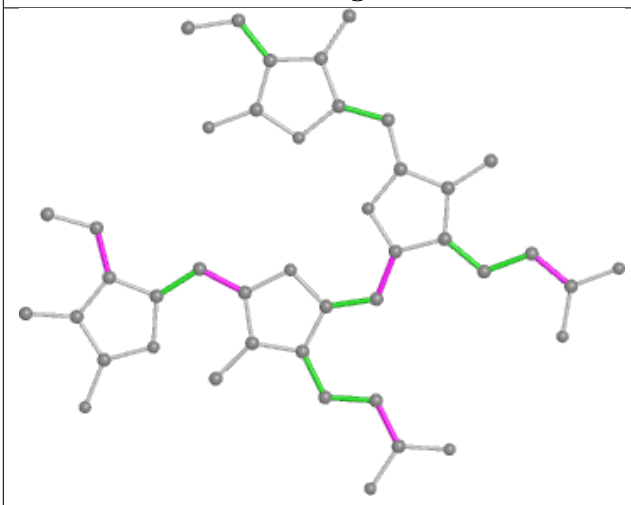

Torsions

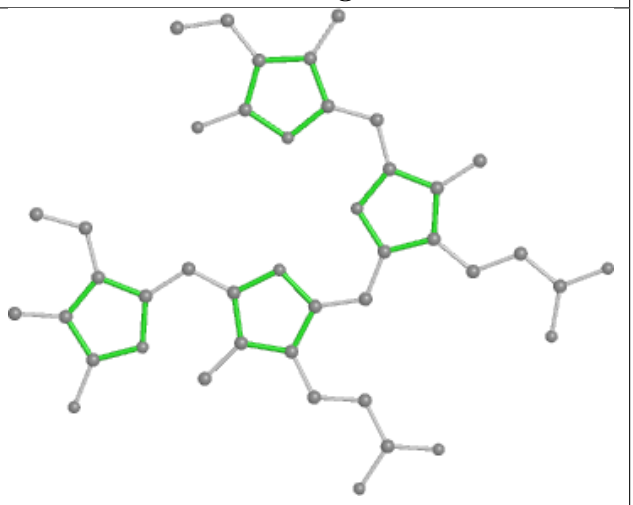

Rings

Ligand PEB XD 203

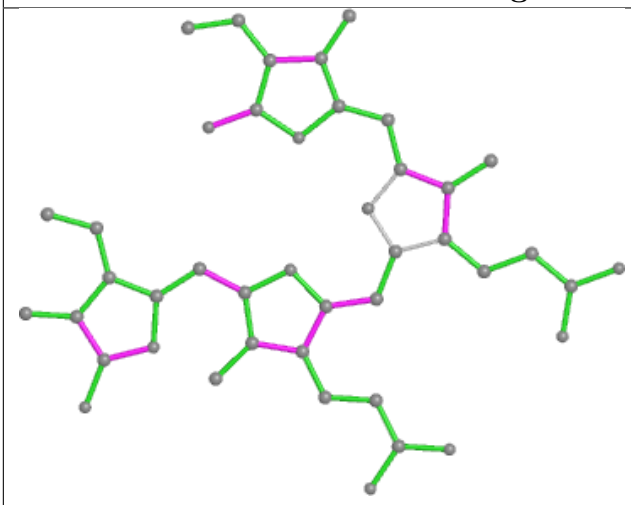

Bond lengths

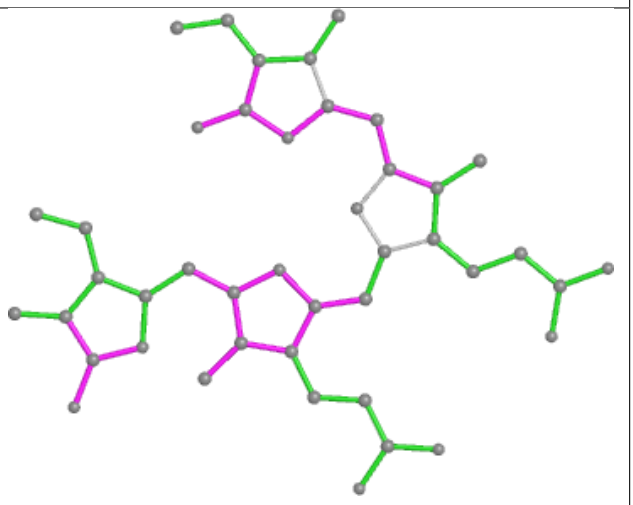

Bond angles

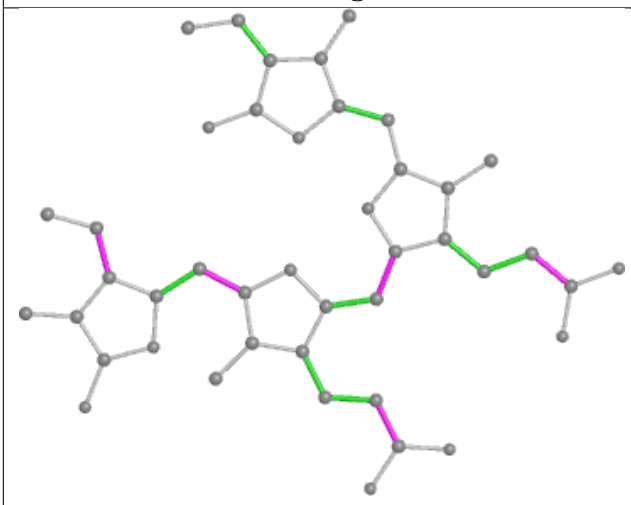

Torsions

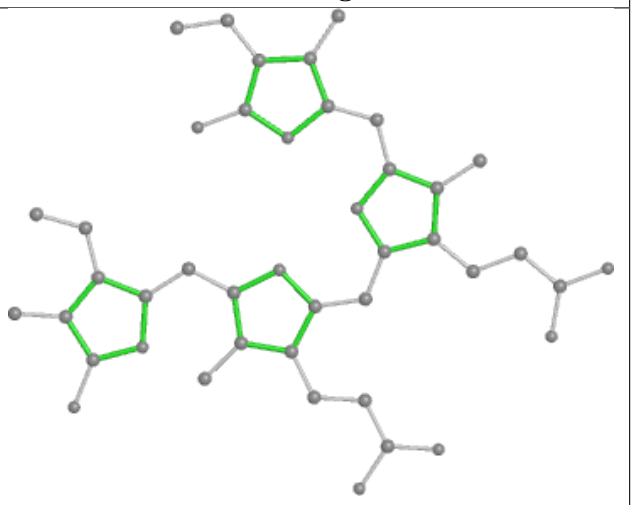

Rings

Ligand PEB lE 201

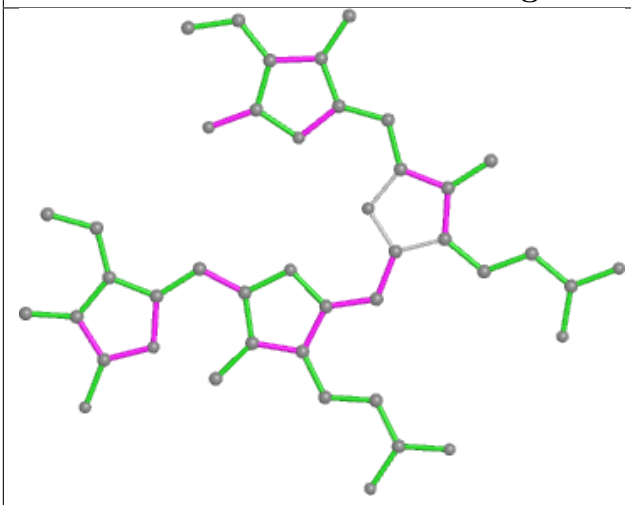

Bond lengths

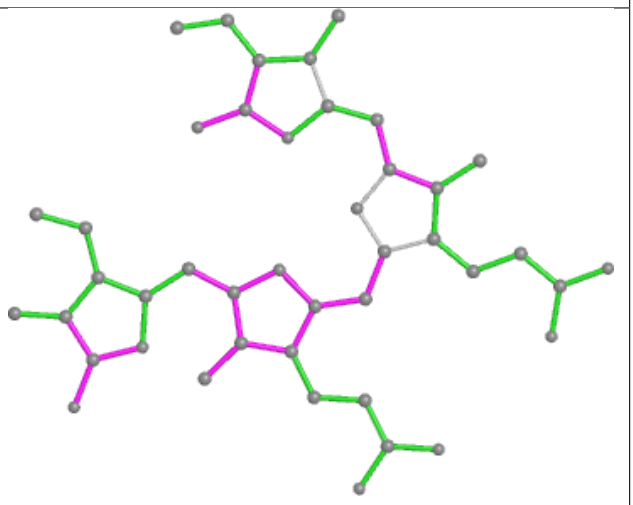

Bond angles

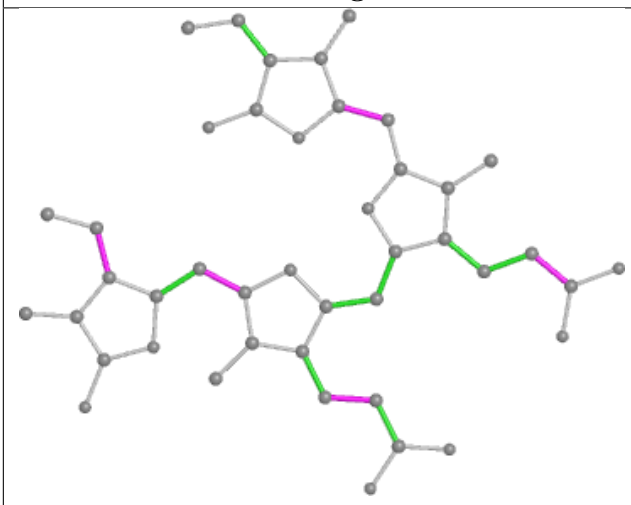

Torsions

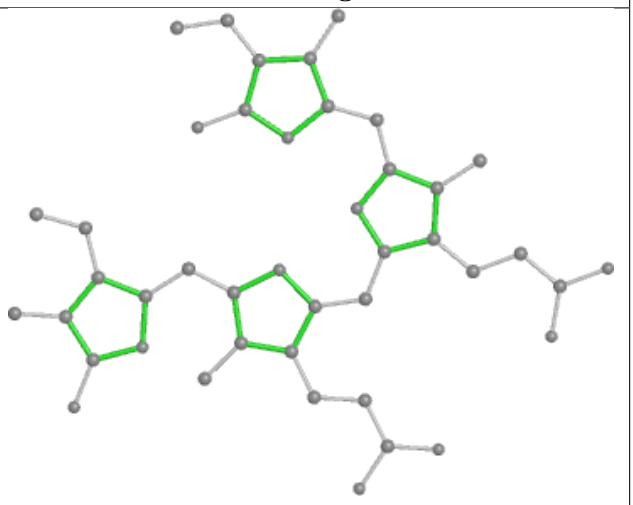

Rings

Ligand PEB m1 201

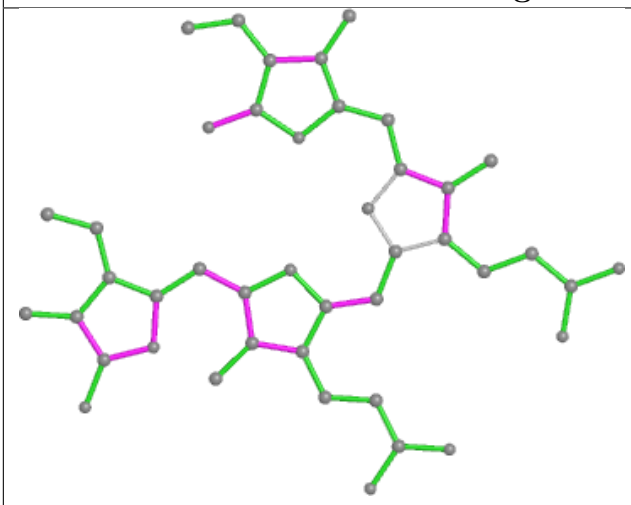

Bond lengths

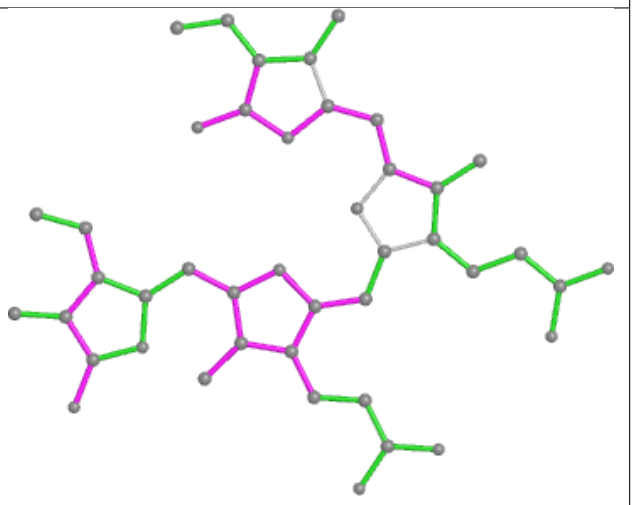

Bond angles

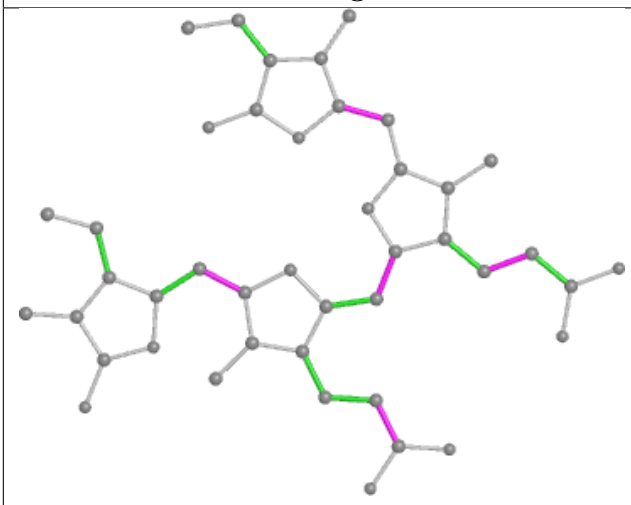

Torsions

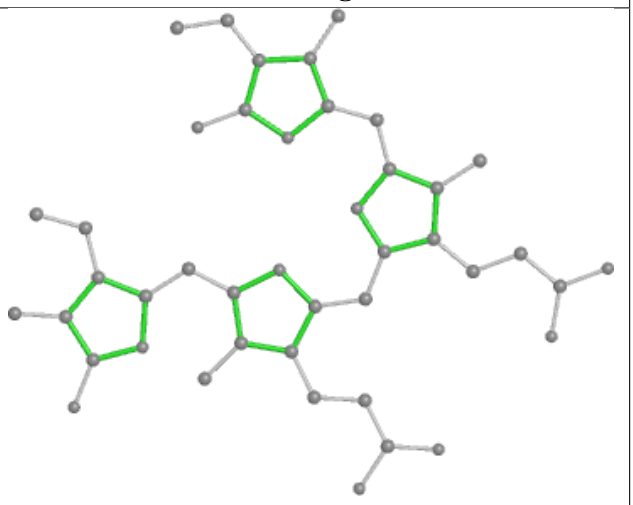

Rings

Ligand PEB OJ 202

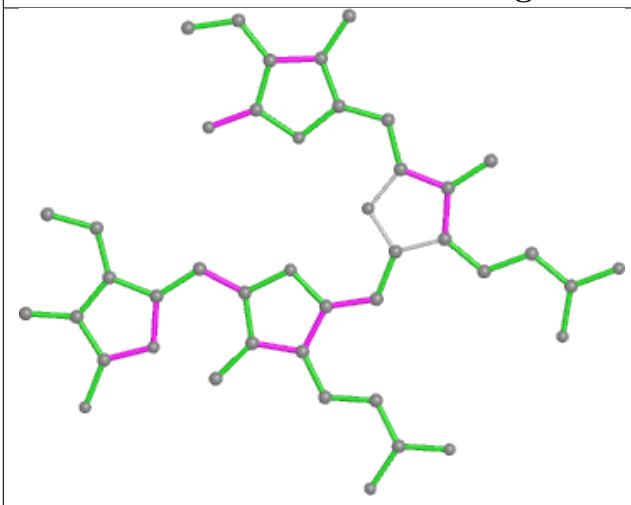

Bond lengths

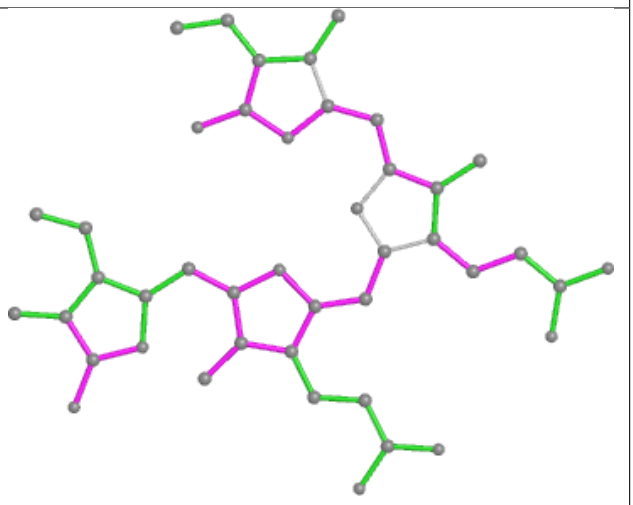

Bond angles

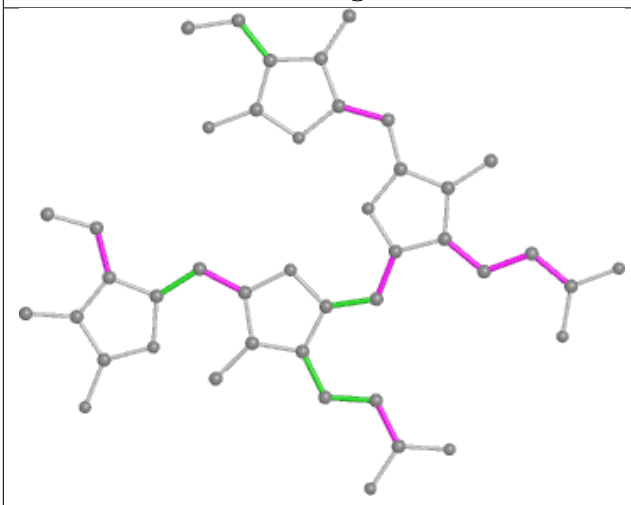

Torsions

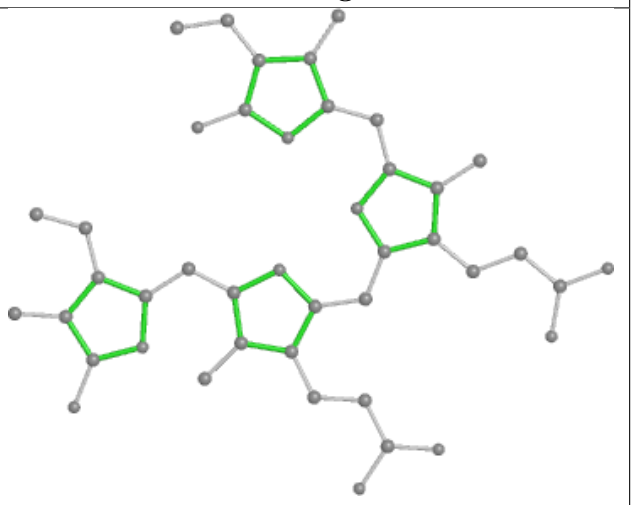

Rings

Ligand PEB FQ 202

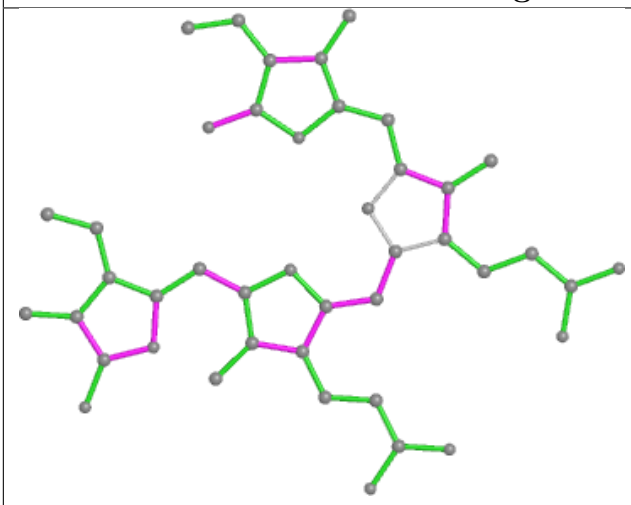

Bond lengths

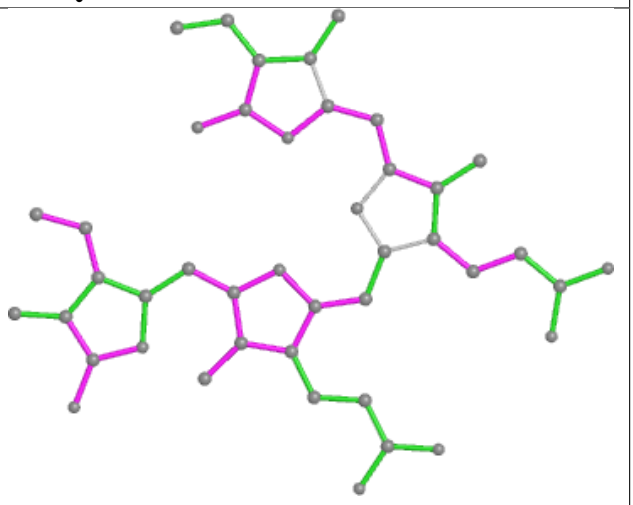

Bond angles

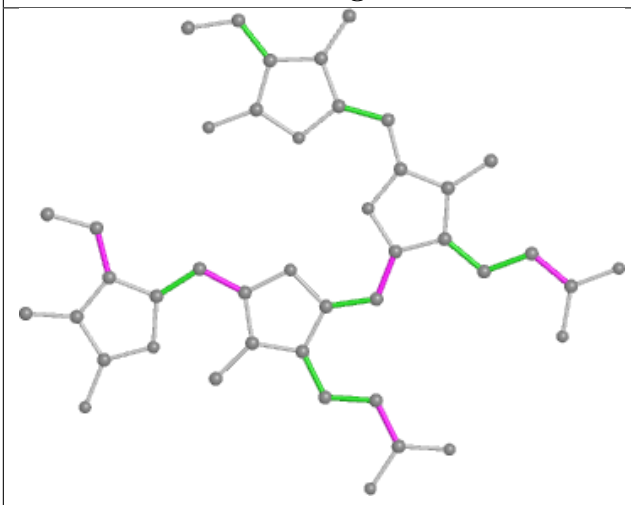

Torsions

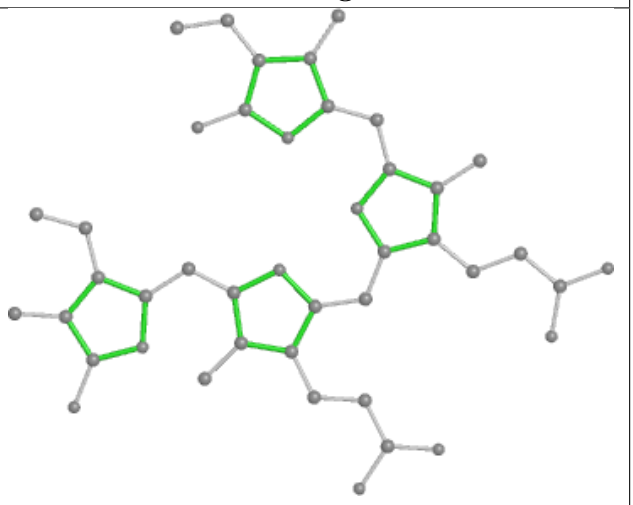

Rings

Ligand PEB l4 202

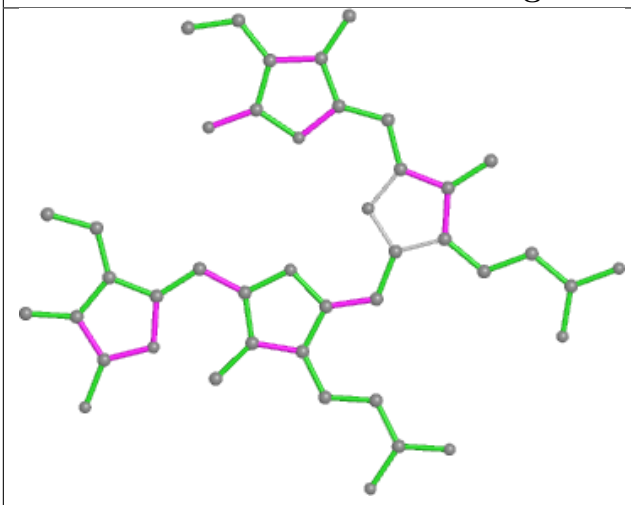

Bond lengths

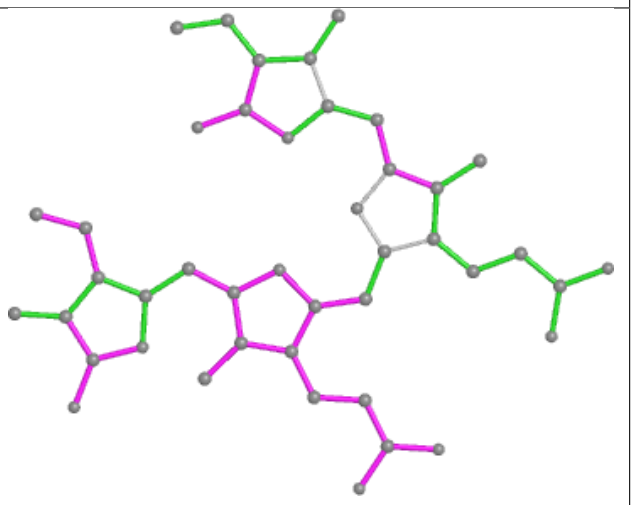

Bond angles

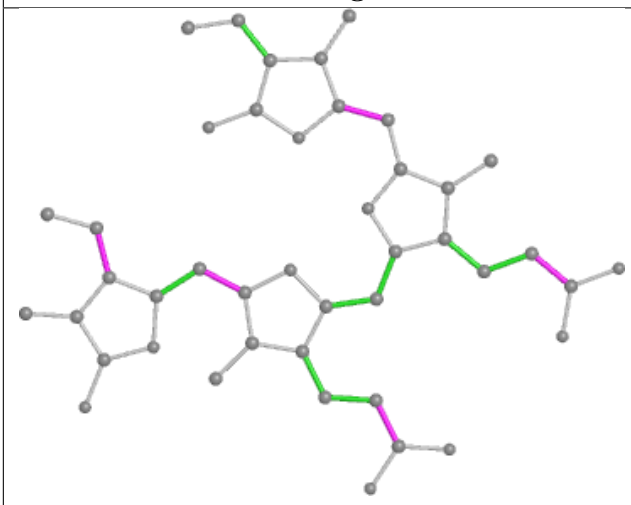

Torsions

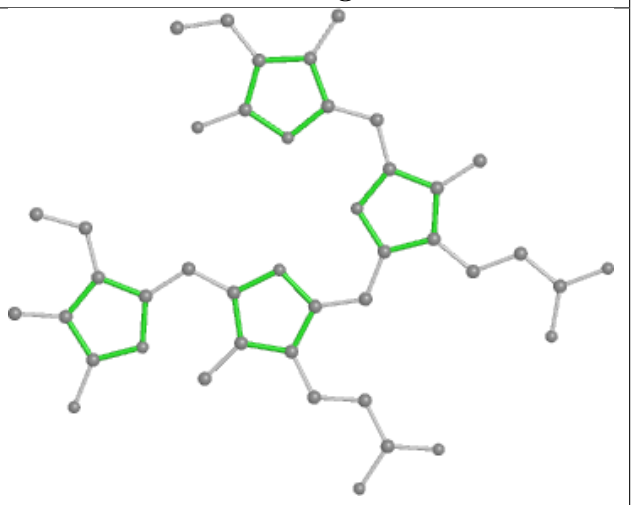

Rings

Ligand PEB P1 202

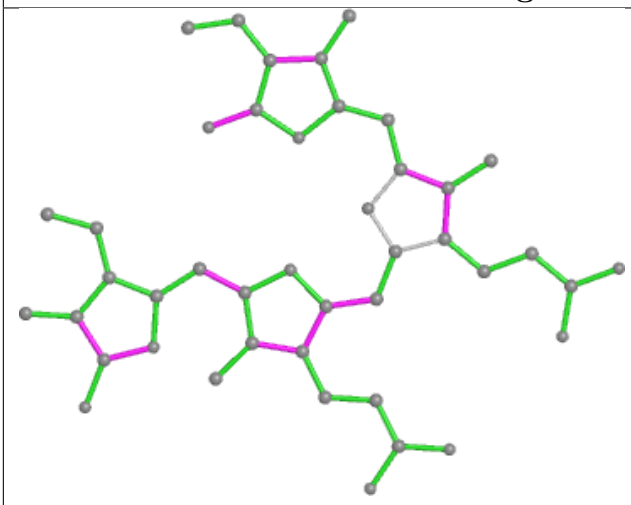

Bond lengths

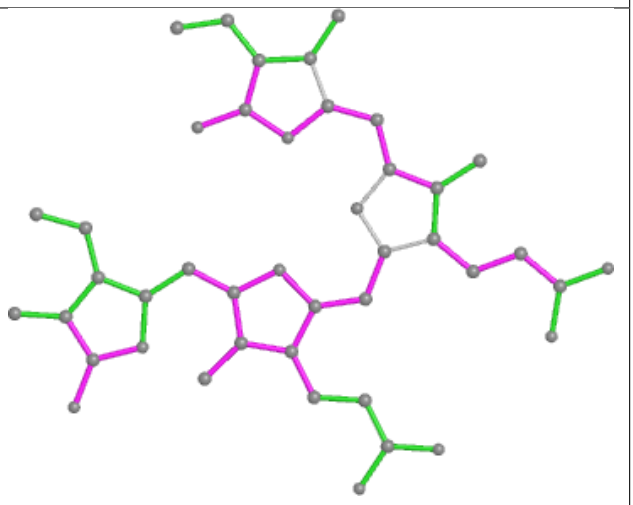

Bond angles

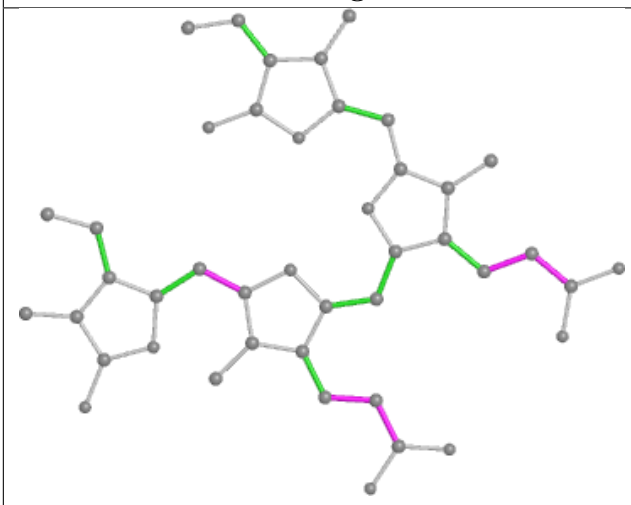

Torsions

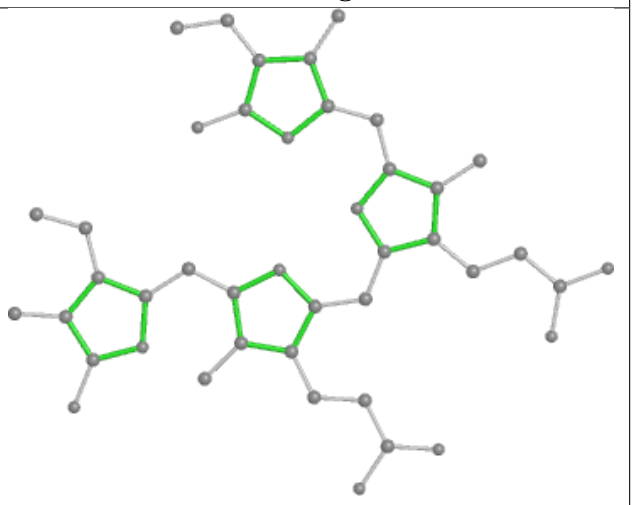

Rings

Ligand PEB LM 201

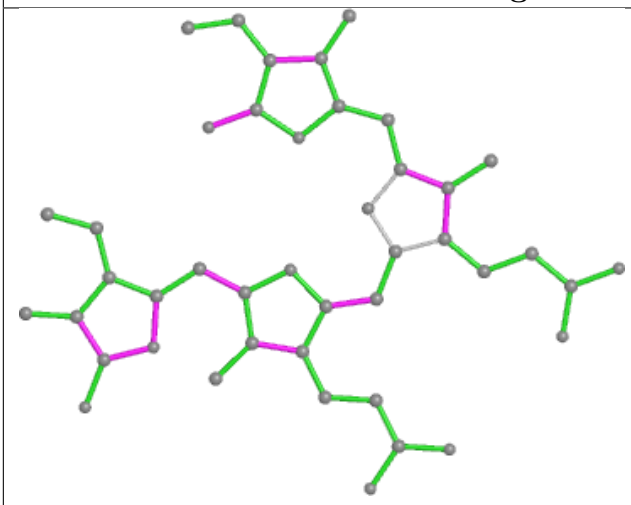

Bond lengths

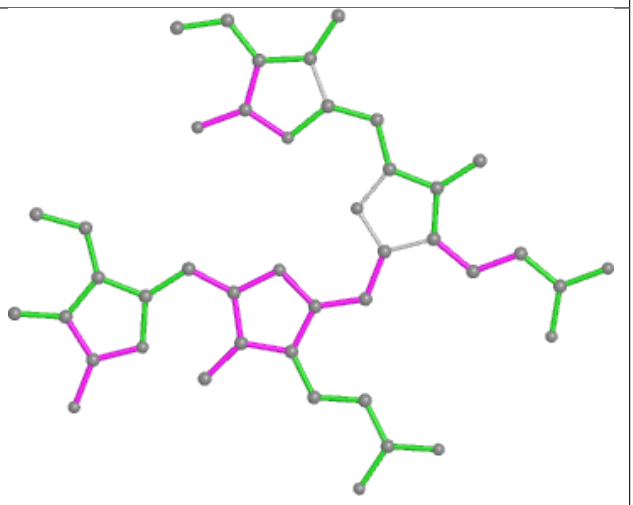

Bond angles

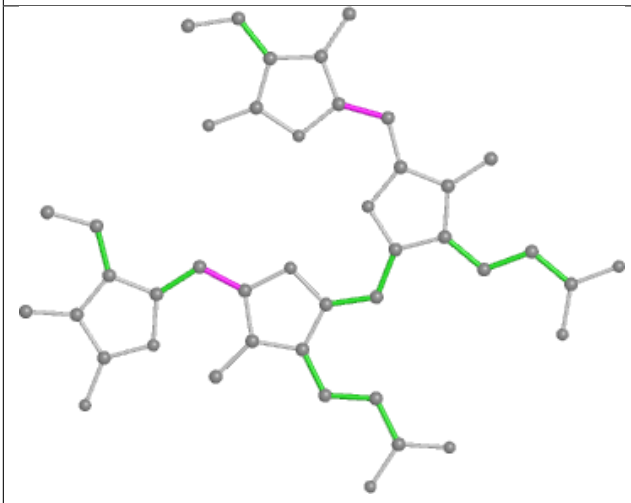

Torsions

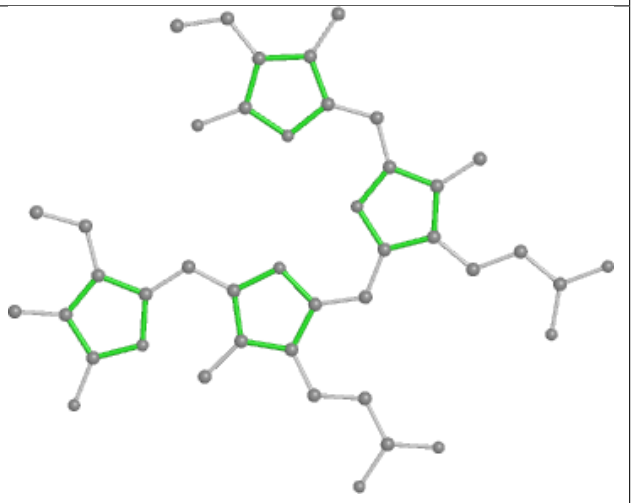

Rings

Ligand PEB w8 202

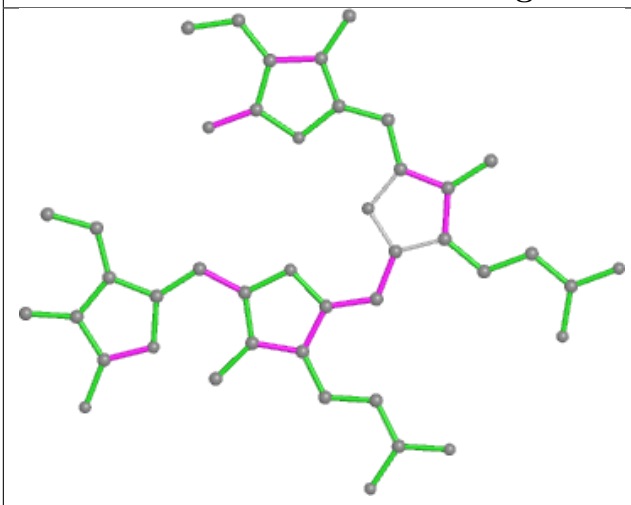

Bond lengths

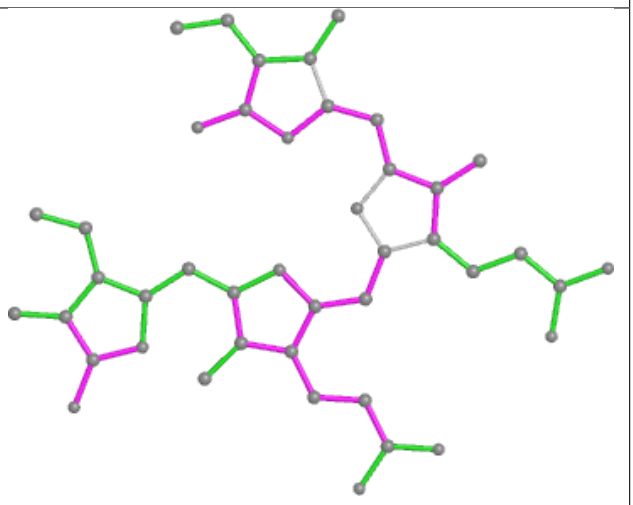

Bond angles

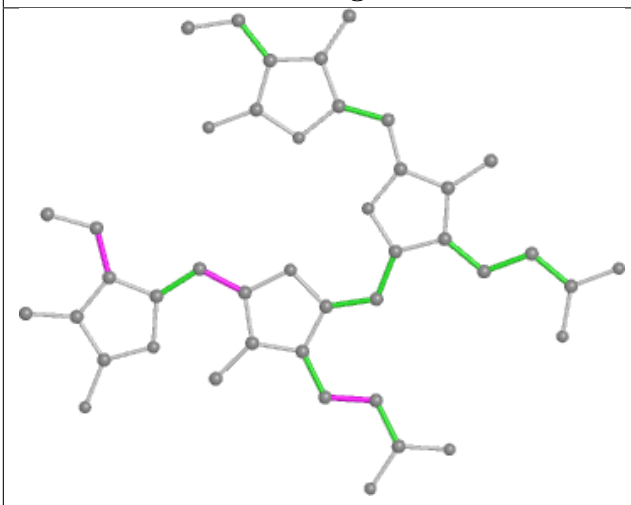

Torsions

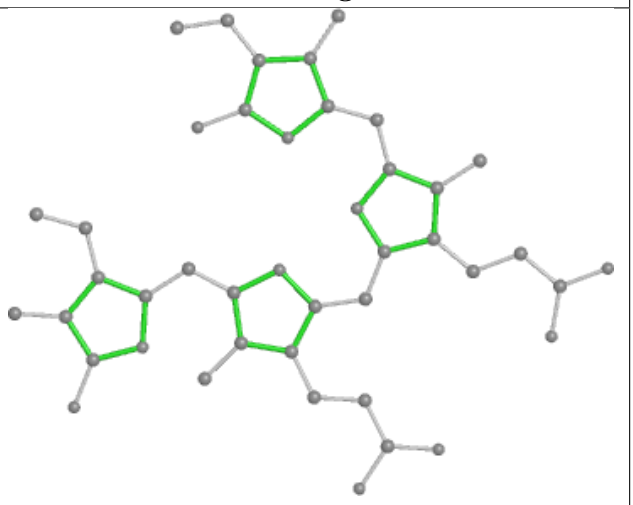

Rings

Ligand PEB OQ 202

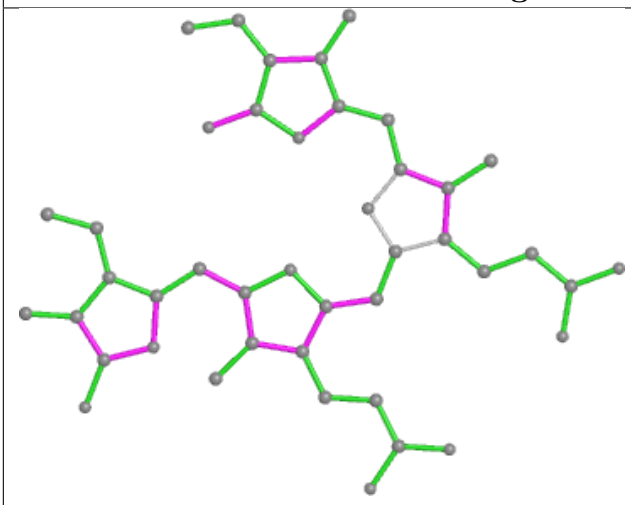

Bond lengths

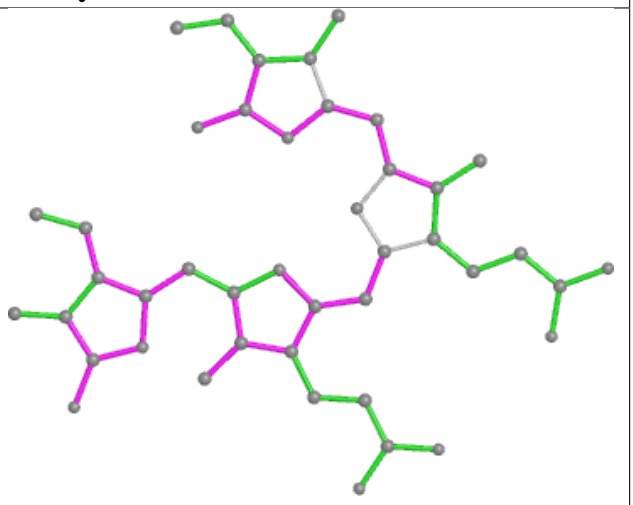

Bond angles

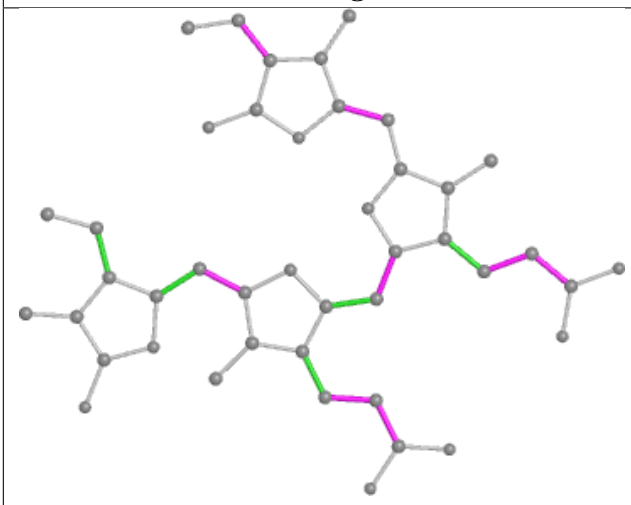

Torsions

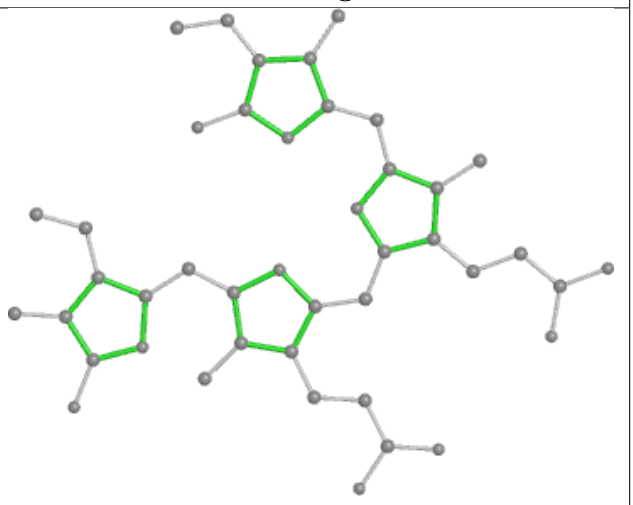

Rings

Ligand PEB E9 202

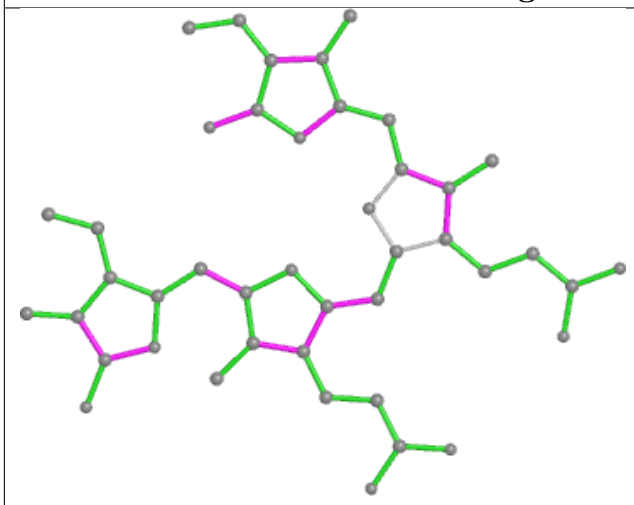

Bond lengths

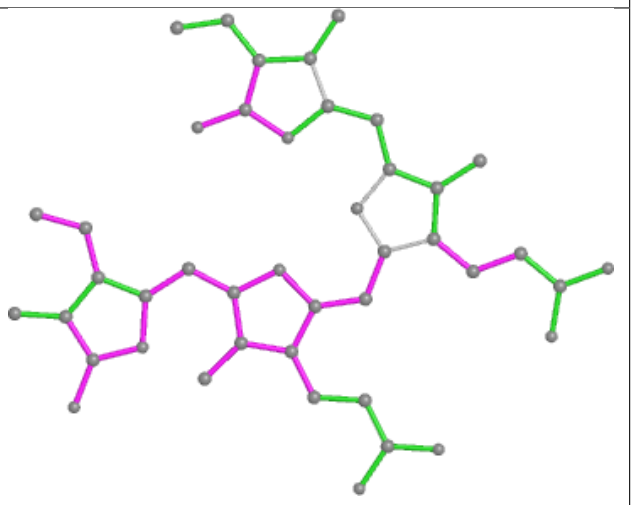

Bond angles

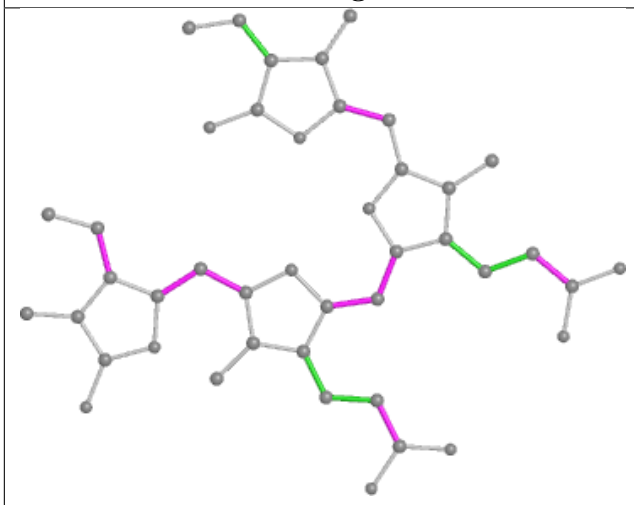

Torsions

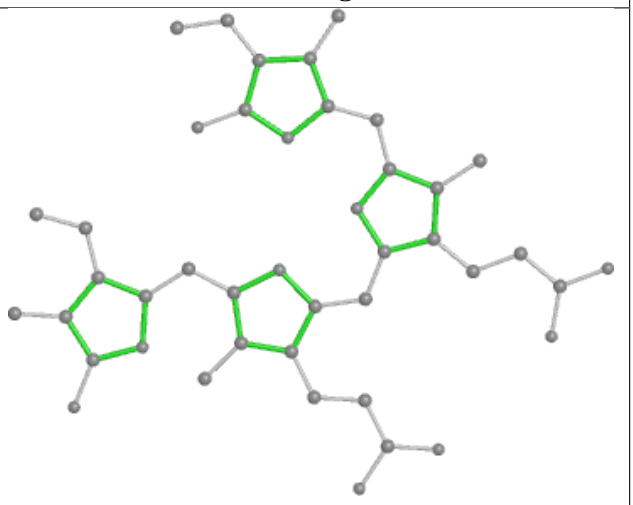

Rings

Ligand CLA A6 403

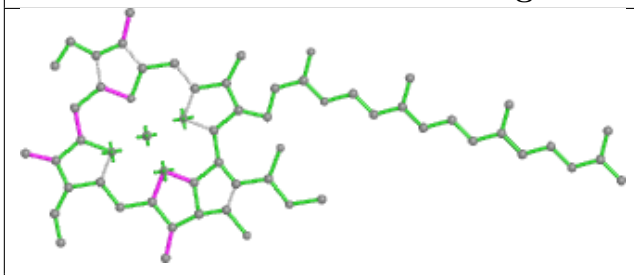

Bond lengths

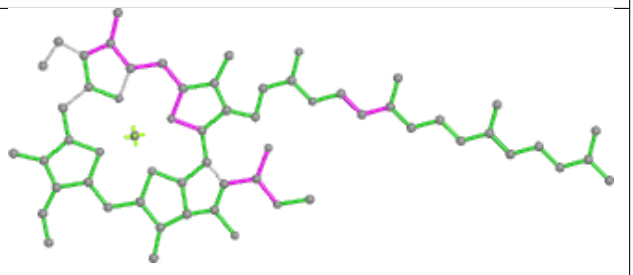

Bond angles

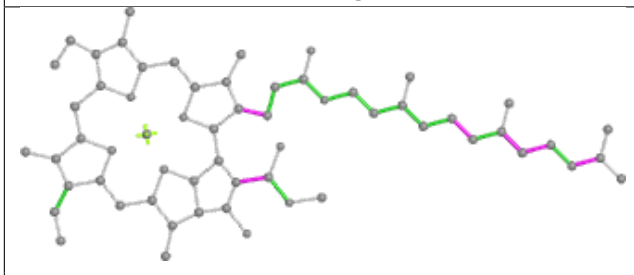

Torsions

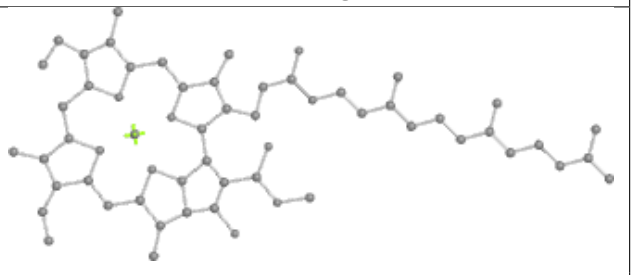

Rings

Ligand PEB KB 301

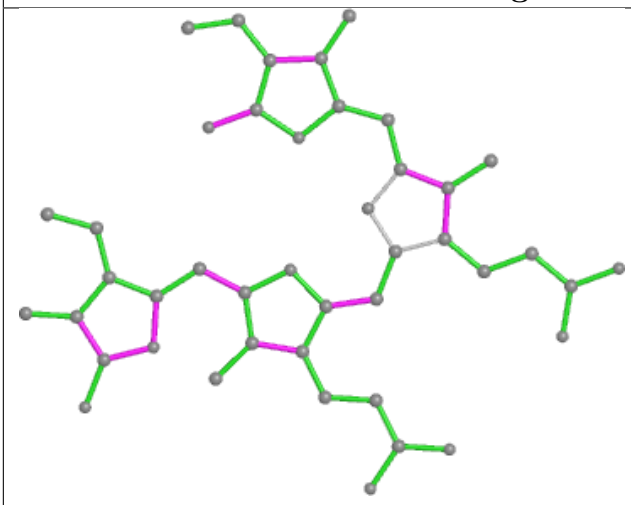

Bond lengths

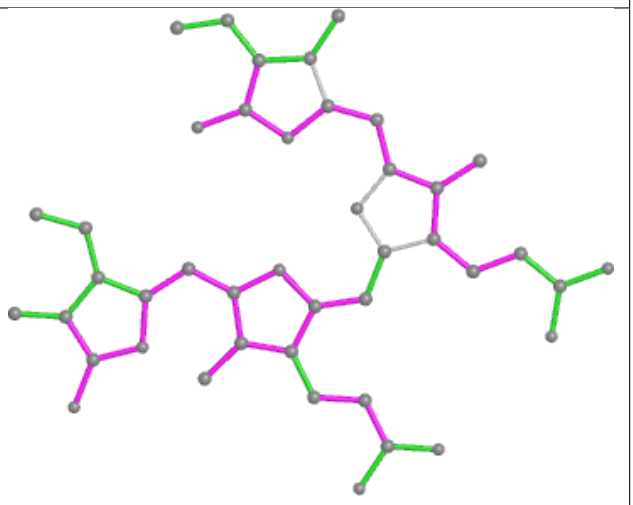

Bond angles

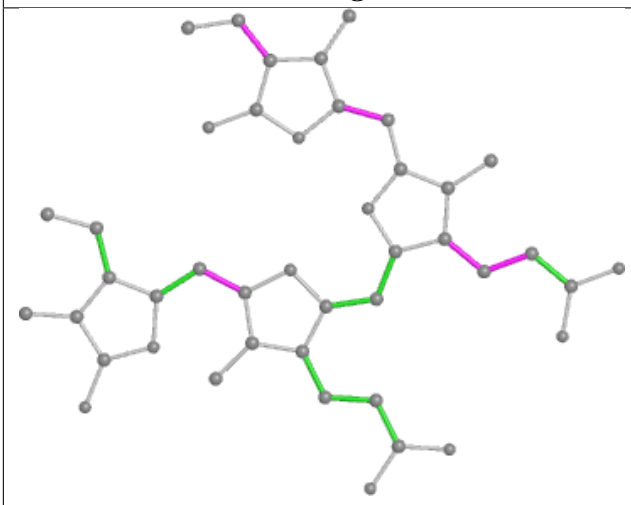

Torsions

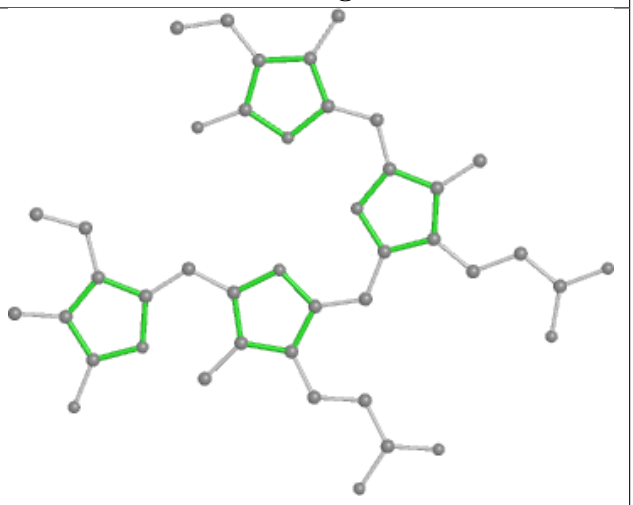

Rings

Ligand PEB HD 201

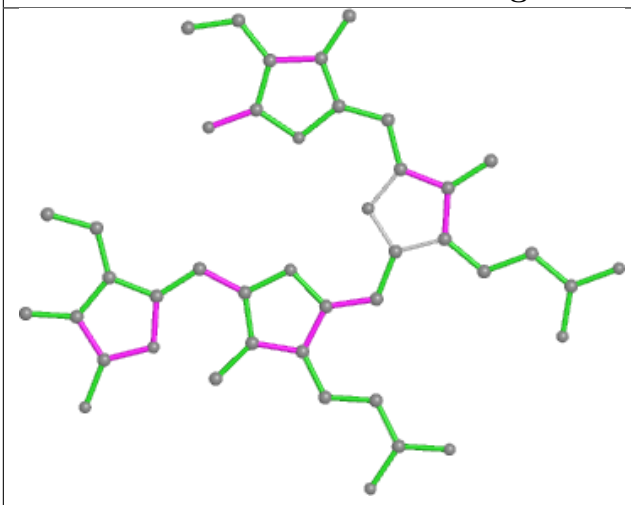

Bond lengths

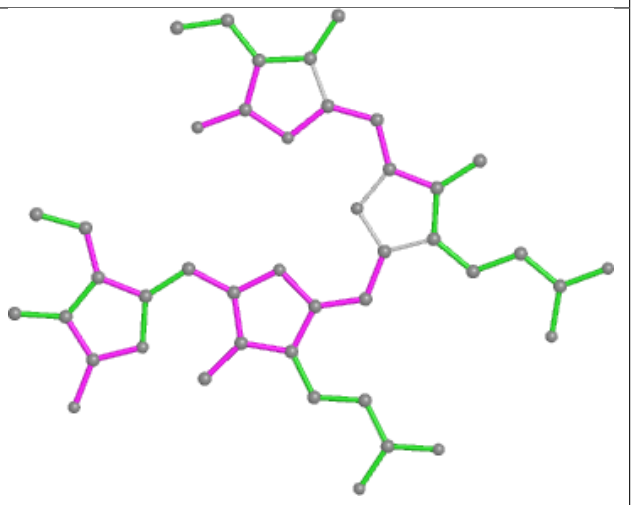

Bond angles

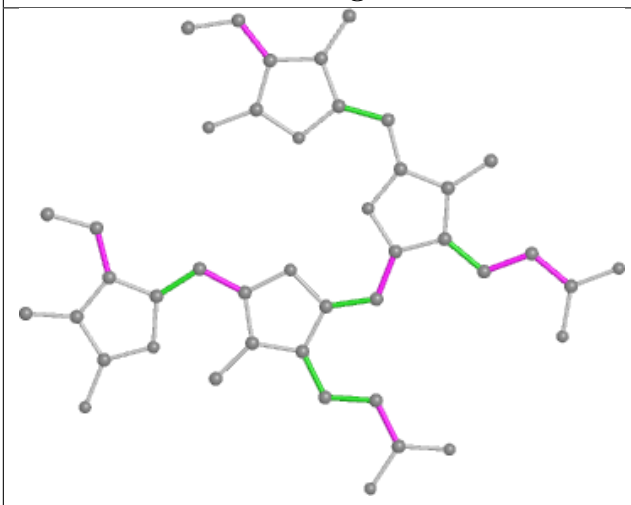

Torsions

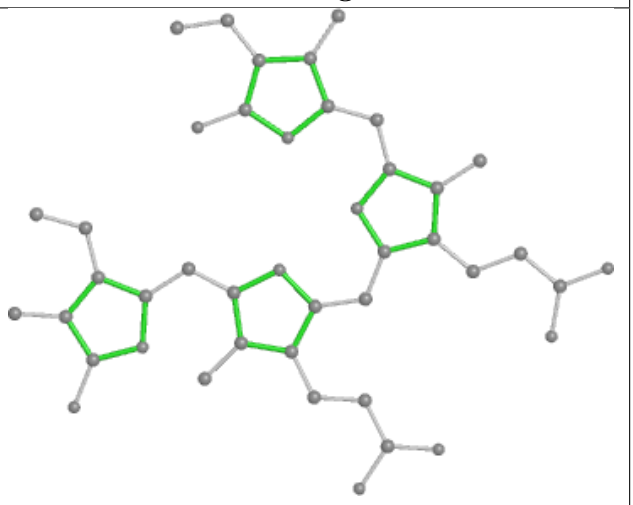

Rings

Ligand PEB ID 202

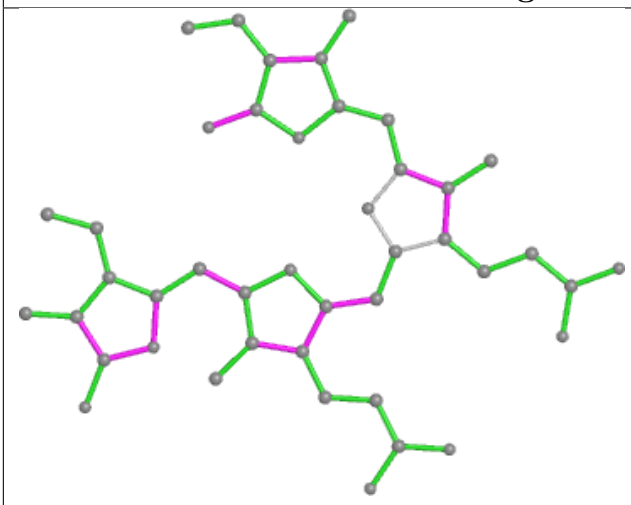

Bond lengths

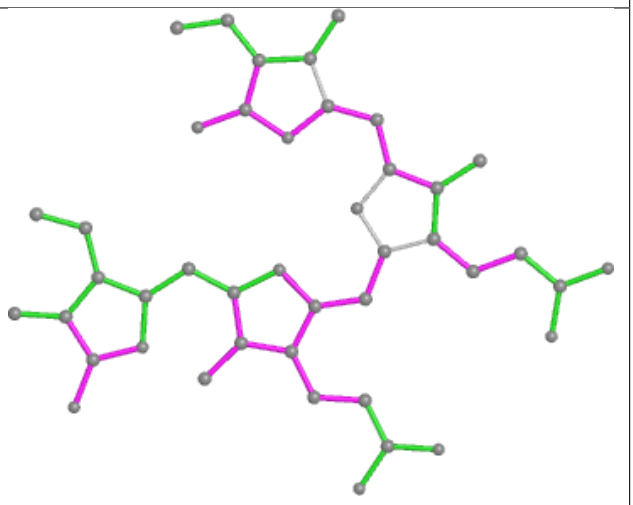

Bond angles

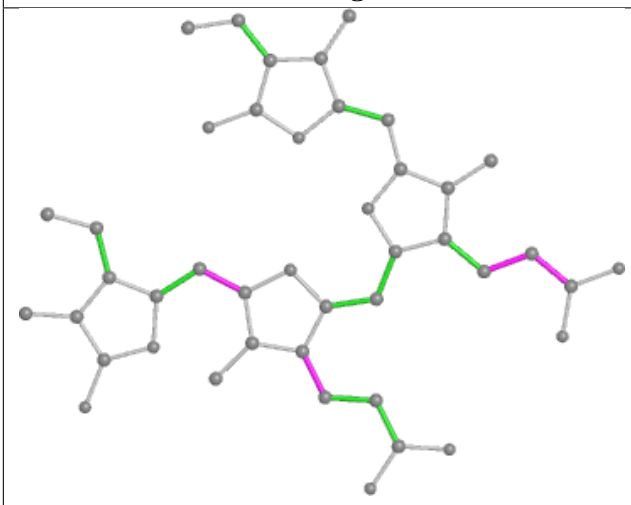

Torsions

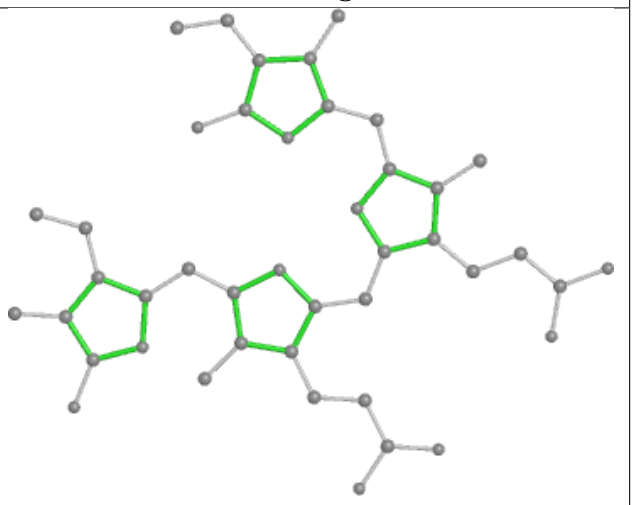

Rings

Ligand PEB a1 202

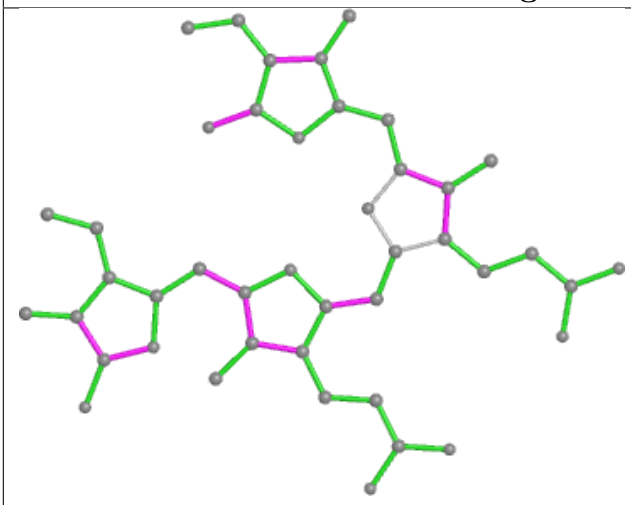

Bond lengths

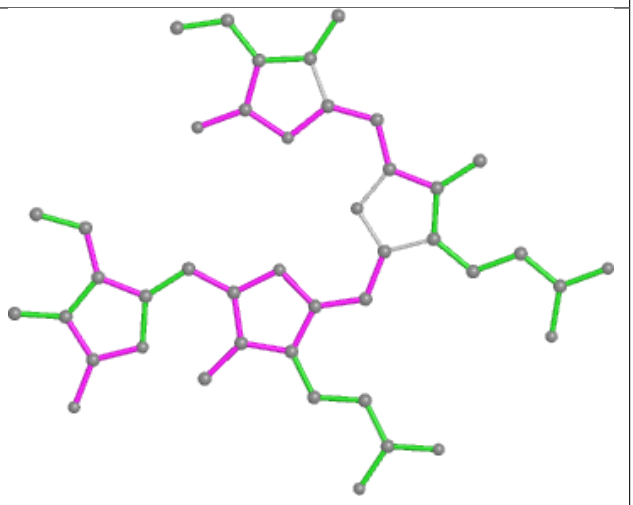

Bond angles

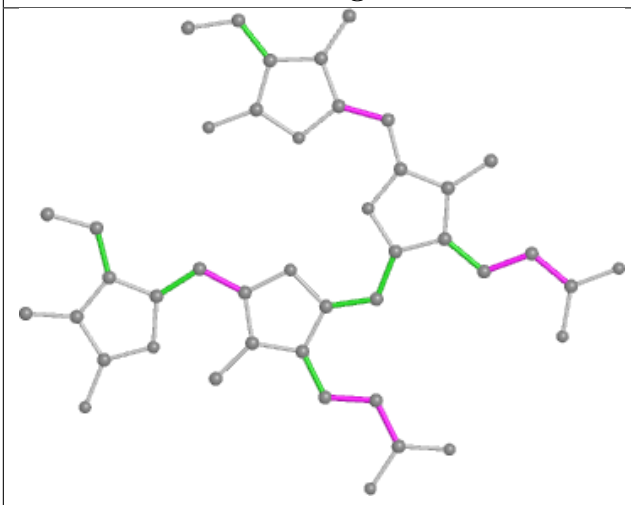

Torsions

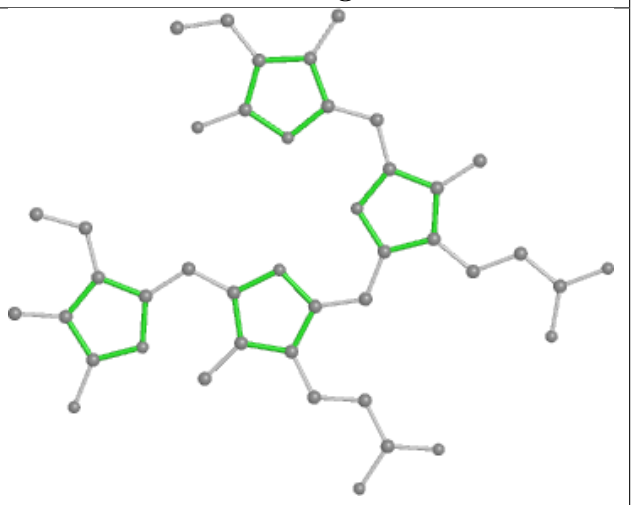

Rings

Ligand PEB K5 201

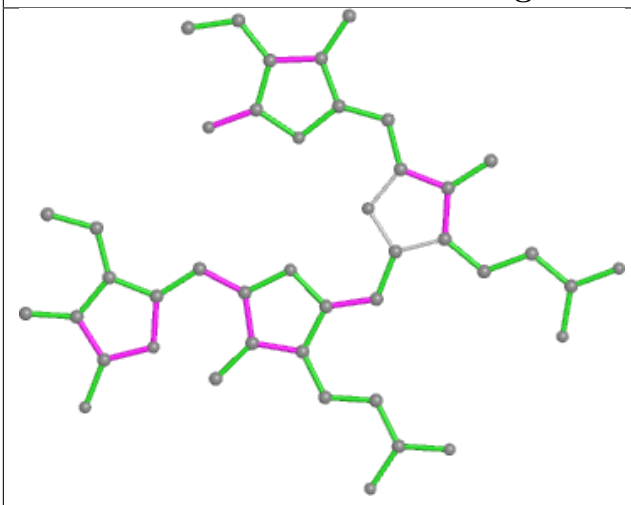

Bond lengths

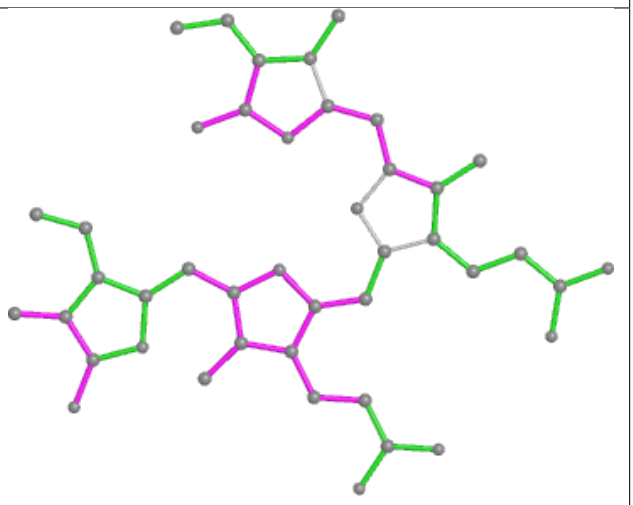

Bond angles

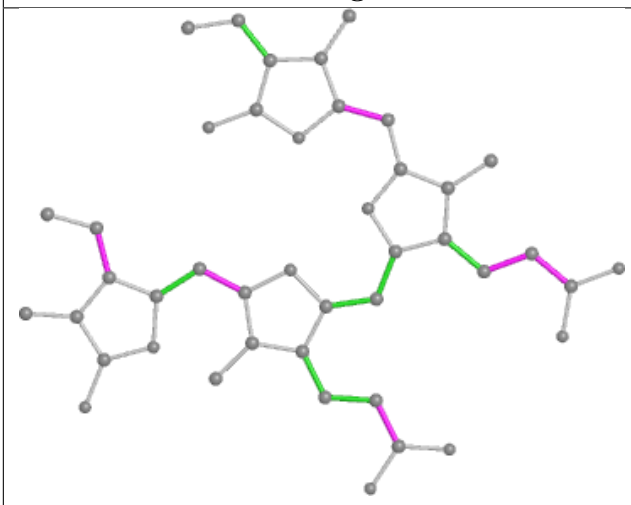

Torsions

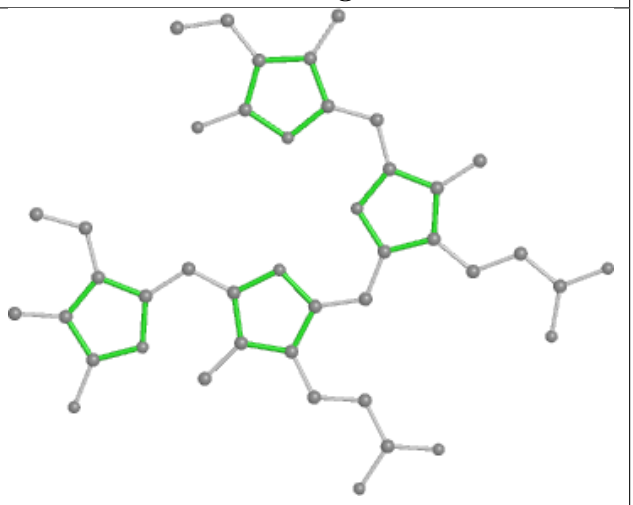

Rings

Ligand PEB SG 202

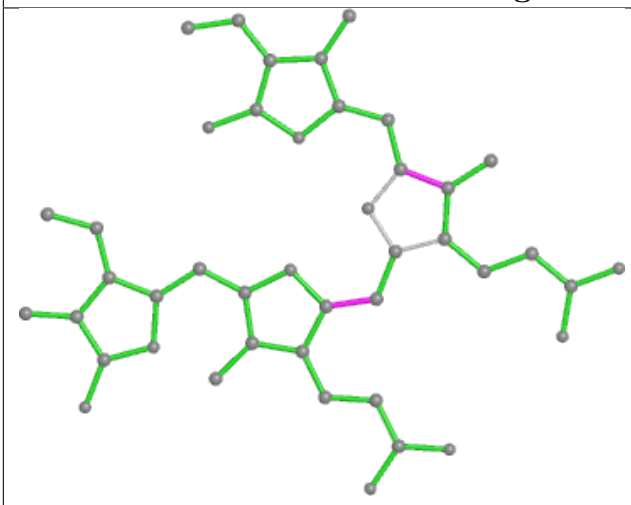

Bond lengths

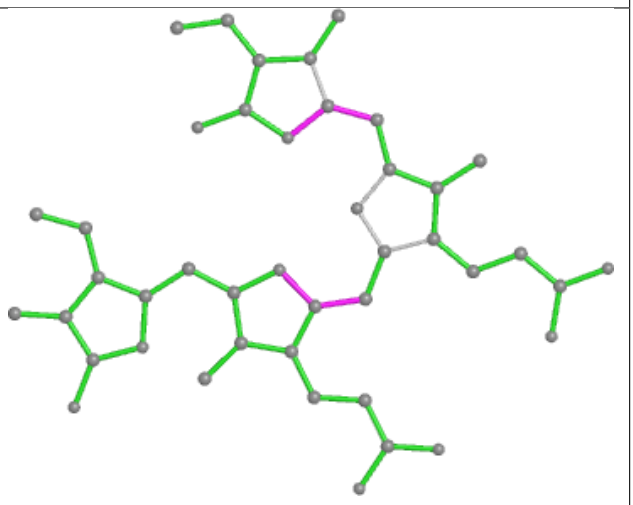

Bond angles

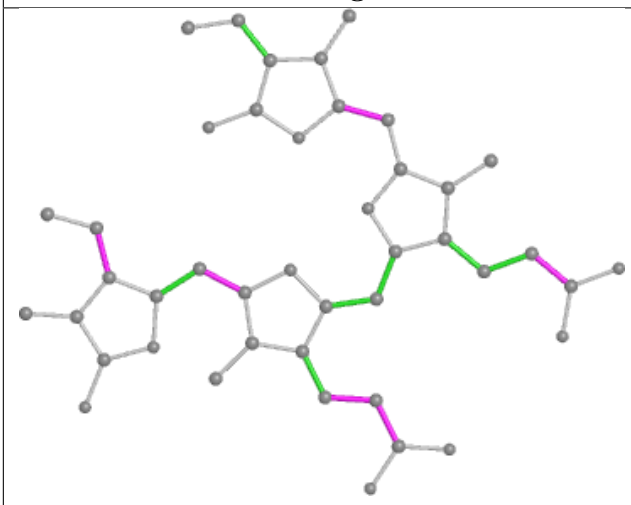

Torsions

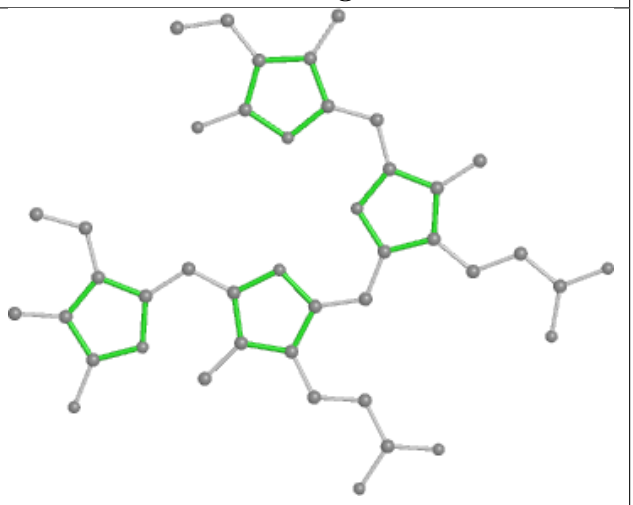

Rings

Ligand LHG A2 843

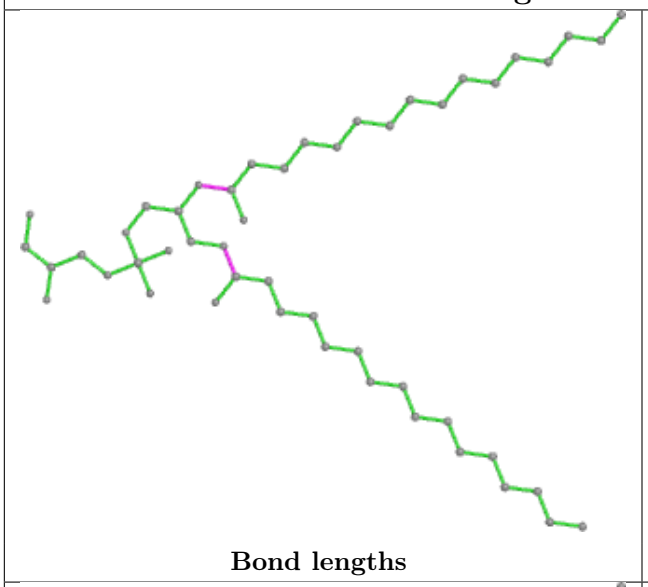

Bond lengths

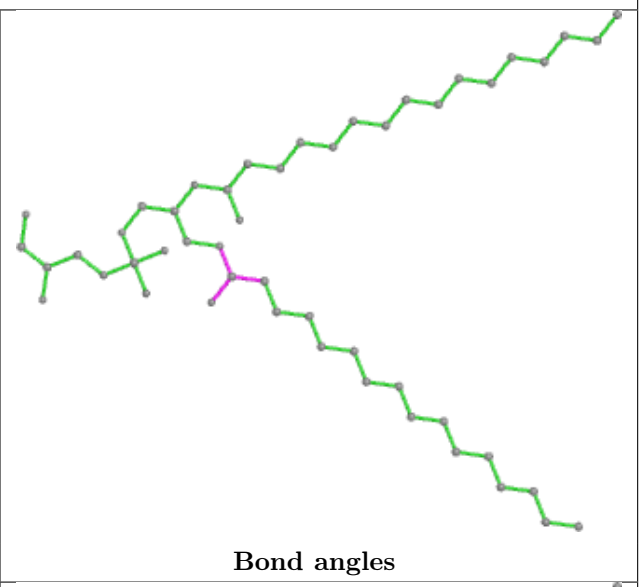

Bond angles

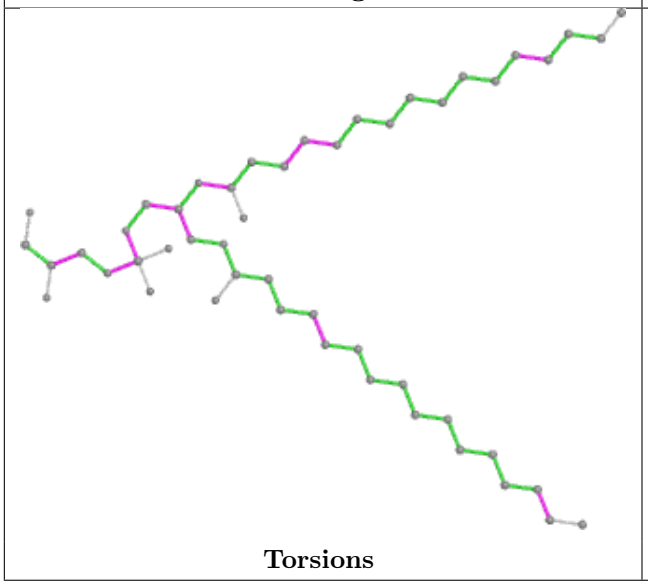

Torsions

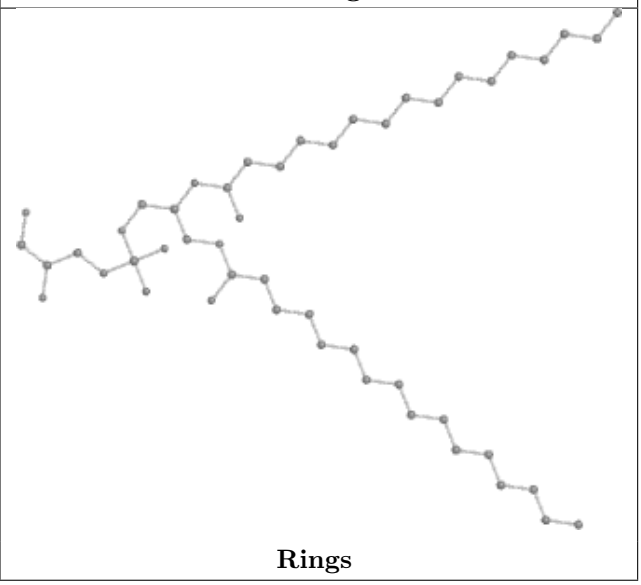

Rings

Ligand PEB PI 202

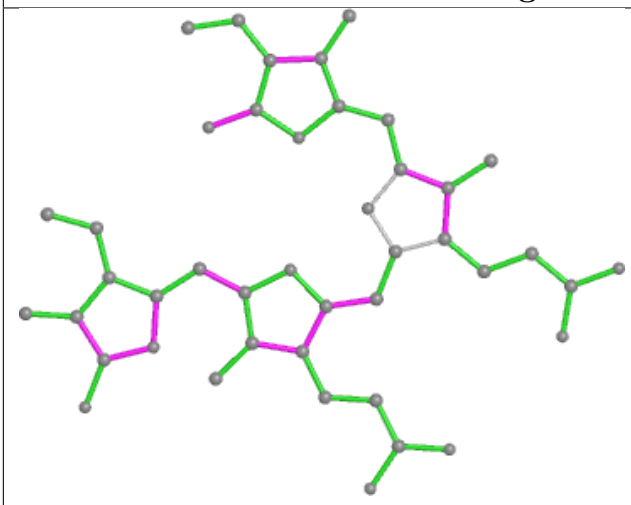

Bond lengths

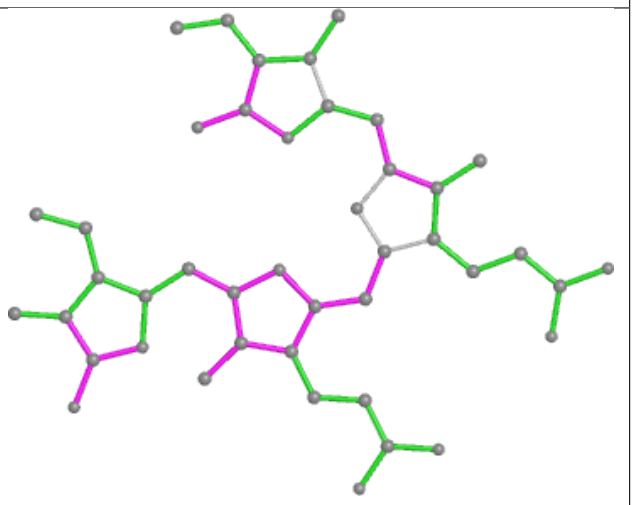

Bond angles

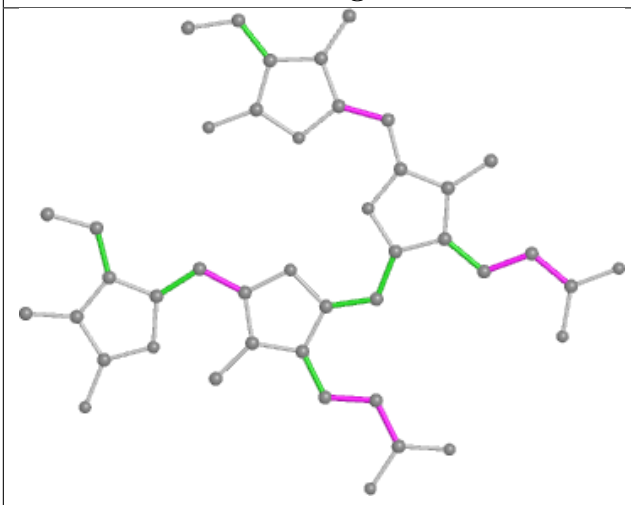

Torsions

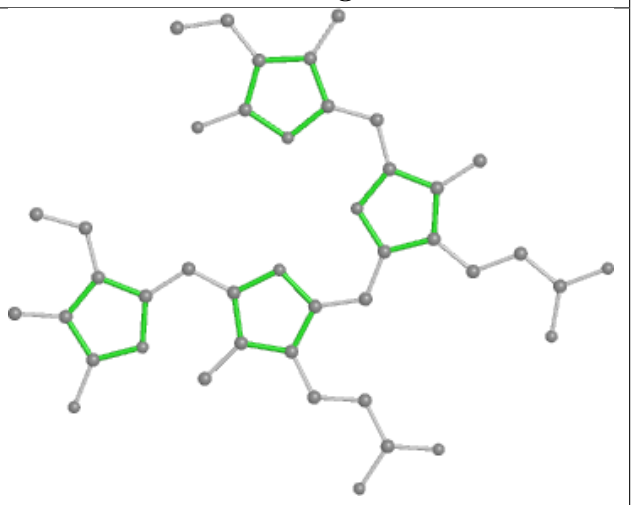

Rings

Ligand PEB dG 201

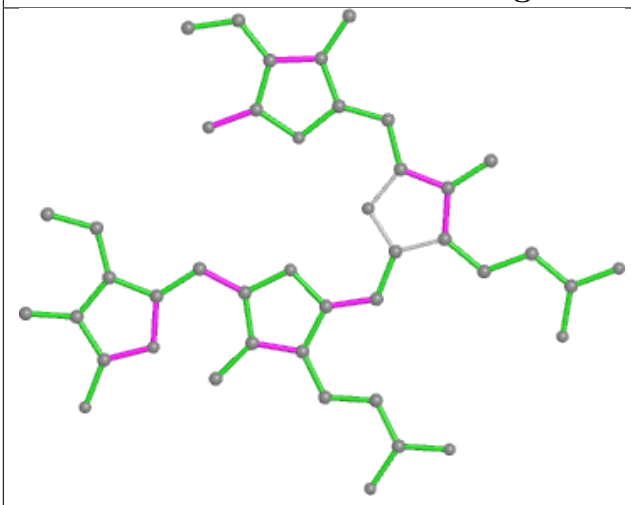

Bond lengths

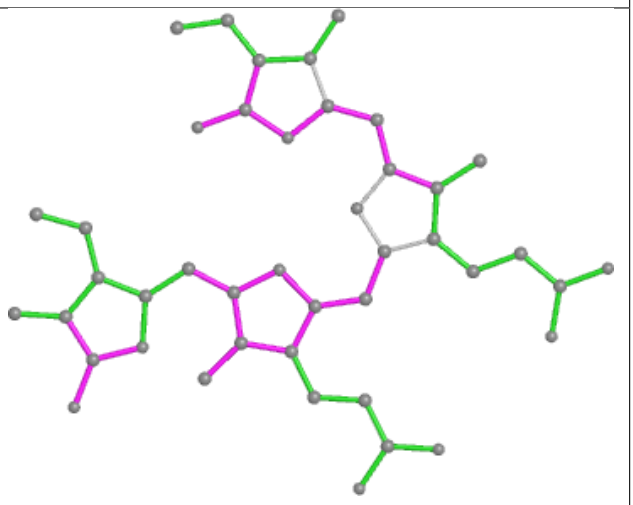

Bond angles

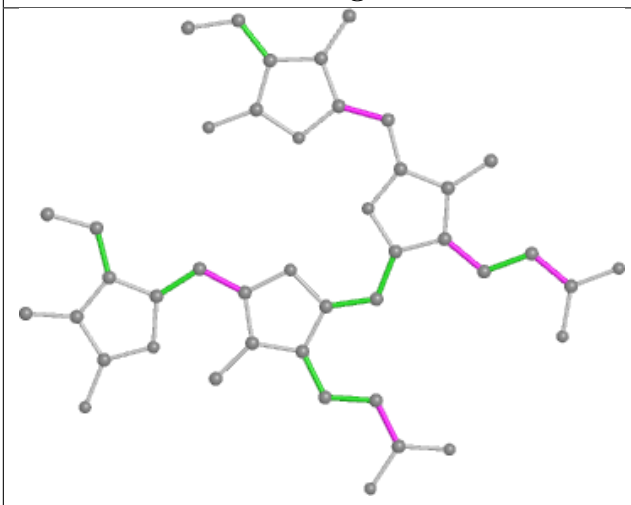

Torsions

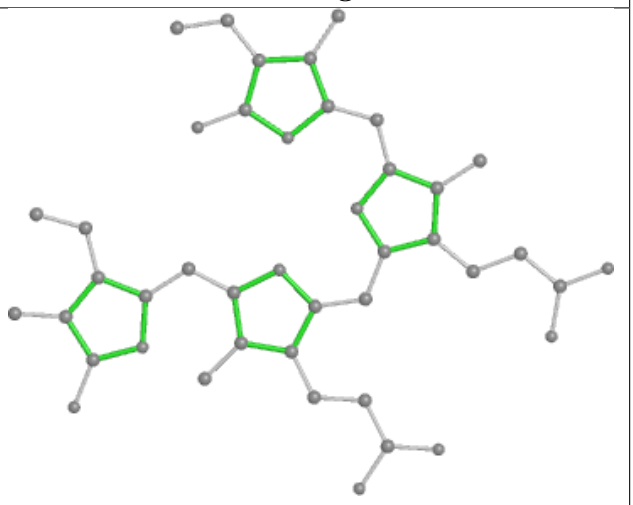

Rings

Ligand PEB TD 201

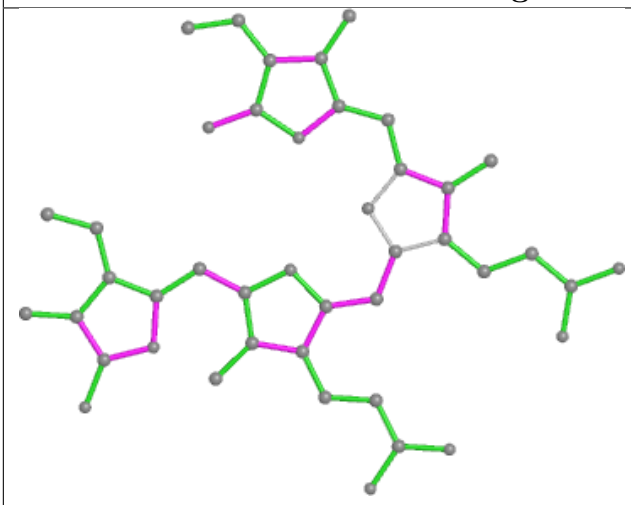

Bond lengths

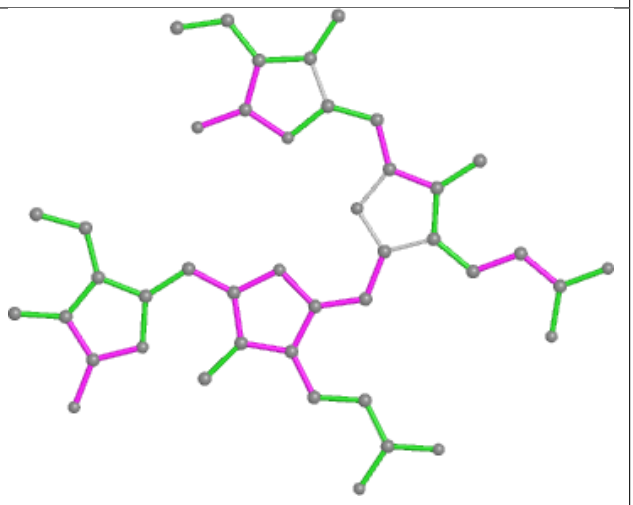

Bond angles

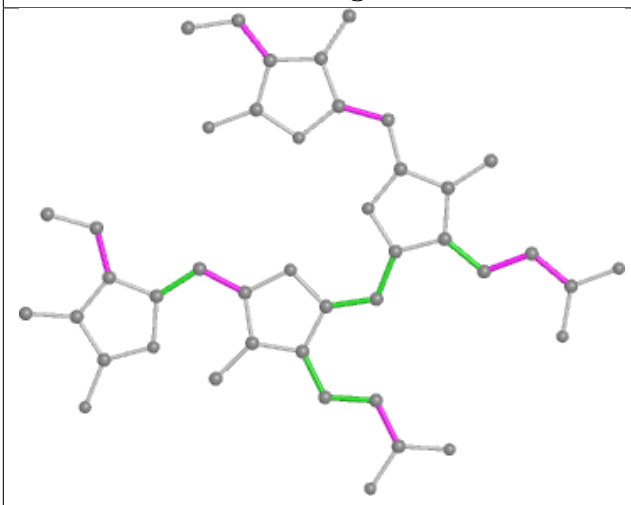

Torsions

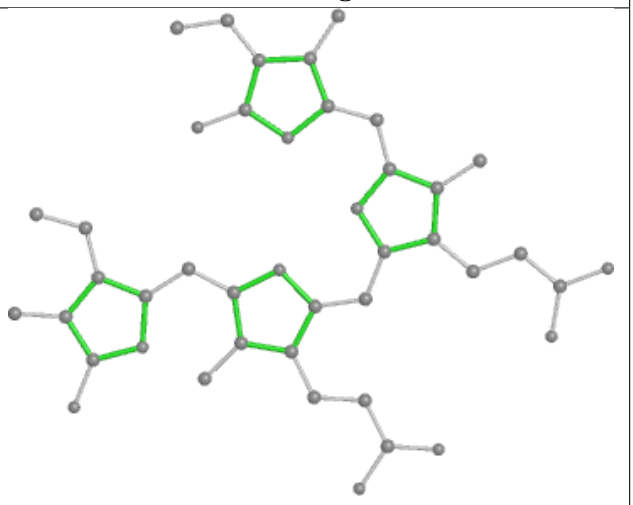

Rings

Ligand PEB uC 202

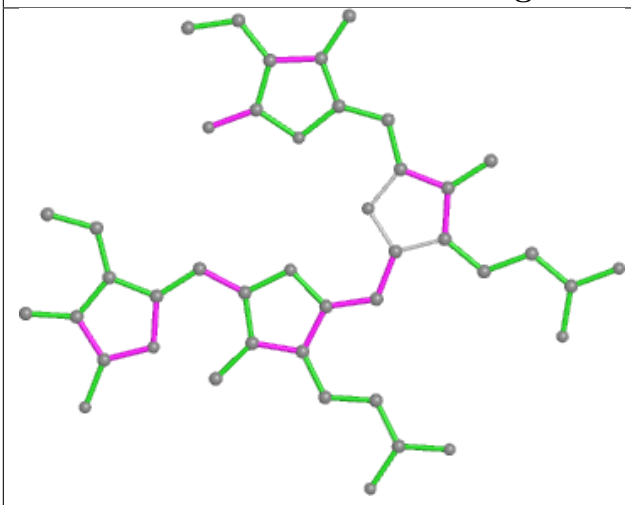

Bond lengths

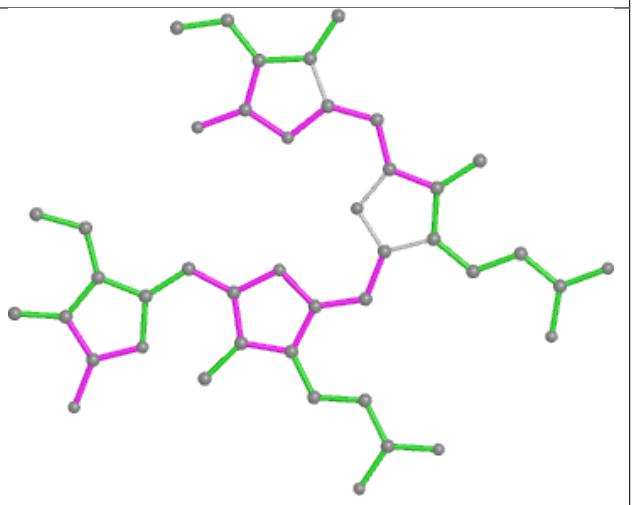

Bond angles

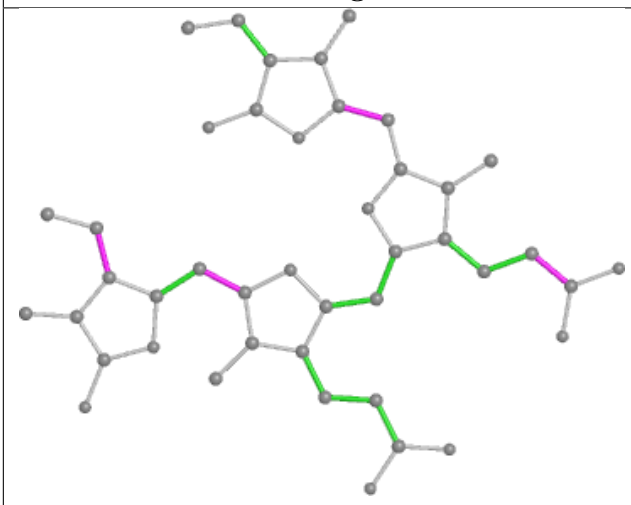

Torsions

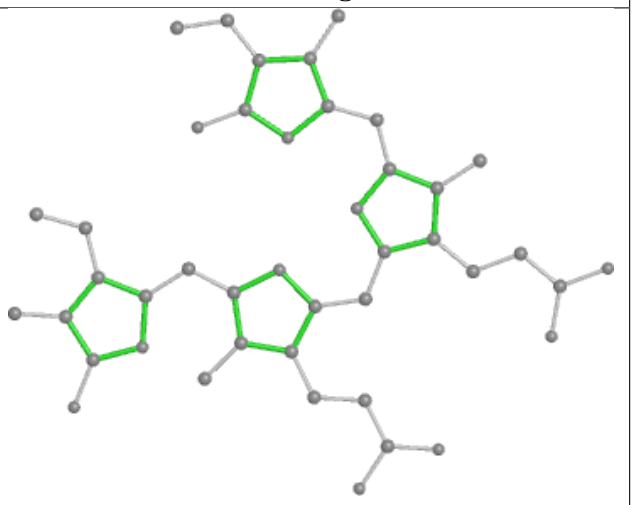

Rings

Ligand PEB dK 202

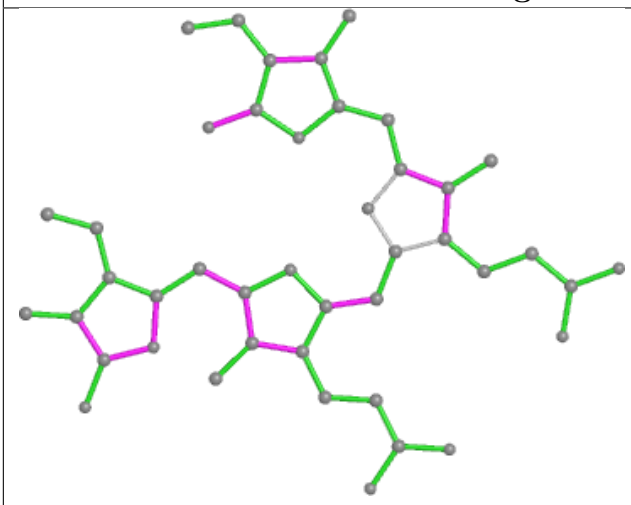

Bond lengths

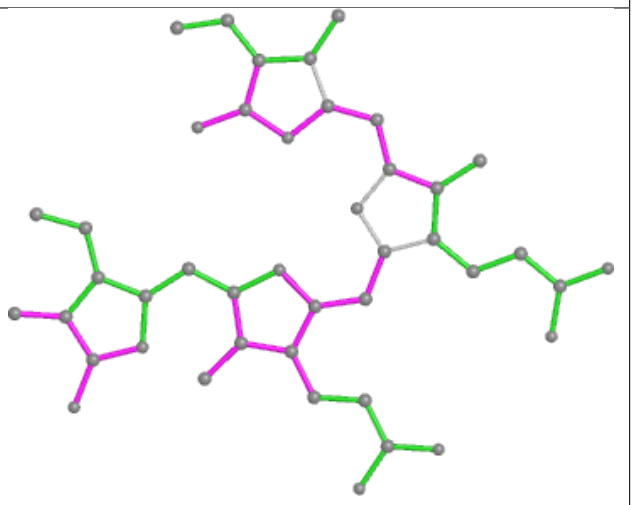

Bond angles

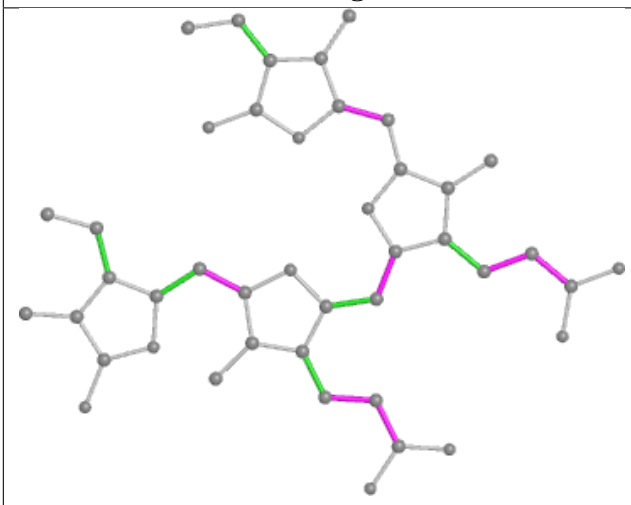

Torsions

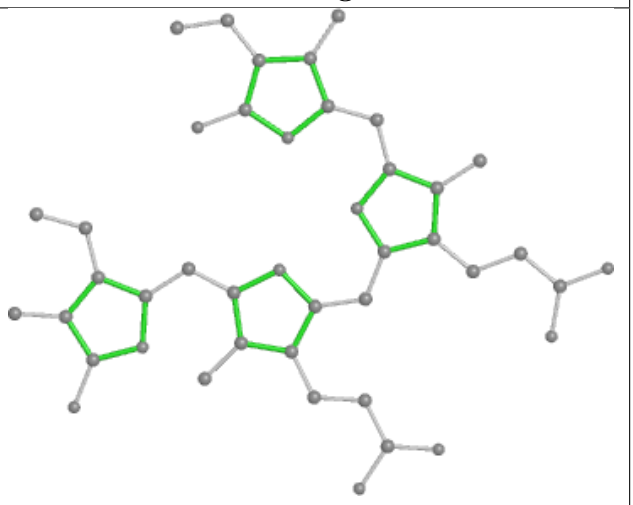

Rings

Ligand PEB eO 203

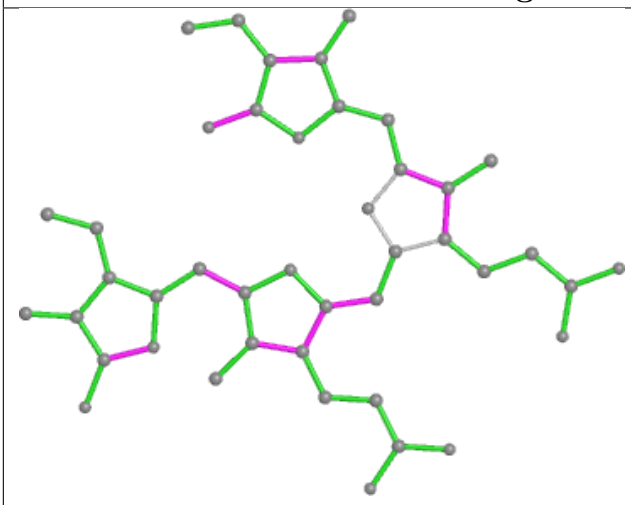

Bond lengths

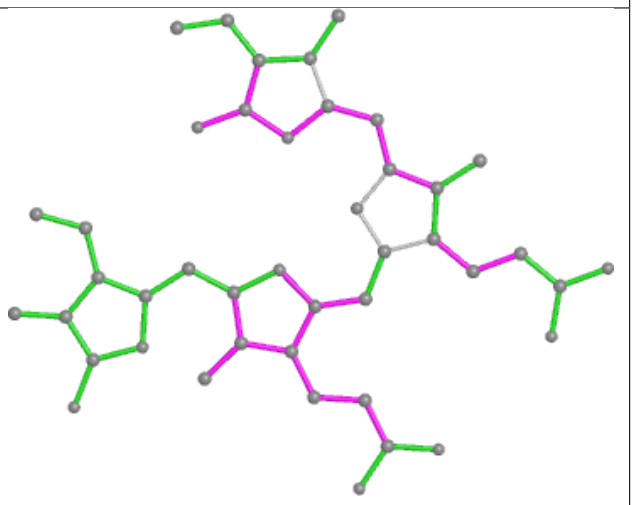

Bond angles

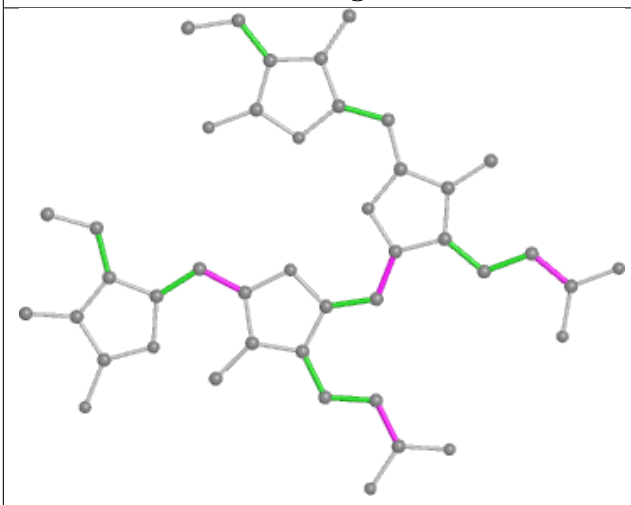

Torsions

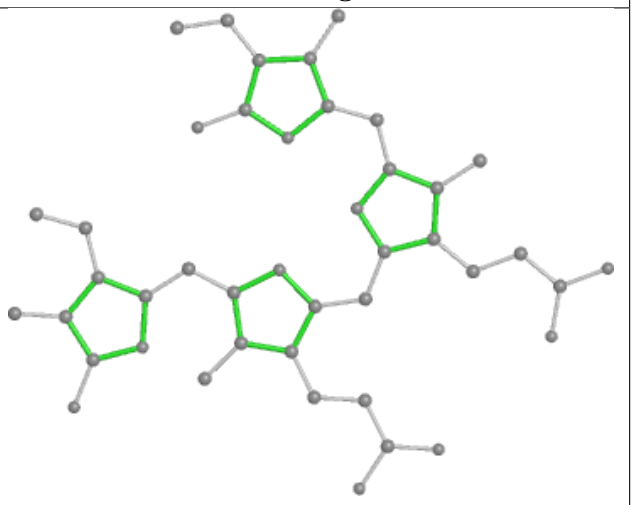

Rings

Ligand PEB TO 202

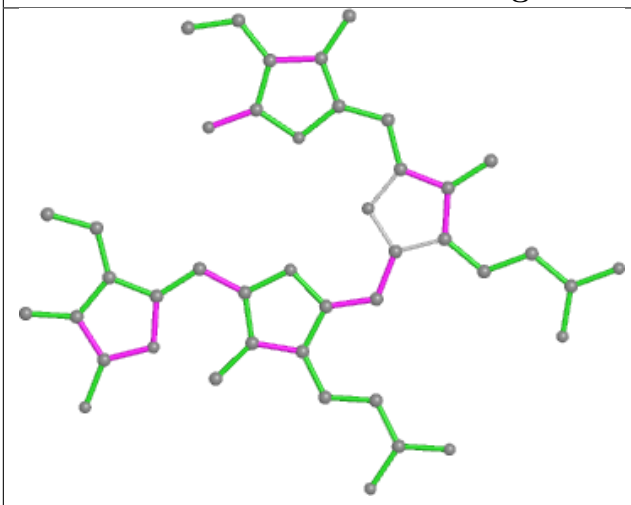

Bond lengths

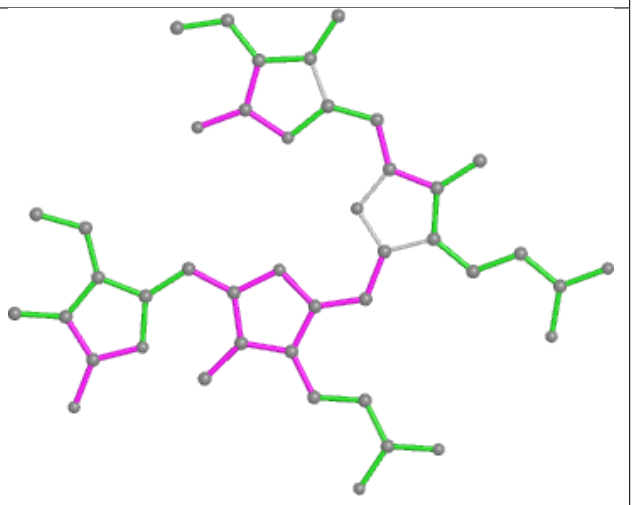

Bond angles

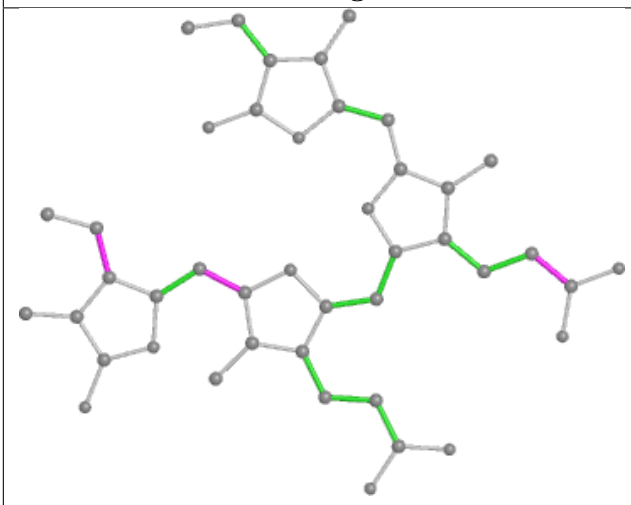

Torsions

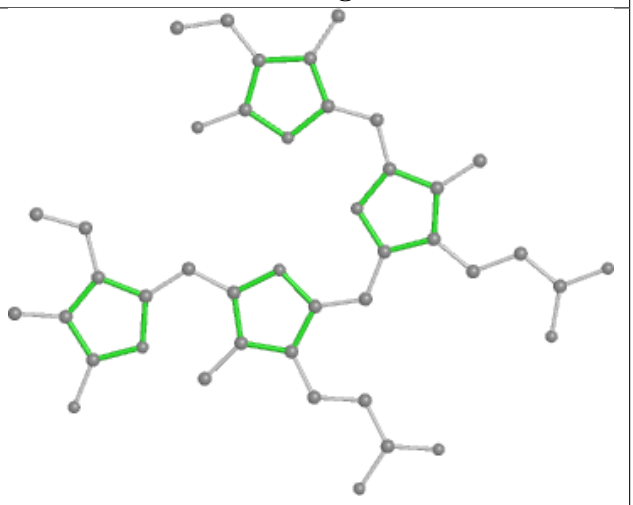

Rings

Ligand LMG k6 101

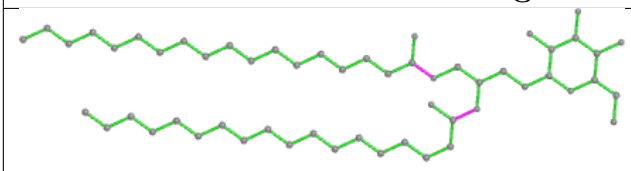

Bond lengths

Bond angles

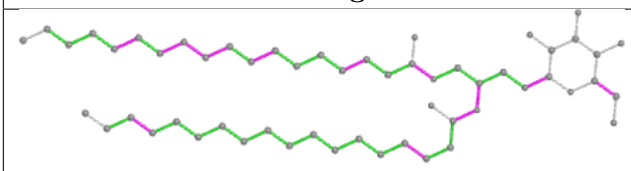

Torsions

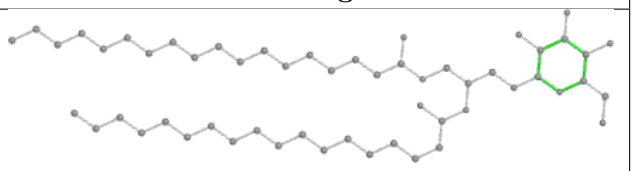

Rings

Ligand PEB BB 201

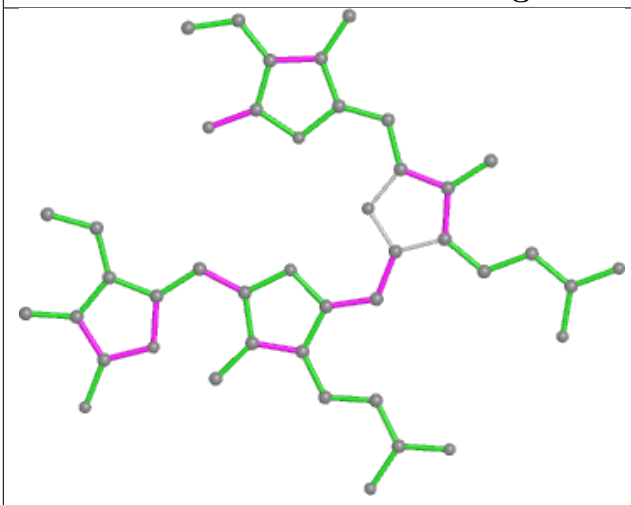

Bond lengths

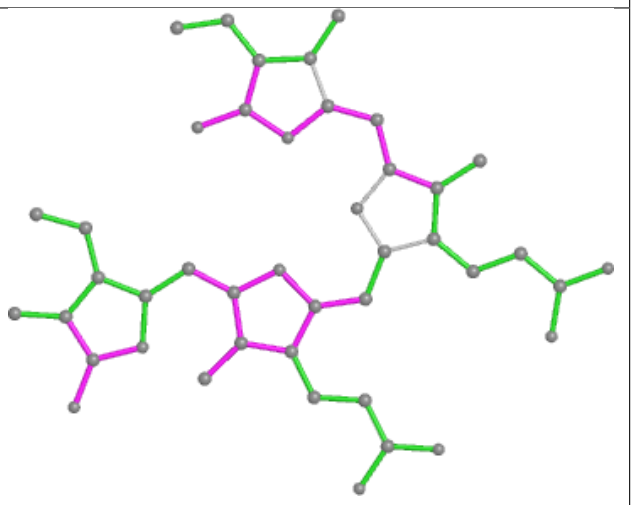

Bond angles

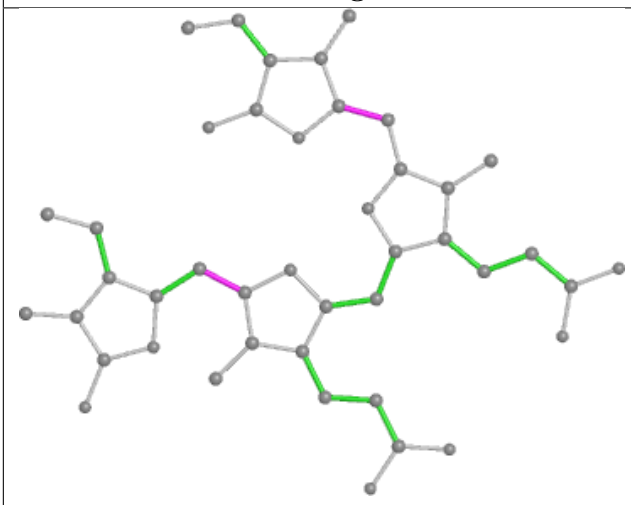

Torsions

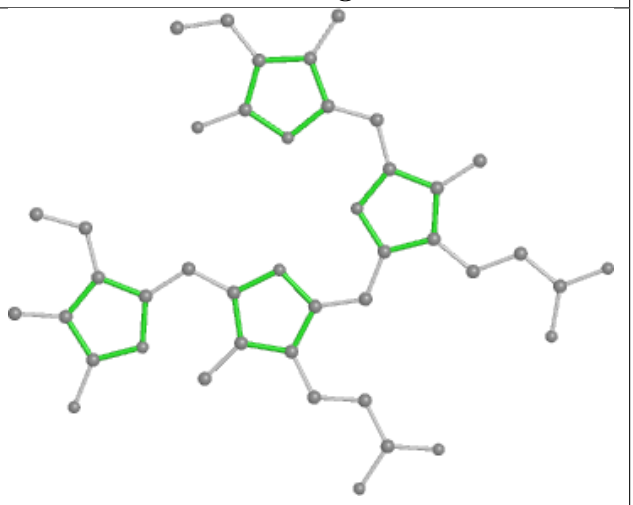

Rings

Ligand PEB OD 201

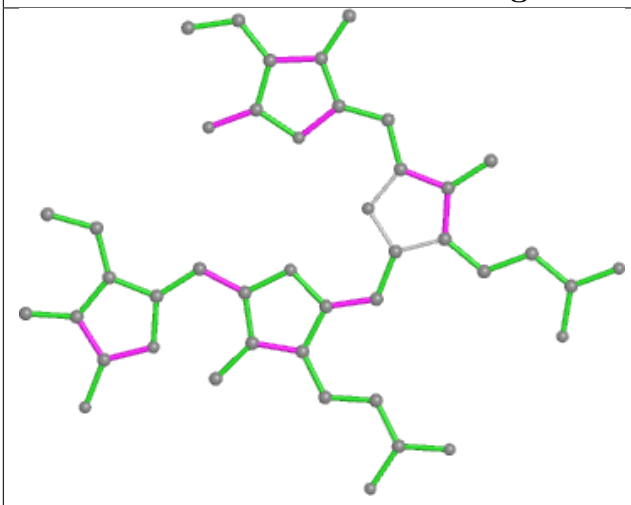

Bond lengths

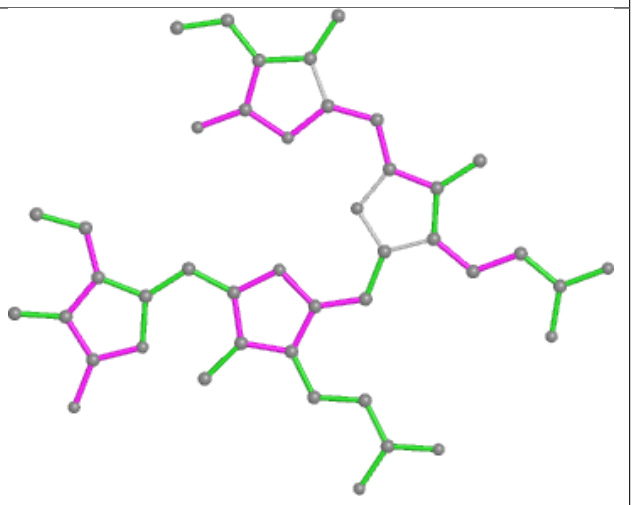

Bond angles

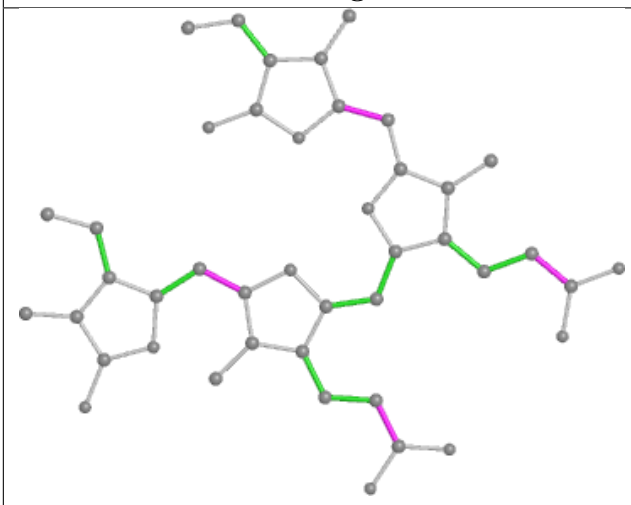

Torsions

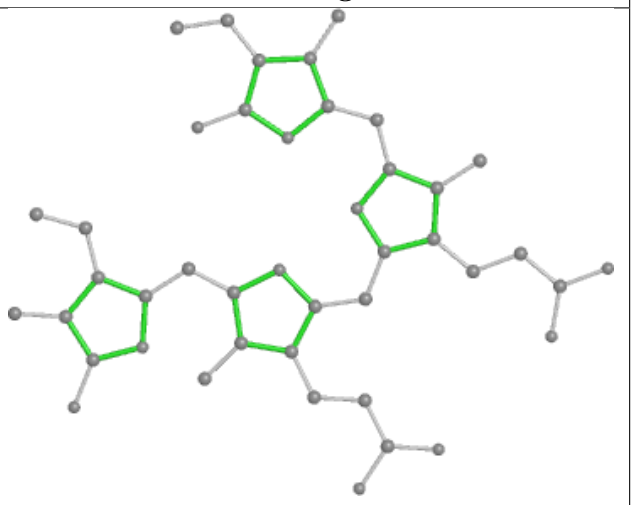

Rings

Ligand PEB RE 201

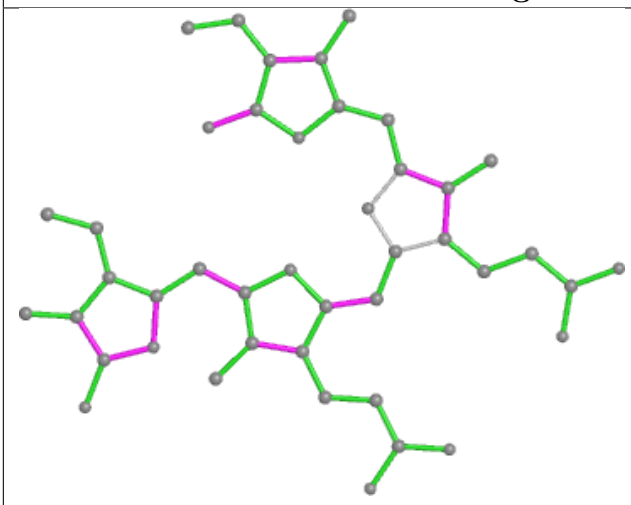

Bond lengths

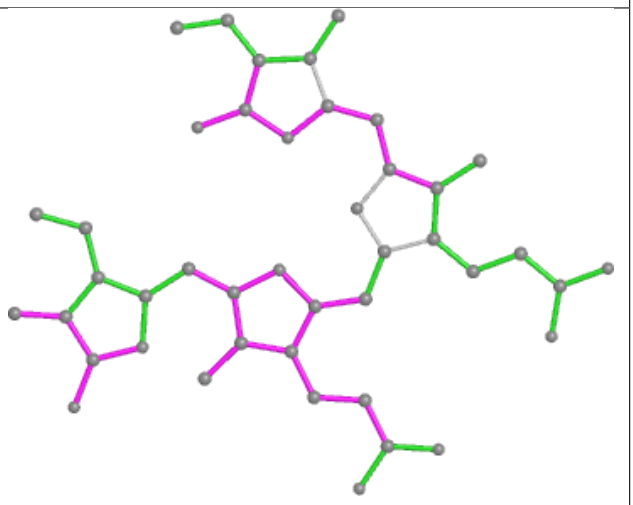

Bond angles

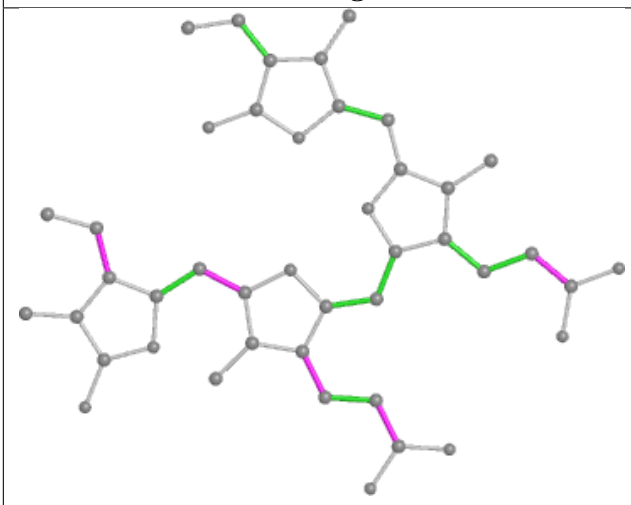

Torsions

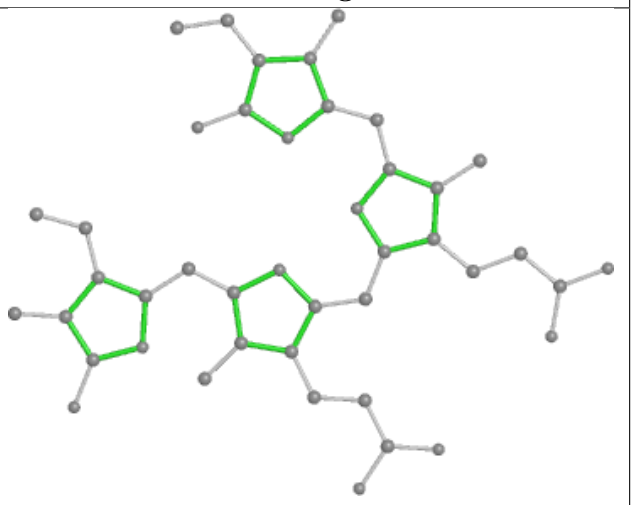

Rings

Ligand PEB XQ 203

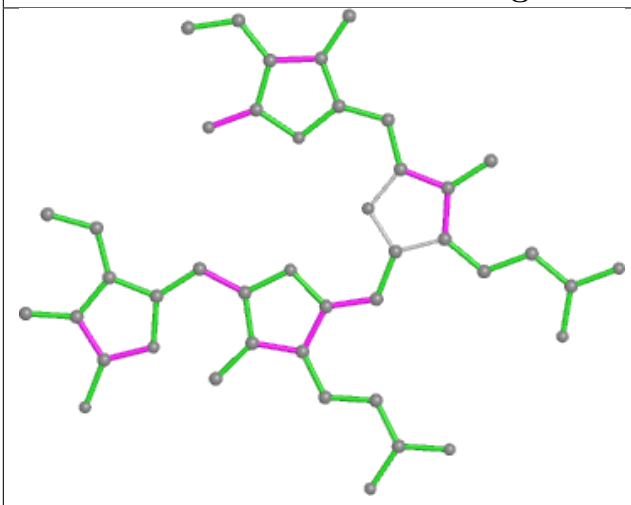

Bond lengths

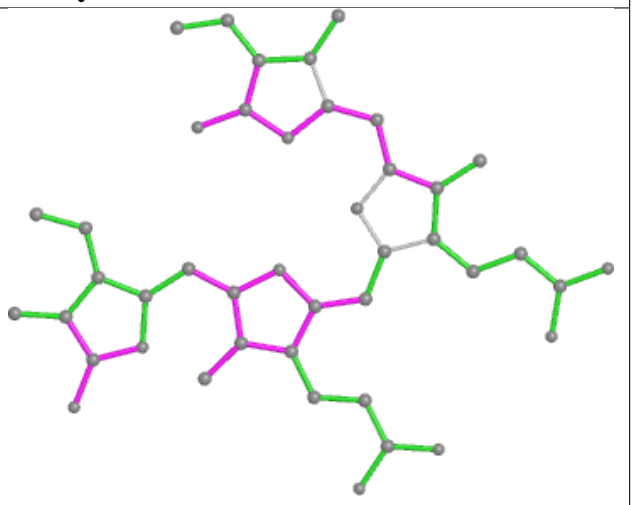

Bond angles

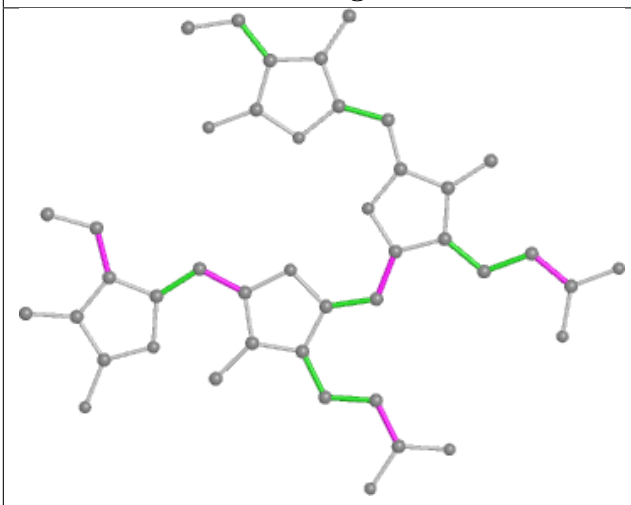

Torsions

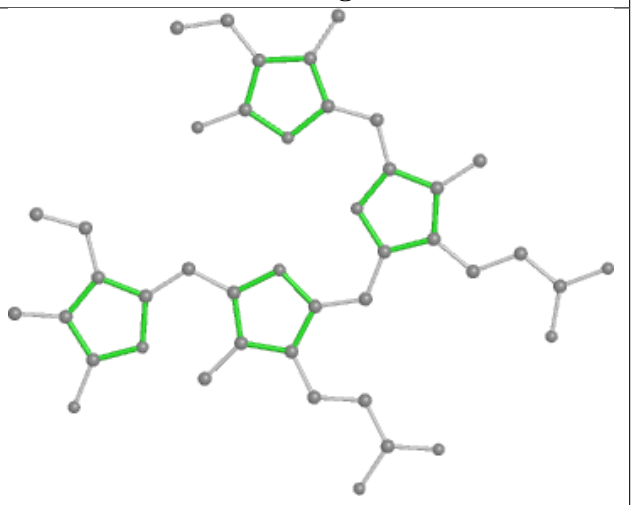

Rings

Ligand PEB mO 203

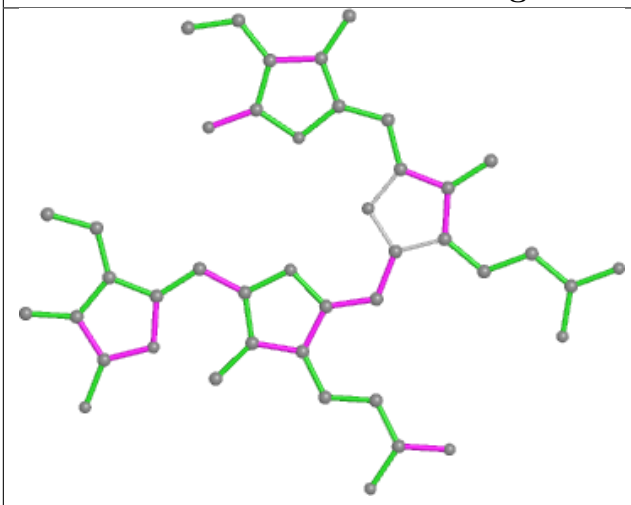

Bond lengths

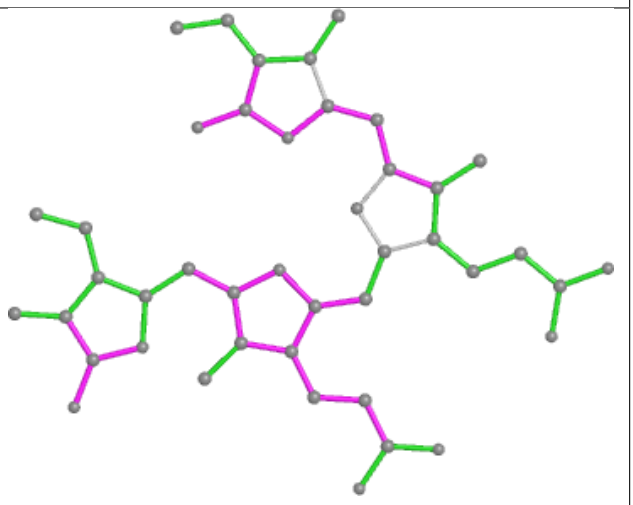

Bond angles

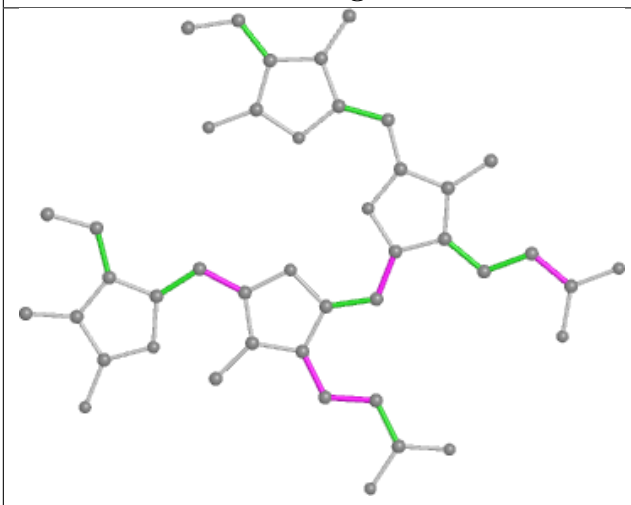

Torsions

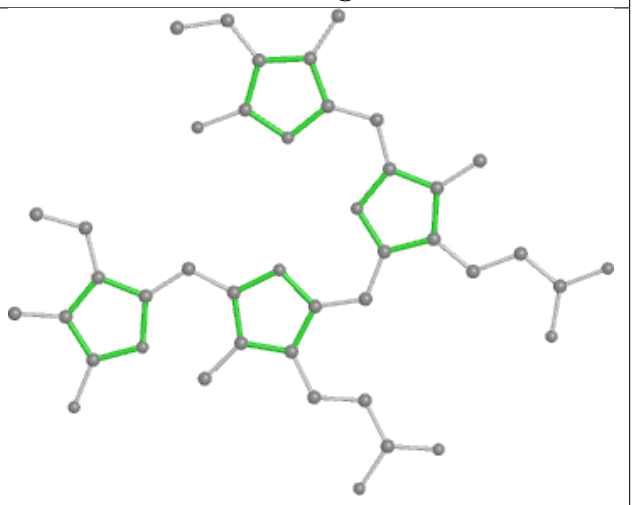

Rings

Ligand PEB FA 201

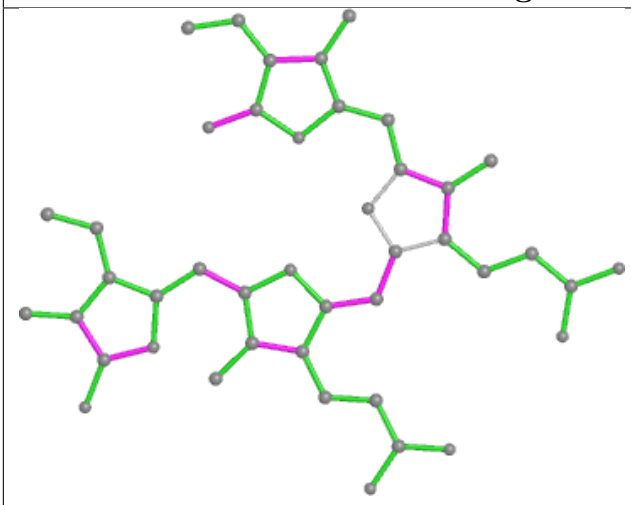

Bond lengths

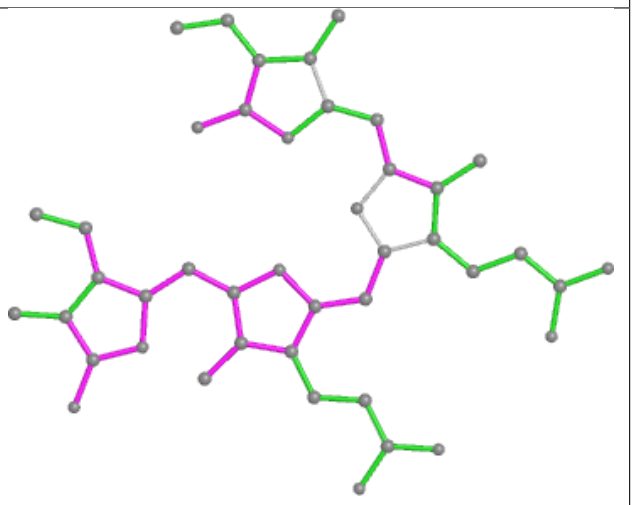

Bond angles

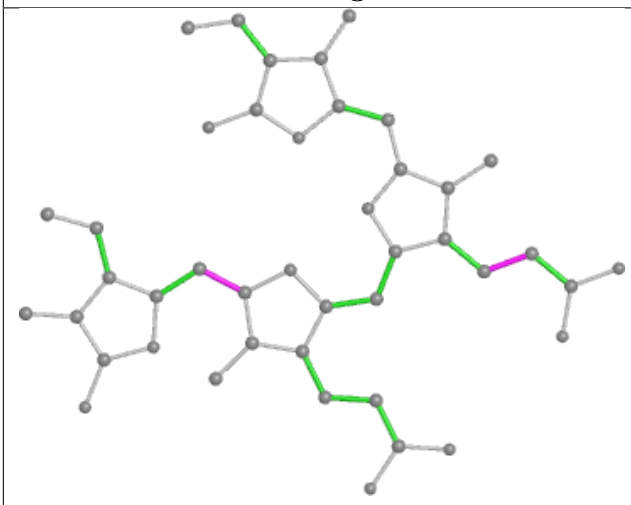

Torsions

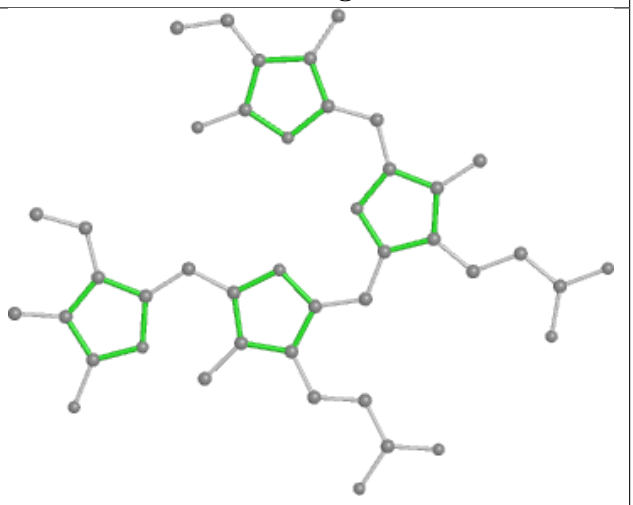

Rings

Ligand CYC H3 1001

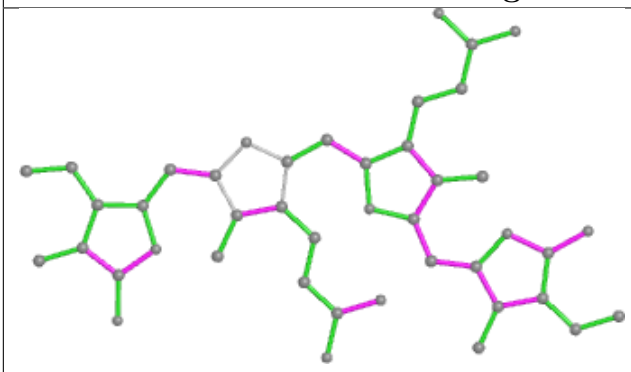

Bond lengths

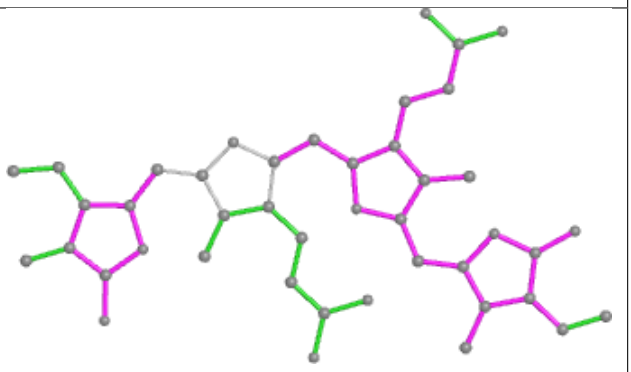

Bond angles

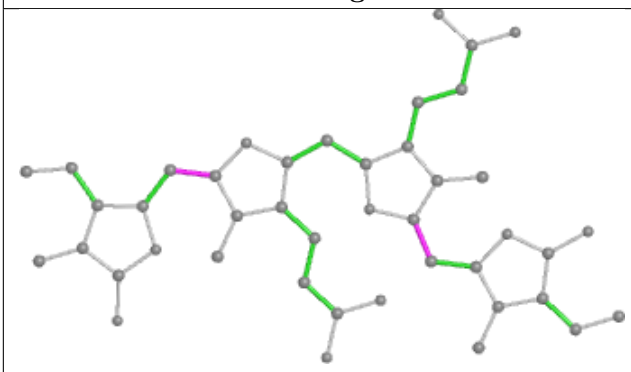

Torsions

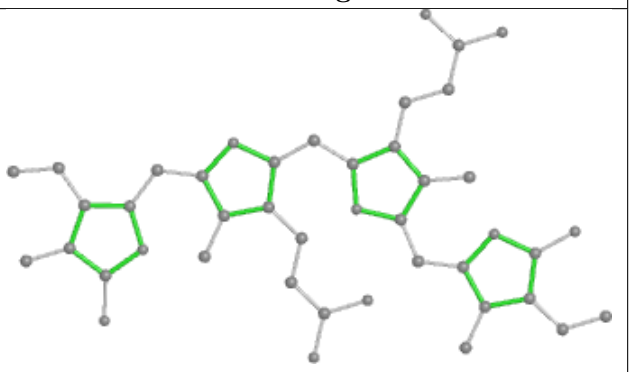

Rings

Ligand CLA BN 802

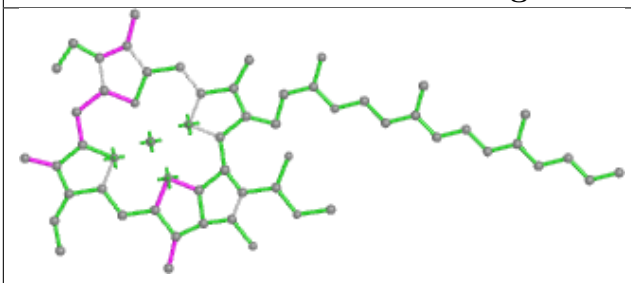

Bond lengths

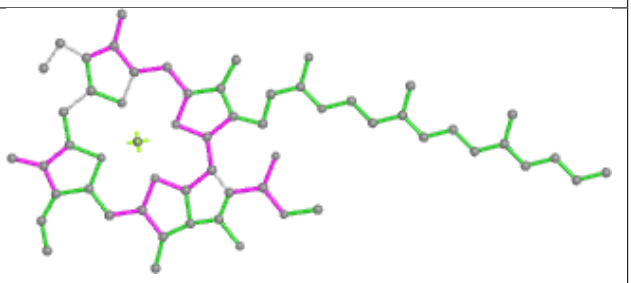

Bond angles

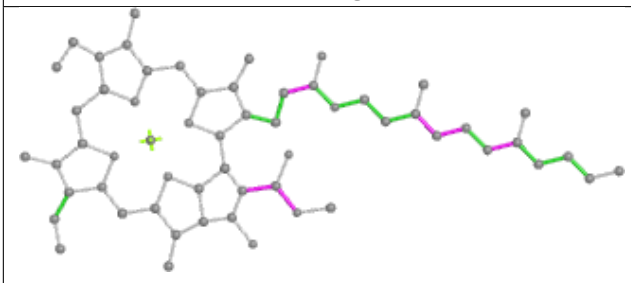

Torsions

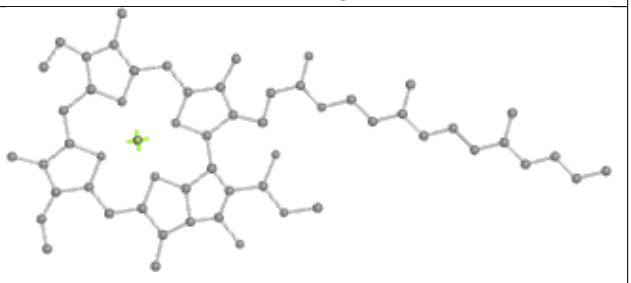

Rings

Ligand PEB aO 202

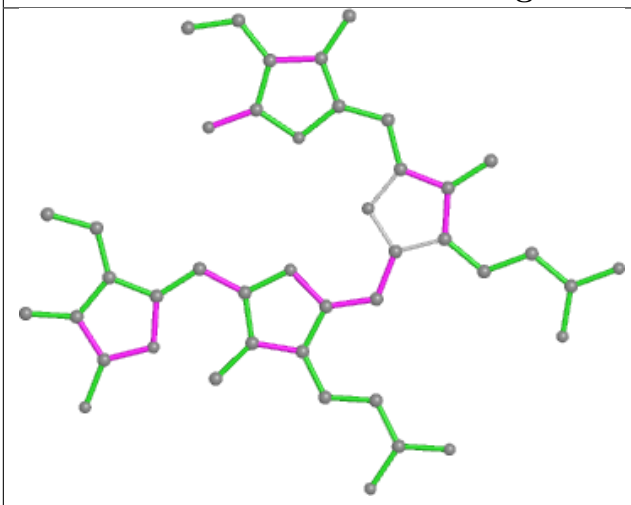

Bond lengths

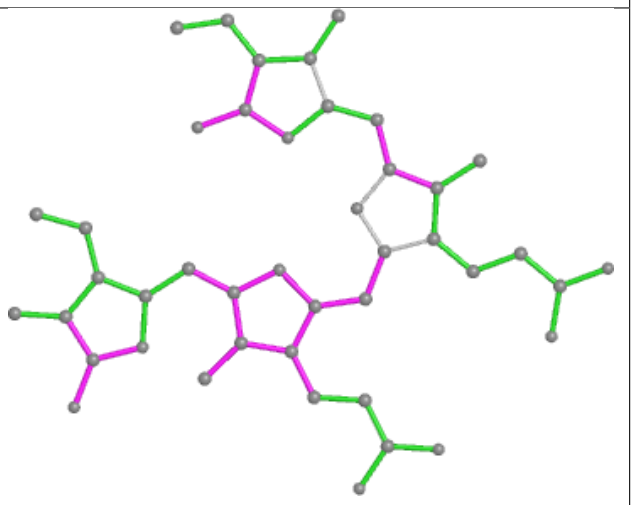

Bond angles

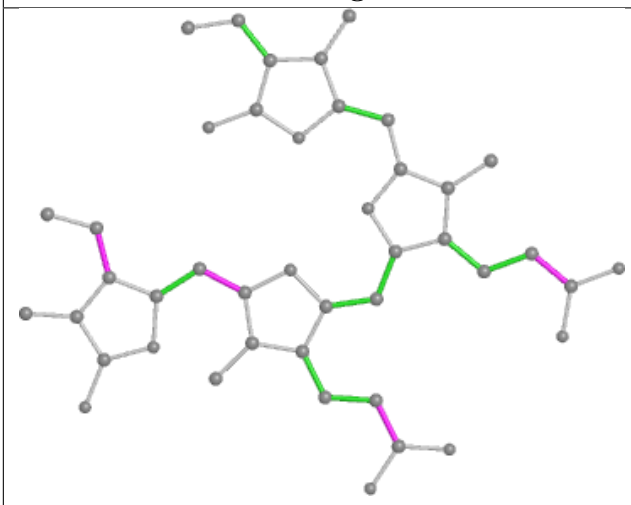

Torsions

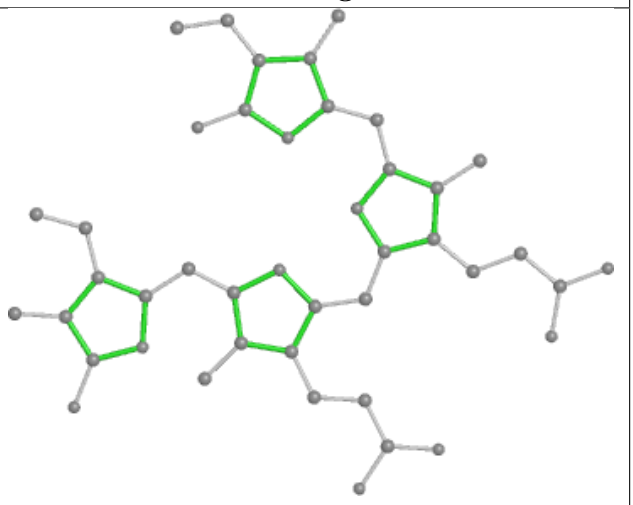

Rings

Ligand PEB GI 203

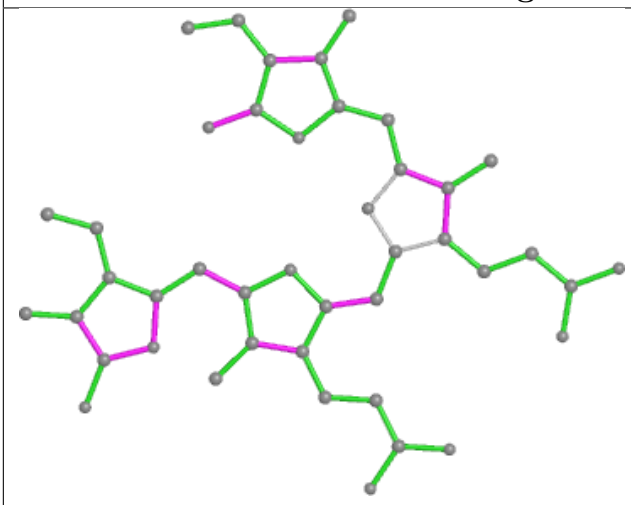

Bond lengths

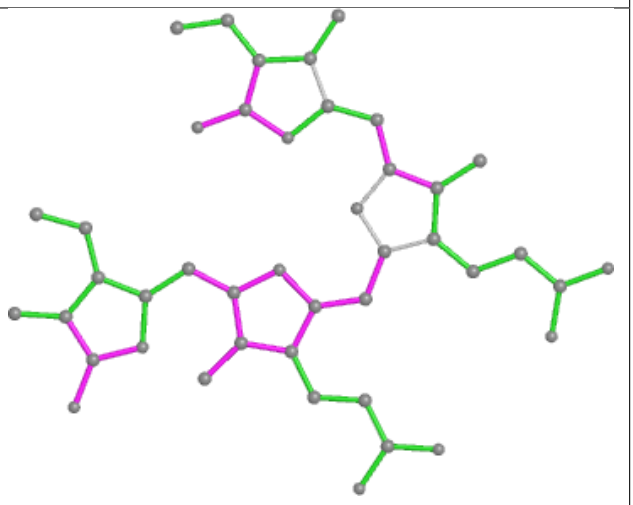

Bond angles

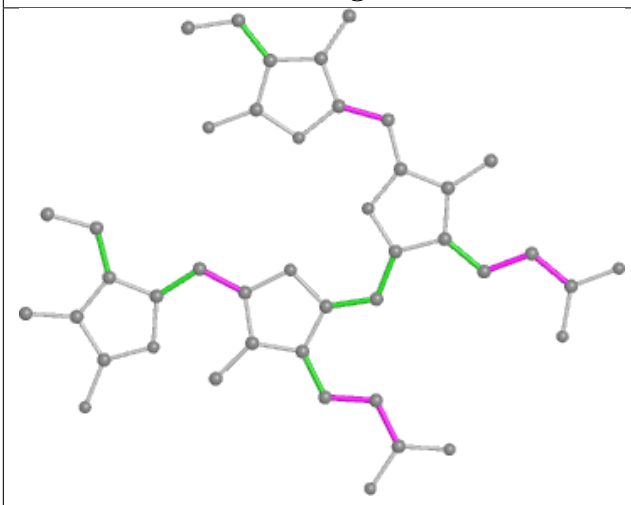

Torsions

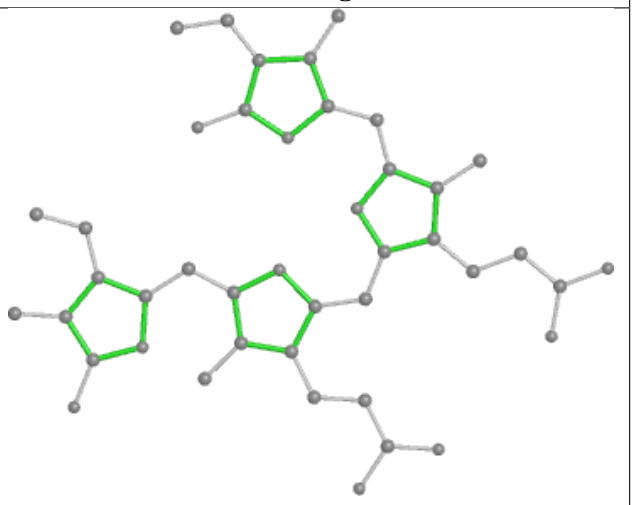

Rings

Ligand PEB UF 201

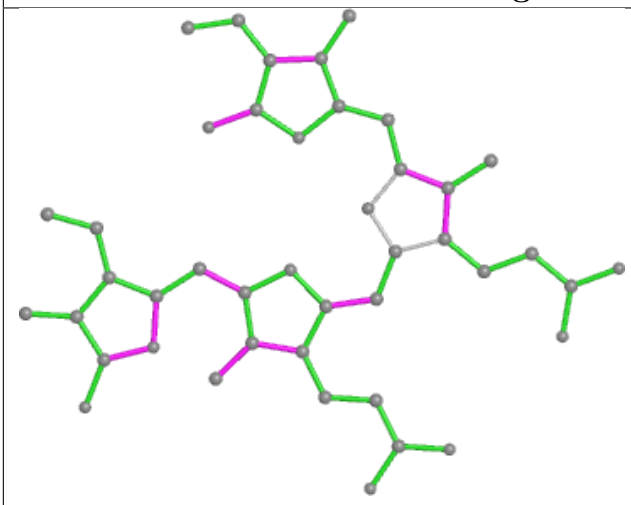

Bond lengths

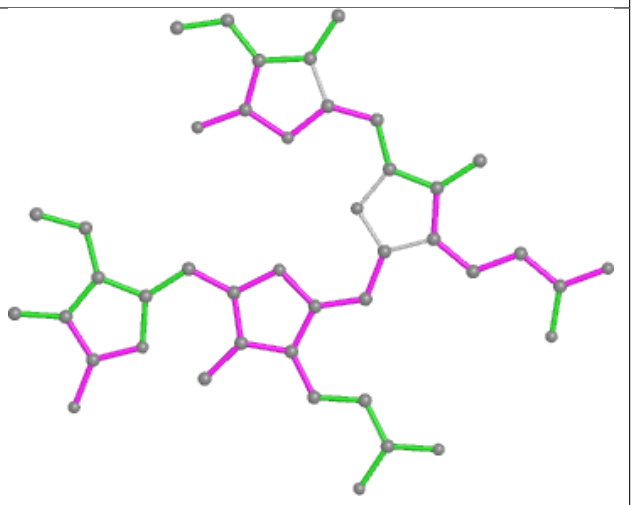

Bond angles

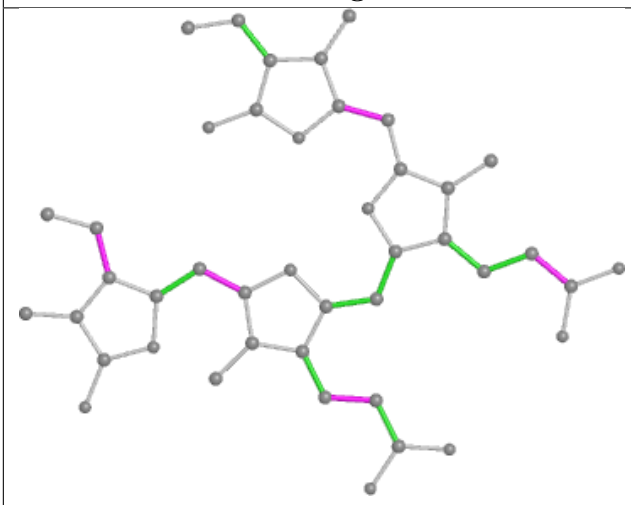

Torsions

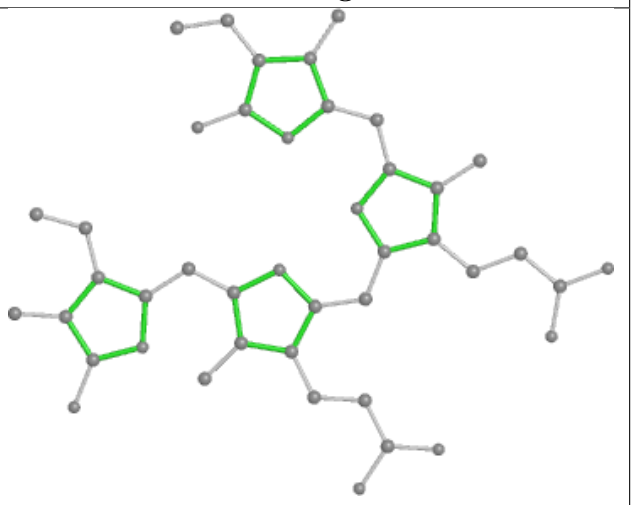

Rings

Ligand PEB S7 202

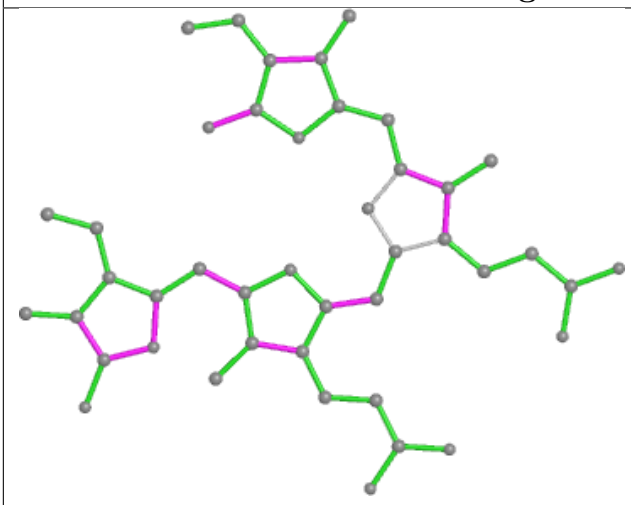

Bond lengths

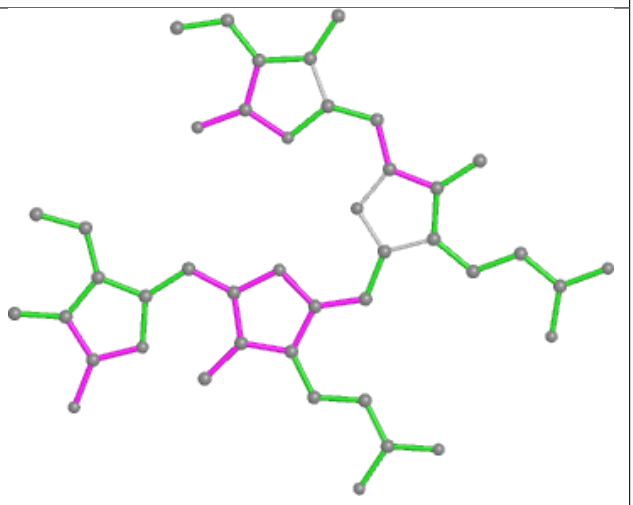

Bond angles

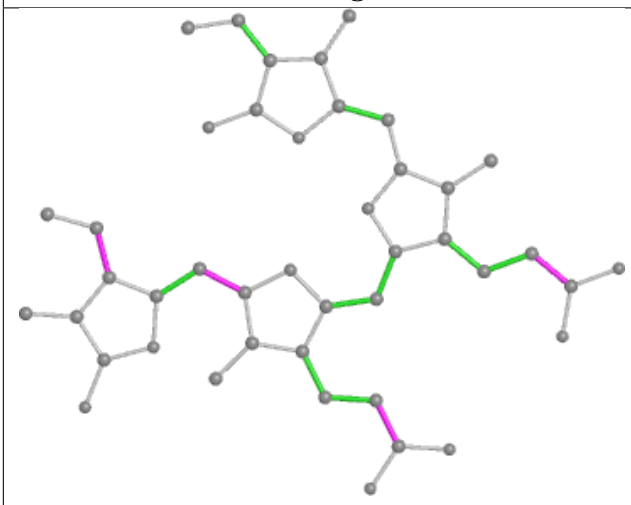

Torsions

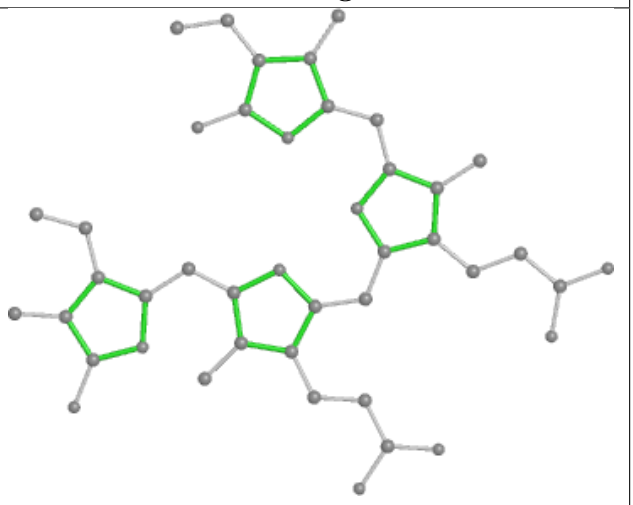

Rings

Ligand PEB dO 202

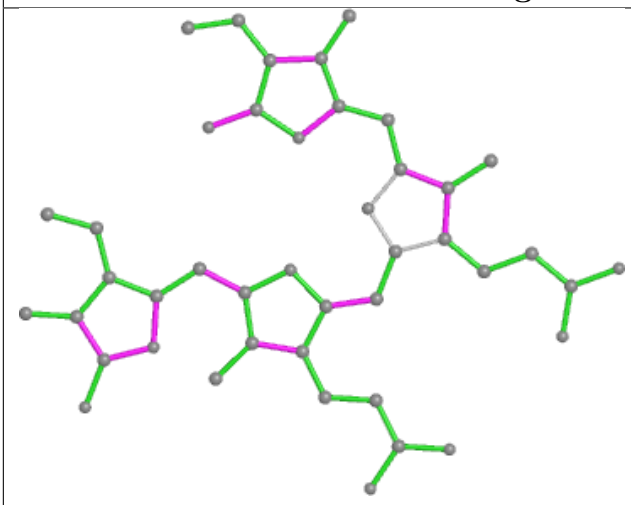

Bond lengths

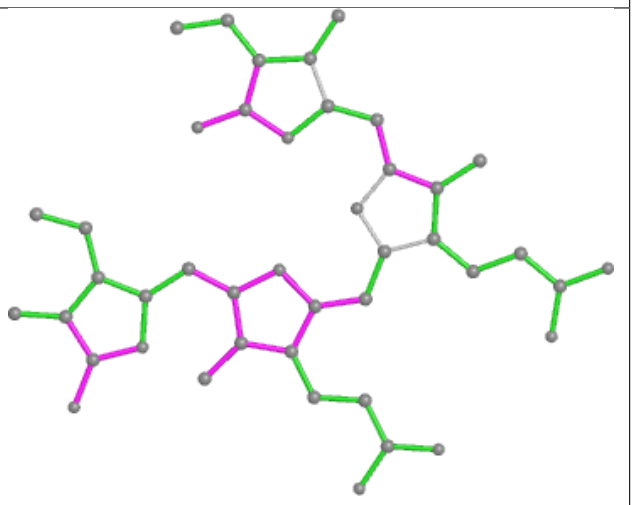

Bond angles

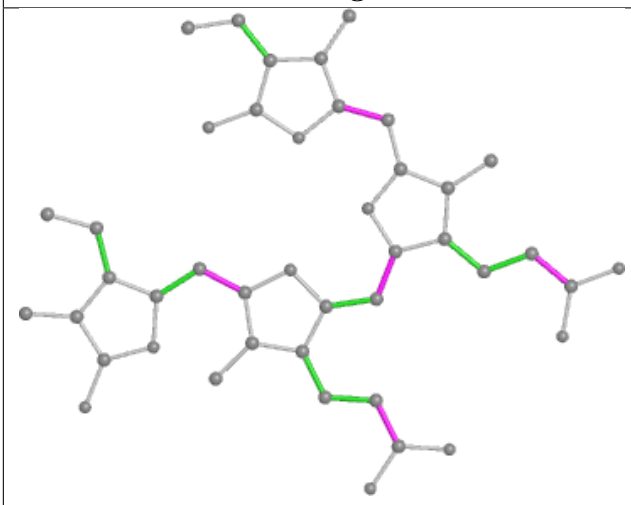

Torsions

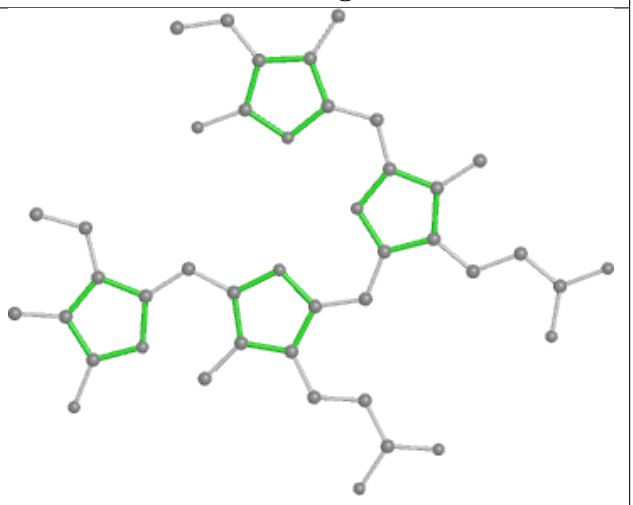

Rings

Ligand PEB J1 1002

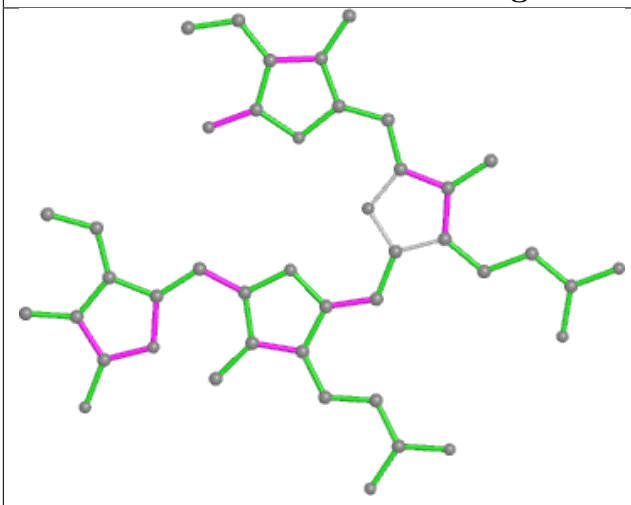

Bond lengths

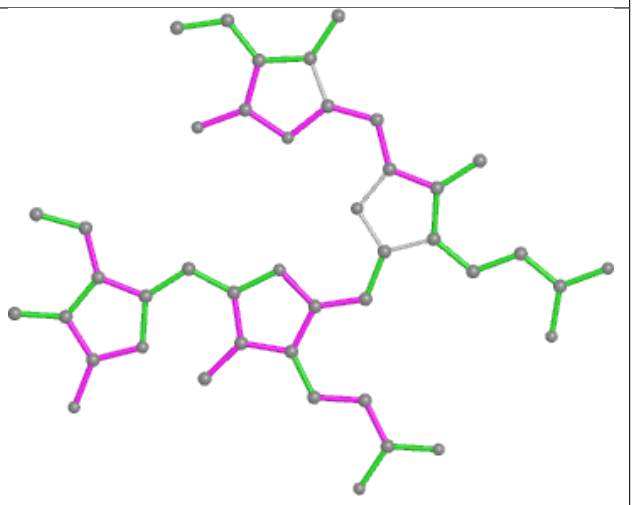

Bond angles

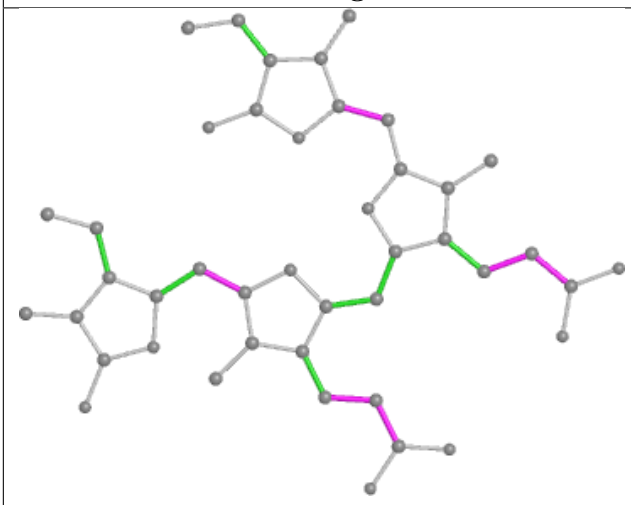

Torsions

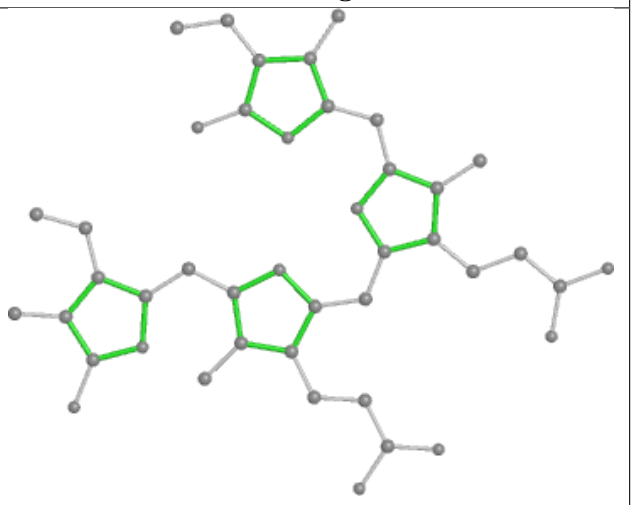

Rings

Ligand PEB PG 201

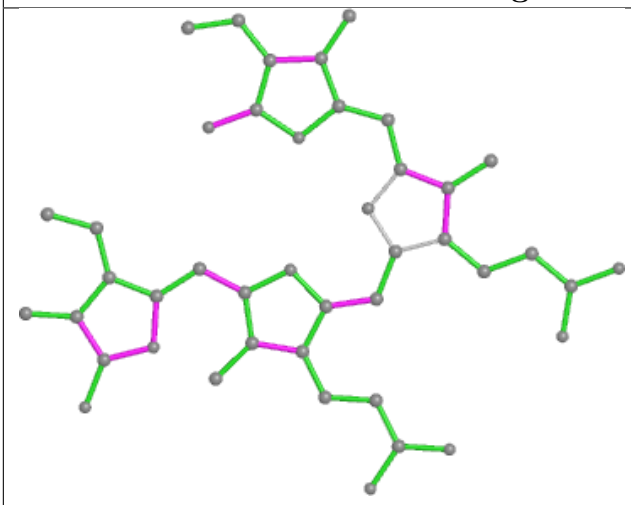

Bond lengths

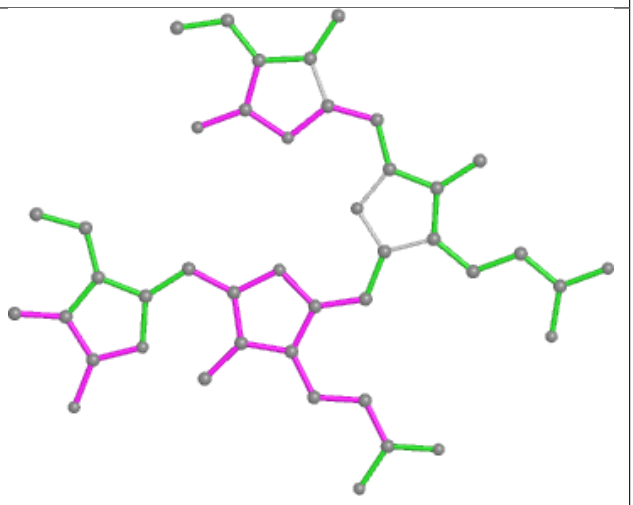

Bond angles

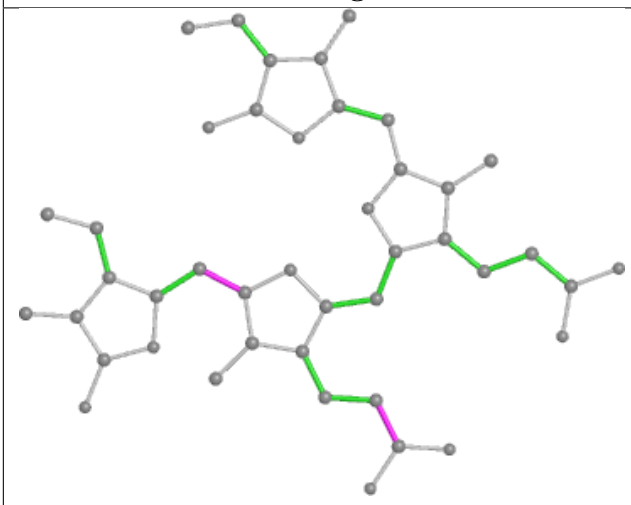

Torsions

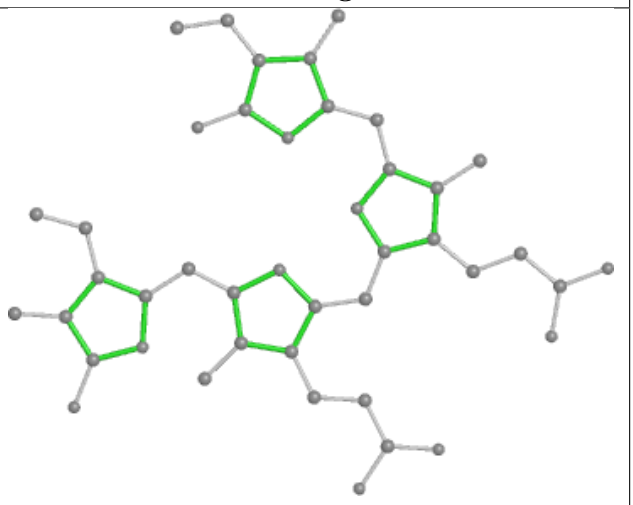

Rings

Ligand PEB EF 201

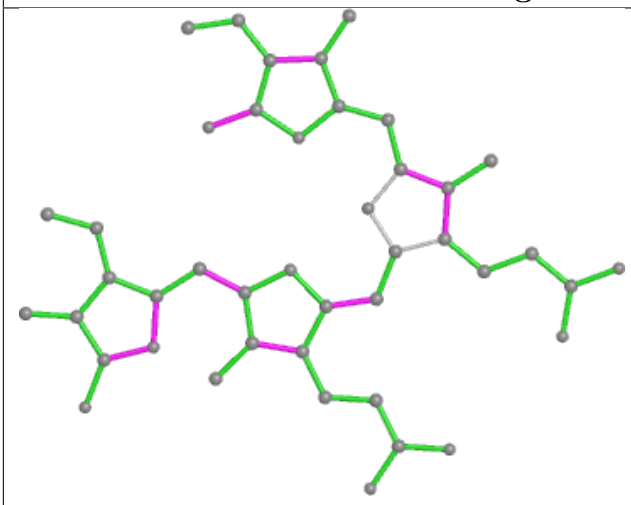

Bond lengths

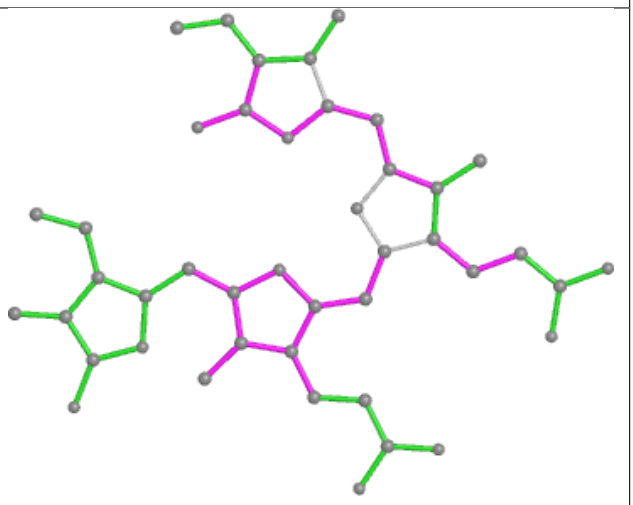

Bond angles

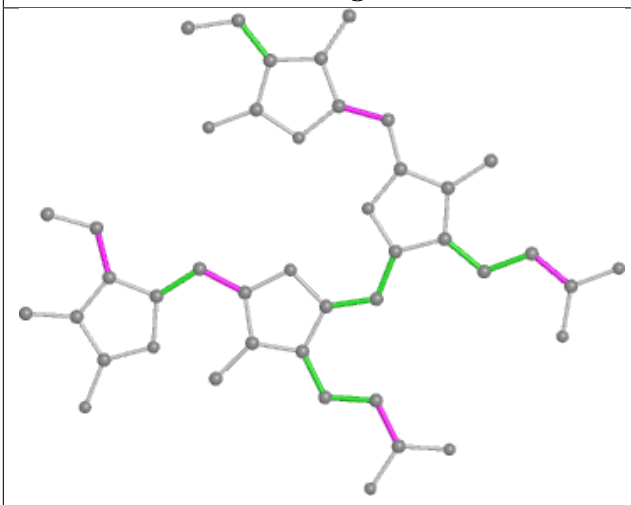

Torsions

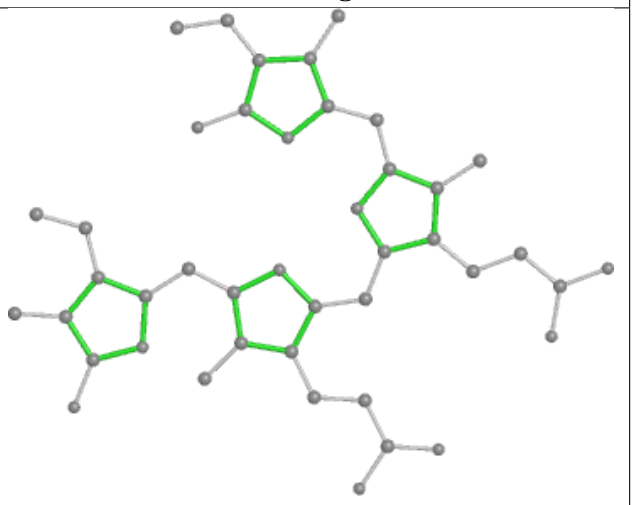

Rings

Ligand PUB yK 302

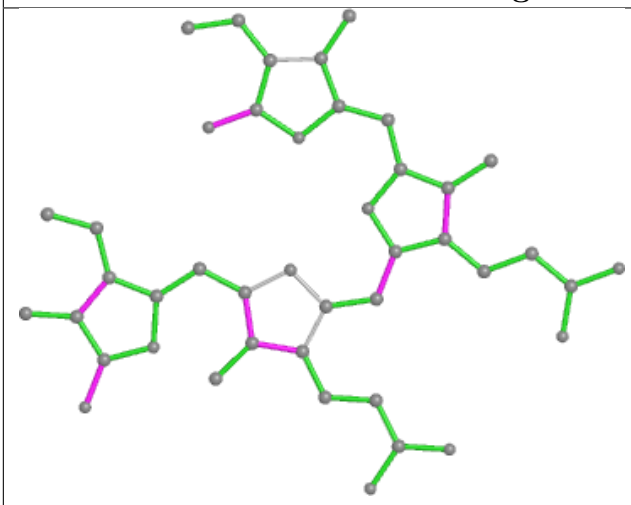

Bond lengths

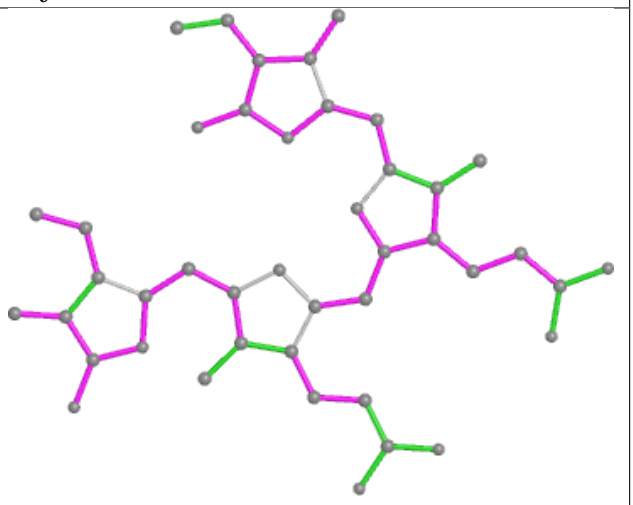

Bond angles

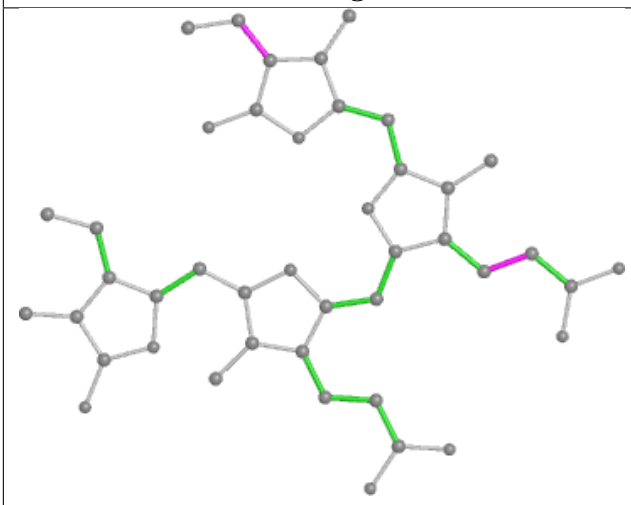

Torsions

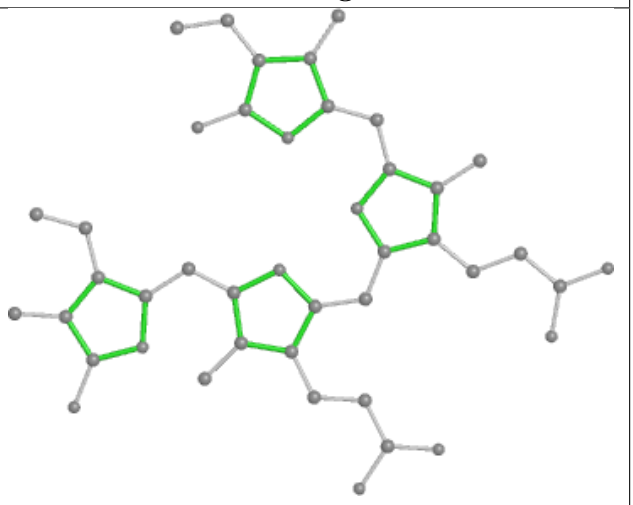

Rings

Ligand PEB bP 501

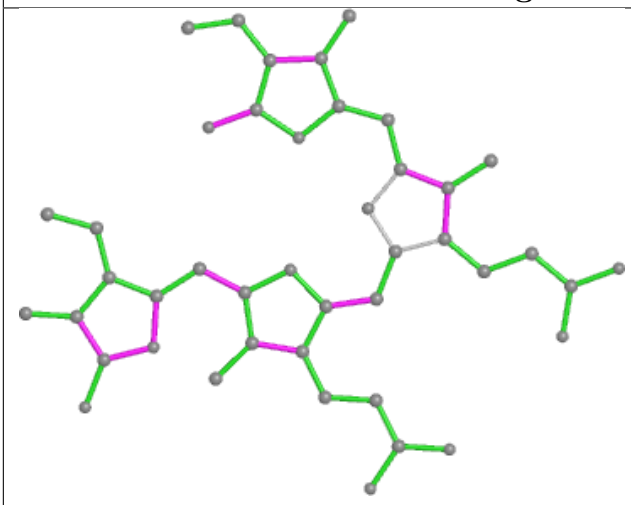

Bond lengths

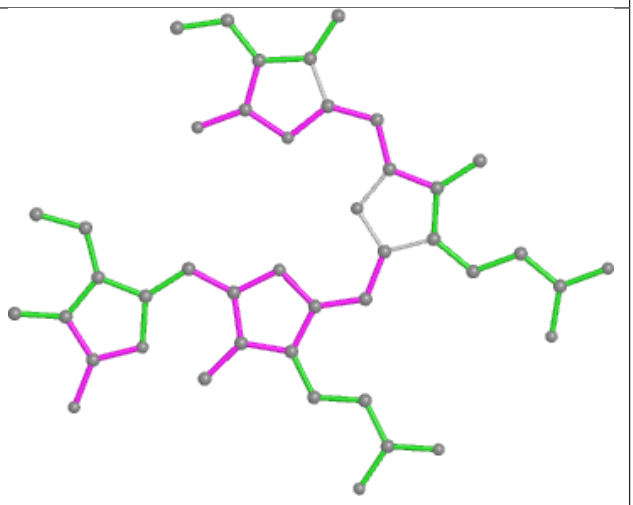

Bond angles

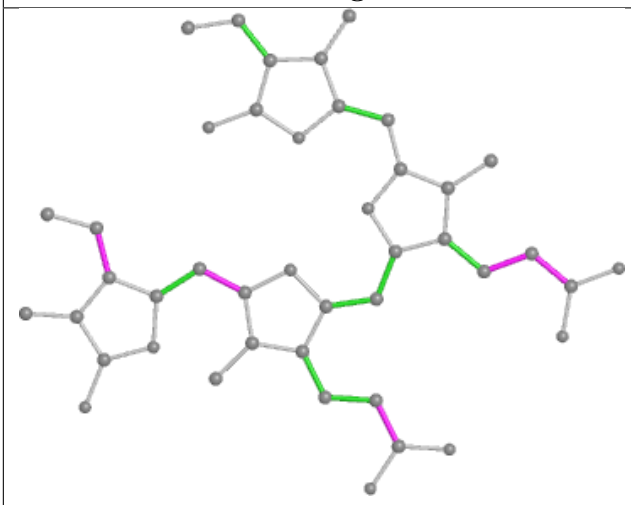

Torsions

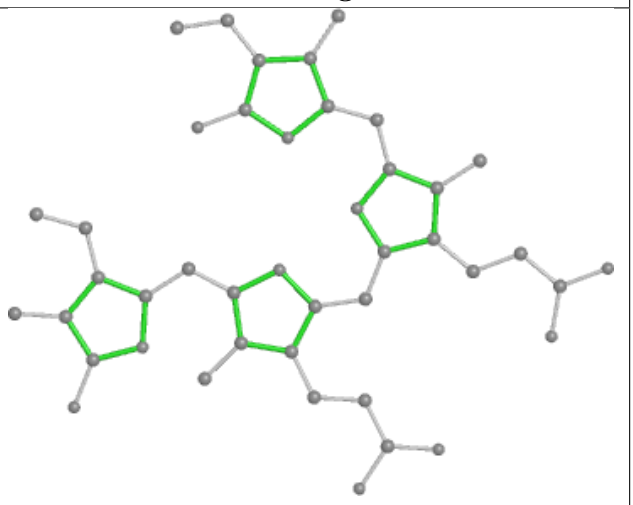

Rings

Ligand CLA 52 610

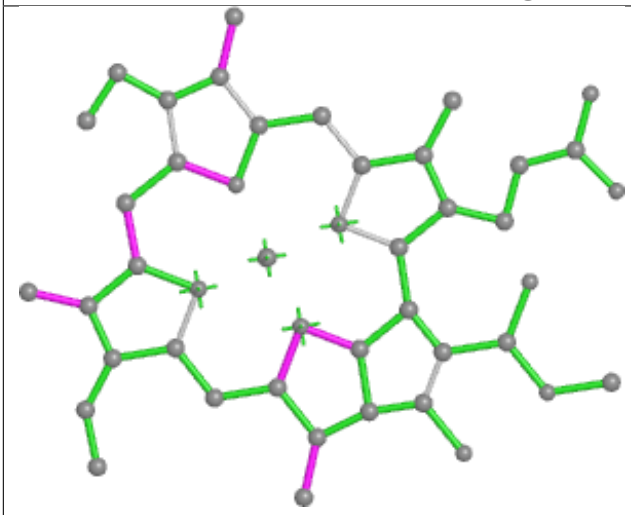

Bond lengths

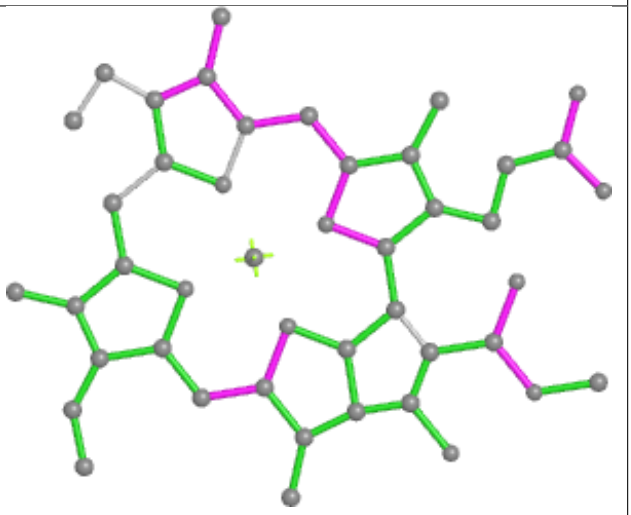

Bond angles

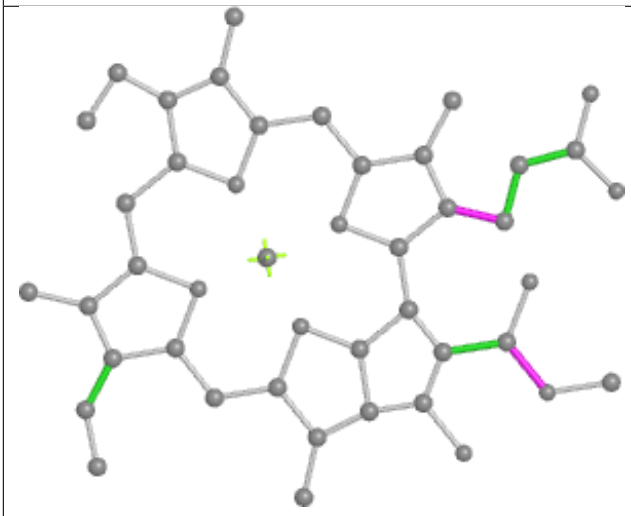

Torsions

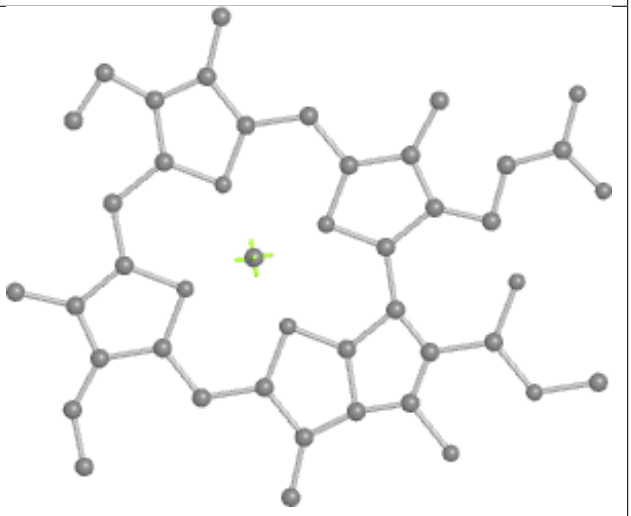

Rings

Ligand CLA O2 203

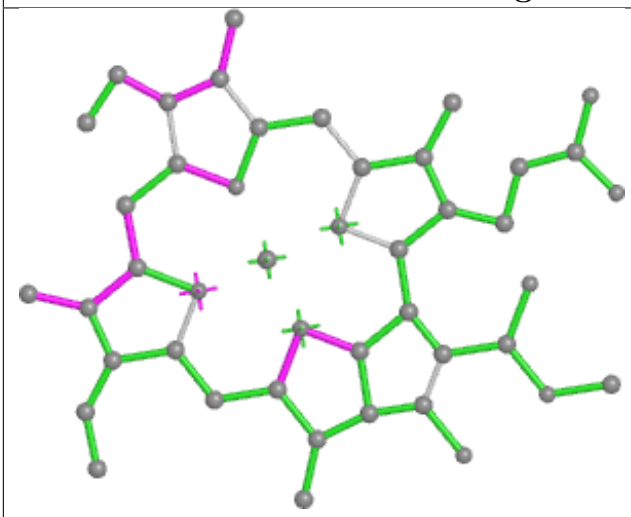

Bond lengths

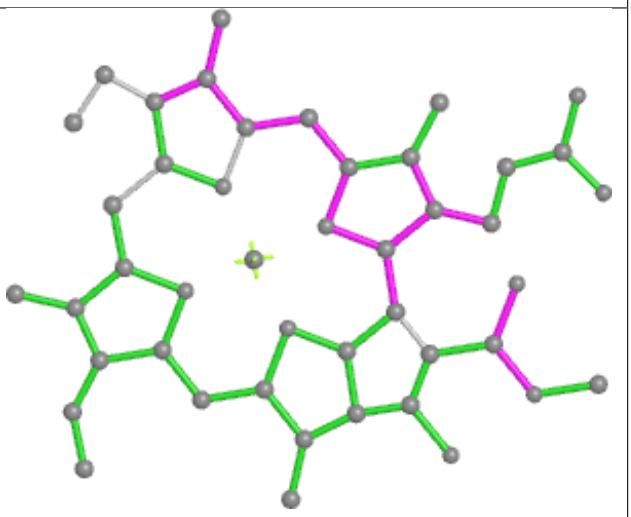

Bond angles

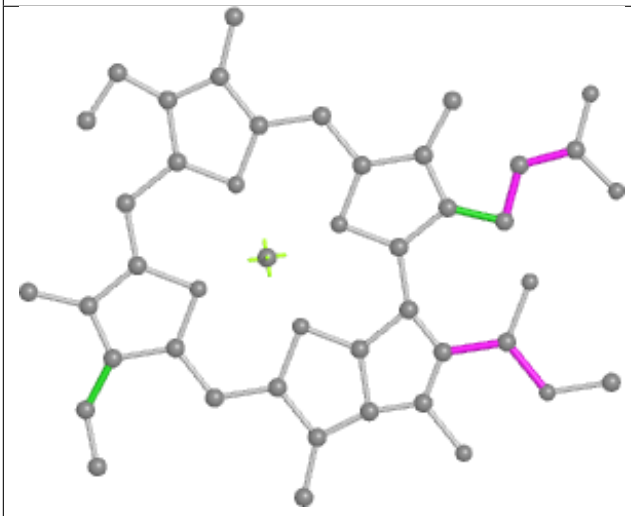

Torsions

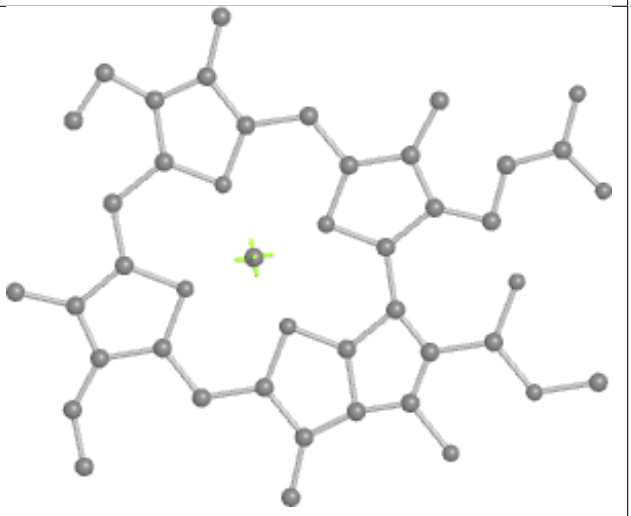

Rings

Ligand LHG mL 102

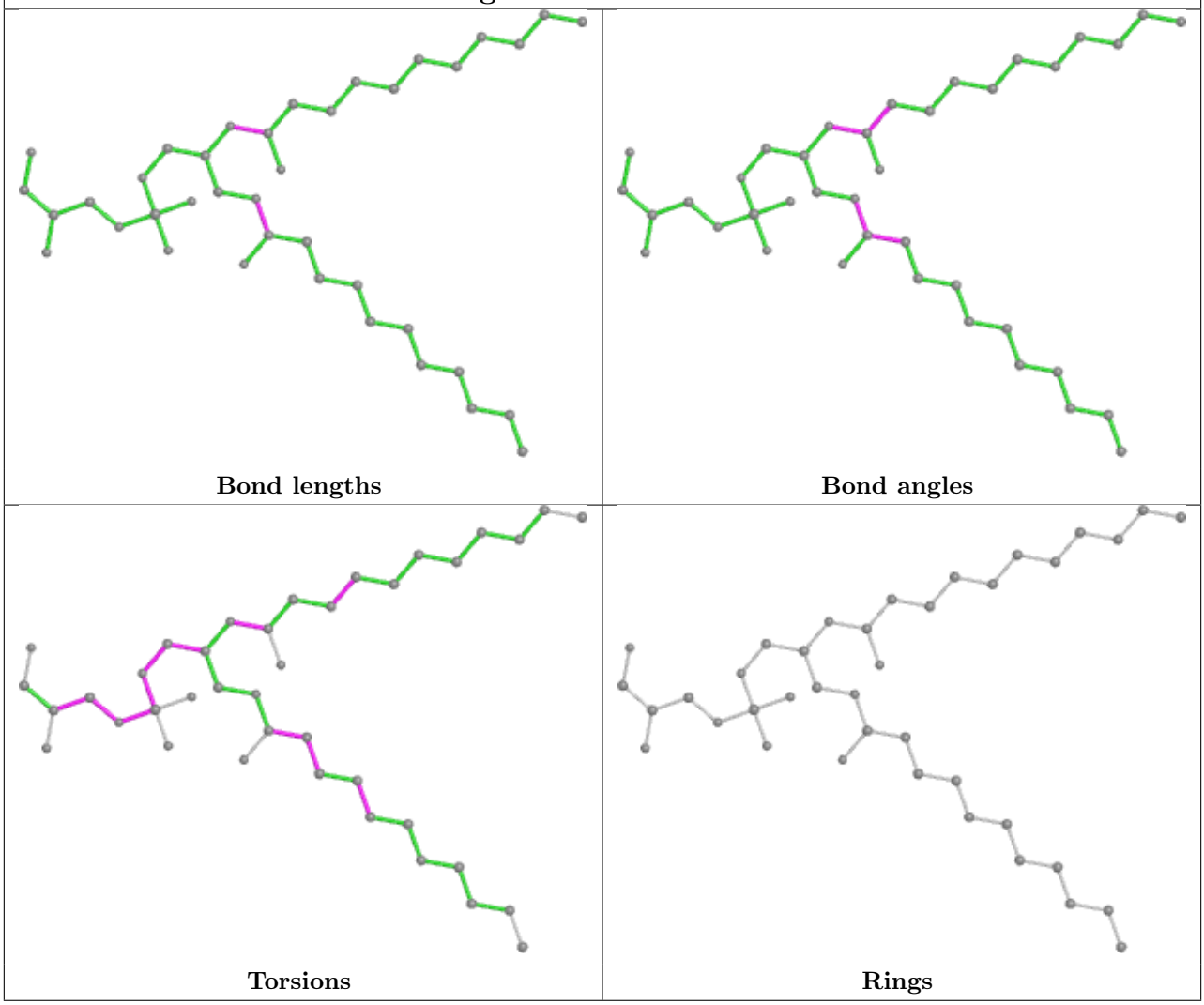

Ligand DGD BN 844

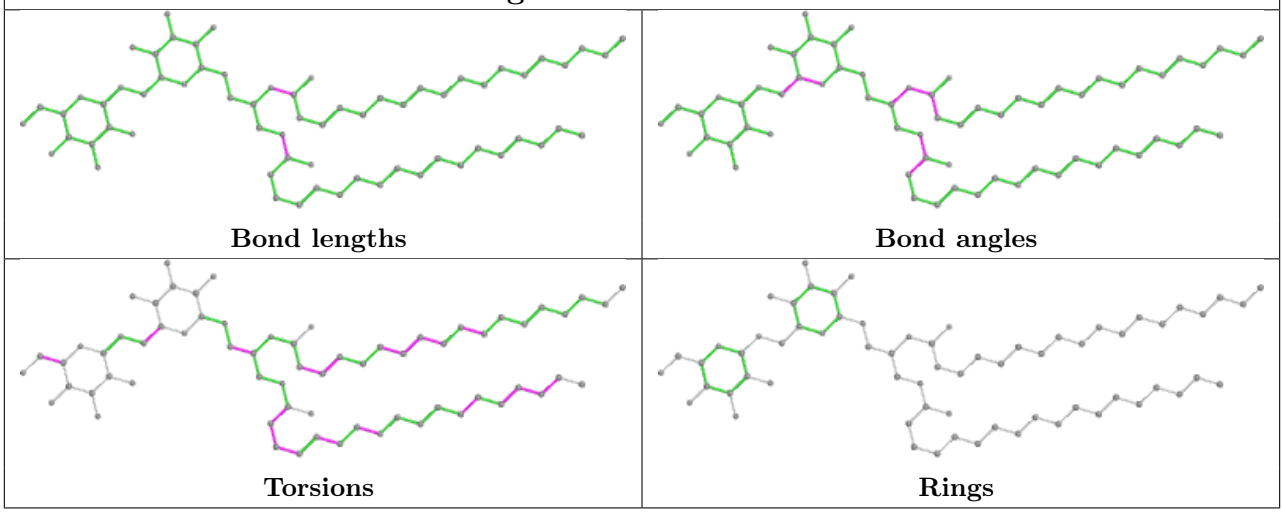

Ligand PEB aE 202

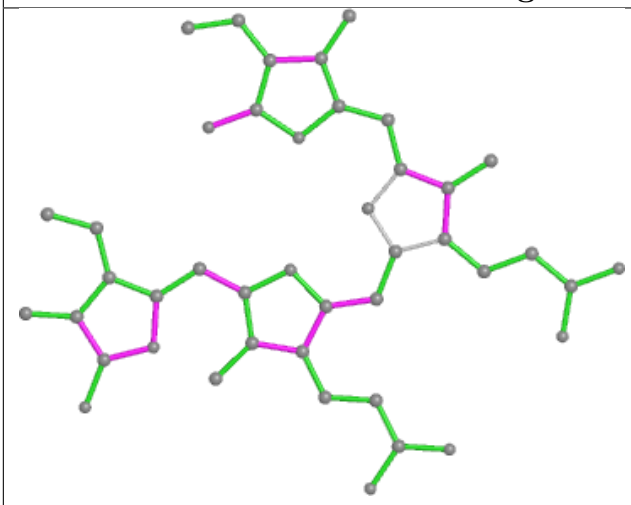

Bond lengths

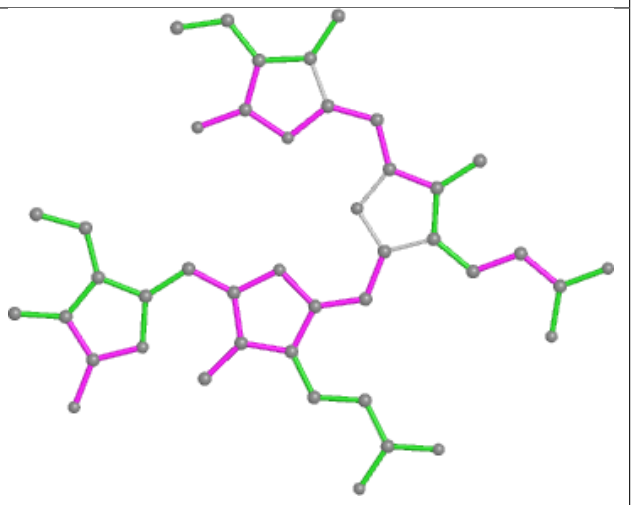

Bond angles

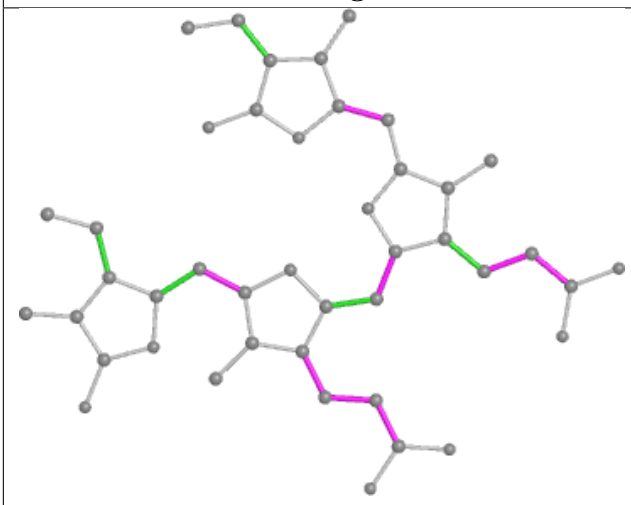

Torsions

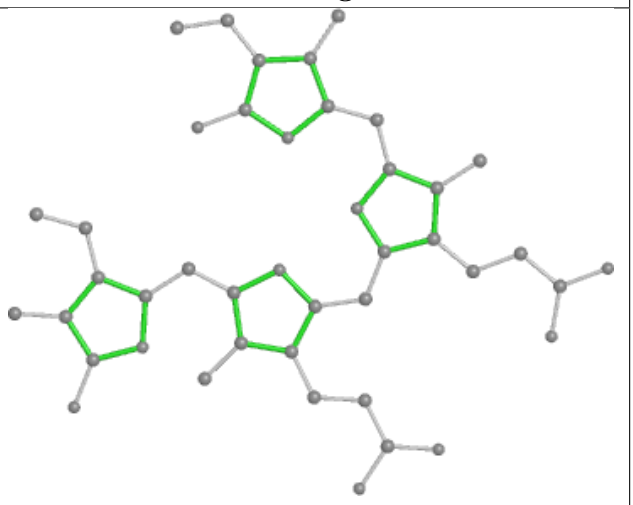

Rings

Ligand PEB f1 203

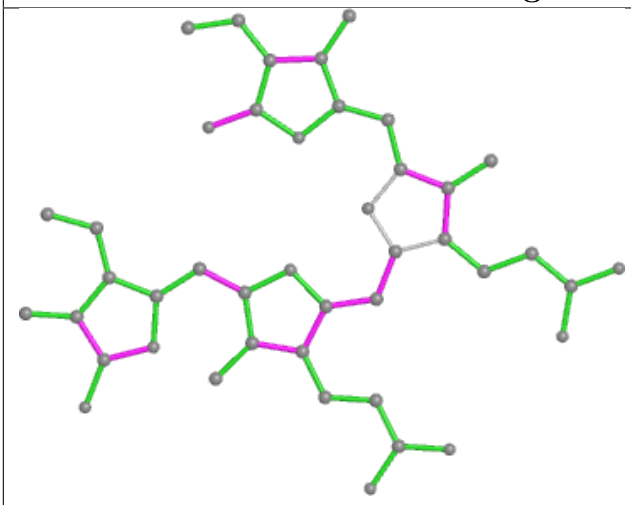

Bond lengths

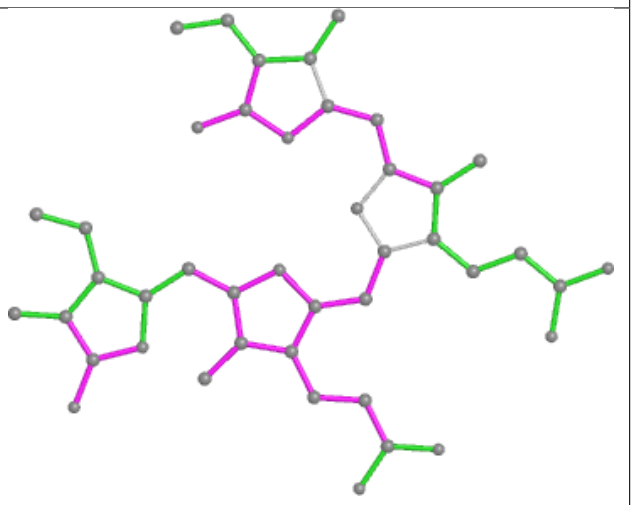

Bond angles

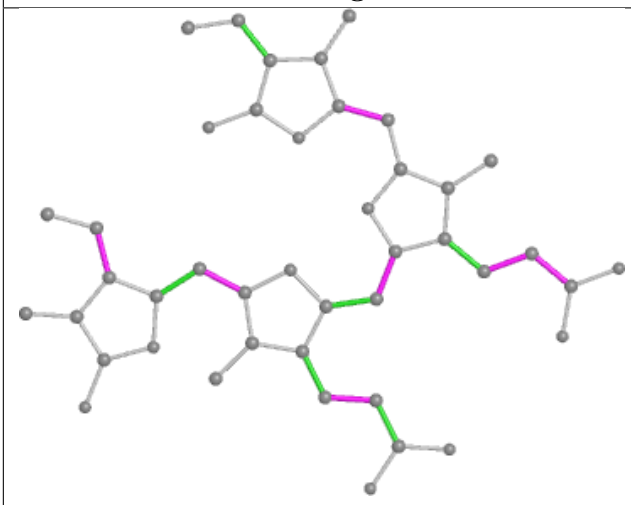

Torsions

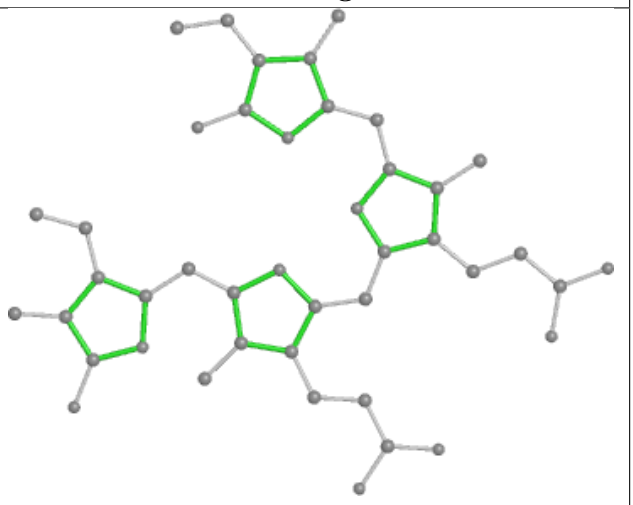

Rings

Ligand CLA B2 827

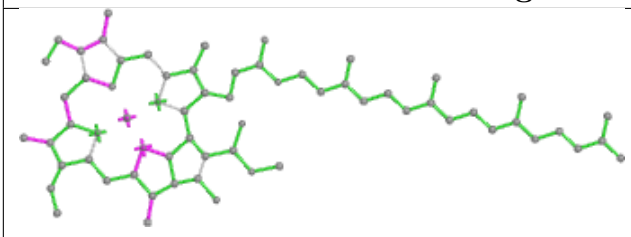

Bond lengths

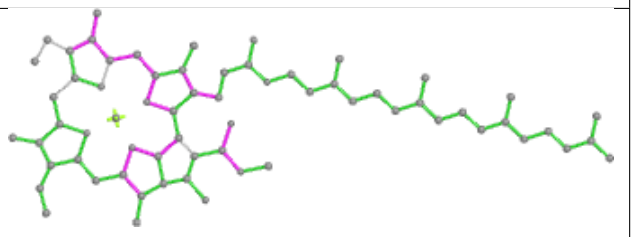

Bond angles

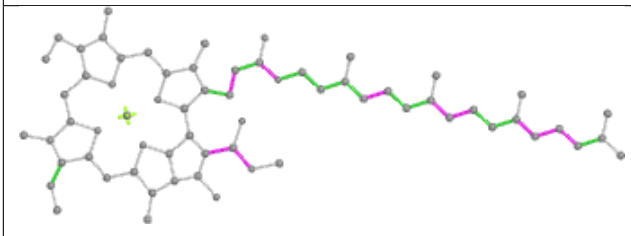

Torsions

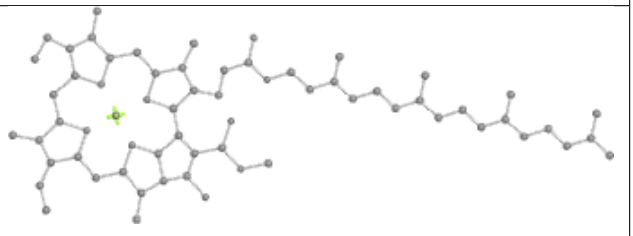

Rings

Ligand PEB eK 202

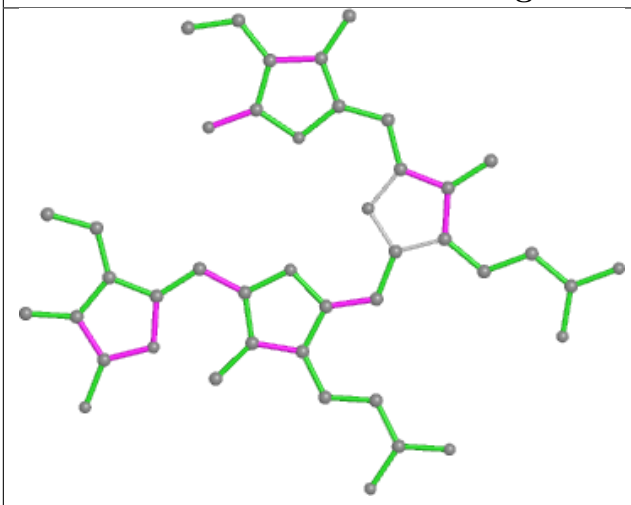

Bond lengths

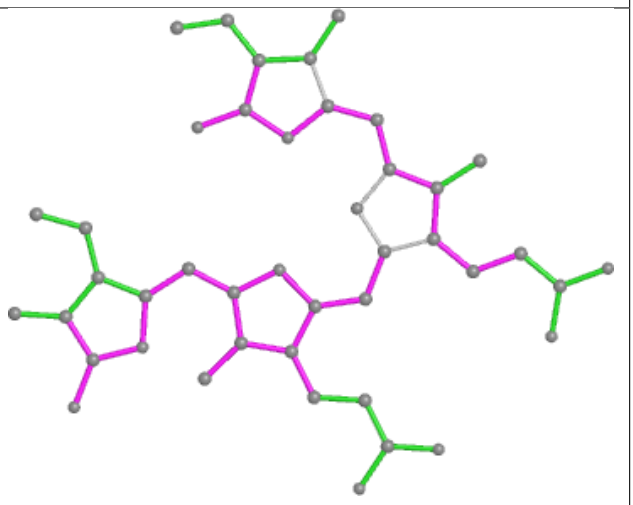

Bond angles

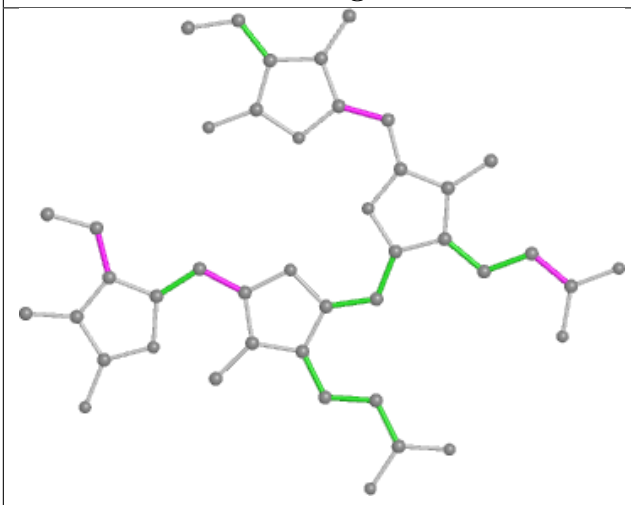

Torsions

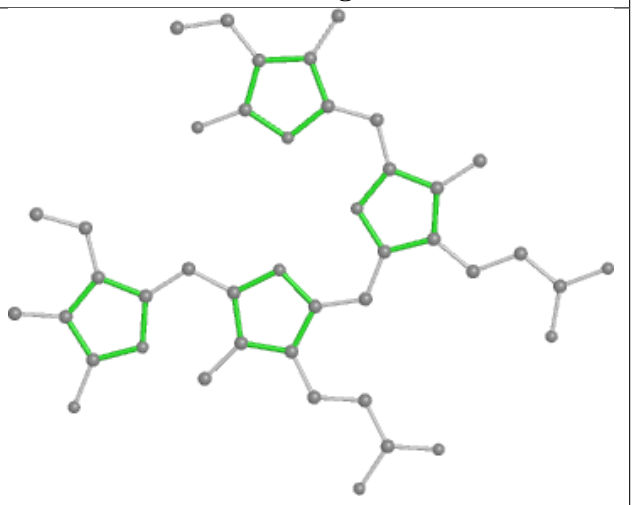

Rings

Ligand LHG CL 522

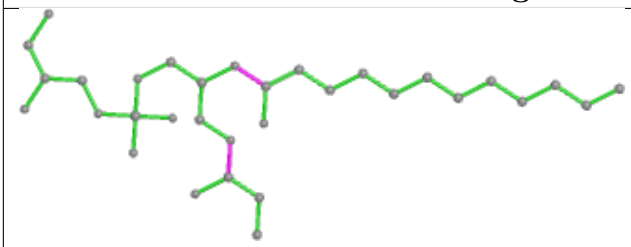

Bond lengths

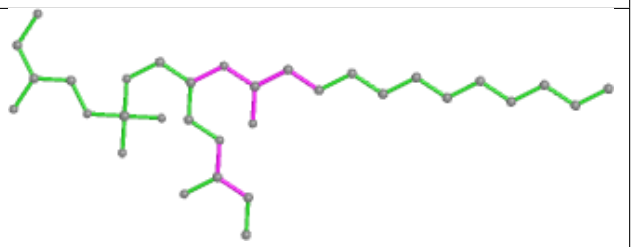

Bond angles

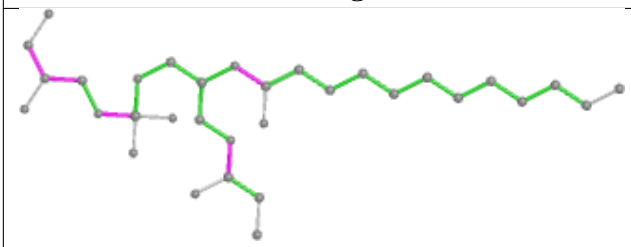

Torsions

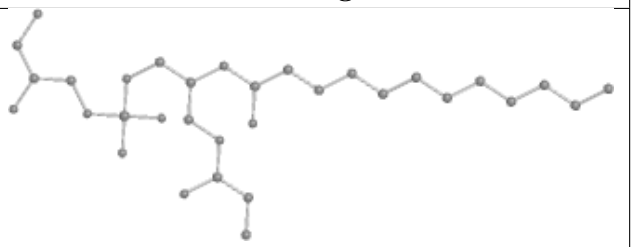

Rings

Ligand PEB NB 203

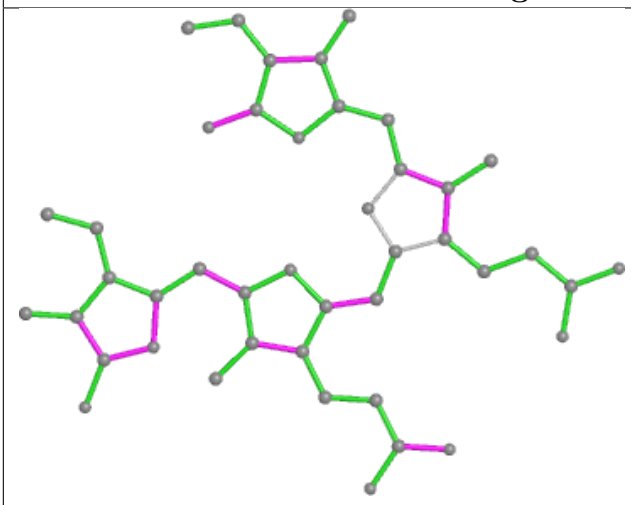

Bond lengths

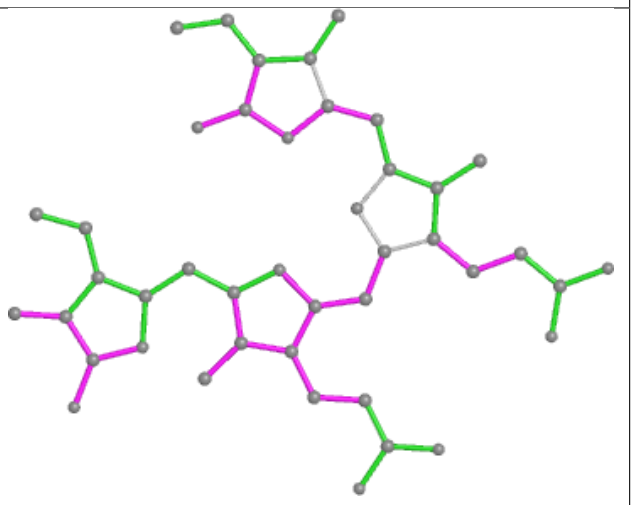

Bond angles

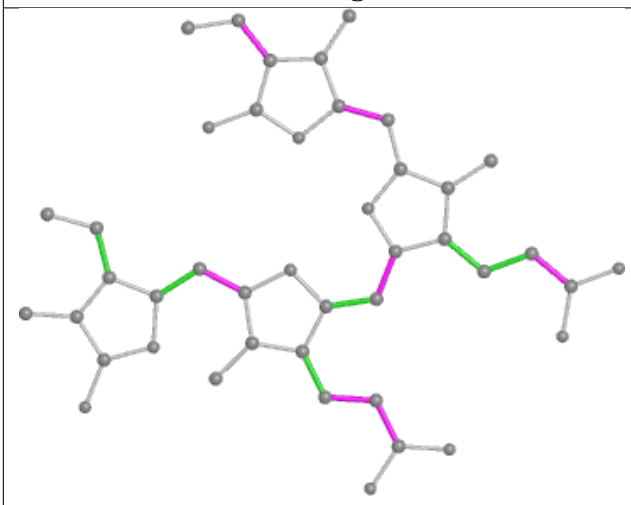

Torsions

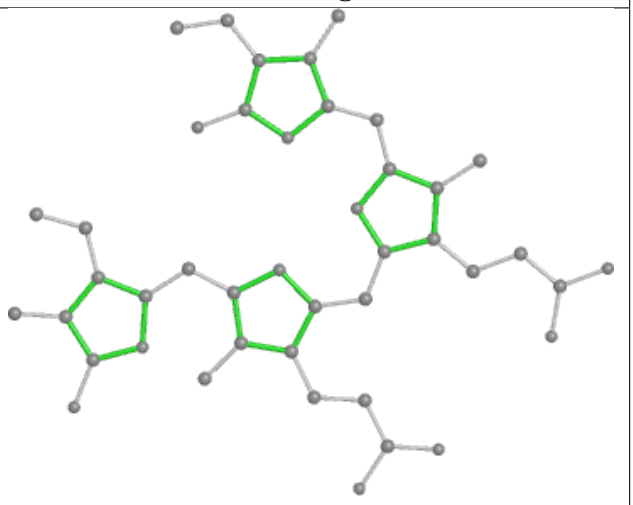

Rings

Ligand PEB ZE 203

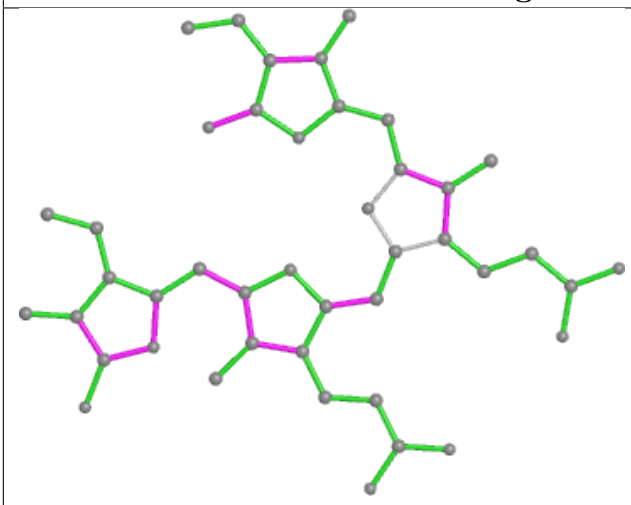

Bond lengths

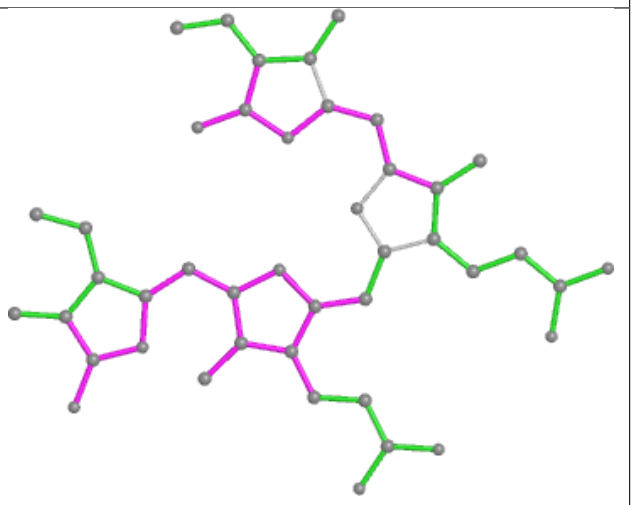

Bond angles

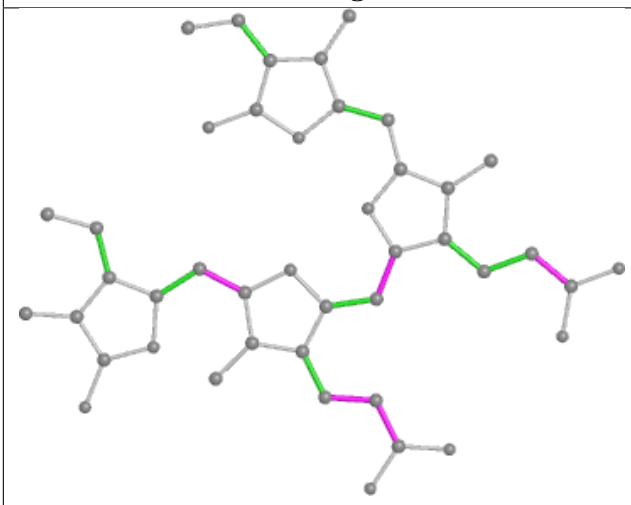

Torsions

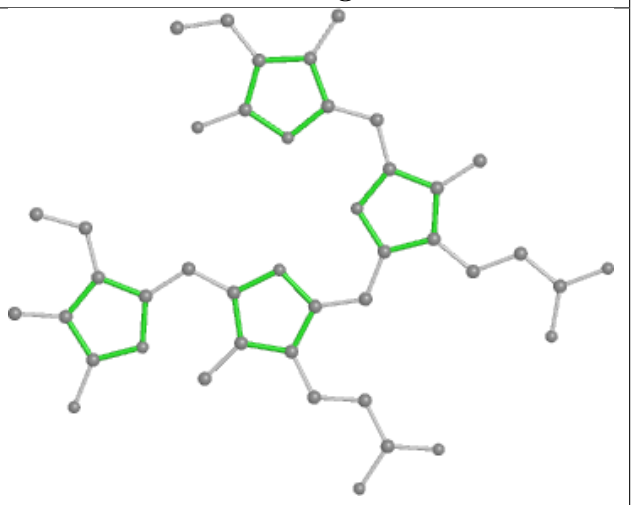

Rings

Ligand BCR AN 847

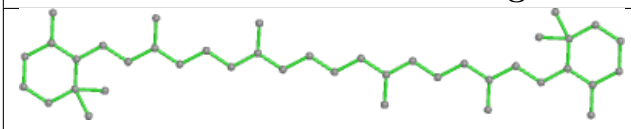

Bond lengths

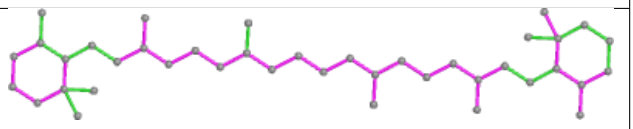

Bond angles

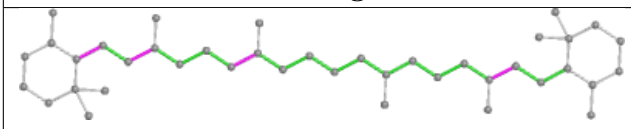

Torsions

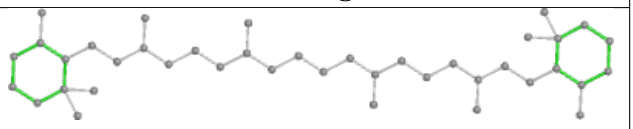

Rings

Ligand PEB HF 201

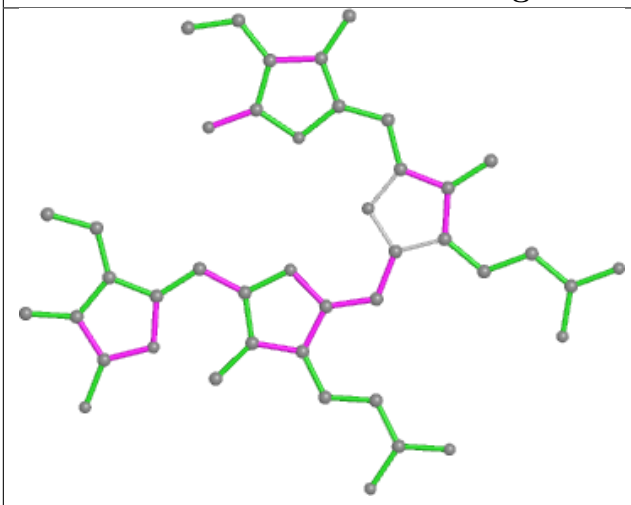

Bond lengths

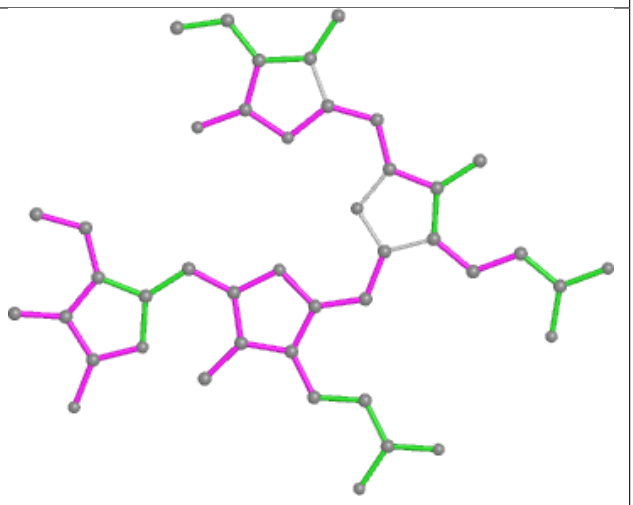

Bond angles

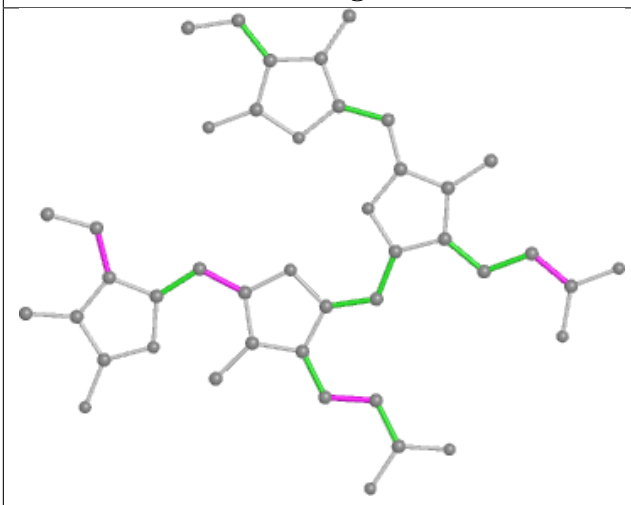

Torsions

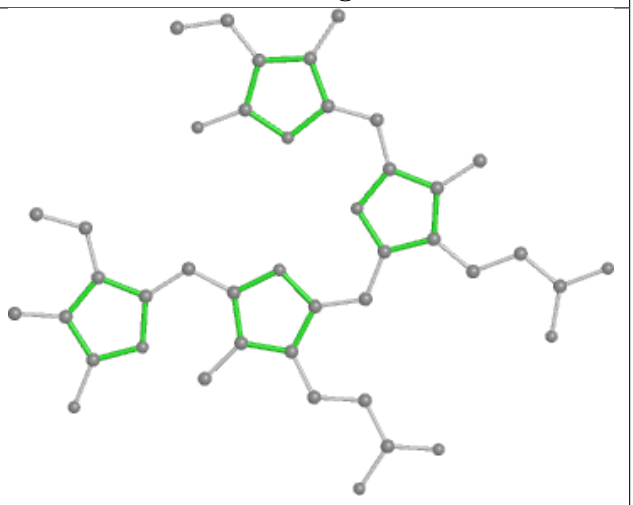

Rings

Ligand LMG b6 624

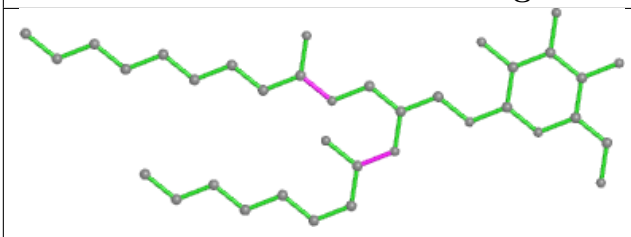

Bond lengths

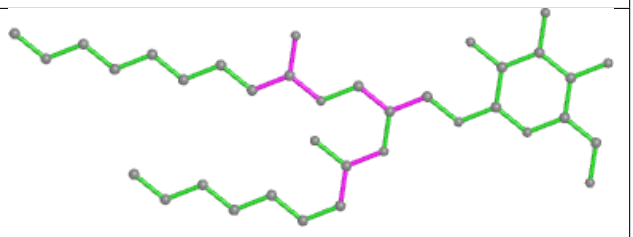

Bond angles

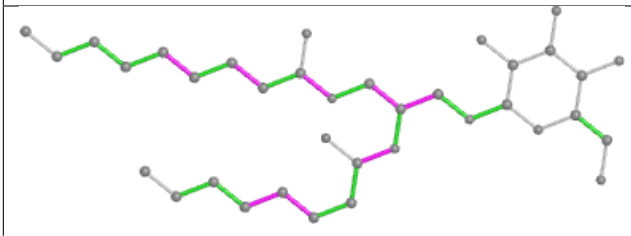

Torsions

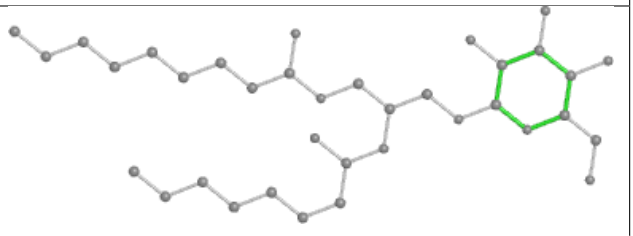

Rings

Ligand CYC EH 1001

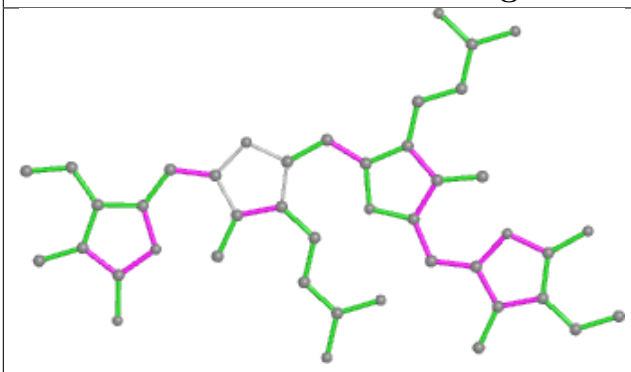

Bond lengths

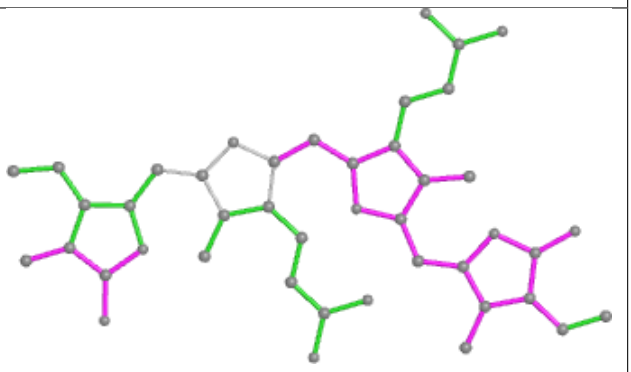

Bond angles

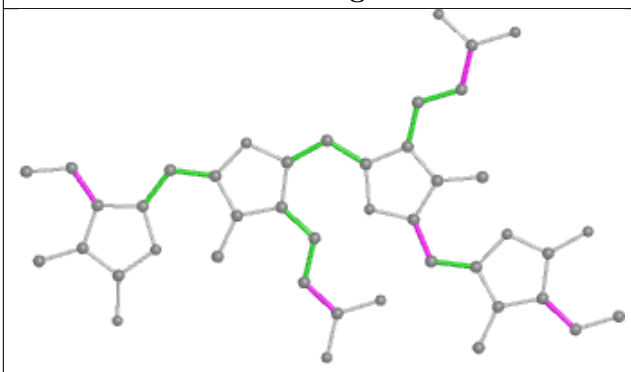

Torsions

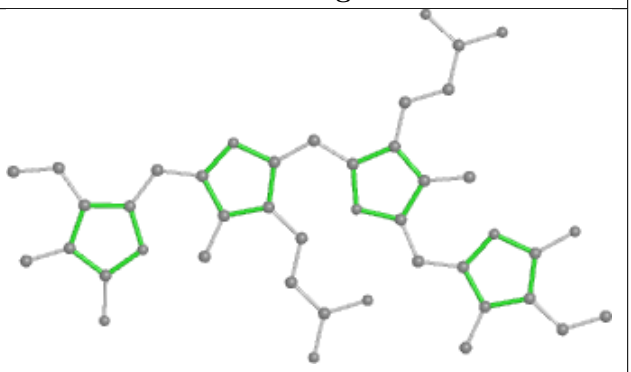

Rings

Ligand CLA b6 606

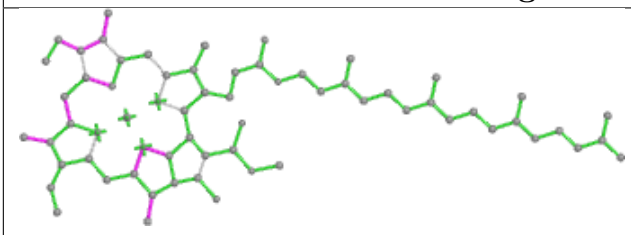

Bond lengths

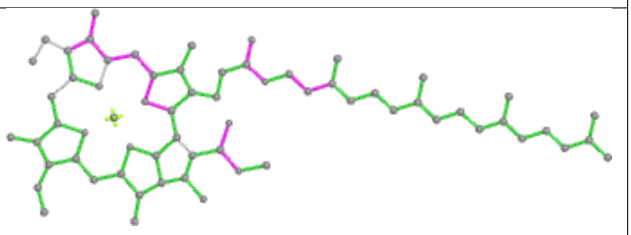

Bond angles

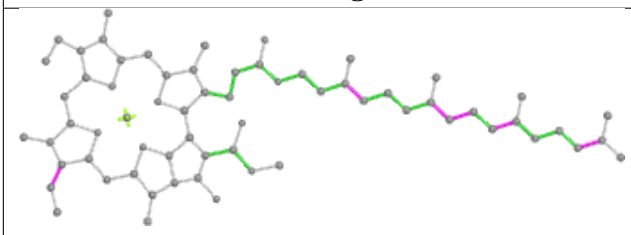

Torsions

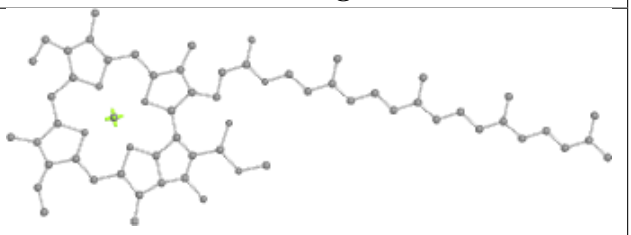

Rings

Ligand PEB nF 201

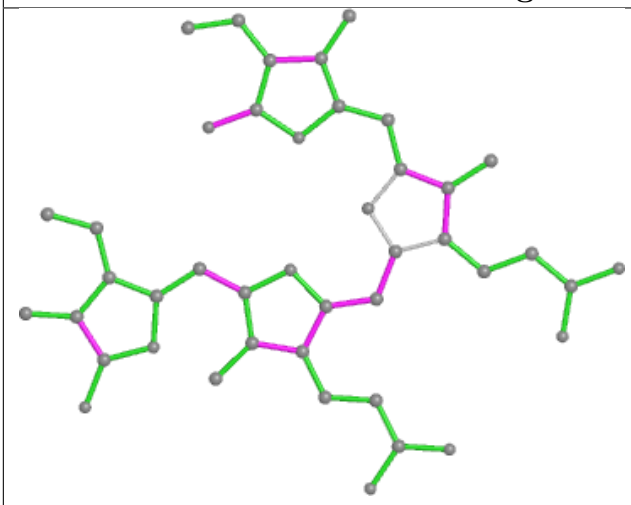

Bond lengths

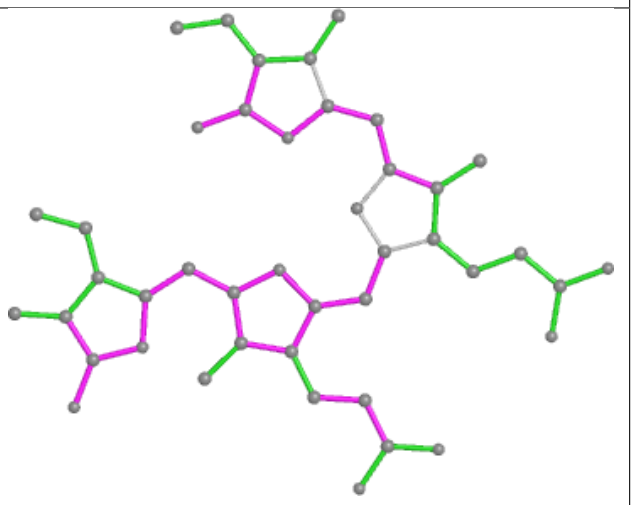

Bond angles

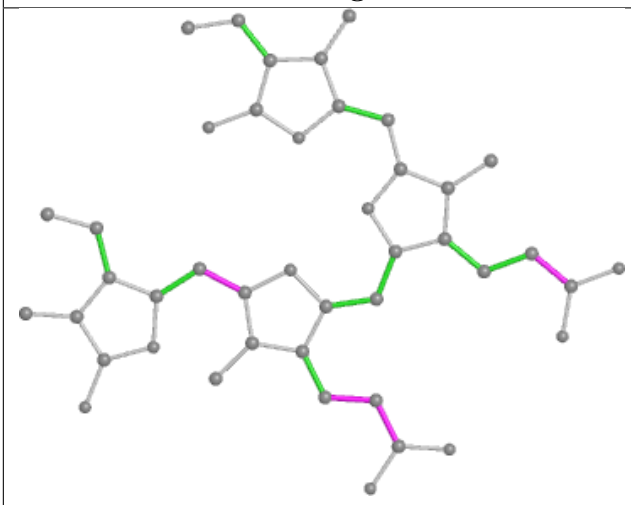

Torsions

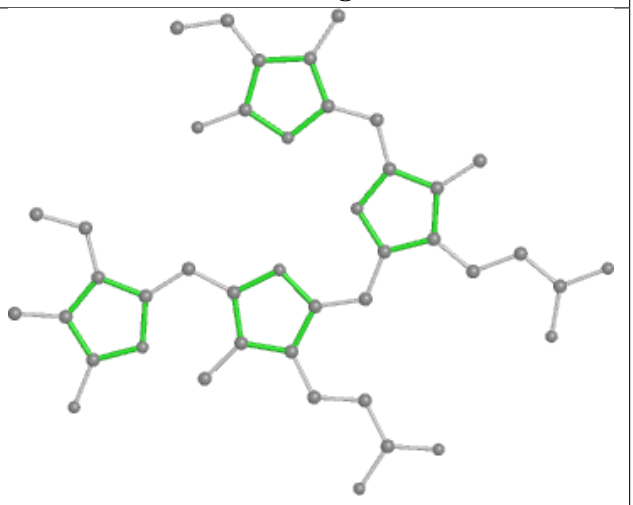

Rings

Ligand PEB MM 202

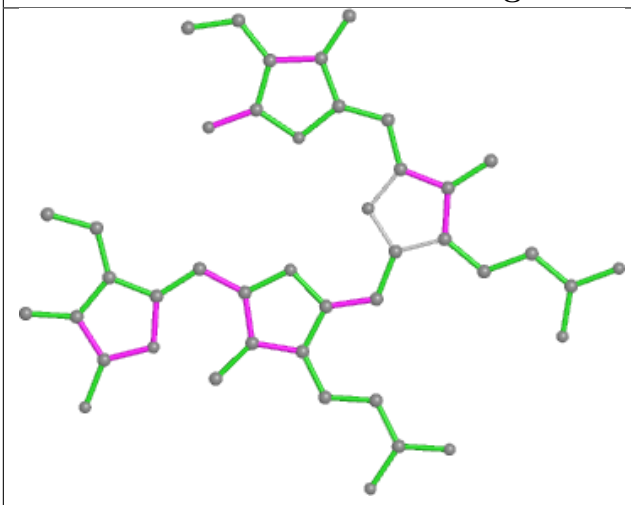

Bond lengths

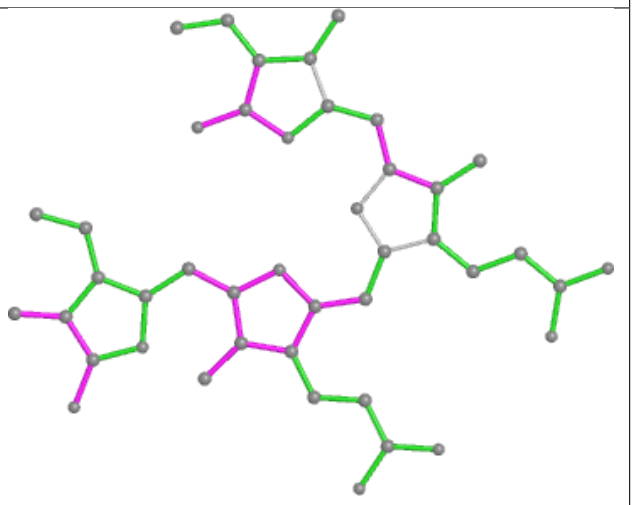

Bond angles

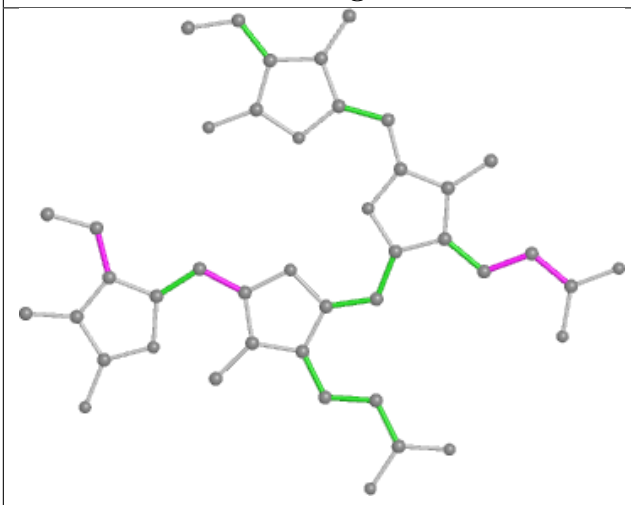

Torsions

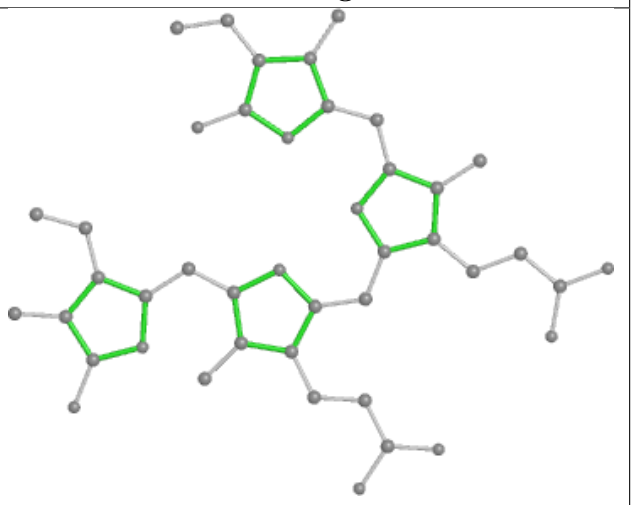

Rings

Ligand CLA A2 809

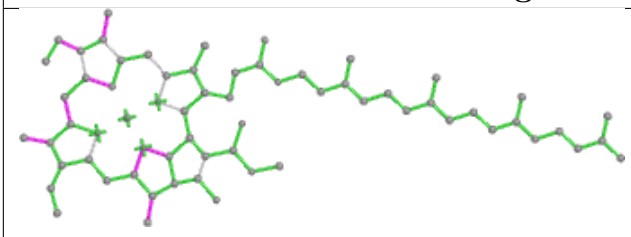

Bond lengths

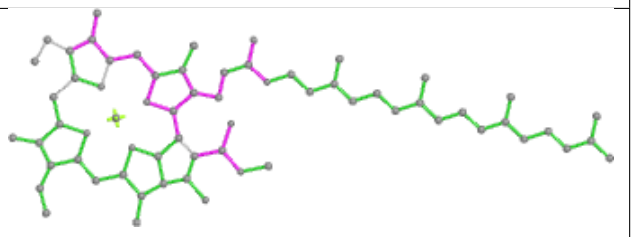

Bond angles

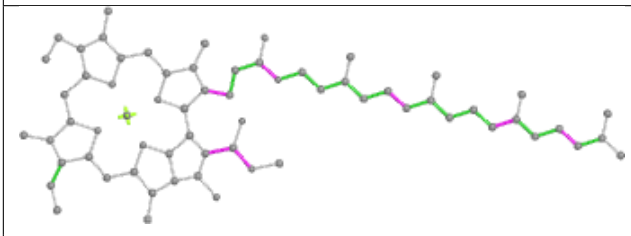

Torsions

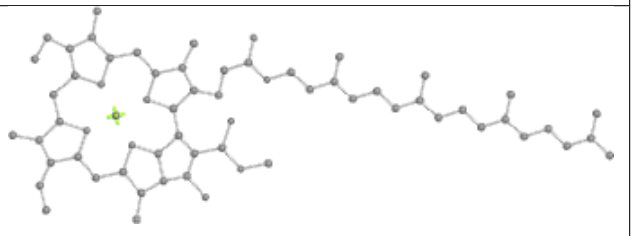

Rings

Ligand PL9 d6 408

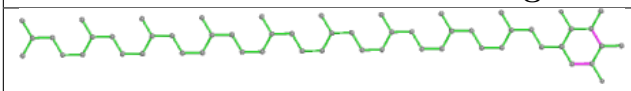

Bond lengths

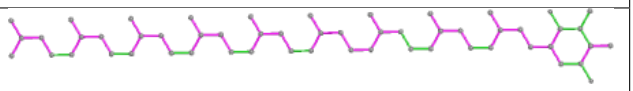

Bond angles

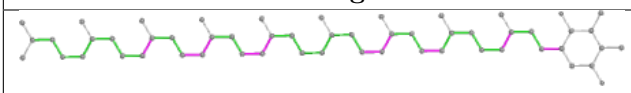

Torsions

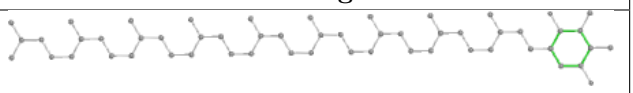

Rings

Ligand PEB bP 502

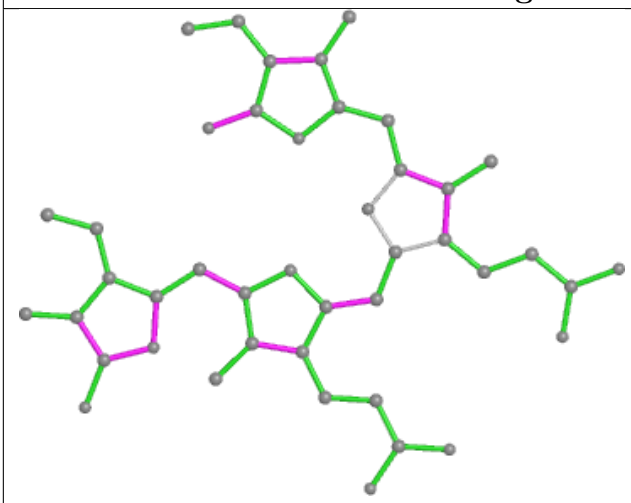

Bond lengths

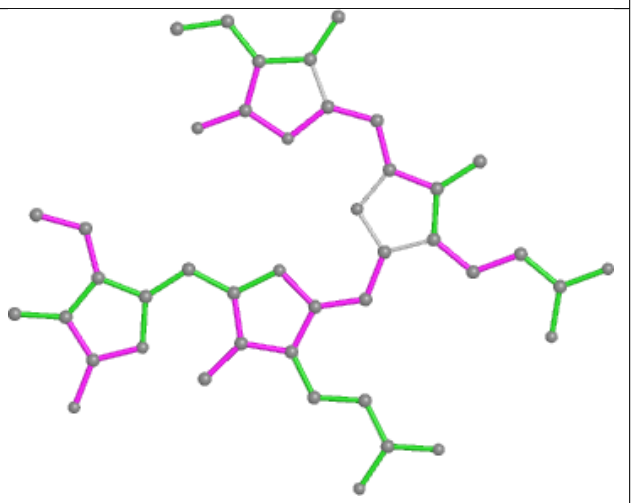

Bond angles

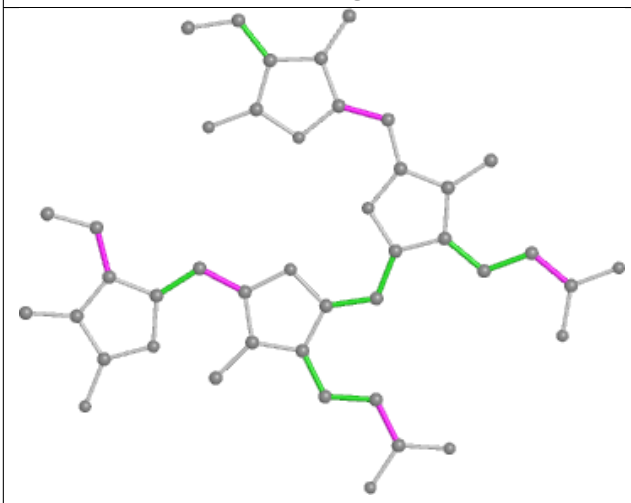

Torsions

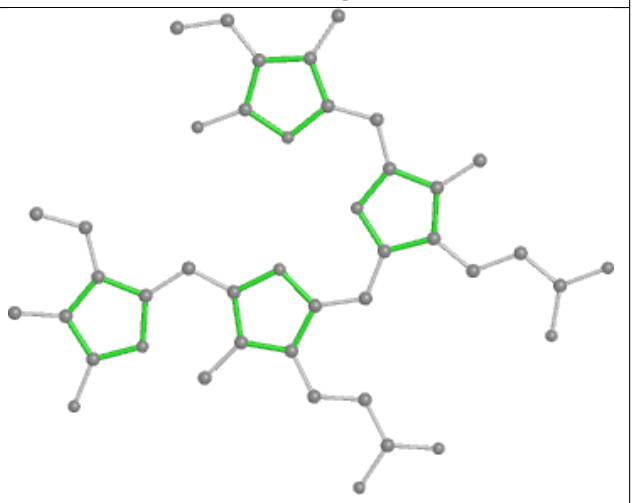

Rings

Ligand PEB fE 203

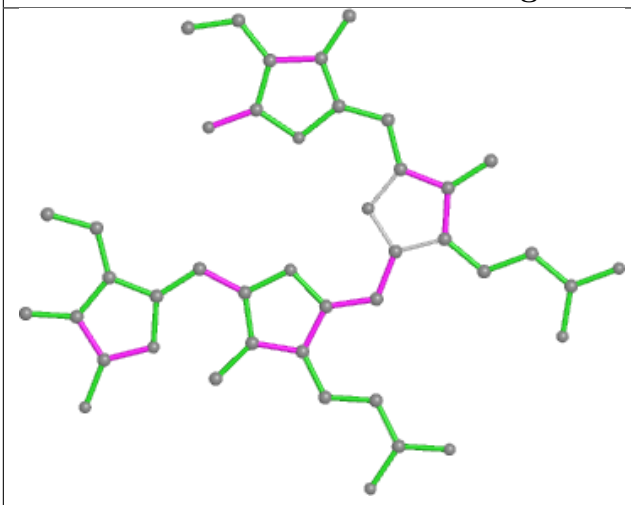

Bond lengths

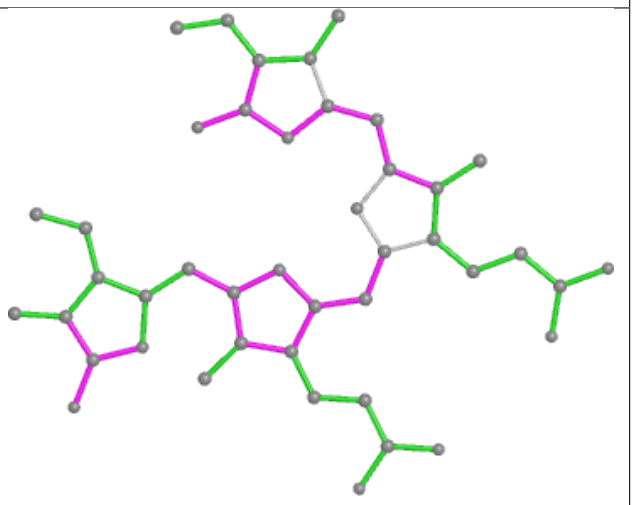

Bond angles

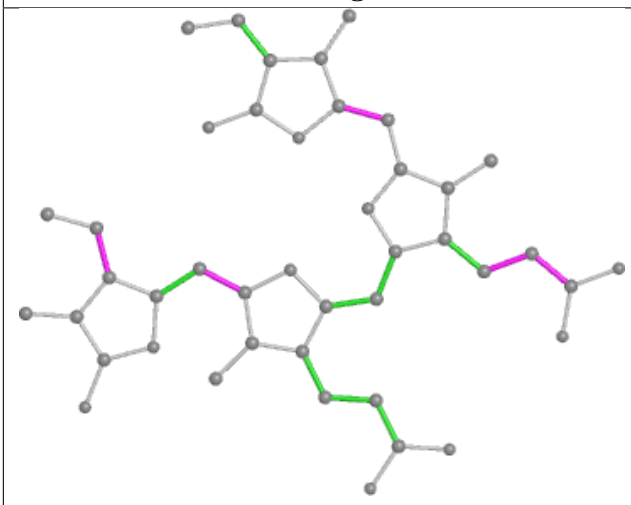

Torsions

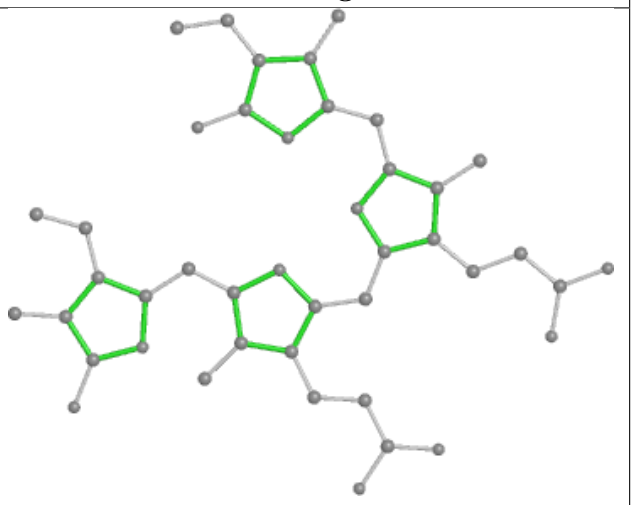

Rings

Ligand PEB H4 1002

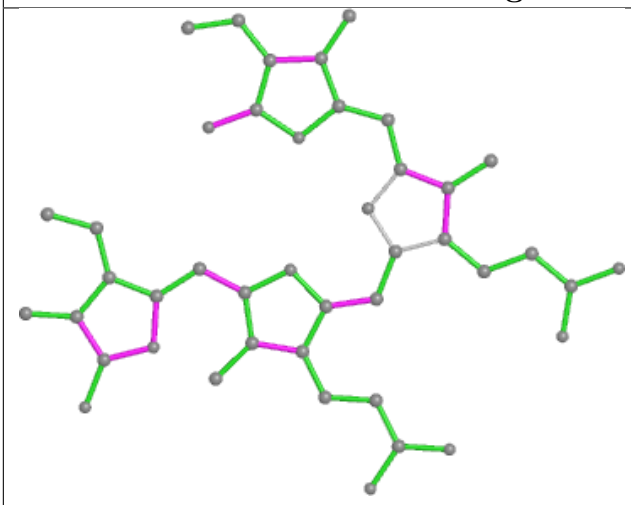

Bond lengths

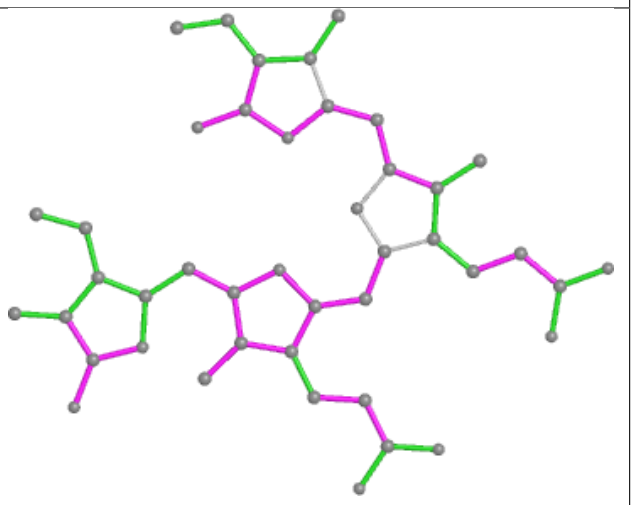

Bond angles

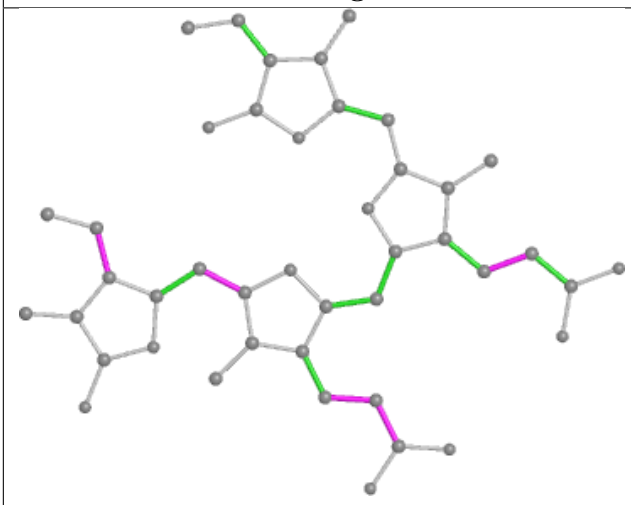

Torsions

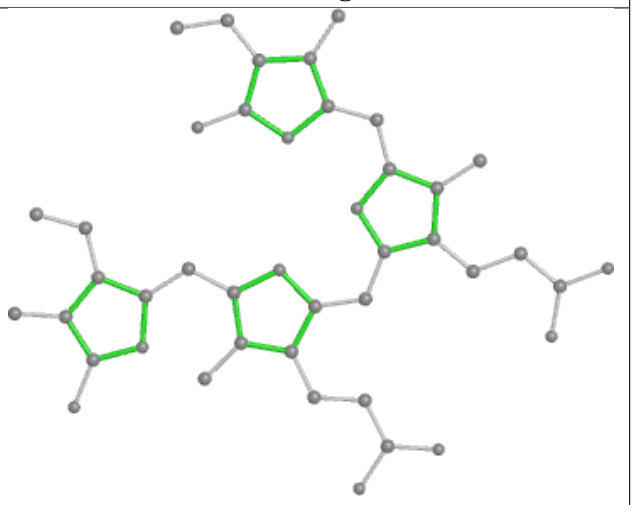

Rings

Ligand PEB MQ 202

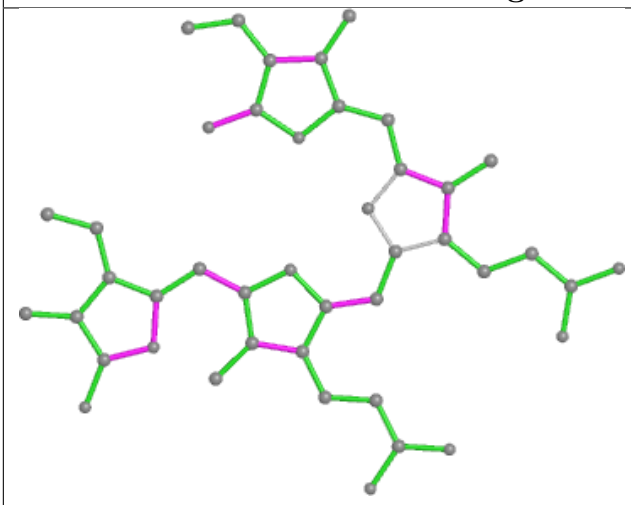

Bond lengths

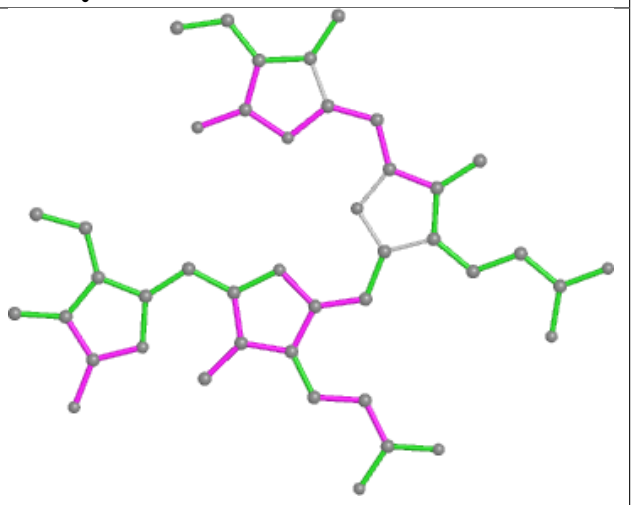

Bond angles

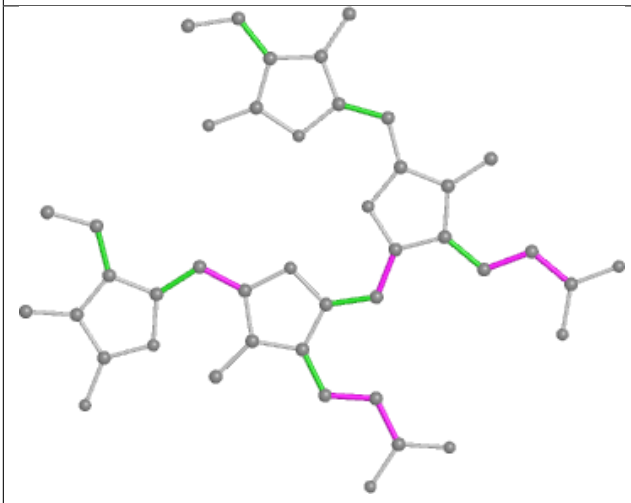

Torsions

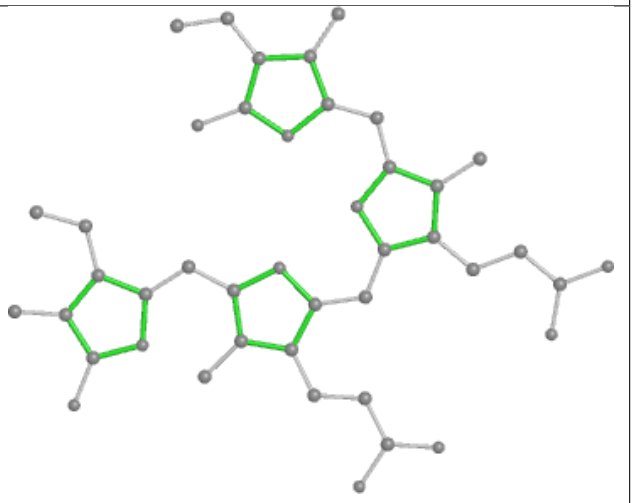

Rings

Ligand PEB DB 202

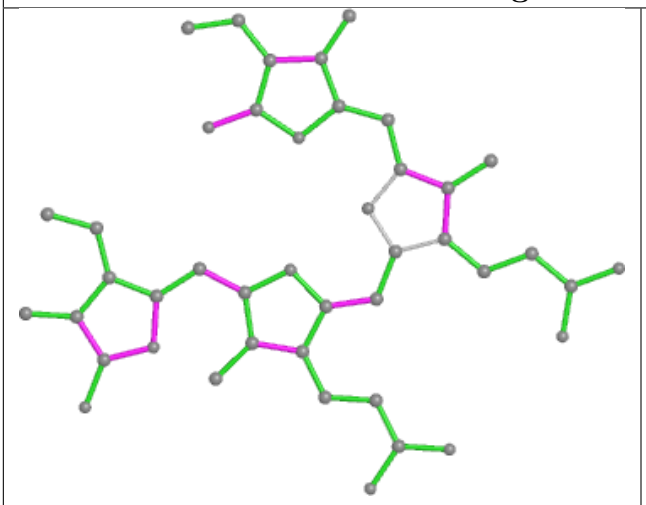

Bond lengths

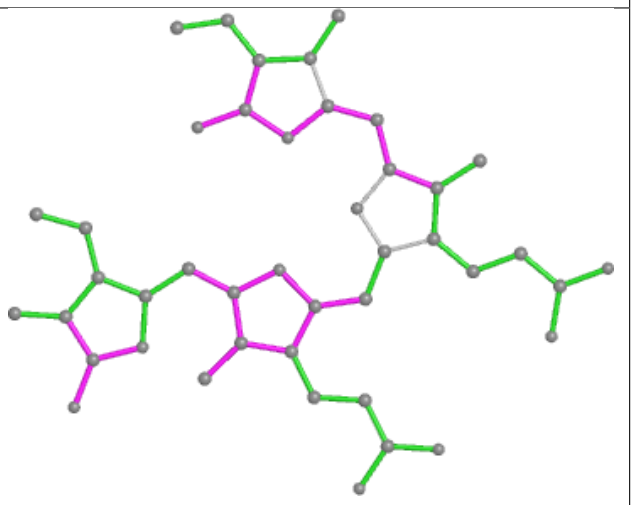

Bond angles

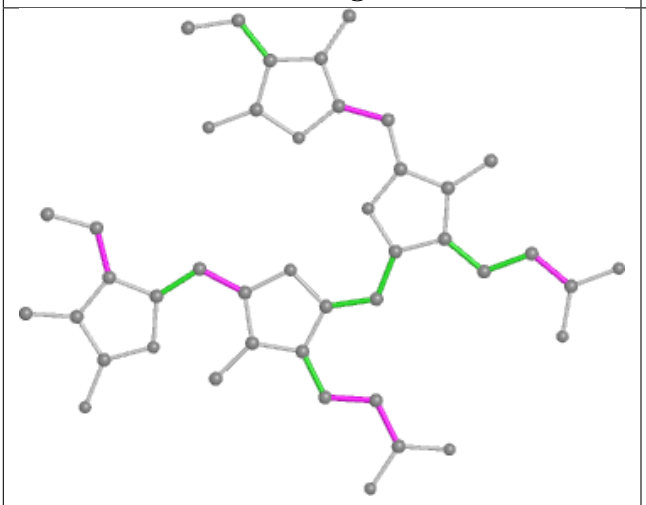

Torsions

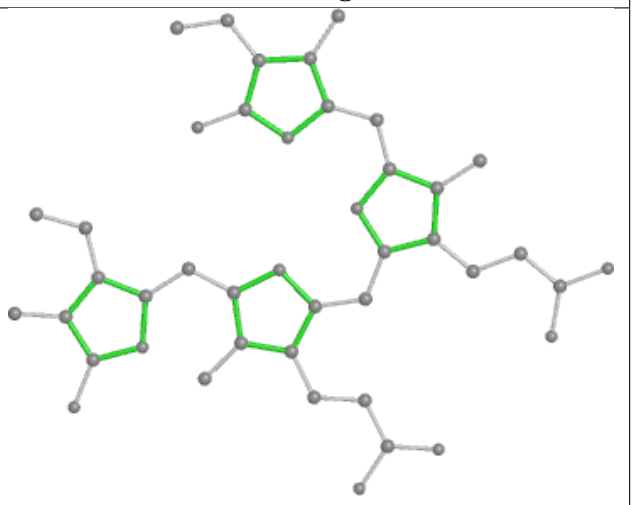

Rings

Ligand BCR c6 617

Bond lengths

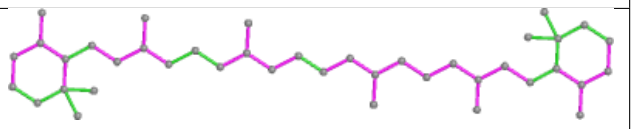

Bond angles

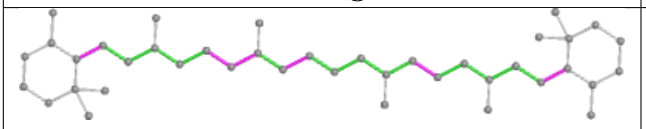

Torsions

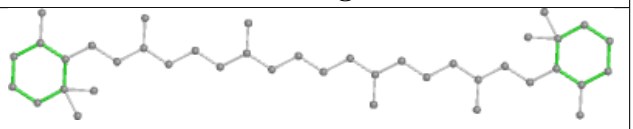

Rings

Ligand CLA RN 201

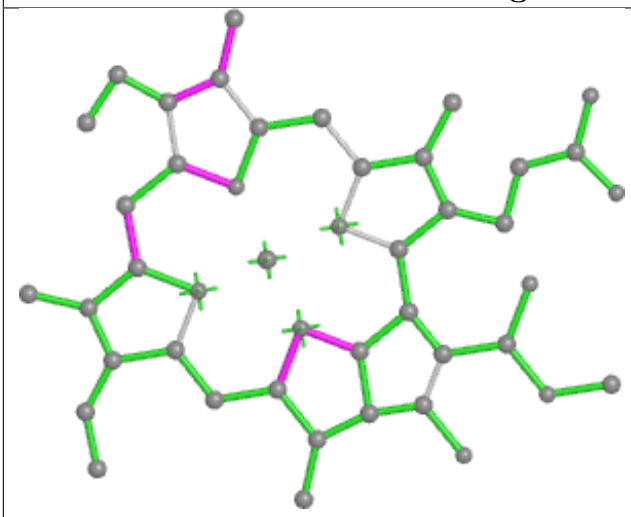

Bond lengths

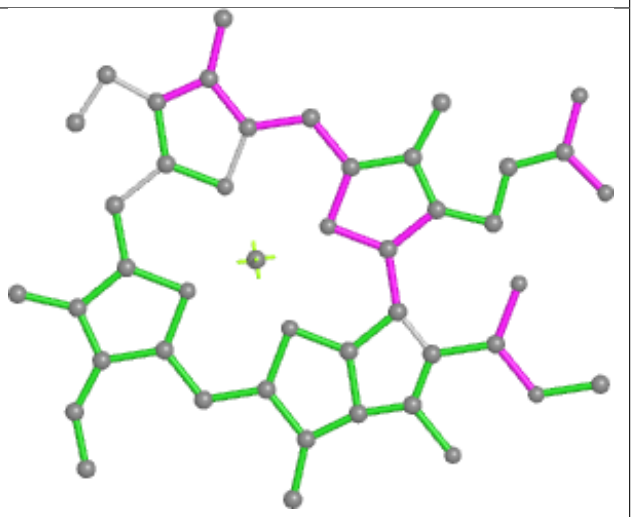

Bond angles

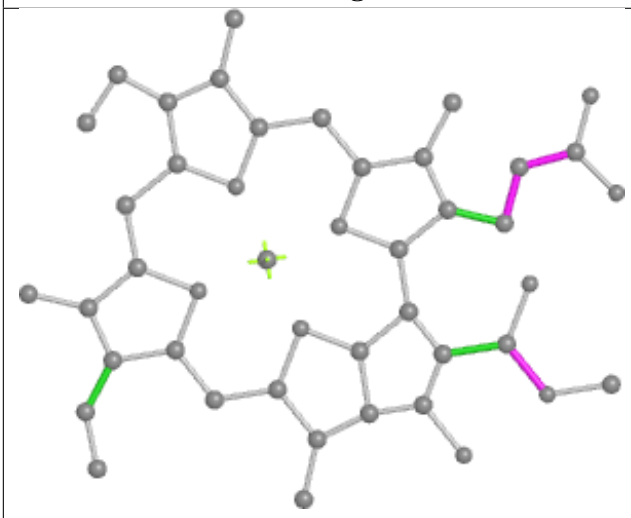

Torsions

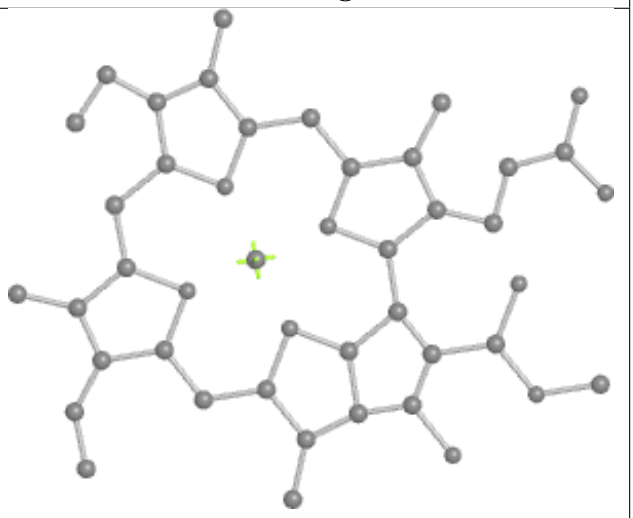

Rings

Ligand CLA B6 603

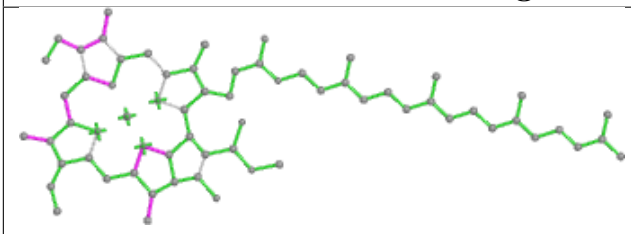

Bond lengths

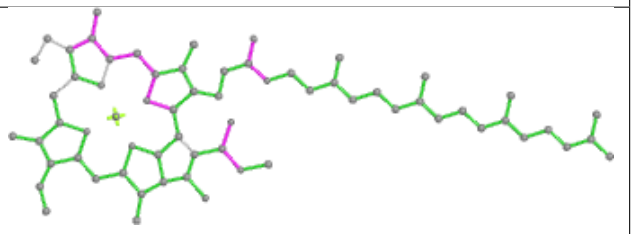

Bond angles

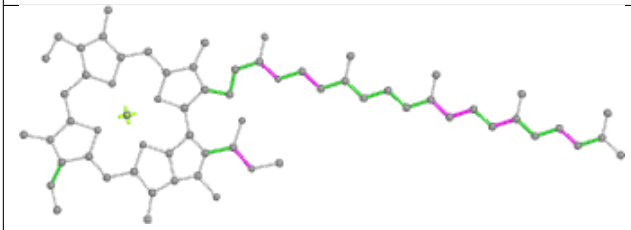

Torsions

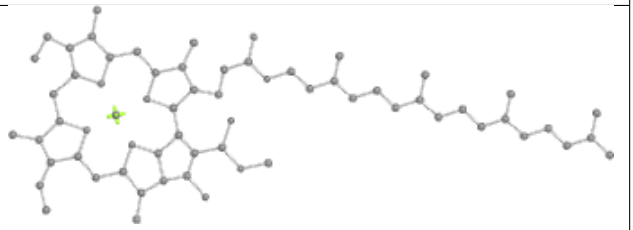

Rings

Ligand PEB CK 203

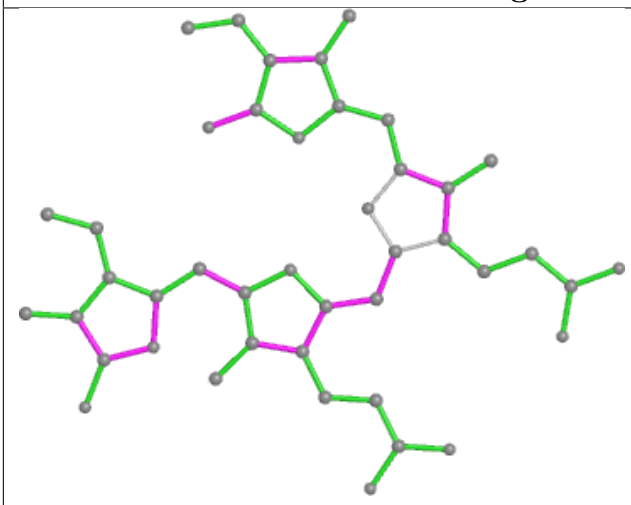

Bond lengths

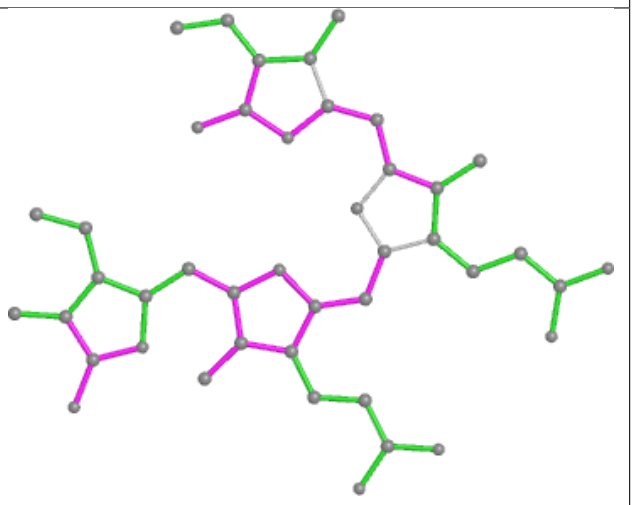

Bond angles

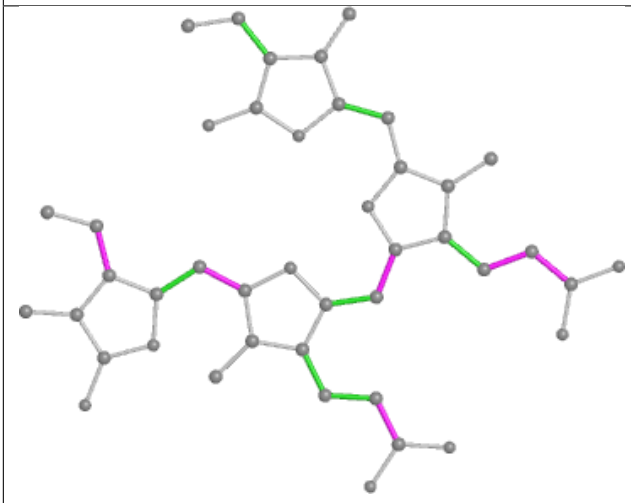

Torsions

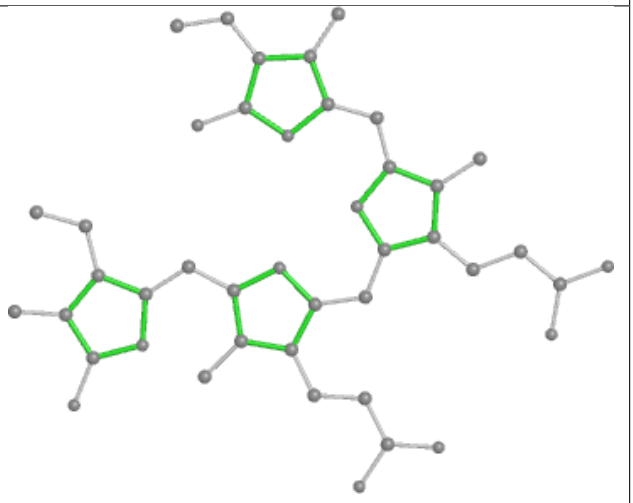

Rings

Ligand PUB AG 303

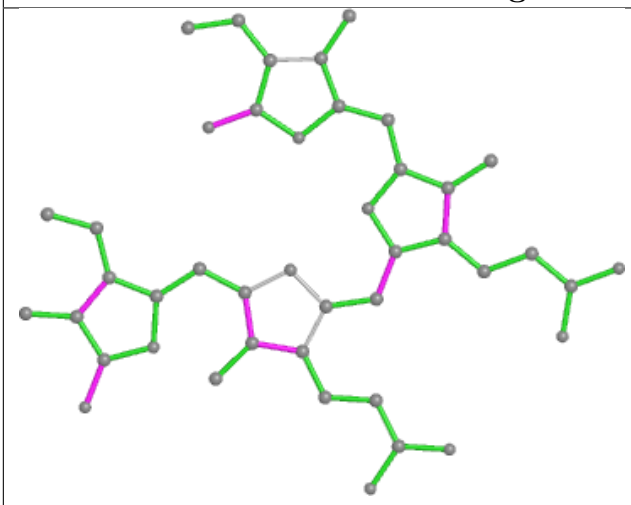

Bond lengths

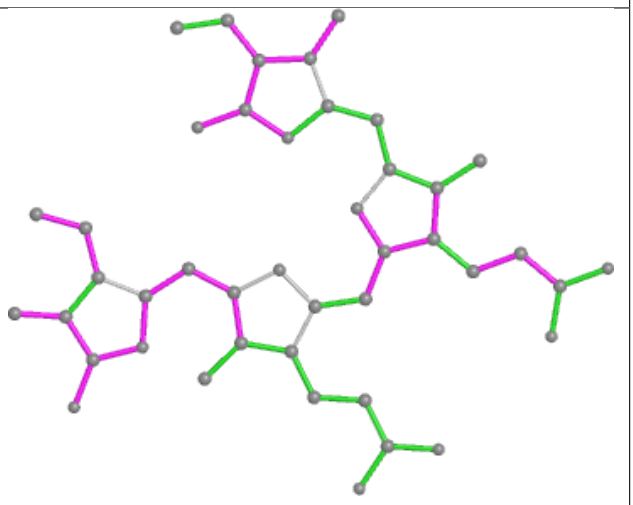

Bond angles

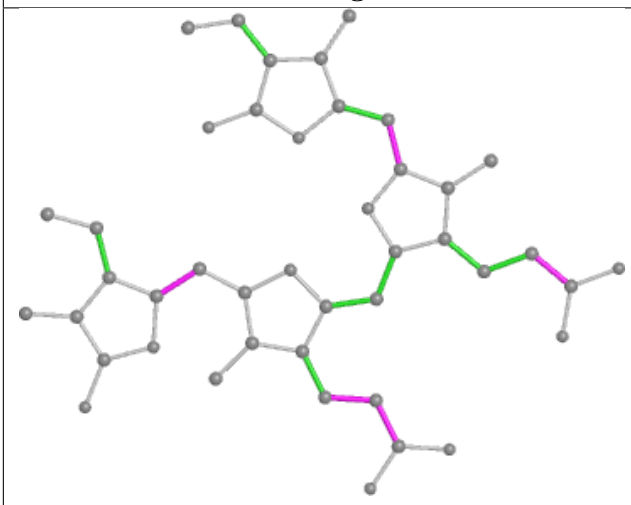

Torsions

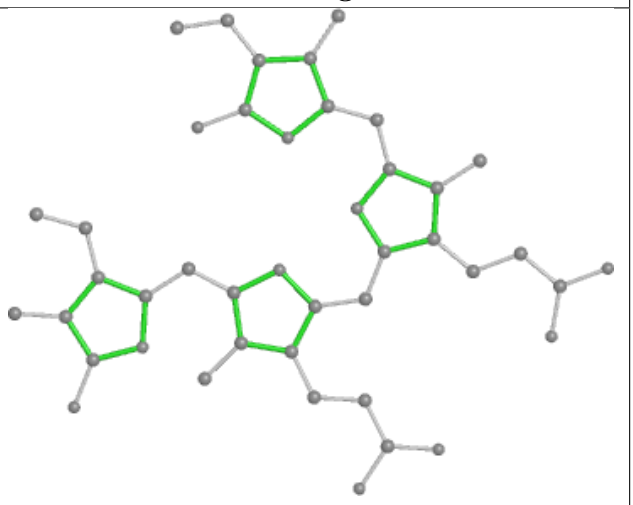

Rings

Ligand CLA 42 610

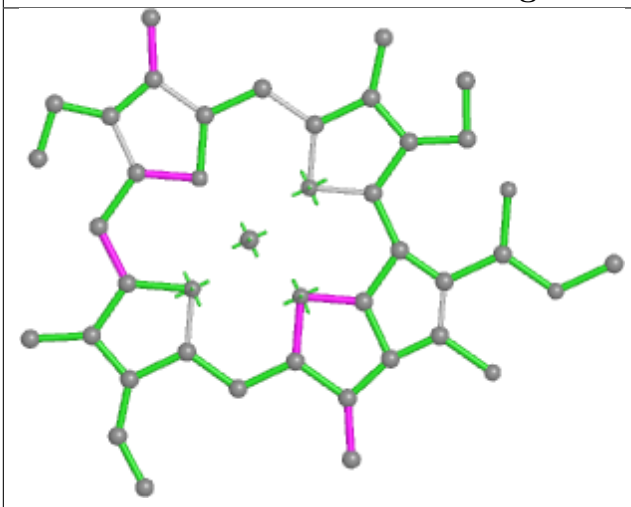

Bond lengths

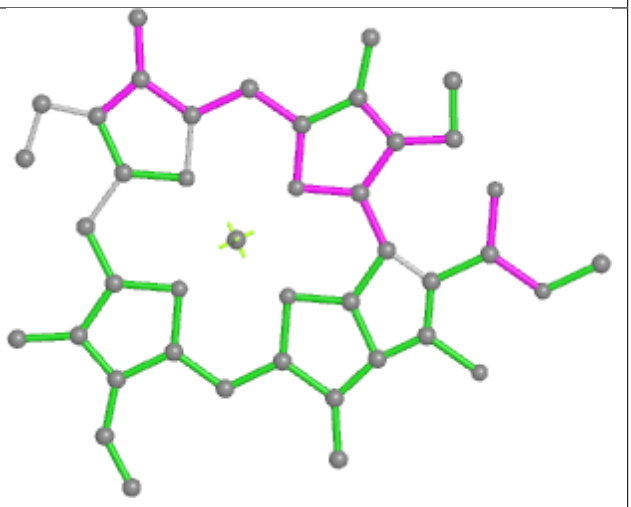

Bond angles

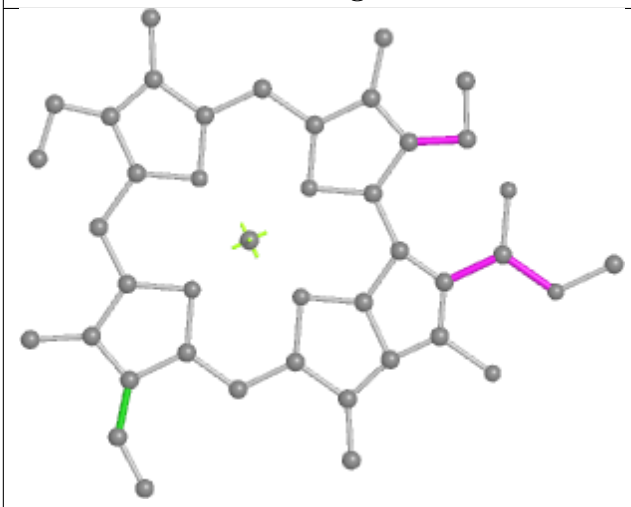

Torsions

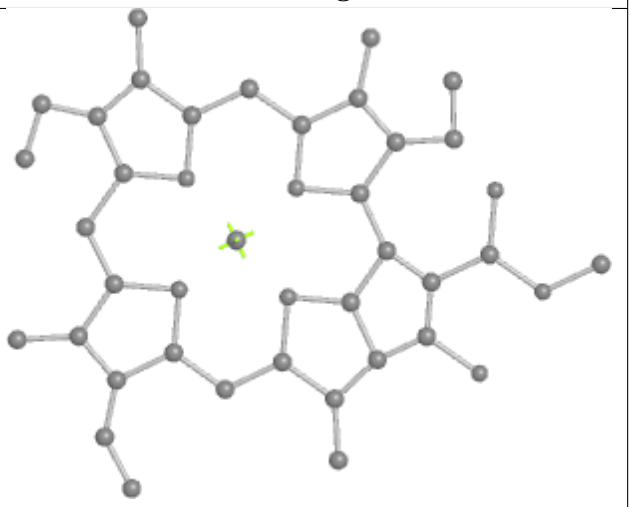

Rings

Ligand LMG bL 624

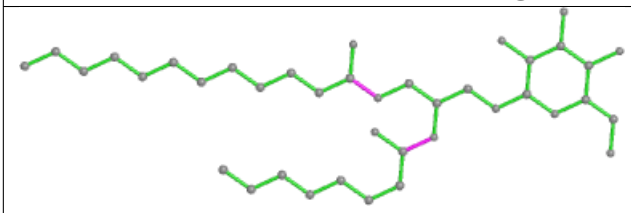

Bond lengths

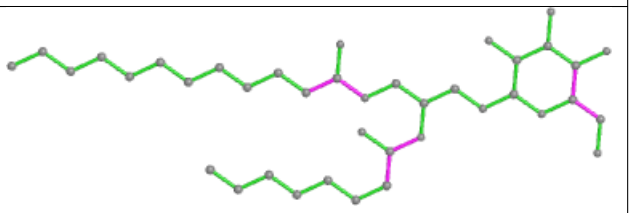

Bond angles

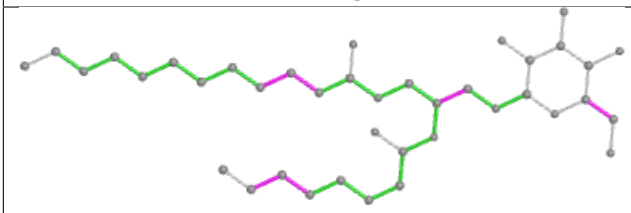

Torsions

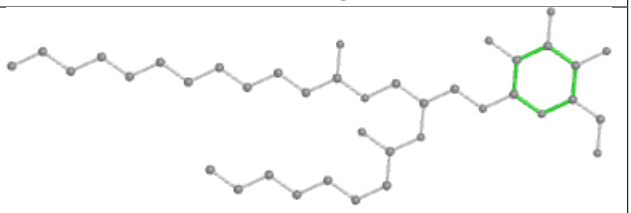

Rings

Ligand PEB U5 201

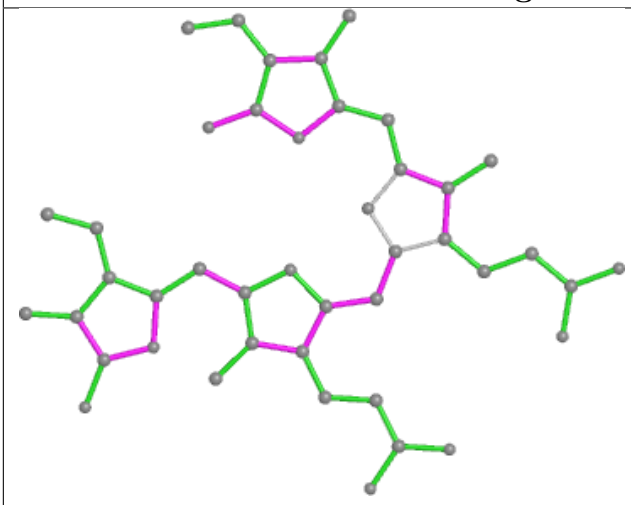

Bond lengths

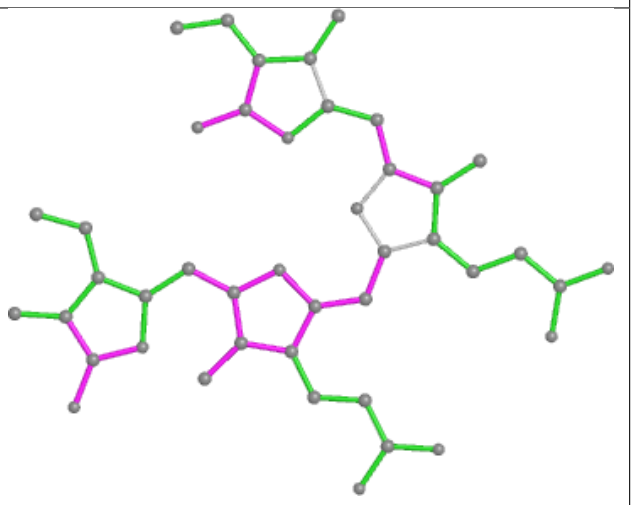

Bond angles

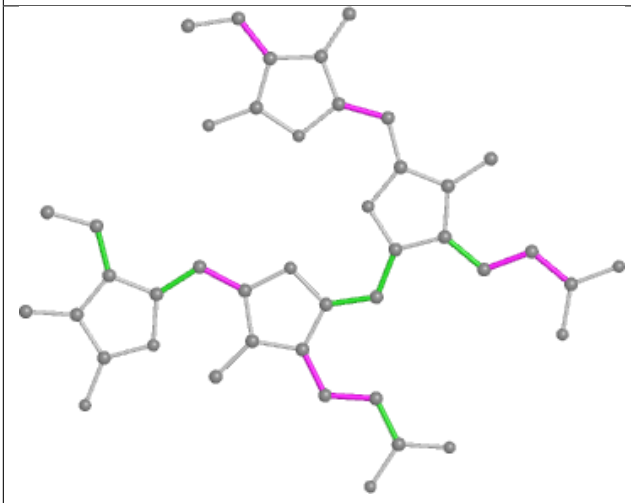

Torsions

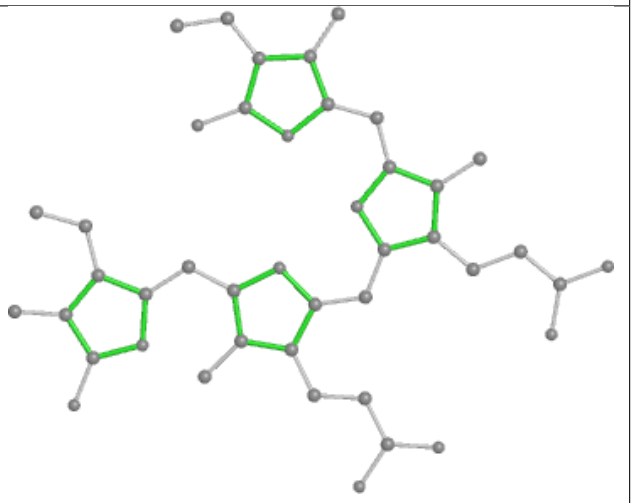

Rings

Ligand PEB JQ 202

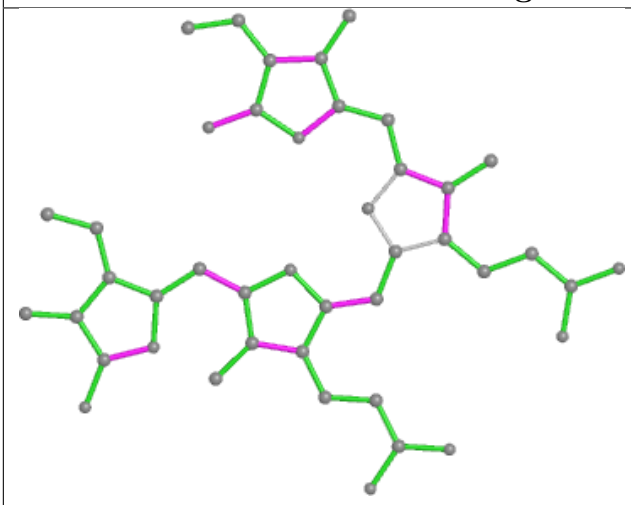

Bond lengths

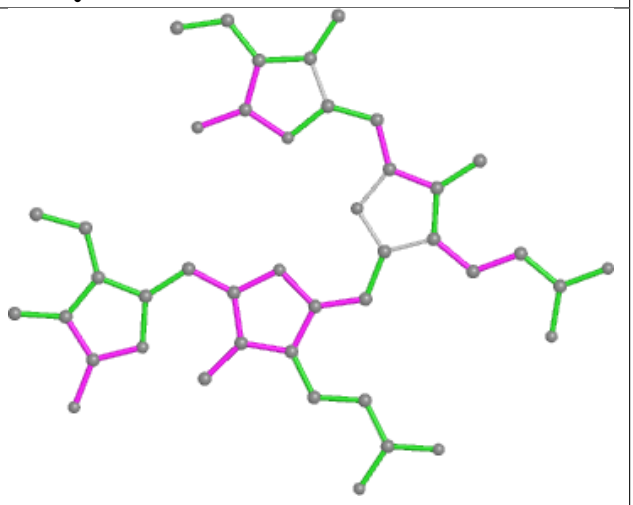

Bond angles

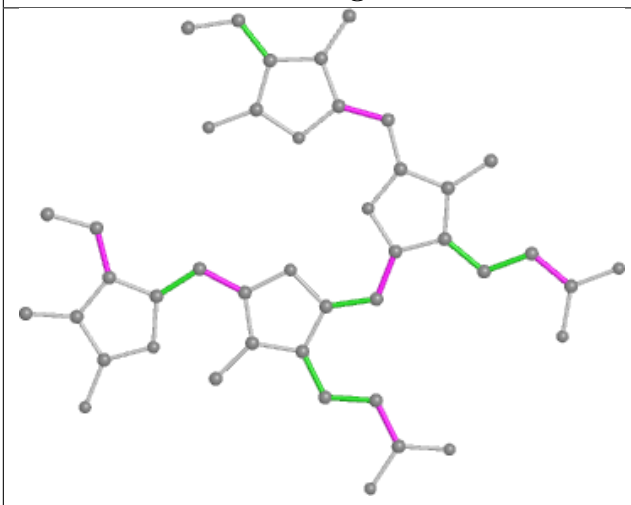

Torsions

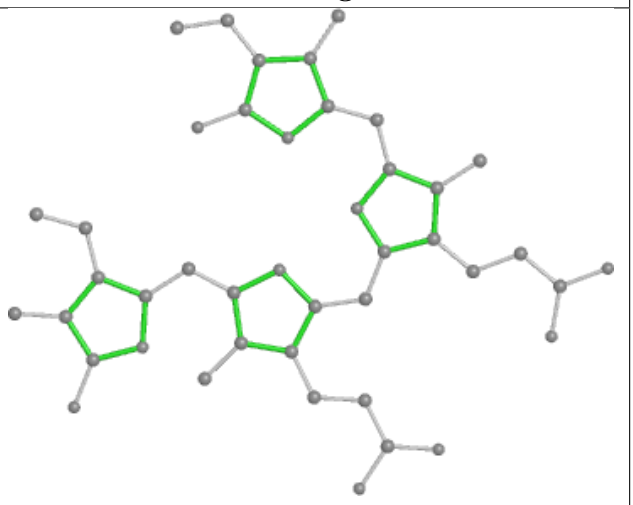

Rings

Ligand PL9 aL 601

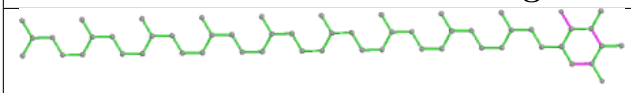

Bond lengths

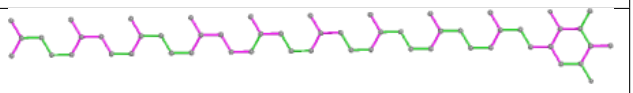

Bond angles

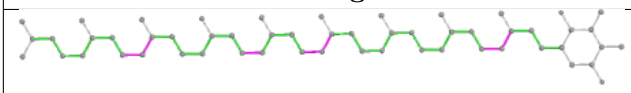

Torsions

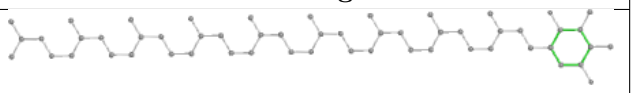

Rings

Ligand PEB jE 201

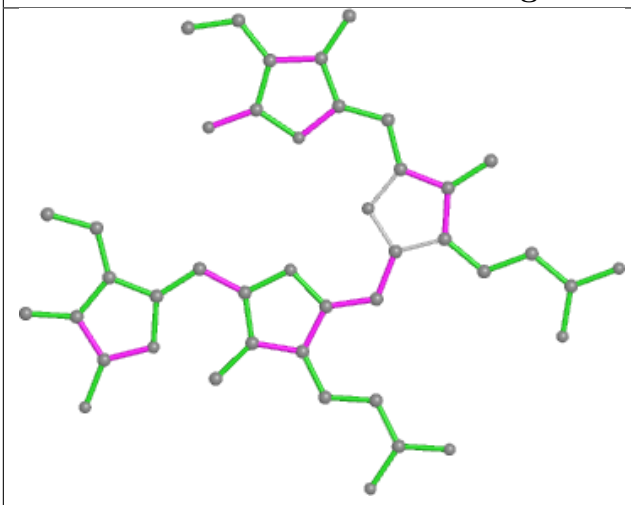

Bond lengths

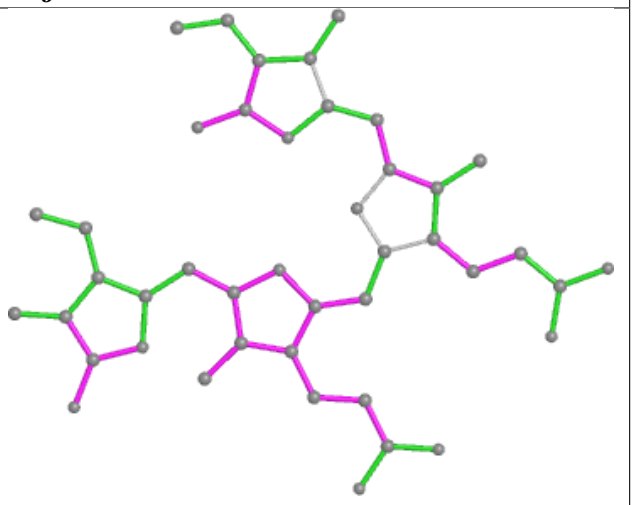

Bond angles

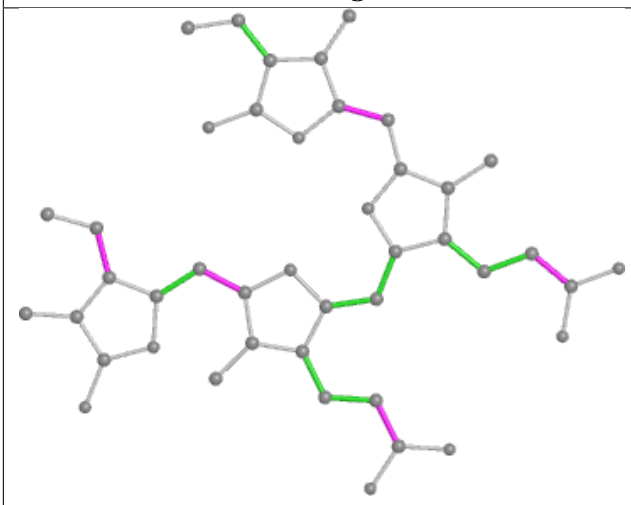

Torsions

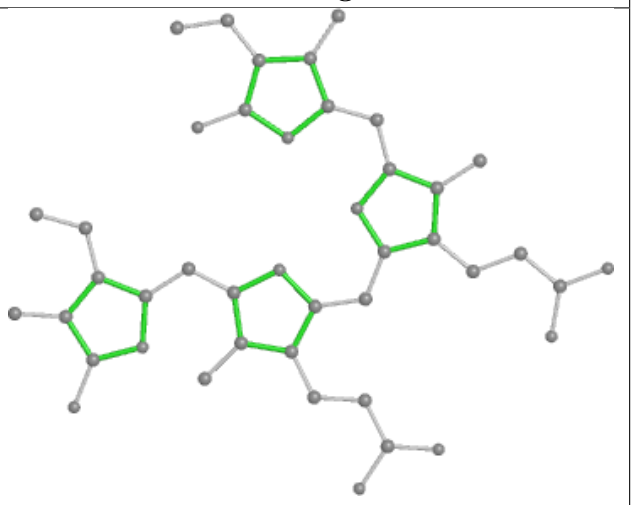

Rings

Ligand PEB C5 202

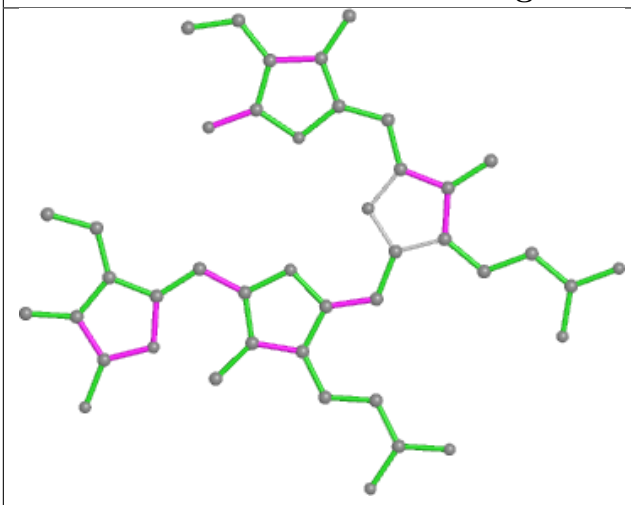

Bond lengths

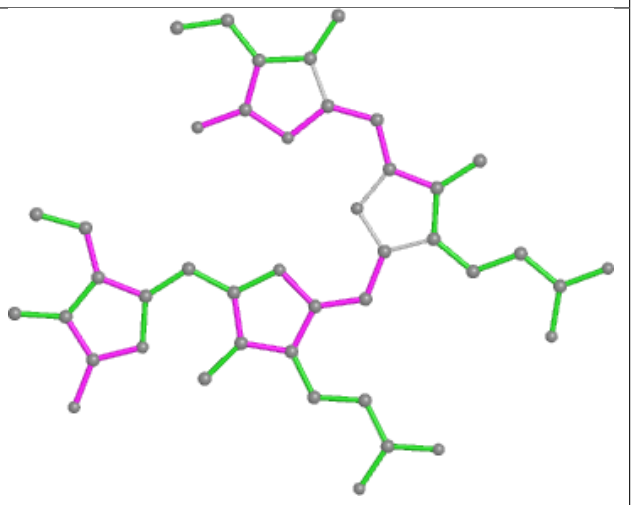

Bond angles

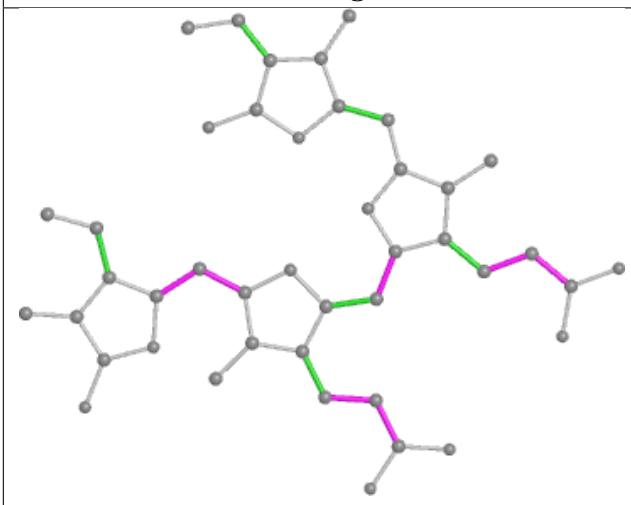

Torsions

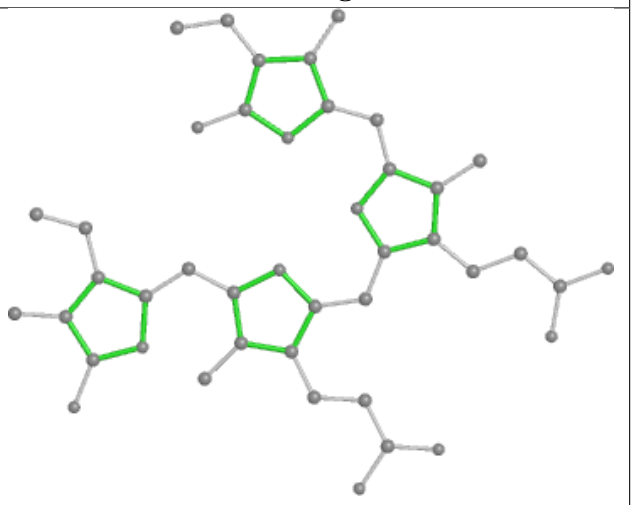

Rings

Ligand BCR B6 602

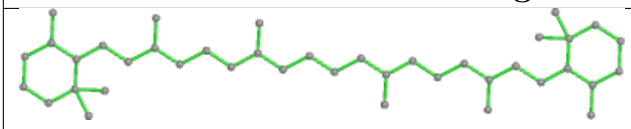

Bond lengths

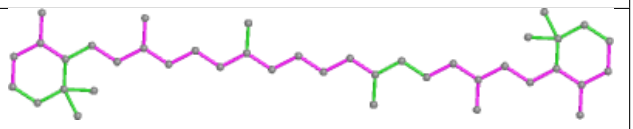

Bond angles

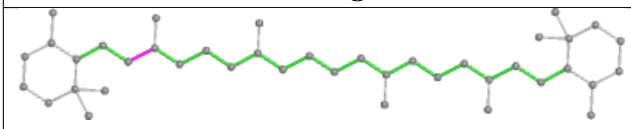

Torsions

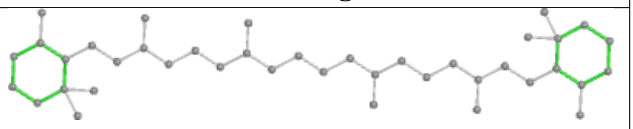

Rings

Ligand PEB EK 202

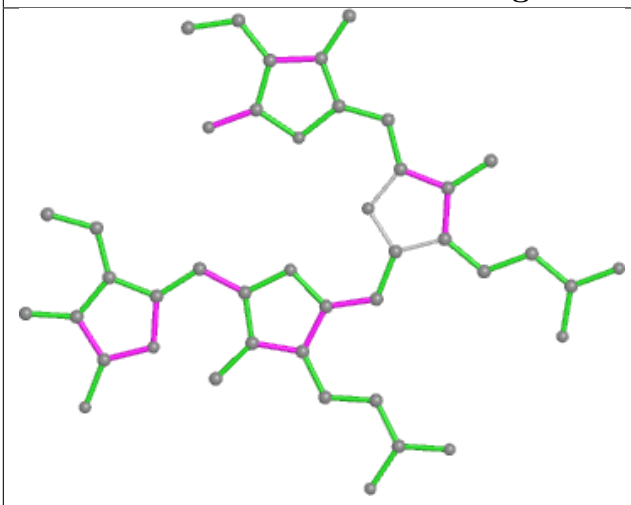

Bond lengths

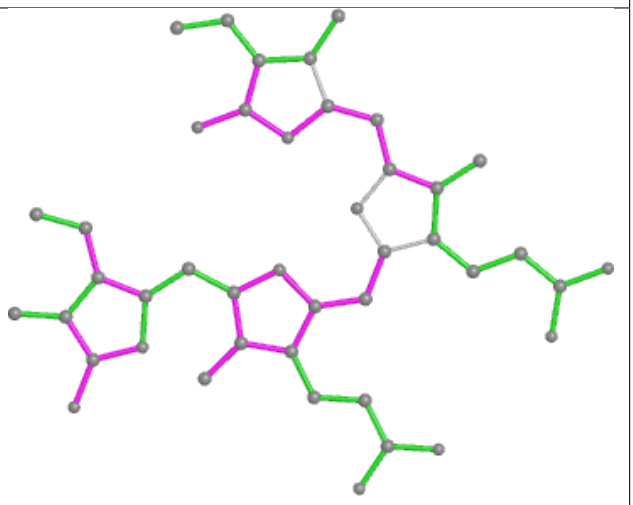

Bond angles

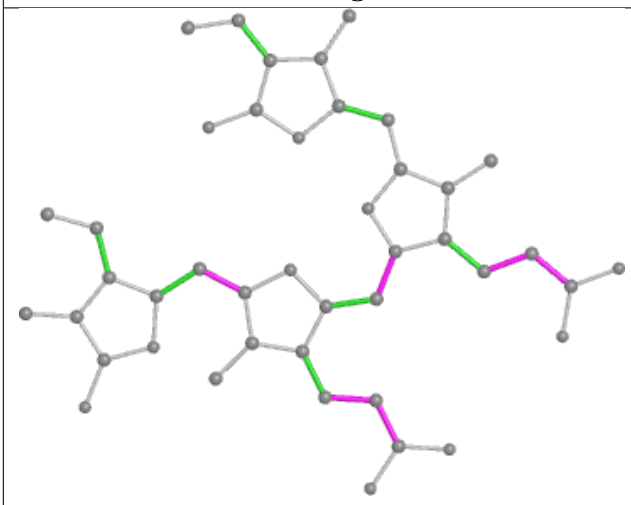

Torsions

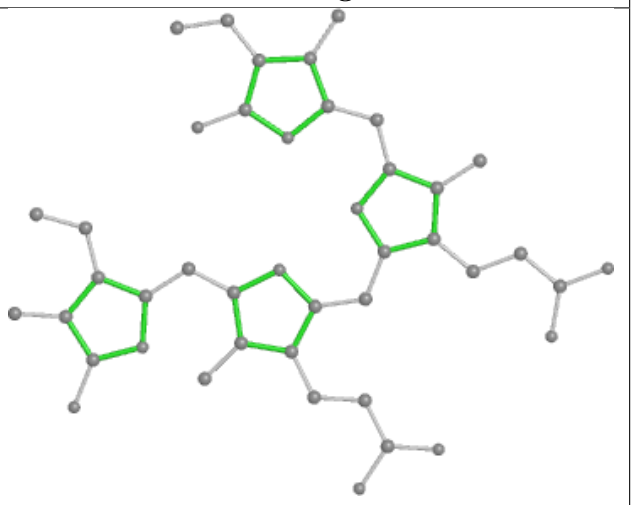

Rings

Ligand PEB LP 202

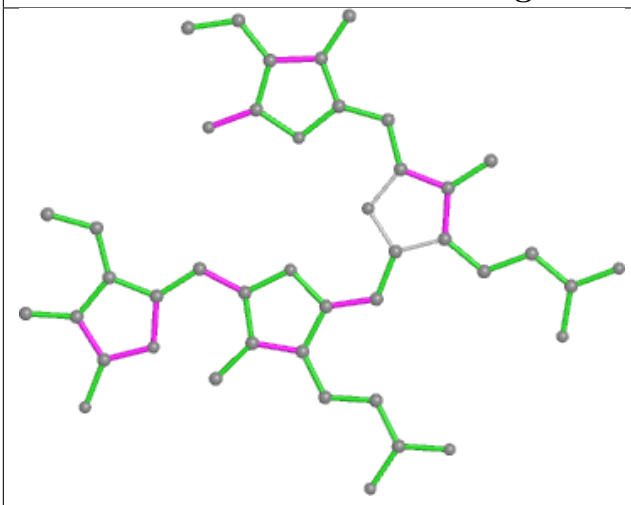

Bond lengths

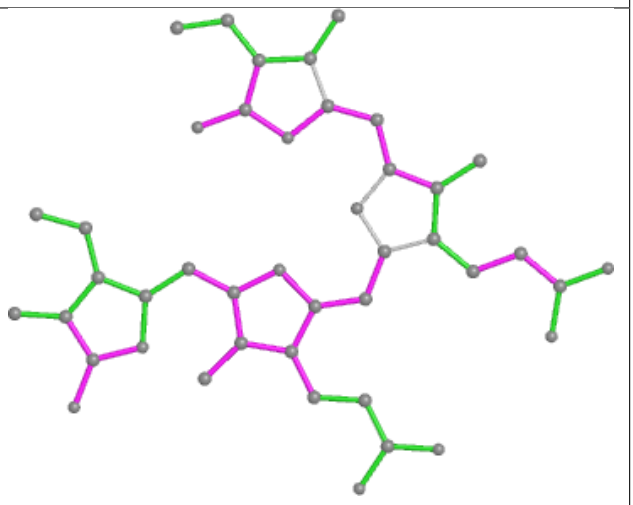

Bond angles

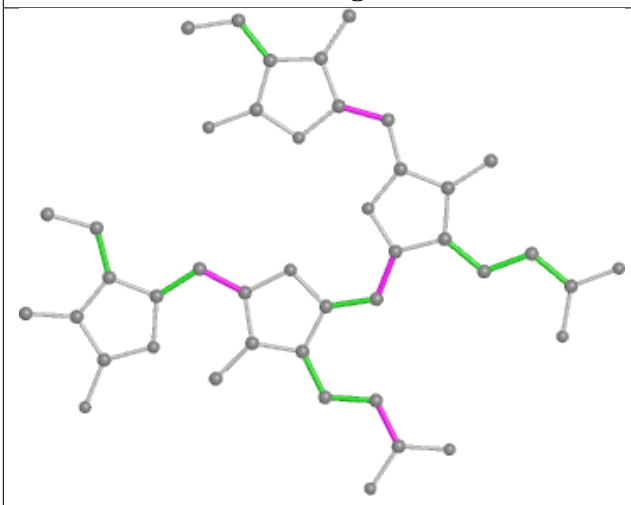

Torsions

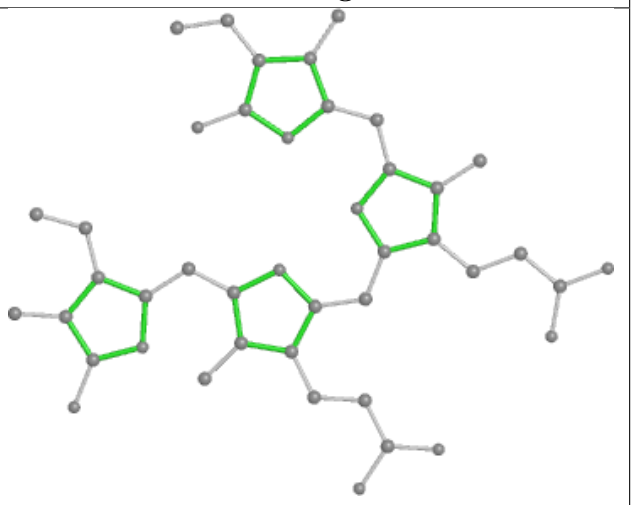

Rings

Ligand PEB c4 201

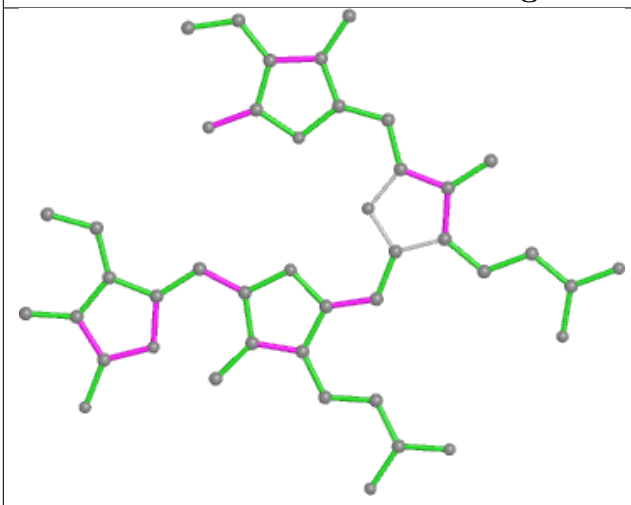

Bond lengths

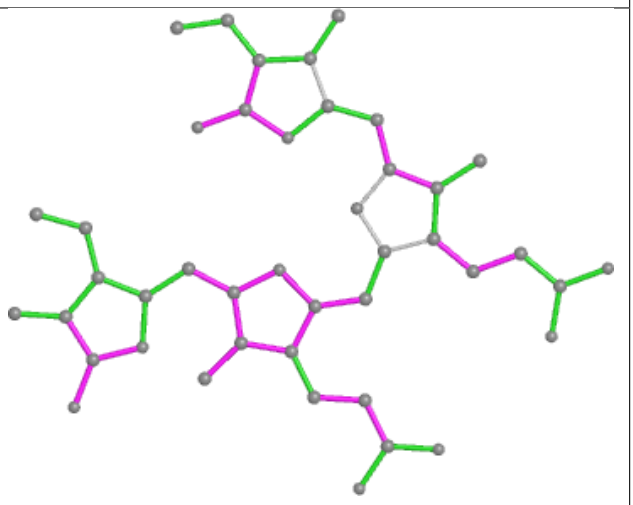

Bond angles

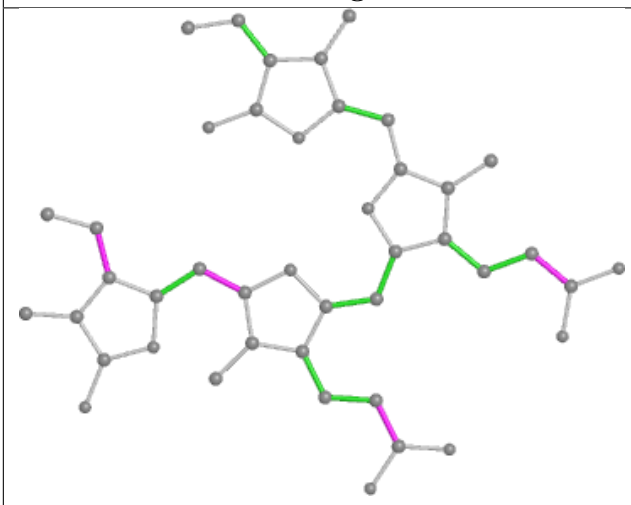

Torsions

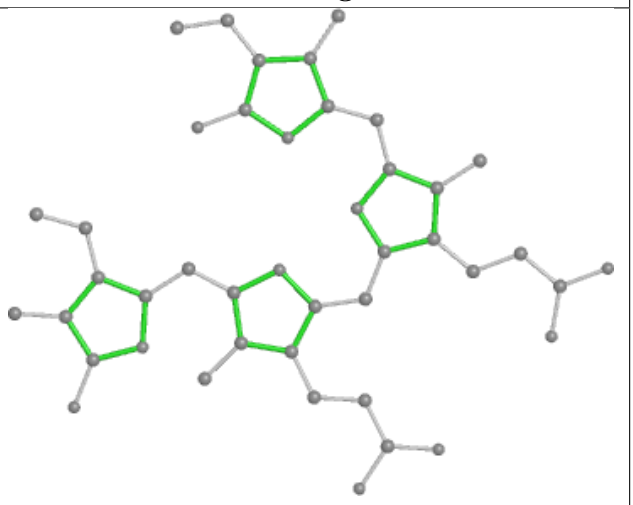

Rings

Ligand PEB E5 202

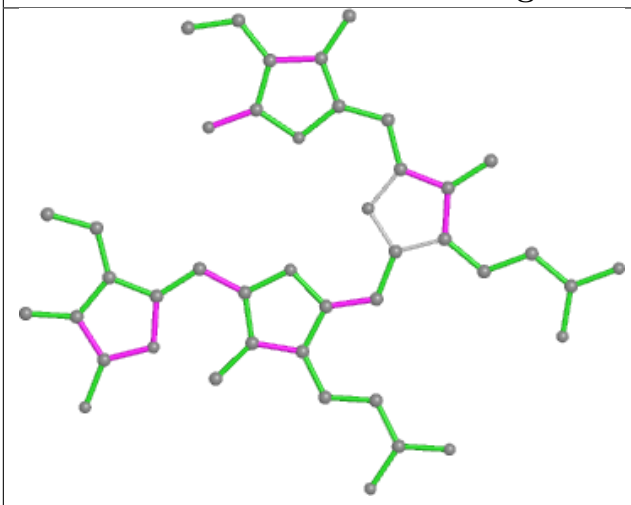

Bond lengths

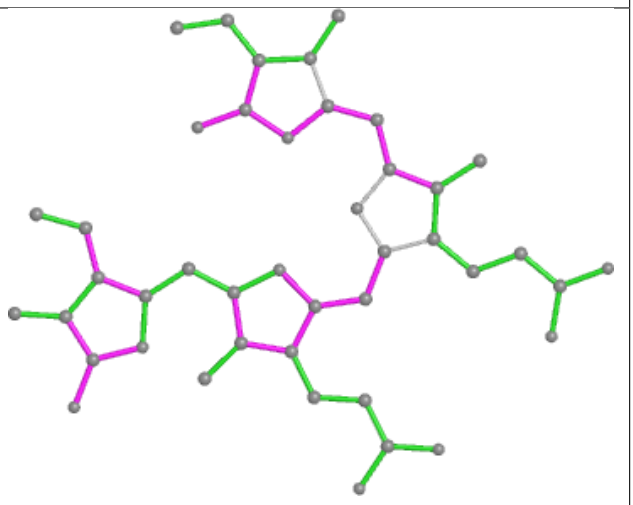

Bond angles

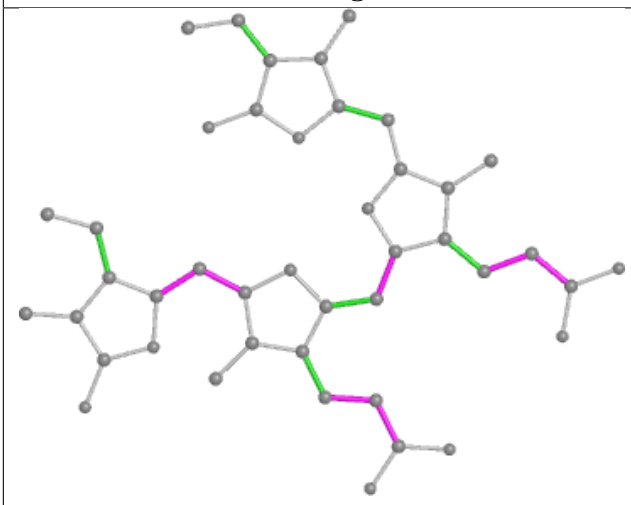

Torsions

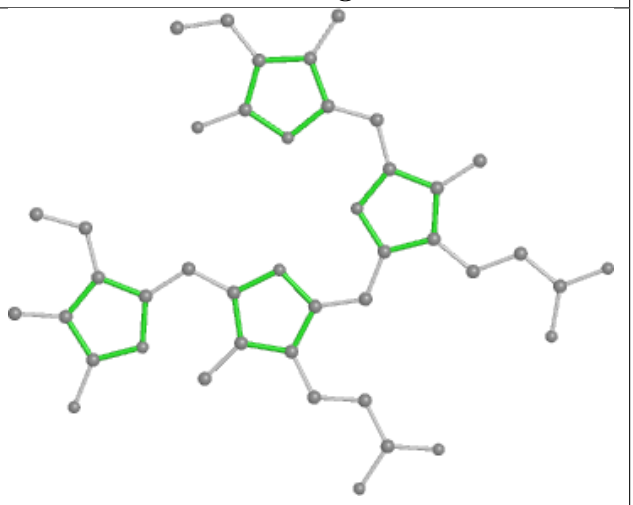

Rings

Ligand CLA a6 607

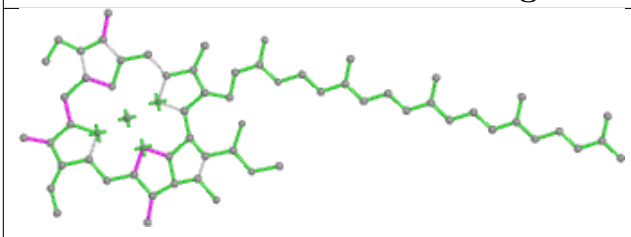

Bond lengths

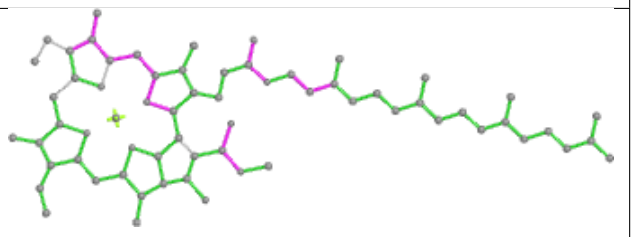

Bond angles

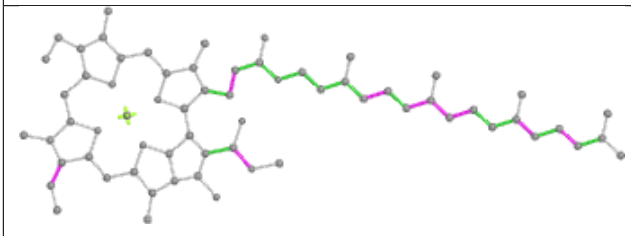

Torsions

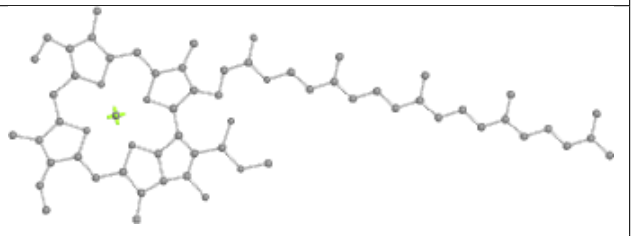

Rings

Ligand DGD J6 101

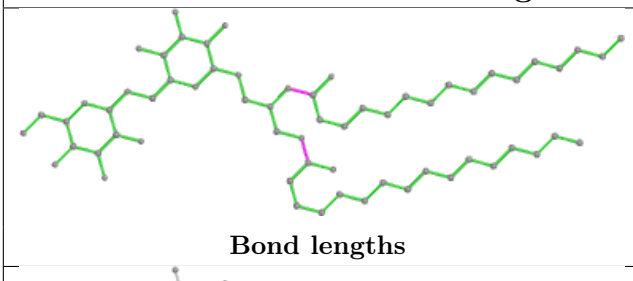

Bond lengths

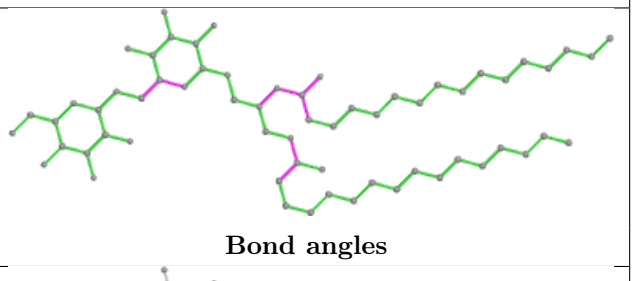

Bond angles

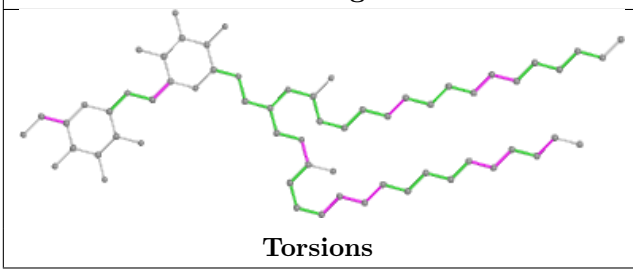

Torsions

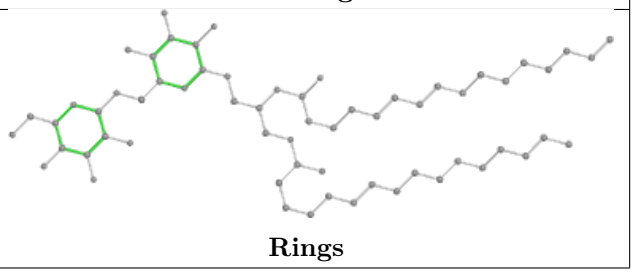

Rings

Ligand CYC 63 901

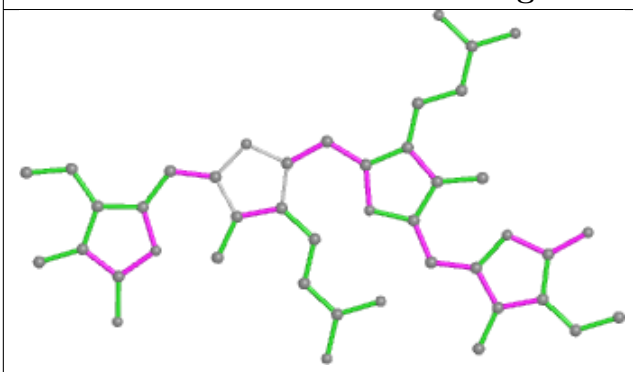

Bond lengths

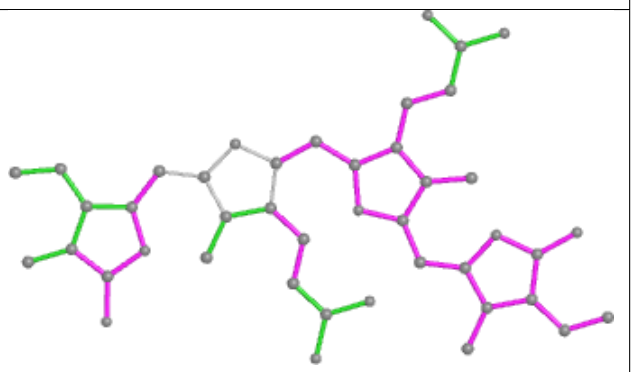

Bond angles

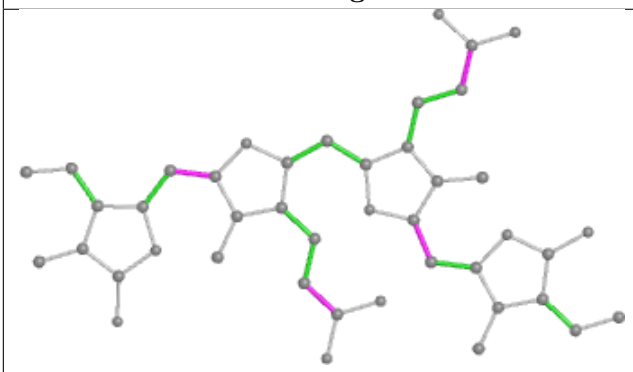

Torsions

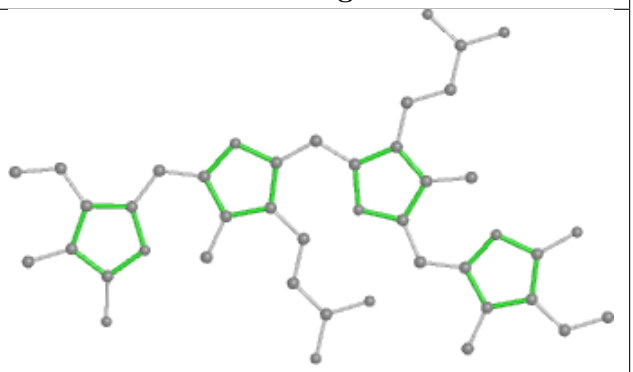

Rings

Ligand CLA b6 614

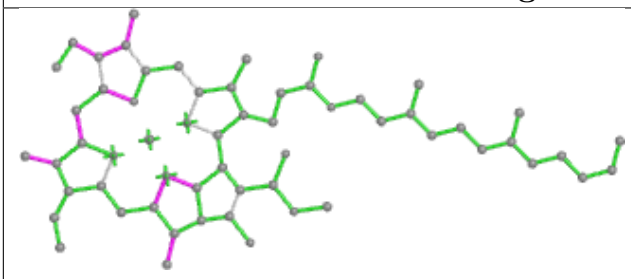

Bond lengths

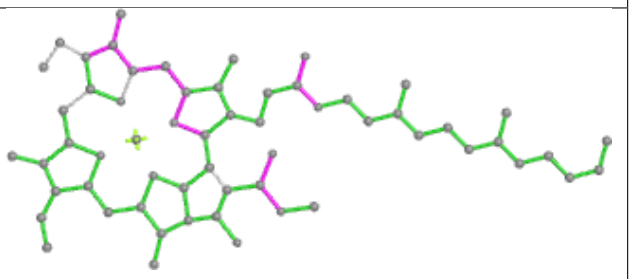

Bond angles

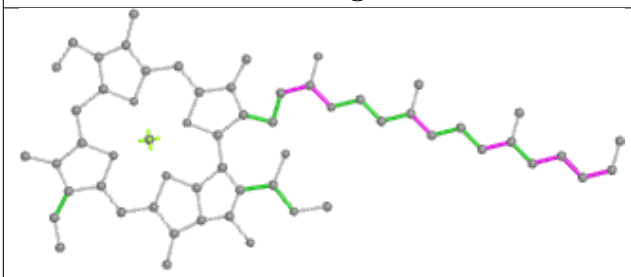

Torsions

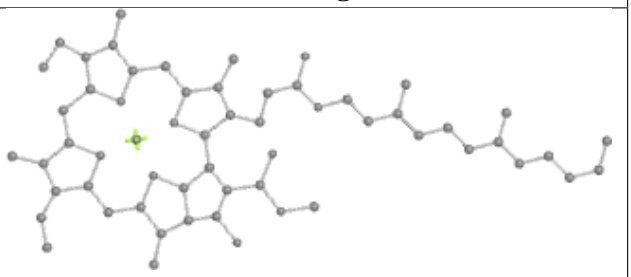

Rings

Ligand CLA B2 812

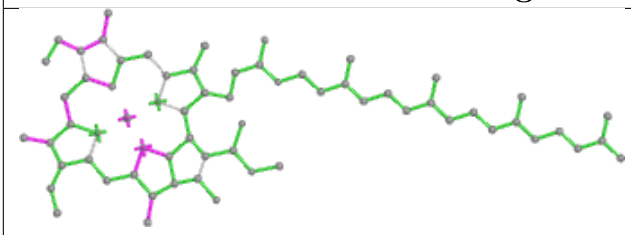

Bond lengths

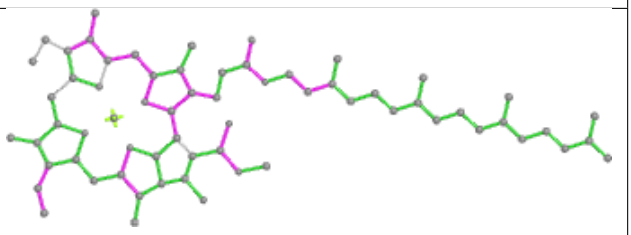

Bond angles

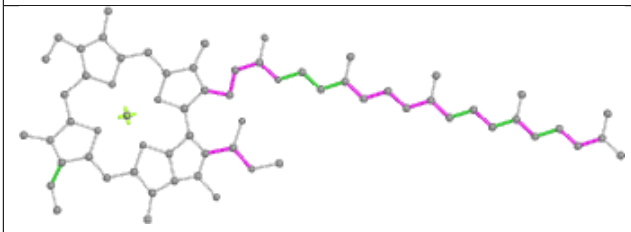

Torsions

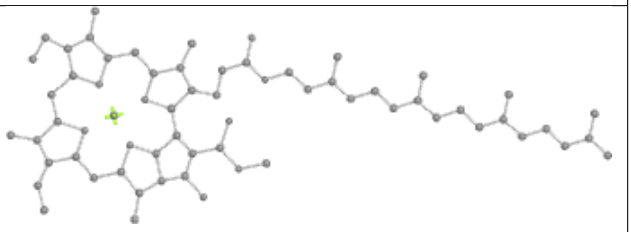

Rings

Ligand CLA 6N 603

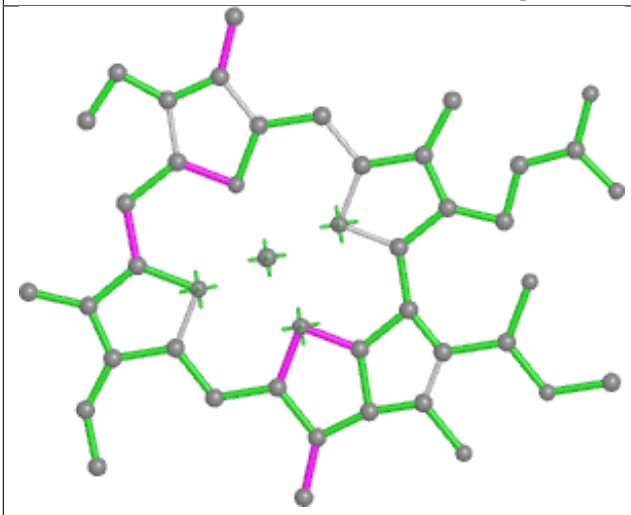

Bond lengths

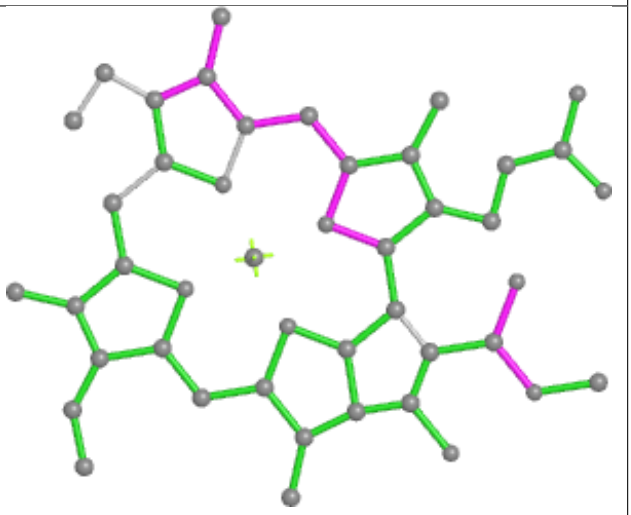

Bond angles

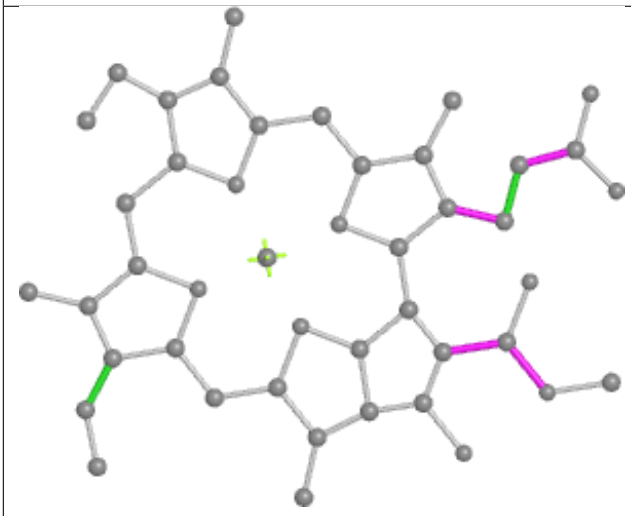

Torsions

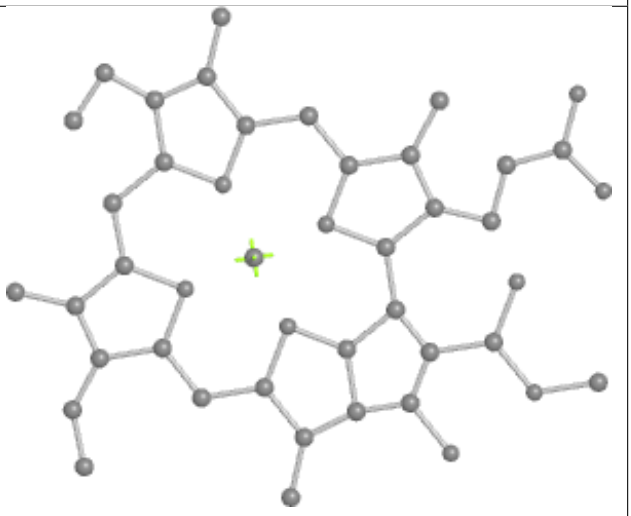

Rings

Ligand PEB EF 202

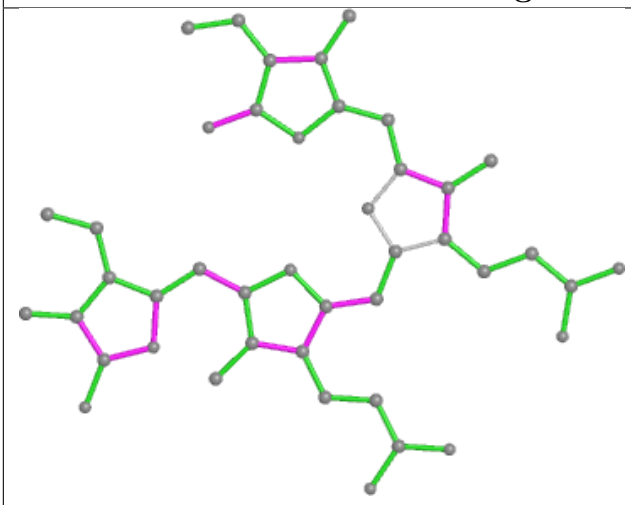

Bond lengths

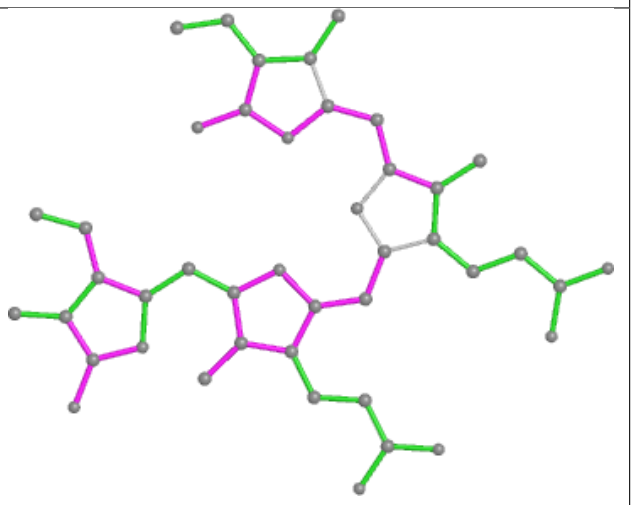

Bond angles

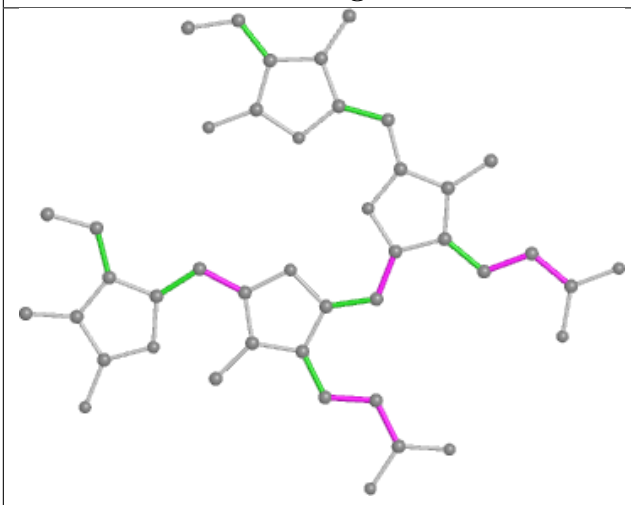

Torsions

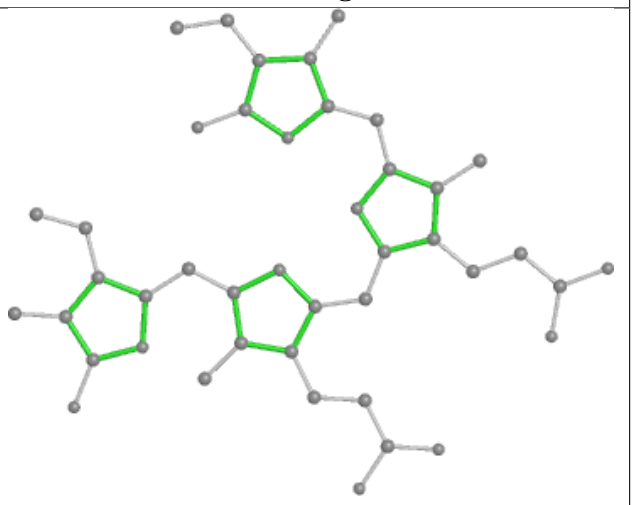

Rings

Ligand PEB i1 202

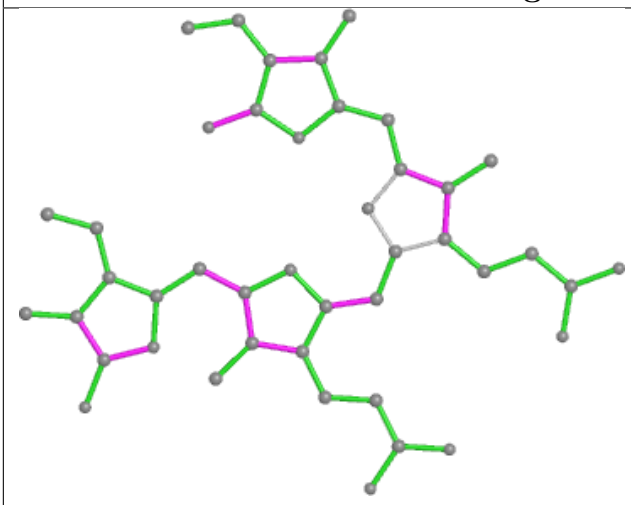

Bond lengths

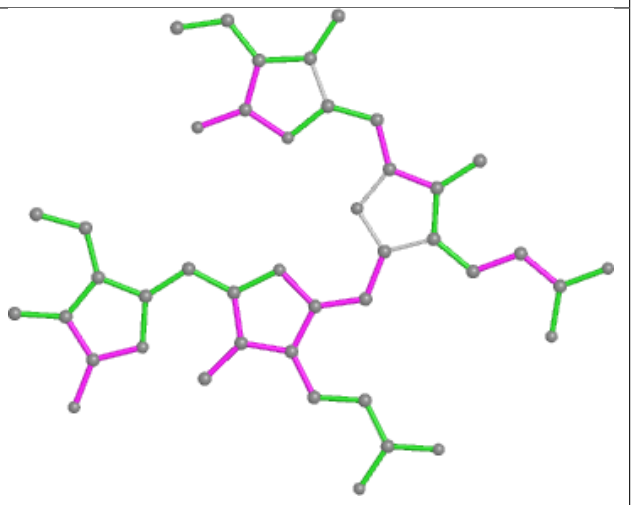

Bond angles

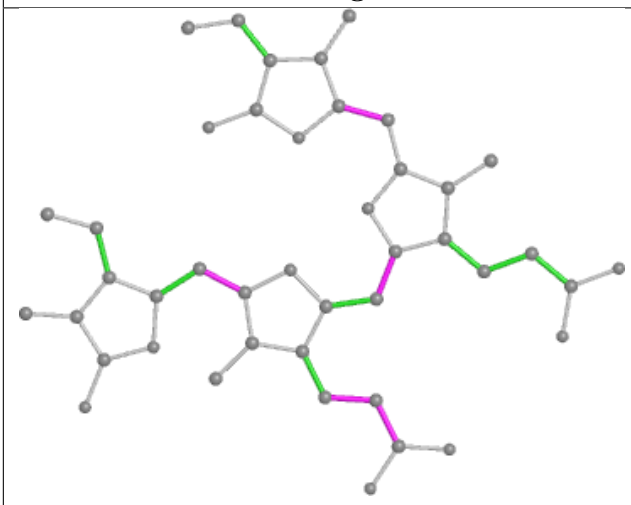

Torsions

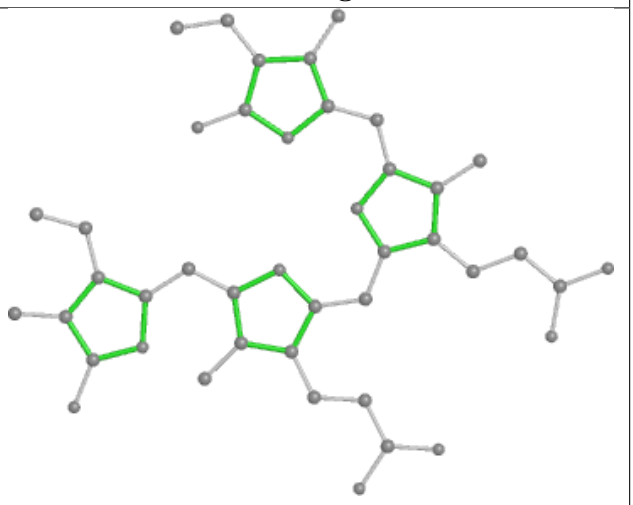

Rings

Ligand CLA 7N 602

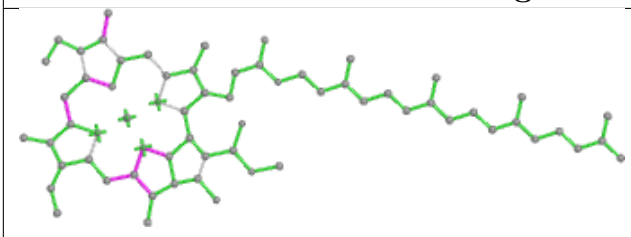

Bond lengths

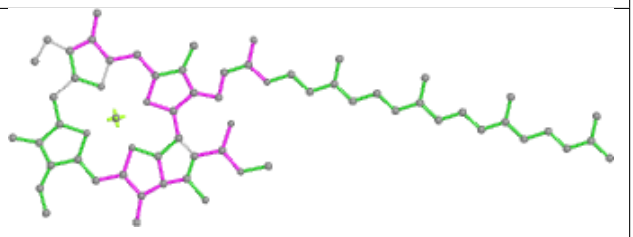

Bond angles

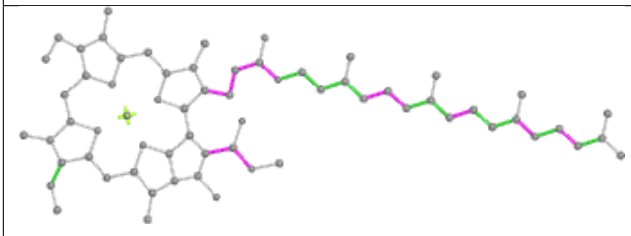

Torsions

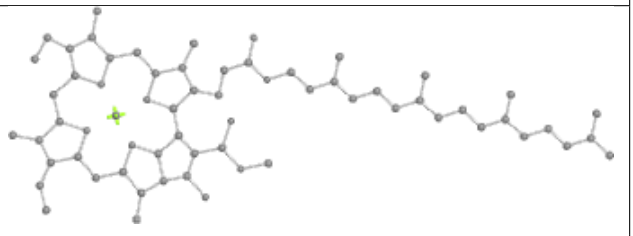

Rings

Ligand PEB J7 202

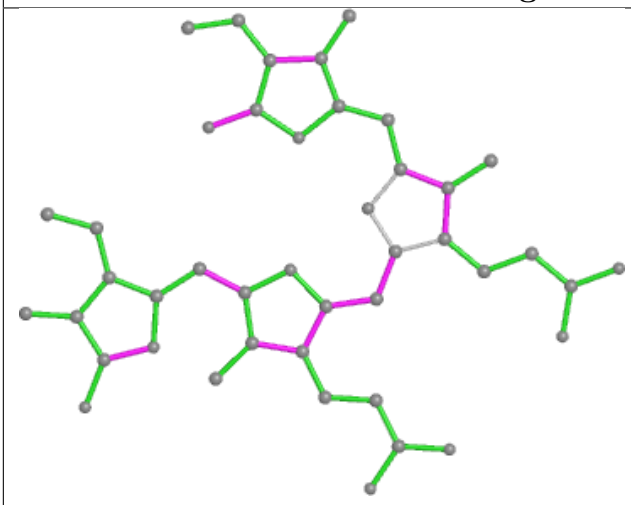

Bond lengths

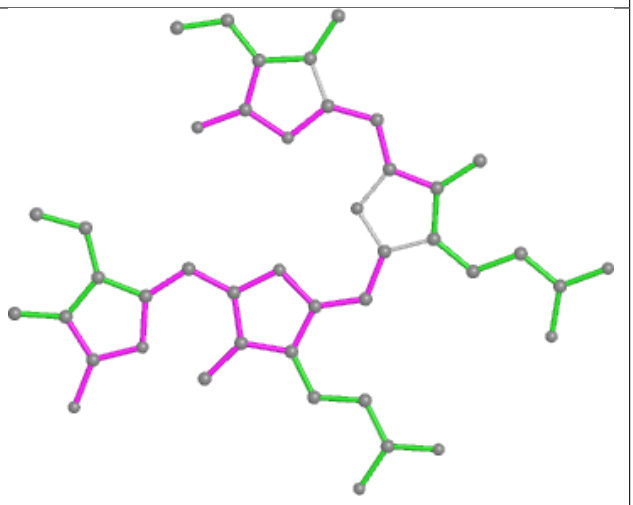

Bond angles

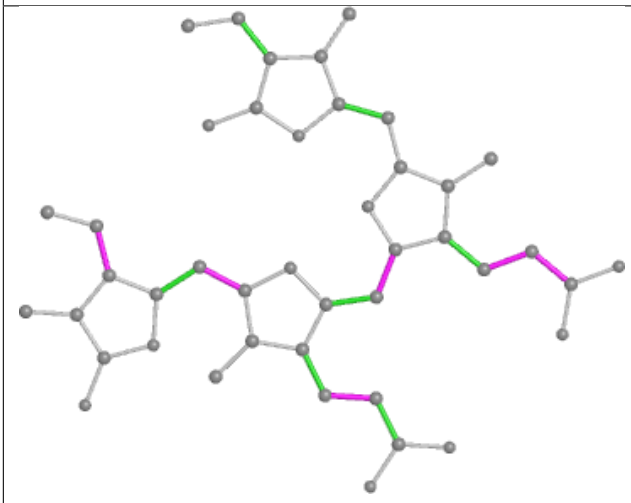

Torsions

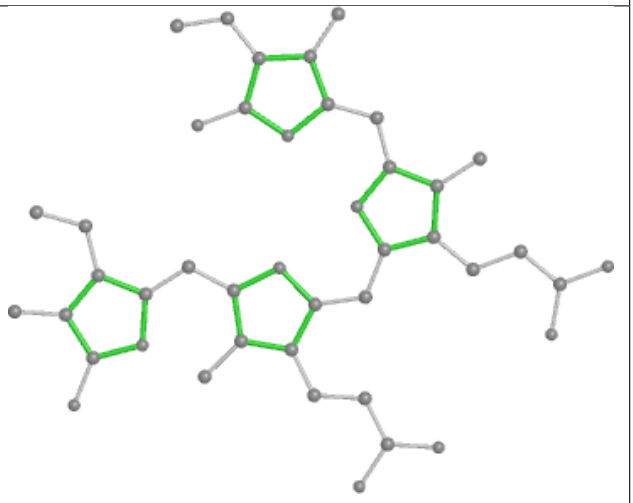

Rings

Ligand HEM E6 101

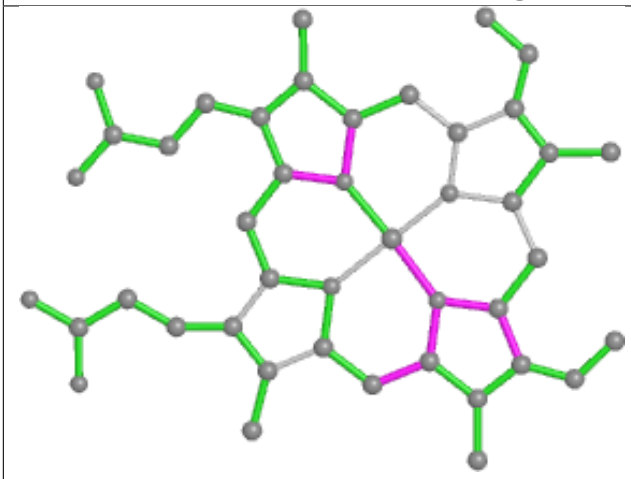

Bond lengths

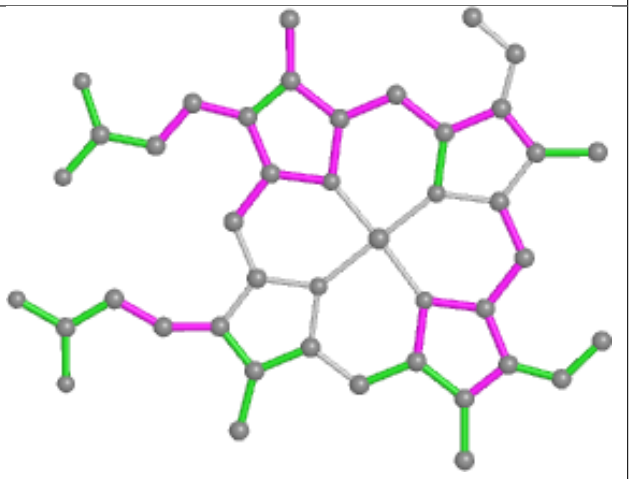

Bond angles

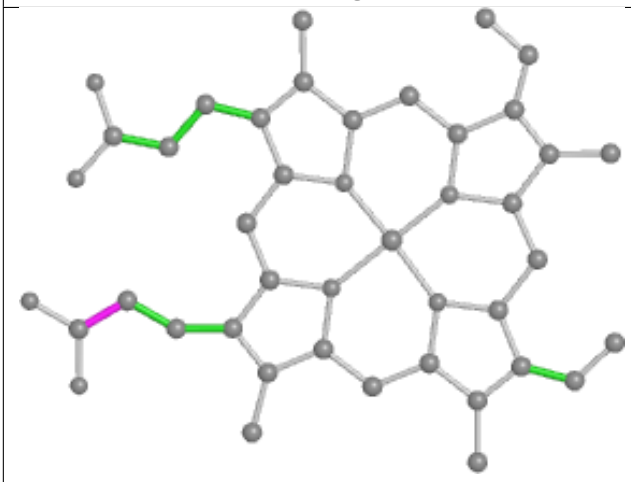

Torsions

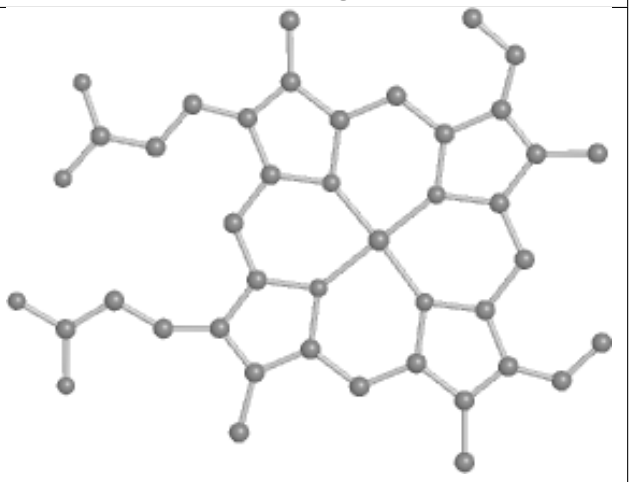

Rings

Ligand PEB eA 301

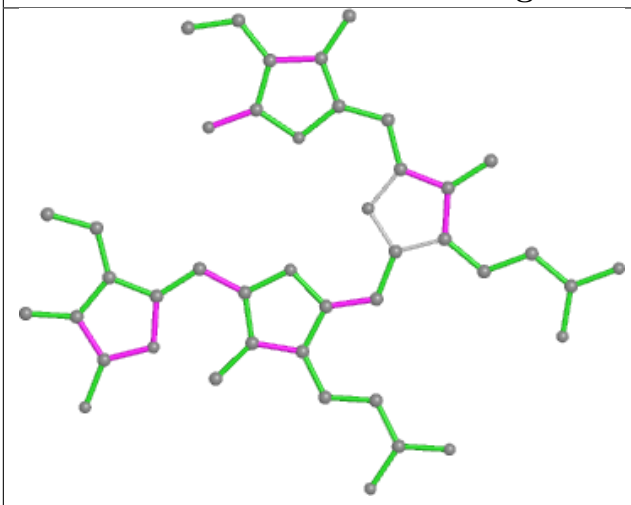

Bond lengths

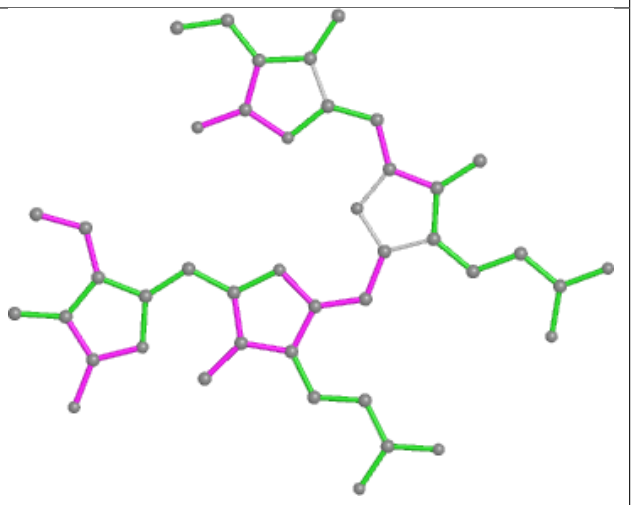

Bond angles

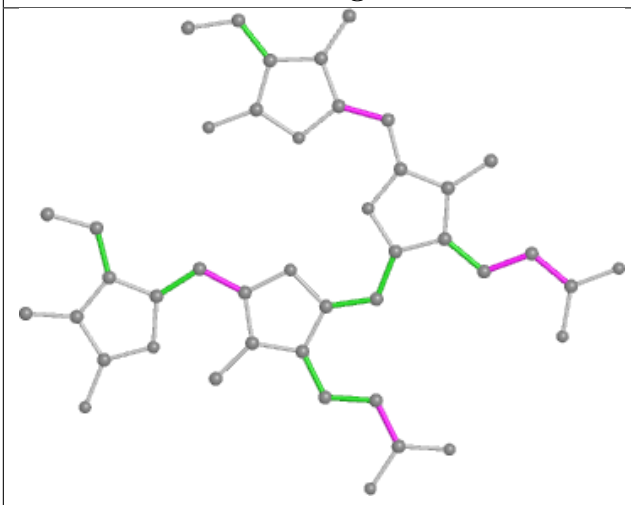

Torsions

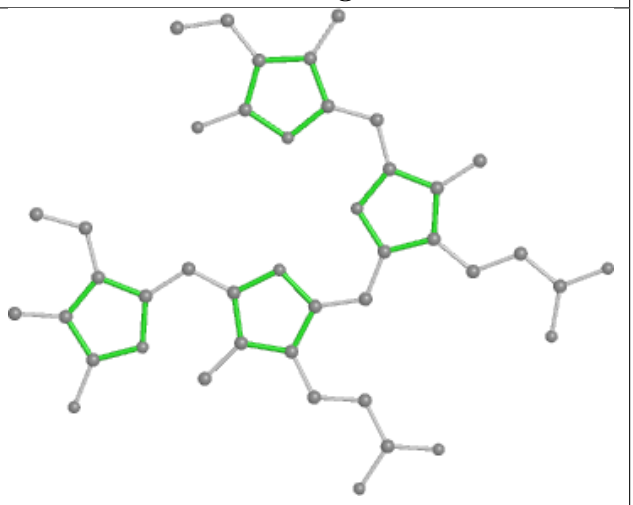

Rings

Ligand CLA 72 601

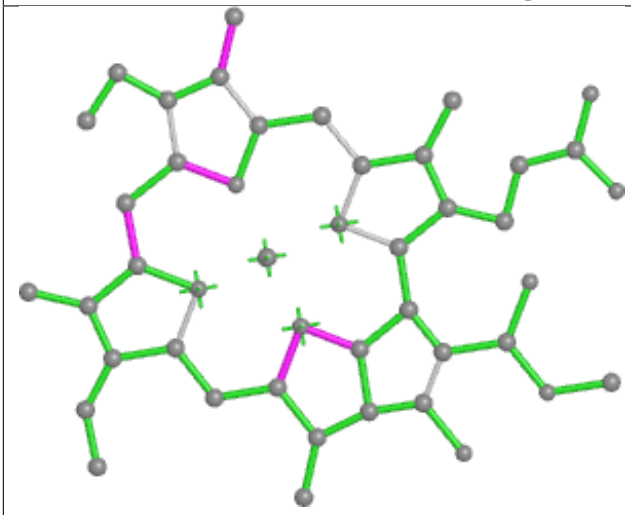

Bond lengths

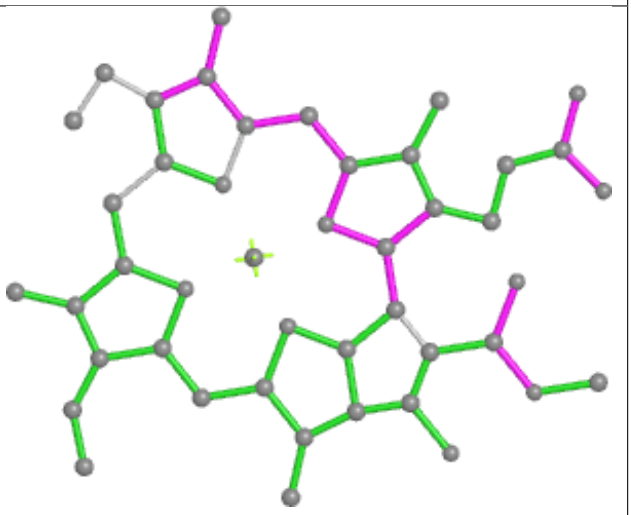

Bond angles

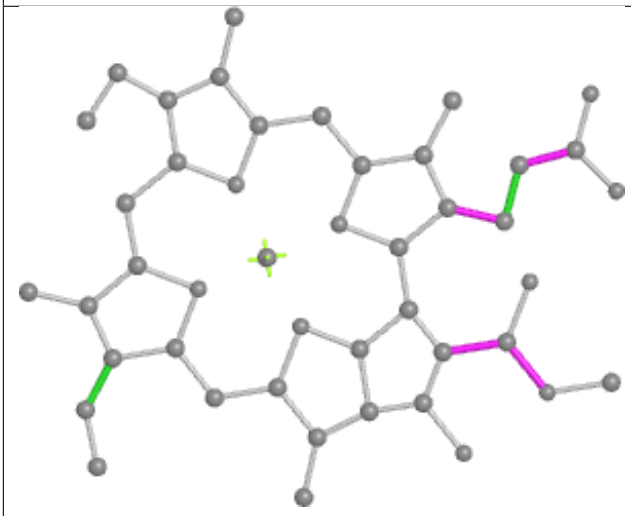

Torsions

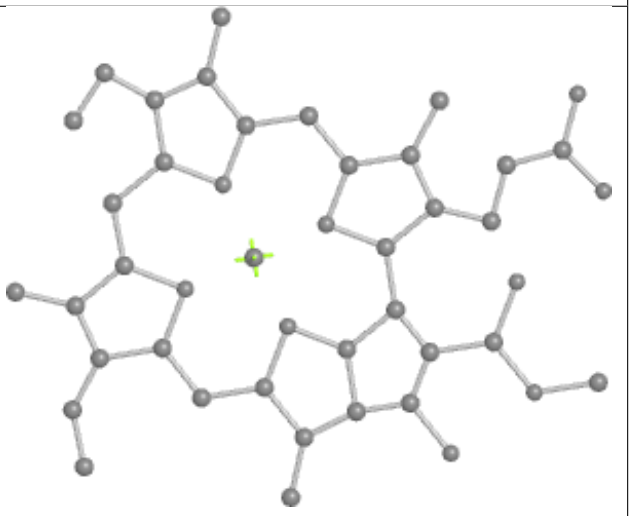

Rings

Ligand PEB CP 202

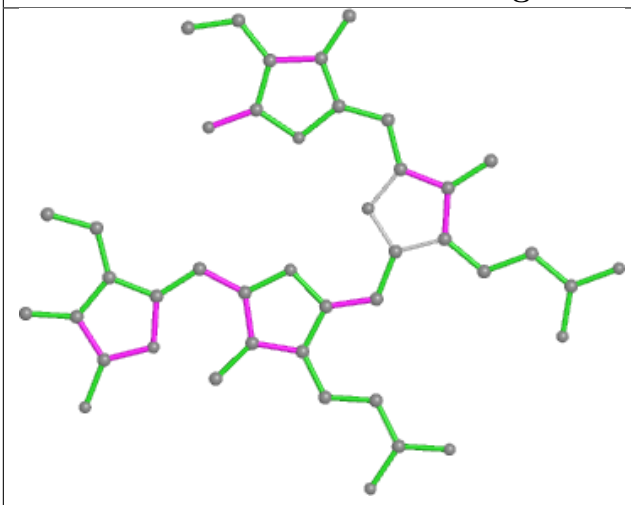

Bond lengths

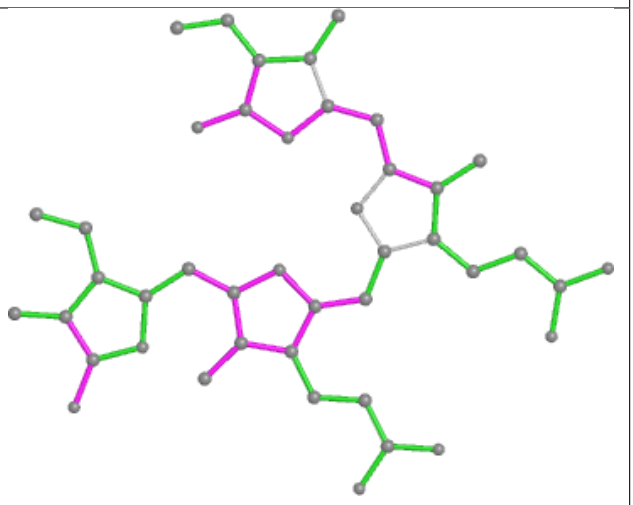

Bond angles

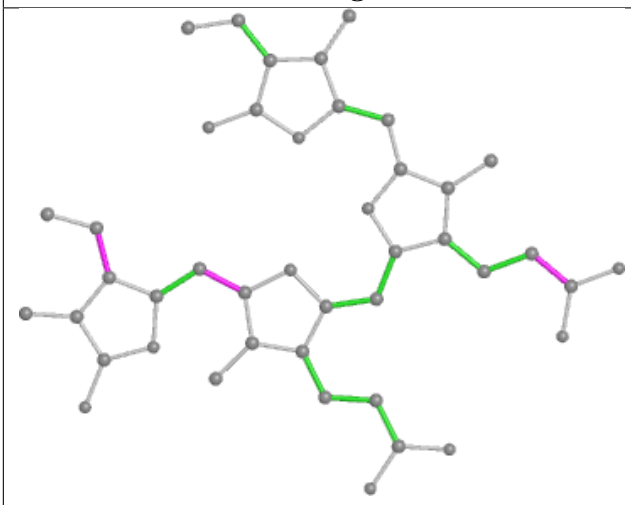

Torsions

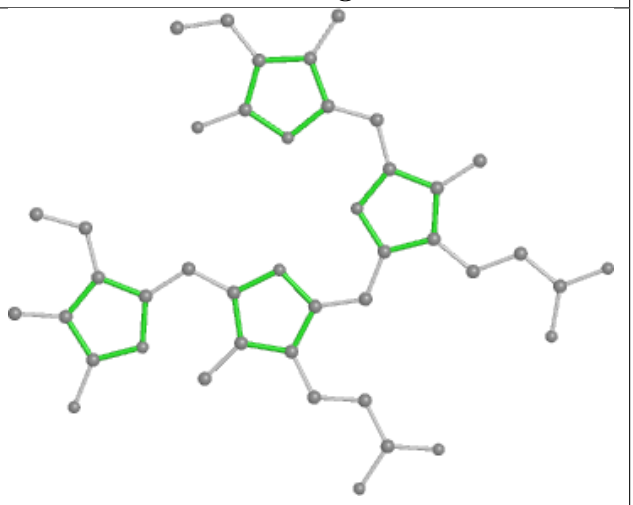

Rings

Ligand PEB QH 202

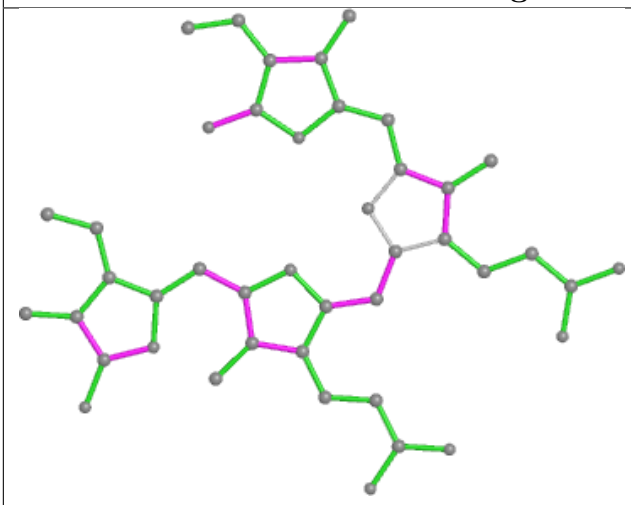

Bond lengths

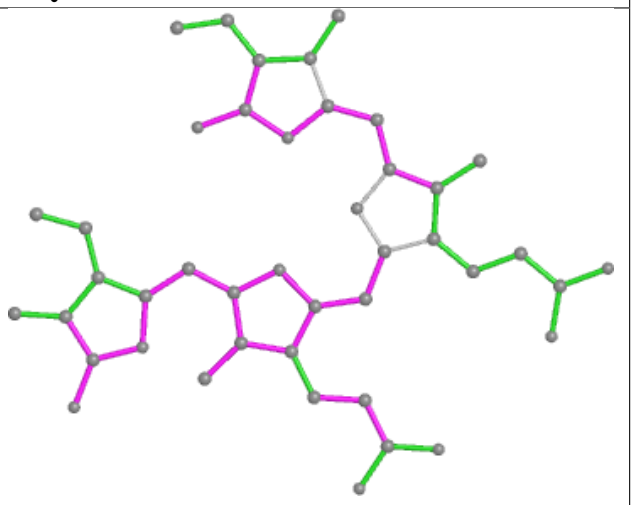

Bond angles

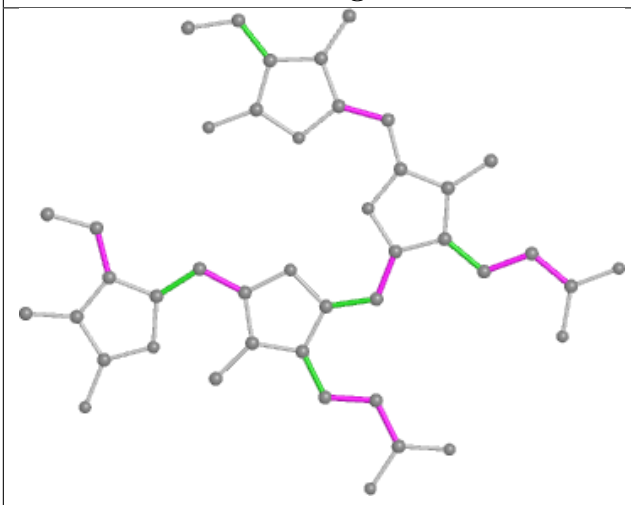

Torsions

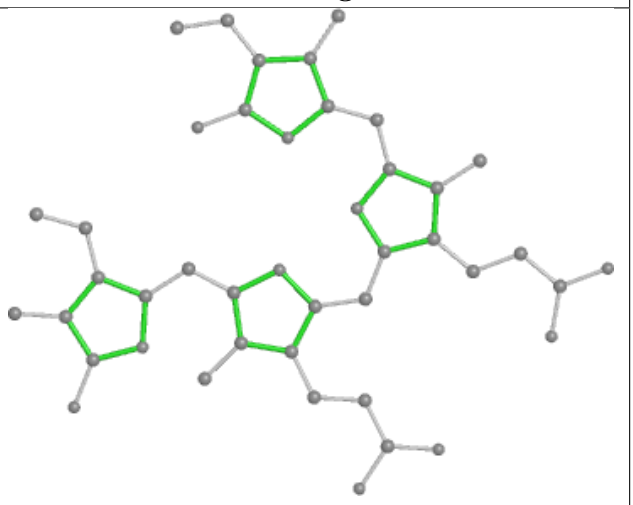

Rings

Ligand CLA A2 816

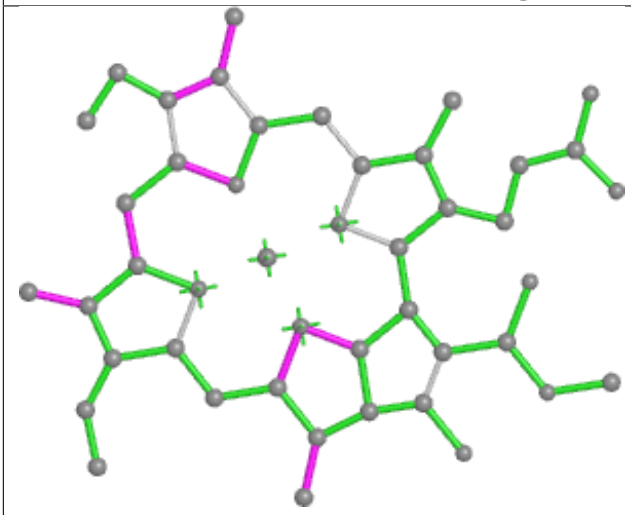

Bond lengths

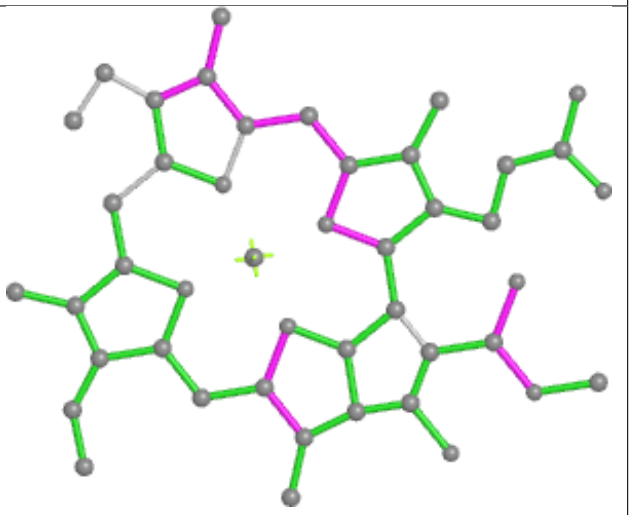

Bond angles

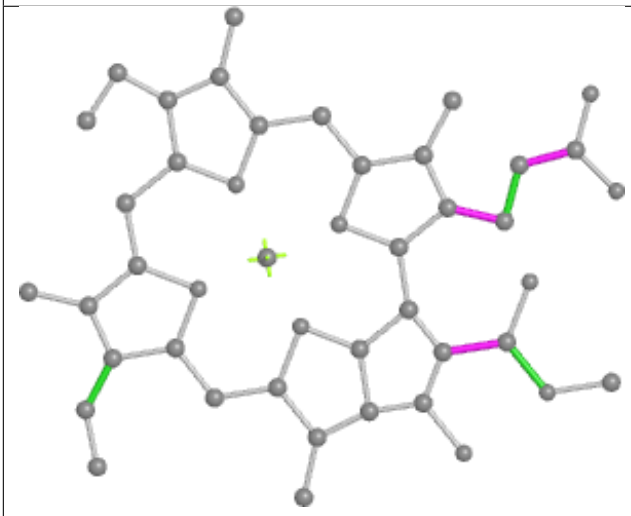

Torsions

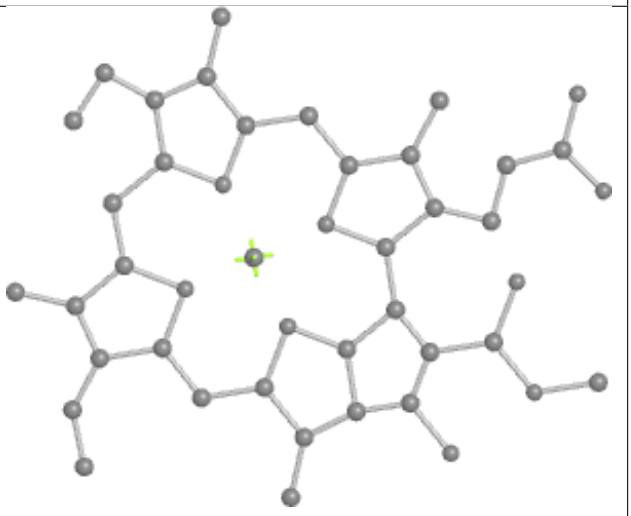

Rings

Ligand CLA 5N 609

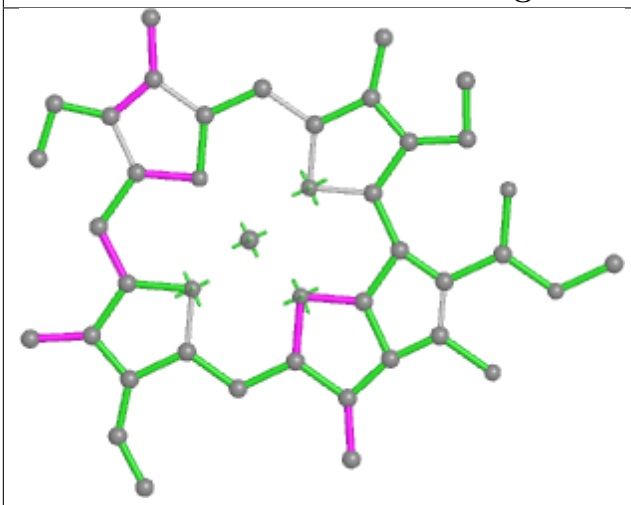

Bond lengths

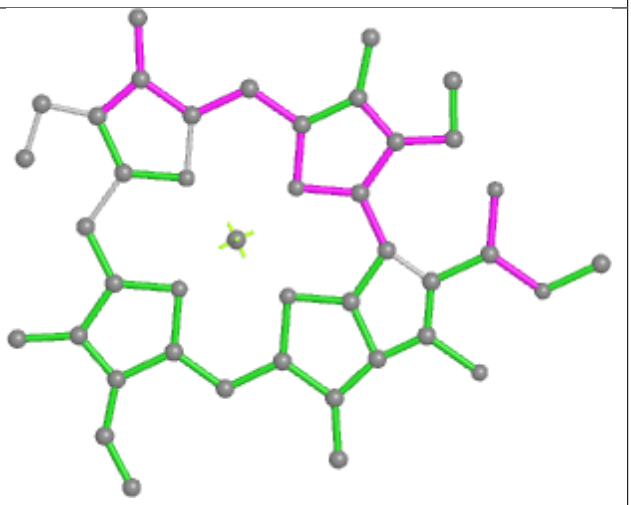

Bond angles

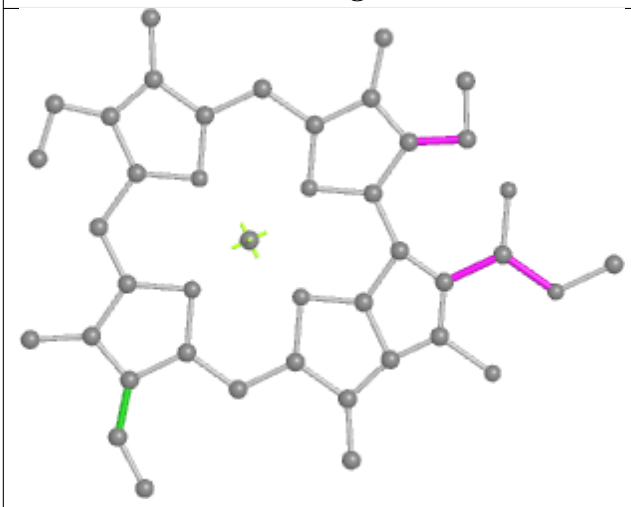

Torsions

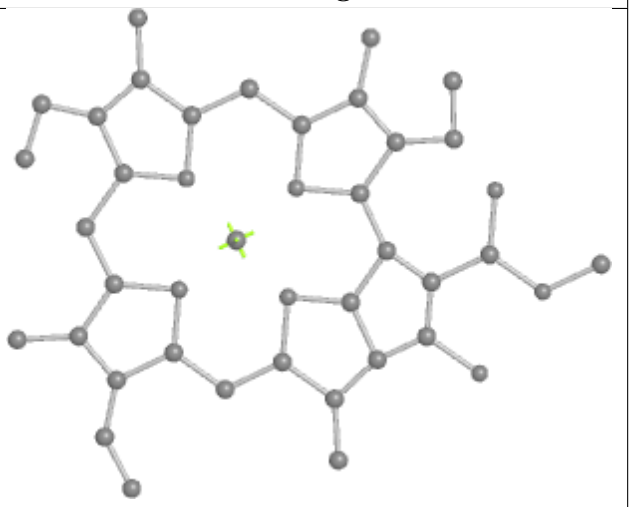

Rings

Ligand PEB gF 201

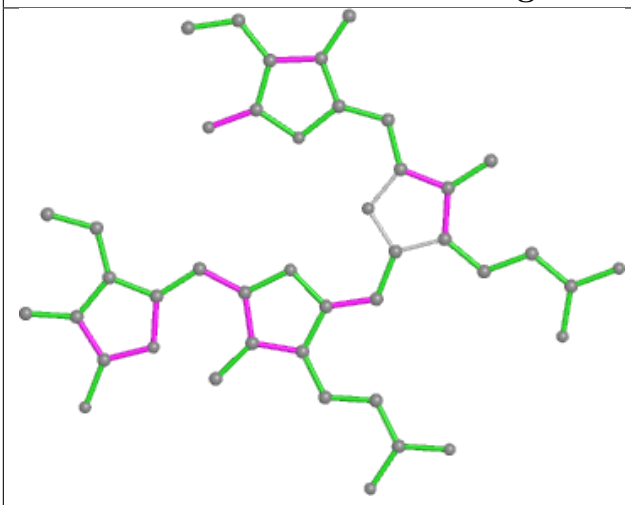

Bond lengths

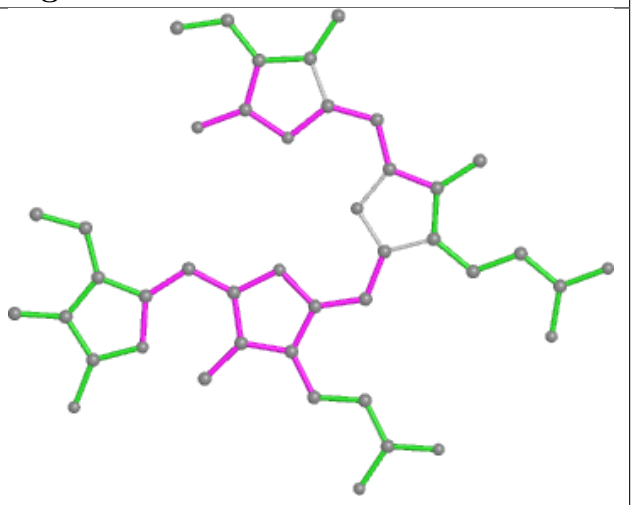

Bond angles

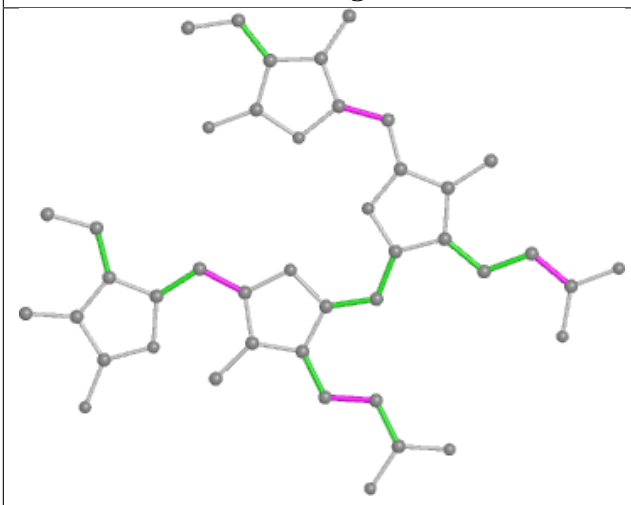

Torsions

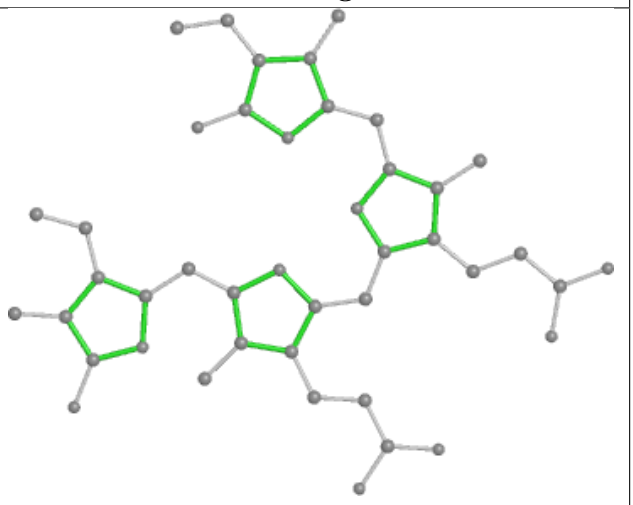

Rings

Ligand CLA A2 811

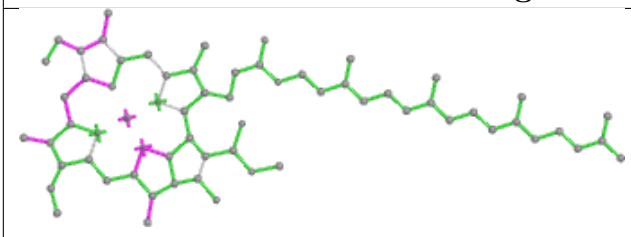

Bond lengths

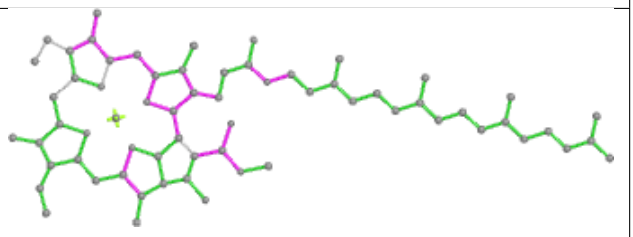

Bond angles

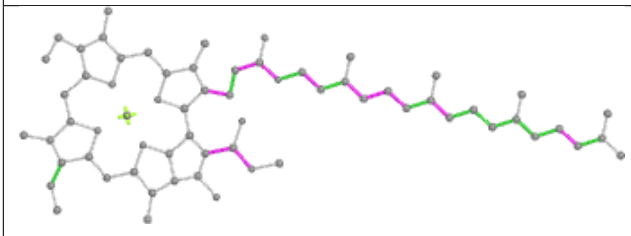

Torsions

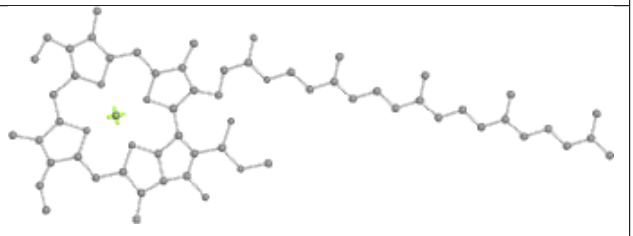

Rings

Ligand PEB YD 202

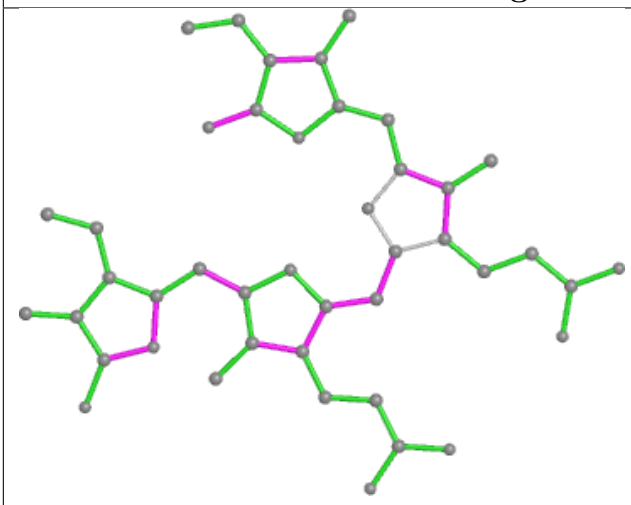

Bond lengths

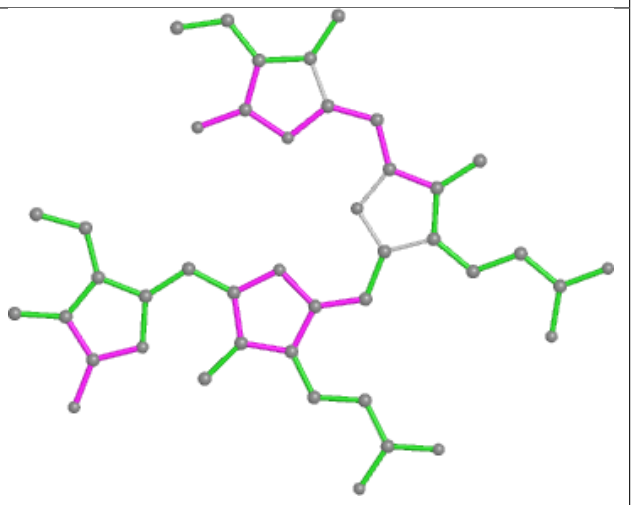

Bond angles

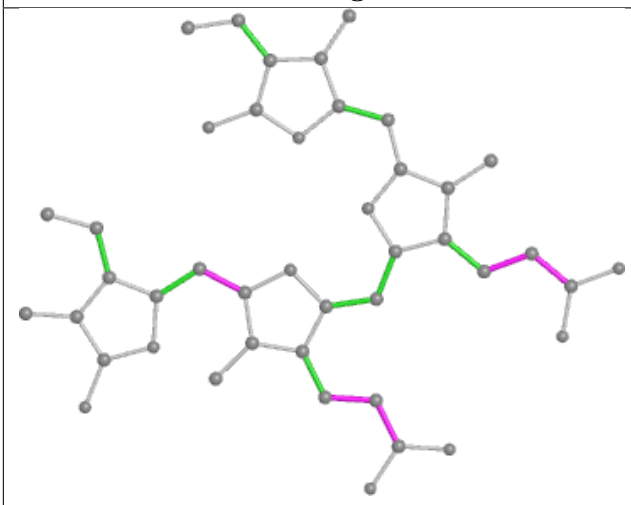

Torsions

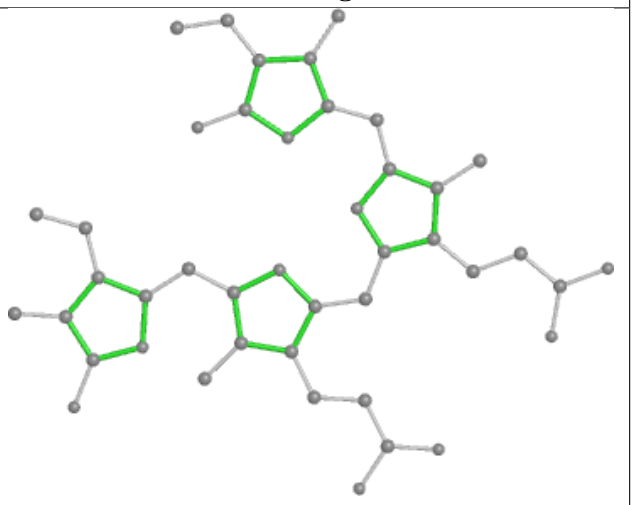

Rings

Ligand PEB YJ 203

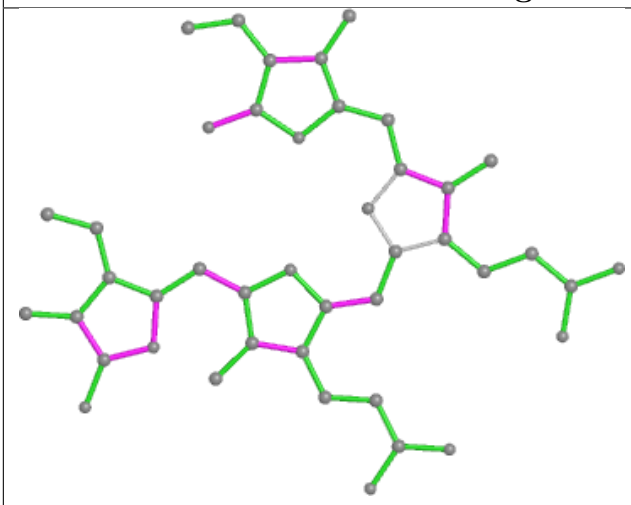

Bond lengths

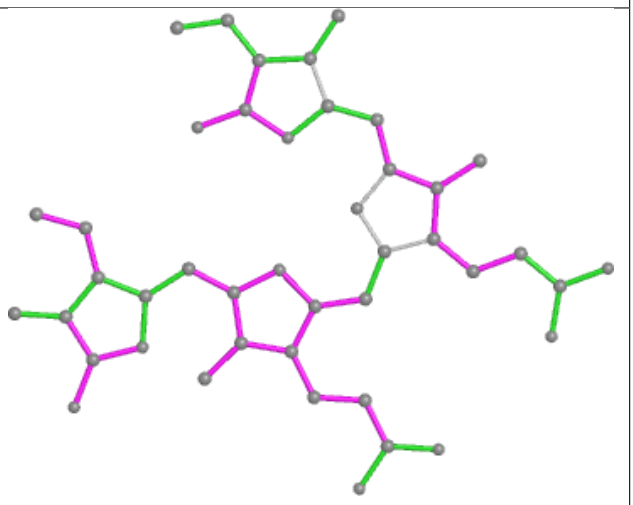

Bond angles

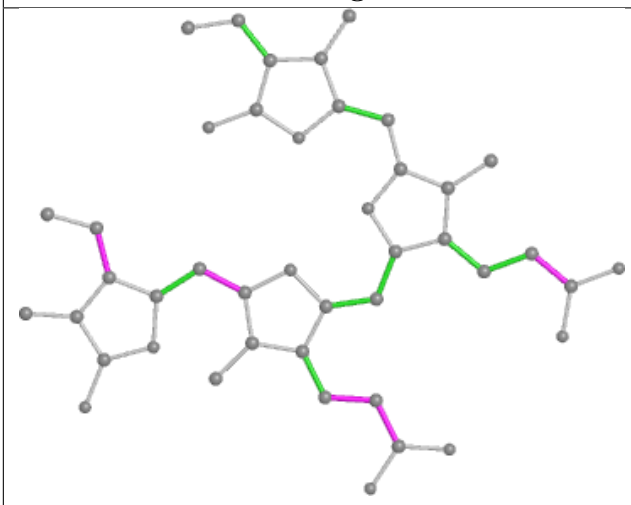

Torsions

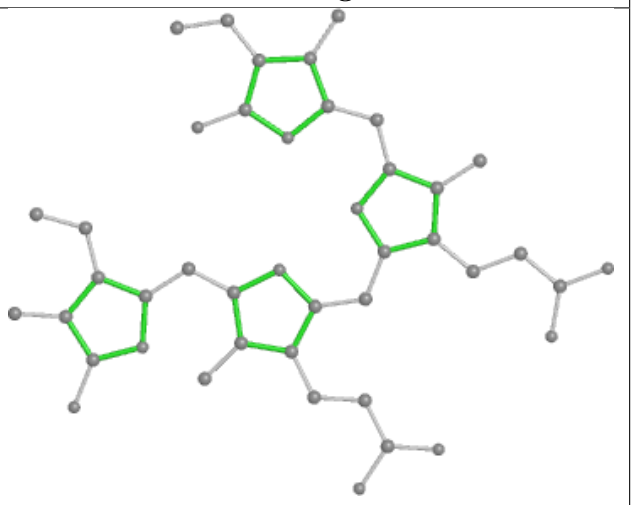

Rings

Ligand PEB f4 201

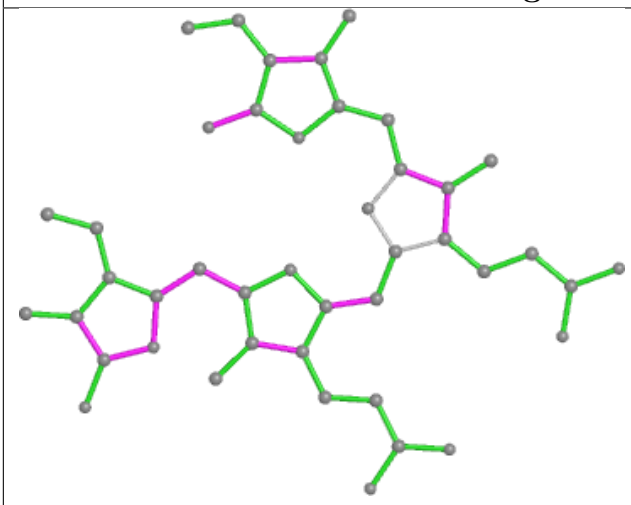

Bond lengths

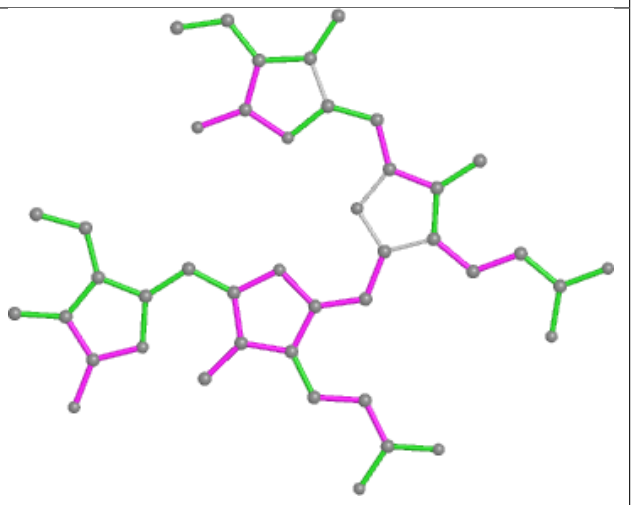

Bond angles

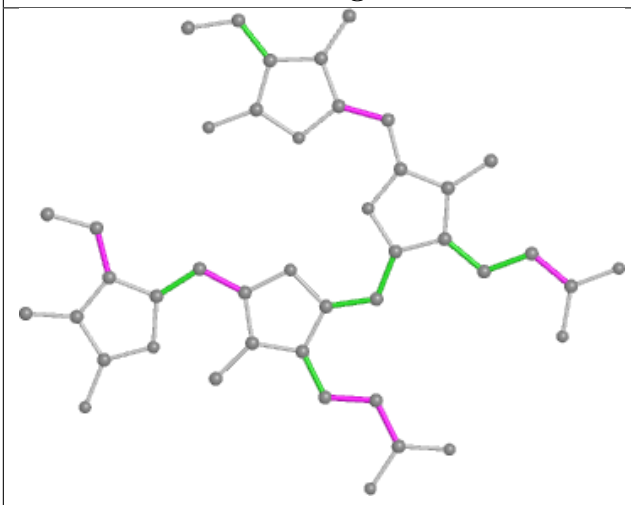

Torsions

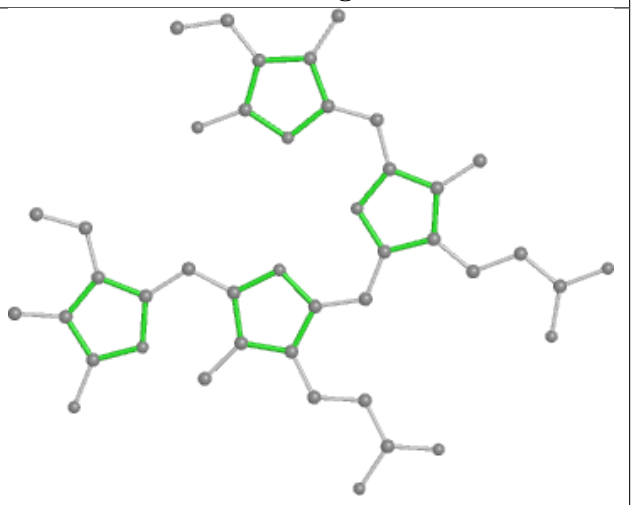

Rings

Ligand PEB XM 201

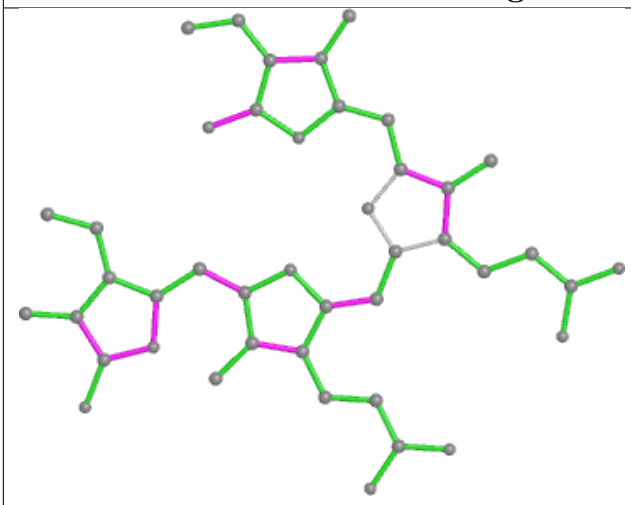

Bond lengths

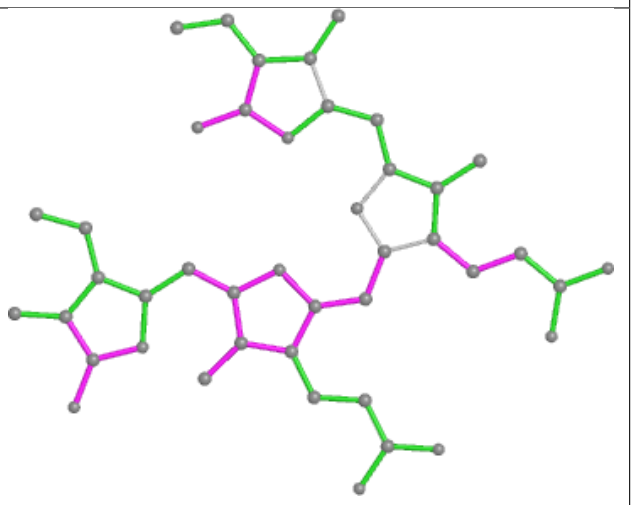

Bond angles

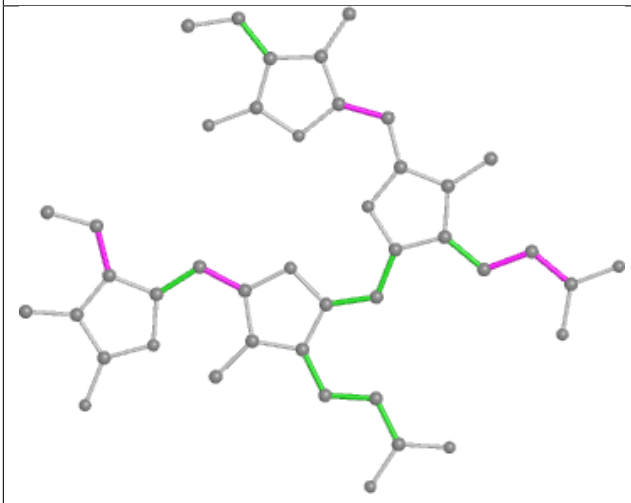

Torsions

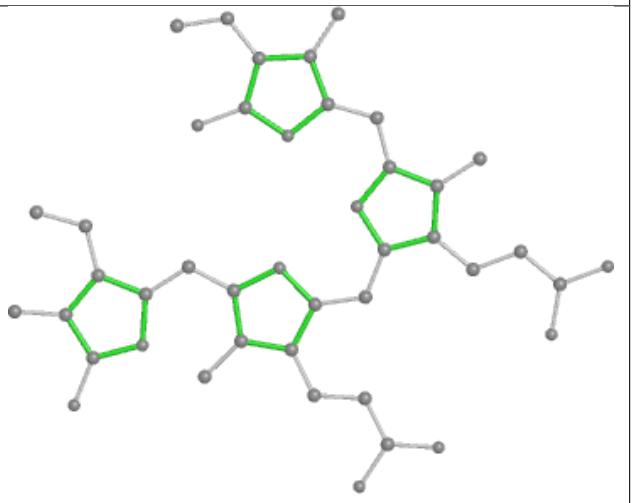

Rings

Ligand PEB 18 202

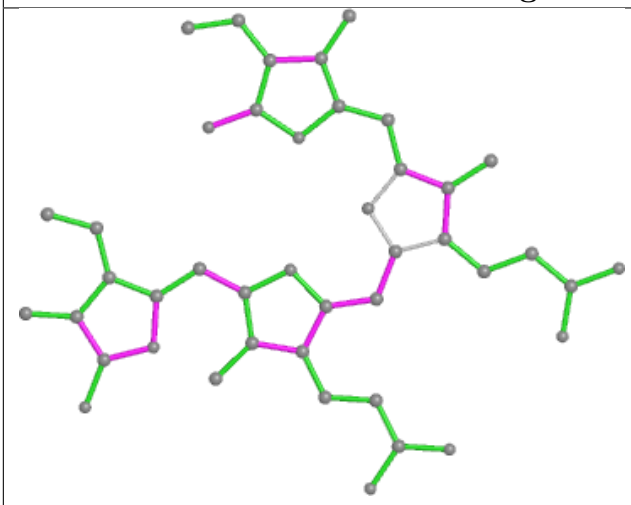

Bond lengths

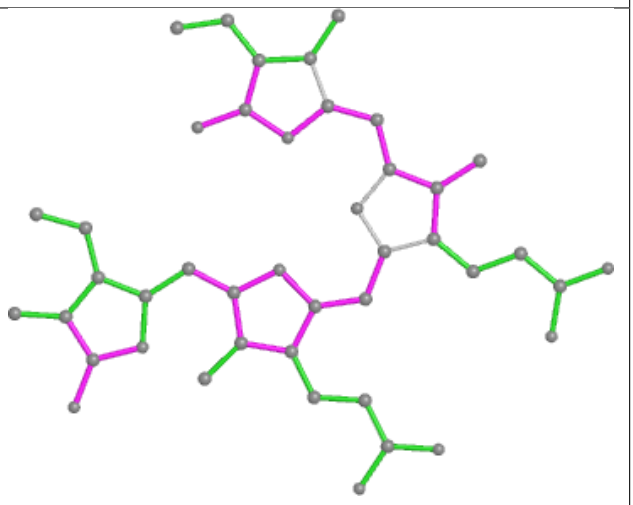

Bond angles

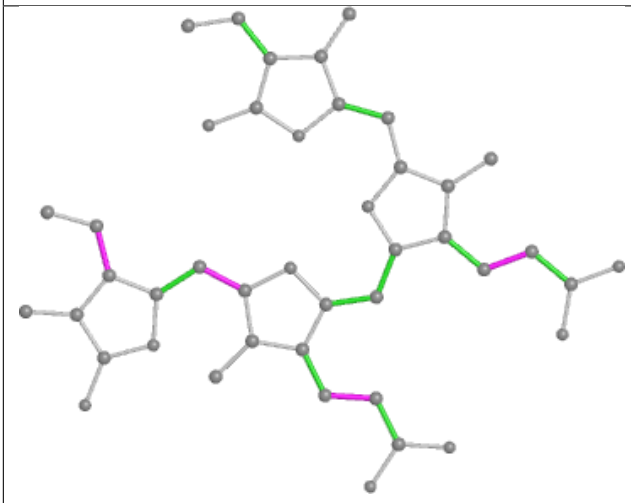

Torsions

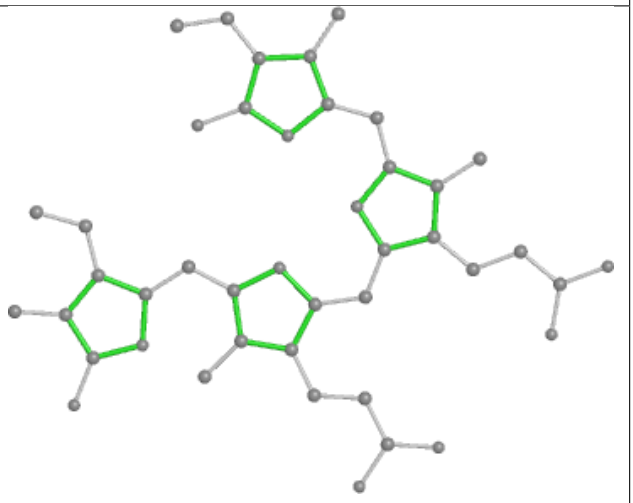

Rings

Ligand PEB mE 203

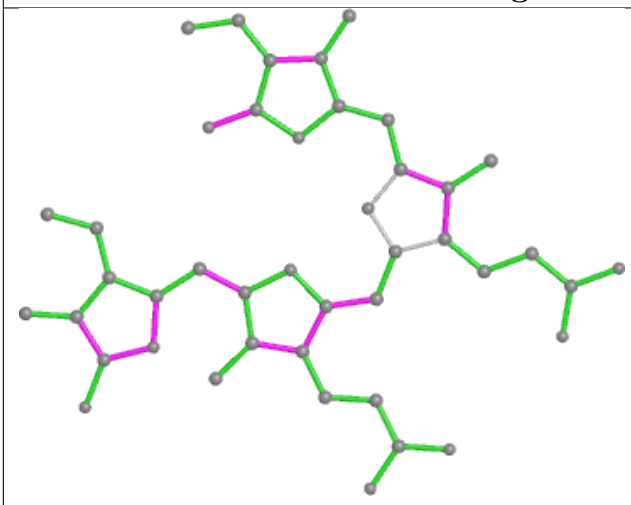

Bond lengths

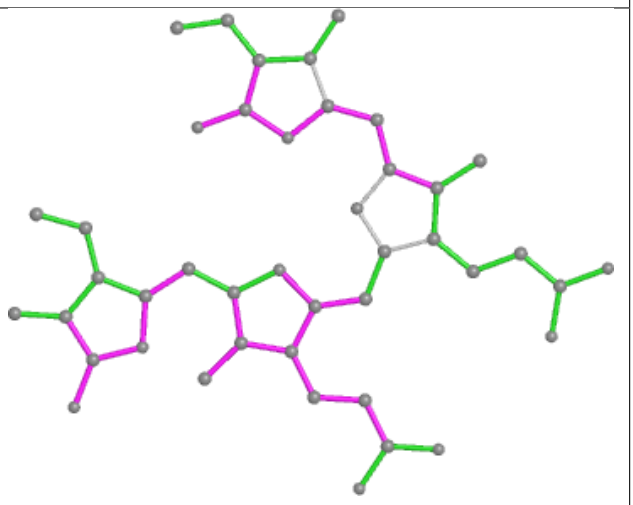

Bond angles

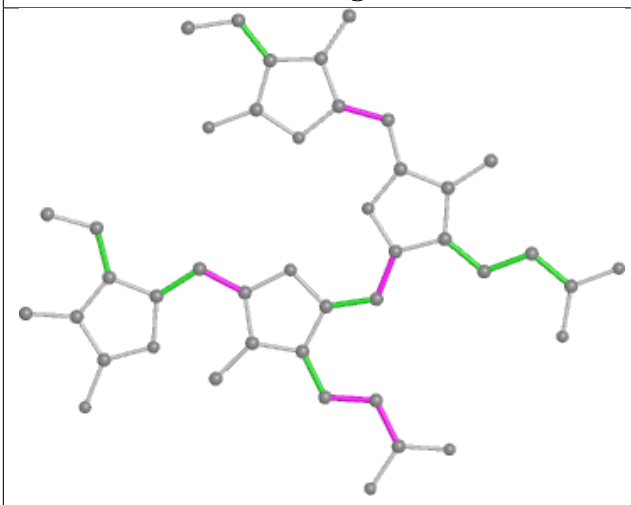

Torsions

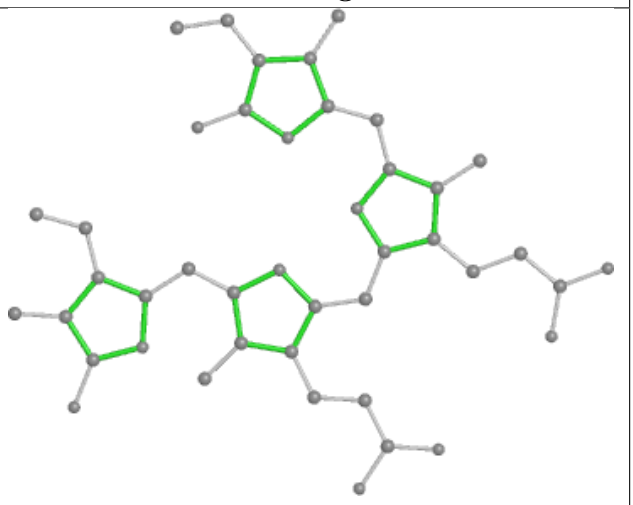

Rings

Ligand CLA AN 829

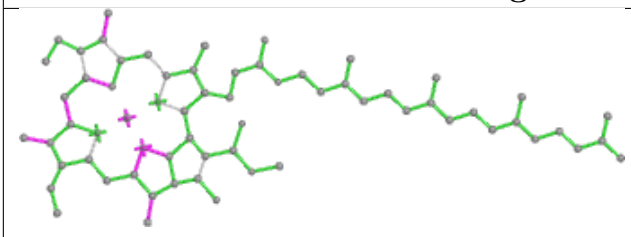

Bond lengths

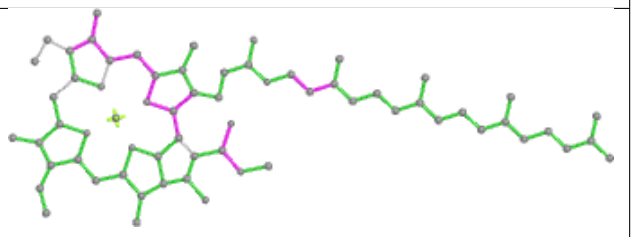

Bond angles

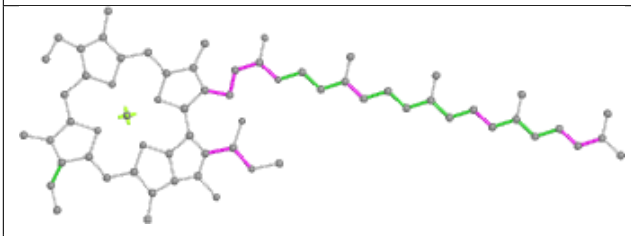

Torsions

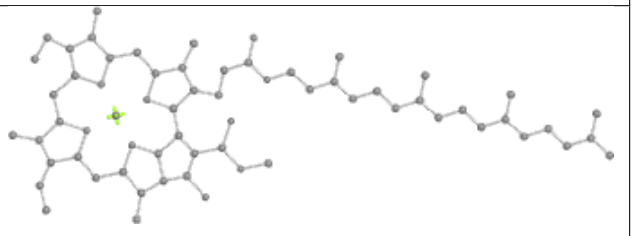

Rings

Ligand DGD C6 523

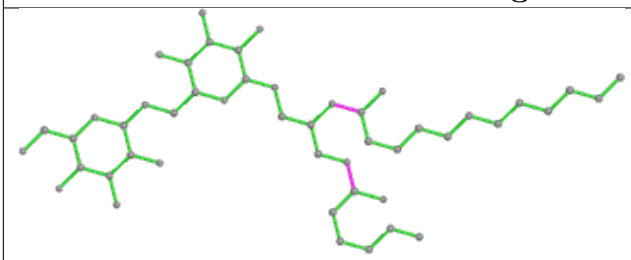

Bond lengths

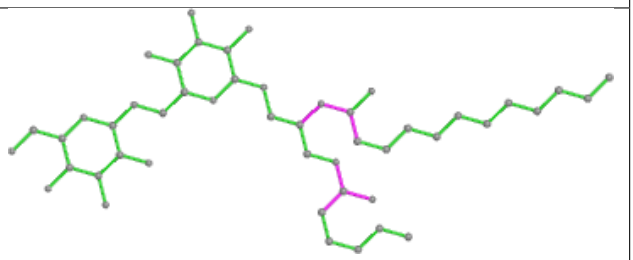

Bond angles

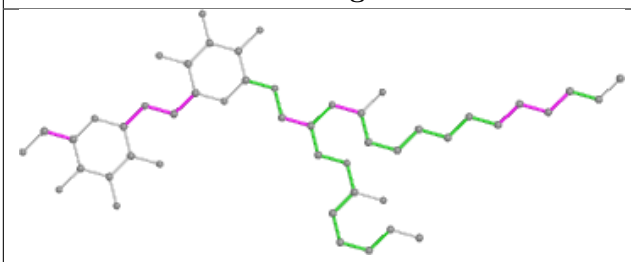

Torsions

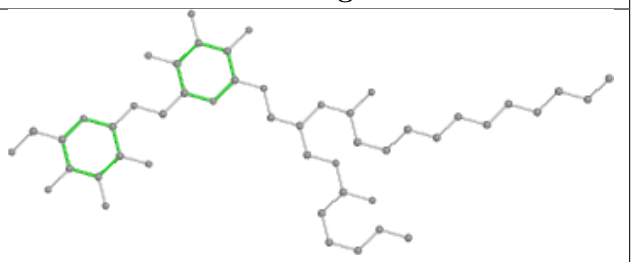

Rings

Ligand PEB qK 203

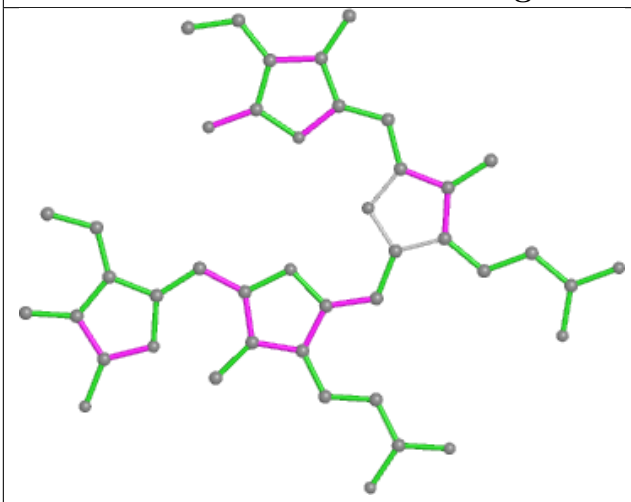

Bond lengths

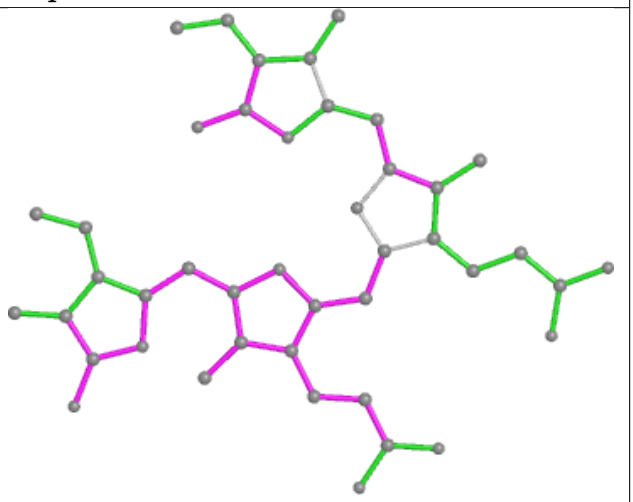

Bond angles

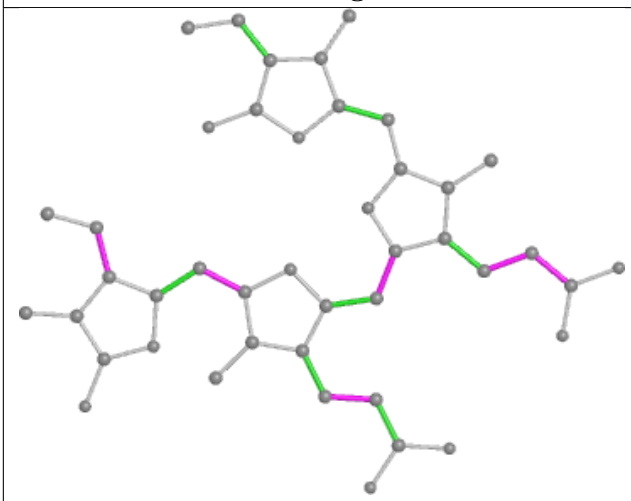

Torsions

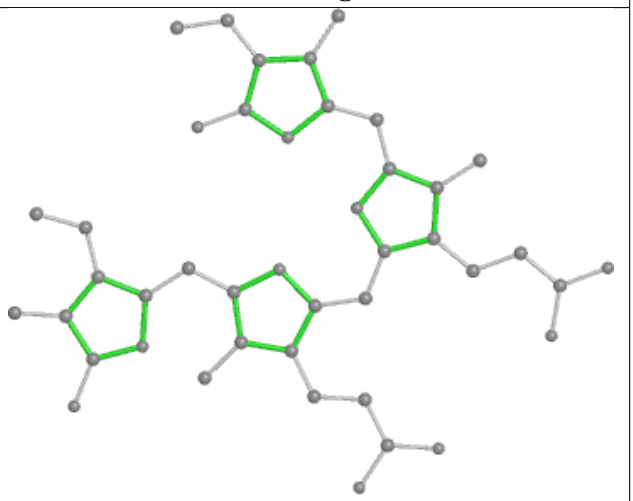

Rings

Ligand PEB IB 203

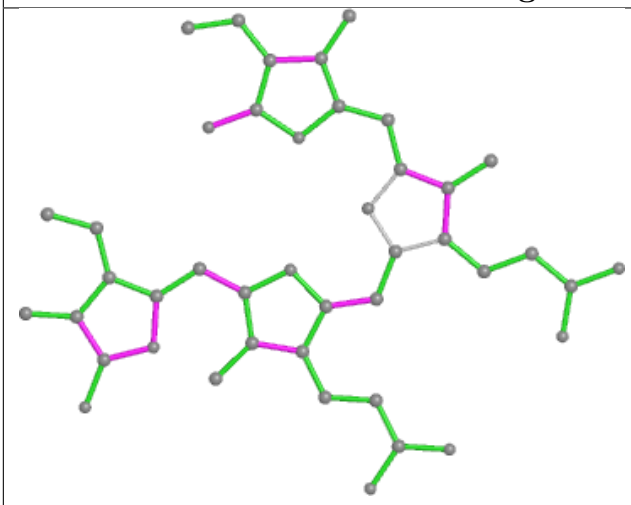

Bond lengths

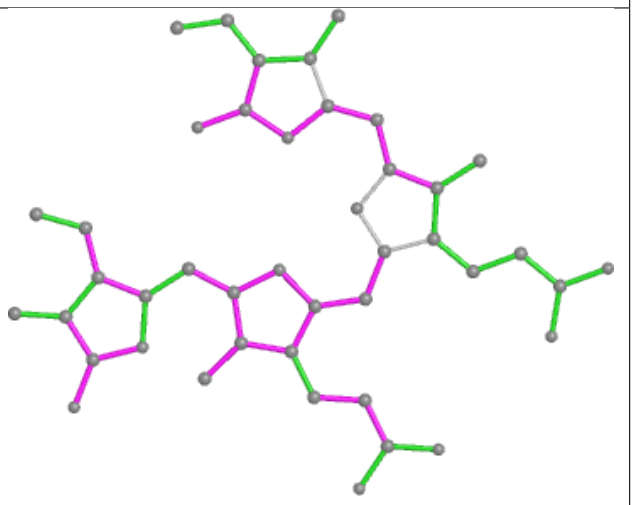

Bond angles

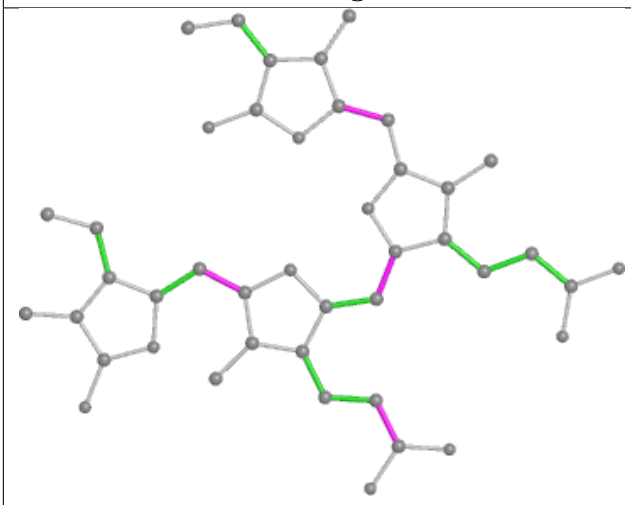

Torsions

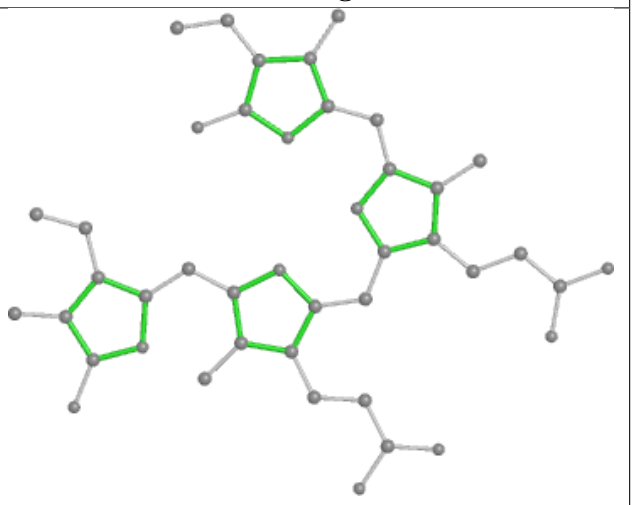

Rings

Ligand PEB J5 201

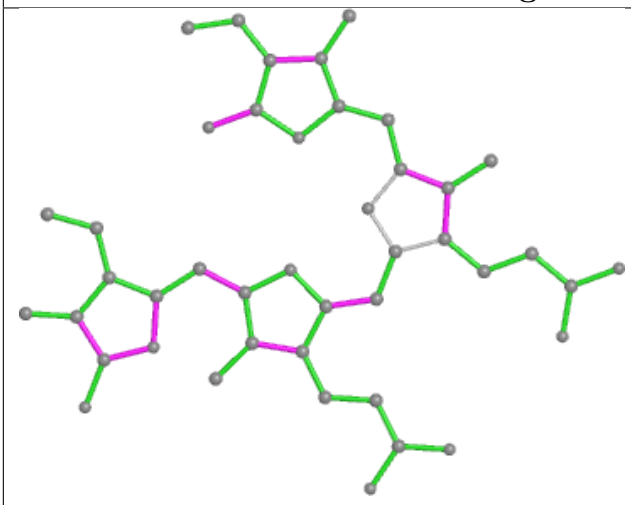

Bond lengths

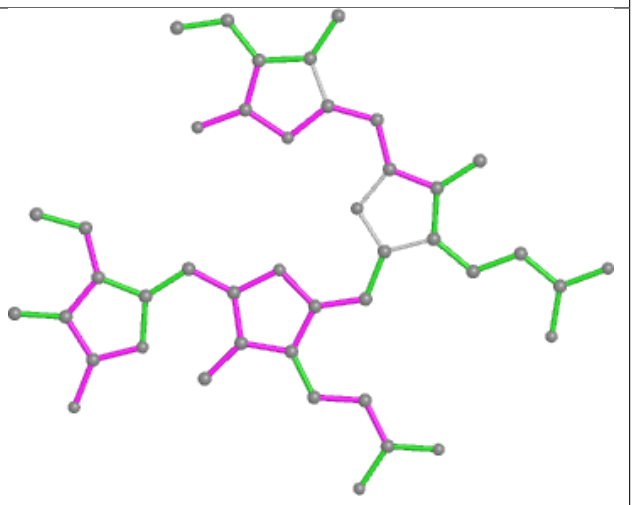

Bond angles

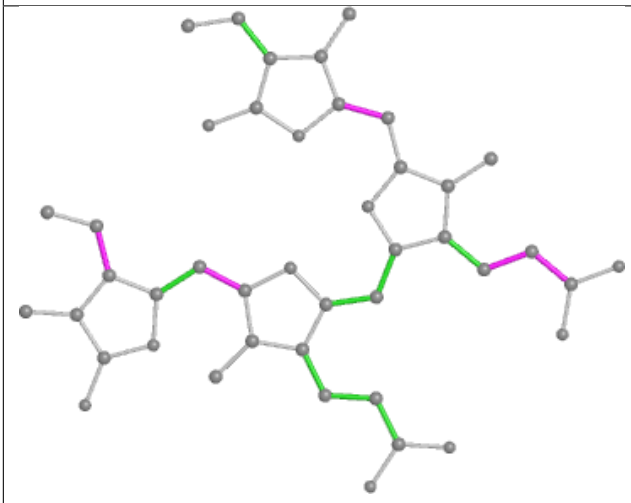

Torsions

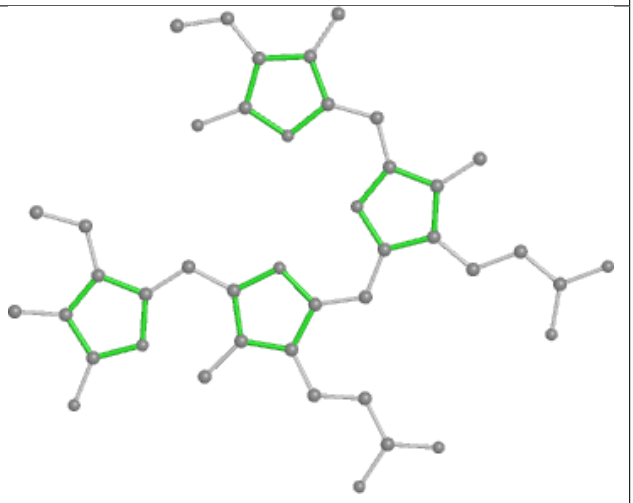

Rings

Ligand PEB SQ 201

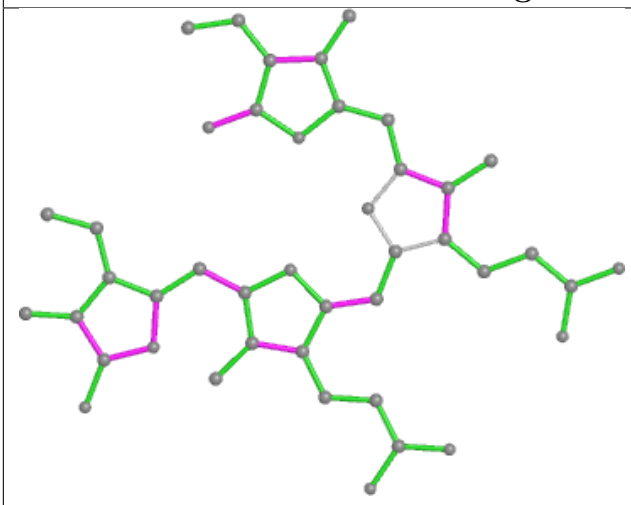

Bond lengths

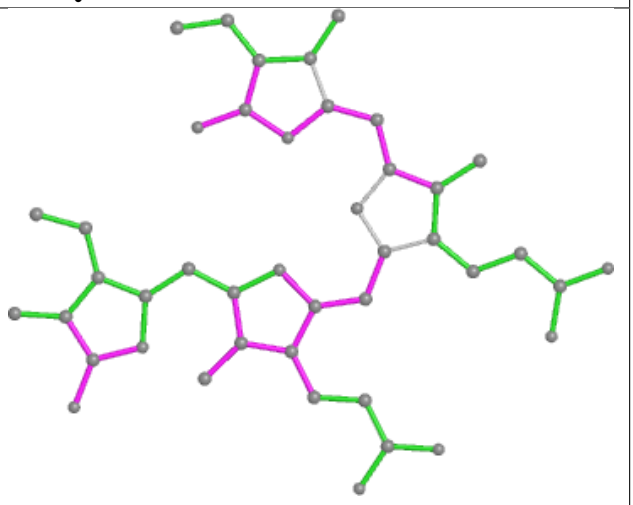

Bond angles

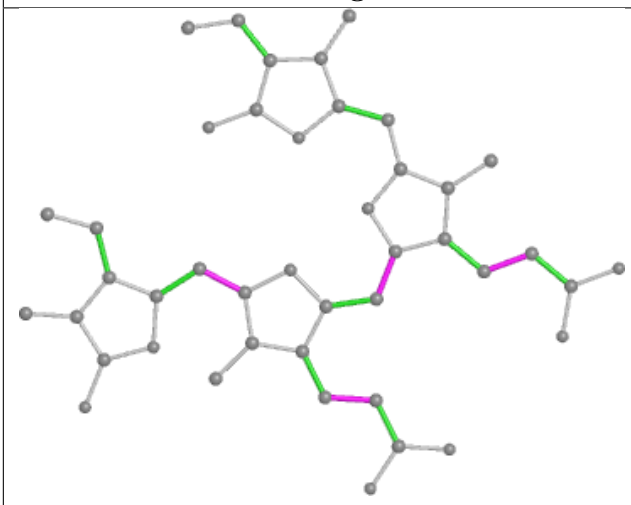

Torsions

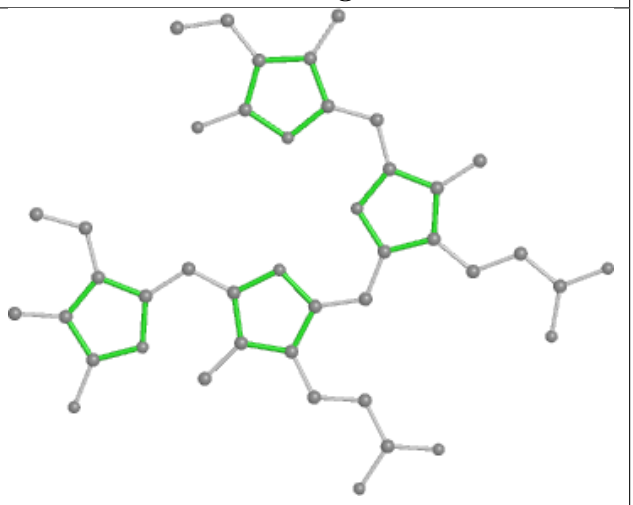

Rings

Ligand PEB cE 201

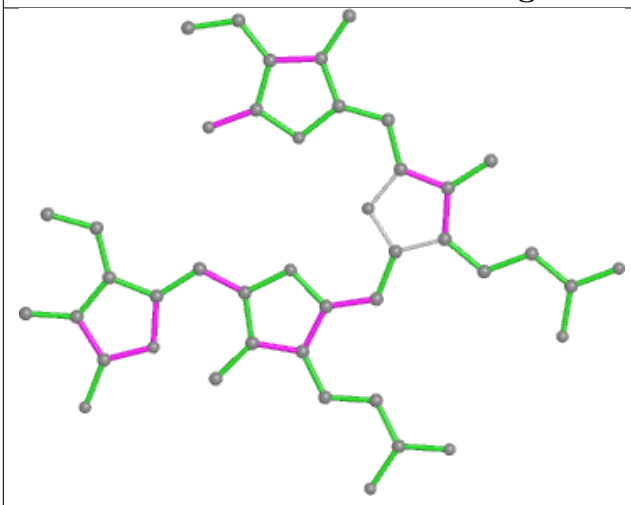

Bond lengths

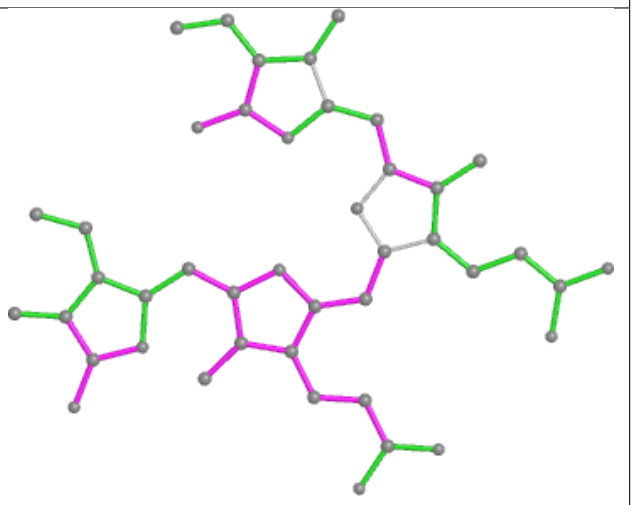

Bond angles

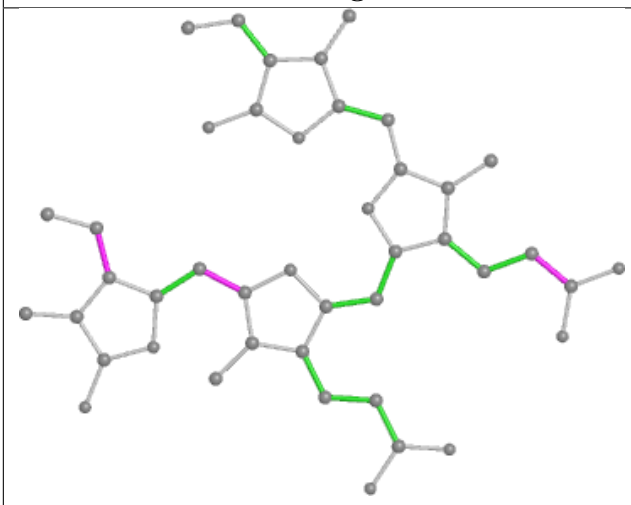

Torsions

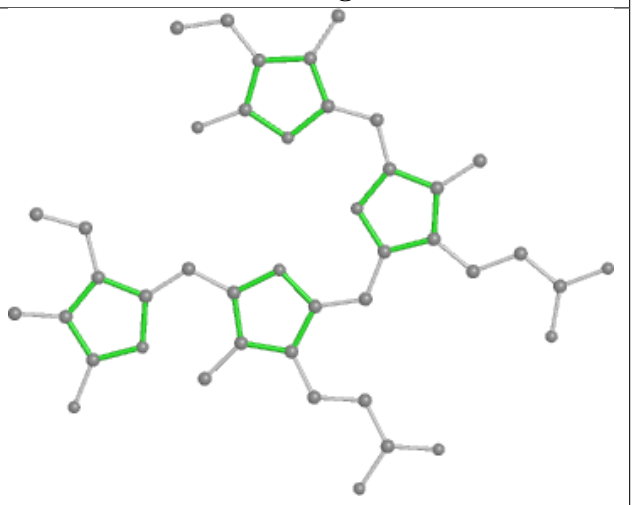

Rings

Ligand PEB BI 201

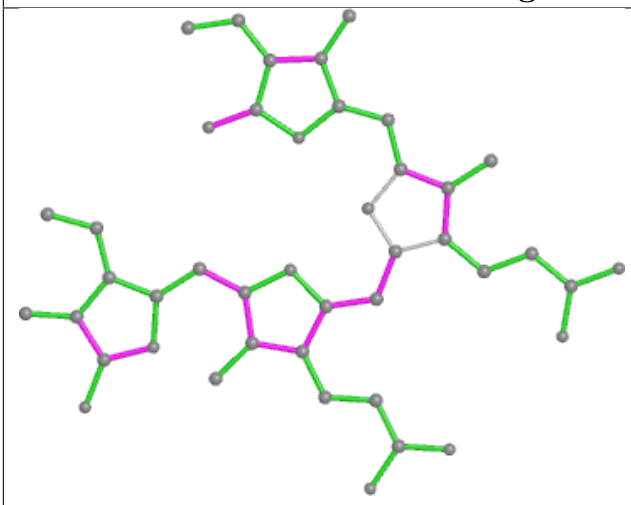

Bond lengths

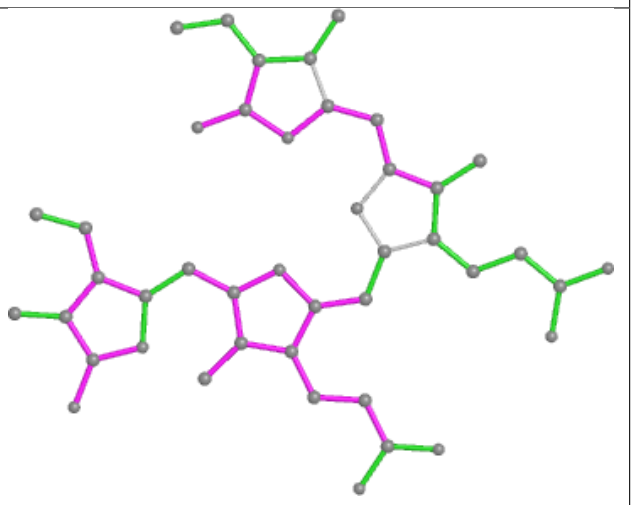

Bond angles

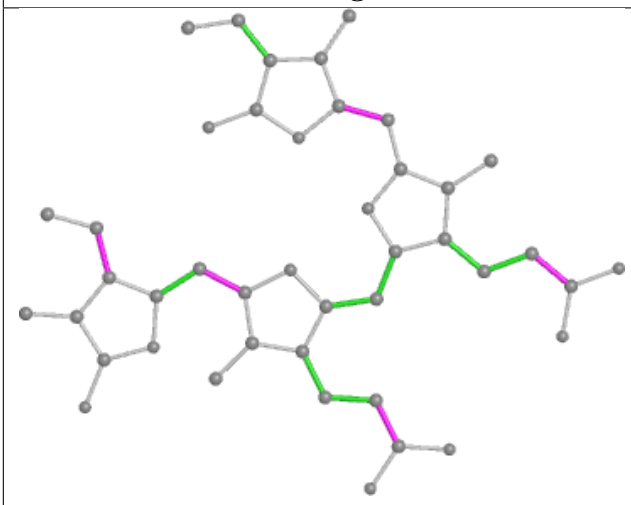

Torsions

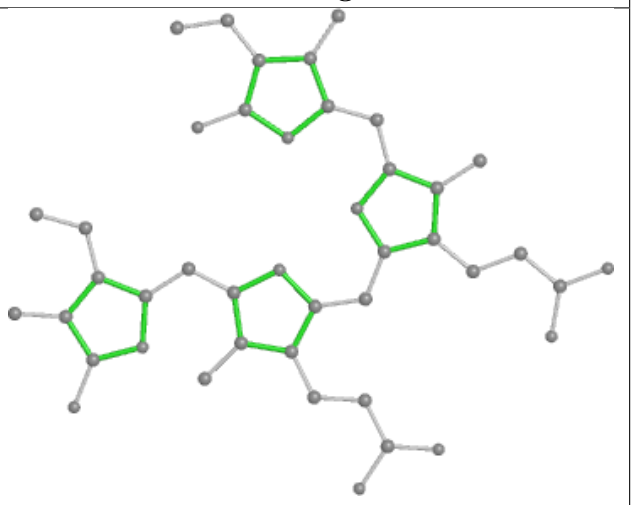

Rings

Ligand CYC EO 1001

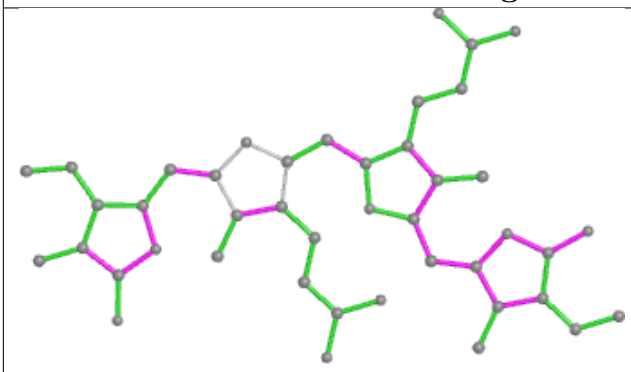

Bond lengths

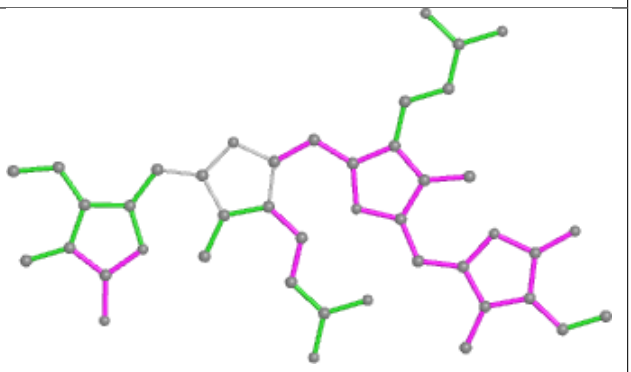

Bond angles

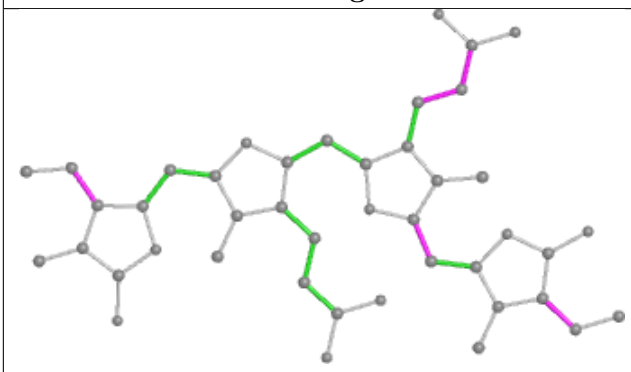

Torsions

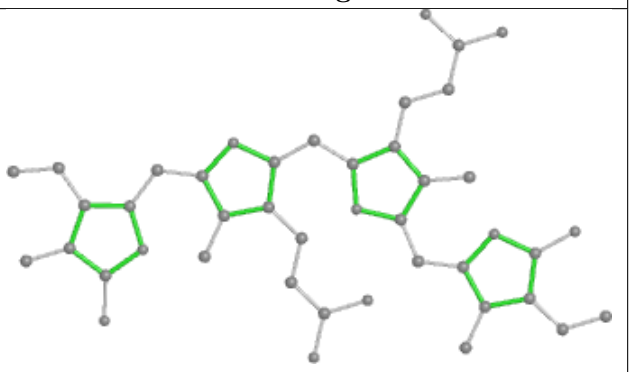

Rings

Ligand PEB YO 201

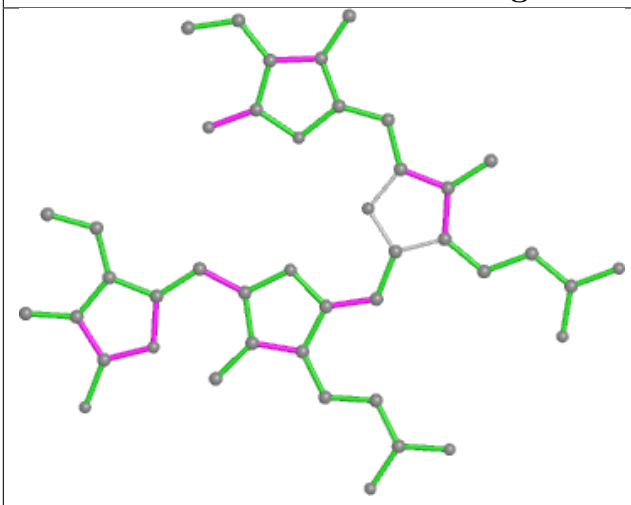

Bond lengths

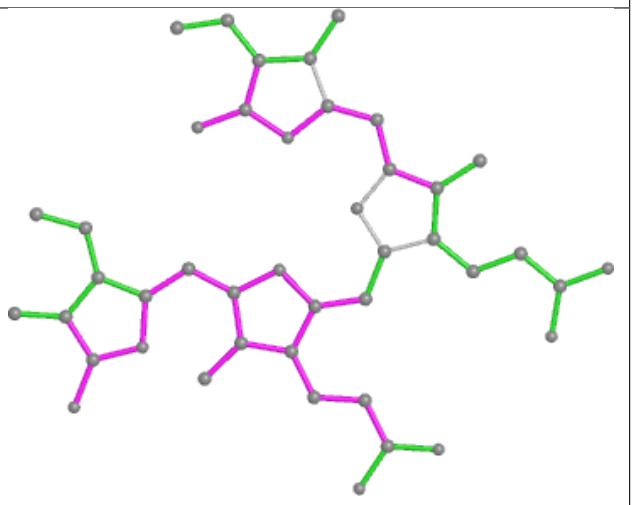

Bond angles

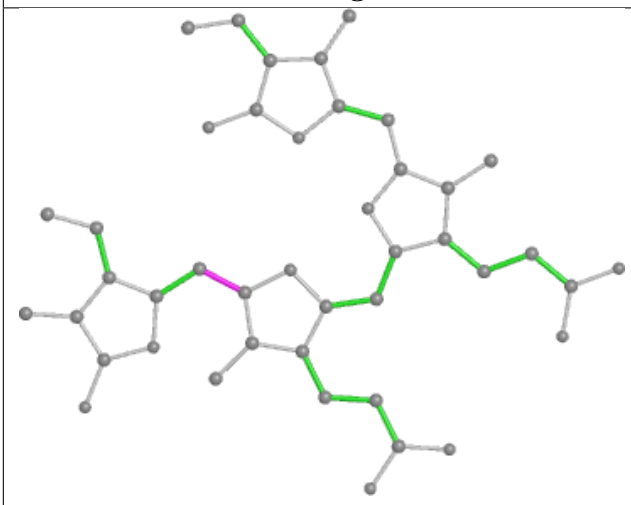

Torsions

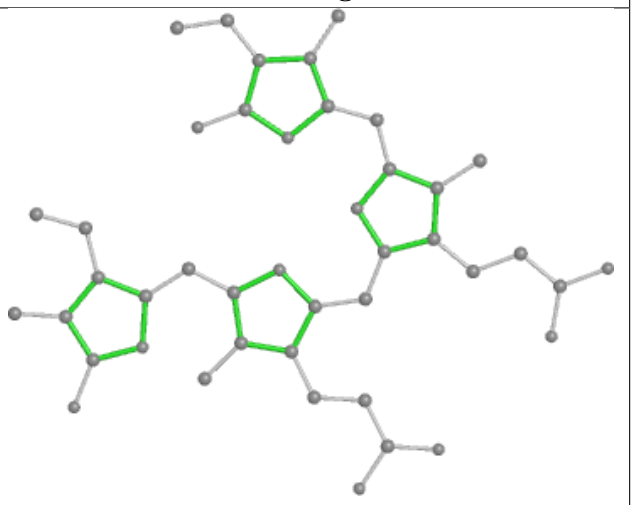

Rings

Ligand BCR I2 101

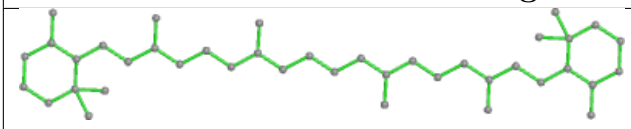

Bond lengths

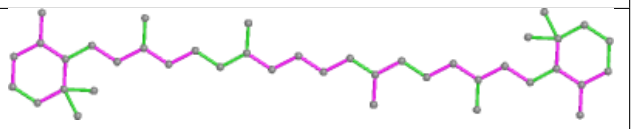

Bond angles

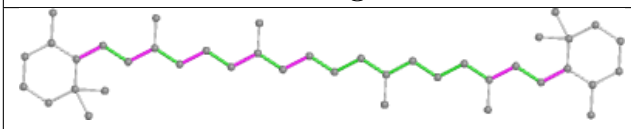

Torsions

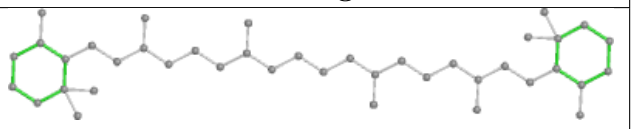

Rings

Ligand CLA A2 826

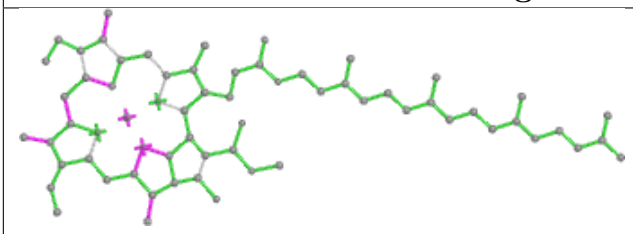

Bond lengths

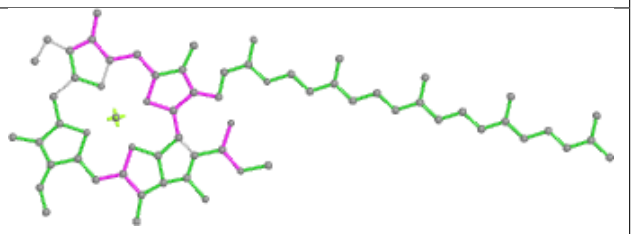

Bond angles

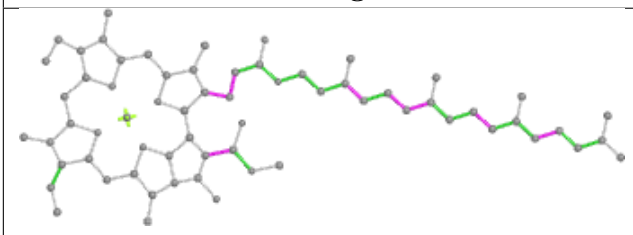

Torsions

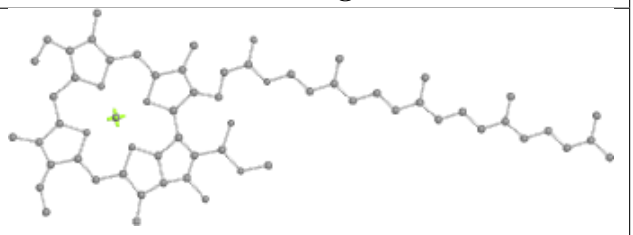

Rings

Ligand PEB U4 201

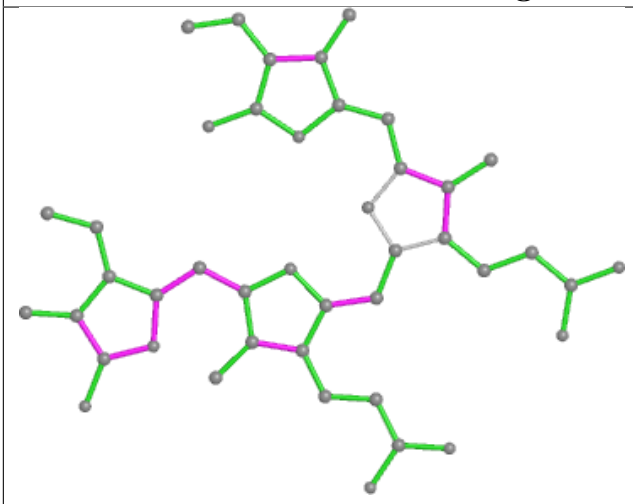

Bond lengths

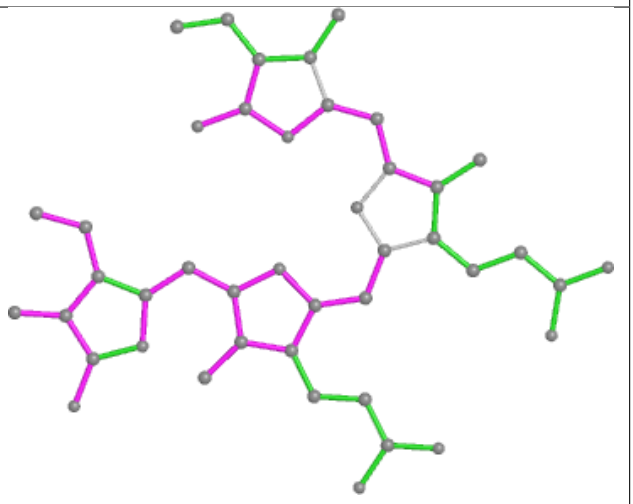

Bond angles

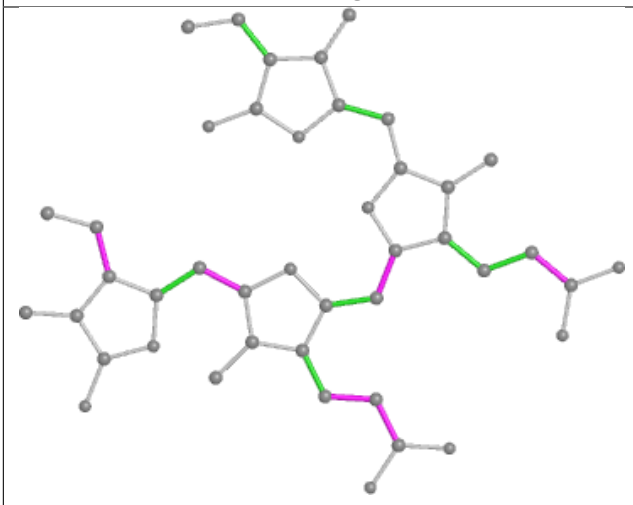

Torsions

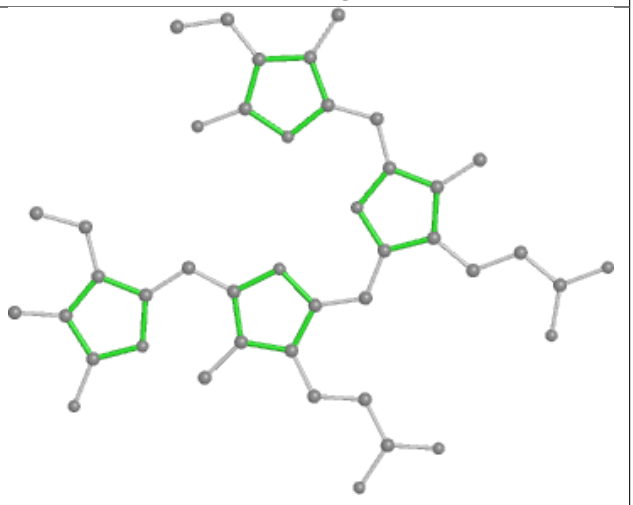

Rings

Ligand CLA RN 202

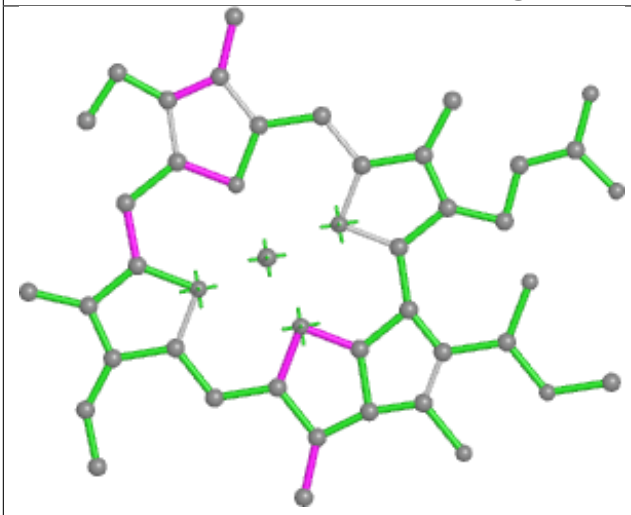

Bond lengths

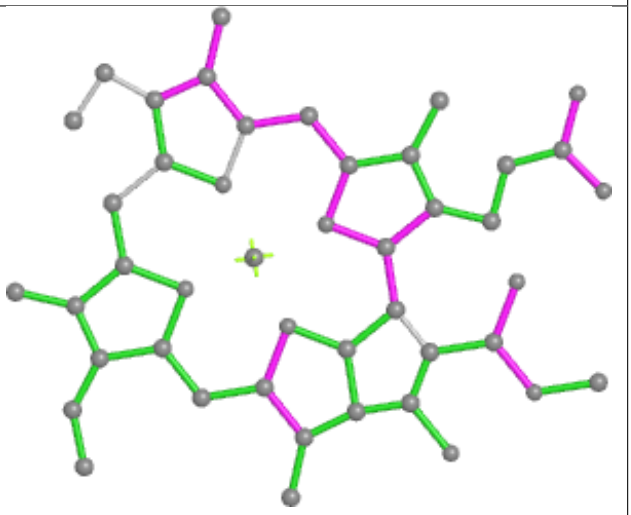

Bond angles

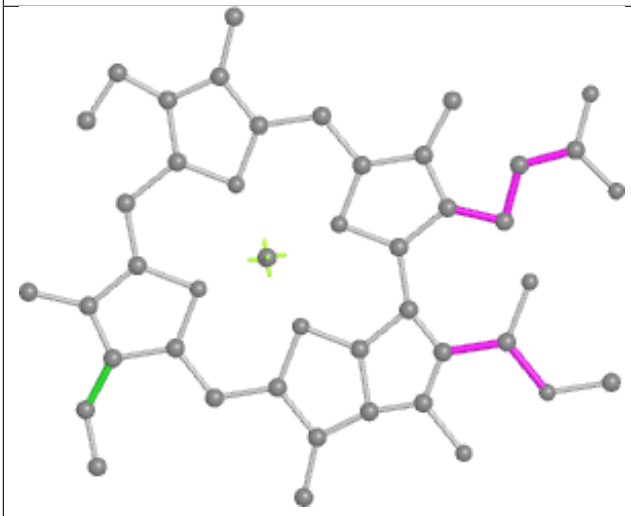

Torsions

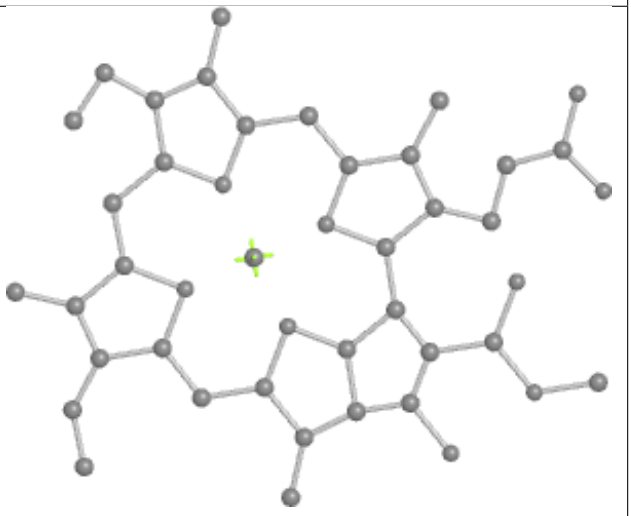

Rings

Ligand CYC m3 1001

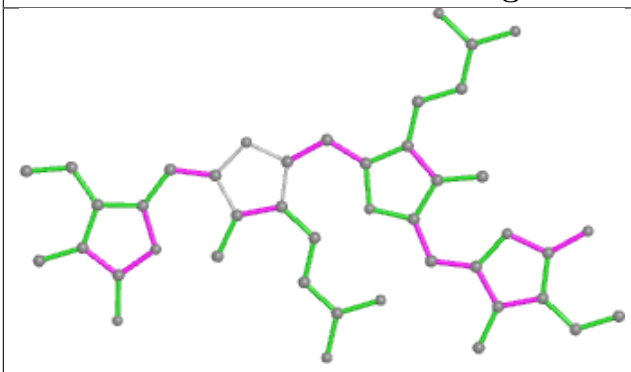

Bond lengths

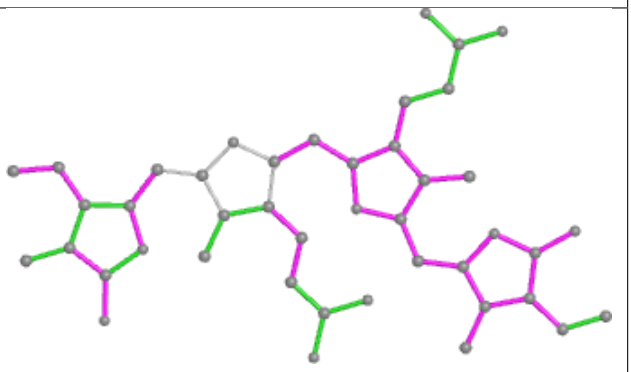

Bond angles

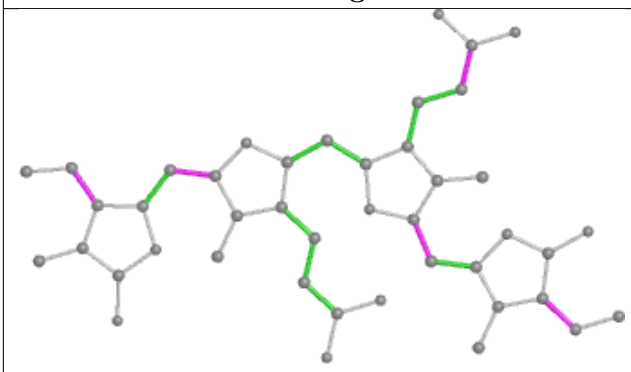

Torsions

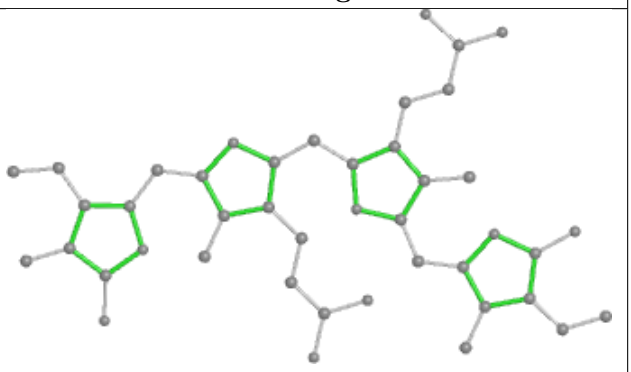

Rings

Ligand CLA B2 818

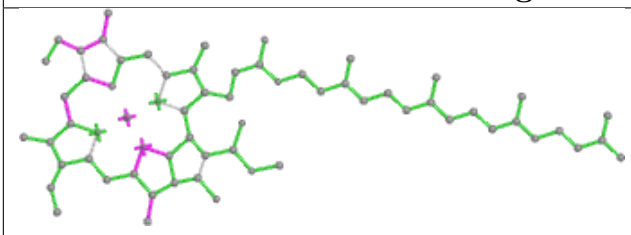

Bond lengths

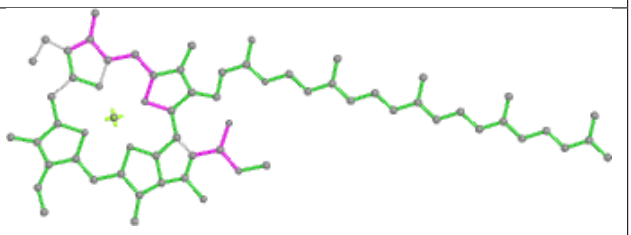

Bond angles

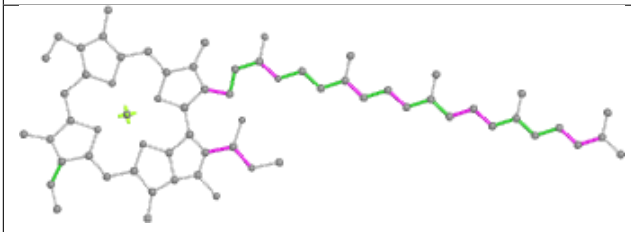

Torsions

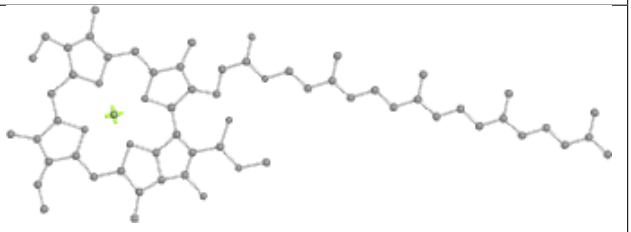

Rings

Ligand CLA 32 312

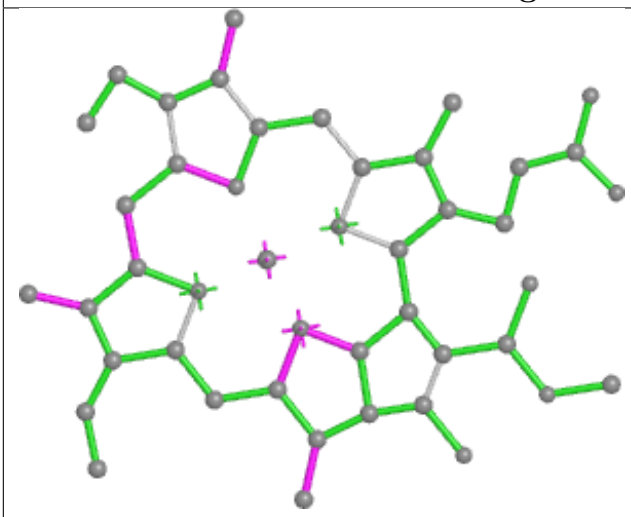

Bond lengths

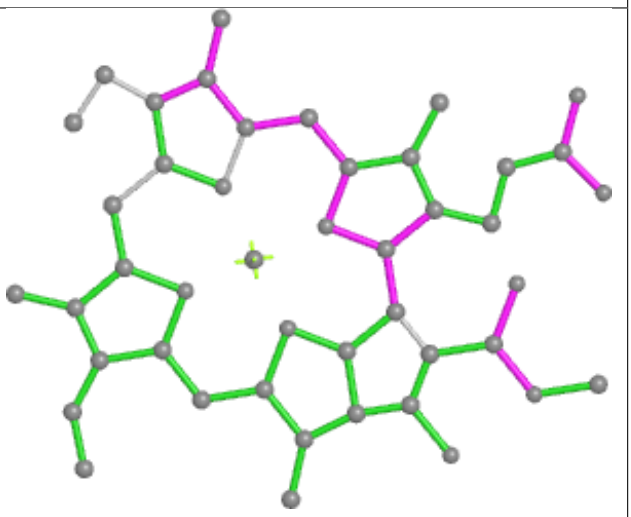

Bond angles

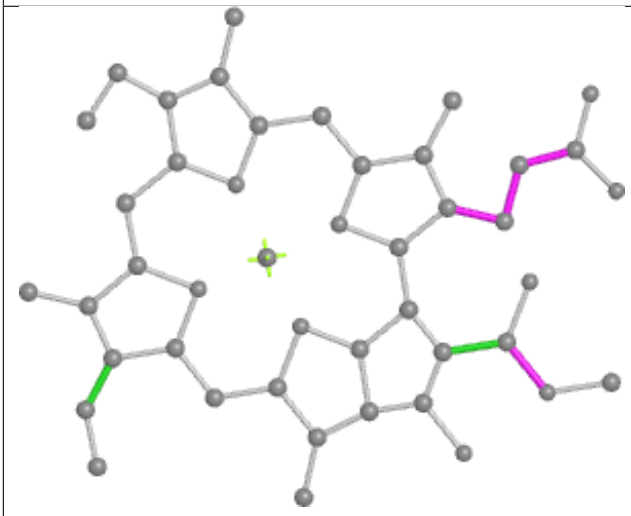

Torsions

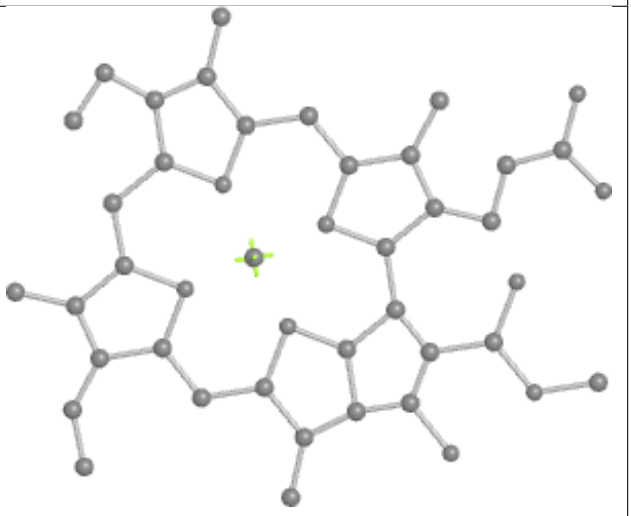

Rings

Ligand LHG AL 407

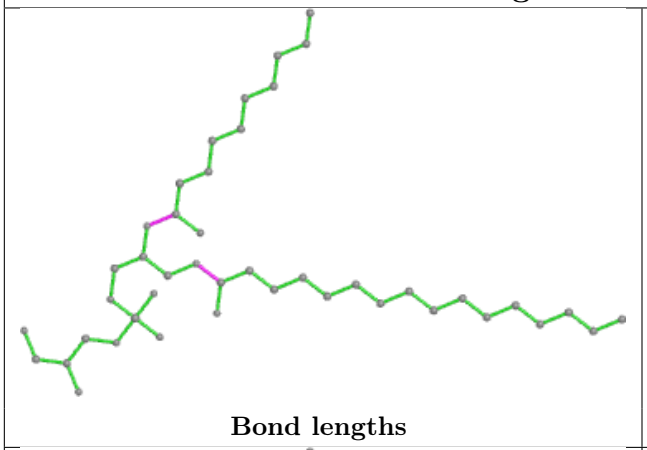

Bond lengths

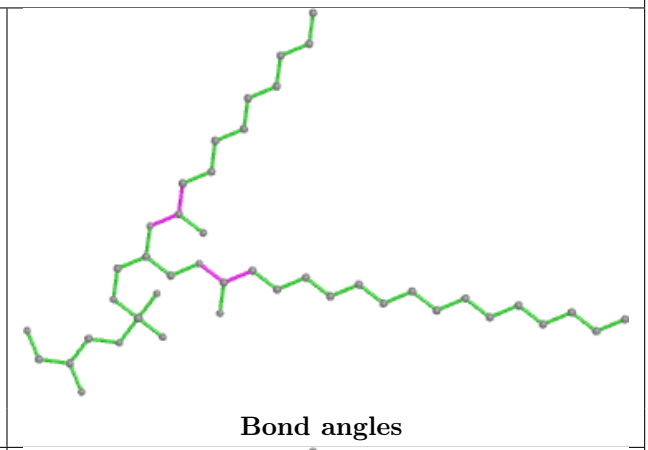

Bond angles

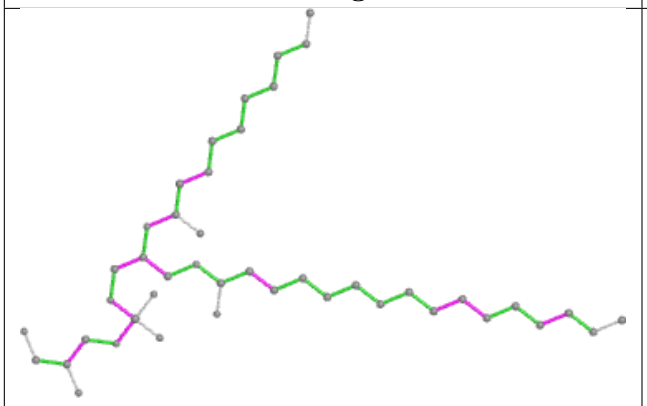

Torsions

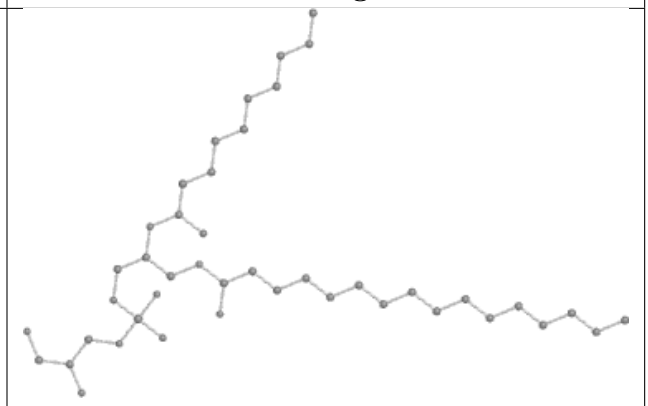

Rings

Ligand PEB kO 201

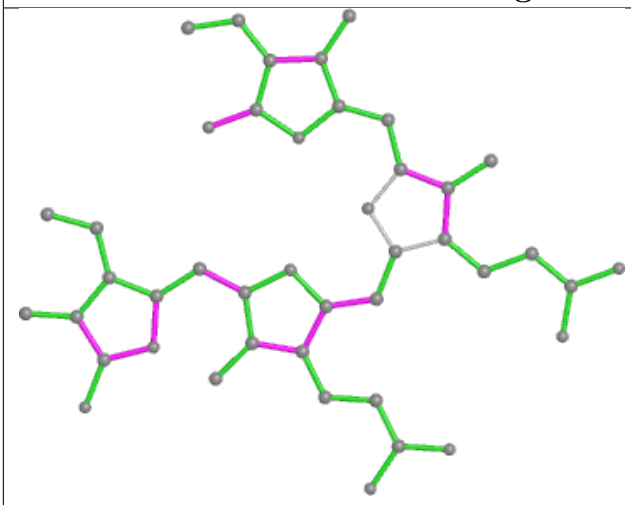

Bond lengths

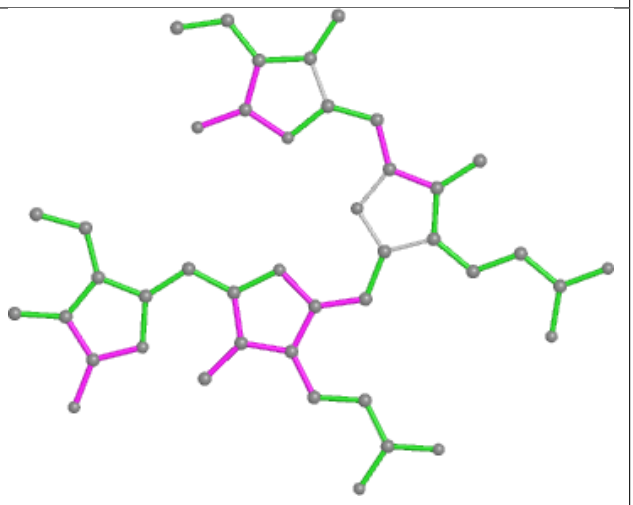

Bond angles

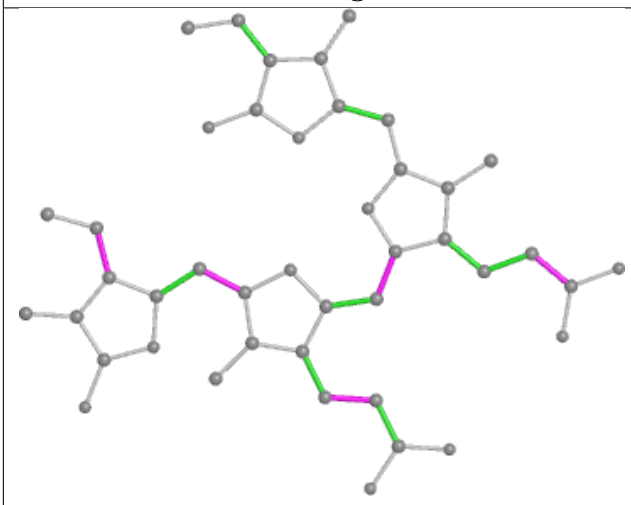

Torsions

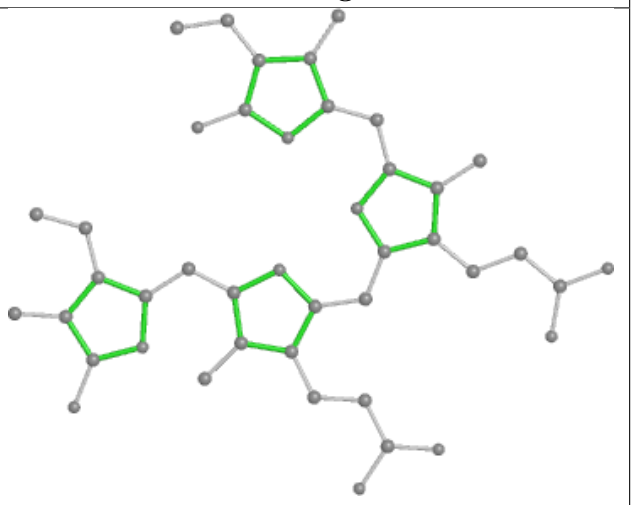

Rings

Ligand PEB HJ 201

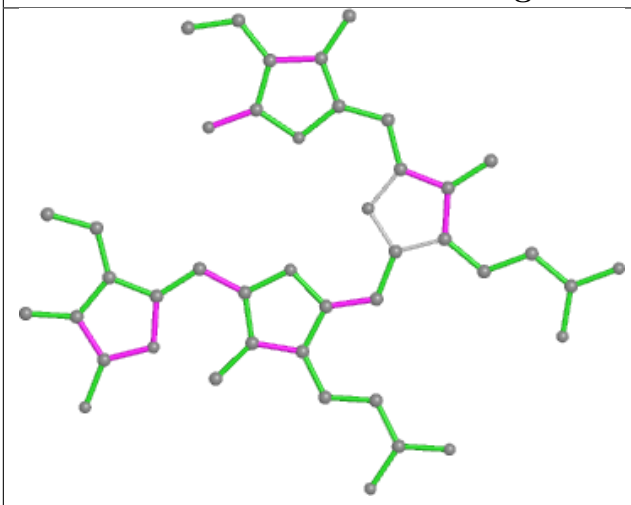

Bond lengths

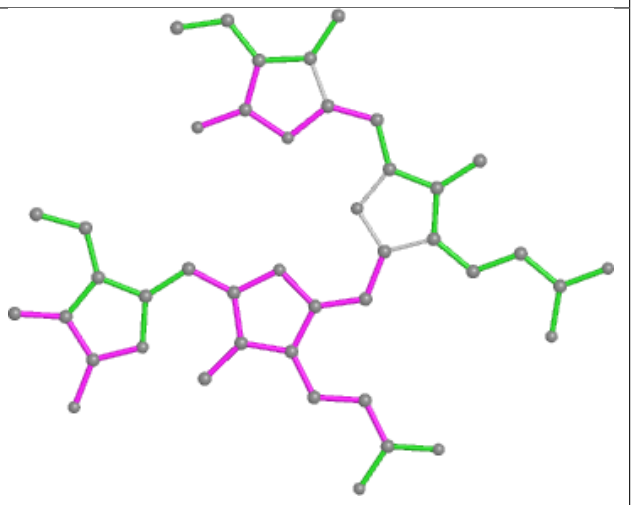

Bond angles

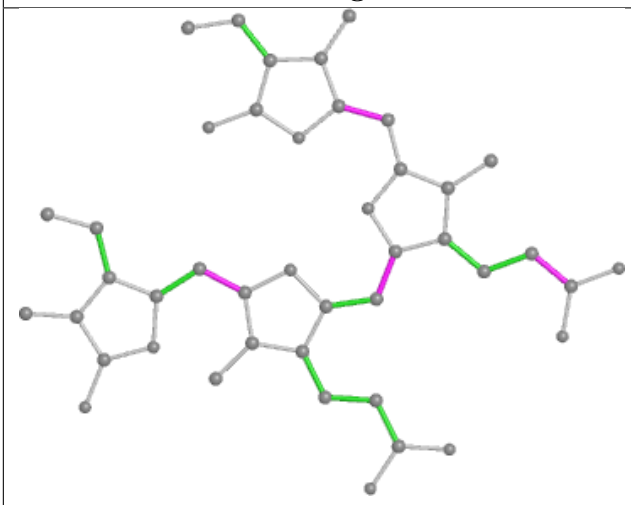

Torsions

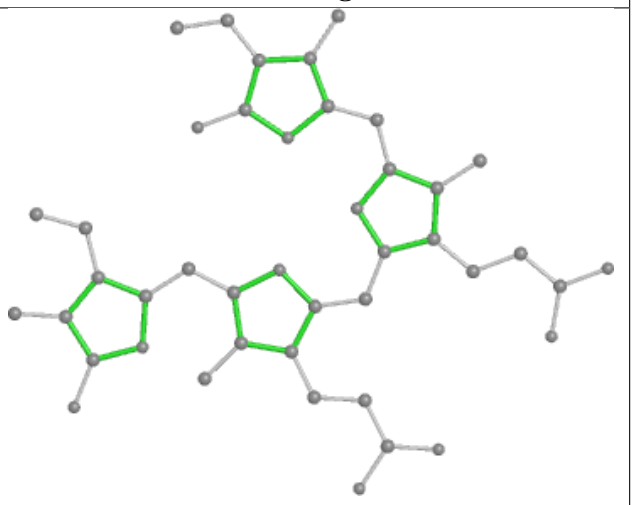

Rings

Ligand PEB SP 202

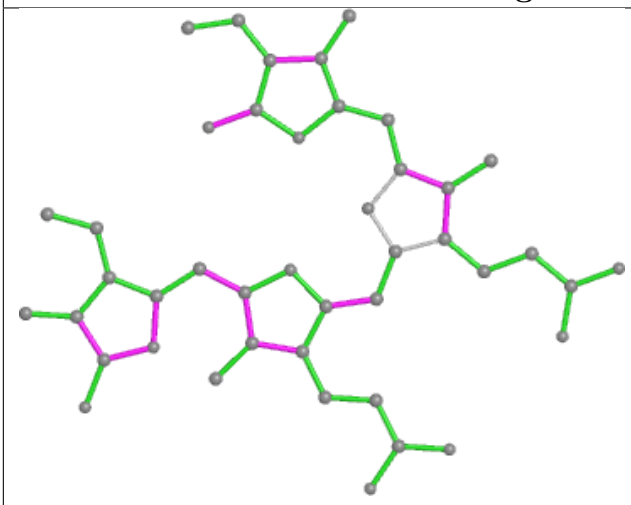

Bond lengths

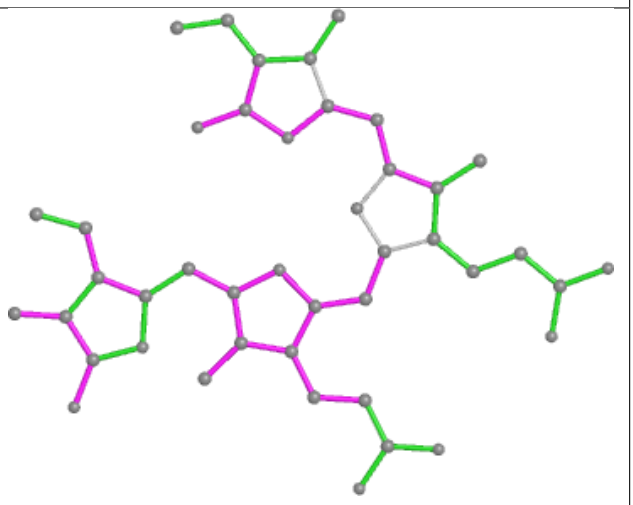

Bond angles

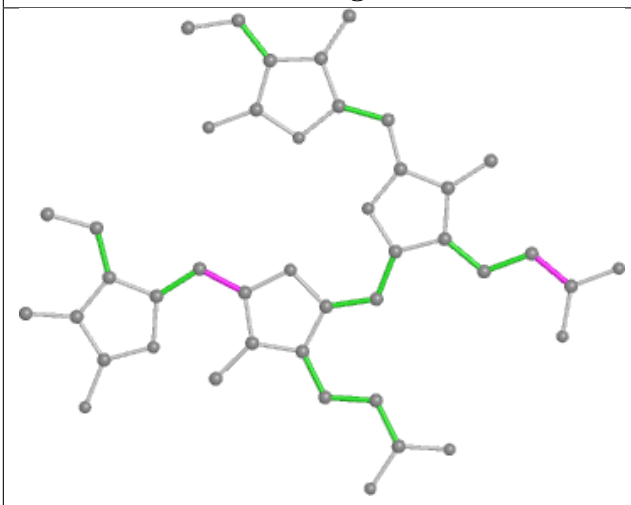

Torsions

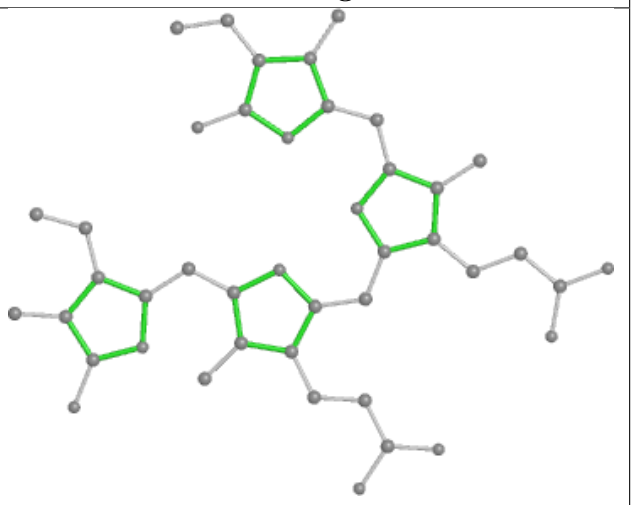

Rings

Ligand PEB ZG 201

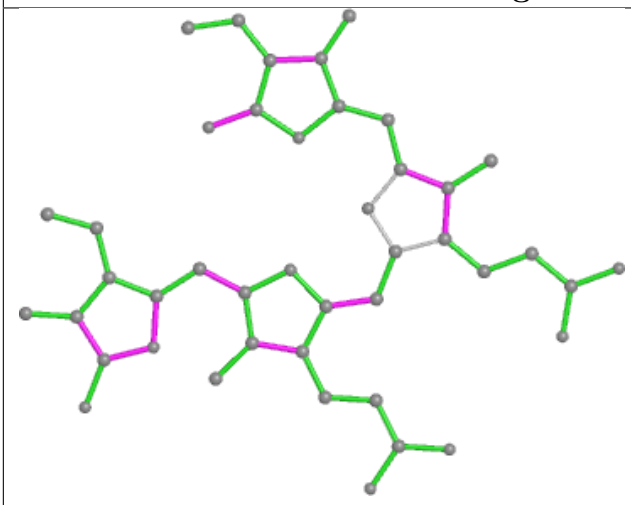

Bond lengths

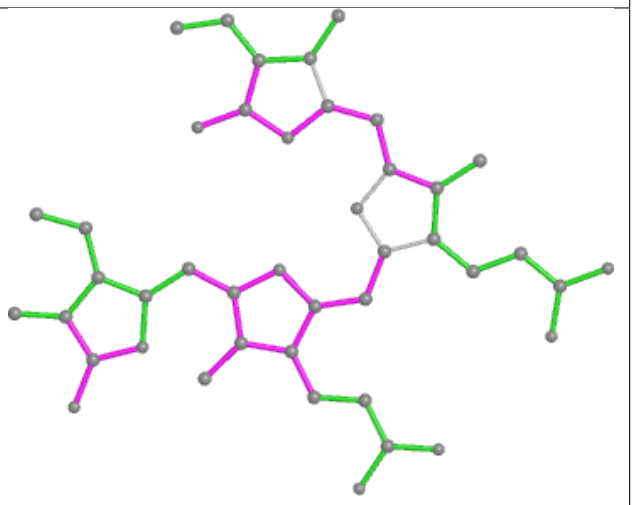

Bond angles

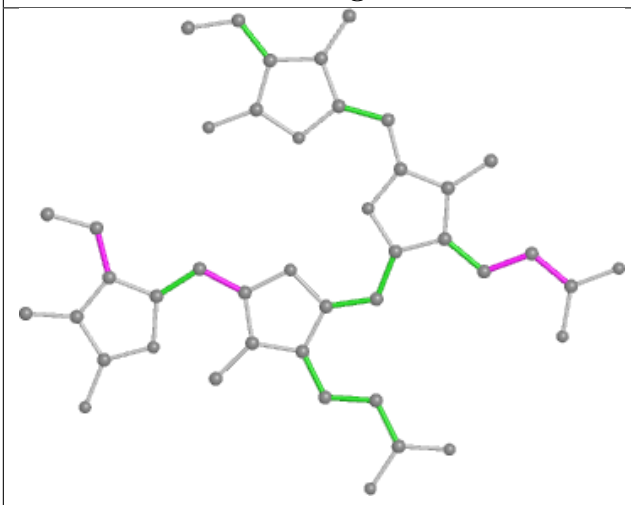

Torsions

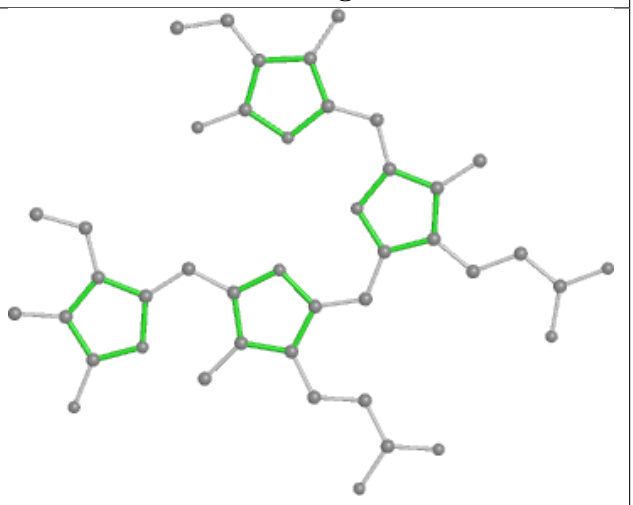

Rings

Ligand CLA H6 102

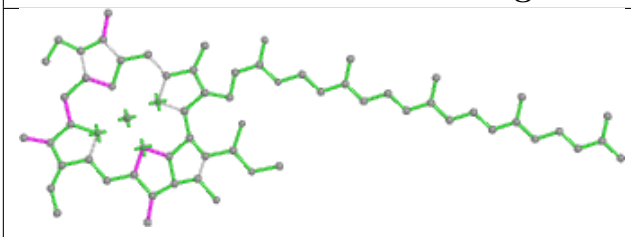

Bond lengths

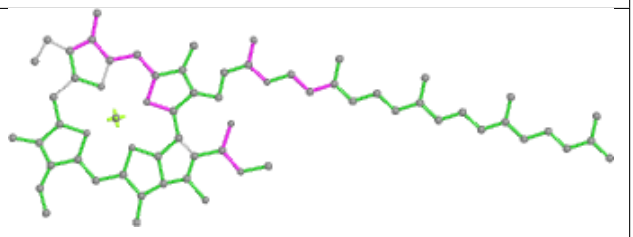

Bond angles

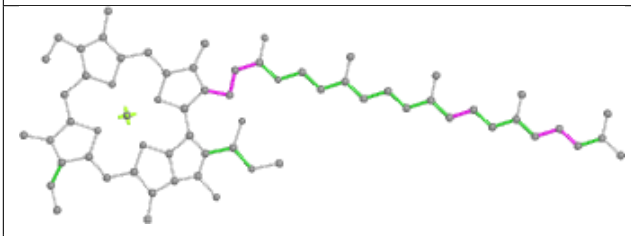

Torsions

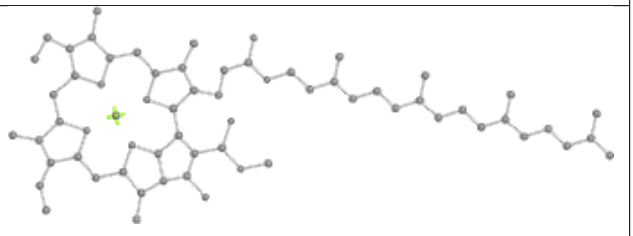

Rings

Ligand HEM G2 201

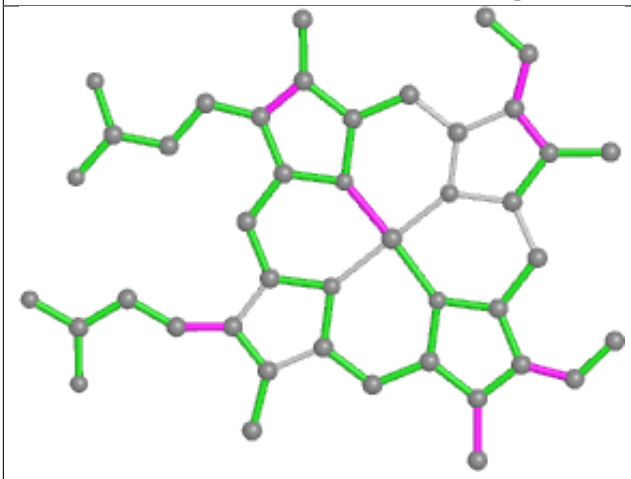

Bond lengths

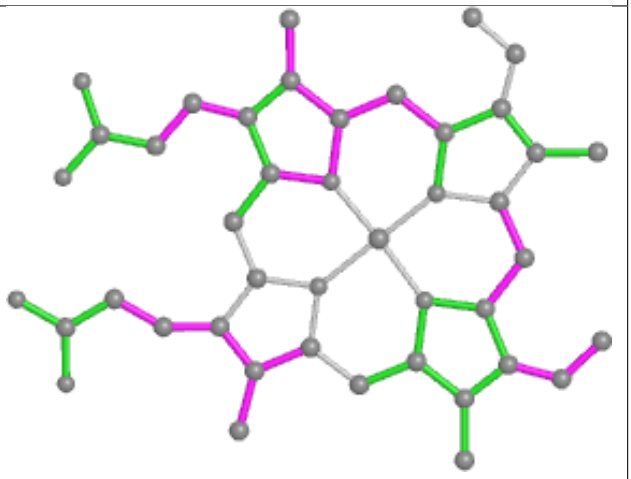

Bond angles

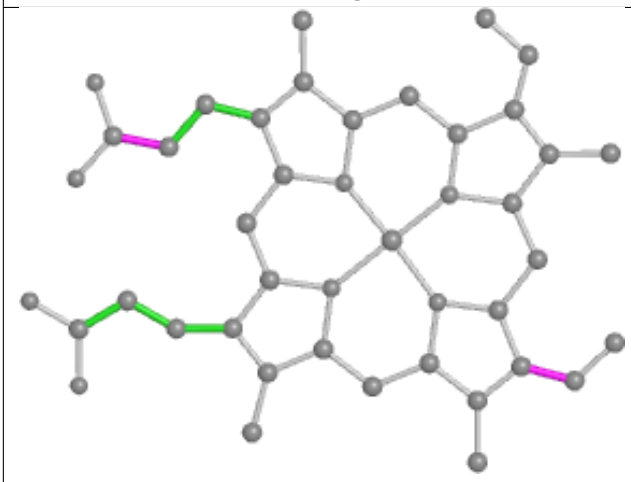

Torsions

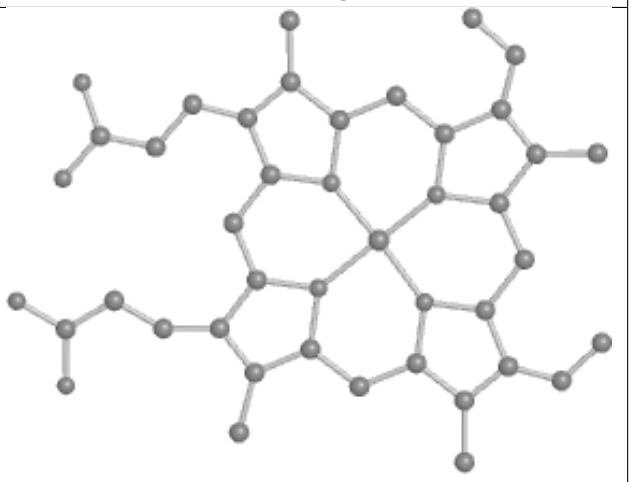

Rings

Ligand CLA L2 202

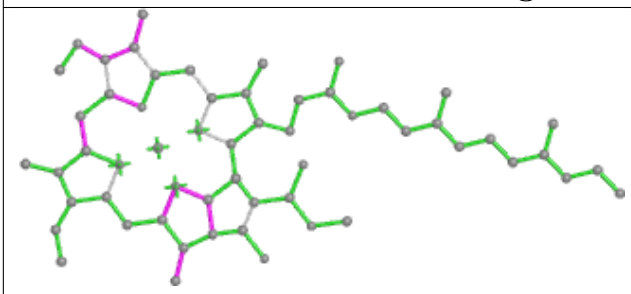

Bond lengths

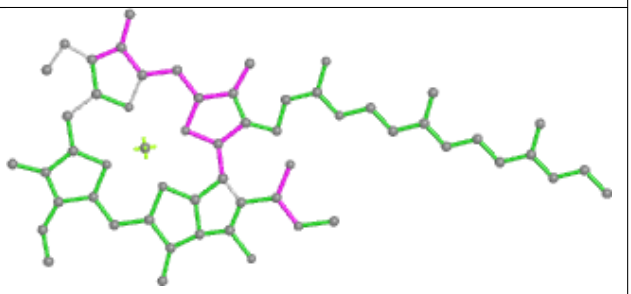

Bond angles

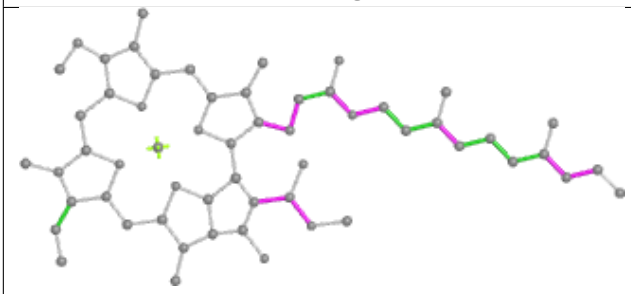

Torsions

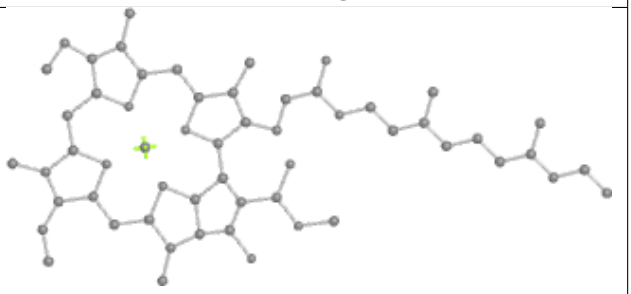

Rings

Ligand CLA 7N 605

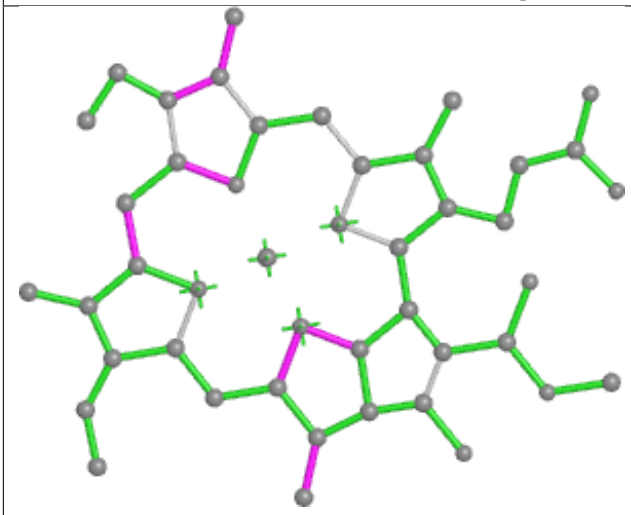

Bond lengths

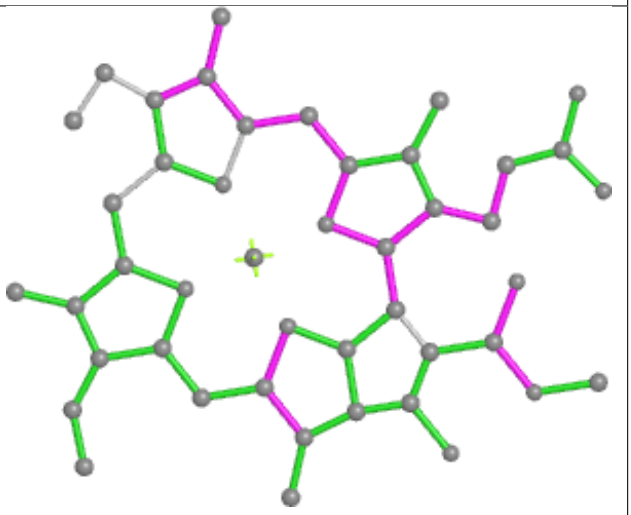

Bond angles

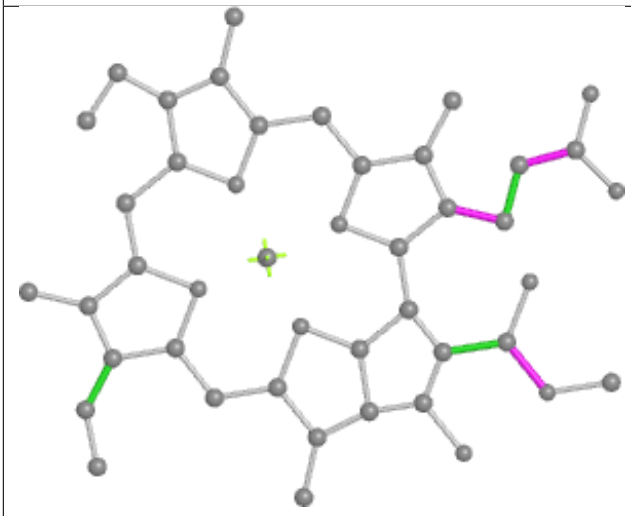

Torsions

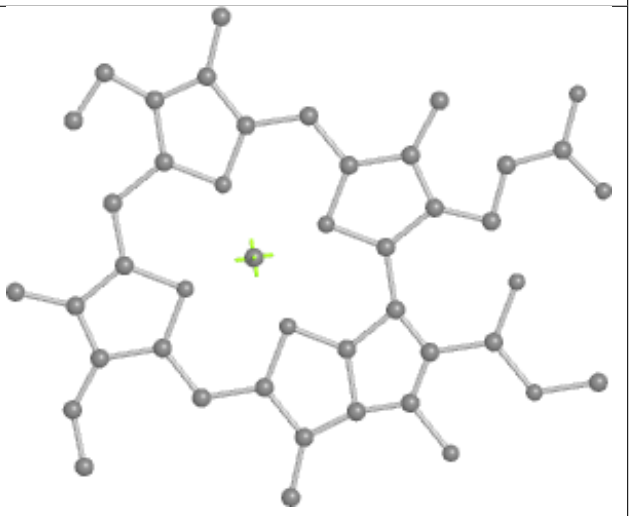

Rings

Ligand PEB UE 202

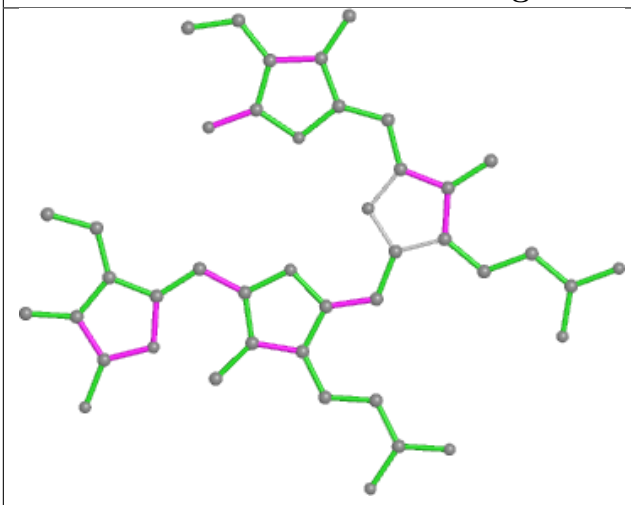

Bond lengths

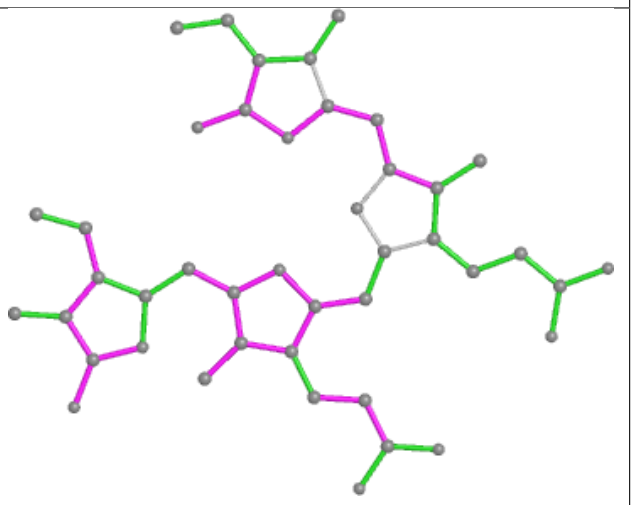

Bond angles

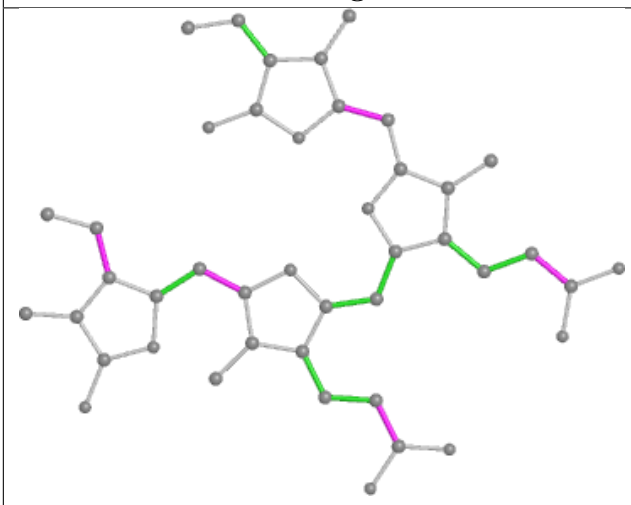

Torsions

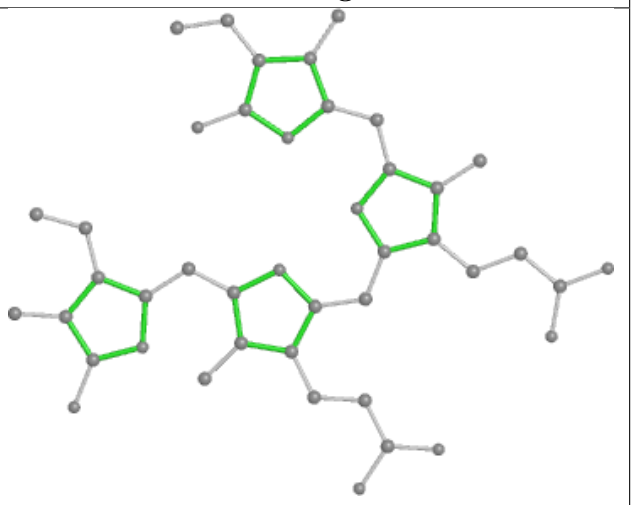

Rings

Ligand PEB QM 202

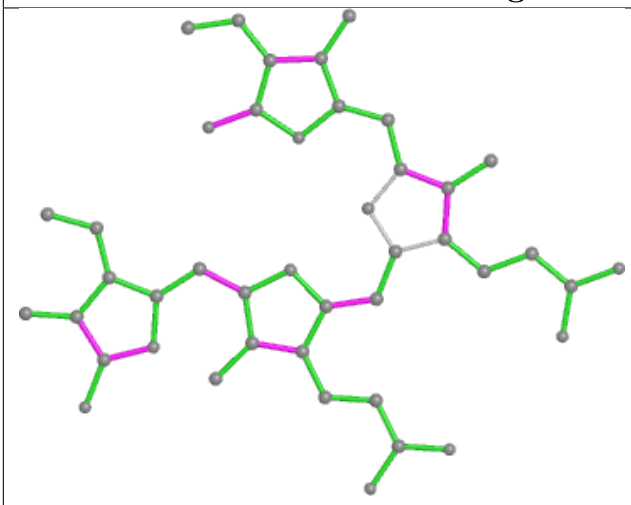

Bond lengths

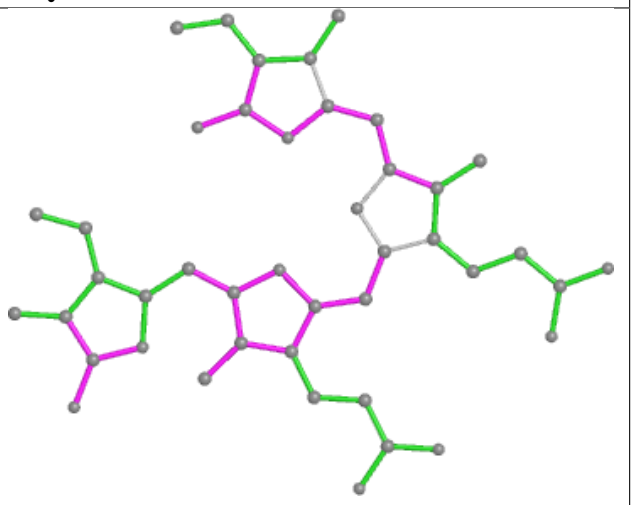

Bond angles

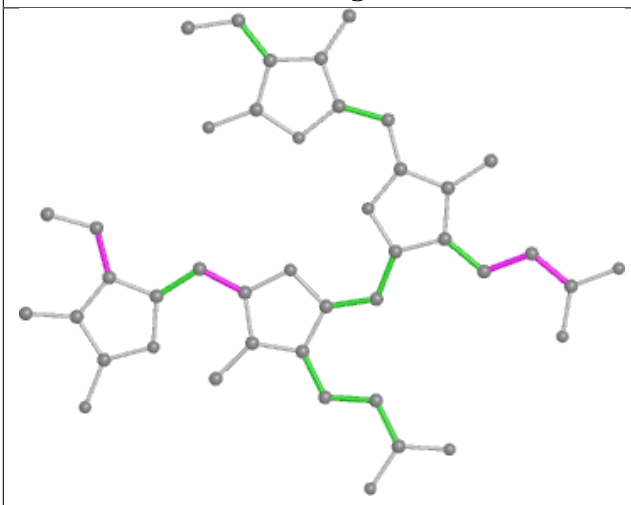

Torsions

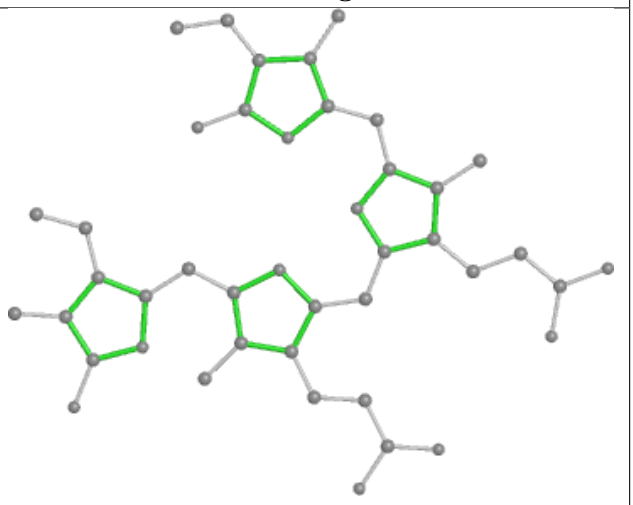

Rings

Ligand PEB Q9 203

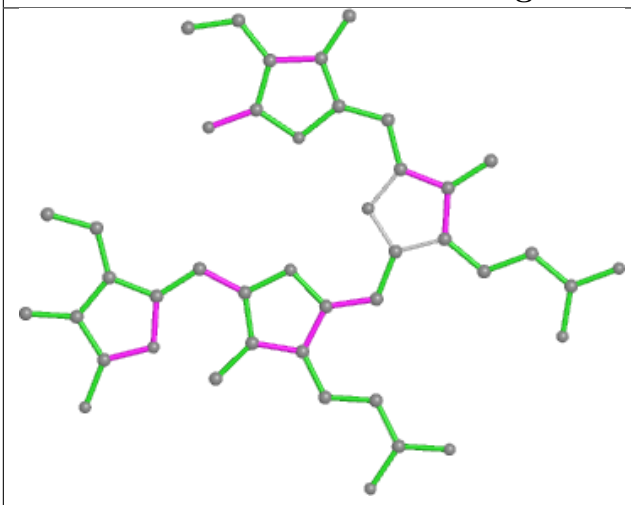

Bond lengths

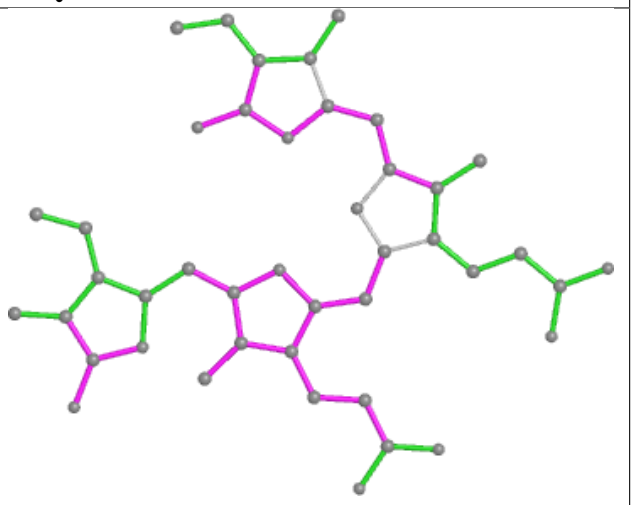

Bond angles

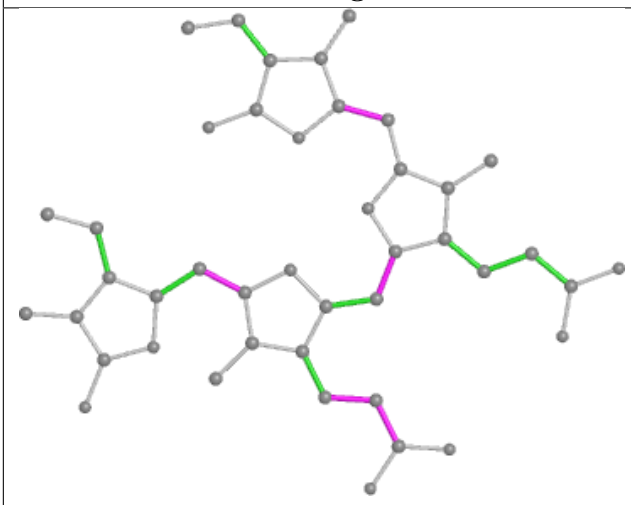

Torsions

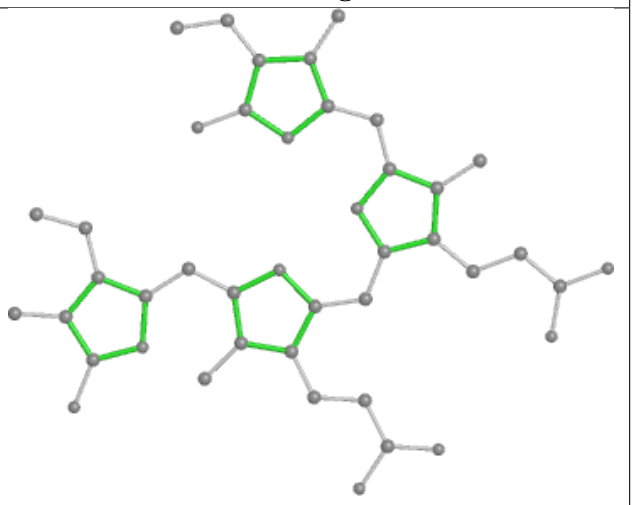

Rings

Ligand PEB dQ 401

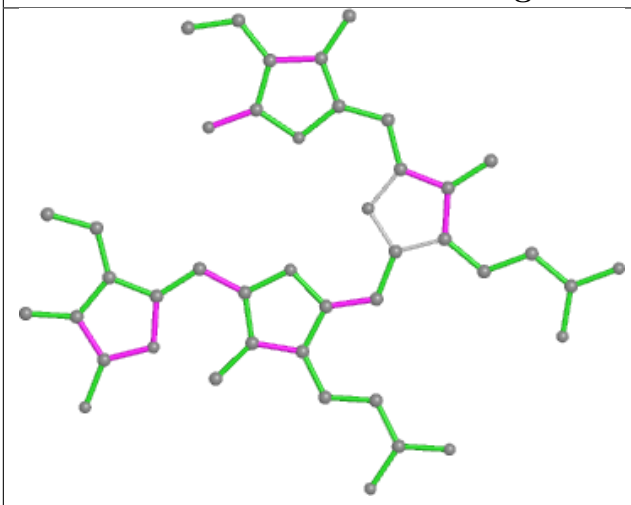

Bond lengths

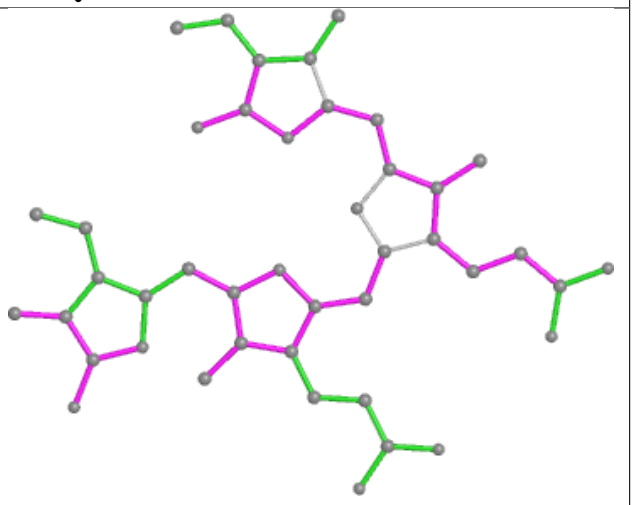

Bond angles

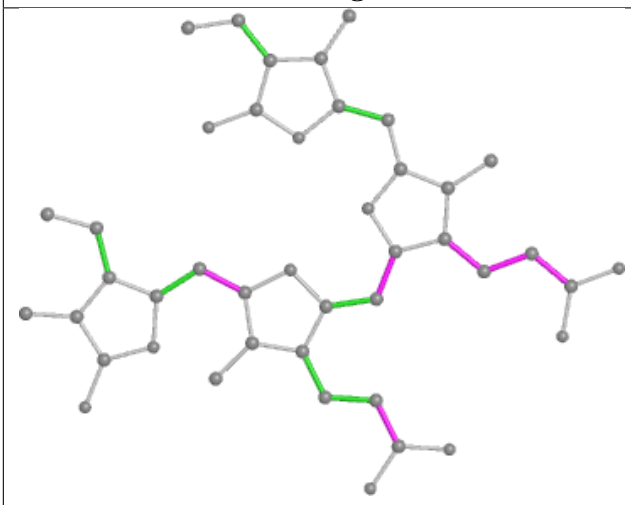

Torsions

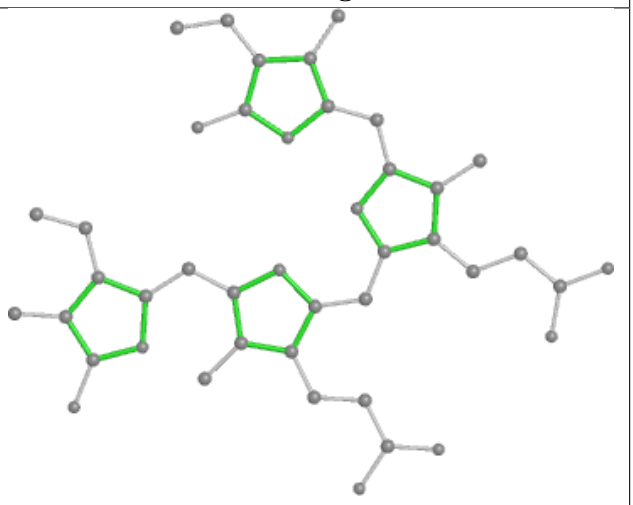

Rings

Ligand PEB TQ 203

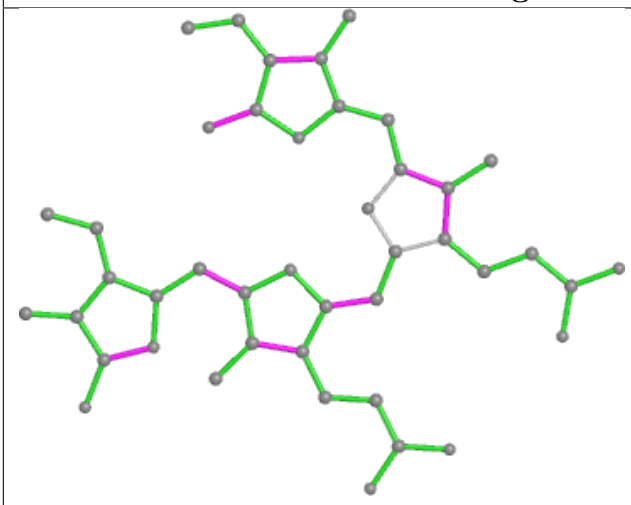

Bond lengths

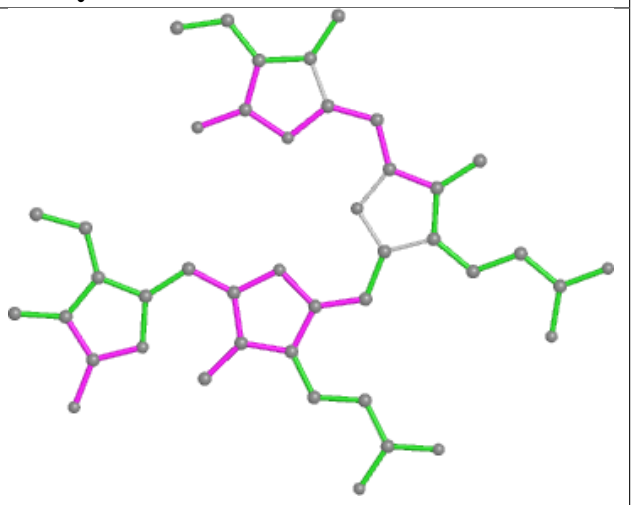

Bond angles

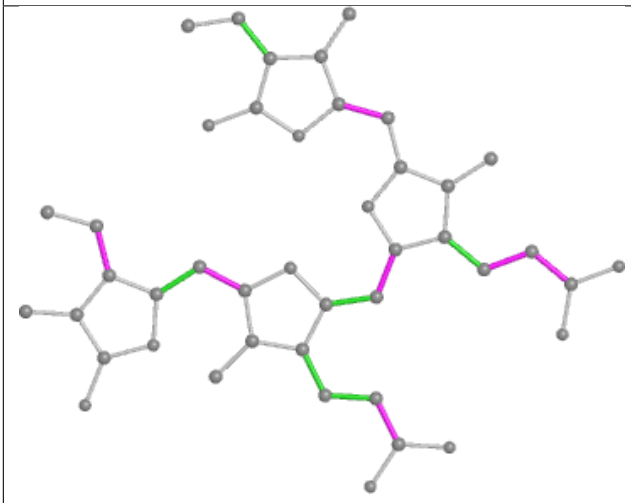

Torsions

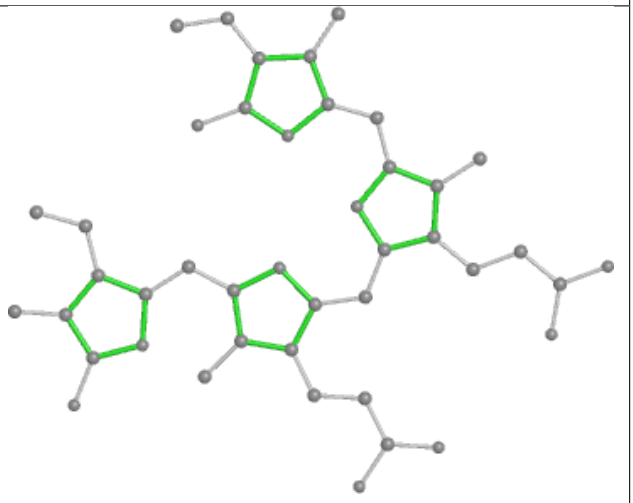

Rings

Ligand CYC CH 1001

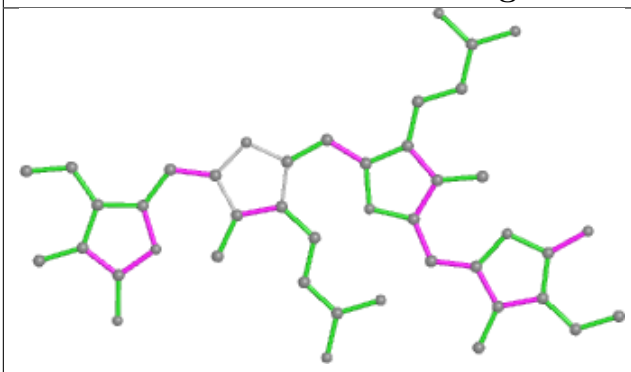

Bond lengths

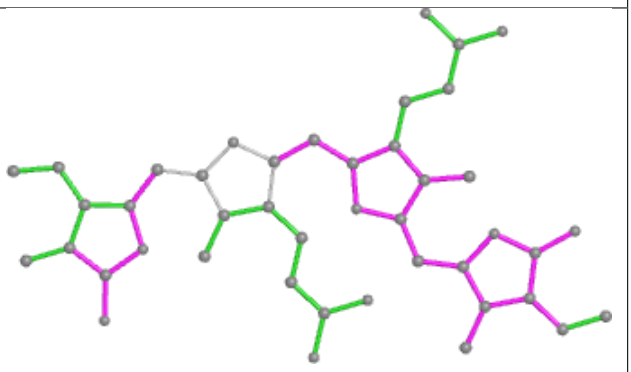

Bond angles

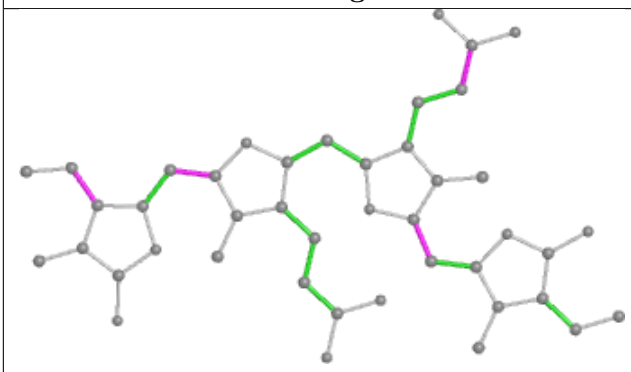

Torsions

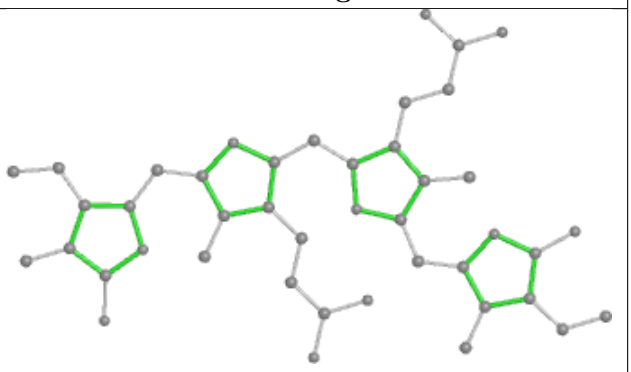

Rings

Ligand CLA 62 313

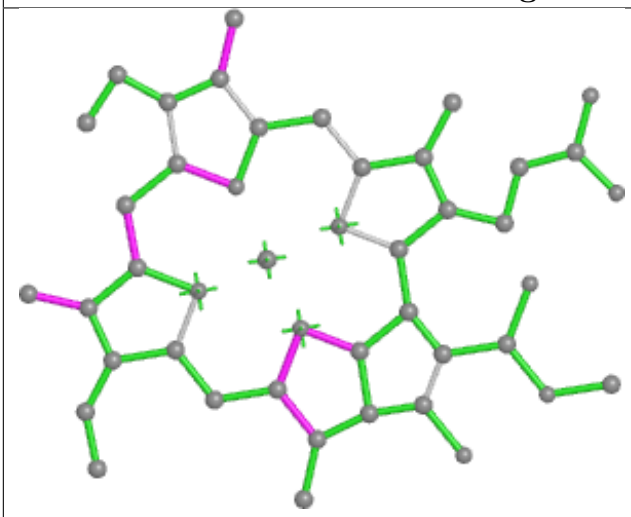

Bond lengths

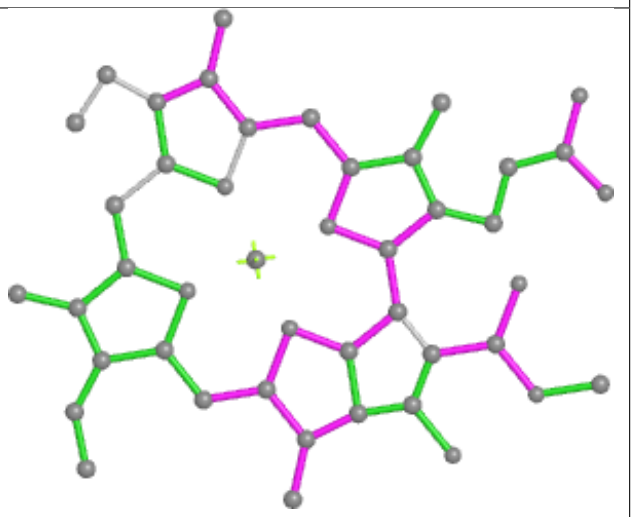

Bond angles

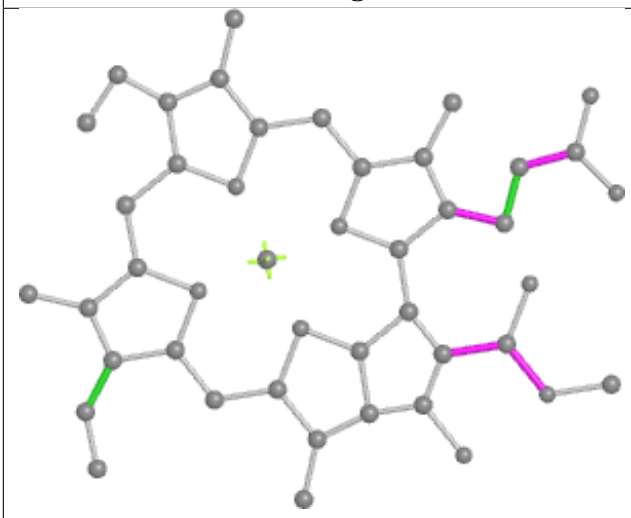

Torsions

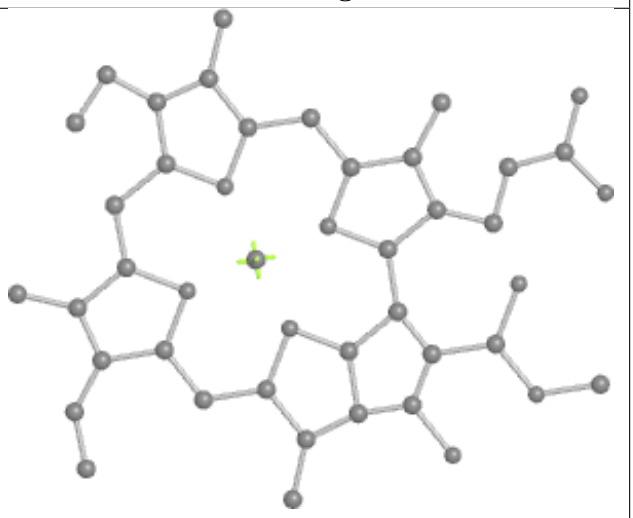

Rings

Ligand CLA I2 103

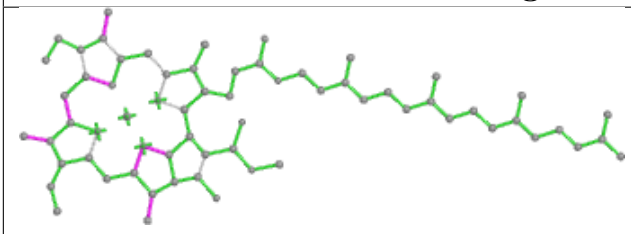

Bond lengths

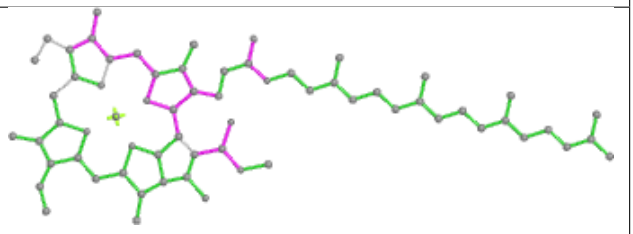

Bond angles

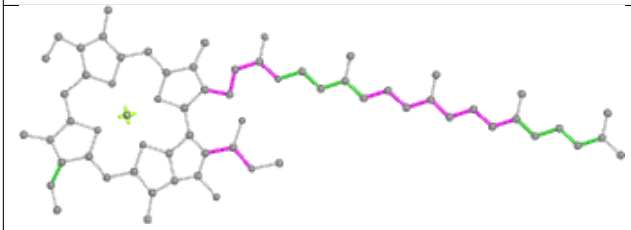

Torsions

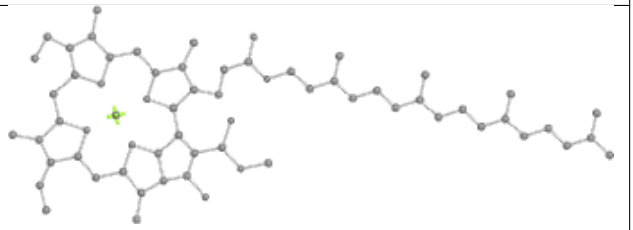

Rings

Ligand CLA 4N 611

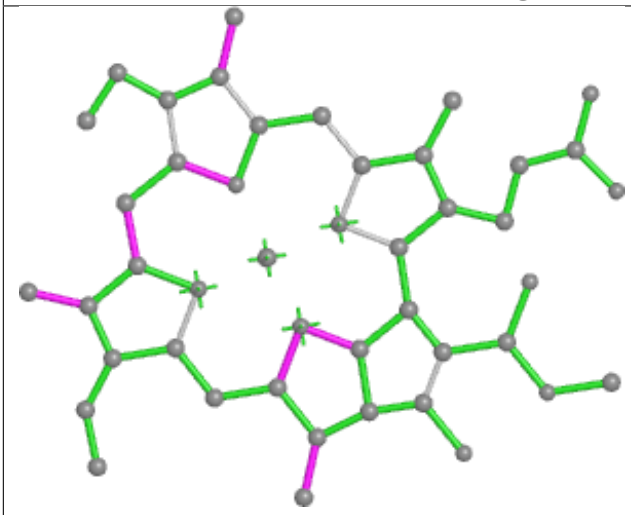

Bond lengths

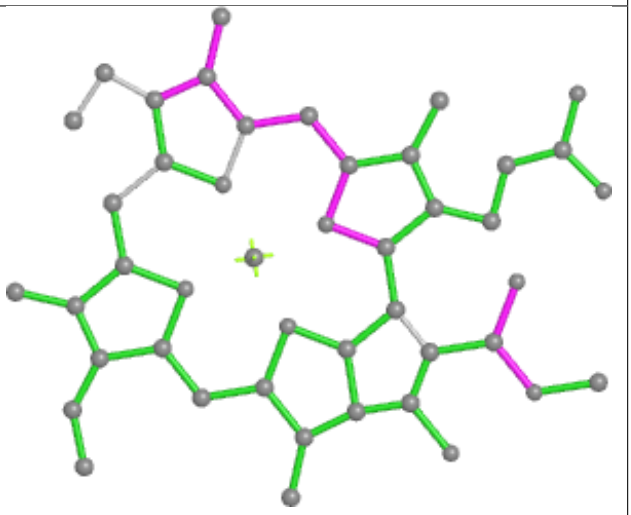

Bond angles

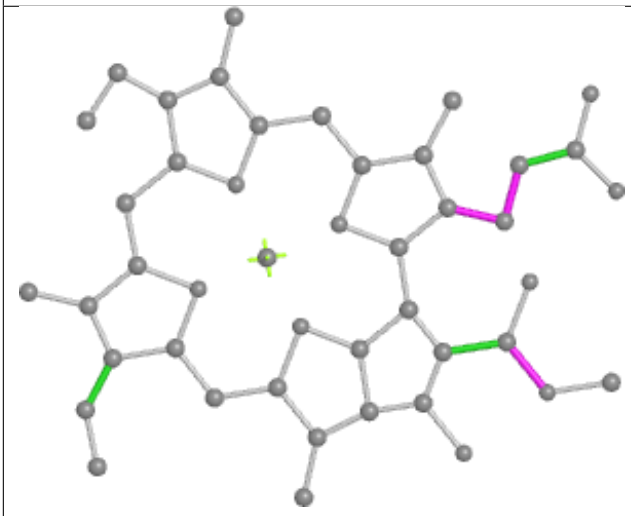

Torsions

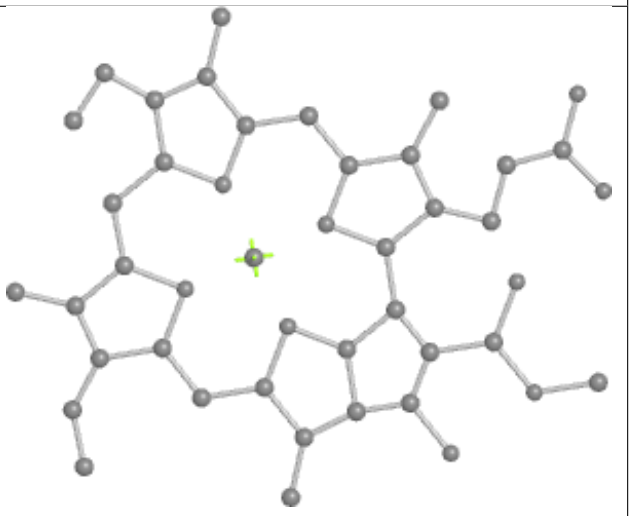

Rings

Ligand PEB AO 304

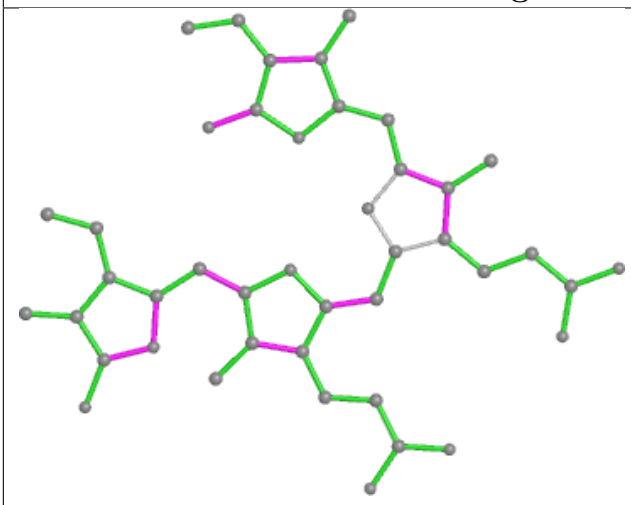

Bond lengths

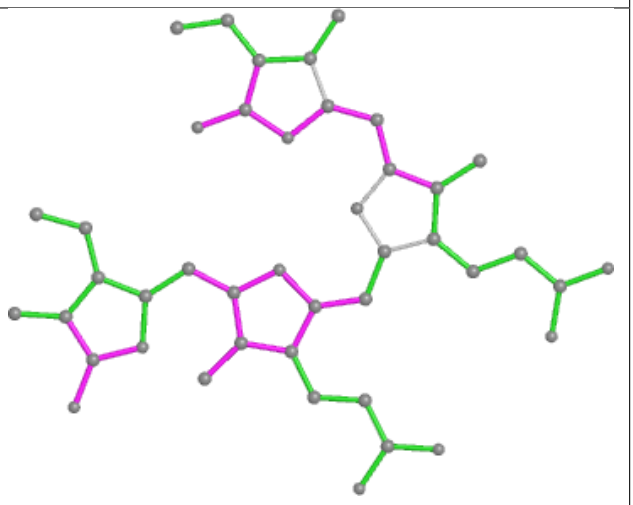

Bond angles

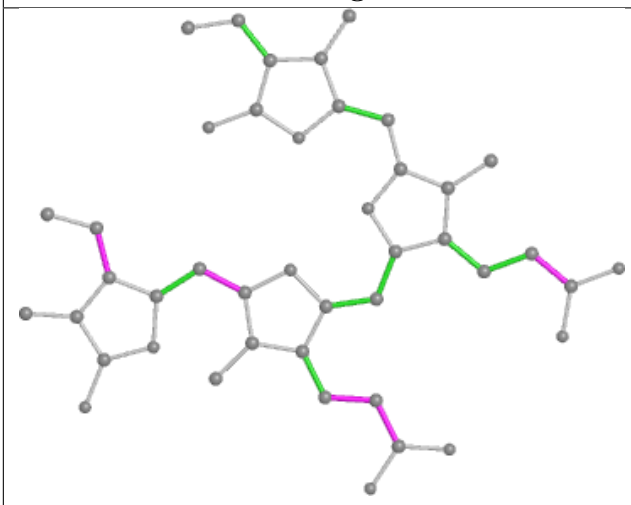

Torsions

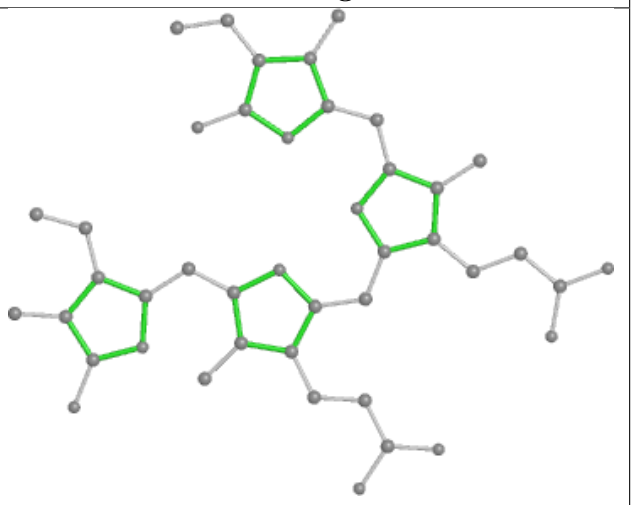

Rings

Ligand PEB XI 202

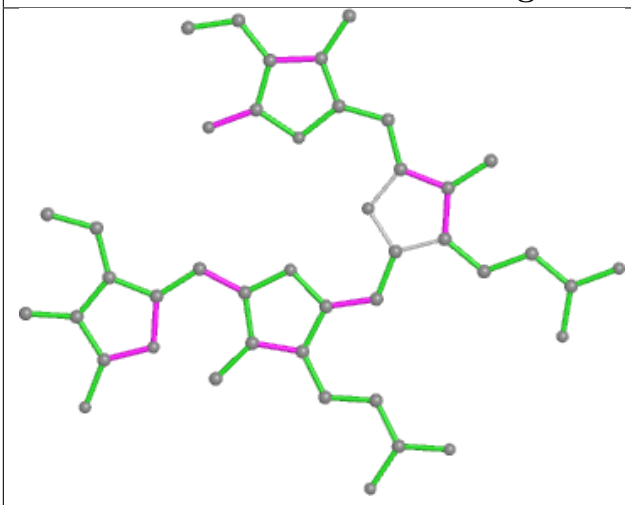

Bond lengths

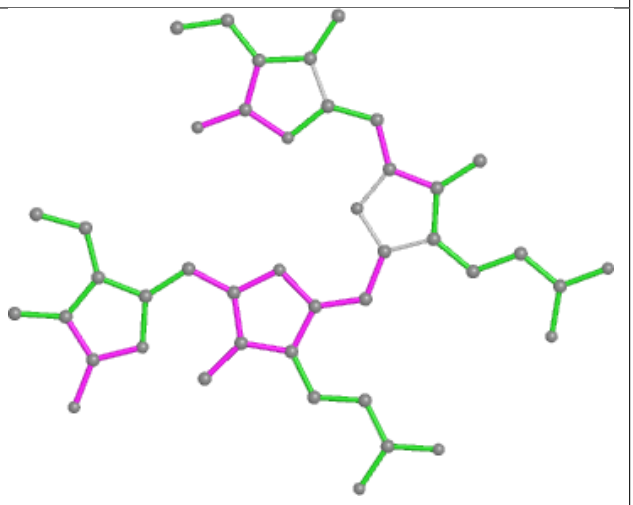

Bond angles

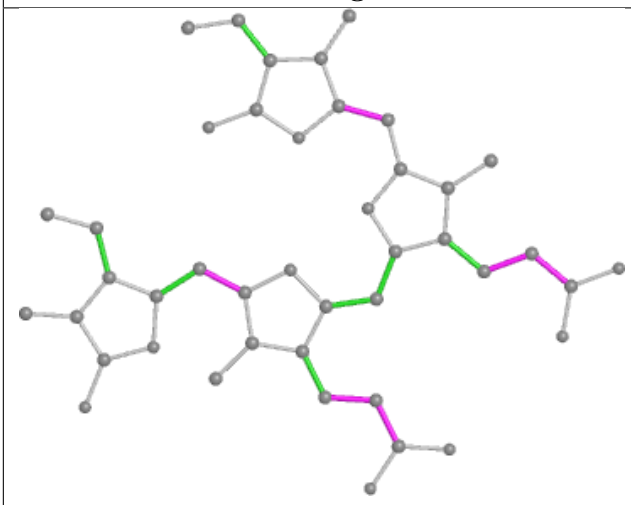

Torsions

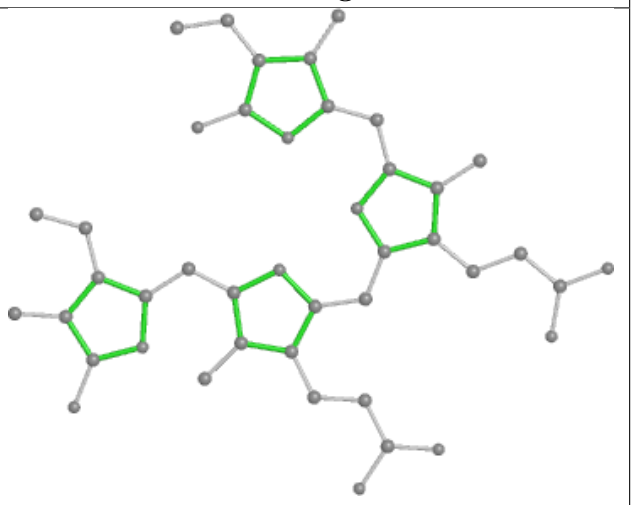

Rings

Ligand CLA 12 611

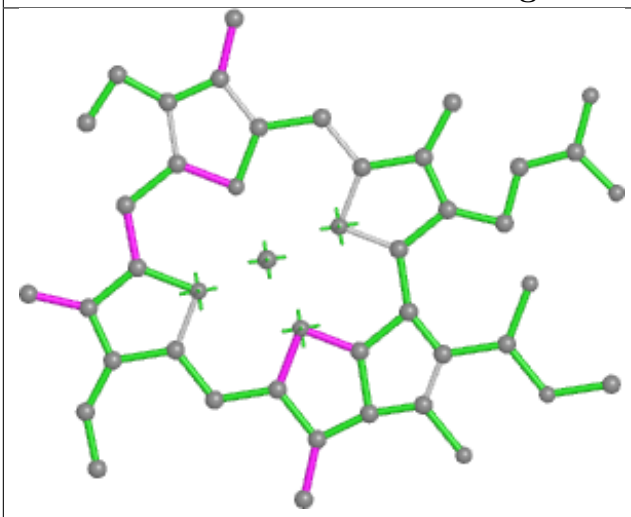

Bond lengths

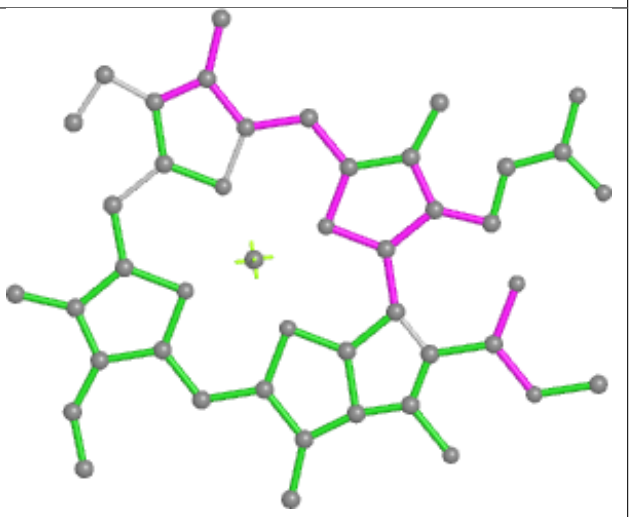

Bond angles

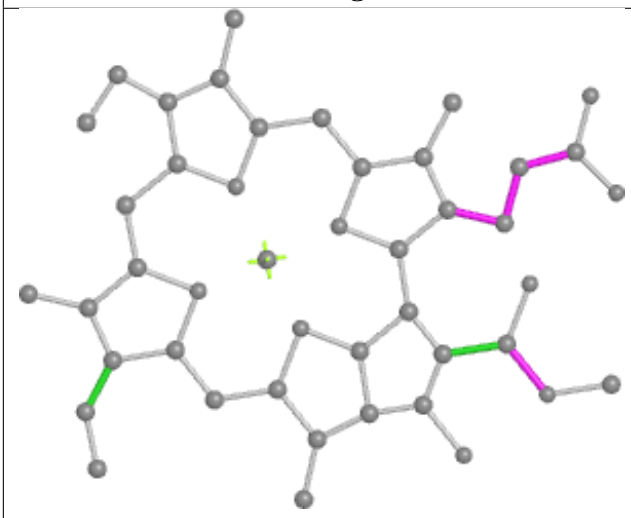

Torsions

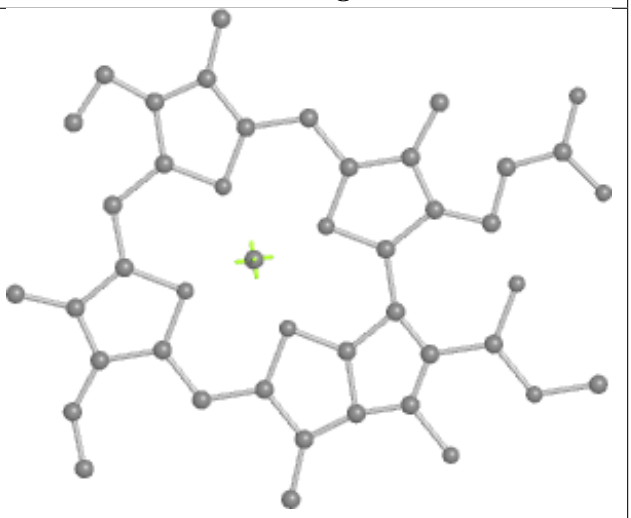

Rings

Ligand LMG C6 501

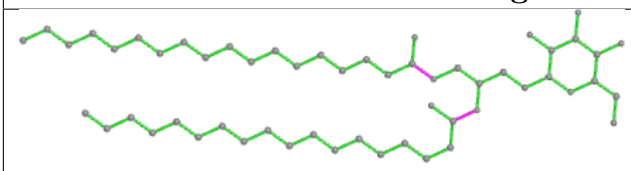

Bond lengths

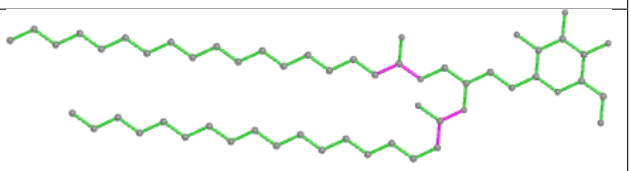

Bond angles

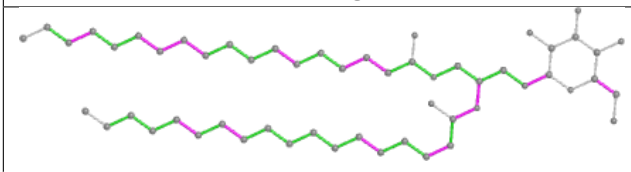

Torsions

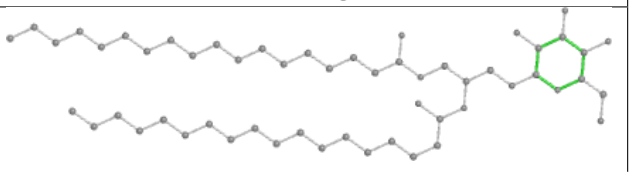

Rings

Ligand BCR BN 842

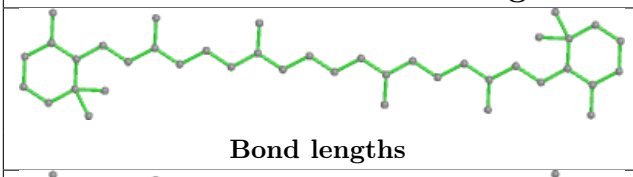

Bond lengths

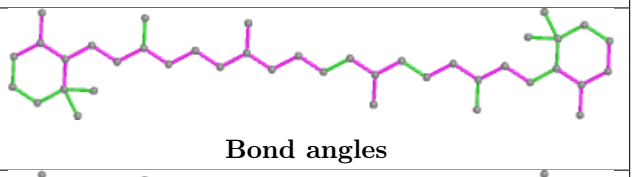

Bond angles

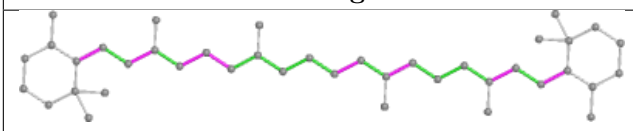

Torsions

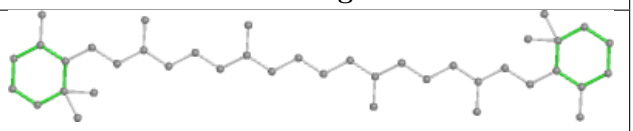

Rings

Ligand PEB HE 1002

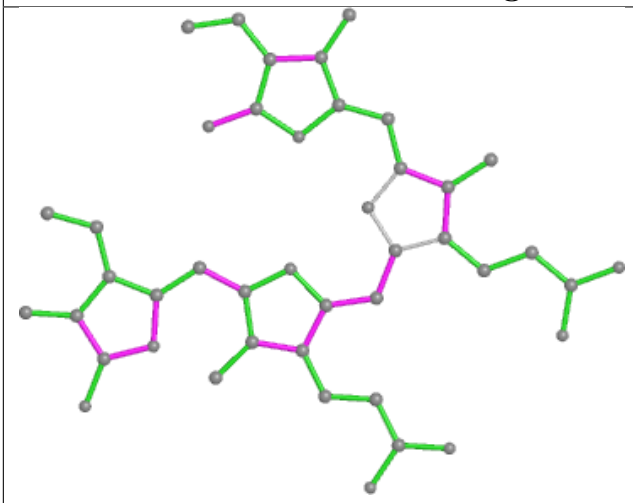

Bond lengths

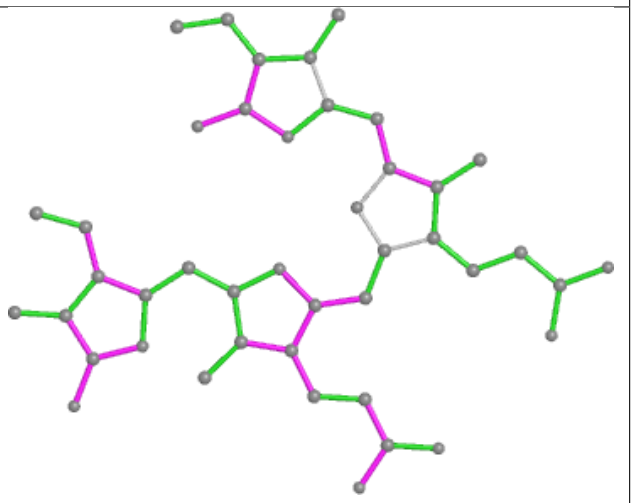

Bond angles

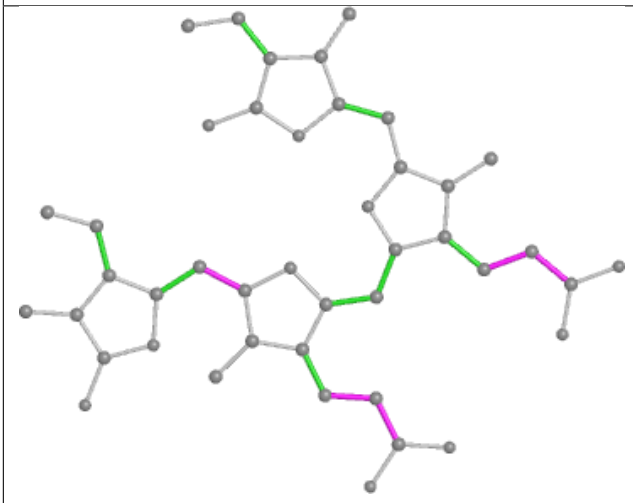

Torsions

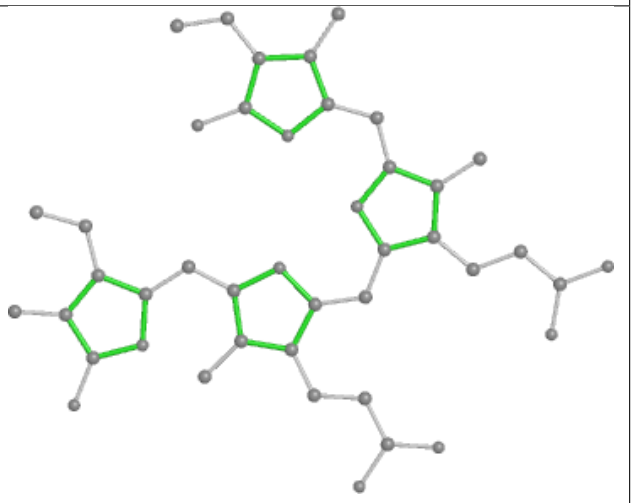

Rings

Ligand PEB J7 203

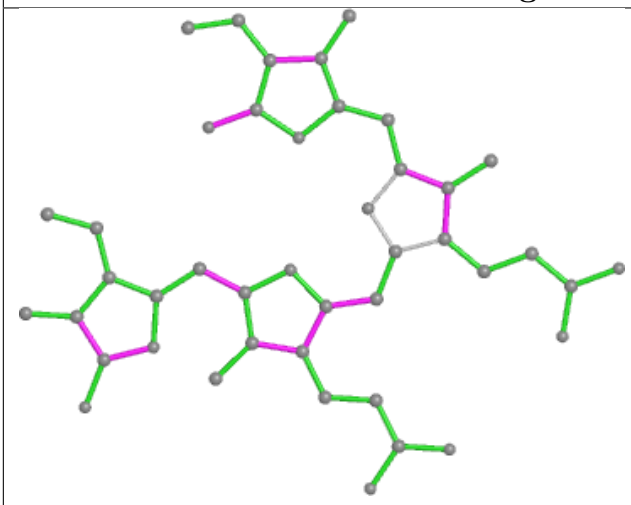

Bond lengths

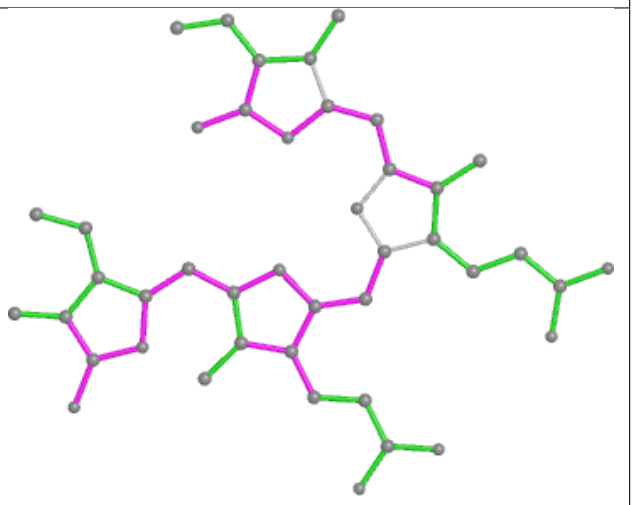

Bond angles

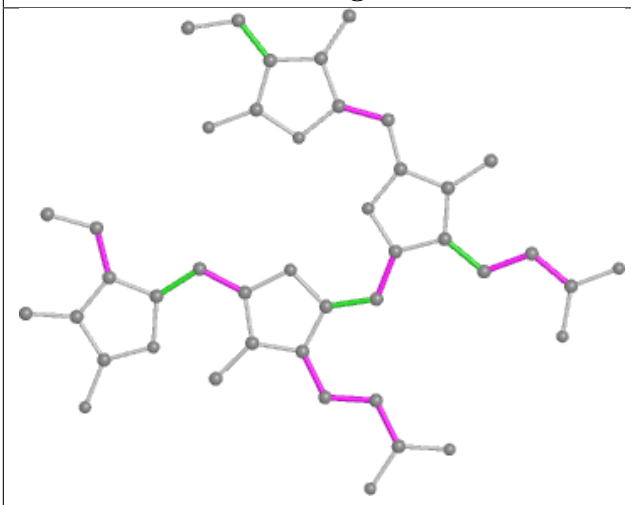

Torsions

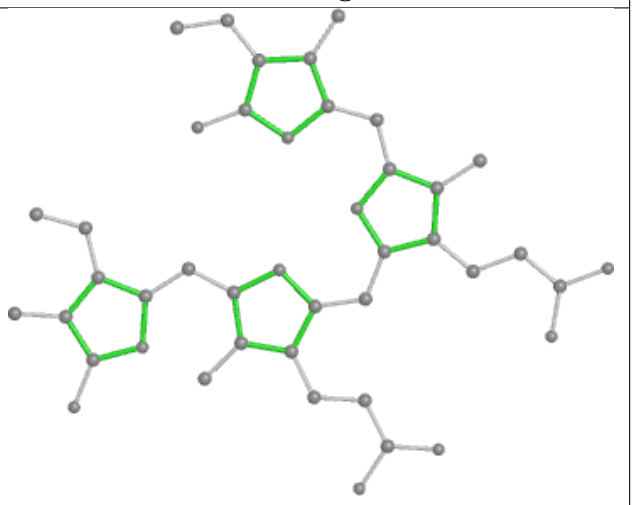

Rings

Ligand CLA 82 305

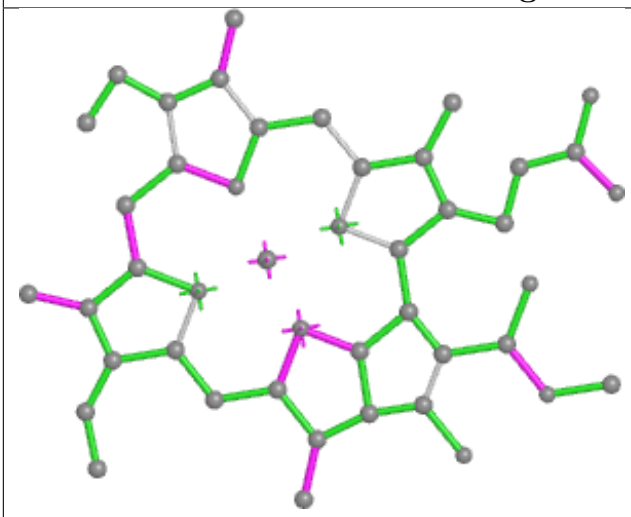

Bond lengths

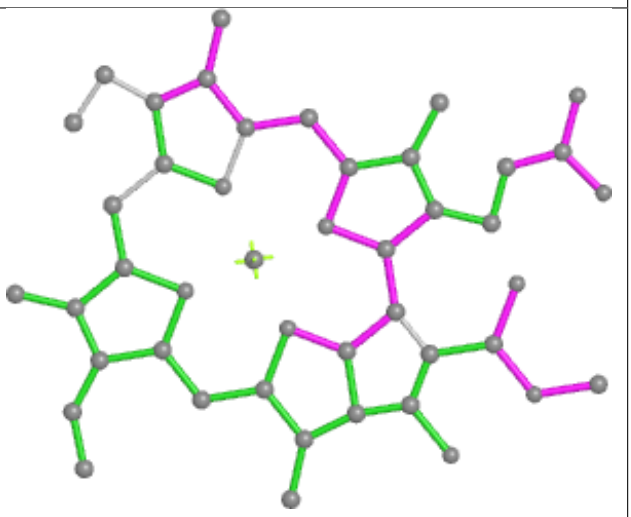

Bond angles

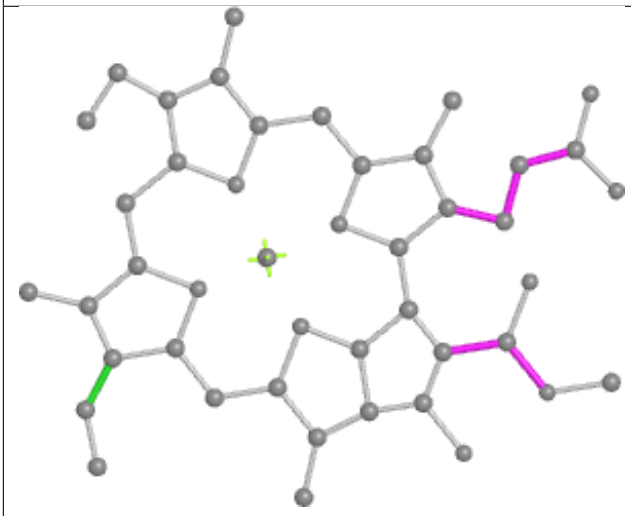

Torsions

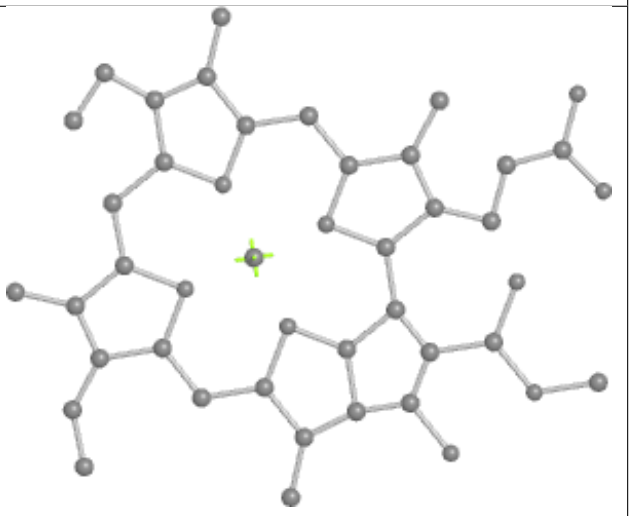

Rings

Ligand PEB sC 203

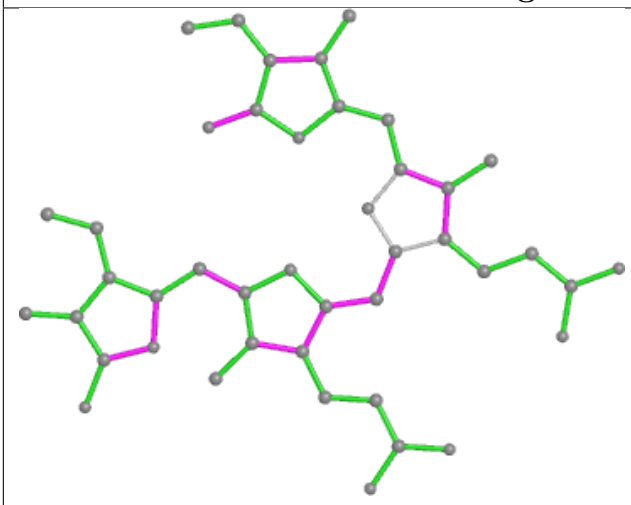

Bond lengths

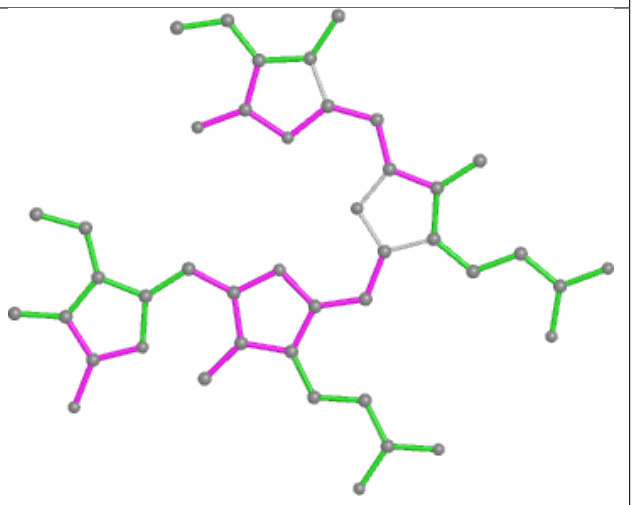

Bond angles

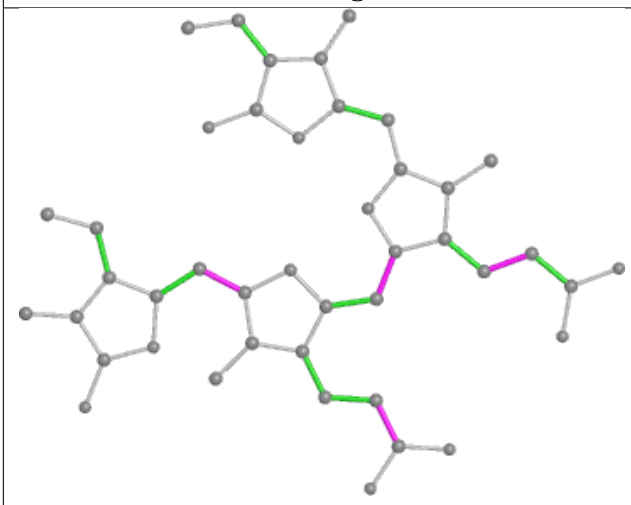

Torsions

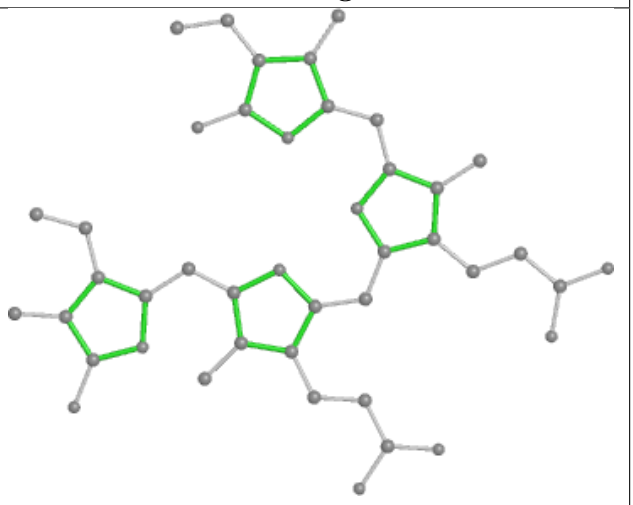

Rings

Ligand PEB YB 202

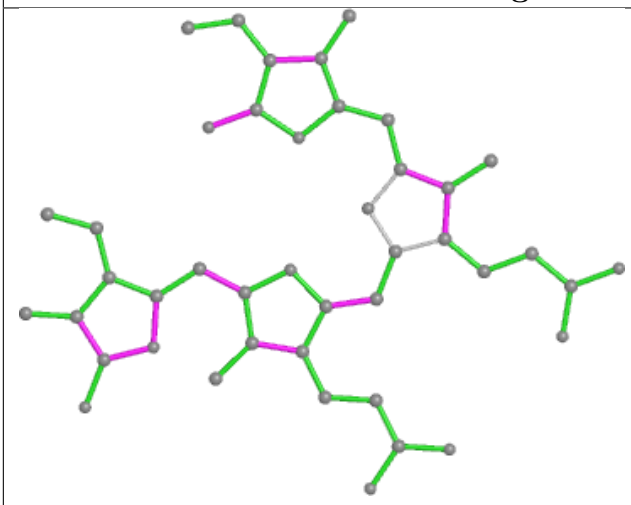

Bond lengths

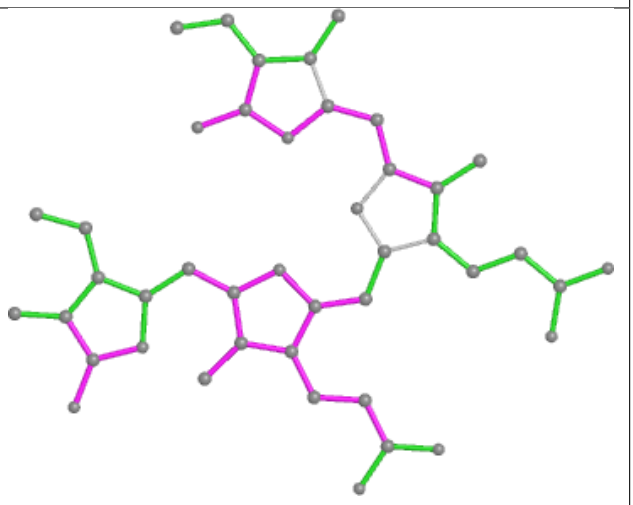

Bond angles

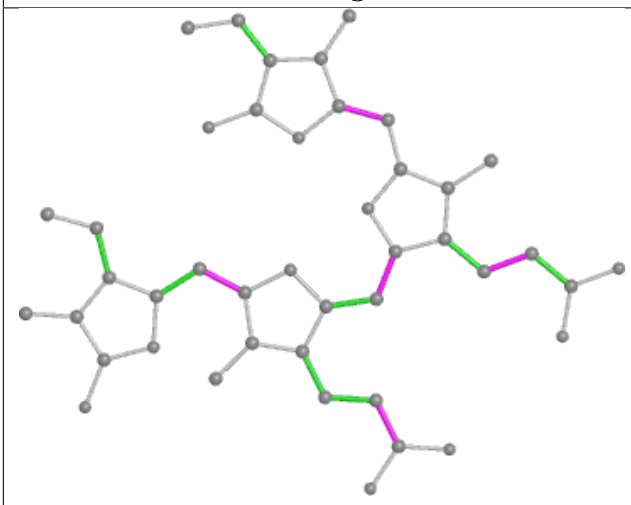

Torsions

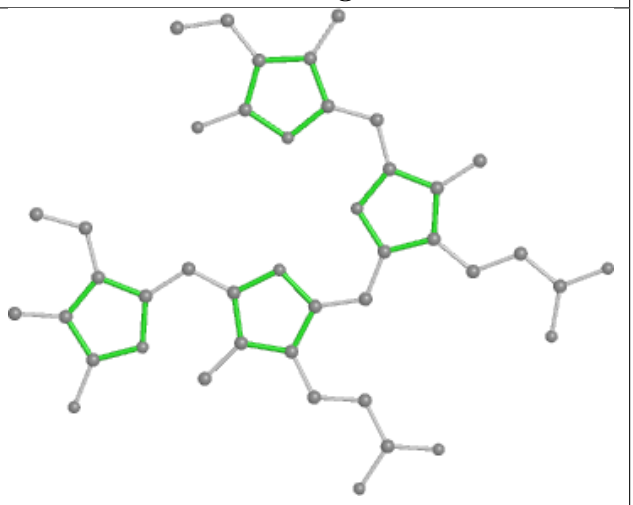

Rings

Ligand PEB h1 203

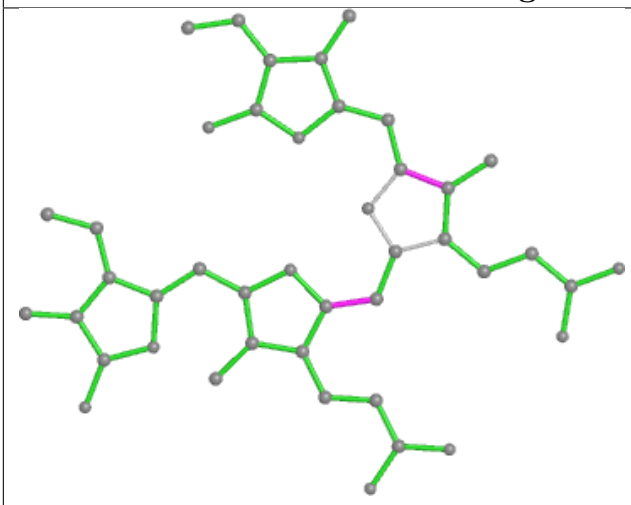

Bond lengths

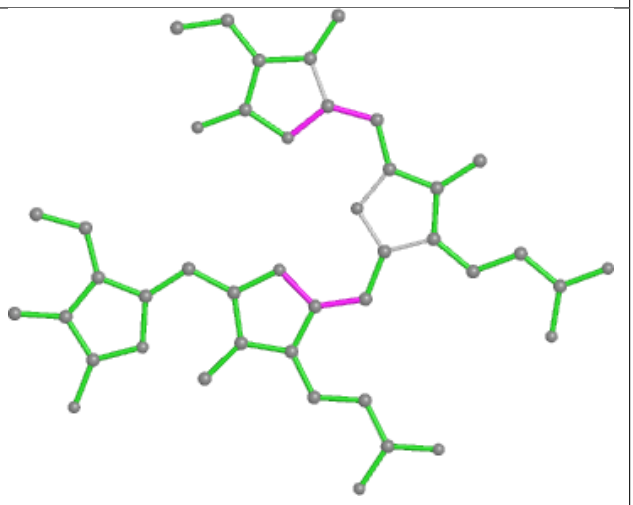

Bond angles

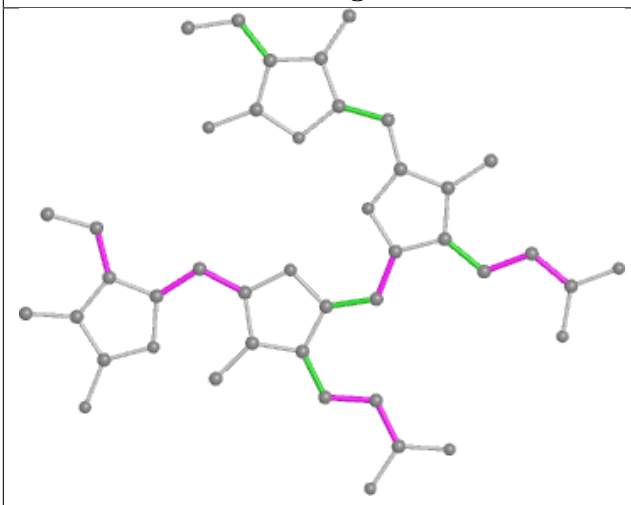

Torsions

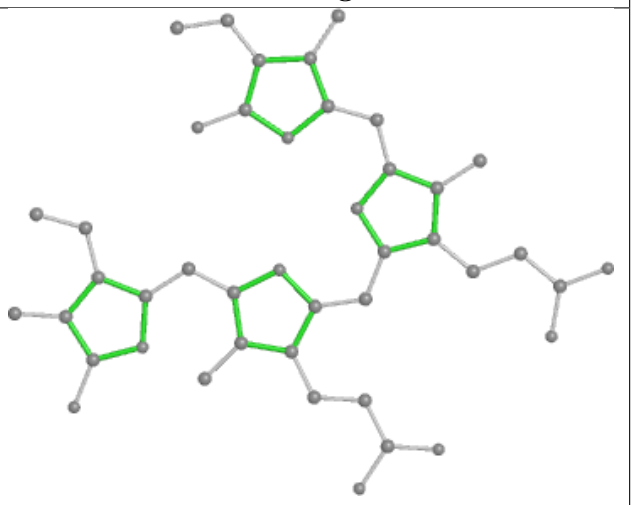

Rings

Ligand CLA 62 301

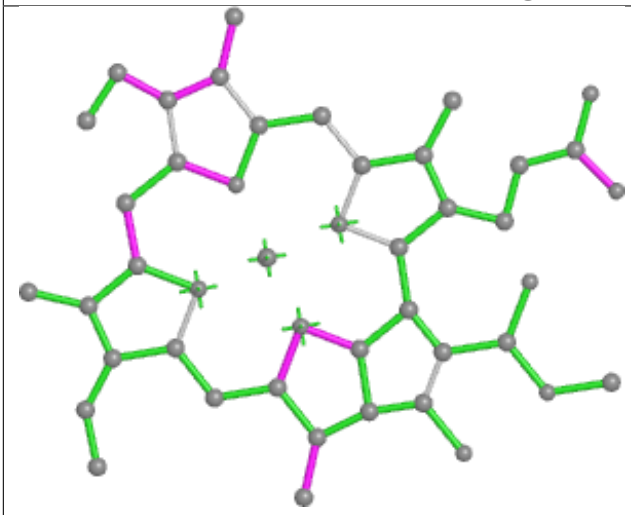

Bond lengths

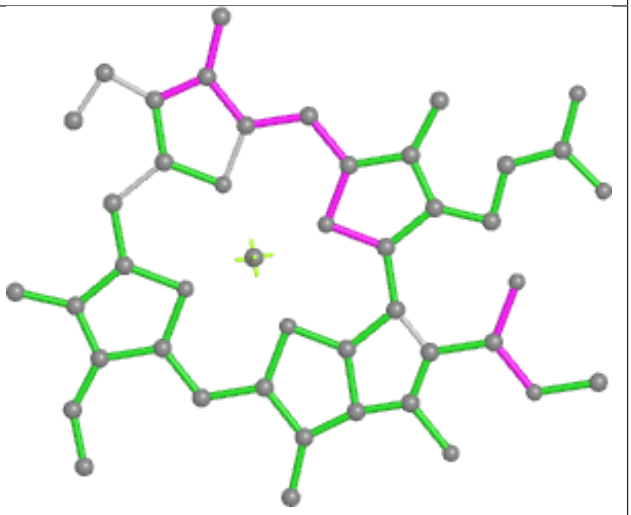

Bond angles

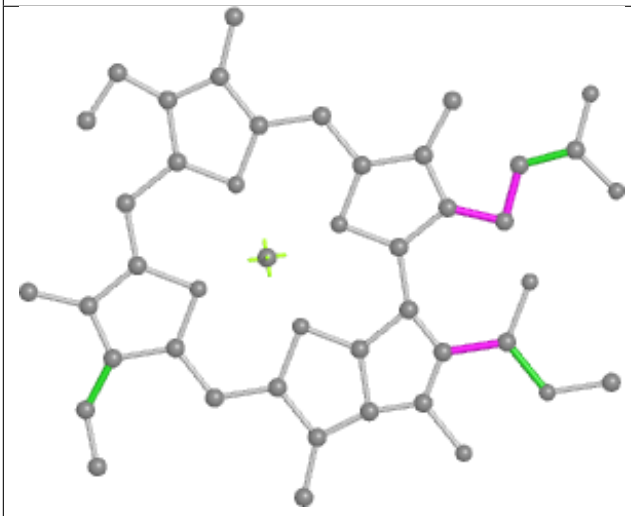

Torsions

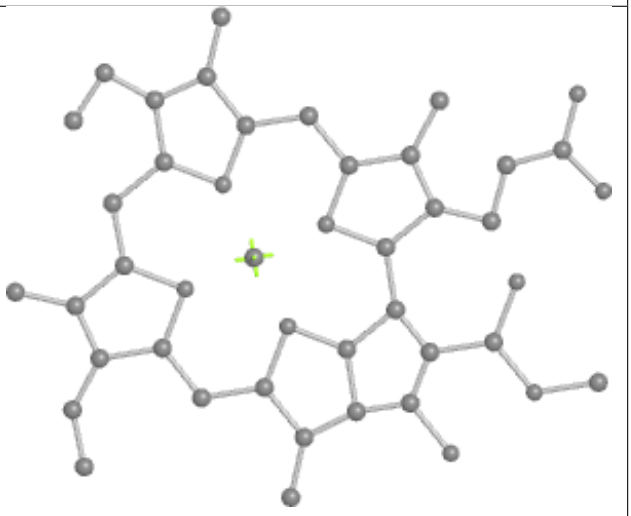

Rings

Ligand PEB K9 201

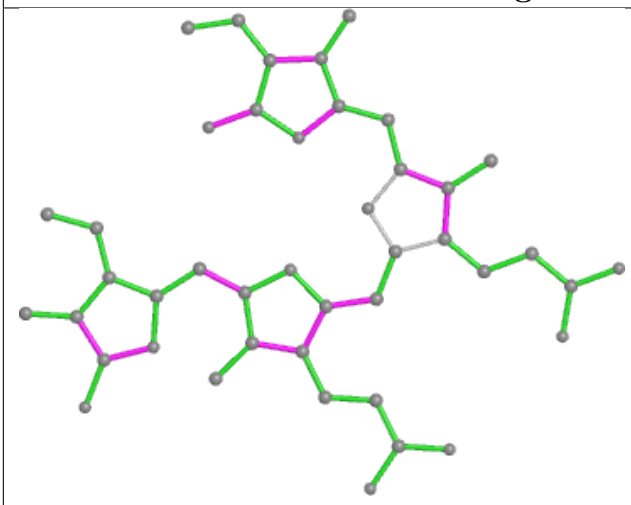

Bond lengths

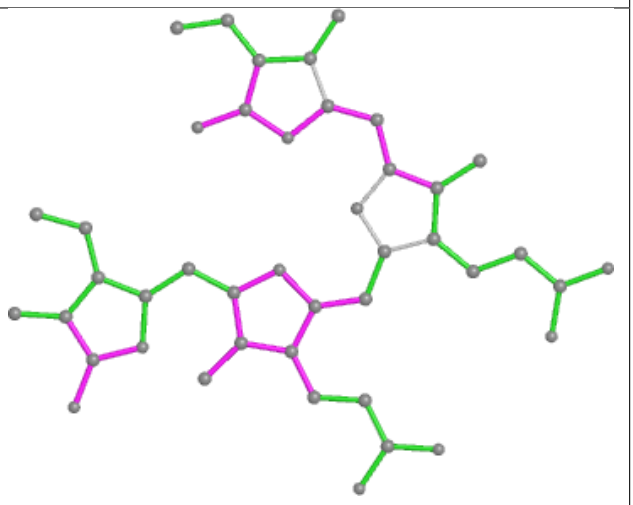

Bond angles

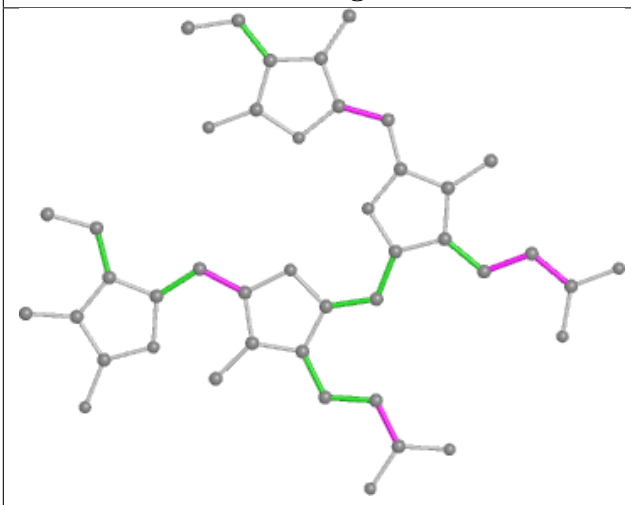

Torsions

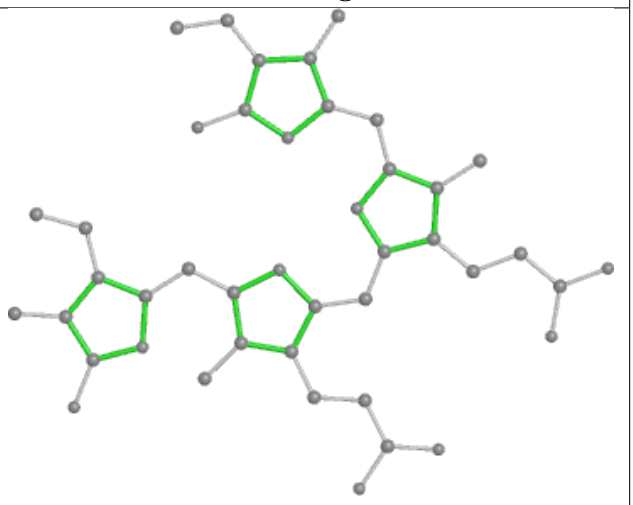

Rings

Ligand LHG c6 619

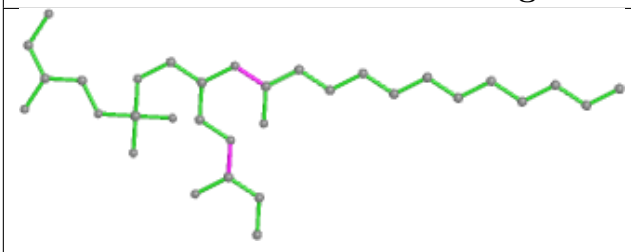

Bond lengths

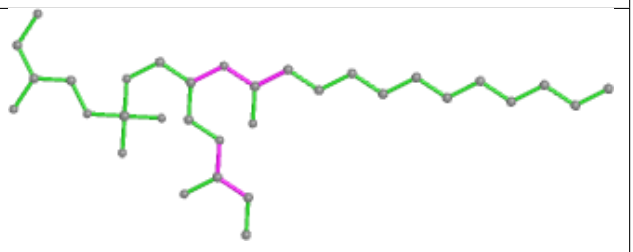

Bond angles

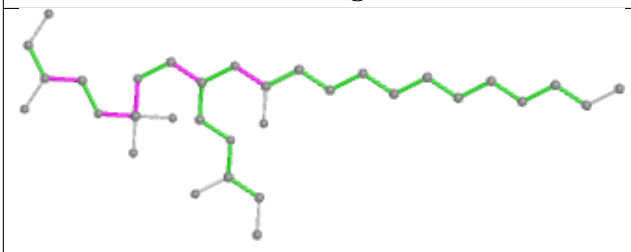

Torsions

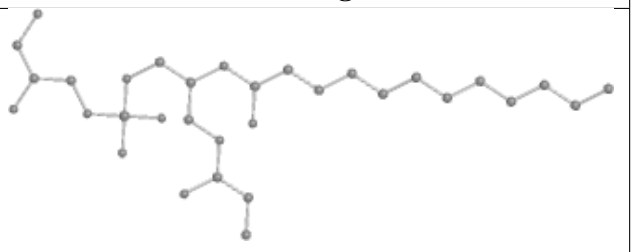

Rings

Ligand DGD c6 620

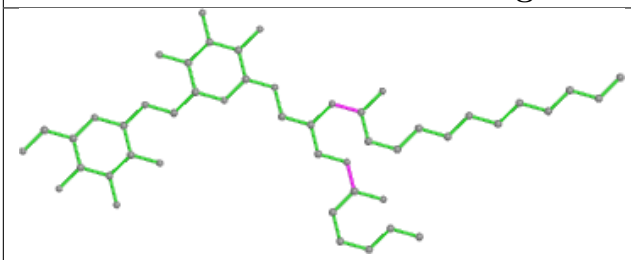

Bond lengths

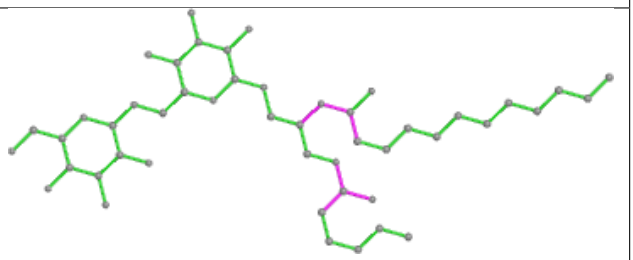

Bond angles

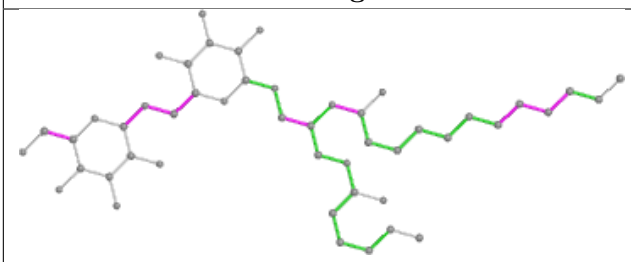

Torsions

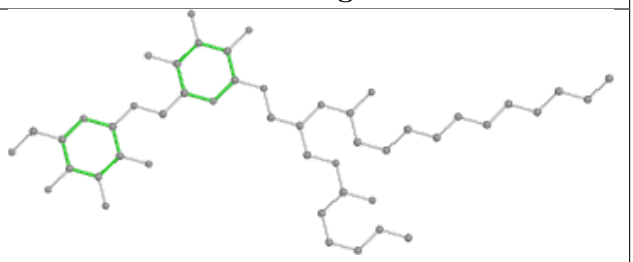

Rings

Ligand PEB QB 203

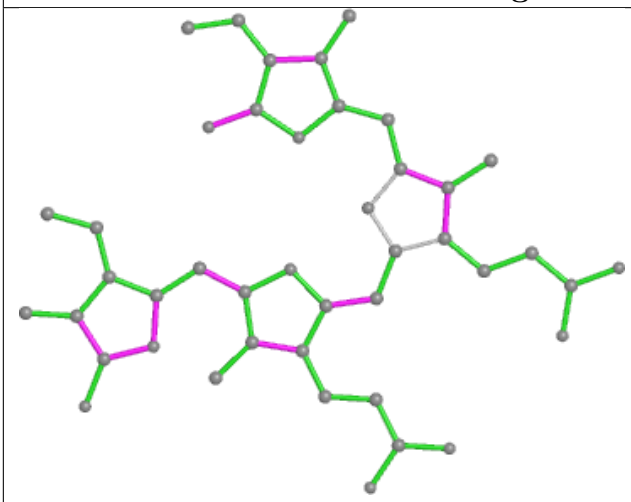

Bond lengths

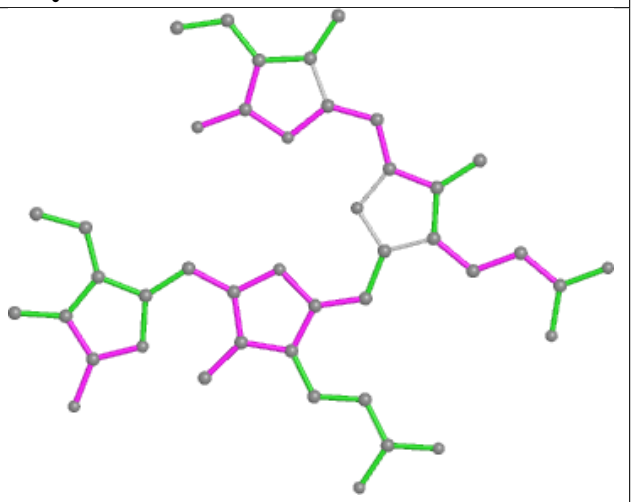

Bond angles

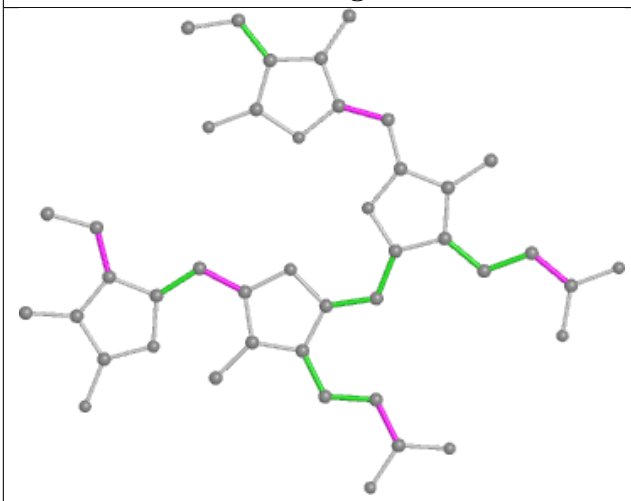

Torsions

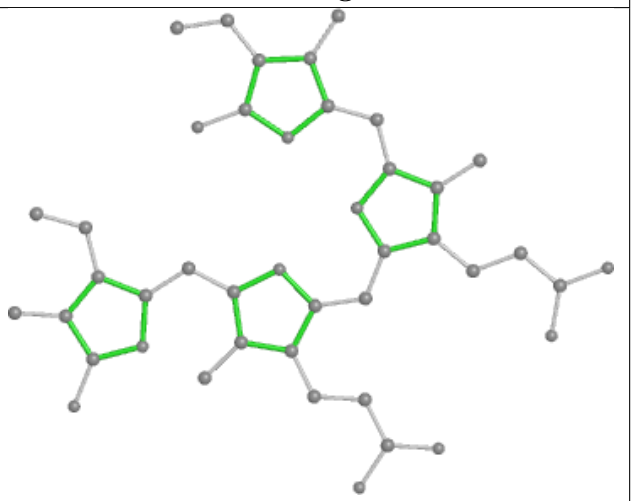

Rings

Ligand PEB jH 201

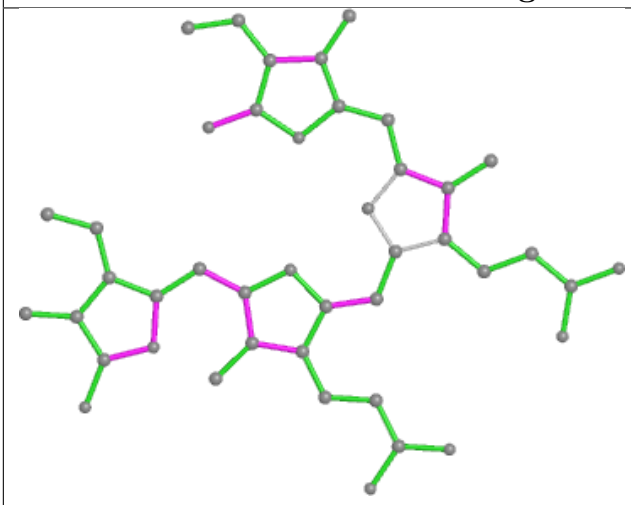

Bond lengths

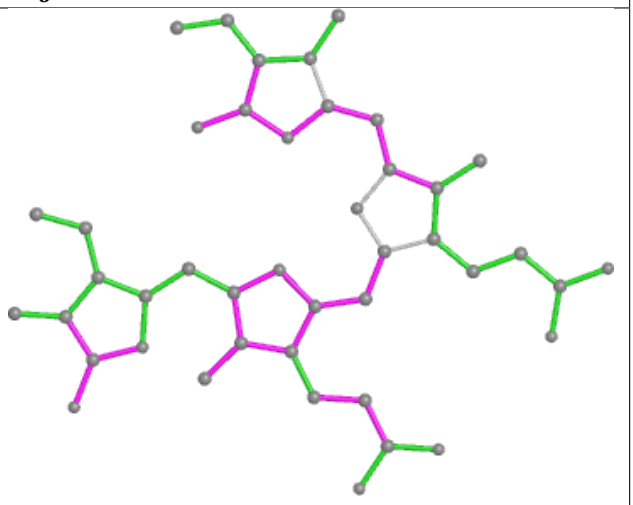

Bond angles

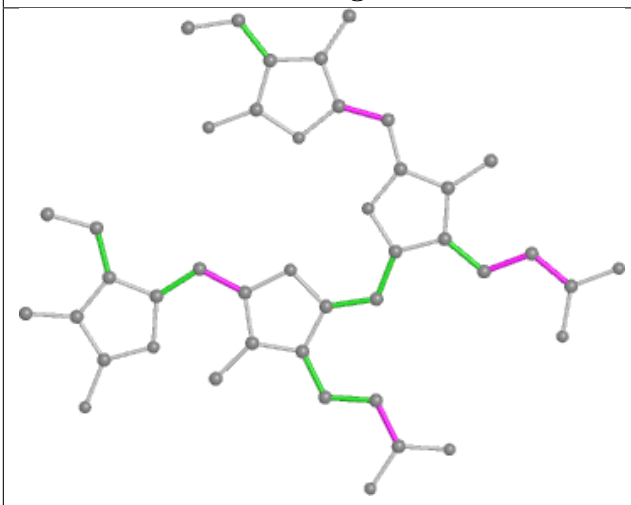

Torsions

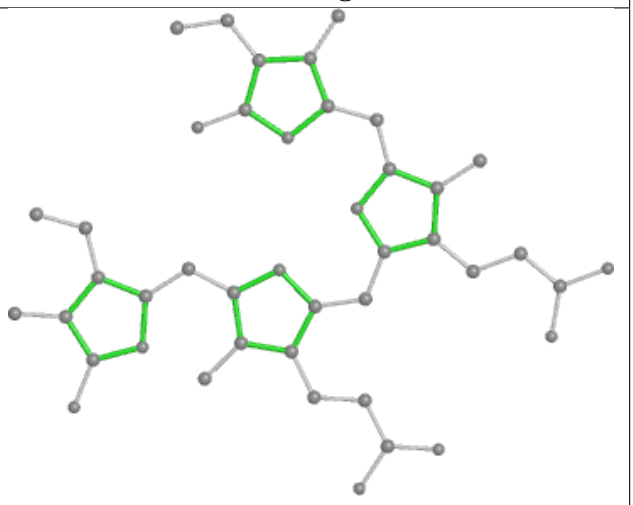

Rings

Ligand PEB lM 202

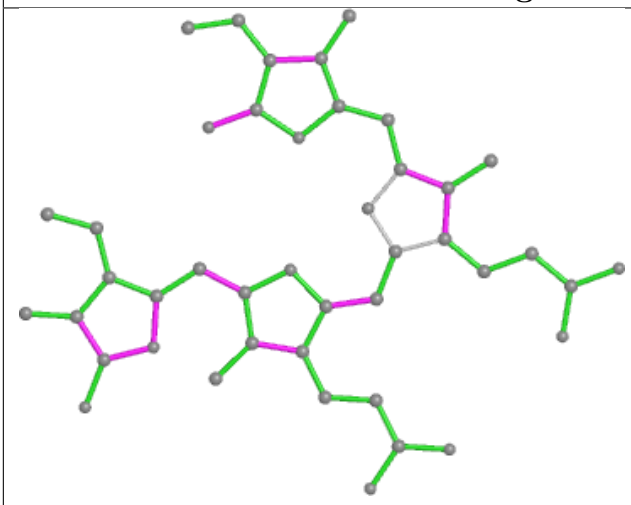

Bond lengths

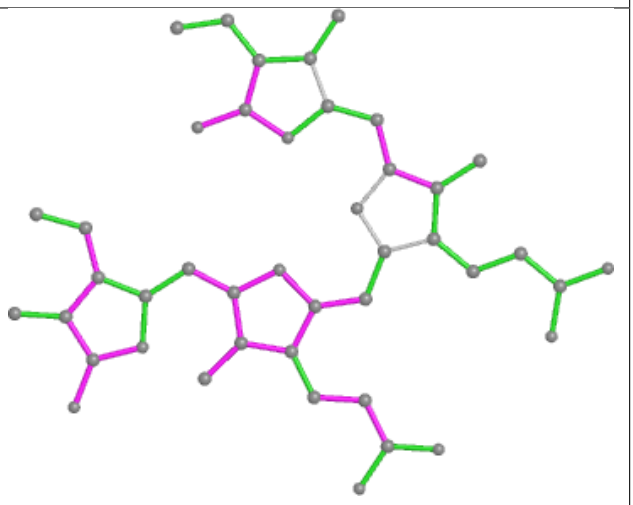

Bond angles

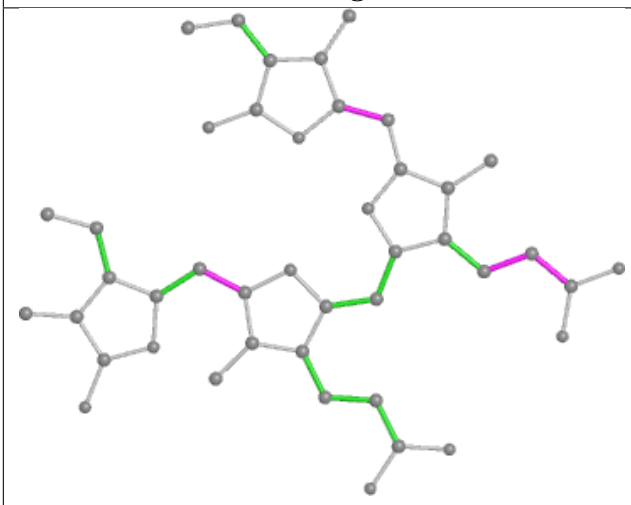

Torsions

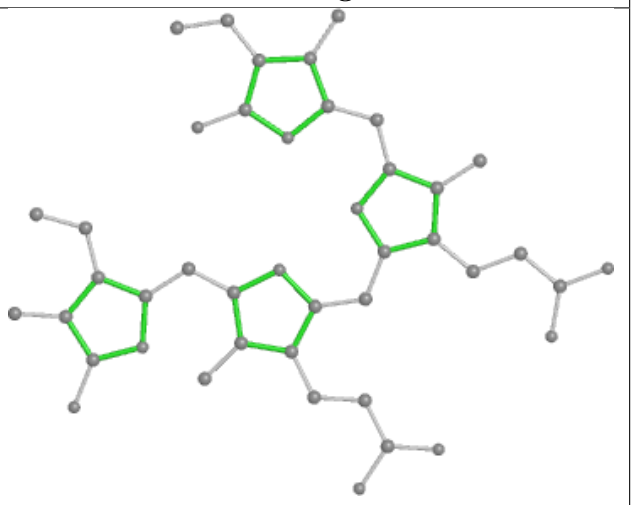

Rings

Ligand PEB VK 202

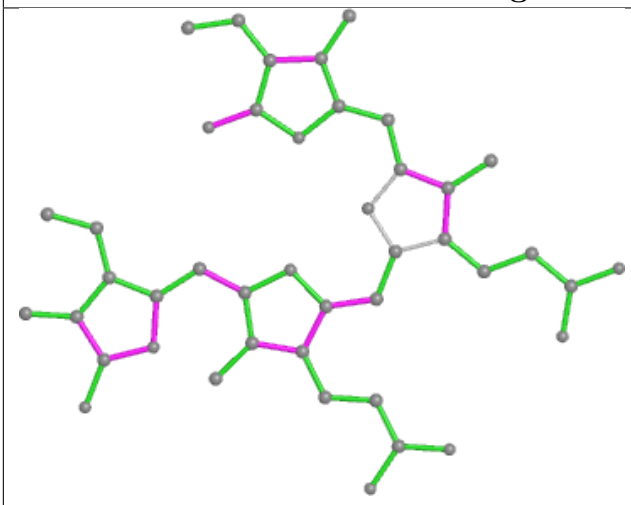

Bond lengths

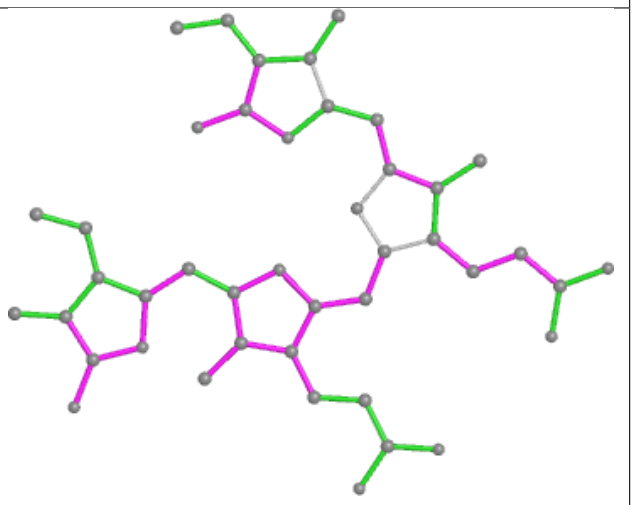

Bond angles

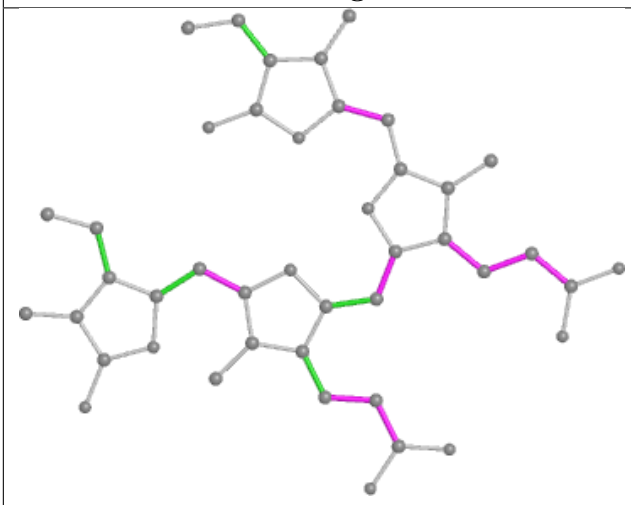

Torsions

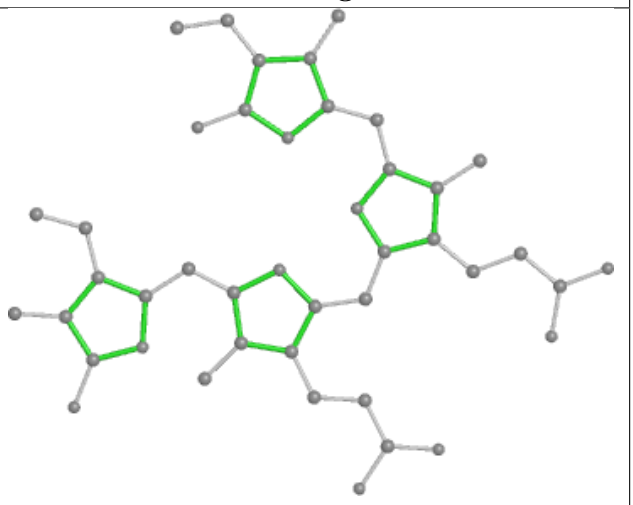

Rings

Ligand PEB XK 202

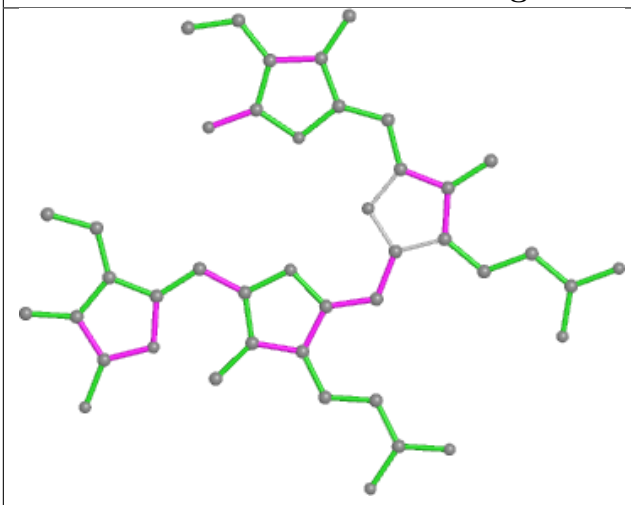

Bond lengths

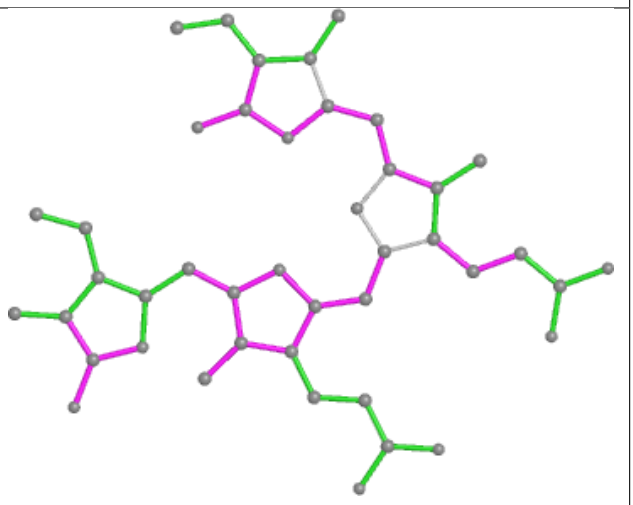

Bond angles

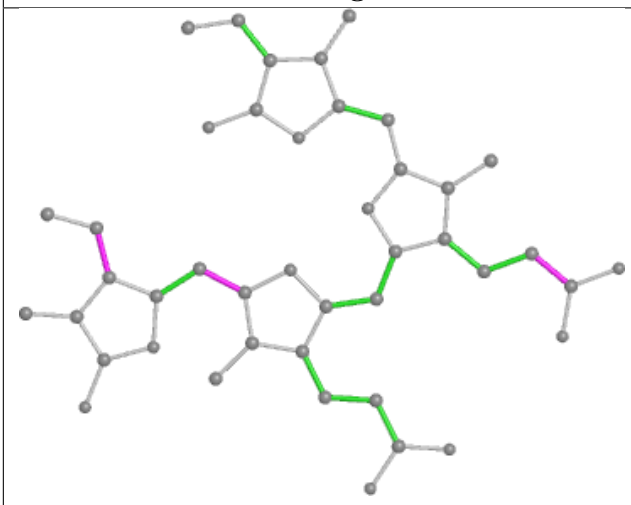

Torsions

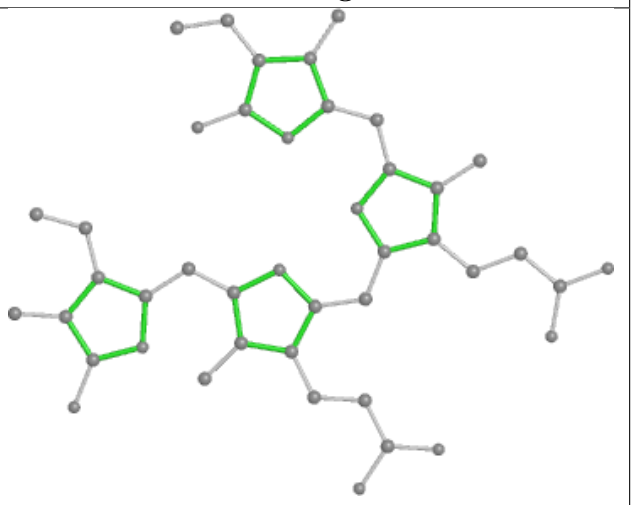

Rings

Ligand CLA 1N 609

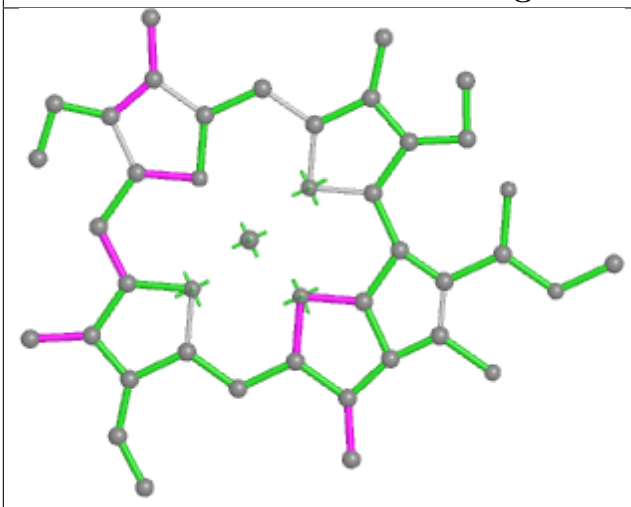

Bond lengths

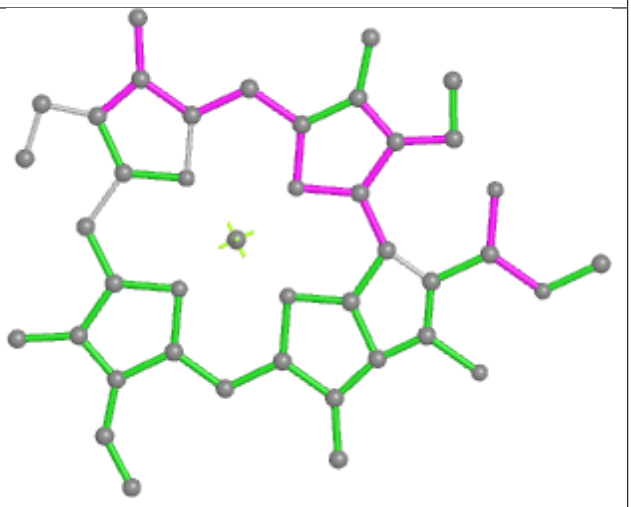

Bond angles

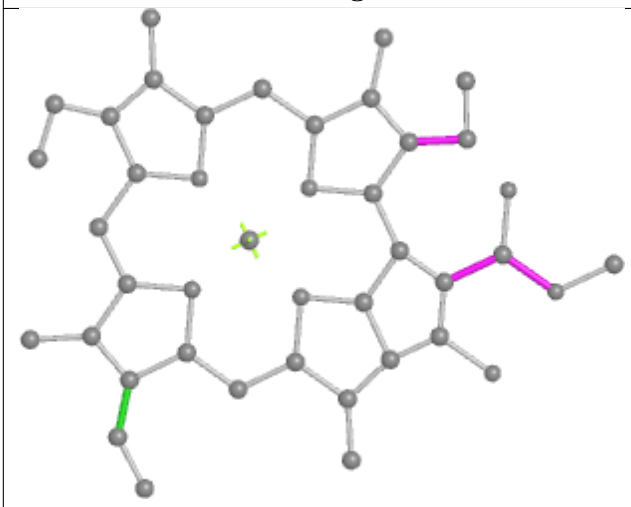

Torsions

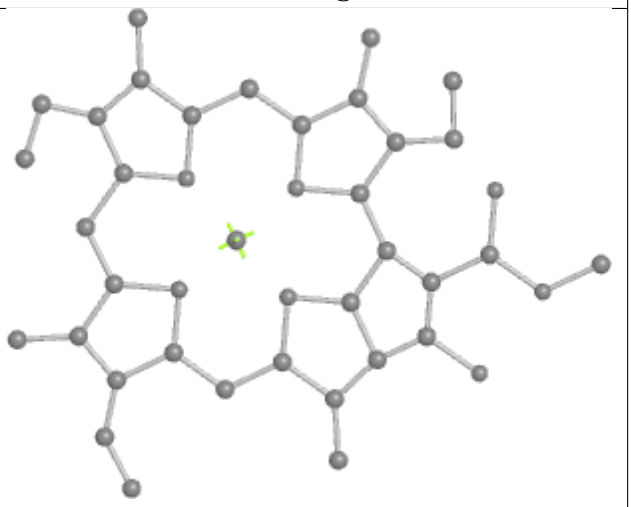

Rings

Ligand PEB iG 201

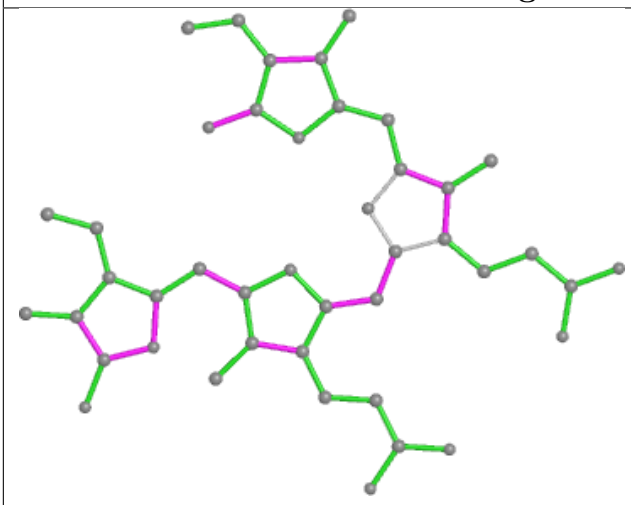

Bond lengths

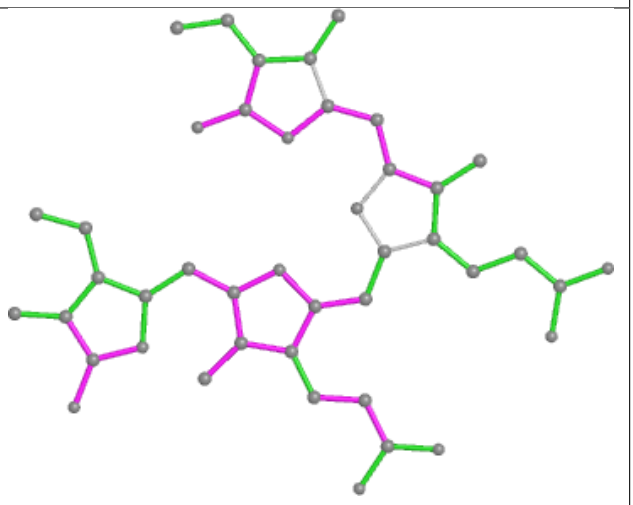

Bond angles

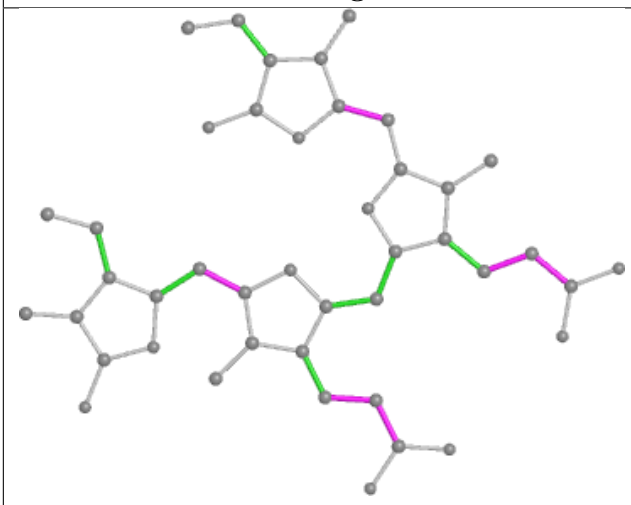

Torsions

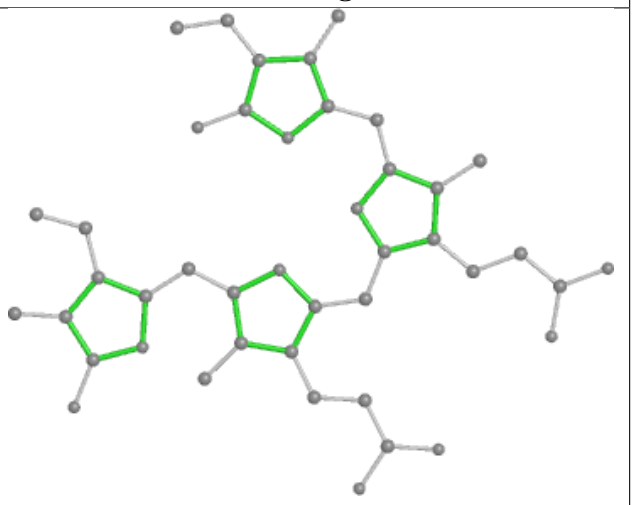

Rings

Ligand CLA CL 510

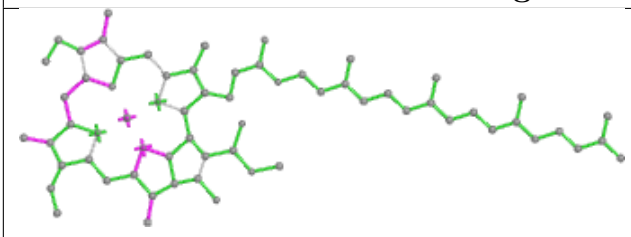

Bond lengths

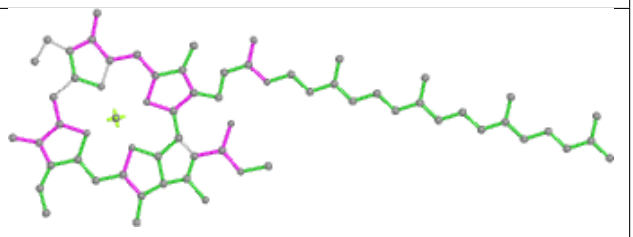

Bond angles

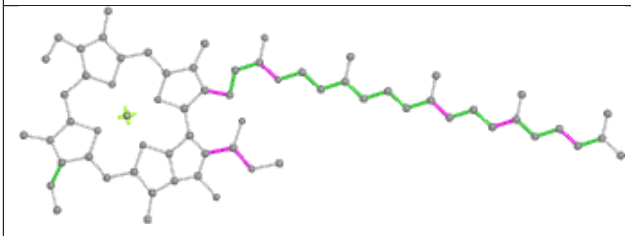

Torsions

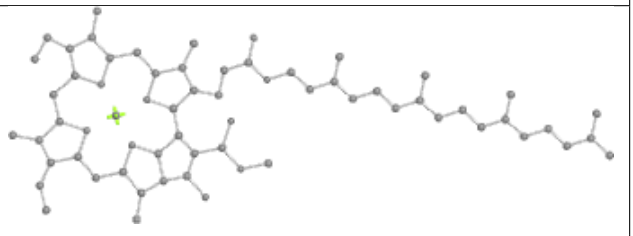

Rings

Ligand CLA aL 605

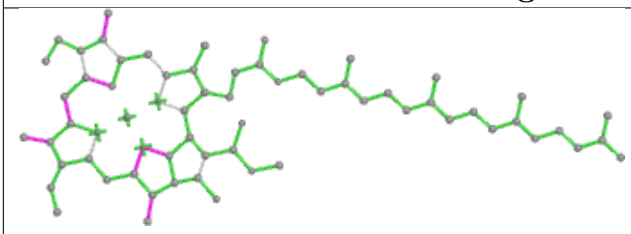

Bond lengths

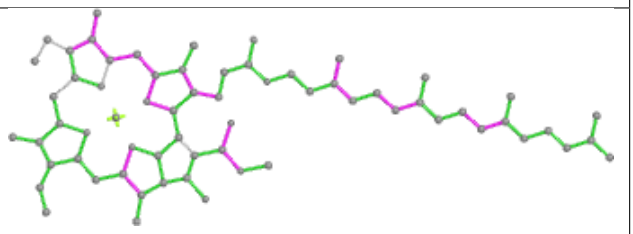

Bond angles

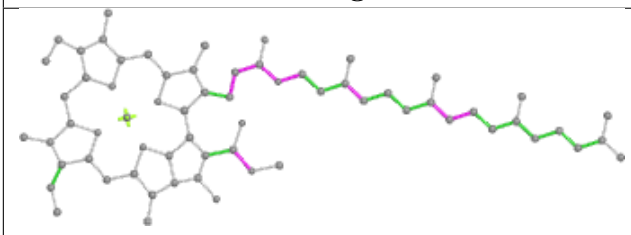

Torsions

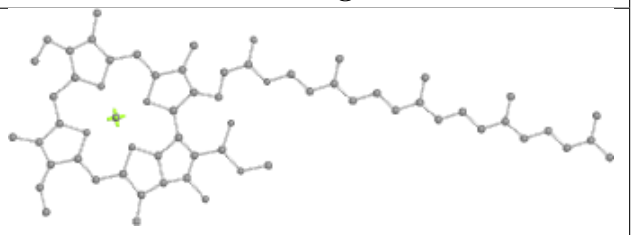

Rings

Ligand PEB UJ 202

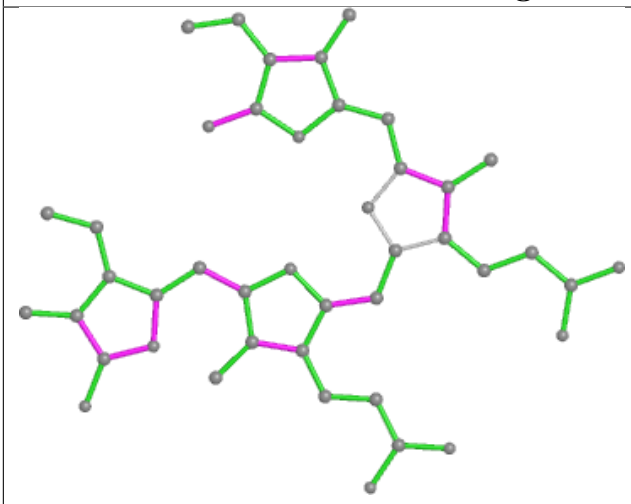

Bond lengths

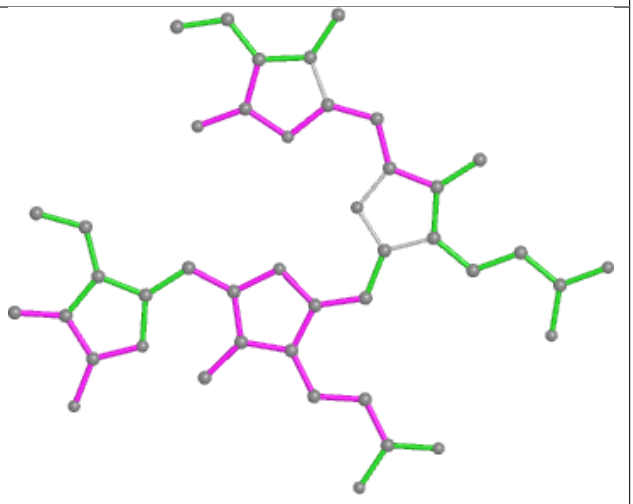

Bond angles

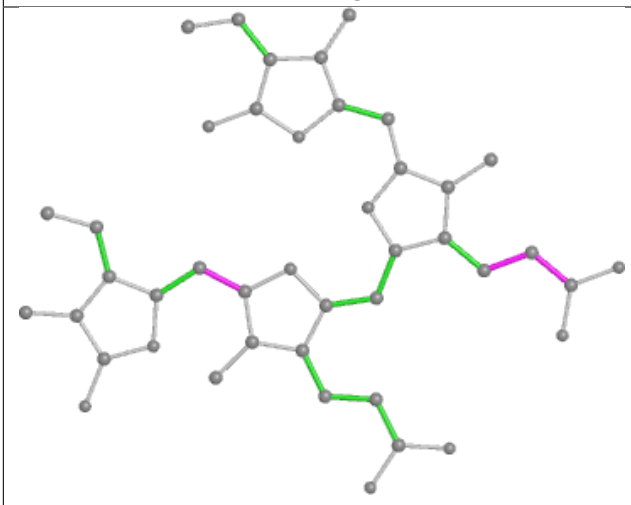

Torsions

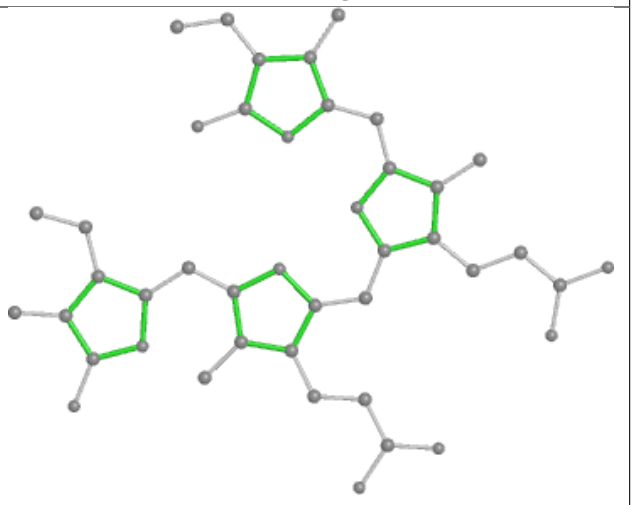

Rings

Ligand PEB rF 202

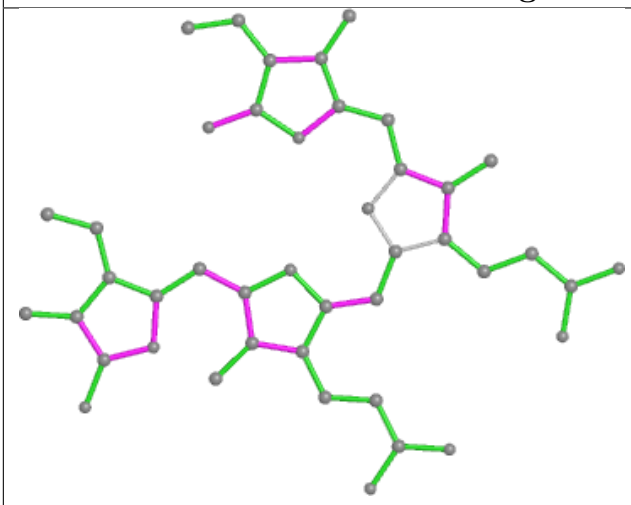

Bond lengths

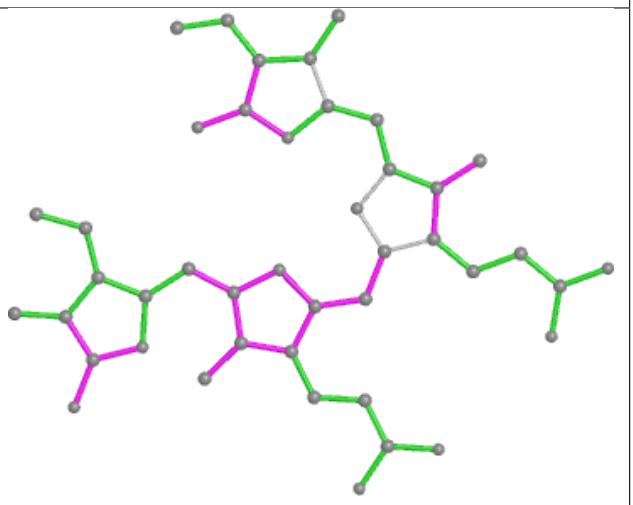

Bond angles

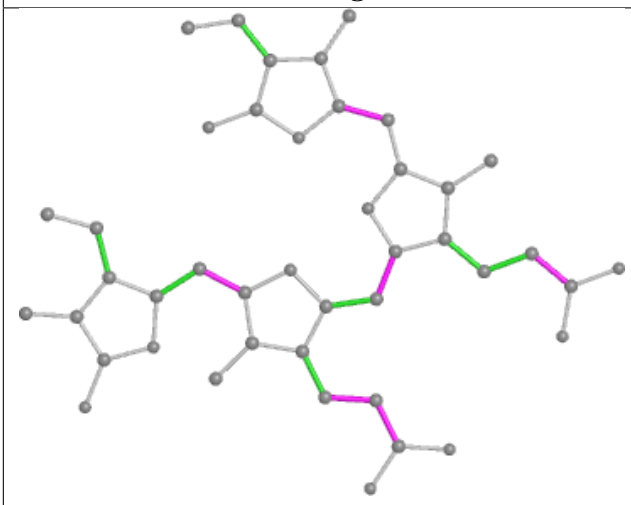

Torsions

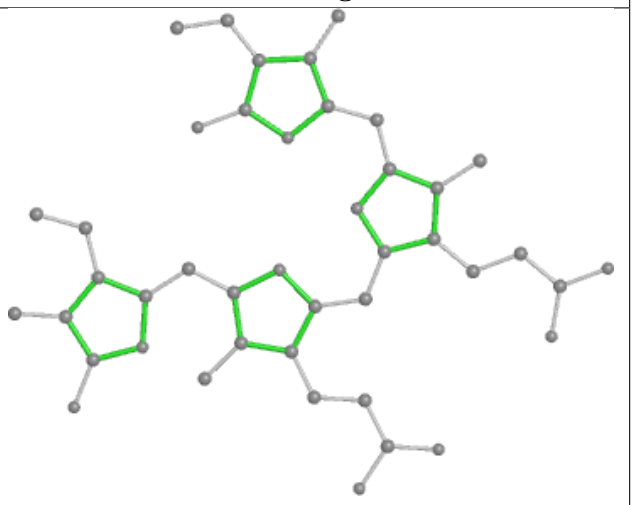

Rings

Ligand CYC K4 1001

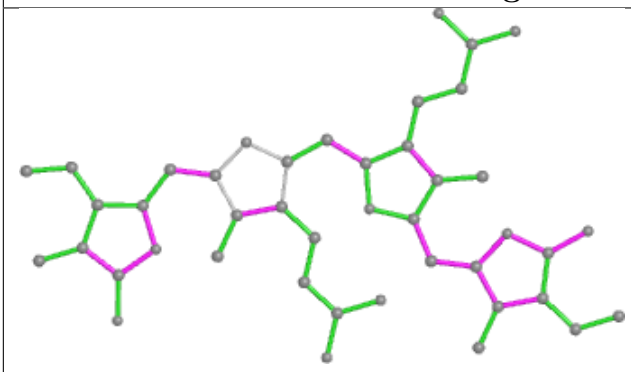

Bond lengths

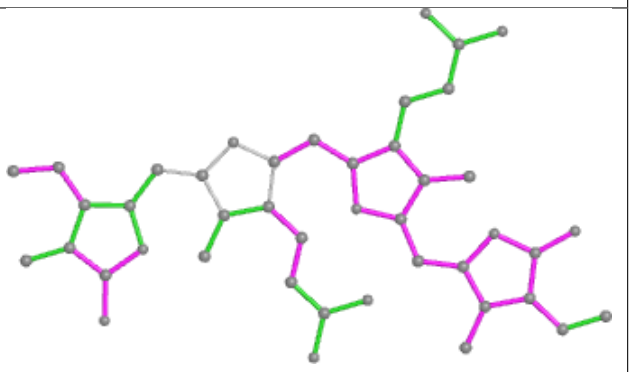

Bond angles

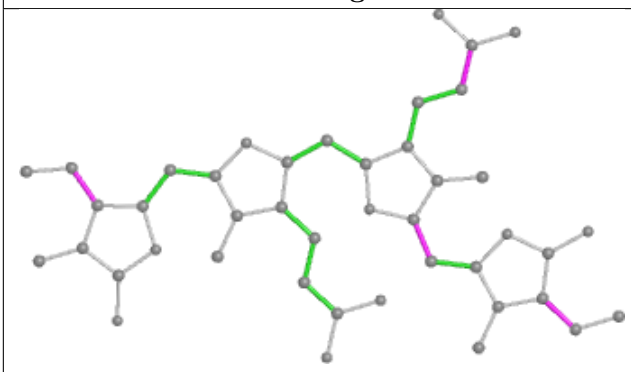

Torsions

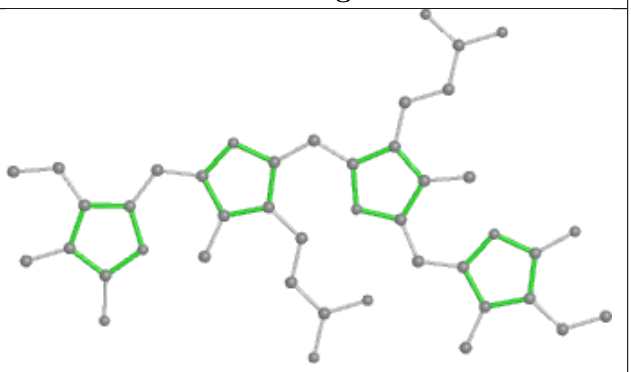

Rings

Ligand CLA B2 821

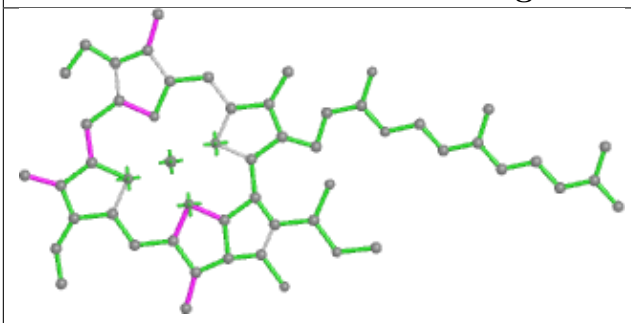

Bond lengths

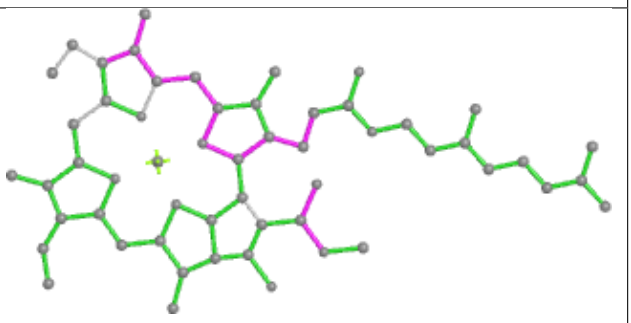

Bond angles

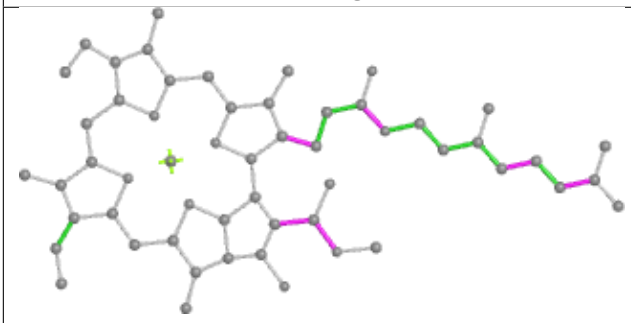

Torsions

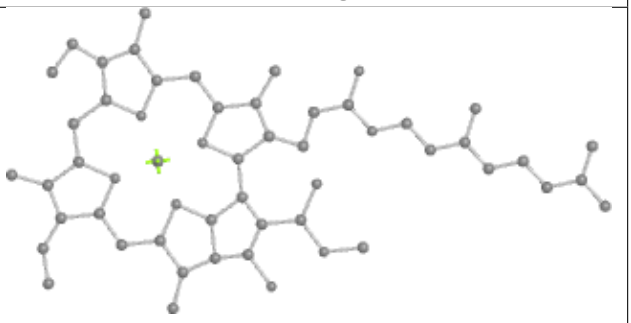

Rings

Ligand PEB JD 203

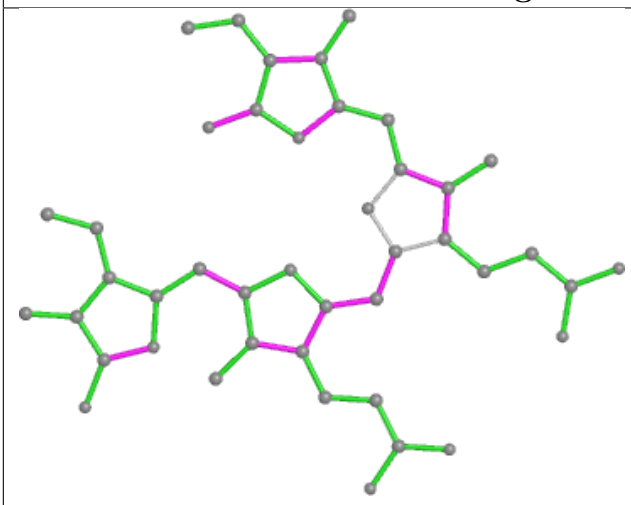

Bond lengths

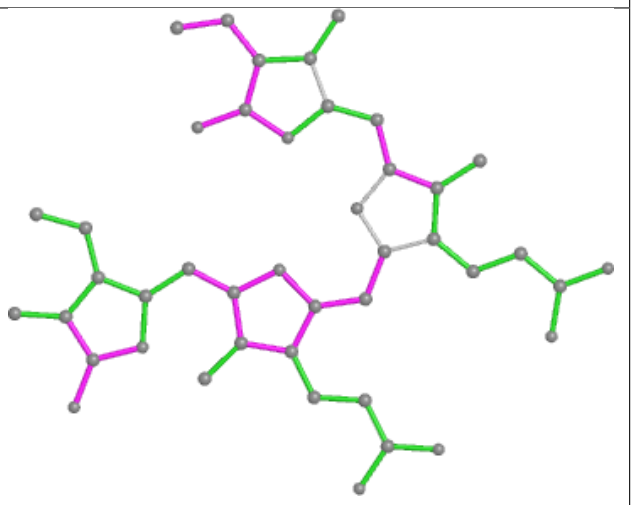

Bond angles

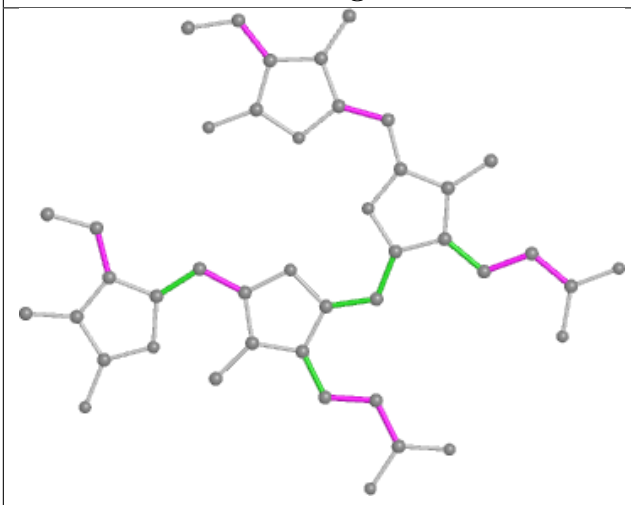

Torsions

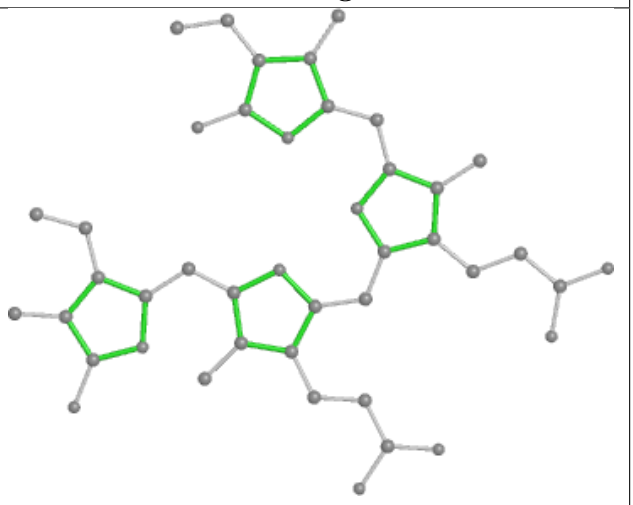

Rings

Ligand PEB XI 201

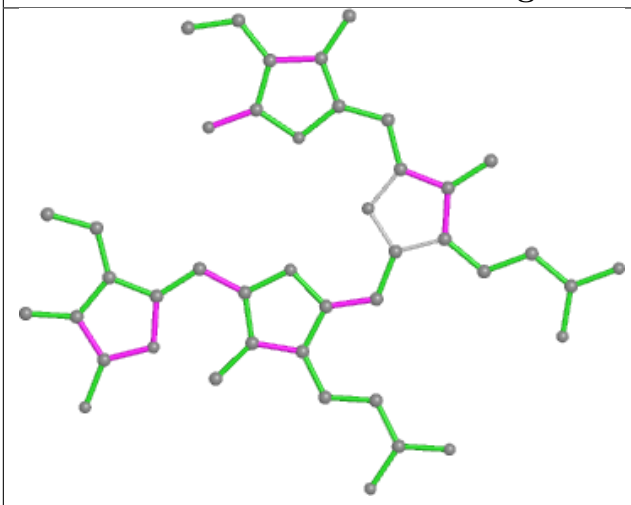

Bond lengths

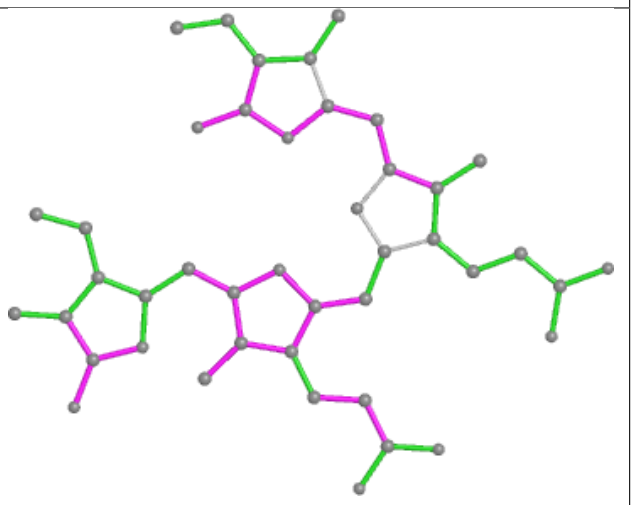

Bond angles

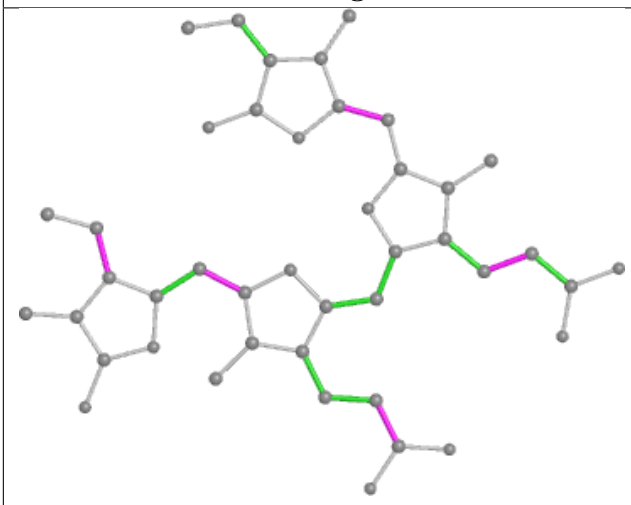

Torsions

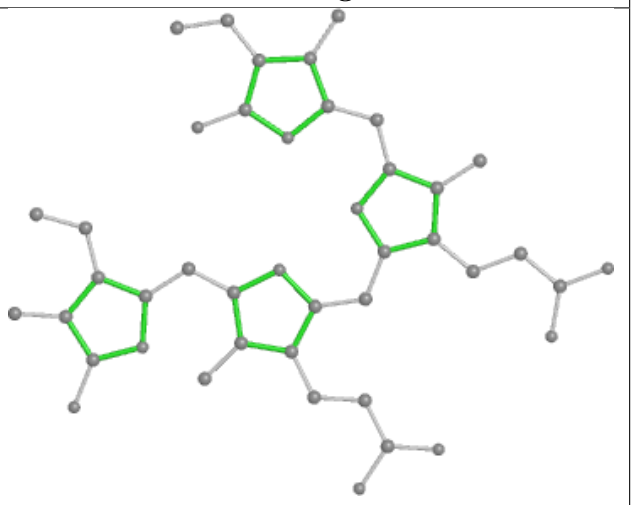

Rings

Ligand PEB sF 203

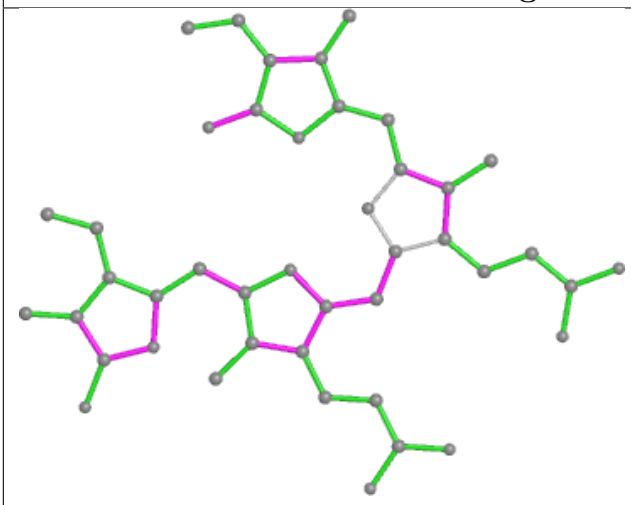

Bond lengths

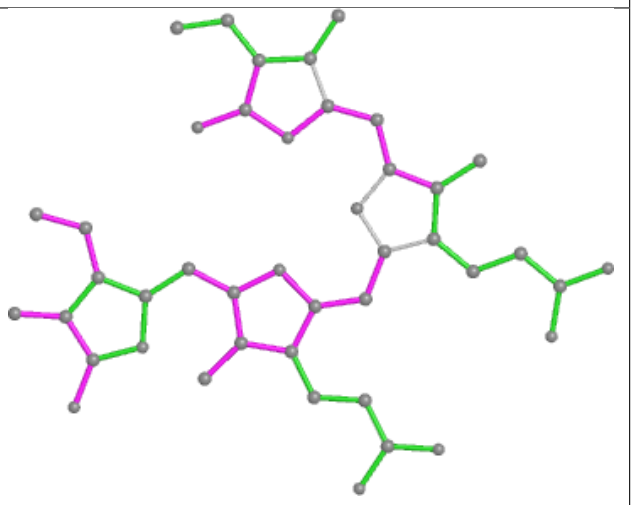

Bond angles

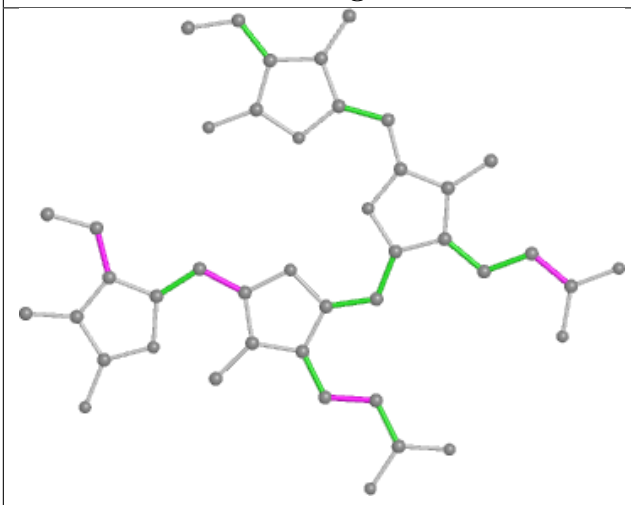

Torsions

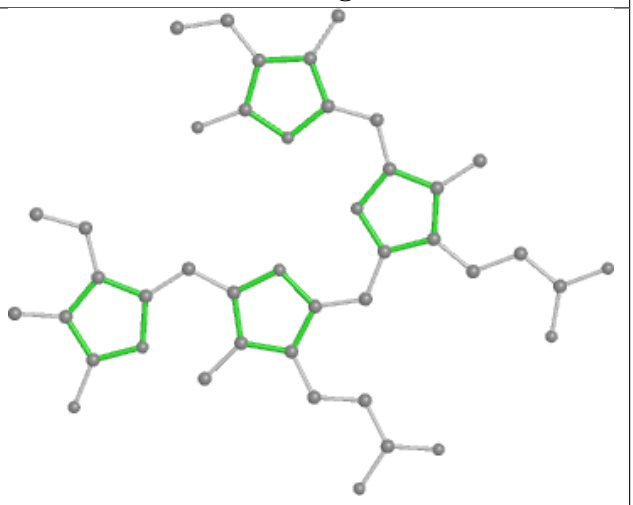

Rings

Ligand PEB lG 201

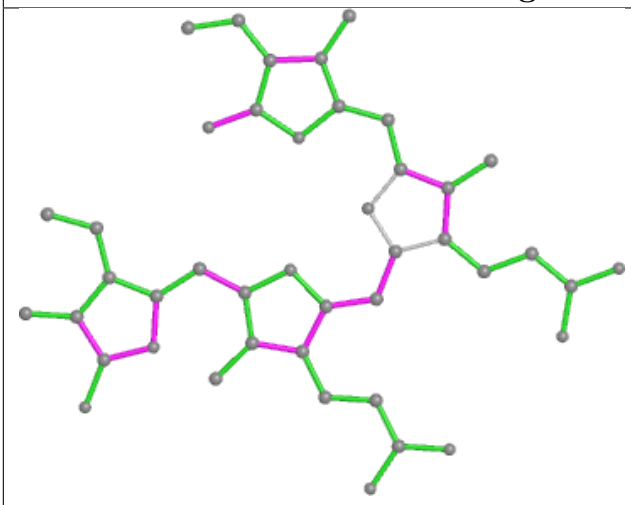

Bond lengths

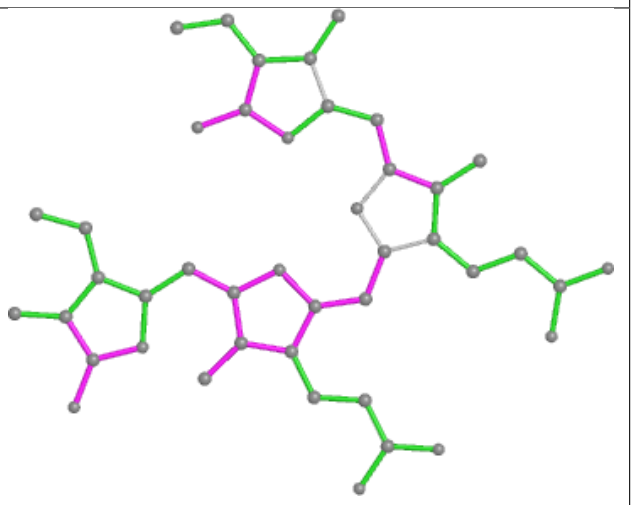

Bond angles

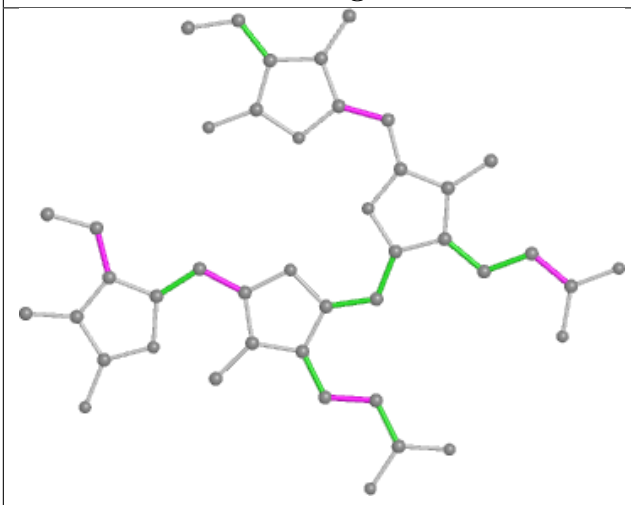

Torsions

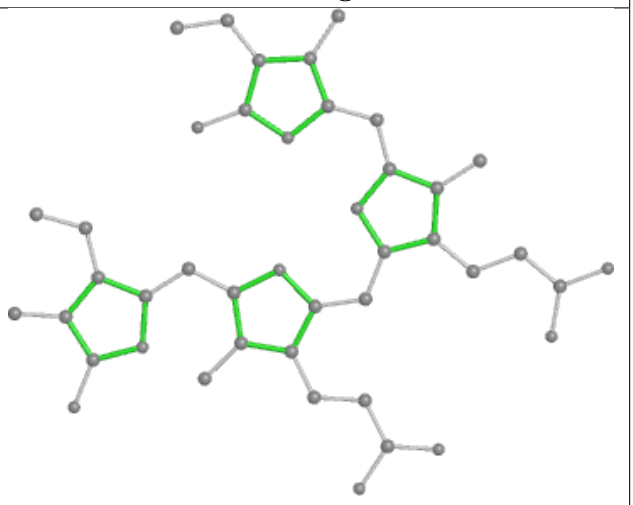

Rings

Ligand BCR BN 838

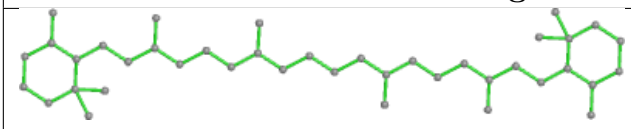

Bond lengths

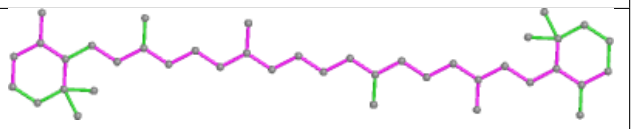

Bond angles

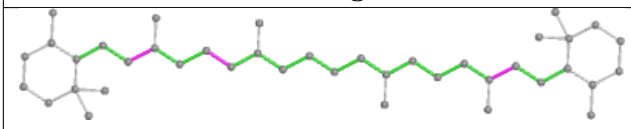

Torsions

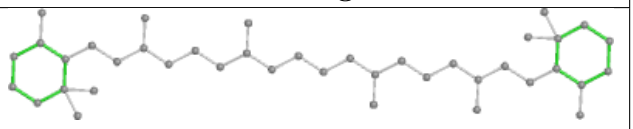

Rings

Ligand PEB RJ 202

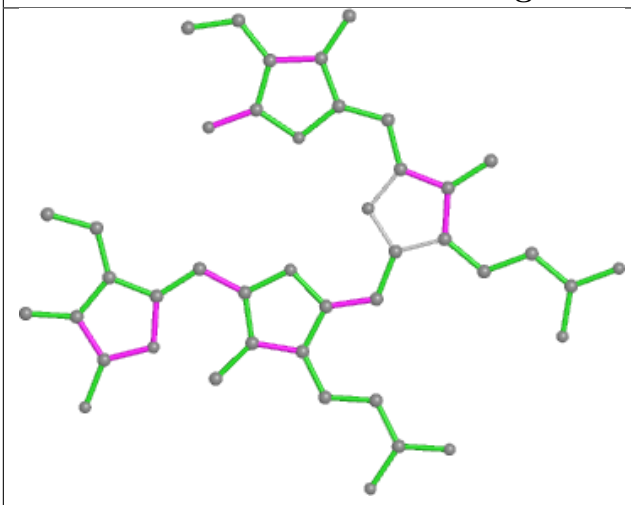

Bond lengths

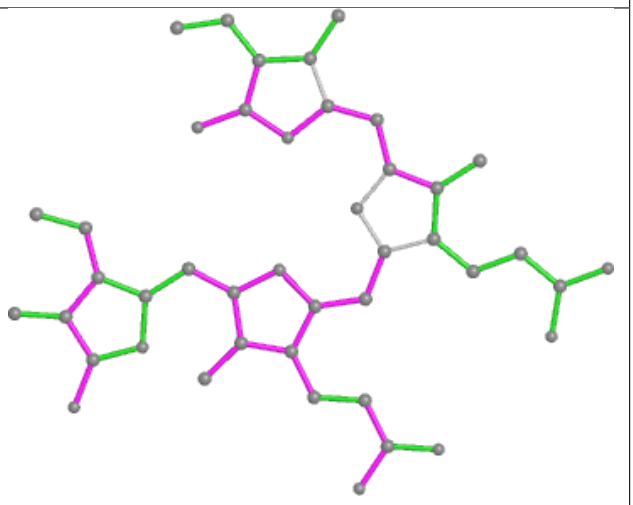

Bond angles

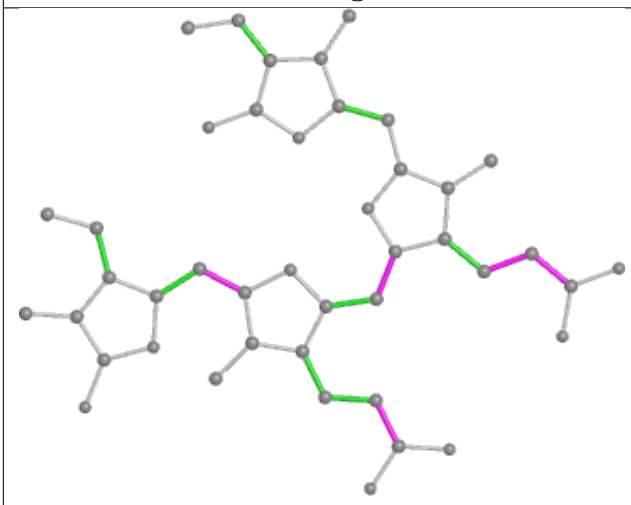

Torsions

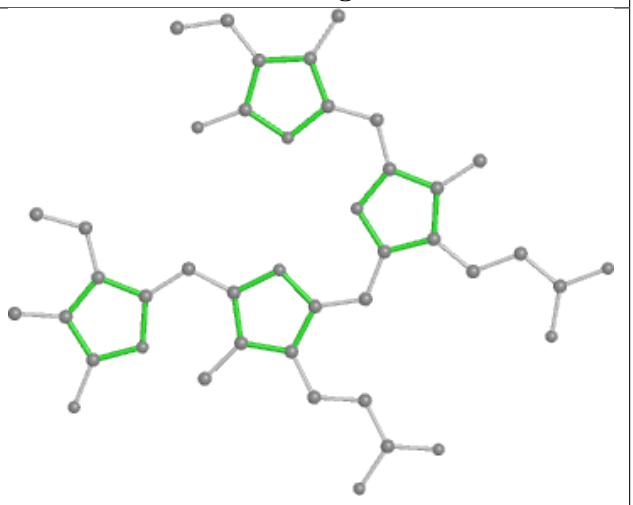

Rings

Ligand CYC DE 1001

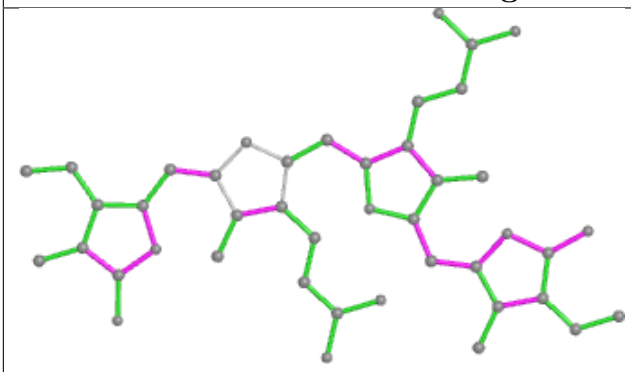

Bond lengths

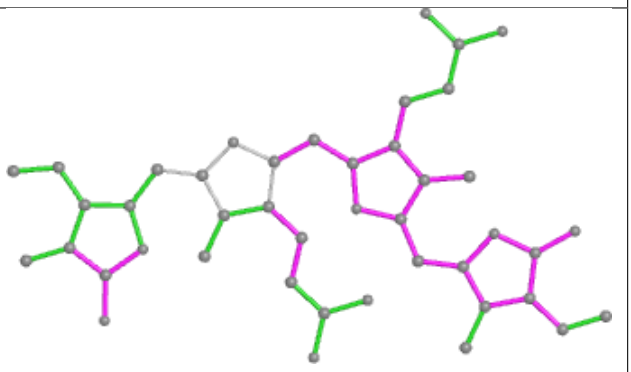

Bond angles

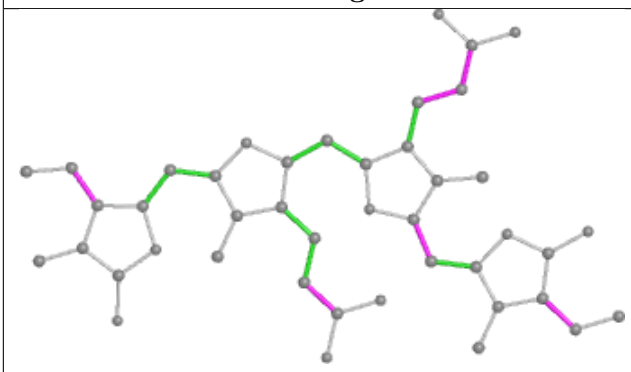

Torsions

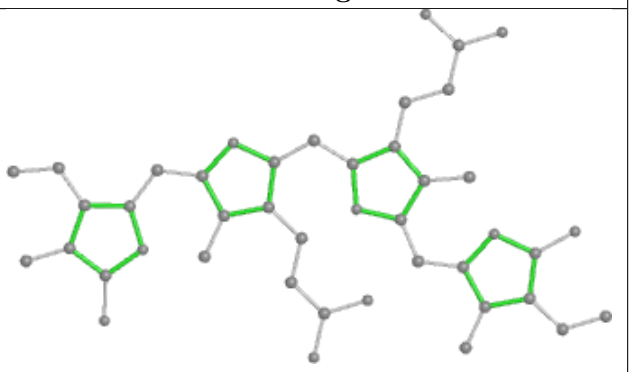

Rings

Ligand CLA A2 802

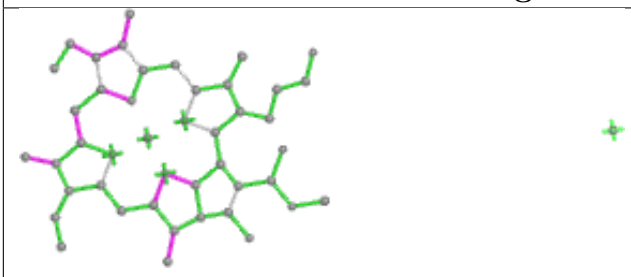

Bond lengths

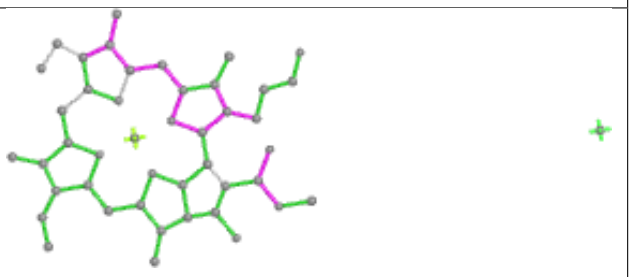

Bond angles

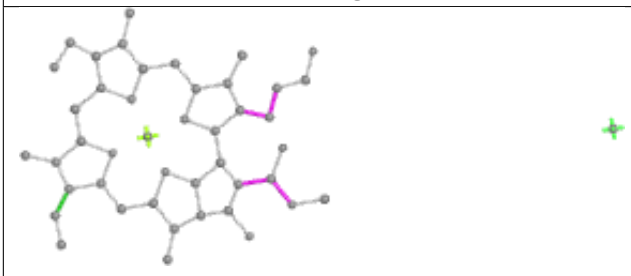

Torsions

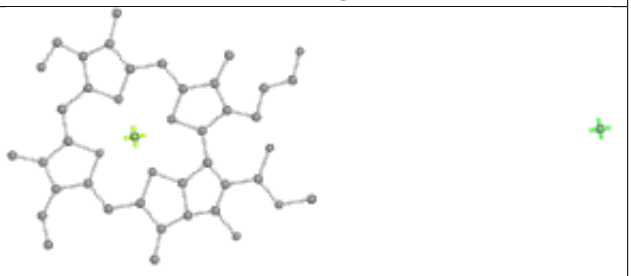

Rings

Ligand PEB i4 201

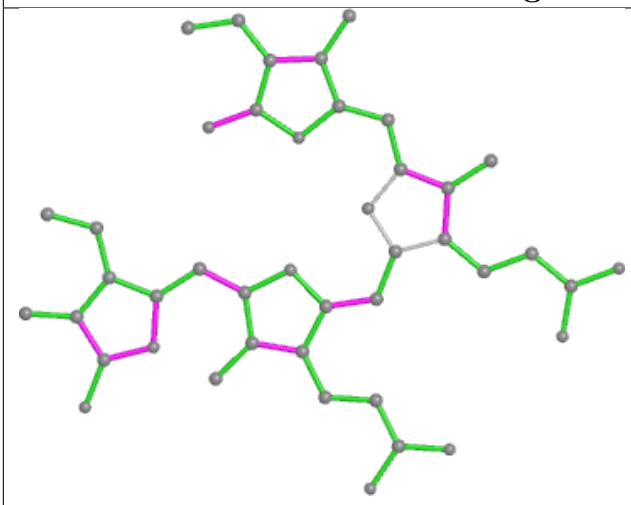

Bond lengths

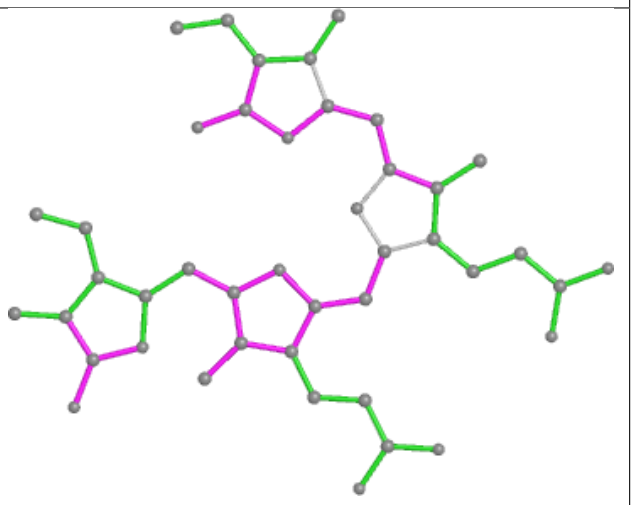

Bond angles

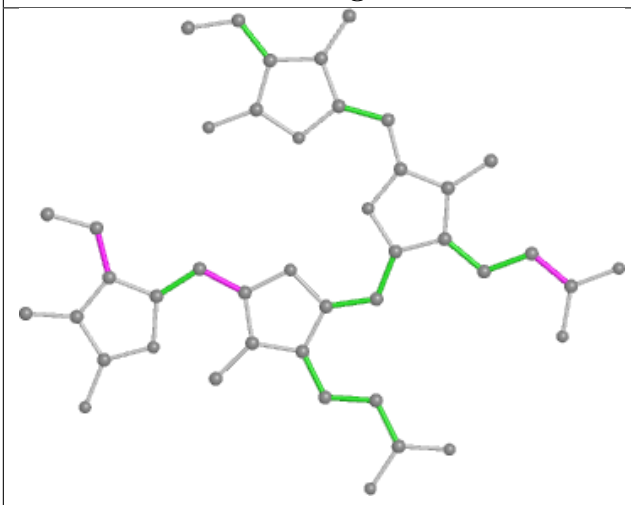

Torsions

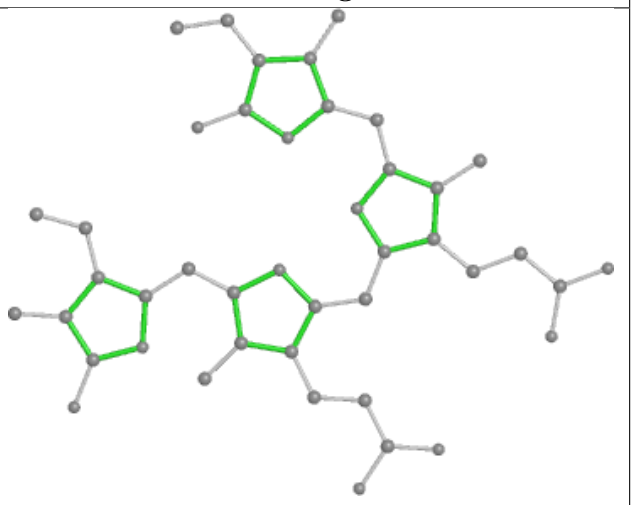

Rings

Ligand PEB GF 202

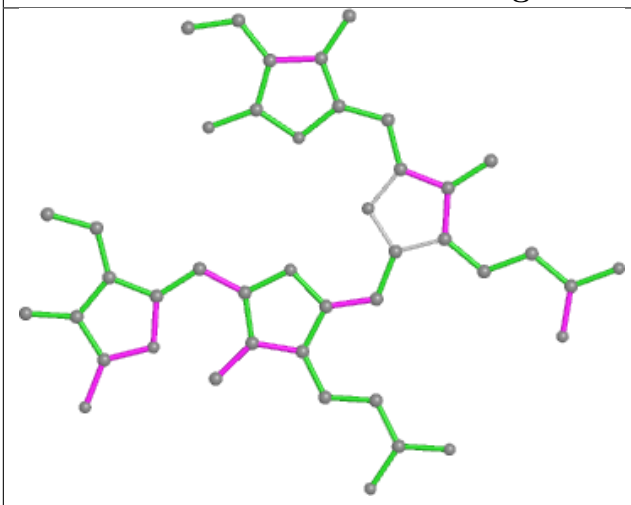

Bond lengths

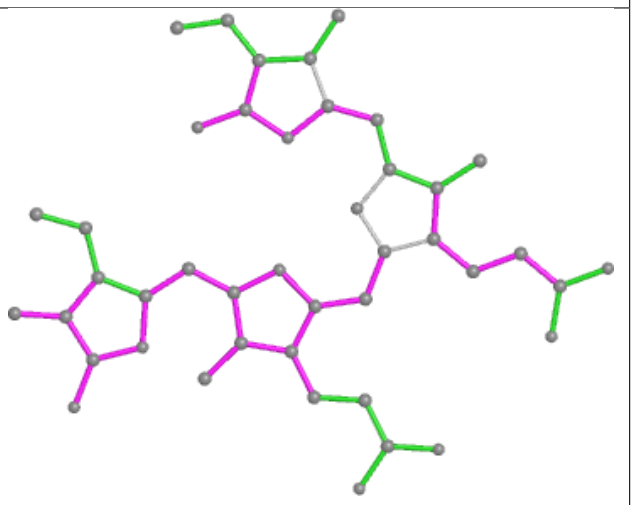

Bond angles

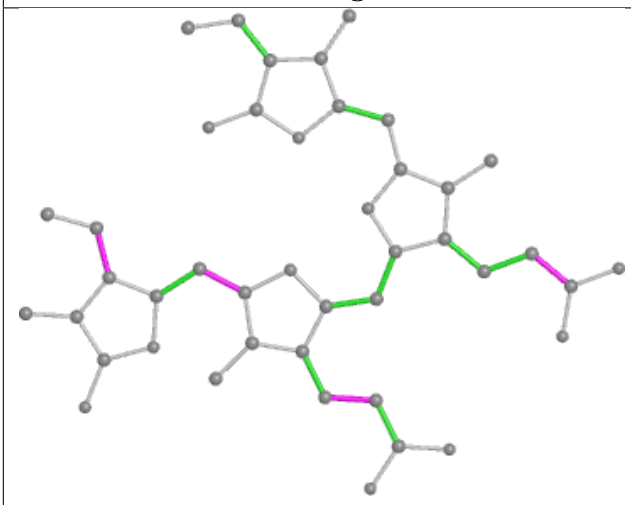

Torsions

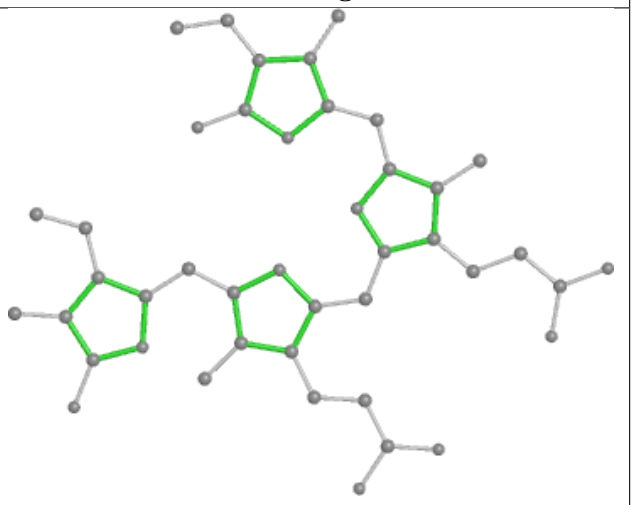

Rings

Ligand PEB UB 301

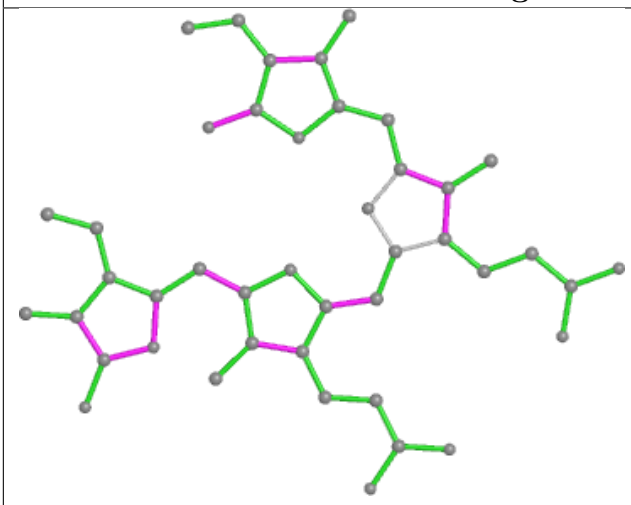

Bond lengths

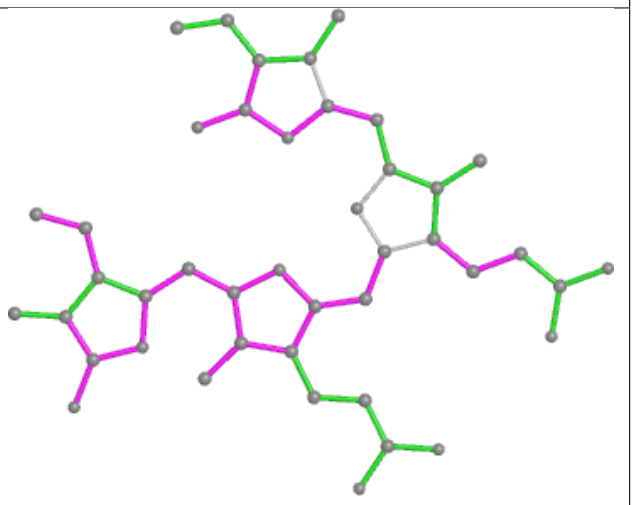

Bond angles

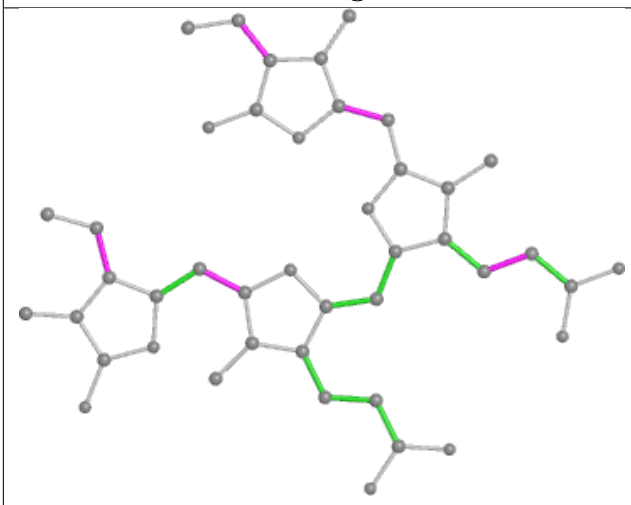

Torsions

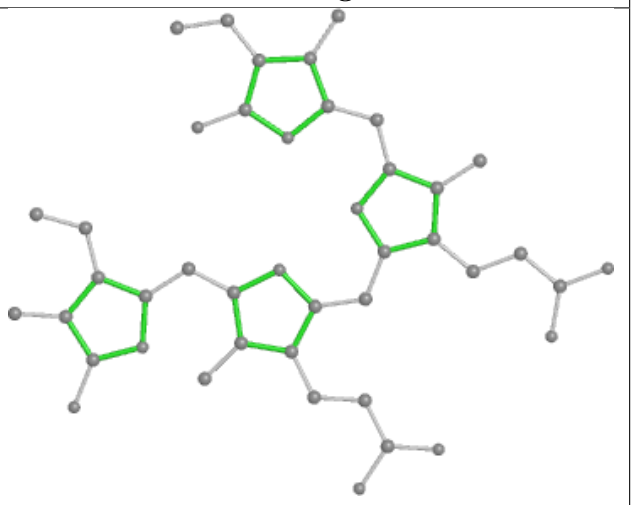

Rings

Ligand PEB PI 201

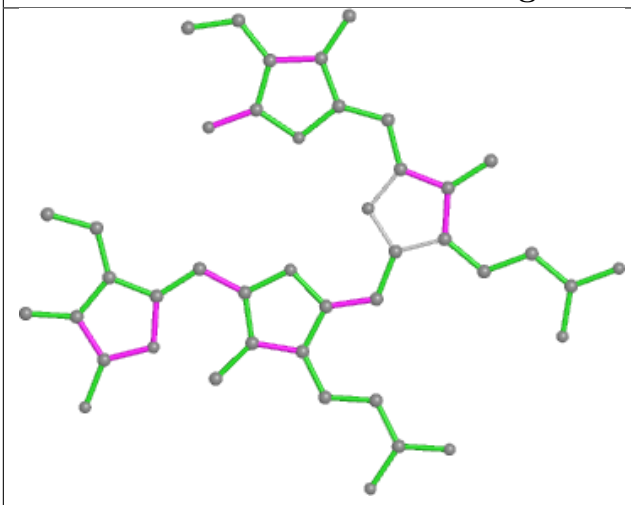

Bond lengths

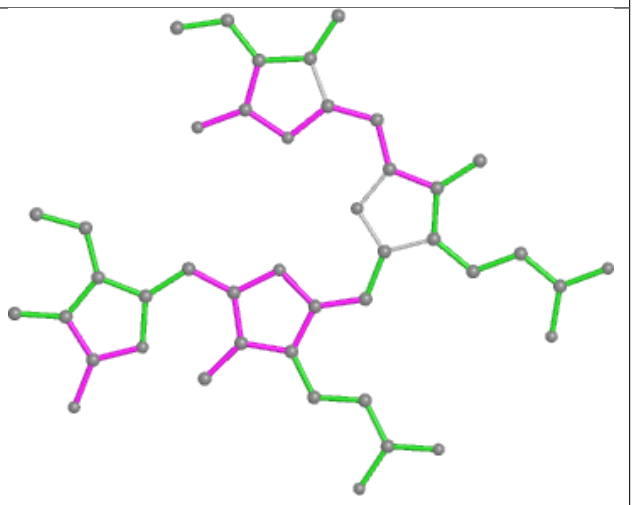

Bond angles

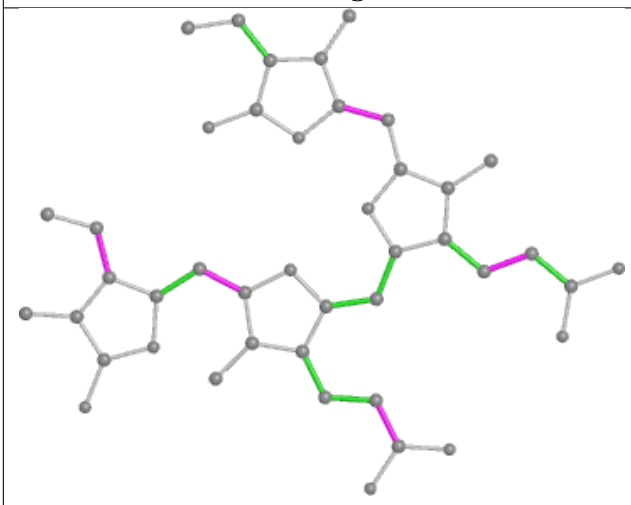

Torsions

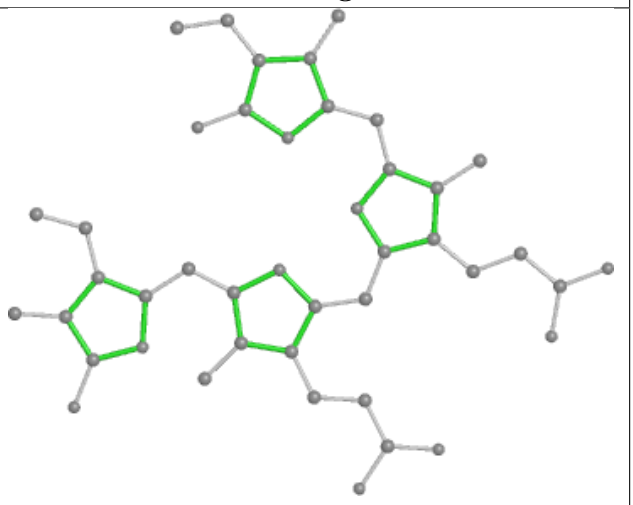

Rings

Ligand PEB KJ 201

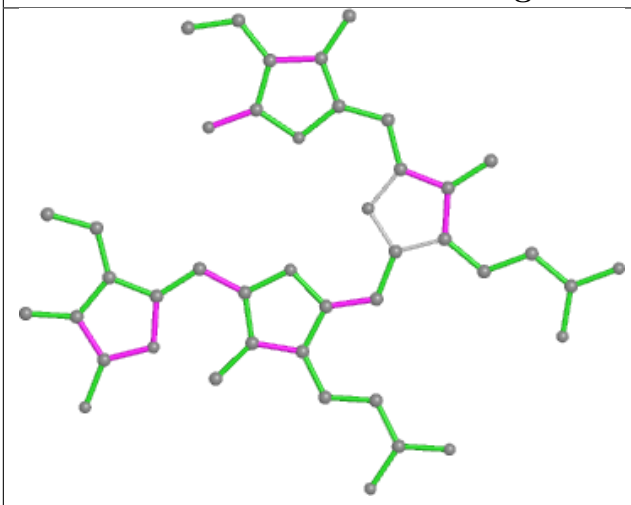

Bond lengths

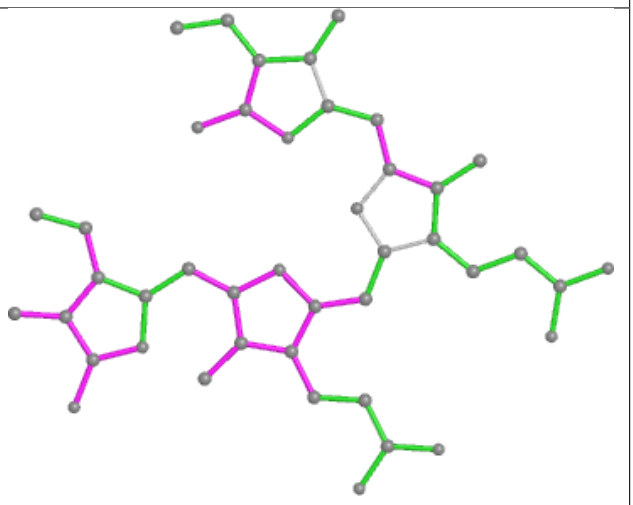

Bond angles

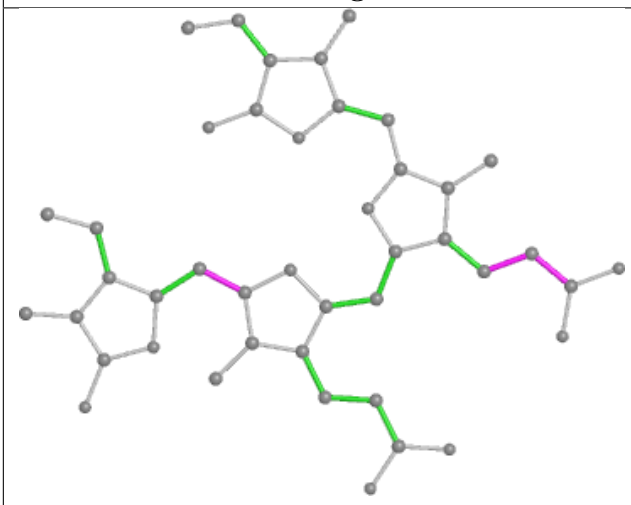

Torsions

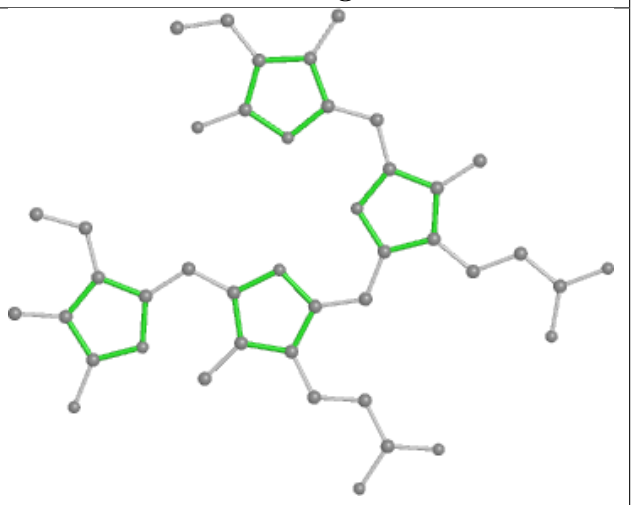

Rings

Ligand PEB NM 201

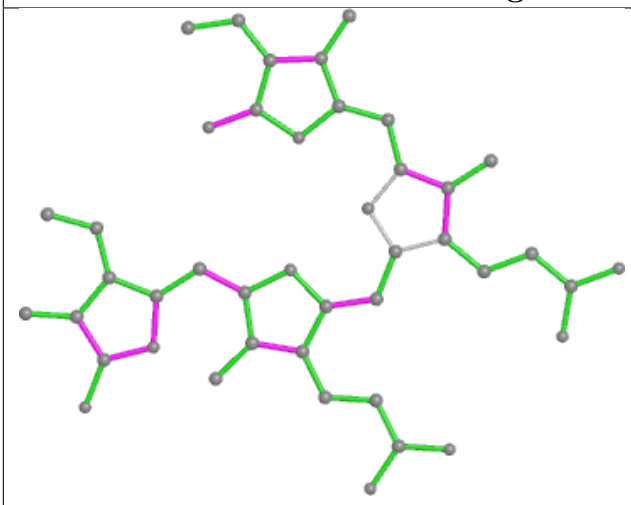

Bond lengths

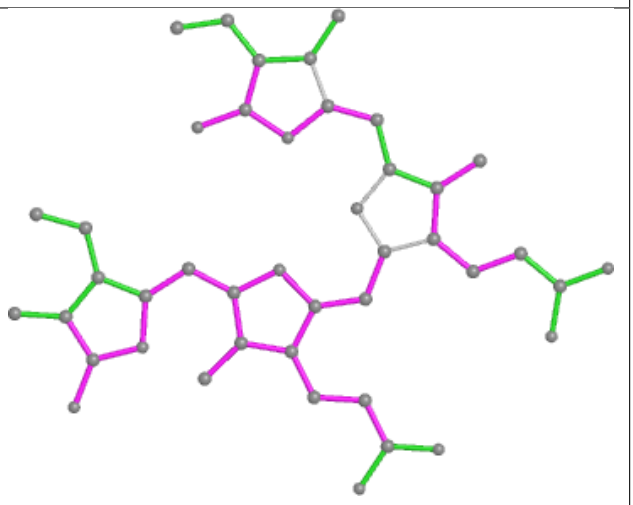

Bond angles

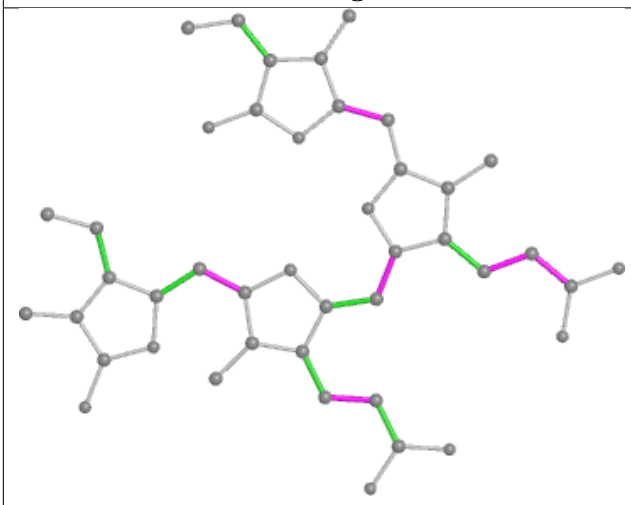

Torsions

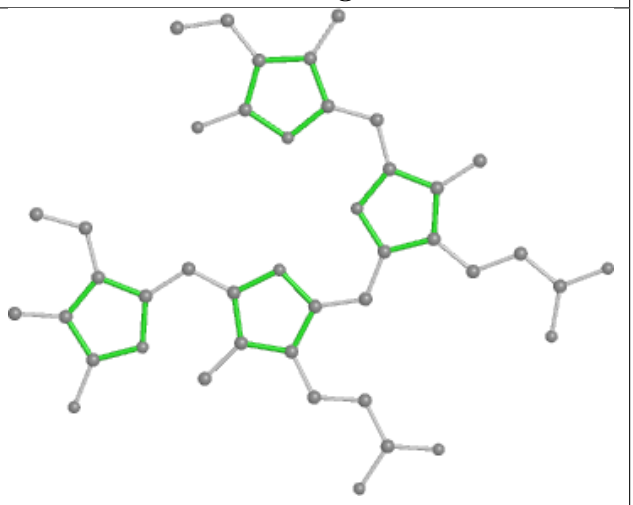

Rings

Ligand PEB FP 202

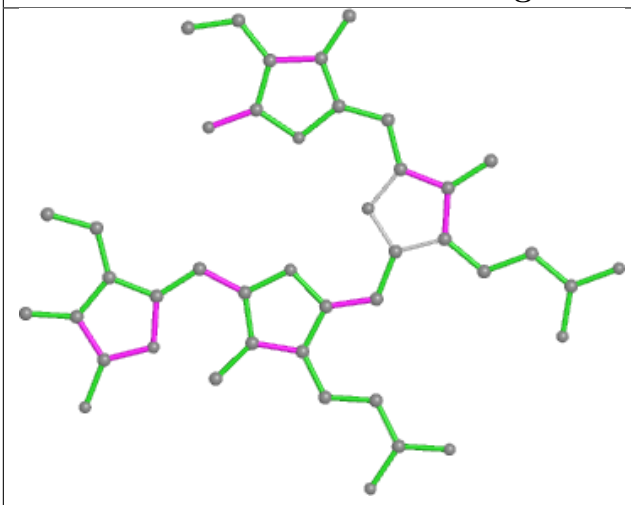

Bond lengths

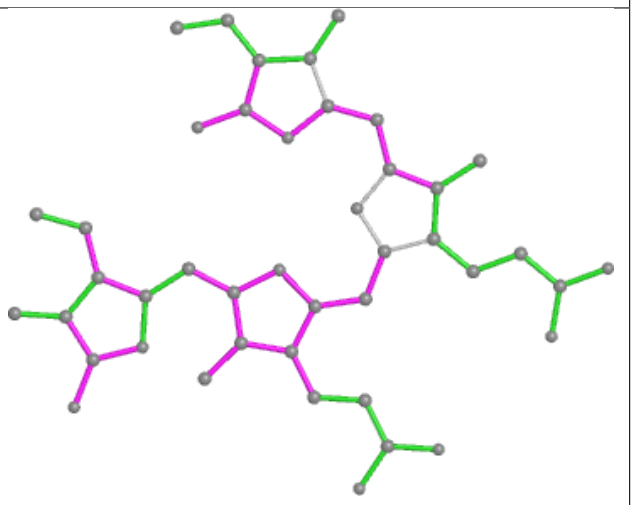

Bond angles

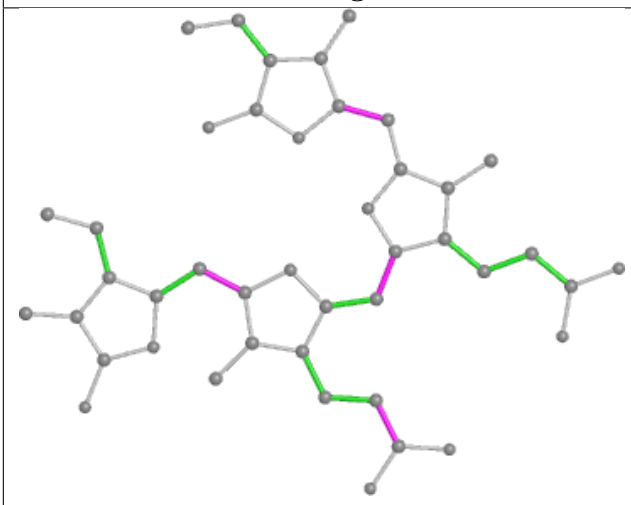

Torsions

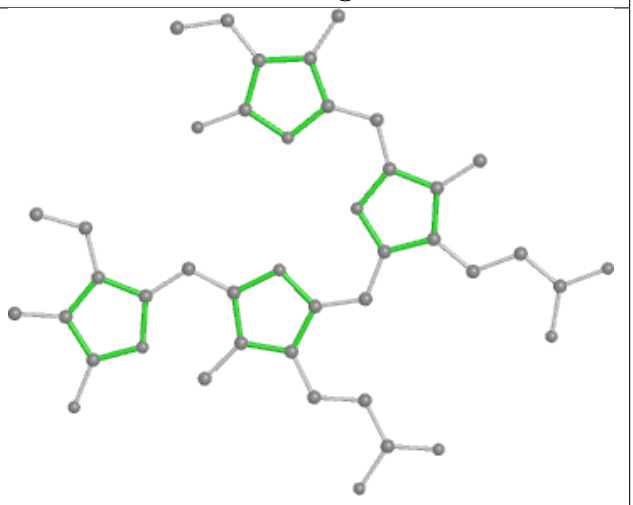

Rings

Ligand PEB gB 202

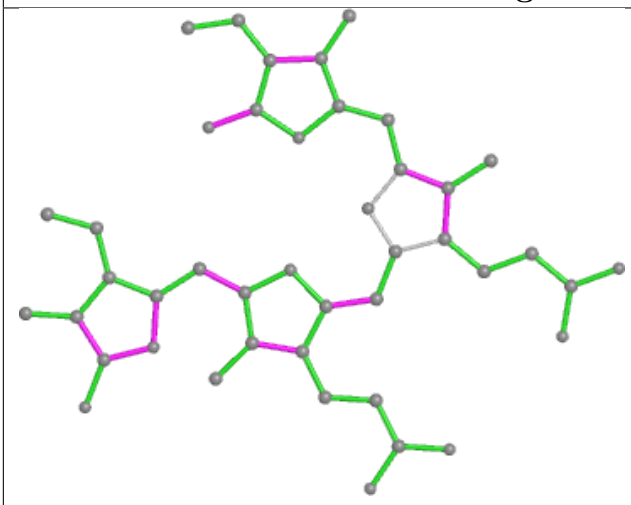

Bond lengths

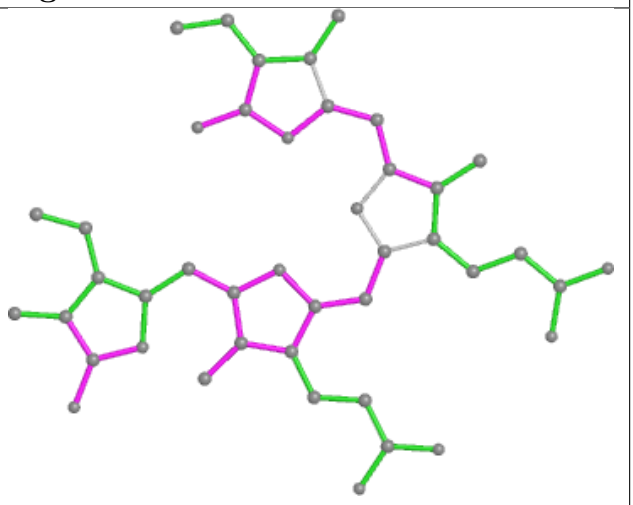

Bond angles

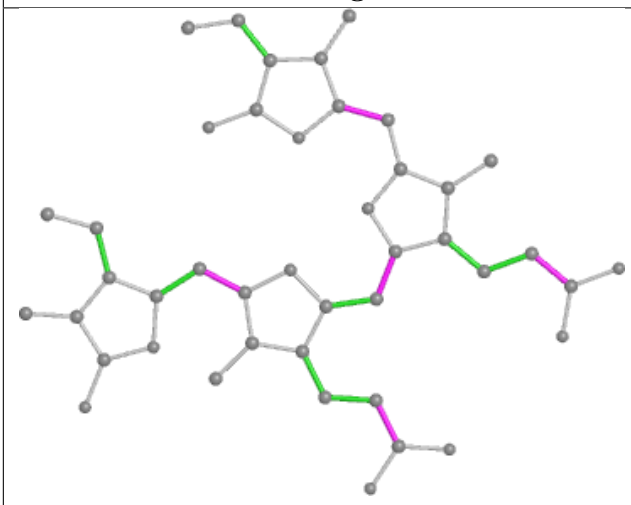

Torsions

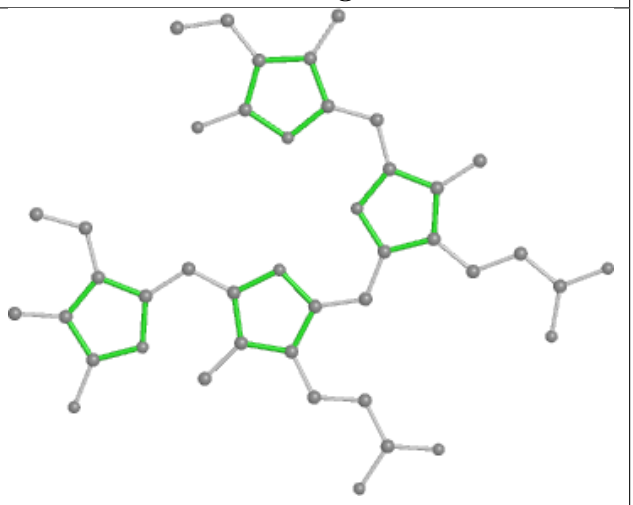

Rings

Ligand CLA 72 603

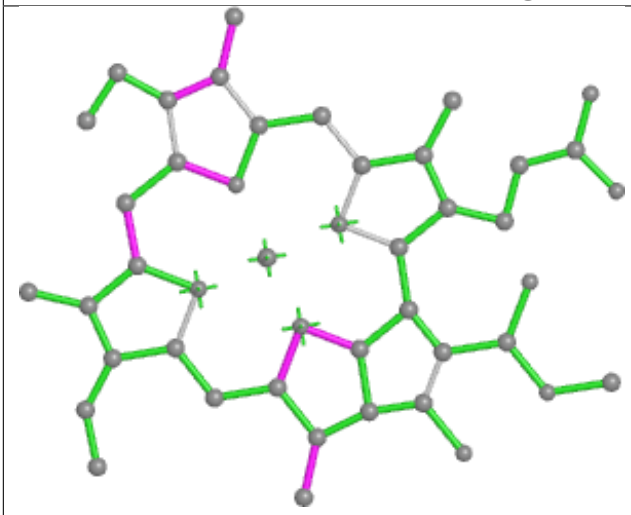

Bond lengths

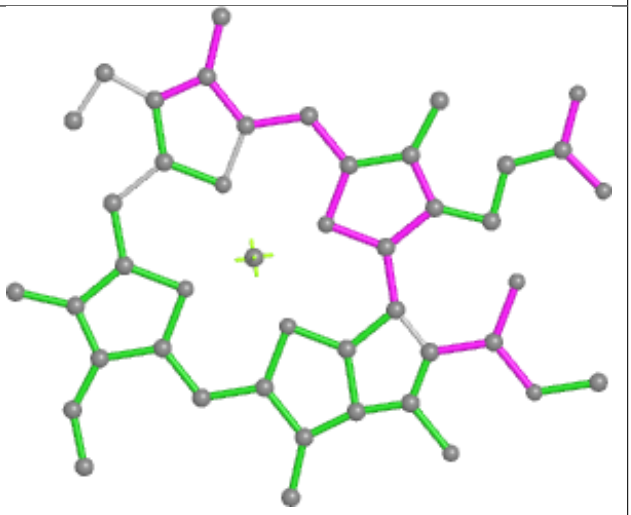

Bond angles

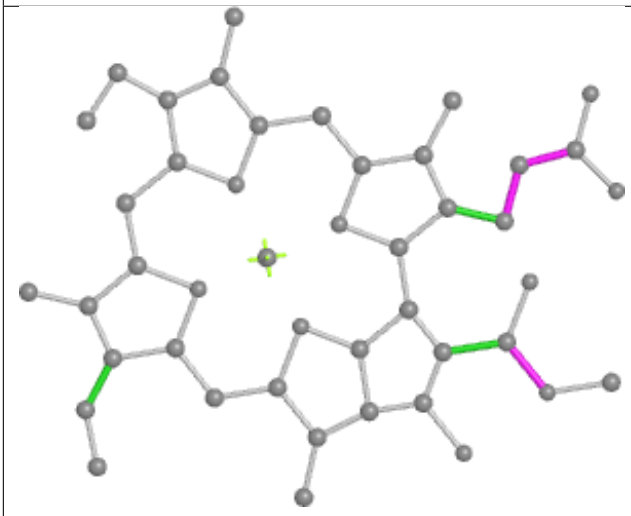

Torsions

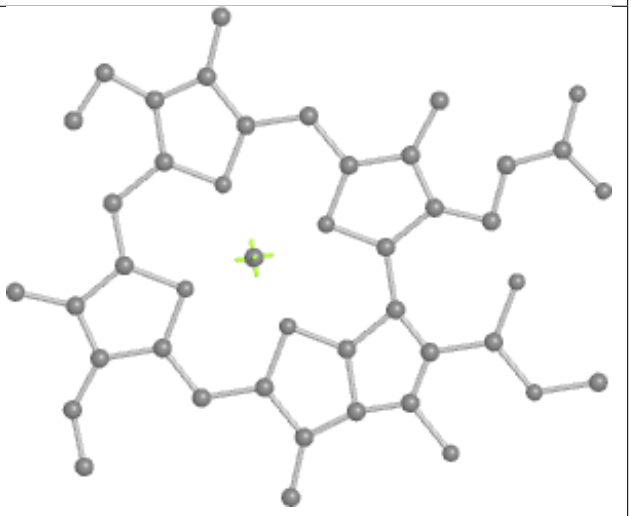

Rings

Ligand PEB RA 203

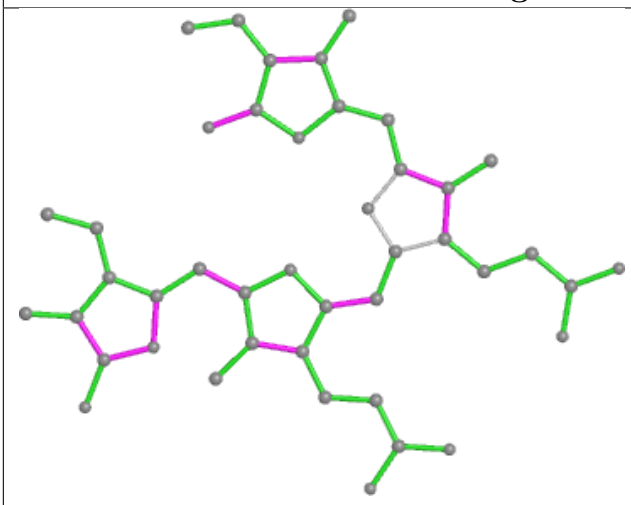

Bond lengths

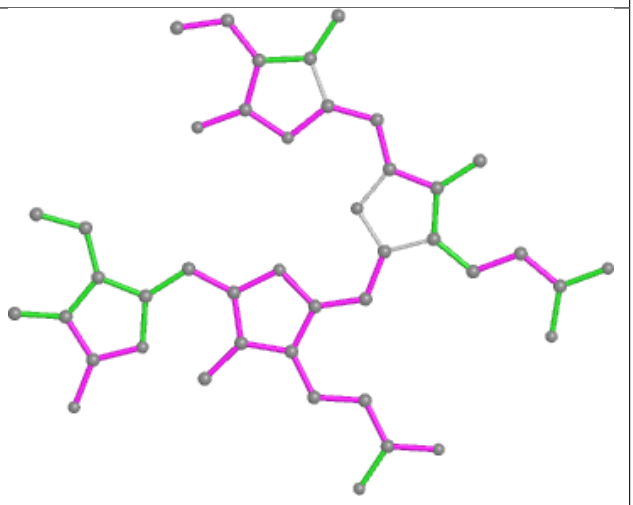

Bond angles

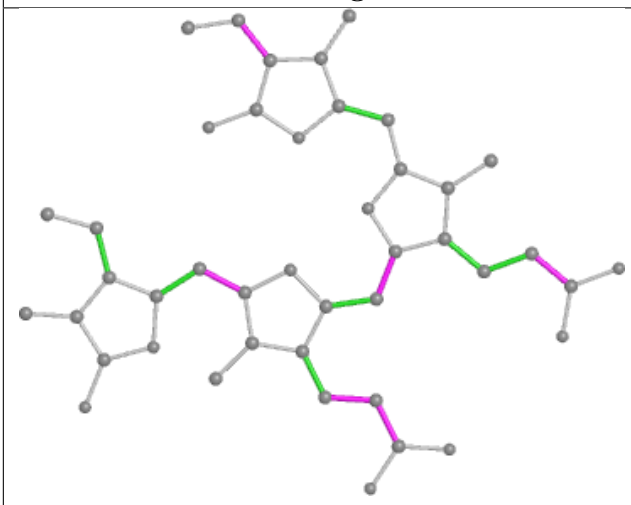

Torsions

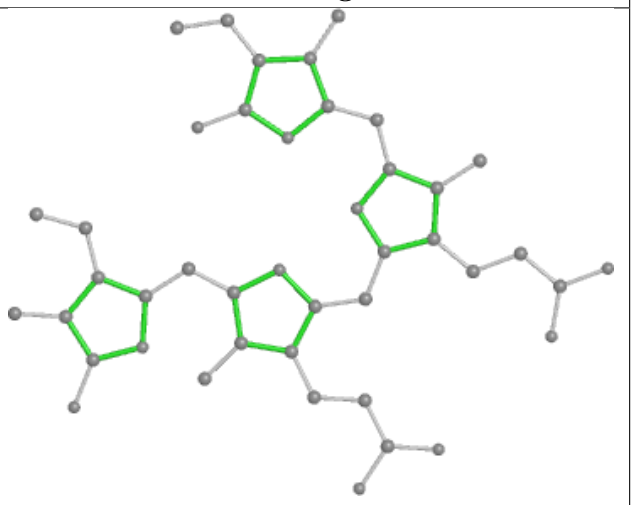

Rings

Ligand CLA B2 830

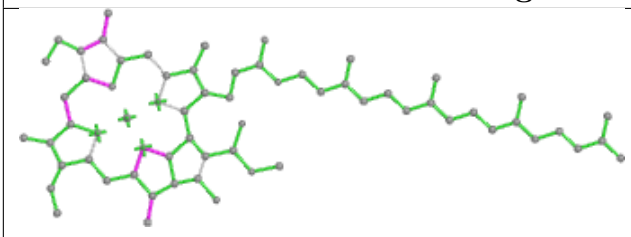

Bond lengths

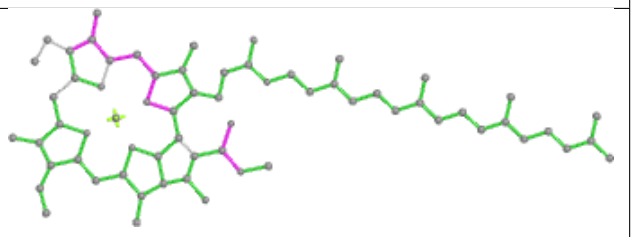

Bond angles

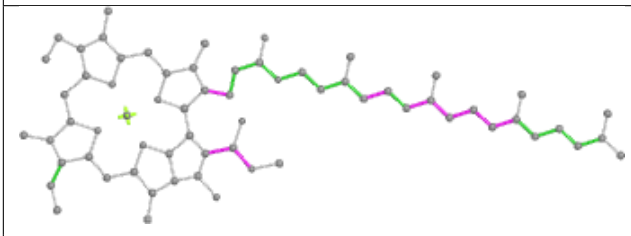

Torsions

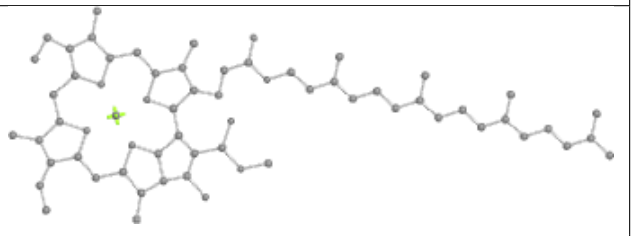

Rings

Ligand PEB RK 201

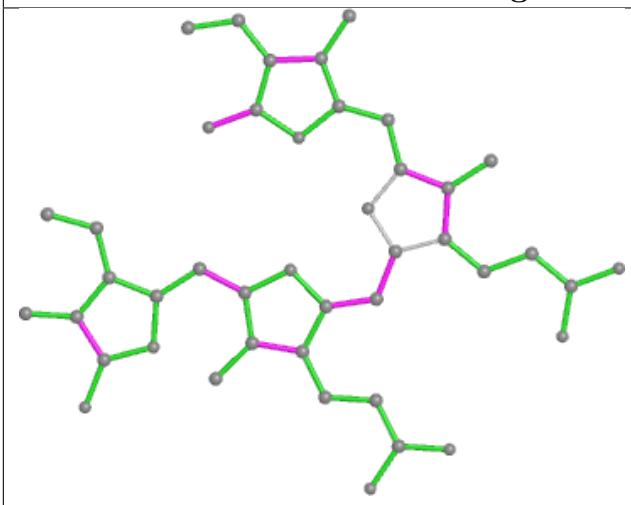

Bond lengths

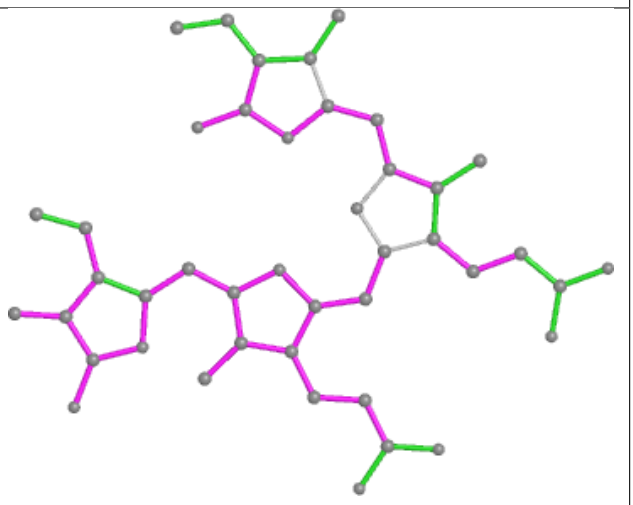

Bond angles

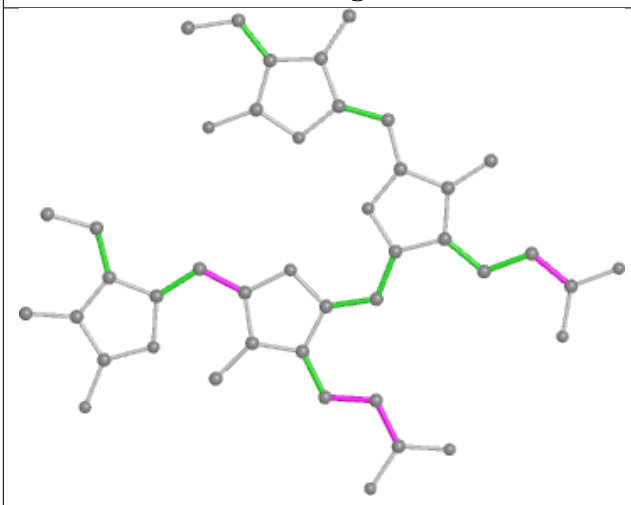

Torsions

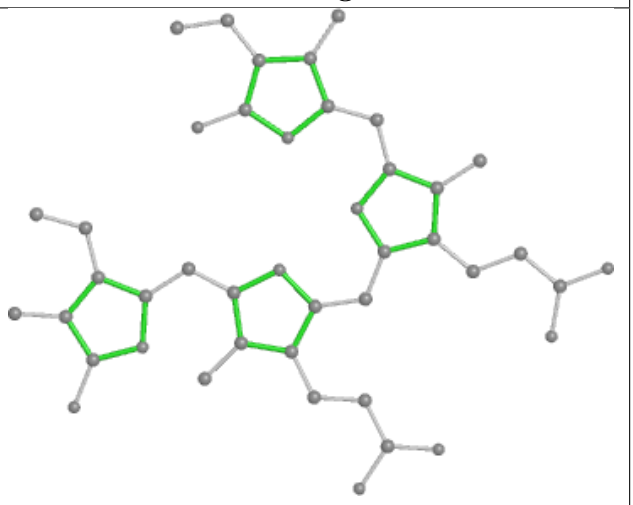

Rings

Ligand CLA BN 829

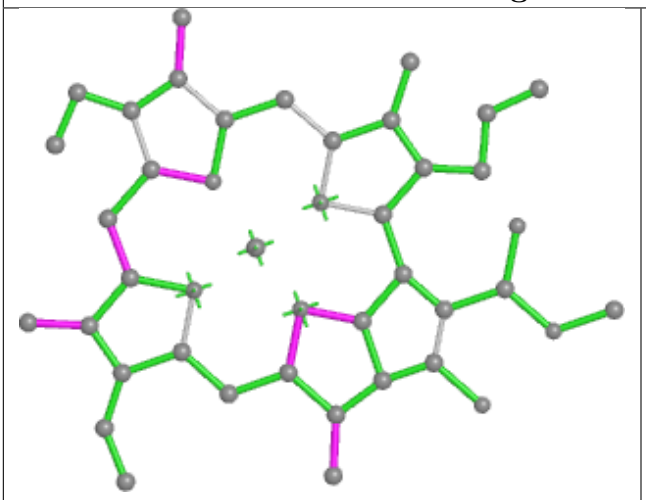

Bond lengths

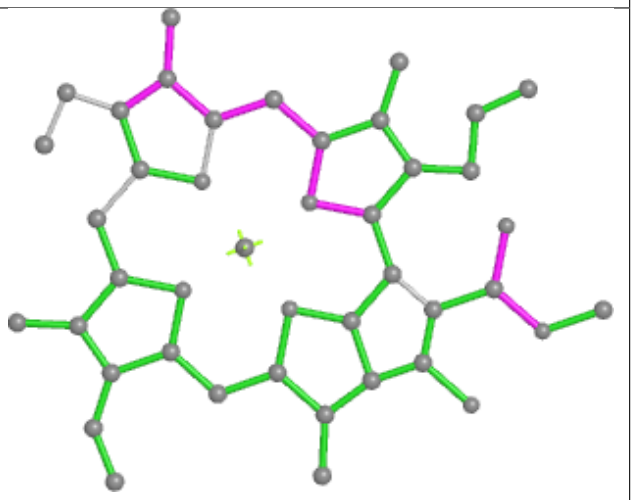

Bond angles

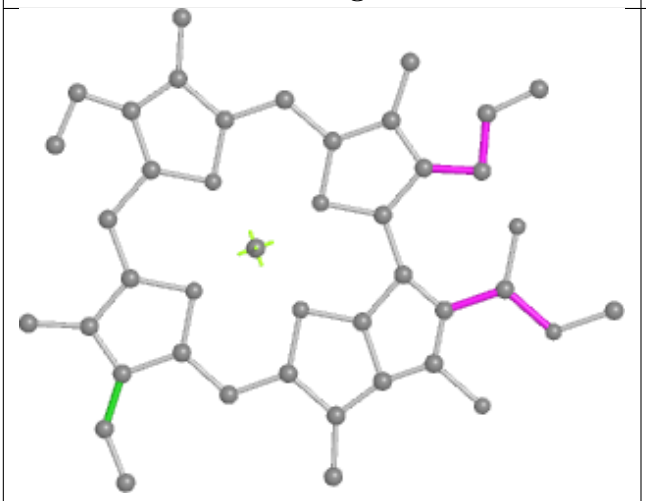

Torsions

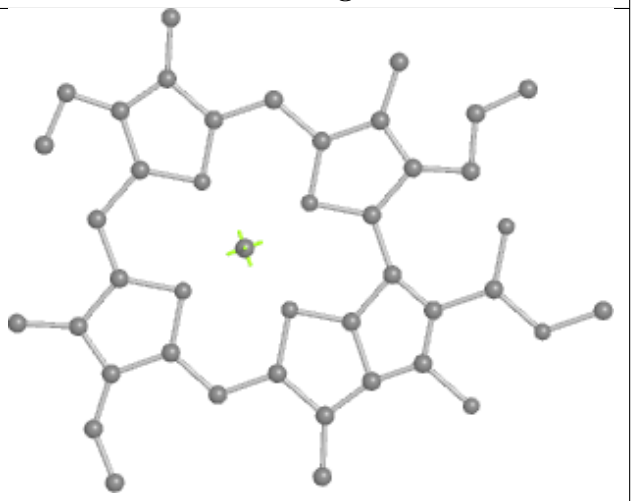

Rings

Ligand CLA BN 807

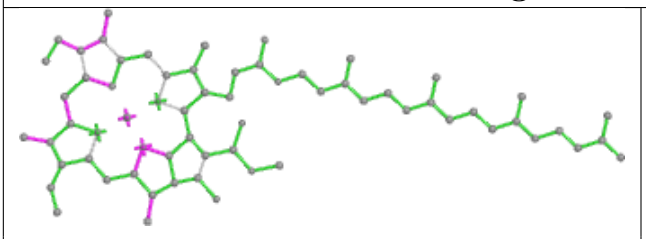

Bond lengths

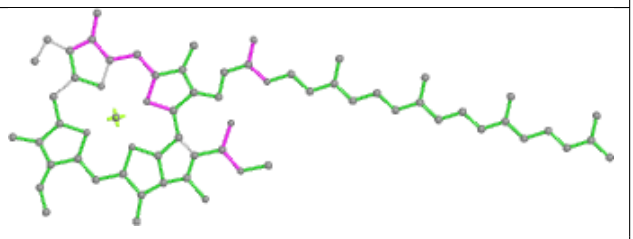

Bond angles

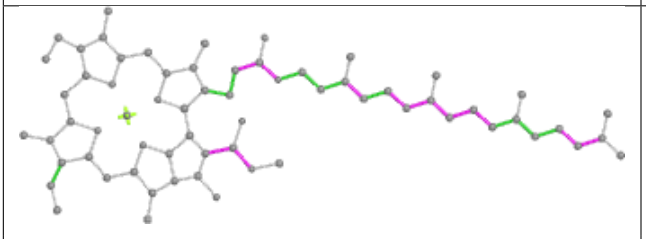

Torsions

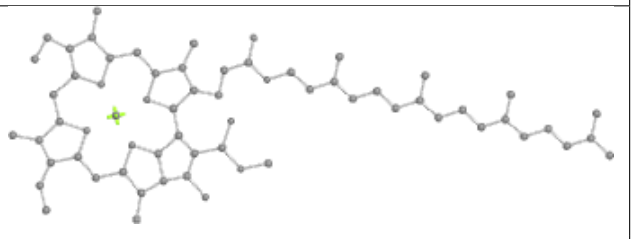

Rings

Ligand PEB CF 202

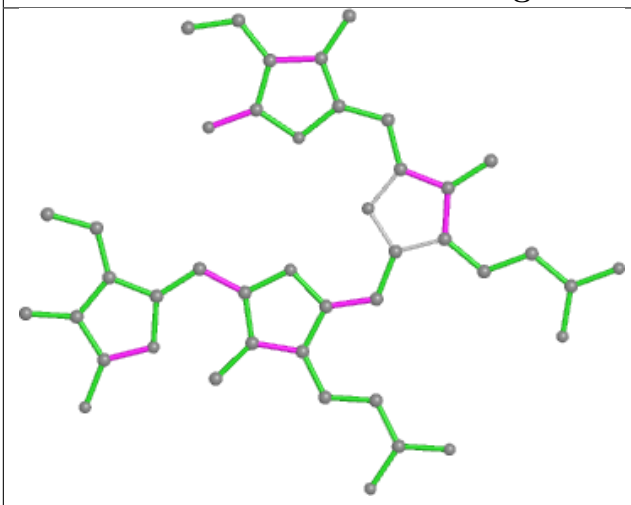

Bond lengths

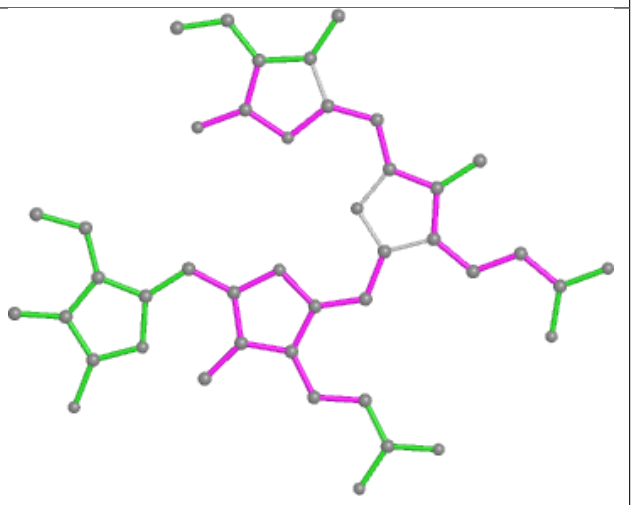

Bond angles

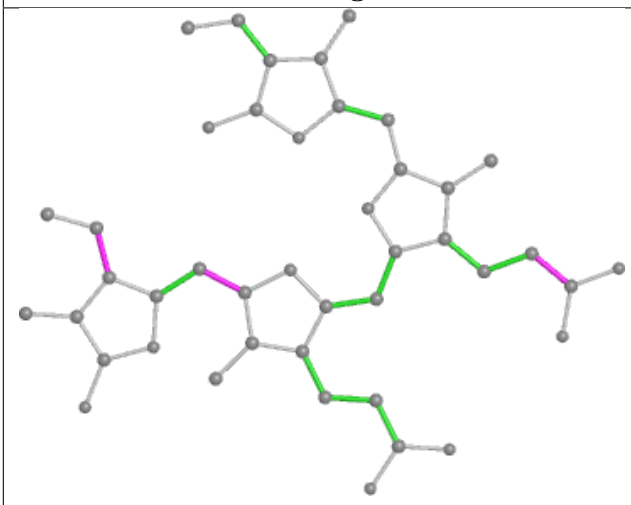

Torsions

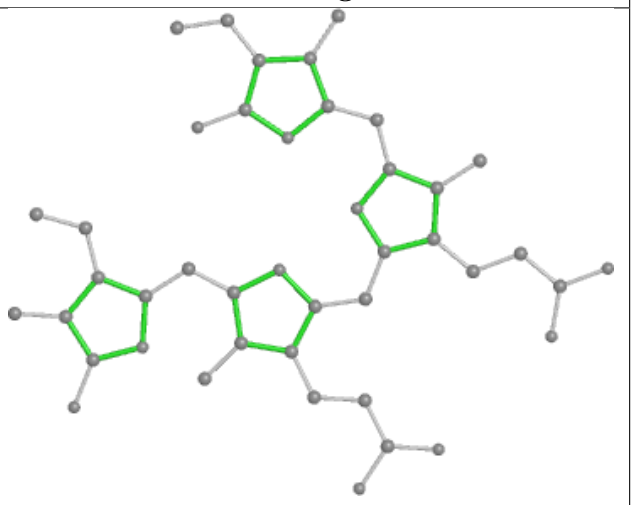

Rings

Ligand PEB m4 202

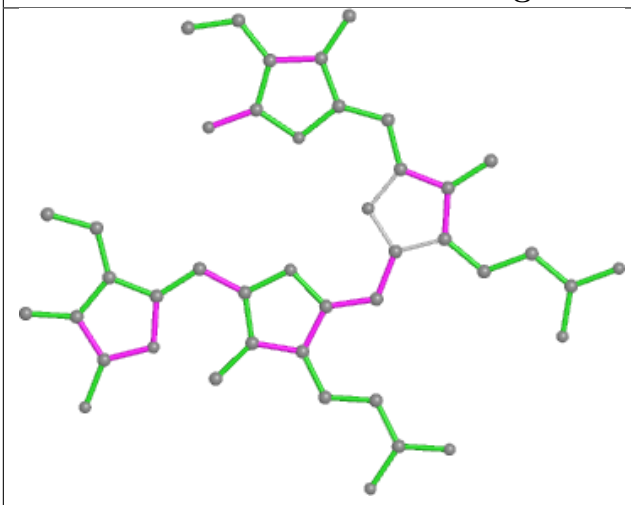

Bond lengths

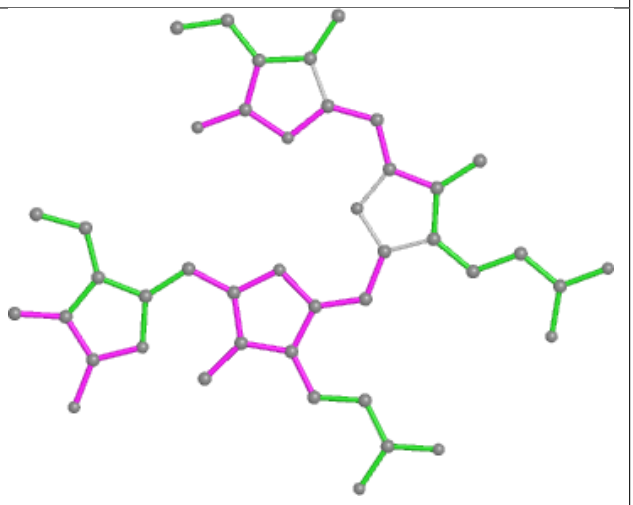

Bond angles

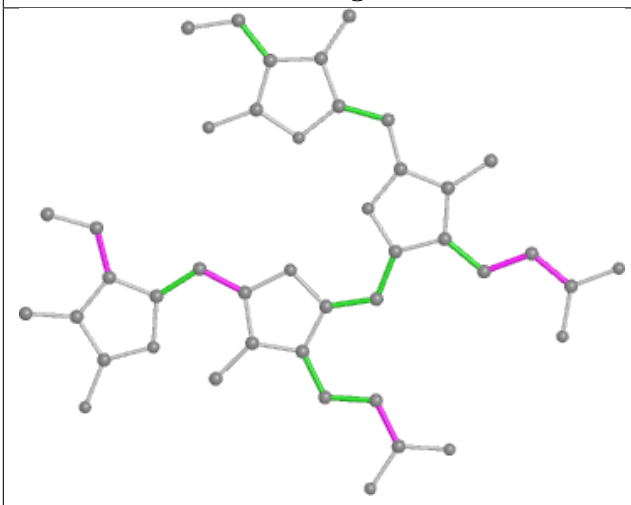

Torsions

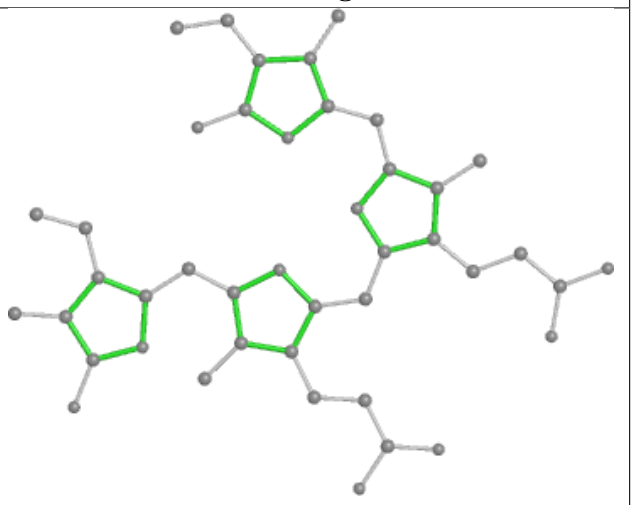

Rings

Ligand CLA AN 811

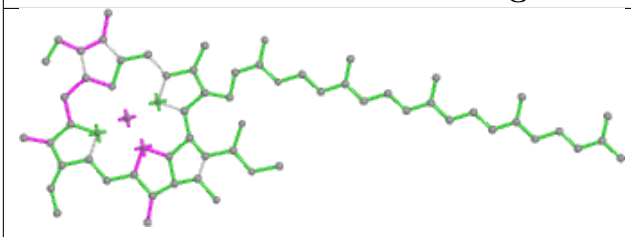

Bond lengths

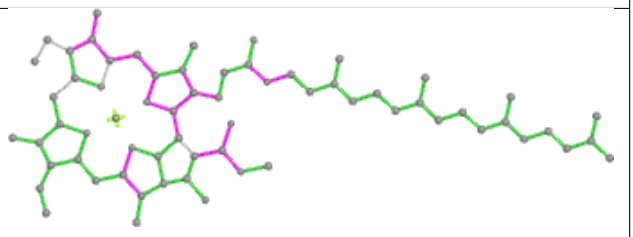

Bond angles

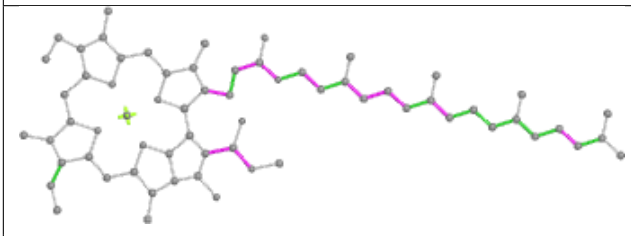

Torsions

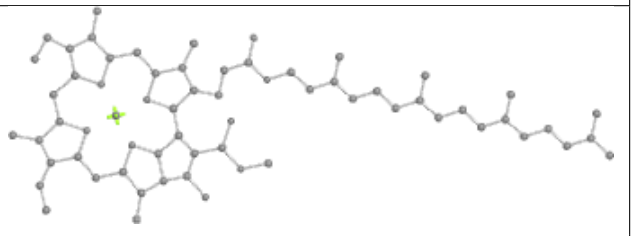

Rings

Ligand CYC E4 1001

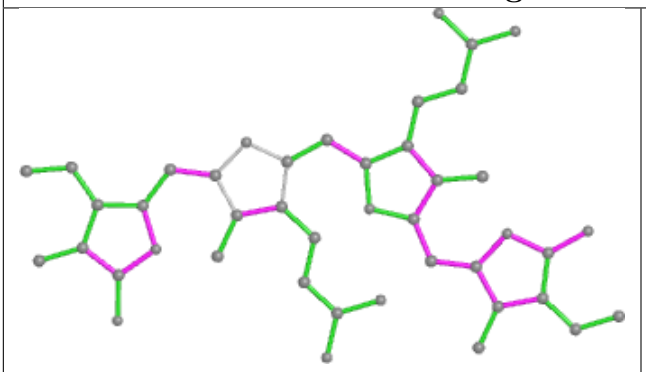

Bond lengths

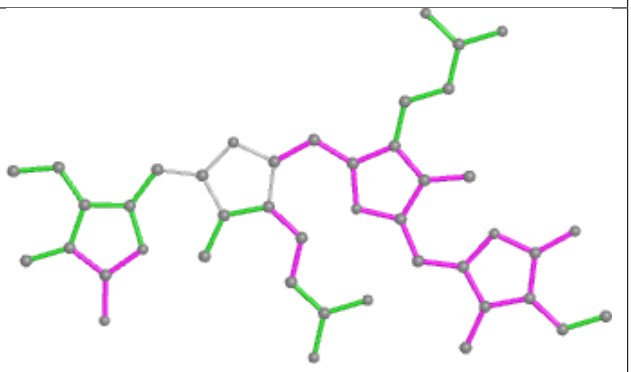

Bond angles

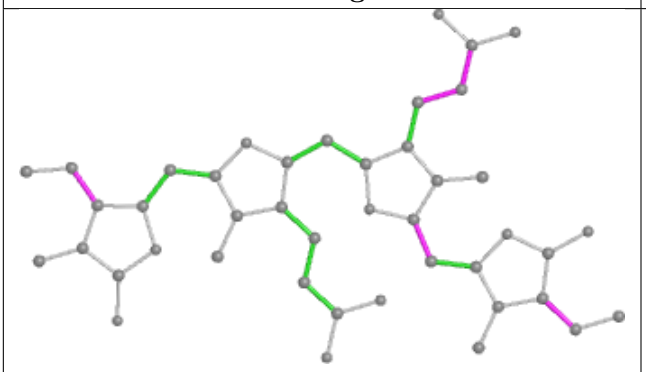

Torsions

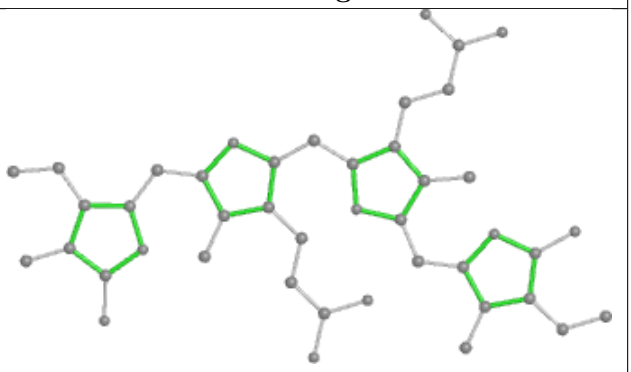

Rings

Ligand BCR c6 603

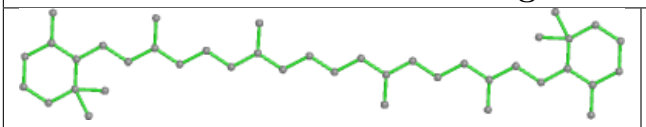

Bond lengths

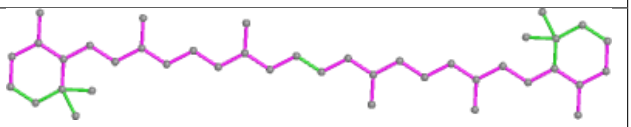

Bond angles

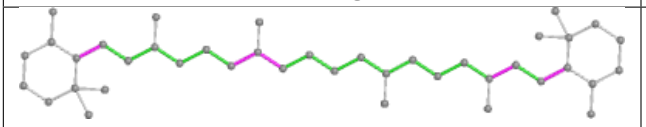

Torsions

Rings

Ligand CLA A2 831

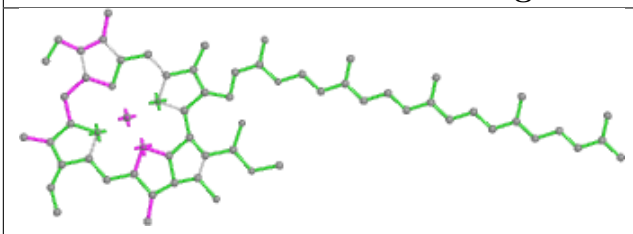

Bond lengths

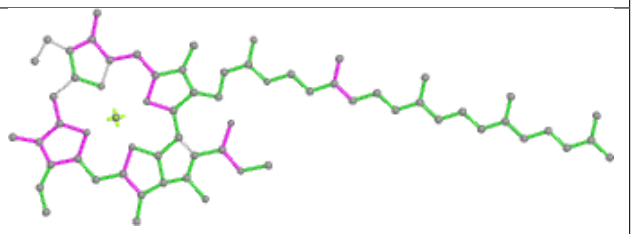

Bond angles

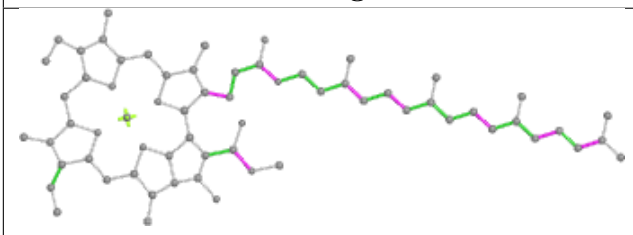

Torsions

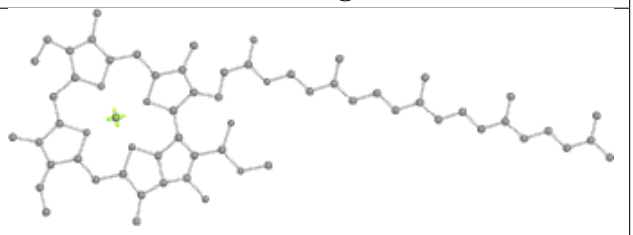

Rings

Ligand PUB QJ 201

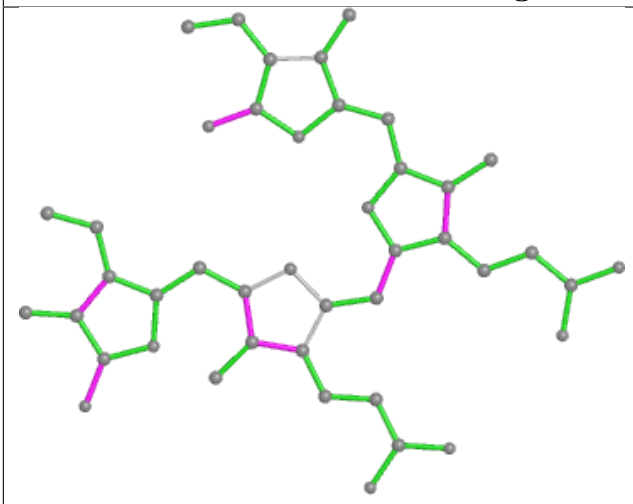

Bond lengths

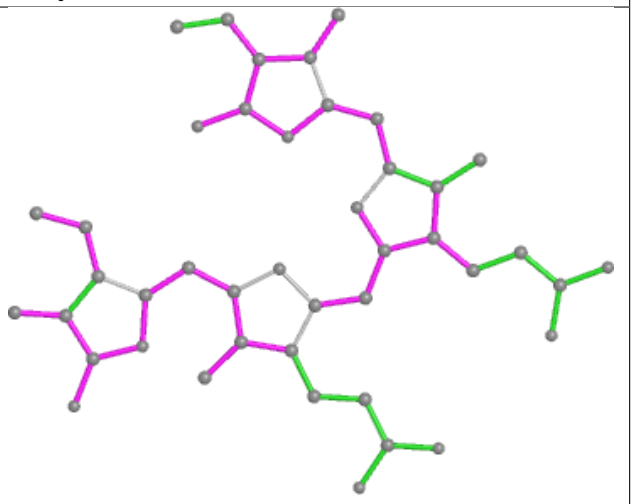

Bond angles

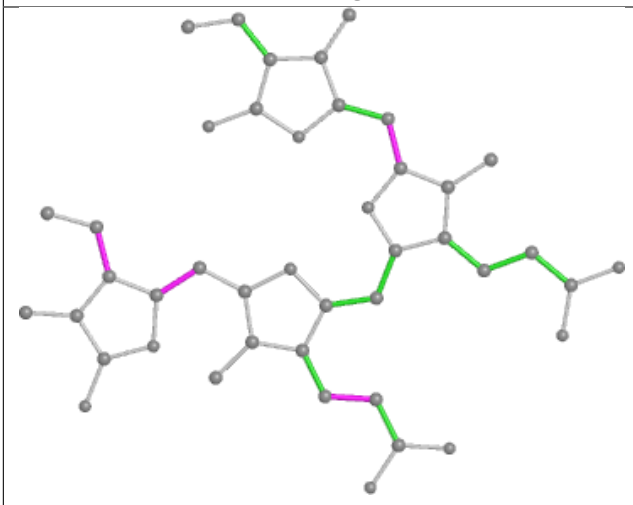

Torsions

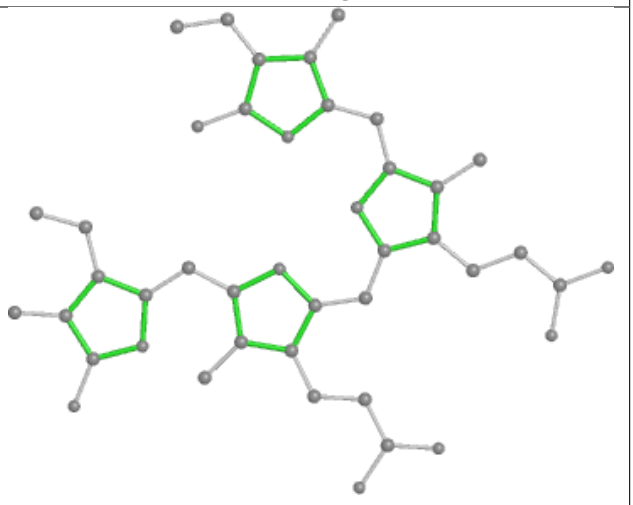

Rings

Ligand CLA b6 607

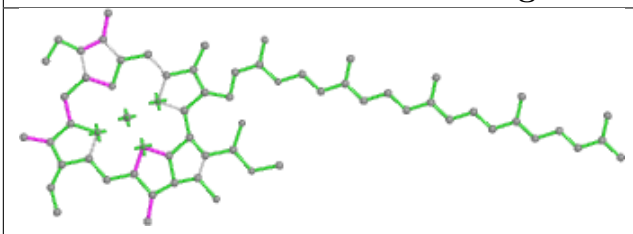

Bond lengths

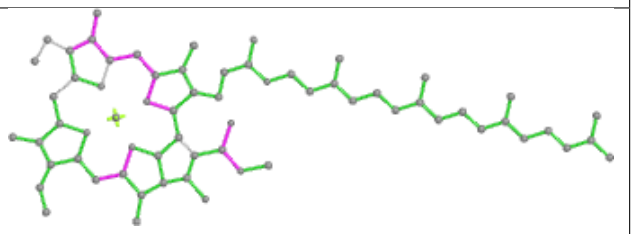

Bond angles

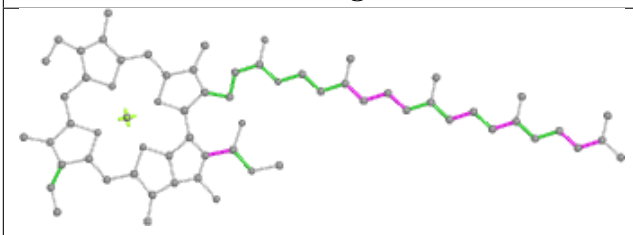

Torsions

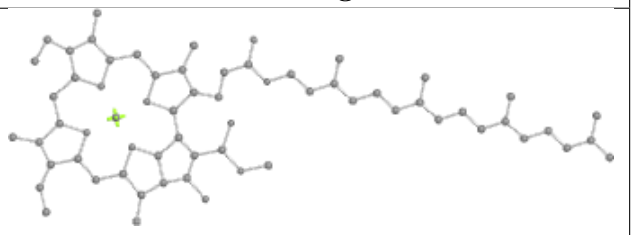

Rings

Ligand PEB OJ 203

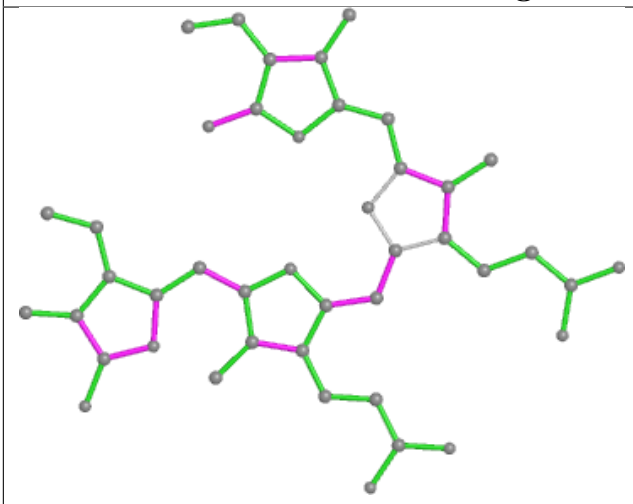

Bond lengths

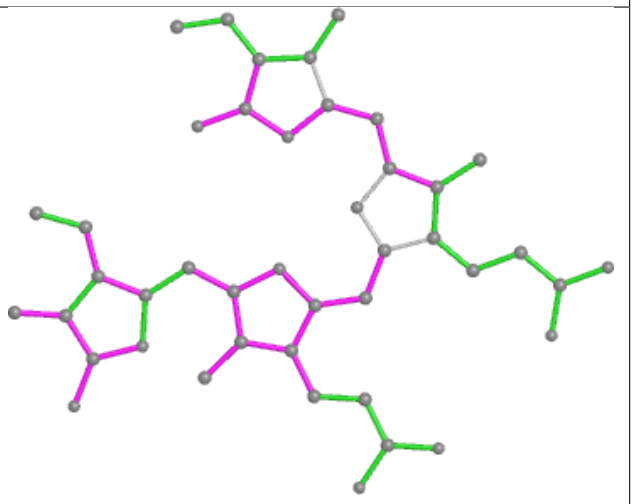

Bond angles

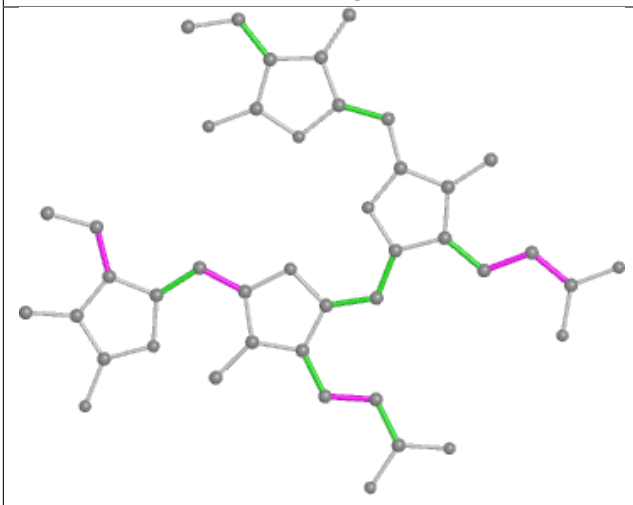

Torsions

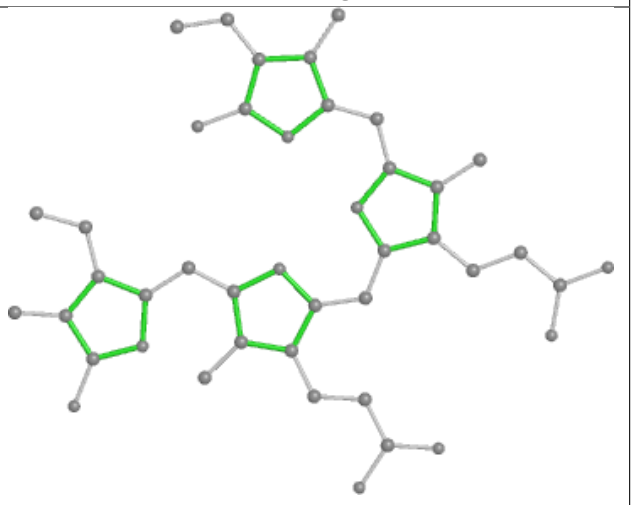

Rings

Ligand PEB FQ 203

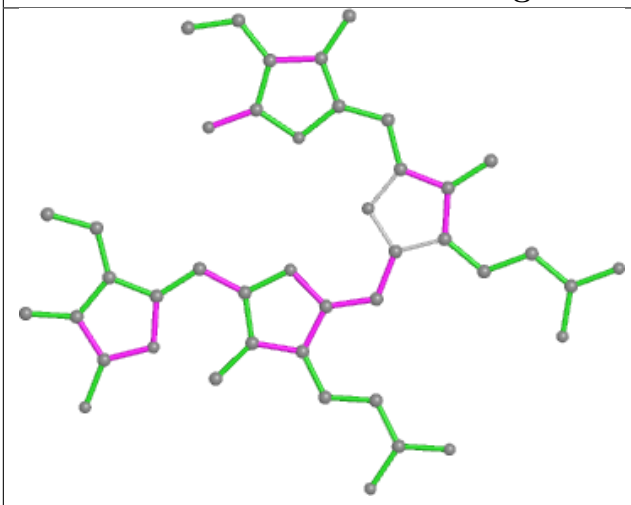

Bond lengths

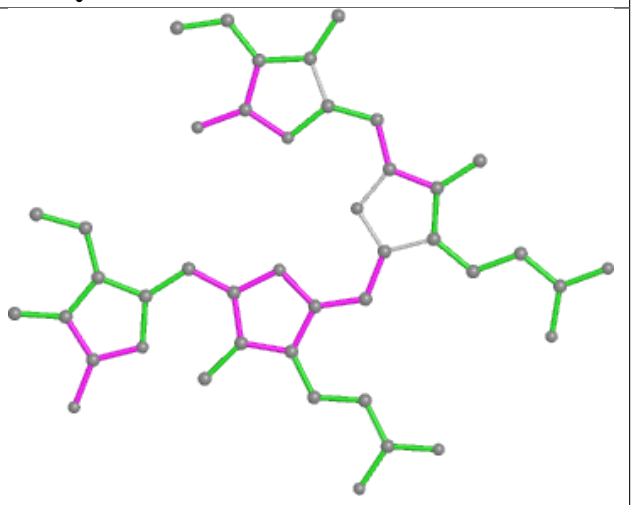

Bond angles

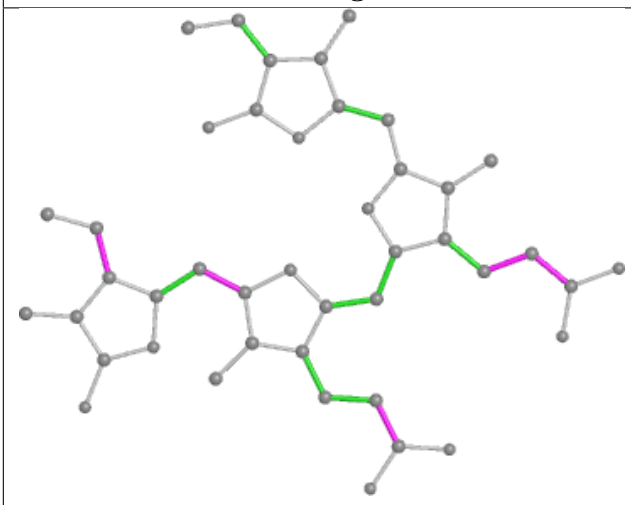

Torsions

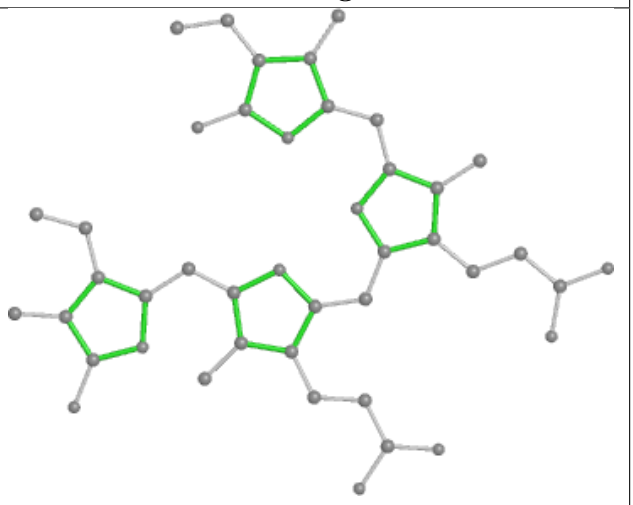

Rings

Ligand PEB vF 201

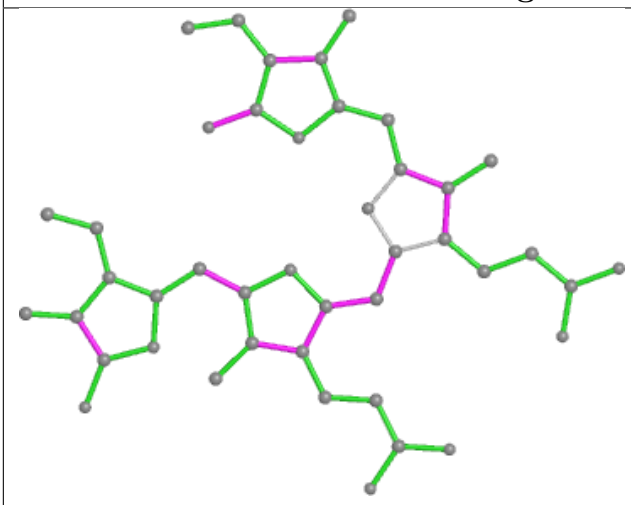

Bond lengths

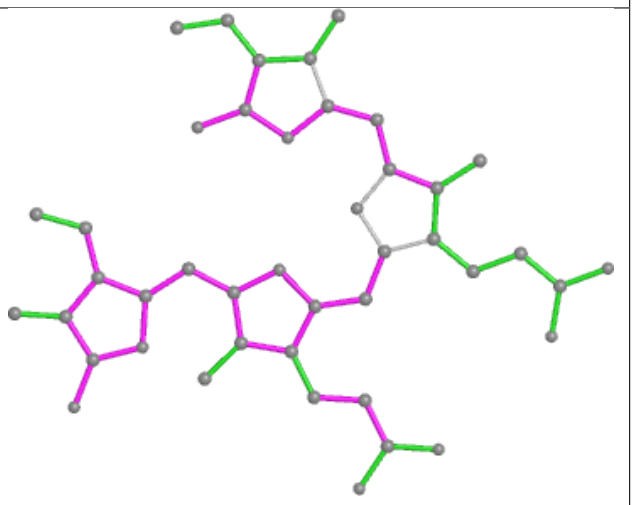

Bond angles

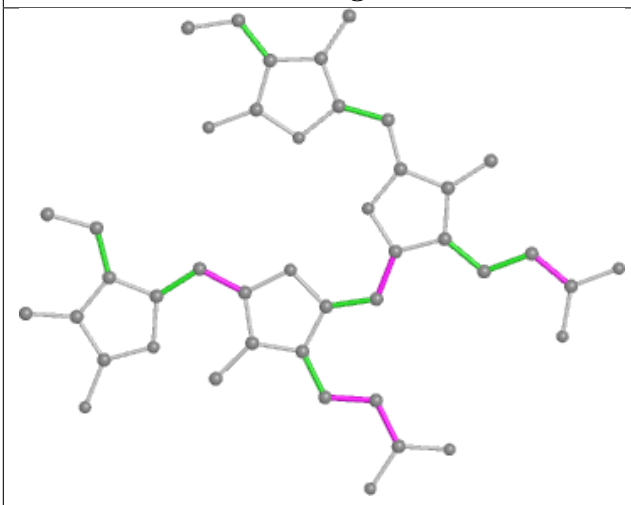

Torsions

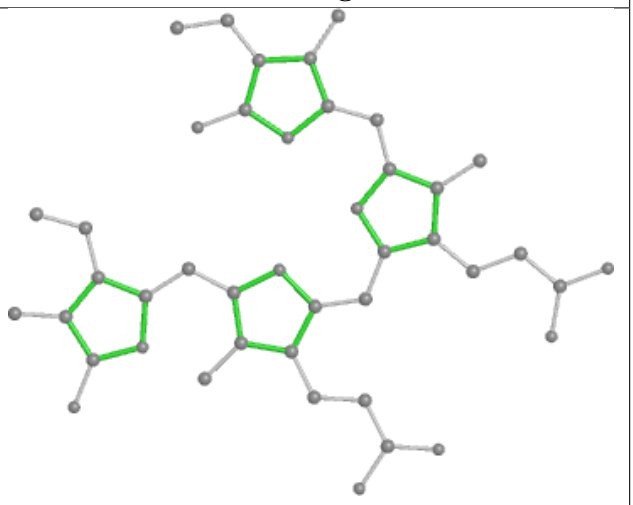

Rings

Ligand PEB F9 201

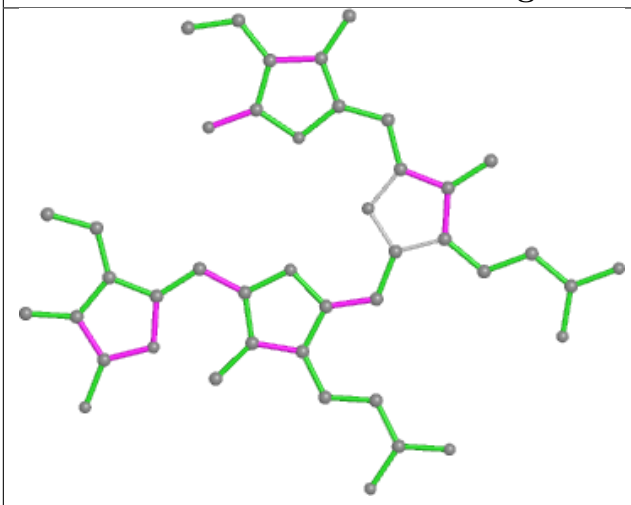

Bond lengths

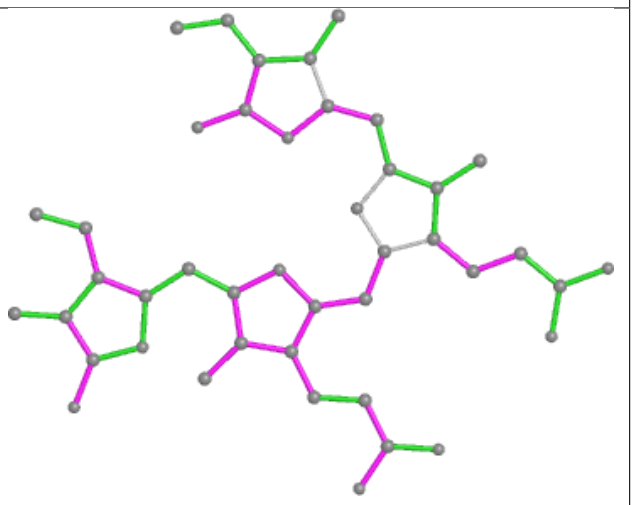

Bond angles

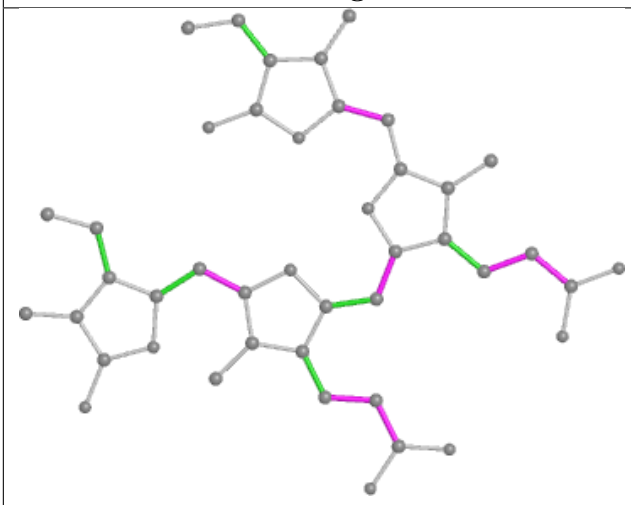

Torsions

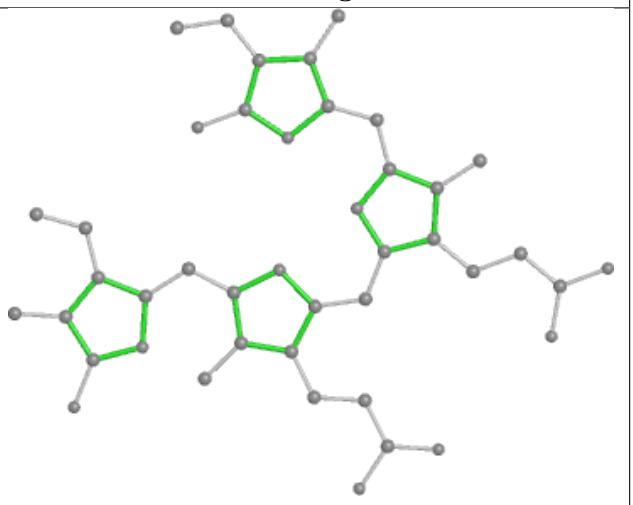

Rings

Ligand BCR B6 601

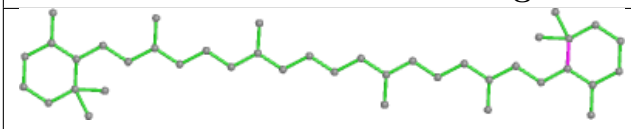

Bond lengths

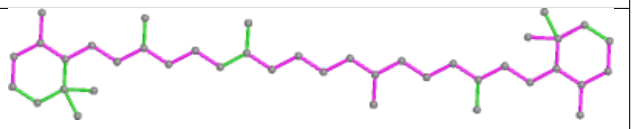

Bond angles

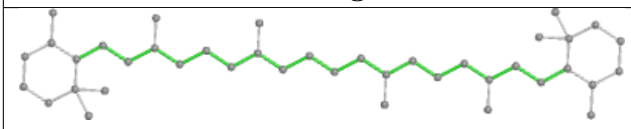

Torsions

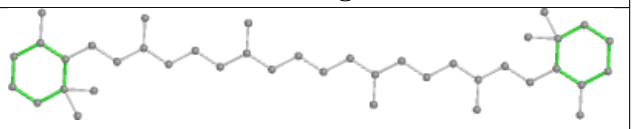

Rings

Ligand DGD c6 601

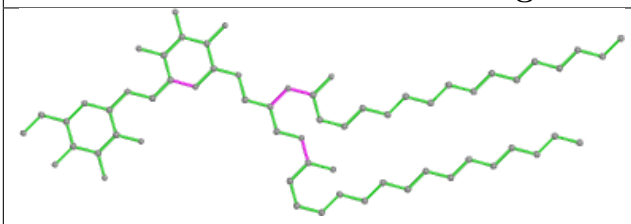

Bond lengths

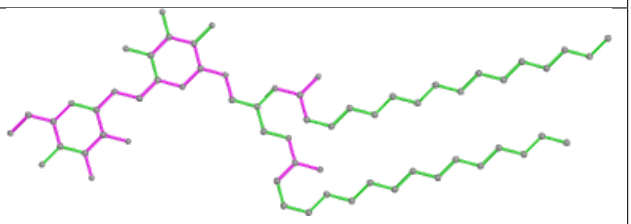

Bond angles

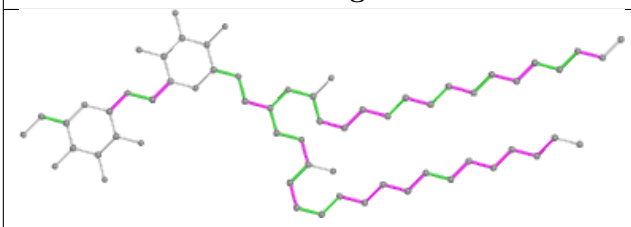

Torsions

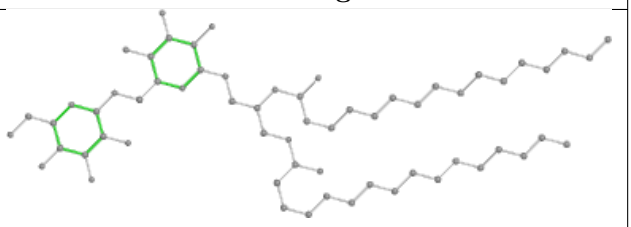

Rings

Ligand CLA C6 509

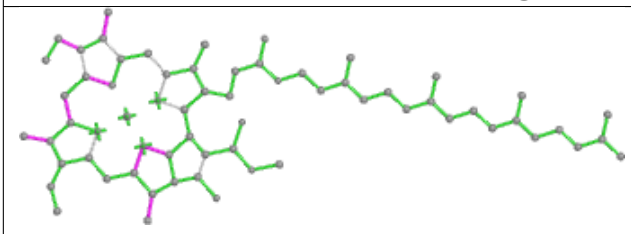

Bond lengths

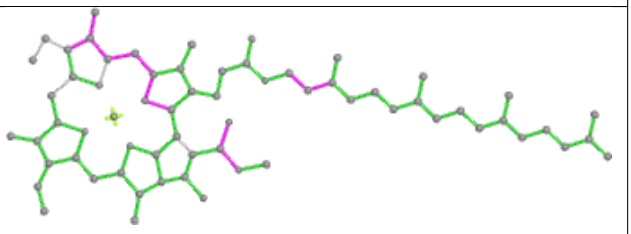

Bond angles

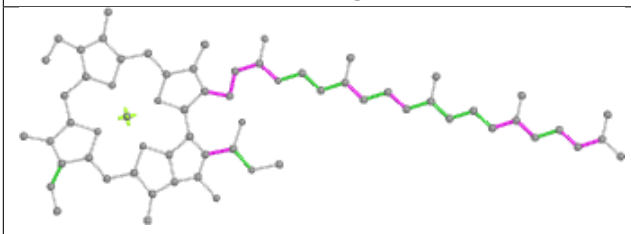

Torsions

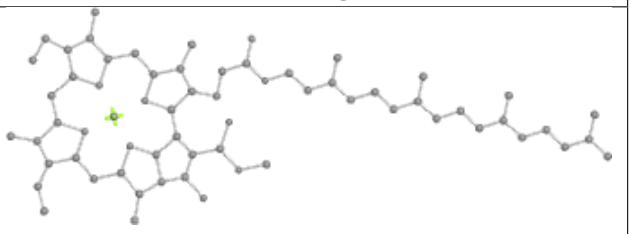

Rings

Ligand PL9 AL 413

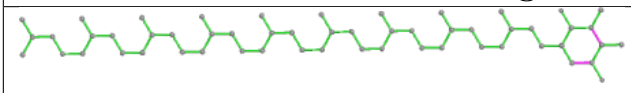

Bond lengths

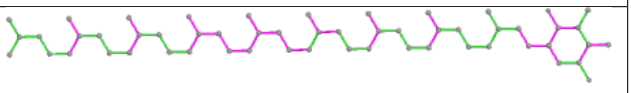

Bond angles

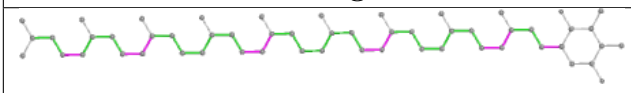

Torsions

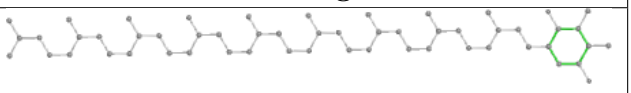

Rings

Ligand DGD L6 102

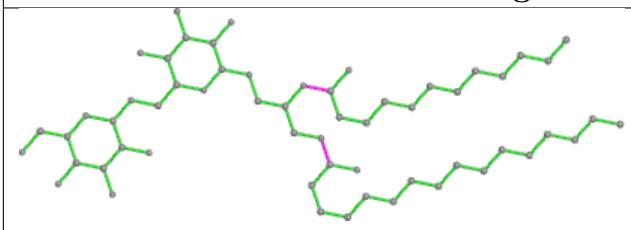

Bond lengths

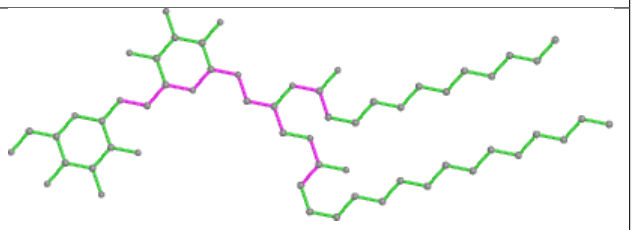

Bond angles

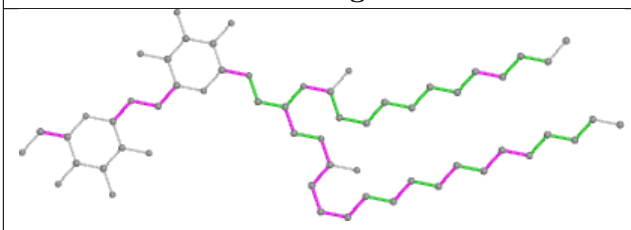

Torsions

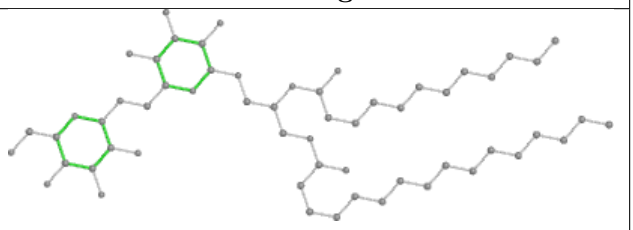

Rings

Ligand PEB MF 202

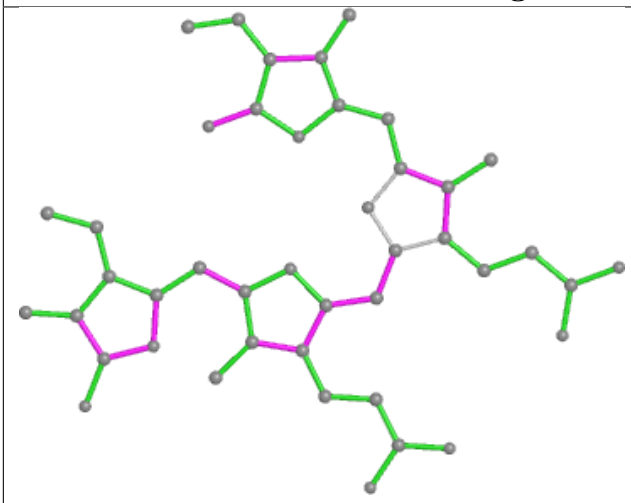

Bond lengths

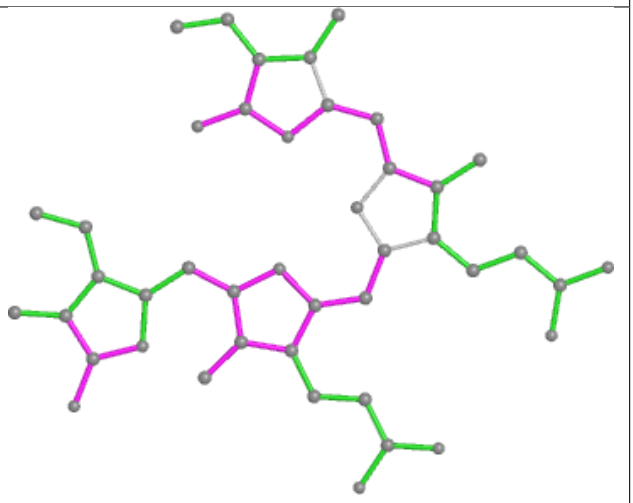

Bond angles

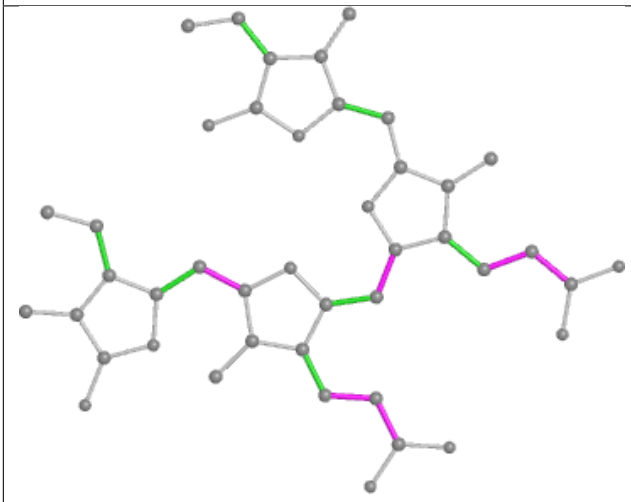

Torsions

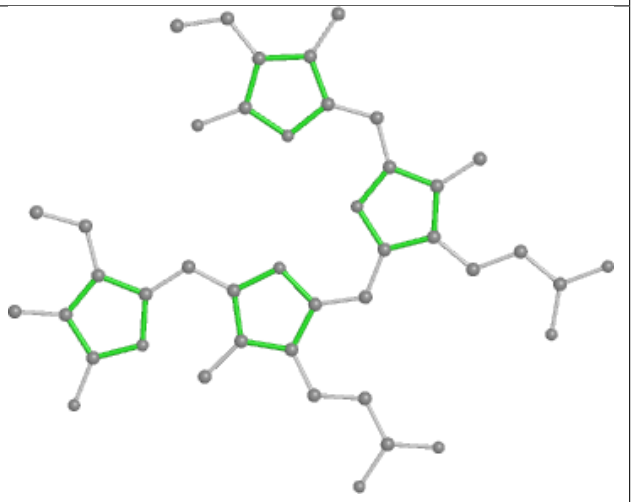

Rings

Ligand CLA 62 311

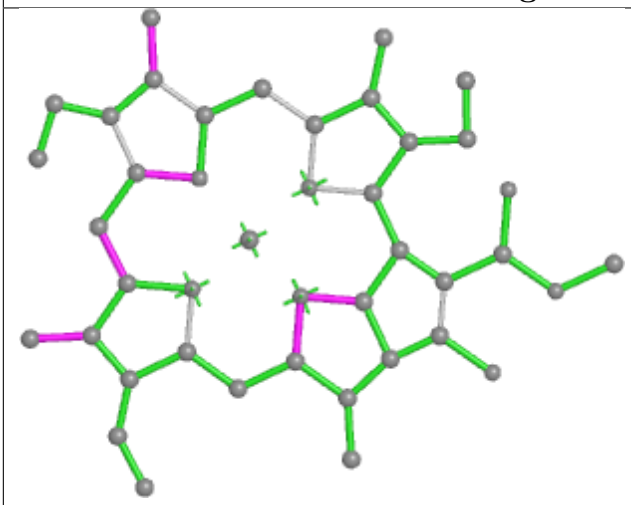

Bond lengths

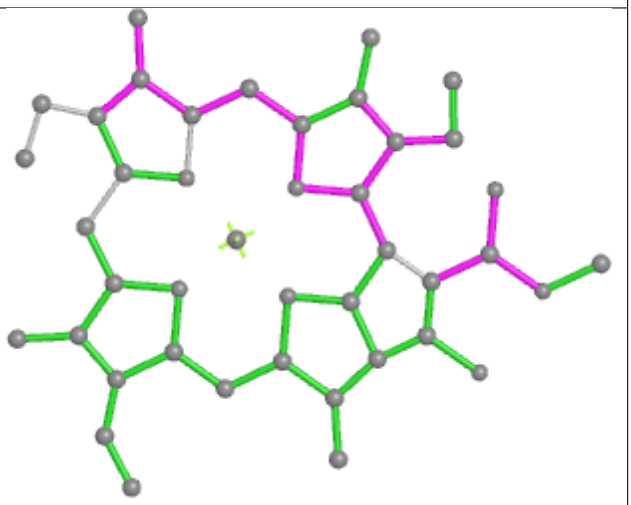

Bond angles

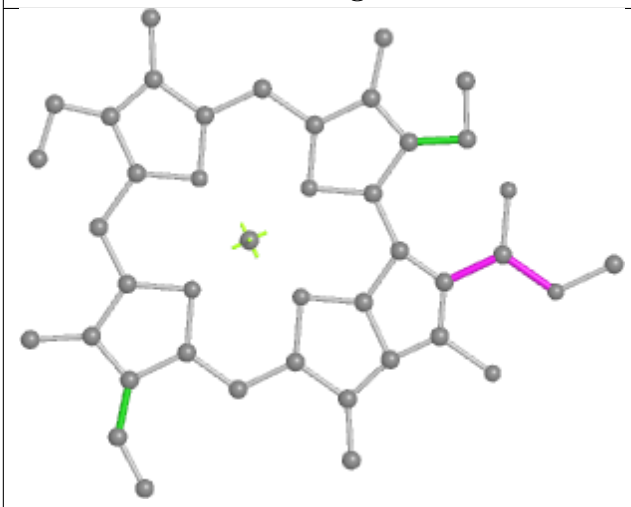

Torsions

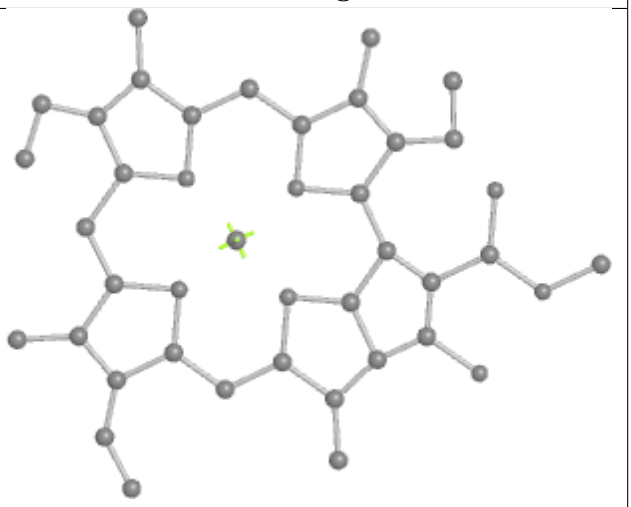

Rings

Ligand PEB Q1 202

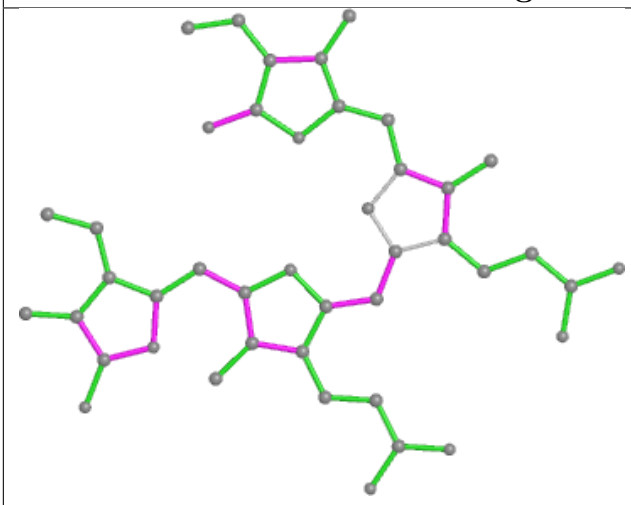

Bond lengths

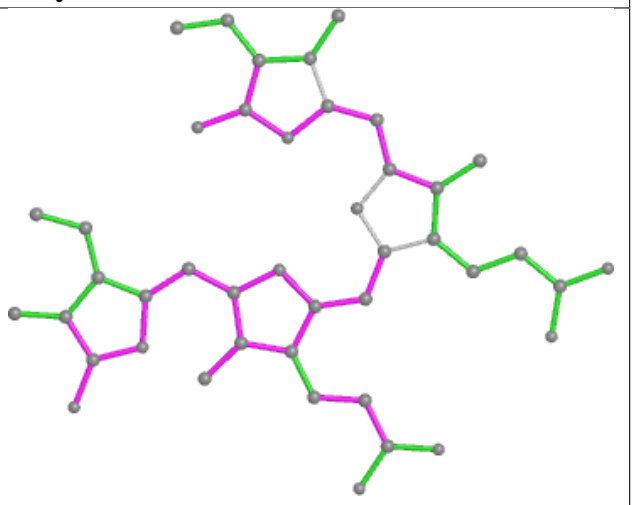

Bond angles

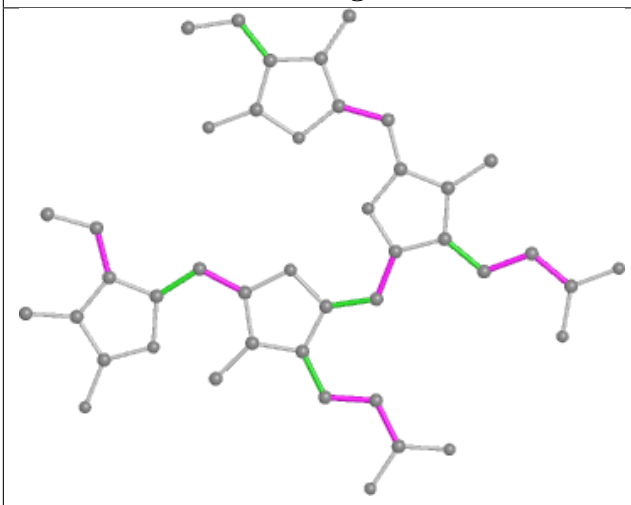

Torsions

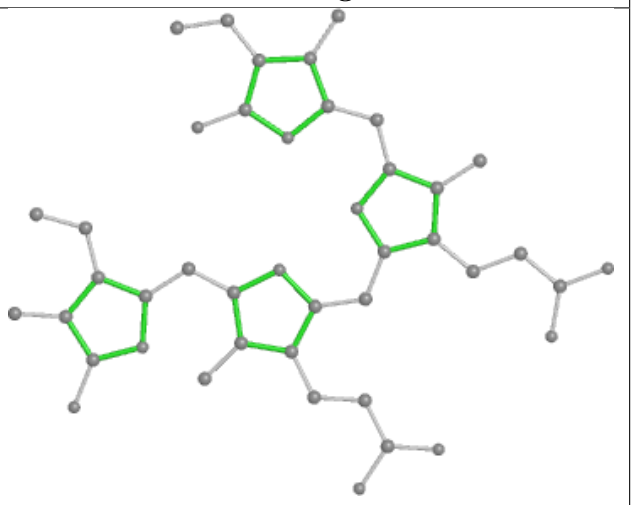

Rings

Ligand PEB iO 201

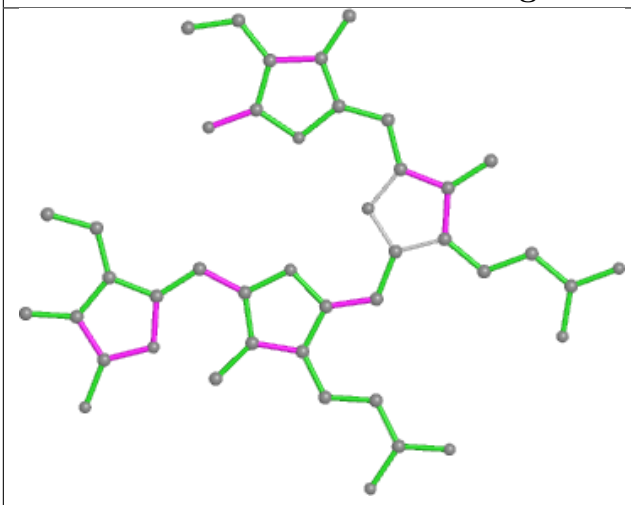

Bond lengths

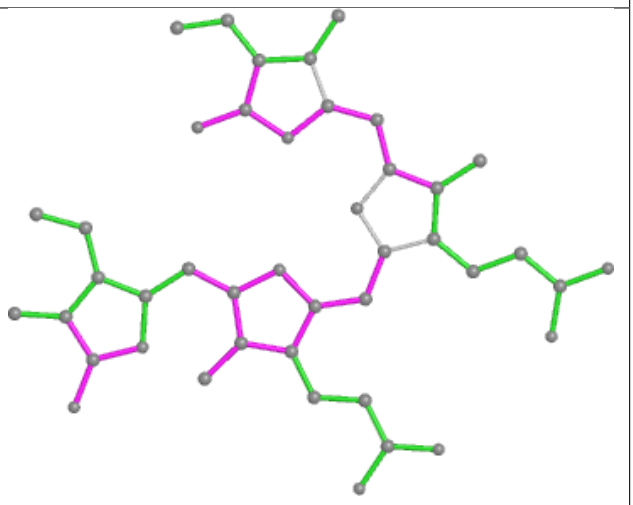

Bond angles

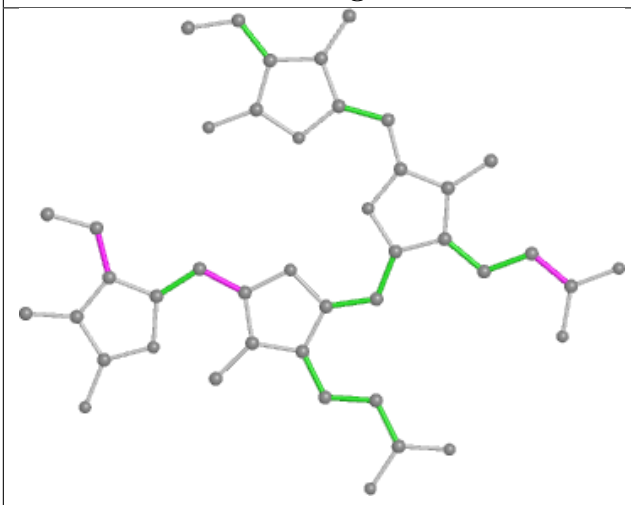

Torsions

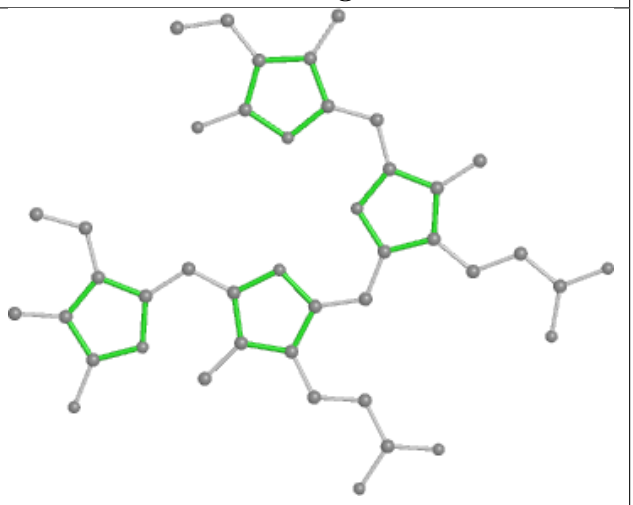

Rings

Ligand PEB MM 201

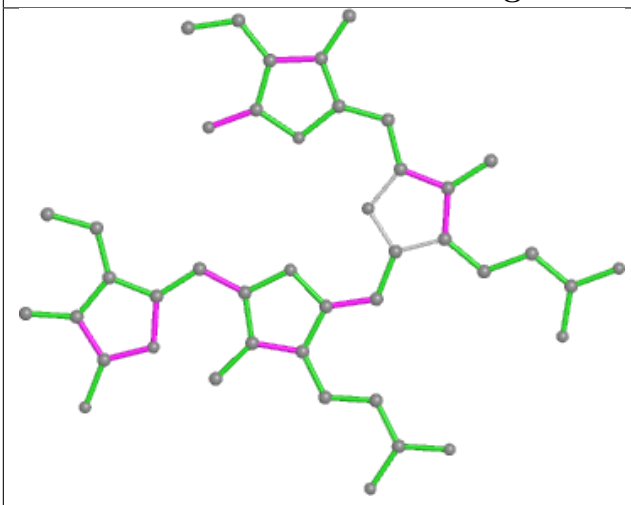

Bond lengths

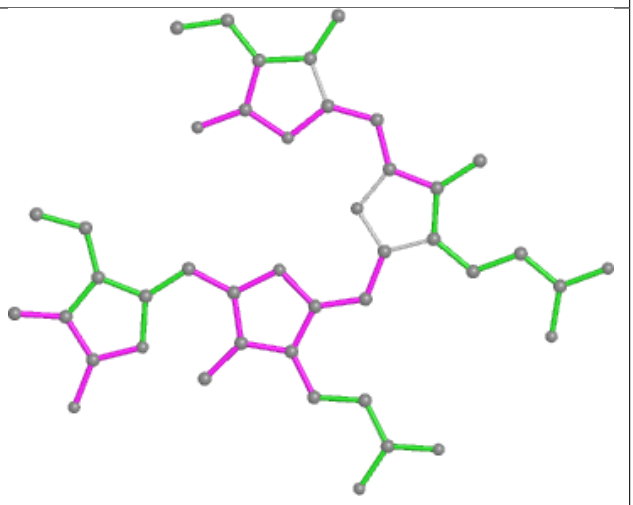

Bond angles

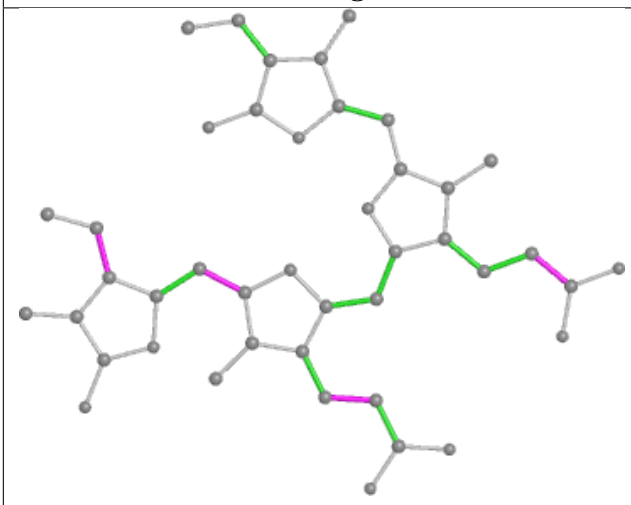

Torsions

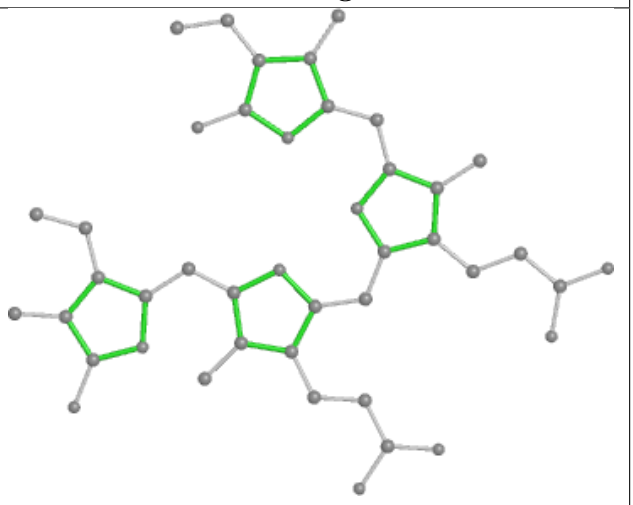

Rings

Ligand PEB aE 201

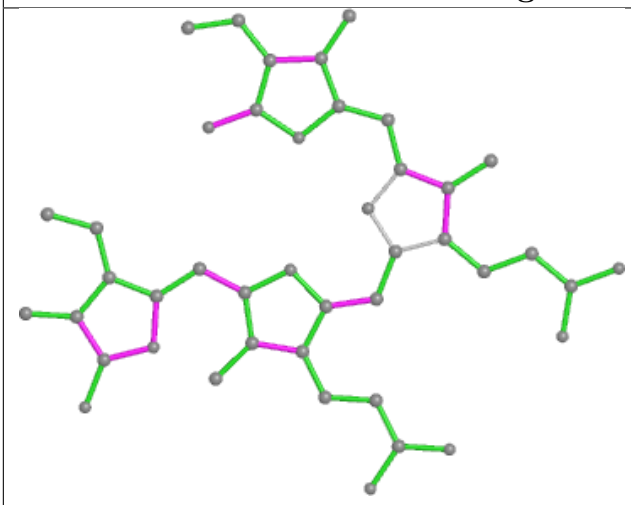

Bond lengths

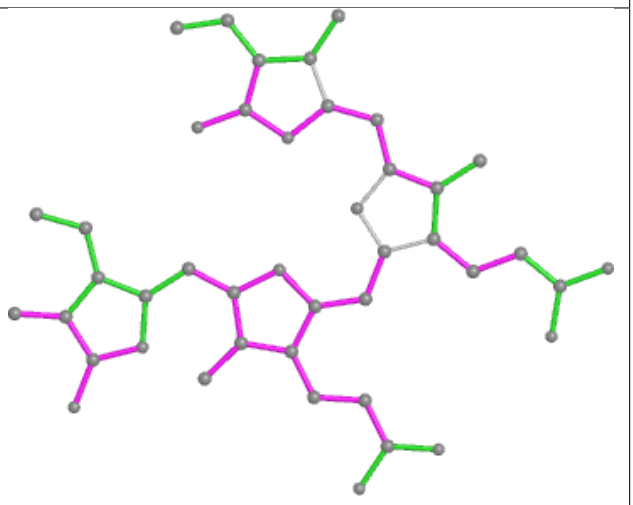

Bond angles

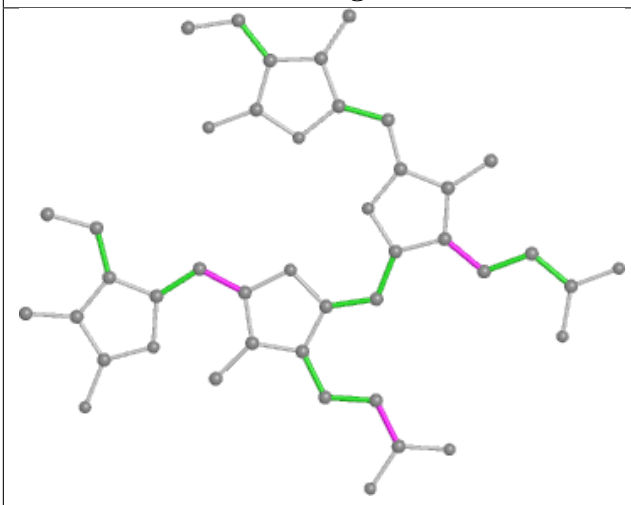

Torsions

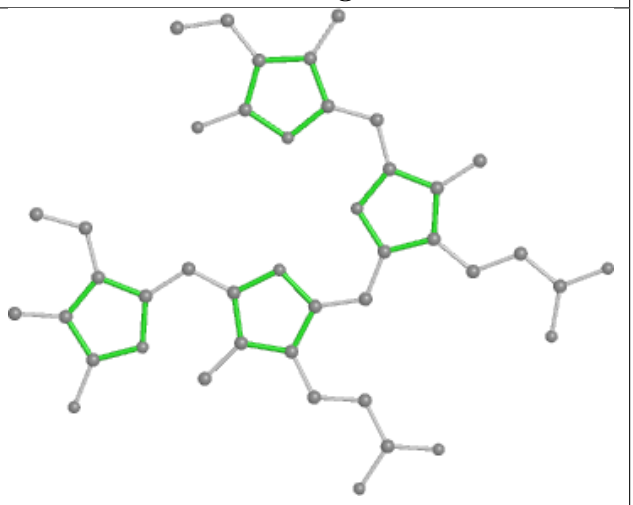

Rings

Ligand PEB MP 203

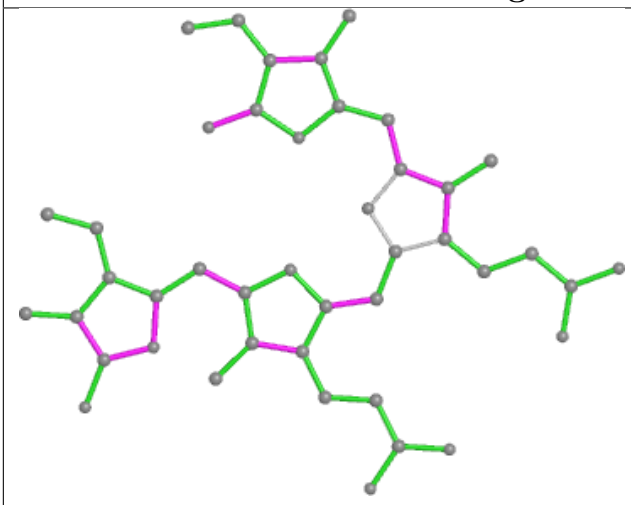

Bond lengths

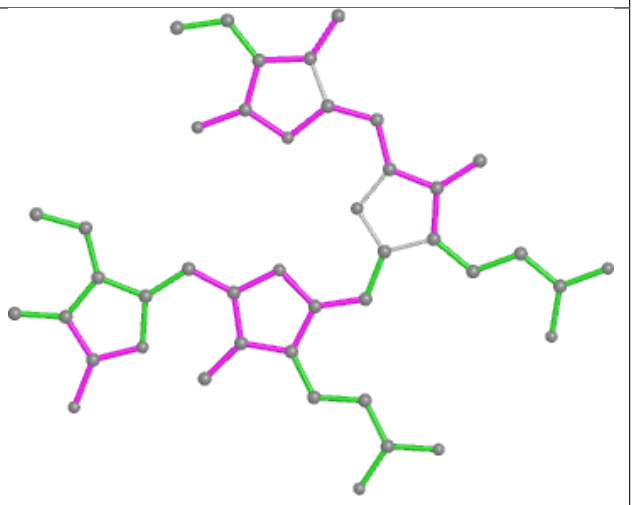

Bond angles

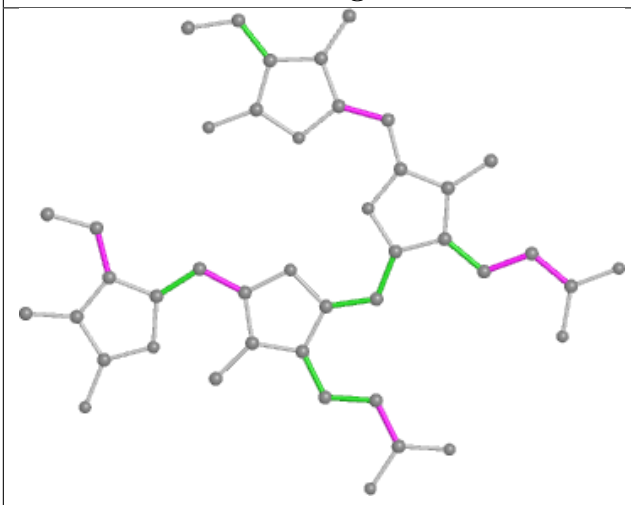

Torsions

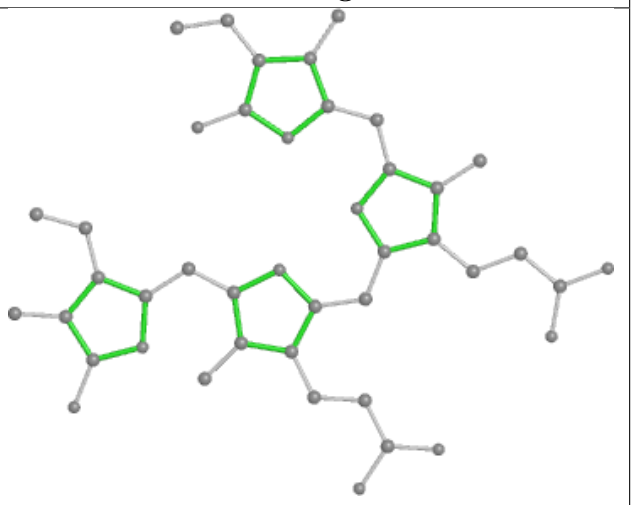

Rings

Ligand CLA 62 307

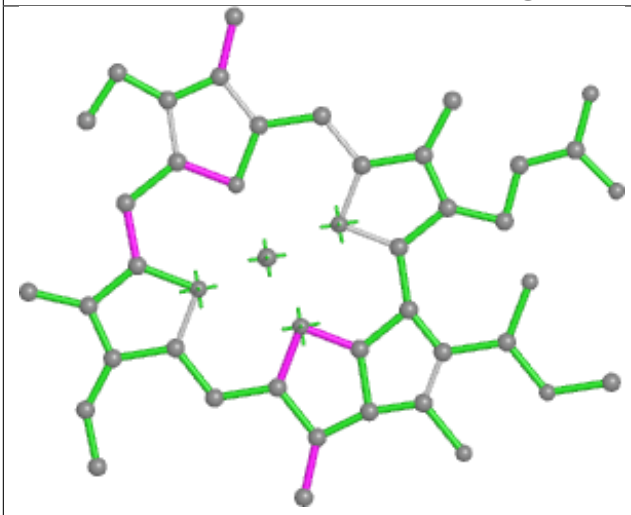

Bond lengths

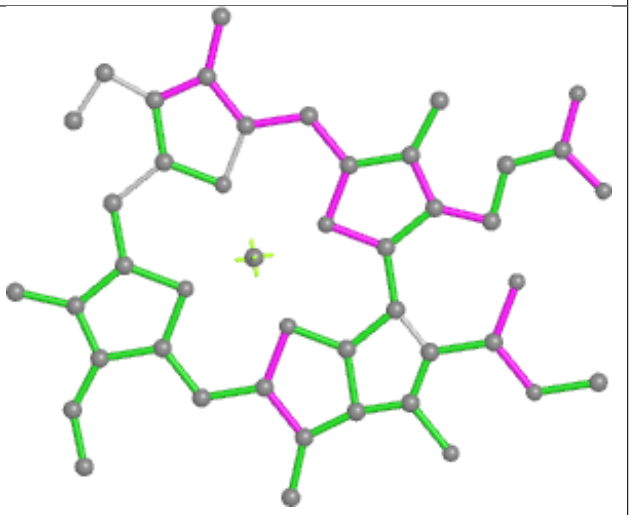

Bond angles

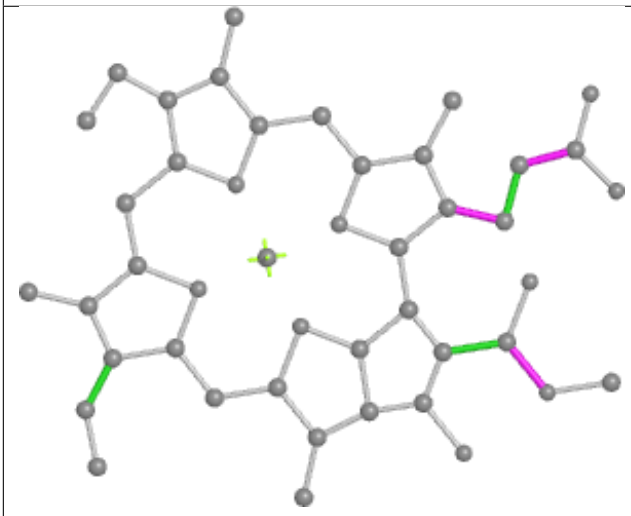

Torsions

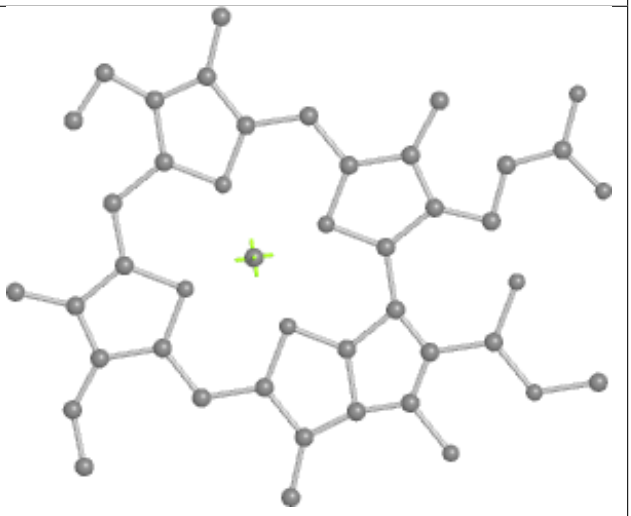

Rings

Ligand PEB HH 1002

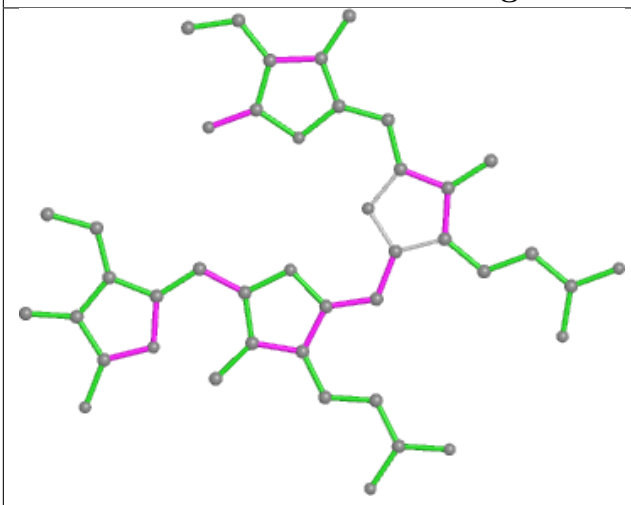

Bond lengths

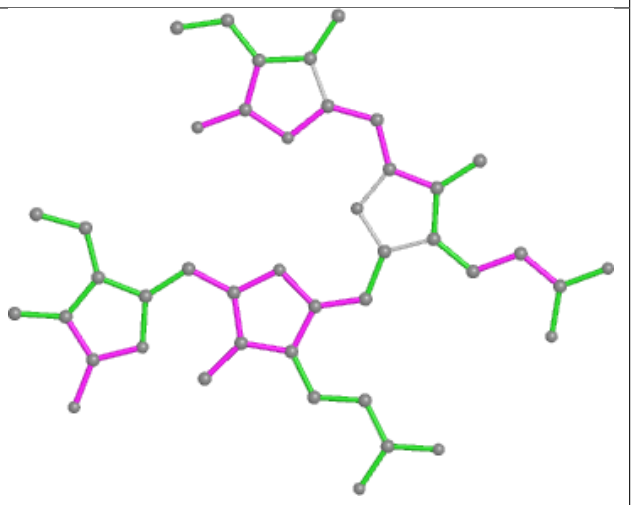

Bond angles

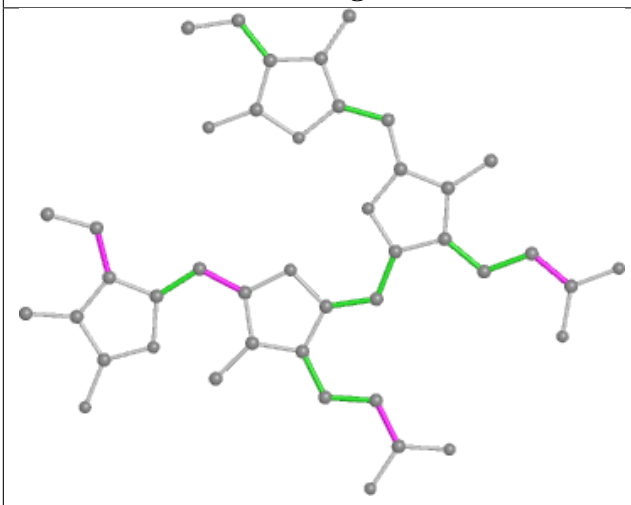

Torsions

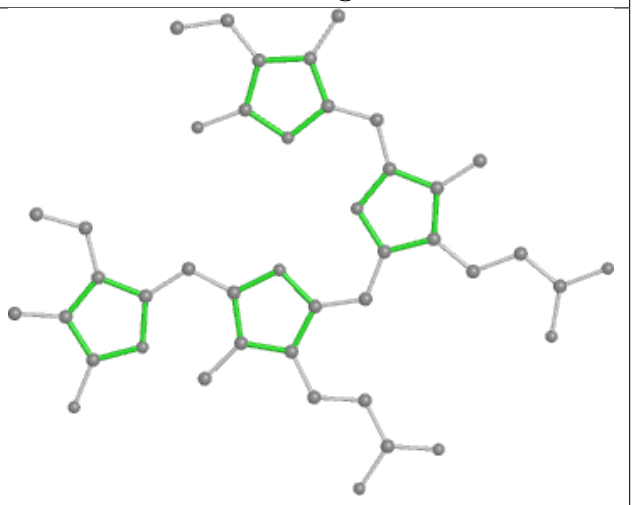

Rings

Ligand CLA BN 836

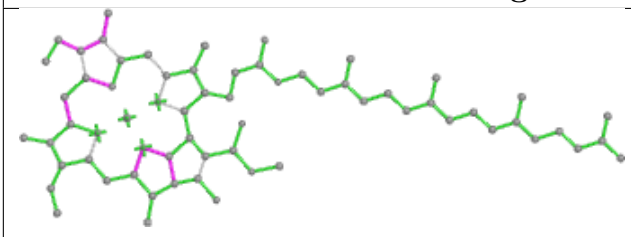

Bond lengths

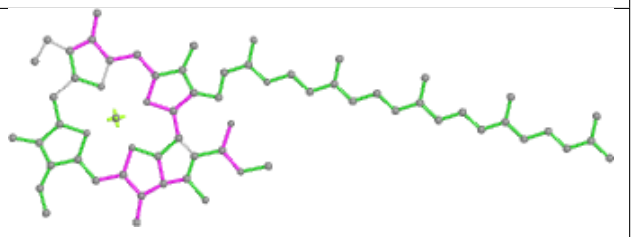

Bond angles

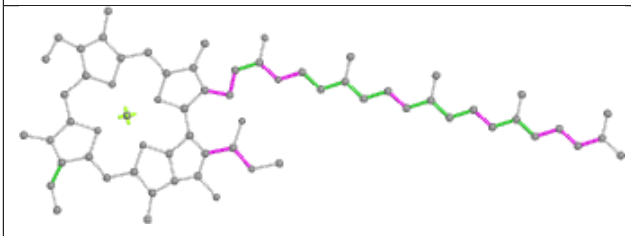

Torsions

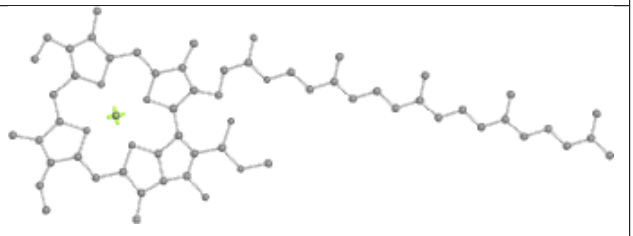

Rings

Ligand PHO aL 610

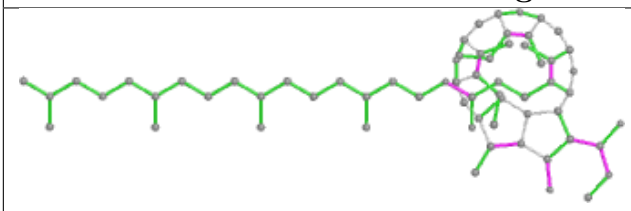

Bond lengths

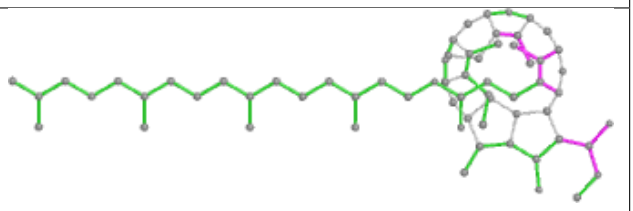

Bond angles

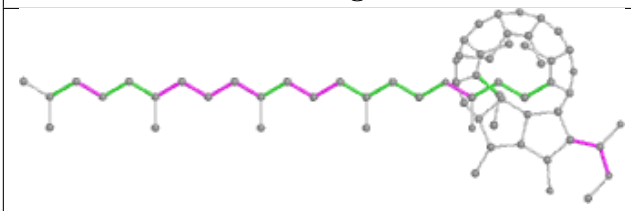

Torsions

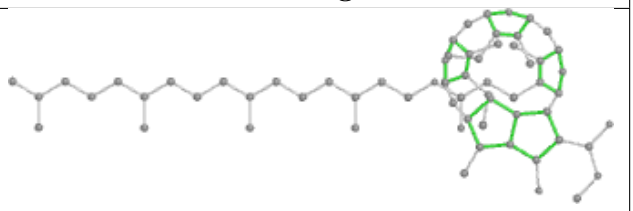

Rings

Ligand PUB NQ 201

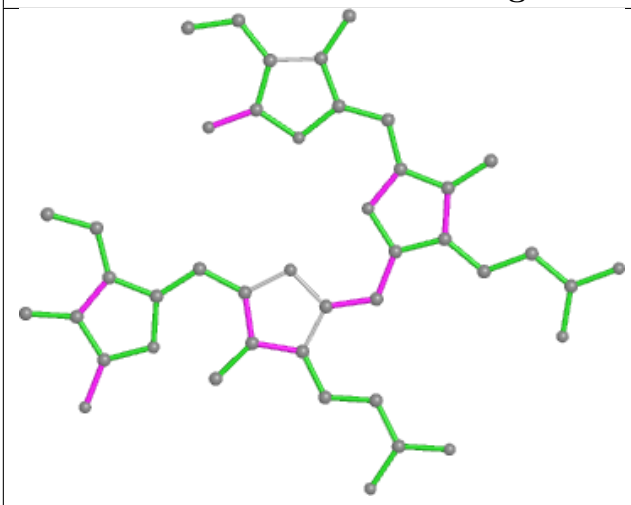

Bond lengths

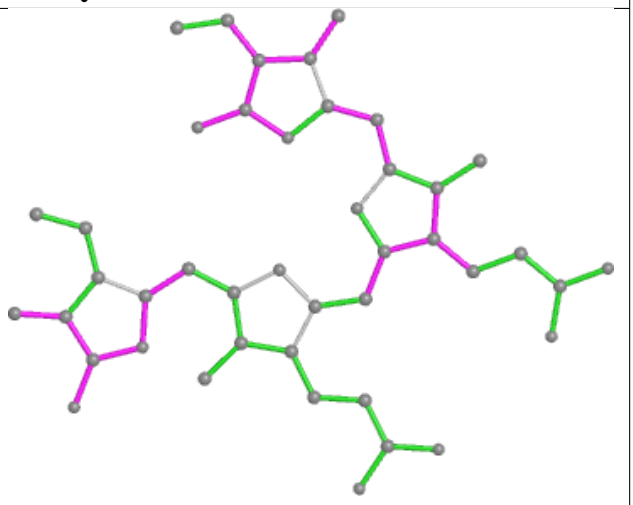

Bond angles

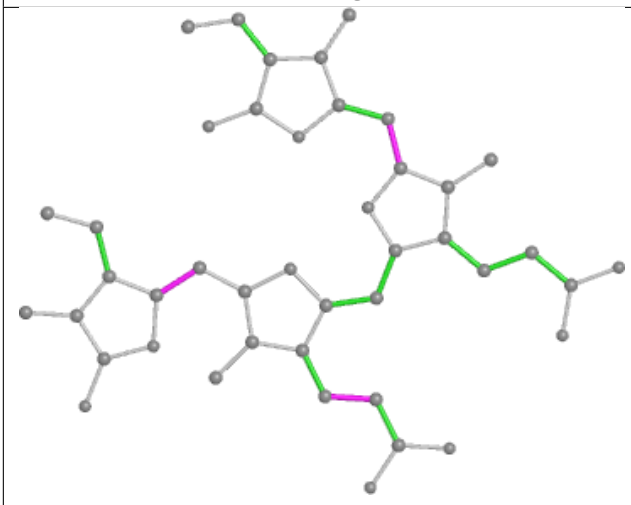

Torsions

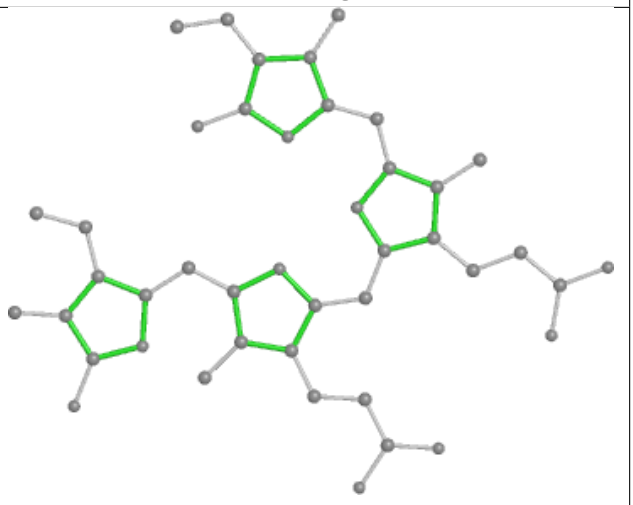

Rings

Ligand PEB JD 201

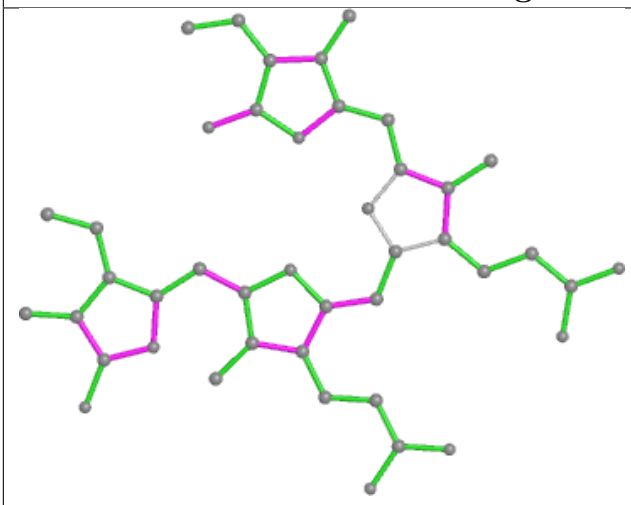

Bond lengths

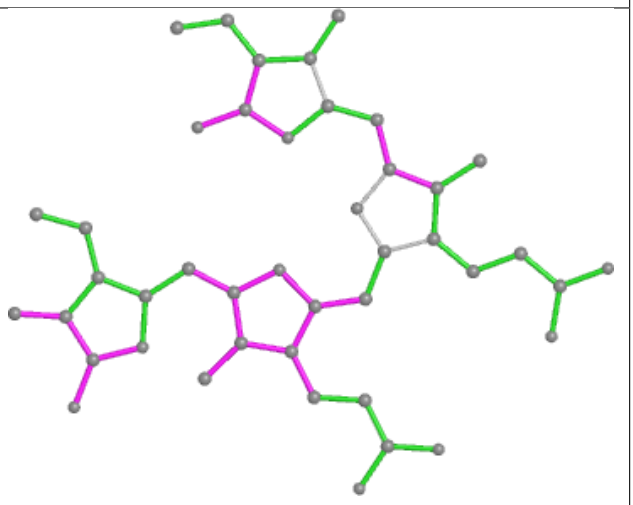

Bond angles

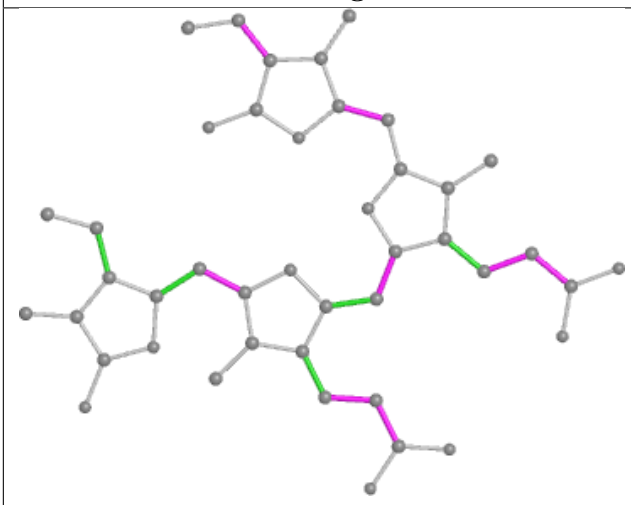

Torsions

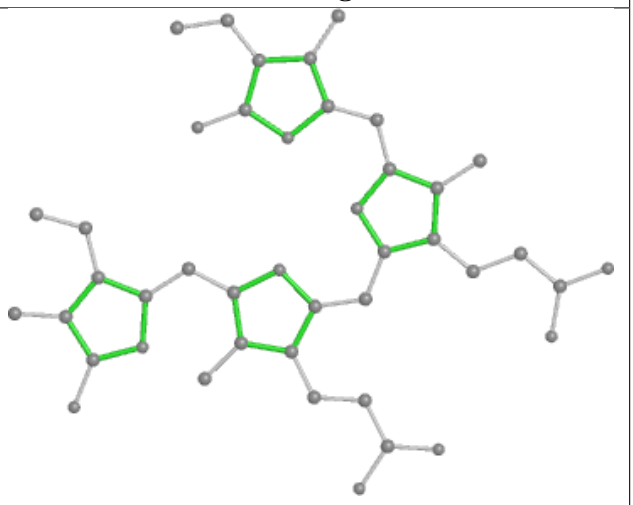

Rings

Ligand CLA BN 809

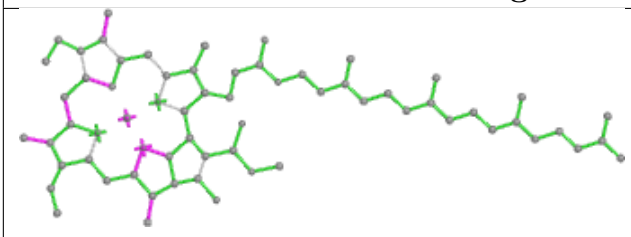

Bond lengths

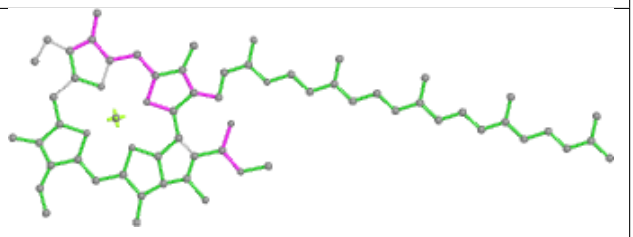

Bond angles

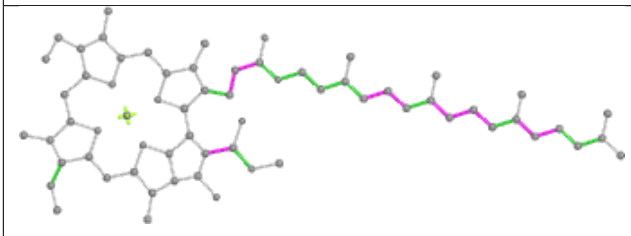

Torsions

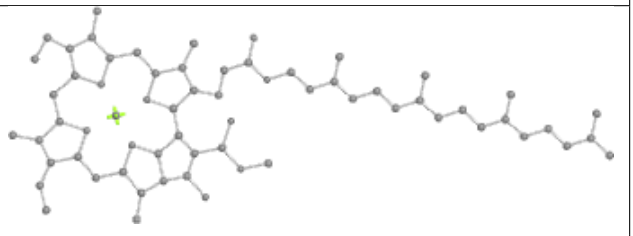

Rings

Ligand PEB qF 202

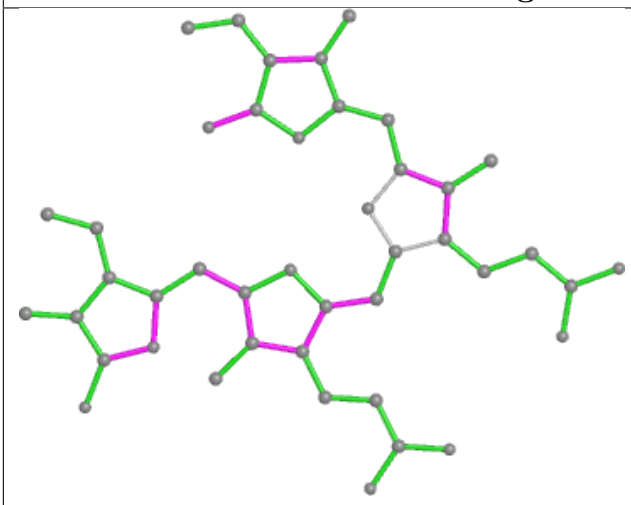

Bond lengths

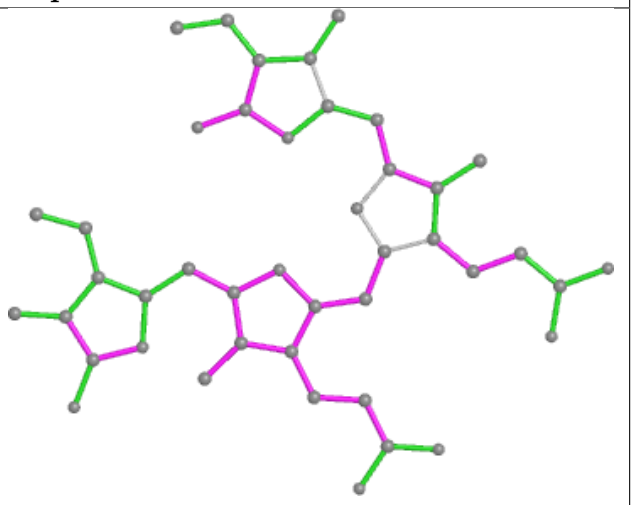

Bond angles

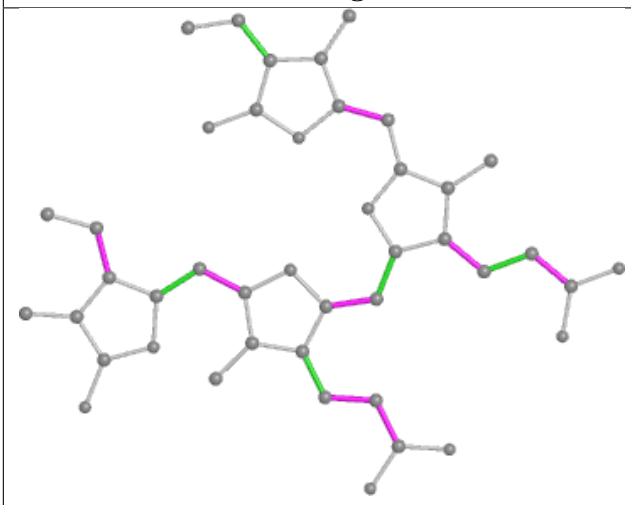

Torsions

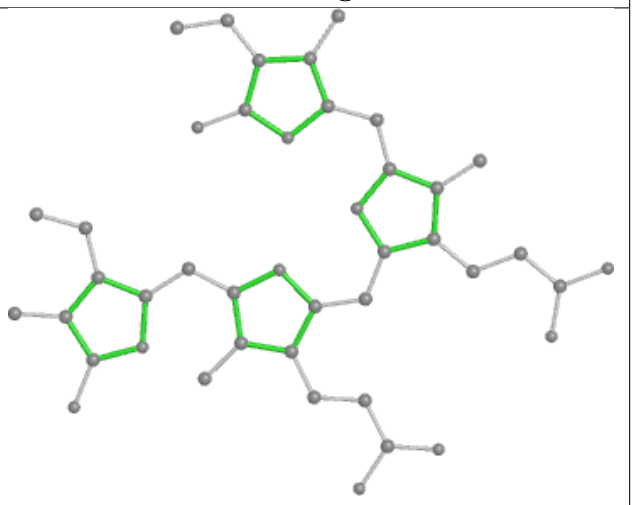

Rings

Ligand PEB rK 201

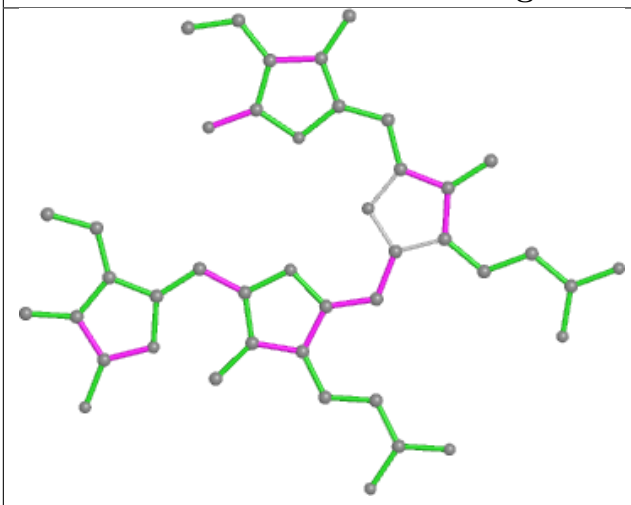

Bond lengths

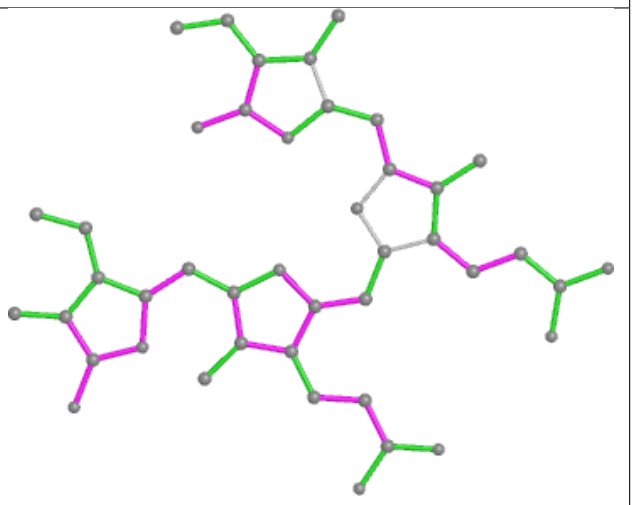

Bond angles

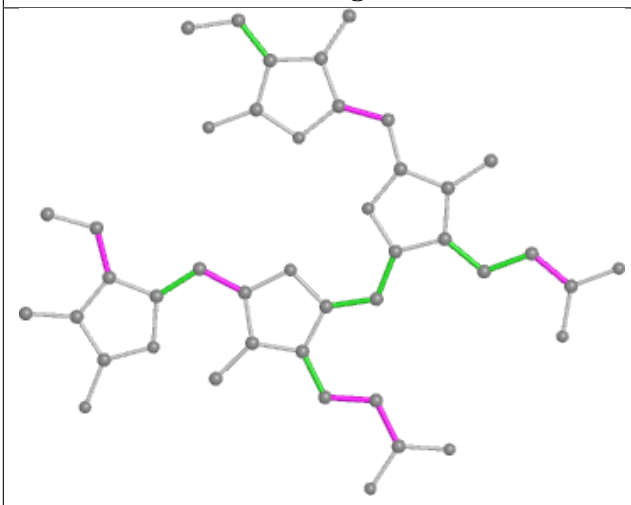

Torsions

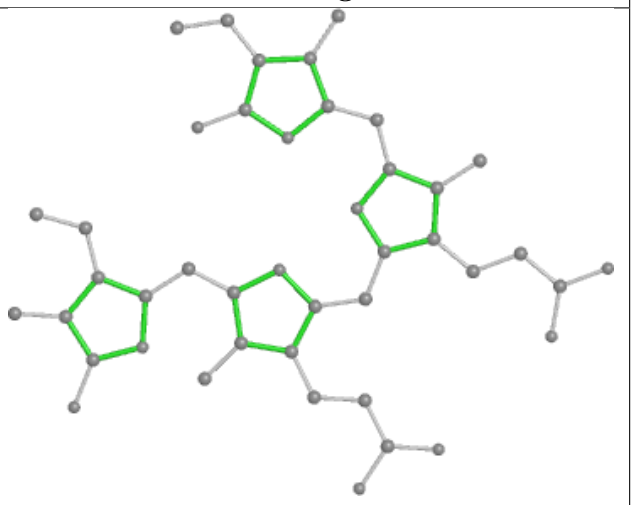

Rings

Ligand PEB IM 203

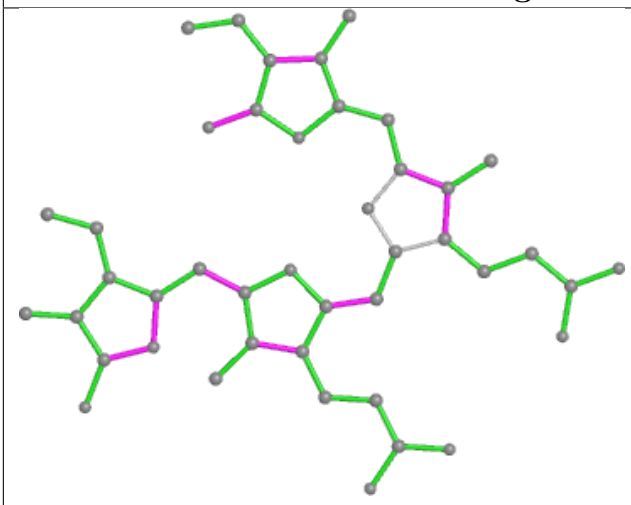

Bond lengths

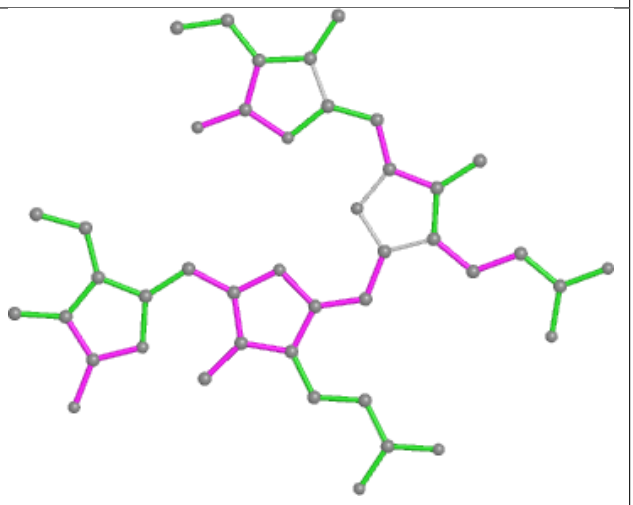

Bond angles

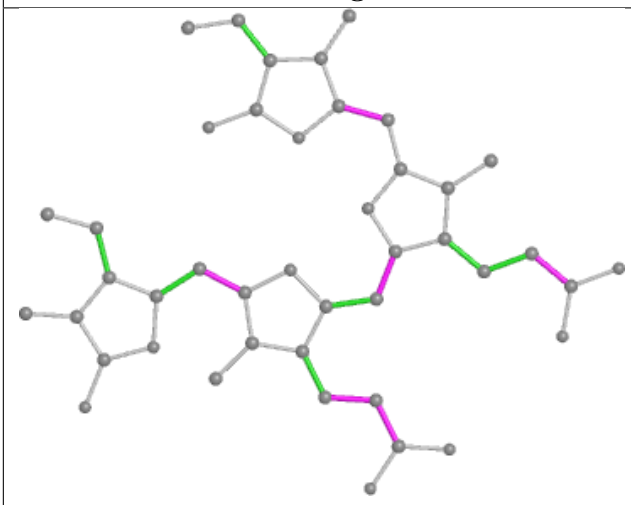

Torsions

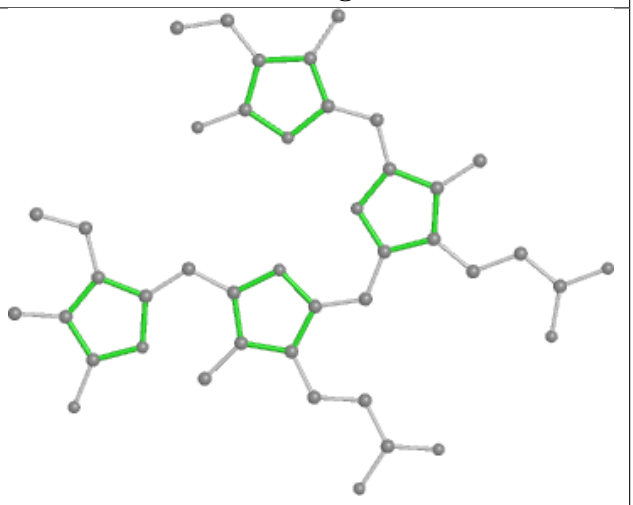

Rings

Ligand ZEX 8N 310

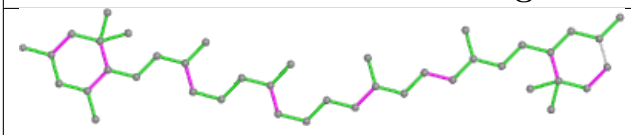

Bond lengths

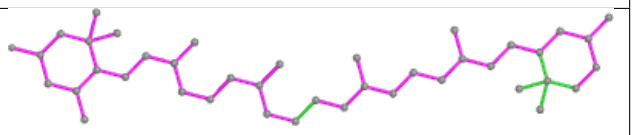

Bond angles

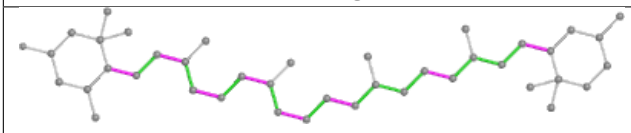

Torsions

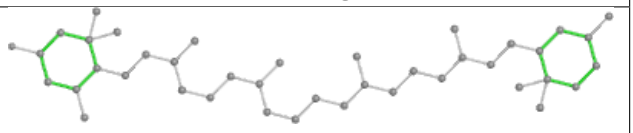

Rings

Ligand PEB EP 203

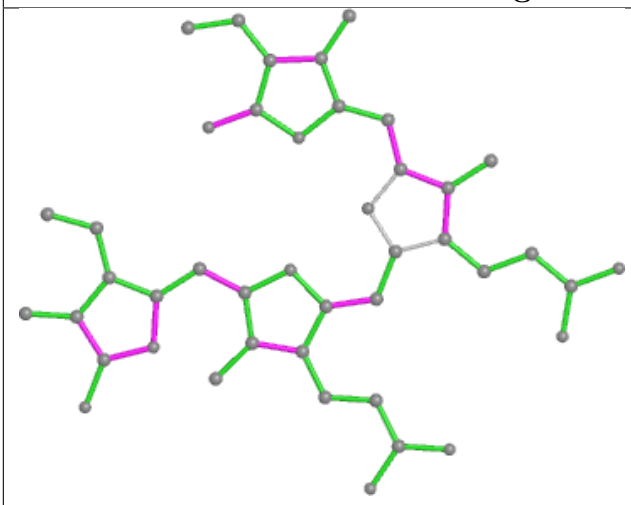

Bond lengths

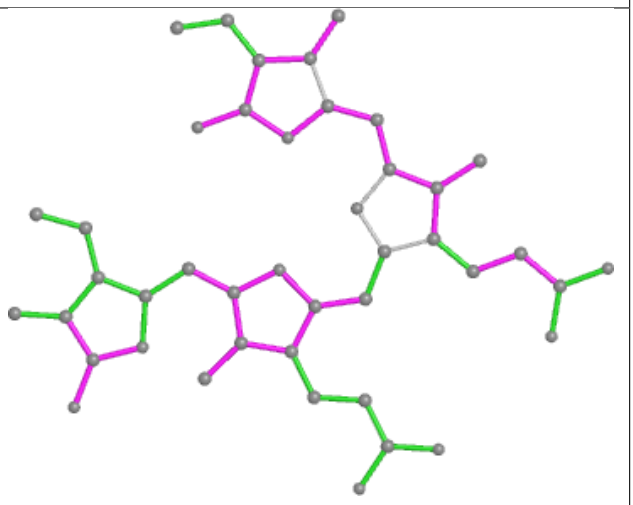

Bond angles

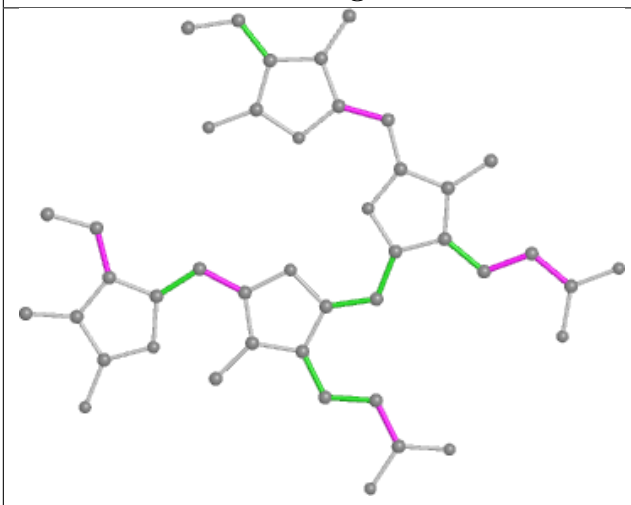

Torsions

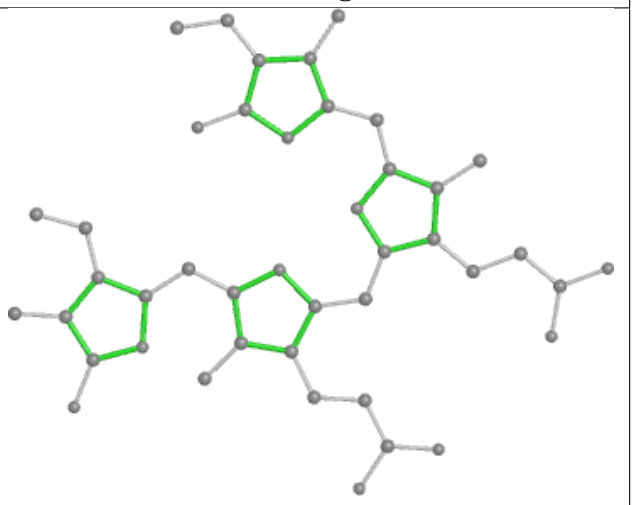

Rings

Ligand CLA 7N 608

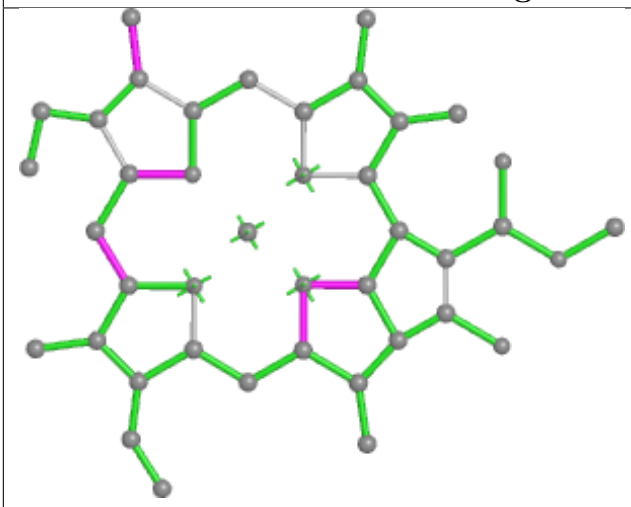

Bond lengths

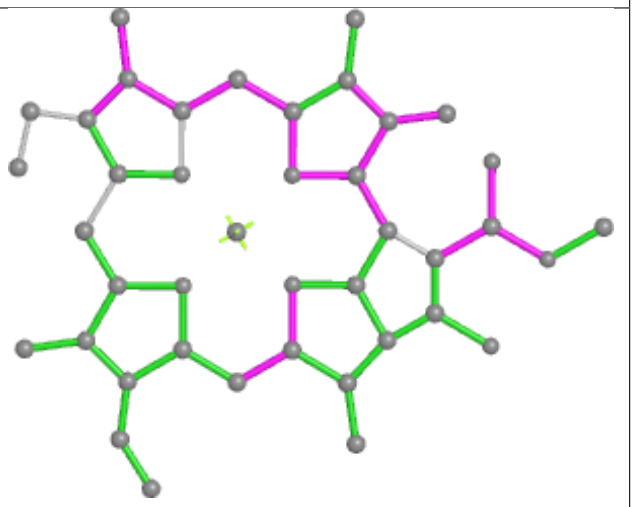

Bond angles

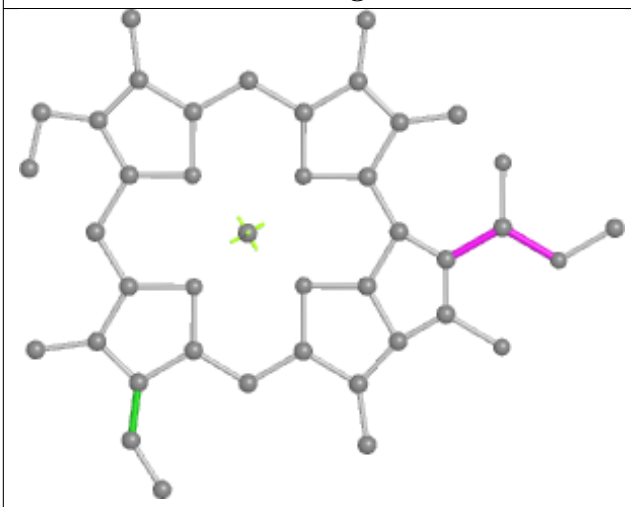

Torsions

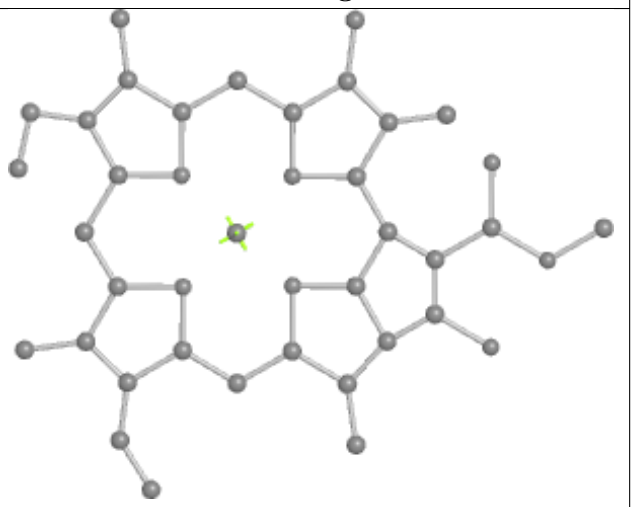

Rings

Ligand PEB yC 201

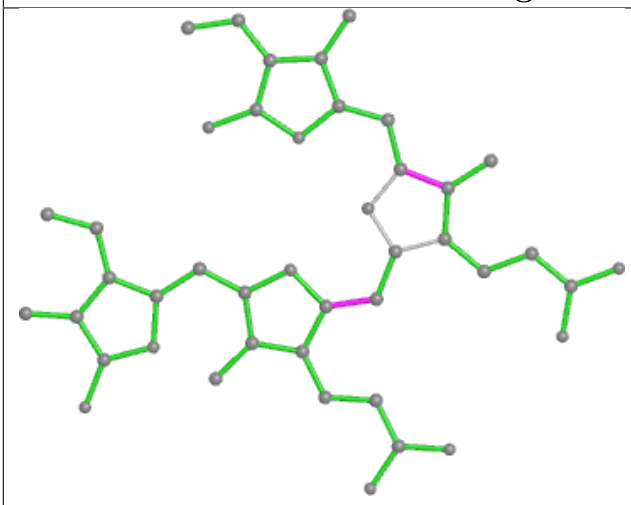

Bond lengths

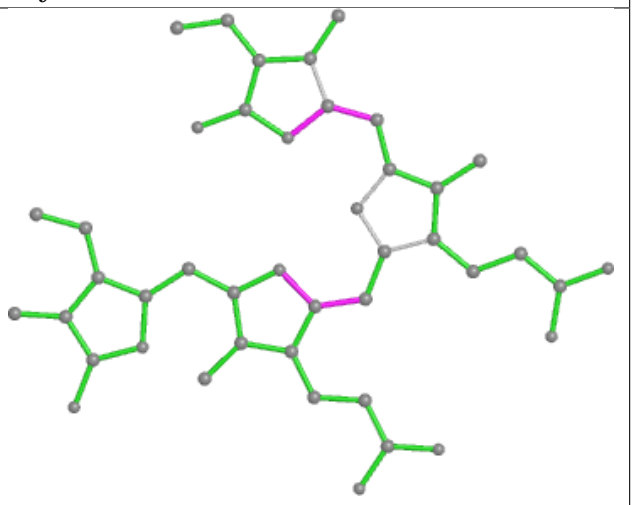

Bond angles

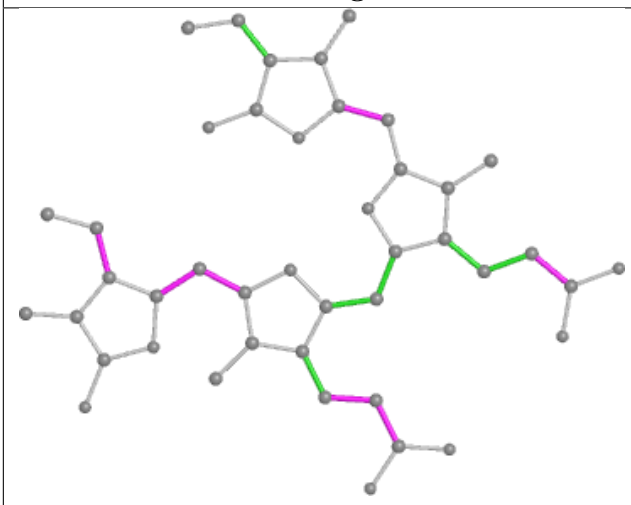

Torsions

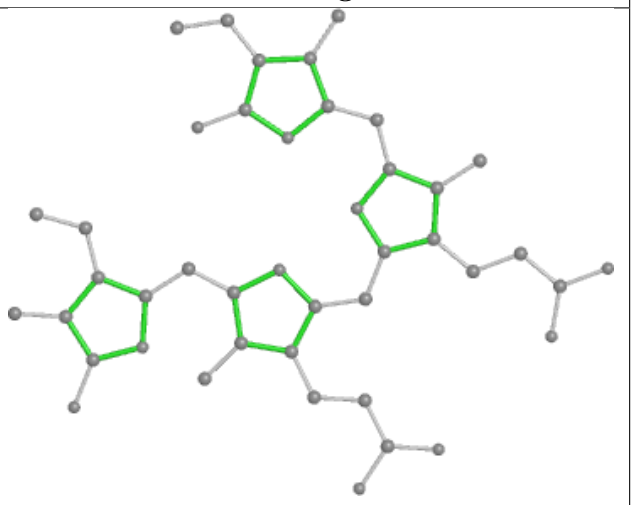

Rings

Ligand PEB EQ 202

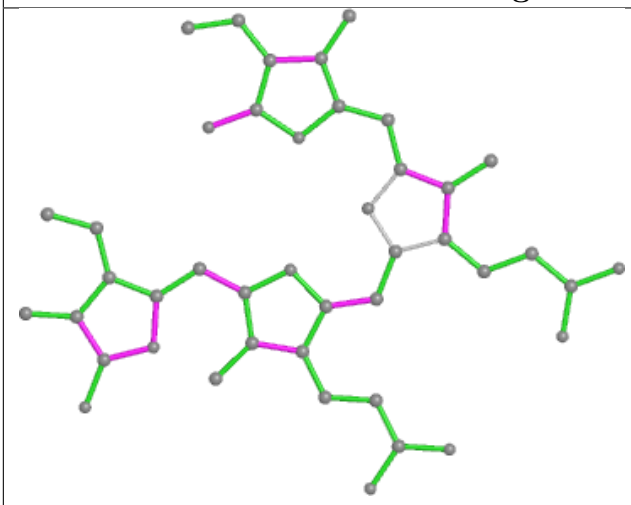

Bond lengths

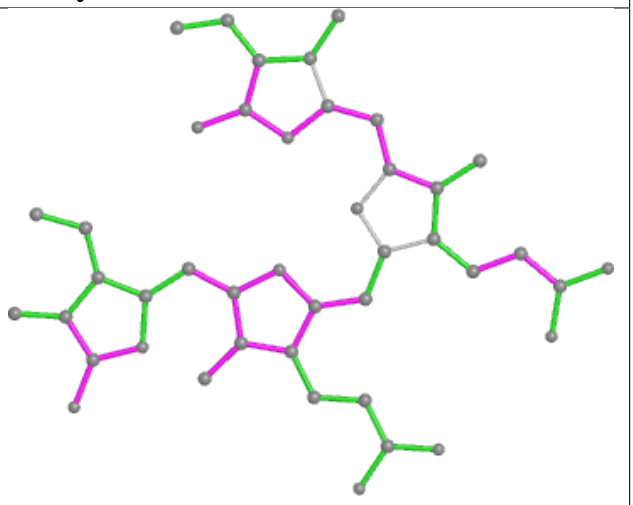

Bond angles

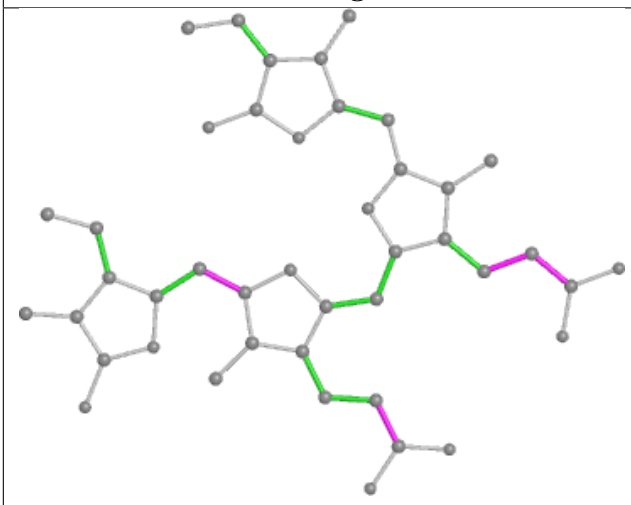

Torsions

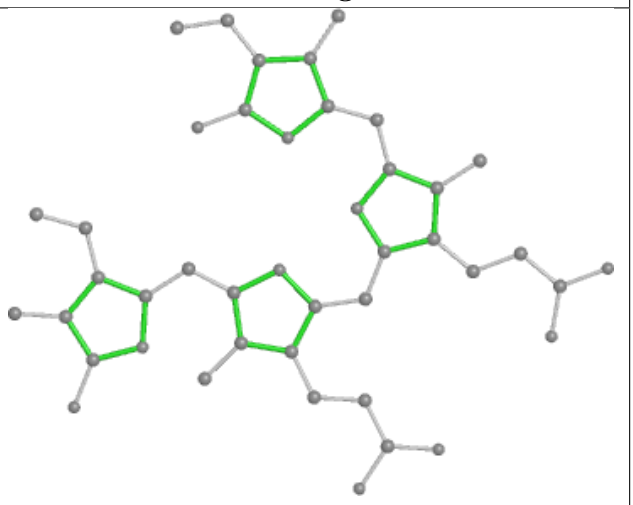

Rings

Ligand CLA bL 617

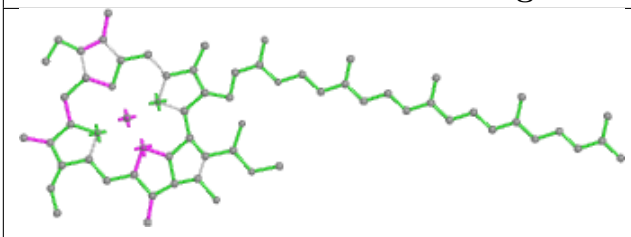

Bond lengths

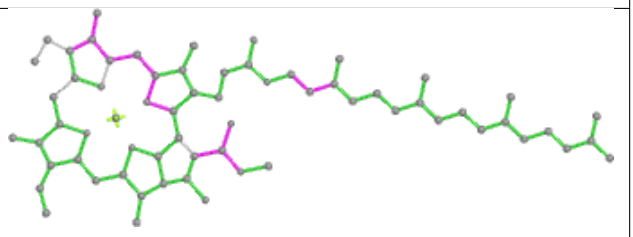

Bond angles

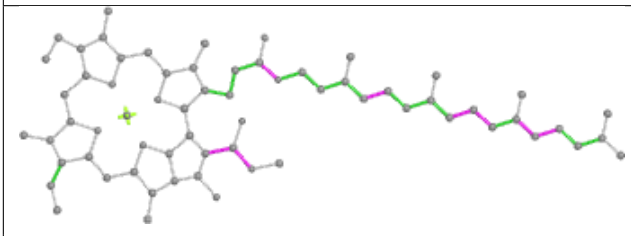

Torsions

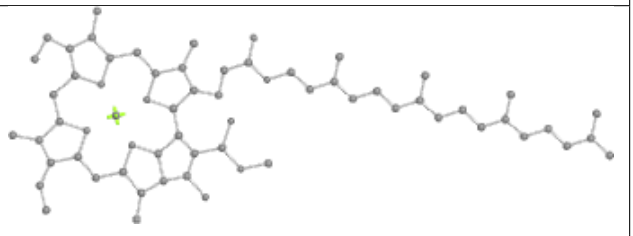

Rings

Ligand PEB YJ 201

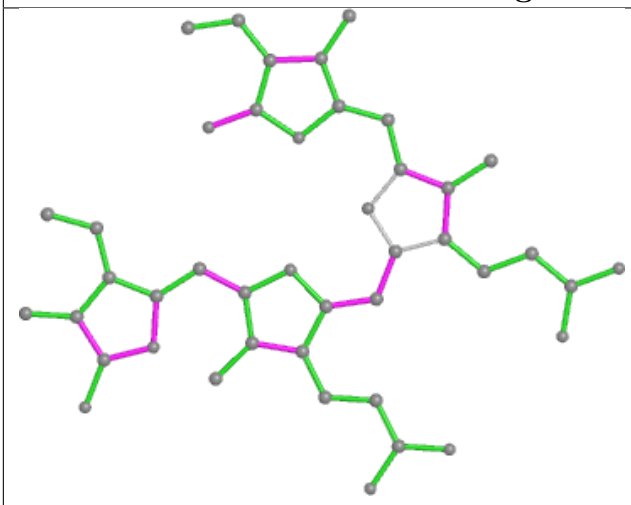

Bond lengths

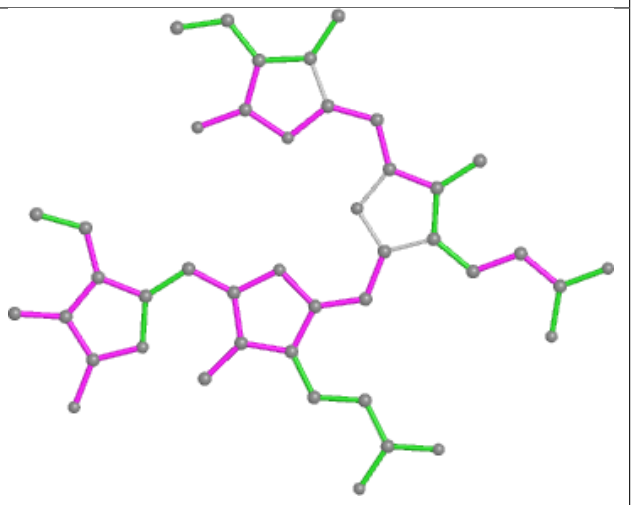

Bond angles

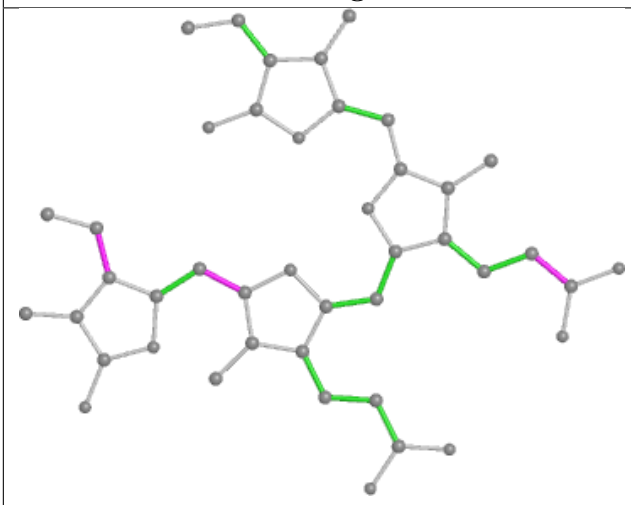

Torsions

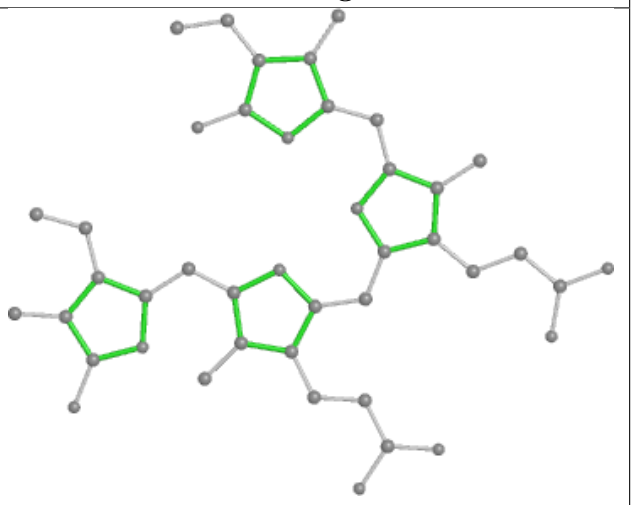

Rings

Ligand PEB jJ 203

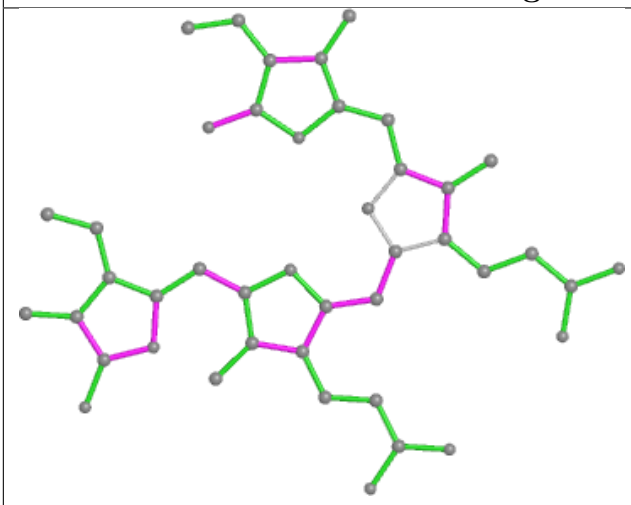

Bond lengths

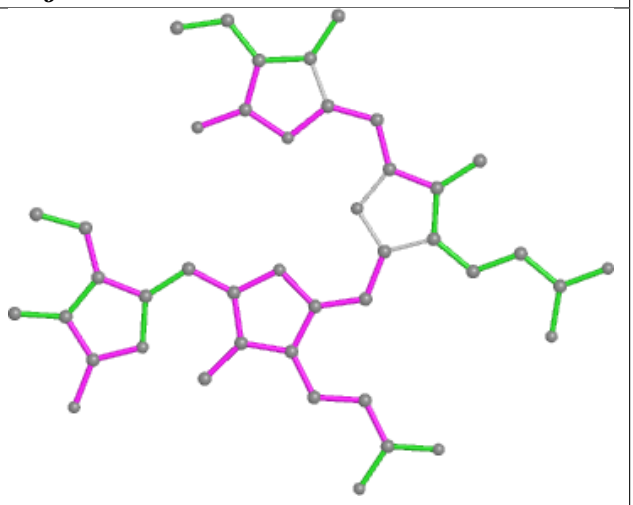

Bond angles

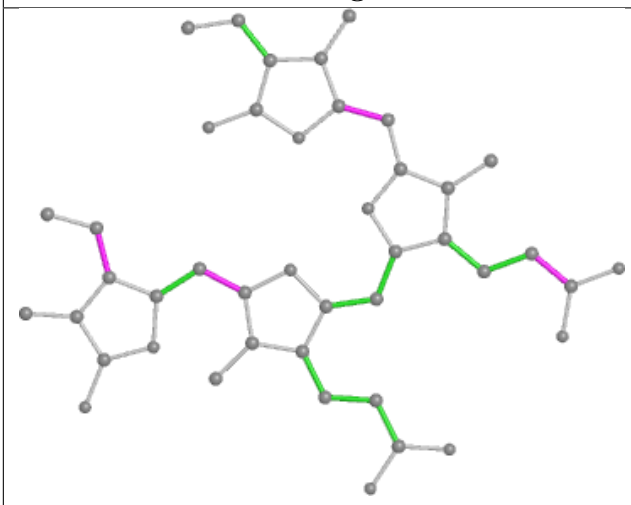

Torsions

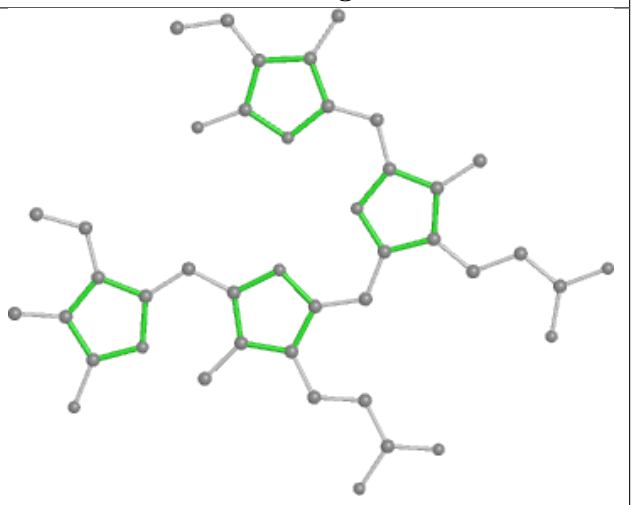

Rings

Ligand CYC KG 202

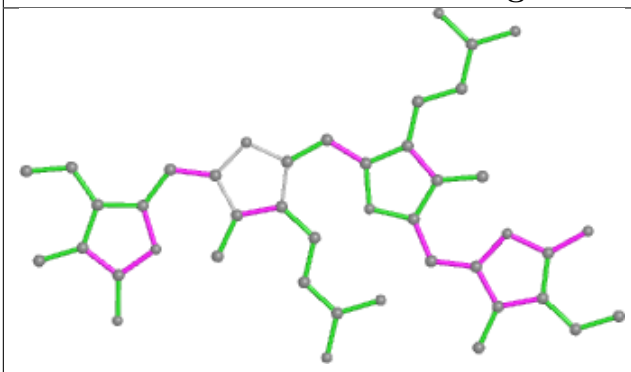

Bond lengths

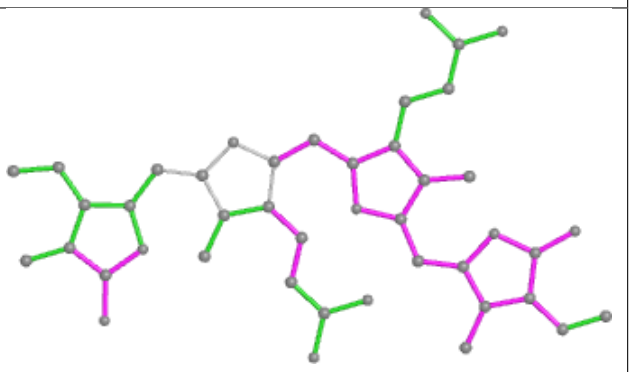

Bond angles

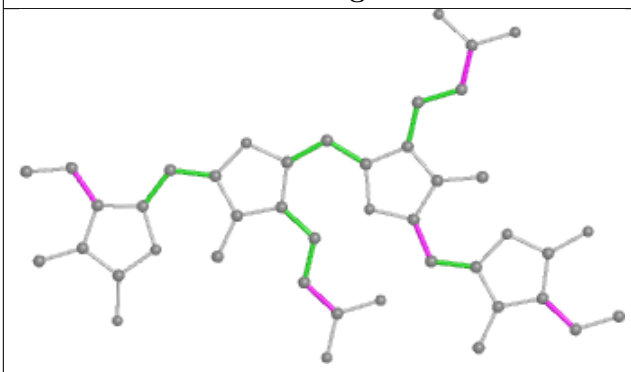

Torsions

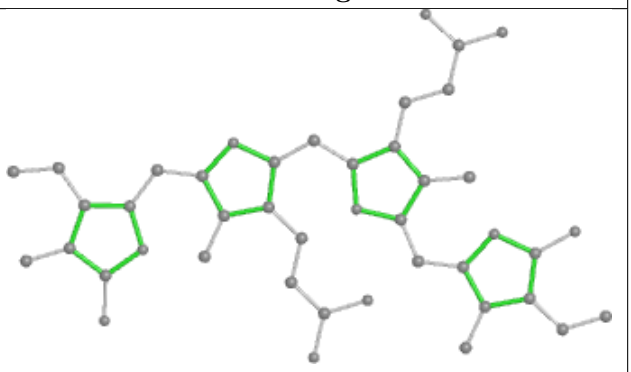

Rings

Ligand PEB B9 201

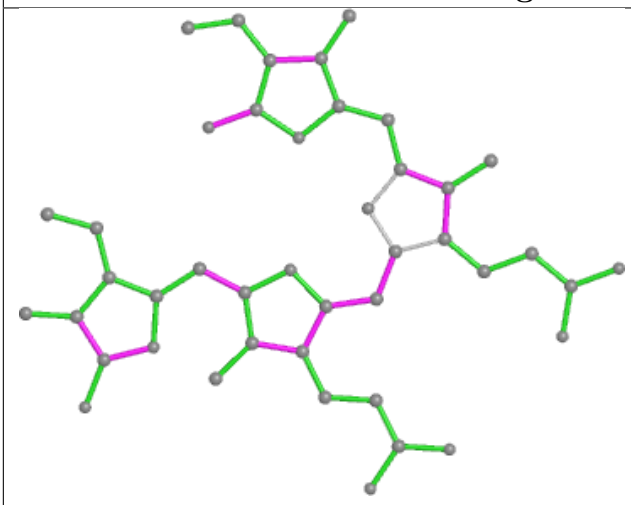

Bond lengths

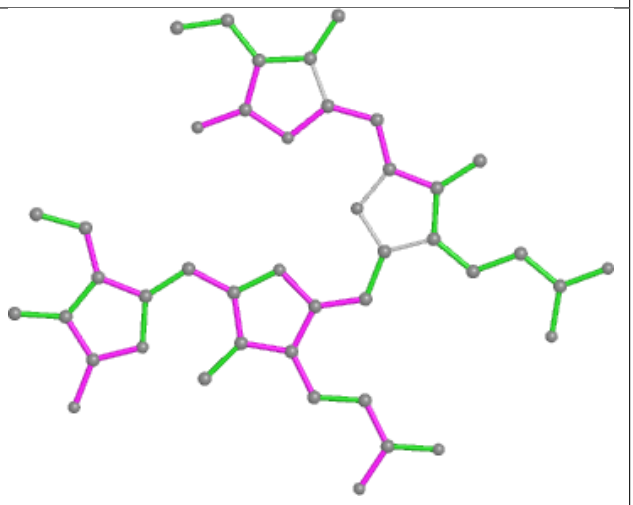

Bond angles

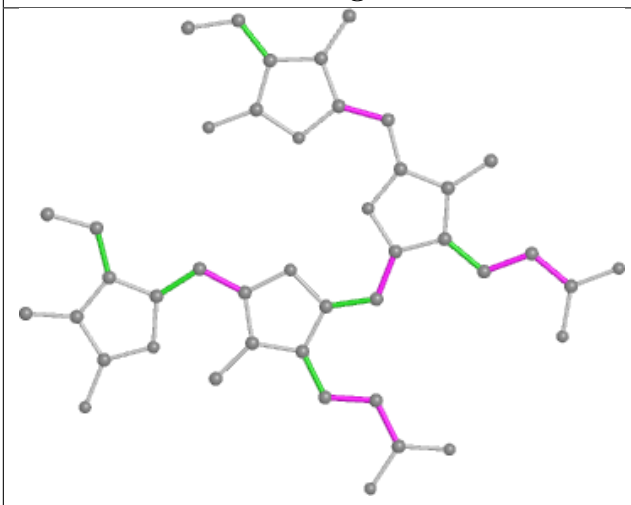

Torsions

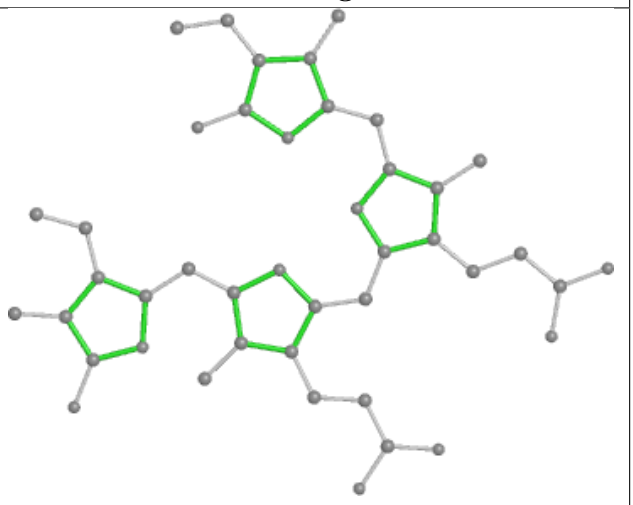

Rings

Ligand PEB D1 1002

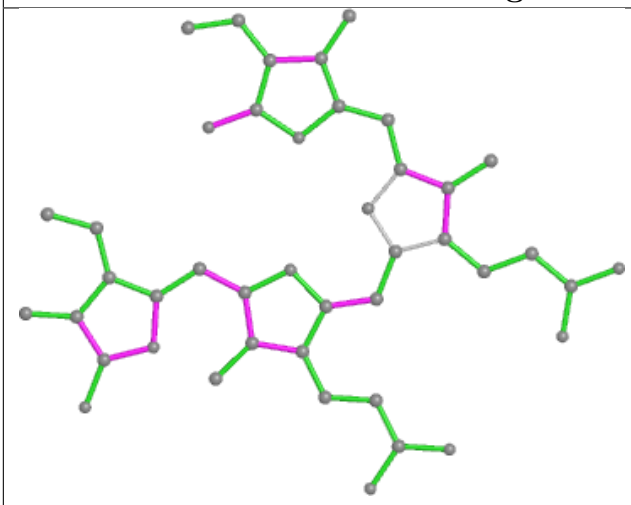

Bond lengths

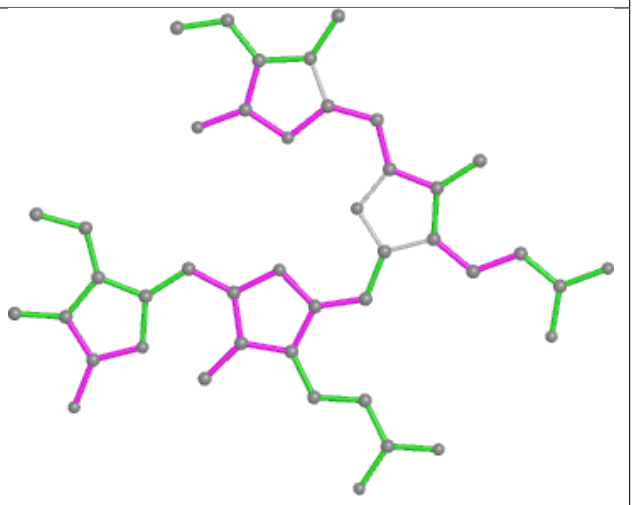

Bond angles

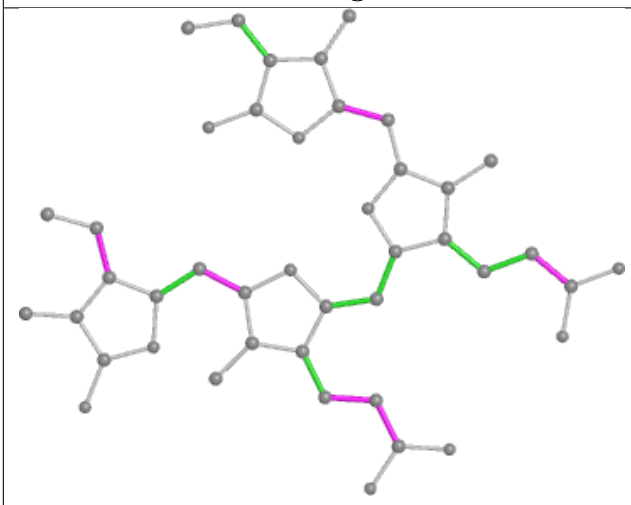

Torsions

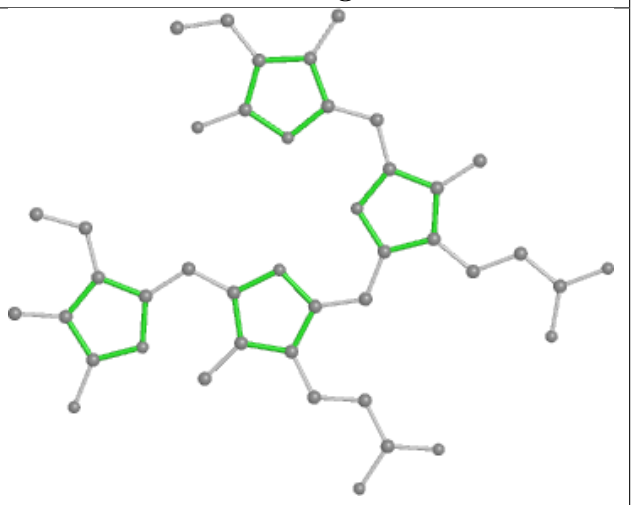

Rings

Ligand PEB C5 201

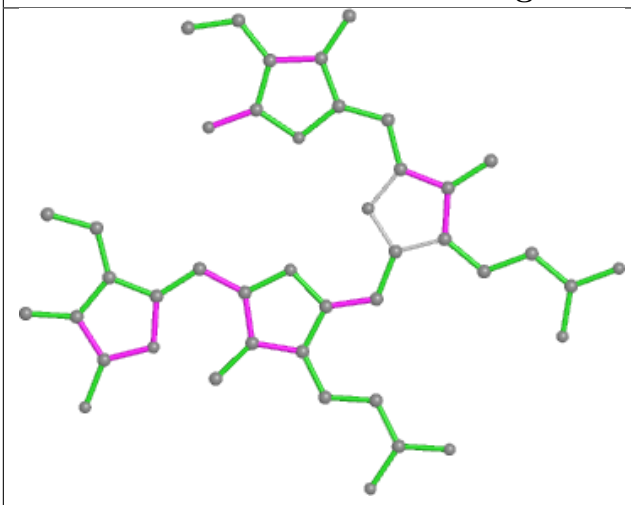

Bond lengths

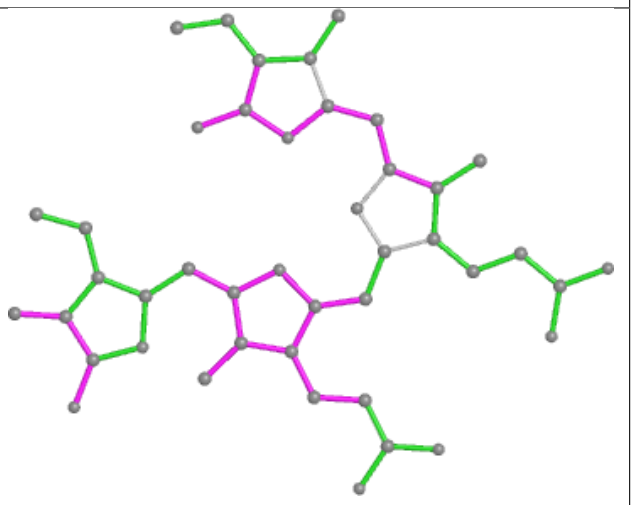

Bond angles

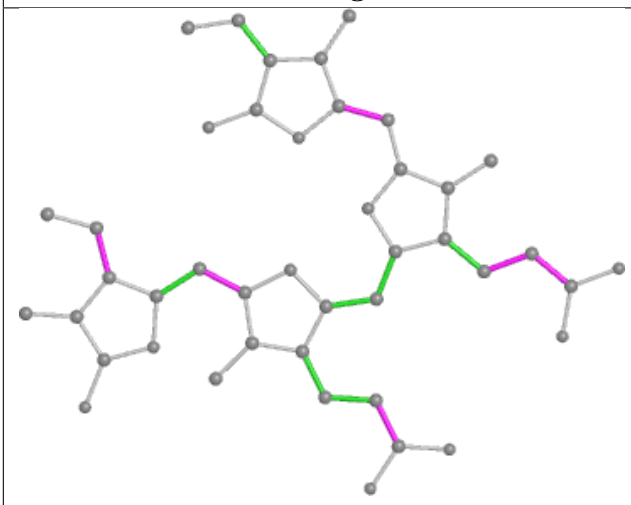

Torsions

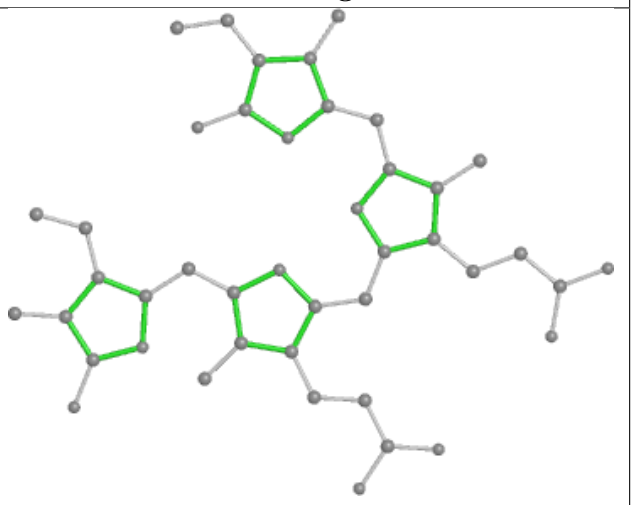

Rings

Ligand CLA A2 815

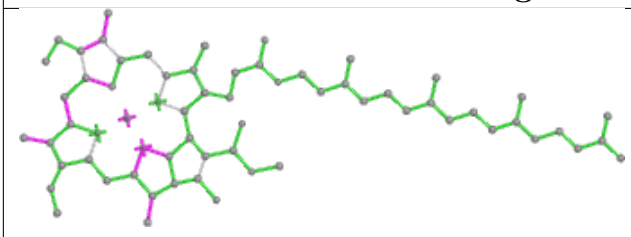

Bond lengths

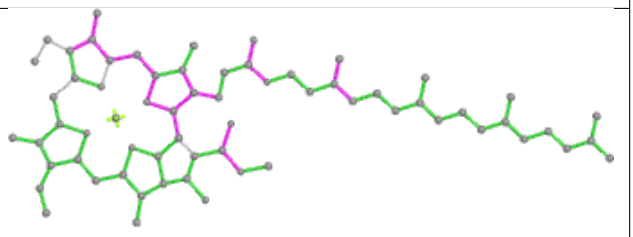

Bond angles

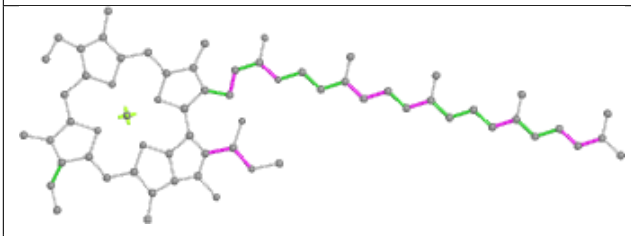

Torsions

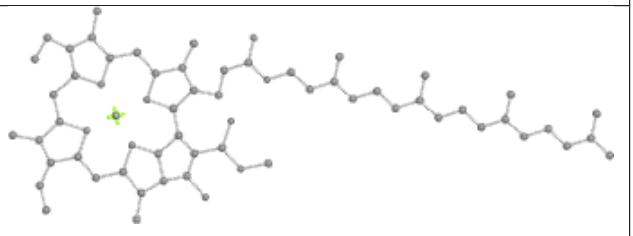

Rings

Ligand DGD lL 101

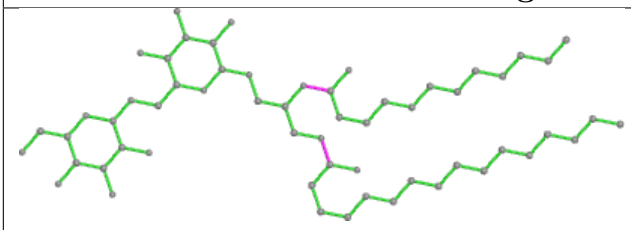

Bond lengths

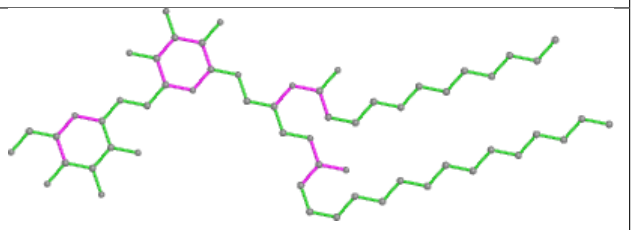

Bond angles

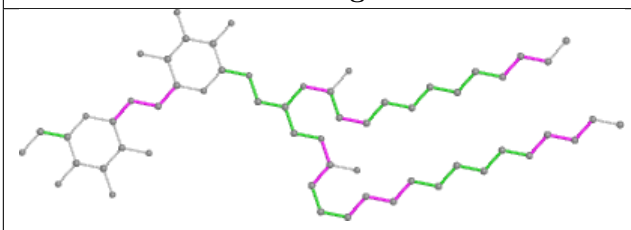

Torsions

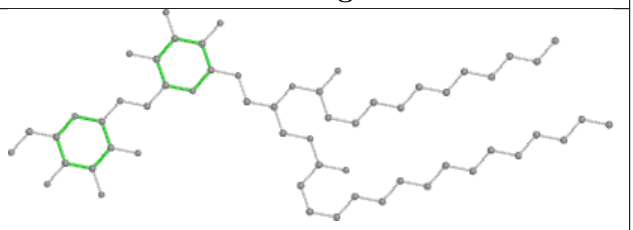

Rings

Ligand CLA 5N 605

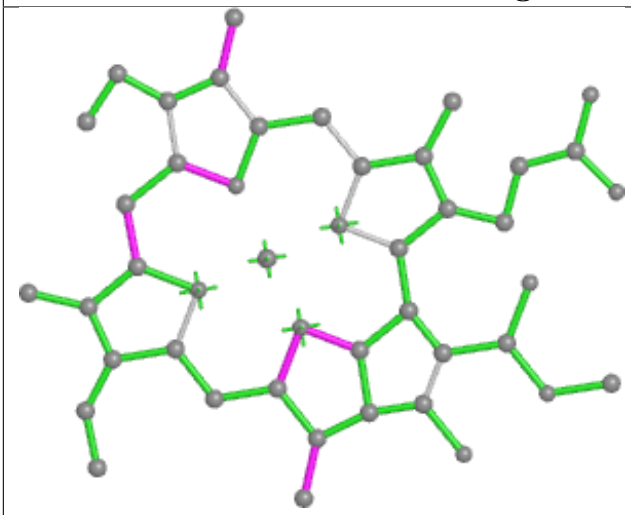

Bond lengths

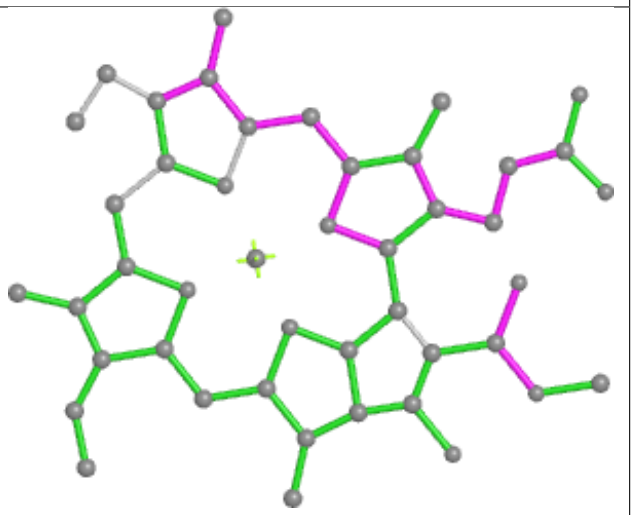

Bond angles

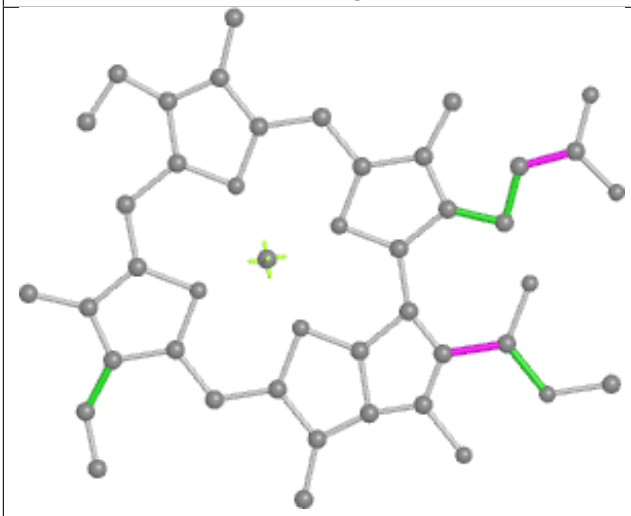

Torsions

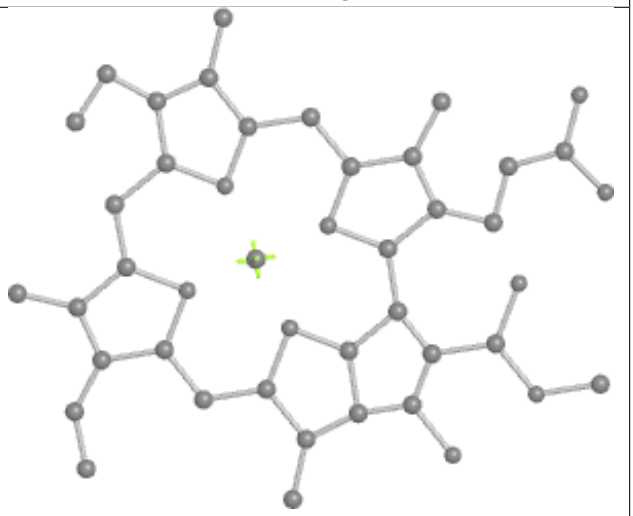

Rings

Ligand PEB Z9 303

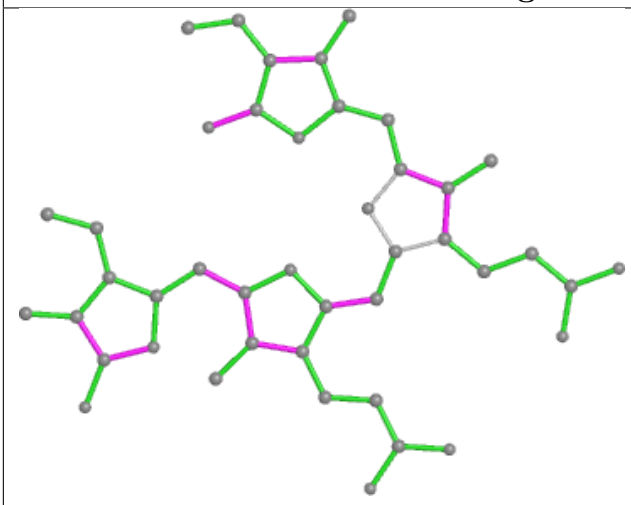

Bond lengths

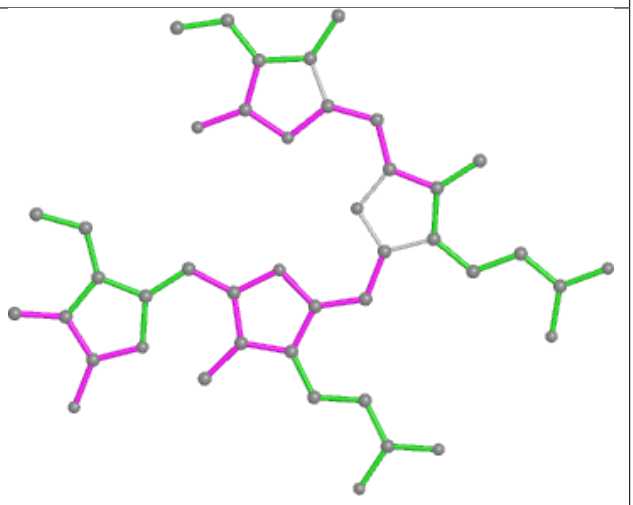

Bond angles

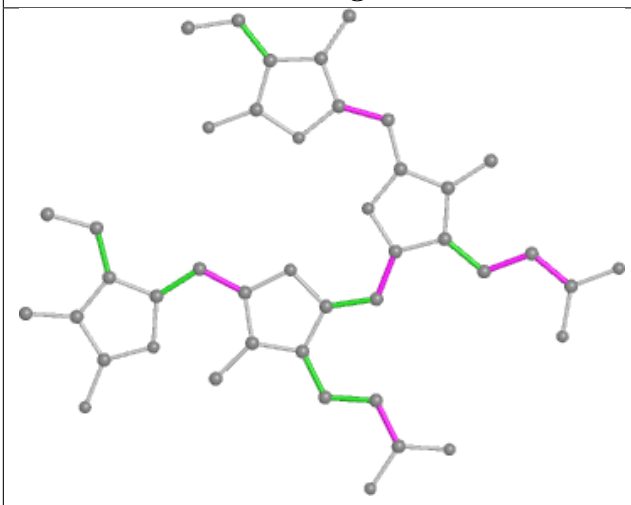

Torsions

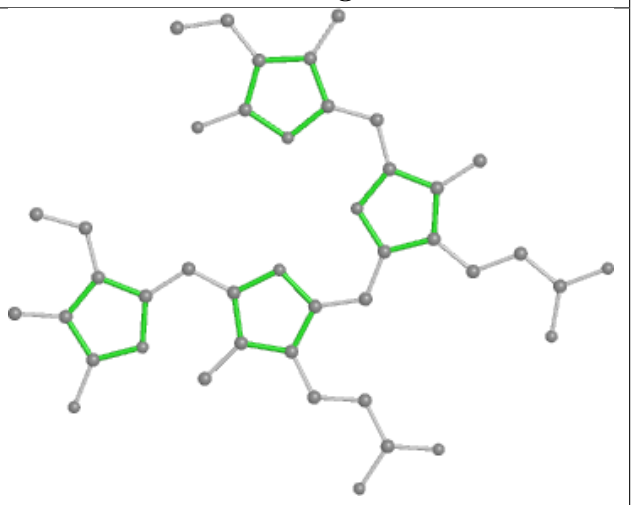

Rings

Ligand CYC LH 1001

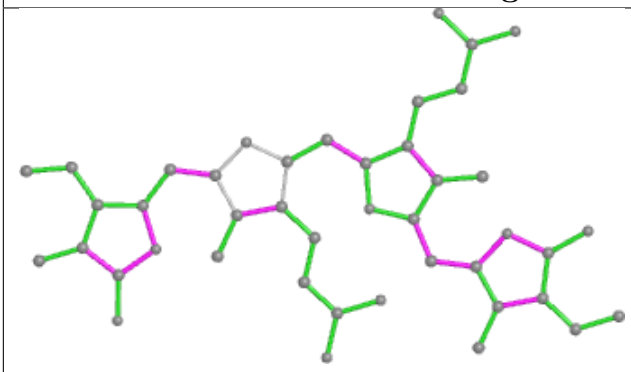

Bond lengths

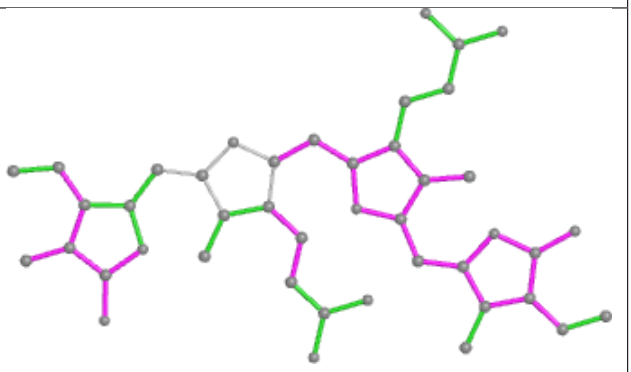

Bond angles

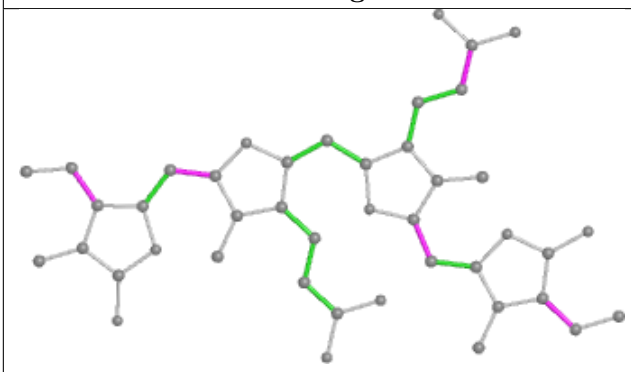

Torsions

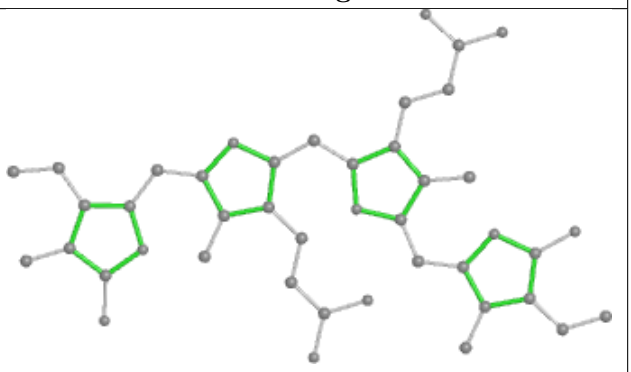

Rings

Ligand PEB cK 202

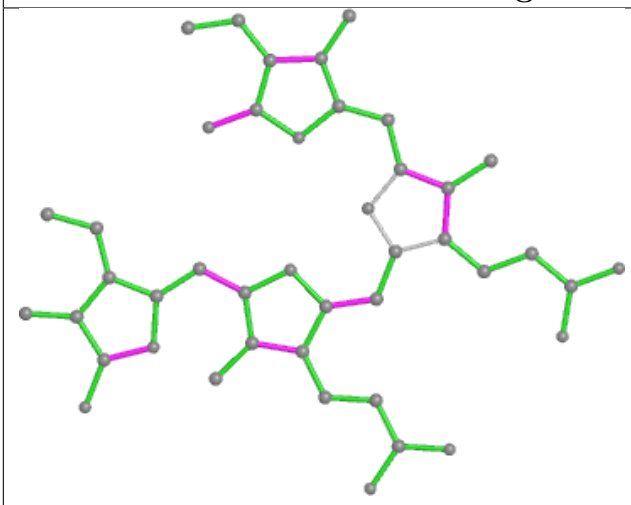

Bond lengths

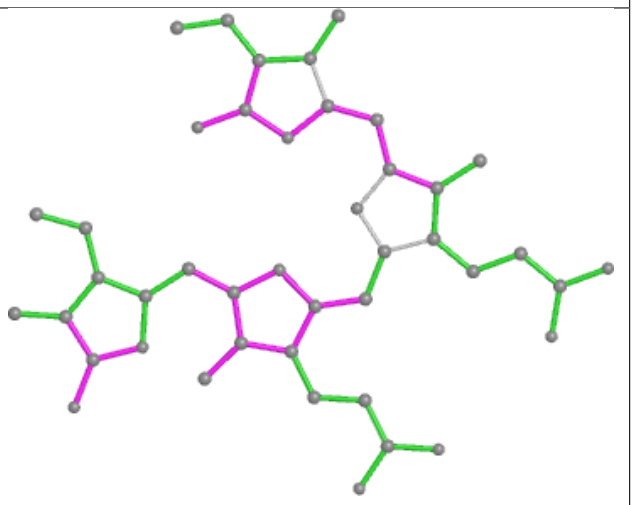

Bond angles

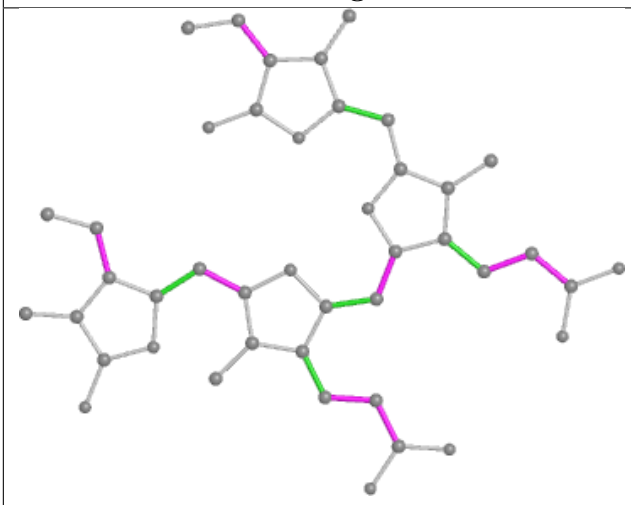

Torsions

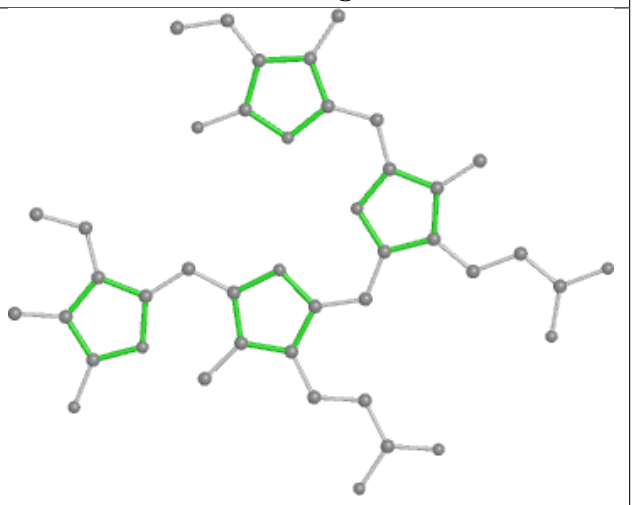

Rings

Ligand PEB fJ 203

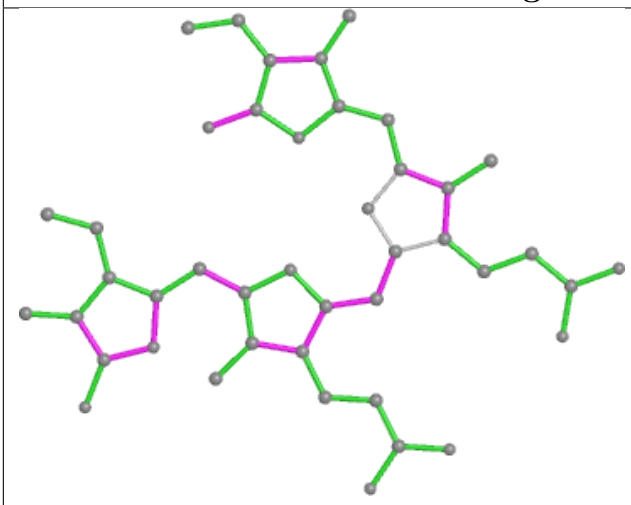

Bond lengths

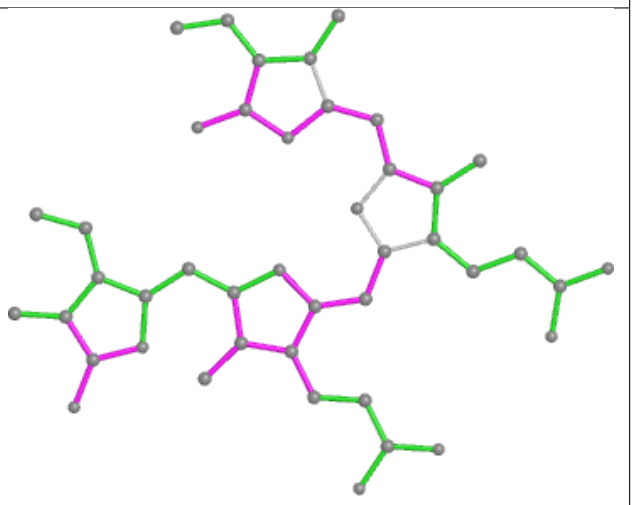

Bond angles

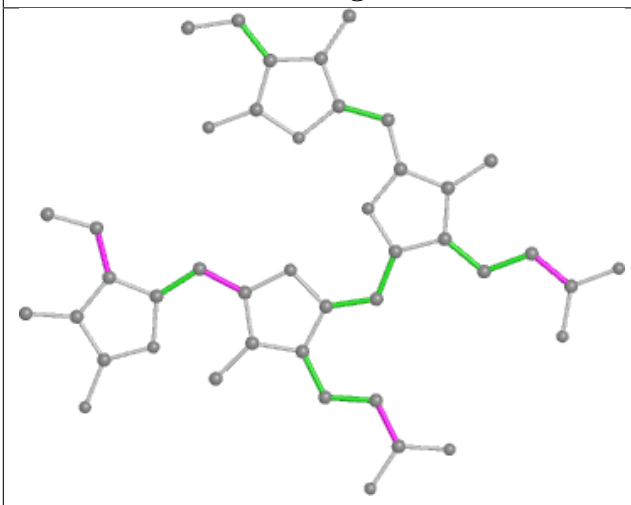

Torsions

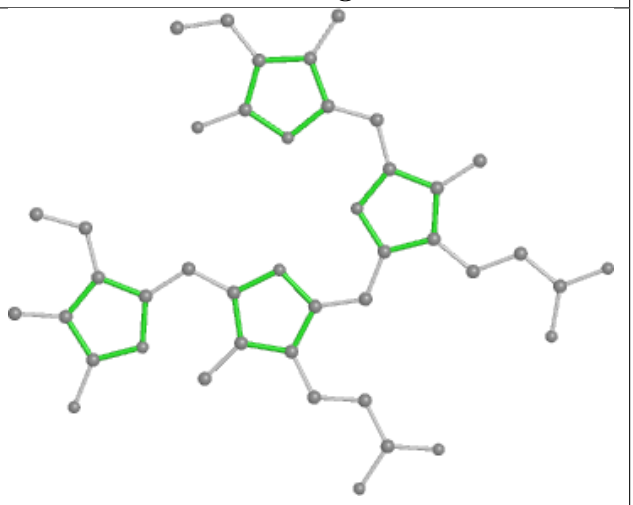

Rings

Ligand BCR A6 401

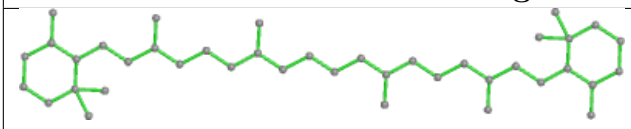

Bond lengths

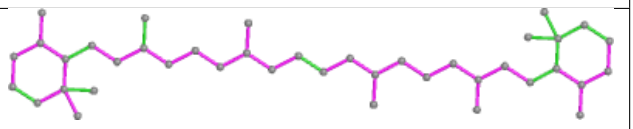

Bond angles

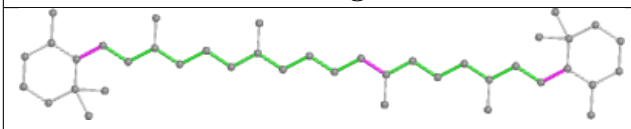

Torsions

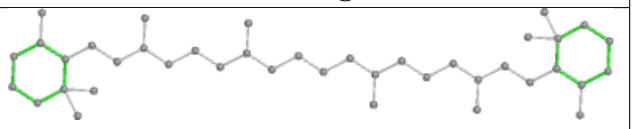

Rings

Ligand PEB F9 203

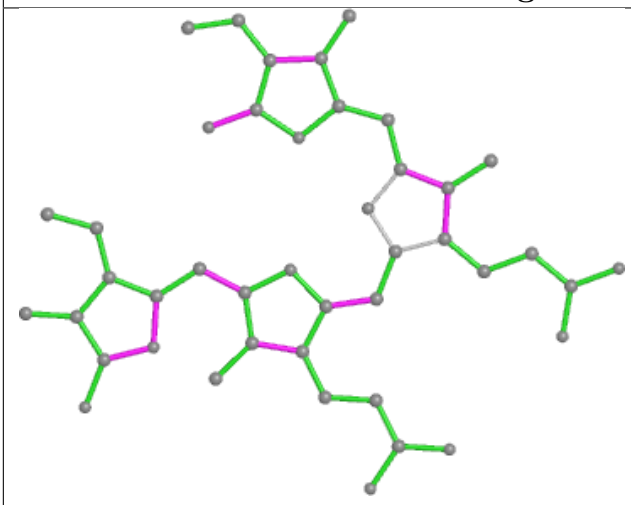

Bond lengths

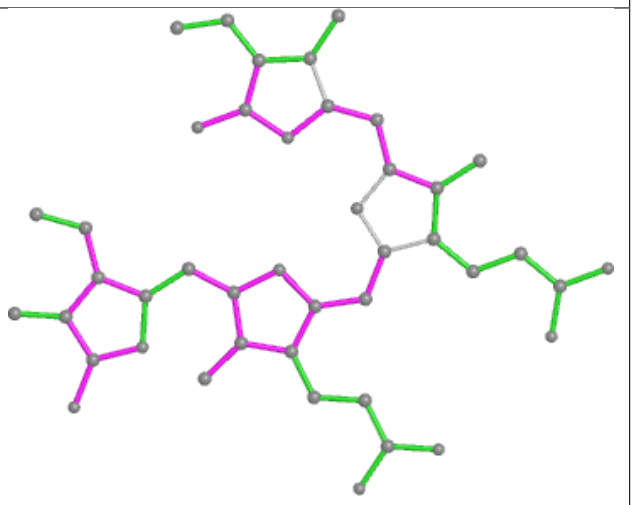

Bond angles

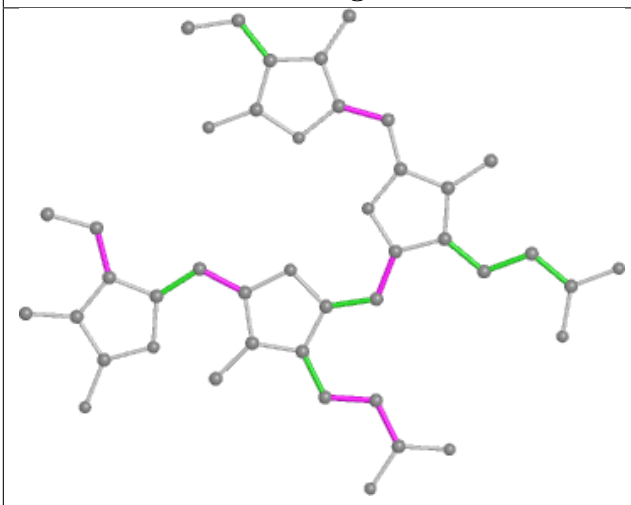

Torsions

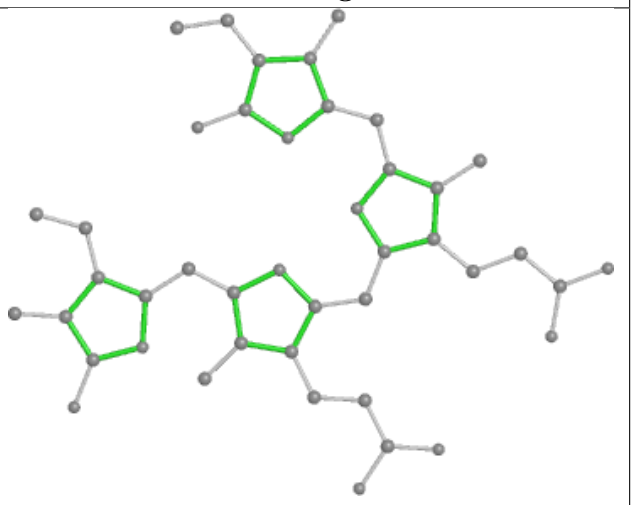

Rings

Ligand CLA BN 801

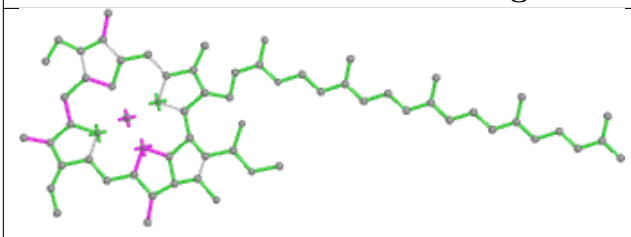

Bond lengths

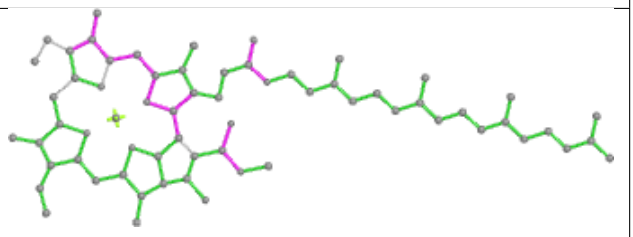

Bond angles

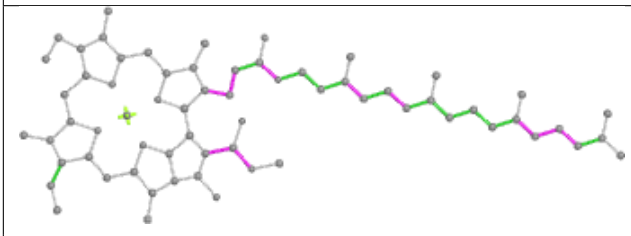

Torsions

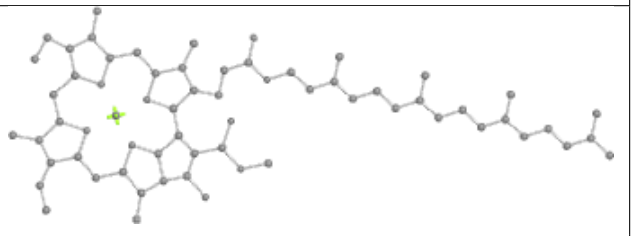

Rings

Ligand CLA BL 604

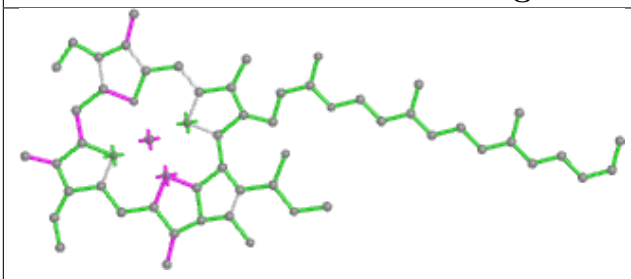

Bond lengths

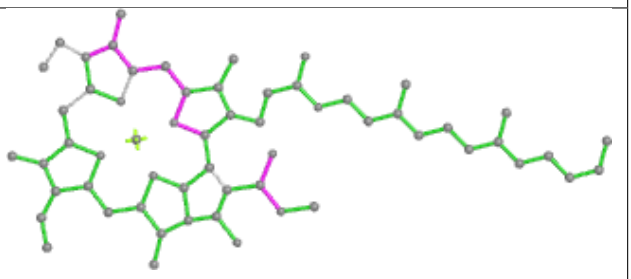

Bond angles

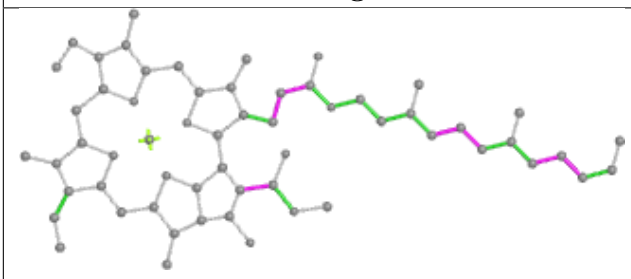

Torsions

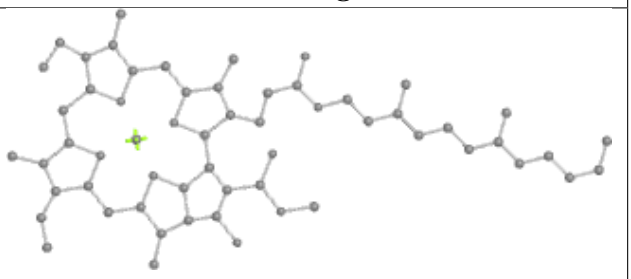

Rings

Ligand CLA b6 615

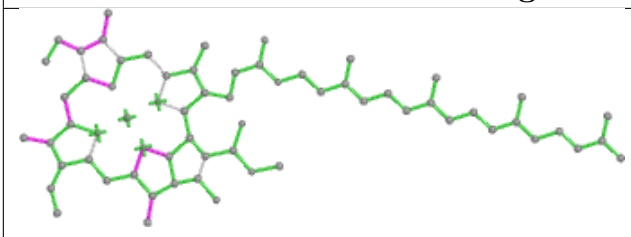

Bond lengths

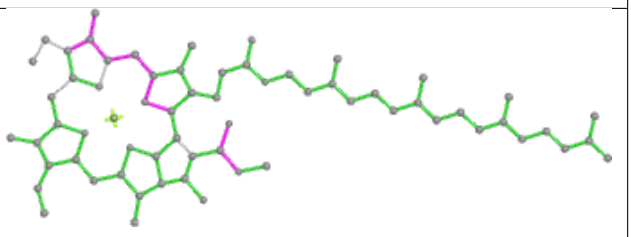

Bond angles

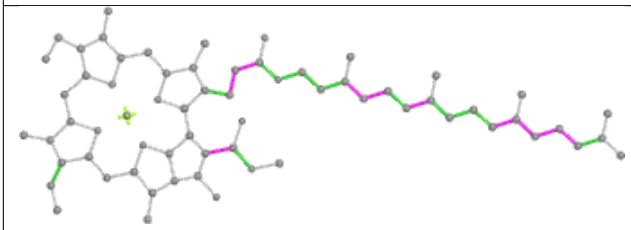

Torsions

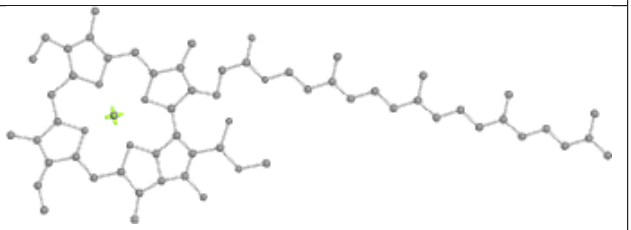

Rings

Ligand PEB rC 202

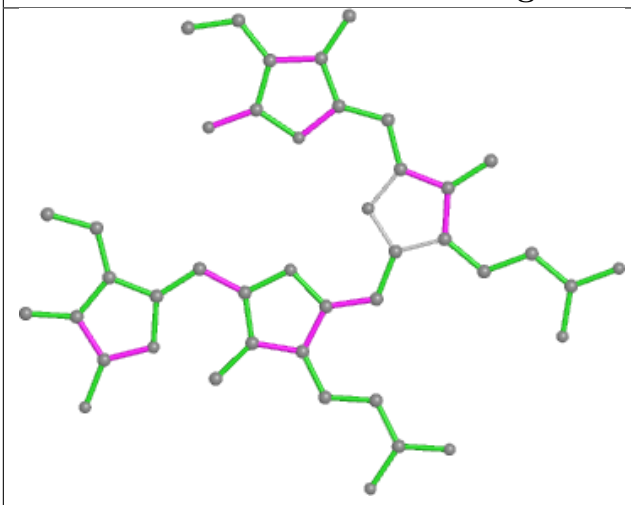

Bond lengths

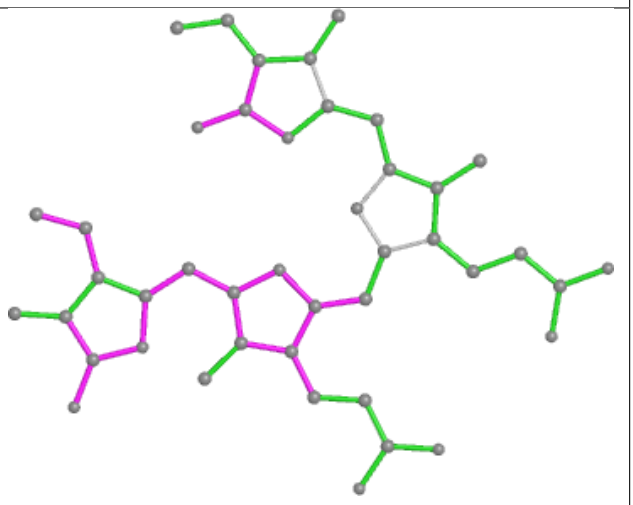

Bond angles

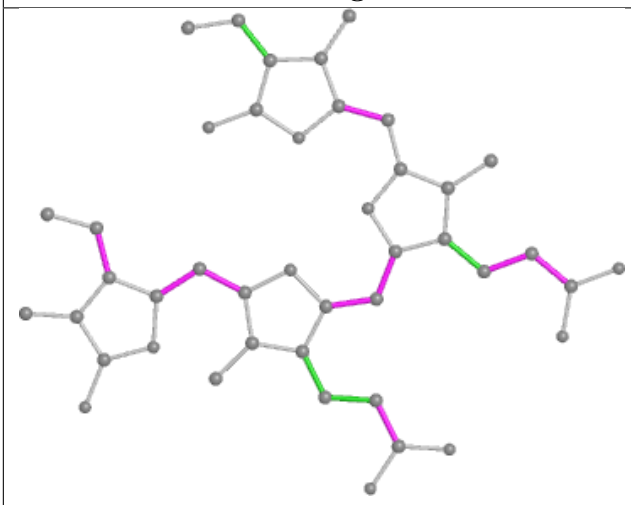

Torsions

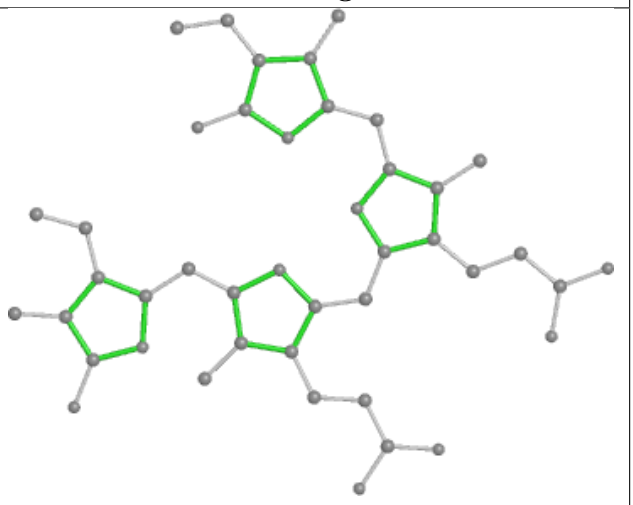

Rings

Ligand PEB GA 202

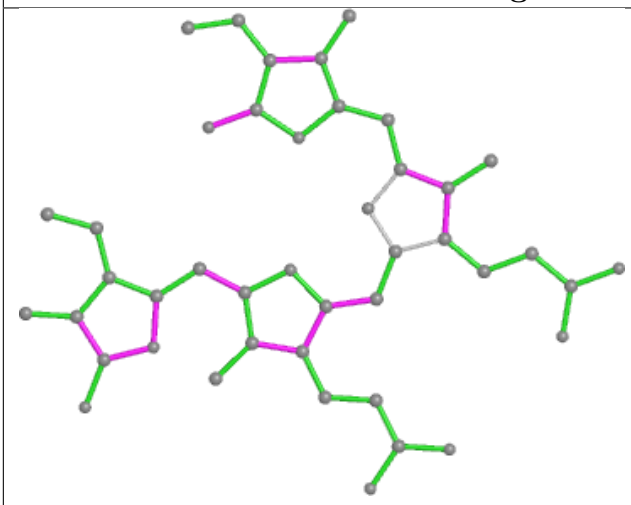

Bond lengths

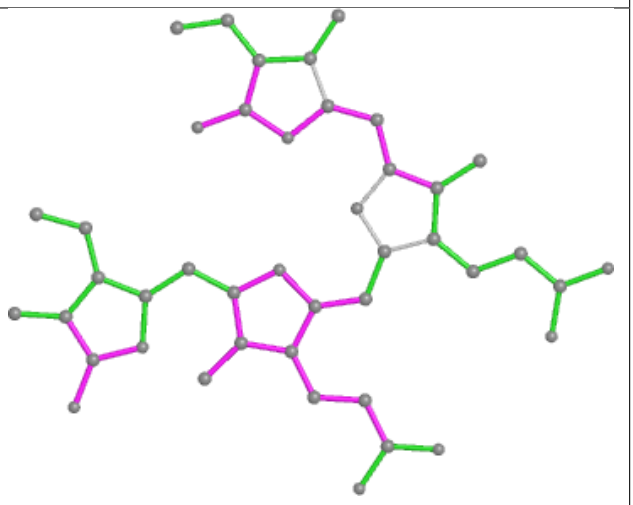

Bond angles

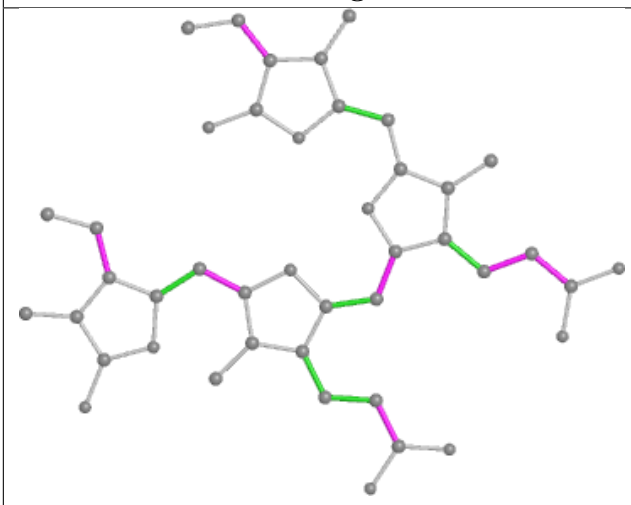

Torsions

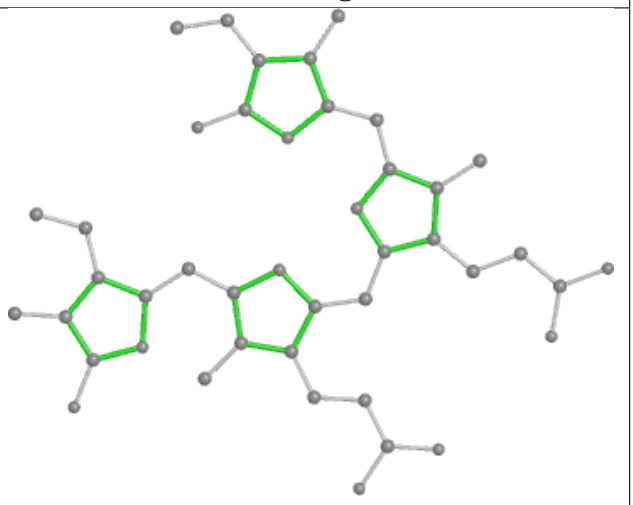

Rings

Ligand CLA bL 607

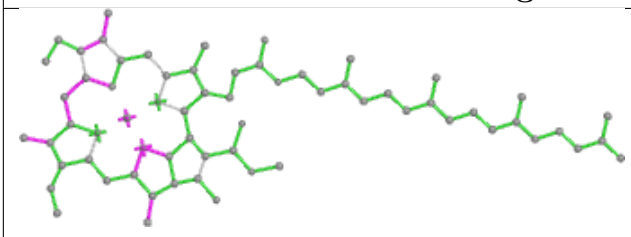

Bond lengths

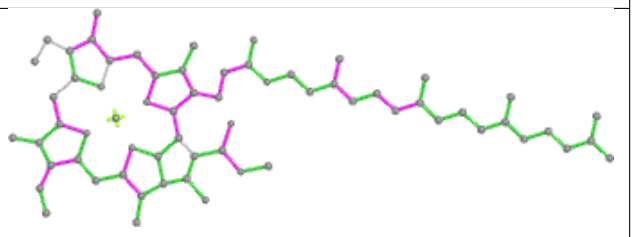

Bond angles

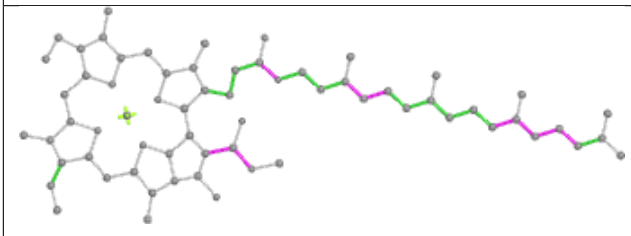

Torsions

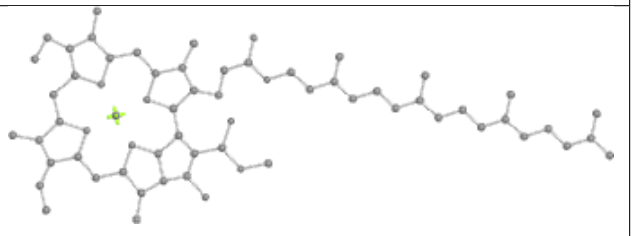

Rings

Ligand CLA 1N 611

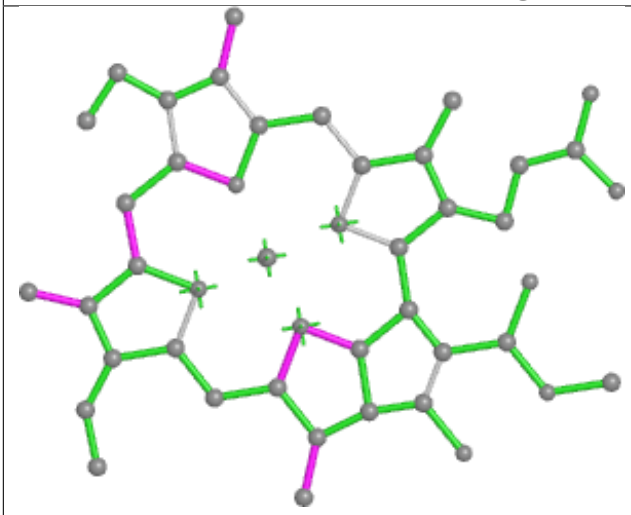

Bond lengths

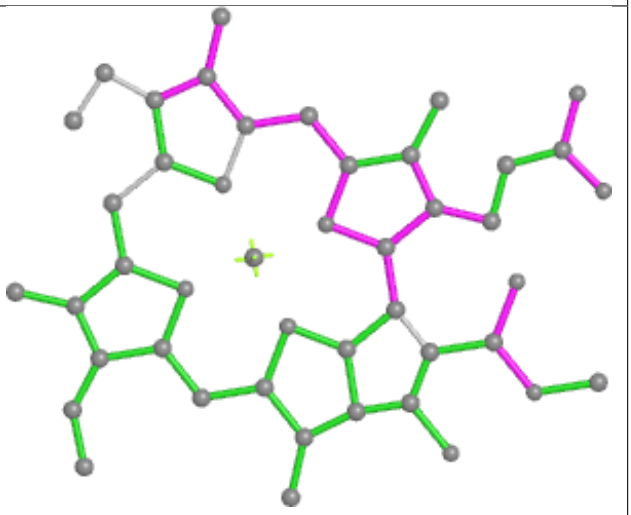

Bond angles

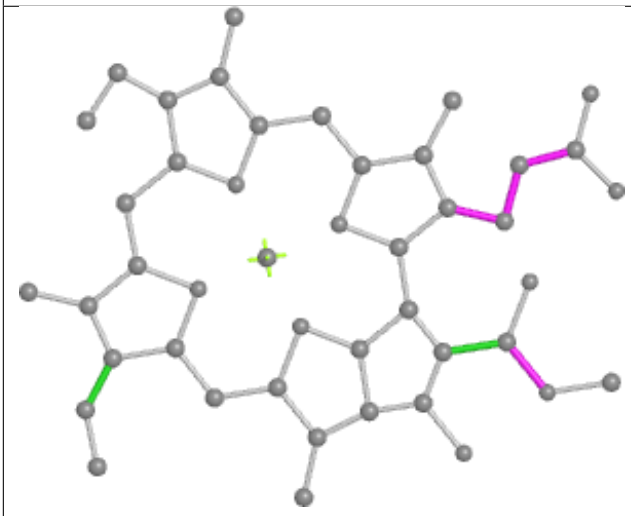

Torsions

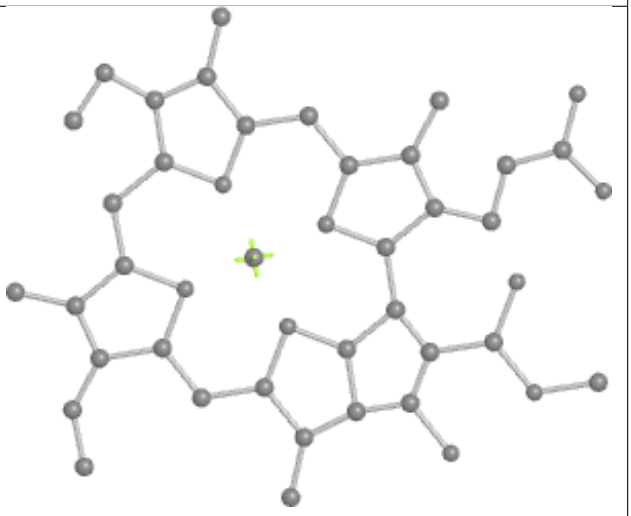

Rings

Ligand CLA 8N 305

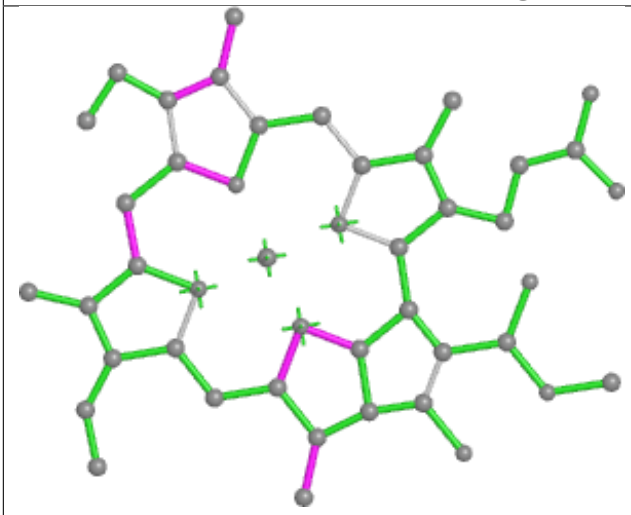

Bond lengths

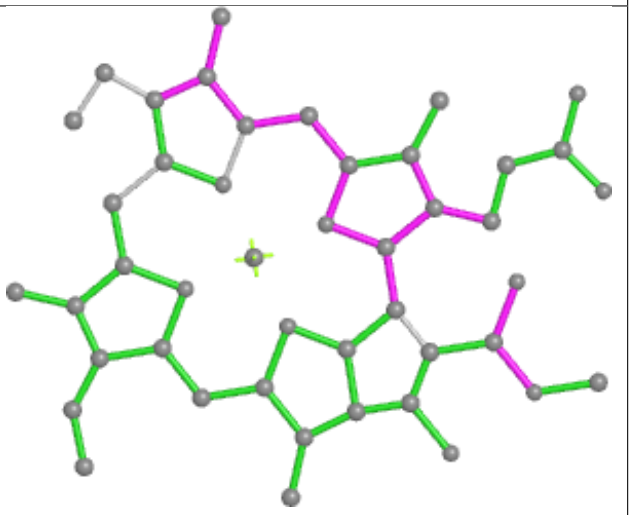

Bond angles

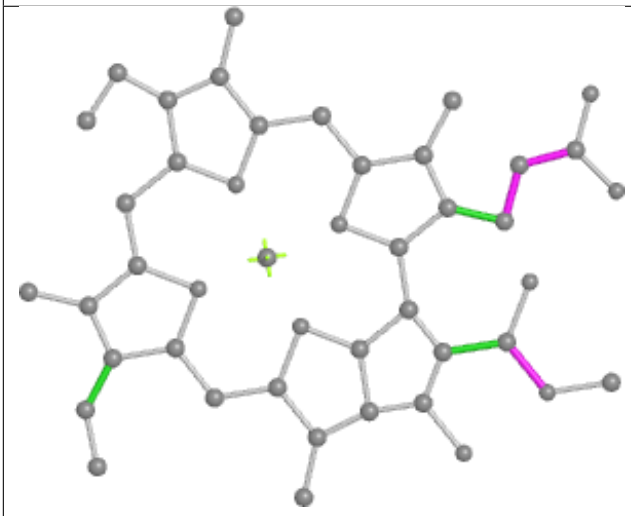

Torsions

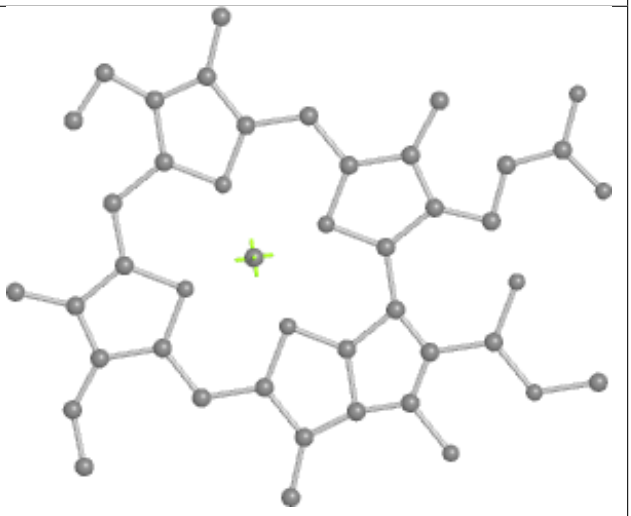

Rings

Ligand CLA R2 204

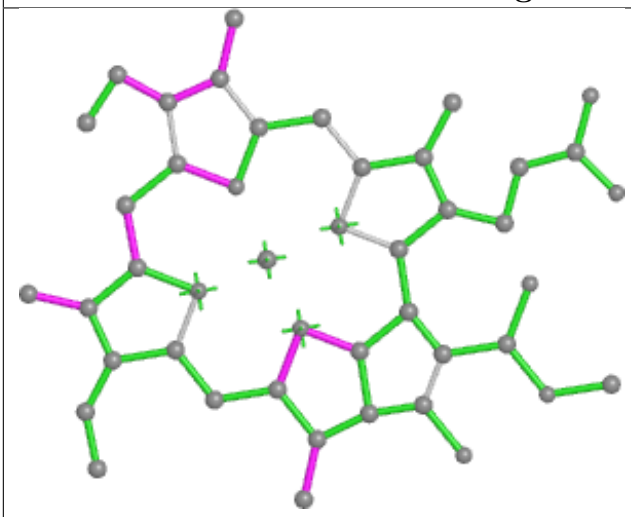

Bond lengths

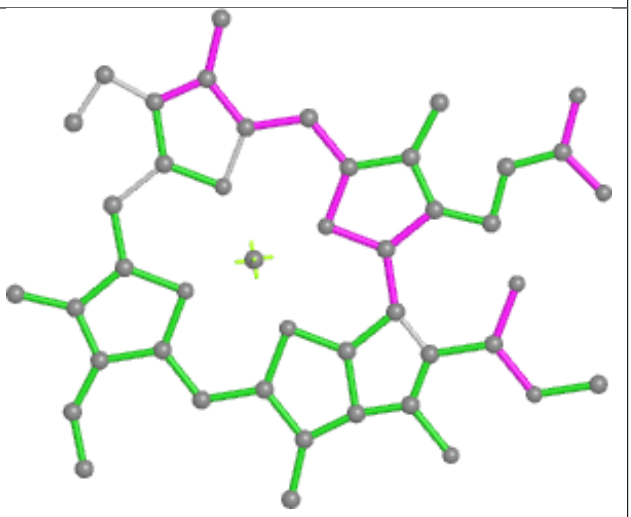

Bond angles

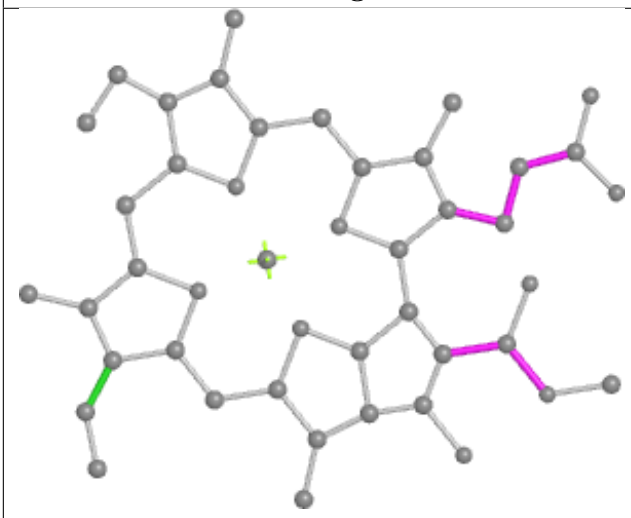

Torsions

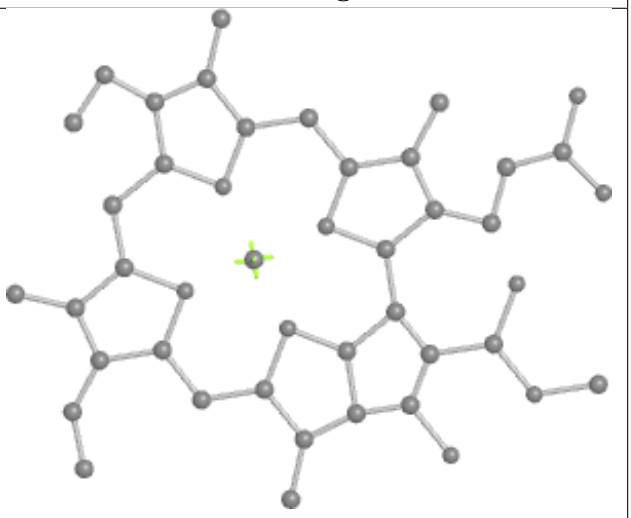

Rings

Ligand PEB j1 203

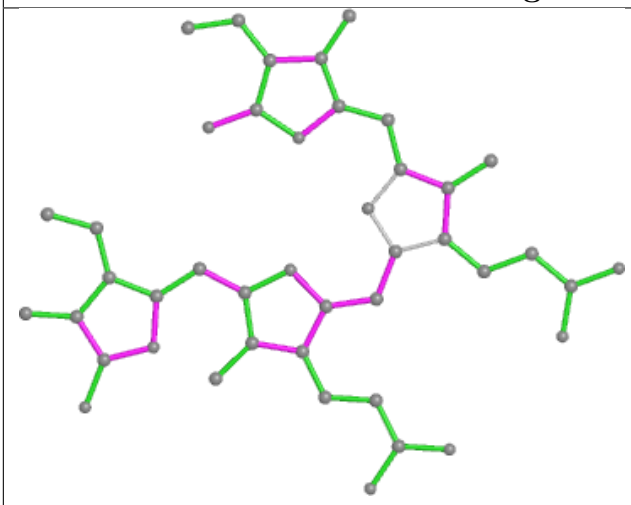

Bond lengths

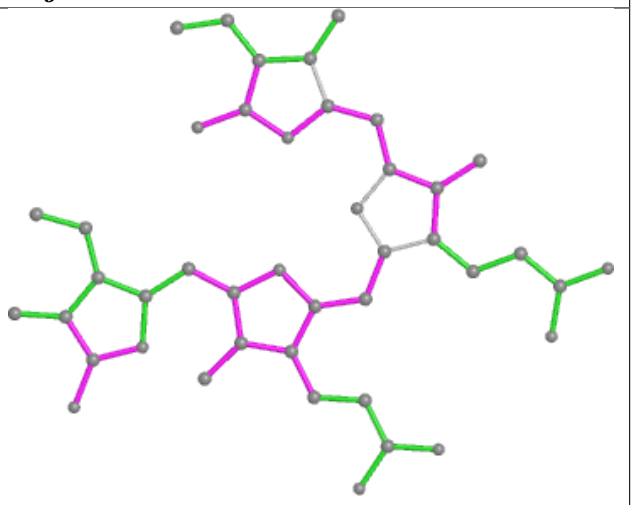

Bond angles

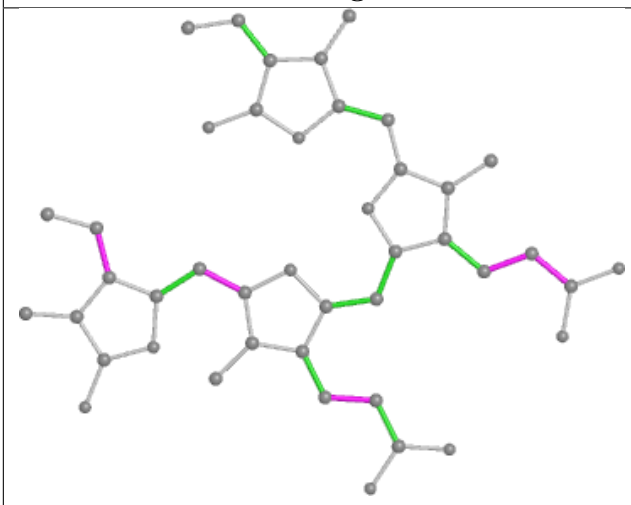

Torsions

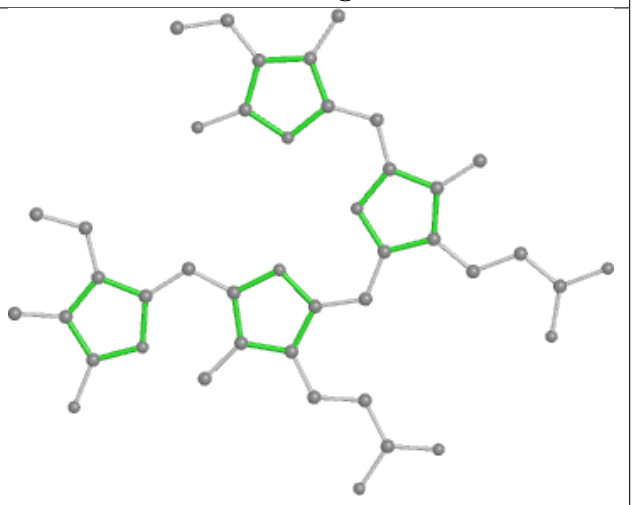

Rings

Ligand PUB Z5 303

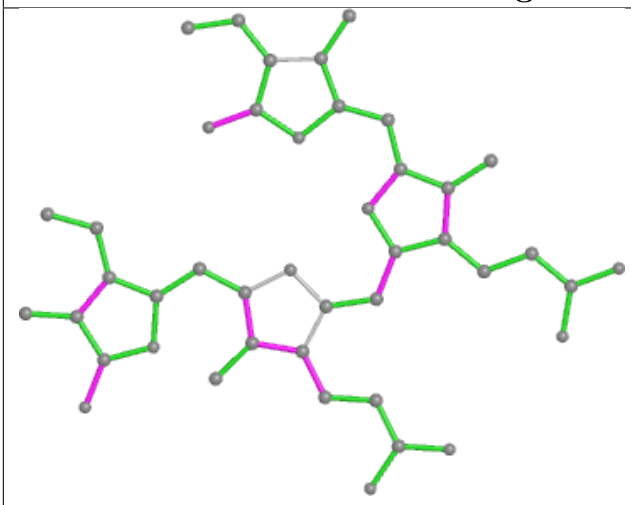

Bond lengths

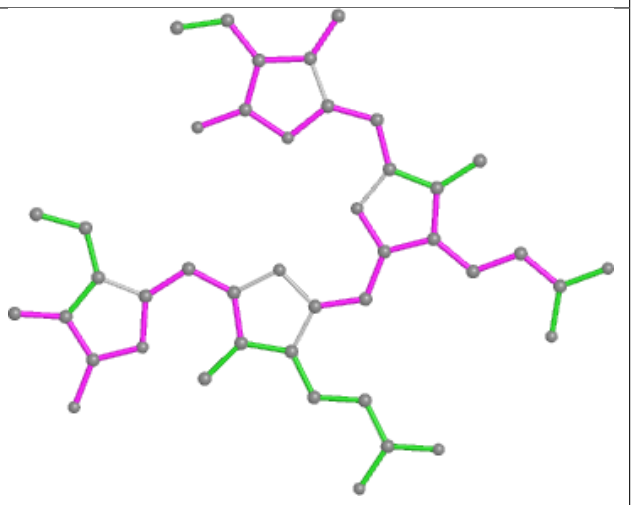

Bond angles

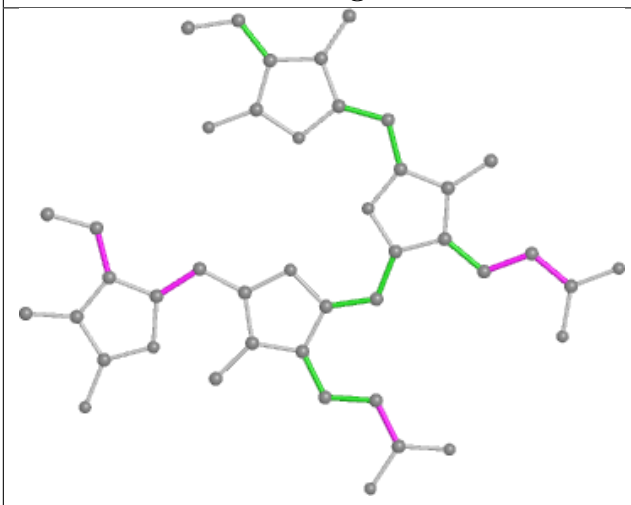

Torsions

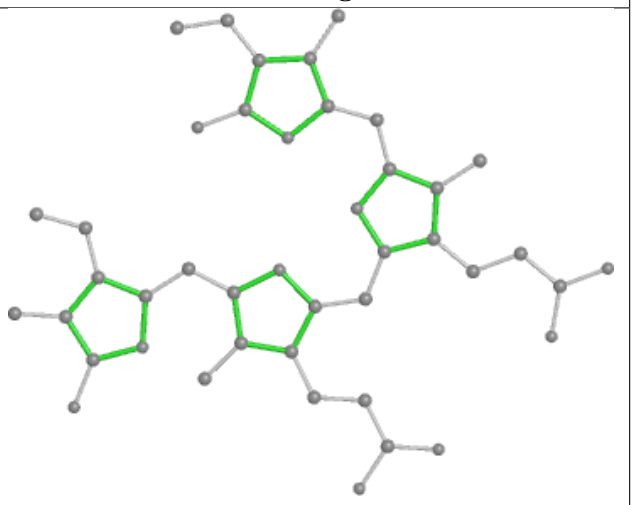

Rings

Ligand PEB jO 201

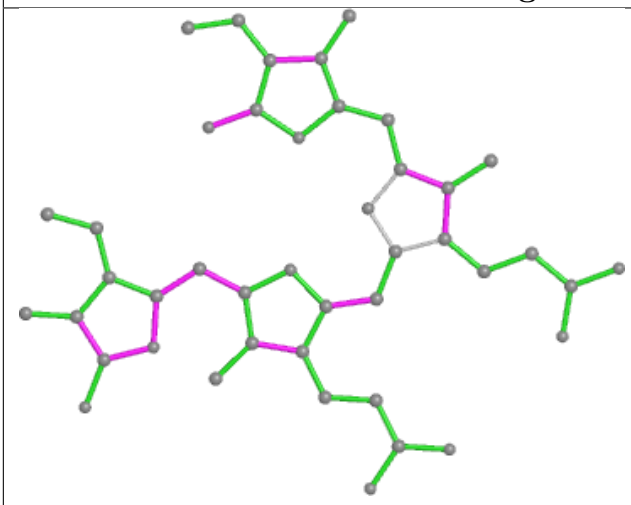

Bond lengths

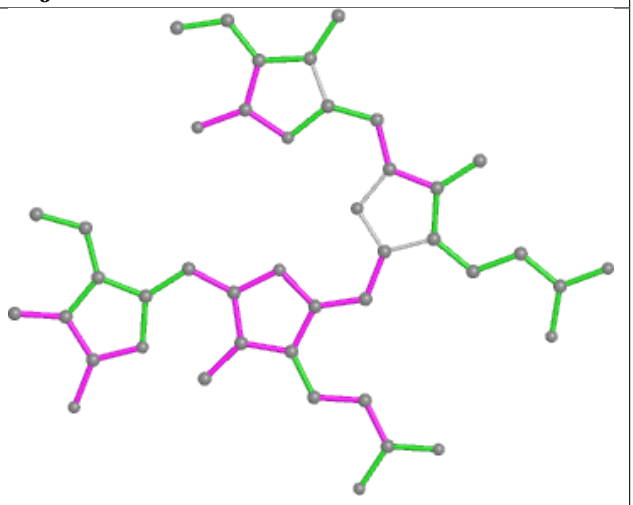

Bond angles

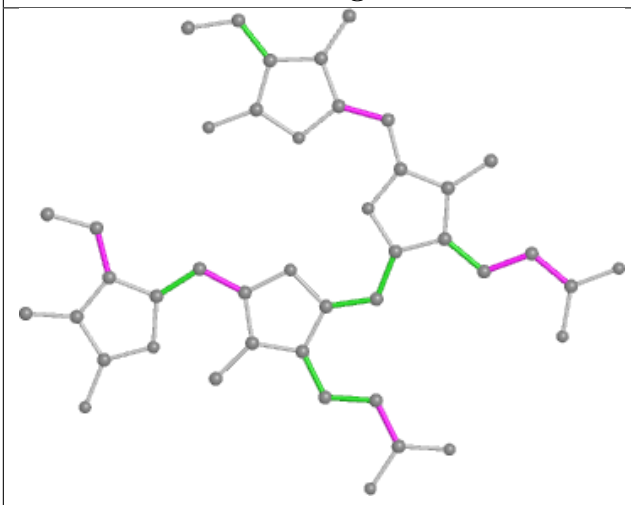

Torsions

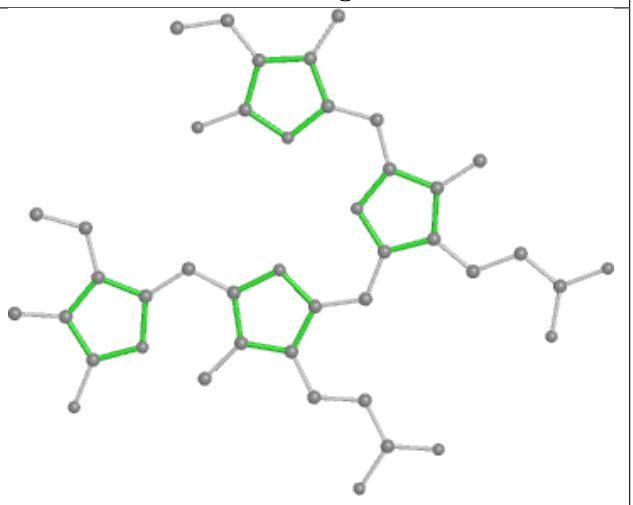

Rings

Ligand PEB UH 203

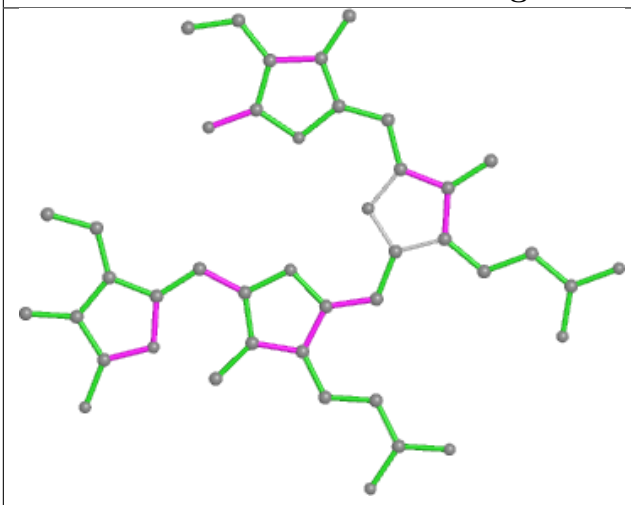

Bond lengths

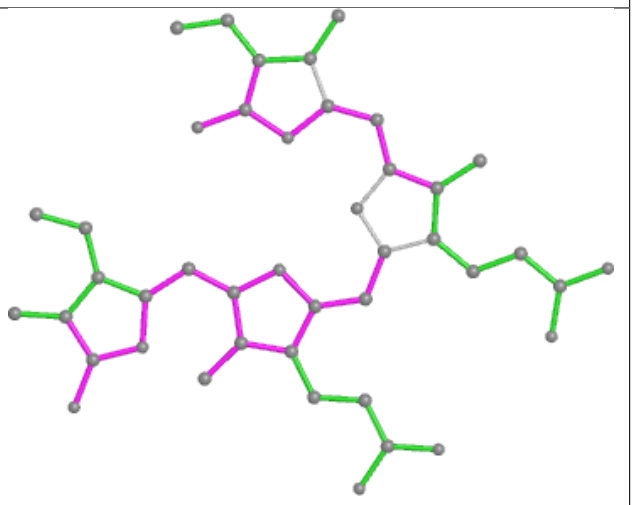

Bond angles

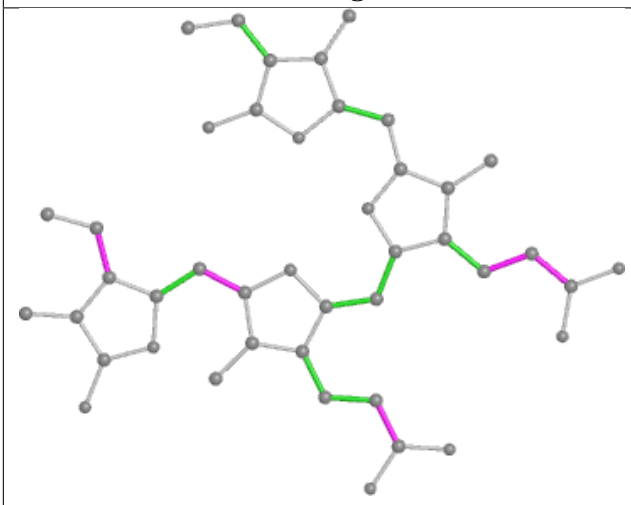

Torsions

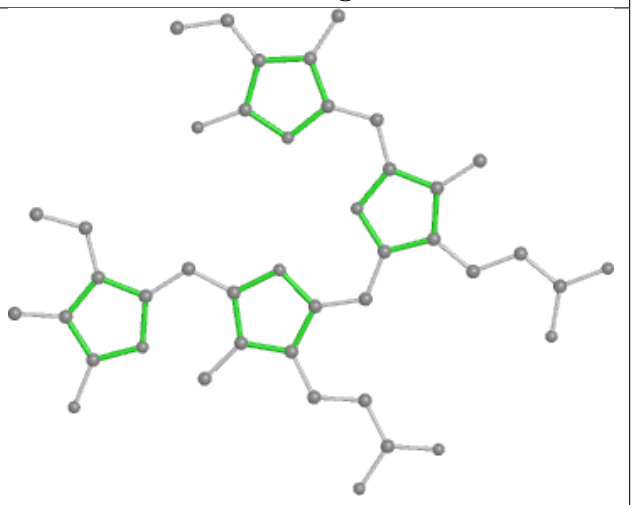

Rings

Ligand PEB WP 202

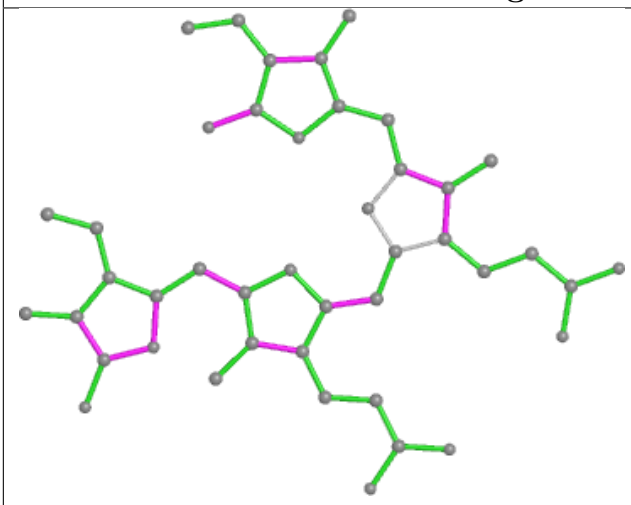

Bond lengths

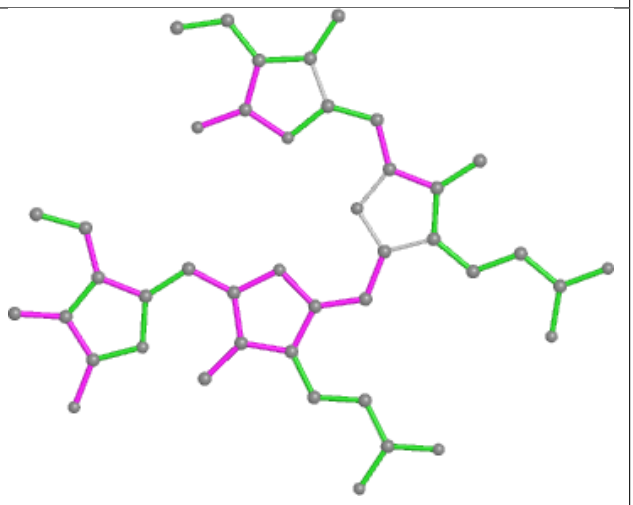

Bond angles

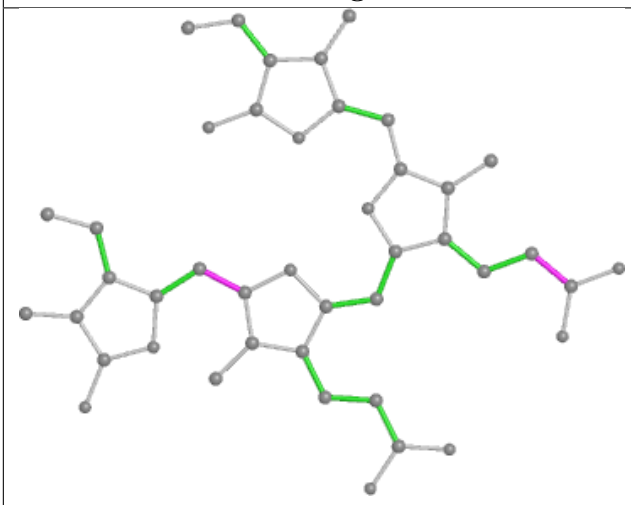

Torsions

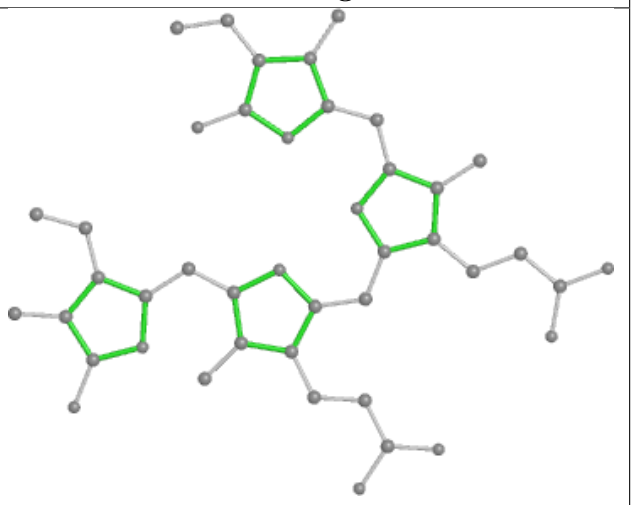

Rings

Ligand PEB b1 201

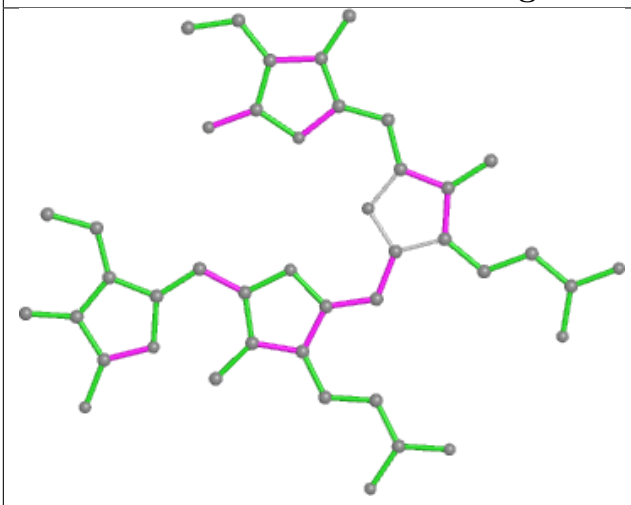

Bond lengths

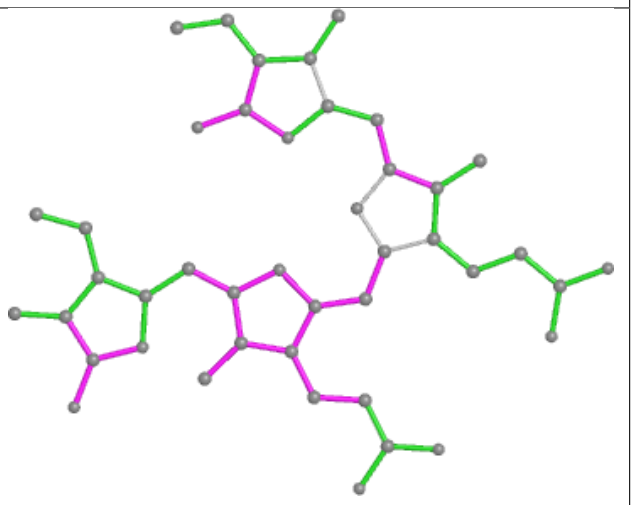

Bond angles

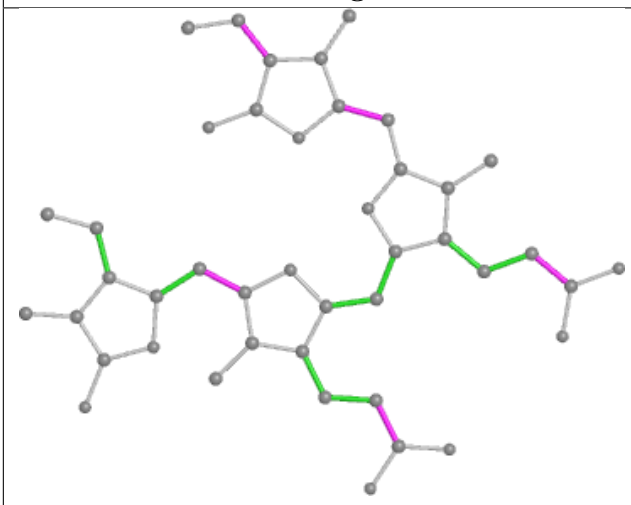

Torsions

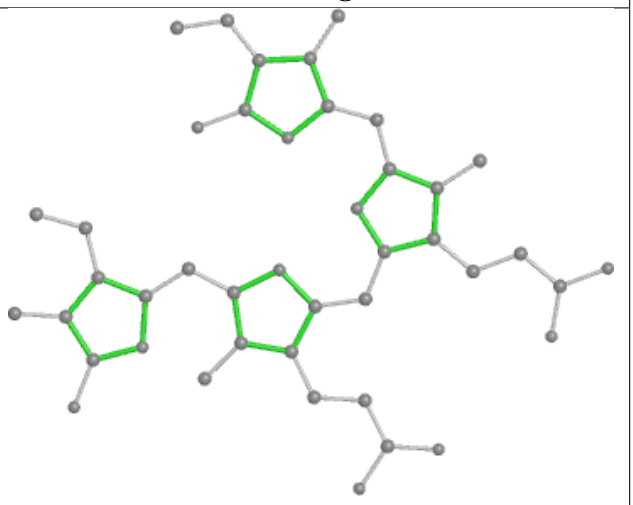

Rings

Ligand PHO D6 404

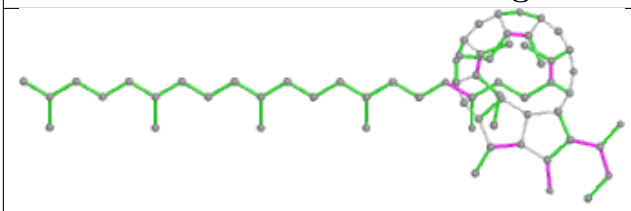

Bond lengths

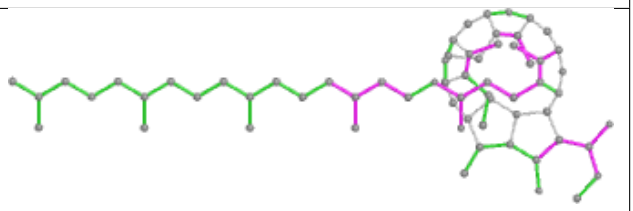

Bond angles

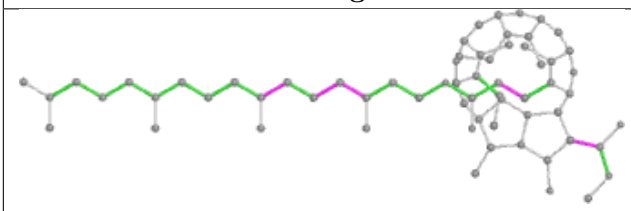

Torsions

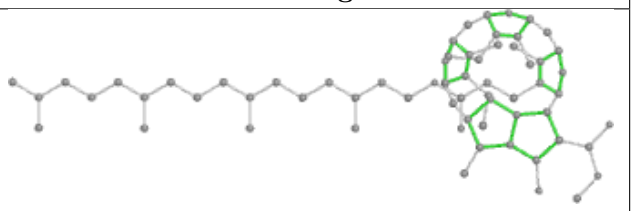

Rings

Ligand PEB a1 201

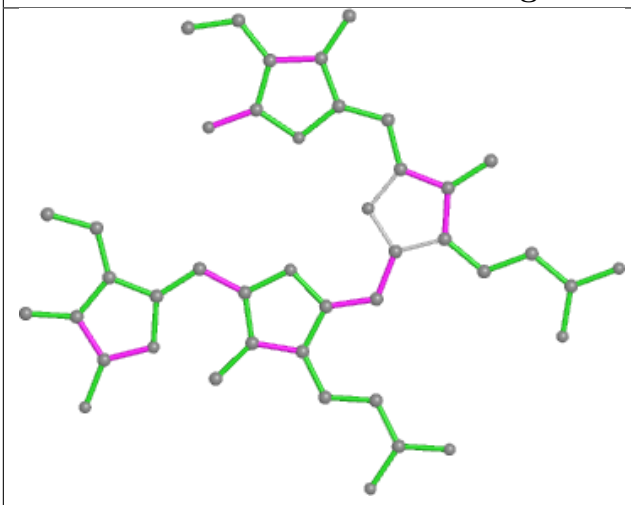

Bond lengths

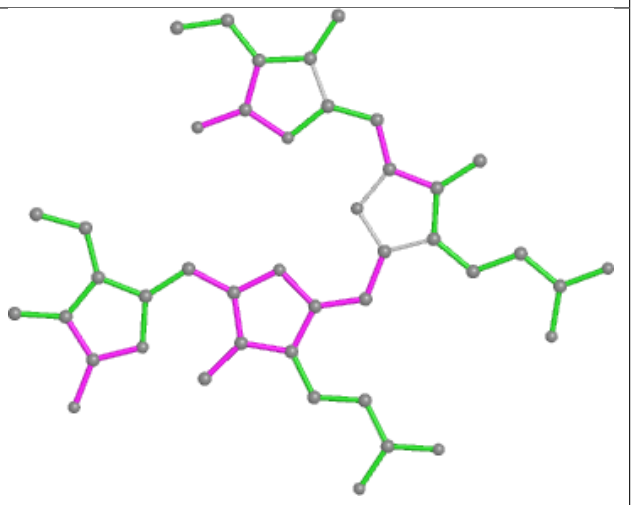

Bond angles

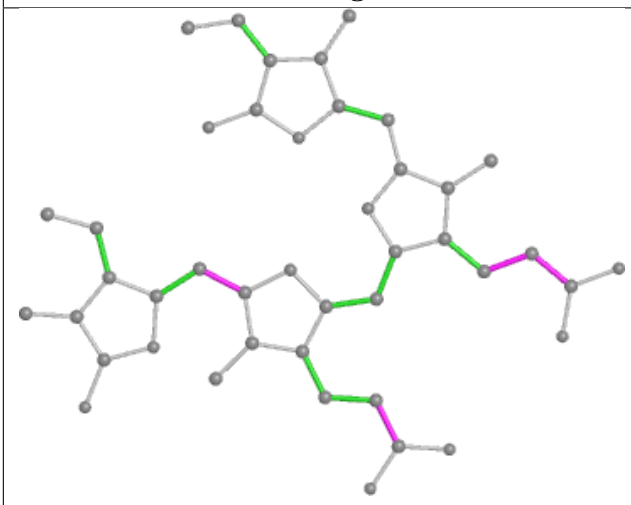

Torsions

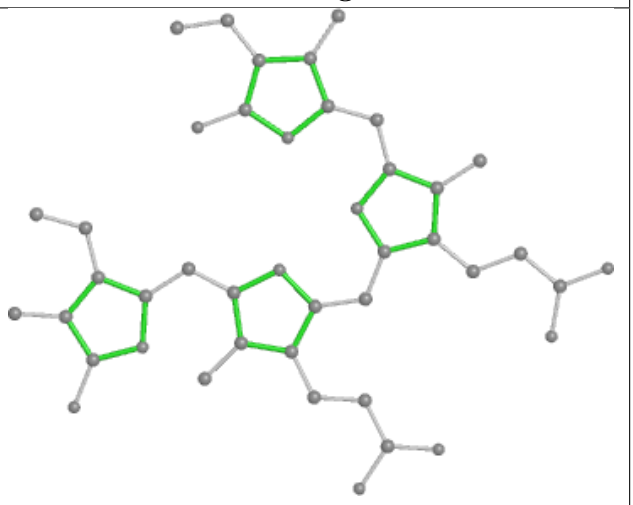

Rings

Ligand PEB T7 203

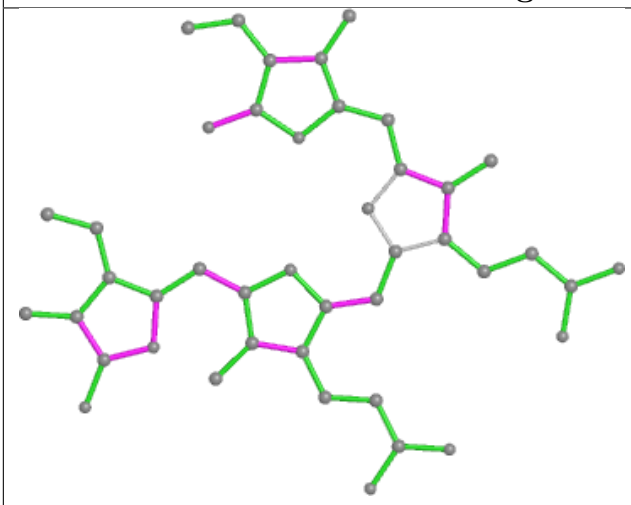

Bond lengths

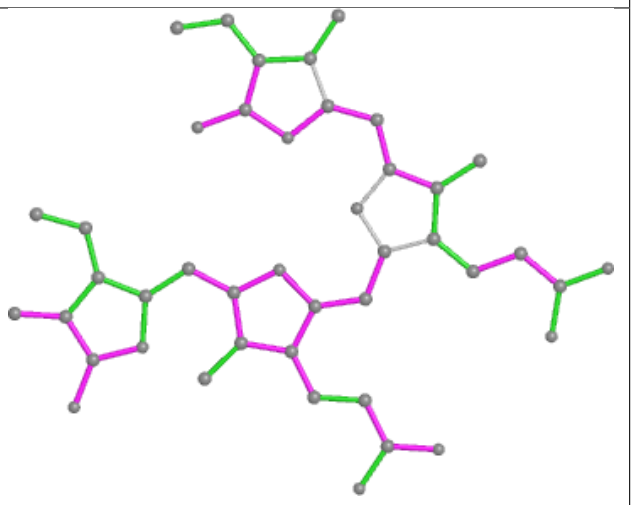

Bond angles

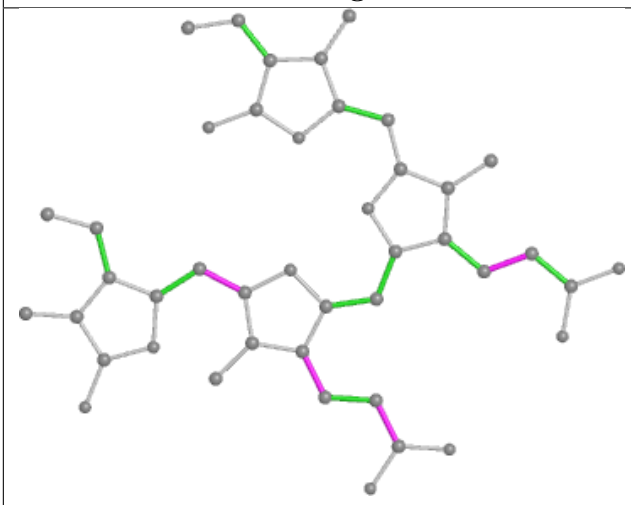

Torsions

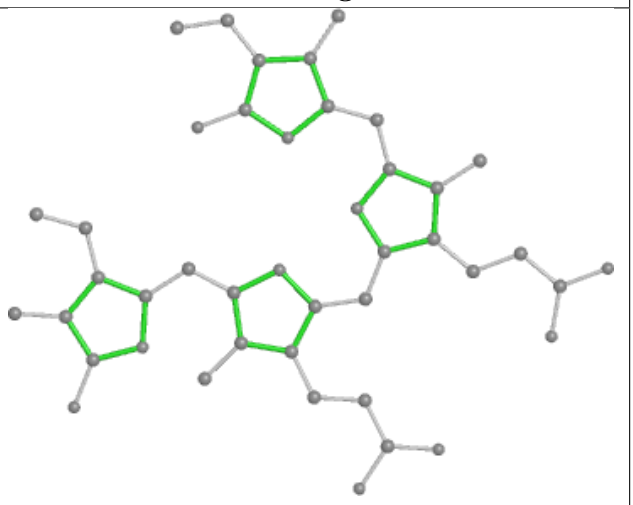

Rings

Ligand PEB SB 203

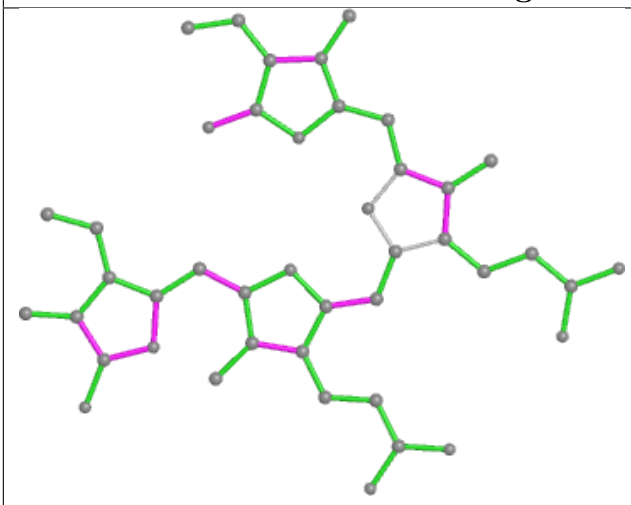

Bond lengths

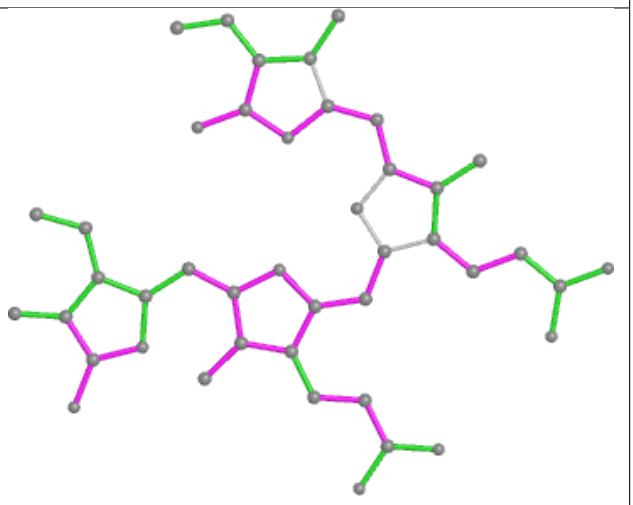

Bond angles

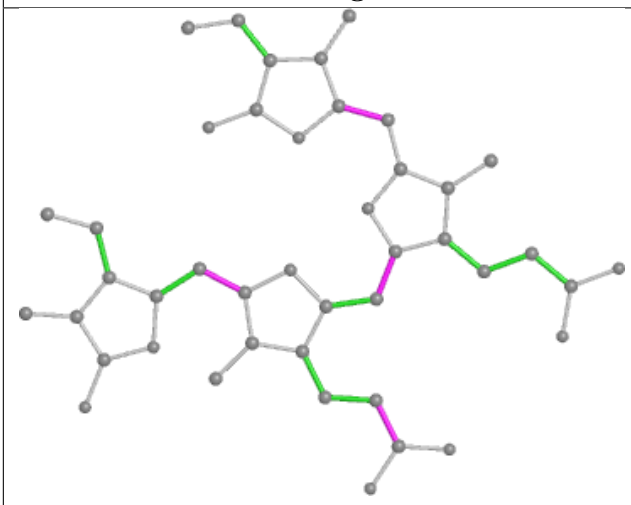

Torsions

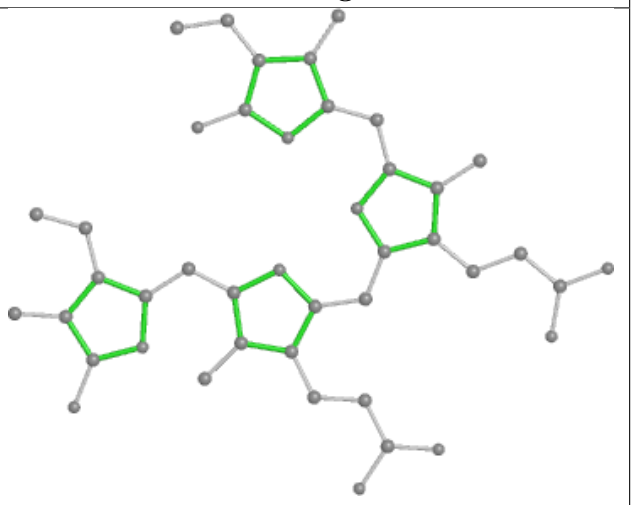

Rings

Ligand PEB U1 203

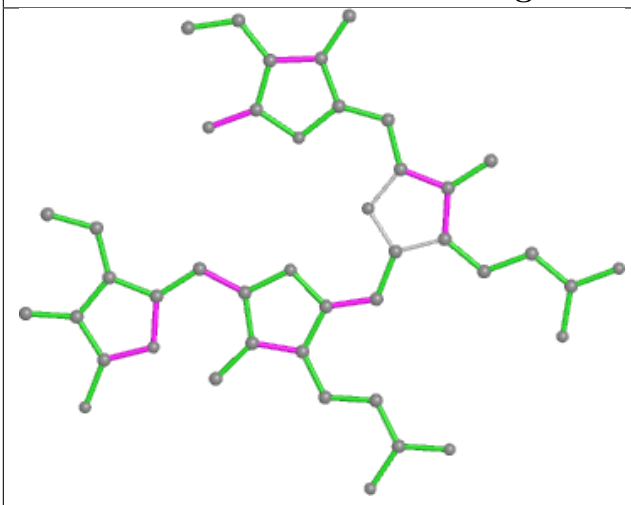

Bond lengths

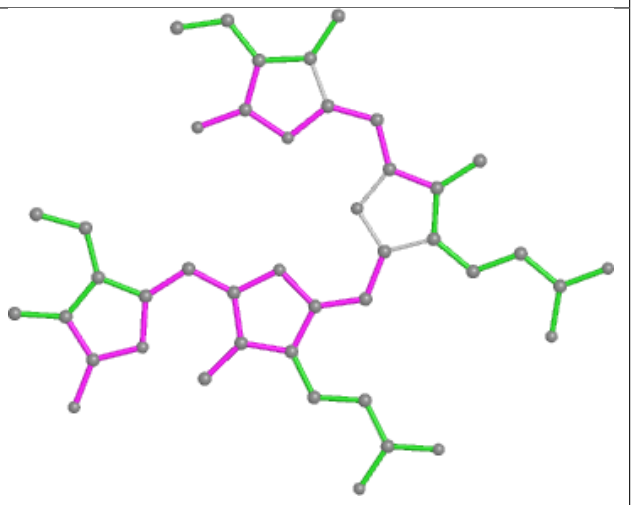

Bond angles

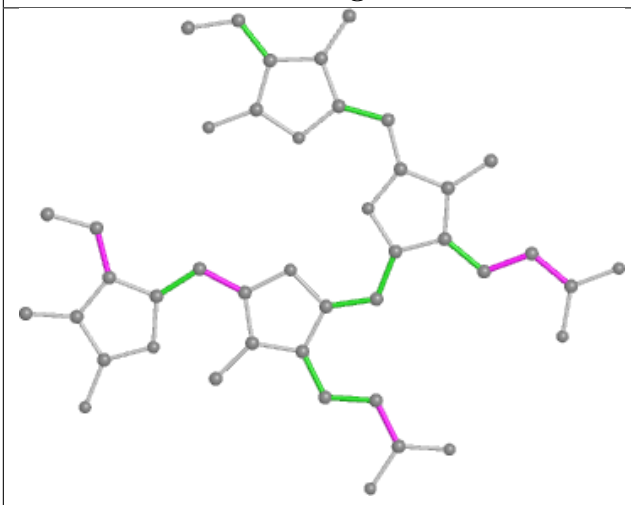

Torsions

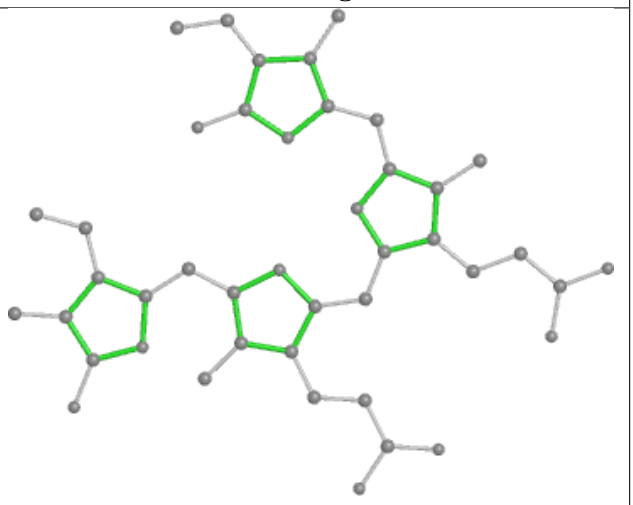

Rings

Ligand CYC DH 1001

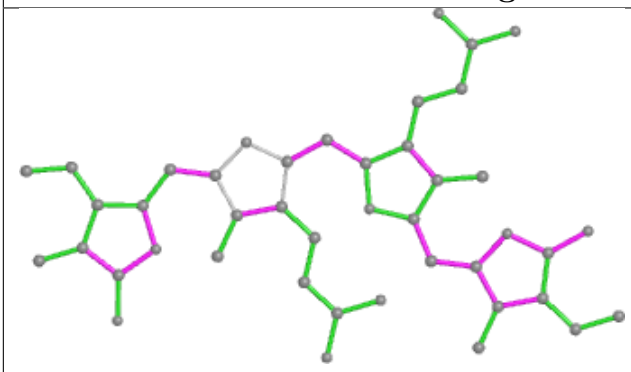

Bond lengths

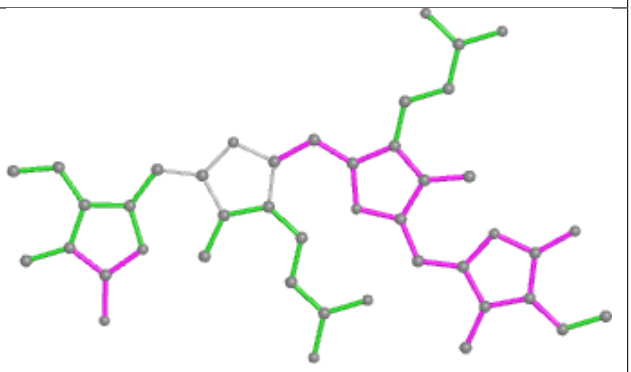

Bond angles

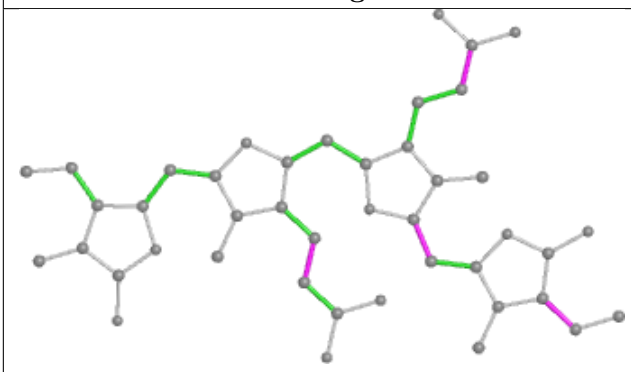

Torsions

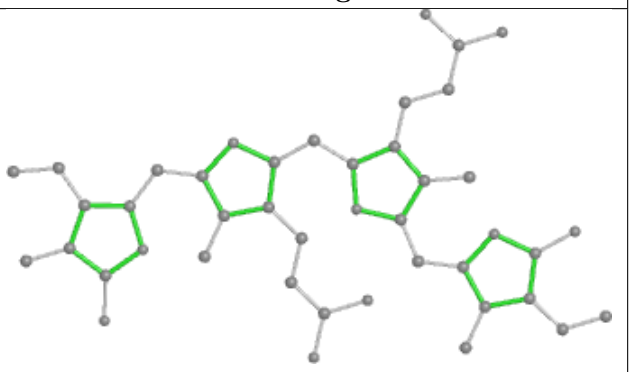

Rings

Ligand PEB eH 201

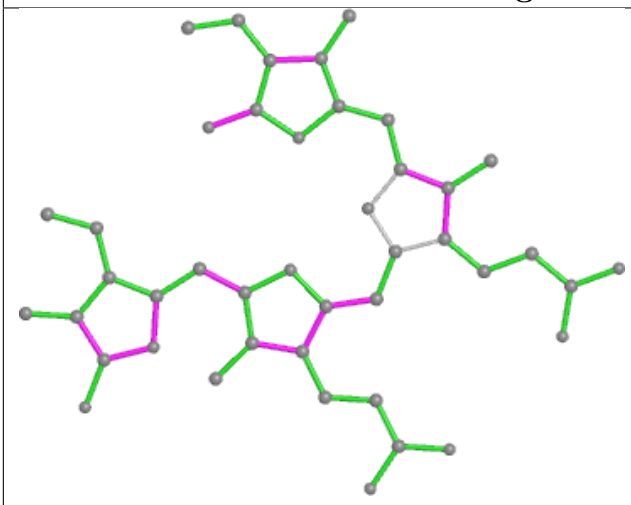

Bond lengths

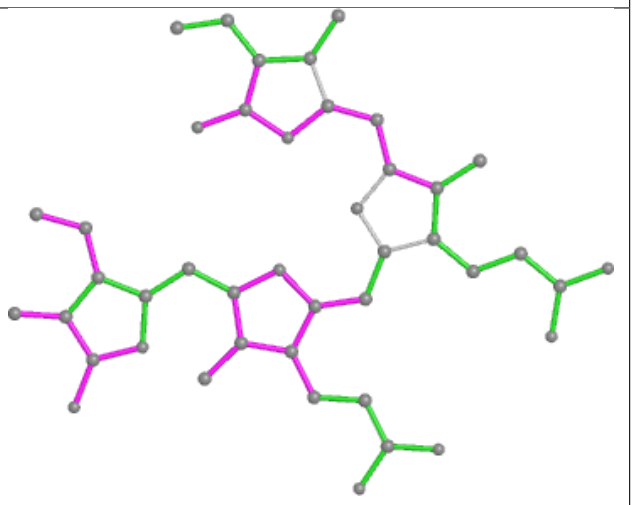

Bond angles

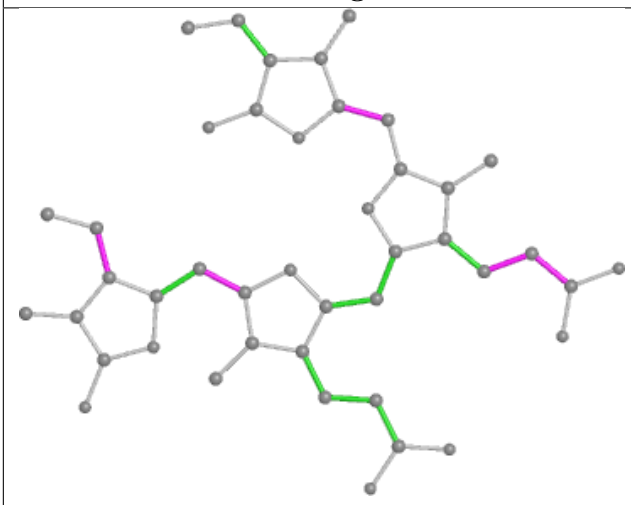

Torsions

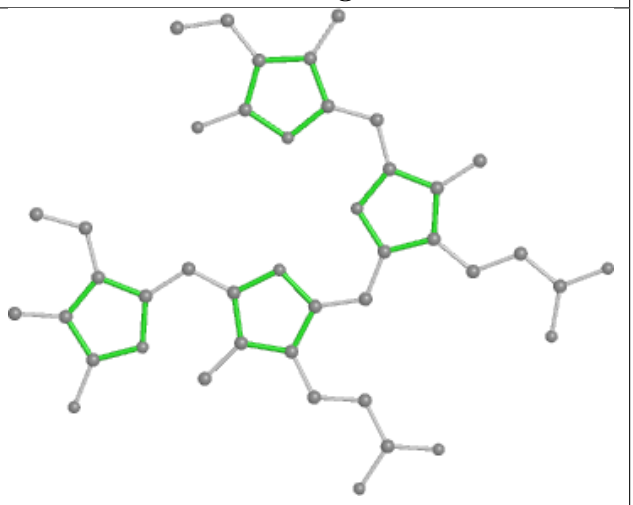

Rings

Ligand CLA 42 604

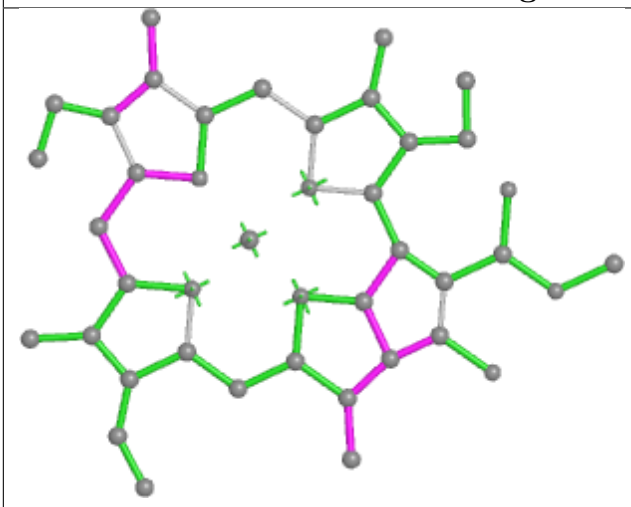

Bond lengths

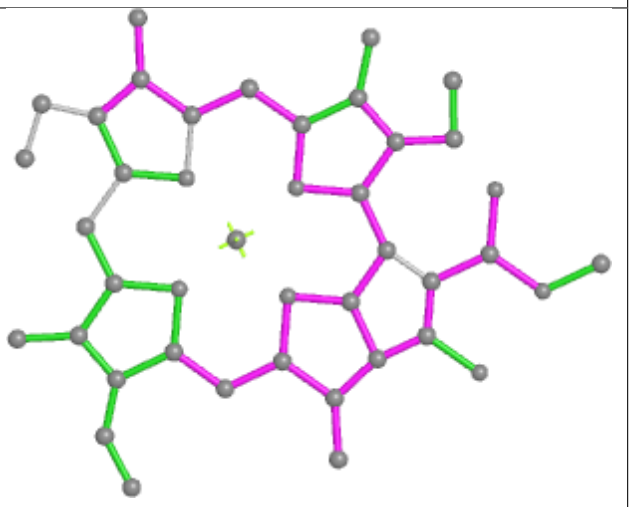

Bond angles

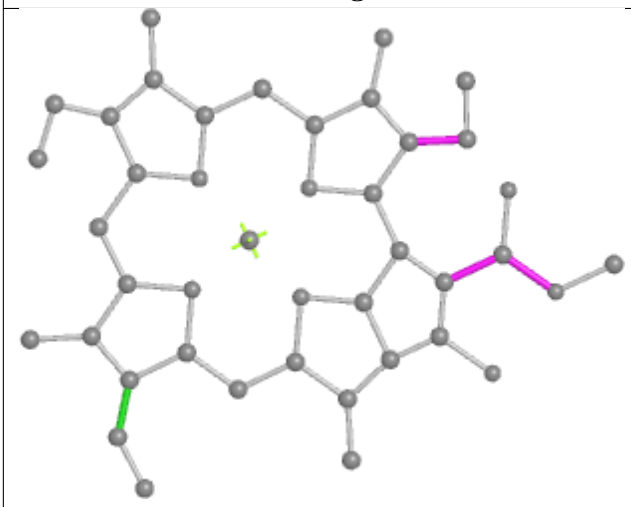

Torsions

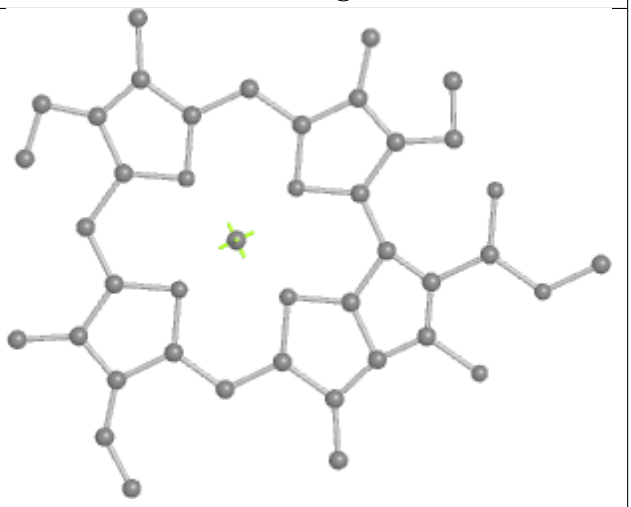

Rings

Ligand CLA BN 808

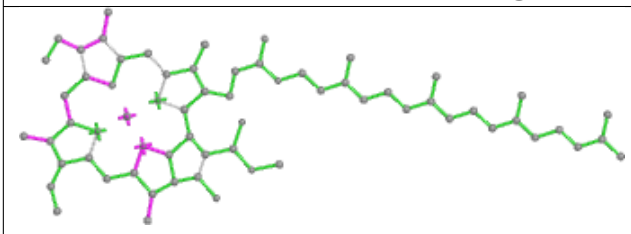

Bond lengths

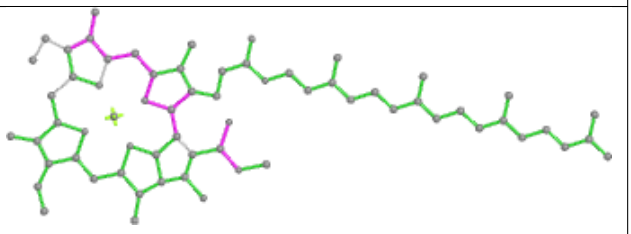

Bond angles

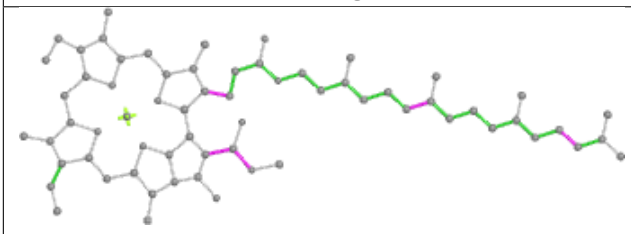

Torsions

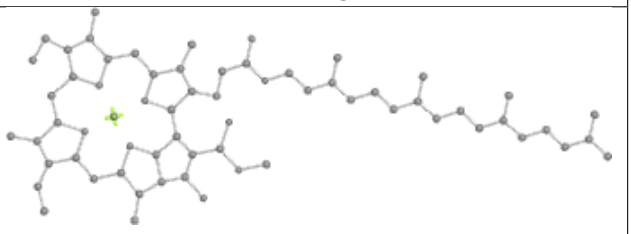

Rings

Ligand PEB VP 202

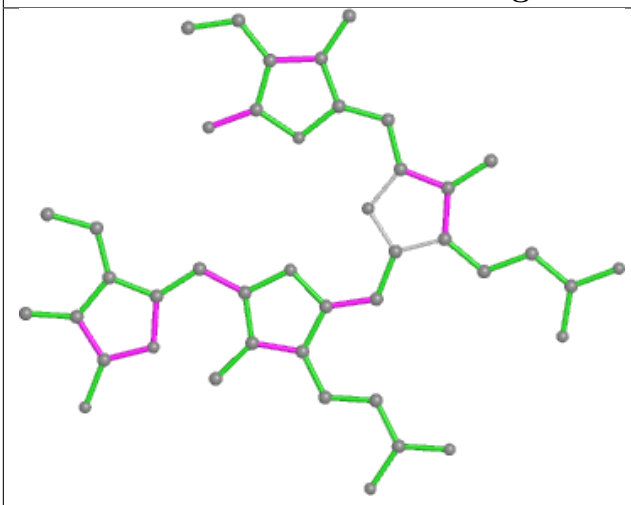

Bond lengths

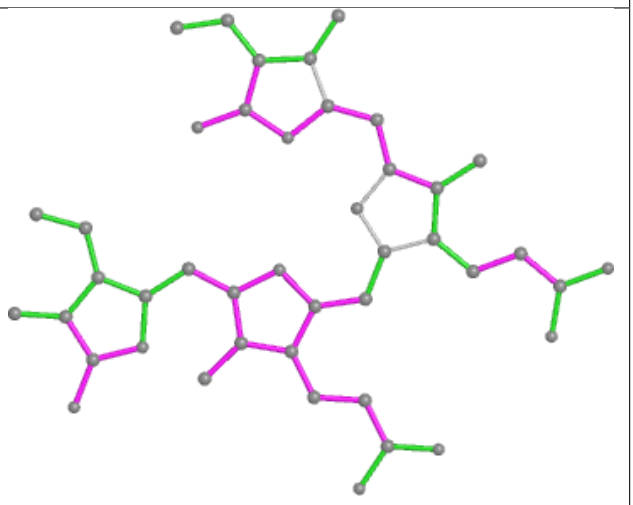

Bond angles

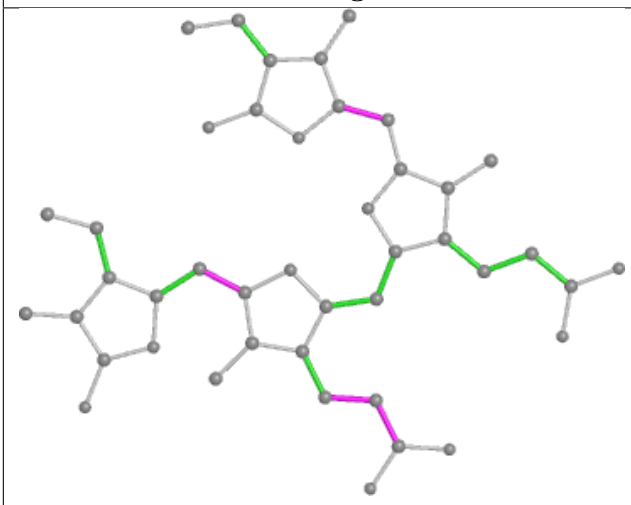

Torsions

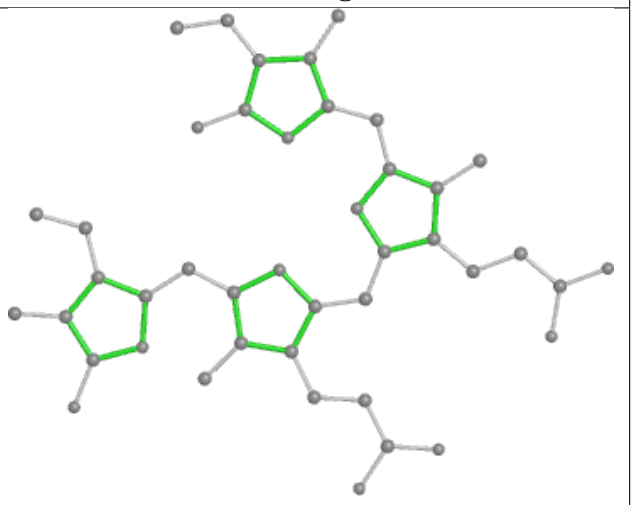

Rings

Ligand PEB L4 1002

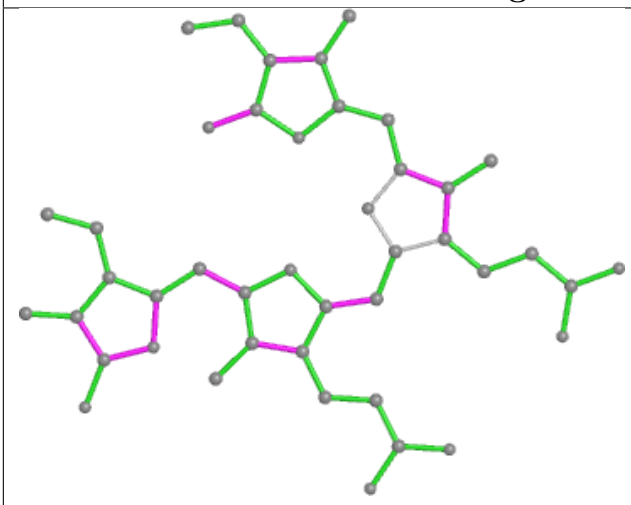

Bond lengths

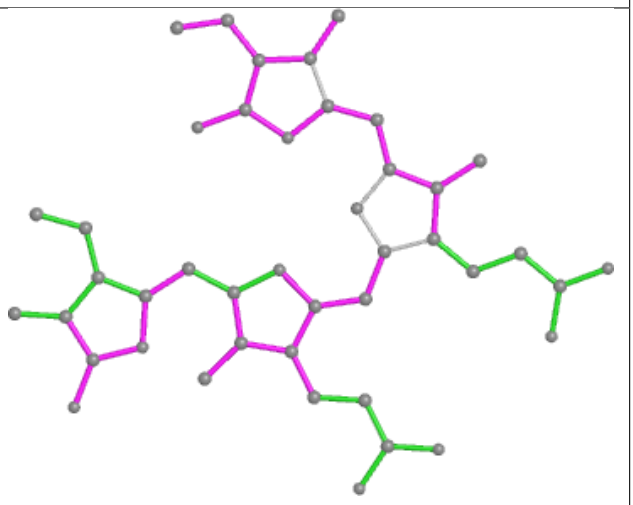

Bond angles

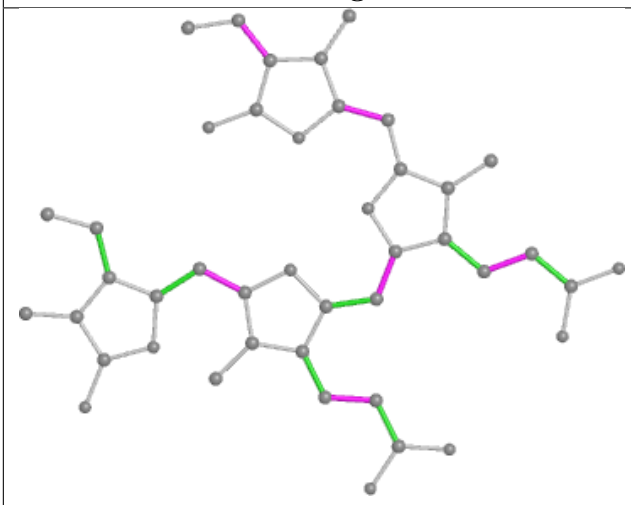

Torsions

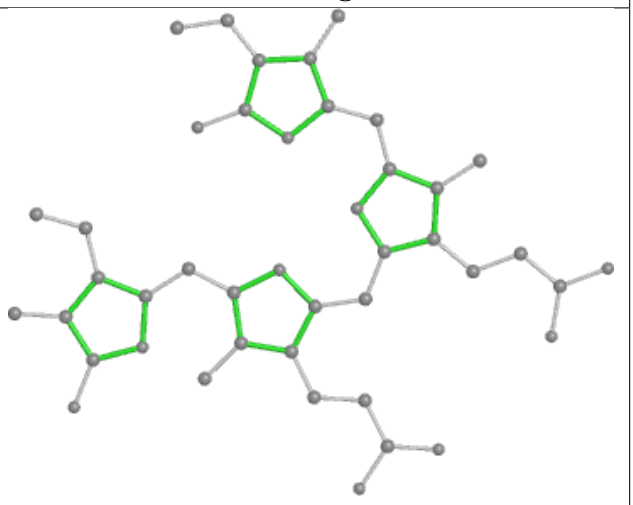

Rings

Ligand CLA CL 503

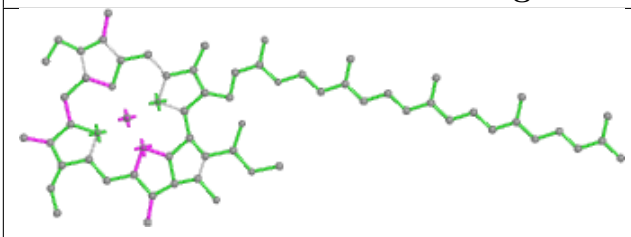

Bond lengths

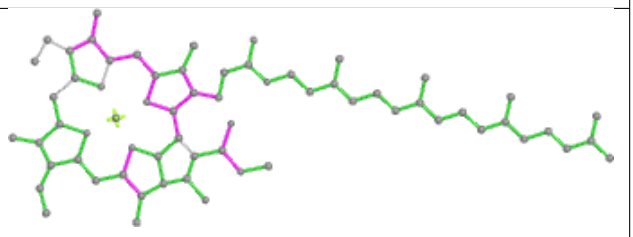

Bond angles

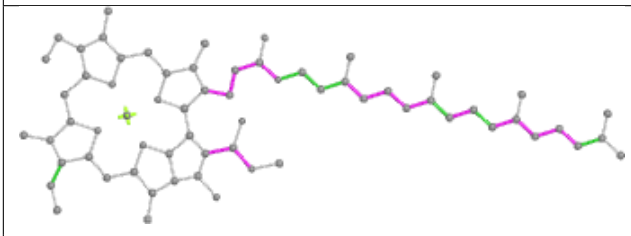

Torsions

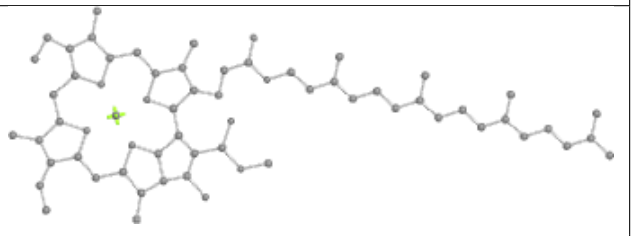

Rings

Ligand PEB Y4 202

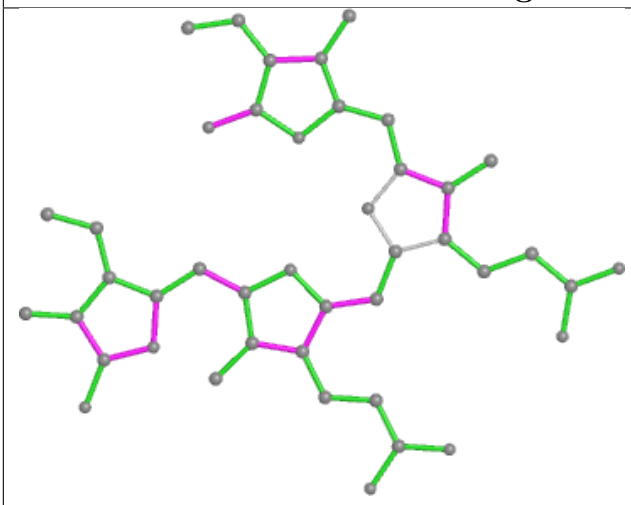

Bond lengths

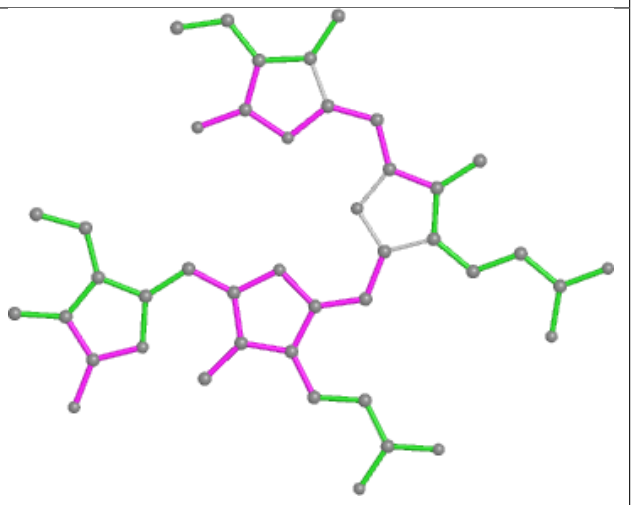

Bond angles

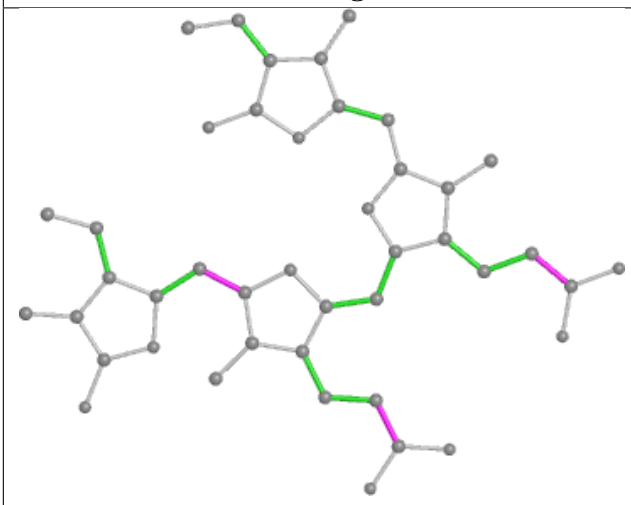

Torsions

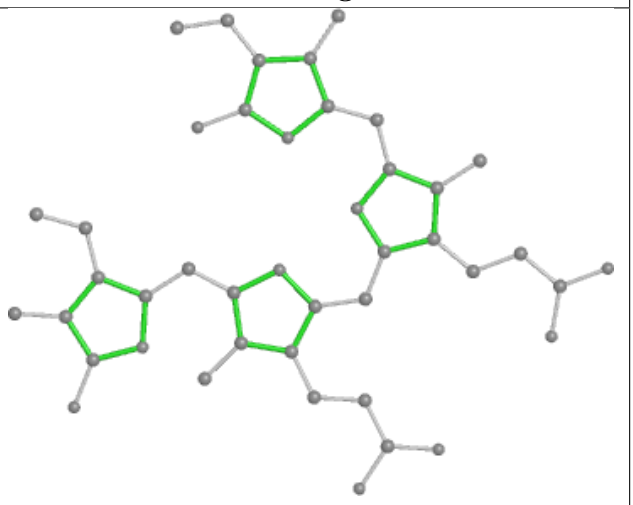

Rings

Ligand CLA 6N 608

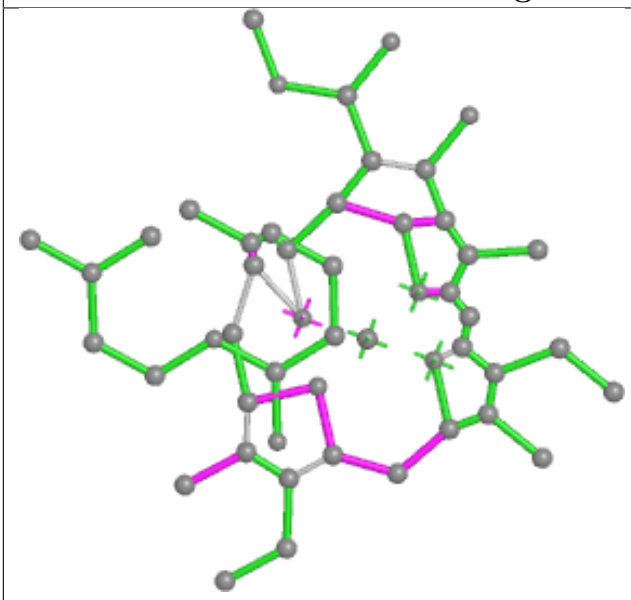

Bond lengths

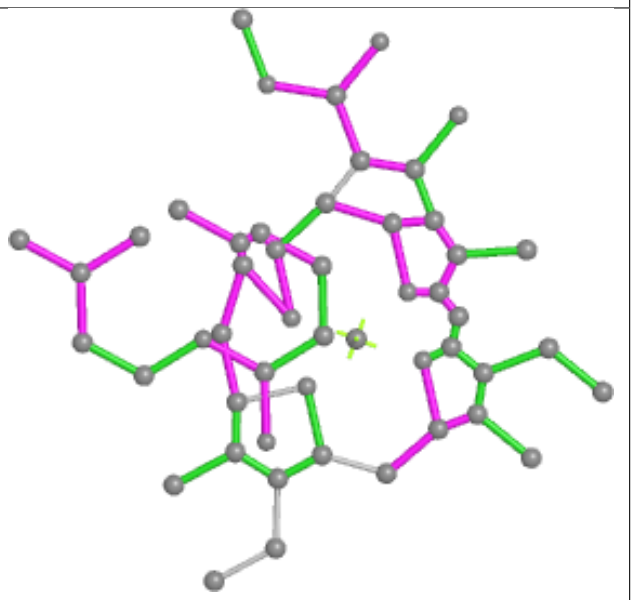

Bond angles

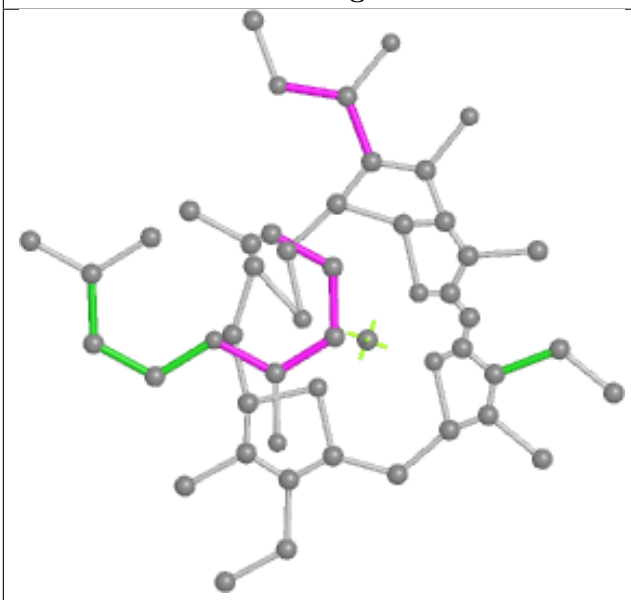

Torsions

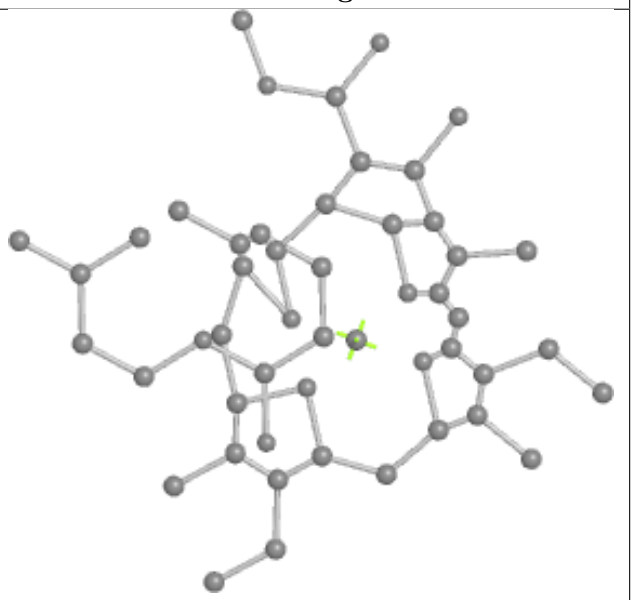

Rings

Ligand DGD CL 520

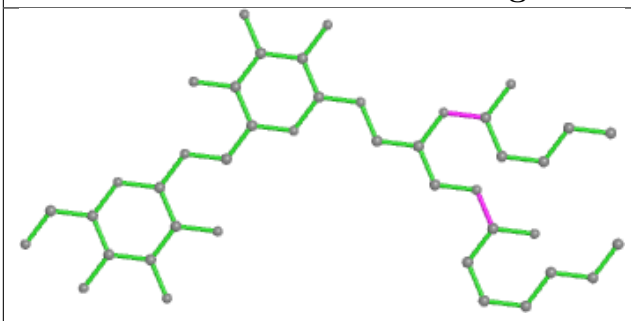

Bond lengths

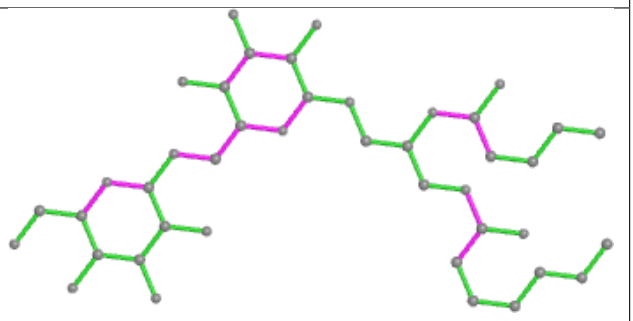

Bond angles

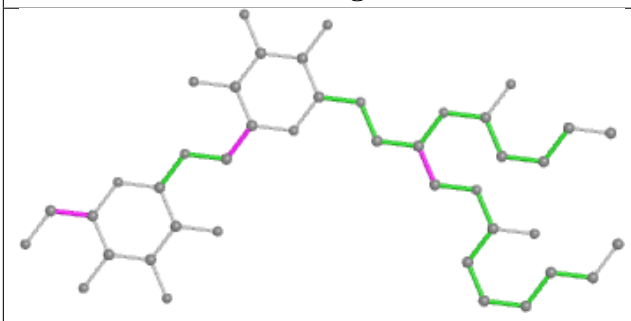

Torsions

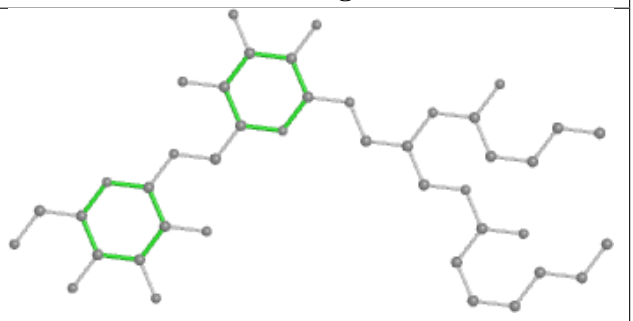

Rings

Ligand PEB WI 201

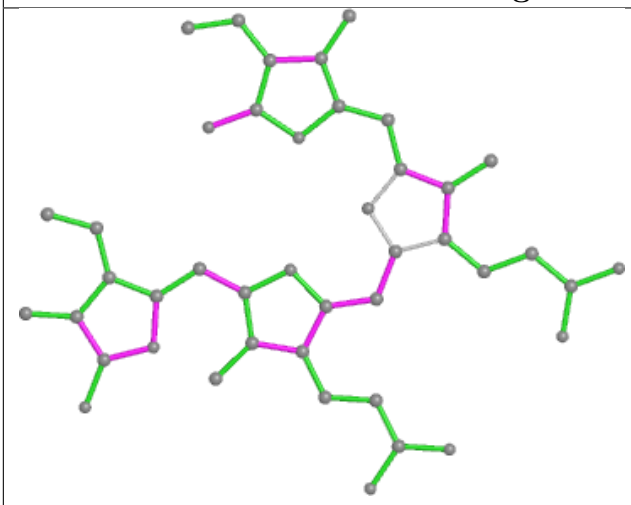

Bond lengths

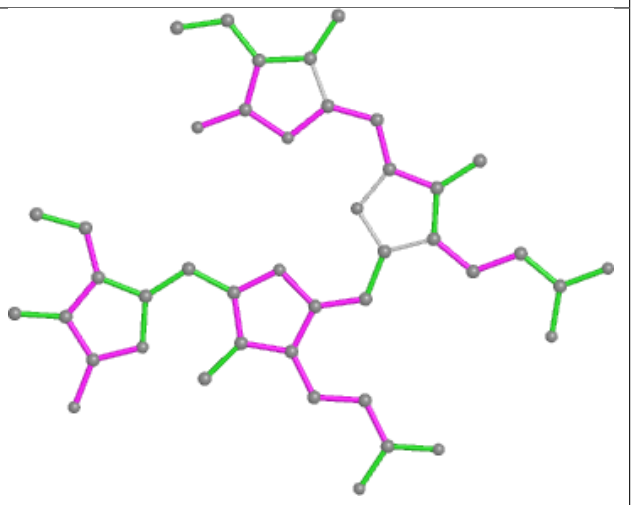

Bond angles

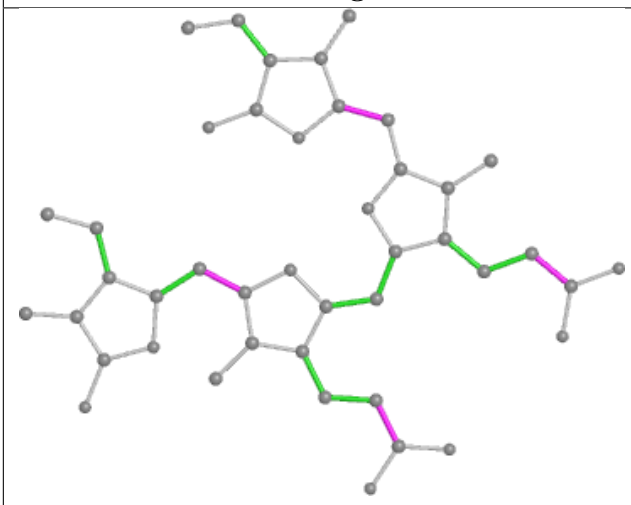

Torsions

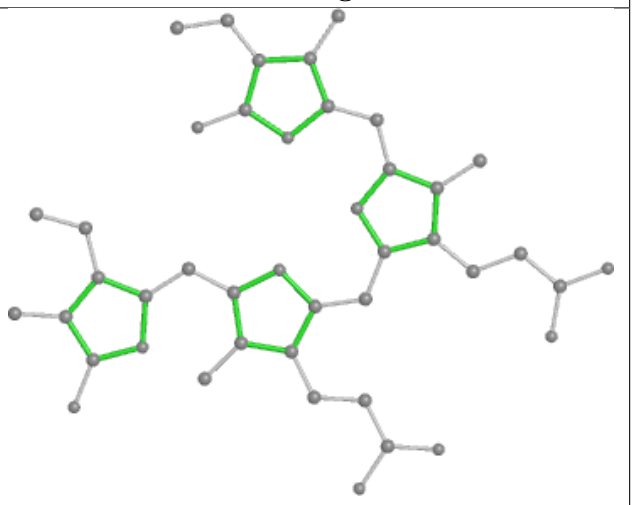

Rings

Ligand CLA cL 507

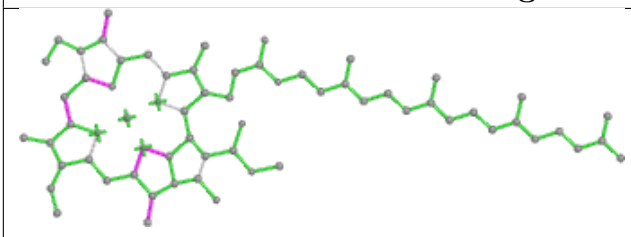

Bond lengths

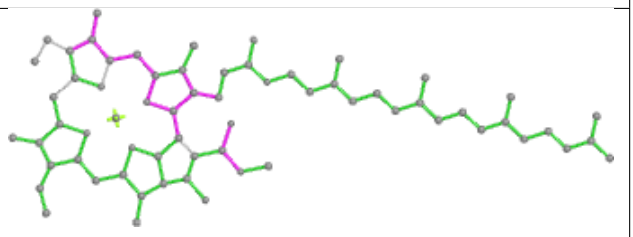

Bond angles

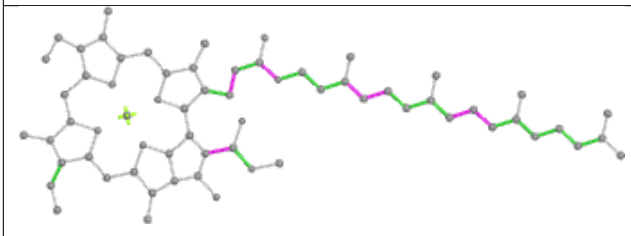

Torsions

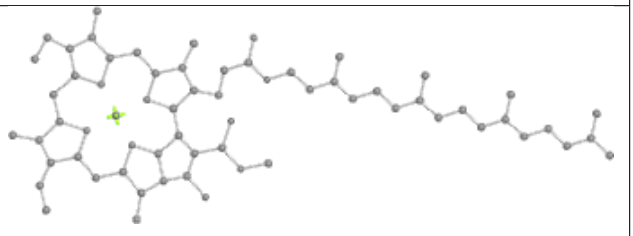

Rings

Ligand BCR B2 839

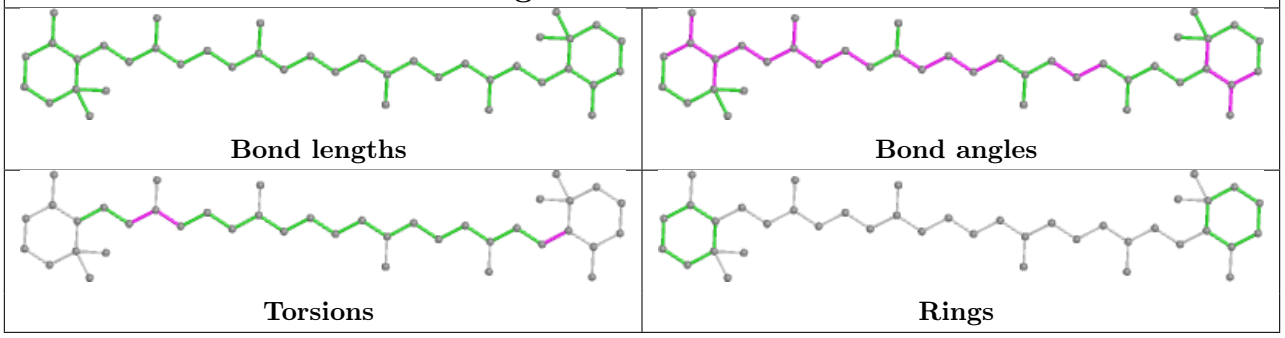

Ligand CYC BG 1002

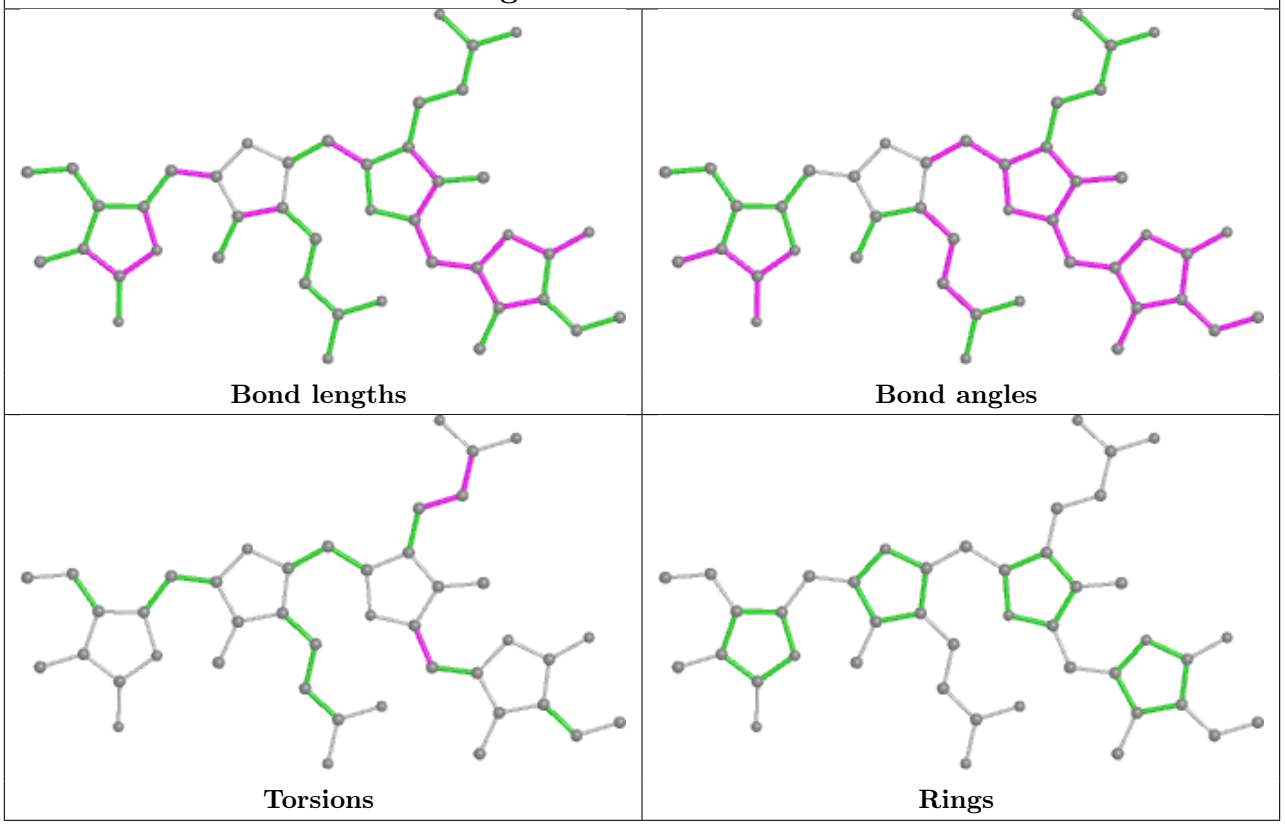

Ligand CLA A2 850

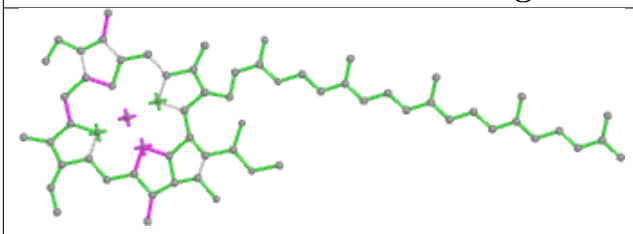

Bond lengths

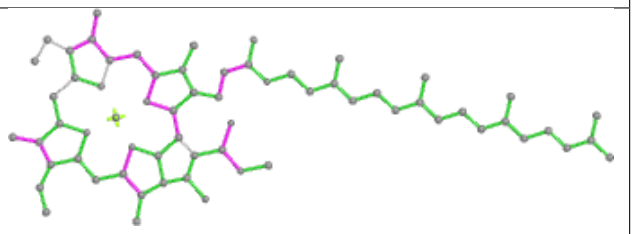

Bond angles

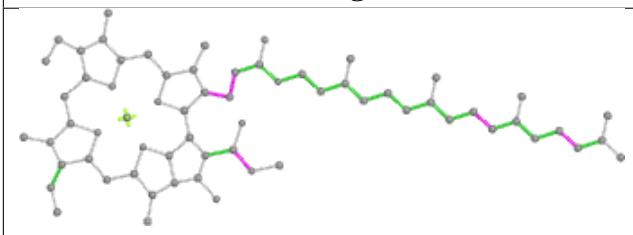

Torsions

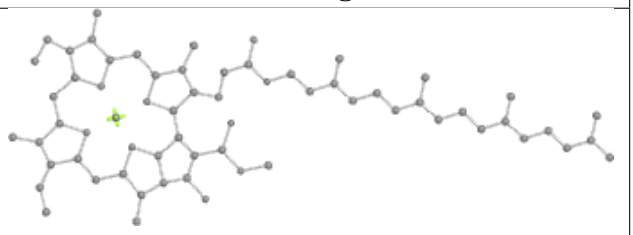

Rings

Ligand CLA bL 621

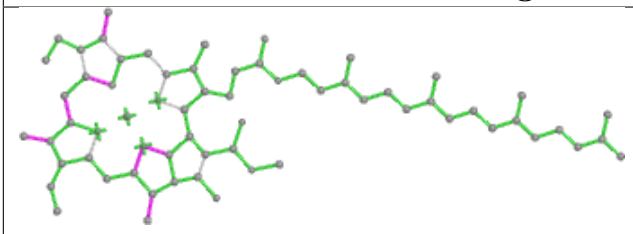

Bond lengths

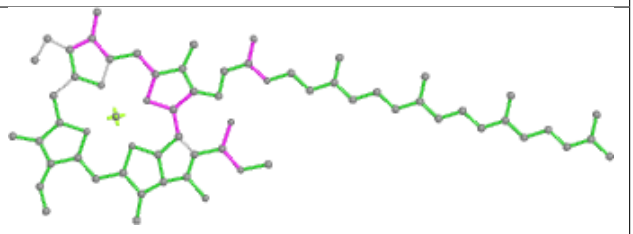

Bond angles

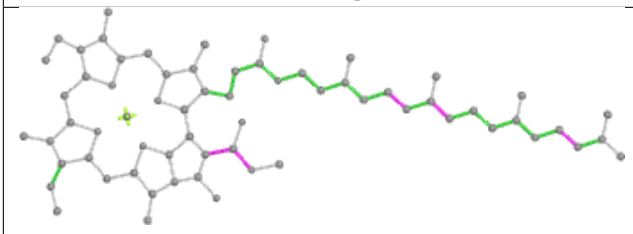

Torsions

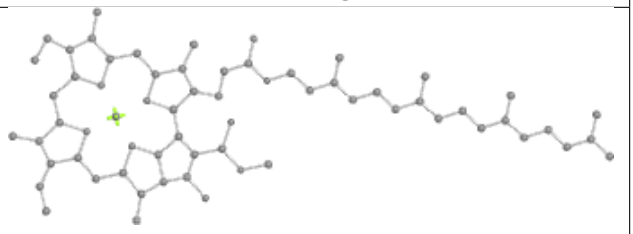

Rings

Ligand CLA 1N 606

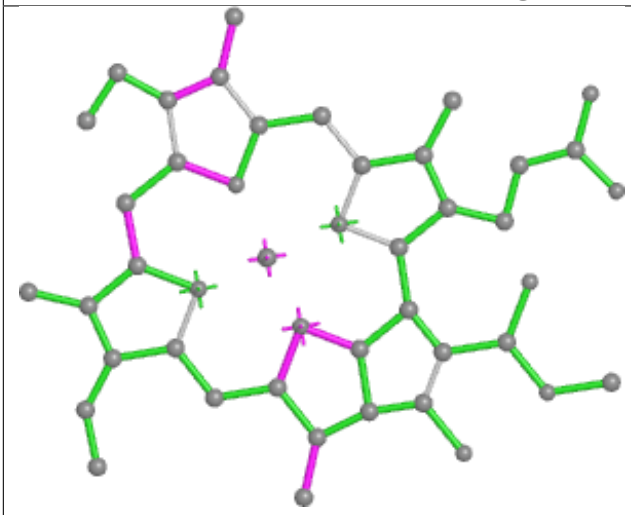

Bond lengths

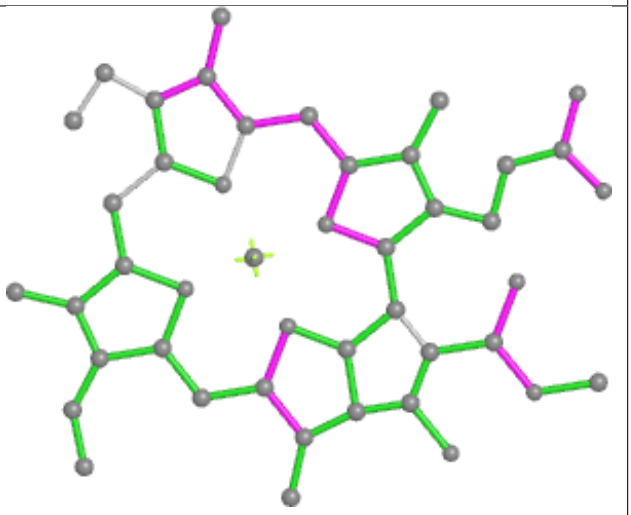

Bond angles

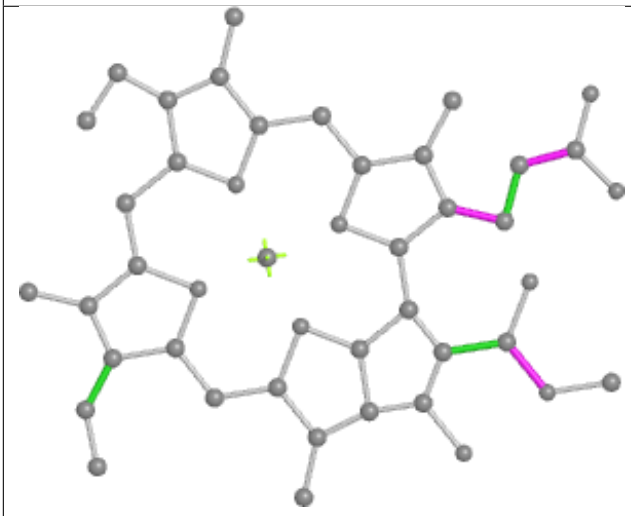

Torsions

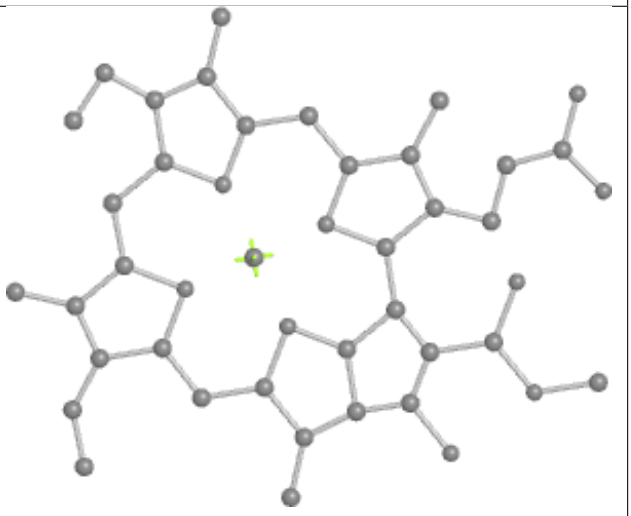

Rings

Ligand LHG dL 408

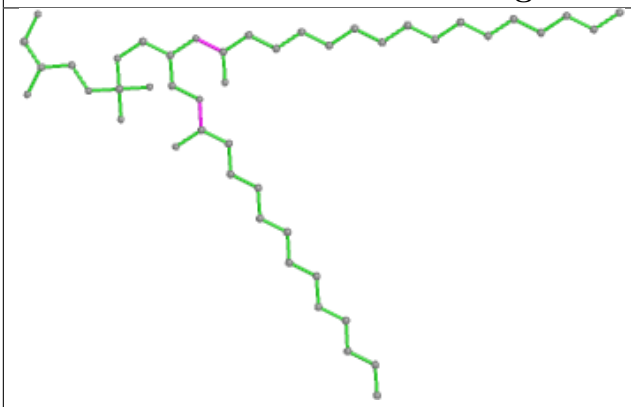

Bond lengths

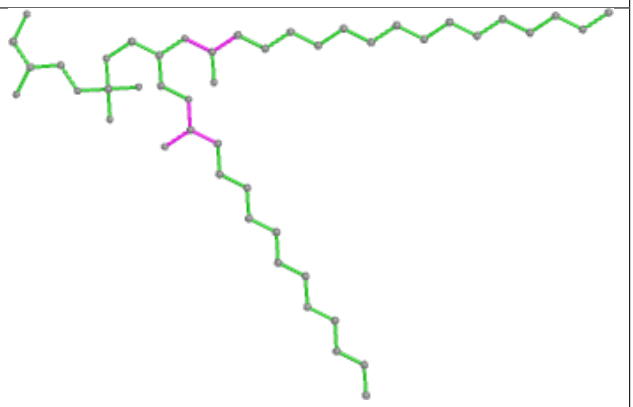

Bond angles

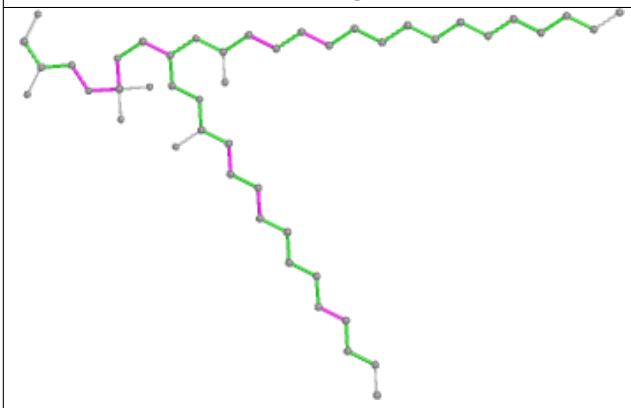

Torsions

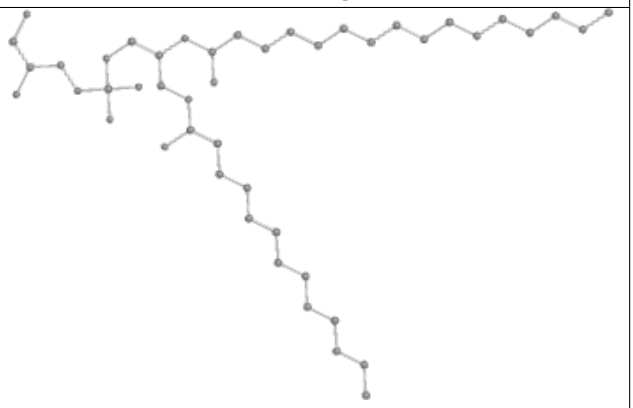

Rings

Ligand PEB dG 204

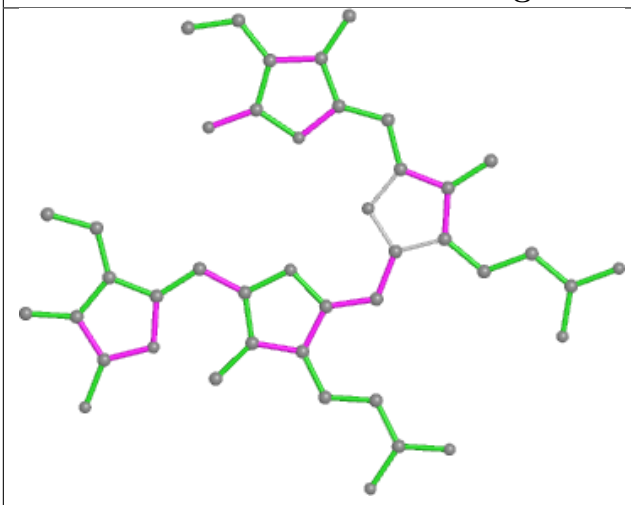

Bond lengths

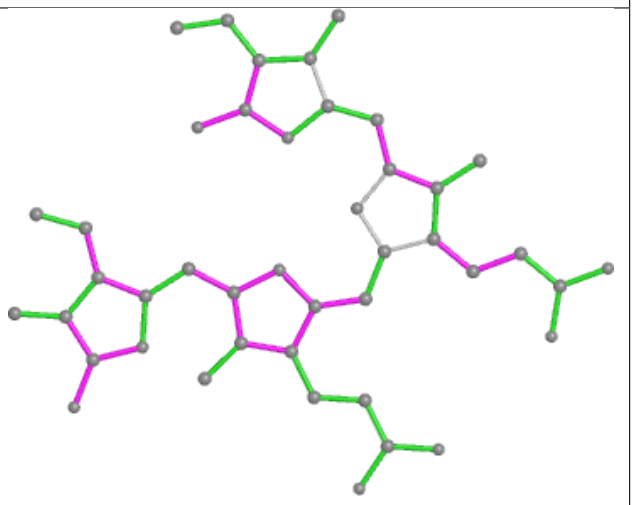

Bond angles

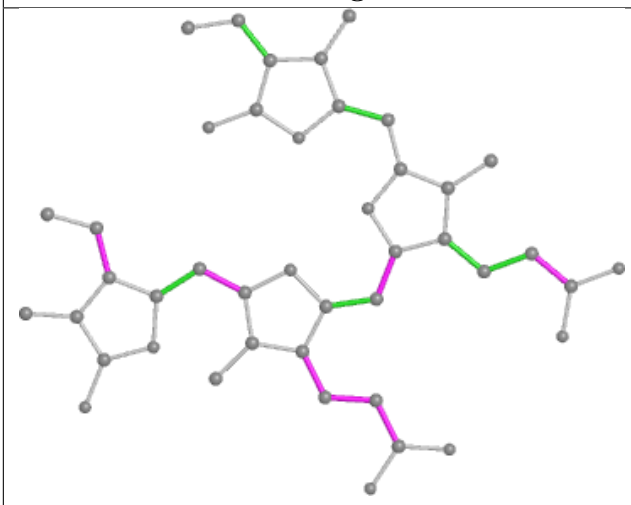

Torsions

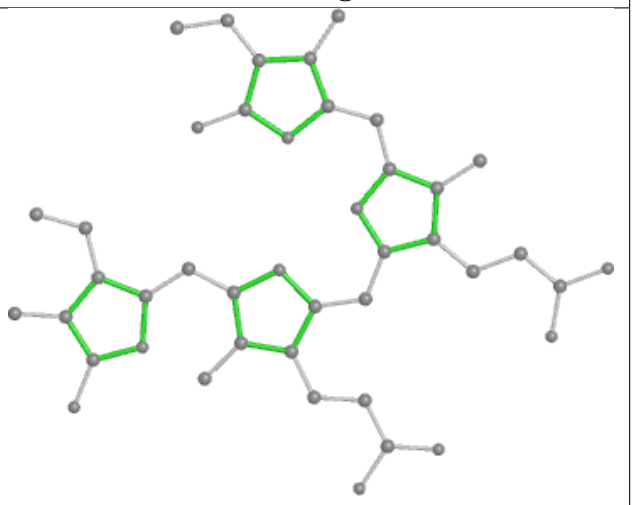

Rings

Ligand CLA 8N 304

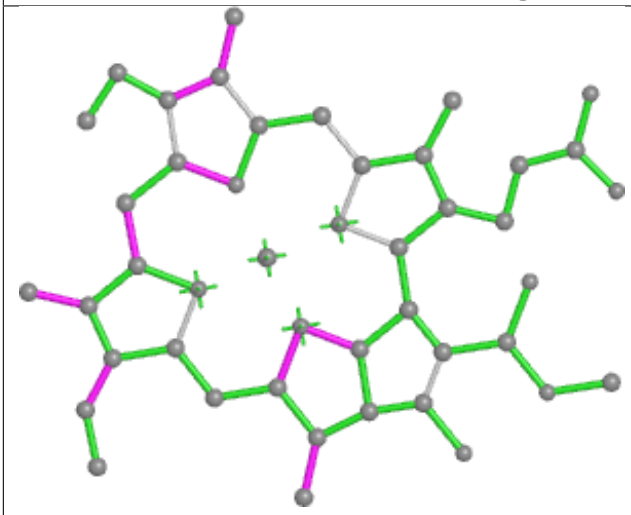

Bond lengths

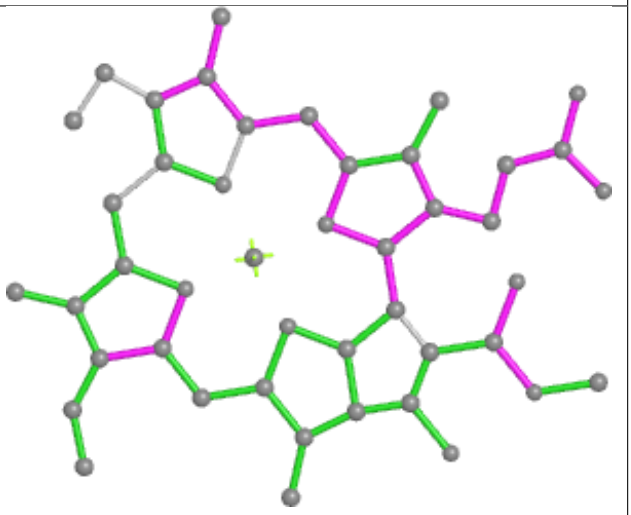

Bond angles

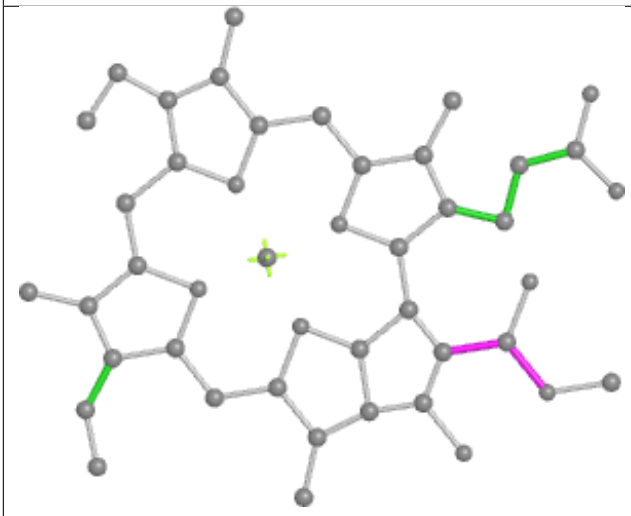

Torsions

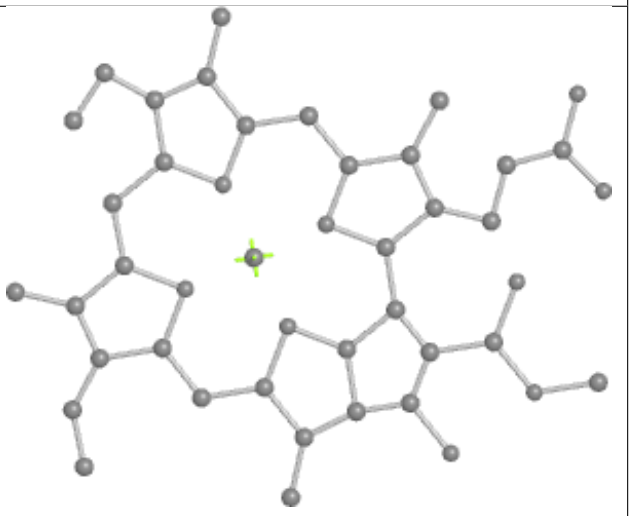

Rings

Ligand CYC T3 1001

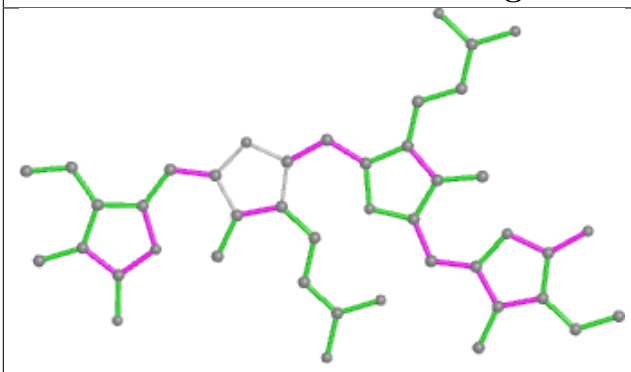

Bond lengths

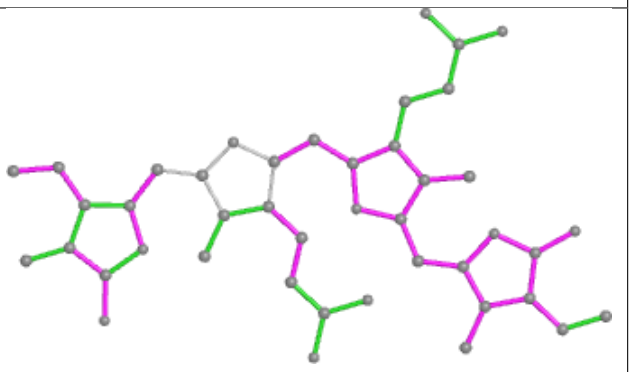

Bond angles

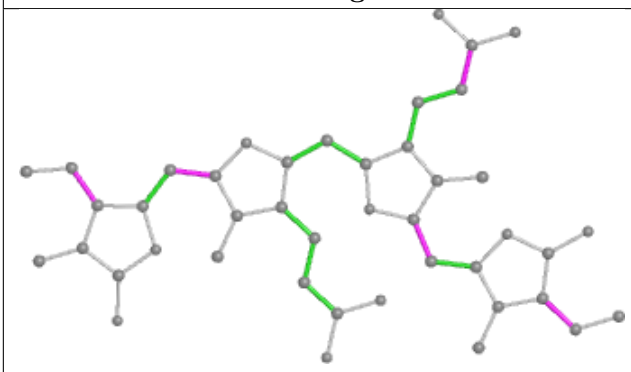

Torsions

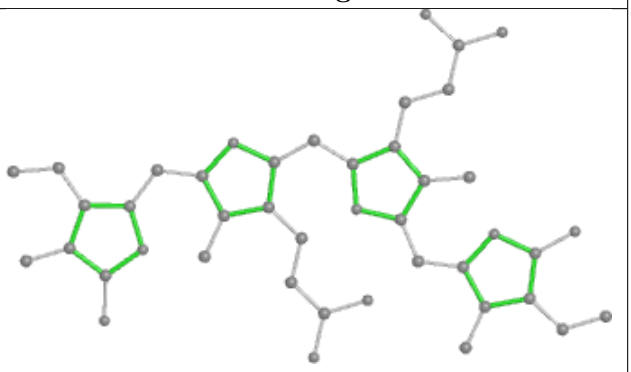

Rings

Ligand DGD C6 521

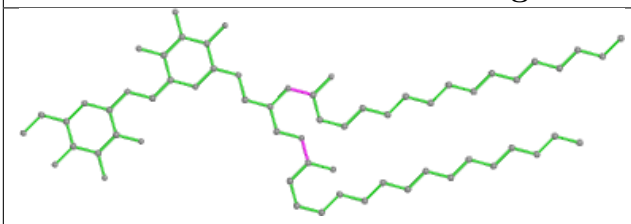

Bond lengths

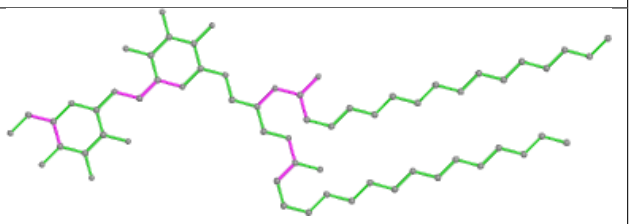

Bond angles

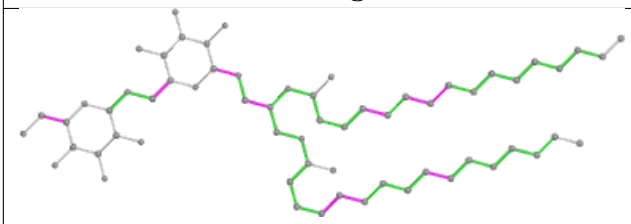

Torsions

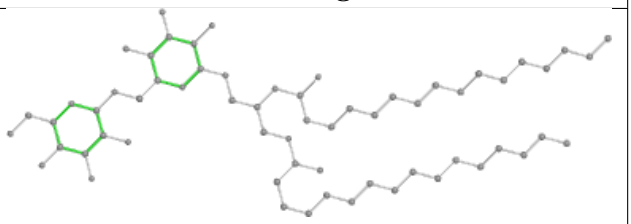

Rings

Ligand PEB 1C 202

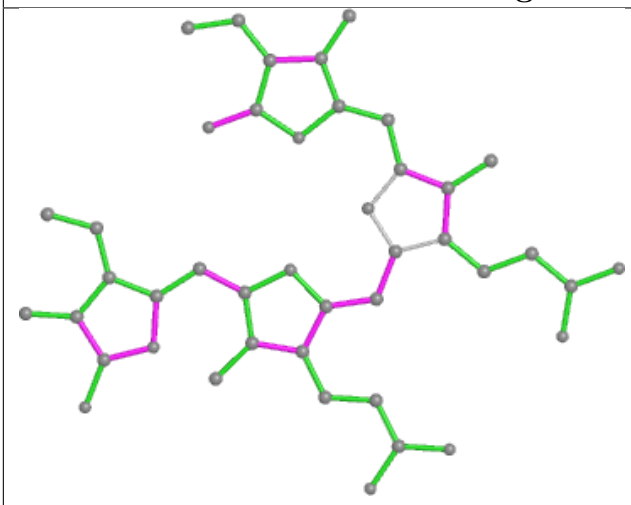

Bond lengths

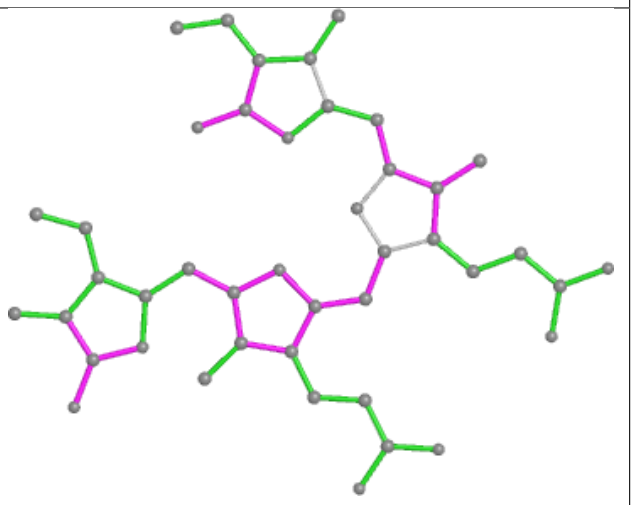

Bond angles

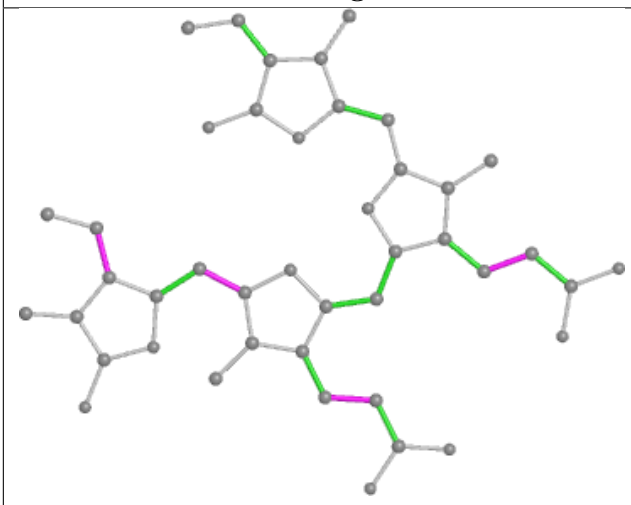

Torsions

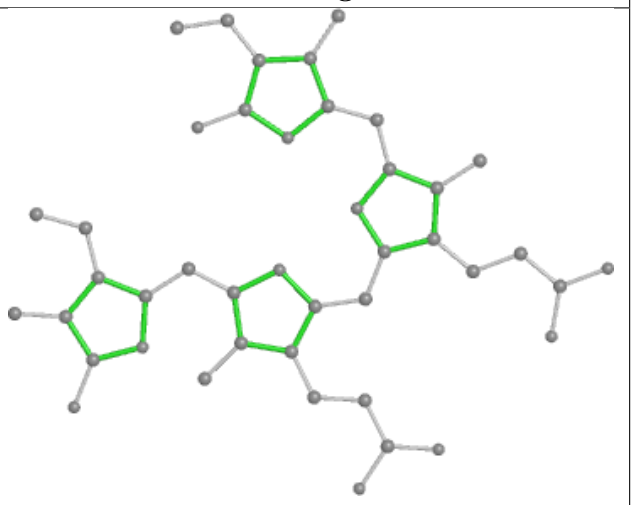

Rings

Ligand CLA 8N 302

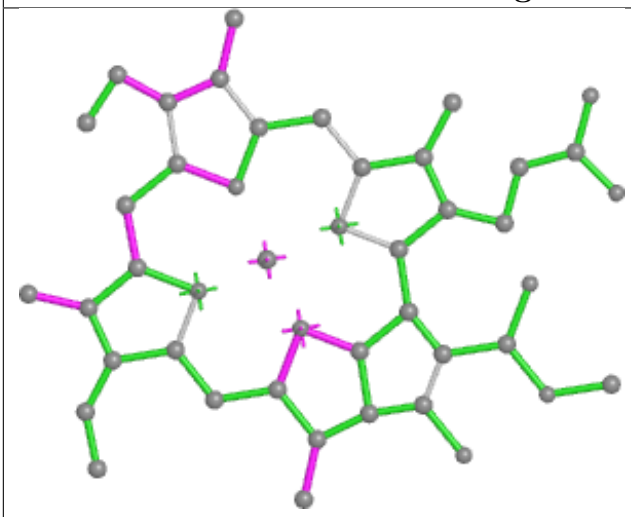

Bond lengths

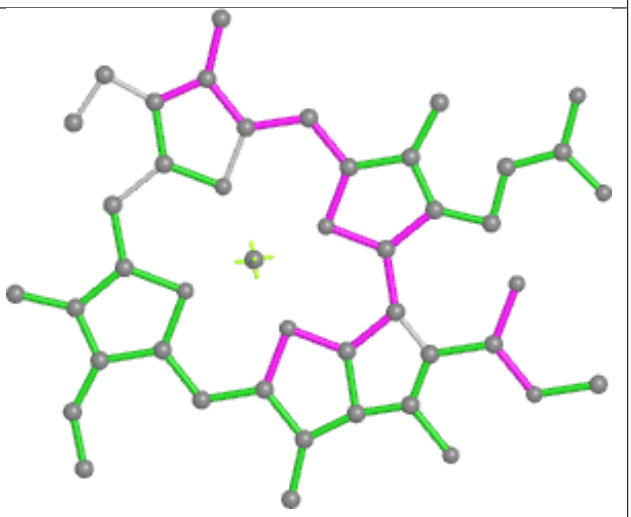

Bond angles

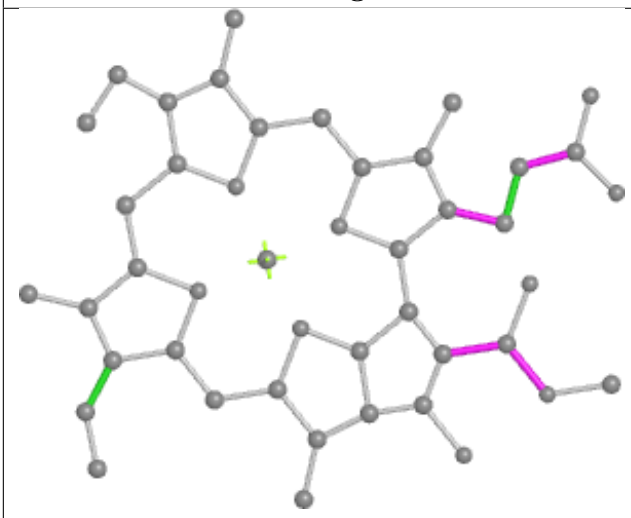

Torsions

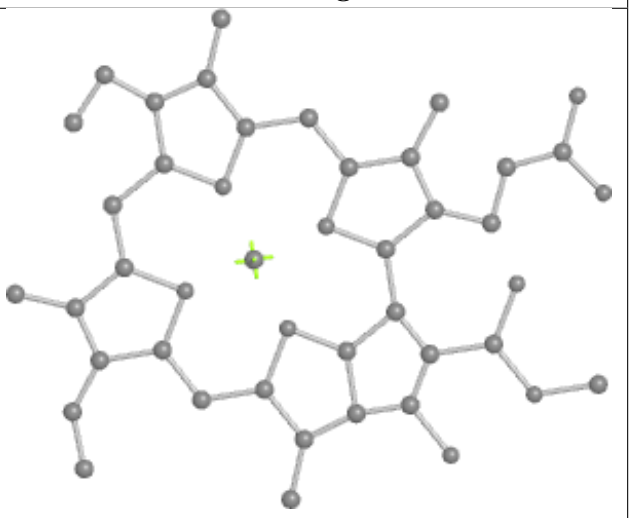

Rings

Ligand CLA 42 602

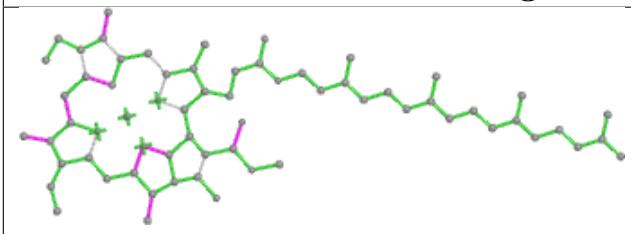

Bond lengths

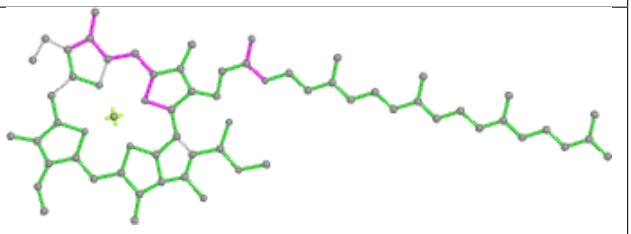

Bond angles

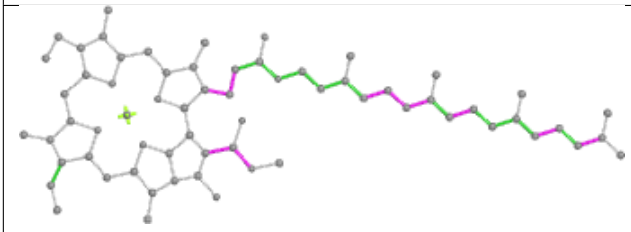

Torsions

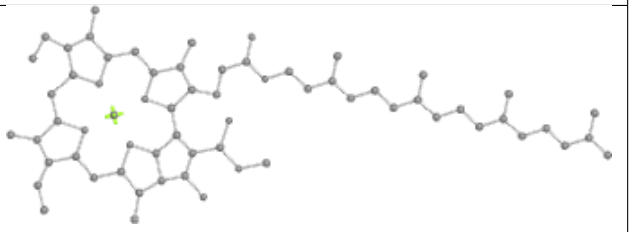

Rings

Ligand PEB SA 201

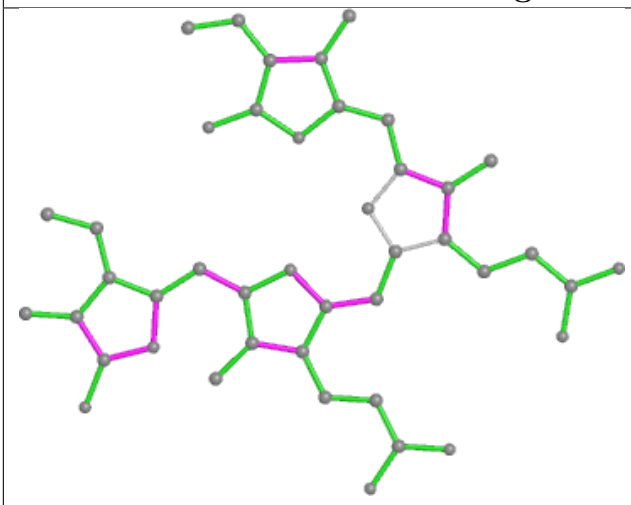

Bond lengths

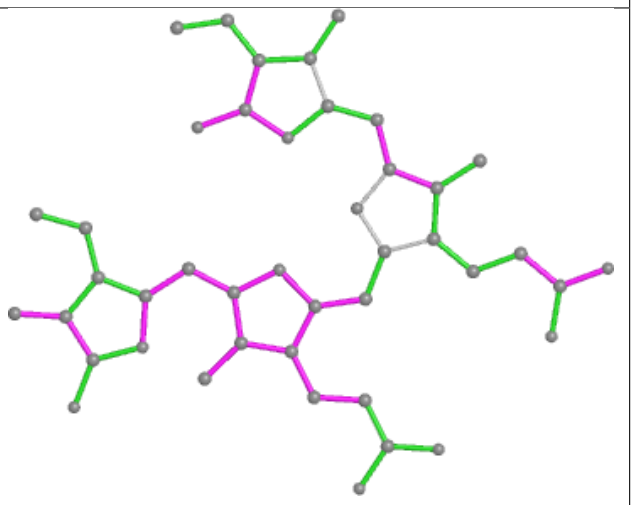

Bond angles

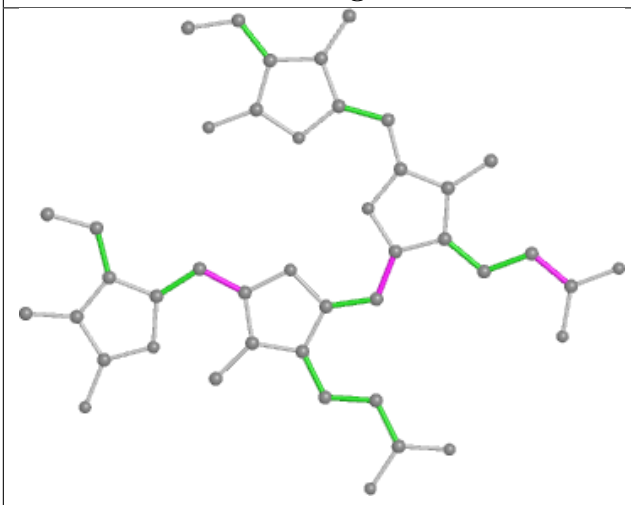

Torsions

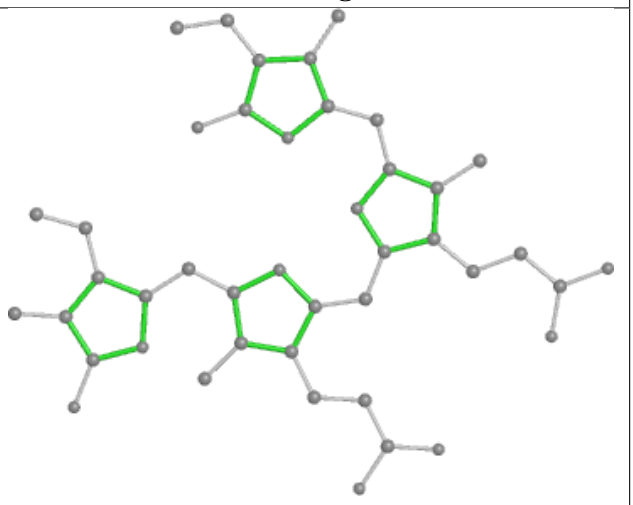

Rings

Ligand CLA B2 831

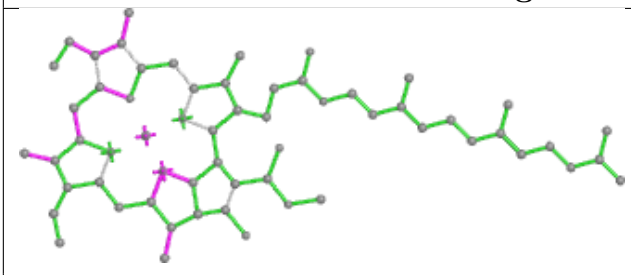

Bond lengths

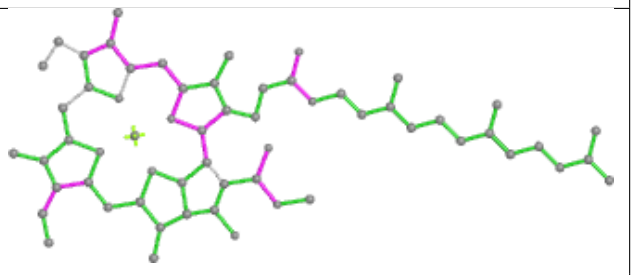

Bond angles

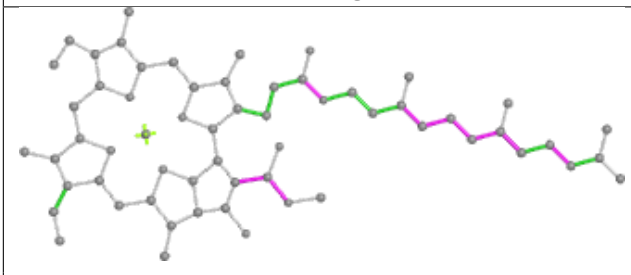

Torsions

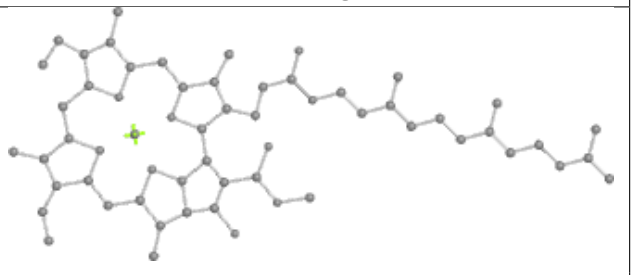

Rings

Ligand PEB N9 202

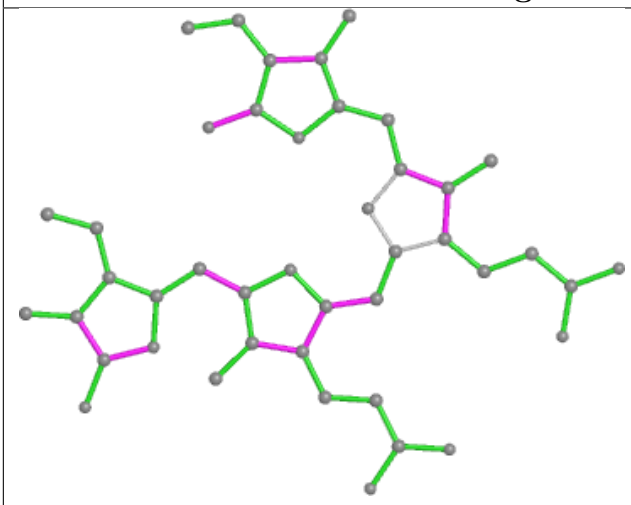

Bond lengths

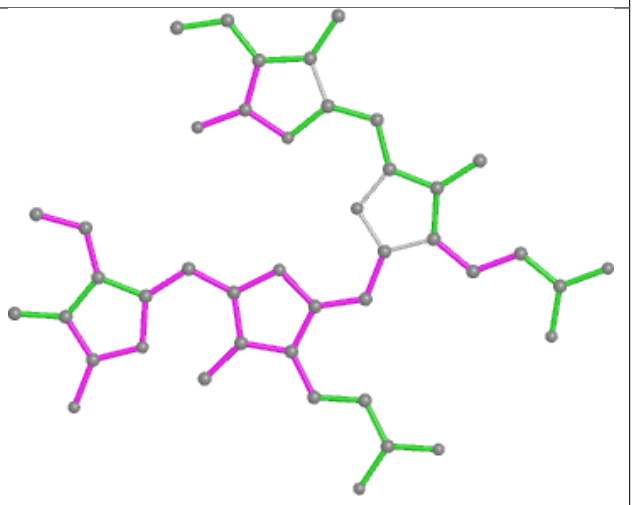

Bond angles

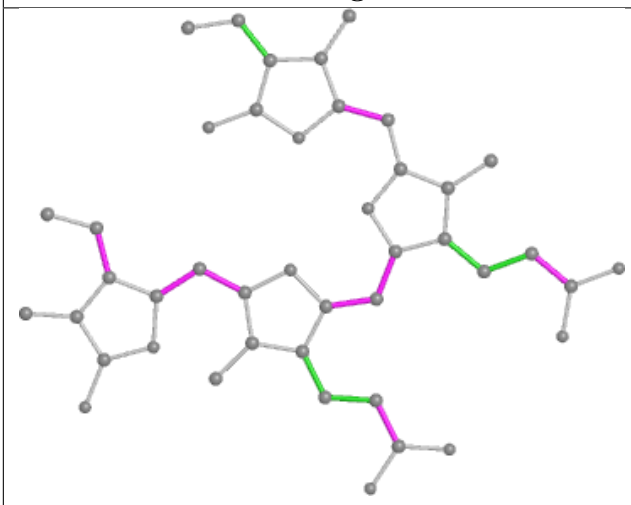

Torsions

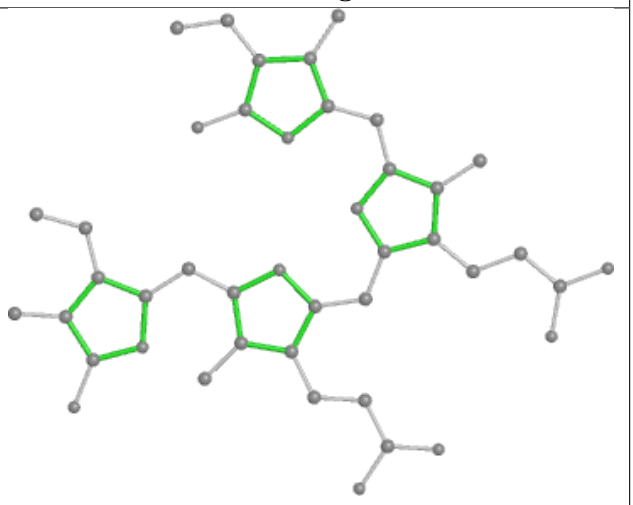

Rings

Ligand PEB UK 201

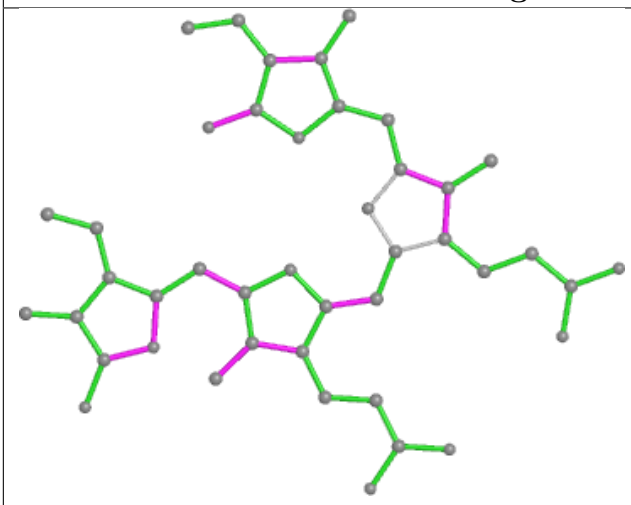

Bond lengths

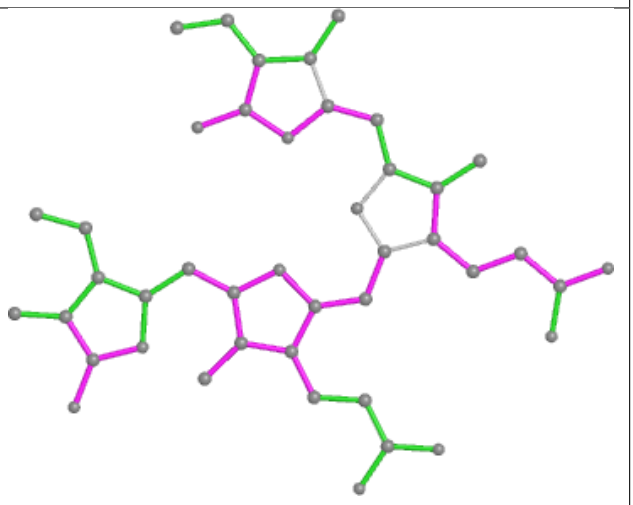

Bond angles

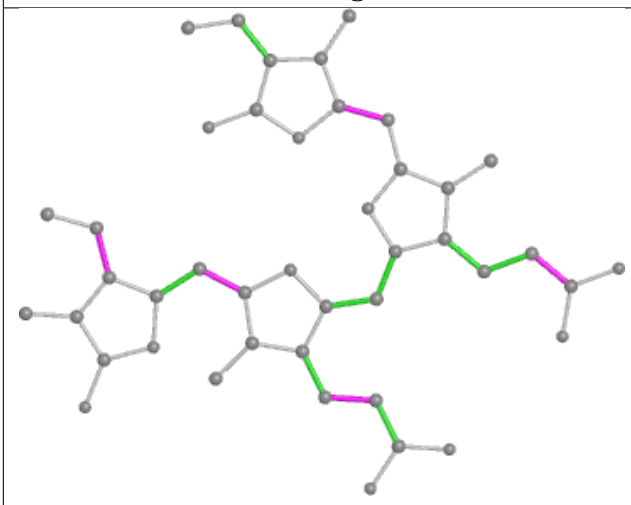

Torsions

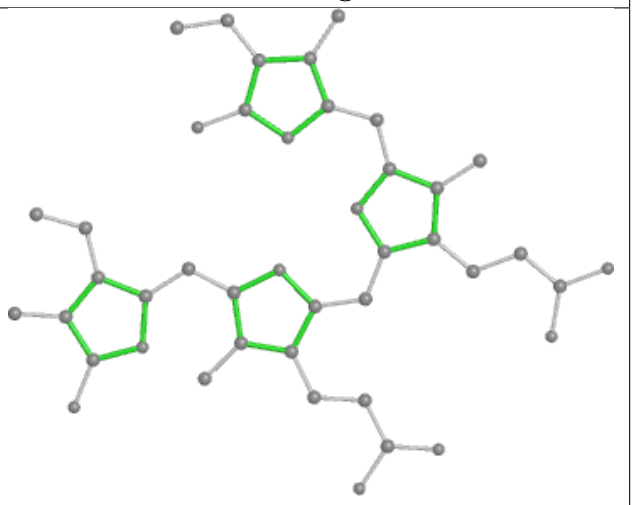

Rings

Ligand PEB HA 201

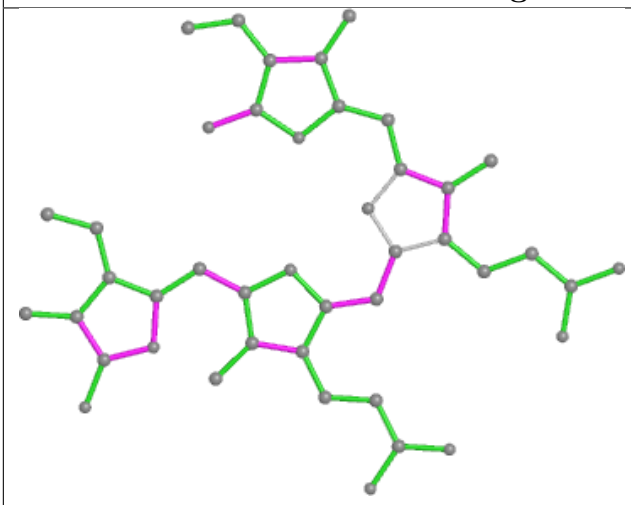

Bond lengths

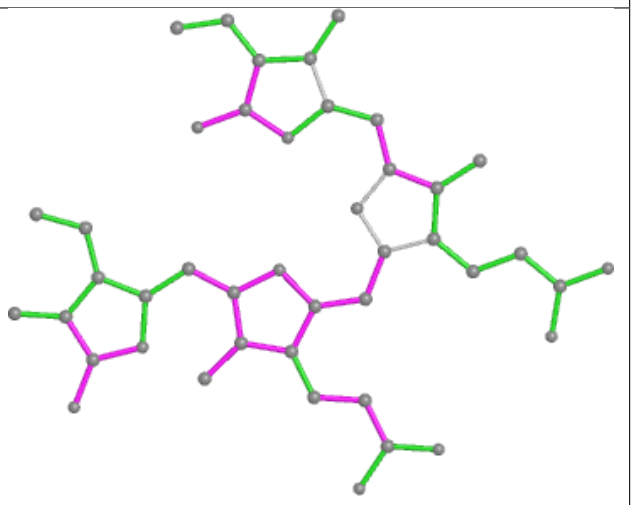

Bond angles

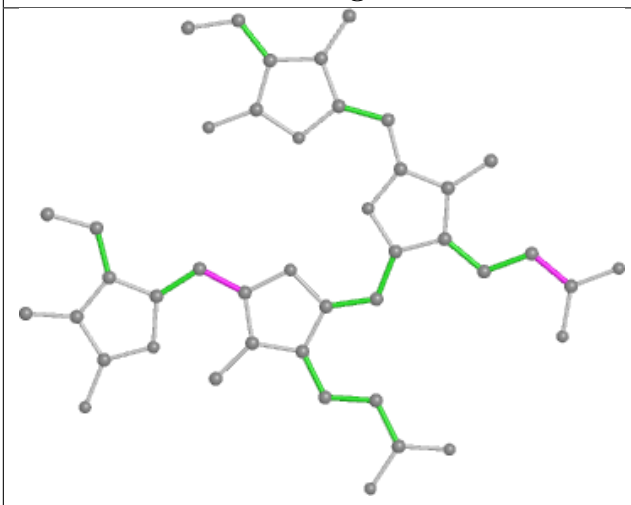

Torsions

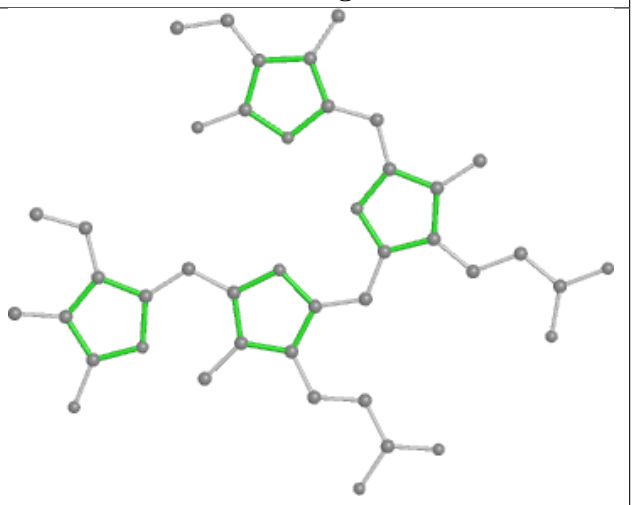

Rings

Ligand CLA AN 852

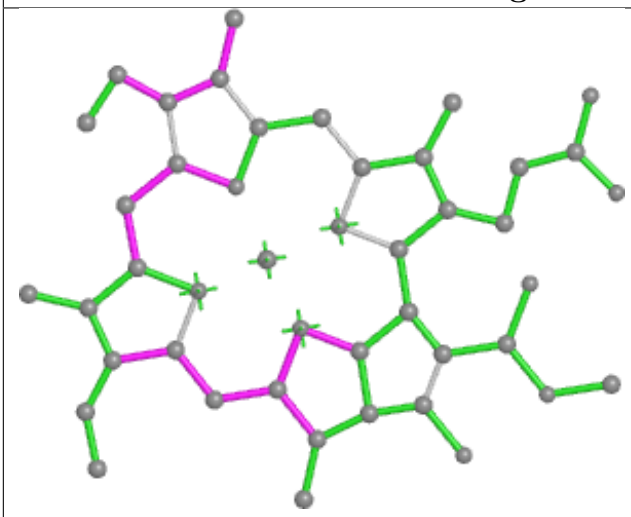

Bond lengths

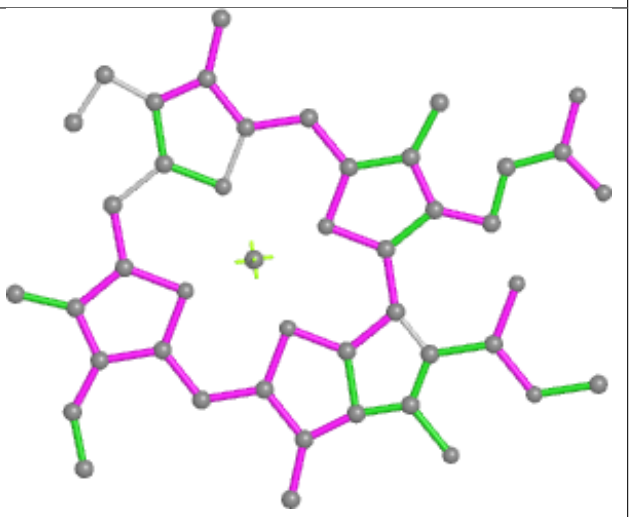

Bond angles

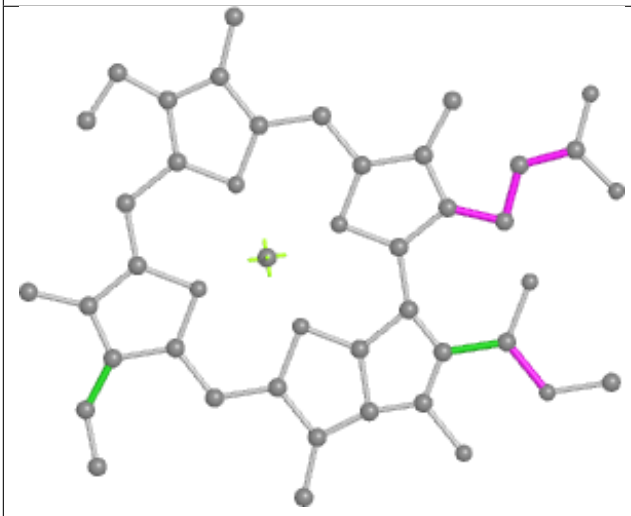

Torsions

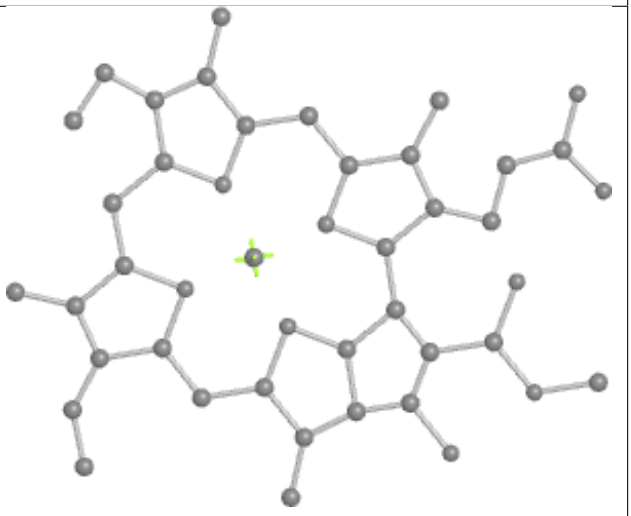

Rings

Ligand CYC GO 1001

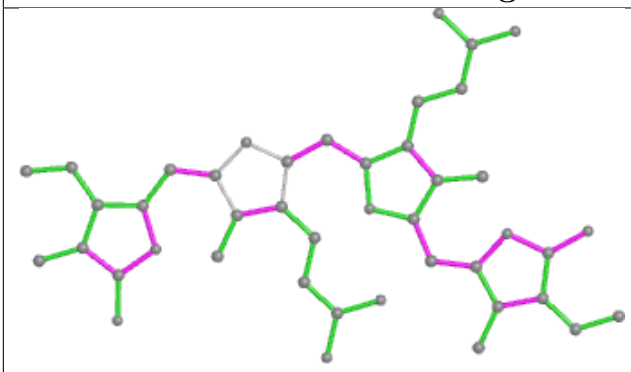

Bond lengths

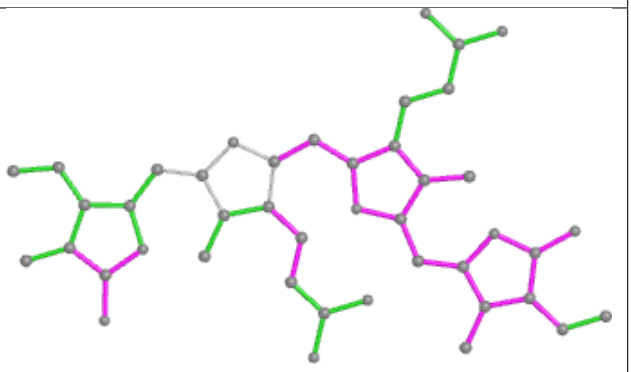

Bond angles

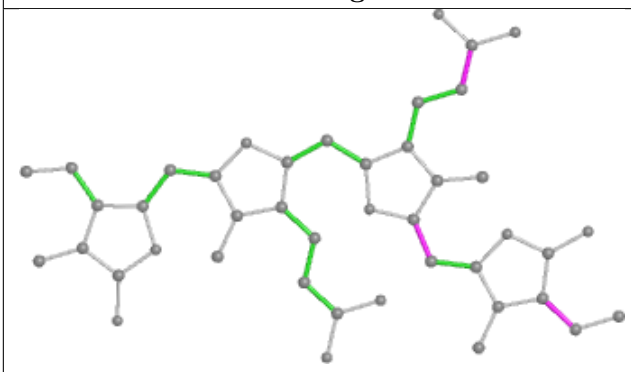

Torsions

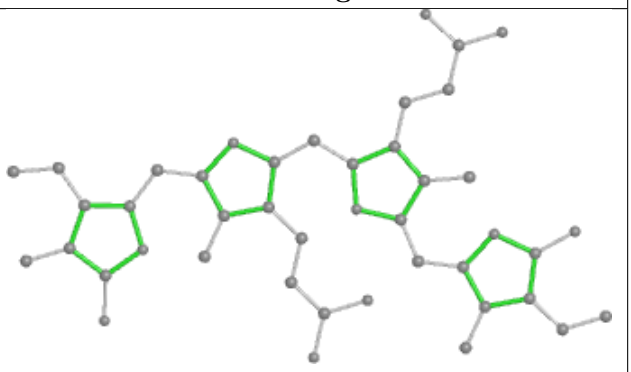

Rings

Ligand CLA B2 810

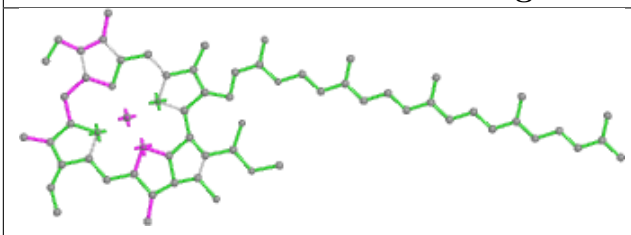

Bond lengths

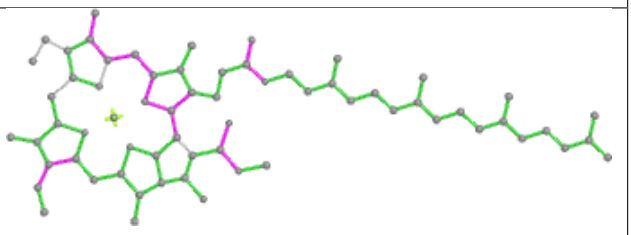

Bond angles

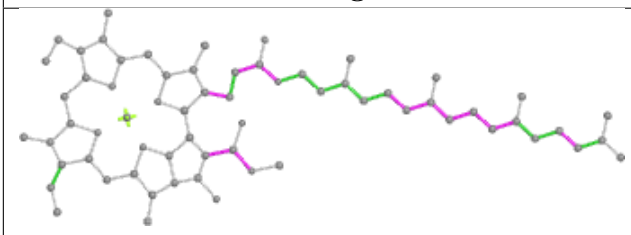

Torsions

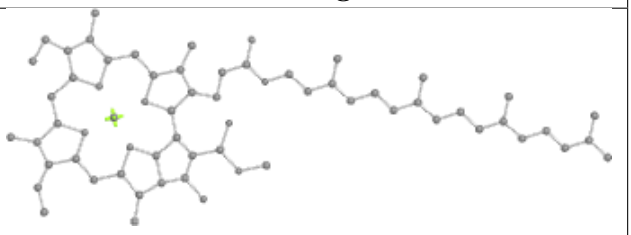

Rings

Ligand PEB T7 201

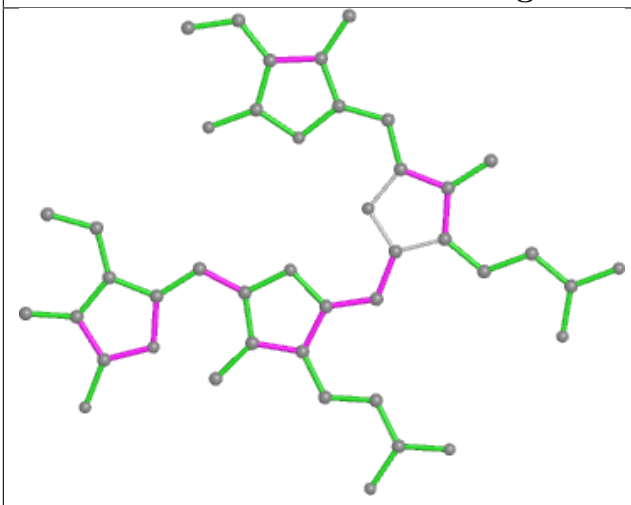

Bond lengths

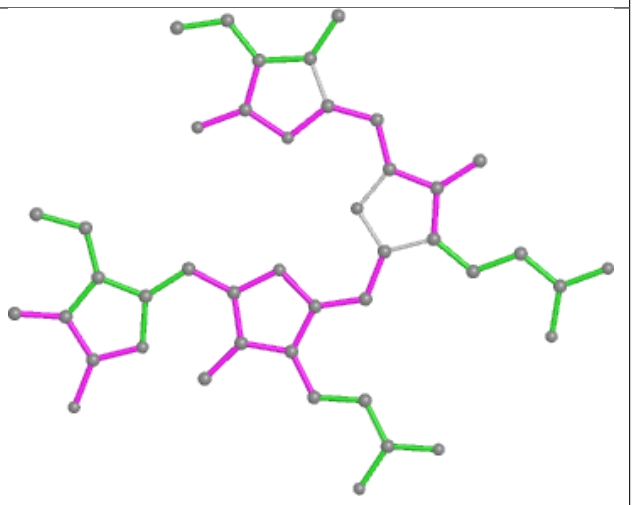

Bond angles

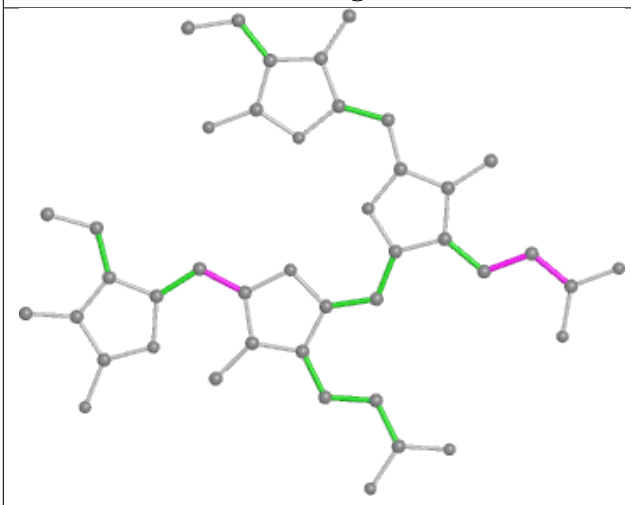

Torsions

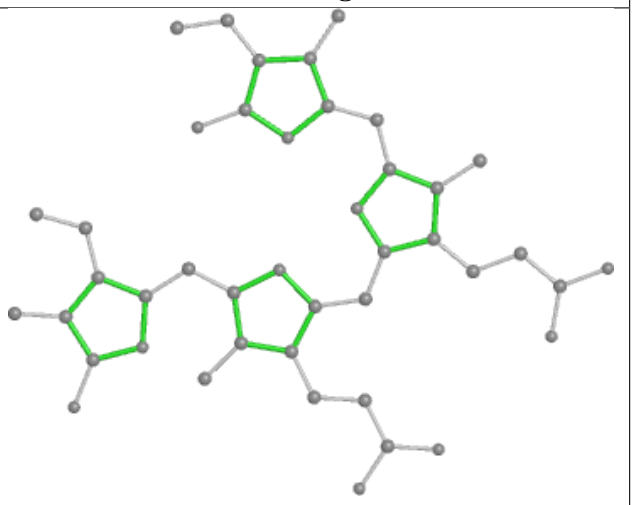

Rings

Ligand PEB hG 201

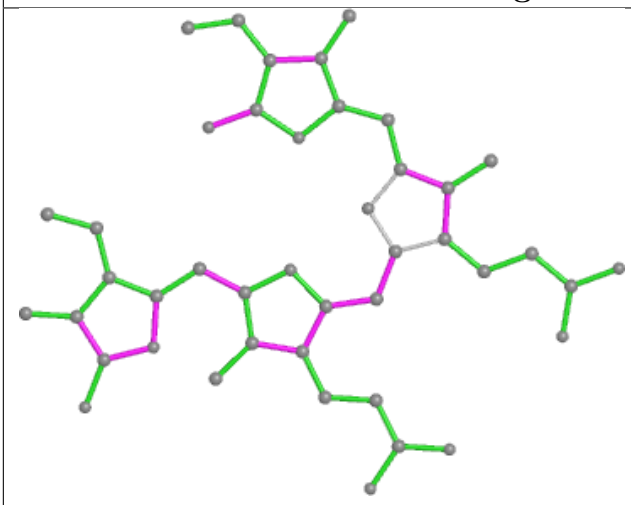

Bond lengths

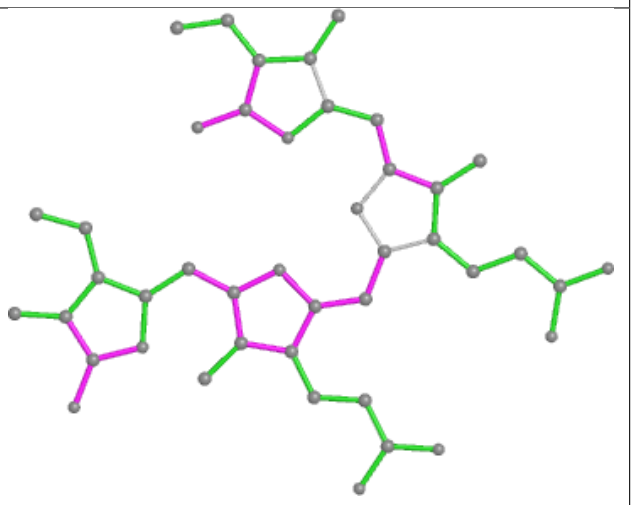

Bond angles

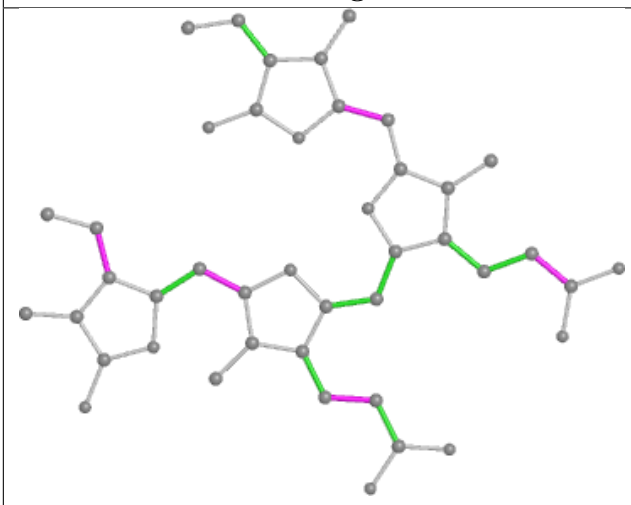

Torsions

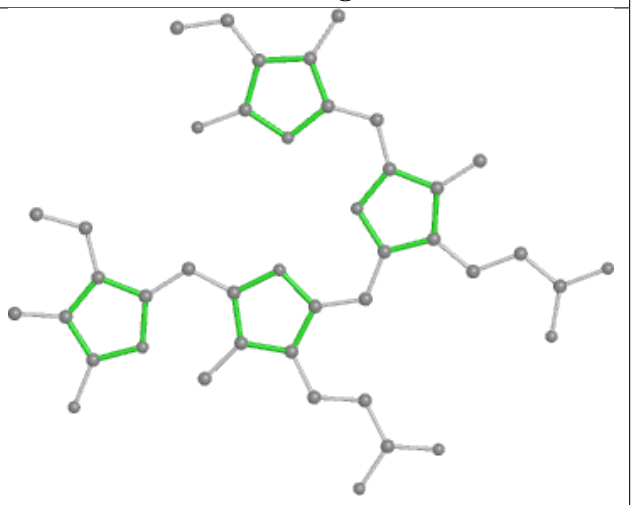

Rings

Ligand PEB NK 202

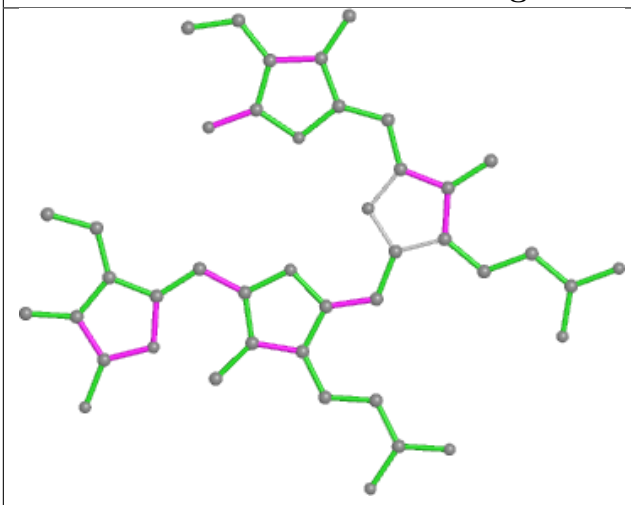

Bond lengths

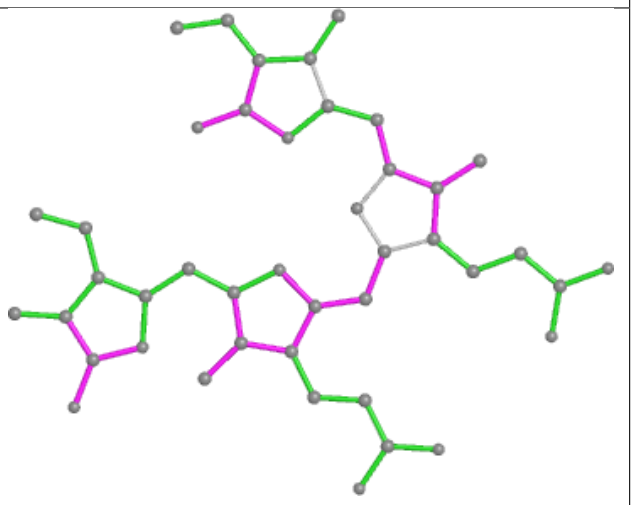

Bond angles

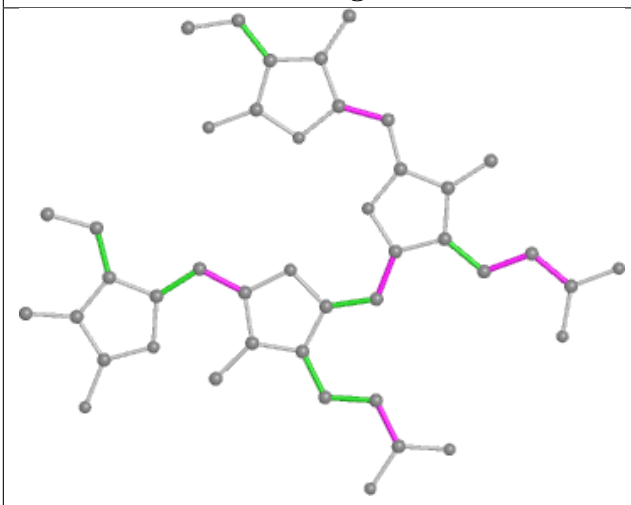

Torsions

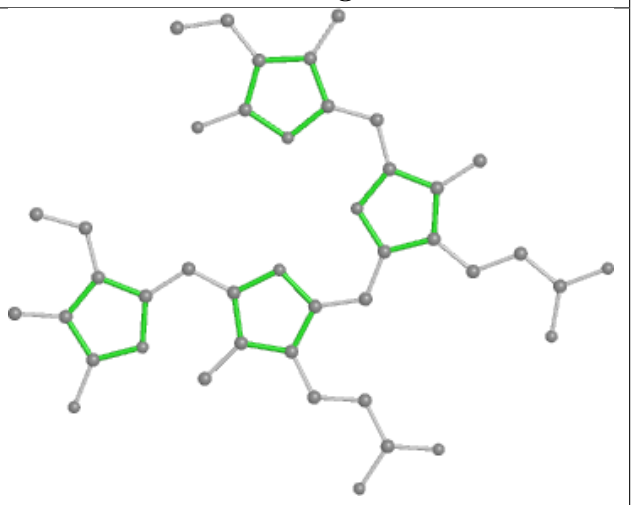

Rings

Ligand CLA B2 836

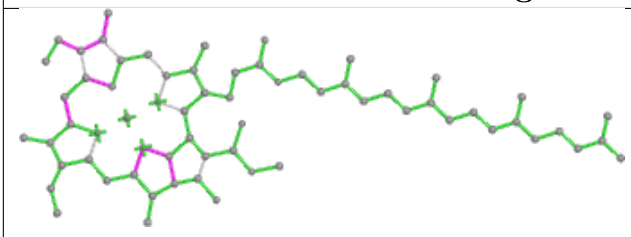

Bond lengths

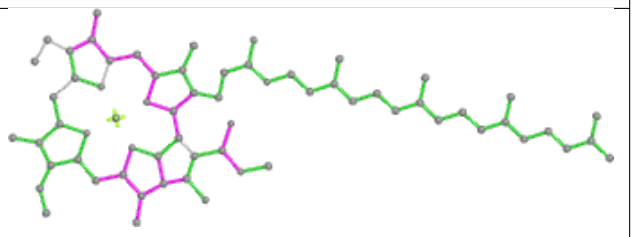

Bond angles

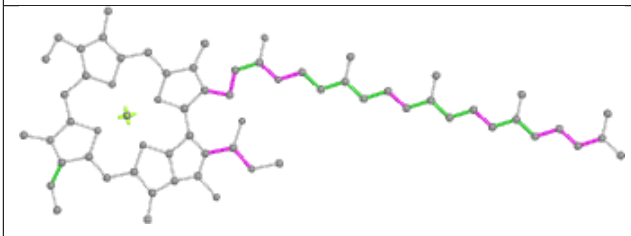

Torsions

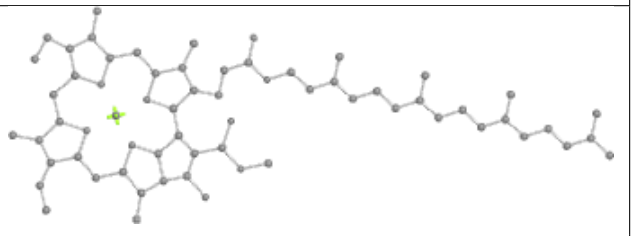

Rings

Ligand CLA AN 826

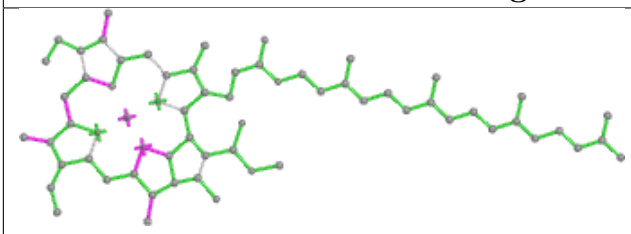

Bond lengths

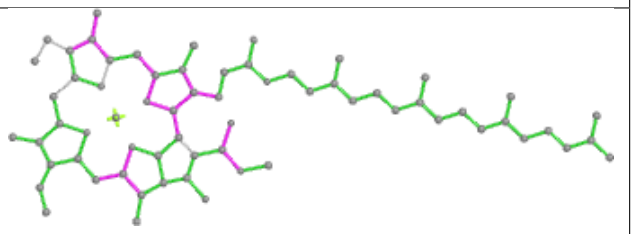

Bond angles

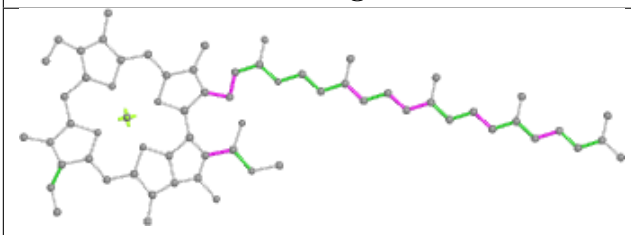

Torsions

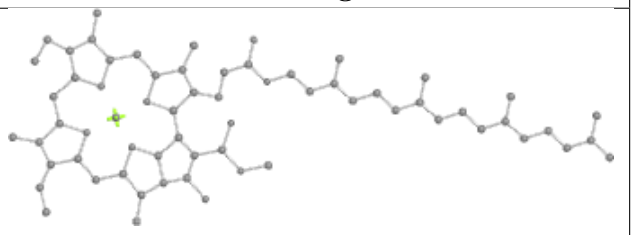

Rings

Ligand PEB tK 202

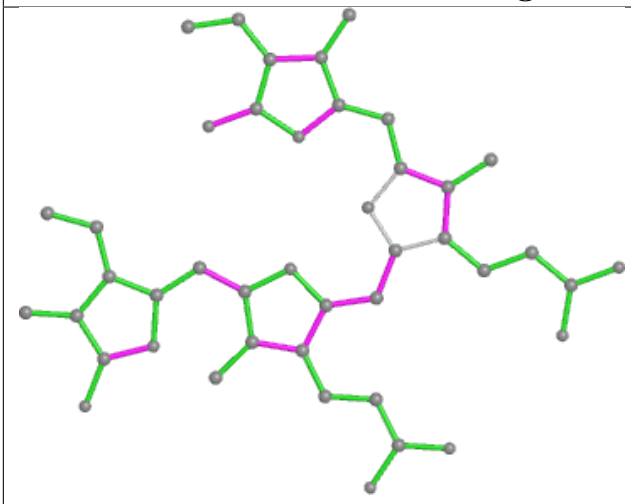

Bond lengths

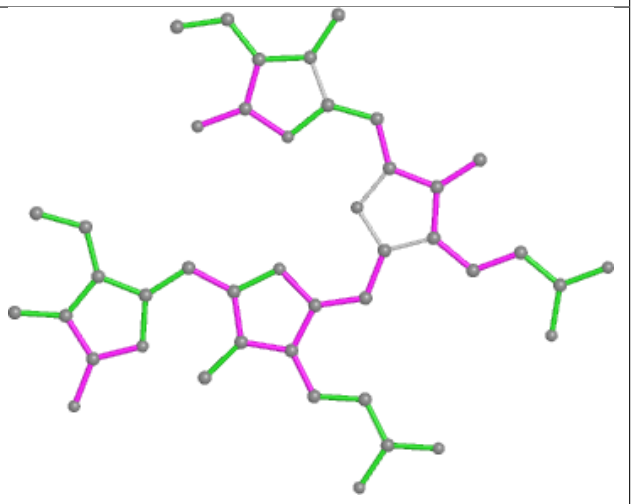

Bond angles

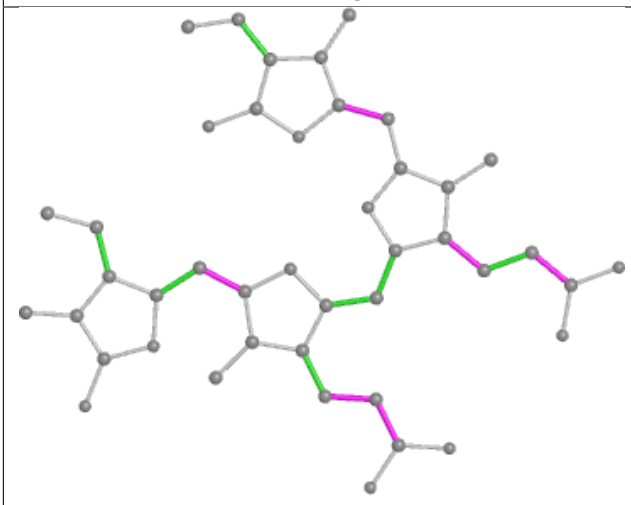

Torsions

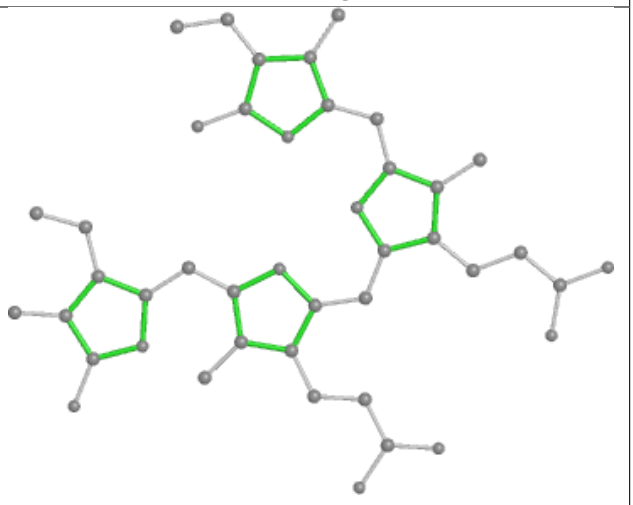

Rings

Ligand PEB DA 203

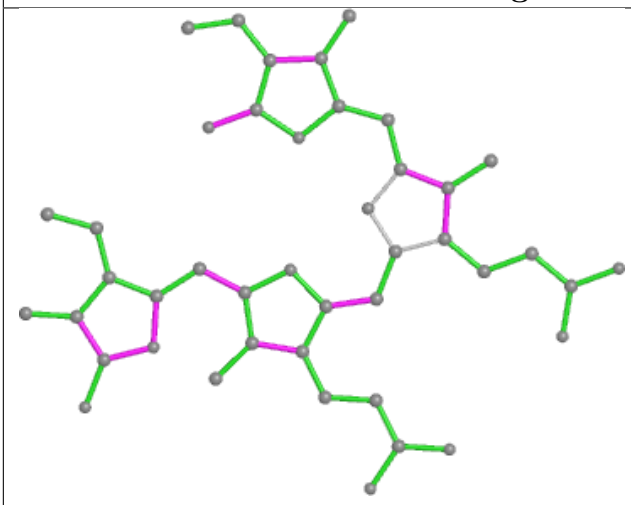

Bond lengths

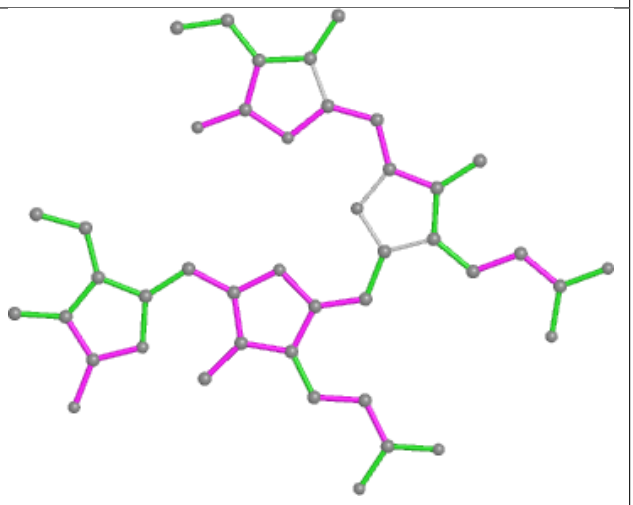

Bond angles

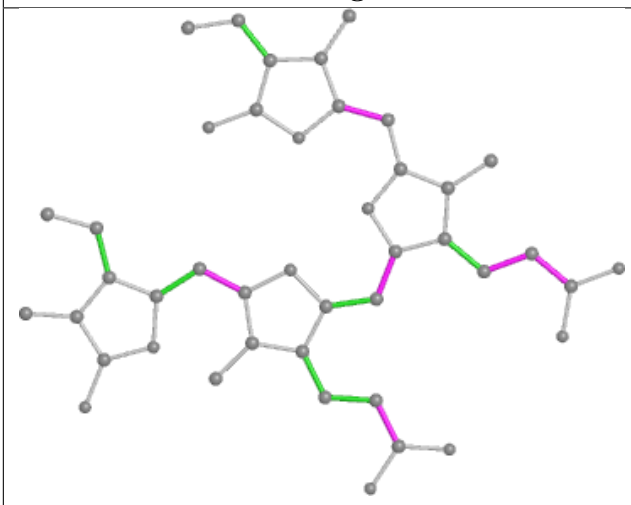

Torsions

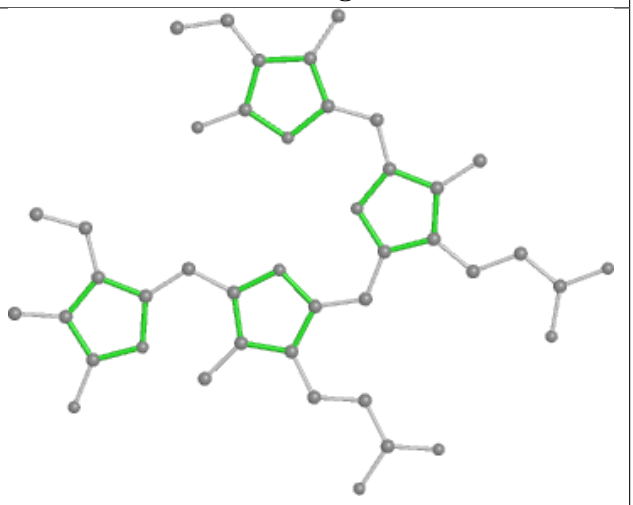

Rings

Ligand PEB OA 202

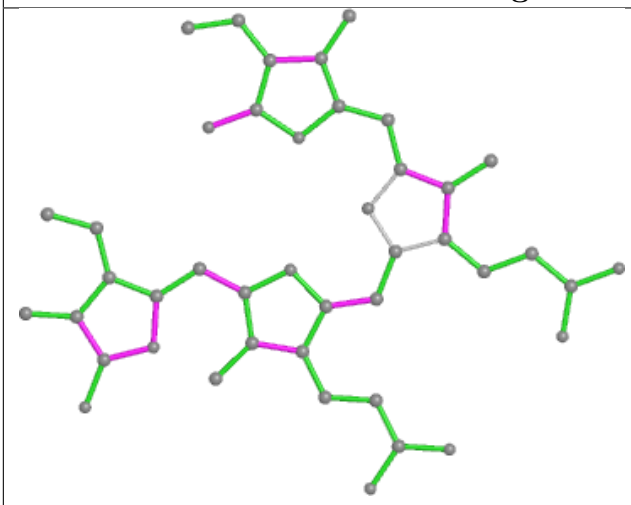

Bond lengths

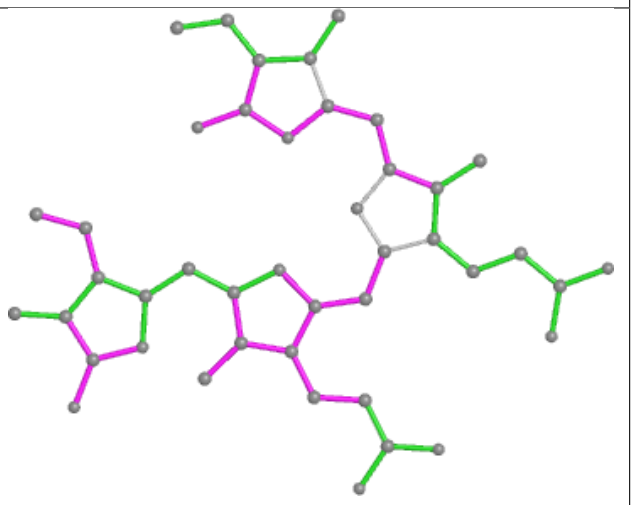

Bond angles

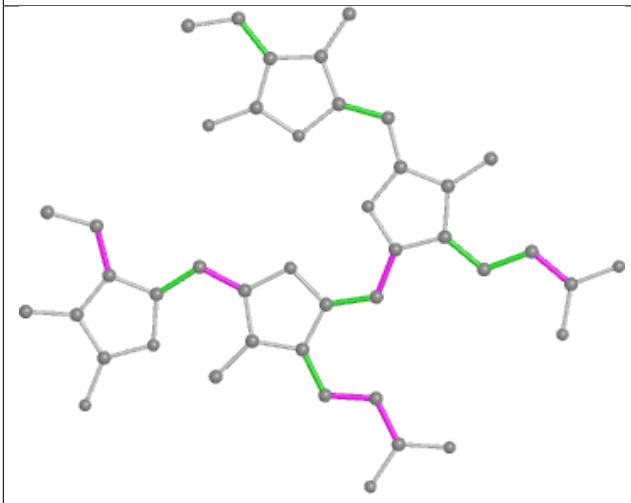

Torsions

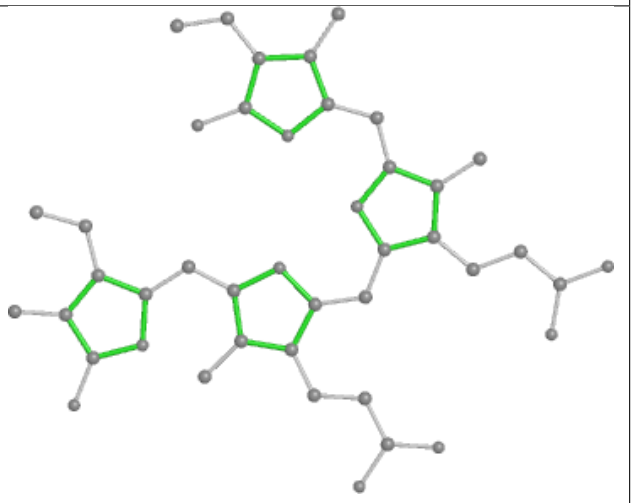

Rings

Ligand PEB fE 201

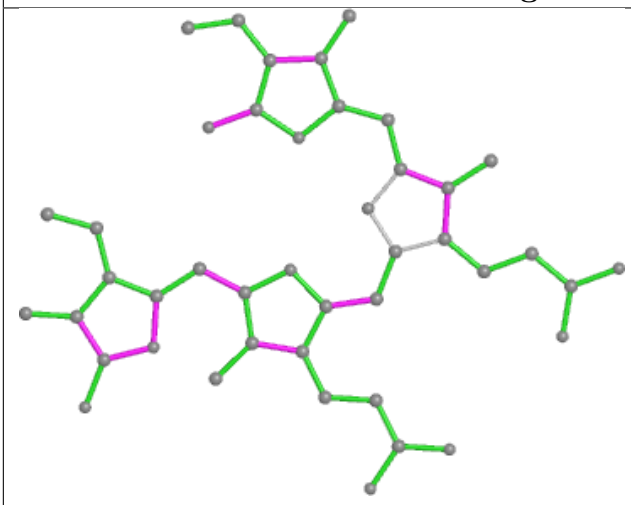

Bond lengths

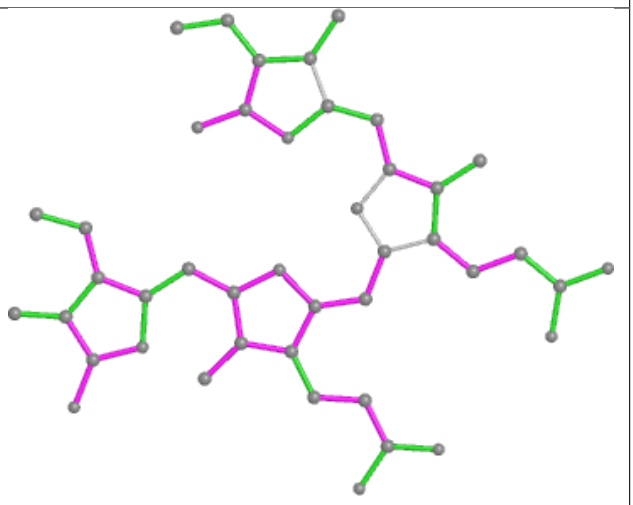

Bond angles

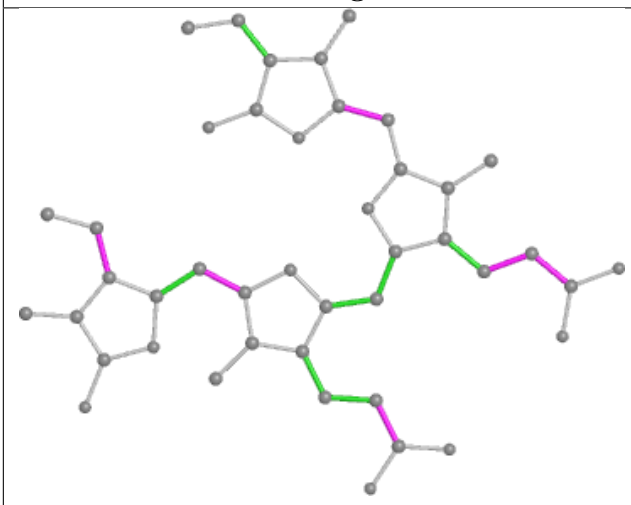

Torsions

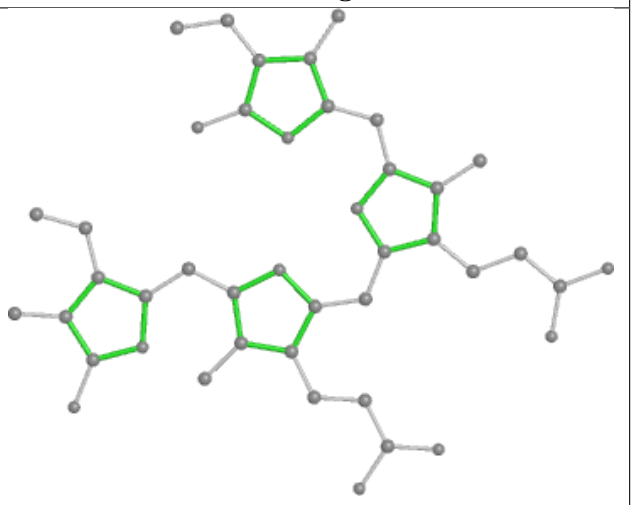

Rings

Ligand CLA 1N 608

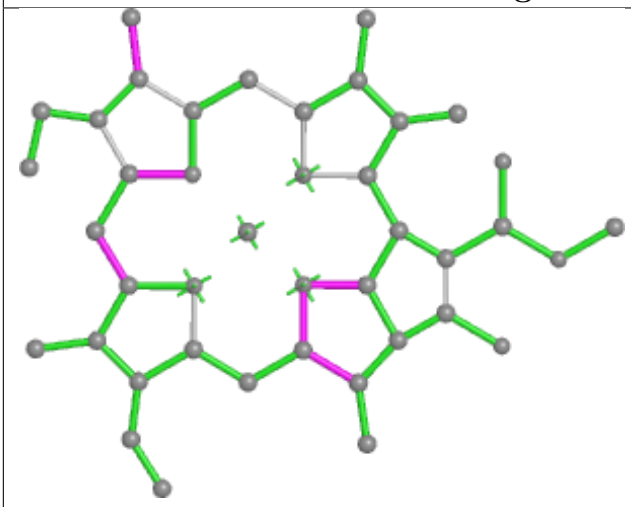

Bond lengths

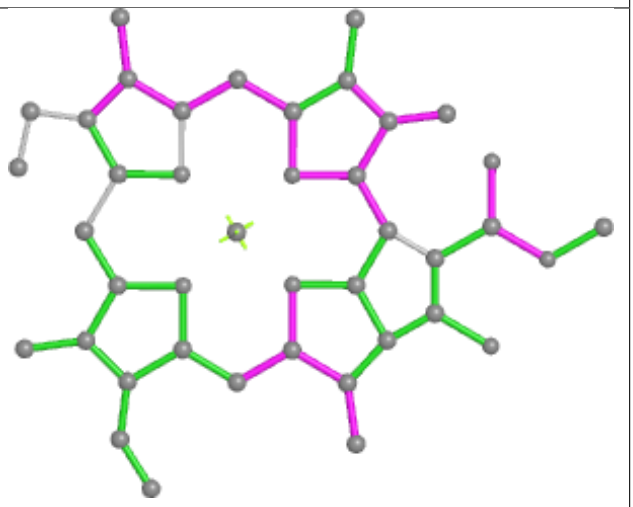

Bond angles

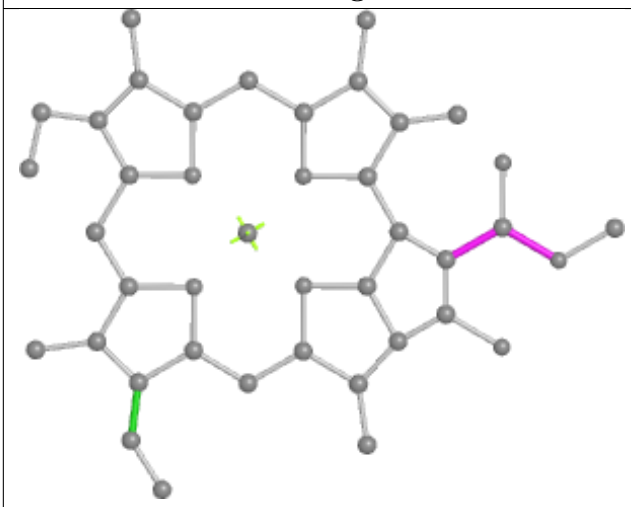

Torsions

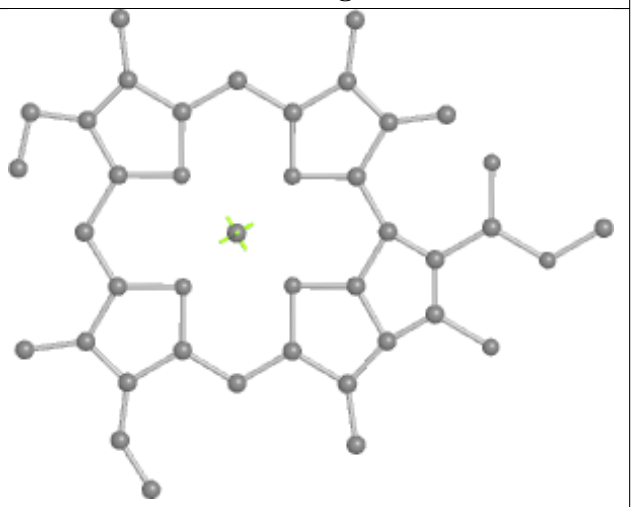

Rings

Ligand CLA CL 507

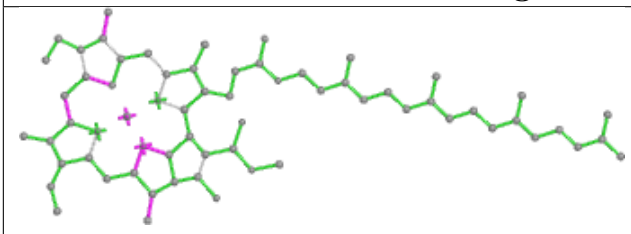

Bond lengths

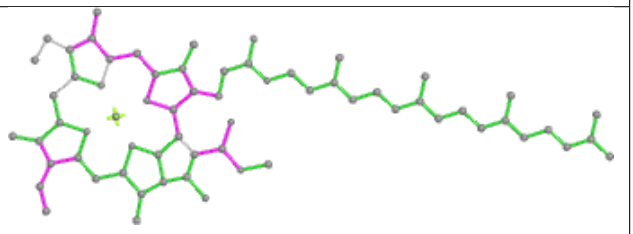

Bond angles

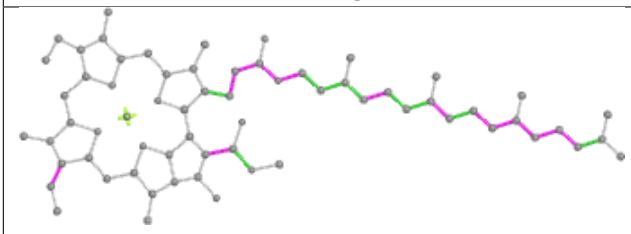

Torsions

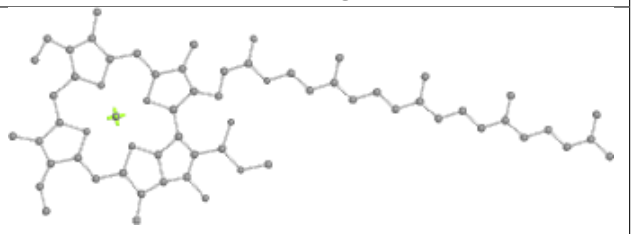

Rings

Ligand CLA 2N 305

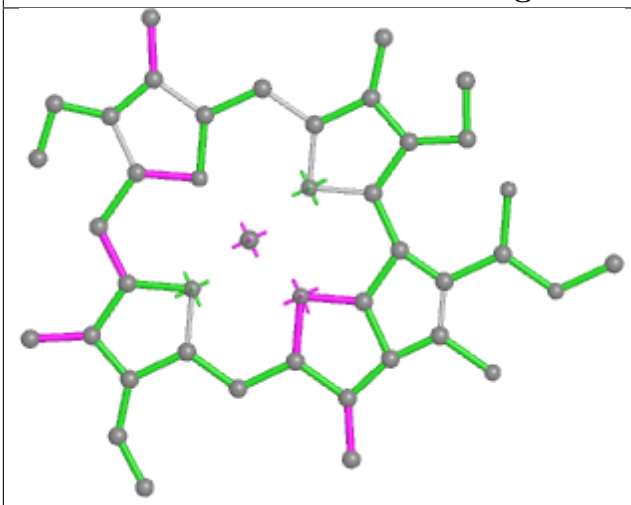

Bond lengths

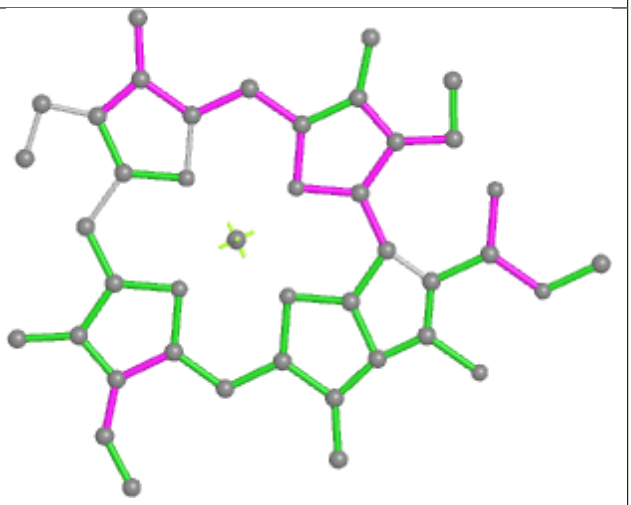

Bond angles

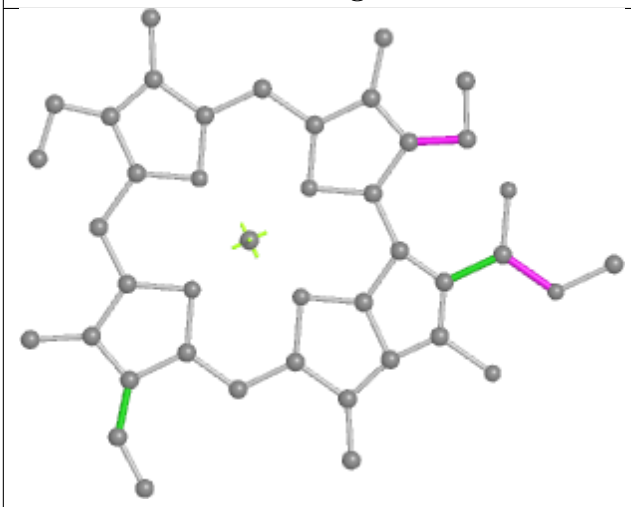

Torsions

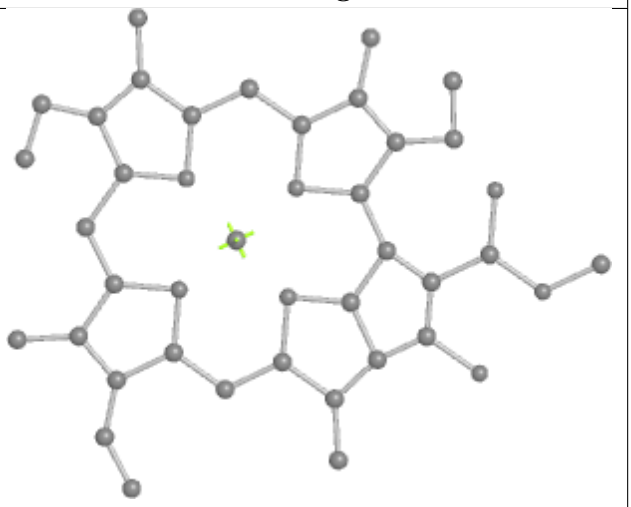

Rings

Ligand CLA B2 813

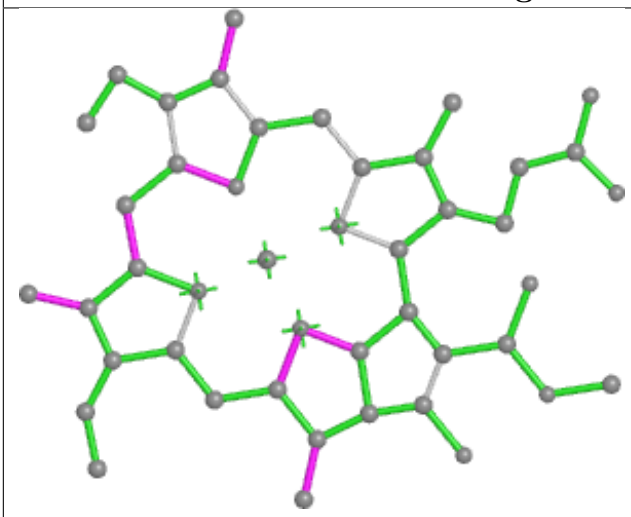

Bond lengths

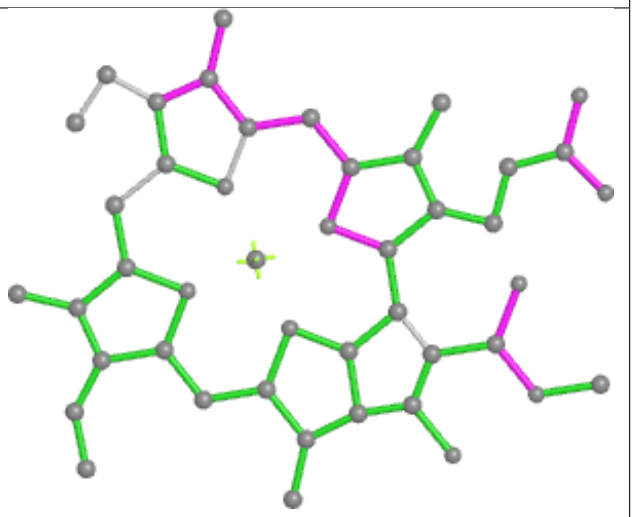

Bond angles

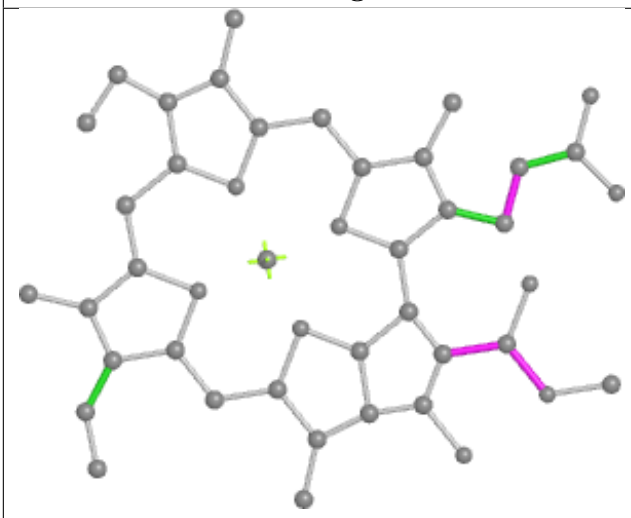

Torsions

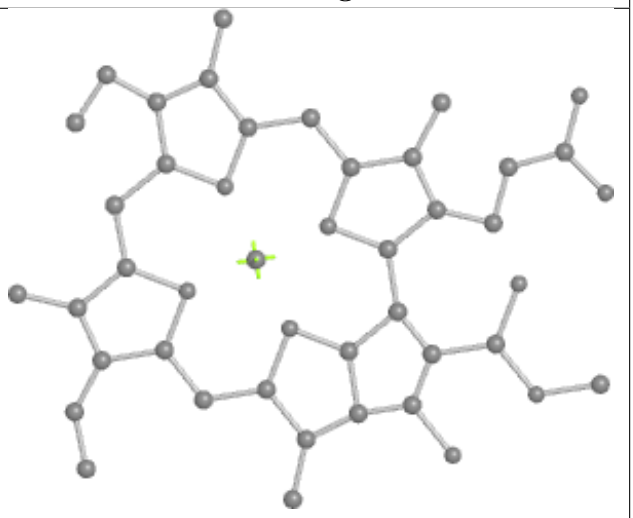

Rings

Ligand CLA H6 103

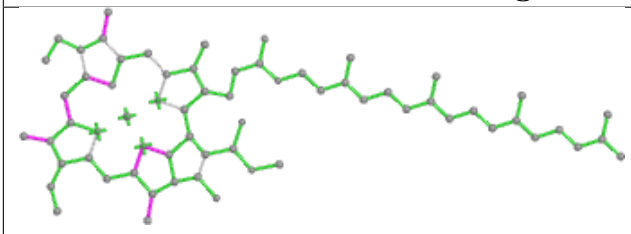

Bond lengths

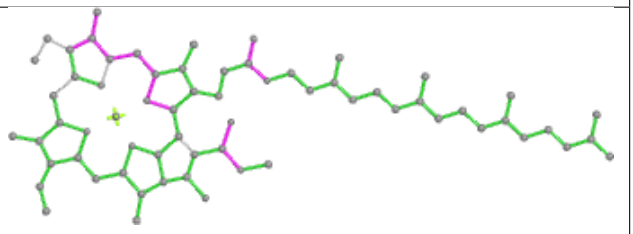

Bond angles

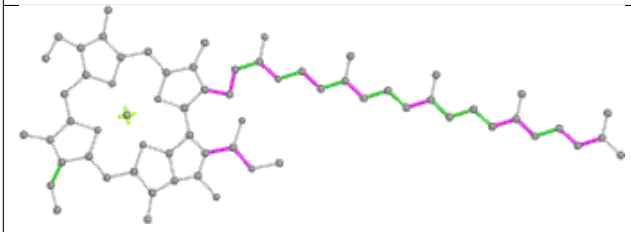

Torsions

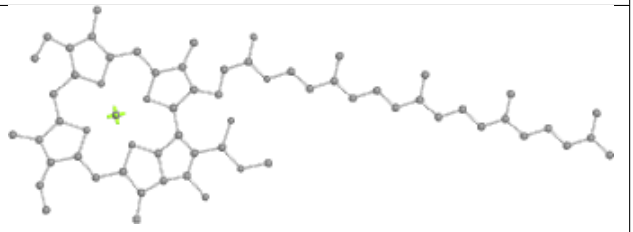

Rings

Ligand PEB DP 201

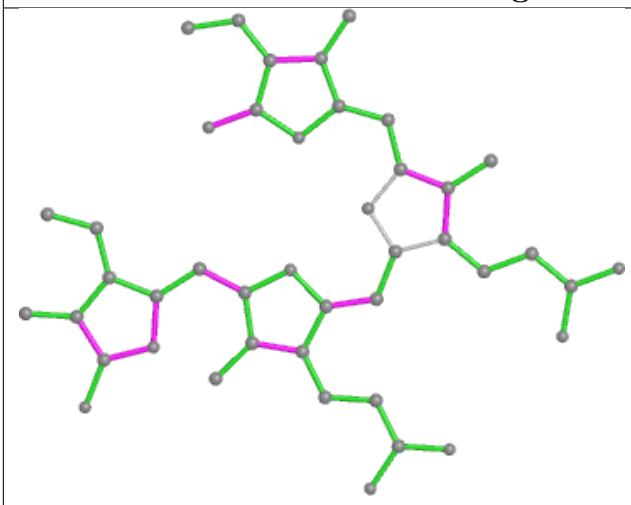

Bond lengths

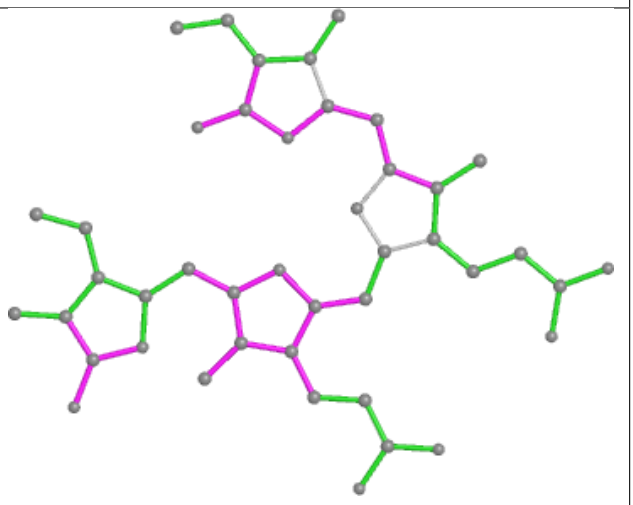

Bond angles

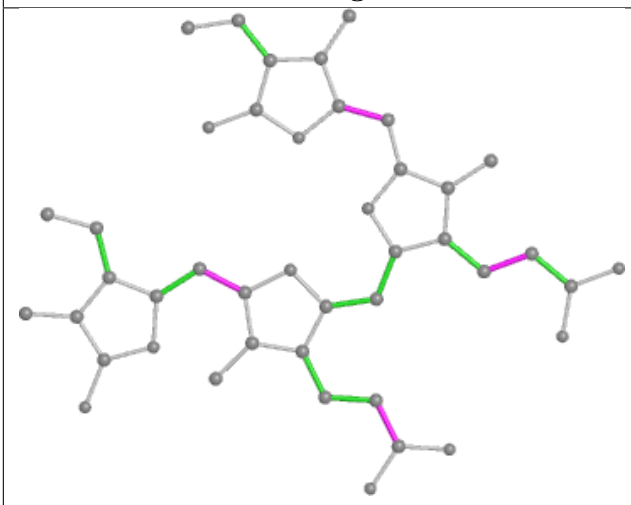

Torsions

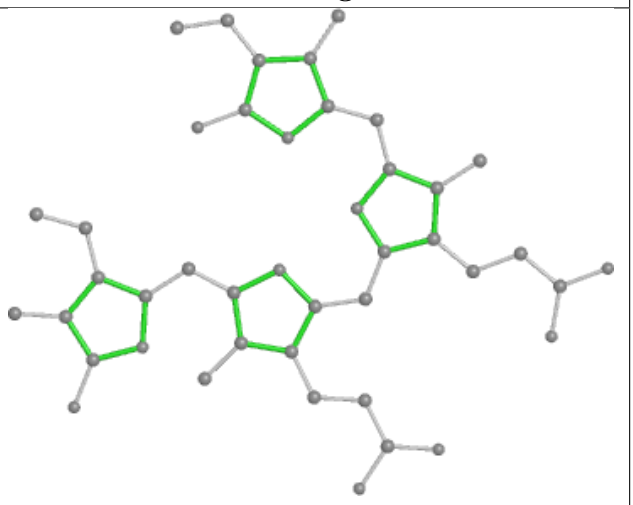

Rings

Ligand PEB LF 201

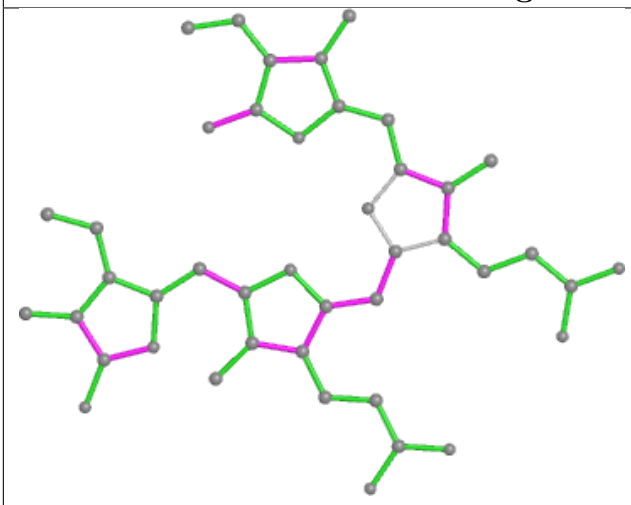

Bond lengths

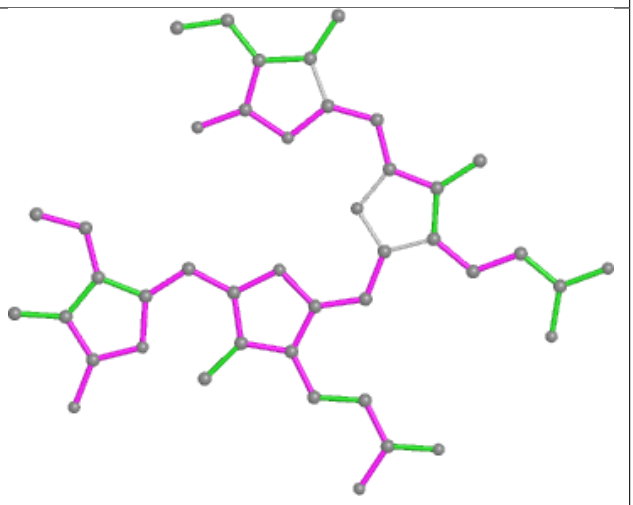

Bond angles

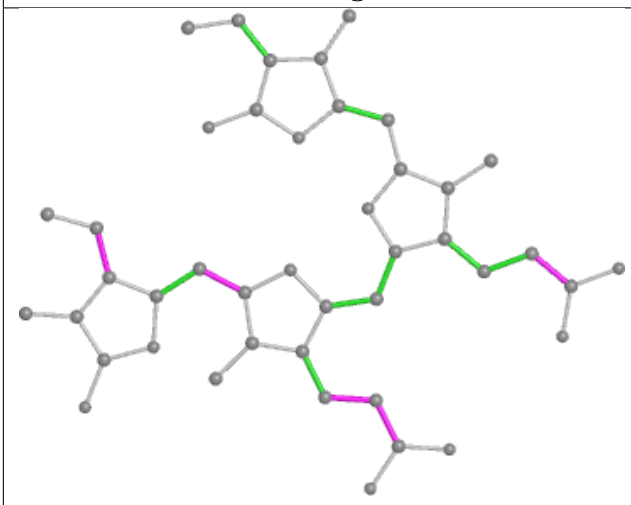

Torsions

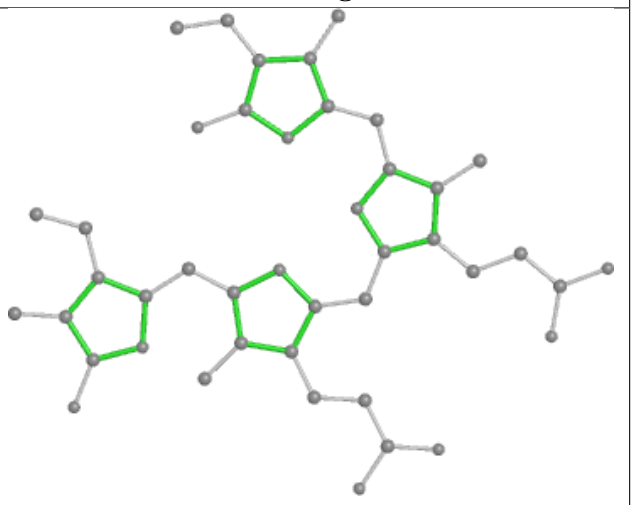

Rings

Ligand BCR LN 201

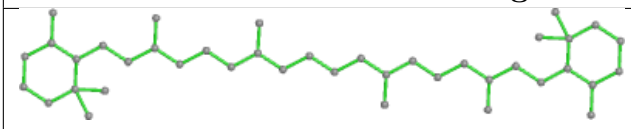

Bond lengths

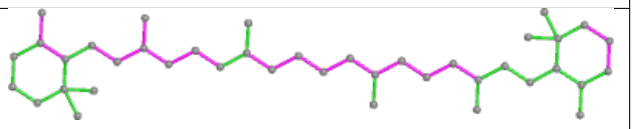

Bond angles

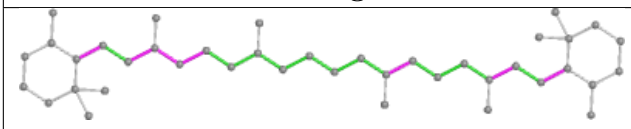

Torsions

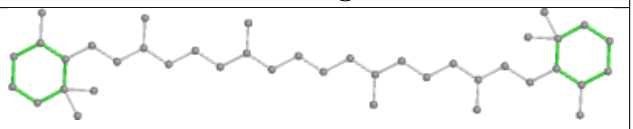

Rings

Ligand BCR KN 101

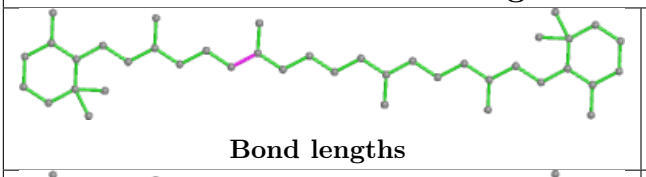

Bond lengths

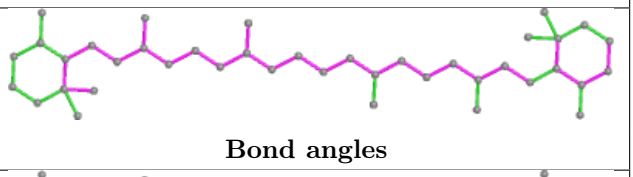

Bond angles

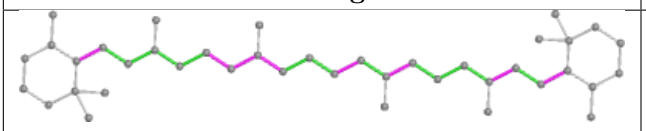

Torsions

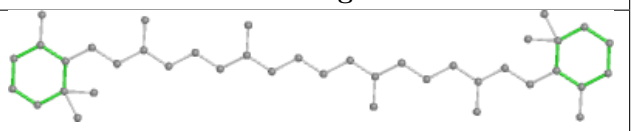

Rings

Ligand PEB pK 202

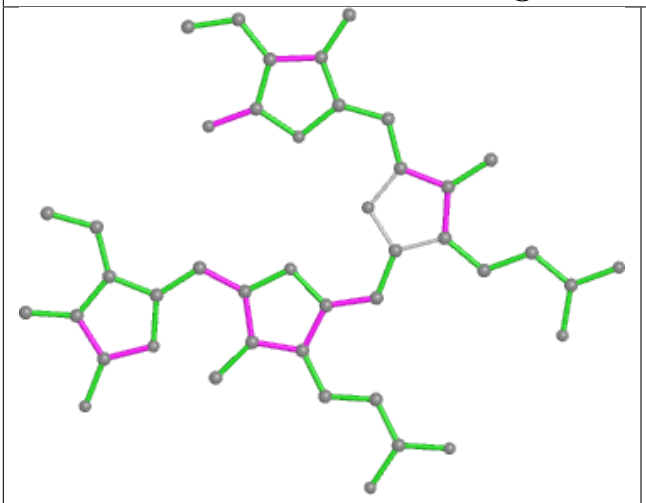

Bond lengths

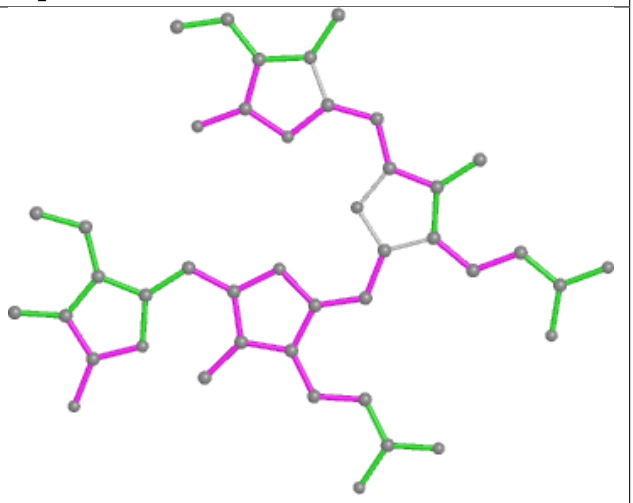

Bond angles

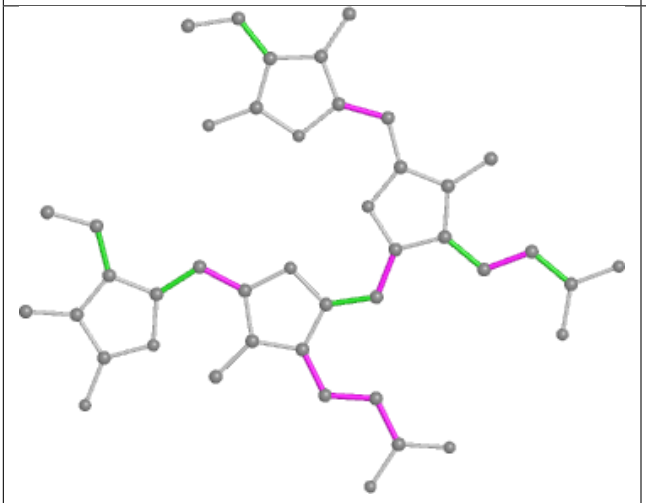

Torsions

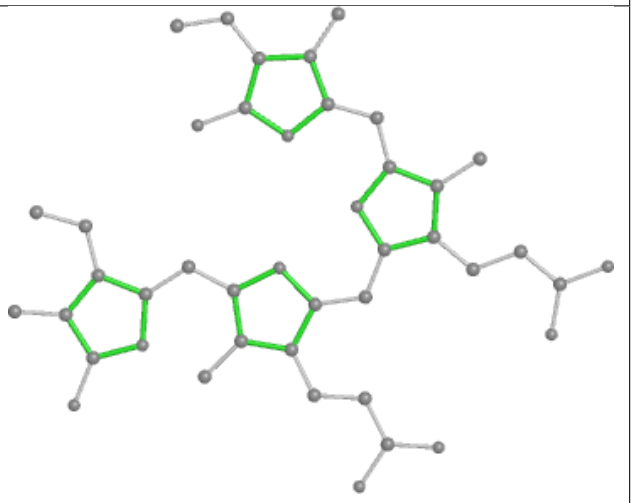

Rings

Ligand CLA 22 603

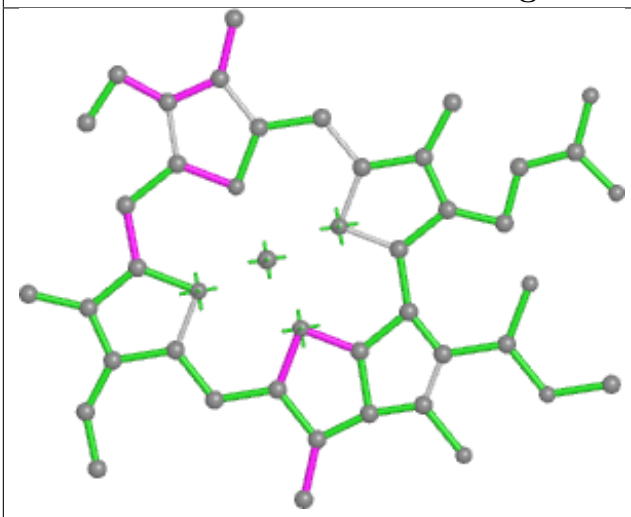

Bond lengths

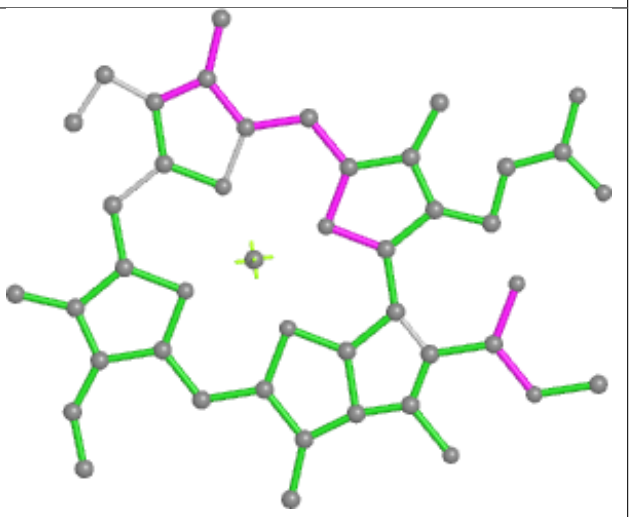

Bond angles

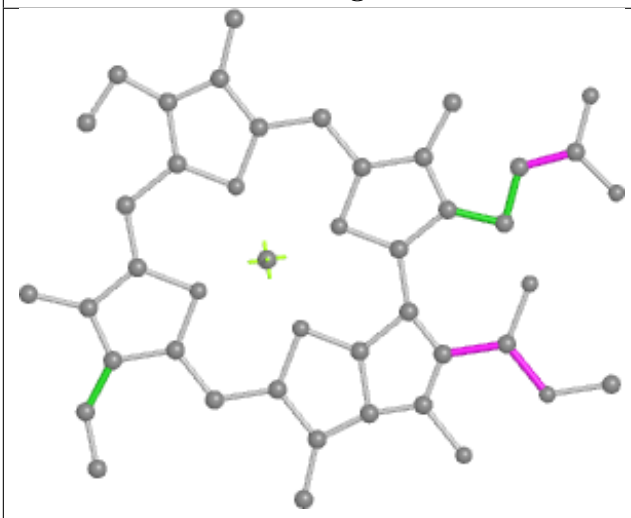

Torsions

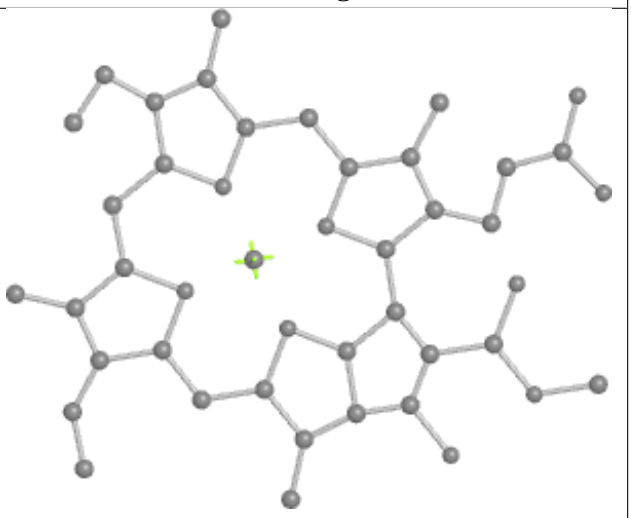

Rings

Ligand BCR a6 605

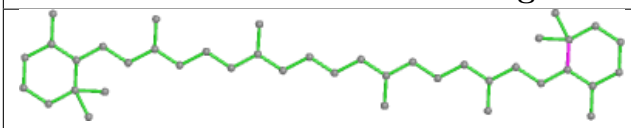

Bond lengths

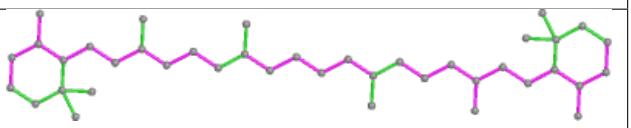

Bond angles

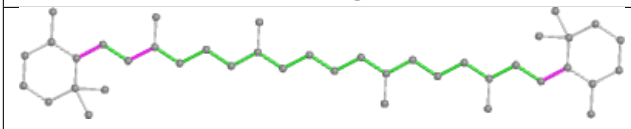

Torsions

Rings

Ligand PHO a6 613

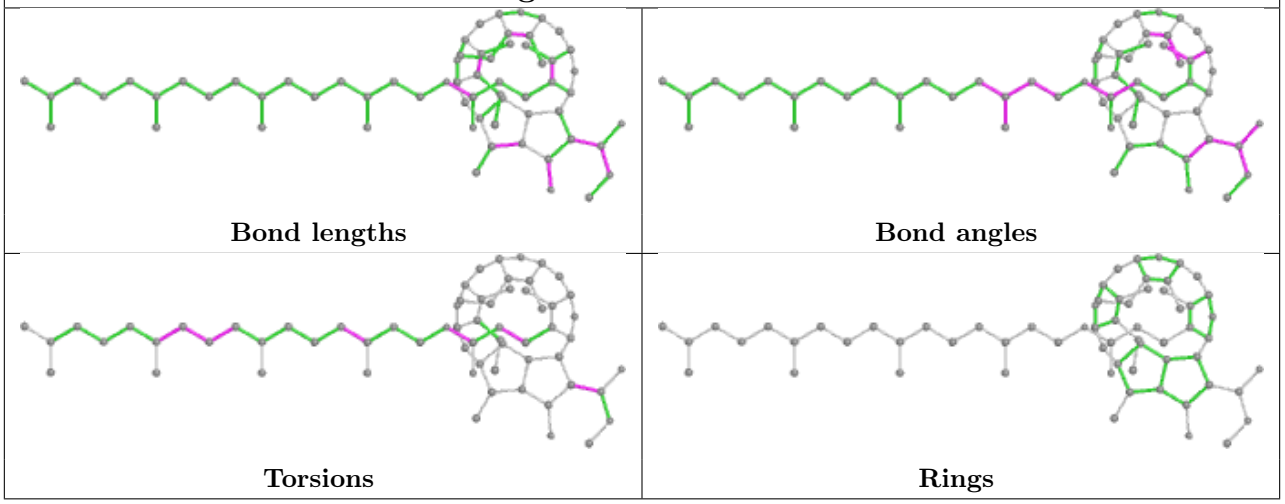

Ligand PEB PO 203

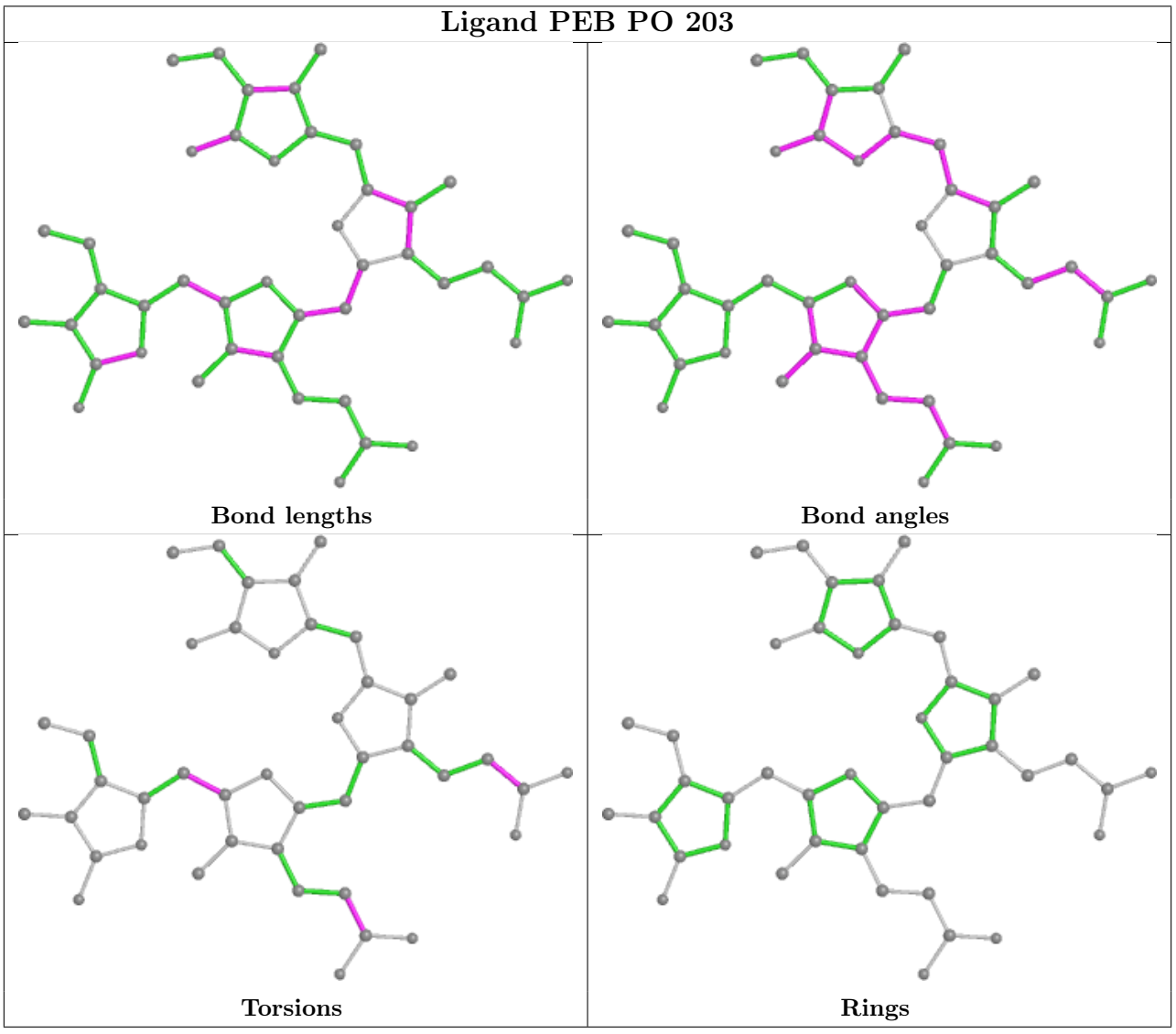

Ligand PEB HM 201

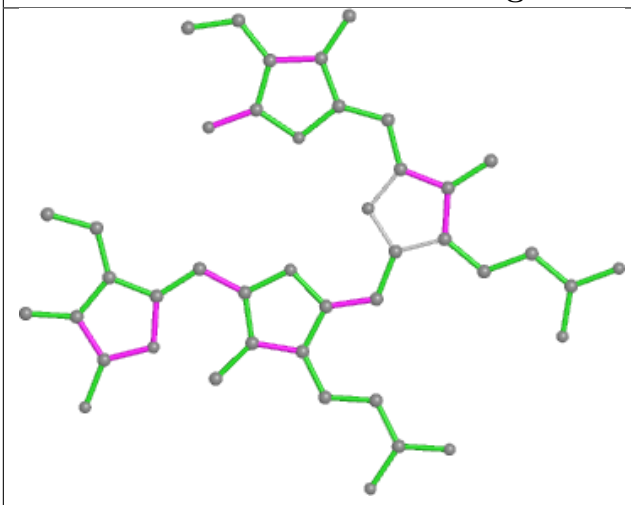

Bond lengths

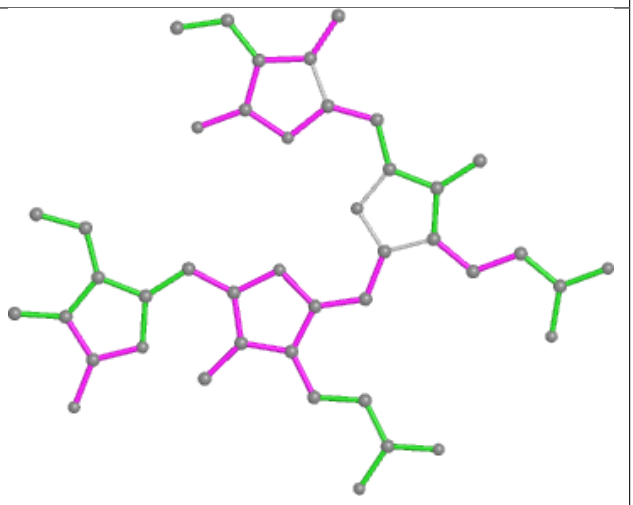

Bond angles

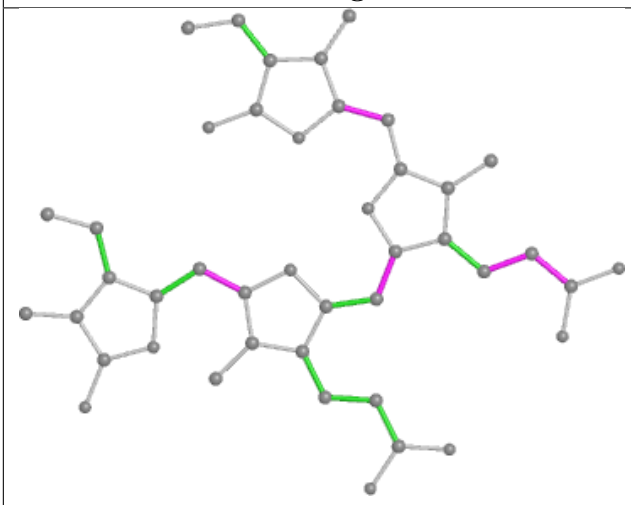

Torsions

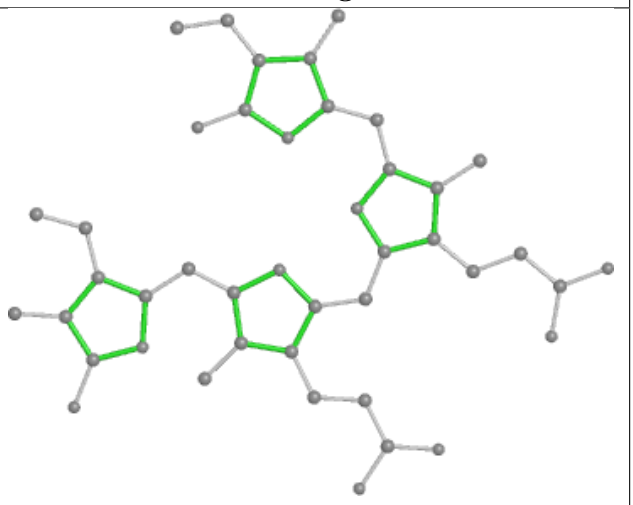

Rings

Ligand CLA 6N 609

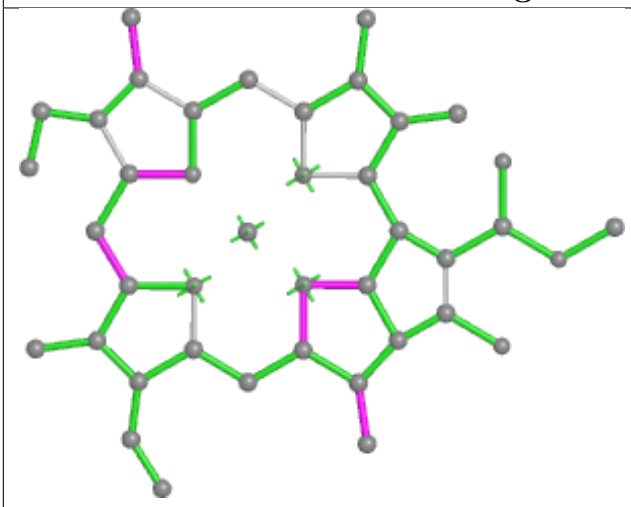

Bond lengths

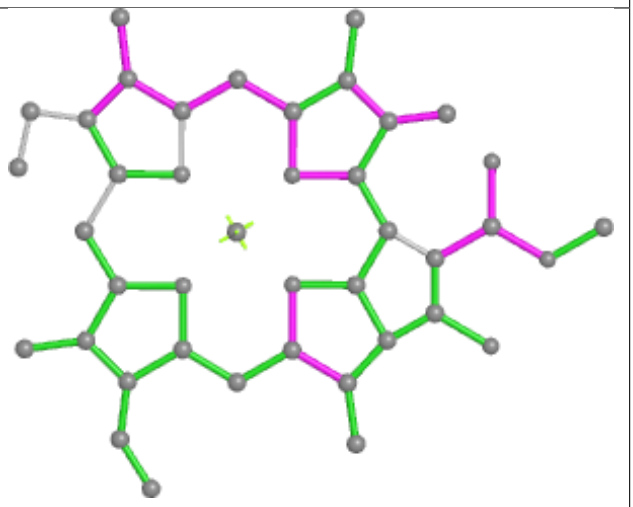

Bond angles

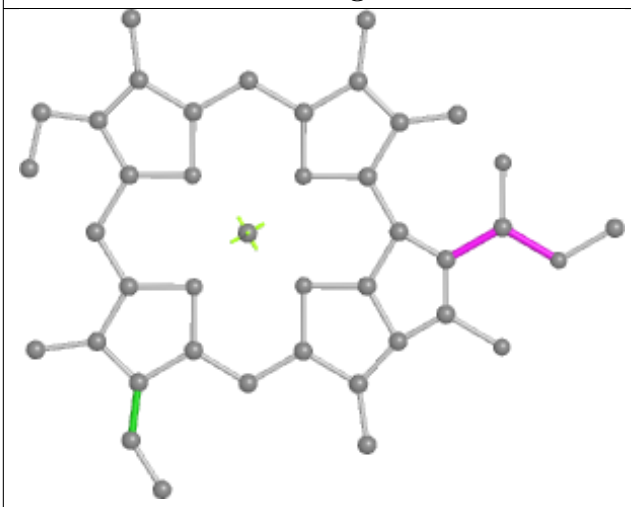

Torsions

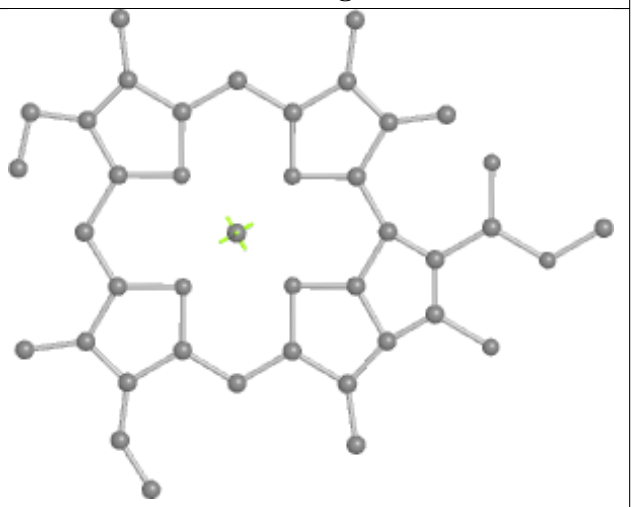

Rings

Ligand PEB gJ 201

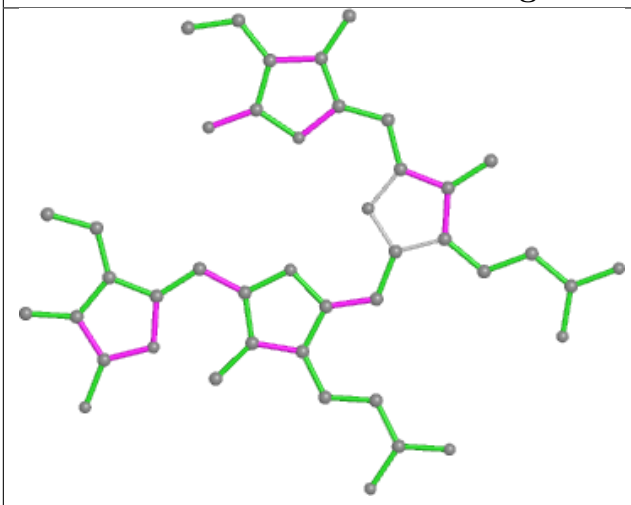

Bond lengths

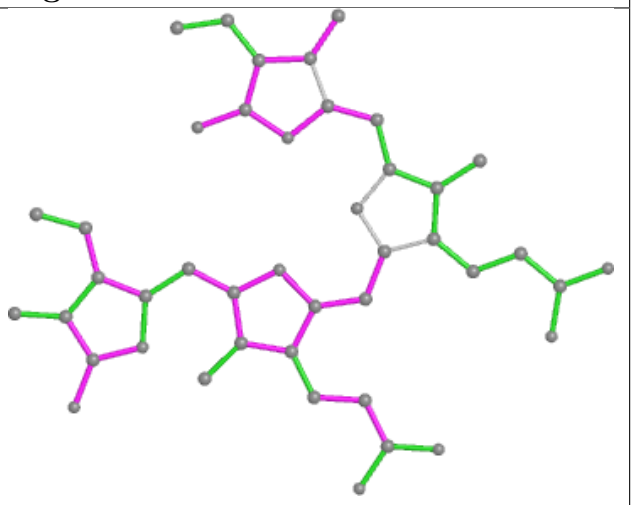

Bond angles

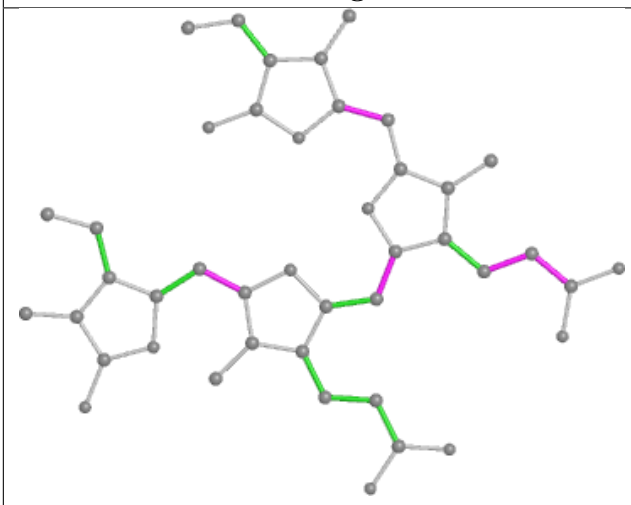

Torsions

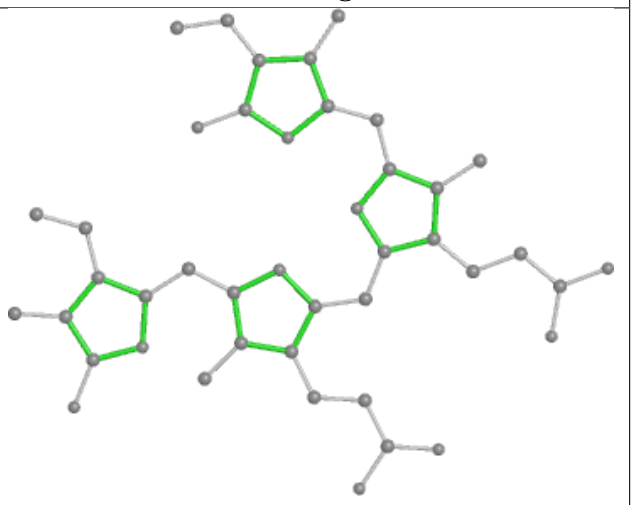

Rings

Ligand PUB yK 303

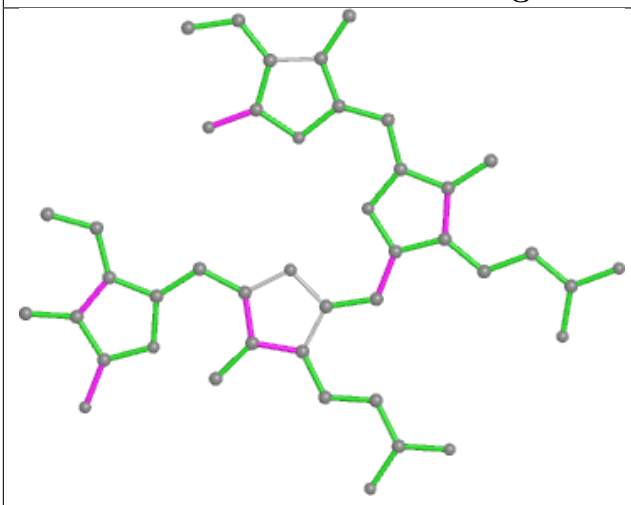

Bond lengths

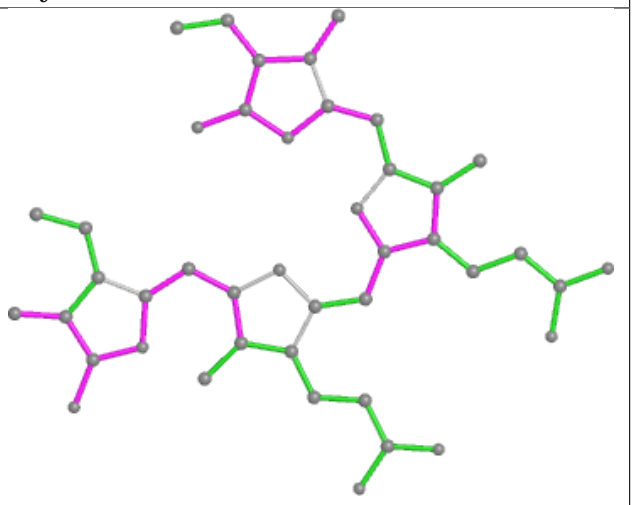

Bond angles

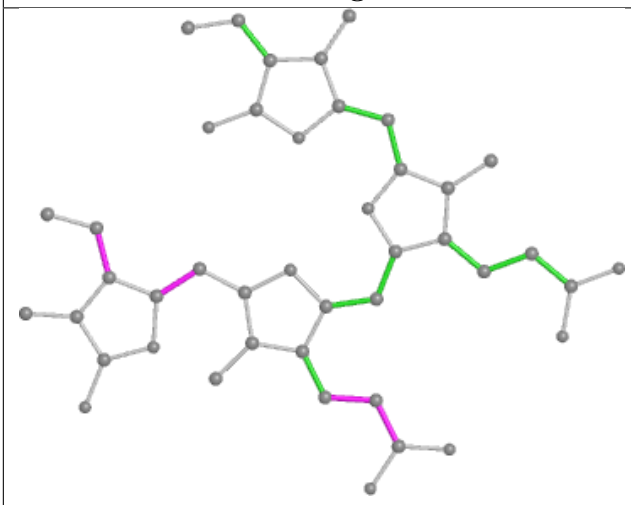

Torsions

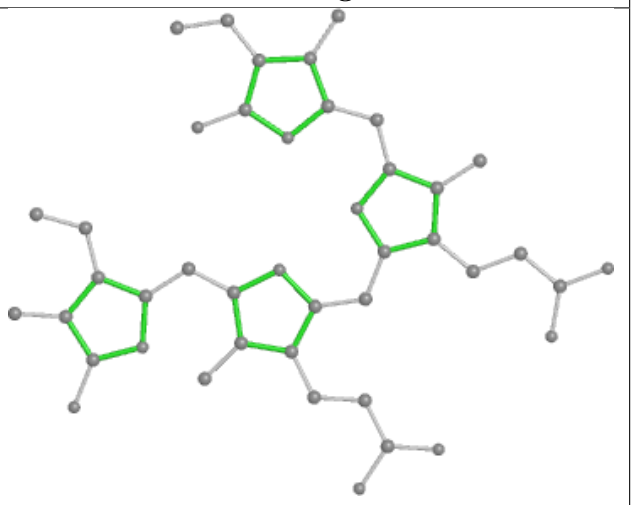

Rings

Ligand PEB AJ 301

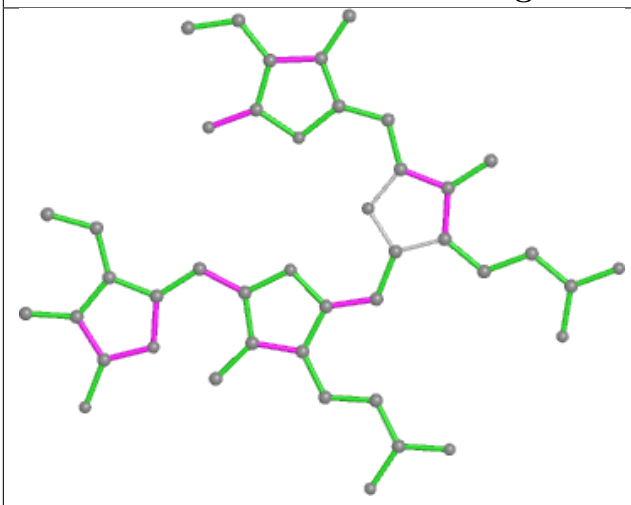

Bond lengths

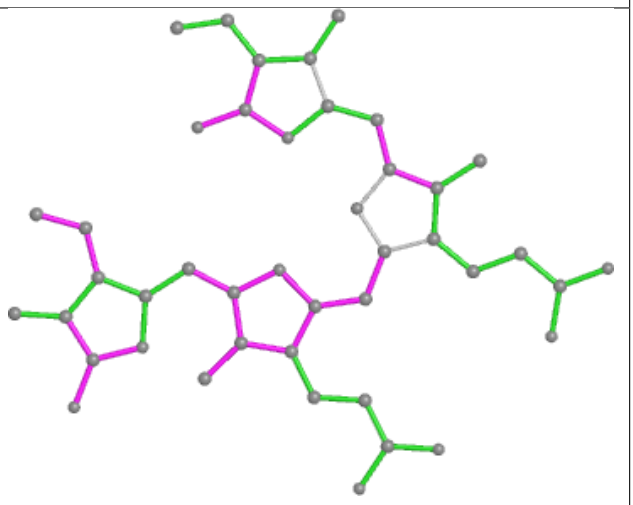

Bond angles

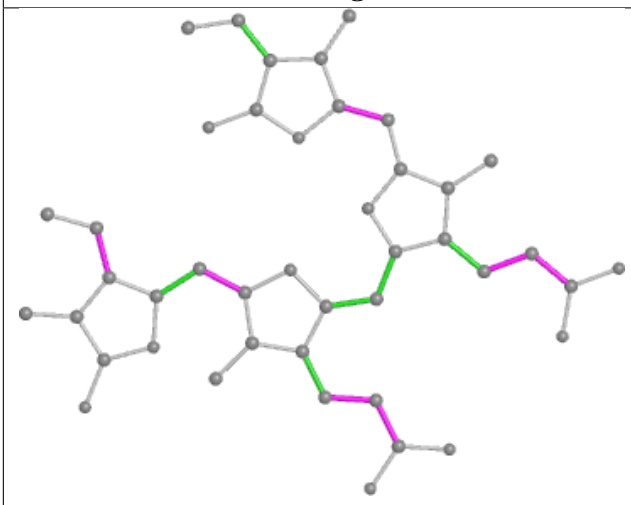

Torsions

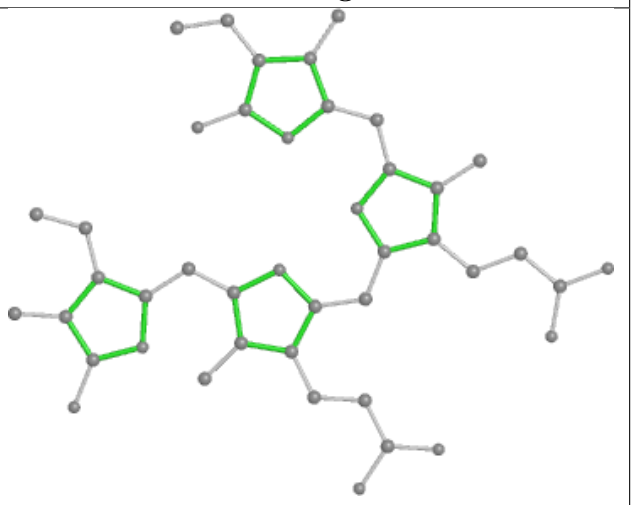

Rings

Ligand PEB q8 202

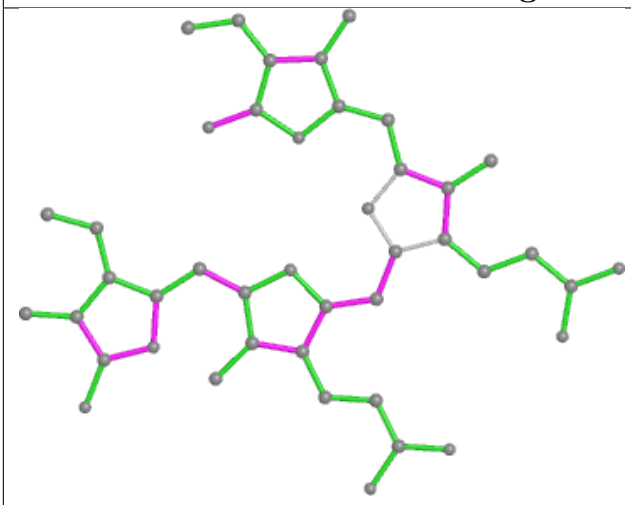

Bond lengths

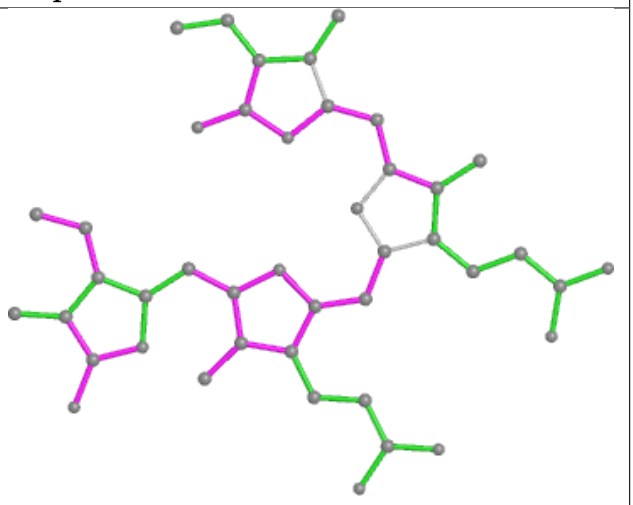

Bond angles

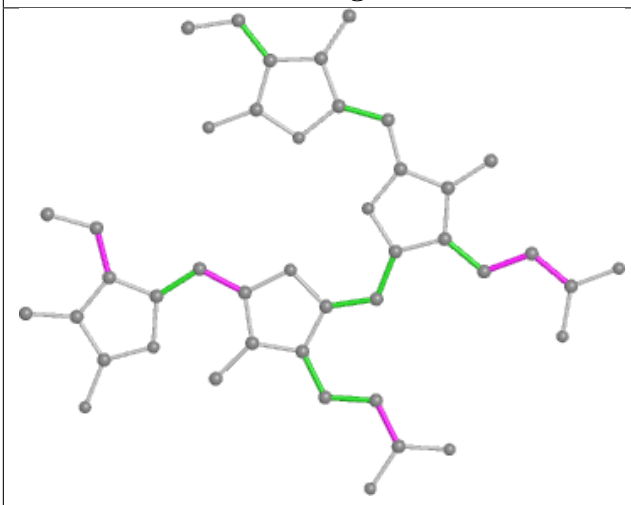

Torsions

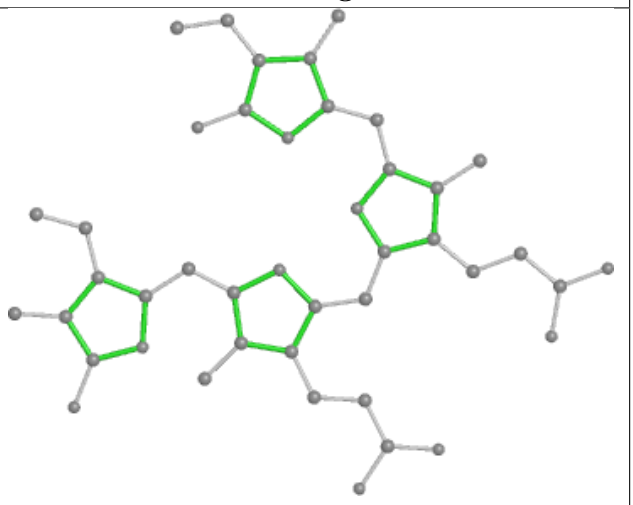

Rings

Ligand PEB e4 203

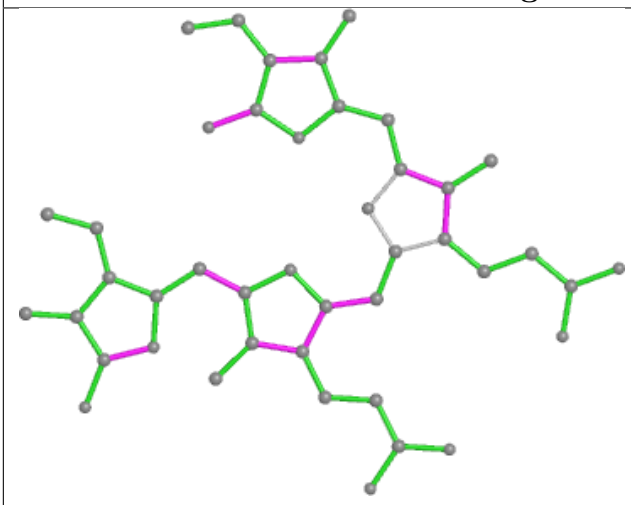

Bond lengths

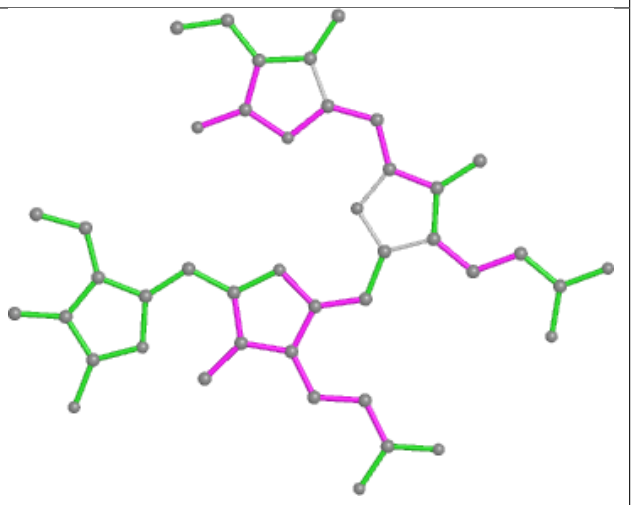

Bond angles

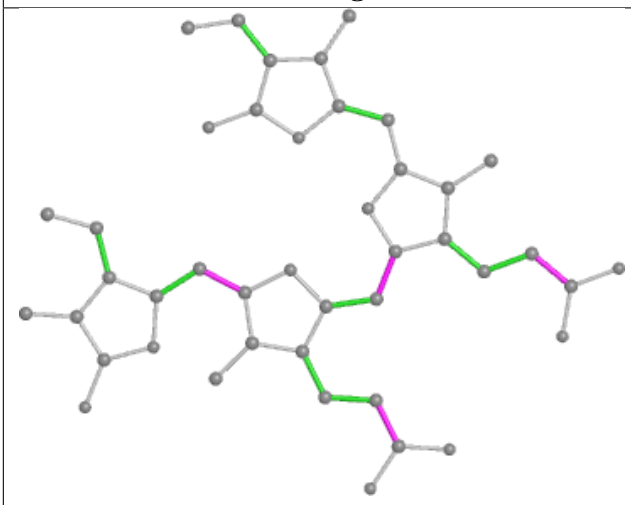

Torsions

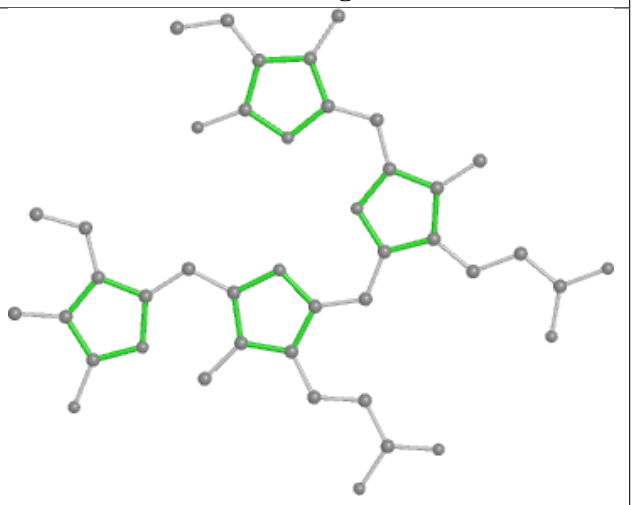

Rings

Ligand CLA BN 819

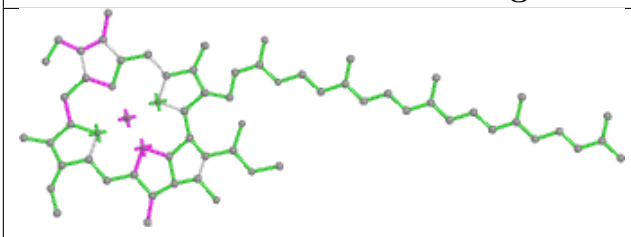

Bond lengths

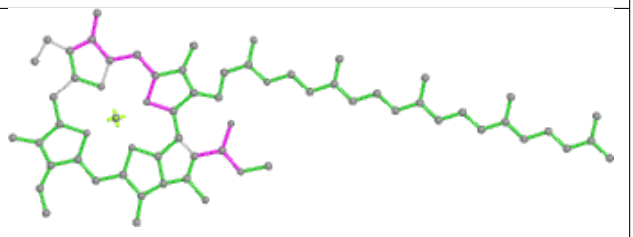

Bond angles

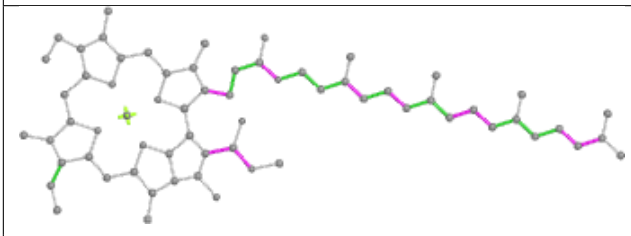

Torsions

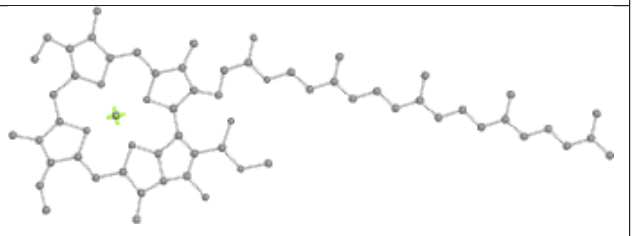

Rings

Ligand CLA B2 801

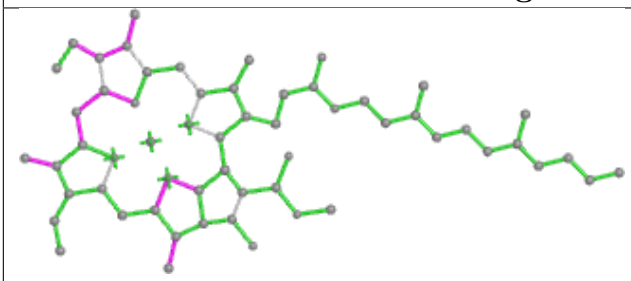

Bond lengths

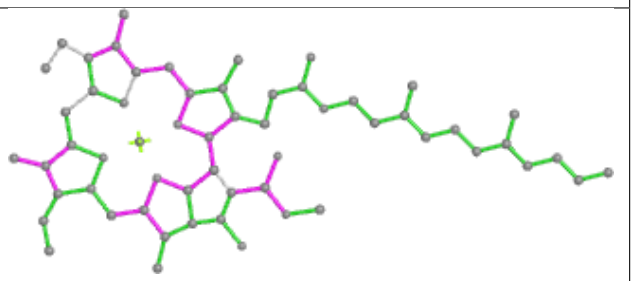

Bond angles

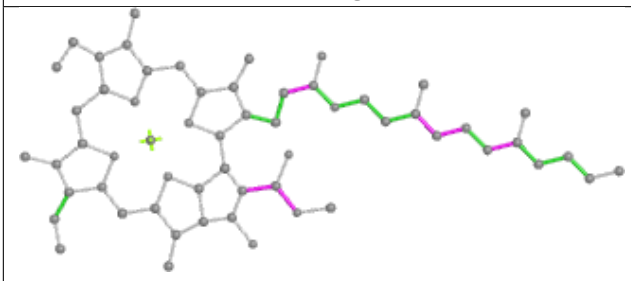

Torsions

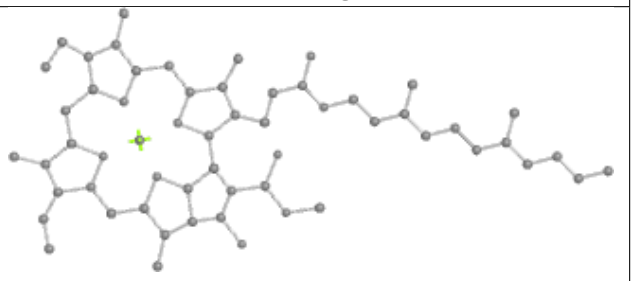

Rings

Ligand CLA 2N 303

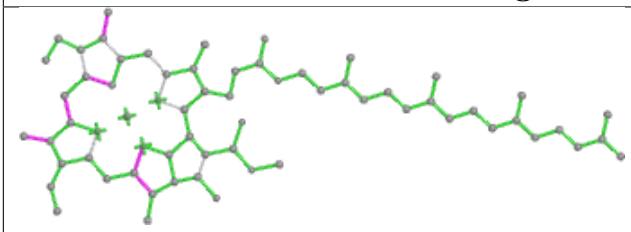

Bond lengths

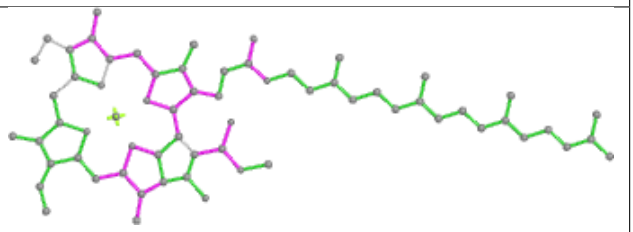

Bond angles

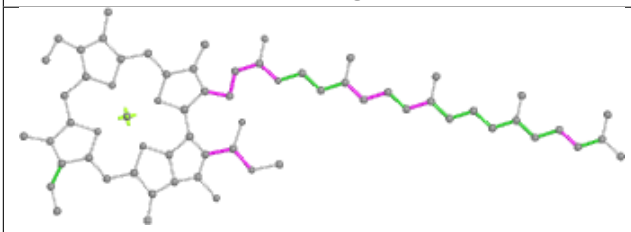

Torsions

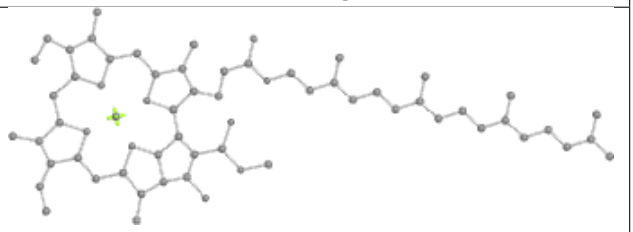

Rings

Ligand PQN BN 837

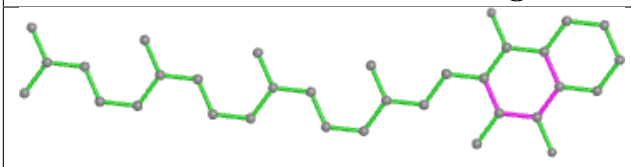

Bond lengths

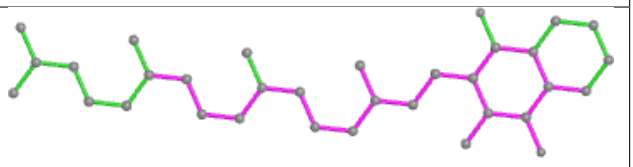

Bond angles

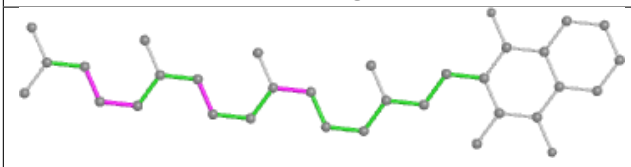

Torsions

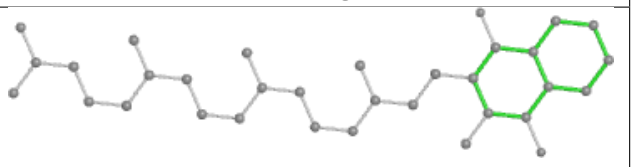

Rings

Ligand PEB DB 201

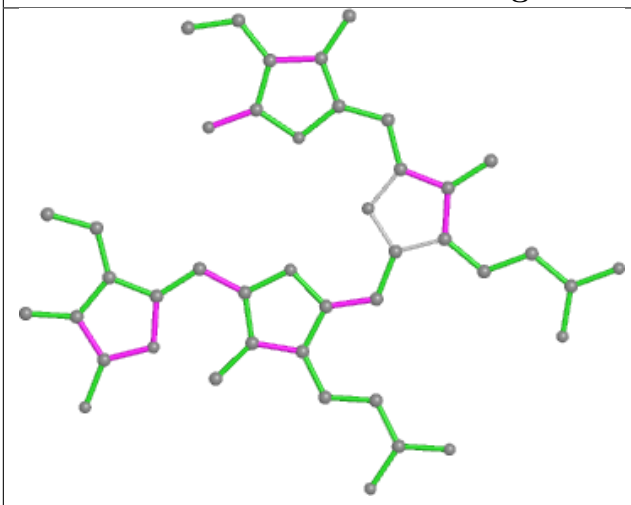

Bond lengths

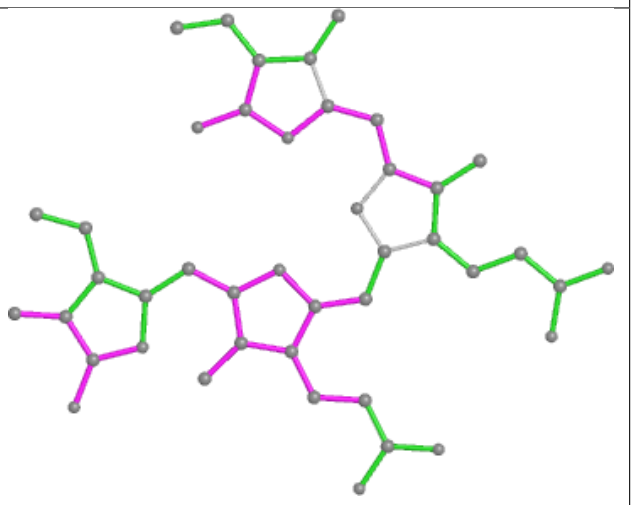

Bond angles

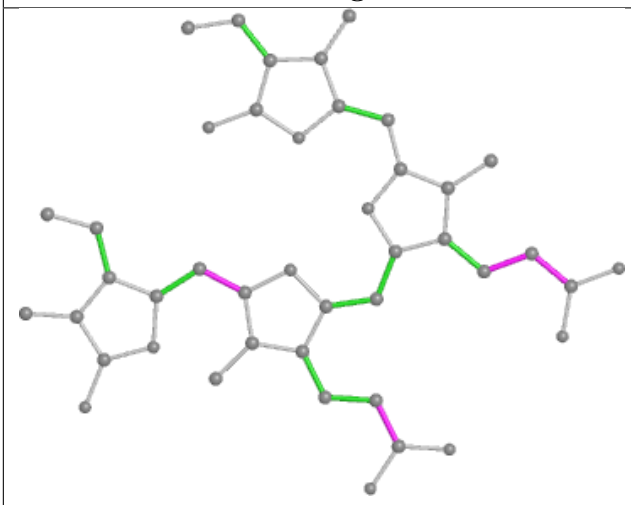

Torsions

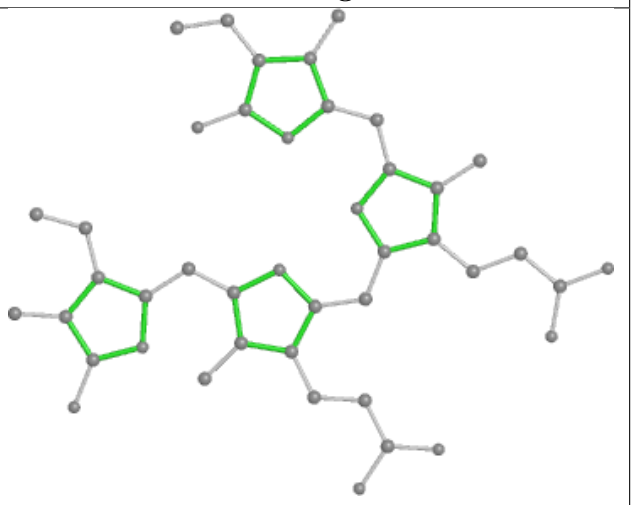

Rings

Ligand PEB HA 203

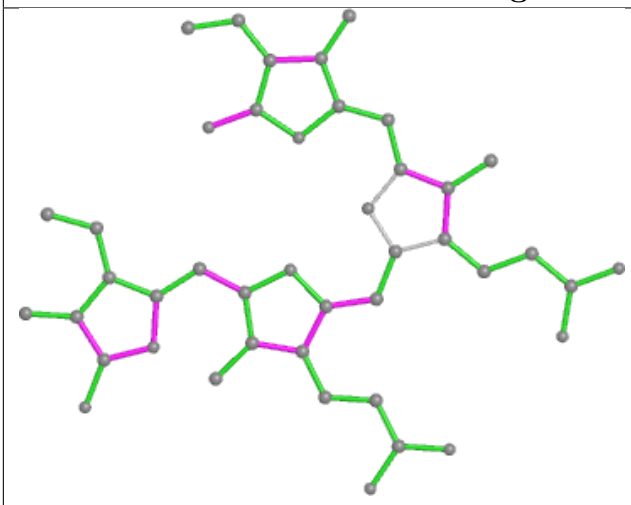

Bond lengths

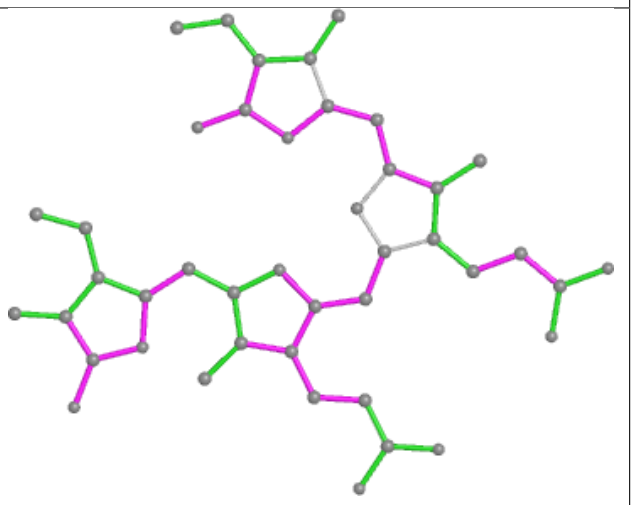

Bond angles

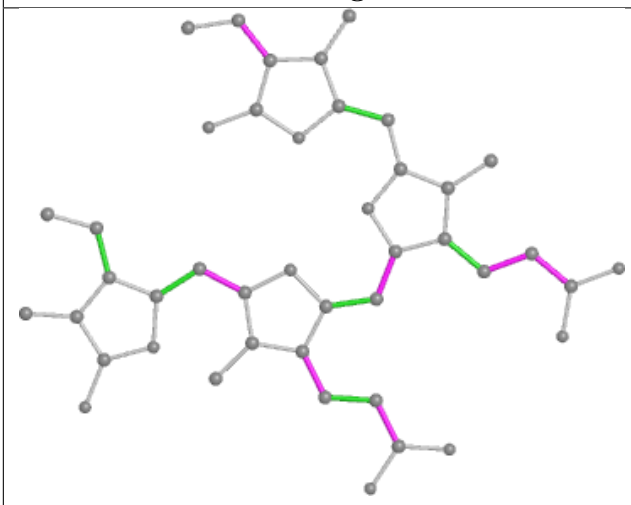

Torsions

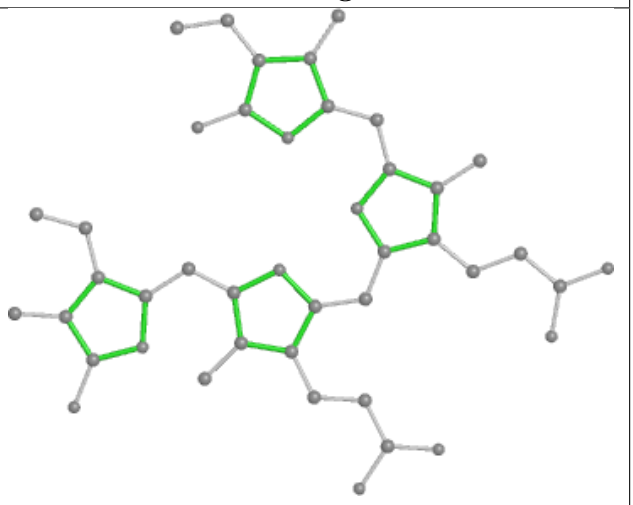

Rings

Ligand PEB fH 203

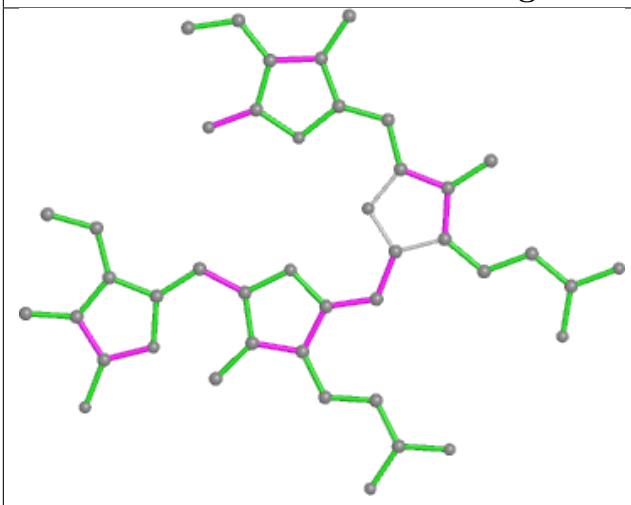

Bond lengths

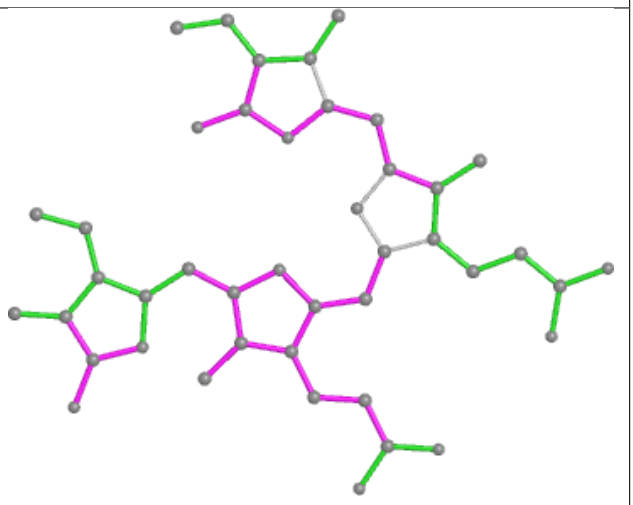

Bond angles

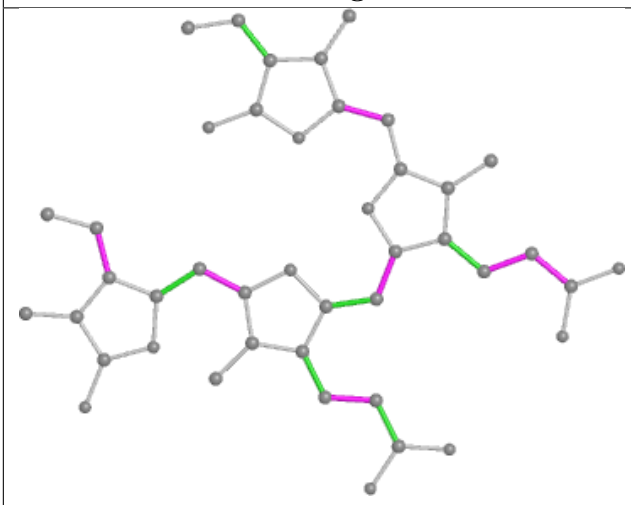

Torsions

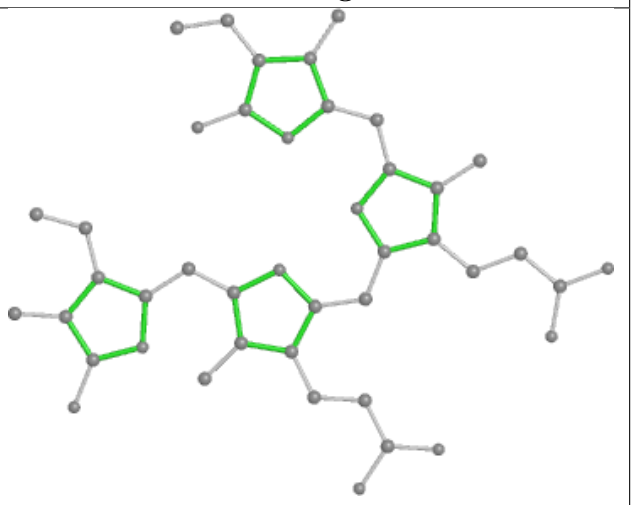

Rings

Ligand PEB A7 202

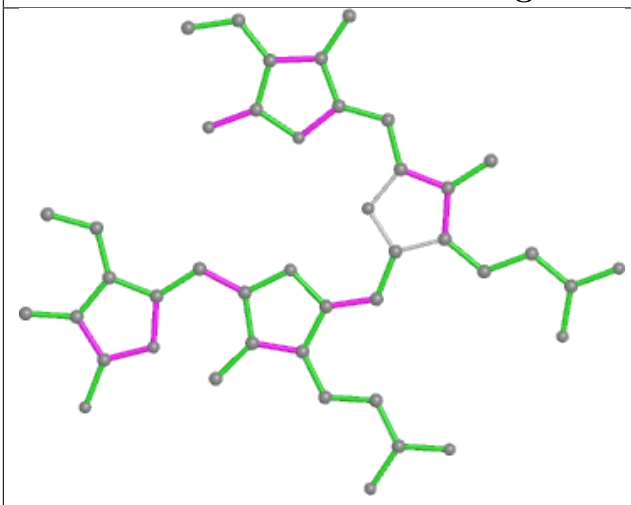

Bond lengths

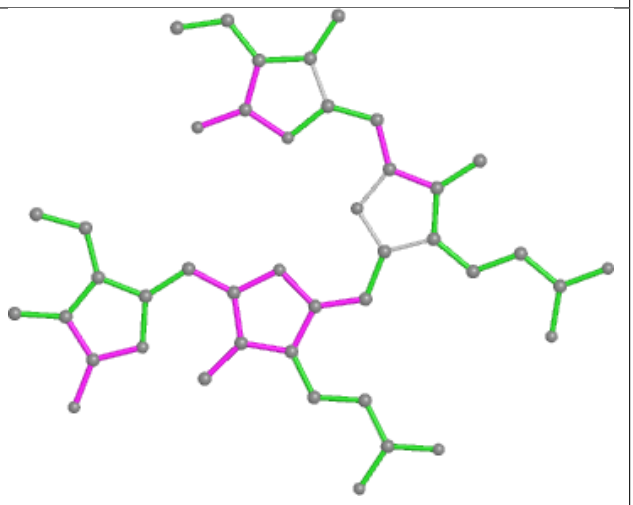

Bond angles

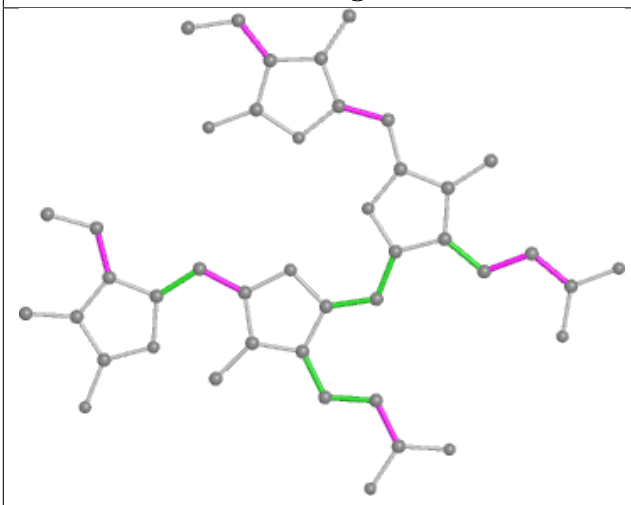

Torsions

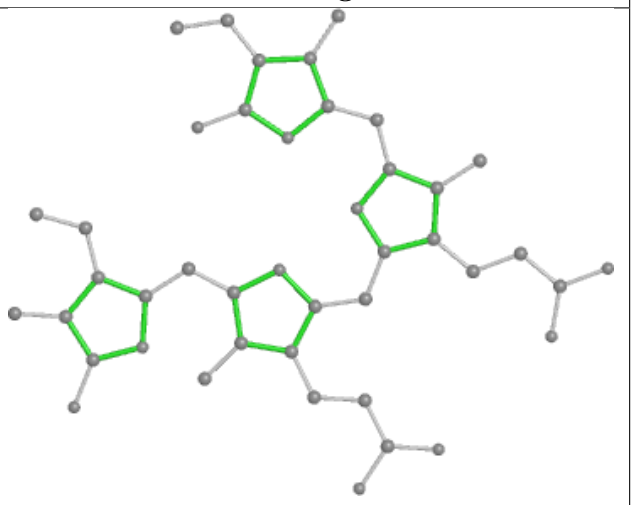

Rings

Ligand PEB WH 201

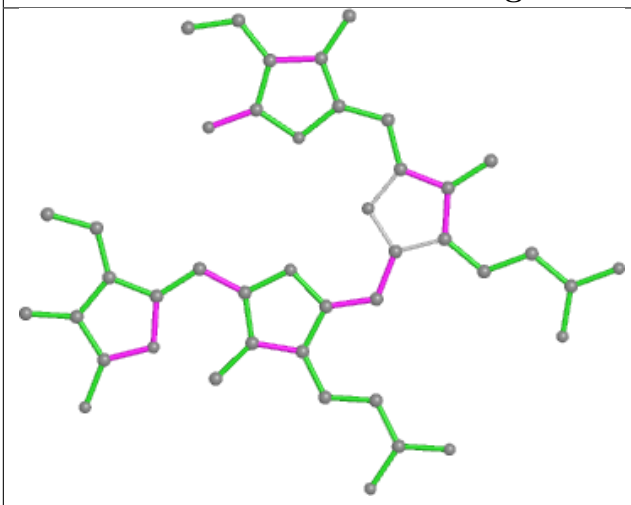

Bond lengths

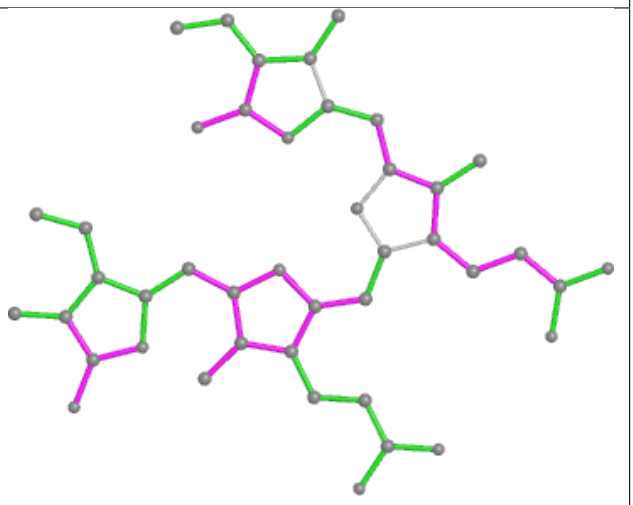

Bond angles

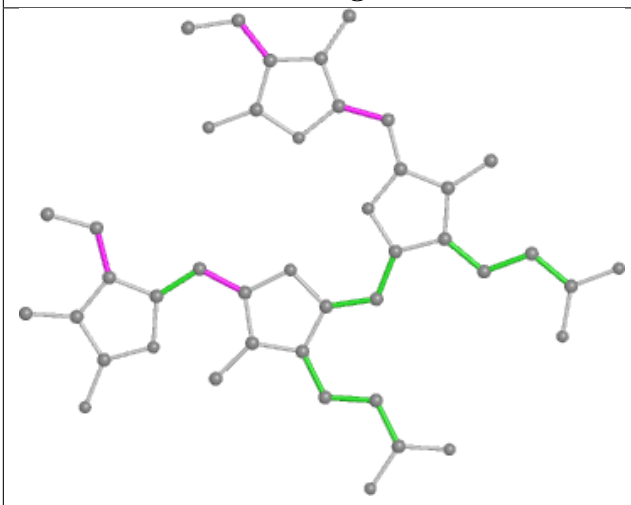

Torsions

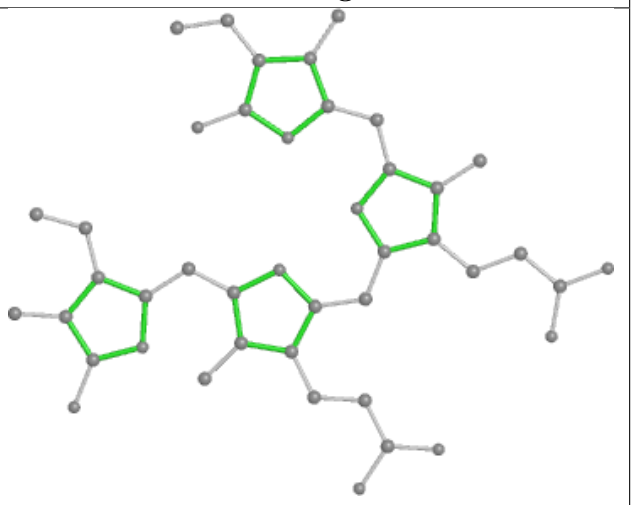

Rings

Ligand PEB QQ 202

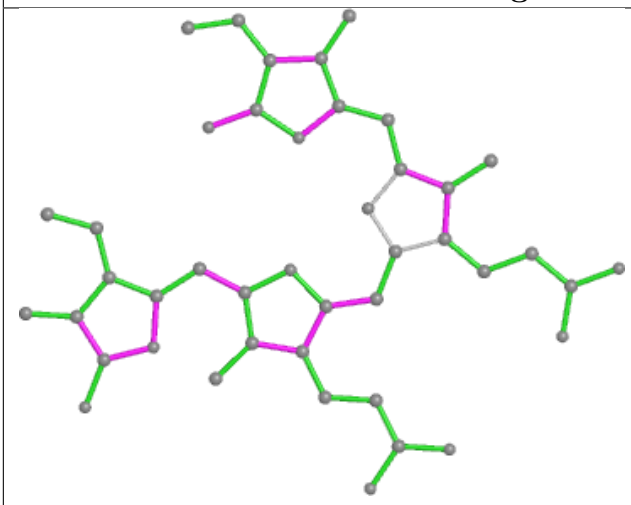

Bond lengths

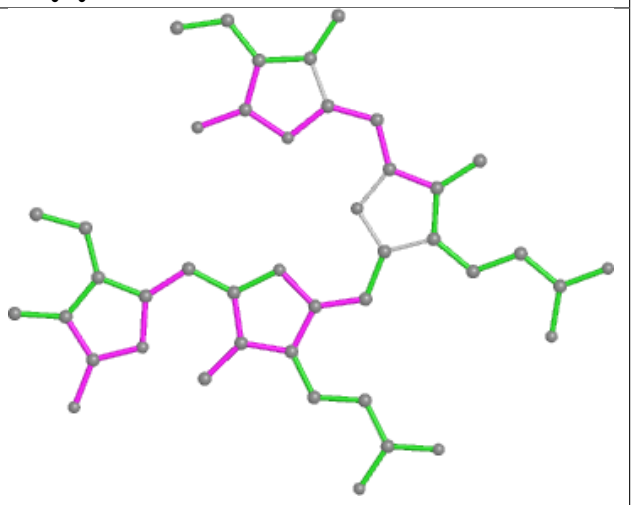

Bond angles

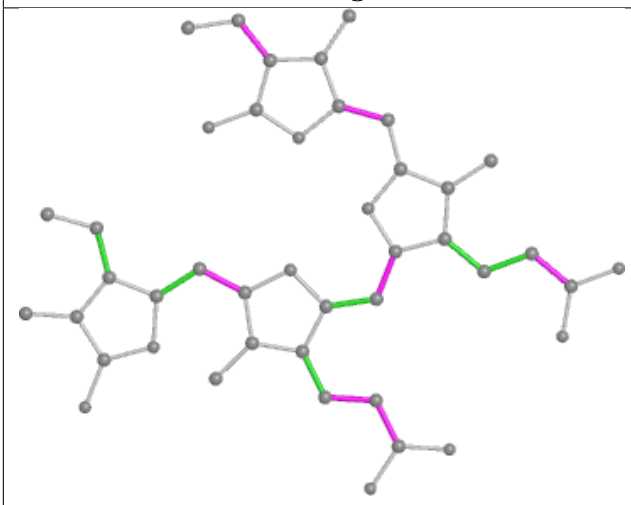

Torsions

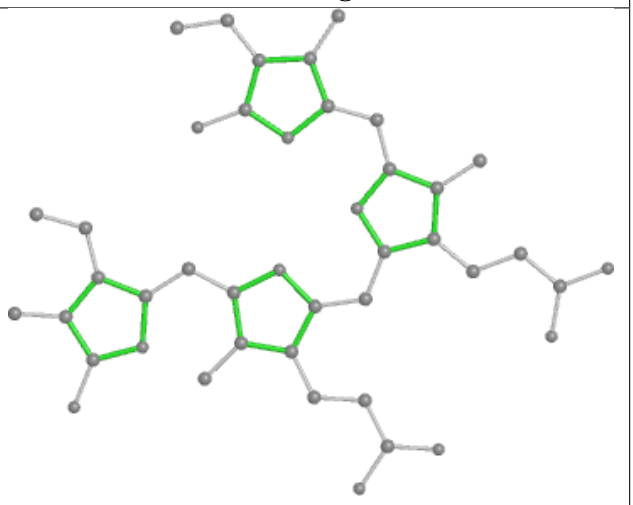

Rings

Ligand LMG bL 609

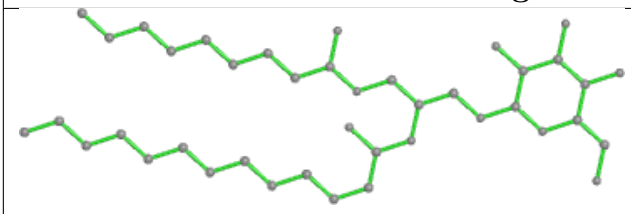

Bond lengths

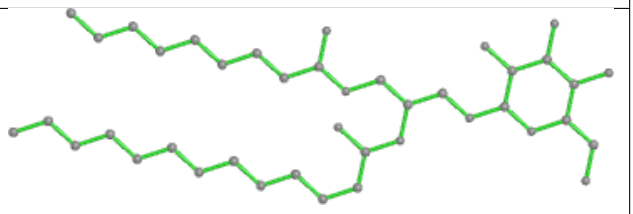

Bond angles

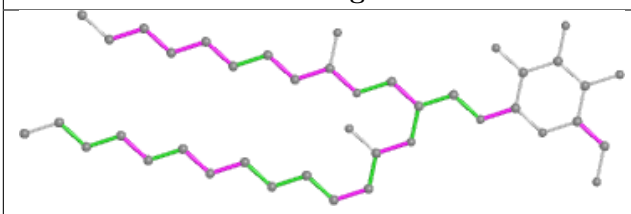

Torsions

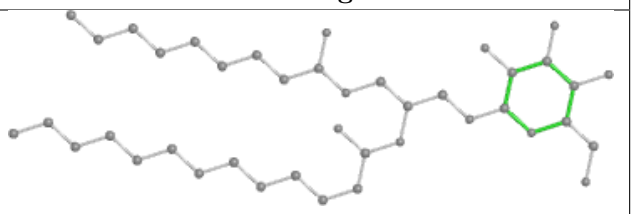

Rings

Ligand DGD cL 520

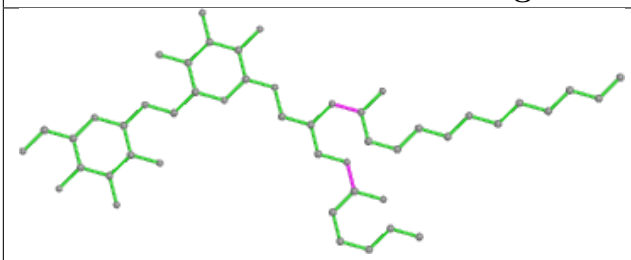

Bond lengths

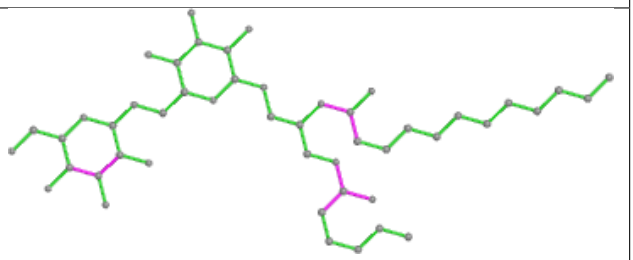

Bond angles

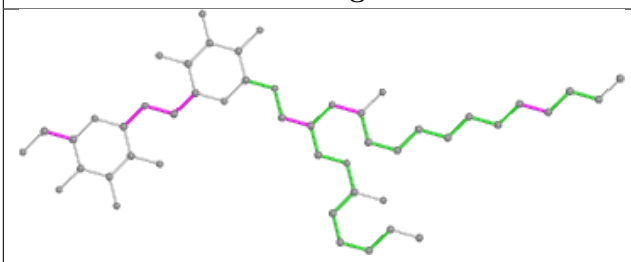

Torsions

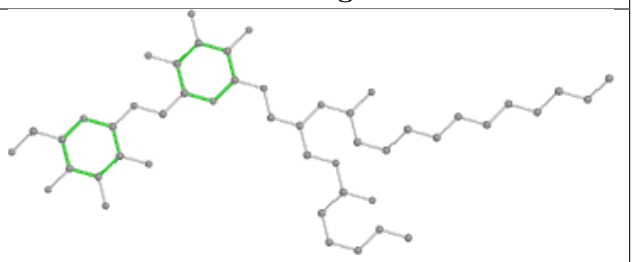

Rings

Ligand PEB cB 403

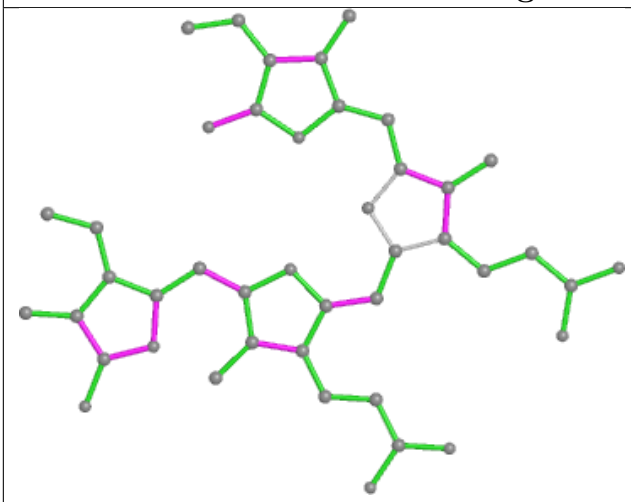

Bond lengths

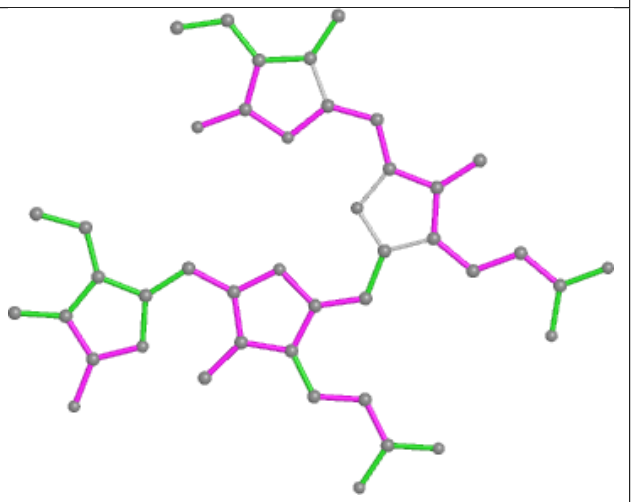

Bond angles

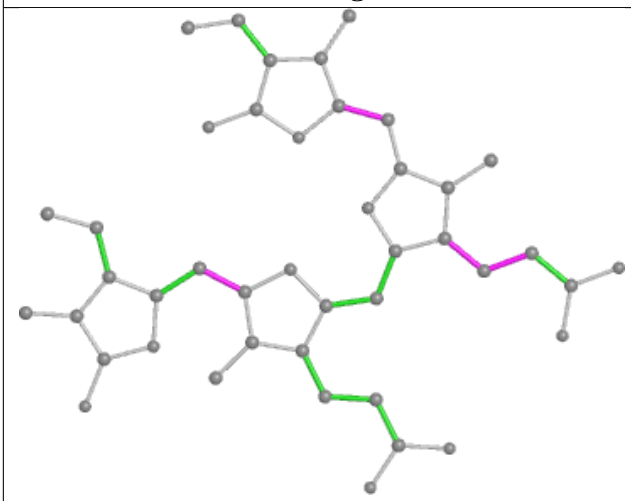

Torsions

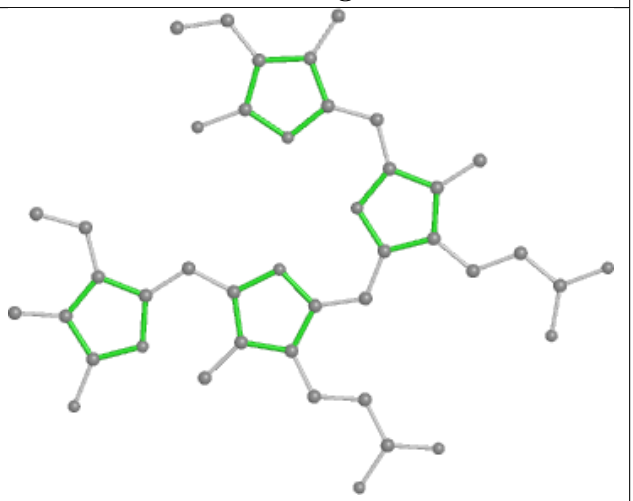

Rings

Ligand BCR BN 840

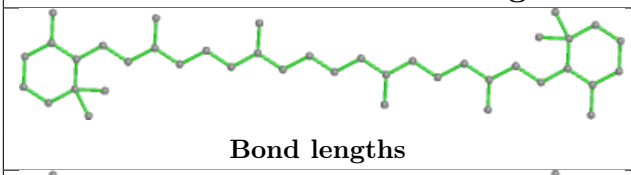

Bond lengths

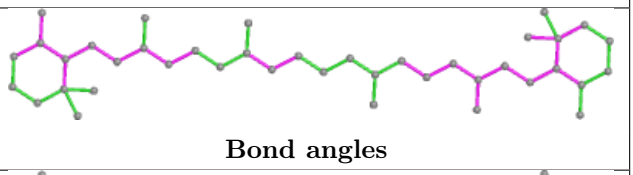

Bond angles

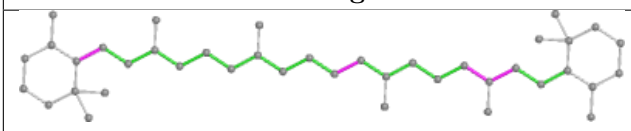

Torsions

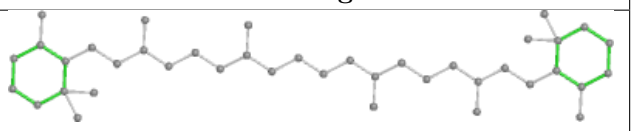

Rings

Ligand CLA bL 608

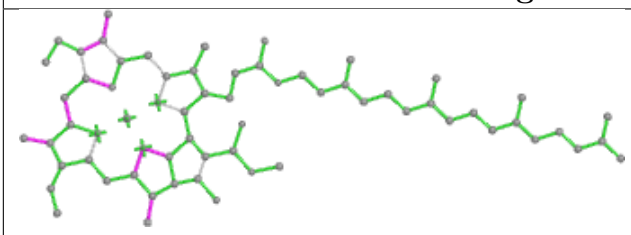

Bond lengths

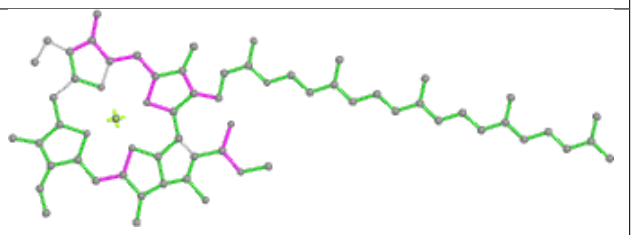

Bond angles

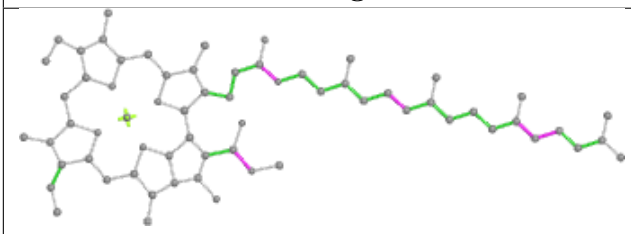

Torsions

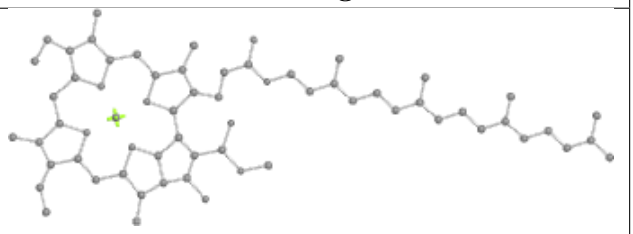

Rings

Ligand PEB YB 201

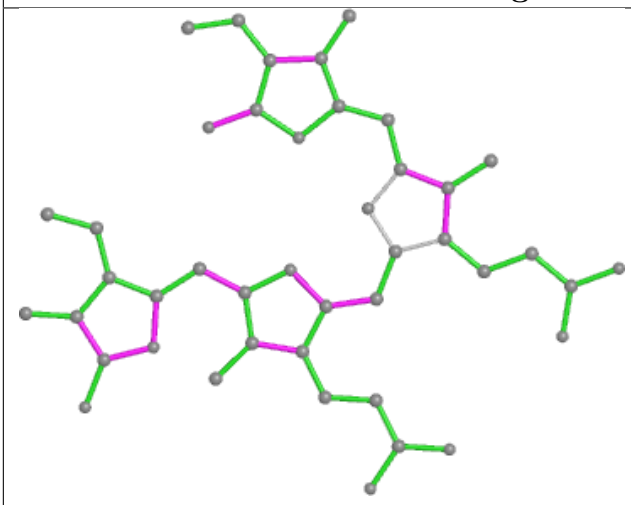

Bond lengths

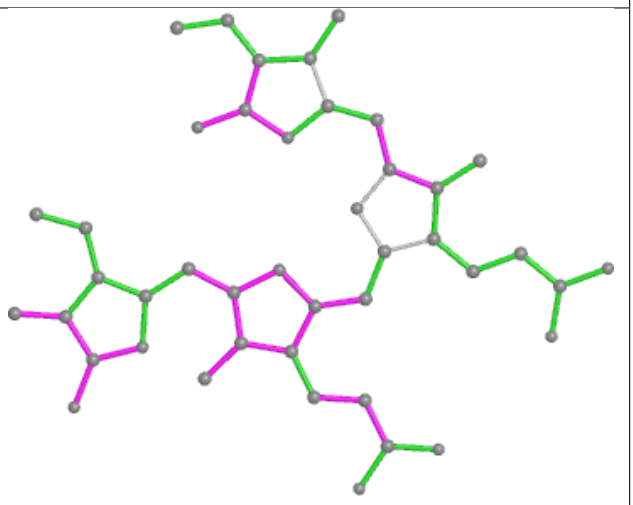

Bond angles

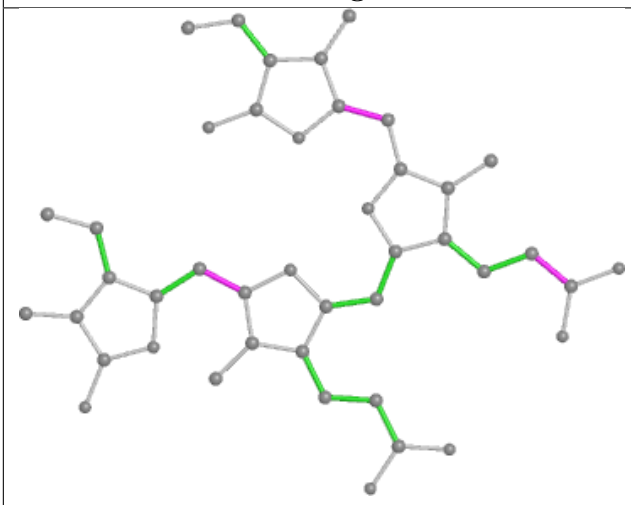

Torsions

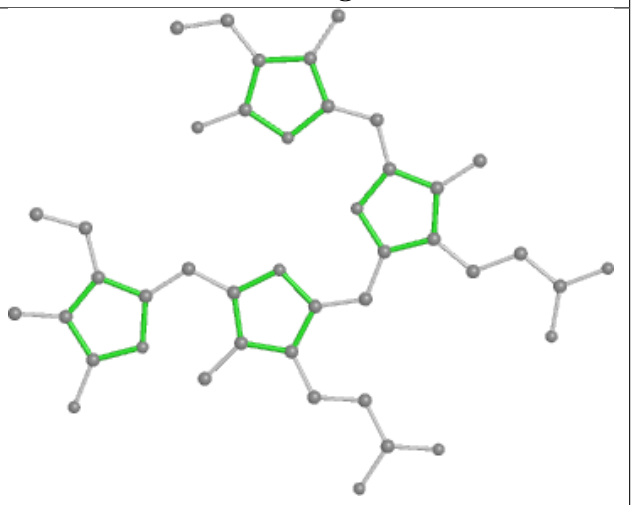

Rings

Ligand CLA FN 203

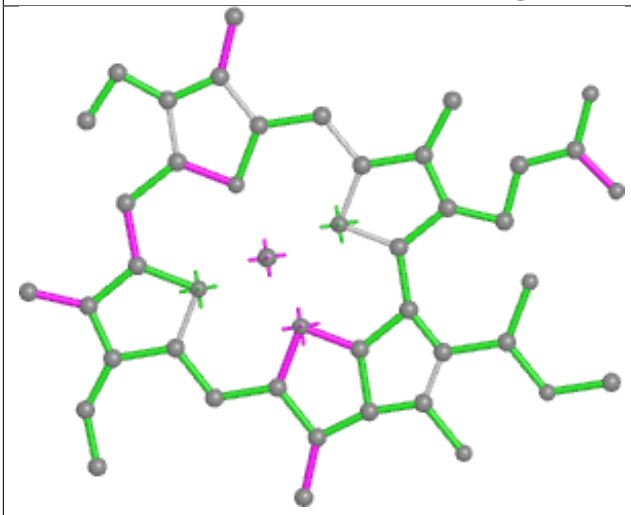

Bond lengths

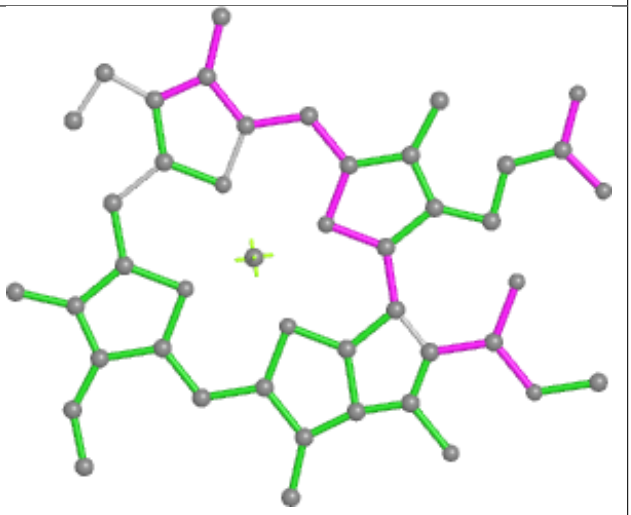

Bond angles

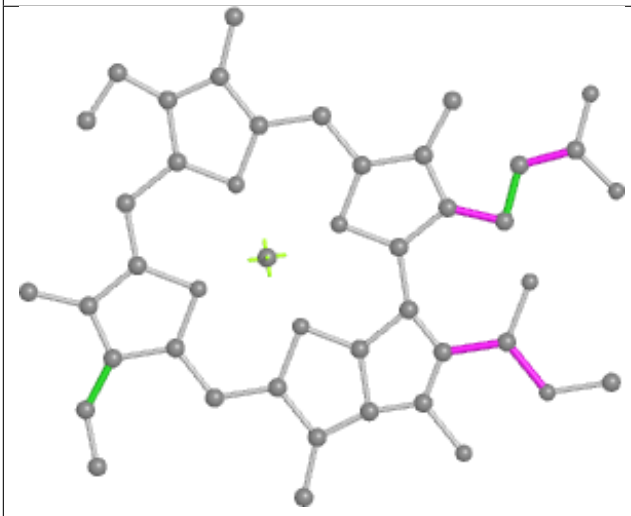

Torsions

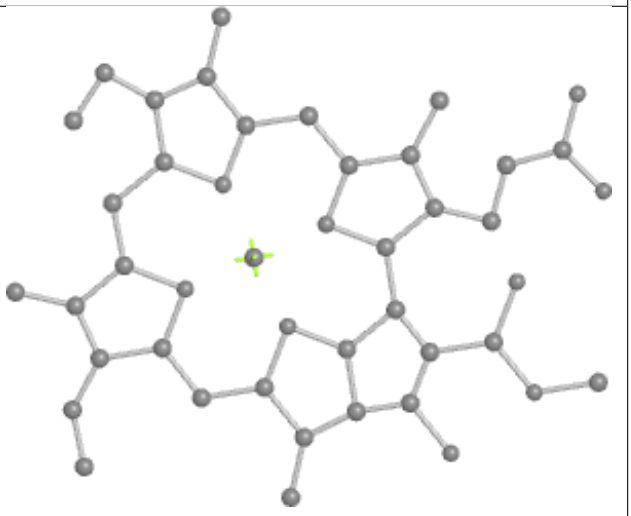

Rings

Ligand PEB bE 201

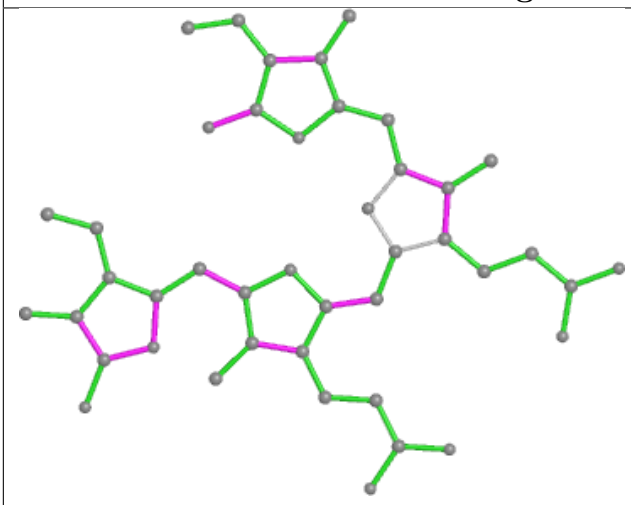

Bond lengths

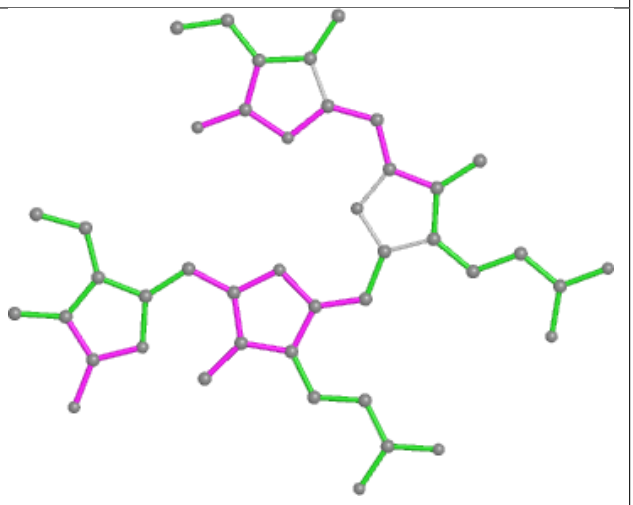

Bond angles

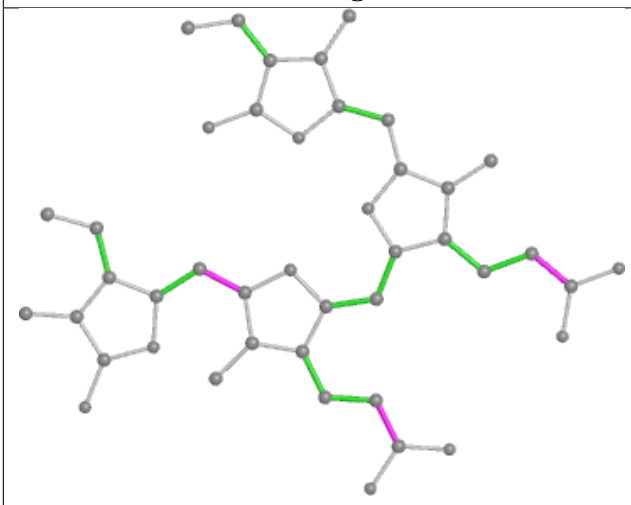

Torsions

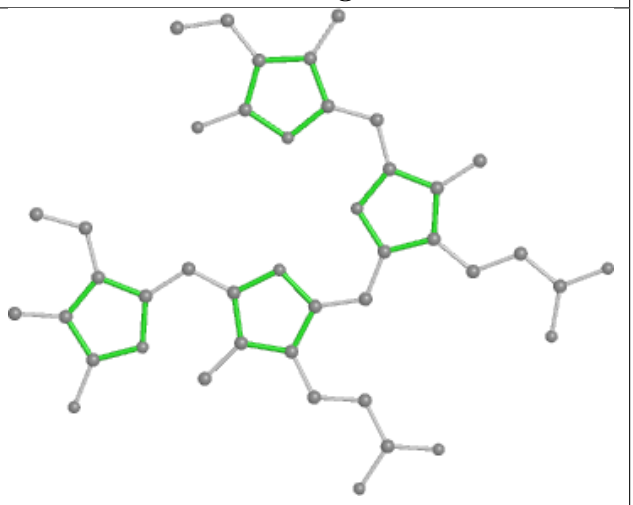

Rings

Ligand PEB IF 202

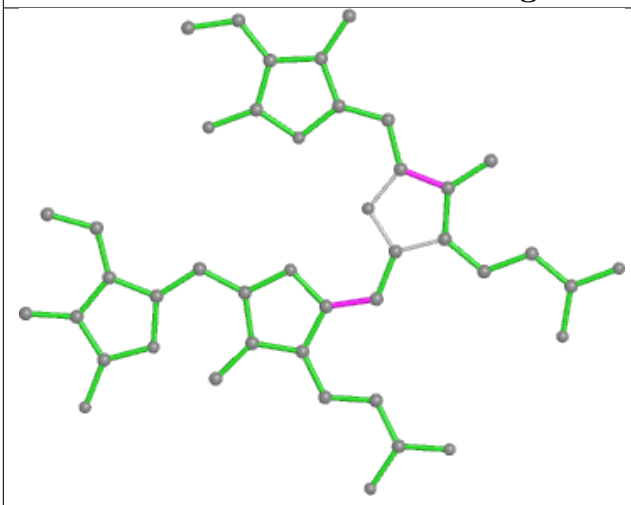

Bond lengths

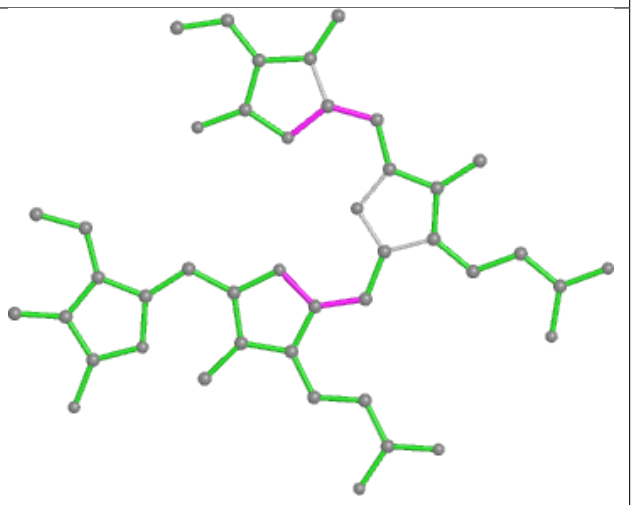

Bond angles

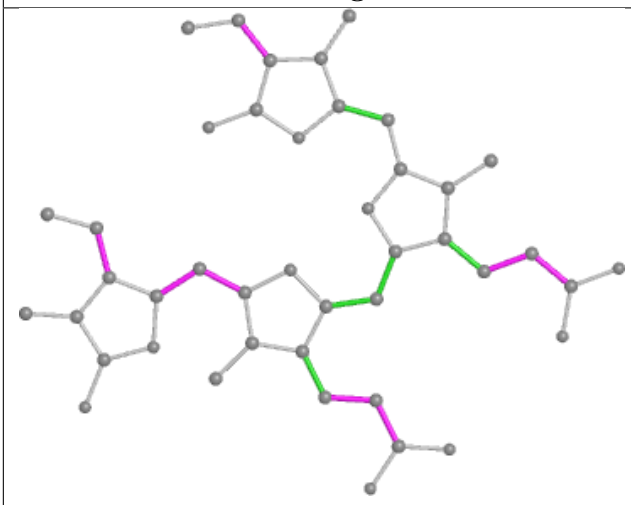

Torsions

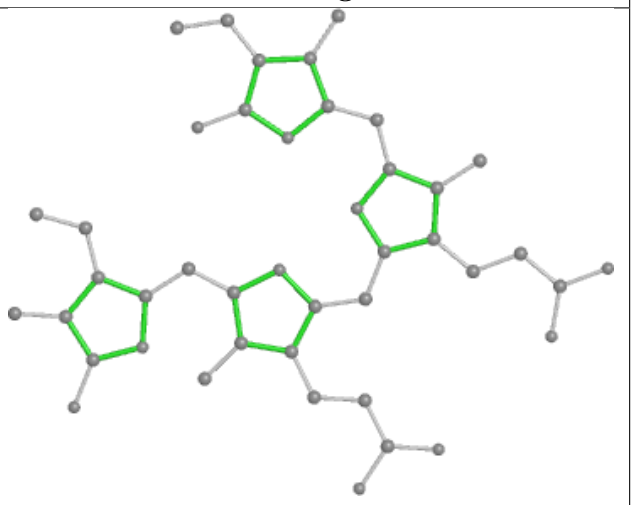

Rings

Ligand PEB XA 203

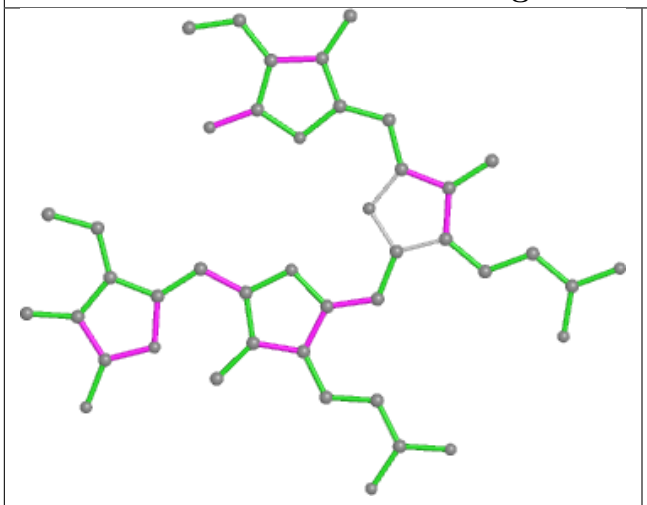

Bond lengths

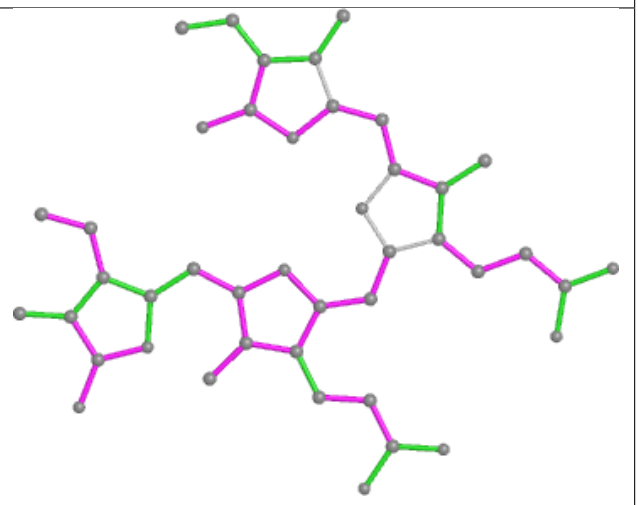

Bond angles

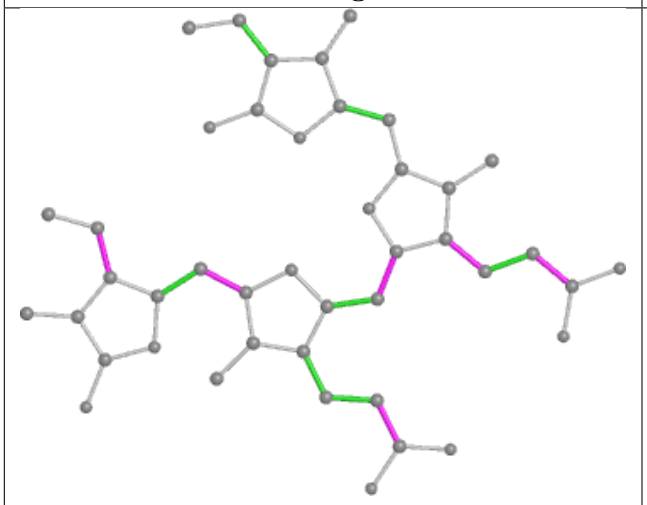

Torsions

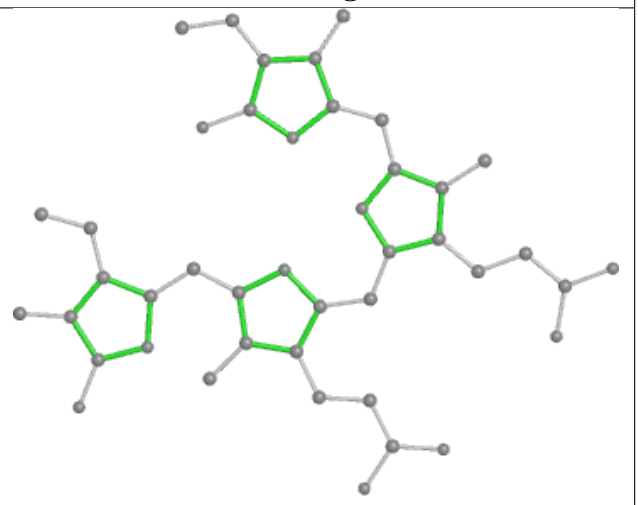

Rings

Ligand LMG A6 408

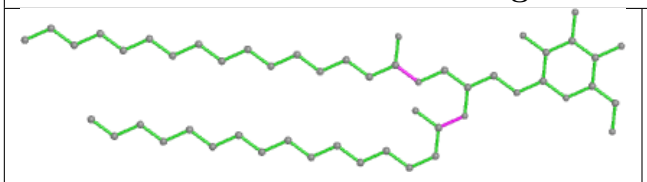

Bond lengths

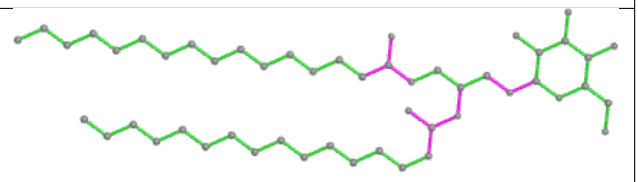

Bond angles

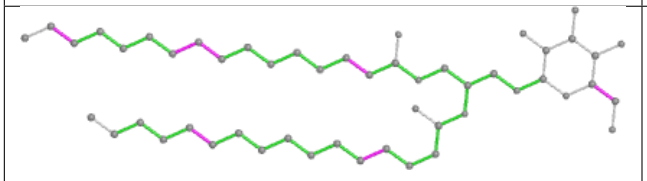

Torsions

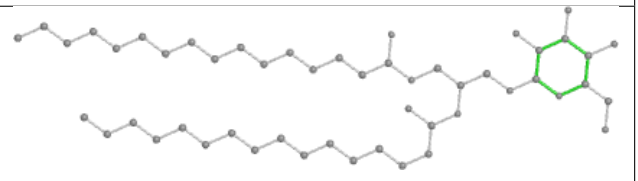

Rings

Ligand PEB gB 203

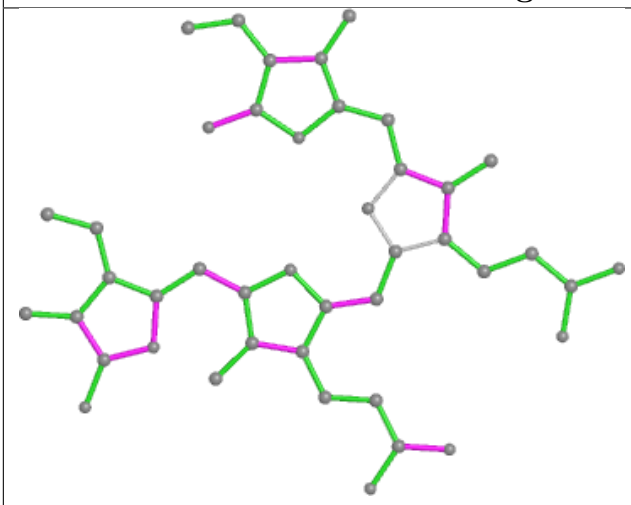

Bond lengths

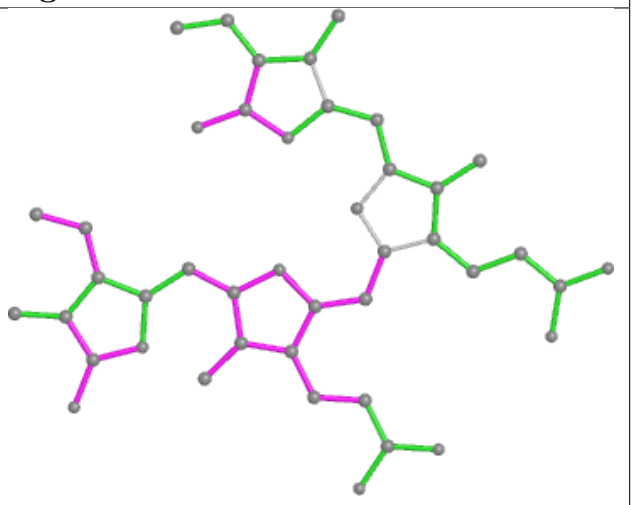

Bond angles

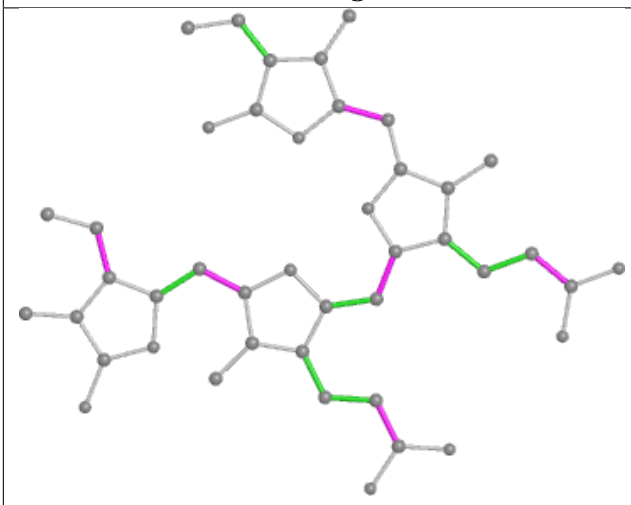

Torsions

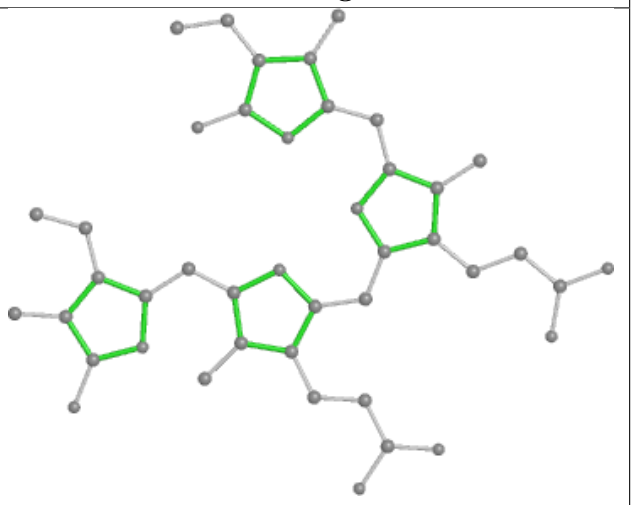

Rings

Ligand PEB fK 201

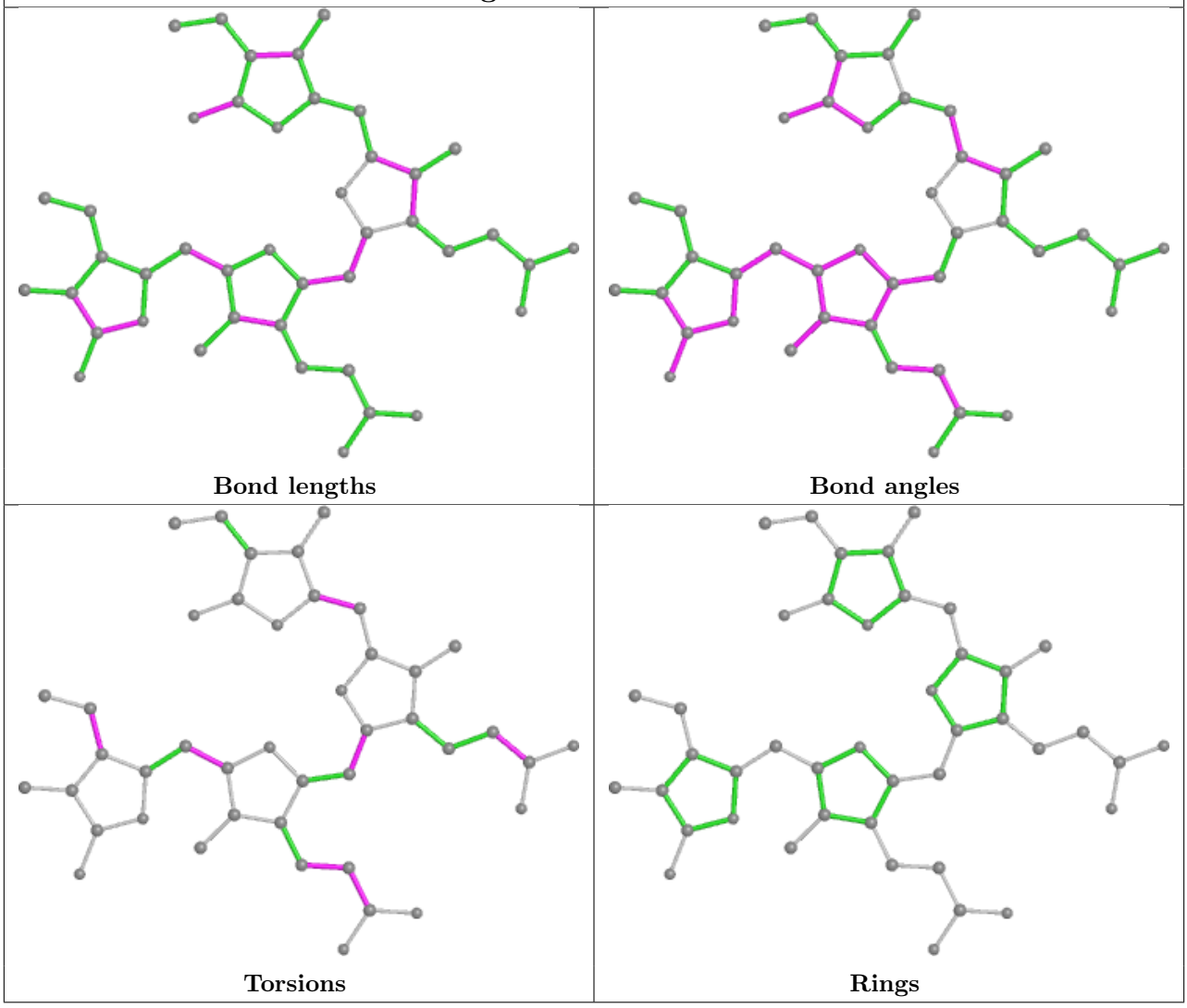

Ligand DGD hL 101

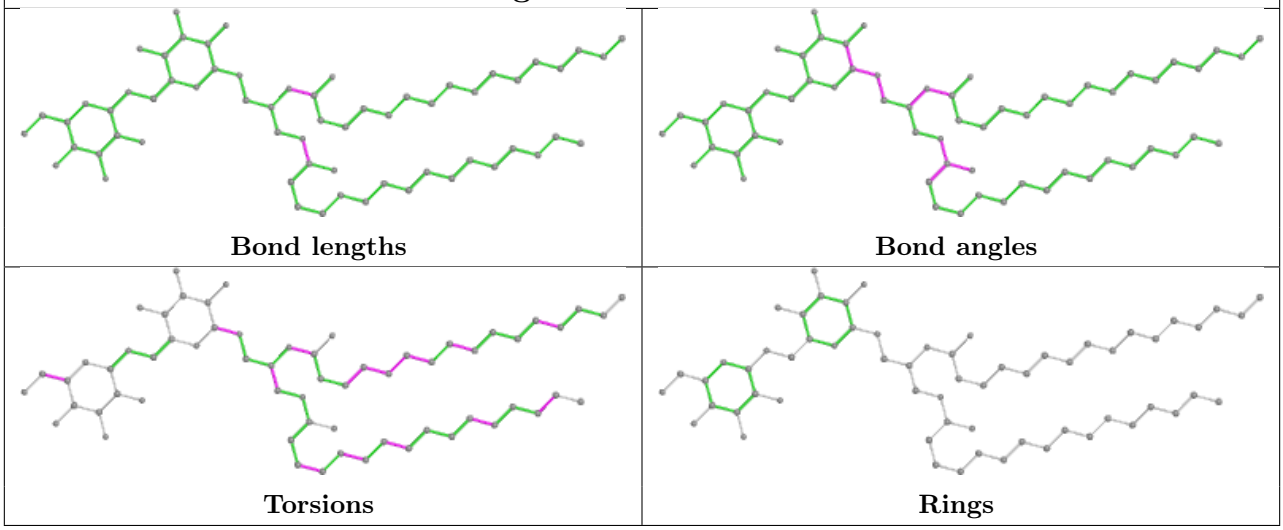

Ligand PEB QG 201

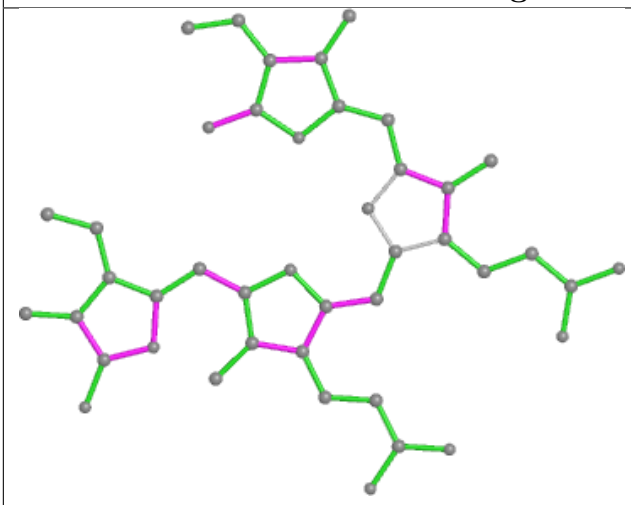

Bond lengths

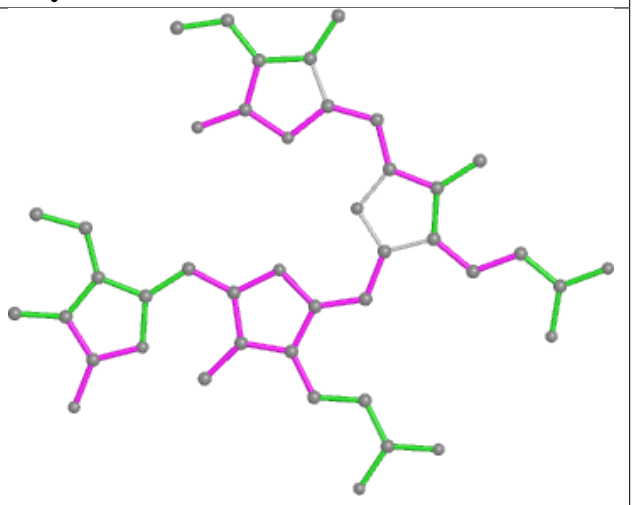

Bond angles

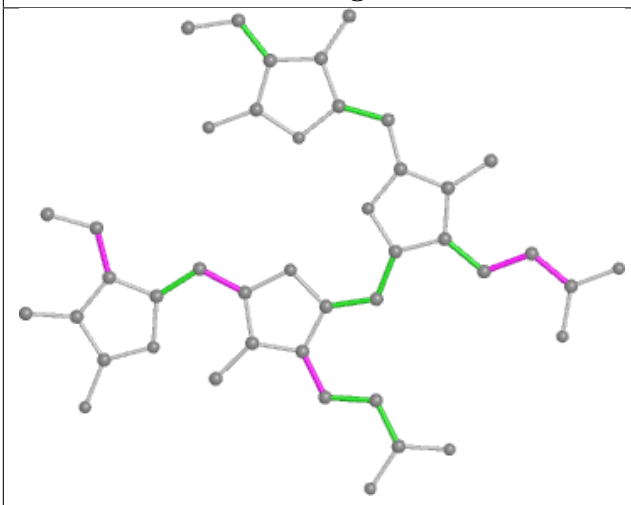

Torsions

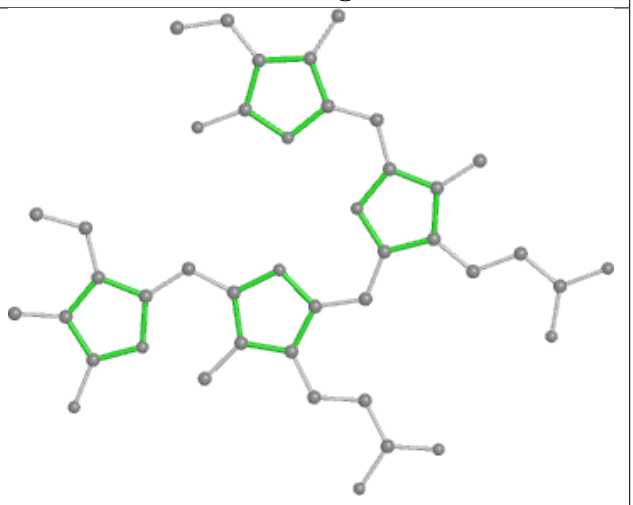

Rings

Ligand CLA cL 514

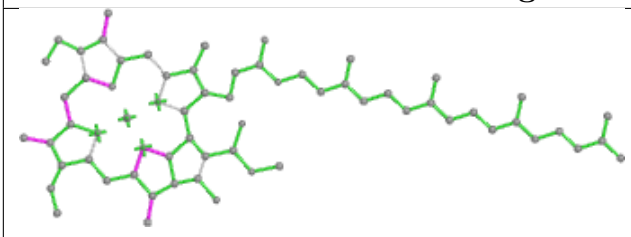

Bond lengths

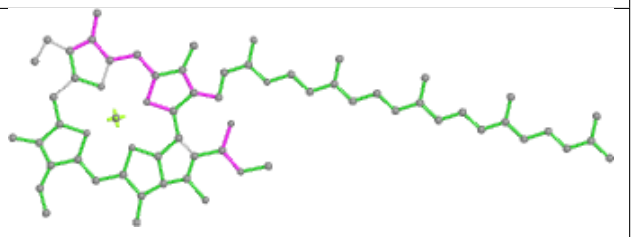

Bond angles

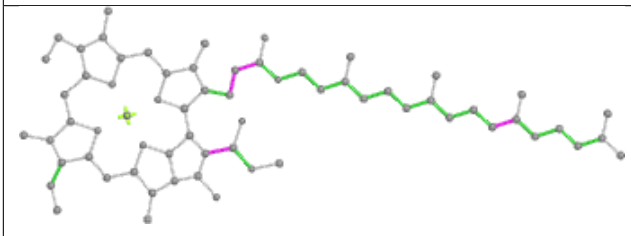

Torsions

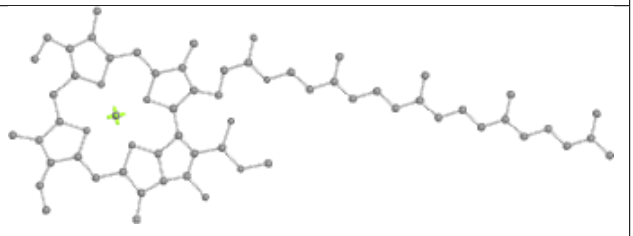

Rings

Ligand PEB MF 203

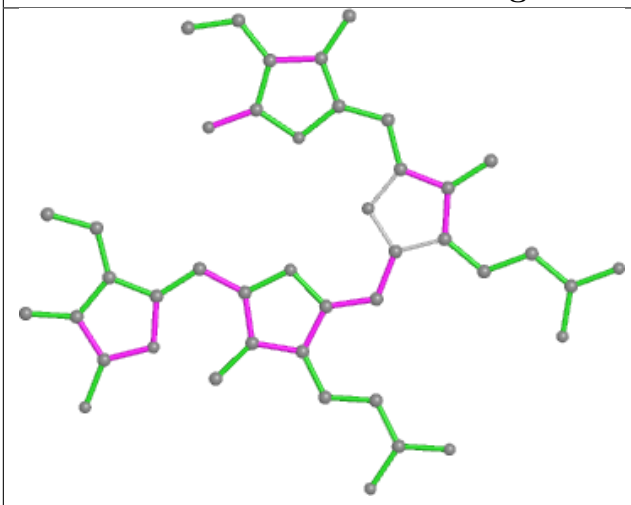

Bond lengths

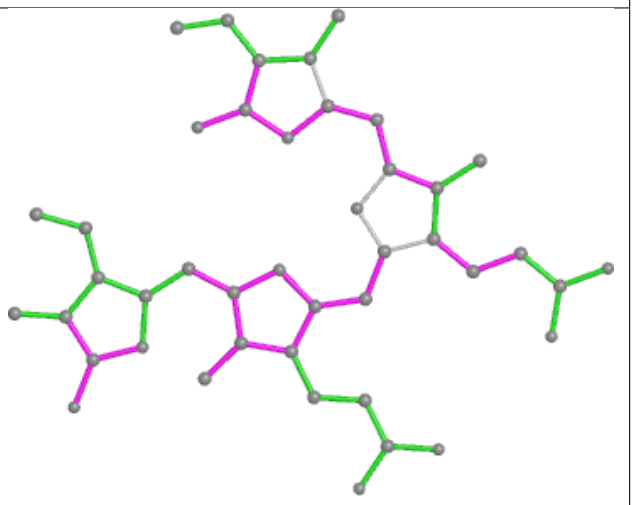

Bond angles

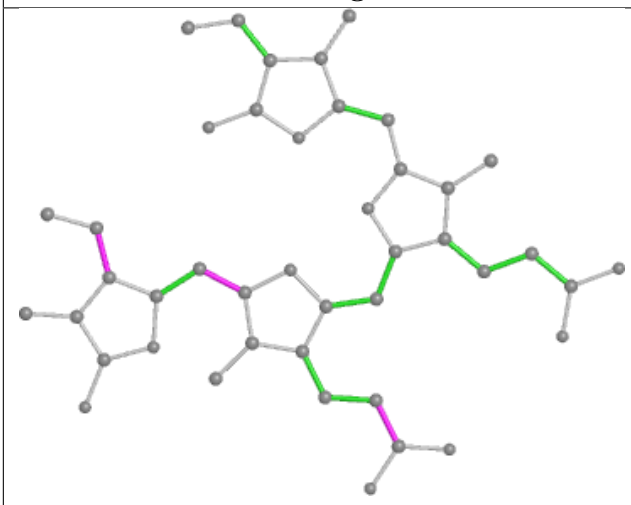

Torsions

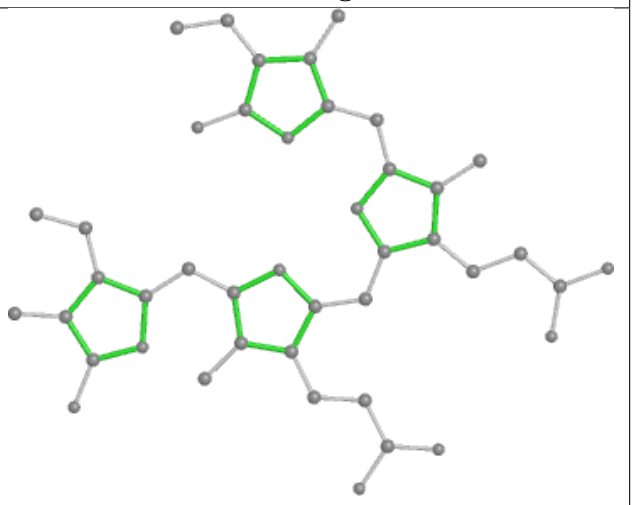

Rings

Ligand PEB DG 1002

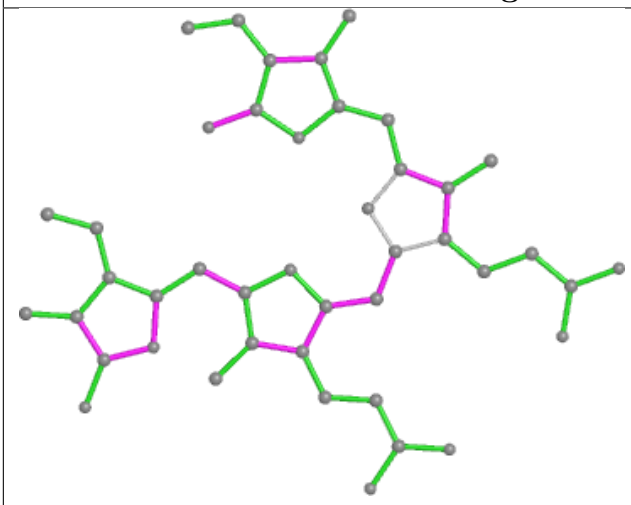

Bond lengths

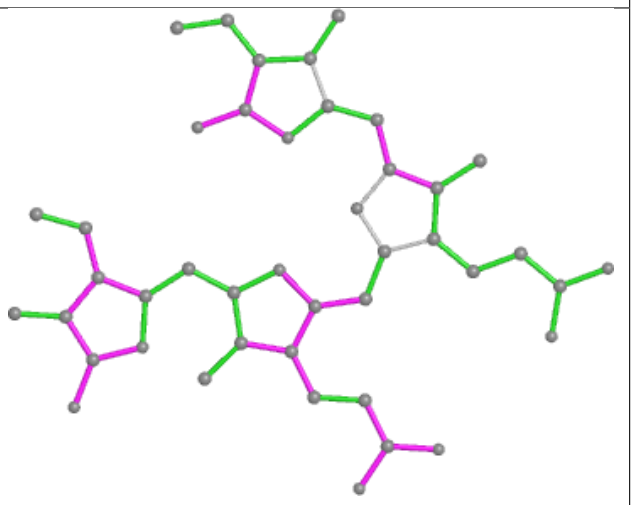

Bond angles

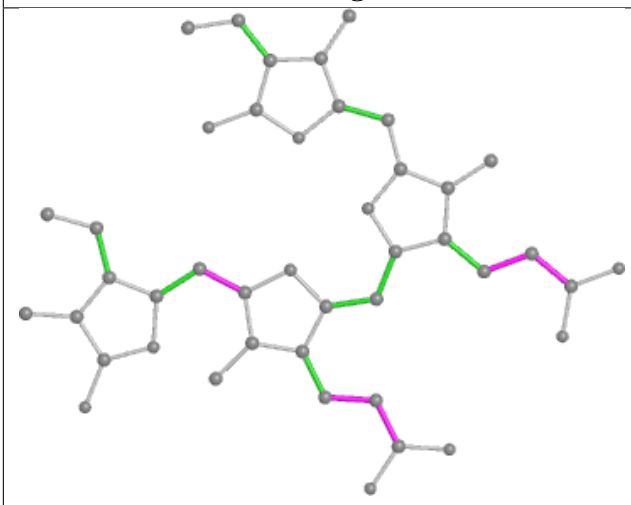

Torsions

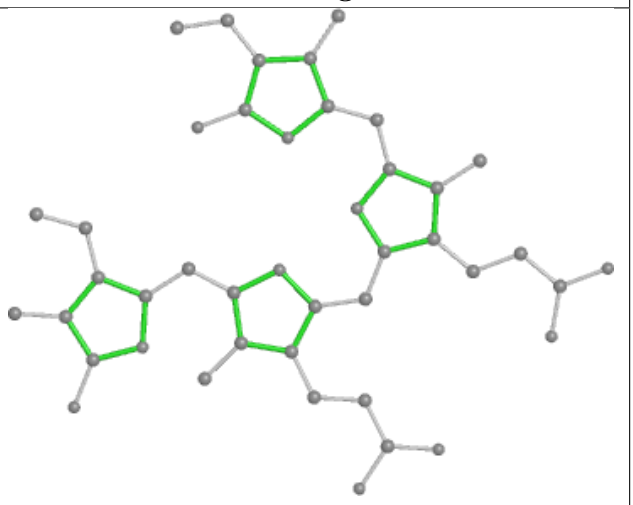

Rings

Ligand PEB SP 203

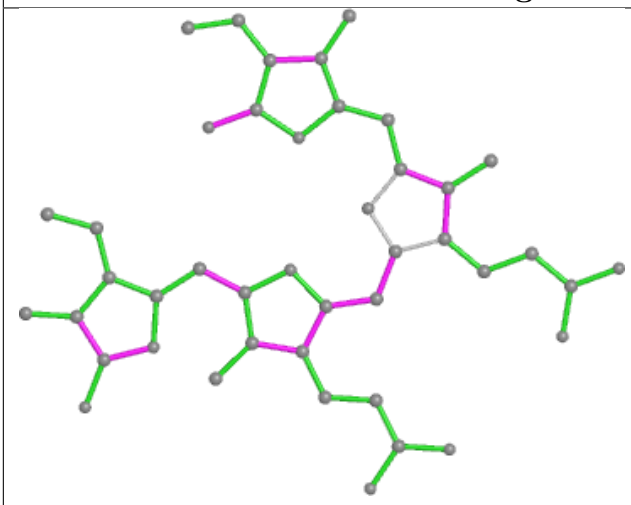

Bond lengths

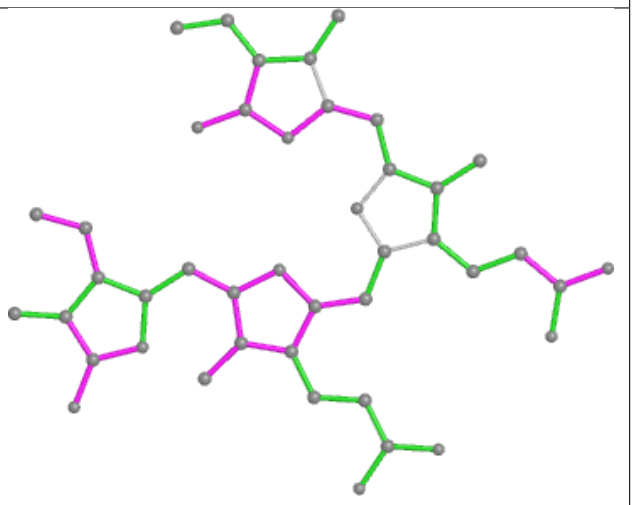

Bond angles

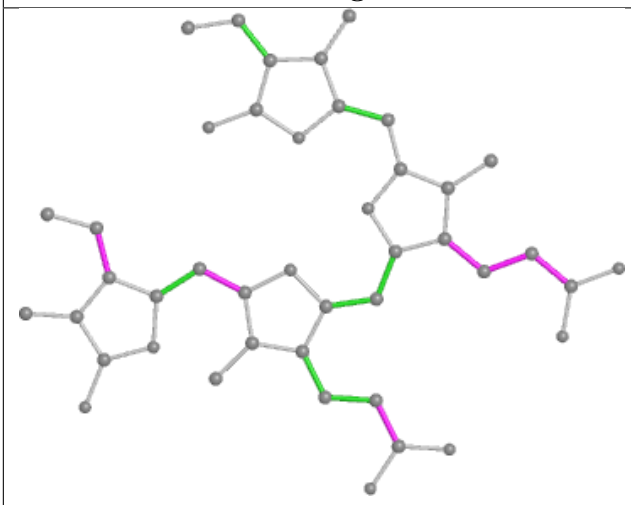

Torsions

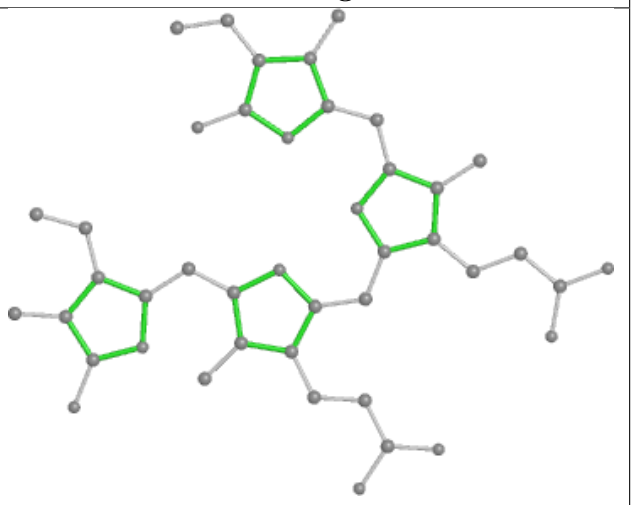

Rings

Ligand PEB Q5 201

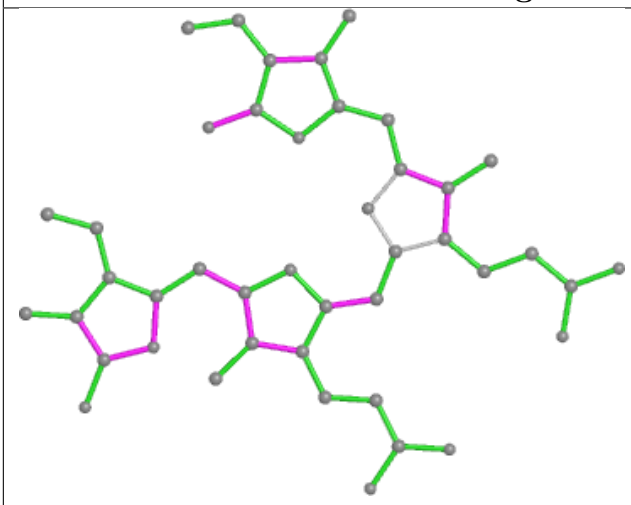

Bond lengths

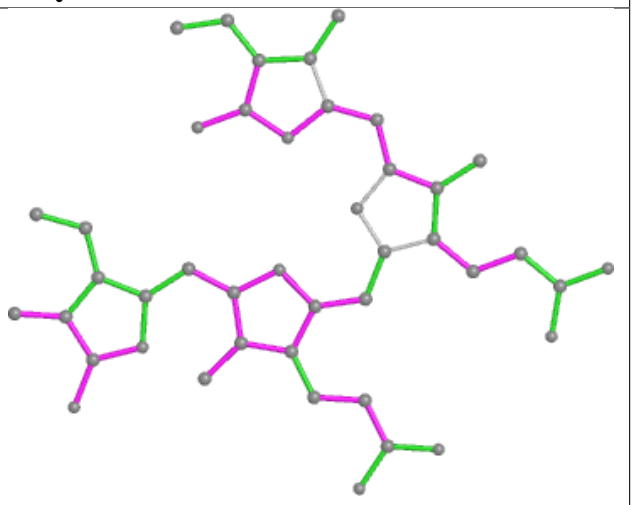

Bond angles

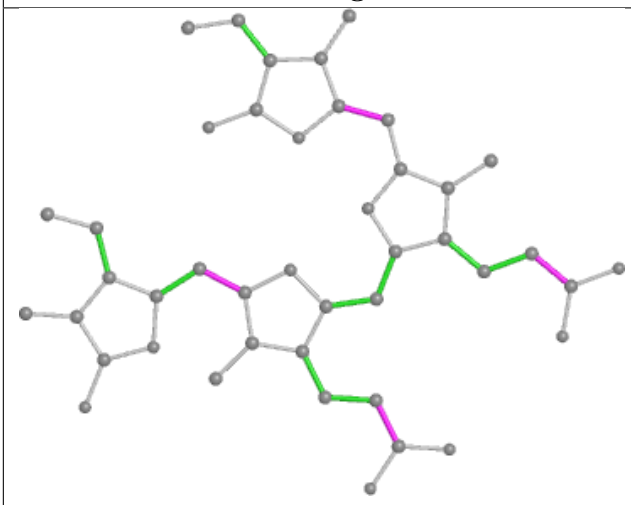

Torsions

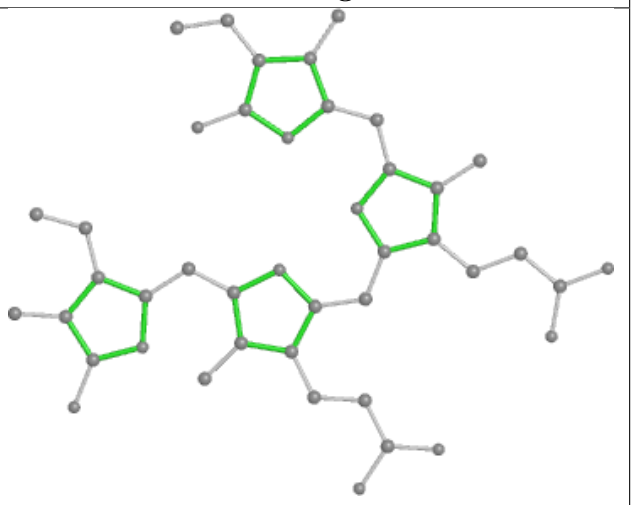

Rings

Ligand CLA A2 807

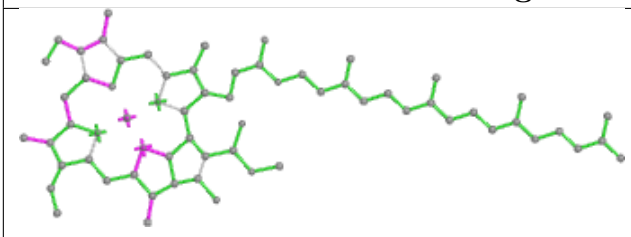

Bond lengths

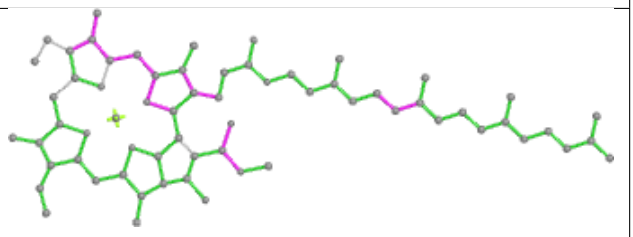

Bond angles

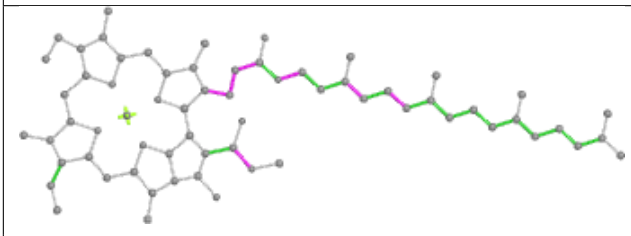

Torsions

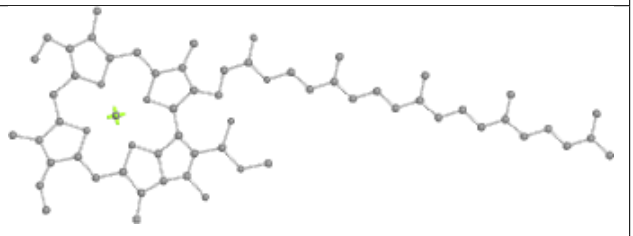

Rings

Ligand PEB B7 201

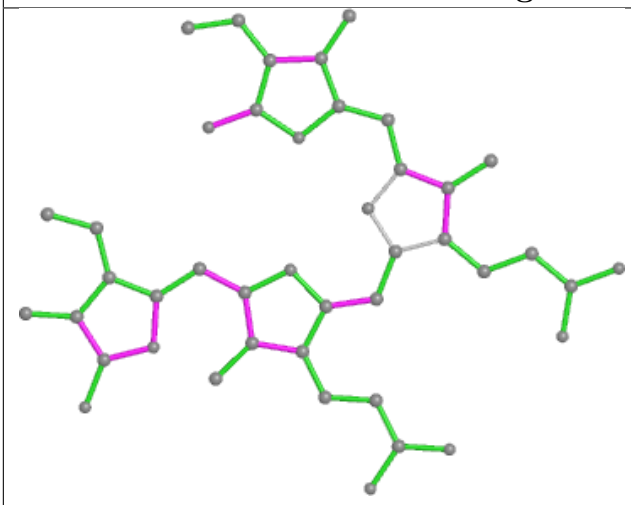

Bond lengths

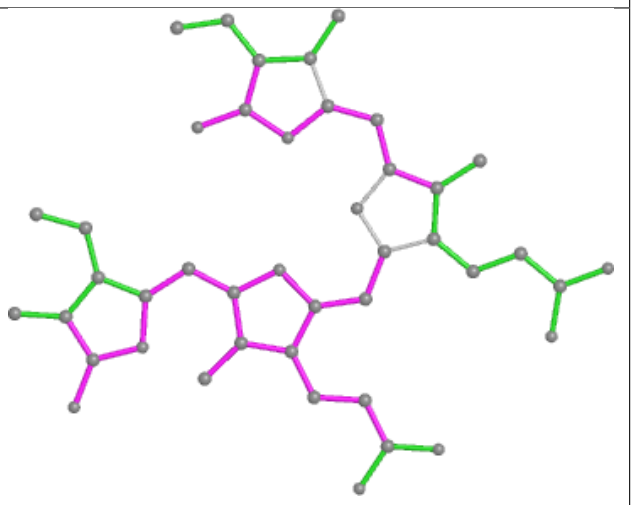

Bond angles

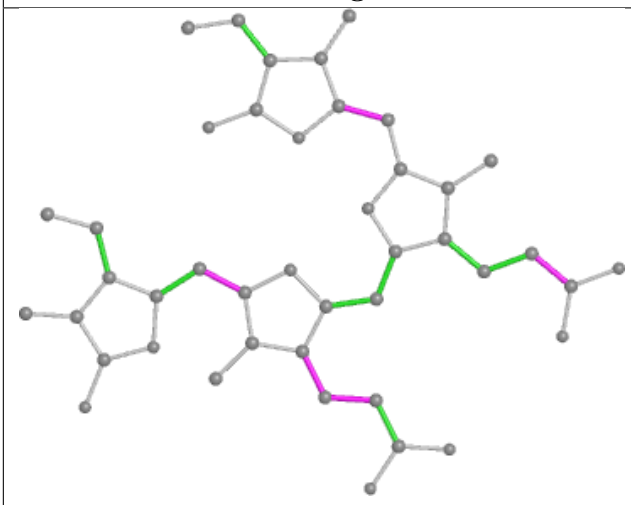

Torsions

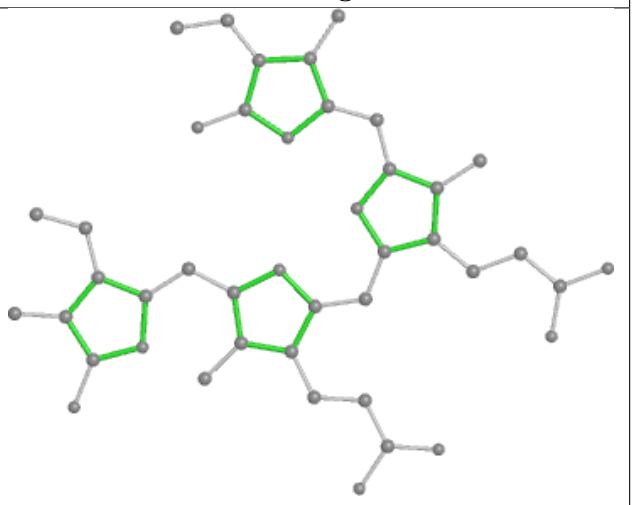

Rings

Ligand PEB pC 201

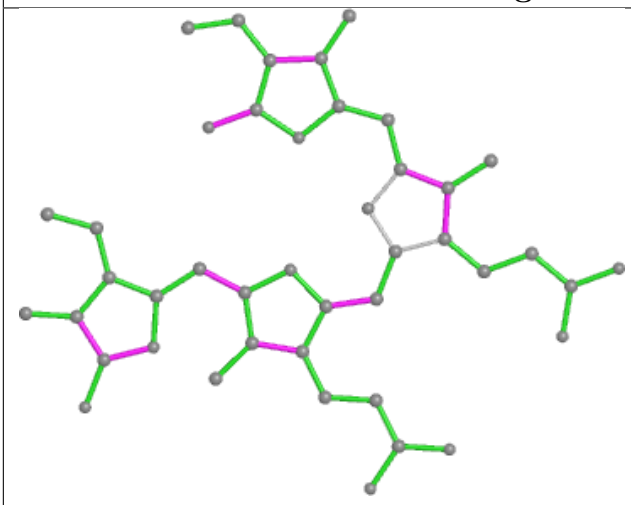

Bond lengths

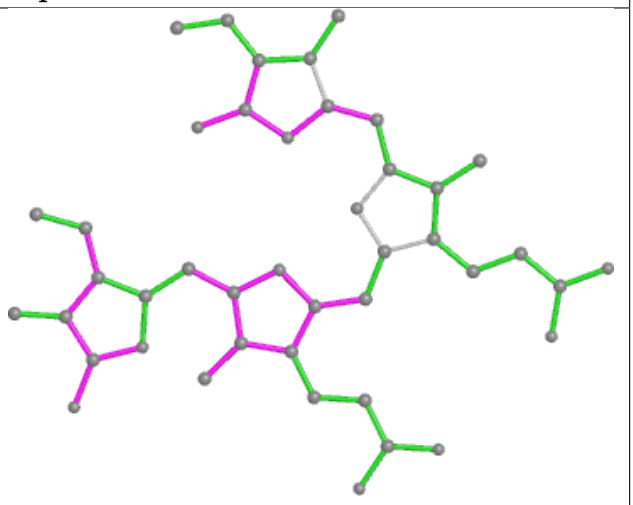

Bond angles

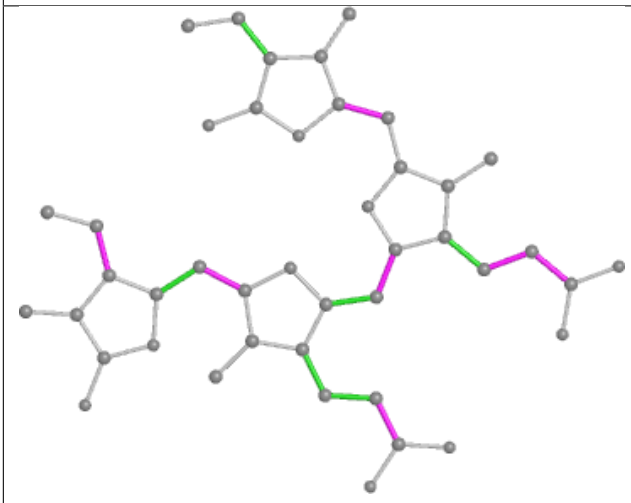

Torsions

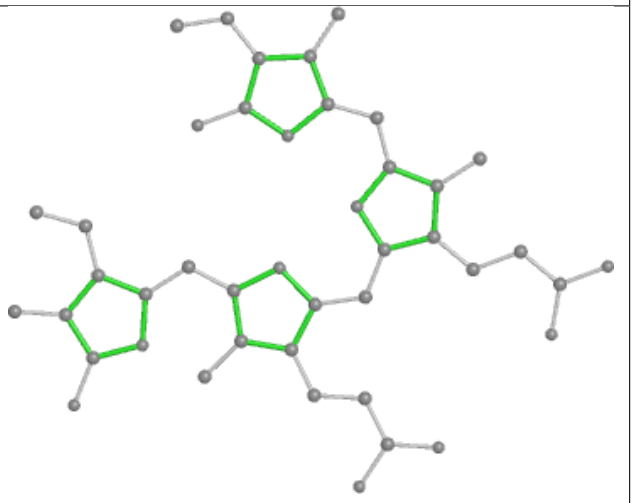

Rings

Ligand PEB mE 201

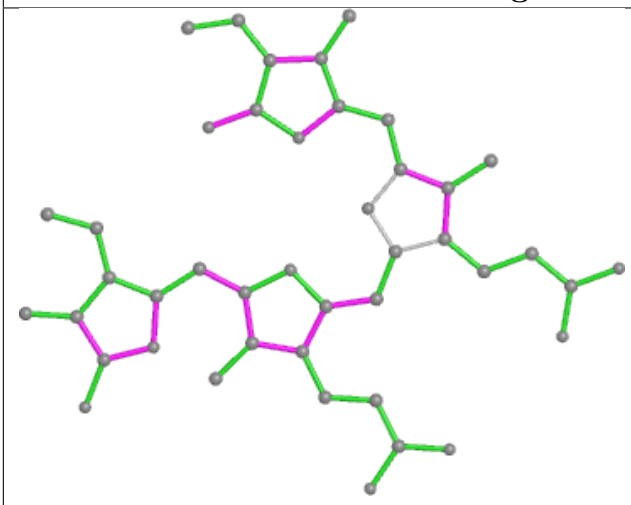

Bond lengths

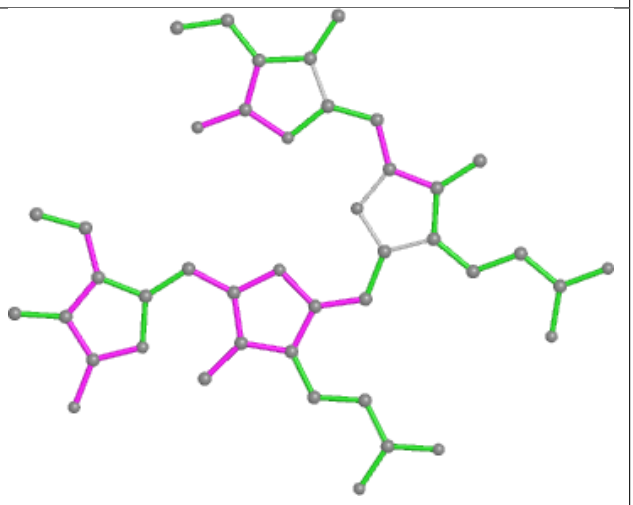

Bond angles

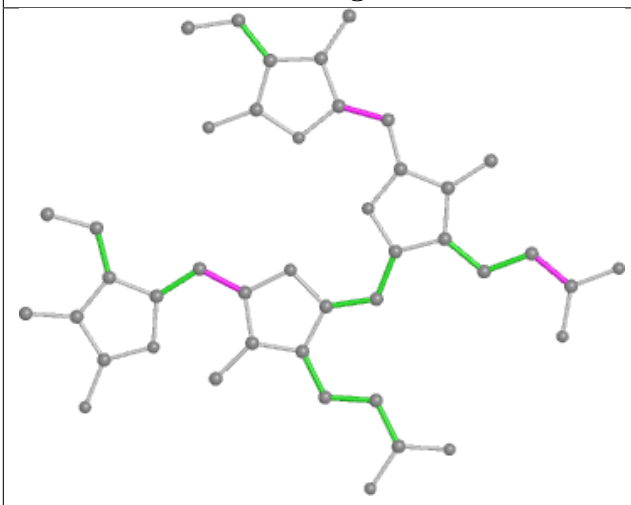

Torsions

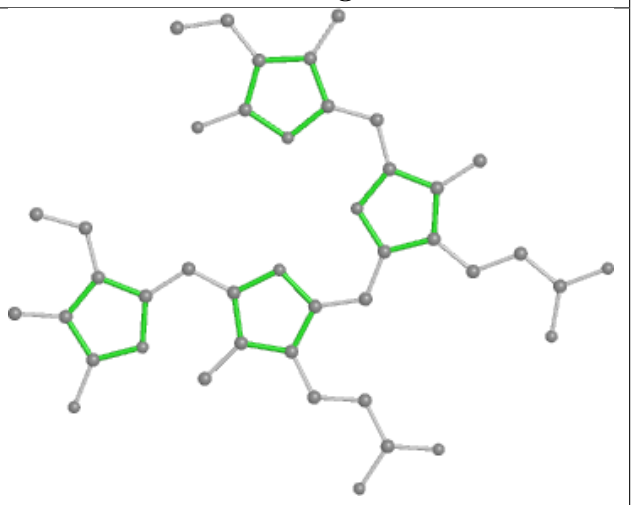

Rings

Ligand CLA 3N 310

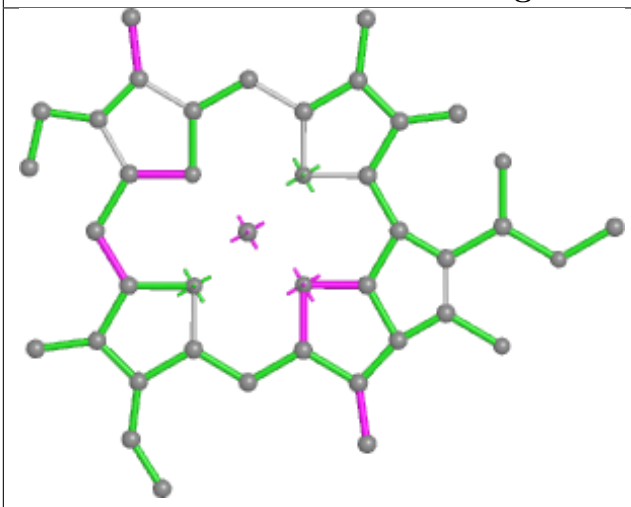

Bond lengths

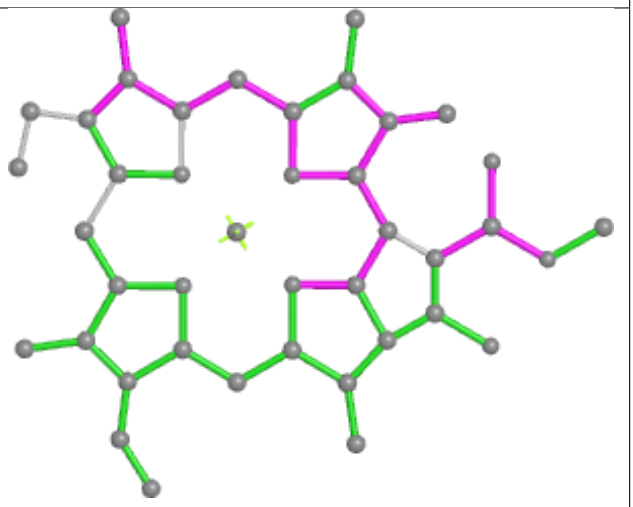

Bond angles

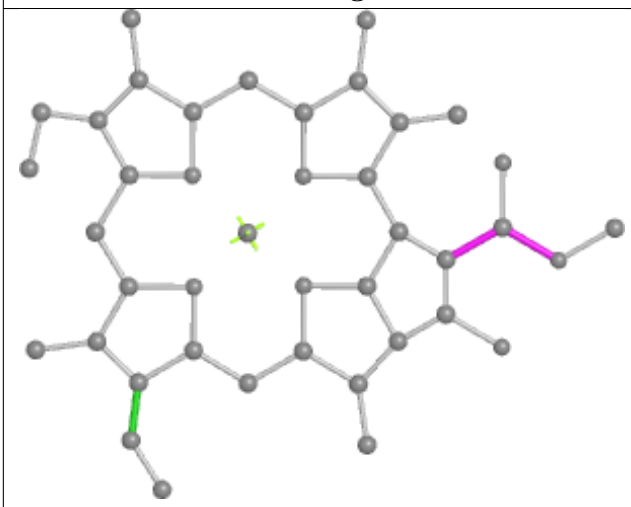

Torsions

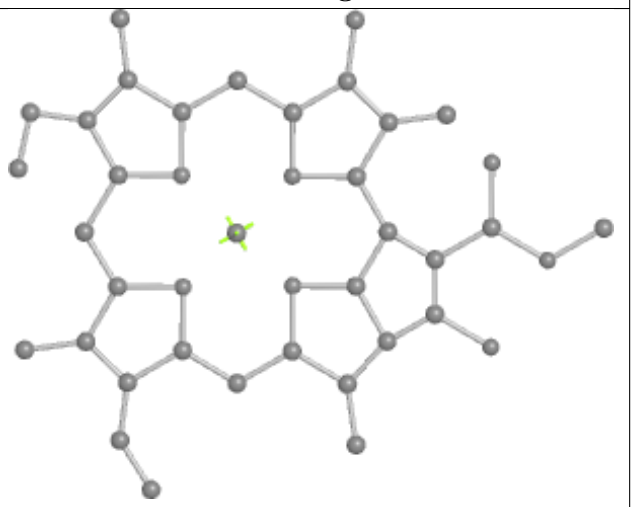

Rings

Ligand PEB PO 201

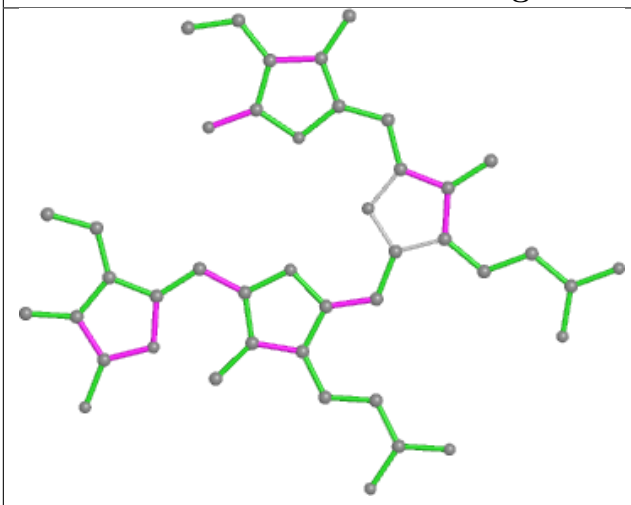

Bond lengths

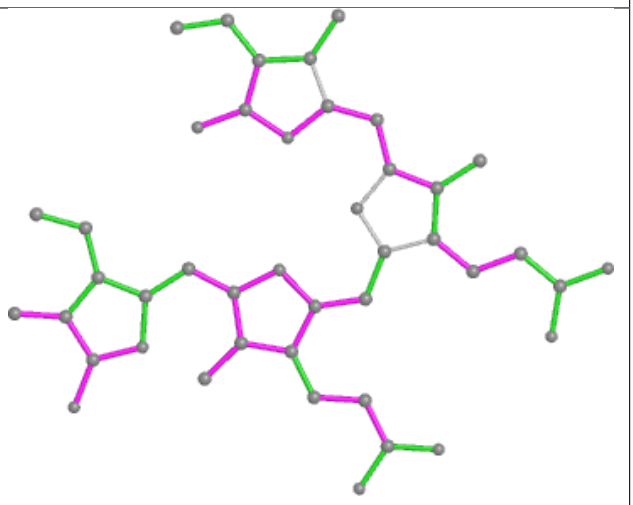

Bond angles

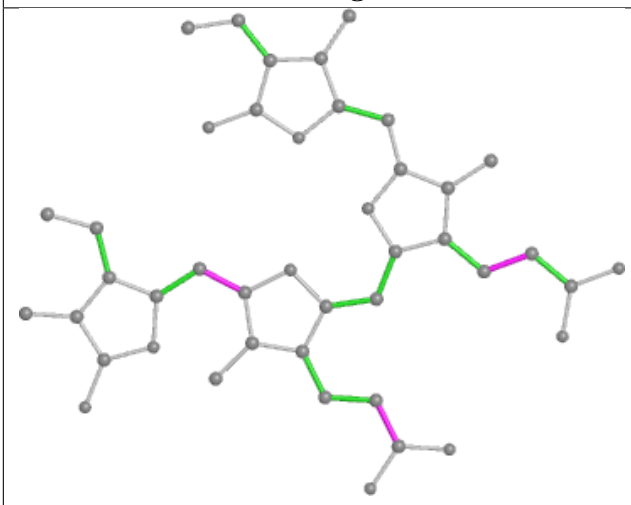

Torsions

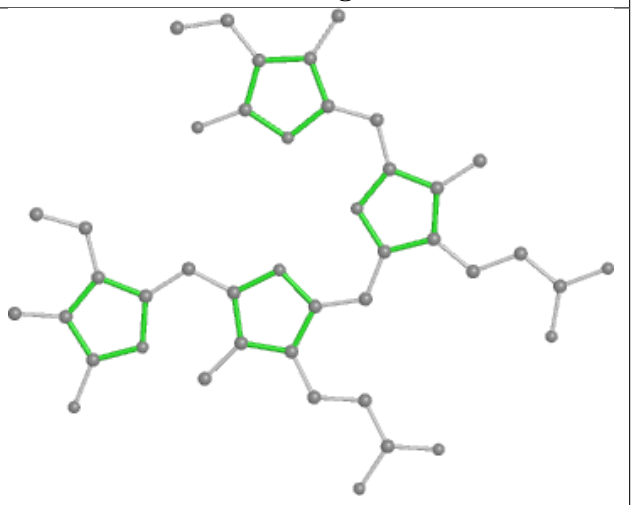

Rings

Ligand PEB J9 203

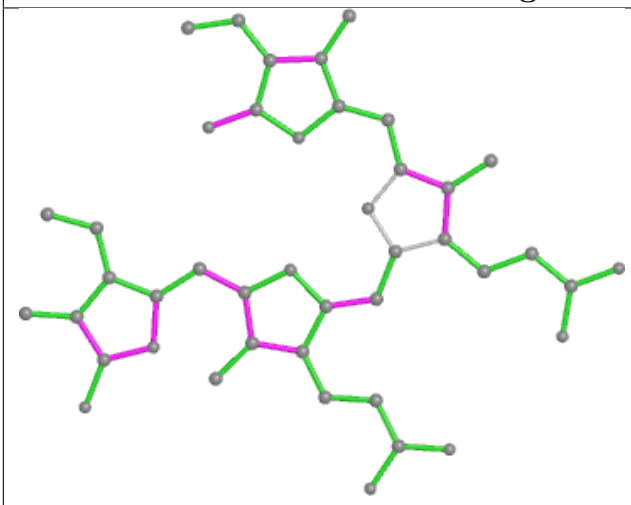

Bond lengths

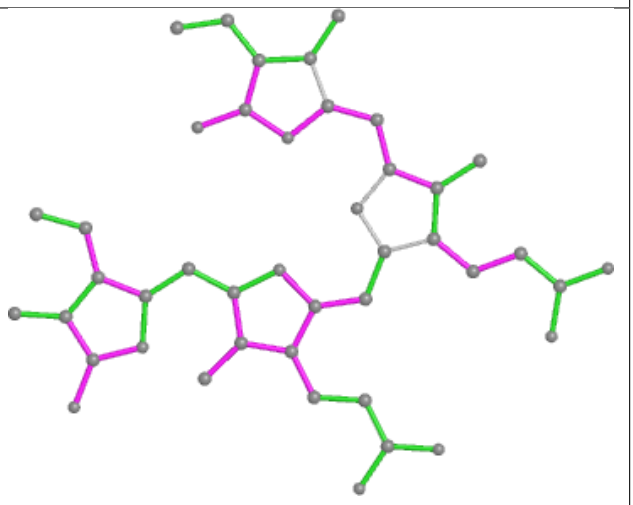

Bond angles

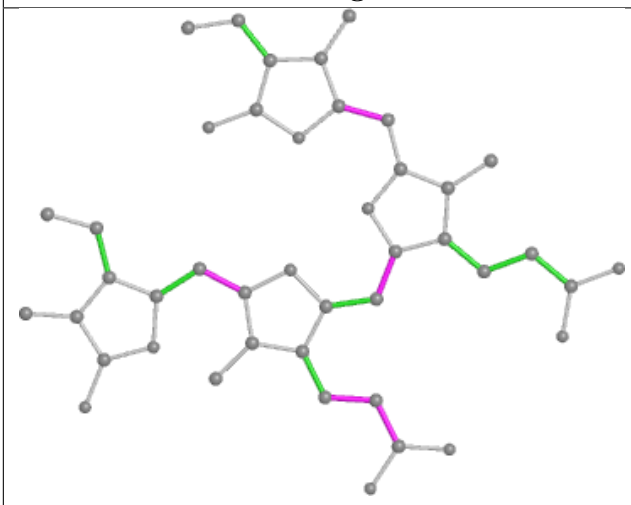

Torsions

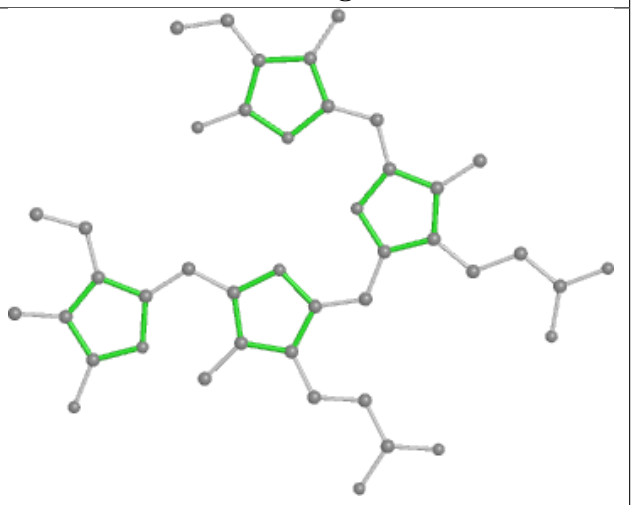

Rings

Ligand PEB WG 202

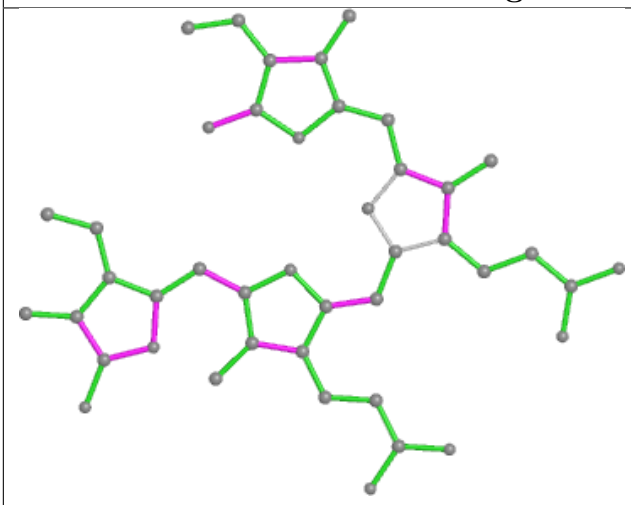

Bond lengths

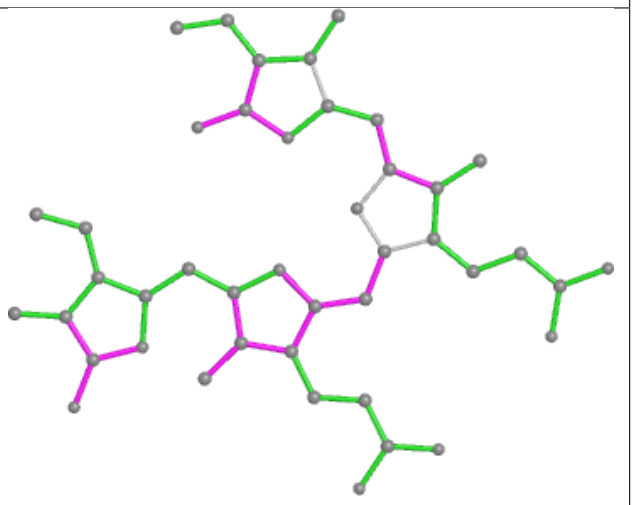

Bond angles

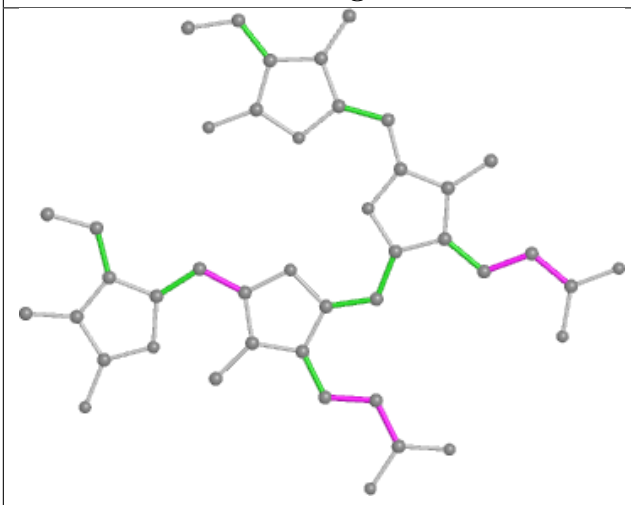

Torsions

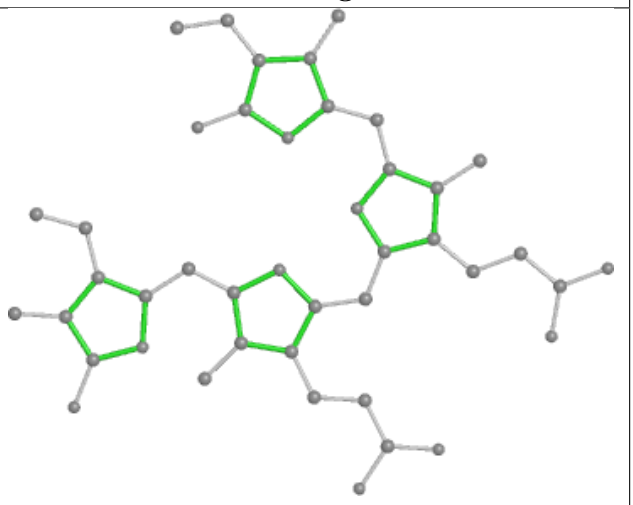

Rings

Ligand CLA B2 829

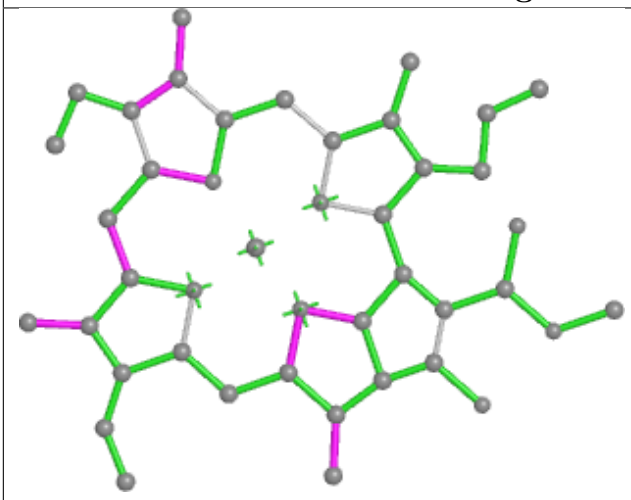

Bond lengths

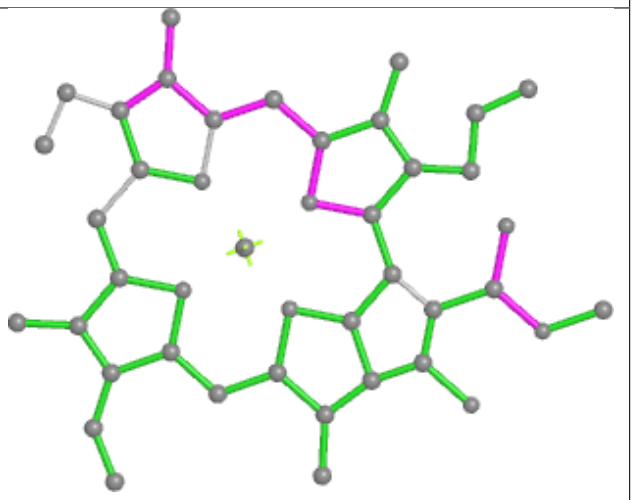

Bond angles

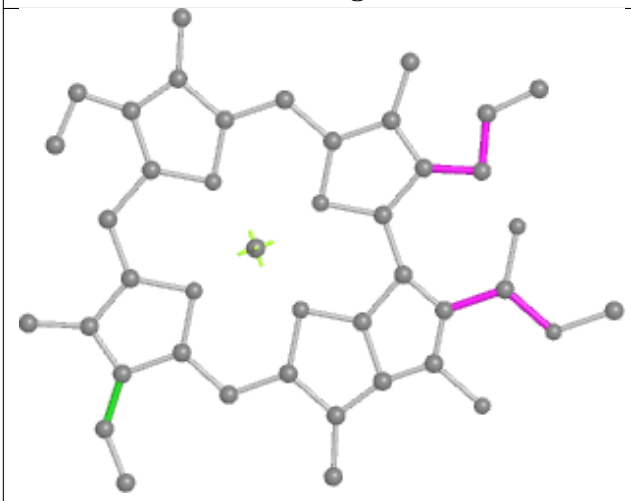

Torsions

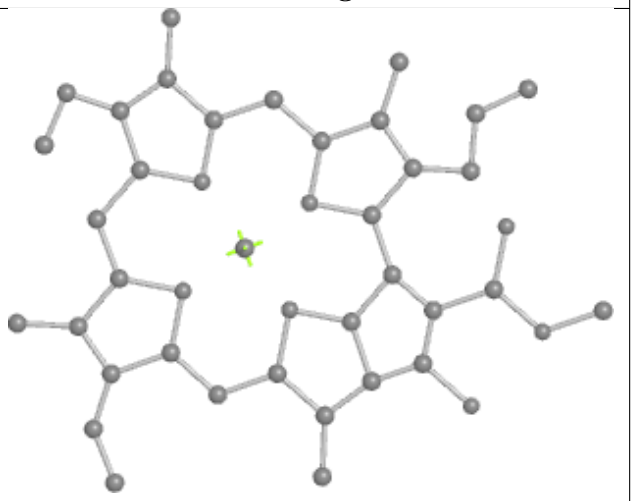

Rings

Ligand PEB FH 1002

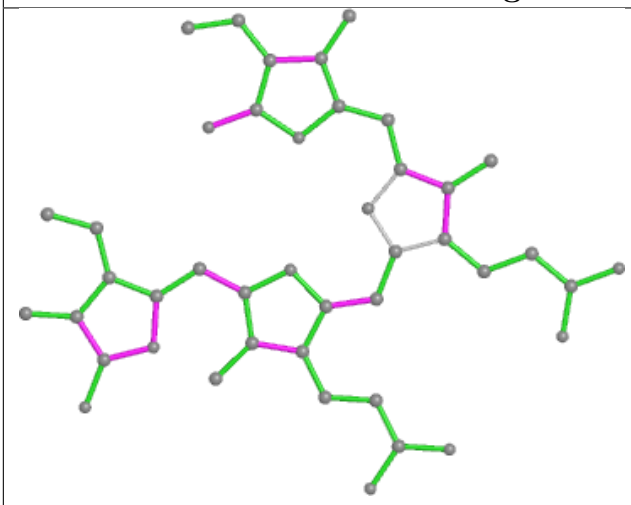

Bond lengths

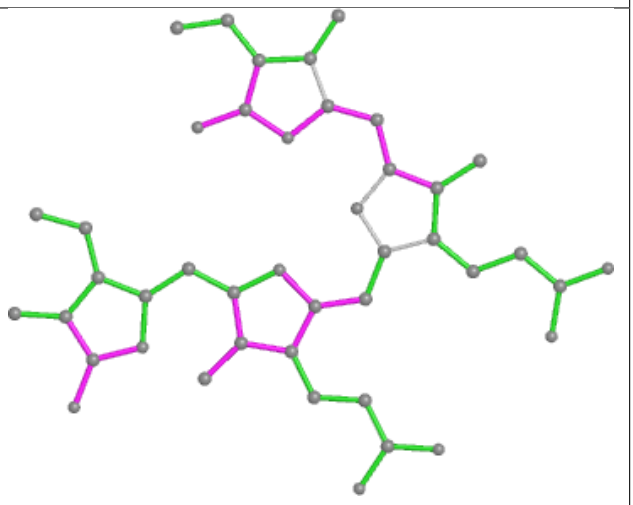

Bond angles

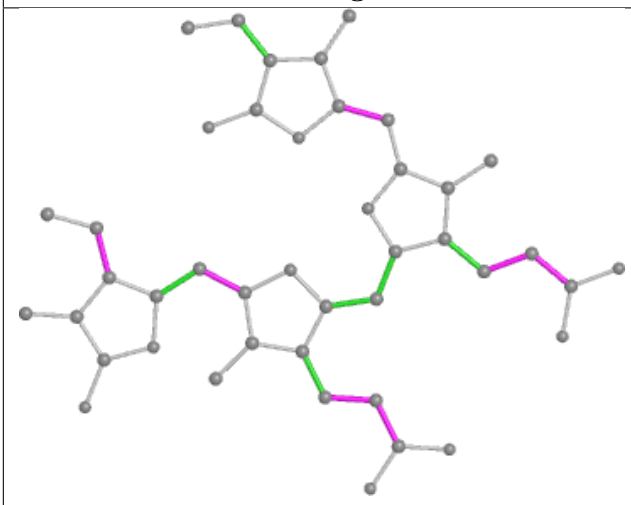

Torsions

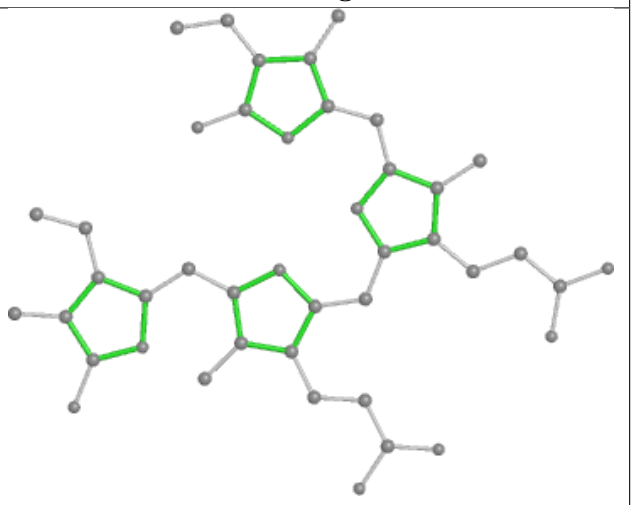

Rings

Ligand PEB UB 302

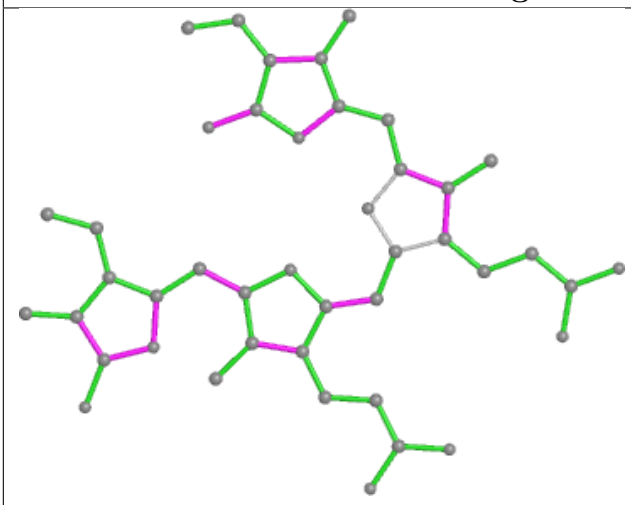

Bond lengths

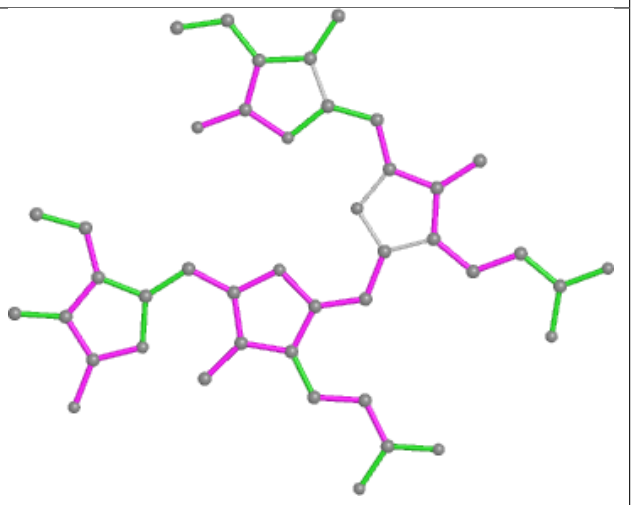

Bond angles

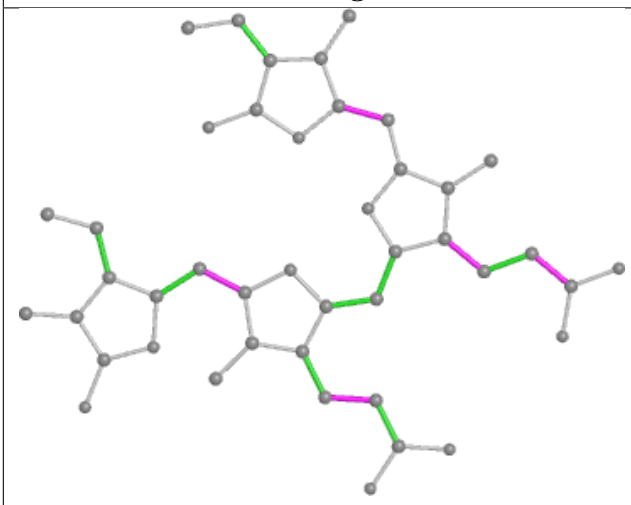

Torsions

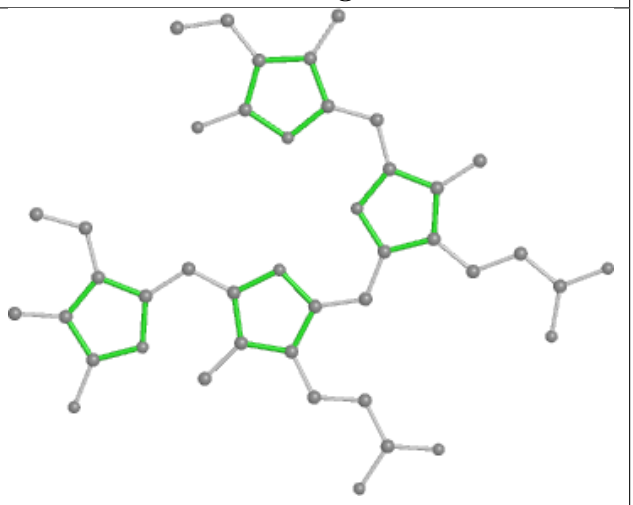

Rings

Ligand PEB lF 201

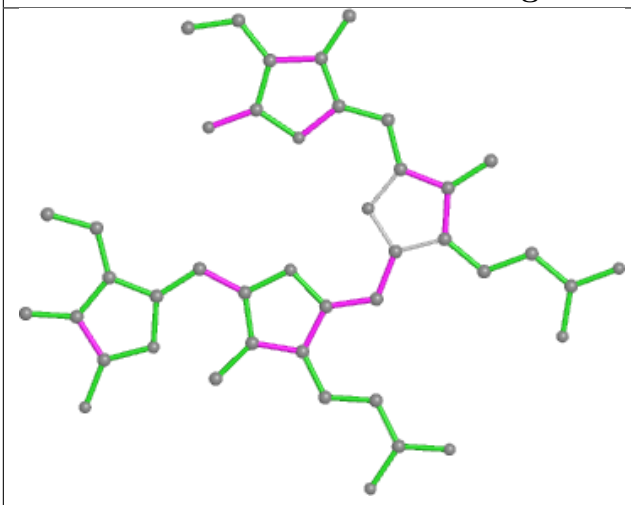

Bond lengths

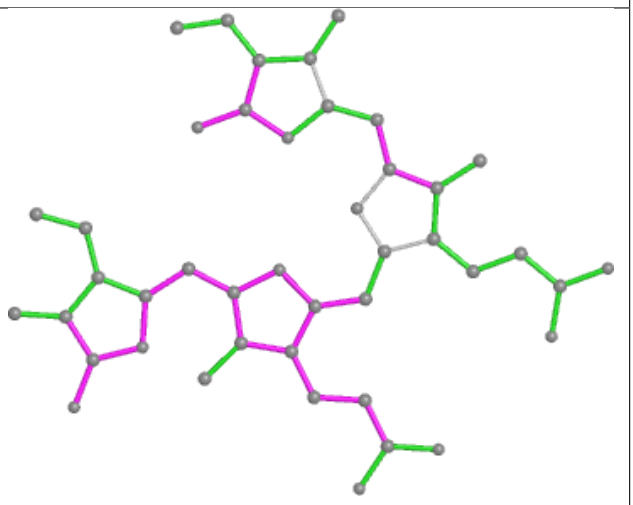

Bond angles

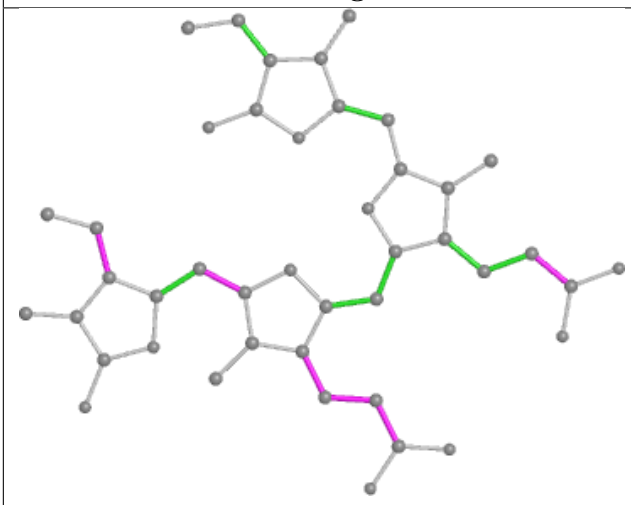

Torsions

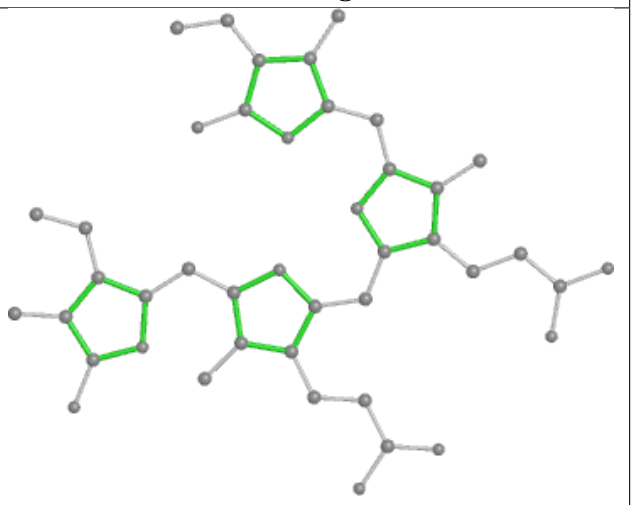

Rings

Ligand BCR B2 802

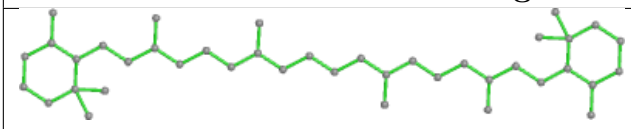

Bond lengths

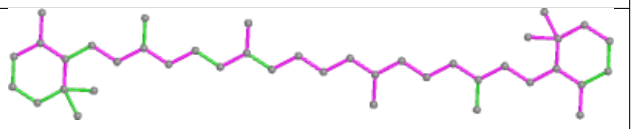

Bond angles

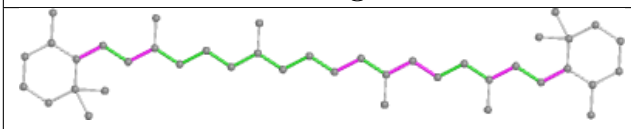

Torsions

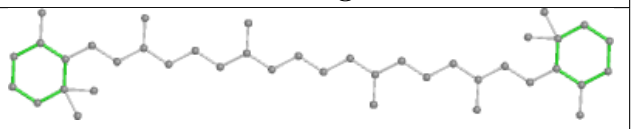

Rings

Ligand CLA cL 505

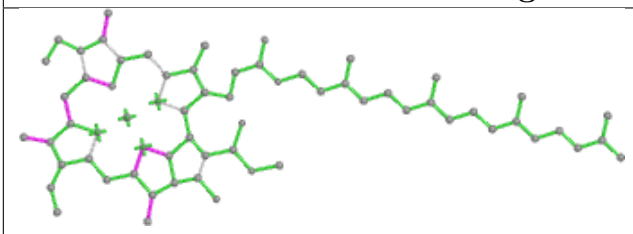

Bond lengths

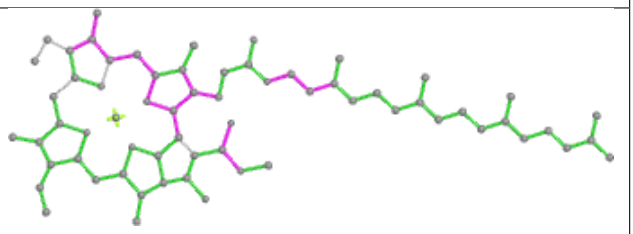

Bond angles

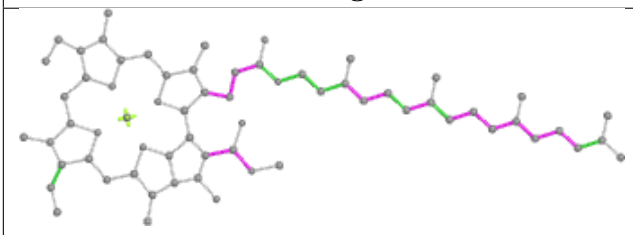

Torsions

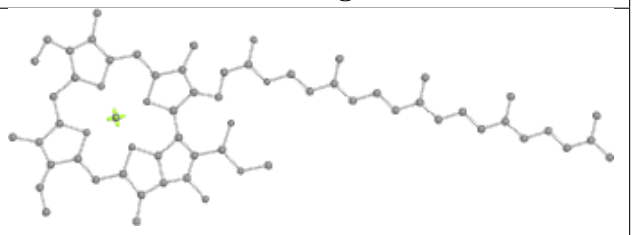

Rings

Ligand CLA 72 607

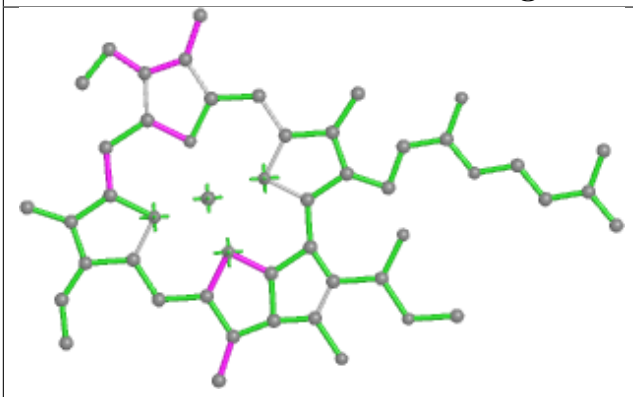

Bond lengths

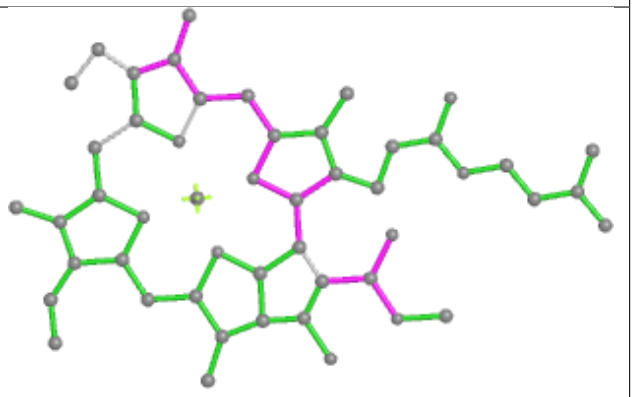

Bond angles

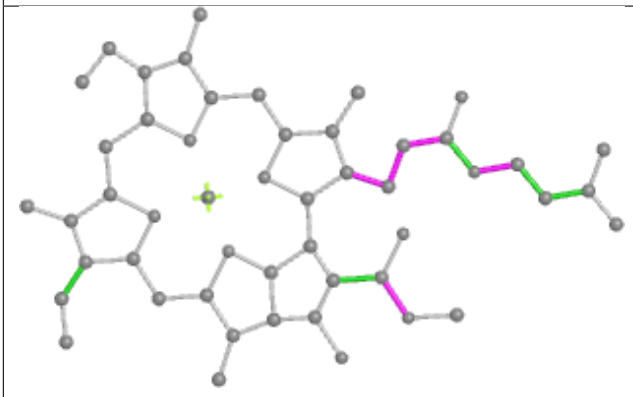

Torsions

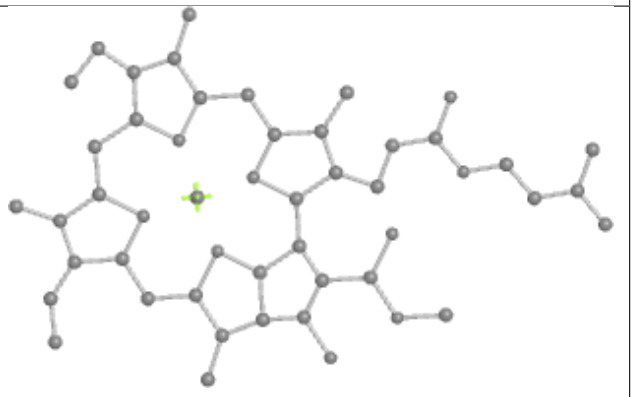

Rings

Ligand PEB V5 201

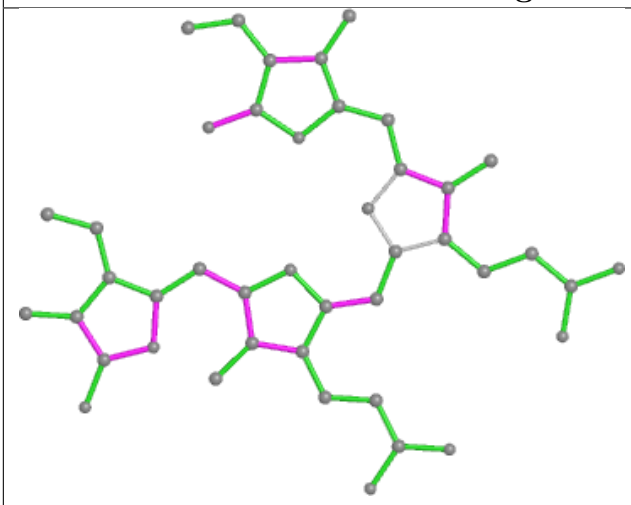

Bond lengths

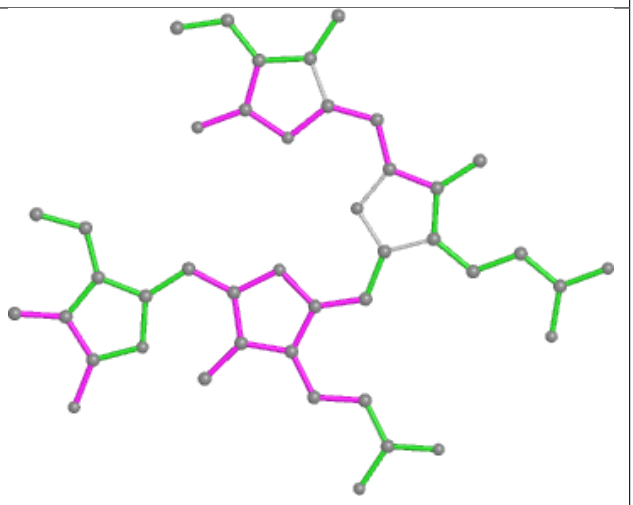

Bond angles

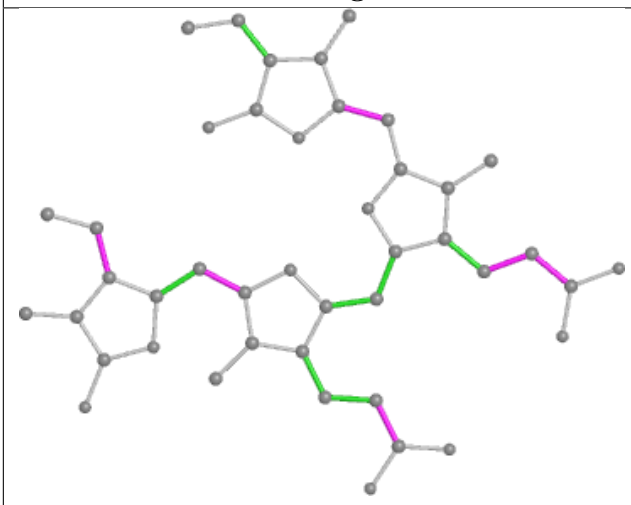

Torsions

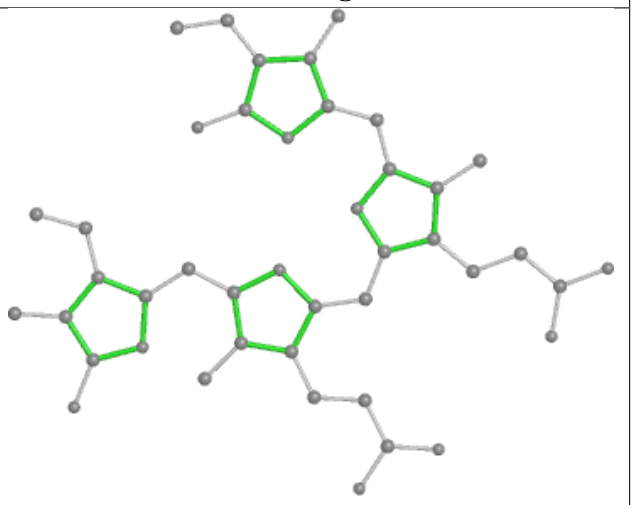

Rings

Ligand PEB OM 203

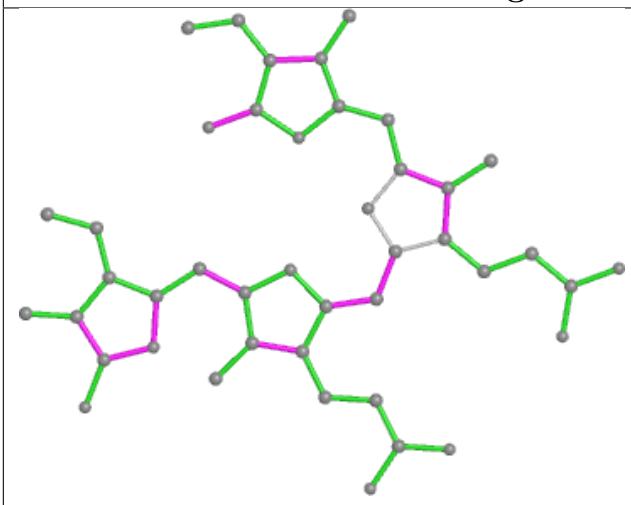

Bond lengths

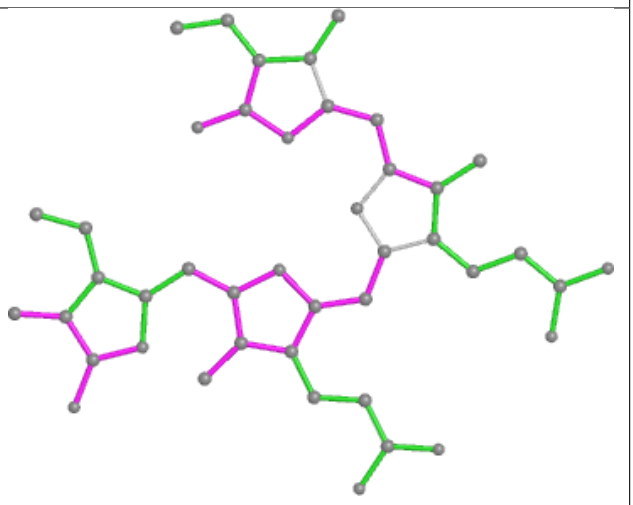

Bond angles

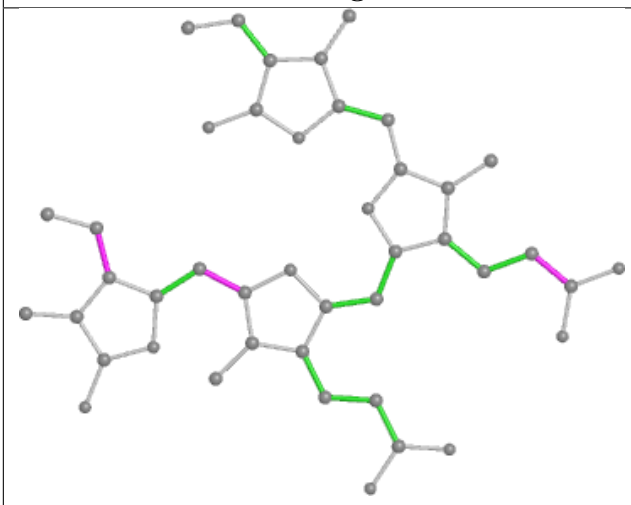

Torsions

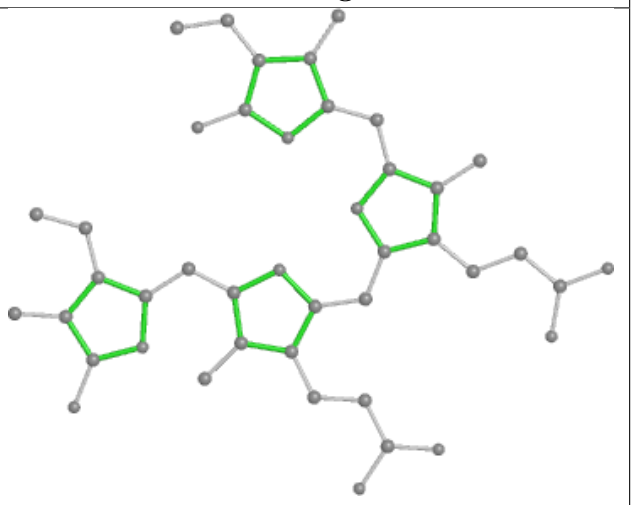

Rings

Ligand PEB VA 203

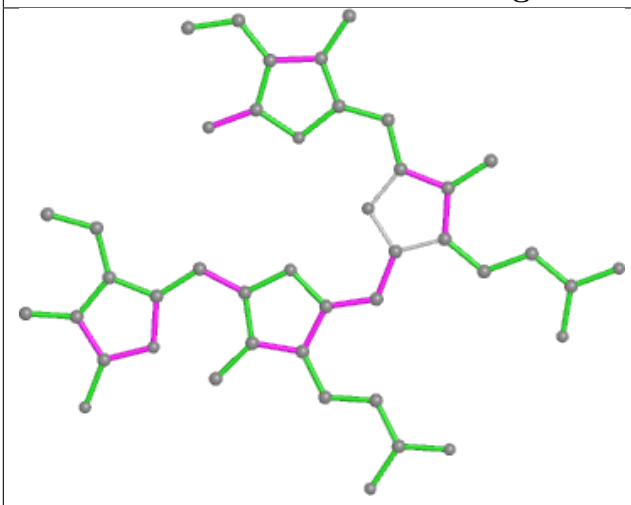

Bond lengths

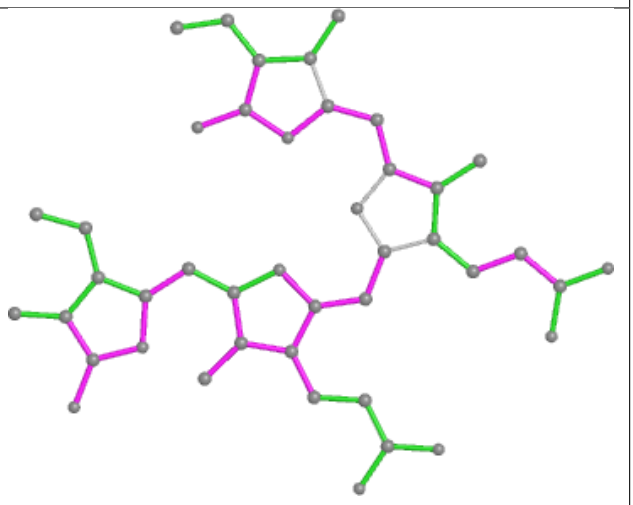

Bond angles

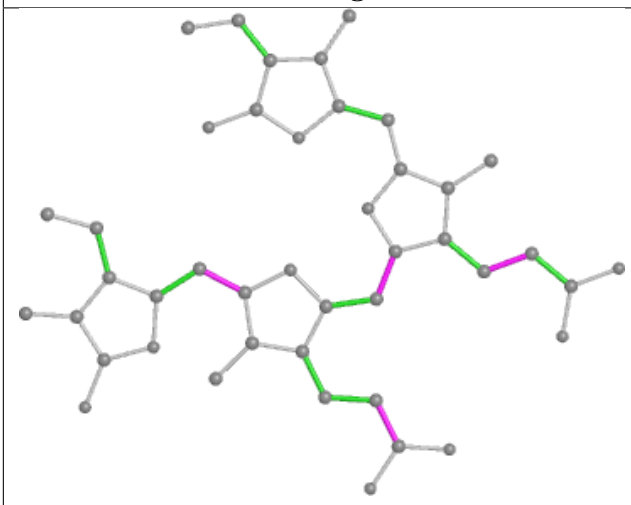

Torsions

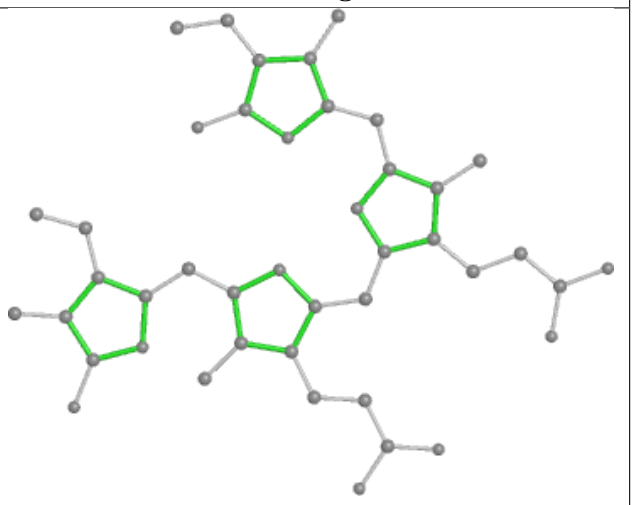

Rings

Ligand PEB hH 201

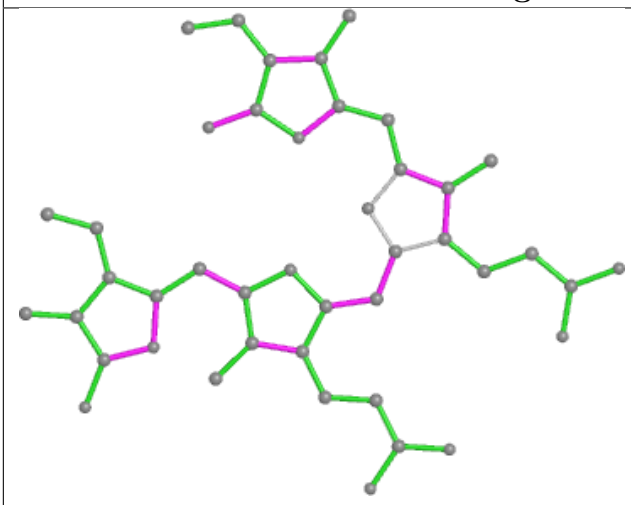

Bond lengths

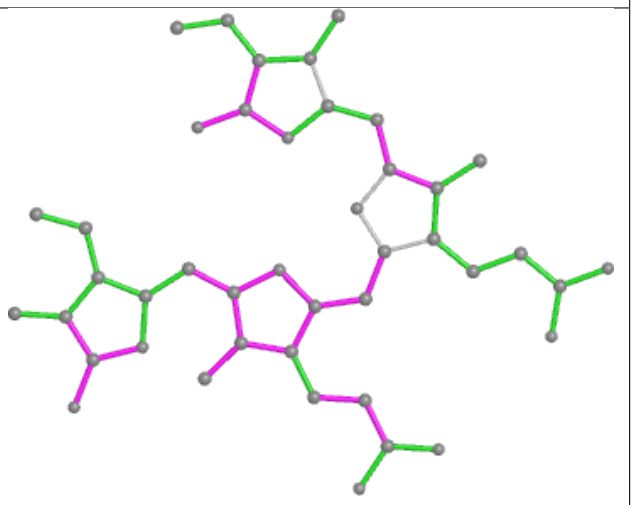

Bond angles

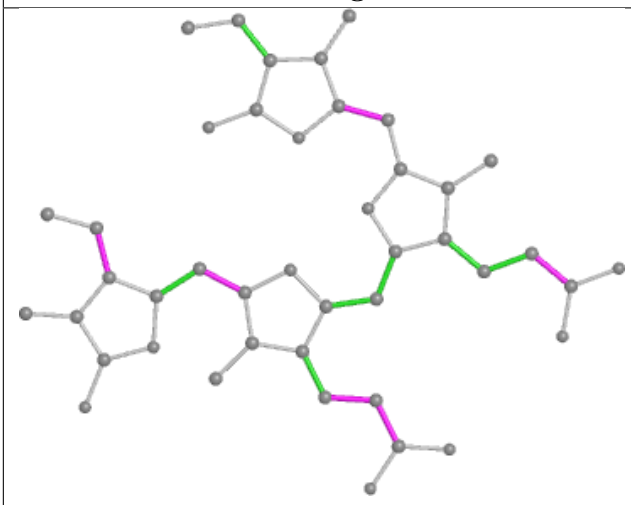

Torsions

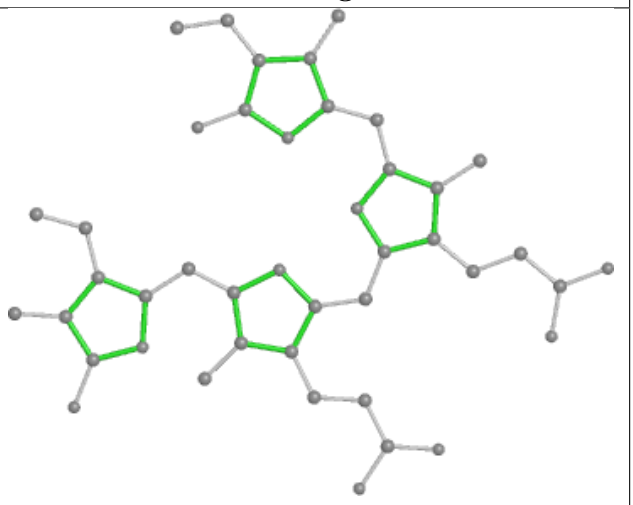

Rings

Ligand CLA bL 604

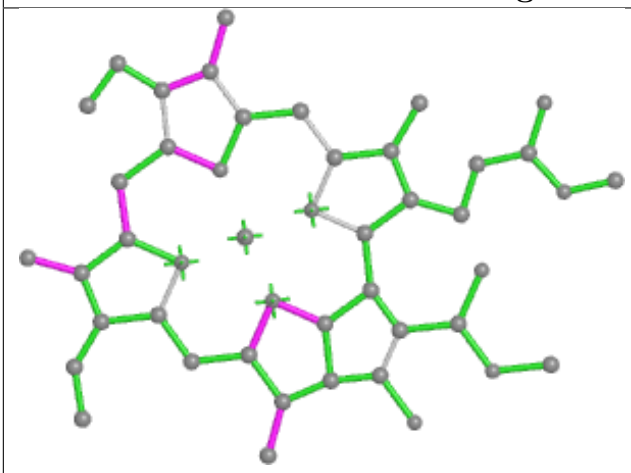

Bond lengths

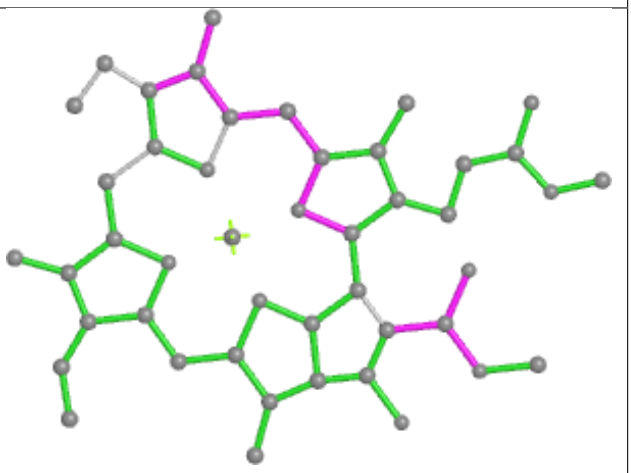

Bond angles

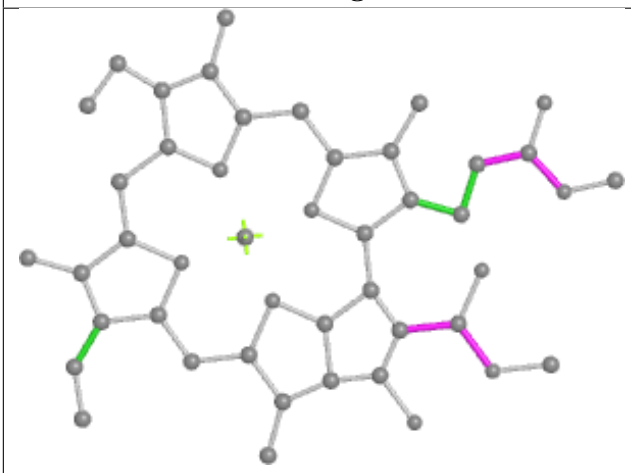

Torsions

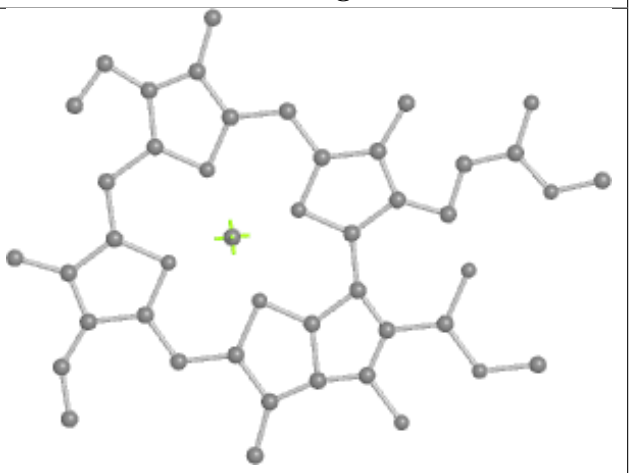

Rings

Ligand LHG BL 610

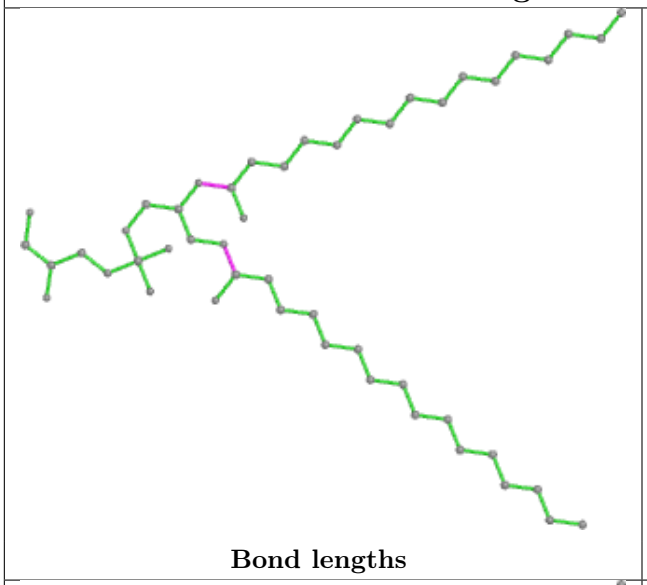

Bond lengths

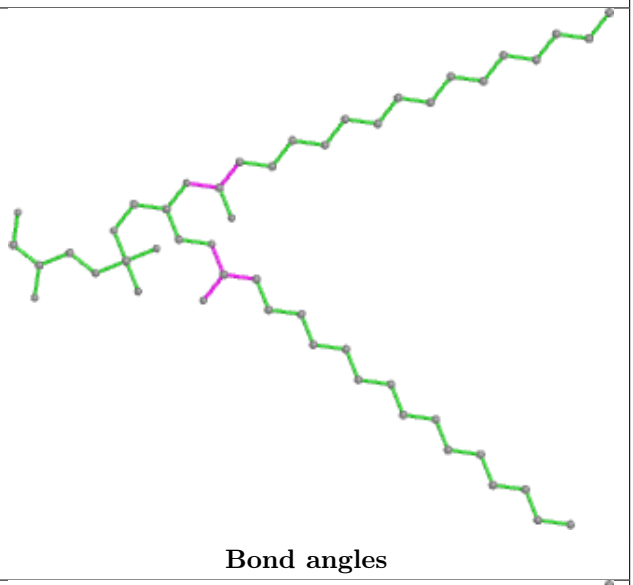

Bond angles

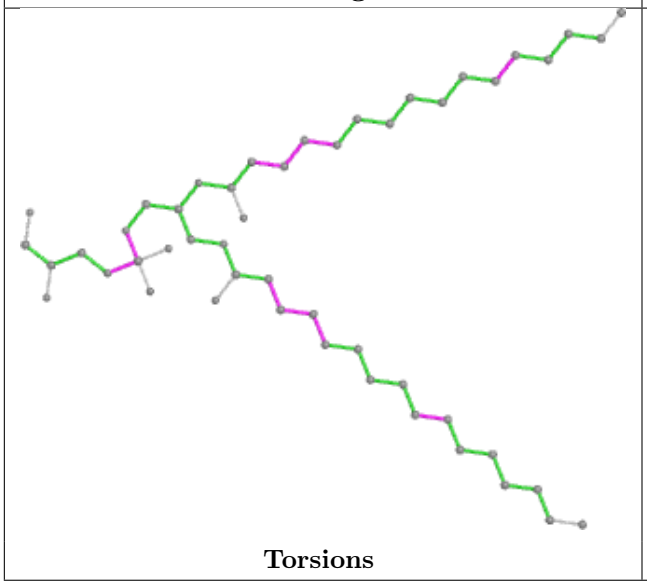

Torsions

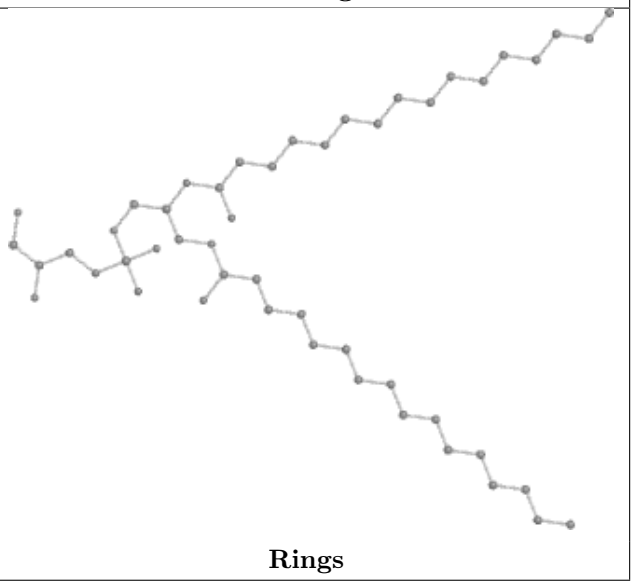

Rings

Ligand CLA c6 609

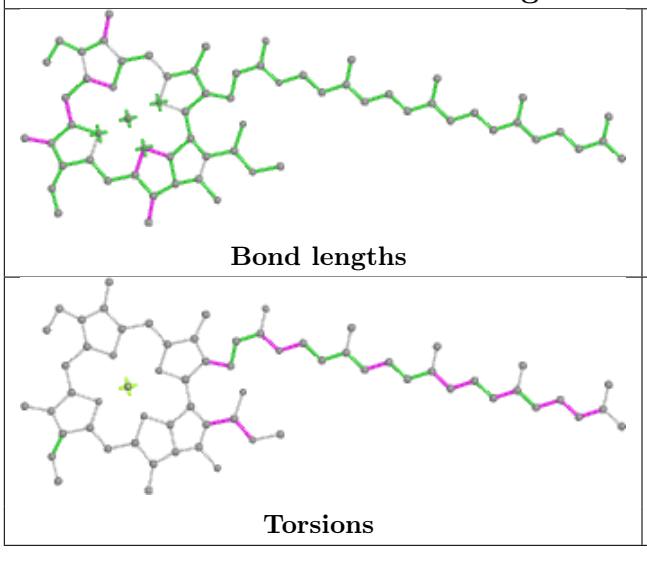

Bond lengths

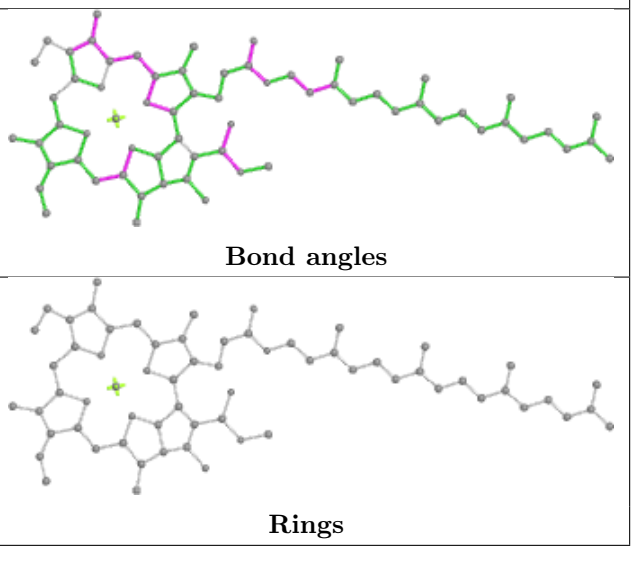

Bond angles

Torsions

Rings

Ligand PEB PD 203

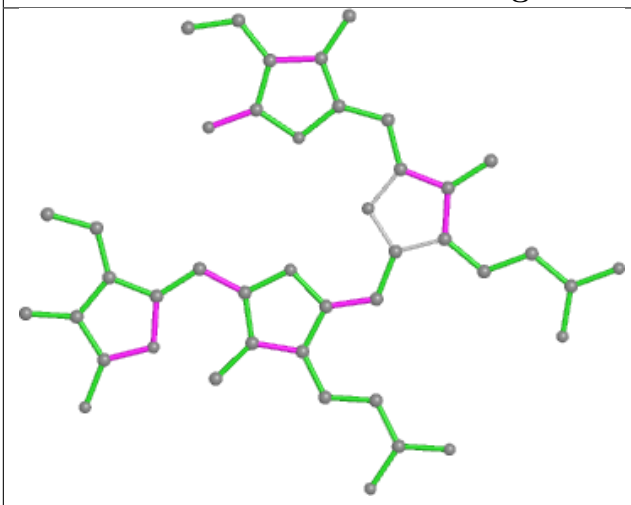

Bond lengths

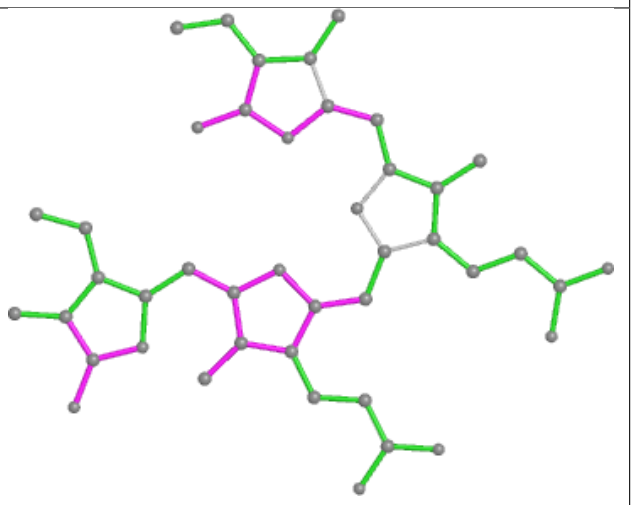

Bond angles

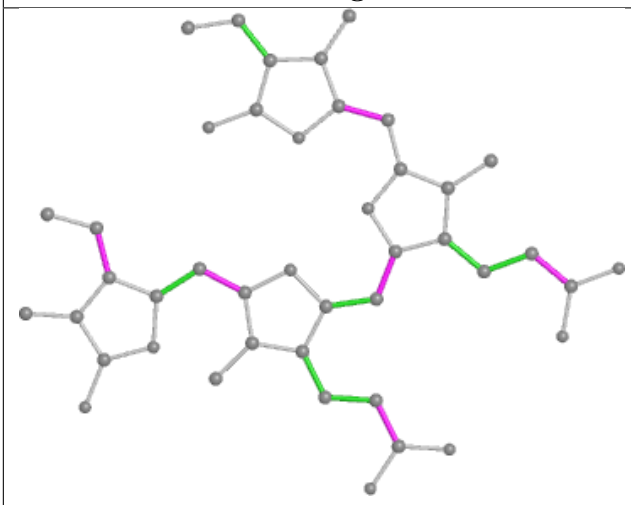

Torsions

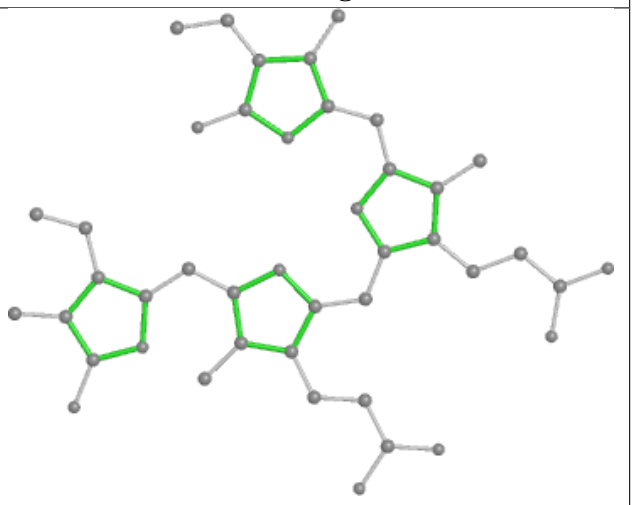

Rings

Ligand CYC C1 1001

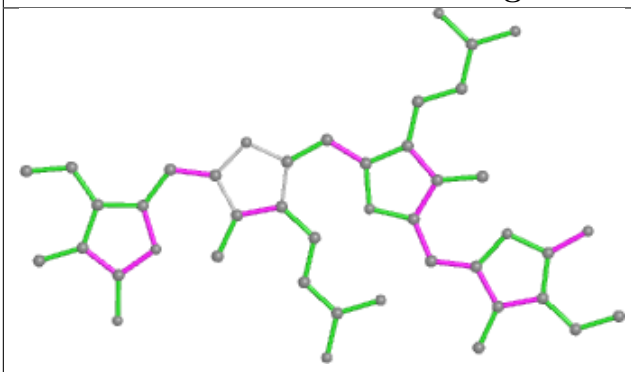

Bond lengths

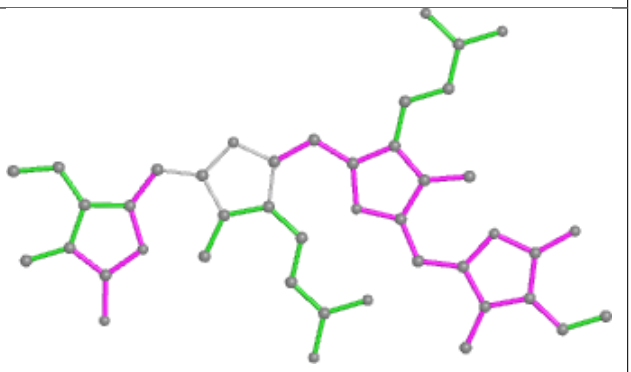

Bond angles

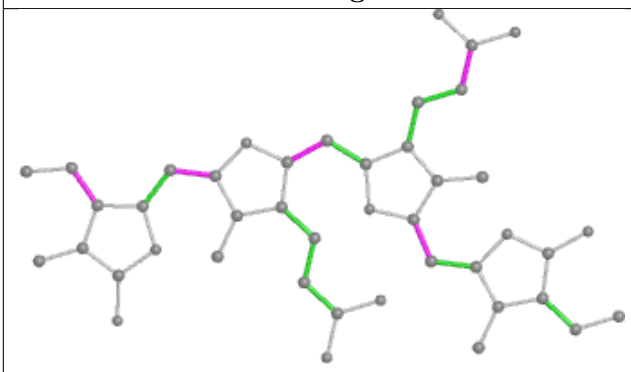

Torsions

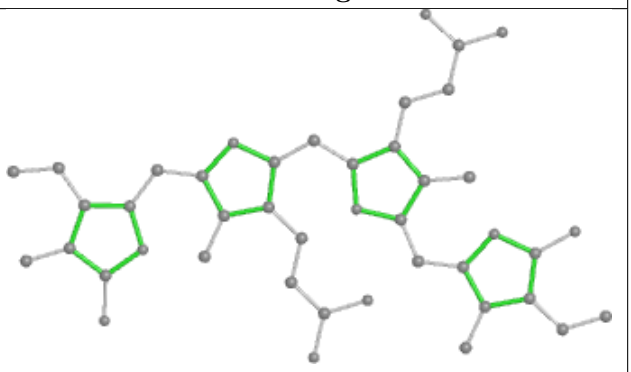

Rings

Ligand CLA BN 816

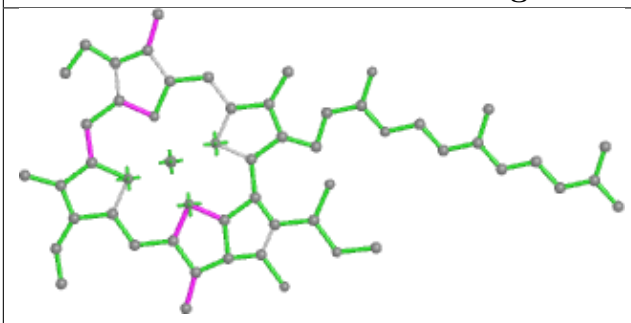

Bond lengths

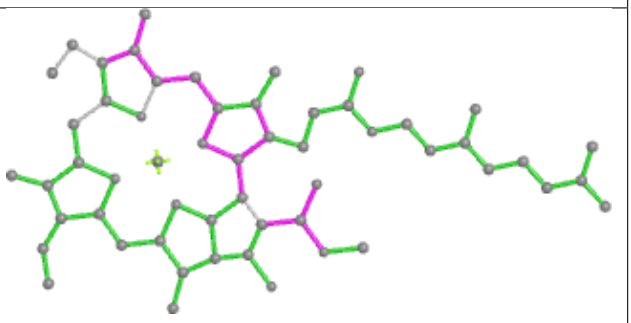

Bond angles

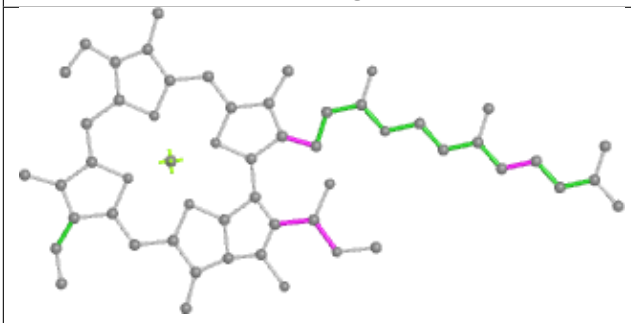

Torsions

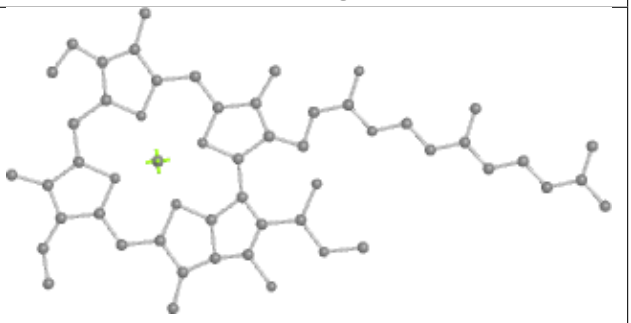

Rings

Ligand PEB RO 203

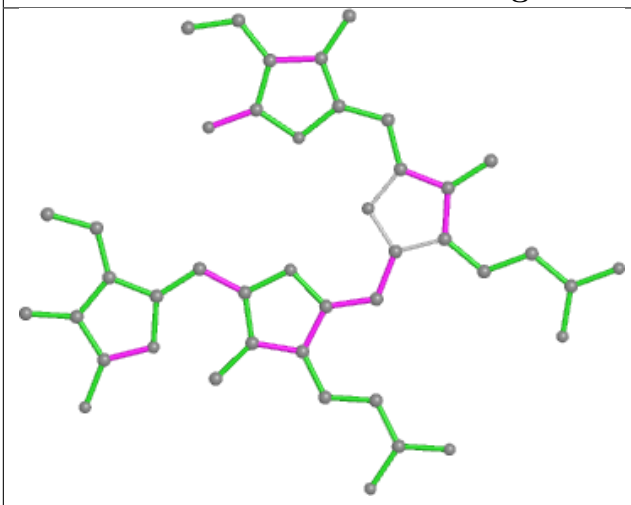

Bond lengths

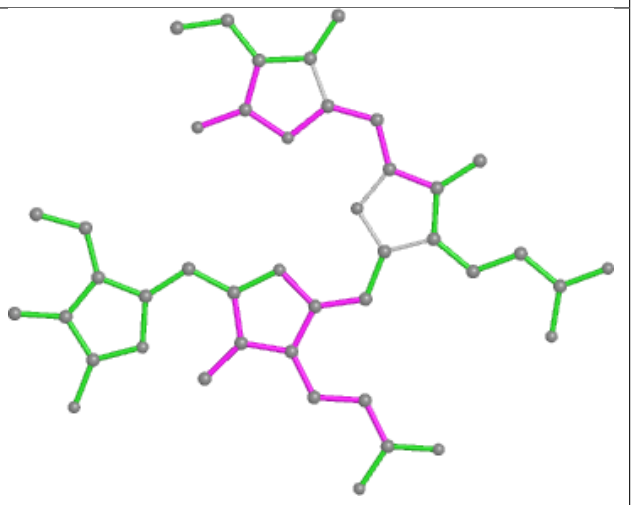

Bond angles

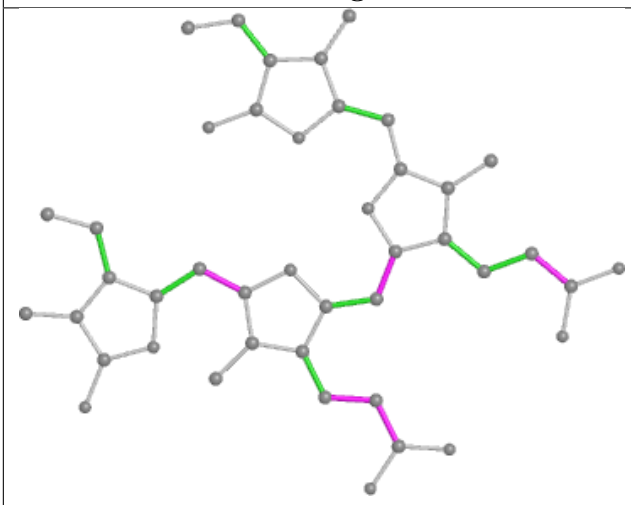

Torsions

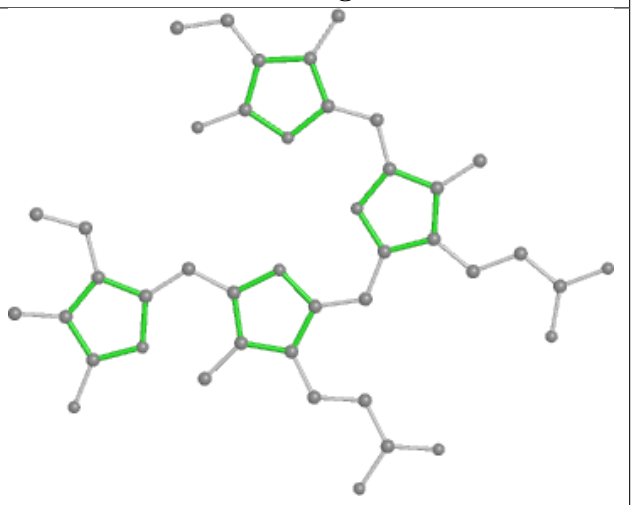

Rings

Ligand PEB k1 202

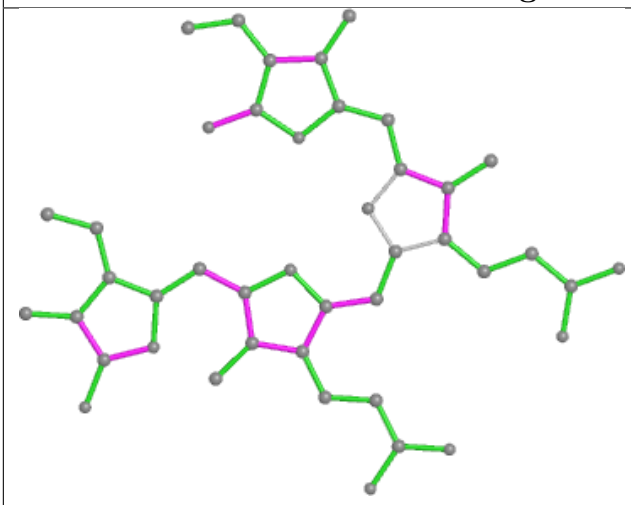

Bond lengths

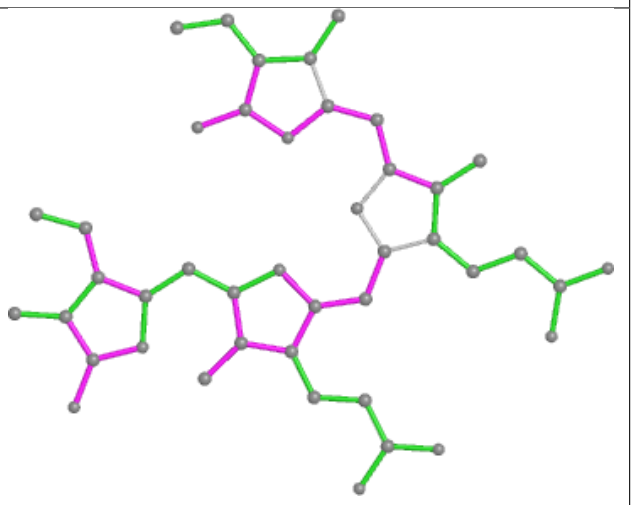

Bond angles

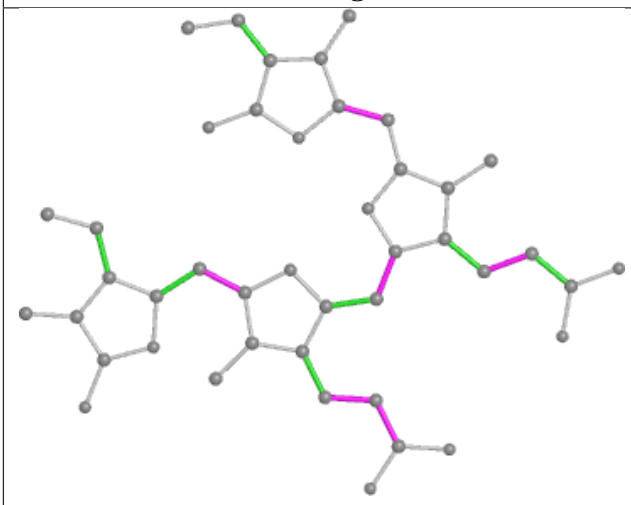

Torsions

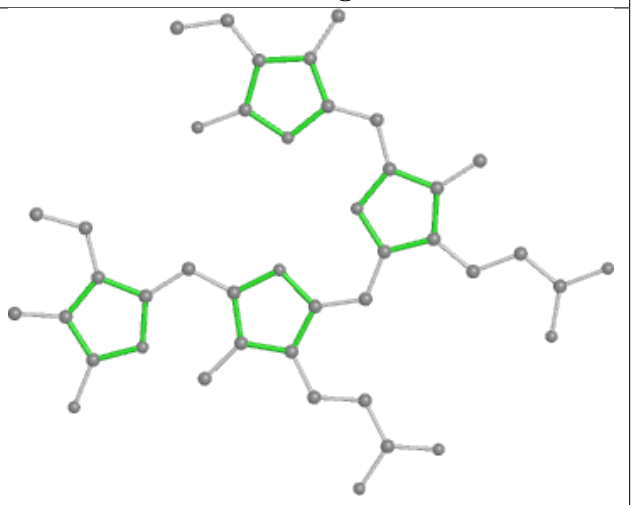

Rings

Ligand CLA A2 821

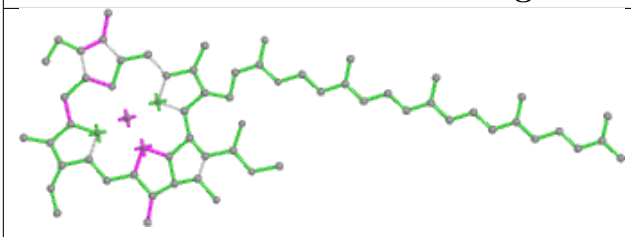

Bond lengths

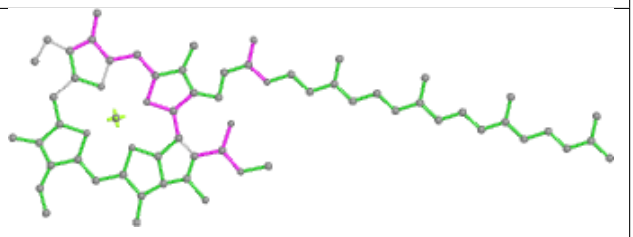

Bond angles

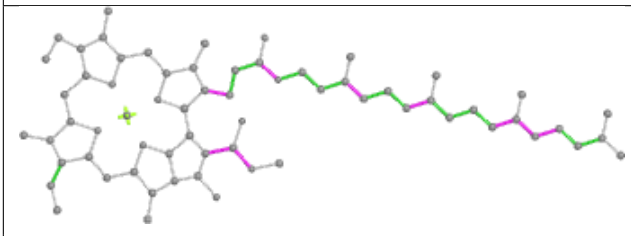

Torsions

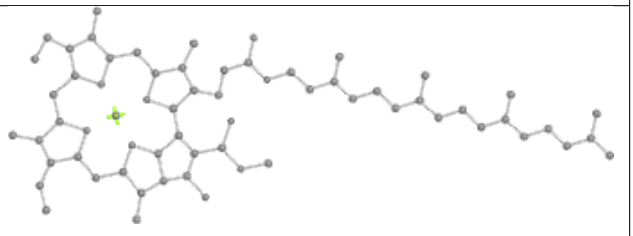

Rings

Ligand LHG B6 617

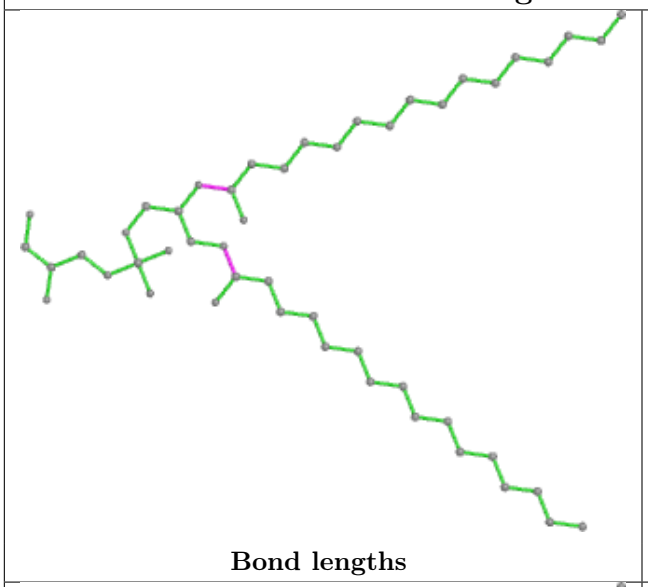

Bond lengths

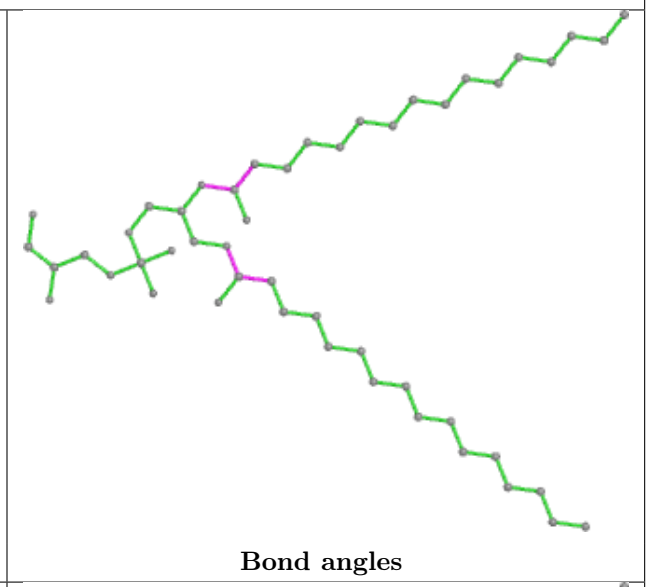

Bond angles

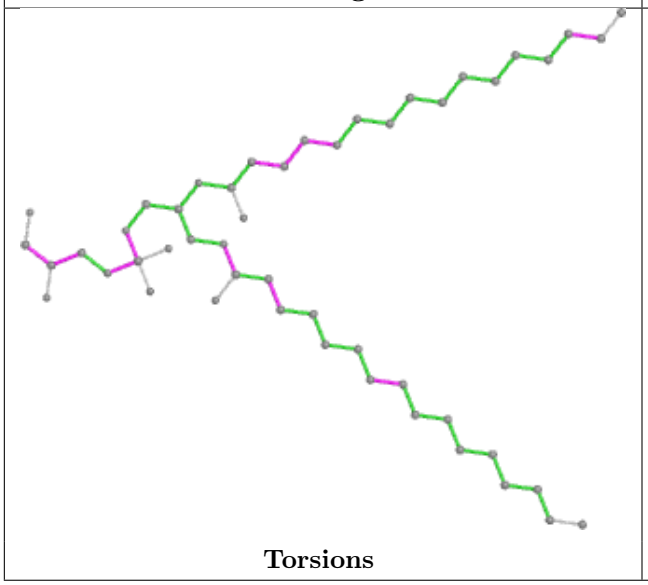

Torsions

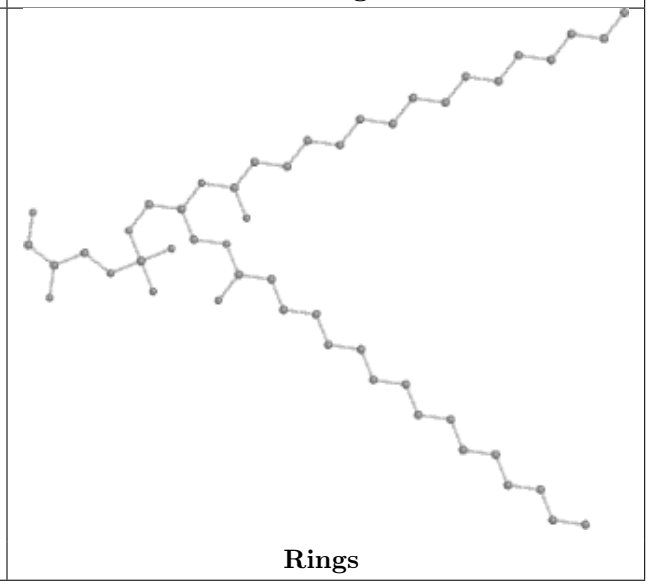

Rings

Ligand PEB yF 301

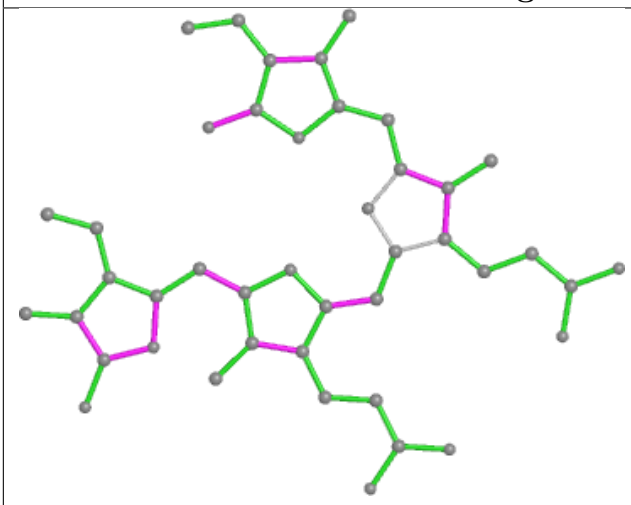

Bond lengths

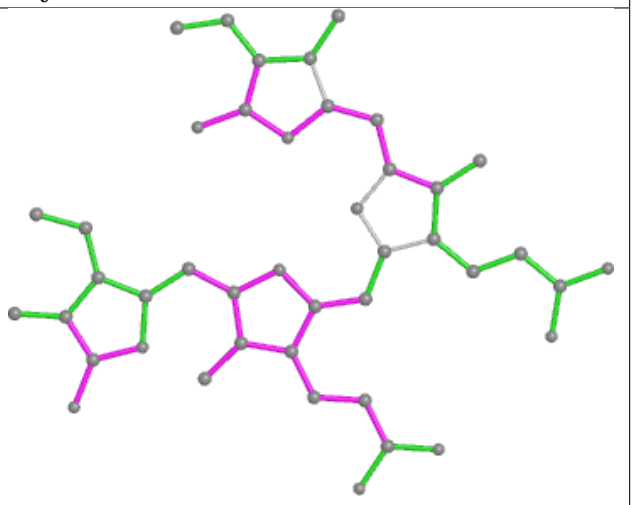

Bond angles

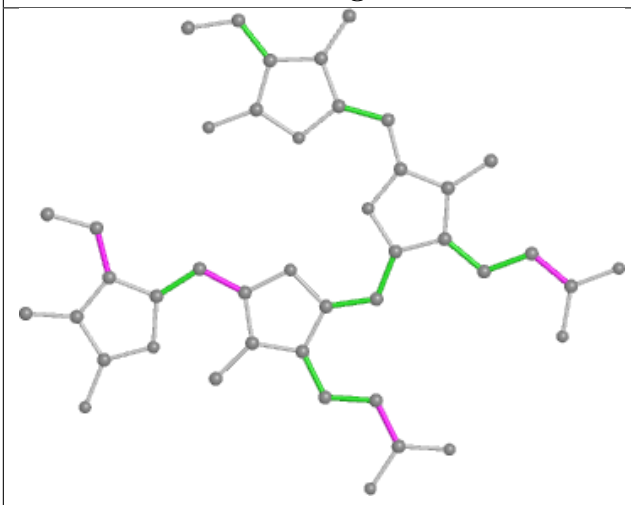

Torsions

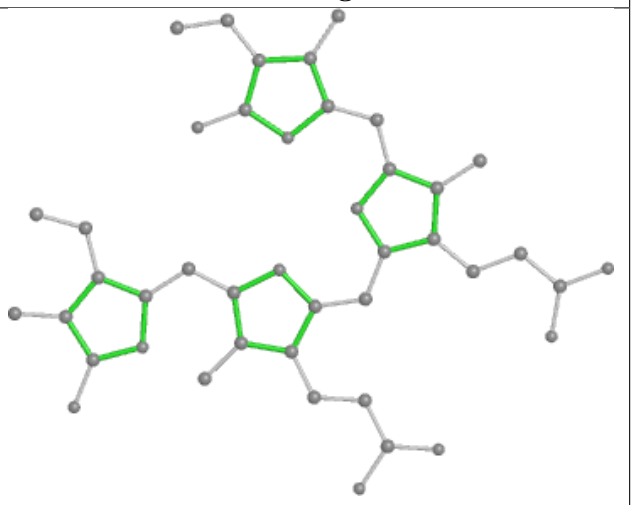

Rings

Ligand CYC F4 1001

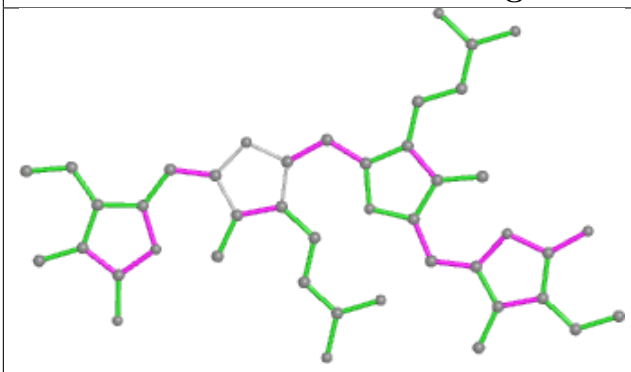

Bond lengths

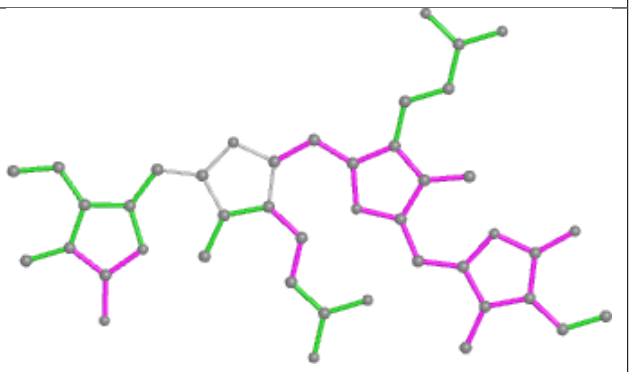

Bond angles

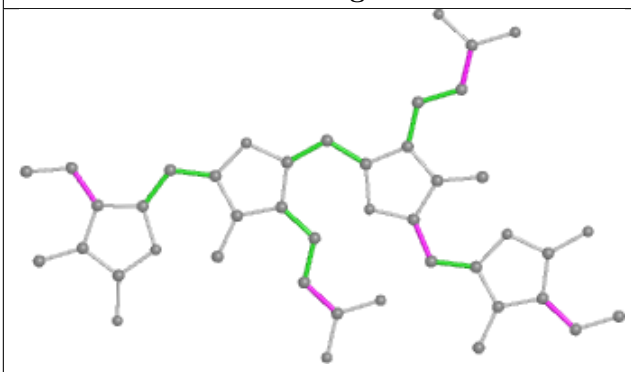

Torsions

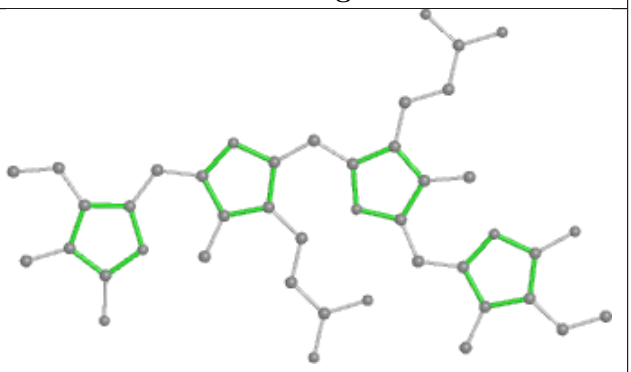

Rings

Ligand PEB WJ 203

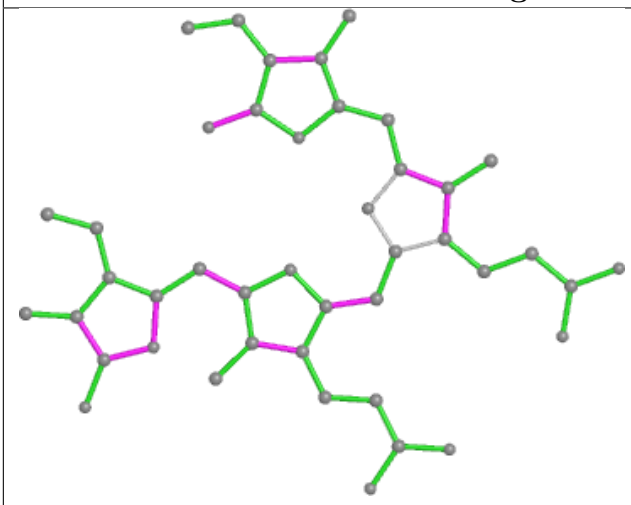

Bond lengths

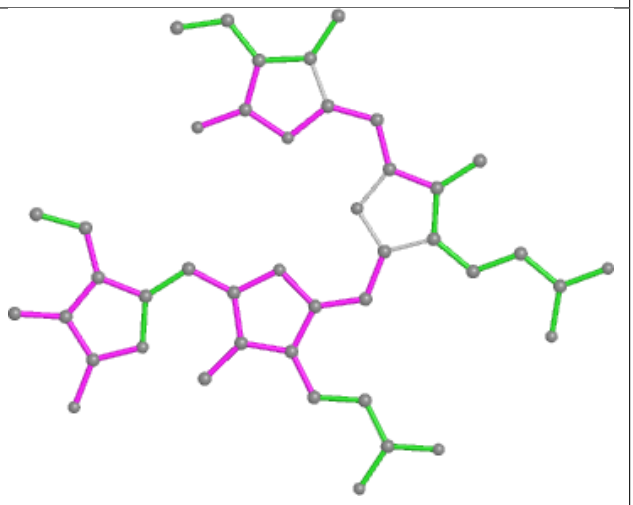

Bond angles

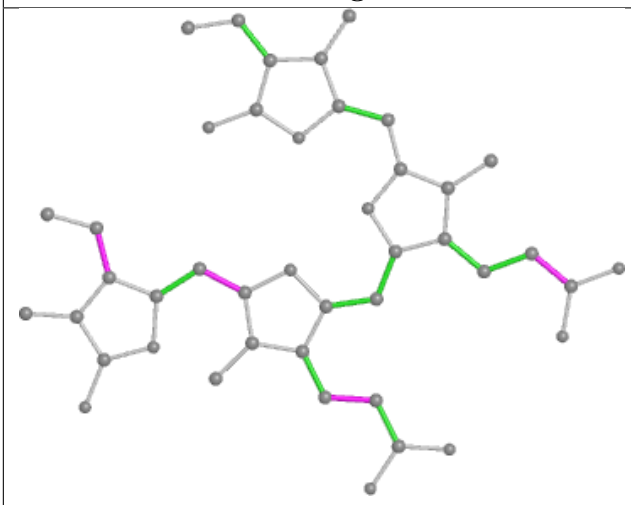

Torsions

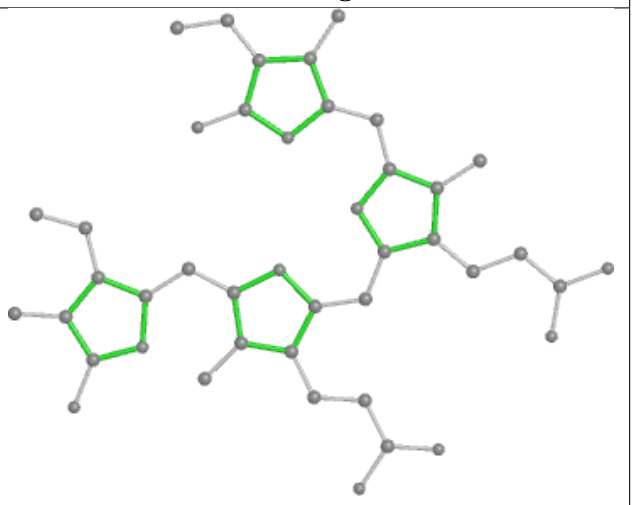

Rings

Ligand PEB j1 202

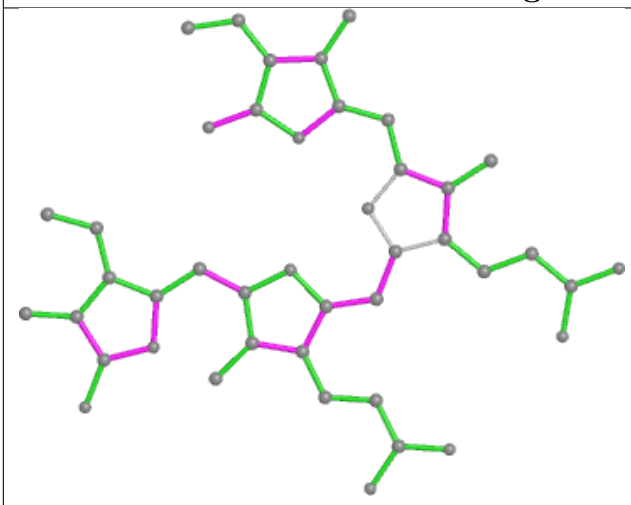

Bond lengths

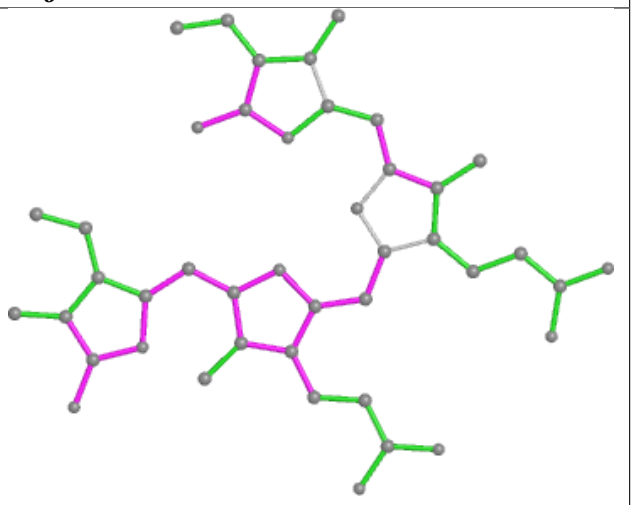

Bond angles

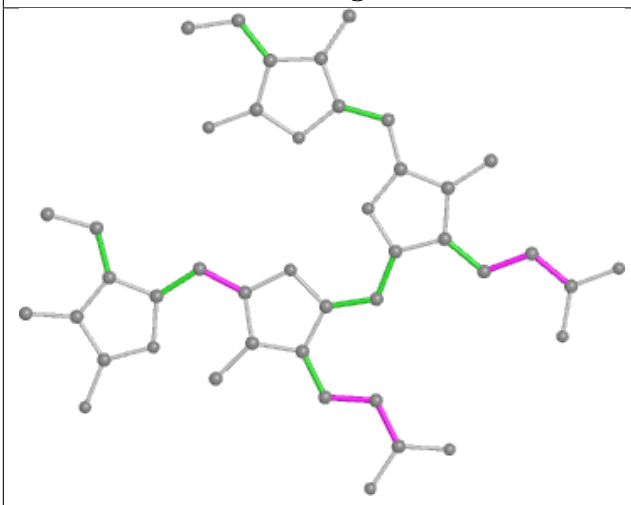

Torsions

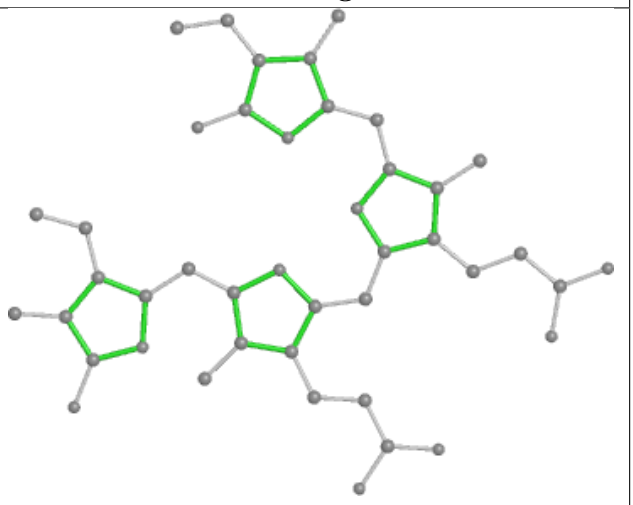

Rings

Ligand PEB CF 203

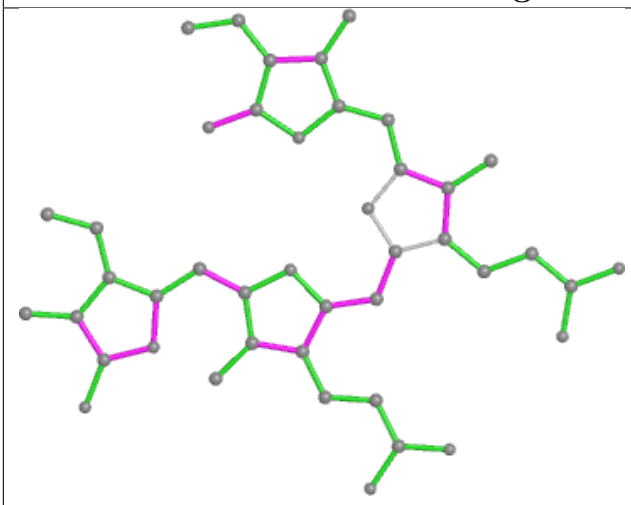

Bond lengths

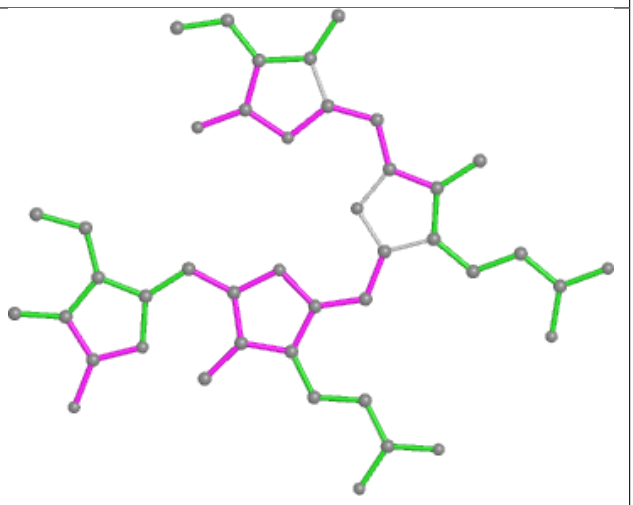

Bond angles

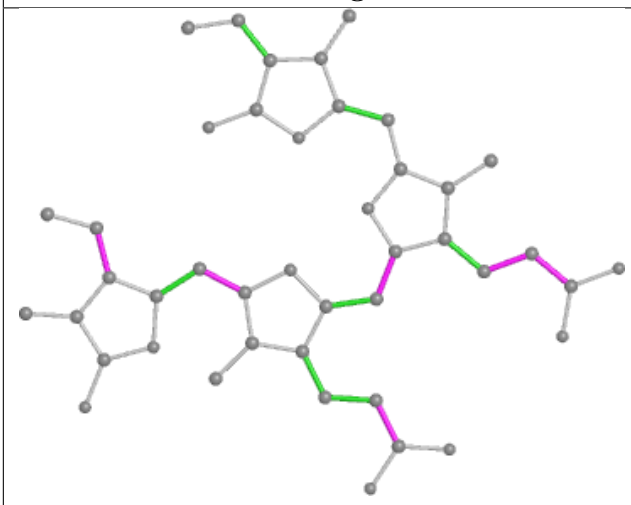

Torsions

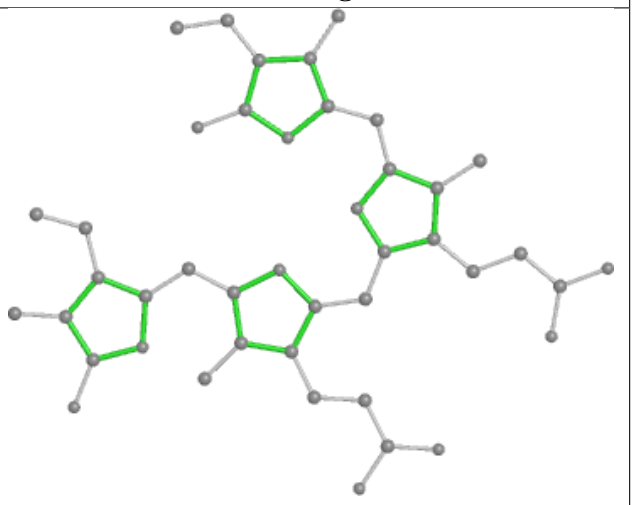

Rings

Ligand PEB w8 203

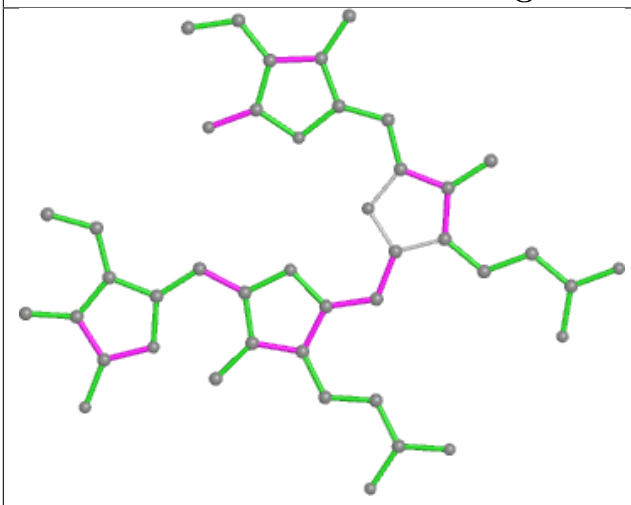

Bond lengths

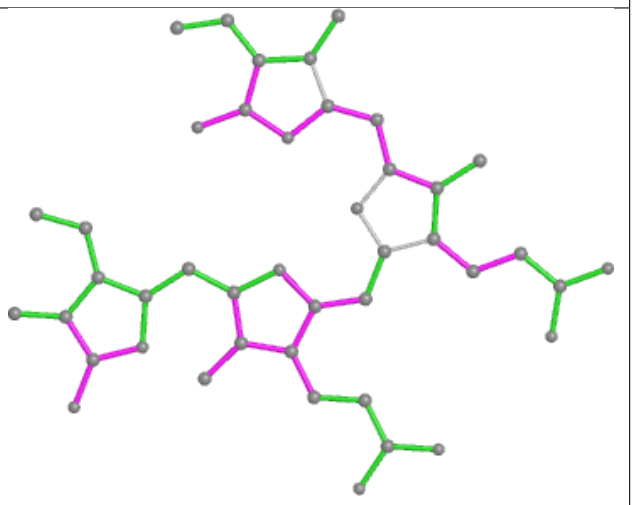

Bond angles

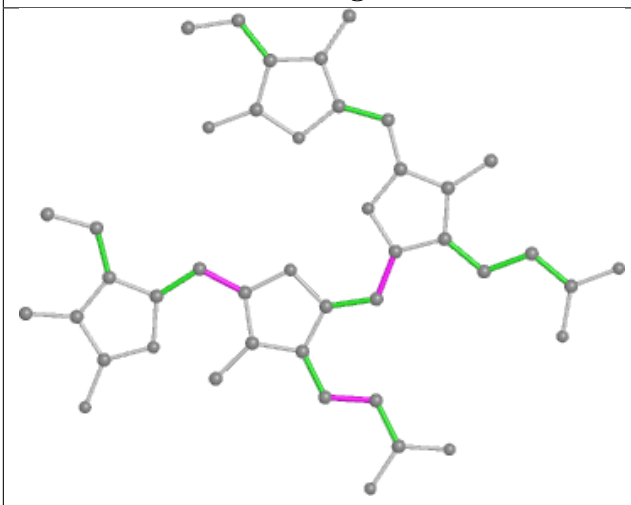

Torsions

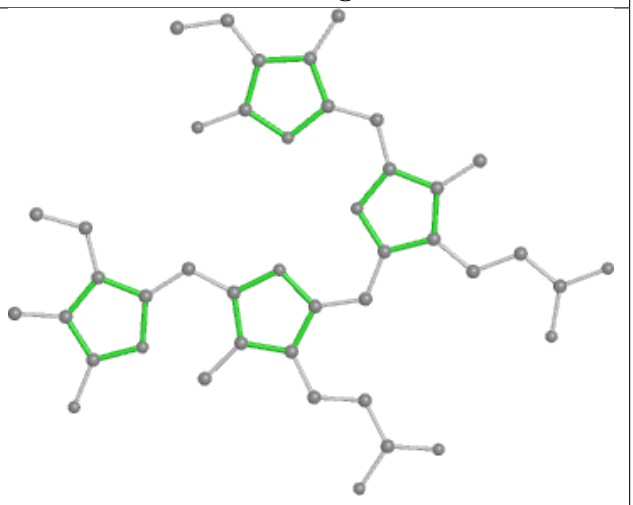

Rings

Ligand CYC JH 1001

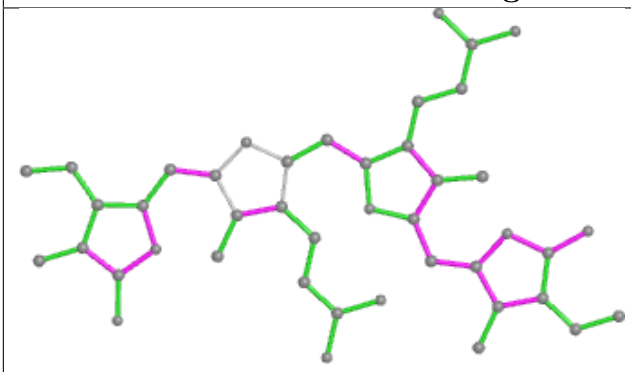

Bond lengths

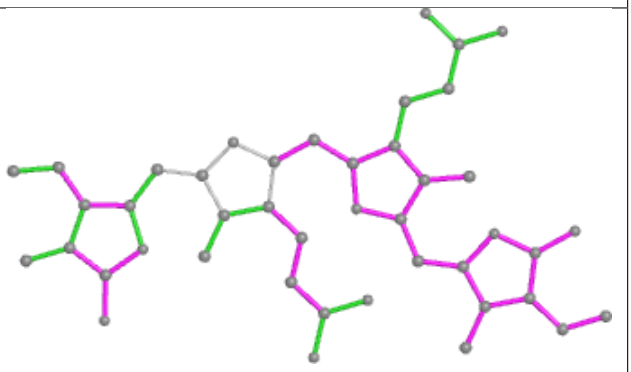

Bond angles

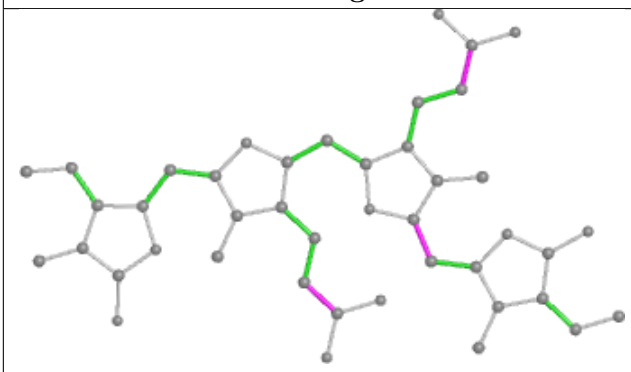

Torsions

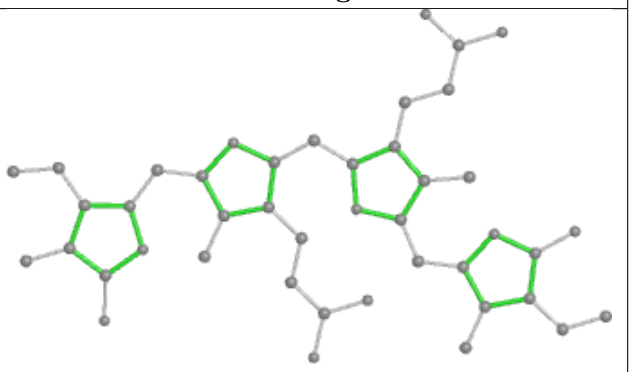

Rings

Ligand PEB V7 202

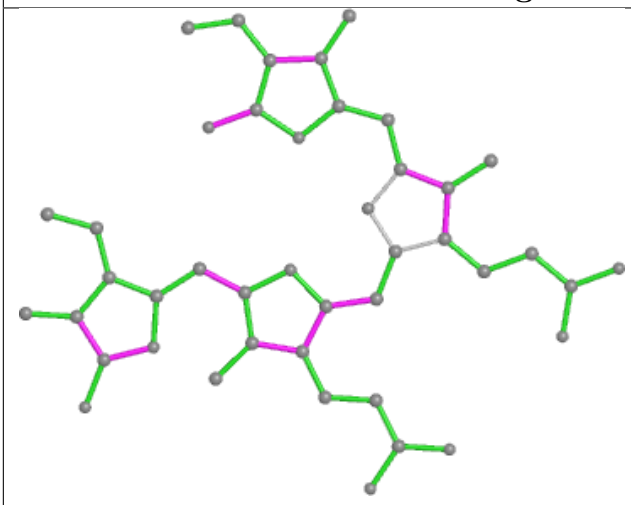

Bond lengths

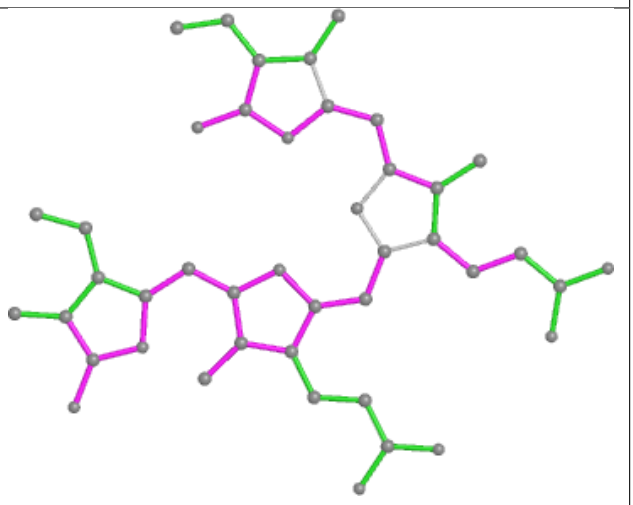

Bond angles

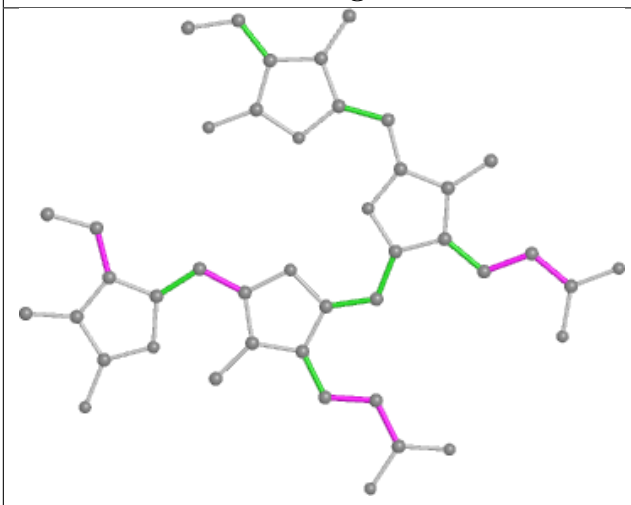

Torsions

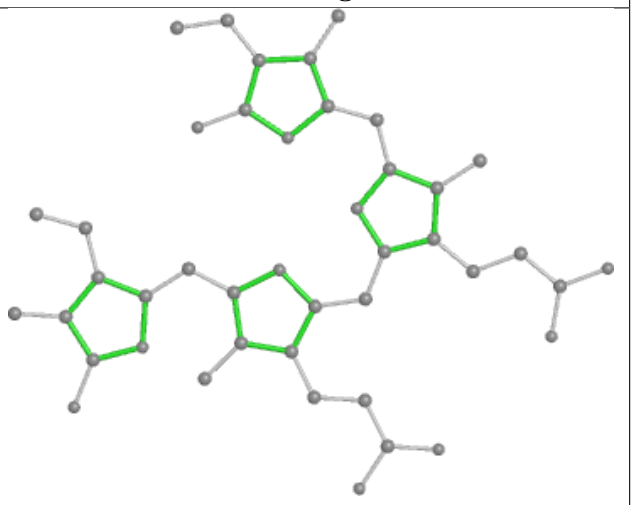

Rings

Ligand PEB UJ 203

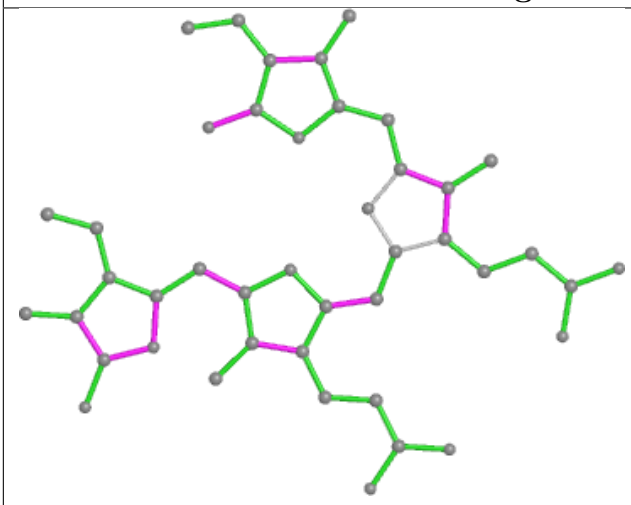

Bond lengths

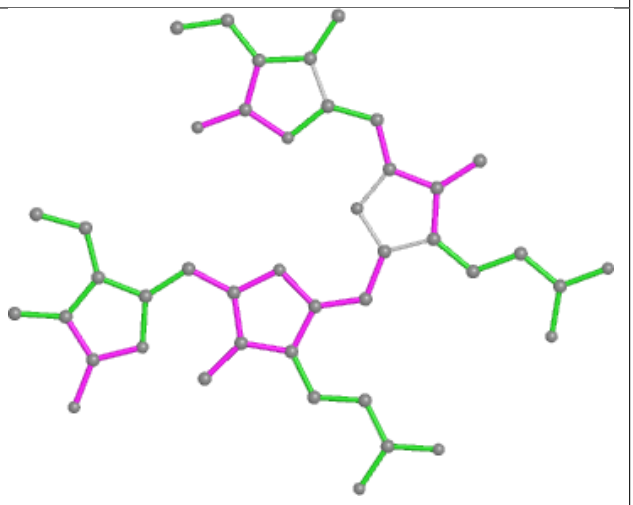

Bond angles

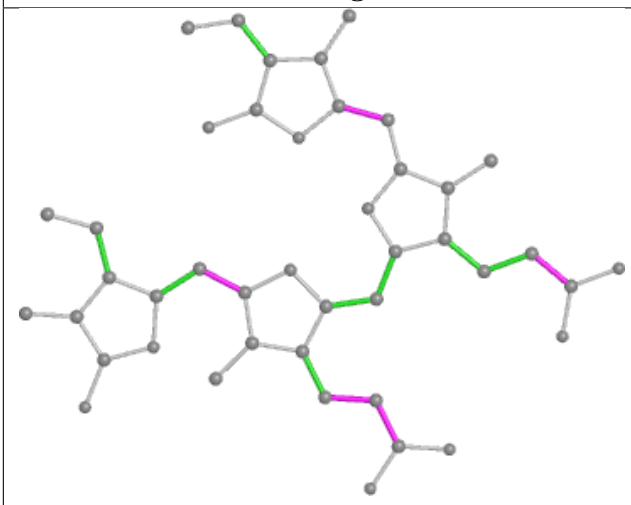

Torsions

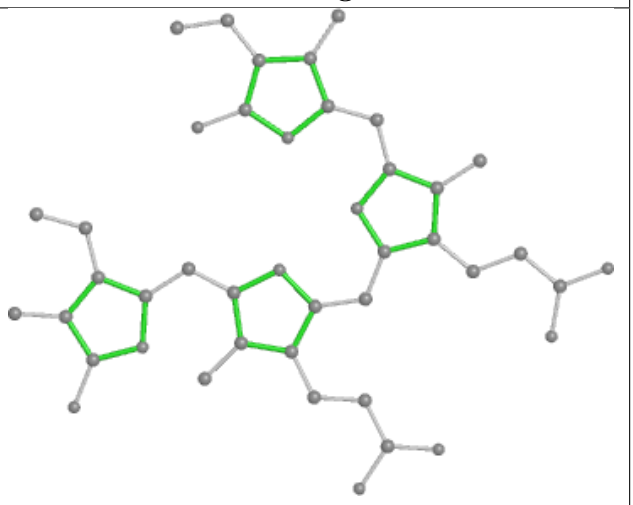

Rings

Ligand PEB g1 202

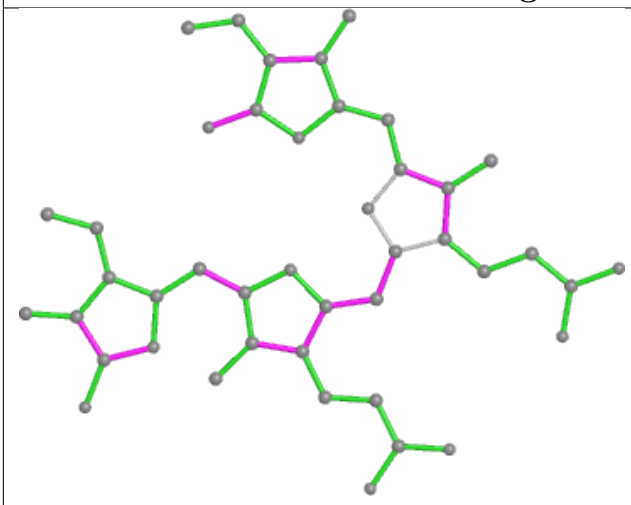

Bond lengths

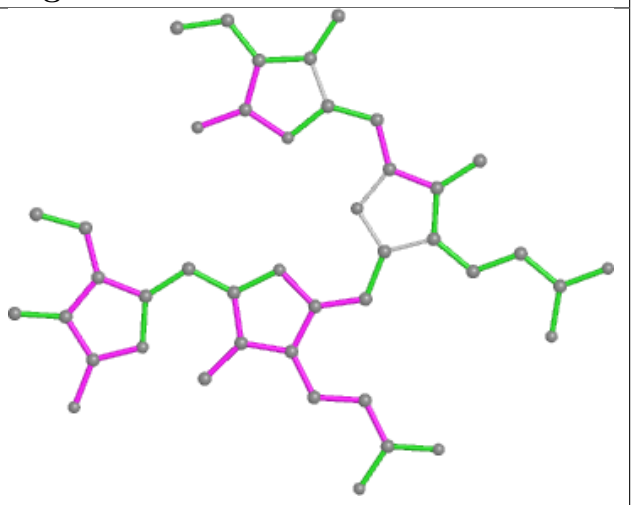

Bond angles

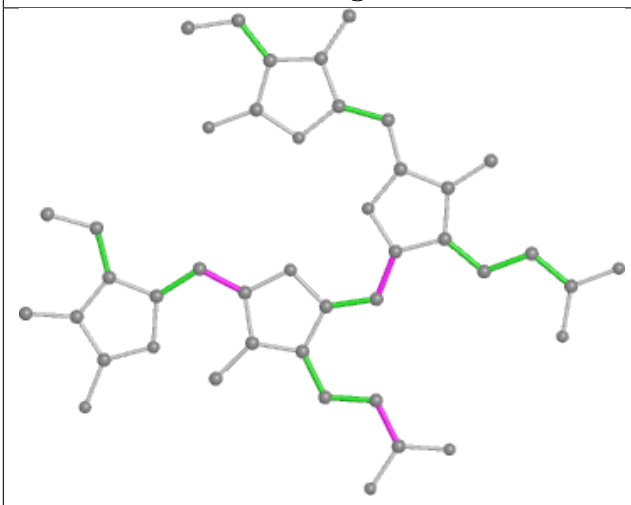

Torsions

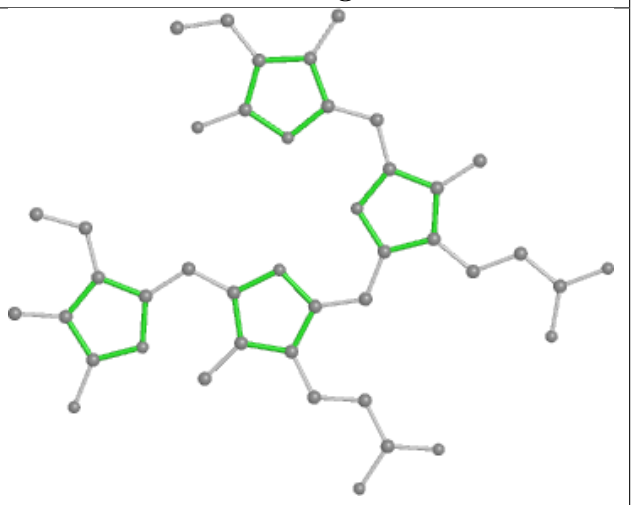

Rings

Ligand PEB VG 202

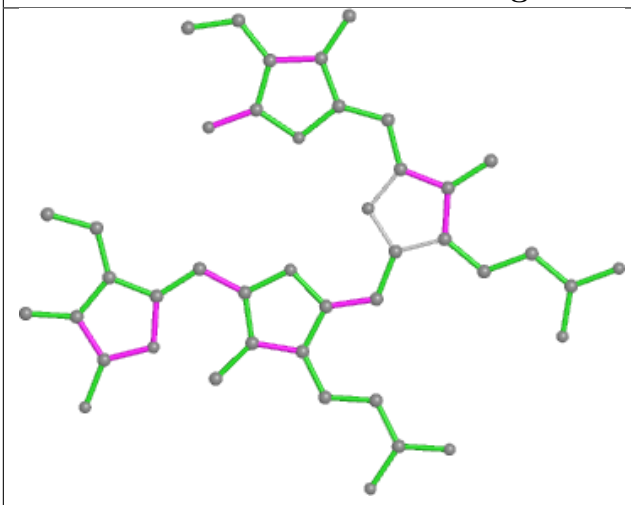

Bond lengths

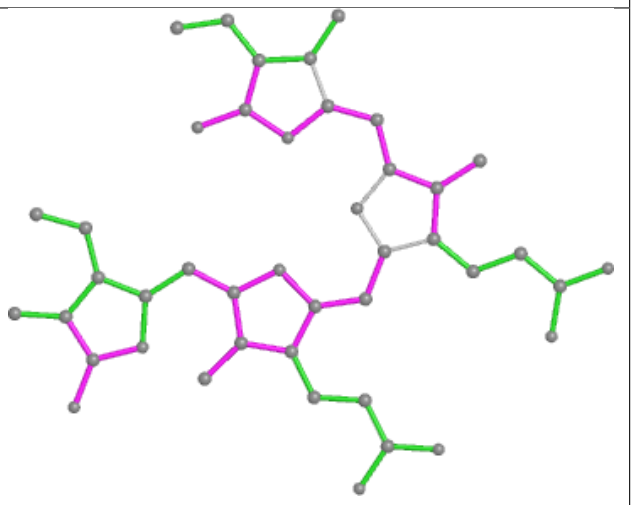

Bond angles

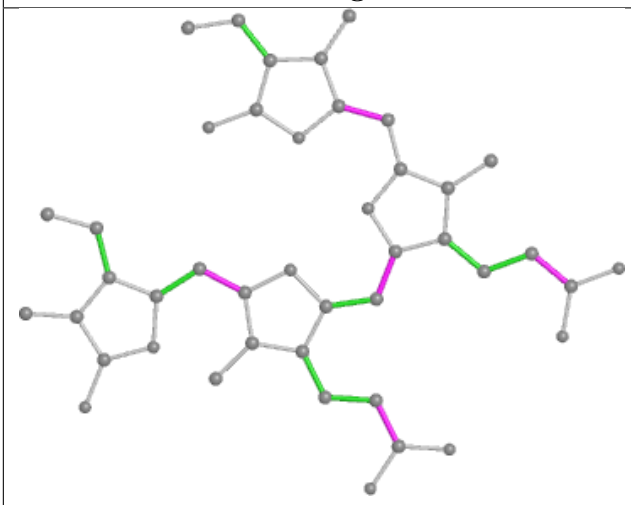

Torsions

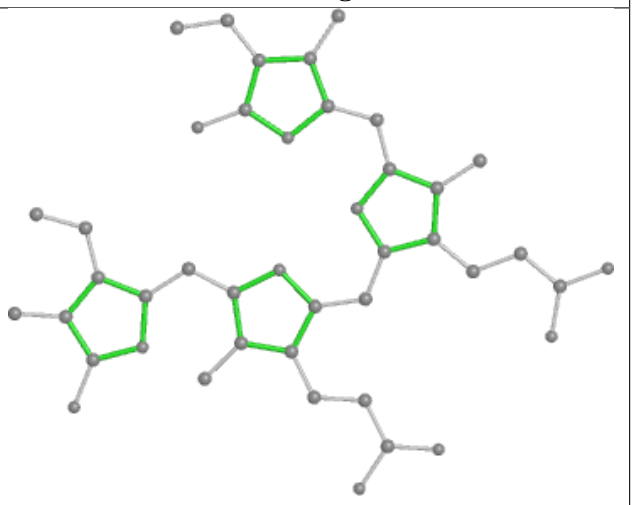

Rings

Ligand PEB B7 203

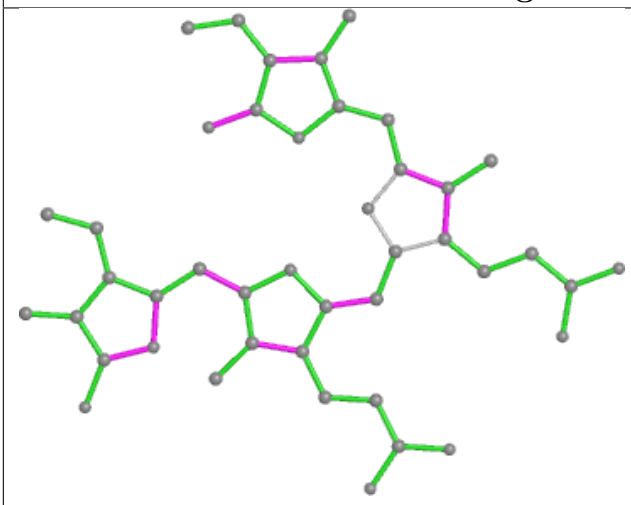

Bond lengths

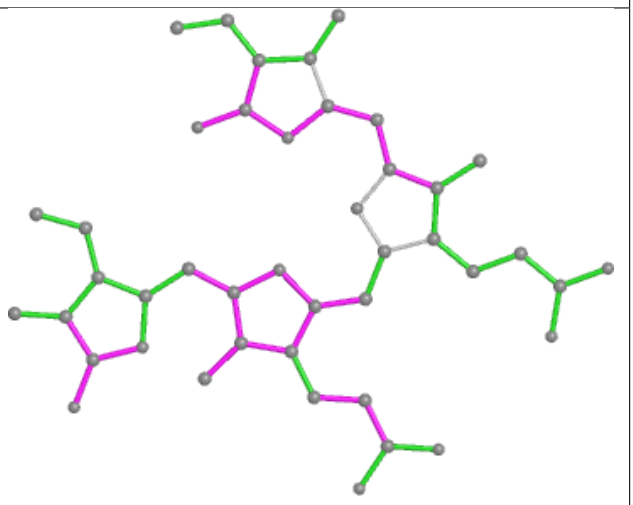

Bond angles

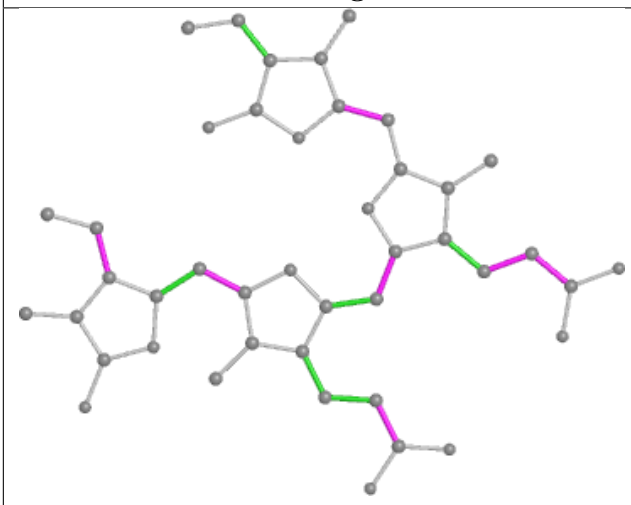

Torsions

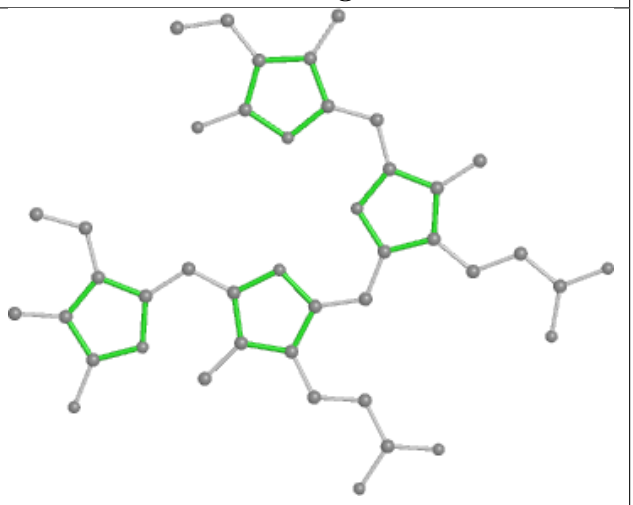

Rings

Ligand PEB QM 203

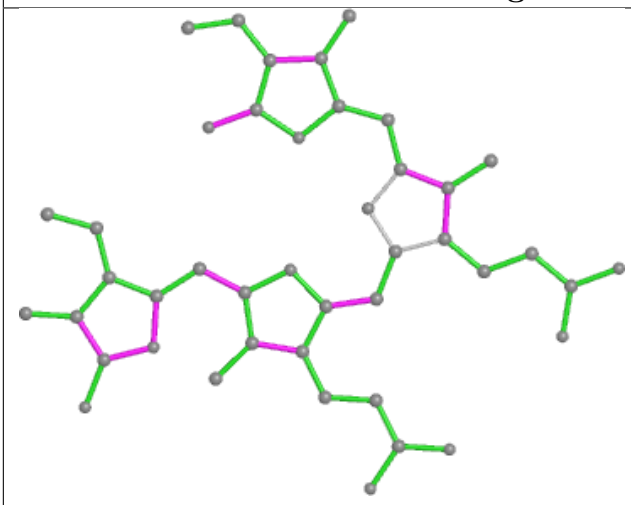

Bond lengths

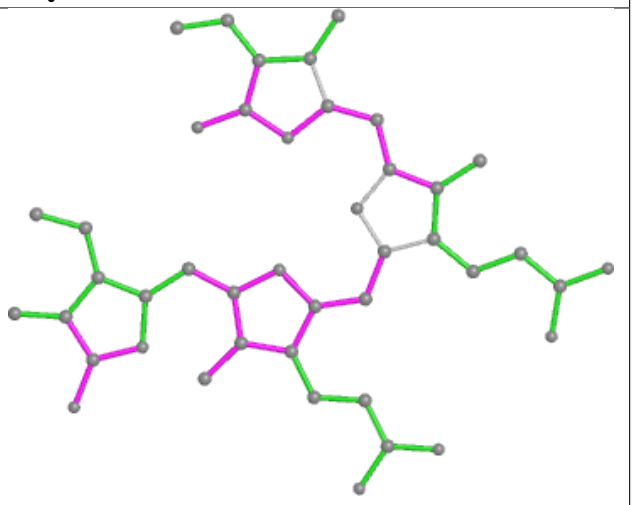

Bond angles

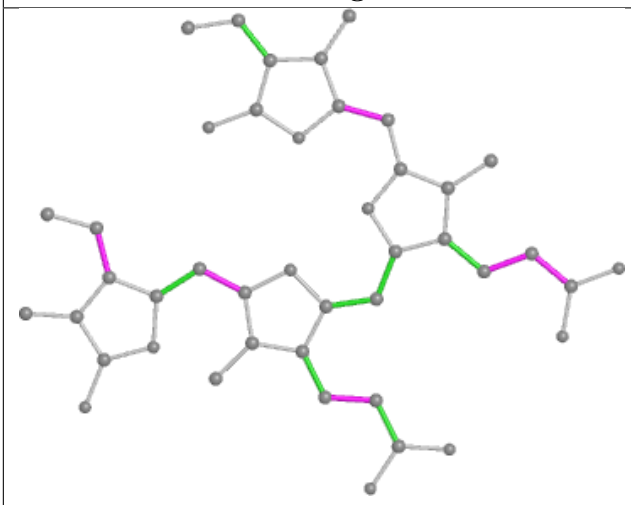

Torsions

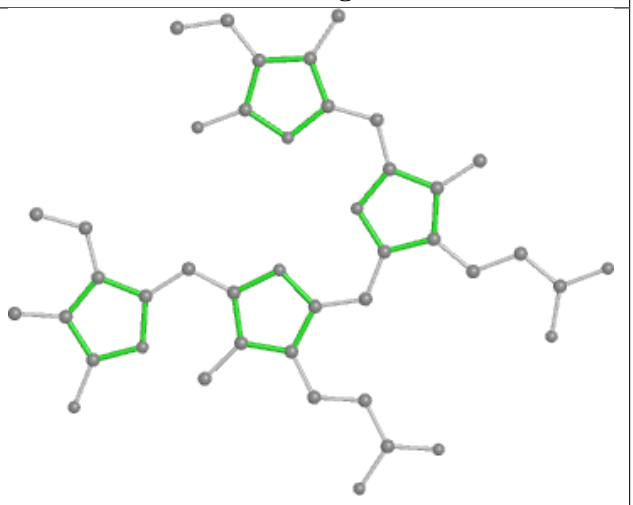

Rings

Ligand PEB DF 201

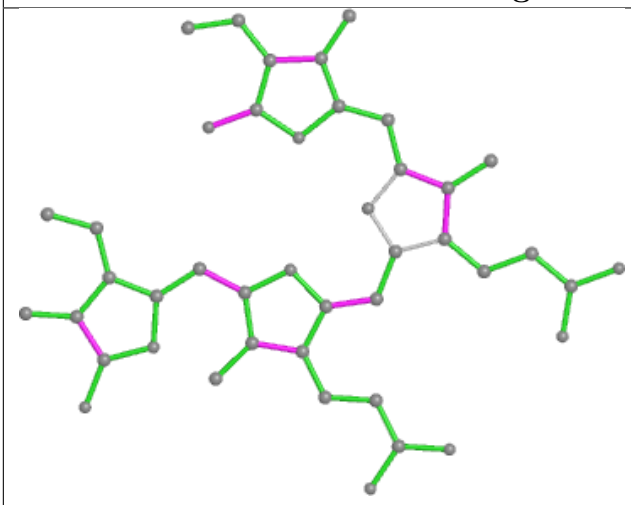

Bond lengths

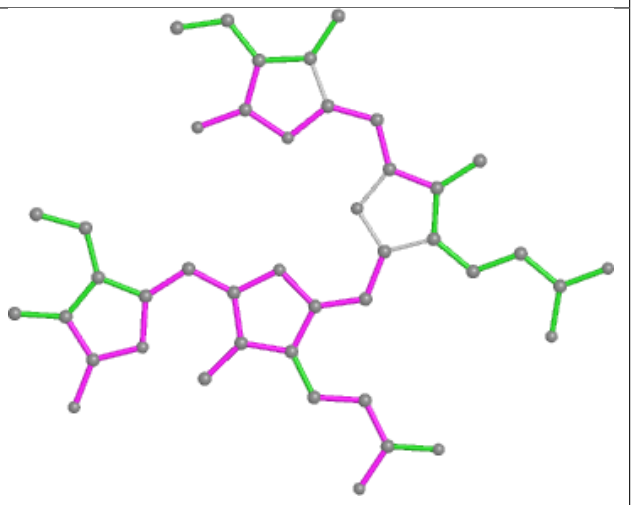

Bond angles

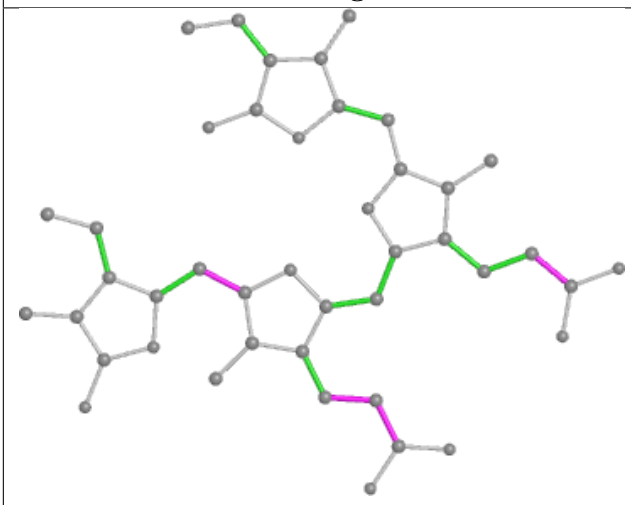

Torsions

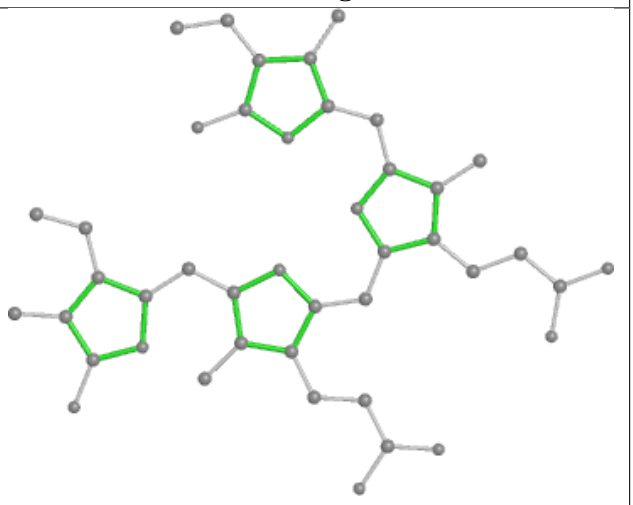

Rings

Ligand DGD BL 613

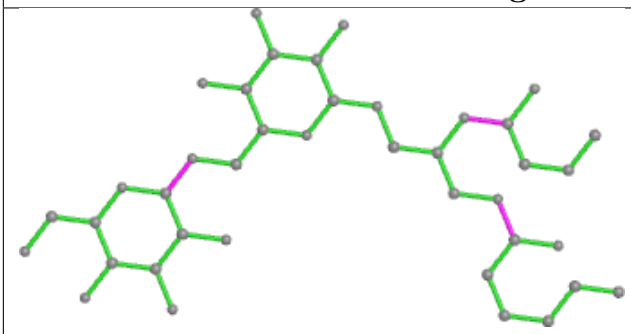

Bond lengths

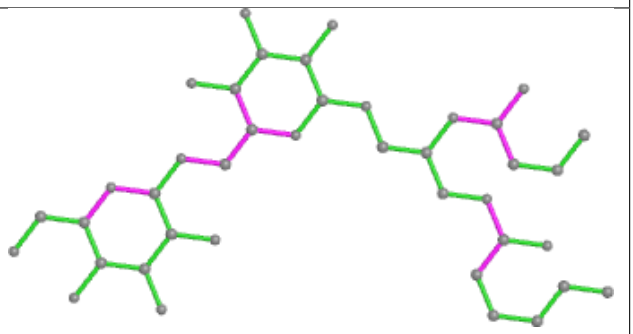

Bond angles

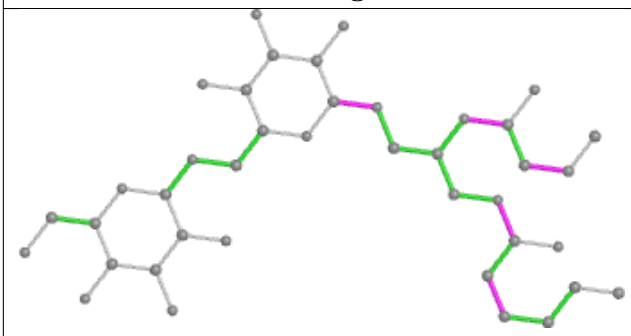

Torsions

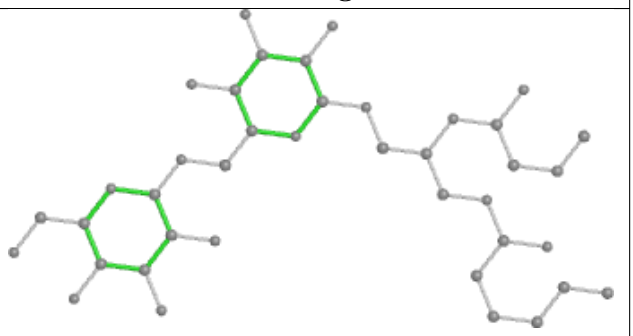

Rings

Ligand PEB GD 202

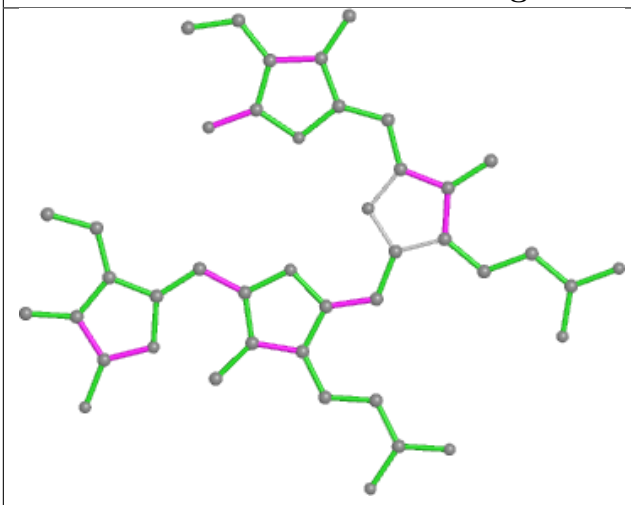

Bond lengths

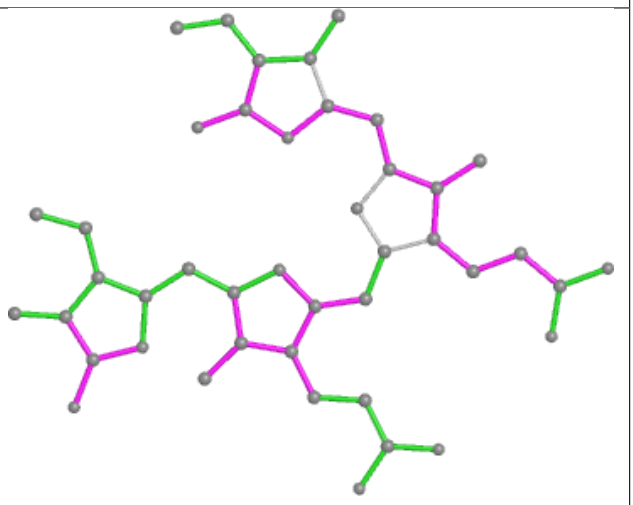

Bond angles

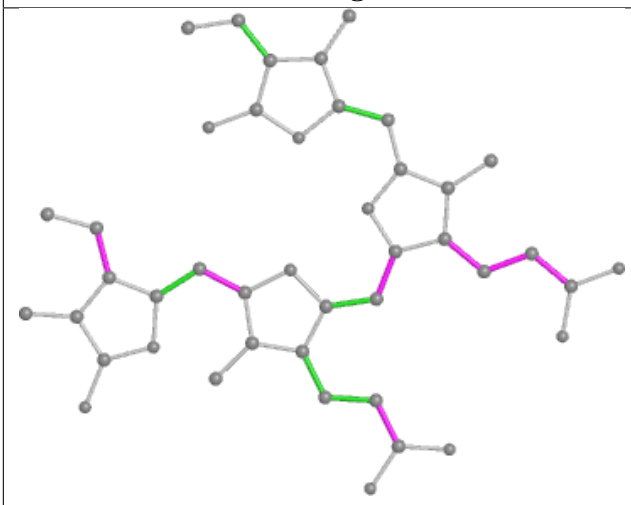

Torsions

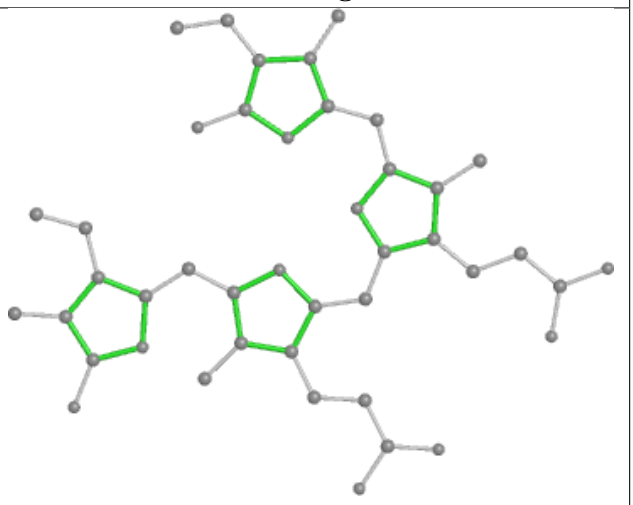

Rings

Ligand PEB rC 201

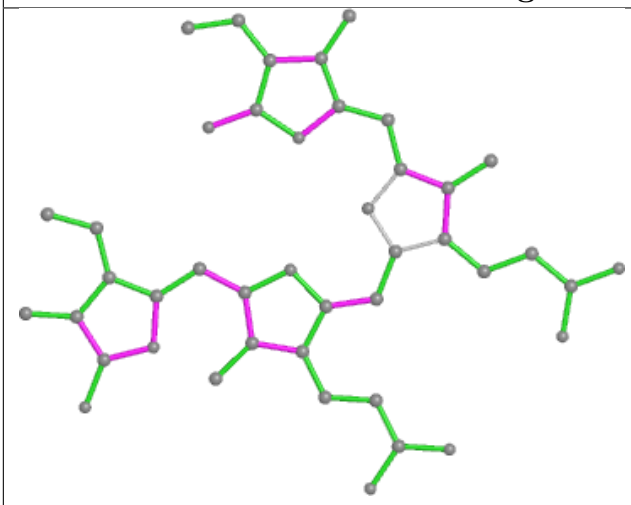

Bond lengths

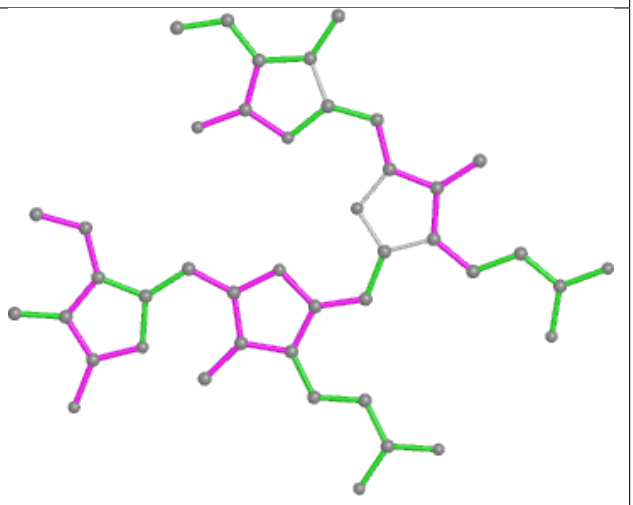

Bond angles

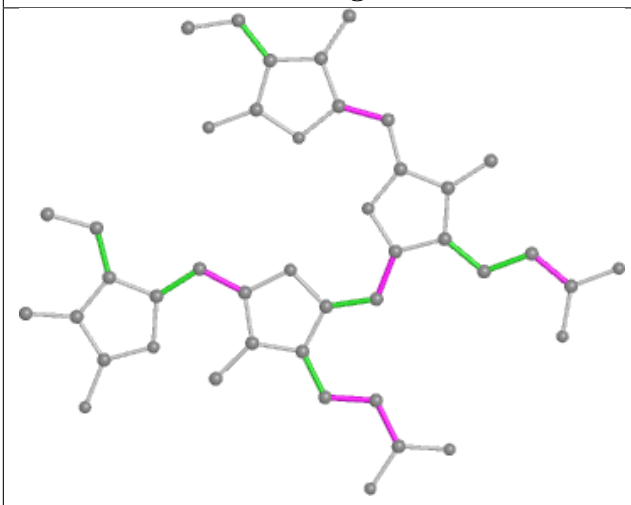

Torsions

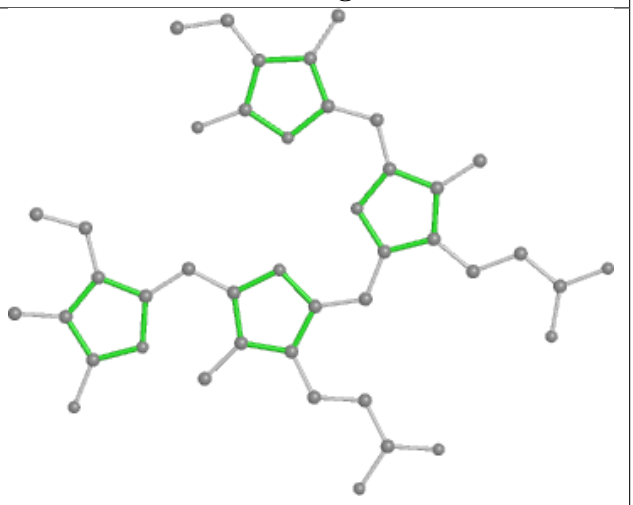

Rings

Ligand PEB r8 202

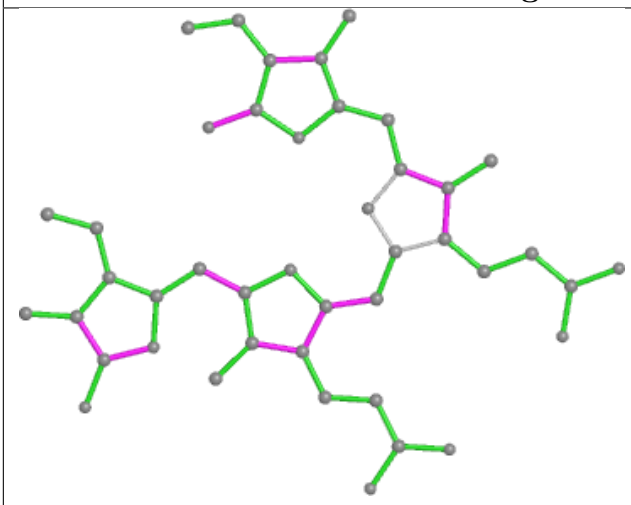

Bond lengths

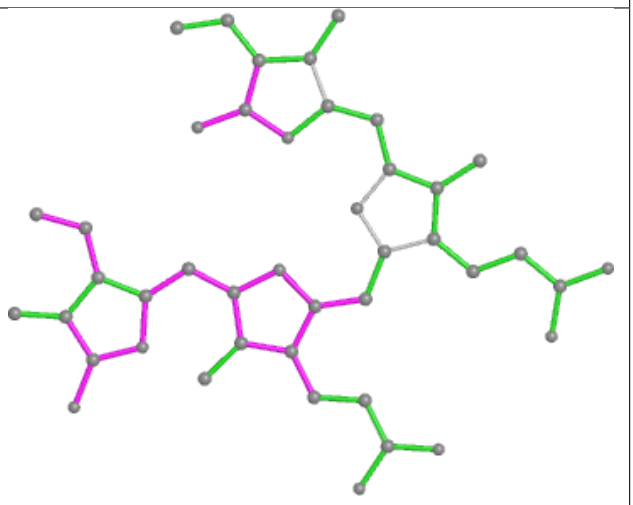

Bond angles

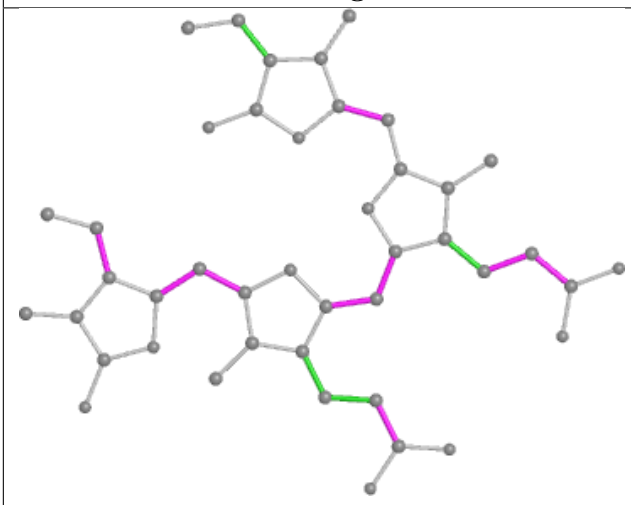

Torsions

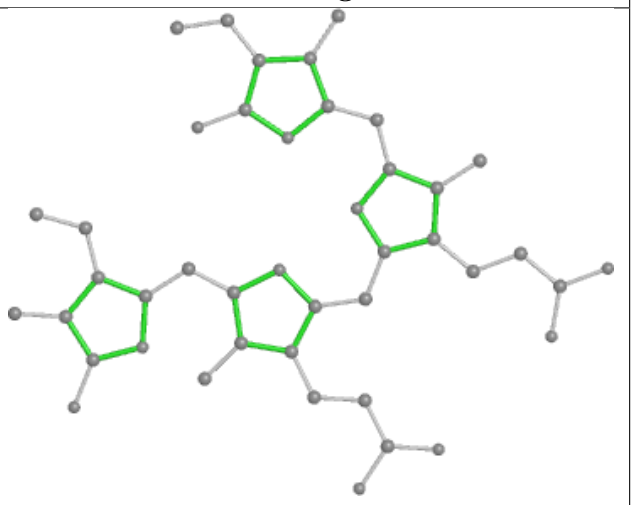

Rings

Ligand PEB GK 203

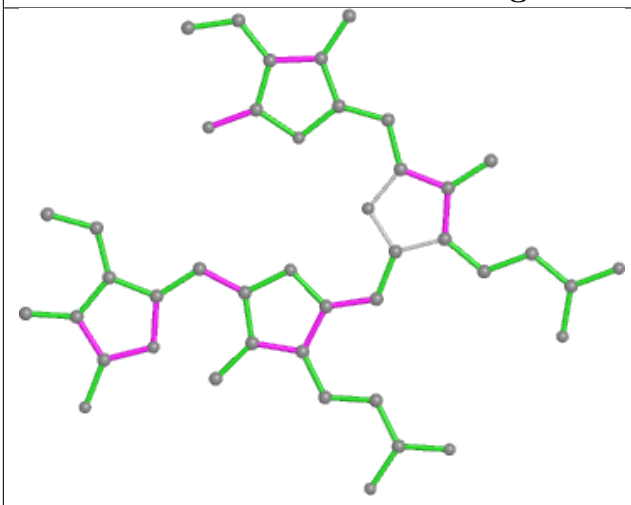

Bond lengths

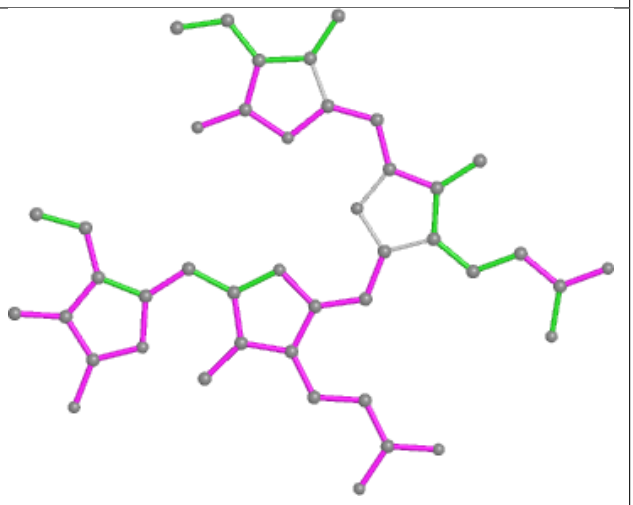

Bond angles

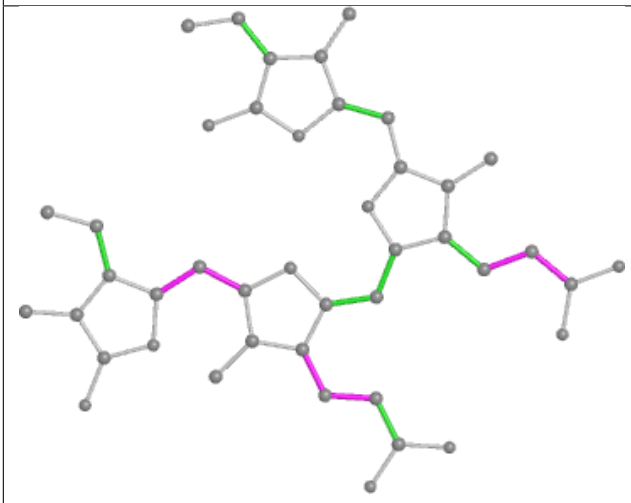

Torsions

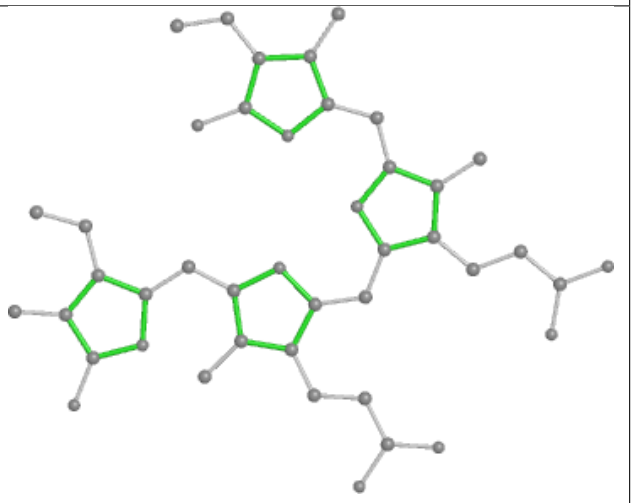

Rings

Ligand PEB bE 202

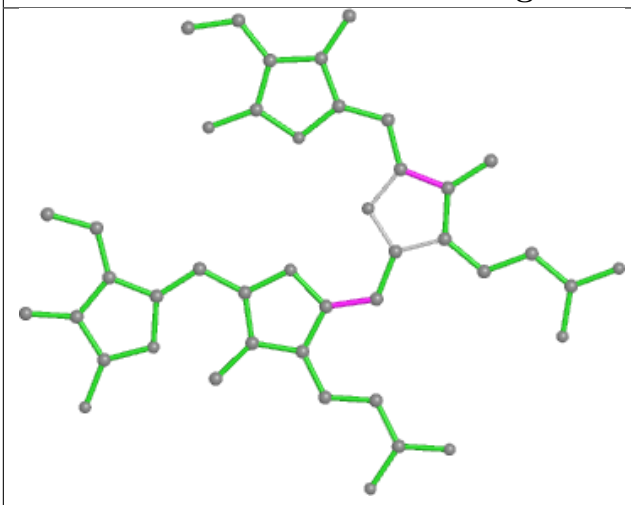

Bond lengths

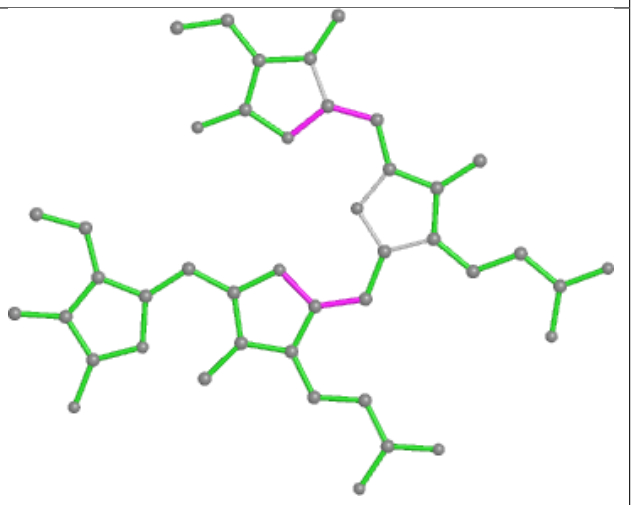

Bond angles

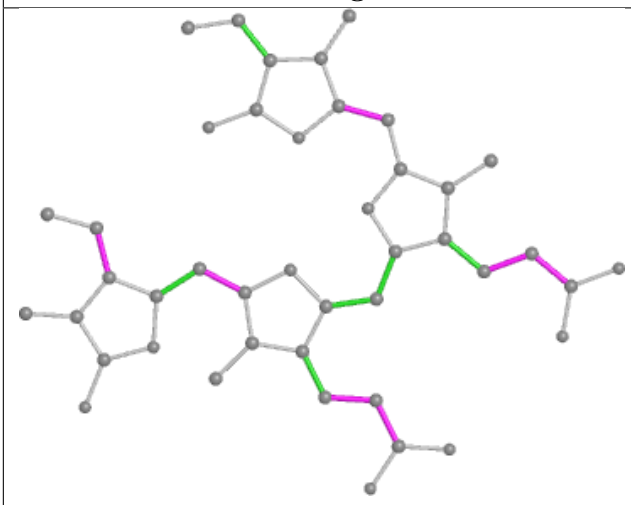

Torsions

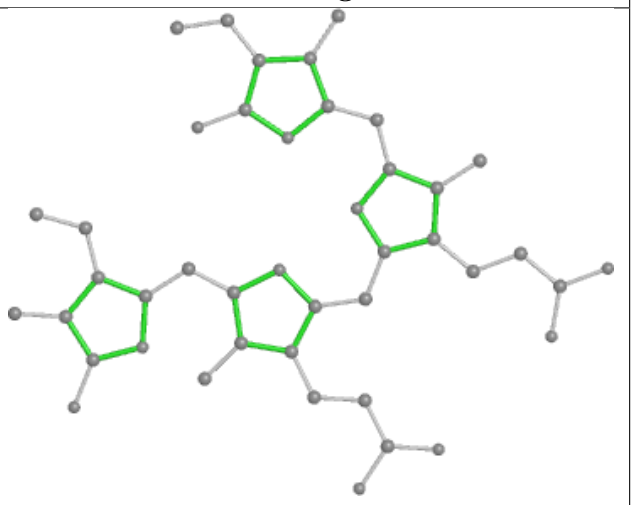

Rings

Ligand PEB ZE 201

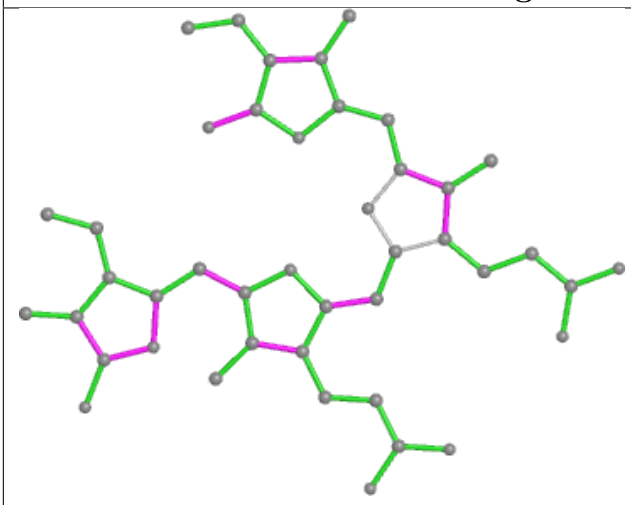

Bond lengths

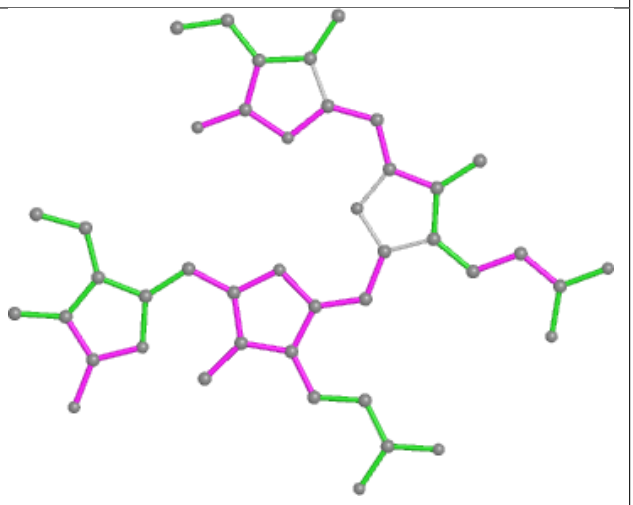

Bond angles

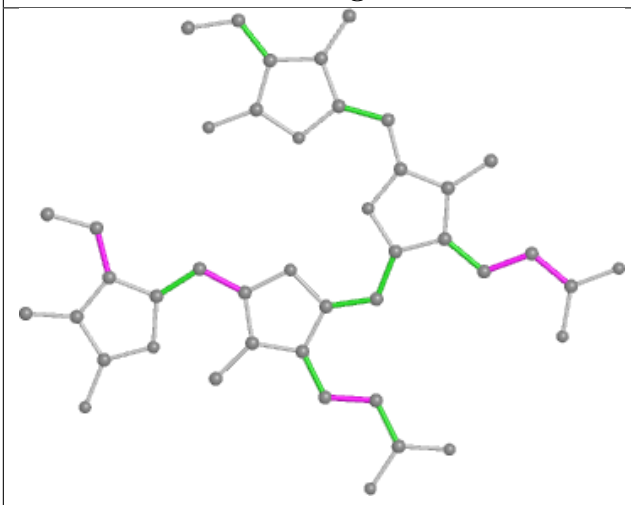

Torsions

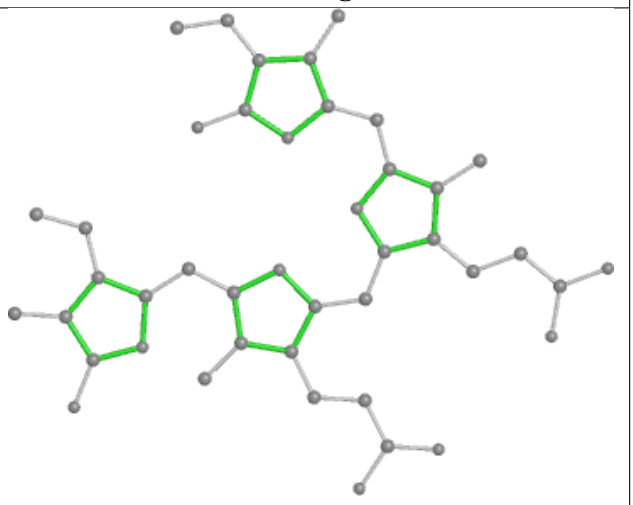

Rings

Ligand PEB PO 202

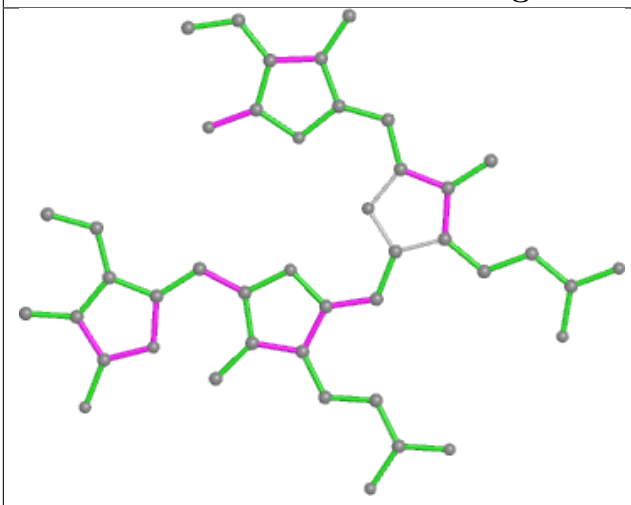

Bond lengths

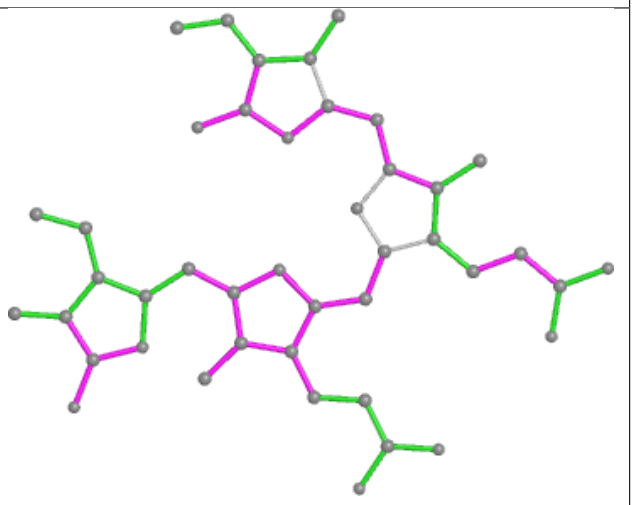

Bond angles

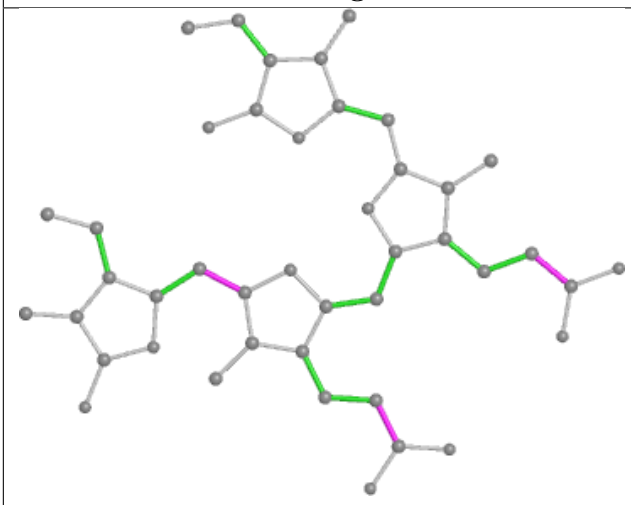

Torsions

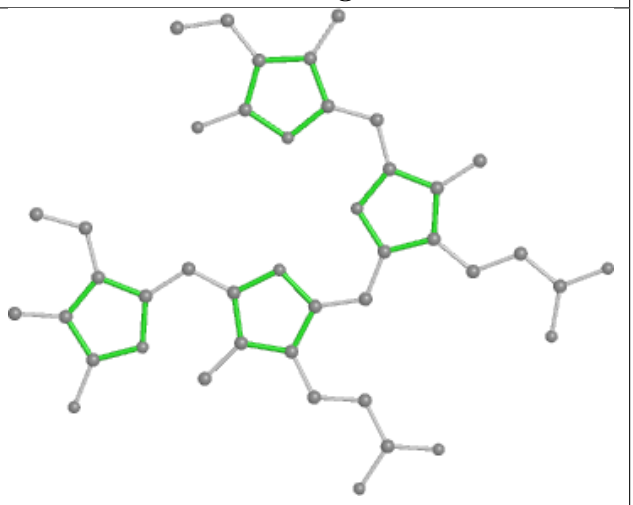

Rings

Ligand PEB H9 203

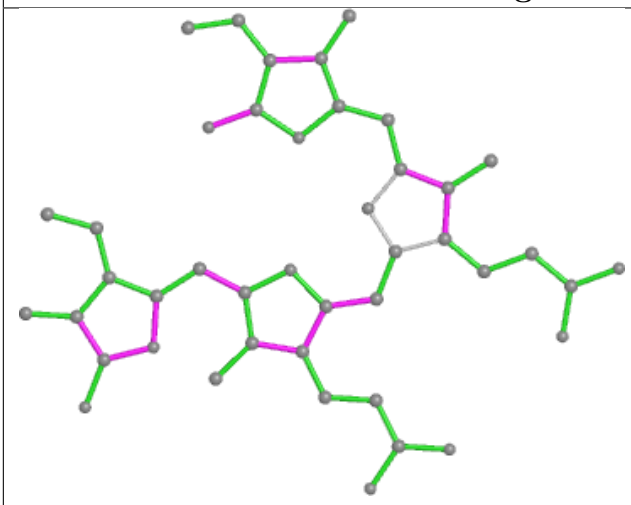

Bond lengths

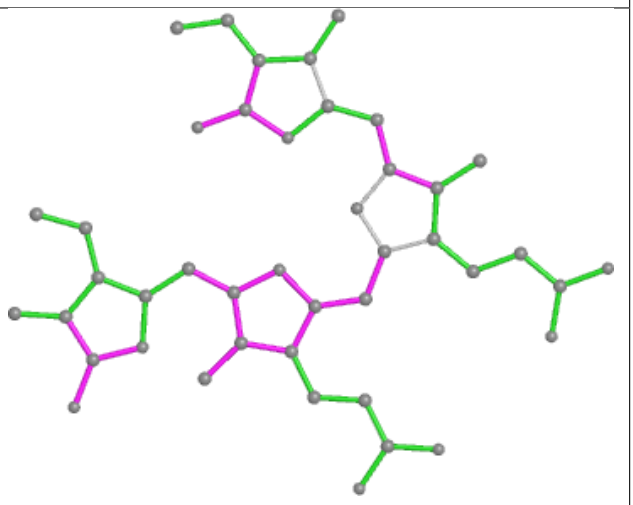

Bond angles

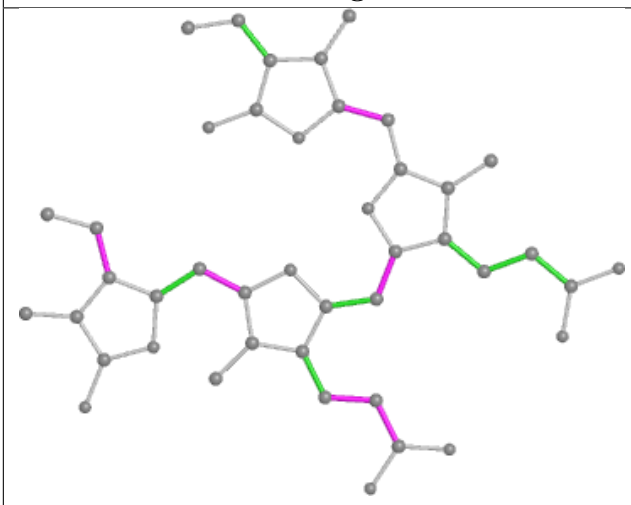

Torsions

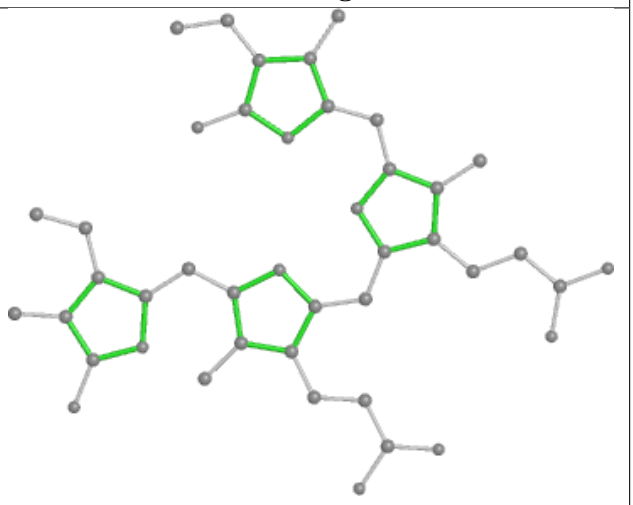

Rings

Ligand PEB OH 202

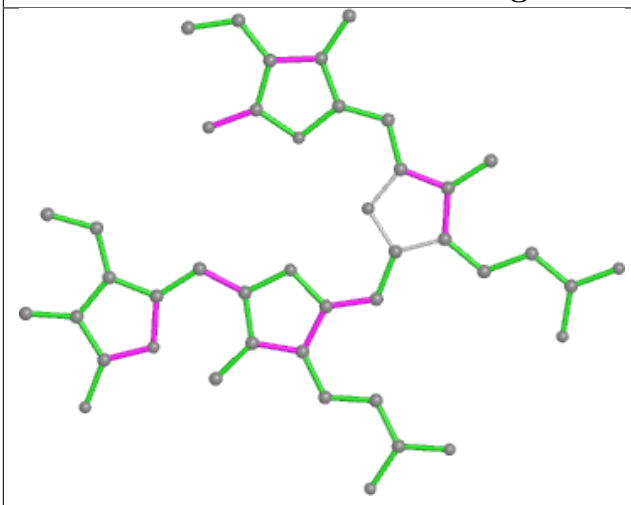

Bond lengths

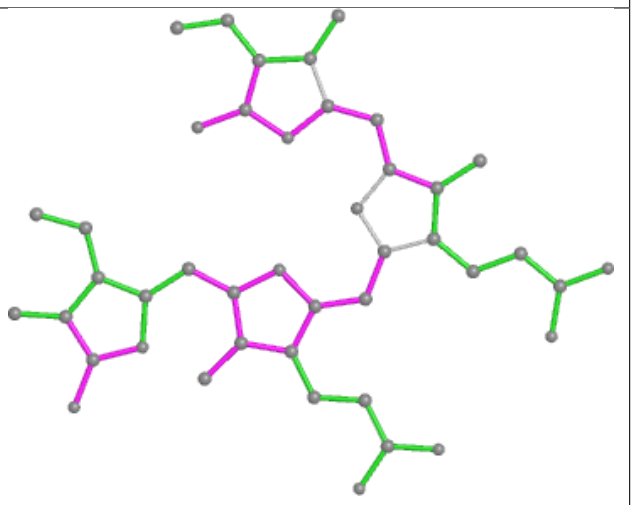

Bond angles

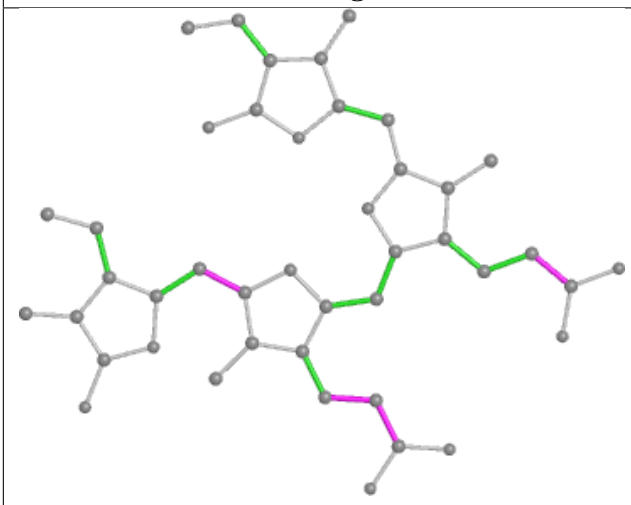

Torsions

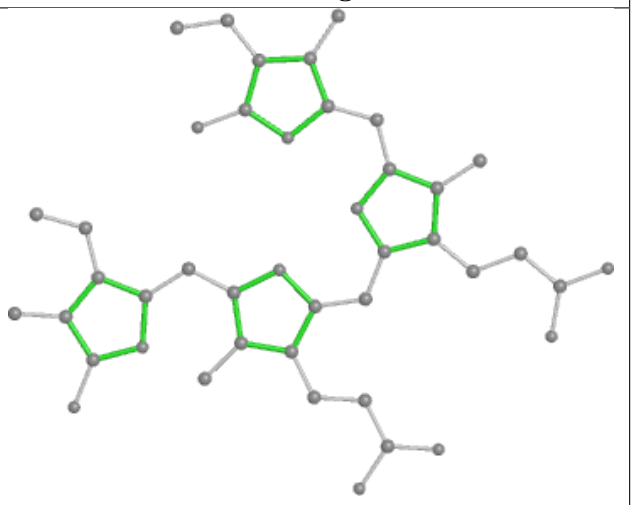

Rings

Ligand PEB JO 1002

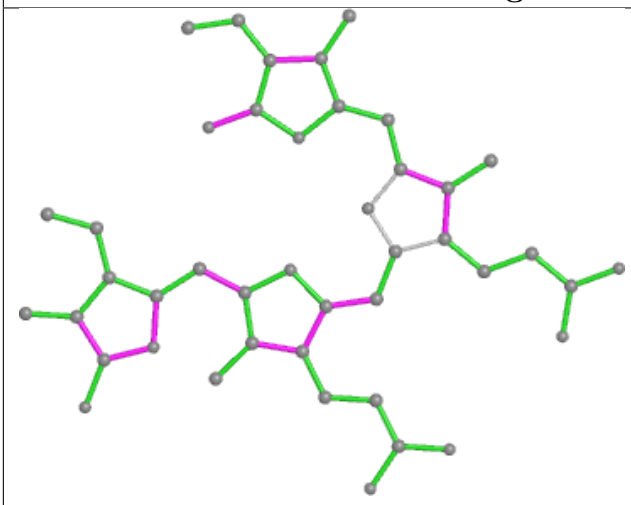

Bond lengths

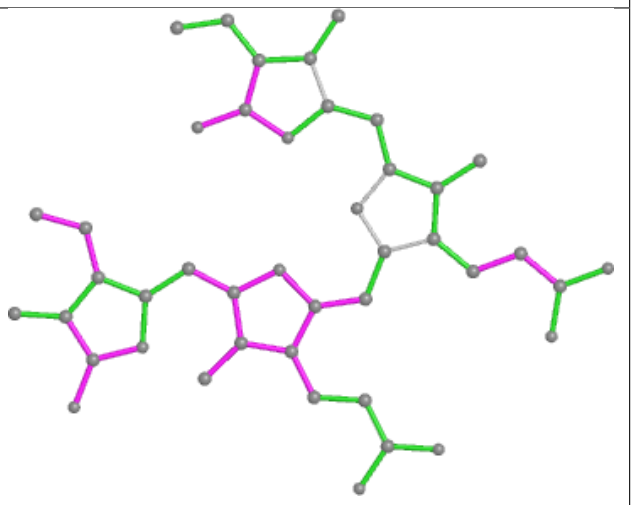

Bond angles

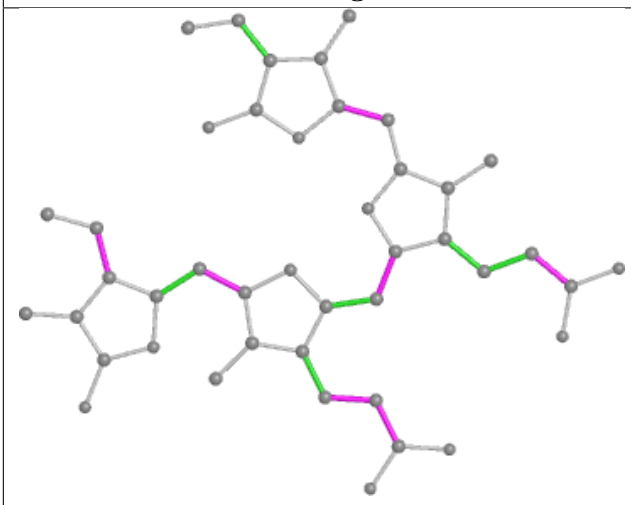

Torsions

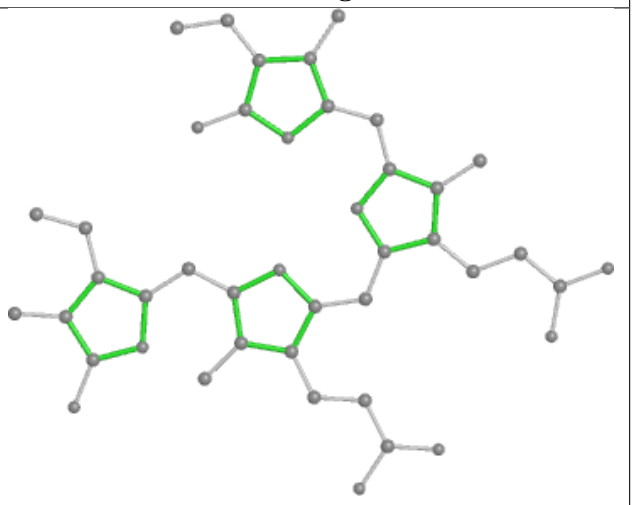

Rings

Ligand CYC A3 1001

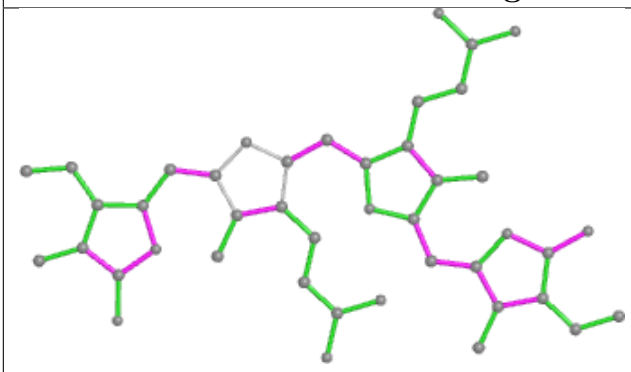

Bond lengths

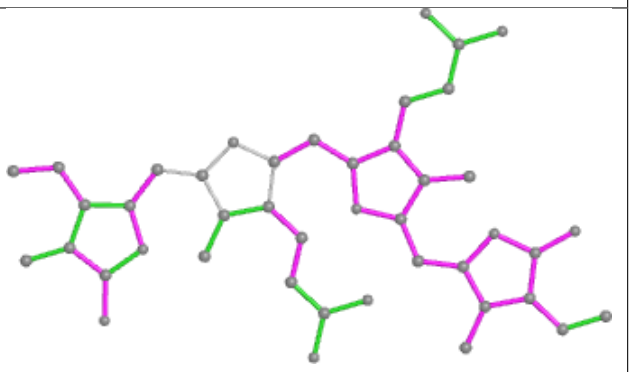

Bond angles

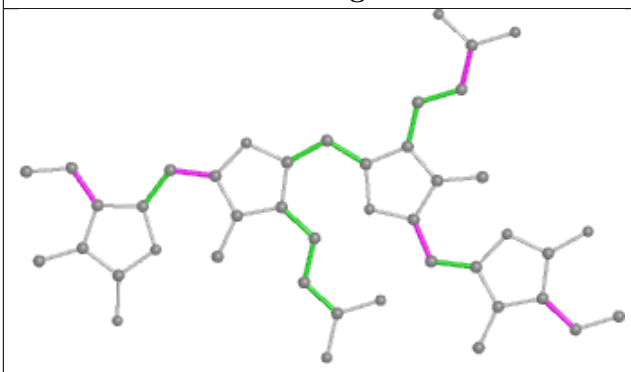

Torsions

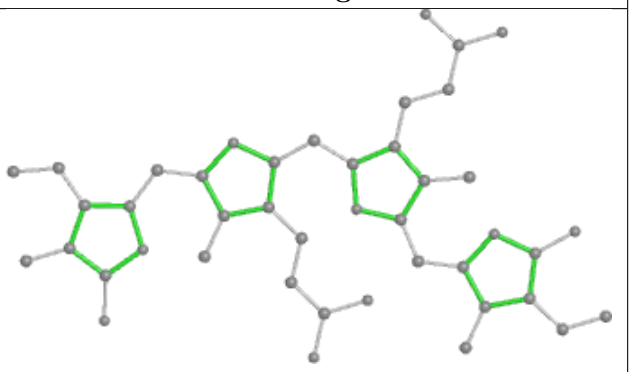

Rings

Ligand PEB ED 202

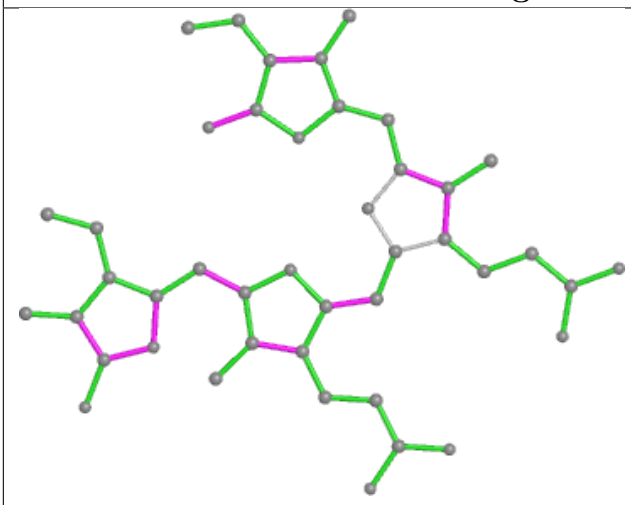

Bond lengths

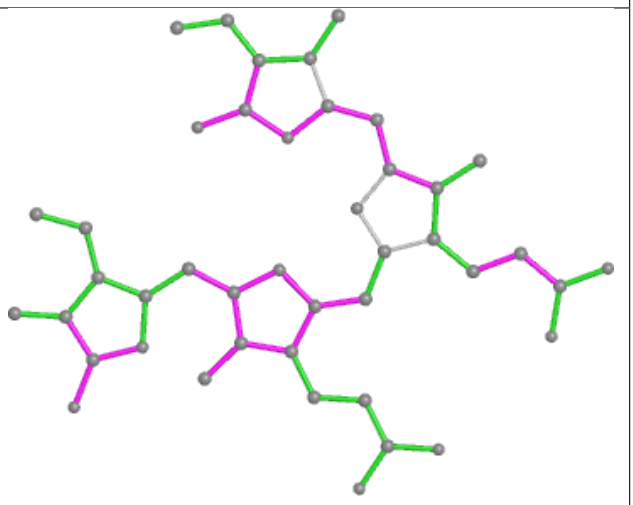

Bond angles

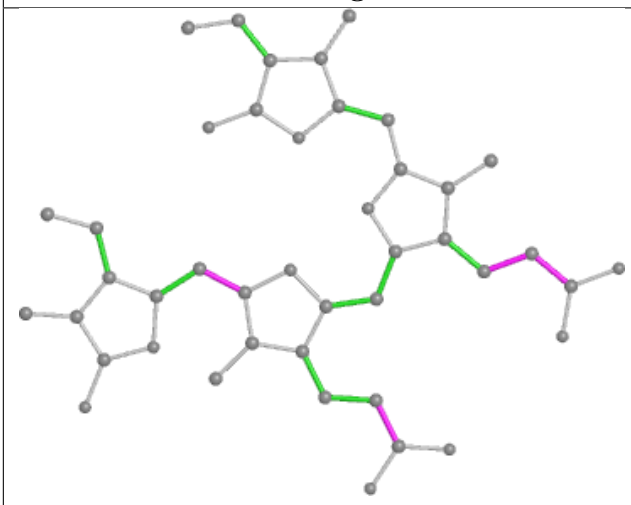

Torsions

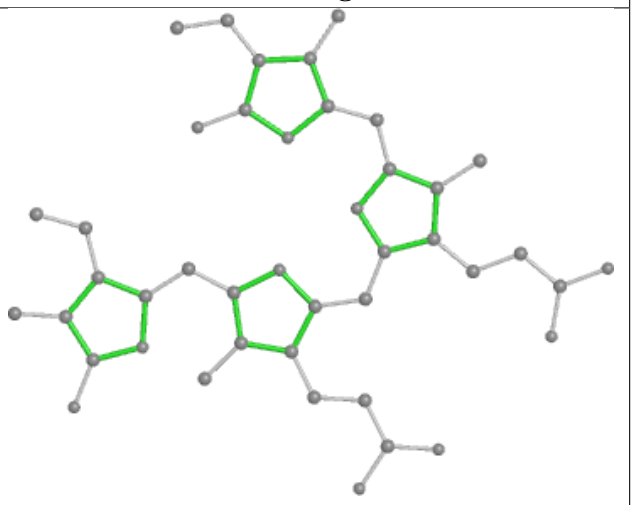

Rings

Ligand PEB B7 202

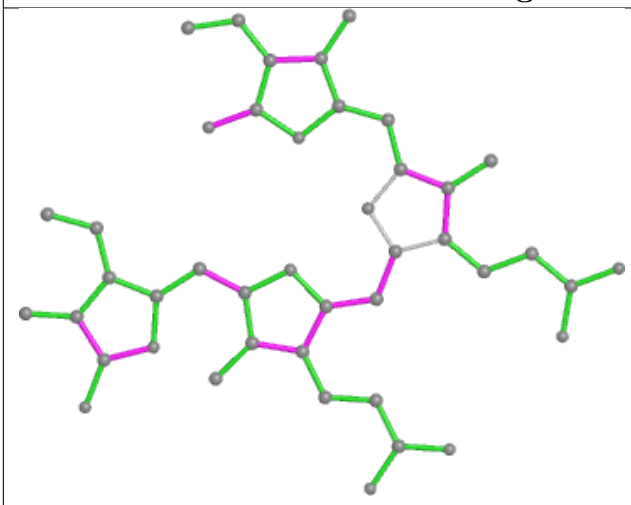

Bond lengths

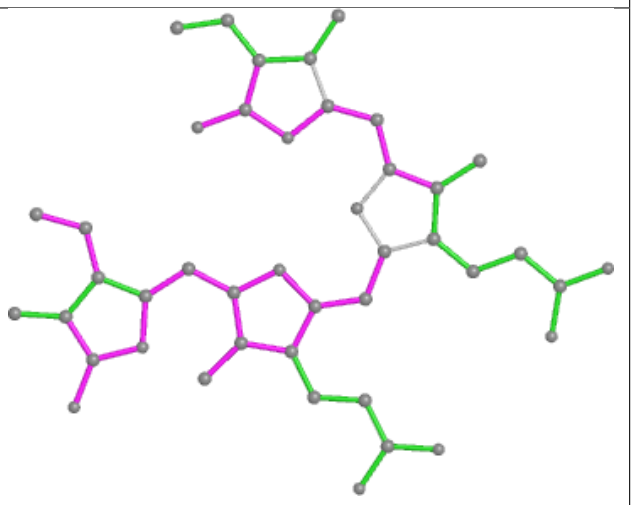

Bond angles

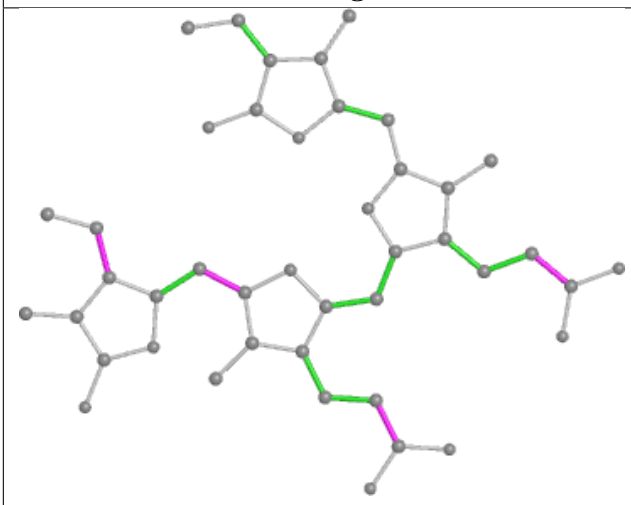

Torsions

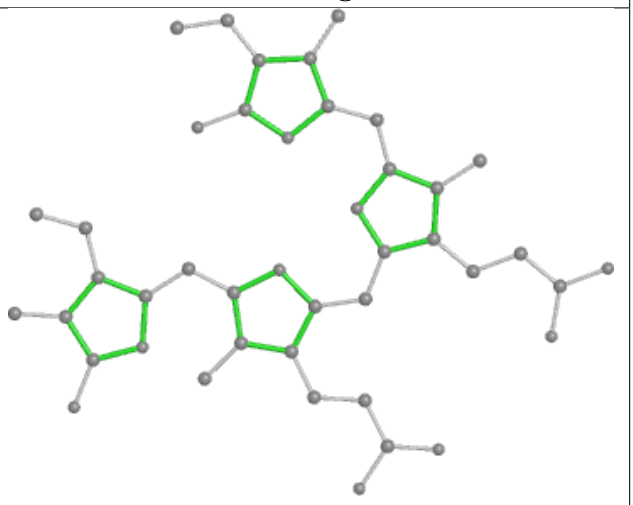

Rings

Ligand PEB VF 201

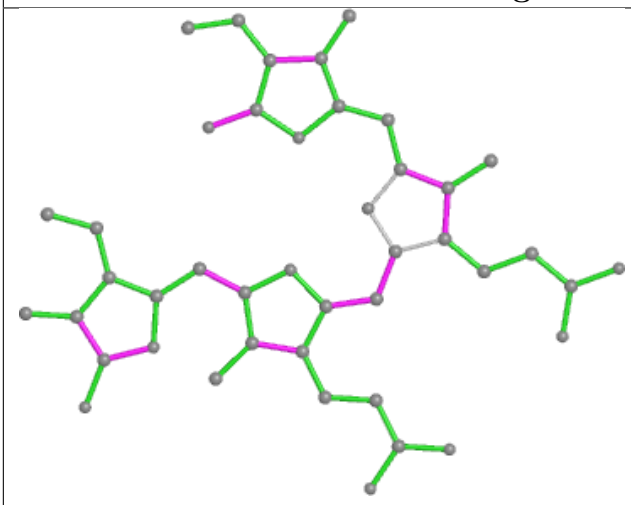

Bond lengths

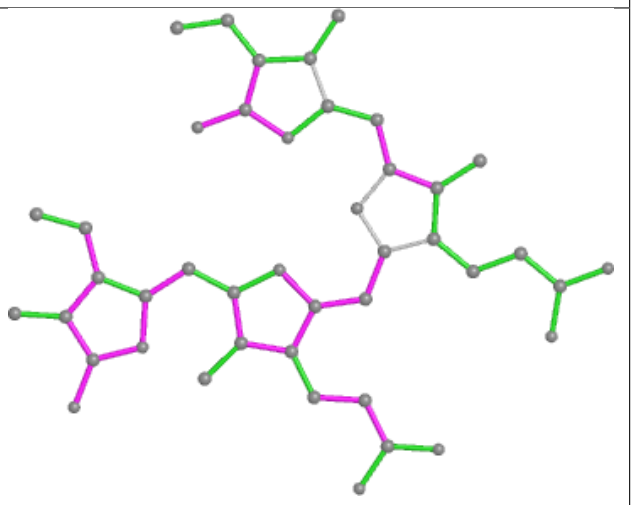

Bond angles

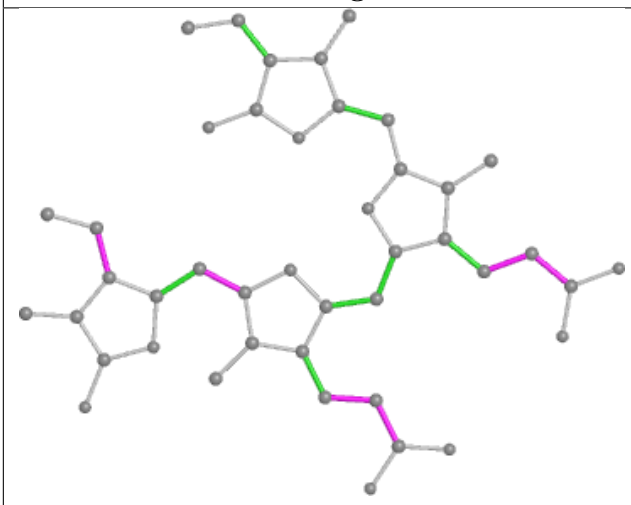

Torsions

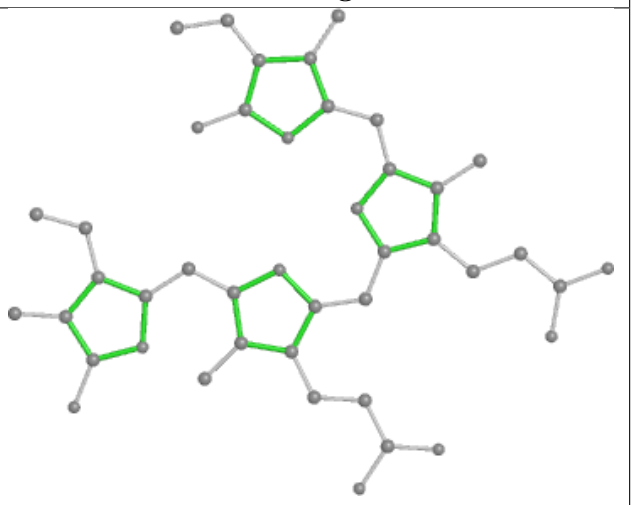

Rings

Ligand PEB I9 201

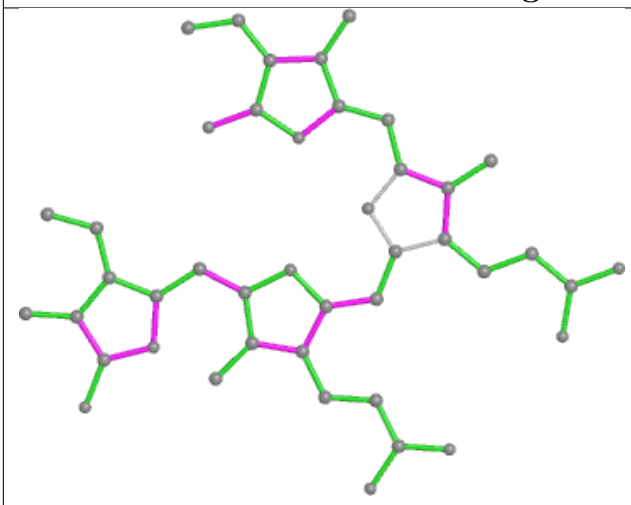

Bond lengths

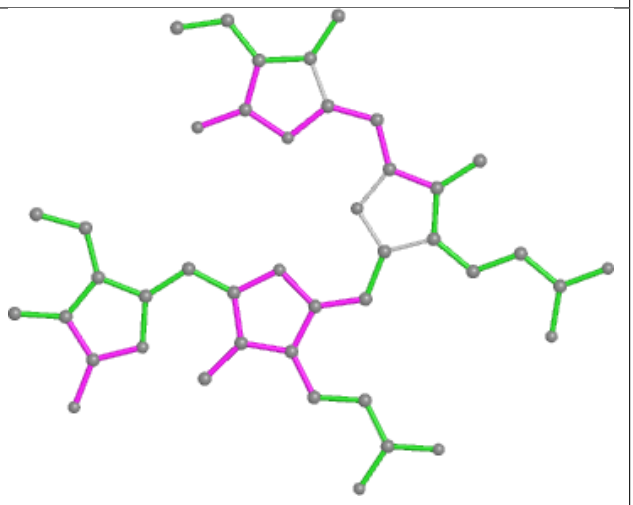

Bond angles

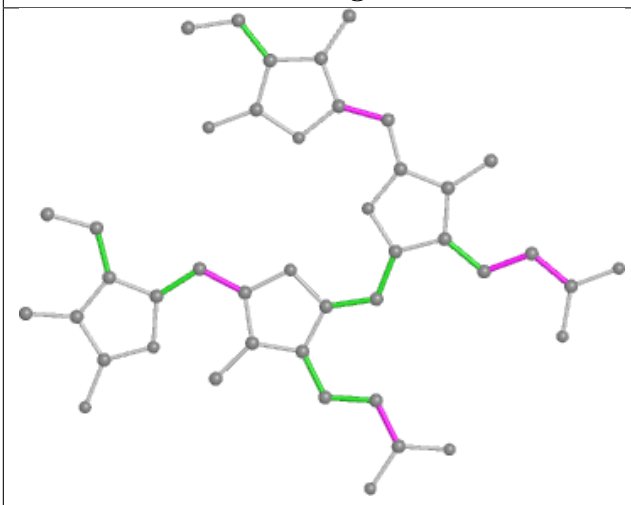

Torsions

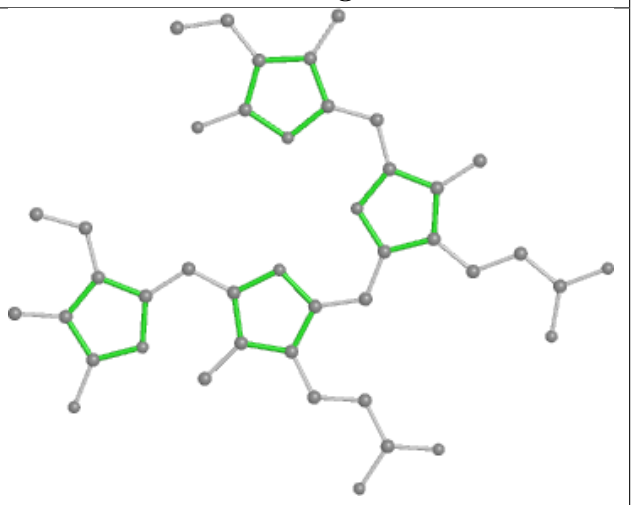

Rings

Ligand PUB xF 305

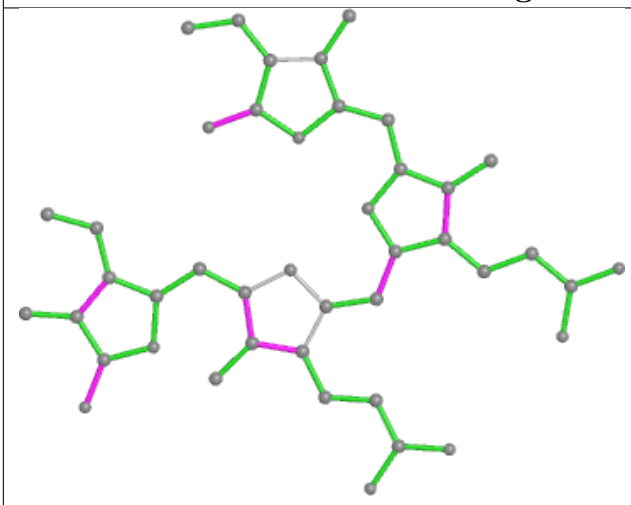

Bond lengths

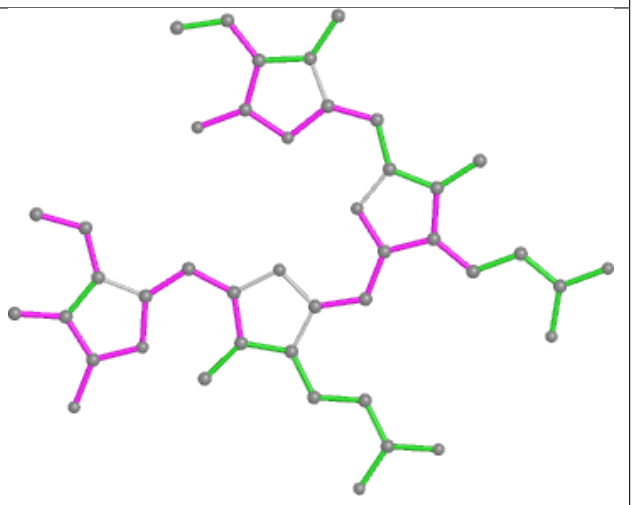

Bond angles

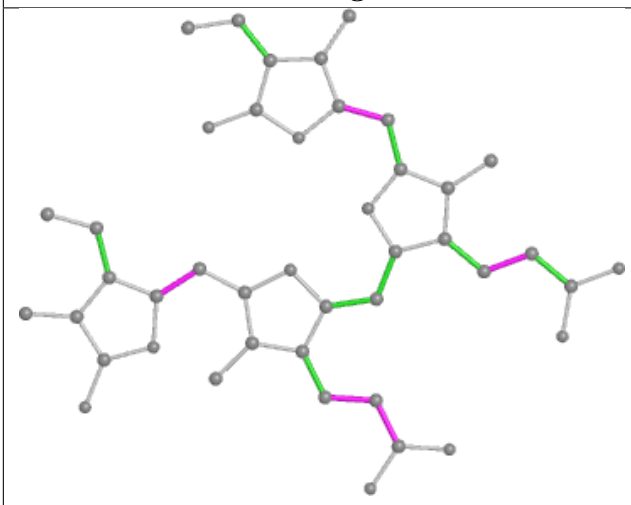

Torsions

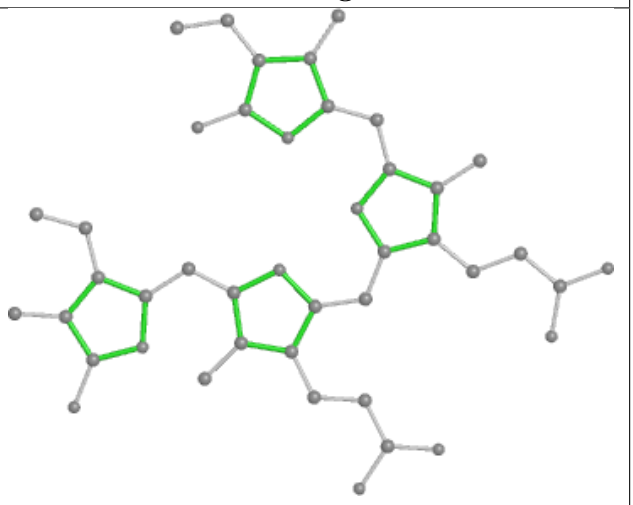

Rings

Ligand PEB QJ 203

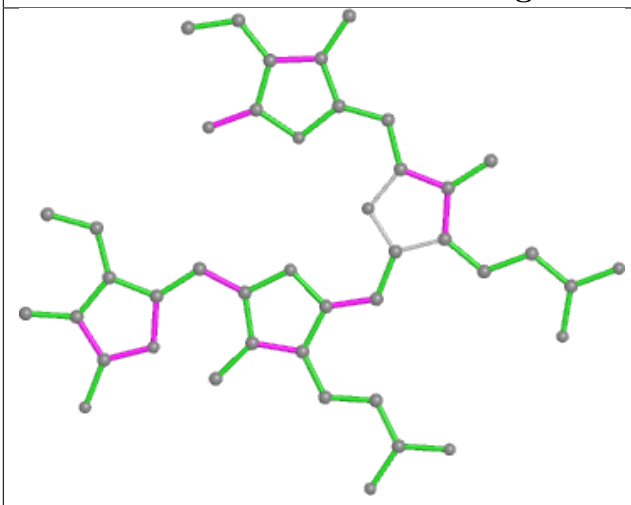

Bond lengths

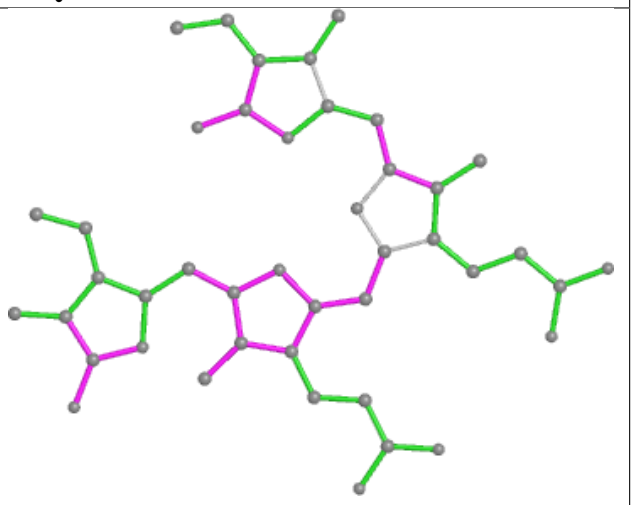

Bond angles

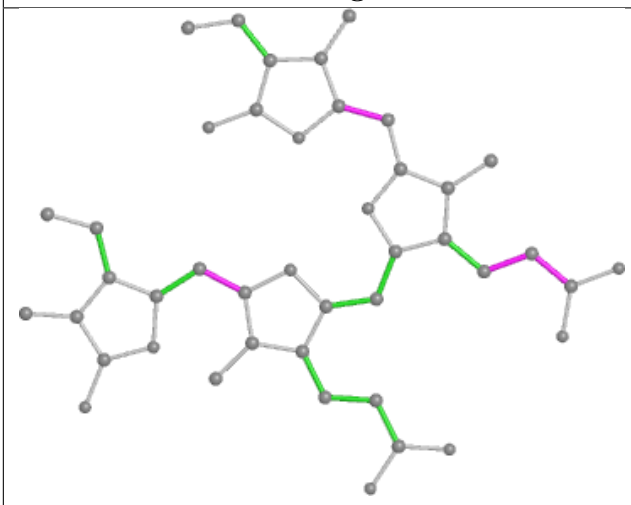

Torsions

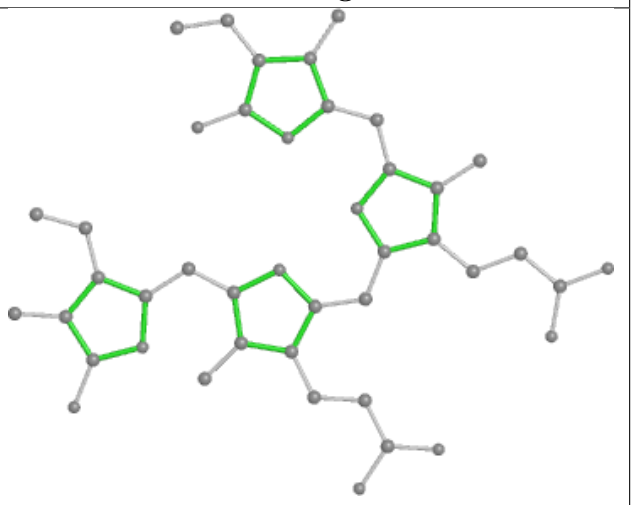

Rings

Ligand PEB T4 201

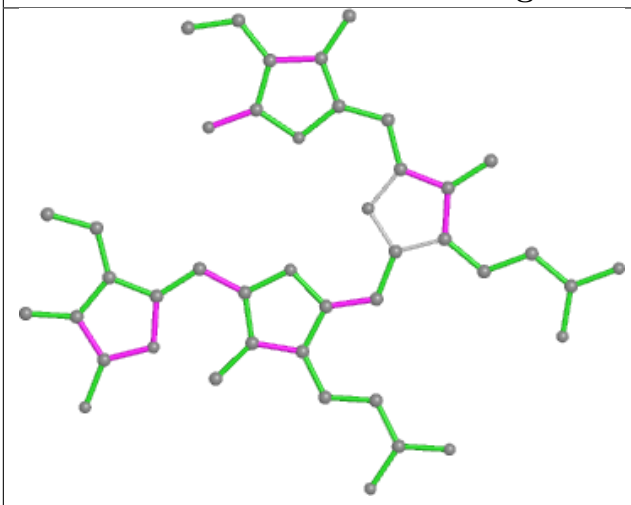

Bond lengths

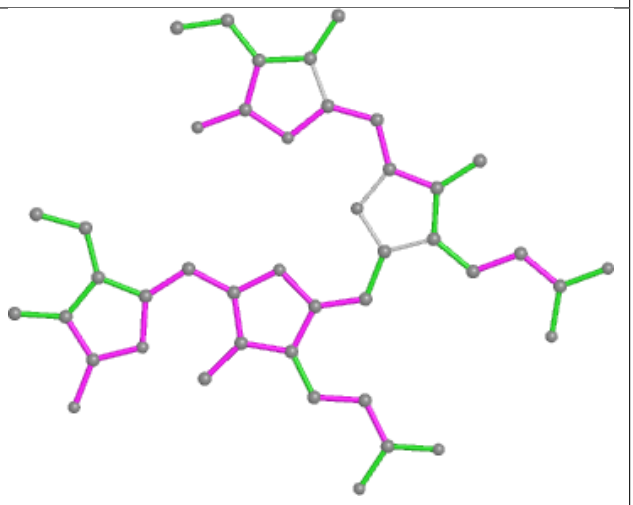

Bond angles

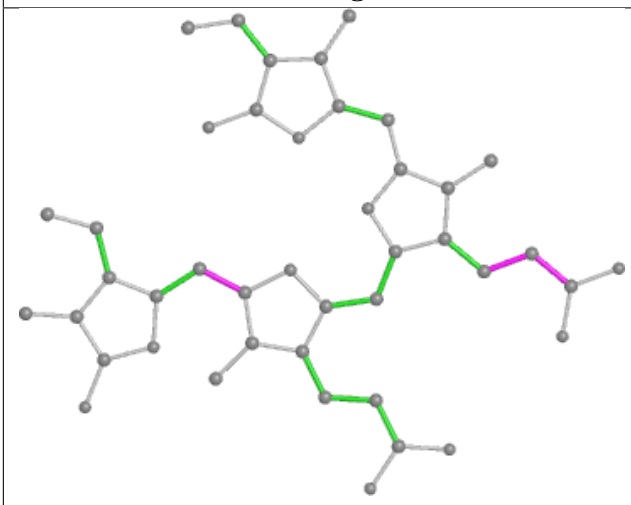

Torsions

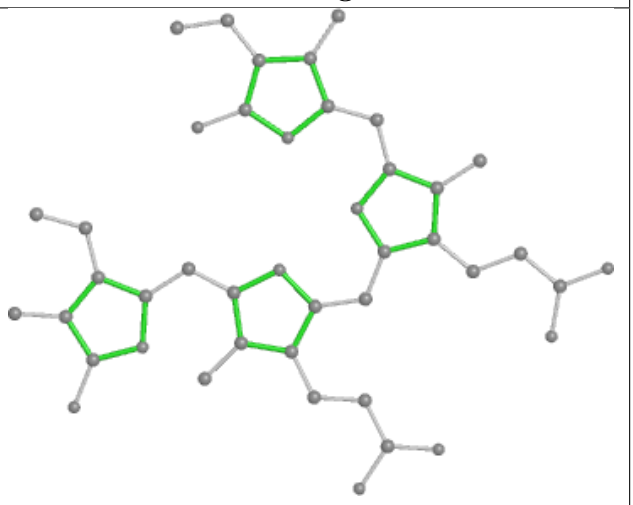

Rings

Ligand CLA 6N 606

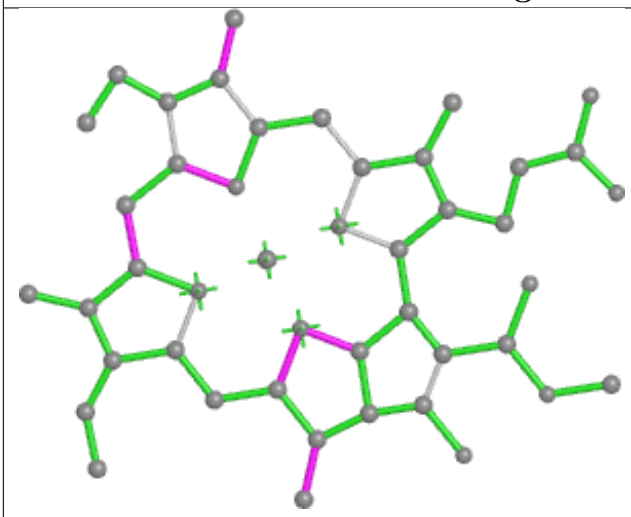

Bond lengths

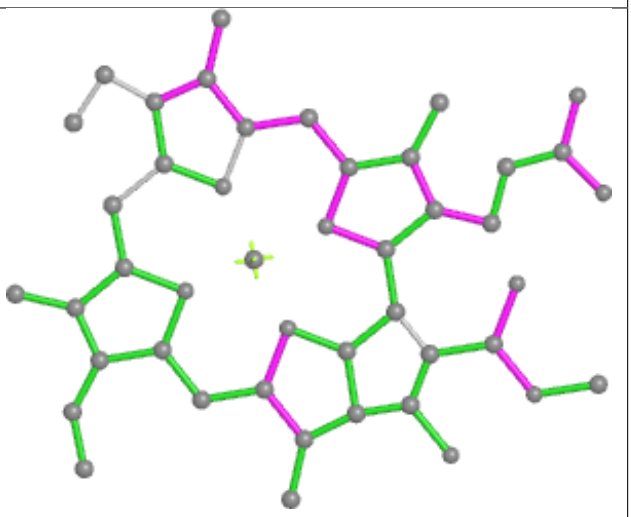

Bond angles

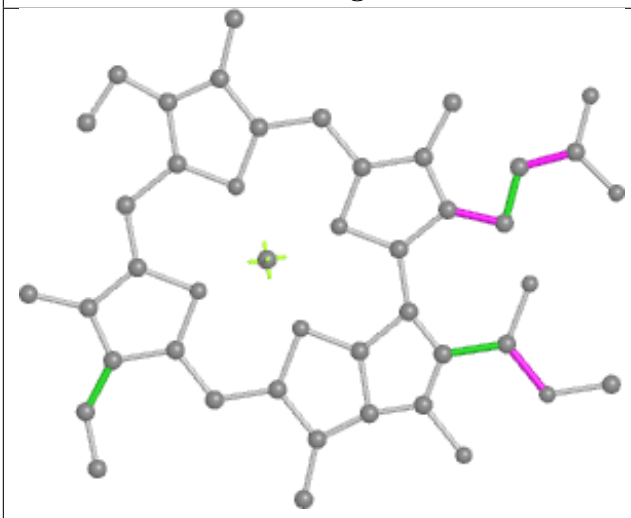

Torsions

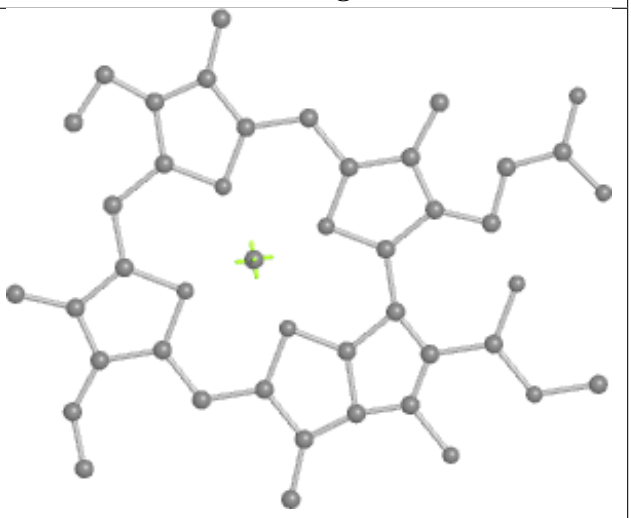

Rings

Ligand CLA AN 815

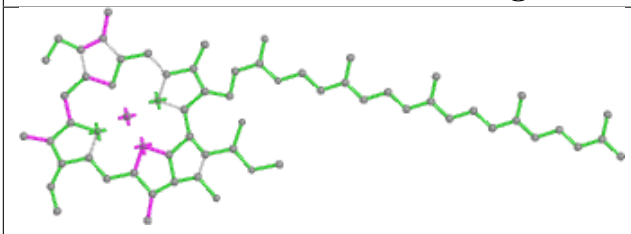

Bond lengths

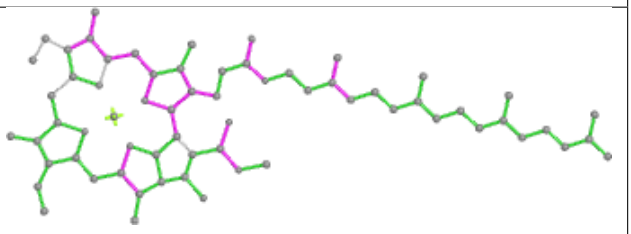

Bond angles

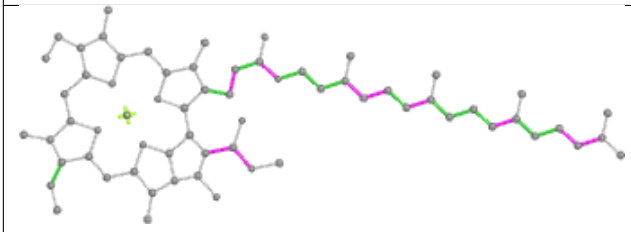

Torsions

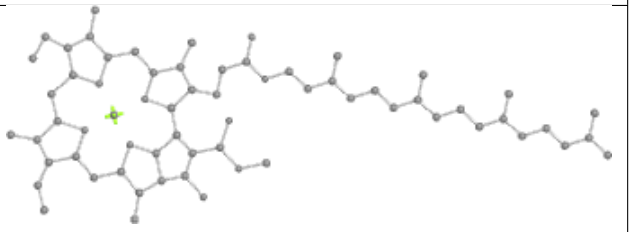

Rings

Ligand CLA 72 609

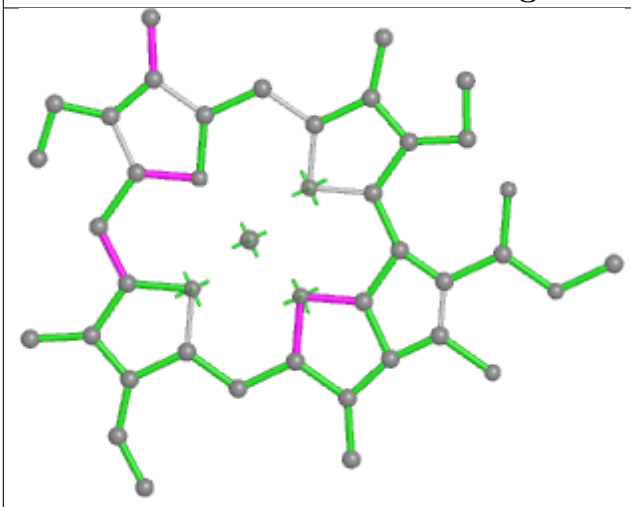

Bond lengths

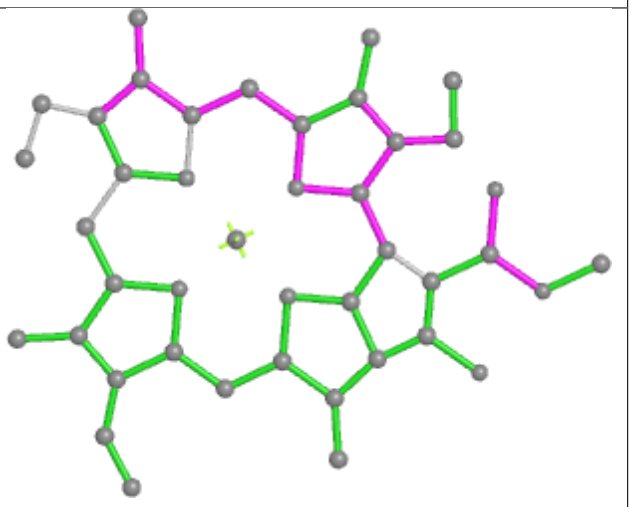

Bond angles

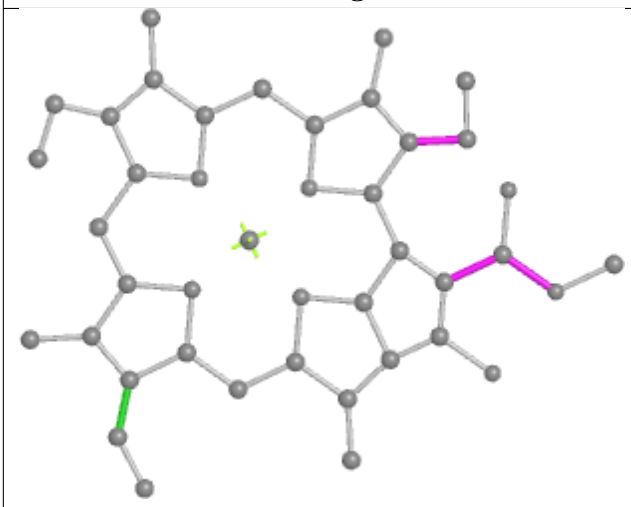

Torsions

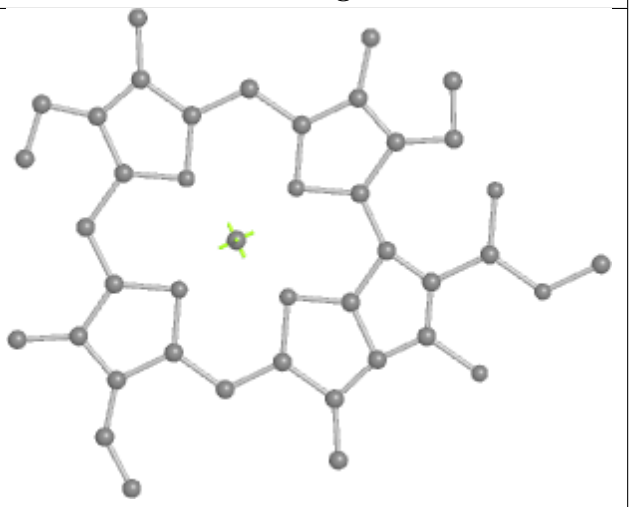

Rings

Ligand DGD cL 519

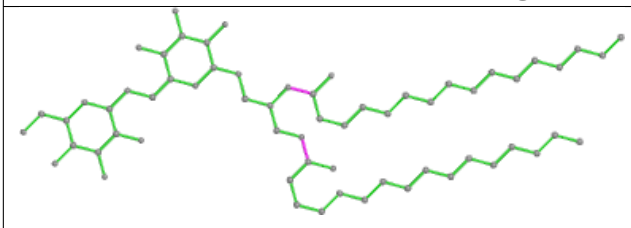

Bond lengths

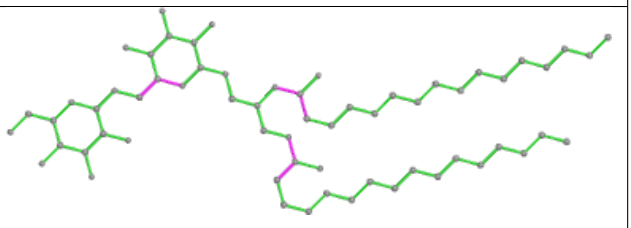

Bond angles

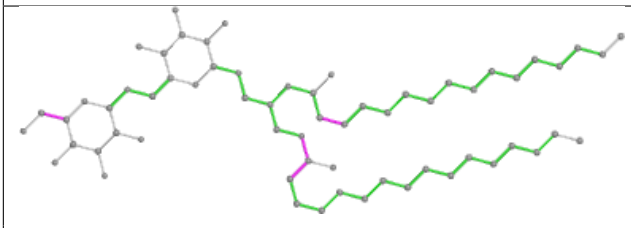

Torsions

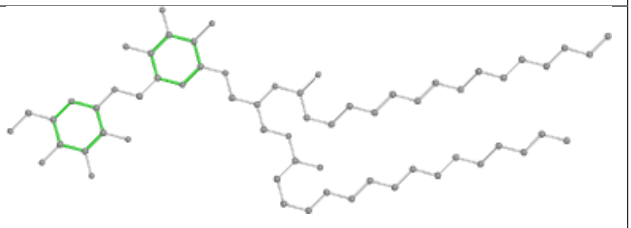

Rings

Ligand CYC LE 1001

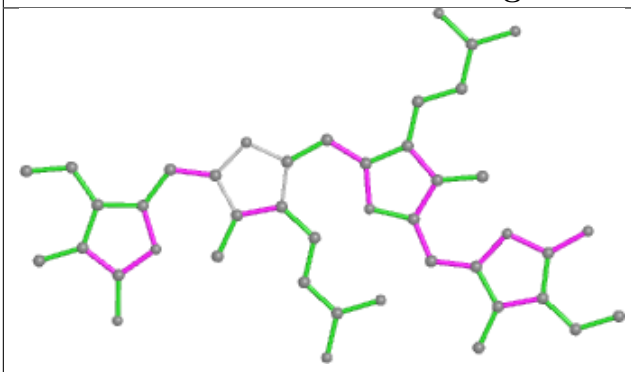

Bond lengths

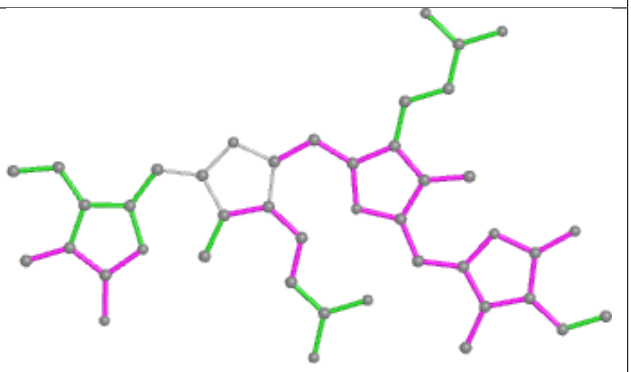

Bond angles

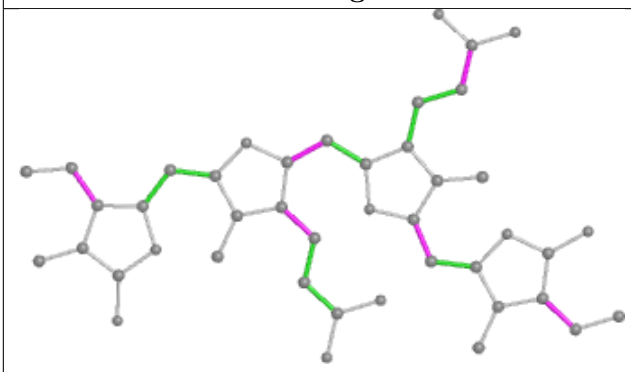

Torsions

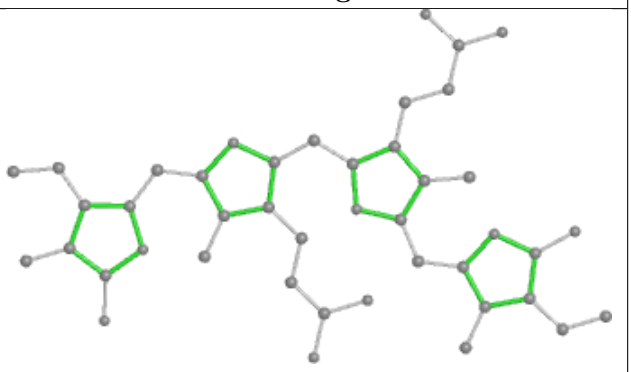

Rings

Ligand CLA 52 606

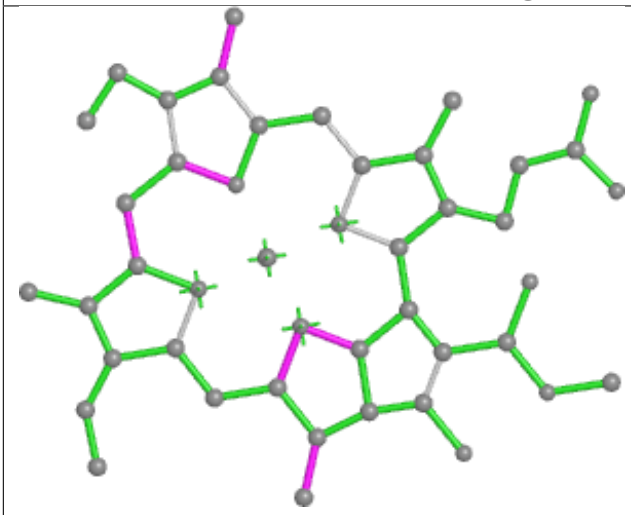

Bond lengths

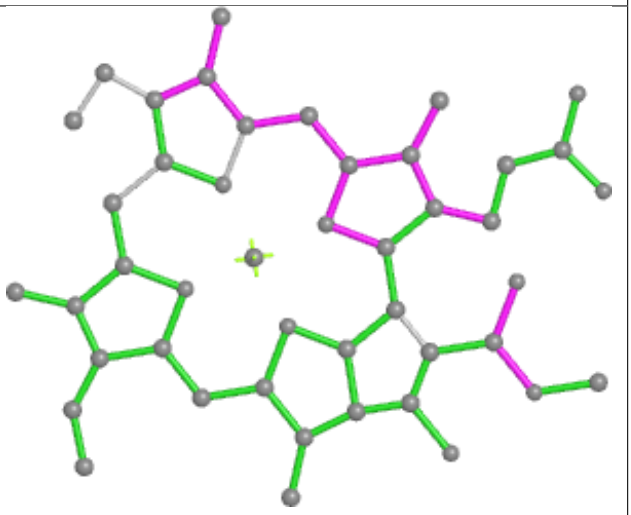

Bond angles

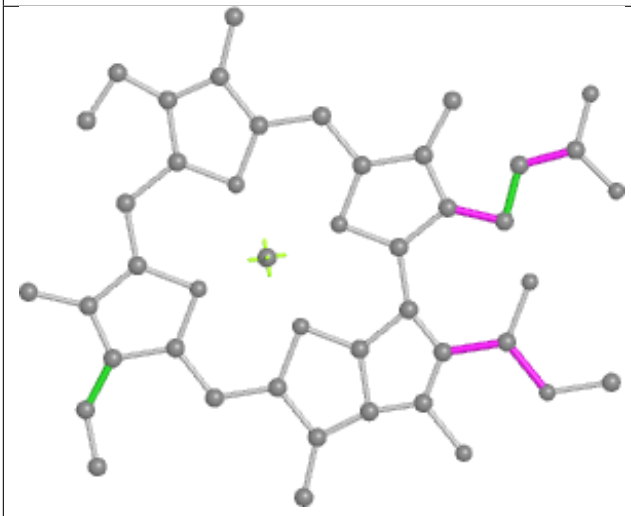

Torsions

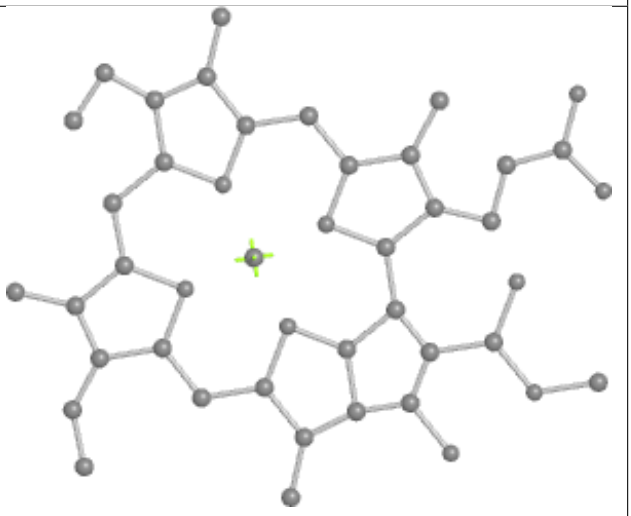

Rings

Ligand PEB VP 201

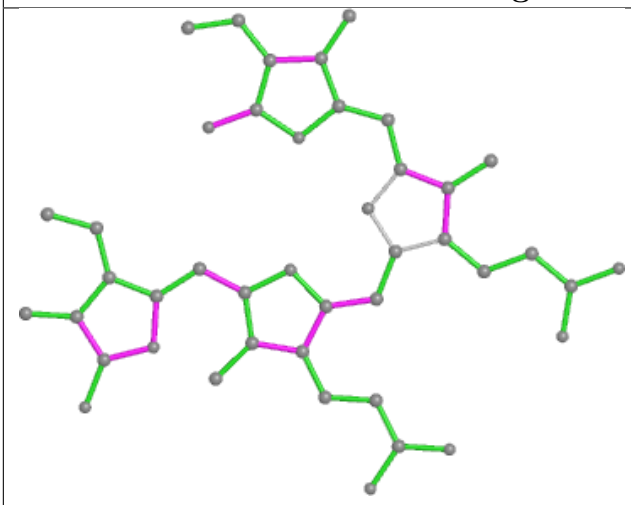

Bond lengths

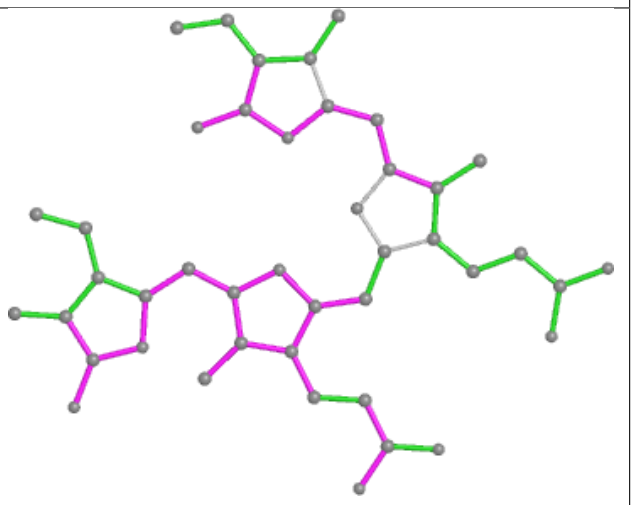

Bond angles

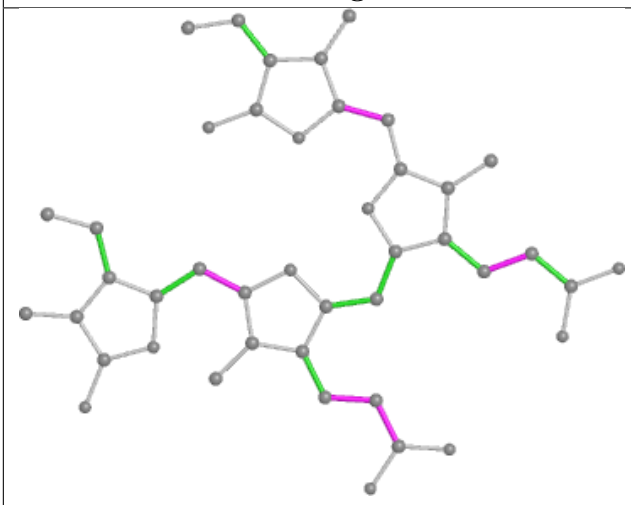

Torsions

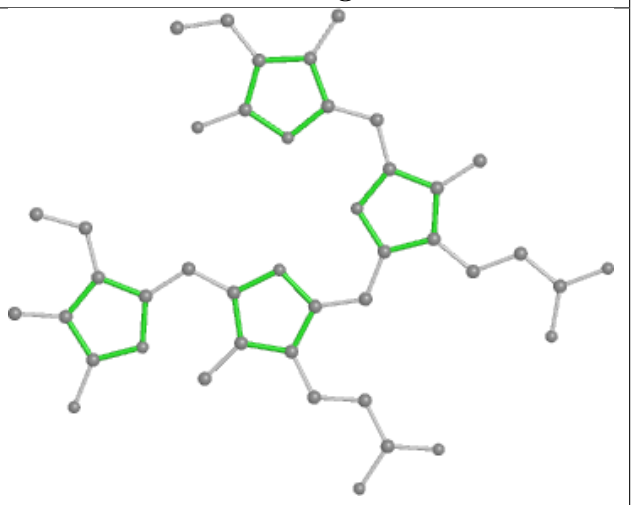

Rings

Ligand CLA A2 839

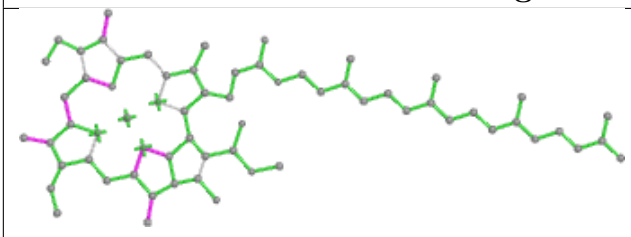

Bond lengths

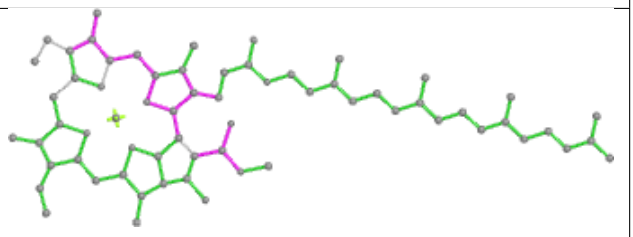

Bond angles

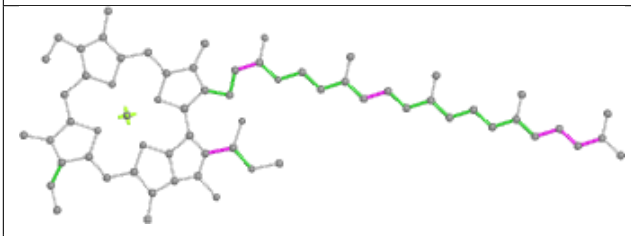

Torsions

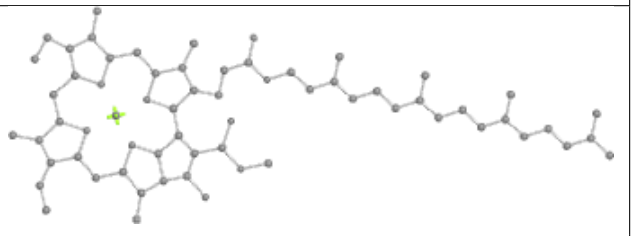

Rings

Ligand CLA BN 805

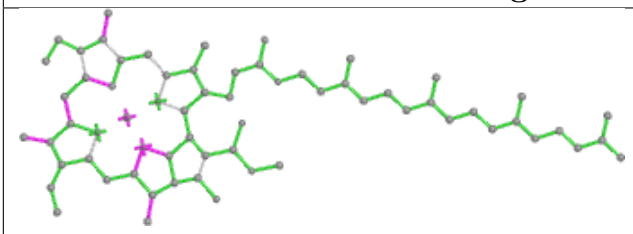

Bond lengths

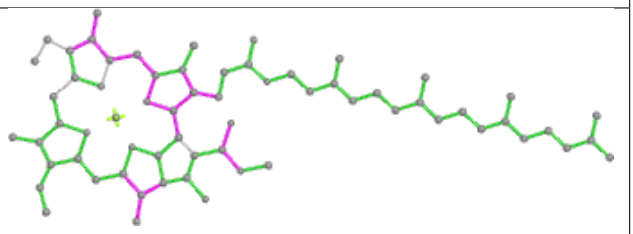

Bond angles

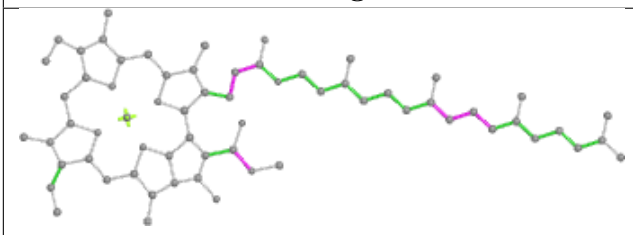

Torsions

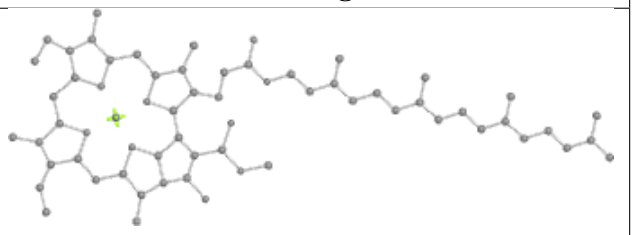

Rings

Ligand CLA 82 306

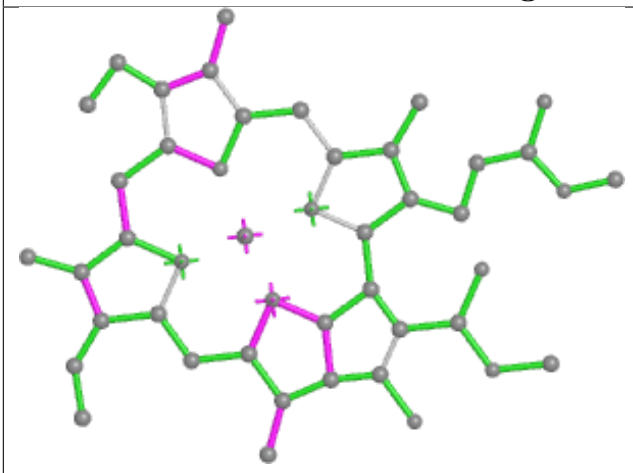

Bond lengths

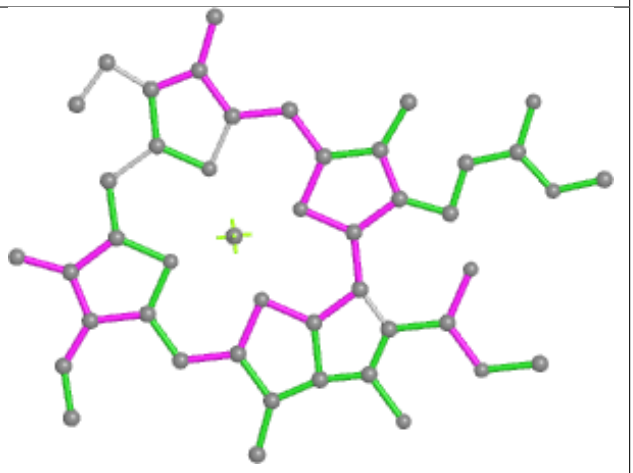

Bond angles

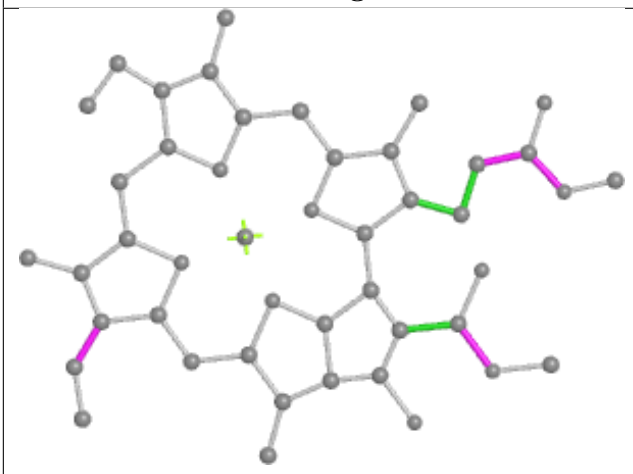

Torsions

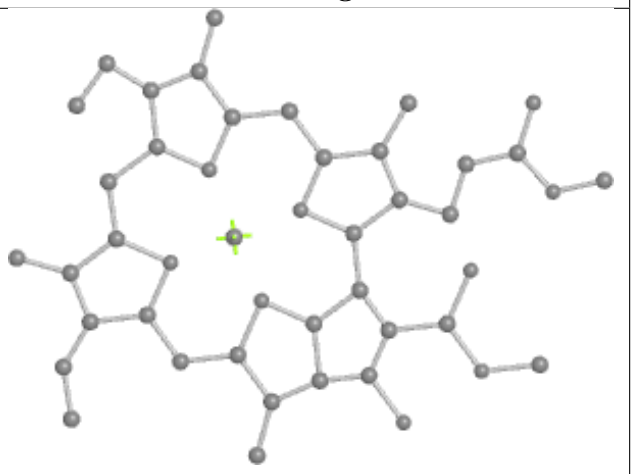

Rings

Ligand PEB B5 203

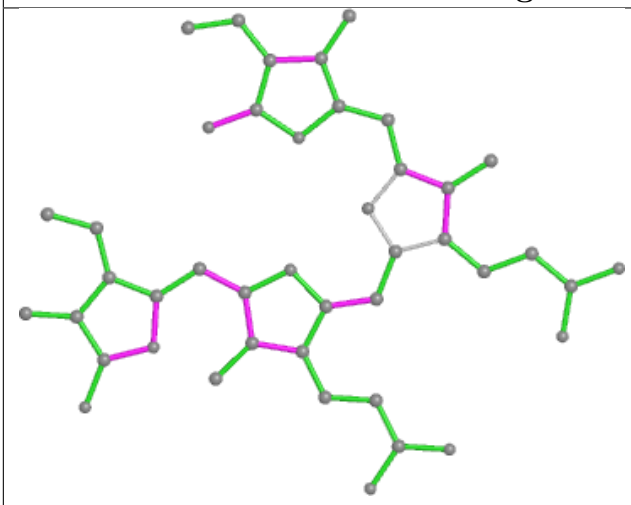

Bond lengths

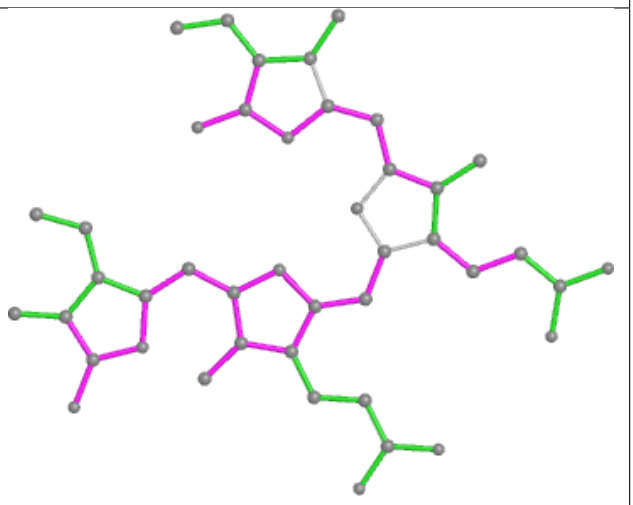

Bond angles

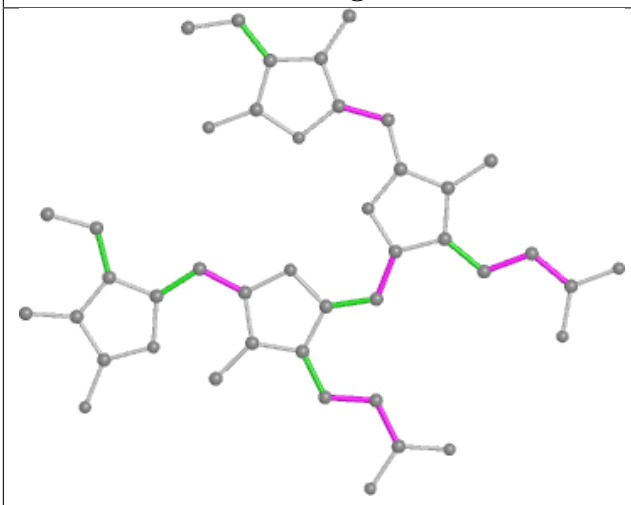

Torsions

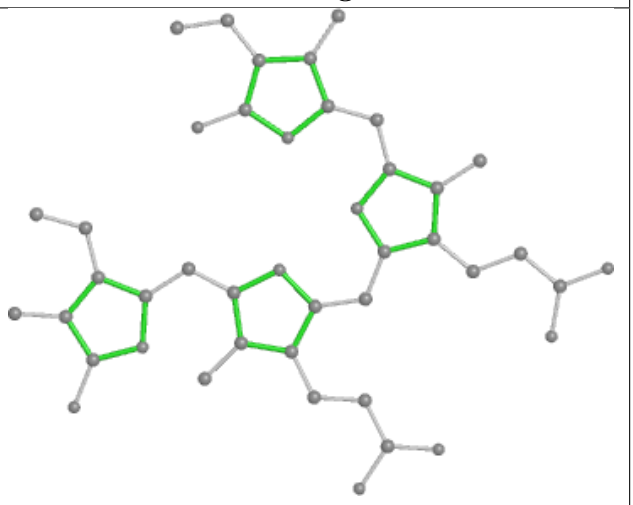

Rings

Ligand PEB mK 201

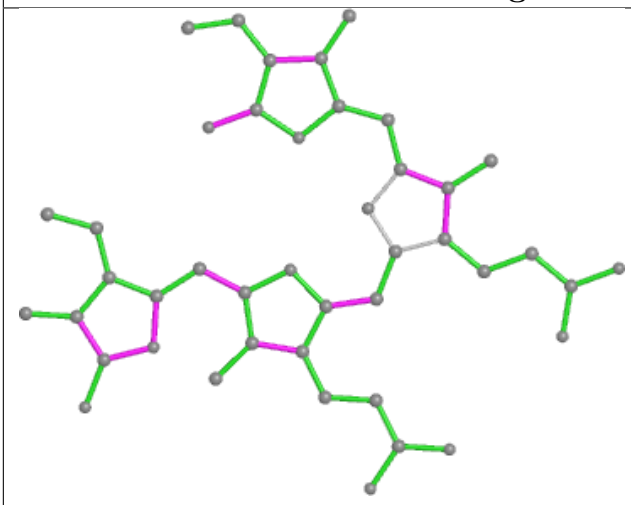

Bond lengths

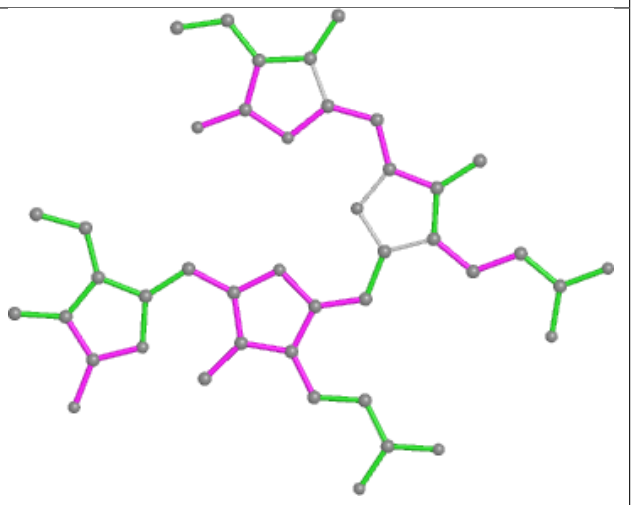

Bond angles

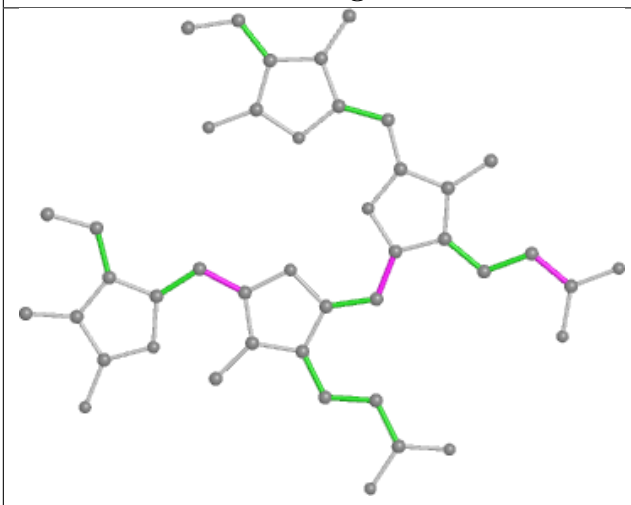

Torsions

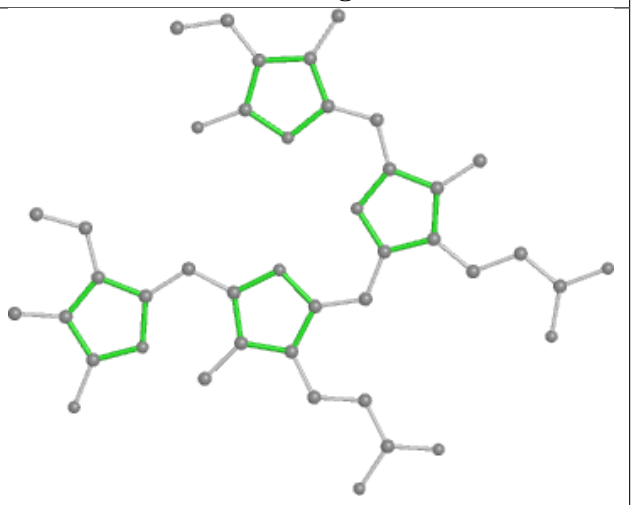

Rings

Ligand CLA bL 616

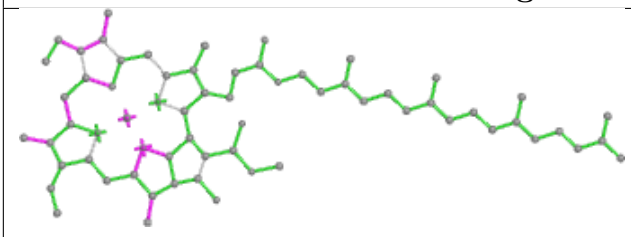

Bond lengths

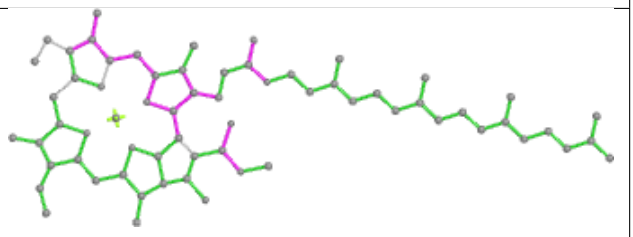

Bond angles

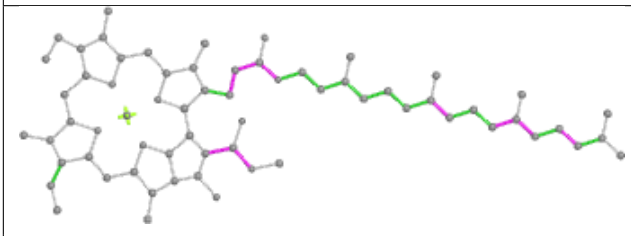

Torsions

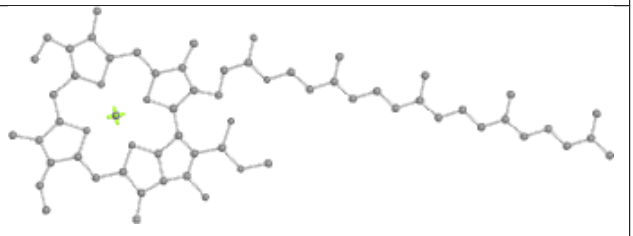

Rings

Ligand PHO AL 410

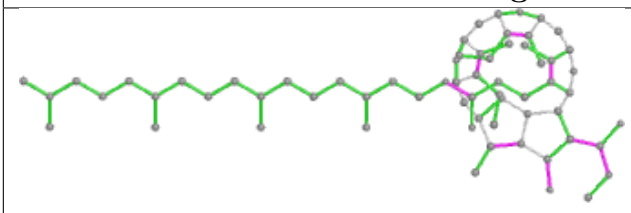

Bond lengths

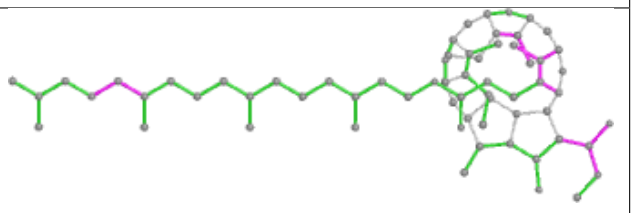

Bond angles

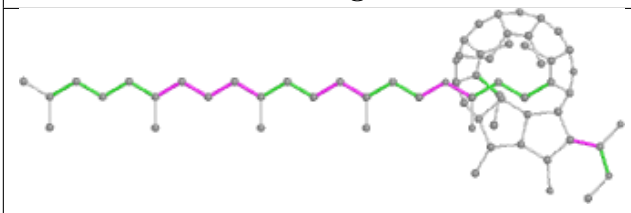

Torsions

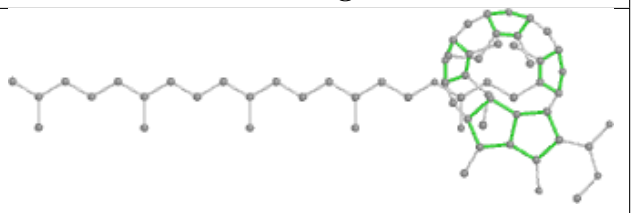

Rings

Ligand PEB A9 201

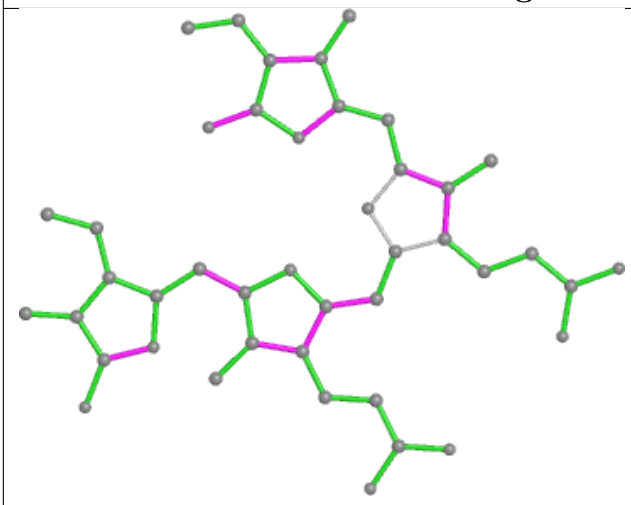

Bond lengths

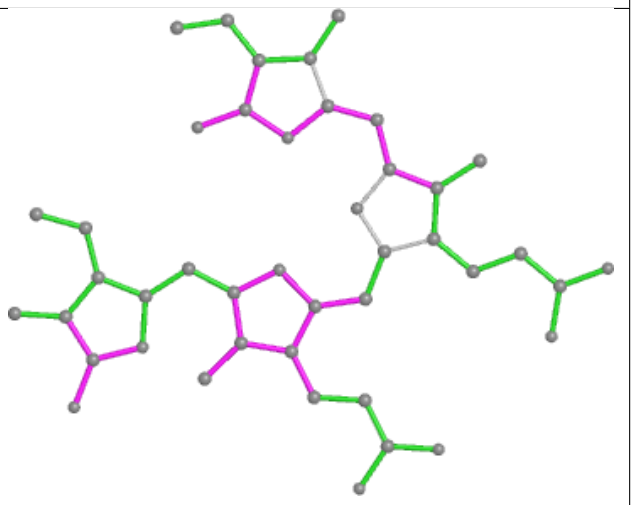

Bond angles

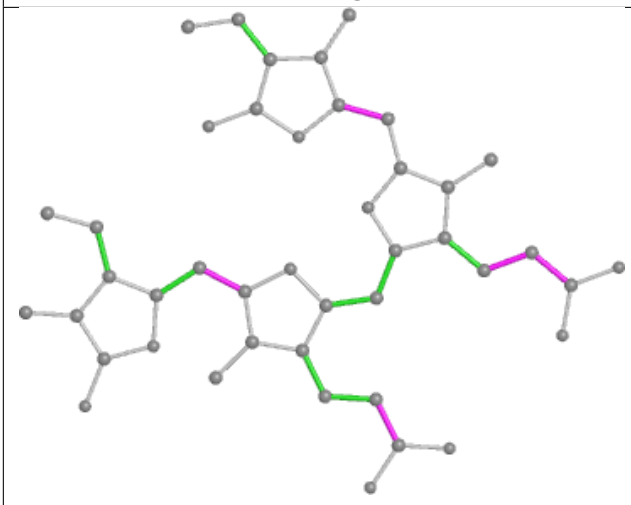

Torsions

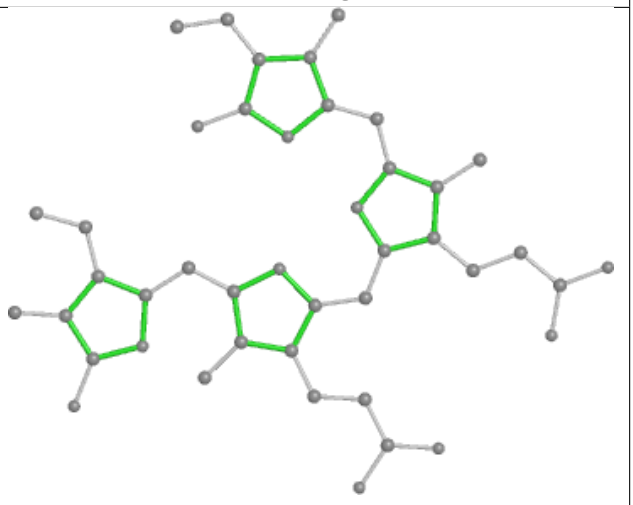

Rings

Ligand LMG m6 103

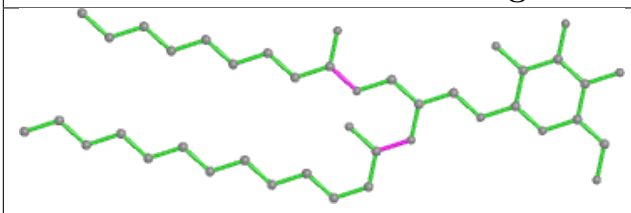

Bond lengths

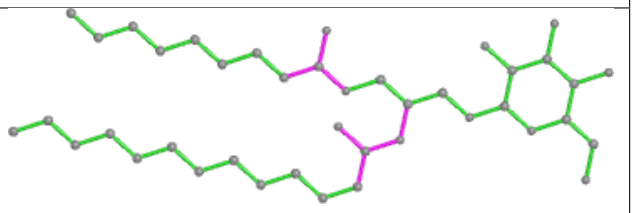

Bond angles

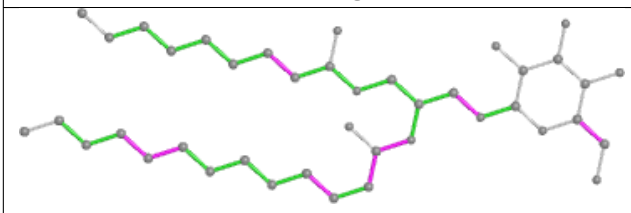

Torsions

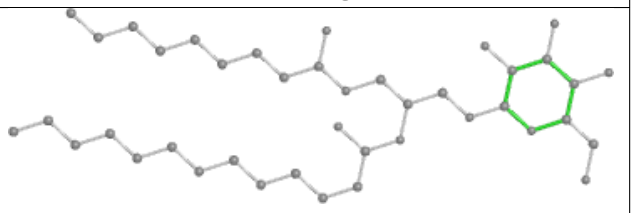

Rings

Ligand PEB QA 202

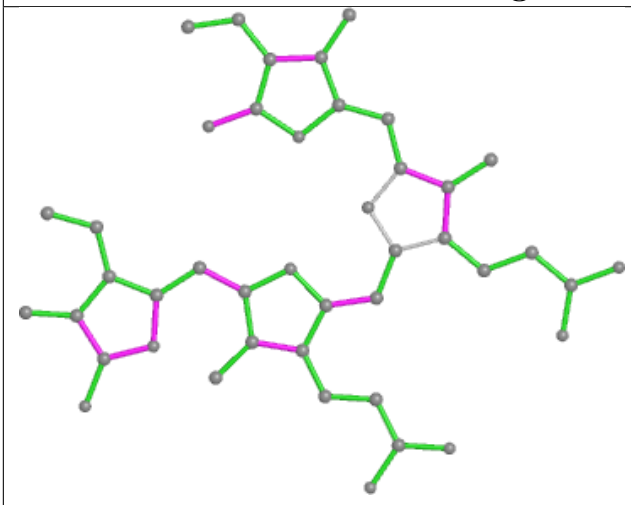

Bond lengths

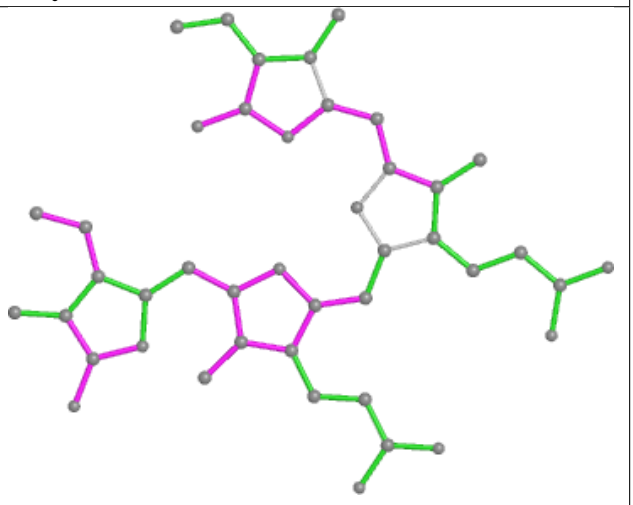

Bond angles

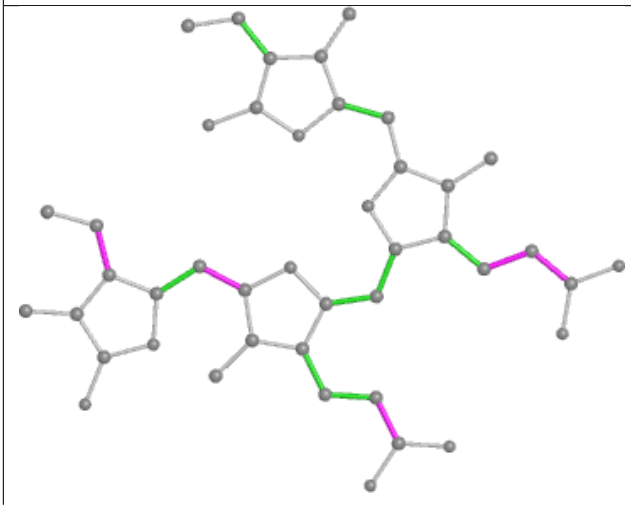

Torsions

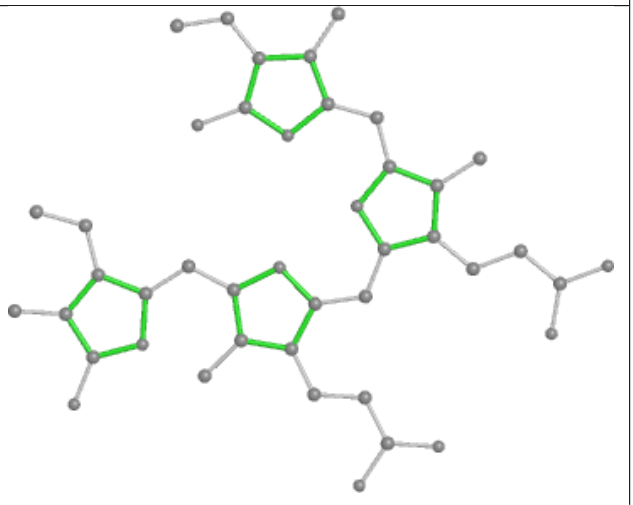

Rings

Ligand CYC FG 1001

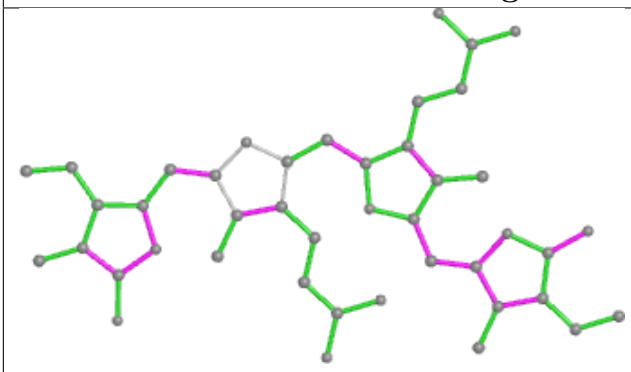

Bond lengths

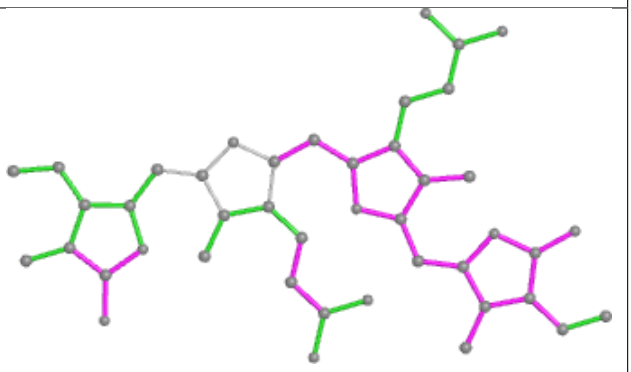

Bond angles

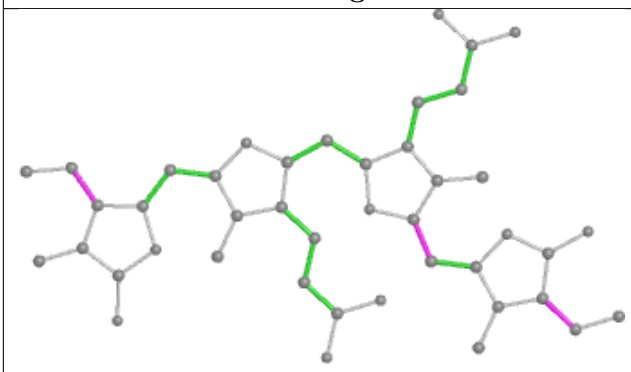

Torsions

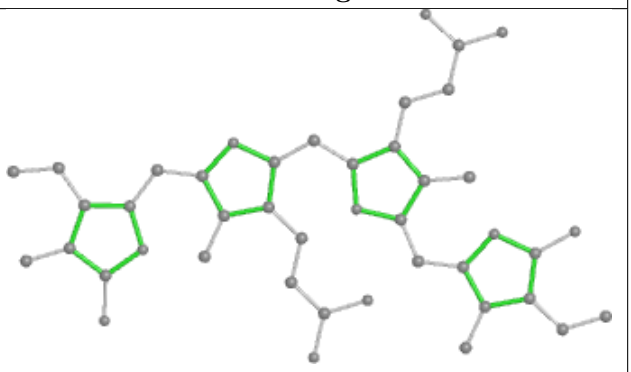

Rings

Ligand PEB KQ 202

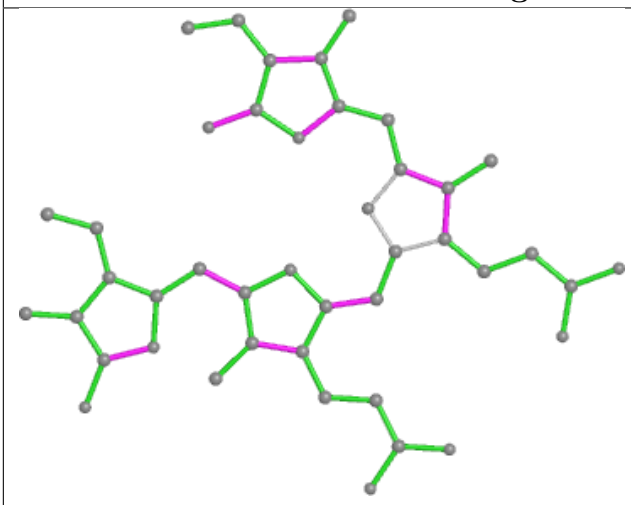

Bond lengths

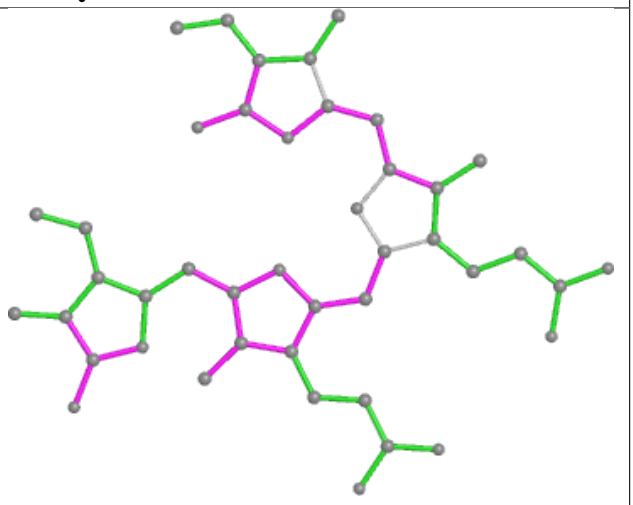

Bond angles

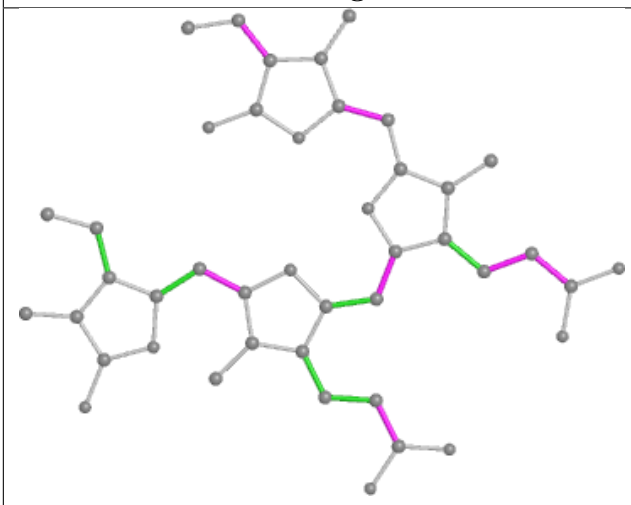

Torsions

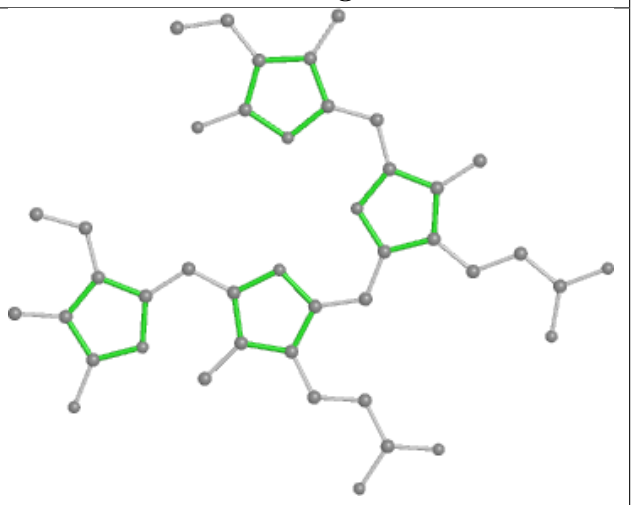

Rings

Ligand LMG bL 610

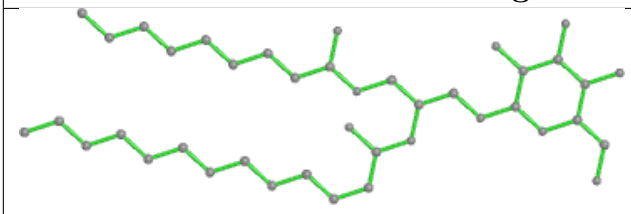

Bond lengths

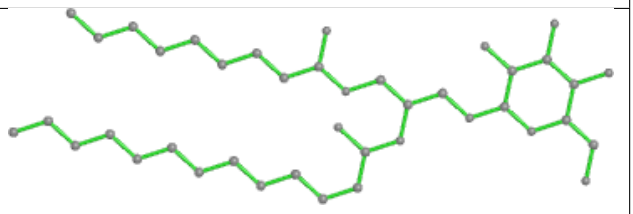

Bond angles

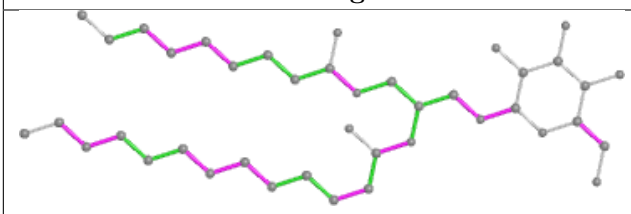

Torsions

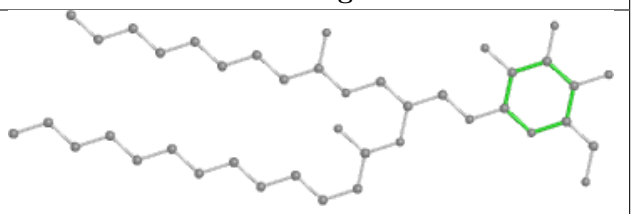

Rings

Ligand BCR K6 102

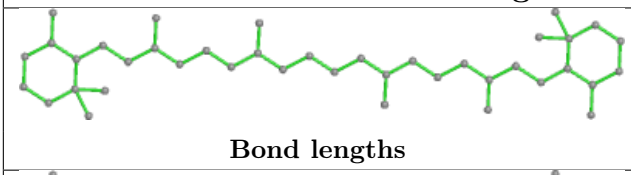

Bond lengths

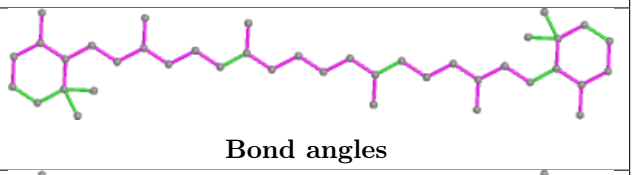

Bond angles

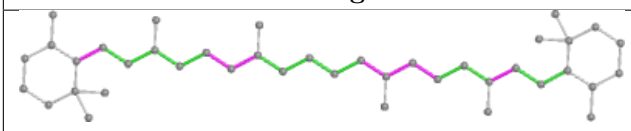

Torsions

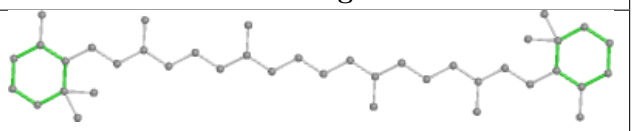

Rings

Ligand CLA 12 604

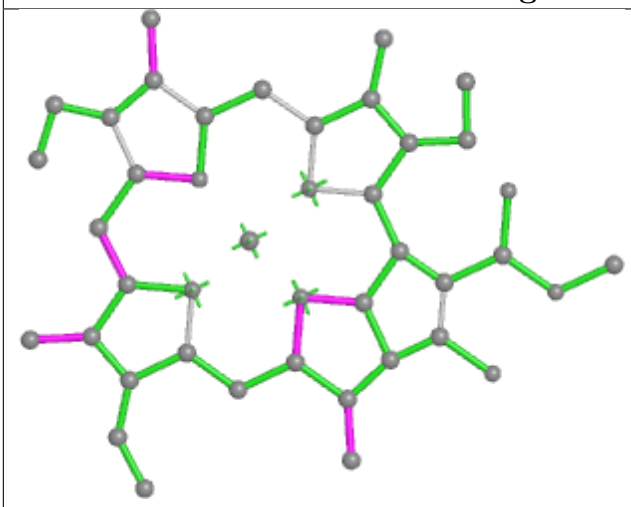

Bond lengths

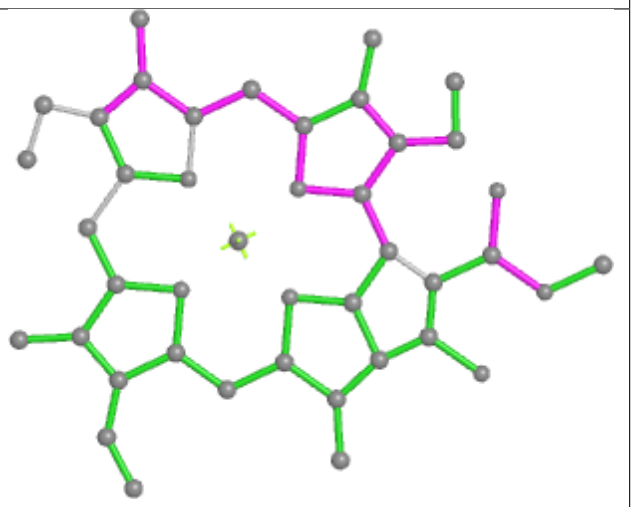

Bond angles

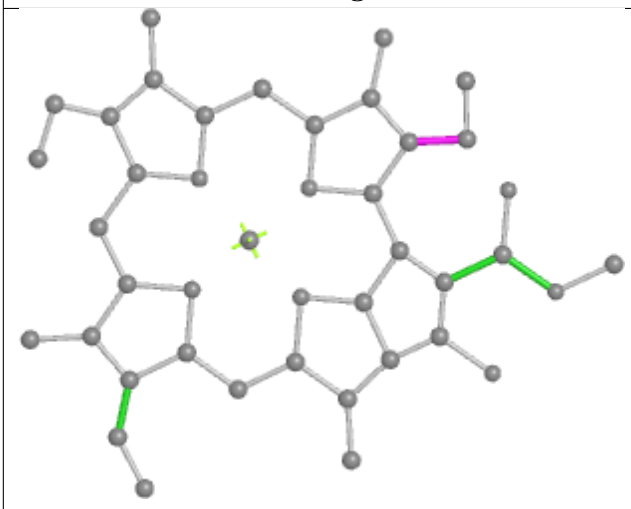

Torsions

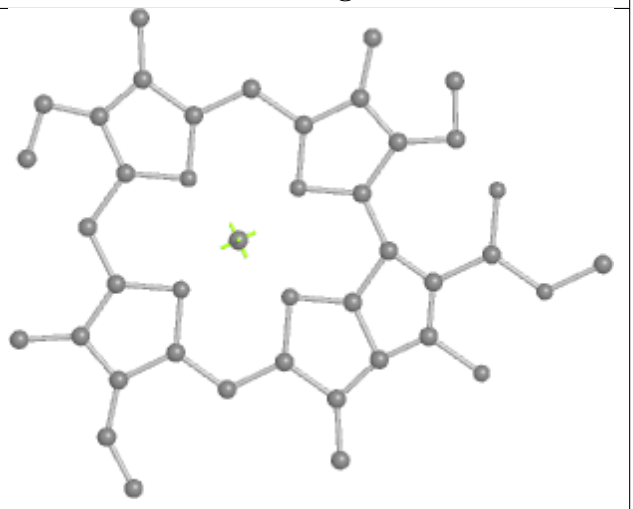

Rings

Ligand CLA BN 831

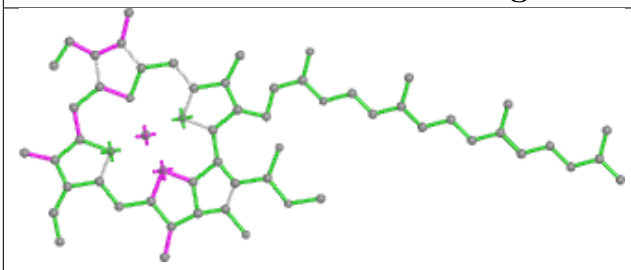

Bond lengths

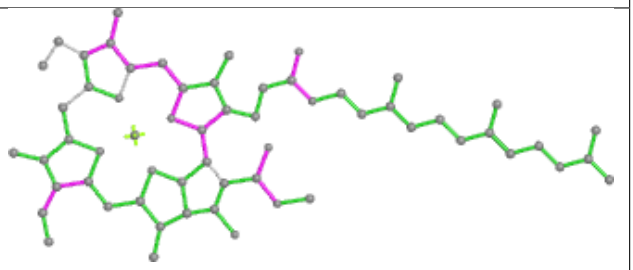

Bond angles

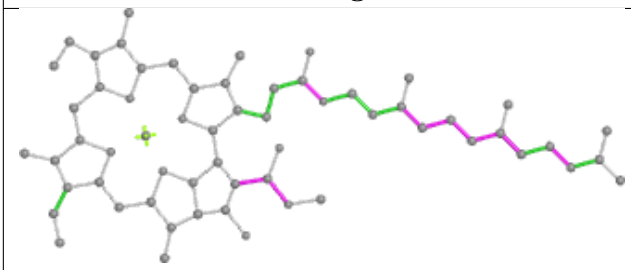

Torsions

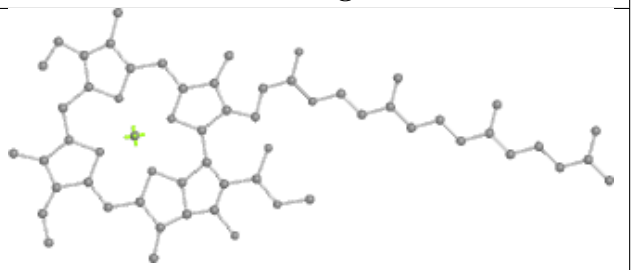

Rings

Ligand LHG aL 607

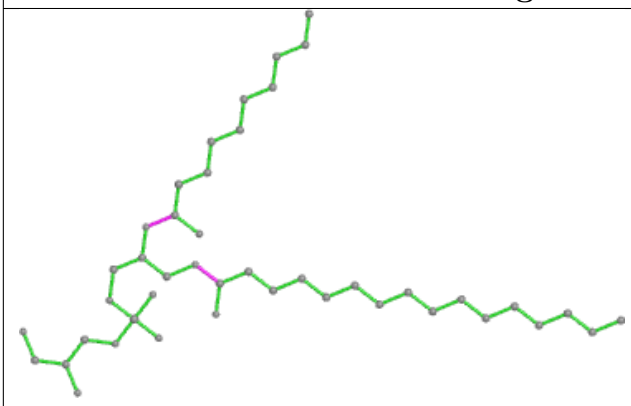

Bond lengths

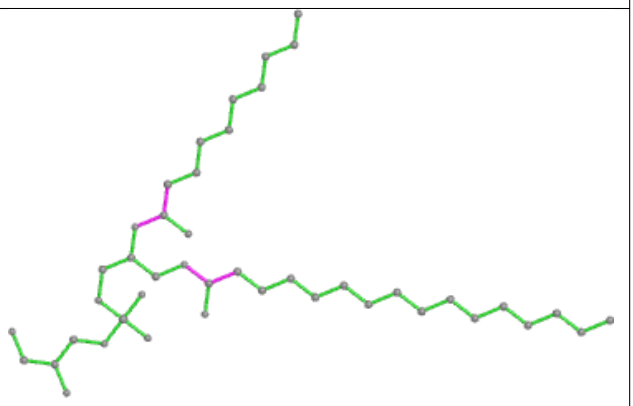

Bond angles

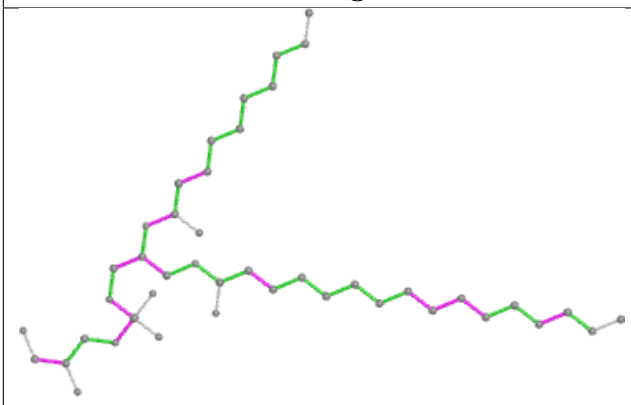

Torsions

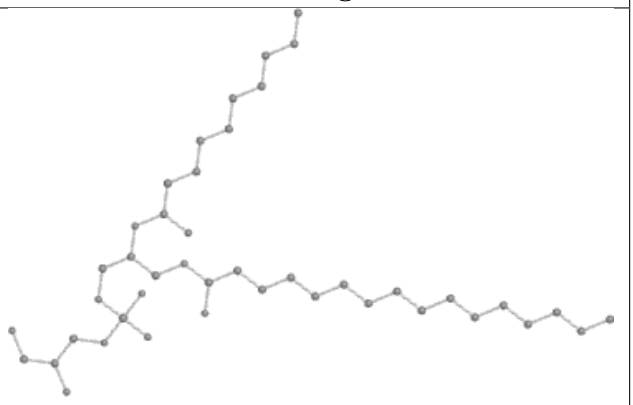

Rings

Ligand PEB V4 202

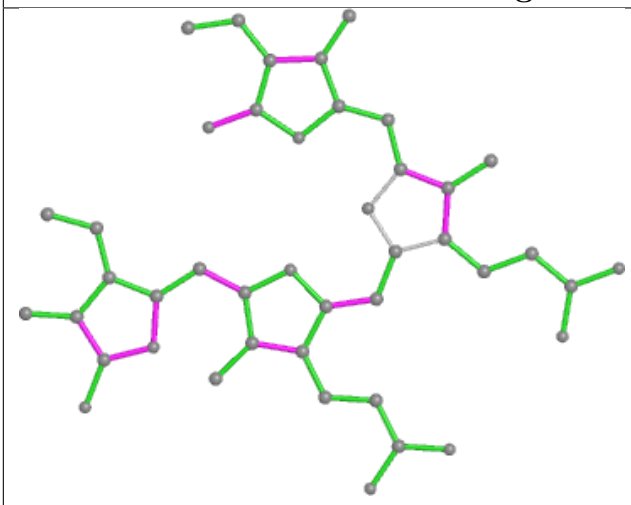

Bond lengths

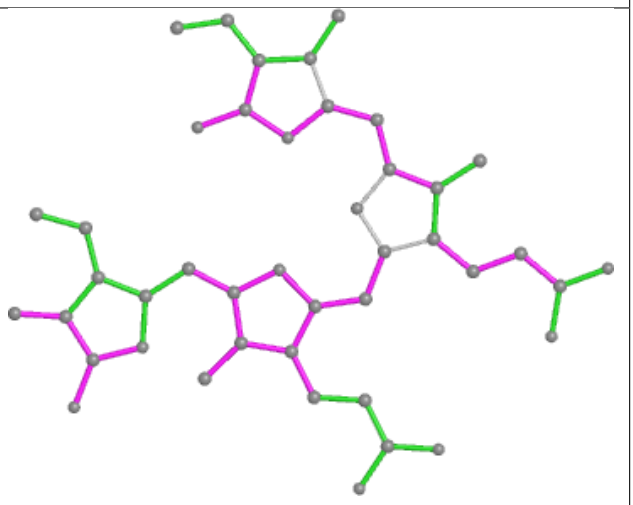

Bond angles

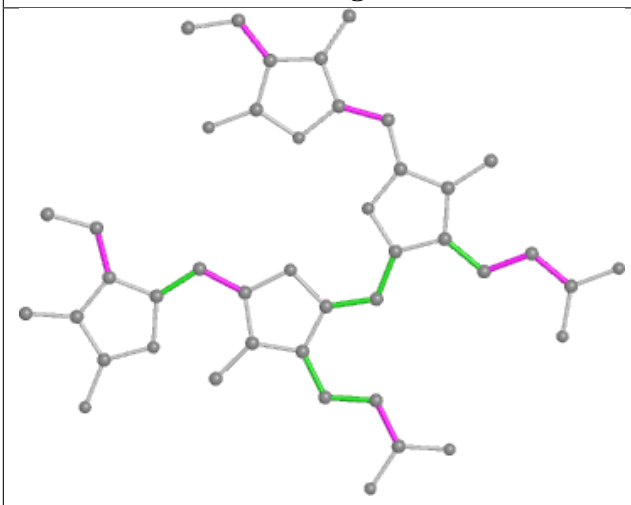

Torsions

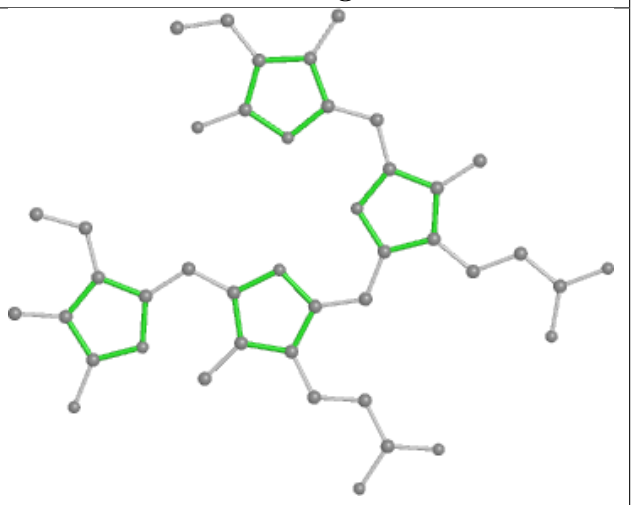

Rings

Ligand CLA B6 615

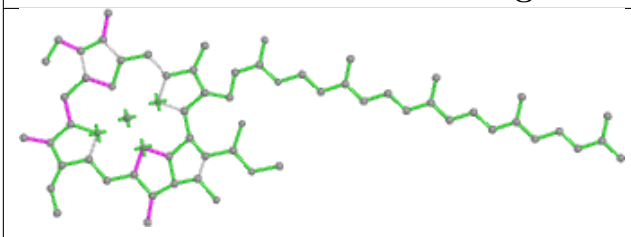

Bond lengths

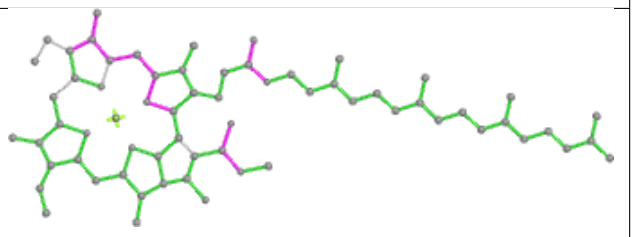

Bond angles

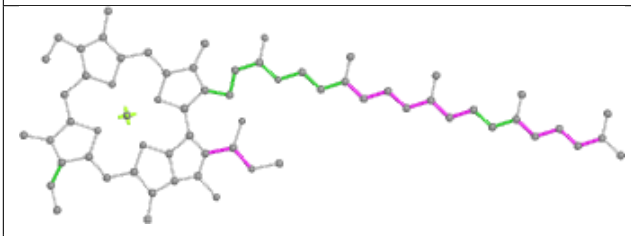

Torsions

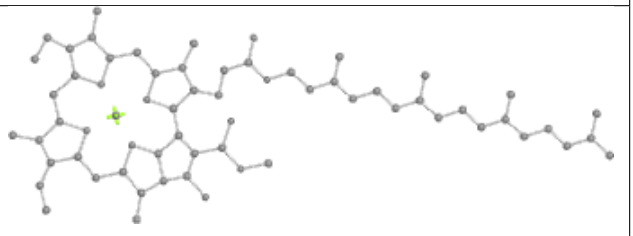

Rings

Ligand HEM f6 101

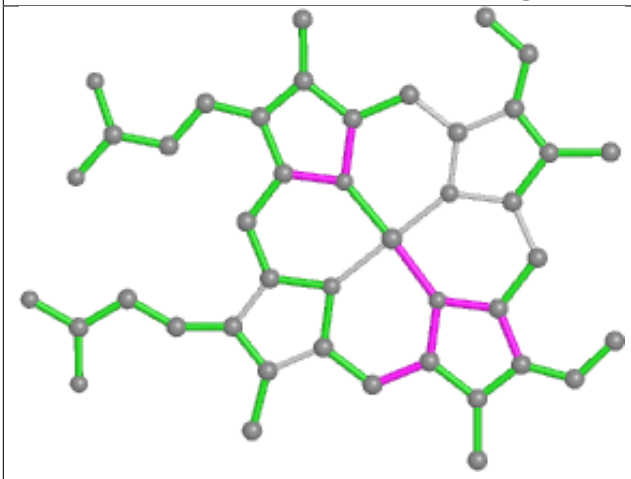

Bond lengths

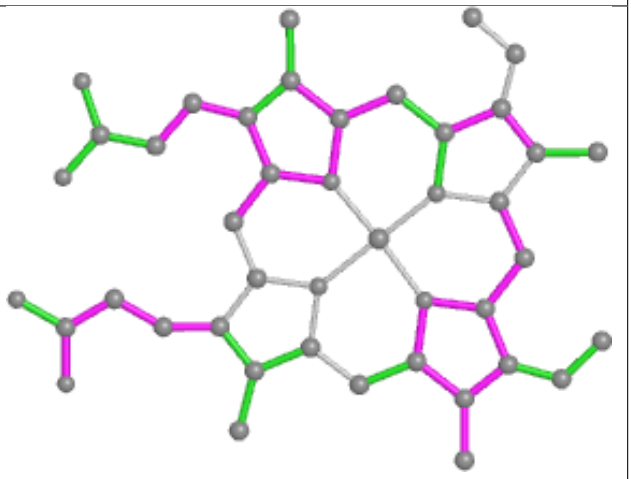

Bond angles

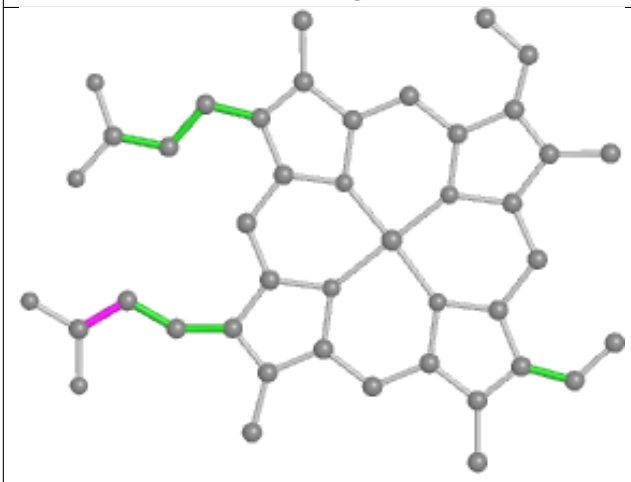

Torsions

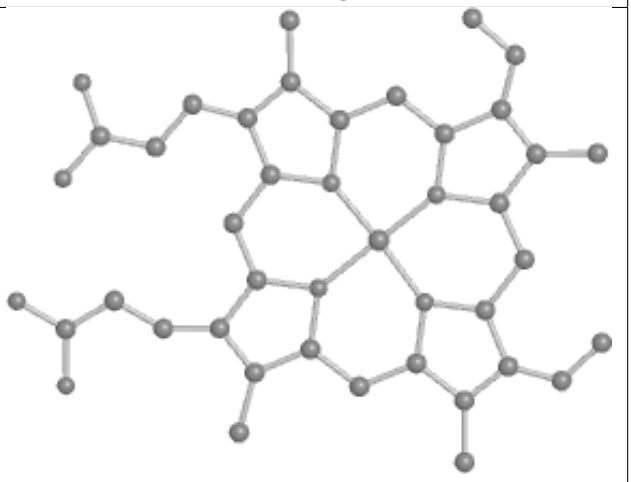

Rings

Ligand PEB N7 203

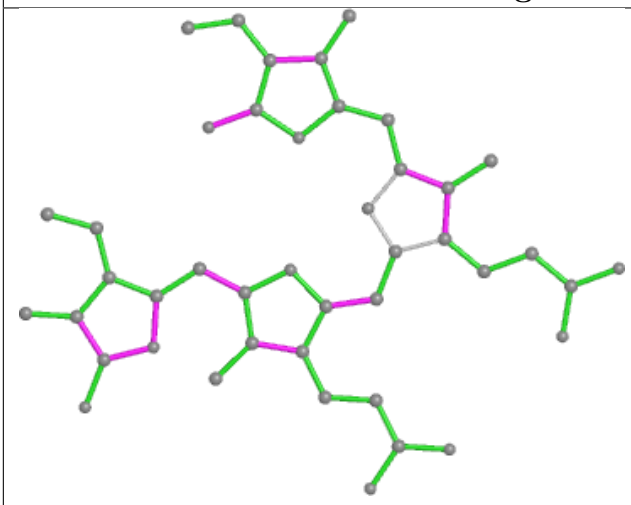

Bond lengths

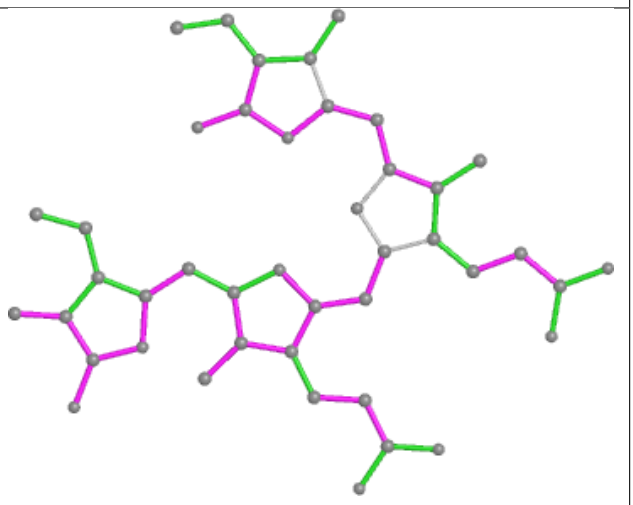

Bond angles

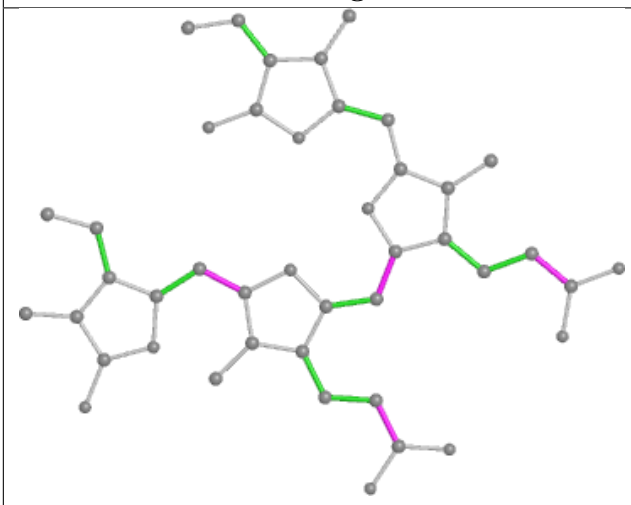

Torsions

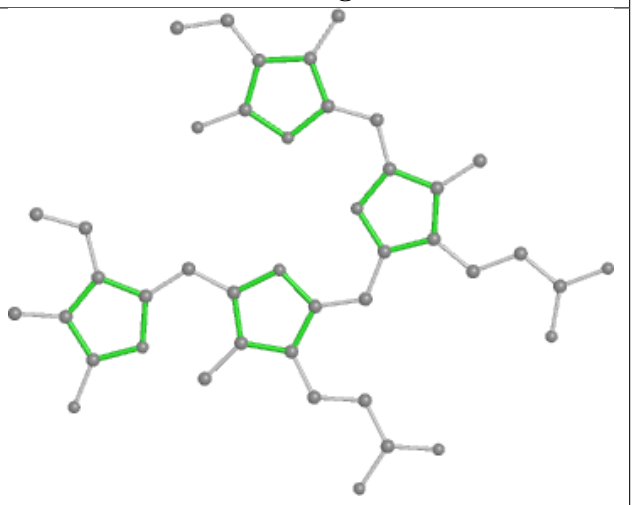

Rings

Ligand PEB HP 202

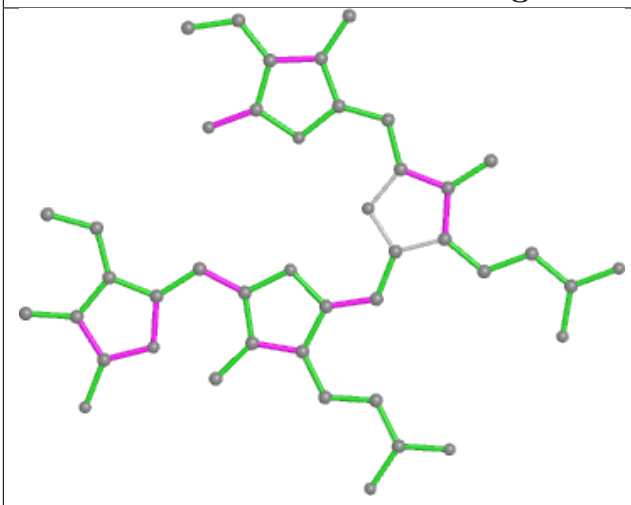

Bond lengths

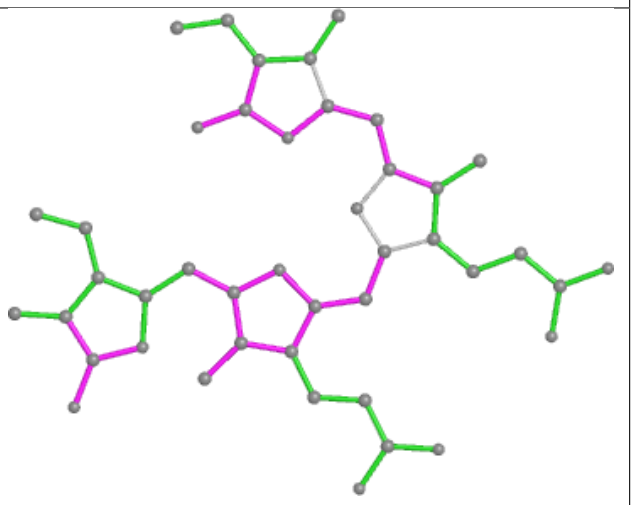

Bond angles

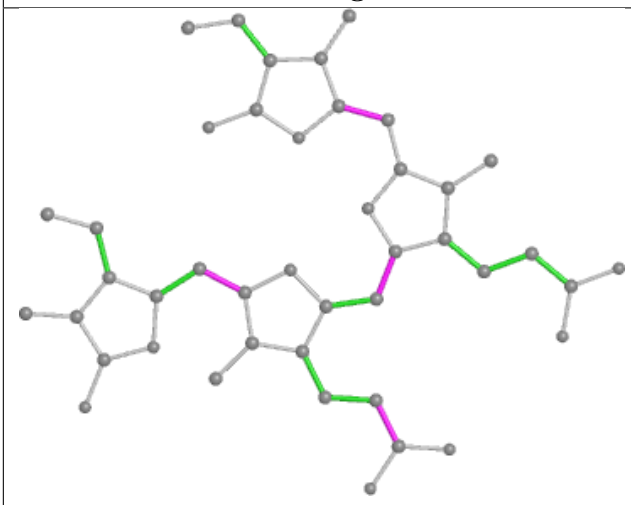

Torsions

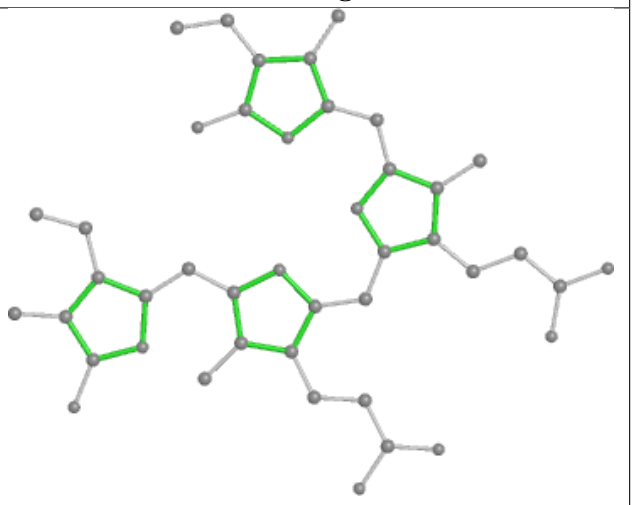

Rings

Ligand ZEX 8N 309

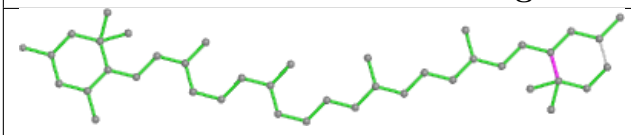

Bond lengths

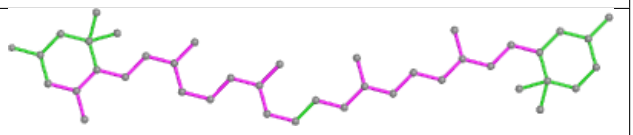

Bond angles

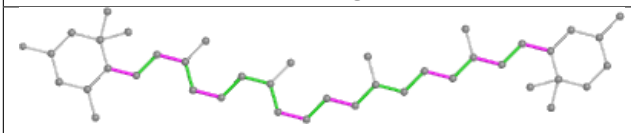

Torsions

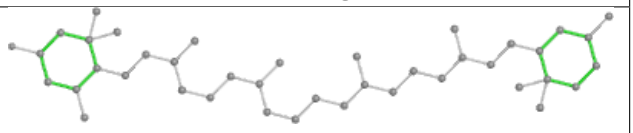

Rings

Ligand PEB KM 201

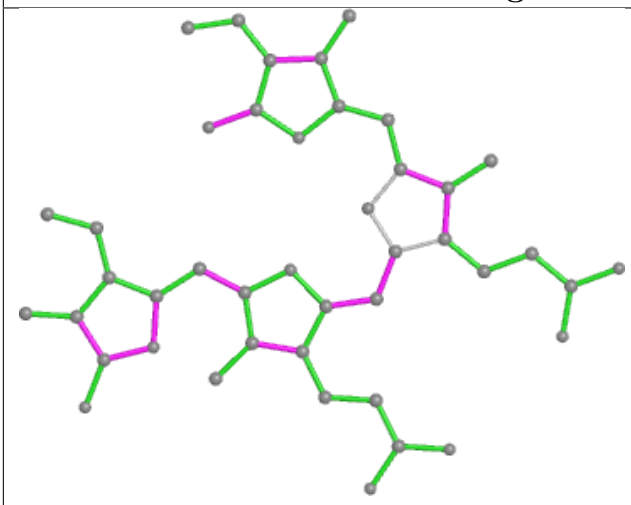

Bond lengths

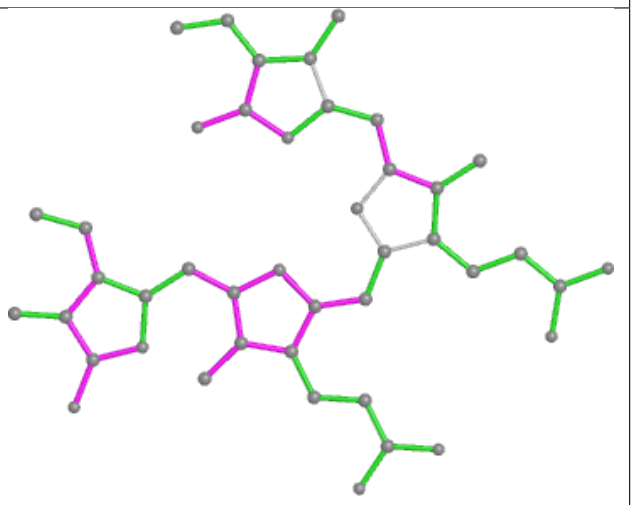

Bond angles

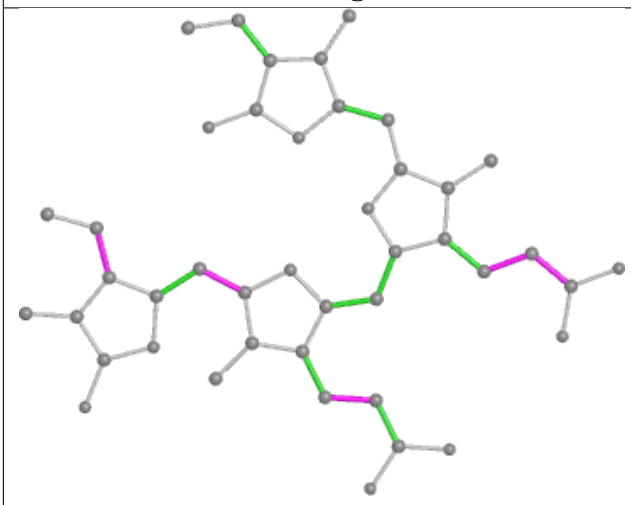

Torsions

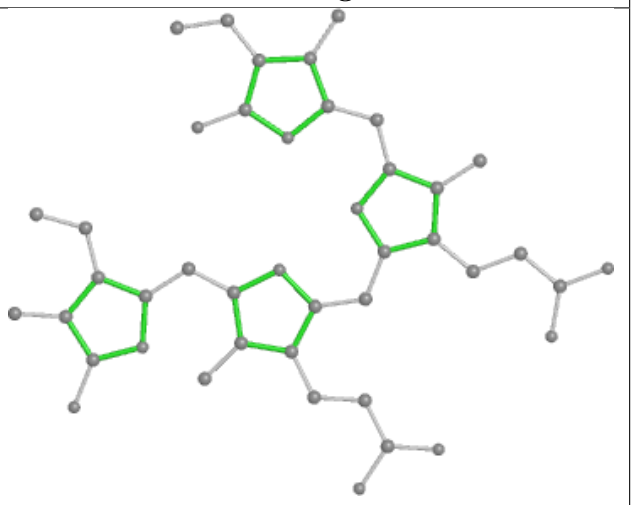

Rings

Ligand CLA AN 814

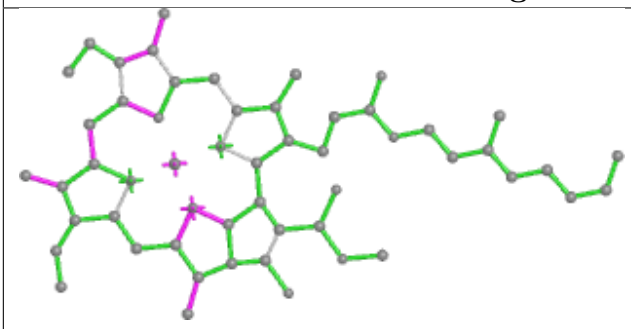

Bond lengths

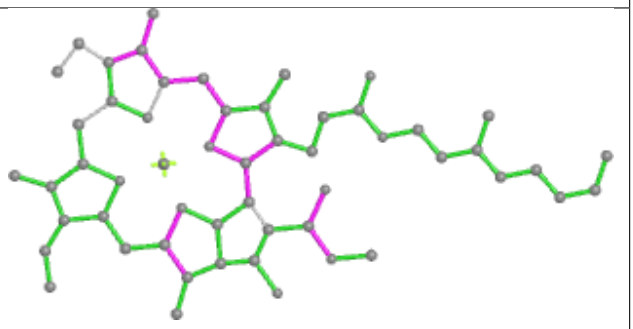

Bond angles

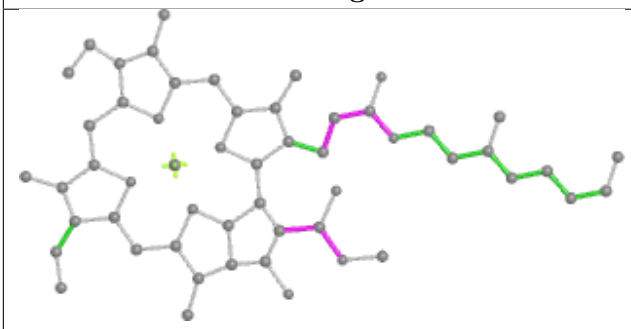

Torsions

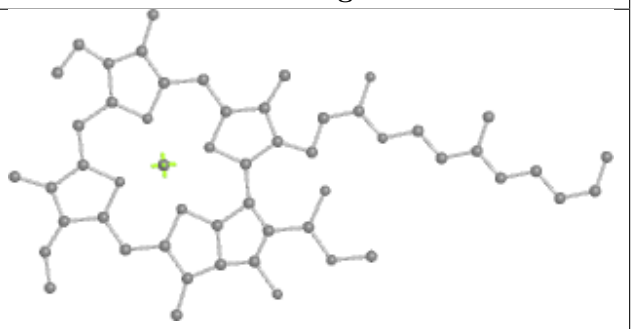

Rings

Ligand PEB vC 202

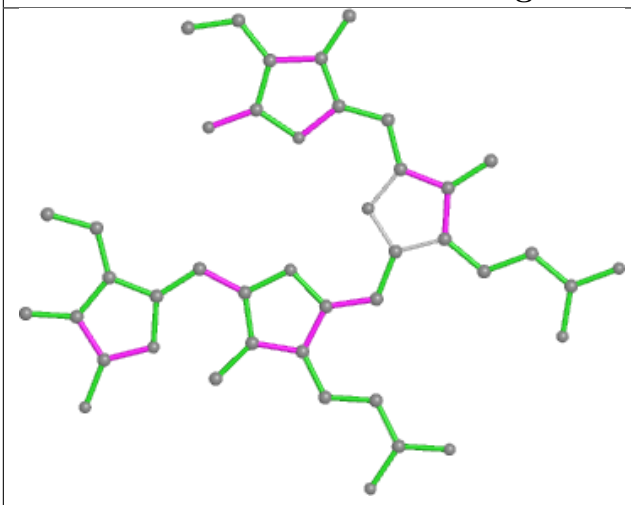

Bond lengths

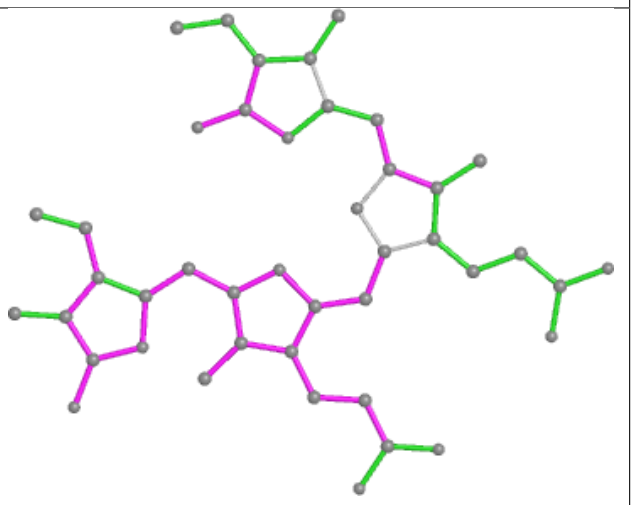

Bond angles

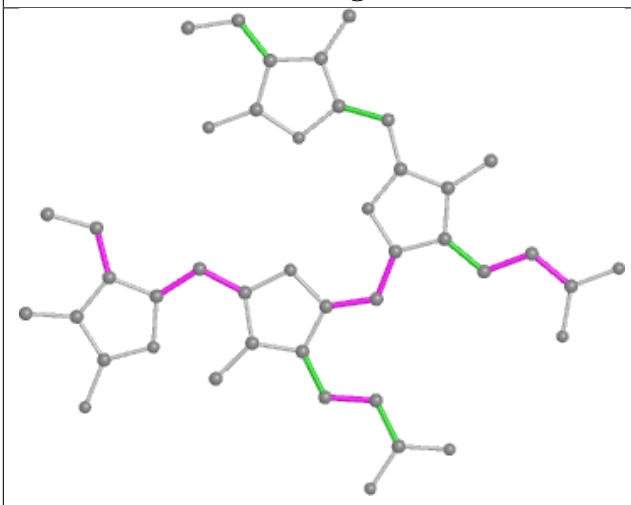

Torsions

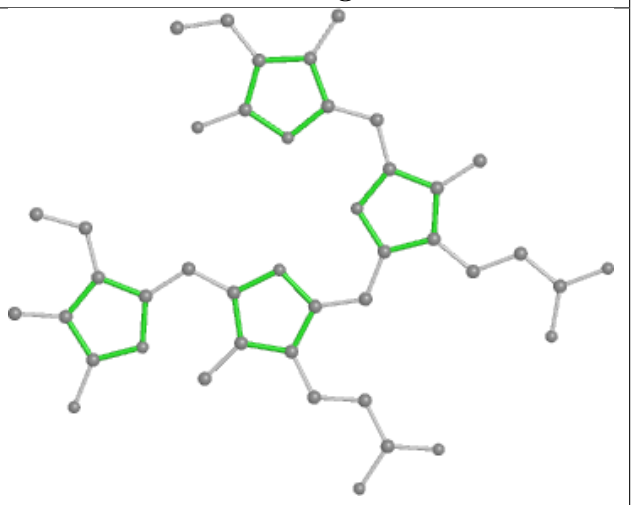

Rings

Ligand PEB TQ 202

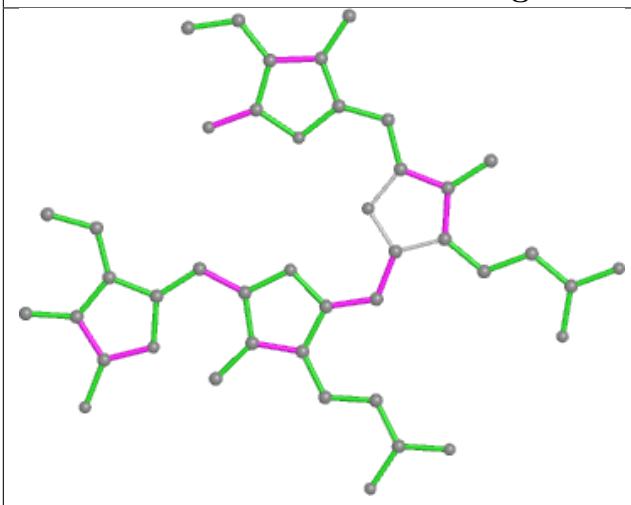

Bond lengths

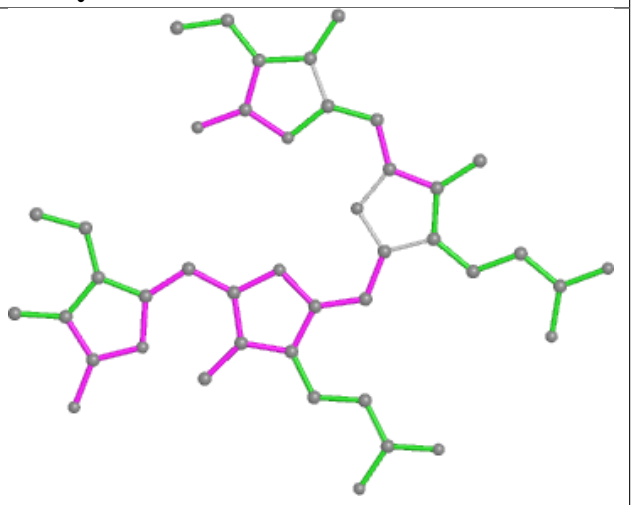

Bond angles

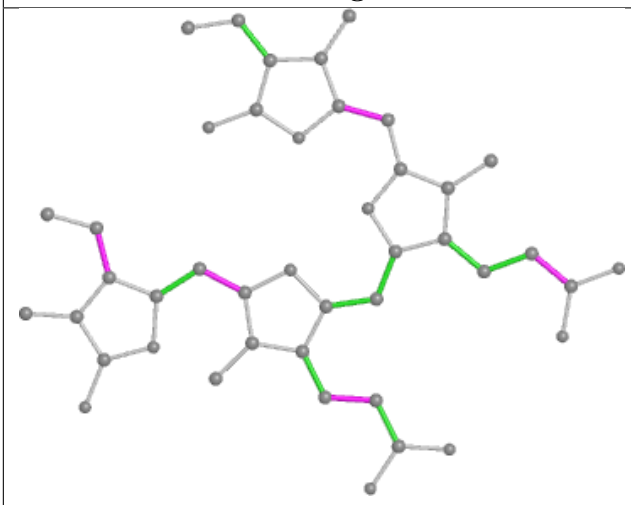

Torsions

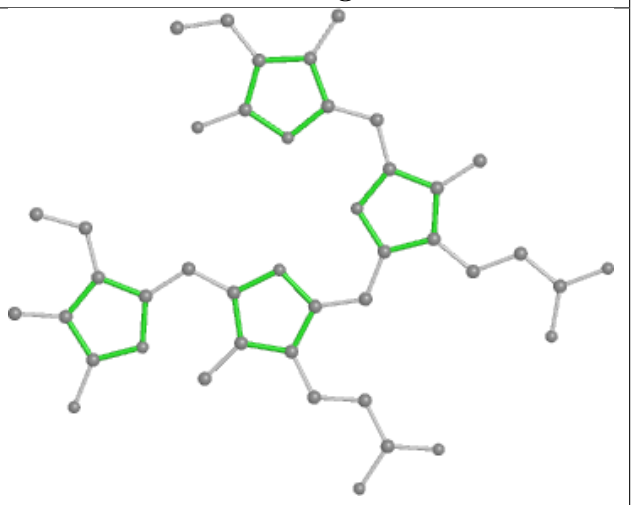

Rings

Ligand CLA J2 101

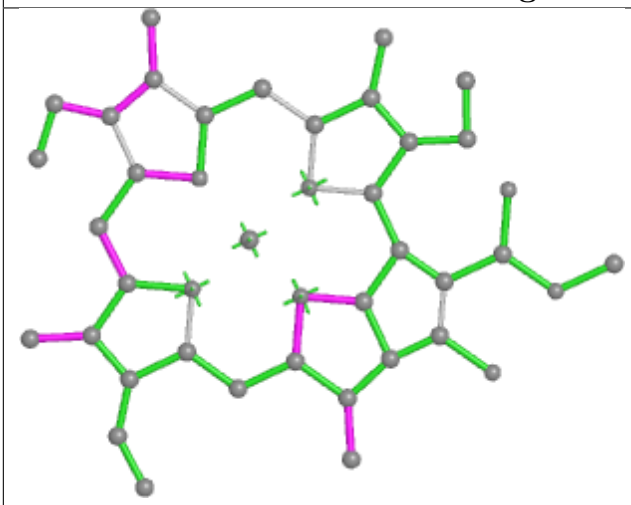

Bond lengths

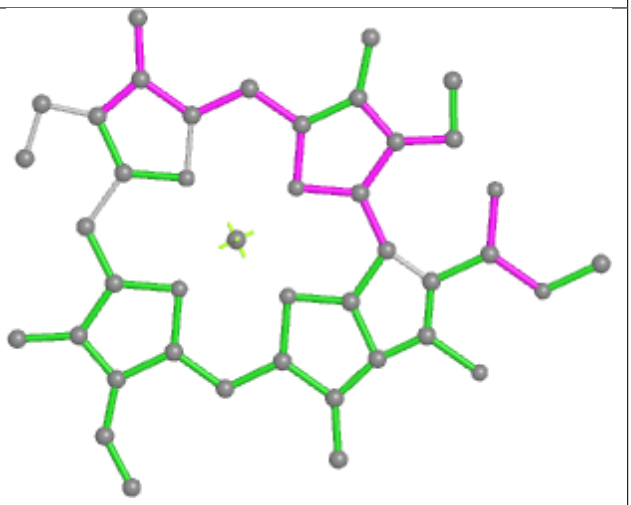

Bond angles

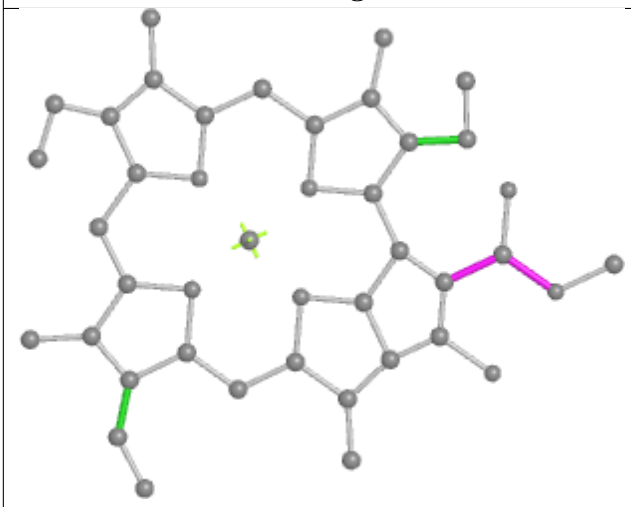

Torsions

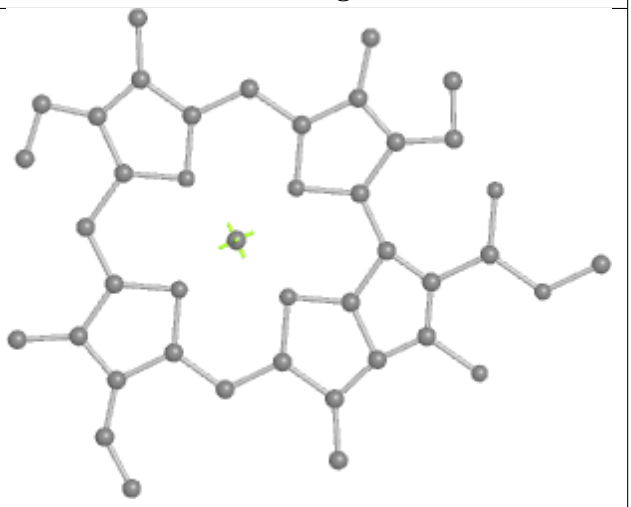

Rings

Ligand PEB ZM 202

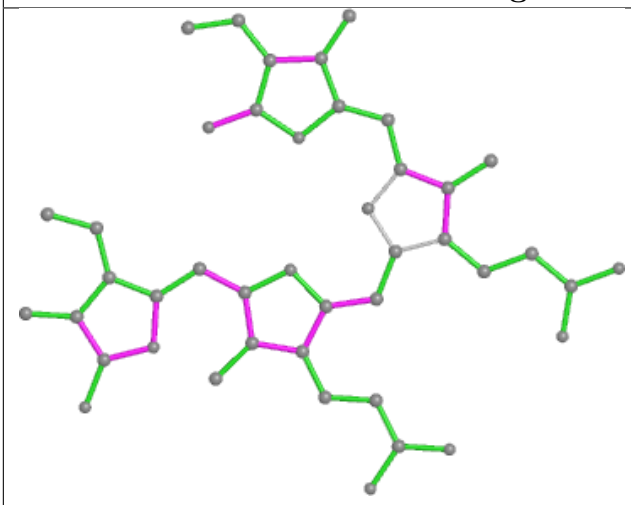

Bond lengths

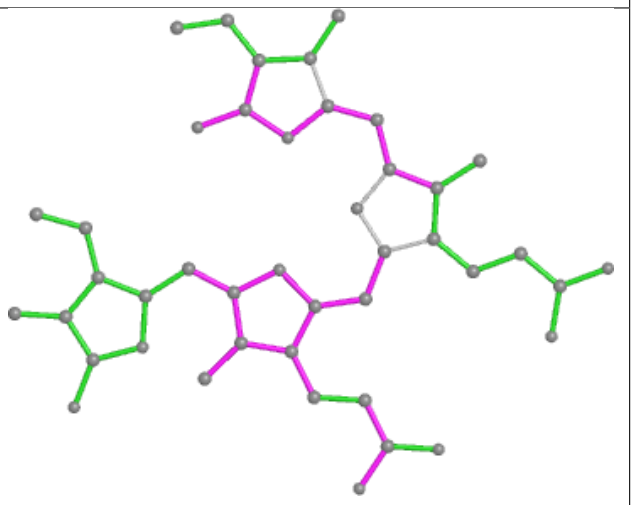

Bond angles

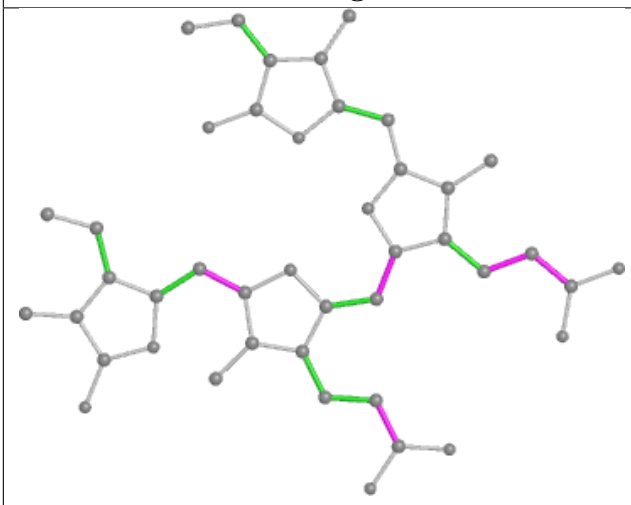

Torsions

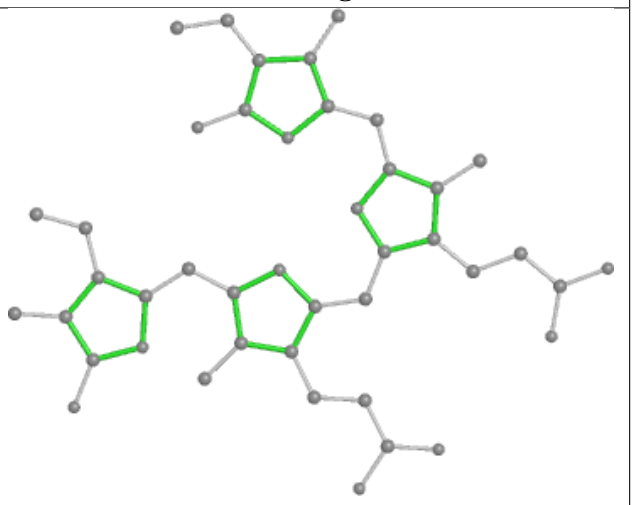

Rings

Ligand PEB gE 202

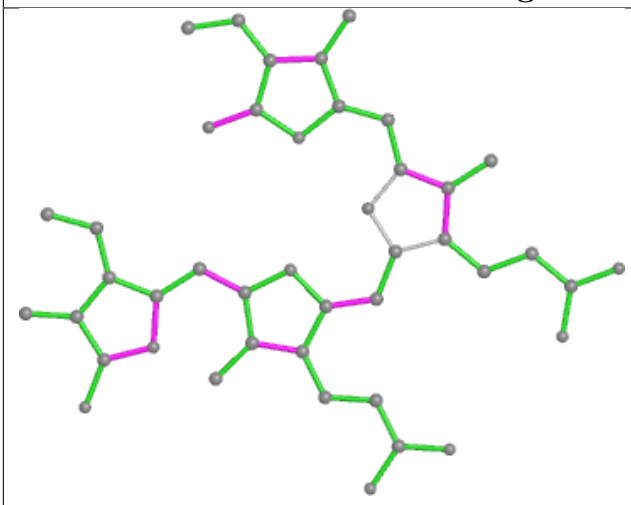

Bond lengths

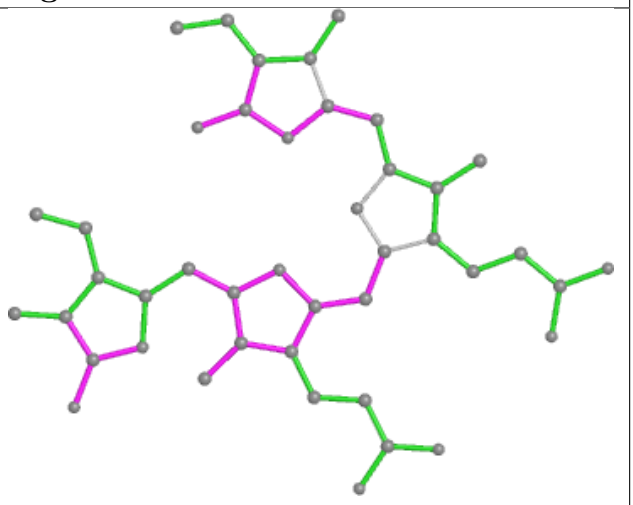

Bond angles

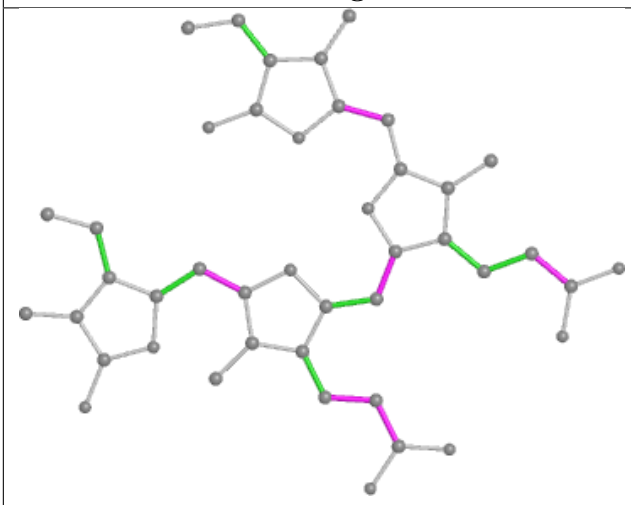

Torsions

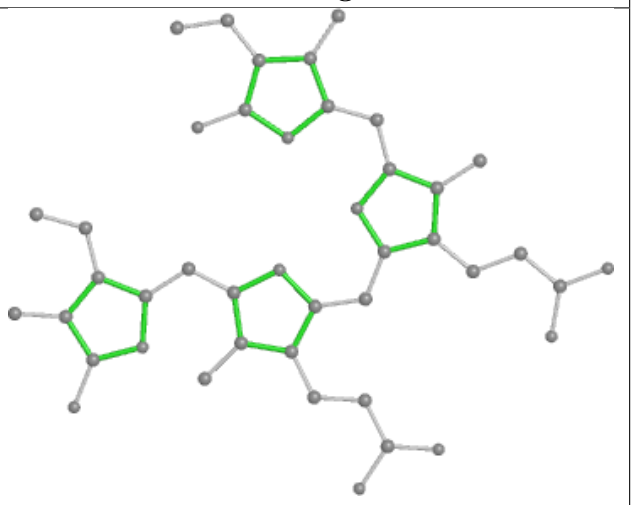

Rings

Ligand PEB WM 203

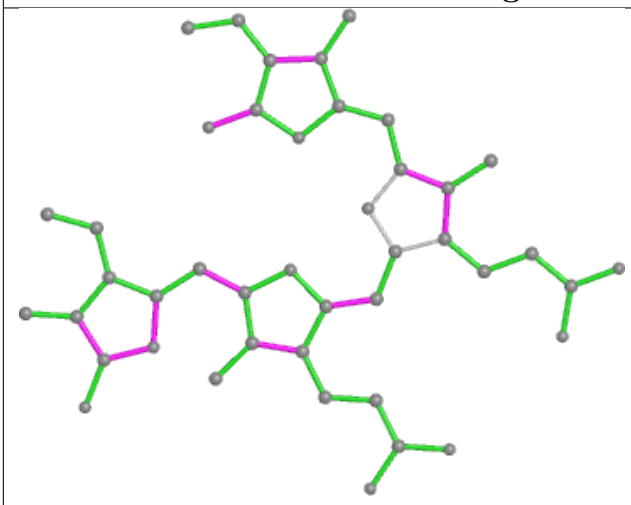

Bond lengths

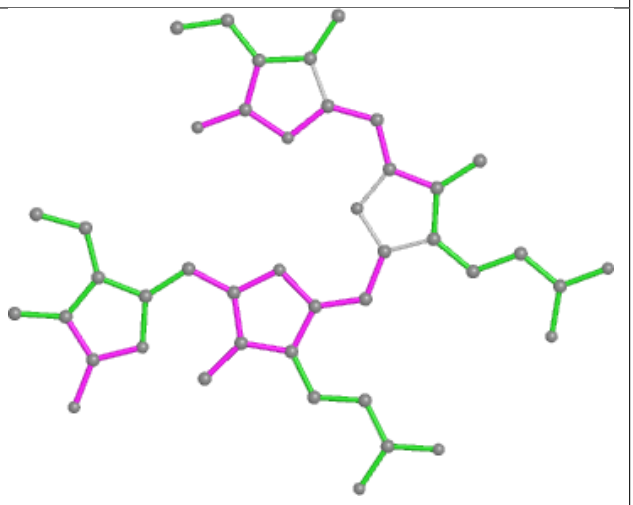

Bond angles

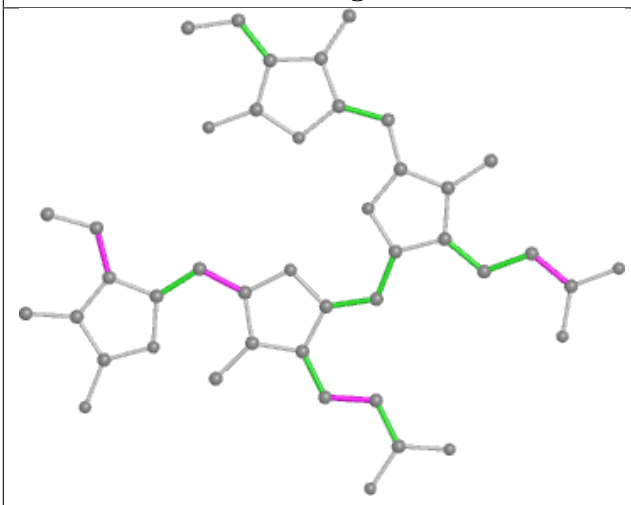

Torsions

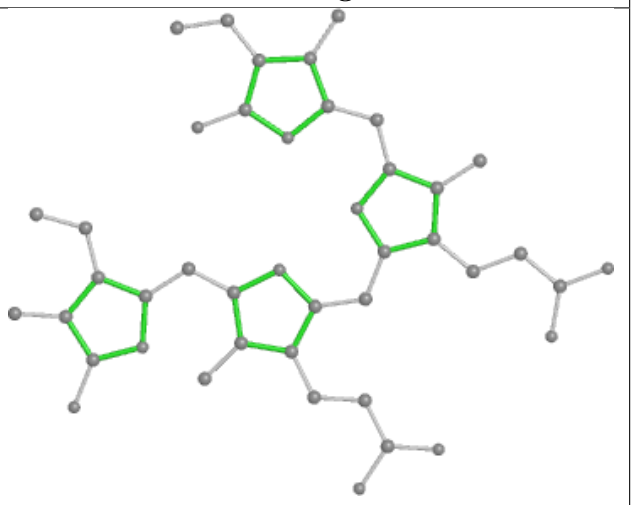

Rings

Ligand PEB T1 202

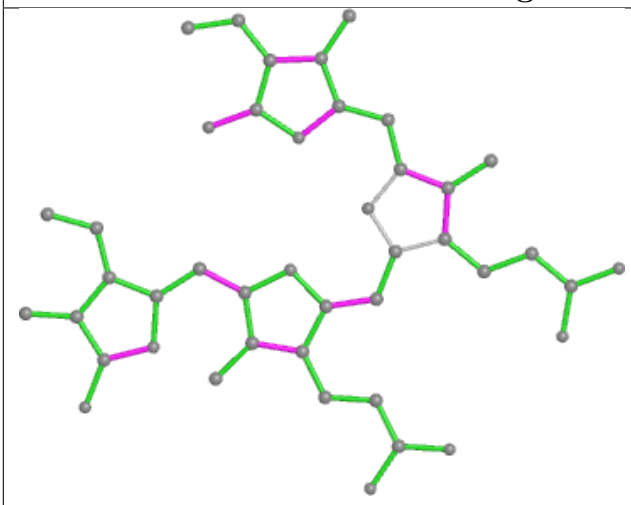

Bond lengths

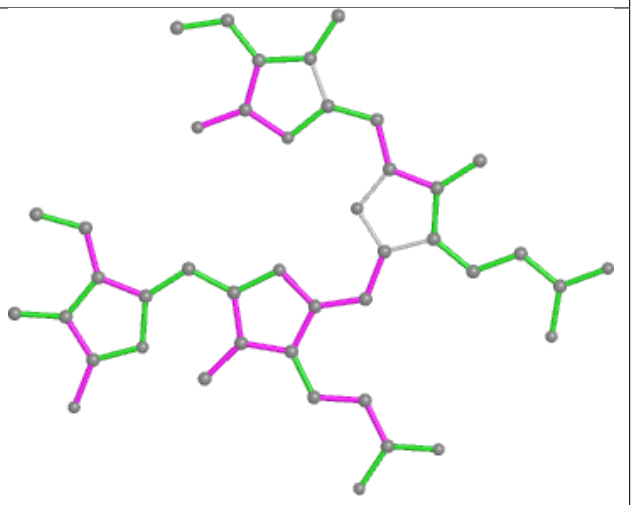

Bond angles

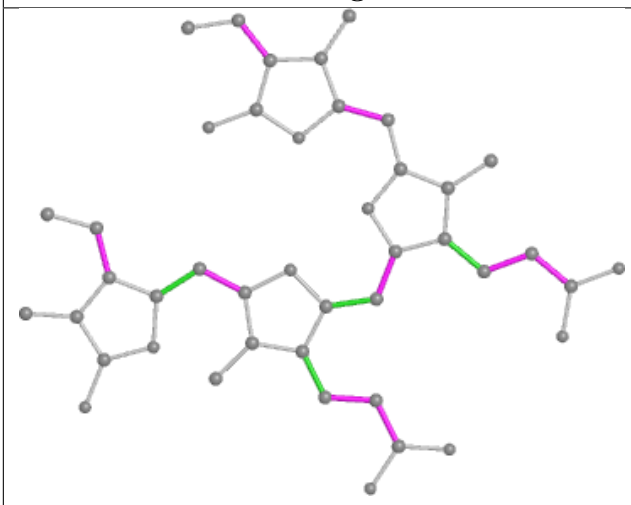

Torsions

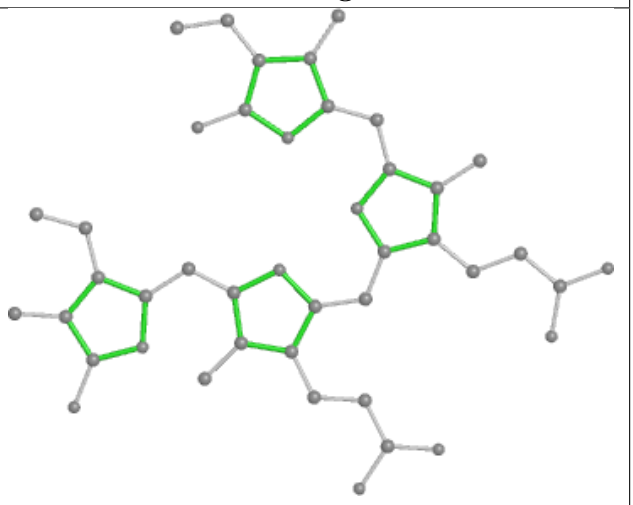

Rings

Ligand CLA 32 302

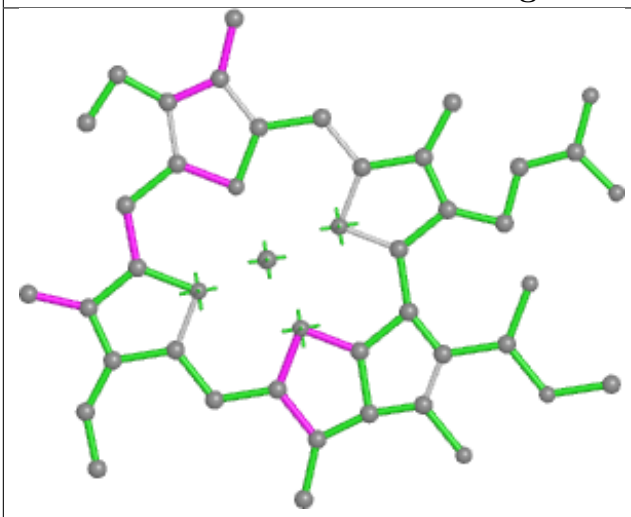

Bond lengths

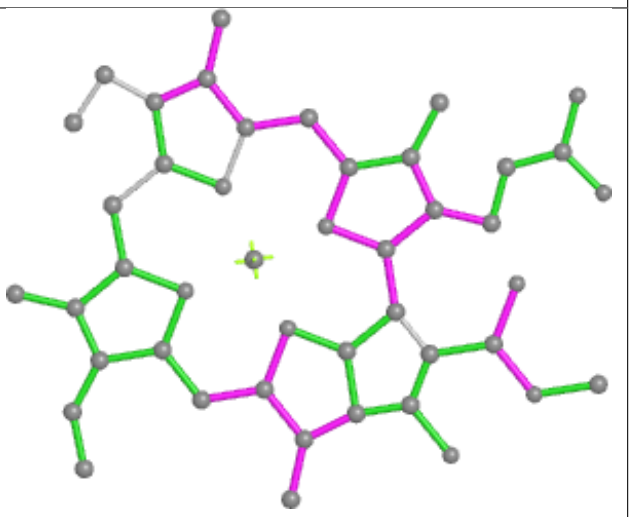

Bond angles

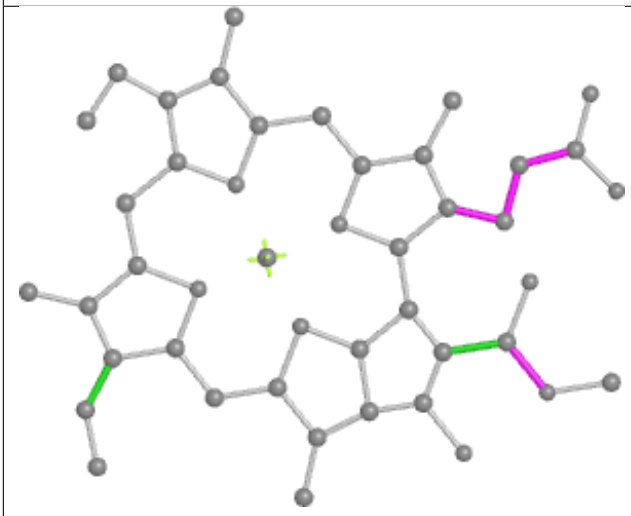

Torsions

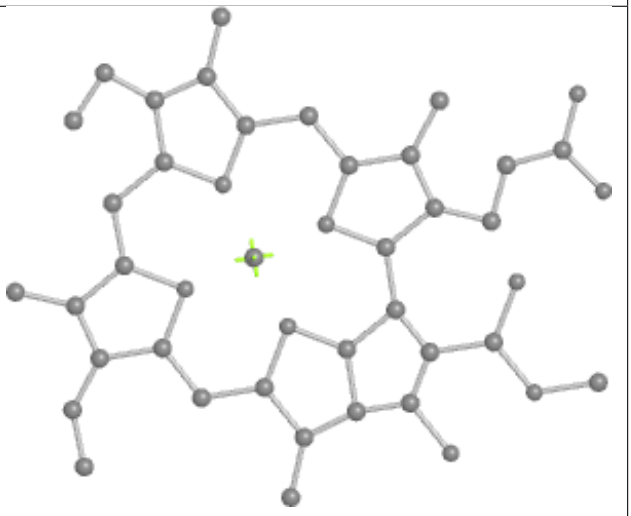

Rings

Ligand PEB RB 201

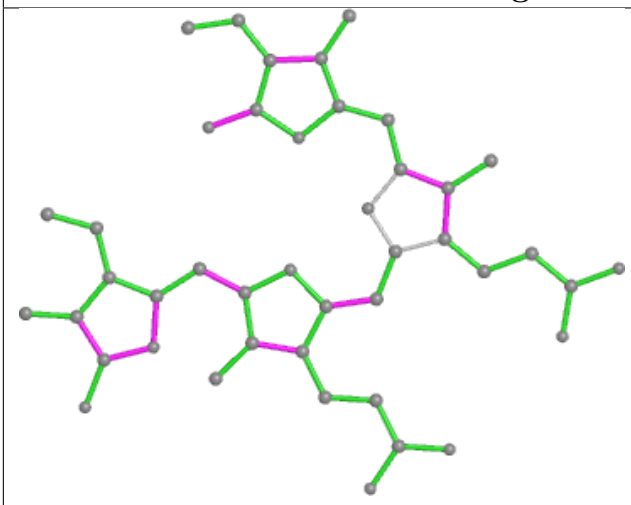

Bond lengths

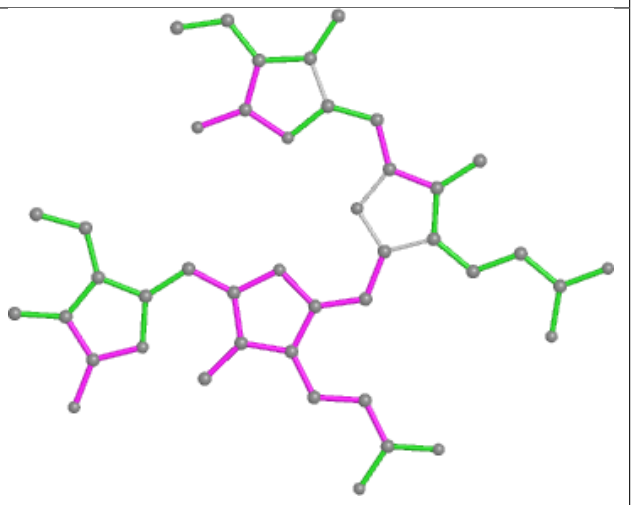

Bond angles

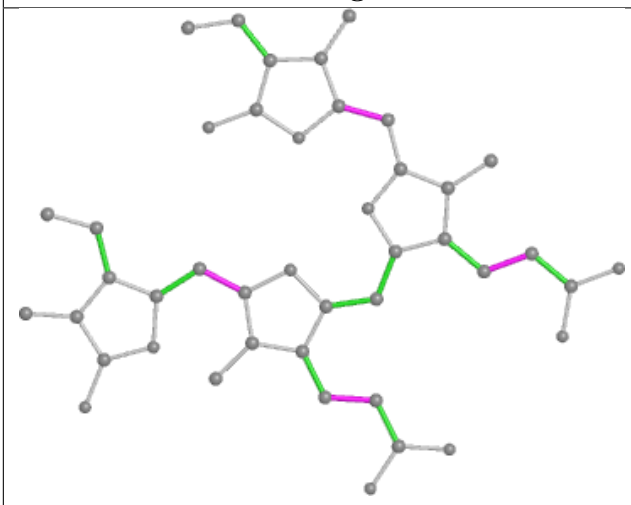

Torsions

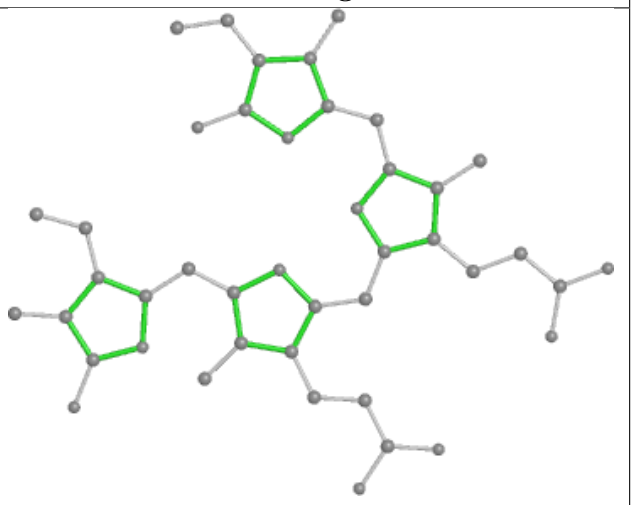

Rings

Ligand PEB T9 201

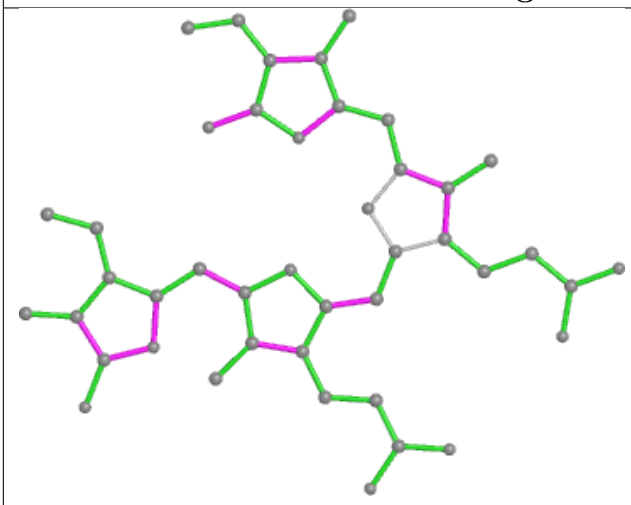

Bond lengths

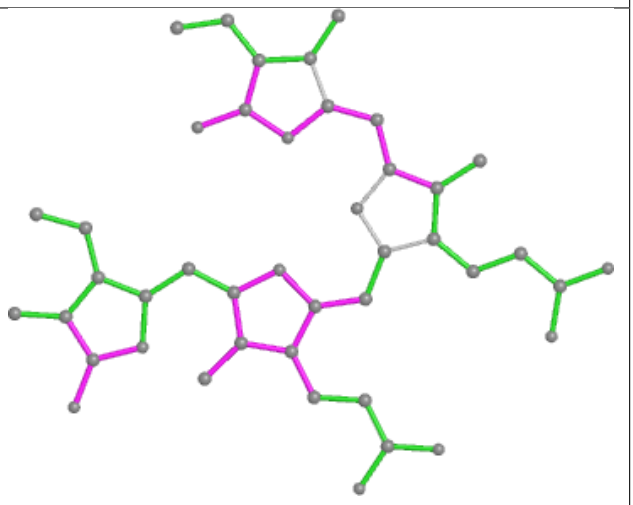

Bond angles

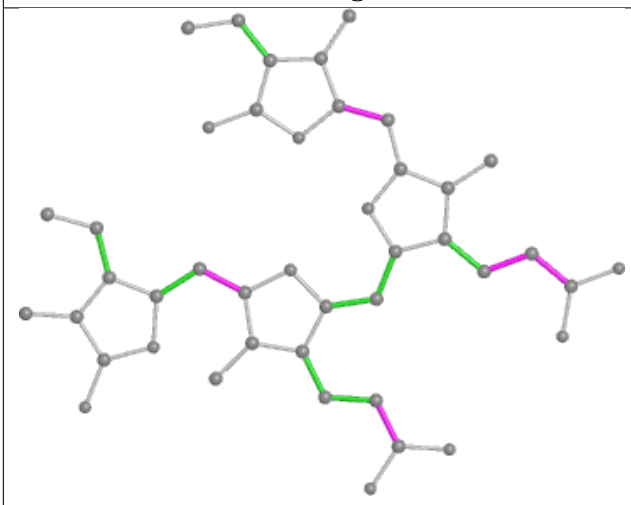

Torsions

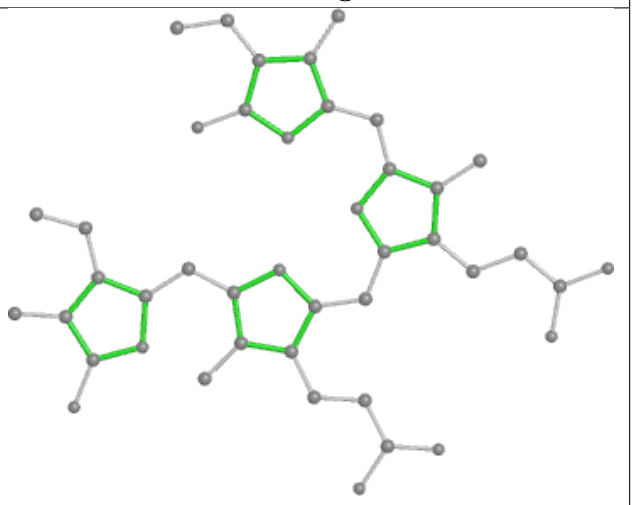

Rings

Ligand PEB WA 201

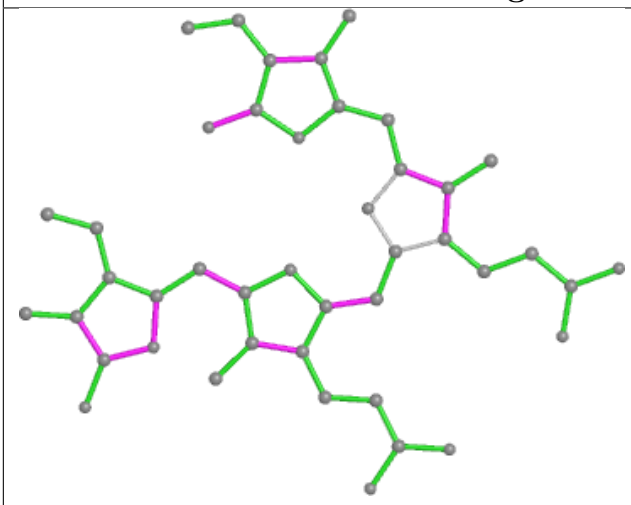

Bond lengths

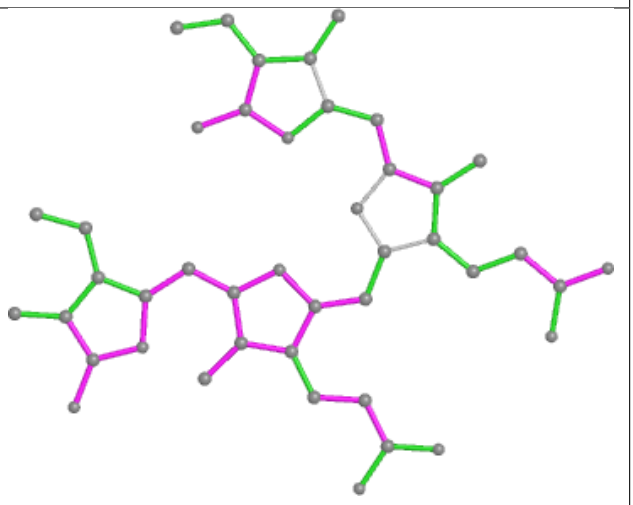

Bond angles

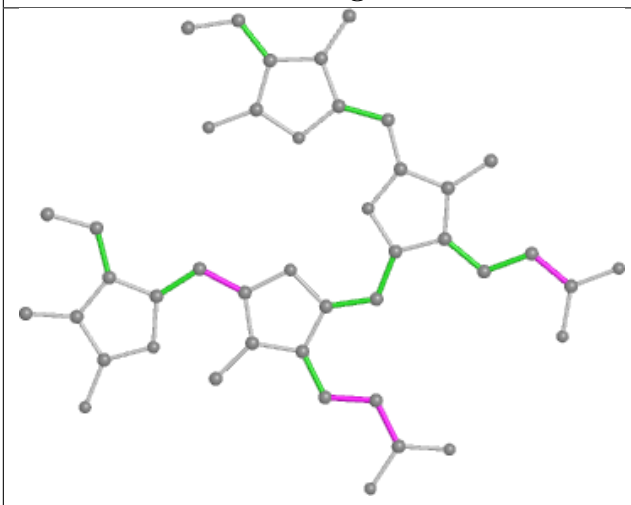

Torsions

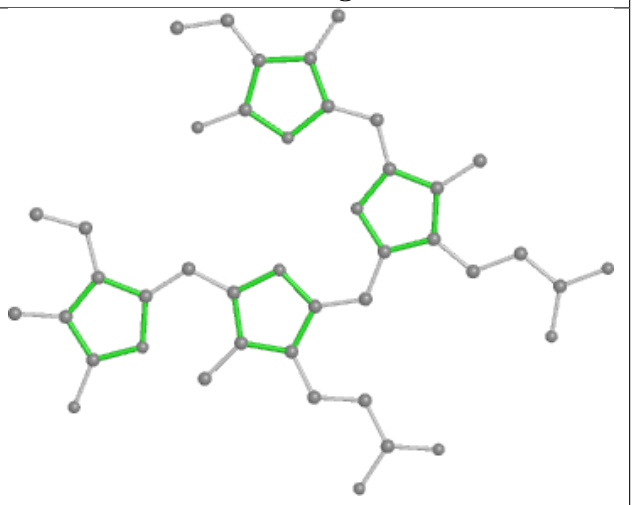

Rings

Ligand PEB P4 202

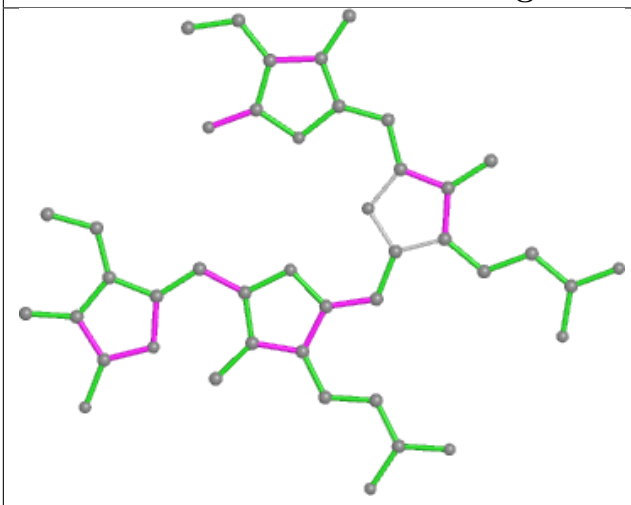

Bond lengths

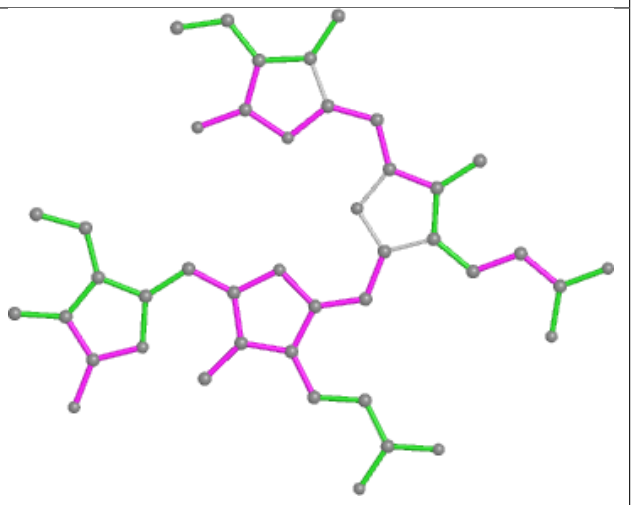

Bond angles

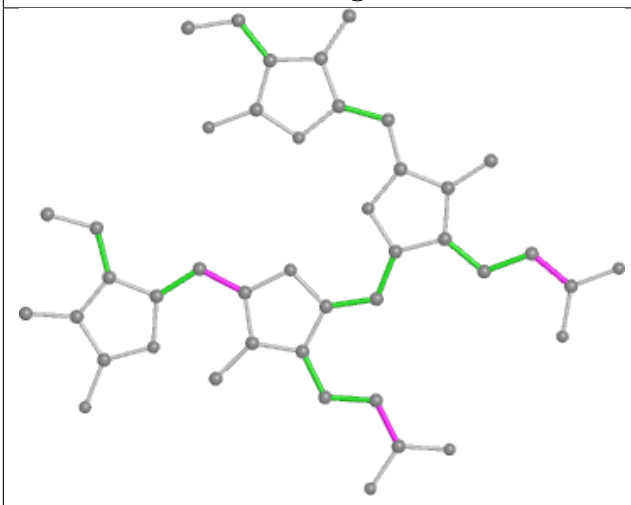

Torsions

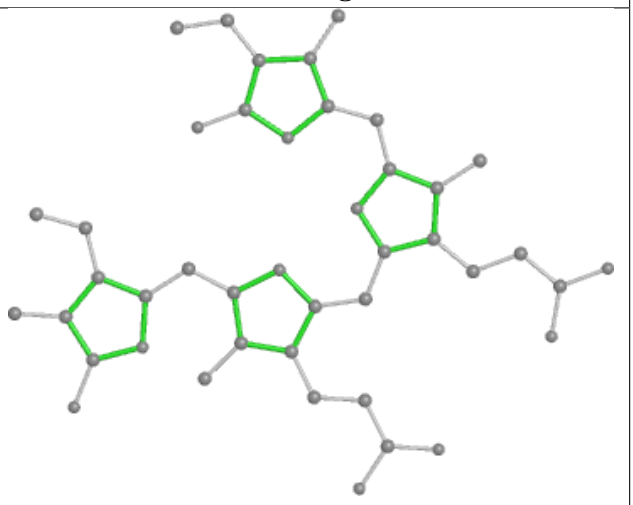

Rings

Ligand PEB B5 201

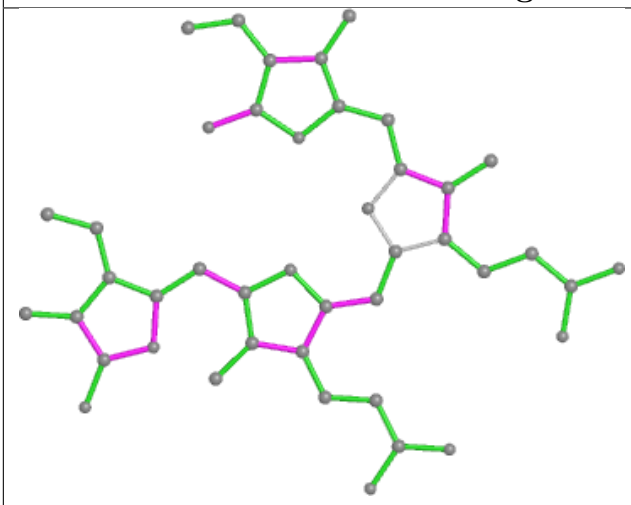

Bond lengths

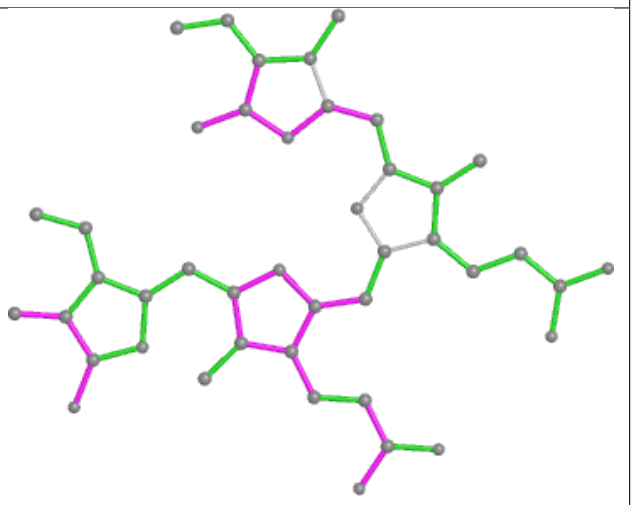

Bond angles

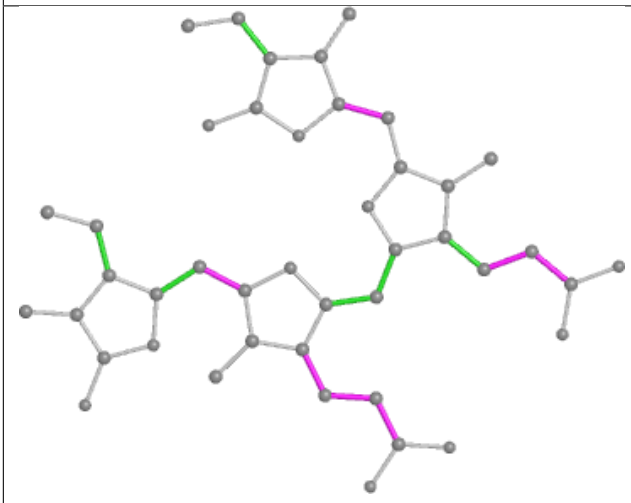

Torsions

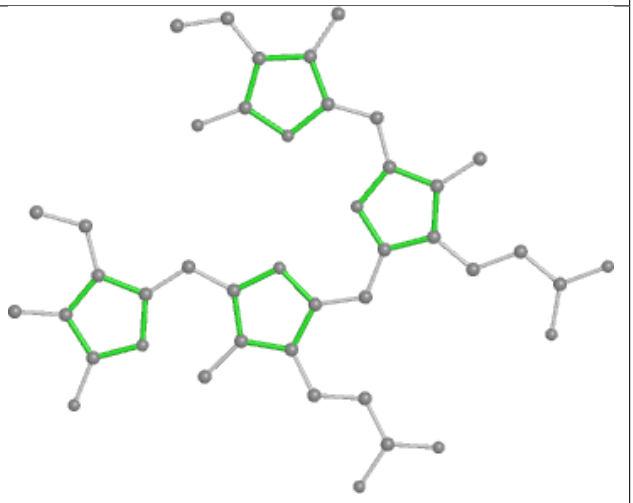

Rings

Ligand CLA ON 201

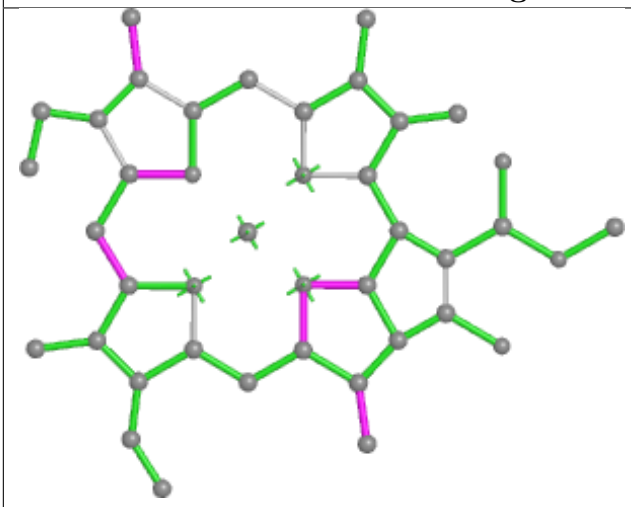

Bond lengths

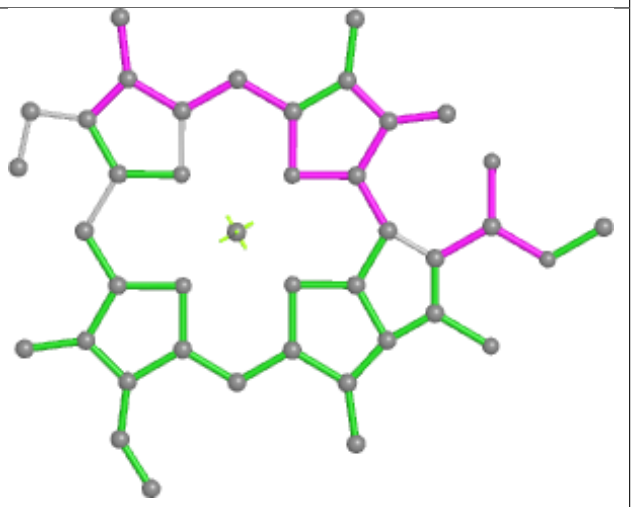

Bond angles

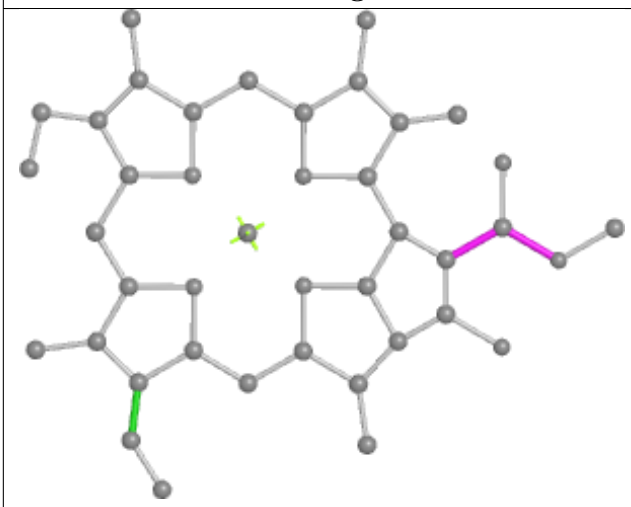

Torsions

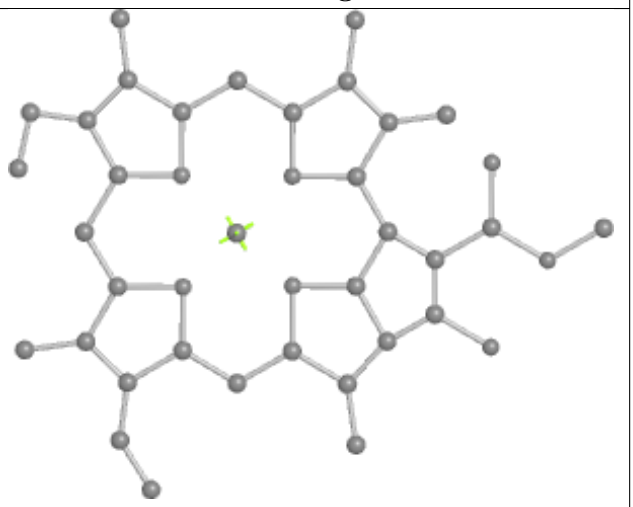

Rings

Ligand PEB S1 202

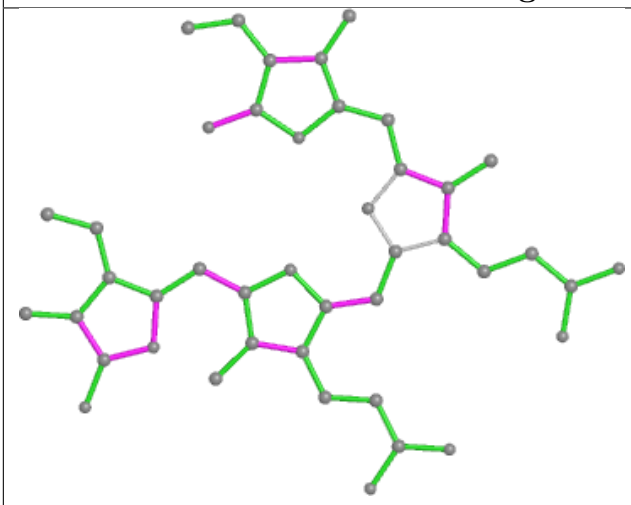

Bond lengths

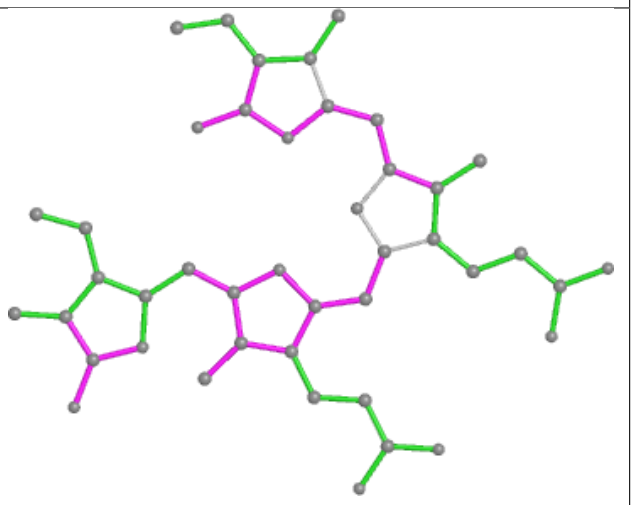

Bond angles

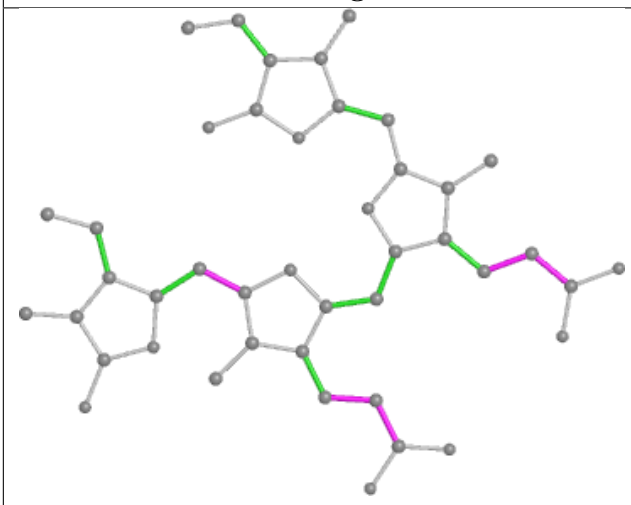

Torsions

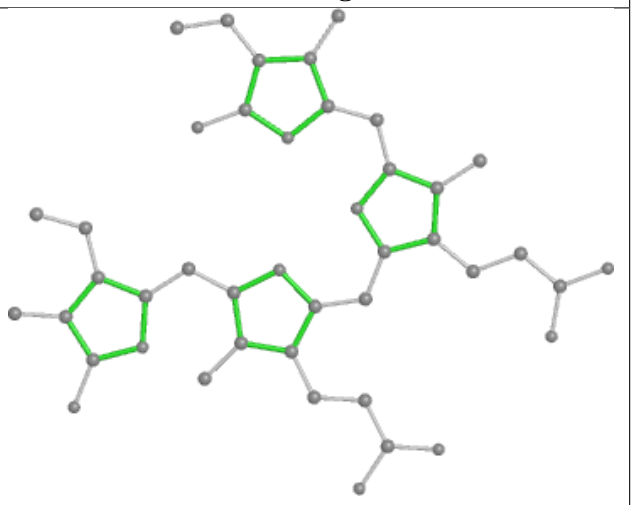

Rings

Ligand CLA C6 510

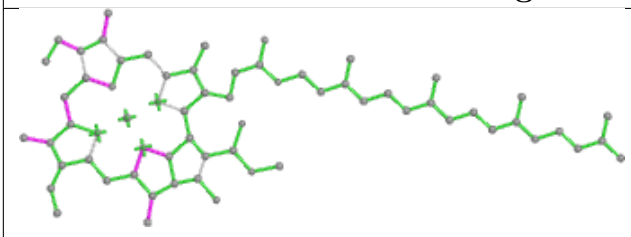

Bond lengths

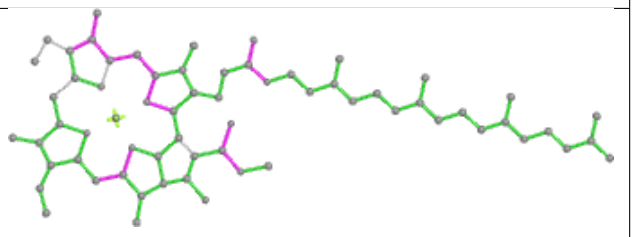

Bond angles

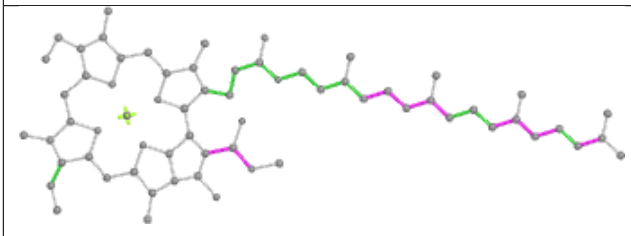

Torsions

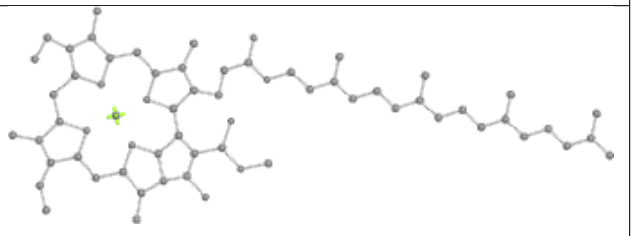

Rings

Ligand CLA B2 820

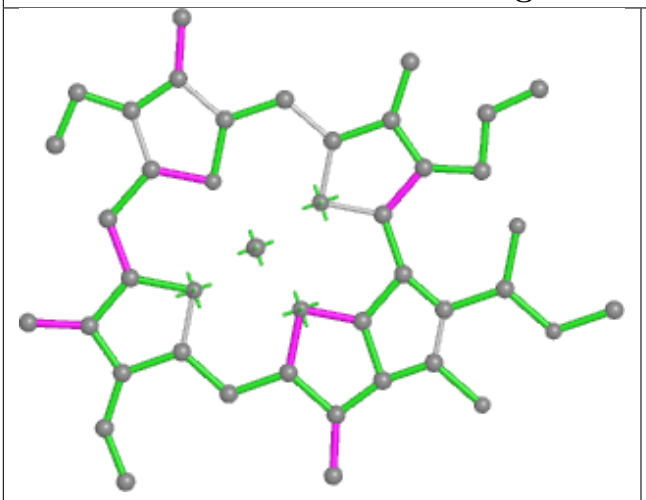

Bond lengths

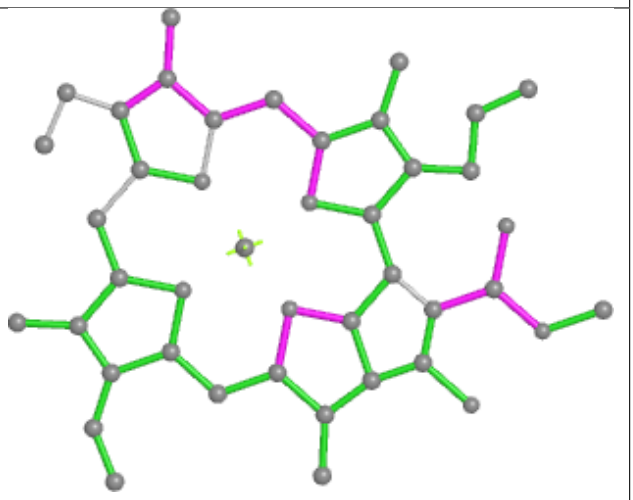

Bond angles

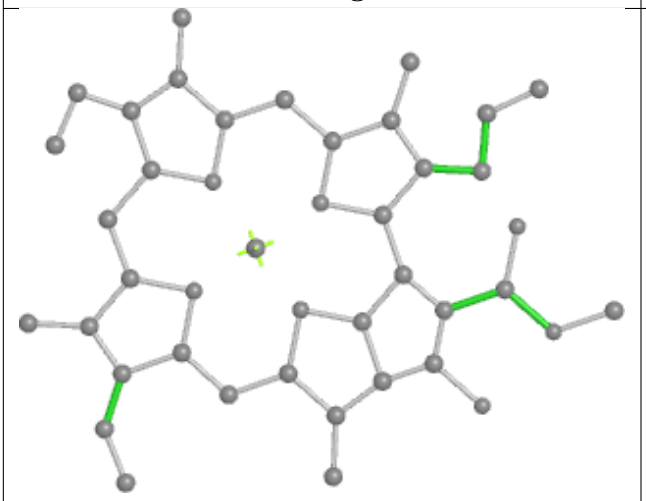

Torsions

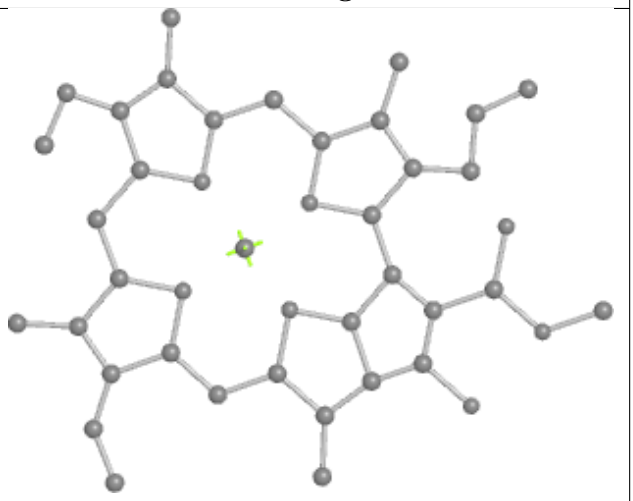

Rings

Ligand CLA d6 401

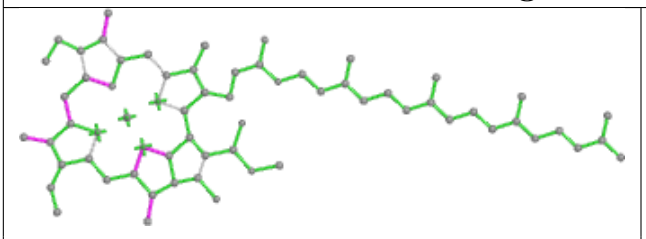

Bond lengths

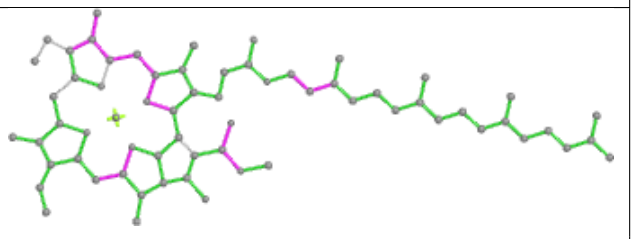

Bond angles

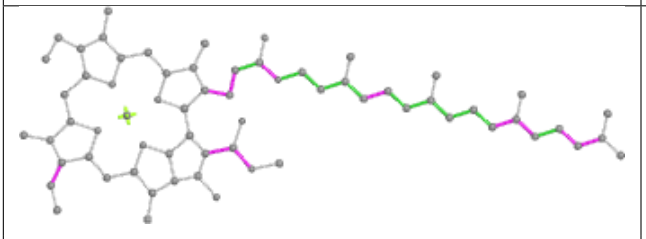

Torsions

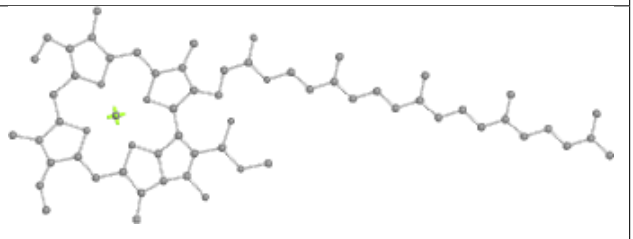

Rings

Ligand PEB JB 201

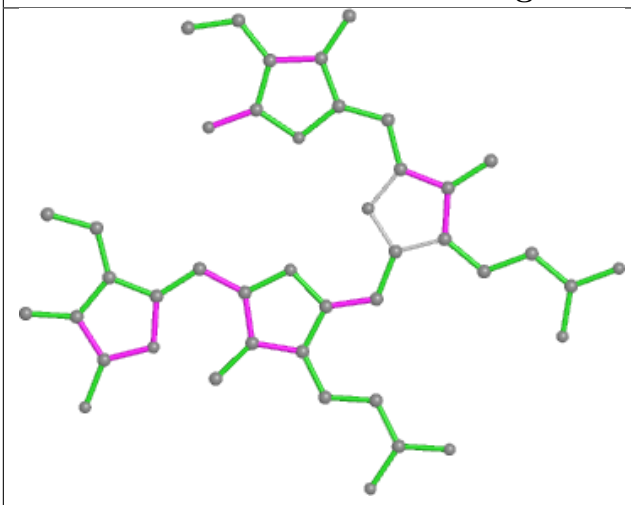

Bond lengths

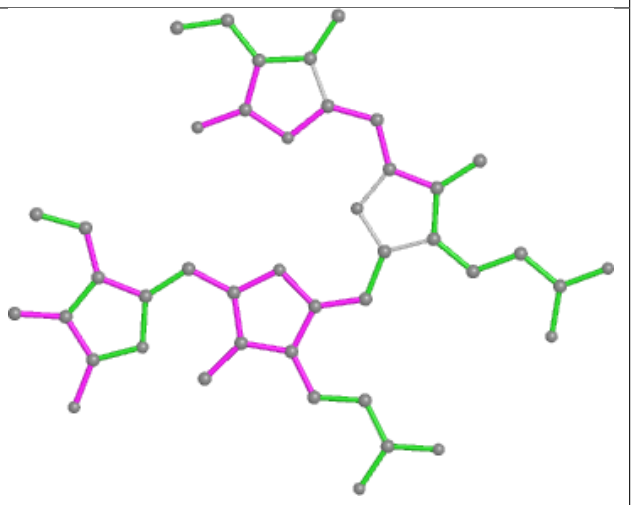

Bond angles

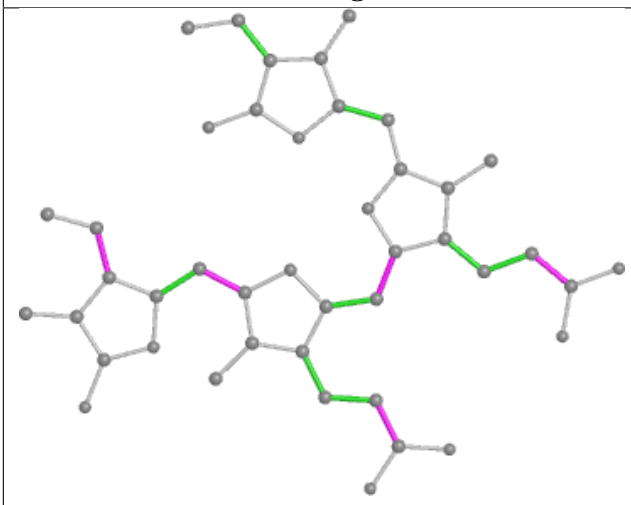

Torsions

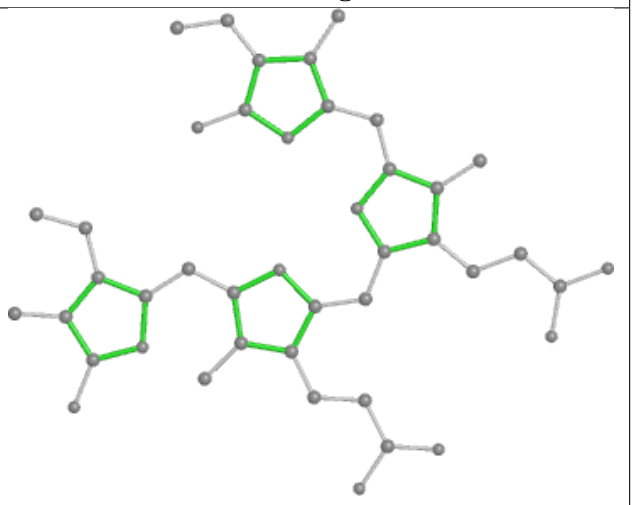

Rings

Ligand PEB WB 401

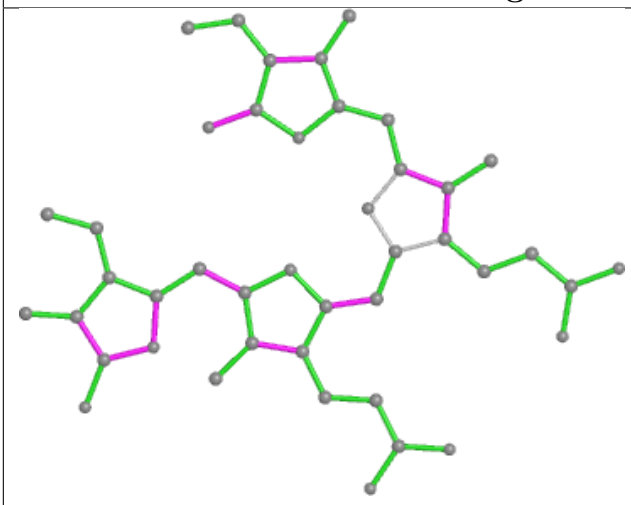

Bond lengths

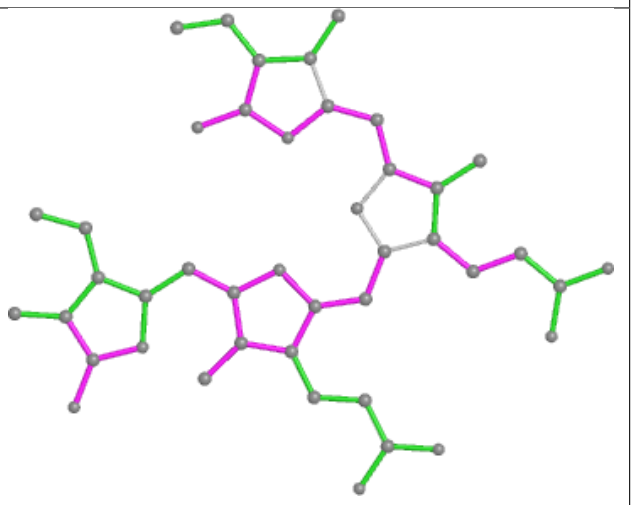

Bond angles

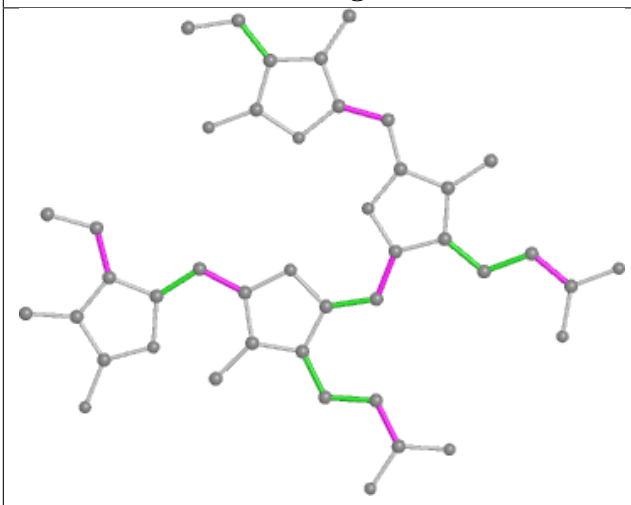

Torsions

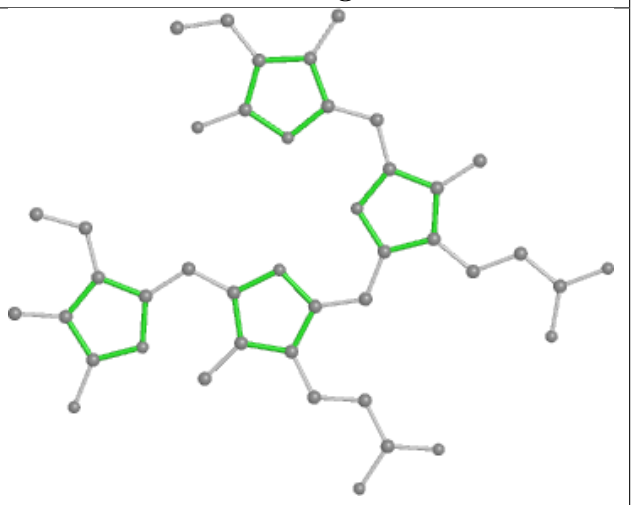

Rings

Ligand PEB M9 304

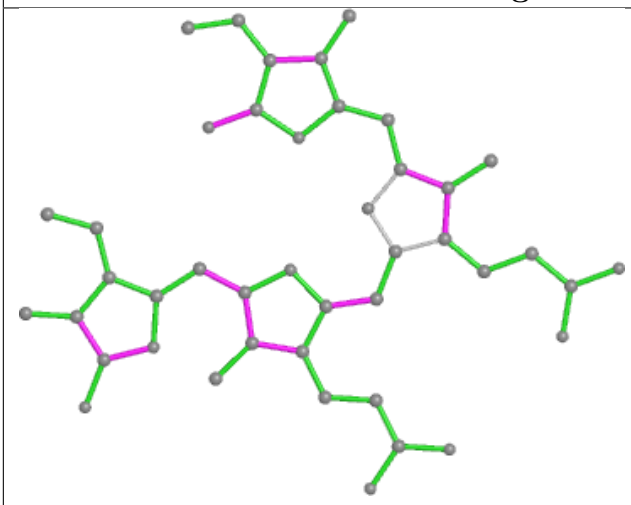

Bond lengths

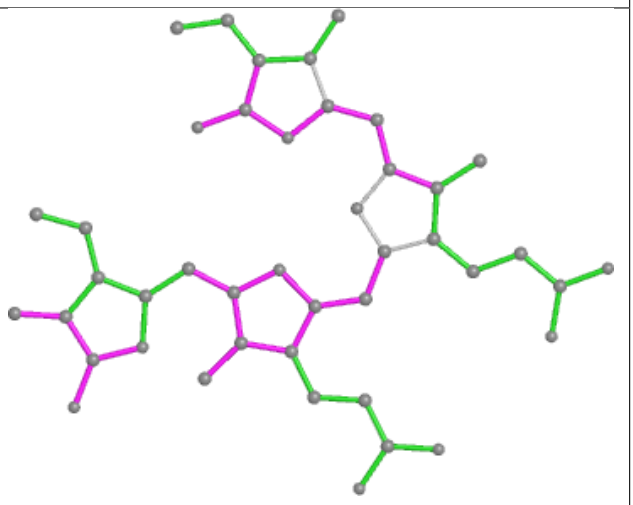

Bond angles

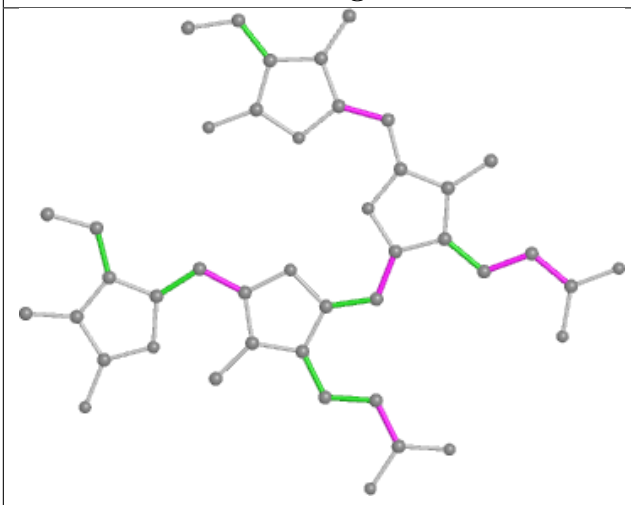

Torsions

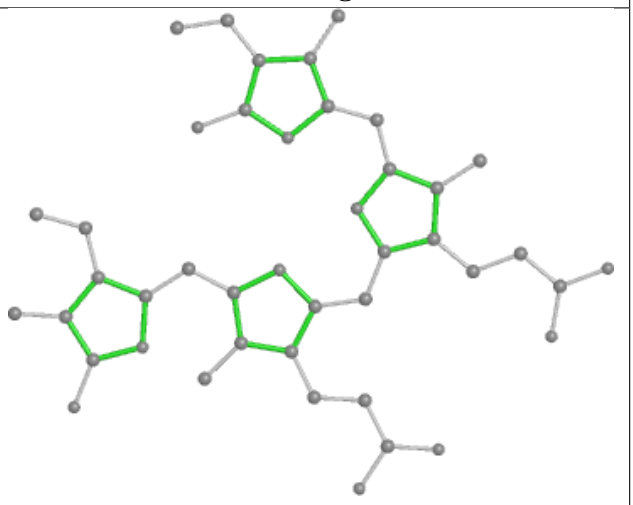

Rings

Ligand LMG b6 620

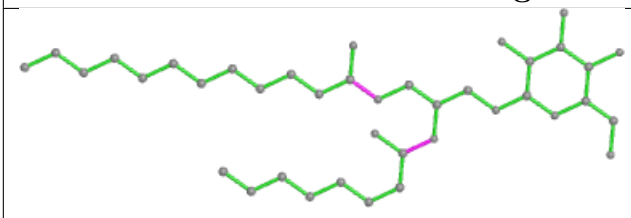

Bond lengths

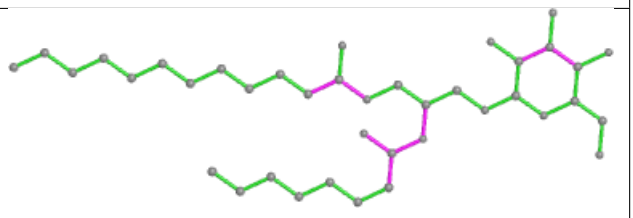

Bond angles

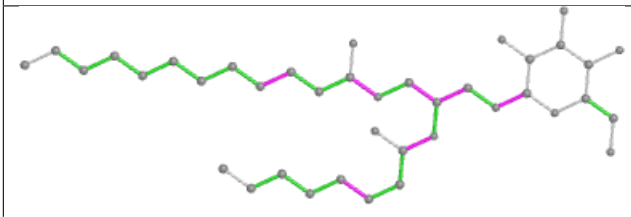

Torsions

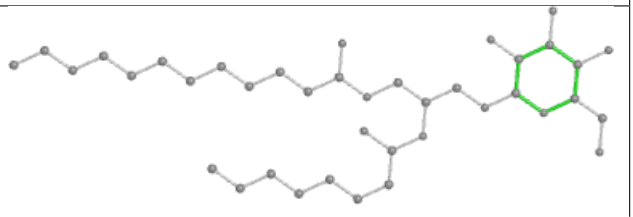

Rings

Ligand CLA R2 202

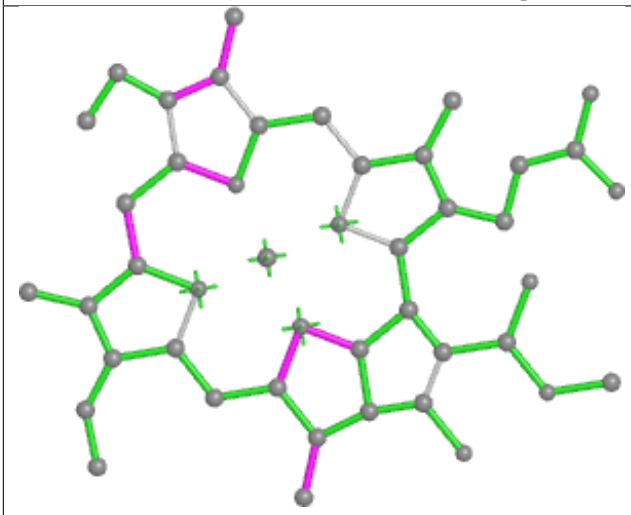

Bond lengths

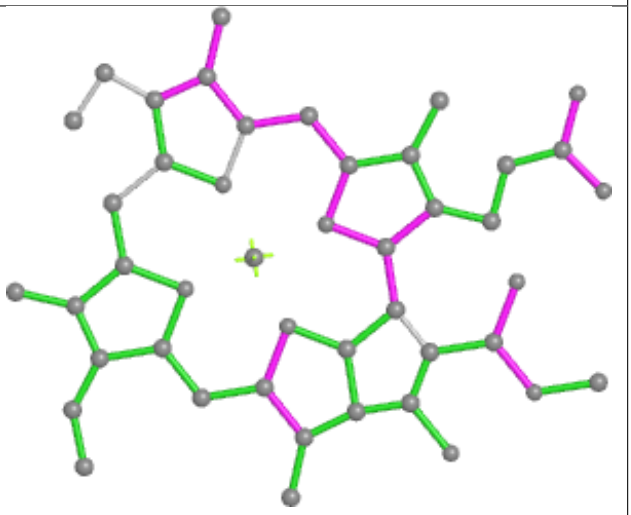

Bond angles

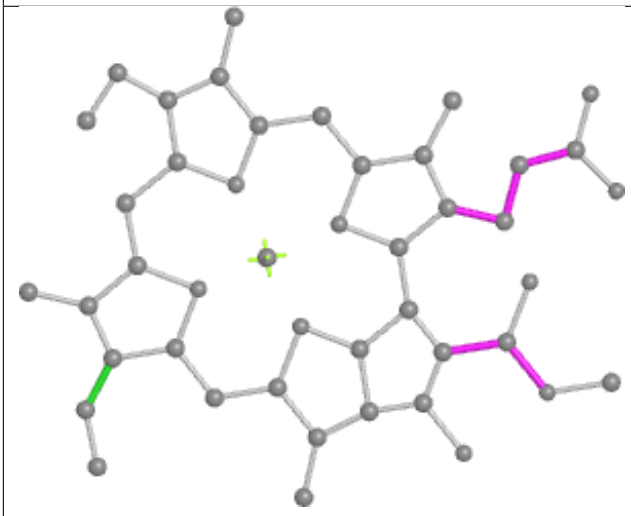

Torsions

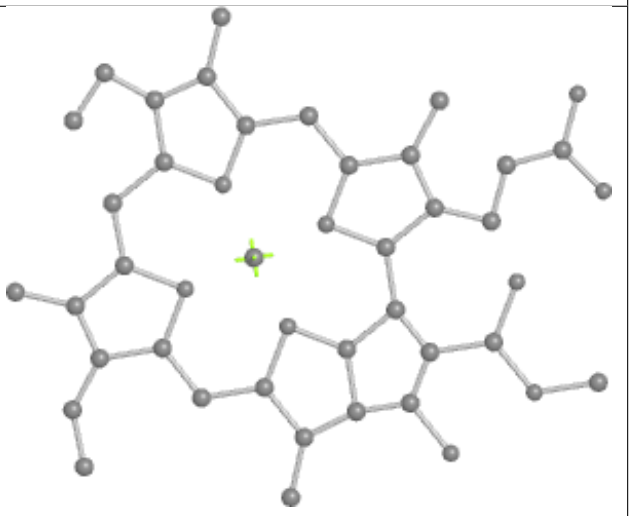

Rings

Ligand PEB N7 201

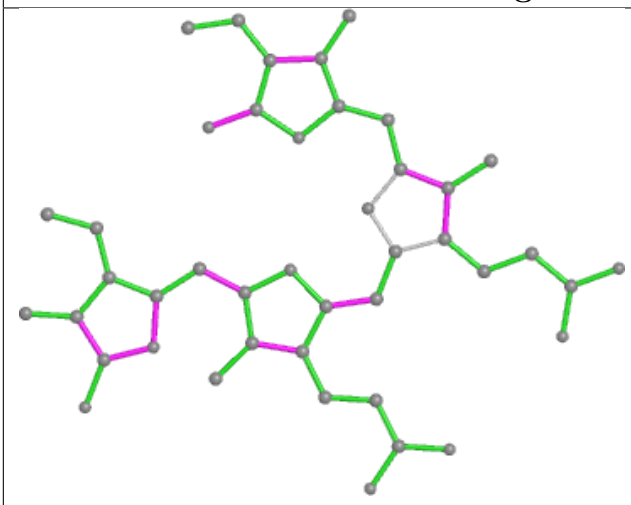

Bond lengths

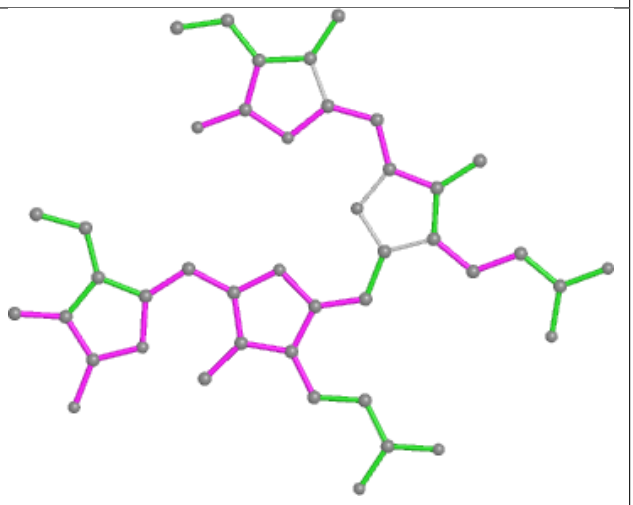

Bond angles

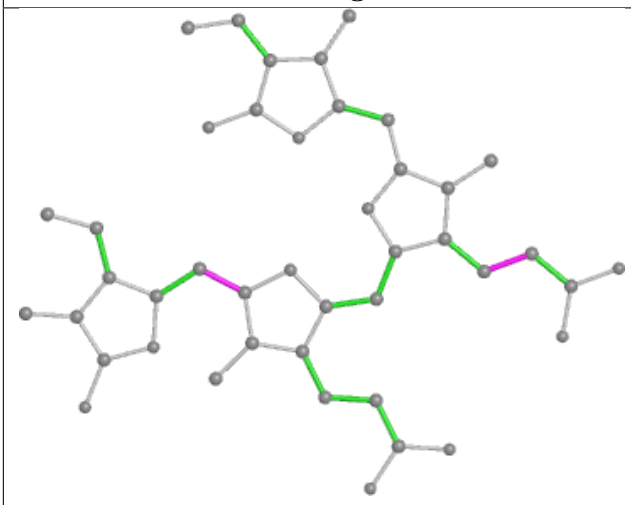

Torsions

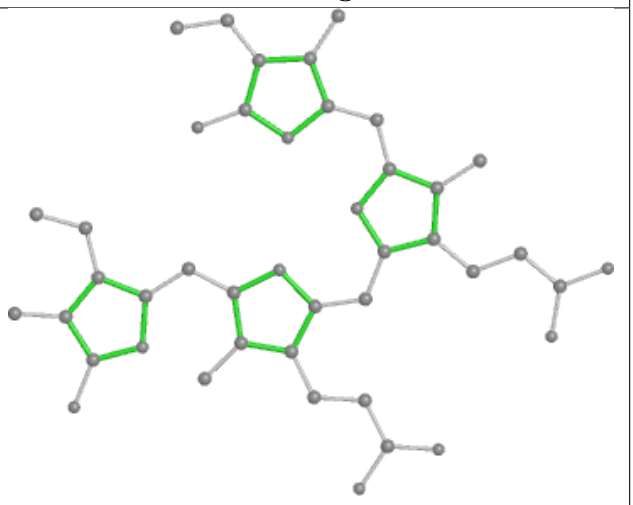

Rings

Ligand CYC J1 1001

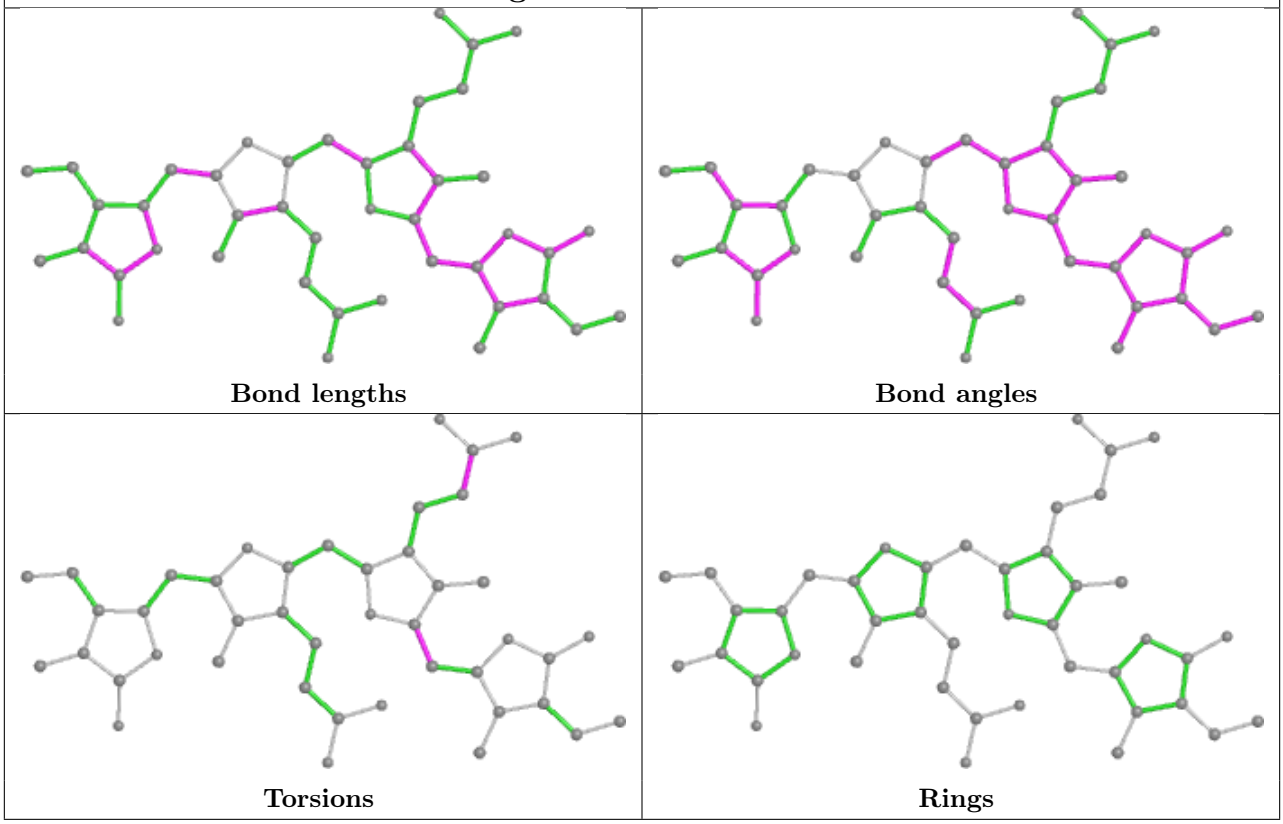

Ligand BCR J2 103

Ligand PEB j4 202

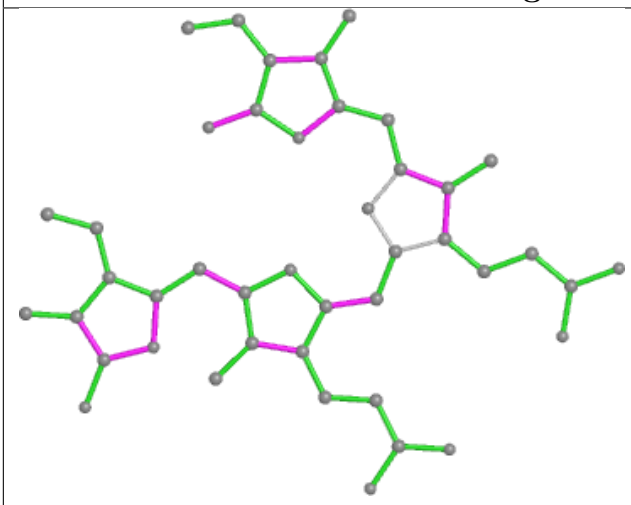

Bond lengths

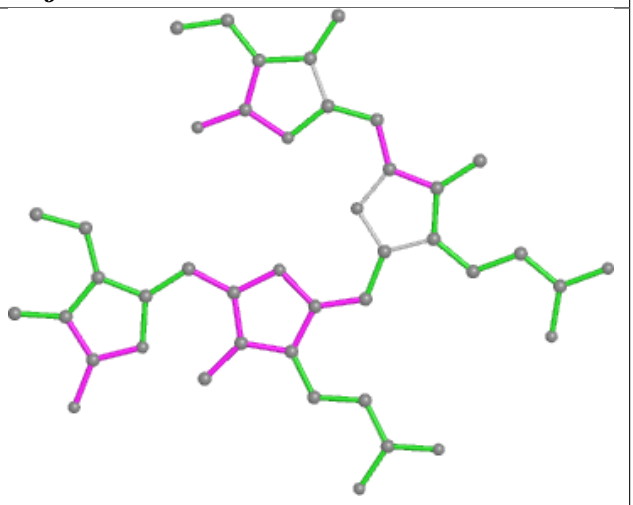

Bond angles

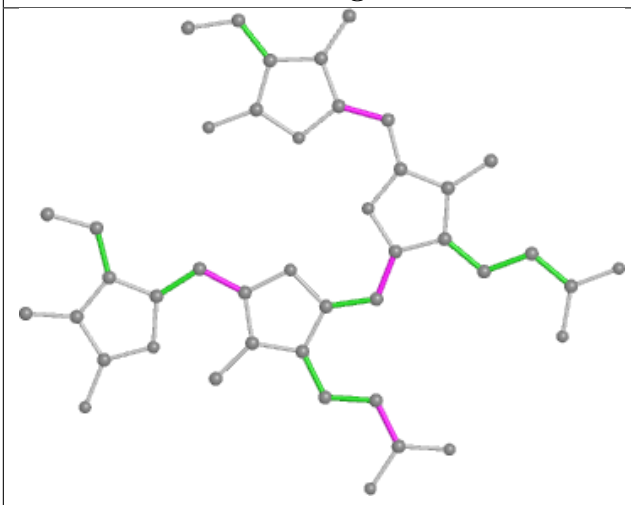

Torsions

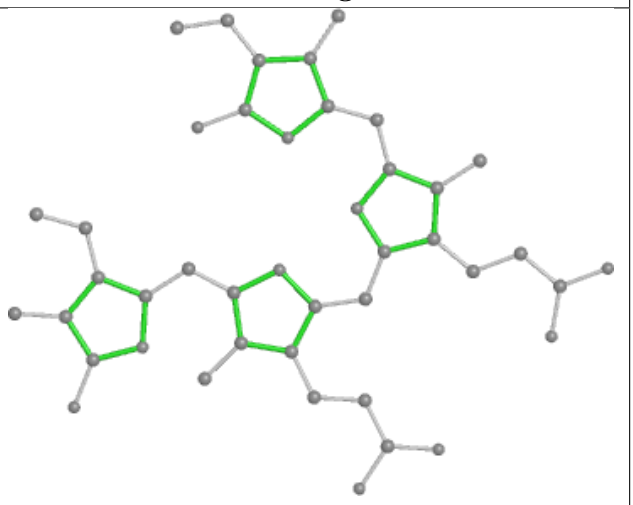

Rings

Ligand PEB A7 201

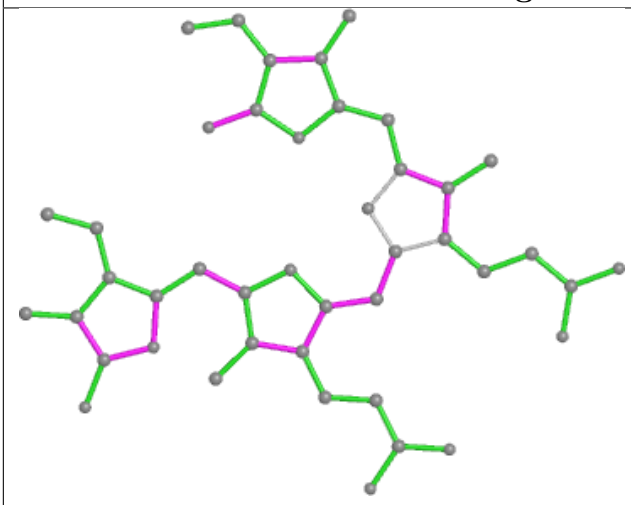

Bond lengths

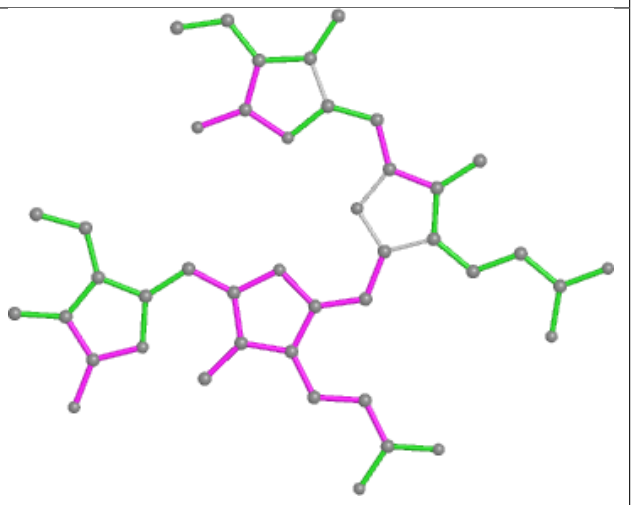

Bond angles

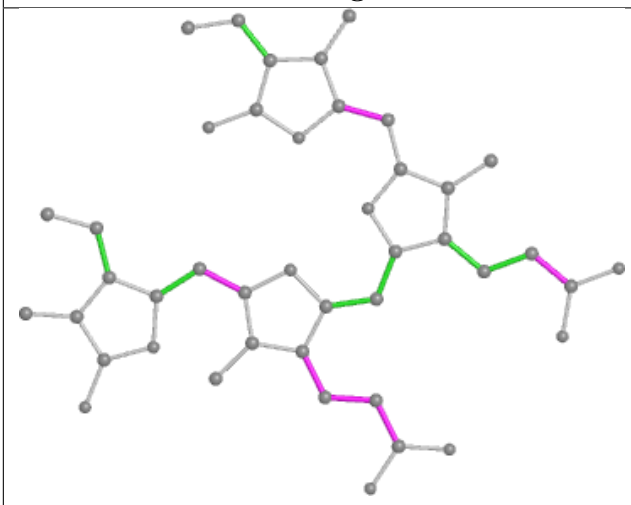

Torsions

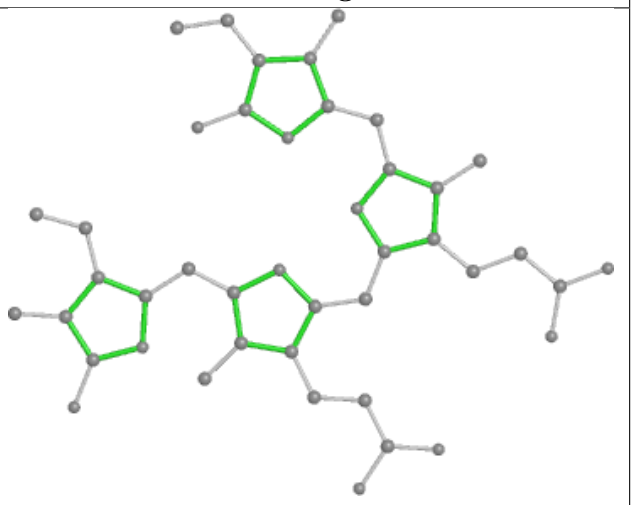

Rings

Ligand PEB pK 201

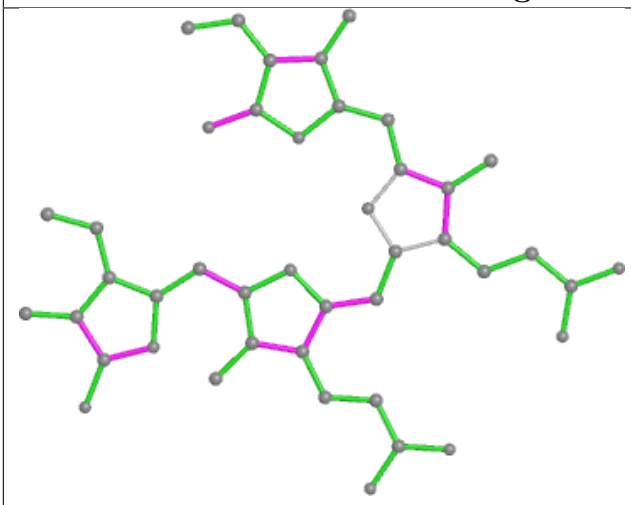

Bond lengths

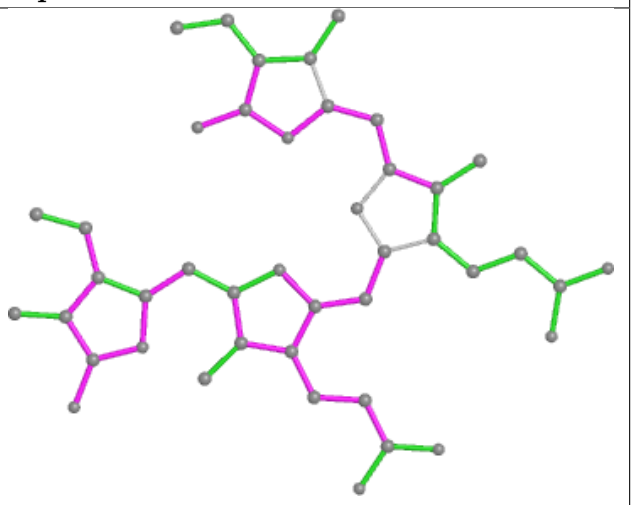

Bond angles

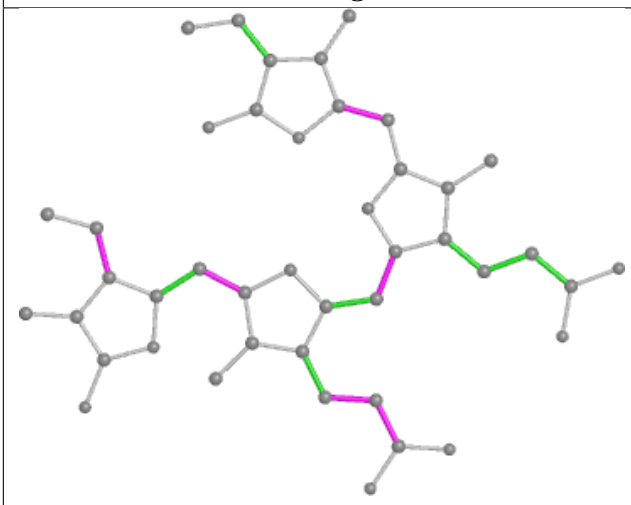

Torsions

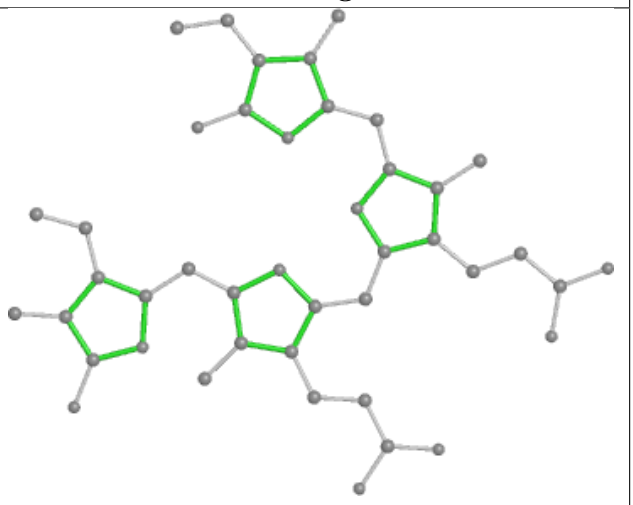

Rings

Ligand PEB M9 301

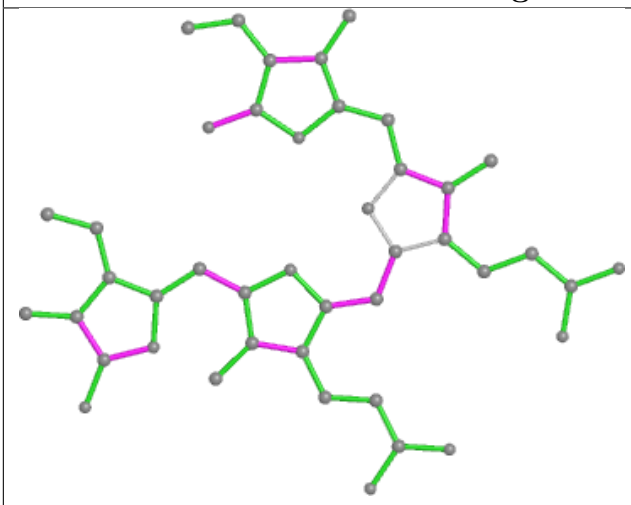

Bond lengths

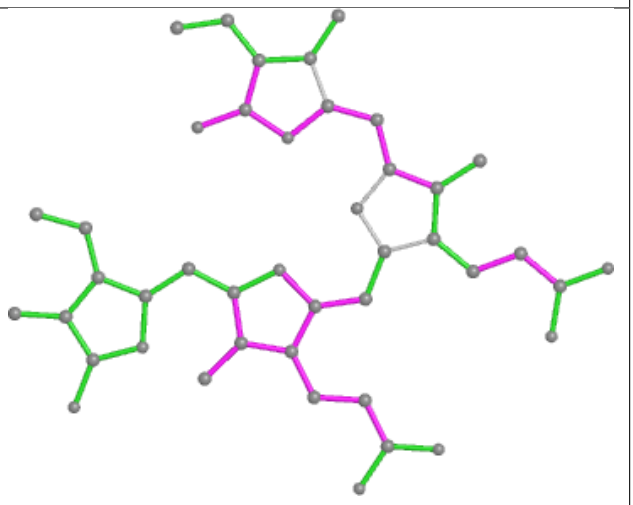

Bond angles

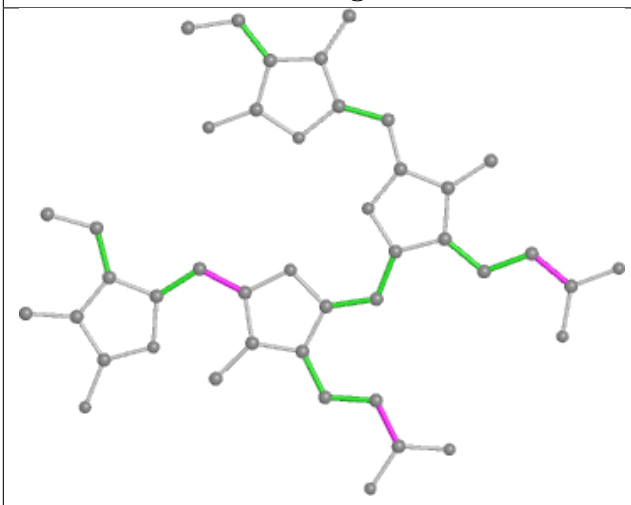

Torsions

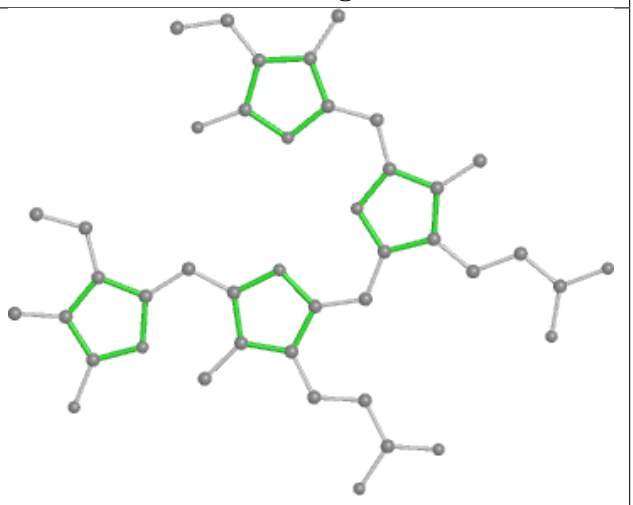

Rings

Ligand PEB EB 501

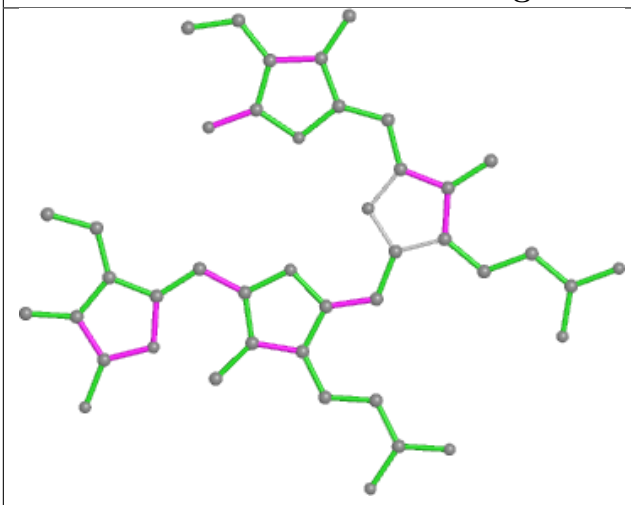

Bond lengths

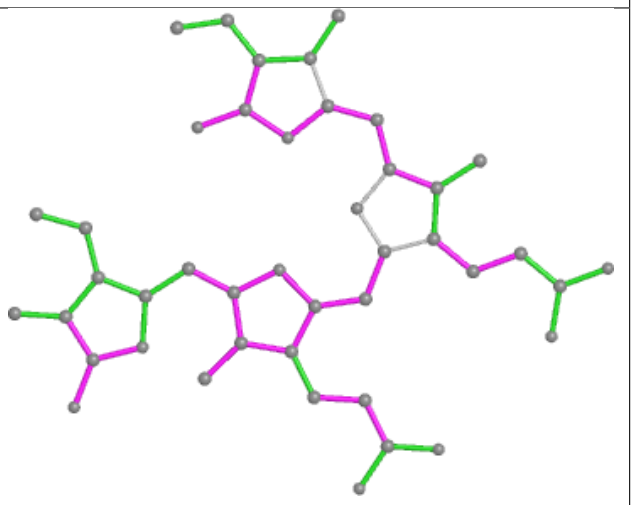

Bond angles

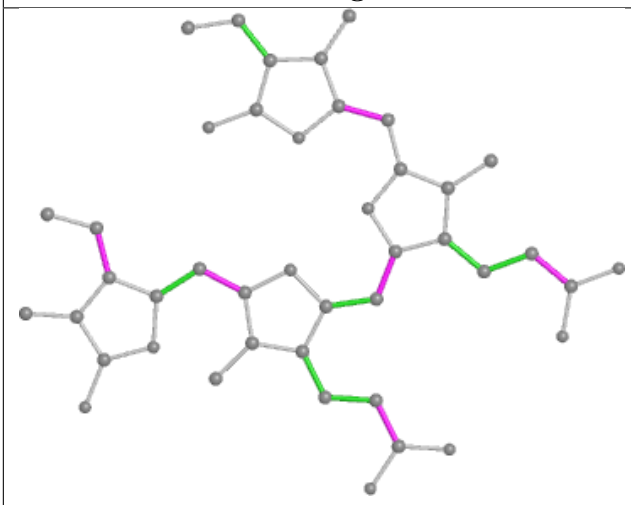

Torsions

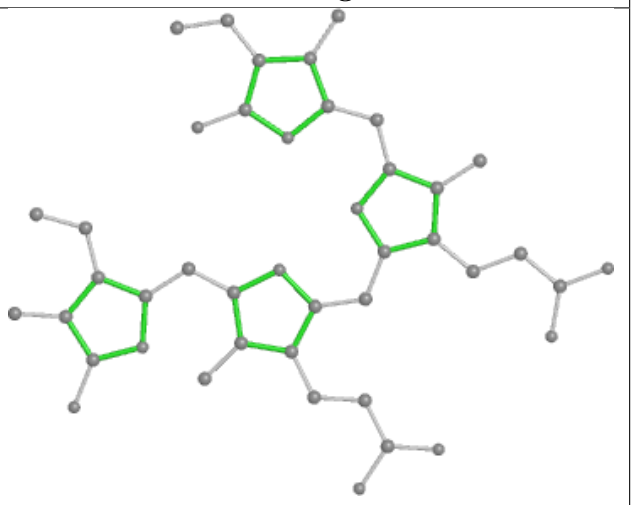

Rings

Ligand CLA 8N 307

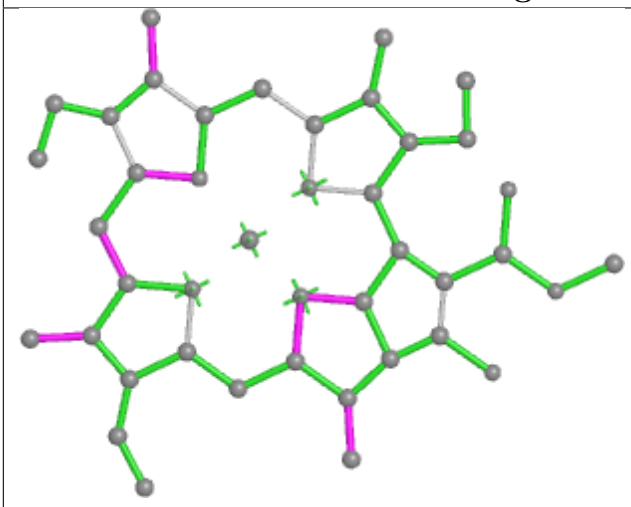

Bond lengths

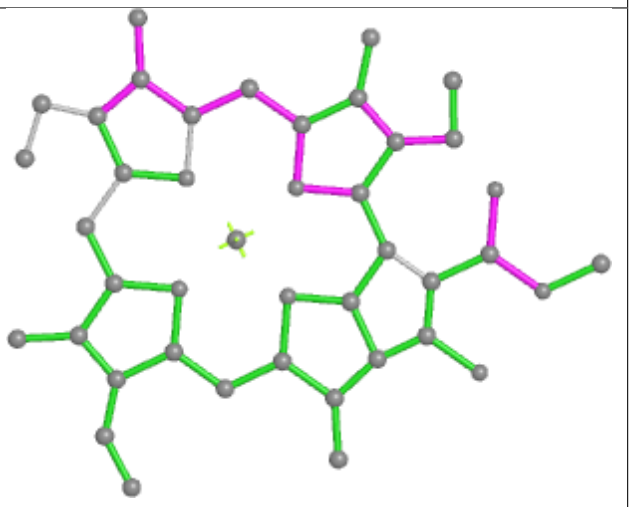

Bond angles

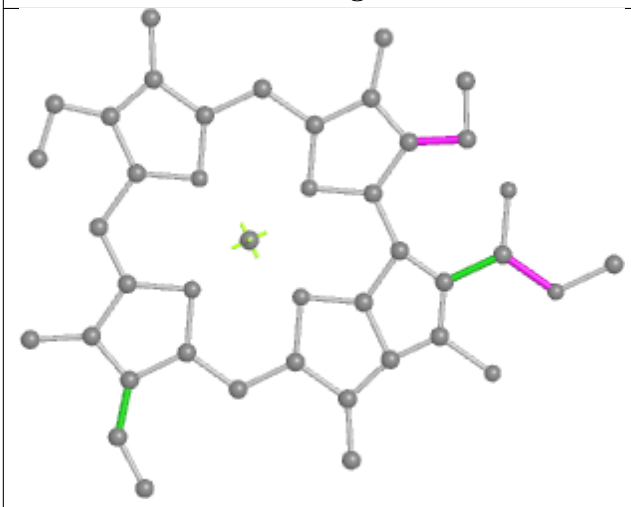

Torsions

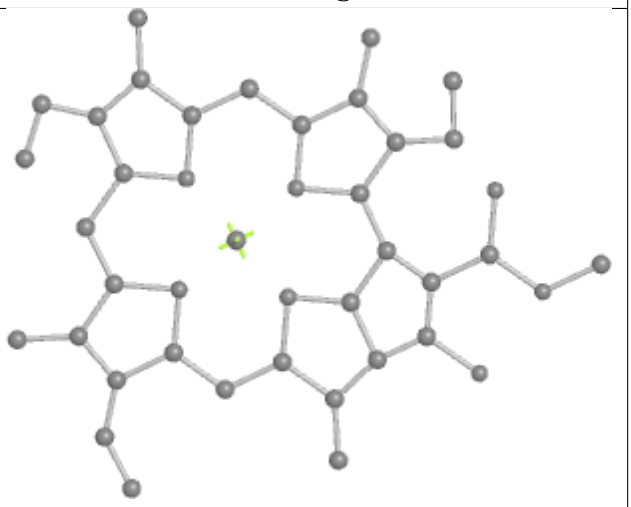

Rings

Ligand PEB NB 201

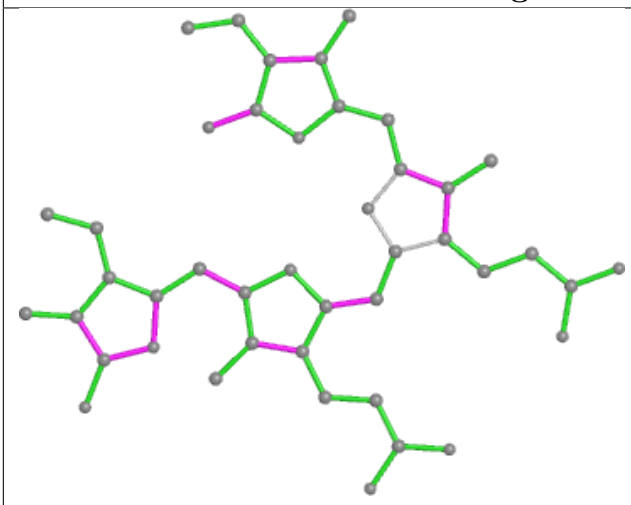

Bond lengths

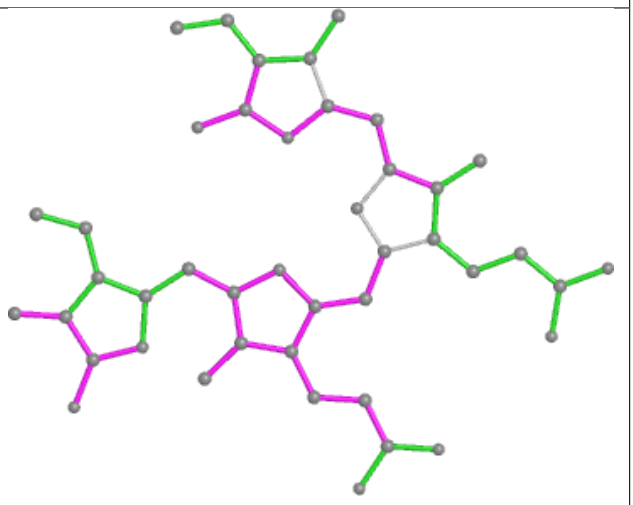

Bond angles

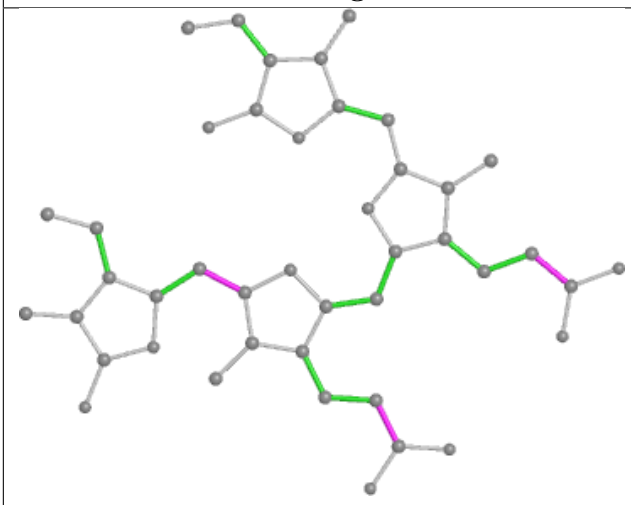

Torsions

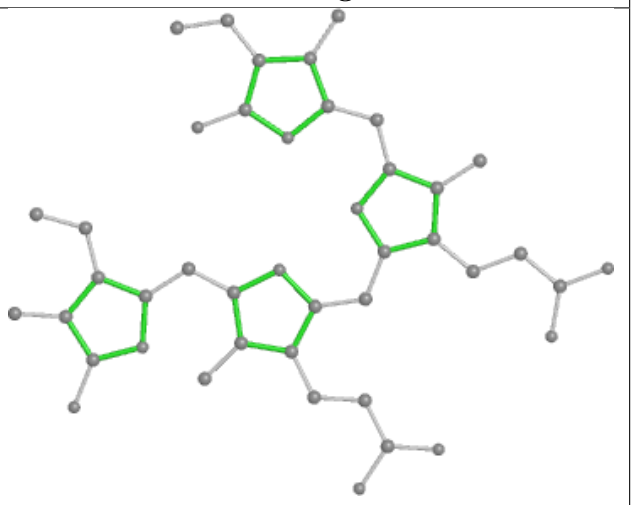

Rings

Ligand PEB eG 203

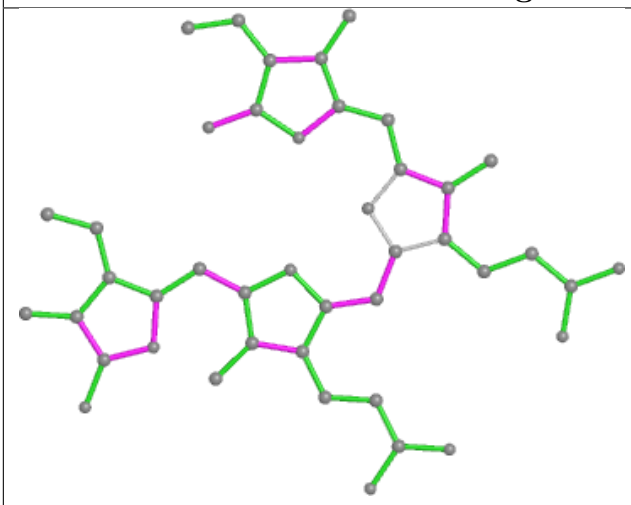

Bond lengths

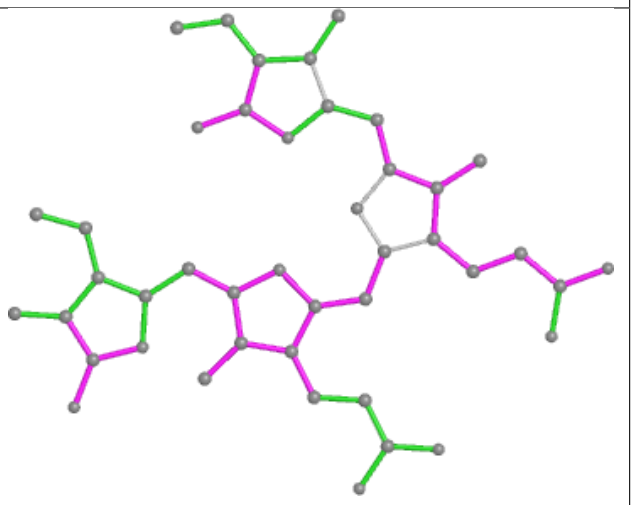

Bond angles

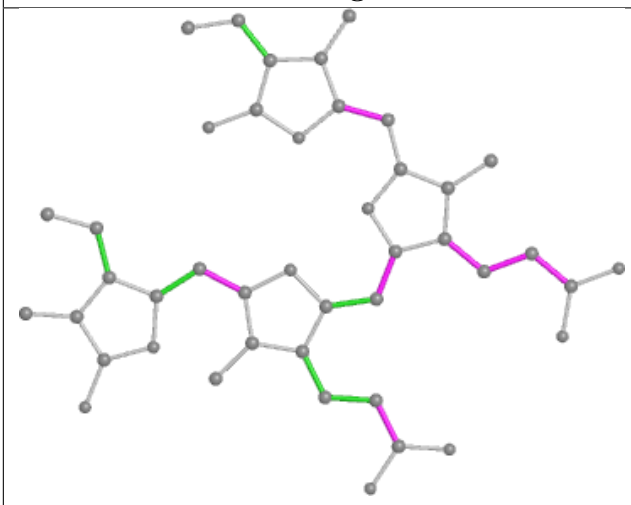

Torsions

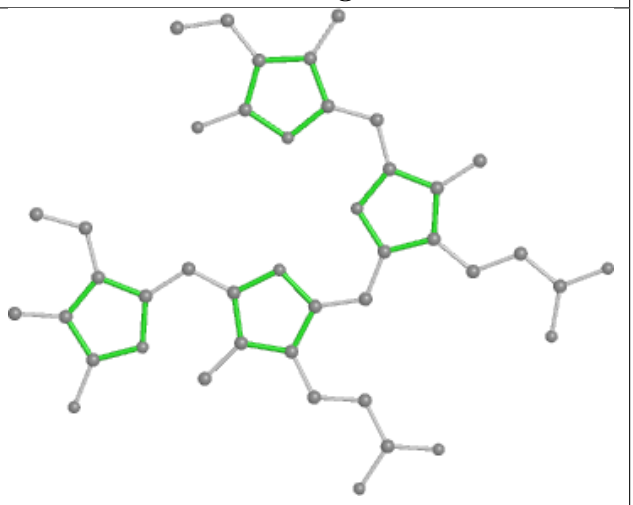

Rings

Ligand PEB KF 202

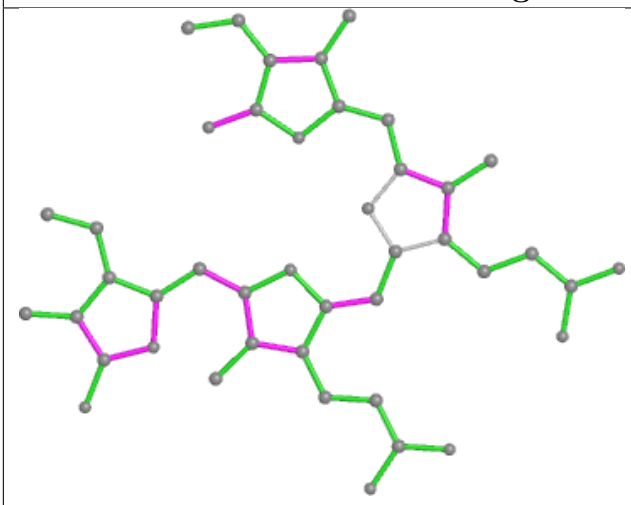

Bond lengths

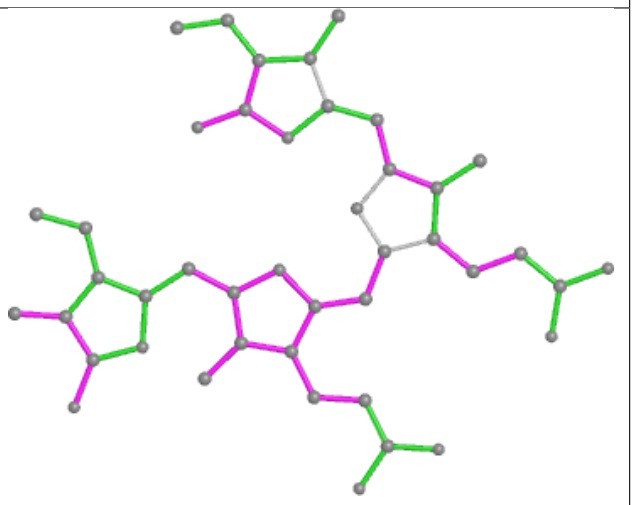

Bond angles

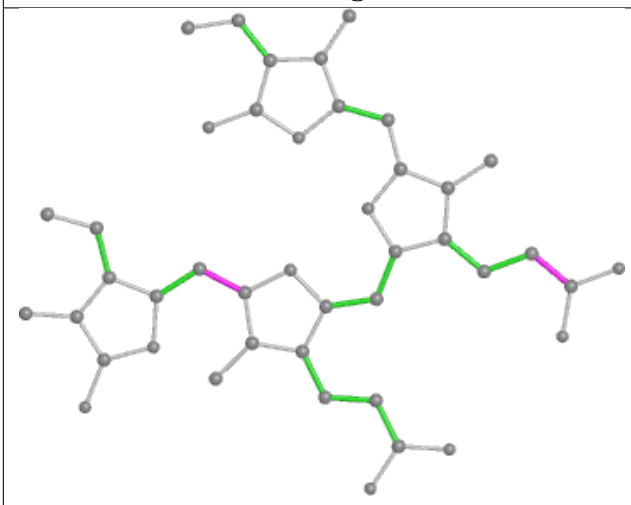

Torsions

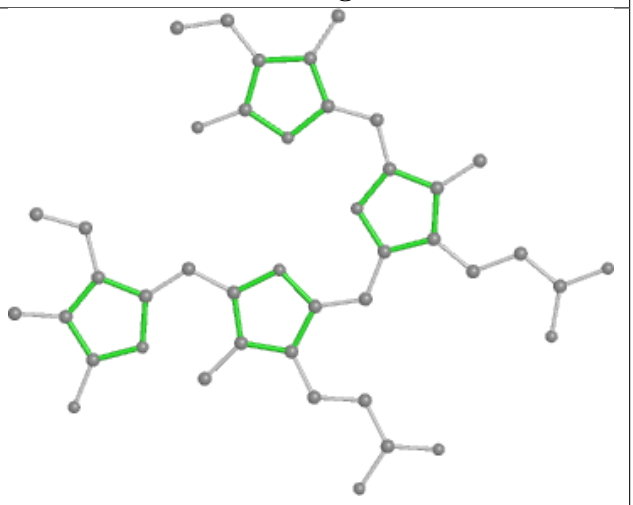

Rings

Ligand PEB R7 203

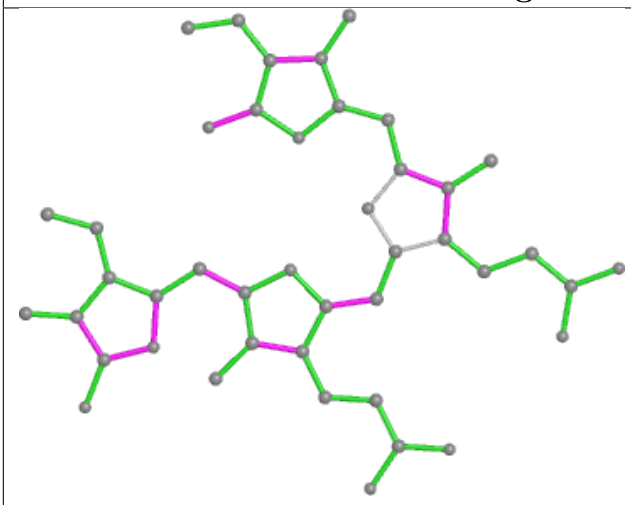

Bond lengths

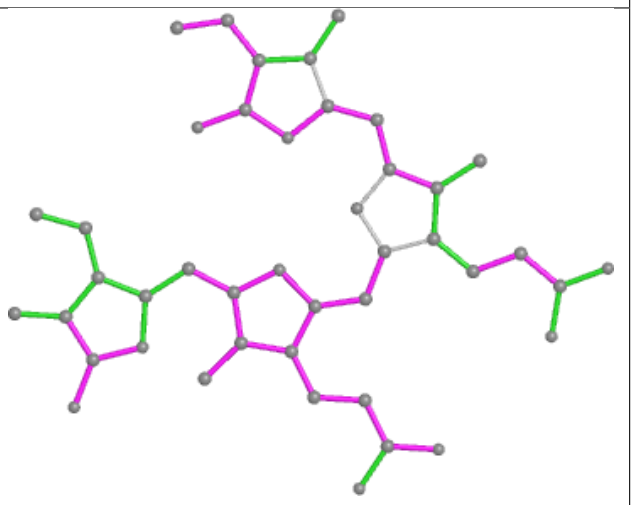

Bond angles

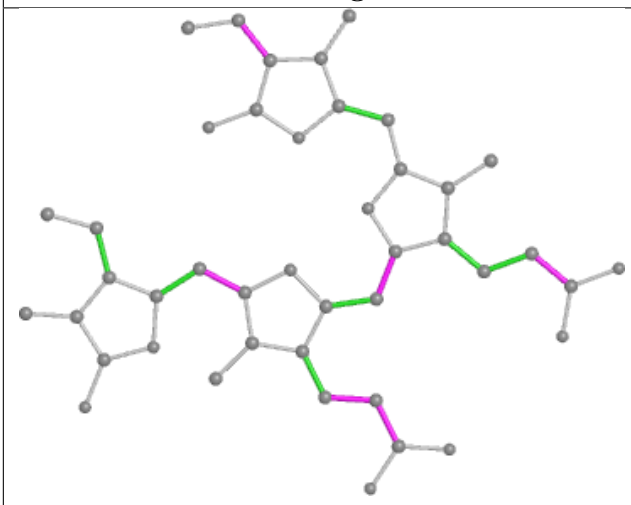

Torsions

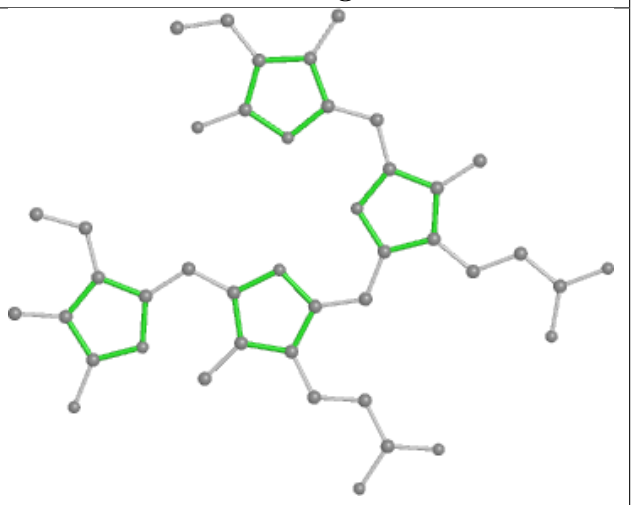

Rings

Ligand LHG L6 101

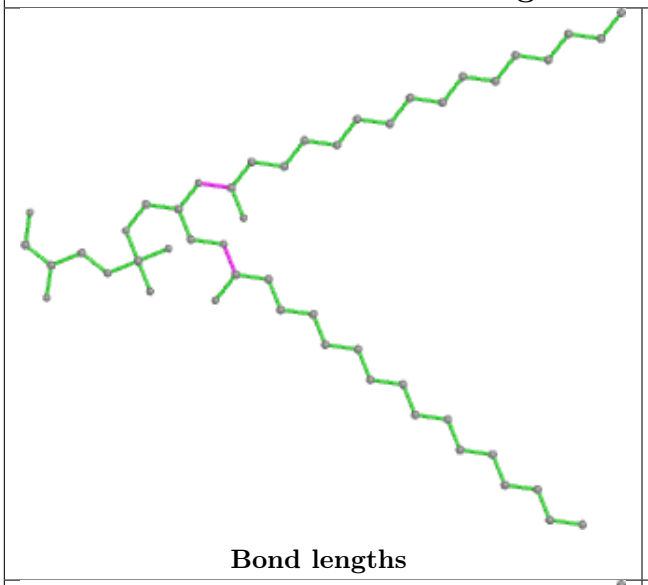

Bond lengths

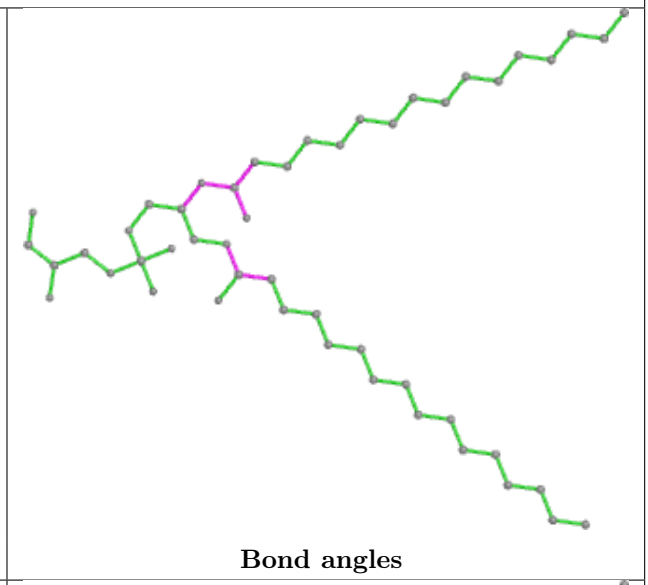

Bond angles

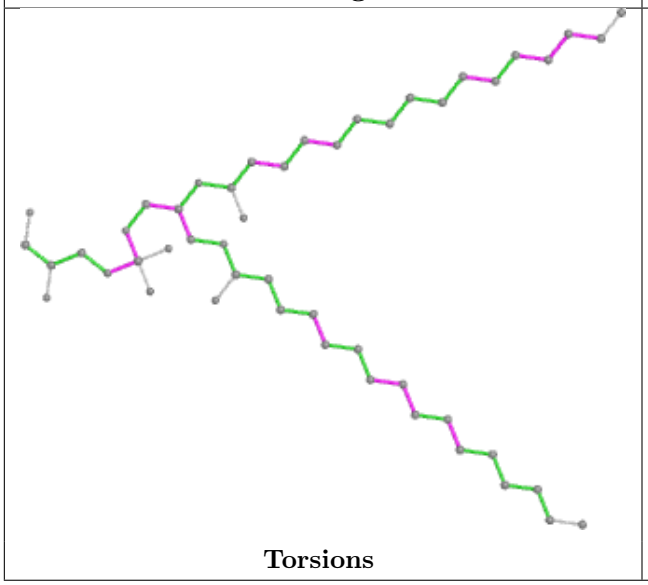

Torsions

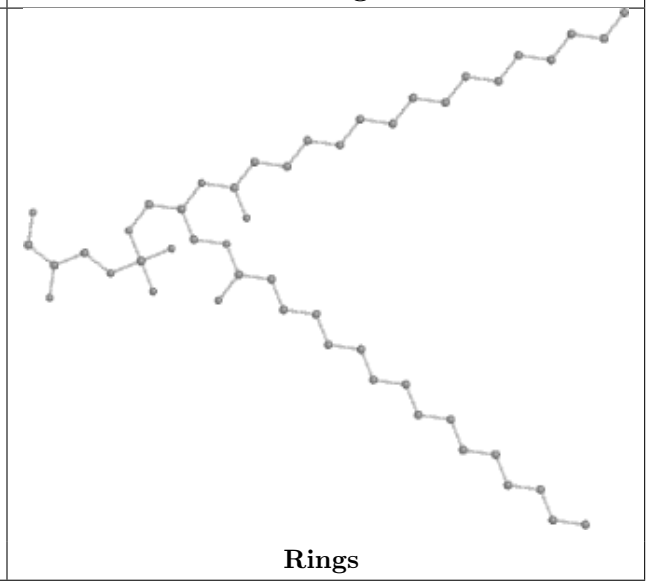

Rings

Ligand PEB aK 203

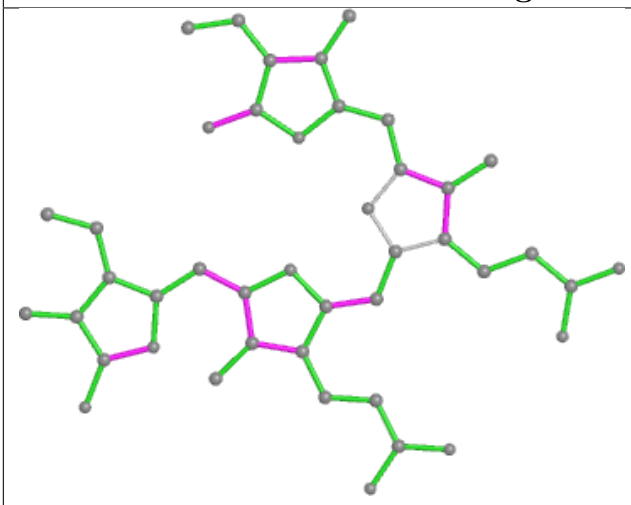

Bond lengths

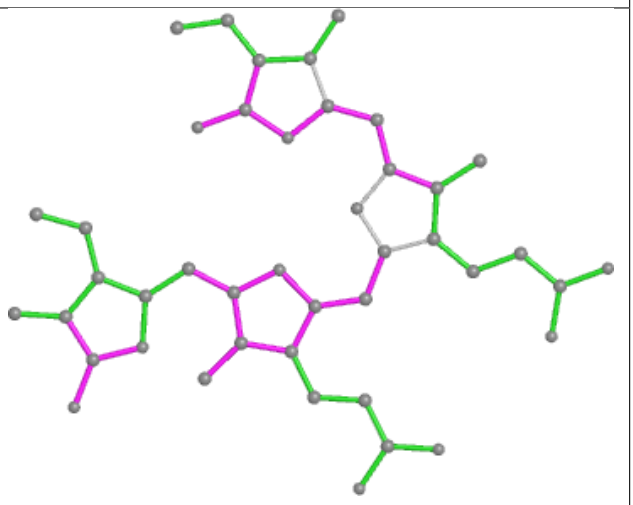

Bond angles

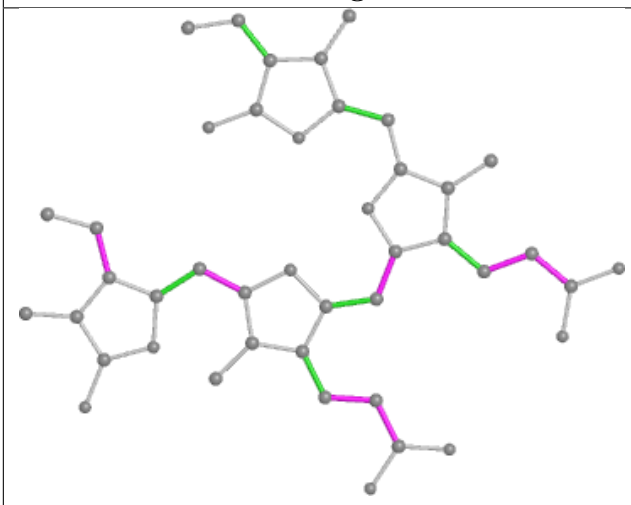

Torsions

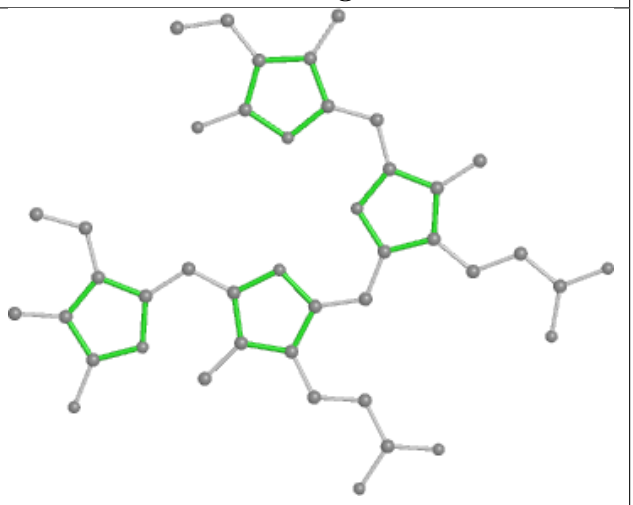

Rings

Ligand BCR BL 618

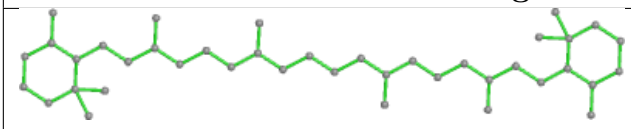

Bond lengths

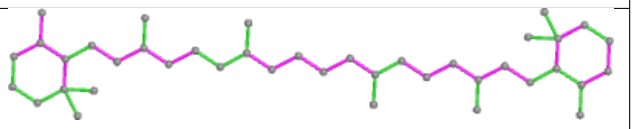

Bond angles

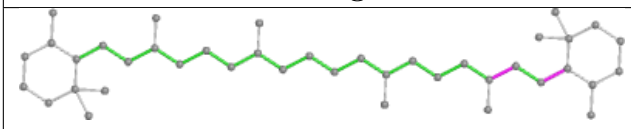

Torsions

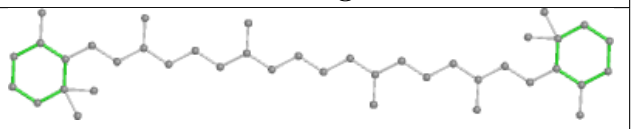

Rings

Ligand CLA A2 838

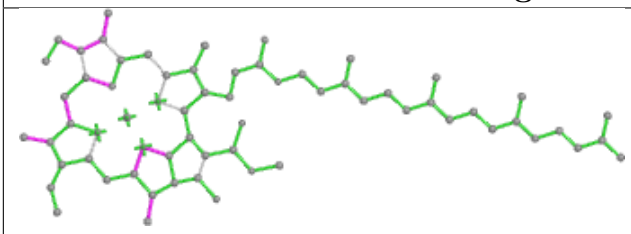

Bond lengths

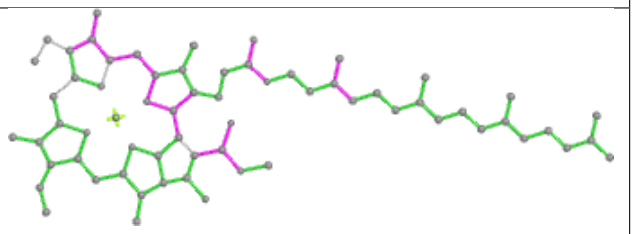

Bond angles

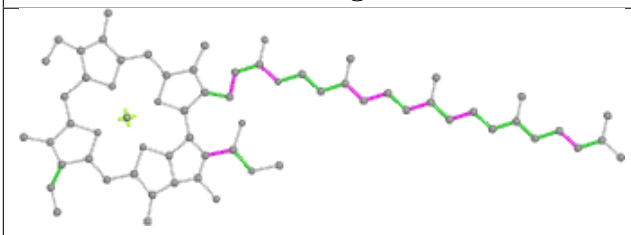

Torsions

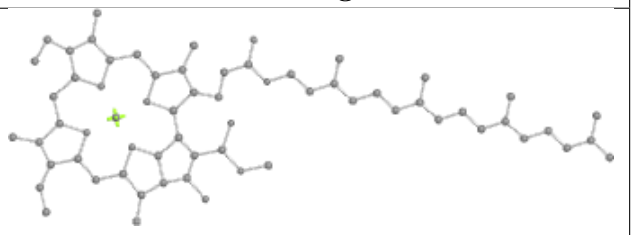

Rings

Ligand PEB vF 202

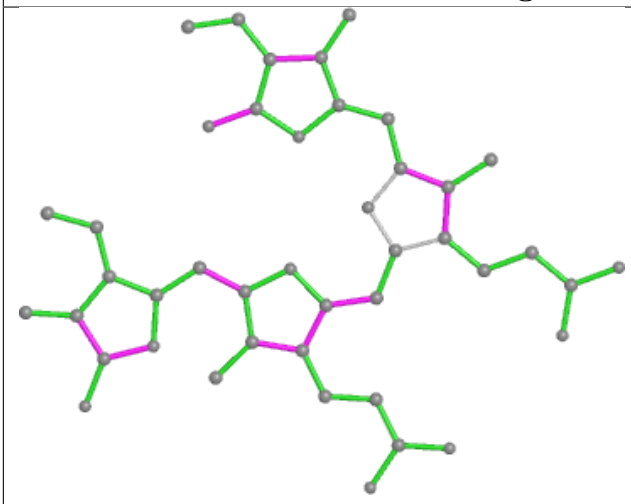

Bond lengths

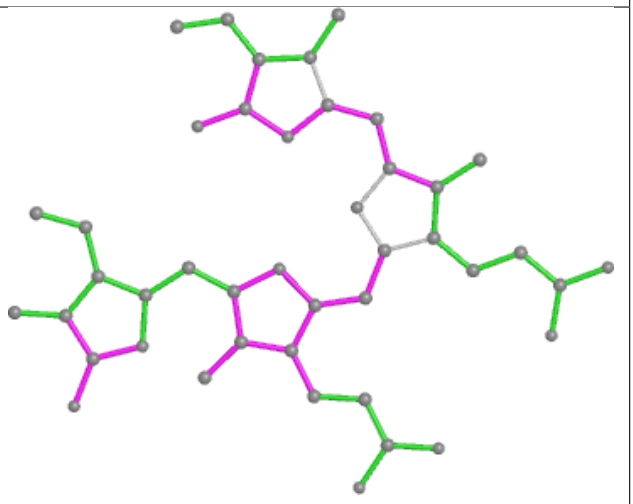

Bond angles

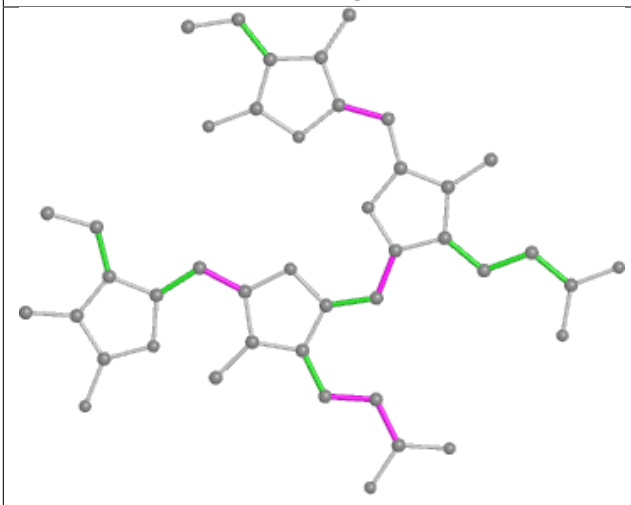

Torsions

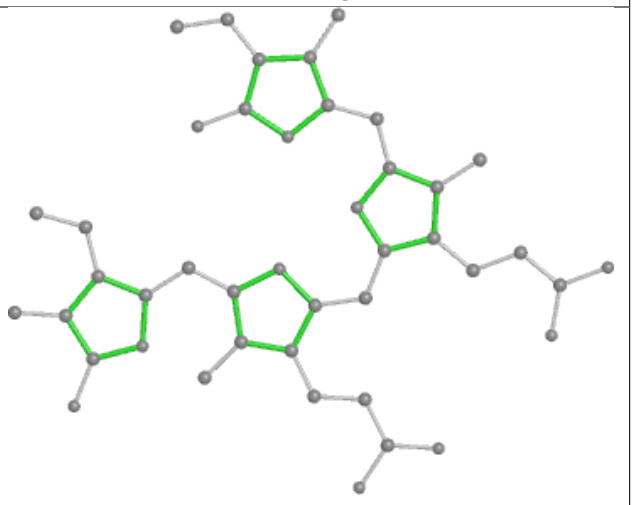

Rings

Ligand PEB AI 203

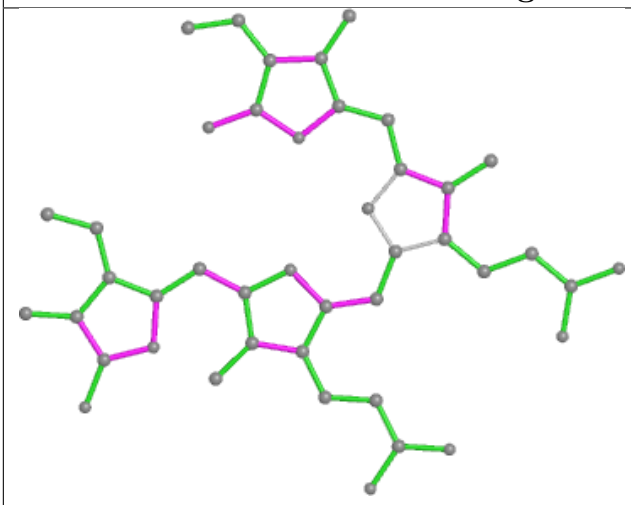

Bond lengths

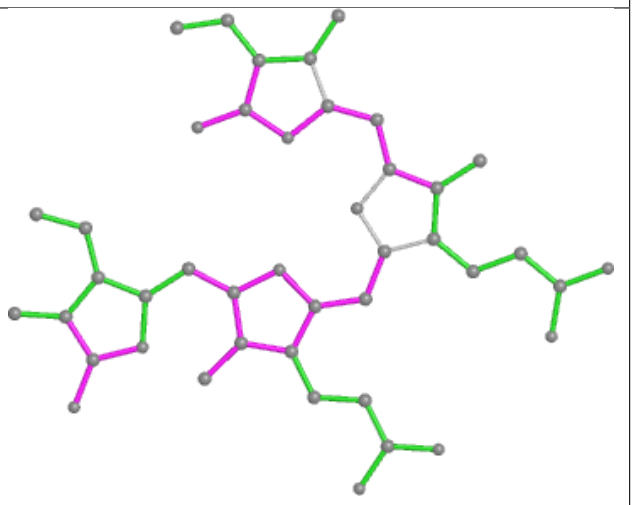

Bond angles

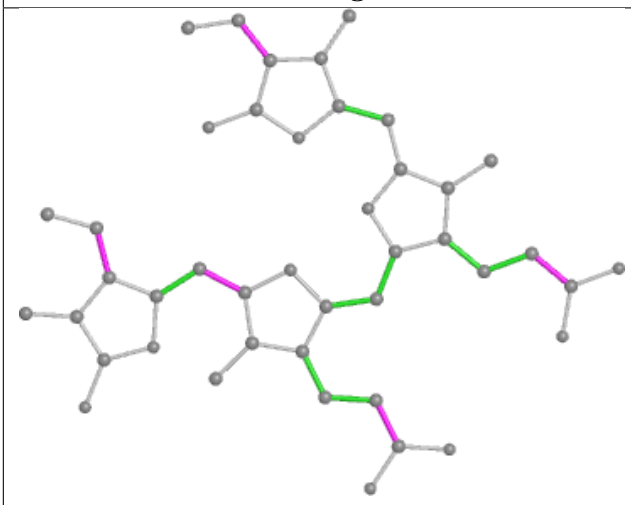

Torsions

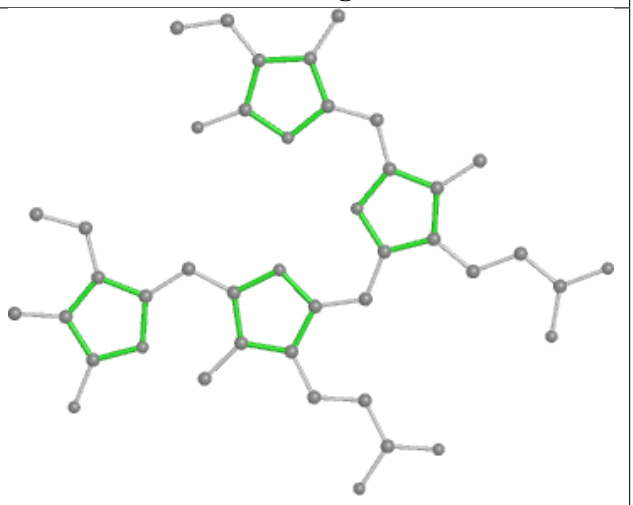

Rings

Ligand PEB QF 201

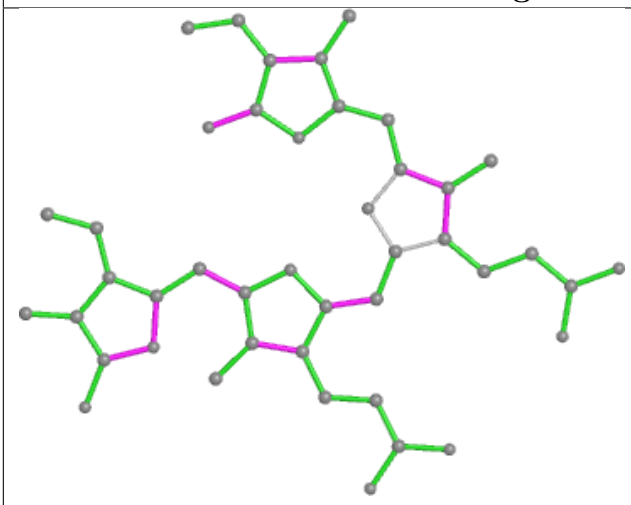

Bond lengths

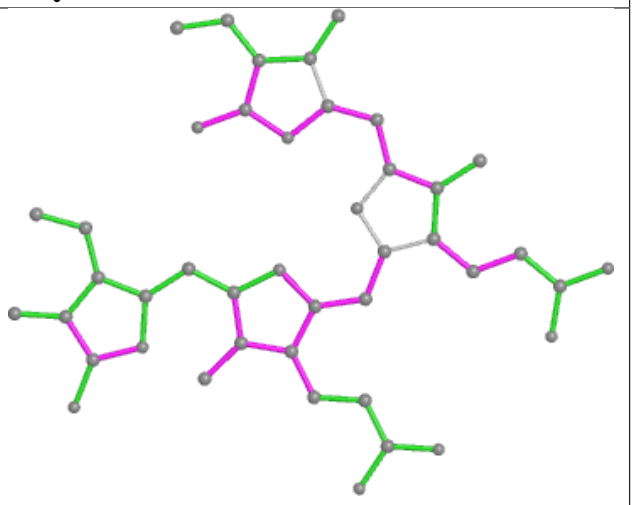

Bond angles

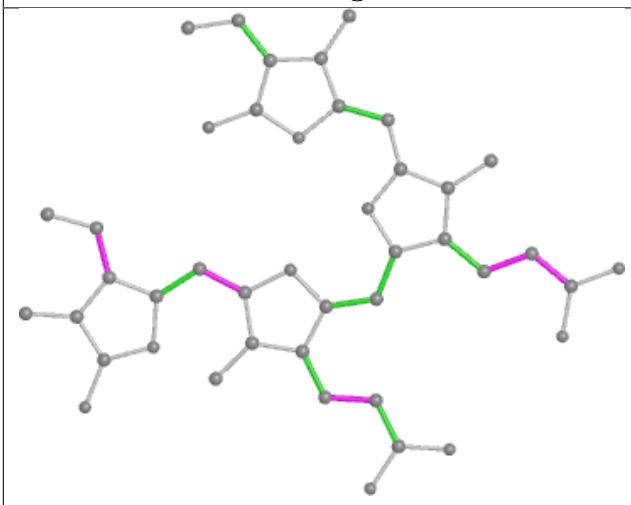

Torsions

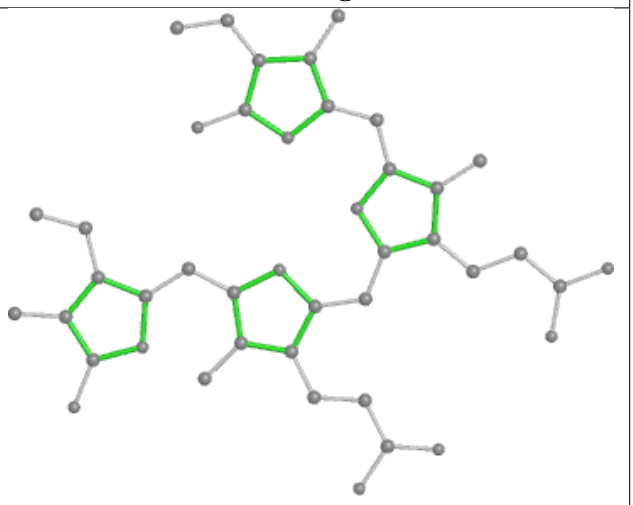

Rings

Ligand PEB UP 201

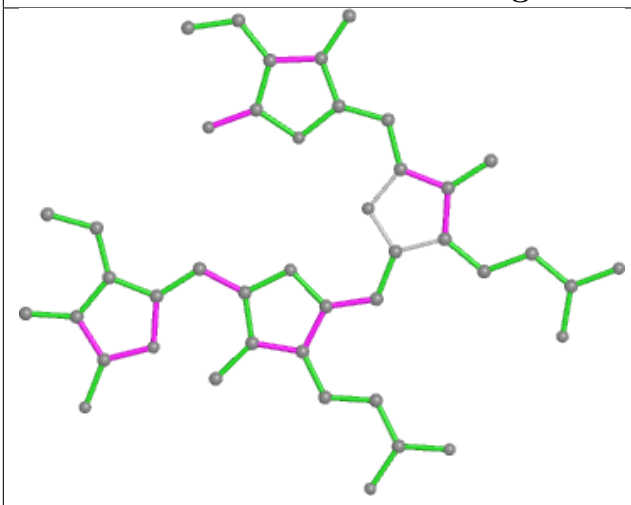

Bond lengths

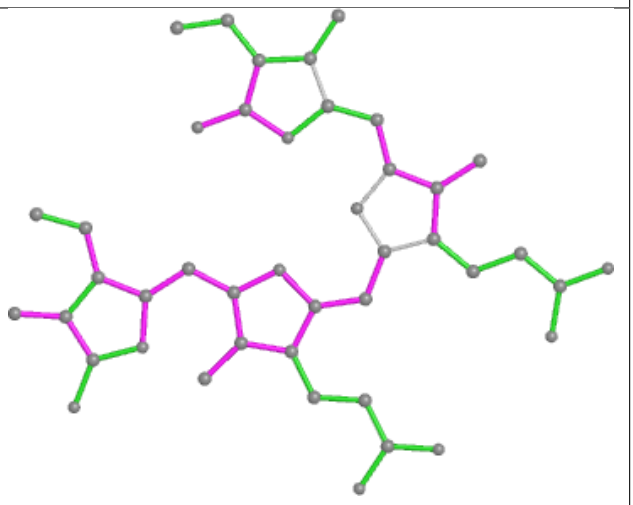

Bond angles

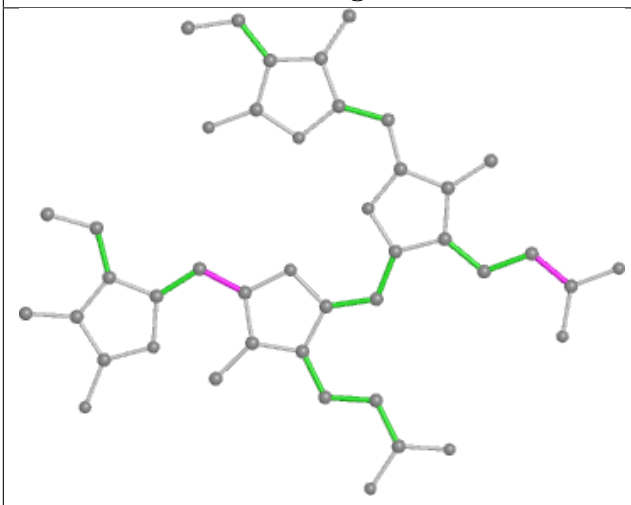

Torsions

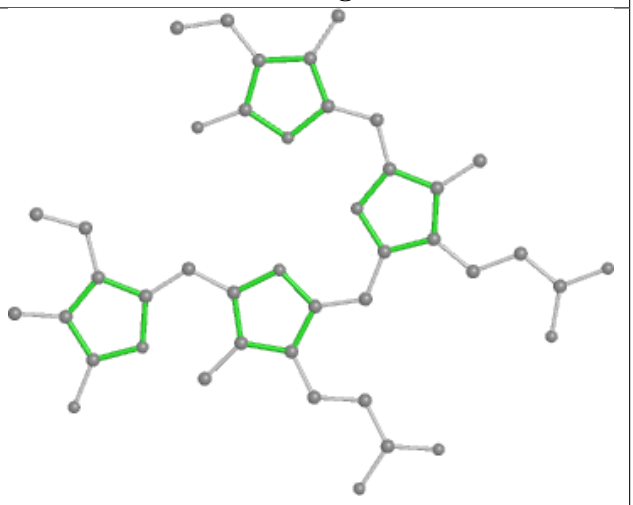

Rings

Ligand LMG dL 407

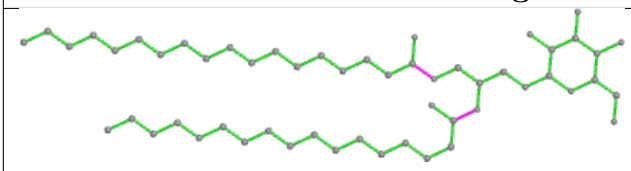

Bond lengths

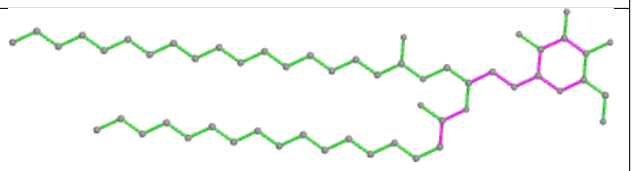

Bond angles

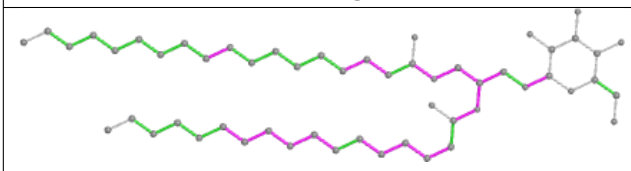

Torsions

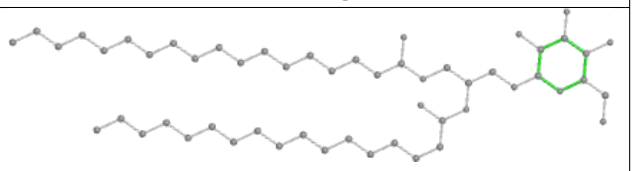

Rings

Ligand PEB dM 202

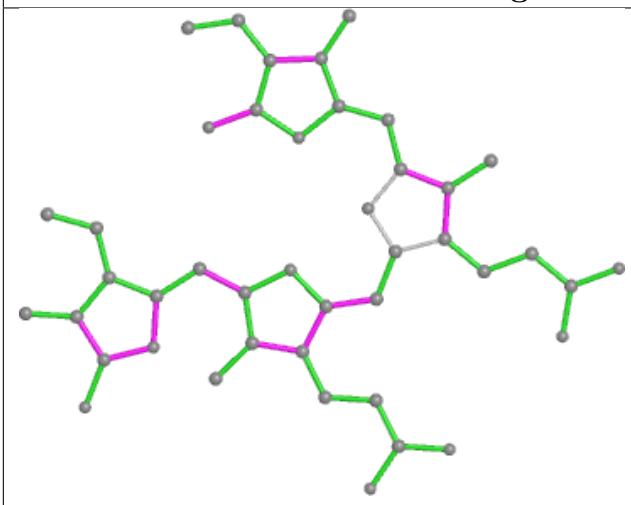

Bond lengths

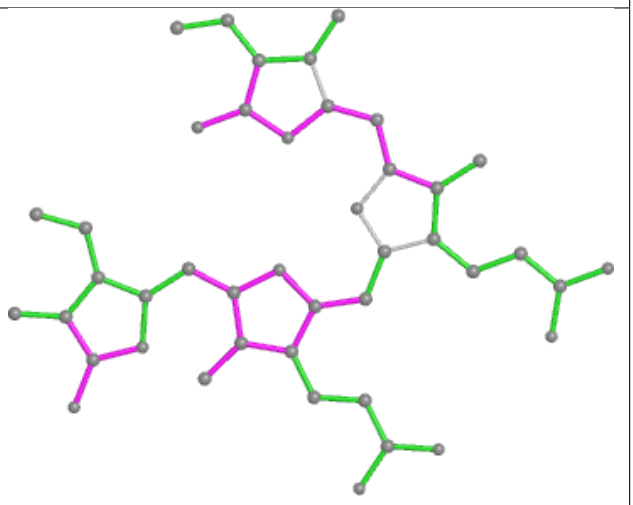

Bond angles

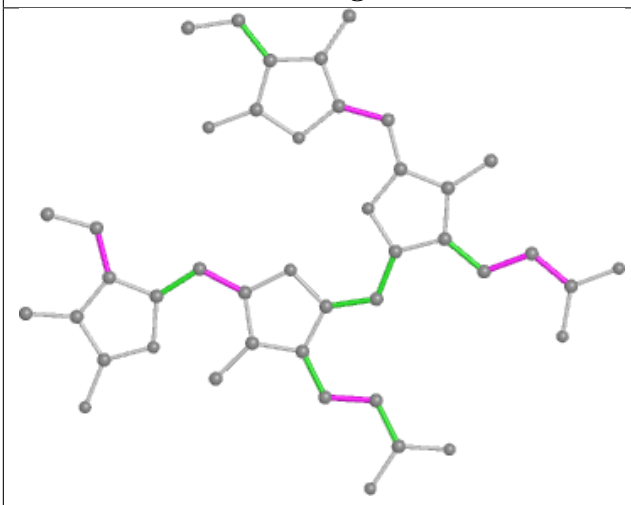

Torsions

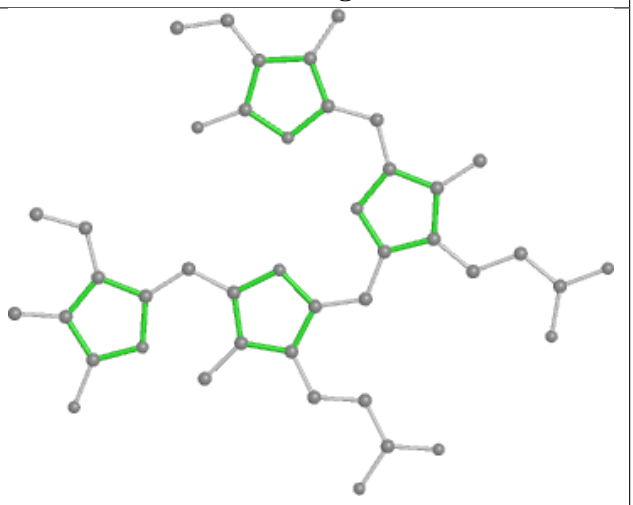

Rings

Ligand PEB D7 202

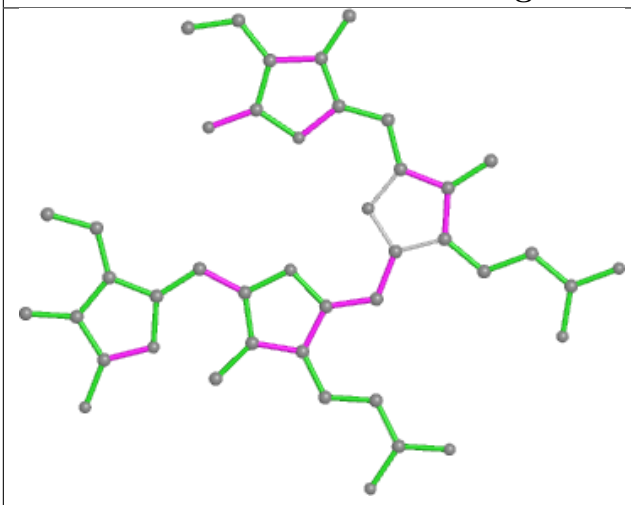

Bond lengths

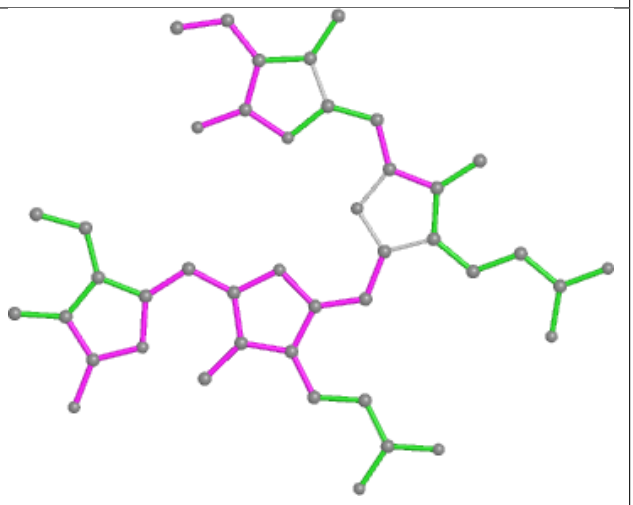

Bond angles

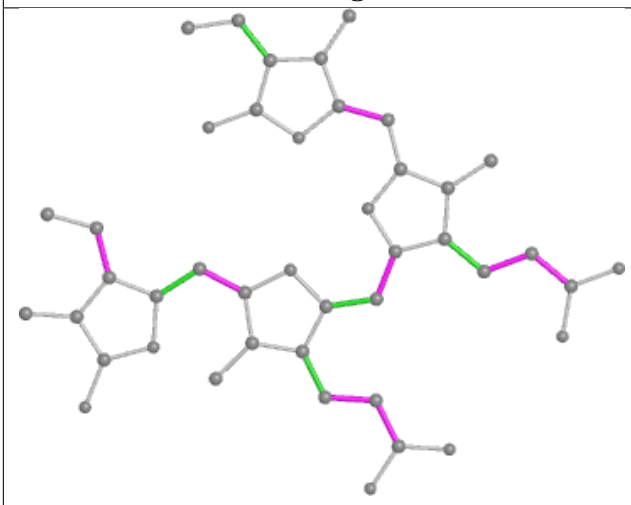

Torsions

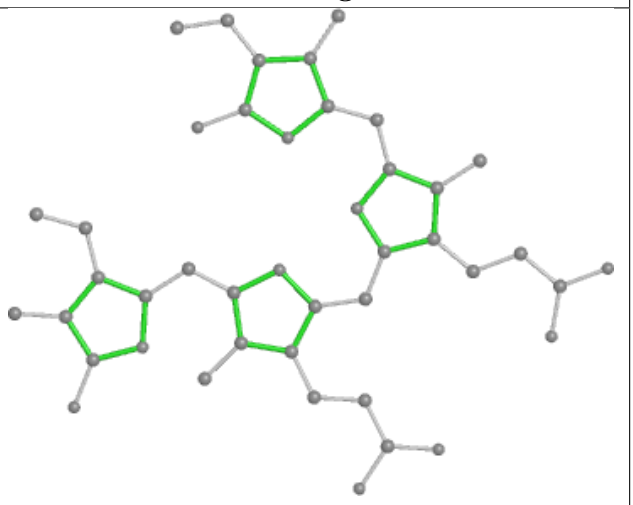

Rings

Ligand CLA c6 614

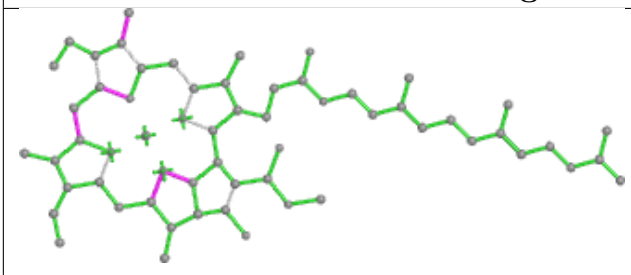

Bond lengths

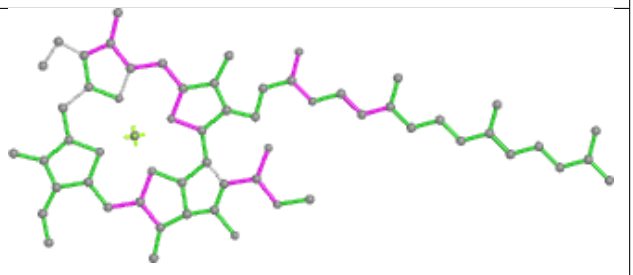

Bond angles

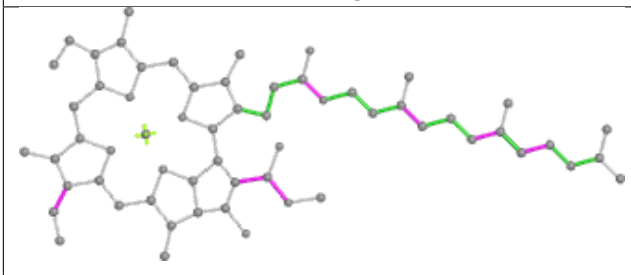

Torsions

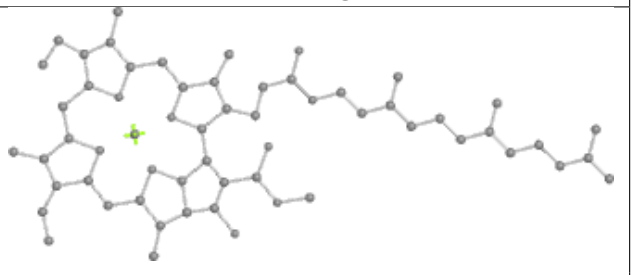

Rings

Ligand PEB QE 203

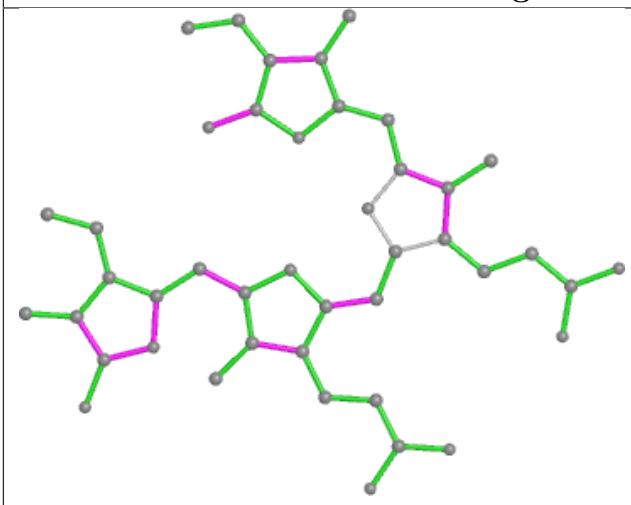

Bond lengths

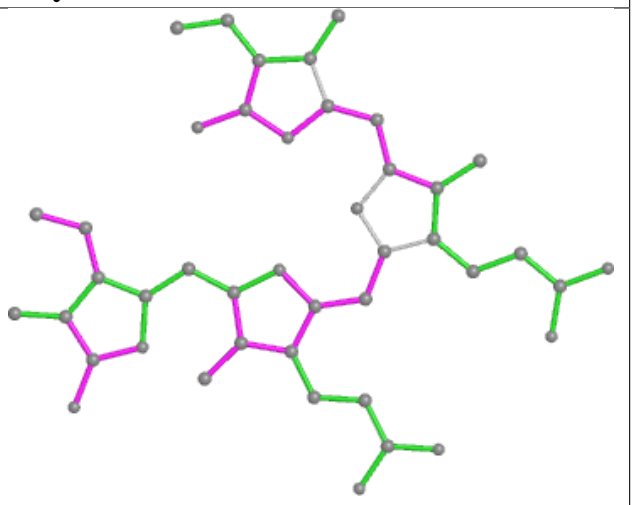

Bond angles

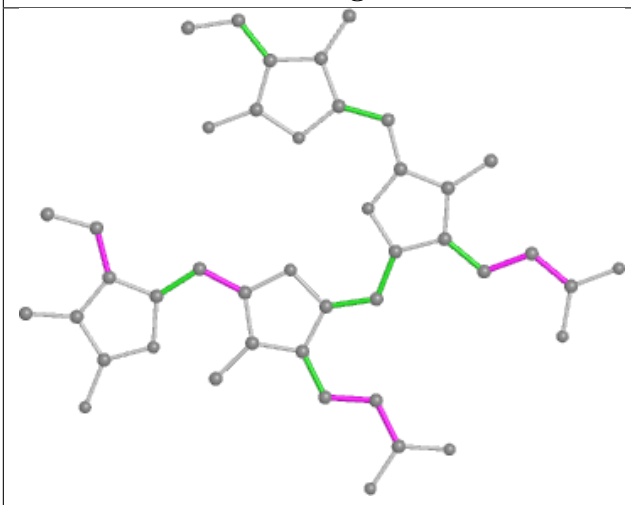

Torsions

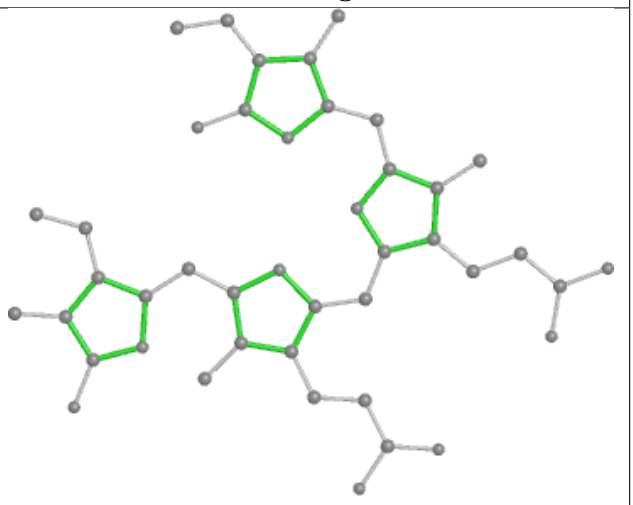

Rings

Ligand CLA I2 102

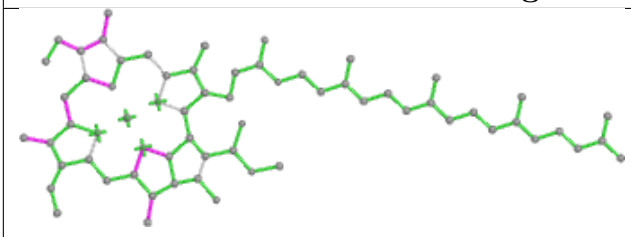

Bond lengths

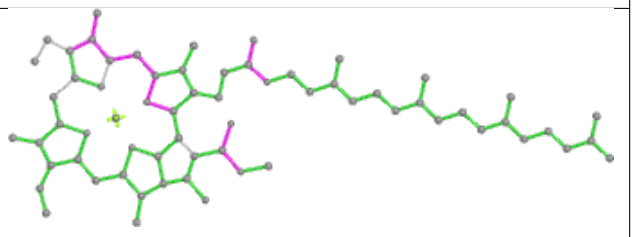

Bond angles

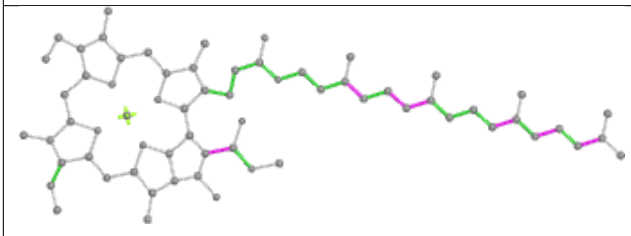

Torsions

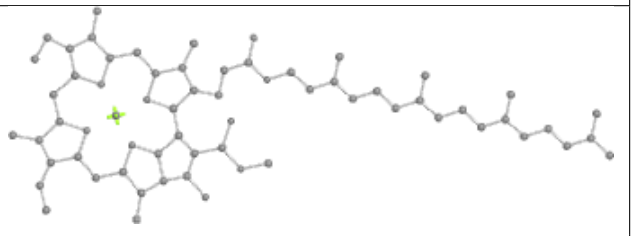

Rings

Ligand CLA K2 101

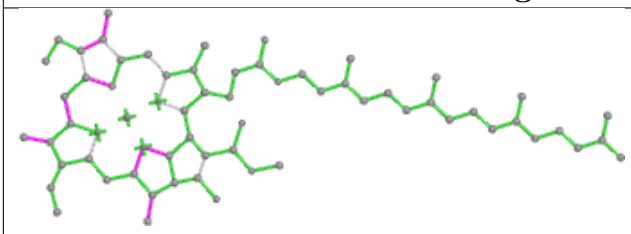

Bond lengths

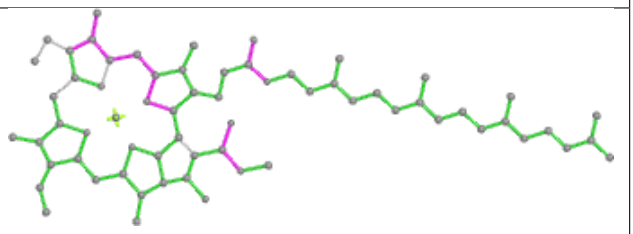

Bond angles

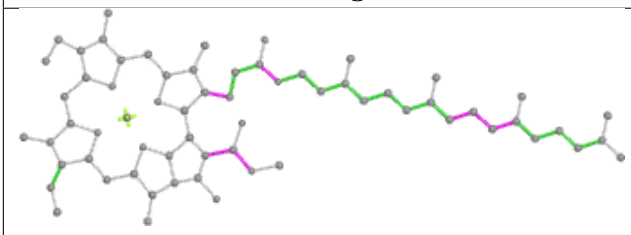

Torsions

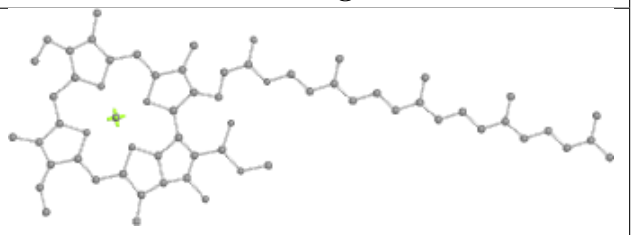

Rings

Ligand PEB R5 202

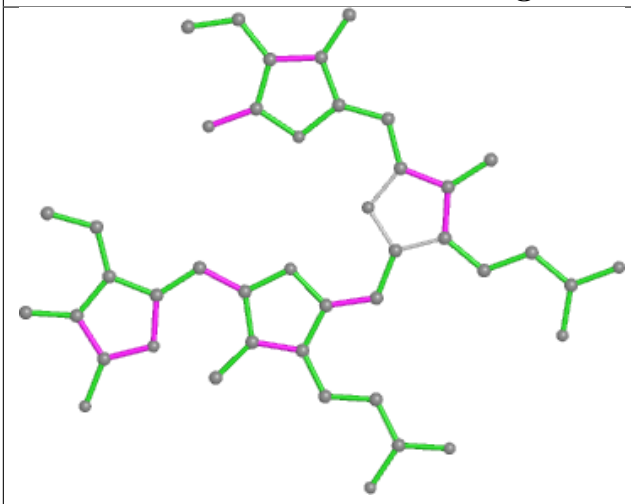

Bond lengths

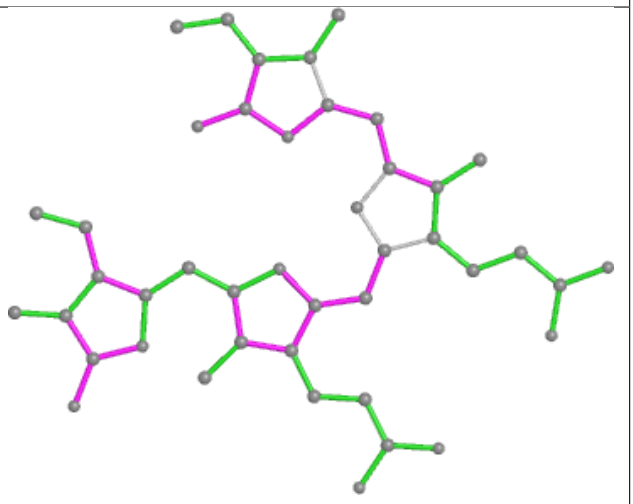

Bond angles

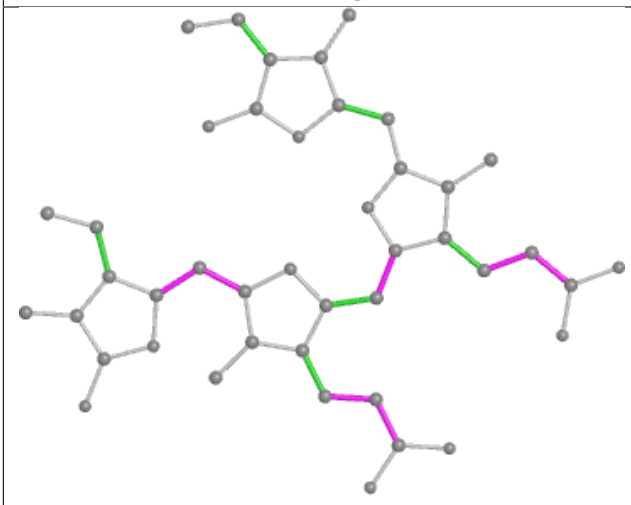

Torsions

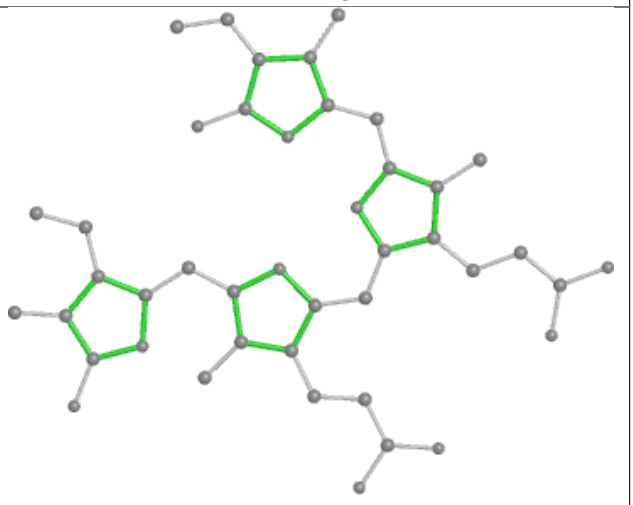

Rings

Ligand PEB kM 201

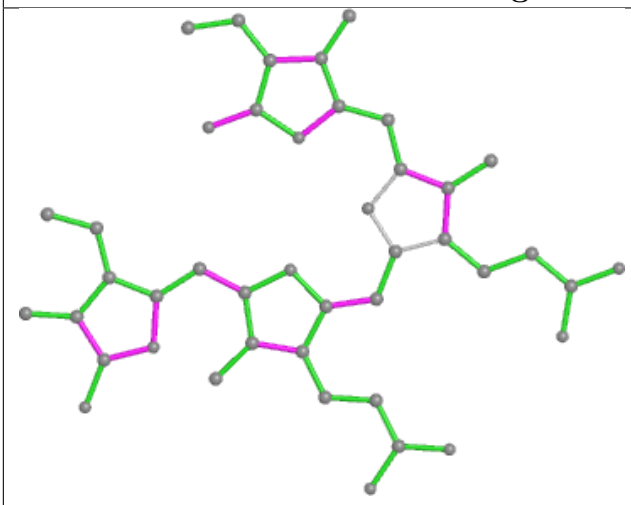

Bond lengths

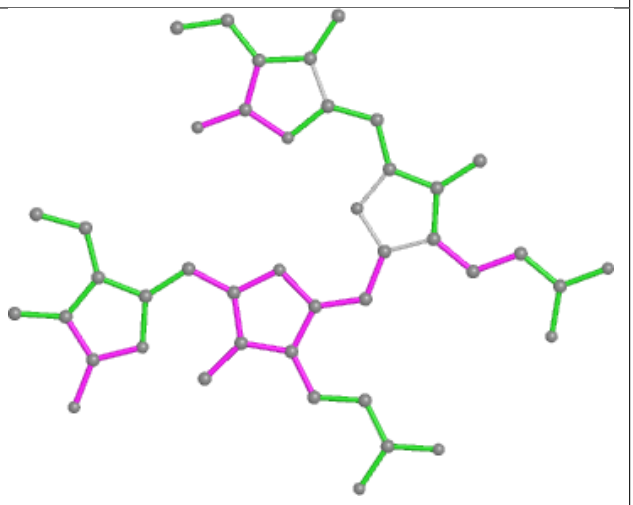

Bond angles

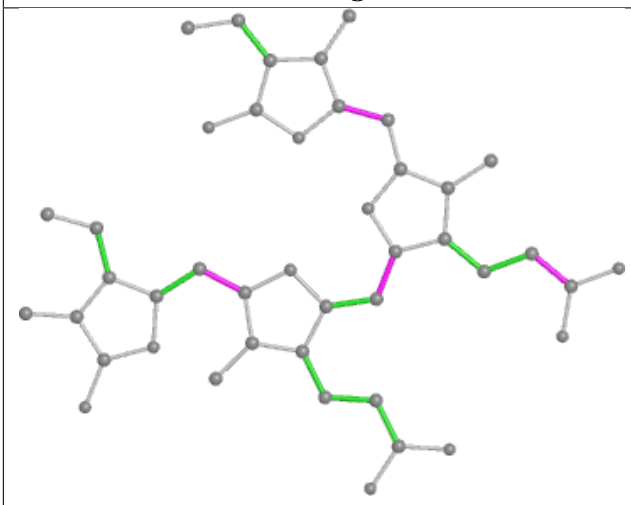

Torsions

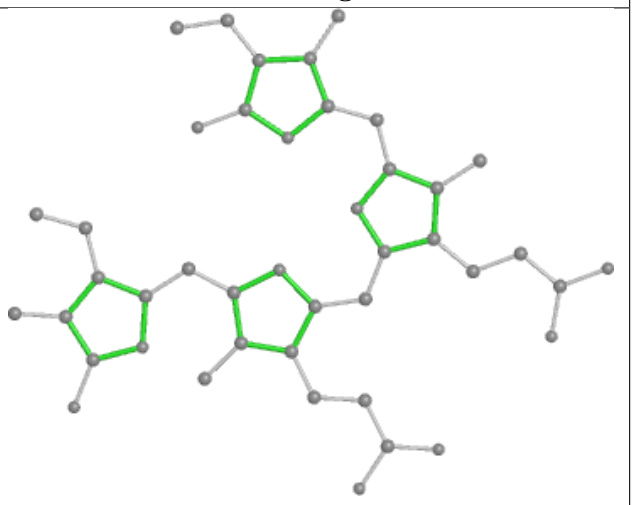

Rings

Ligand CYC j3 1001

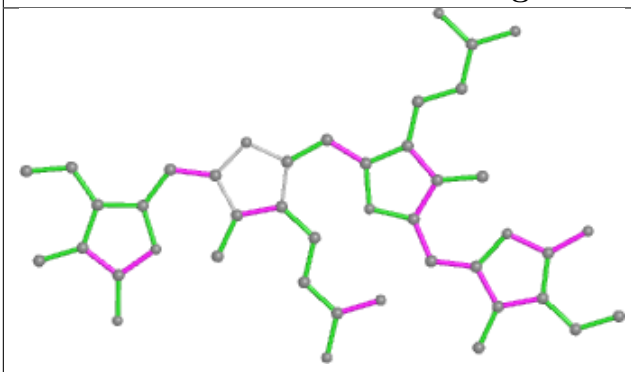

Bond lengths

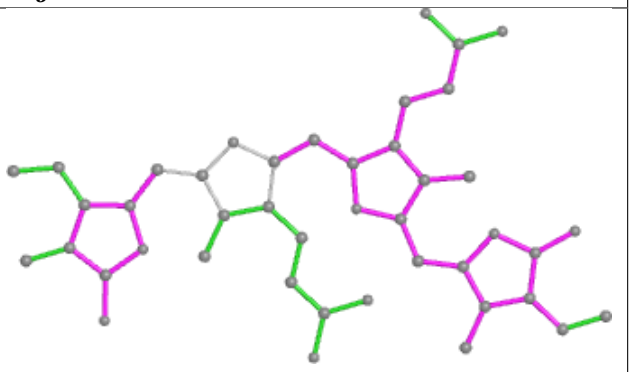

Bond angles

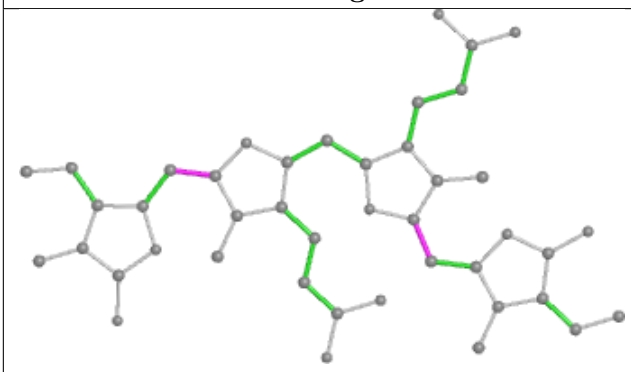

Torsions

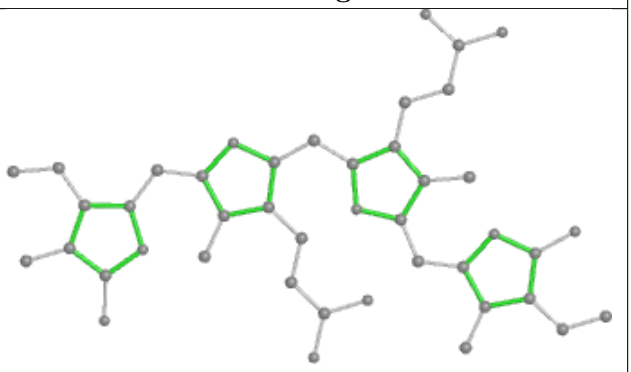

Rings

Ligand PEB u8 201

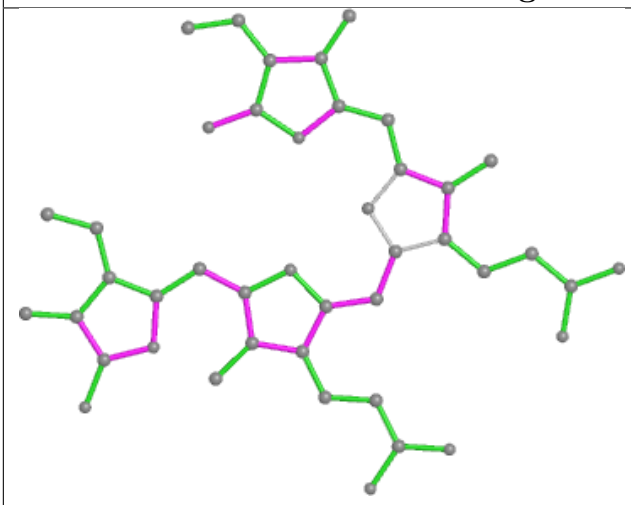

Bond lengths

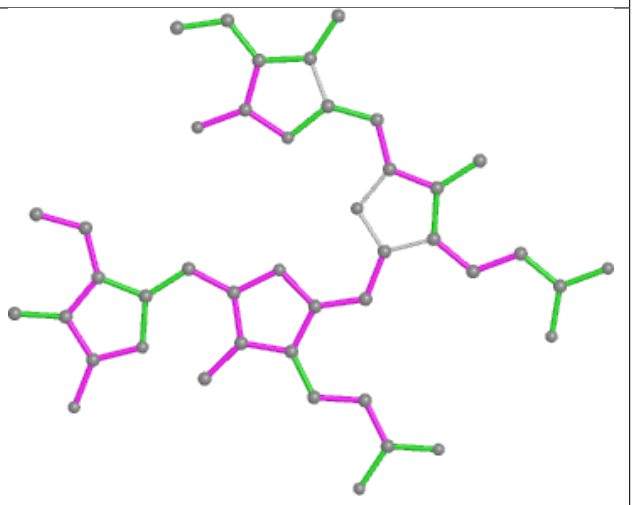

Bond angles

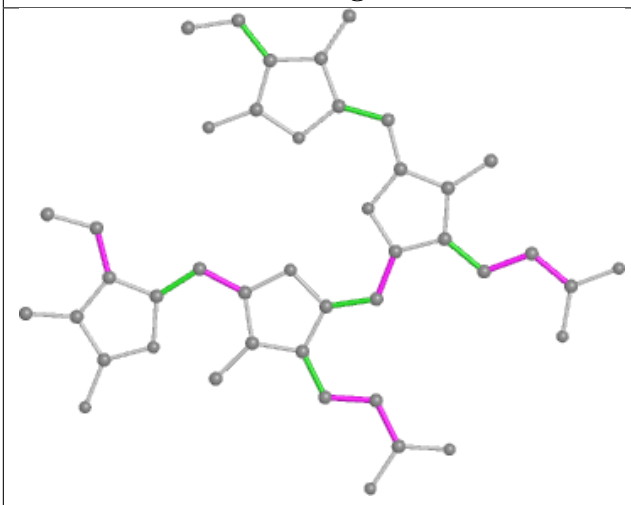

Torsions

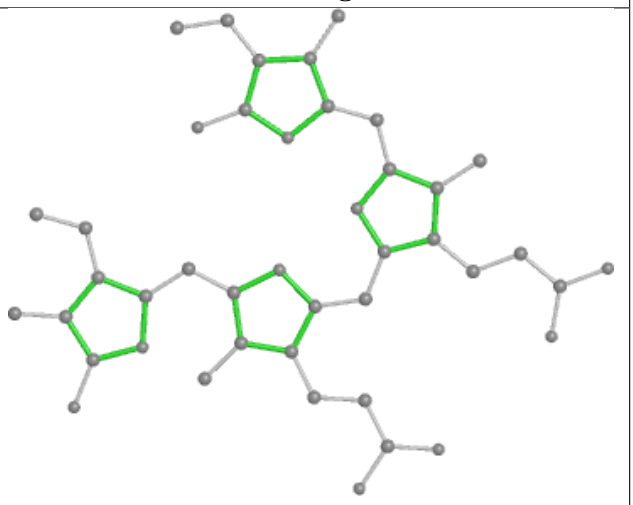

Rings

Ligand PEB TD 202

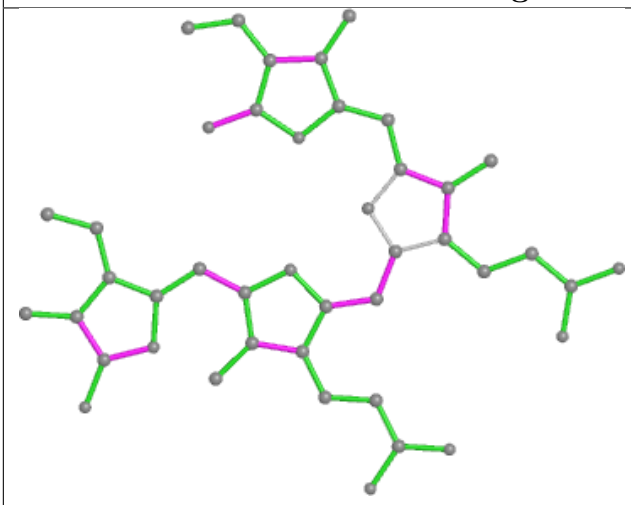

Bond lengths

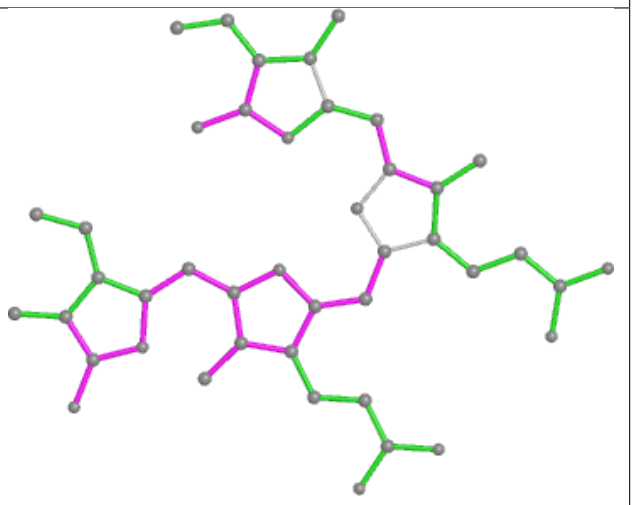

Bond angles

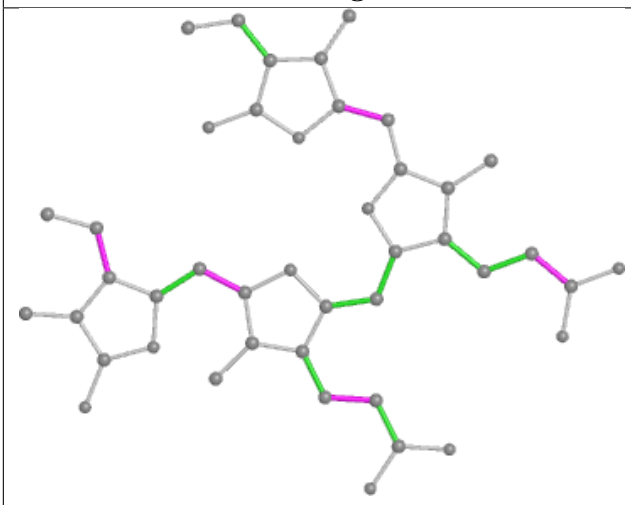

Torsions

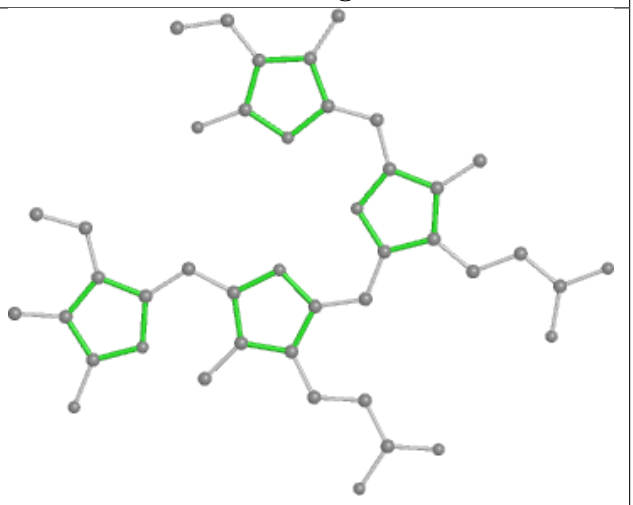

Rings

Ligand PEB H5 202

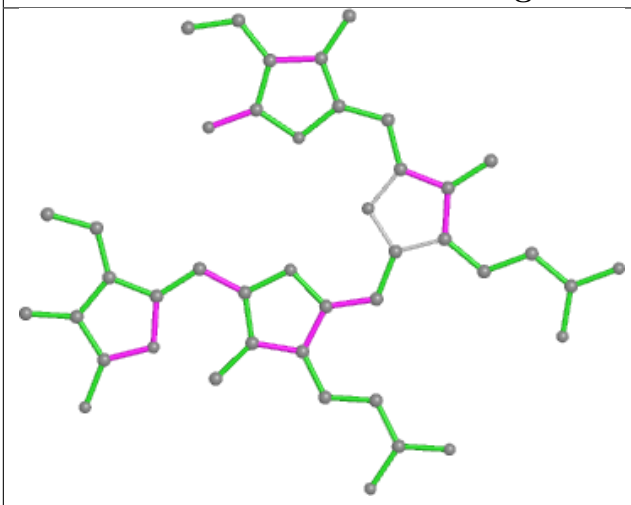

Bond lengths

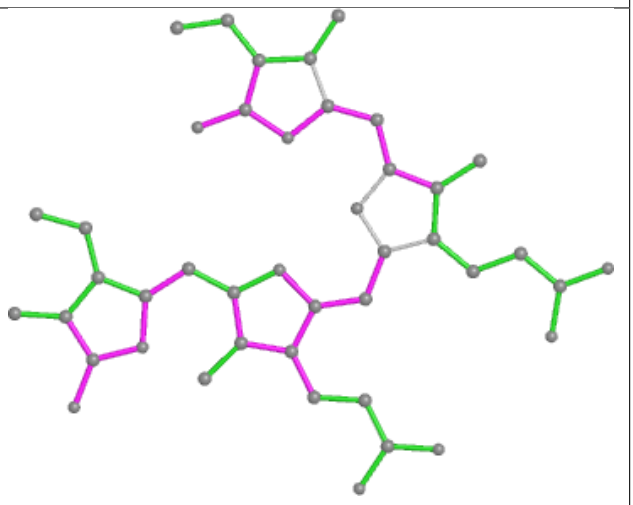

Bond angles

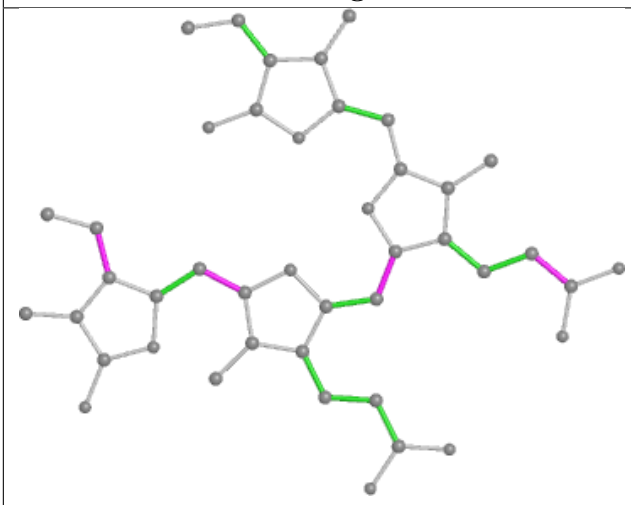

Torsions

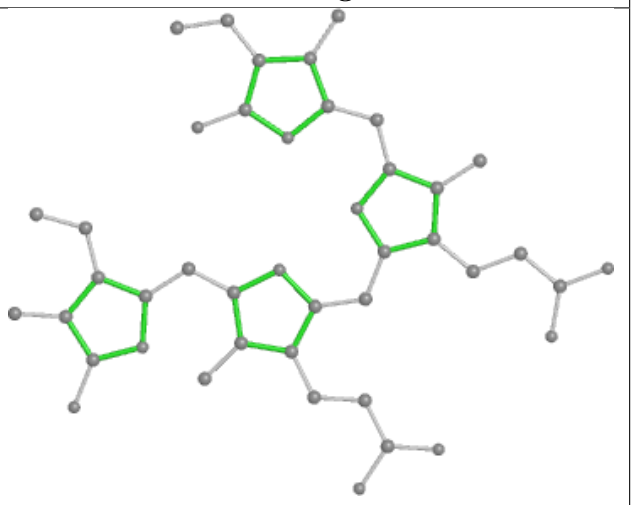

Rings

Ligand PEB XD 202

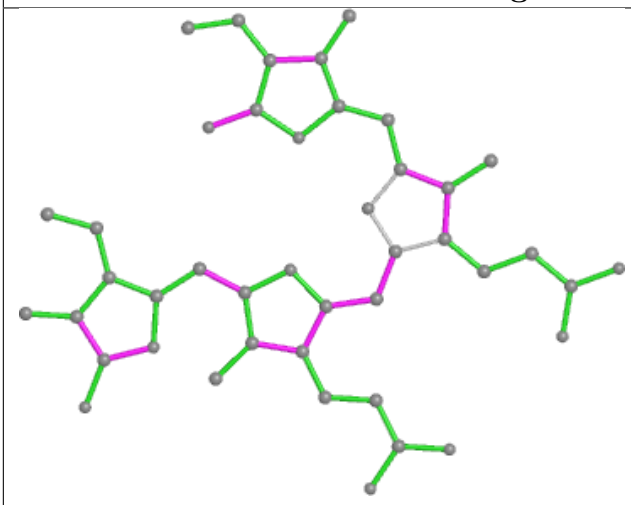

Bond lengths

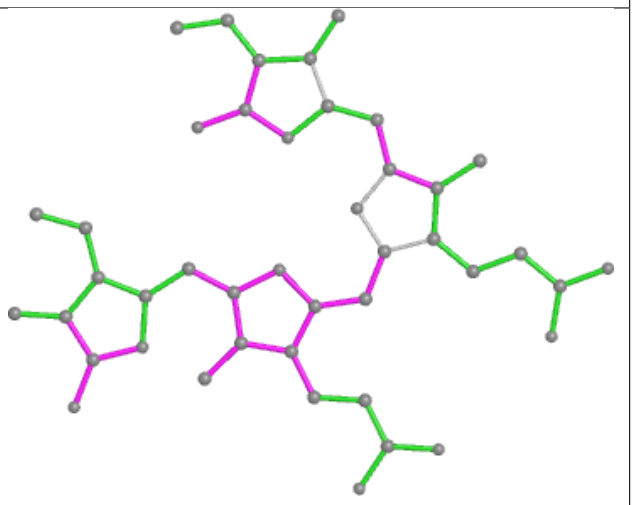

Bond angles

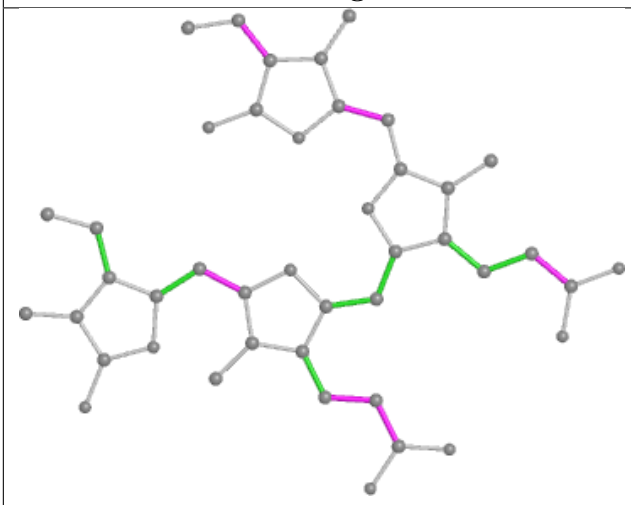

Torsions

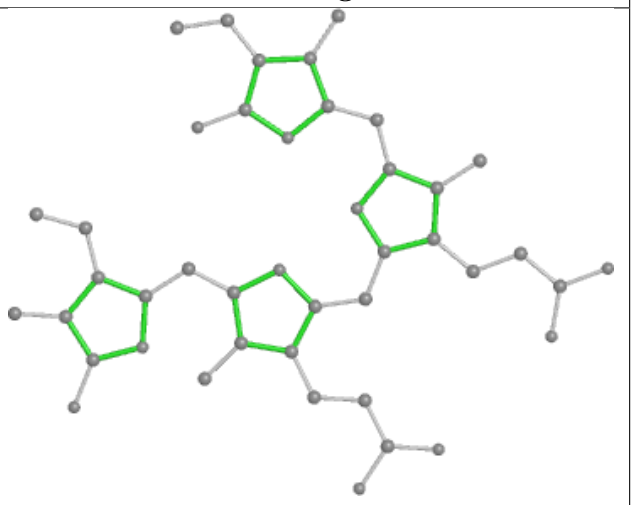

Rings

Ligand PEB DI 202

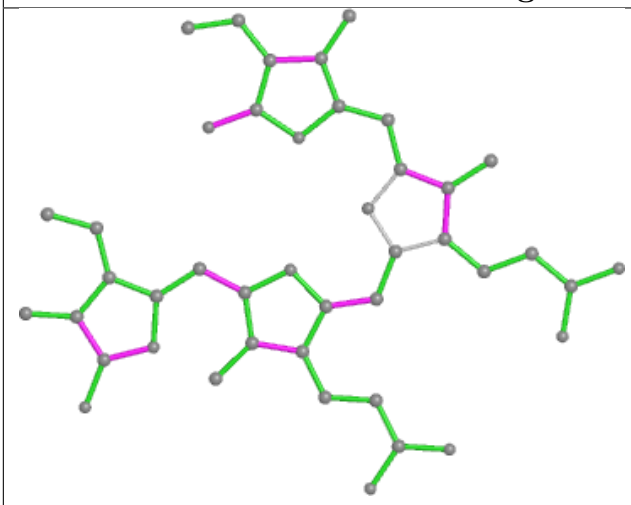

Bond lengths

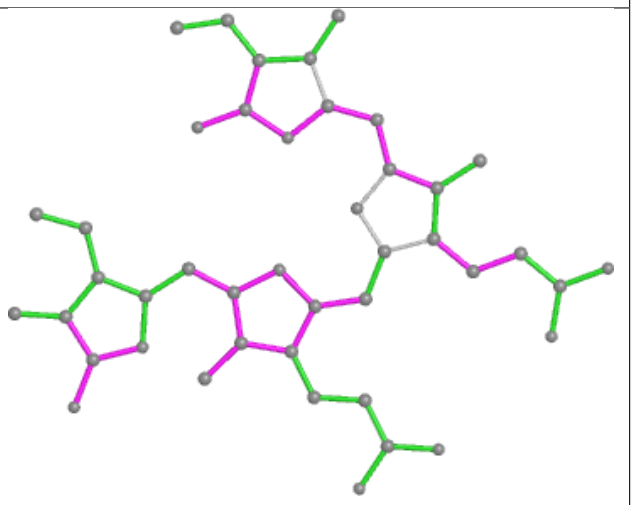

Bond angles

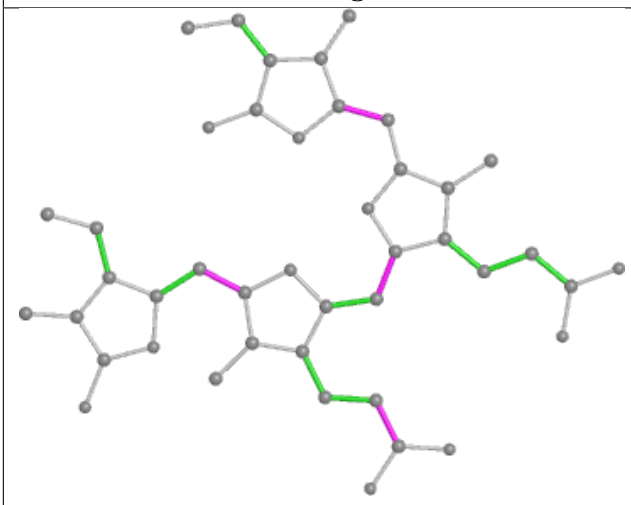

Torsions

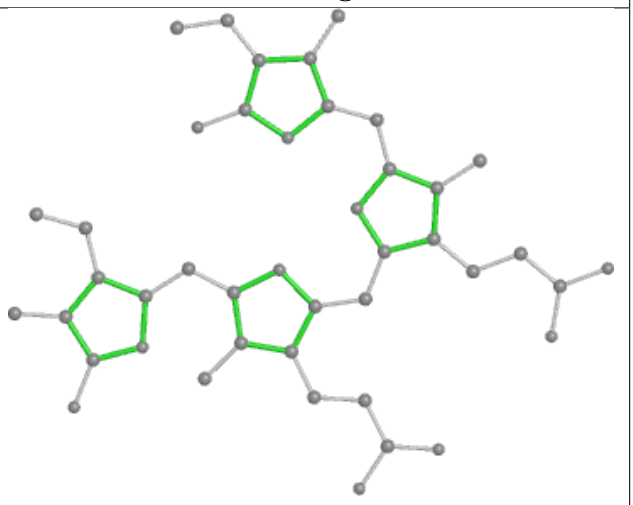

Rings

Ligand PEB EM 203

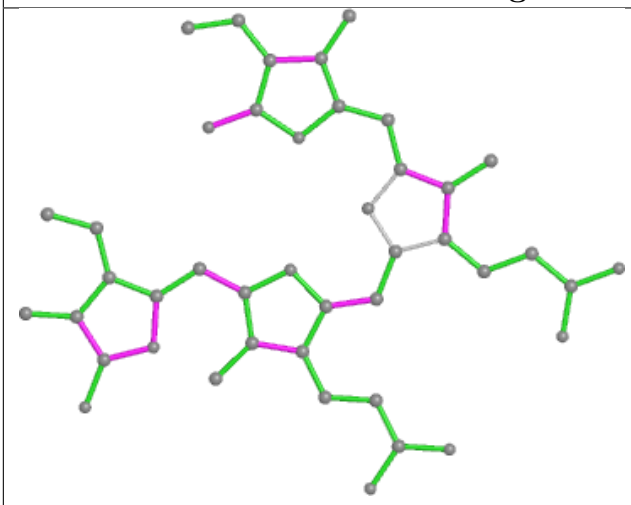

Bond lengths

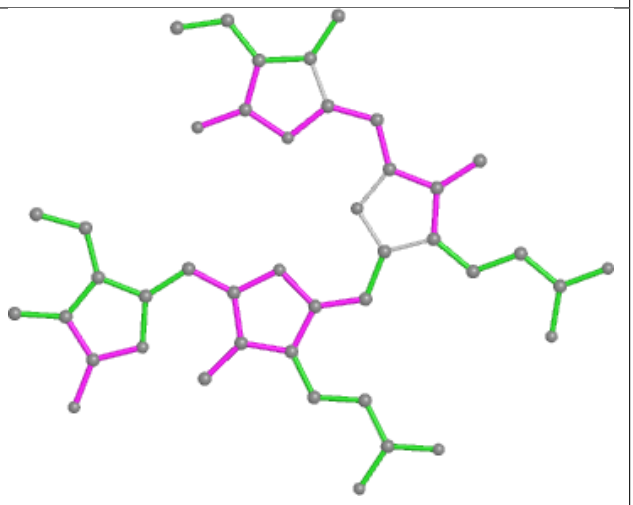

Bond angles

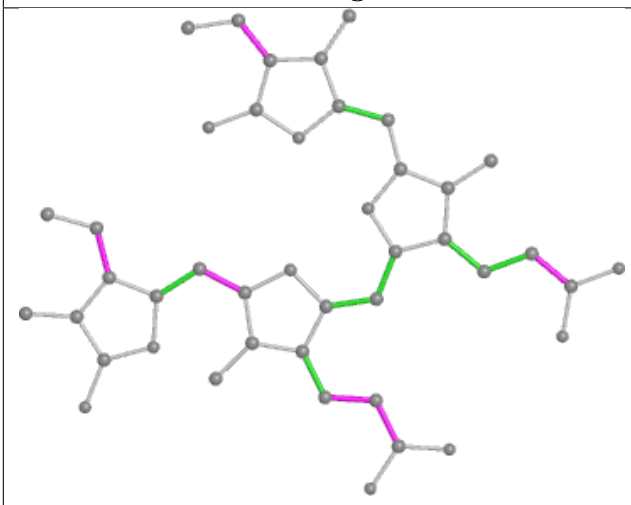

Torsions

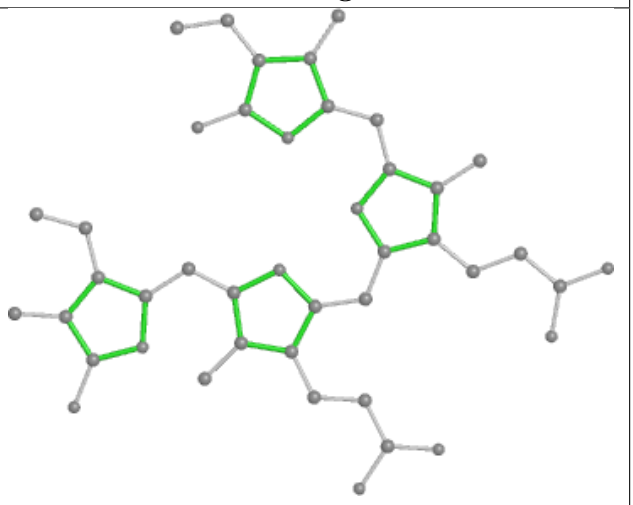

Rings

Ligand PUB xK 301

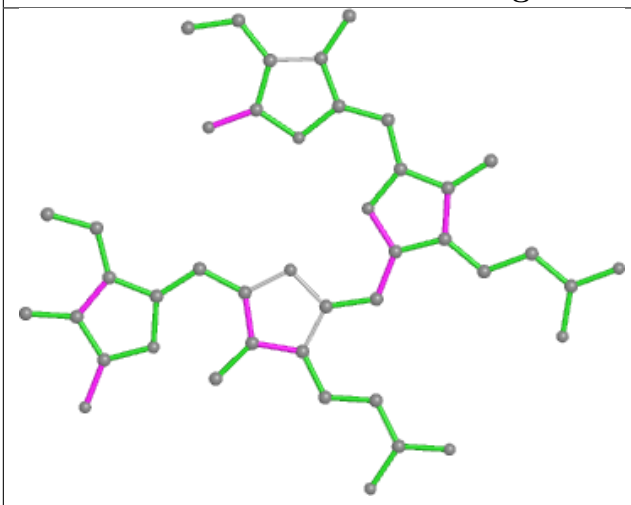

Bond lengths

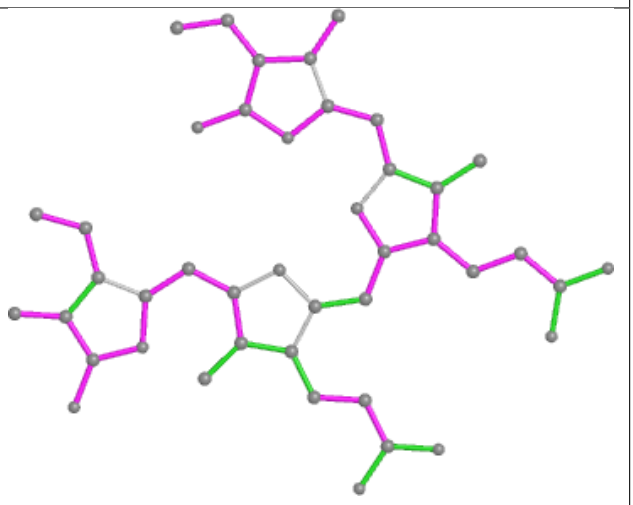

Bond angles

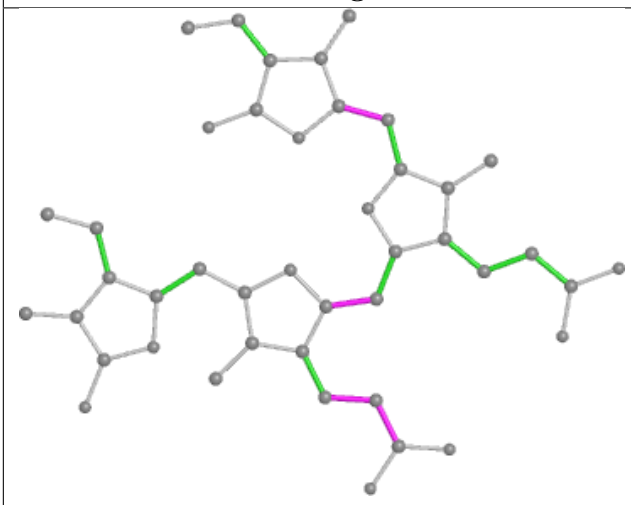

Torsions

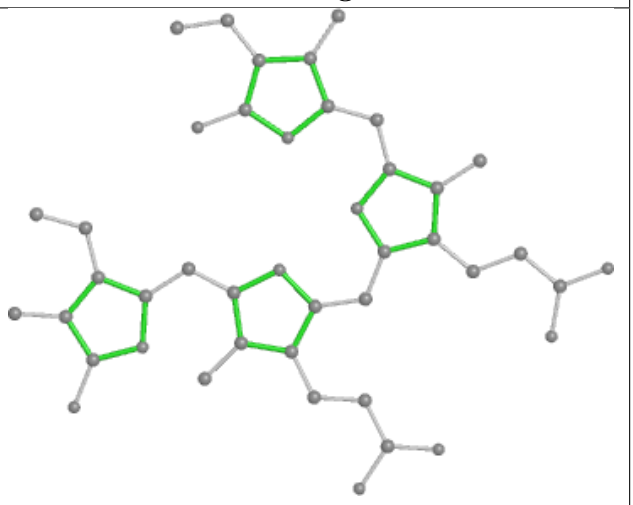

Rings

Ligand PEB SK 203

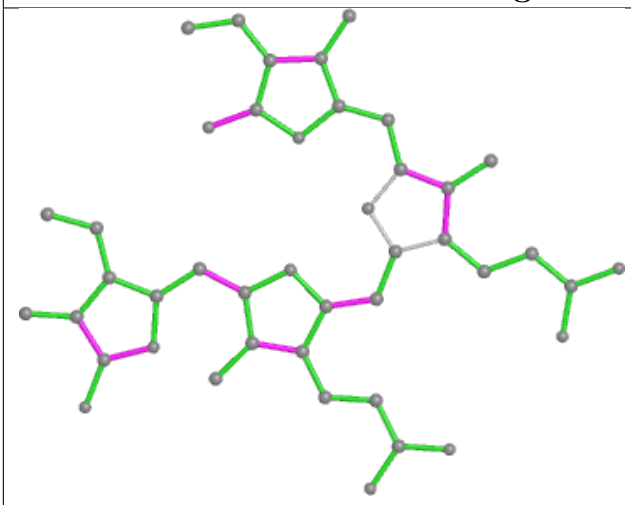

Bond lengths

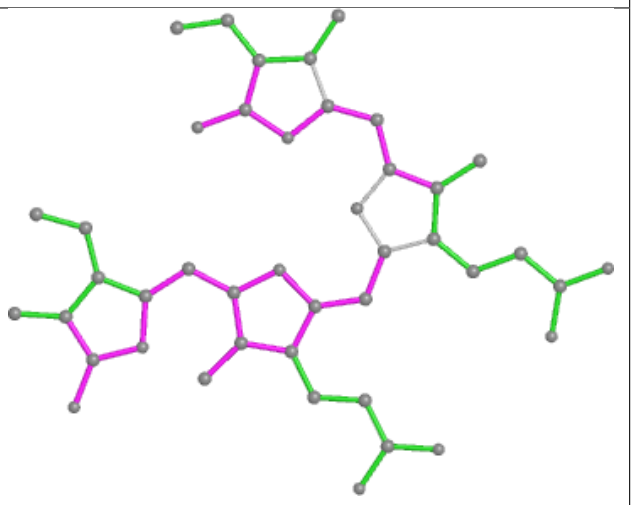

Bond angles

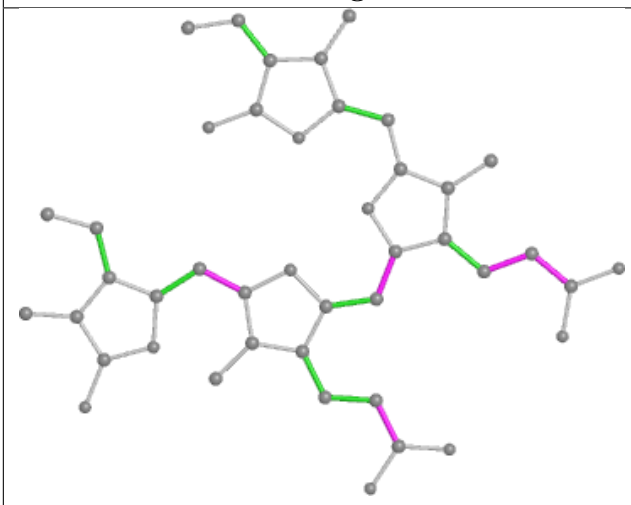

Torsions

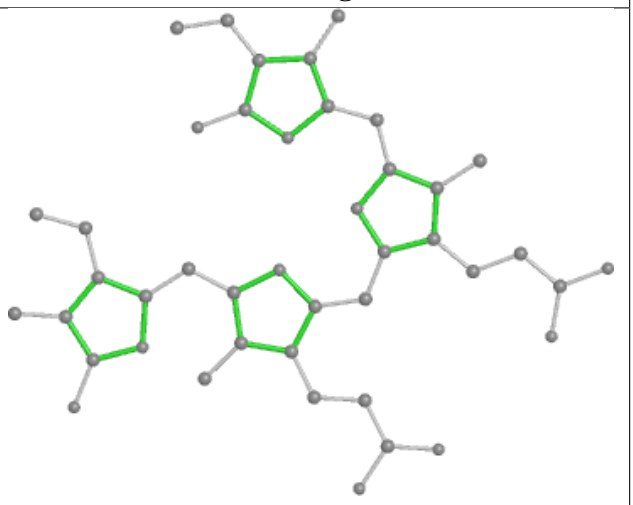

Rings

Ligand LHG d6 402

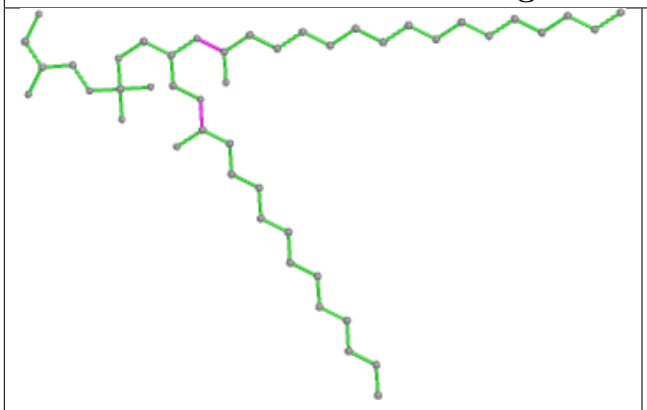

Bond lengths

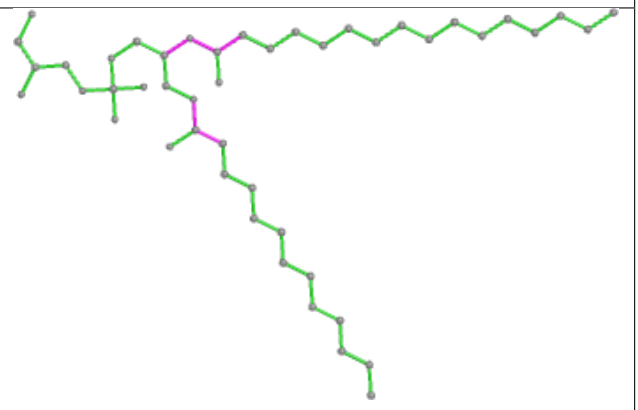

Bond angles

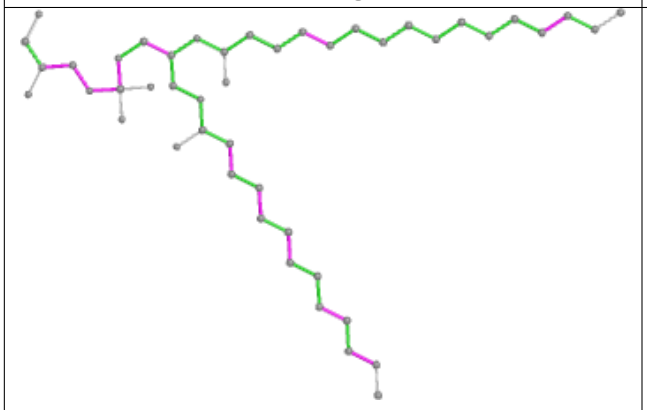

Torsions

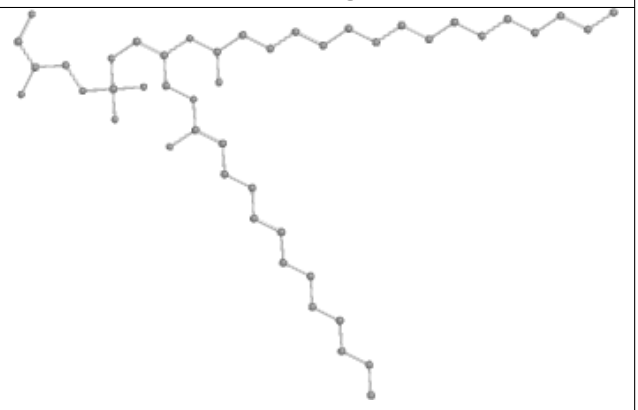

Rings

Ligand PEB F1 1002

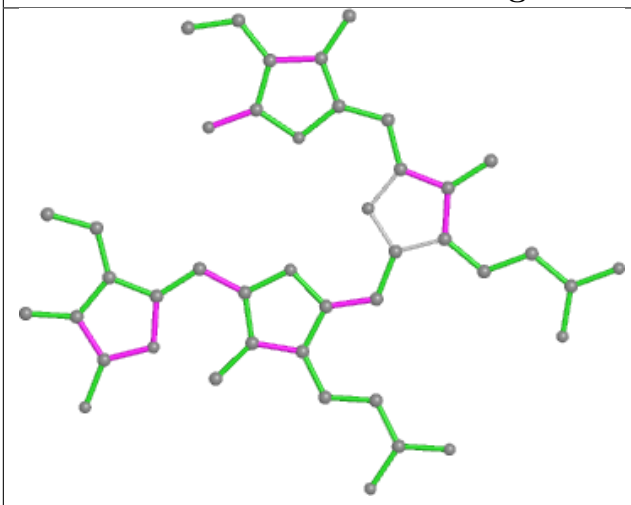

Bond lengths

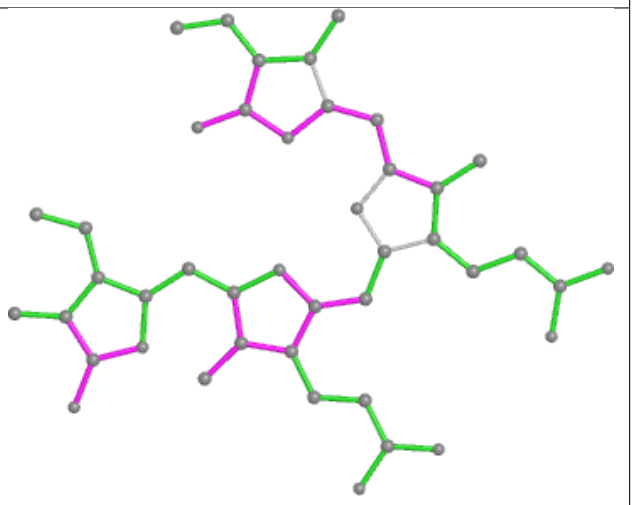

Bond angles

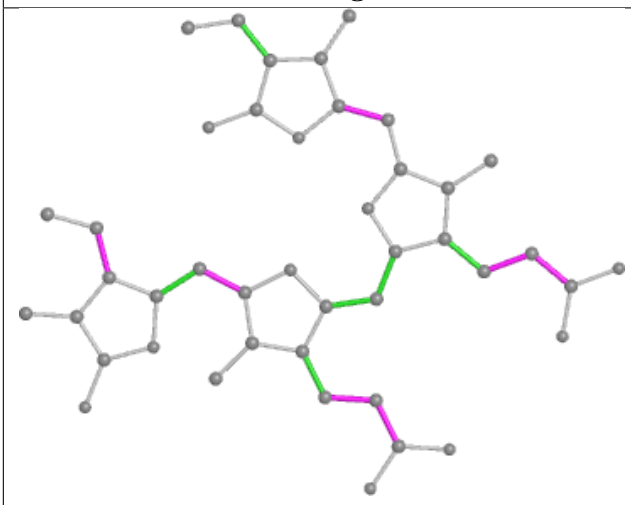

Torsions

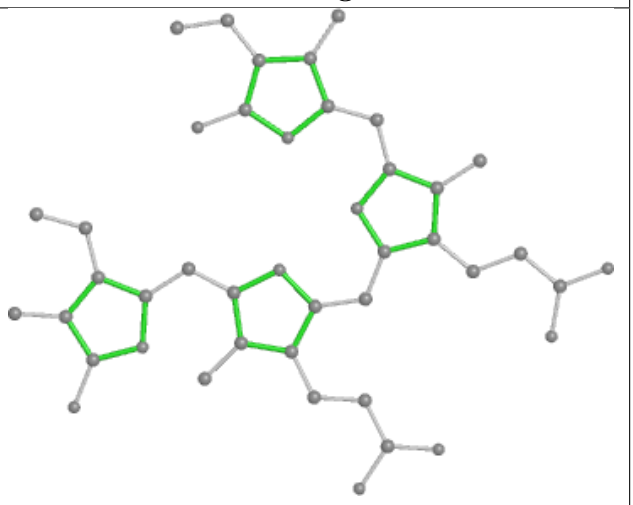

Rings

Ligand CLA B6 607

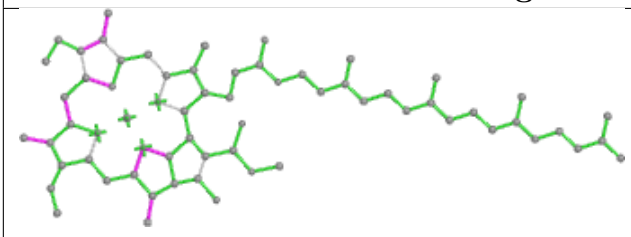

Bond lengths

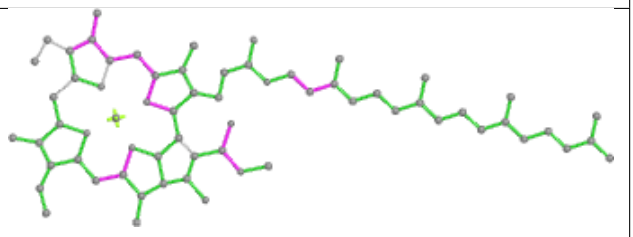

Bond angles

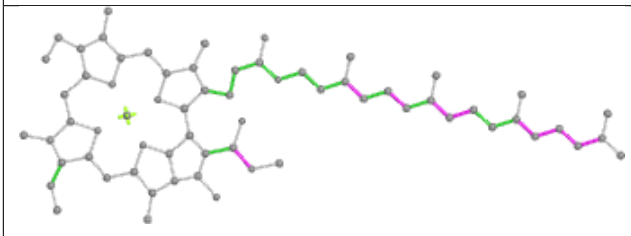

Torsions

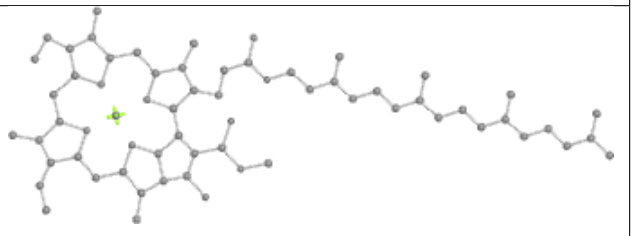

Rings

Ligand PEB U9 203

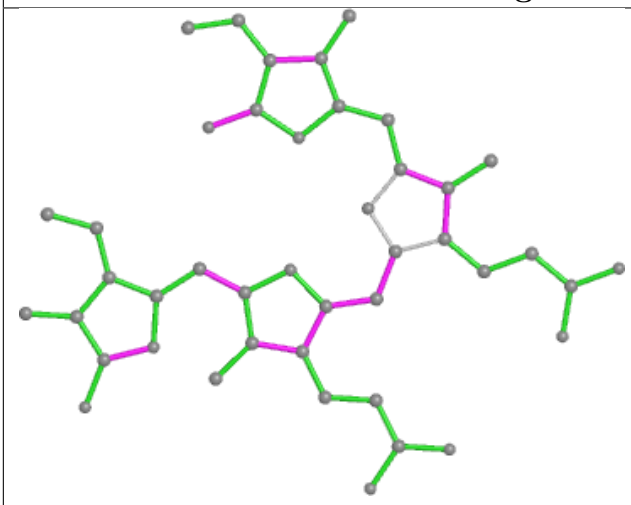

Bond lengths

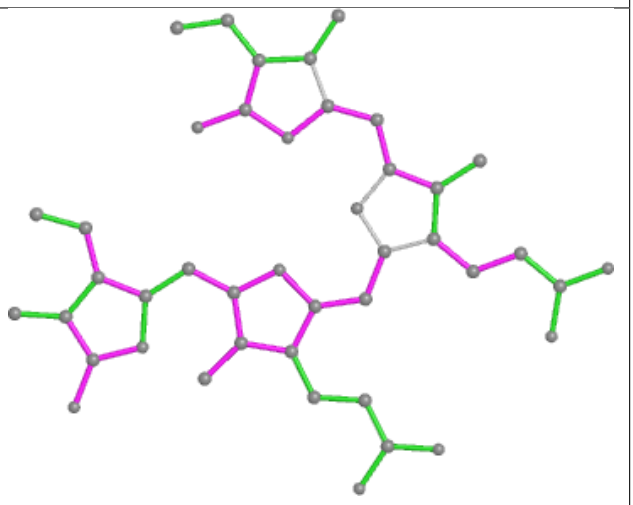

Bond angles

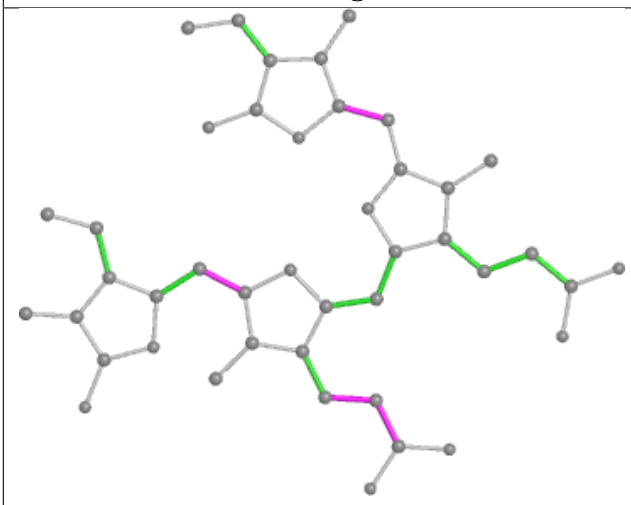

Torsions

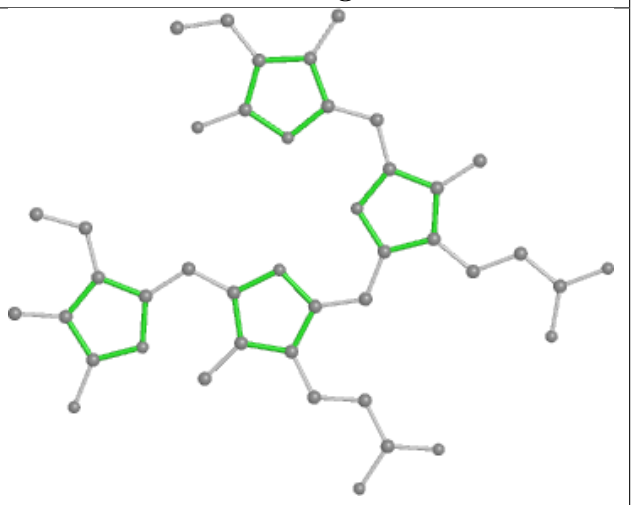

Rings

Ligand PEB l1 203

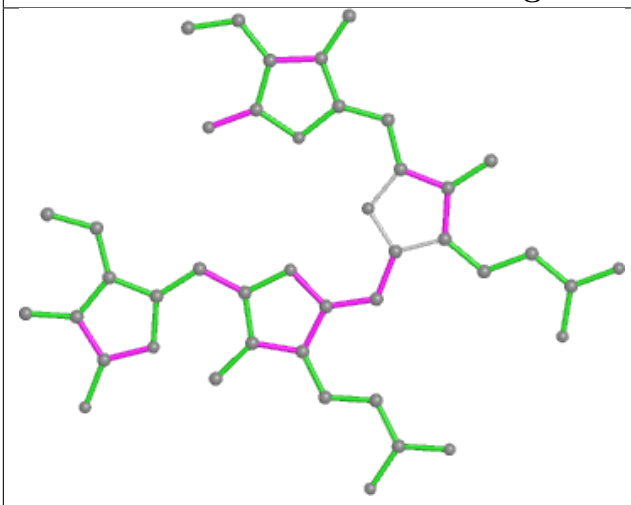

Bond lengths

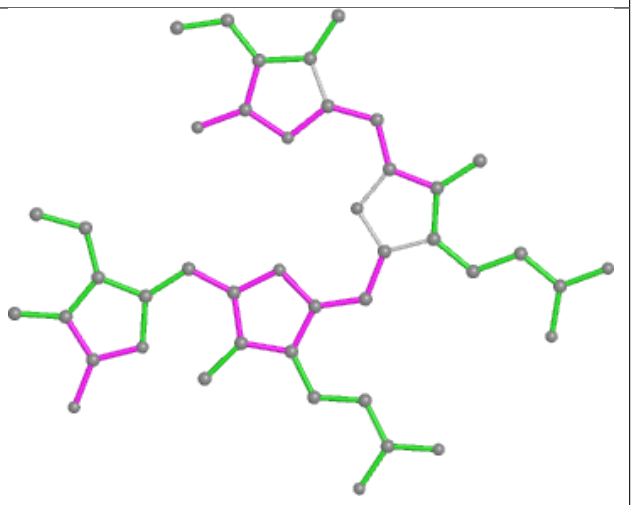

Bond angles

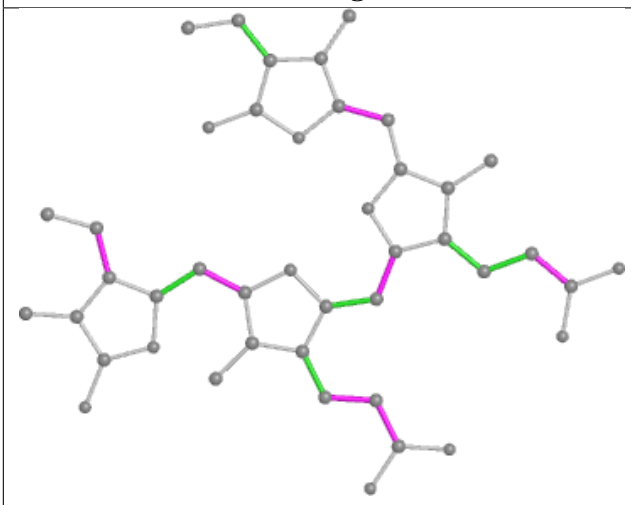

Torsions

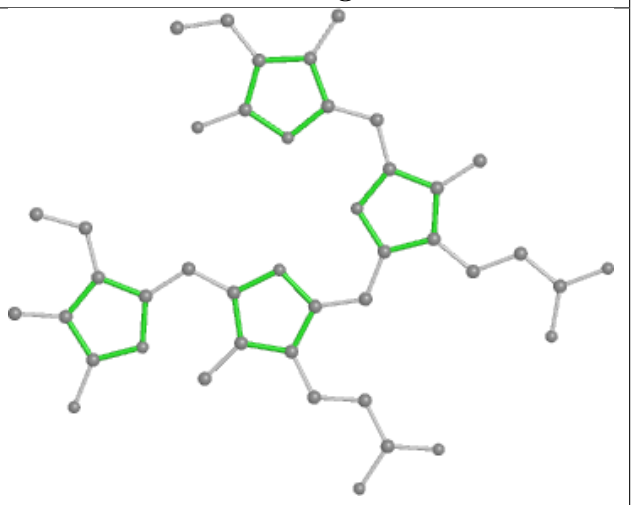

Rings

Ligand CLA O2 201

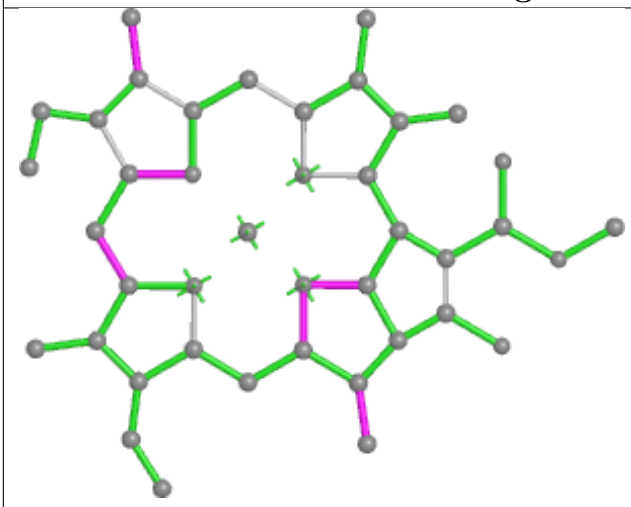

Bond lengths

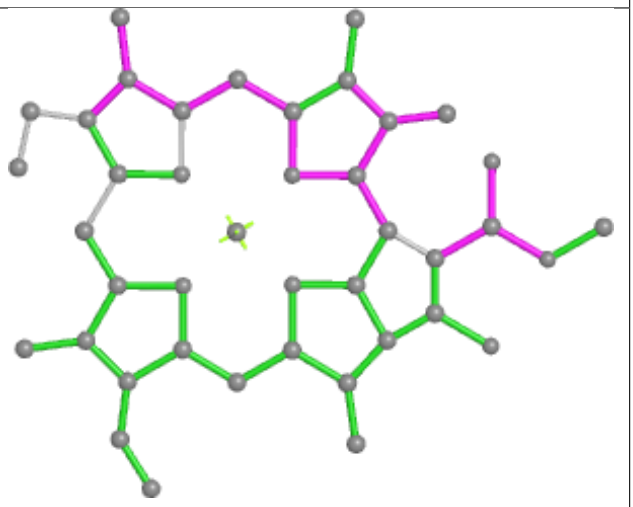

Bond angles

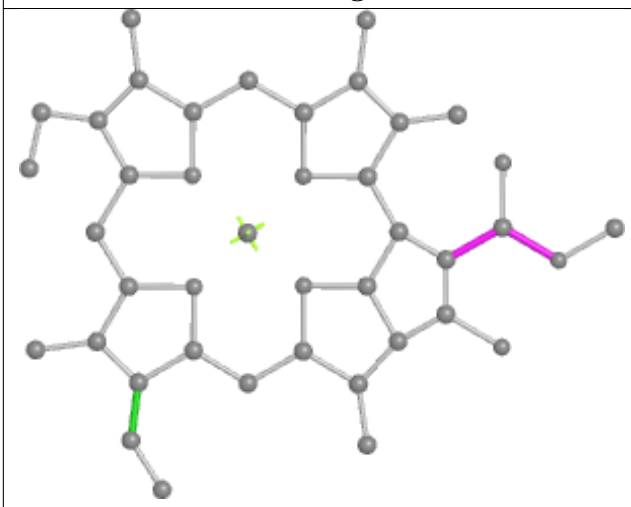

Torsions

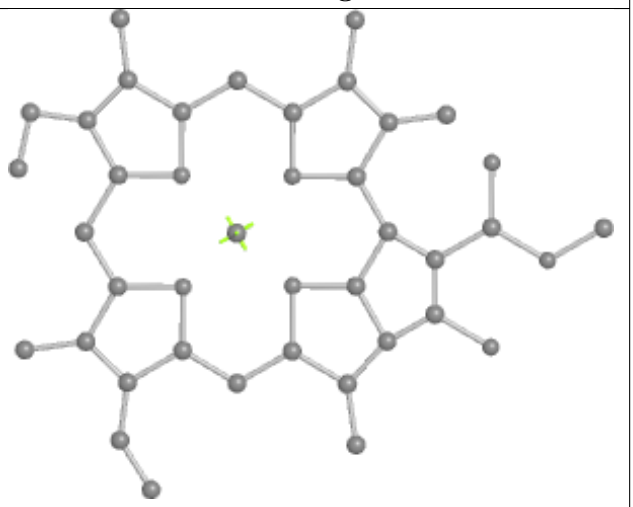

Rings

Ligand PEB tK 203

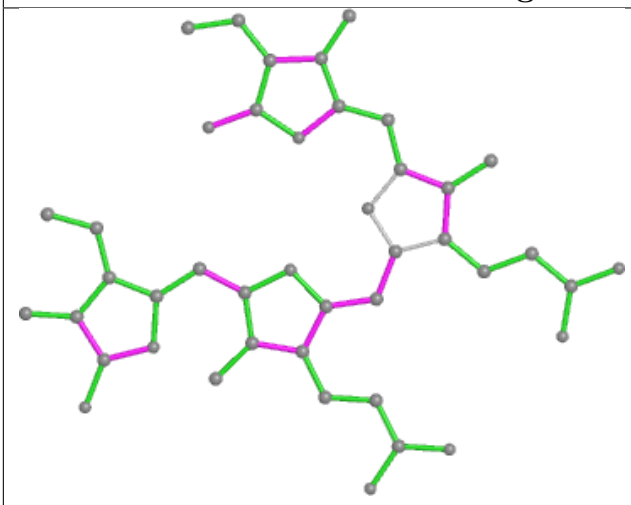

Bond lengths

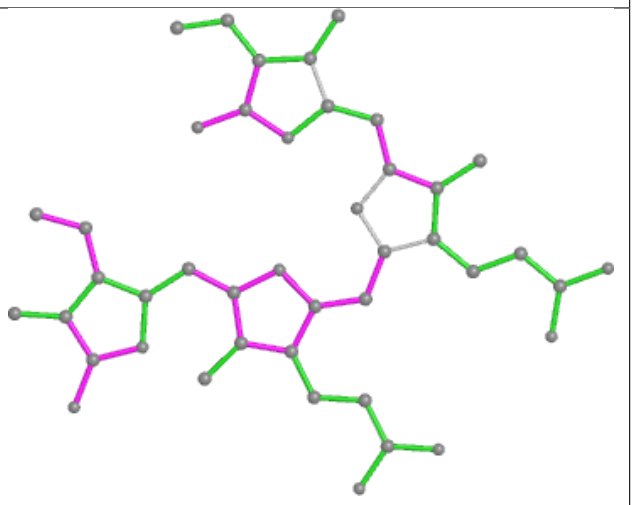

Bond angles

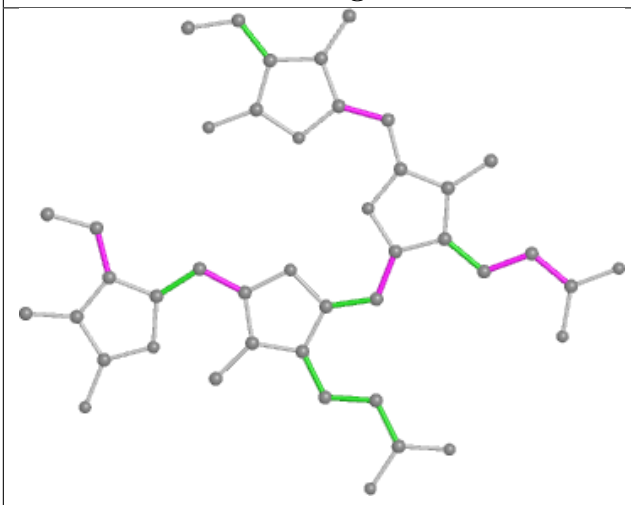

Torsions

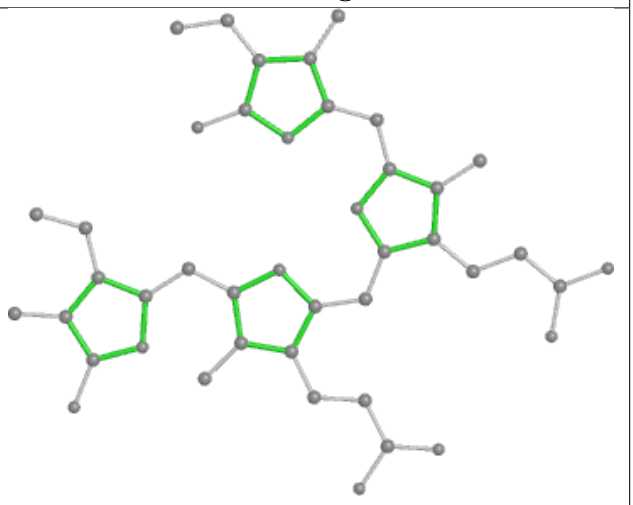

Rings

Ligand PEB cF 203

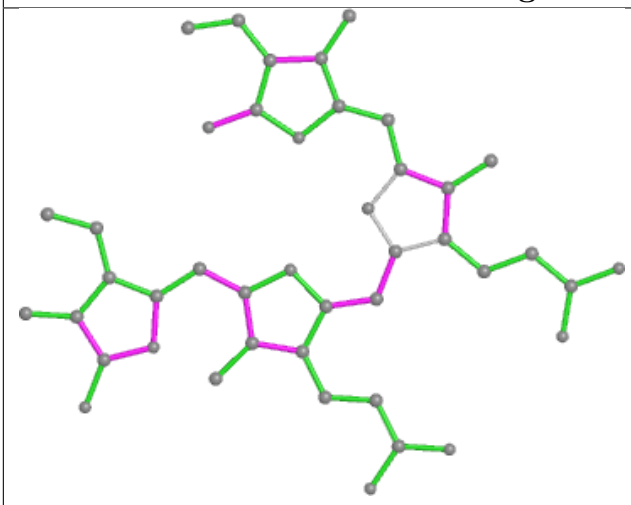

Bond lengths

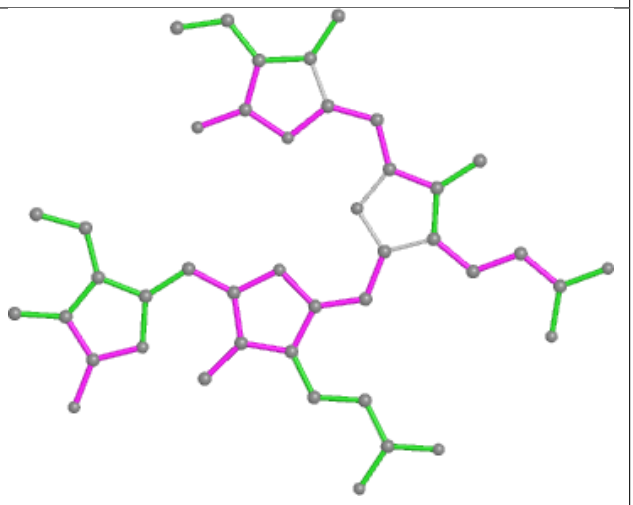

Bond angles

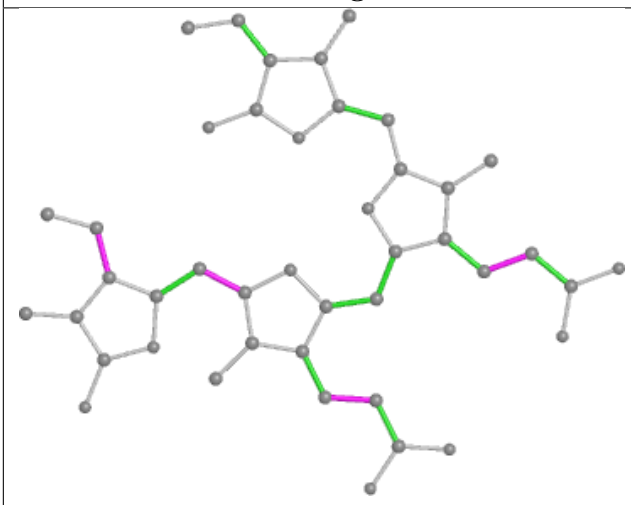

Torsions

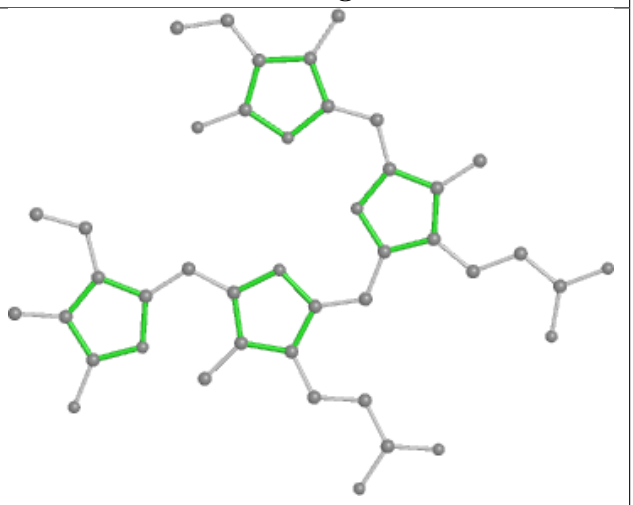

Rings

Ligand CLA 22 610

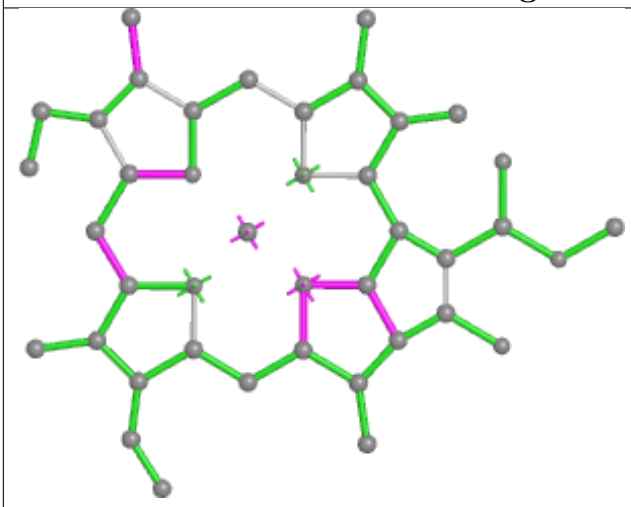

Bond lengths

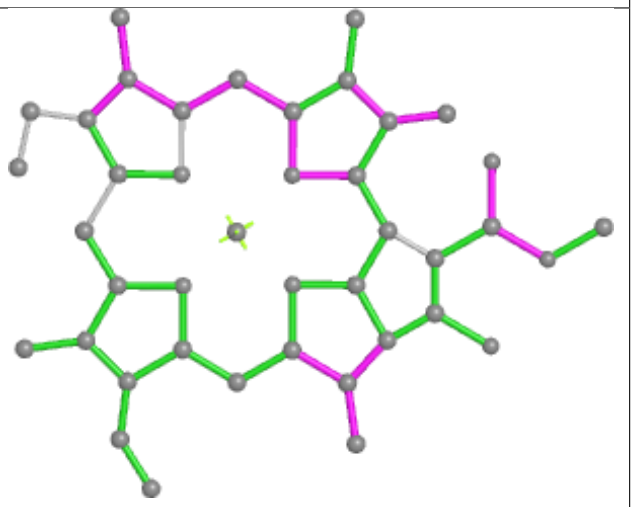

Bond angles

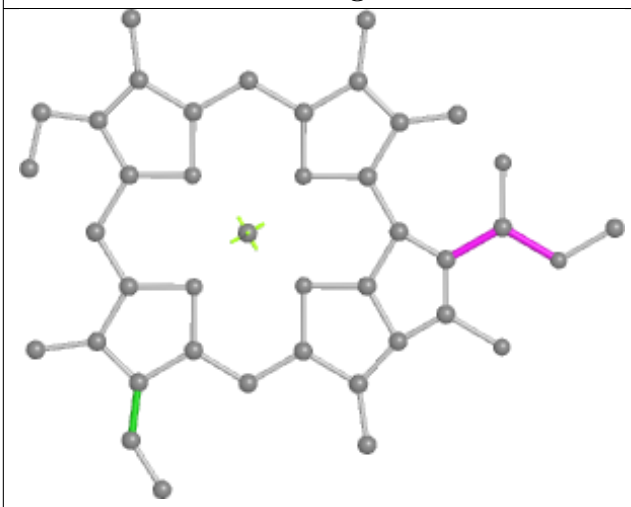

Torsions

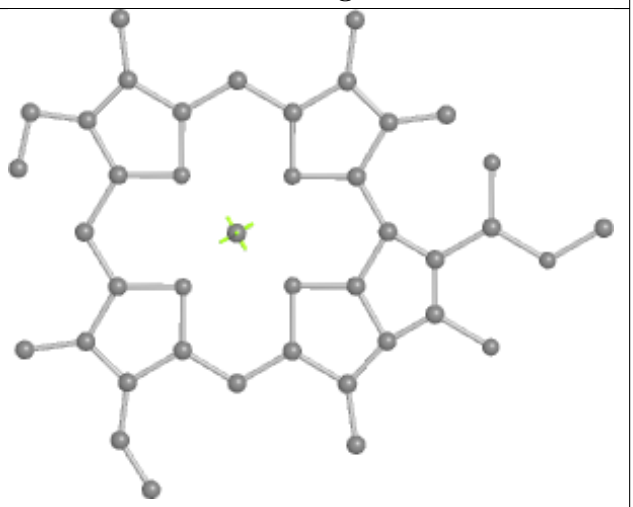

Rings

Ligand PEB O1 202

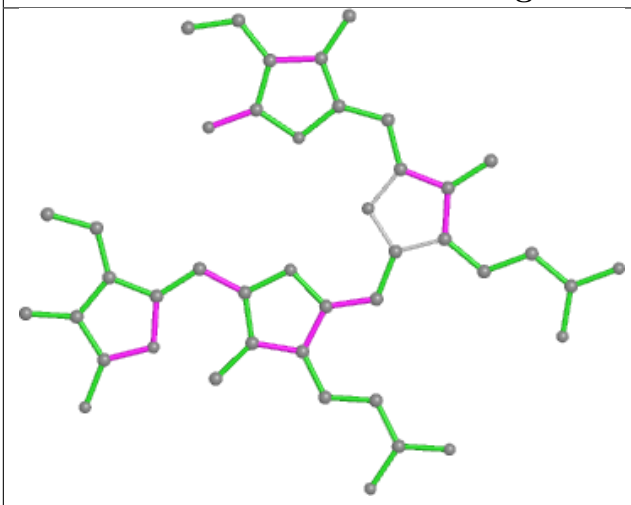

Bond lengths

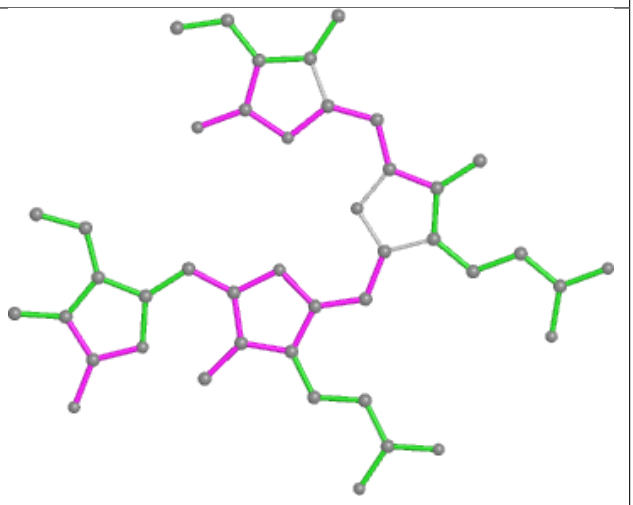

Bond angles

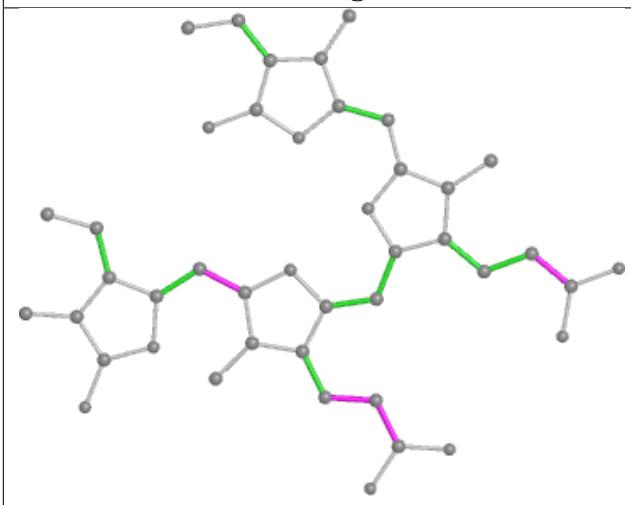

Torsions

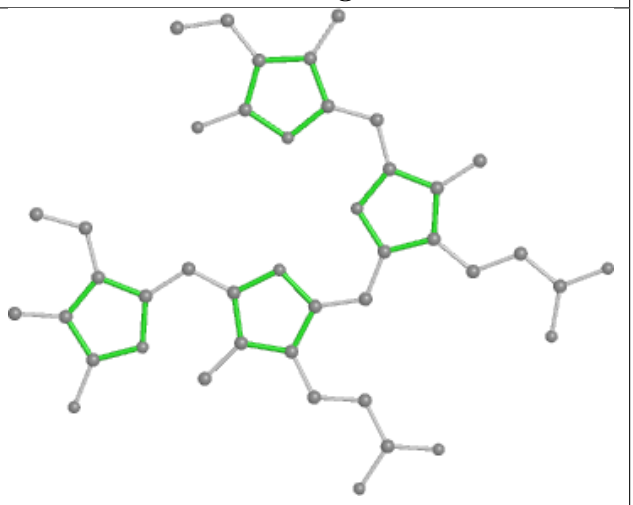

Rings

Ligand PEB TA 202

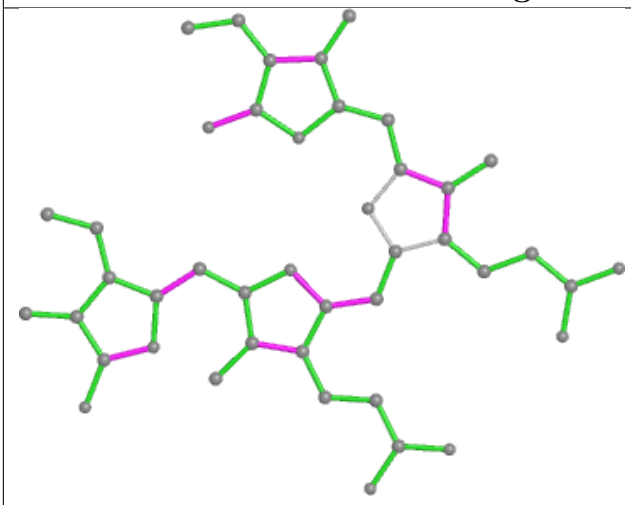

Bond lengths

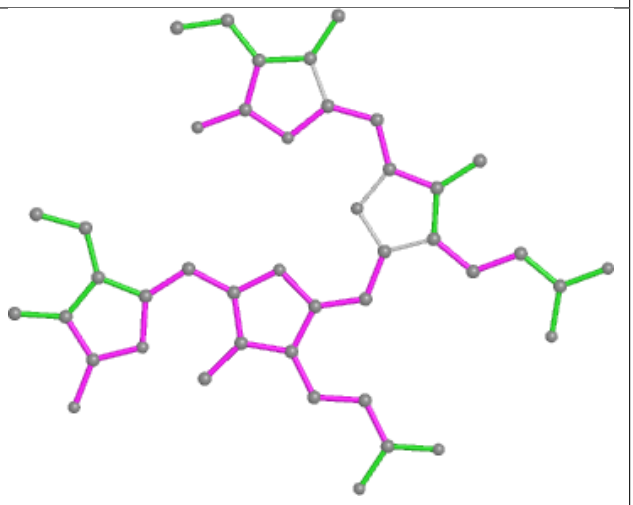

Bond angles

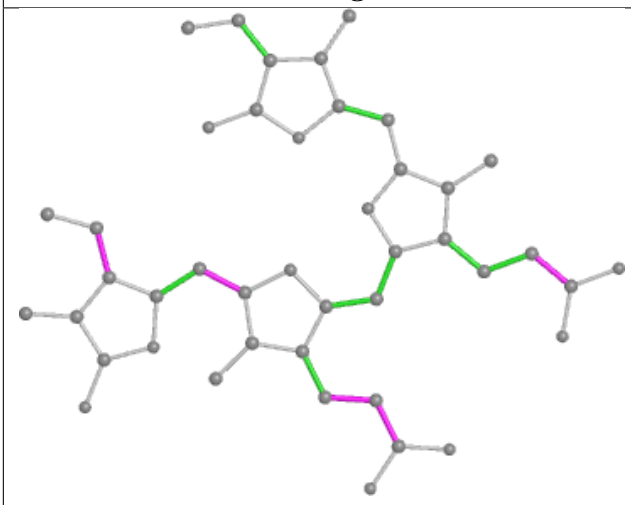

Torsions

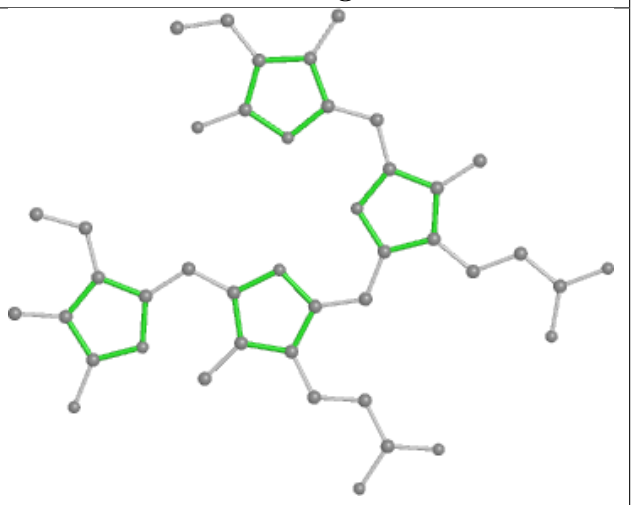

Rings

Ligand CYC DO 1001

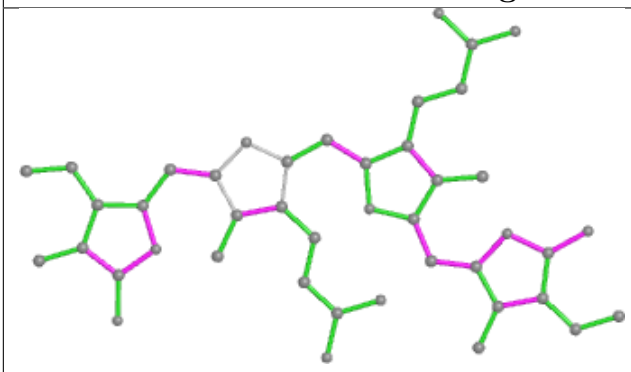

Bond lengths

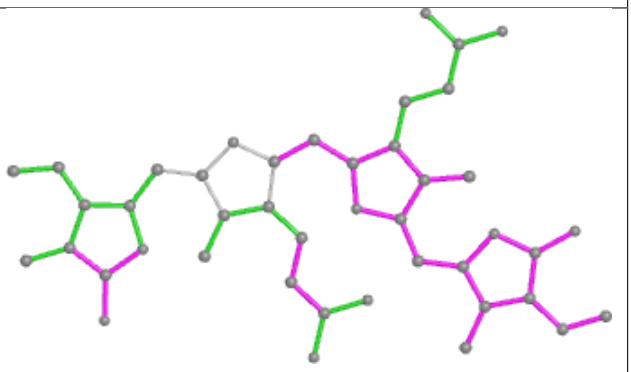

Bond angles

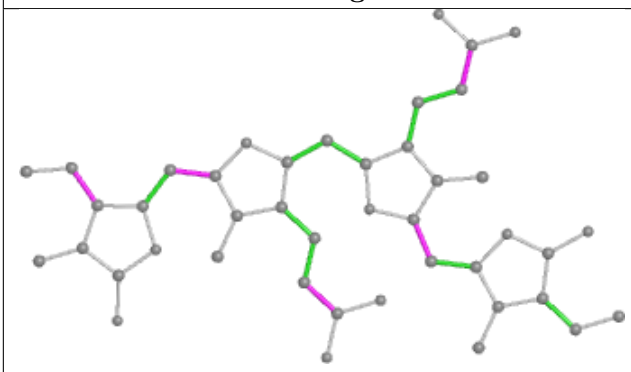

Torsions

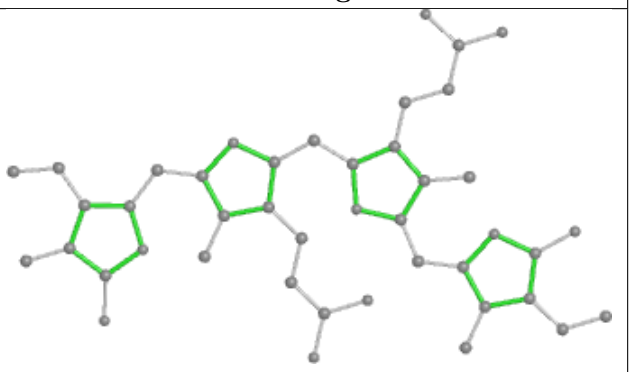

Rings

Ligand PEB R4 201

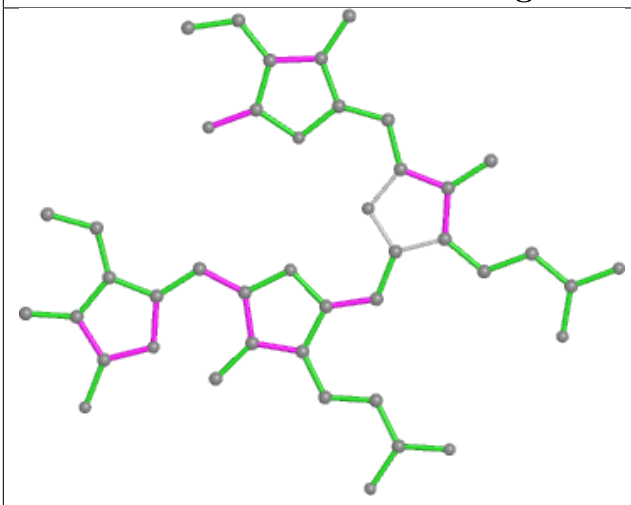

Bond lengths

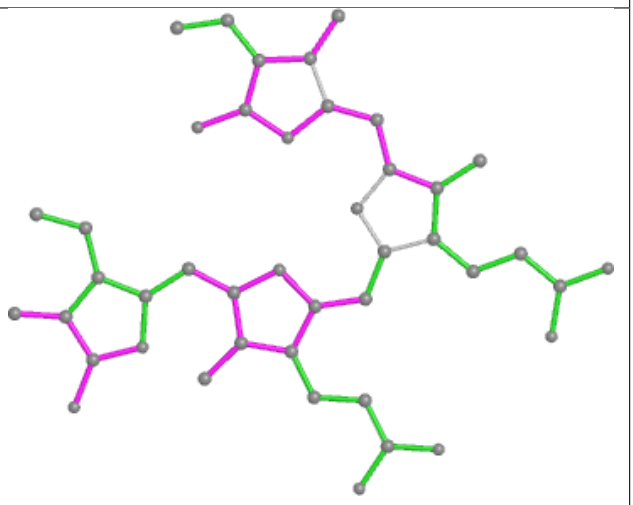

Bond angles

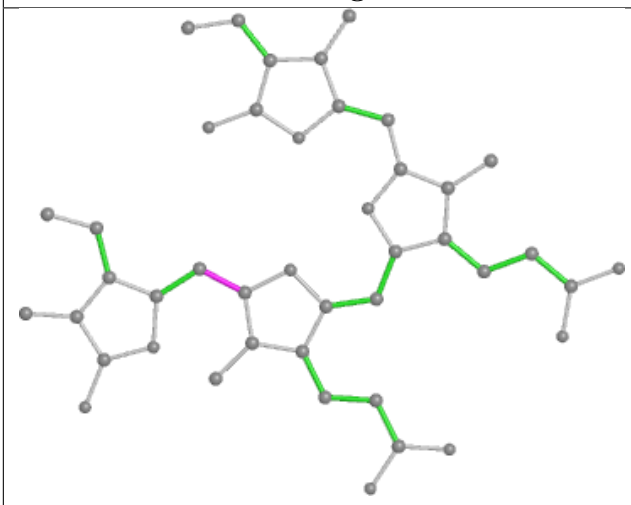

Torsions

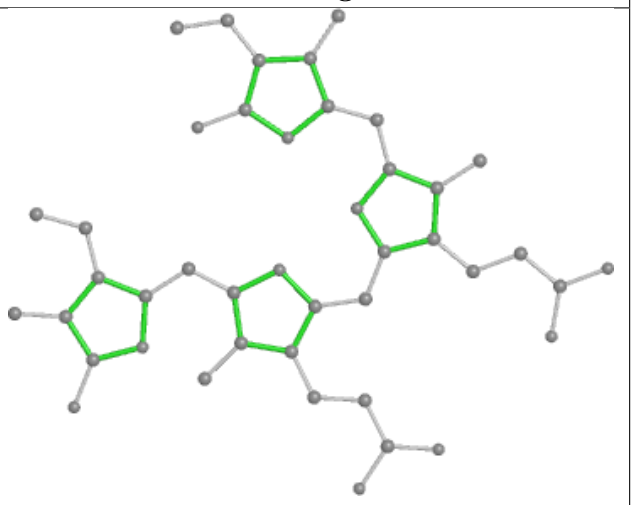

Rings

Ligand PEB eM 201

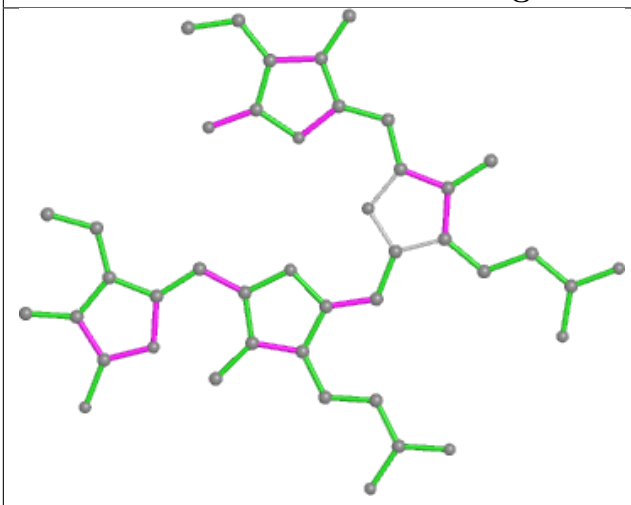

Bond lengths

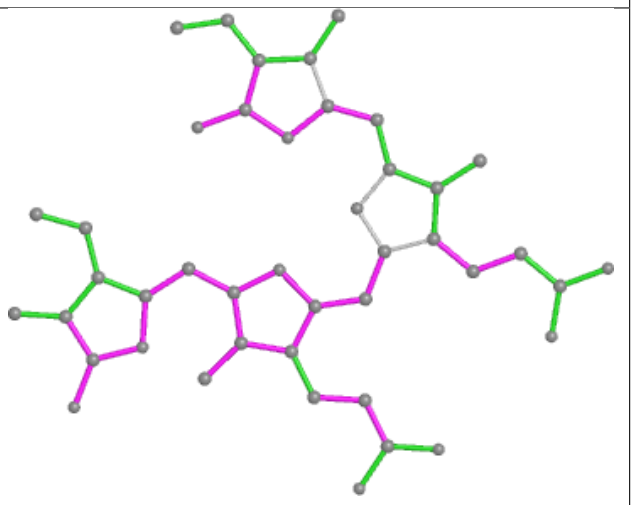

Bond angles

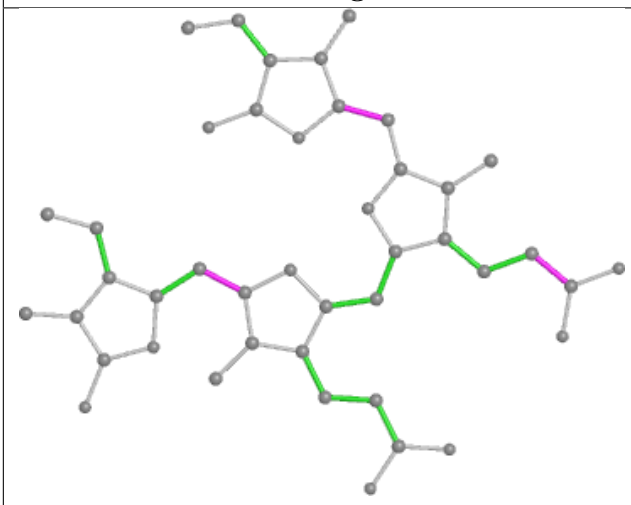

Torsions

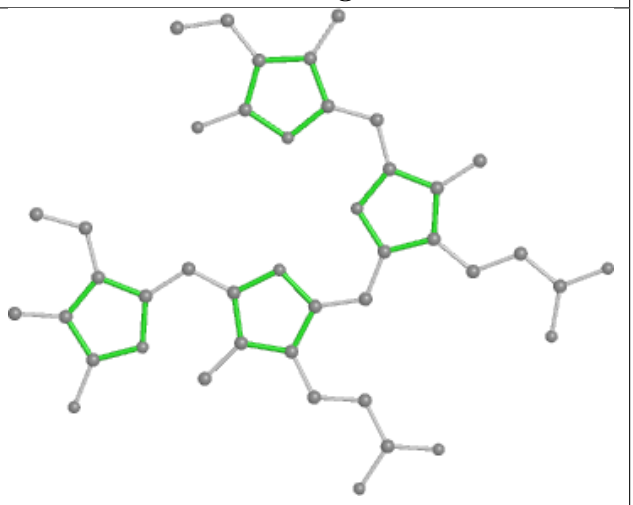

Rings

Ligand PEB PK 202

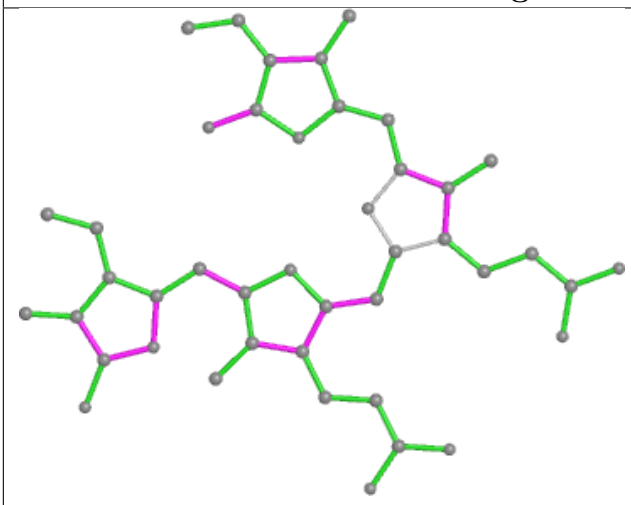

Bond lengths

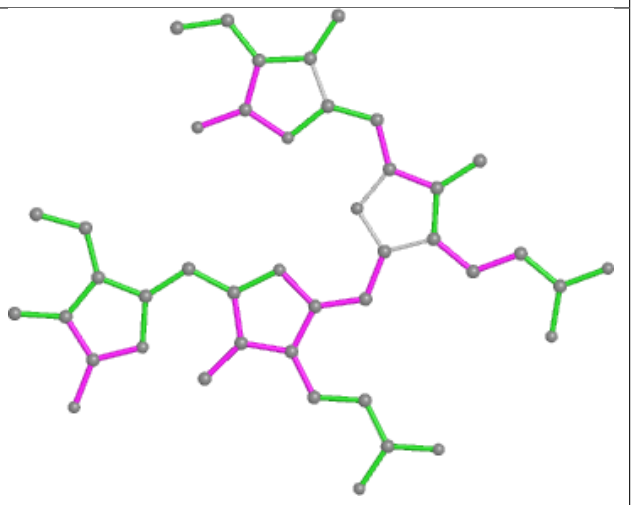

Bond angles

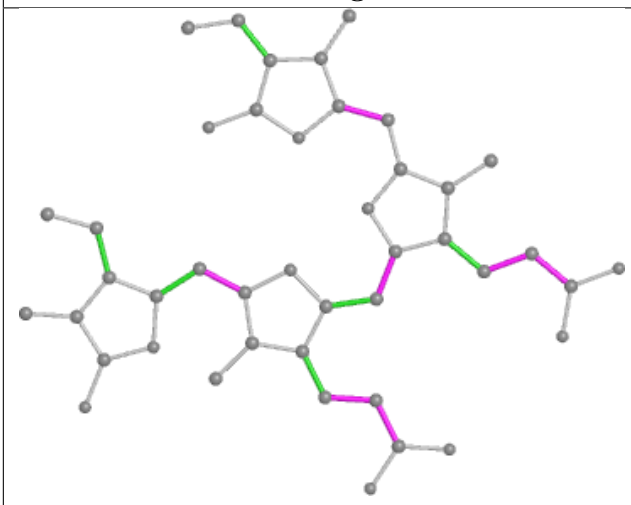

Torsions

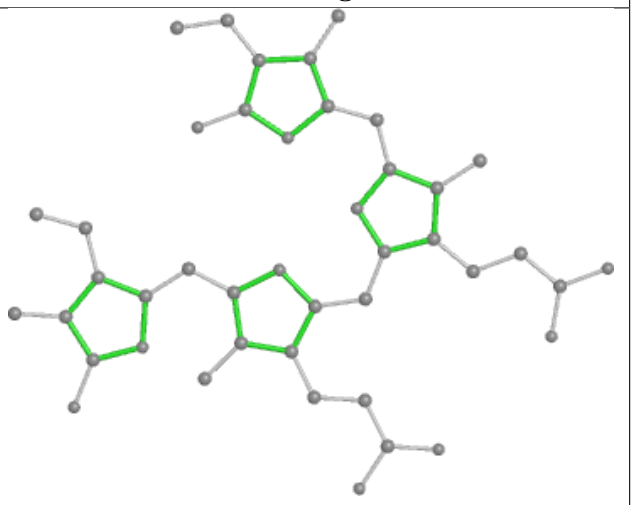

Rings

Ligand CLA LN 202

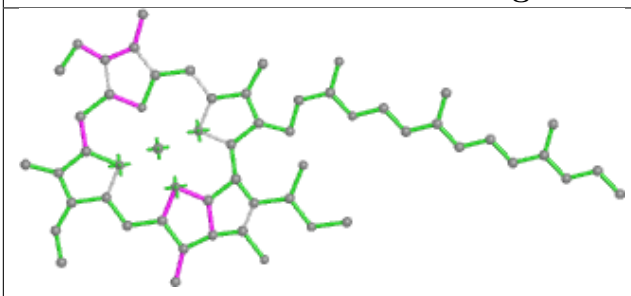

Bond lengths

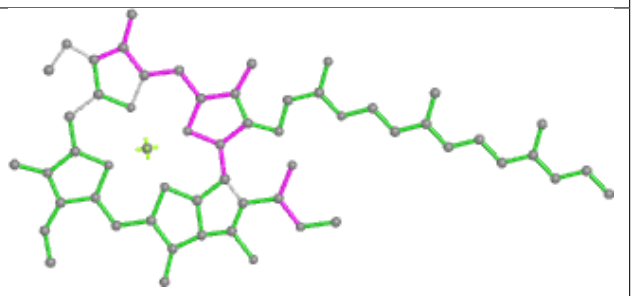

Bond angles

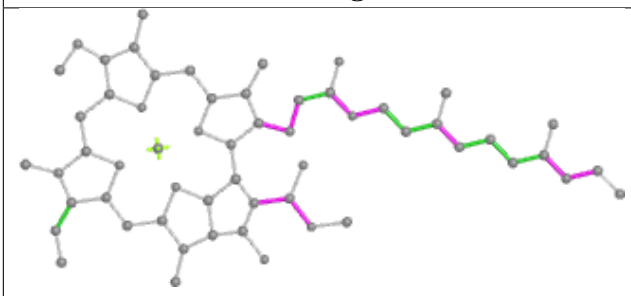

Torsions

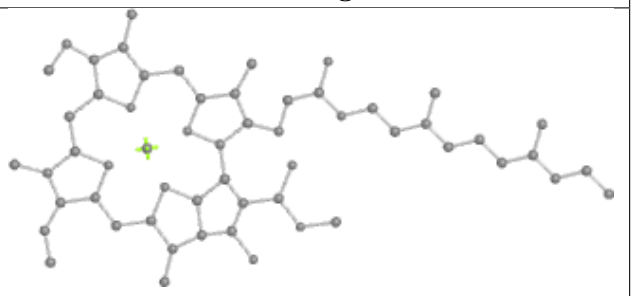

Rings

Ligand DGD b6 621

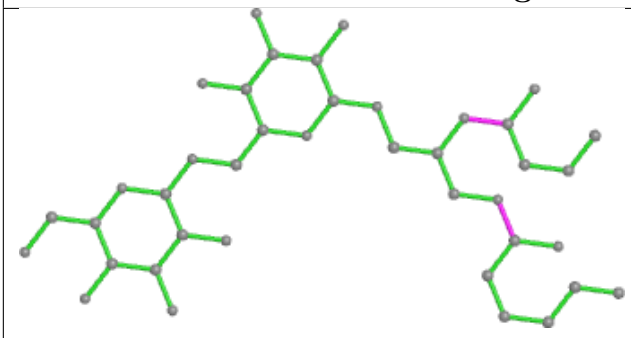

Bond lengths

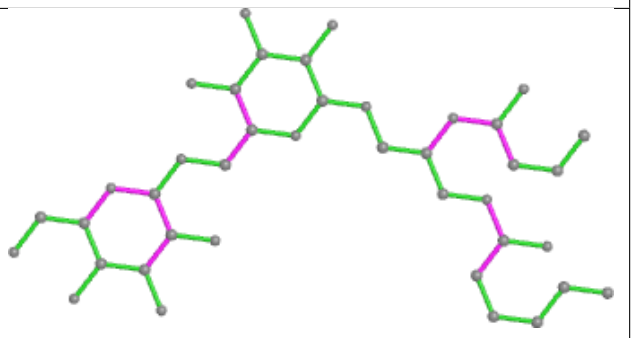

Bond angles

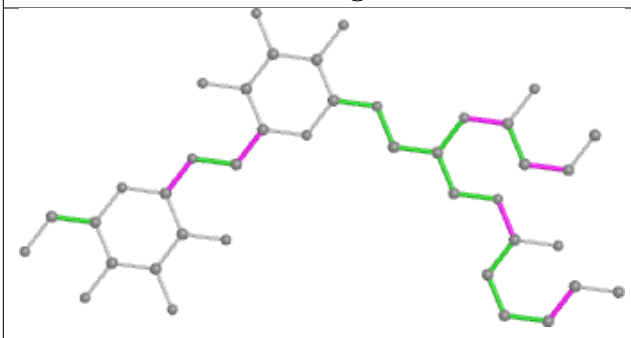

Torsions

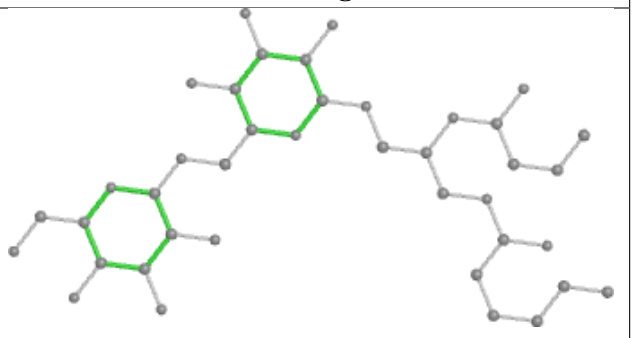

Rings

Ligand PEB MD 201

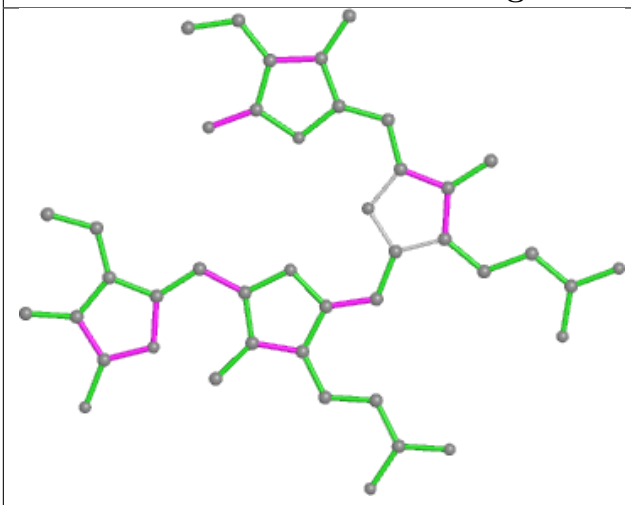

Bond lengths

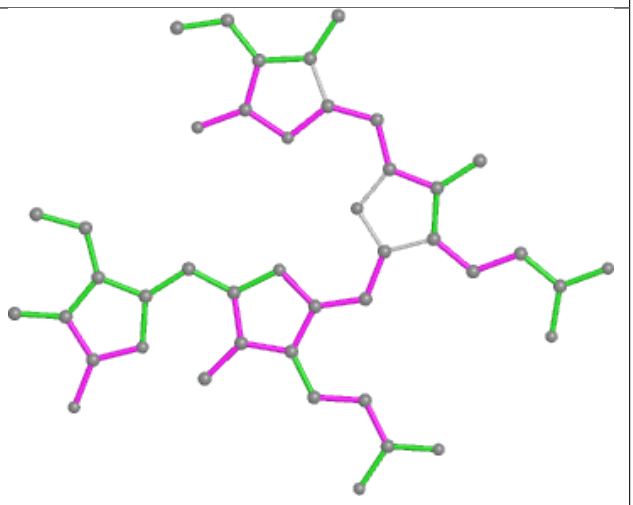

Bond angles

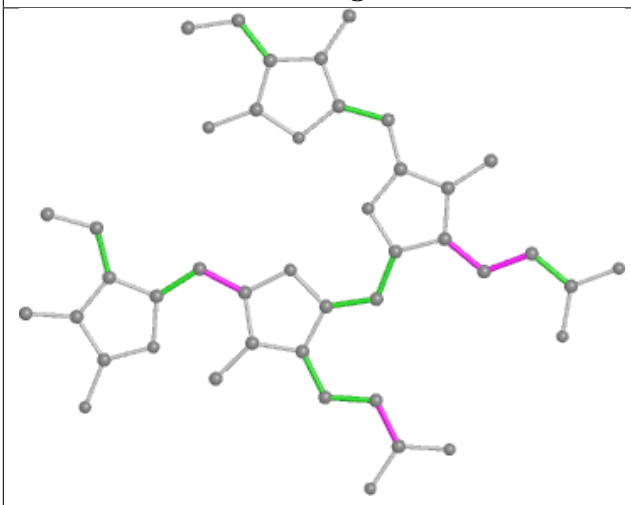

Torsions

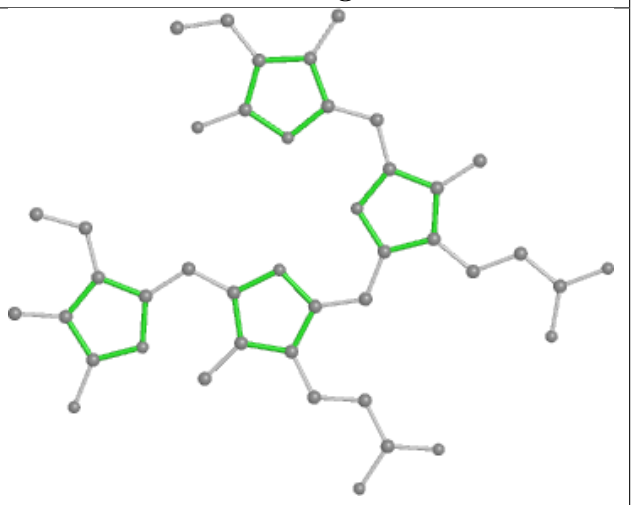

Rings

Ligand PEB MI 401

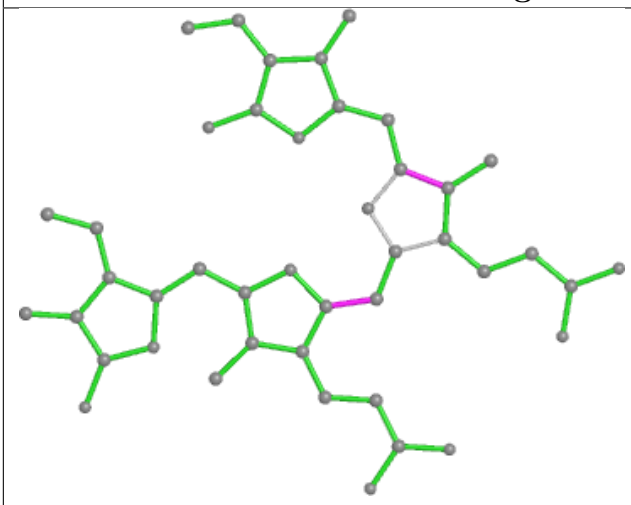

Bond lengths

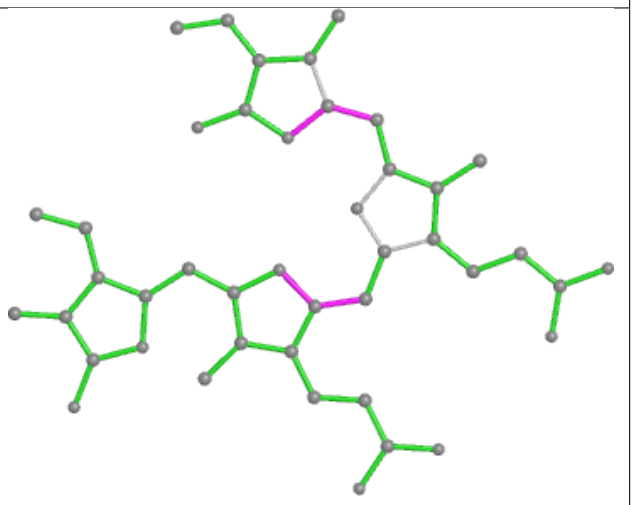

Bond angles

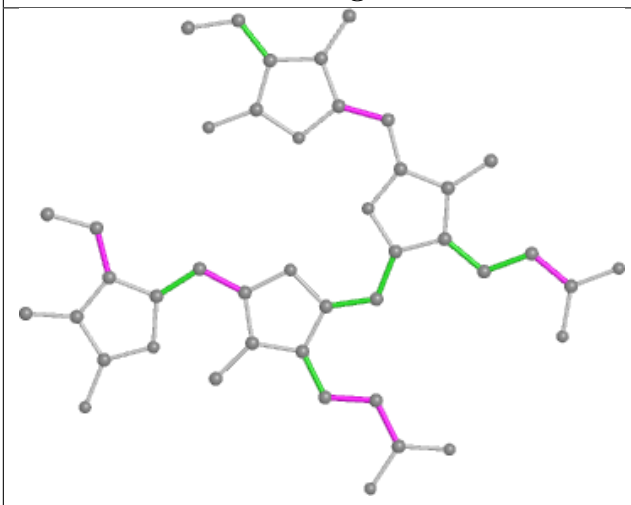

Torsions

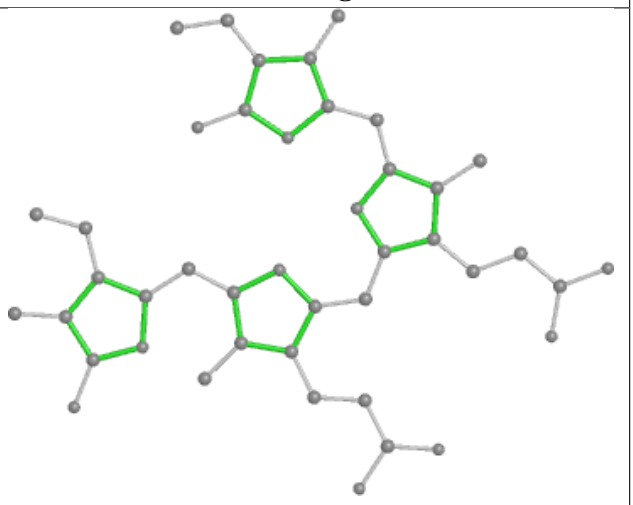

Rings

Ligand PEB I7 202

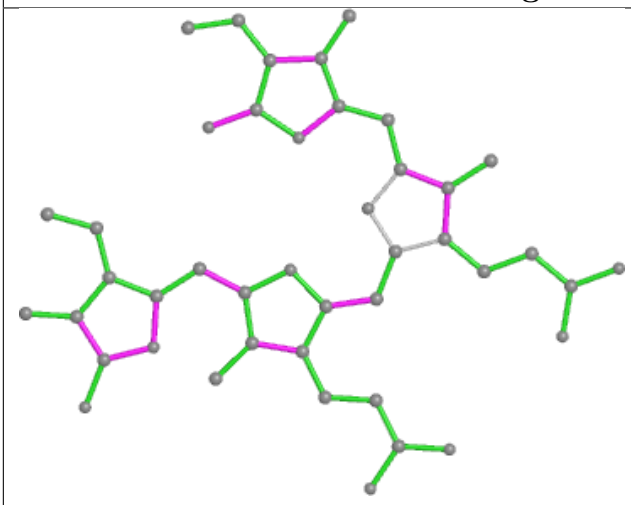

Bond lengths

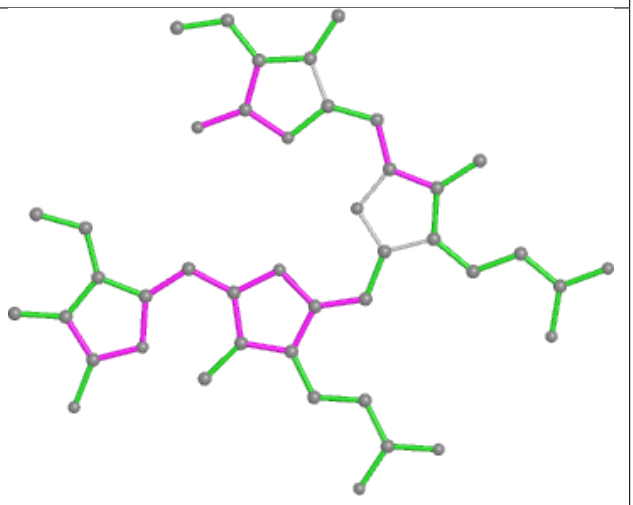

Bond angles

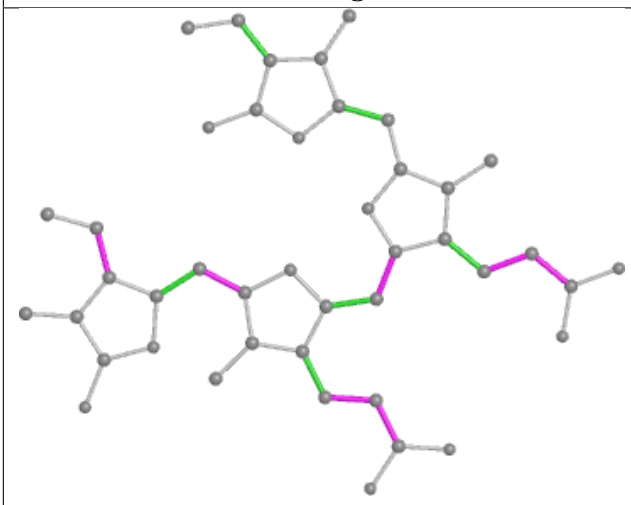

Torsions

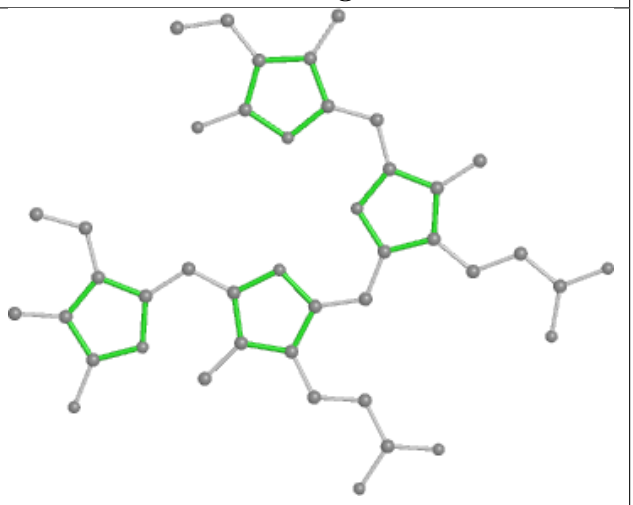

Rings

Ligand PEB WG 201

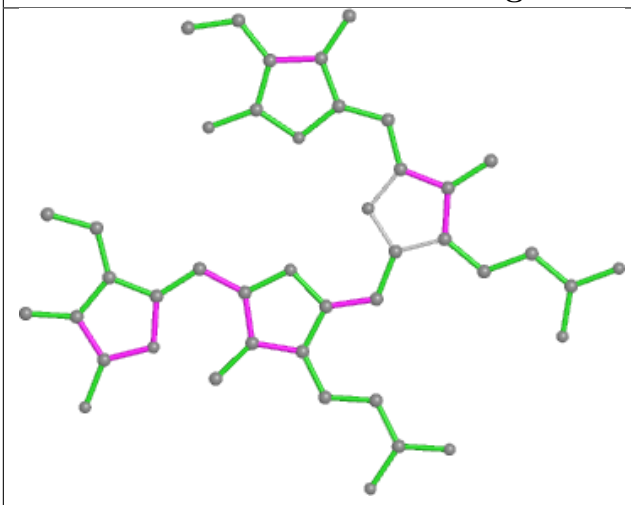

Bond lengths

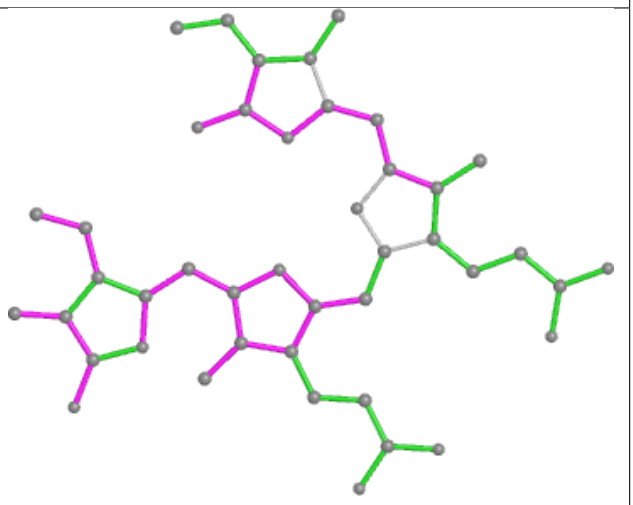

Bond angles

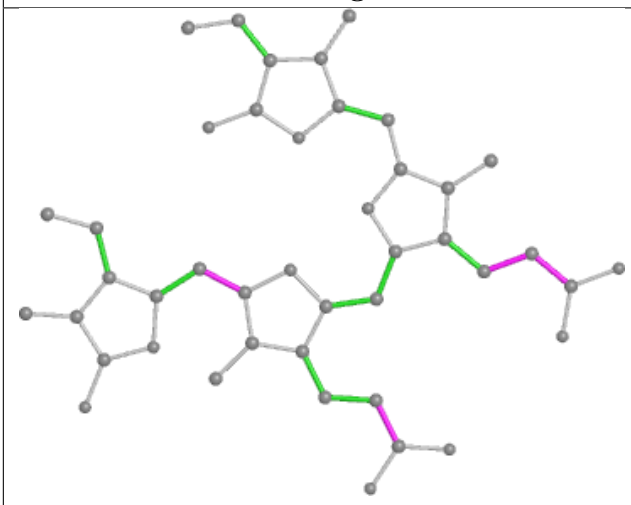

Torsions

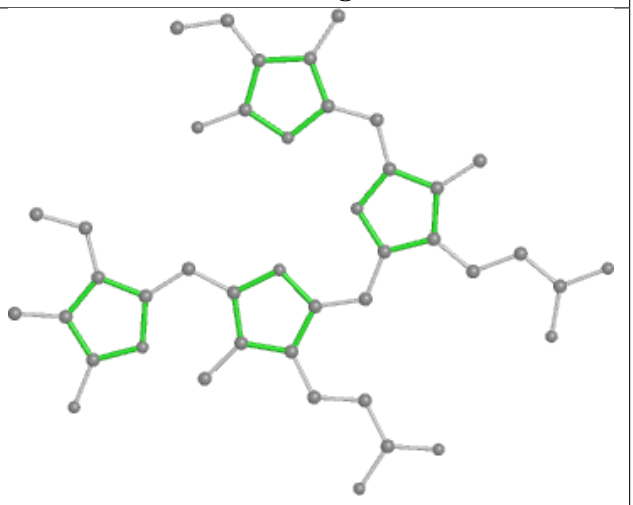

Rings

Ligand CLA DL 406

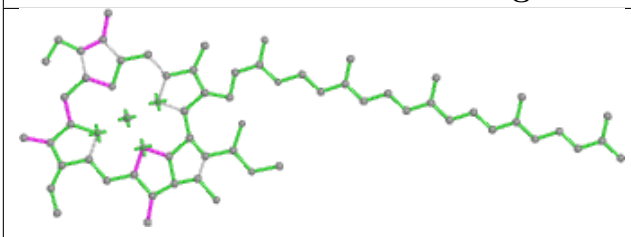

Bond lengths

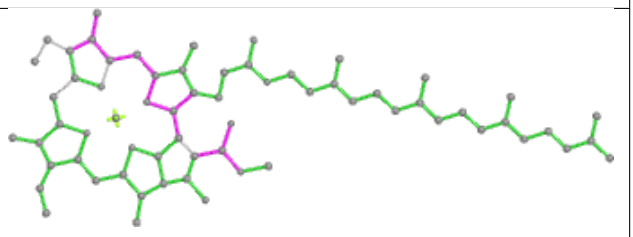

Bond angles

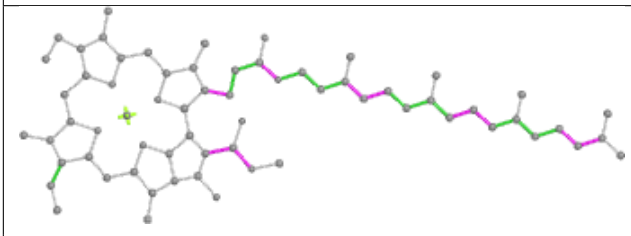

Torsions

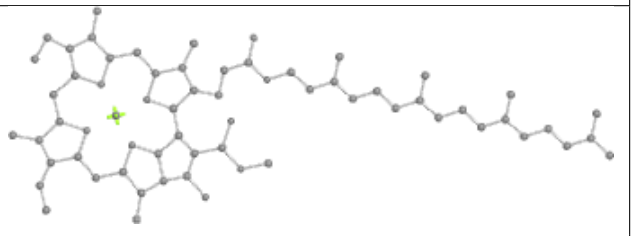

Rings

Ligand CLA AN 807

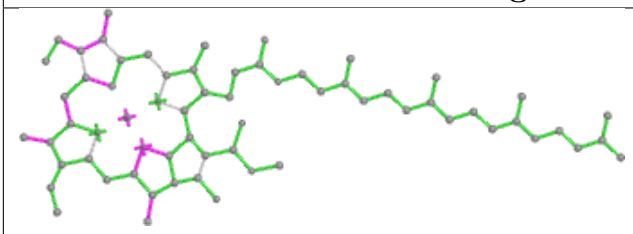

Bond lengths

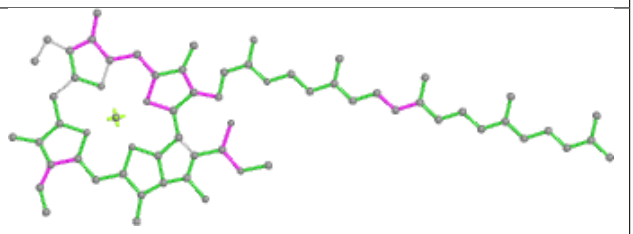

Bond angles

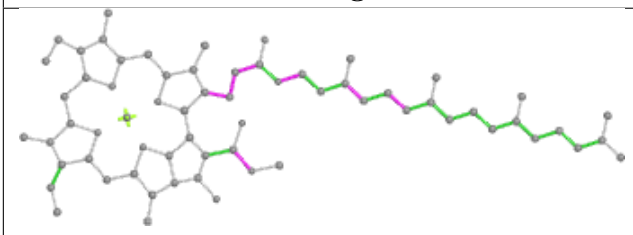

Torsions

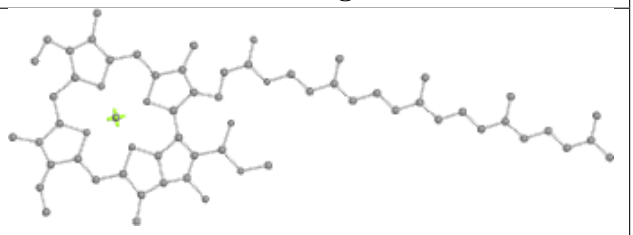

Rings

Ligand PEB fM 201

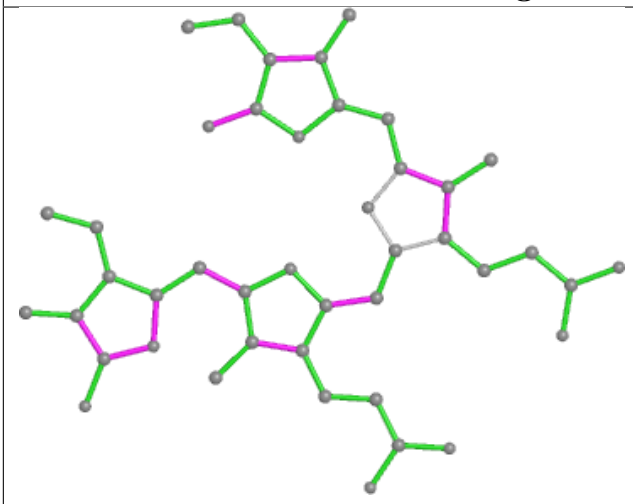

Bond lengths

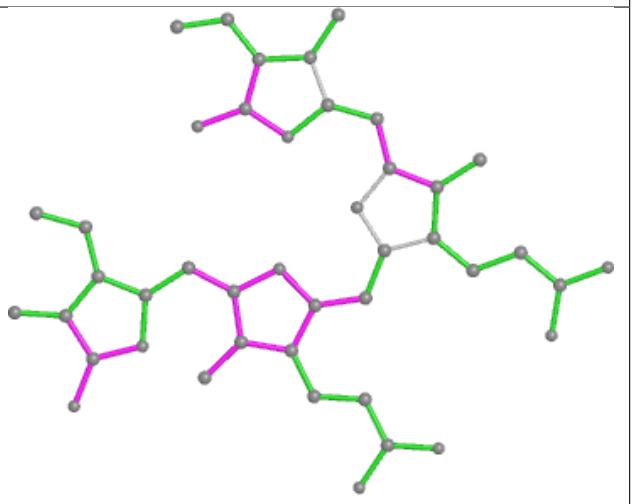

Bond angles

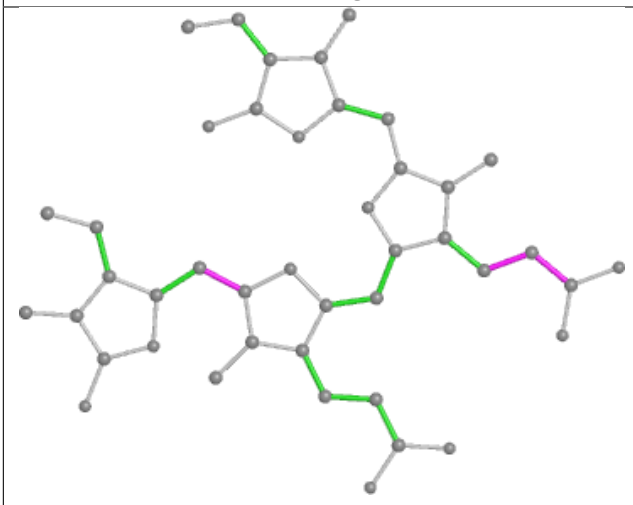

Torsions

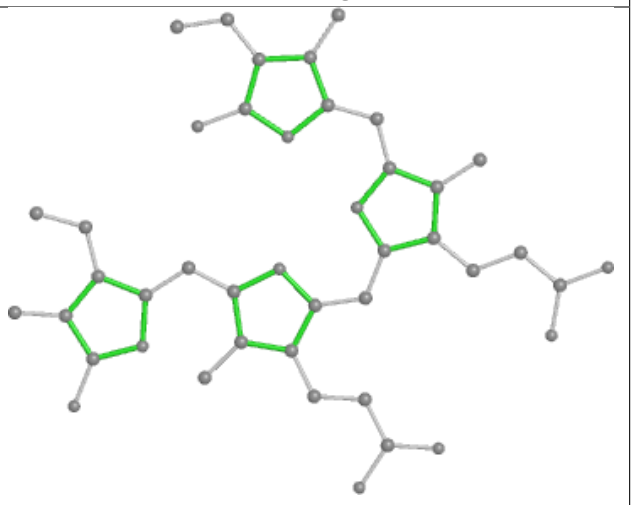

Rings

Ligand PEB gK 203

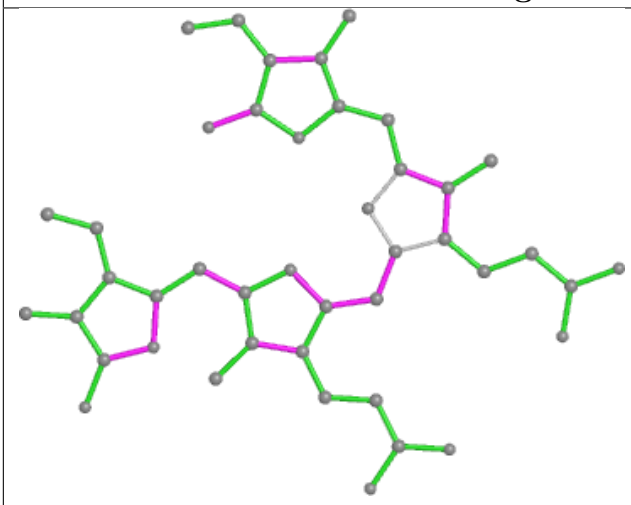

Bond lengths

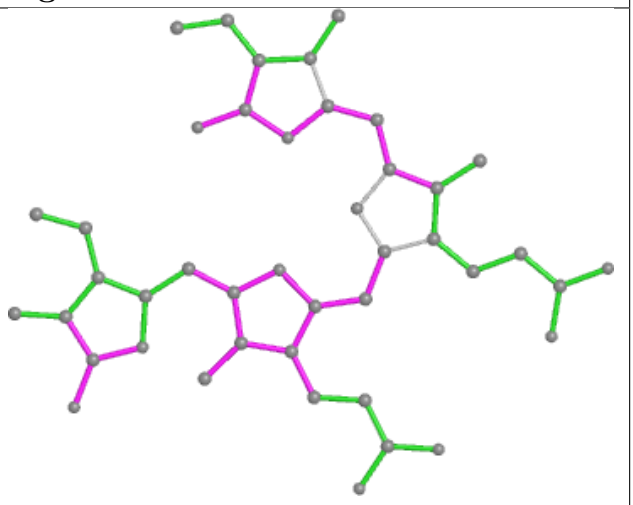

Bond angles

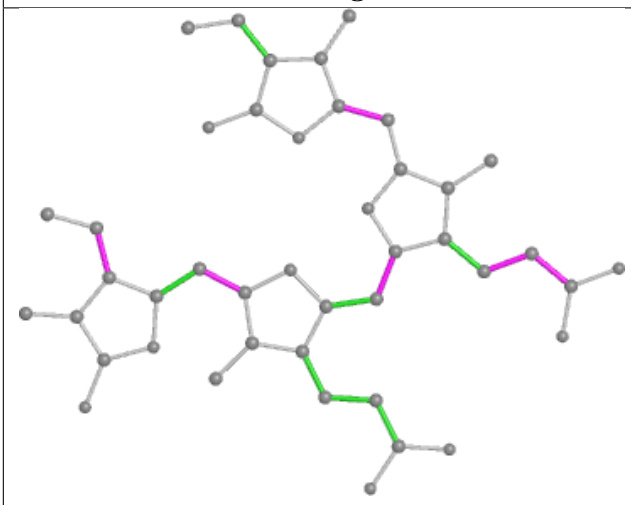

Torsions

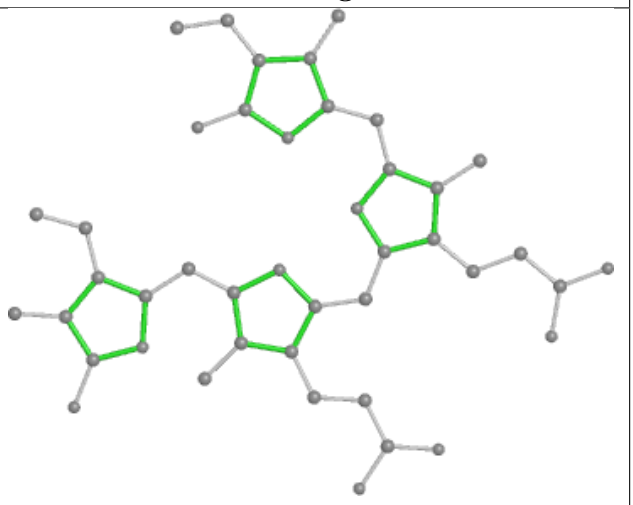

Rings

Ligand PEB d1 203

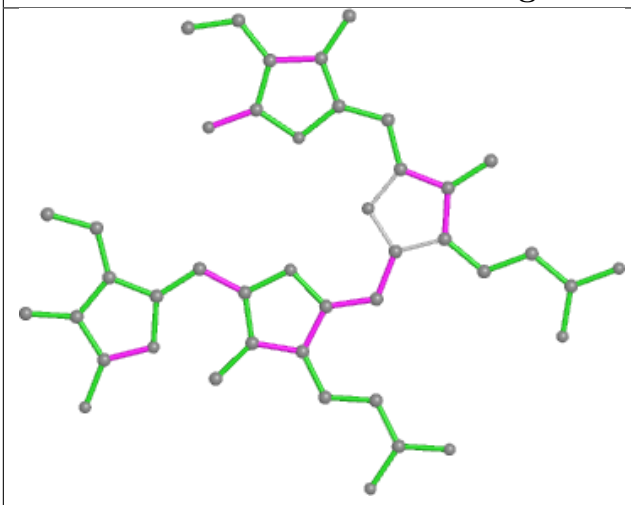

Bond lengths

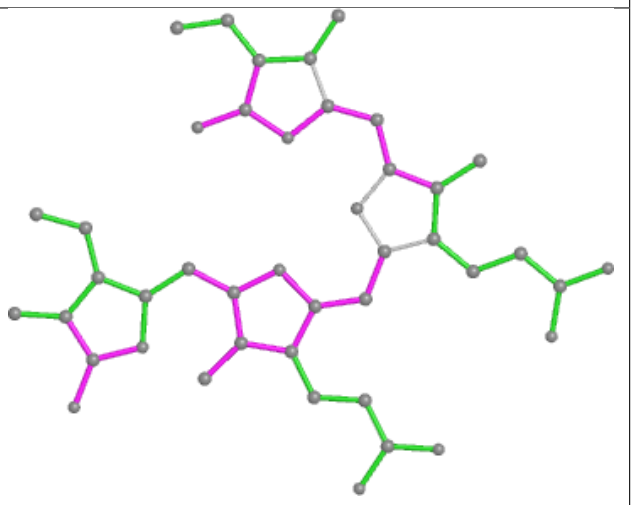

Bond angles

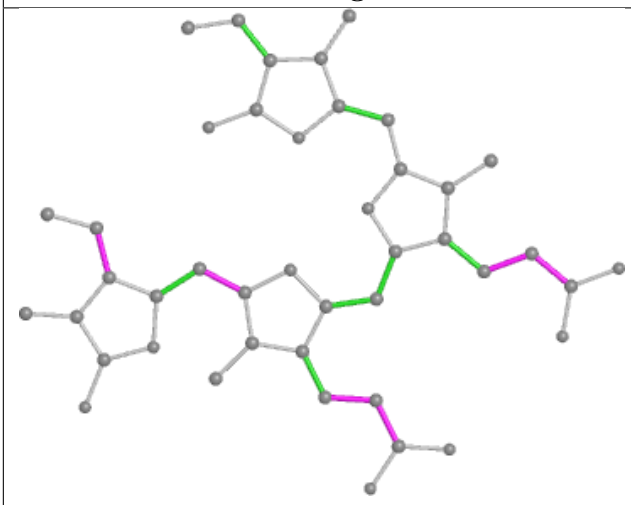

Torsions

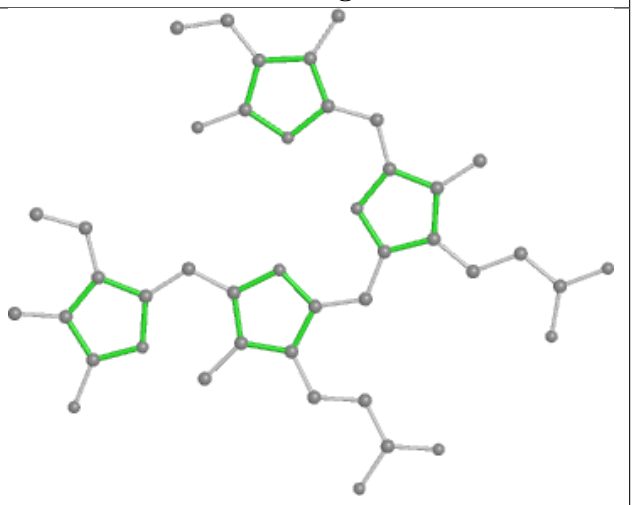

Rings

Ligand PEB aM 201

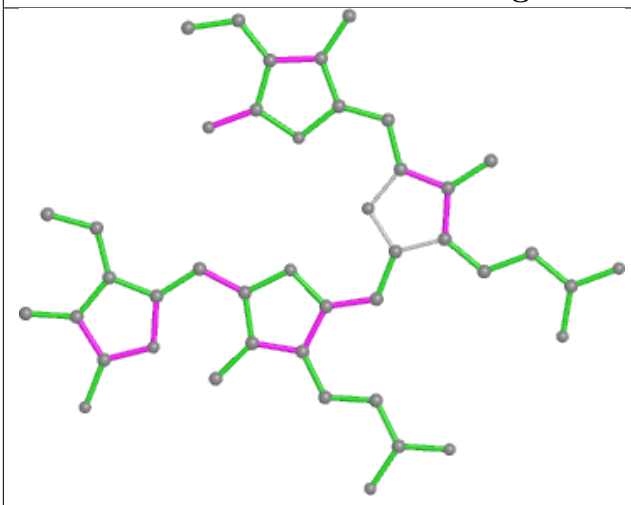

Bond lengths

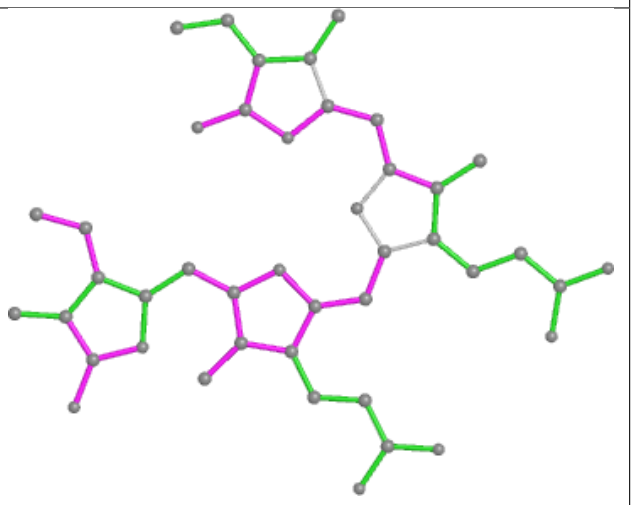

Bond angles

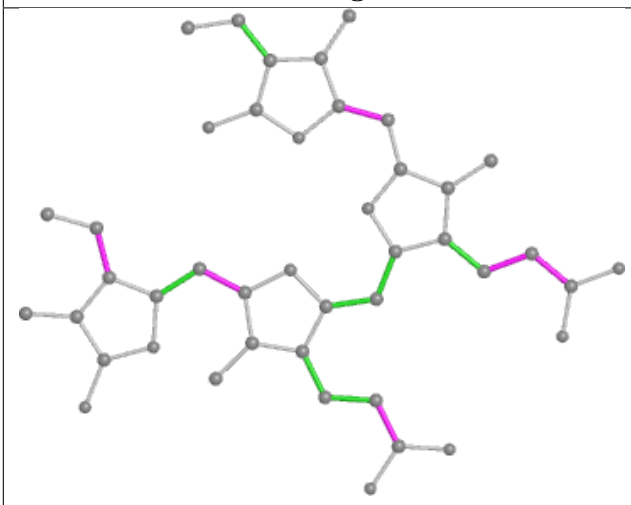

Torsions

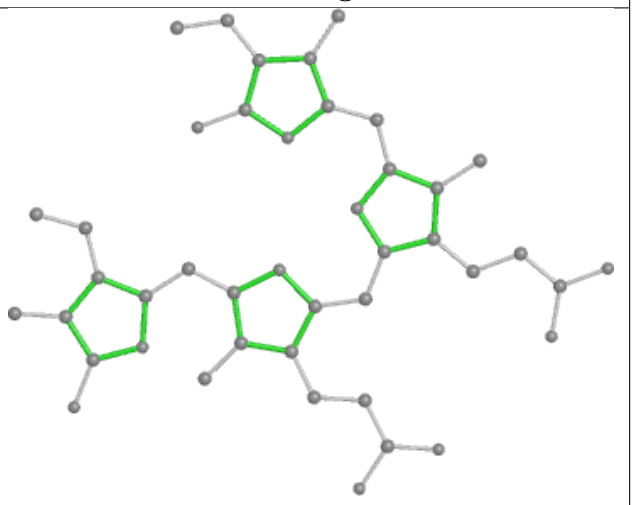

Rings

Ligand CLA dL 402

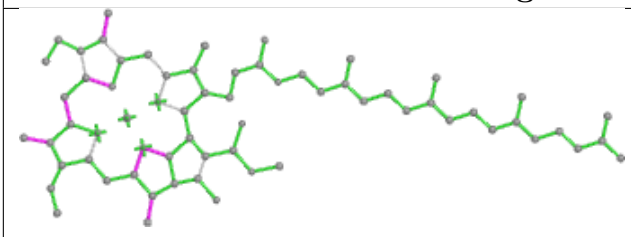

Bond lengths

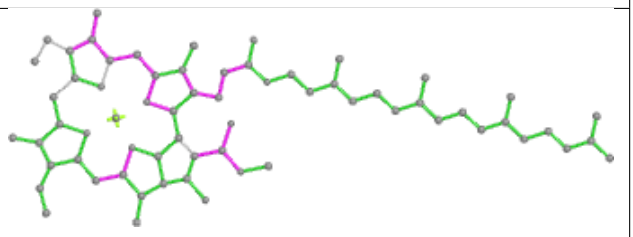

Bond angles

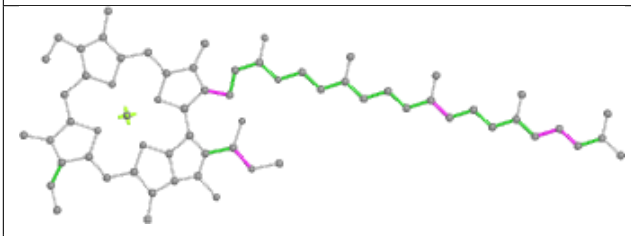

Torsions

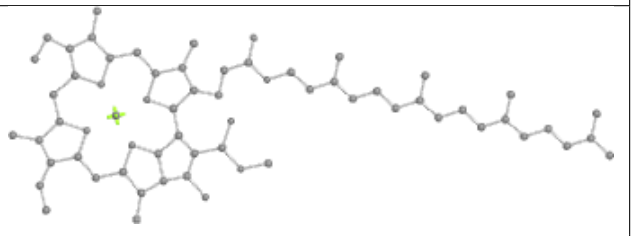

Rings

Ligand LHG cL 501

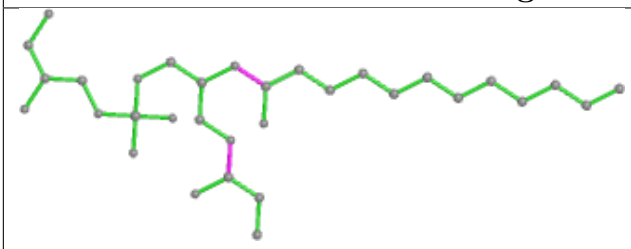

Bond lengths

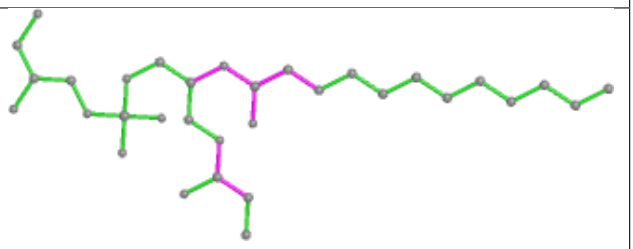

Bond angles

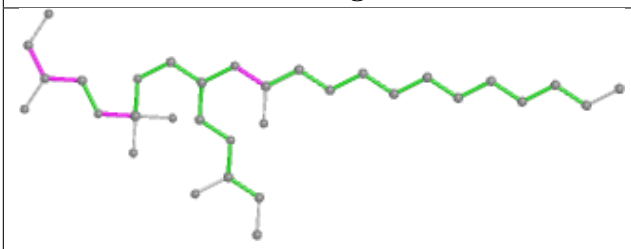

Torsions

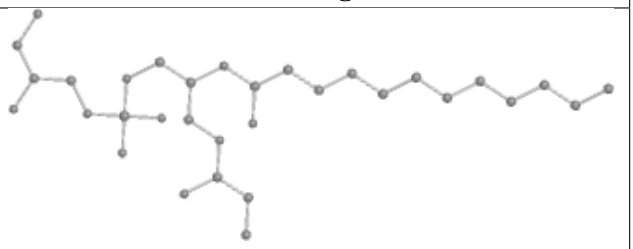

Rings

Ligand CLA 7N 603

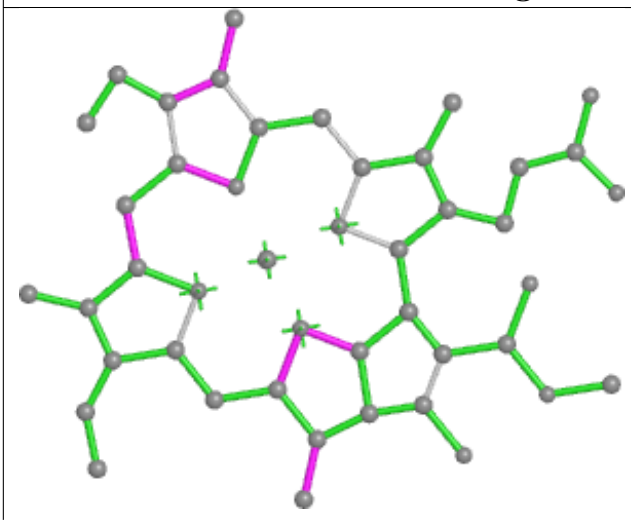

Bond lengths

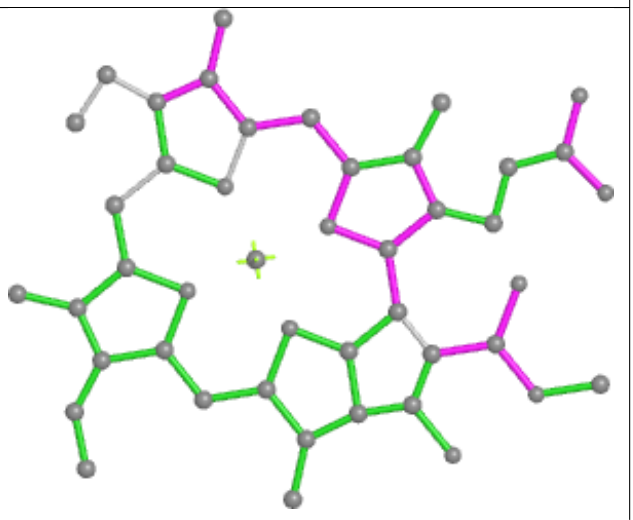

Bond angles

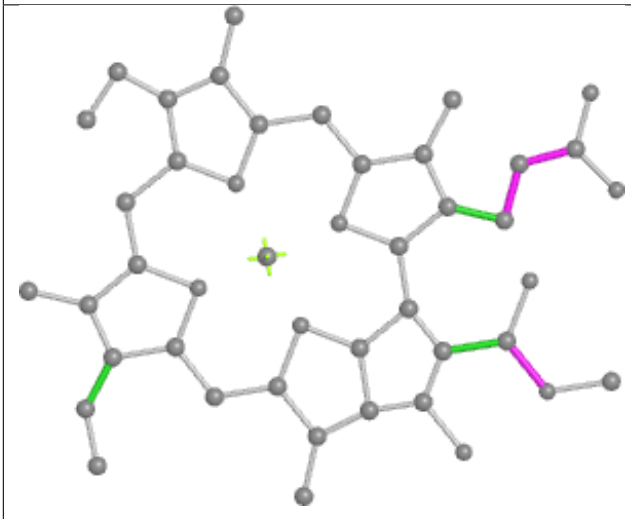

Torsions

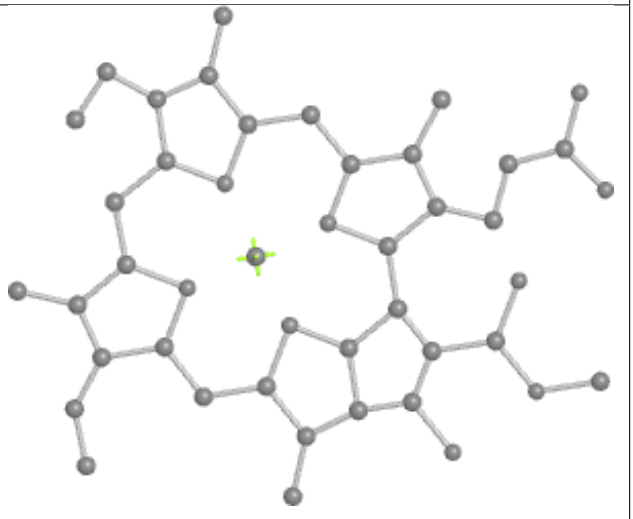

Rings

Ligand CYC NH 1001

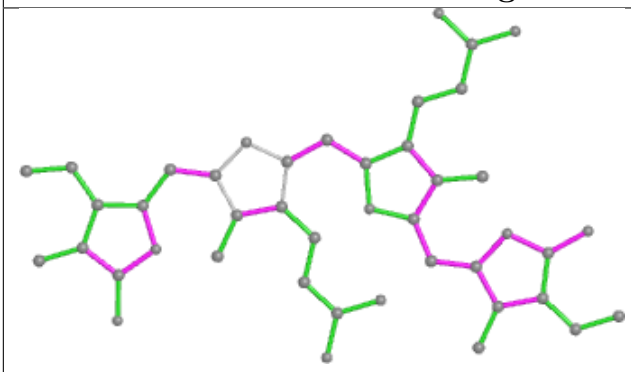

Bond lengths

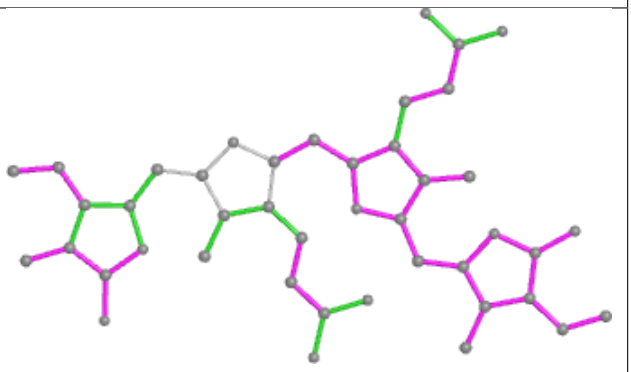

Bond angles

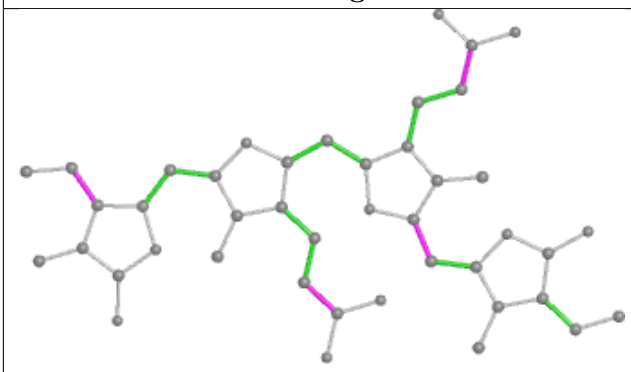

Torsions

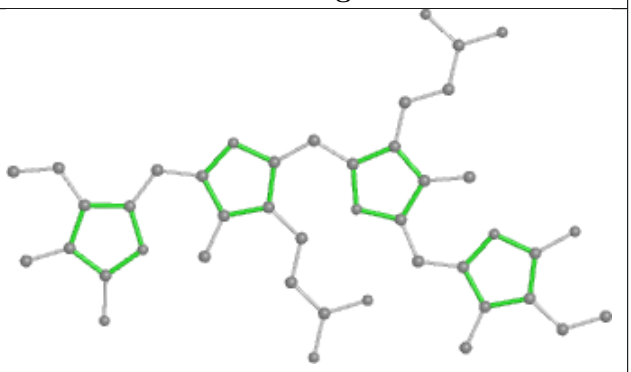

Rings

Ligand PEB QP 202

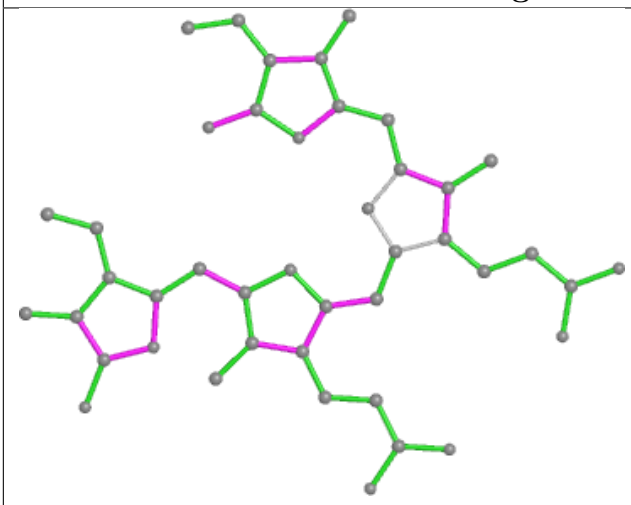

Bond lengths

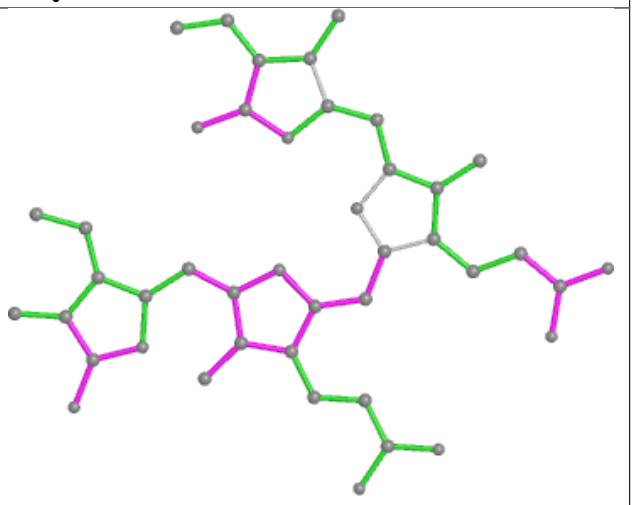

Bond angles

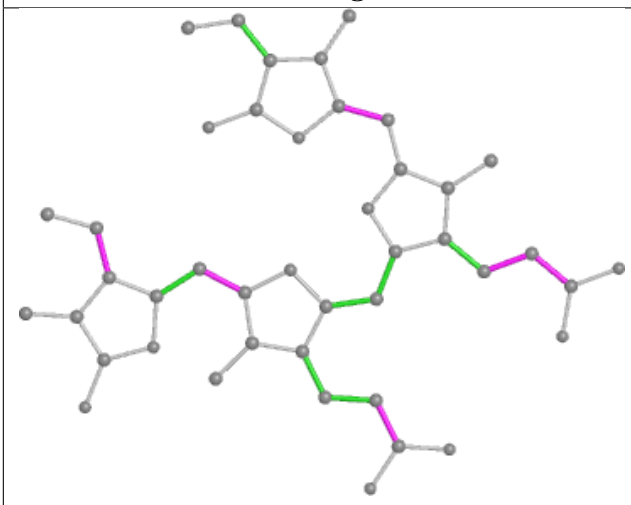

Torsions

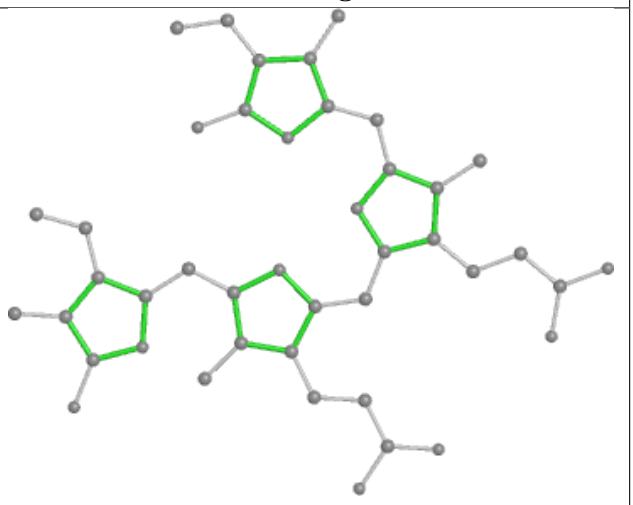

Rings

Ligand PEB A1 301

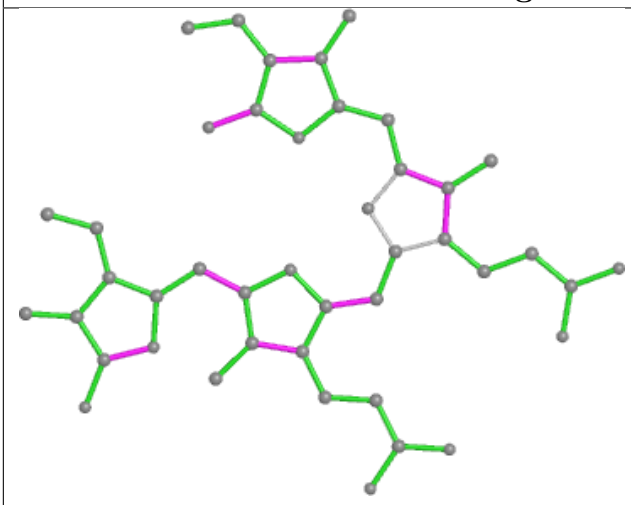

Bond lengths

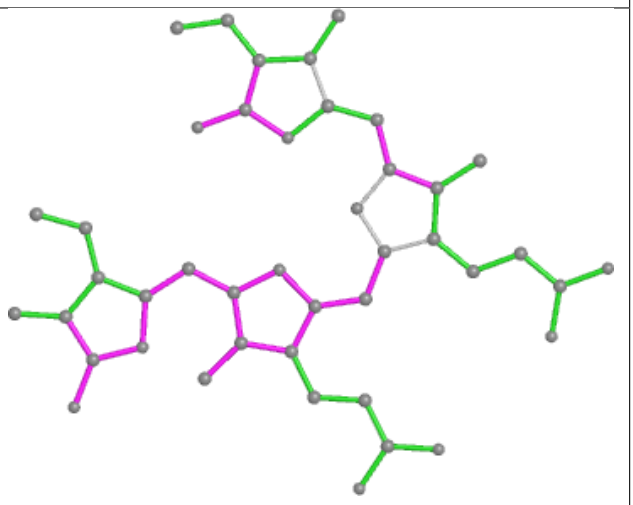

Bond angles

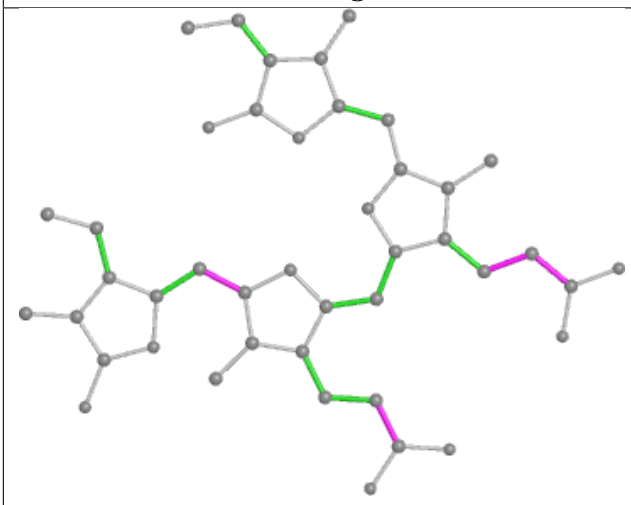

Torsions

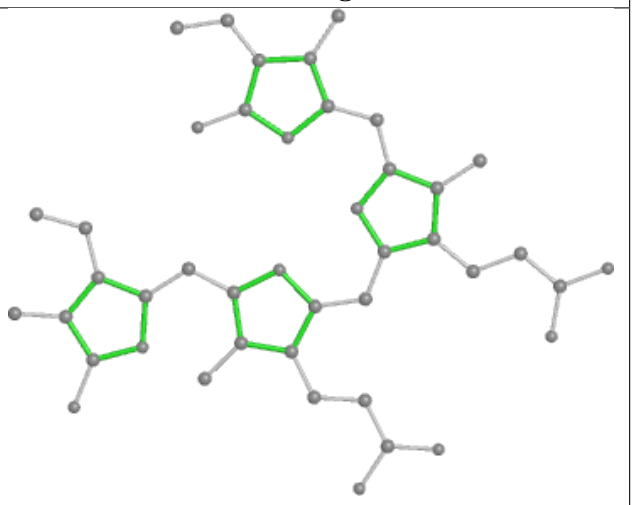

Rings

Ligand PEB V9 201

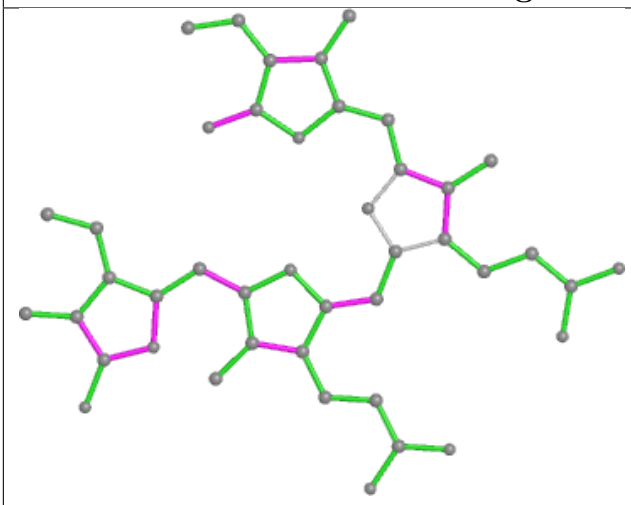

Bond lengths

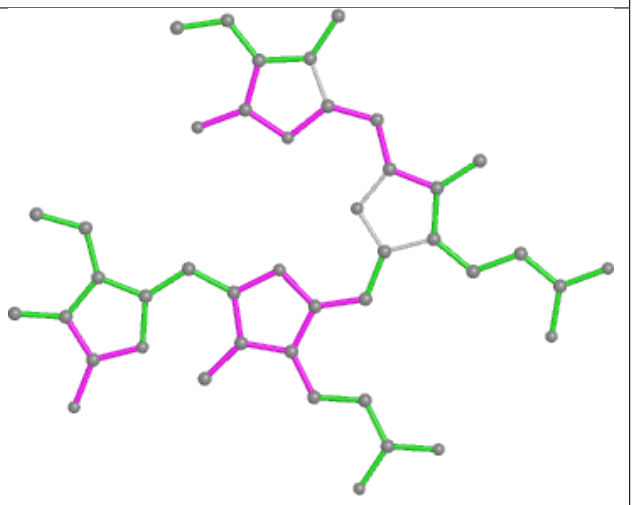

Bond angles

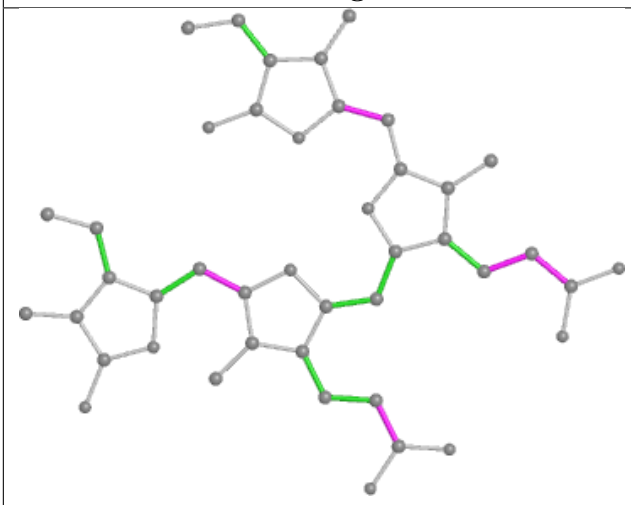

Torsions

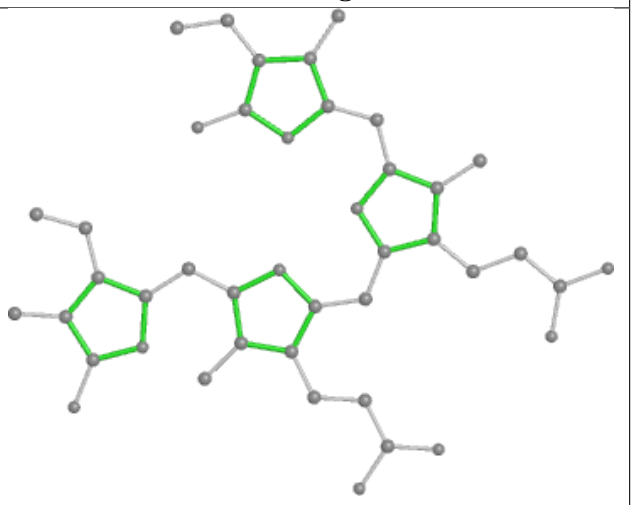

Rings

Ligand PEB KD 201

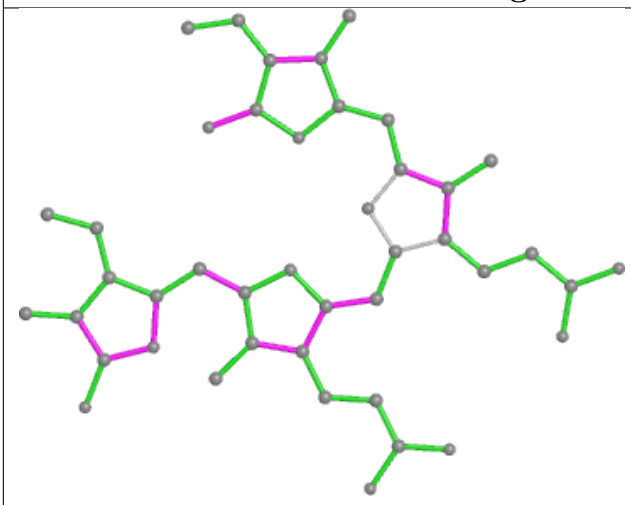

Bond lengths

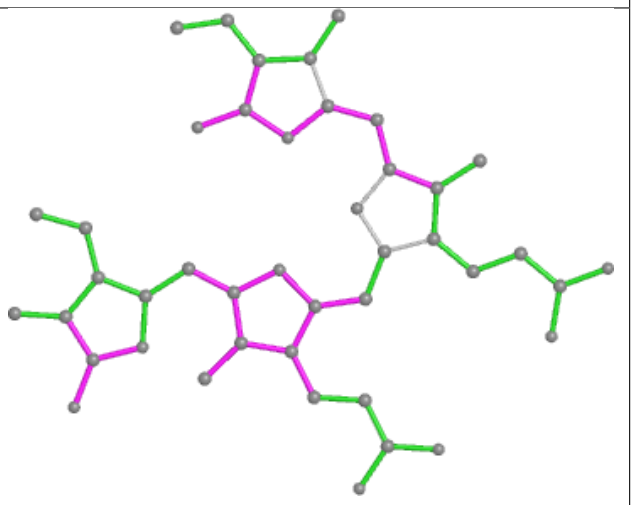

Bond angles

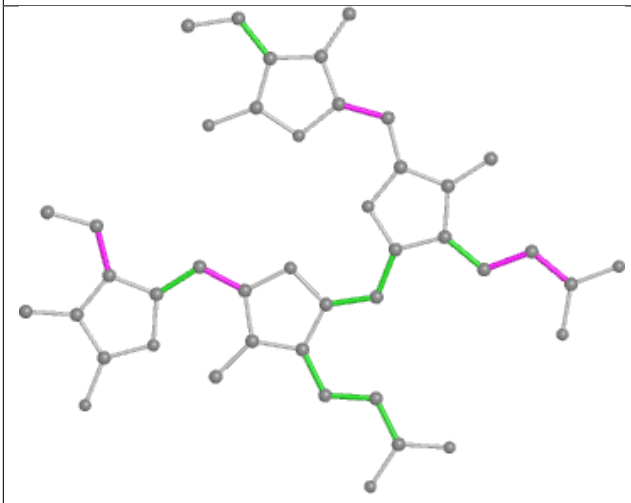

Torsions

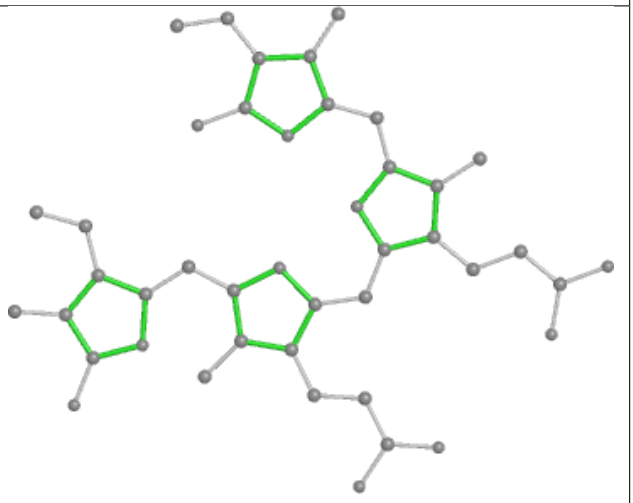

Rings

Ligand CYC F3 1001

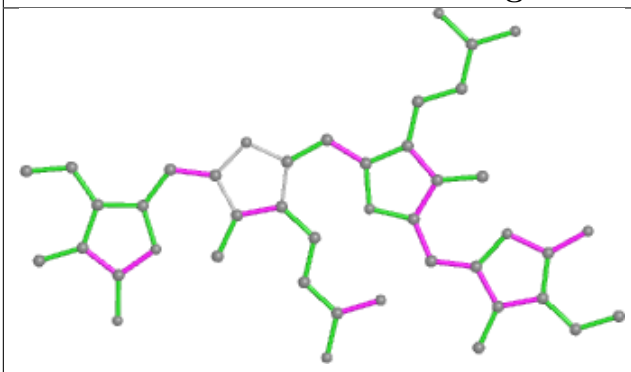

Bond lengths

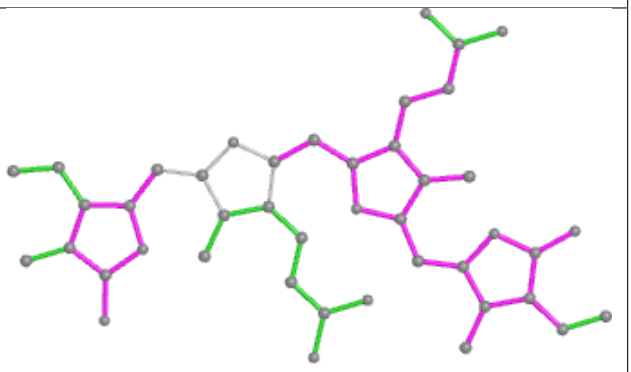

Bond angles

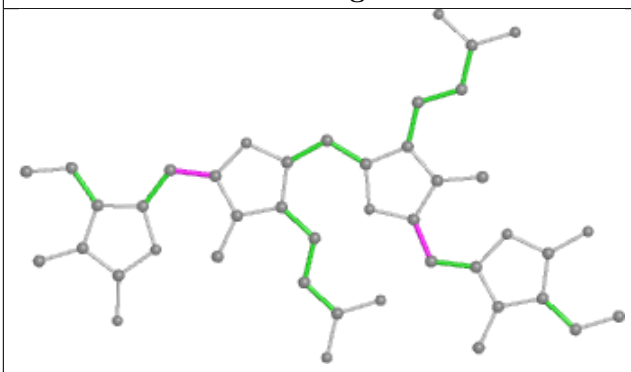

Torsions

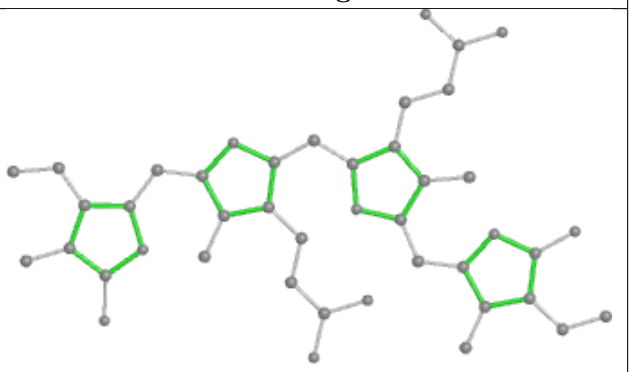

Rings

Ligand PEB V7 201

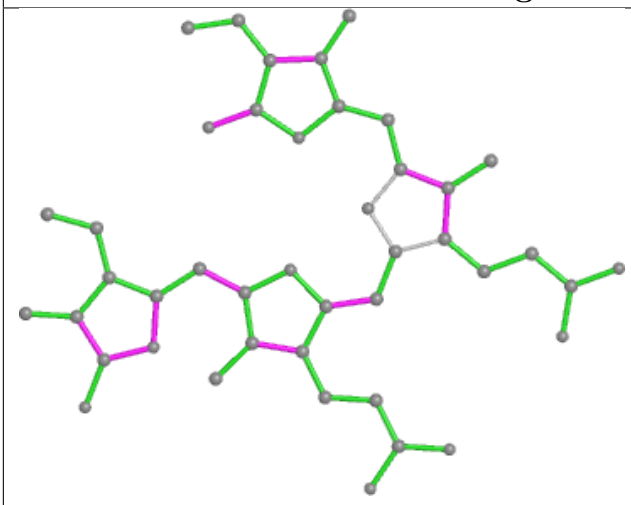

Bond lengths

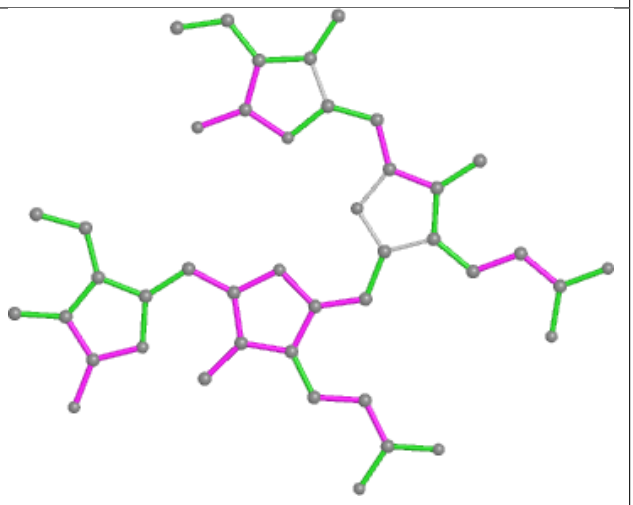

Bond angles

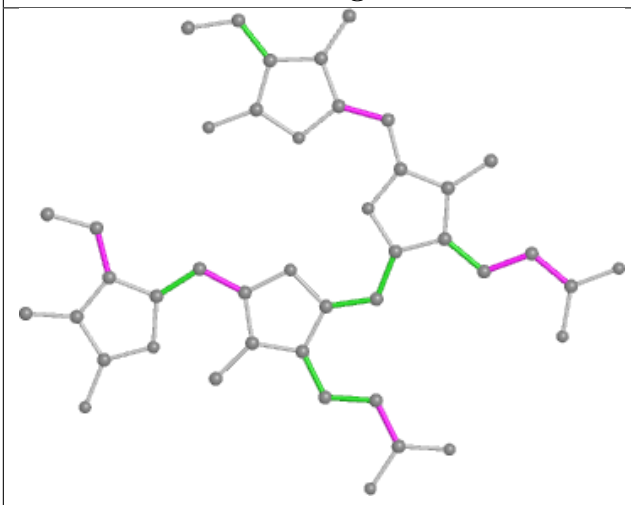

Torsions

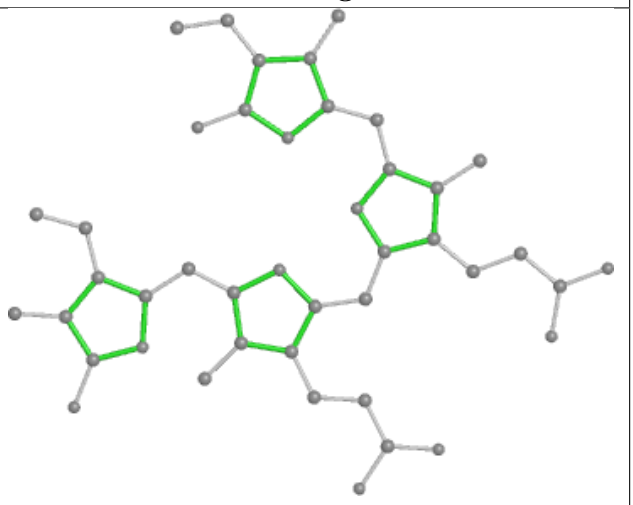

Rings

Ligand PEB kH 201

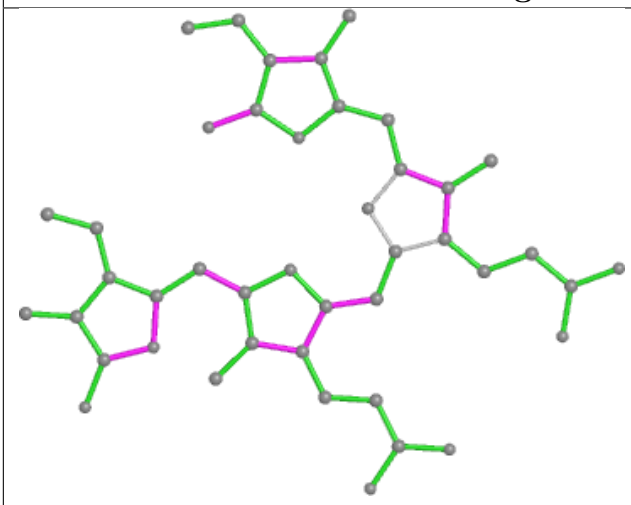

Bond lengths

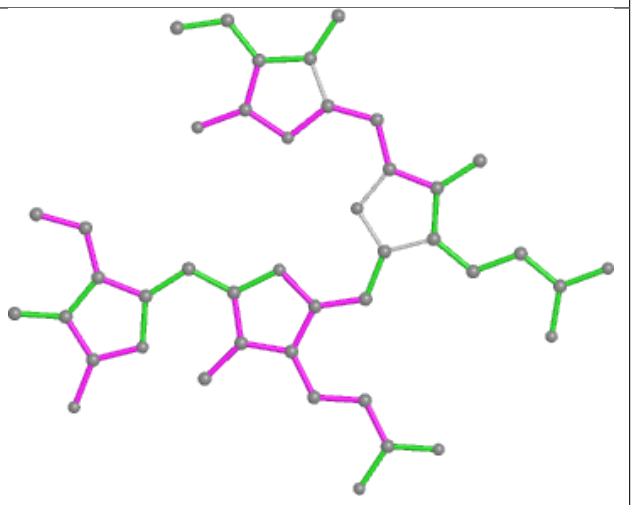

Bond angles

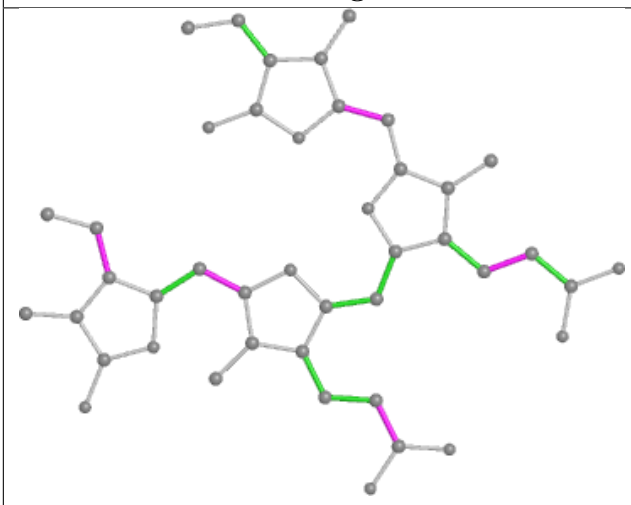

Torsions

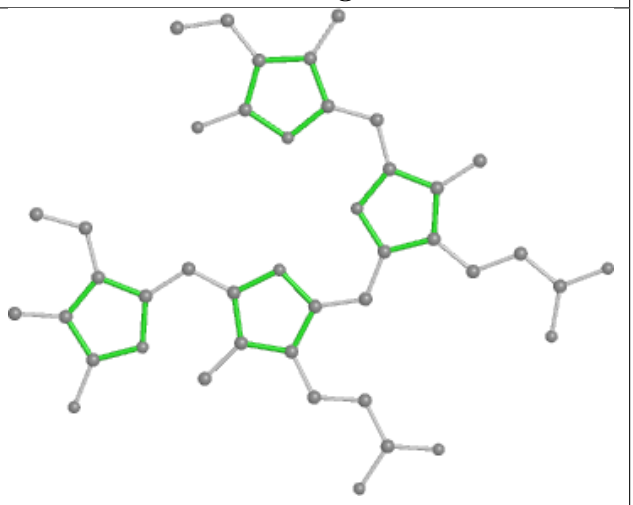

Rings

Ligand PEB i4 203

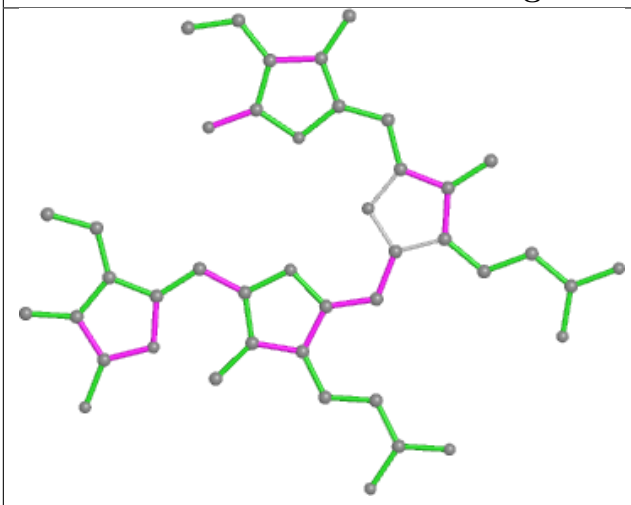

Bond lengths

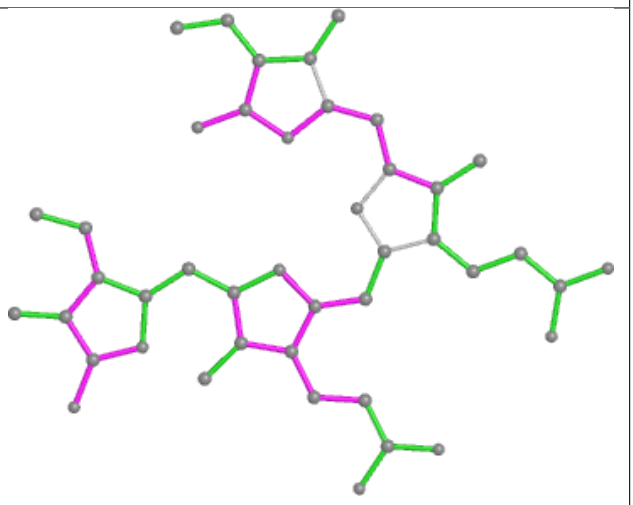

Bond angles

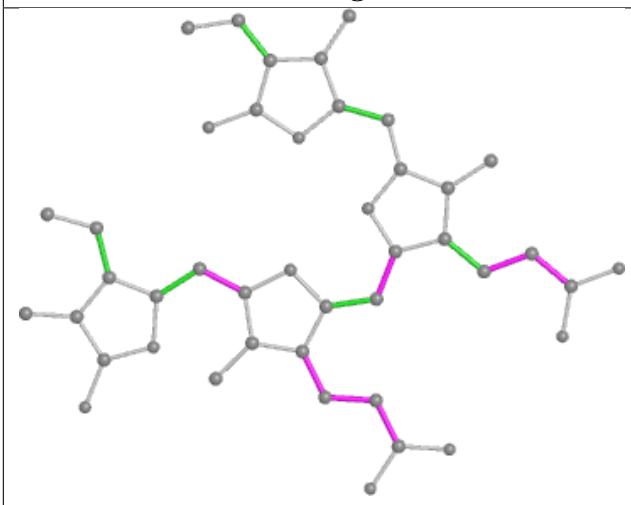

Torsions

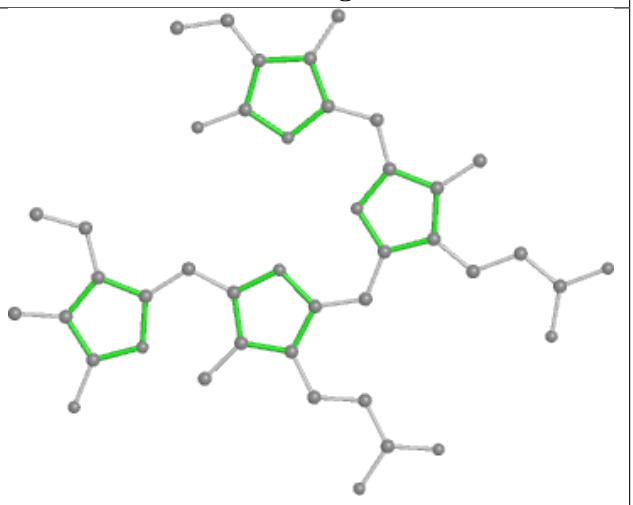

Rings

Ligand PEB VJ 202

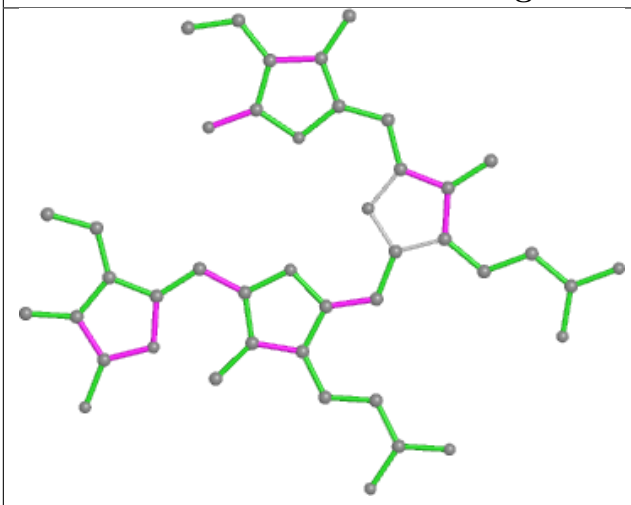

Bond lengths

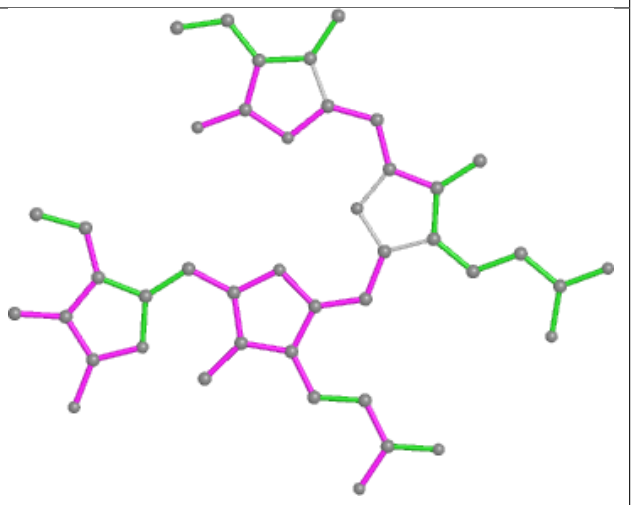

Bond angles

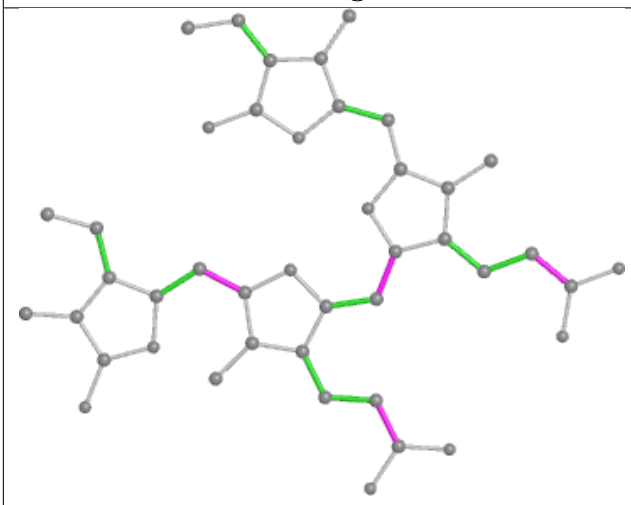

Torsions

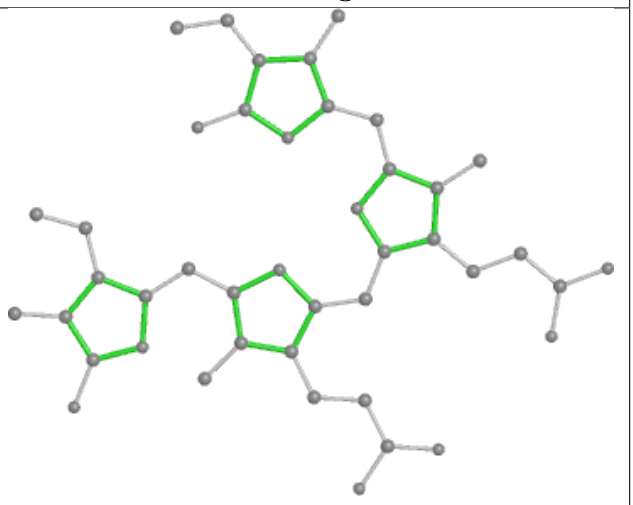

Rings

Ligand CLA BN 832

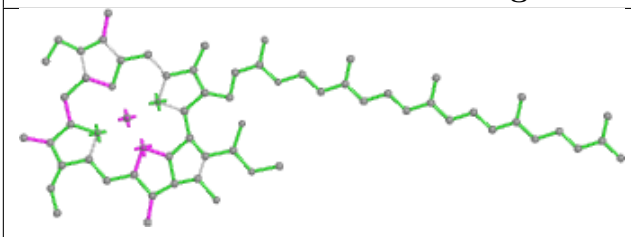

Bond lengths

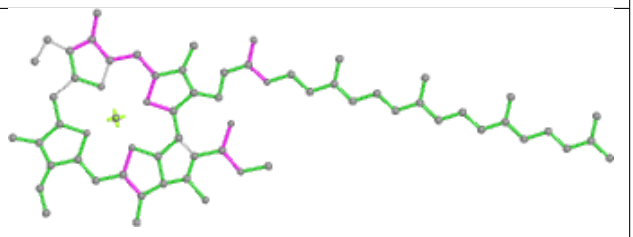

Bond angles

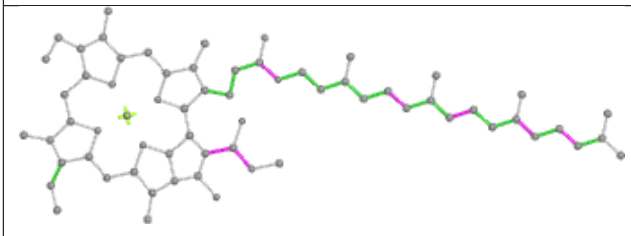

Torsions

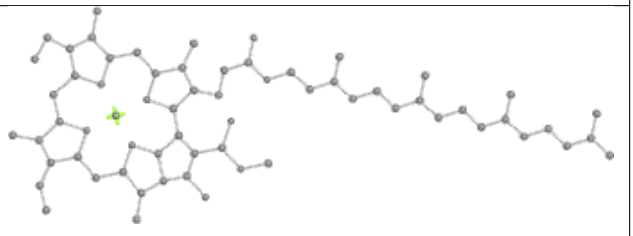

Rings

Ligand CLA 5N 604

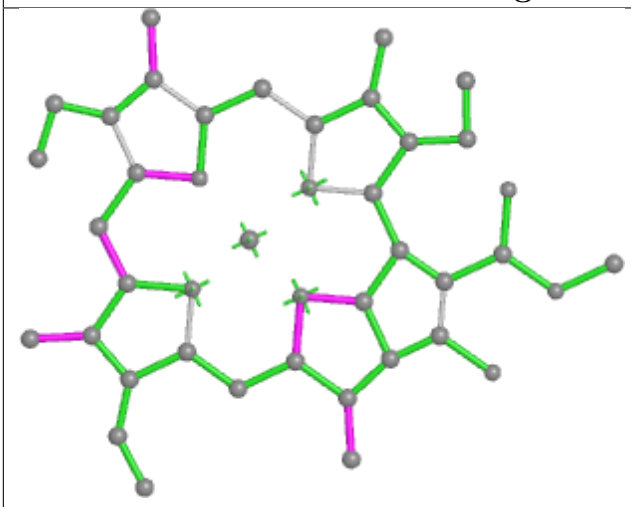

Bond lengths

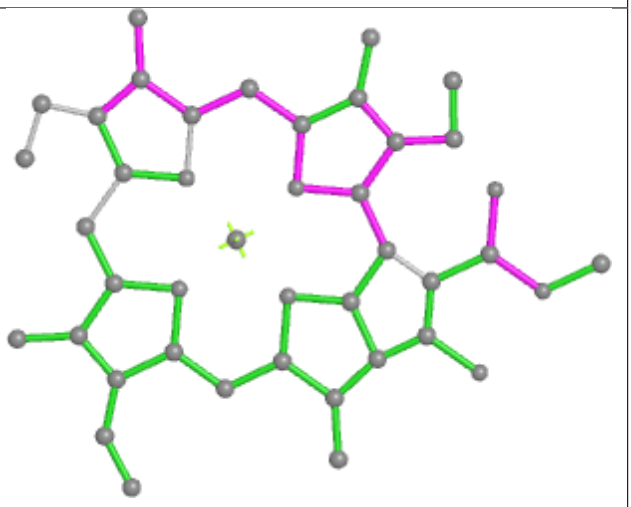

Bond angles

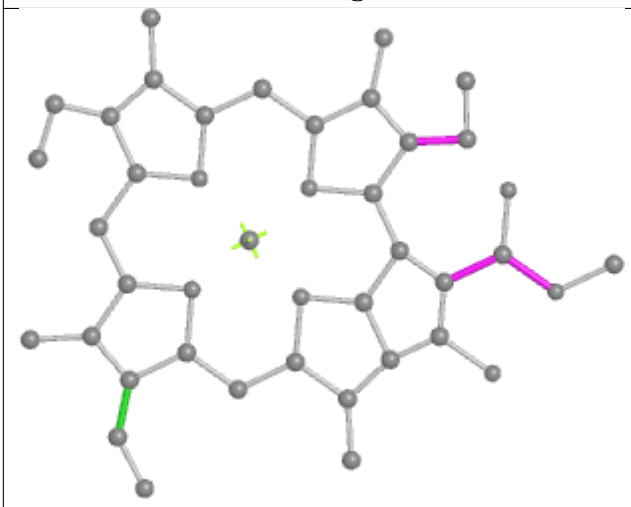

Torsions

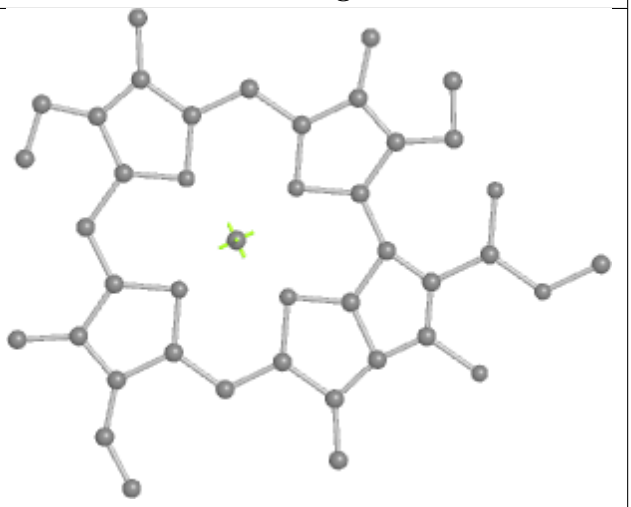

Rings

Ligand PUB M5 302

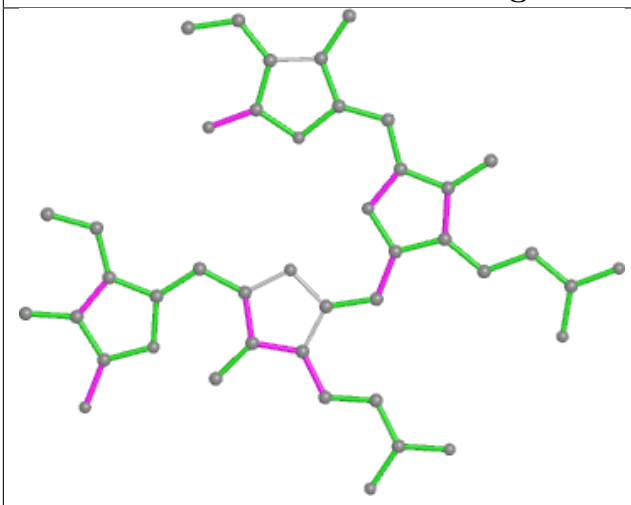

Bond lengths

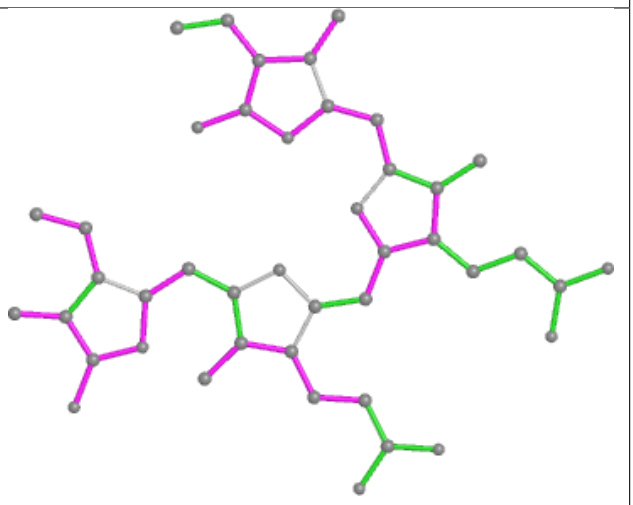

Bond angles

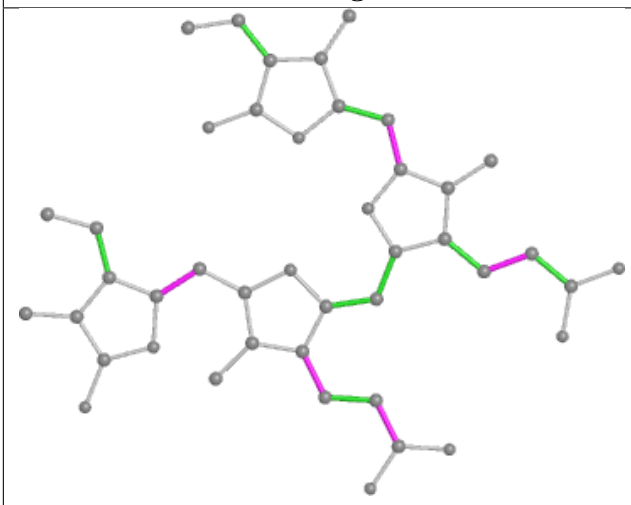

Torsions

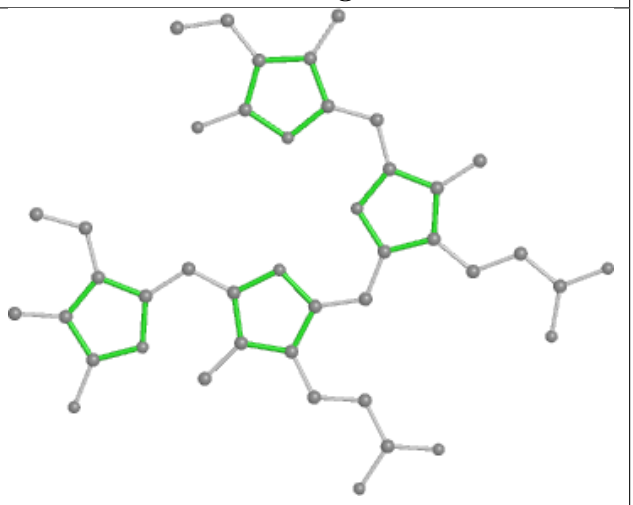

Rings

Ligand LMG bL 623

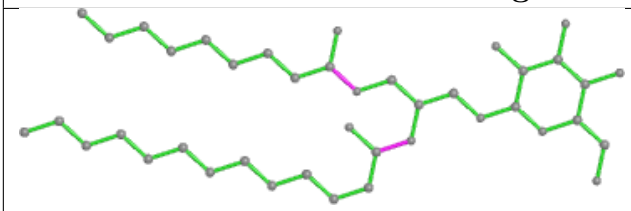

Bond lengths

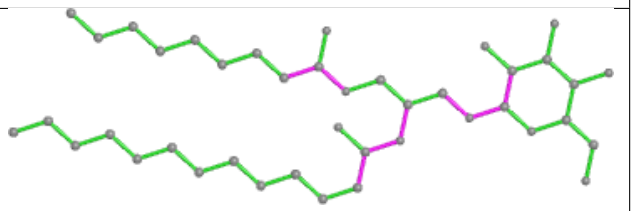

Bond angles

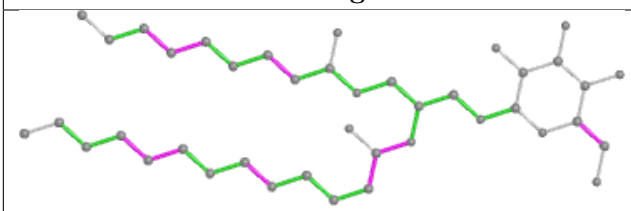

Torsions

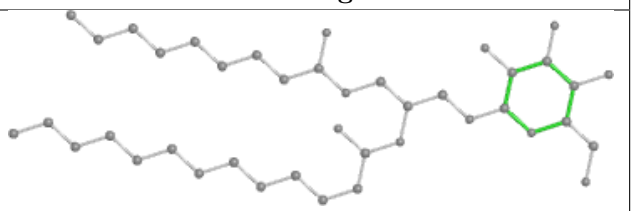

Rings

Ligand PEB k1 201

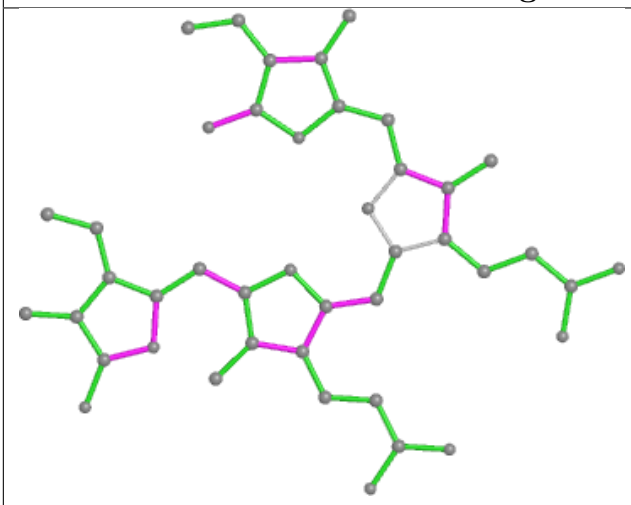

Bond lengths

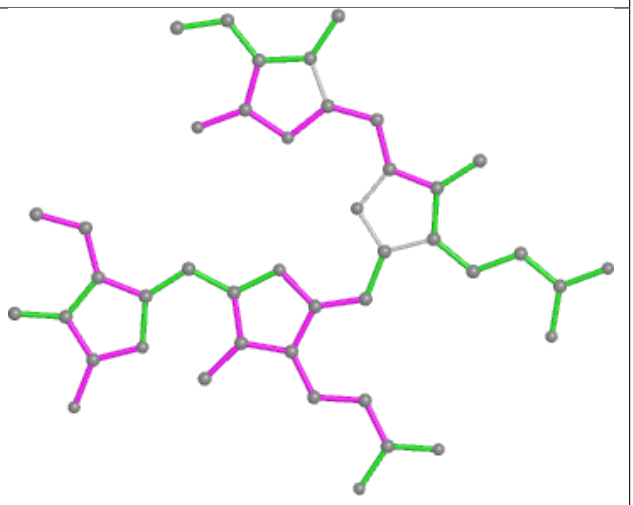

Bond angles

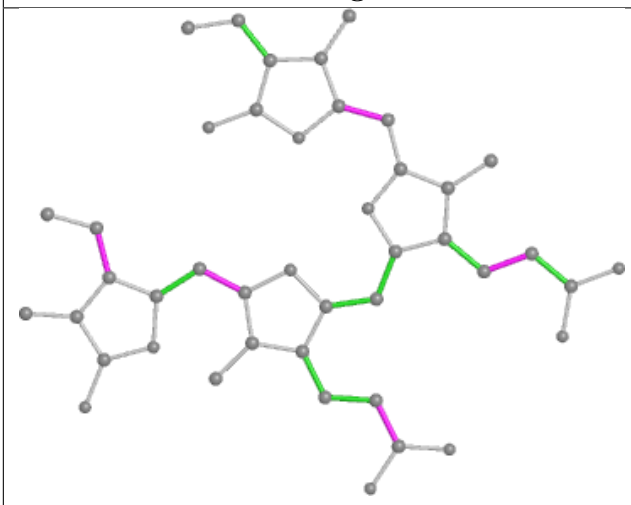

Torsions

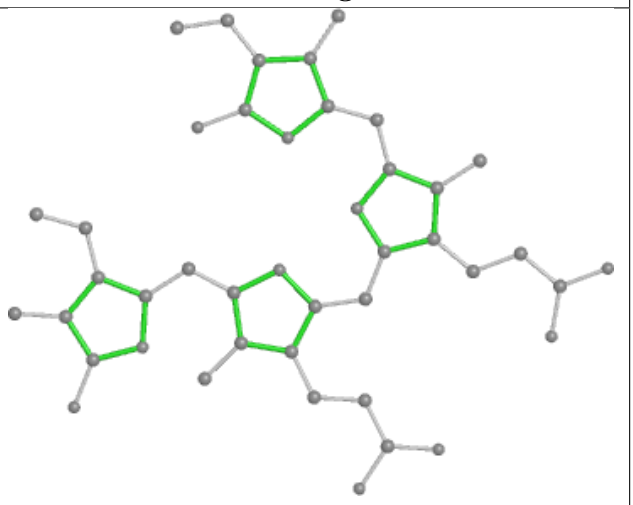

Rings

Ligand PEB IF 203

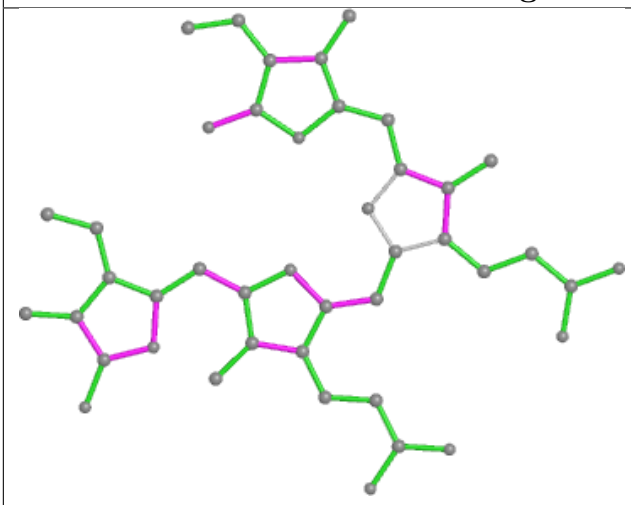

Bond lengths

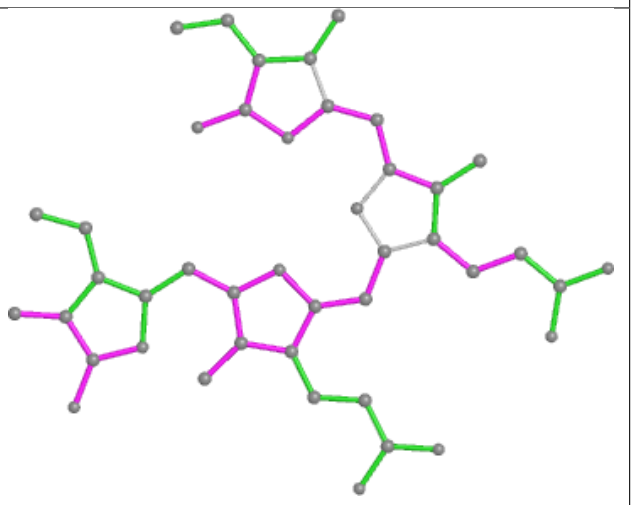

Bond angles

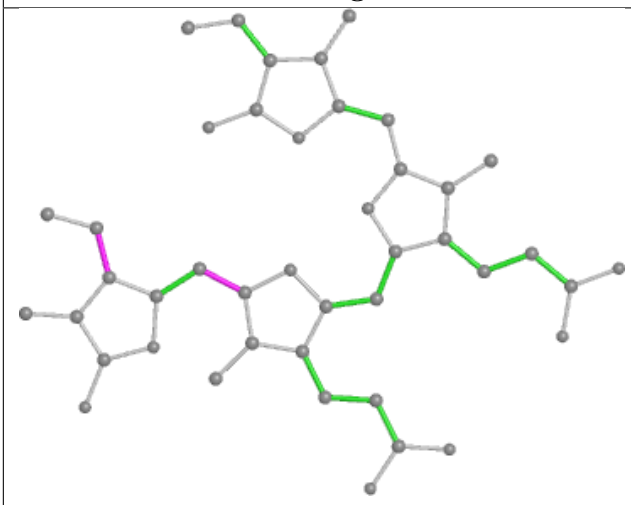

Torsions

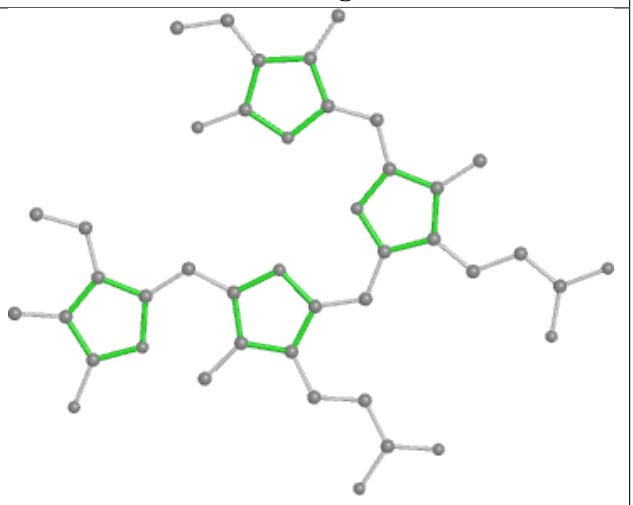

Rings

Ligand PEB HK 201

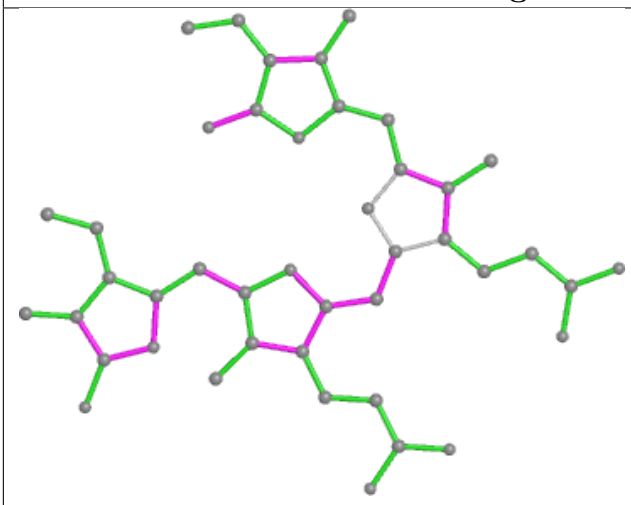

Bond lengths

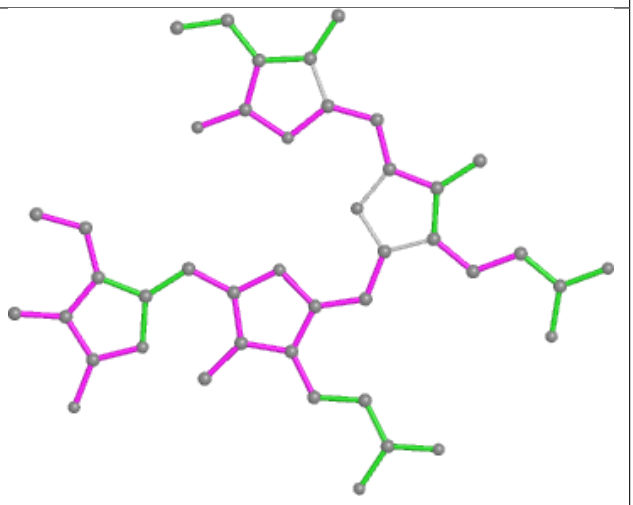

Bond angles

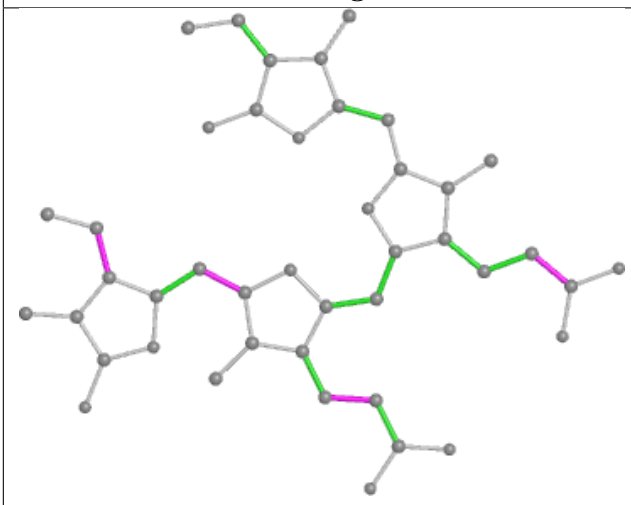

Torsions

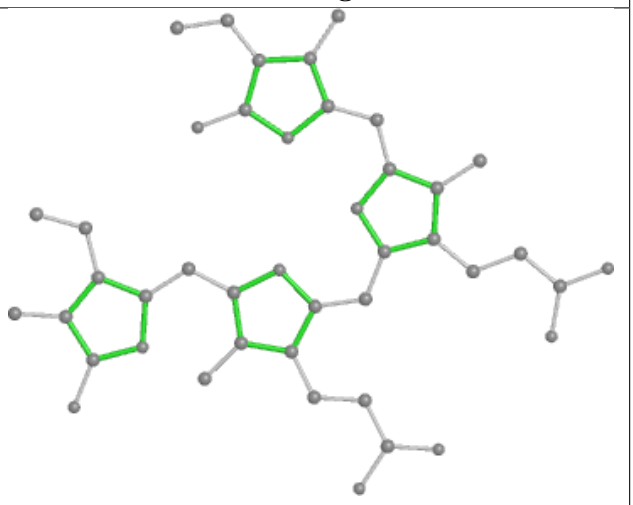

Rings

Ligand CYC CO 1001

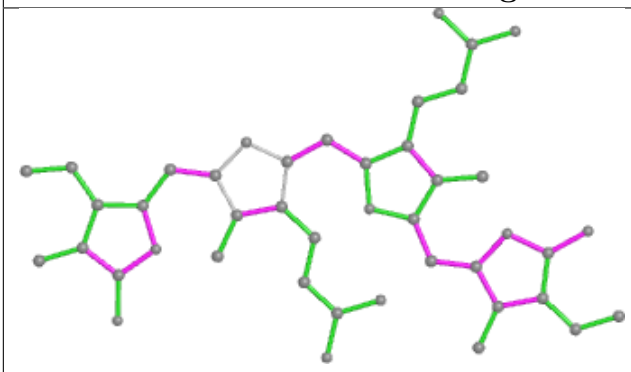

Bond lengths

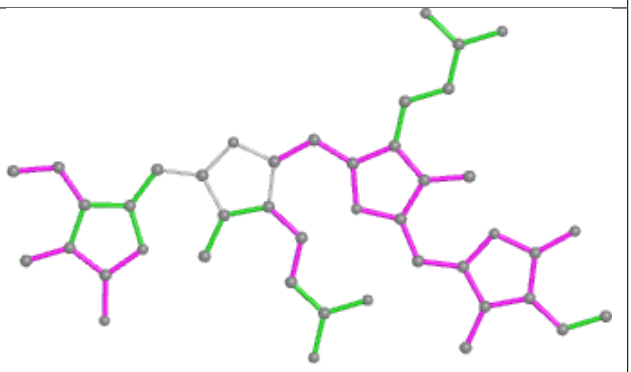

Bond angles

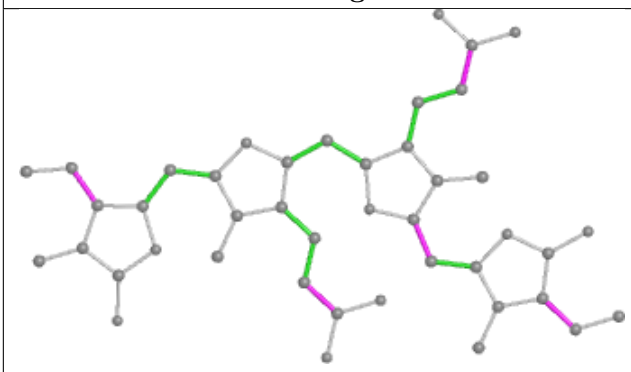

Torsions

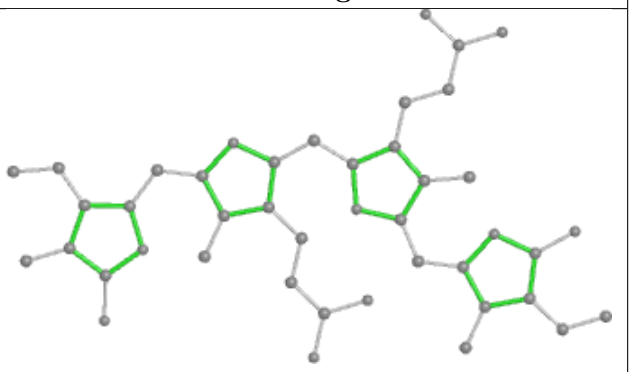

Rings

Ligand CYC M1 201

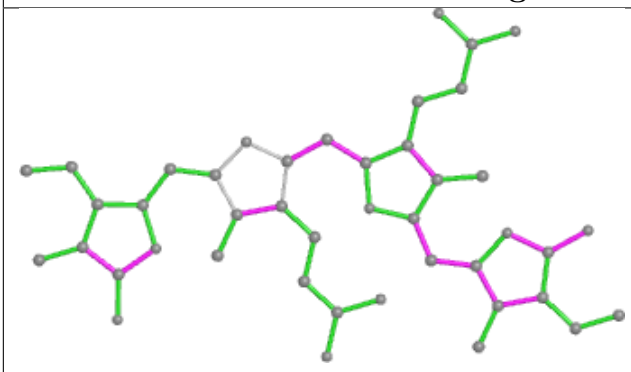

Bond lengths

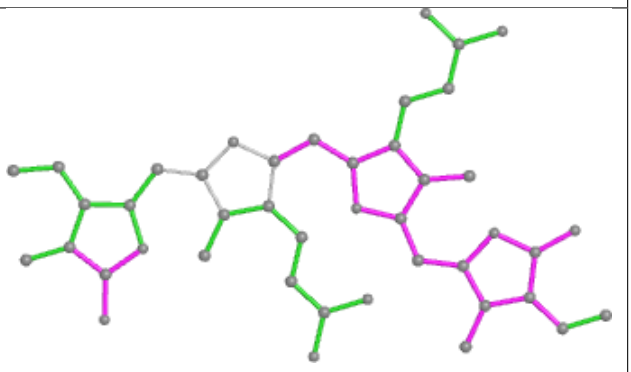

Bond angles

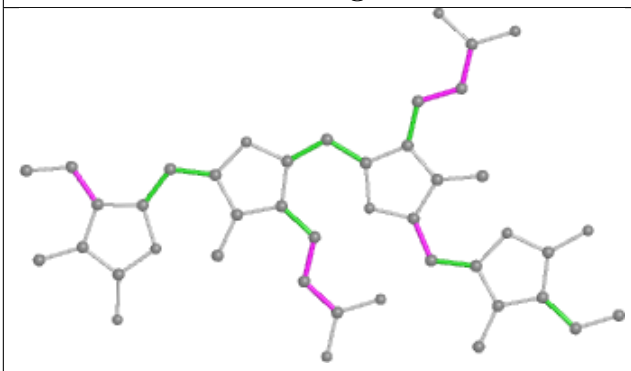

Torsions

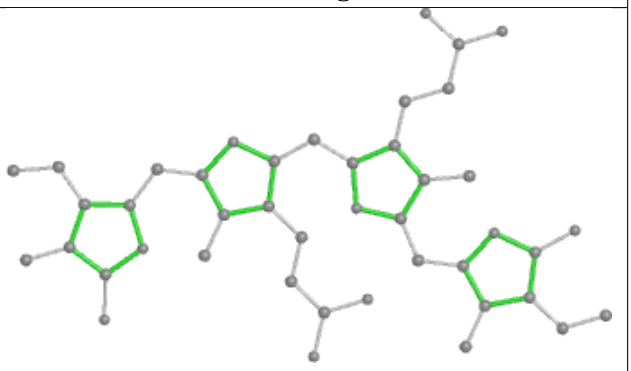

Rings

Ligand CLA F2 205

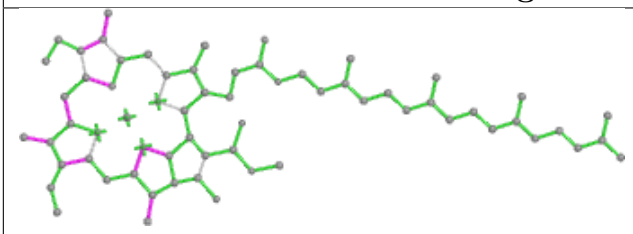

Bond lengths

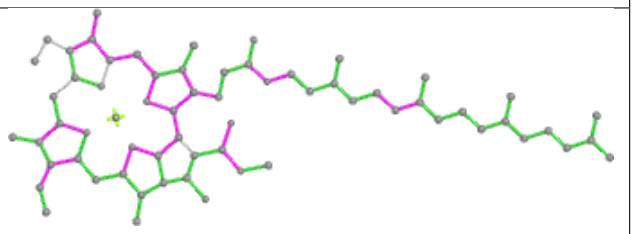

Bond angles

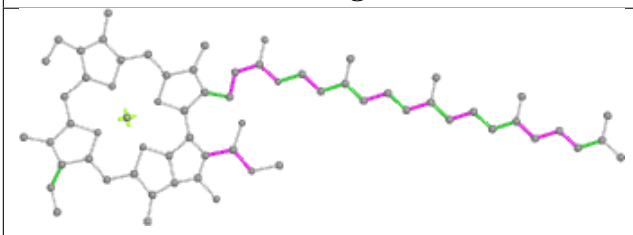

Torsions

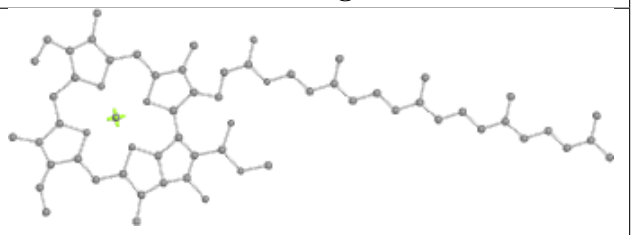

Rings

Ligand CLA cL 512

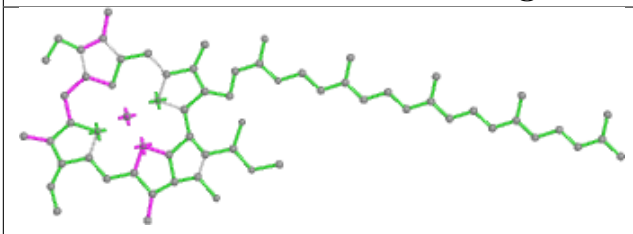

Bond lengths

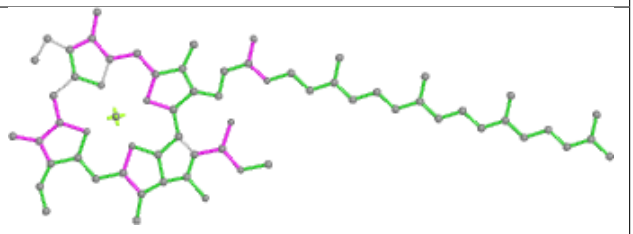

Bond angles

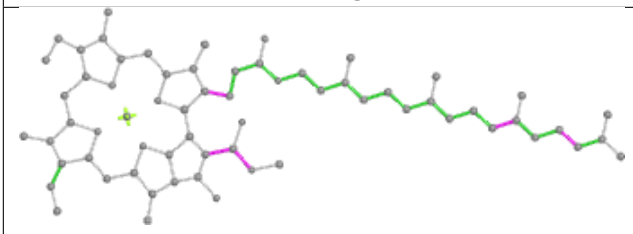

Torsions

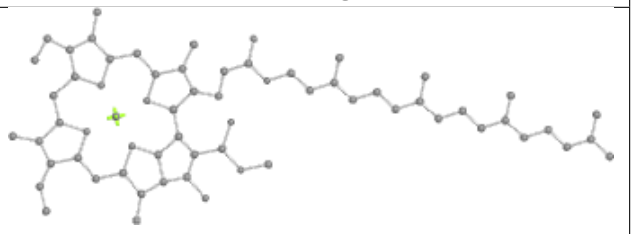

Rings

Ligand PEB DM 202

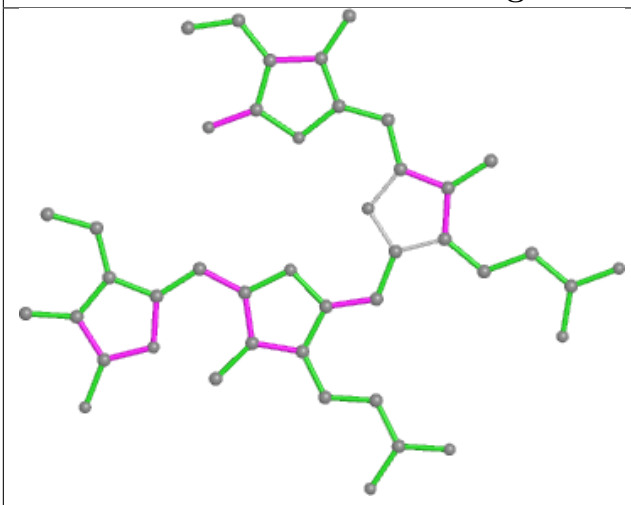

Bond lengths

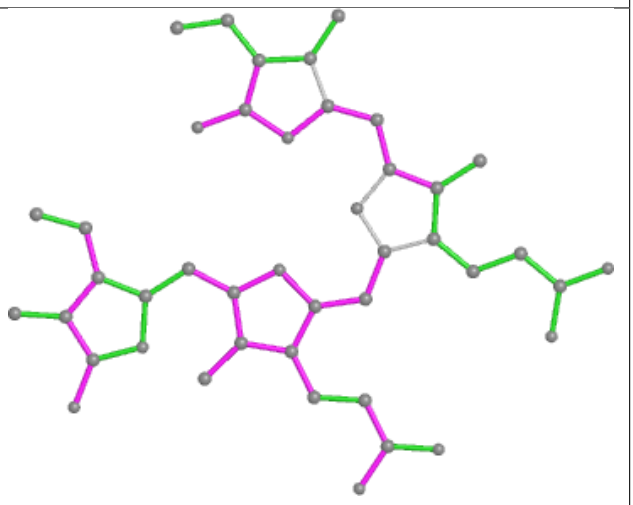

Bond angles

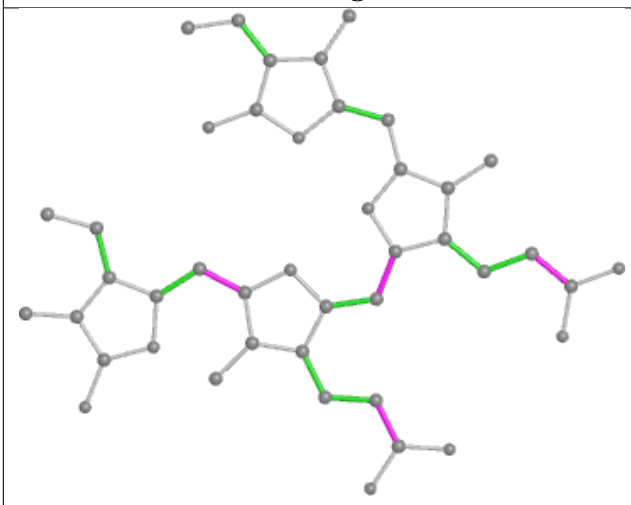

Torsions

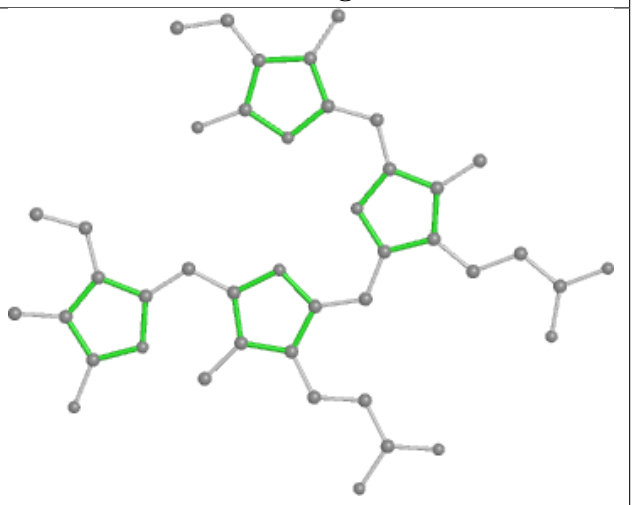

Rings

Ligand PEB LD 202

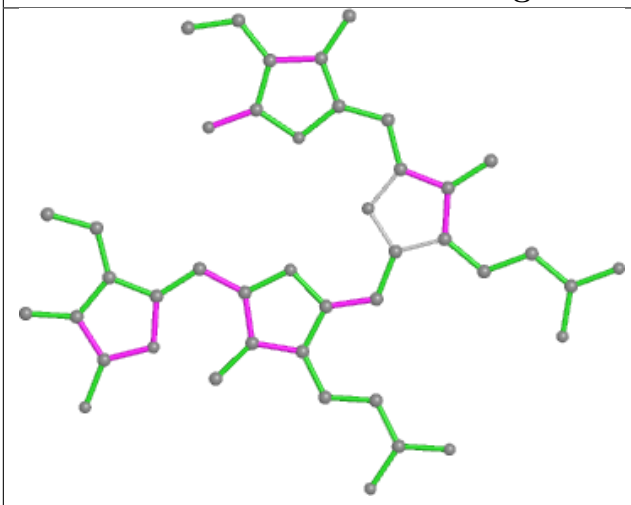

Bond lengths

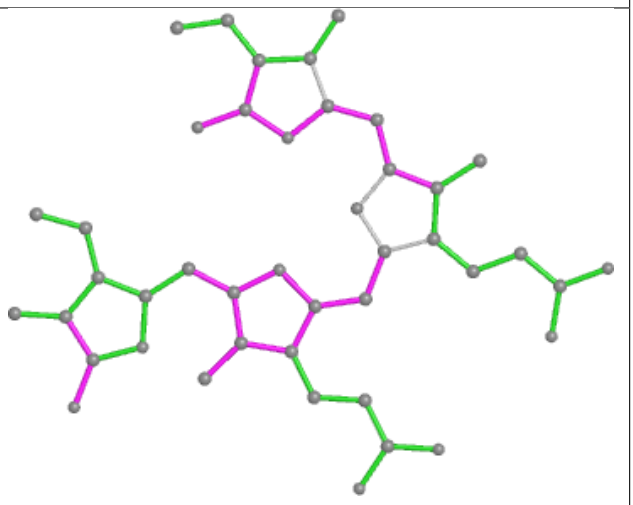

Bond angles

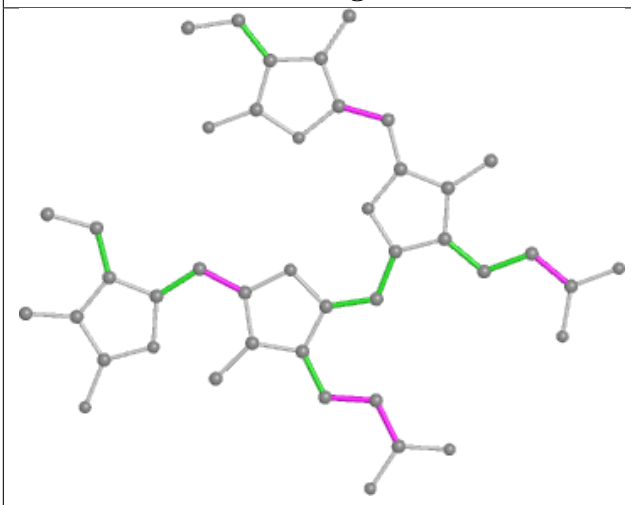

Torsions

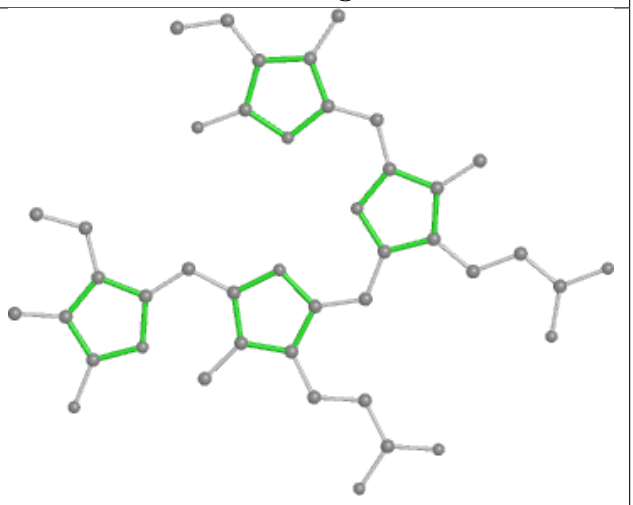

Rings

Ligand PEB bH 202

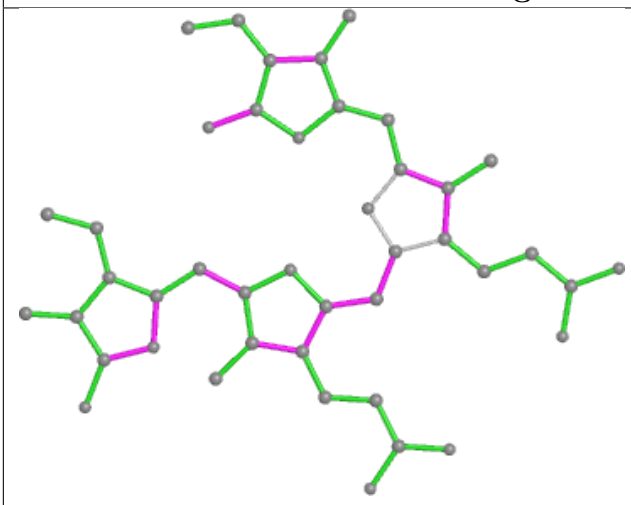

Bond lengths

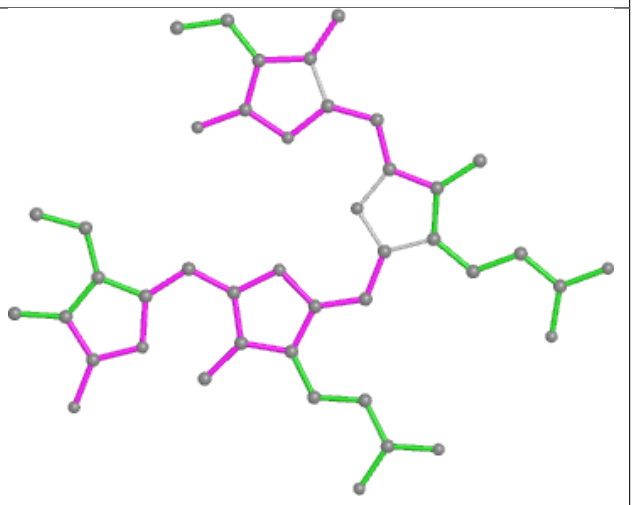

Bond angles

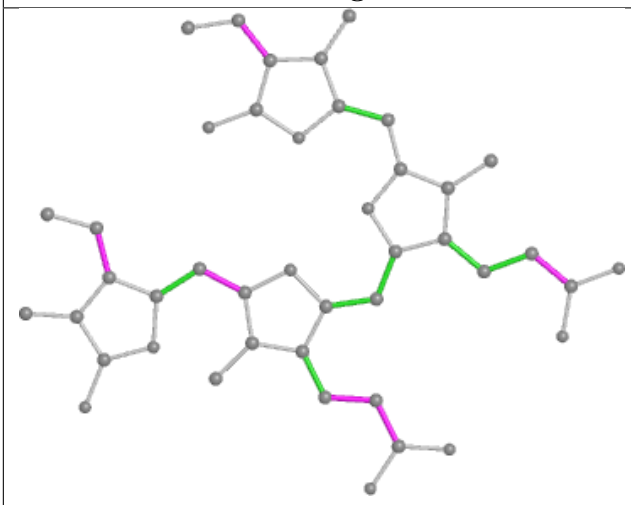

Torsions

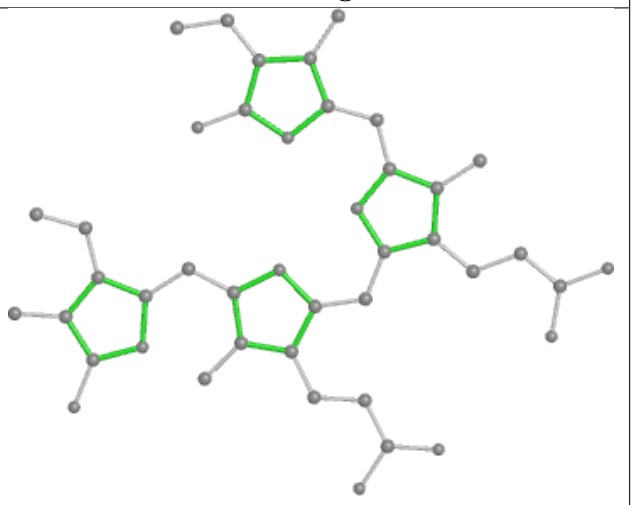

Rings

Ligand PEB C9 201

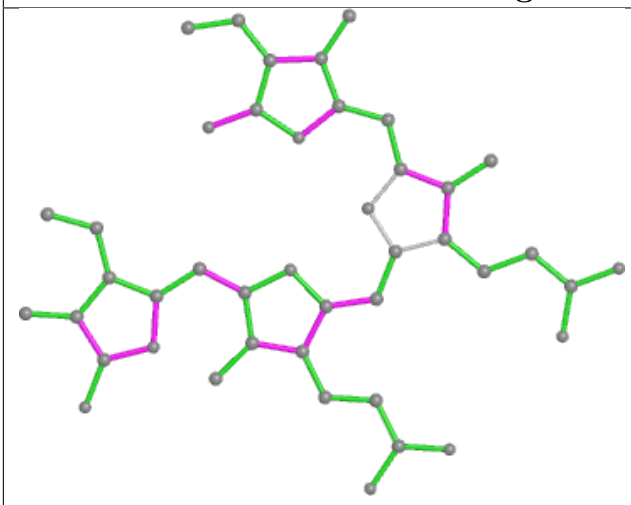

Bond lengths

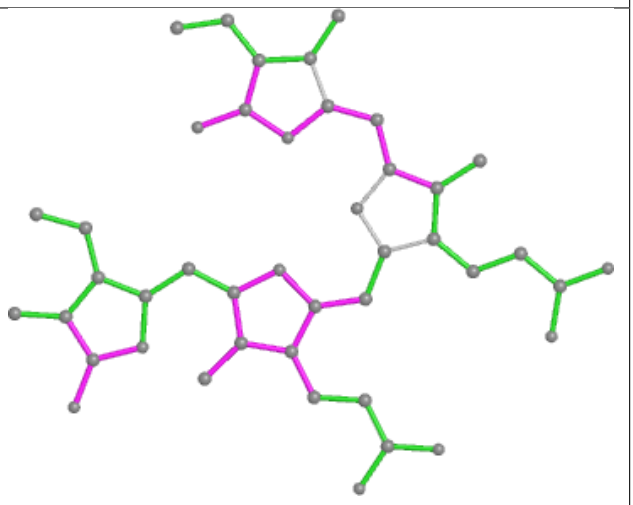

Bond angles

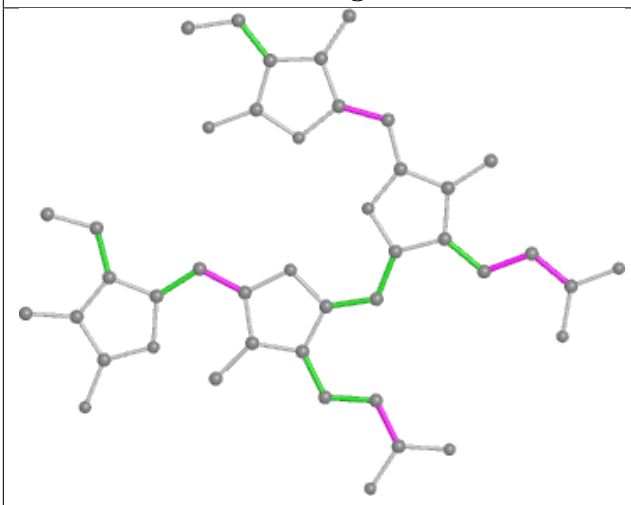

Torsions

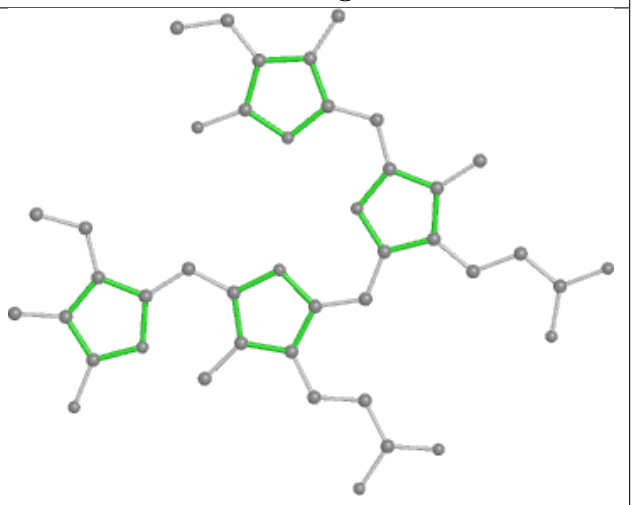

Rings

Ligand PEB S4 201

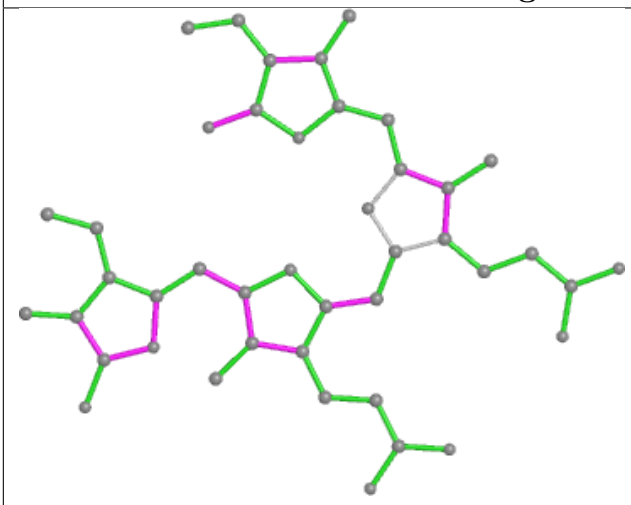

Bond lengths

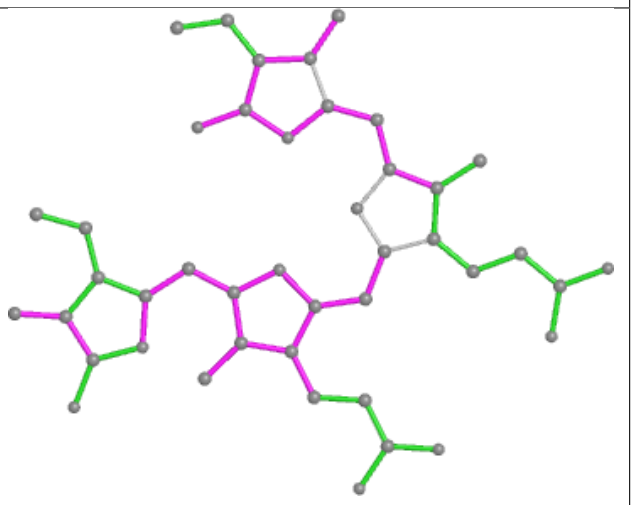

Bond angles

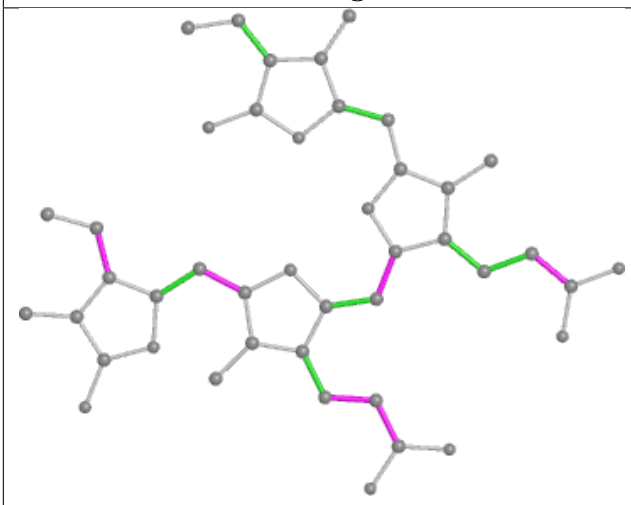

Torsions

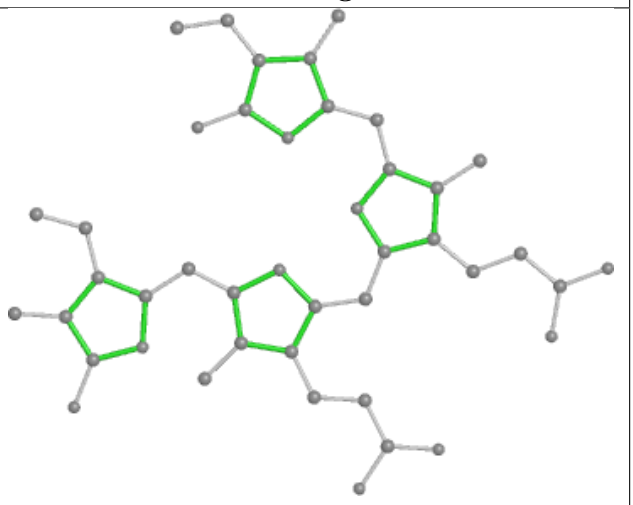

Rings

Ligand PEB R4 203

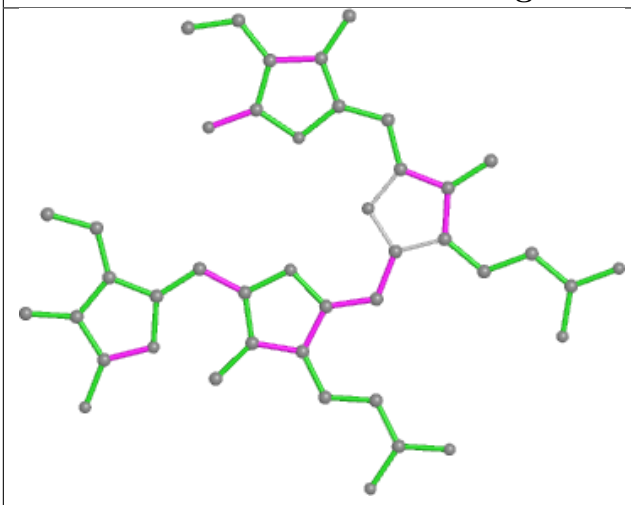

Bond lengths

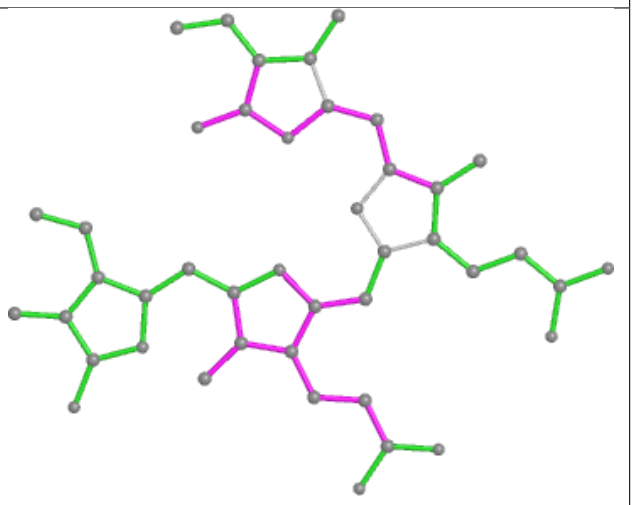

Bond angles

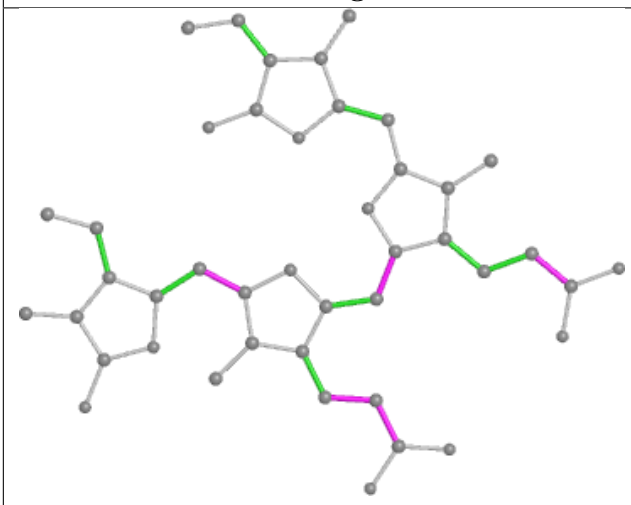

Torsions

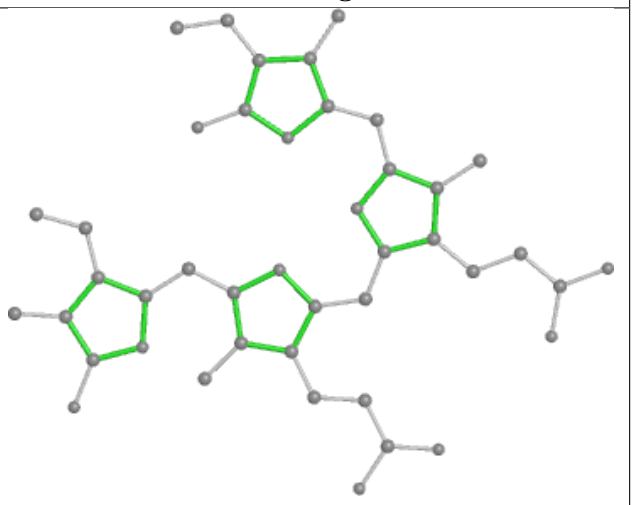

Rings

Ligand PEB O5 203

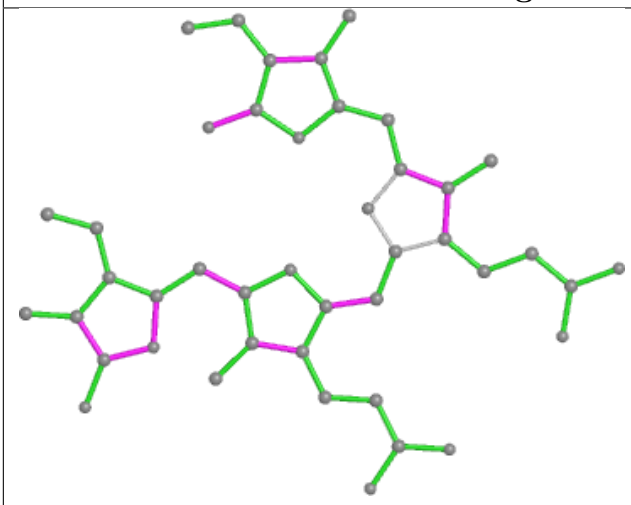

Bond lengths

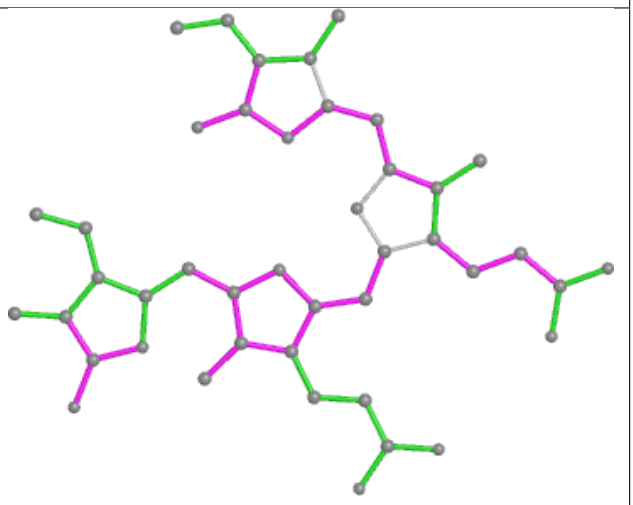

Bond angles

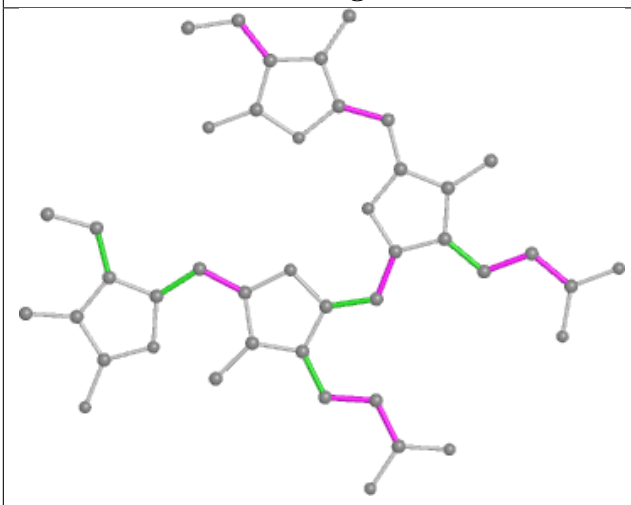

Torsions

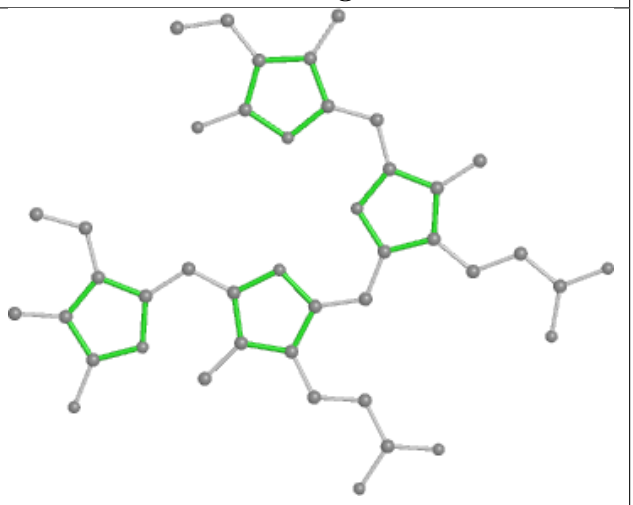

Rings

Ligand PEB UB 303

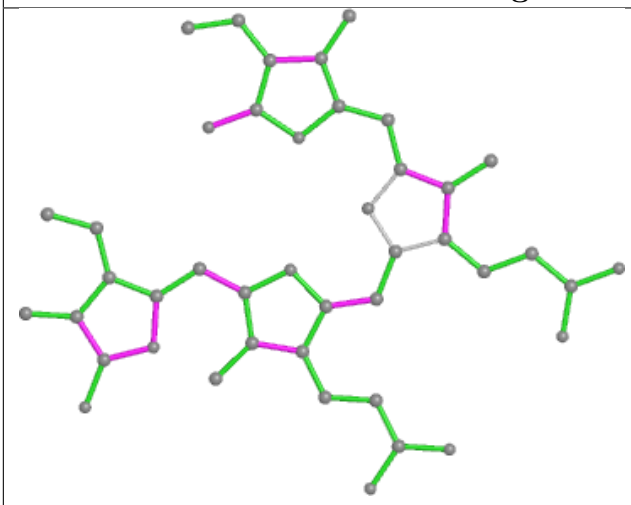

Bond lengths

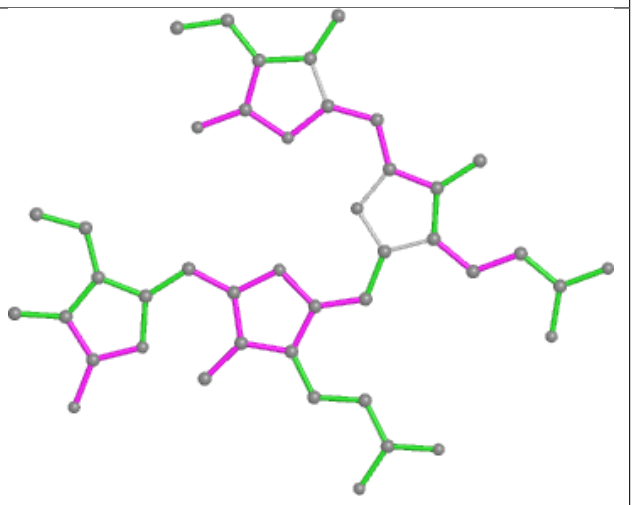

Bond angles

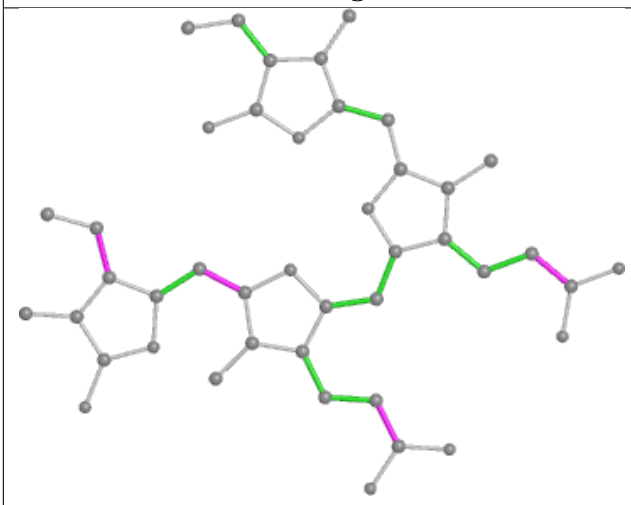

Torsions

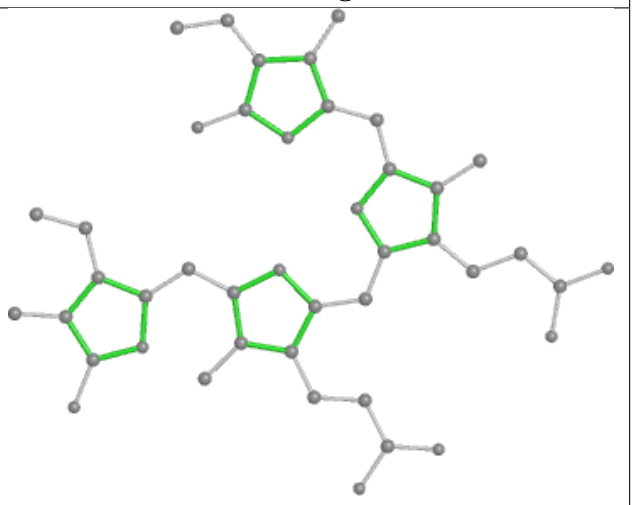

Rings

Ligand DGD C6 503

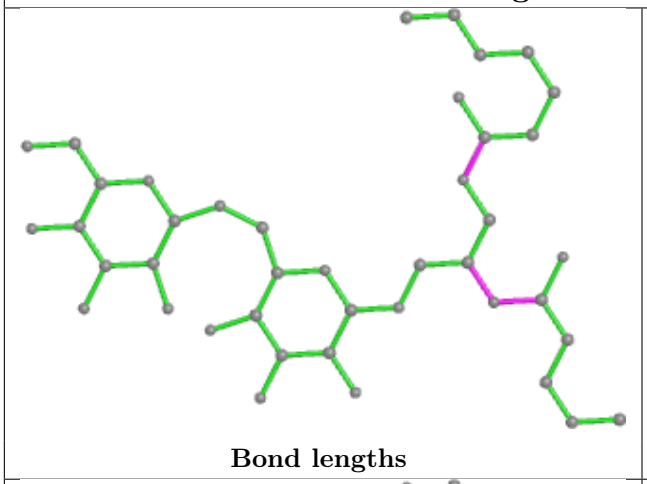

Bond lengths

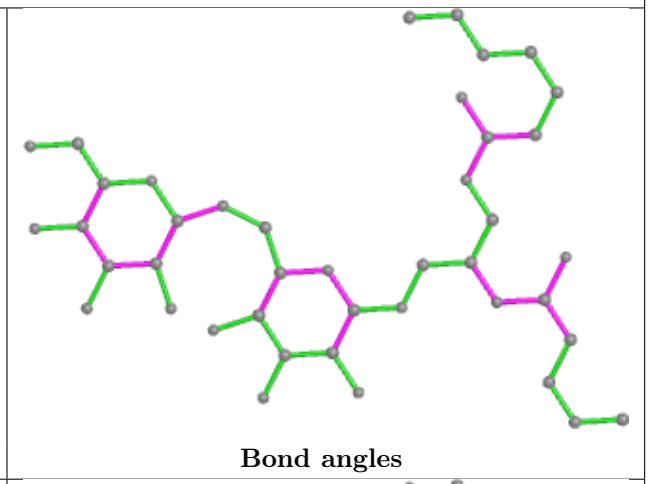

Bond angles

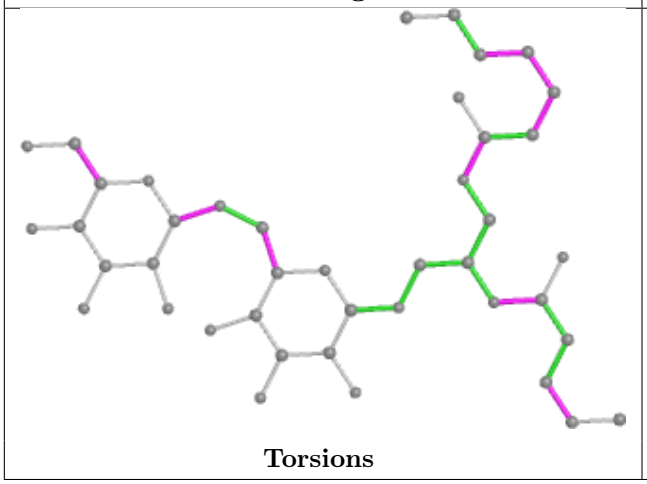

Torsions

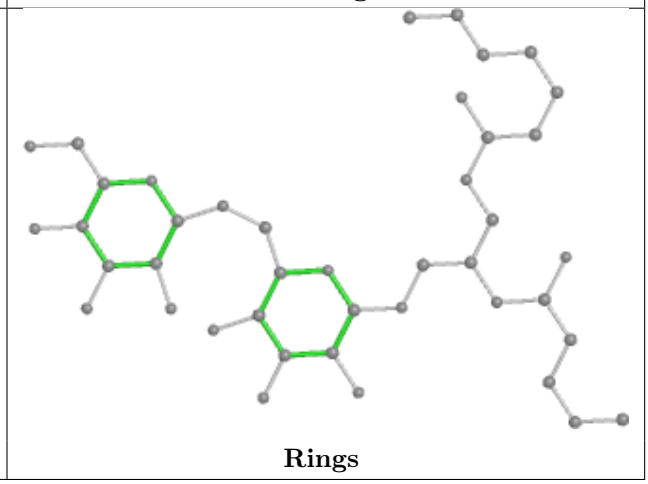

Rings

Ligand PEB hF 202

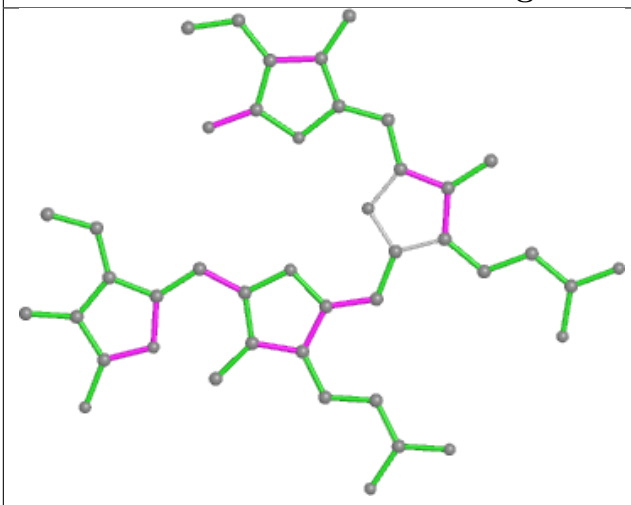

Bond lengths

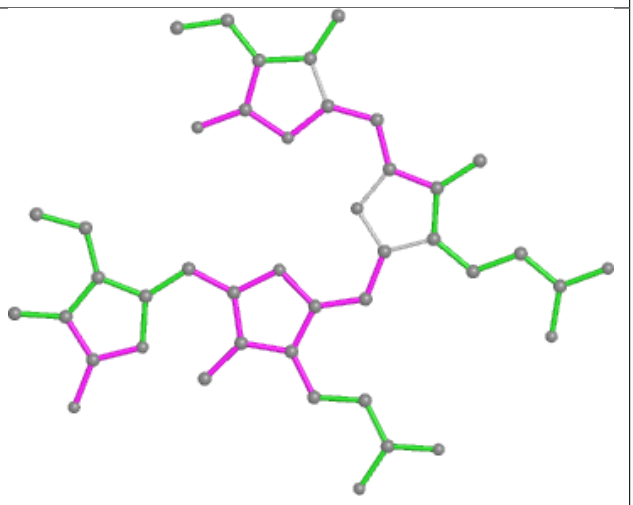

Bond angles

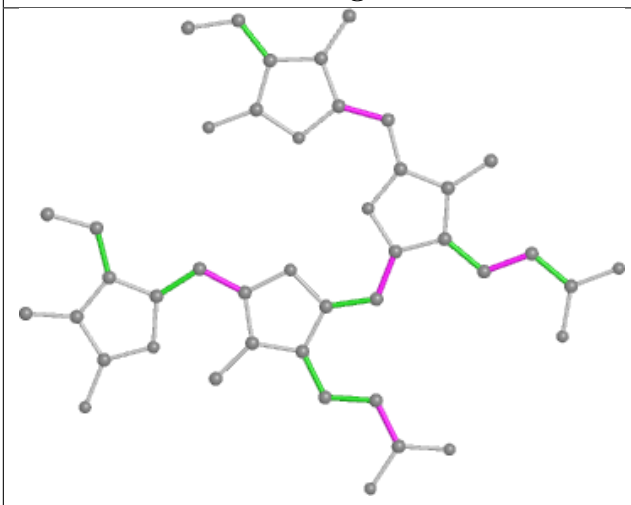

Torsions

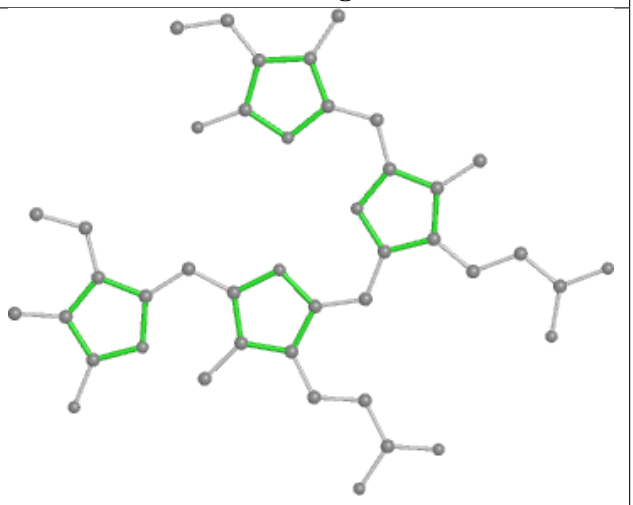

Rings

Ligand PEB LP 201

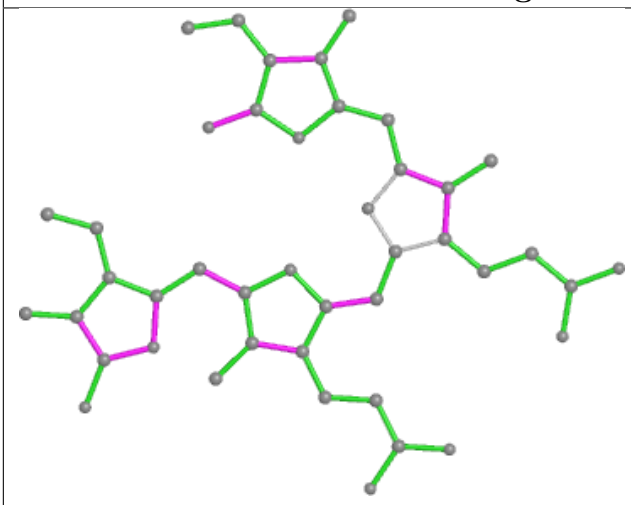

Bond lengths

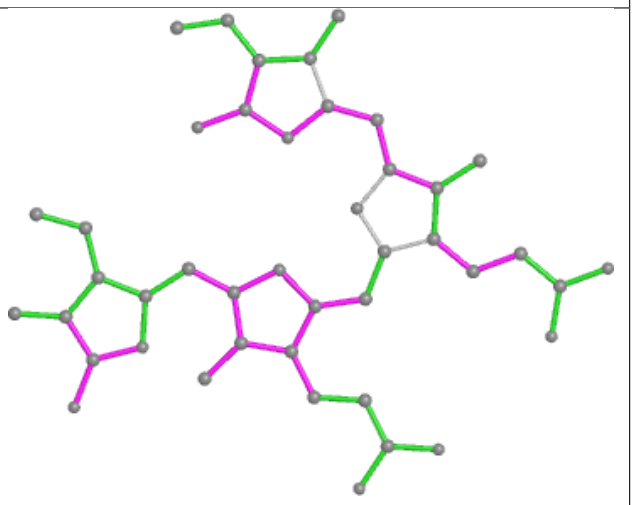

Bond angles

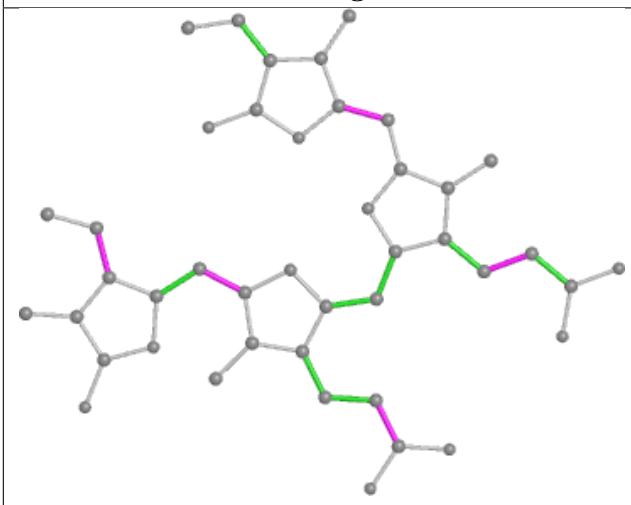

Torsions

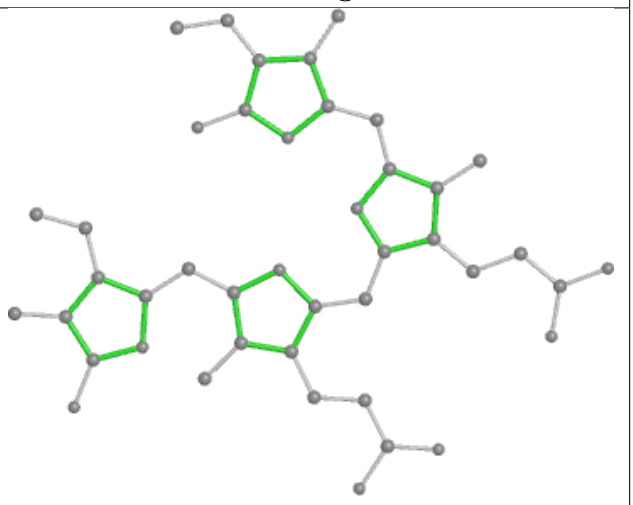

Rings

Ligand CLA bL 620

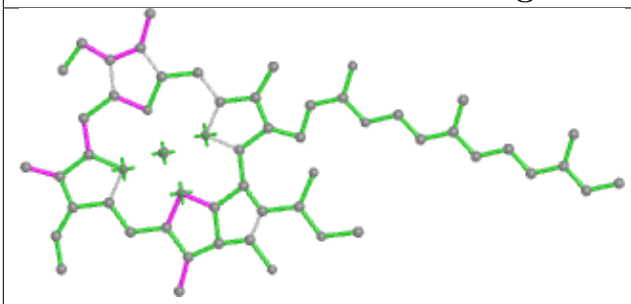

Bond lengths

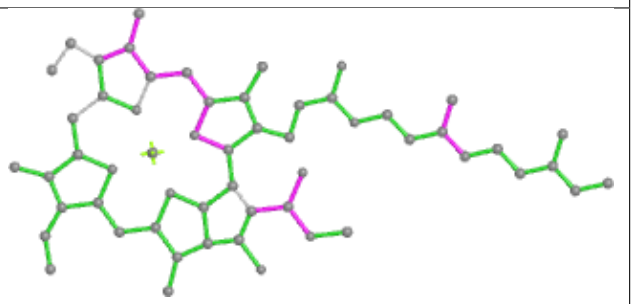

Bond angles

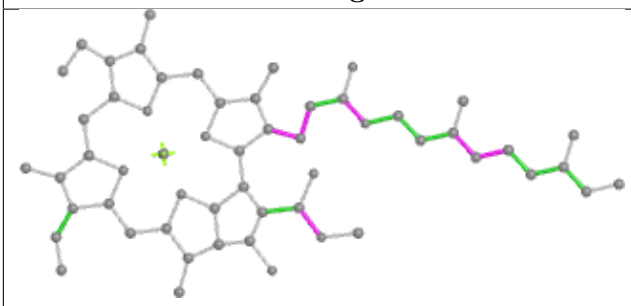

Torsions

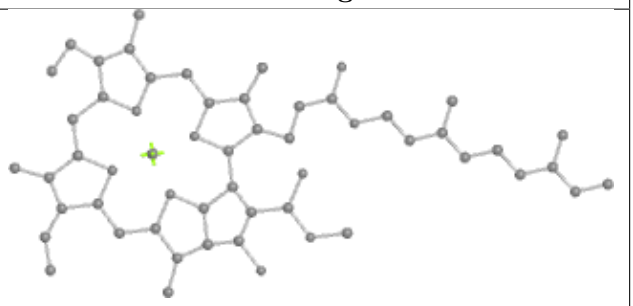

Rings

Ligand CLA B6 612

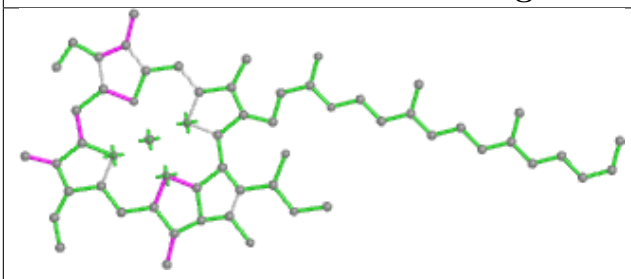

Bond lengths

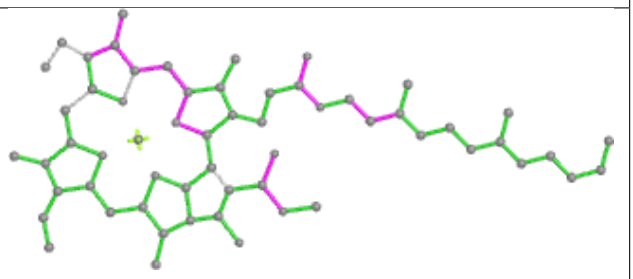

Bond angles

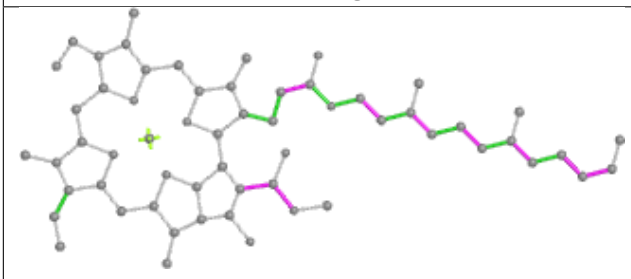

Torsions

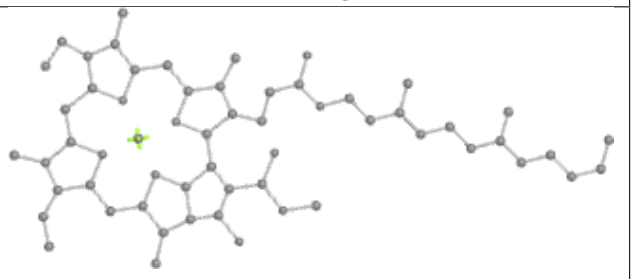

Rings

Ligand PEB NF 202

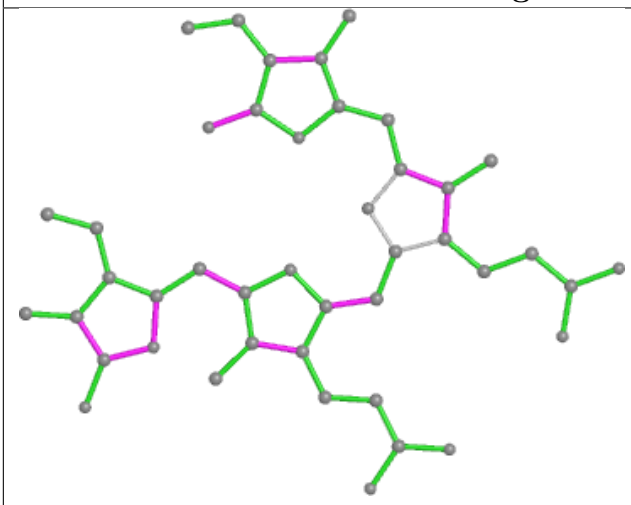

Bond lengths

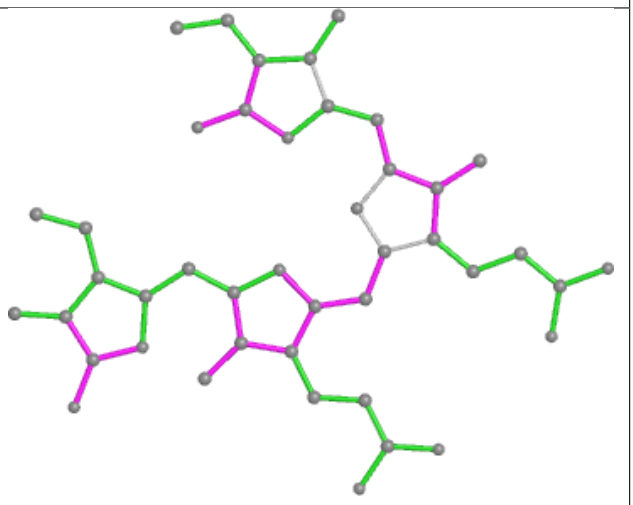

Bond angles

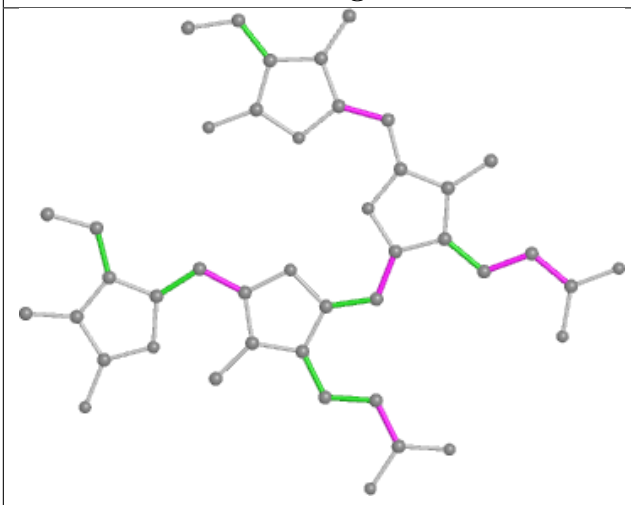

Torsions

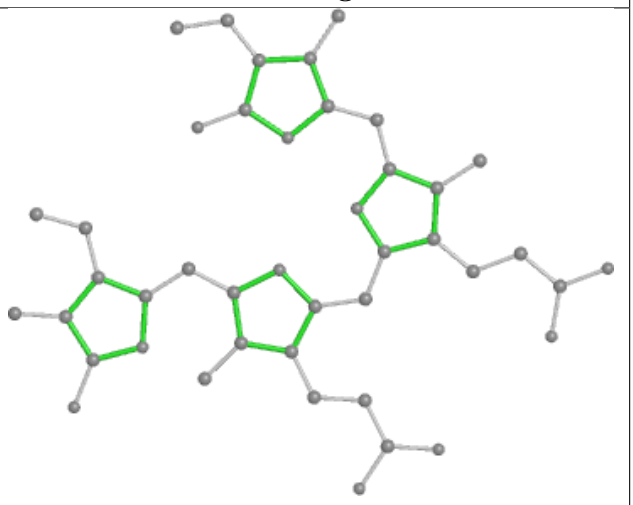

Rings

Ligand PEB aM 203

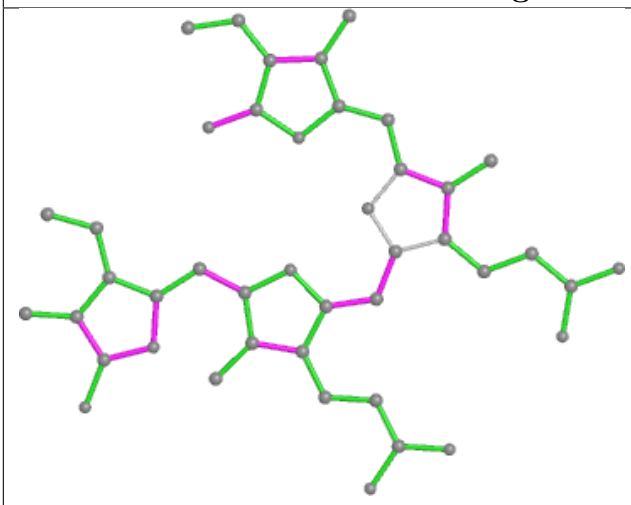

Bond lengths

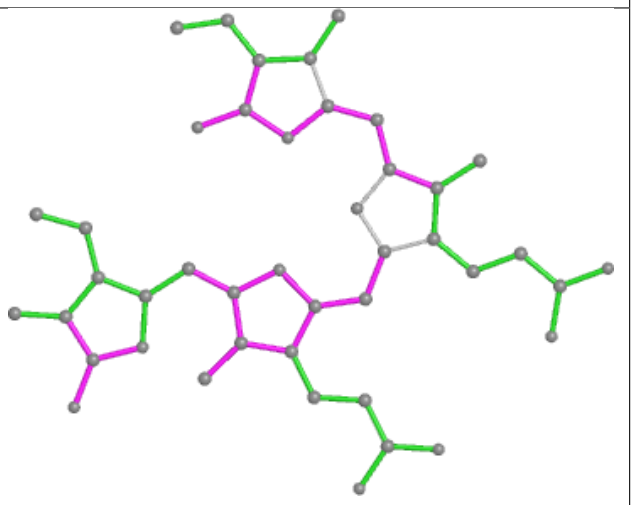

Bond angles

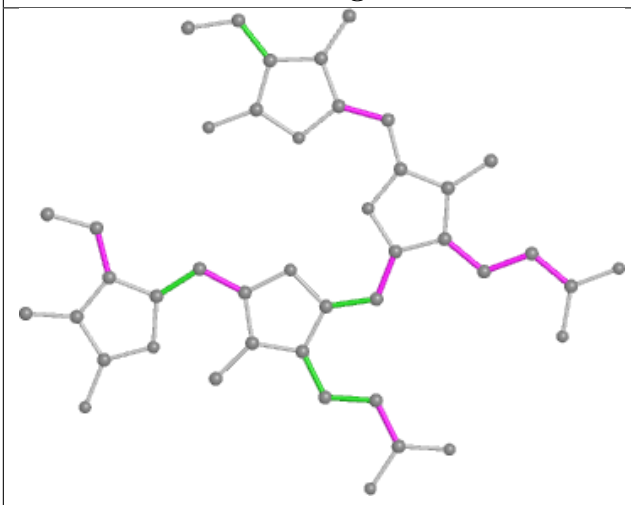

Torsions

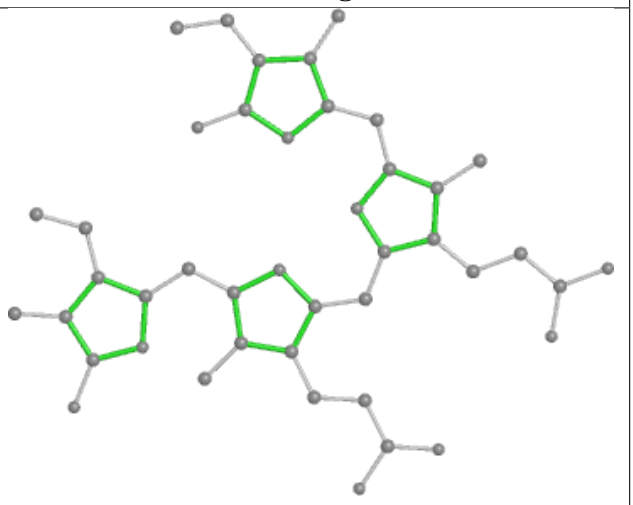

Rings

Ligand PEB S5 202

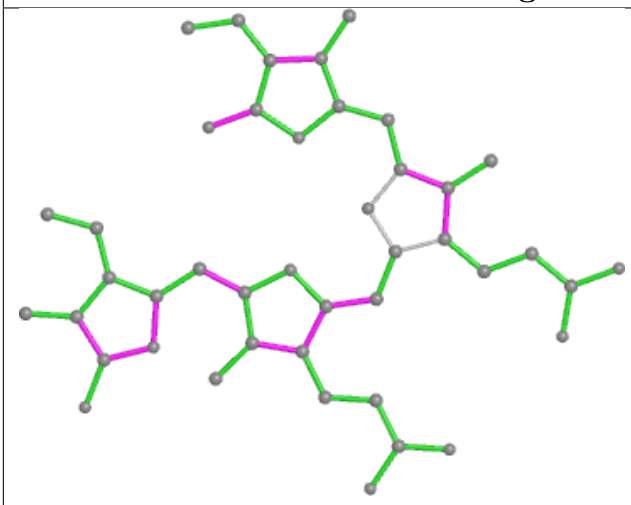

Bond lengths

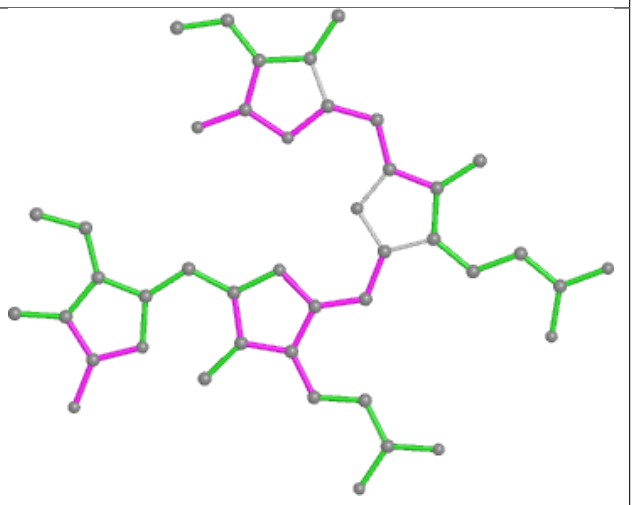

Bond angles

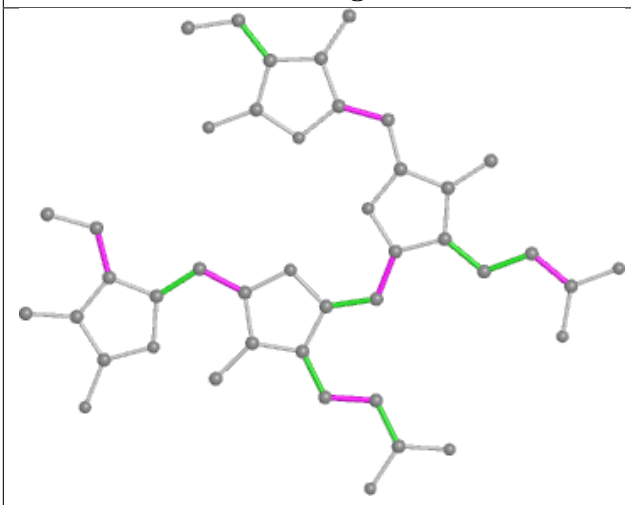

Torsions

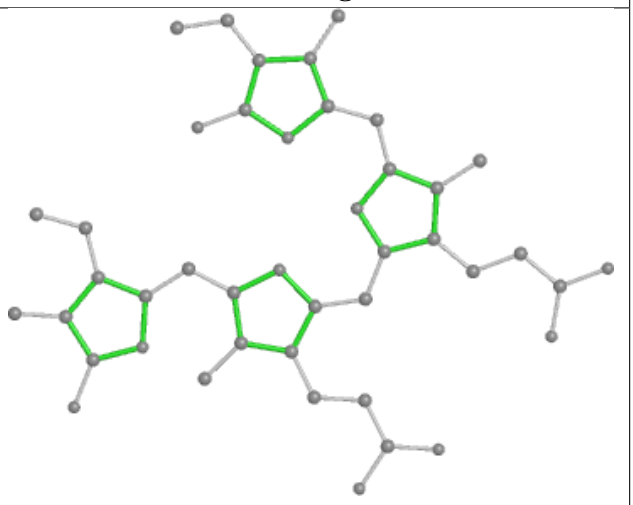

Rings

Ligand CYC Q3 1001

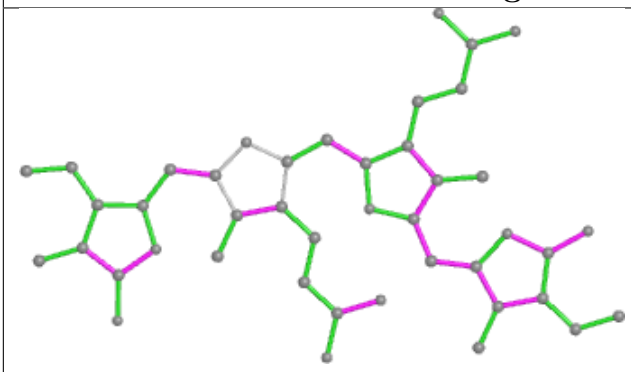

Bond lengths

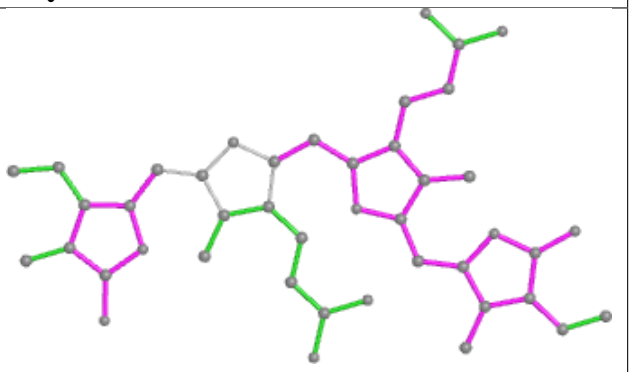

Bond angles

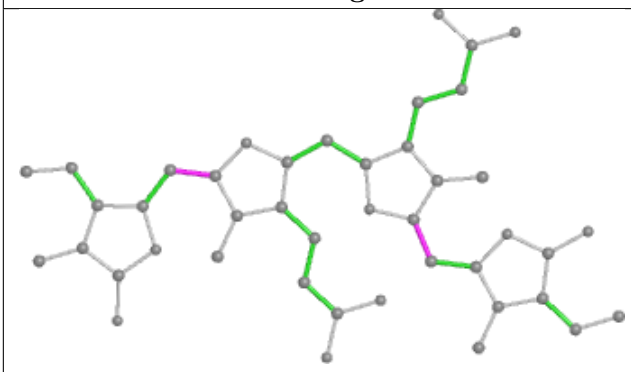

Torsions

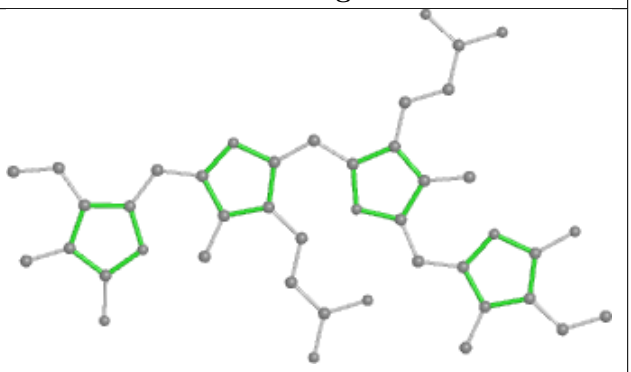

Rings

Ligand PEB TK 202

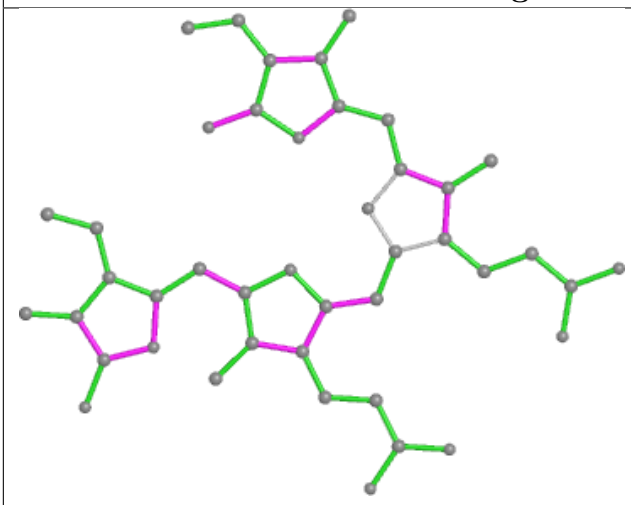

Bond lengths

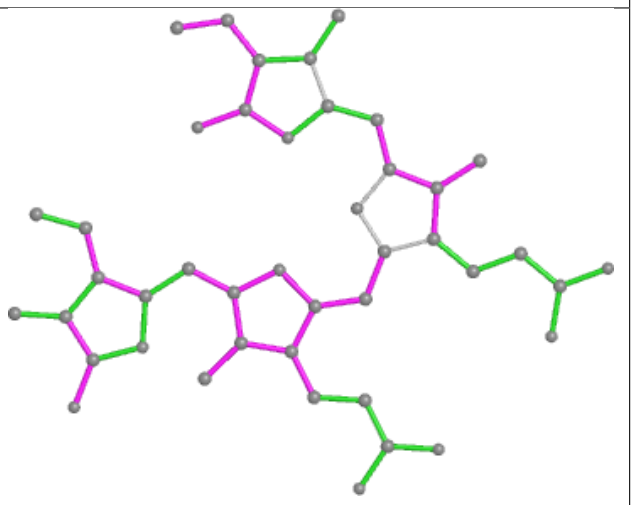

Bond angles

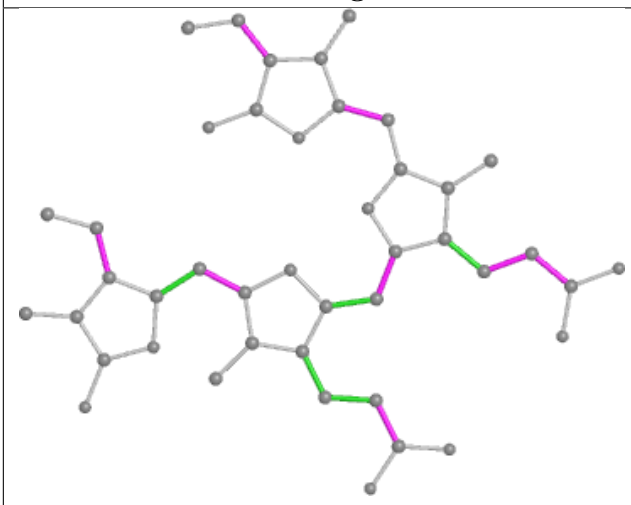

Torsions

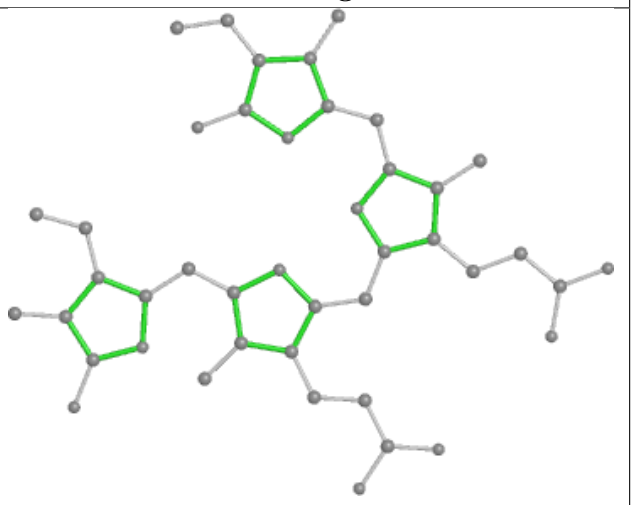

Rings

Ligand PEB VO 201

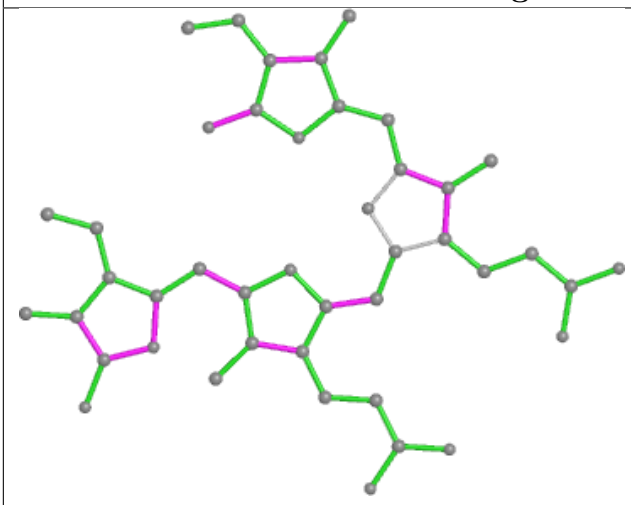

Bond lengths

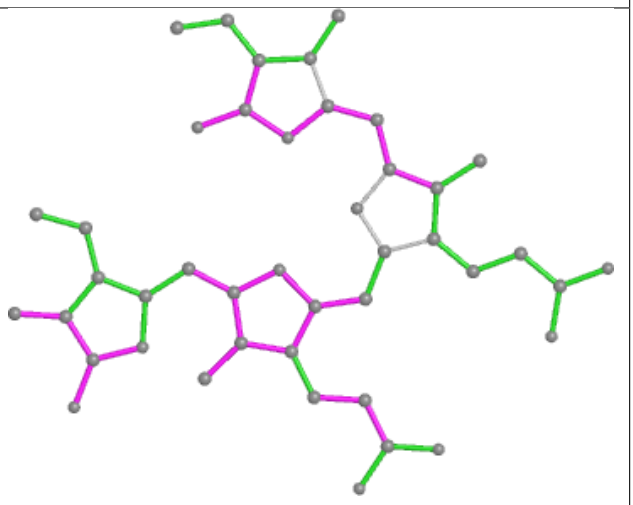

Bond angles

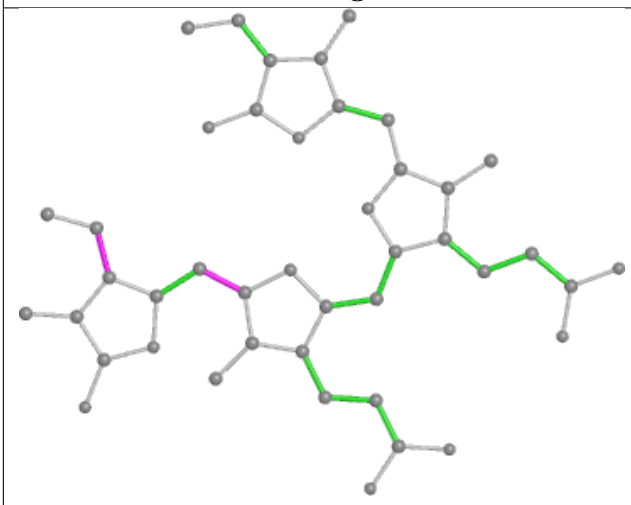

Torsions

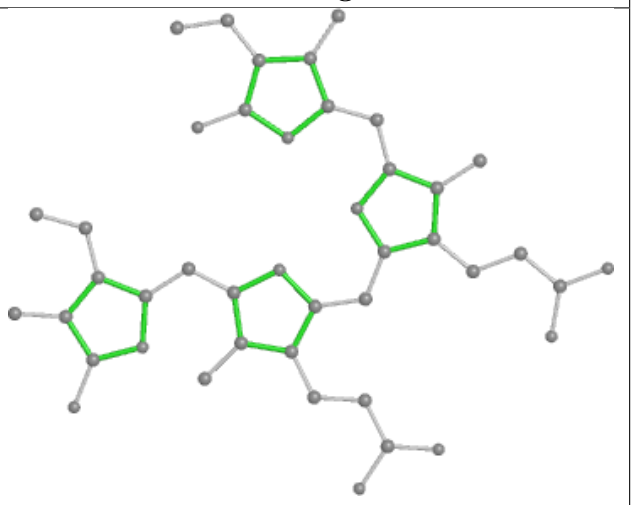

Rings

Ligand PEB kF 202

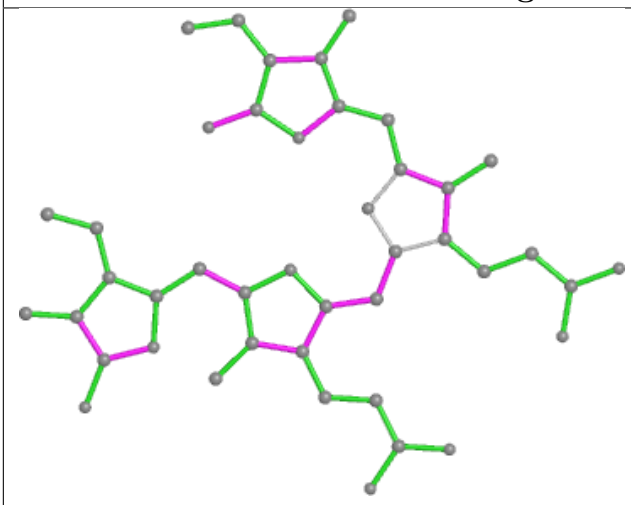

Bond lengths

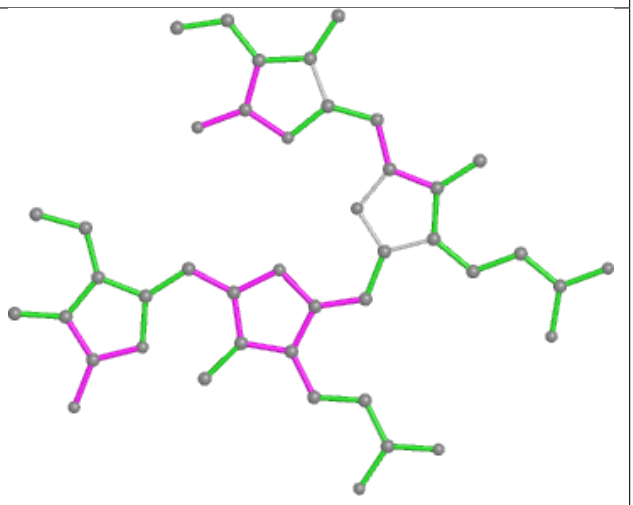

Bond angles

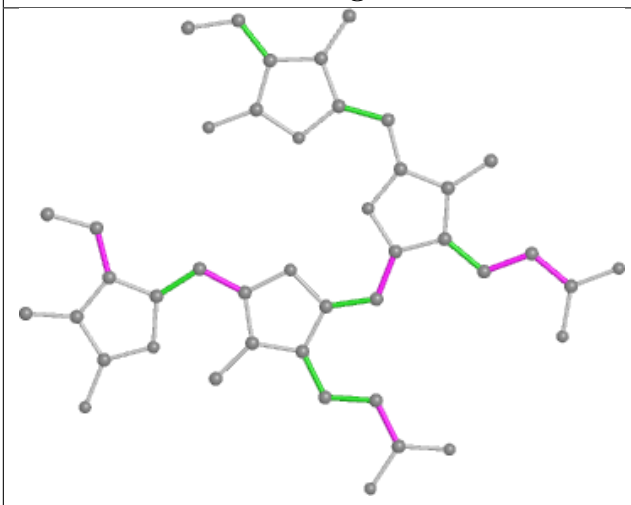

Torsions

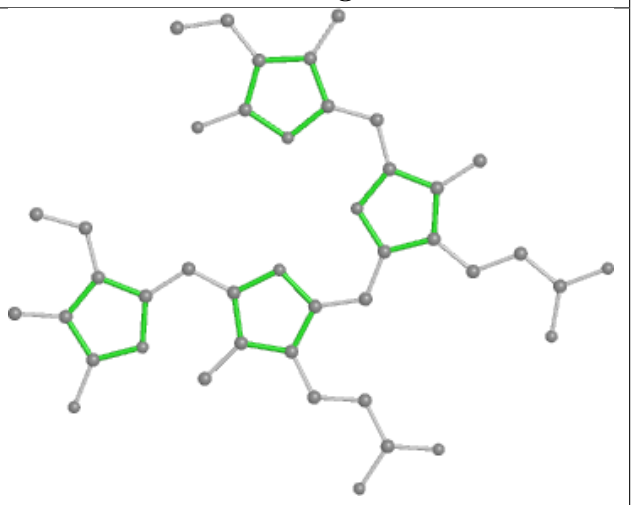

Rings

Ligand PEB UH 202

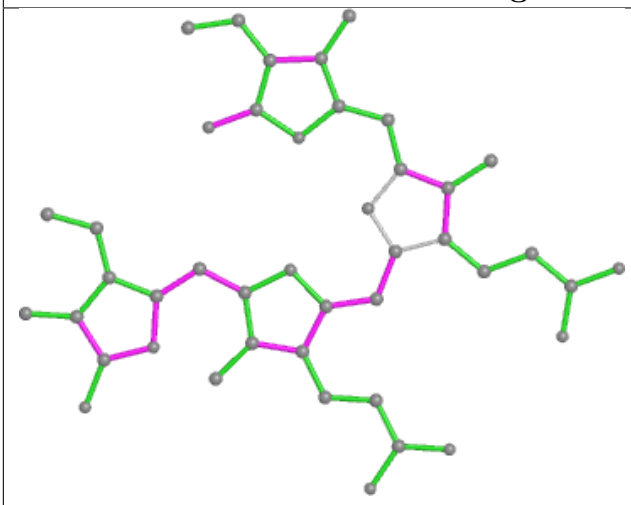

Bond lengths

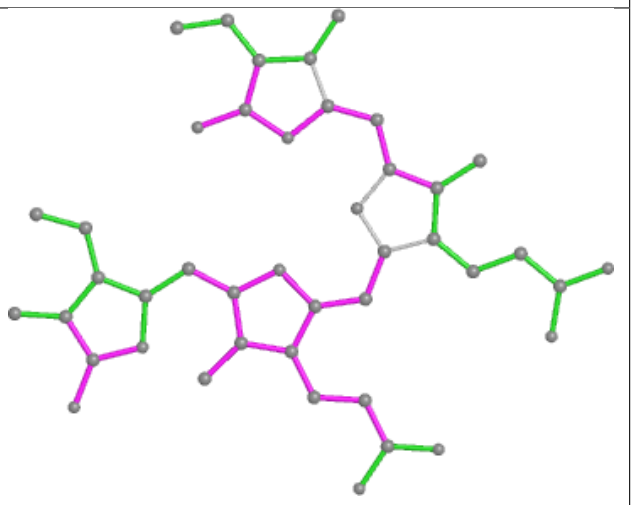

Bond angles

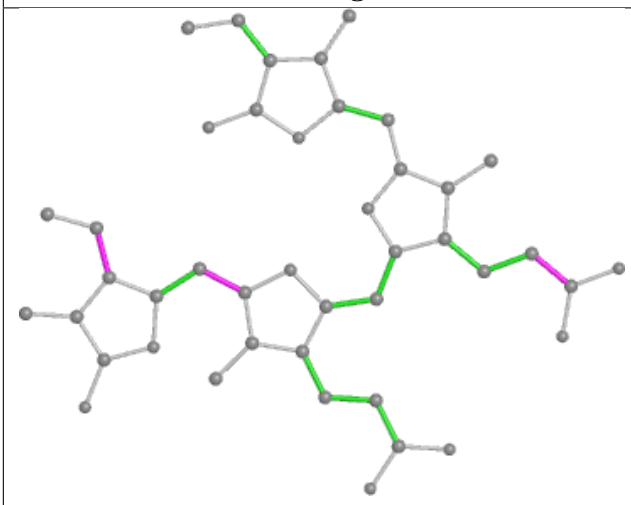

Torsions

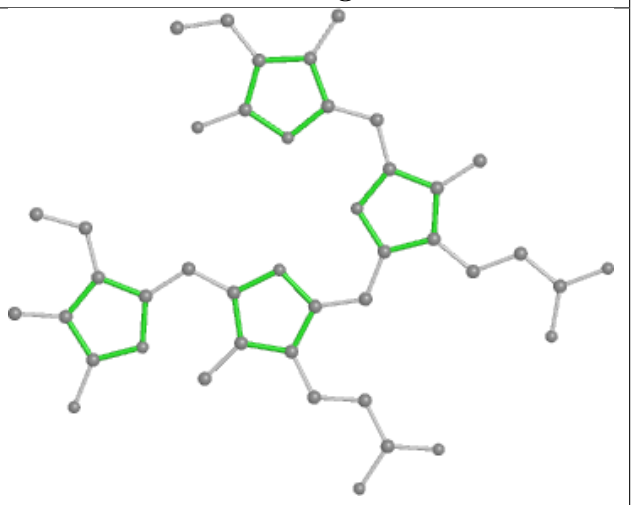

Rings

Ligand CLA 62 305

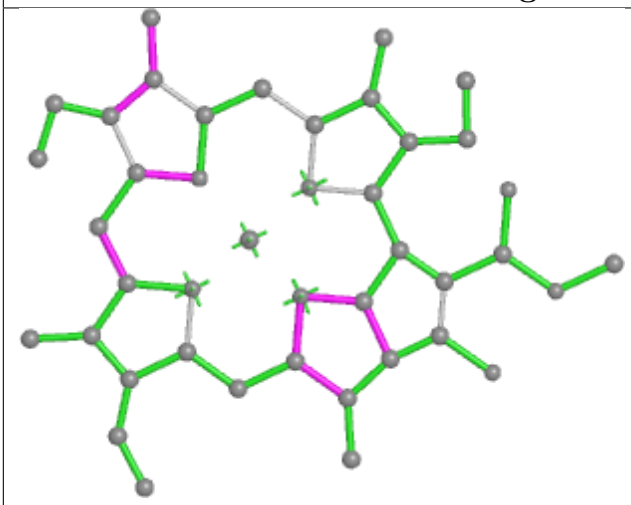

Bond lengths

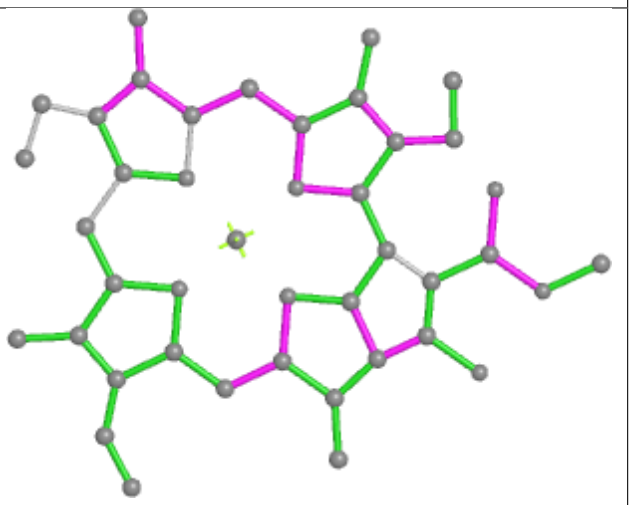

Bond angles

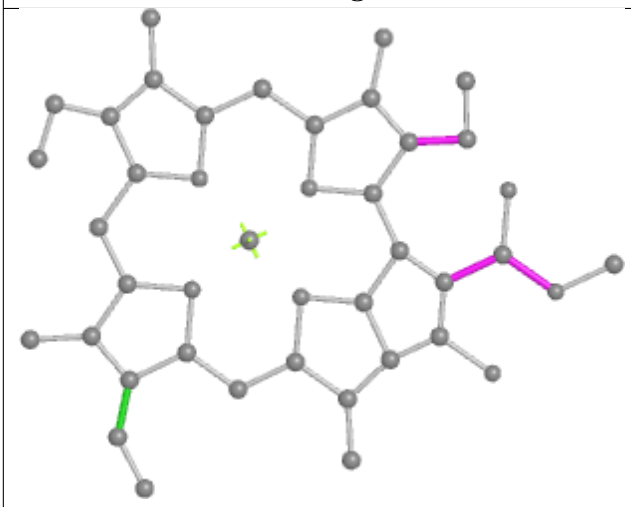

Torsions

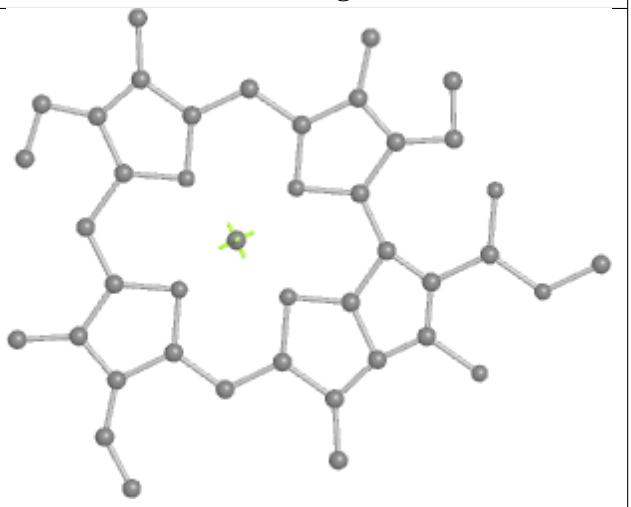

Rings

Ligand PEB O7 201

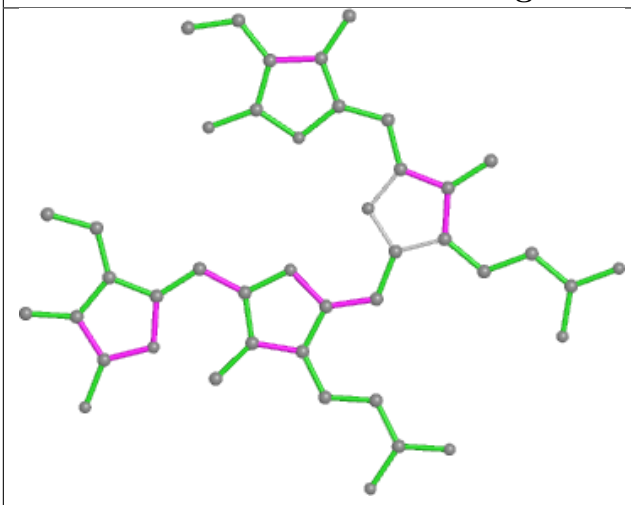

Bond lengths

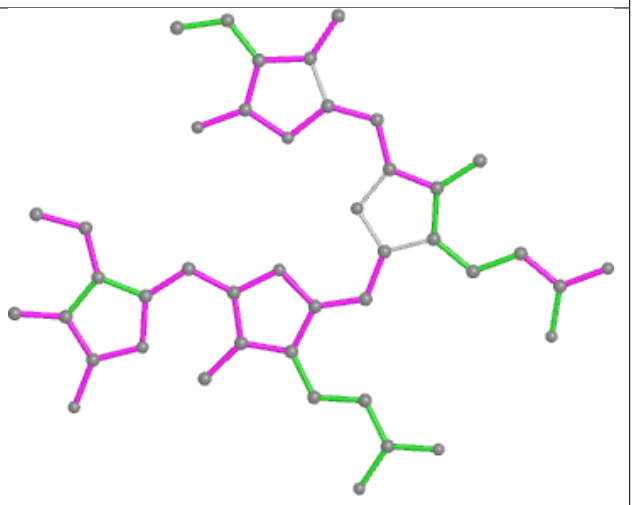

Bond angles

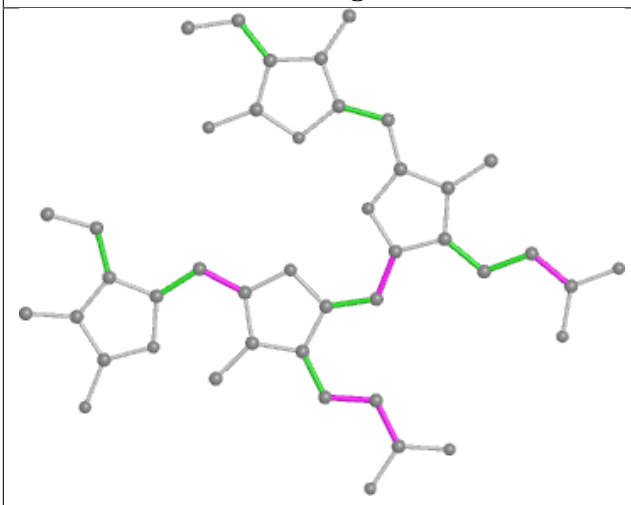

Torsions

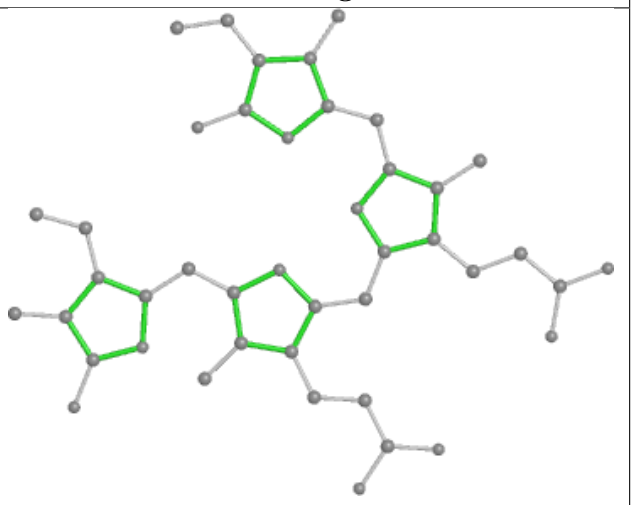

Rings

Ligand PEB h4 202

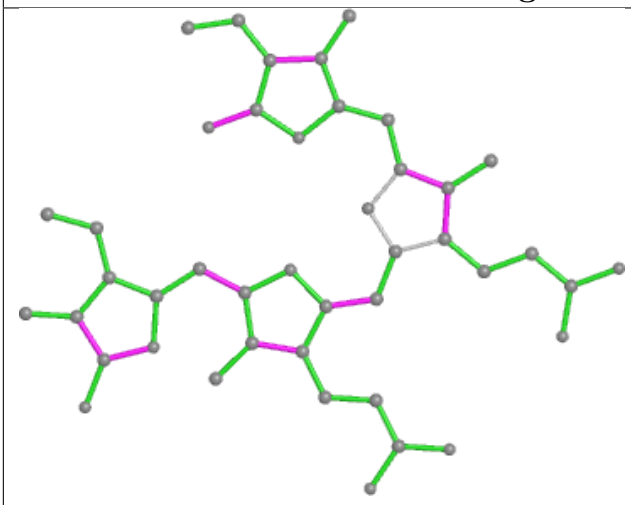

Bond lengths

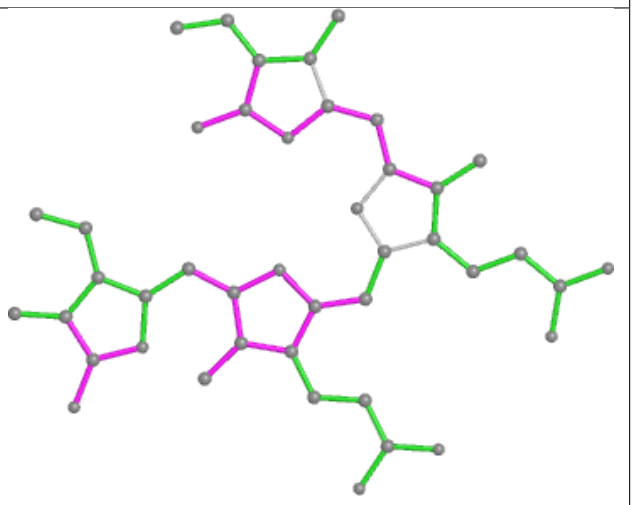

Bond angles

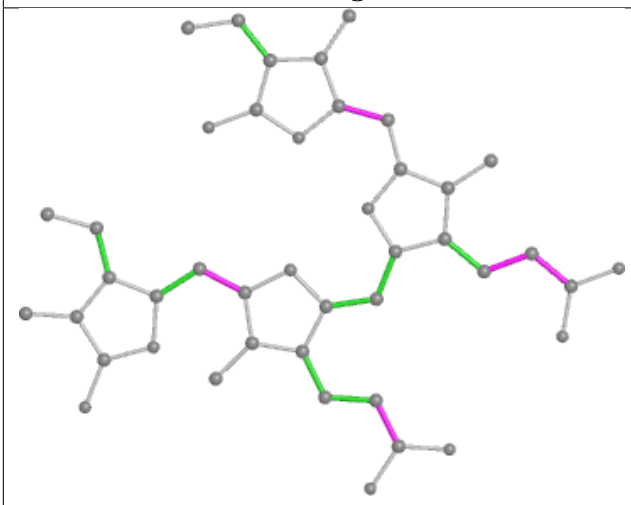

Torsions

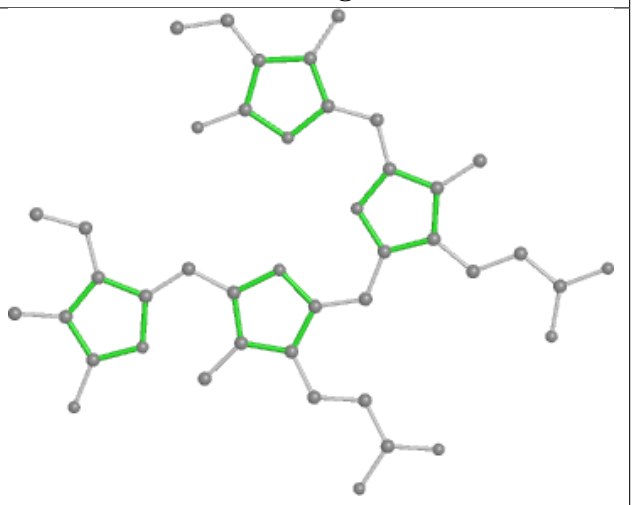

Rings

Ligand PEB JH 1002

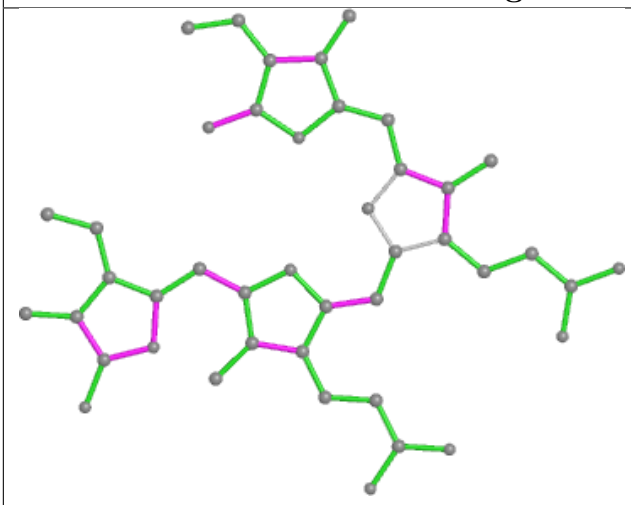

Bond lengths

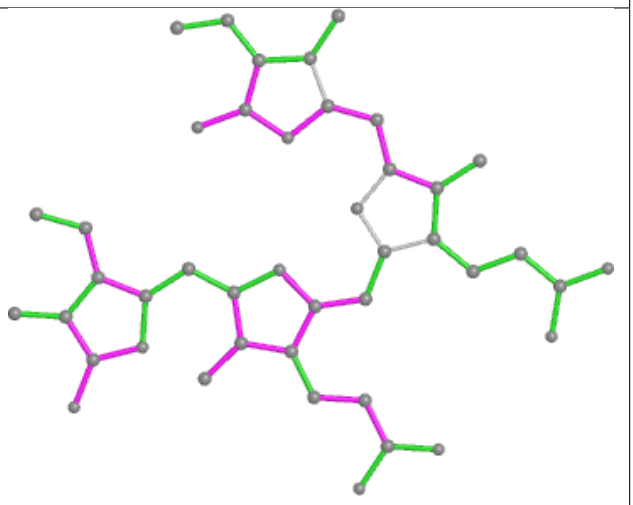

Bond angles

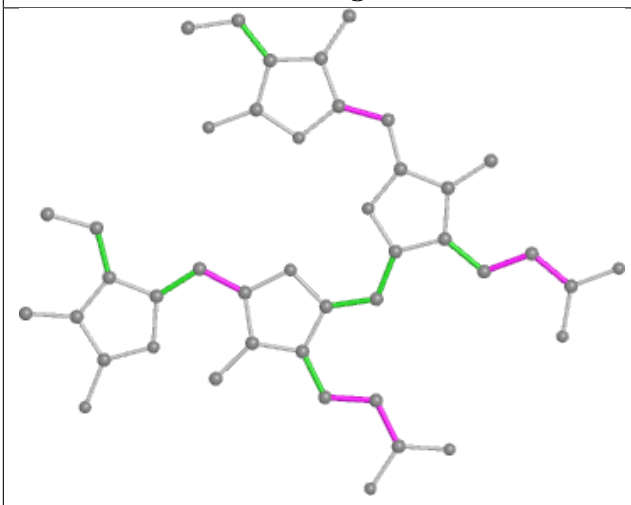

Torsions

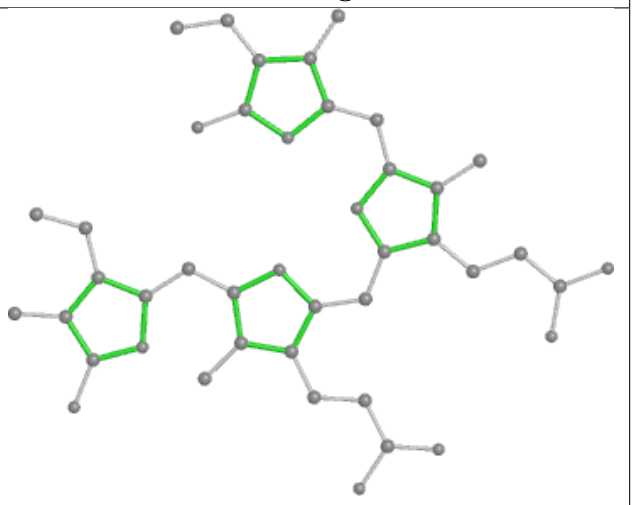

Rings

Ligand CLA AN 827

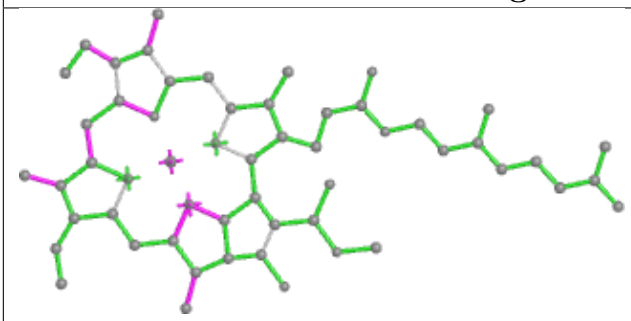

Bond lengths

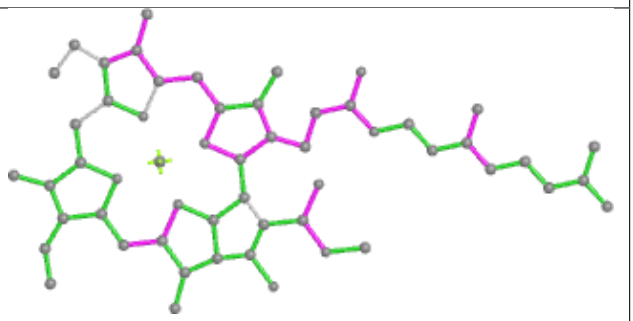

Bond angles

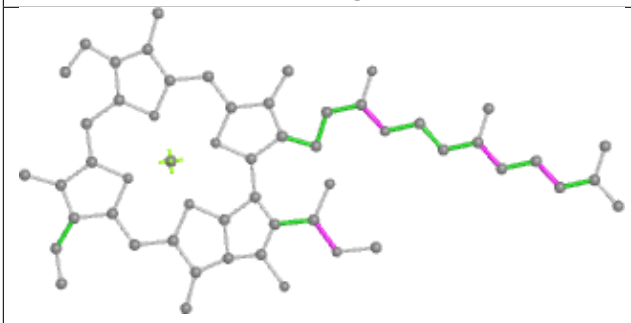

Torsions

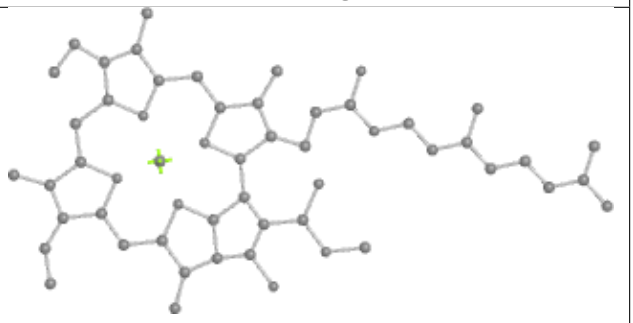

Rings

Ligand PEB KK 201

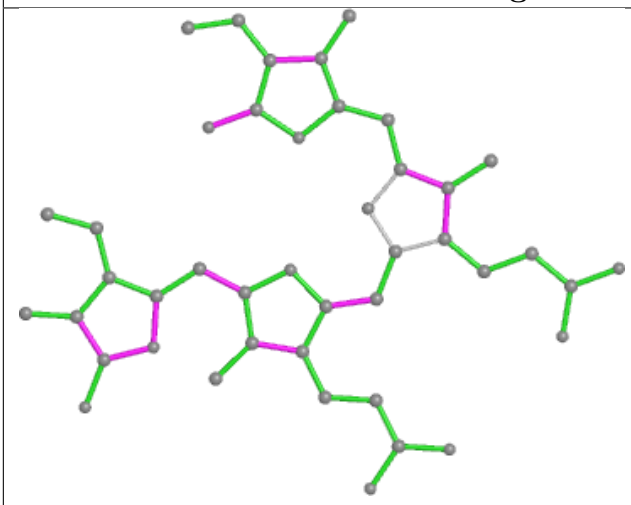

Bond lengths

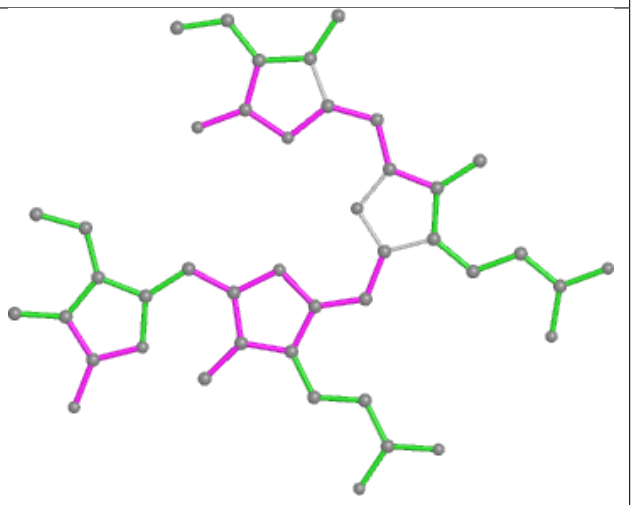

Bond angles

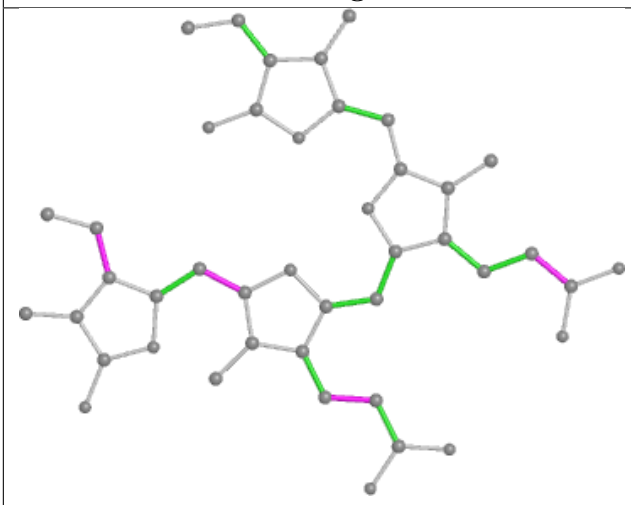

Torsions

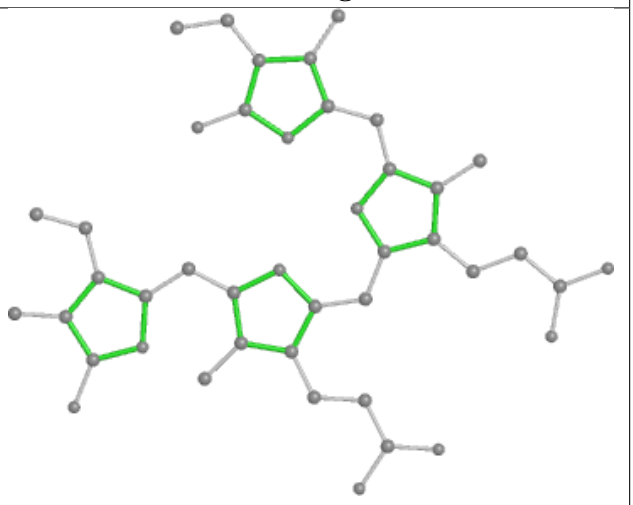

Rings

Ligand LHG m6 102

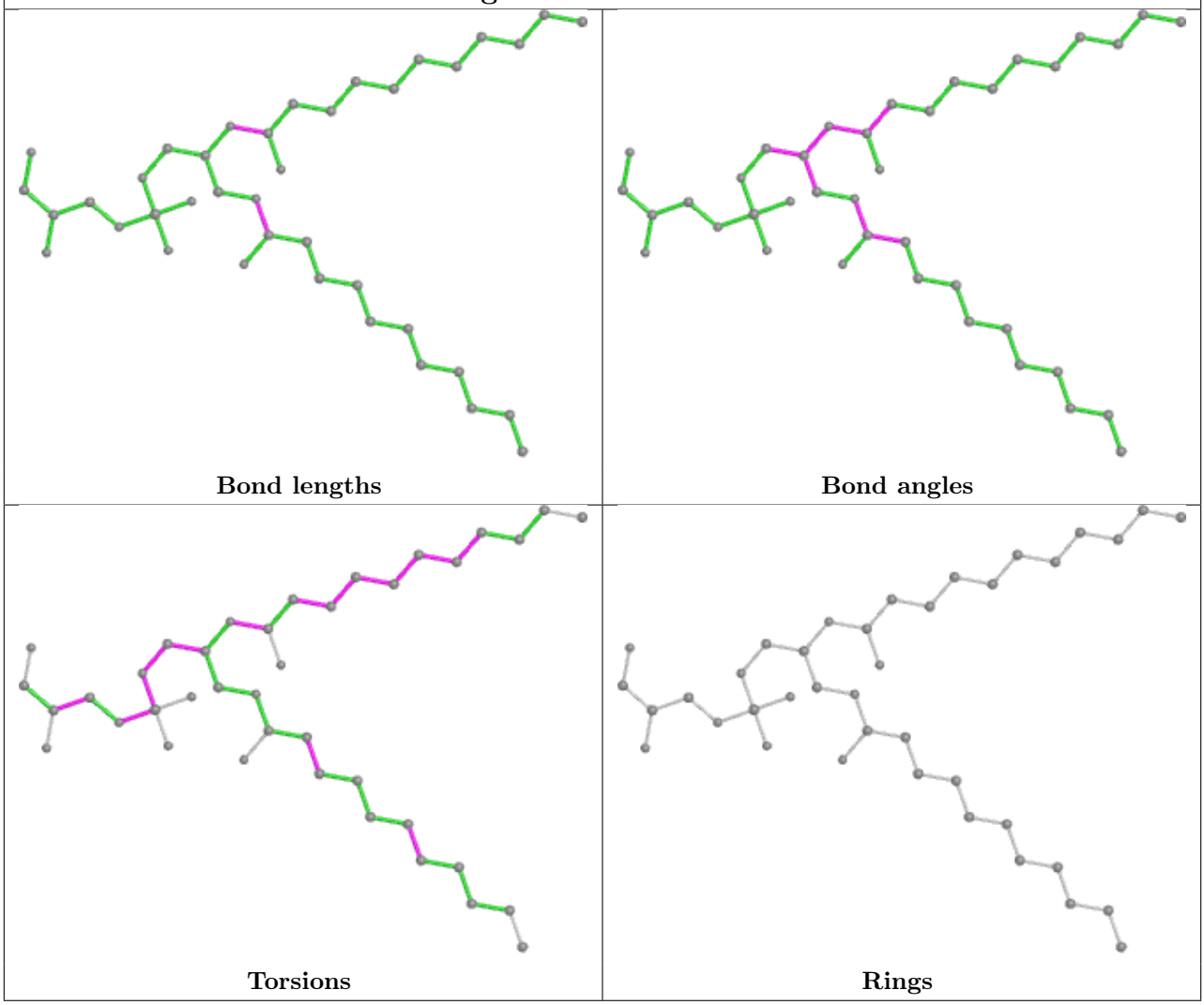

Ligand PHO DL 405

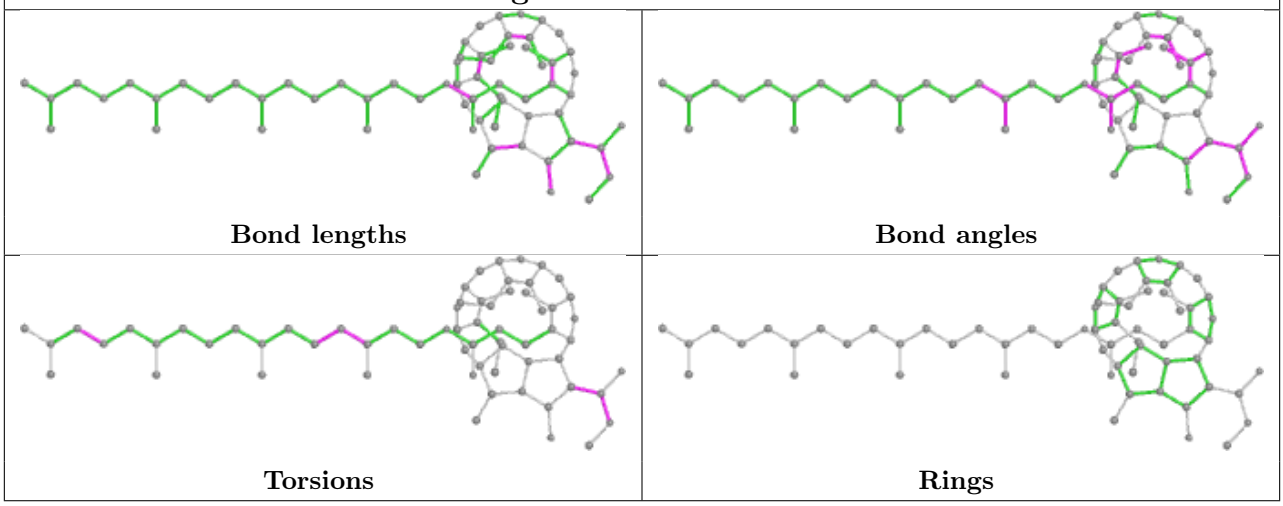

Ligand PEB fH 201

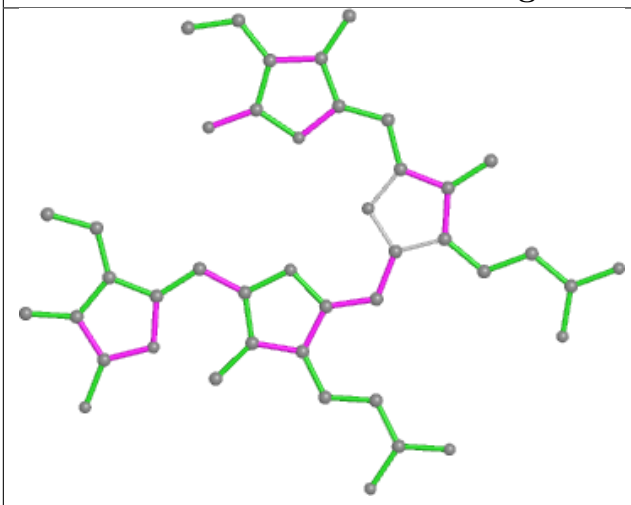

Bond lengths

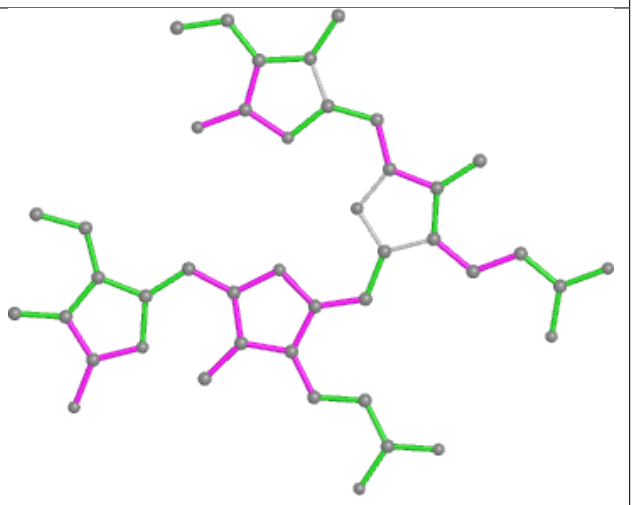

Bond angles

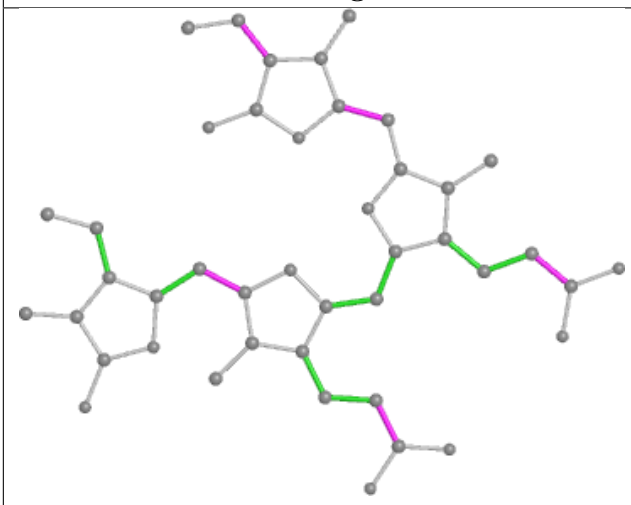

Torsions

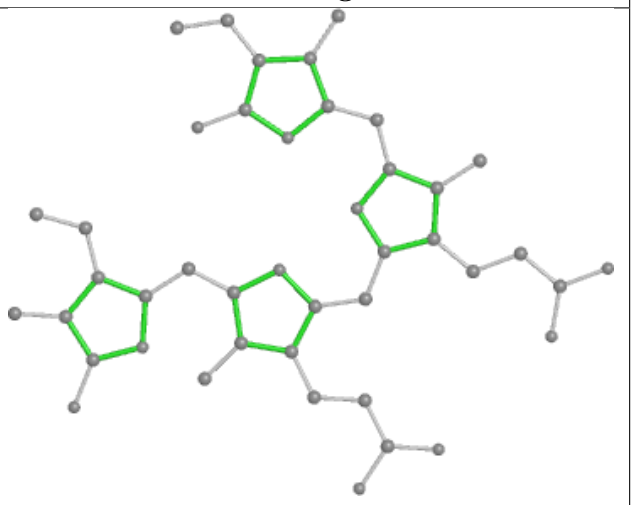

Rings

Ligand PEB LM 202

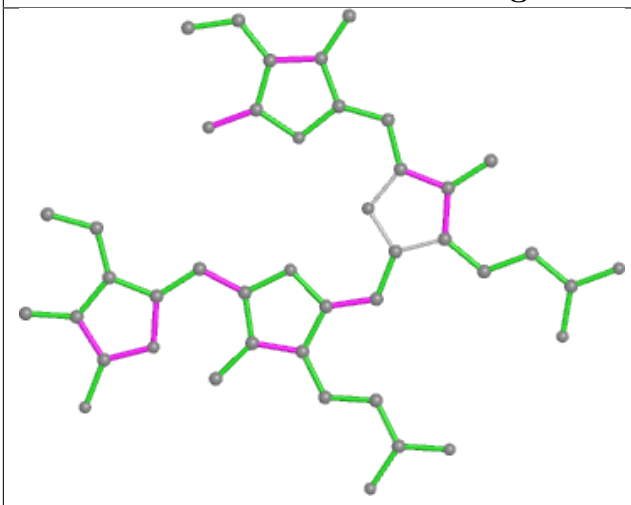

Bond lengths

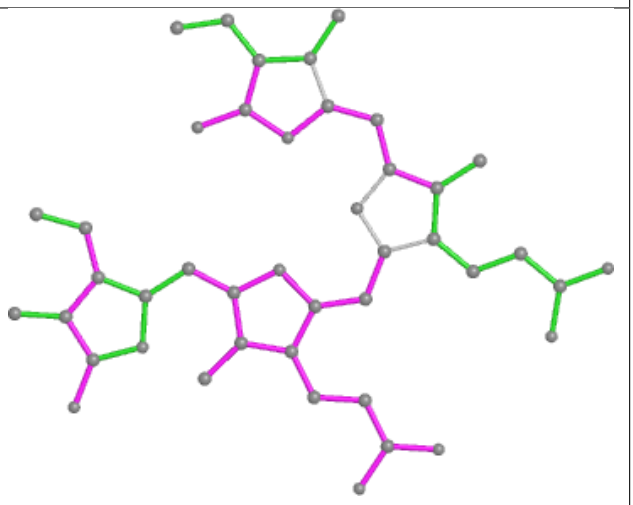

Bond angles

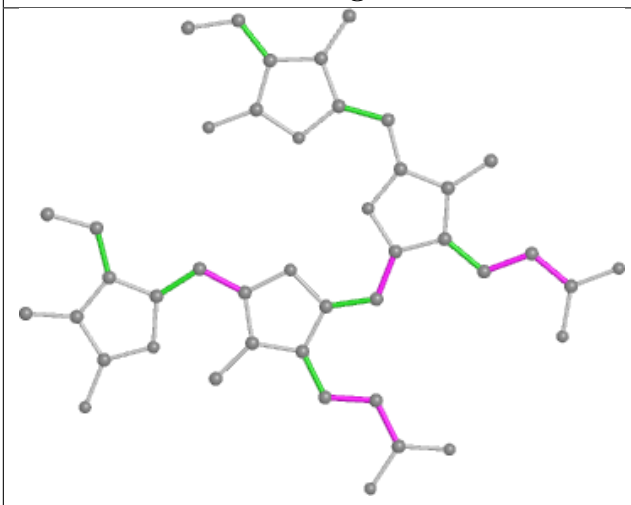

Torsions

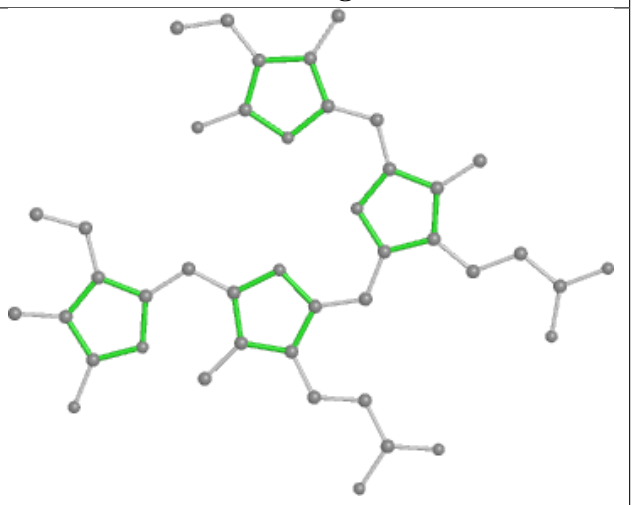

Rings

Ligand CLA AN 836

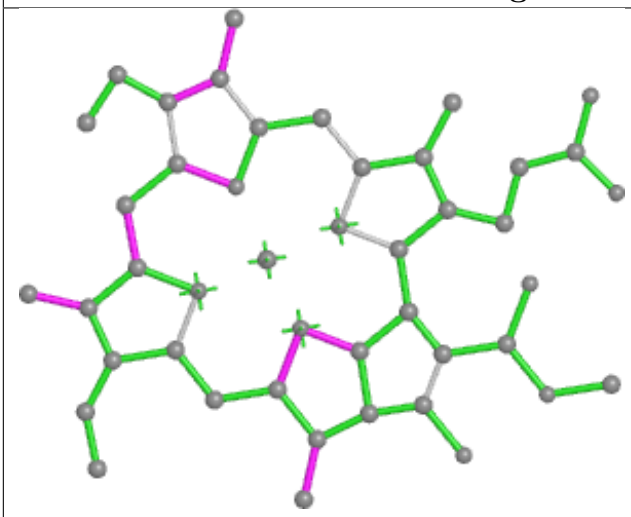

Bond lengths

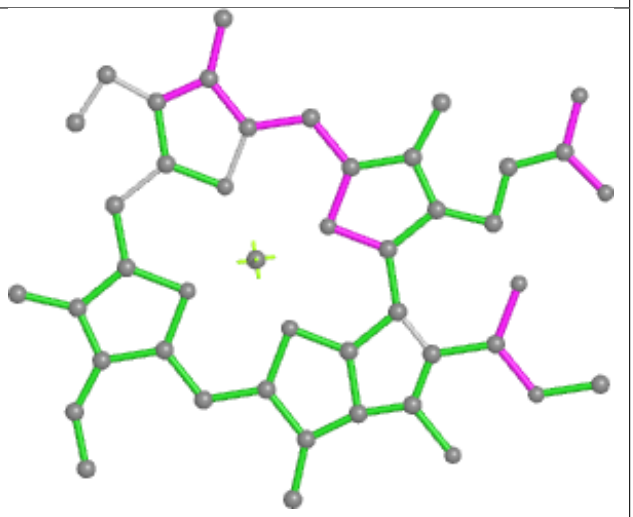

Bond angles

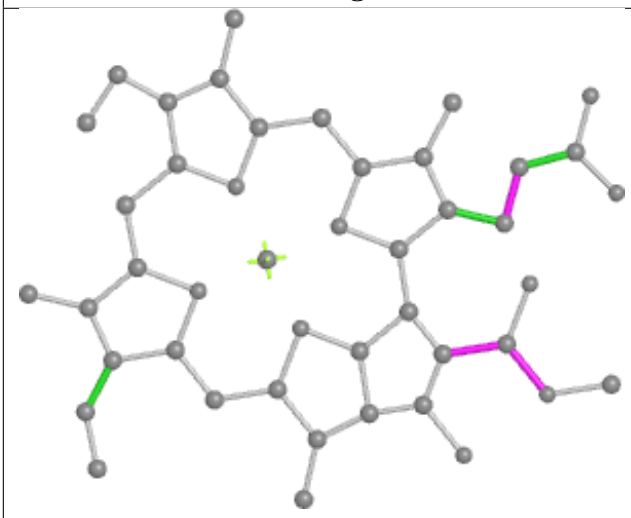

Torsions

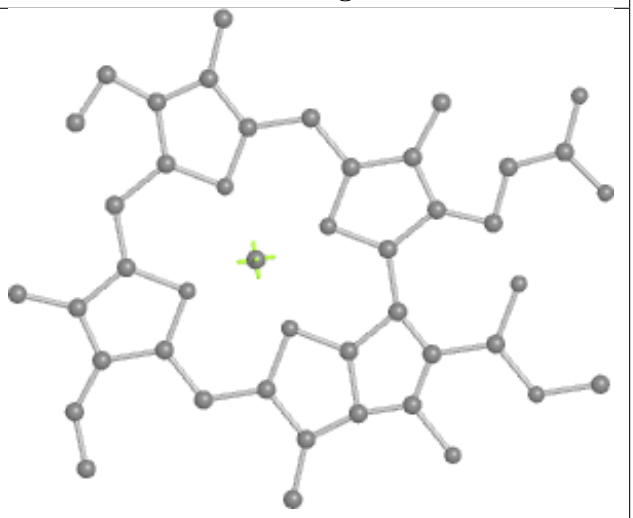

Rings

Ligand CLA BN 826

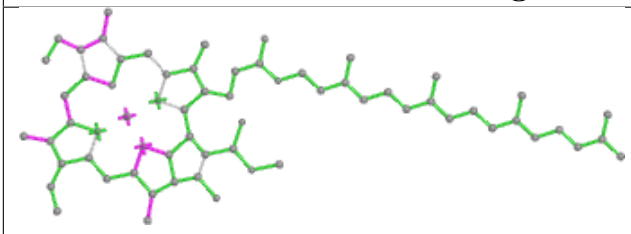

Bond lengths

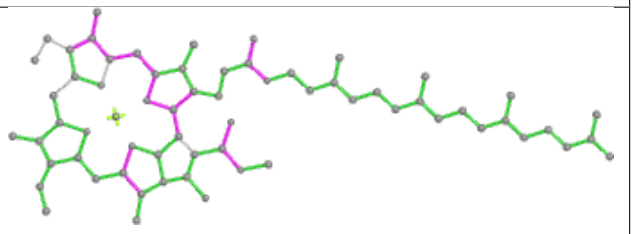

Bond angles

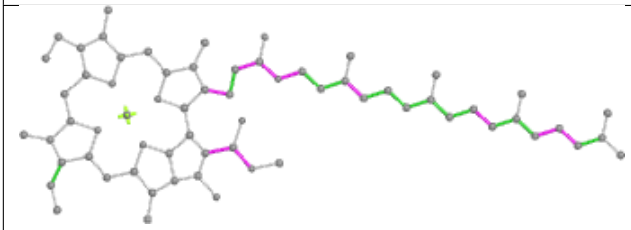

Torsions

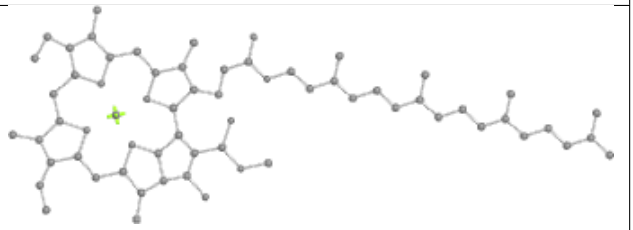

Rings

Ligand PEB GM 201

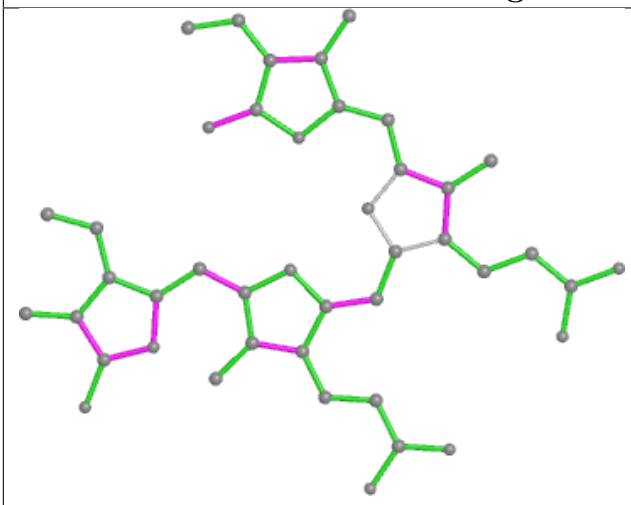

Bond lengths

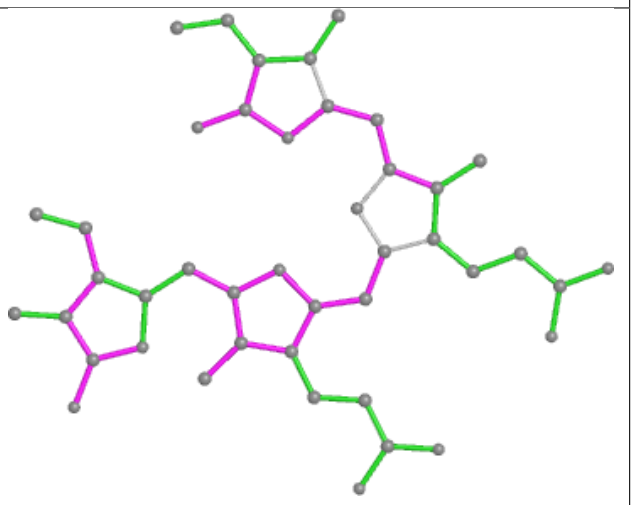

Bond angles

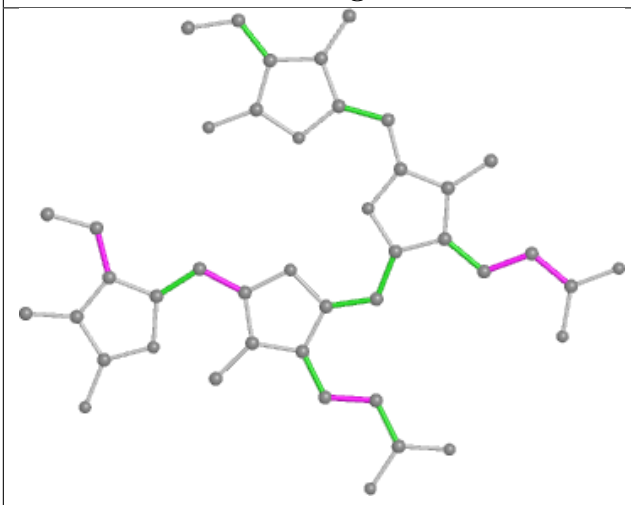

Torsions

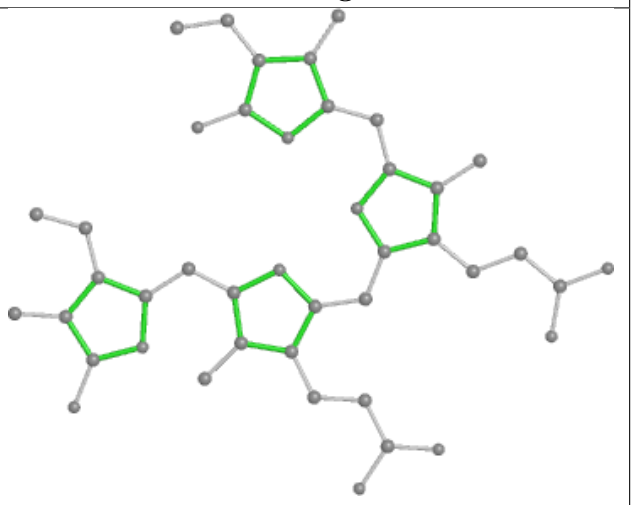

Rings

Ligand BCR F6 101

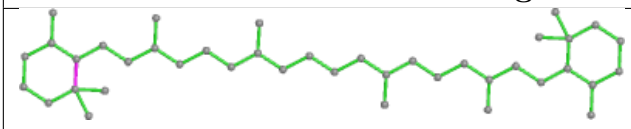

Bond lengths

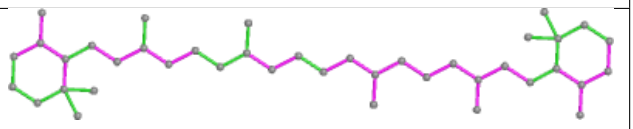

Bond angles

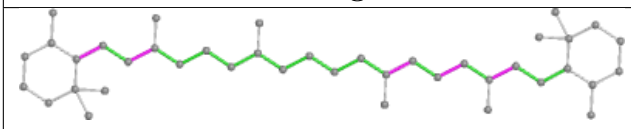

Torsions

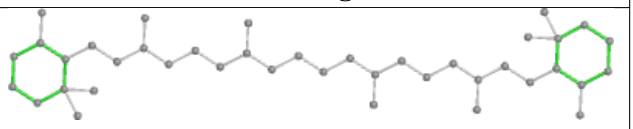

Rings

Ligand CYC e3 1001

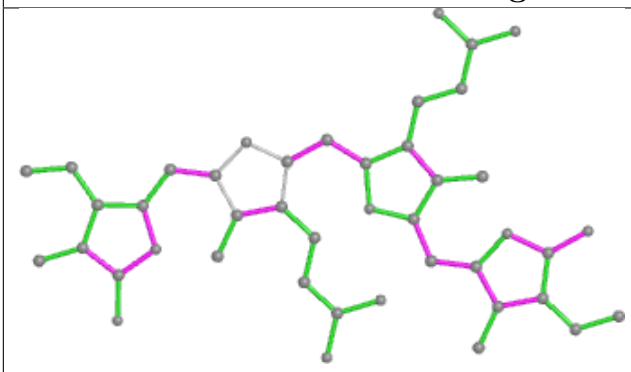

Bond lengths

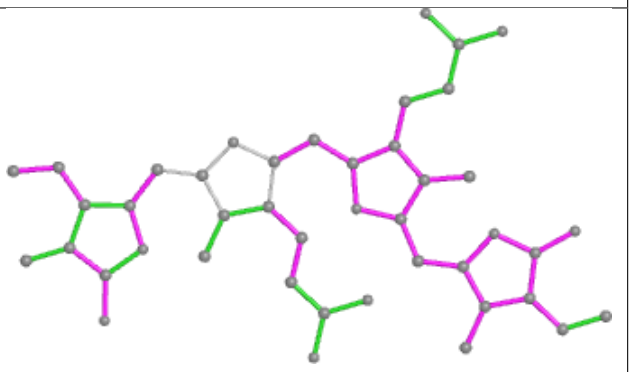

Bond angles

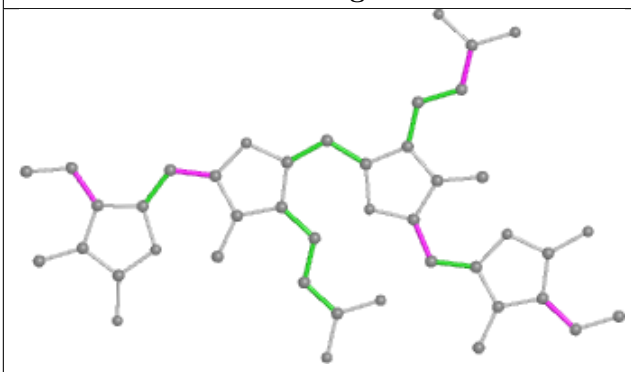

Torsions

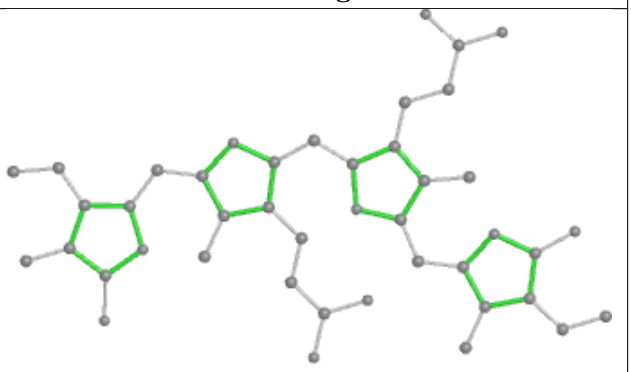

Rings

Ligand BCR CL 501

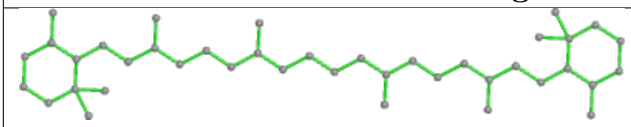

Bond lengths

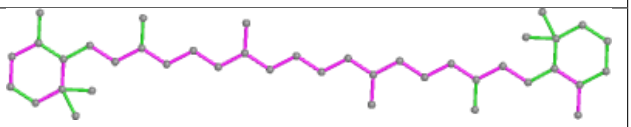

Bond angles

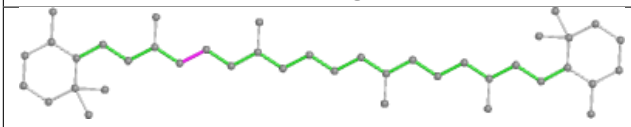

Torsions

Rings

Ligand PEB II 203

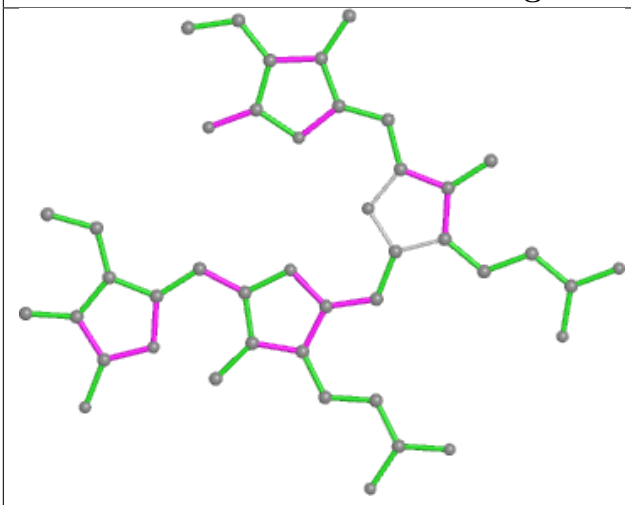

Bond lengths

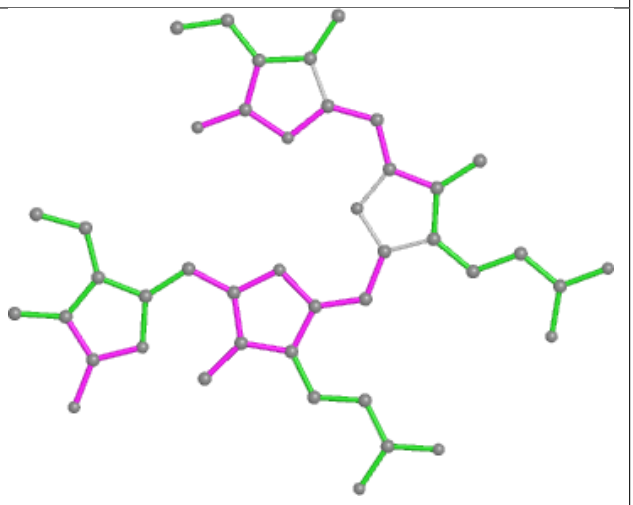

Bond angles

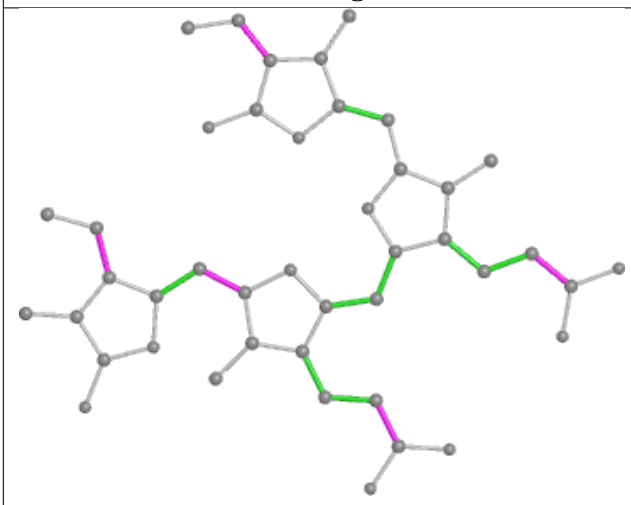

Torsions

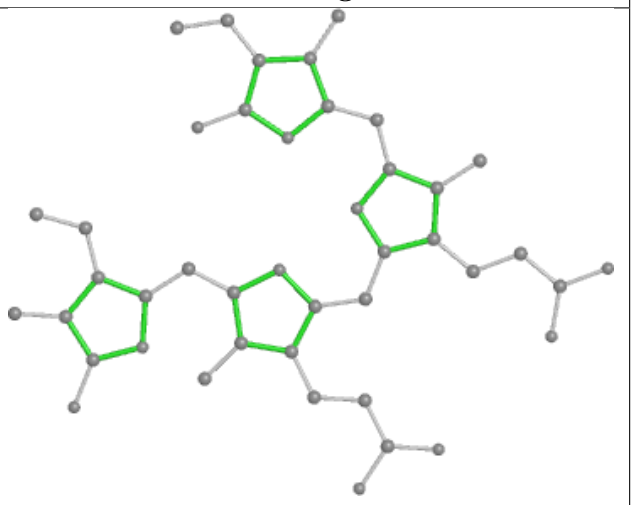

Rings

Ligand BCR A2 804

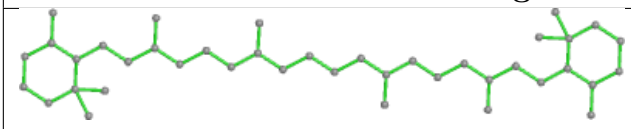

Bond lengths

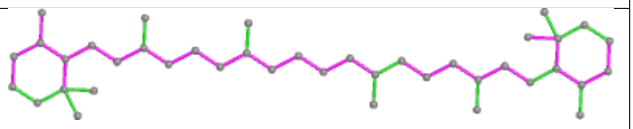

Bond angles

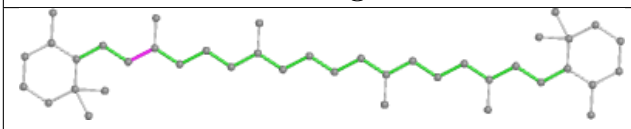

Torsions

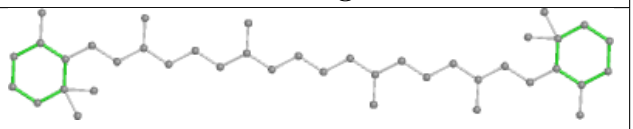

Rings

Ligand PEB QK 201

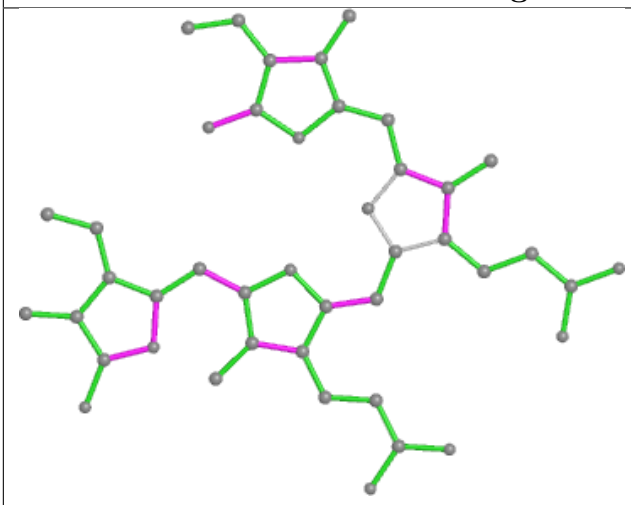

Bond lengths

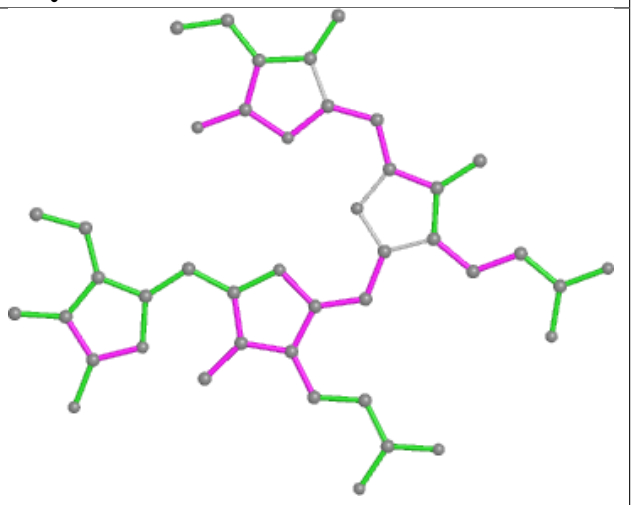

Bond angles

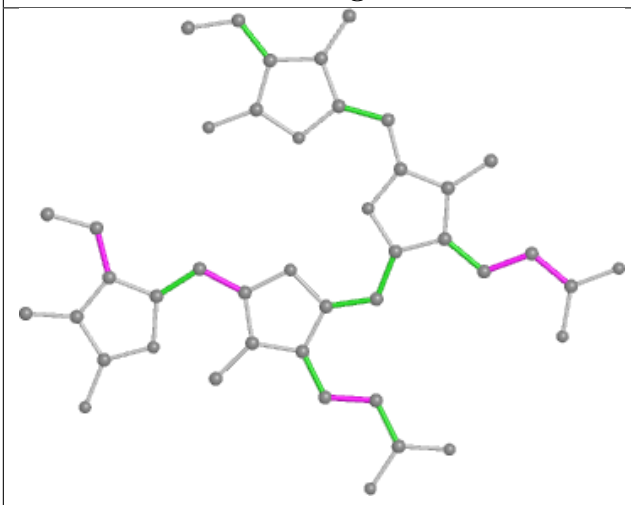

Torsions

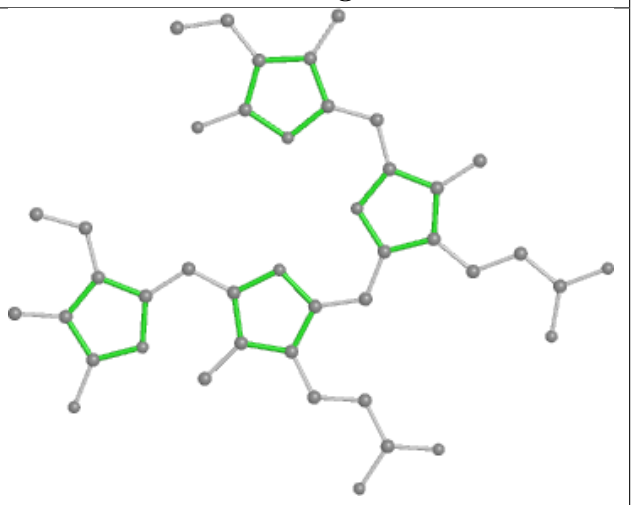

Rings

Ligand PEB Q7 202

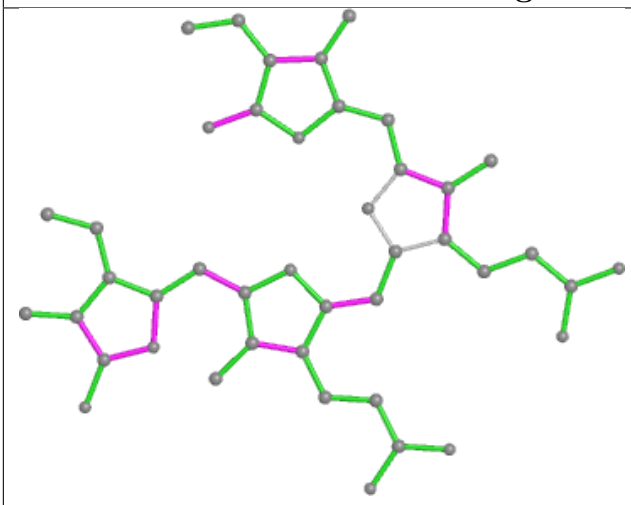

Bond lengths

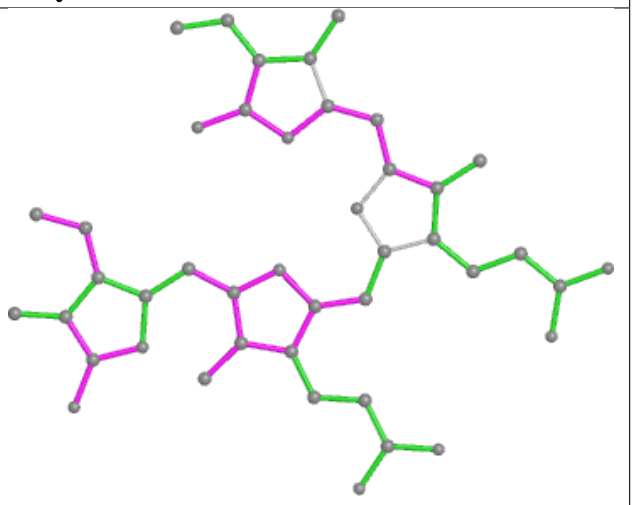

Bond angles

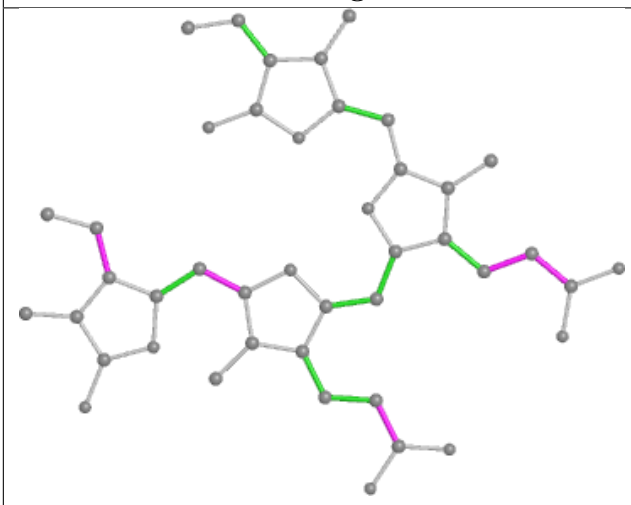

Torsions

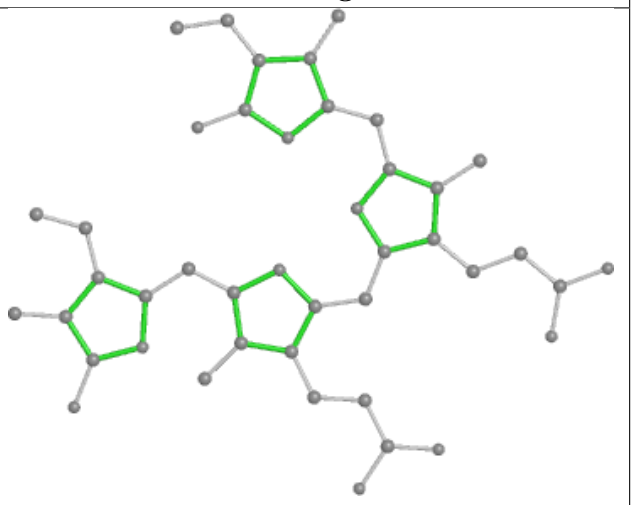

Rings

Ligand PEB L9 201

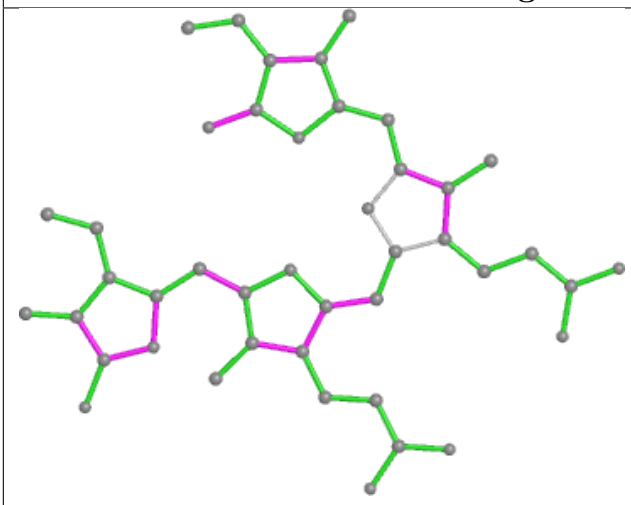

Bond lengths

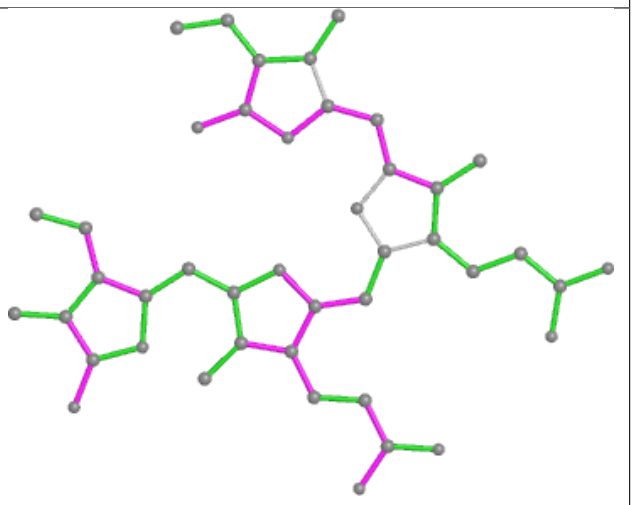

Bond angles

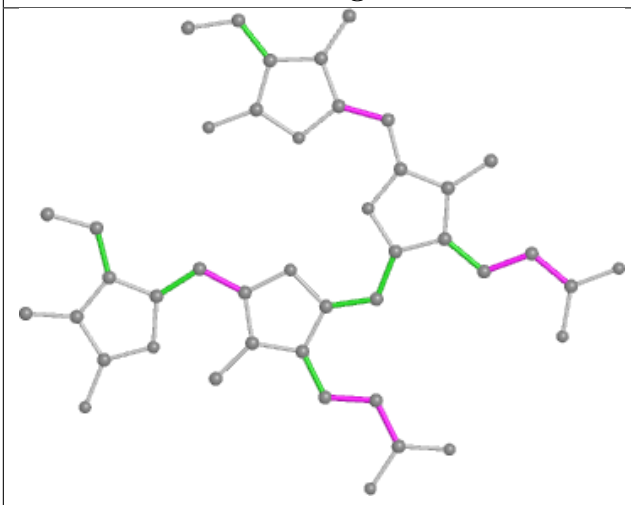

Torsions

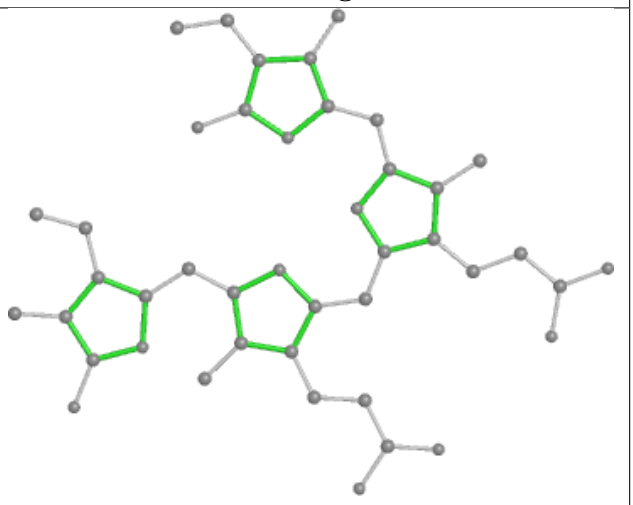

Rings

Ligand DGD cL 502

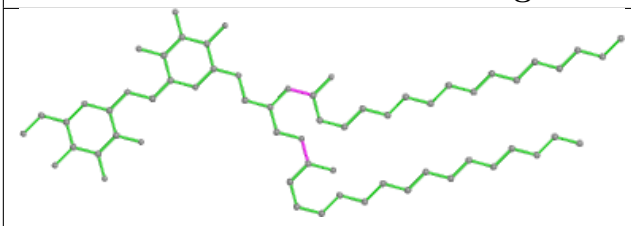

Bond lengths

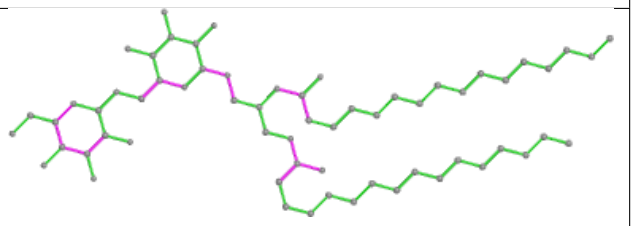

Bond angles

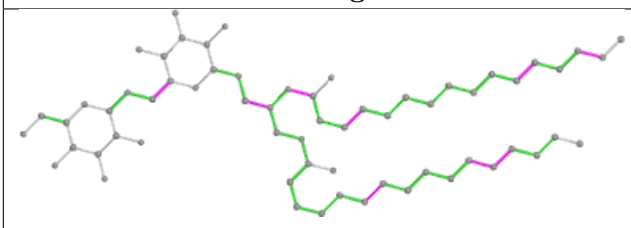

Torsions

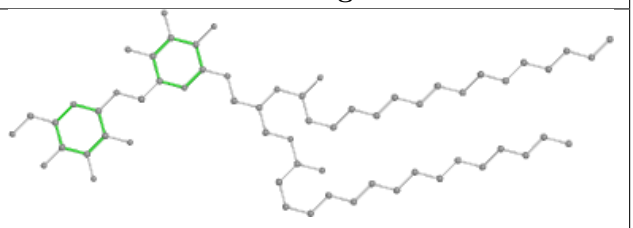

Rings

Ligand PEB TB 202

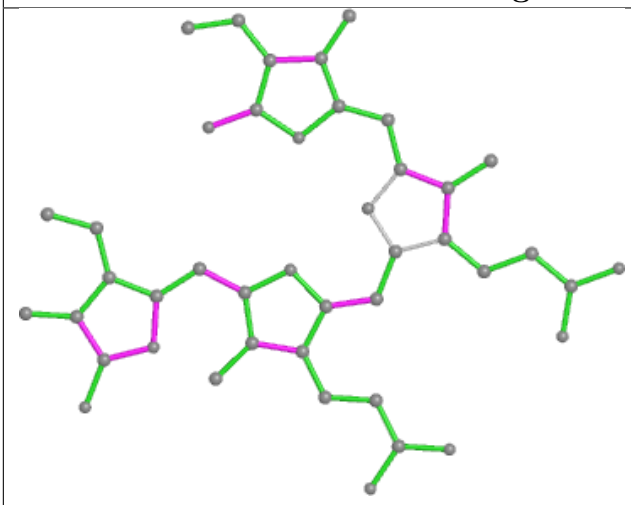

Bond lengths

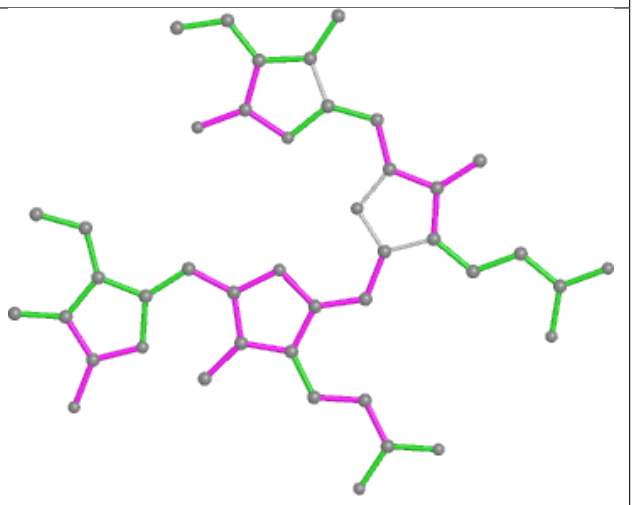

Bond angles

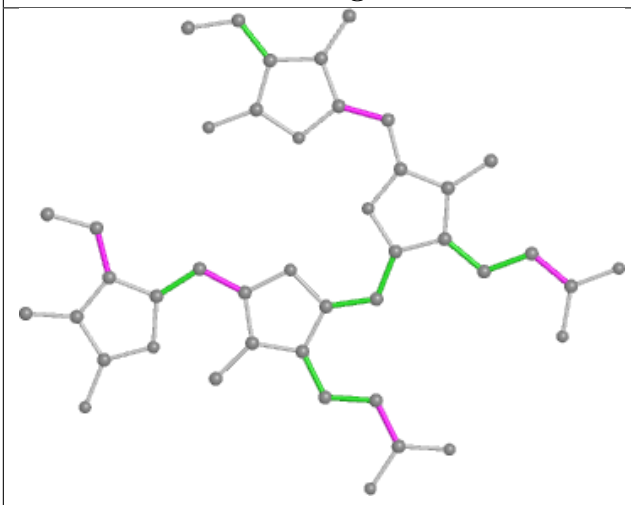

Torsions

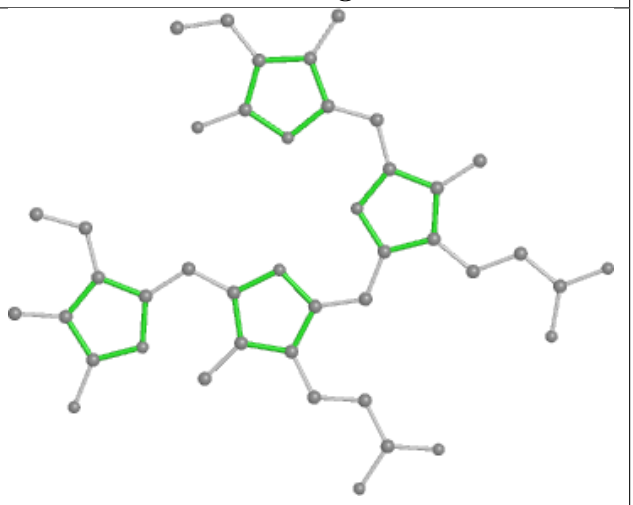

Rings

Ligand PEB WI 203

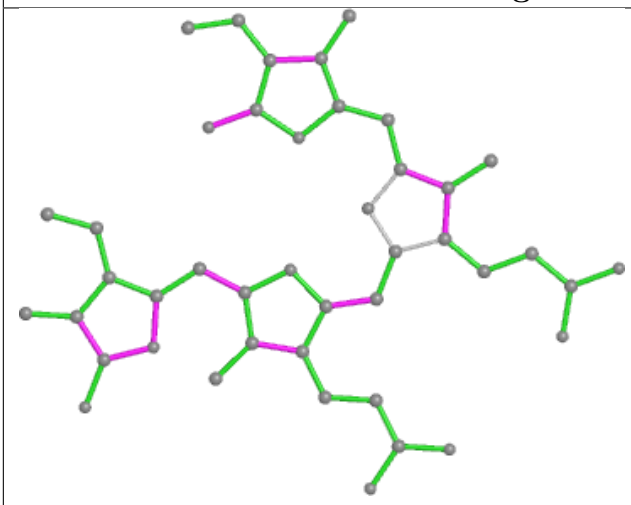

Bond lengths

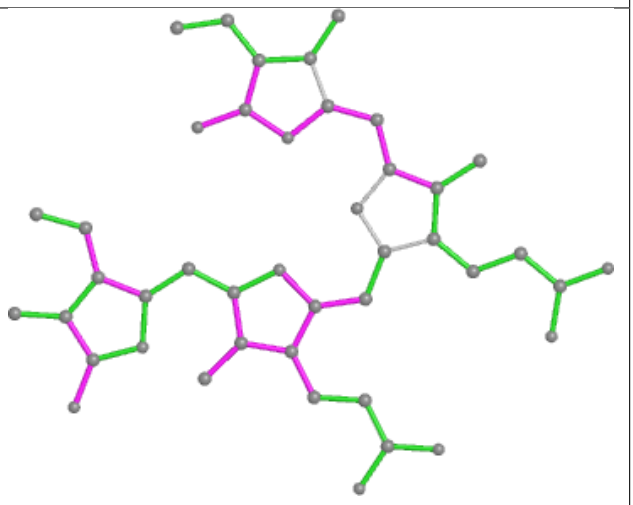

Bond angles

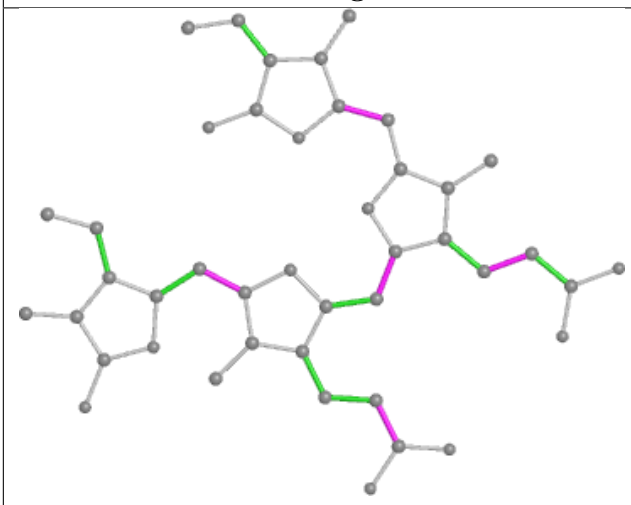

Torsions

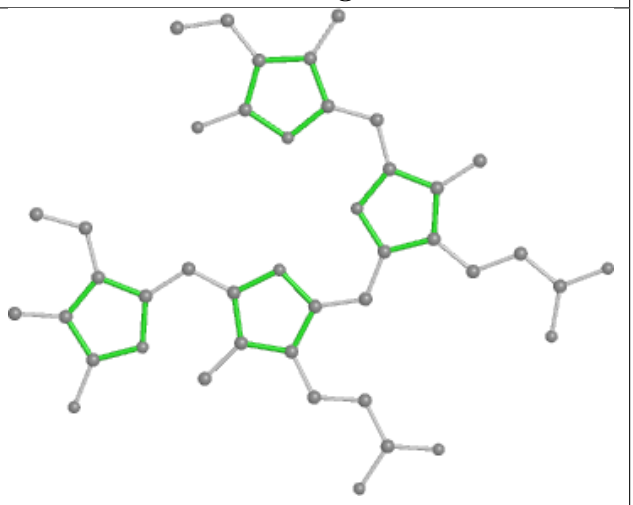

Rings

Ligand PEB WB 402

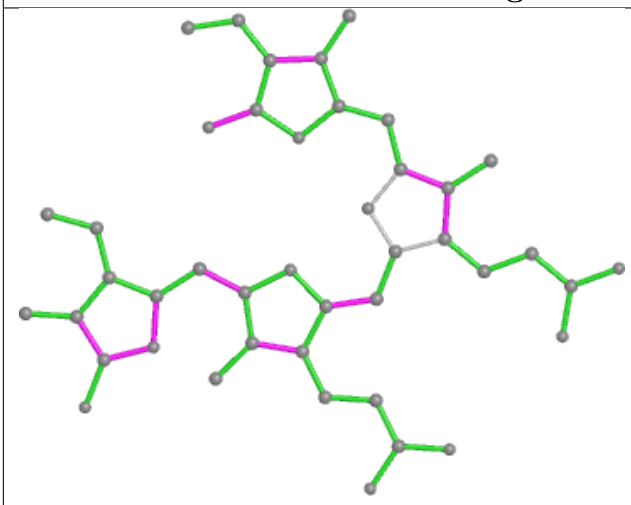

Bond lengths

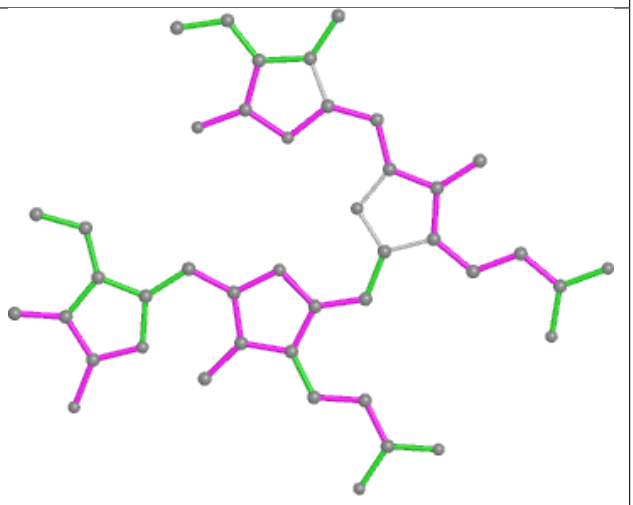

Bond angles

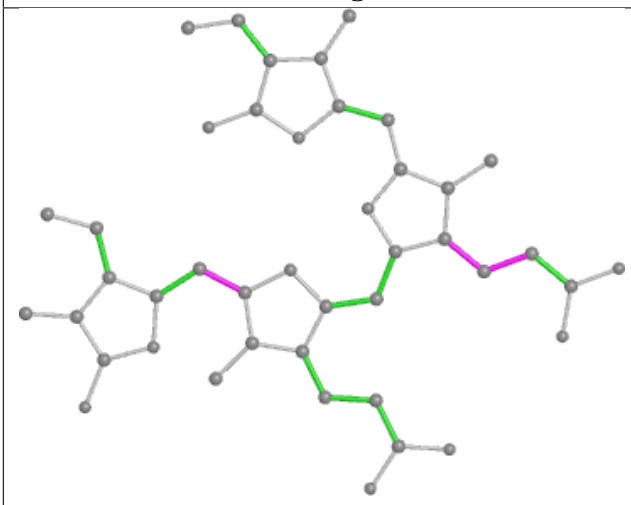

Torsions

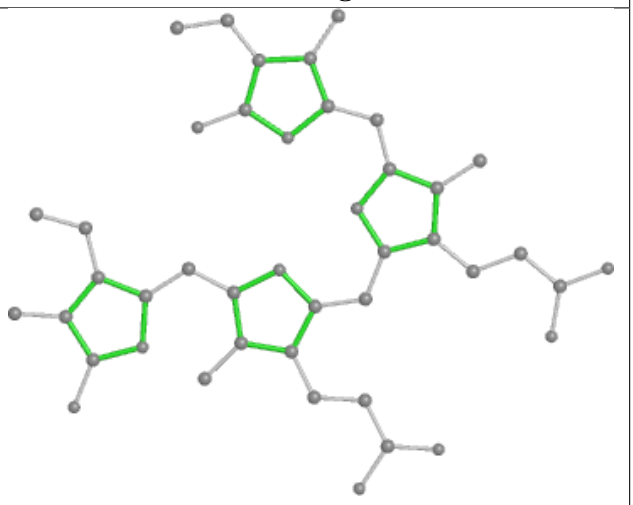

Rings

Ligand PEB ZI 401

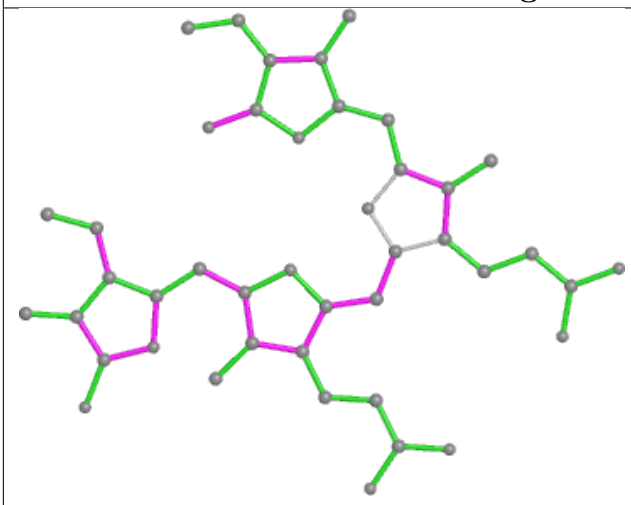

Bond lengths

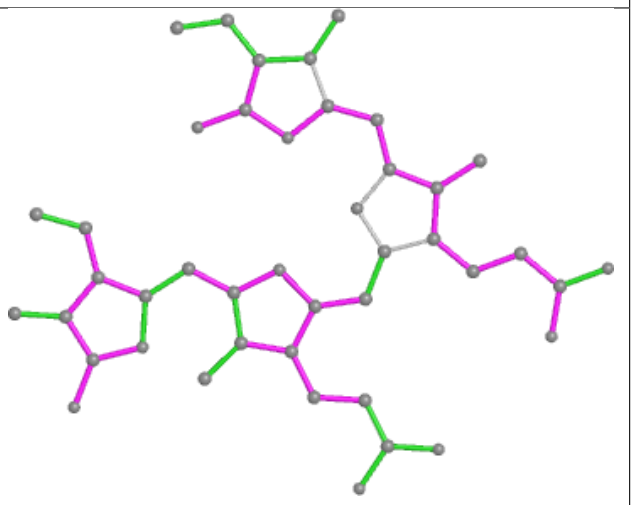

Bond angles

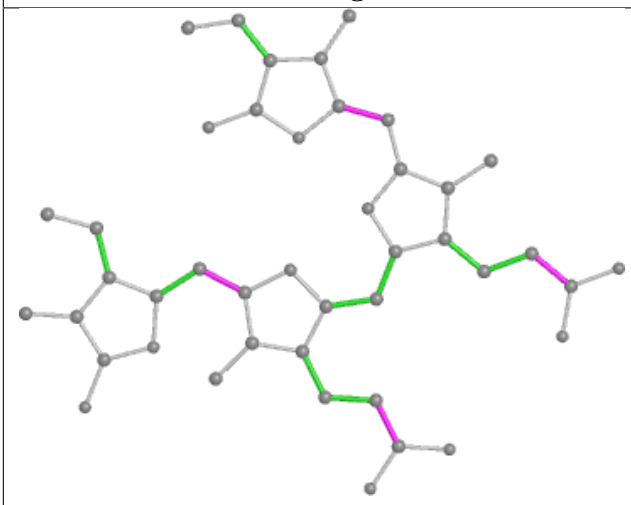

Torsions

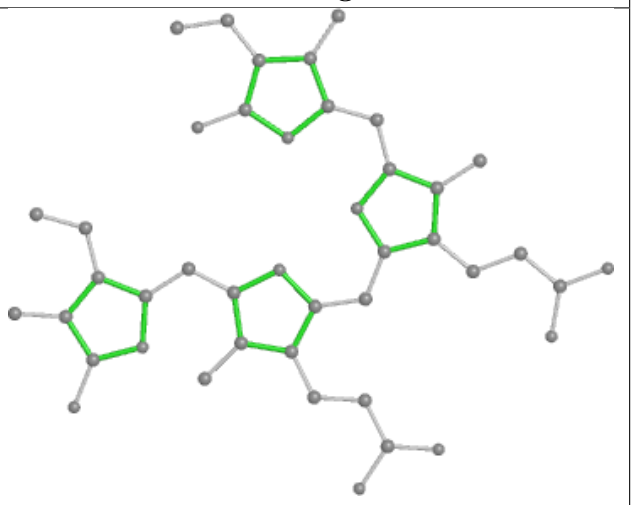

Rings

Ligand CLA c6 607

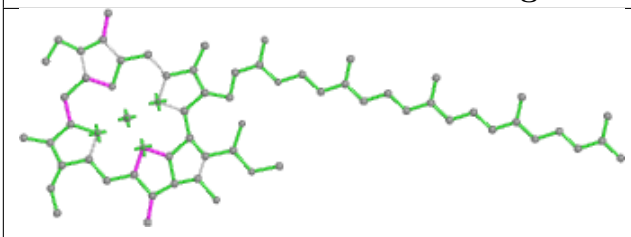

Bond lengths

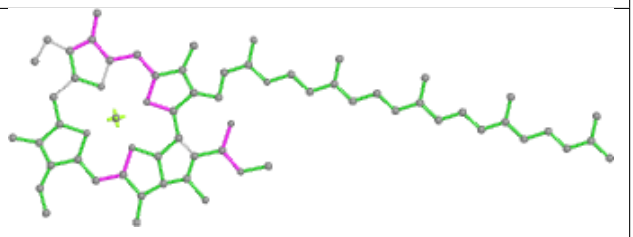

Bond angles

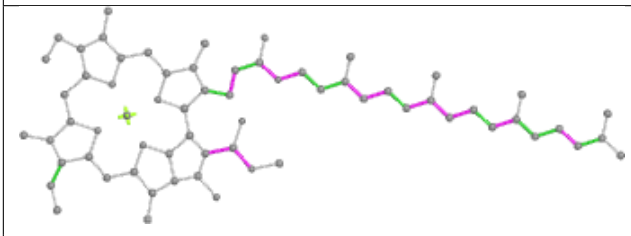

Torsions

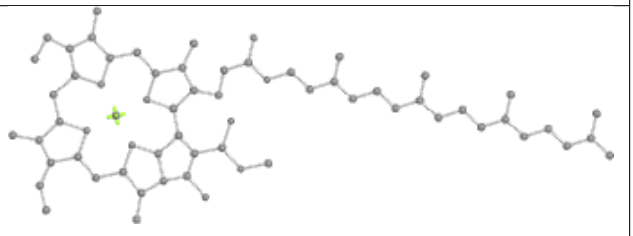

Rings

Ligand CYC D1 1003

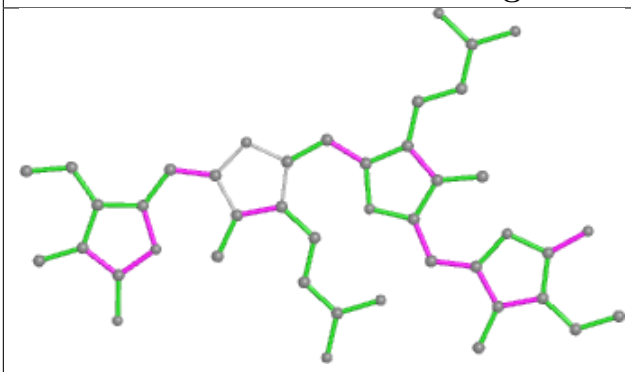

Bond lengths

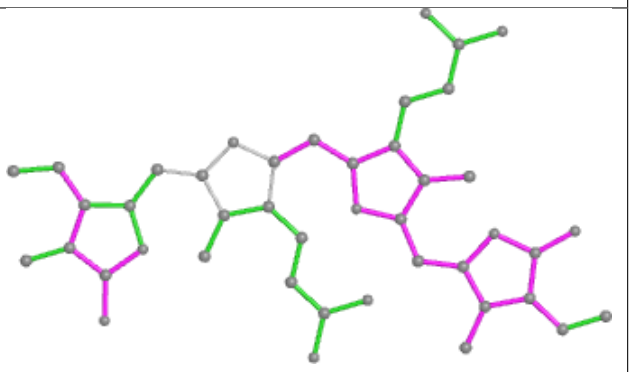

Bond angles

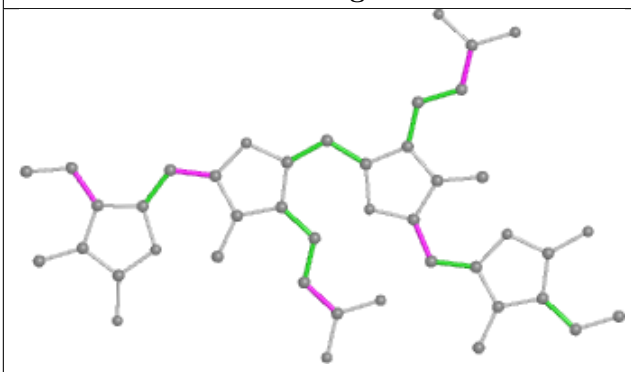

Torsions

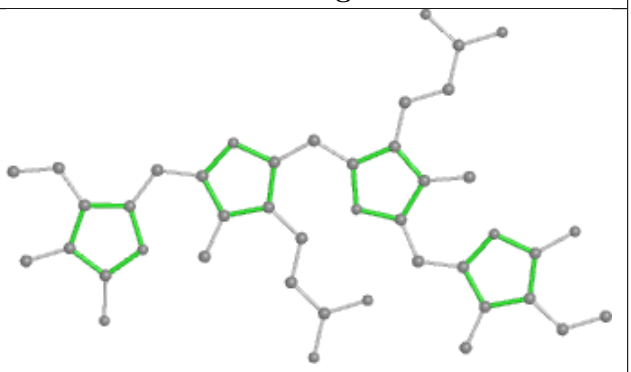

Rings

Ligand PEB MK 202

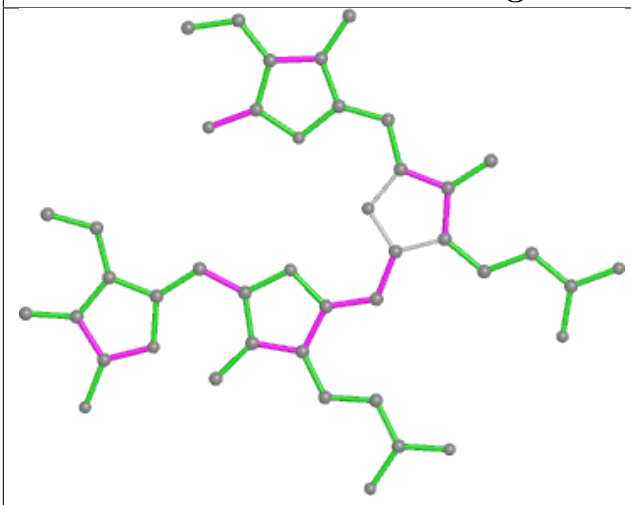

Bond lengths

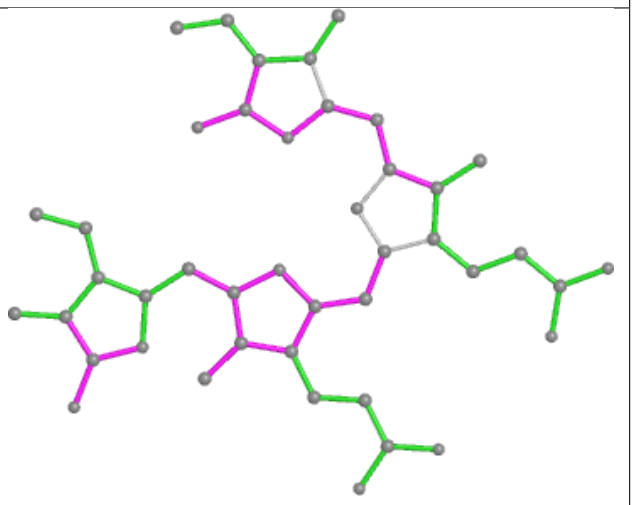

Bond angles

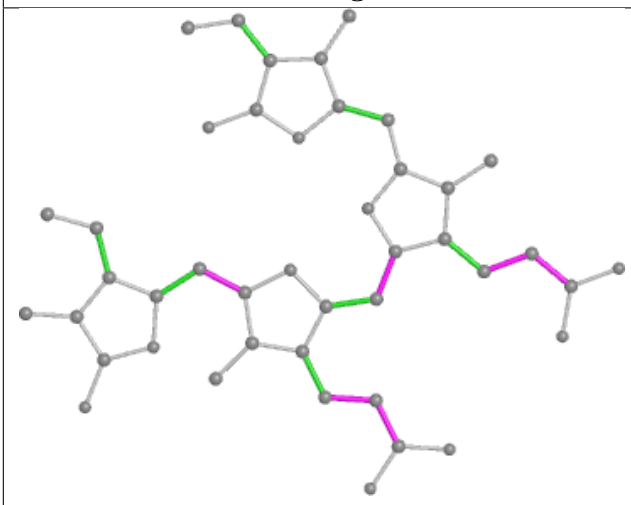

Torsions

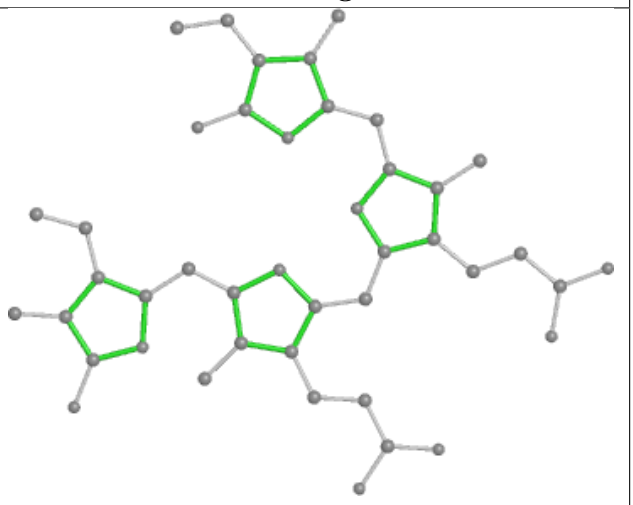

Rings

Ligand LHG AL 406

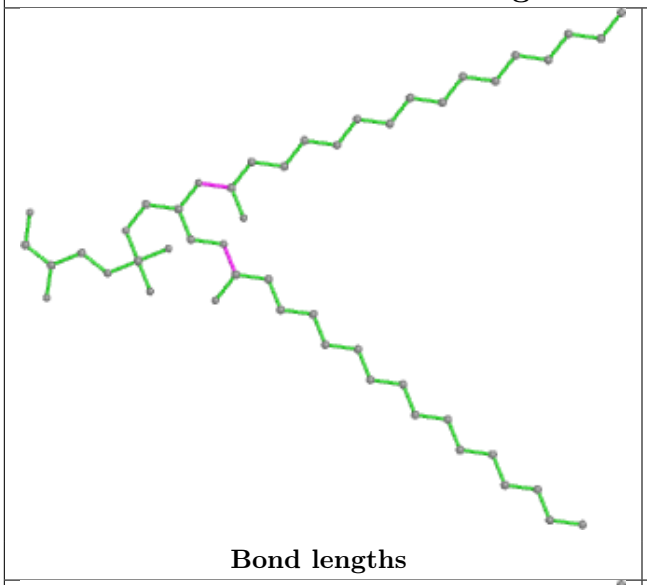

Bond lengths

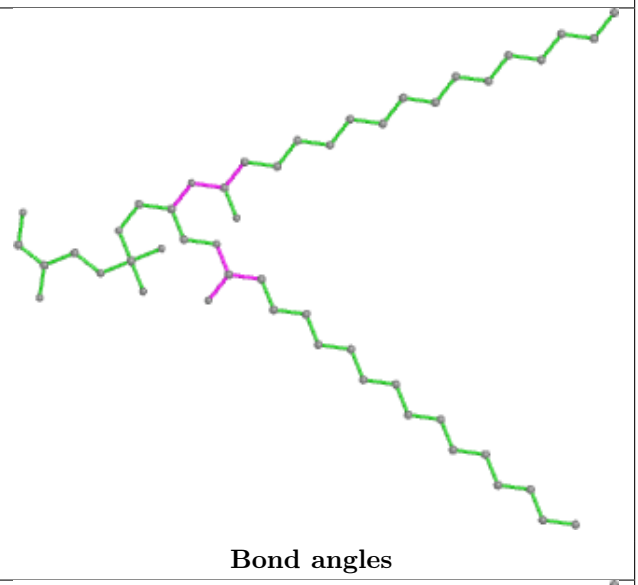

Bond angles

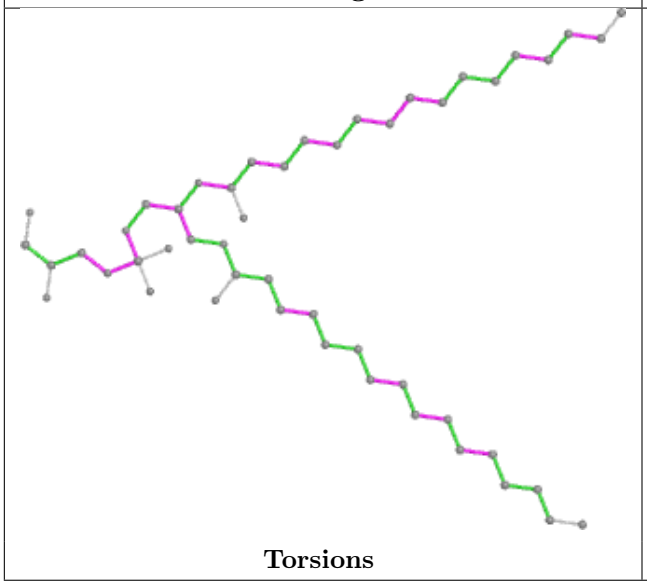

Torsions

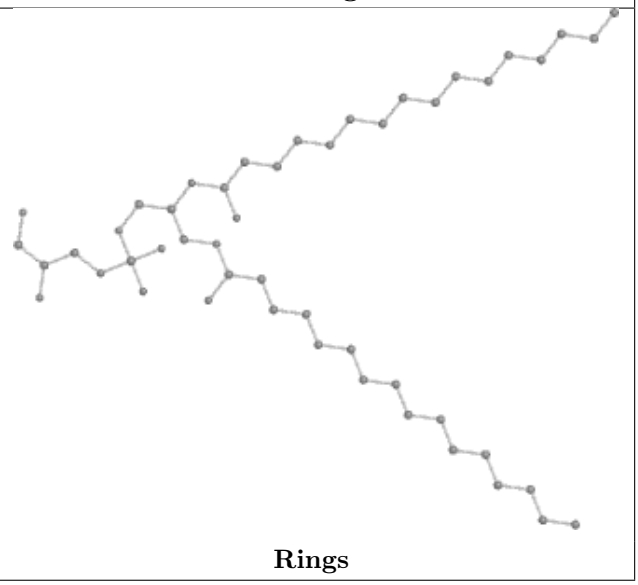

Rings

Ligand CLA A2 805

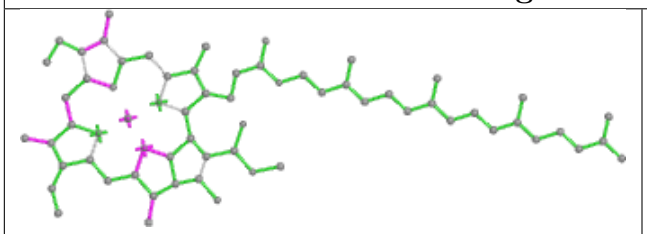

Bond lengths

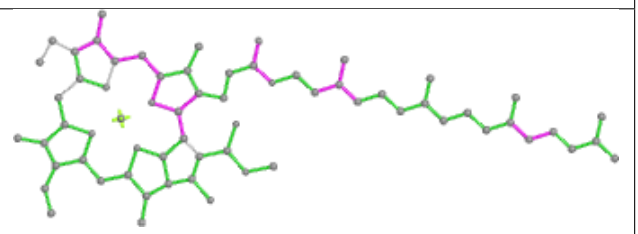

Bond angles

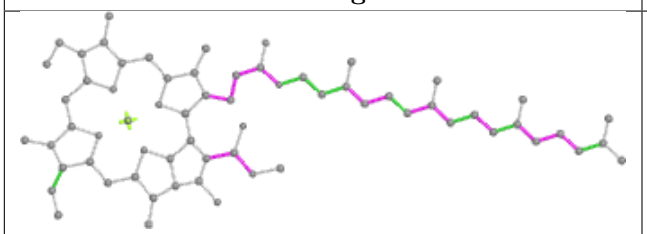

Torsions

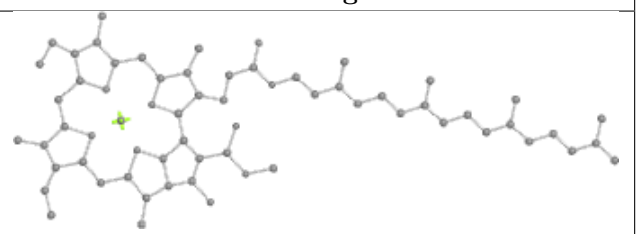

Rings

Ligand CLA BL 606

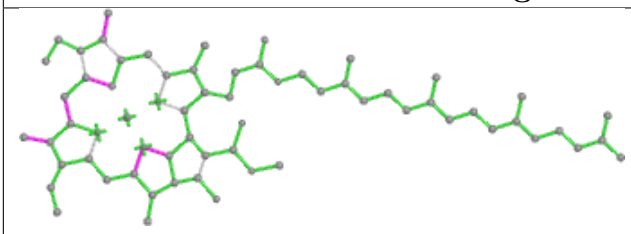

Bond lengths

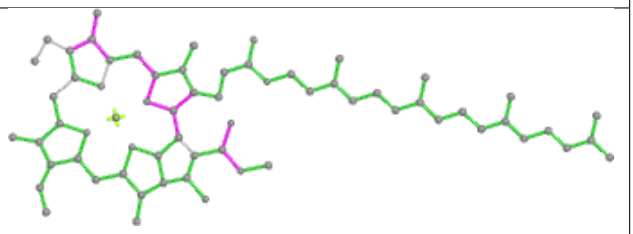

Bond angles

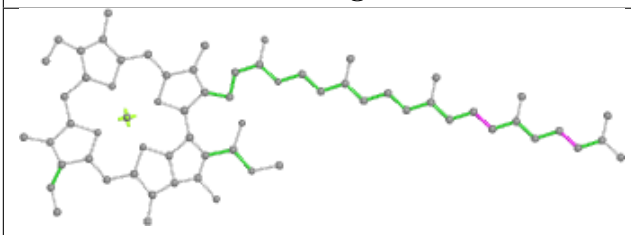

Torsions

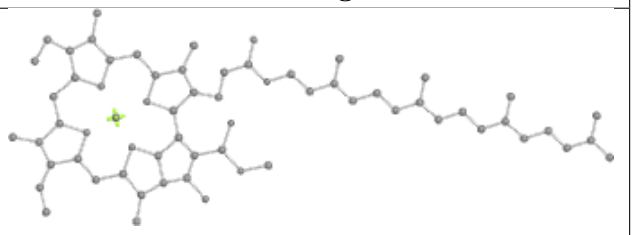

Rings

Ligand PEB L7 203

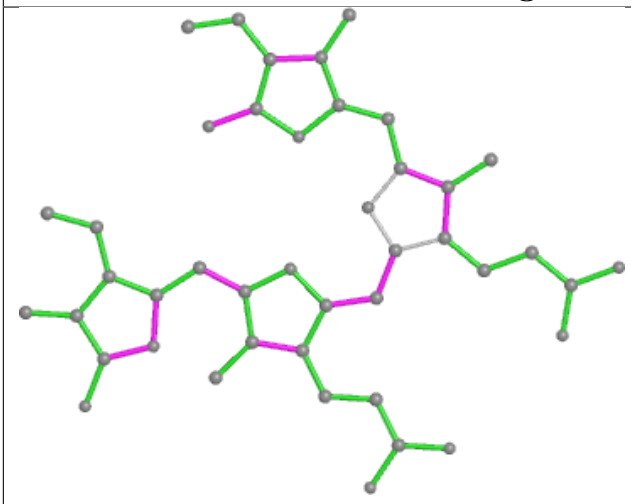

Bond lengths

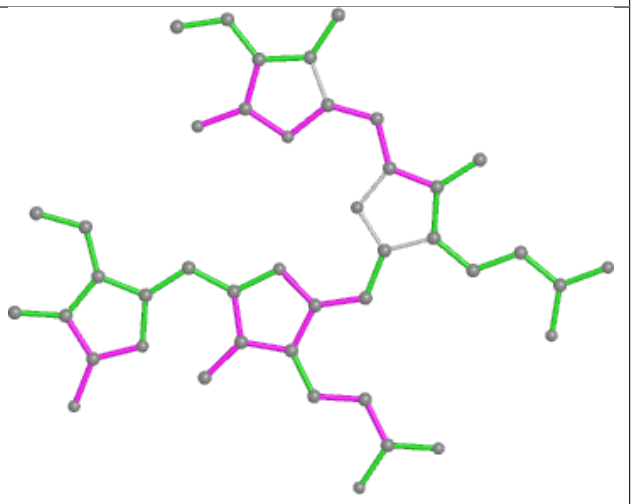

Bond angles

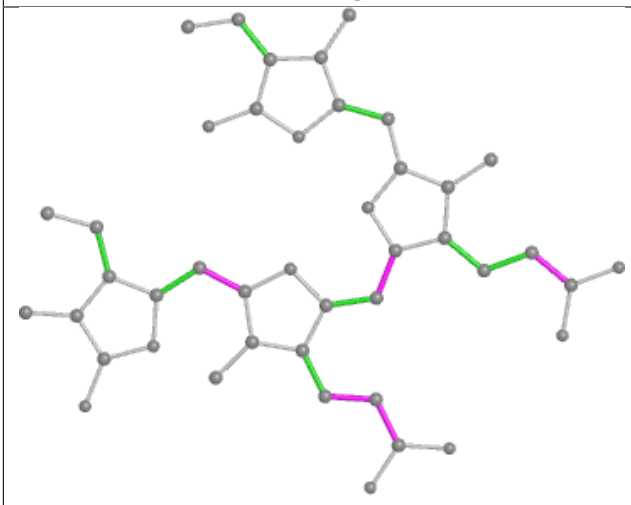

Torsions

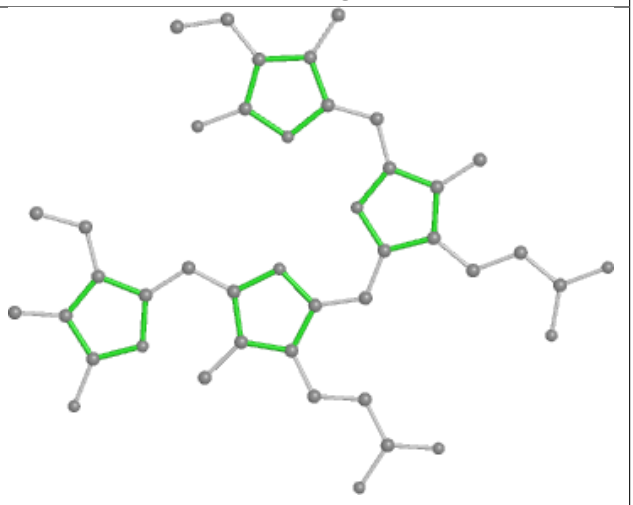

Rings

Ligand PEB HJ 202

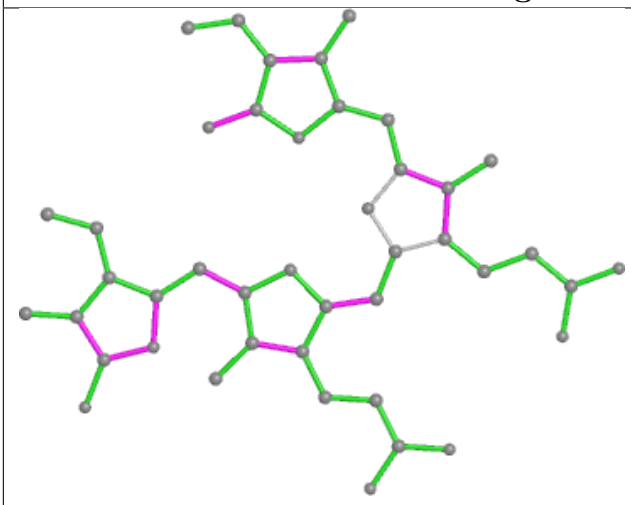

Bond lengths

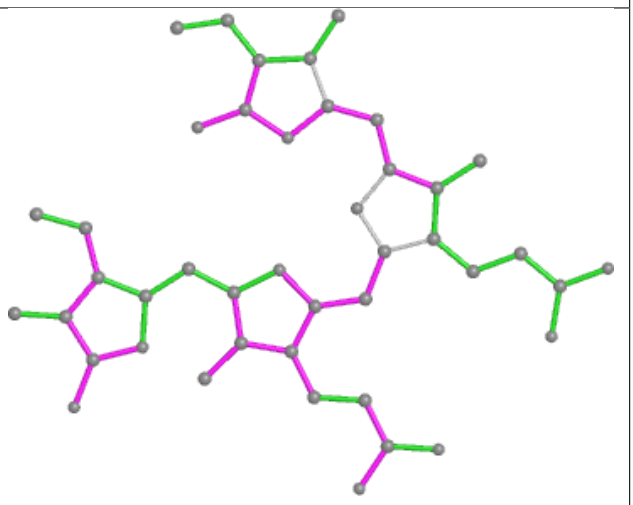

Bond angles

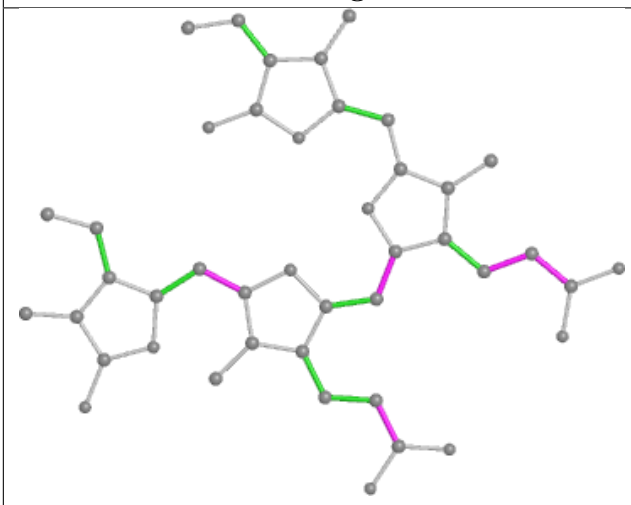

Torsions

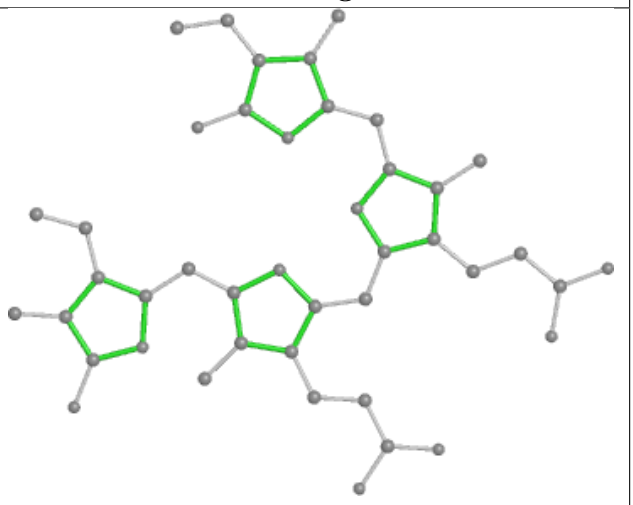

Rings

Ligand PEB S4 202

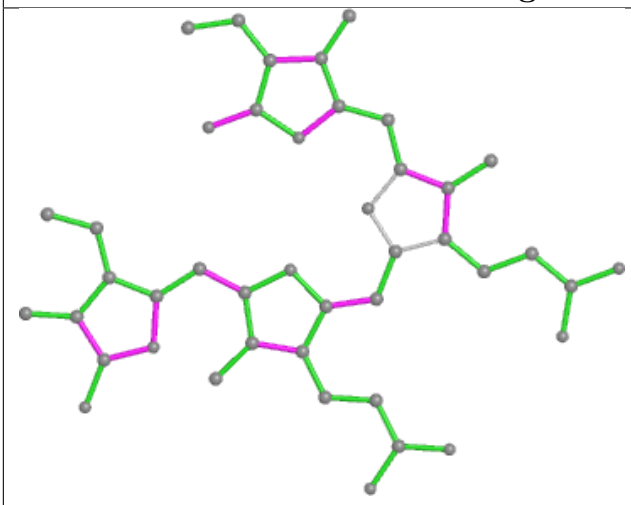

Bond lengths

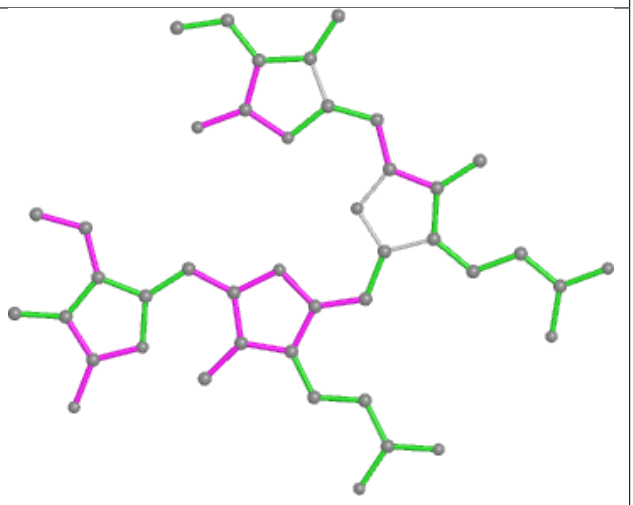

Bond angles

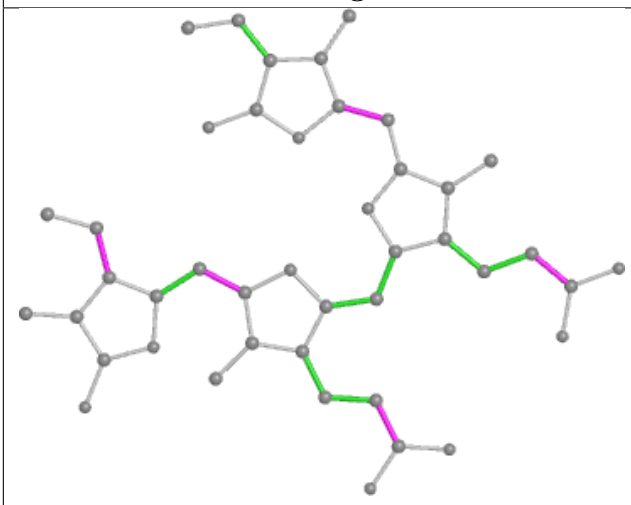

Torsions

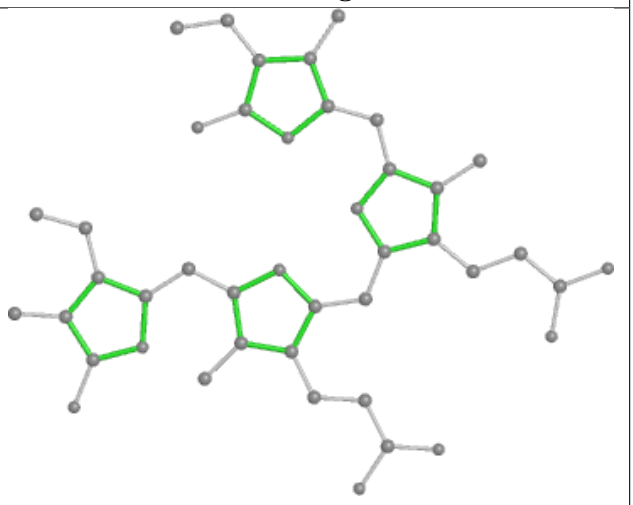

Rings

Ligand PEB Q9 201

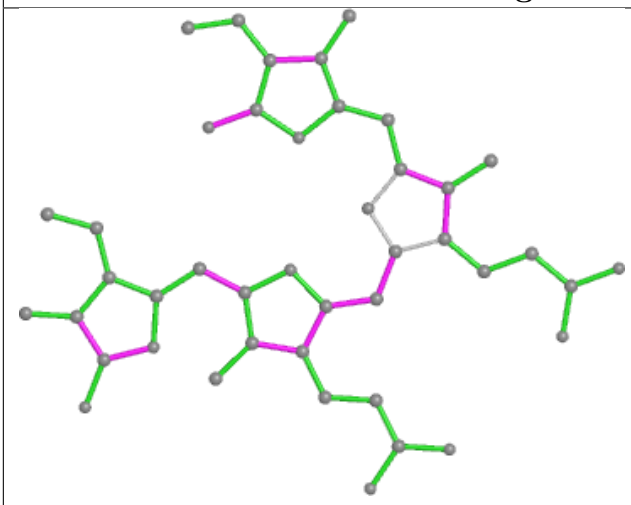

Bond lengths

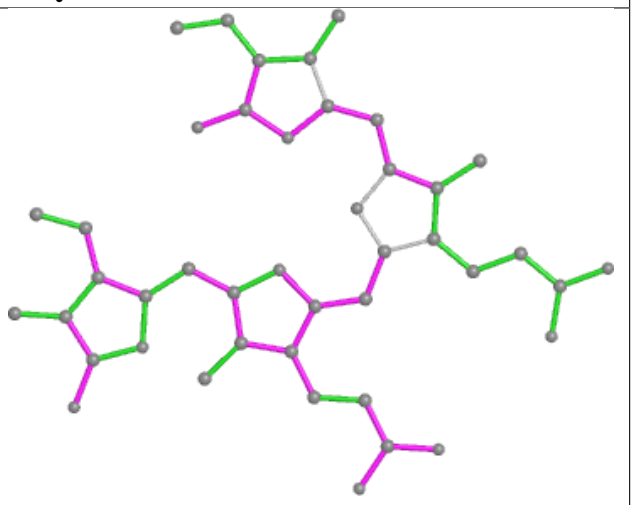

Bond angles

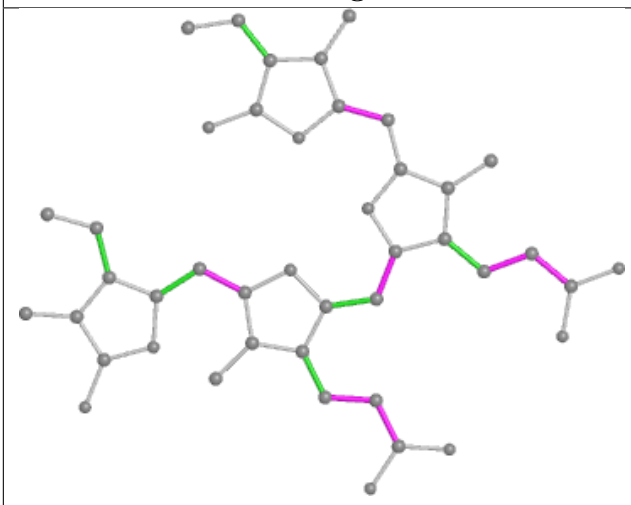

Torsions

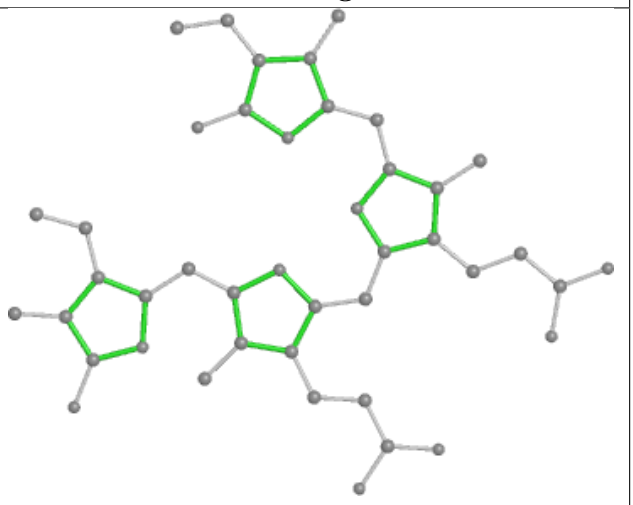

Rings

Ligand PEB GJ 201

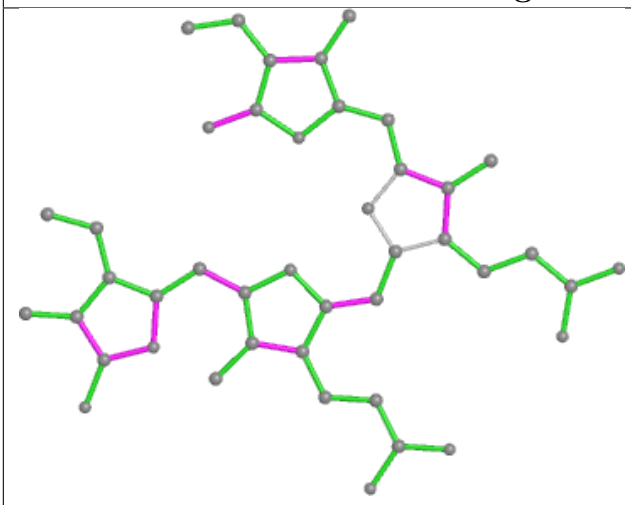

Bond lengths

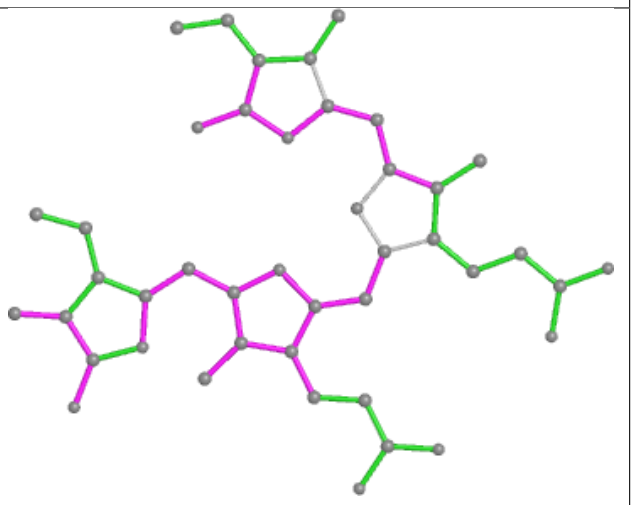

Bond angles

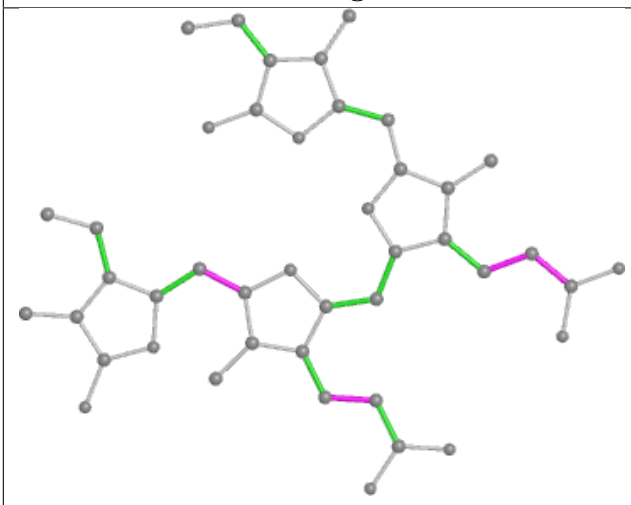

Torsions

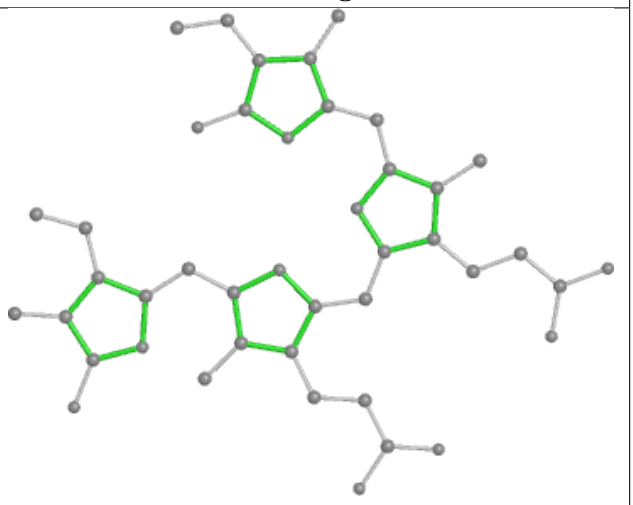

Rings

Ligand CLA 5N 603

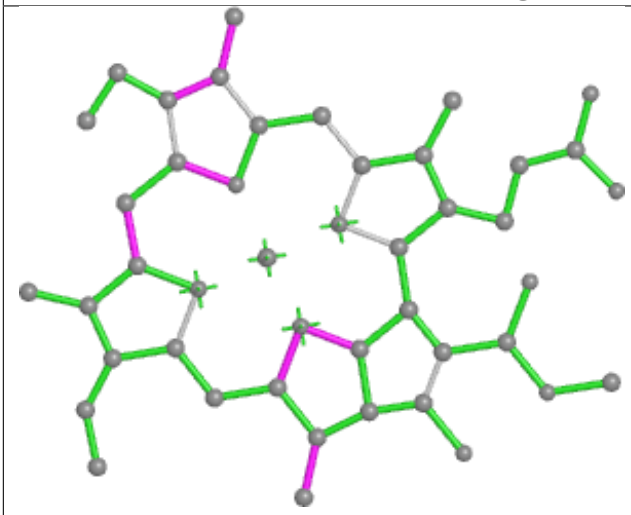

Bond lengths

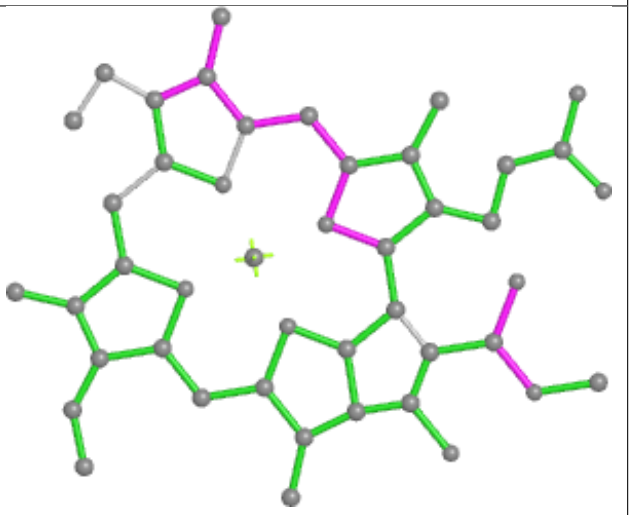

Bond angles

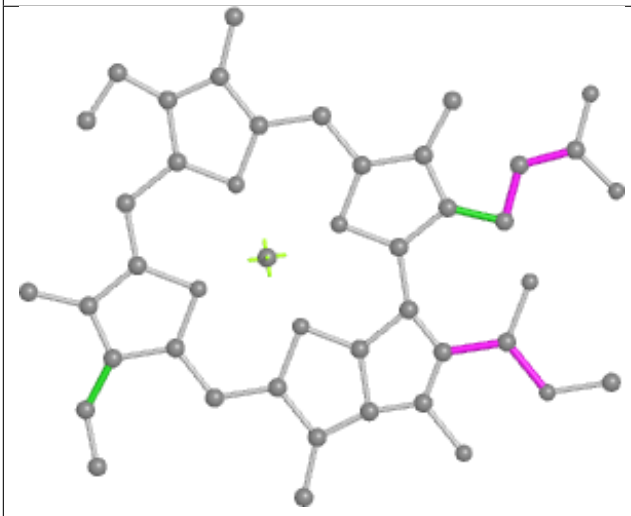

Torsions

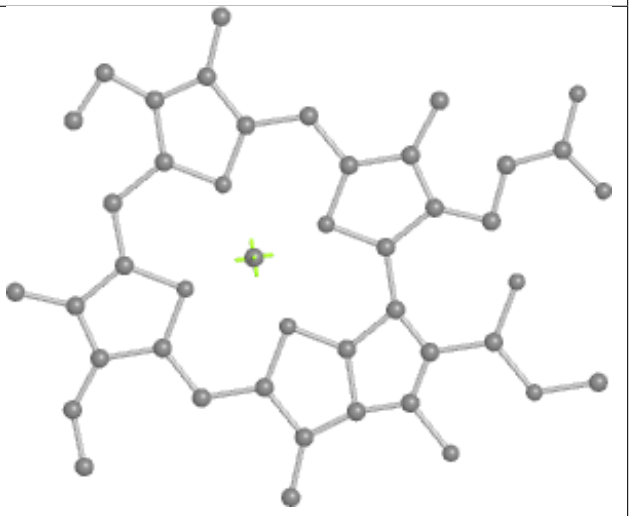

Rings

Ligand PEB FD 203

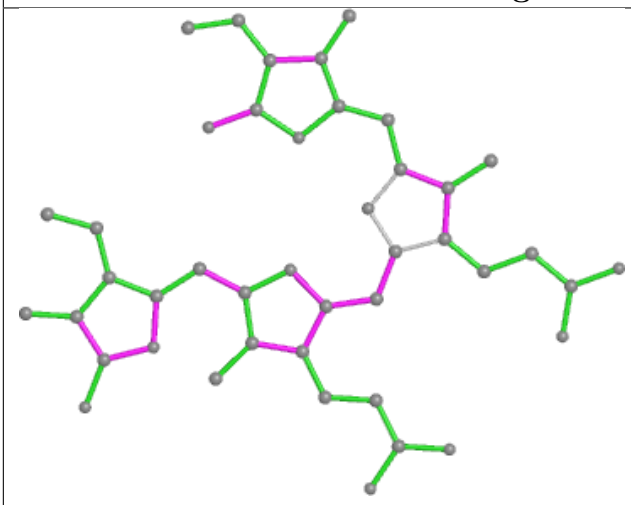

Bond lengths

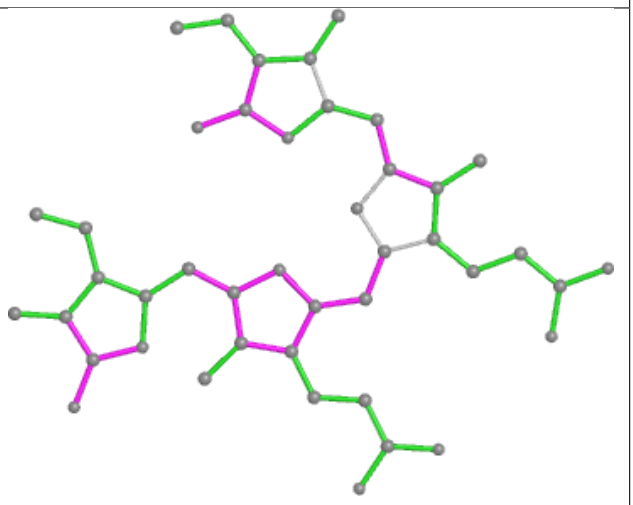

Bond angles

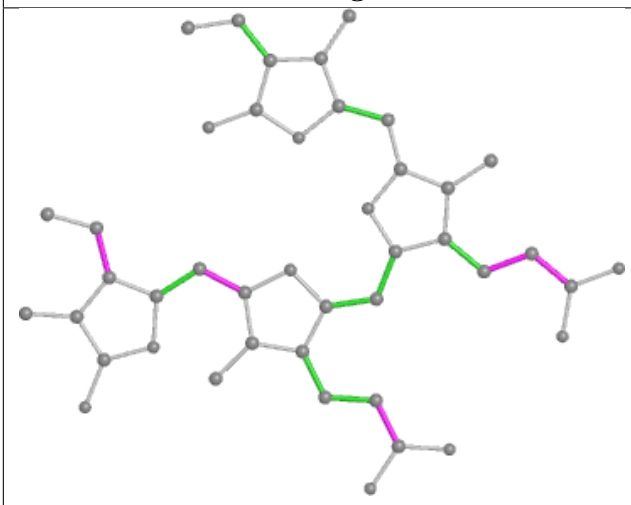

Torsions

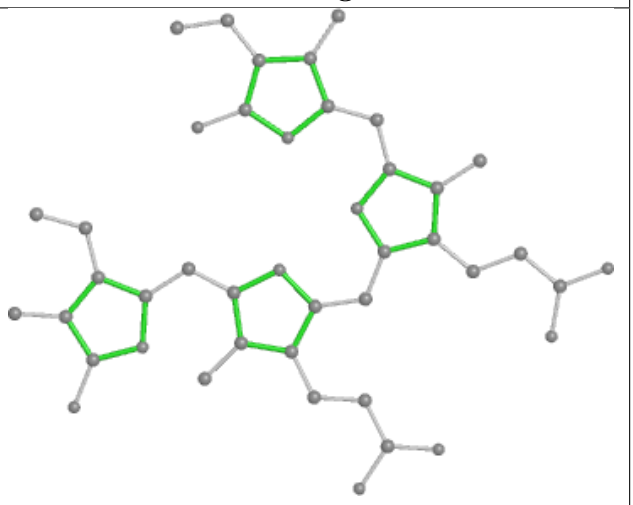

Rings

Ligand PEB BA 202

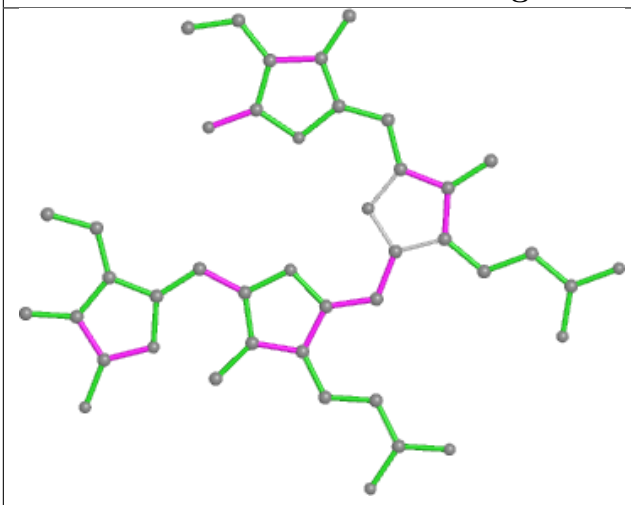

Bond lengths

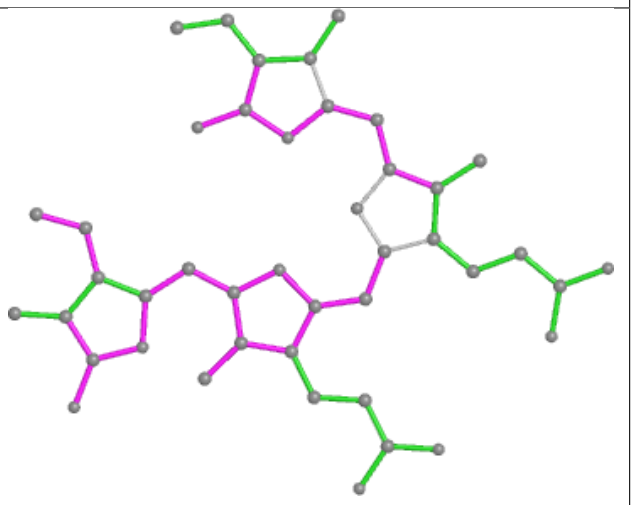

Bond angles

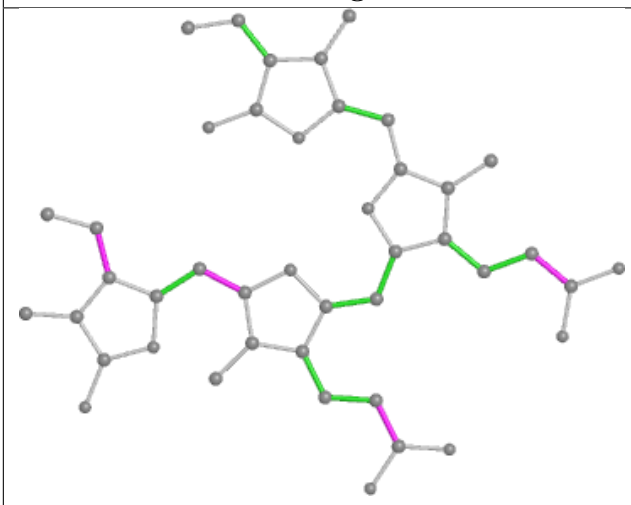

Torsions

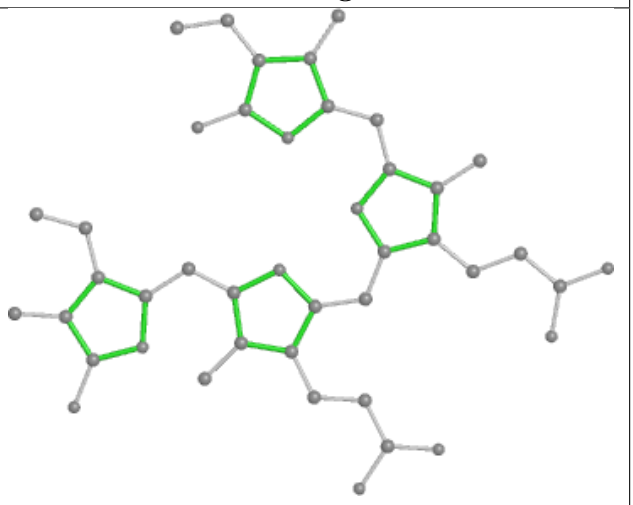

Rings

Ligand PEB VO 202

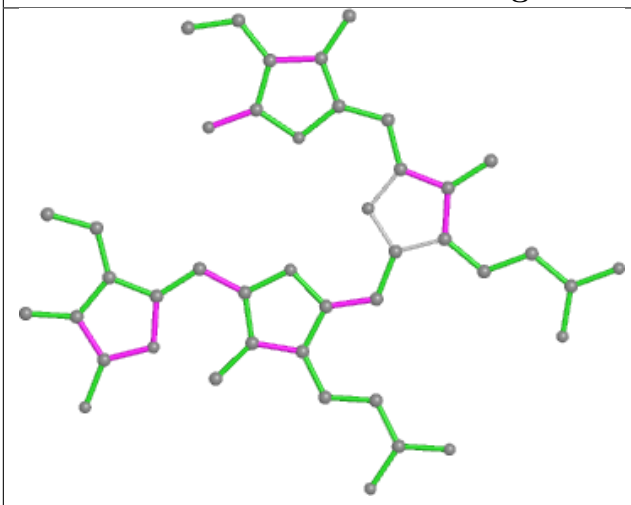

Bond lengths

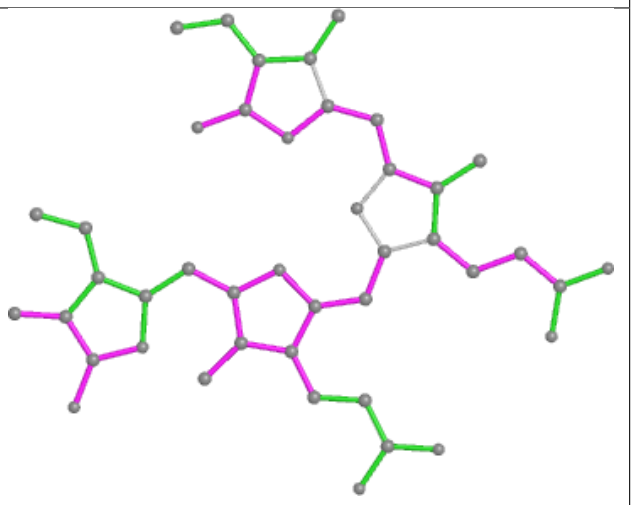

Bond angles

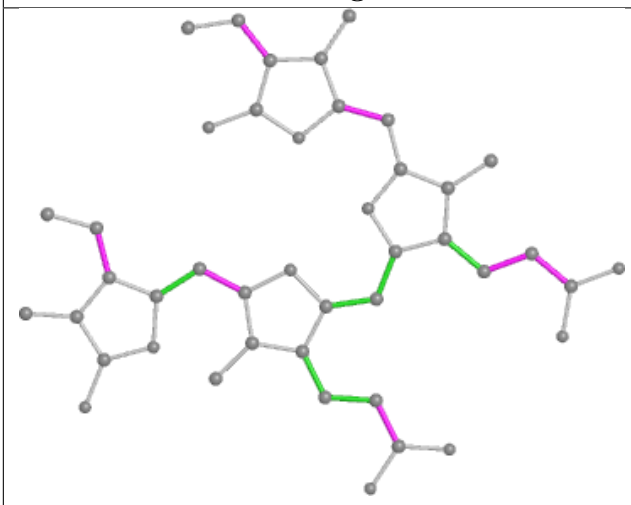

Torsions

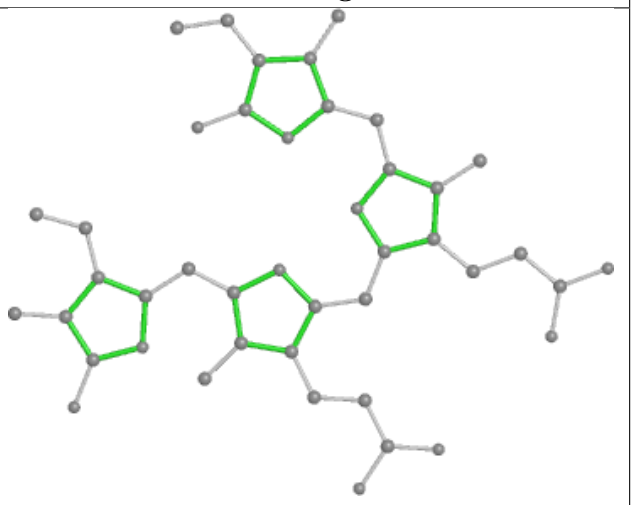

Rings

Ligand PEB UF 202

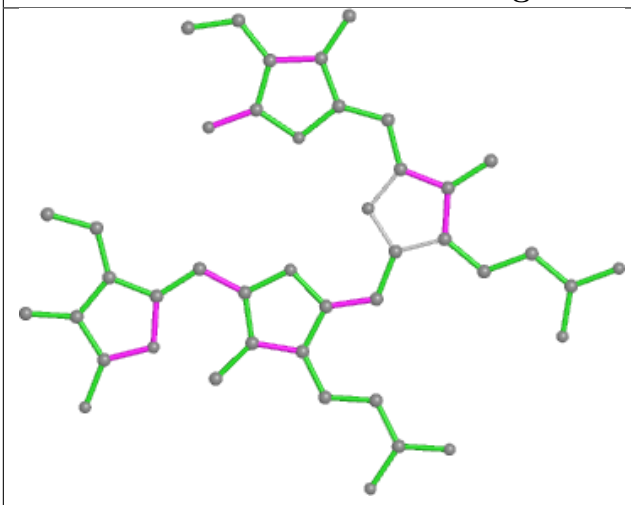

Bond lengths

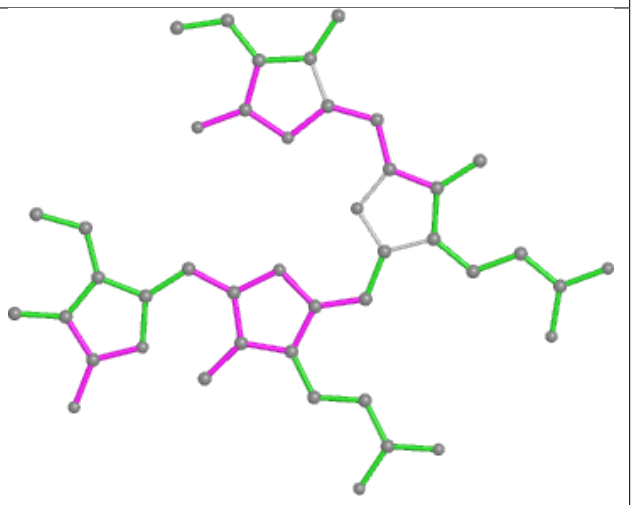

Bond angles

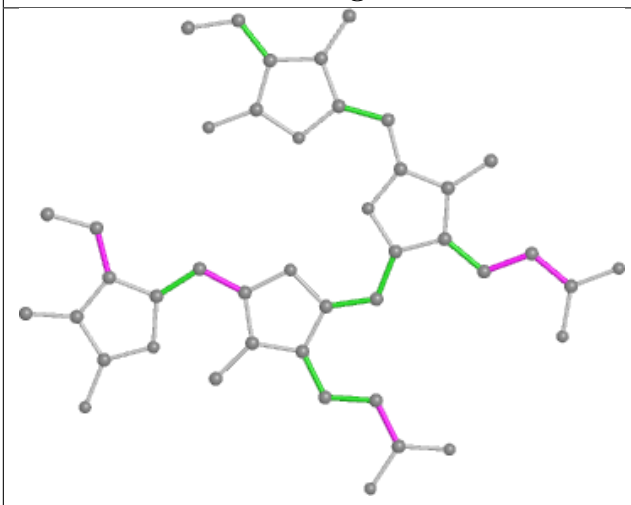

Torsions

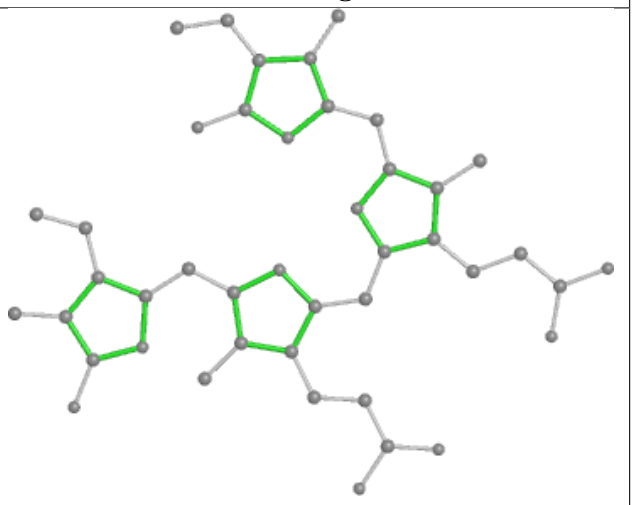

Rings

Ligand CLA AN 851

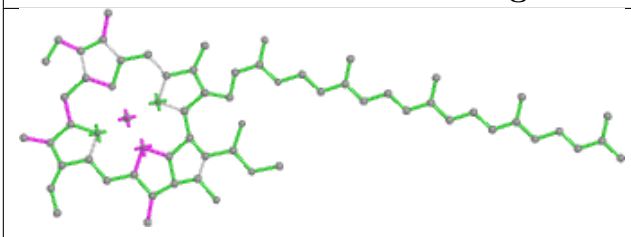

Bond lengths

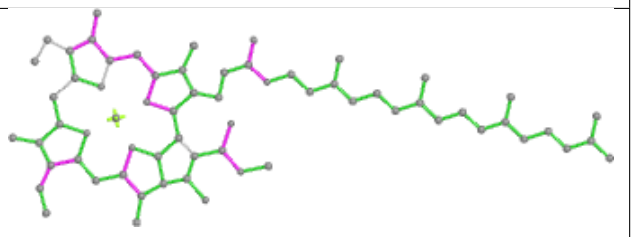

Bond angles

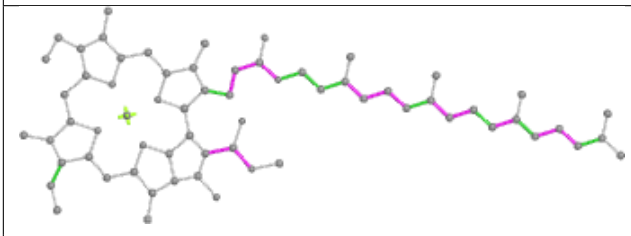

Torsions

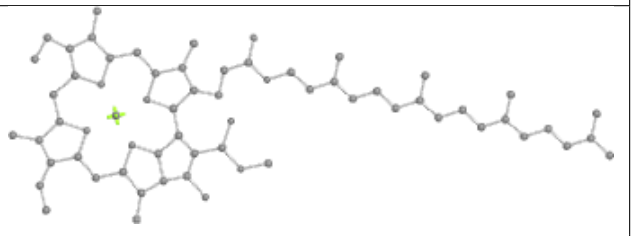

Rings

Ligand PEB AP 202

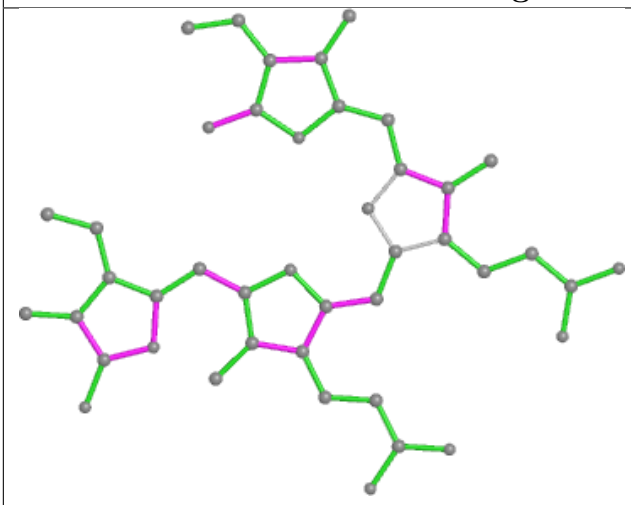

Bond lengths

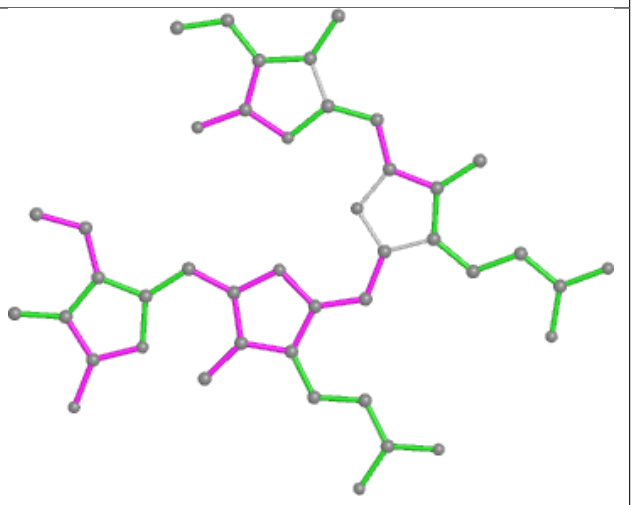

Bond angles

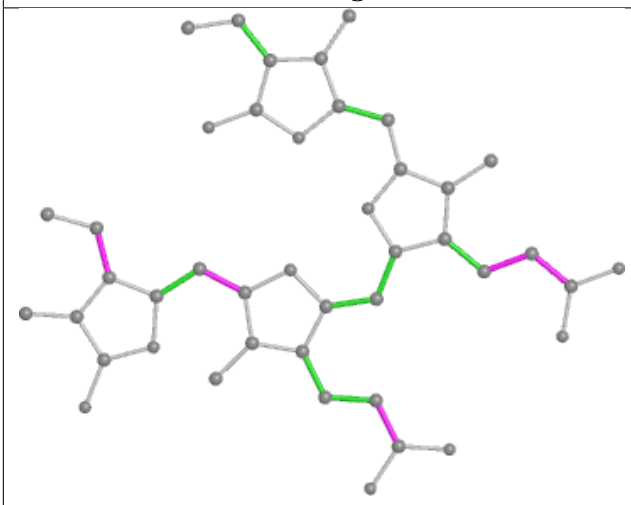

Torsions

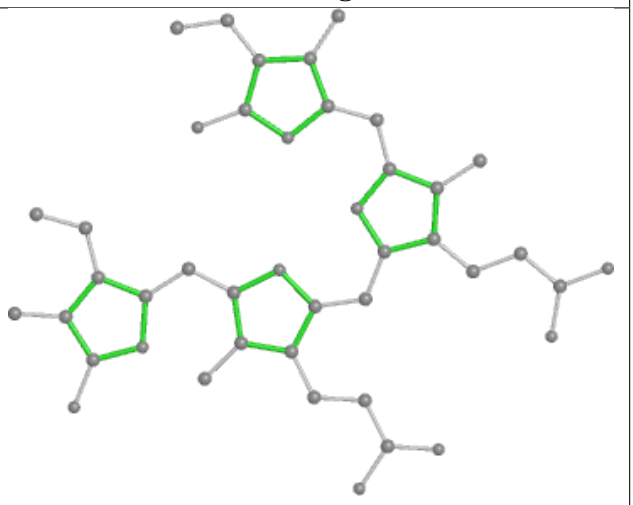

Rings

Ligand PEB GM 203

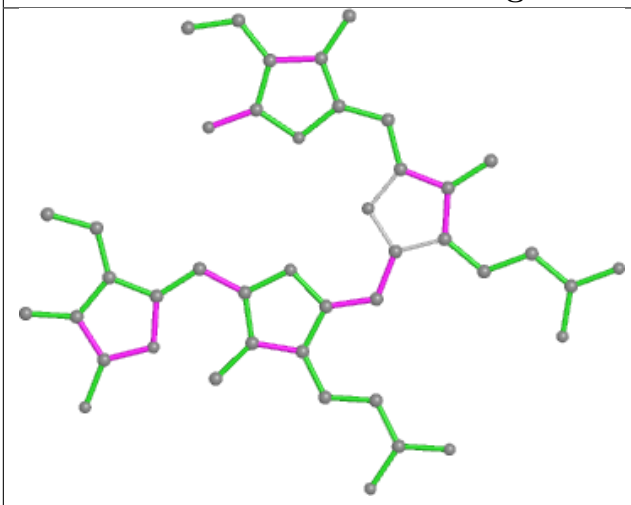

Bond lengths

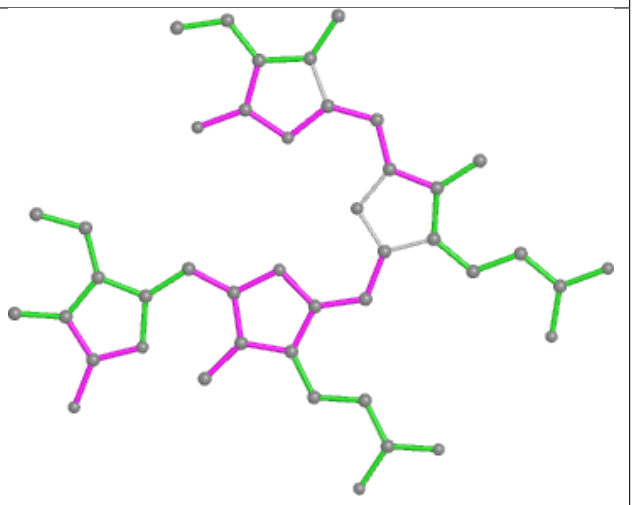

Bond angles

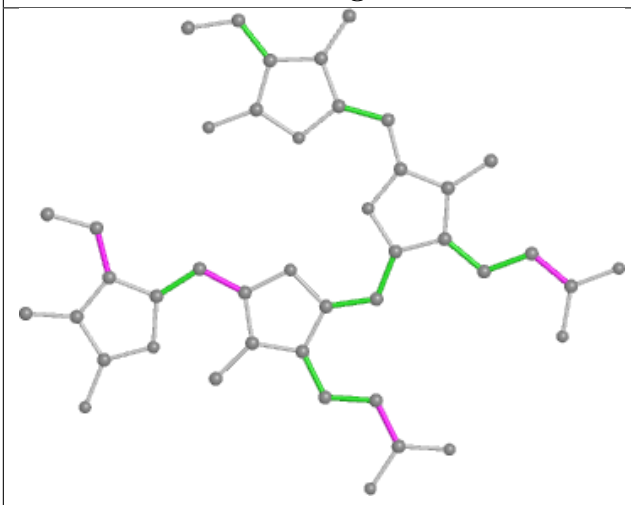

Torsions

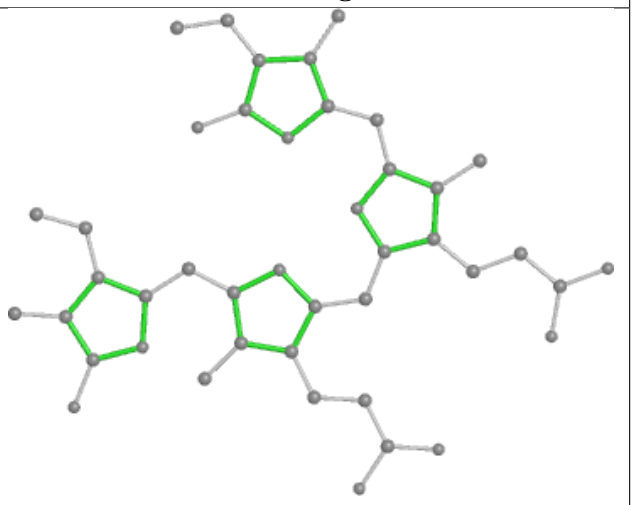

Rings

Ligand LHG CL 521



Bond lengths

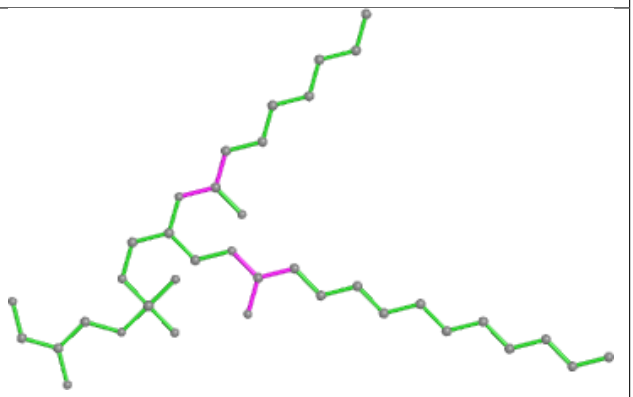

Bond angles

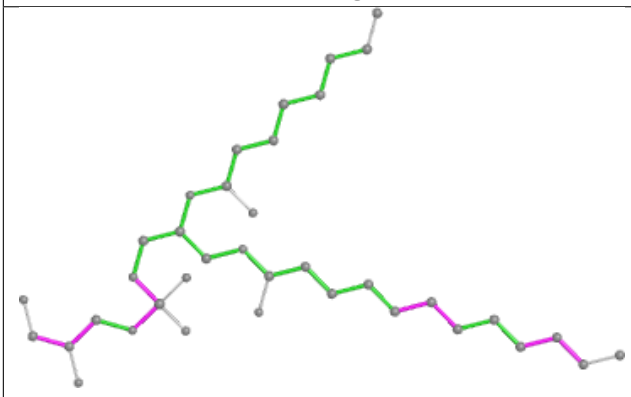

Torsions

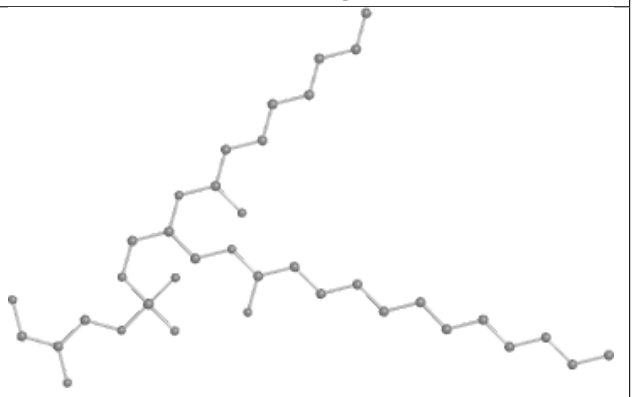

Rings

Ligand PEB F4 1002

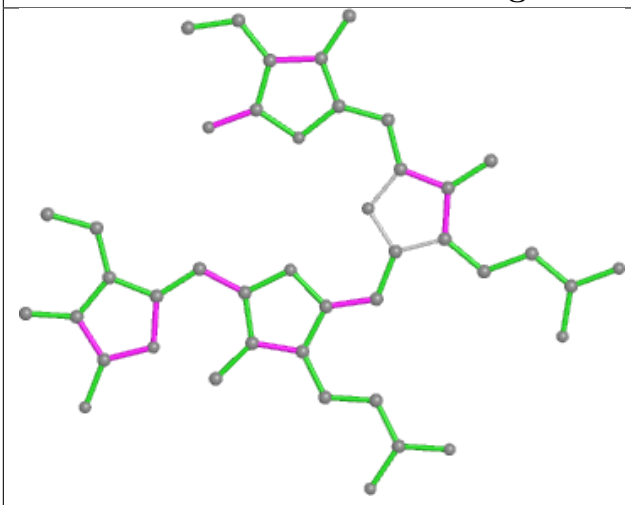

Bond lengths

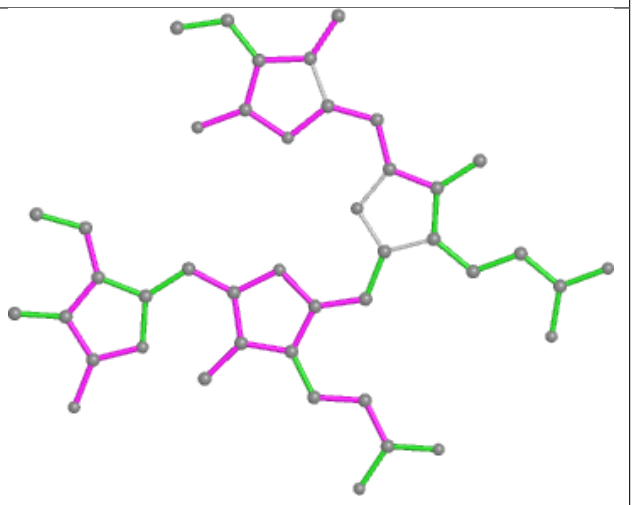

Bond angles

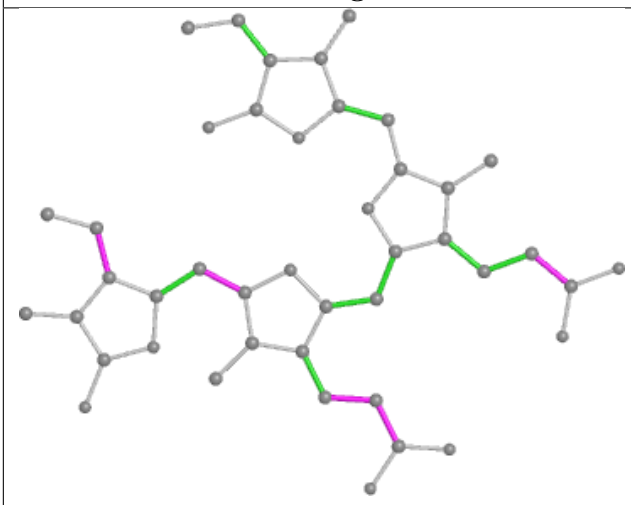

Torsions

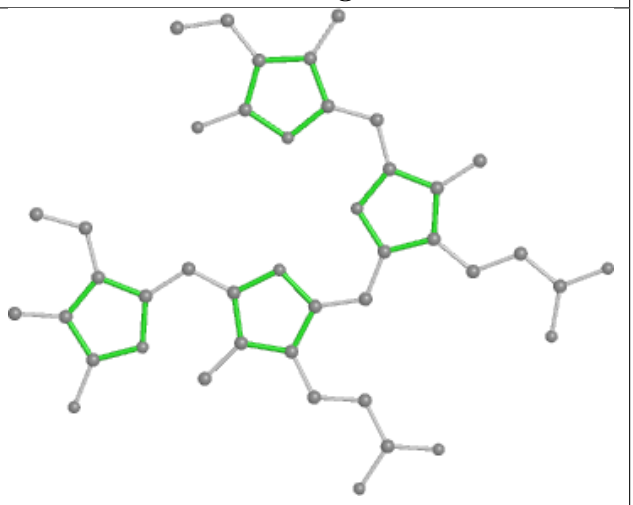

Rings

Ligand CLA AN 833

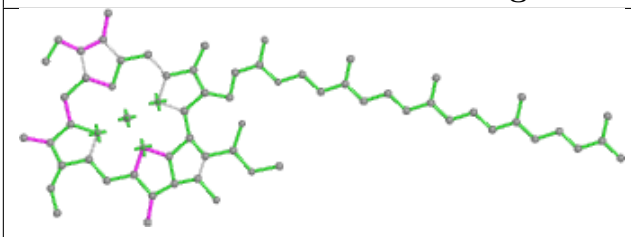

Bond lengths

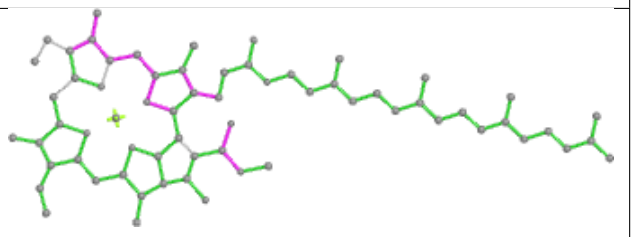

Bond angles

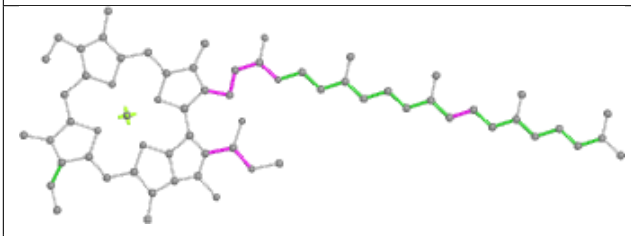

Torsions

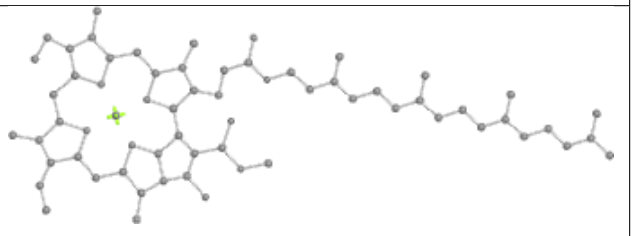

Rings

Ligand PEB U9 201

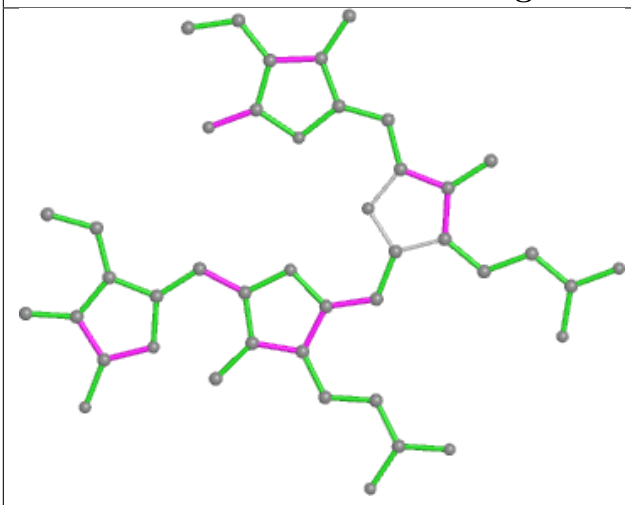

Bond lengths

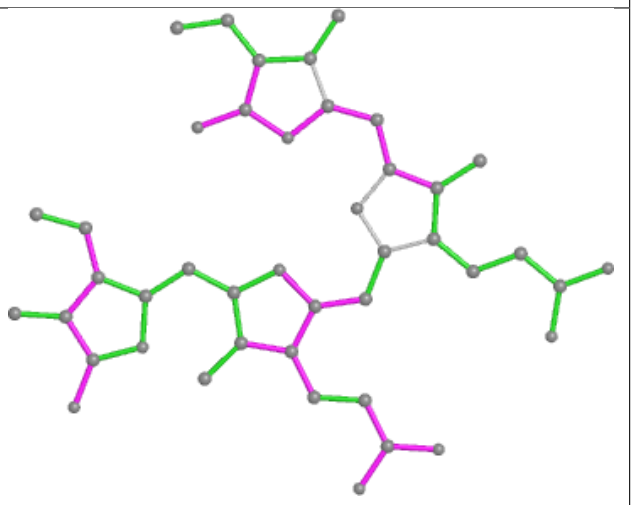

Bond angles

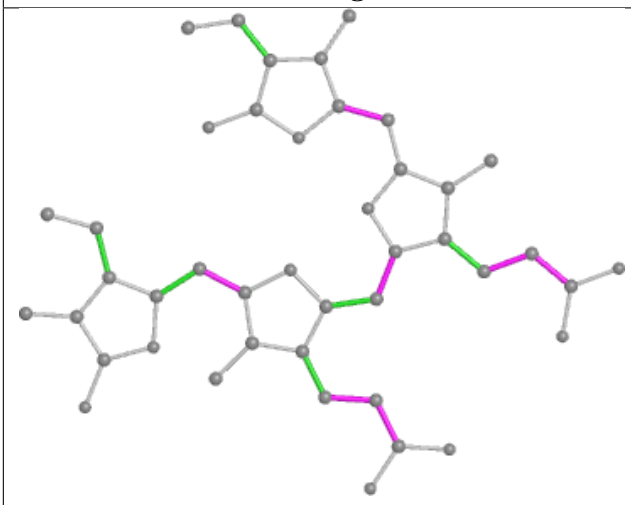

Torsions

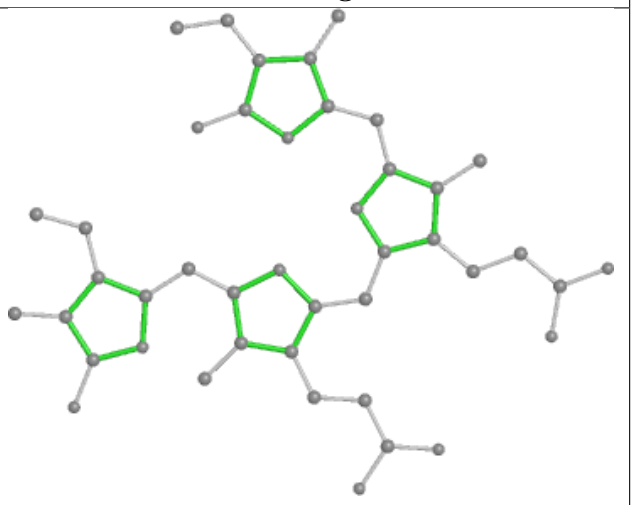

Rings

Ligand PEB G7 202

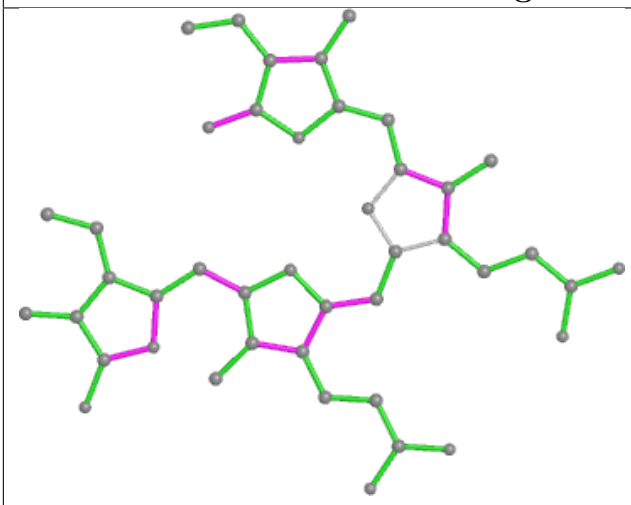

Bond lengths

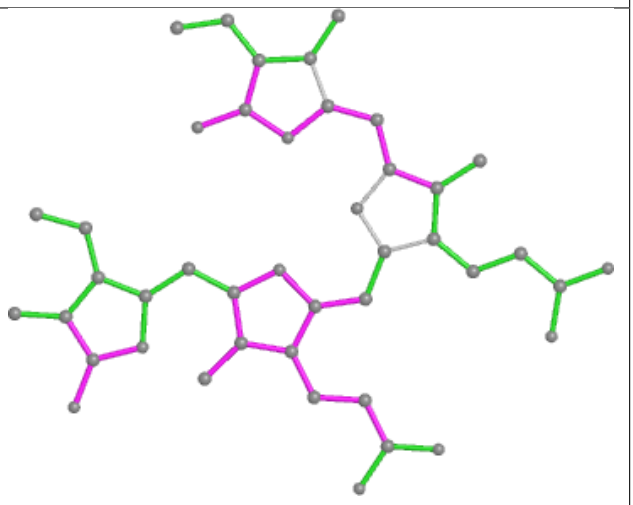

Bond angles

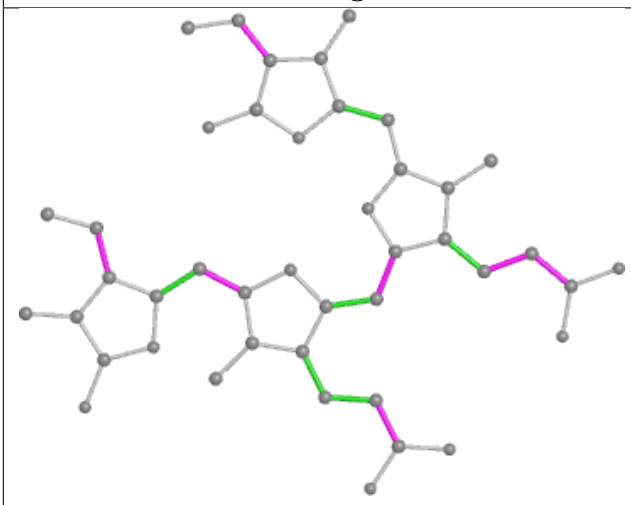

Torsions

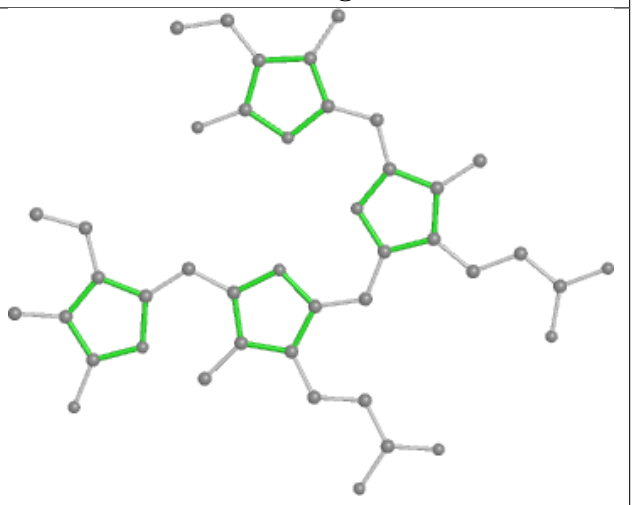

Rings

Ligand PEB LK 202

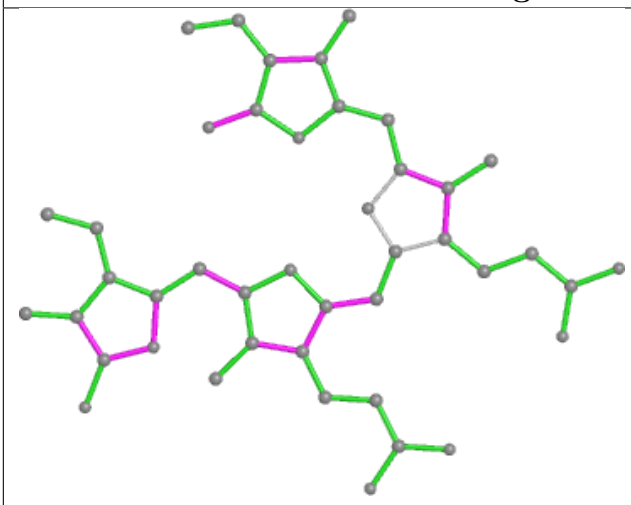

Bond lengths

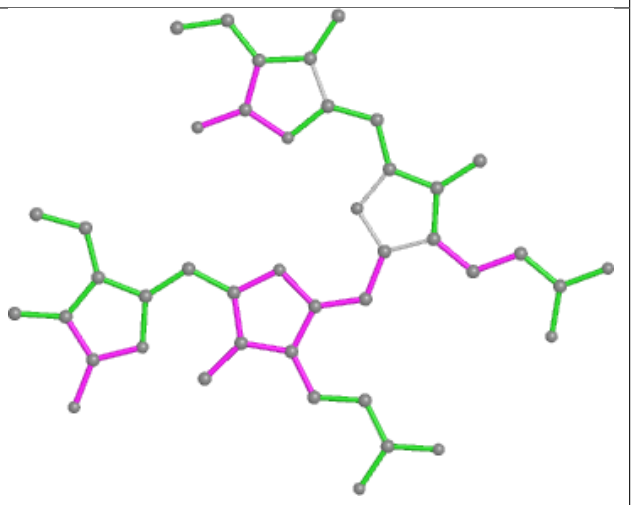

Bond angles

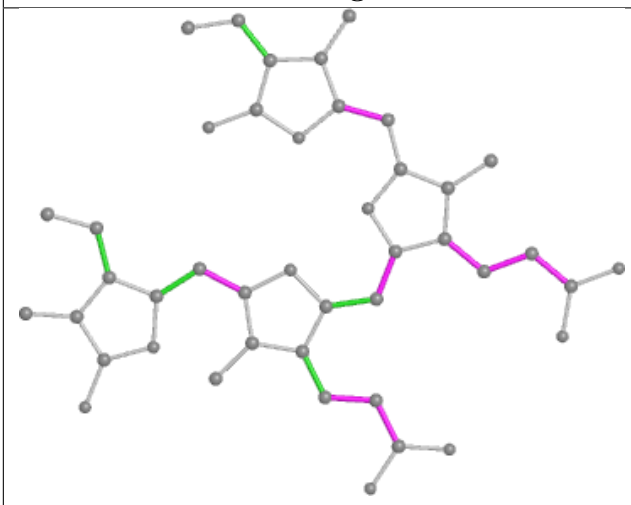

Torsions

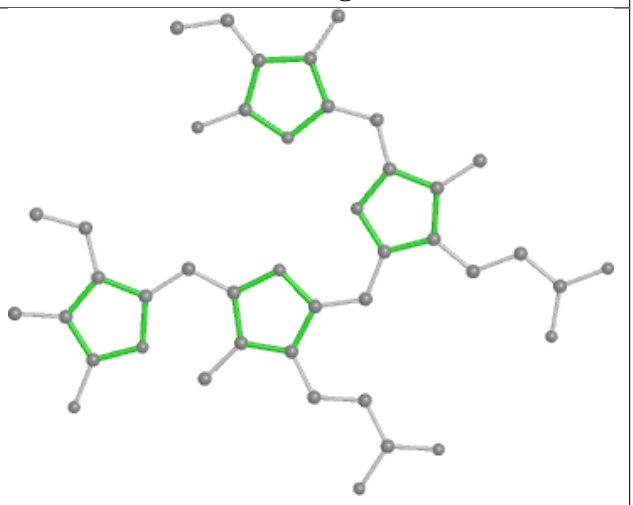

Rings

Ligand PEB Z9 301

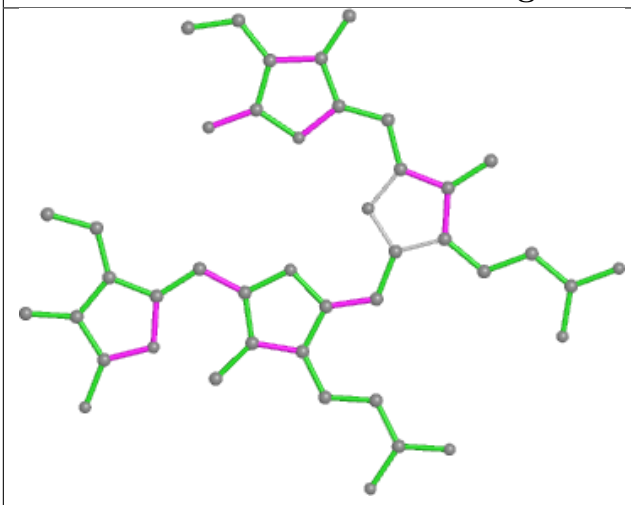

Bond lengths

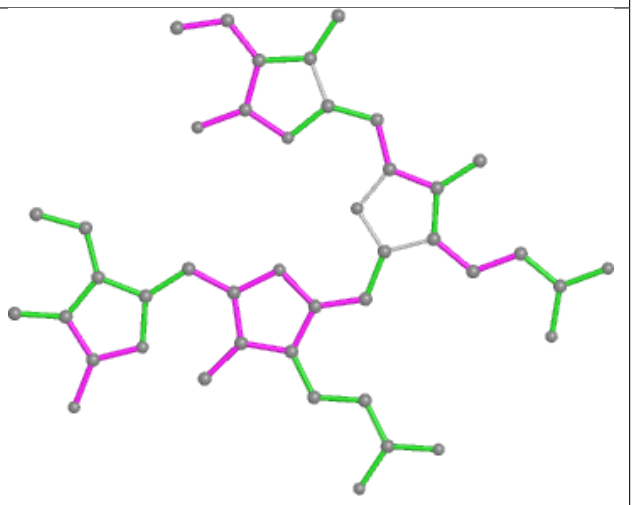

Bond angles

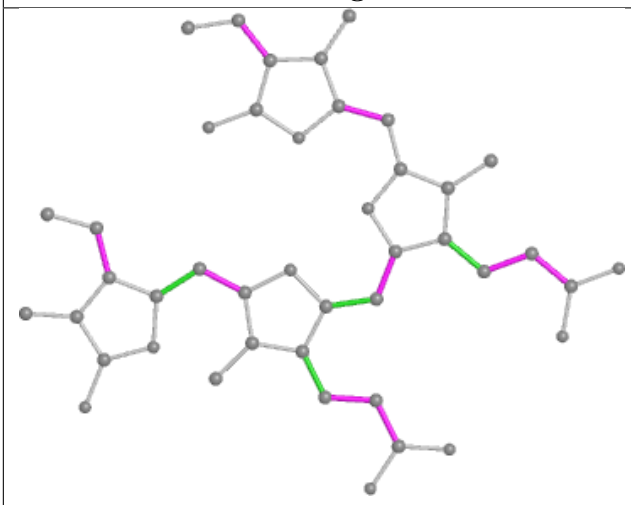

Torsions

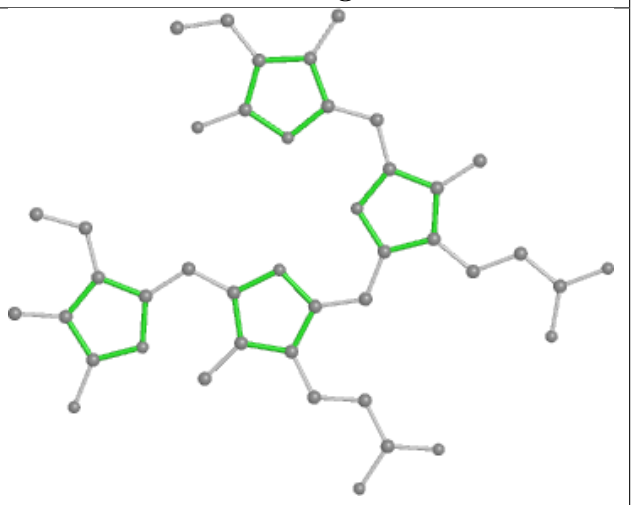

Rings

Ligand PEB L5 201

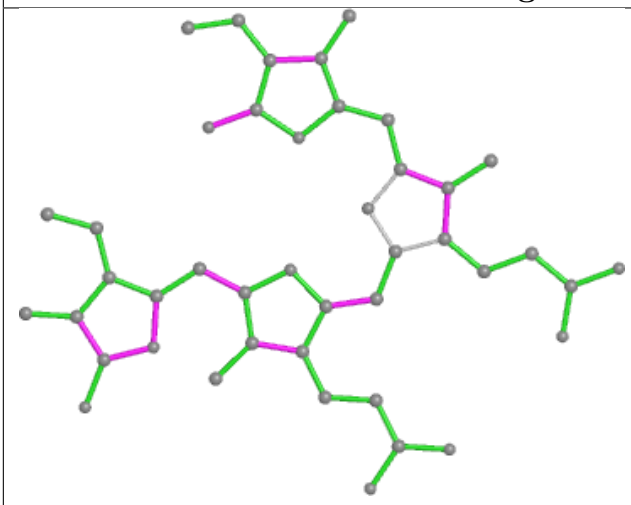

Bond lengths

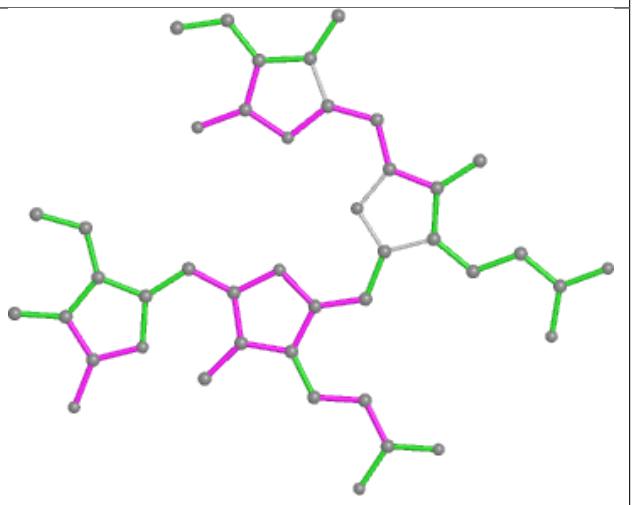

Bond angles

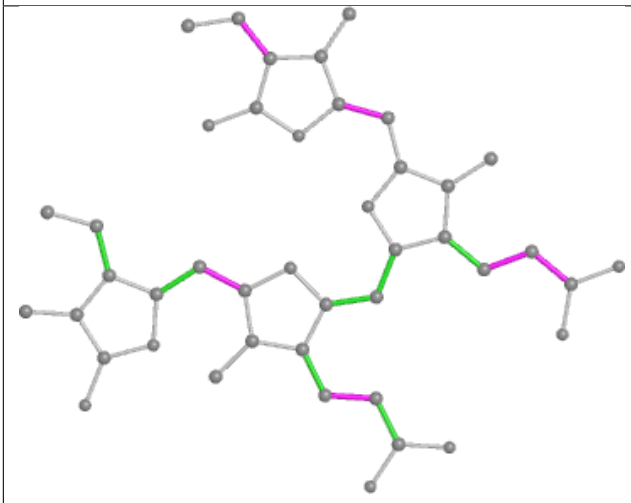

Torsions

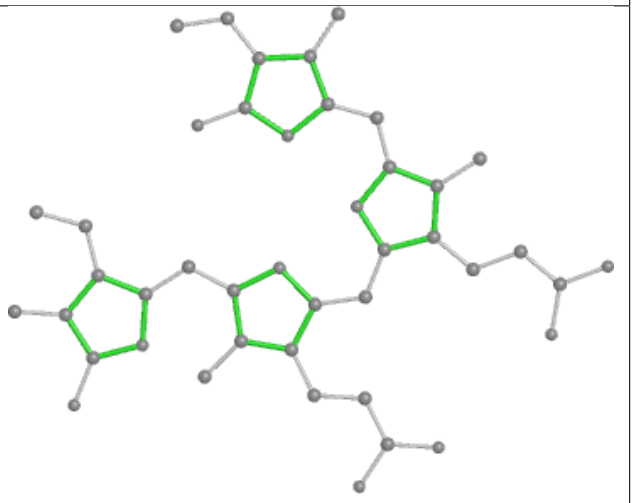

Rings

Ligand PEB yC 203

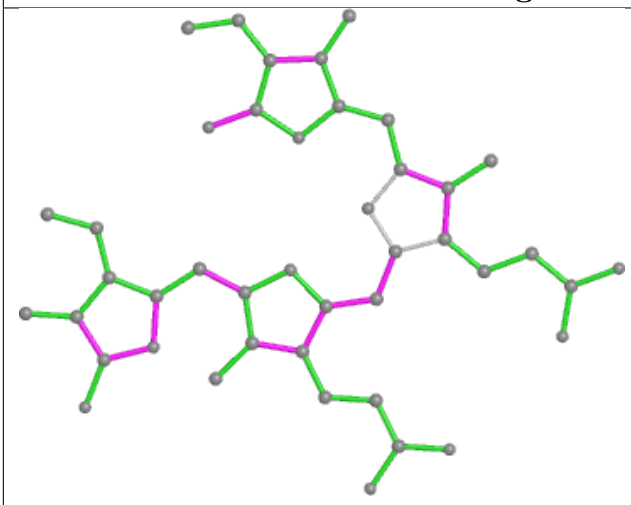

Bond lengths

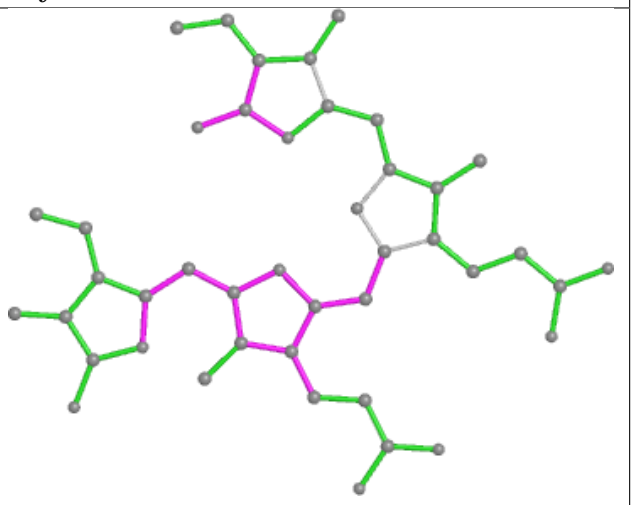

Bond angles

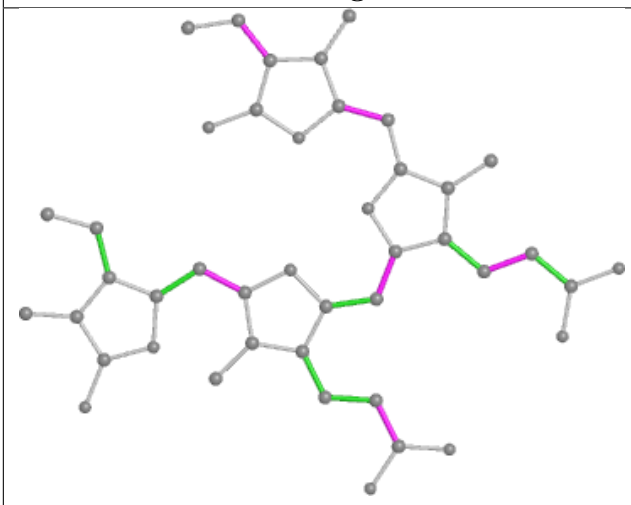

Torsions

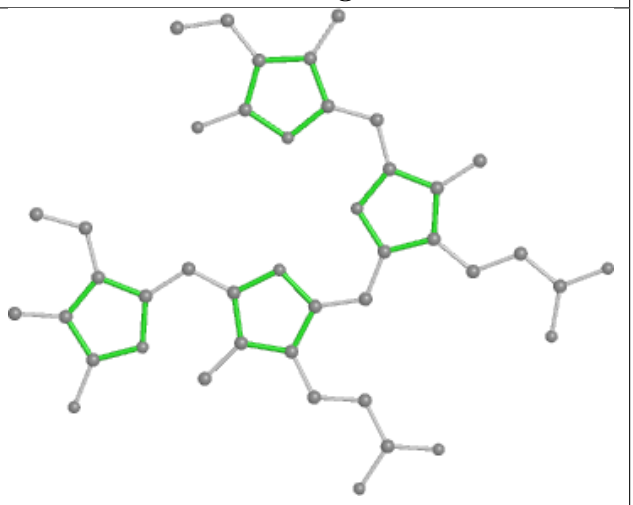

Rings

Ligand PEB M5 305

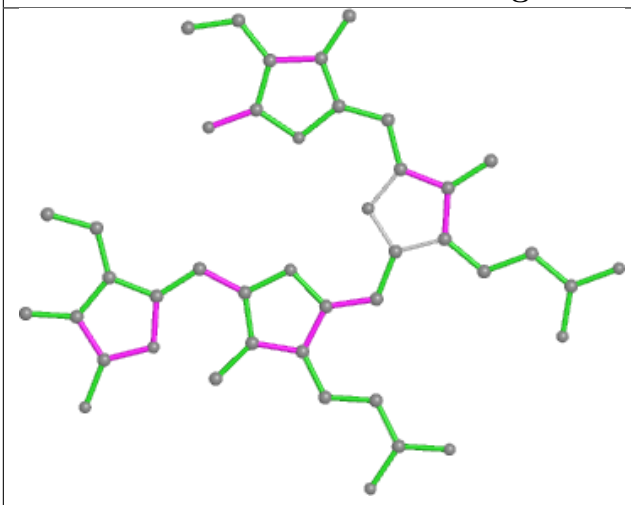

Bond lengths

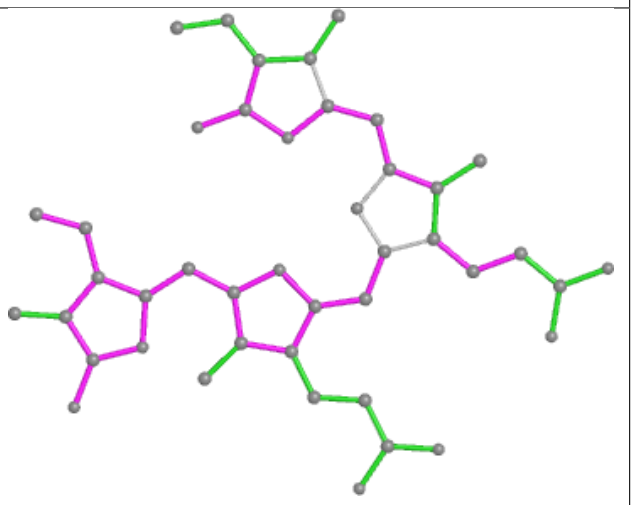

Bond angles

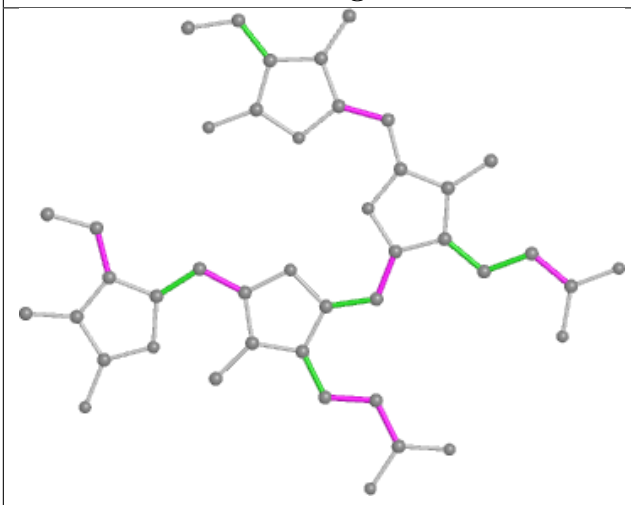

Torsions

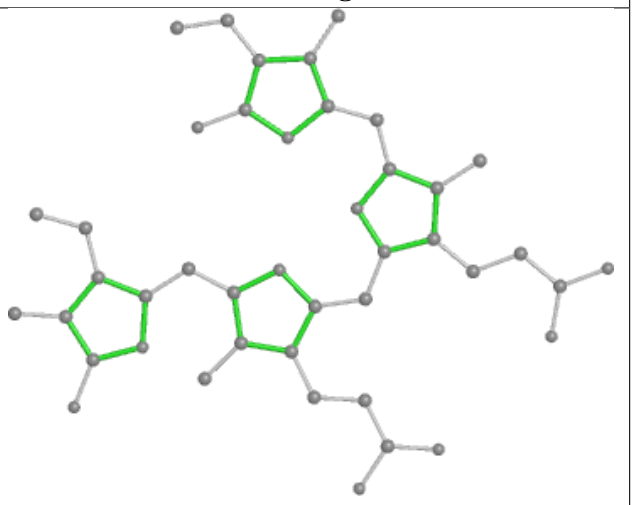

Rings

Ligand PEB Z5 301

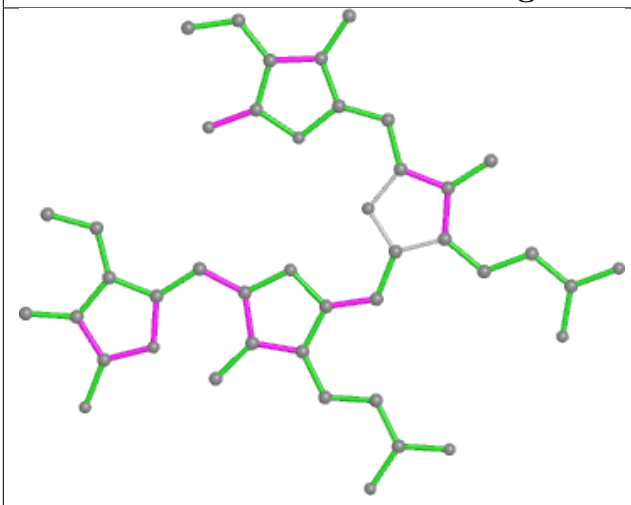

Bond lengths

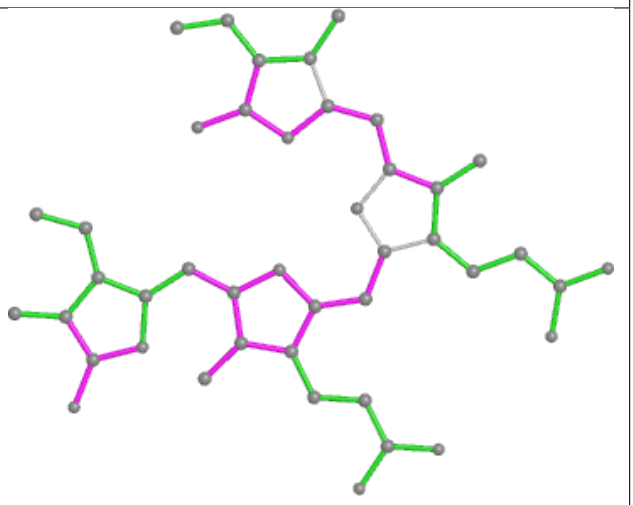

Bond angles

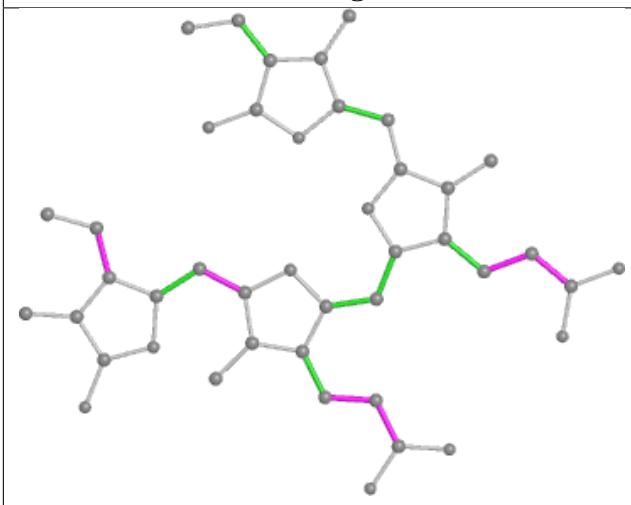

Torsions

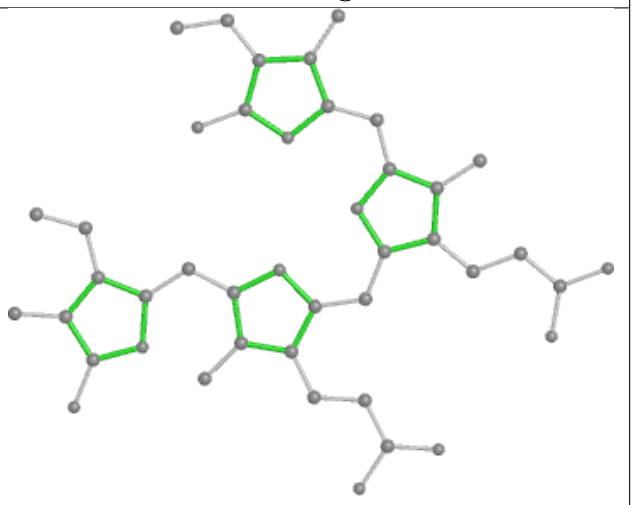

Rings

Ligand PEB UD 202

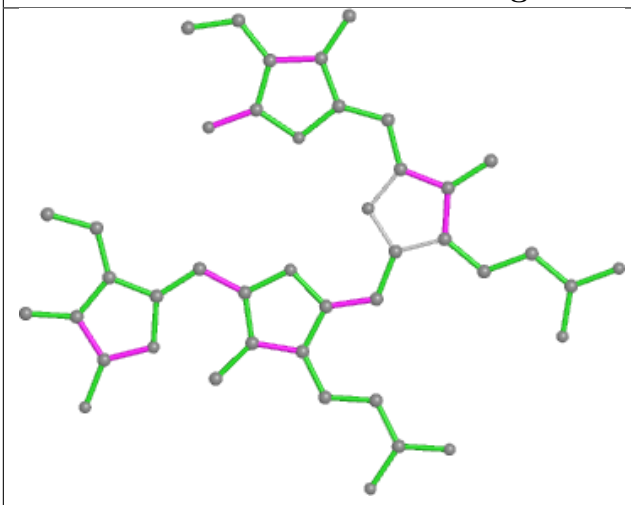

Bond lengths

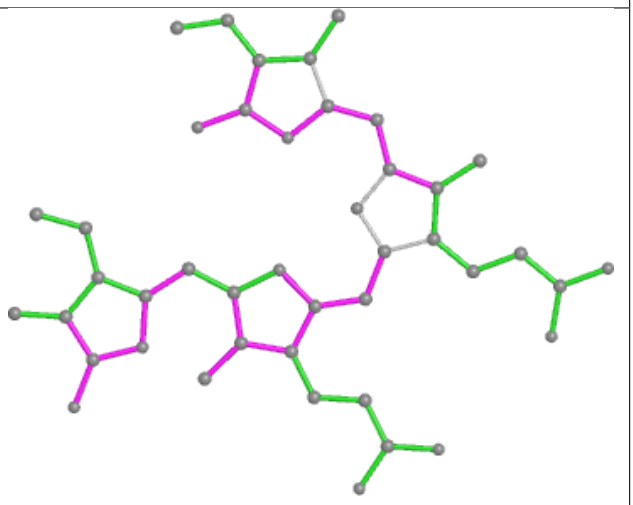

Bond angles

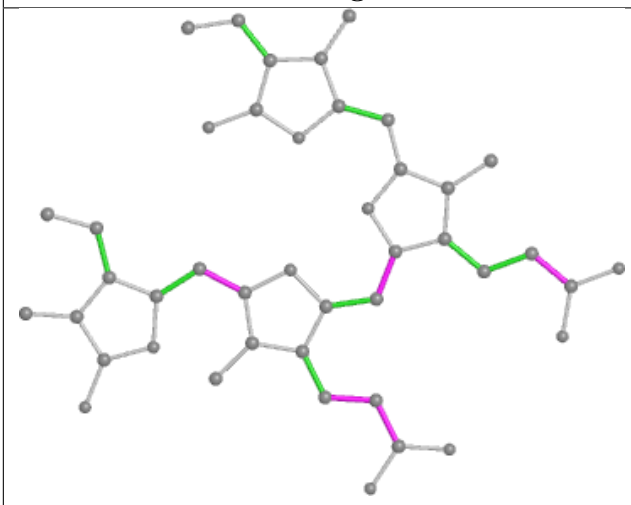

Torsions

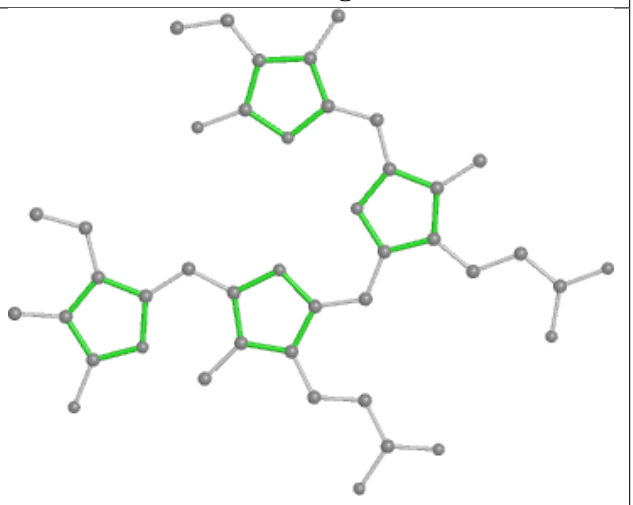

Rings

Ligand CLA cL 506

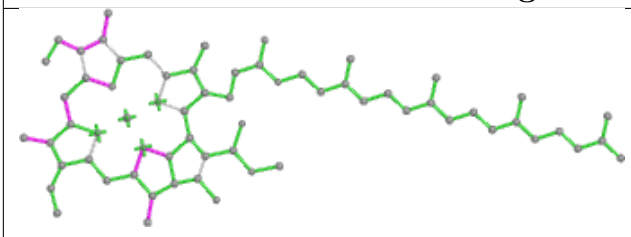

Bond lengths

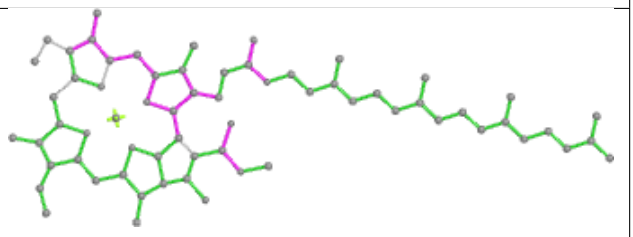

Bond angles

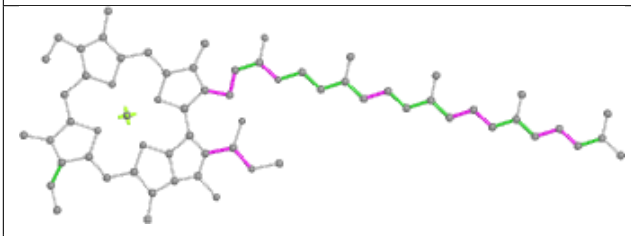

Torsions

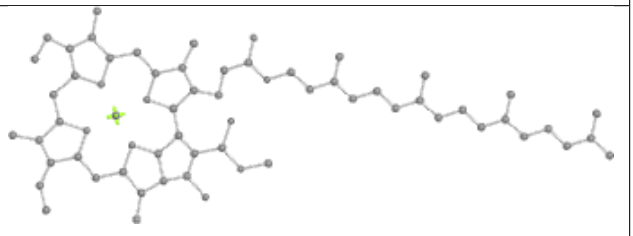

Rings

Ligand ZEX 82 309

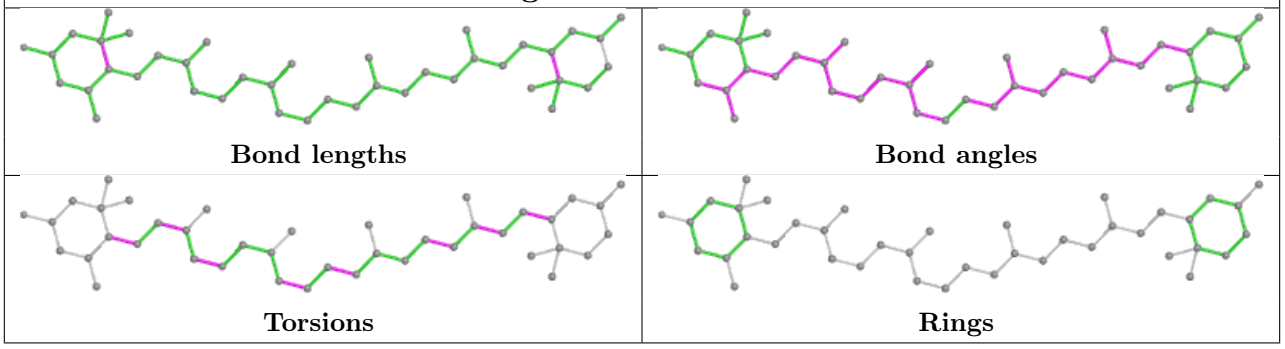

Ligand PEB BQ 201

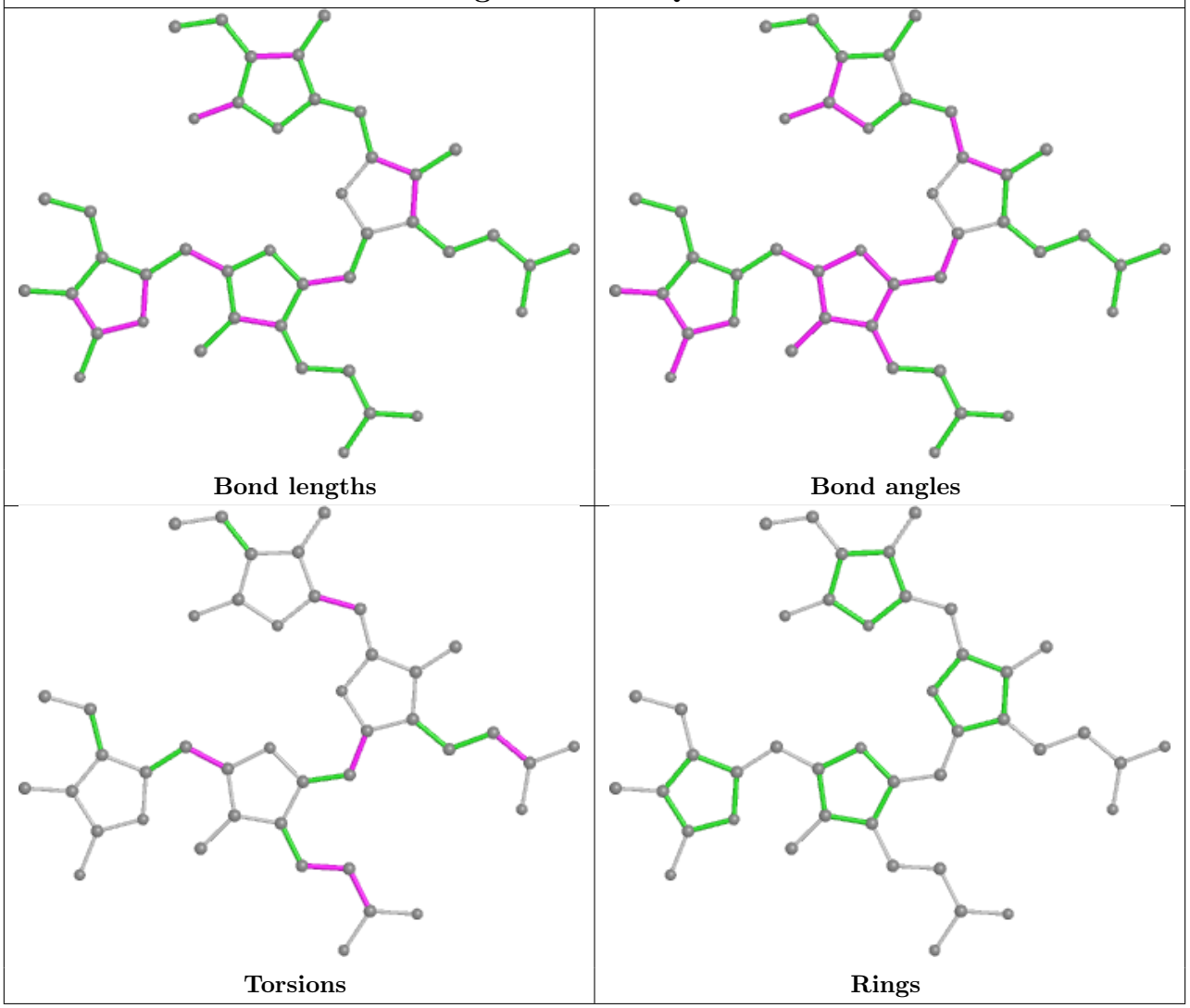

Ligand CLA 3N 313

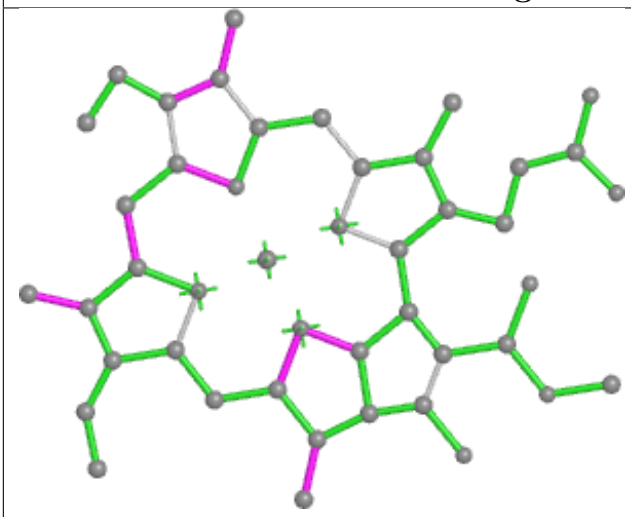

Bond lengths

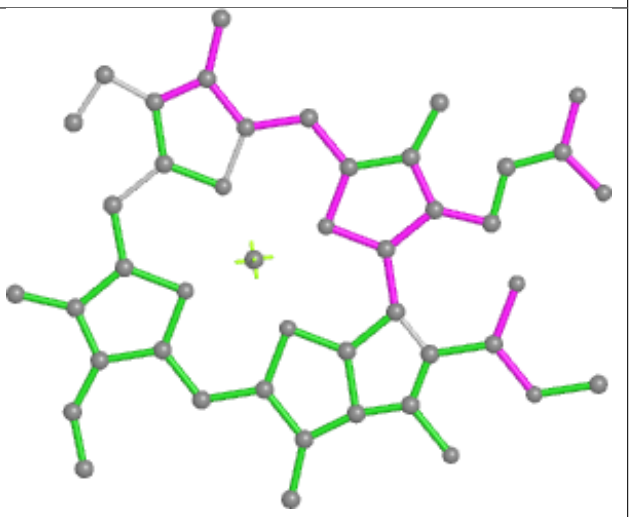

Bond angles

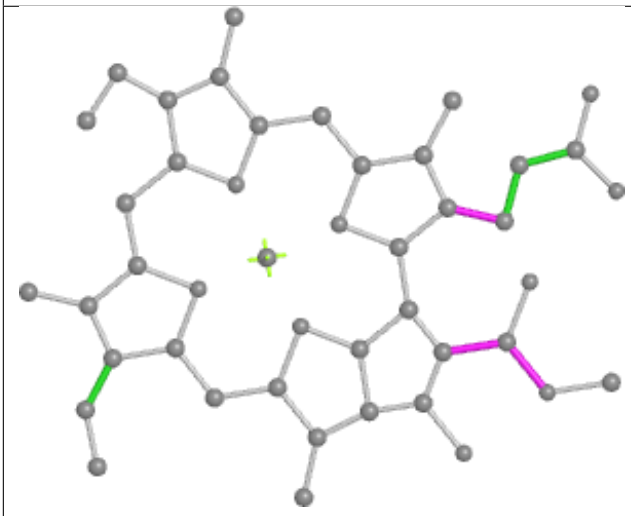

Torsions

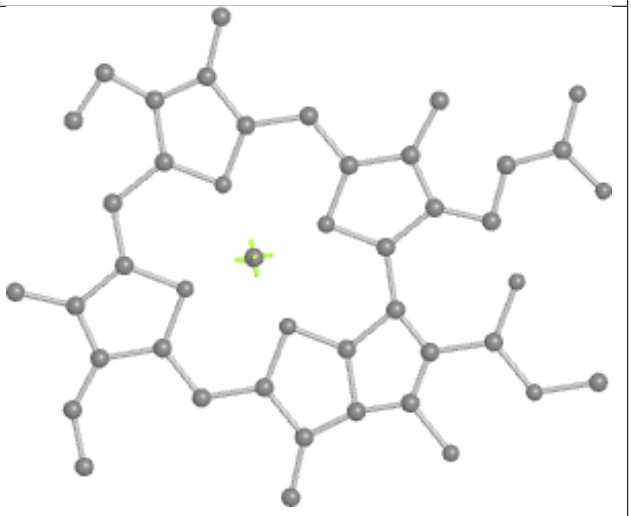

Rings

Ligand PEB gK 201

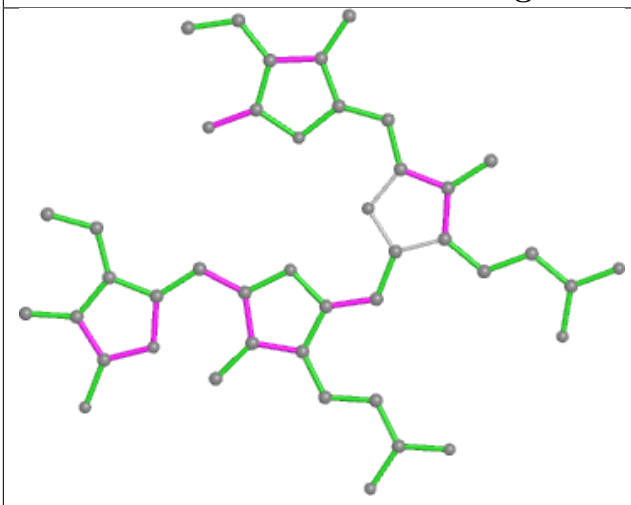

Bond lengths

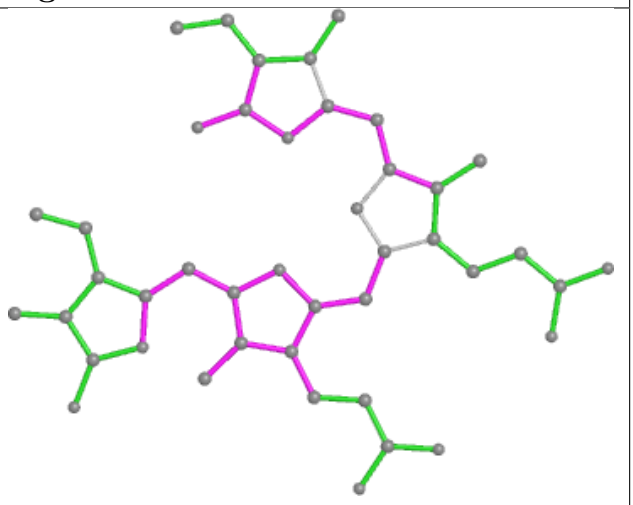

Bond angles

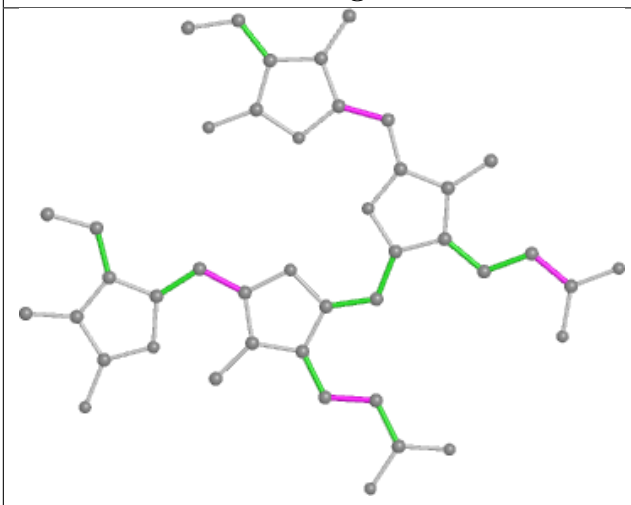

Torsions

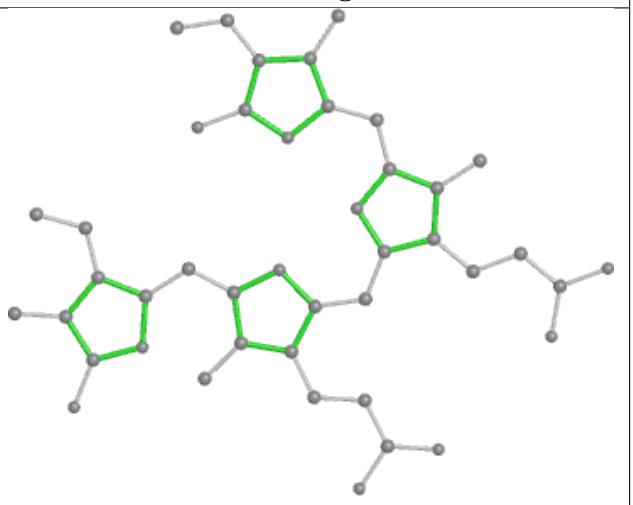

Rings

Ligand PEB OB 201

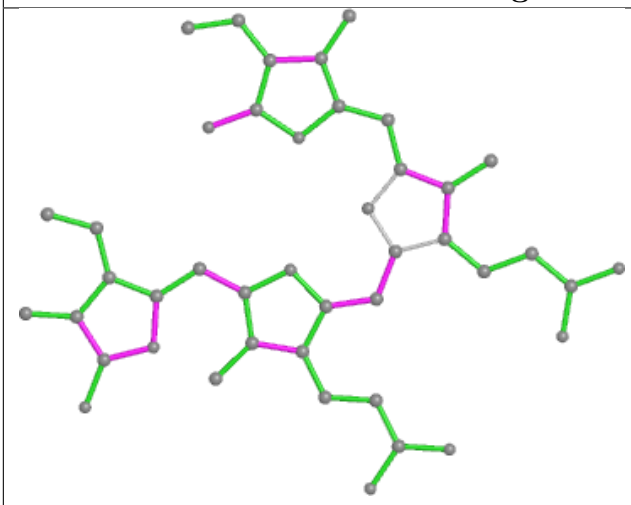

Bond lengths

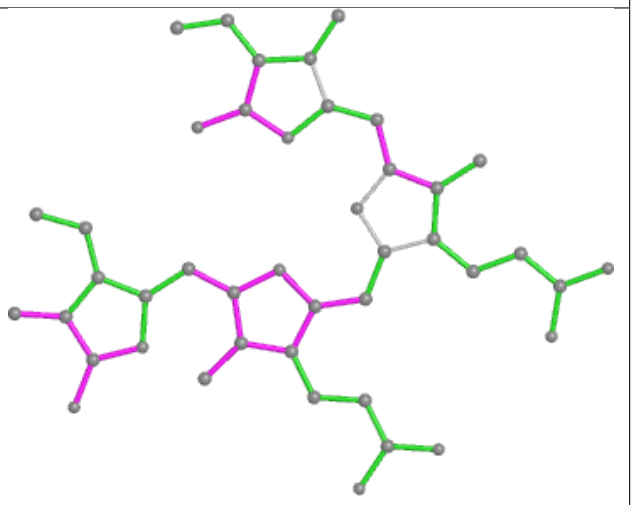

Bond angles

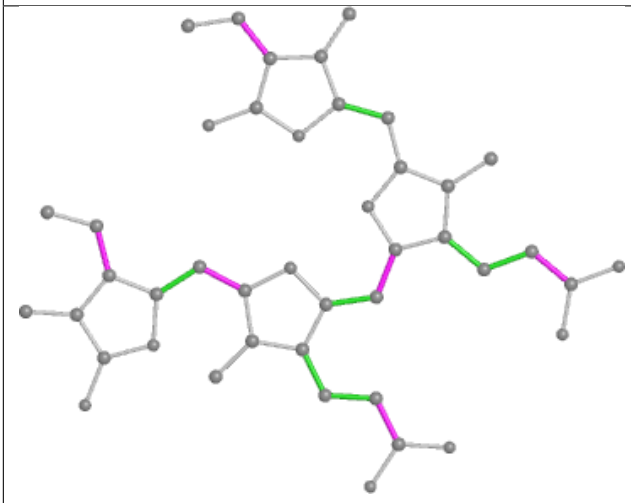

Torsions

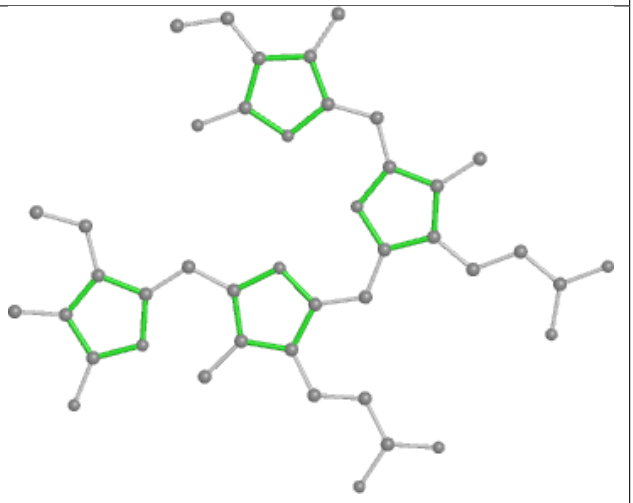

Rings

Ligand CLA AN 837

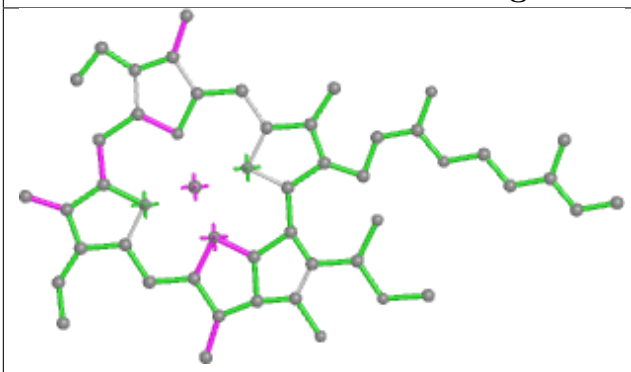

Bond lengths

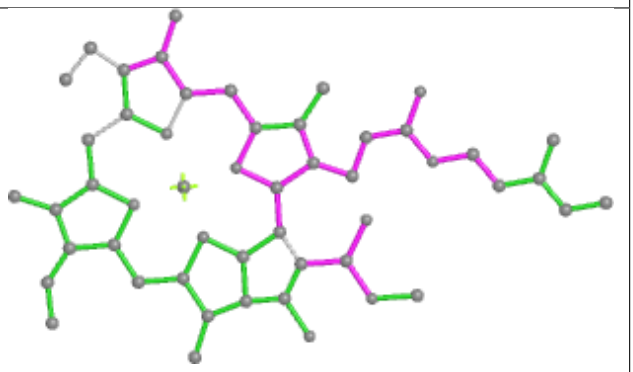

Bond angles

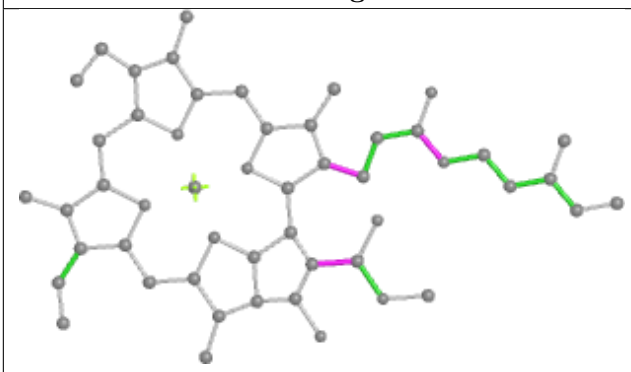

Torsions

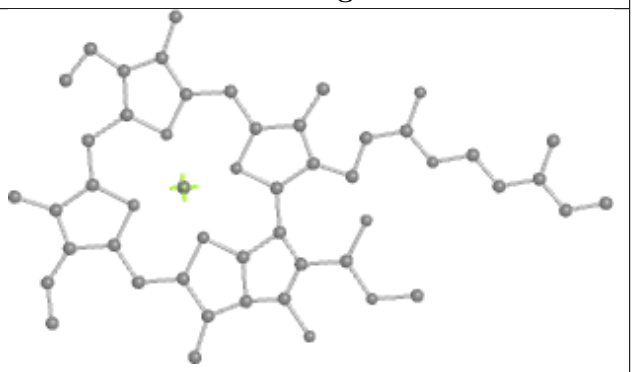

Rings

Ligand PEB K9 202

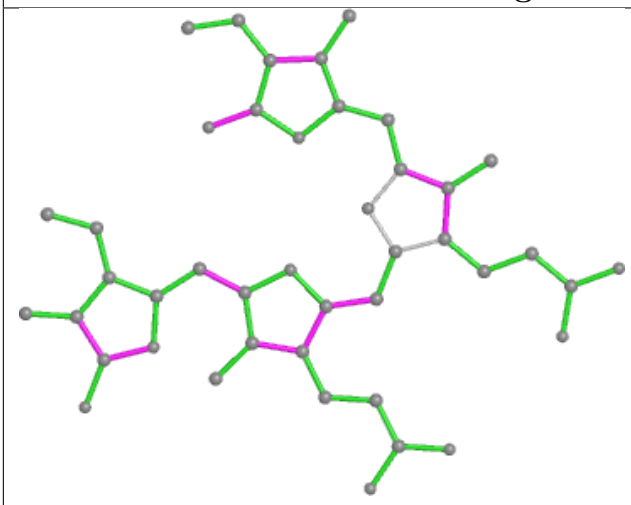

Bond lengths

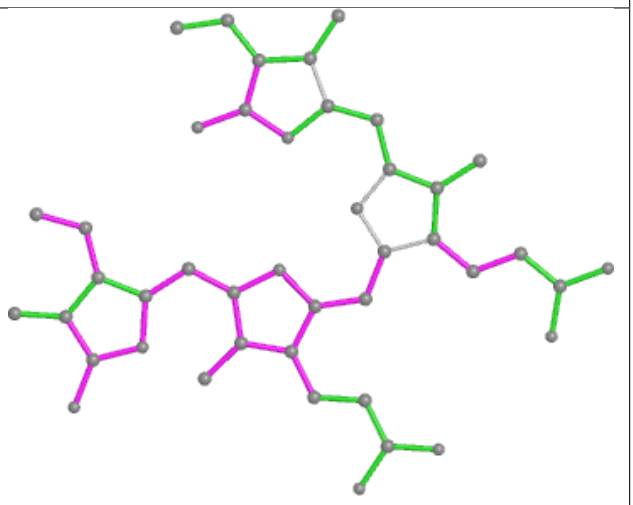

Bond angles

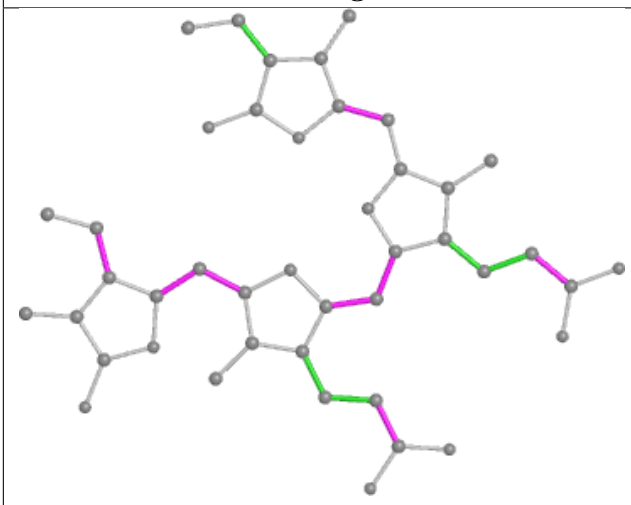

Torsions

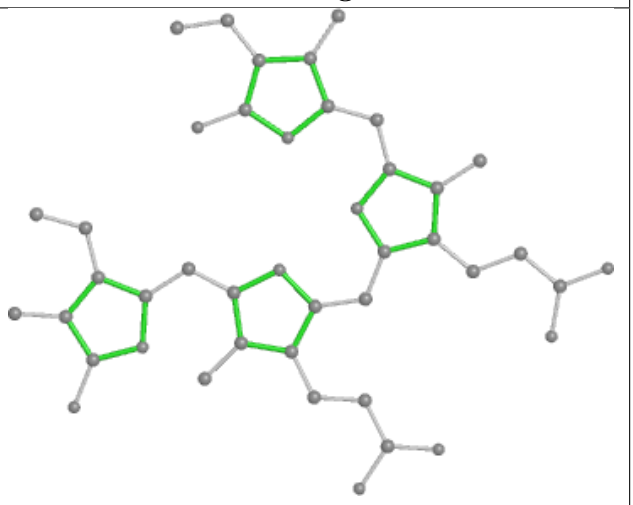

Rings

Ligand CLA bL 622

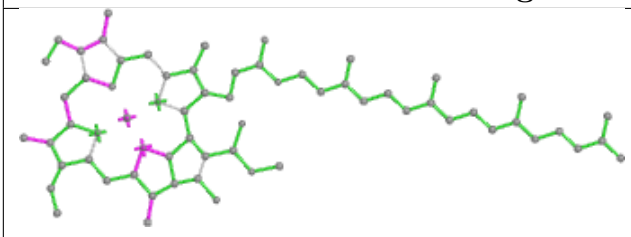

Bond lengths

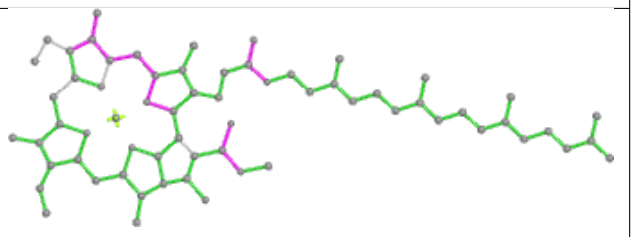

Bond angles

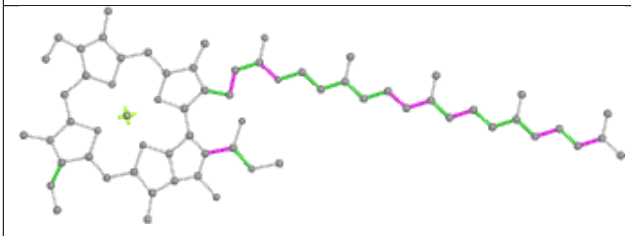

Torsions

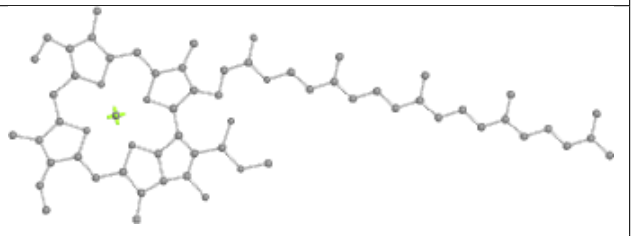

Rings

Ligand PEB MJ 203

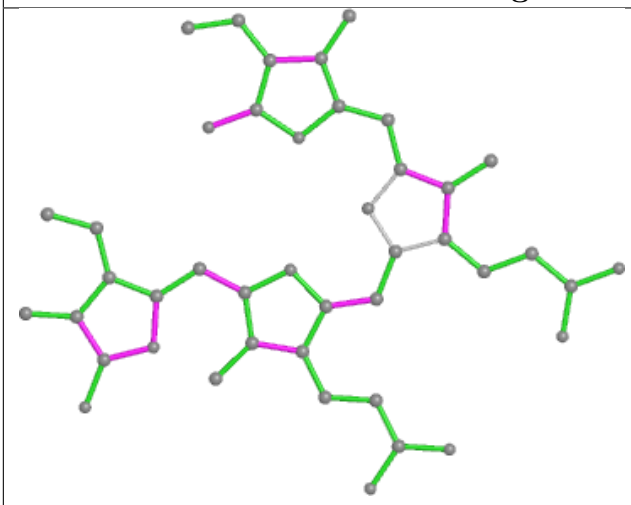

Bond lengths

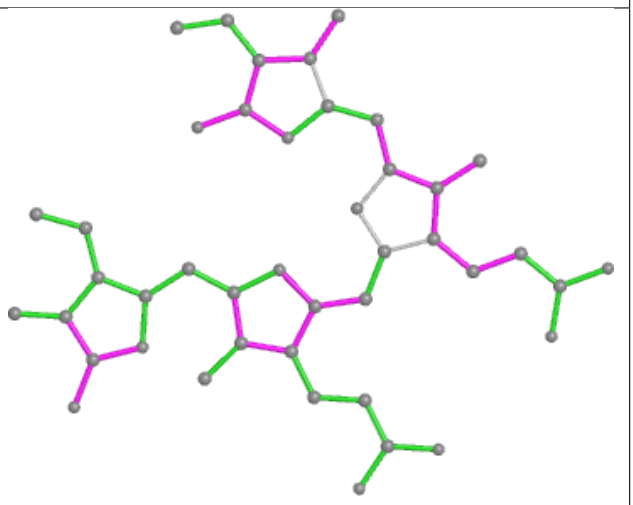

Bond angles

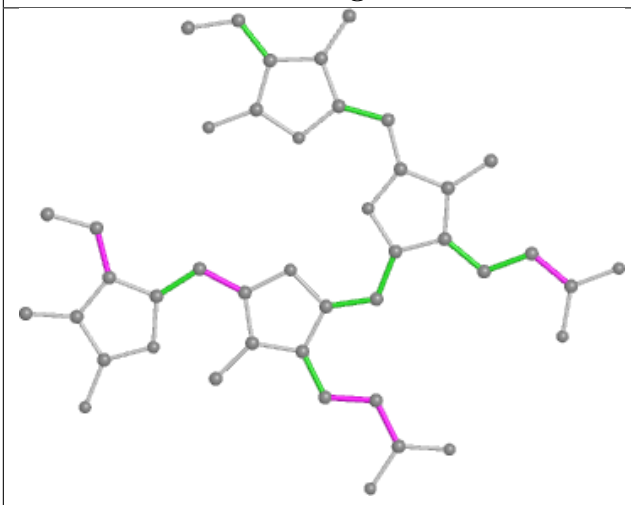

Torsions

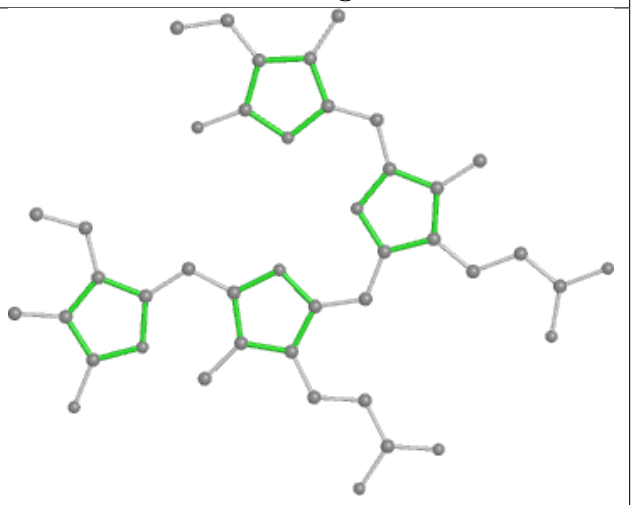

Rings

Ligand PEB KB 303

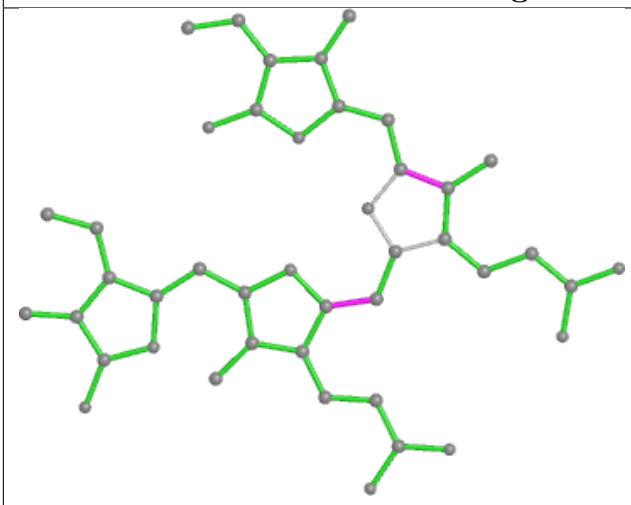

Bond lengths

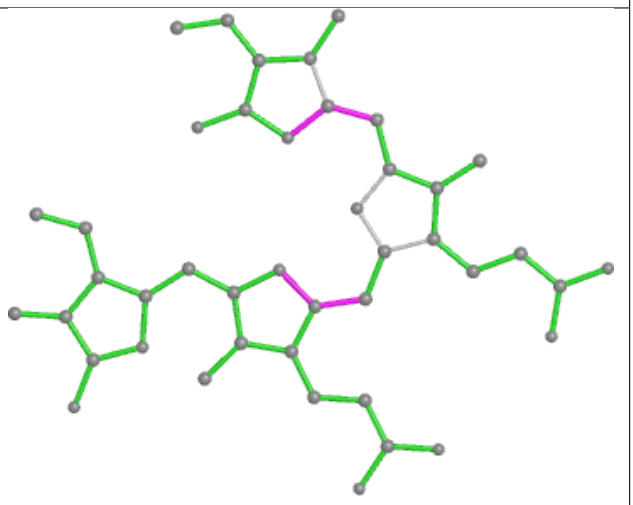

Bond angles

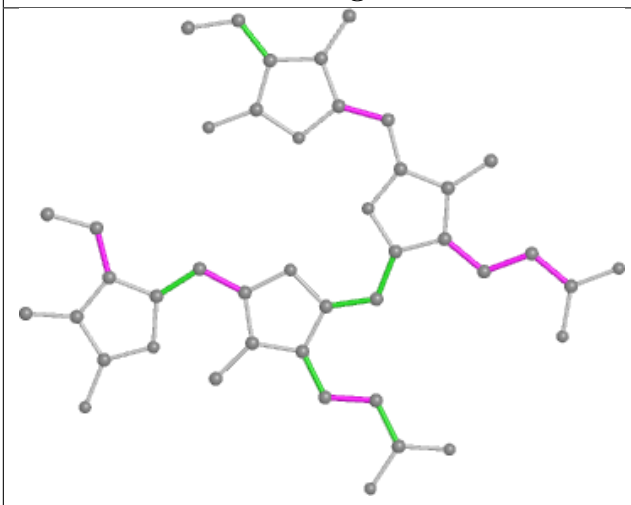

Torsions

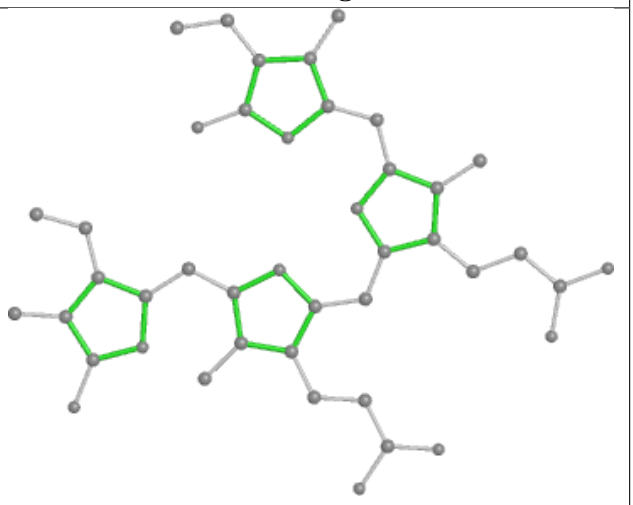

Rings

Ligand PEB ZJ 201

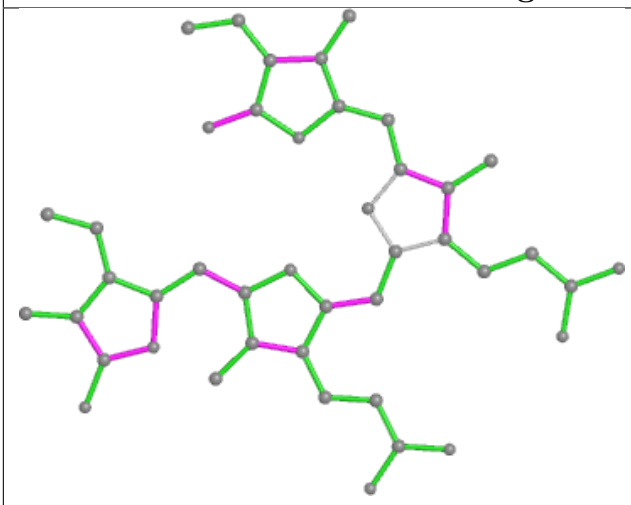

Bond lengths

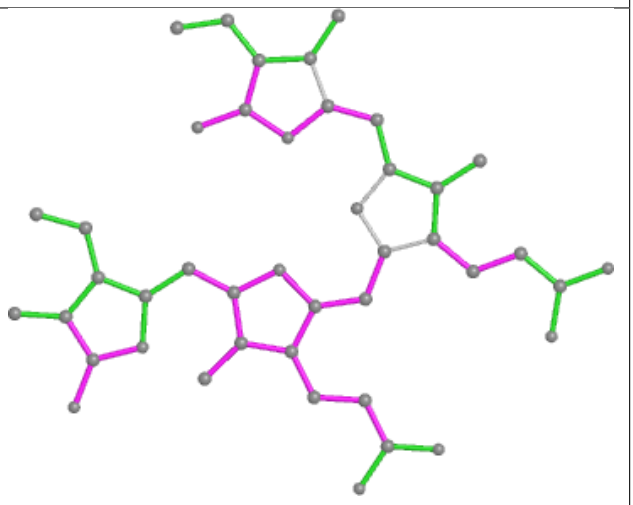

Bond angles

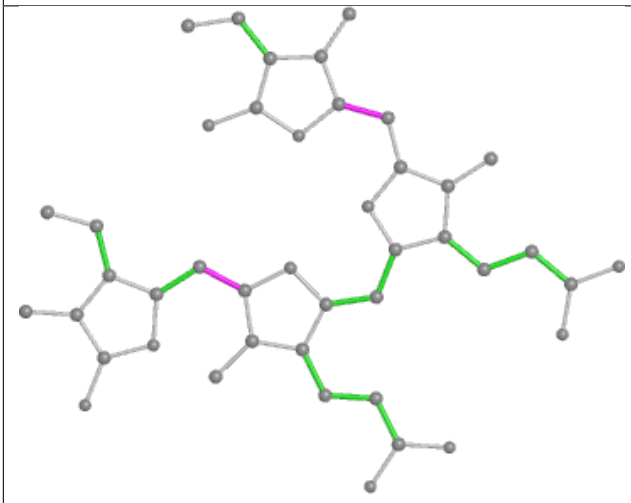

Torsions

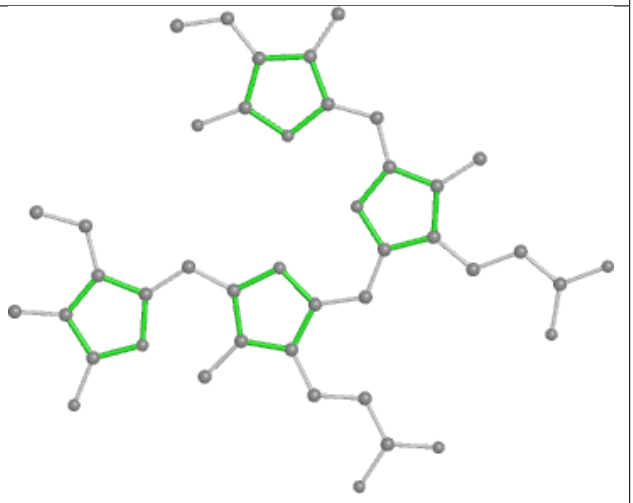

Rings

Ligand PEB qC 201

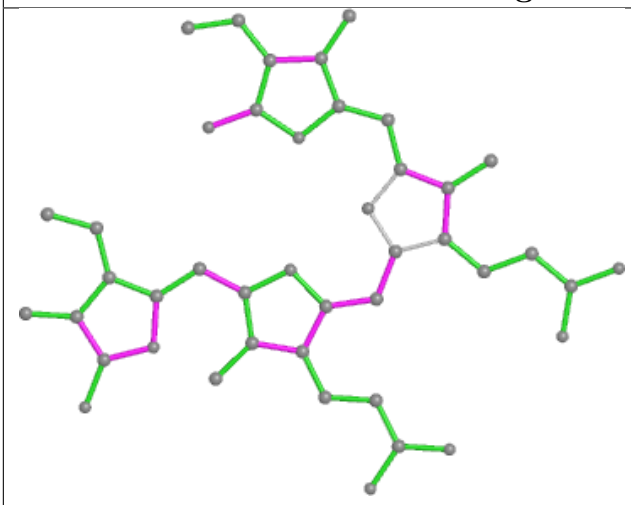

Bond lengths

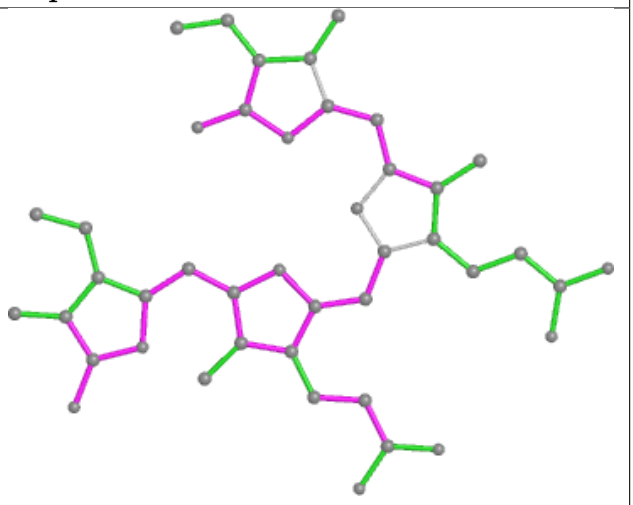

Bond angles

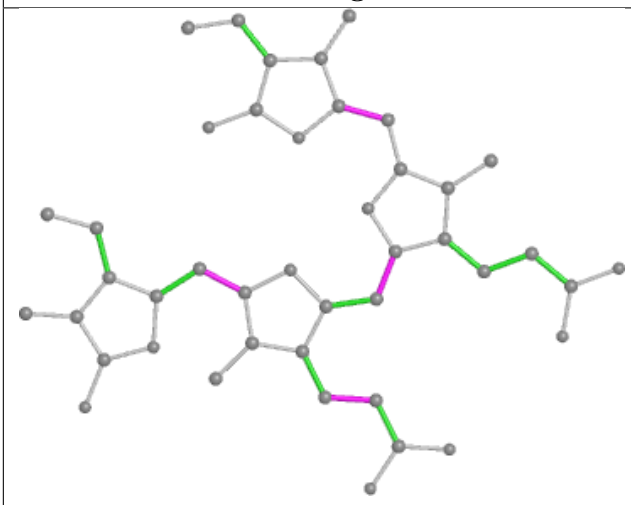

Torsions

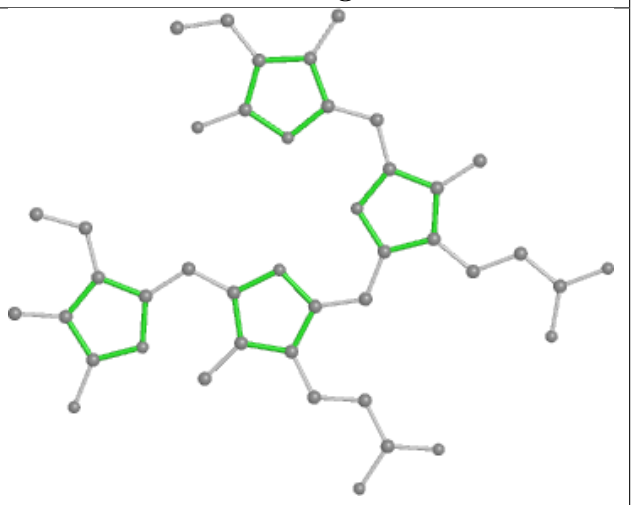

Rings

Ligand CLA AN 838

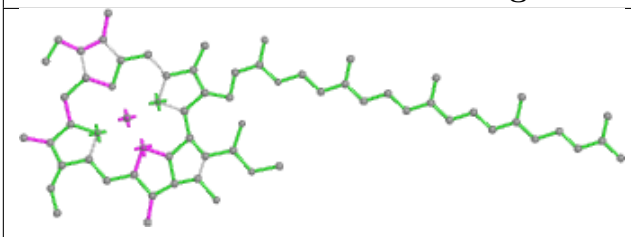

Bond lengths

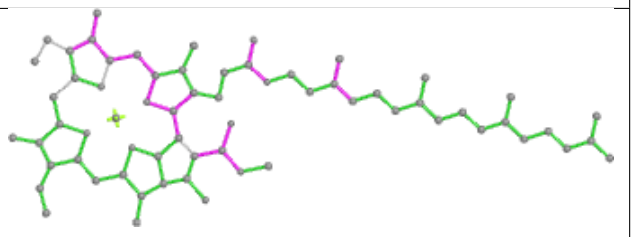

Bond angles

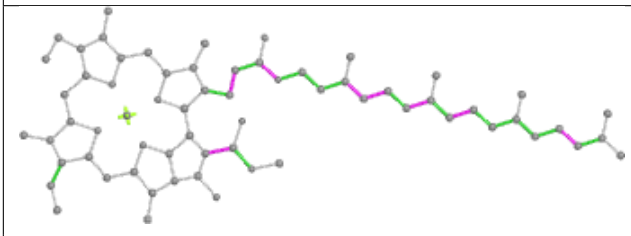

Torsions

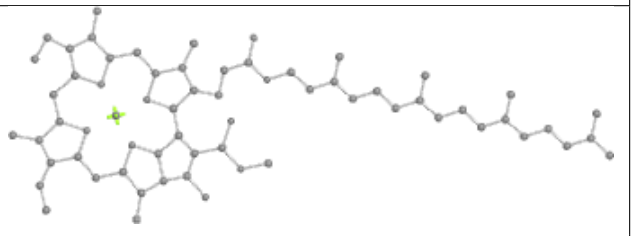

Rings

Ligand PEB dM 201

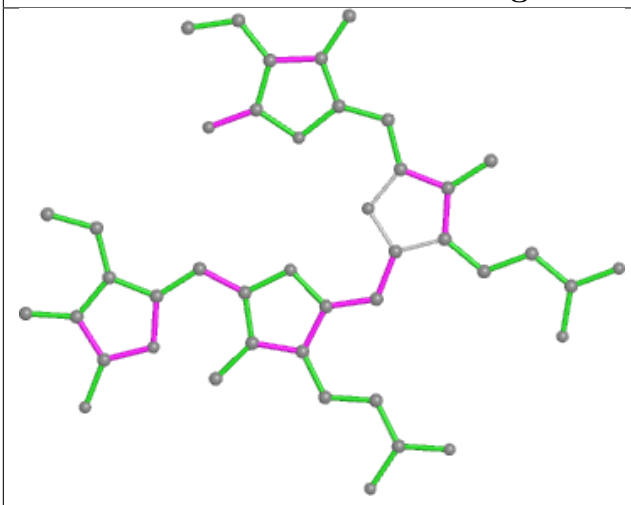

Bond lengths

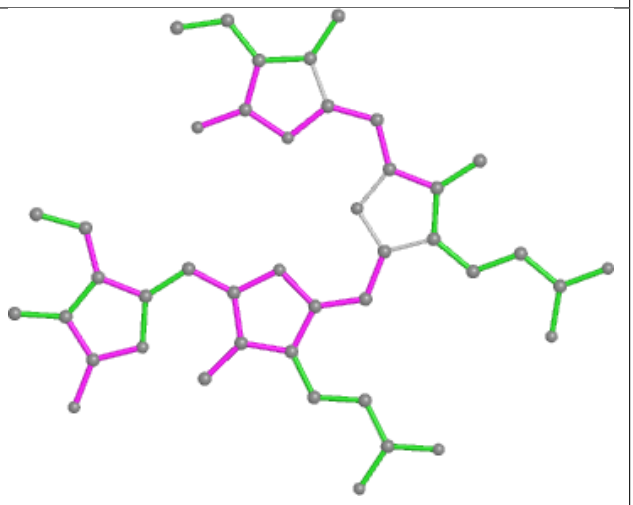

Bond angles

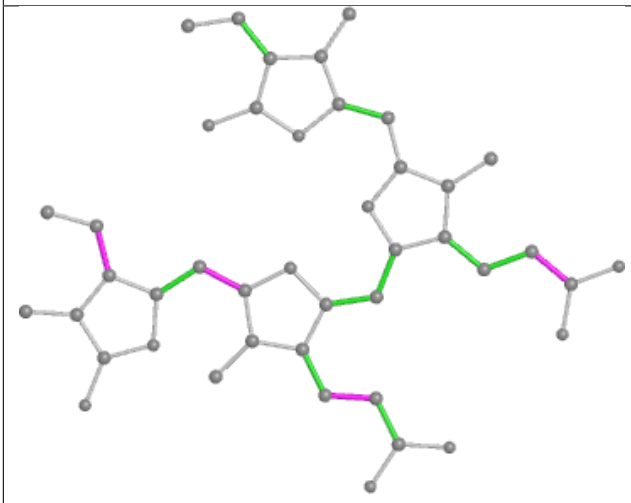

Torsions

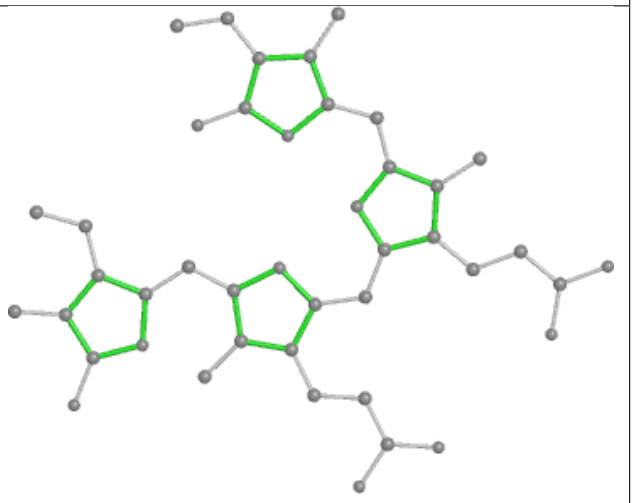

Rings

Ligand CLA 32 303

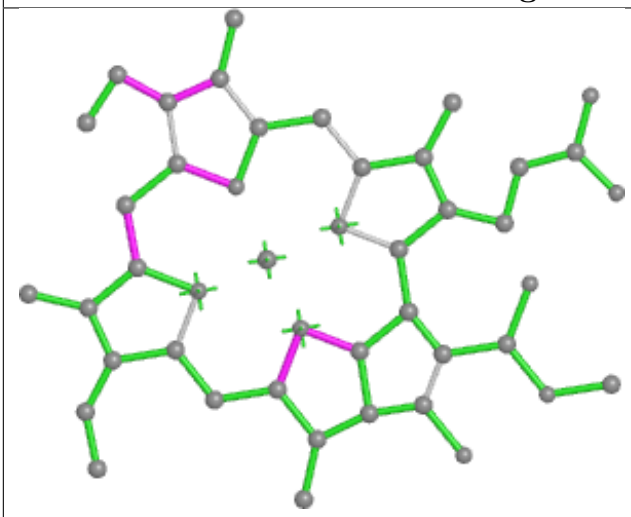

Bond lengths

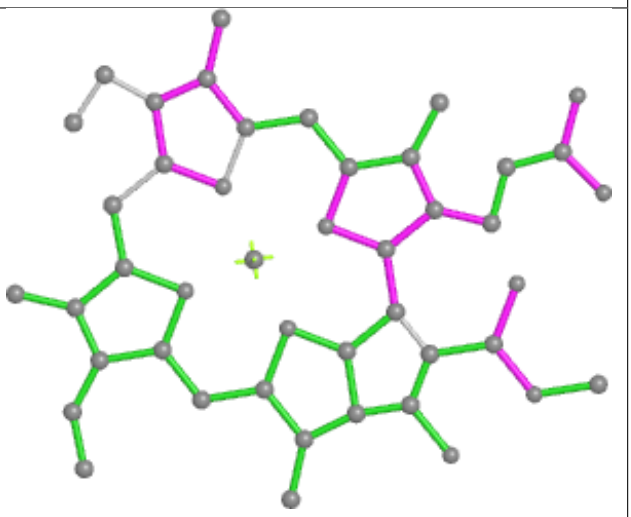

Bond angles

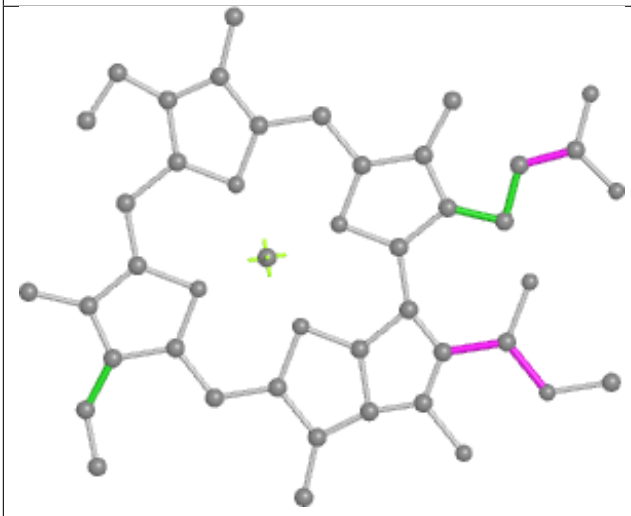

Torsions

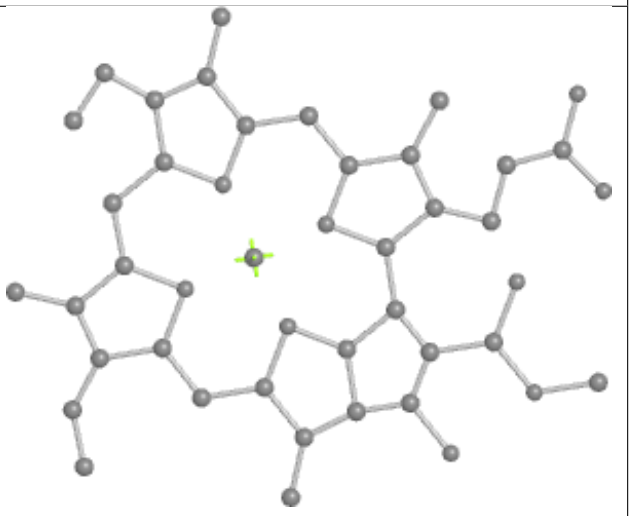

Rings

Ligand PEB CQ 202

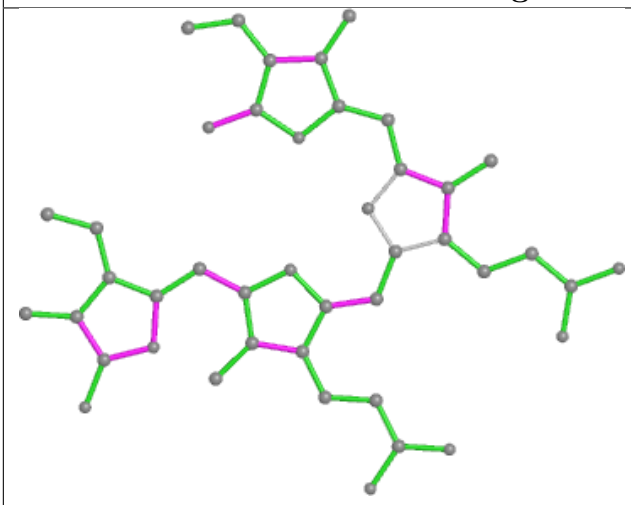

Bond lengths

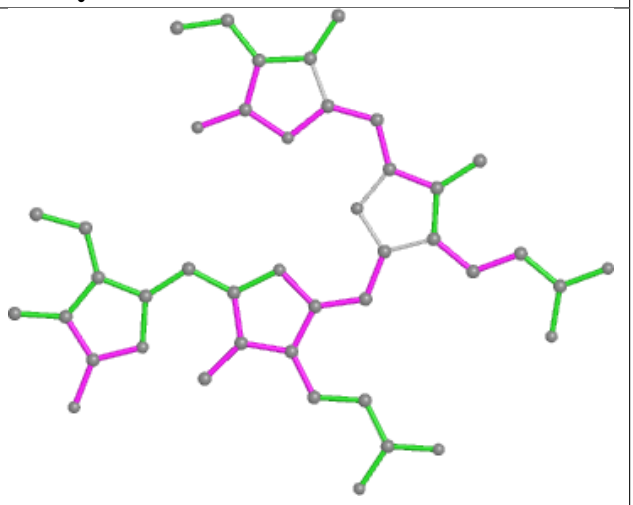

Bond angles

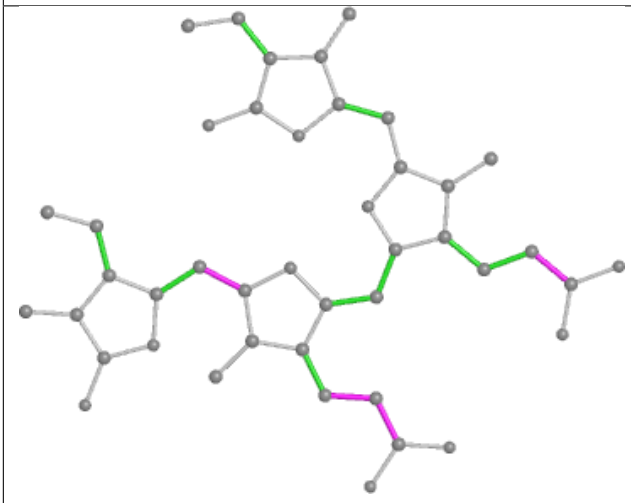

Torsions

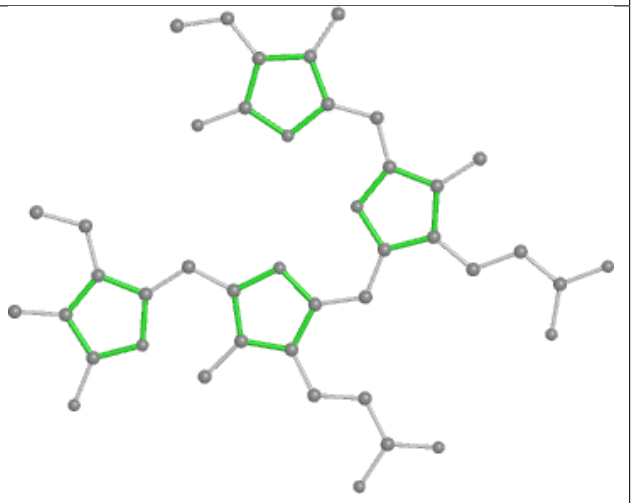

Rings

Ligand CYC NE 201

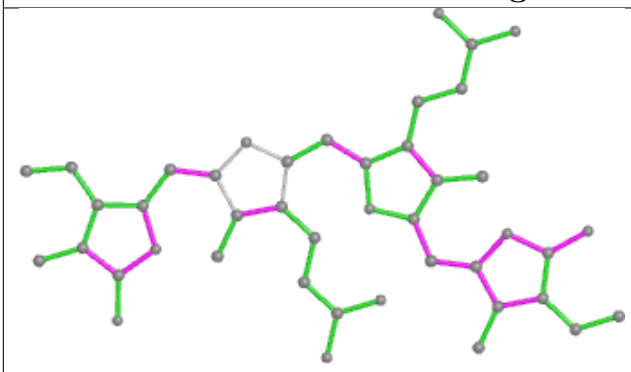

Bond lengths

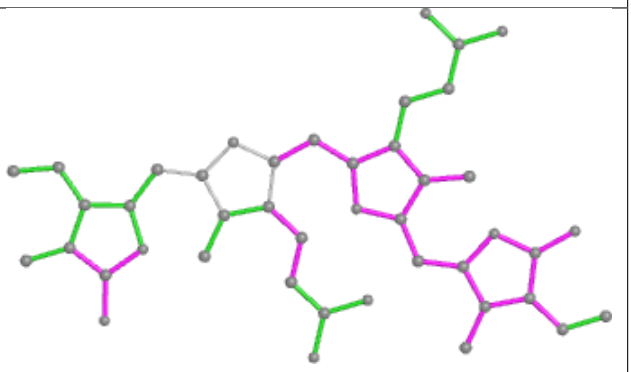

Bond angles

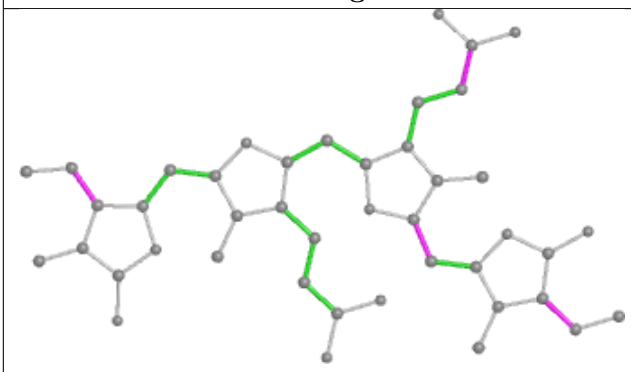

Torsions

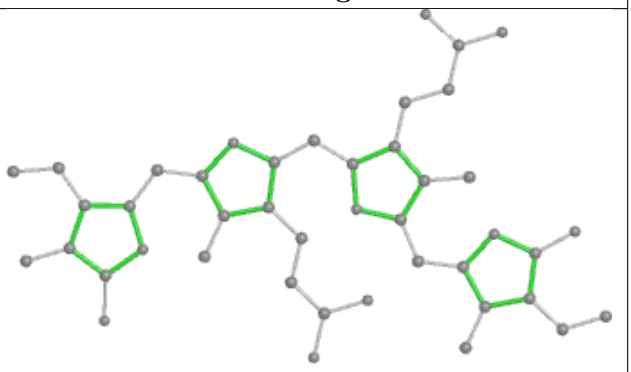

Rings

Ligand CYC HO 1001

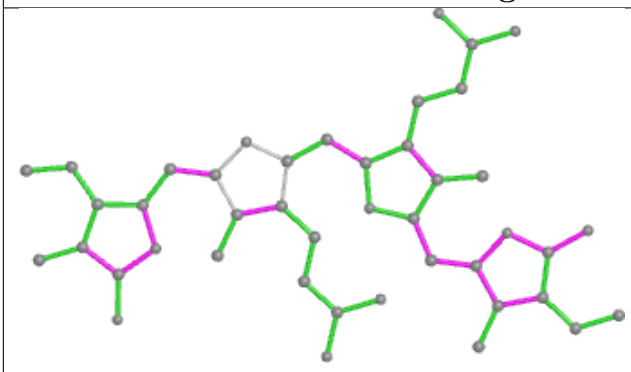

Bond lengths

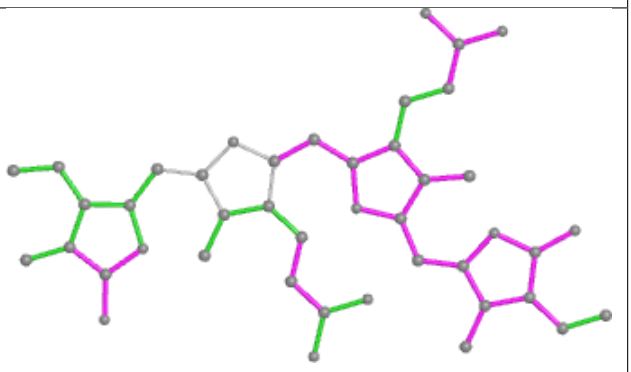

Bond angles

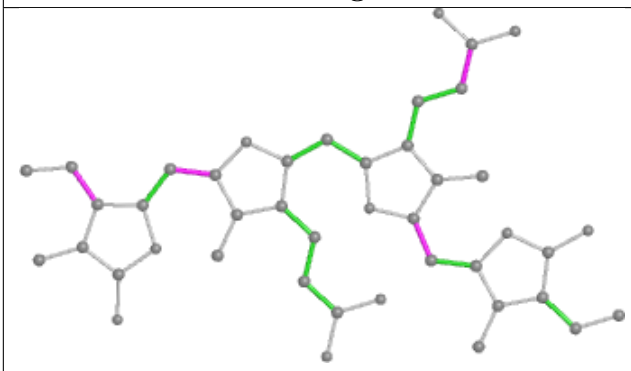

Torsions

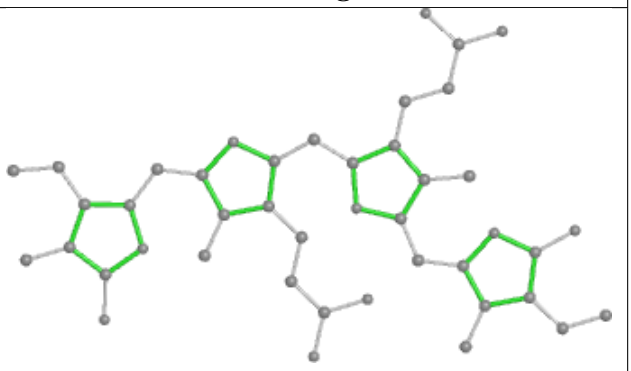

Rings

Ligand PEB Q9 202

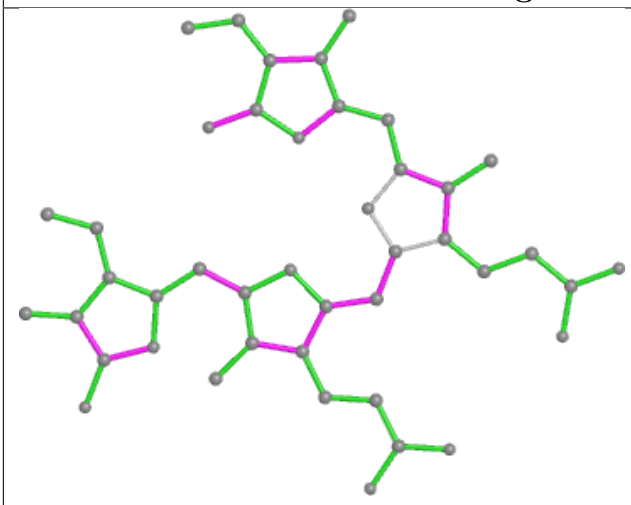

Bond lengths

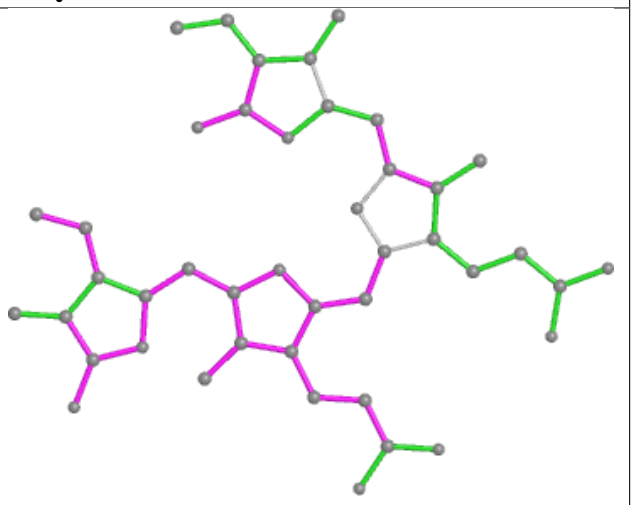

Bond angles

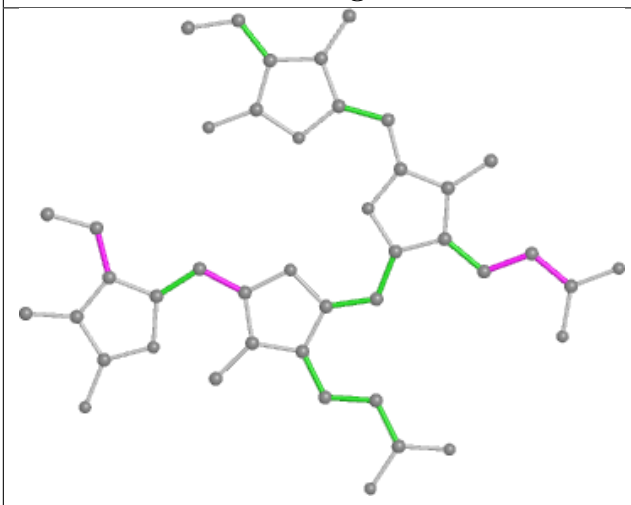

Torsions

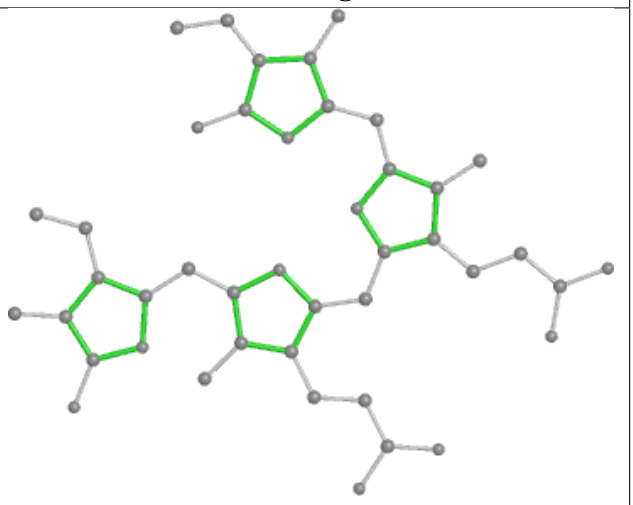

Rings

Ligand PEB uK 201

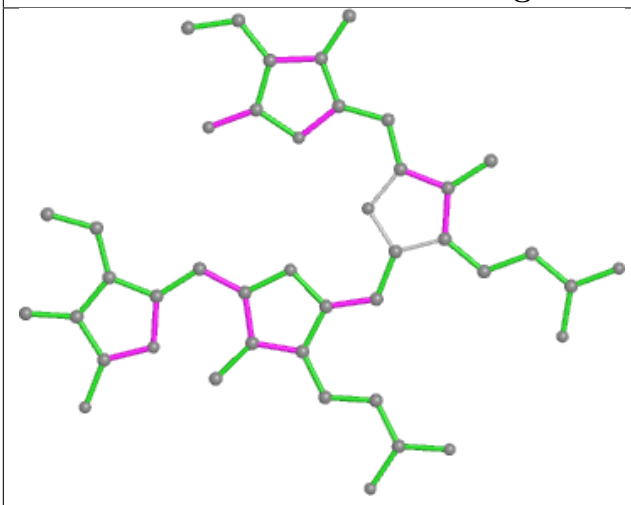

Bond lengths

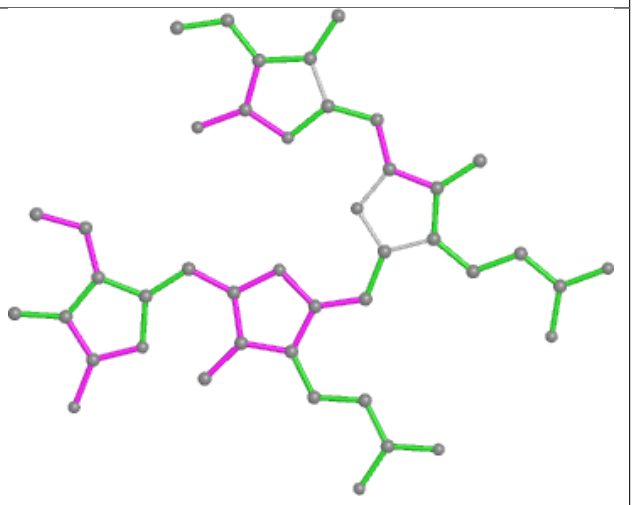

Bond angles

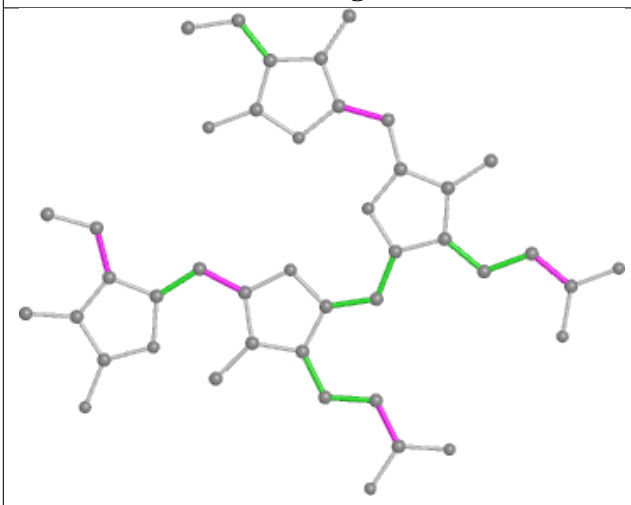

Torsions

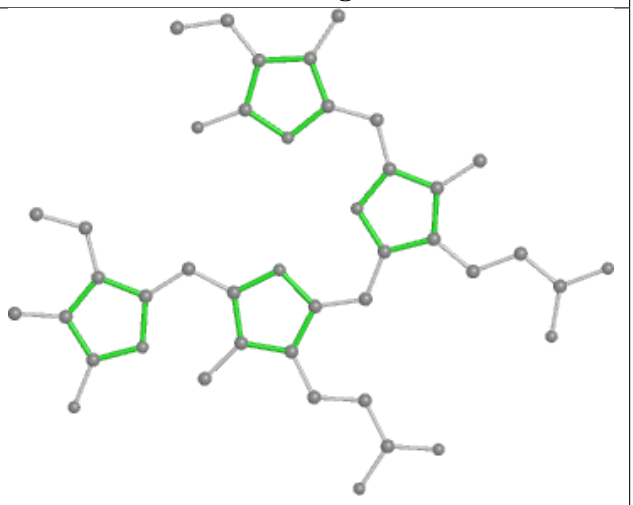

Rings

Ligand CLA CL 506

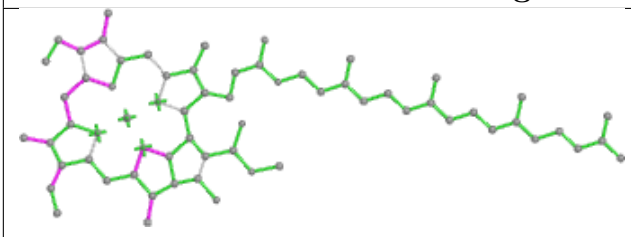

Bond lengths

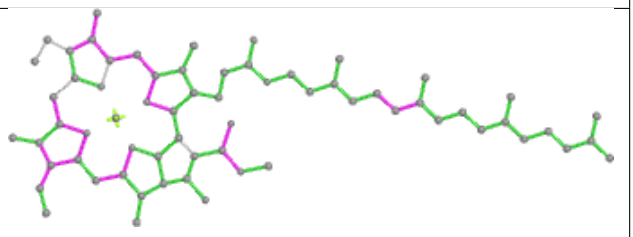

Bond angles

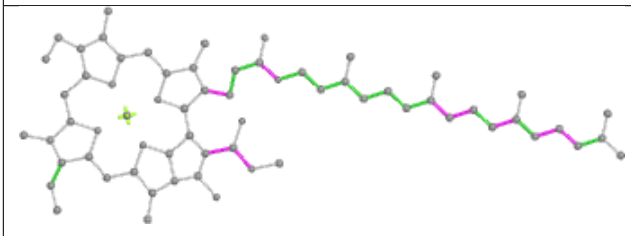

Torsions

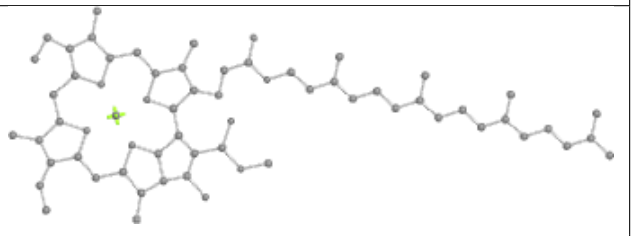

Rings

Ligand CLA 6N 604

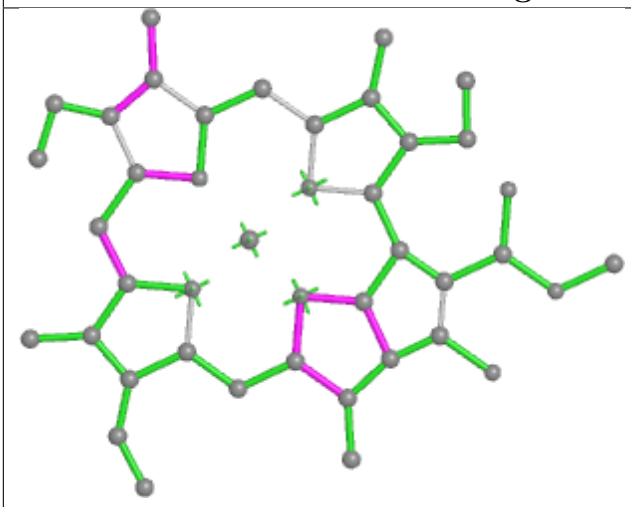

Bond lengths

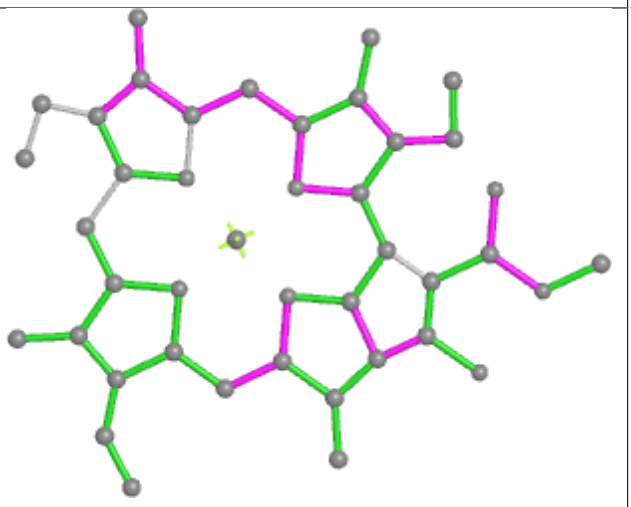

Bond angles

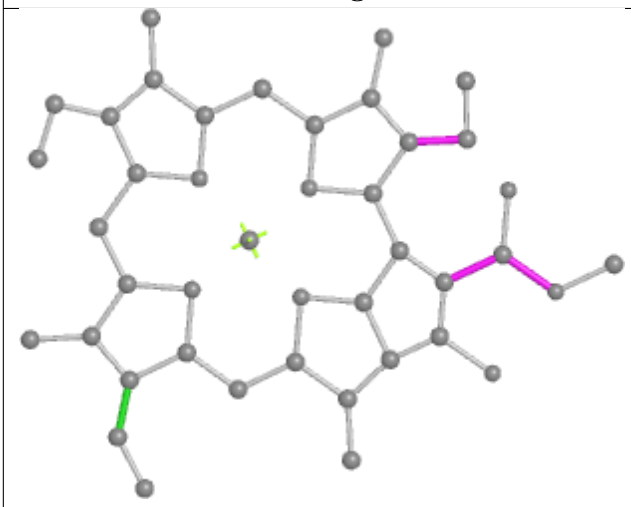

Torsions

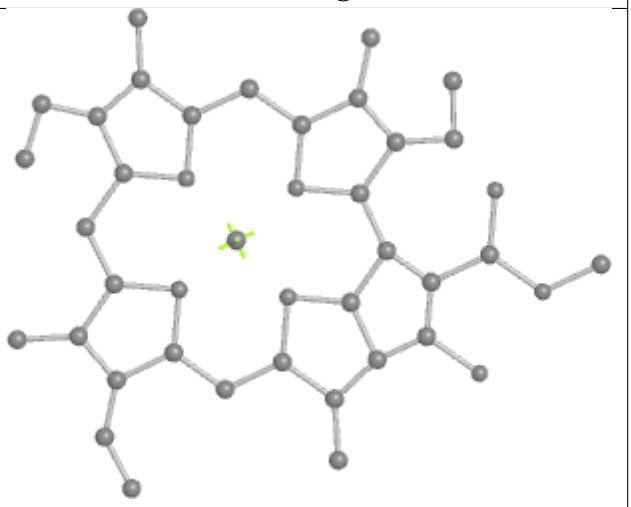

Rings

Ligand PEB i4 202

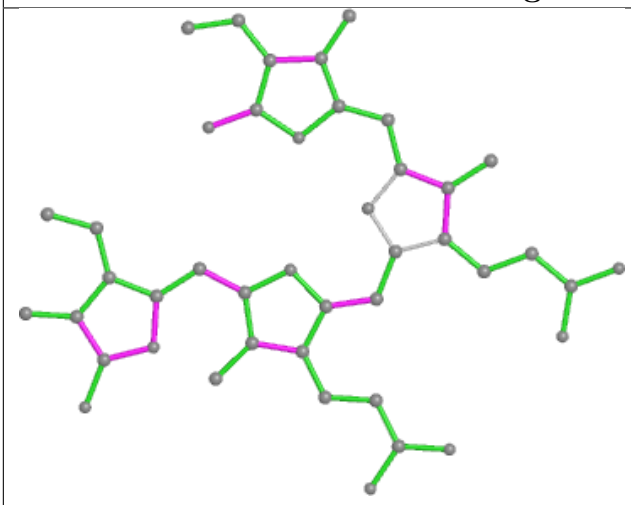

Bond lengths

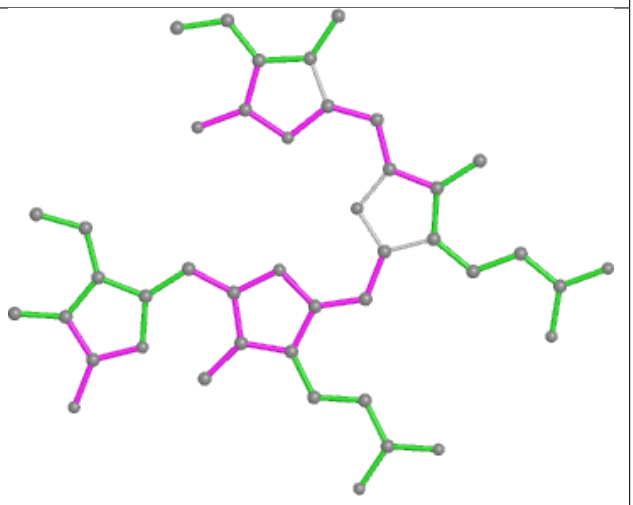

Bond angles

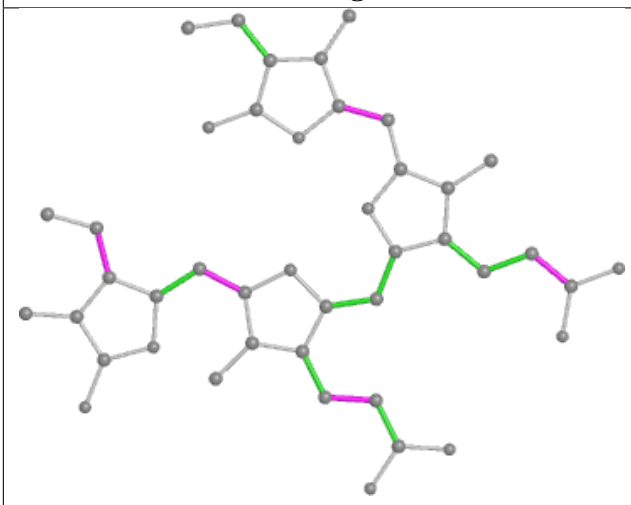

Torsions

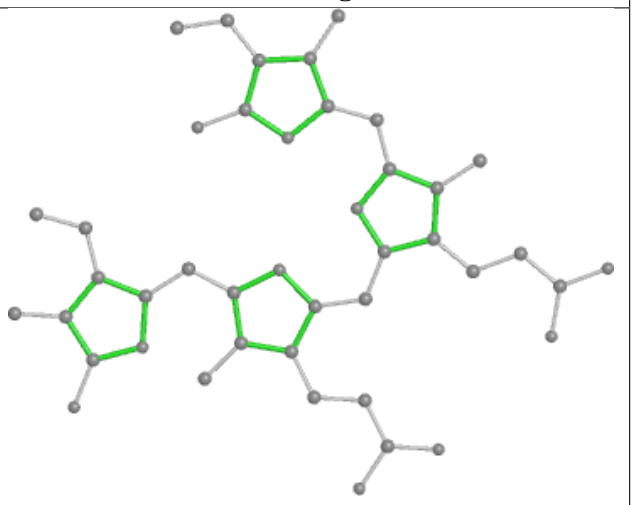

Rings

Ligand PEB KJ 202

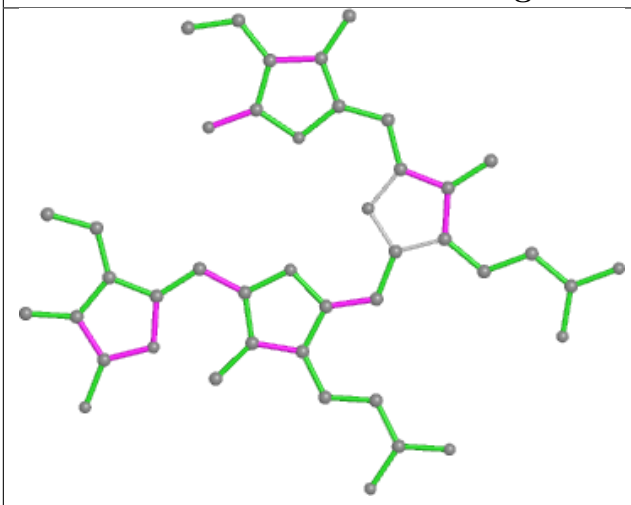

Bond lengths

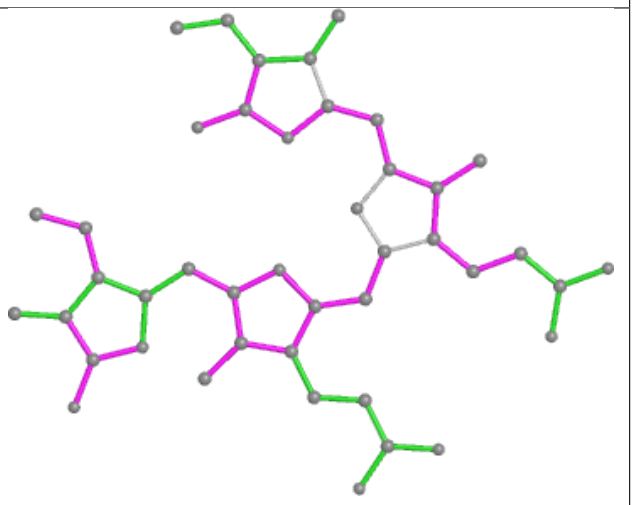

Bond angles

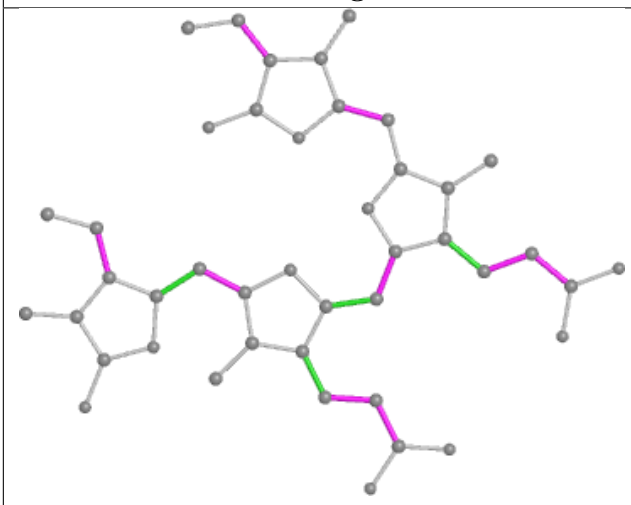

Torsions

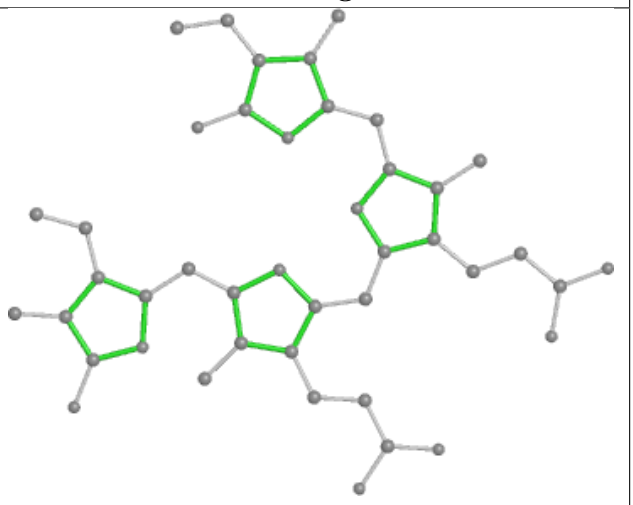

Rings

Ligand CLA LN 203

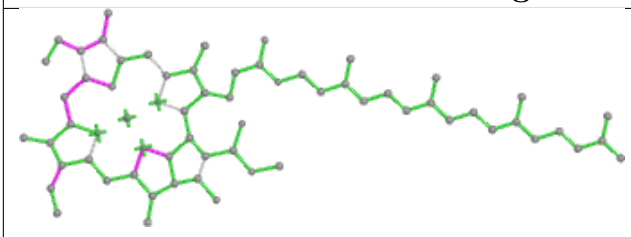

Bond lengths

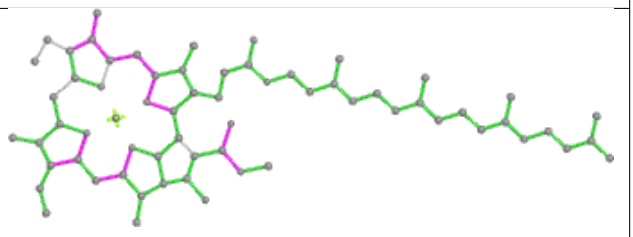

Bond angles

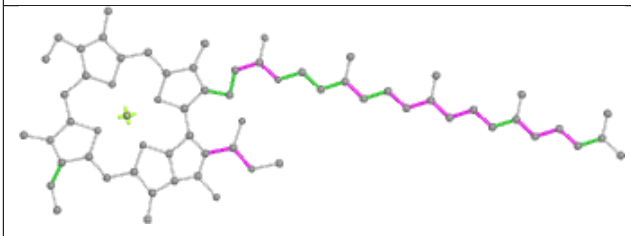

Torsions

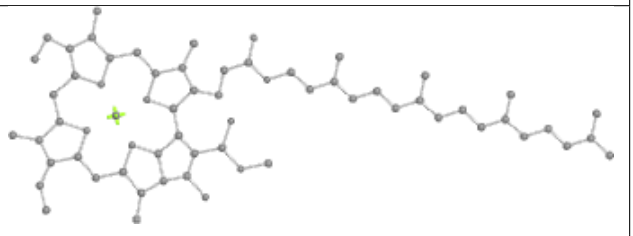

Rings

Ligand PEB UI 201

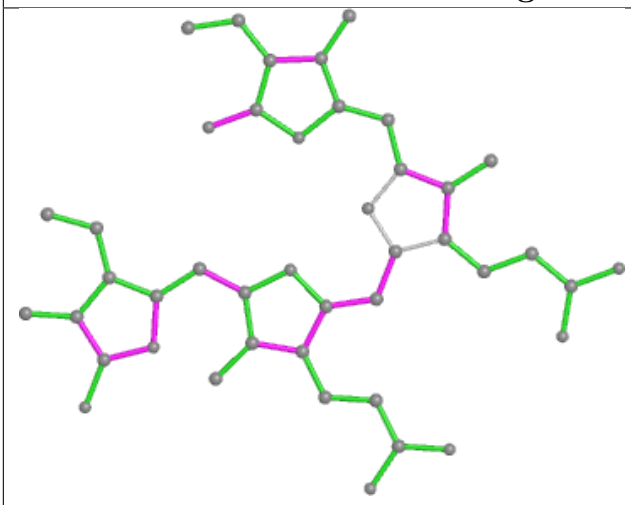

Bond lengths

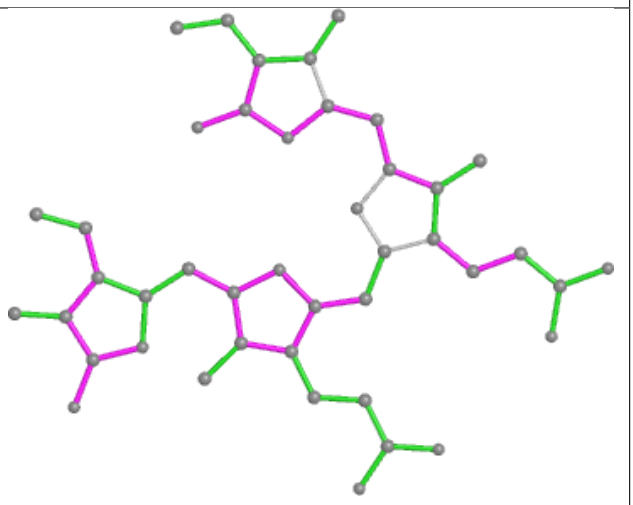

Bond angles

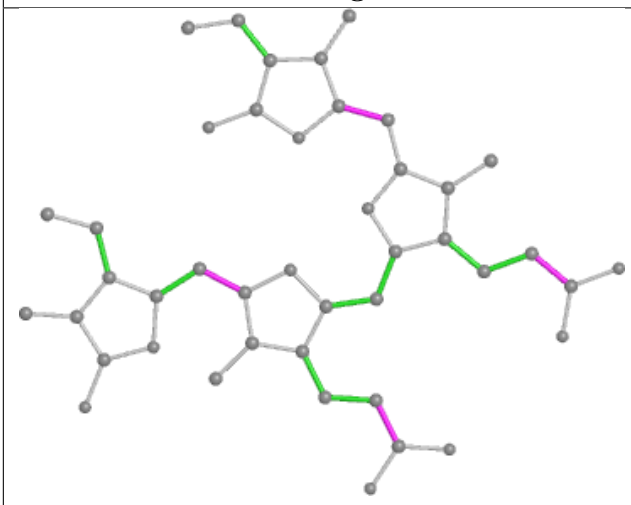

Torsions

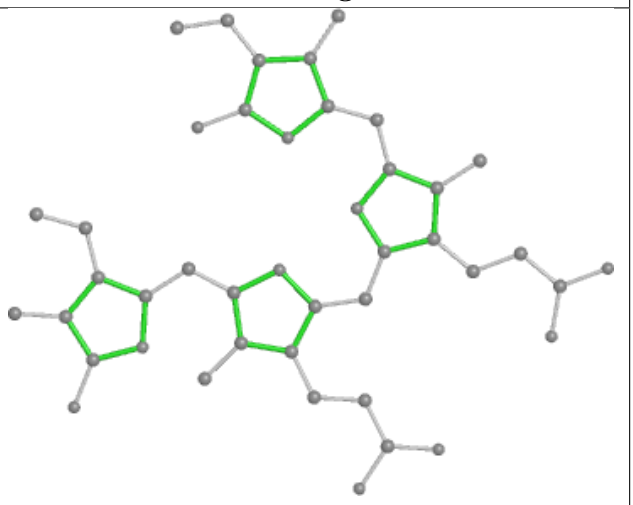

Rings

Ligand PEB HB 201

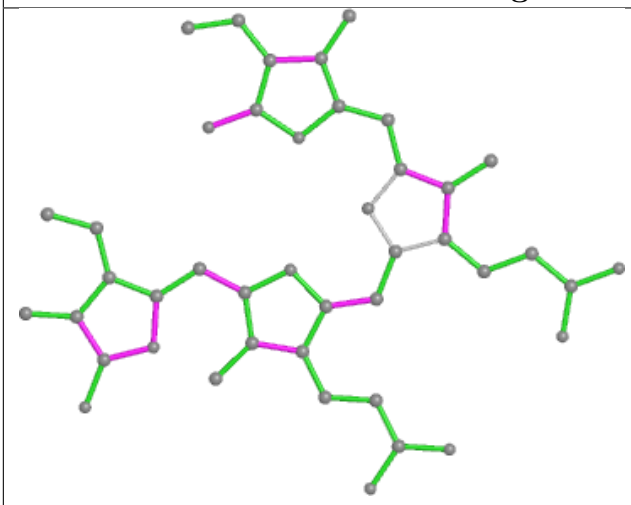

Bond lengths

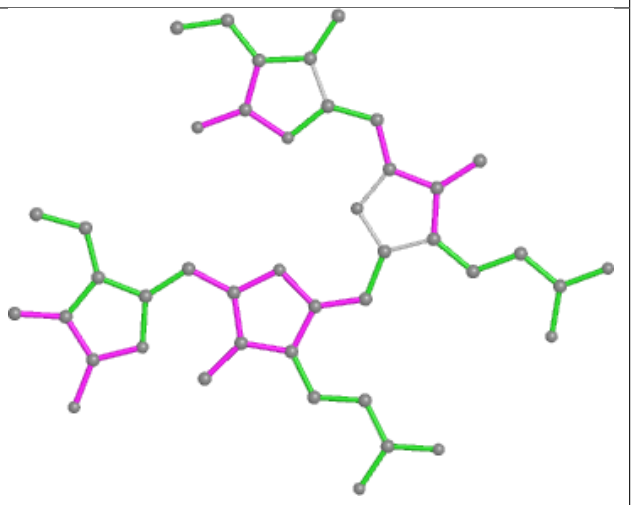

Bond angles

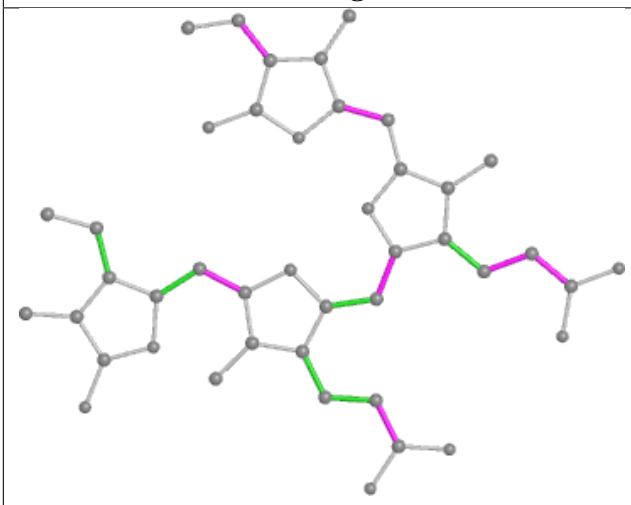

Torsions

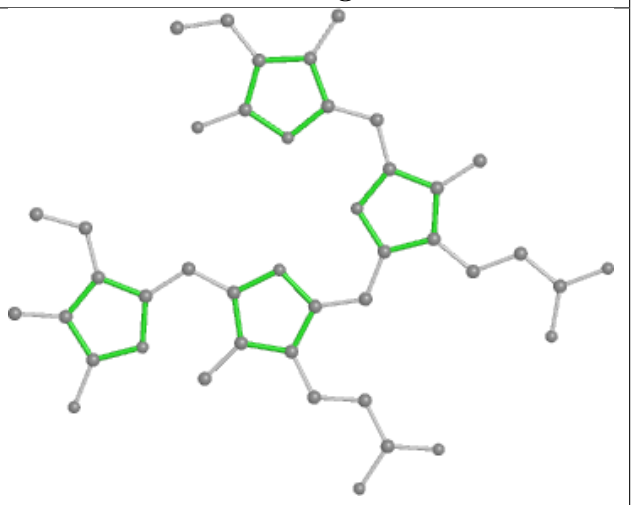

Rings

Ligand CLA K2 103

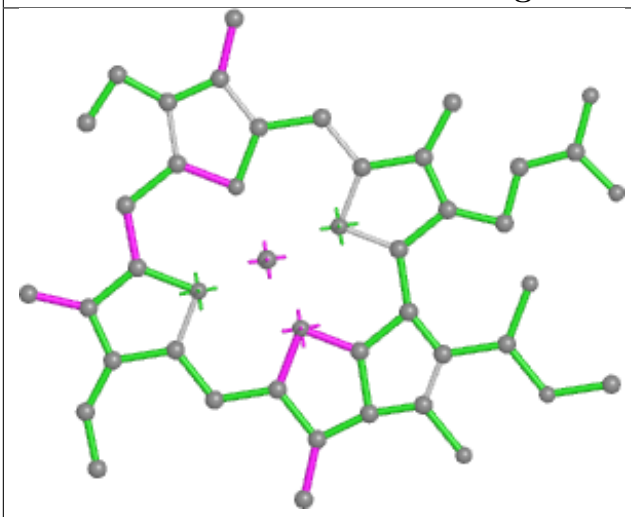

Bond lengths

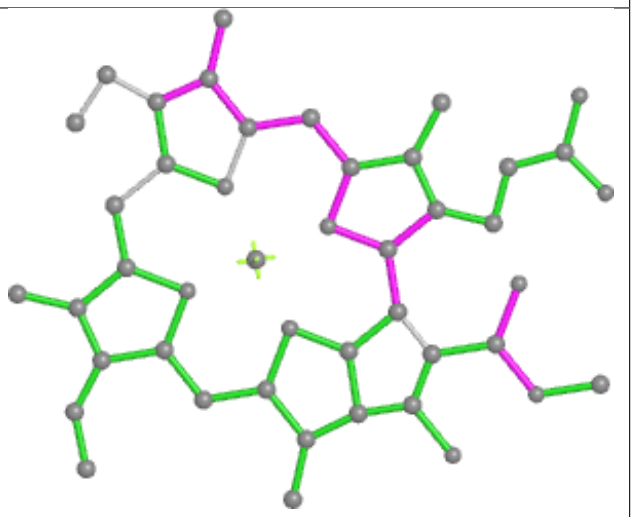

Bond angles

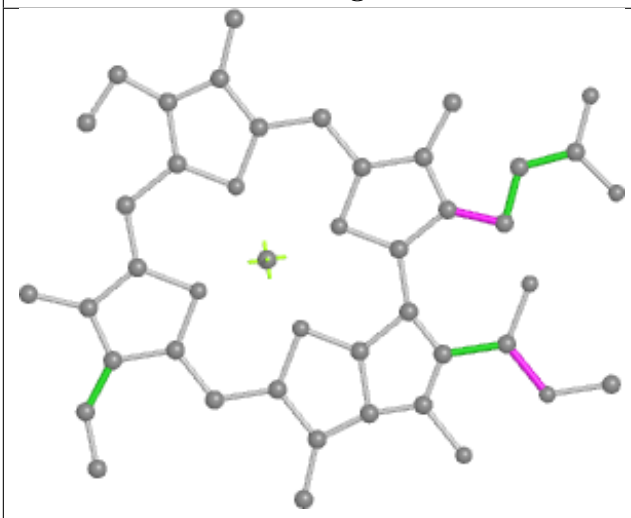

Torsions

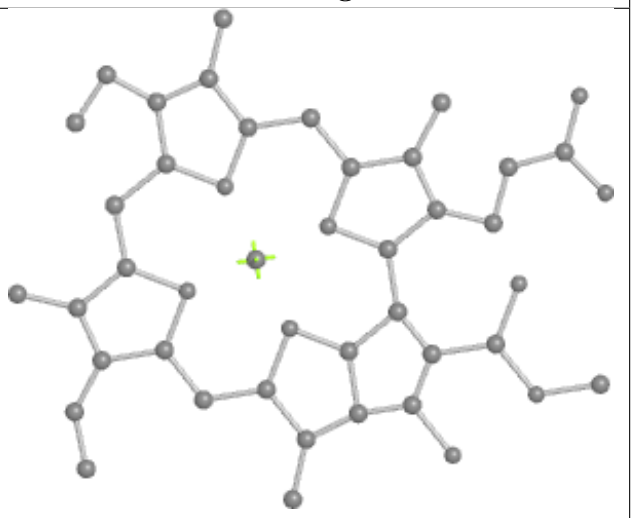

Rings

Ligand CLA cL 515

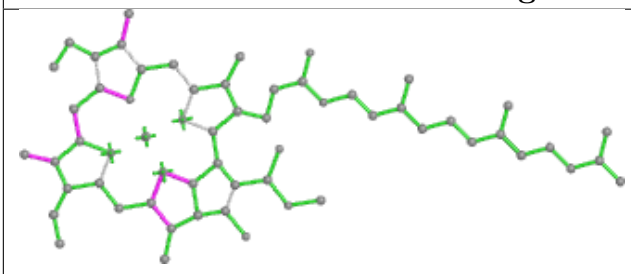

Bond lengths

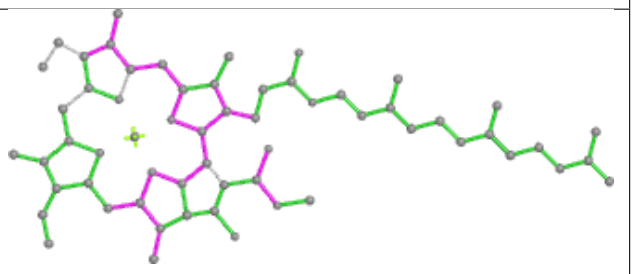

Bond angles

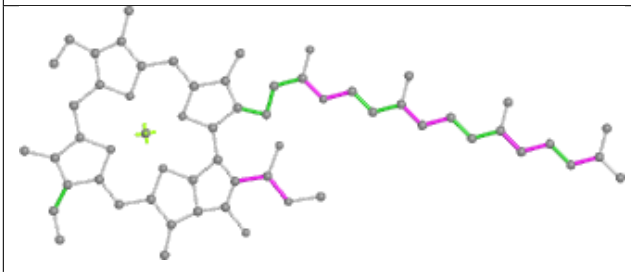

Torsions

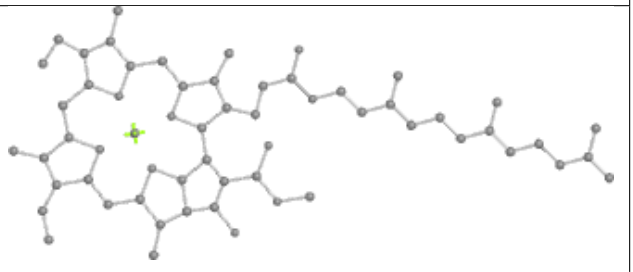

Rings

Ligand CYC I1 1001

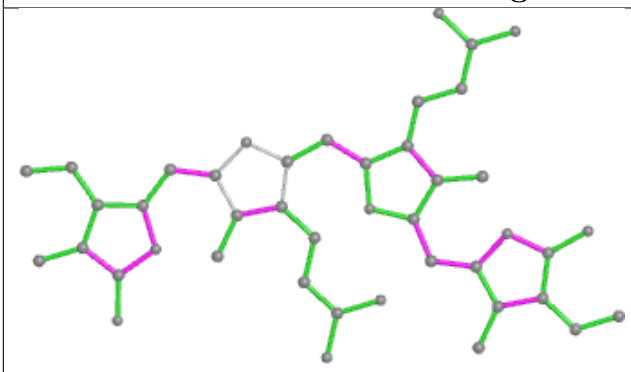

Bond lengths

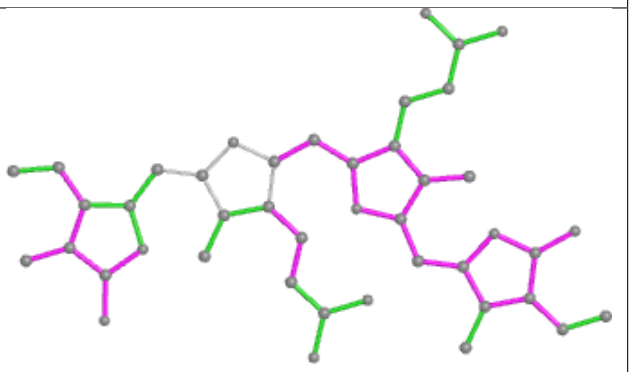

Bond angles

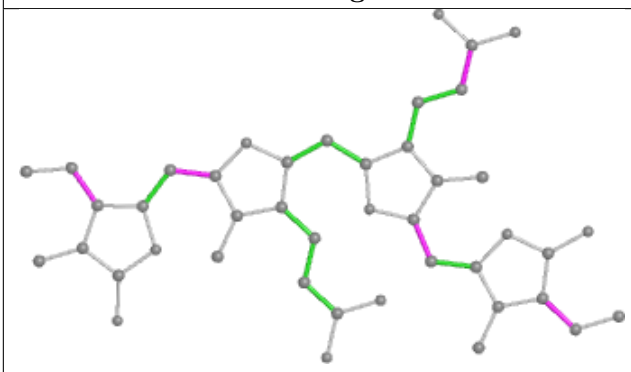

Torsions

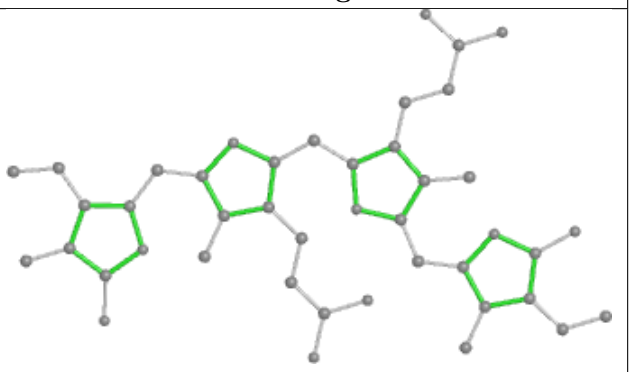

Rings

Ligand PEB WF 201

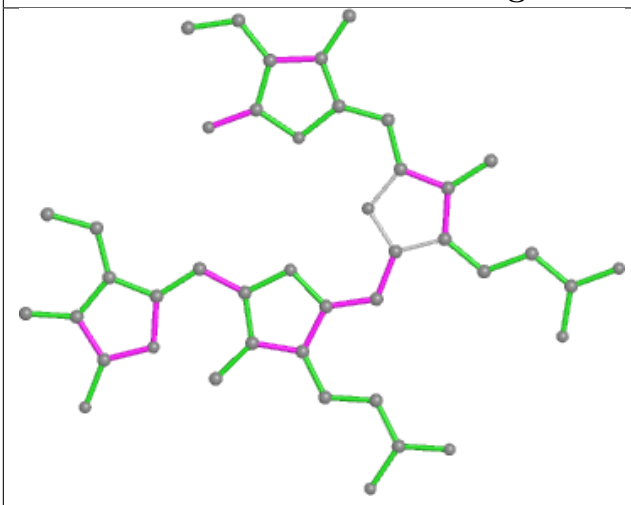

Bond lengths

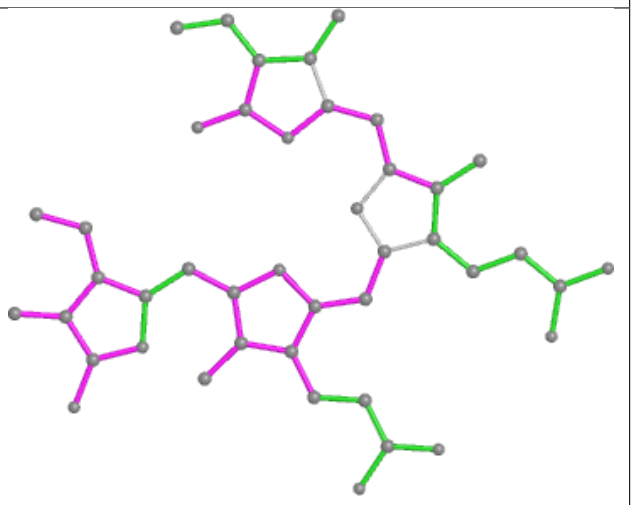

Bond angles

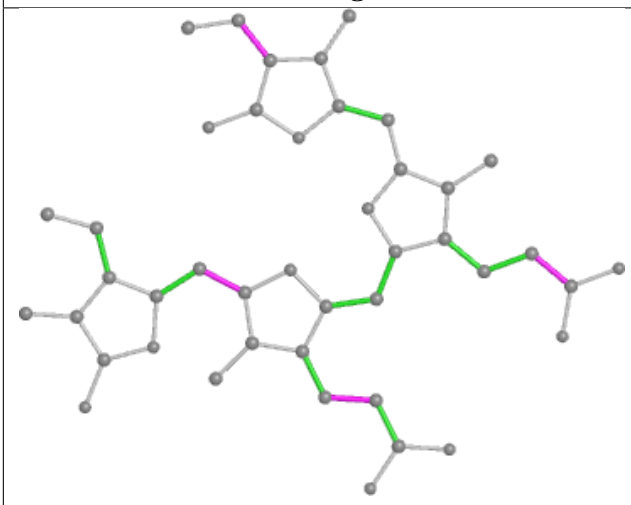

Torsions

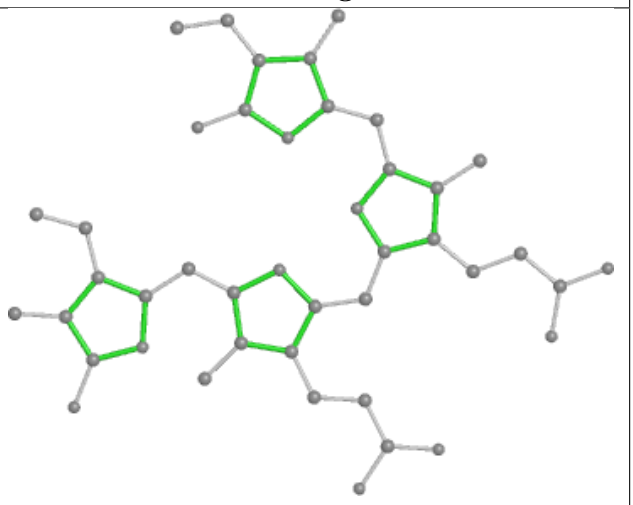

Rings

Ligand PEB Z1 202

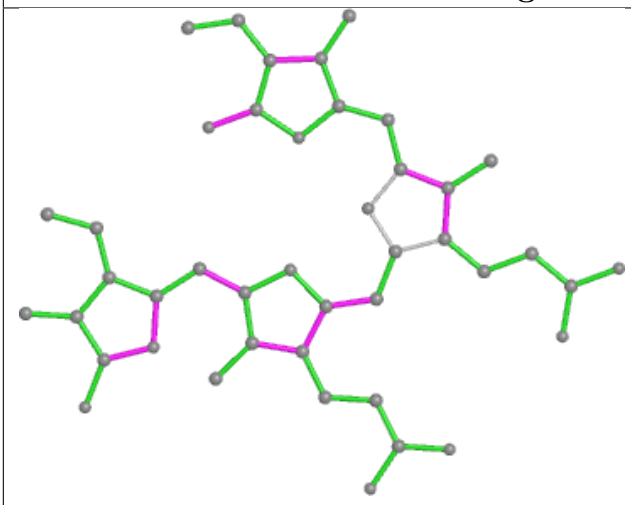

Bond lengths

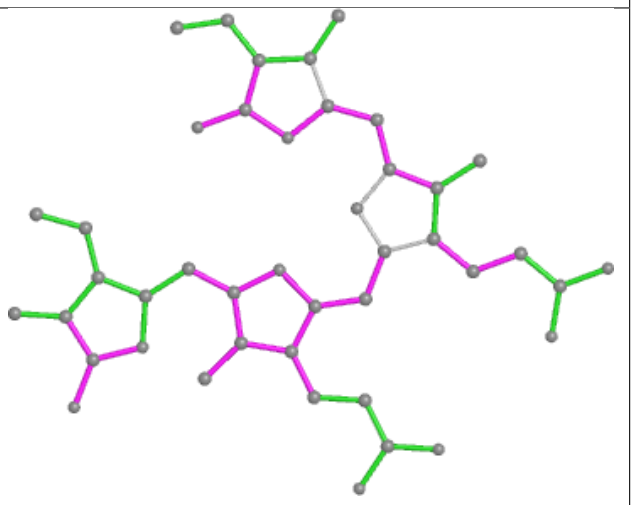

Bond angles

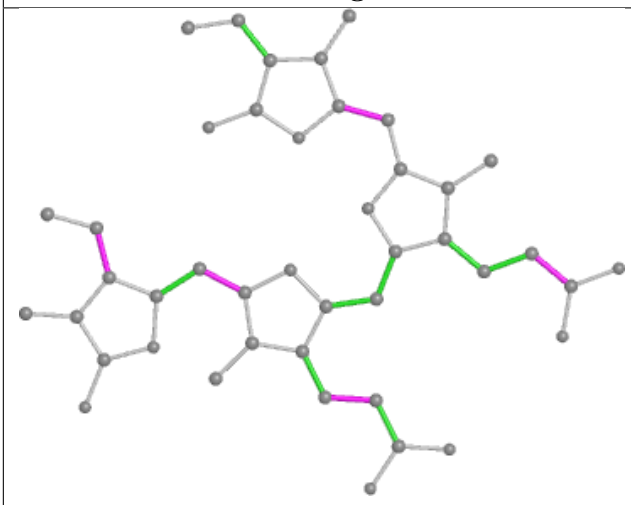

Torsions

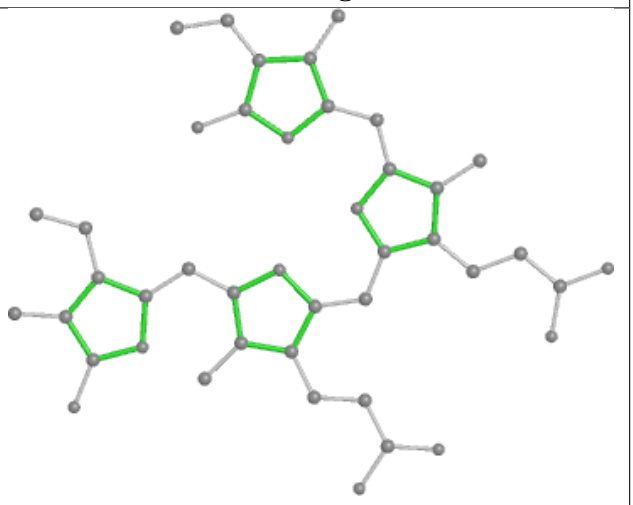

Rings

Ligand CLA 2N 308

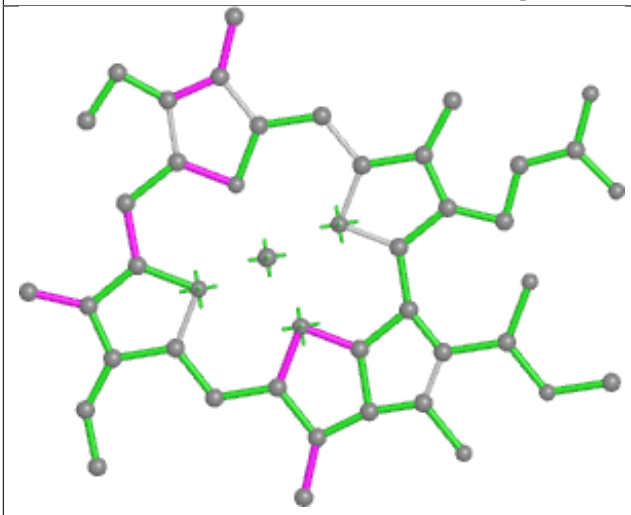

Bond lengths

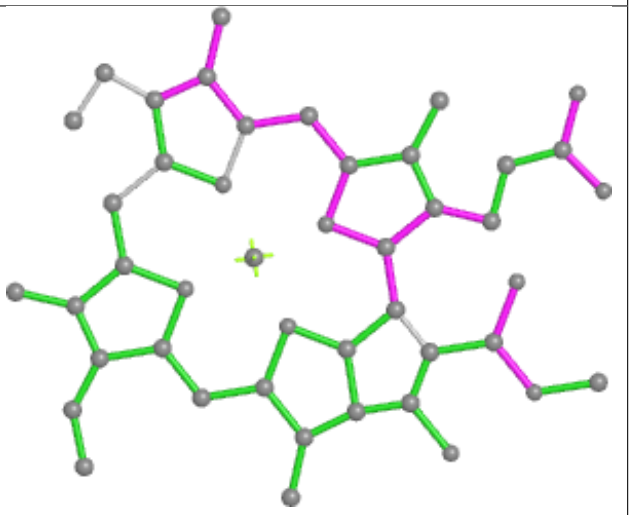

Bond angles

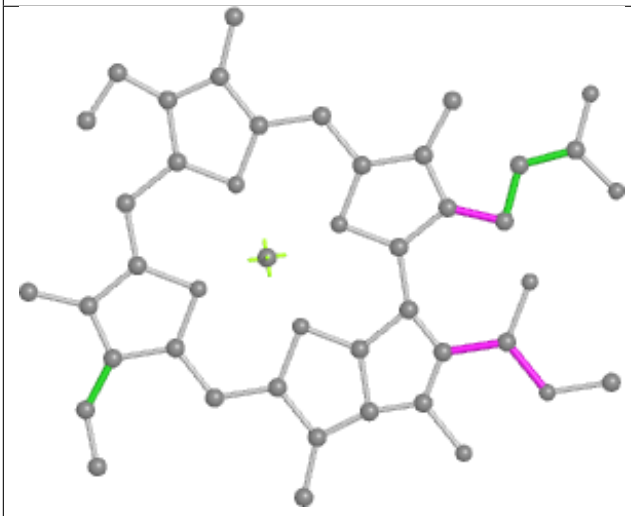

Torsions

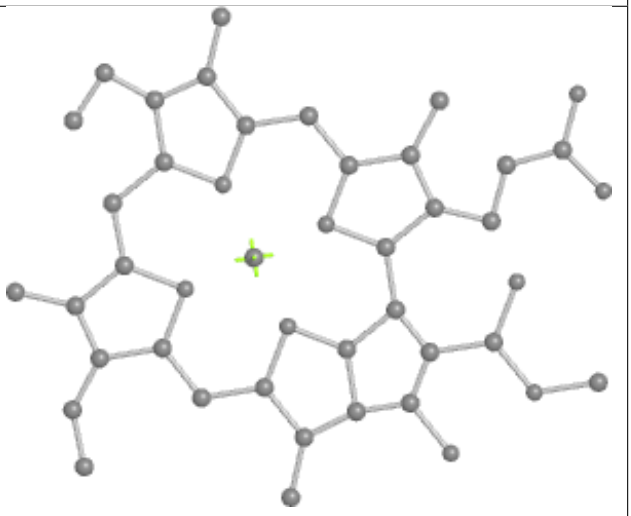

Rings

Ligand PEB KD 202

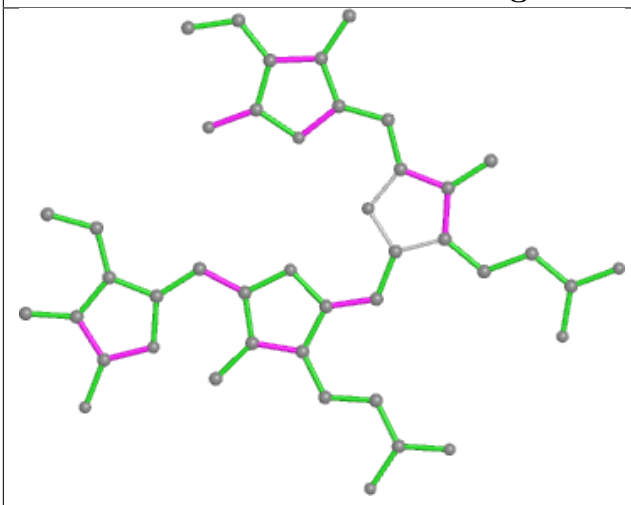

Bond lengths

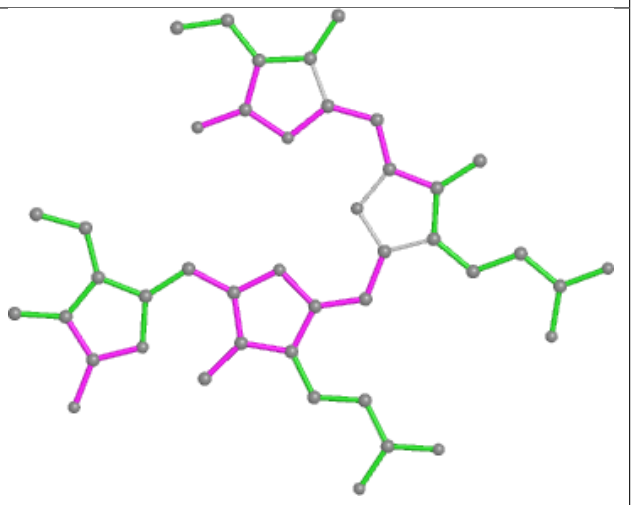

Bond angles

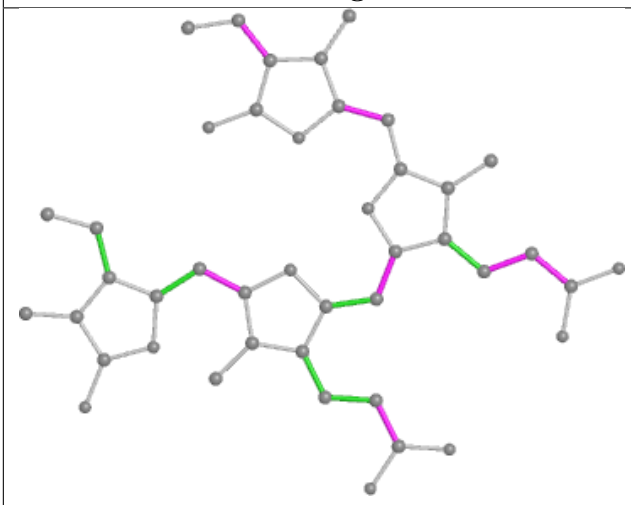

Torsions

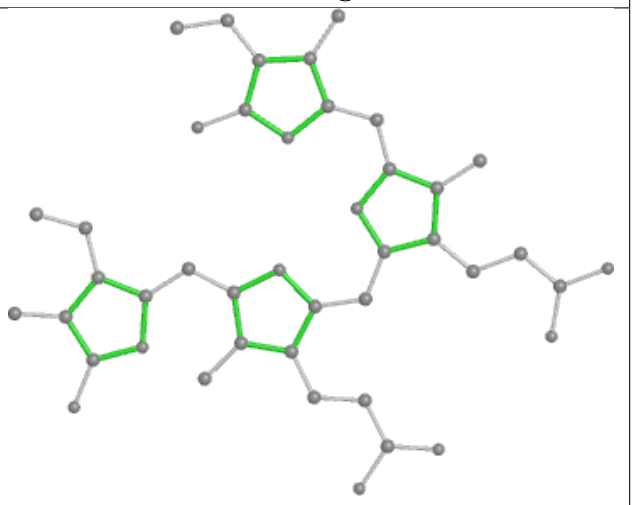

Rings

Ligand PEB PE 201

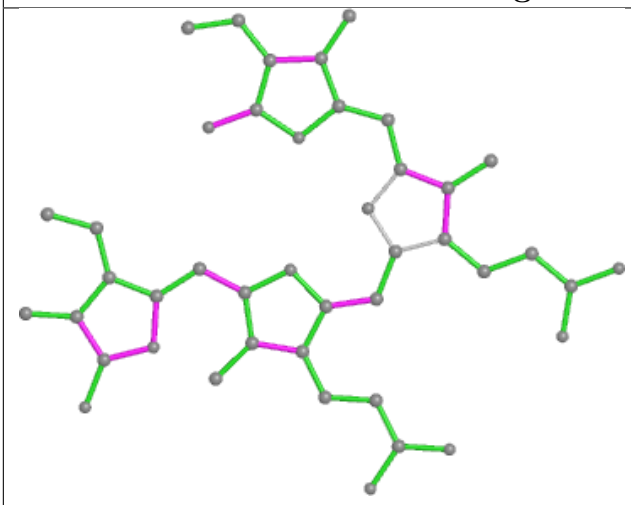

Bond lengths

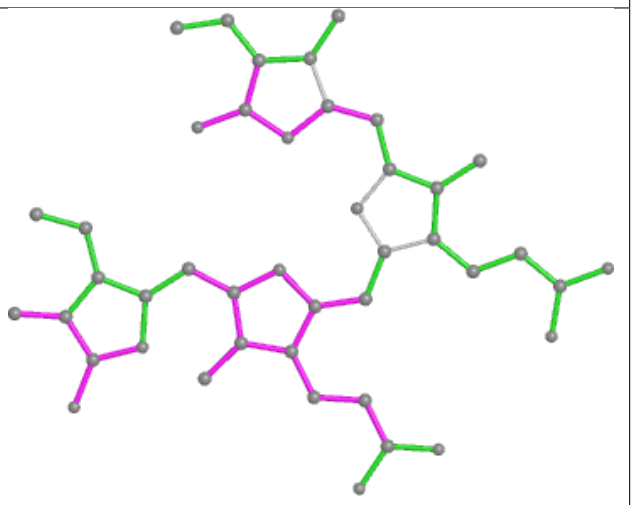

Bond angles

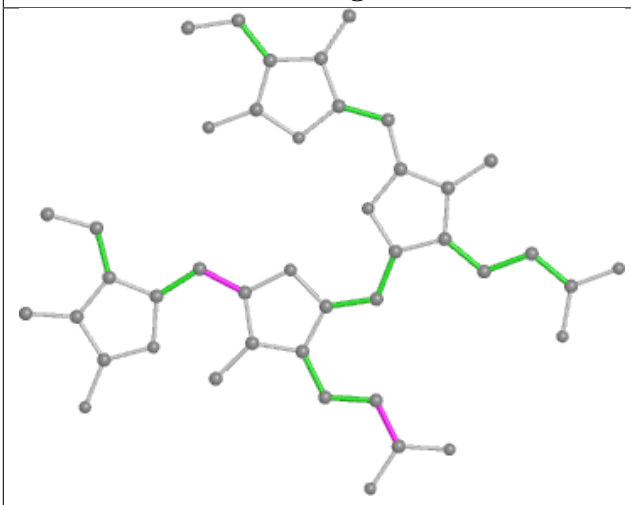

Torsions

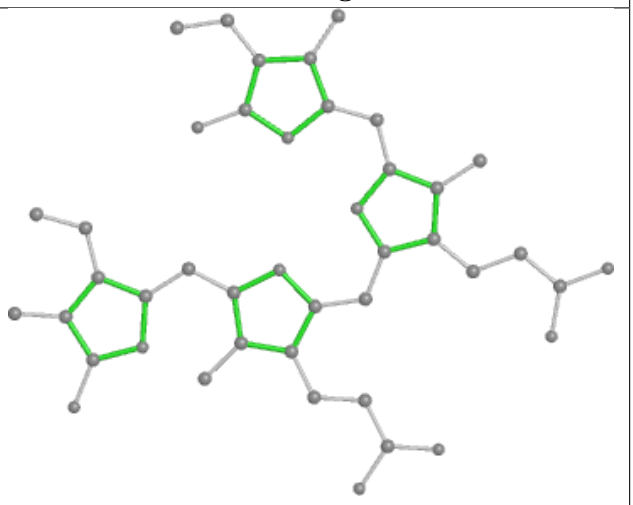

Rings

Ligand PEB VI 201

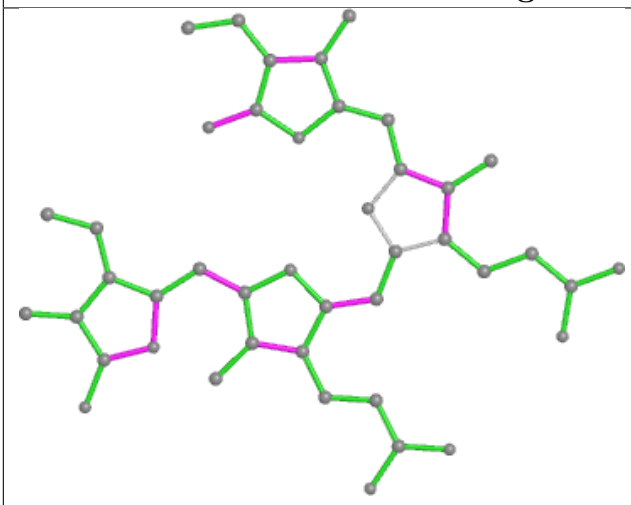

Bond lengths

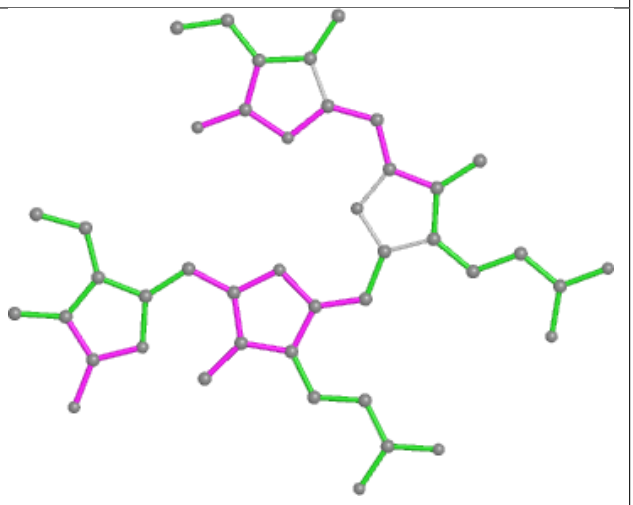

Bond angles

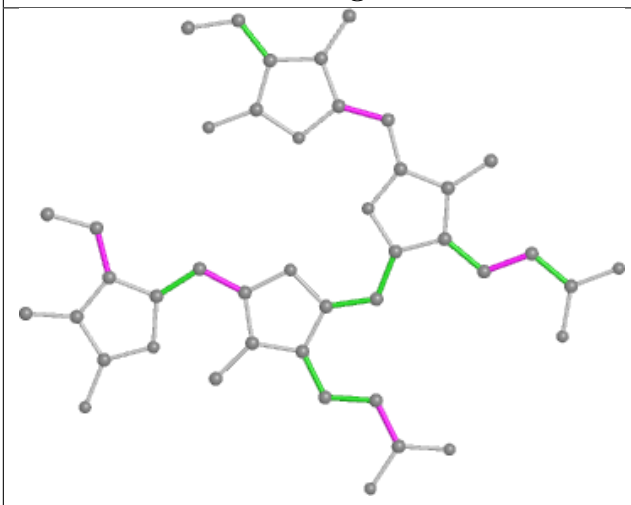

Torsions

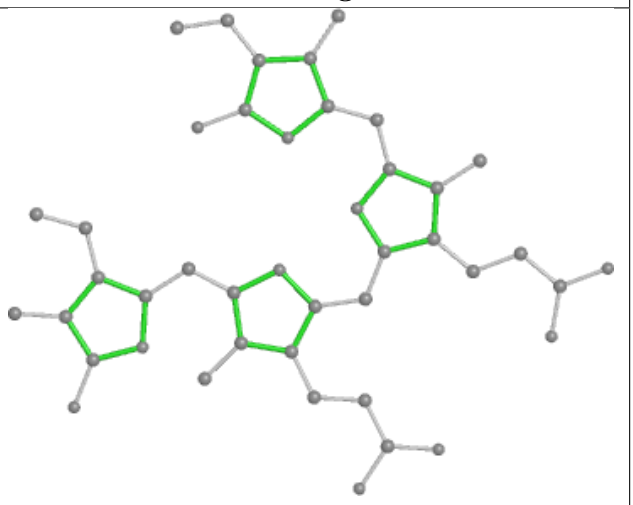

Rings

Ligand PEB X5 202

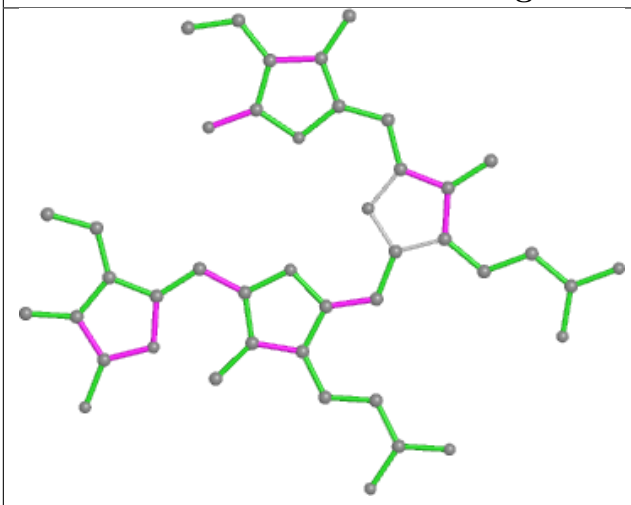

Bond lengths

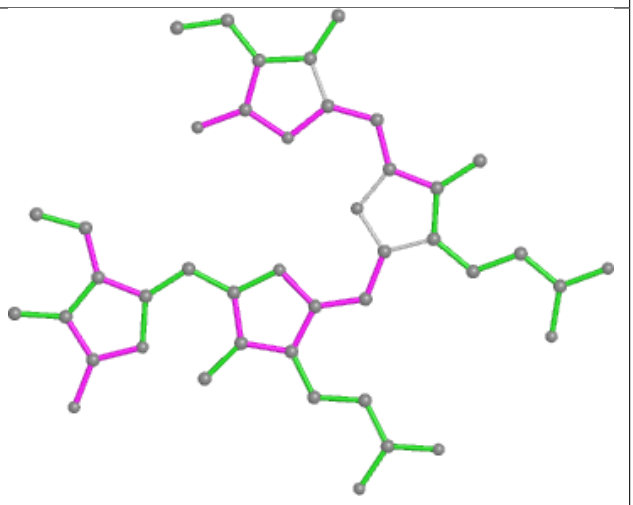

Bond angles

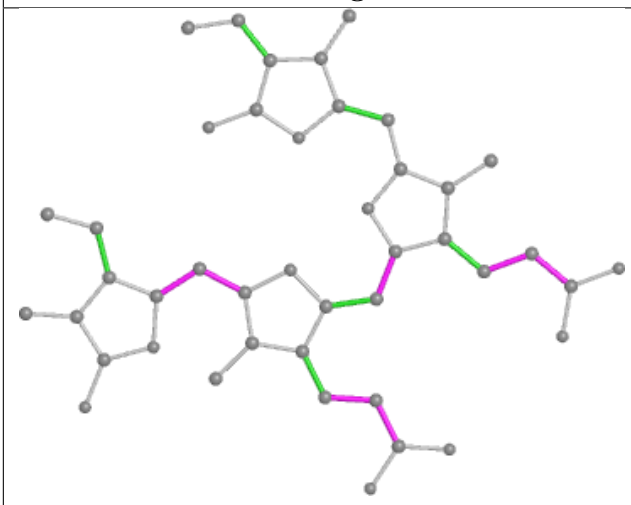

Torsions

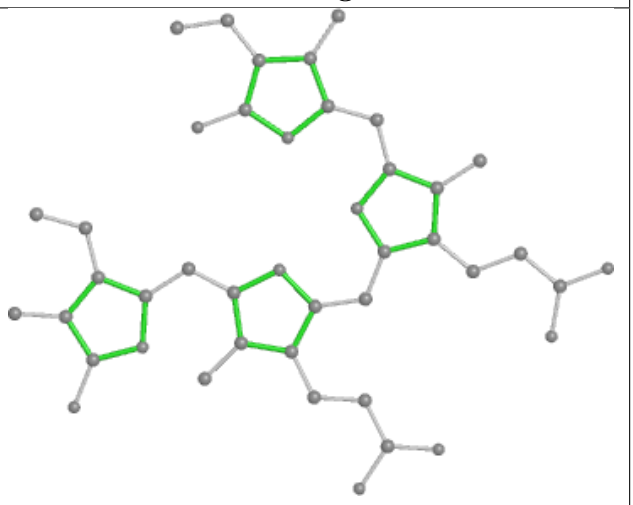

Rings

Ligand PEB AH 305

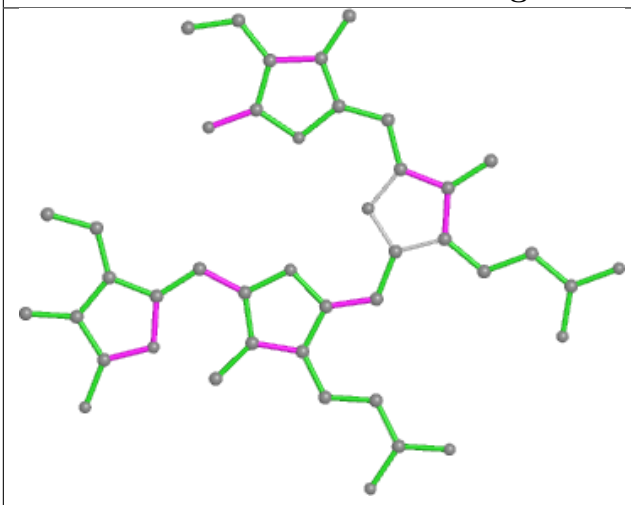

Bond lengths

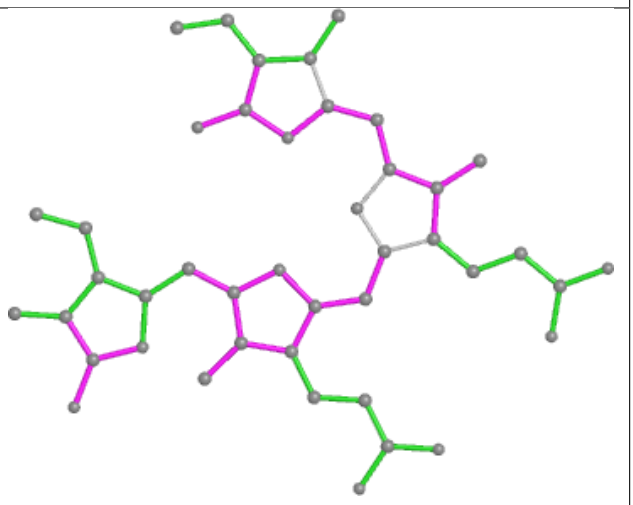

Bond angles

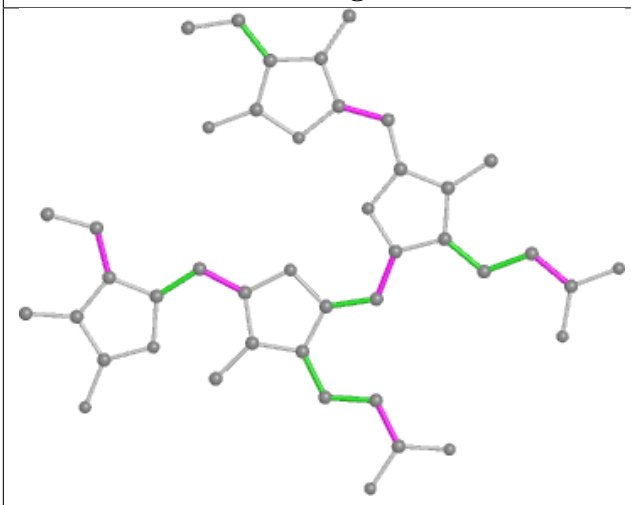

Torsions

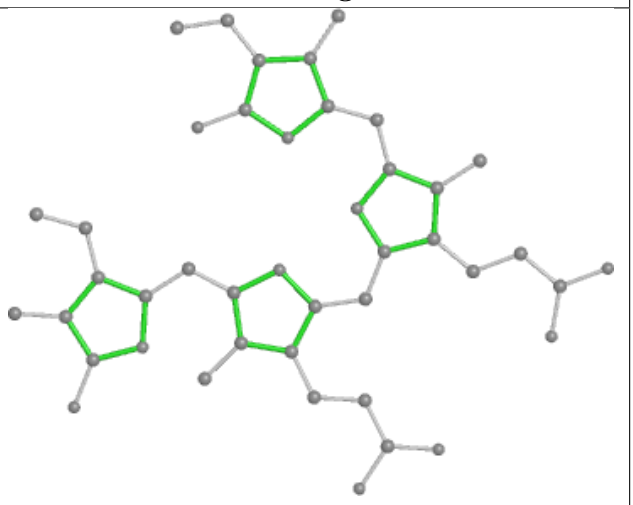

Rings

Ligand CYC h3 1001

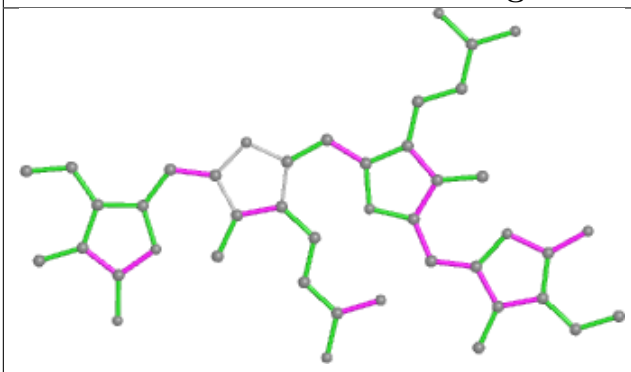

Bond lengths

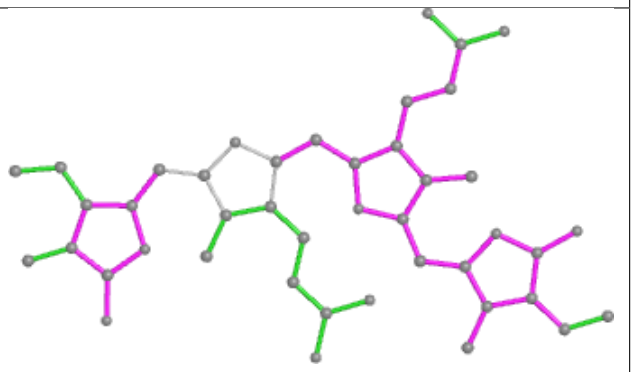

Bond angles

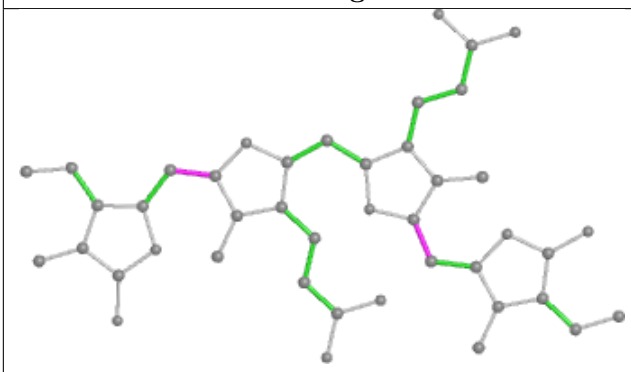

Torsions

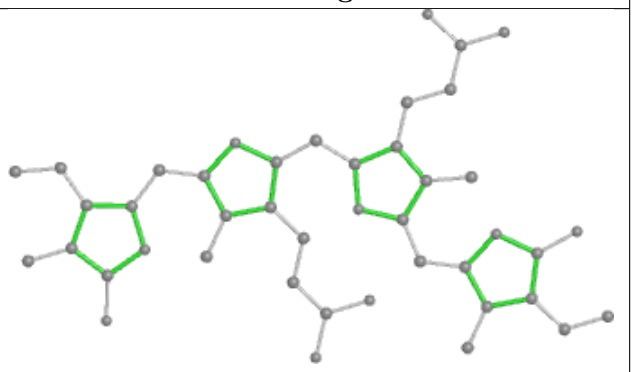

Rings

Ligand PEB YQ 202

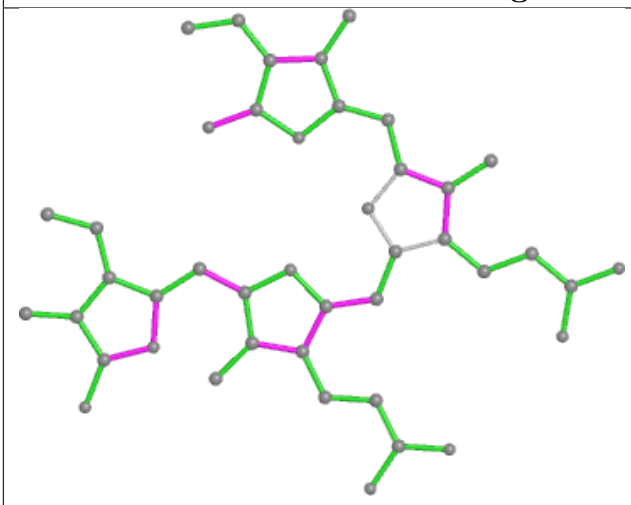

Bond lengths

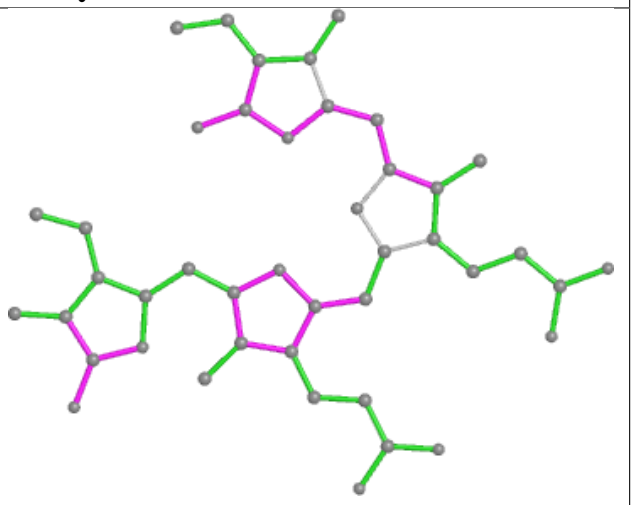

Bond angles

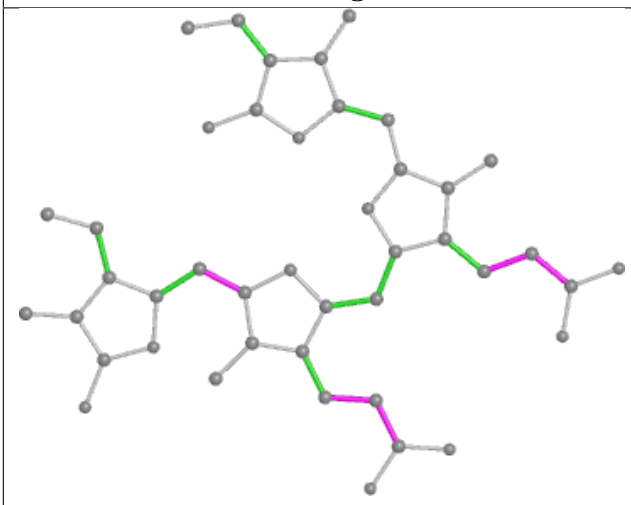

Torsions

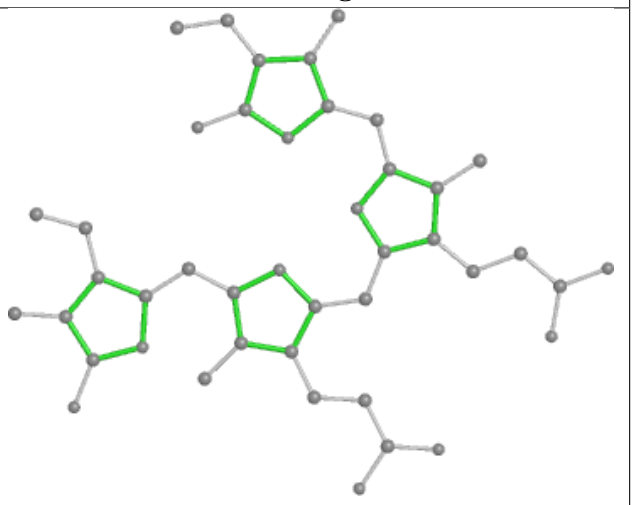

Rings

Ligand LHG ML 102

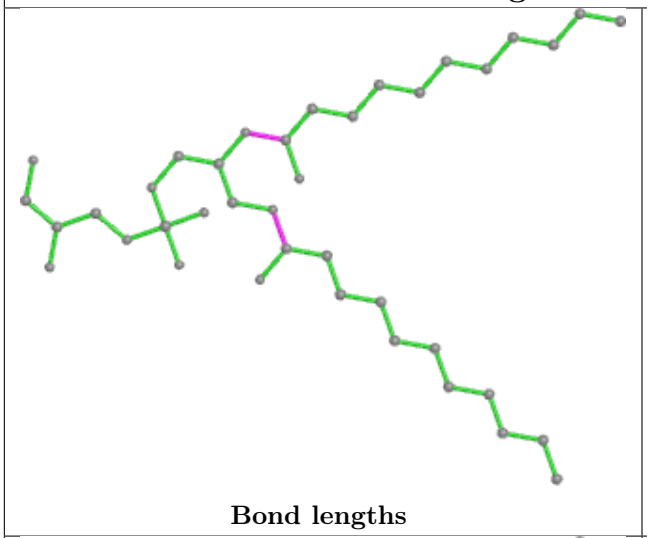

Bond lengths

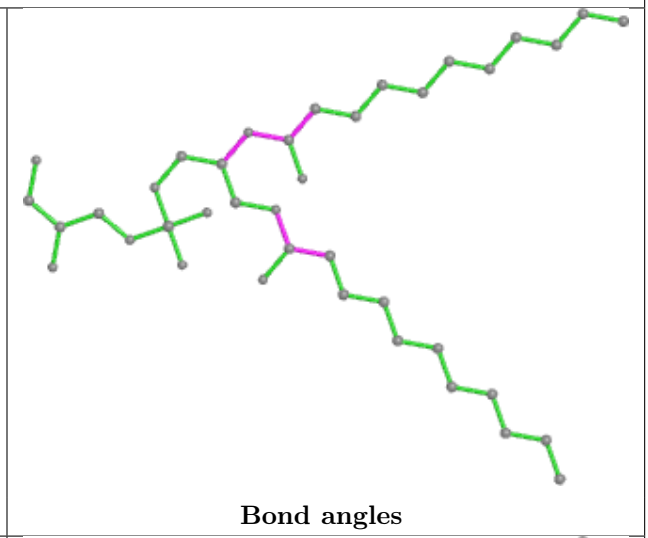

Bond angles

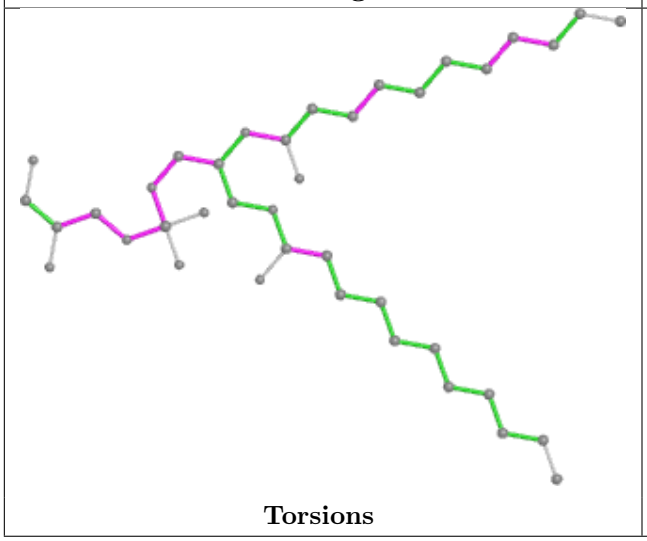

Torsions

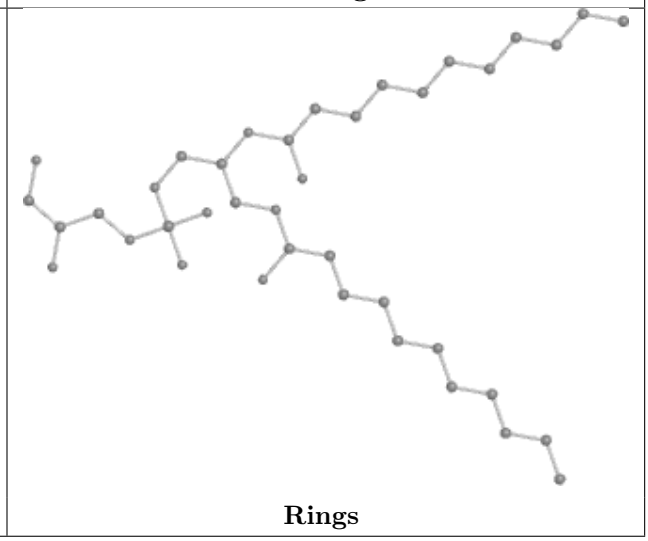

Rings

Ligand PEB UG 203

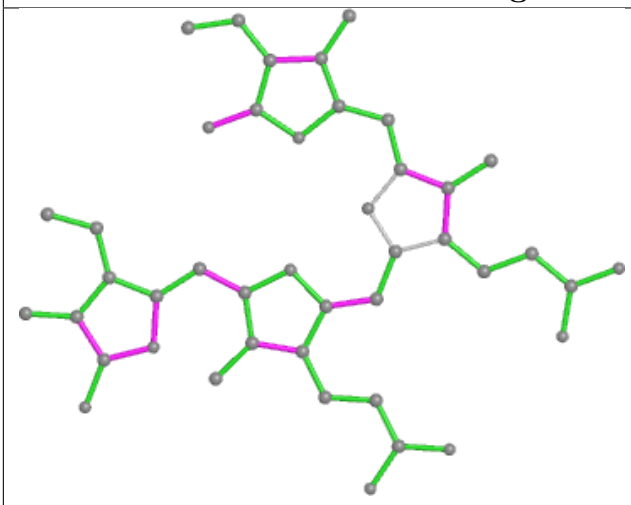

Bond lengths

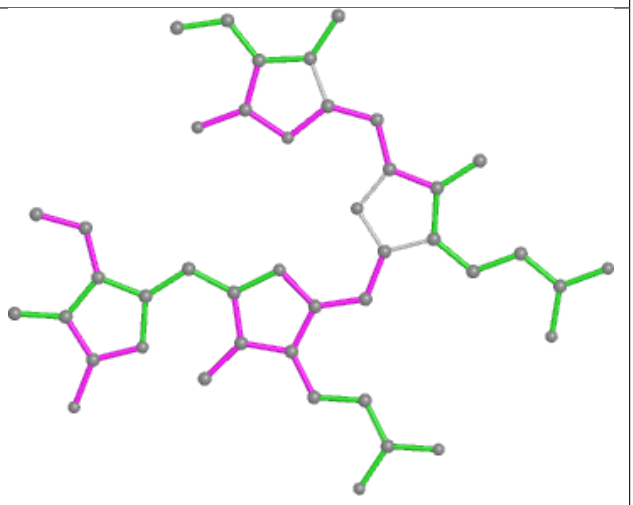

Bond angles

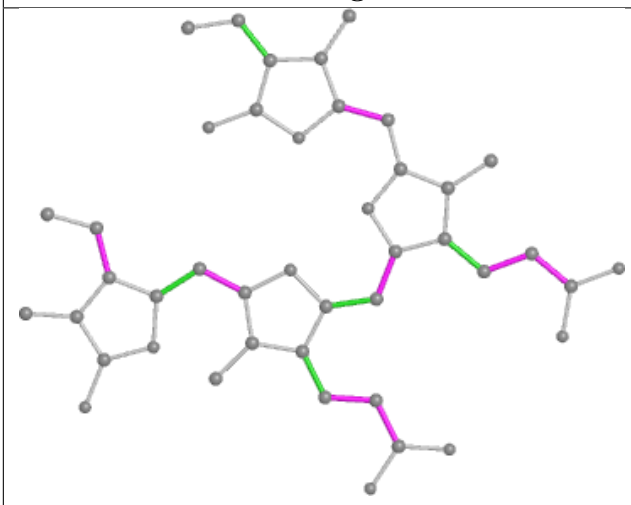

Torsions

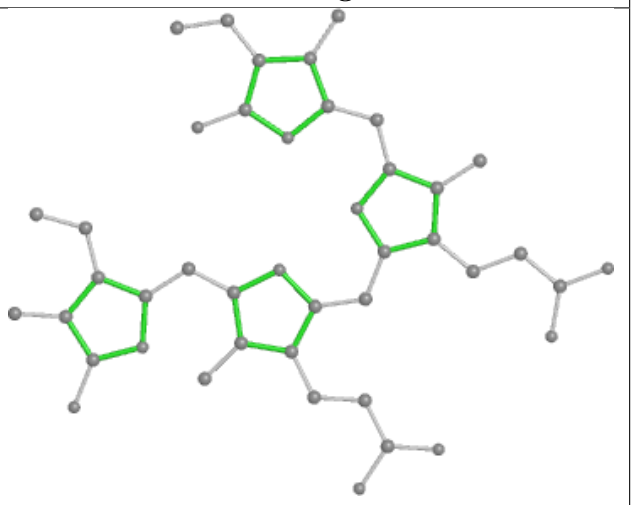

Rings

Ligand PEB CK 202

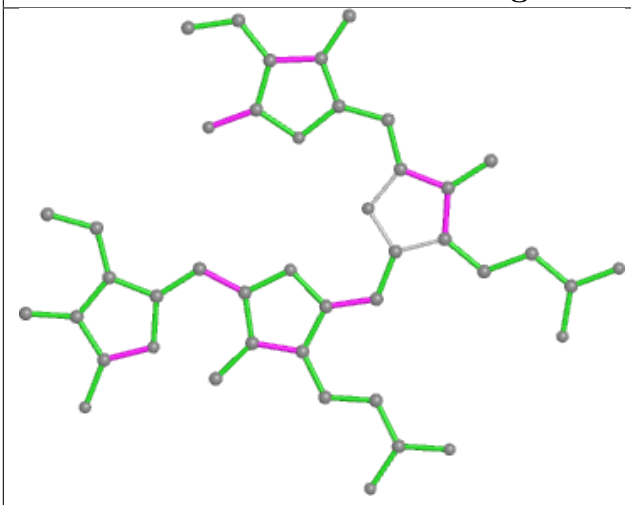

Bond lengths

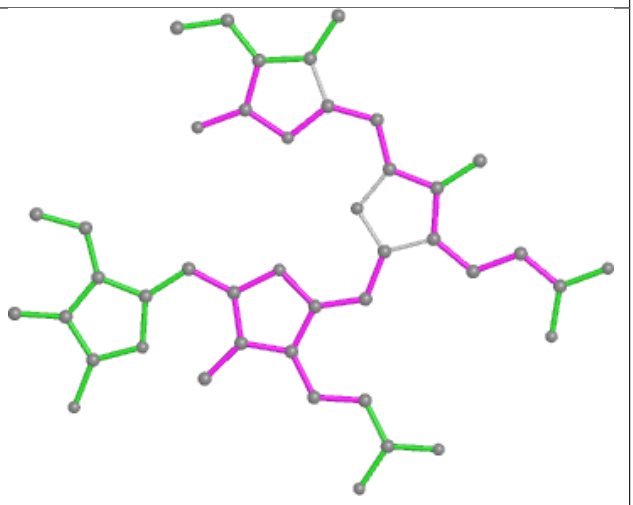

Bond angles

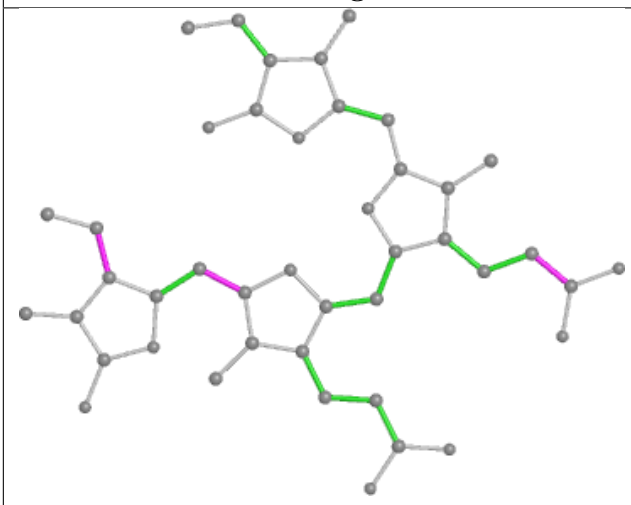

Torsions

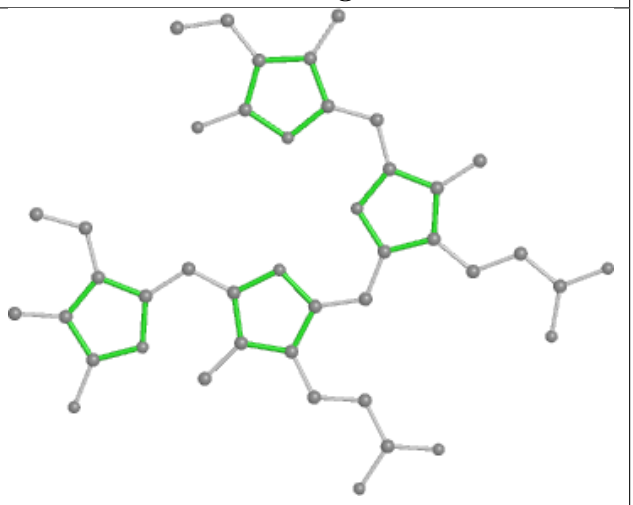

Rings

Ligand PEB YM 202

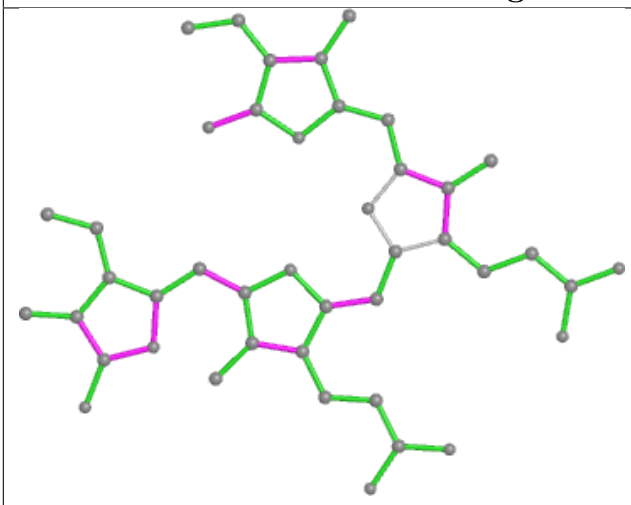

Bond lengths

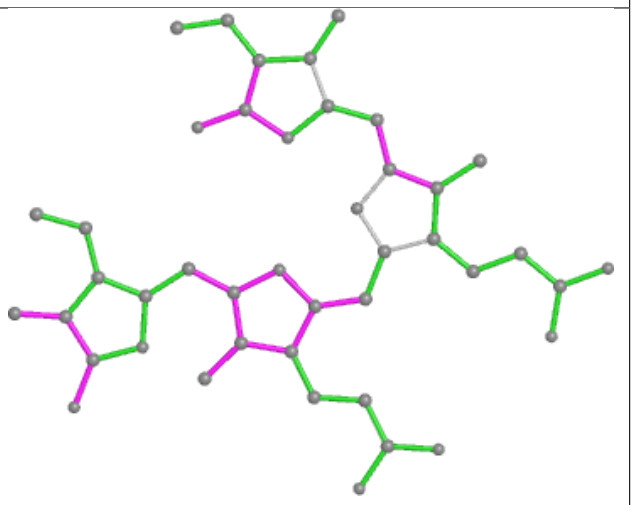

Bond angles

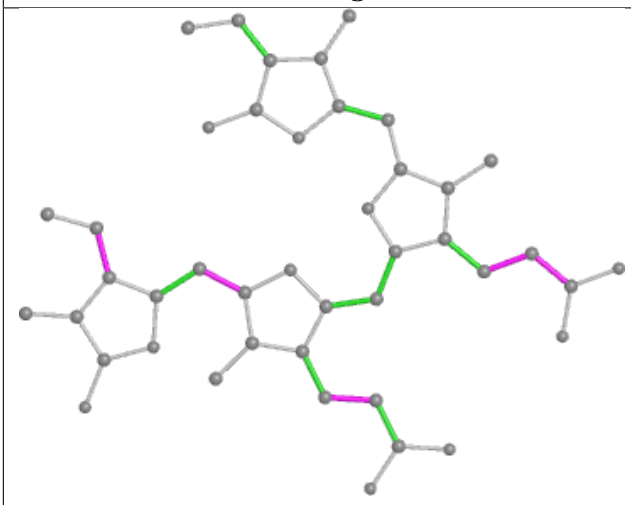

Torsions

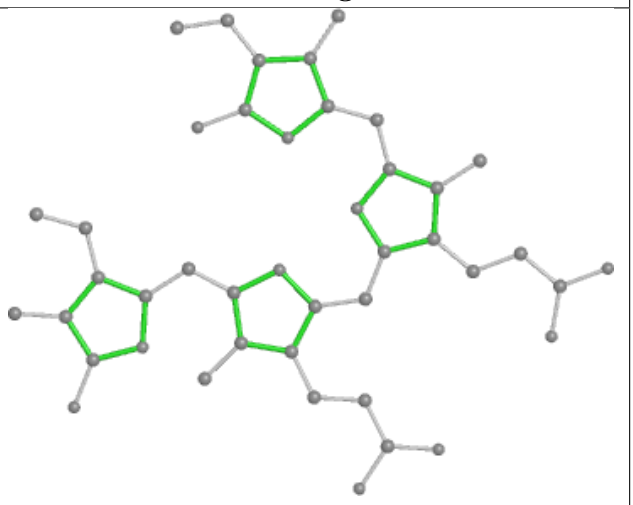

Rings

Ligand PEB W5 201

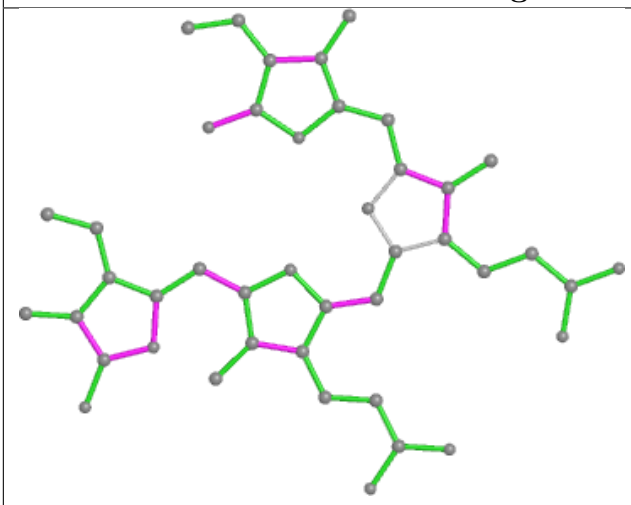

Bond lengths

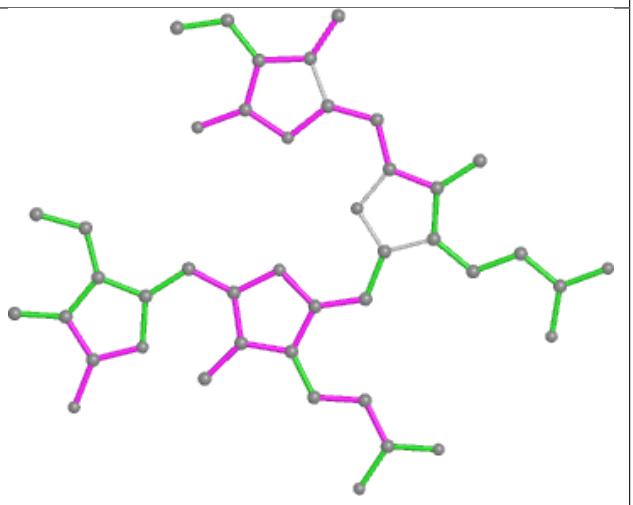

Bond angles

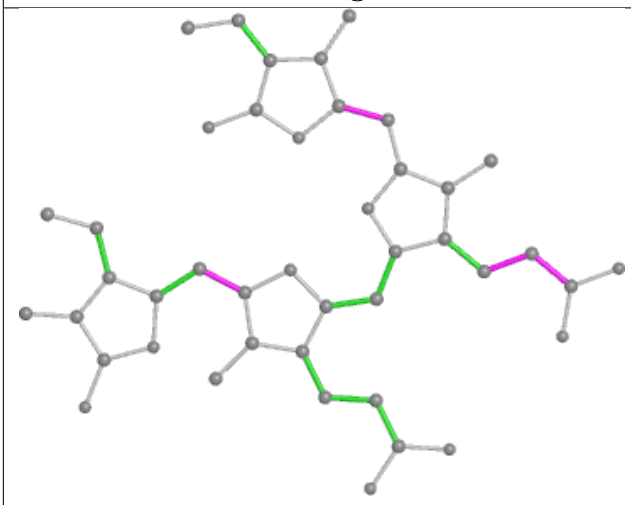

Torsions

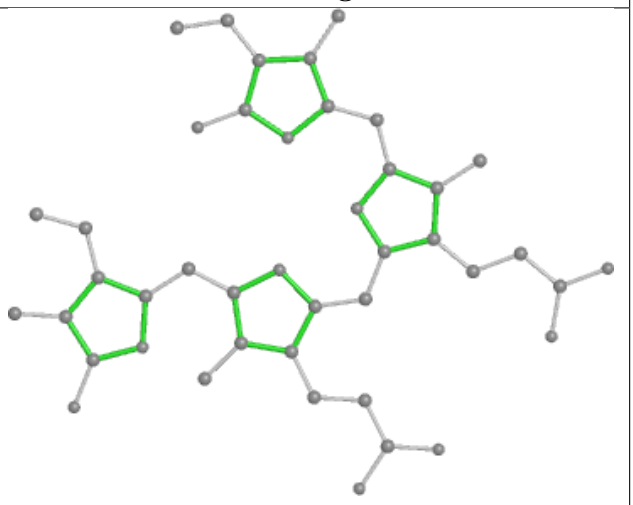

Rings

Ligand PEB iF 202

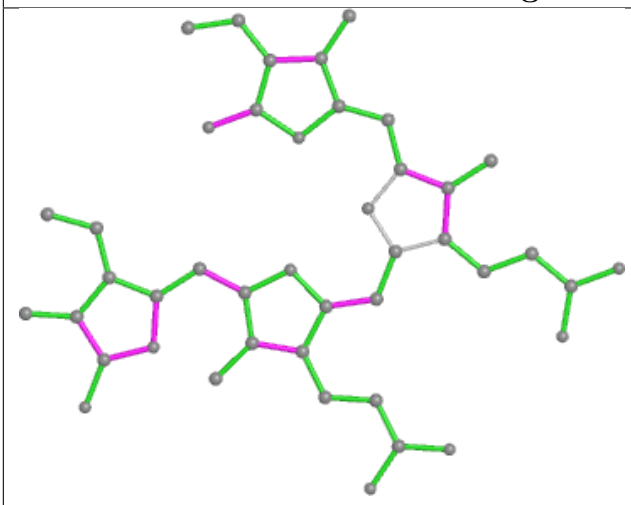

Bond lengths

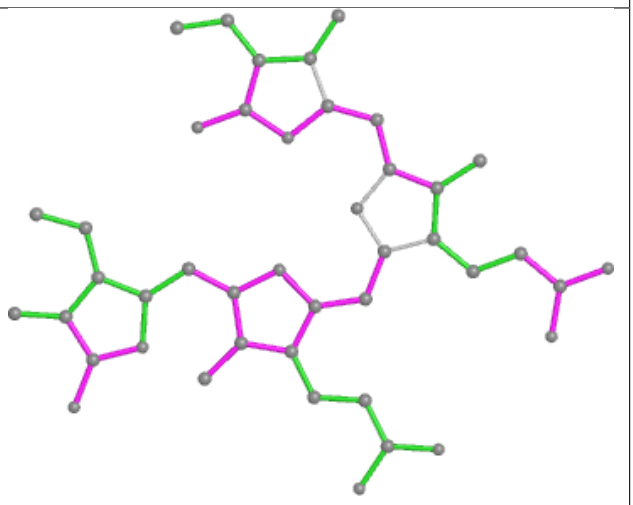

Bond angles

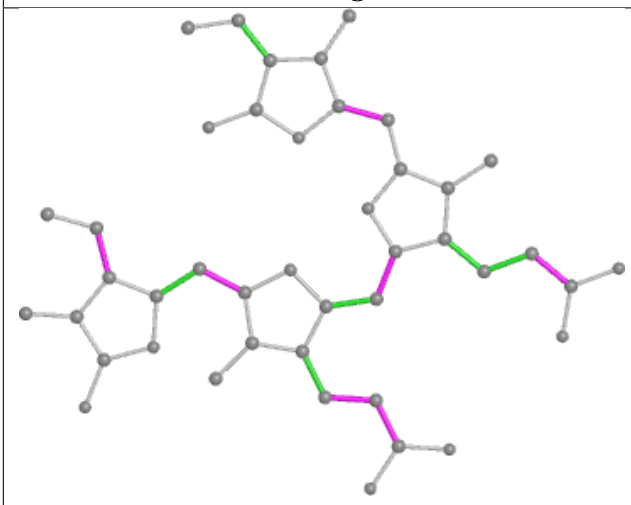

Torsions

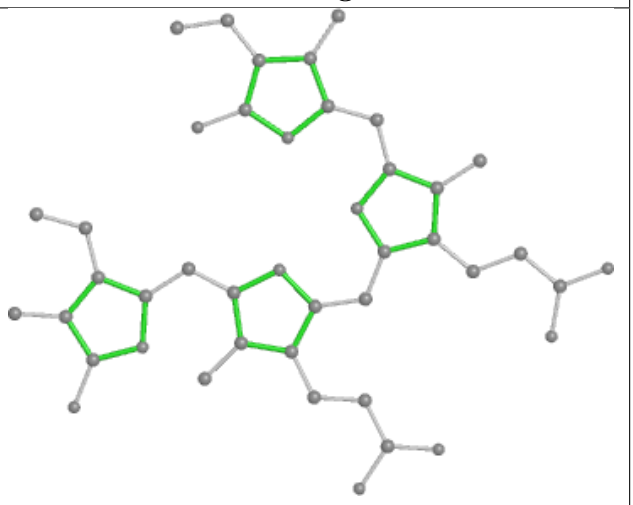

Rings

Ligand PEB a4 201

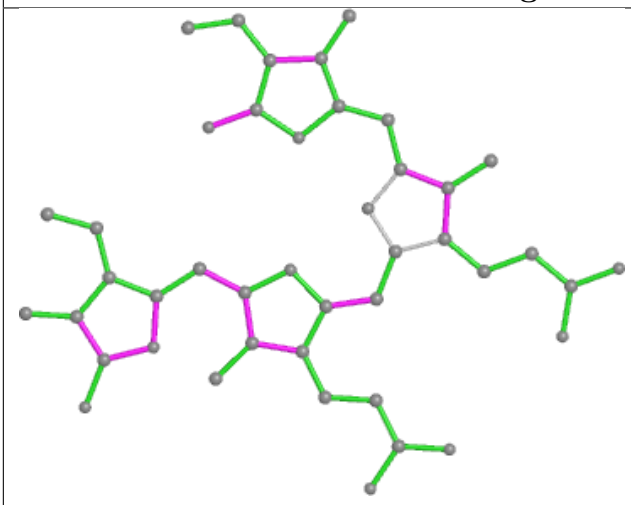

Bond lengths

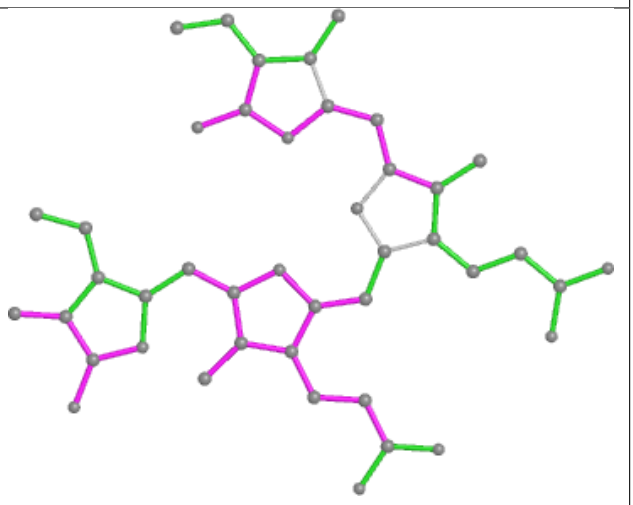

Bond angles

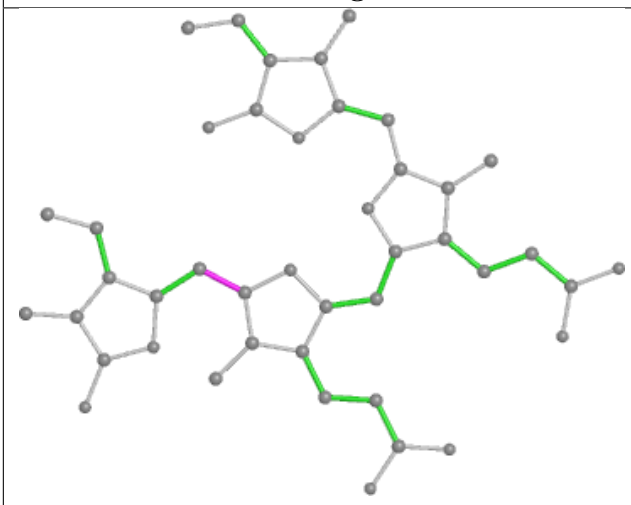

Torsions

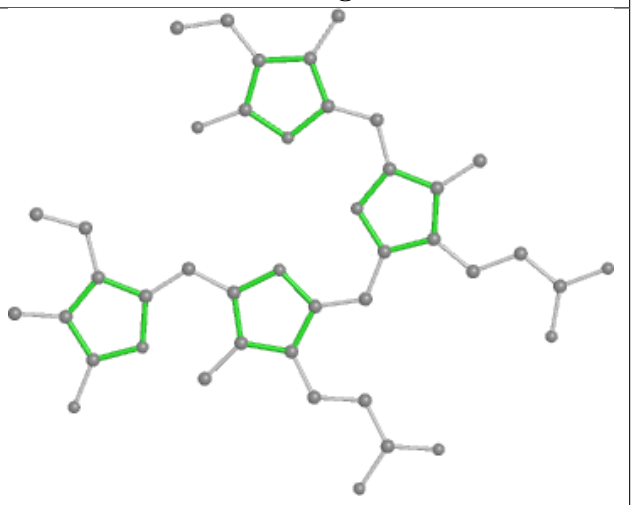

Rings

Ligand PEB IM 201

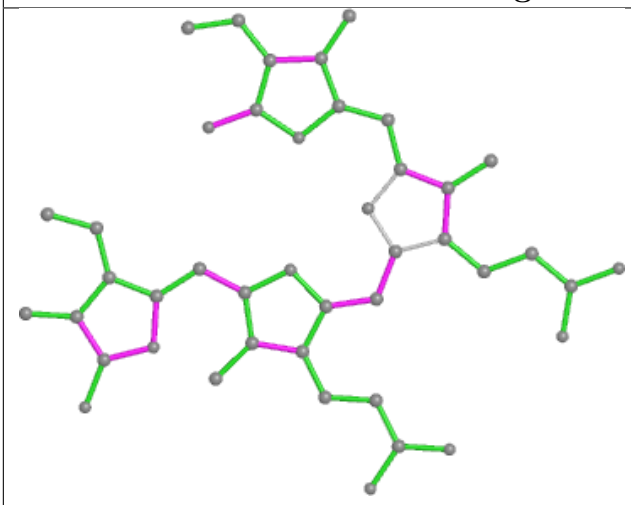

Bond lengths

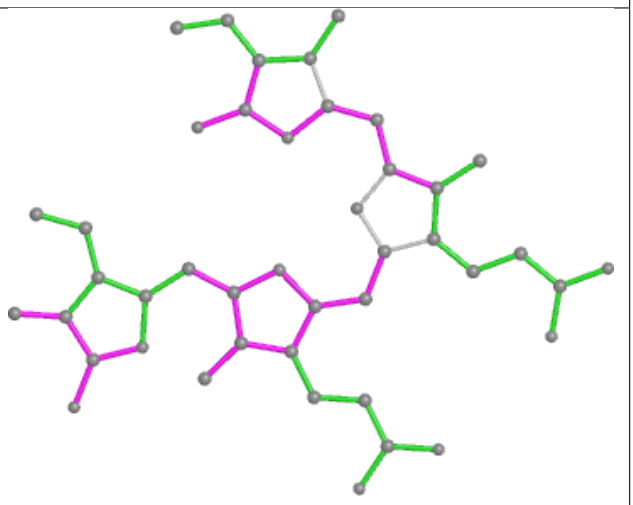

Bond angles

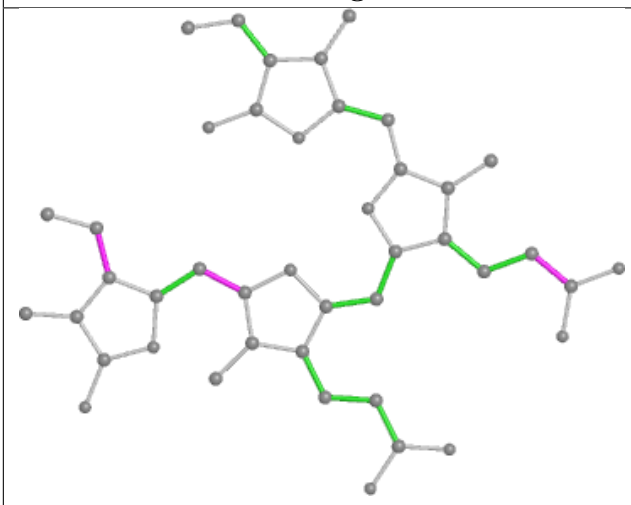

Torsions

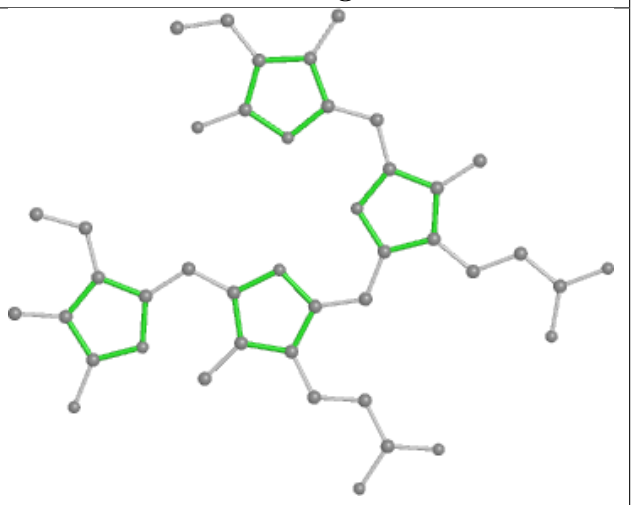

Rings

Ligand PEB TM 201

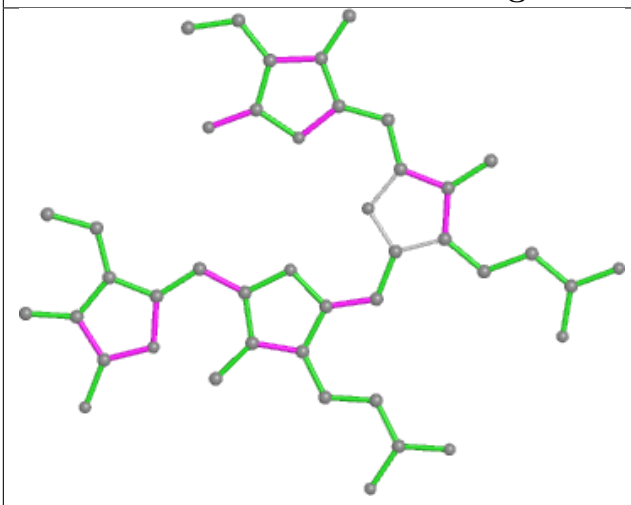

Bond lengths

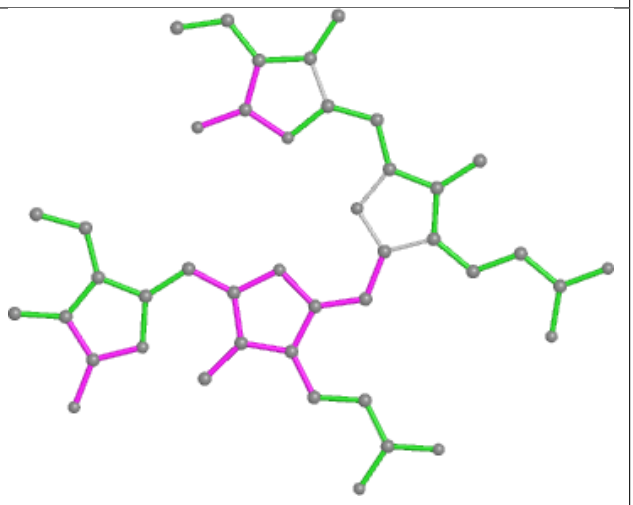

Bond angles

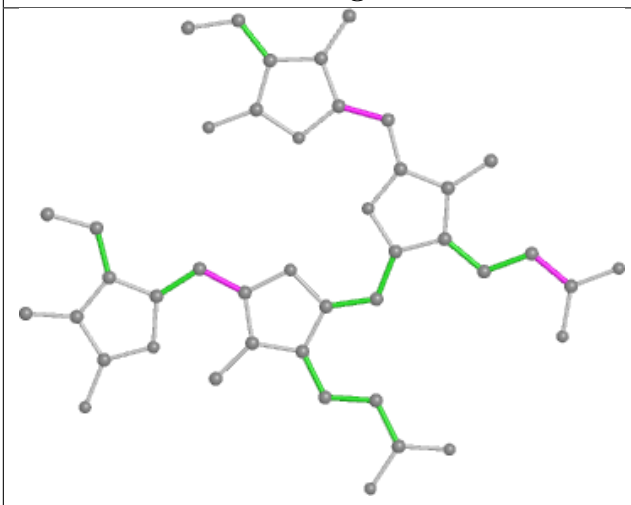

Torsions

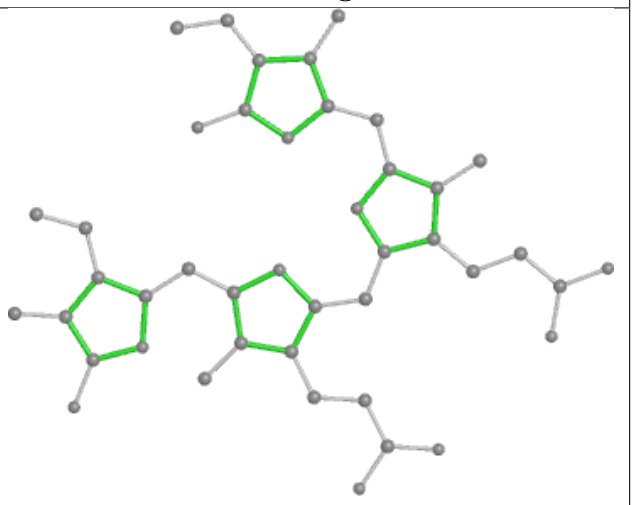

Rings

Ligand PEB EP 201

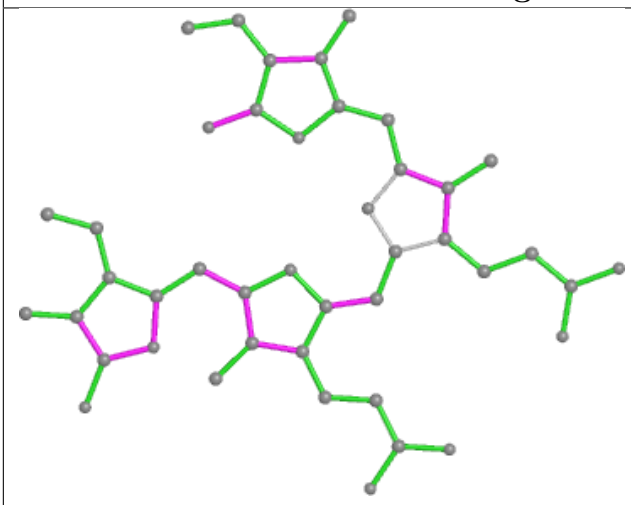

Bond lengths

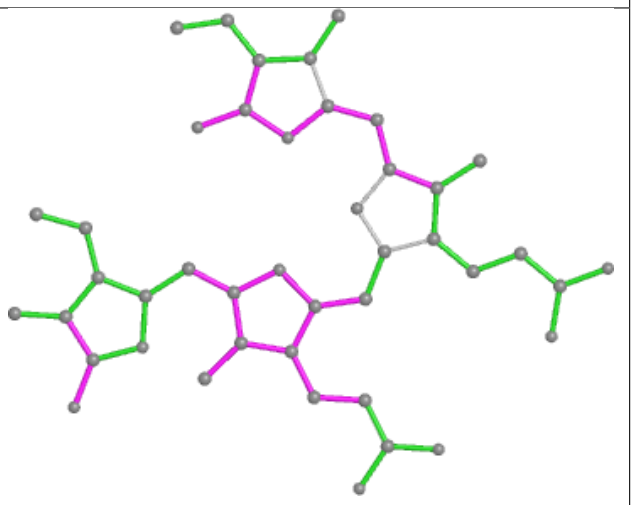

Bond angles

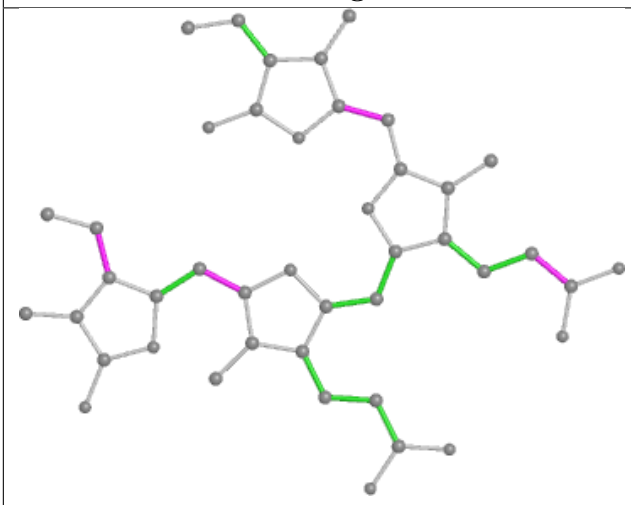

Torsions

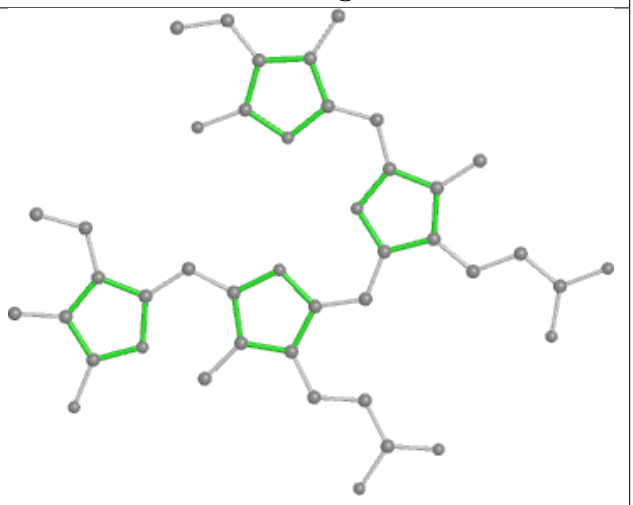

Rings

Ligand PEB WO 201

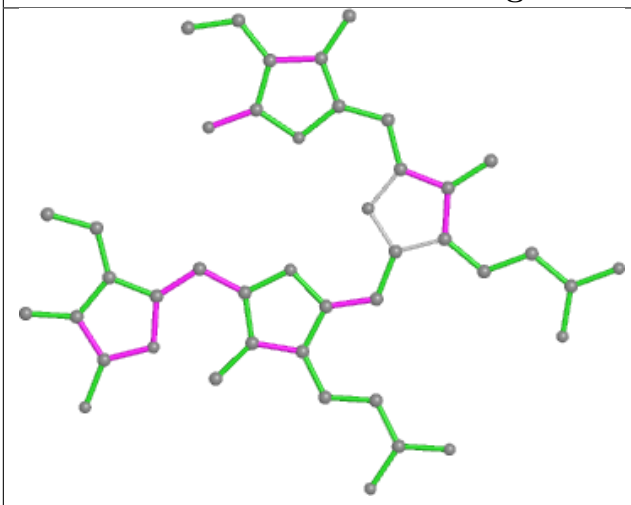

Bond lengths

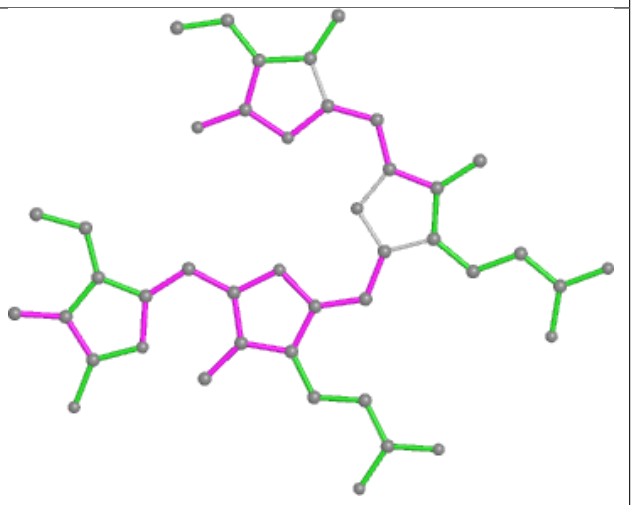

Bond angles

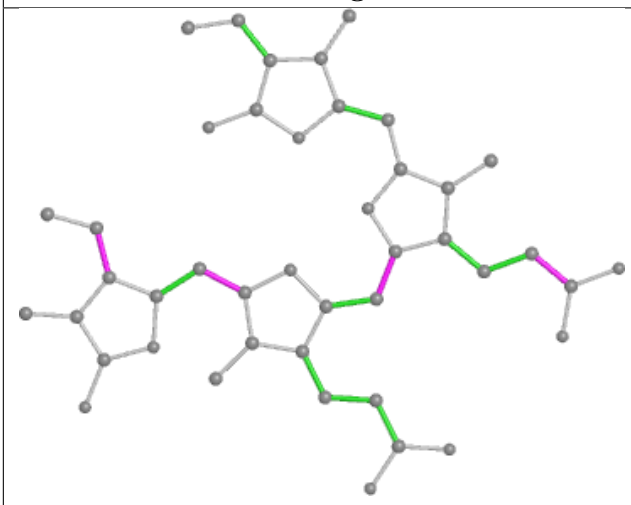

Torsions

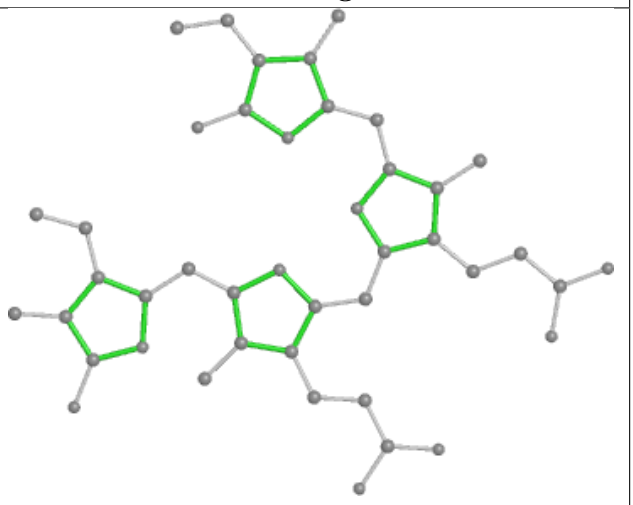

Rings

Ligand PEB AA 202

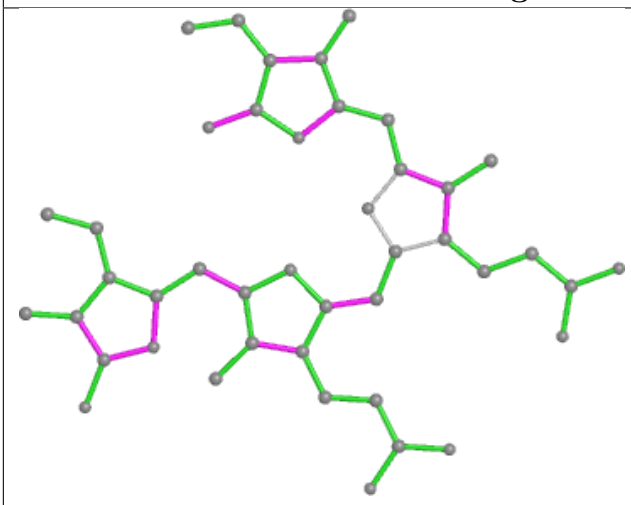

Bond lengths

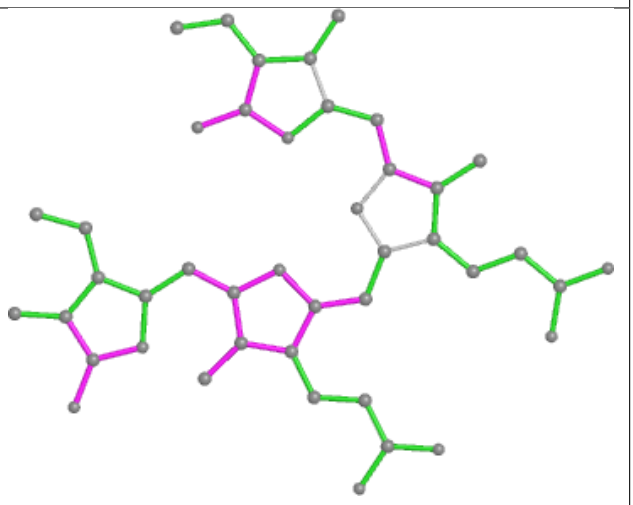

Bond angles

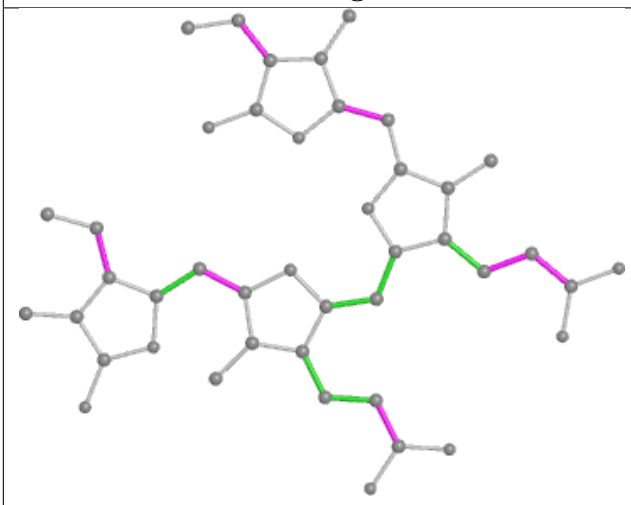

Torsions

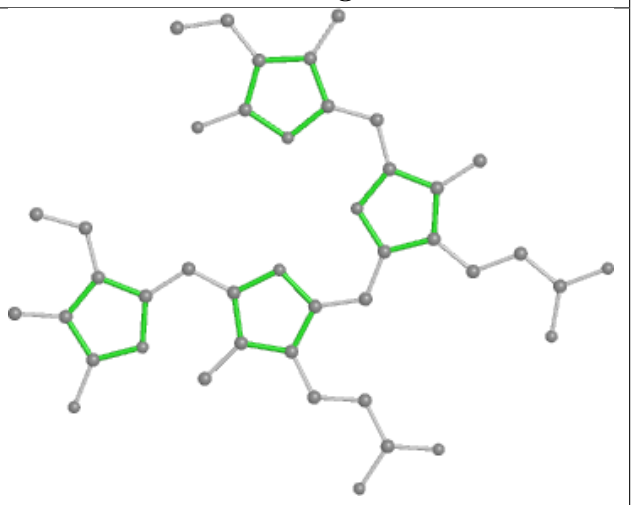

Rings

Ligand PEB dM 203

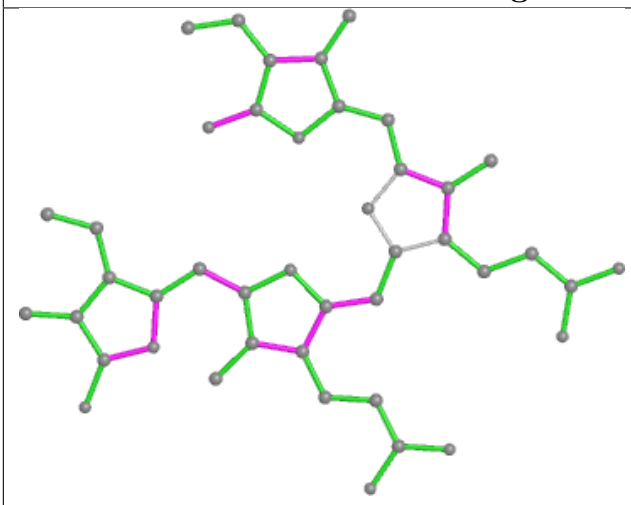

Bond lengths

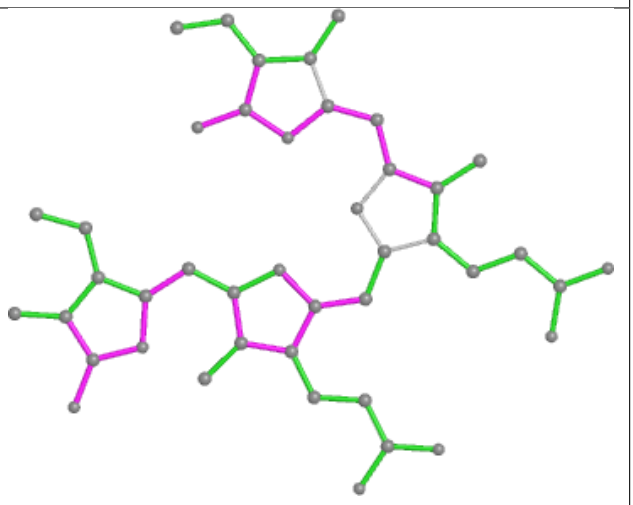

Bond angles

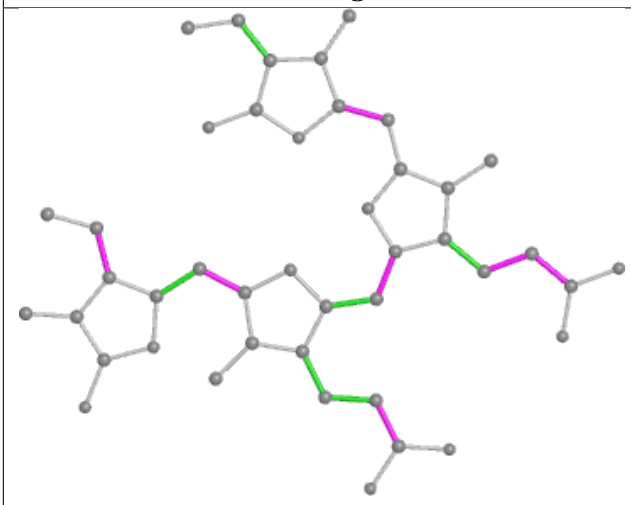

Torsions

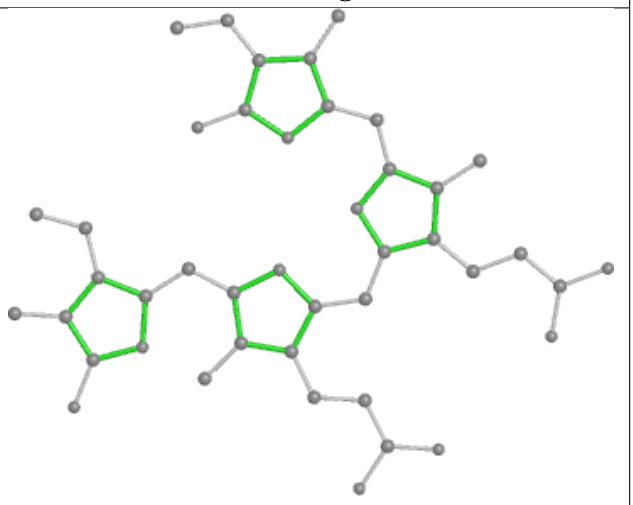

Rings

Ligand CLA d6 403

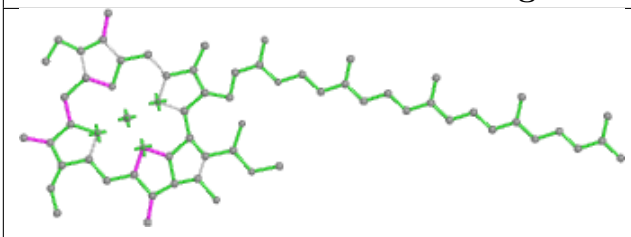

Bond lengths

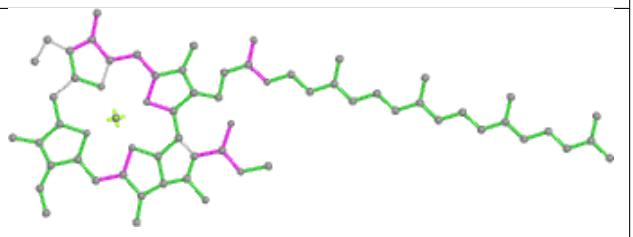

Bond angles

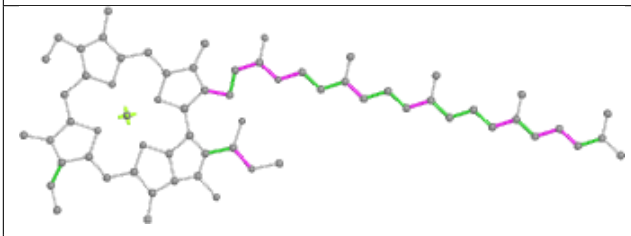

Torsions

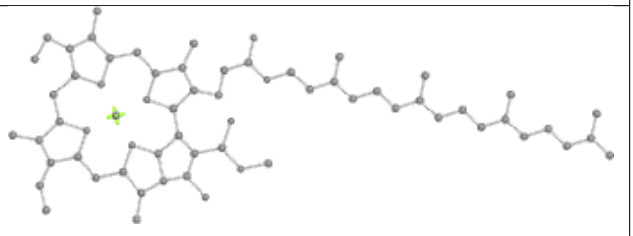

Rings

Ligand PEB gK 202

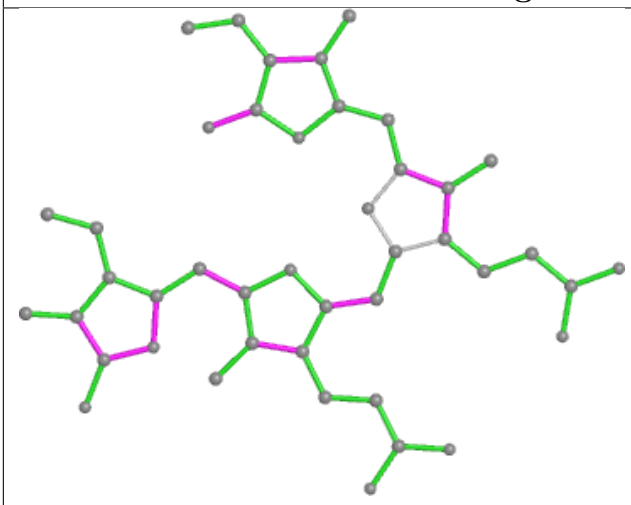

Bond lengths

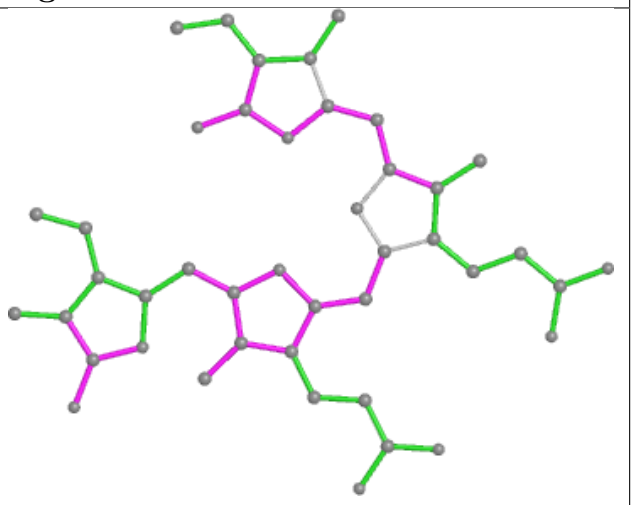

Bond angles

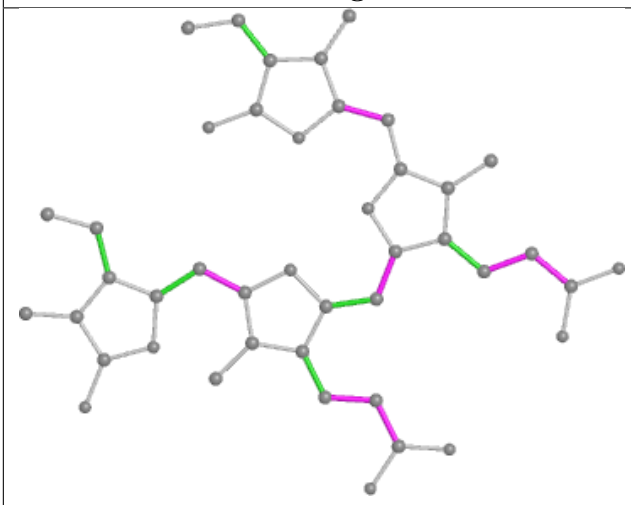

Torsions

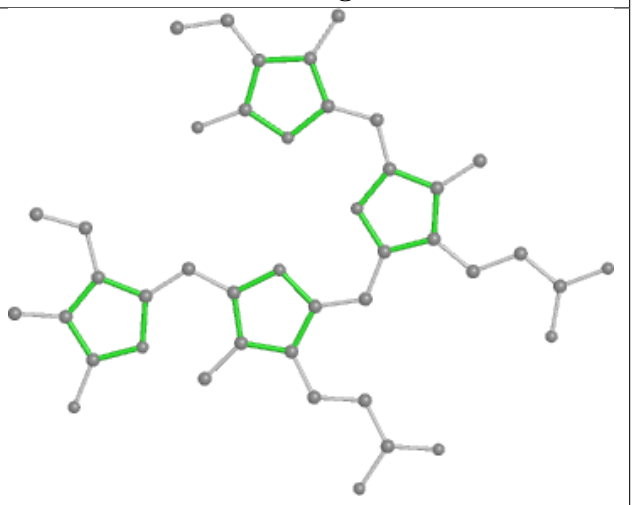

Rings

Ligand BCR BN 839

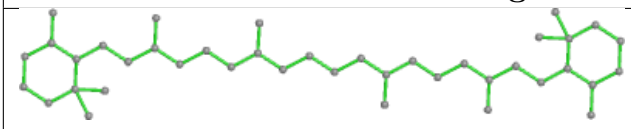

Bond lengths

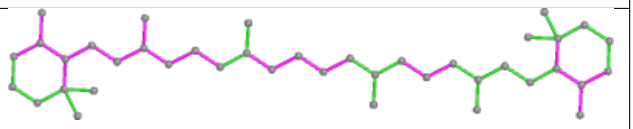

Bond angles

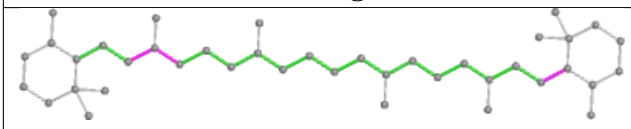

Torsions

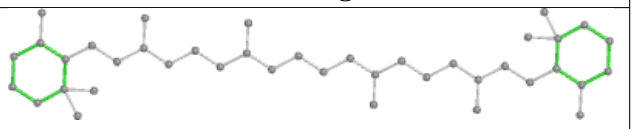

Rings

Ligand PEB JD 202

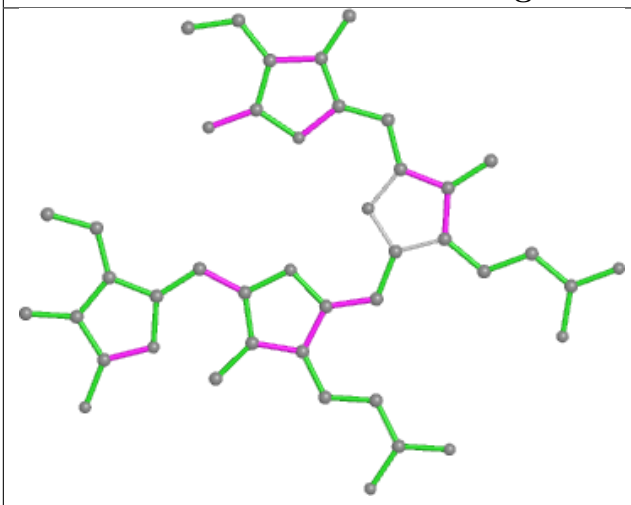

Bond lengths

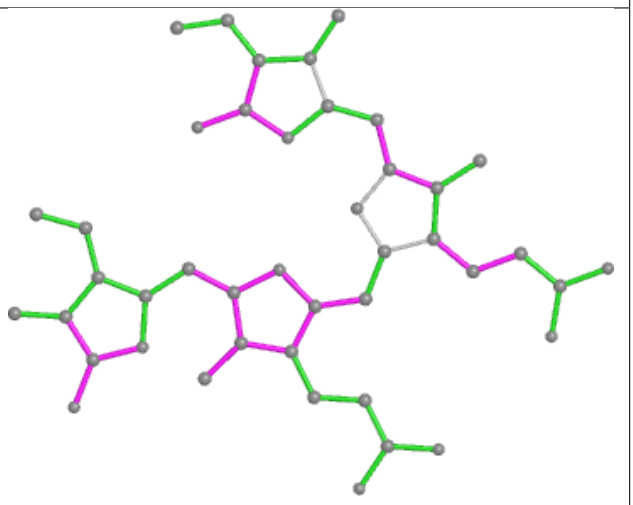

Bond angles

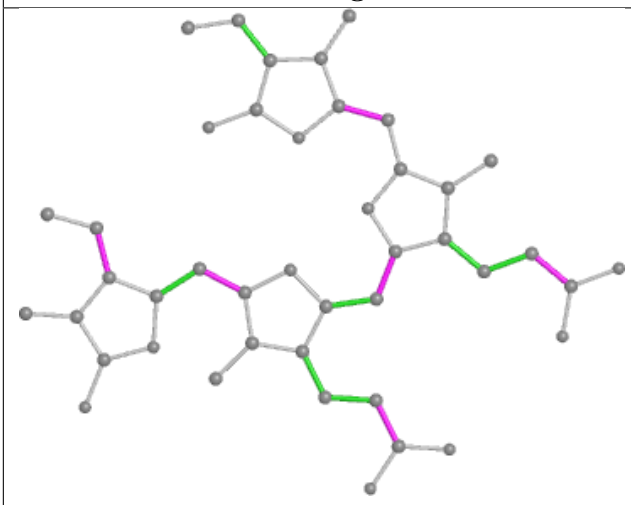

Torsions

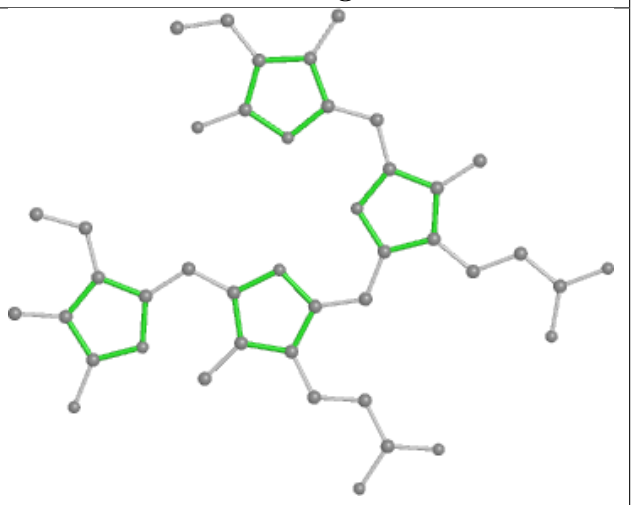

Rings

Ligand PEB lF 203

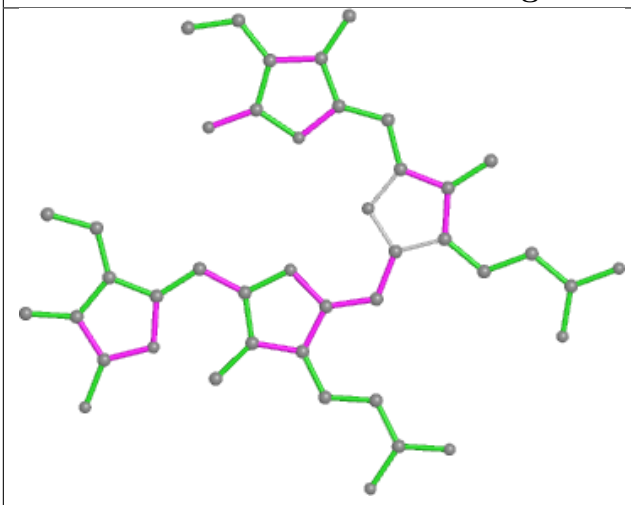

Bond lengths

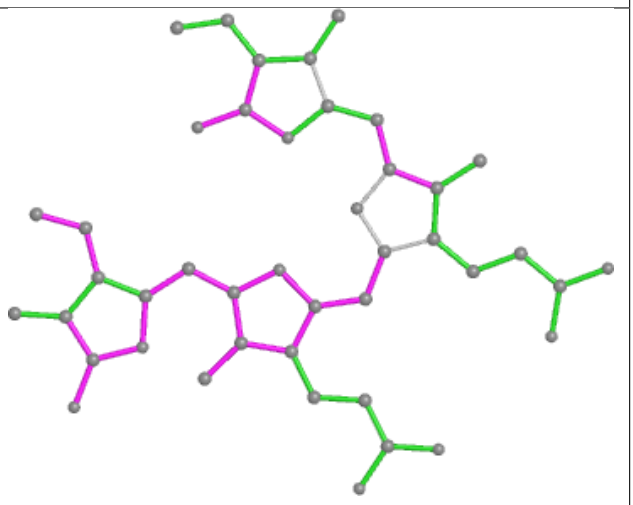

Bond angles

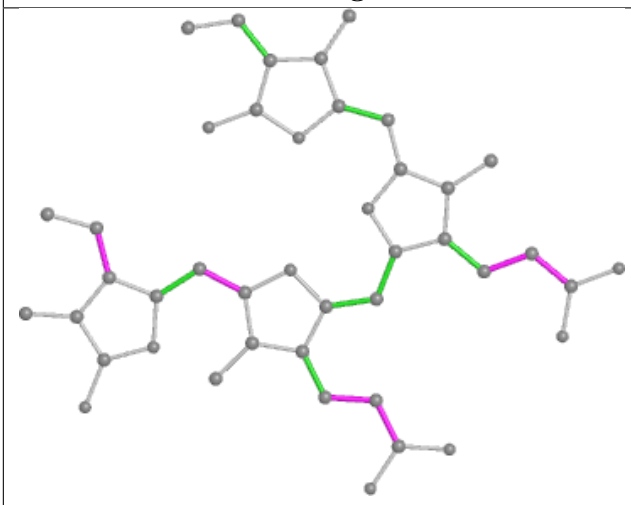

Torsions

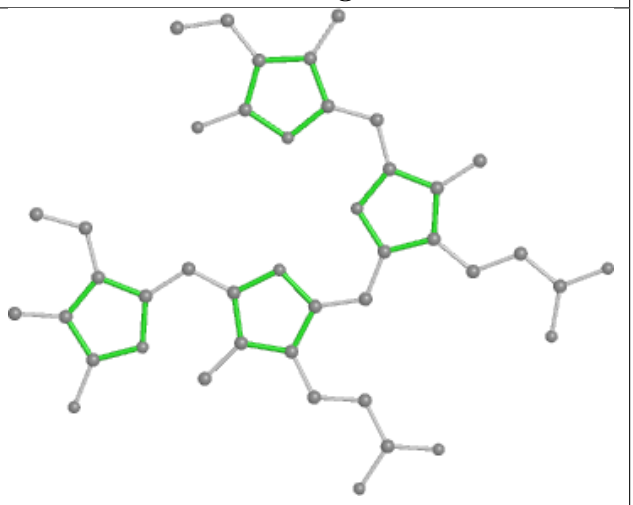

Rings

Ligand PEB VJ 201

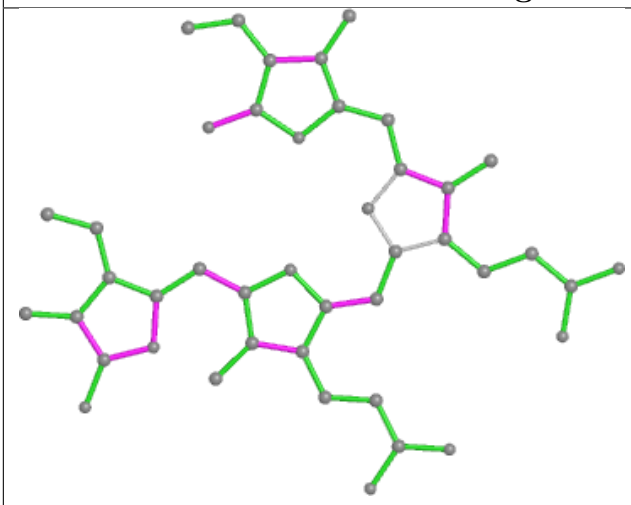

Bond lengths

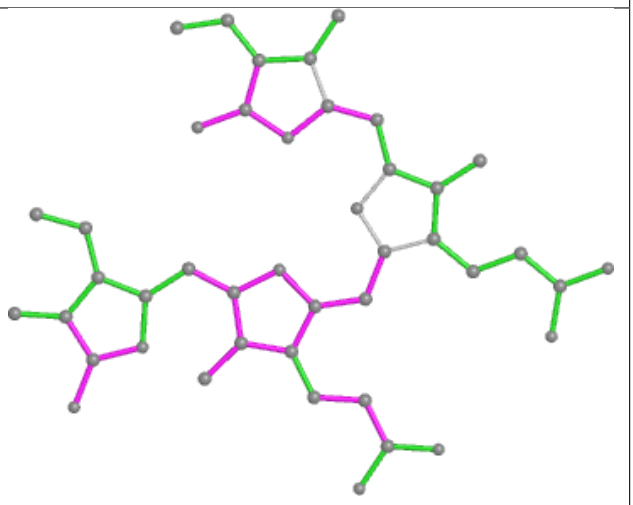

Bond angles

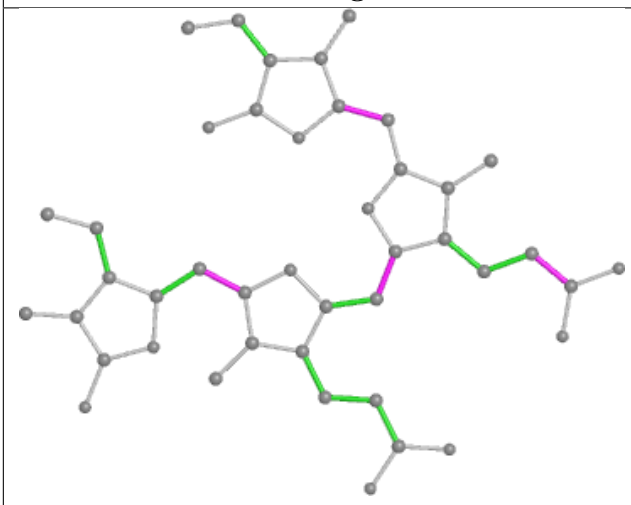

Torsions

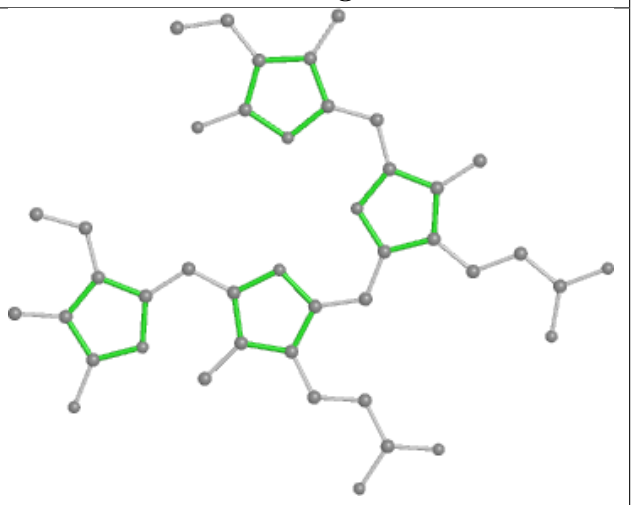

Rings

Ligand PEB z8 201

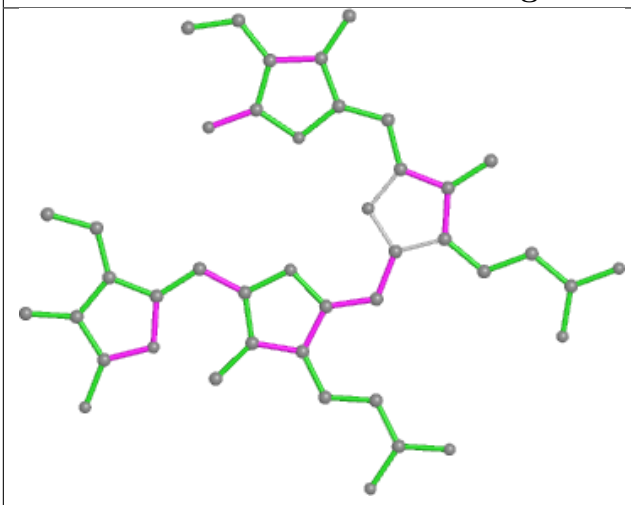

Bond lengths

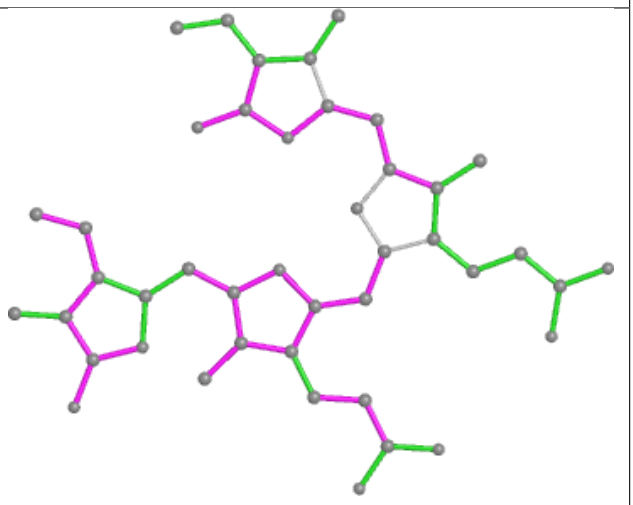

Bond angles

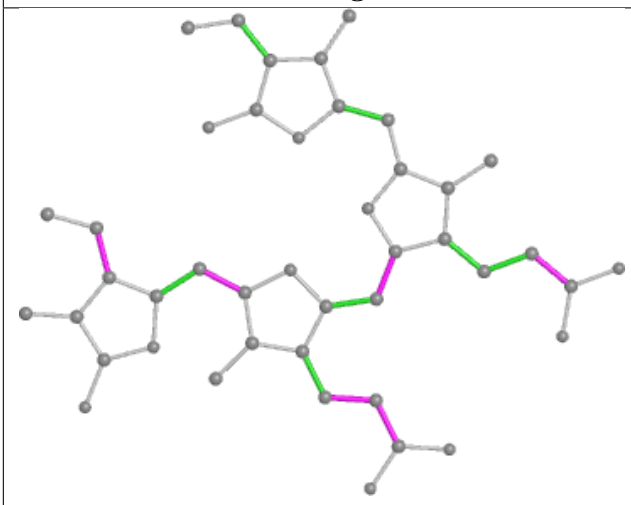

Torsions

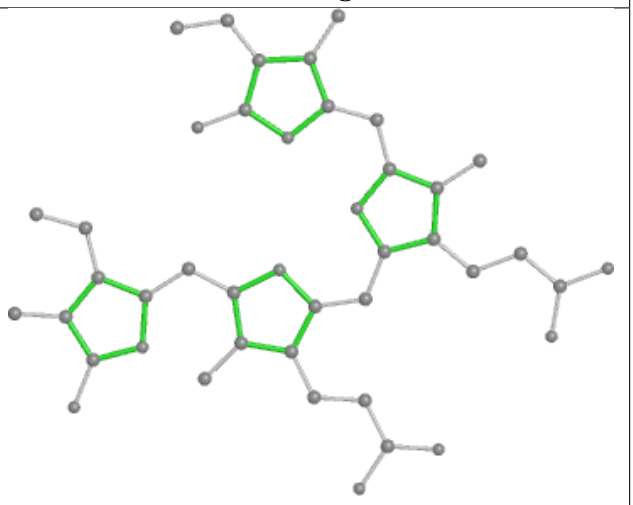

Rings

Ligand PEB RI 201

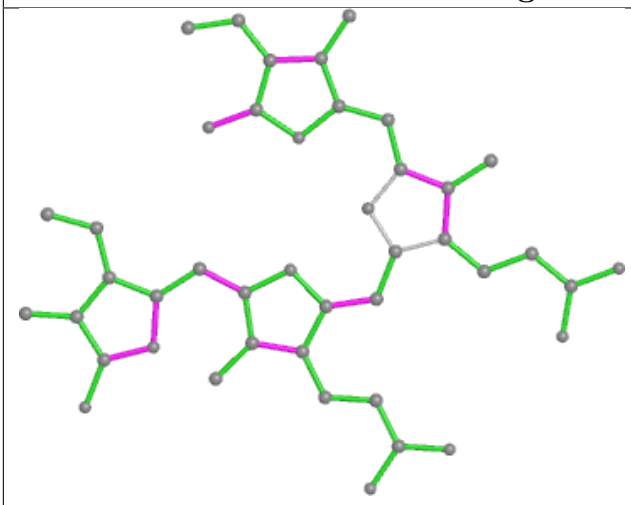

Bond lengths

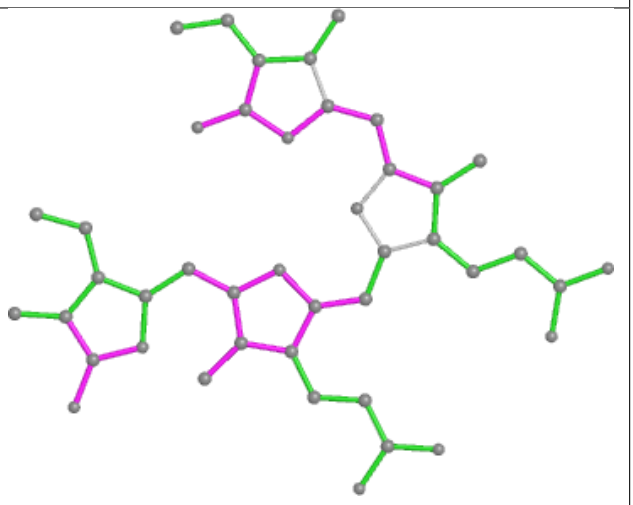

Bond angles

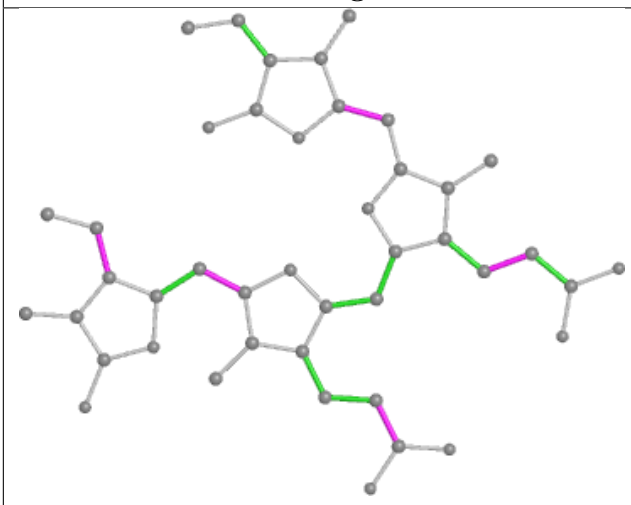

Torsions

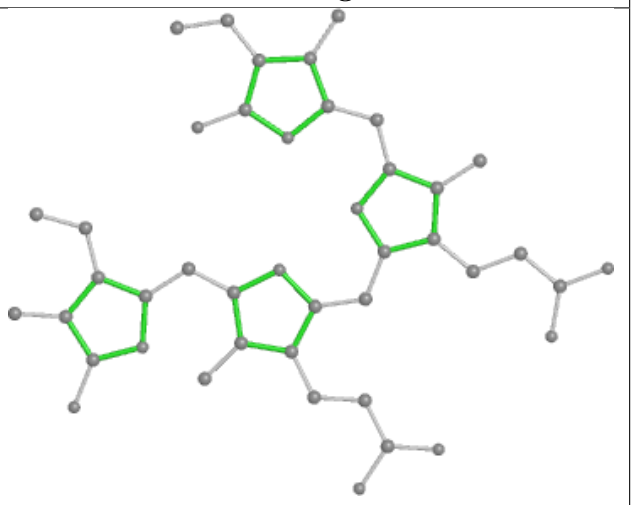

Rings

Ligand CLA DL 403

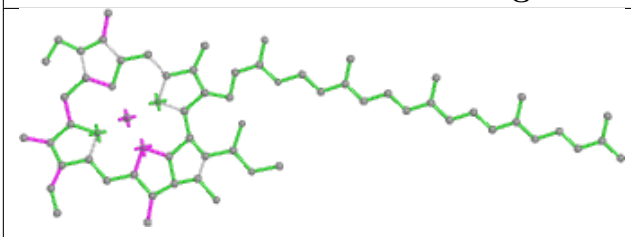

Bond lengths

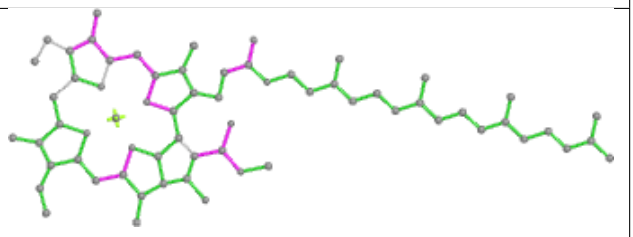

Bond angles

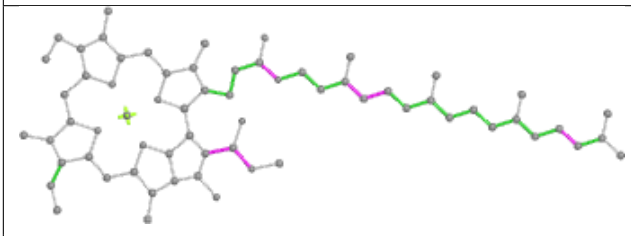

Torsions

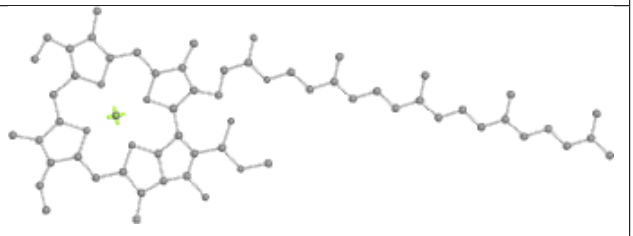

Rings

Ligand PEB H5 203

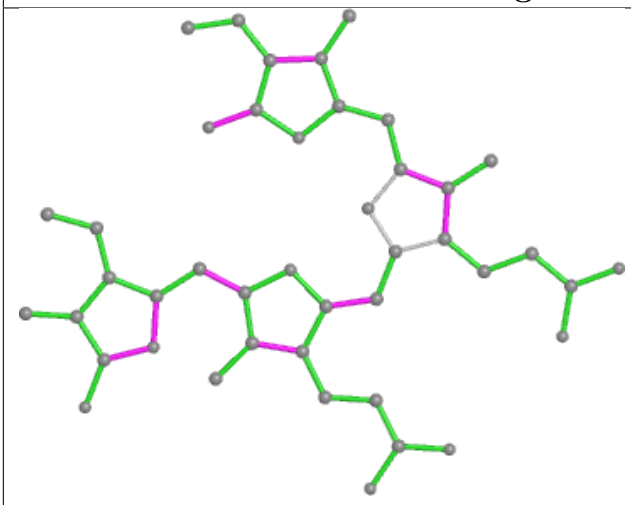

Bond lengths

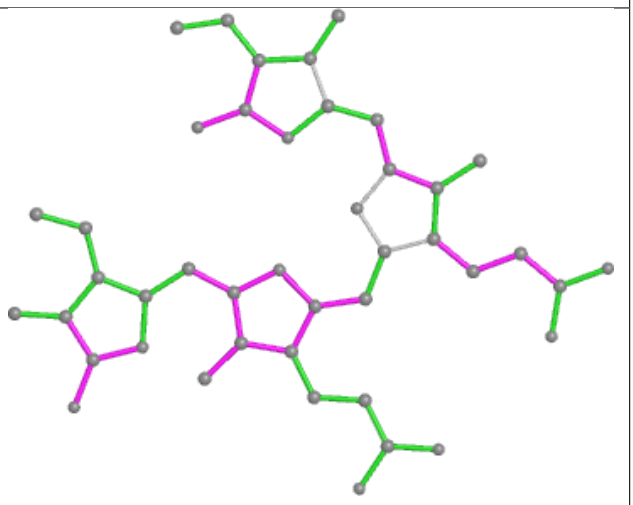

Bond angles

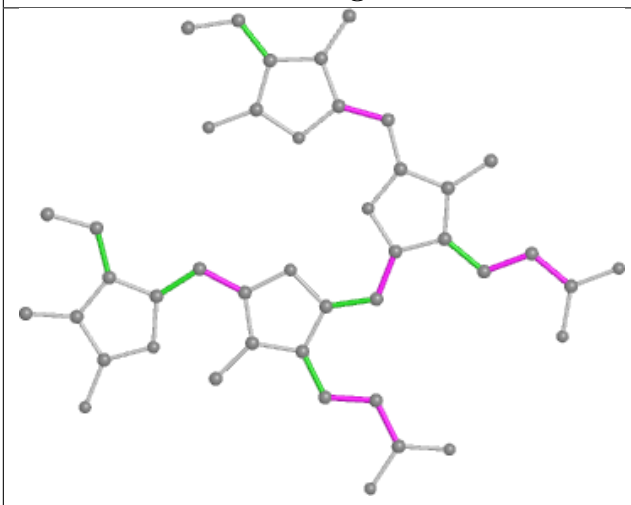

Torsions

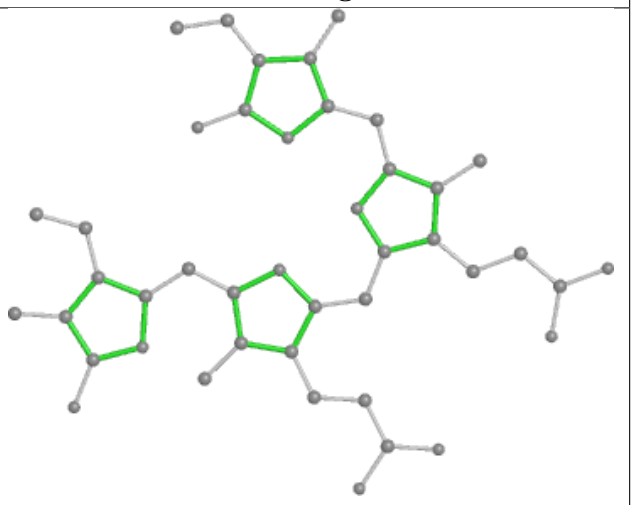

Rings

Ligand PUB Y7 302

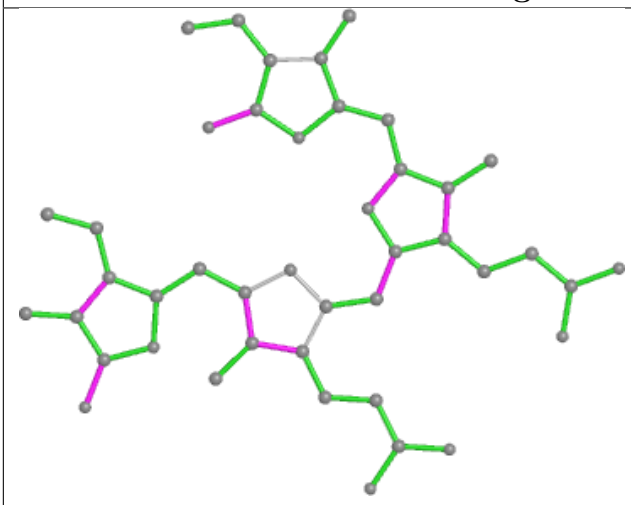

Bond lengths

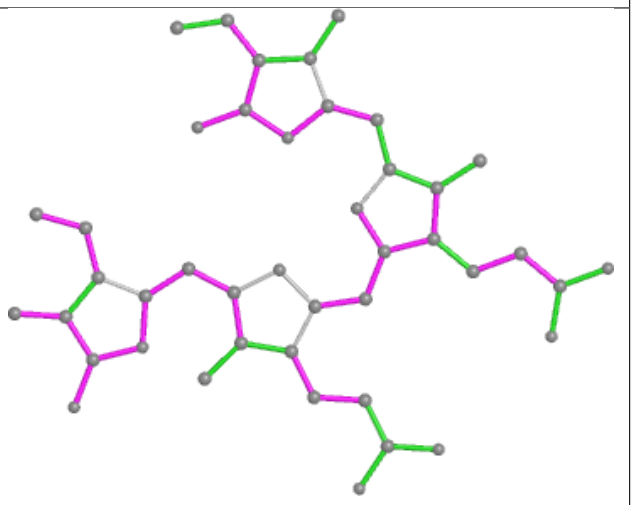

Bond angles

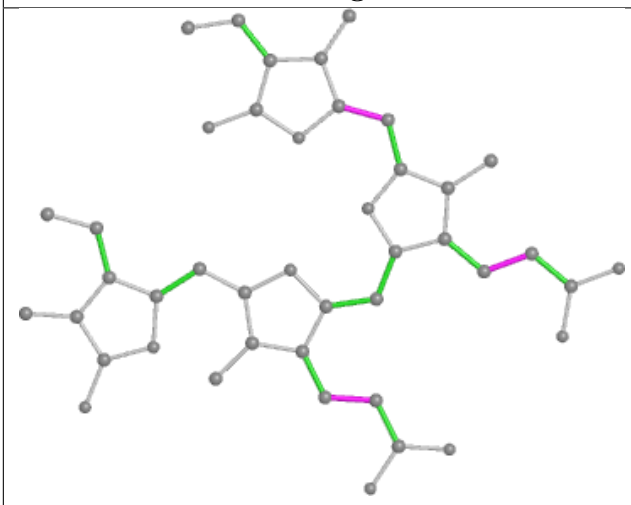

Torsions

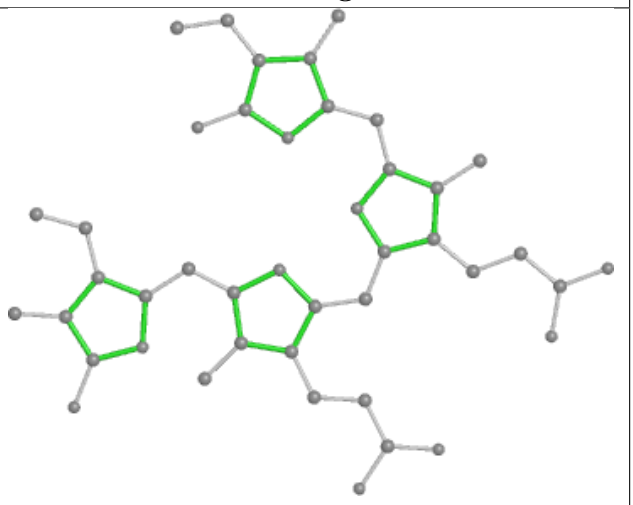

Rings

Ligand CLA cL 509

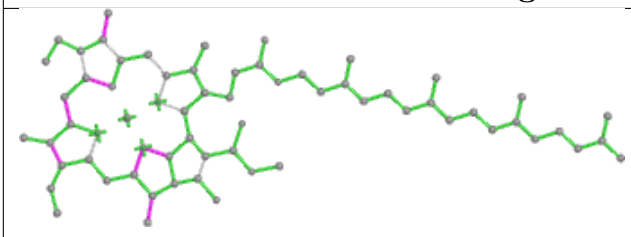

Bond lengths

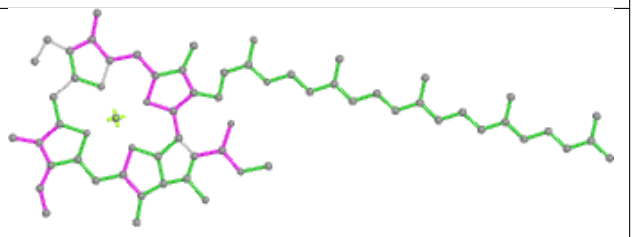

Bond angles

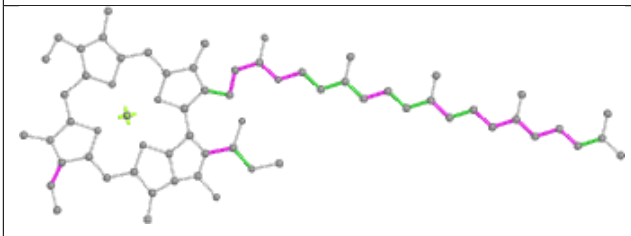

Torsions

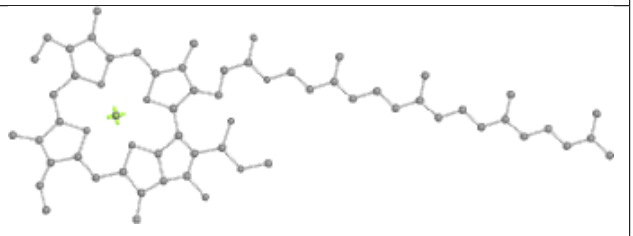

Rings

Ligand PEB s8 201

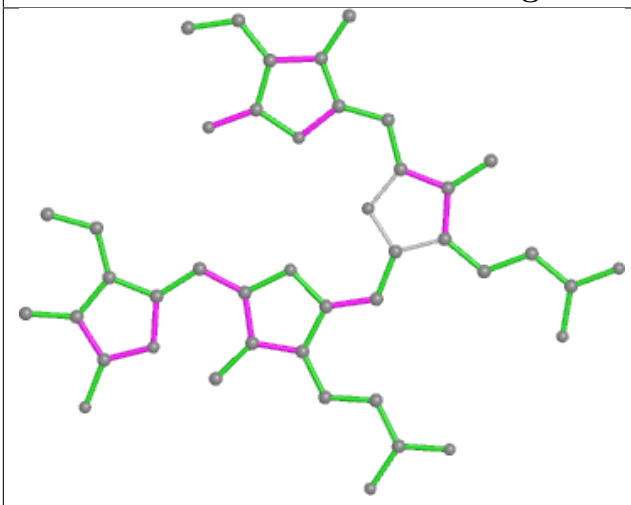

Bond lengths

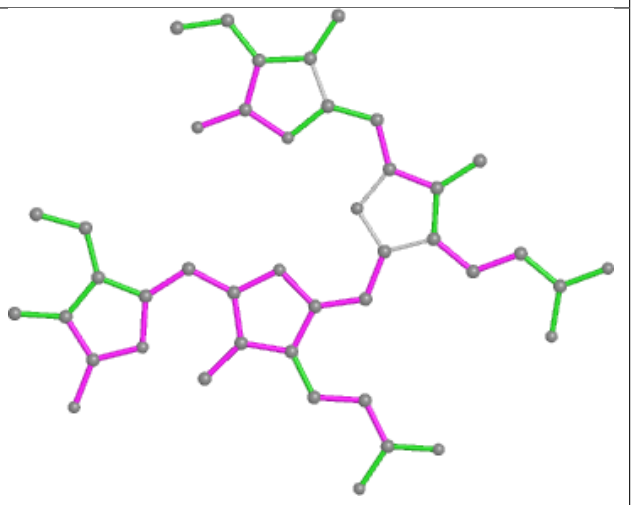

Bond angles

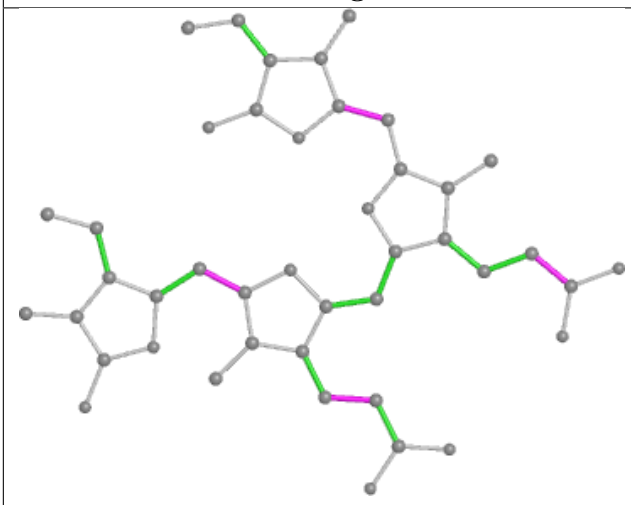

Torsions

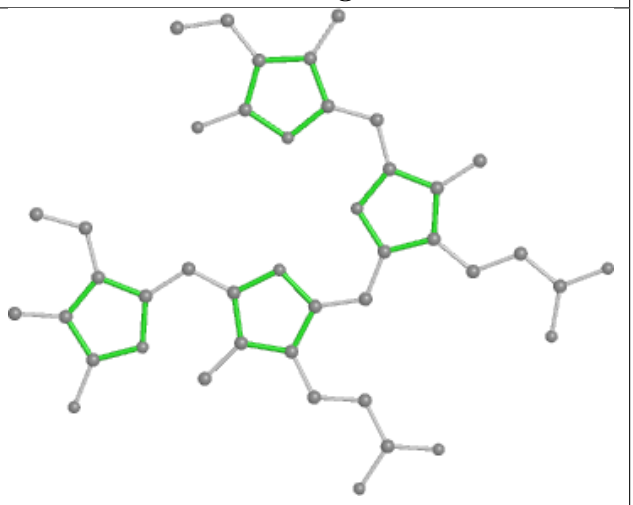

Rings

Ligand PEB B9 202

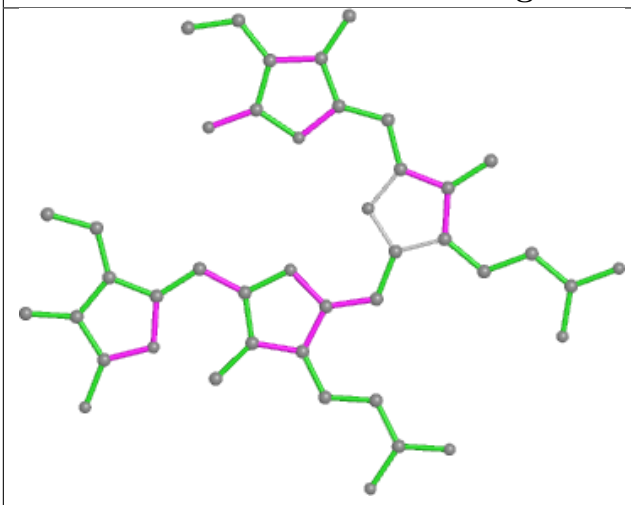

Bond lengths

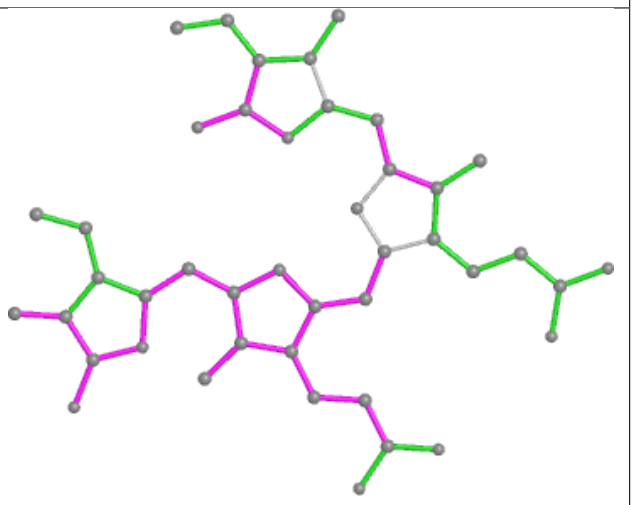

Bond angles

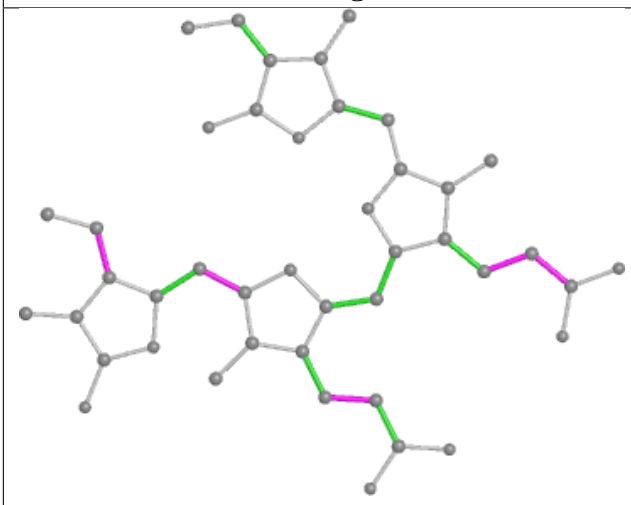

Torsions

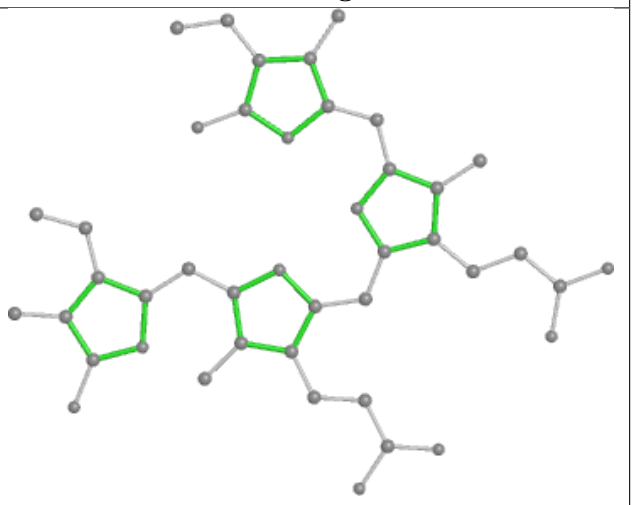

Rings

Ligand PEB ZJ 202

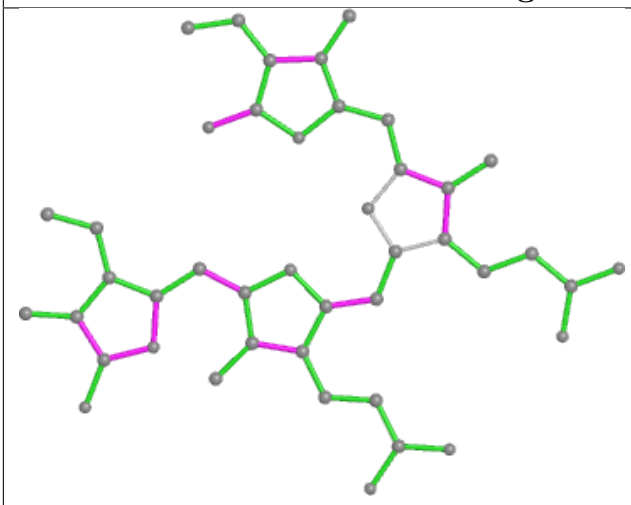

Bond lengths

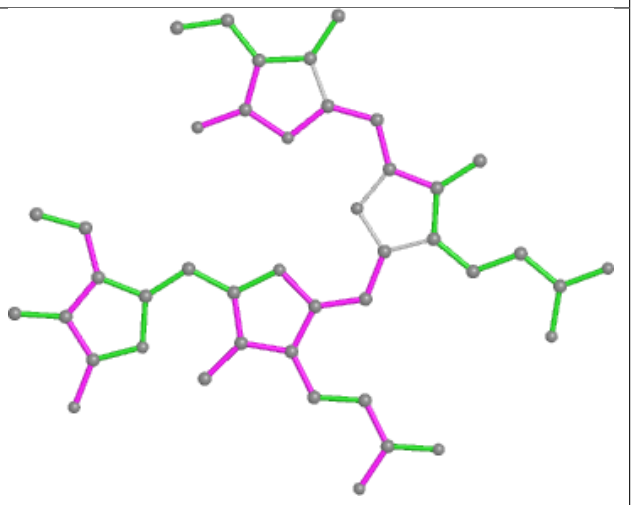

Bond angles

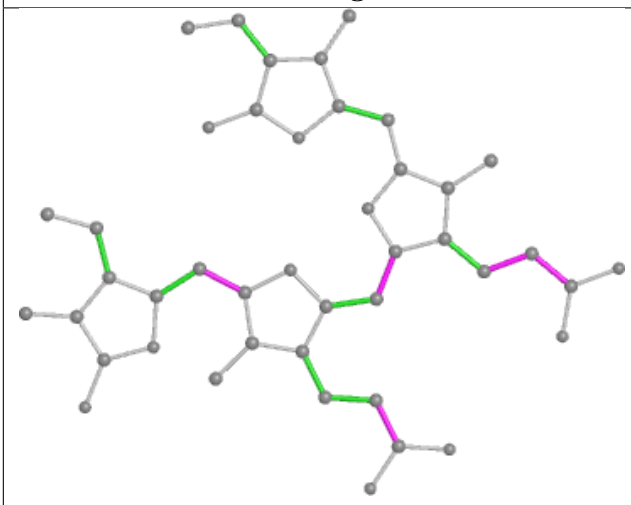

Torsions

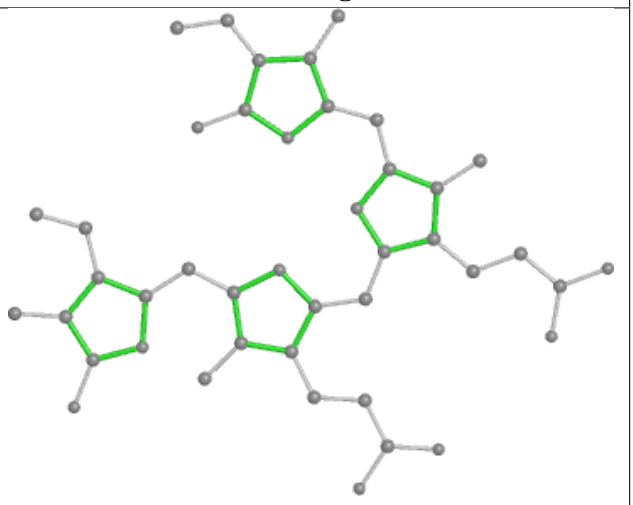

Rings

Ligand PEB gH 201

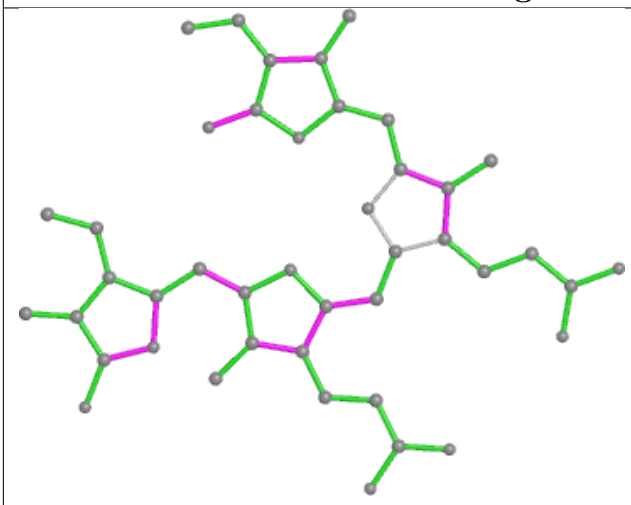

Bond lengths

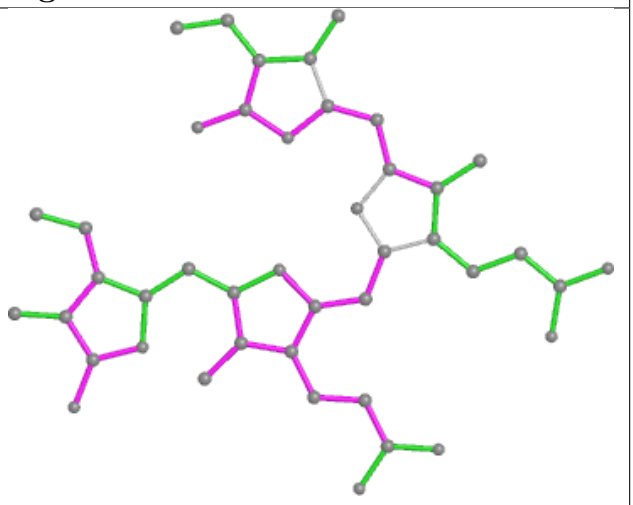

Bond angles

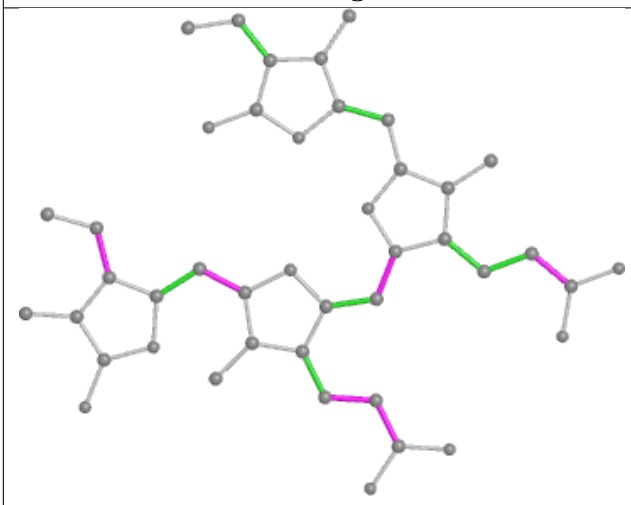

Torsions

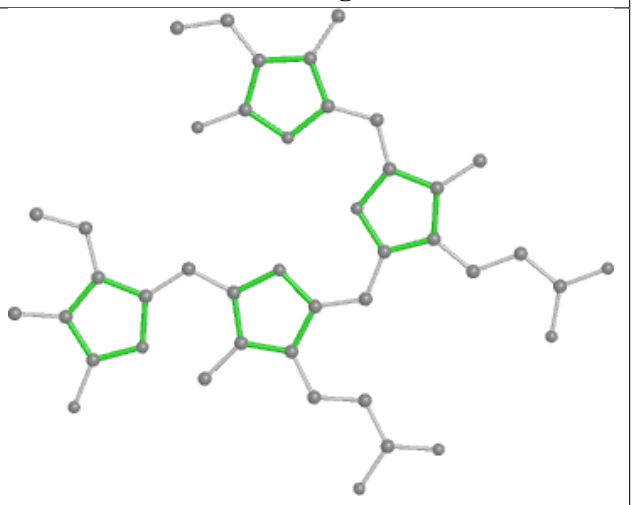

Rings

Ligand PEB iK 202

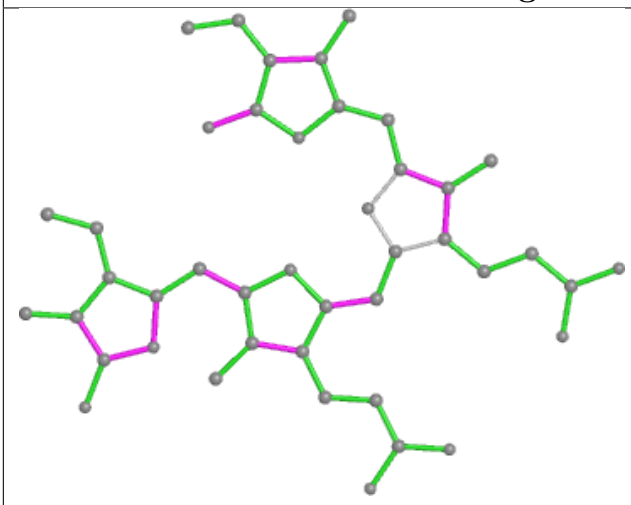

Bond lengths

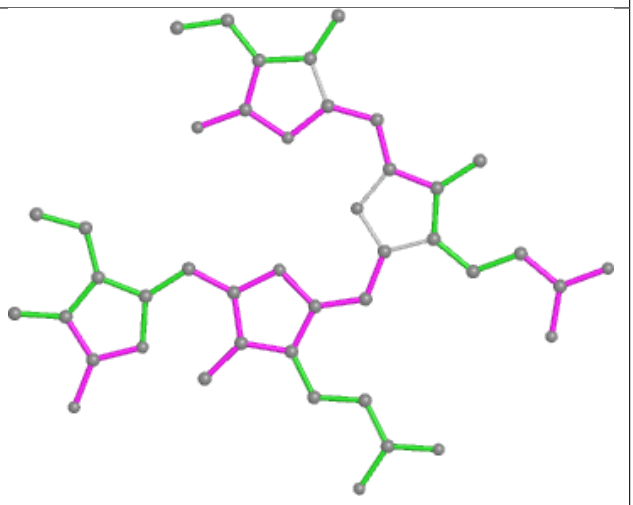

Bond angles

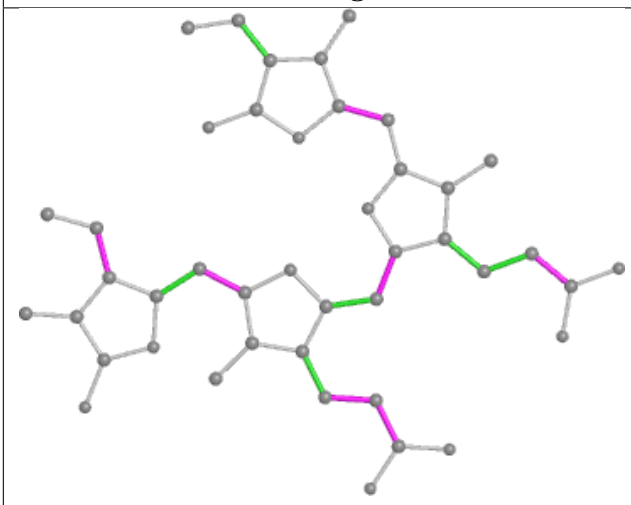

Torsions

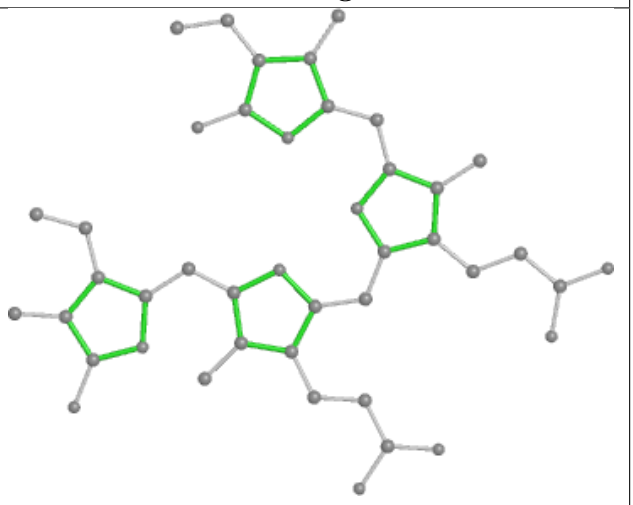

Rings

Ligand CLA 6N 610

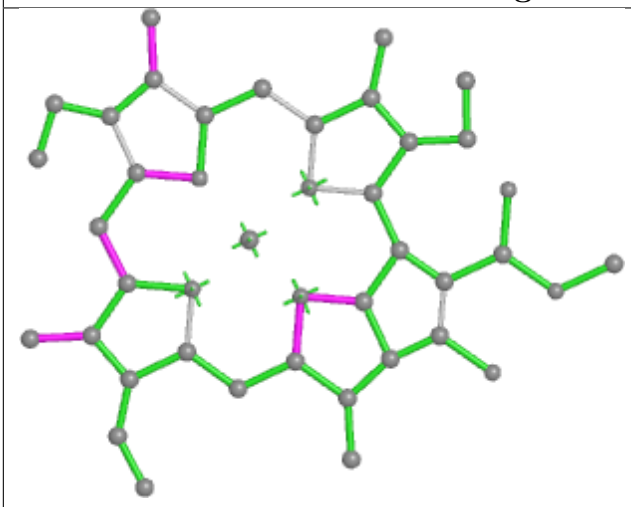

Bond lengths

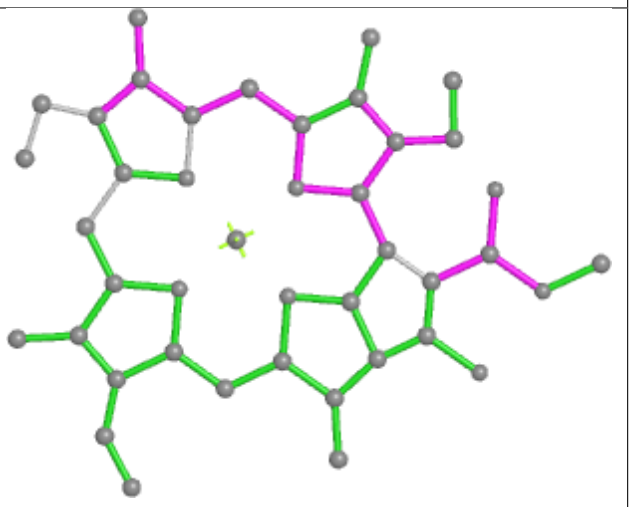

Bond angles

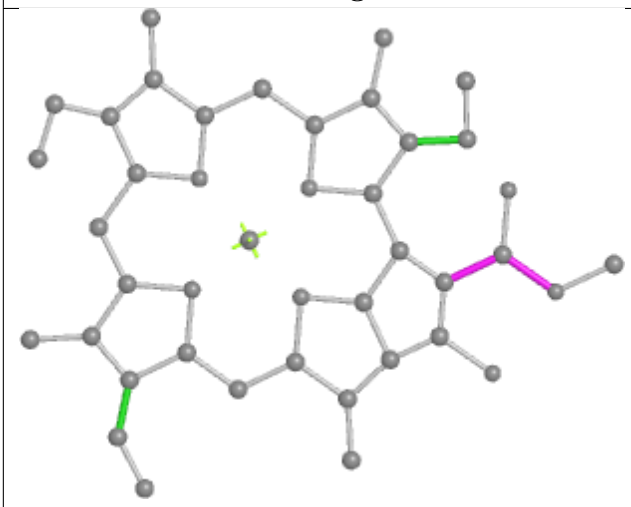

Torsions

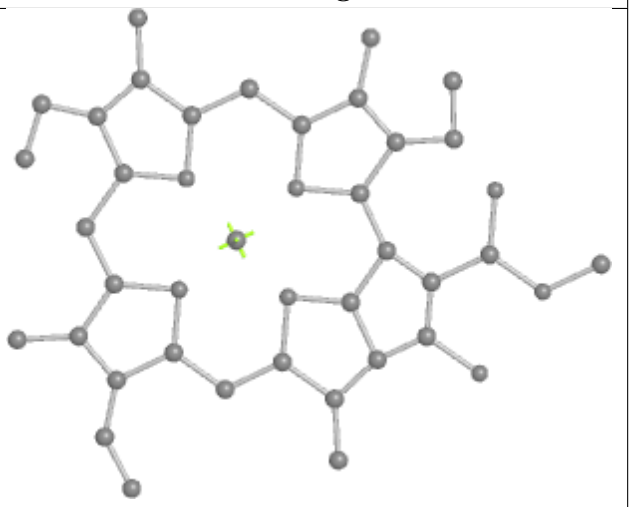

Rings

Ligand PEB dH 203

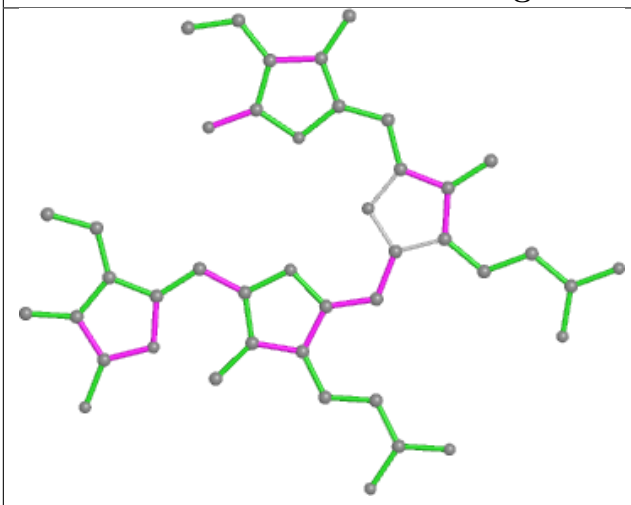

Bond lengths

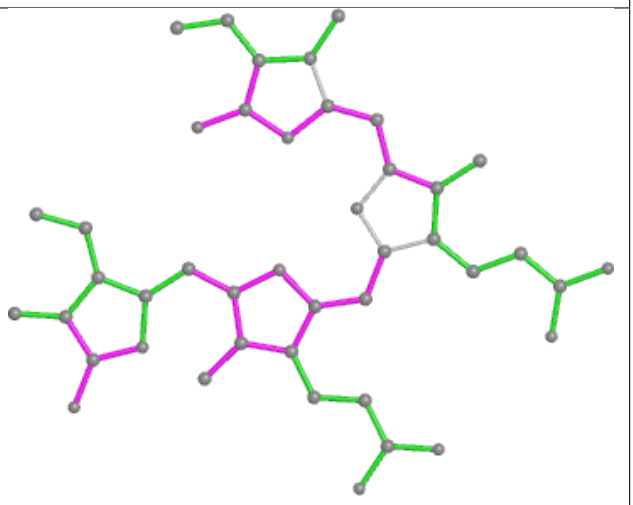

Bond angles

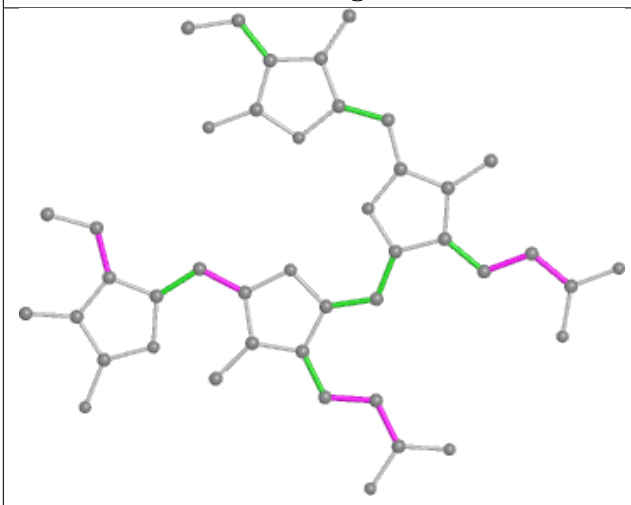

Torsions

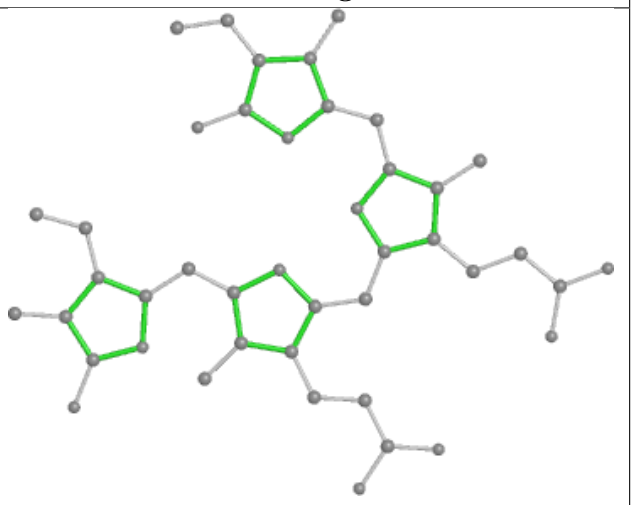

Rings

Ligand PUB yF 302

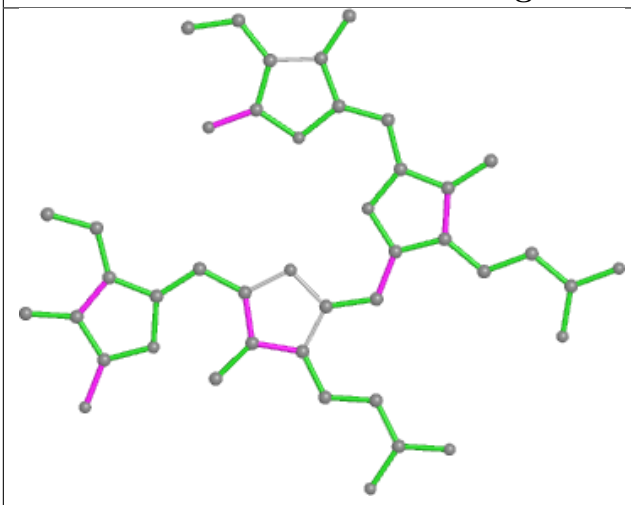

Bond lengths

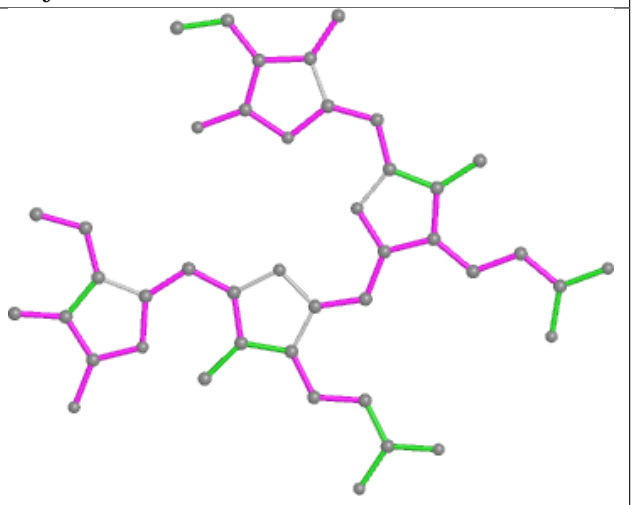

Bond angles

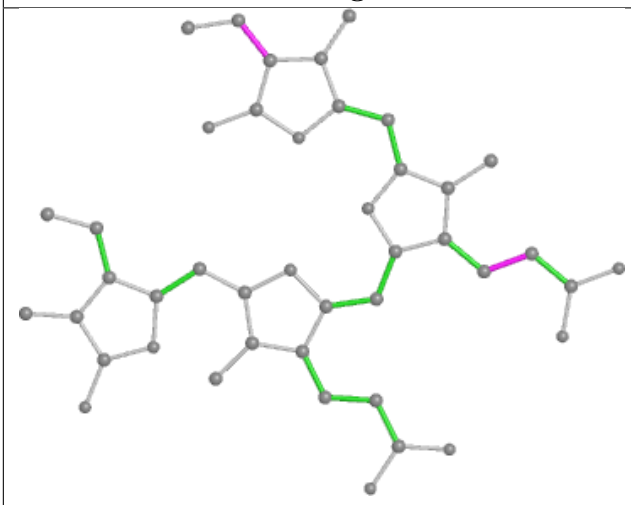

Torsions

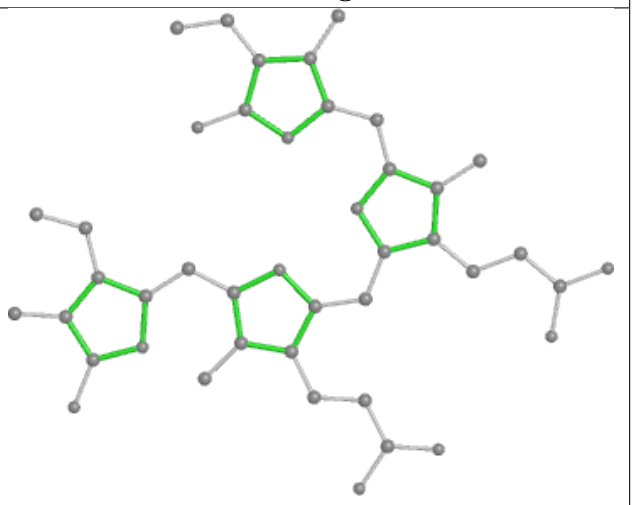

Rings

Ligand CYC D3 1001

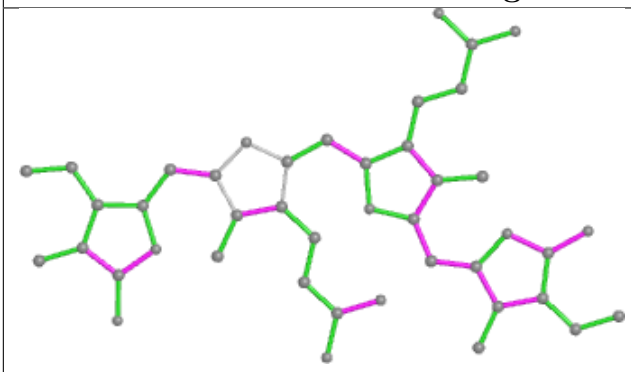

Bond lengths

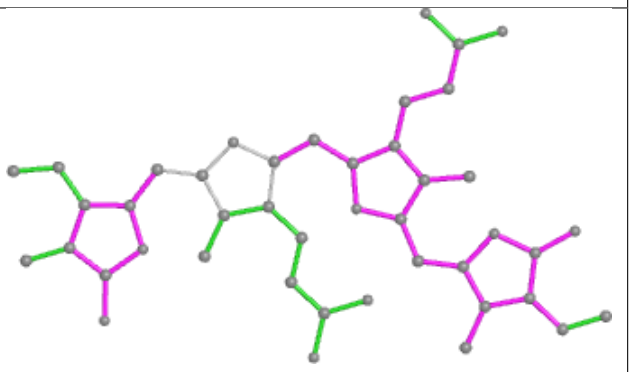

Bond angles

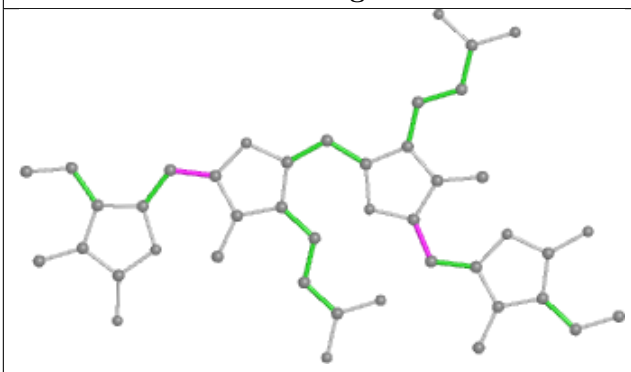

Torsions

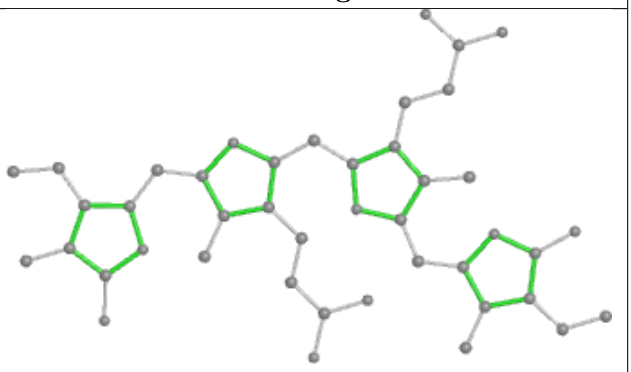

Rings

Ligand PEB mH 201

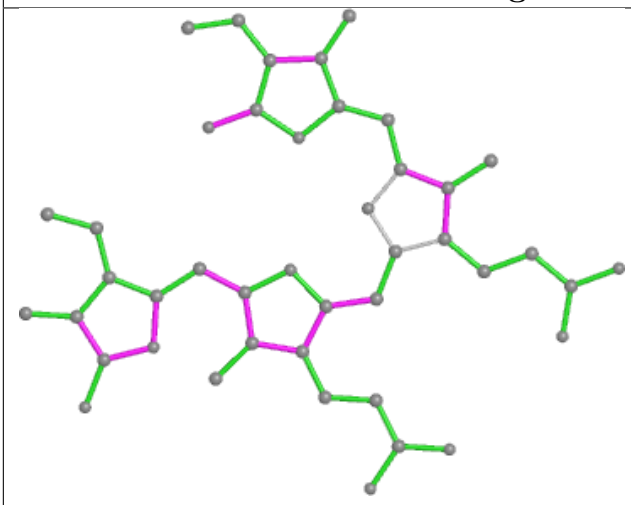

Bond lengths

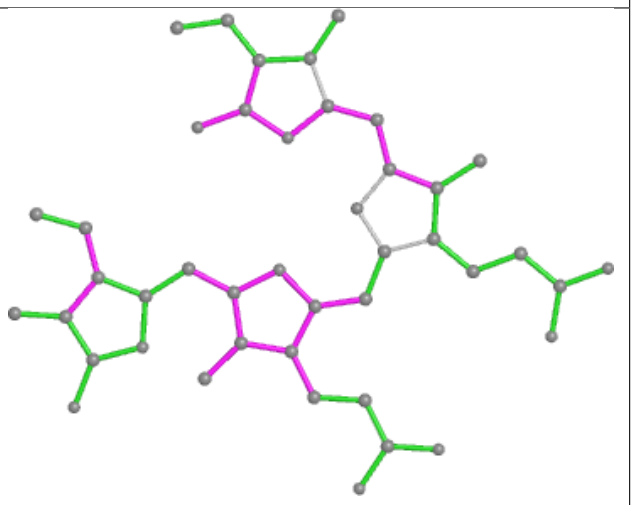

Bond angles

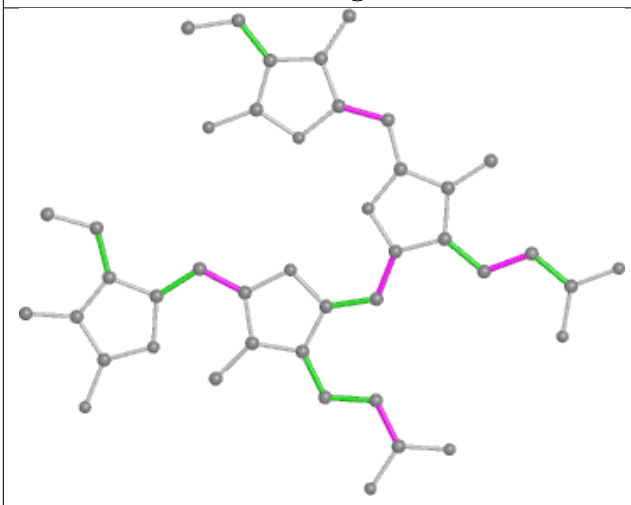

Torsions

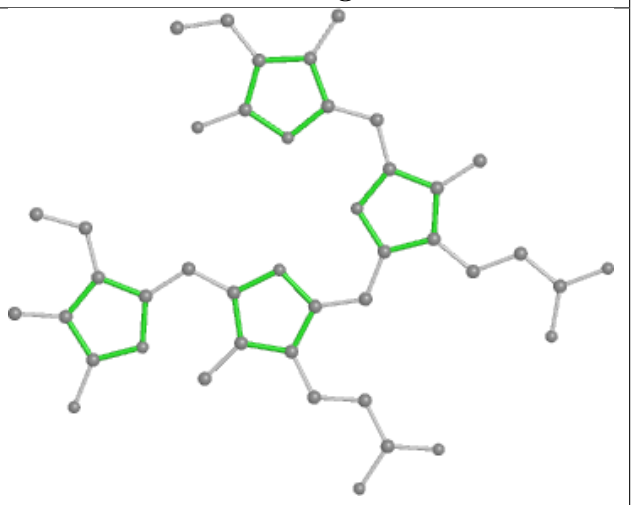

Rings

Ligand CYC H4 1001

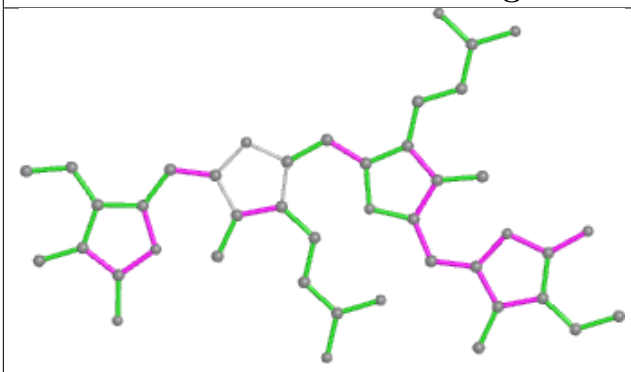

Bond lengths

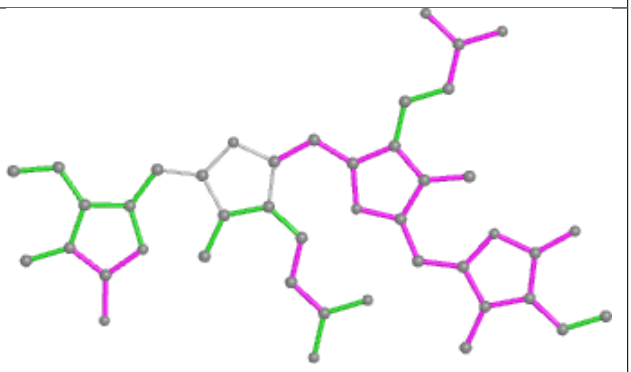

Bond angles

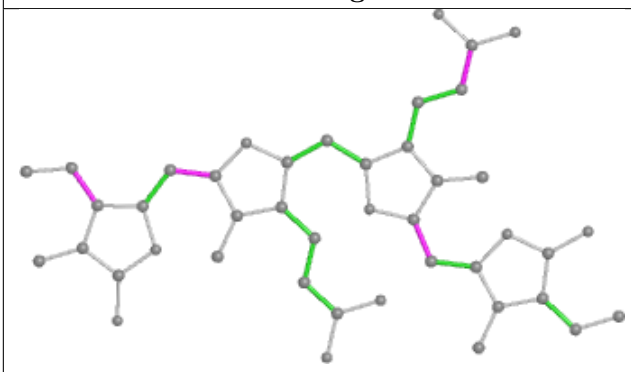

Torsions

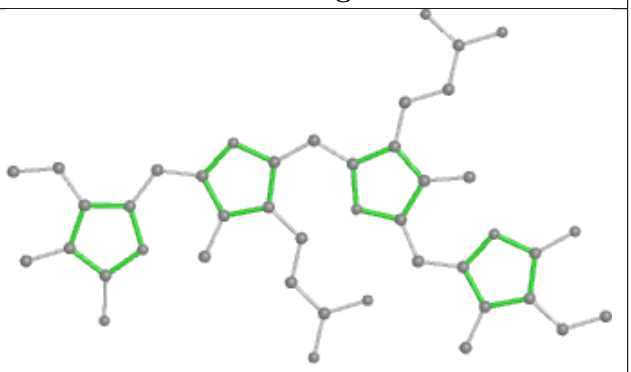

Rings

Ligand PEB VE 202

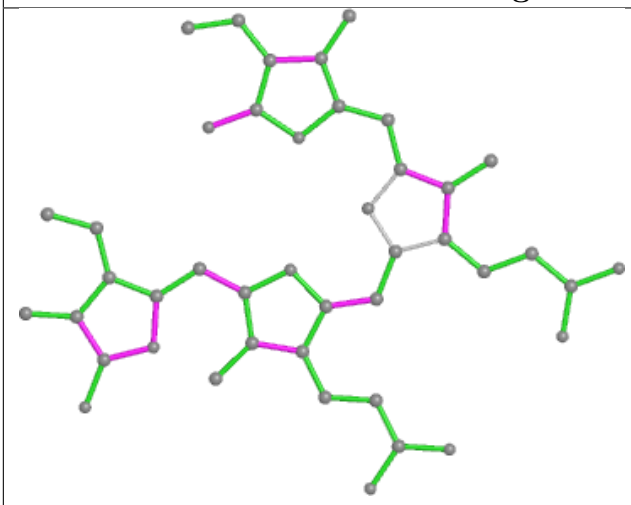

Bond lengths

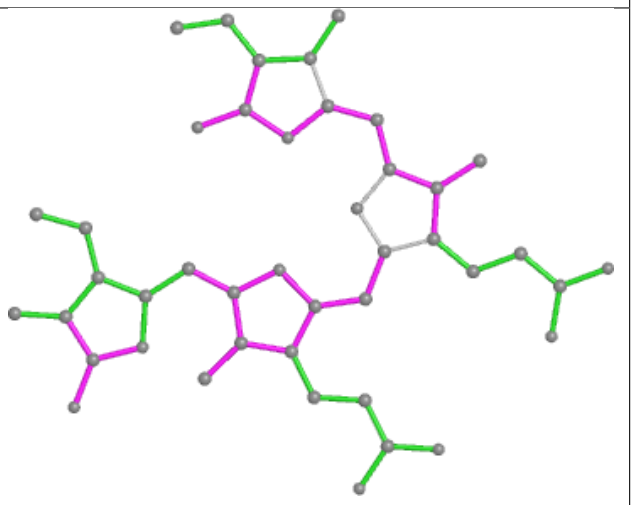

Bond angles

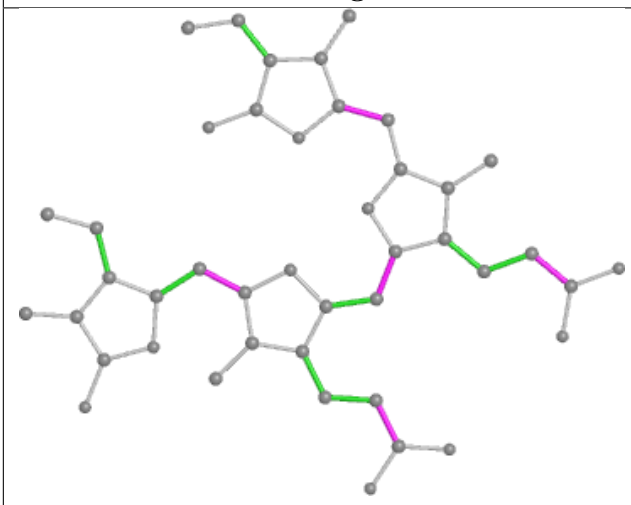

Torsions

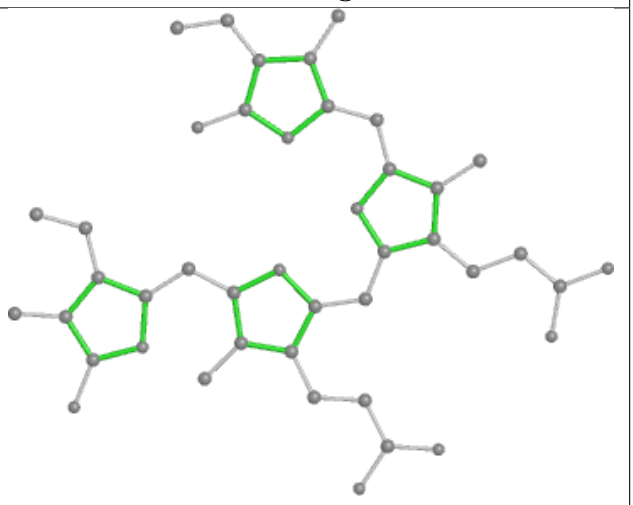

Rings

Ligand PEB LI 202

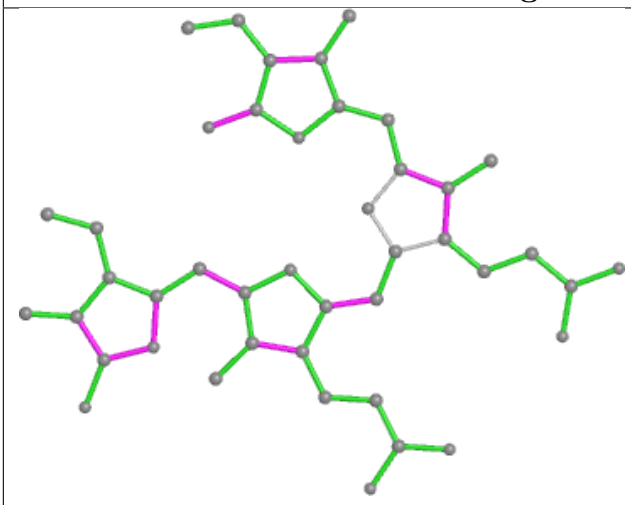

Bond lengths

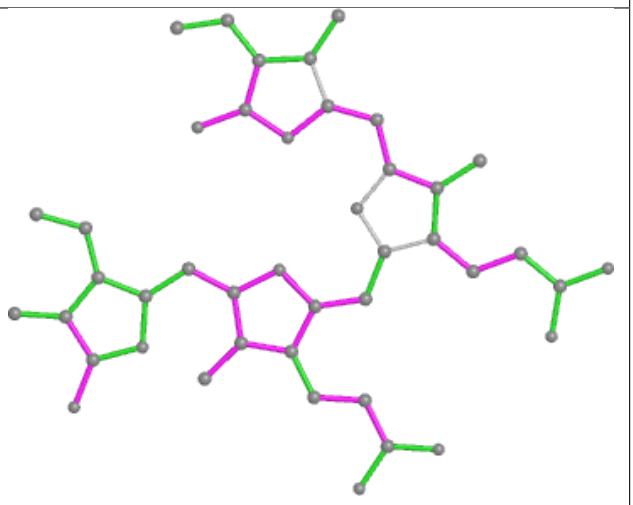

Bond angles

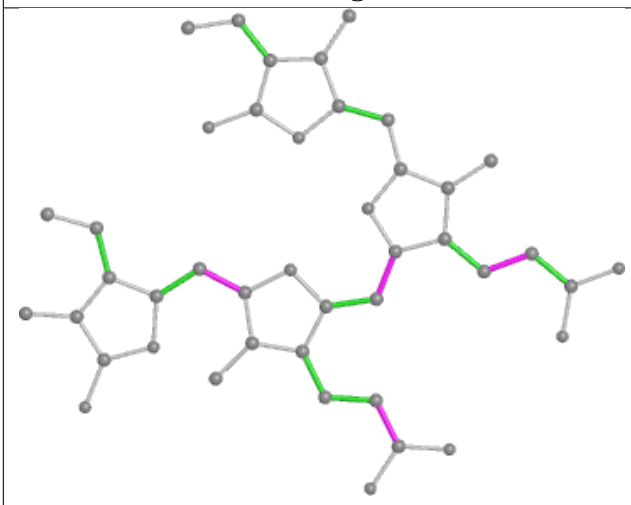

Torsions

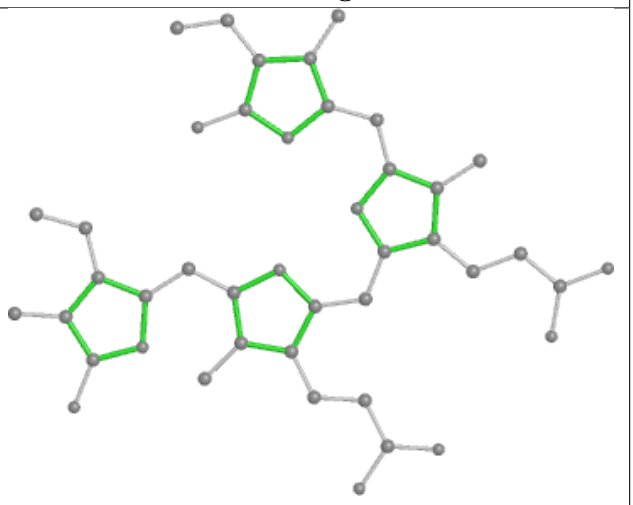

Rings

Ligand PEB UH 201

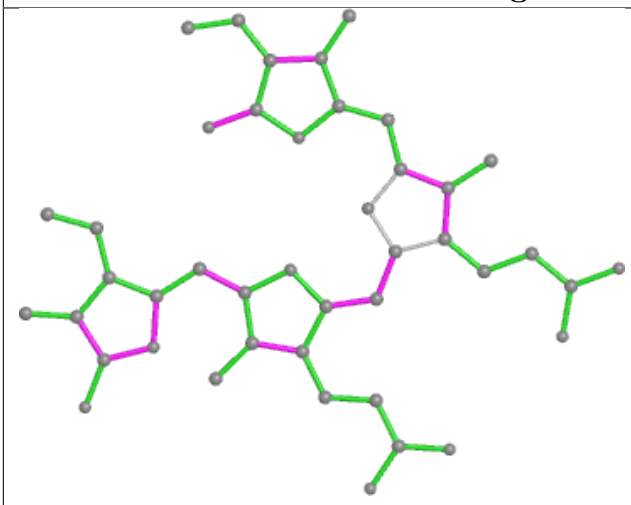

Bond lengths

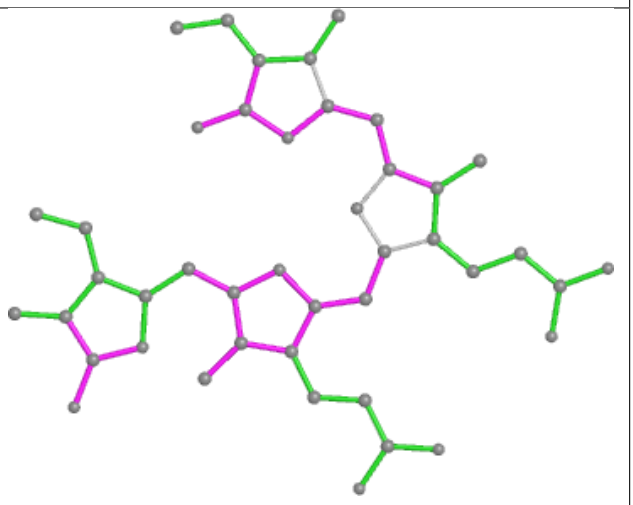

Bond angles

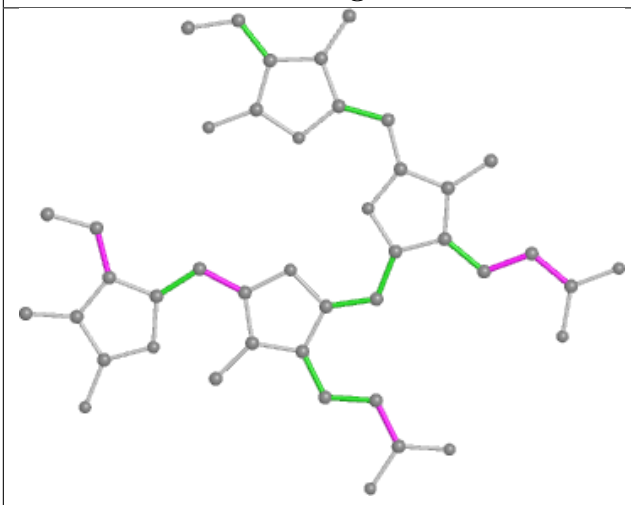

Torsions

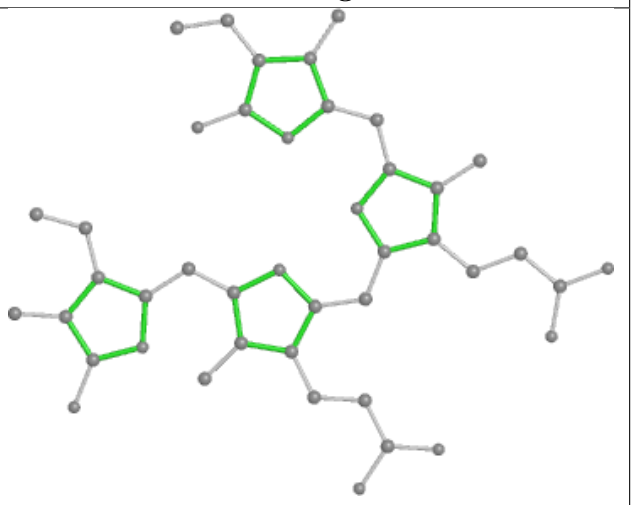

Rings

Ligand BCR hL 102

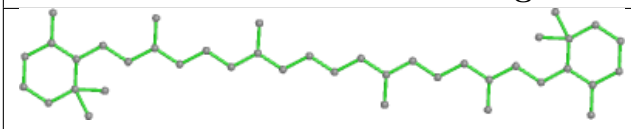

Bond lengths

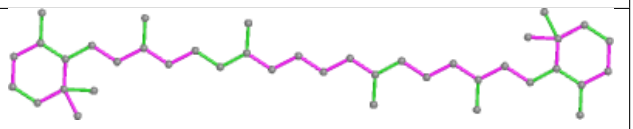

Bond angles

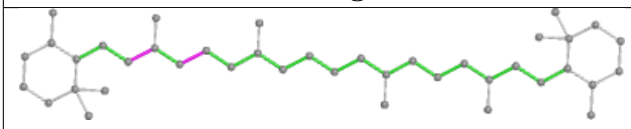

Torsions

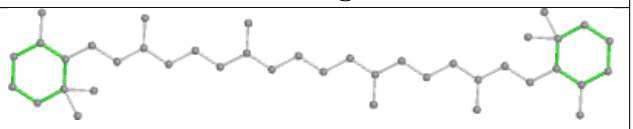

Rings

Ligand CLA CL 513

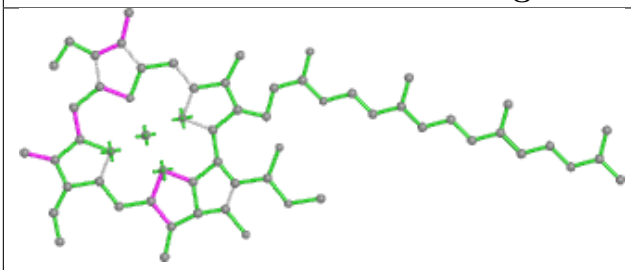

Bond lengths

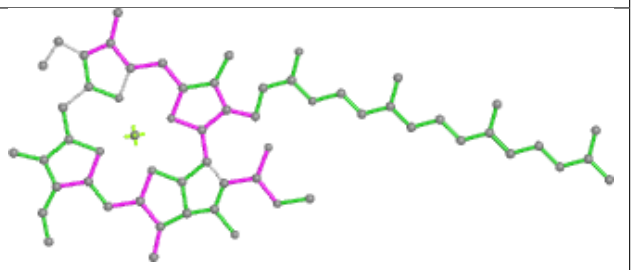

Bond angles

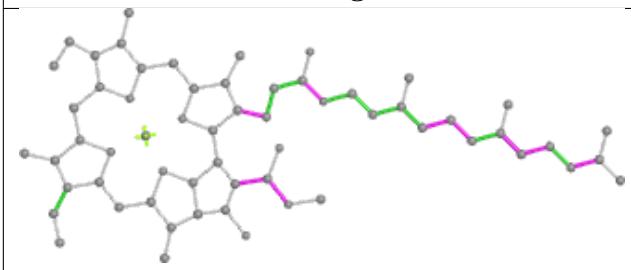

Torsions

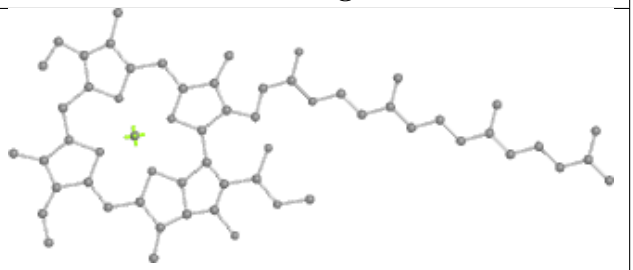

Rings

Ligand PEB CJ 201

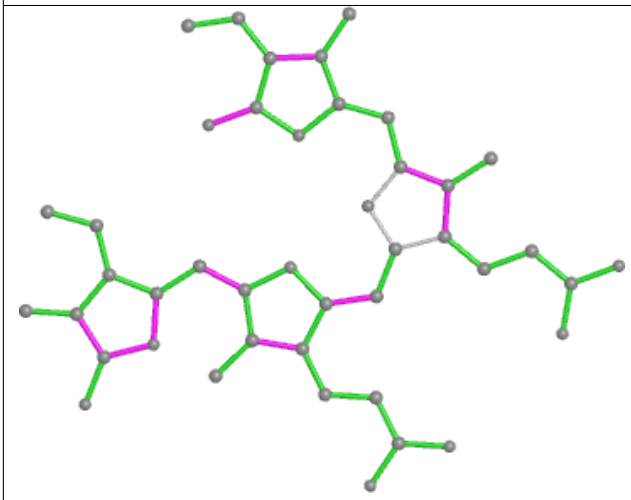

Bond lengths

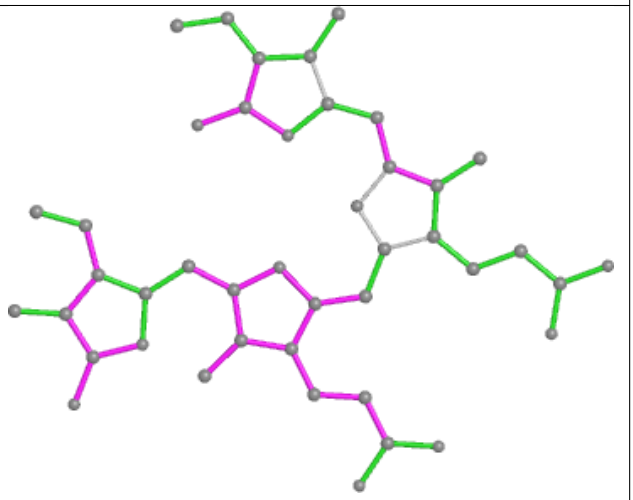

Bond angles

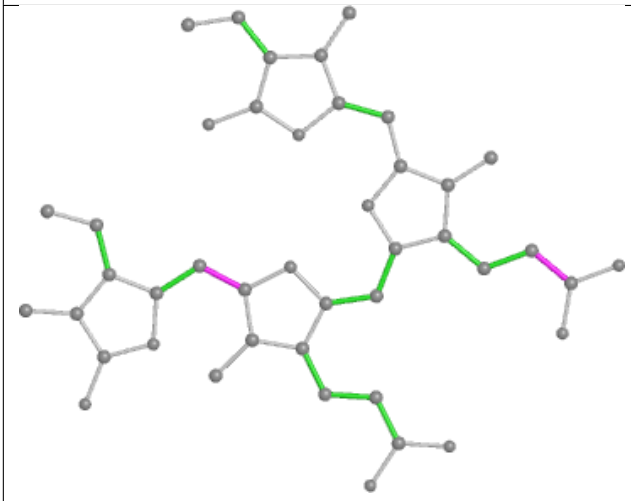

Torsions

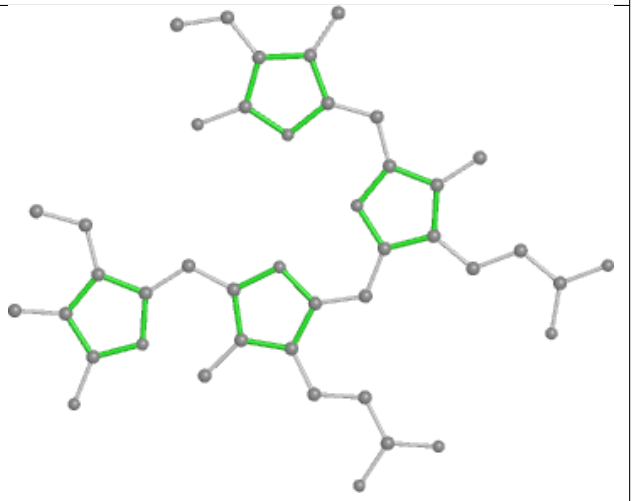

Rings

Ligand CLA AN 840

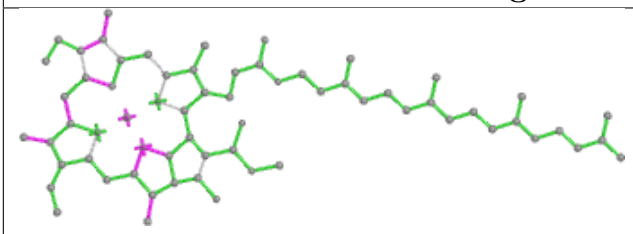

Bond lengths

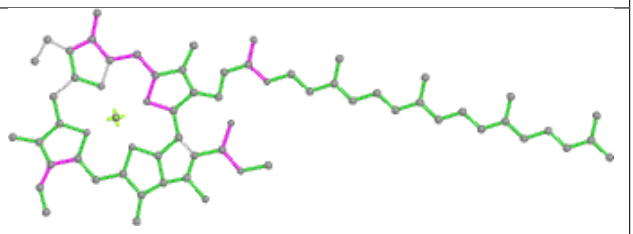

Bond angles

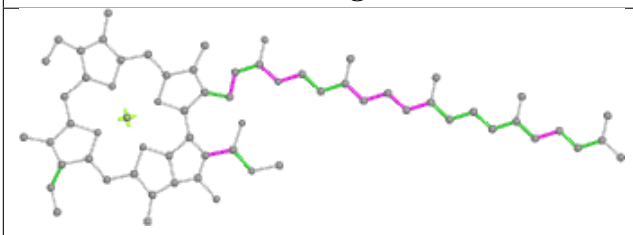

Torsions

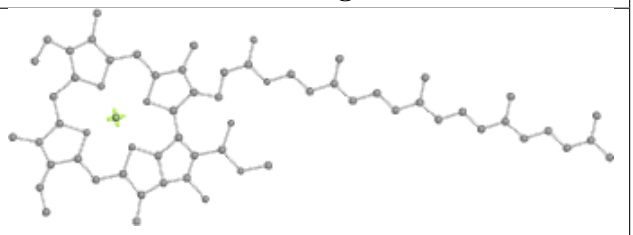

Rings

Ligand PEB Y5 202

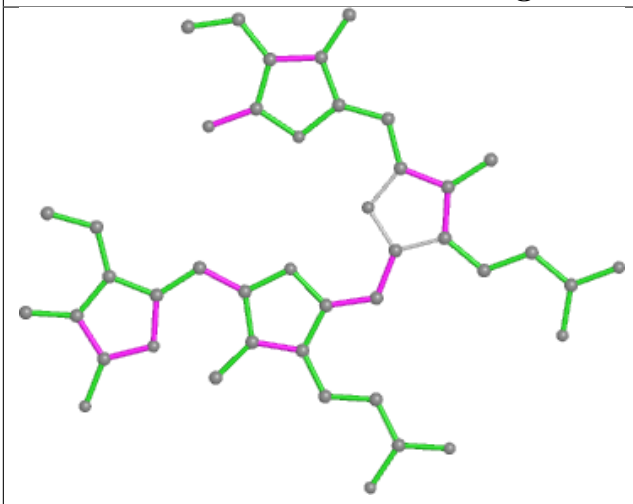

Bond lengths

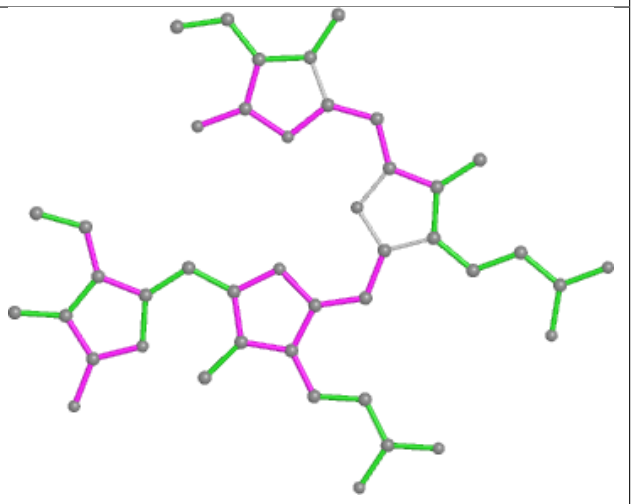

Bond angles

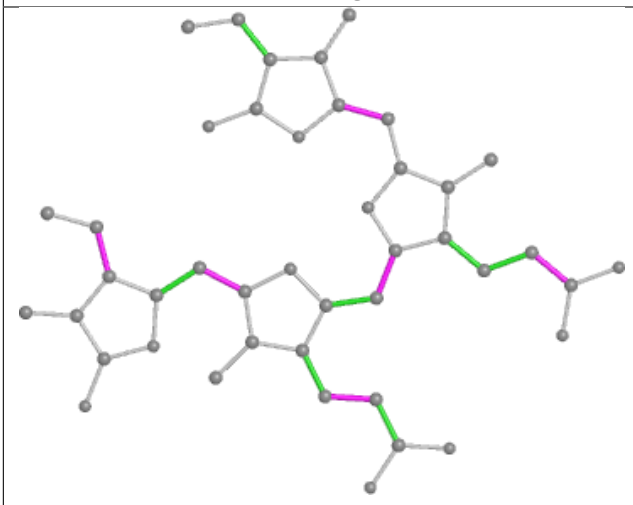

Torsions

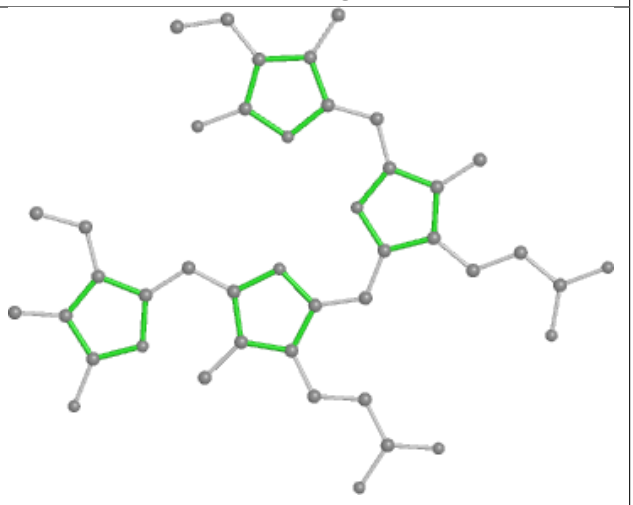

Rings

Ligand PEB tC 201

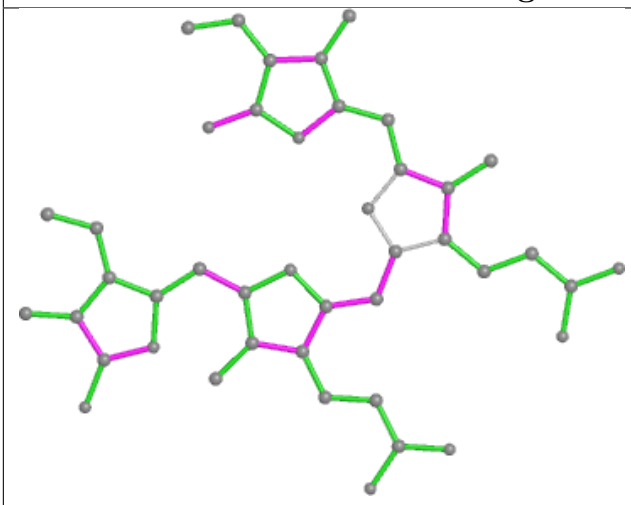

Bond lengths

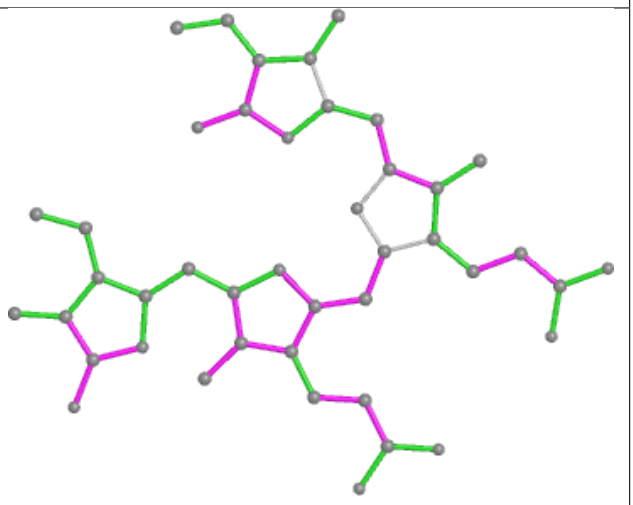

Bond angles

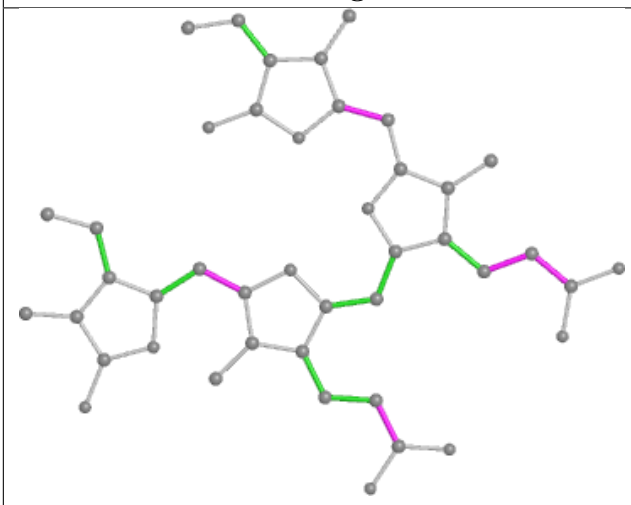

Torsions

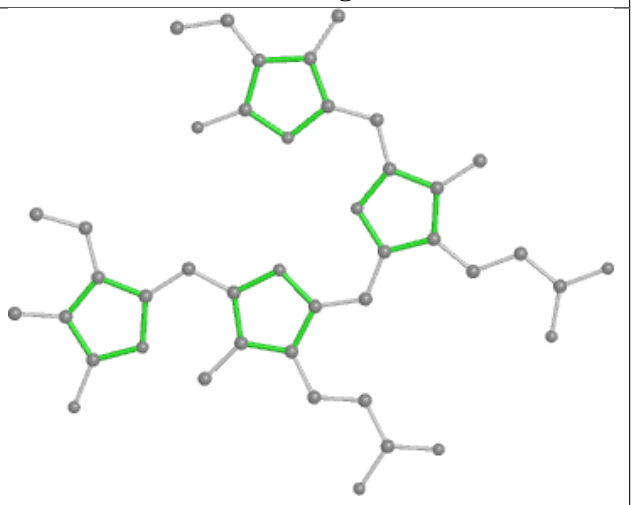

Rings

Ligand CLA 32 313

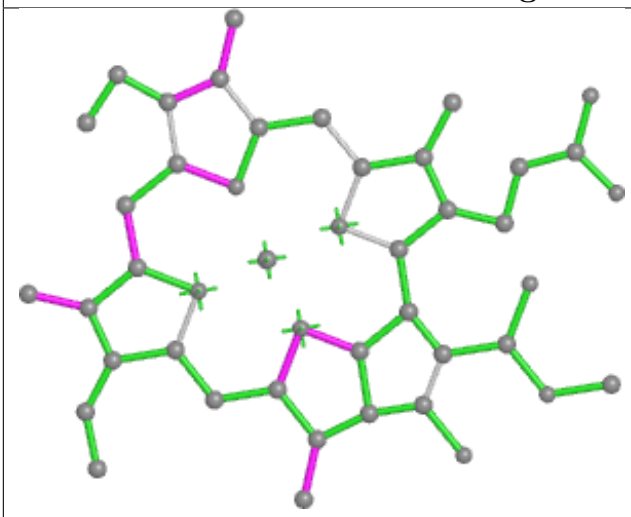

Bond lengths

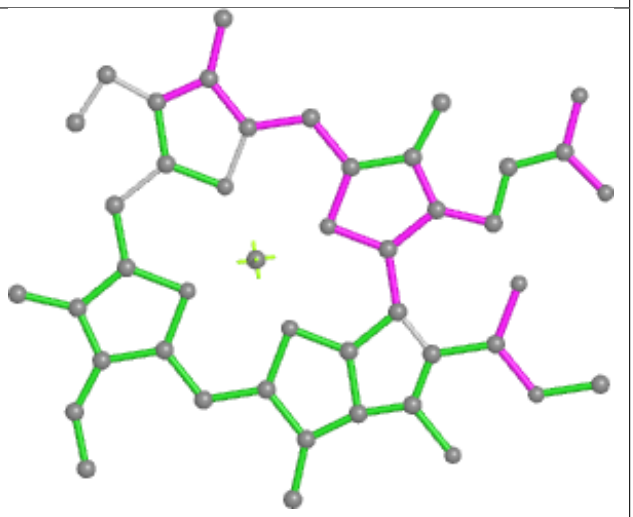

Bond angles

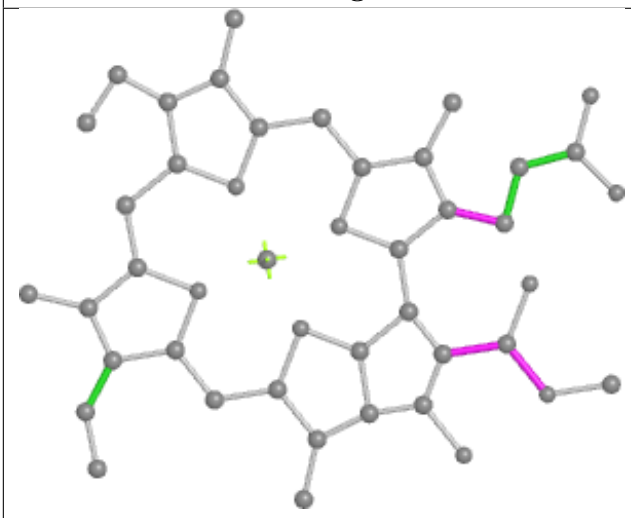

Torsions

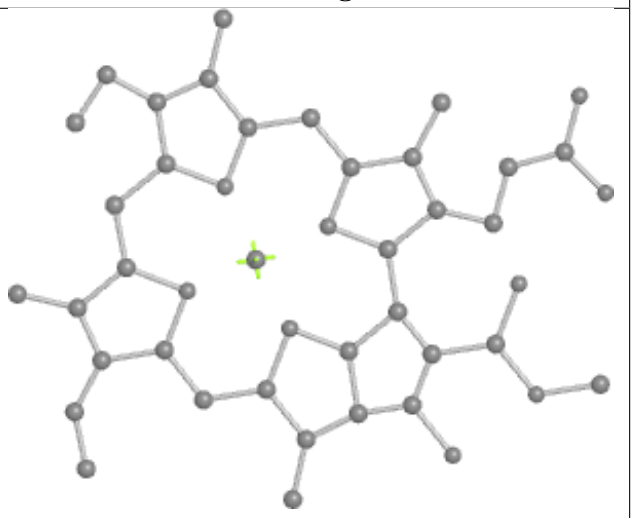

Rings

Ligand CLA BL 623

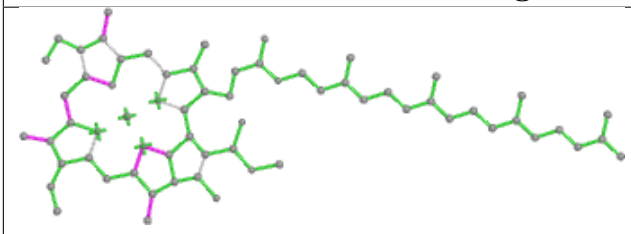

Bond lengths

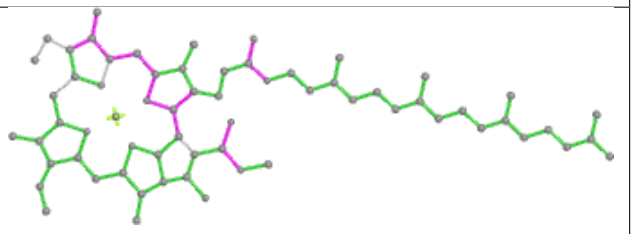

Bond angles

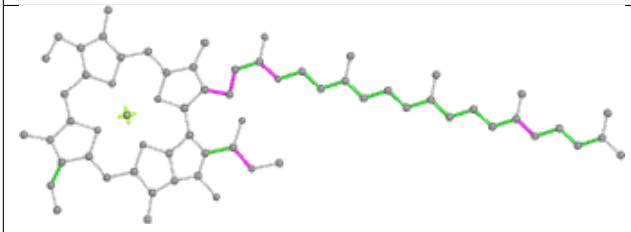

Torsions

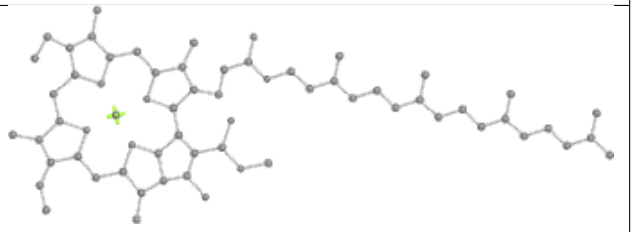

Rings

Ligand LHG d6 407

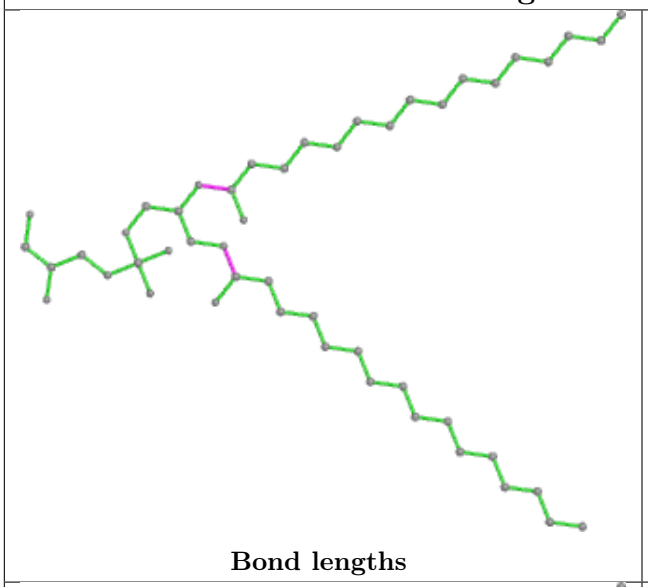

Bond lengths

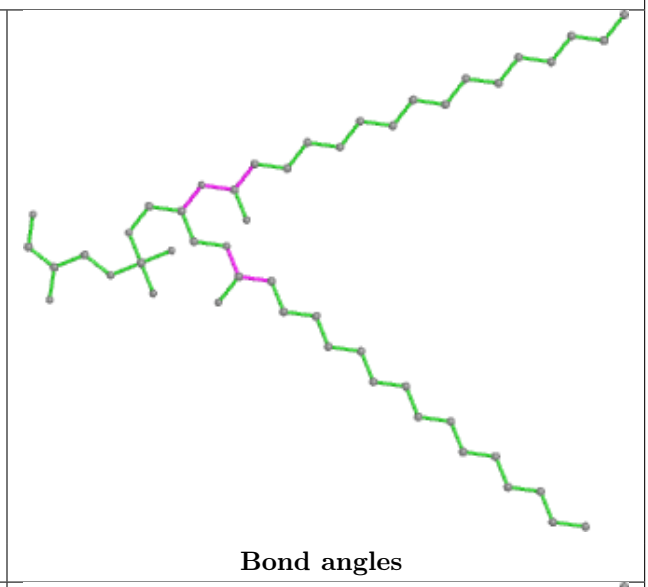

Bond angles

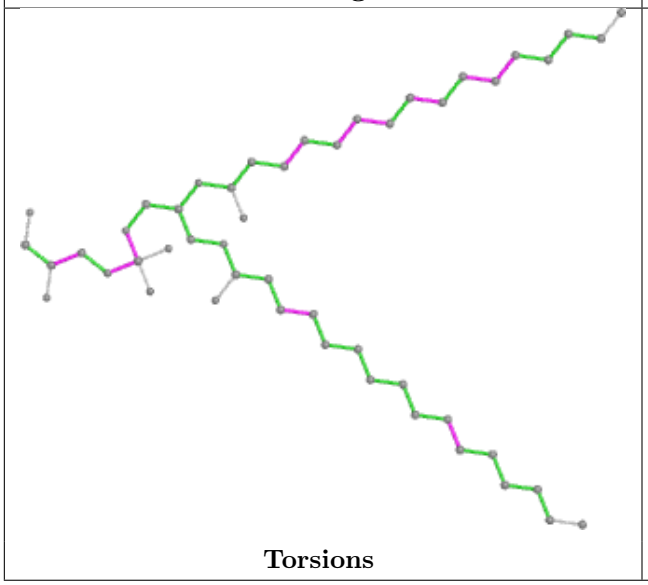

Torsions

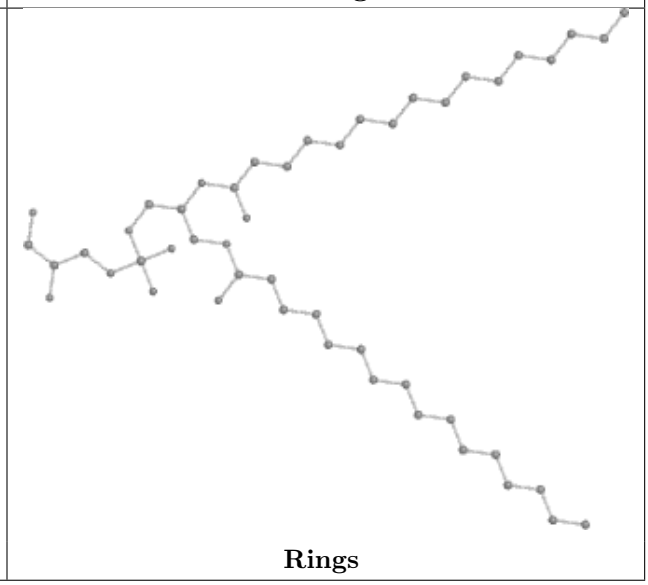

Rings

Ligand PEB b1 202

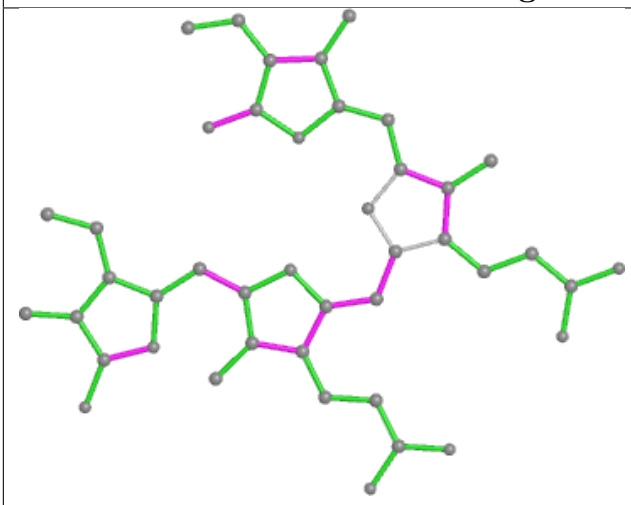

Bond lengths

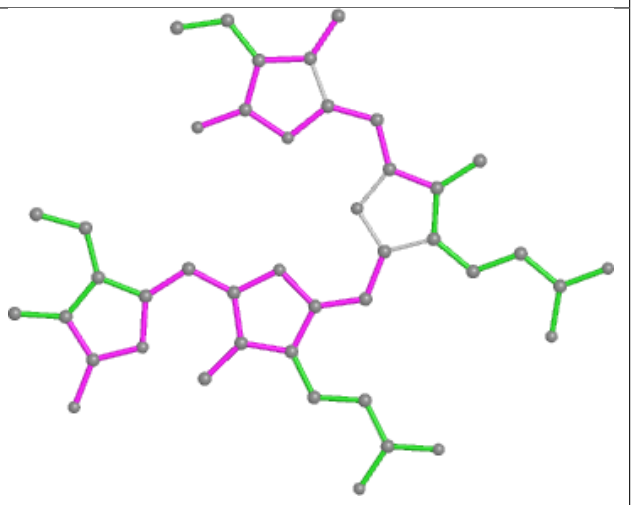

Bond angles

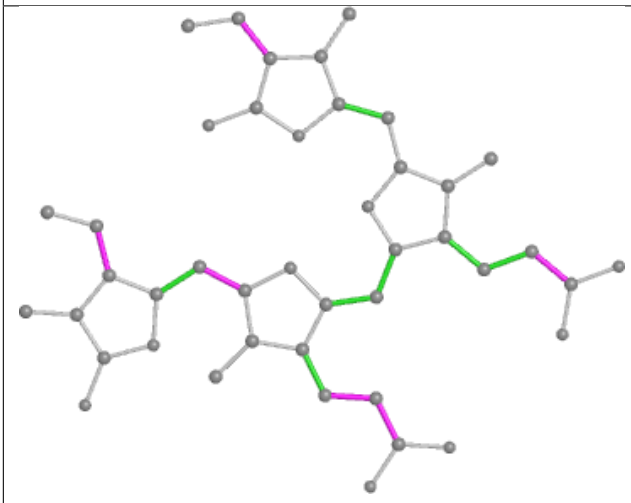

Torsions

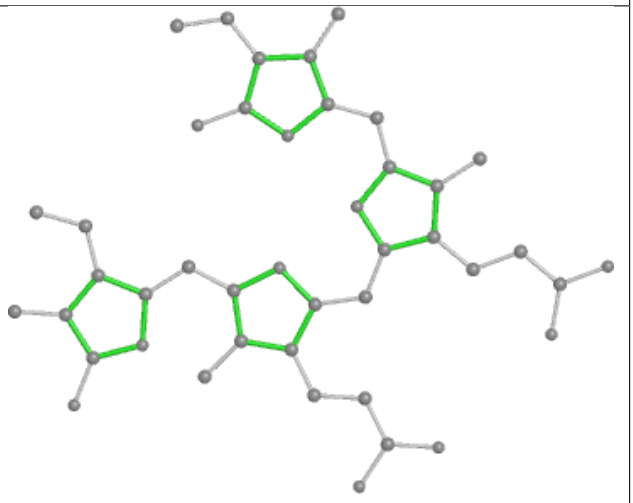

Rings

Ligand PEB TK 201

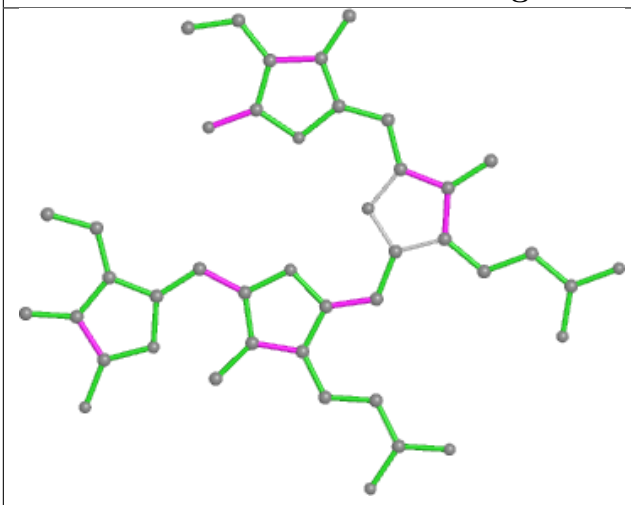

Bond lengths

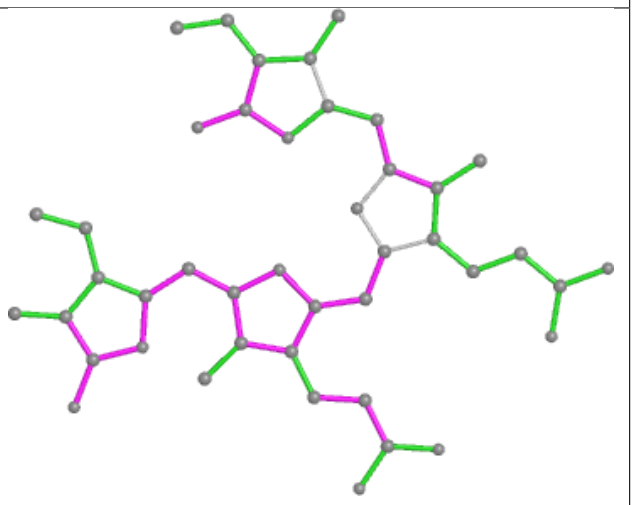

Bond angles

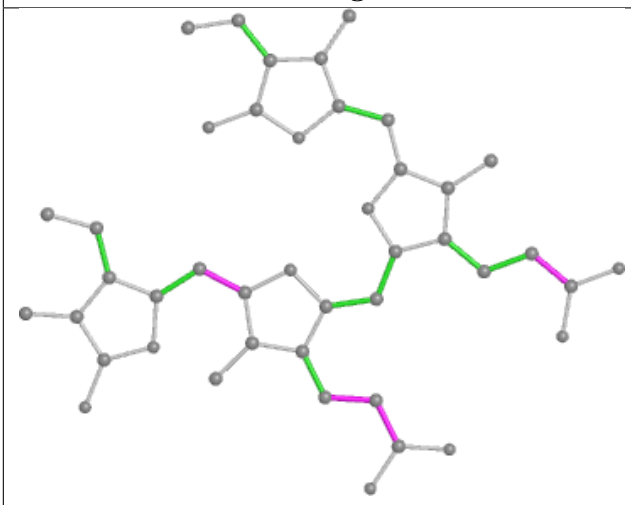

Torsions

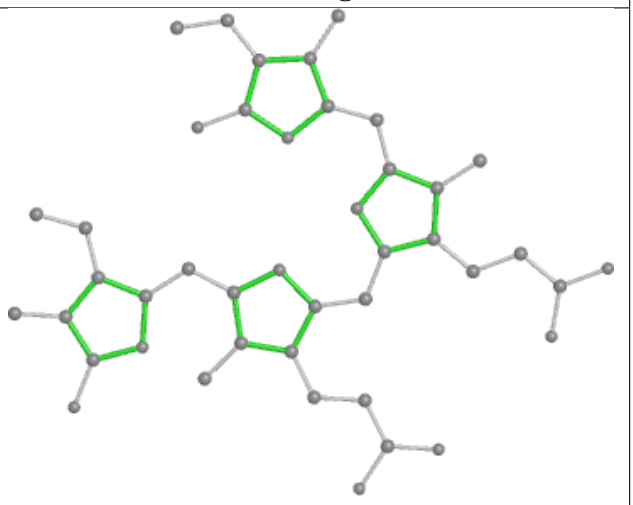

Rings

Ligand CYC MO 1001

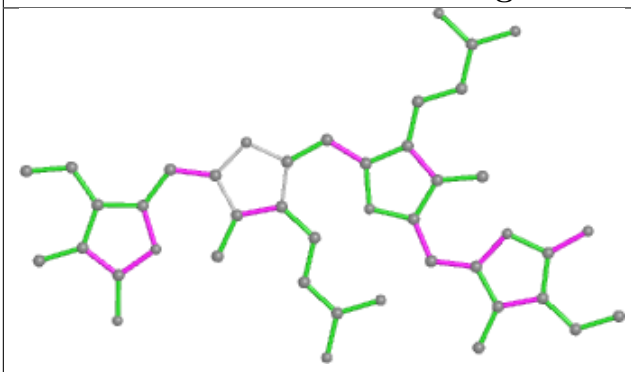

Bond lengths

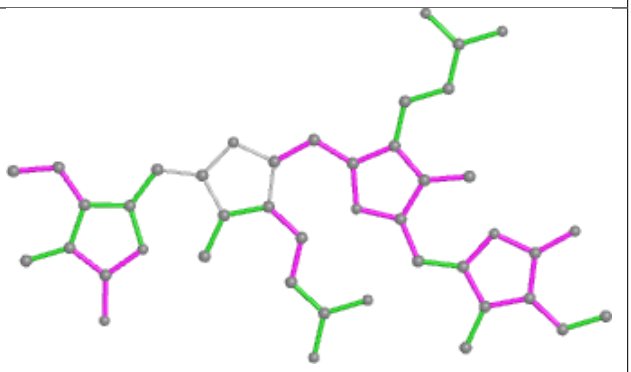

Bond angles

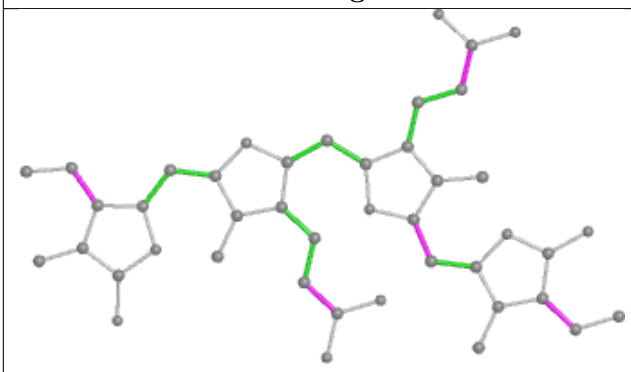

Torsions

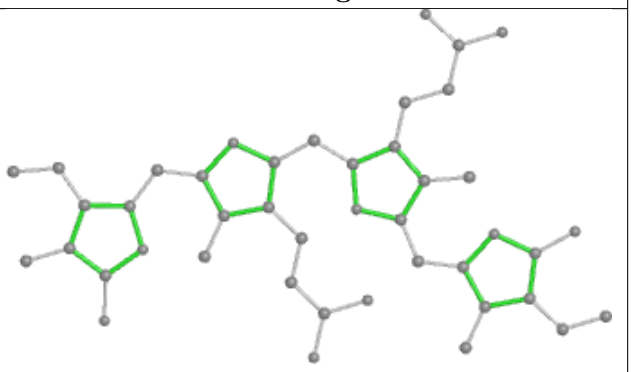

Rings

Ligand PEB Z1 201

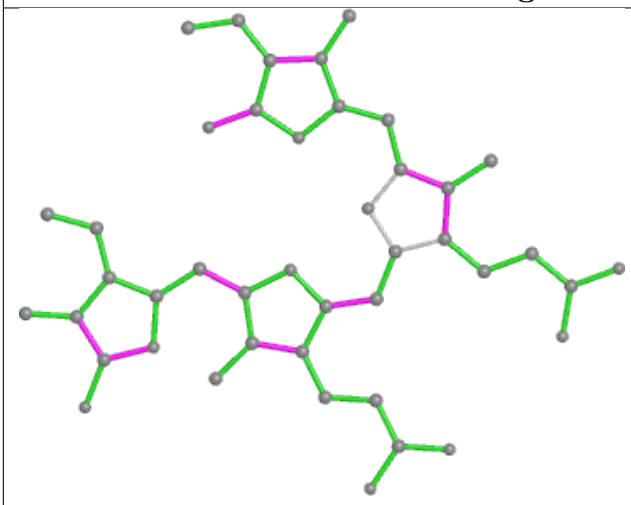

Bond lengths

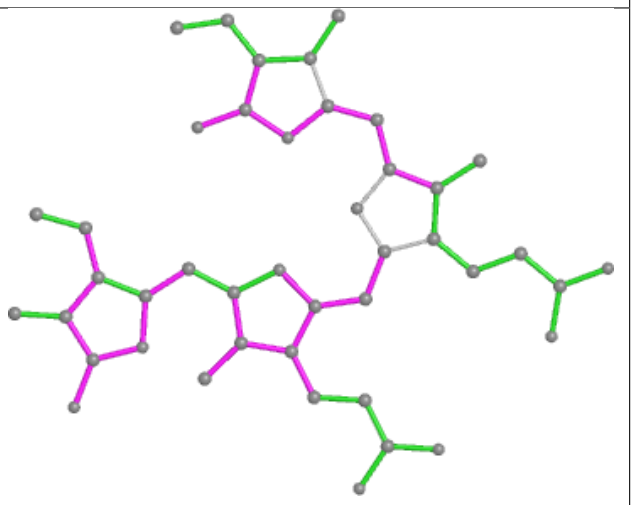

Bond angles

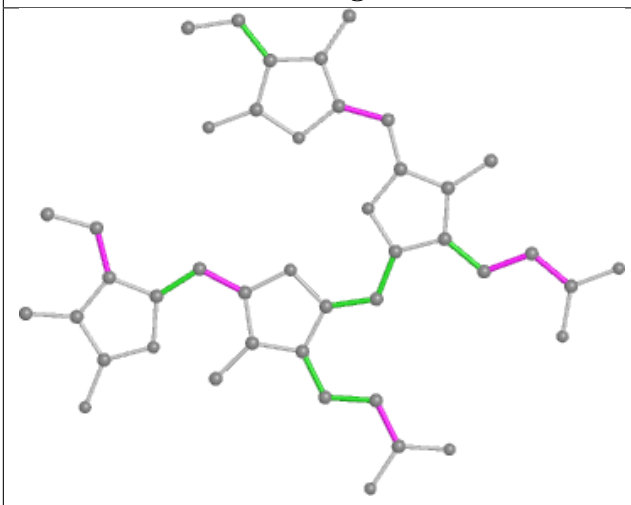

Torsions

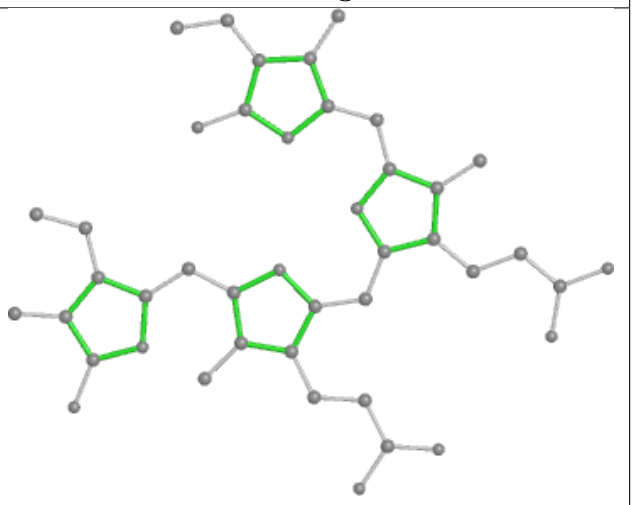

Rings

Ligand CLA 12 603

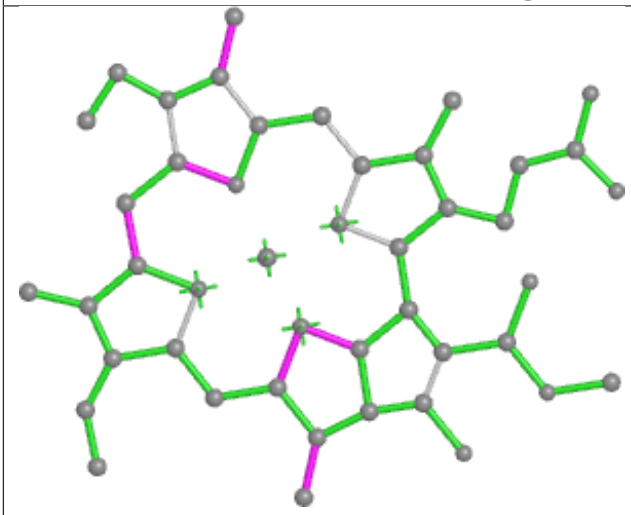

Bond lengths

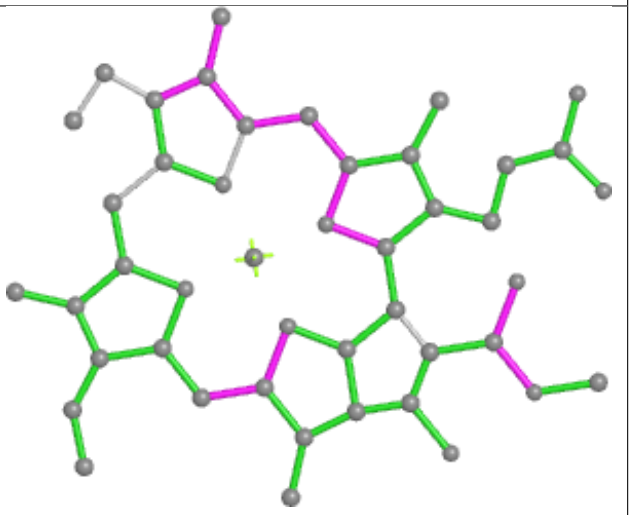

Bond angles

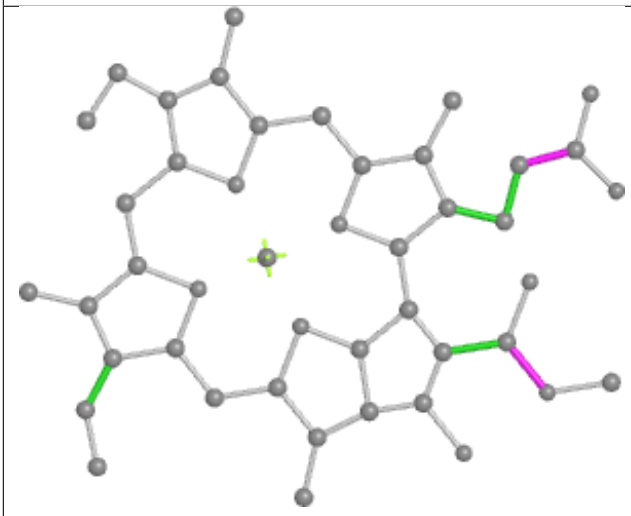

Torsions

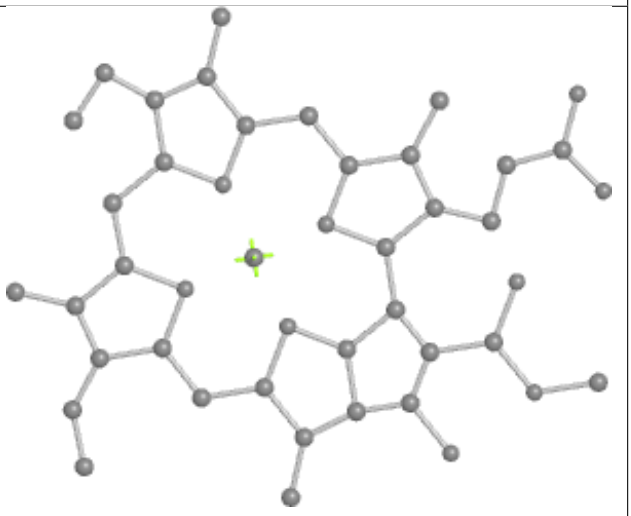

Rings

Ligand PEB lH 202

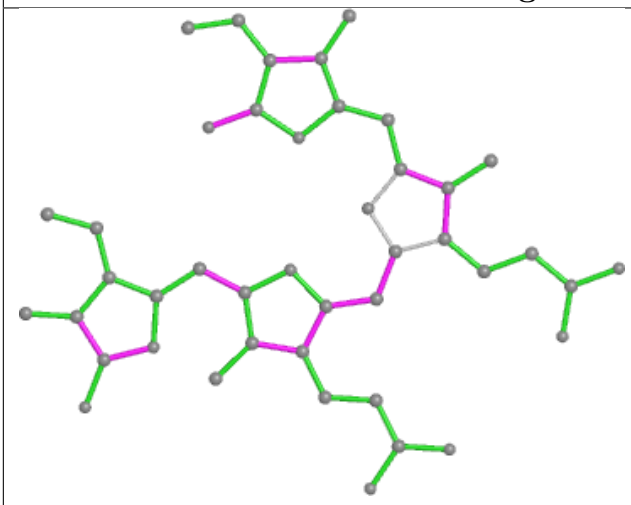

Bond lengths

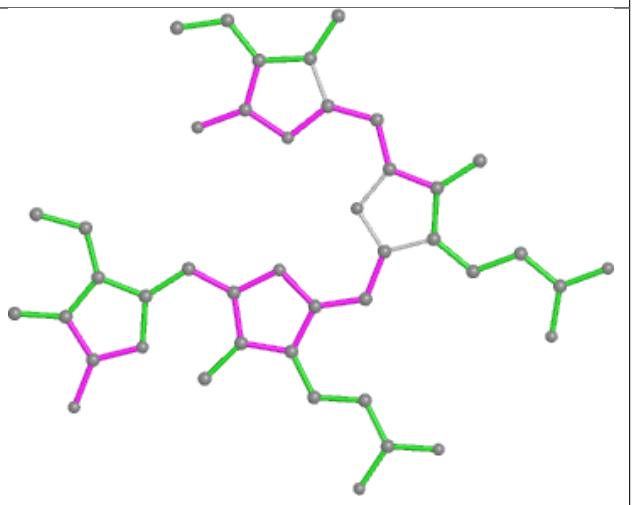

Bond angles

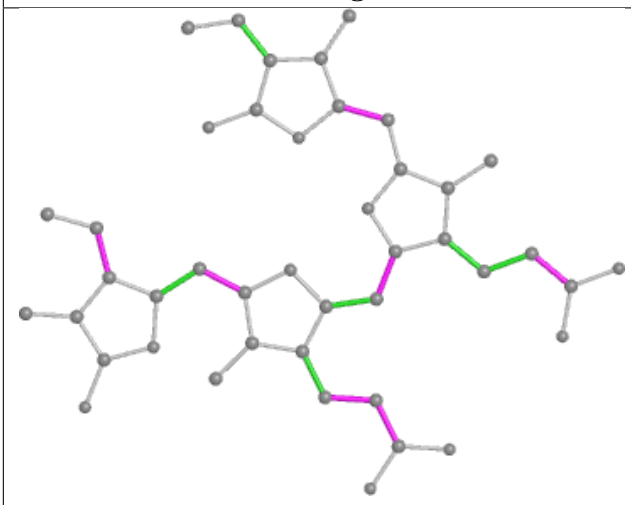

Torsions

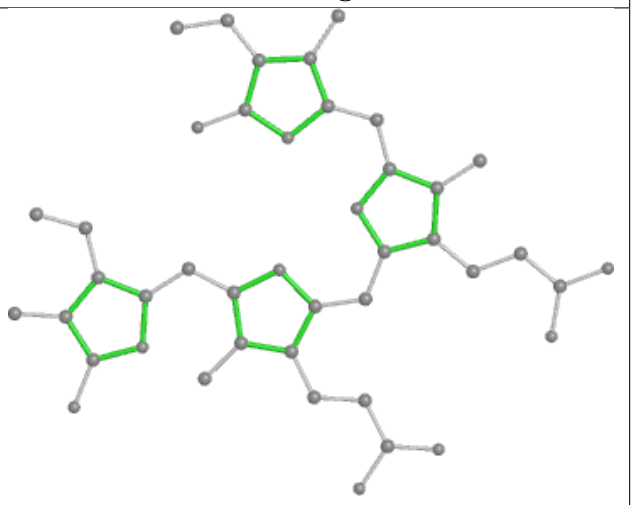

Rings

Ligand PEB eH 202

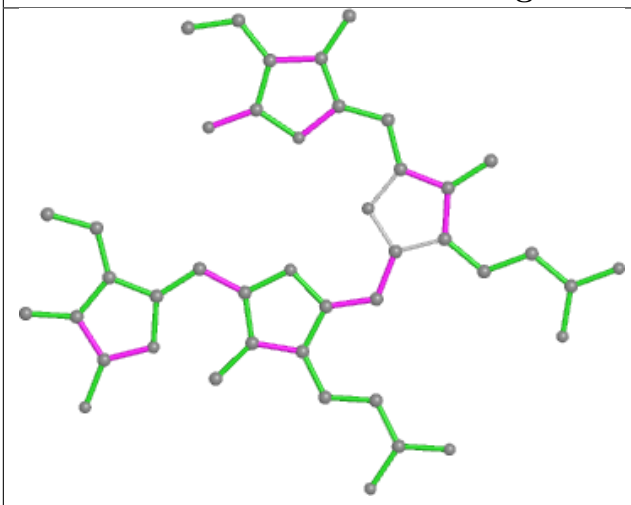

Bond lengths

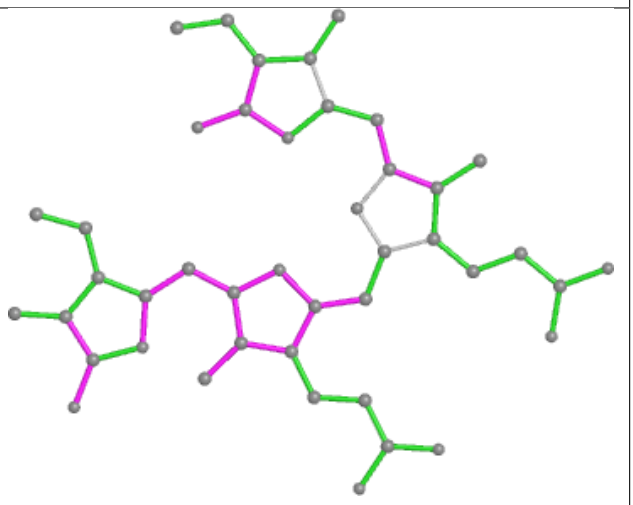

Bond angles

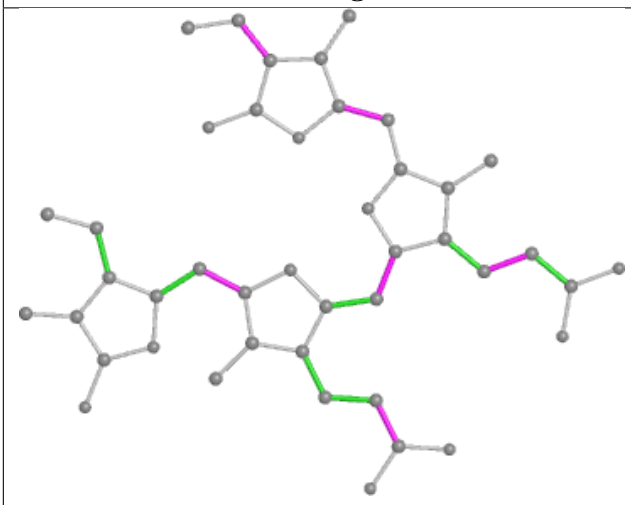

Torsions

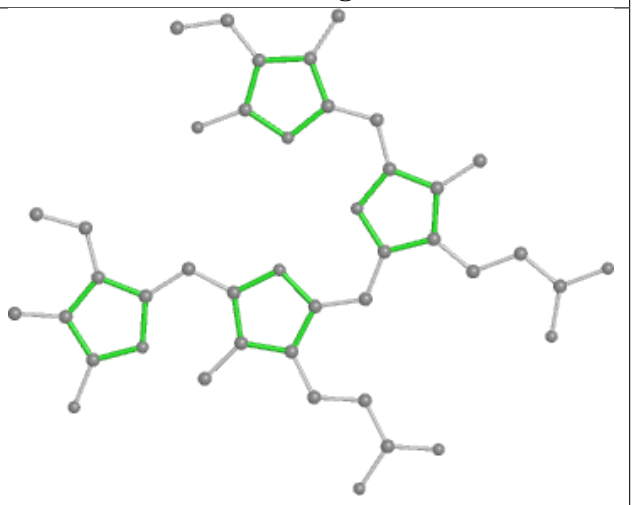

Rings

Ligand CLA ON 202

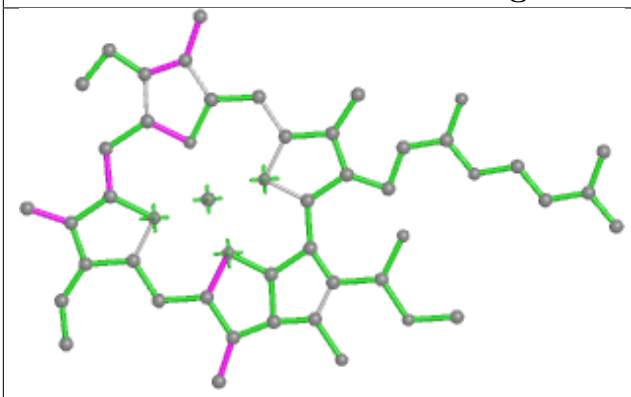

Bond lengths

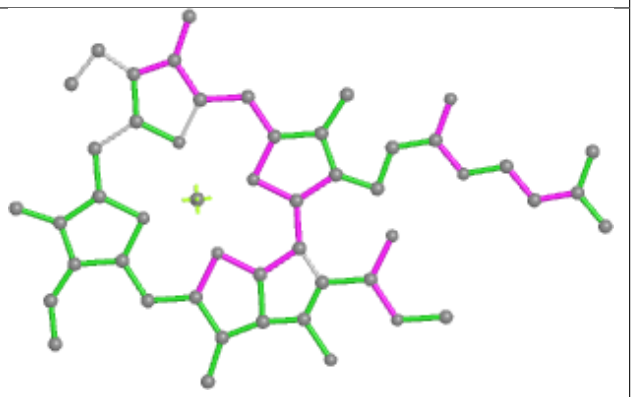

Bond angles

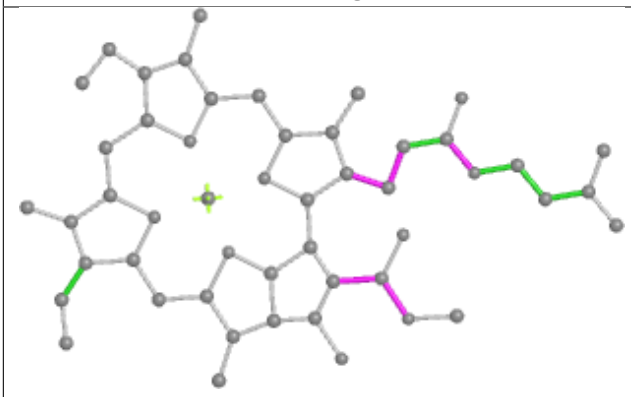

Torsions

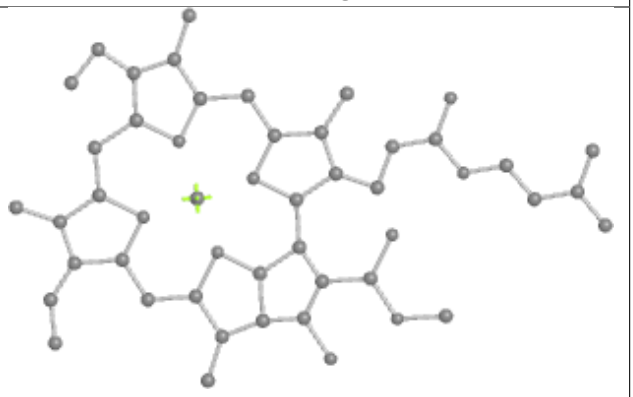

Rings

Ligand PEB KK 202

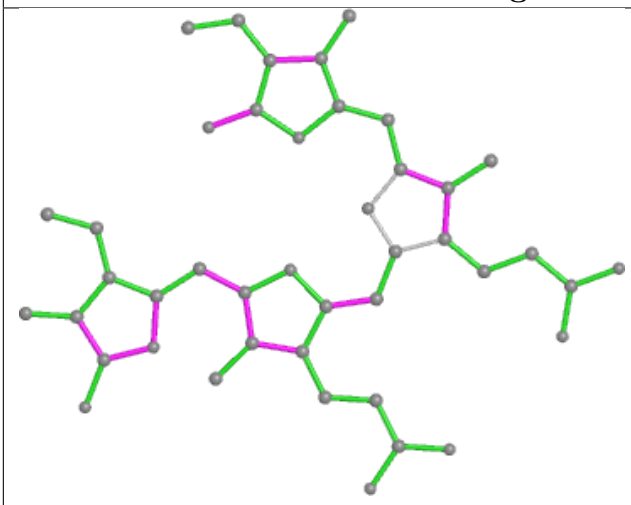

Bond lengths

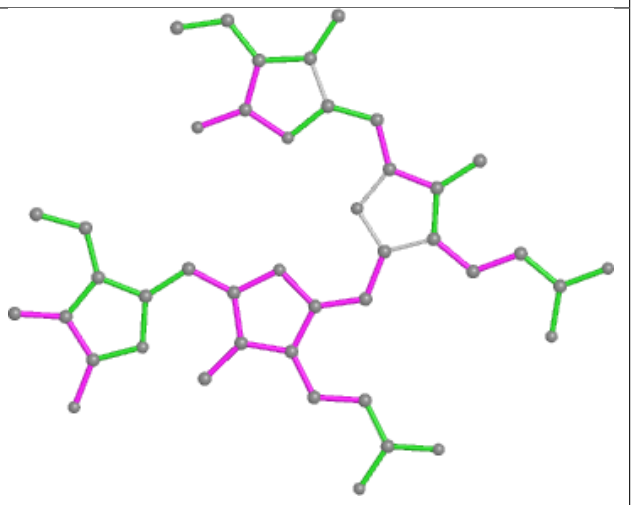

Bond angles

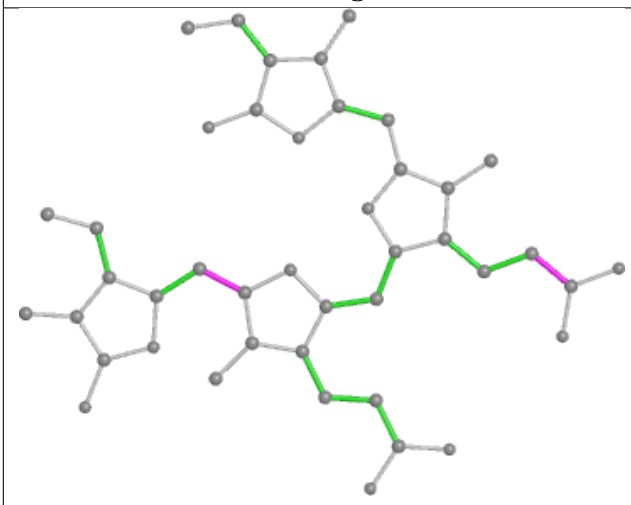

Torsions

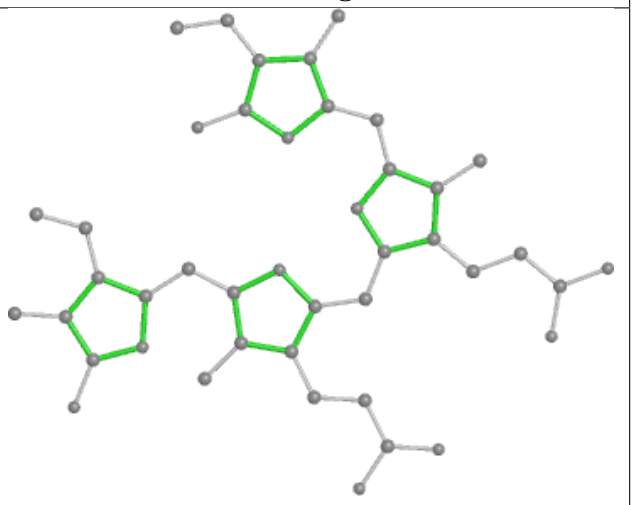

Rings

Ligand LHG DL 407

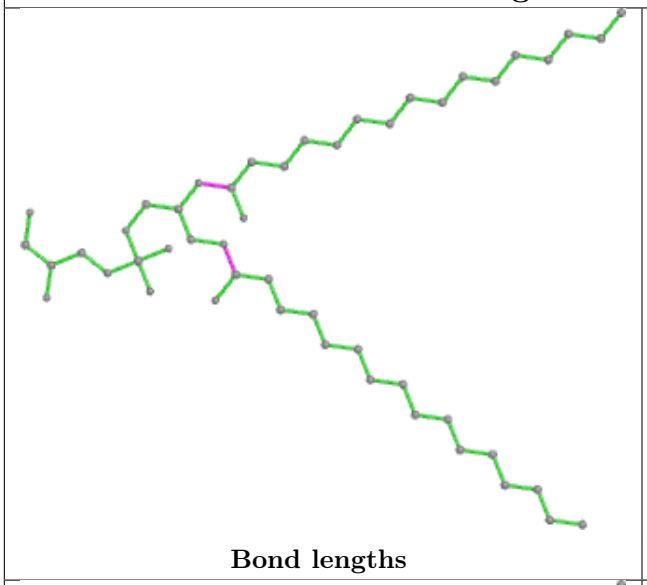

Bond lengths

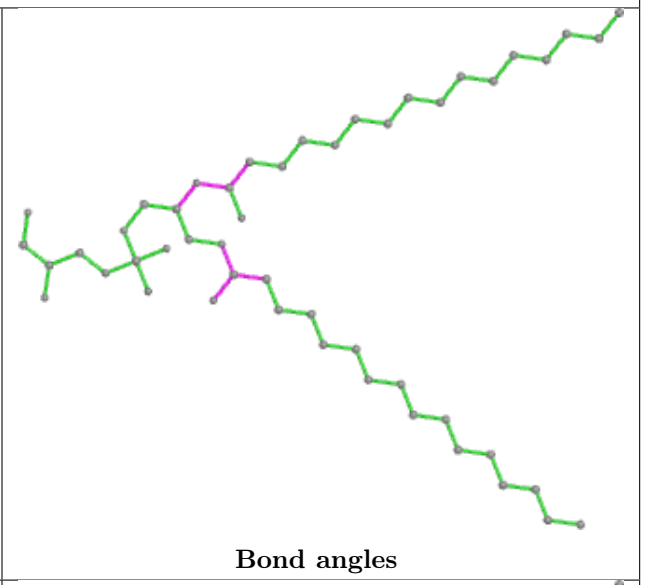

Bond angles

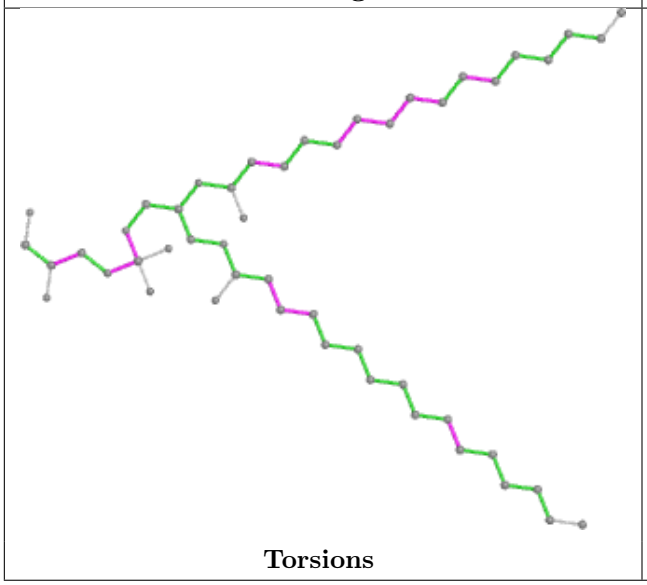

Torsions

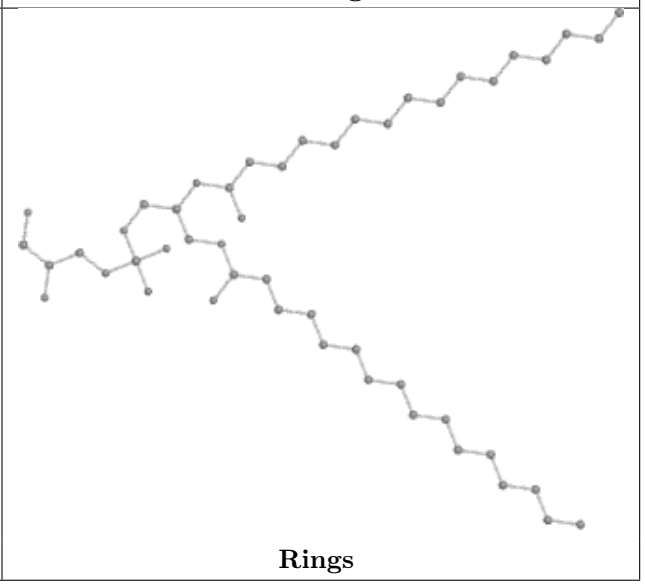

Rings

Ligand CLA b6 605

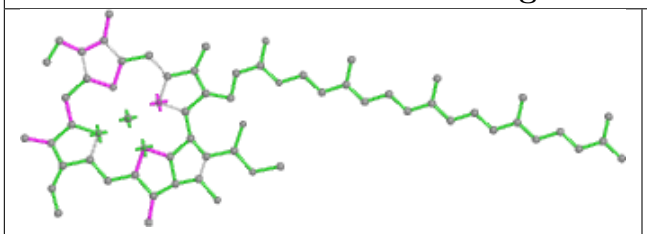

Bond lengths

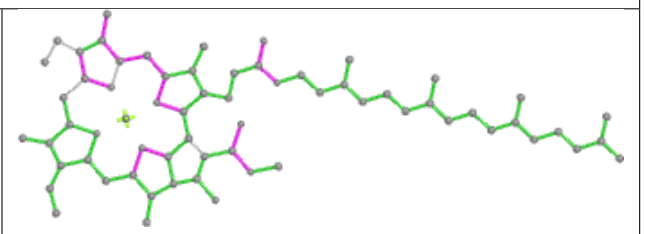

Bond angles

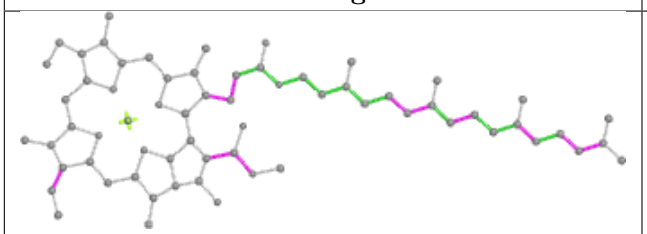

Torsions

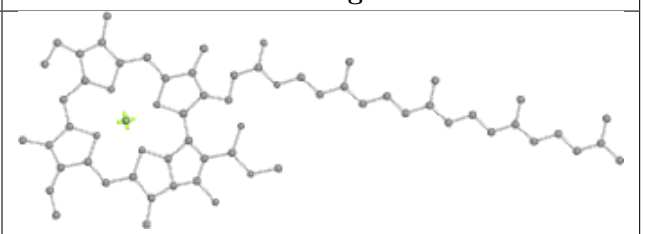

Rings

Ligand PEB eF 202

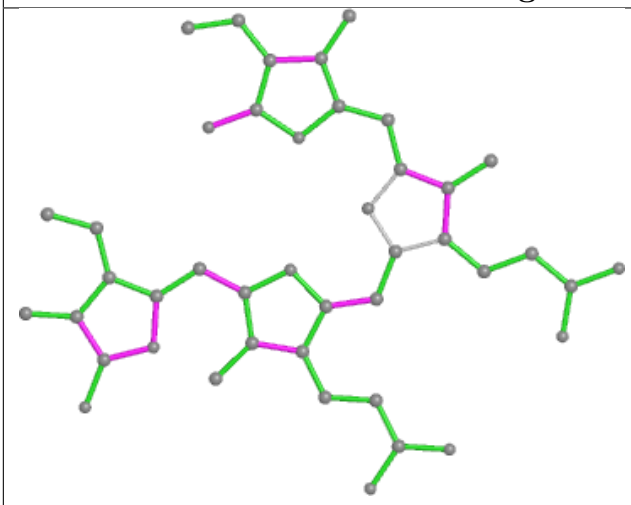

Bond lengths

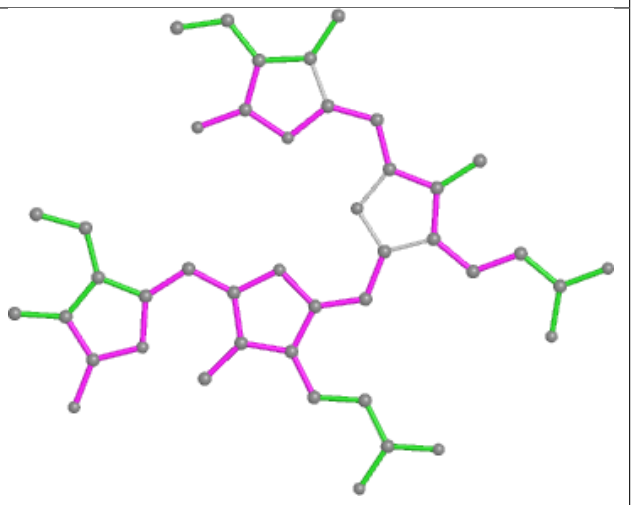

Bond angles

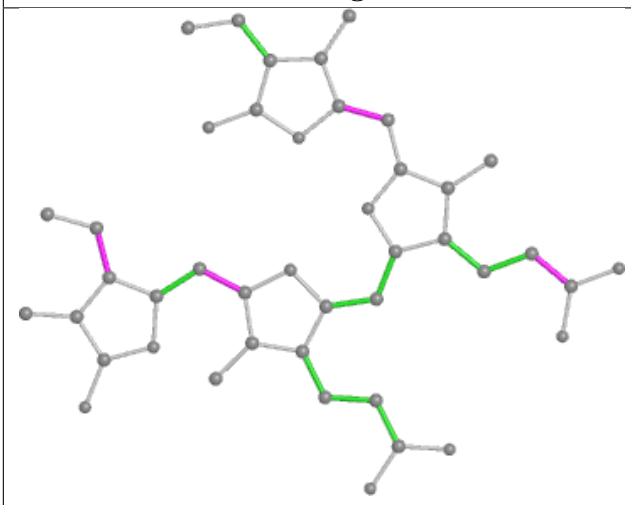

Torsions

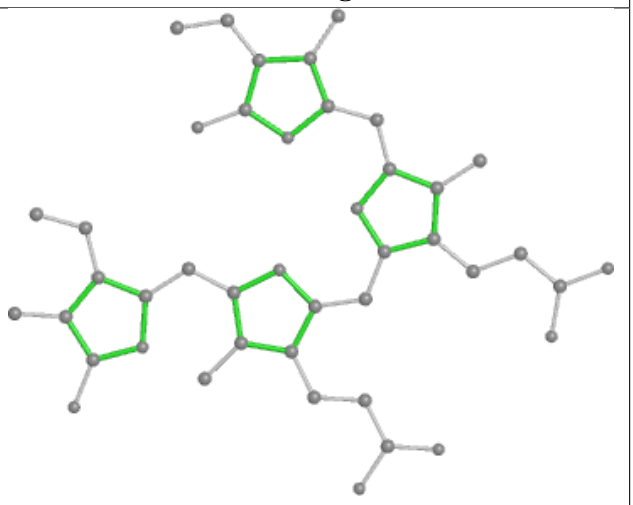

Rings

Ligand DGD BL 607

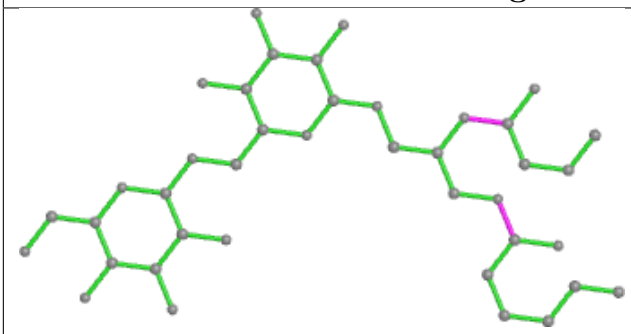

Bond lengths

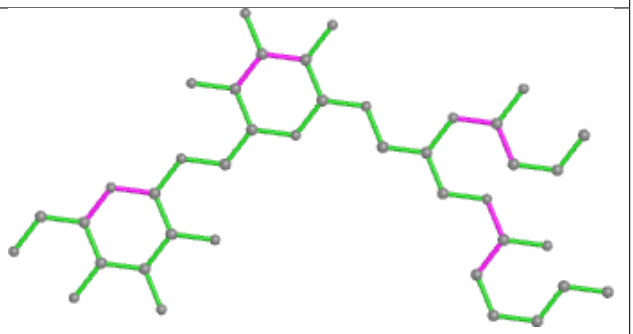

Bond angles

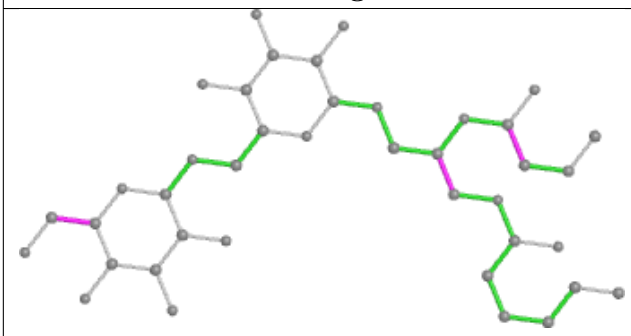

Torsions

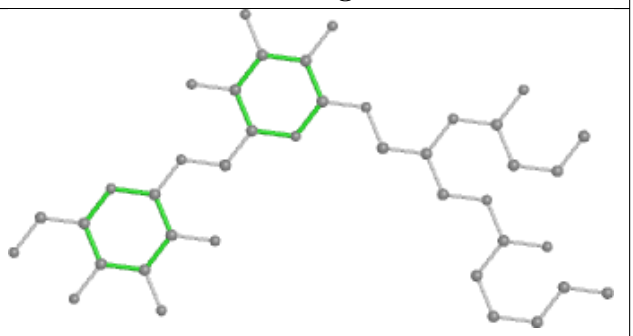

Rings

Ligand PEB TB 201

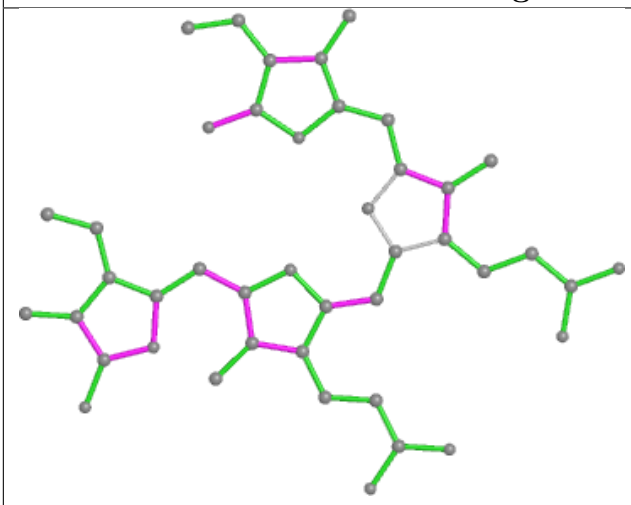

Bond lengths

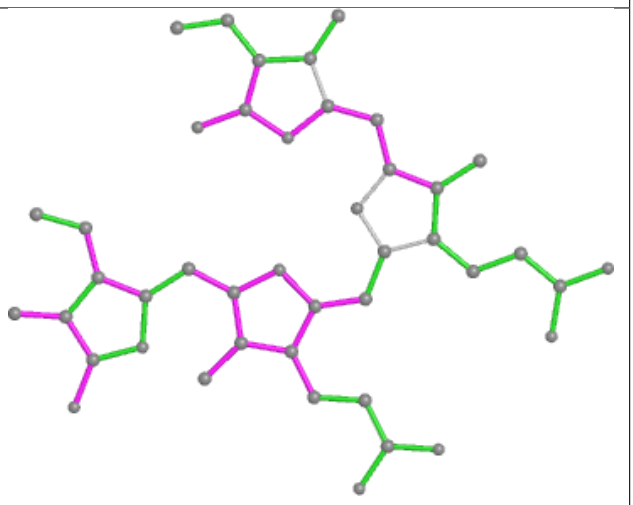

Bond angles

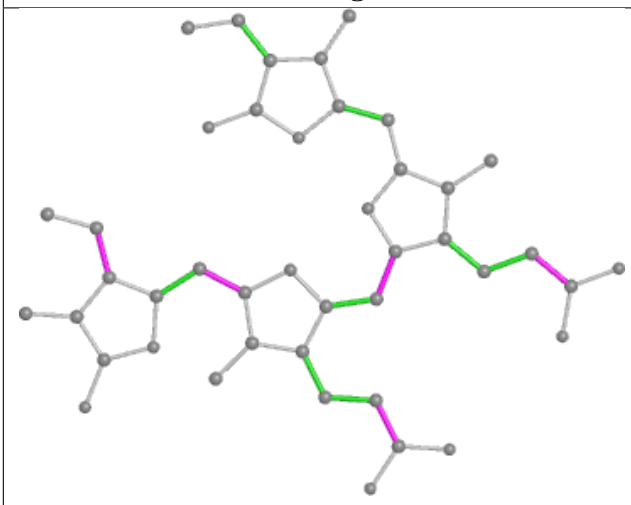

Torsions

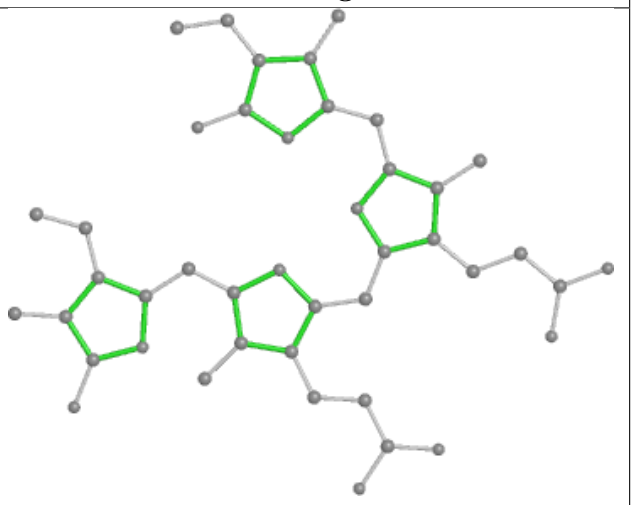

Rings

Ligand CLA 3N 306

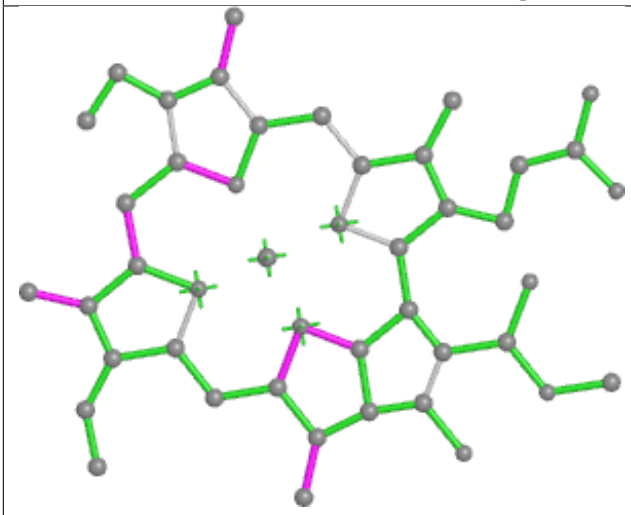

Bond lengths

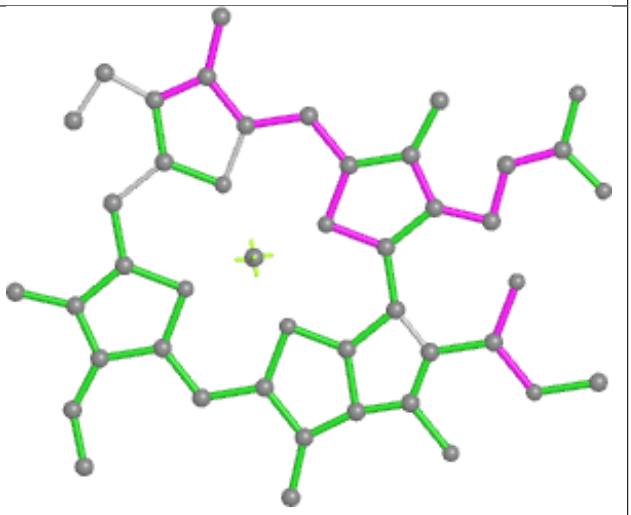

Bond angles

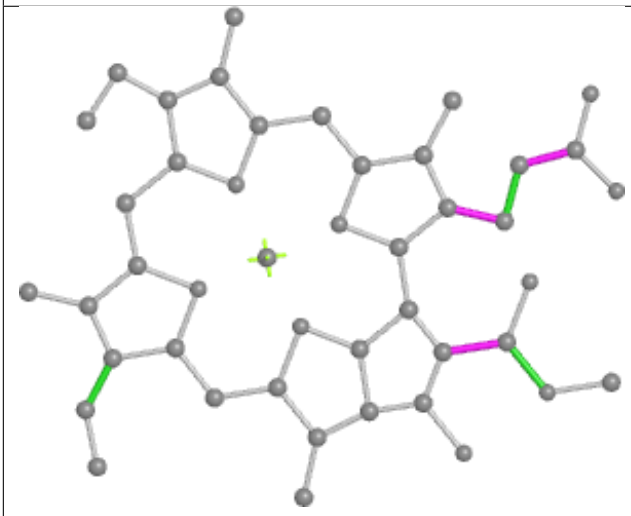

Torsions

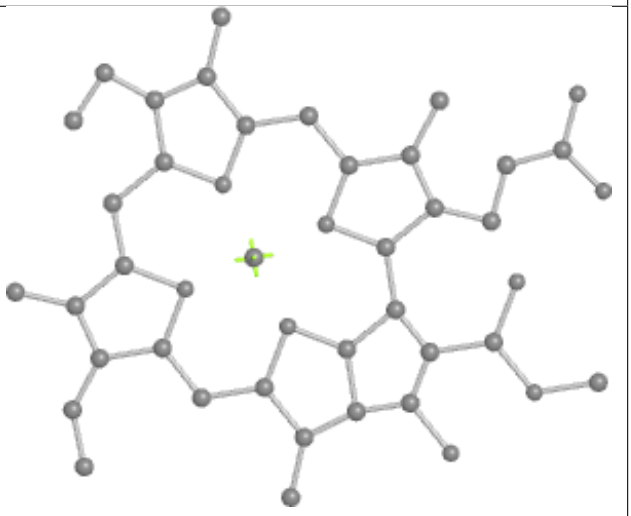

Rings

Ligand CYC C4 1001

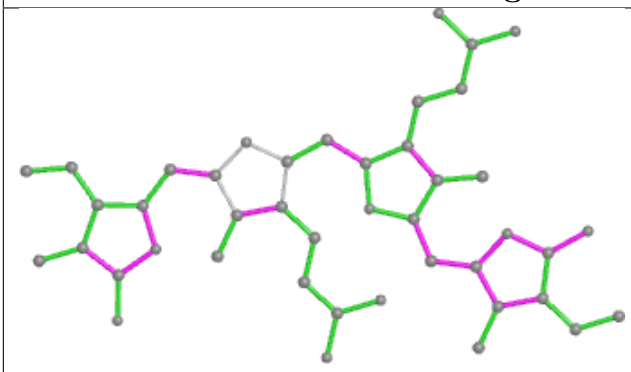

Bond lengths

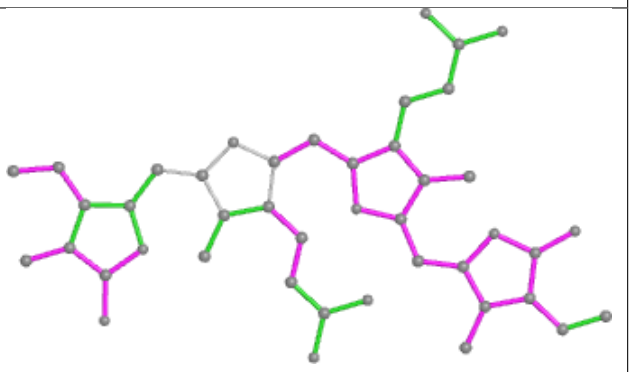

Bond angles

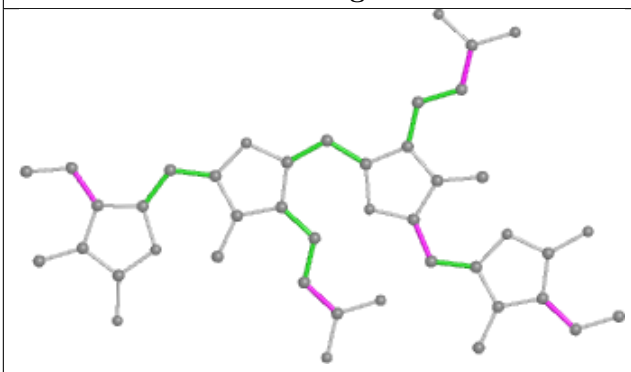

Torsions

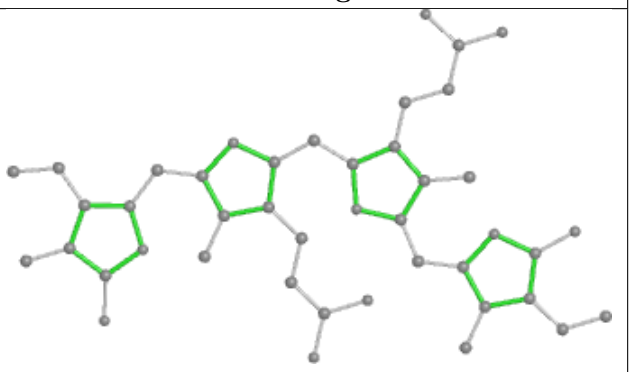

Rings

Ligand DGD DL 408

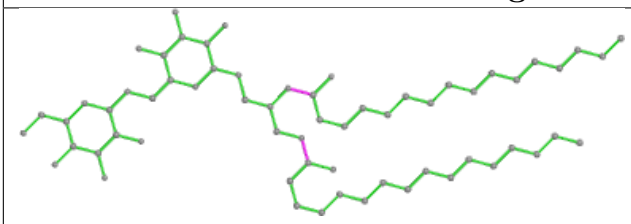

Bond lengths

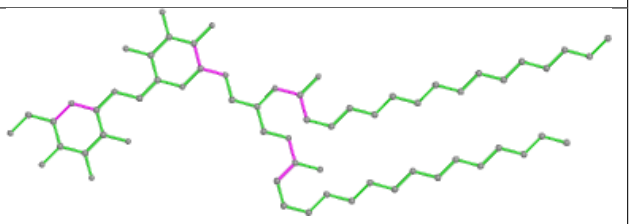

Bond angles

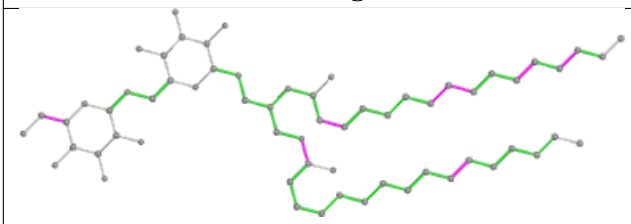

Torsions

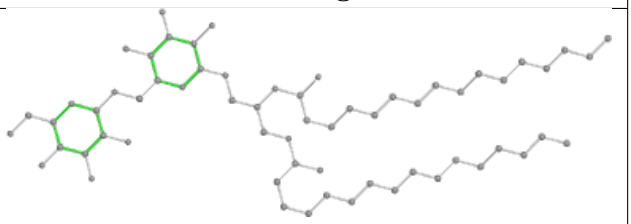

Rings

Ligand PEB KF 203

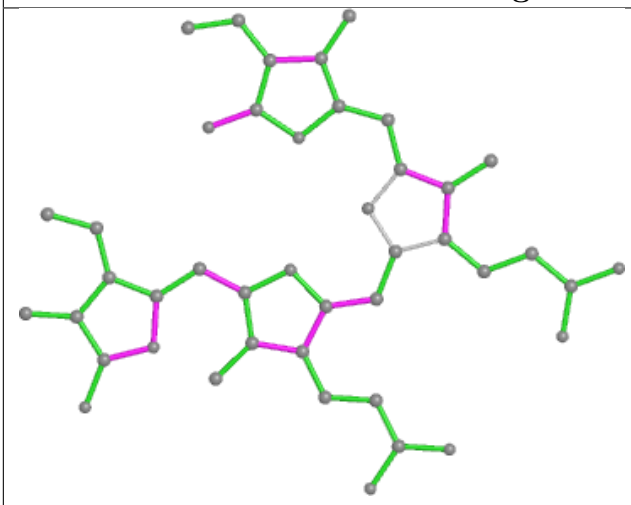

Bond lengths

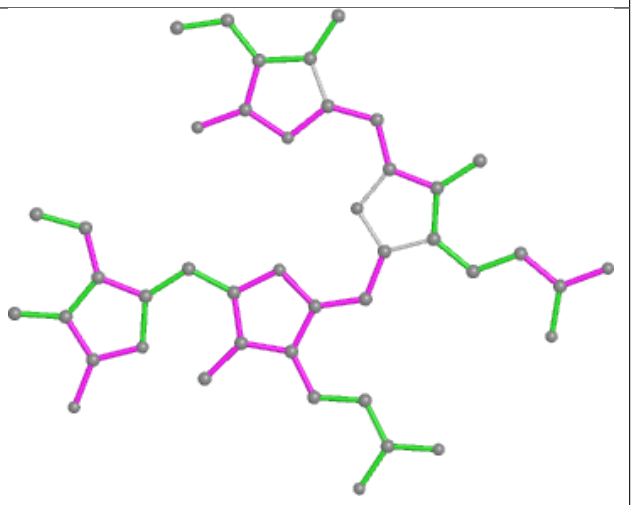

Bond angles

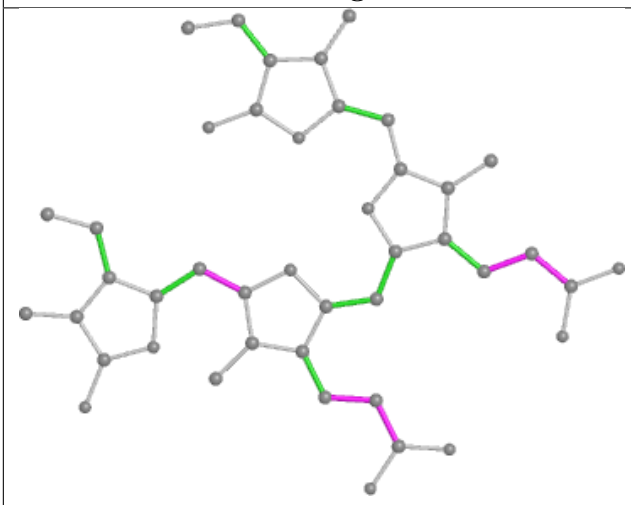

Torsions

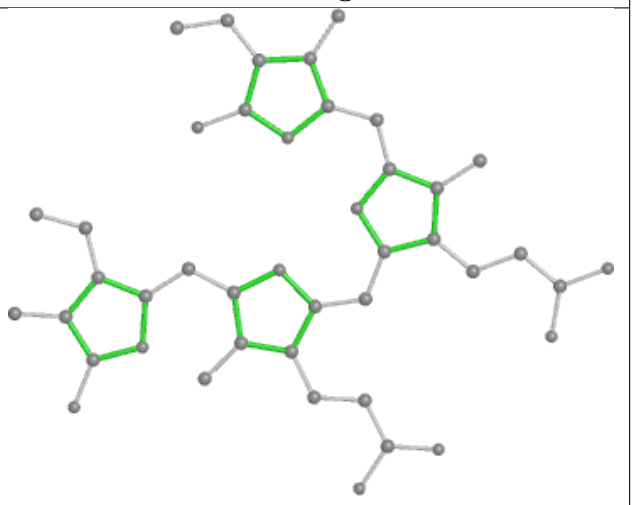

Rings

Ligand PEB OF 201

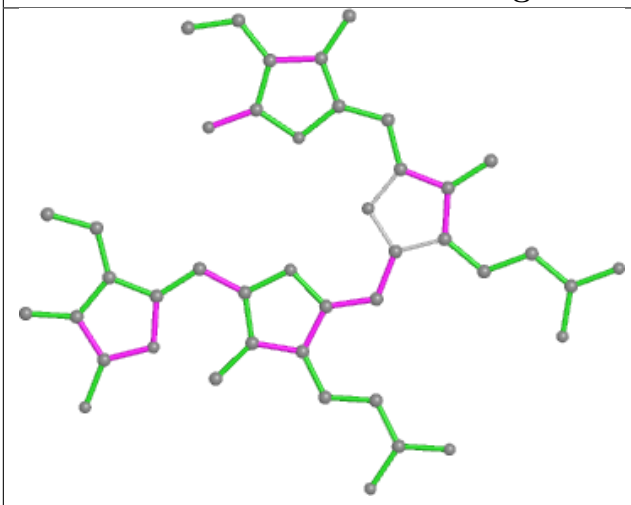

Bond lengths

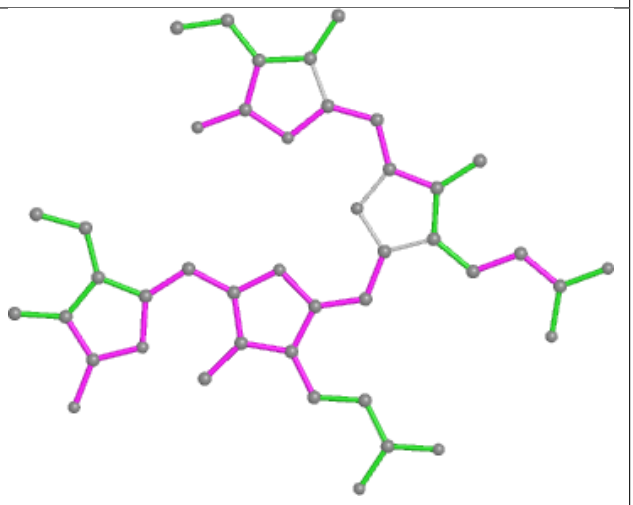

Bond angles

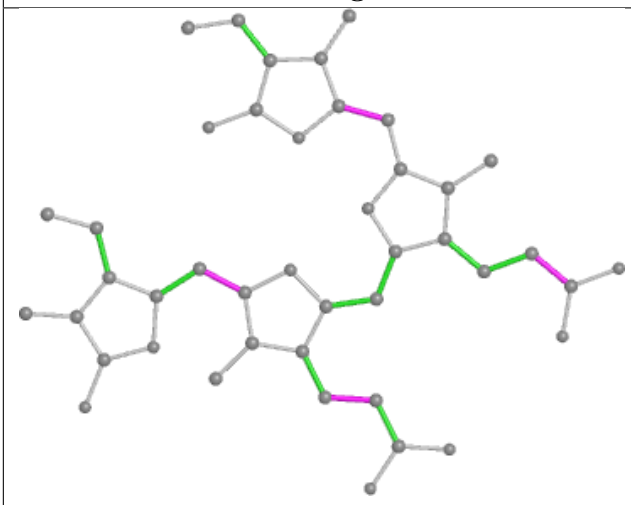

Torsions

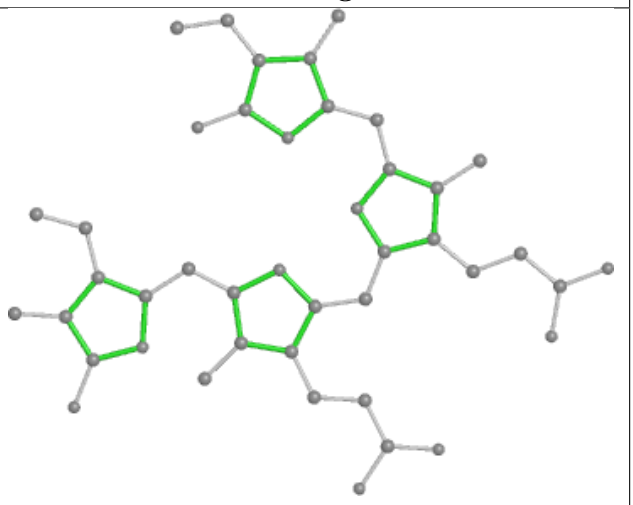

Rings

Ligand CLA 8N 308

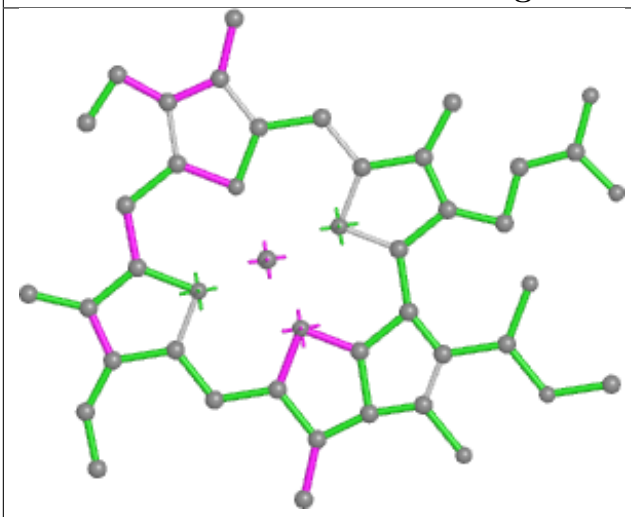

Bond lengths

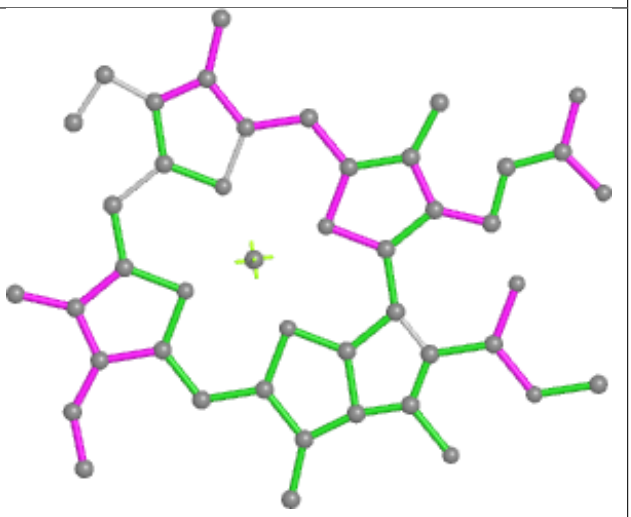

Bond angles

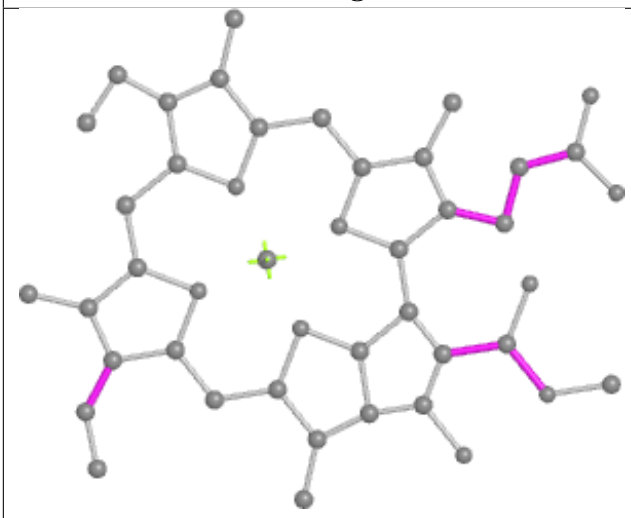

Torsions

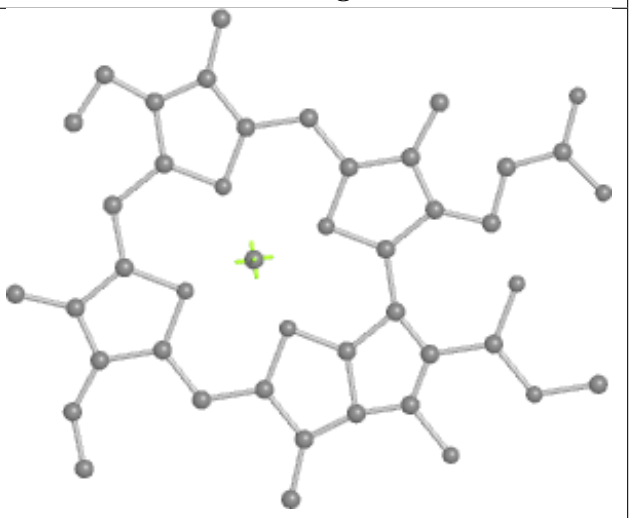

Rings

Ligand CLA bL 606

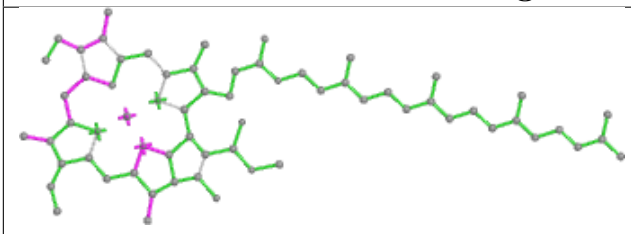

Bond lengths

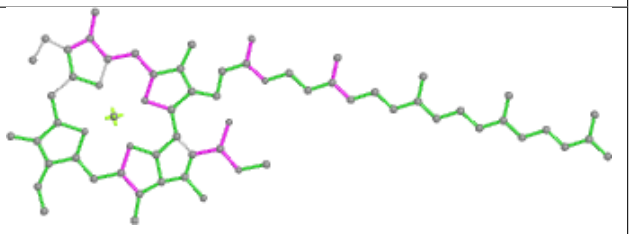

Bond angles

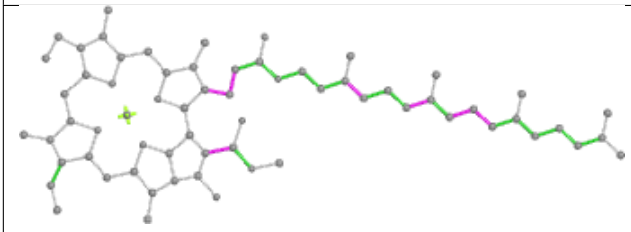

Torsions

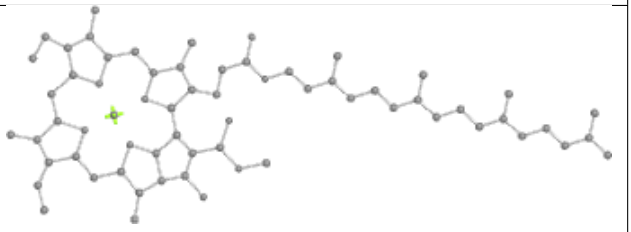

Rings

Ligand CLA 2N 306

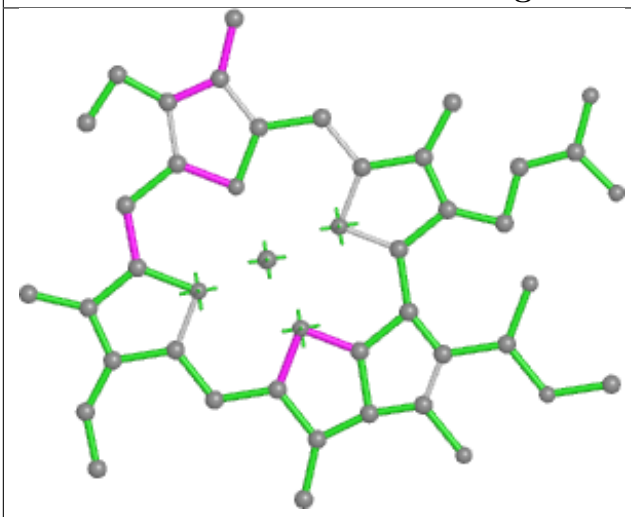

Bond lengths

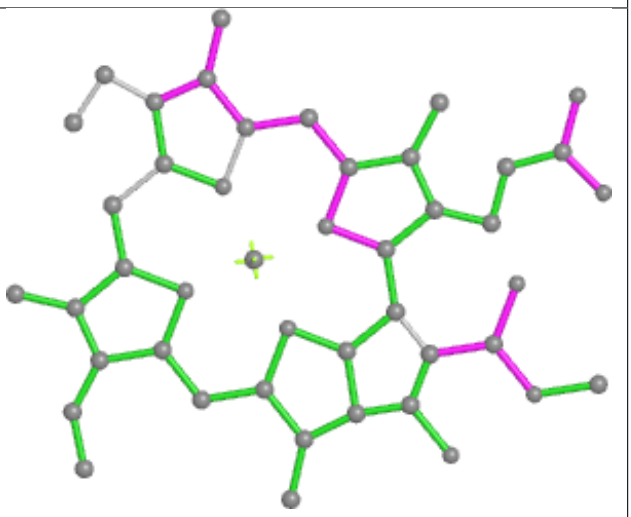

Bond angles

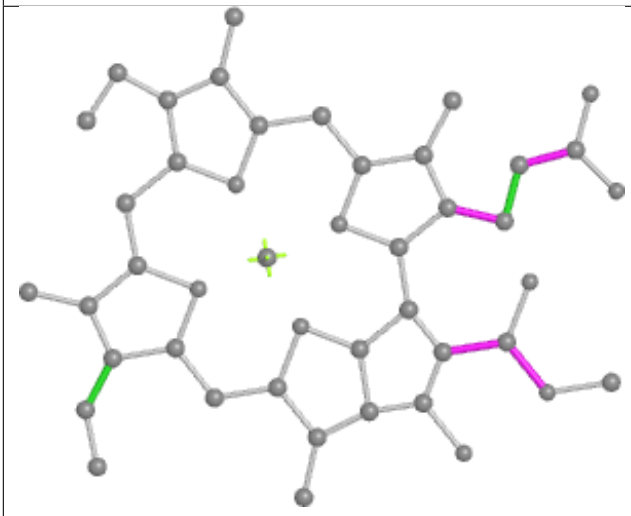

Torsions

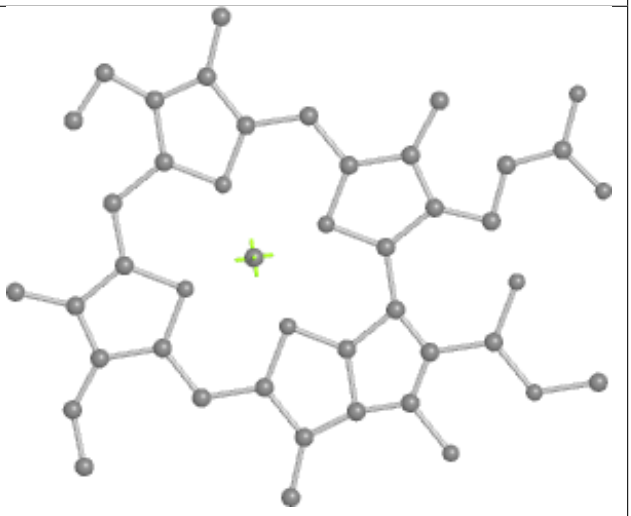

Rings

Ligand PEB hE 203

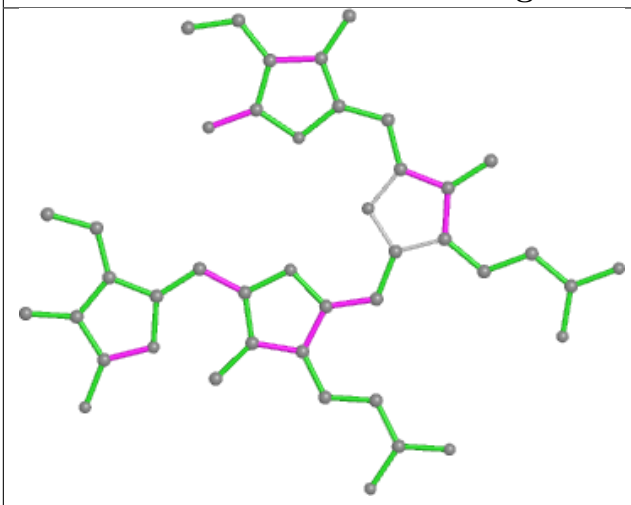

Bond lengths

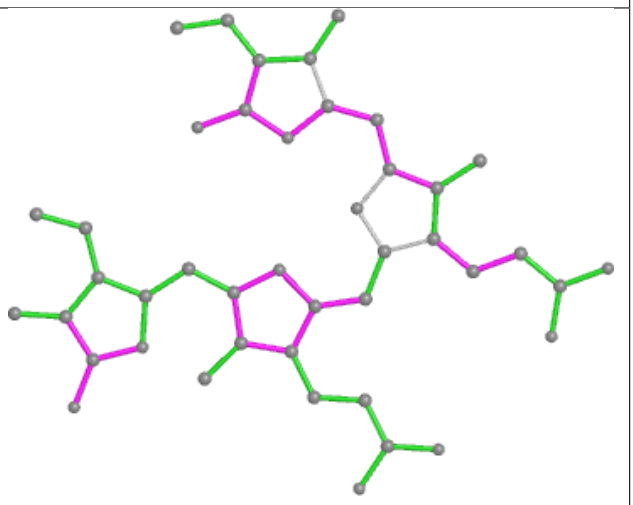

Bond angles

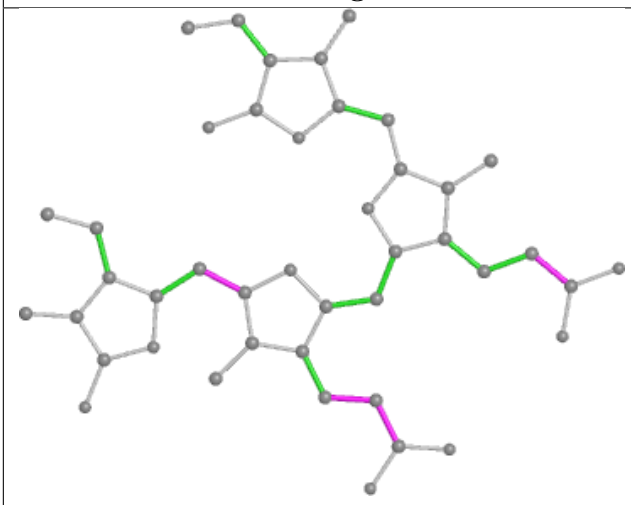

Torsions

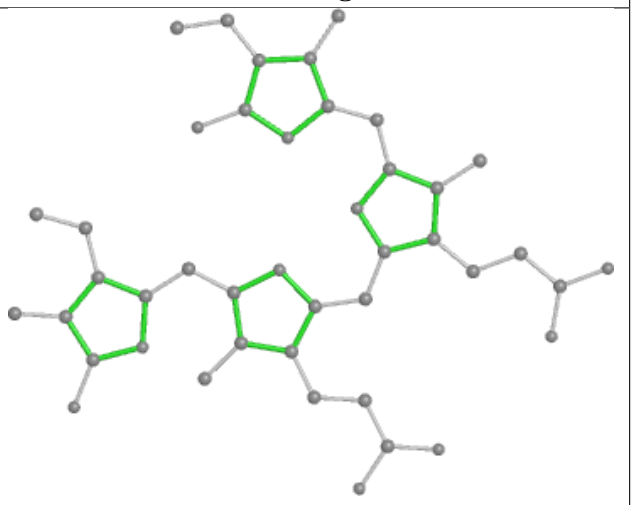

Rings

Ligand PEB e1 202

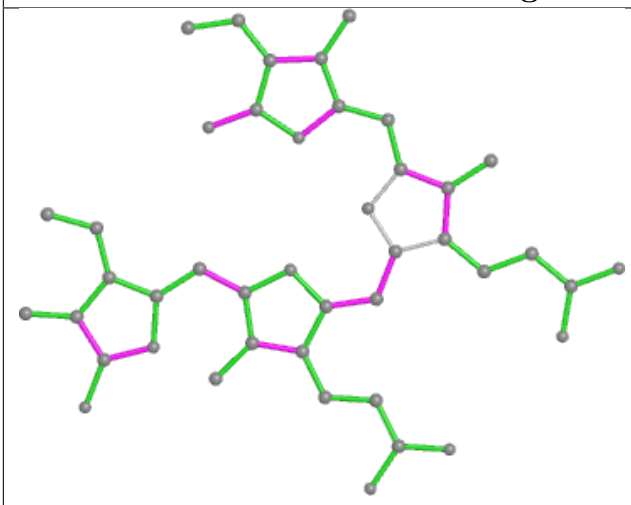

Bond lengths

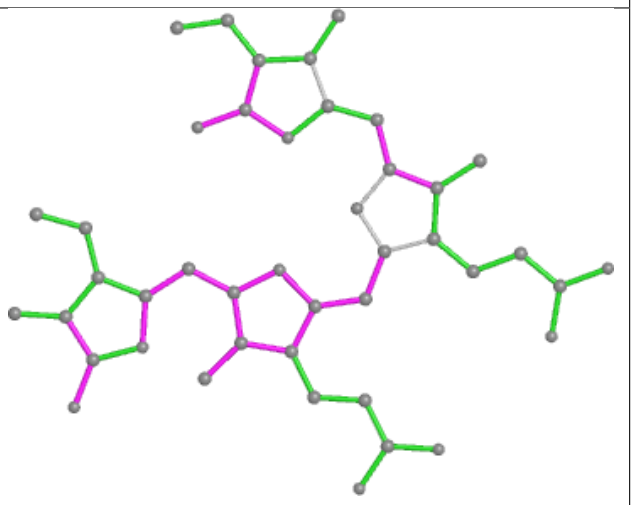

Bond angles

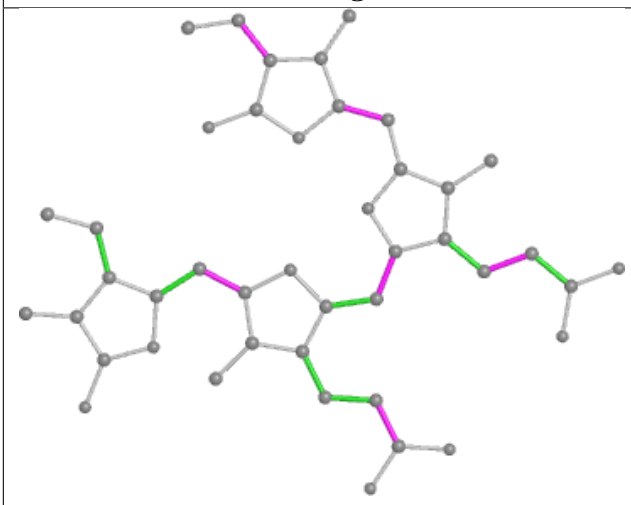

Torsions

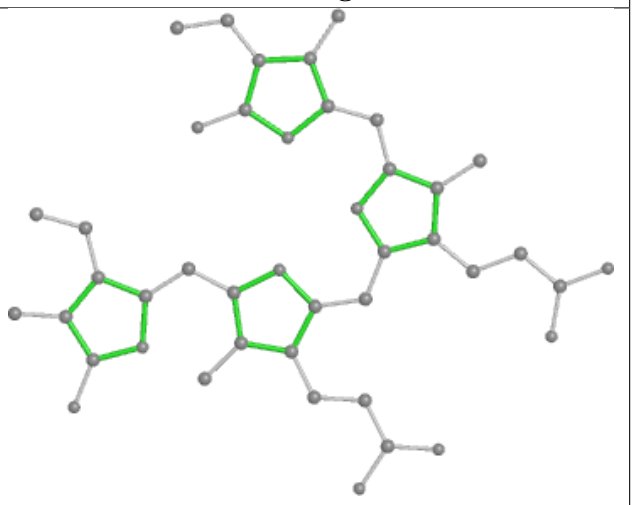

Rings

Ligand PEB s8 202

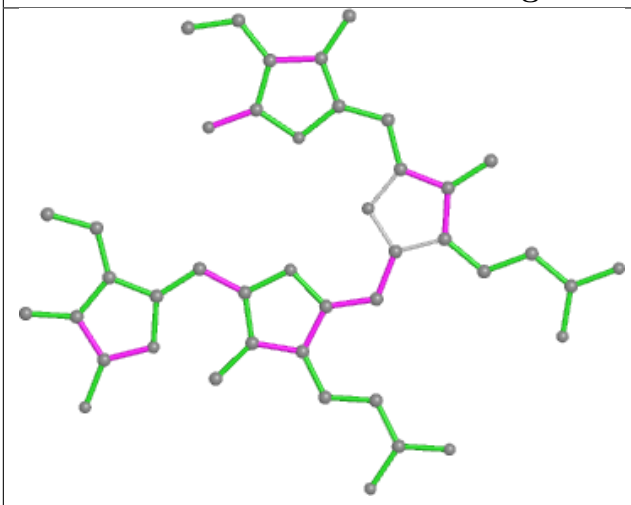

Bond lengths

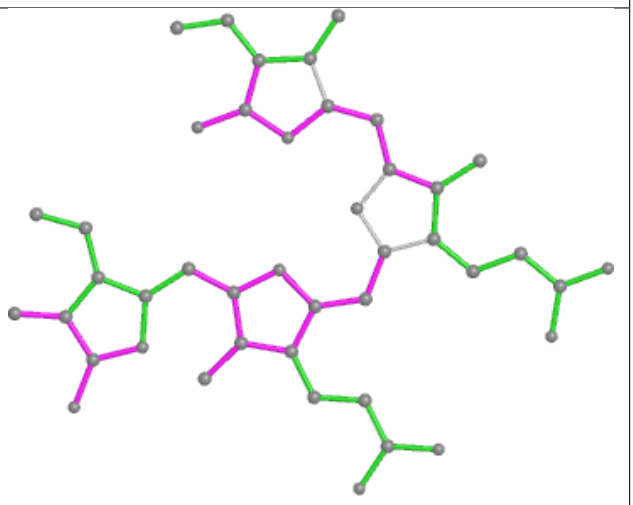

Bond angles

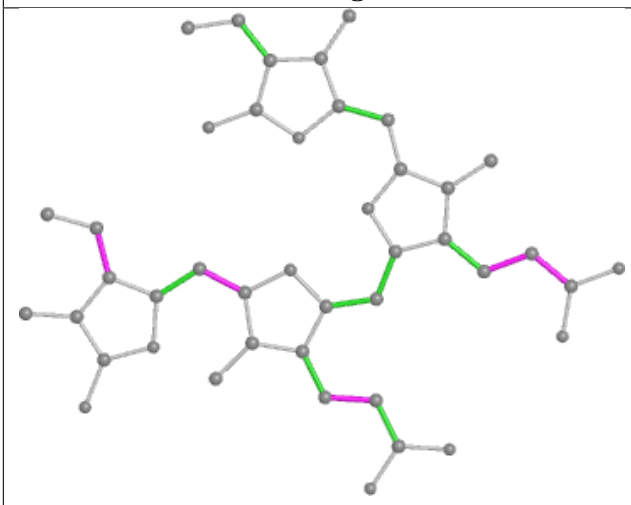

Torsions

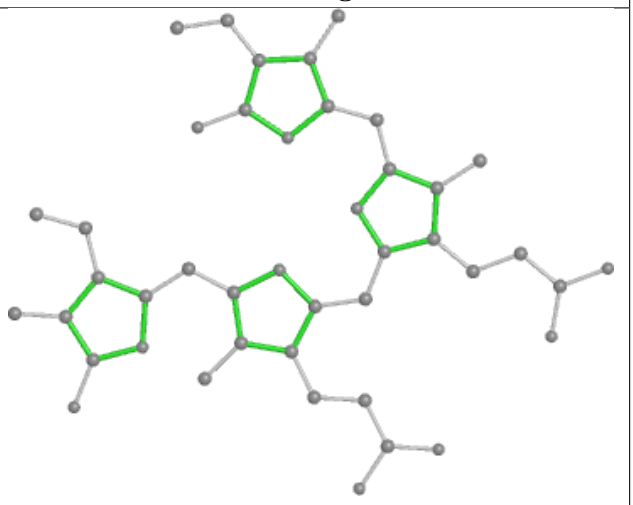

Rings

Ligand PEB Q7 201

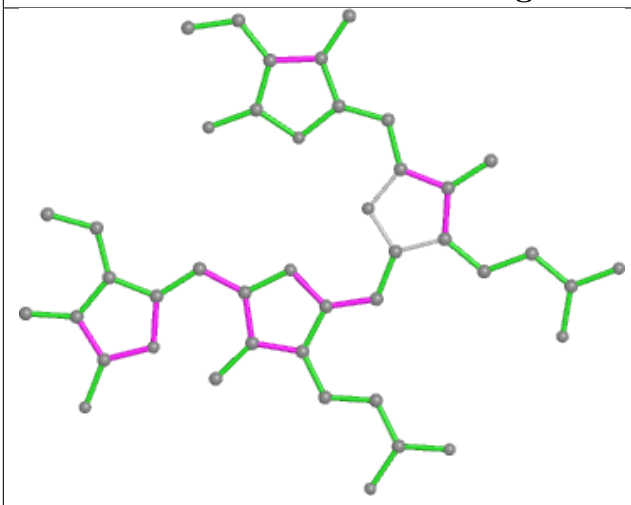

Bond lengths

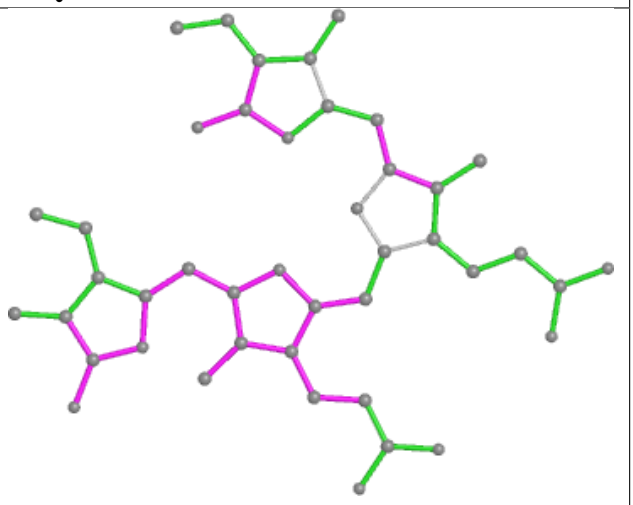

Bond angles

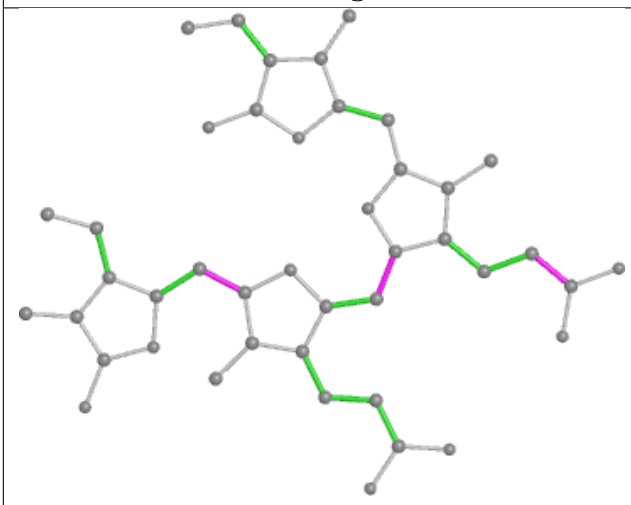

Torsions

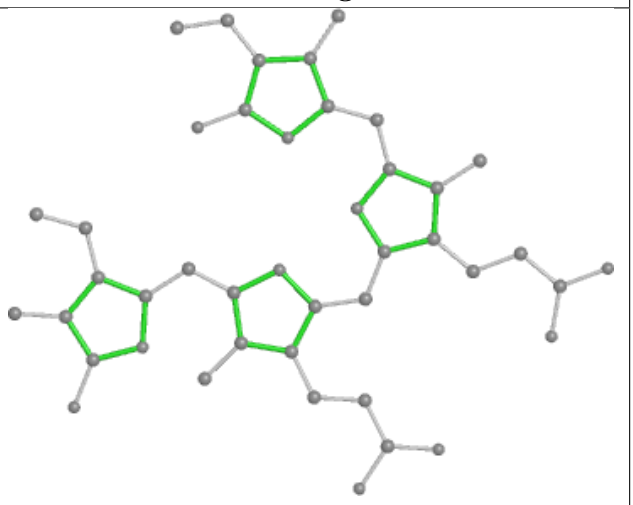

Rings

Ligand PEB UK 202

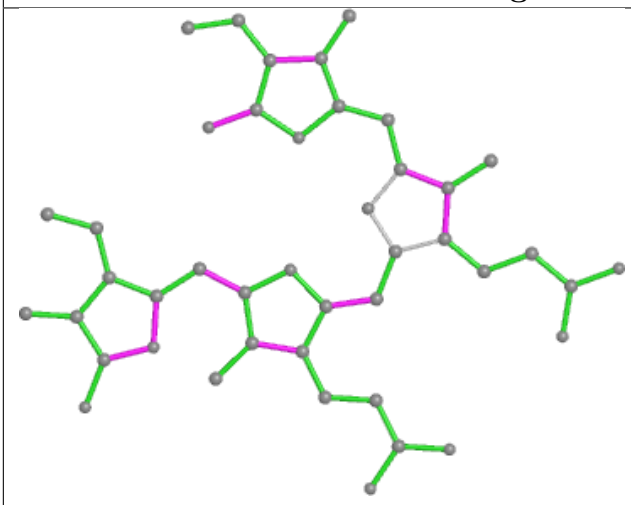

Bond lengths

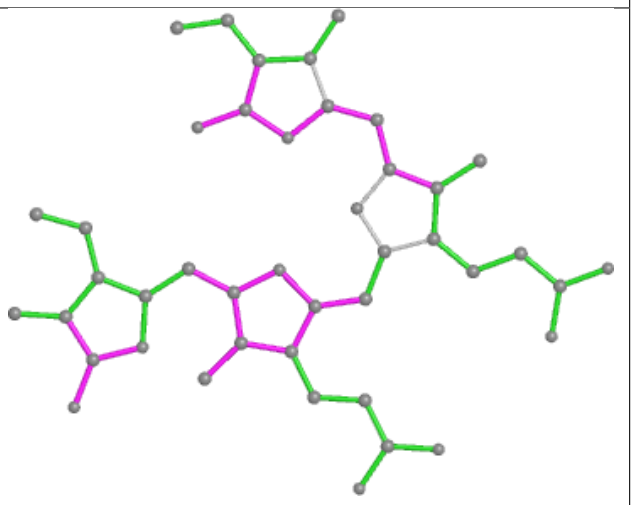

Bond angles

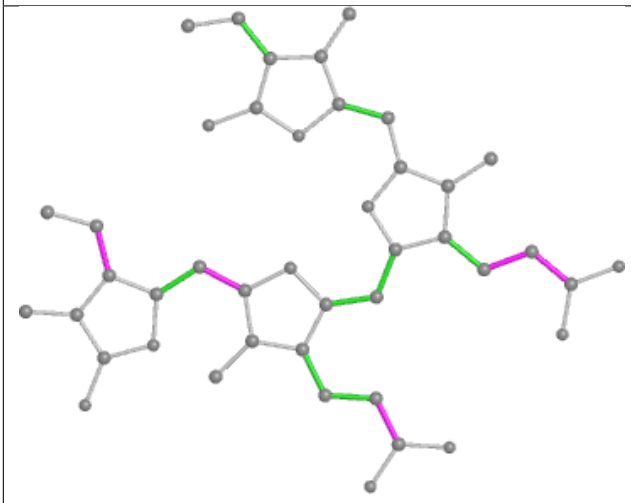

Torsions

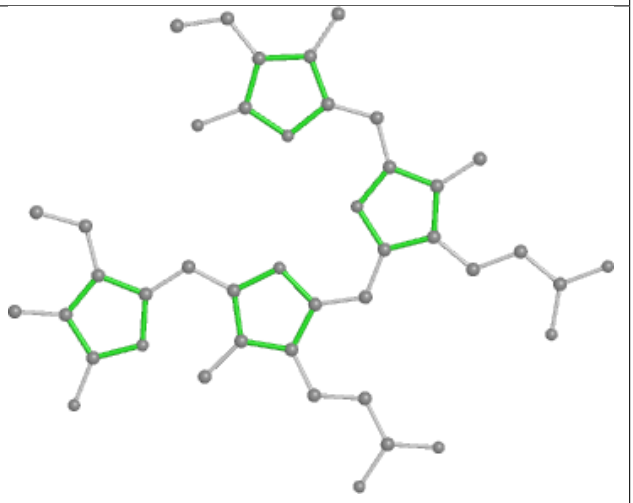

Rings

Ligand PEB R1 201

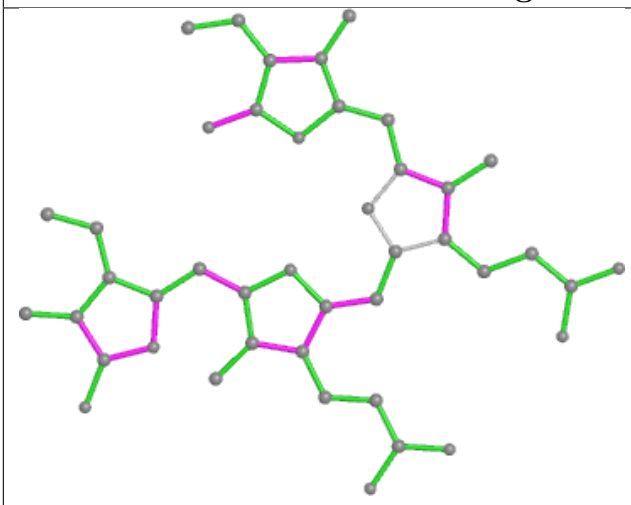

Bond lengths

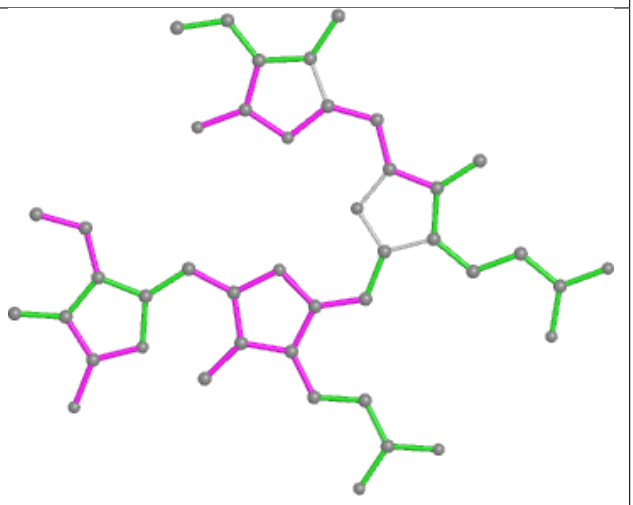

Bond angles

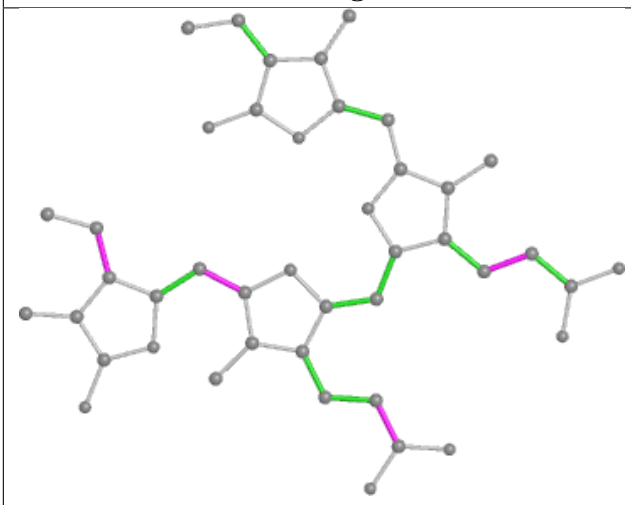

Torsions

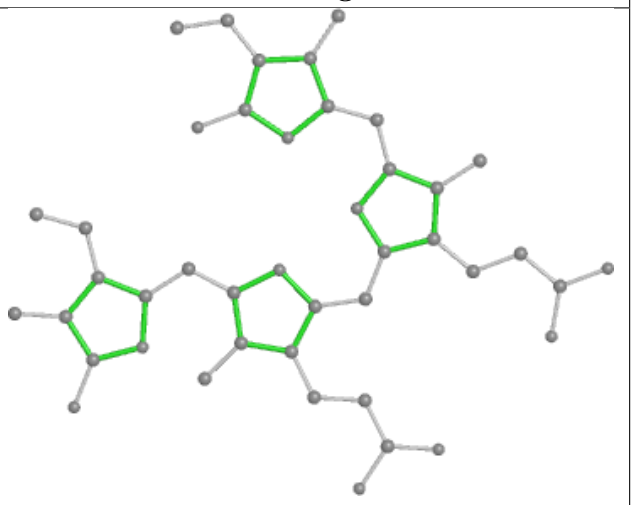

Rings

Ligand PEB HA 202

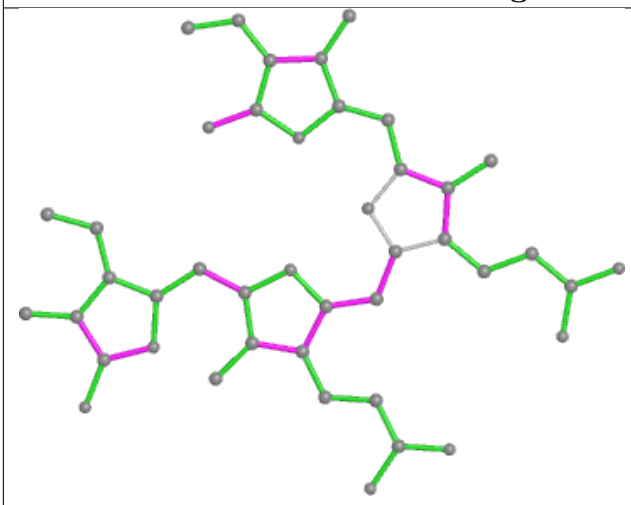

Bond lengths

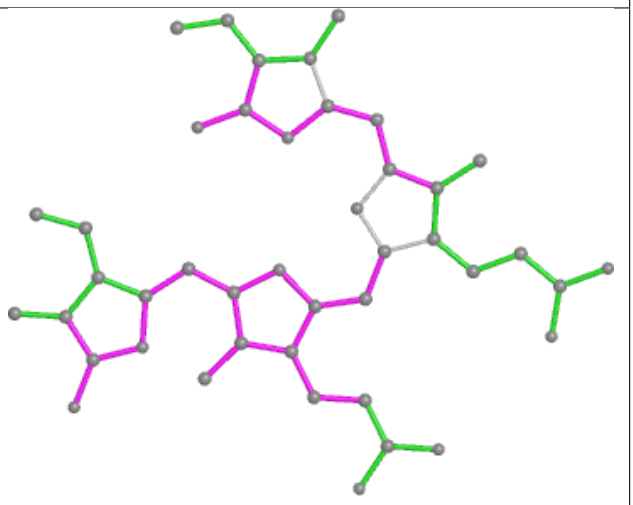

Bond angles

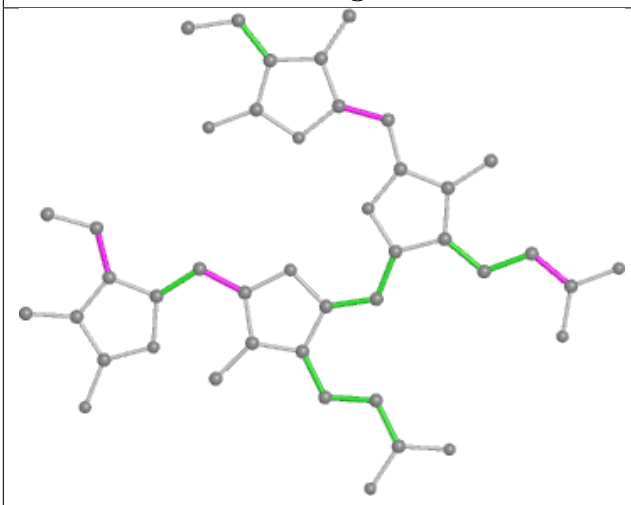

Torsions

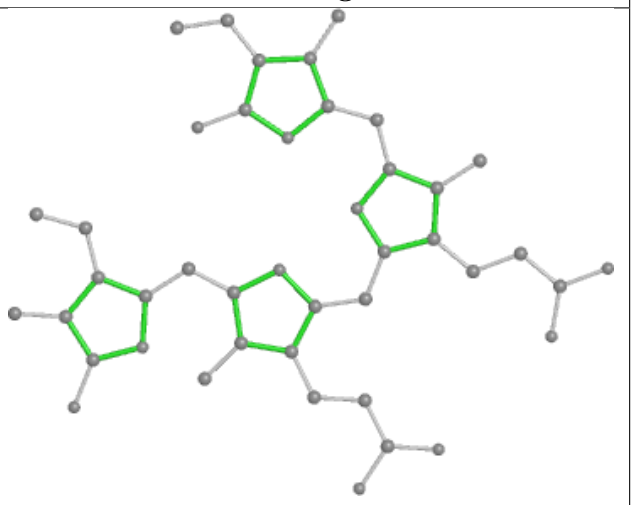

Rings

Ligand BCR AN 804

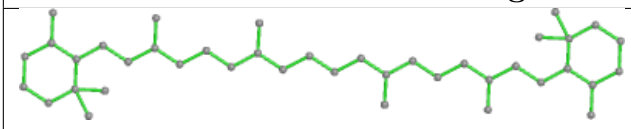

Bond lengths

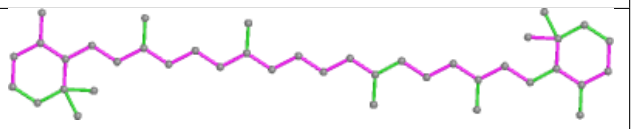

Bond angles

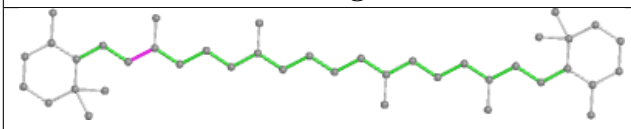

Torsions

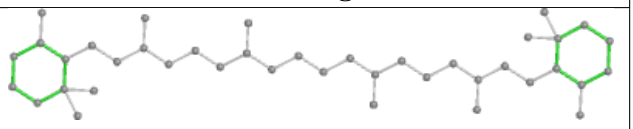

Rings

Ligand PEB WQ 201

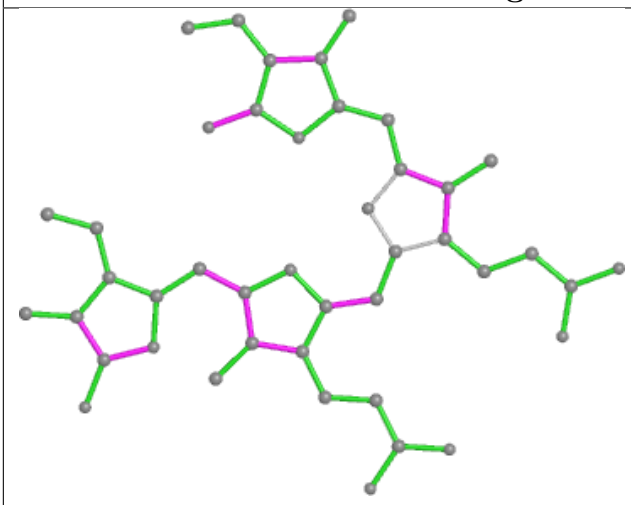

Bond lengths

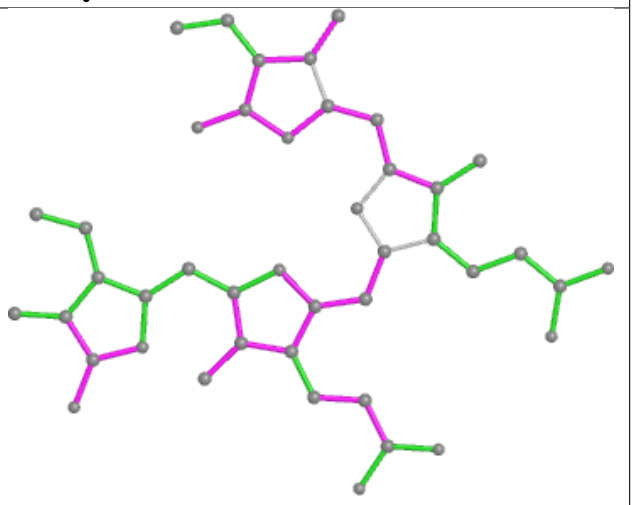

Bond angles

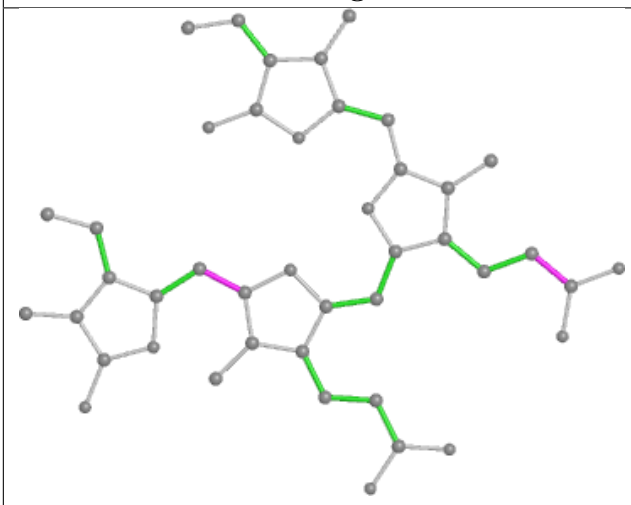

Torsions

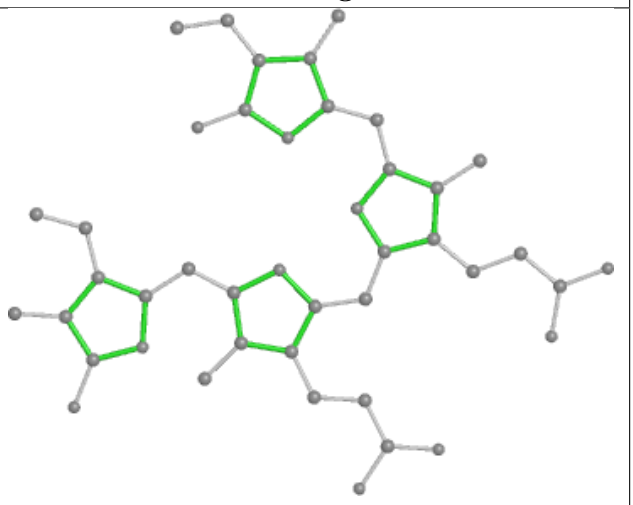

Rings

Ligand PEB W1 202

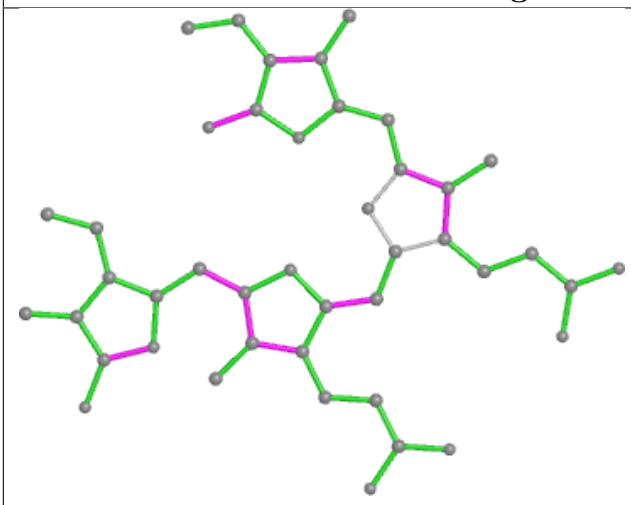

Bond lengths

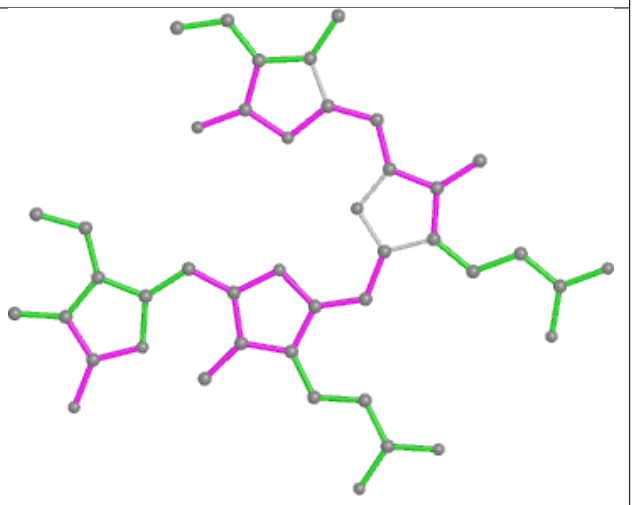

Bond angles

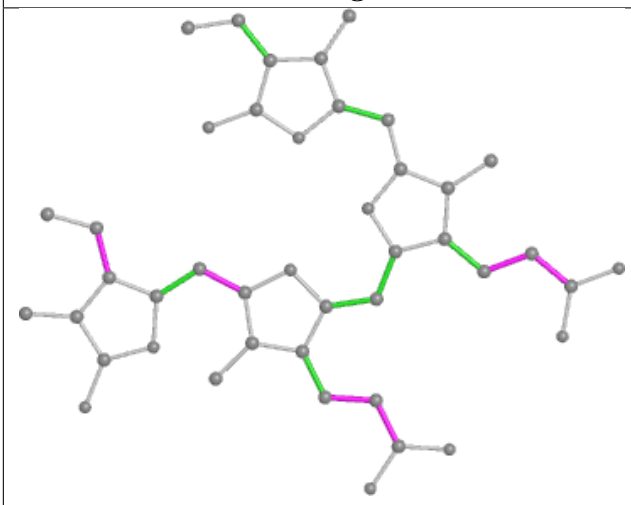

Torsions

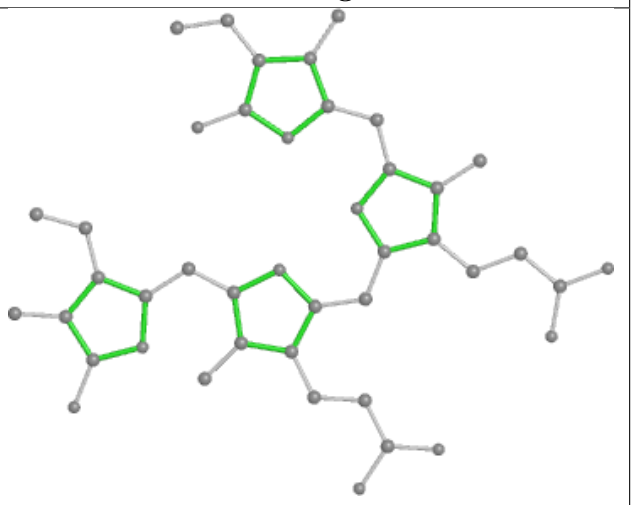

Rings

Ligand PEB T7 202

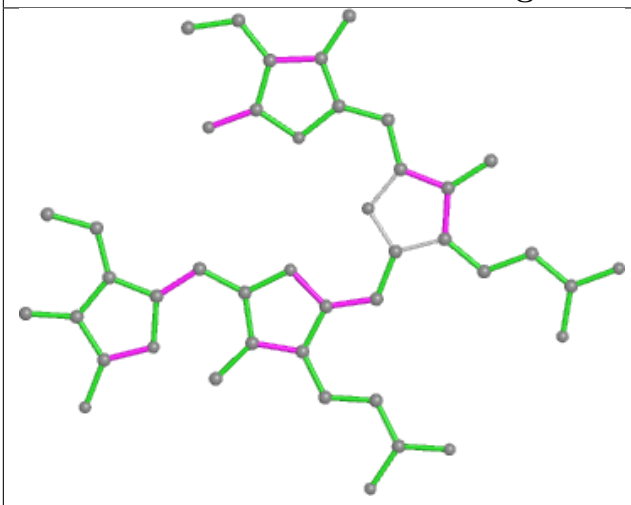

Bond lengths

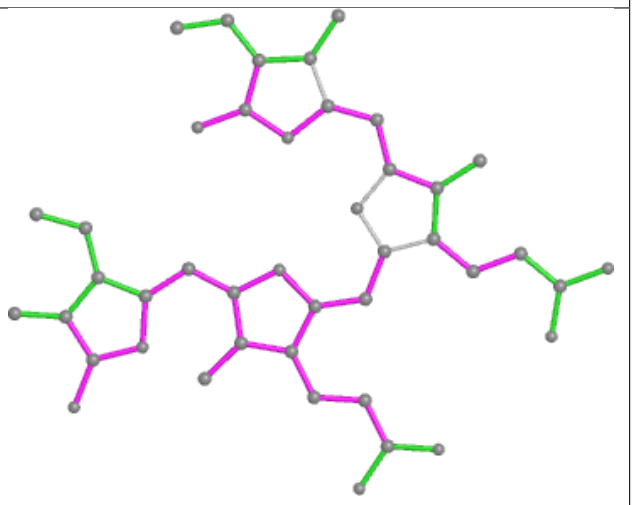

Bond angles

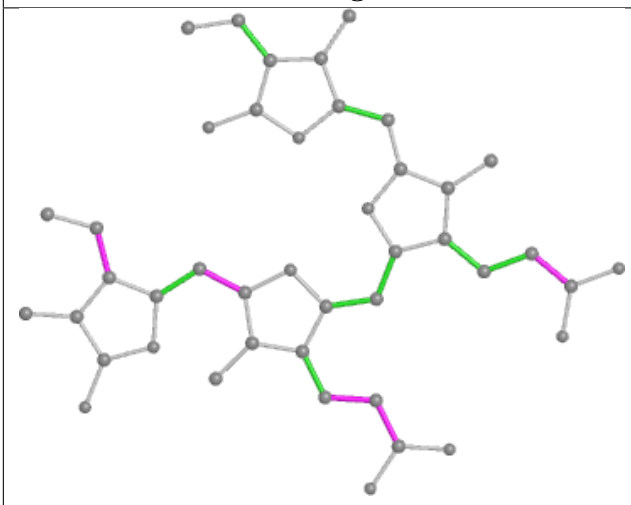

Torsions

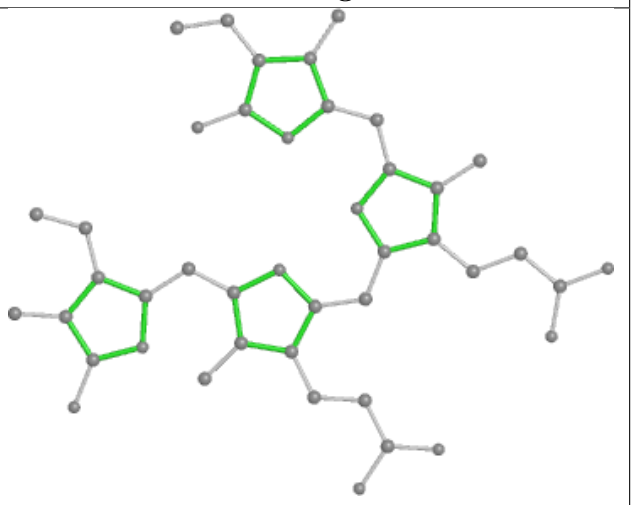

Rings

Ligand PEB O9 202

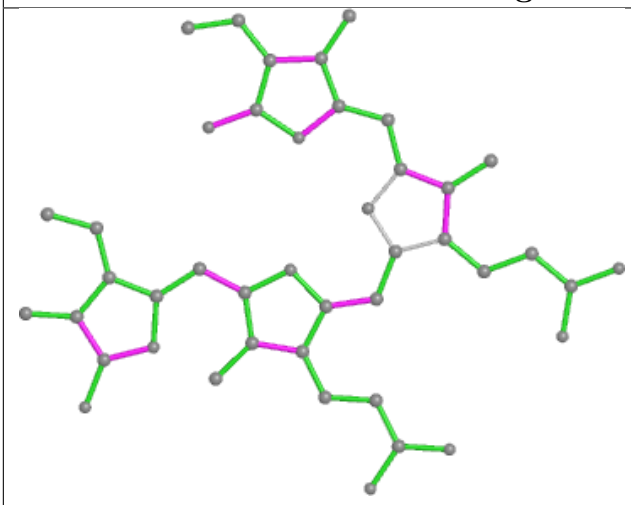

Bond lengths

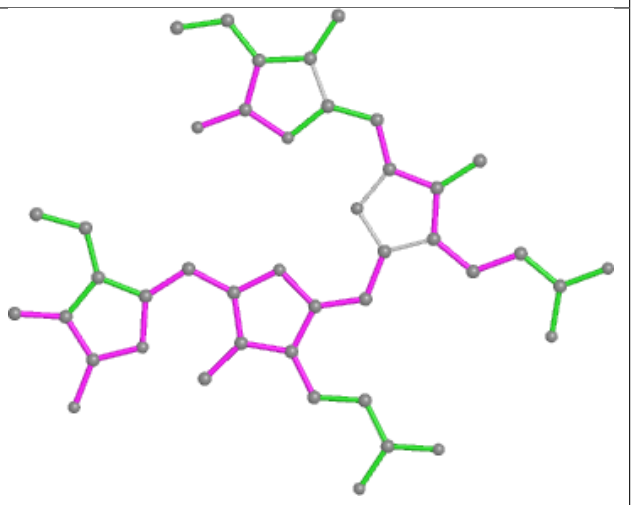

Bond angles

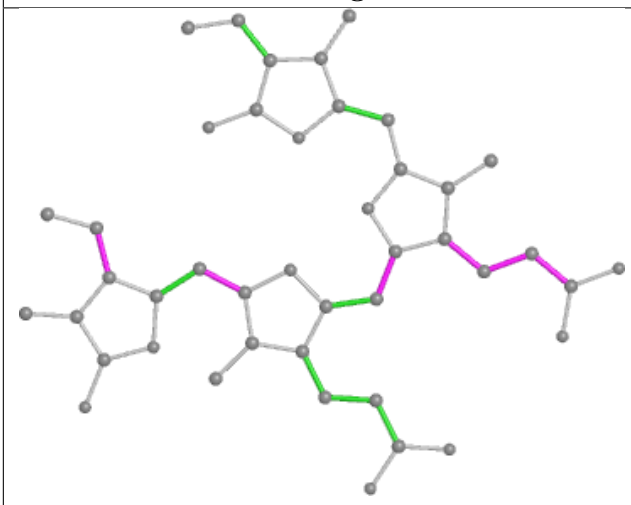

Torsions

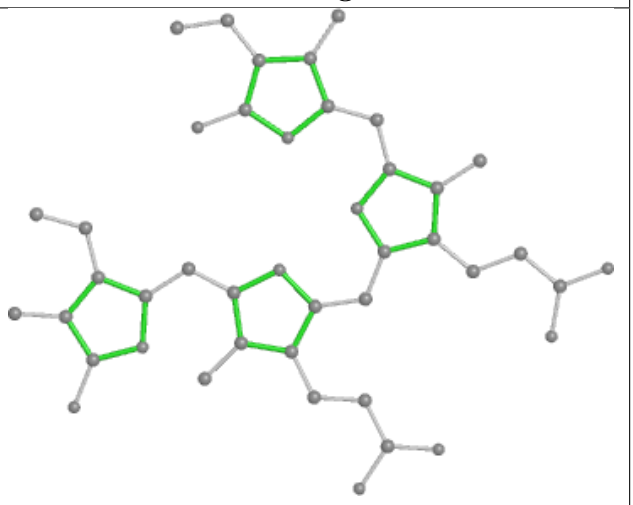

Rings

Ligand CLA A2 829

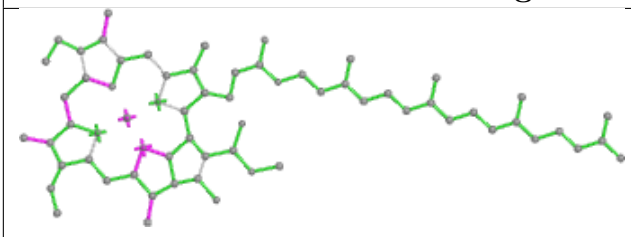

Bond lengths

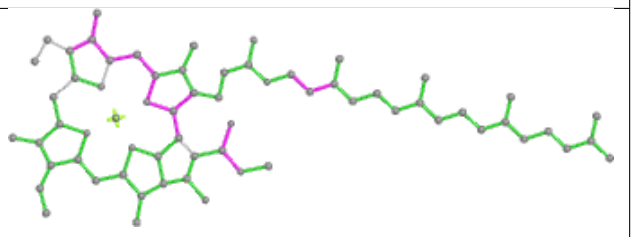

Bond angles

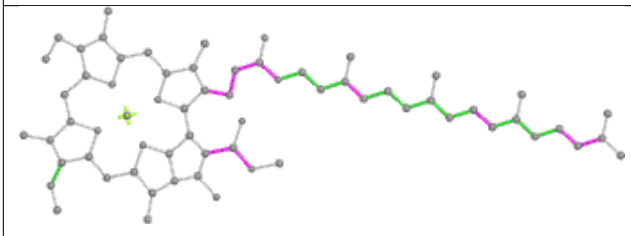

Torsions

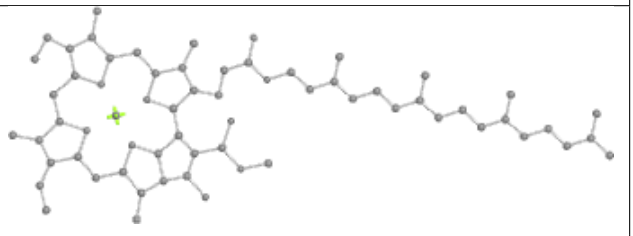

Rings

Ligand PEB RD 201

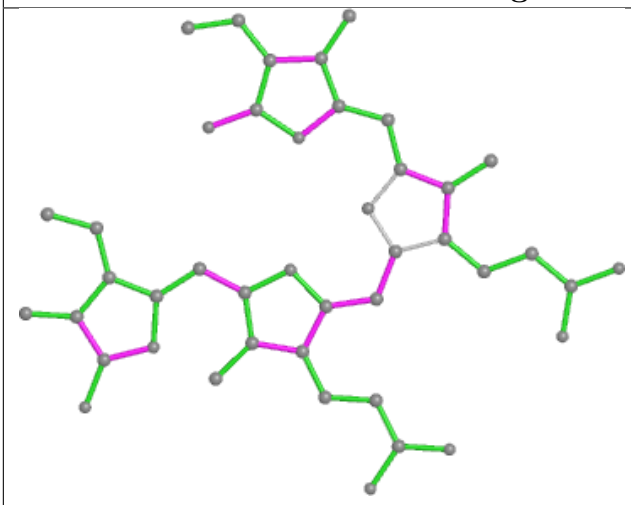

Bond lengths

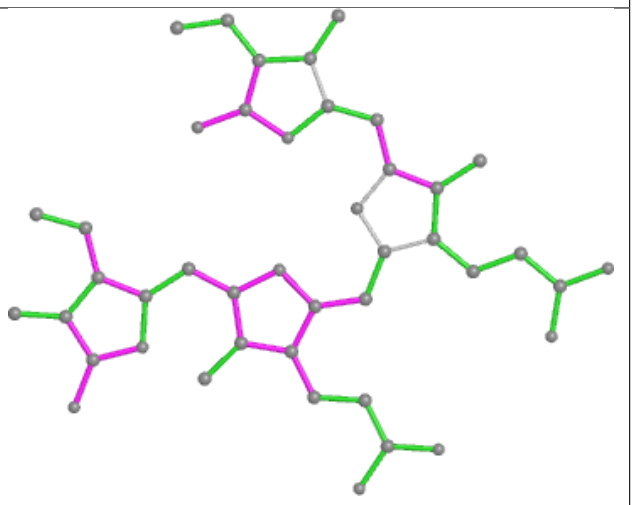

Bond angles

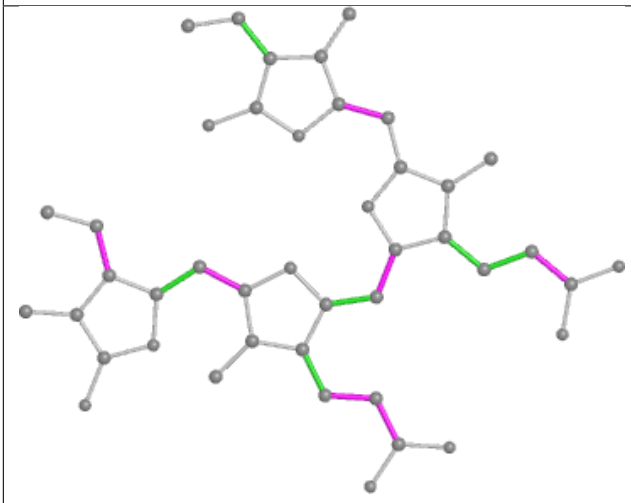

Torsions

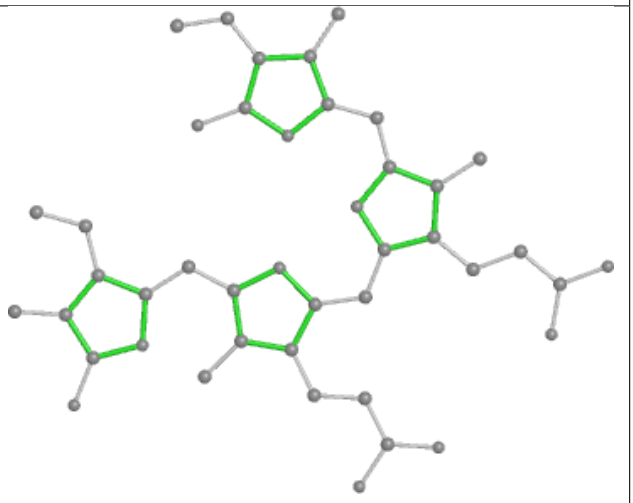

Rings

Ligand PEB SH 202

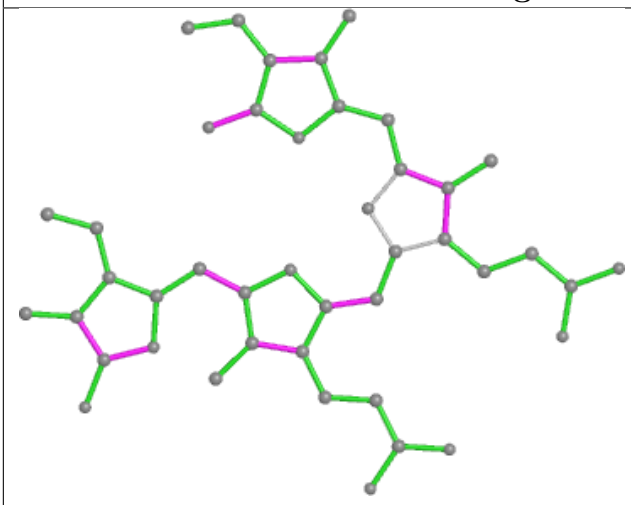

Bond lengths

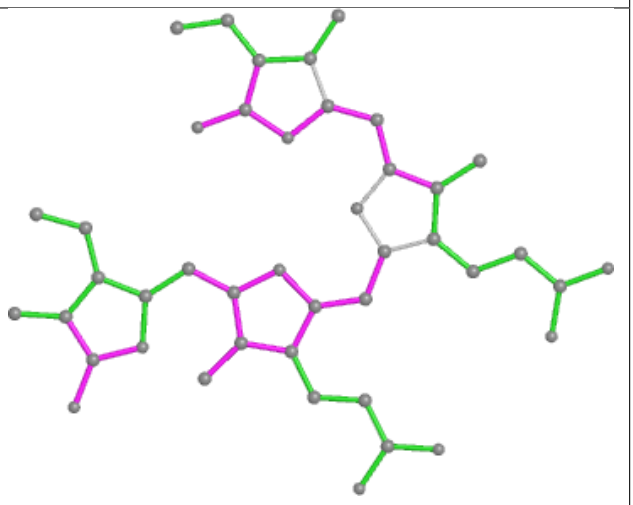

Bond angles

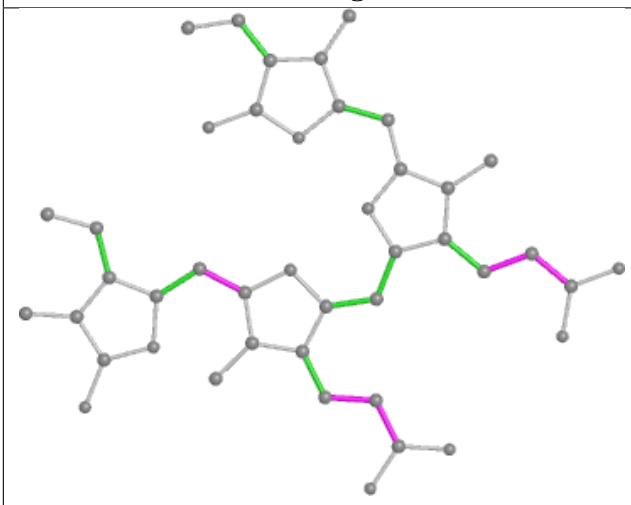

Torsions

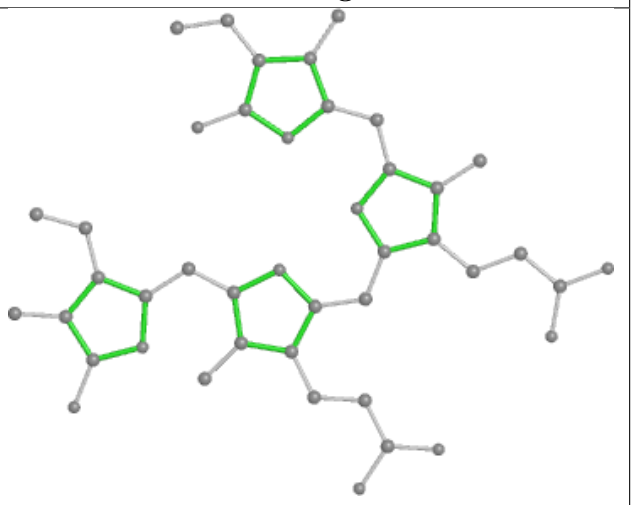

Rings

Ligand PEB aB 201

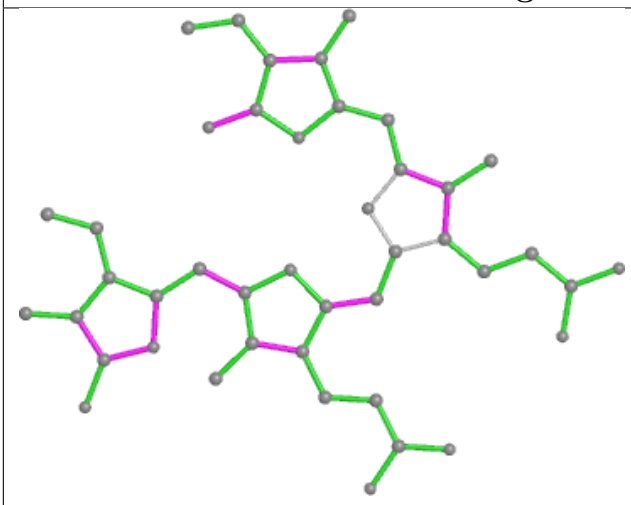

Bond lengths

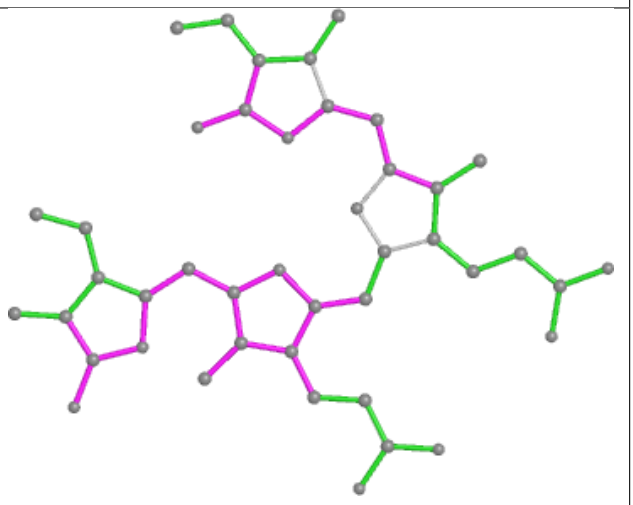

Bond angles

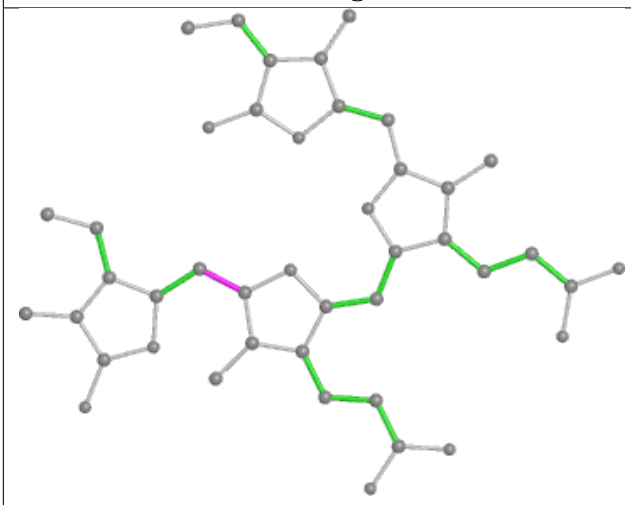

Torsions

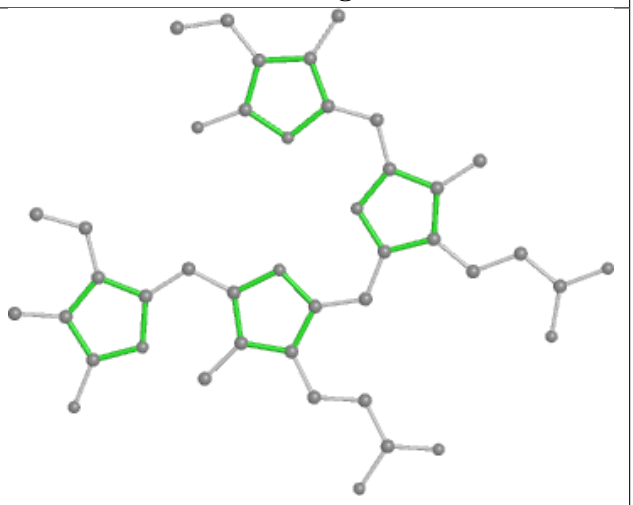

Rings

Ligand PEB tF 201

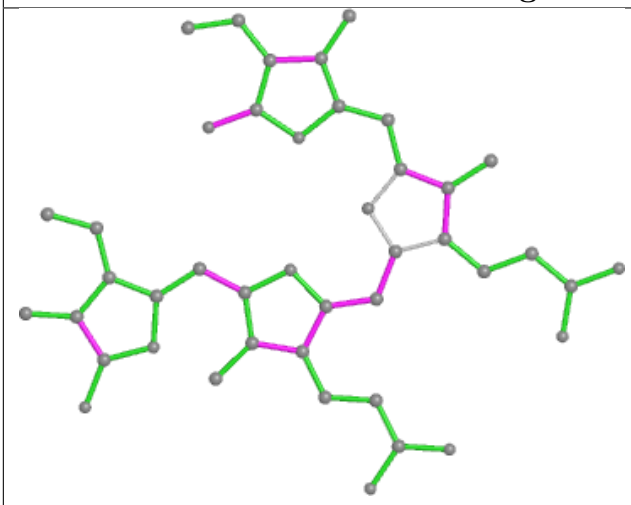

Bond lengths

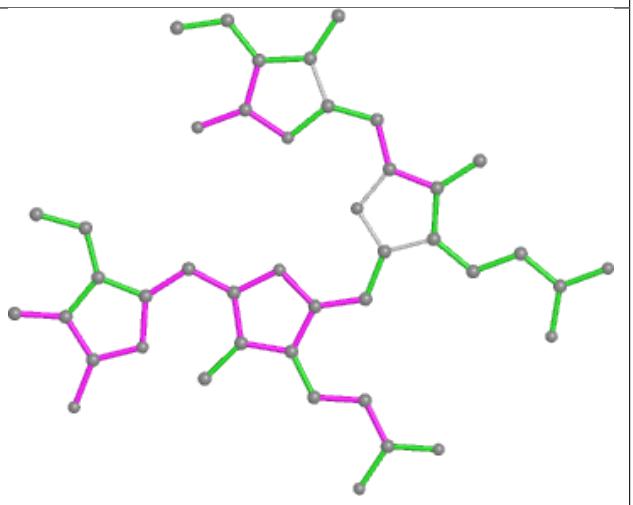

Bond angles

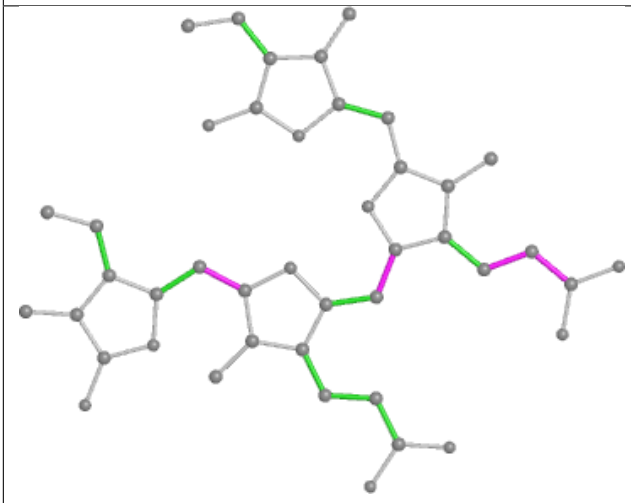

Torsions

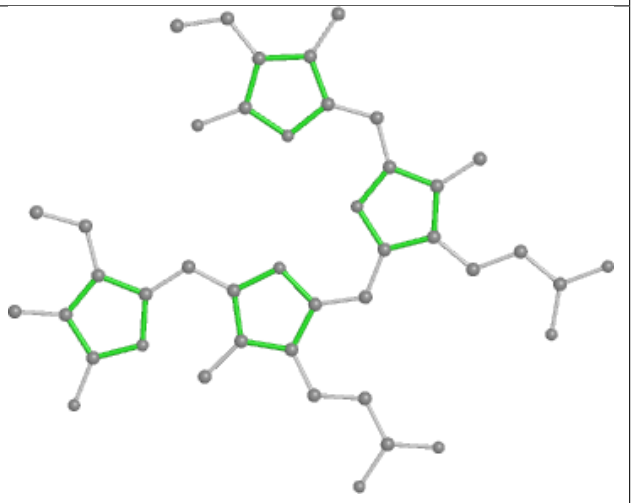

Rings

Ligand PEB XA 202

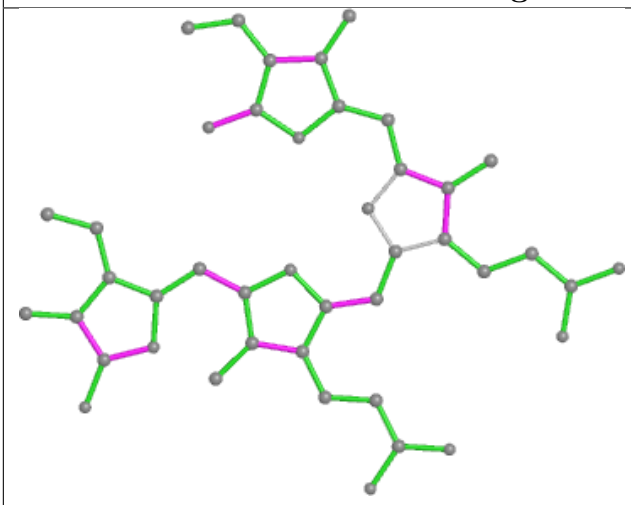

Bond lengths

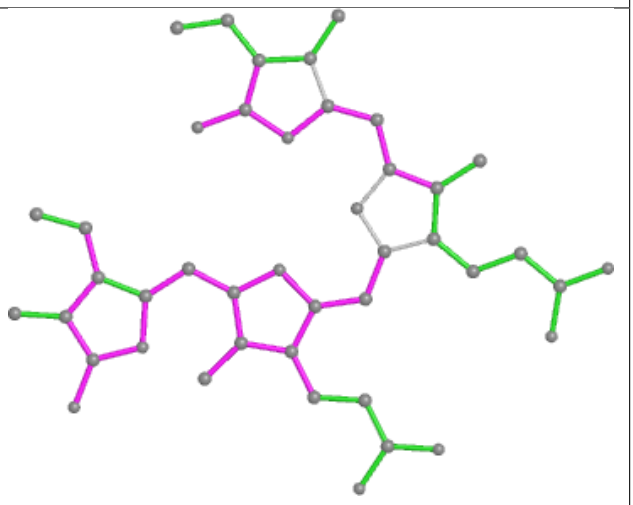

Bond angles

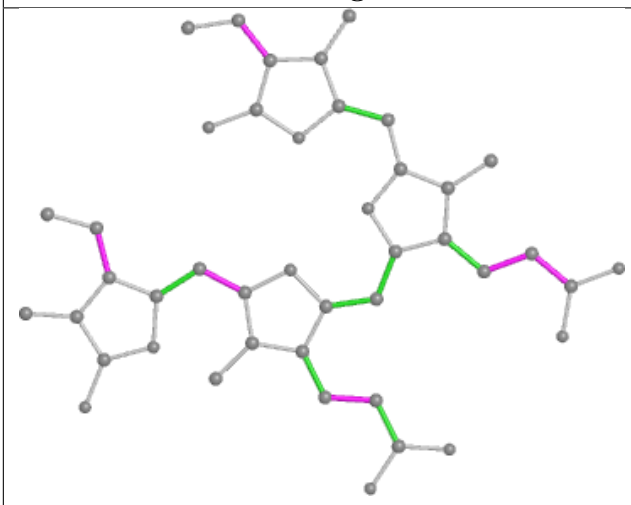

Torsions

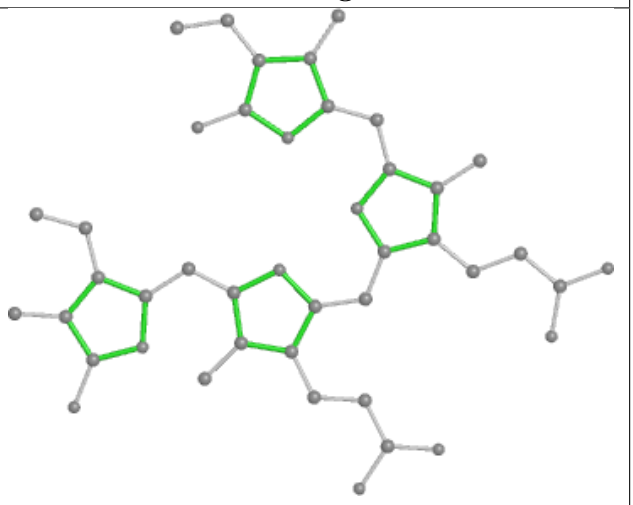

Rings

Ligand PEB NM 202

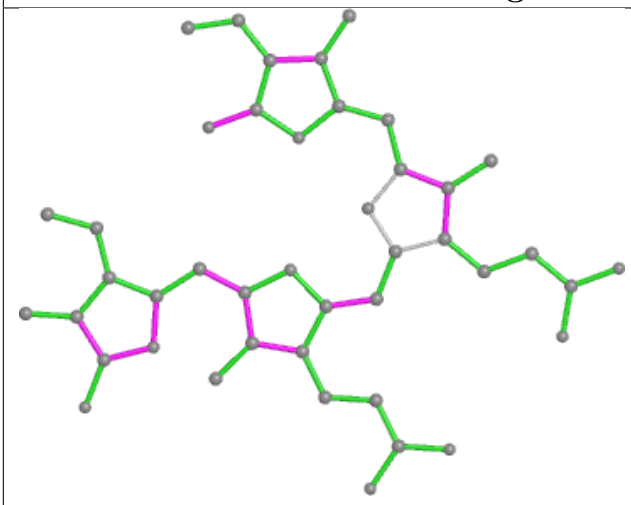

Bond lengths

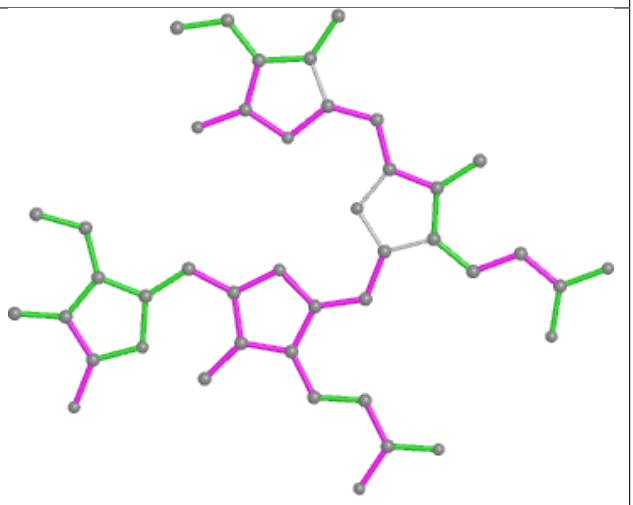

Bond angles

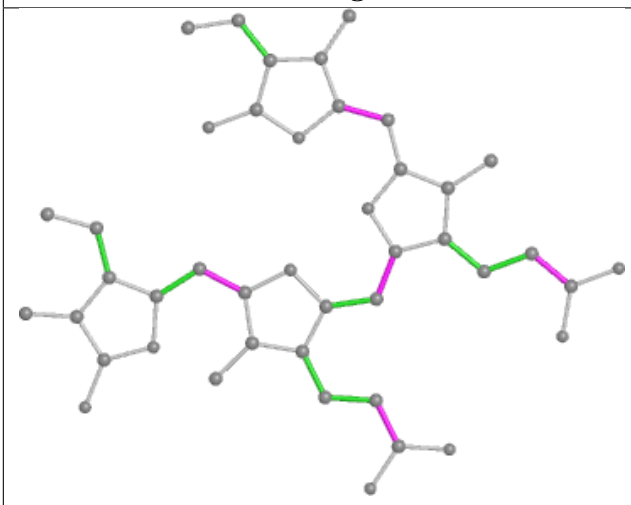

Torsions

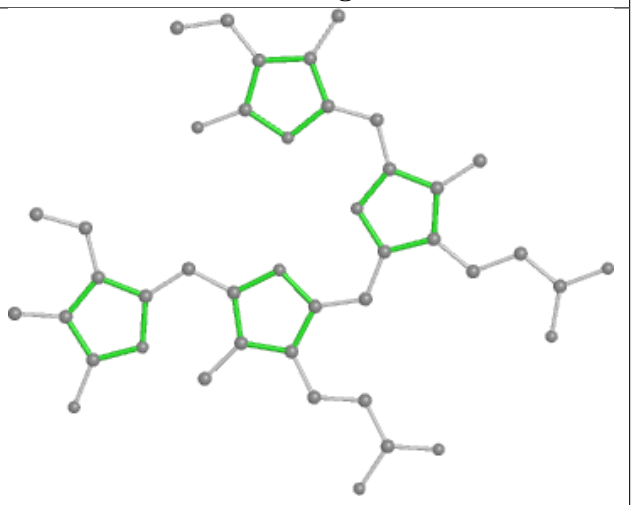

Rings

Ligand PEB xC 202

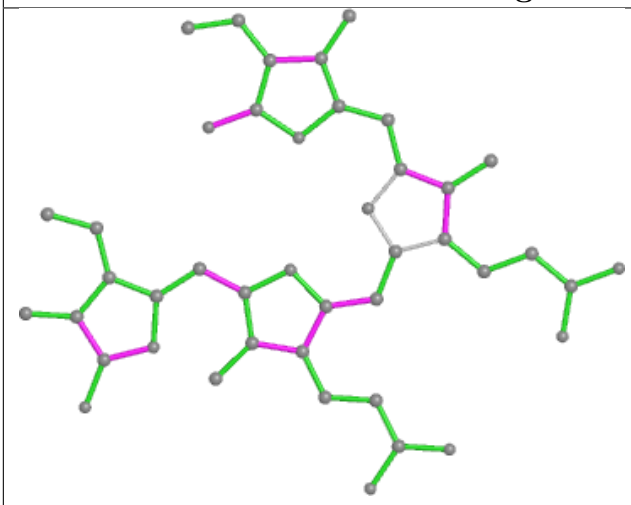

Bond lengths

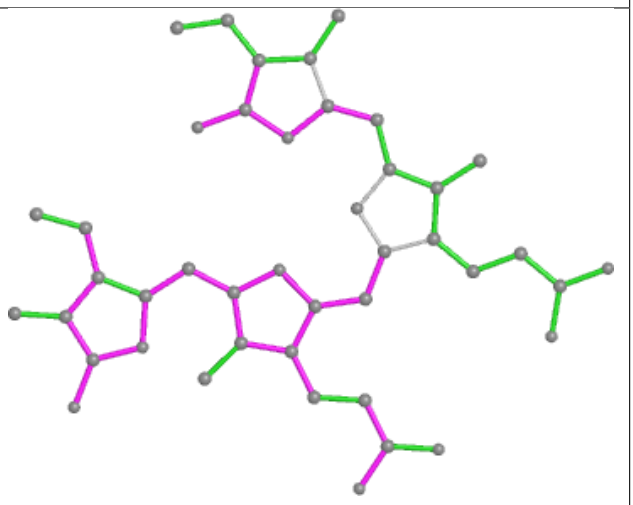

Bond angles

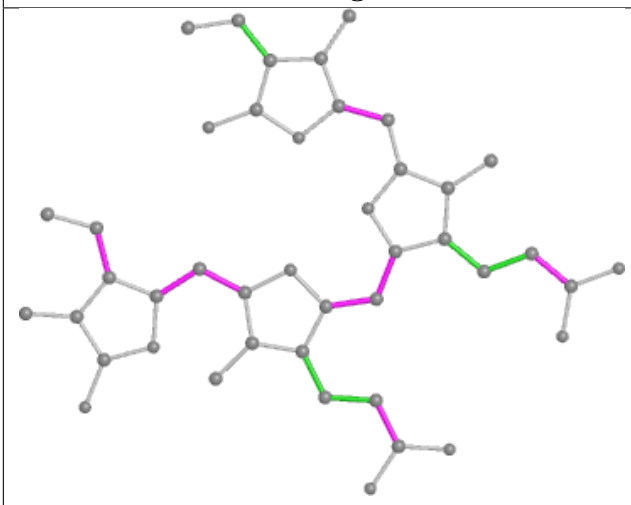

Torsions

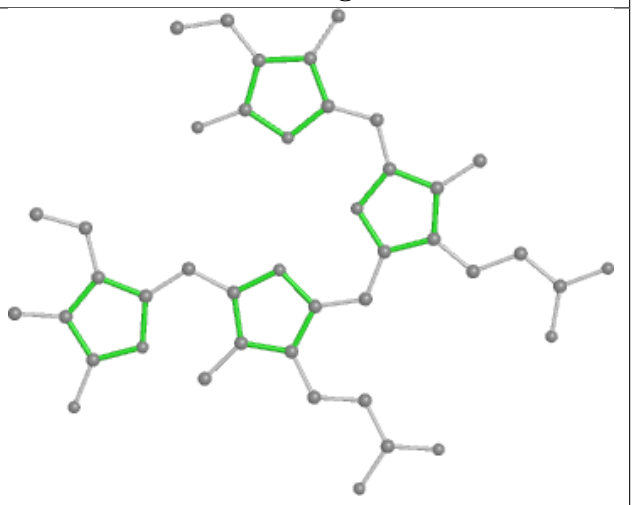

Rings

Ligand PEB hE 202

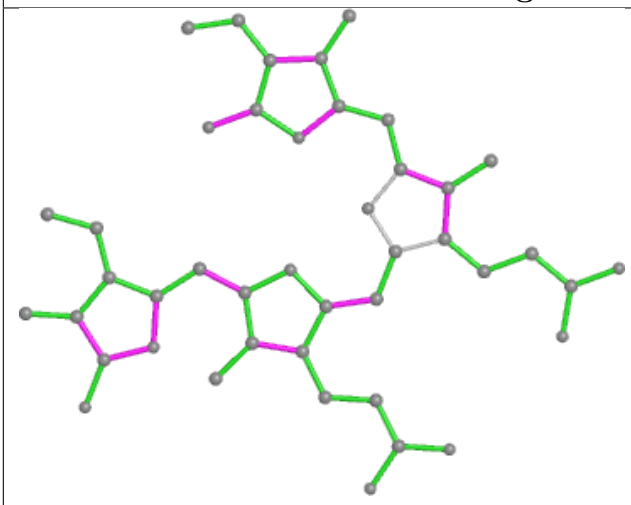

Bond lengths

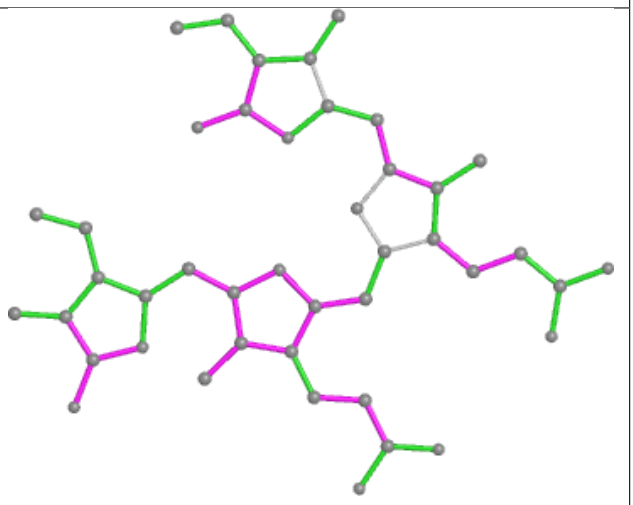

Bond angles

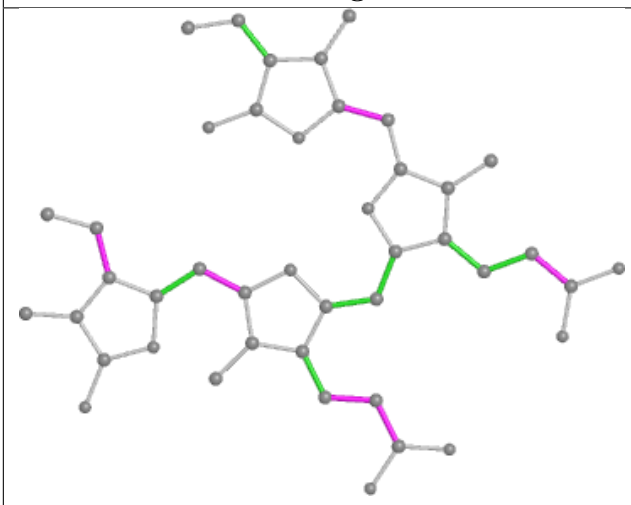

Torsions

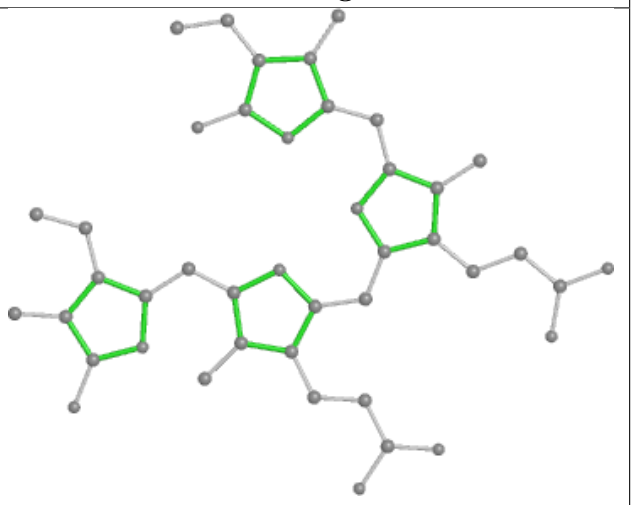

Rings

Ligand CLA 3N 301

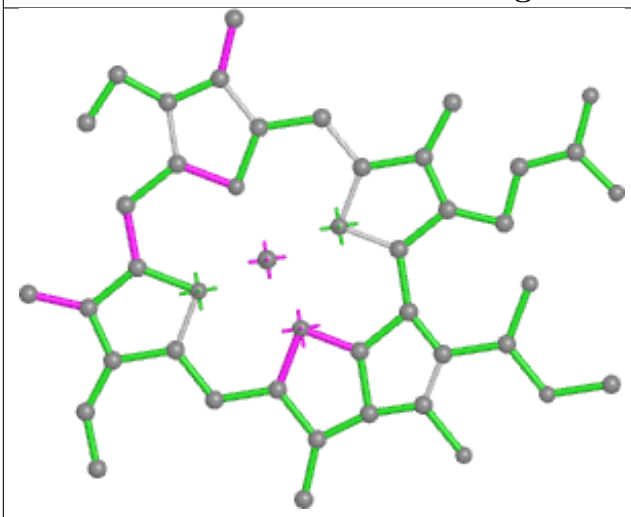

Bond lengths

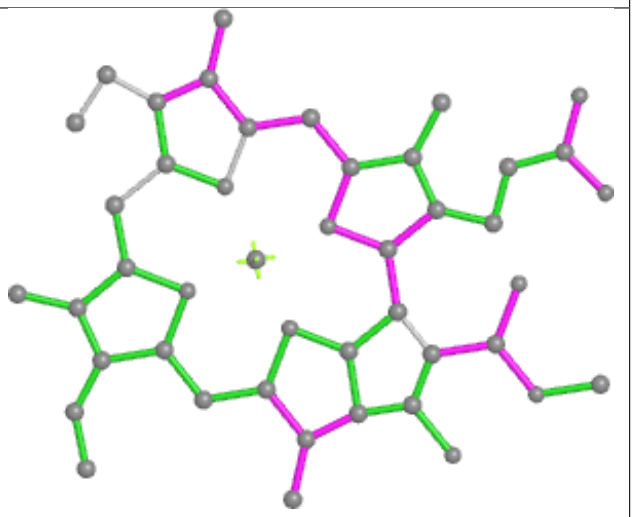

Bond angles

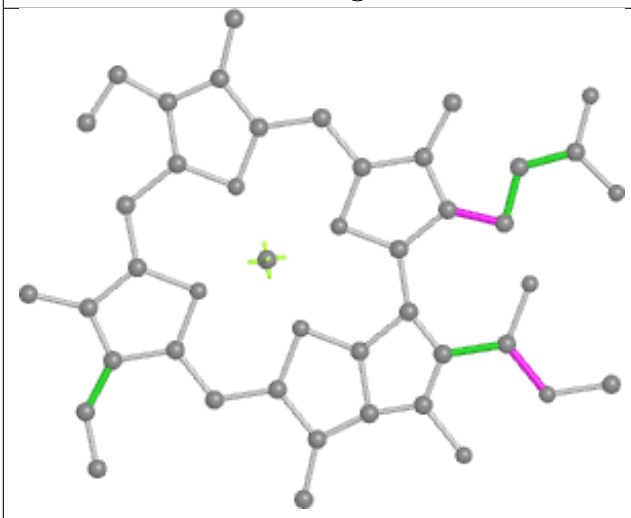

Torsions

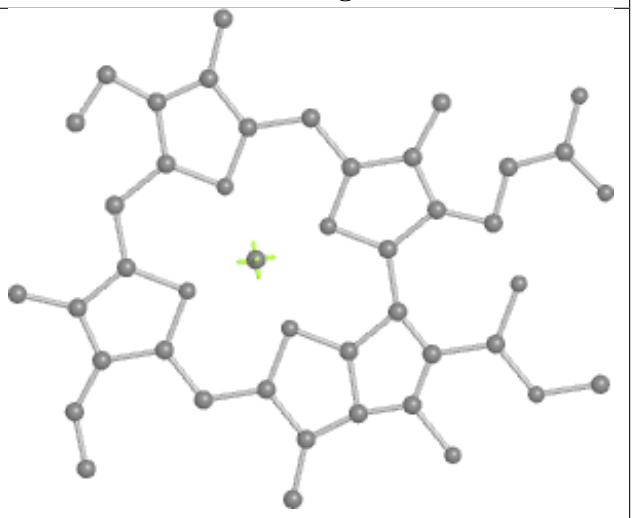

Rings

Ligand LMG B6 619

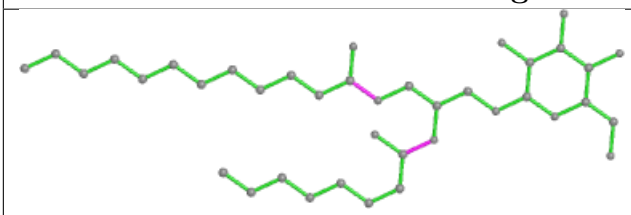

Bond lengths

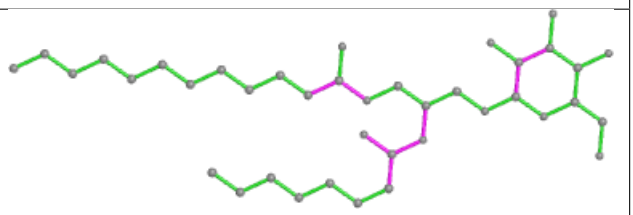

Bond angles

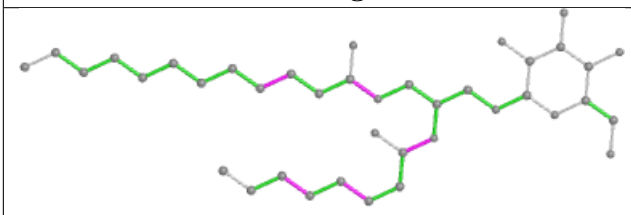

Torsions

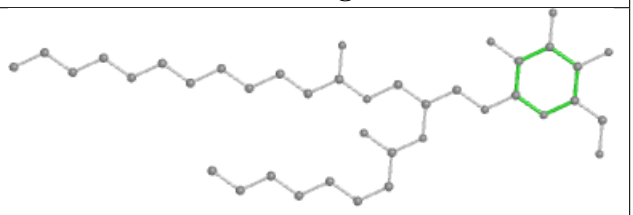

Rings

Ligand PEB QB 202

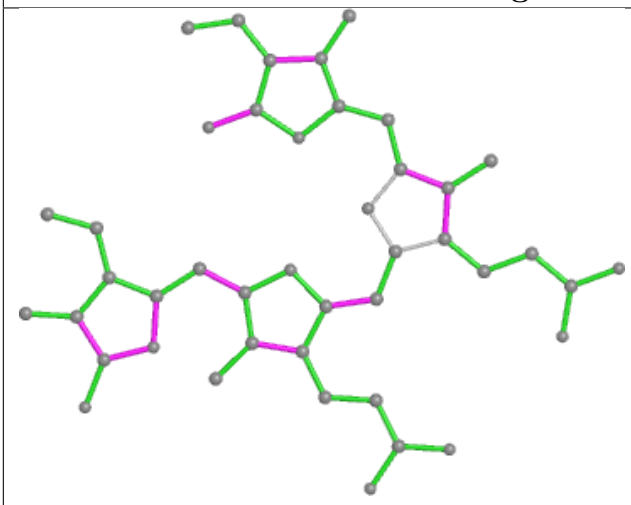

Bond lengths

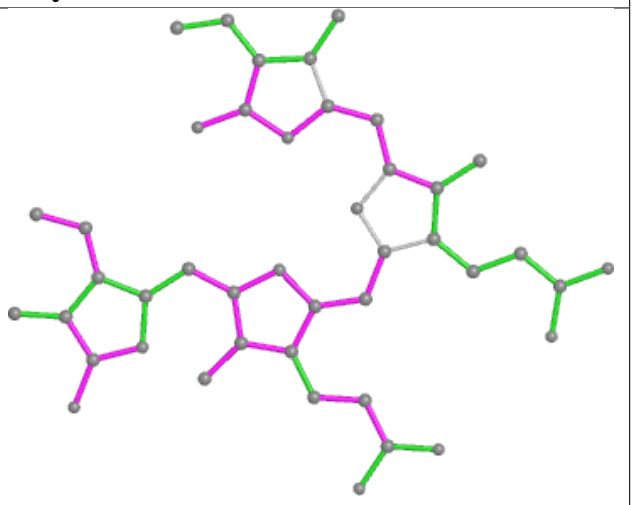

Bond angles

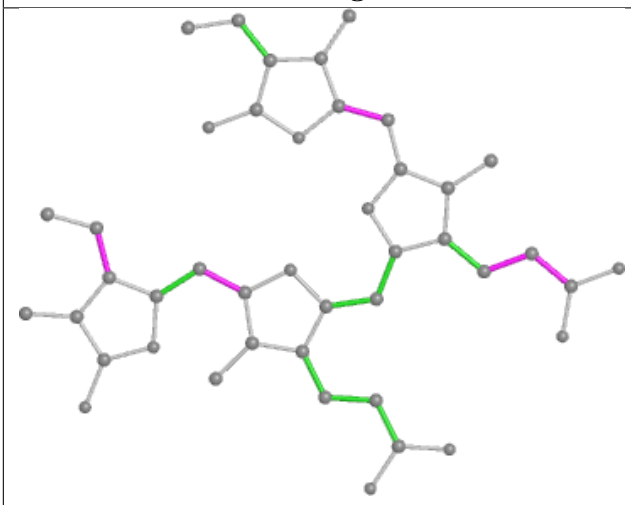

Torsions

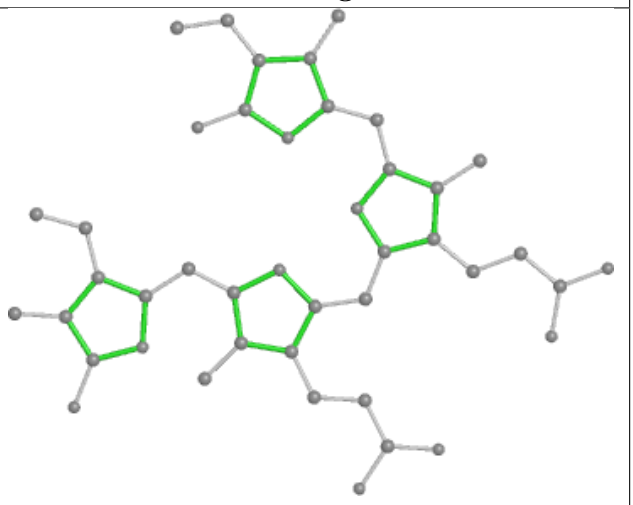

Rings

Ligand PEB QB 204

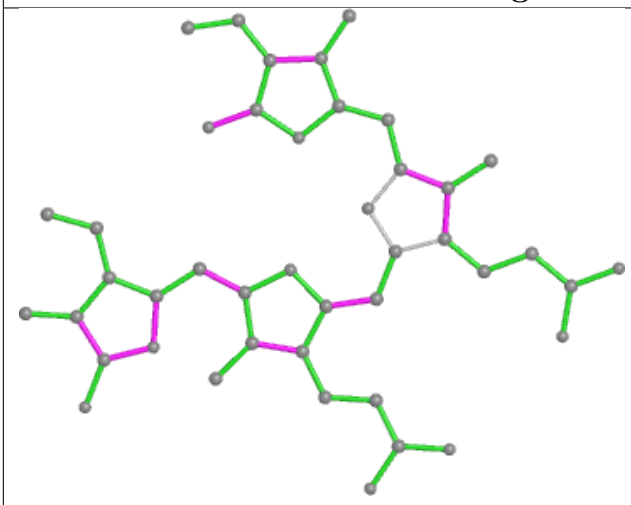

Bond lengths

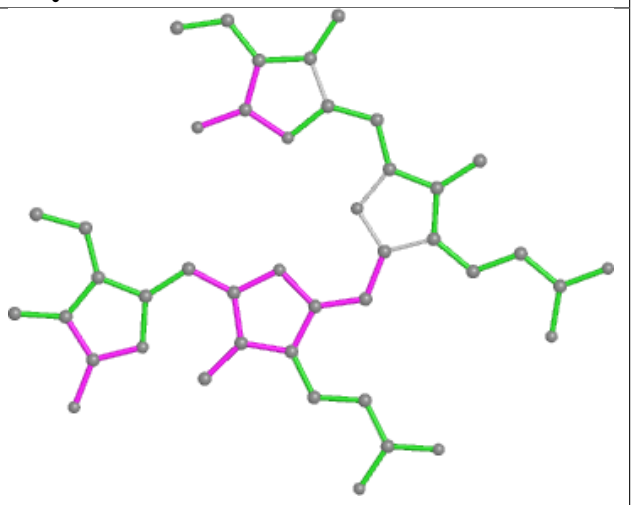

Bond angles

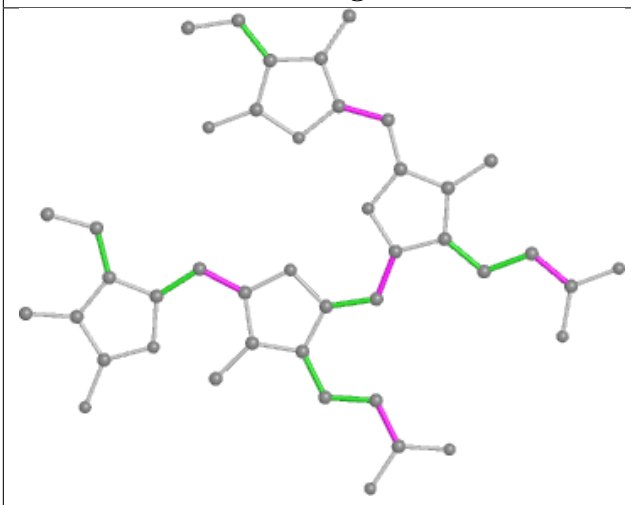

Torsions

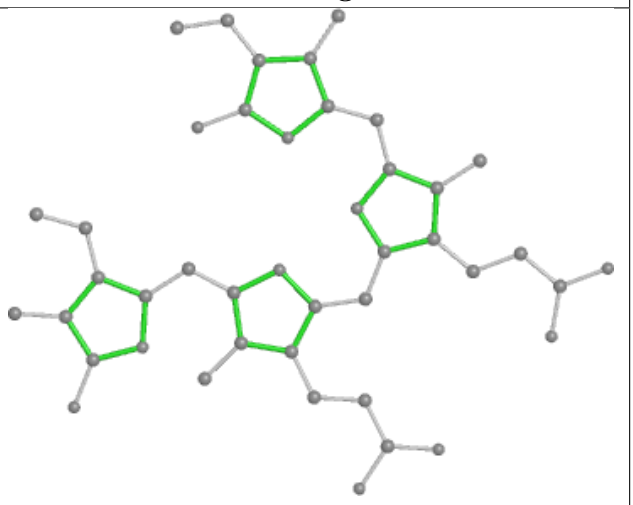

Rings

Ligand CYC LG 1001

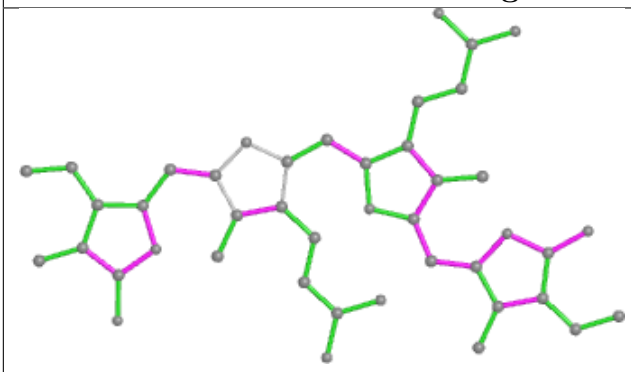

Bond lengths

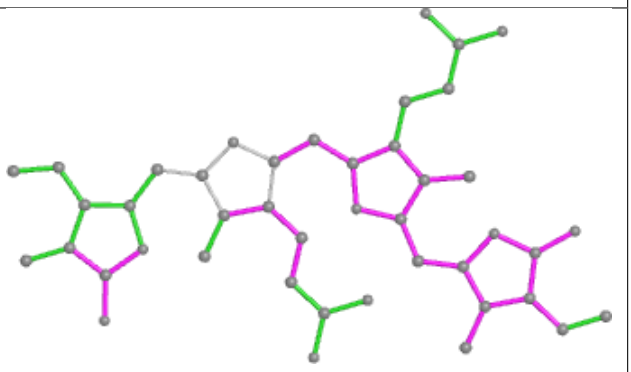

Bond angles

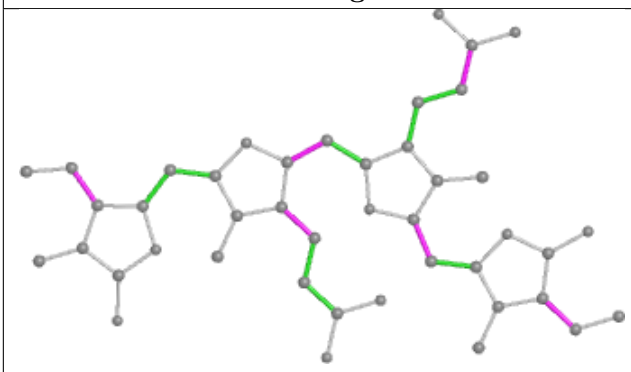

Torsions

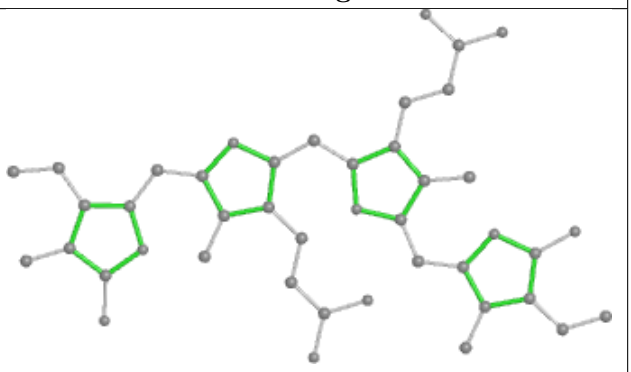

Rings

Ligand CLA cL 513

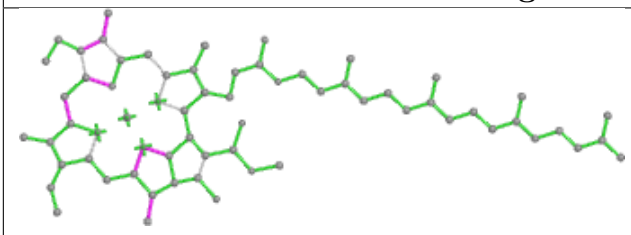

Bond lengths

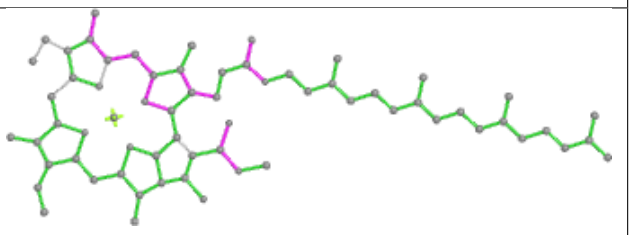

Bond angles

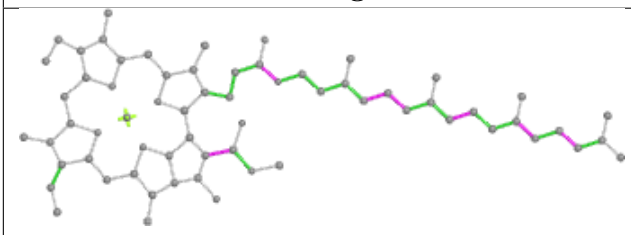

Torsions

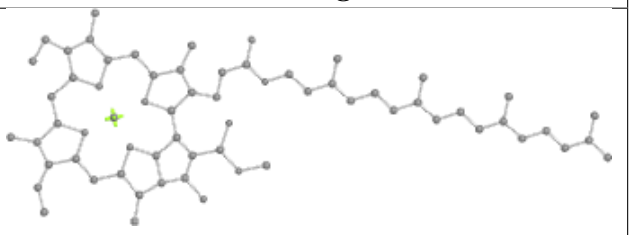

Rings

Ligand CYC FE 1001

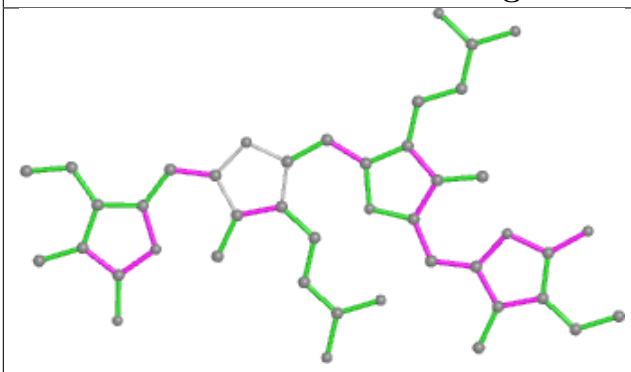

Bond lengths

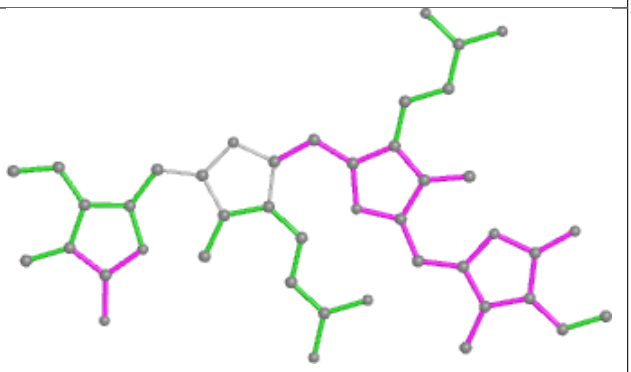

Bond angles

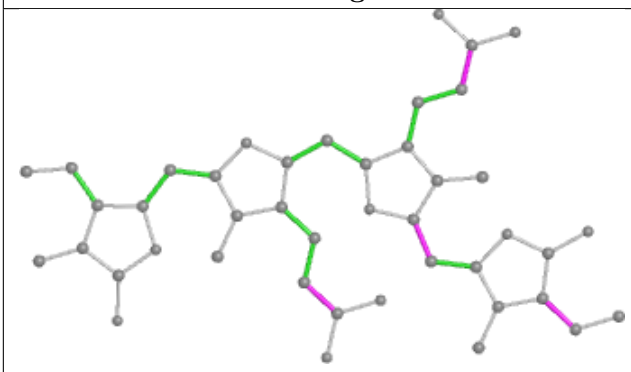

Torsions

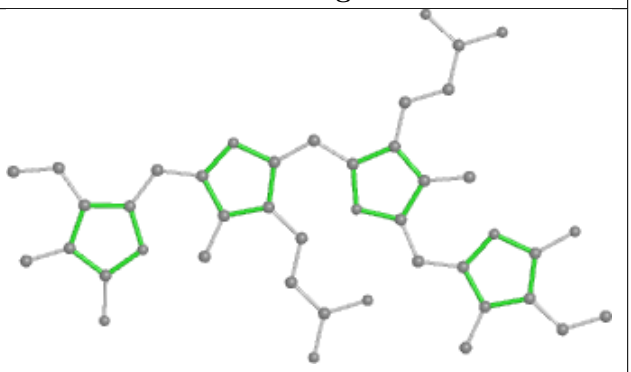

Rings

Ligand CLA 32 311

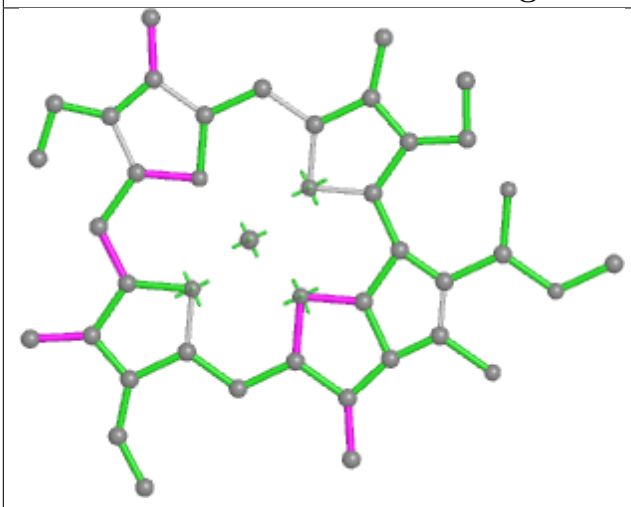

Bond lengths

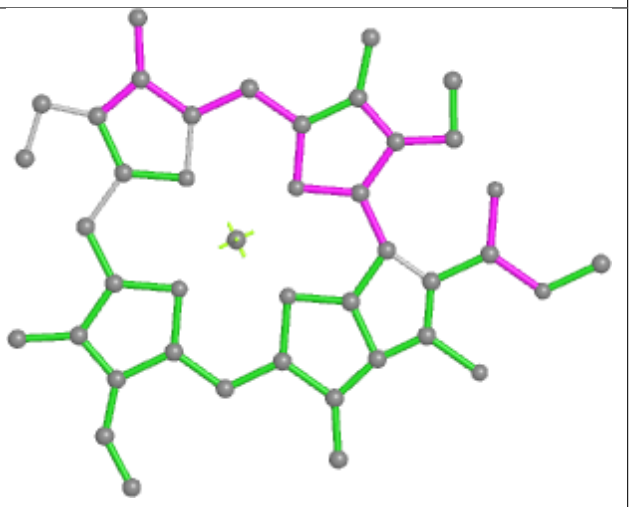

Bond angles

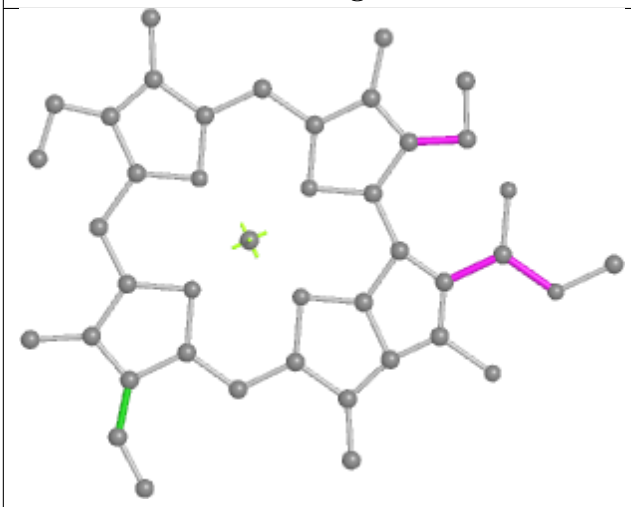

Torsions

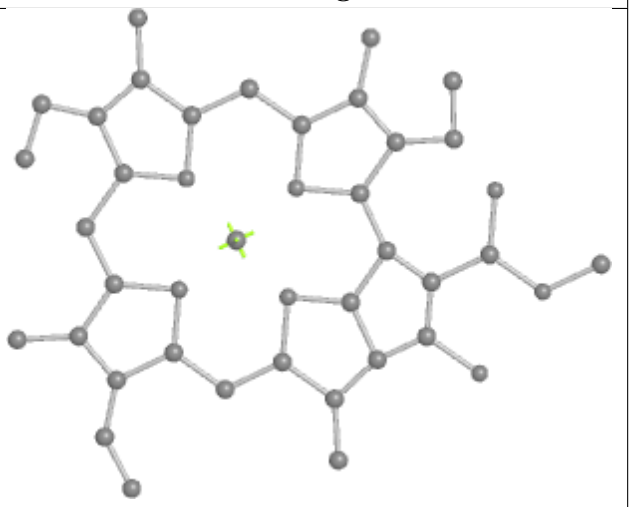

Rings

Ligand PEB CD 202

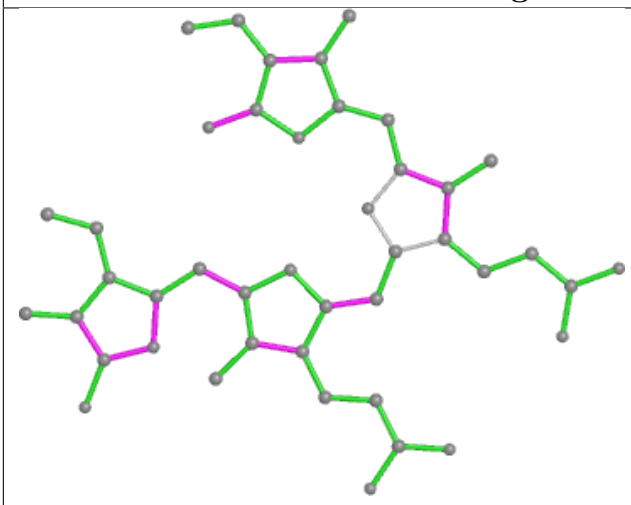

Bond lengths

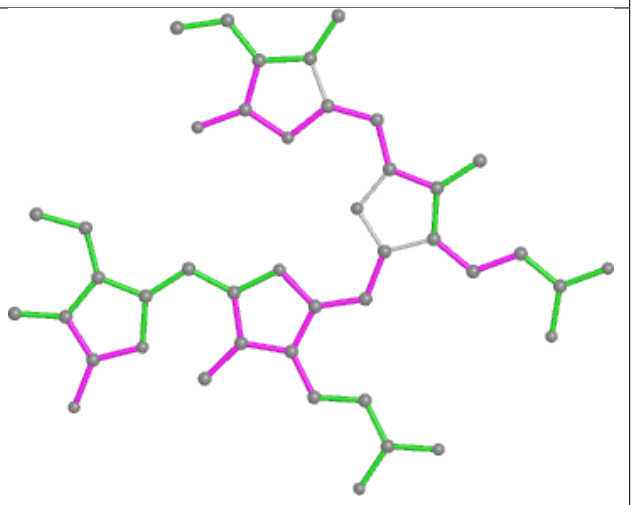

Bond angles

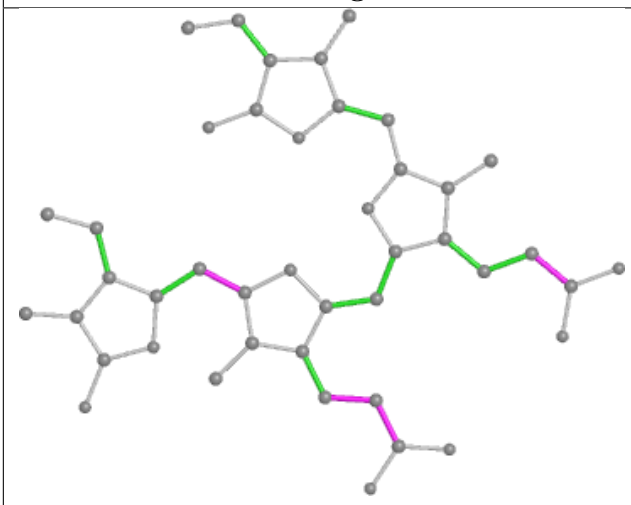

Torsions

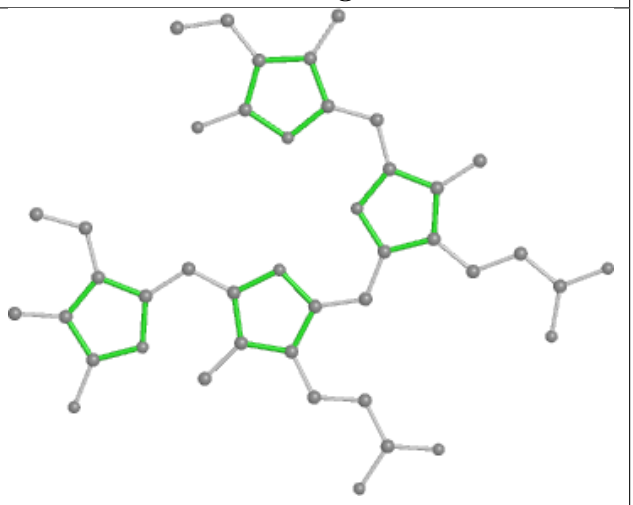

Rings

Ligand CLA AN 805

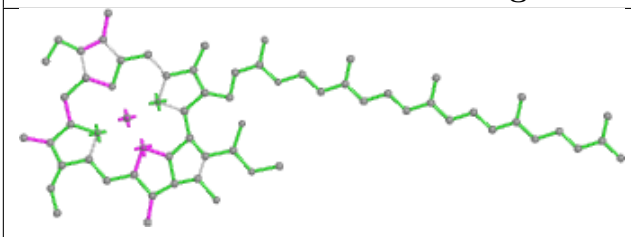

Bond lengths

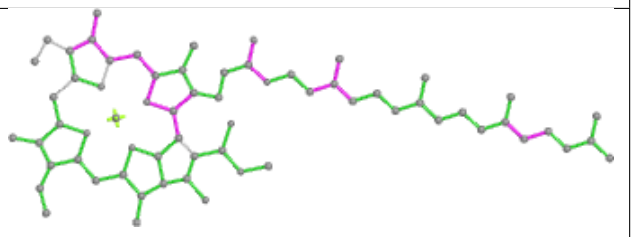

Bond angles

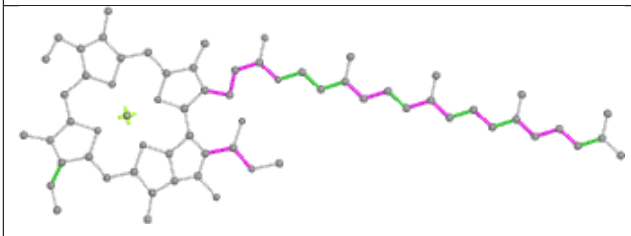

Torsions

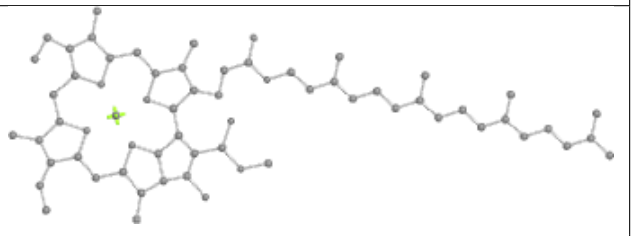

Rings

Ligand PEB HM 202

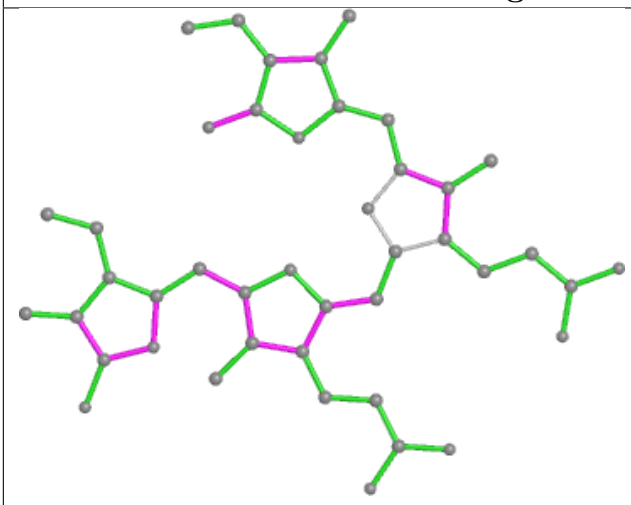

Bond lengths

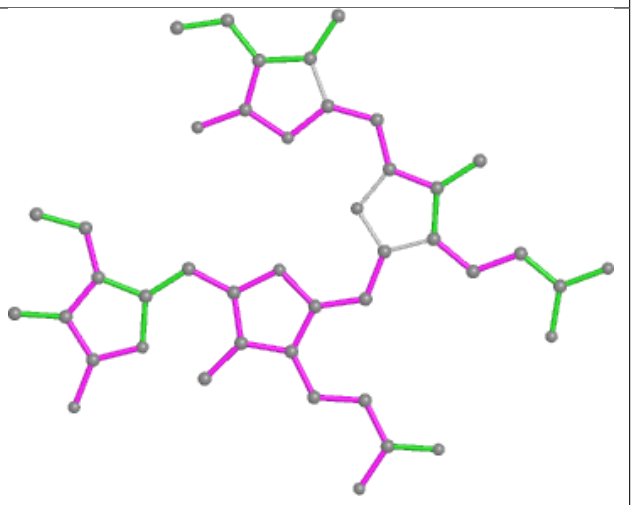

Bond angles

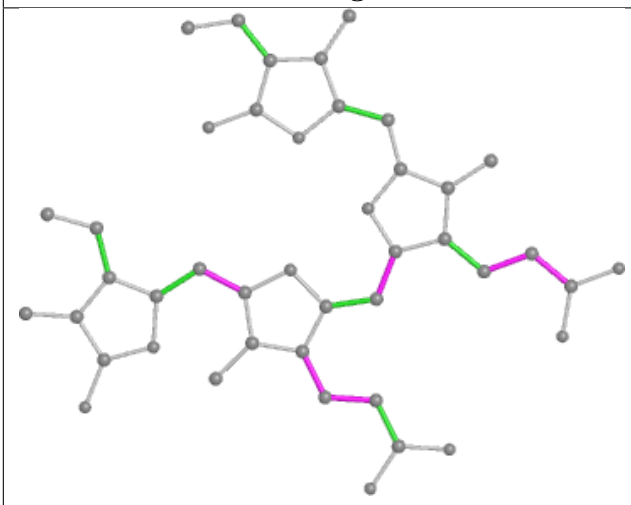

Torsions

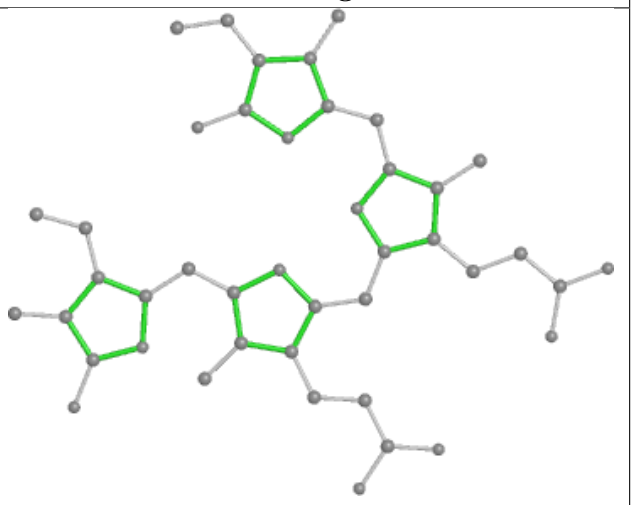

Rings

Ligand PEB bK 202

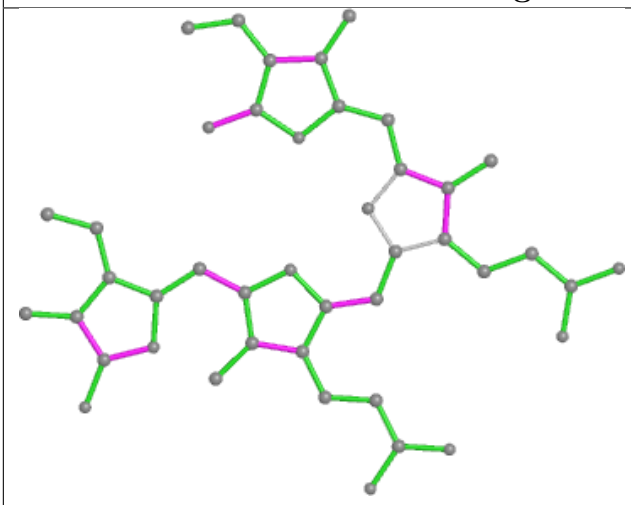

Bond lengths

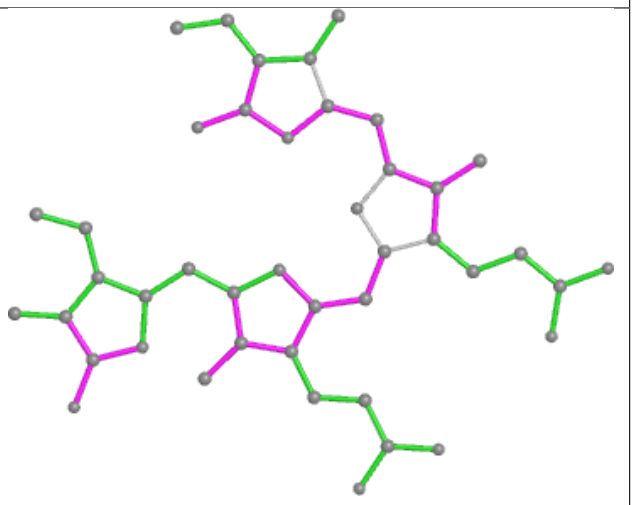

Bond angles

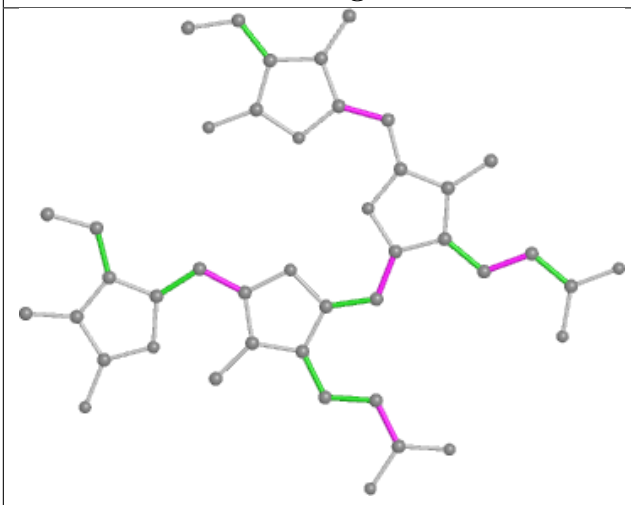

Torsions

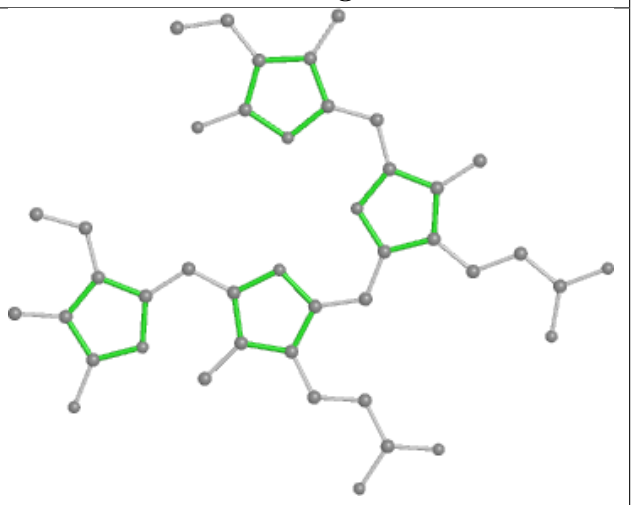

Rings

Ligand CLA 32 307

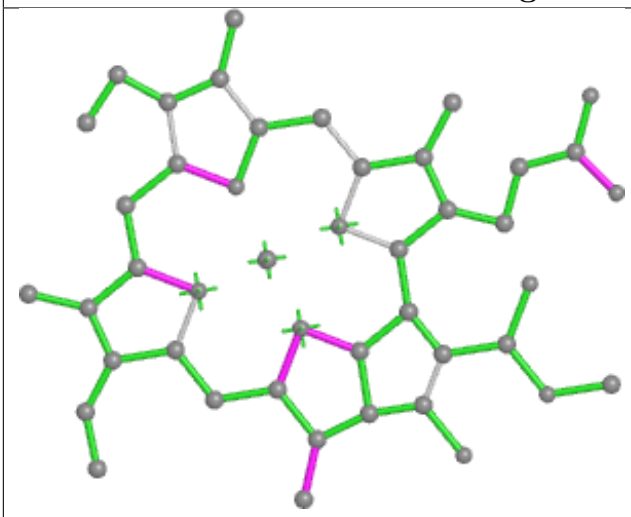

Bond lengths

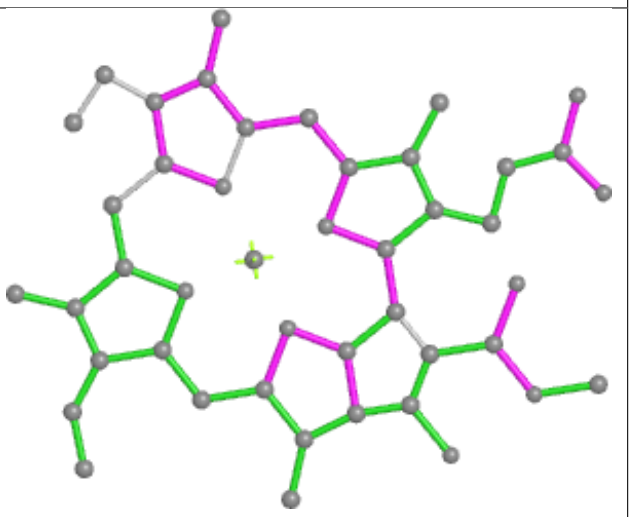

Bond angles

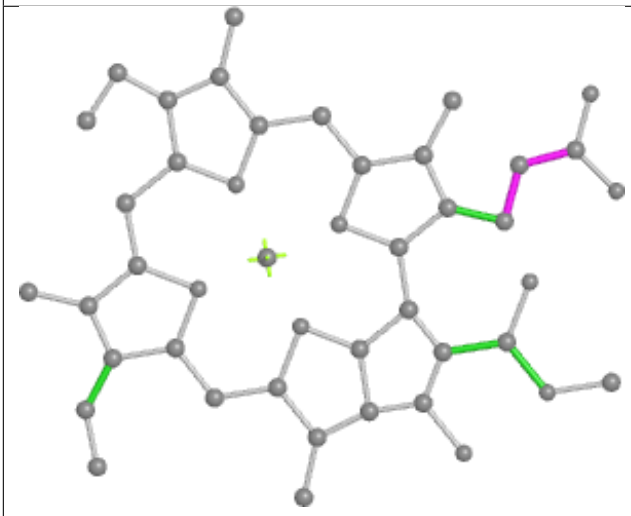

Torsions

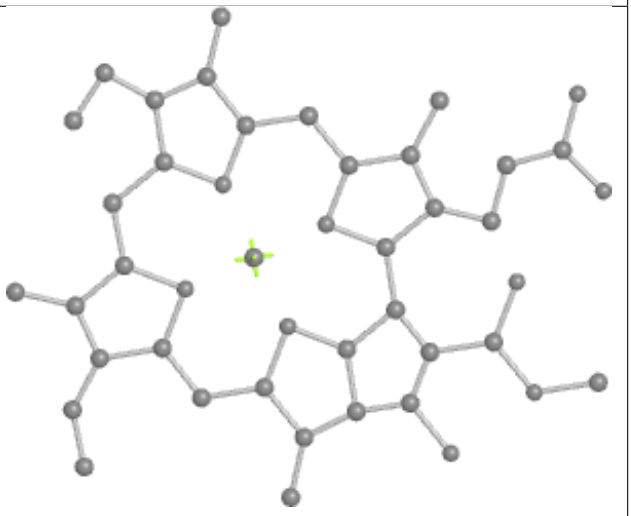

Rings

Ligand PEB h1 201

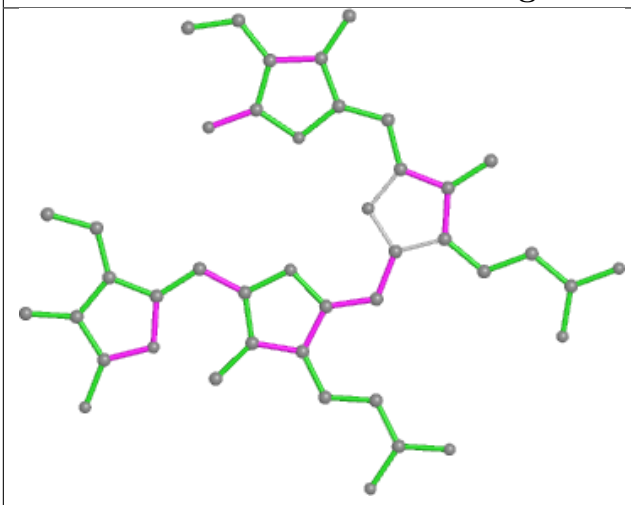

Bond lengths

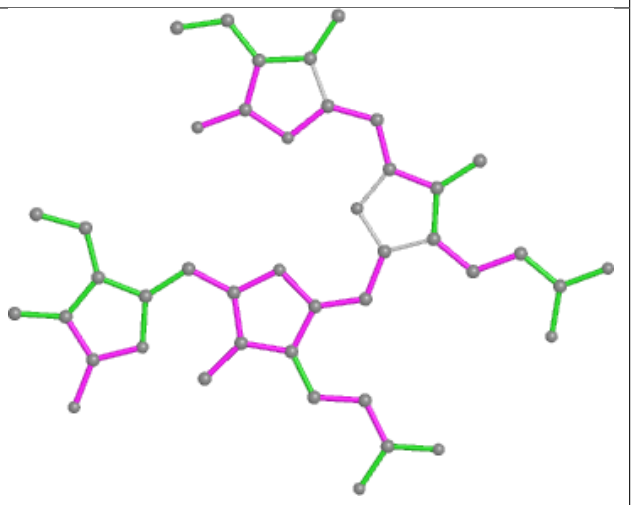

Bond angles

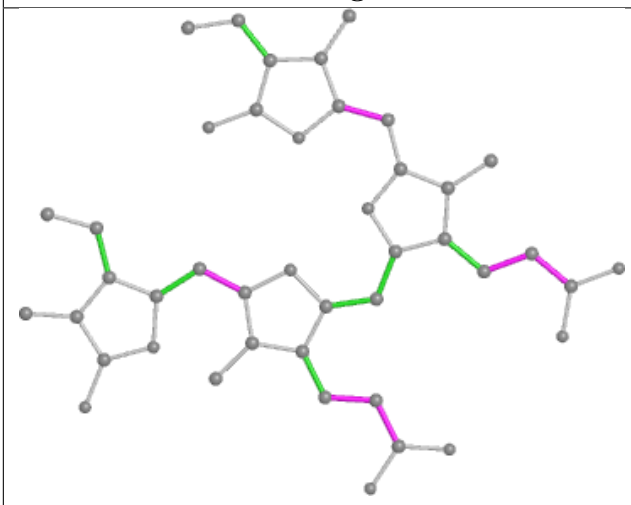

Torsions

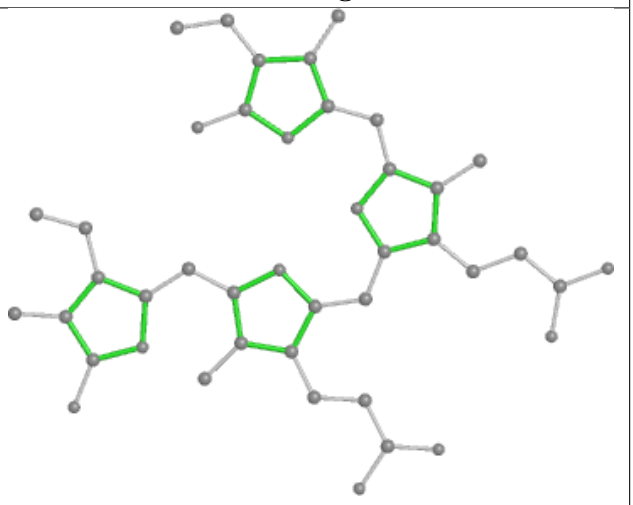

Rings

Ligand PEB FJ 202

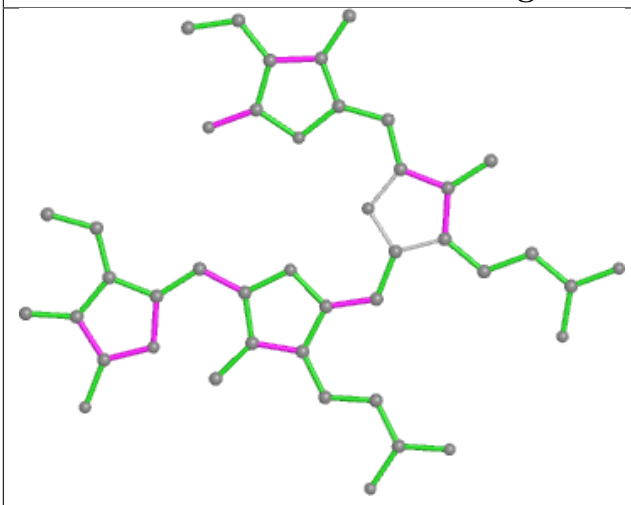

Bond lengths

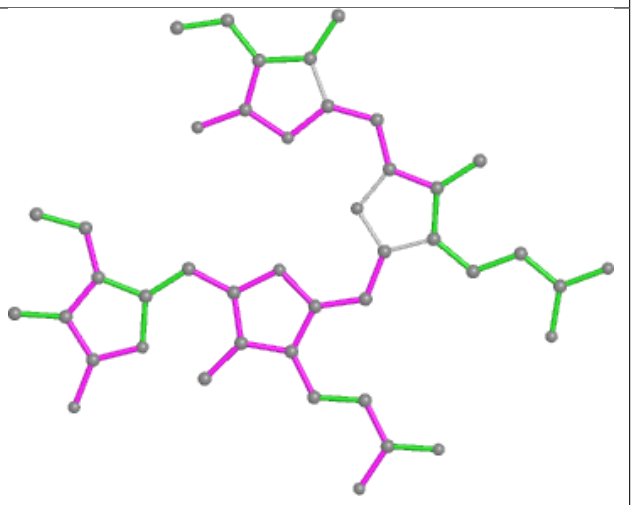

Bond angles

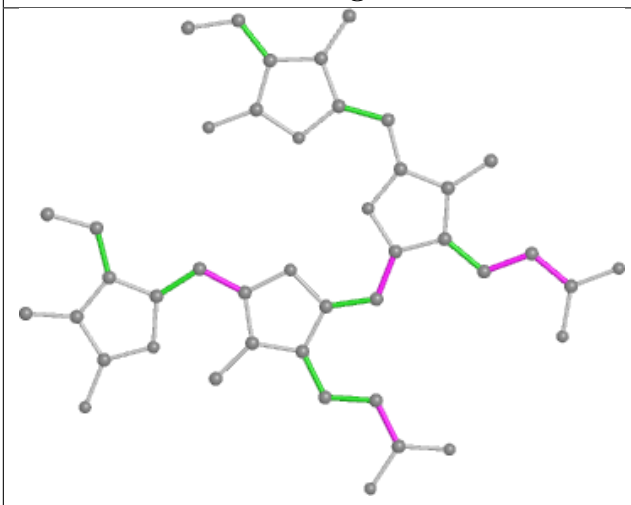

Torsions

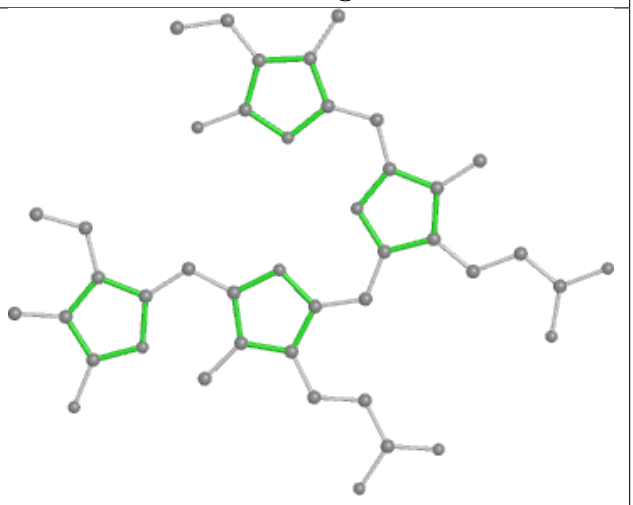

Rings

Ligand PEB RP 201

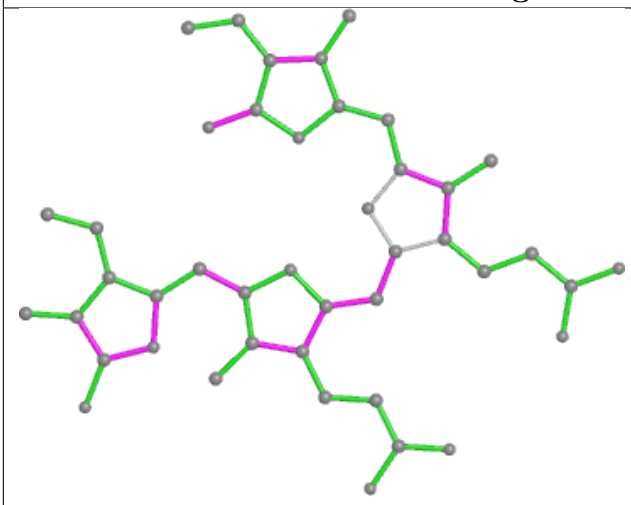

Bond lengths

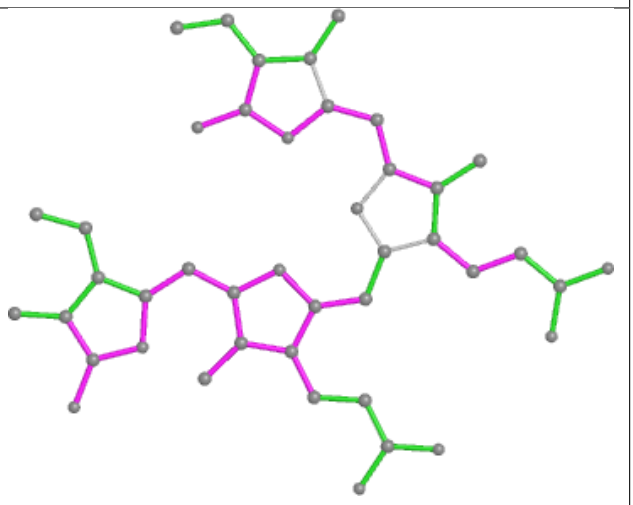

Bond angles

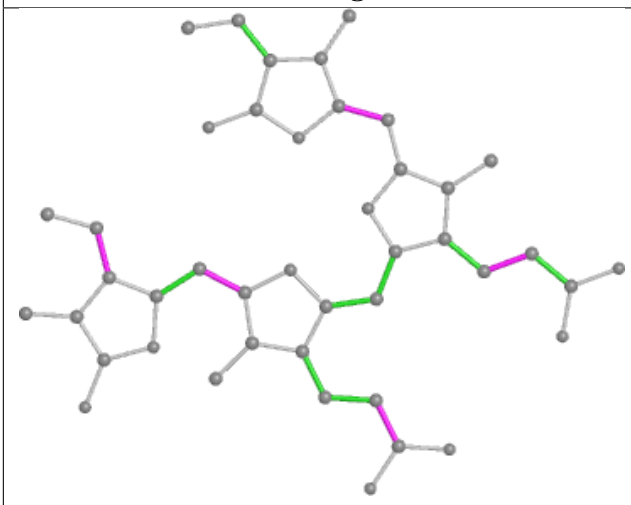

Torsions

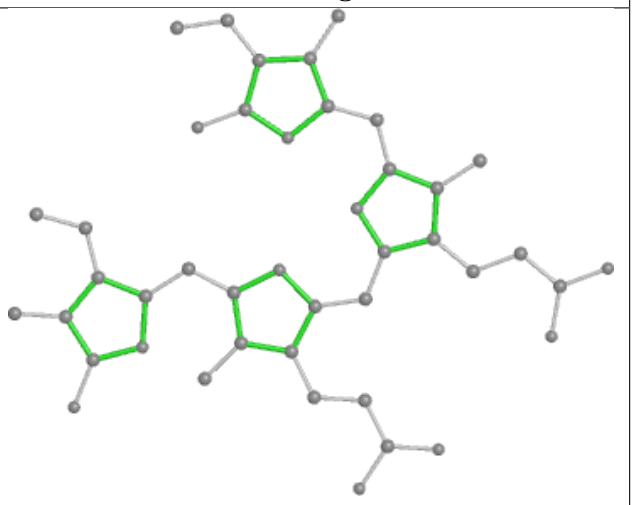

Rings

Ligand PEB G7 201

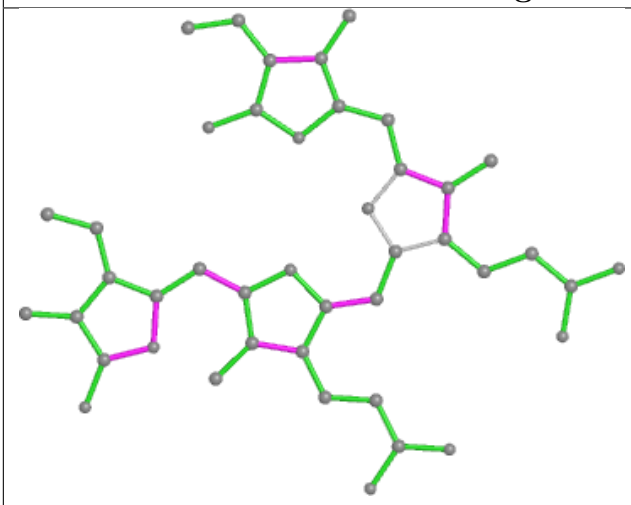

Bond lengths

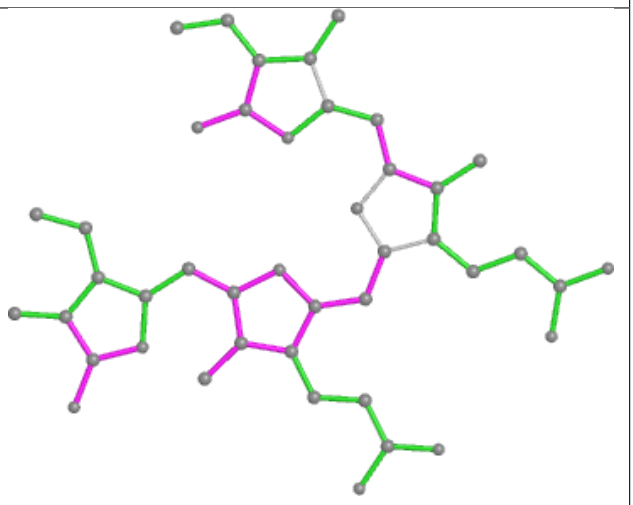

Bond angles

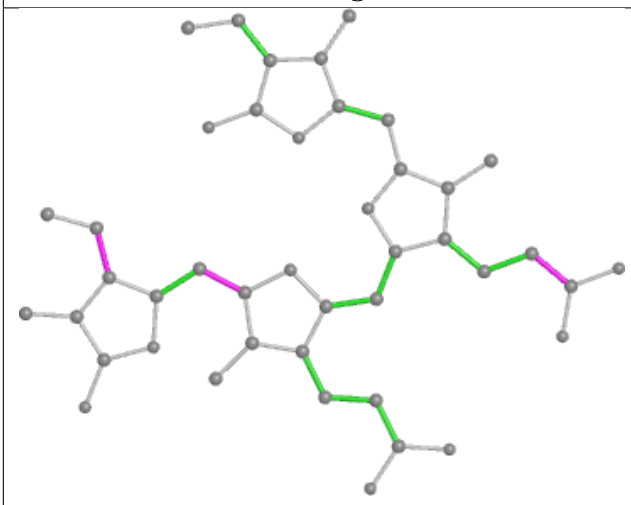

Torsions

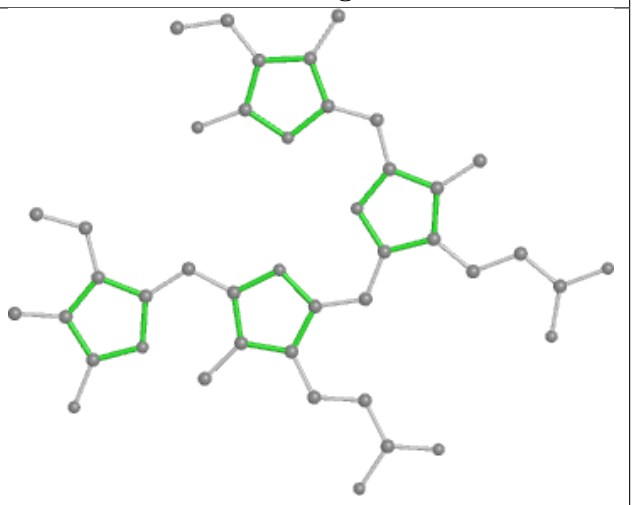

Rings

Ligand LMG J6 102

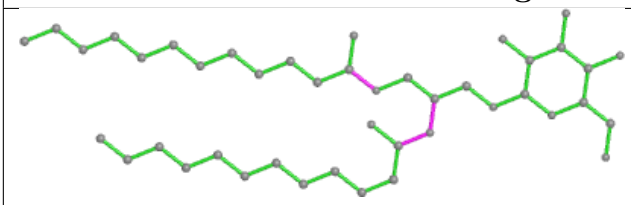

Bond lengths

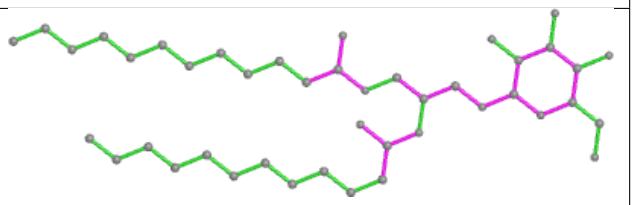

Bond angles

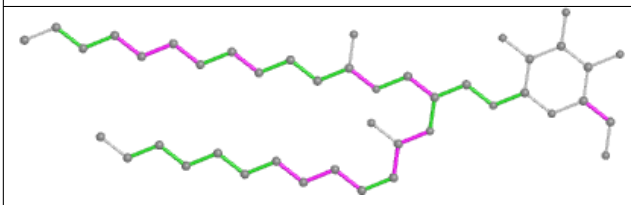

Torsions

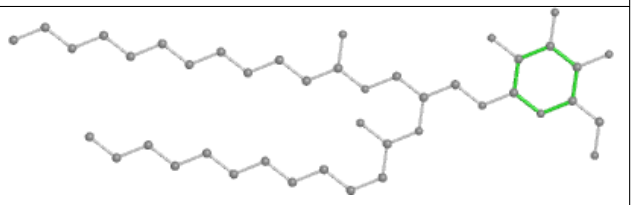

Rings

Ligand CLA CL 512

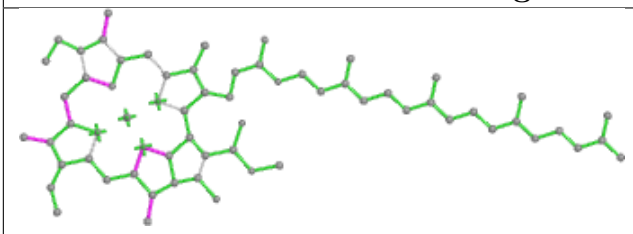

Bond lengths

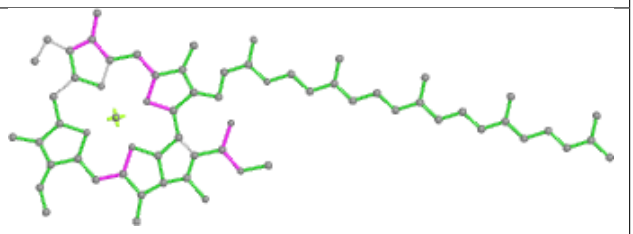

Bond angles

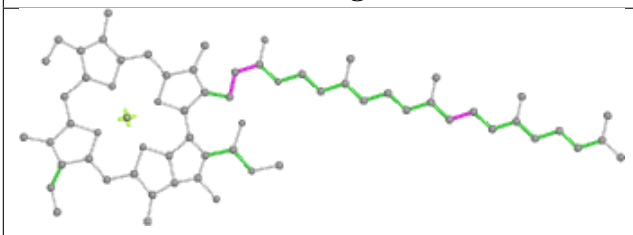

Torsions

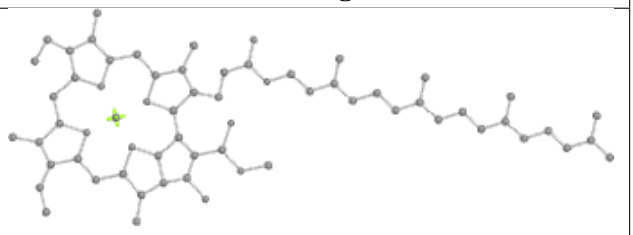

Rings

Ligand CLA c6 604

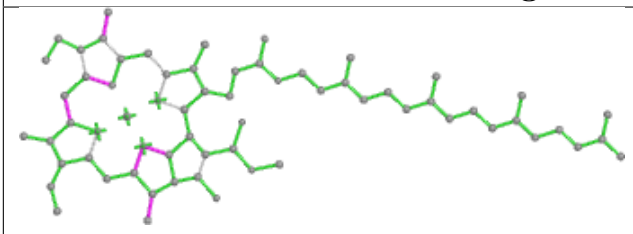

Bond lengths

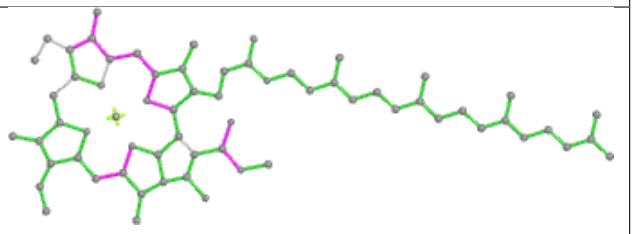

Bond angles

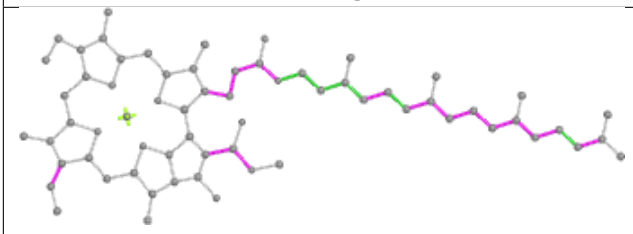

Torsions

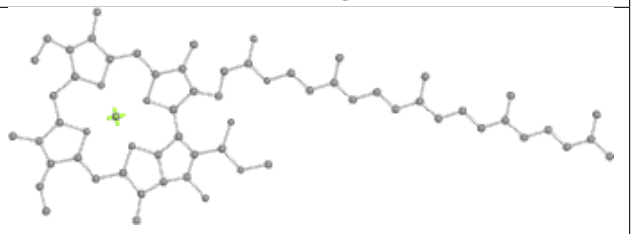

Rings

Ligand PEB WK 201

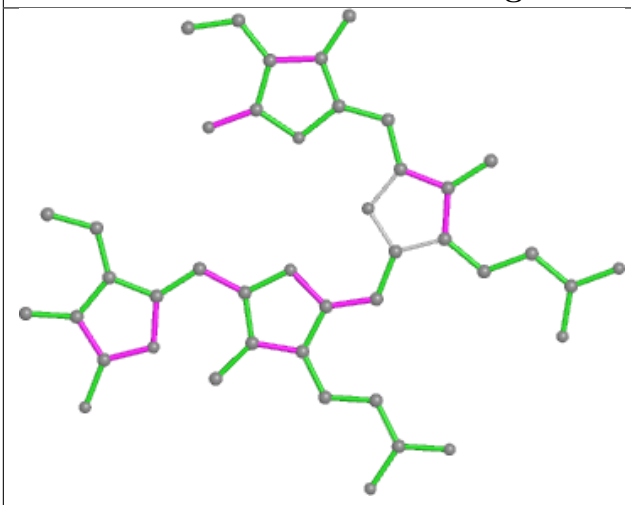

Bond lengths

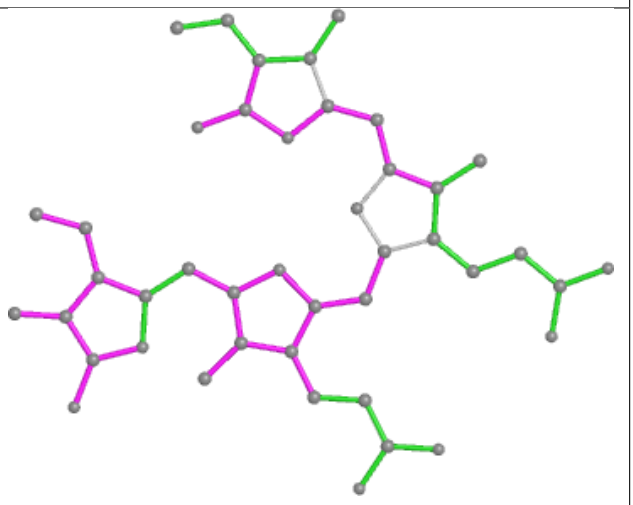

Bond angles

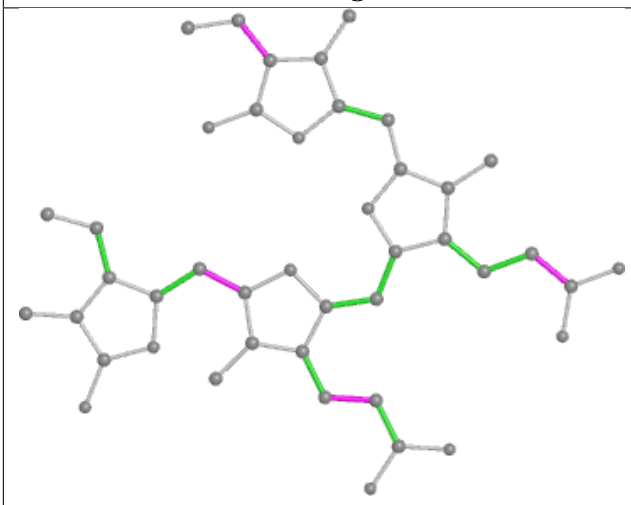

Torsions

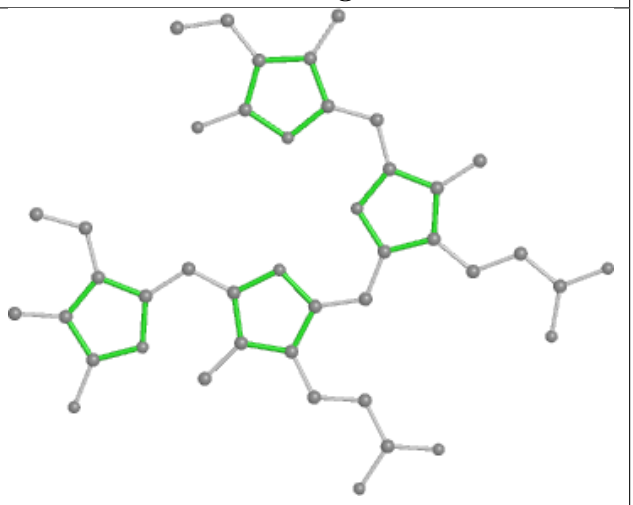

Rings

Ligand PEB TI 203

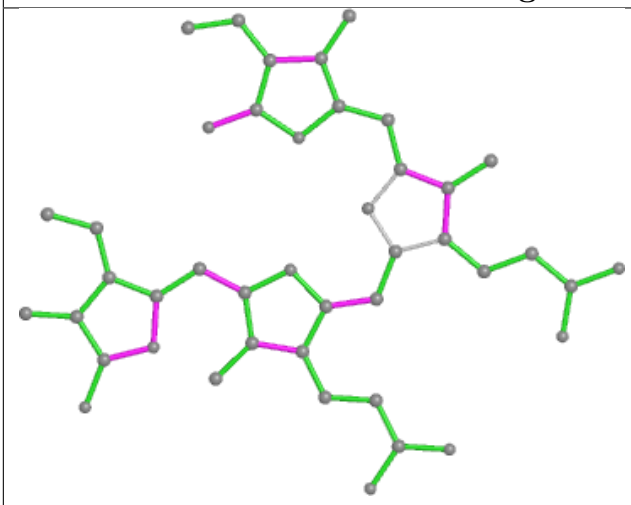

Bond lengths

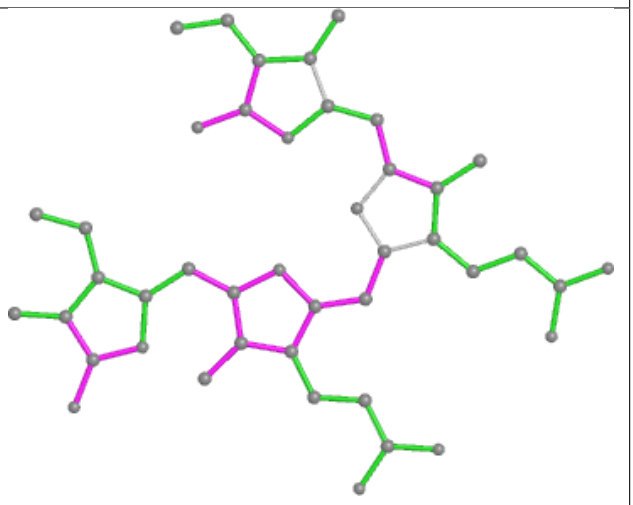

Bond angles

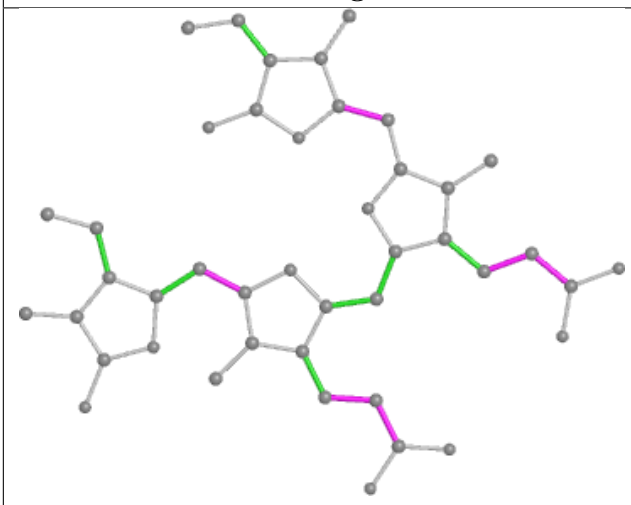

Torsions

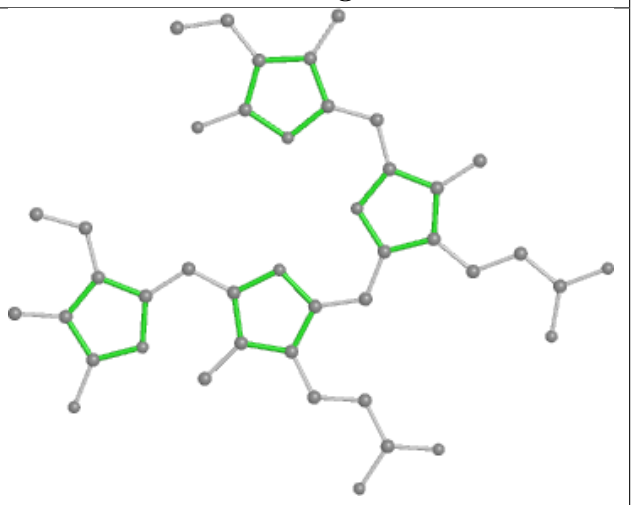

Rings

Ligand CLA 2N 309

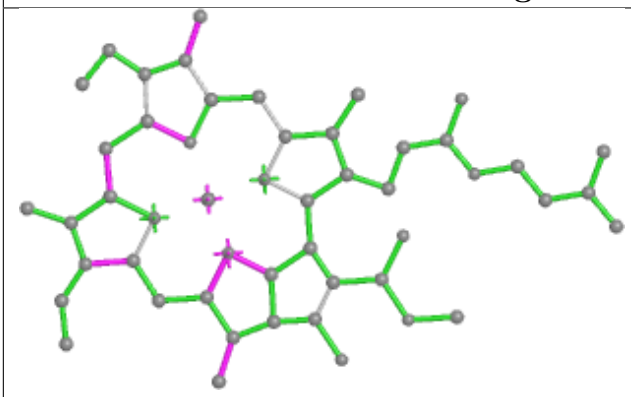

Bond lengths

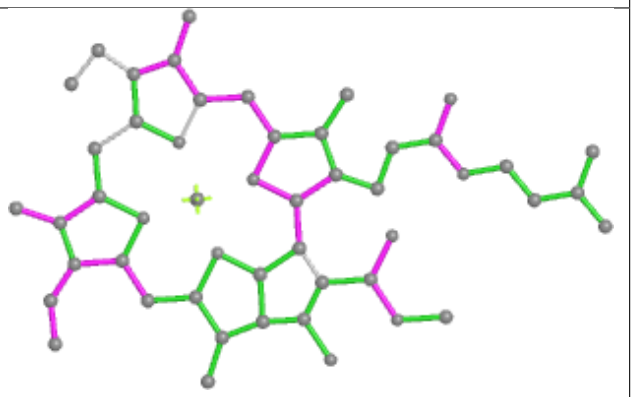

Bond angles

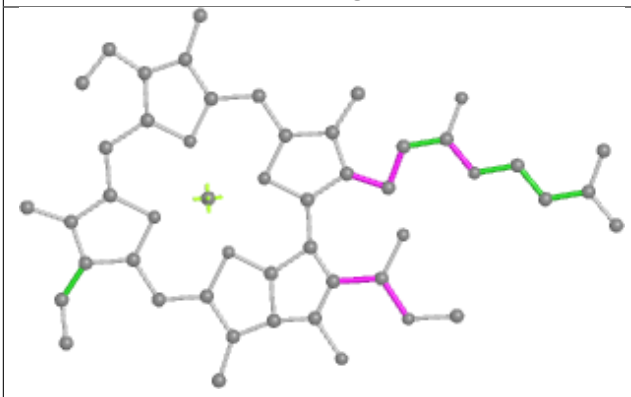

Torsions

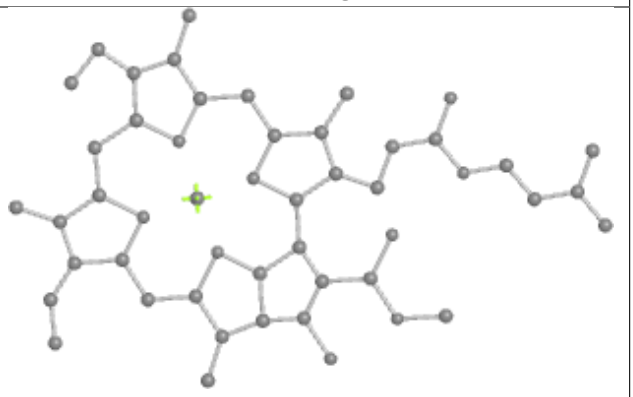

Rings

Ligand PEB gB 201

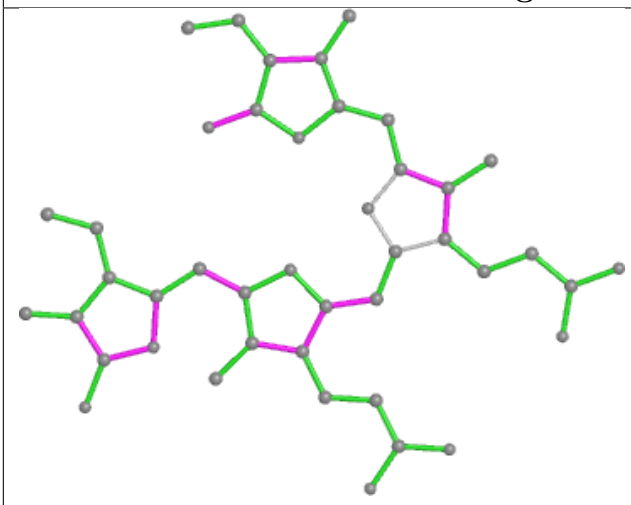

Bond lengths

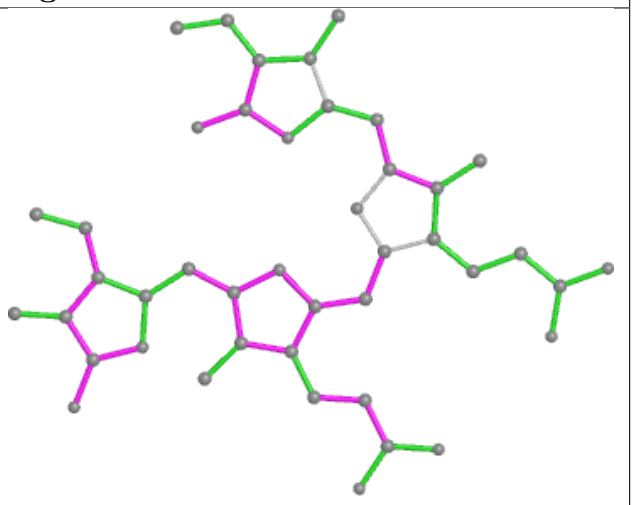

Bond angles

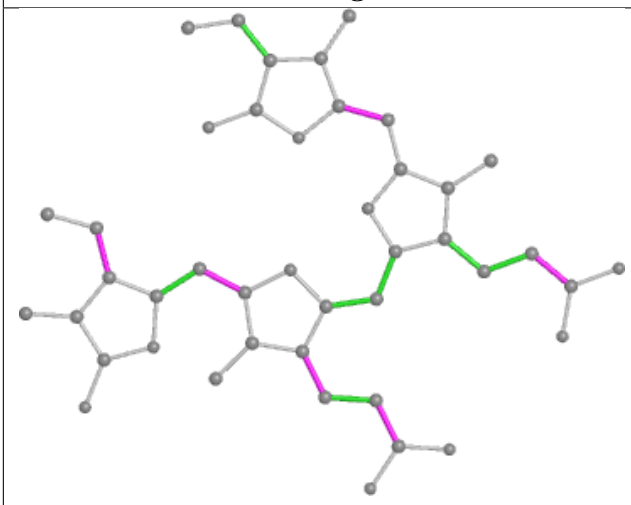

Torsions

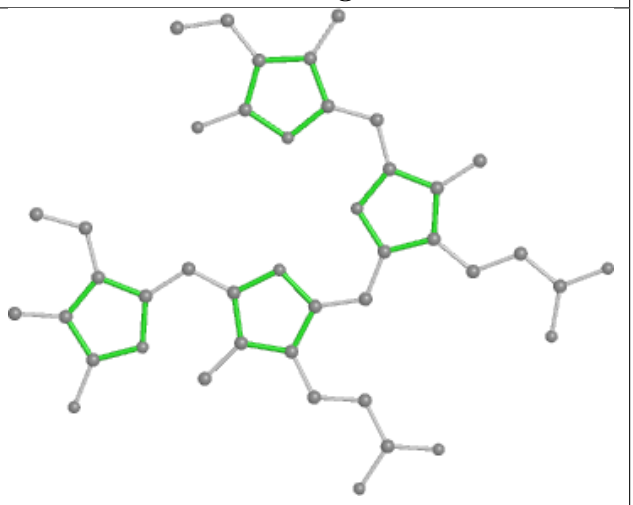

Rings

Ligand PEB RM 202

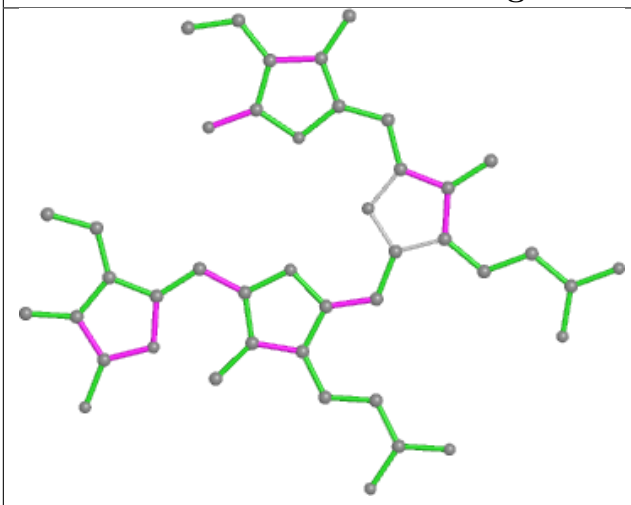

Bond lengths

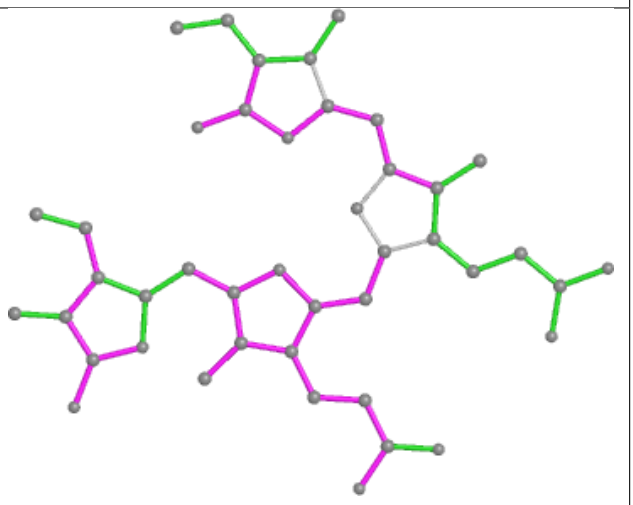

Bond angles

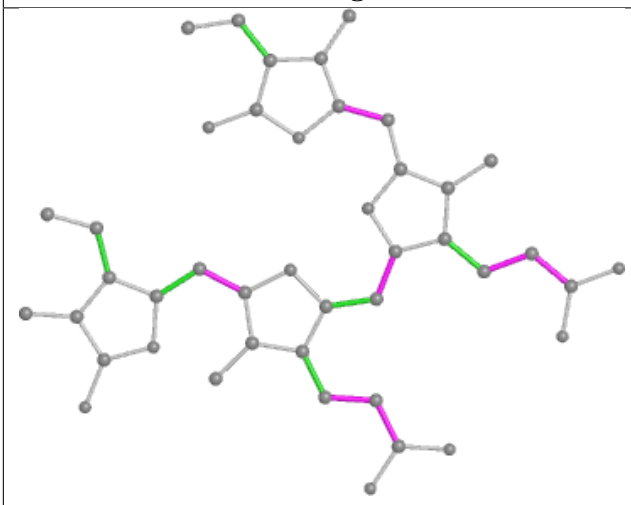

Torsions

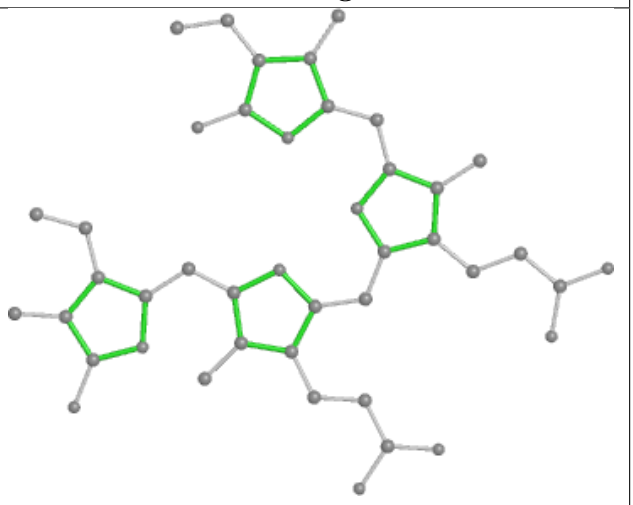

Rings

Ligand PEB CB 202

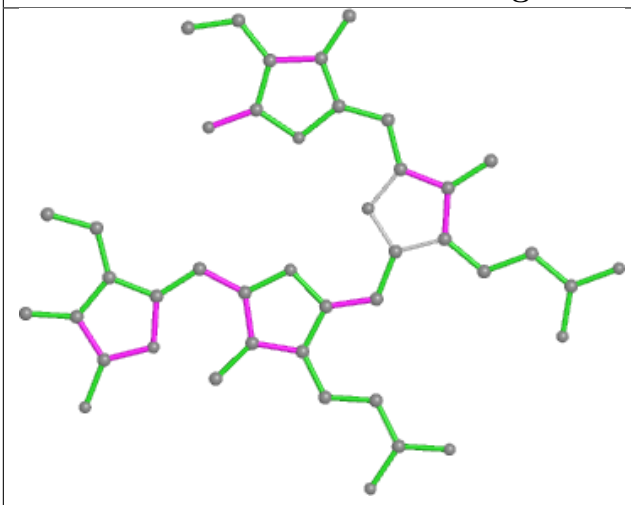

Bond lengths

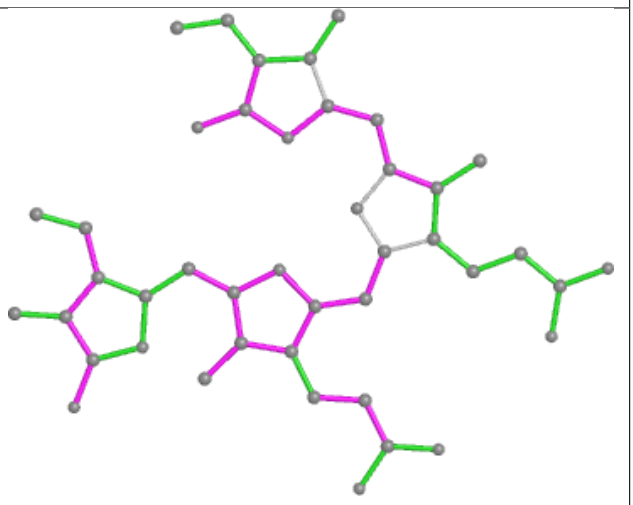

Bond angles

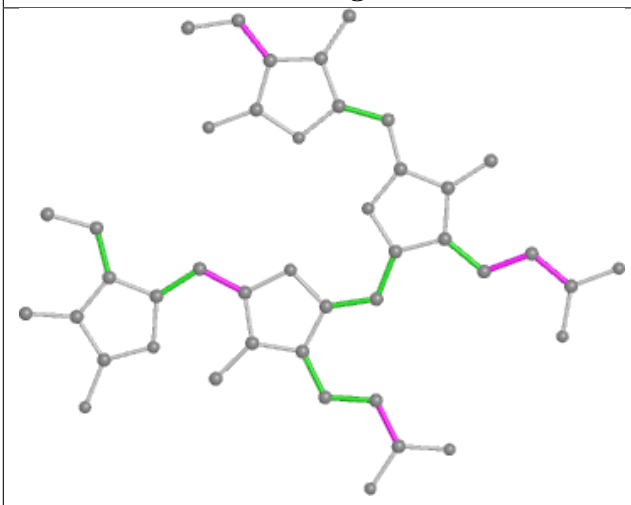

Torsions

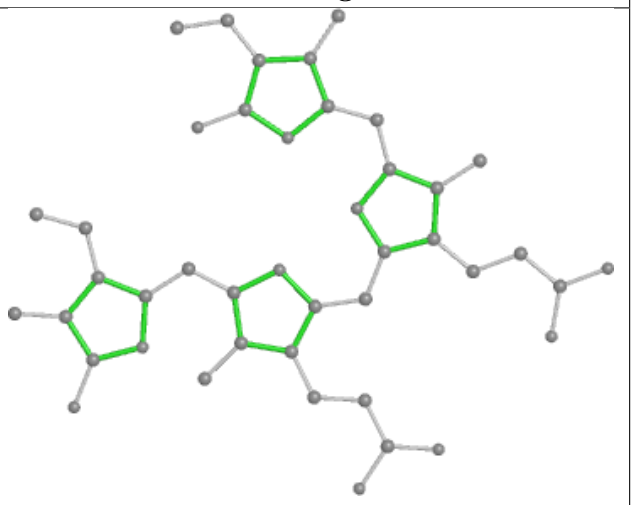

Rings

Ligand PEB YF 201

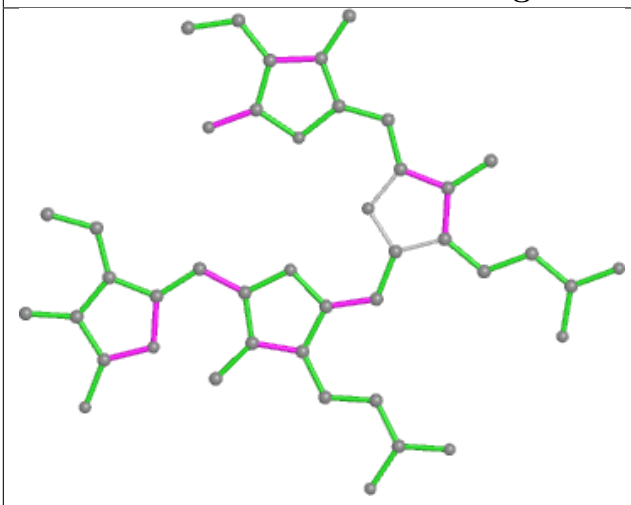

Bond lengths

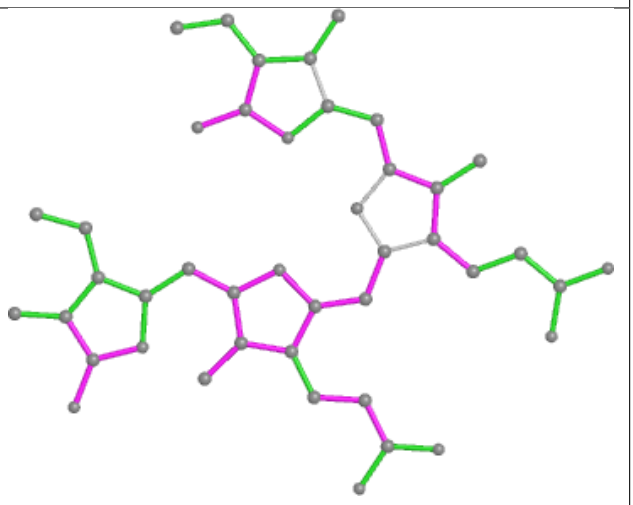

Bond angles

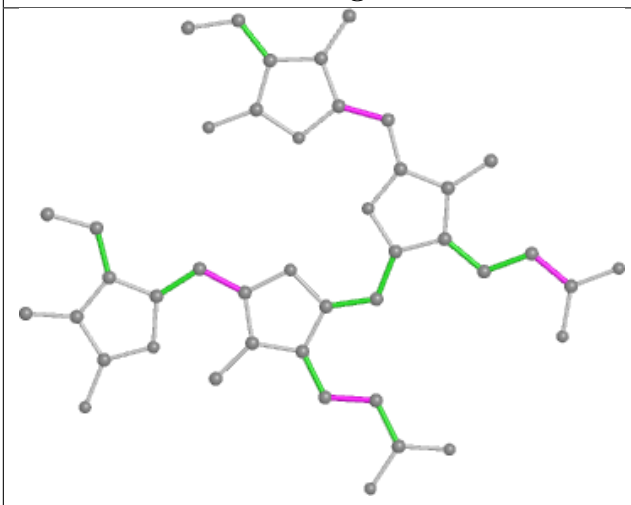

Torsions

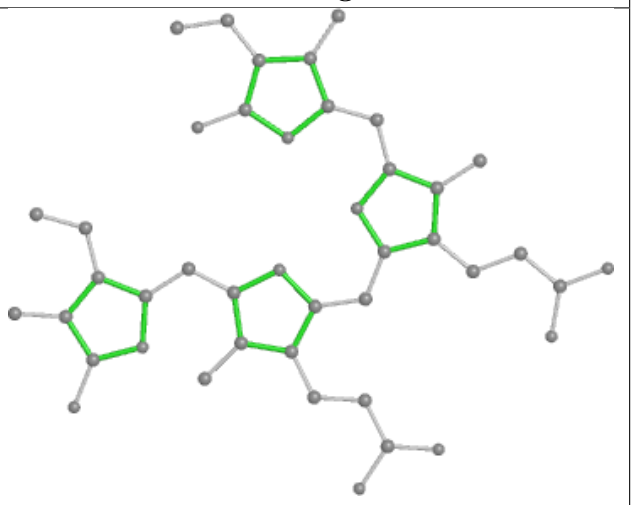

Rings

Ligand PEB SE 202

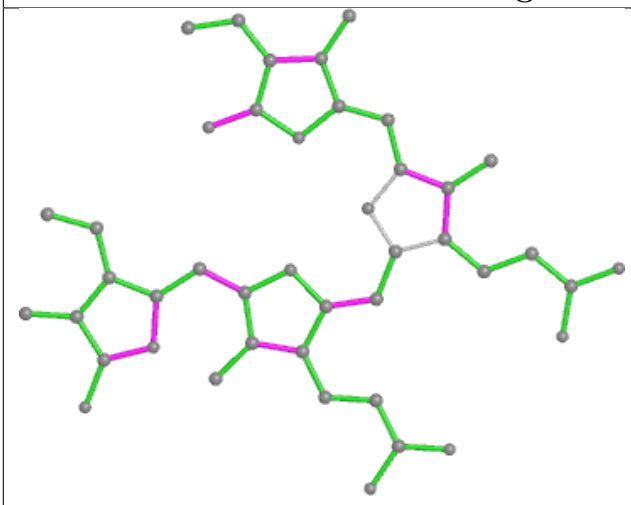

Bond lengths

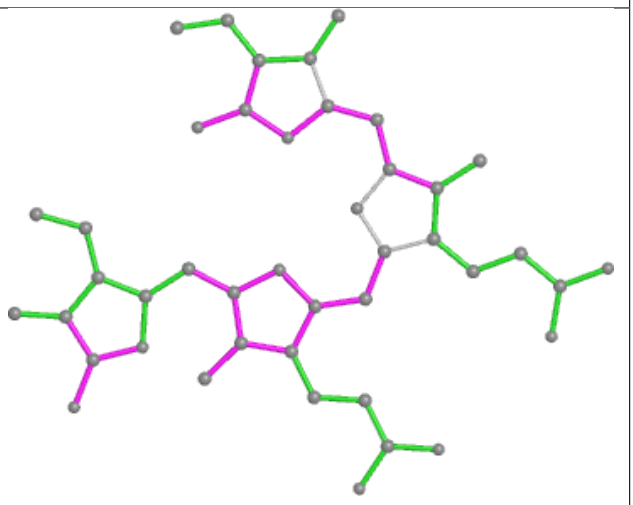

Bond angles

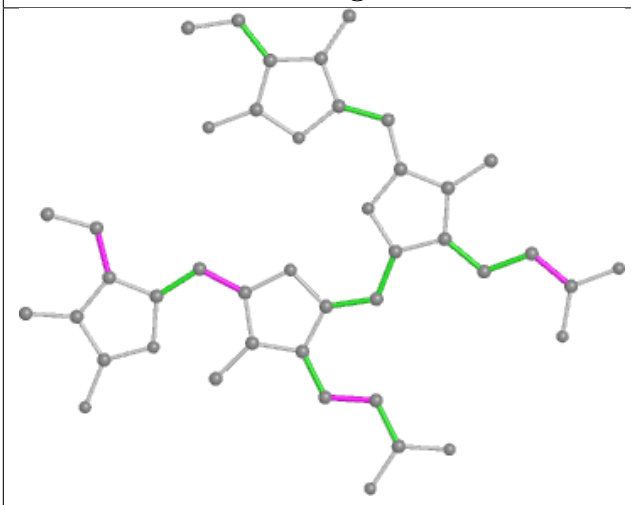

Torsions

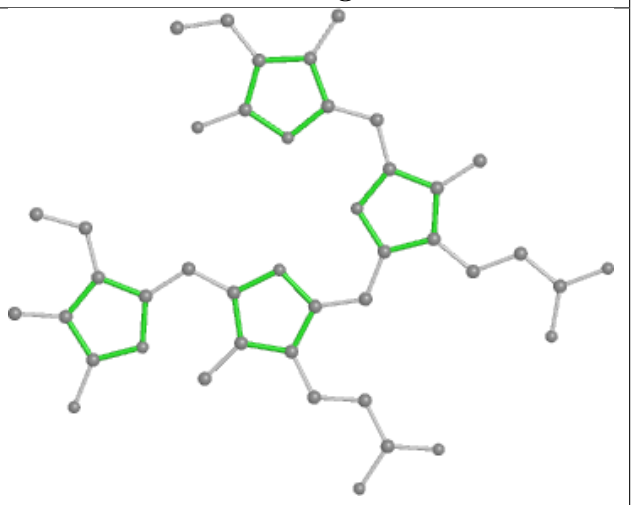

Rings

Ligand PEB LO 1002

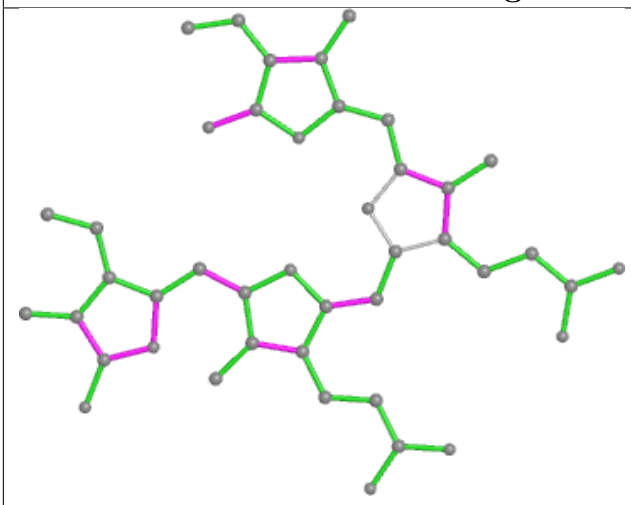

Bond lengths

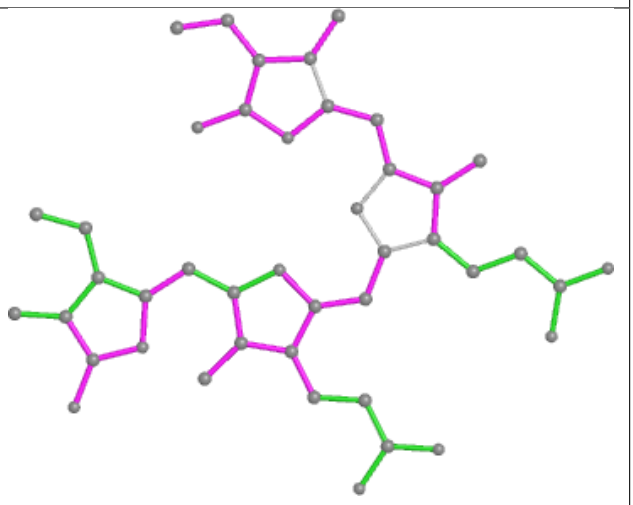

Bond angles

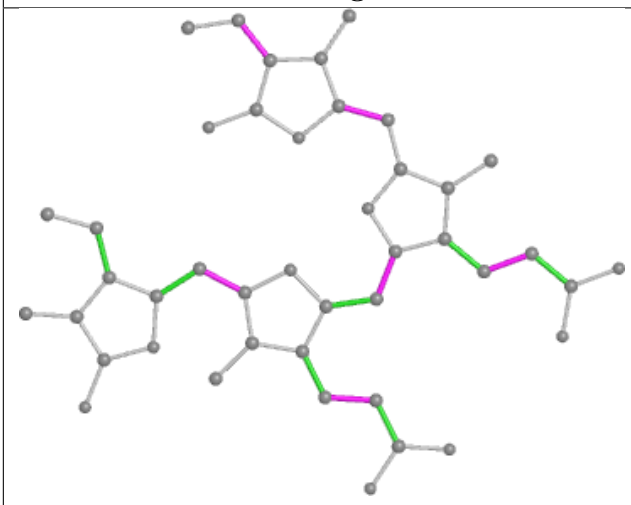

Torsions

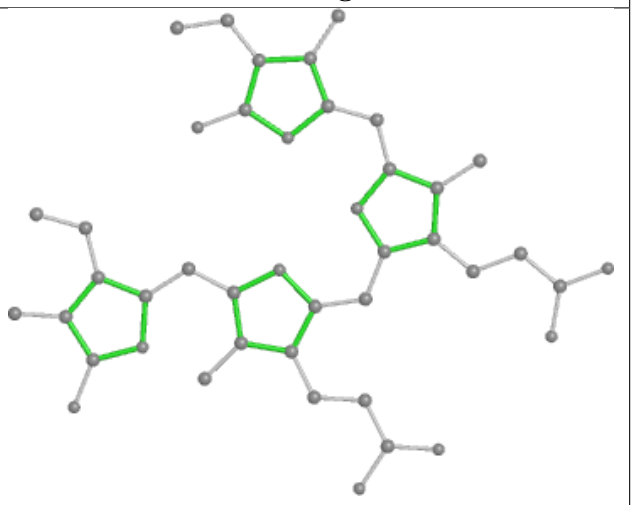

Rings

Ligand PEB PD 202

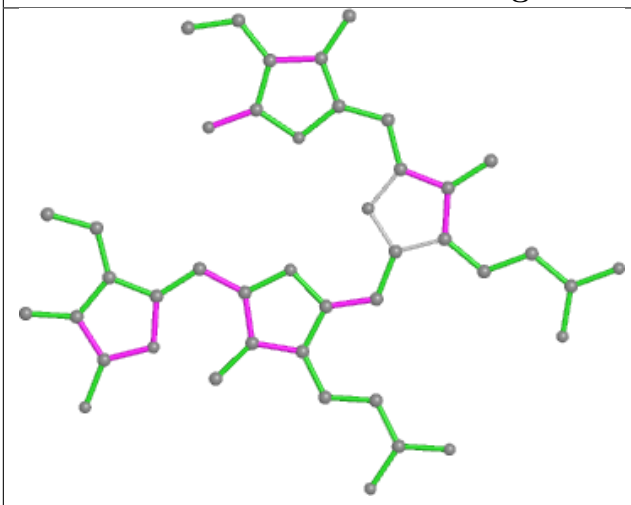

Bond lengths

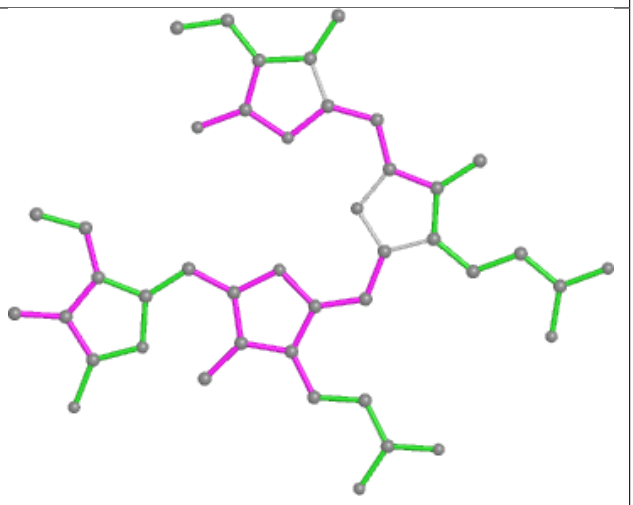

Bond angles

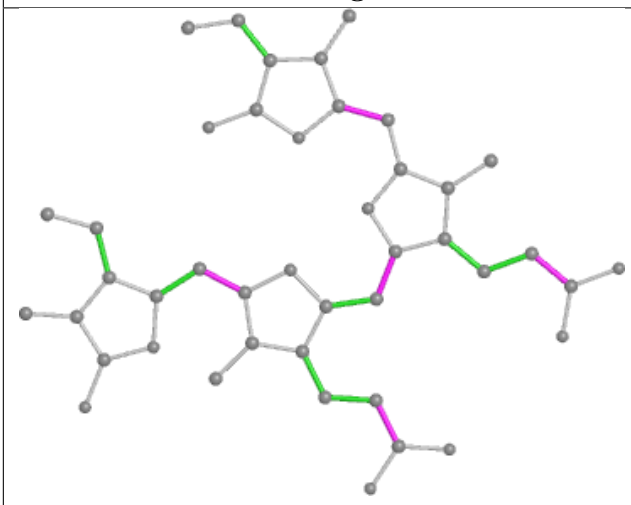

Torsions

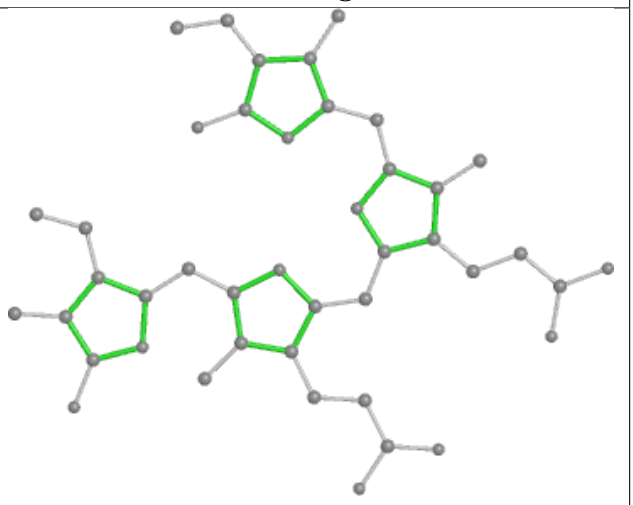

Rings

Ligand PUB ND 201

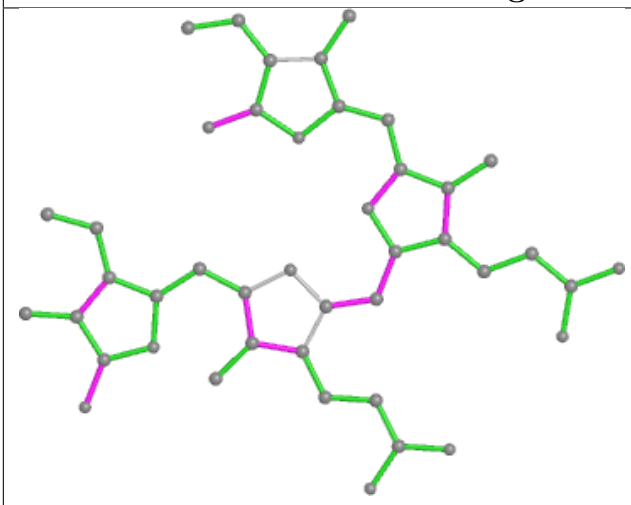

Bond lengths

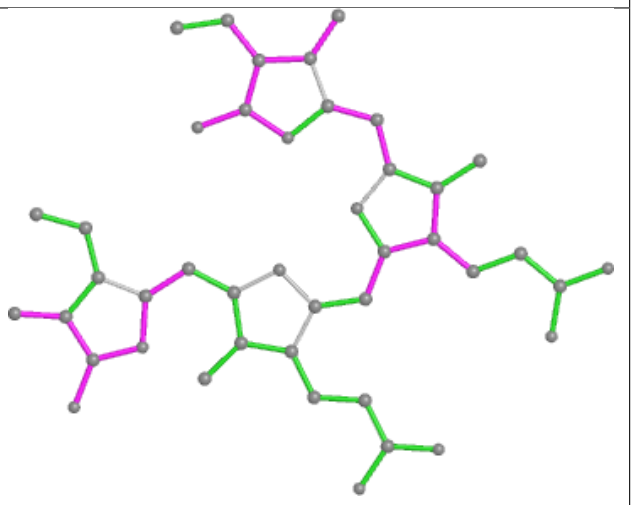

Bond angles

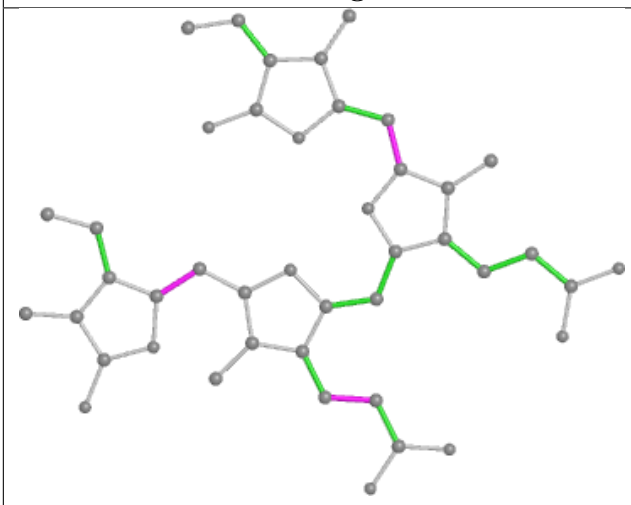

Torsions

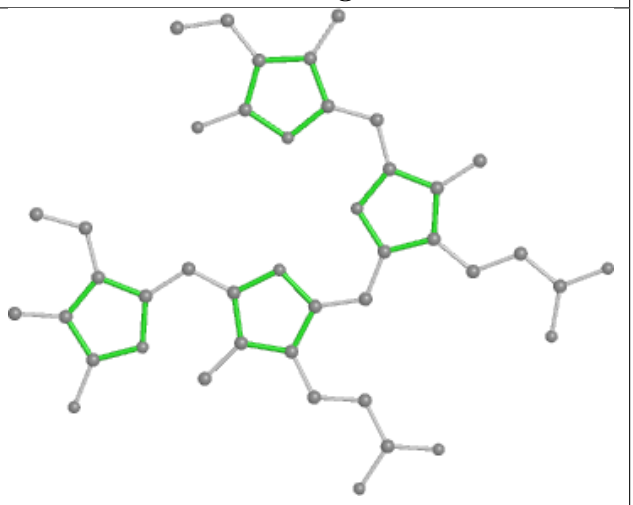

Rings

Ligand CLA BN 824

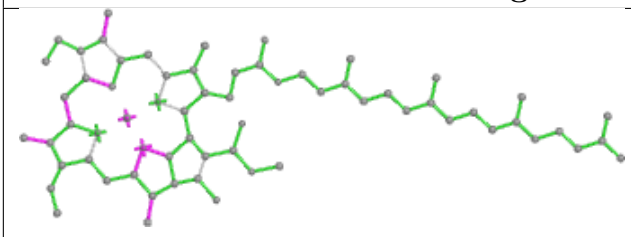

Bond lengths

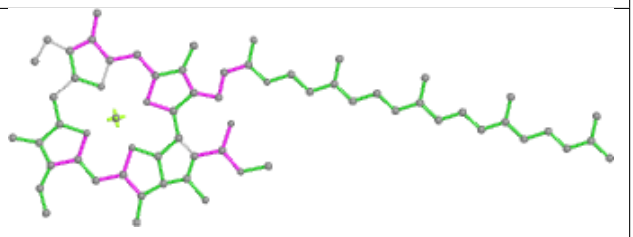

Bond angles

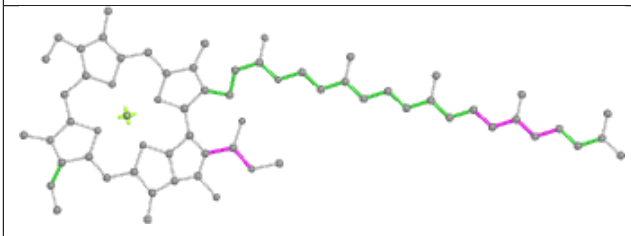

Torsions

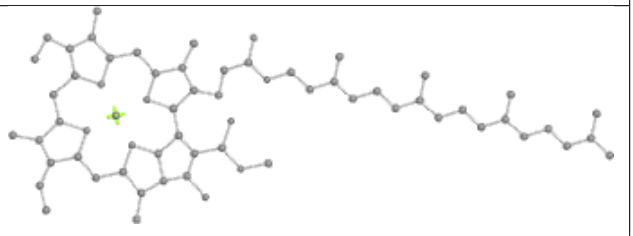

Rings

Ligand PEB MF 201

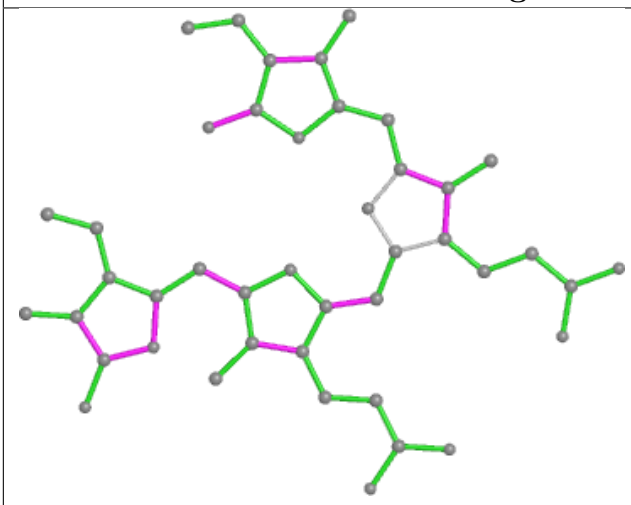

Bond lengths

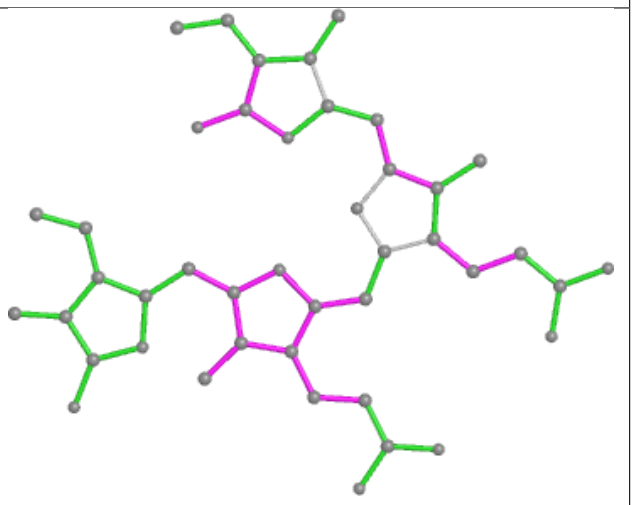

Bond angles

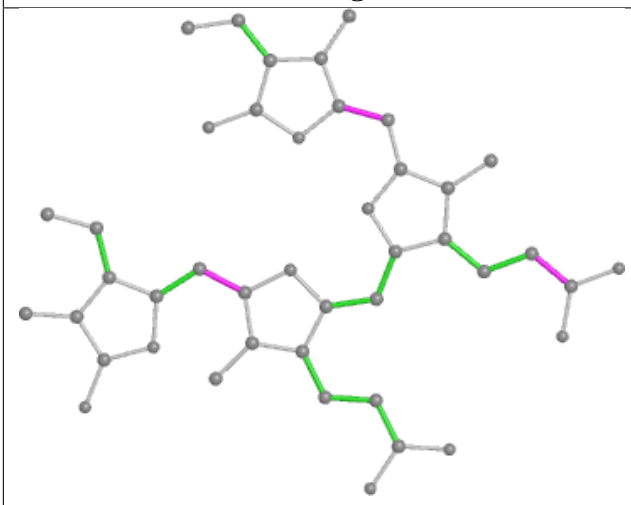

Torsions

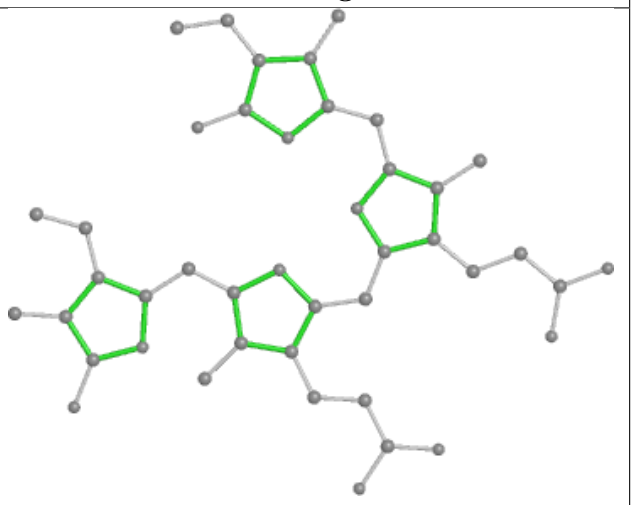

Rings

Ligand PEB kJ 201

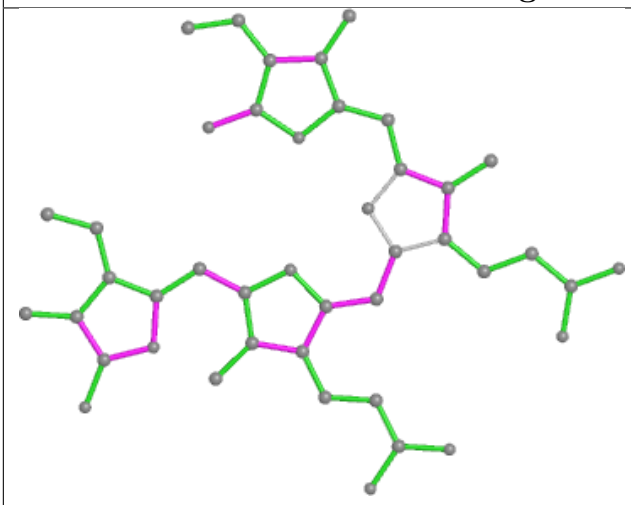

Bond lengths

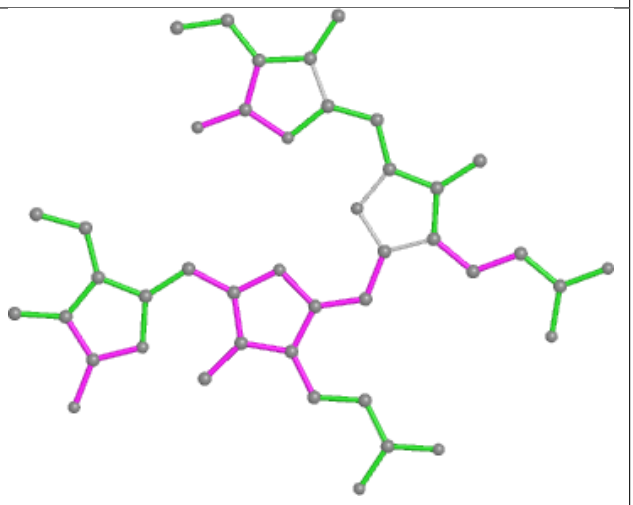

Bond angles

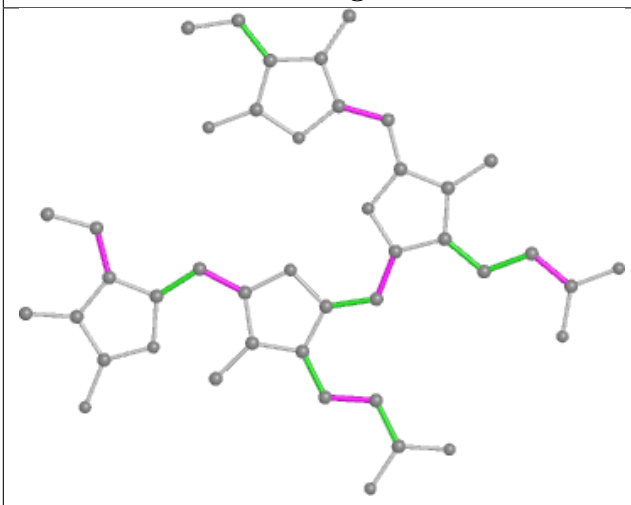

Torsions

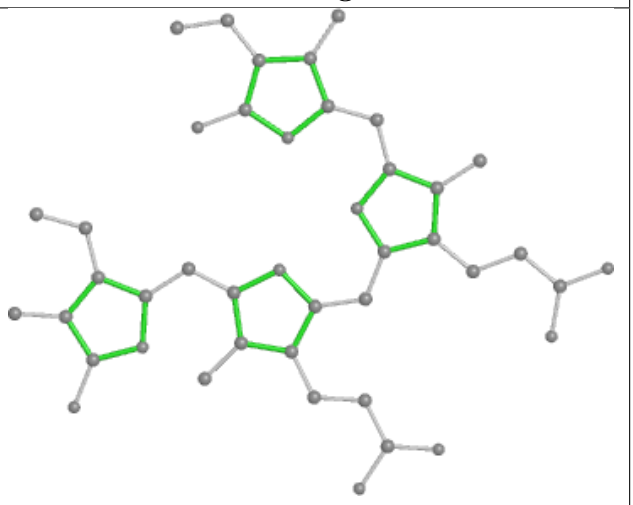

Rings

Ligand PEB dE 202

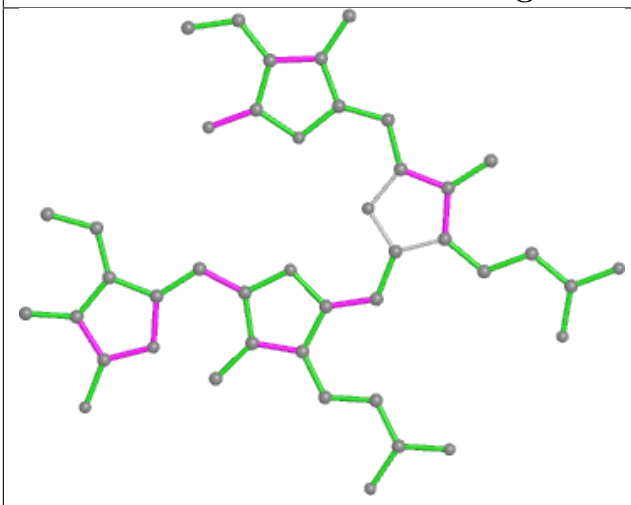

Bond lengths

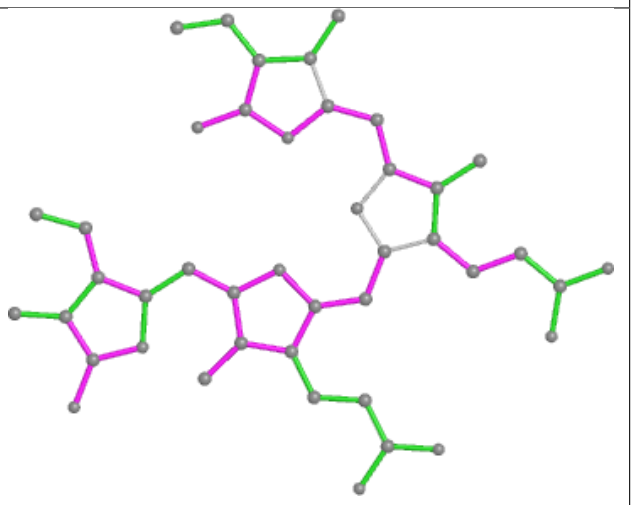

Bond angles

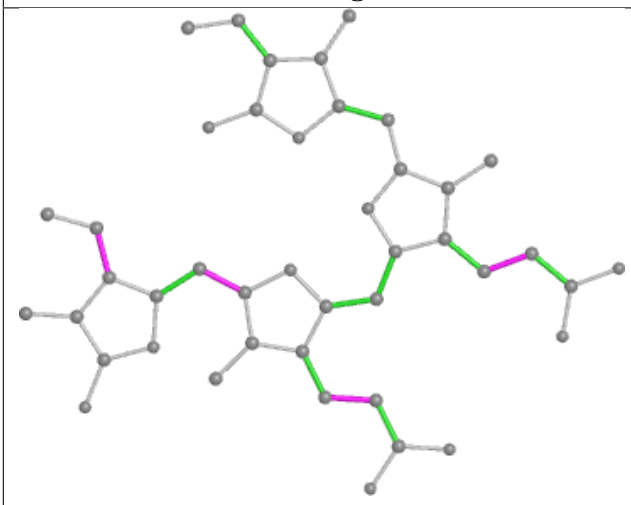

Torsions

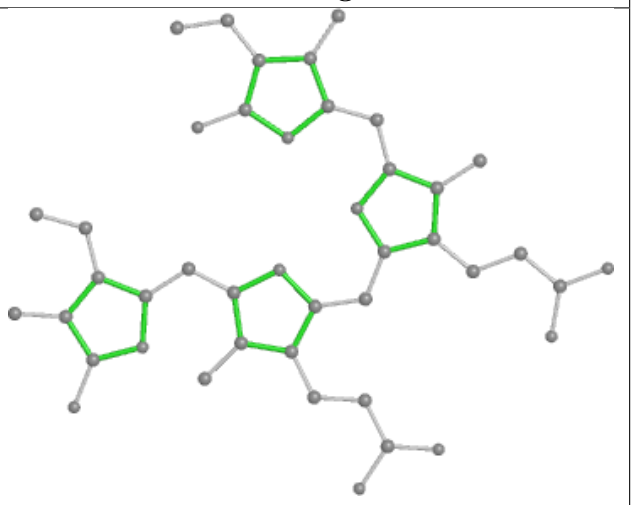

Rings

Ligand PEB f1 201

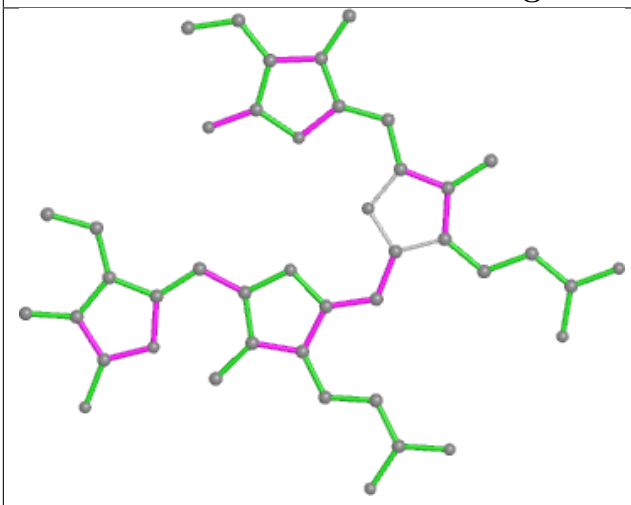

Bond lengths

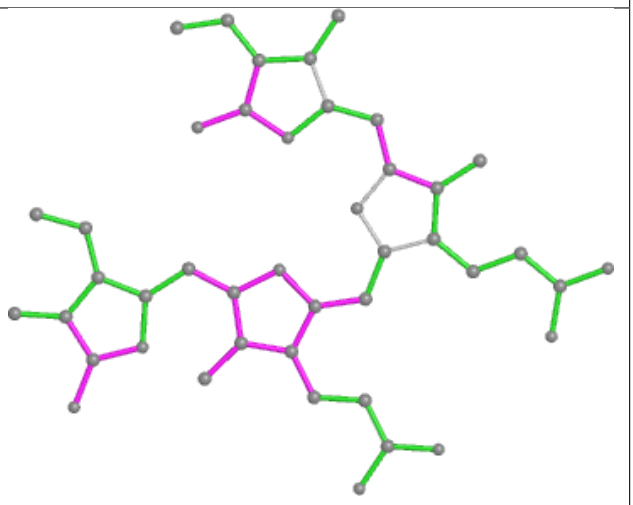

Bond angles

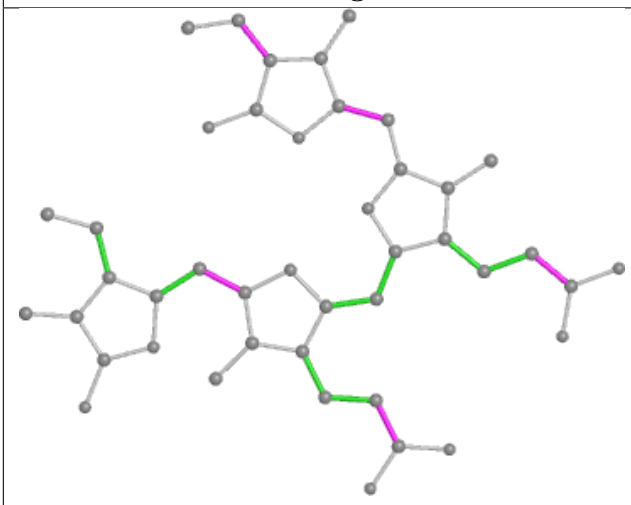

Torsions

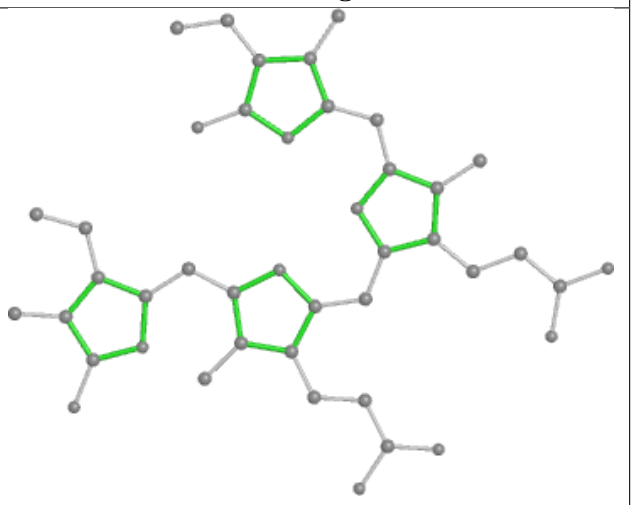

Rings

Ligand PEB J9 201

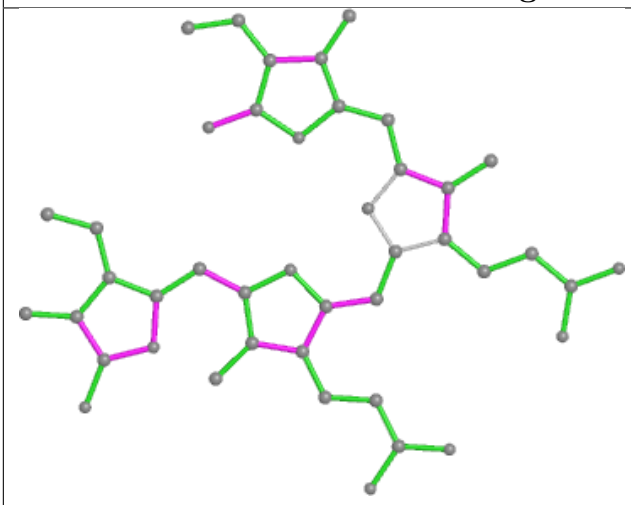

Bond lengths

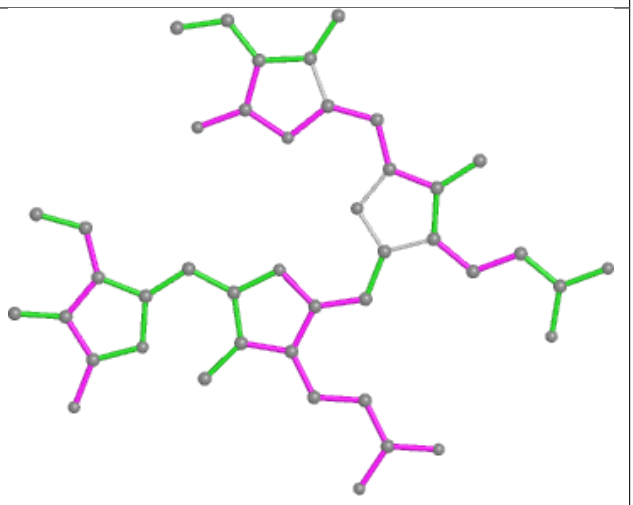

Bond angles

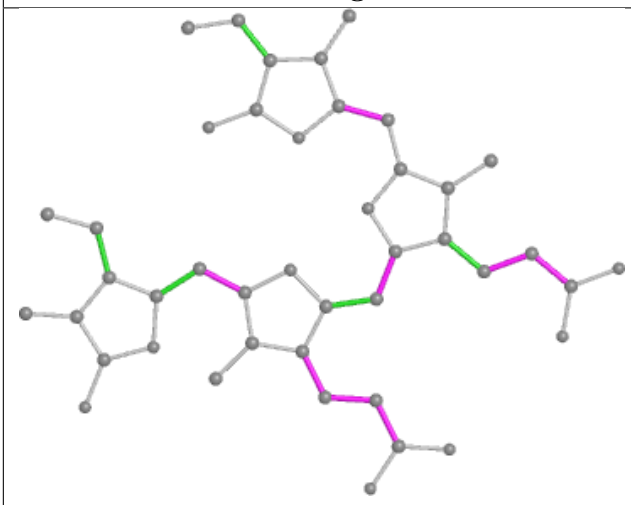

Torsions

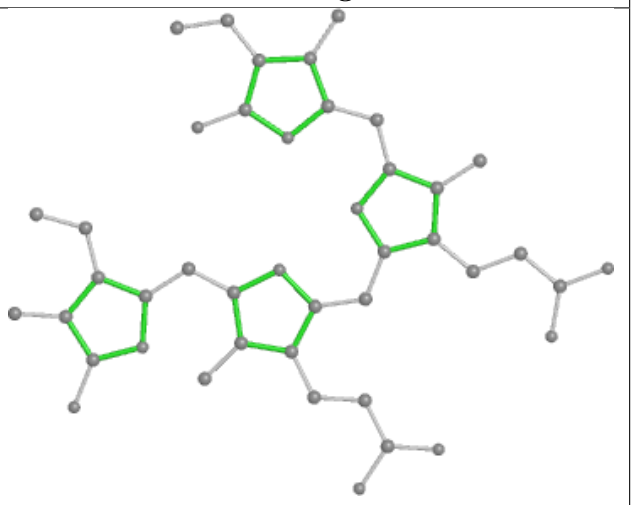

Rings

Ligand PEB UP 203

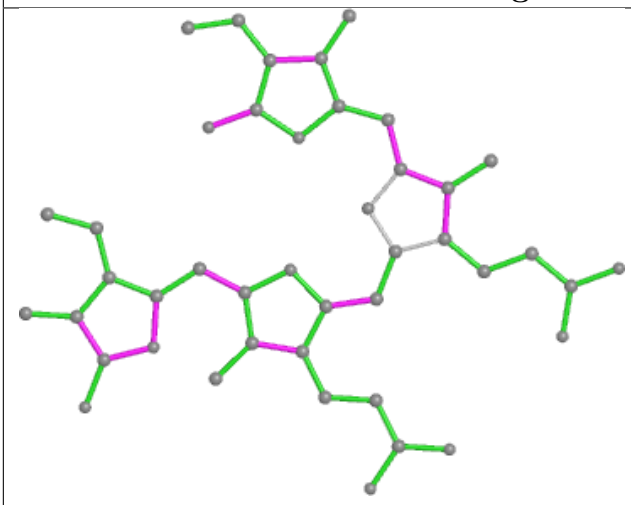

Bond lengths

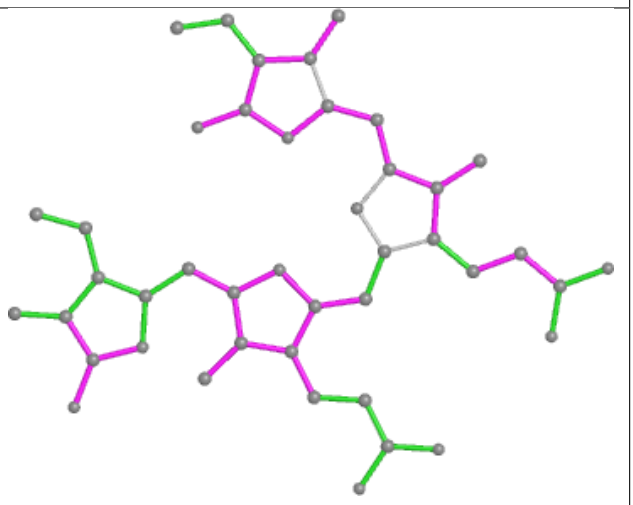

Bond angles

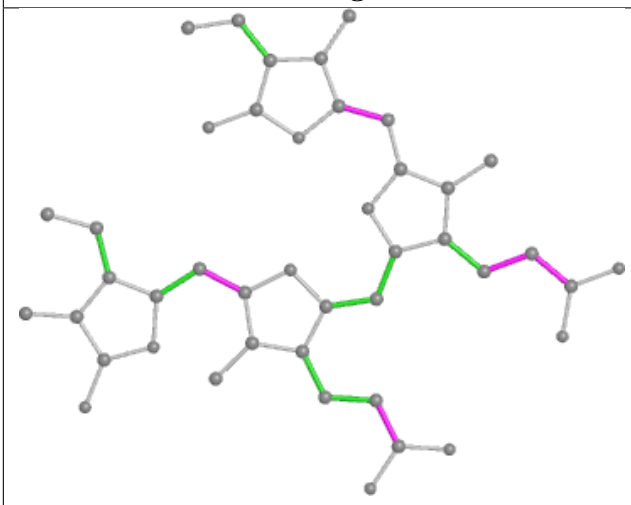

Torsions

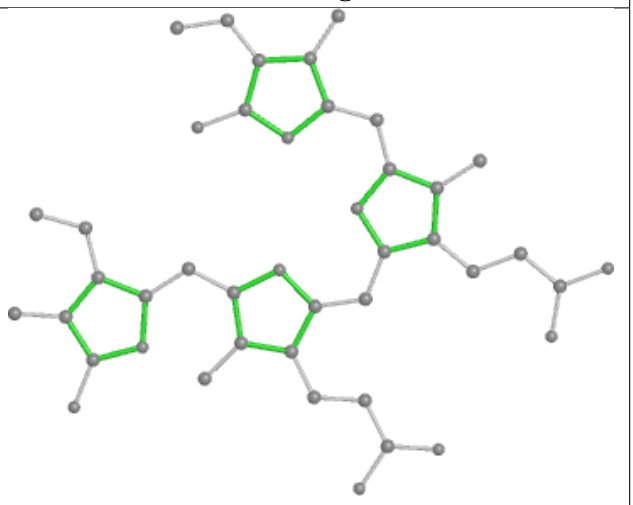

Rings

Ligand PEB NQ 204

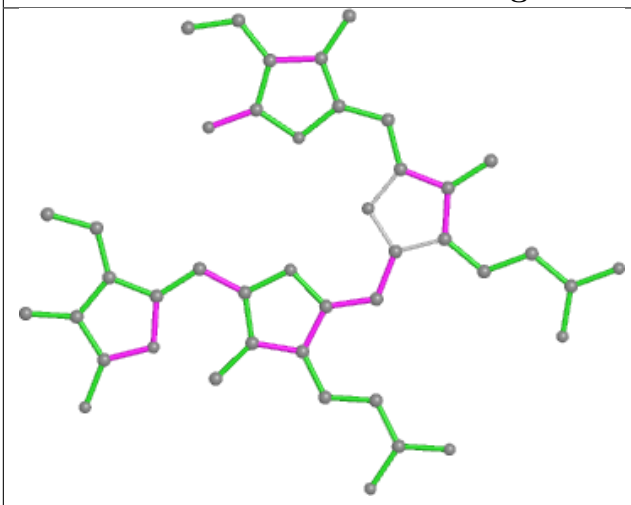

Bond lengths

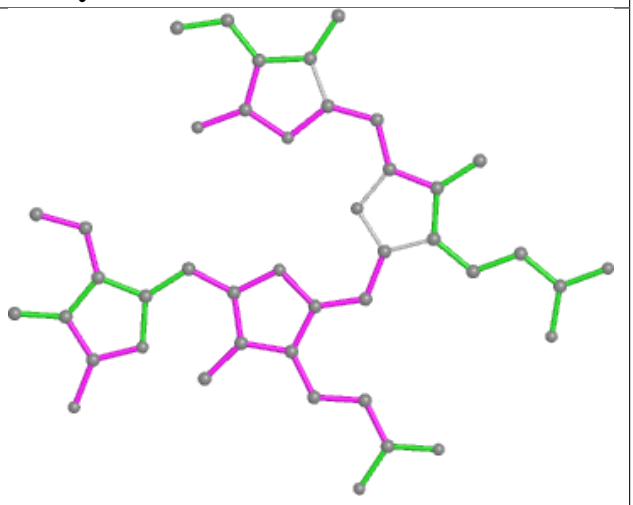

Bond angles

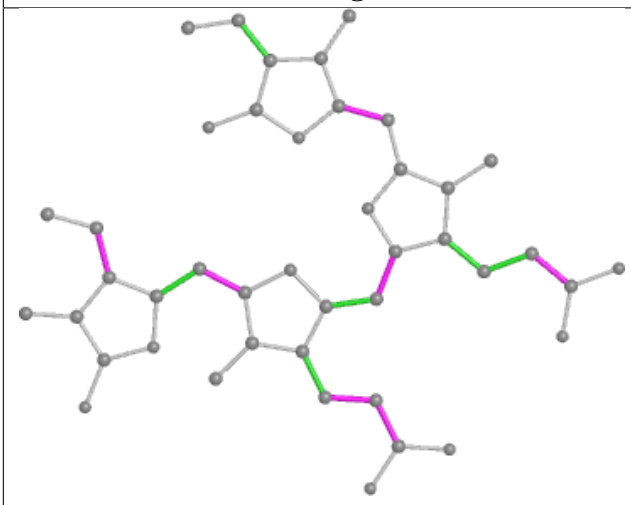

Torsions

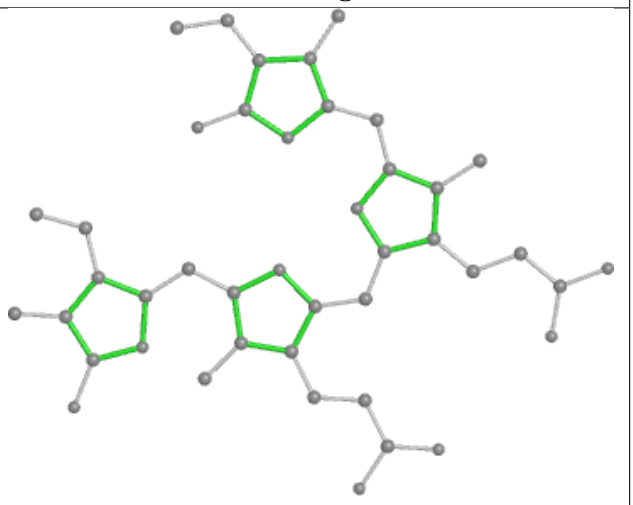

Rings

Ligand PUB M5 303

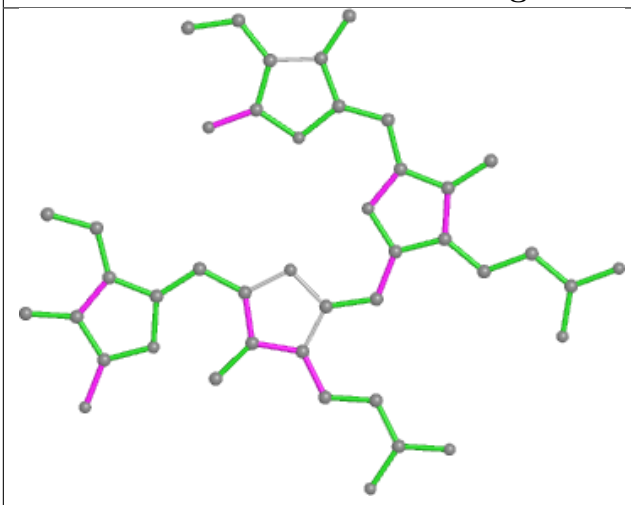

Bond lengths

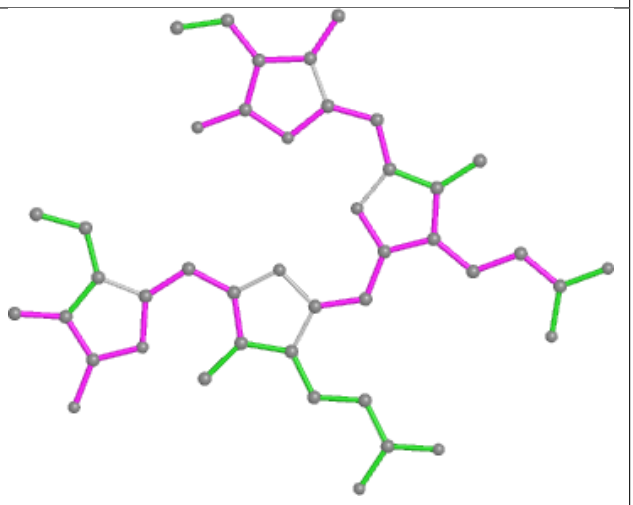

Bond angles

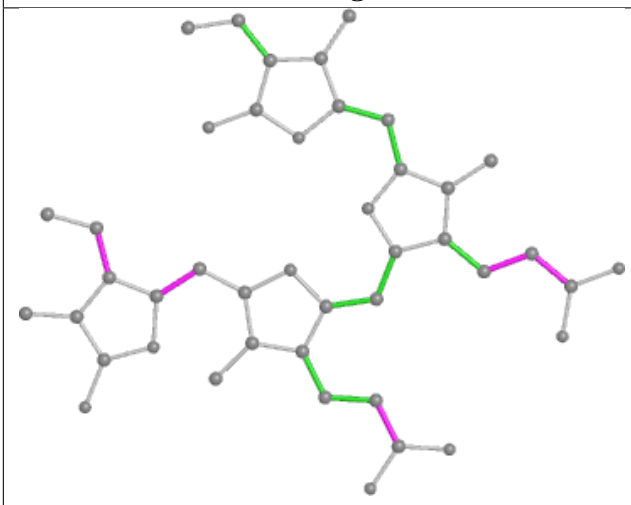

Torsions

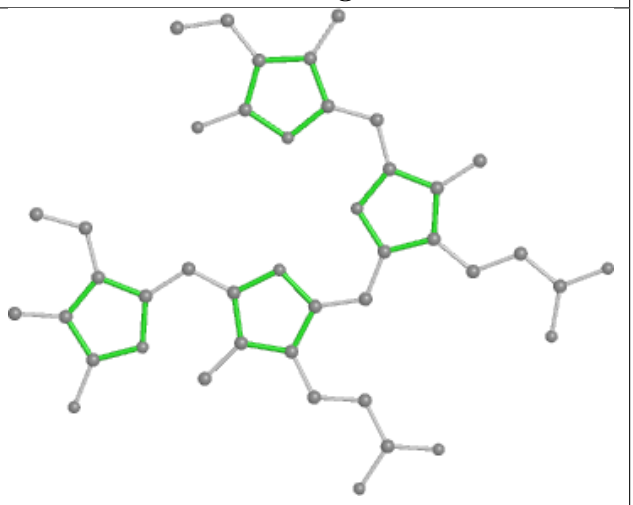

Rings

Ligand PEB OK 202

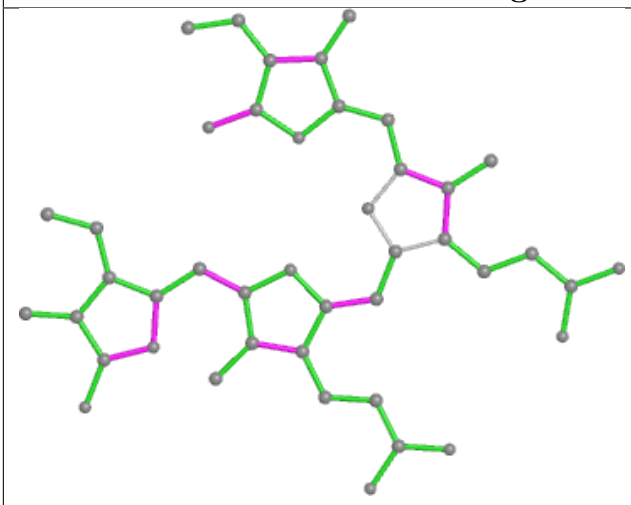

Bond lengths

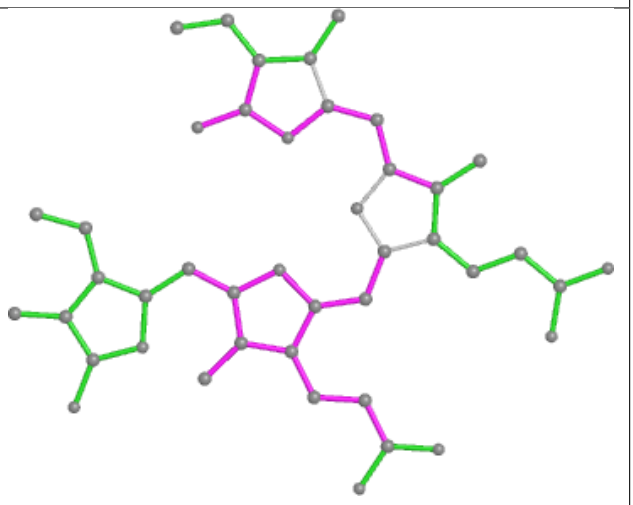

Bond angles

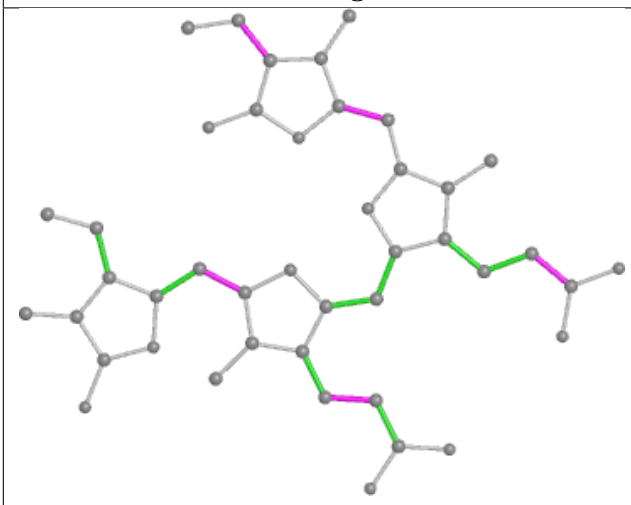

Torsions

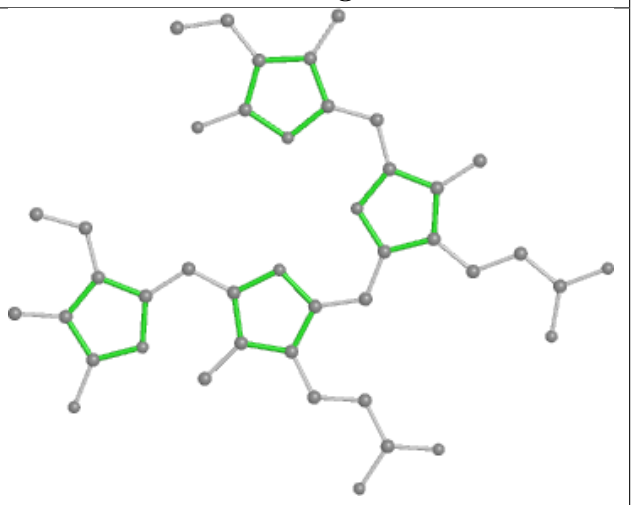

Rings

Ligand CLA AL 405

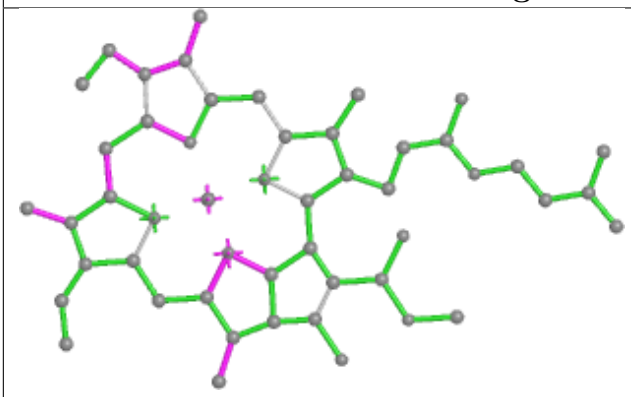

Bond lengths

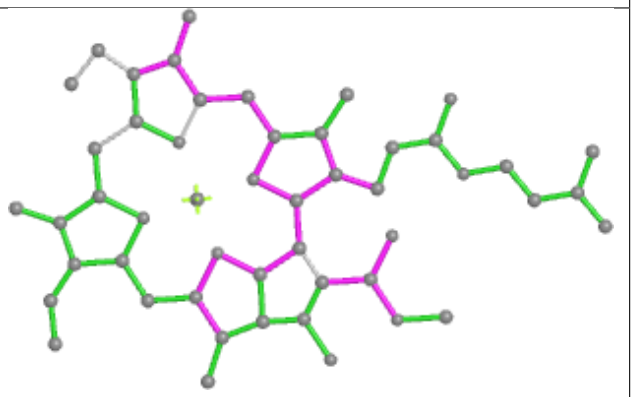

Bond angles

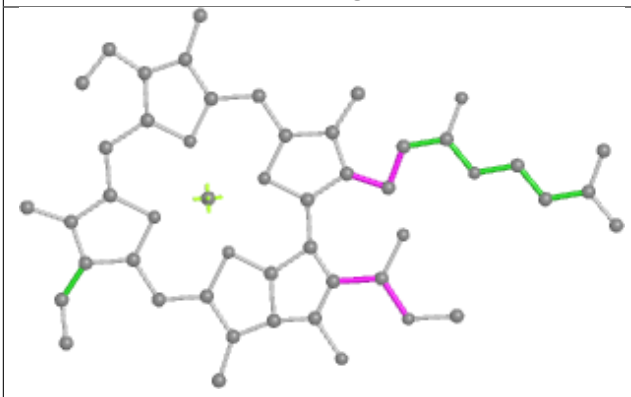

Torsions

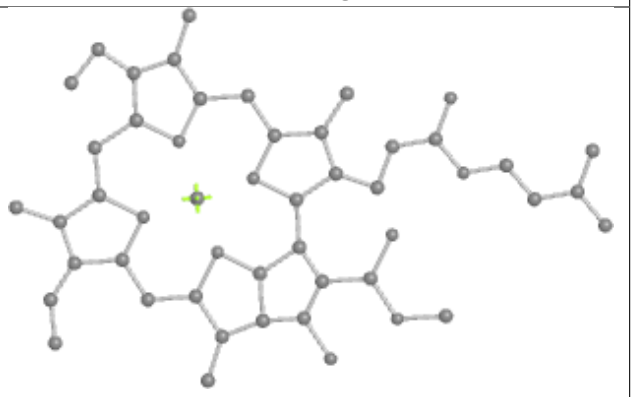

Rings

Ligand PEB gJ 202

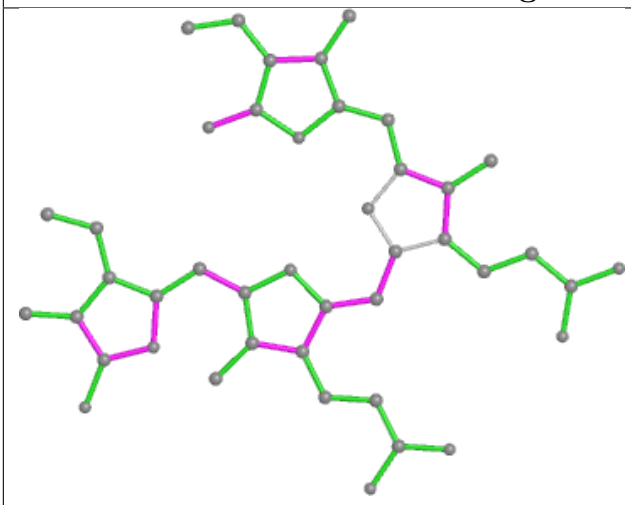

Bond lengths

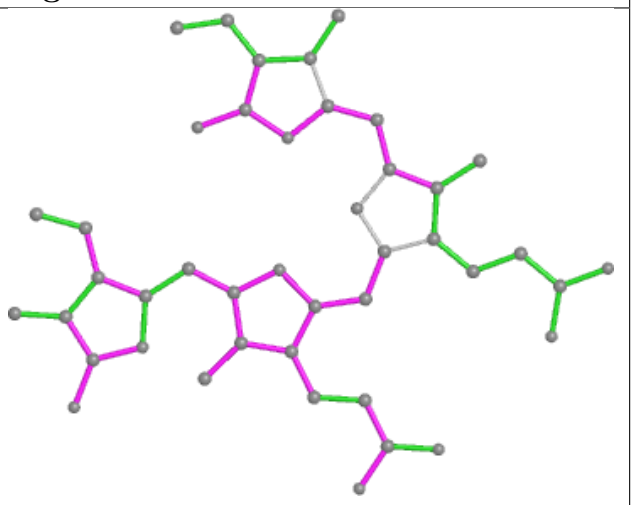

Bond angles

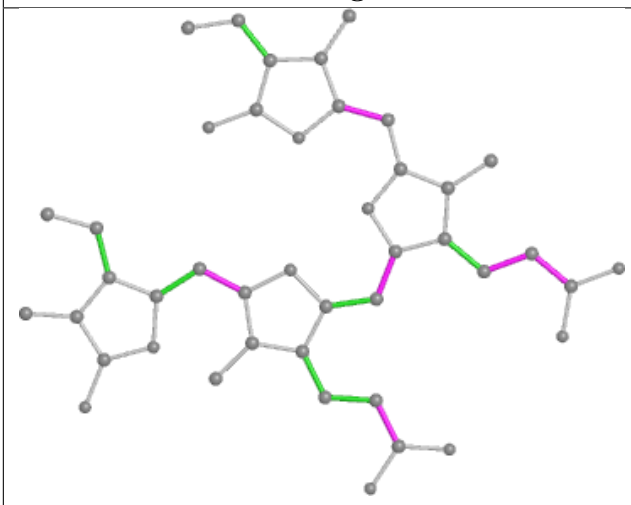

Torsions

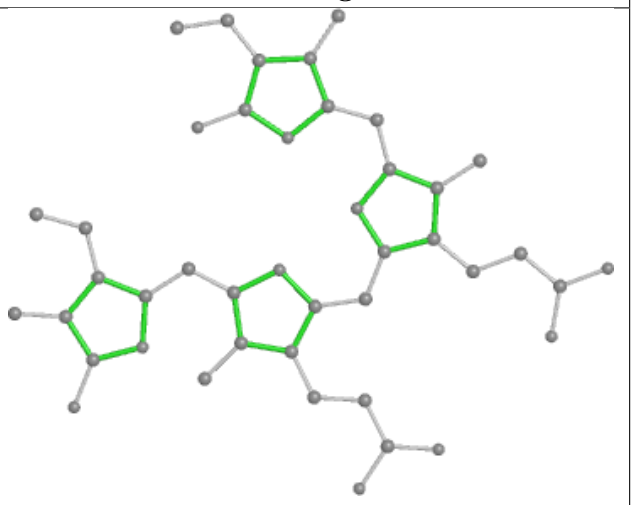

Rings

Ligand CLA 52 609

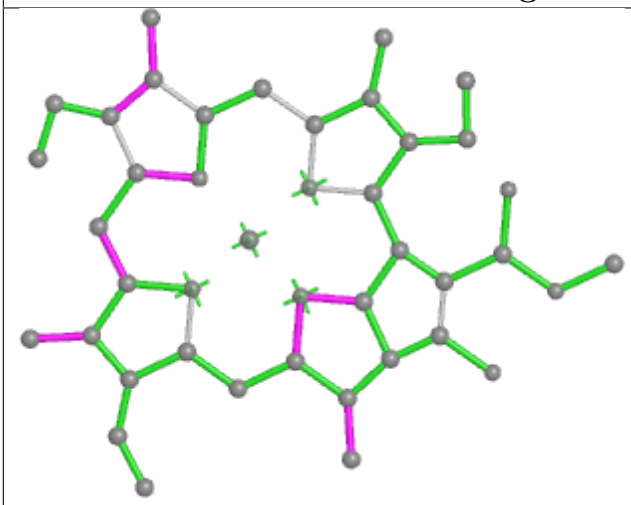

Bond lengths

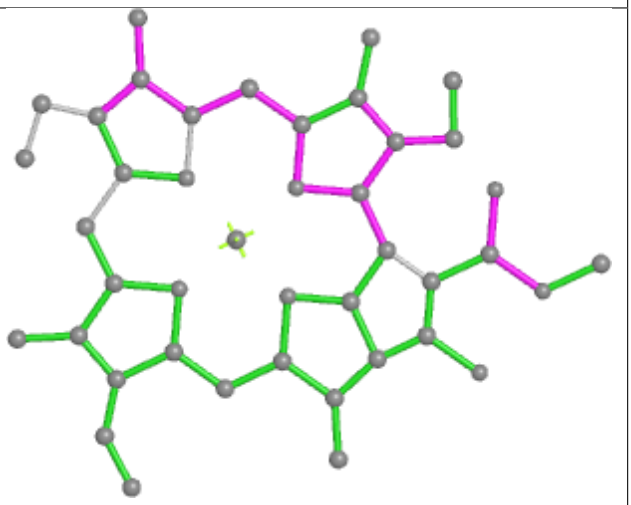

Bond angles

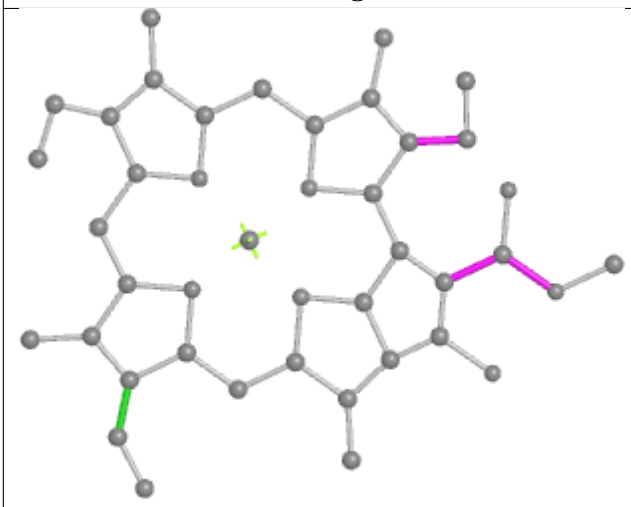

Torsions

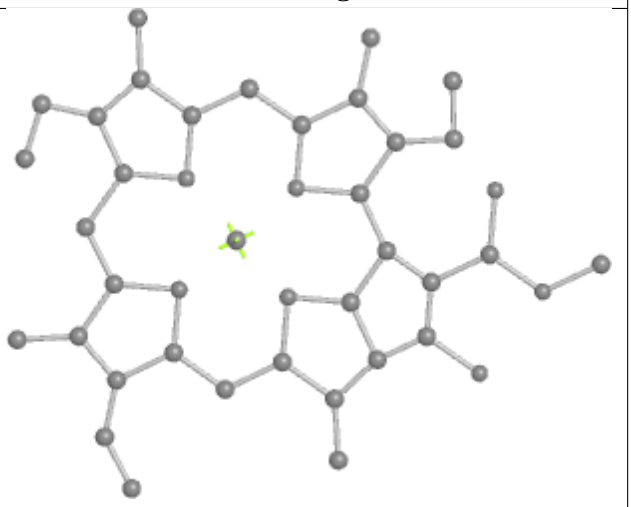

Rings

Ligand PEB fF 201

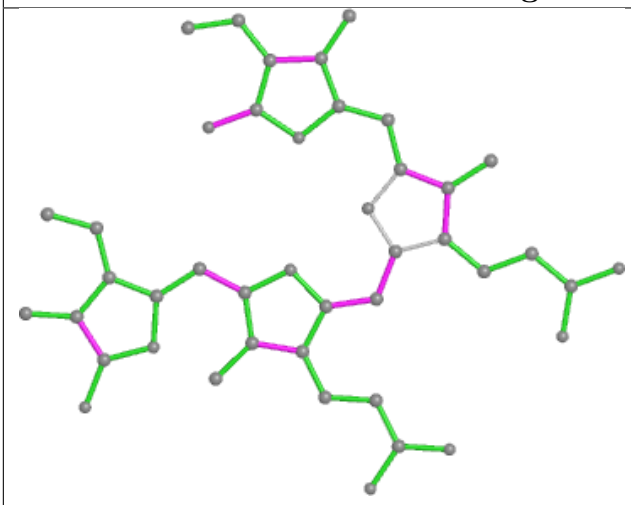

Bond lengths

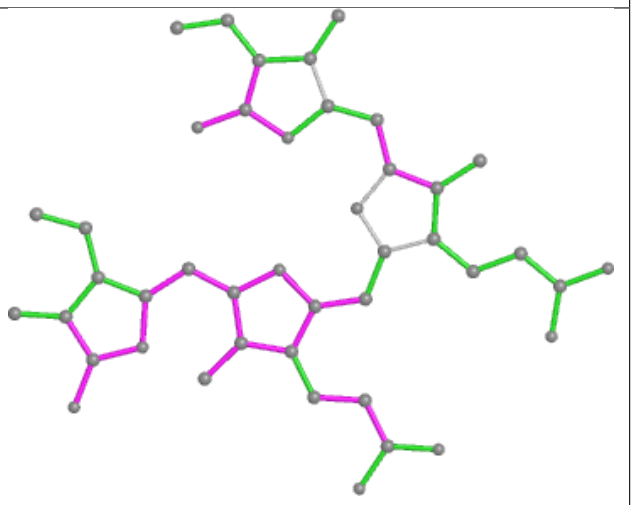

Bond angles

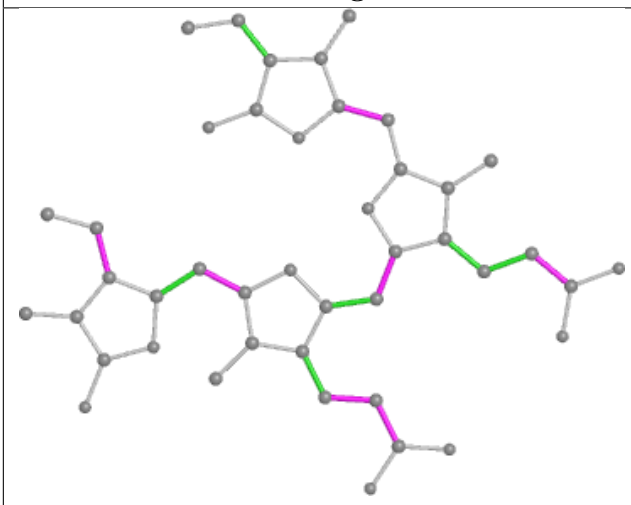

Torsions

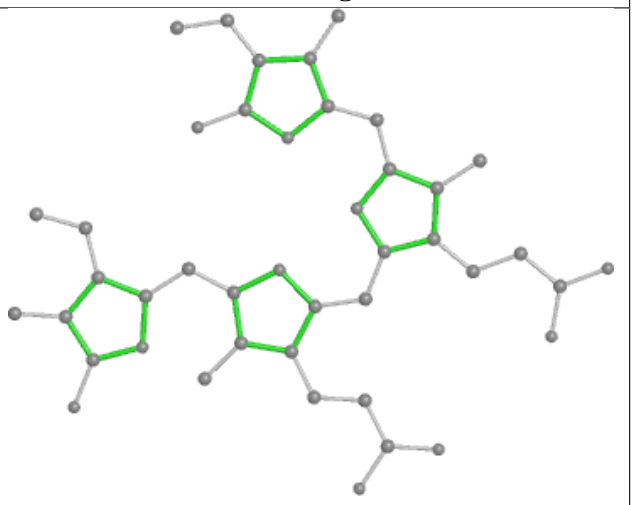

Rings

Ligand CYC 73 1001

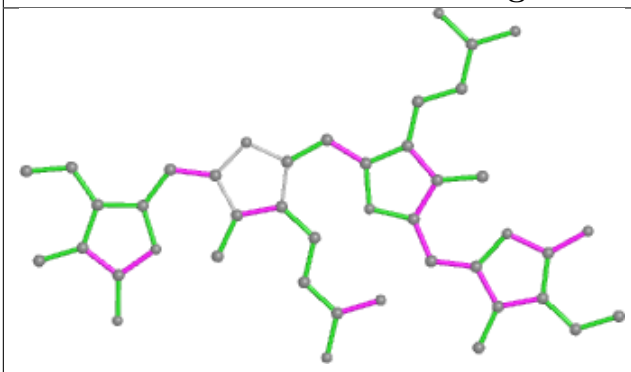

Bond lengths

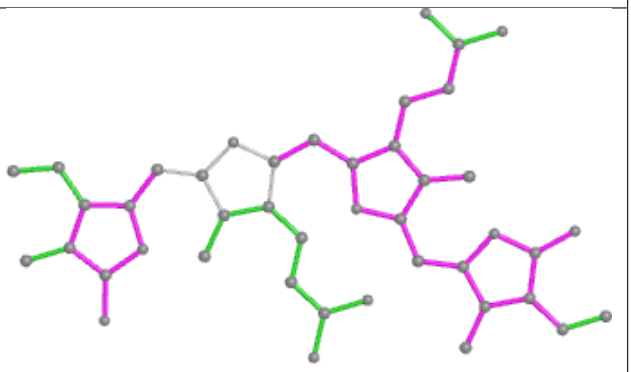

Bond angles

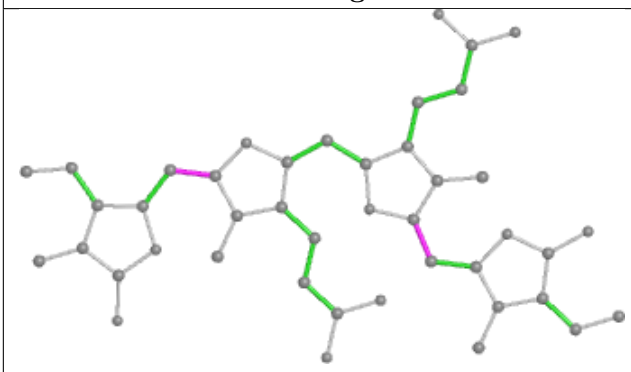

Torsions

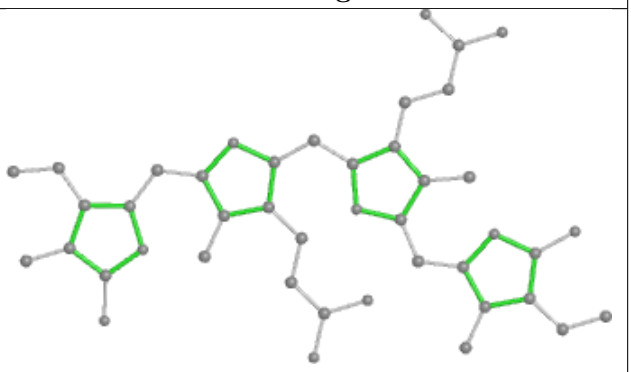

Rings

Ligand PEB AK 201

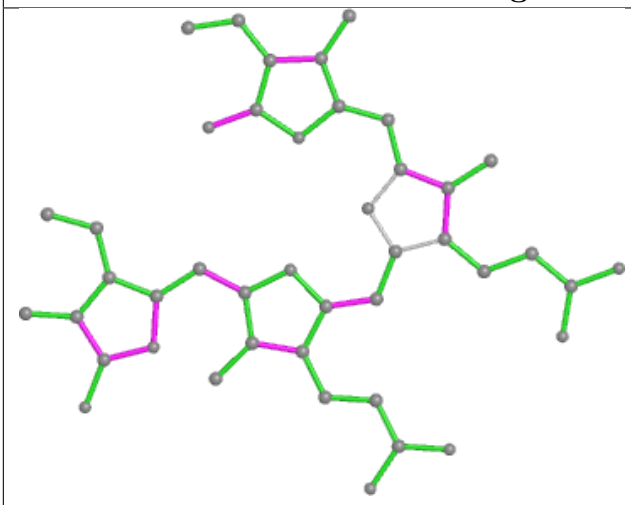

Bond lengths

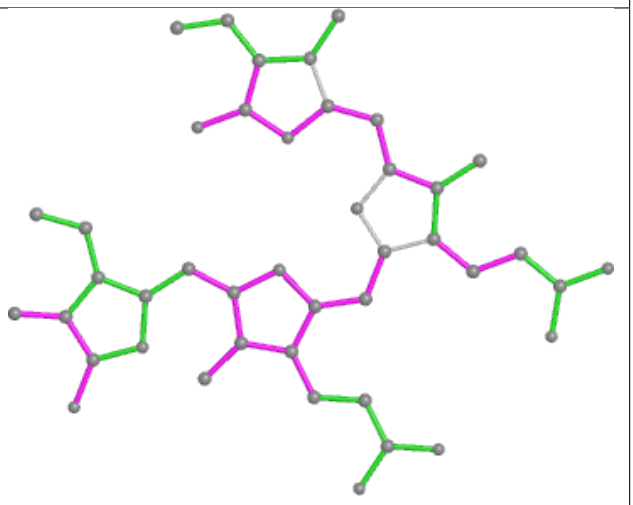

Bond angles

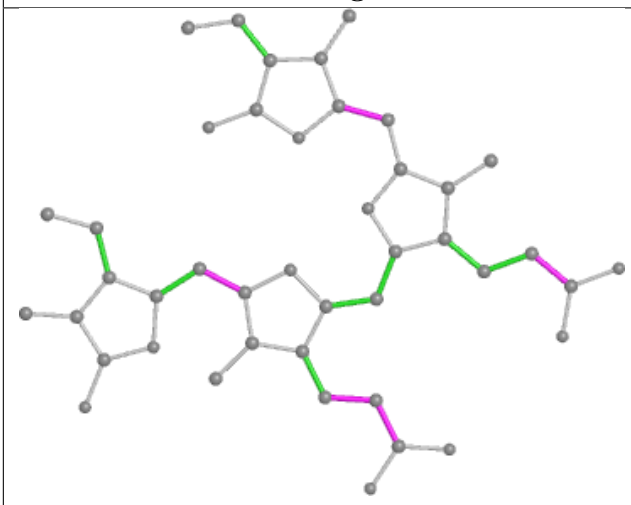

Torsions

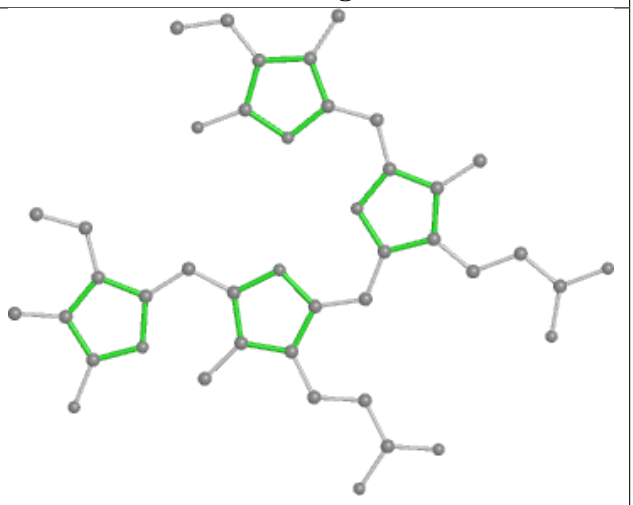

Rings

Ligand PEB YG 201

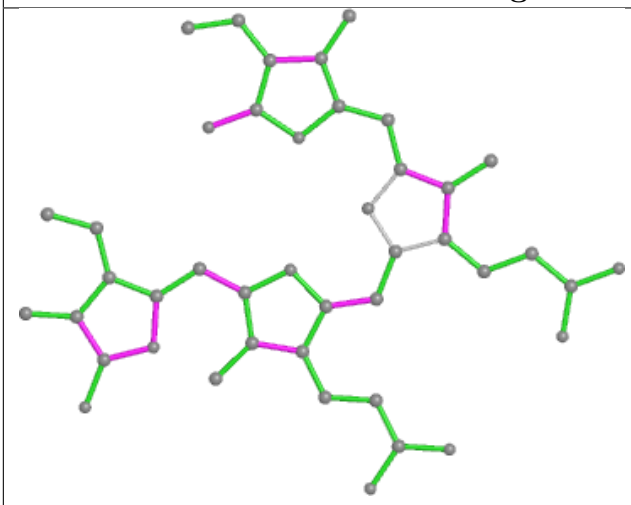

Bond lengths

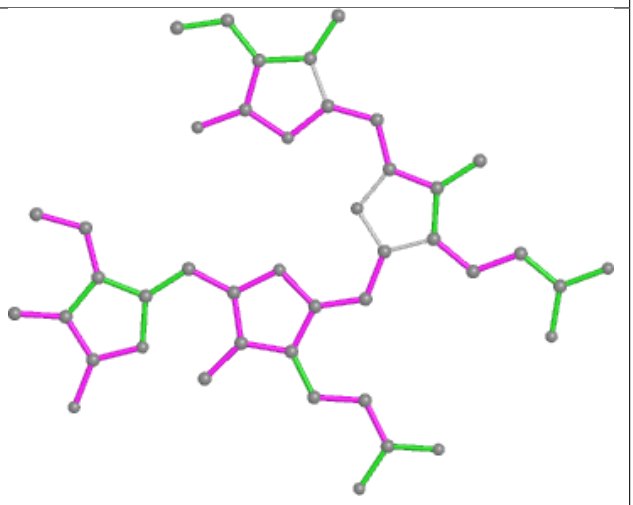

Bond angles

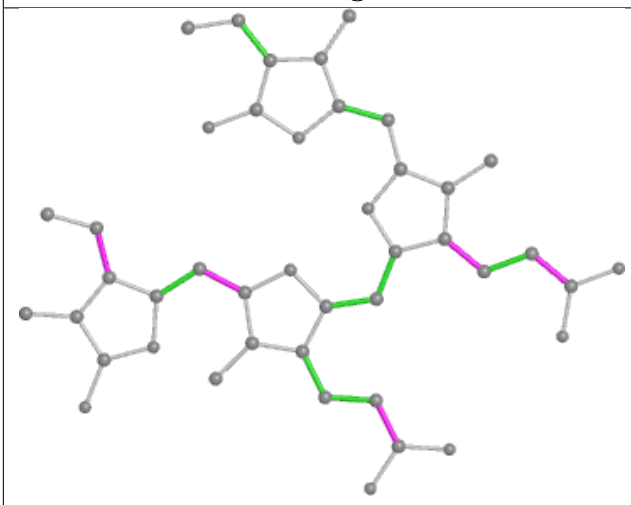

Torsions

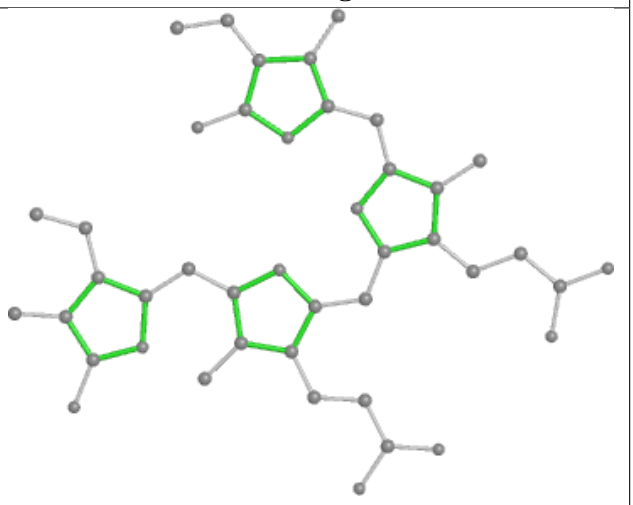

Rings

Ligand PEB RD 202

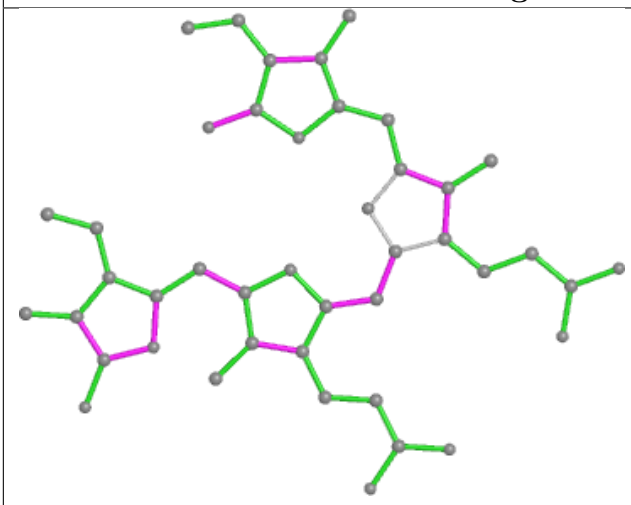

Bond lengths

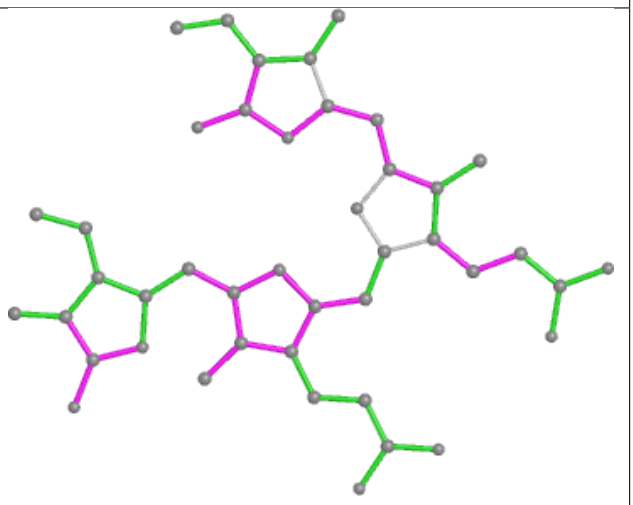

Bond angles

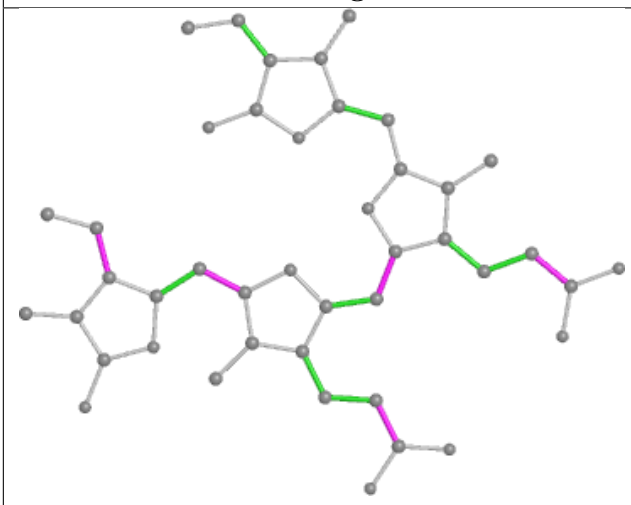

Torsions

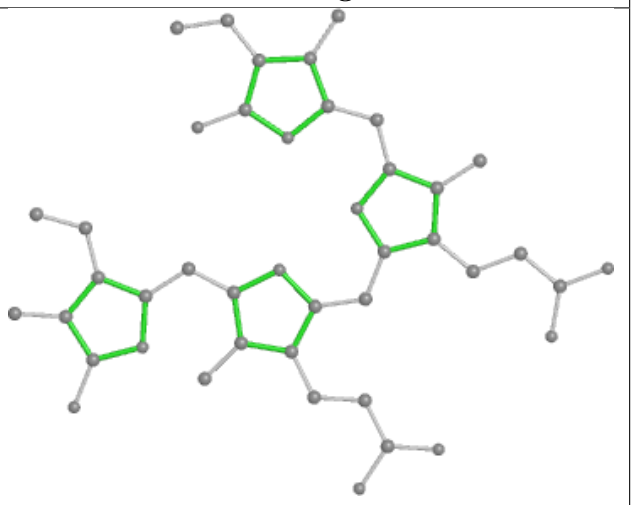

Rings

Ligand PEB UM 201

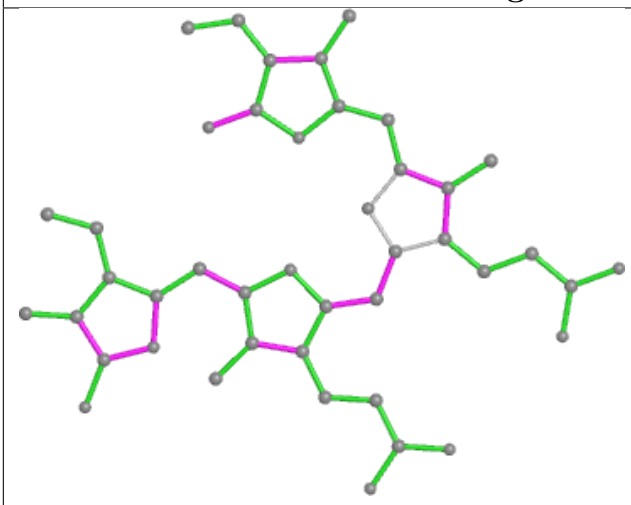

Bond lengths

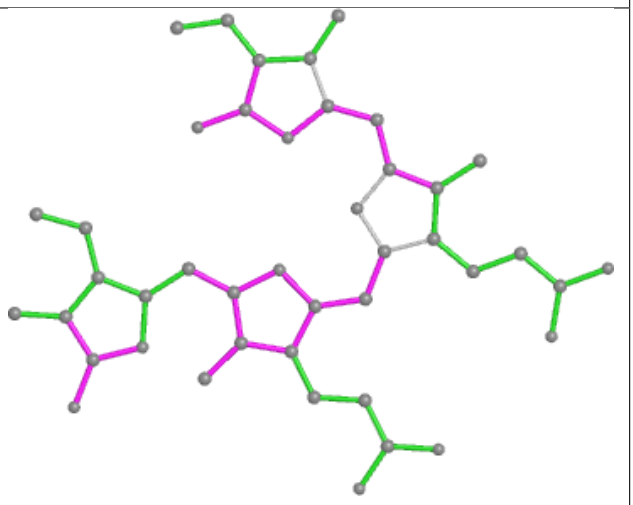

Bond angles

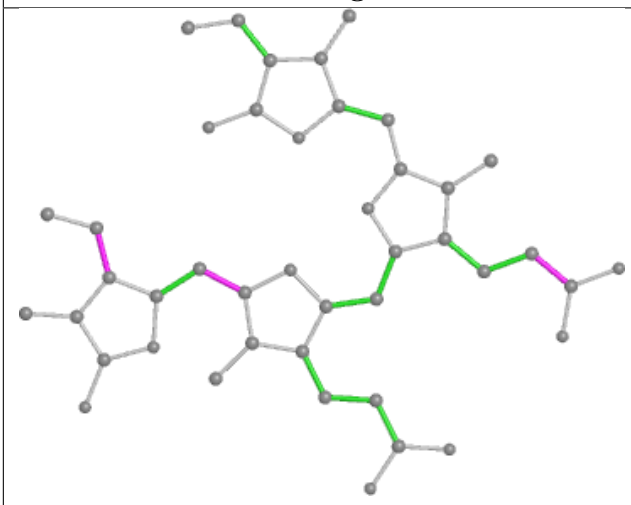

Torsions

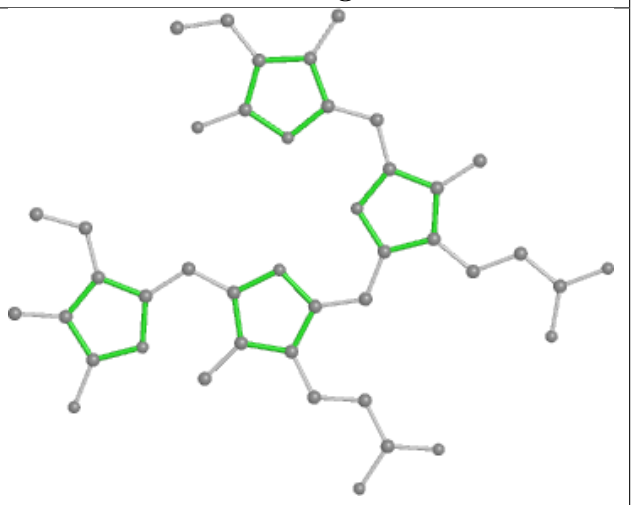

Rings

Ligand PEB SJ 201

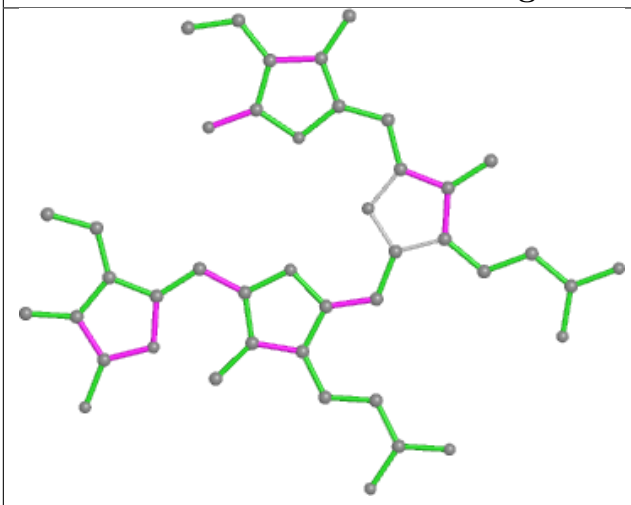

Bond lengths

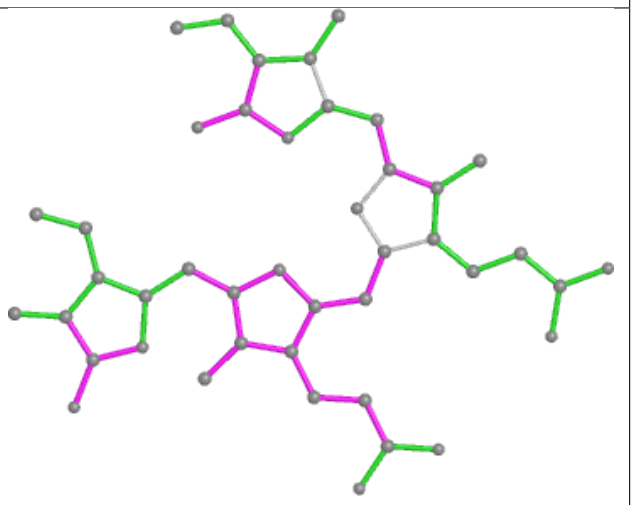

Bond angles

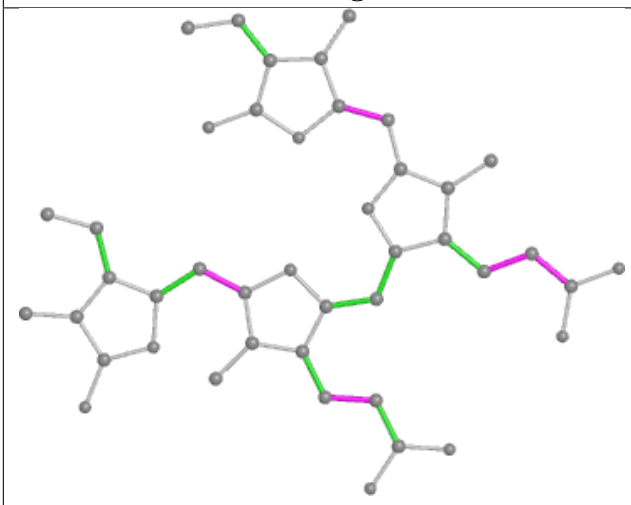

Torsions

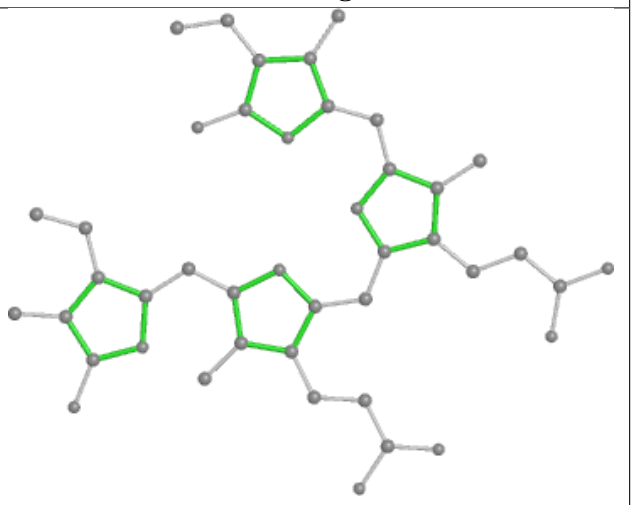

Rings

Ligand CLA B2 804

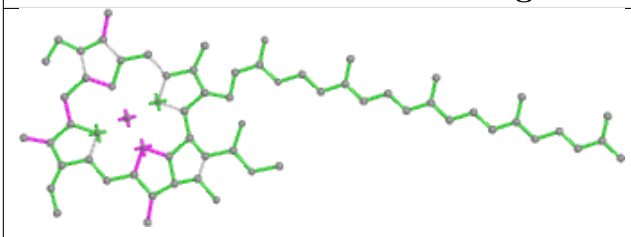

Bond lengths

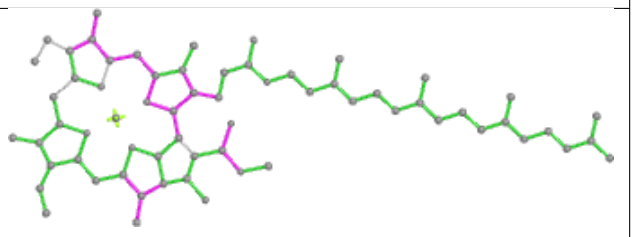

Bond angles

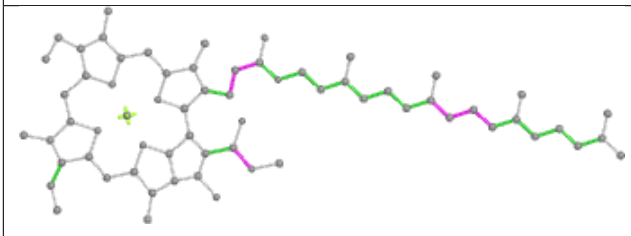

Torsions

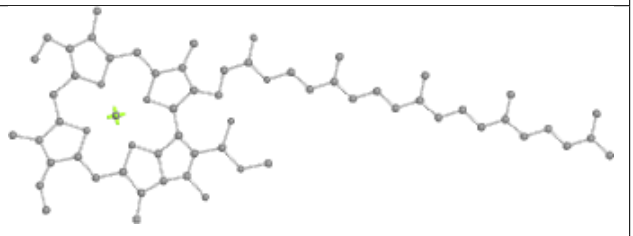

Rings

Ligand PEB EA 202

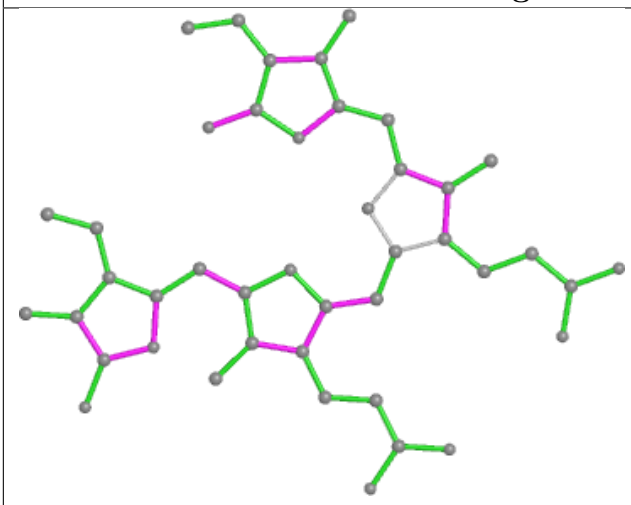

Bond lengths

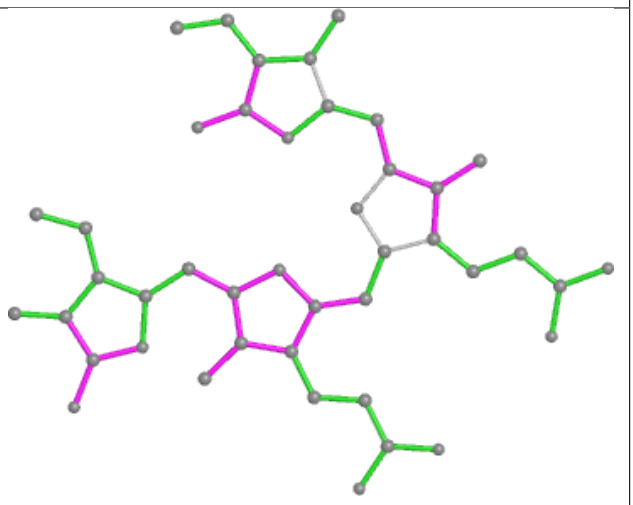

Bond angles

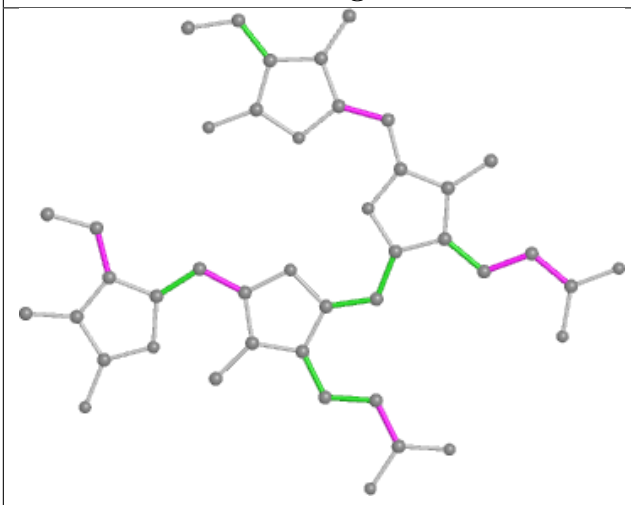

Torsions

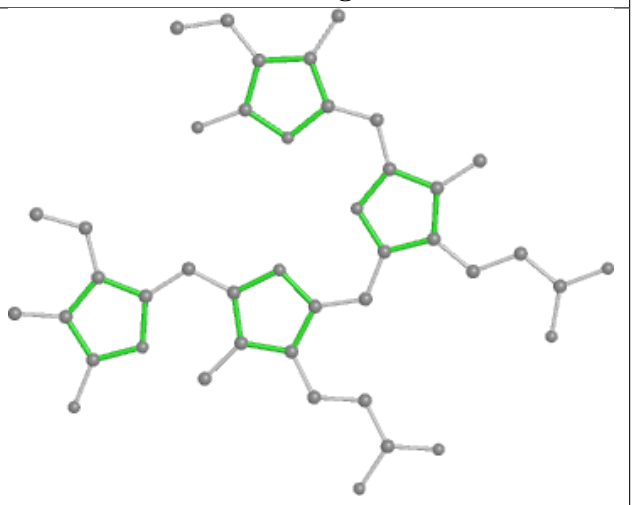

Rings

Ligand PEB FI 201

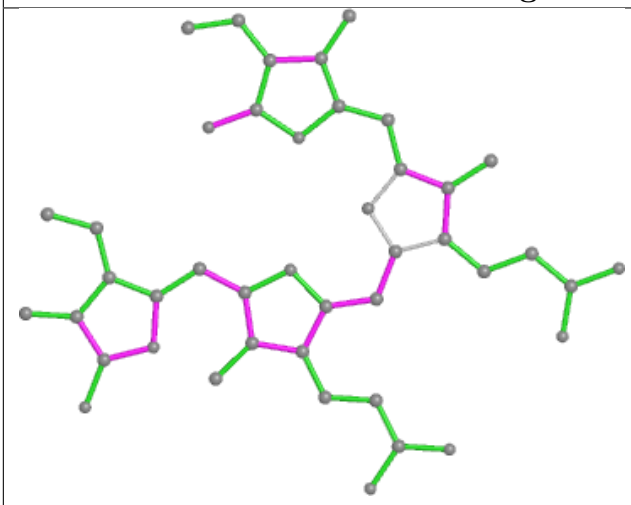

Bond lengths

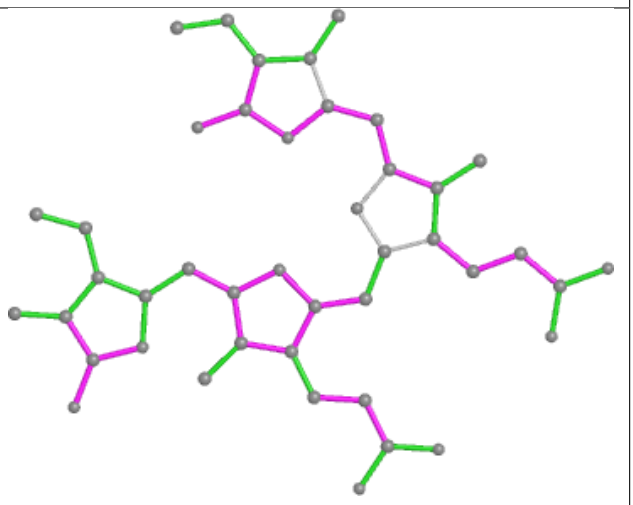

Bond angles

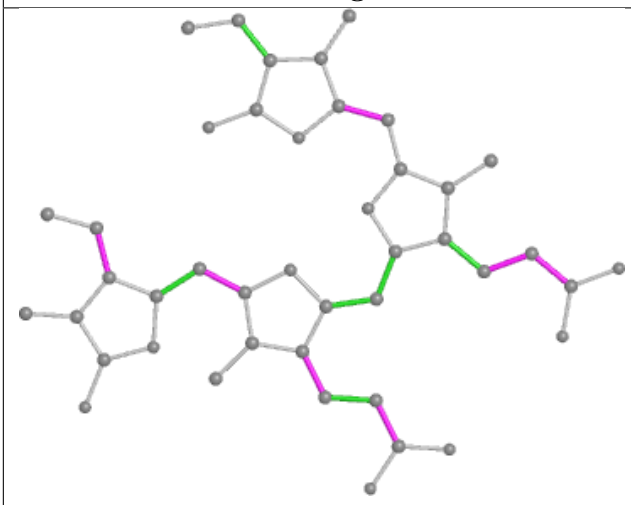

Torsions

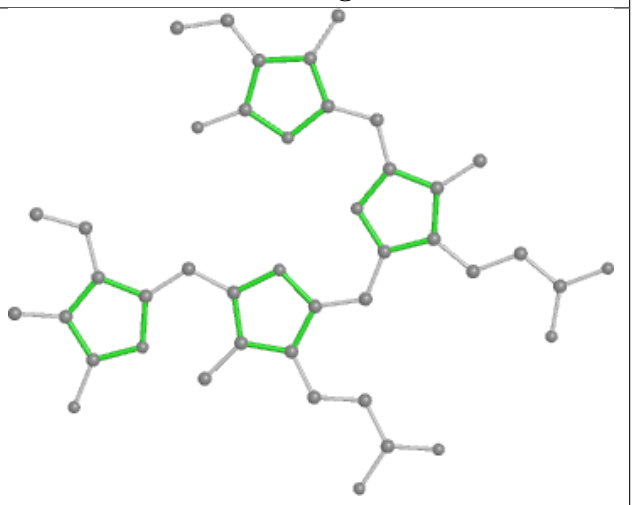

Rings

Ligand PEB KG 201

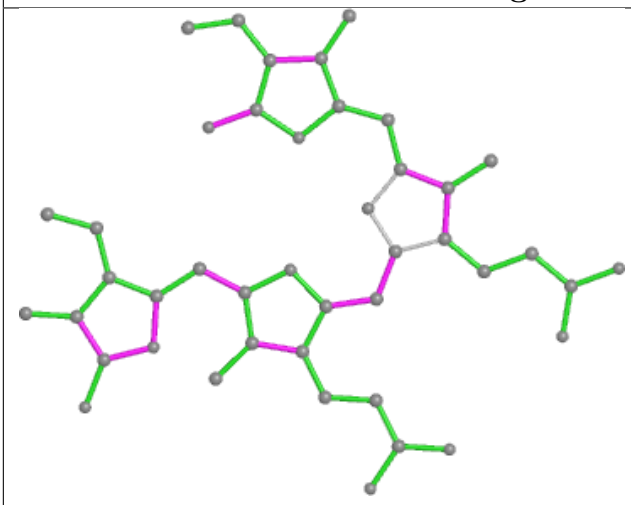

Bond lengths

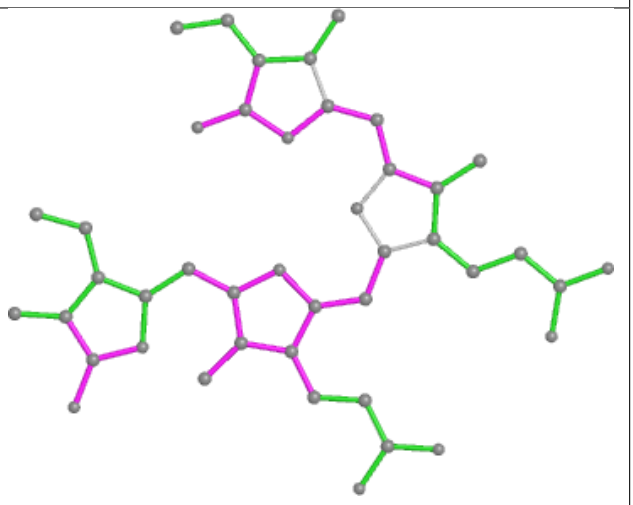

Bond angles

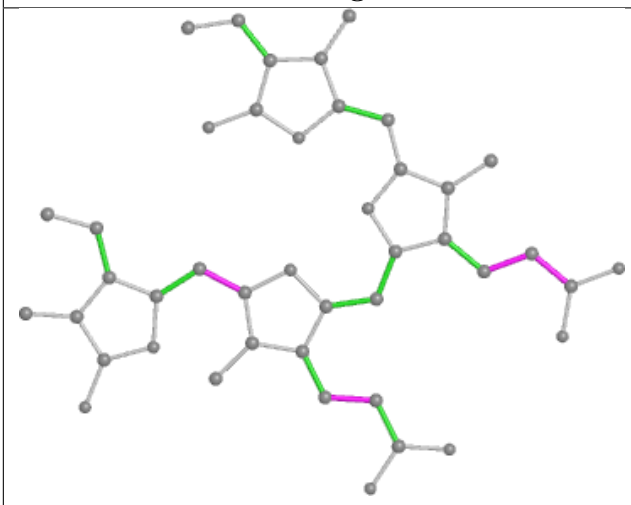

Torsions

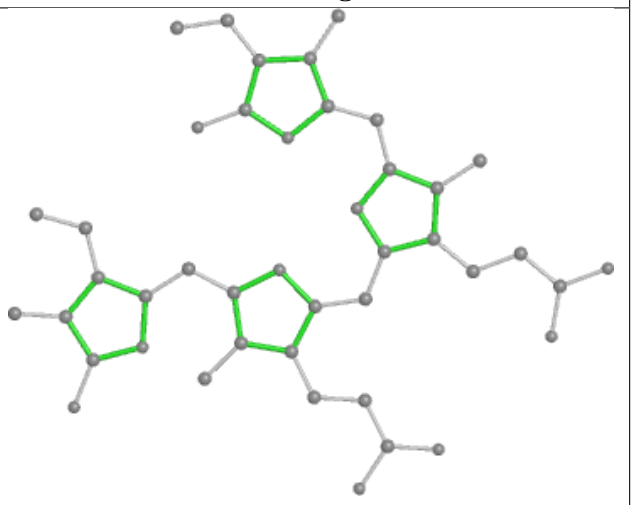

Rings

Ligand PEB lF 202

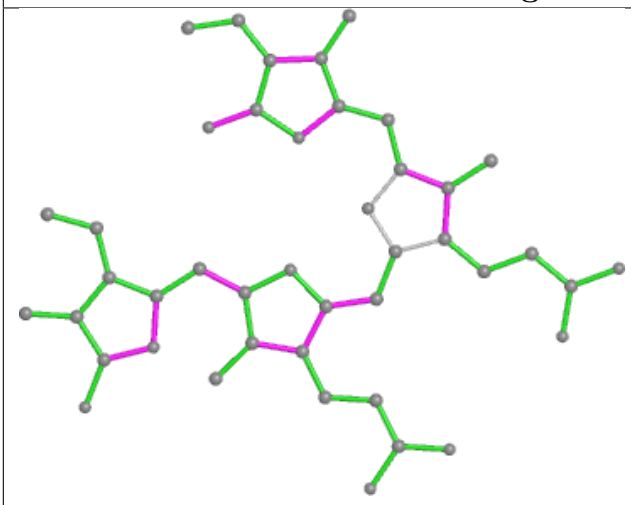

Bond lengths

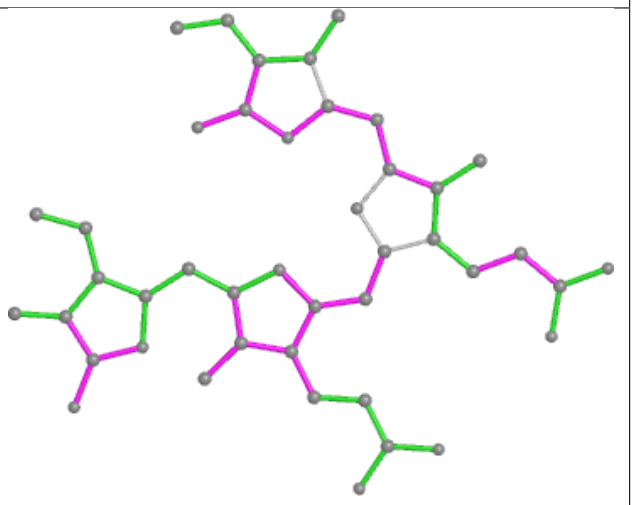

Bond angles

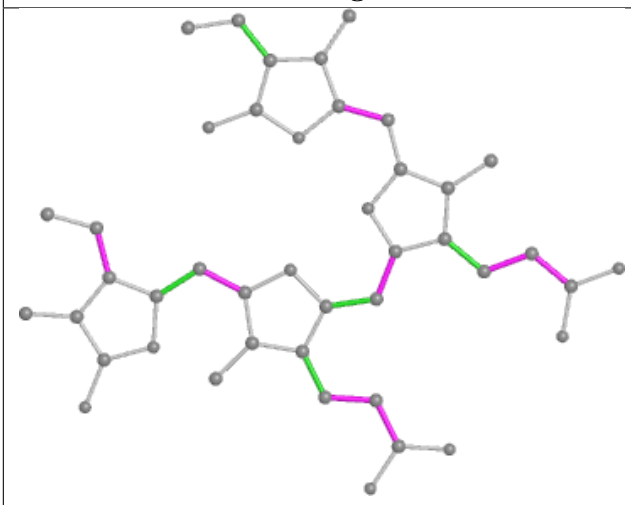

Torsions

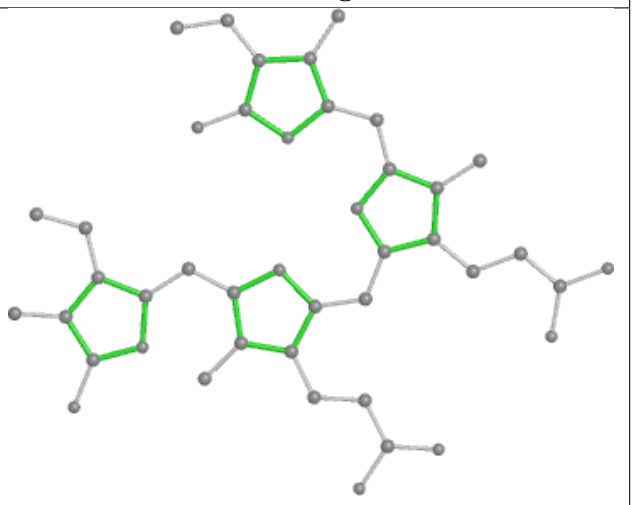

Rings

Ligand PEB OA 201

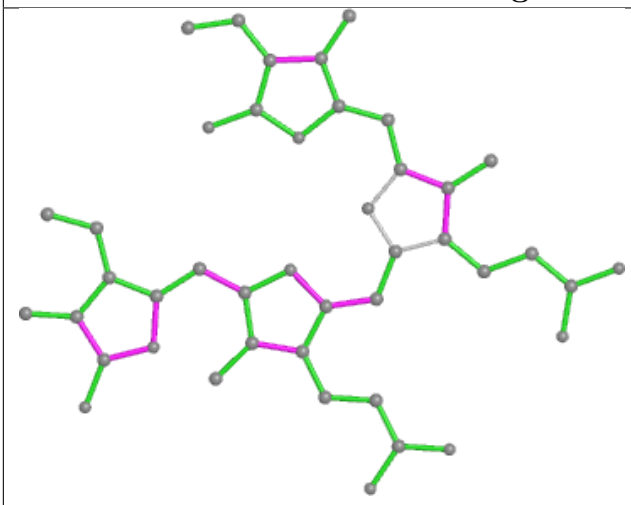

Bond lengths

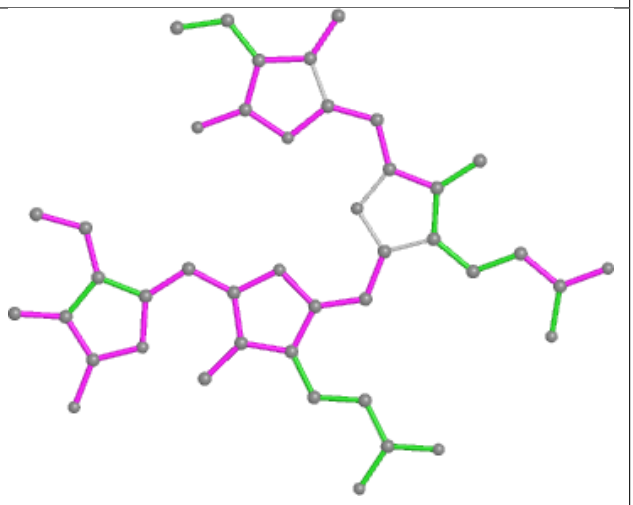

Bond angles

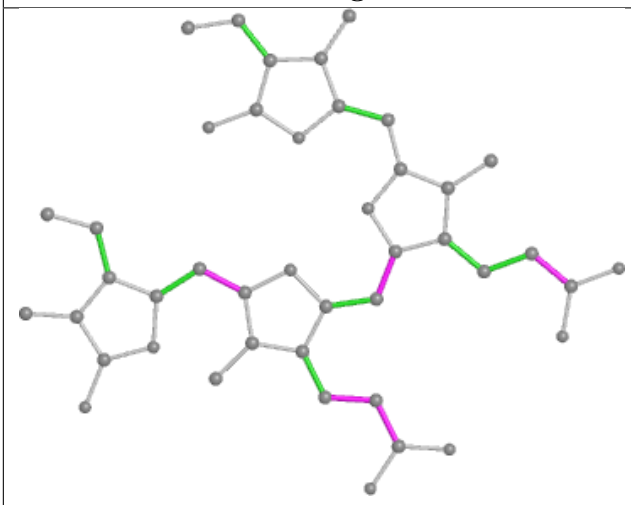

Torsions

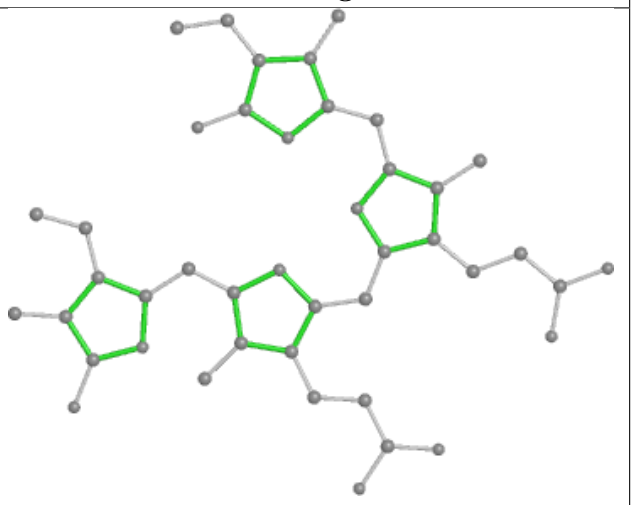

Rings

Ligand PEB V5 202

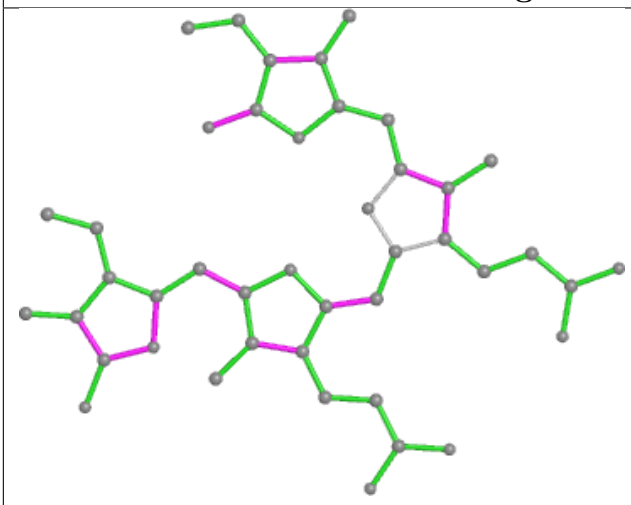

Bond lengths

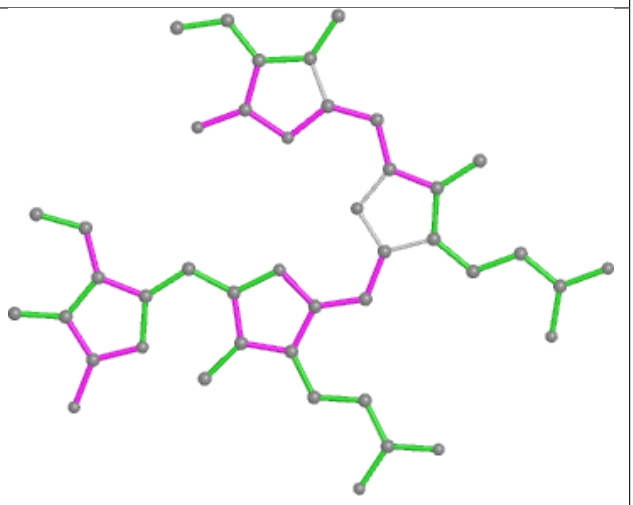

Bond angles

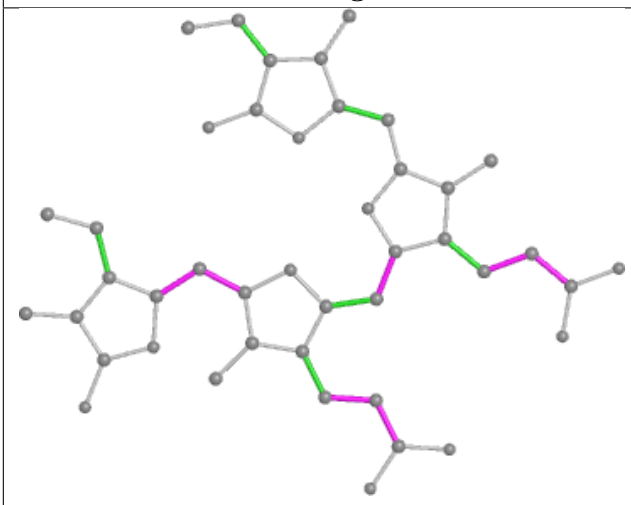

Torsions

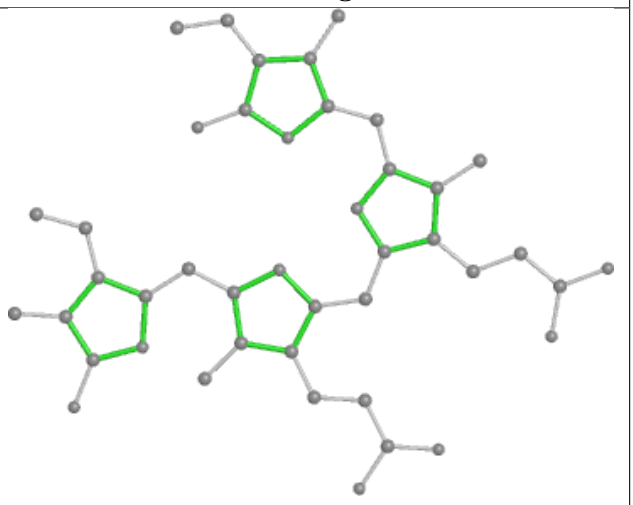

Rings

Ligand PEB PH 202

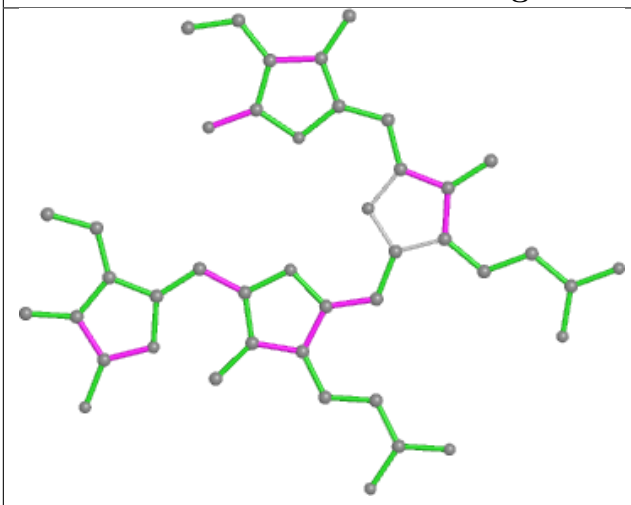

Bond lengths

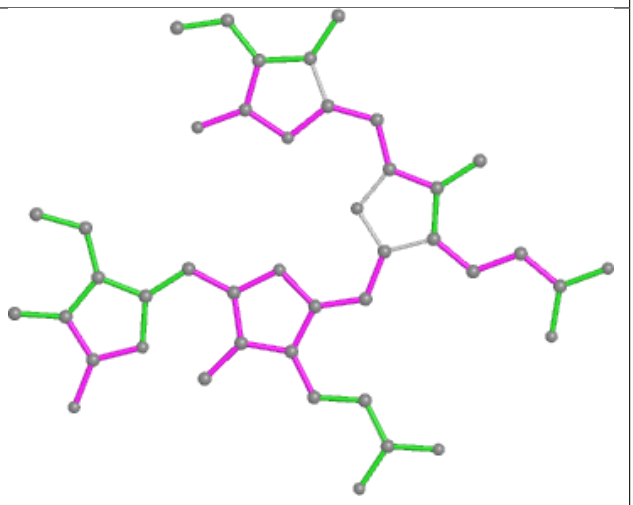

Bond angles

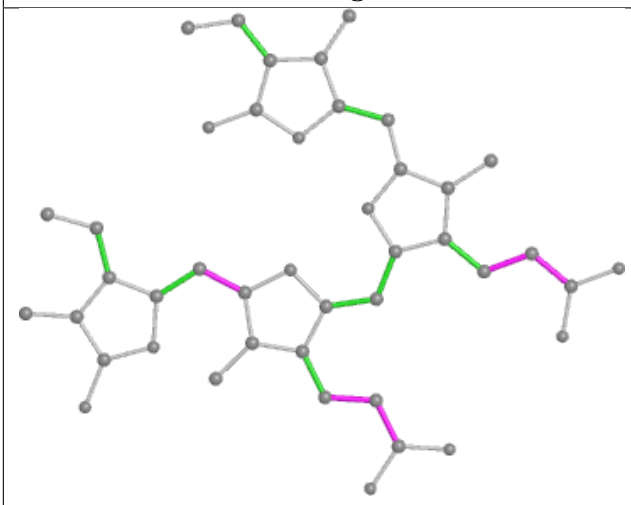

Torsions

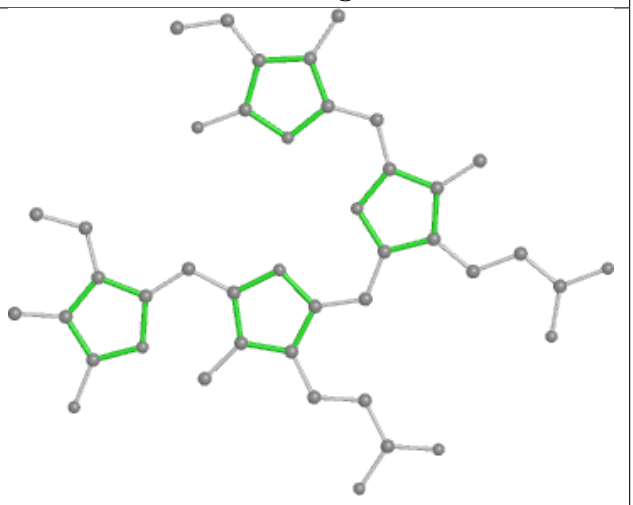

Rings

Ligand PEB iF 201

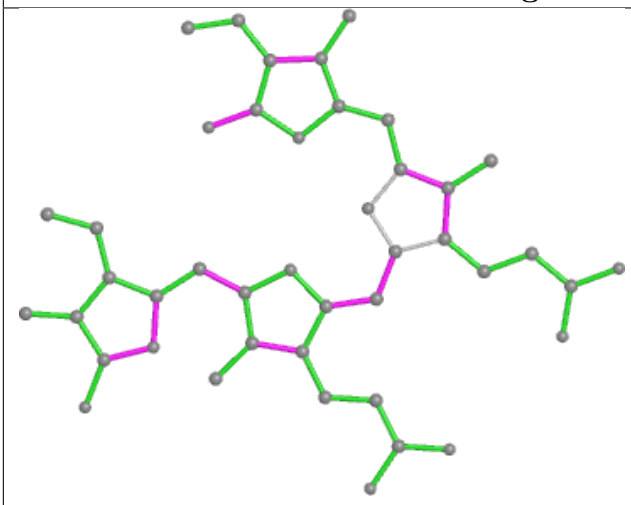

Bond lengths

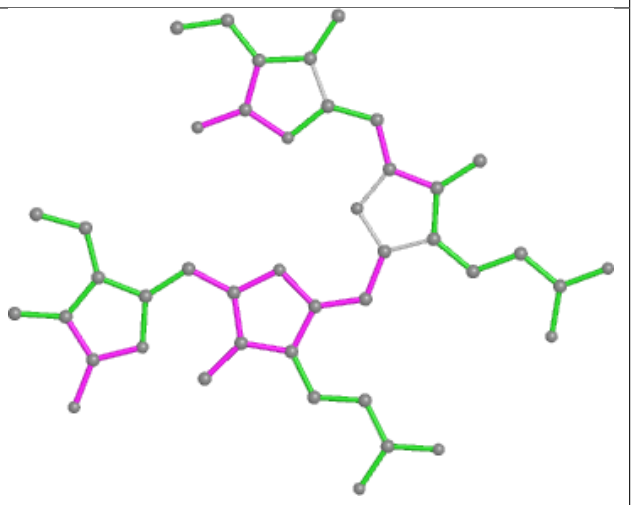

Bond angles

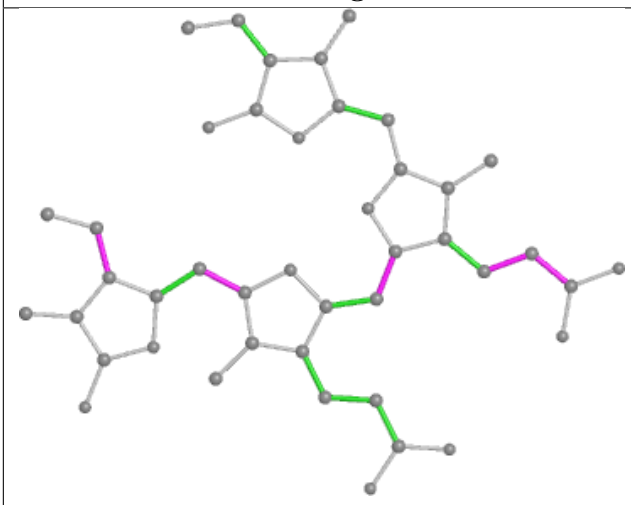

Torsions

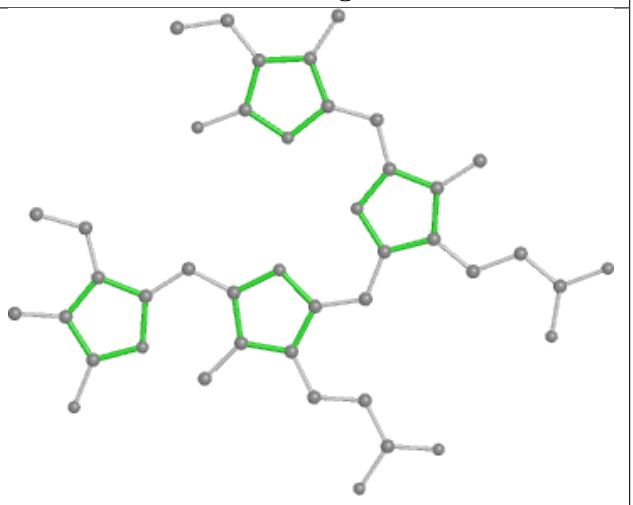

Rings

Ligand PEB WK 203

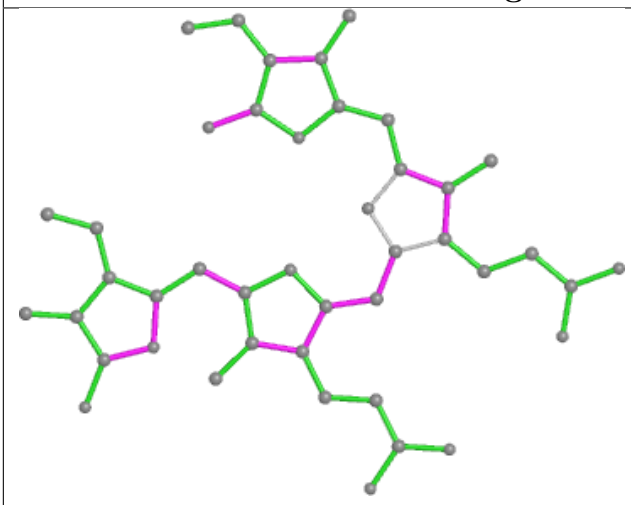

Bond lengths

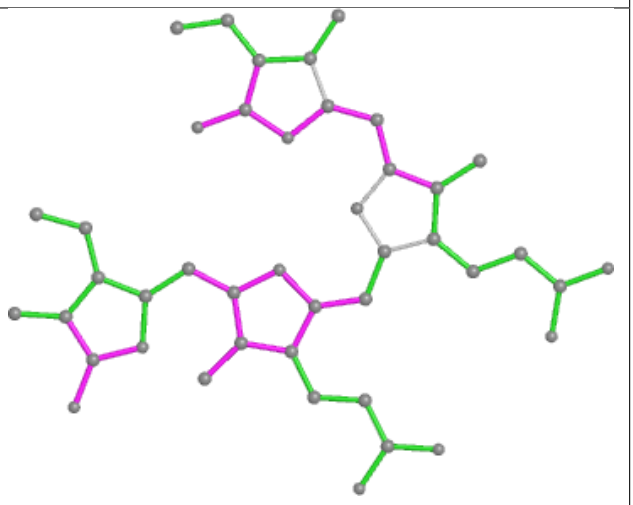

Bond angles

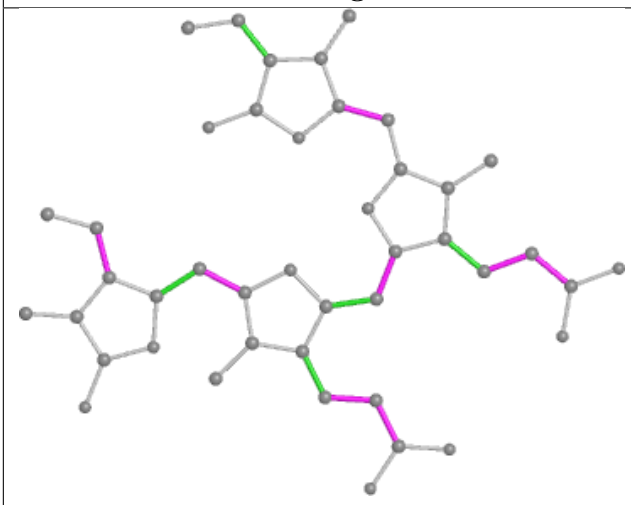

Torsions

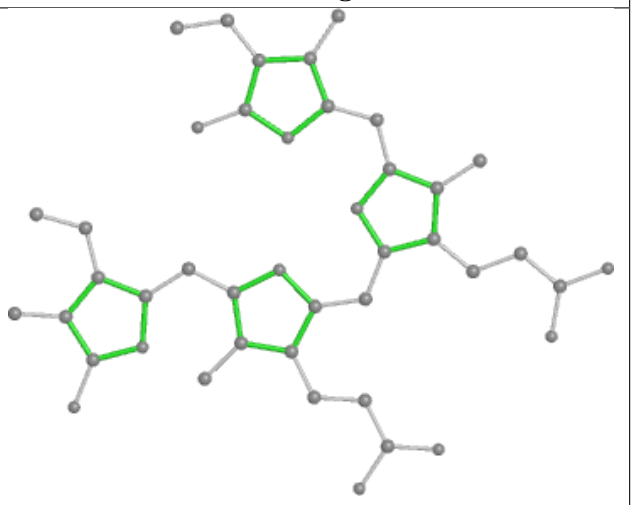

Rings

Ligand CLA 32 308

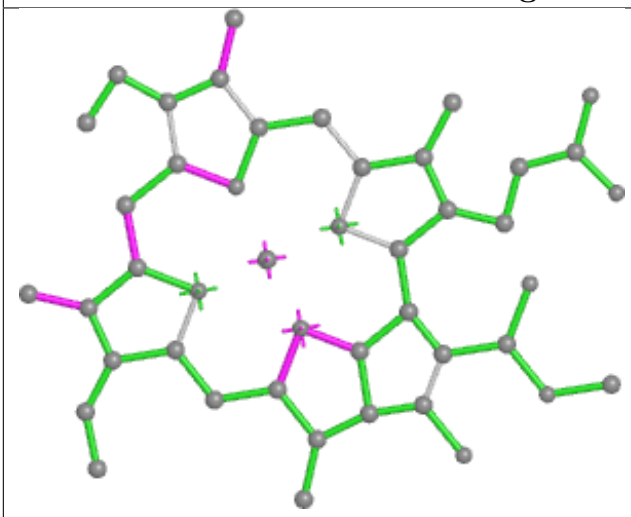

Bond lengths

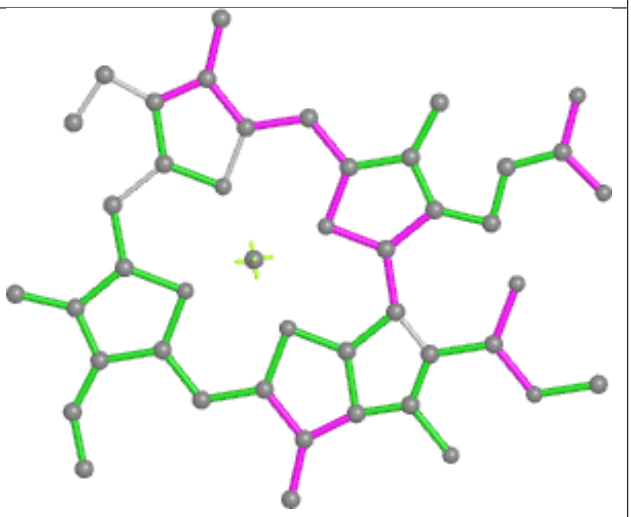

Bond angles

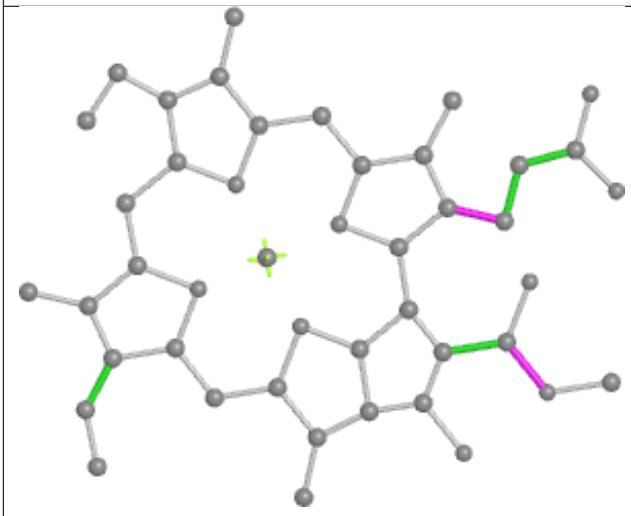

Torsions

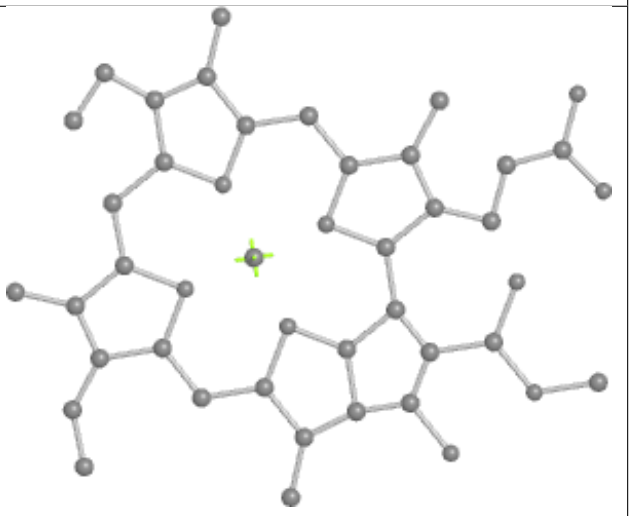

Rings

Ligand PEB SG 203

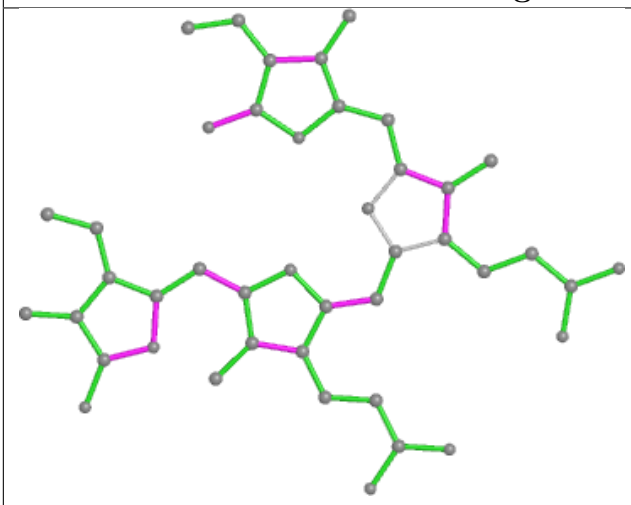

Bond lengths

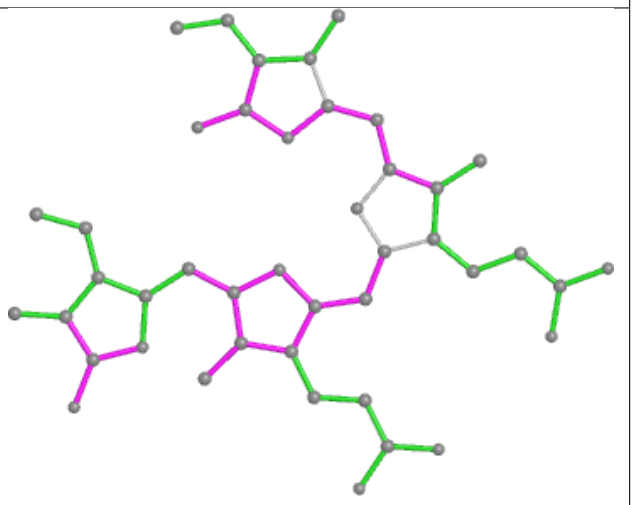

Bond angles

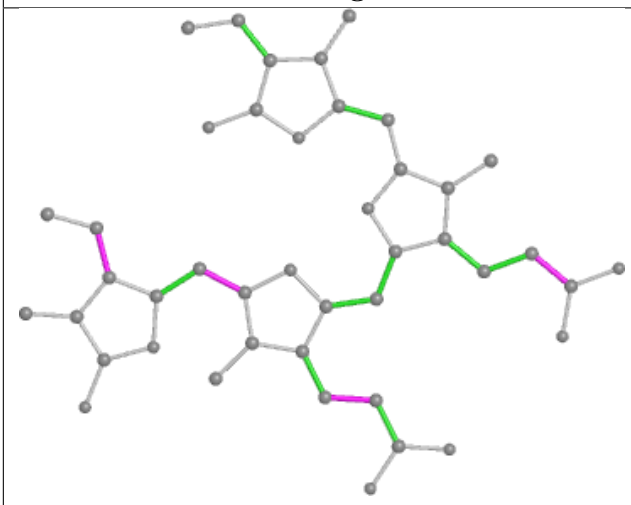

Torsions

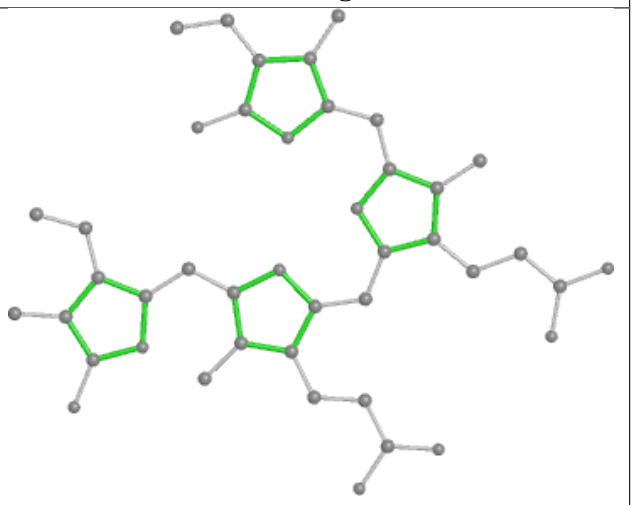

Rings

Ligand LMG DL 402

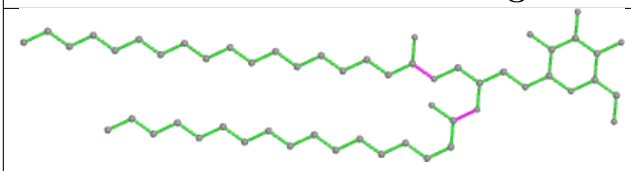

Bond lengths

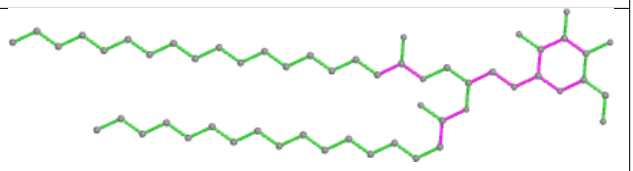

Bond angles

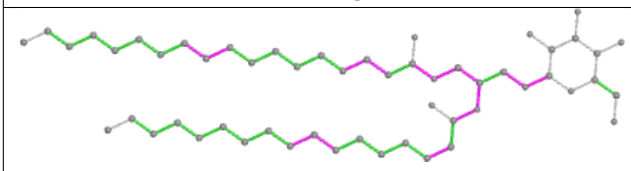

Torsions

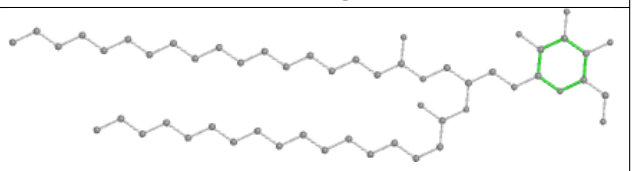

Rings

Ligand PUB A1 303

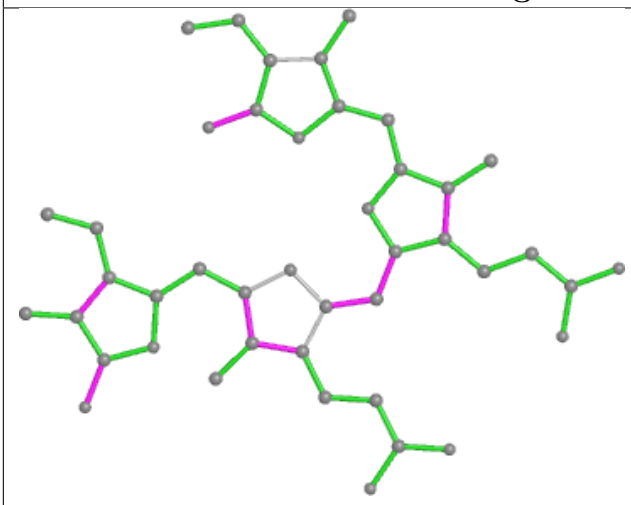

Bond lengths

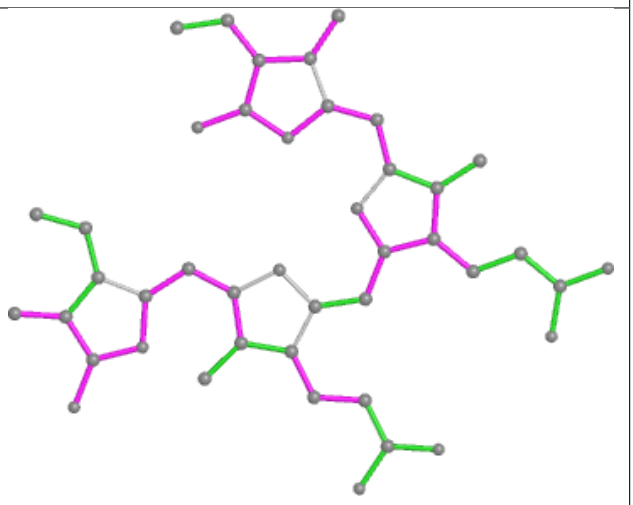

Bond angles

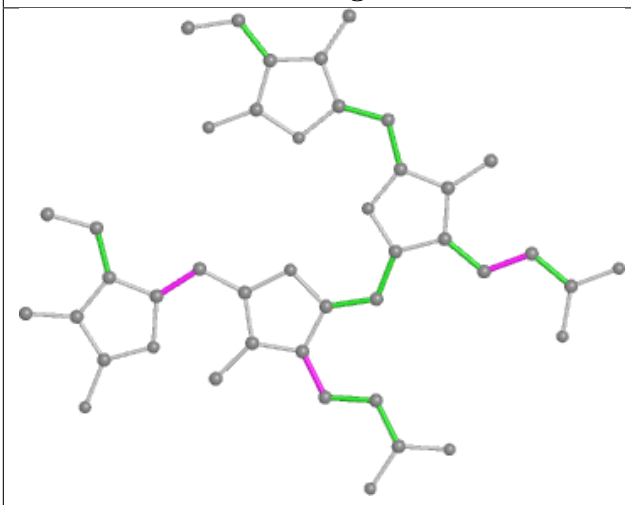

Torsions

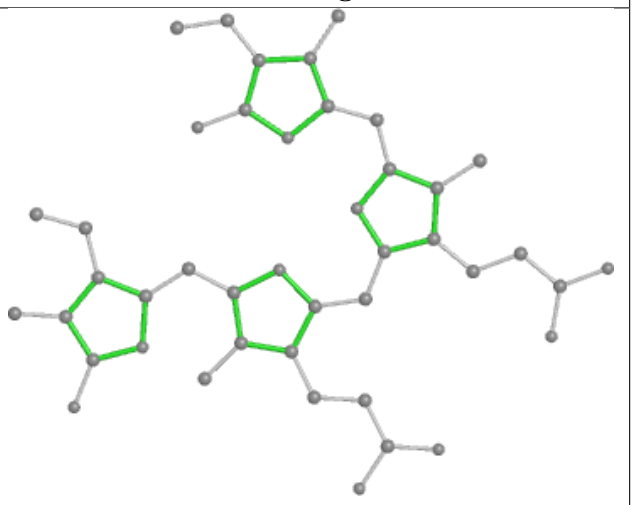

Rings

Ligand PEB N5 201

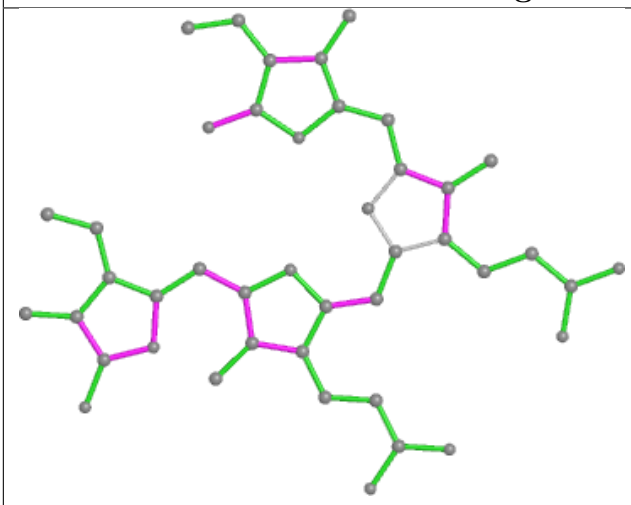

Bond lengths

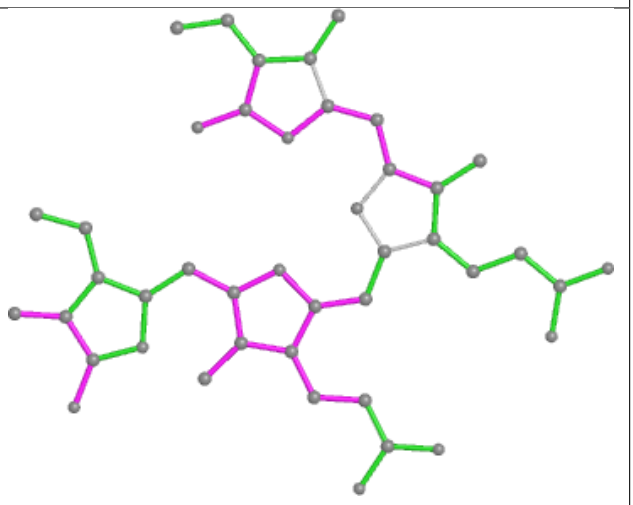

Bond angles

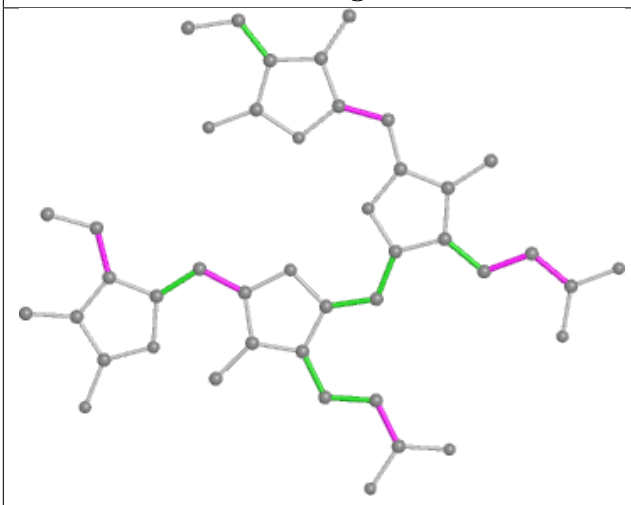

Torsions

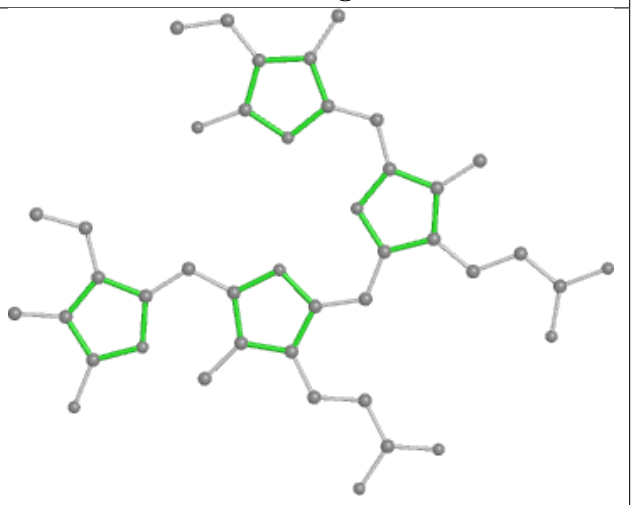

Rings

Ligand PEB xK 304

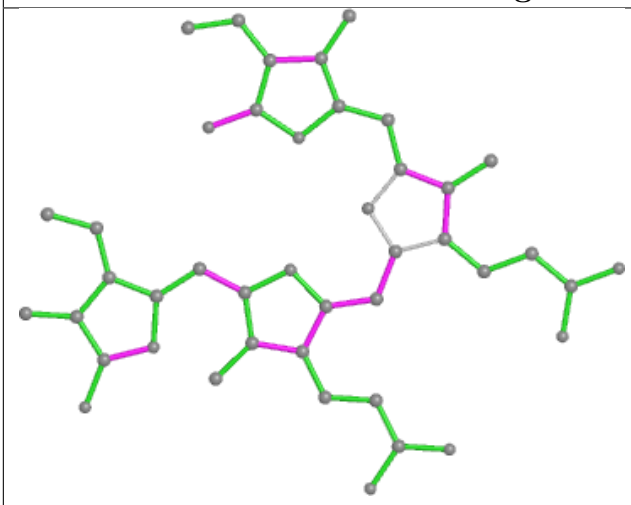

Bond lengths

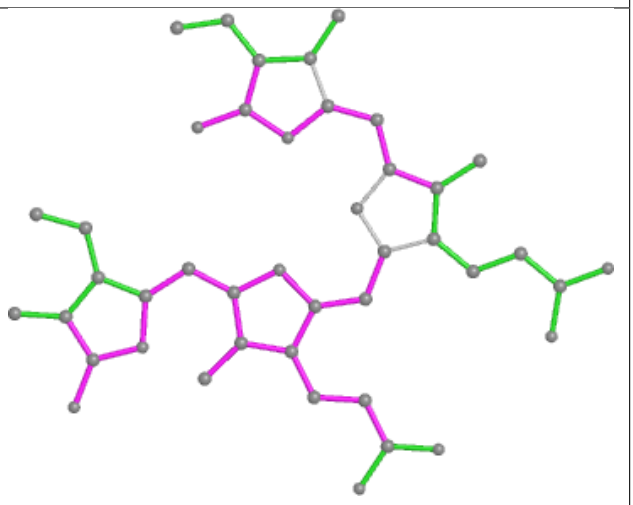

Bond angles

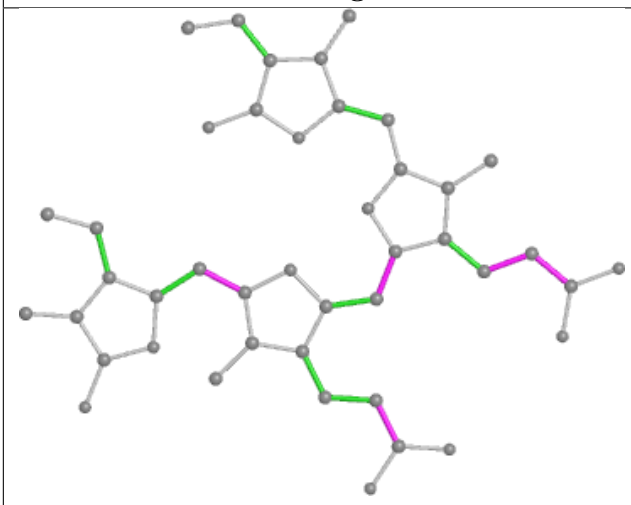

Torsions

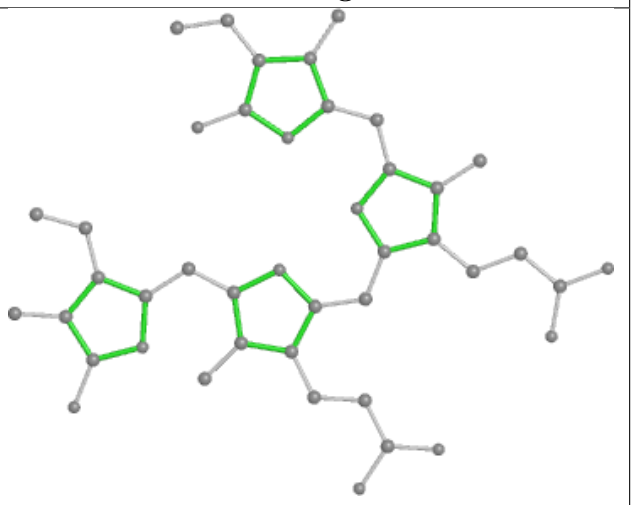

Rings

Ligand CLA AN 835

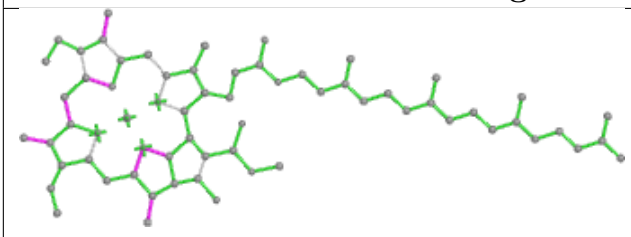

Bond lengths

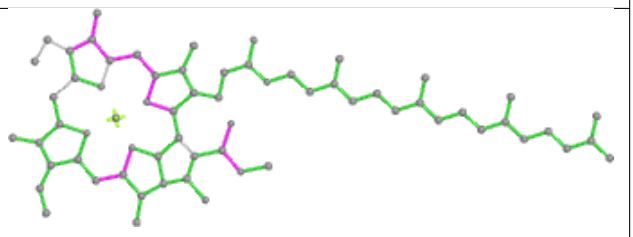

Bond angles

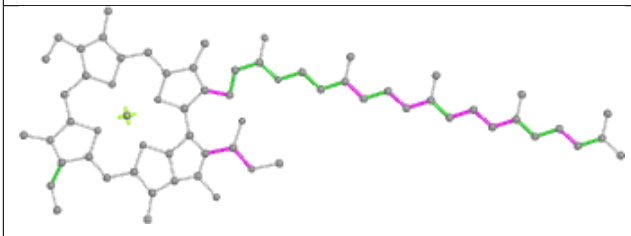

Torsions

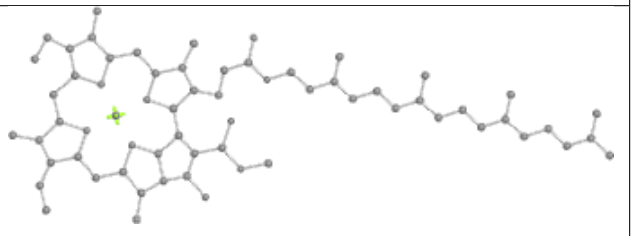

Rings

Ligand PEB DA 201

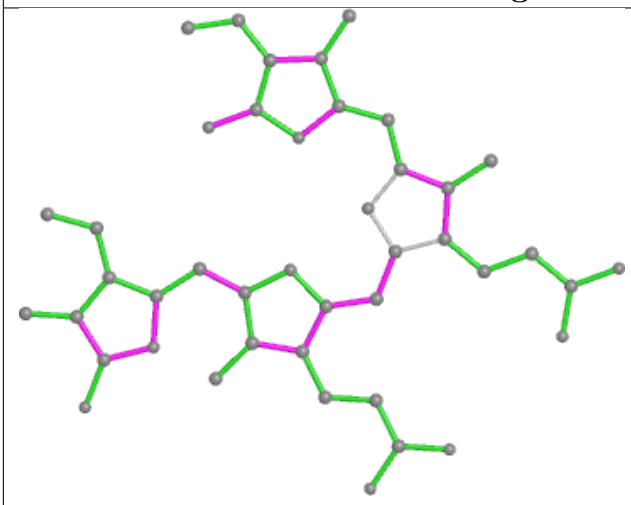

Bond lengths

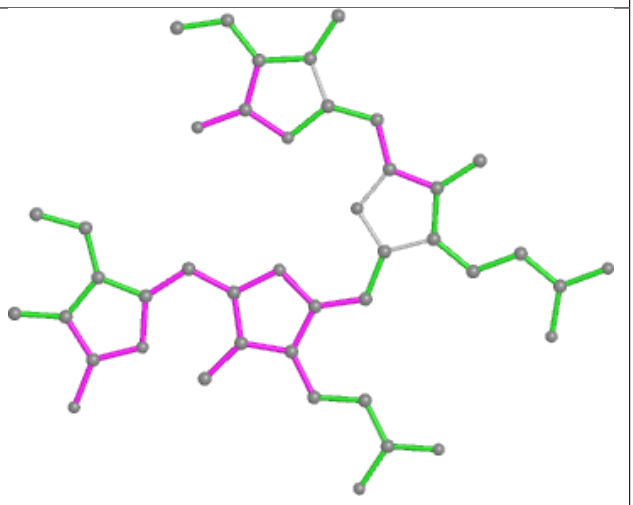

Bond angles

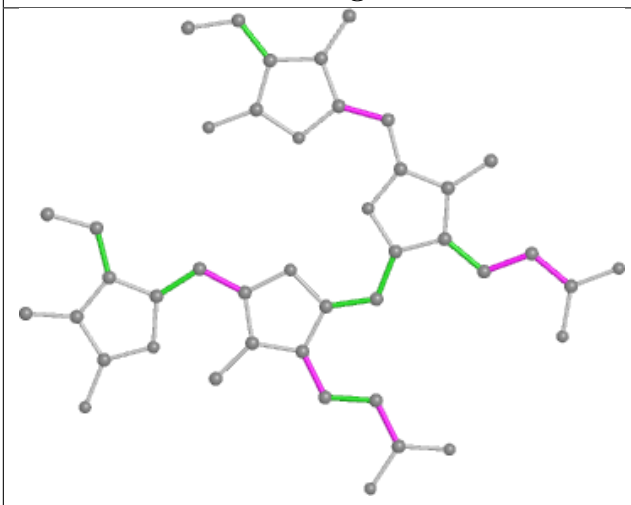

Torsions

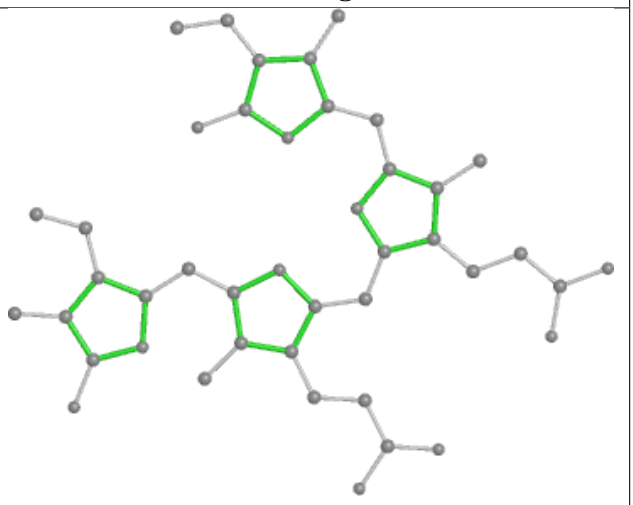

Rings

Ligand CYC p3 1001

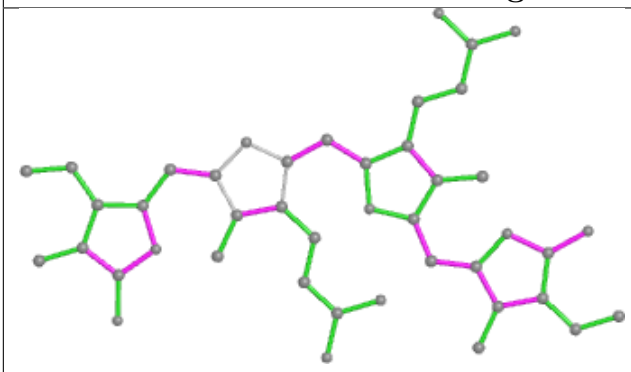

Bond lengths

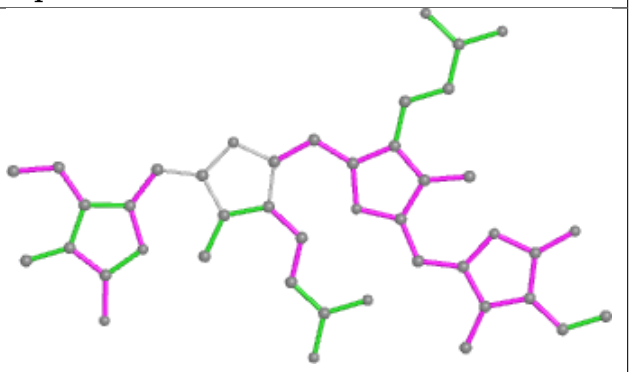

Bond angles

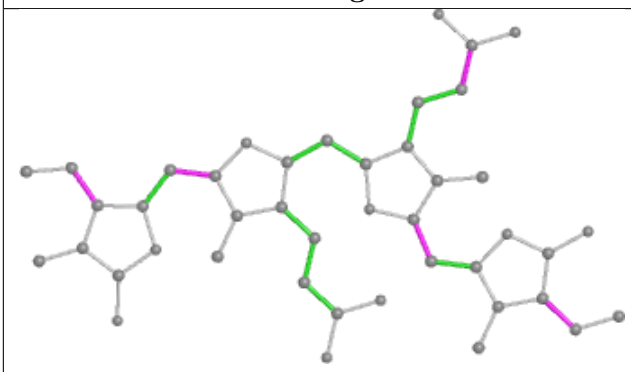

Torsions

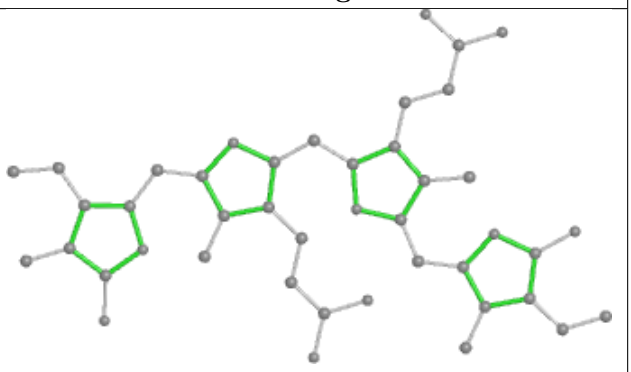

Rings

Ligand PEB iG 202

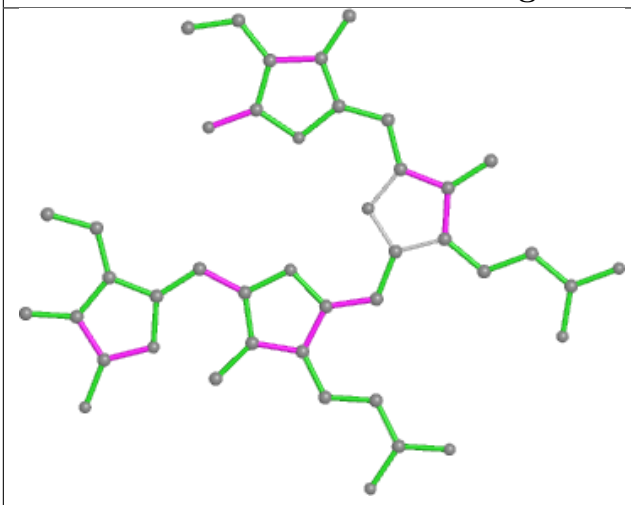

Bond lengths

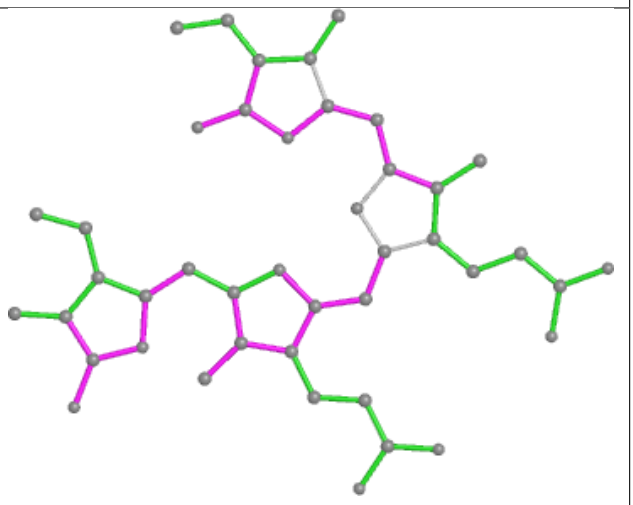

Bond angles

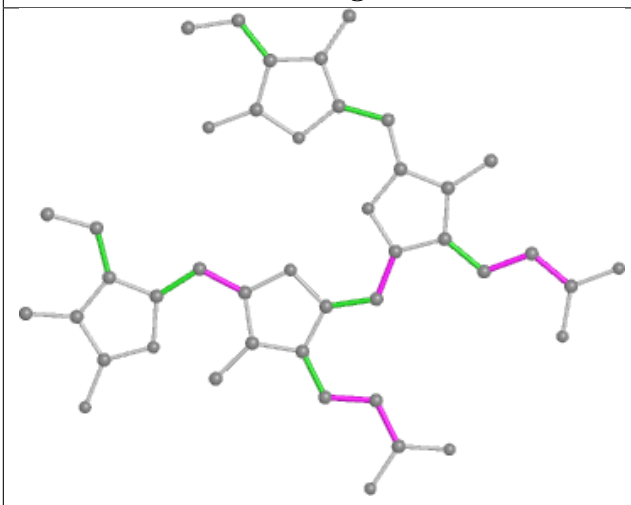

Torsions

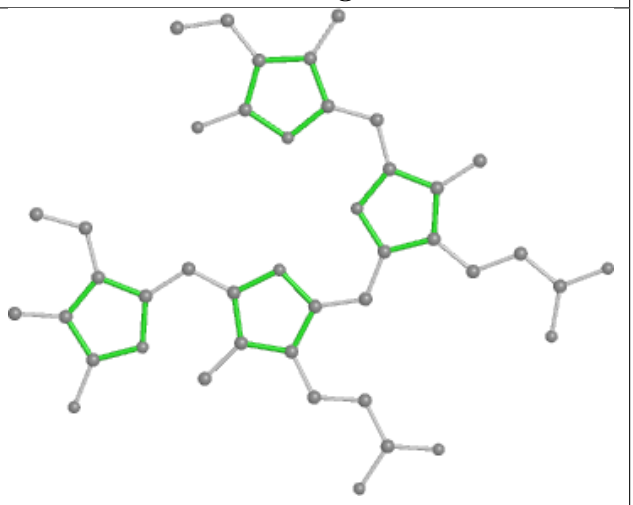

Rings

Ligand CLA 52 607

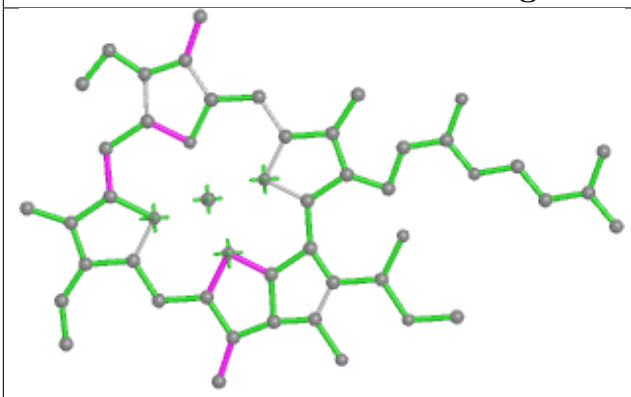

Bond lengths

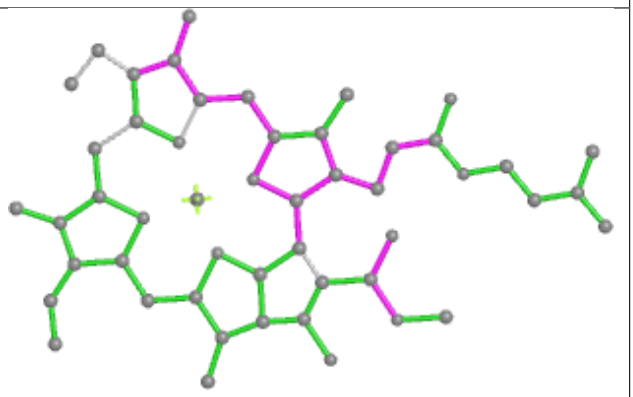

Bond angles

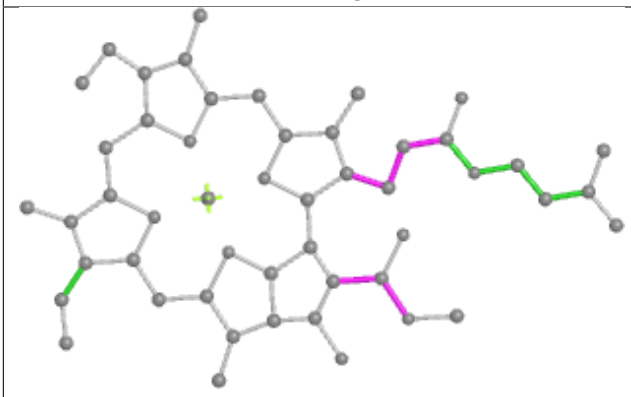

Torsions

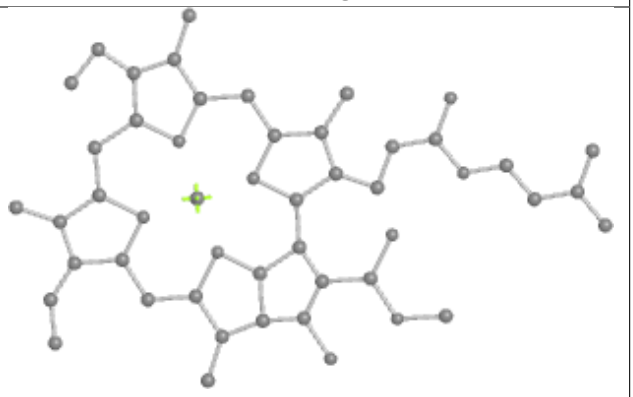

Rings

Ligand PEB CK 201

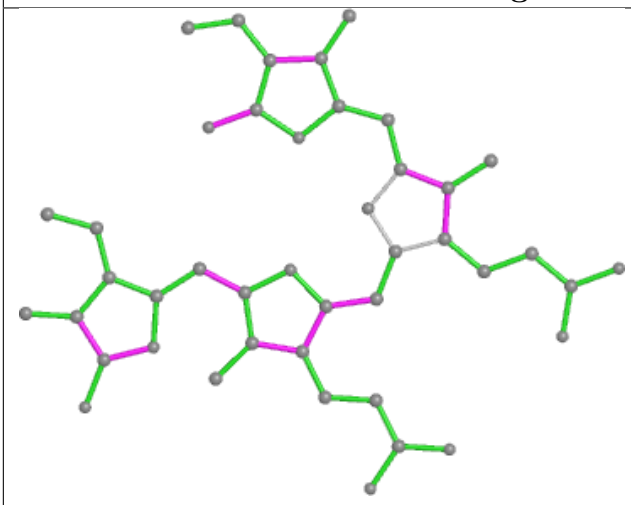

Bond lengths

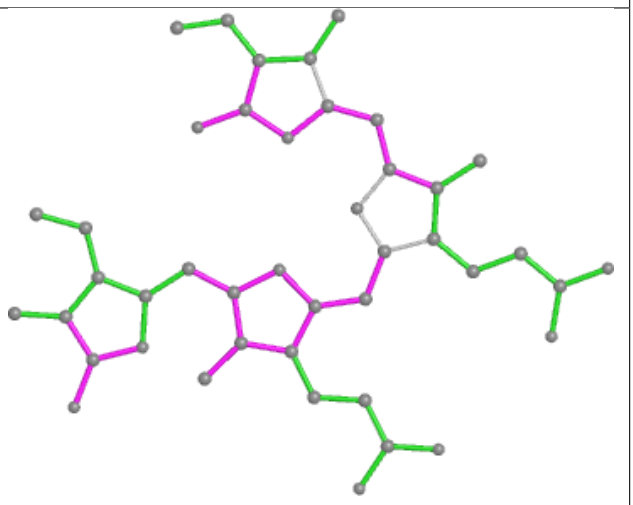

Bond angles

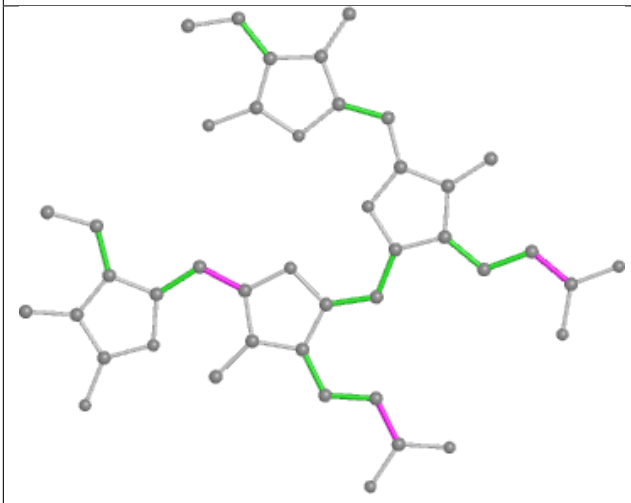

Torsions

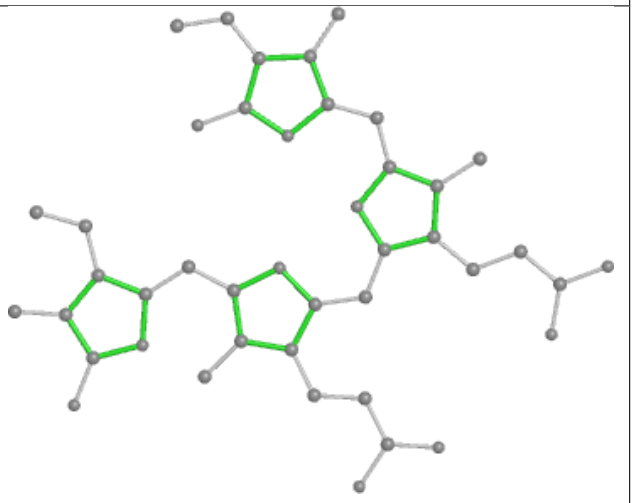

Rings

Ligand CYC BE 1001

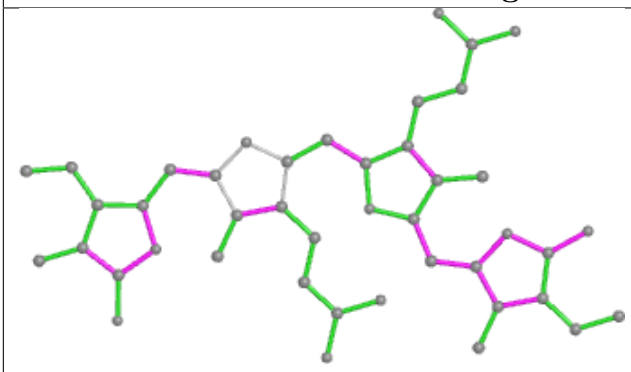

Bond lengths

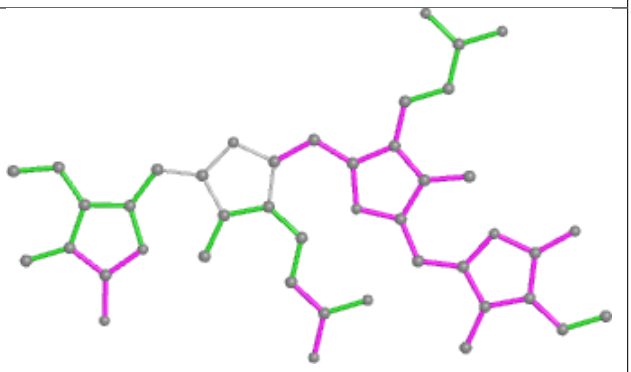

Bond angles

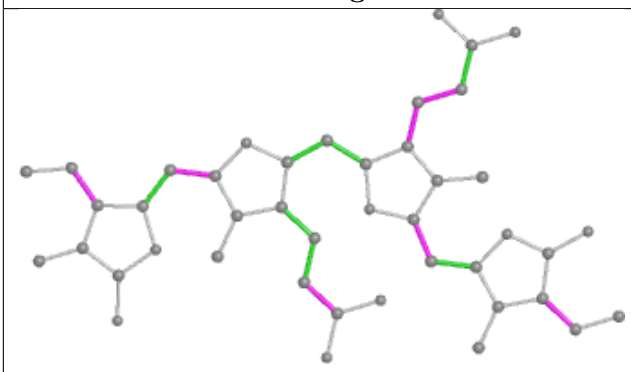

Torsions

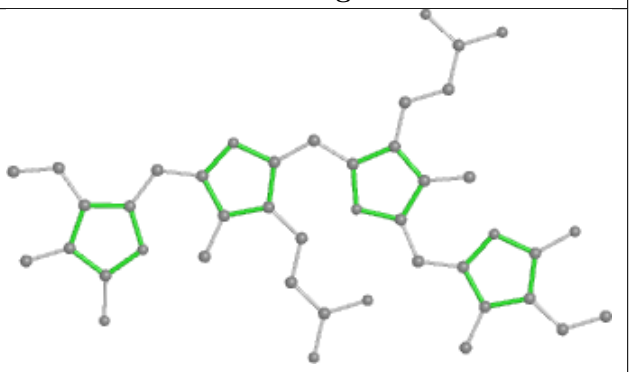

Rings

Ligand PEB GK 201

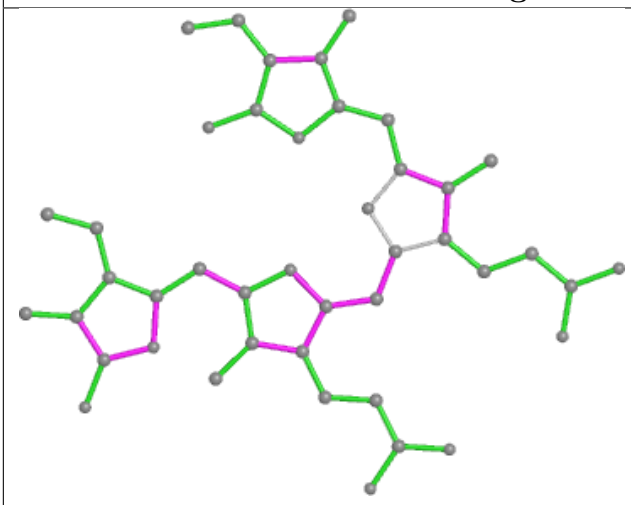

Bond lengths

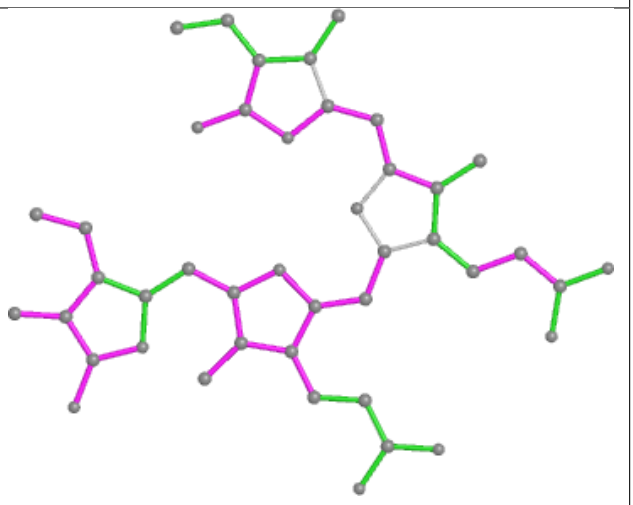

Bond angles

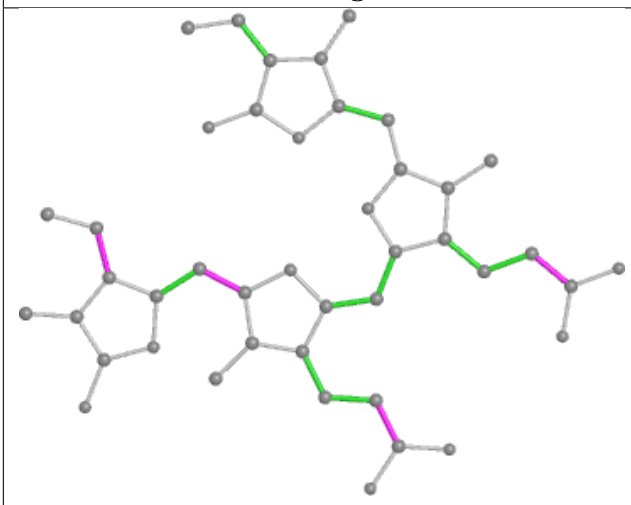

Torsions

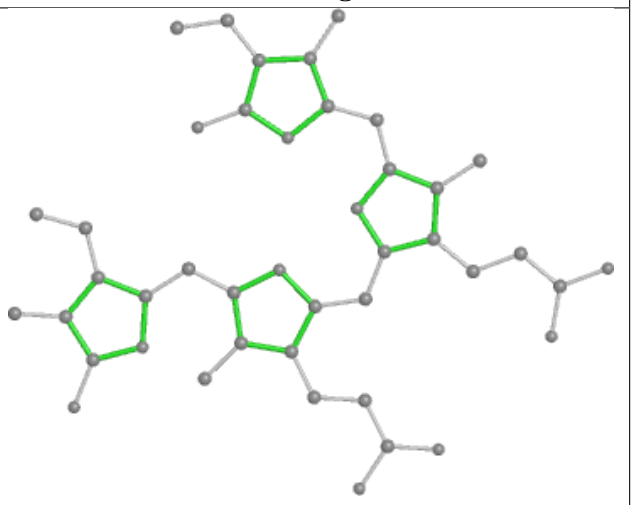

Rings

Ligand PEB iK 201

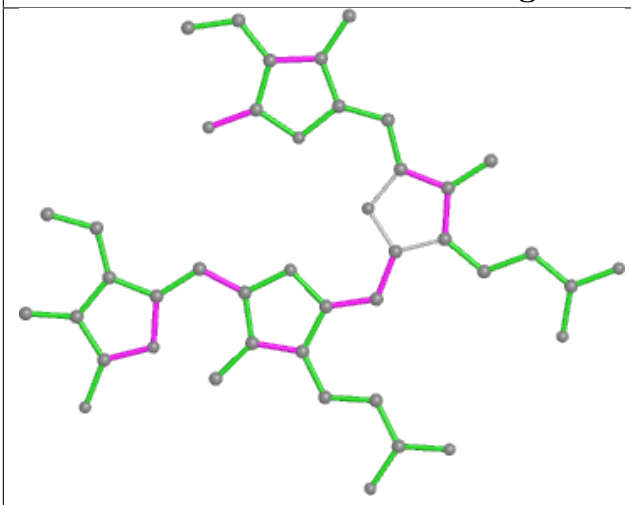

Bond lengths

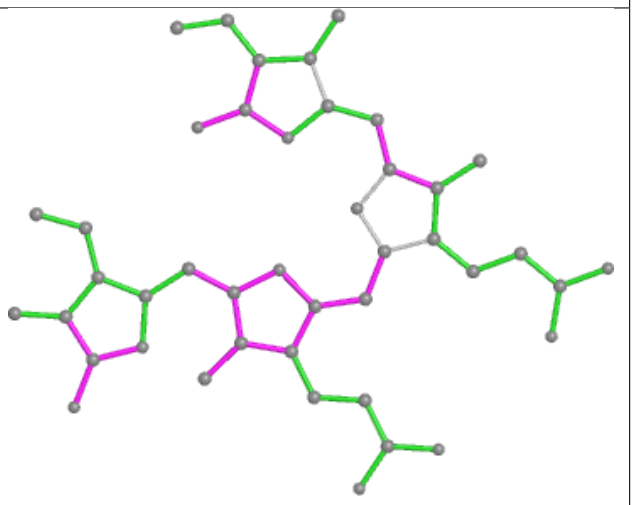

Bond angles

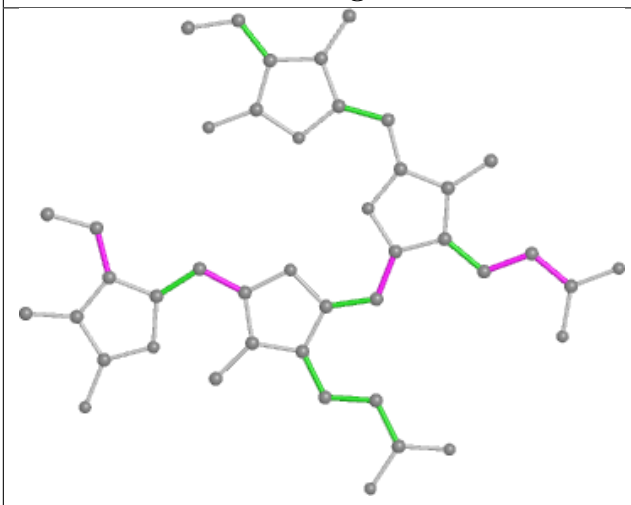

Torsions

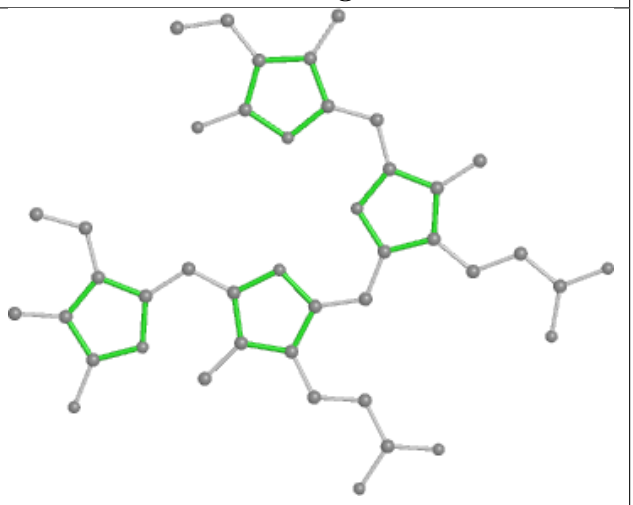

Rings

Ligand LMG yL 101

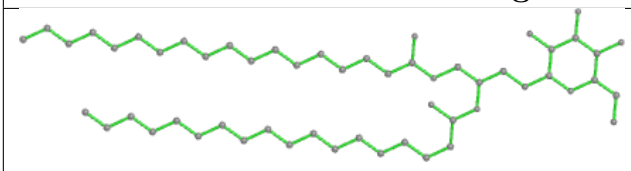

Bond lengths

Bond angles

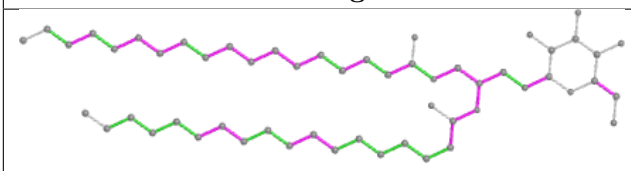

Torsions

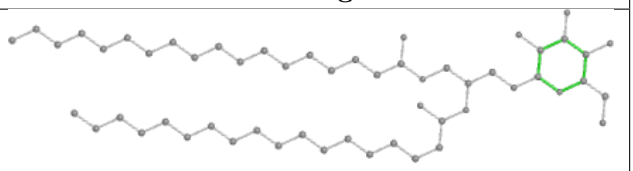

Rings

Ligand PEB Y5 203

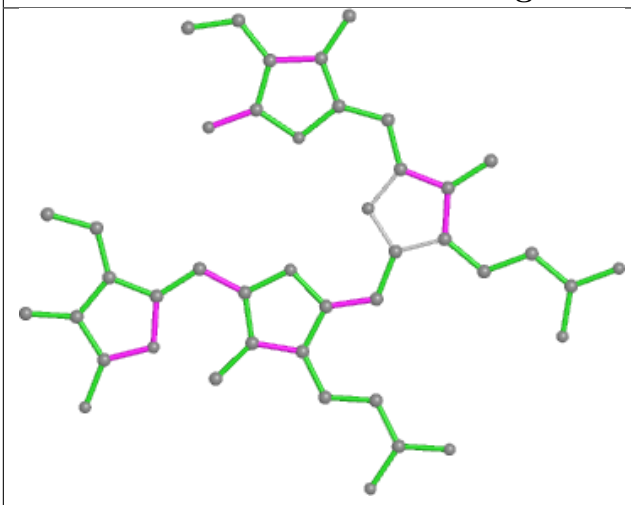

Bond lengths

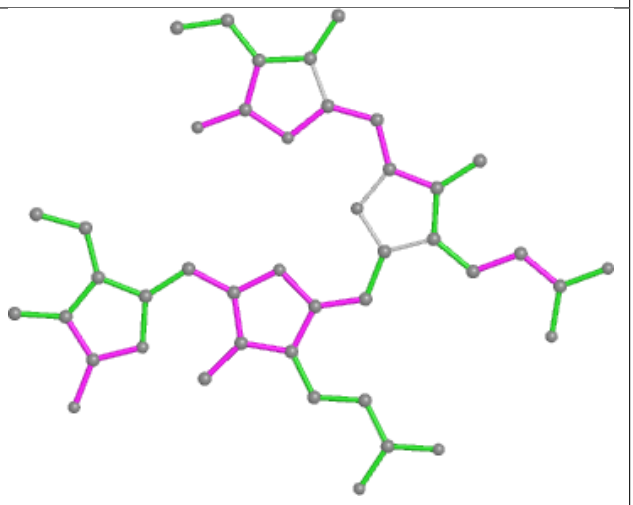

Bond angles

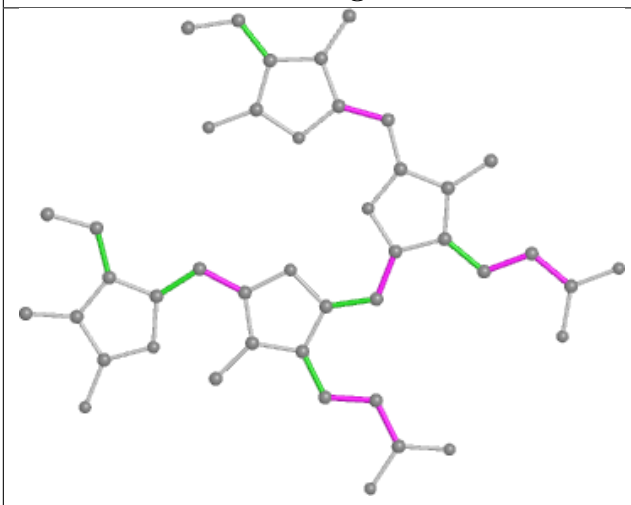

Torsions

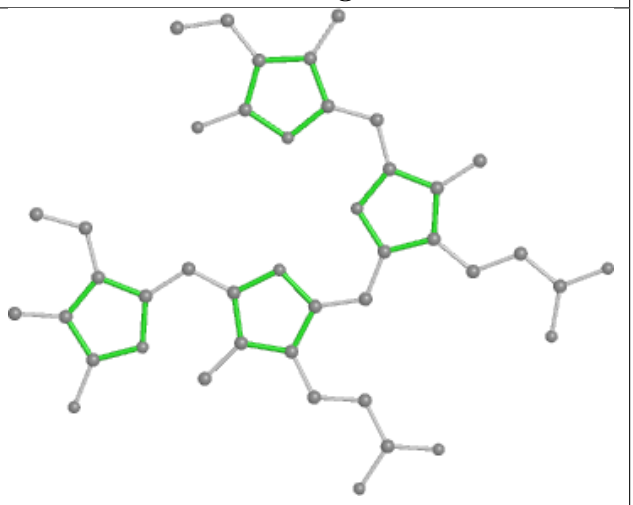

Rings

Ligand CYC y3 1001

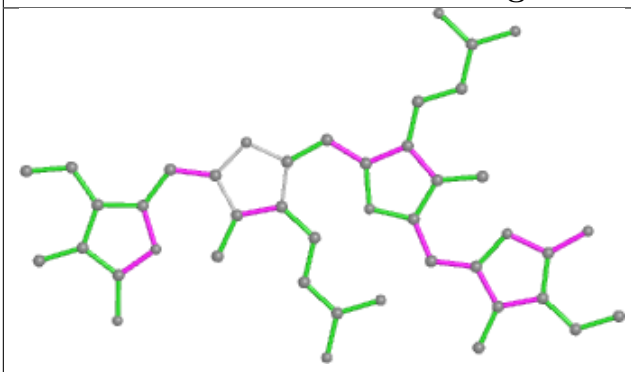

Bond lengths

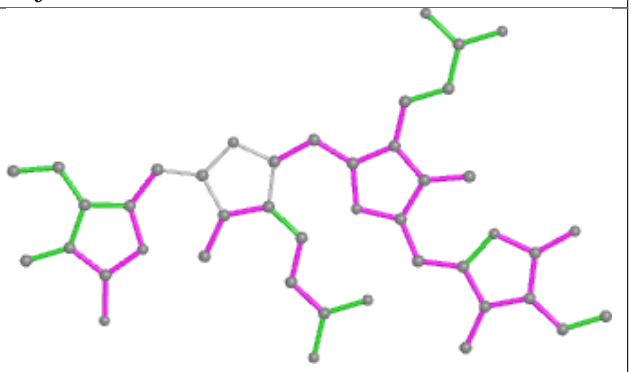

Bond angles

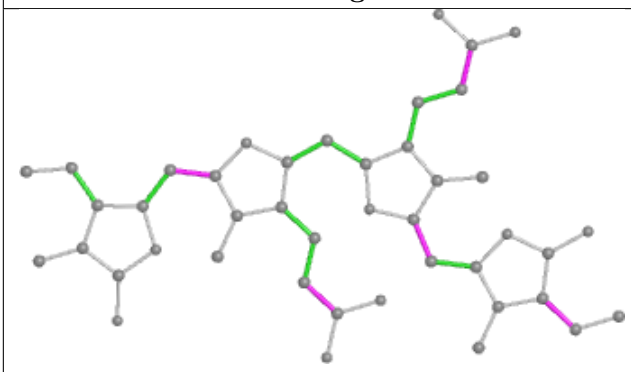

Torsions

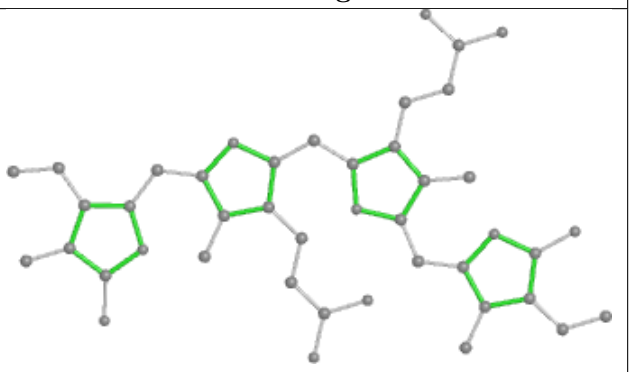

Rings

Ligand PEB hJ 201

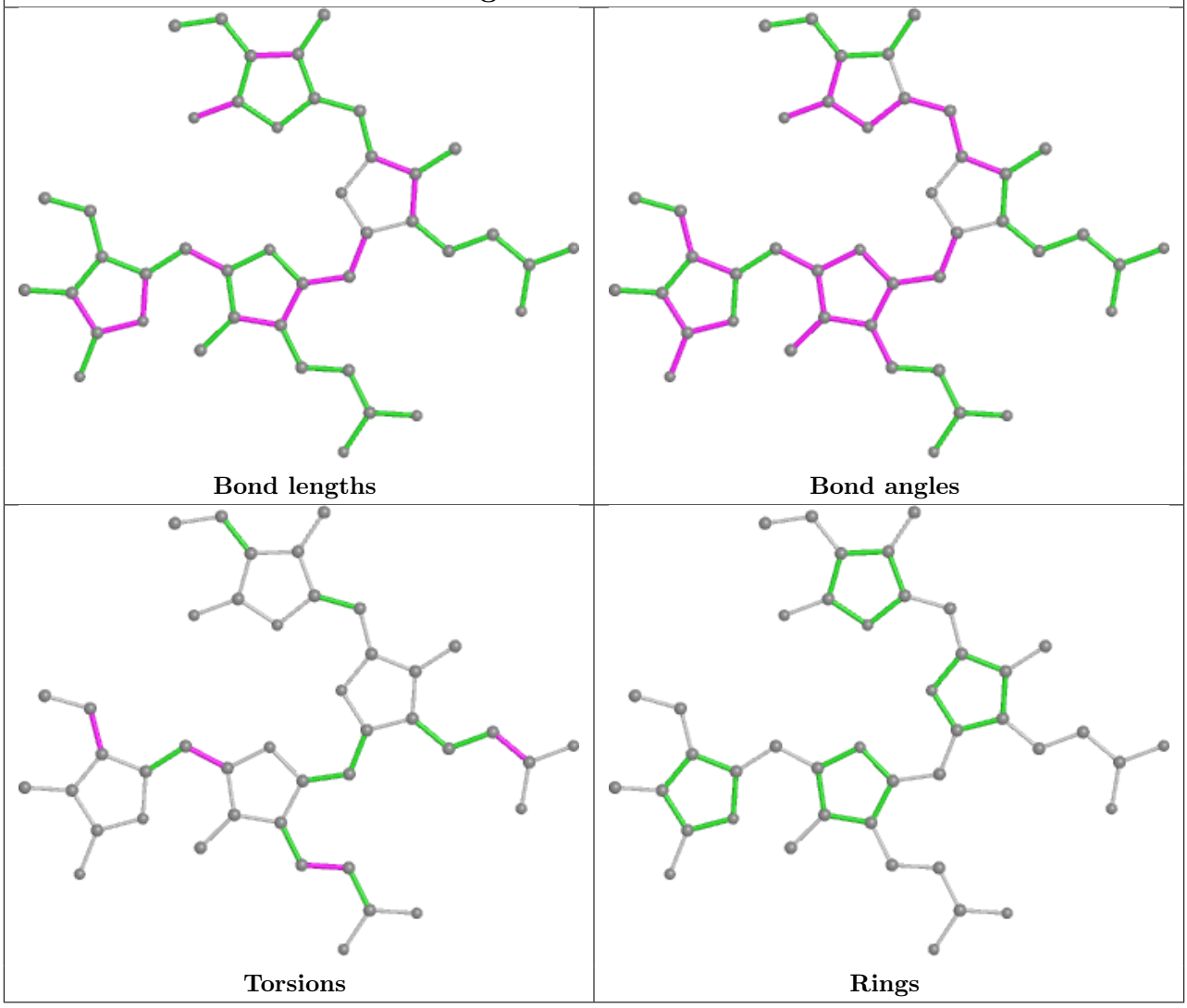

Ligand CLA B2 816

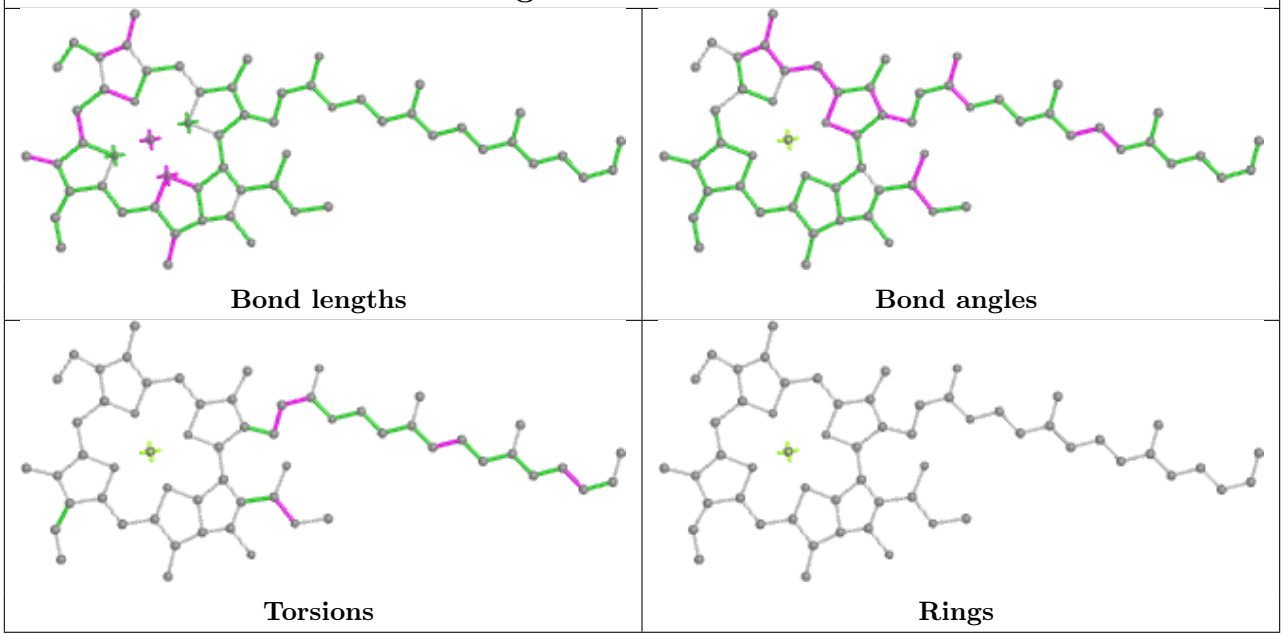

Ligand CLA B2 811

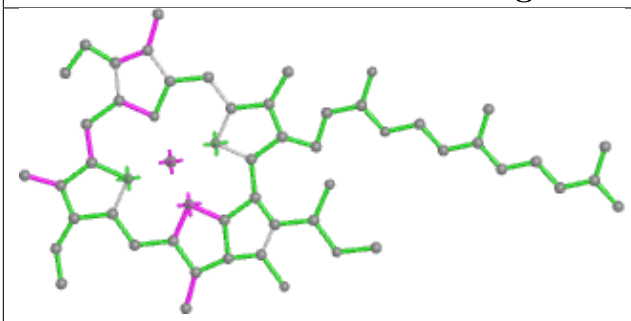

Bond lengths

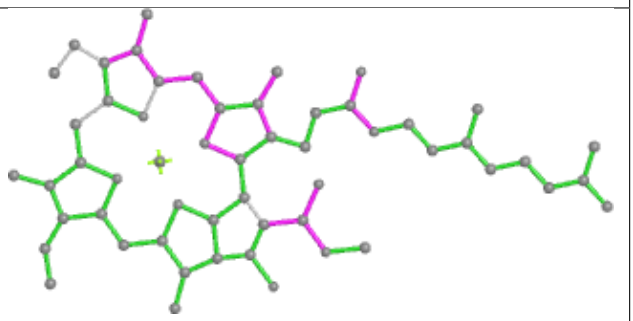

Bond angles

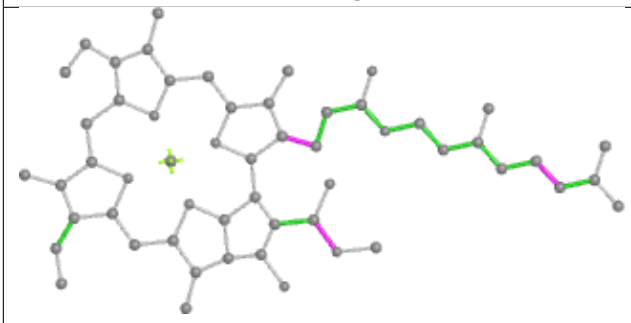

Torsions

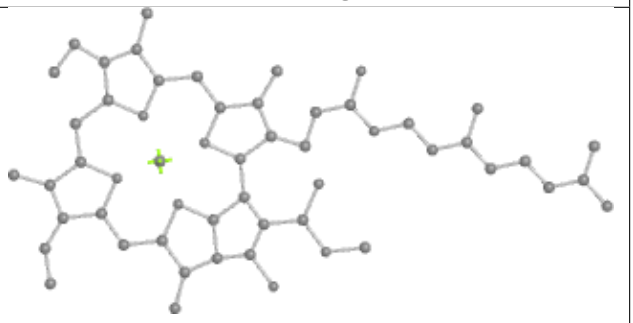

Rings

Ligand PEB aM 204

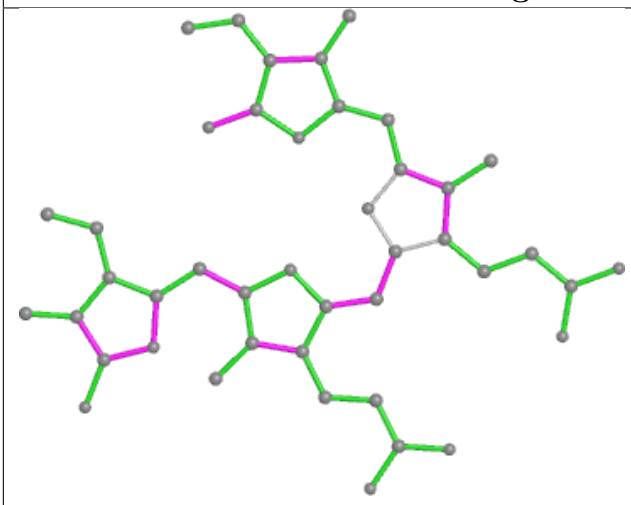

Bond lengths

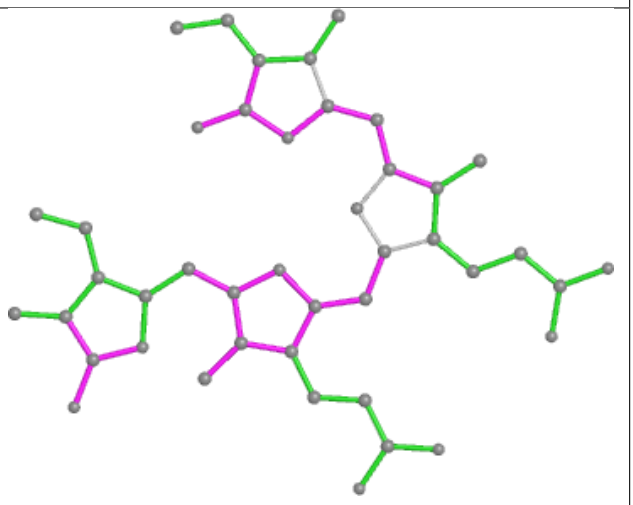

Bond angles

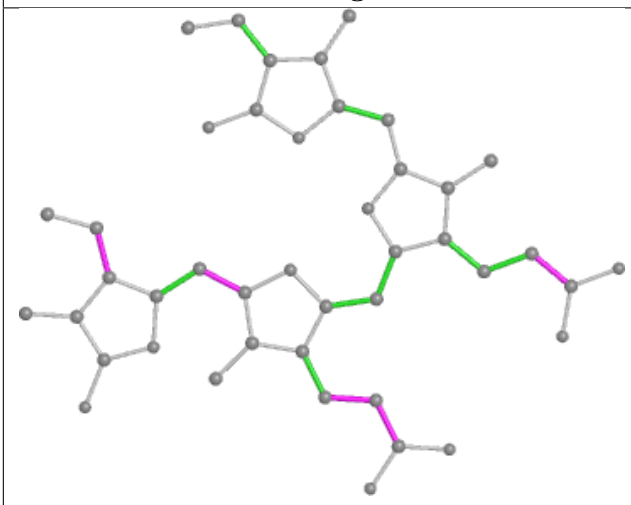

Torsions

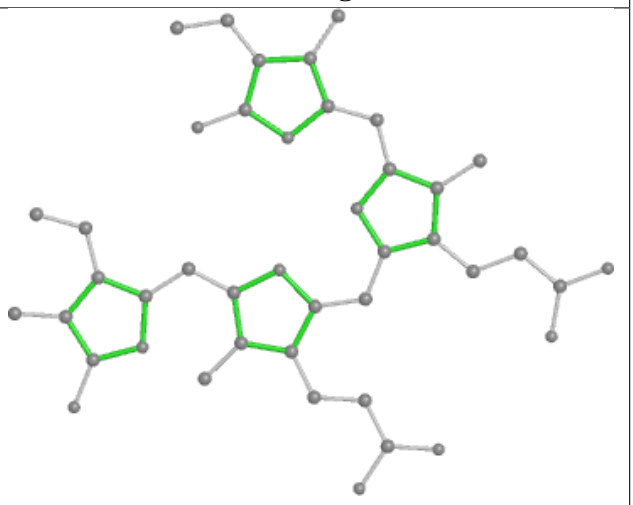

Rings

Ligand PEB p8 202

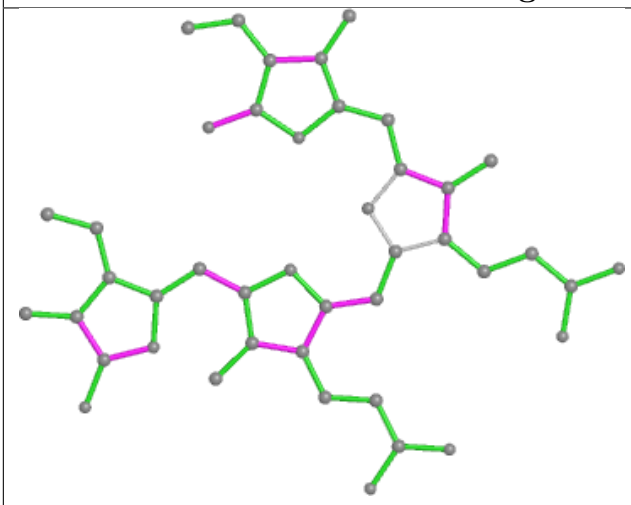

Bond lengths

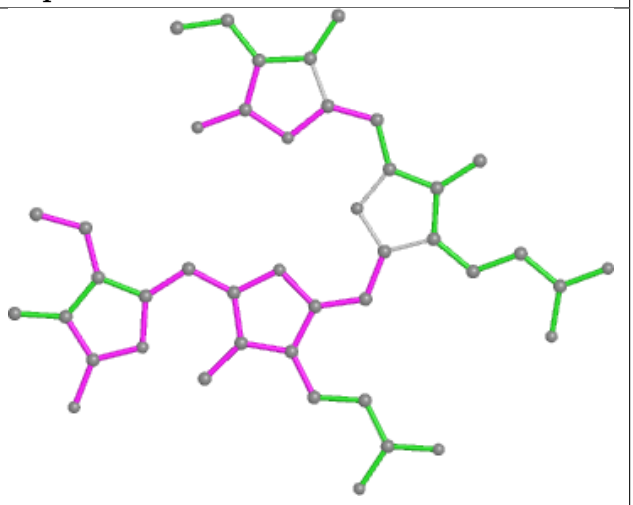

Bond angles

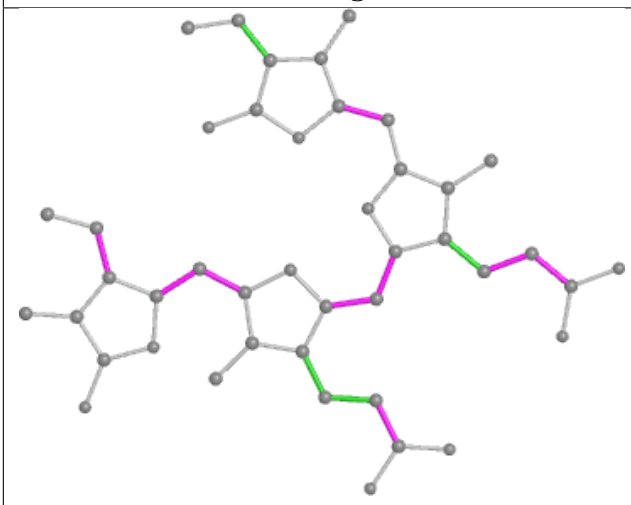

Torsions

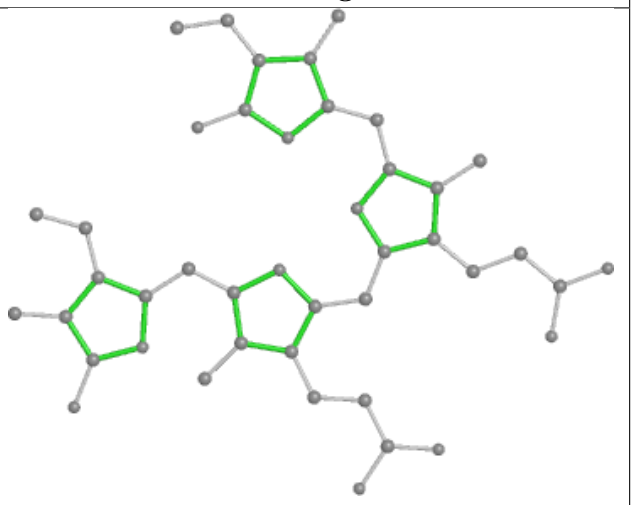

Rings

Ligand PEB VE 201

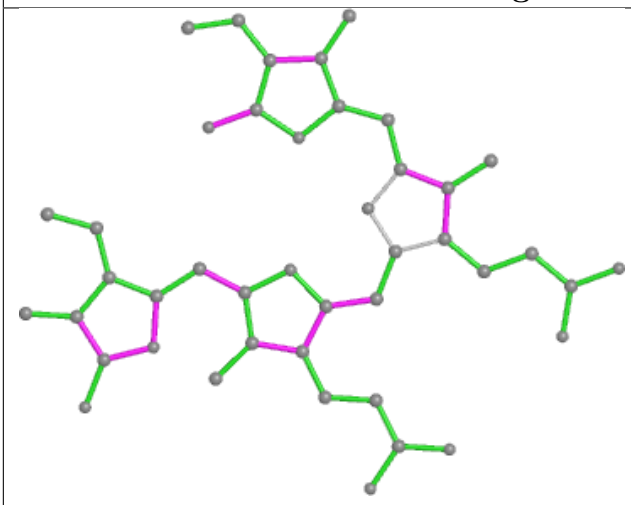

Bond lengths

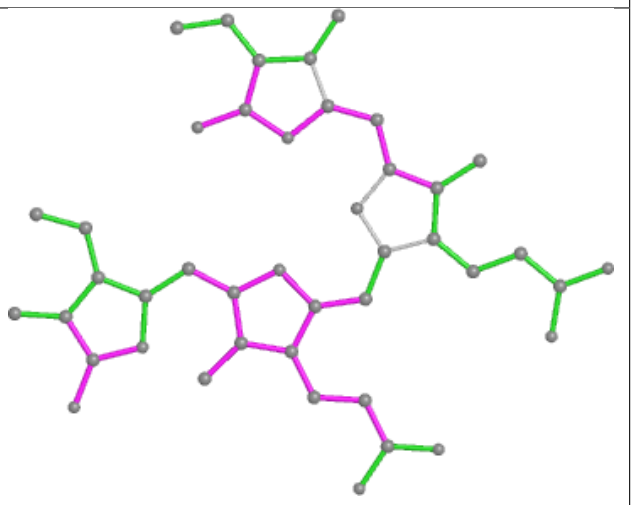

Bond angles

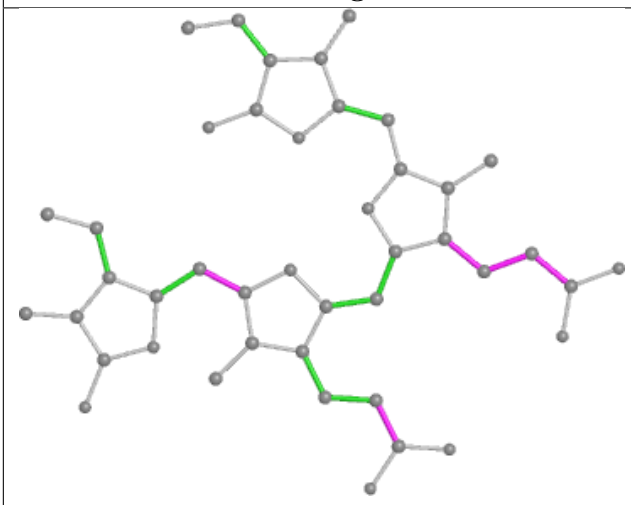

Torsions

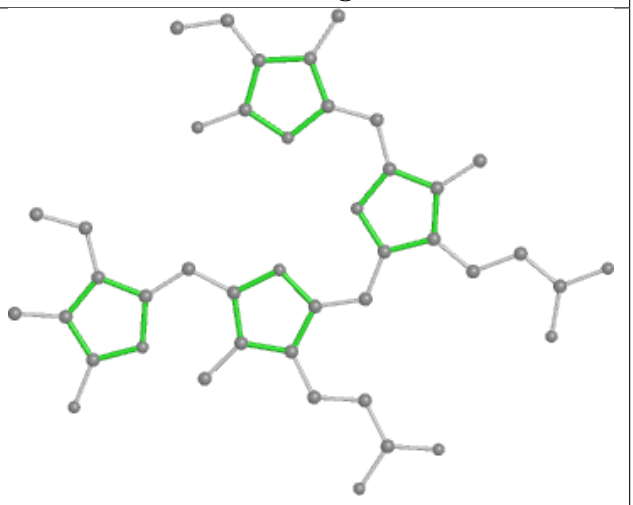

Rings

Ligand CLA AN 832

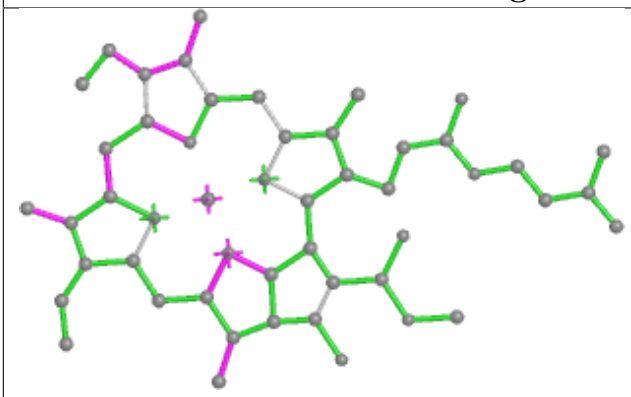

Bond lengths

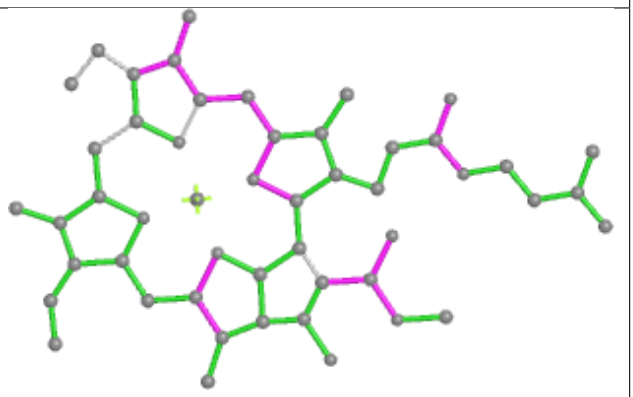

Bond angles

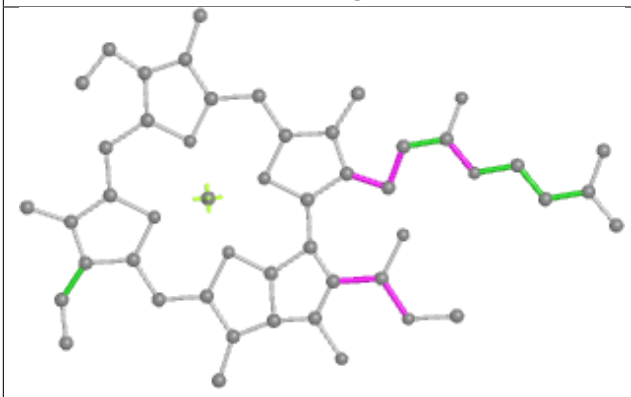

Torsions

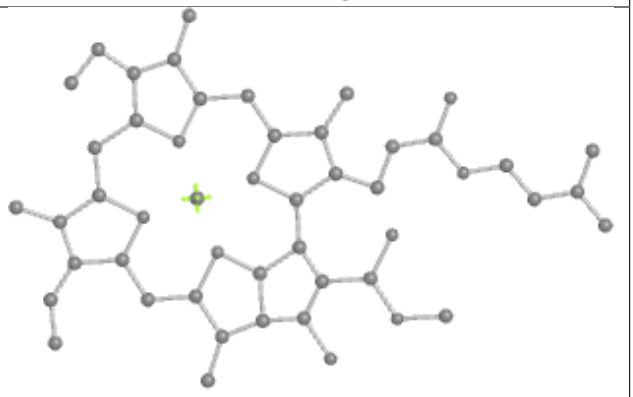

Rings

Ligand PEB nF 202

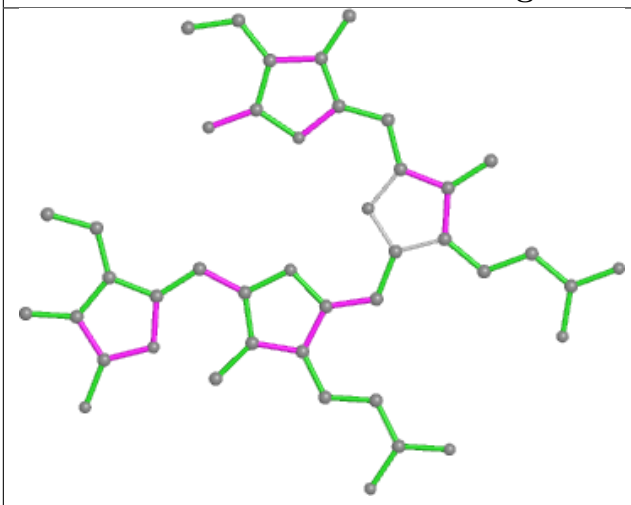

Bond lengths

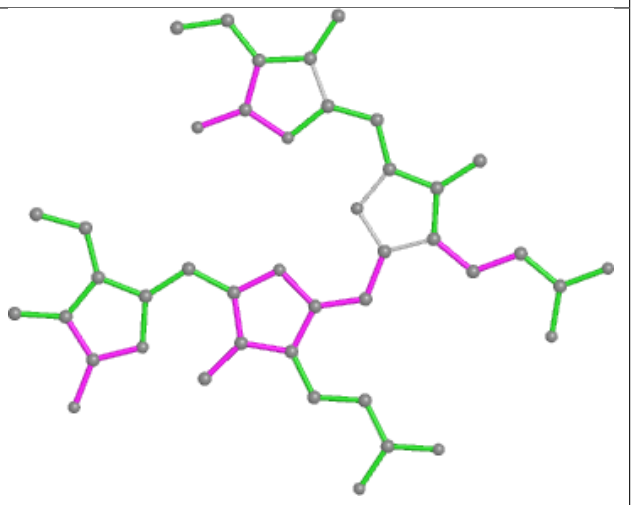

Bond angles

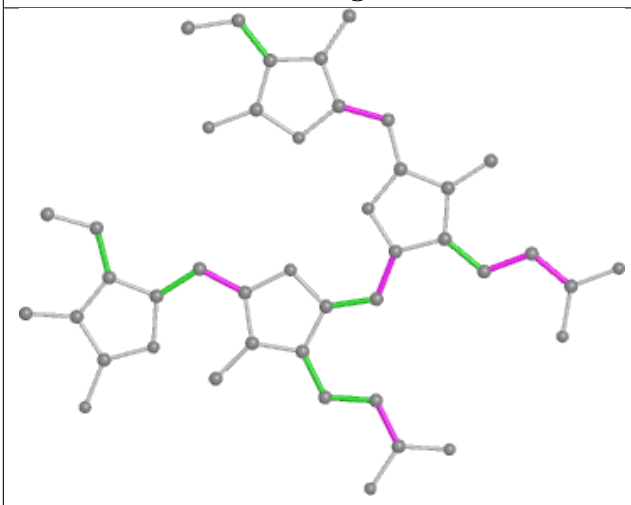

Torsions

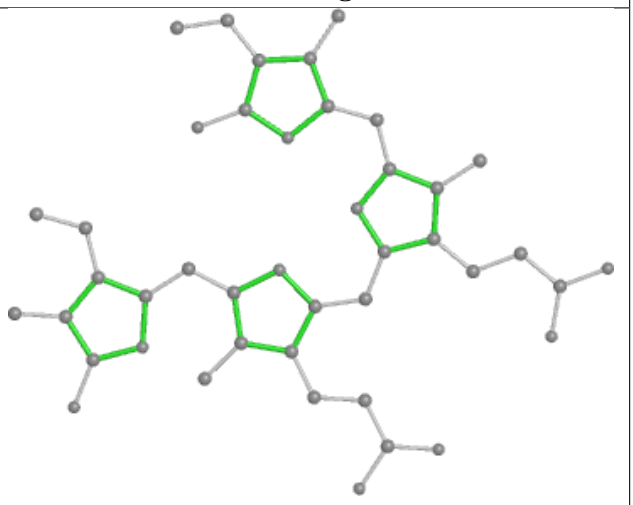

Rings

Ligand CLA 7N 607

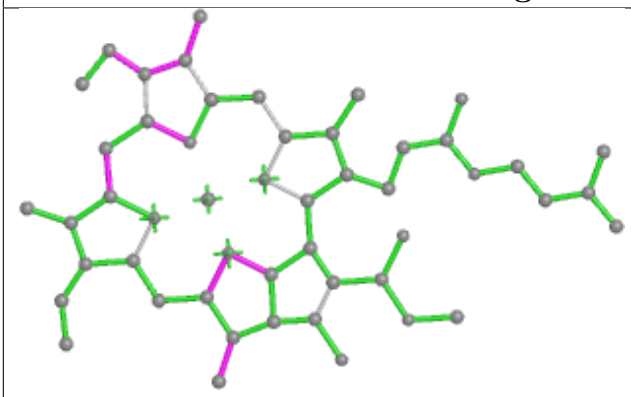

Bond lengths

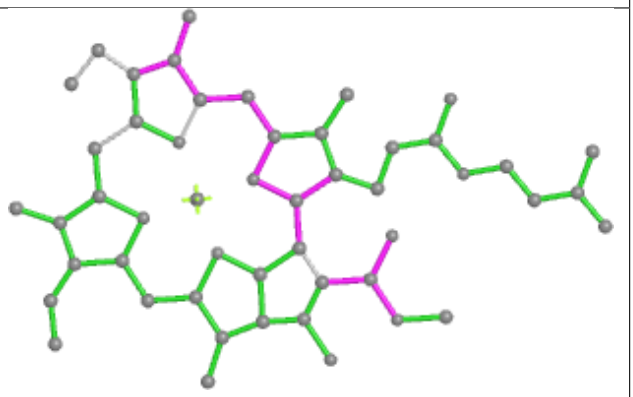

Bond angles

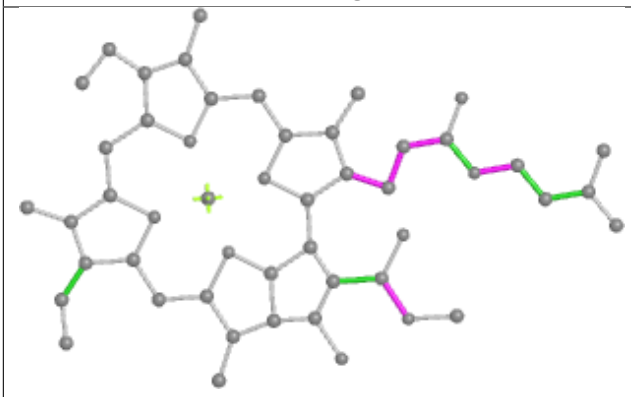

Torsions

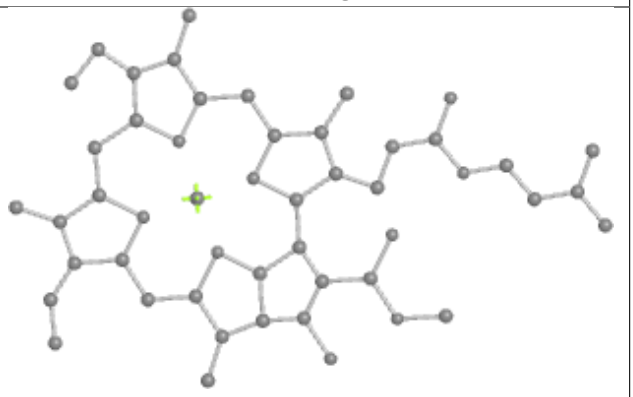

Rings

Ligand PEB WD 201

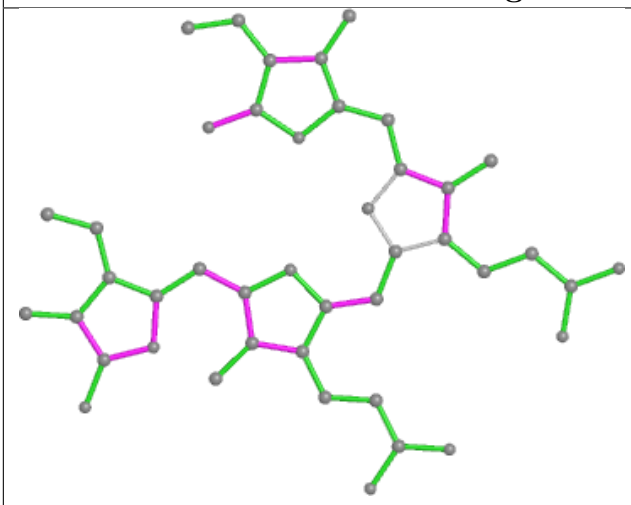

Bond lengths

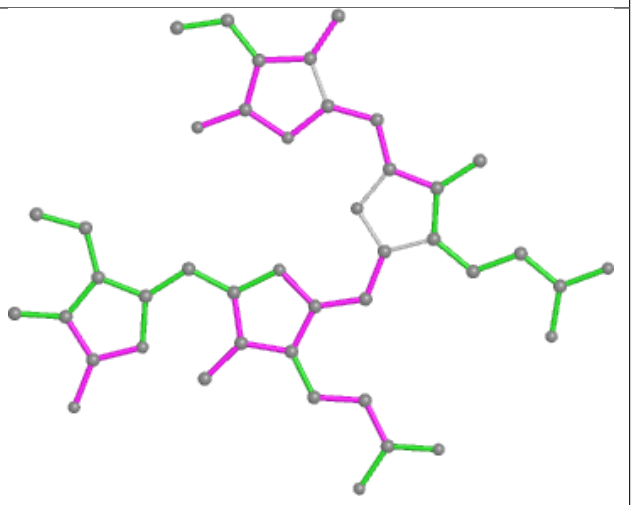

Bond angles

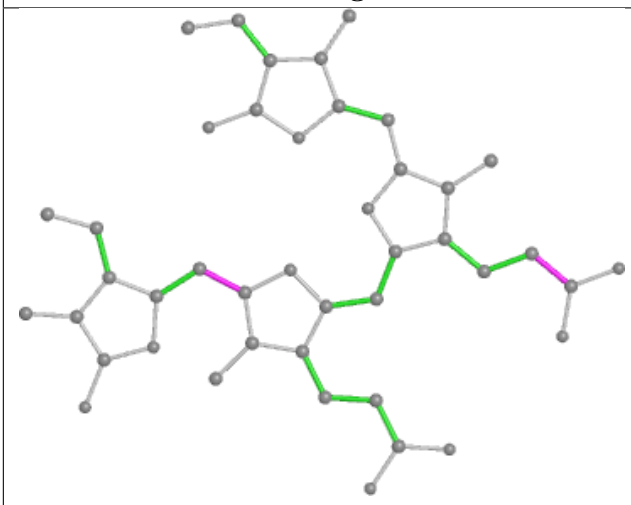

Torsions

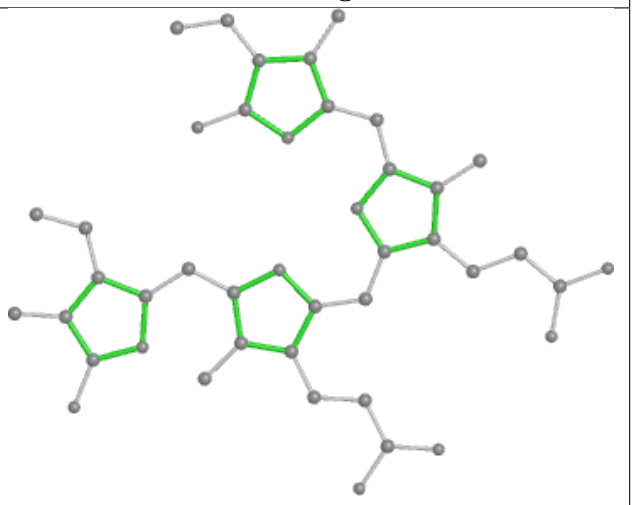

Rings

Ligand CLA 4N 604

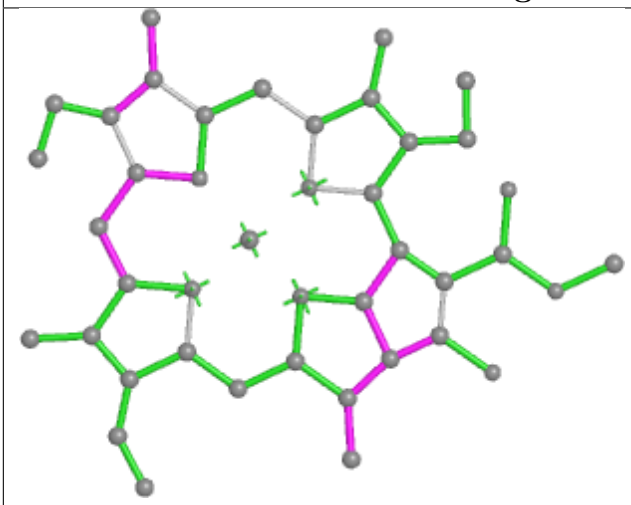

Bond lengths

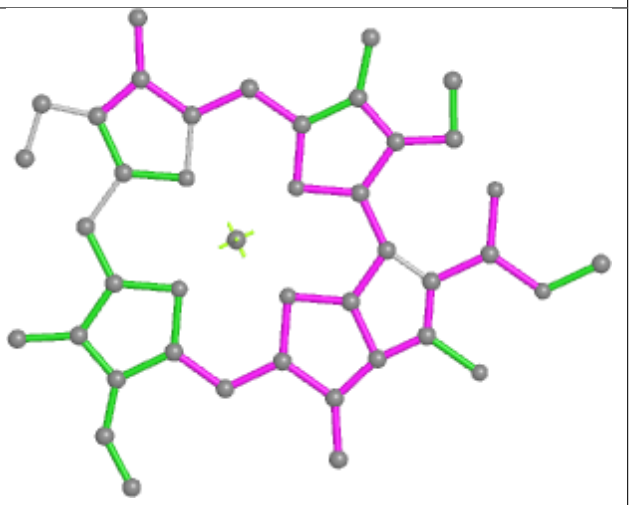

Bond angles

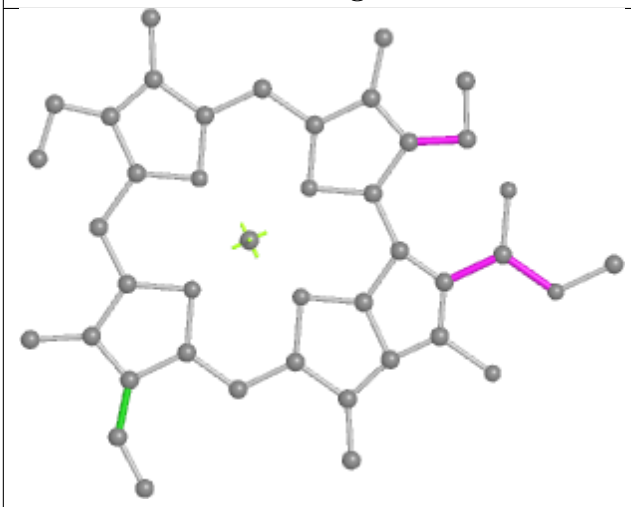

Torsions

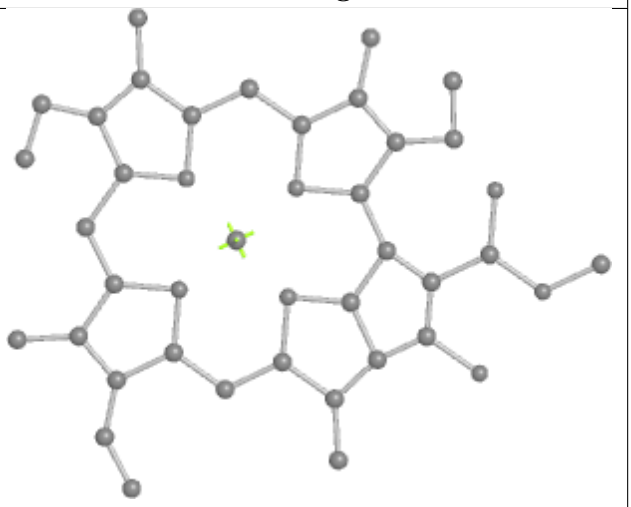

Rings

Ligand PEB U1 202

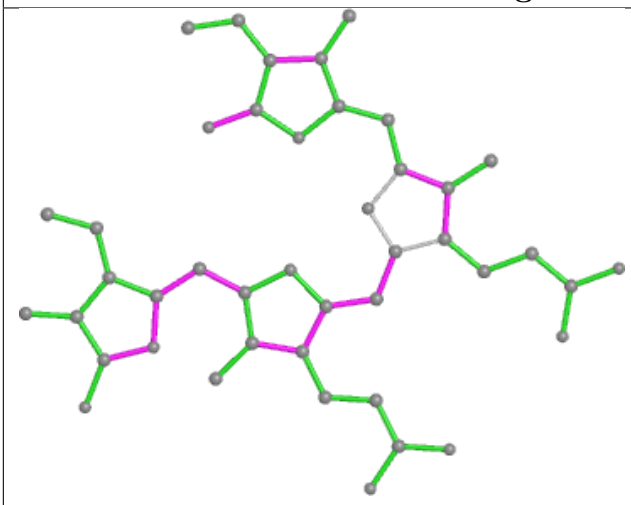

Bond lengths

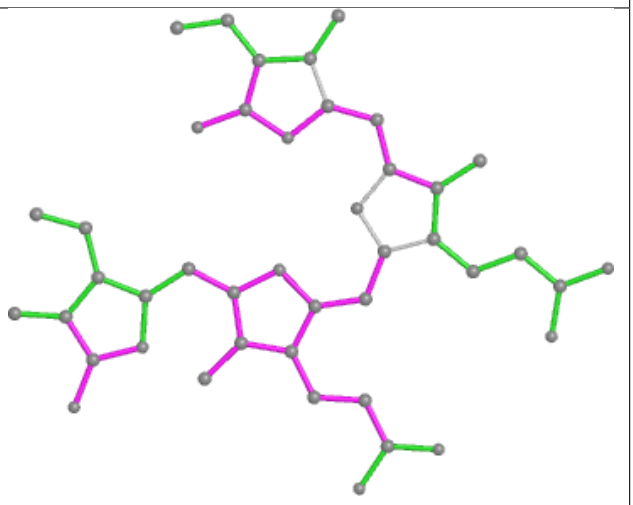

Bond angles

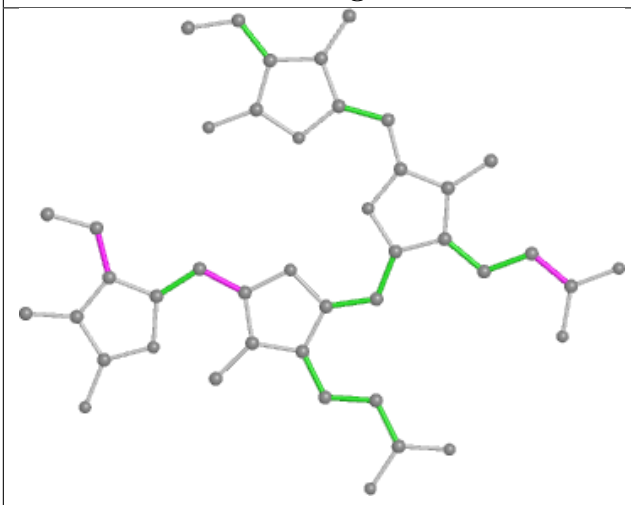

Torsions

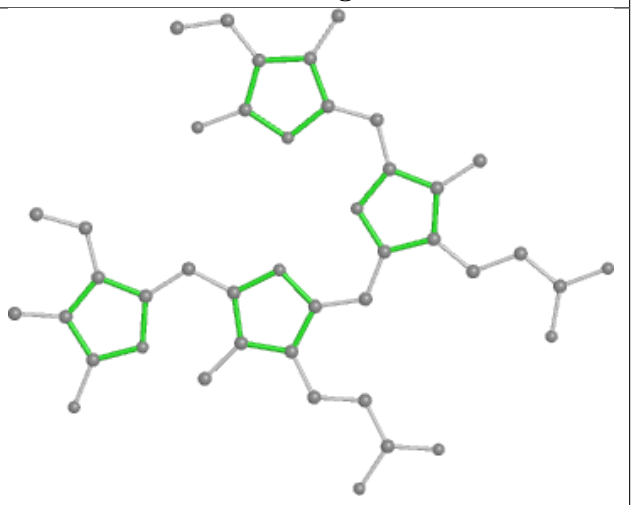

Rings

Ligand PEB oK 203

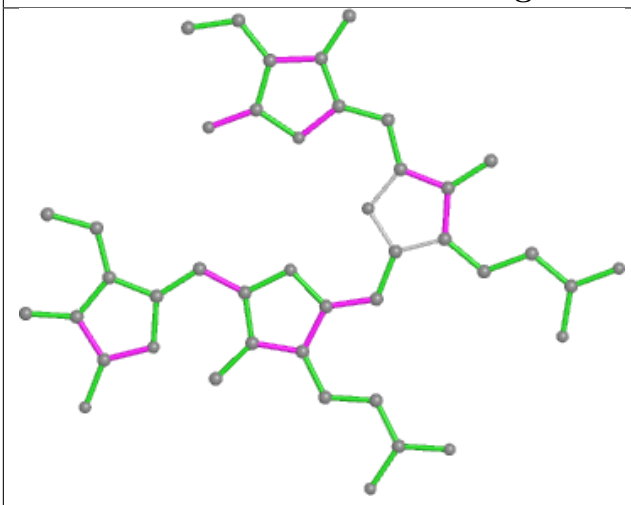

Bond lengths

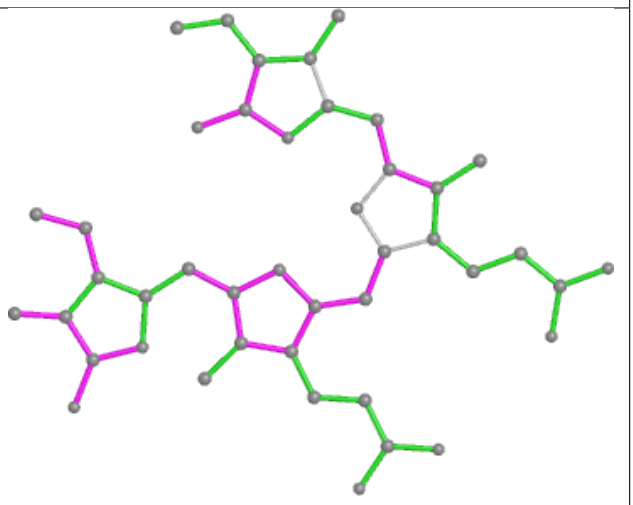

Bond angles

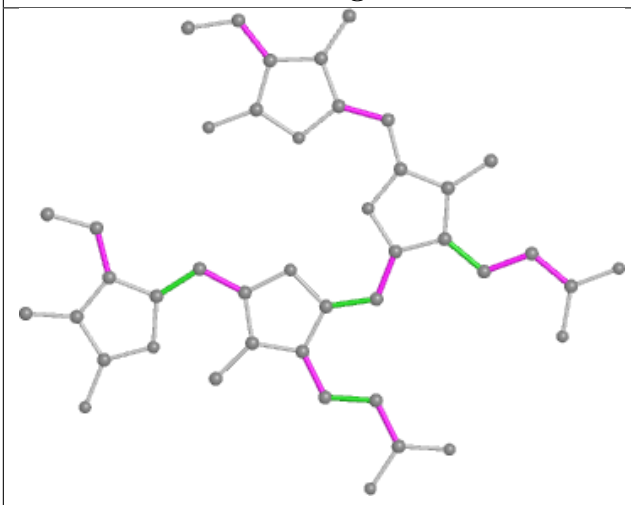

Torsions

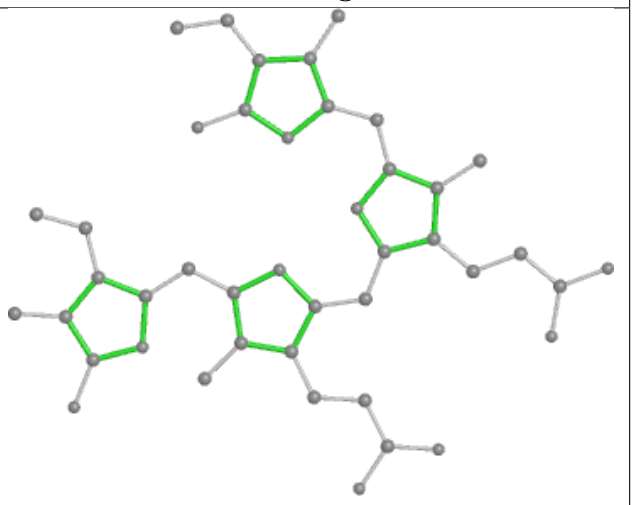

Rings

Ligand CLA B6 610

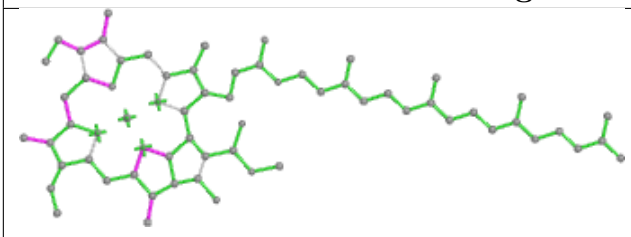

Bond lengths

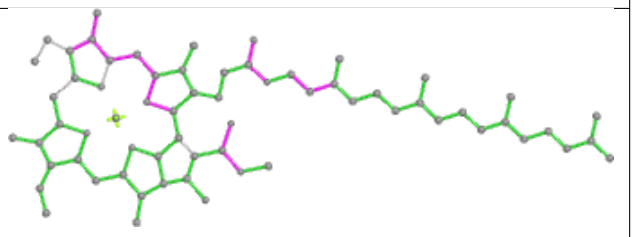

Bond angles

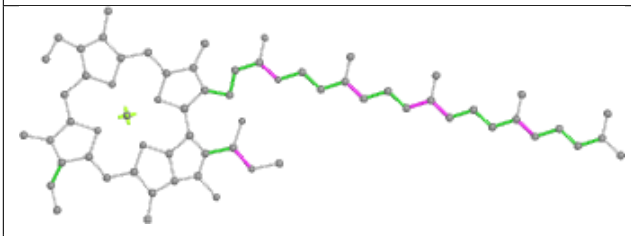

Torsions

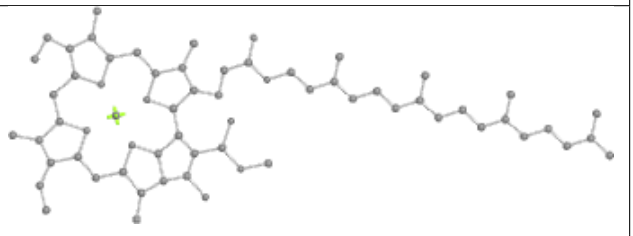

Rings

Ligand CLA BN 814

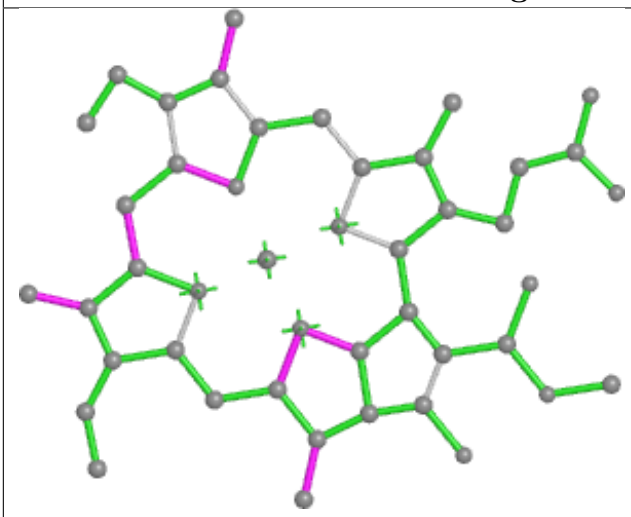

Bond lengths

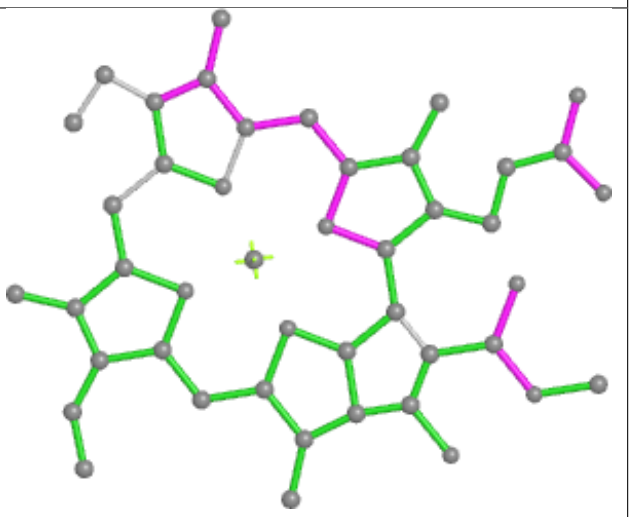

Bond angles

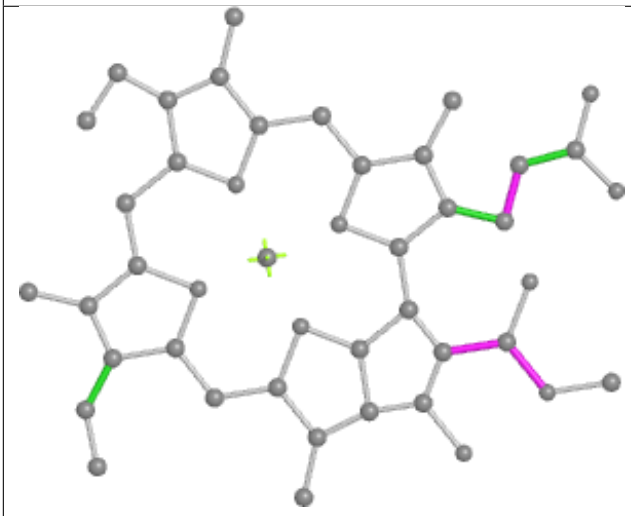

Torsions

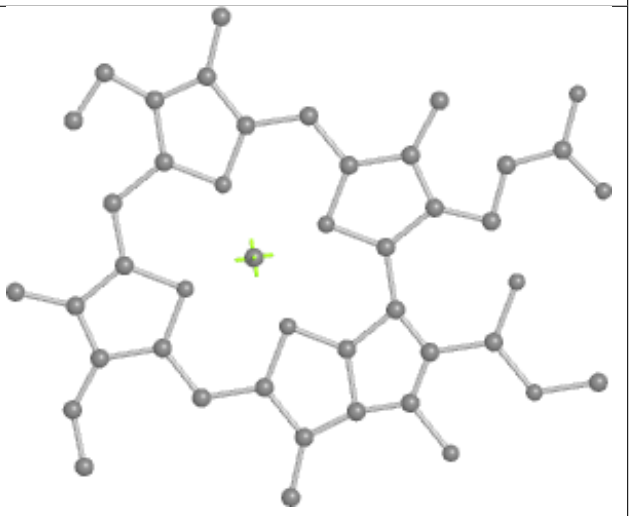

Rings

Ligand PEB BP 202

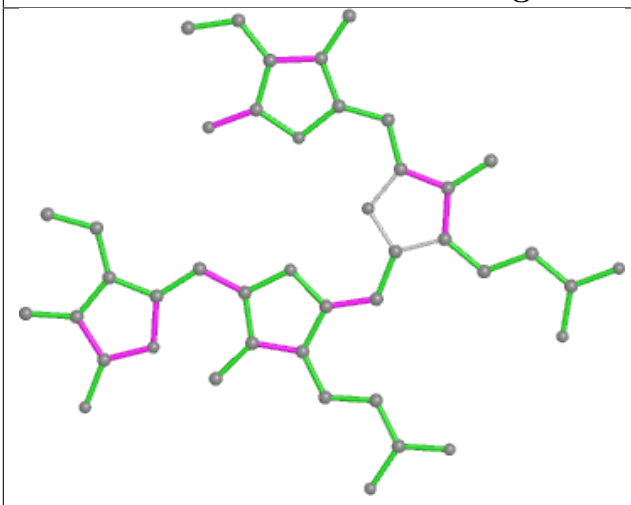

Bond lengths

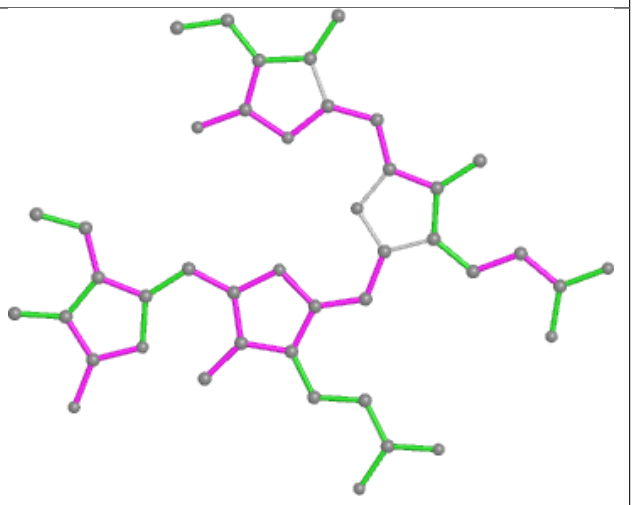

Bond angles

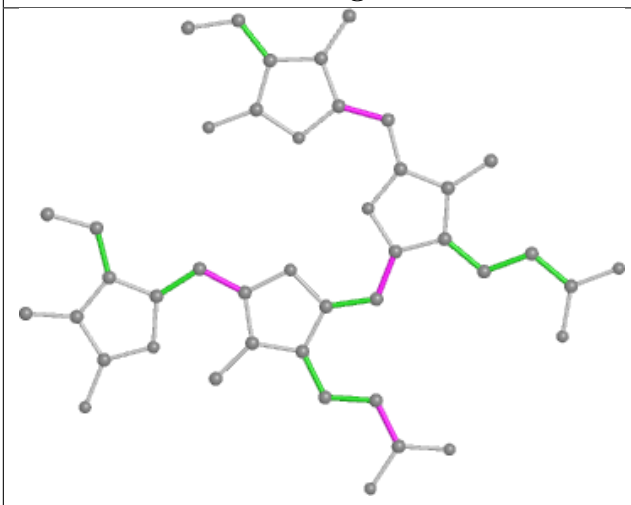

Torsions

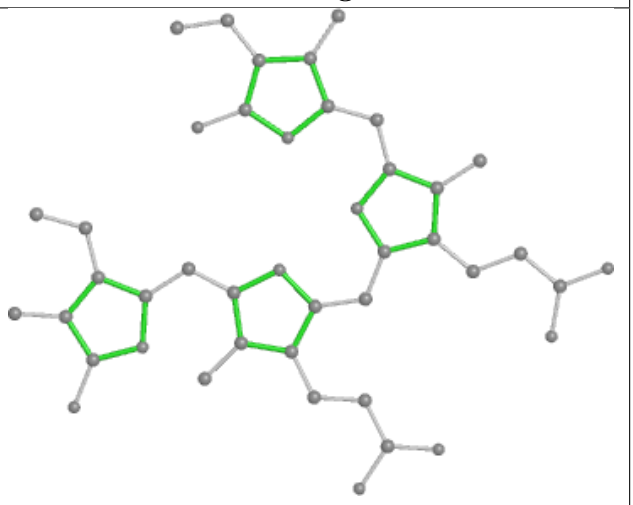

Rings

Ligand PEB QA 201

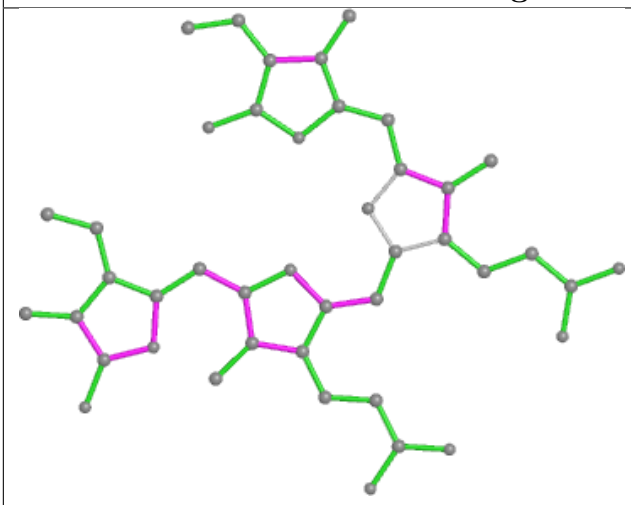

Bond lengths

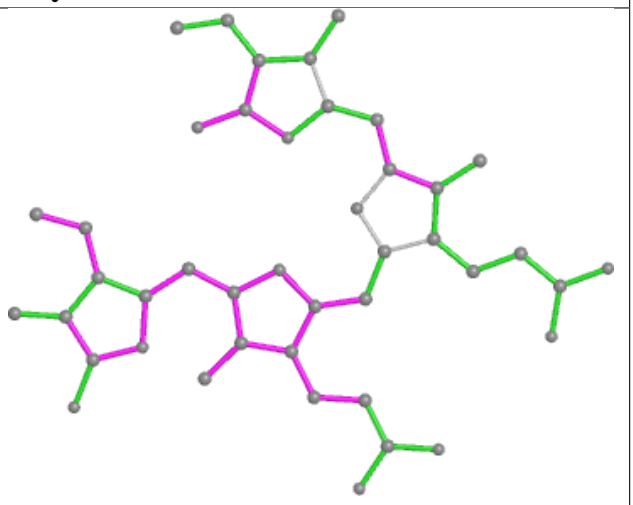

Bond angles

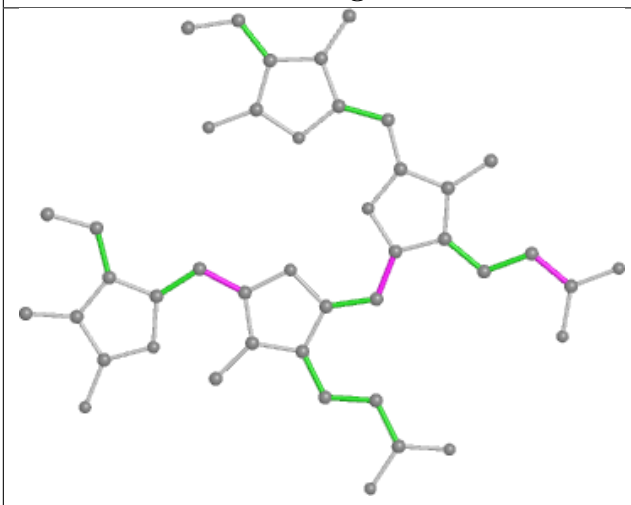

Torsions

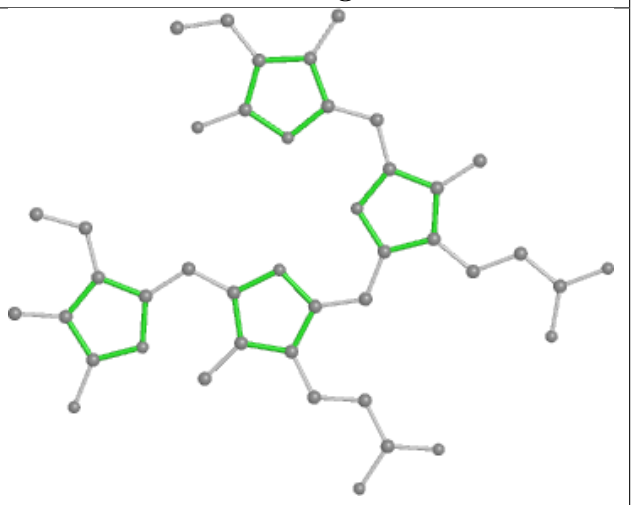

Rings

Ligand PEB FB 201

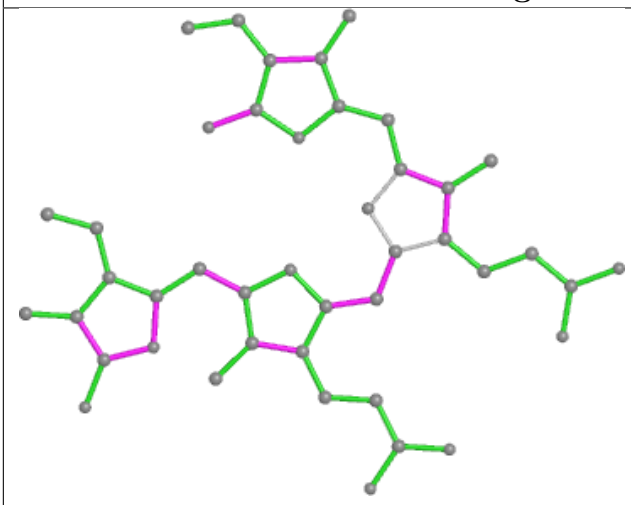

Bond lengths

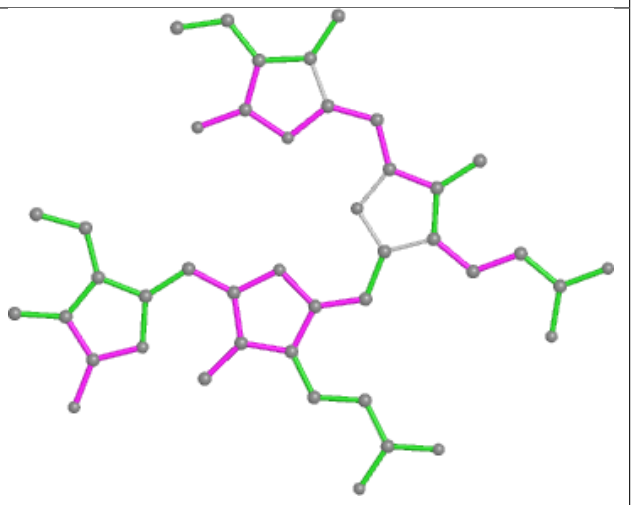

Bond angles

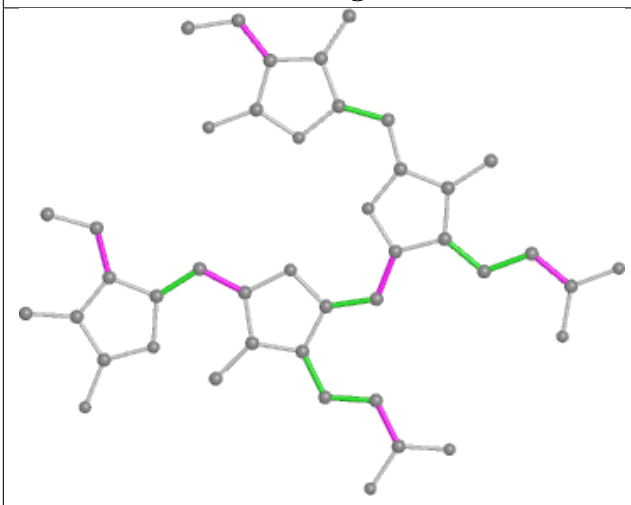

Torsions

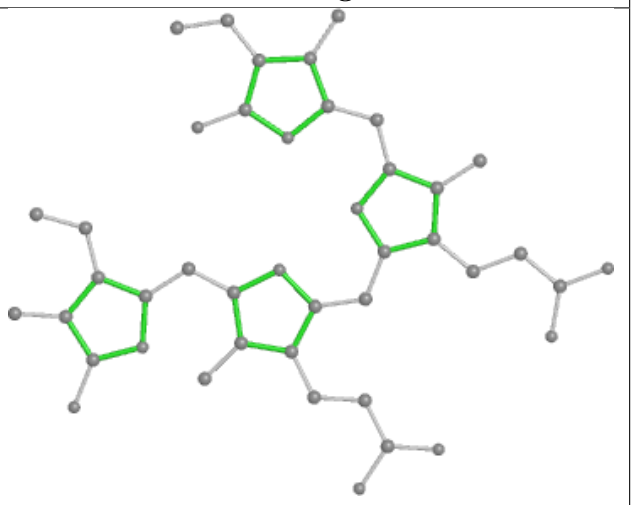

Rings

Ligand CYC JO 1001

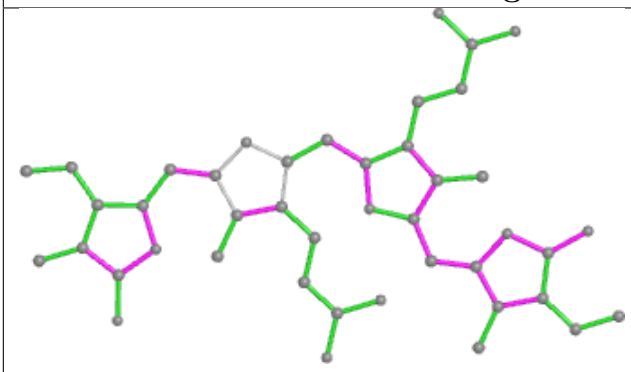

Bond lengths

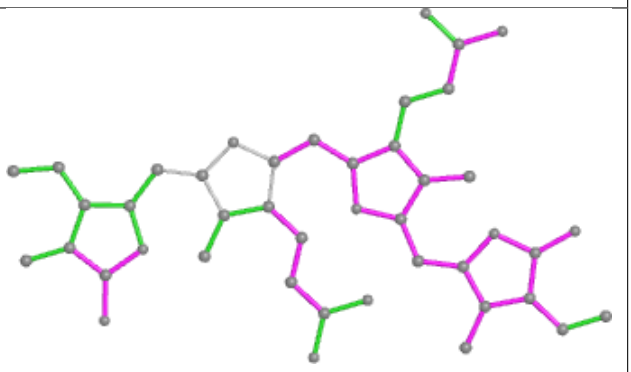

Bond angles

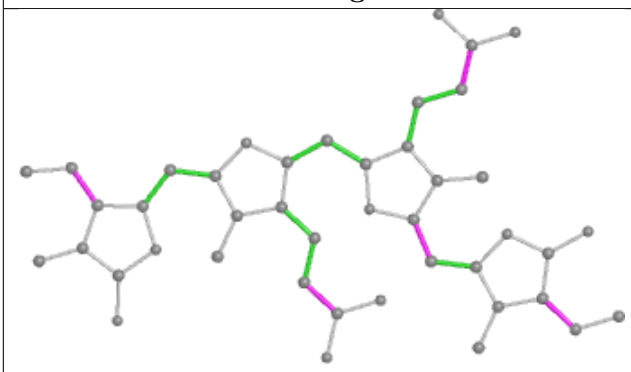

Torsions

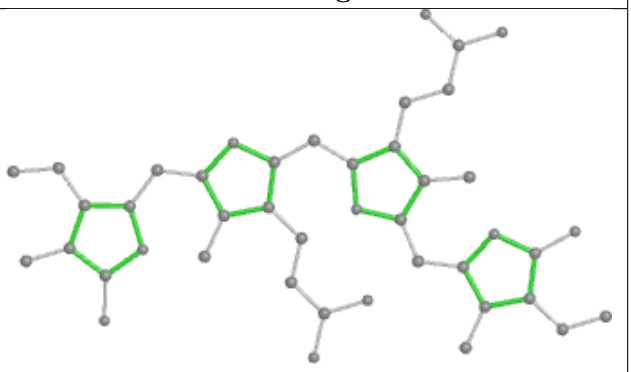

Rings

Ligand CLA 5N 607

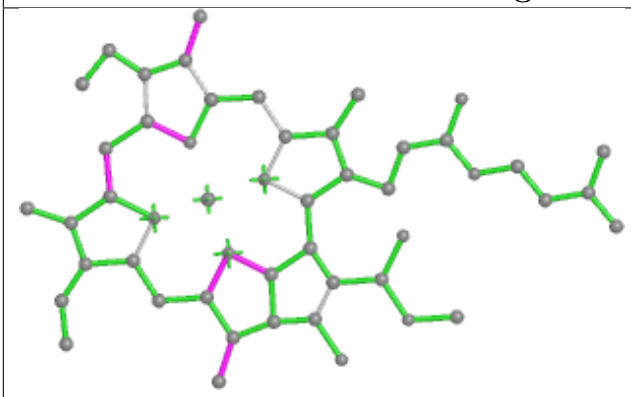

Bond lengths

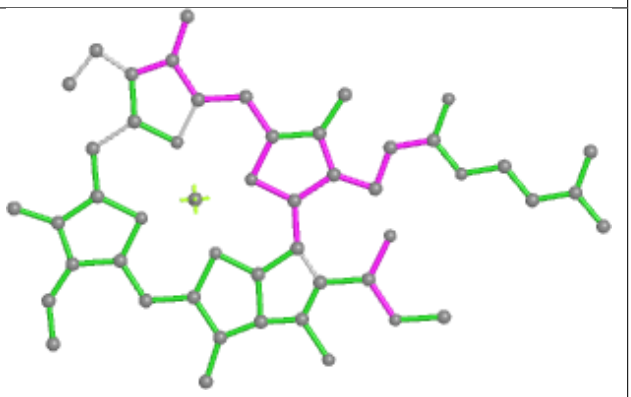

Bond angles

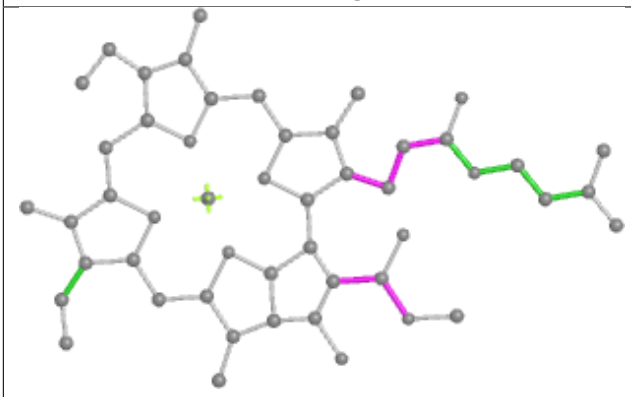

Torsions

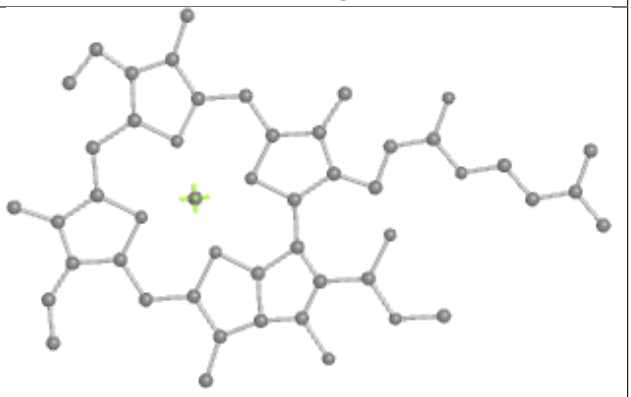

Rings

Ligand PEB iF 203

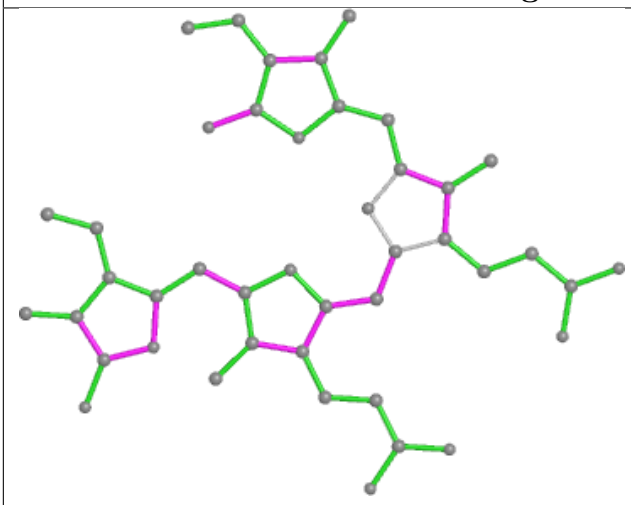

Bond lengths

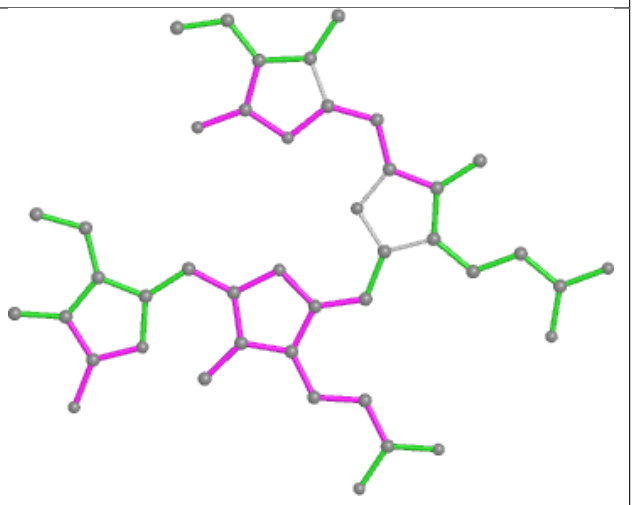

Bond angles

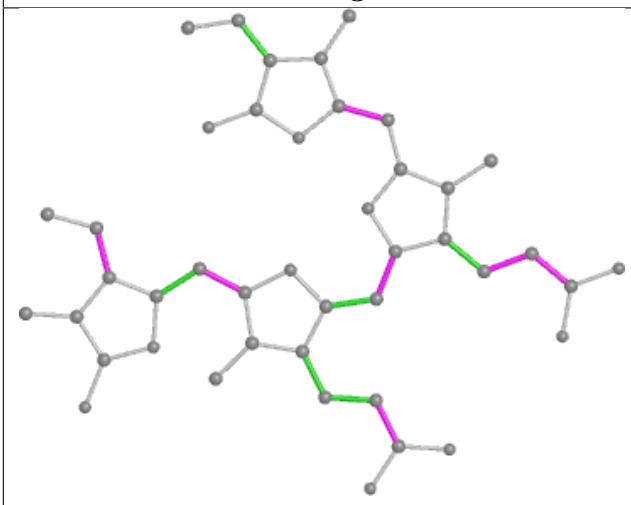

Torsions

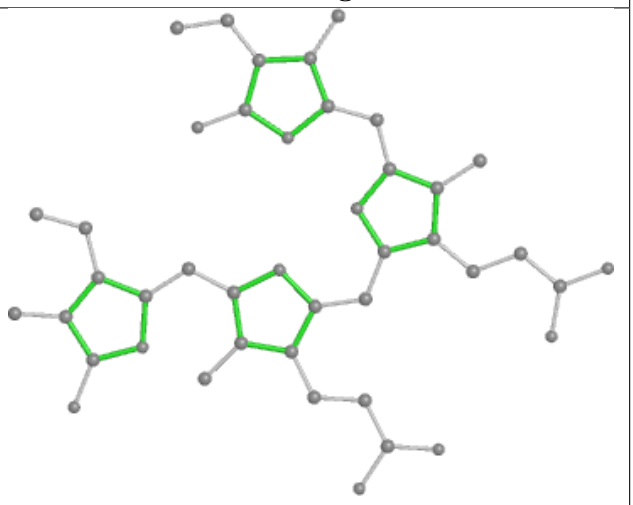

Rings

Ligand PEB F7 202

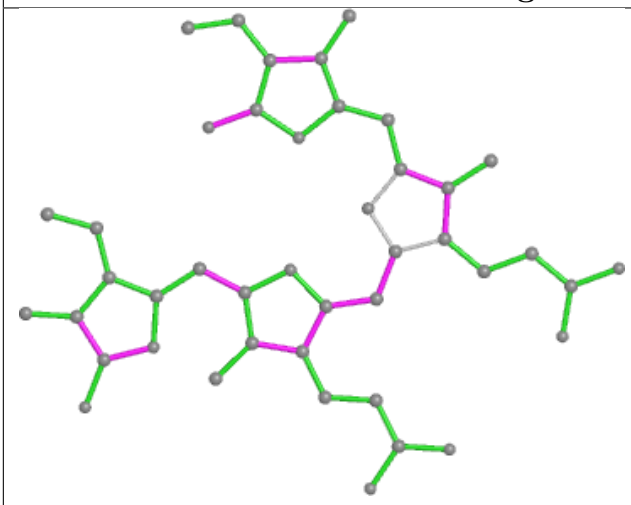

Bond lengths

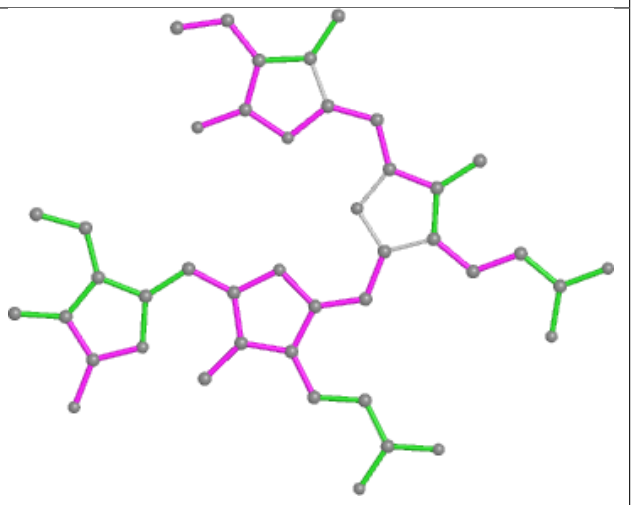

Bond angles

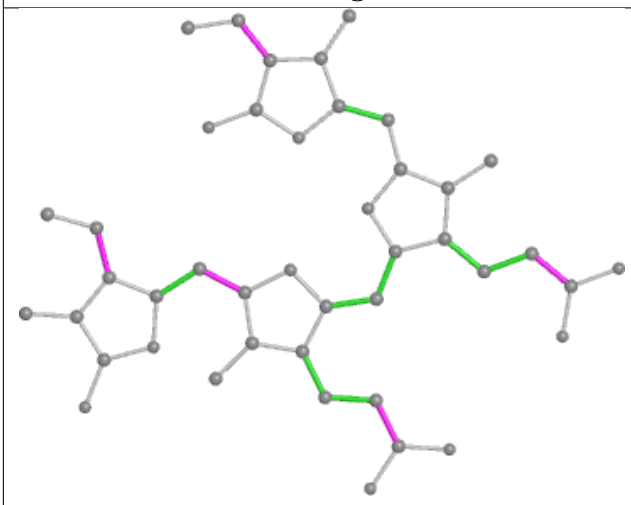

Torsions

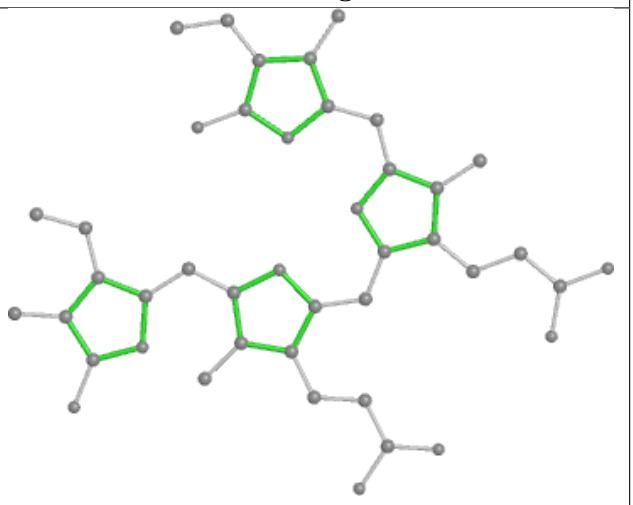

Rings

Ligand PEB cO 203

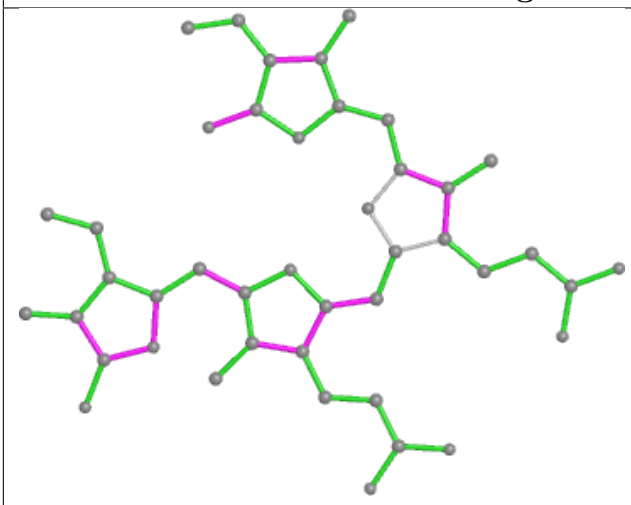

Bond lengths

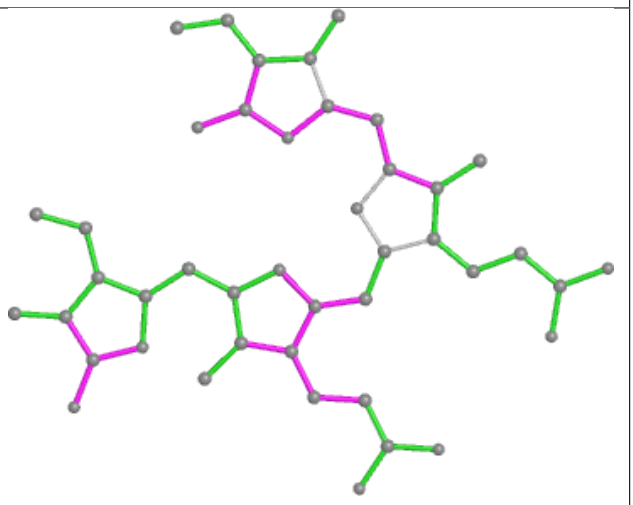

Bond angles

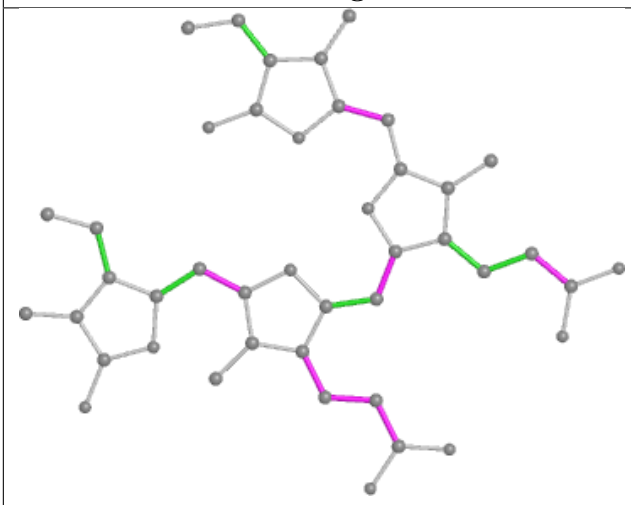

Torsions

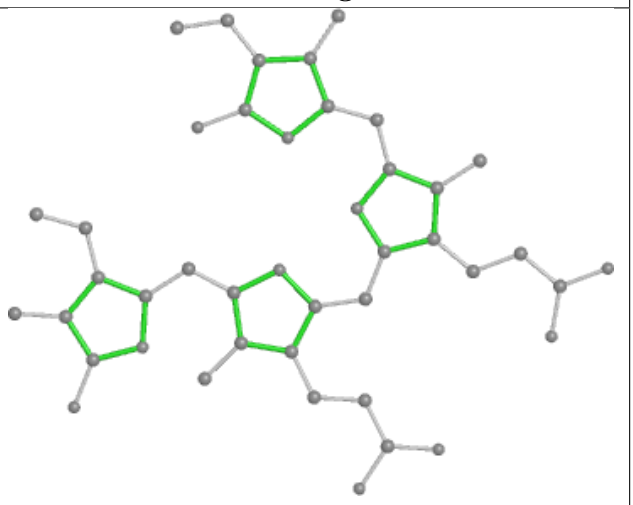

Rings

Ligand DGD AL 416

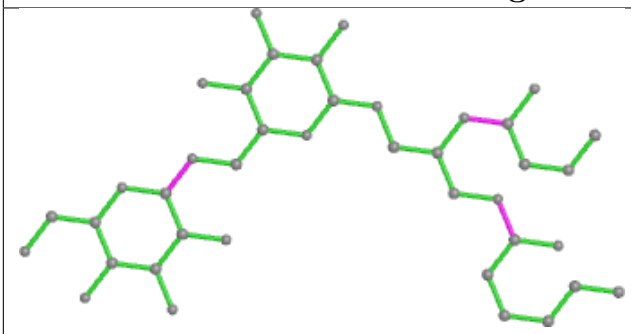

Bond lengths

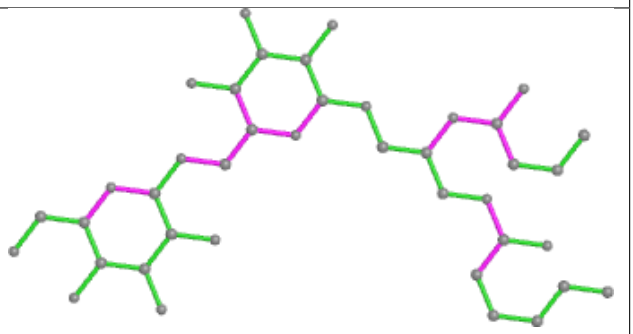

Bond angles

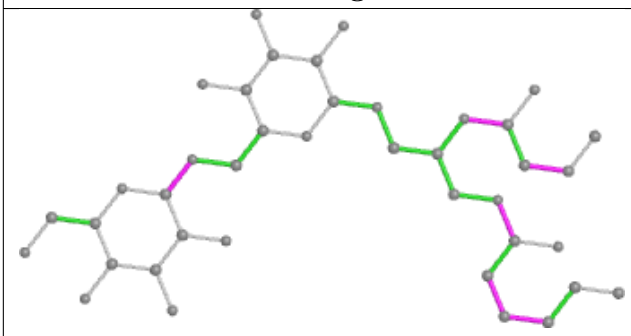

Torsions

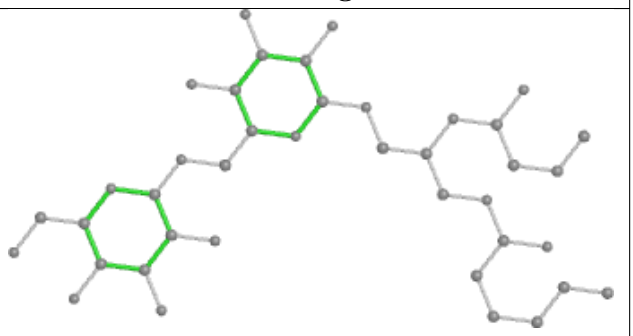

Rings

Ligand PEB y8 201

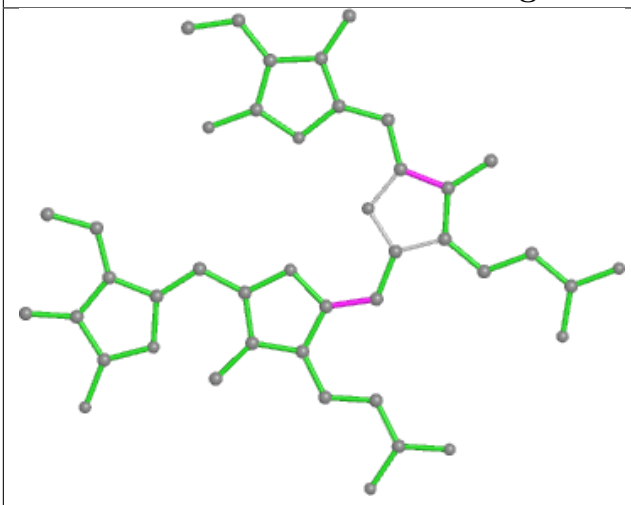

Bond lengths

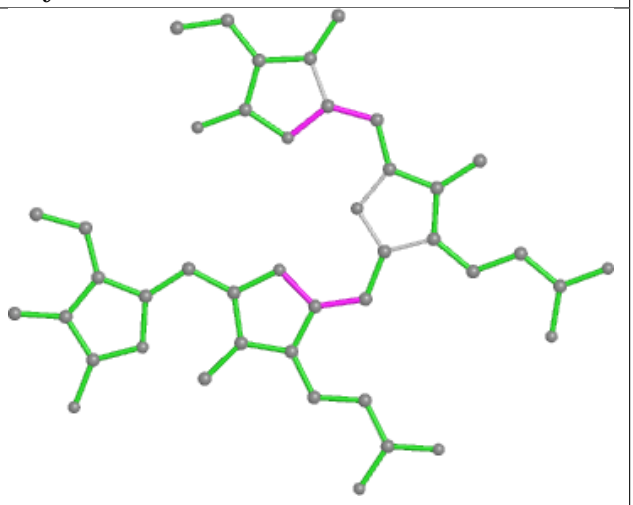

Bond angles

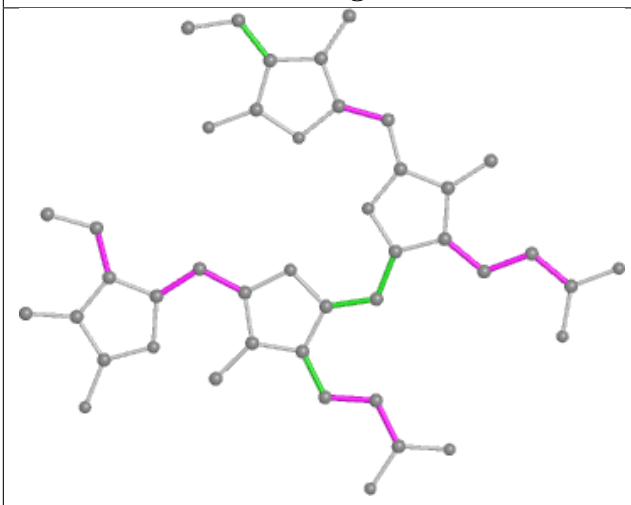

Torsions

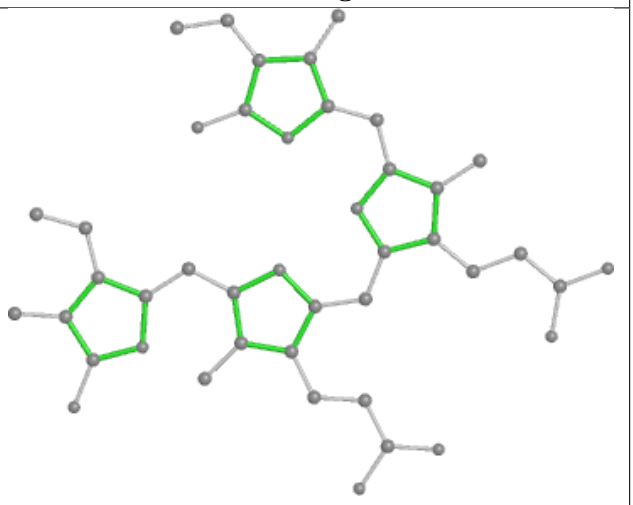

Rings

Ligand PEB QD 202

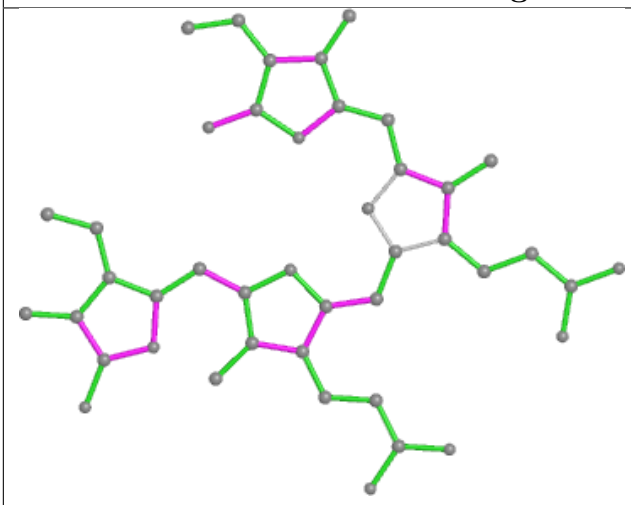

Bond lengths

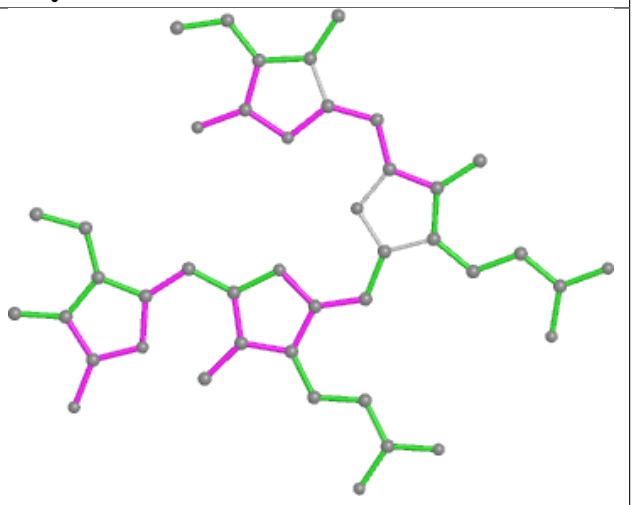

Bond angles

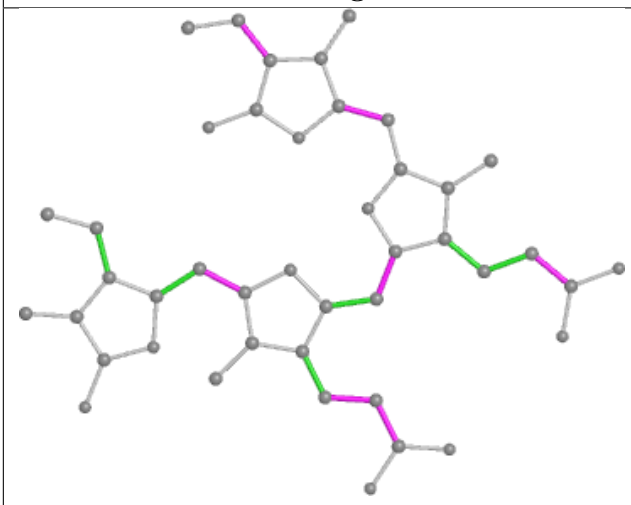

Torsions

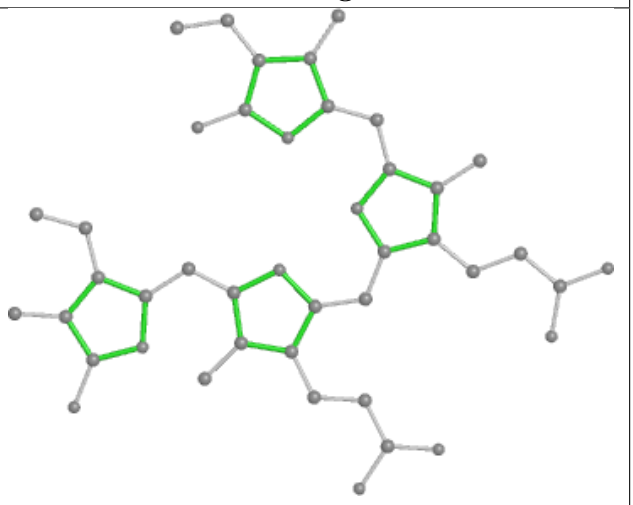

Rings

Ligand PEB RO 202

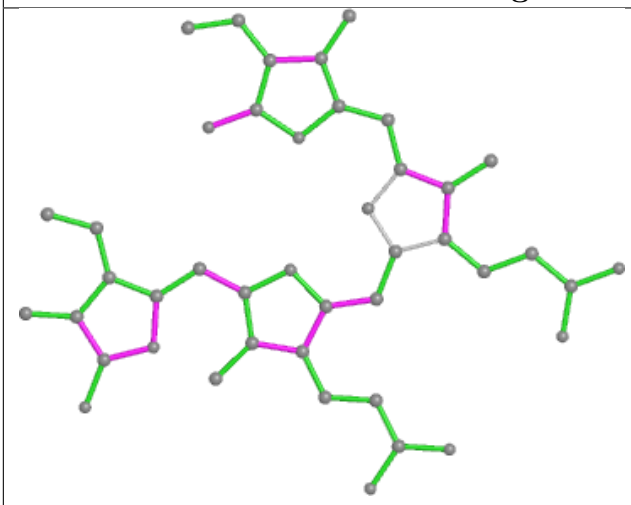

Bond lengths

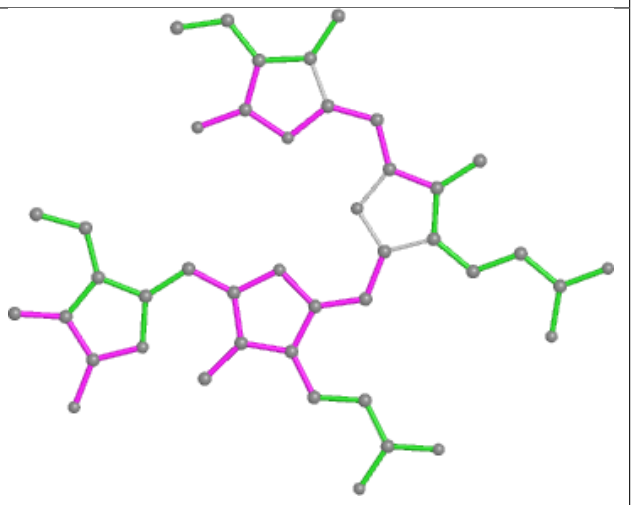

Bond angles

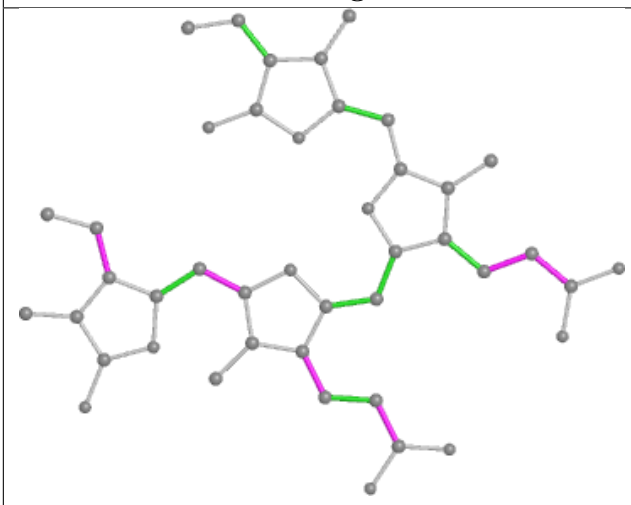

Torsions

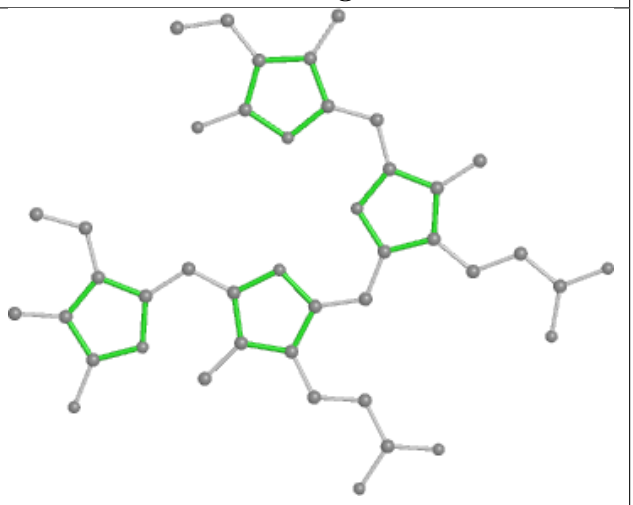

Rings

Ligand PEB fF 202

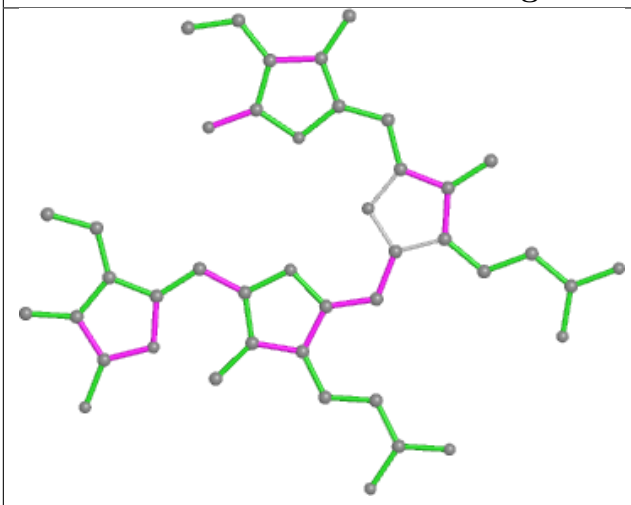

Bond lengths

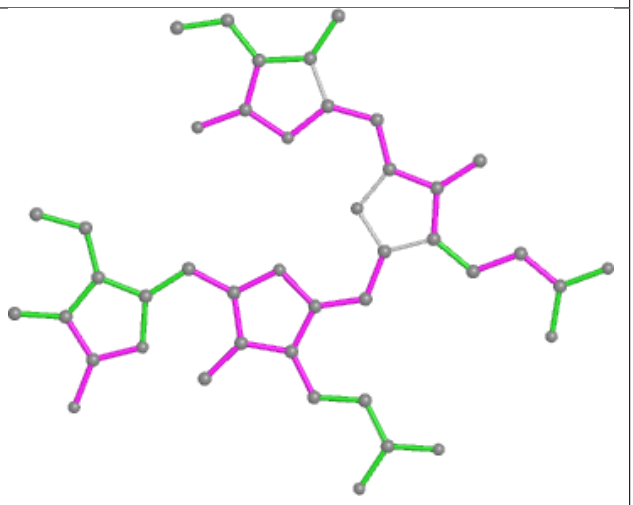

Bond angles

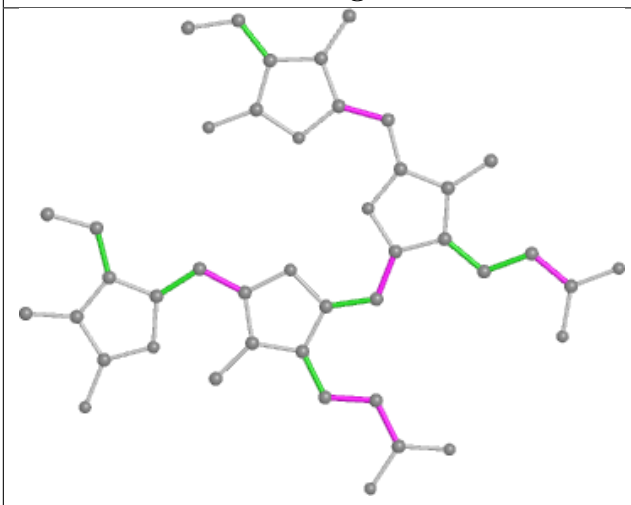

Torsions

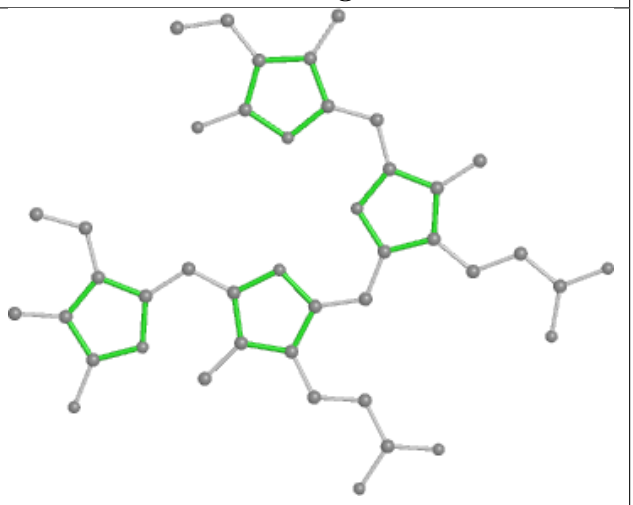

Rings

Ligand LHG BL 615

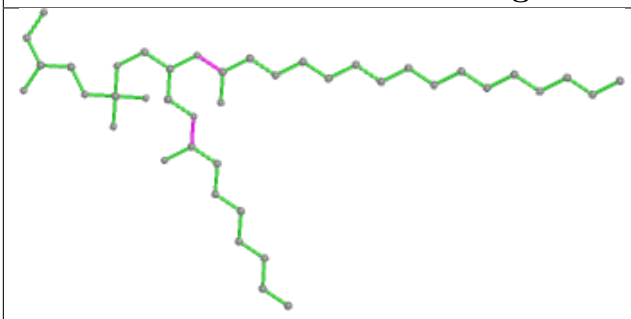

Bond lengths

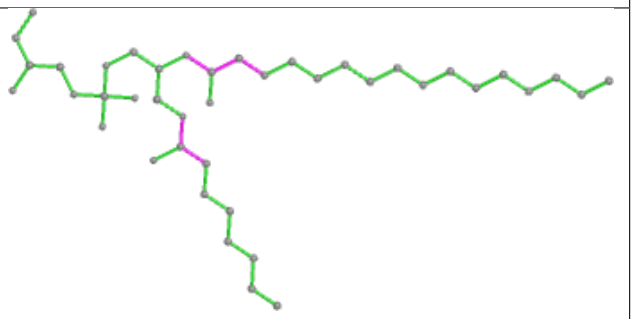

Bond angles

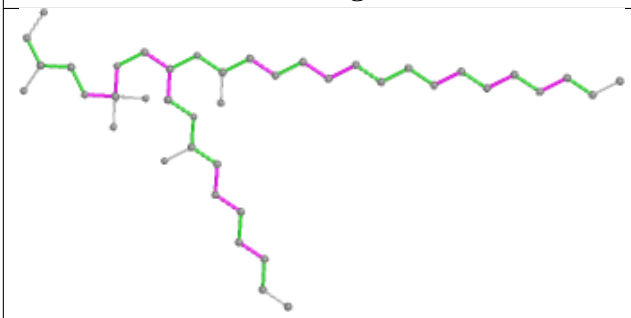

Torsions

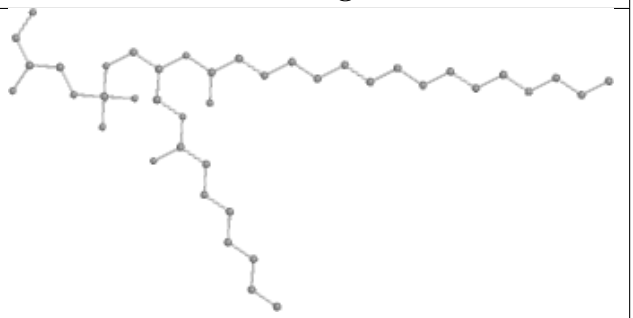

Rings

Ligand CLA bL 619

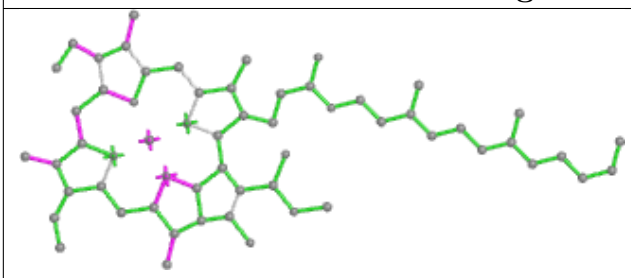

Bond lengths

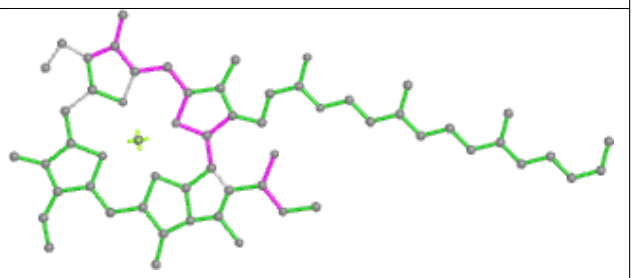

Bond angles

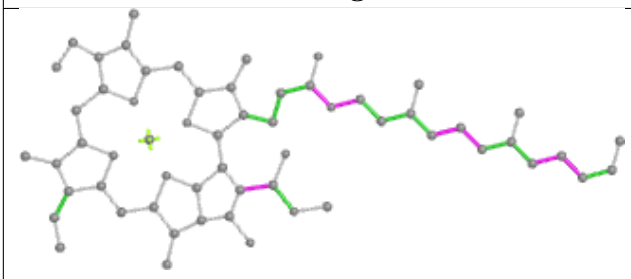

Torsions

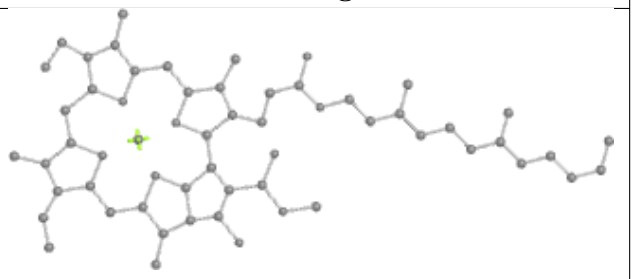

Rings

Ligand PEB P7 203

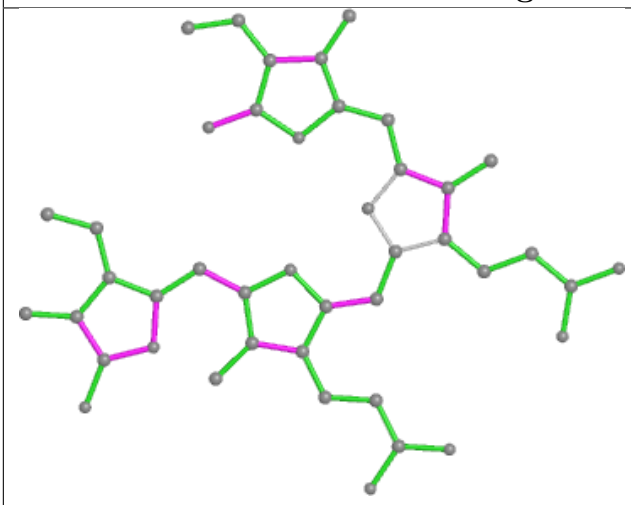

Bond lengths

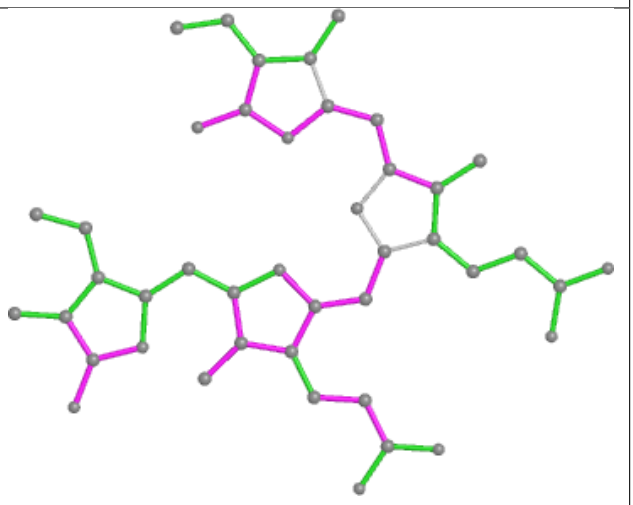

Bond angles

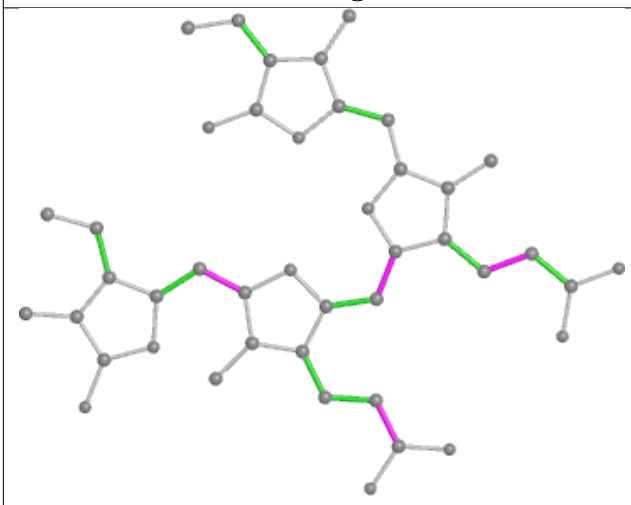

Torsions

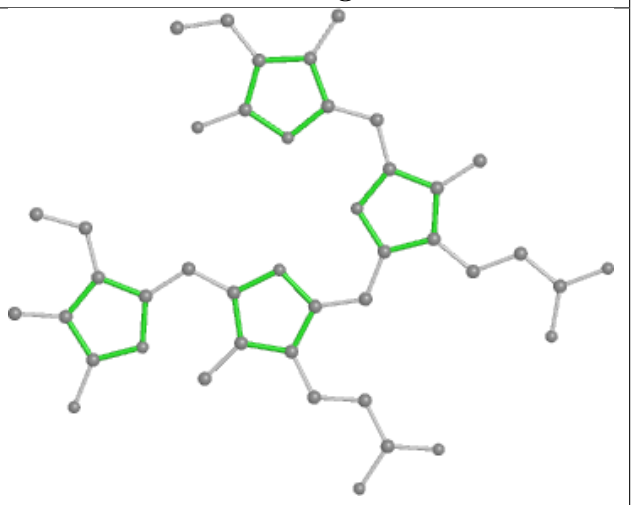

Rings

Ligand PEB kH 203

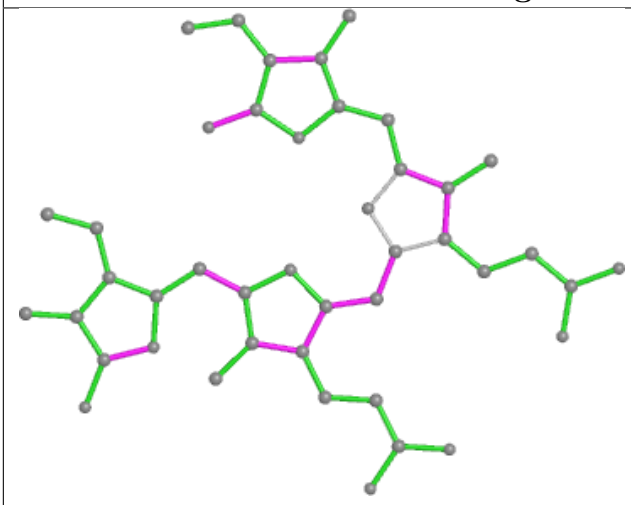

Bond lengths

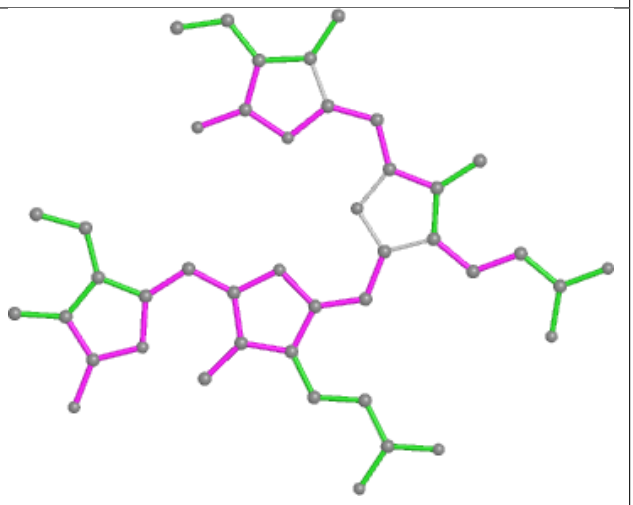

Bond angles

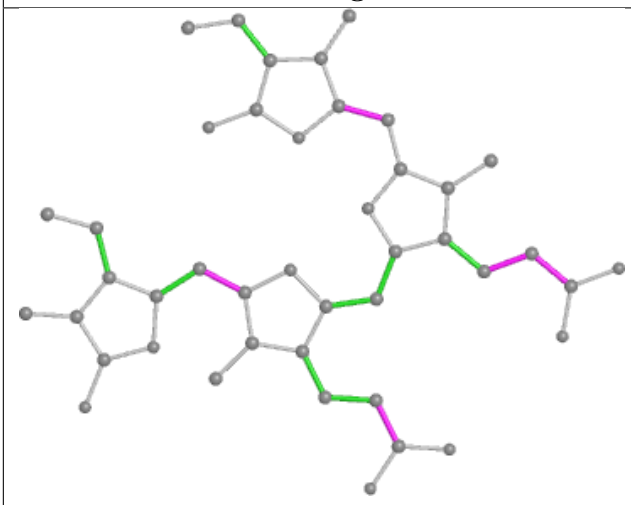

Torsions

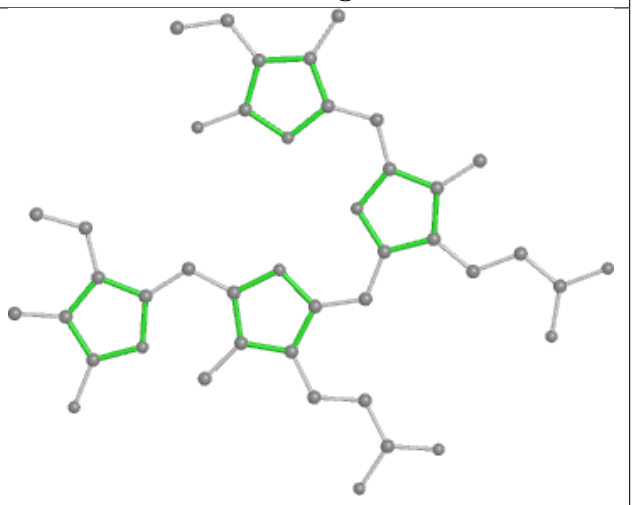

Rings

Ligand PEB FI 202

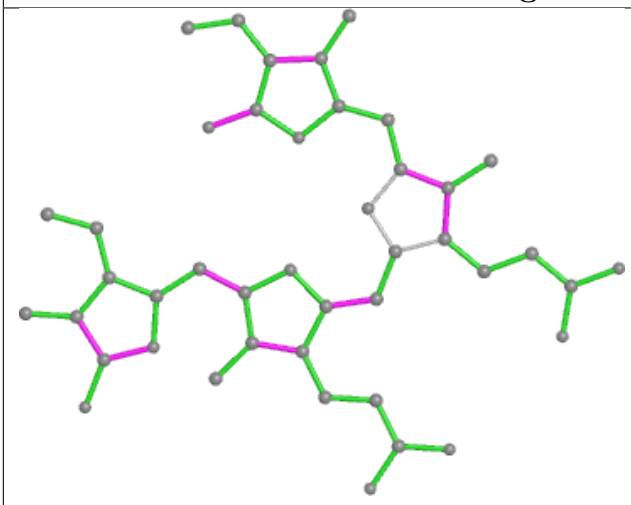

Bond lengths

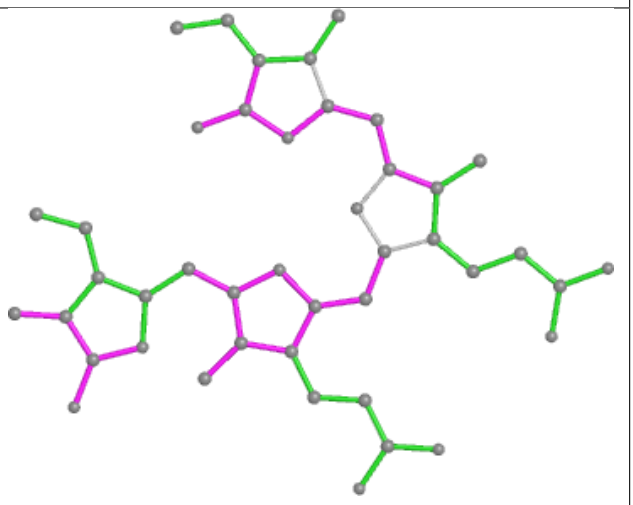

Bond angles

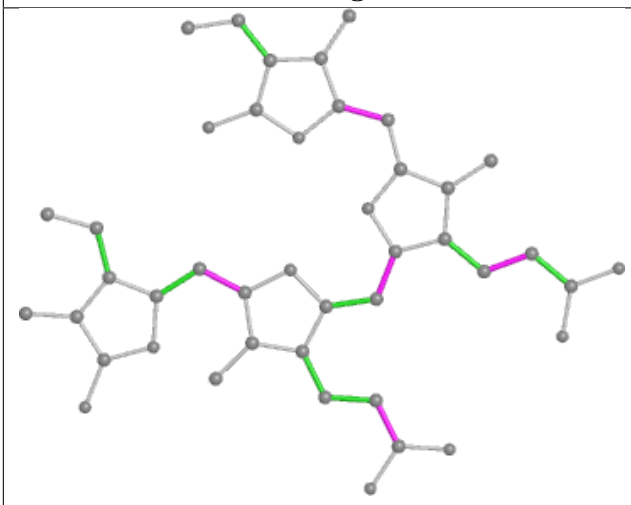

Torsions

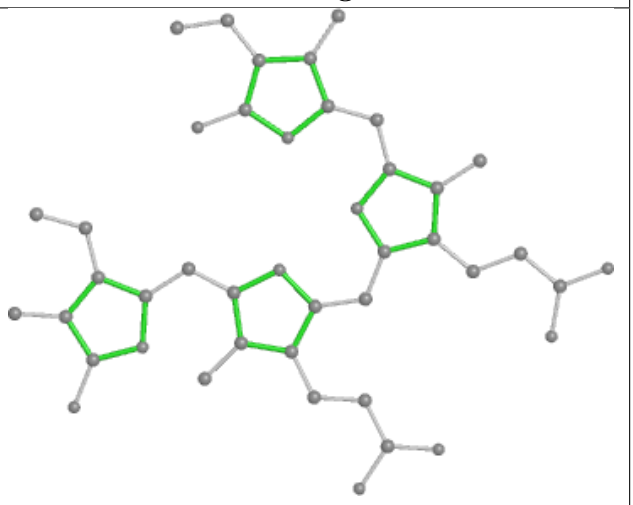

Rings

Ligand PEB DK 203

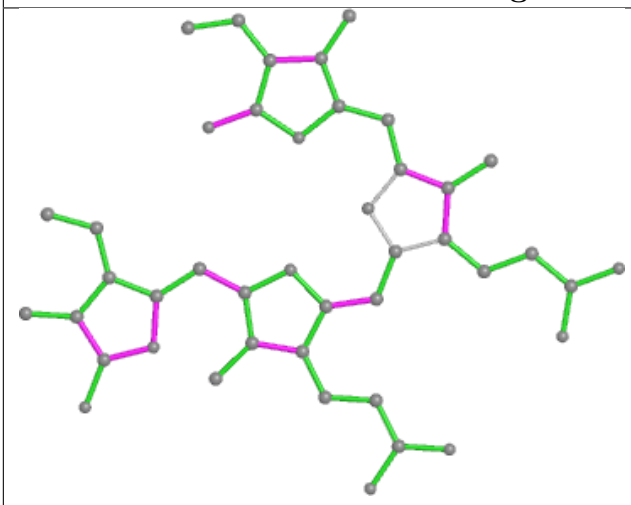

Bond lengths

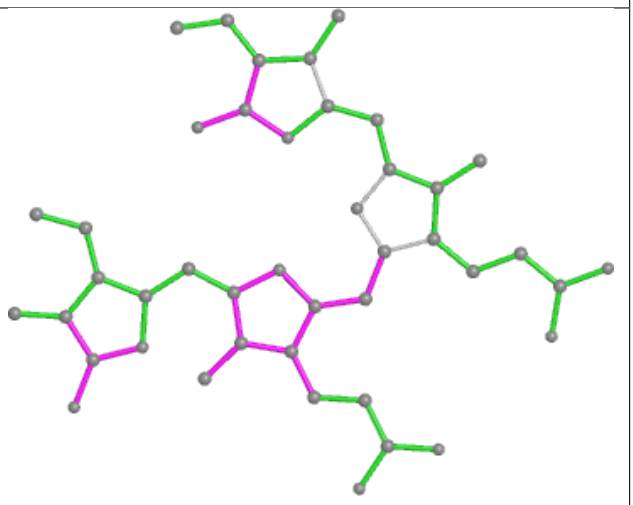

Bond angles

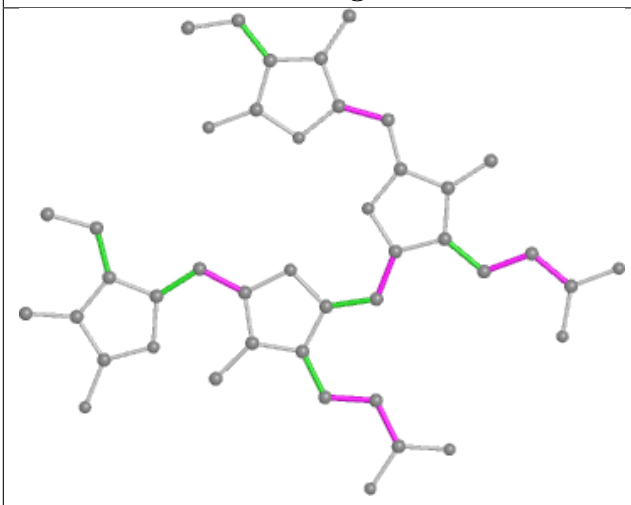

Torsions

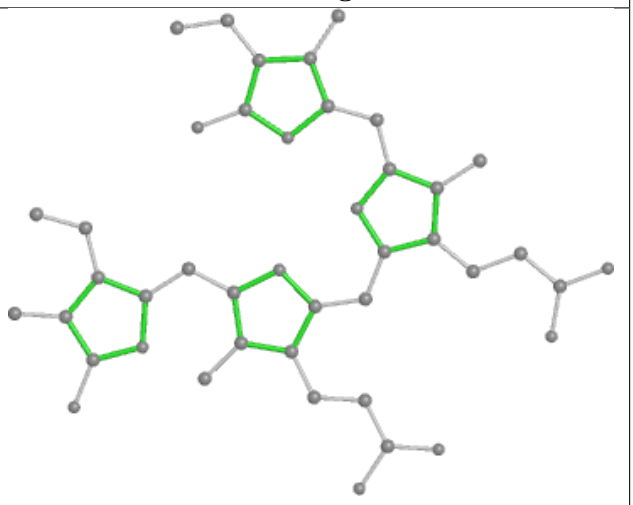

Rings

Ligand PEB MJ 201

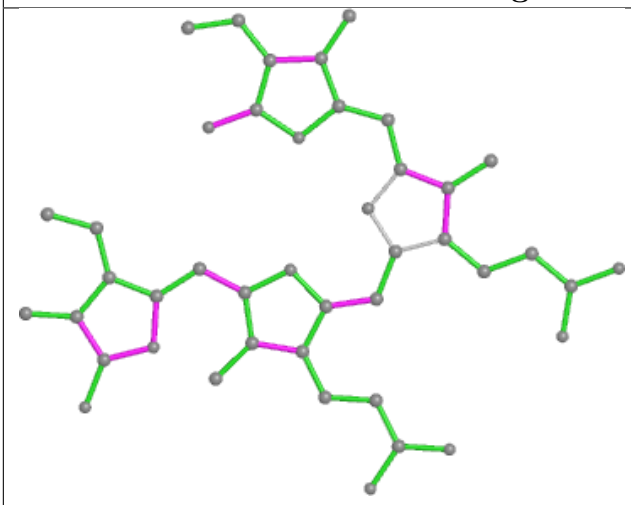

Bond lengths

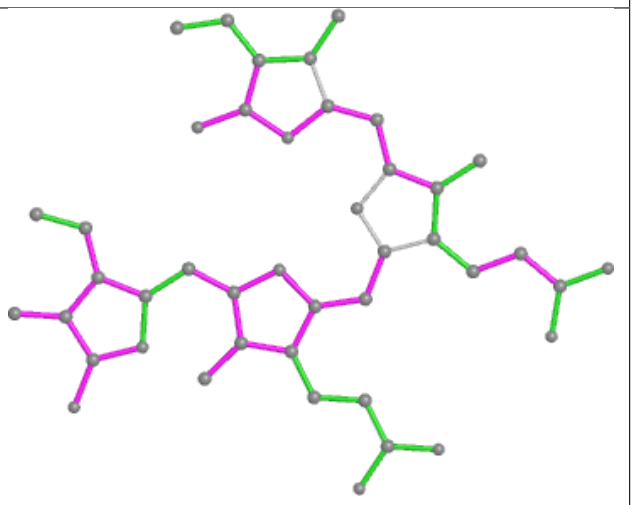

Bond angles

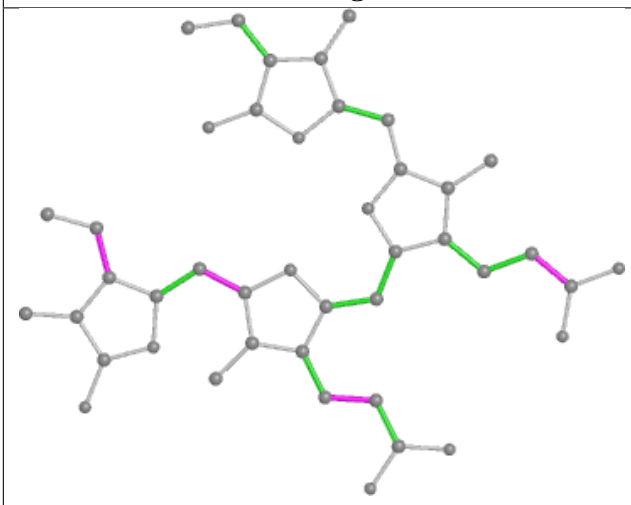

Torsions

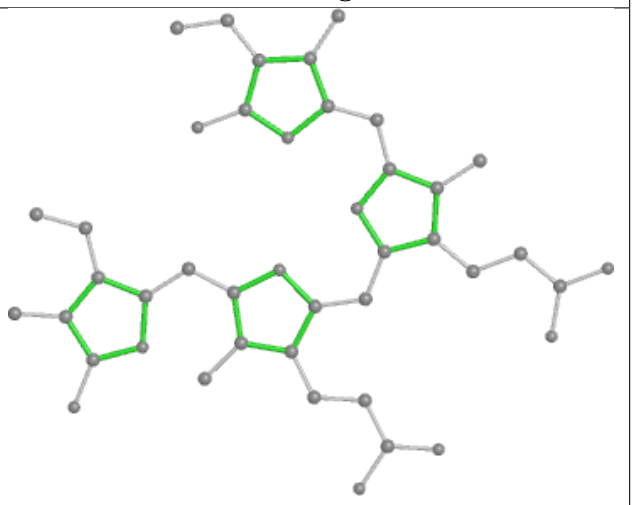

Rings

Ligand CLA B2 807

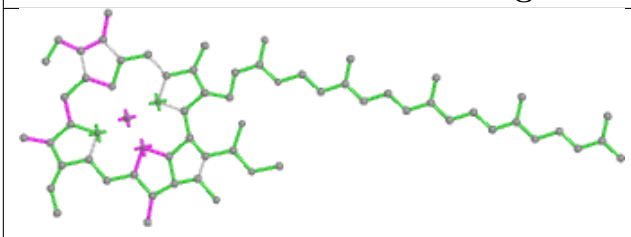

Bond lengths

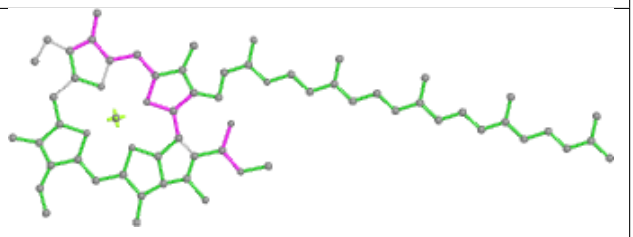

Bond angles

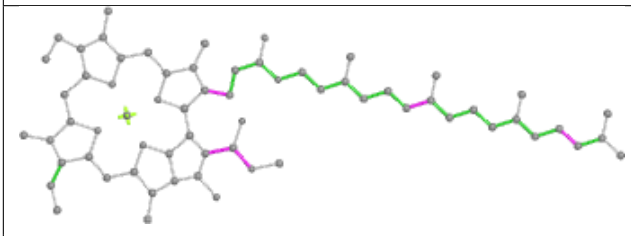

Torsions

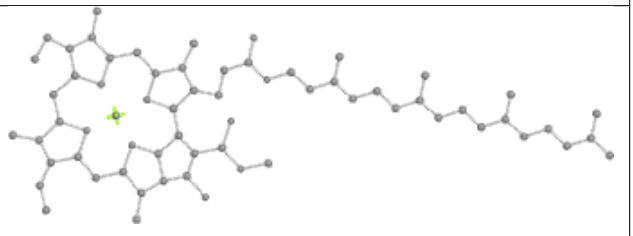

Rings

Ligand PEB SF 202

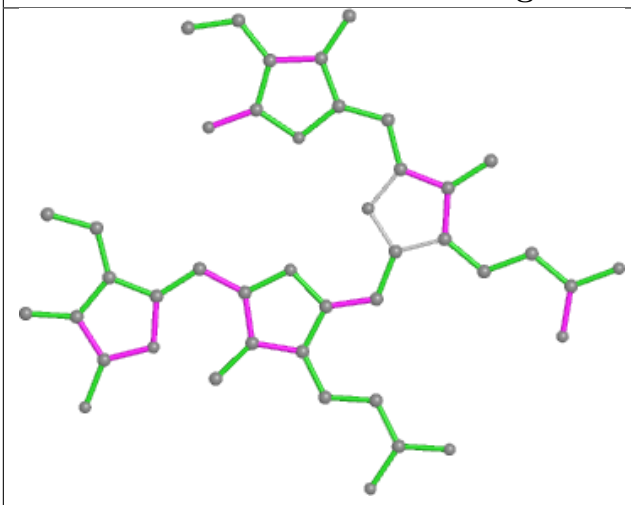

Bond lengths

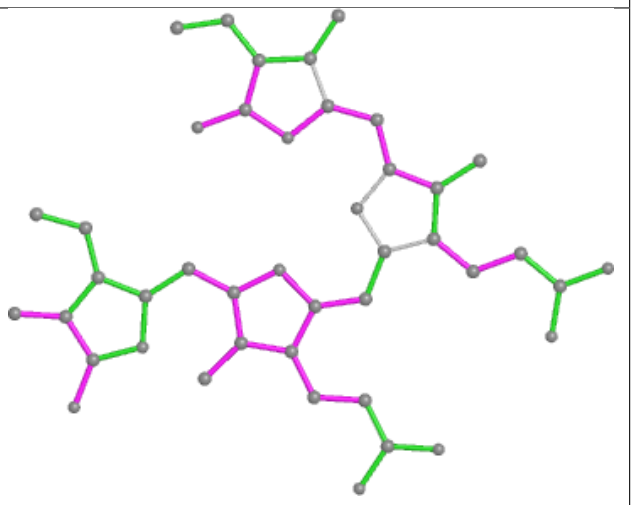

Bond angles

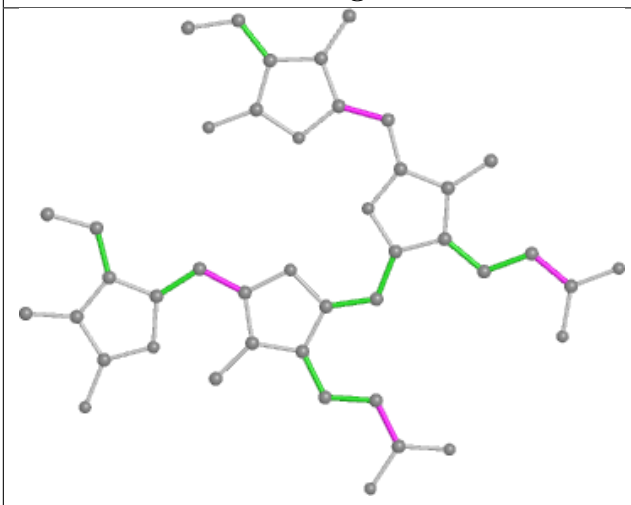

Torsions

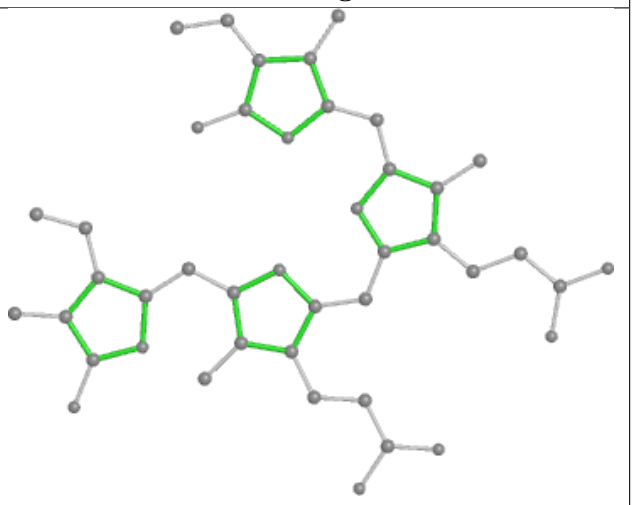

Rings

Ligand PEB V1 201

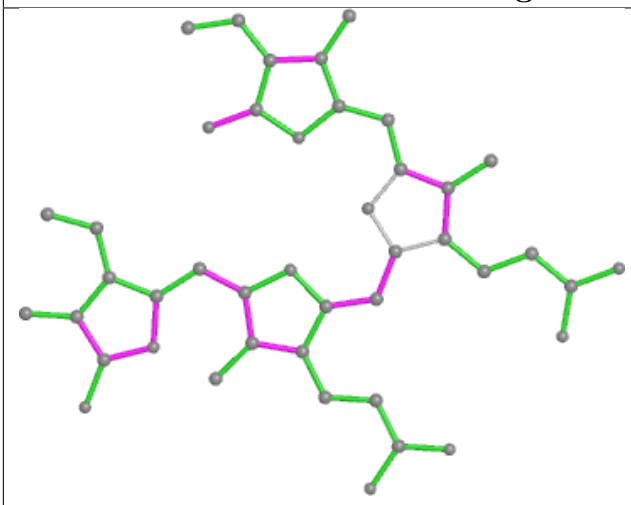

Bond lengths

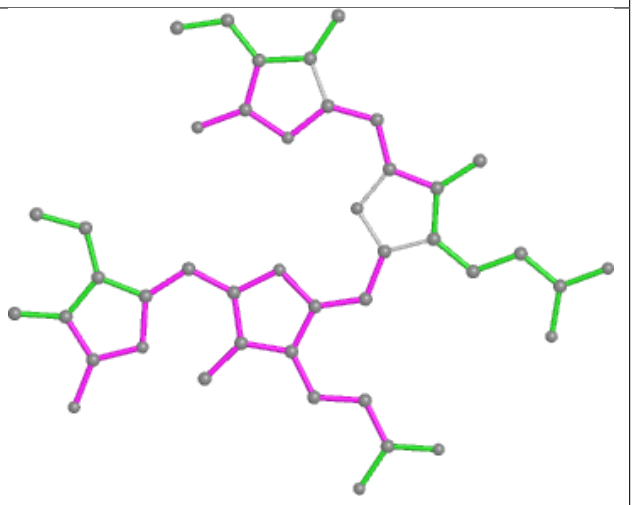

Bond angles

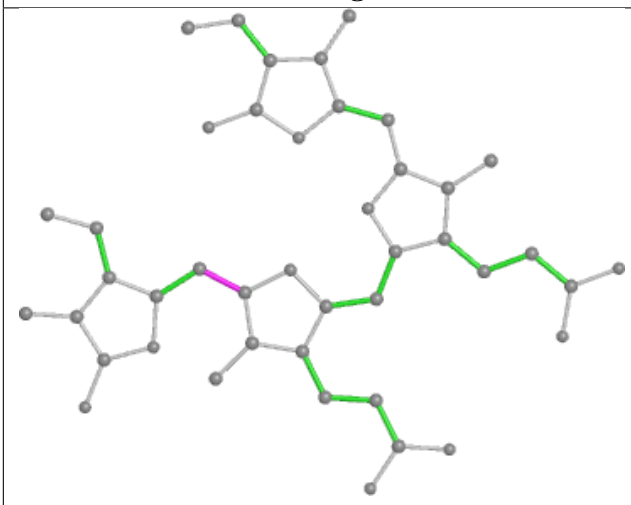

Torsions

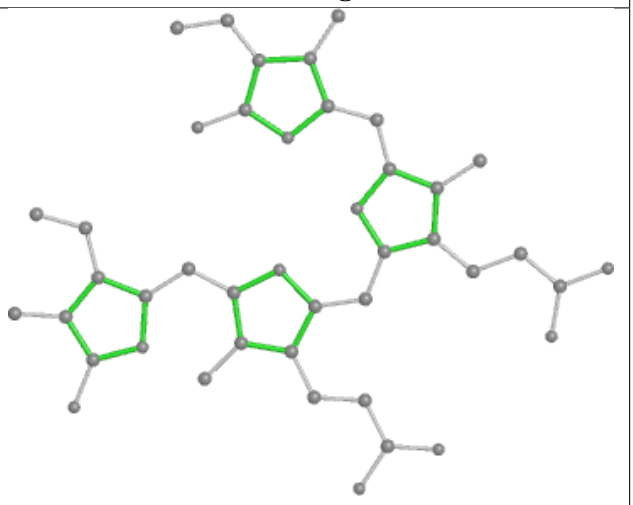

Rings

Ligand PEB UE 203

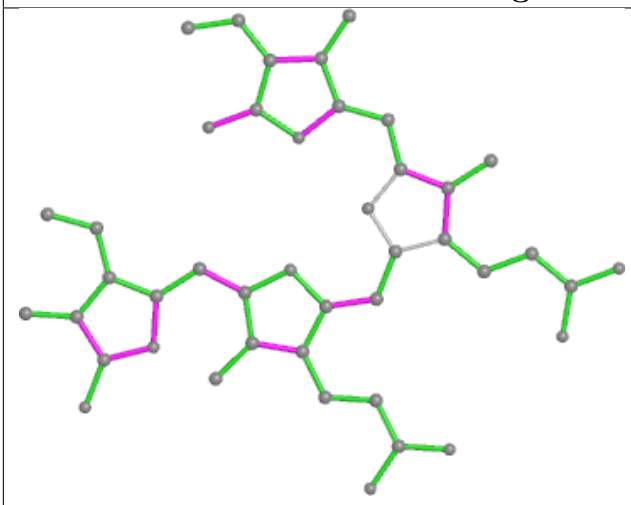

Bond lengths

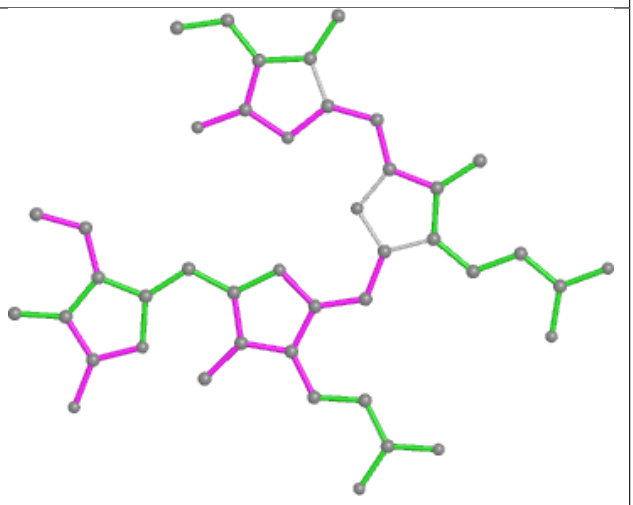

Bond angles

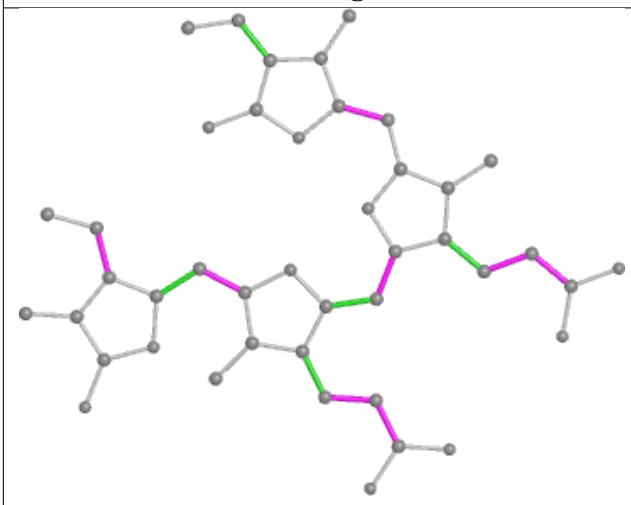

Torsions

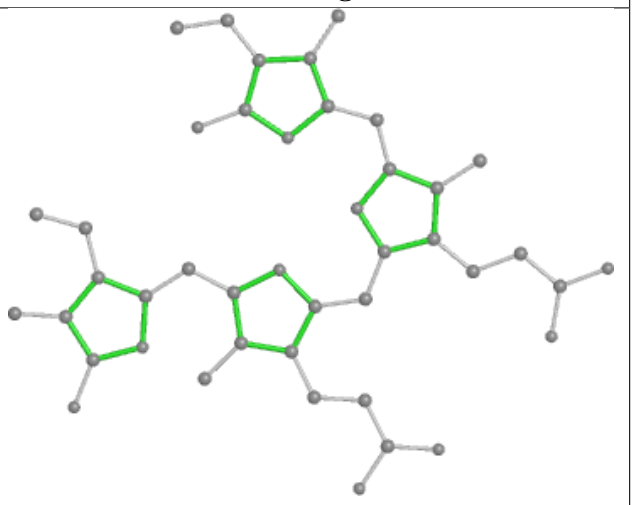

Rings

Ligand CYC BE 1002

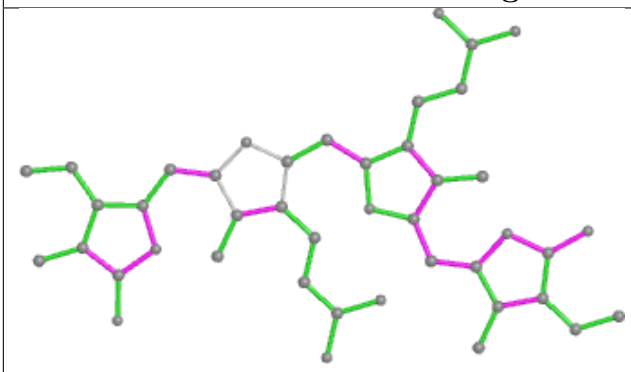

Bond lengths

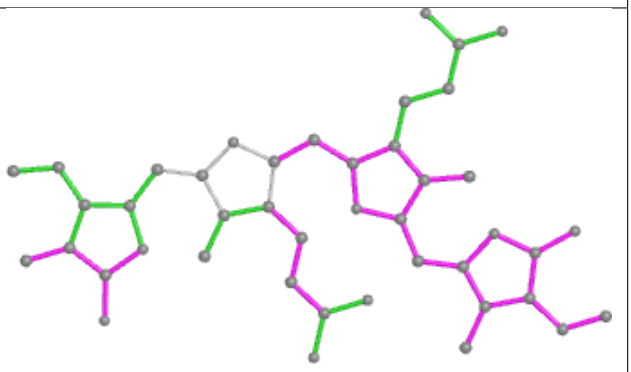

Bond angles

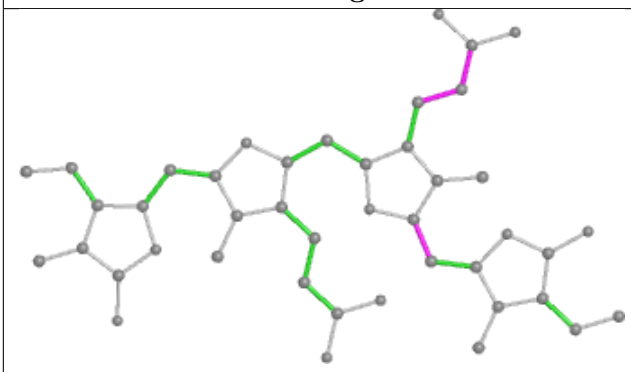

Torsions

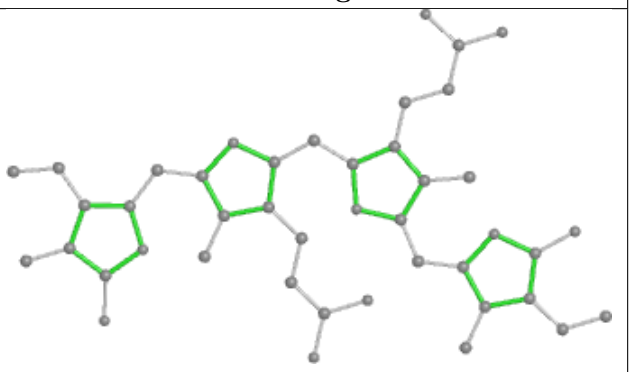

Rings

Ligand CLA 4N 601

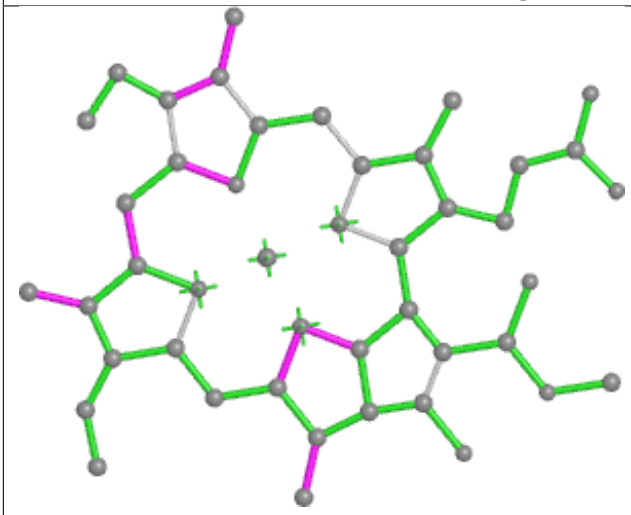

Bond lengths

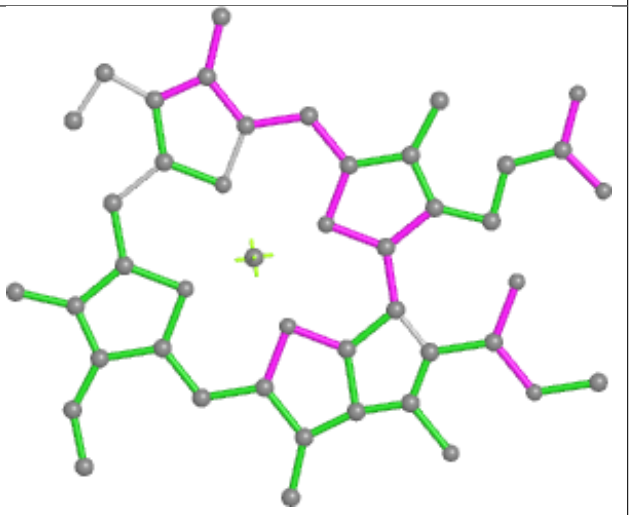

Bond angles

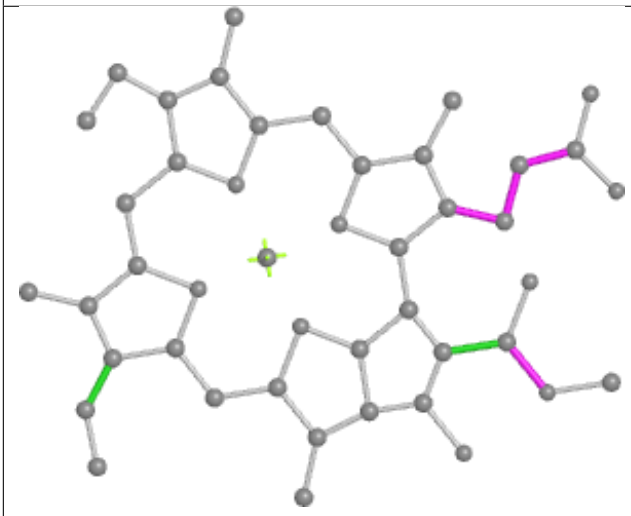

Torsions

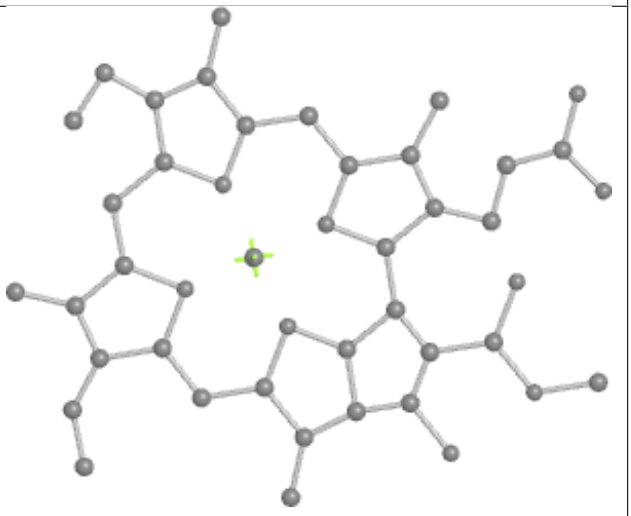

Rings

Ligand PEB HQ 201

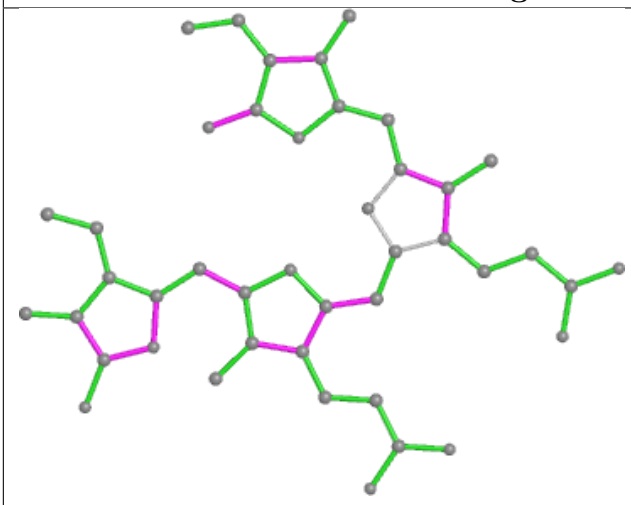

Bond lengths

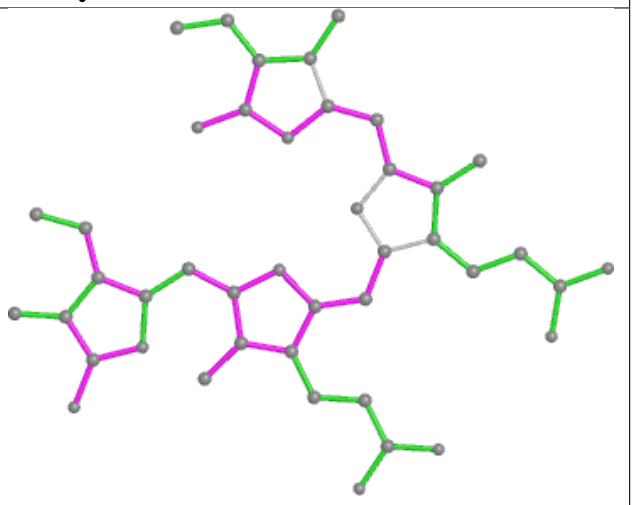

Bond angles

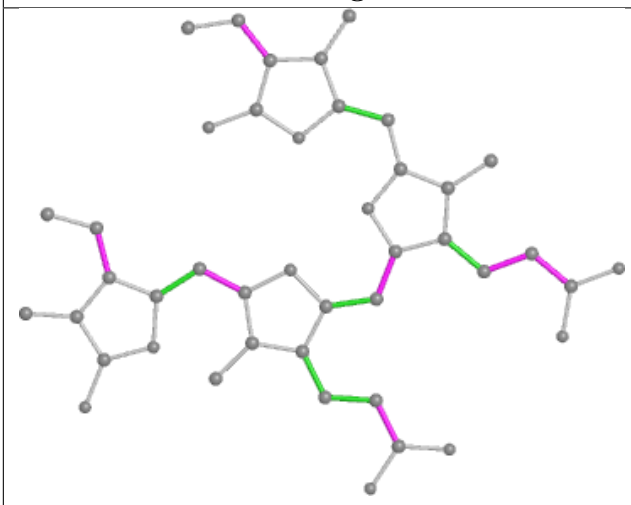

Torsions

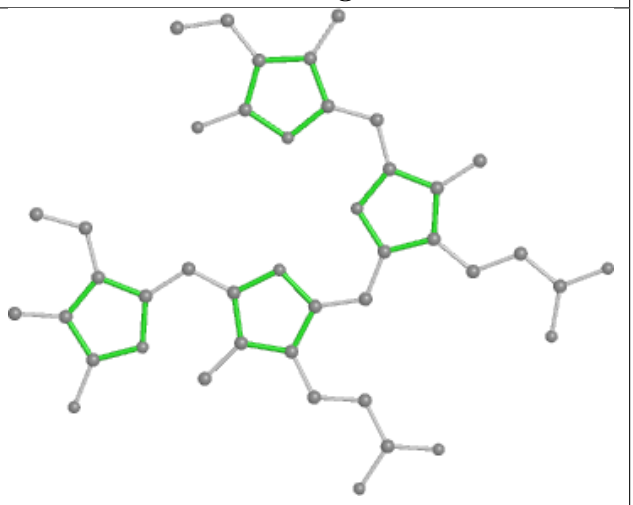

Rings

Ligand PEB U9 204

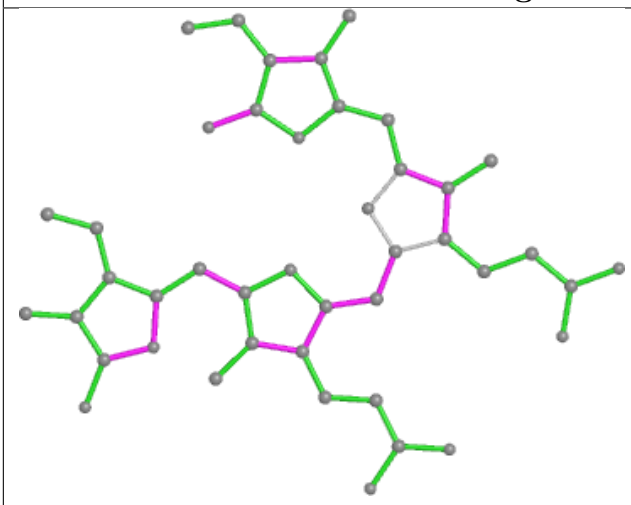

Bond lengths

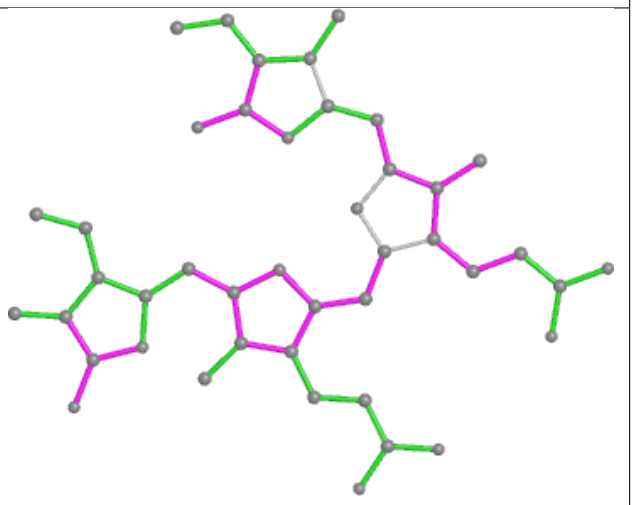

Bond angles

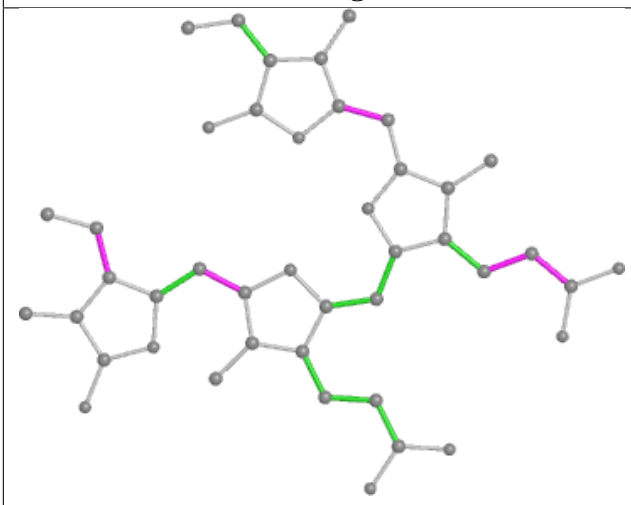

Torsions

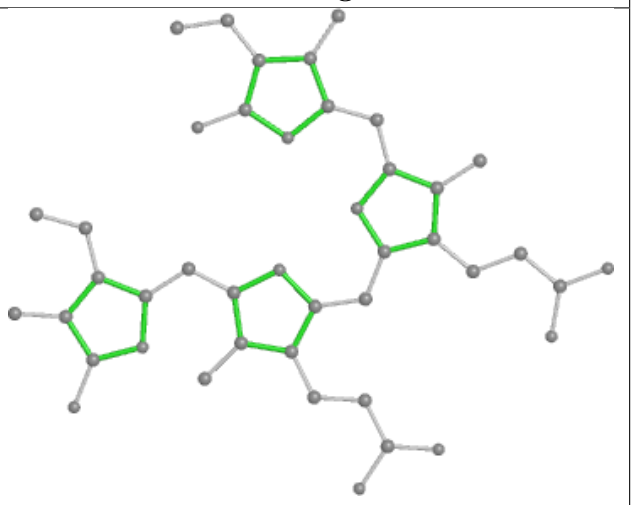

Rings

Ligand PEB hO 201

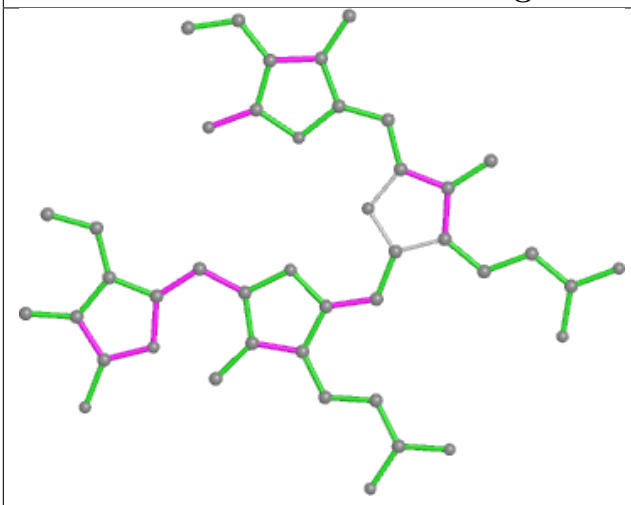

Bond lengths

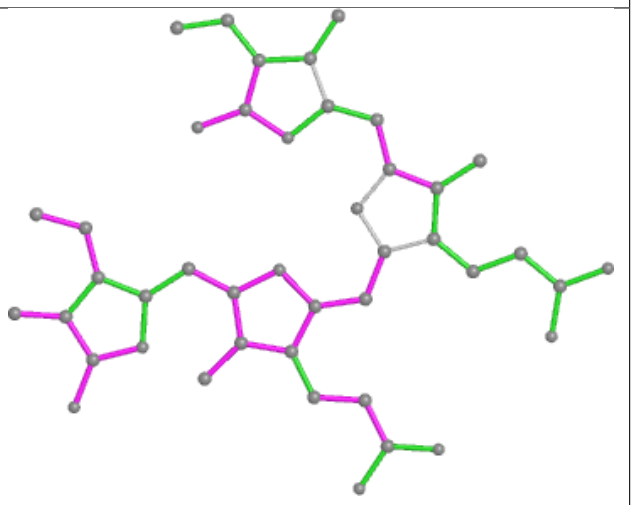

Bond angles

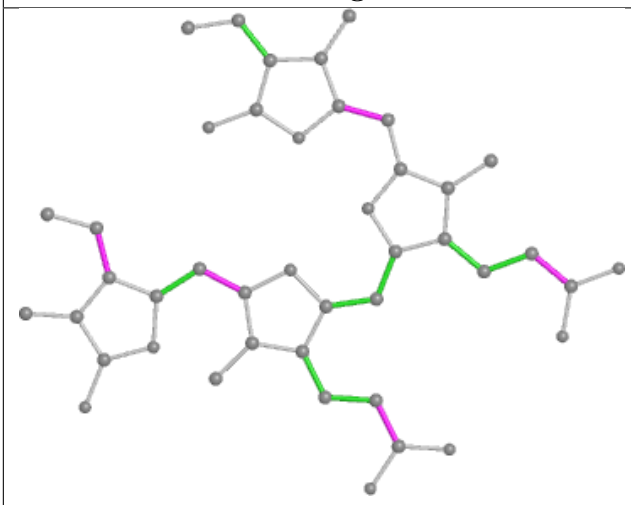

Torsions

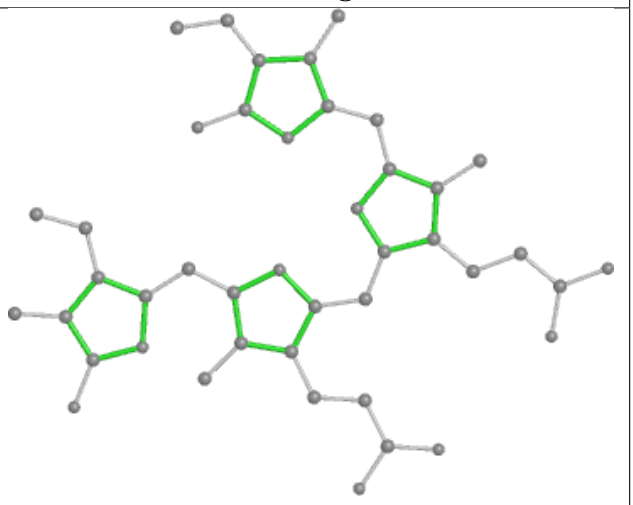

Rings

Ligand PEB IP 201

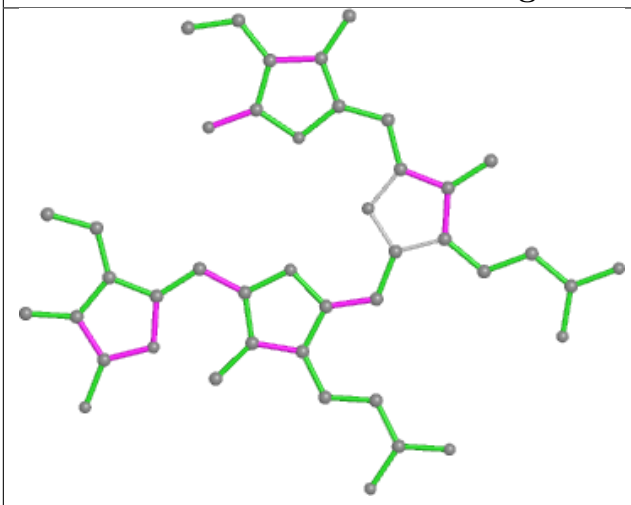

Bond lengths

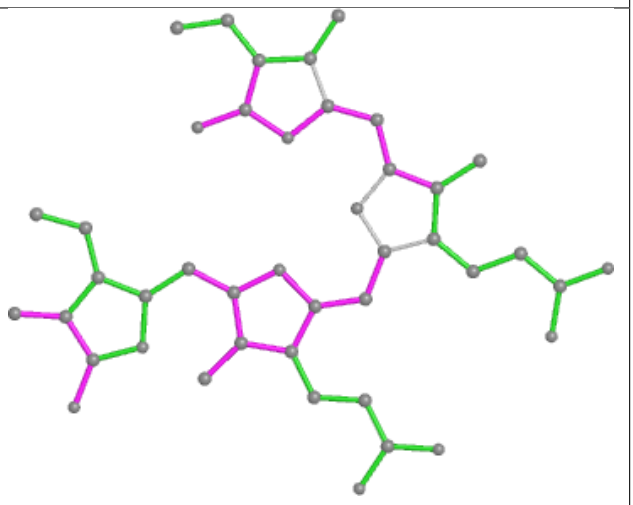

Bond angles

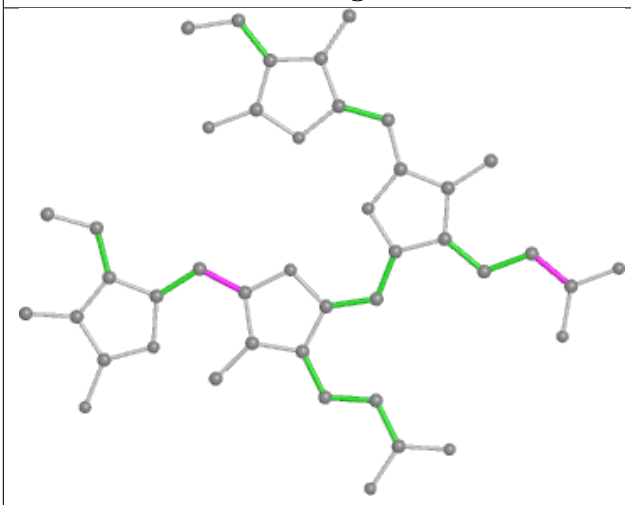

Torsions

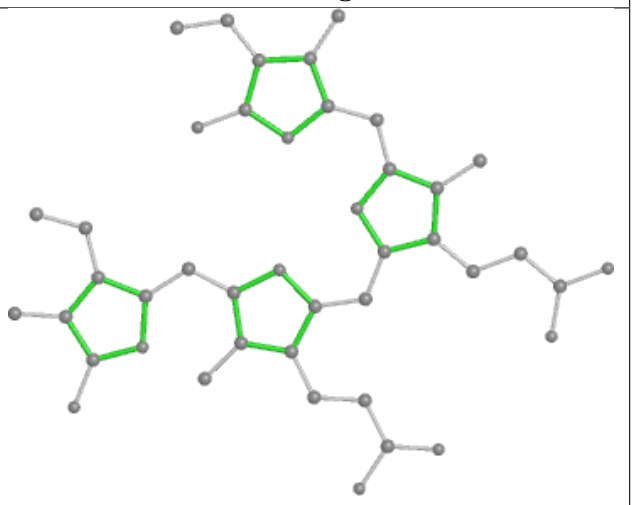

Rings

Ligand PEB Y5 201

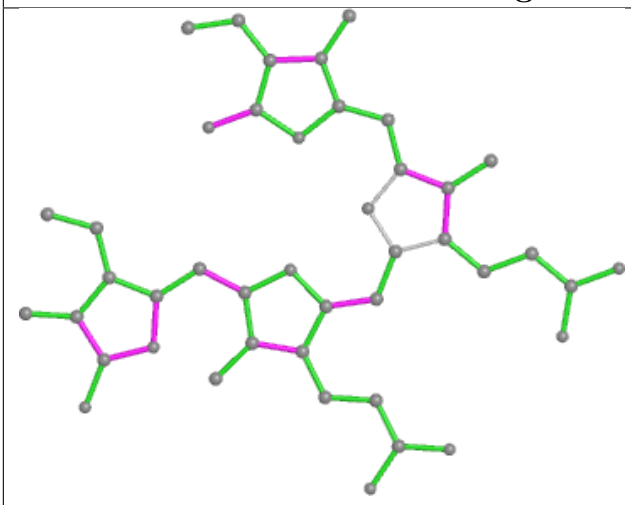

Bond lengths

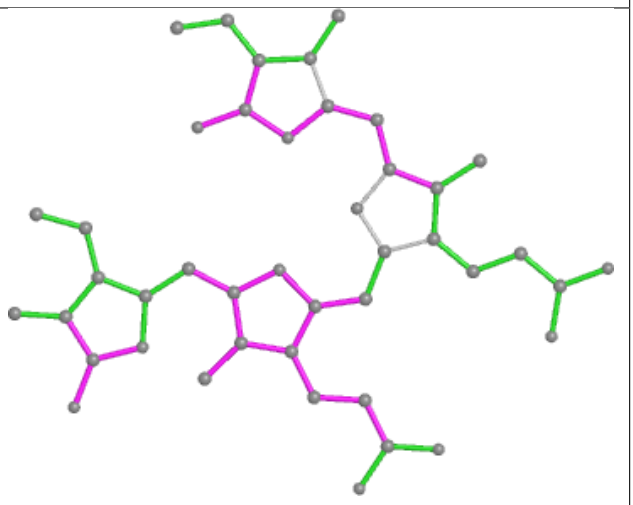

Bond angles

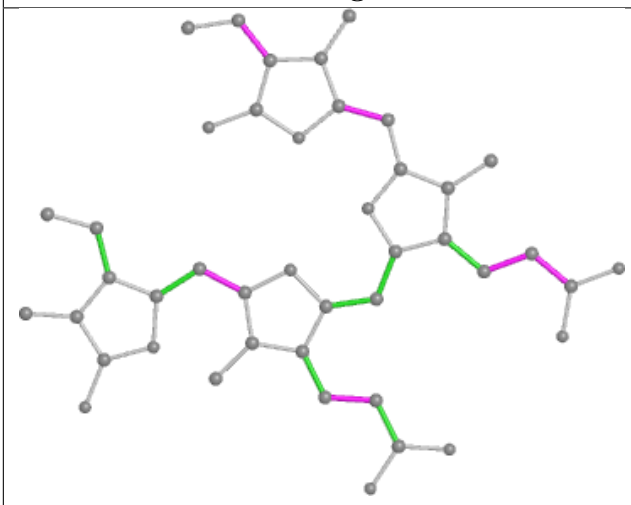

Torsions

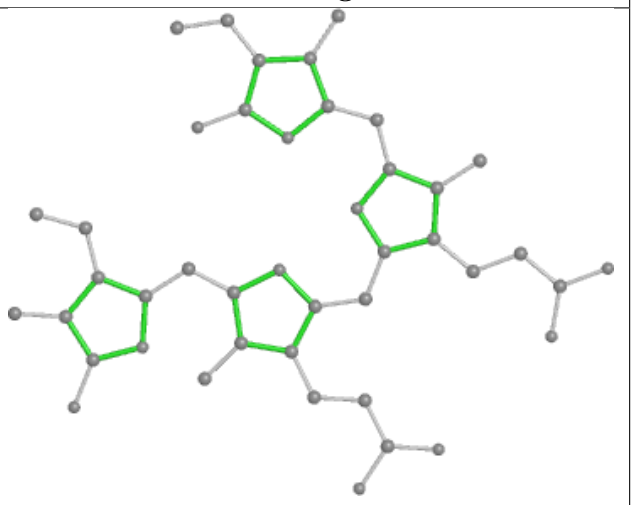

Rings

Ligand PEB DP 202

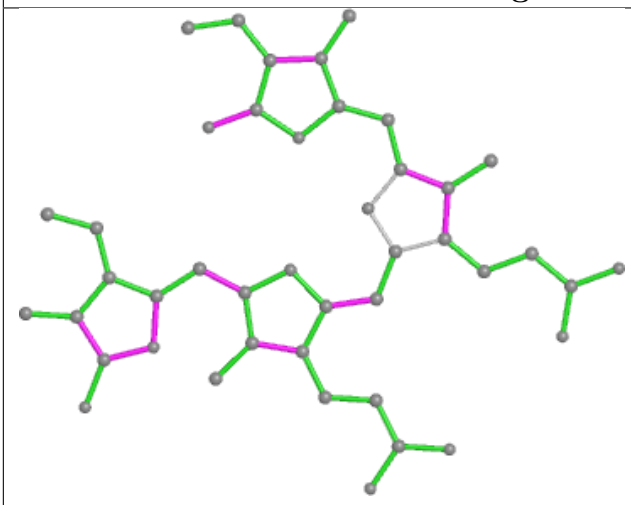

Bond lengths

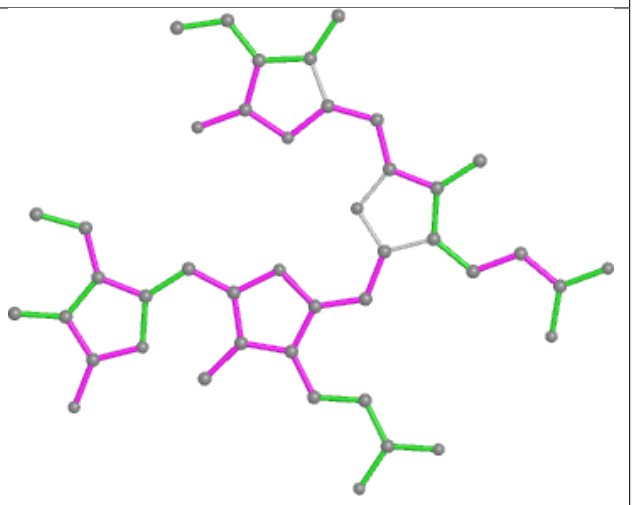

Bond angles

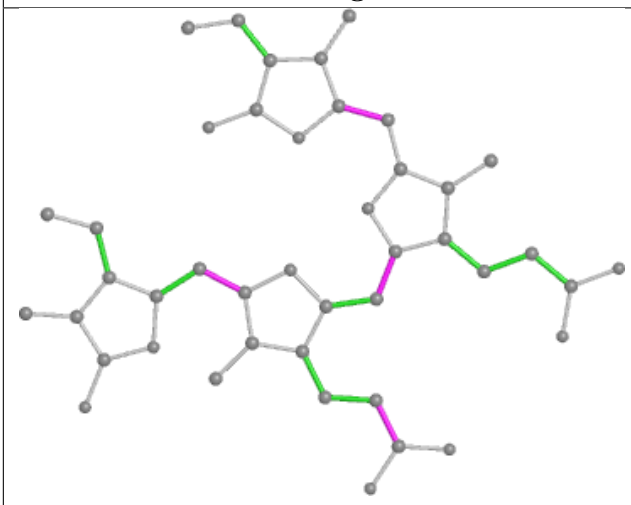

Torsions

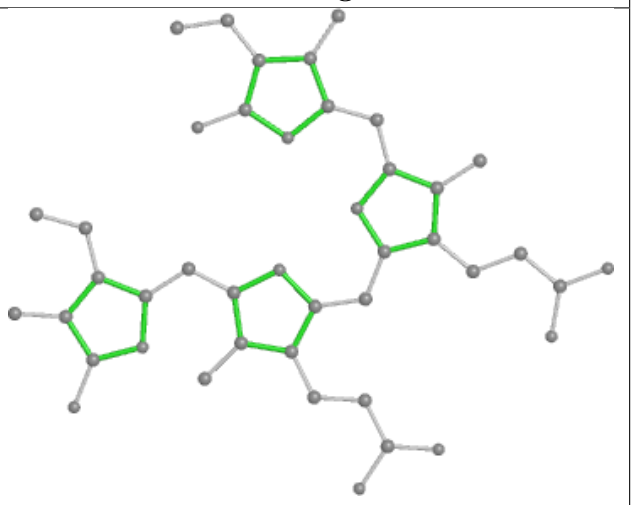

Rings

Ligand PEB NI 201

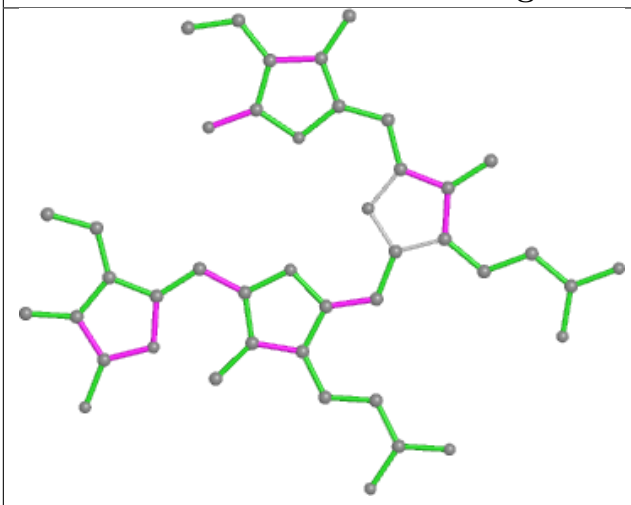

Bond lengths

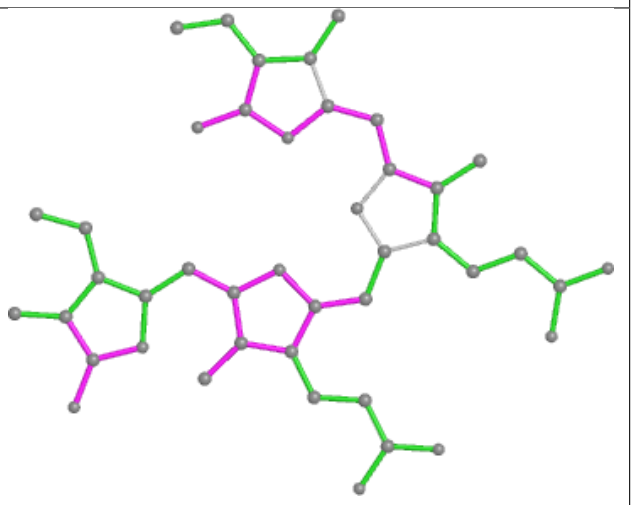

Bond angles

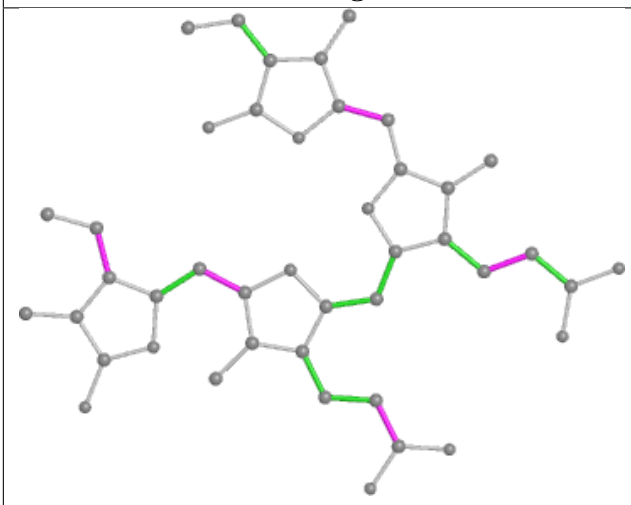

Torsions

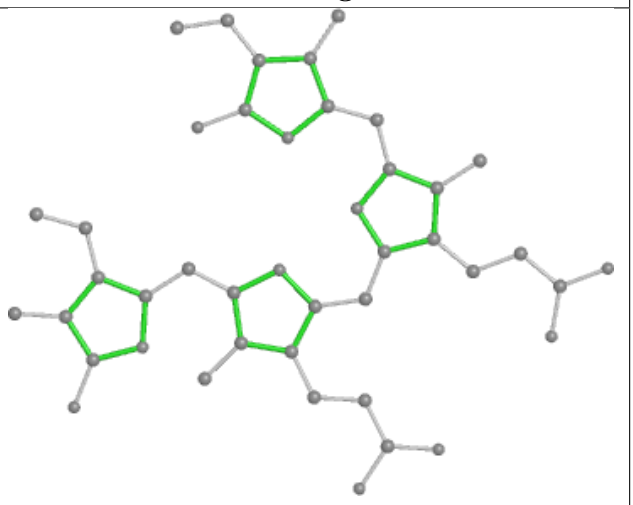

Rings

Ligand PEB XJ 201

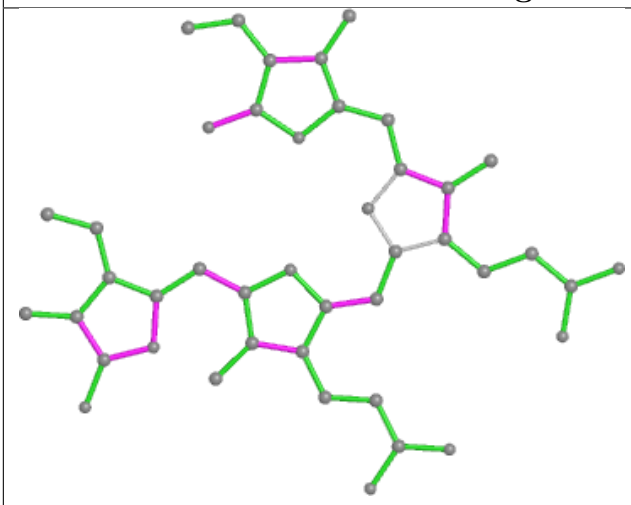

Bond lengths

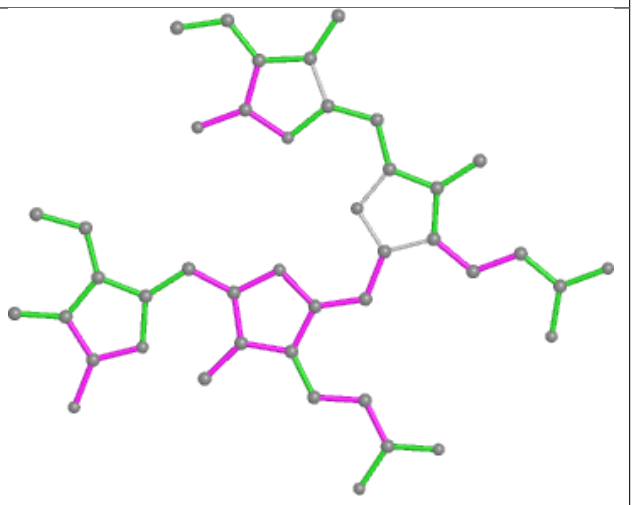

Bond angles

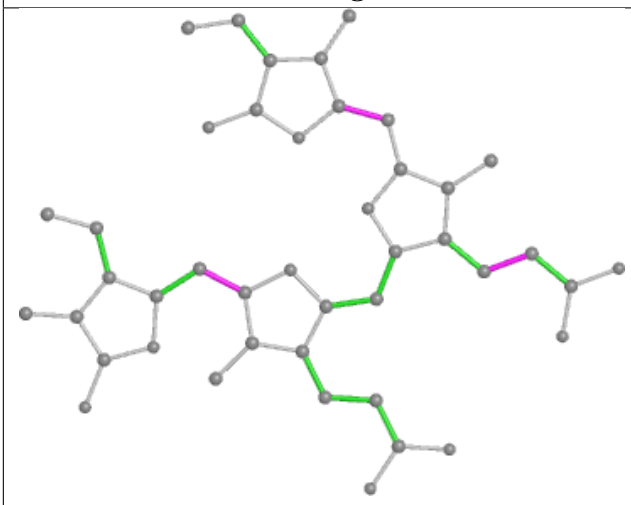

Torsions

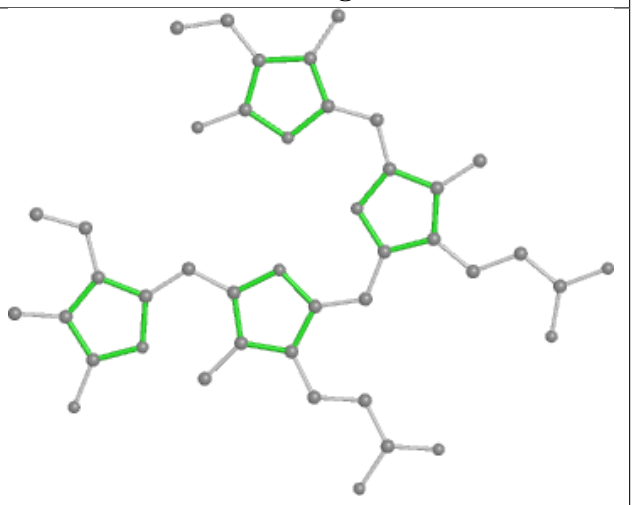

Rings

Ligand PEB YM 203

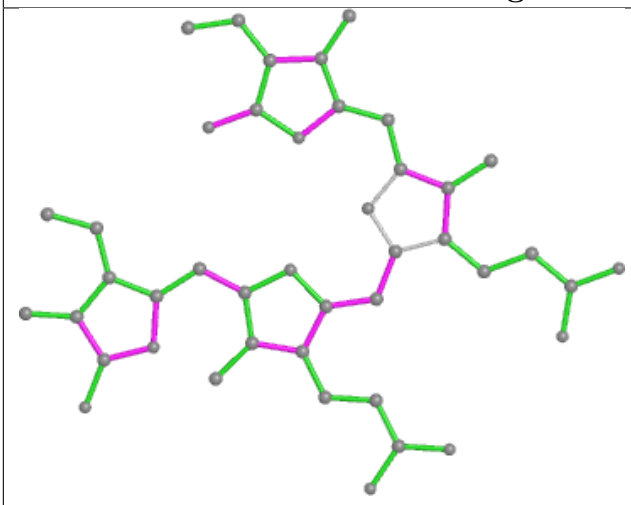

Bond lengths

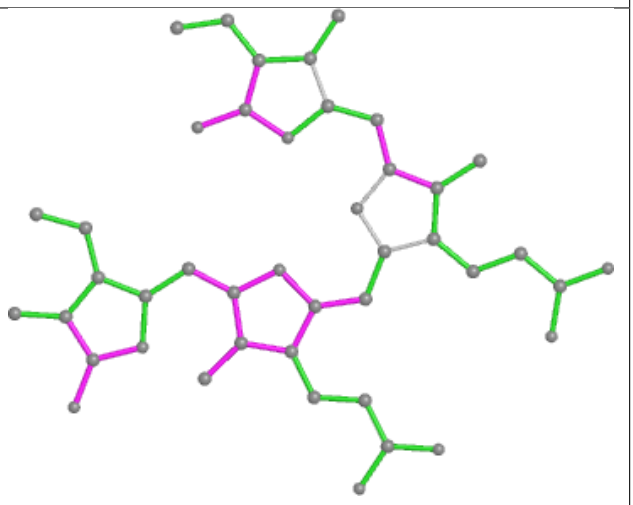

Bond angles

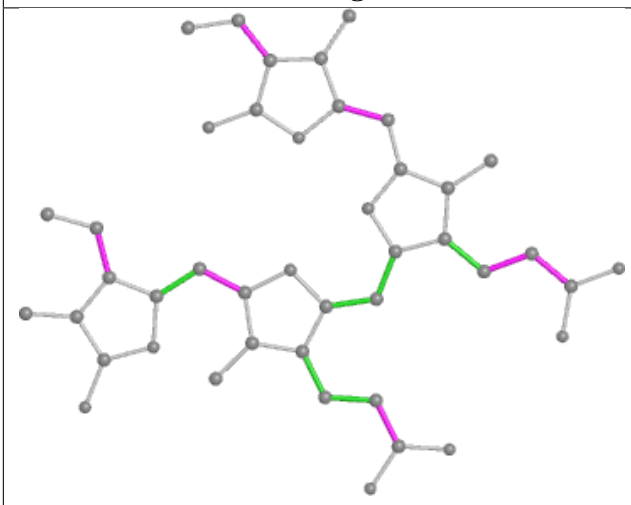

Torsions

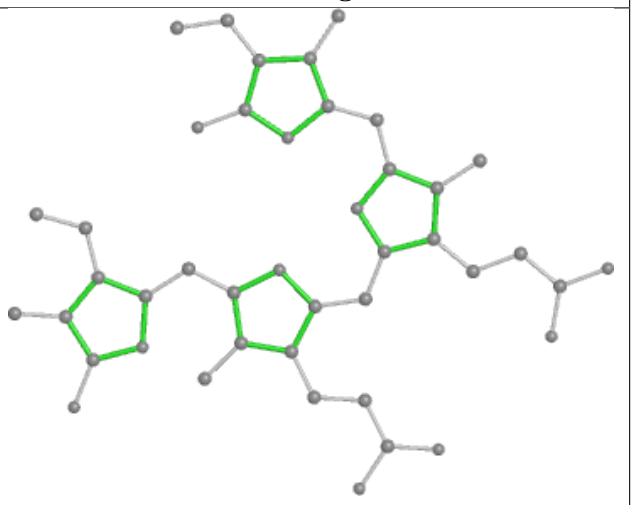

Rings

Ligand PEB D5 203

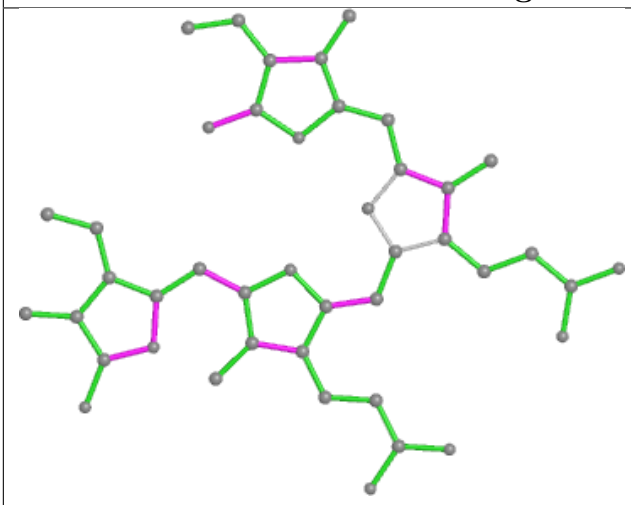

Bond lengths

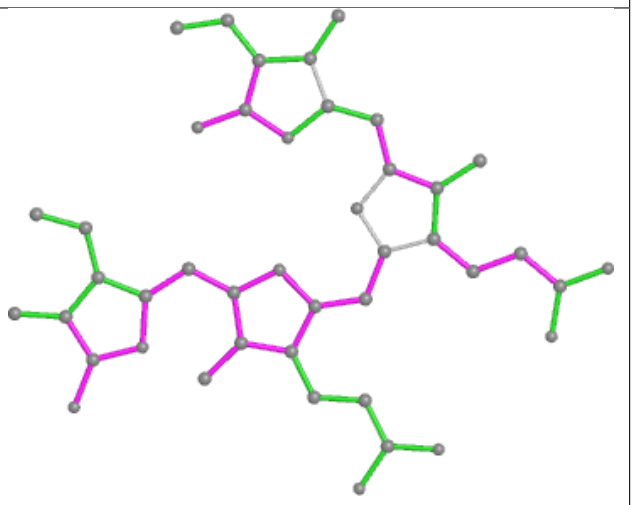

Bond angles

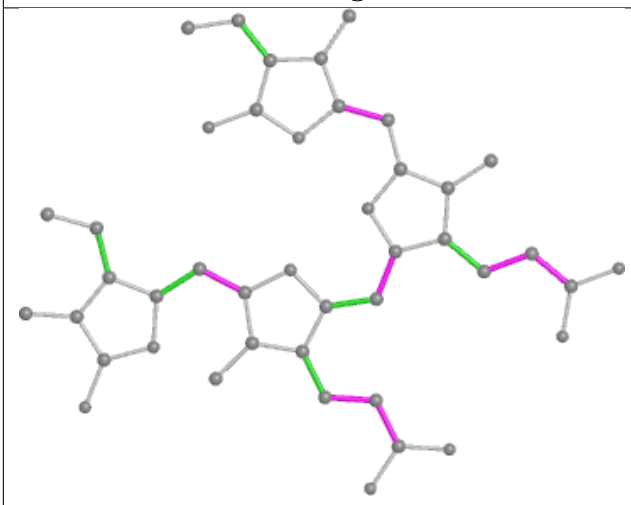

Torsions

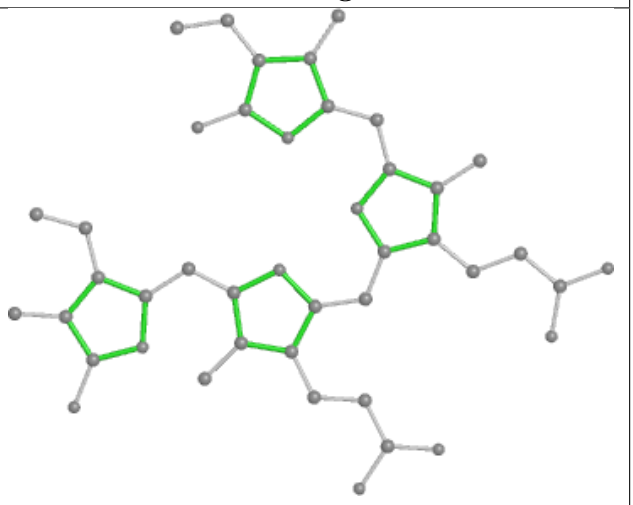

Rings

Ligand CLA B2 819

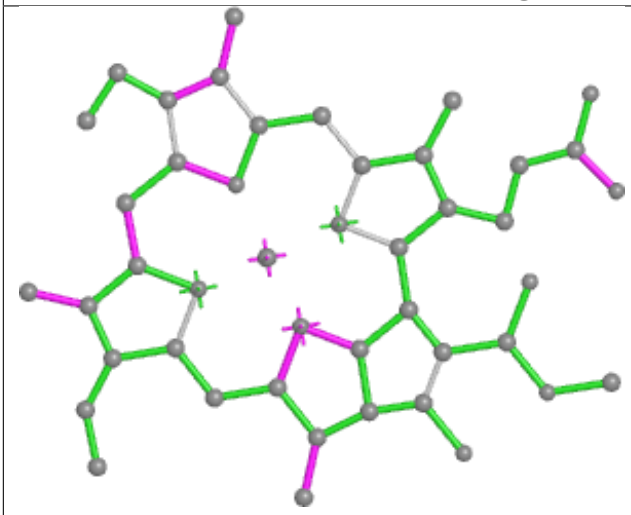

Bond lengths

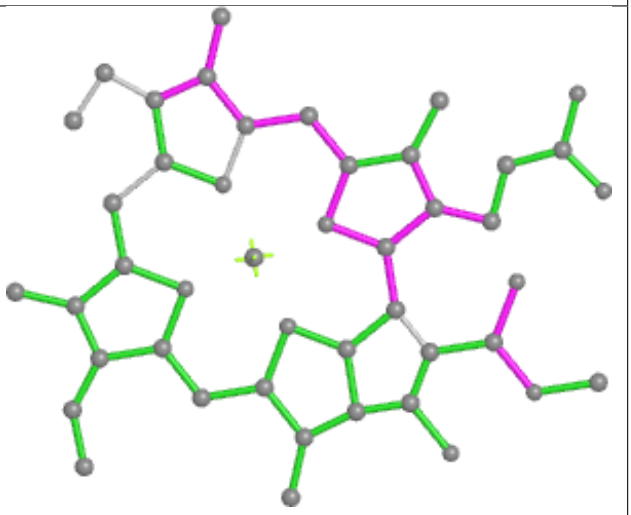

Bond angles

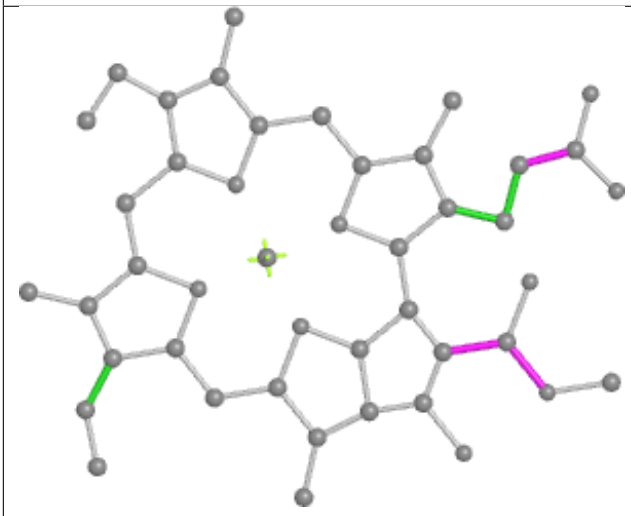

Torsions

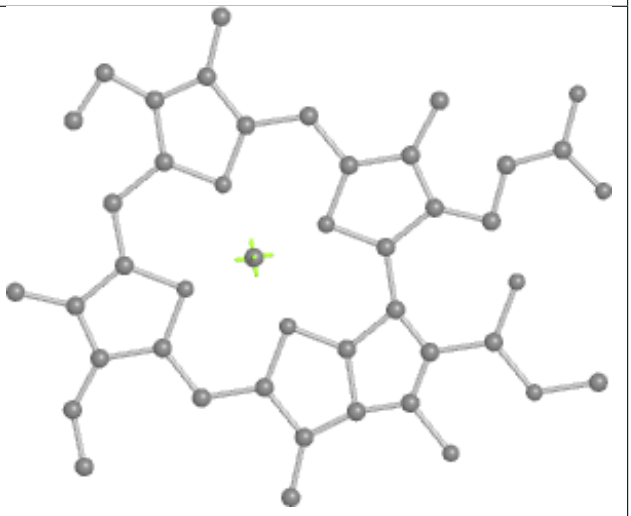

Rings

Ligand PEB FK 202

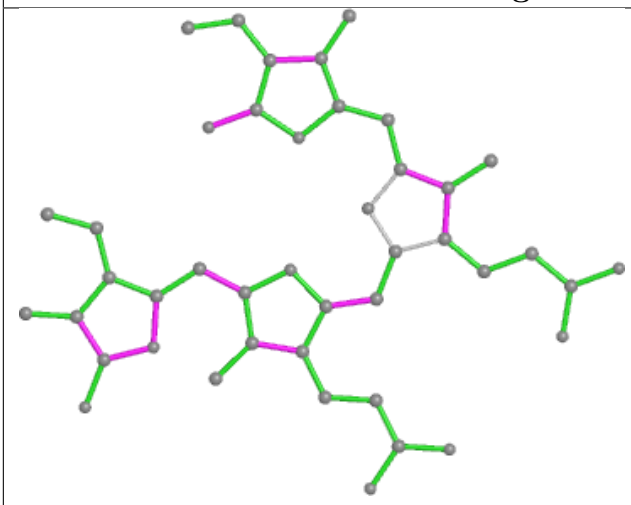

Bond lengths

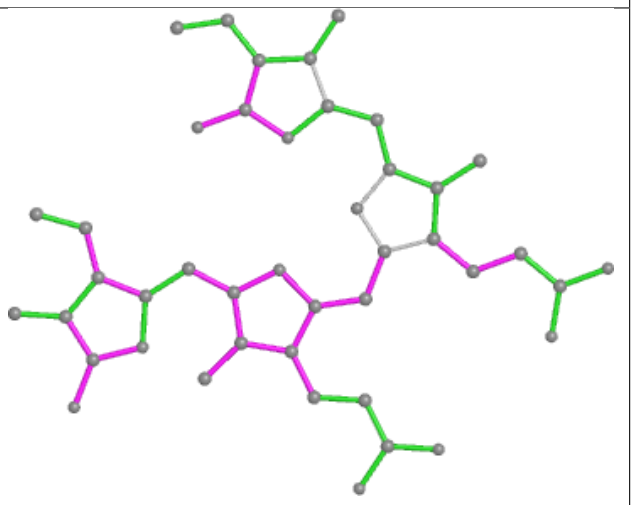

Bond angles

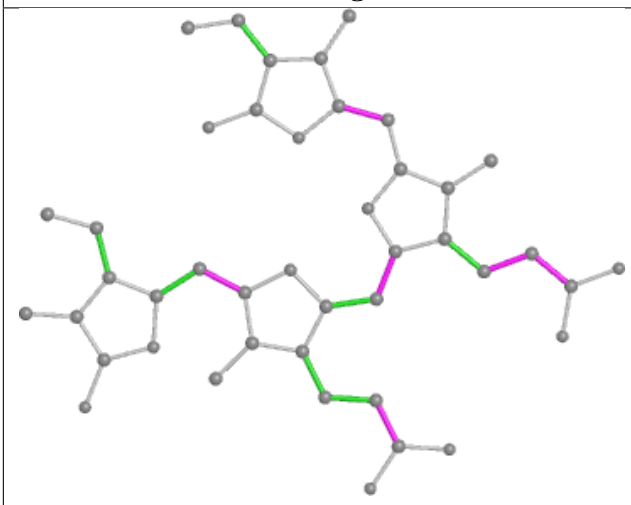

Torsions

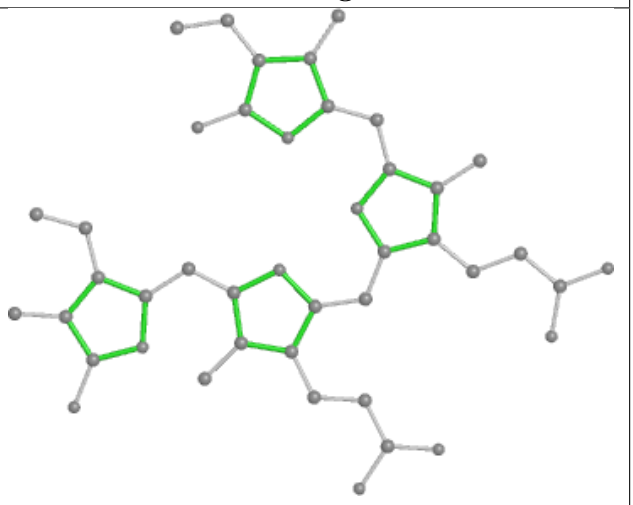

Rings

Ligand PQN AN 842

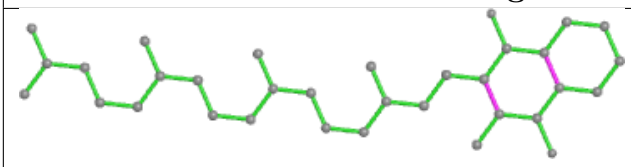

Bond lengths

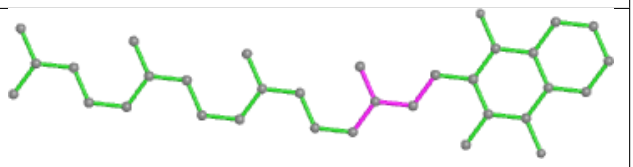

Bond angles

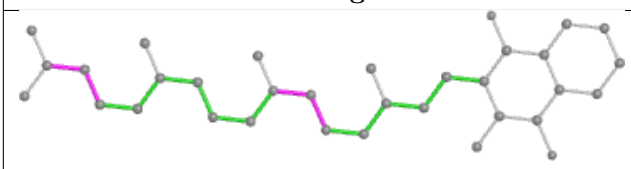

Torsions

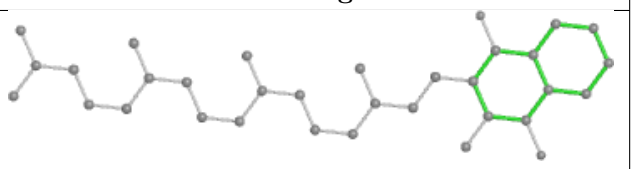

Rings

Ligand PEB WH 203

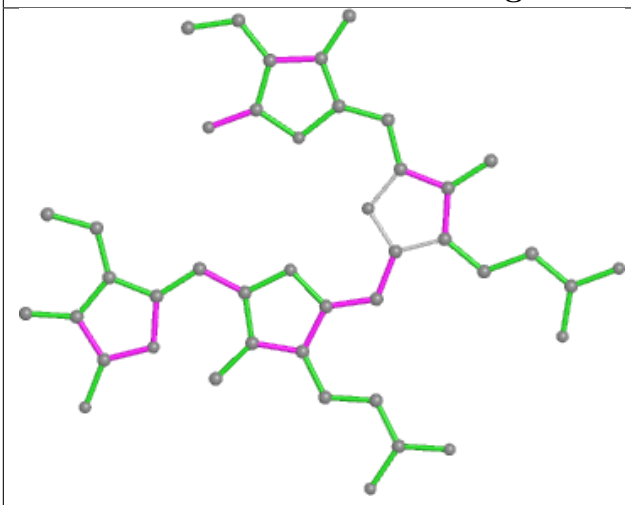

Bond lengths

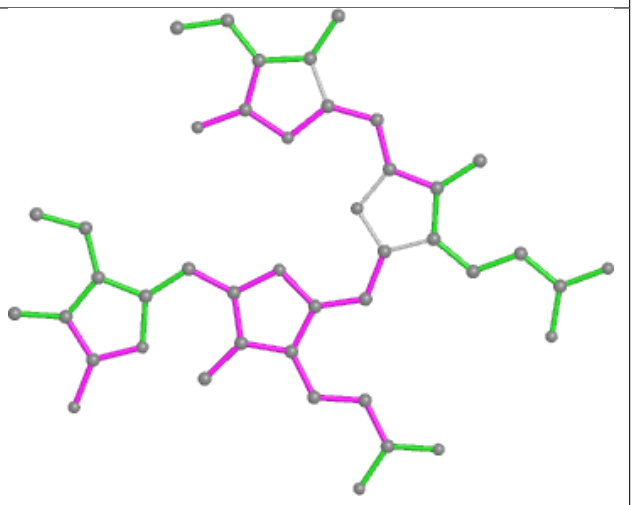

Bond angles

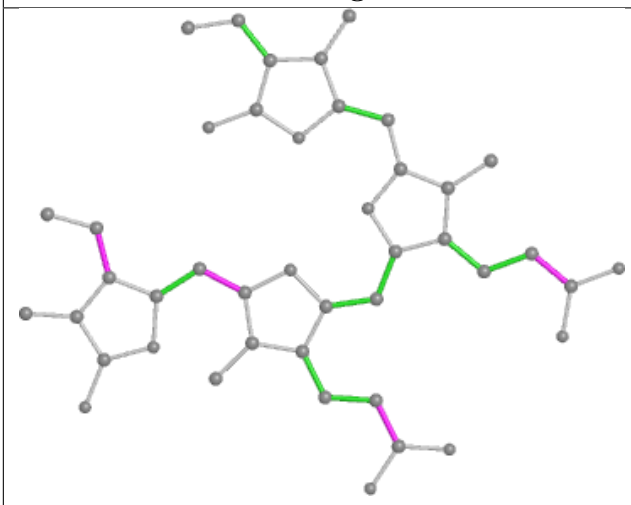

Torsions

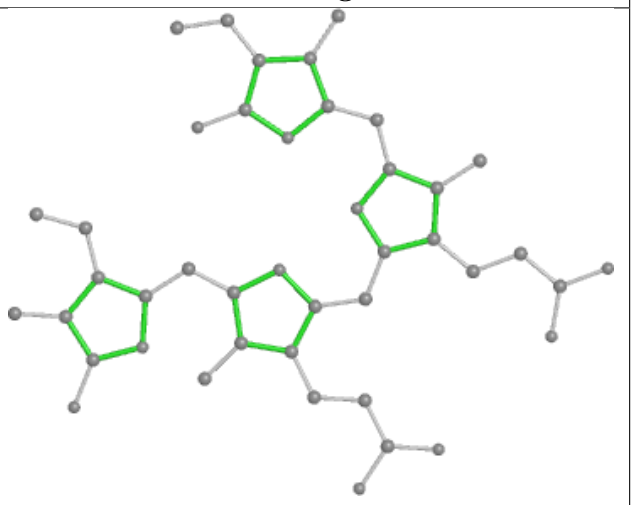

Rings

Ligand PEB oK 201

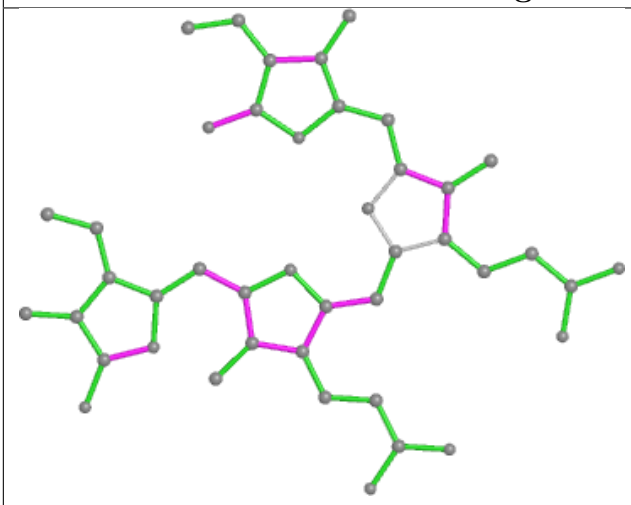

Bond lengths

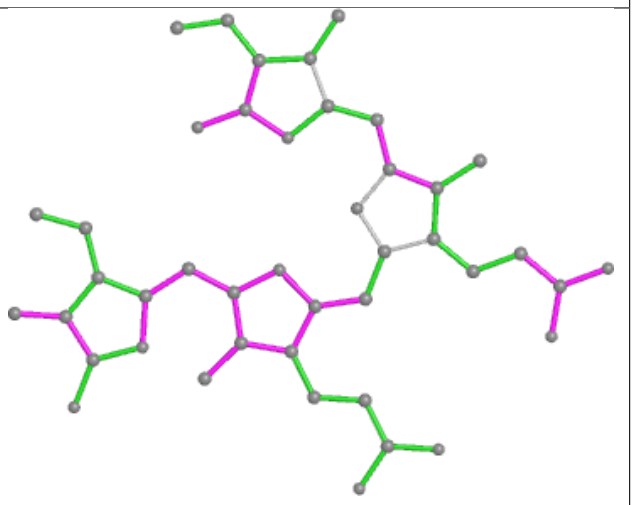

Bond angles

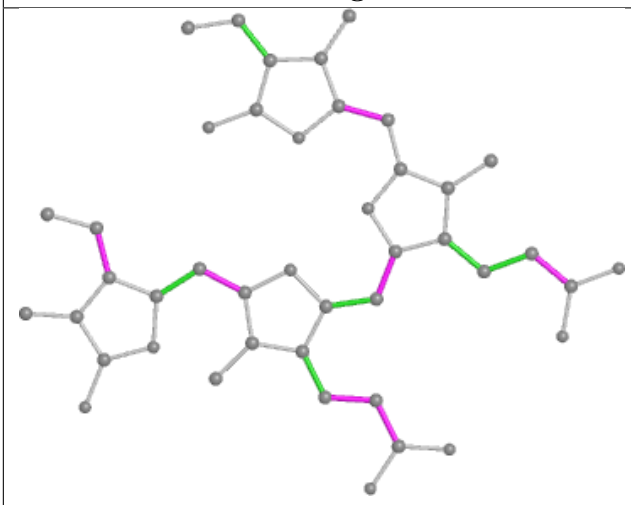

Torsions

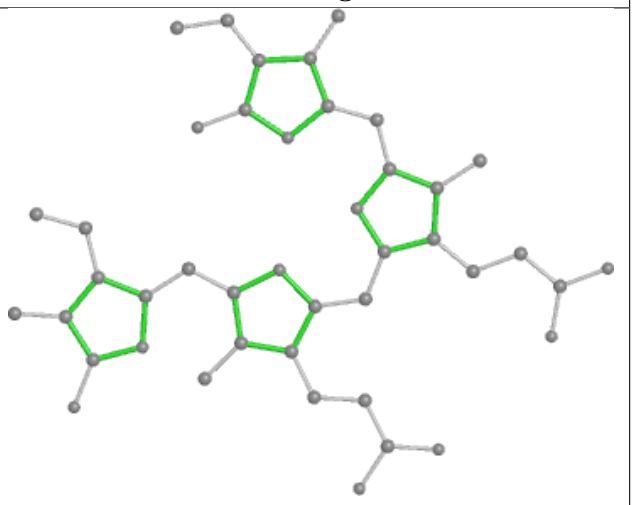

Rings

Ligand PEB AG 304

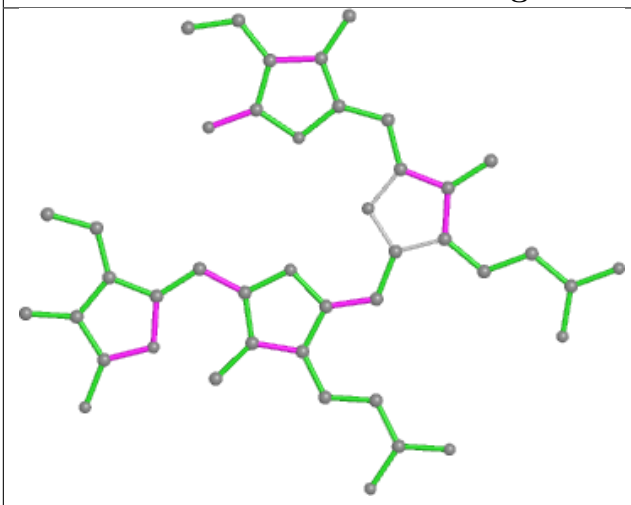

Bond lengths

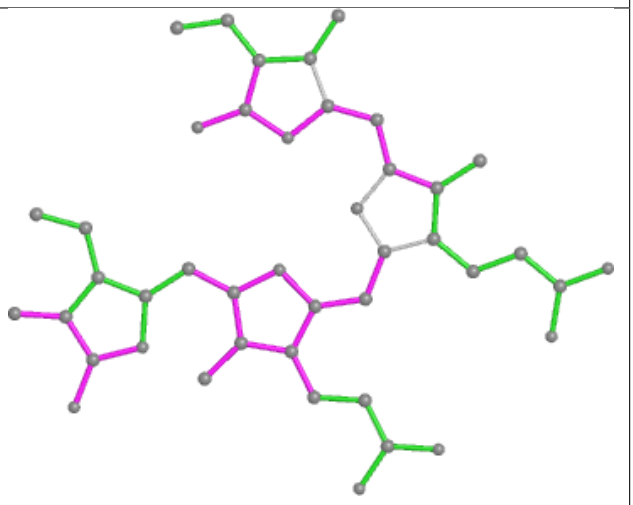

Bond angles

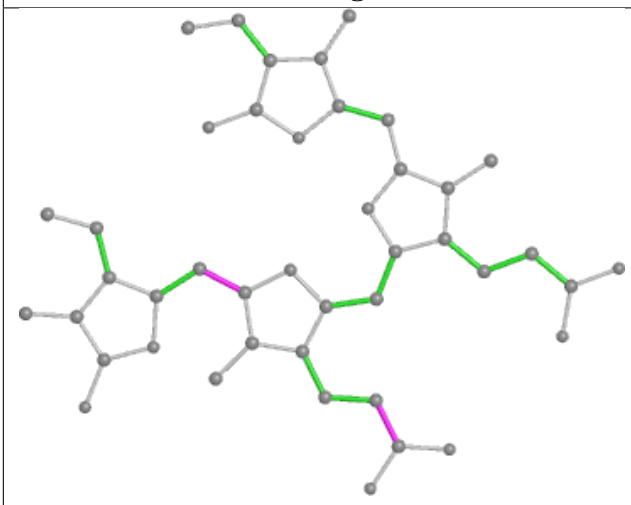

Torsions

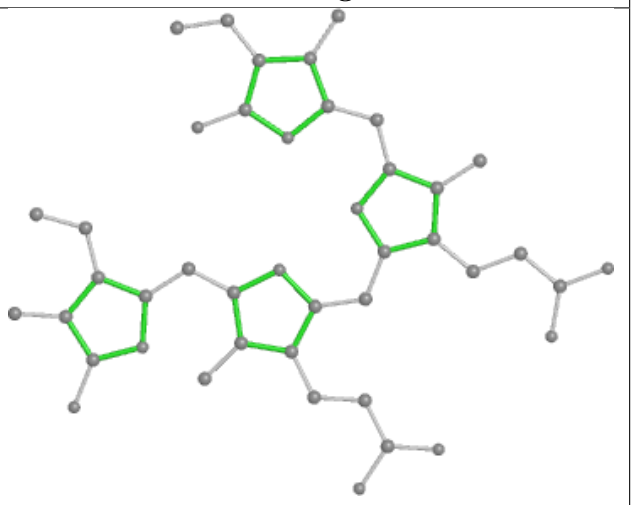

Rings

Ligand PEB DH 1002

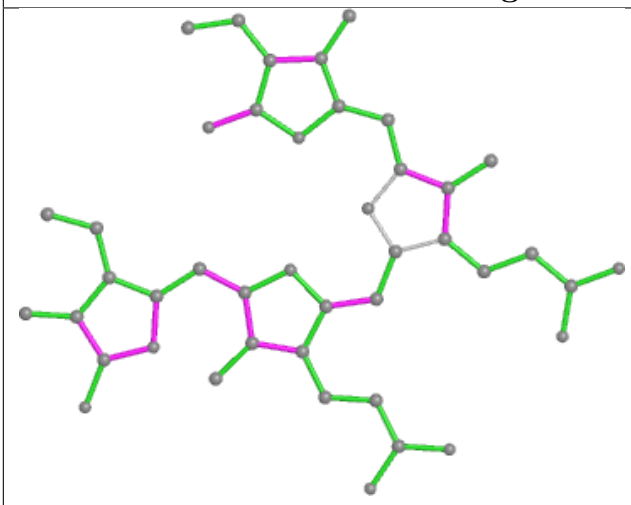

Bond lengths

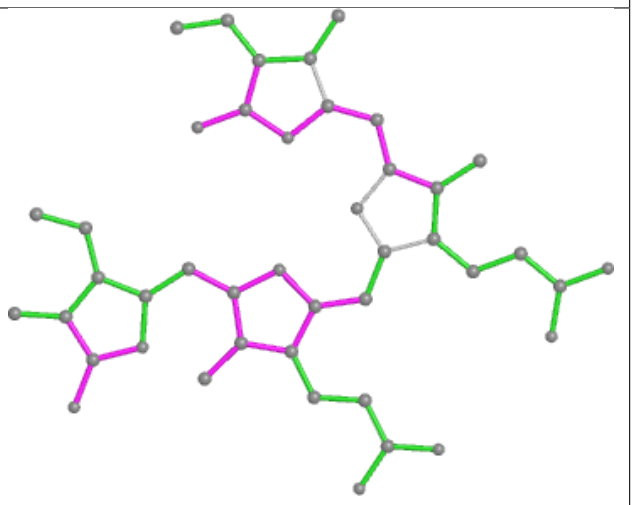

Bond angles

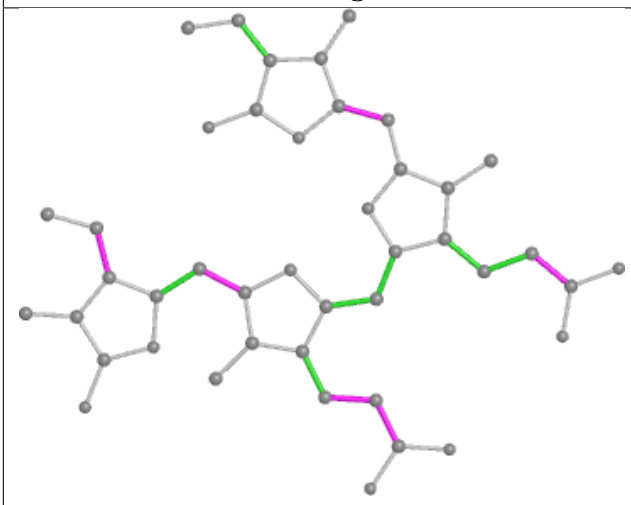

Torsions

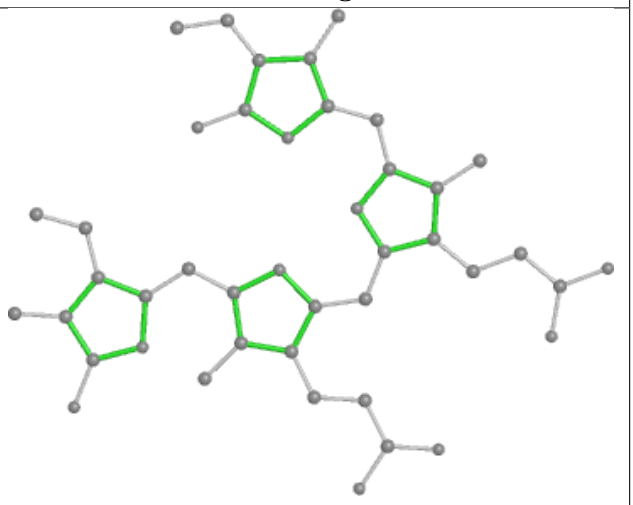

Rings

Ligand PEB T5 202

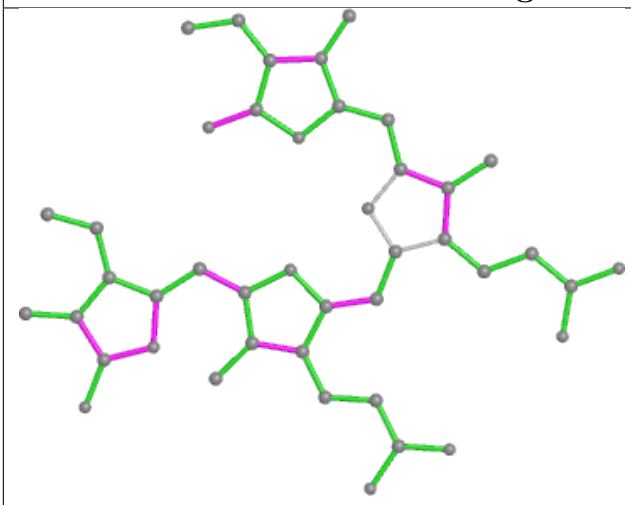

Bond lengths

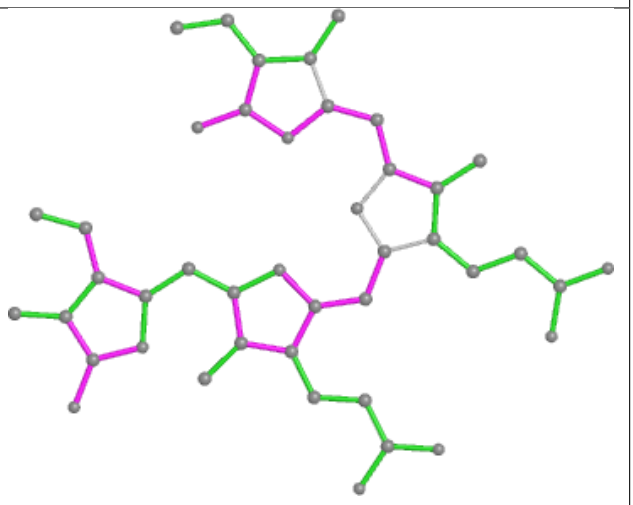

Bond angles

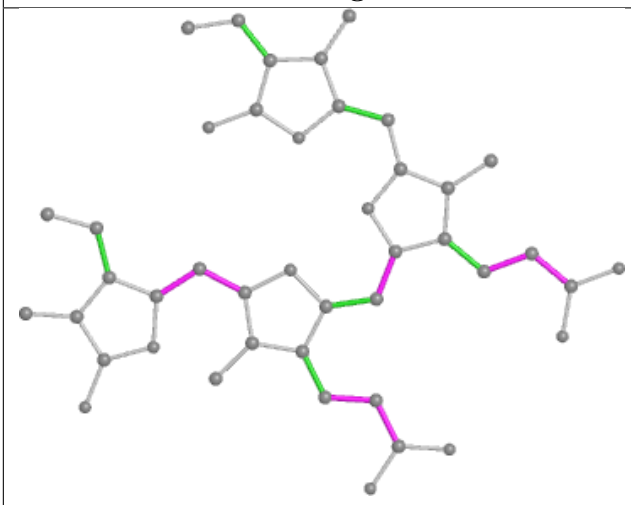

Torsions

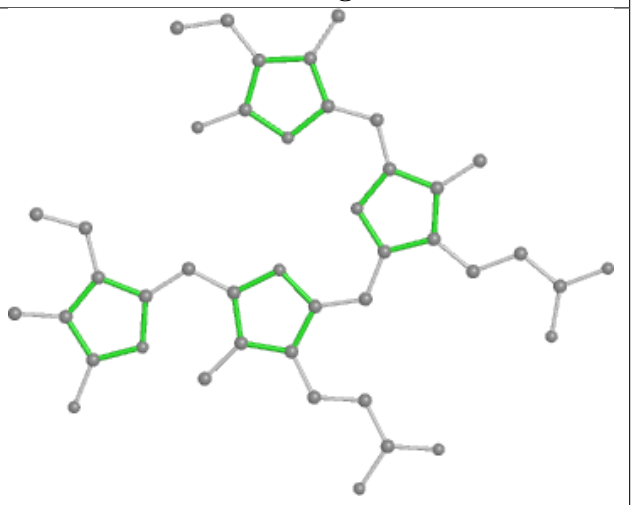

Rings

Ligand PEB uF 201

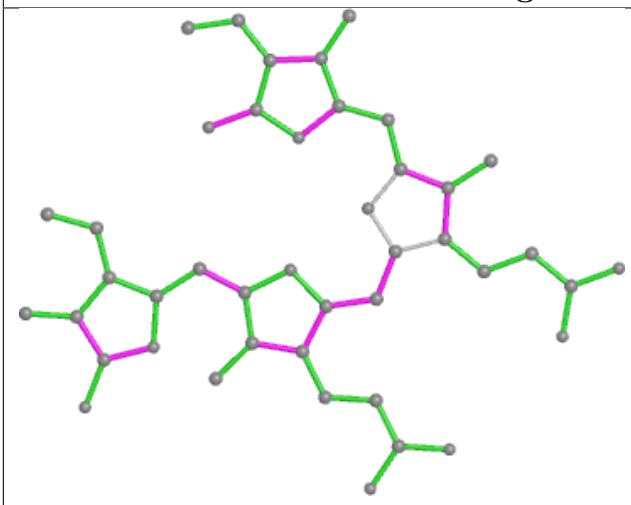

Bond lengths

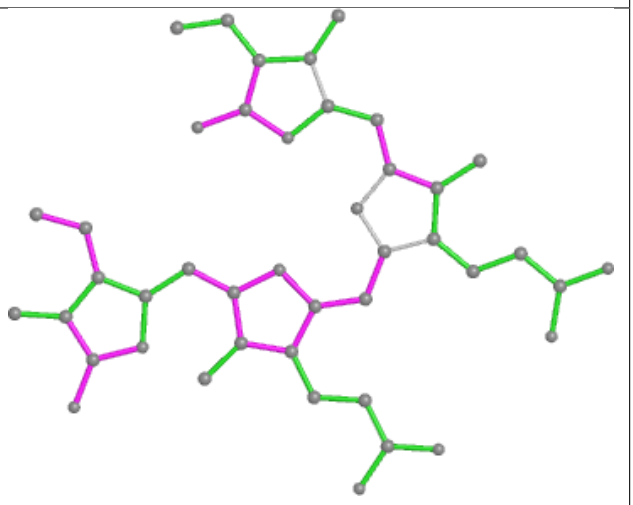

Bond angles

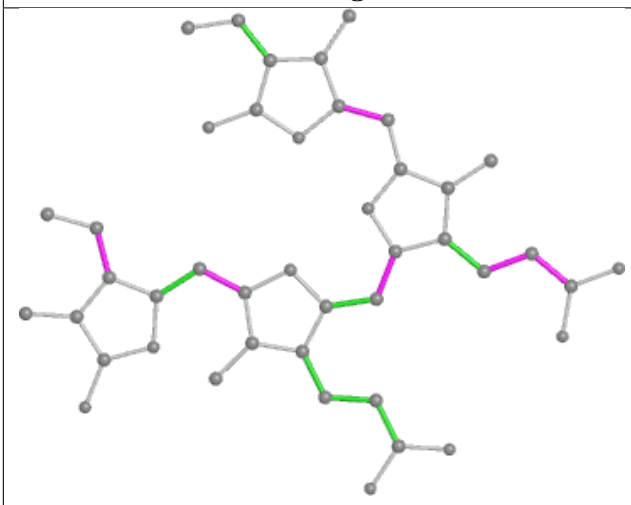

Torsions

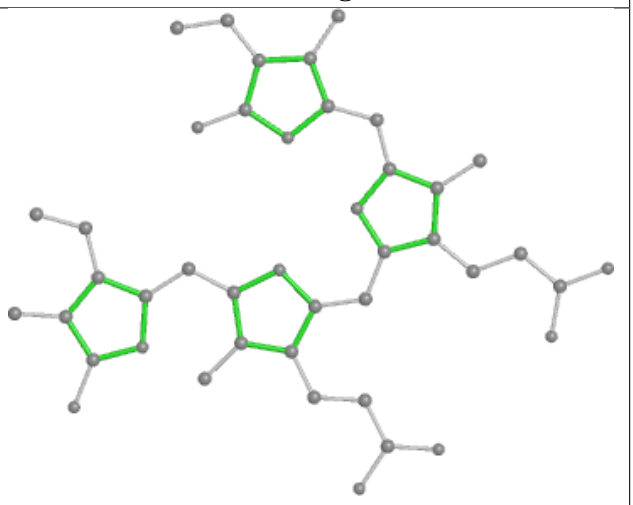

Rings

Ligand PEB jG 201

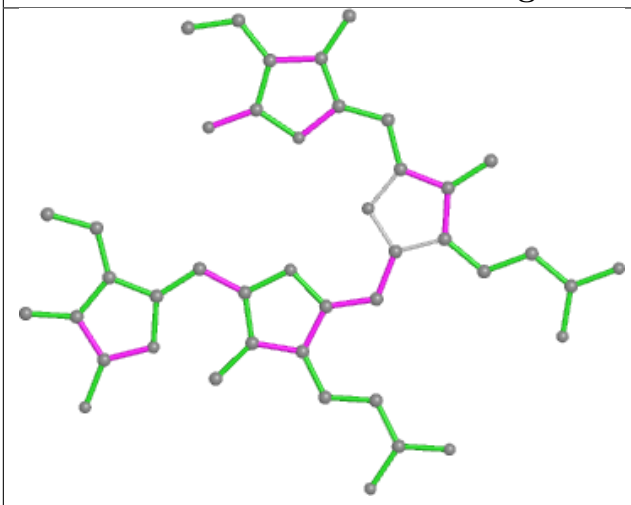

Bond lengths

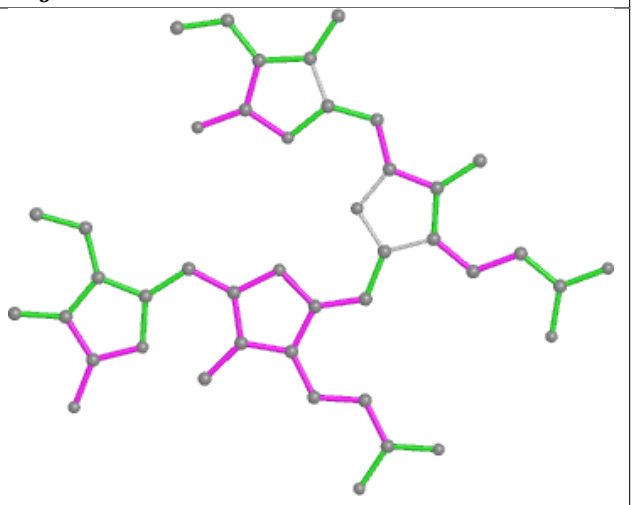

Bond angles

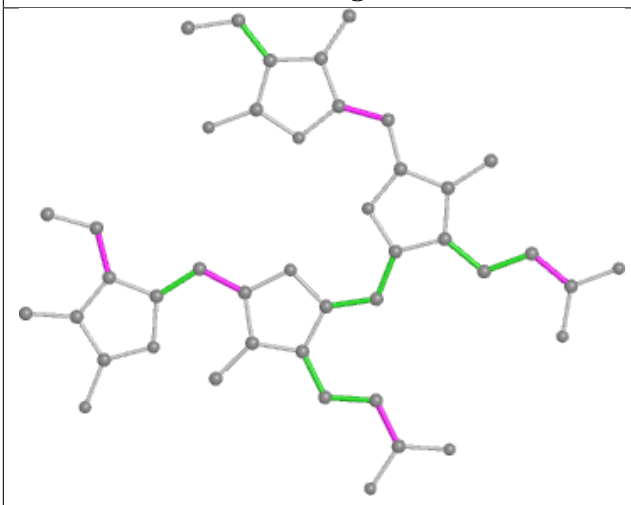

Torsions

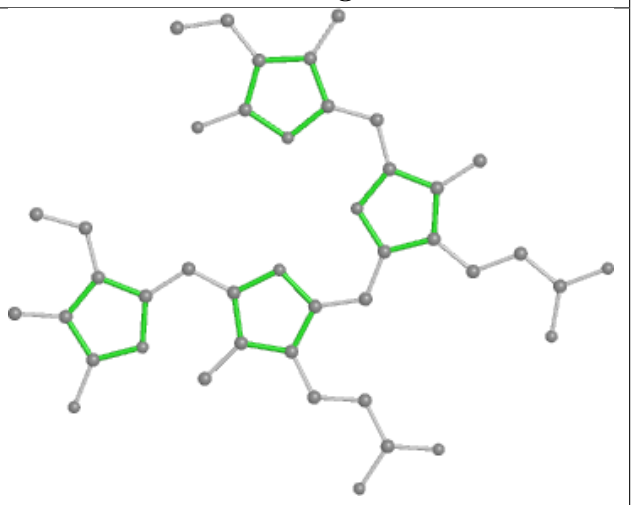

Rings

Ligand PEB DK 202

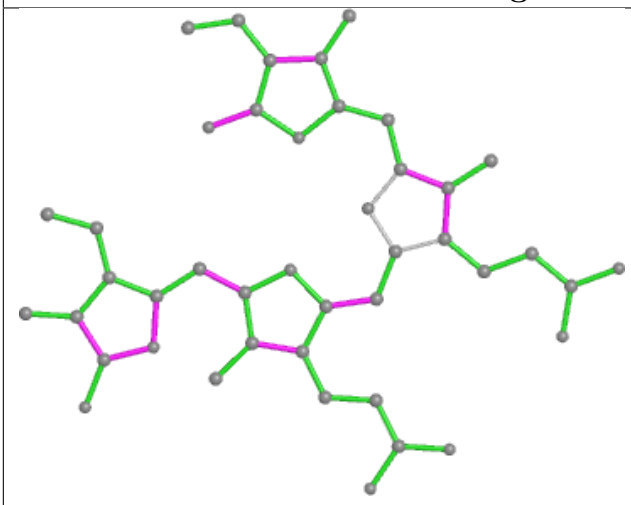

Bond lengths

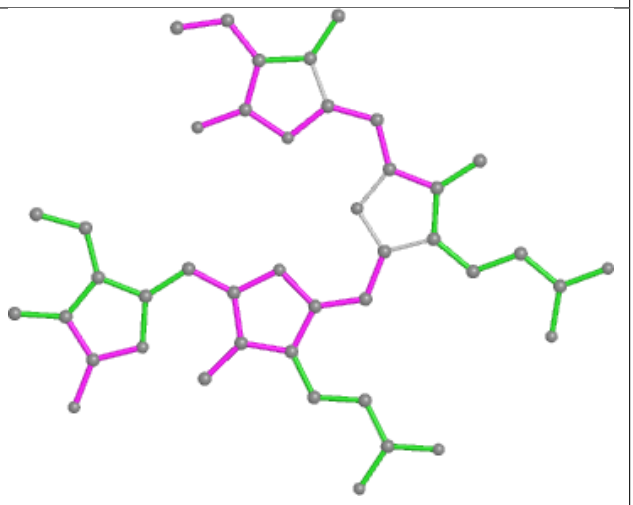

Bond angles

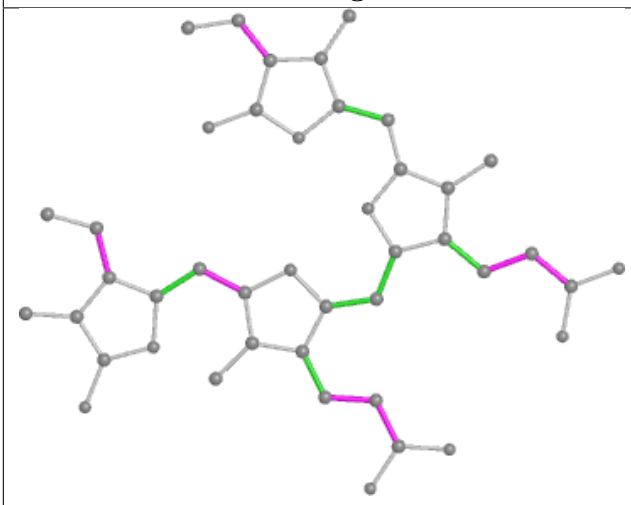

Torsions

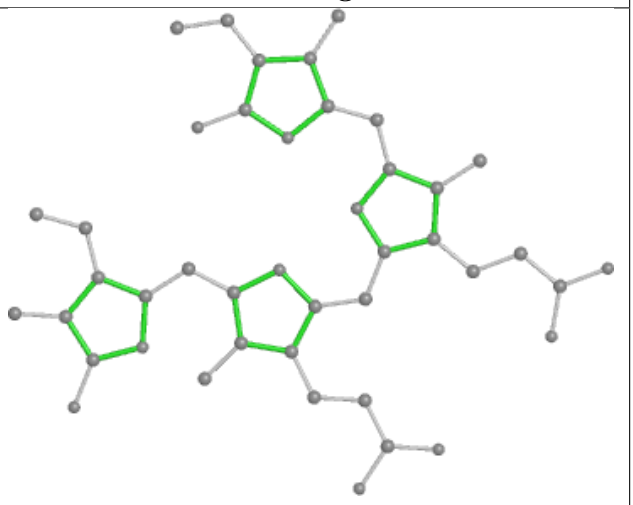

Rings

Ligand PEB g4 201

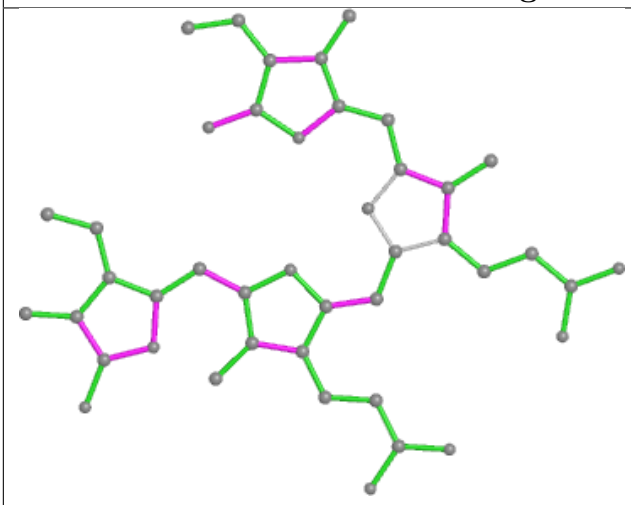

Bond lengths

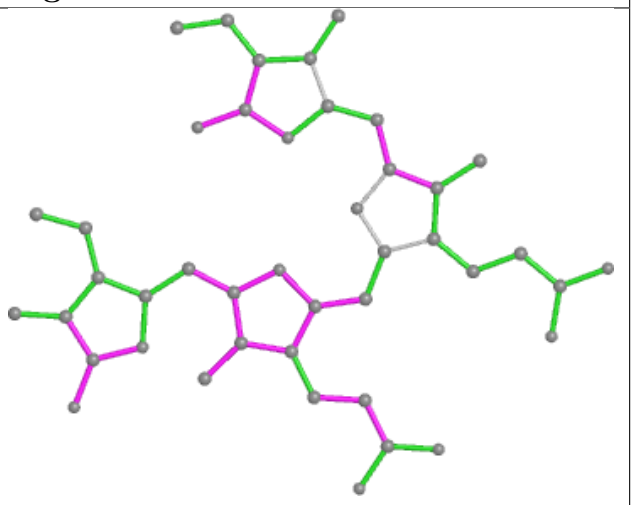

Bond angles

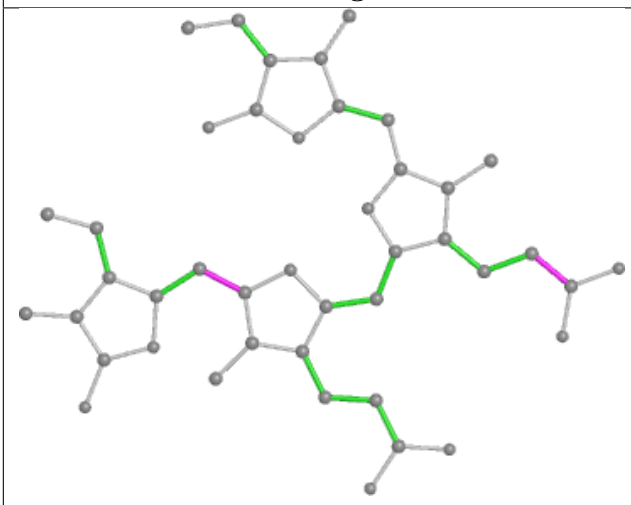

Torsions

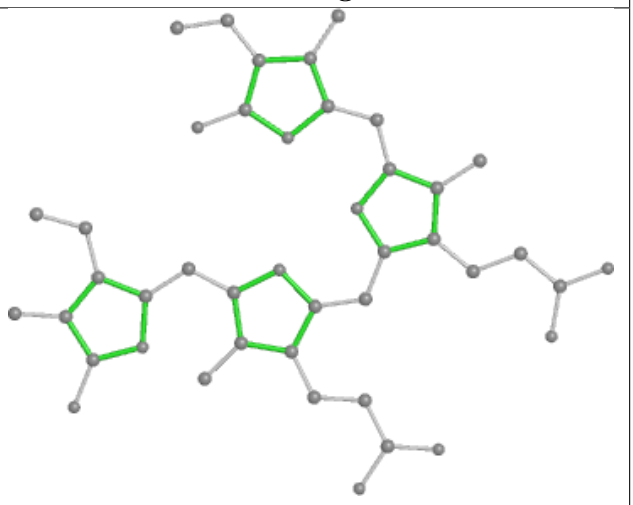

Rings

Ligand BCR k6 102

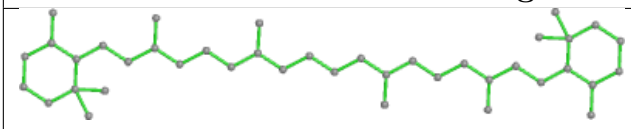

Bond lengths

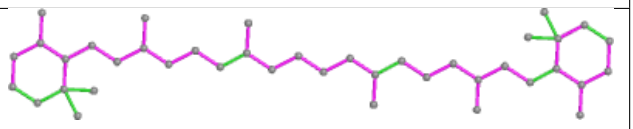

Bond angles

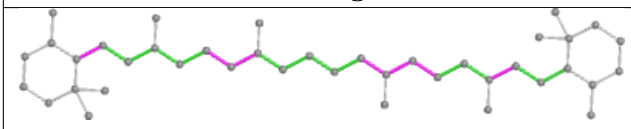

Torsions

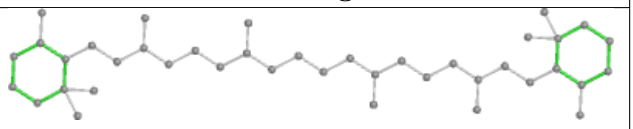

Rings

Ligand PEB kK 202

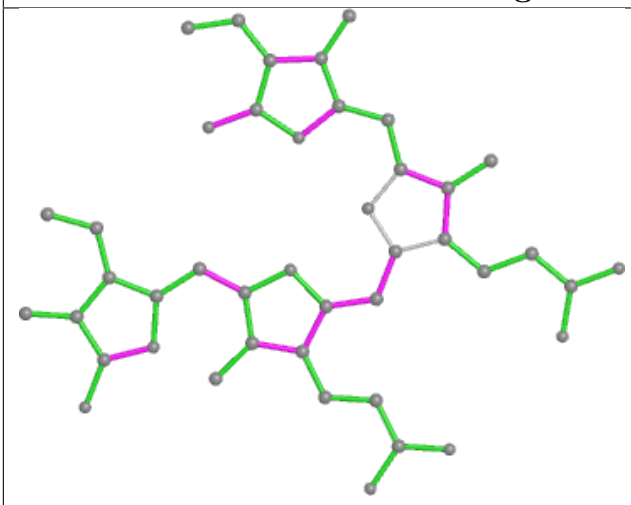

Bond lengths

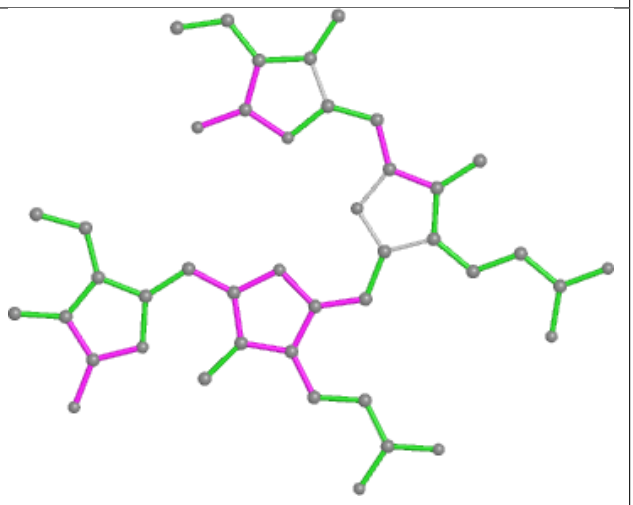

Bond angles

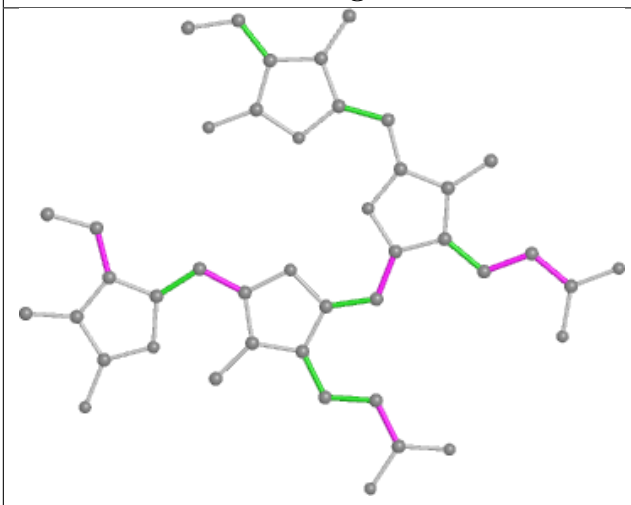

Torsions

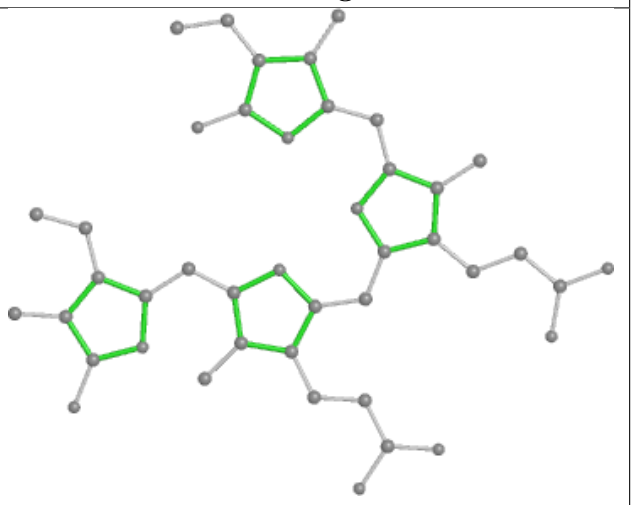

Rings

Ligand CLA b6 613

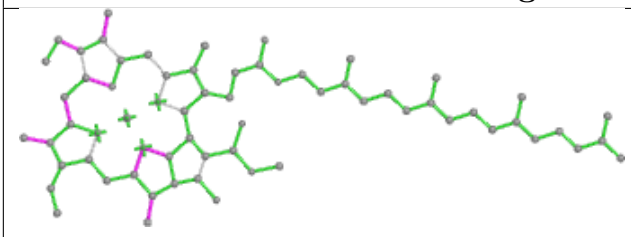

Bond lengths

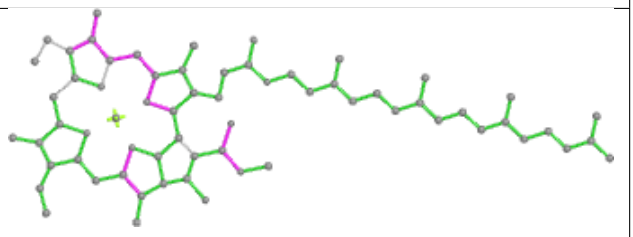

Bond angles

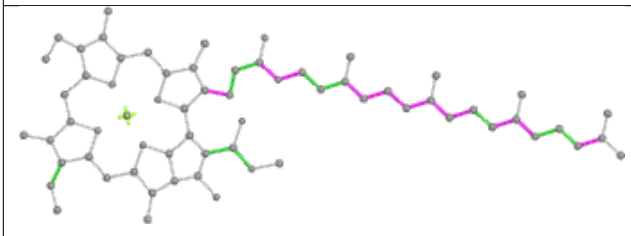

Torsions

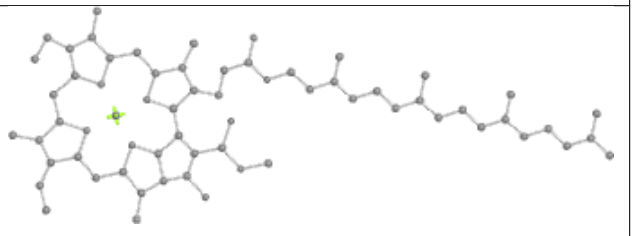

Rings

Ligand LHG I6 101

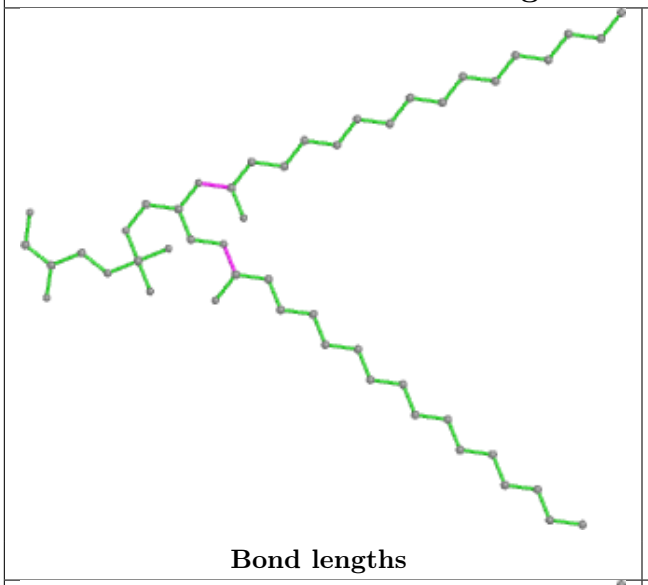

Bond lengths

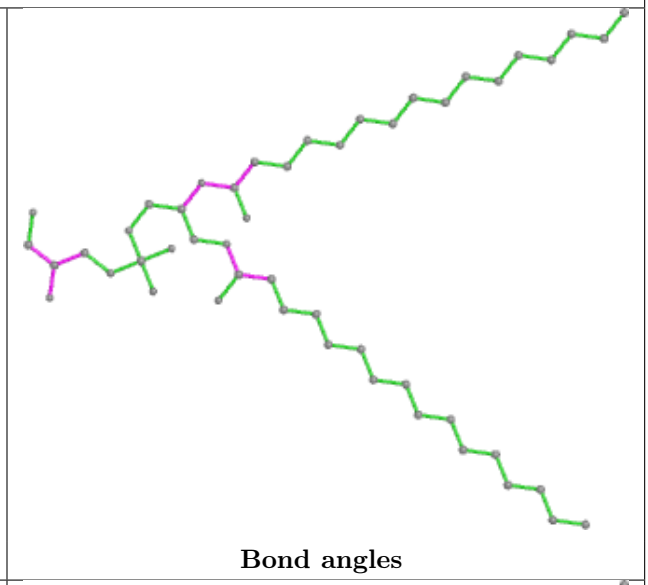

Bond angles

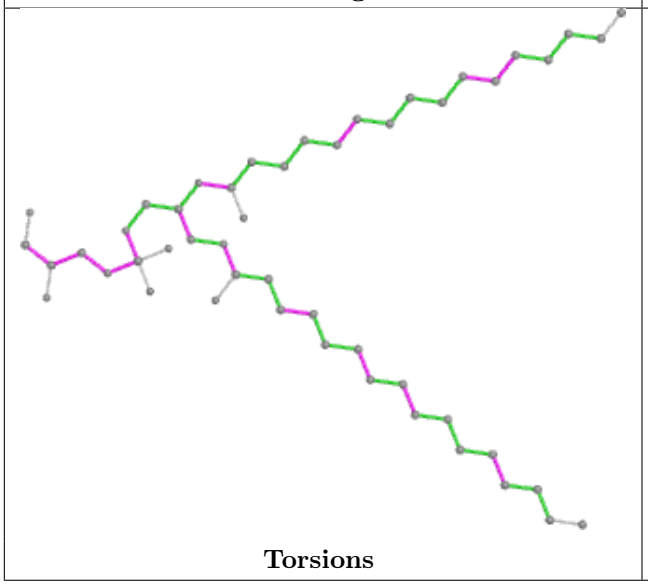

Torsions

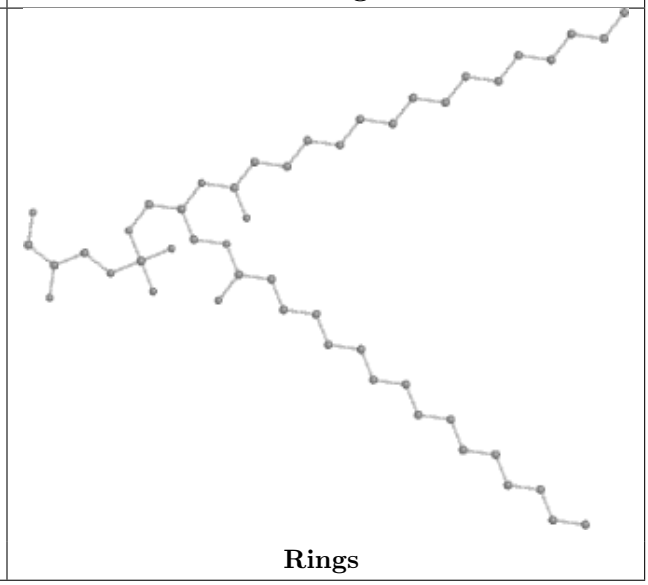

Rings

Ligand PEB GK 202

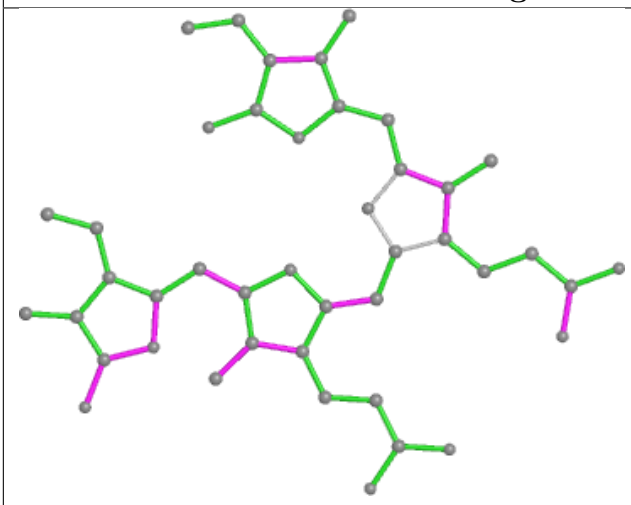

Bond lengths

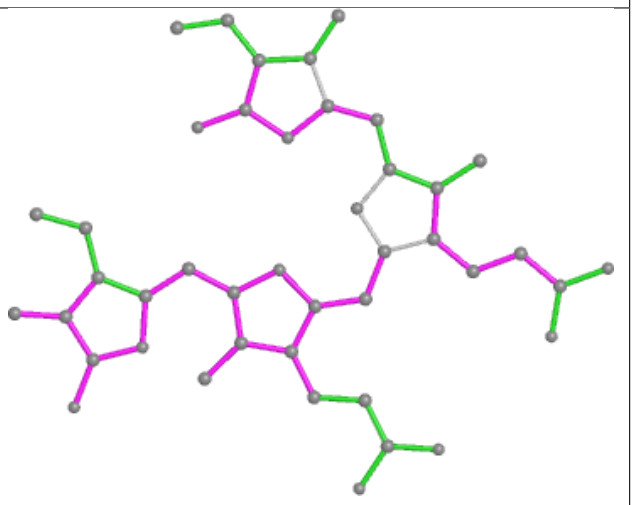

Bond angles

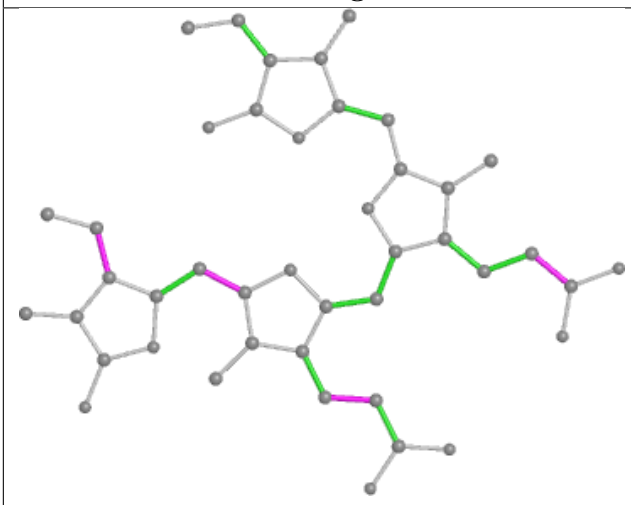

Torsions

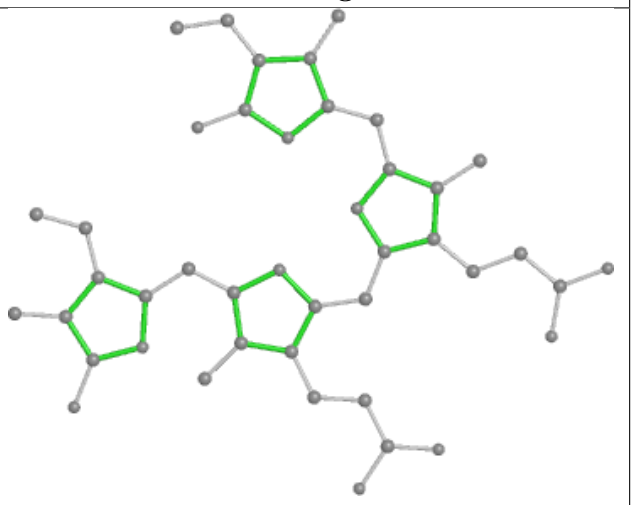

Rings

Ligand PEB HP 201

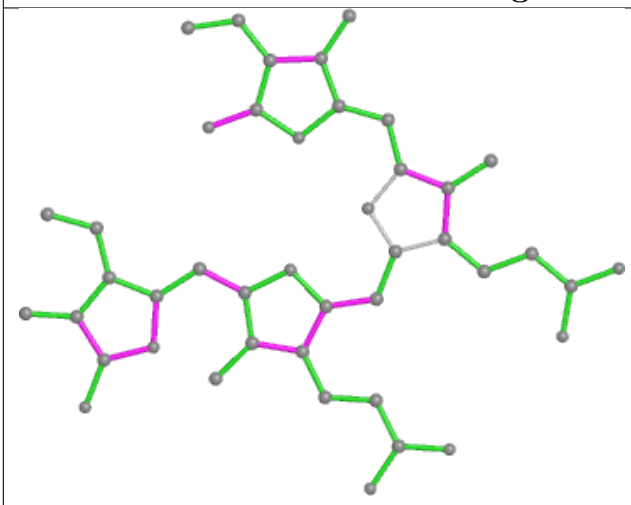

Bond lengths

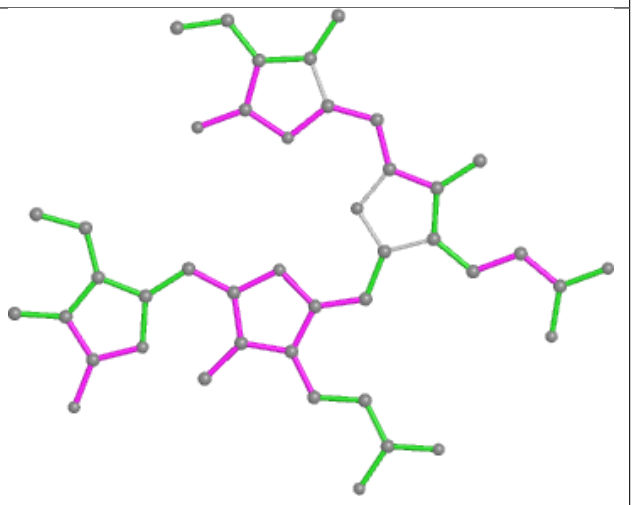

Bond angles

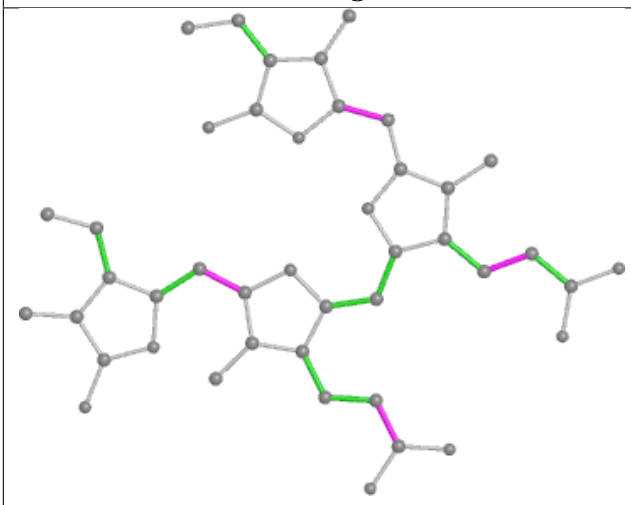

Torsions

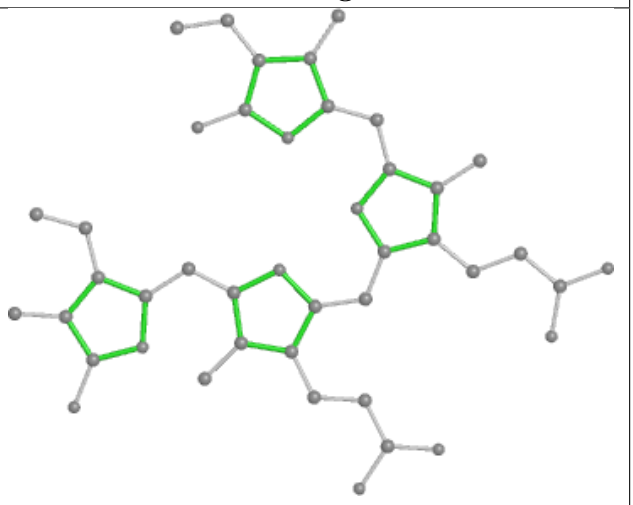

Rings

Ligand BCR KN 104

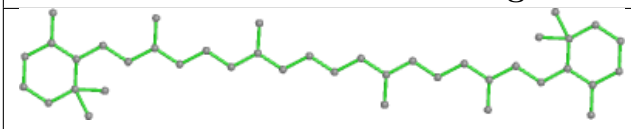

Bond lengths

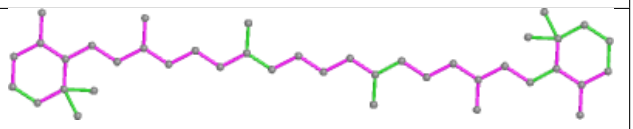

Bond angles

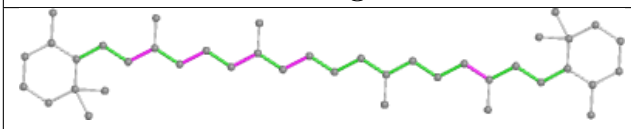

Torsions

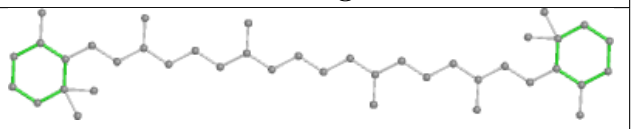

Rings

Ligand PUB A4 302

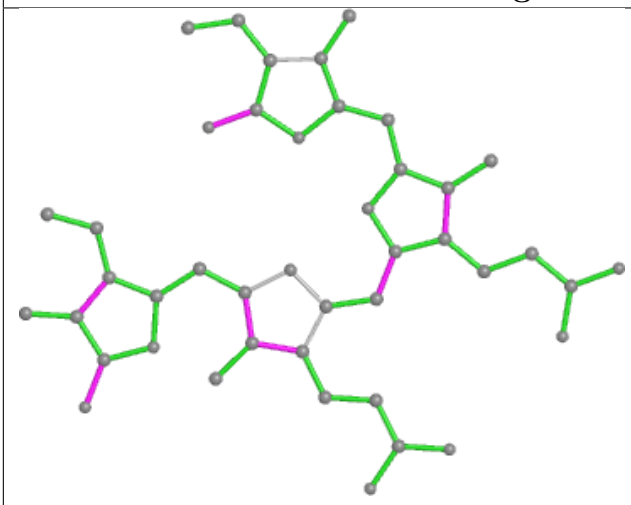

Bond lengths

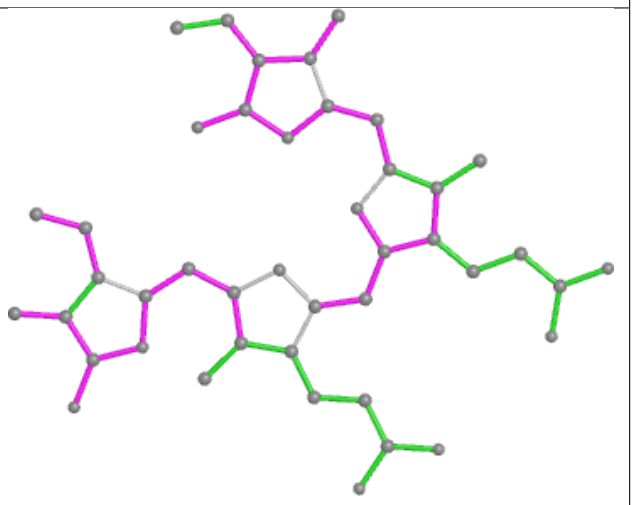

Bond angles

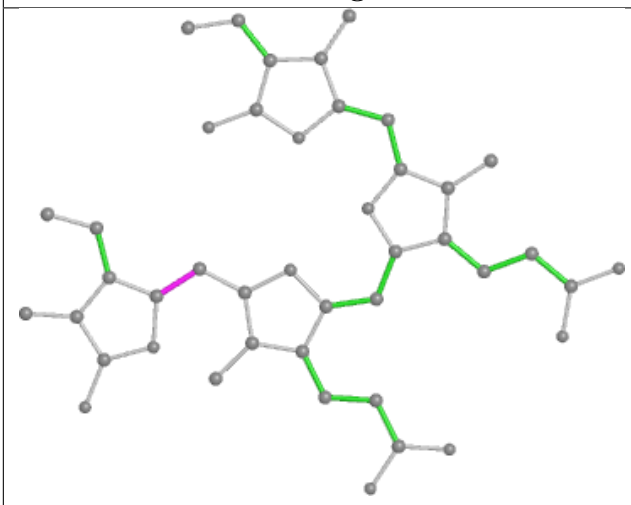

Torsions

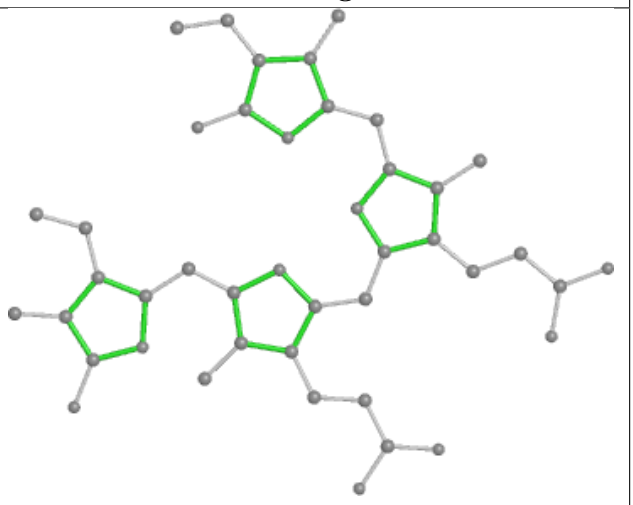

Rings

Ligand PEB x8 202

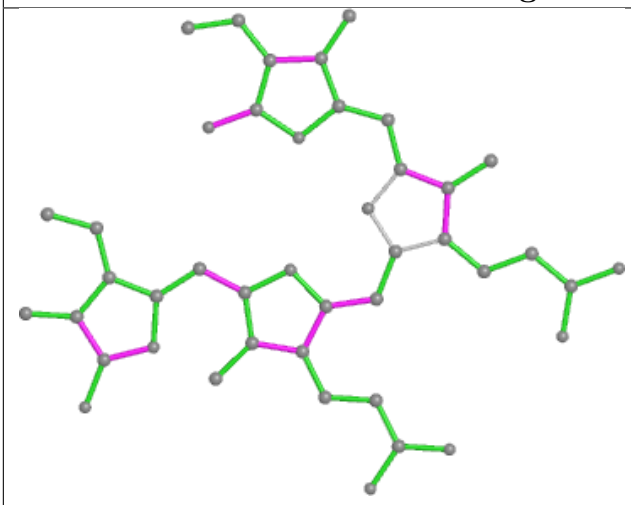

Bond lengths

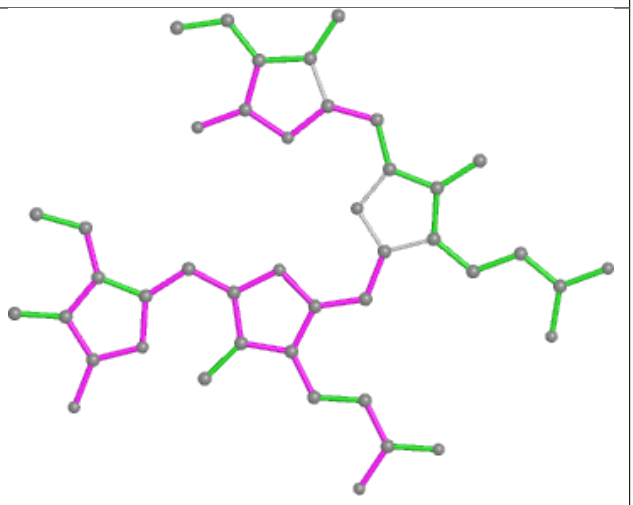

Bond angles

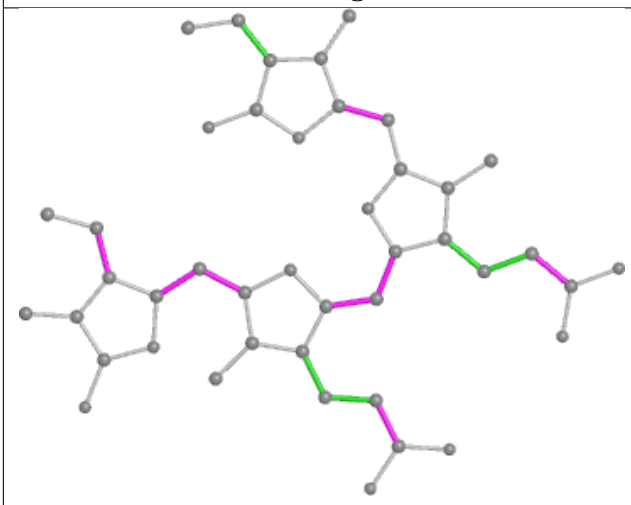

Torsions

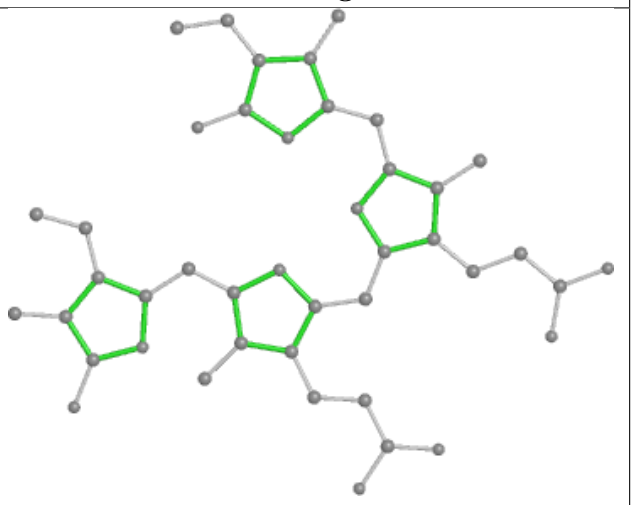

Rings

Ligand PEB R9 202

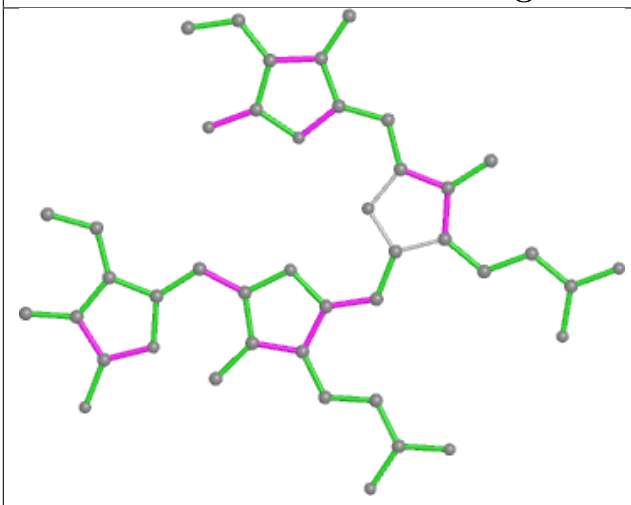

Bond lengths

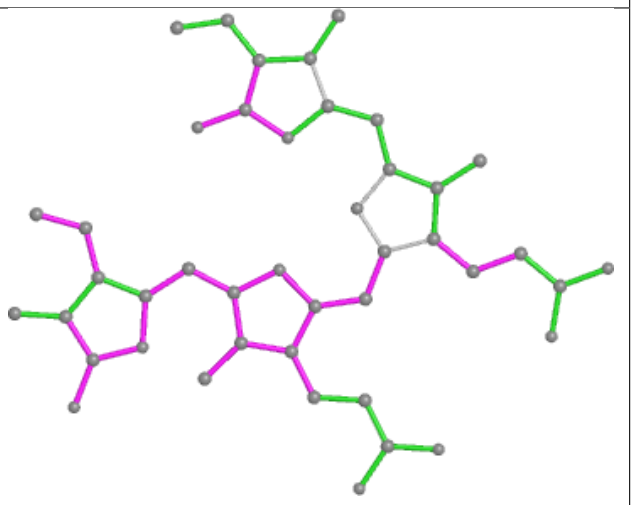

Bond angles

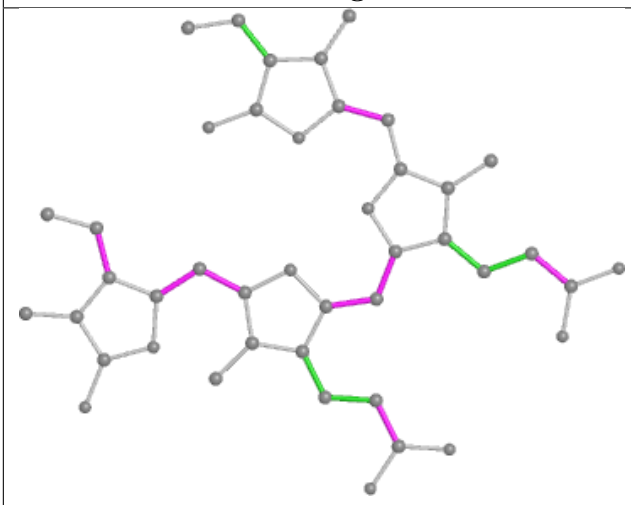

Torsions

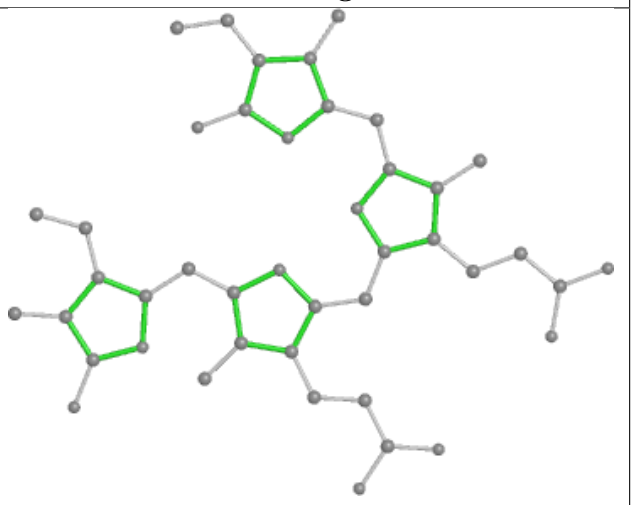

Rings

Ligand PEB WM 201

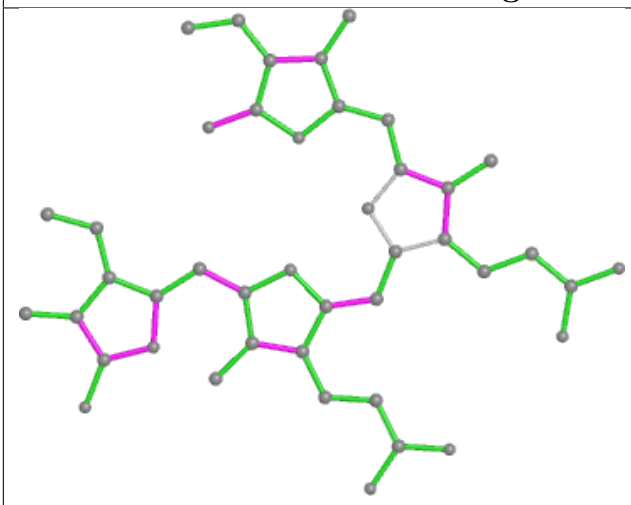

Bond lengths

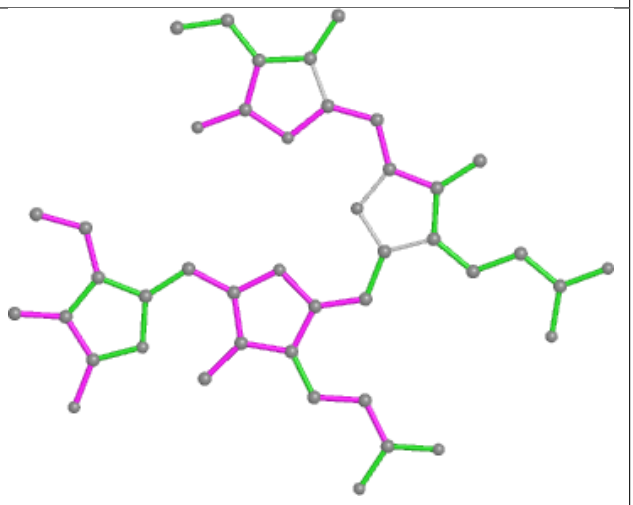

Bond angles

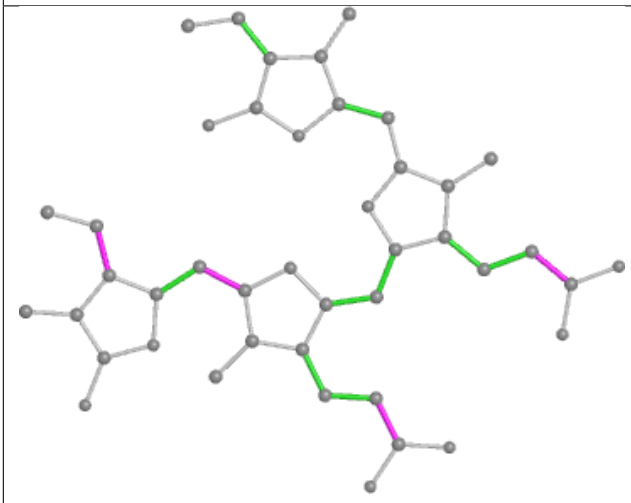

Torsions

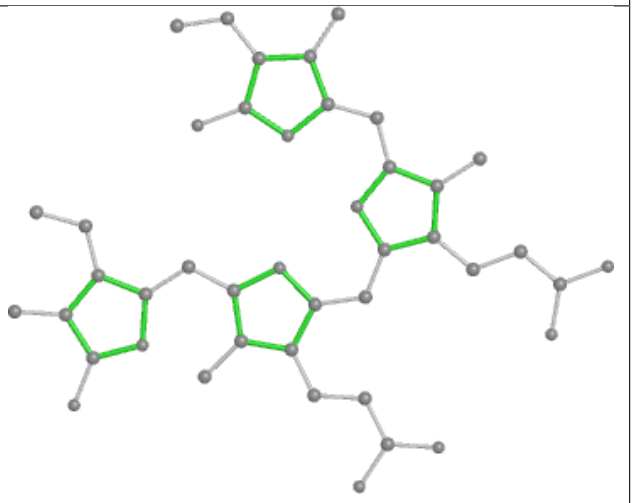

Rings

Ligand PEB bG 201

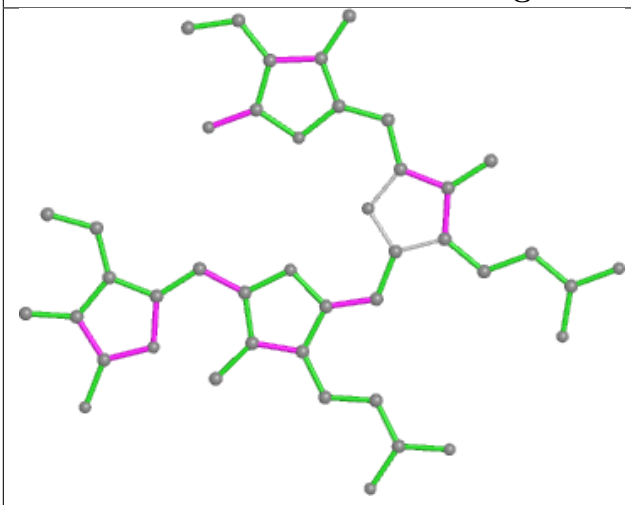

Bond lengths

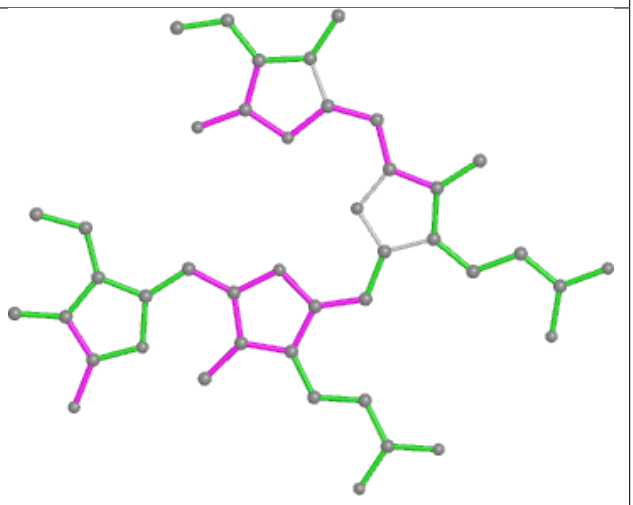

Bond angles

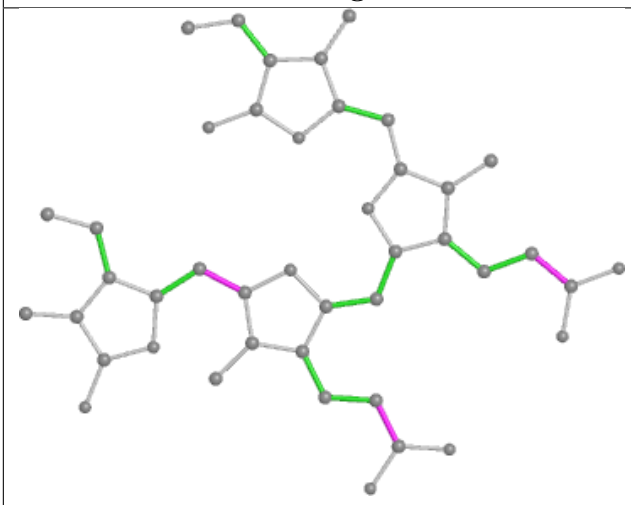

Torsions

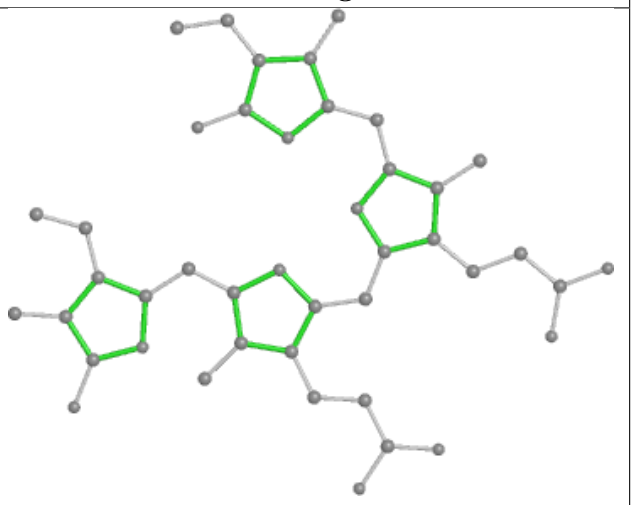

Rings

Ligand PEB BF 201

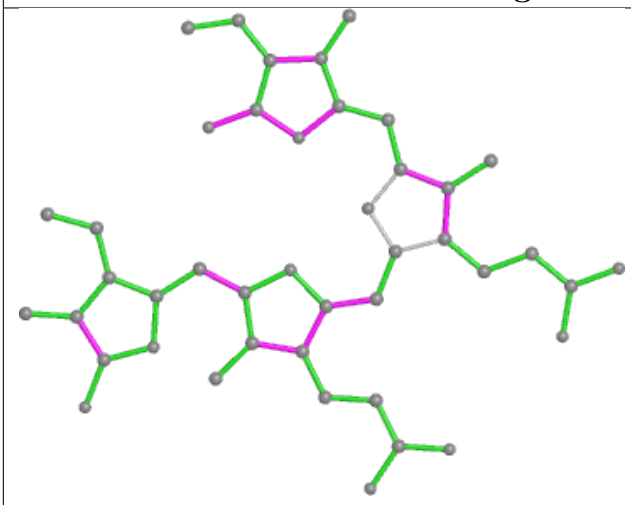

Bond lengths

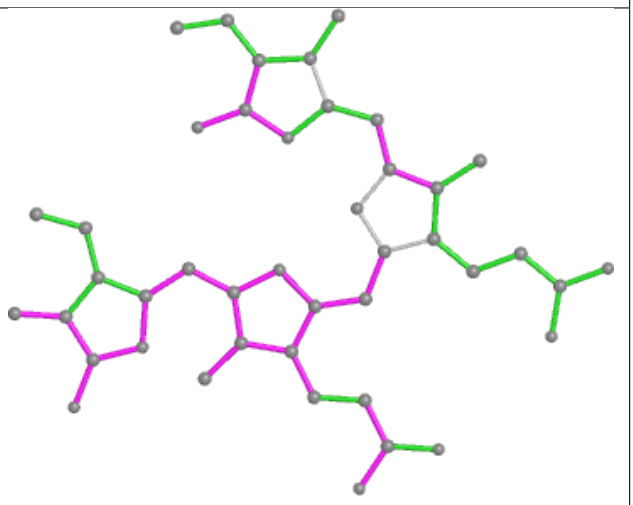

Bond angles

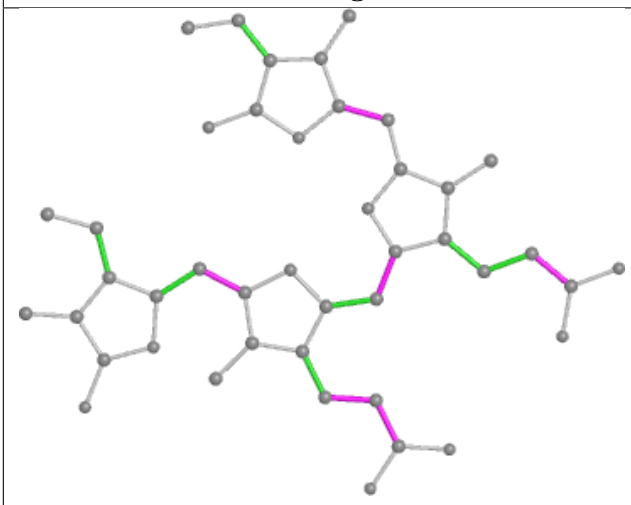

Torsions

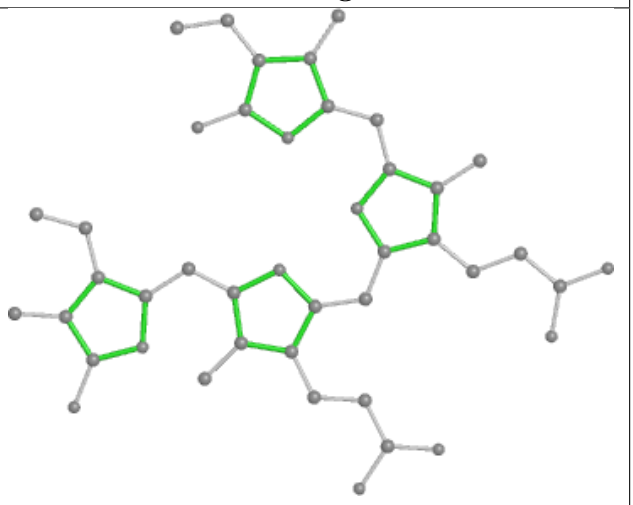

Rings

Ligand PEB lJ 203

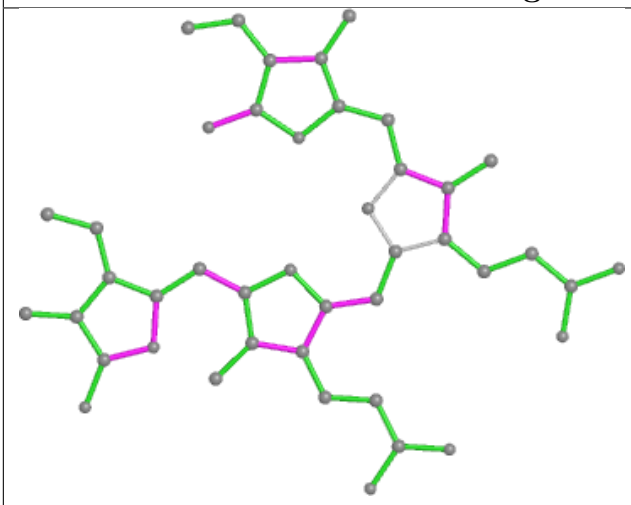

Bond lengths

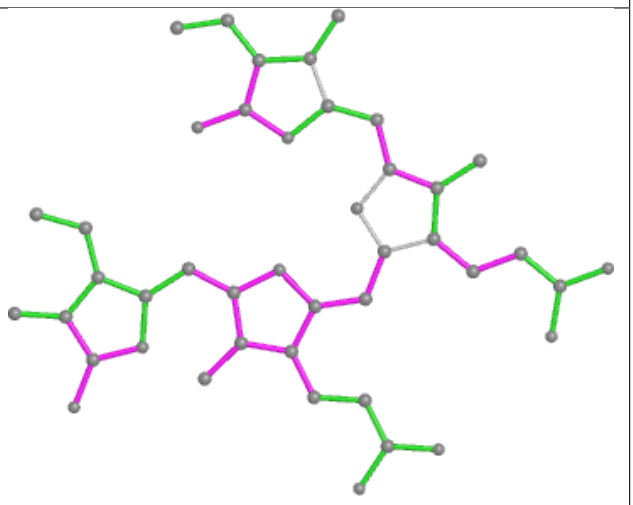

Bond angles

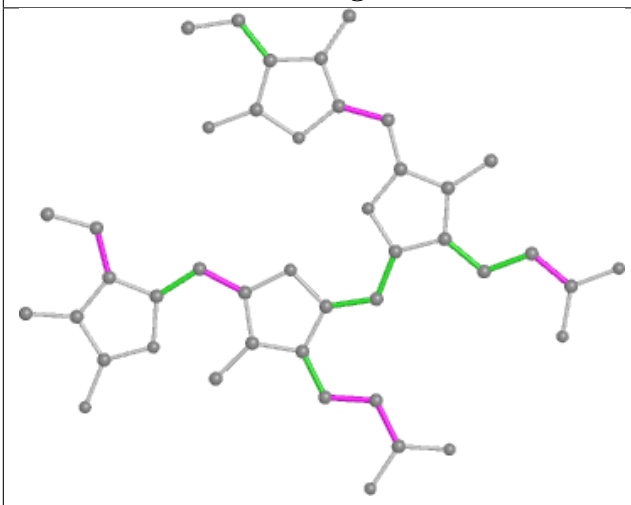

Torsions

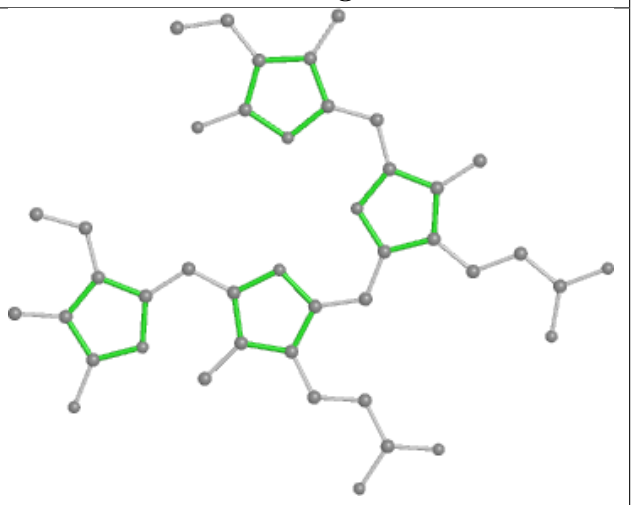

Rings

Ligand PEB wC 202

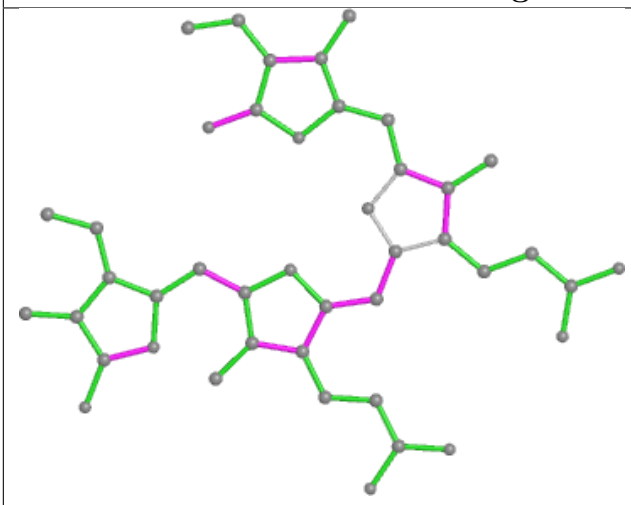

Bond lengths

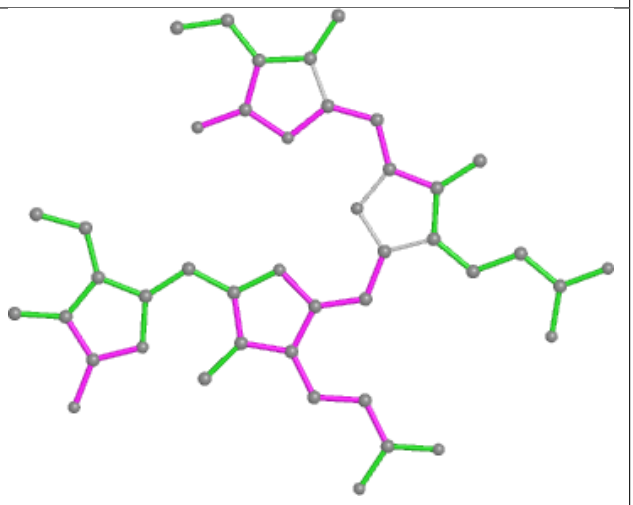

Bond angles

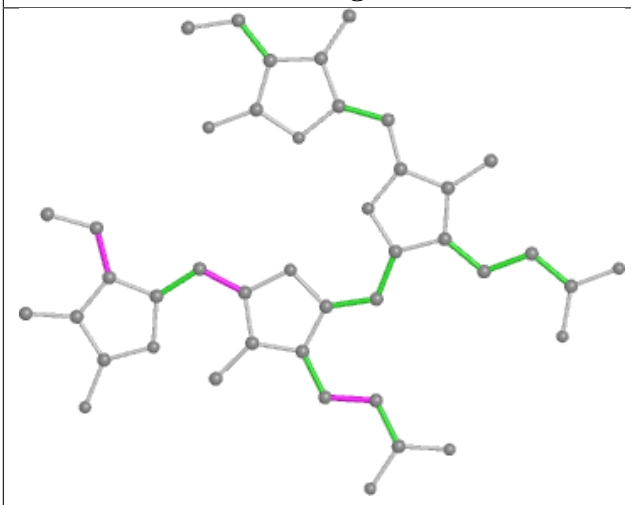

Torsions

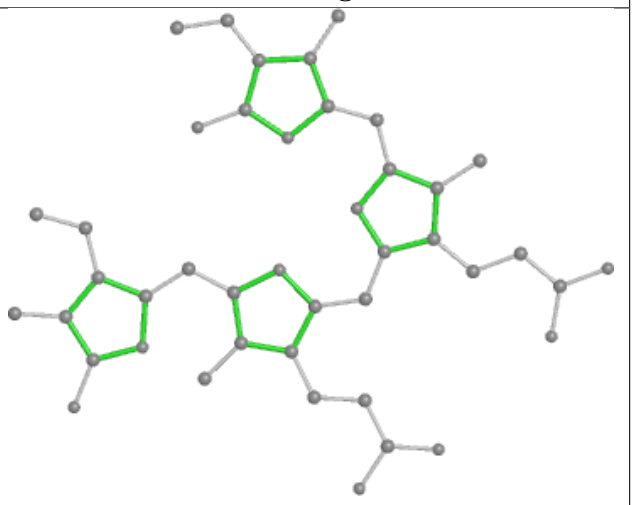

Rings

Ligand PEB hJ 202

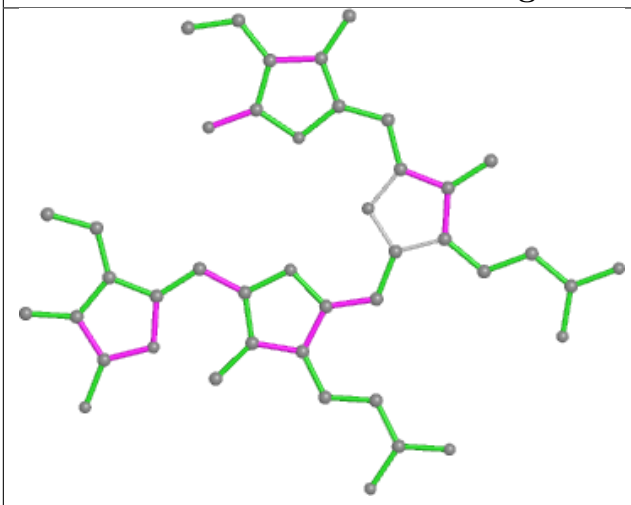

Bond lengths

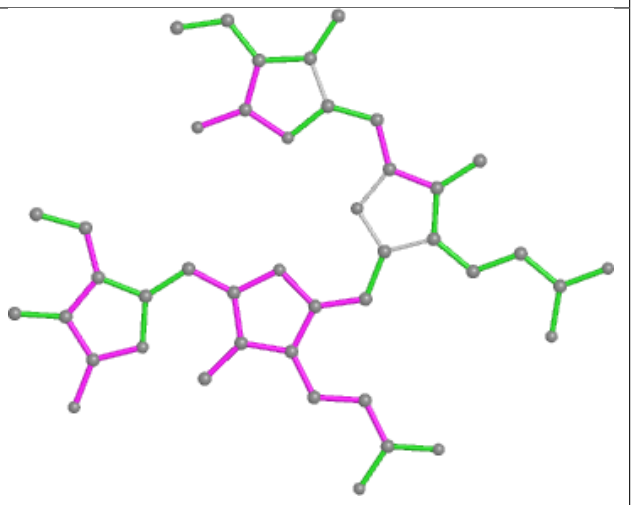

Bond angles

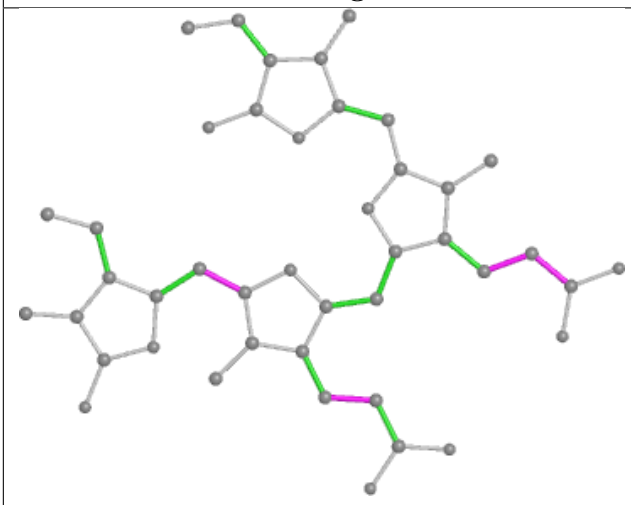

Torsions

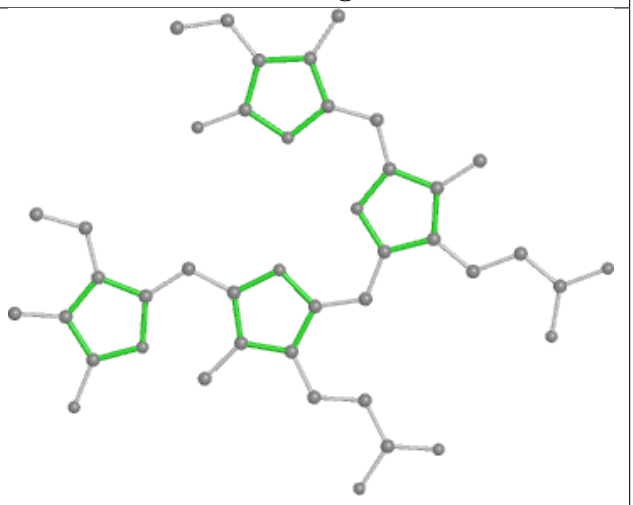

Rings

Ligand PEB ZM 201

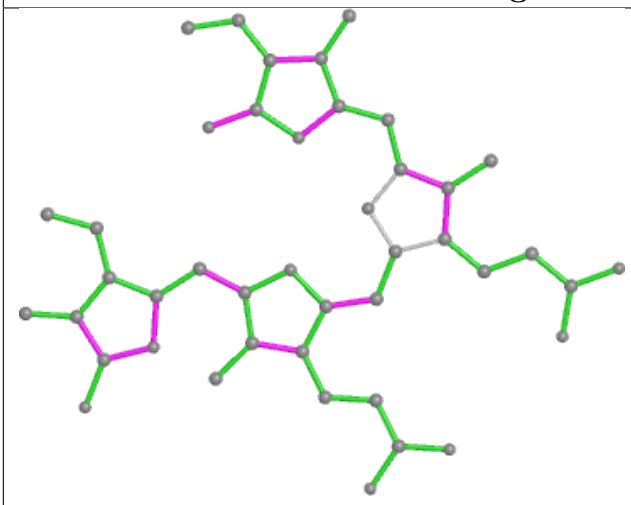

Bond lengths

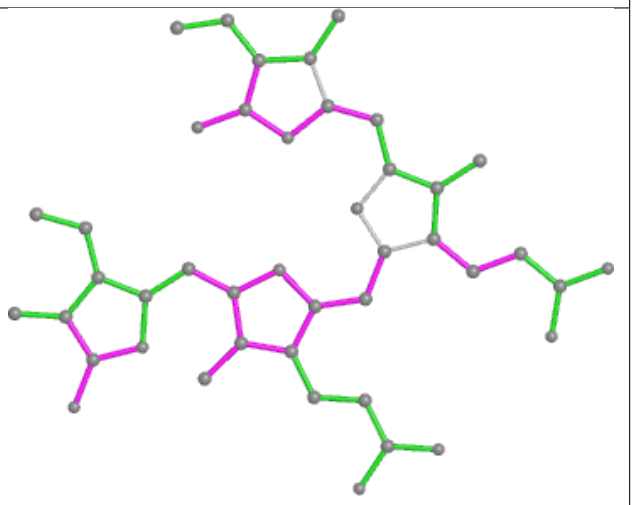

Bond angles

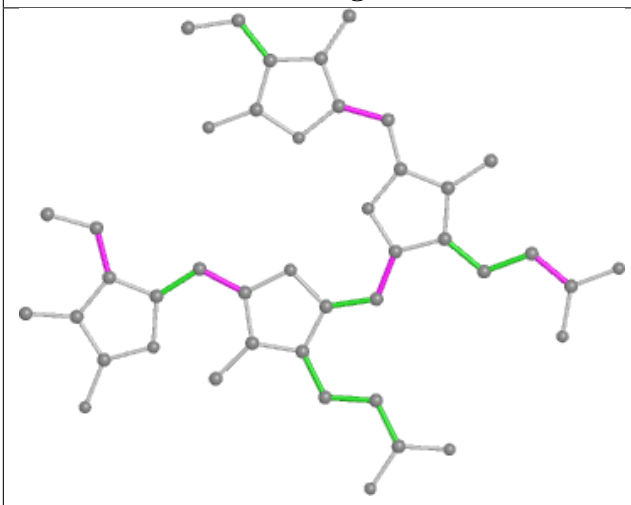

Torsions

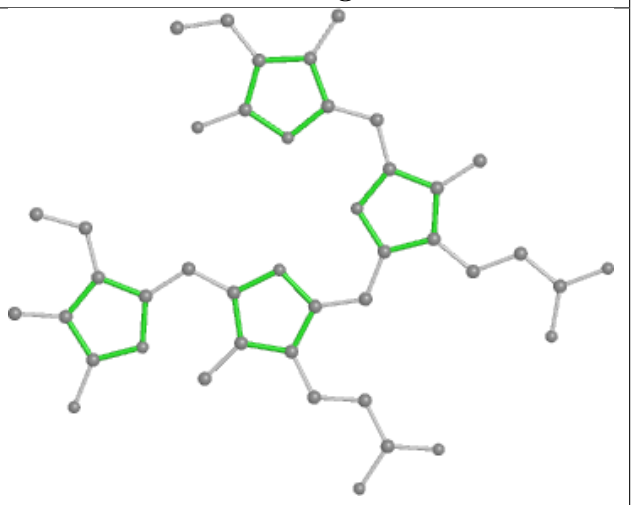

Rings

Ligand PEB BI 202

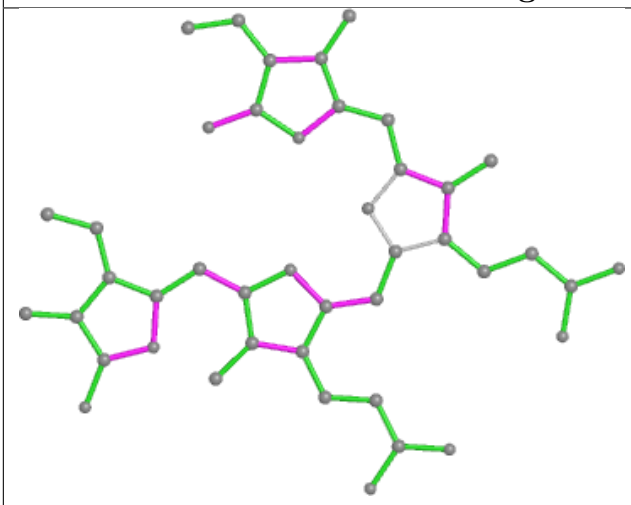

Bond lengths

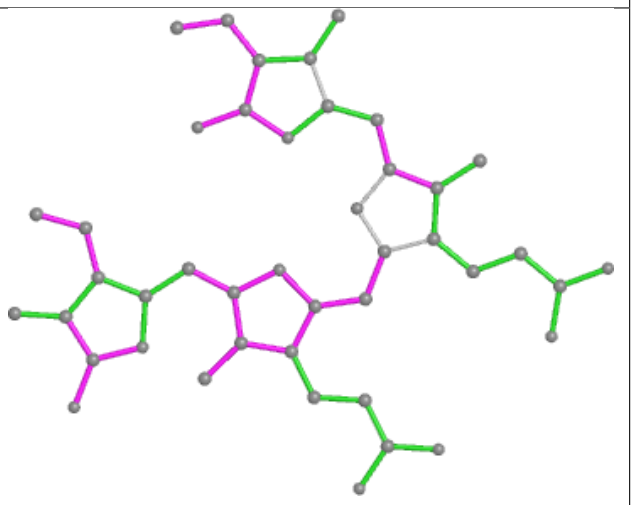

Bond angles

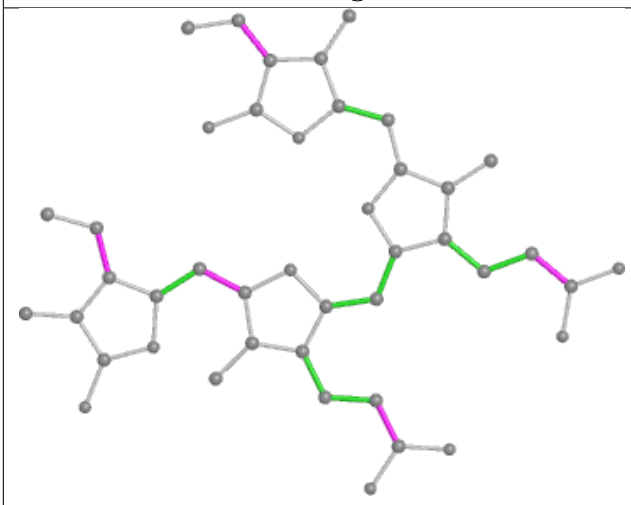

Torsions

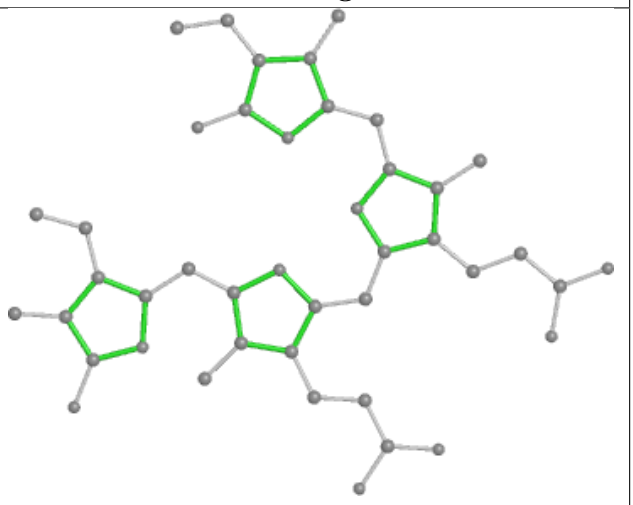

Rings

Ligand PEB V1 203

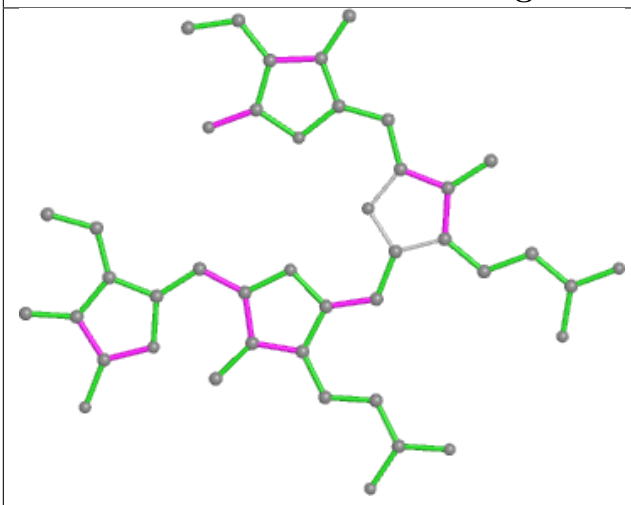

Bond lengths

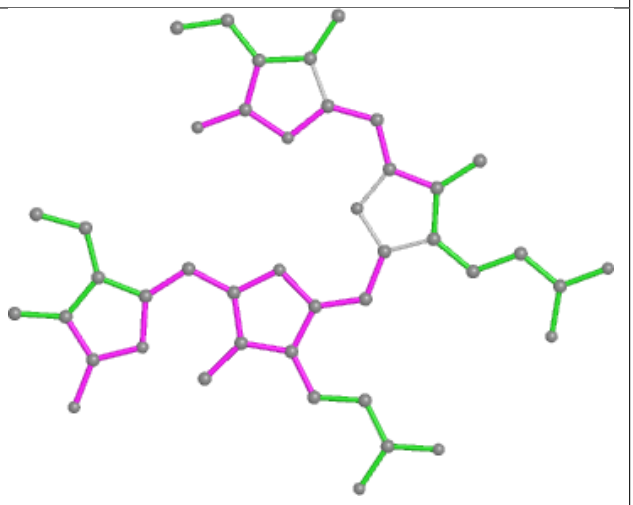

Bond angles

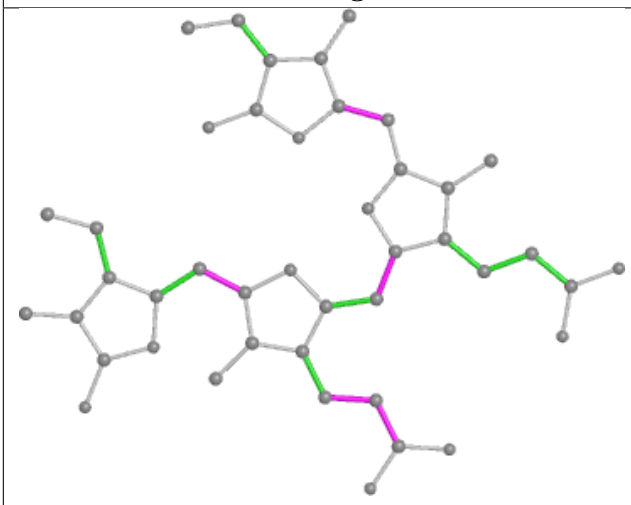

Torsions

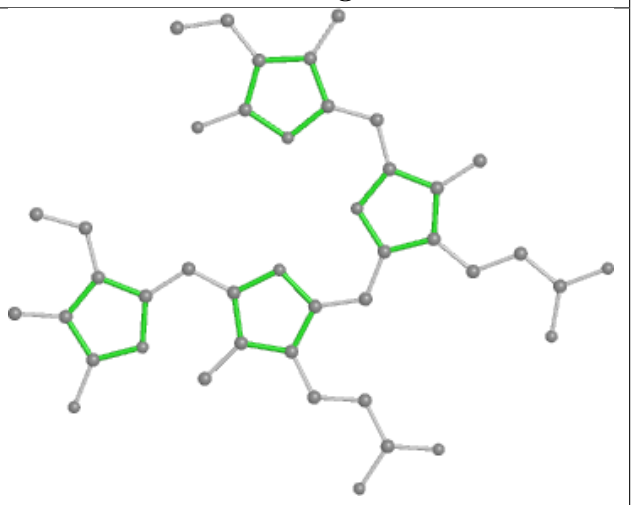

Rings

Ligand BCR C6 508

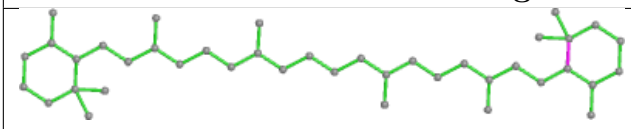

Bond lengths

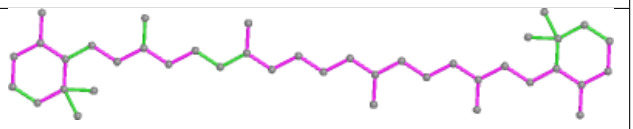

Bond angles

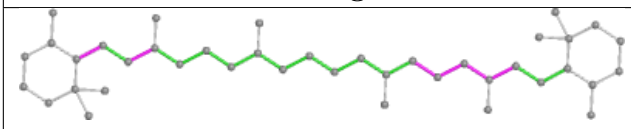

Torsions

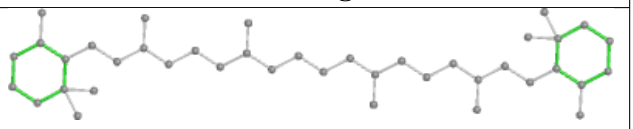

Rings

Ligand CLA AL 404

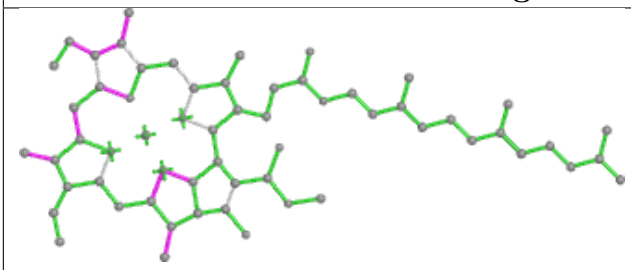

Bond lengths

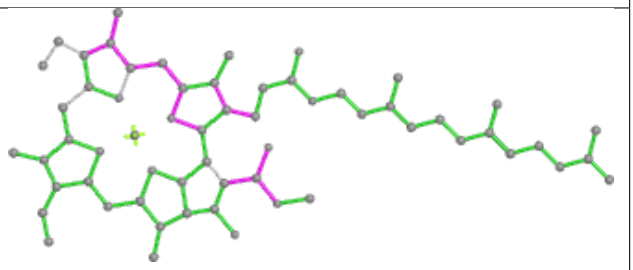

Bond angles

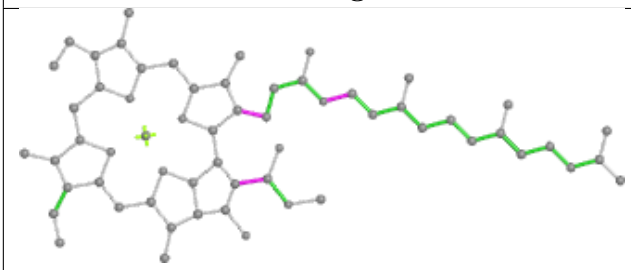

Torsions

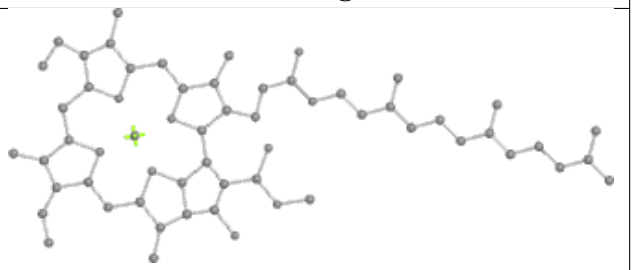

Rings

Ligand PEB H7 201

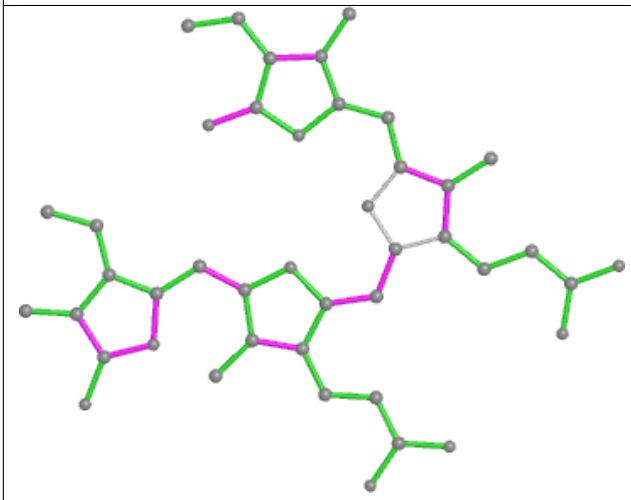

Bond lengths

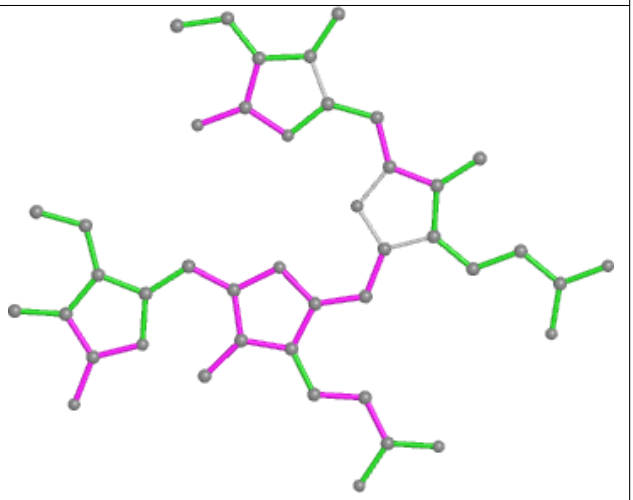

Bond angles

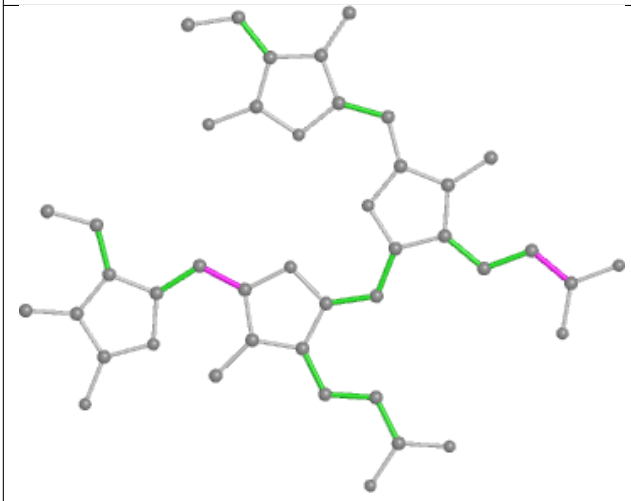

Torsions

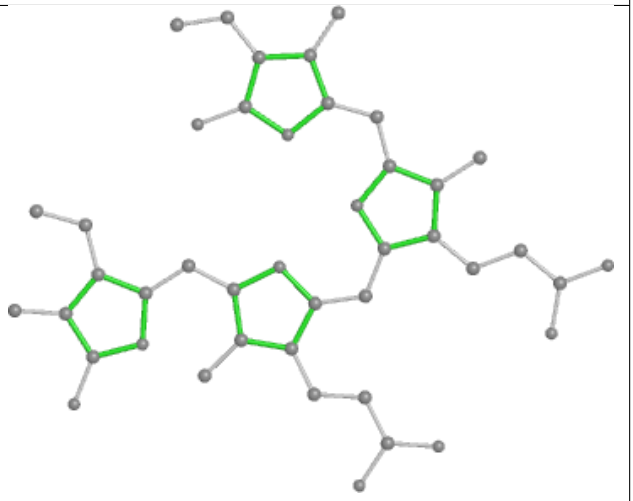

Rings

Ligand PEB IP 203

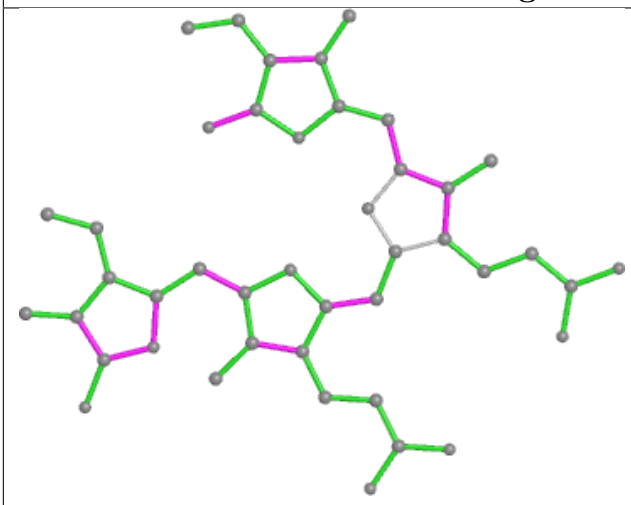

Bond lengths

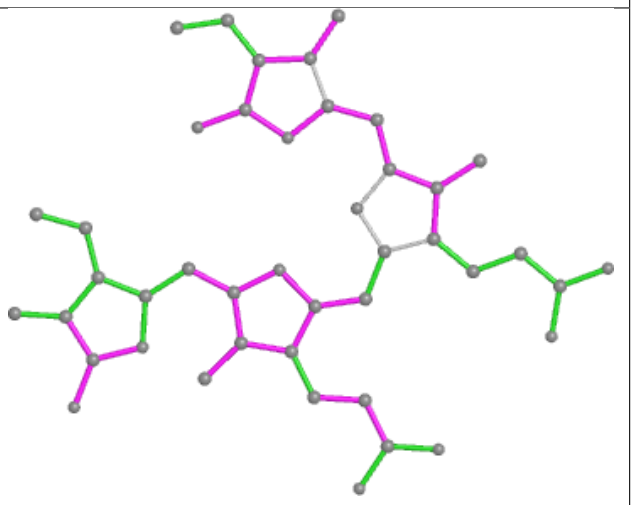

Bond angles

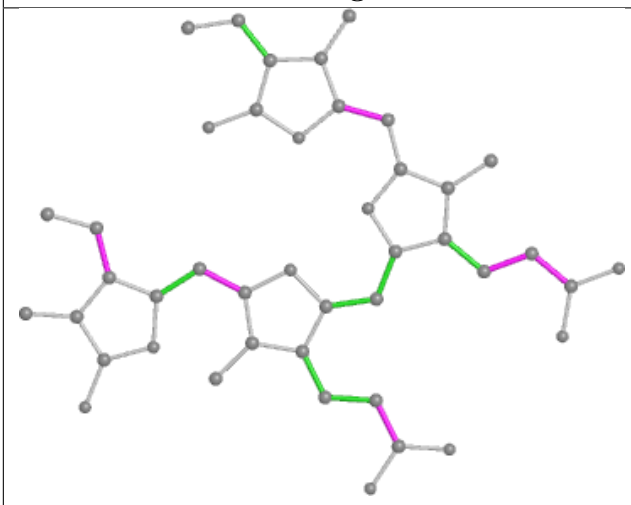

Torsions

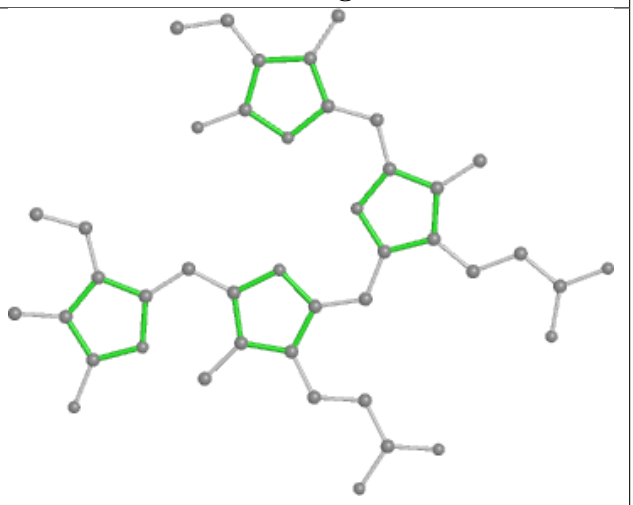

Rings

Ligand DGD aL 603

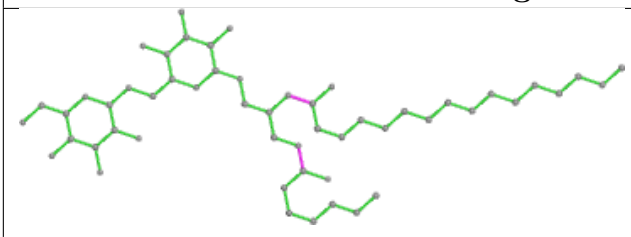

Bond lengths

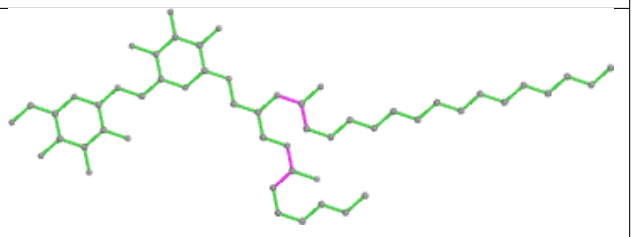

Bond angles

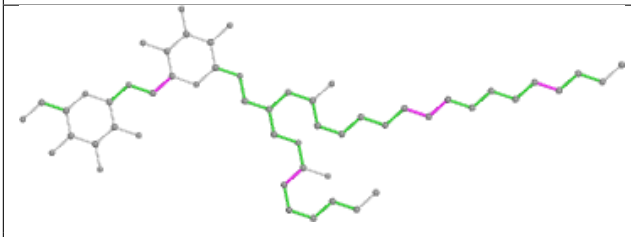

Torsions

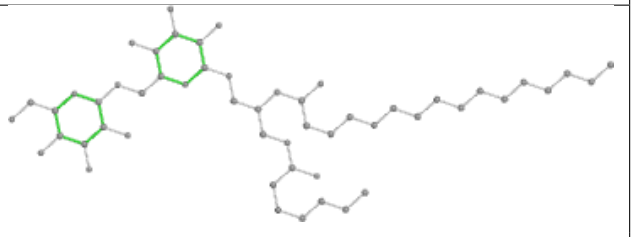

Rings

Ligand PEB AE 301

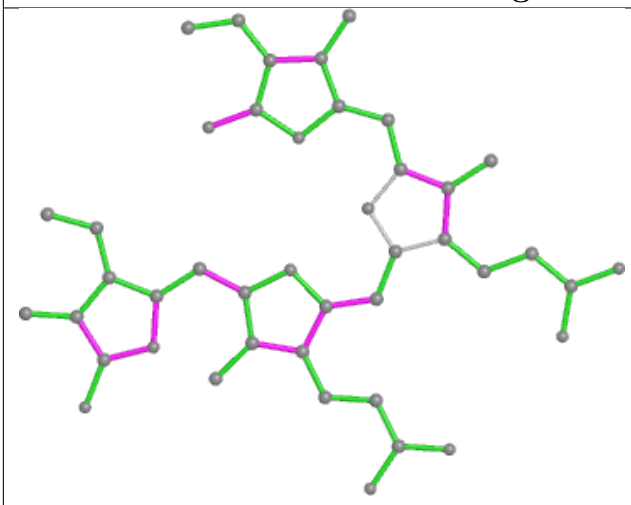

Bond lengths

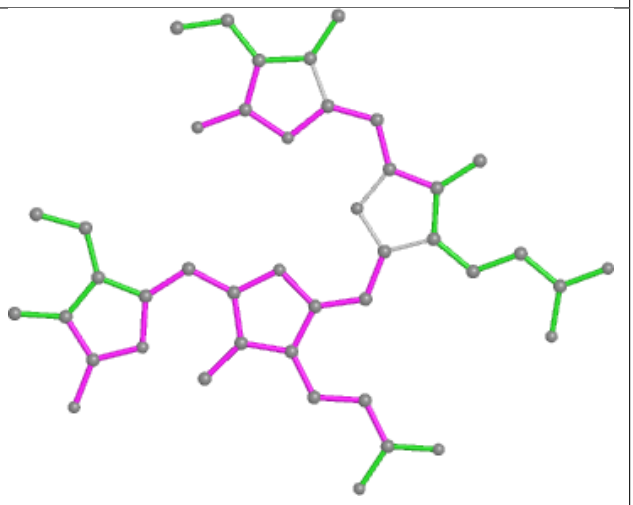

Bond angles

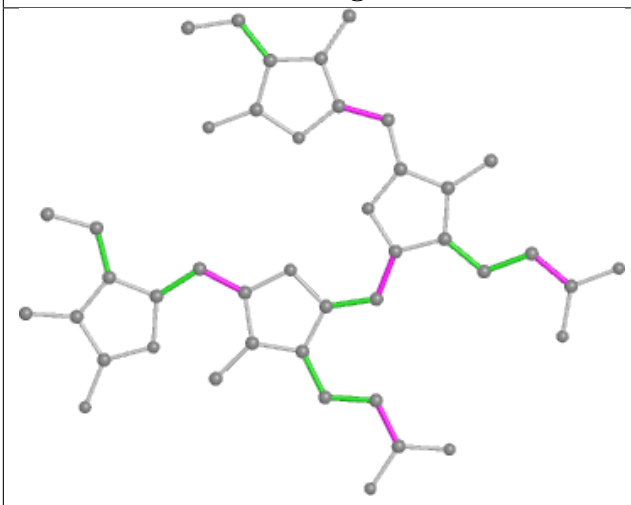

Torsions

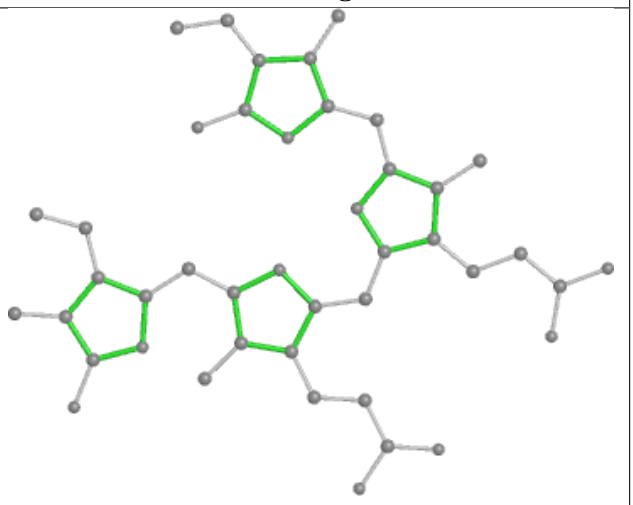

Rings

Ligand PEB m4 203

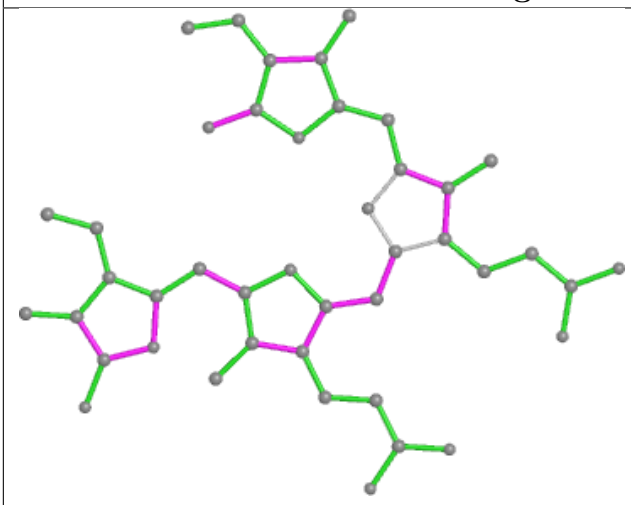

Bond lengths

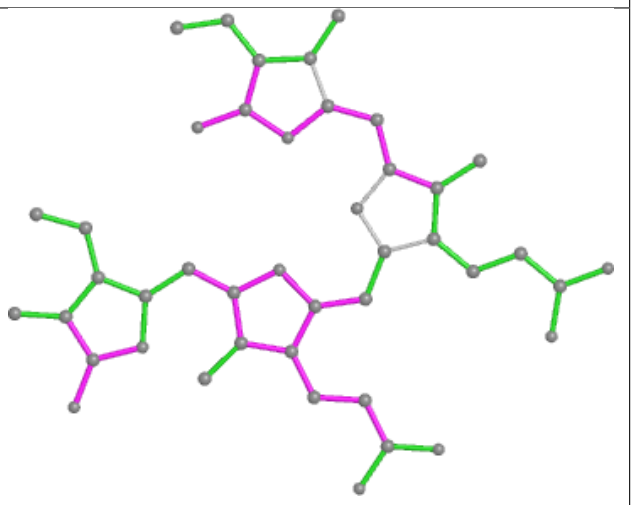

Bond angles

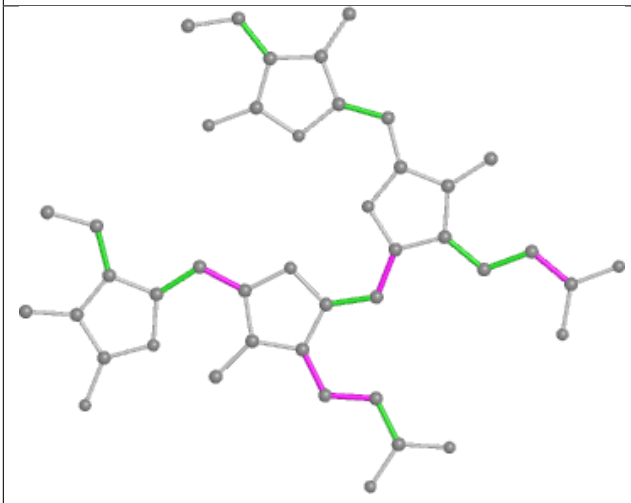

Torsions

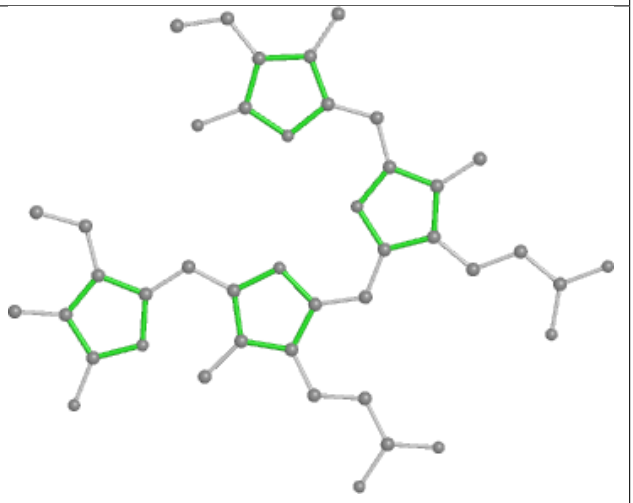

Rings

Ligand CLA 8N 301

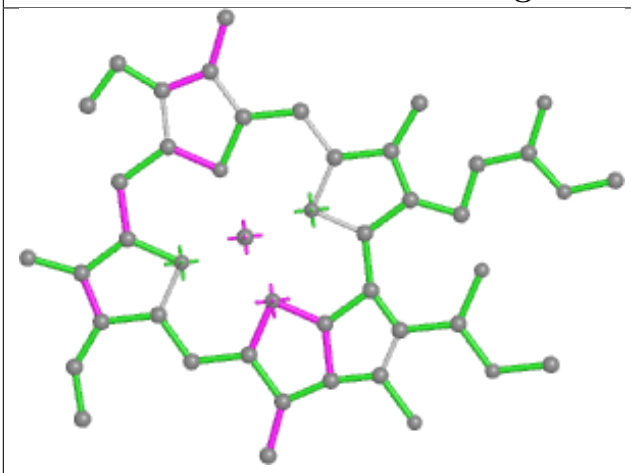

Bond lengths

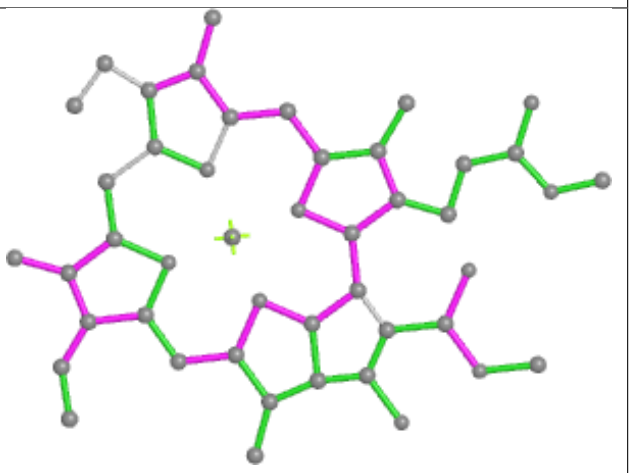

Bond angles

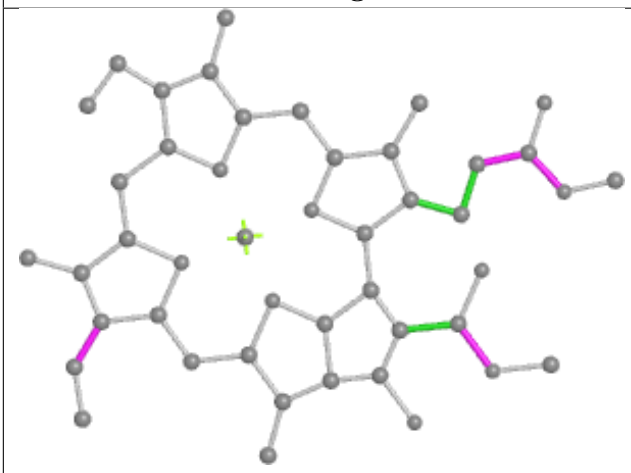

Torsions

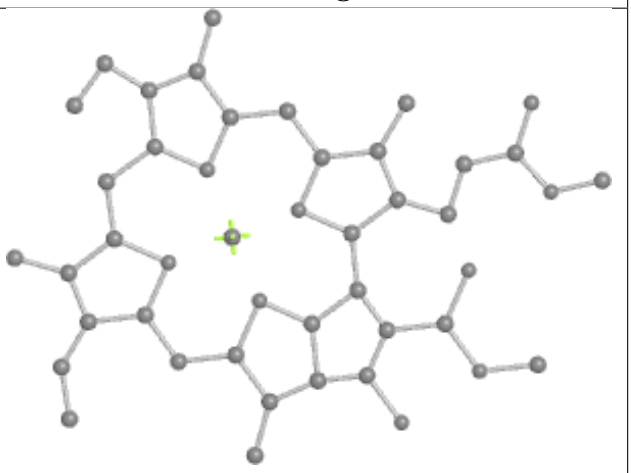

Rings

Ligand PEB pC 202

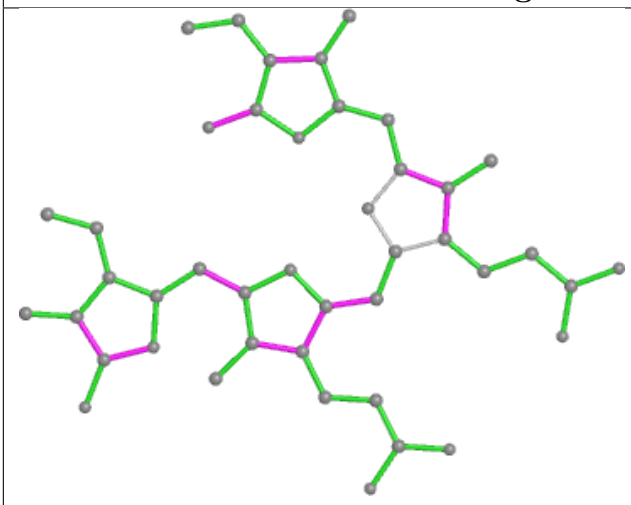

Bond lengths

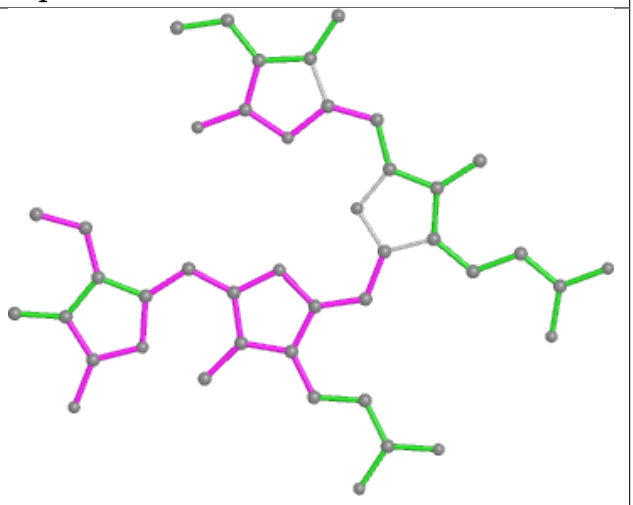

Bond angles

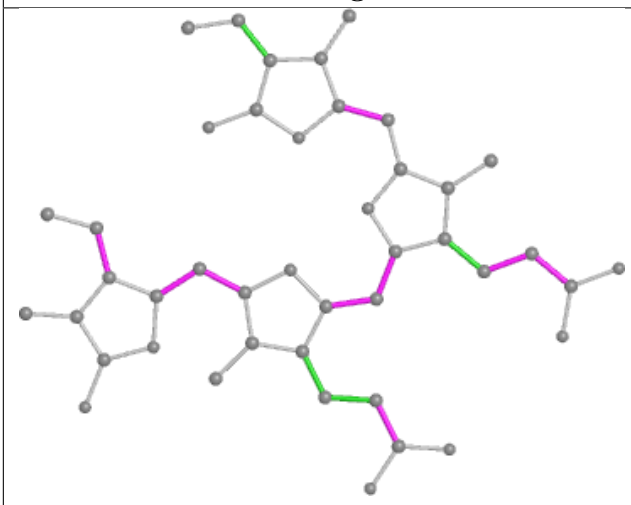

Torsions

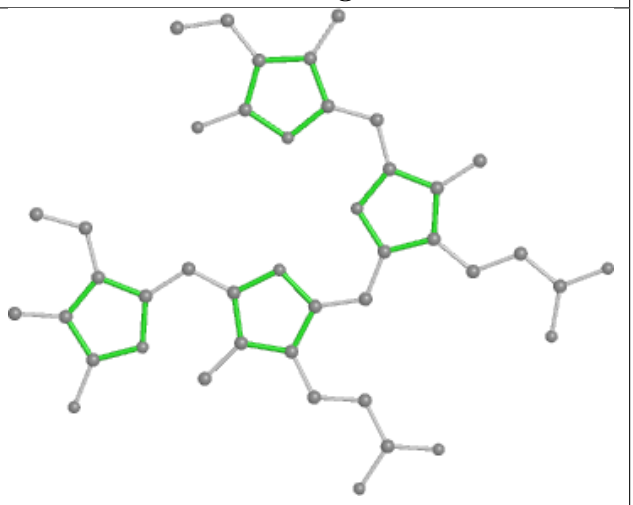

Rings

Ligand CLA 42 601

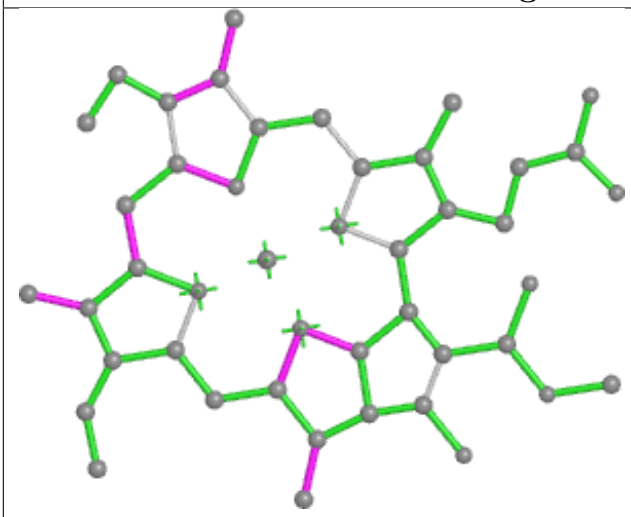

Bond lengths

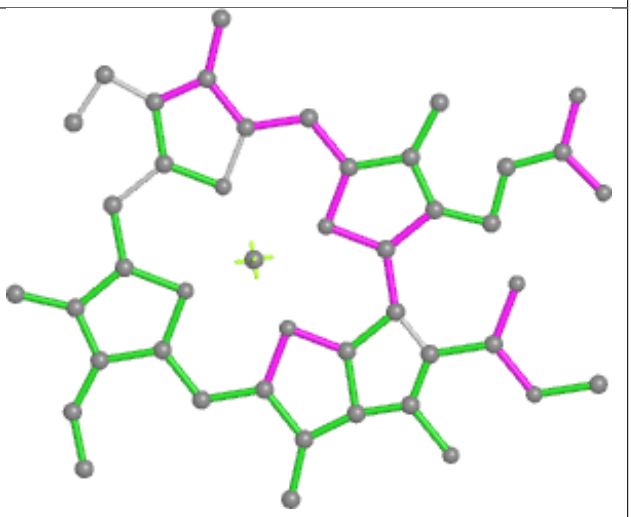

Bond angles

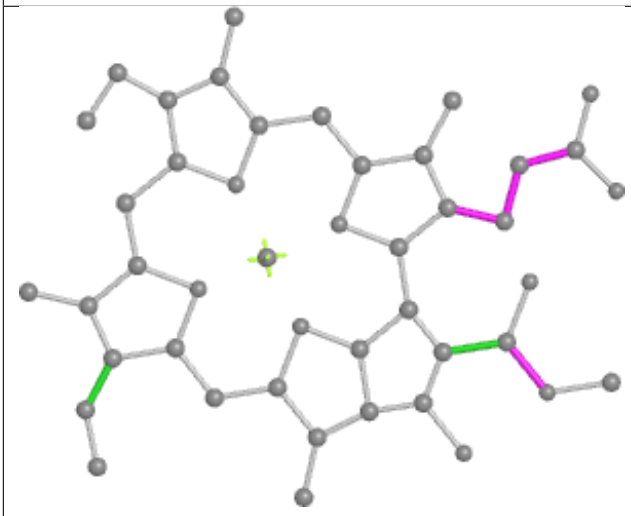

Torsions

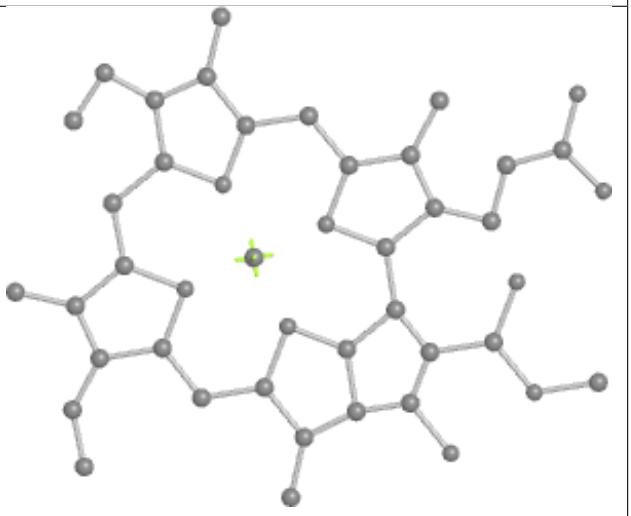

Rings

Ligand PEB YK 203

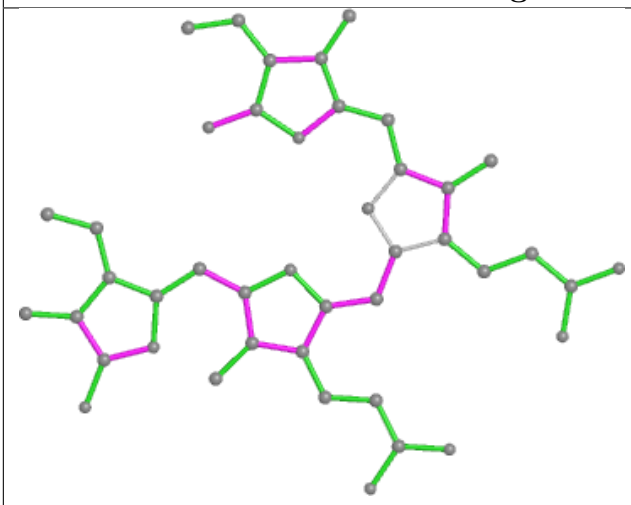

Bond lengths

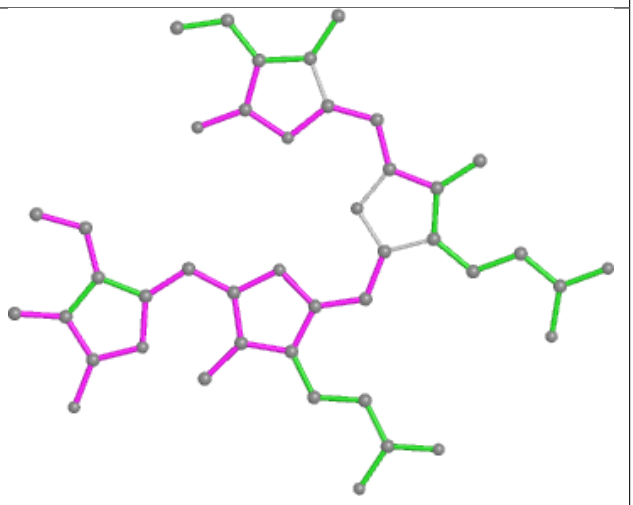

Bond angles

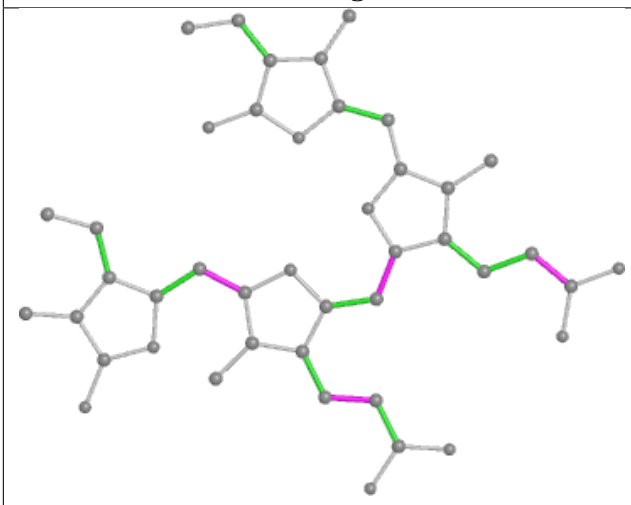

Torsions

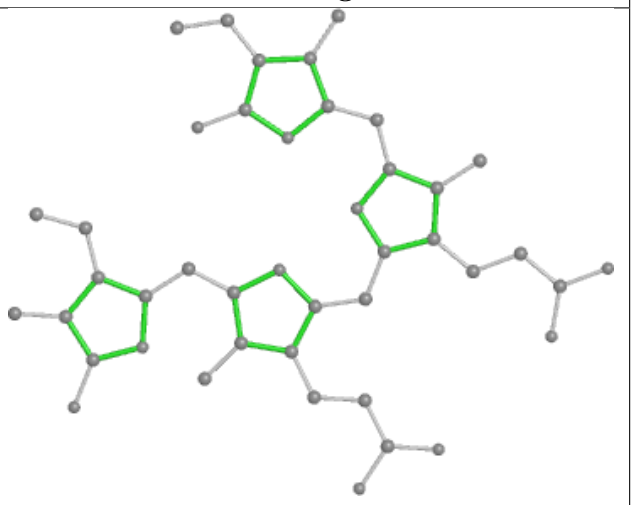

Rings

Ligand PEB JP 201

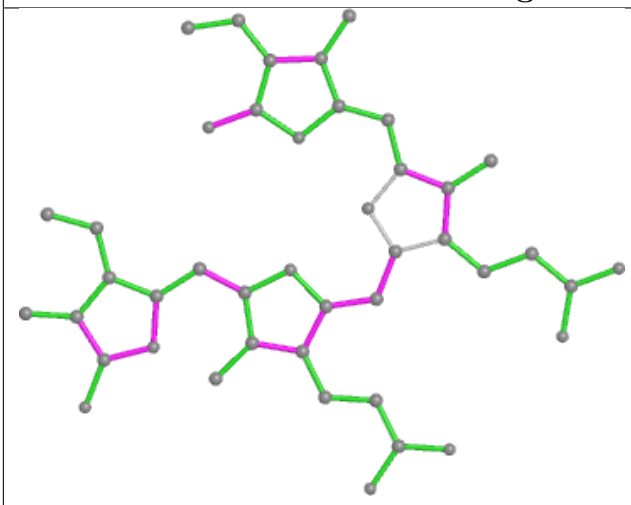

Bond lengths

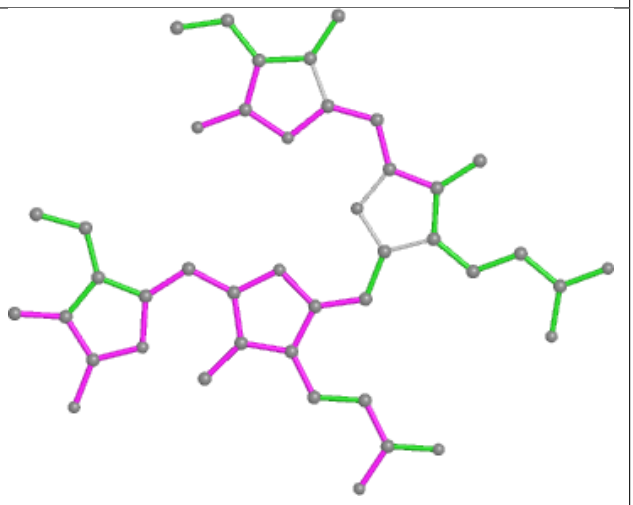

Bond angles

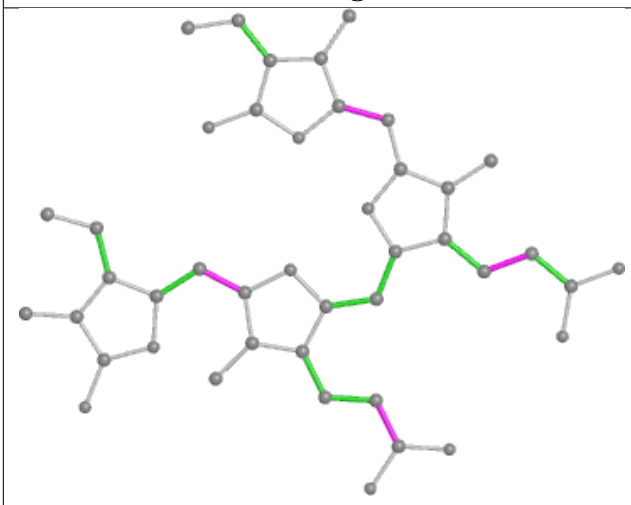

Torsions

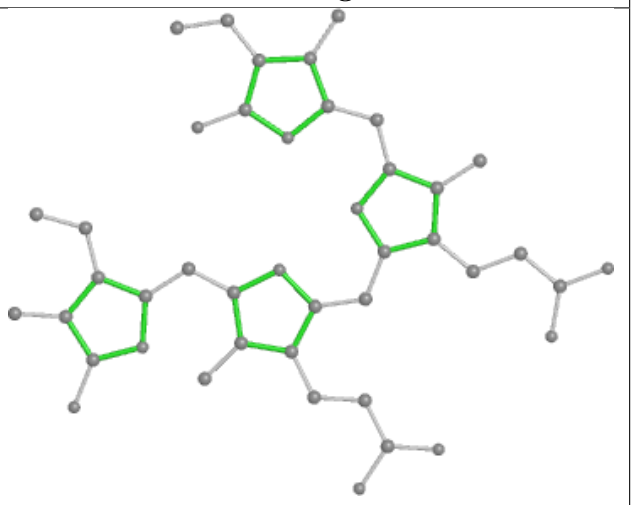

Rings

Ligand PUB wK 304

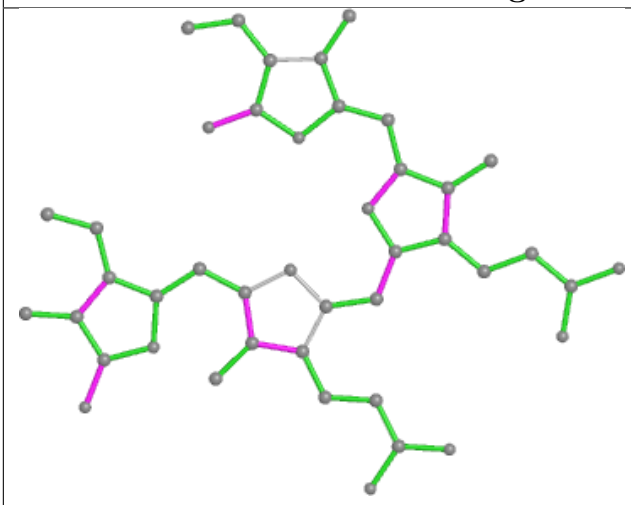

Bond lengths

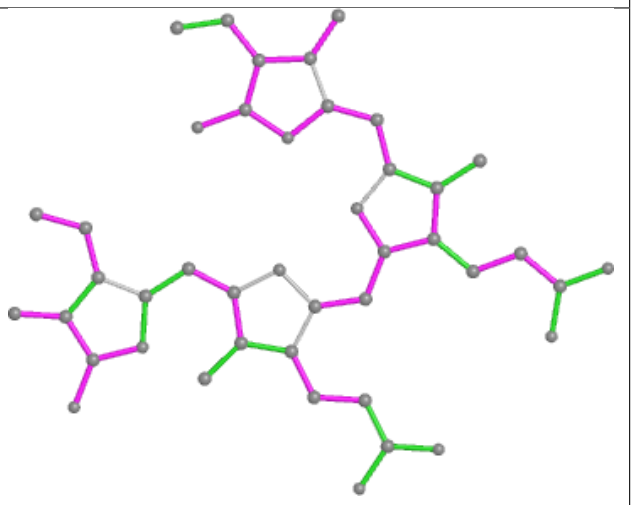

Bond angles

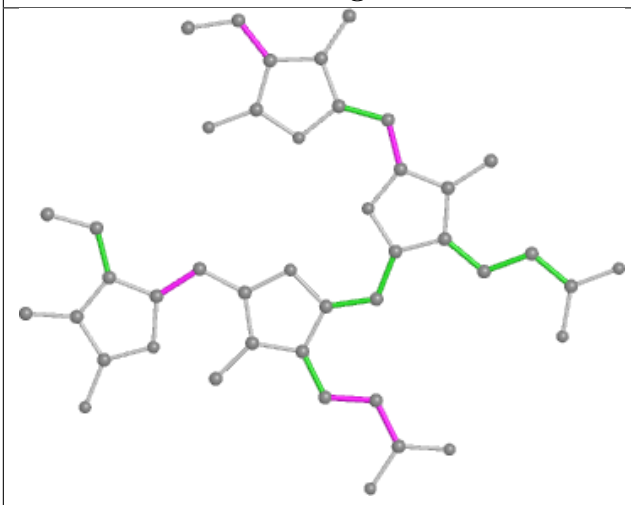

Torsions

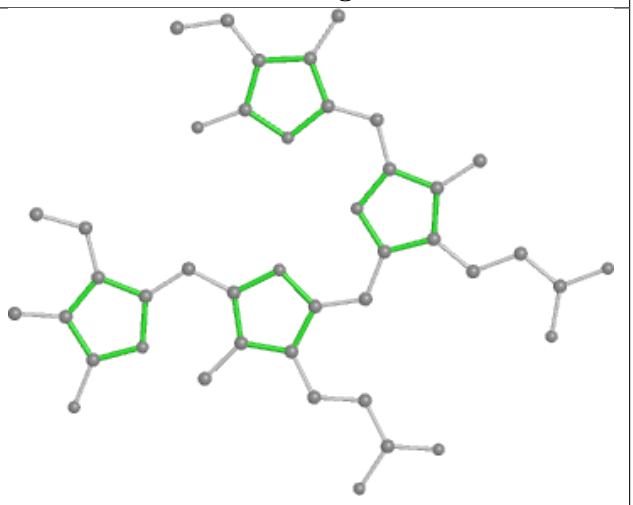

Rings

Ligand PEB PQ 203

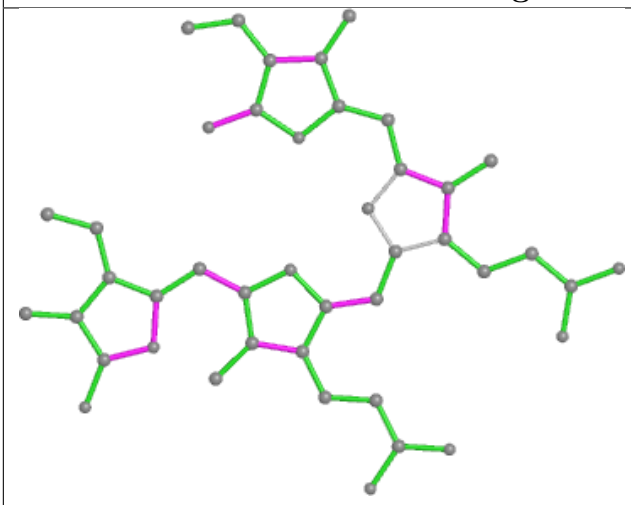

Bond lengths

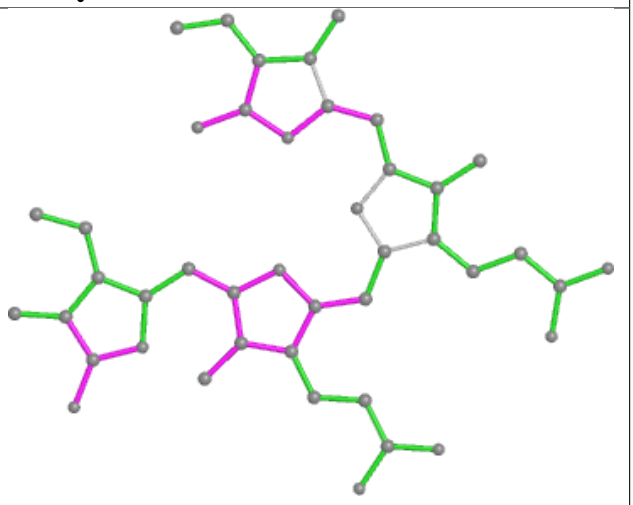

Bond angles

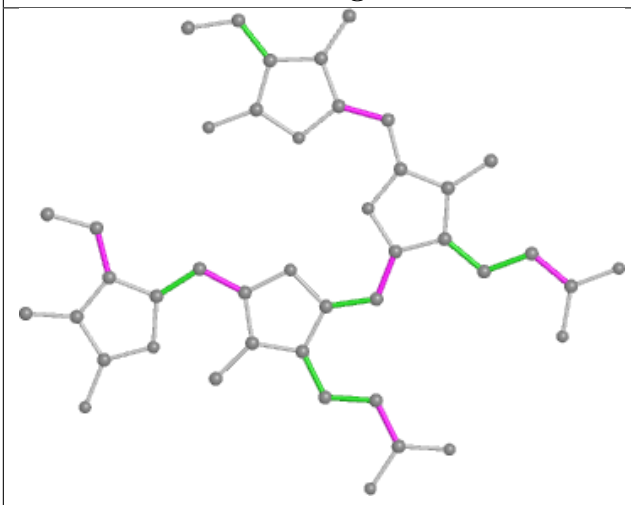

Torsions

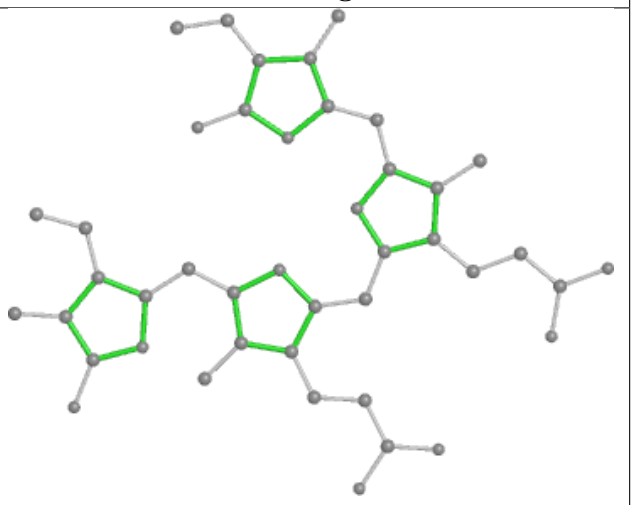

Rings

Ligand PEB X9 202

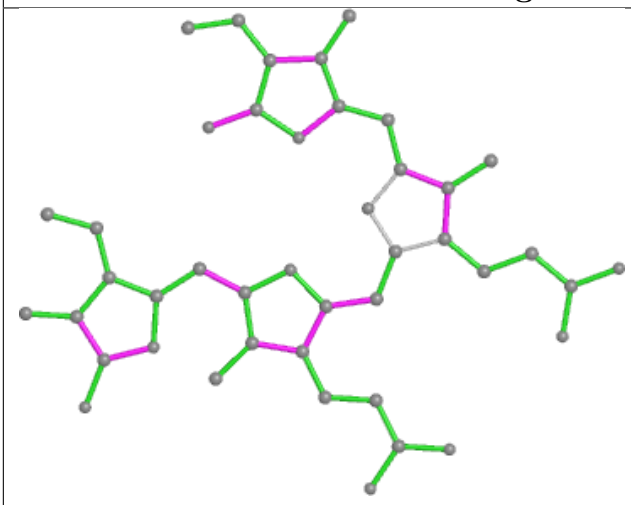

Bond lengths

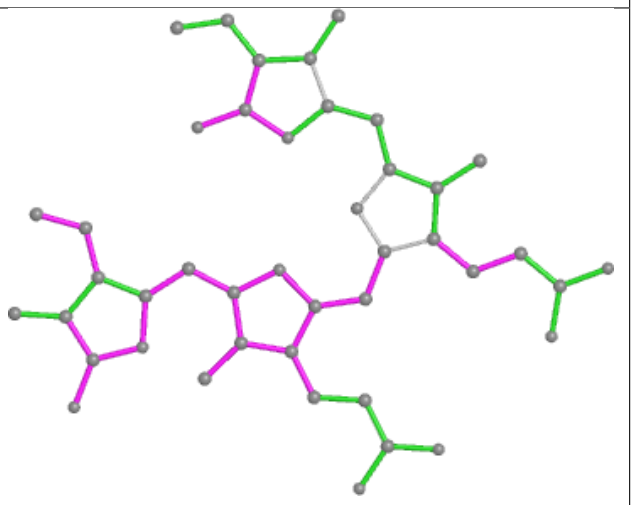

Bond angles

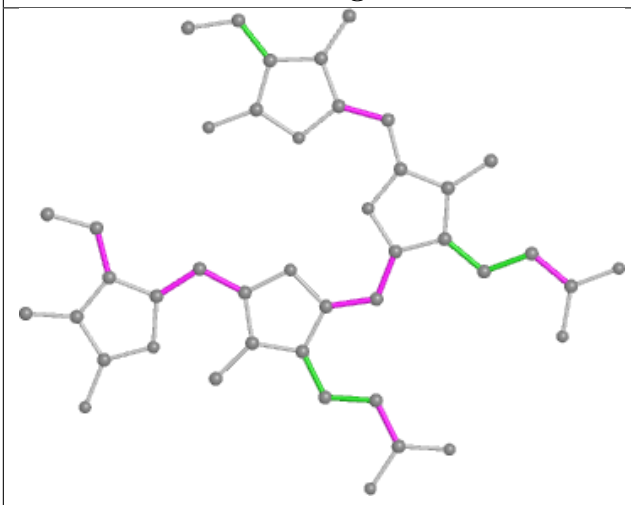

Torsions

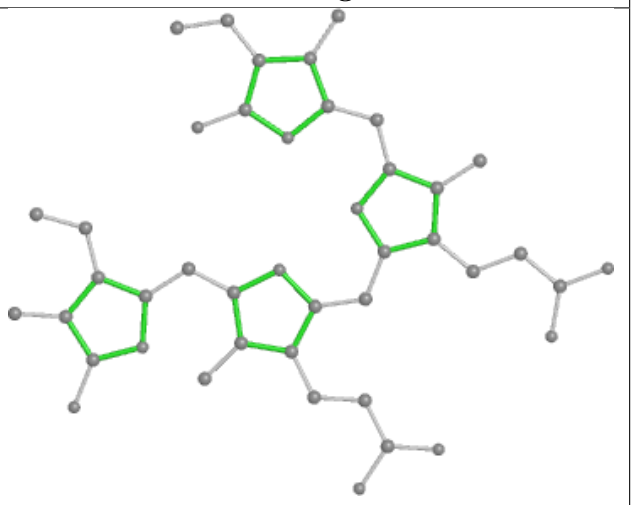

Rings

Ligand CLA AN 808

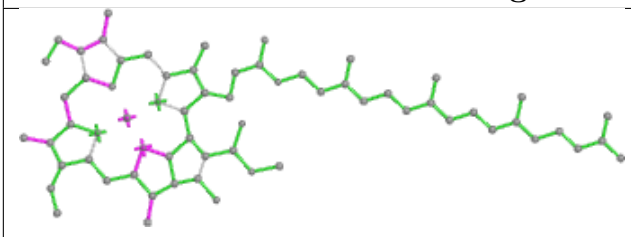

Bond lengths

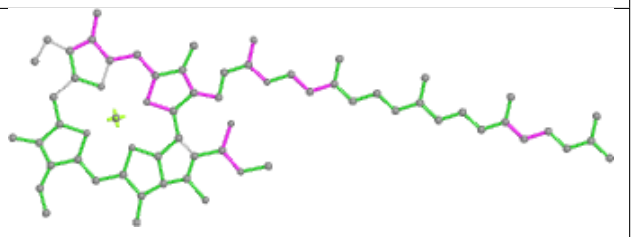

Bond angles

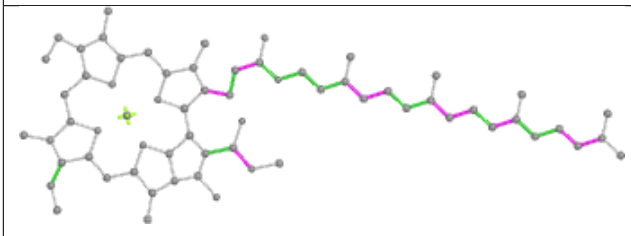

Torsions

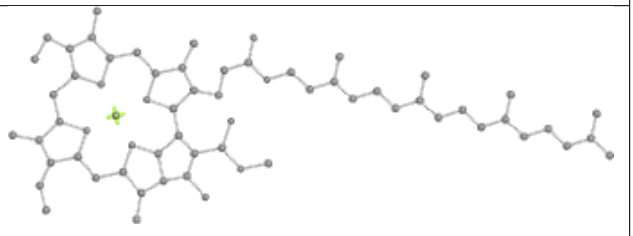

Rings

Ligand PEB hB 301

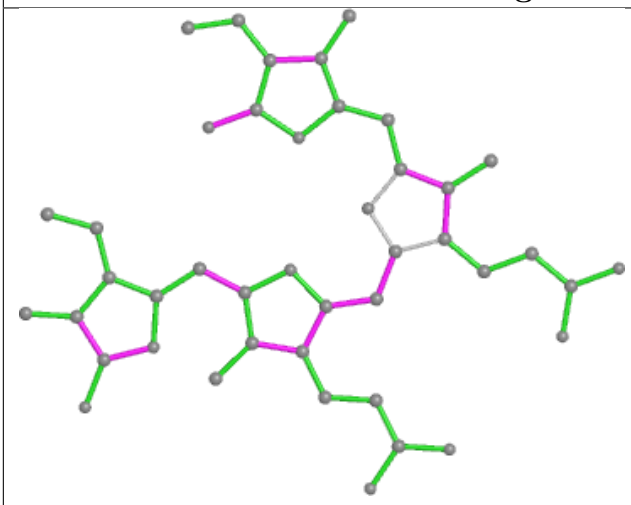

Bond lengths

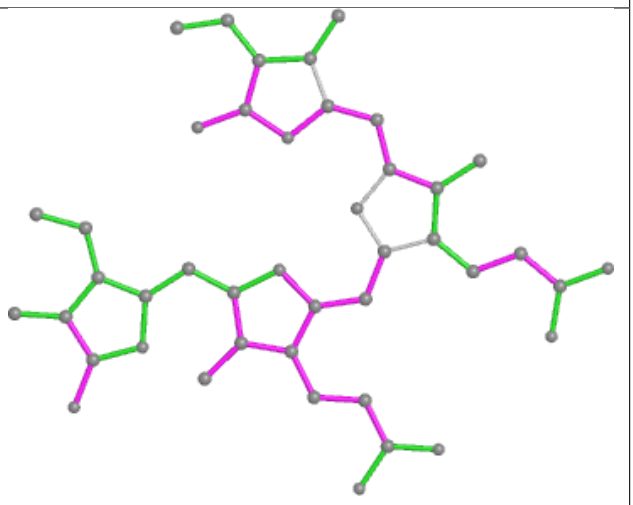

Bond angles

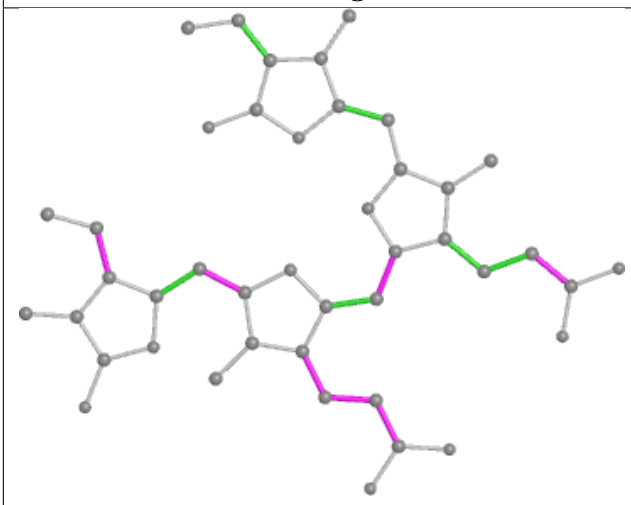

Torsions

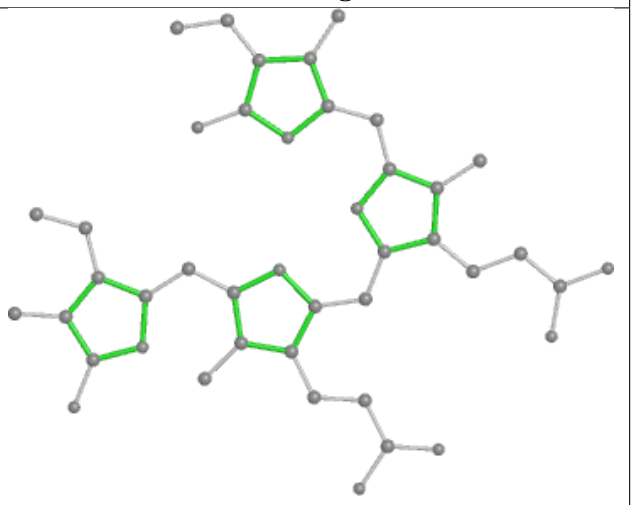

Rings

Ligand PEB DI 201

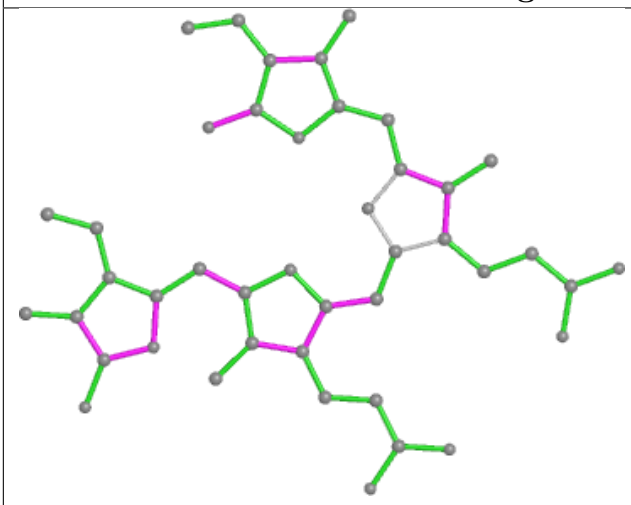

Bond lengths

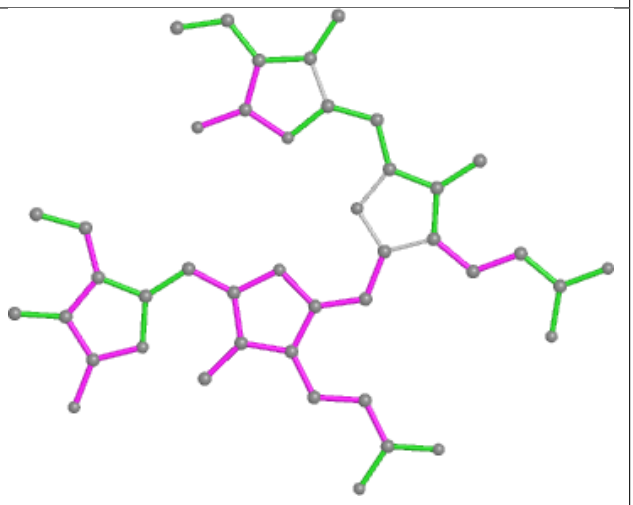

Bond angles

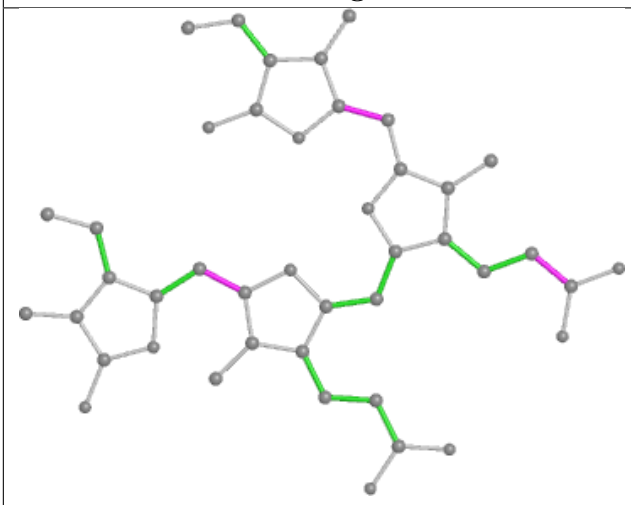

Torsions

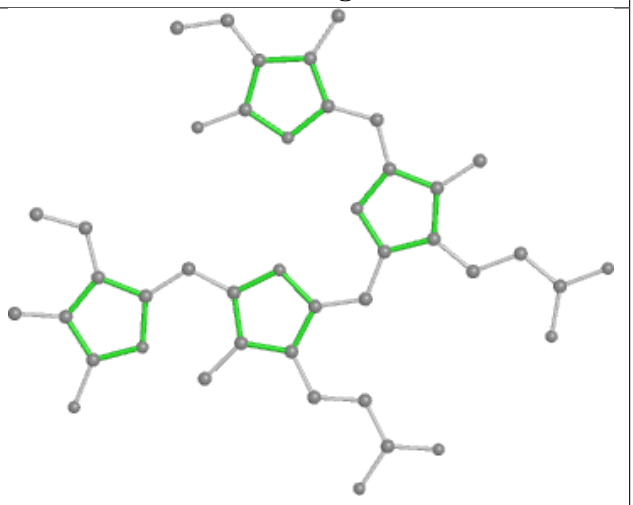

Rings

Ligand CLA 1N 607

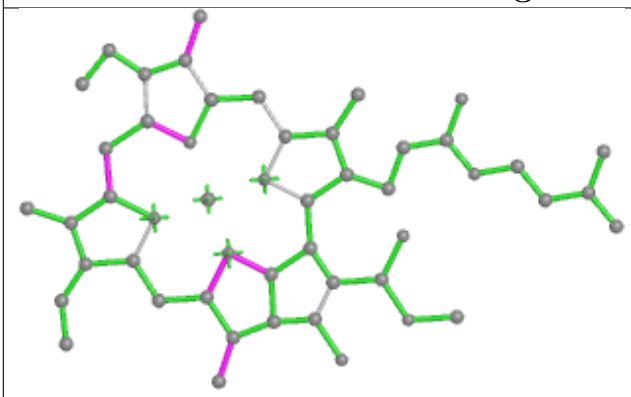

Bond lengths

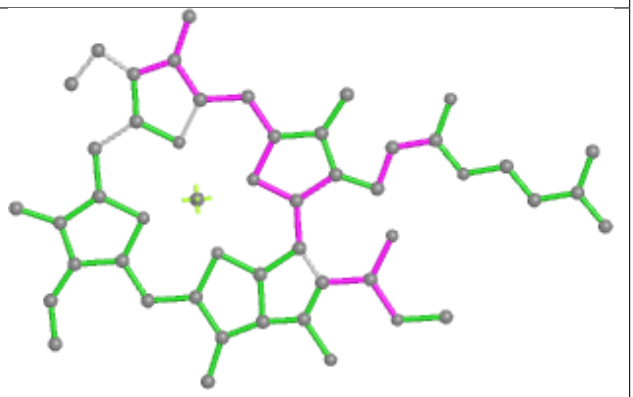

Bond angles

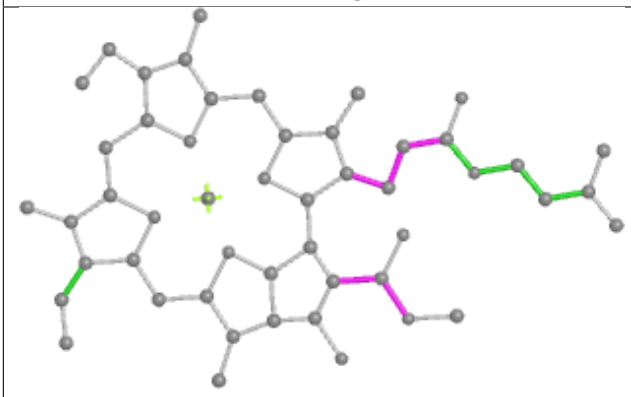

Torsions

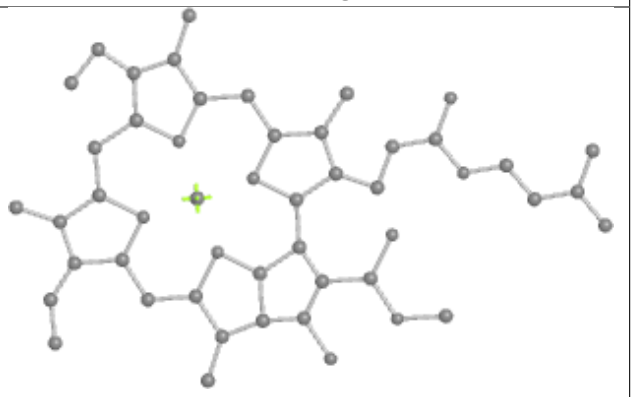

Rings

Ligand CLA KN 105	
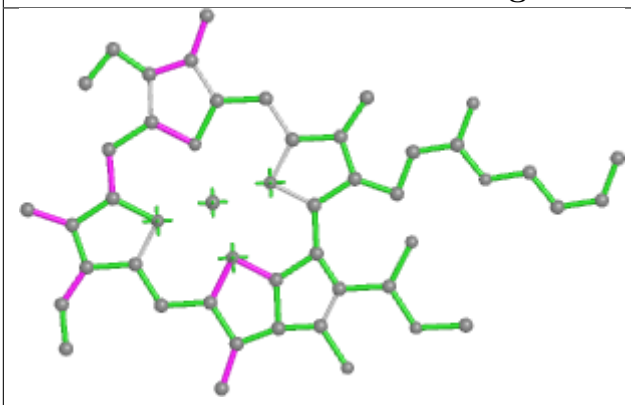	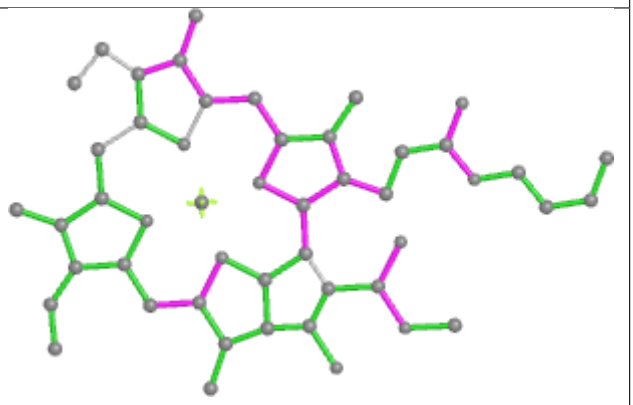
Bond lengths	**Bond angles**
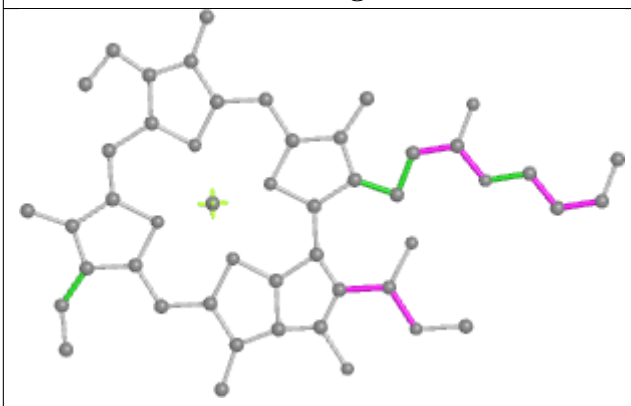	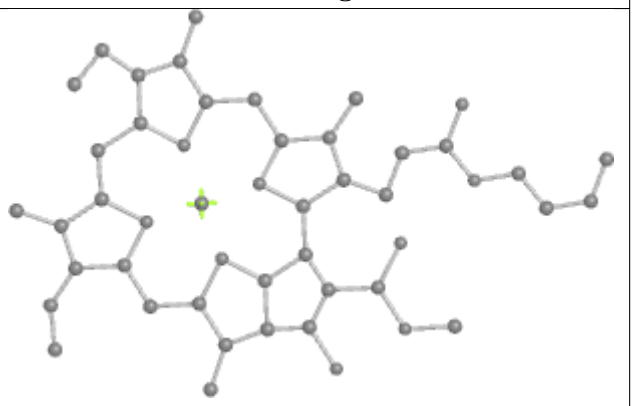
Torsions	**Rings**

Ligand PEB TG 201

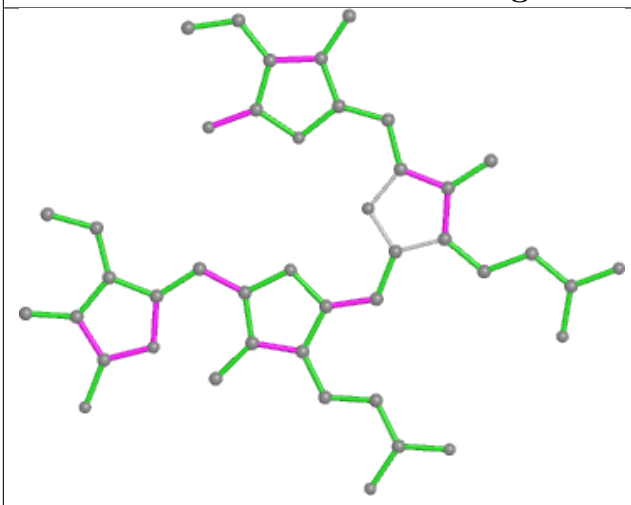

Bond lengths

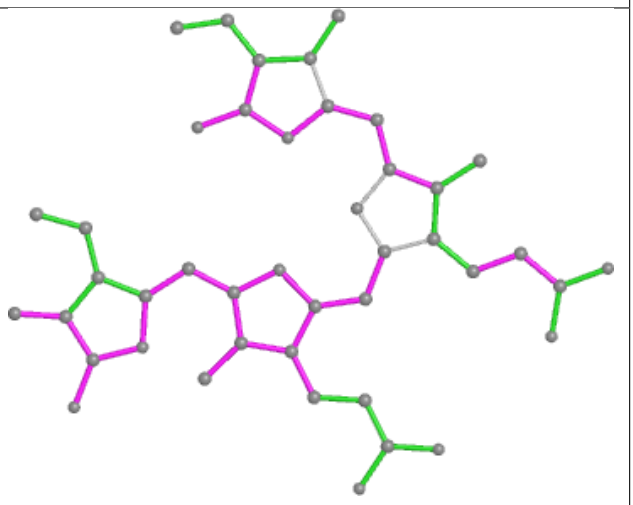

Bond angles

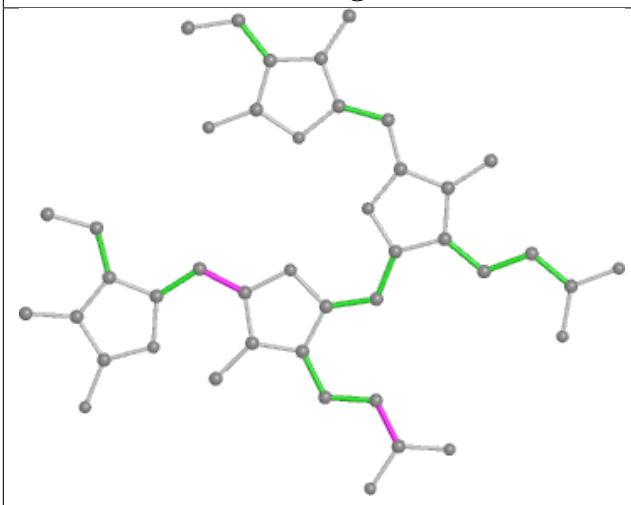

Torsions

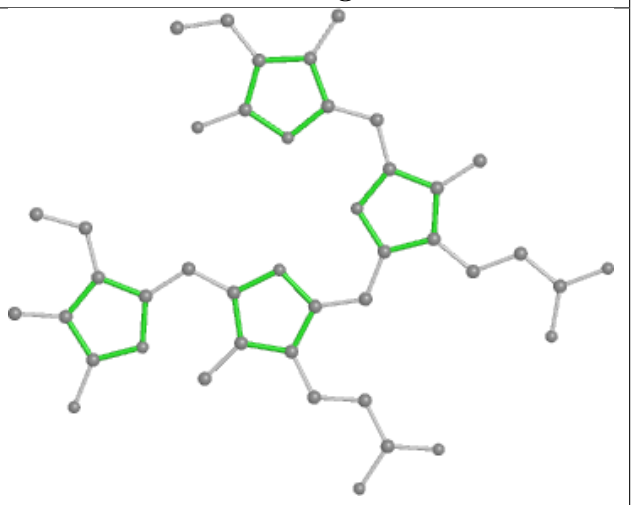

Rings

Ligand CLA MN 101

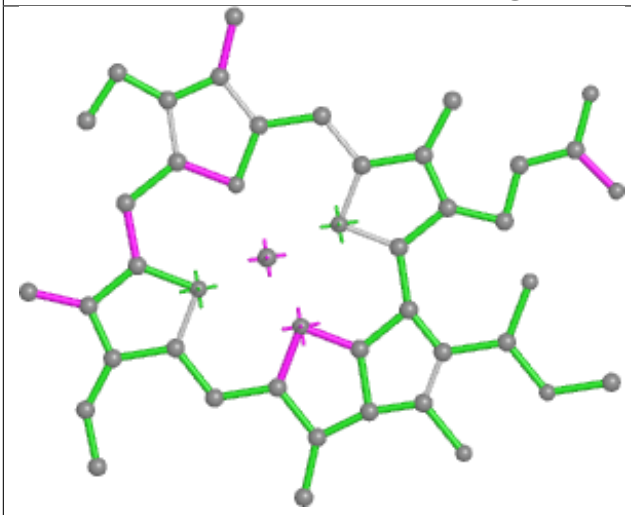

Bond lengths

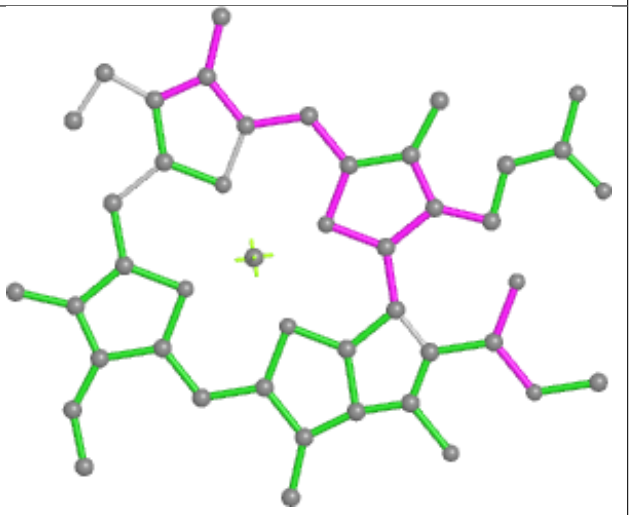

Bond angles

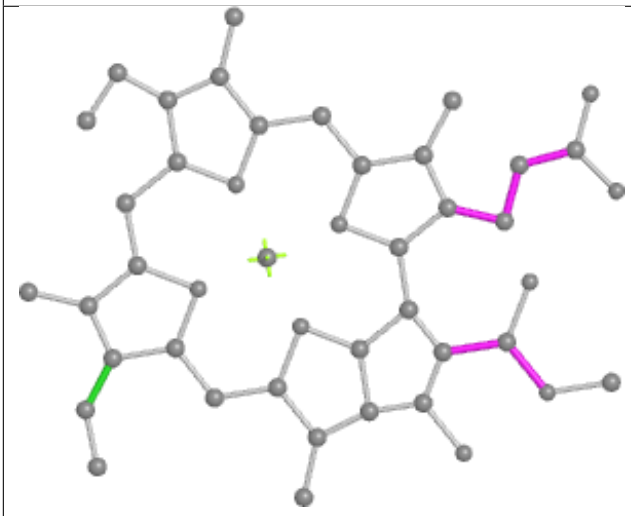

Torsions

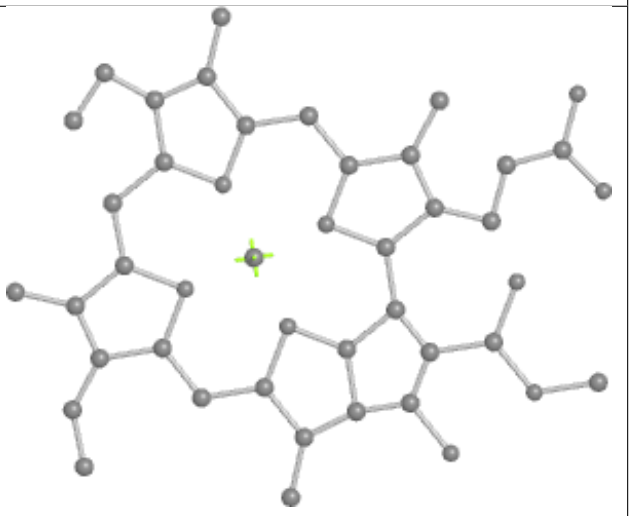

Rings

Ligand BCR A2 848

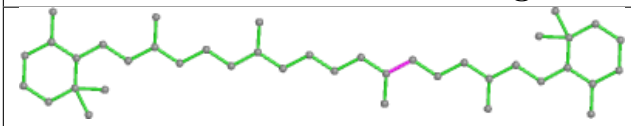

Bond lengths

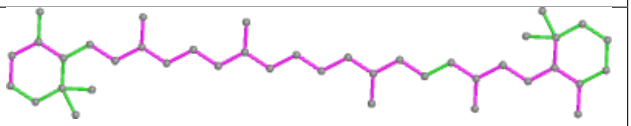

Bond angles

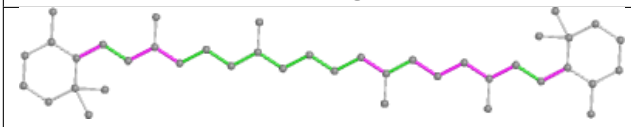

Torsions

Rings

Ligand CLA 42 609

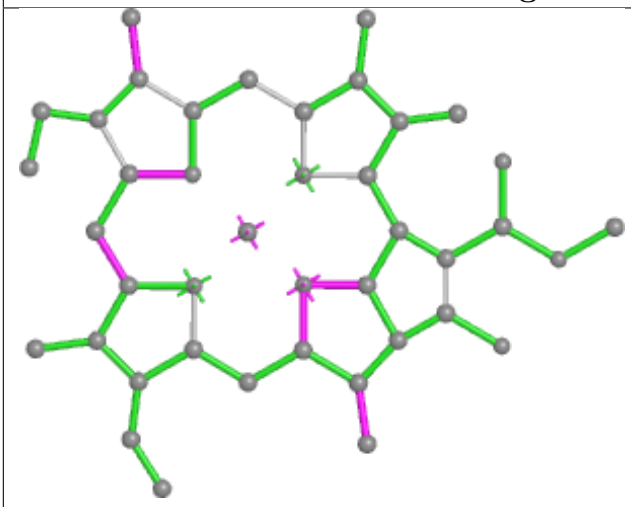

Bond lengths

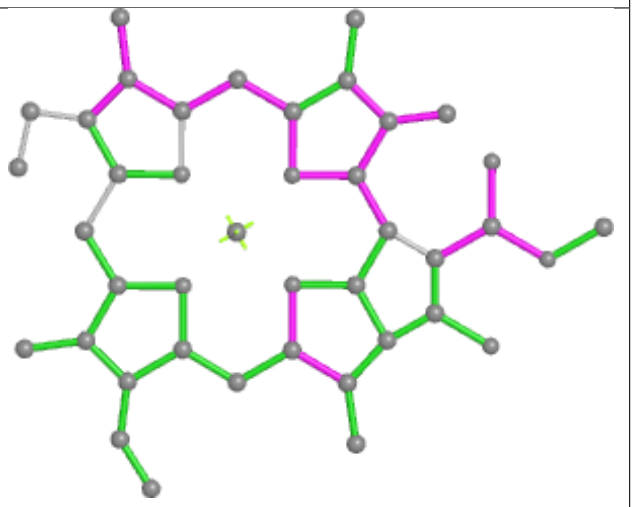

Bond angles

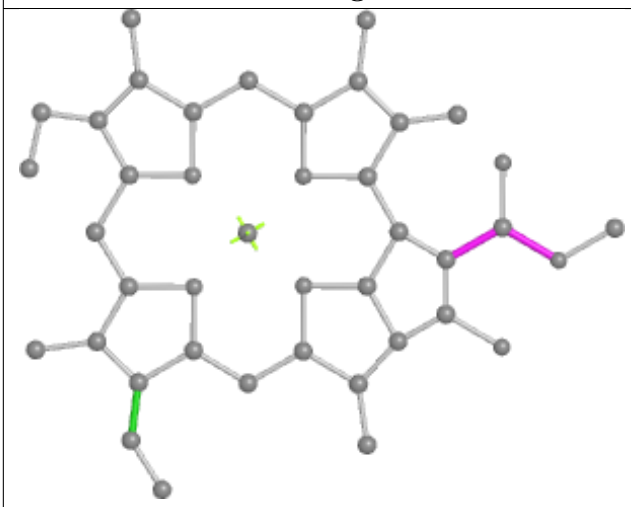

Torsions

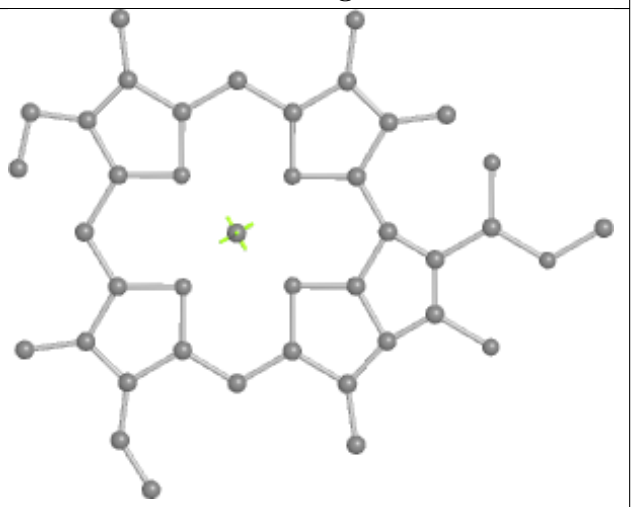

Rings

Ligand PHO dL 403

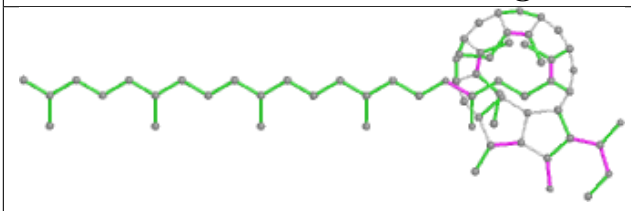

Bond lengths

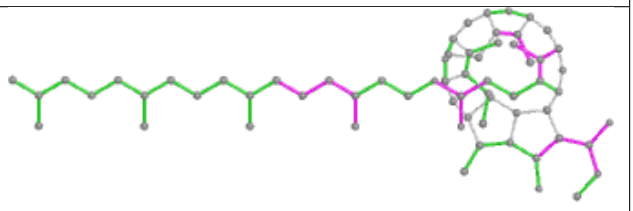

Bond angles

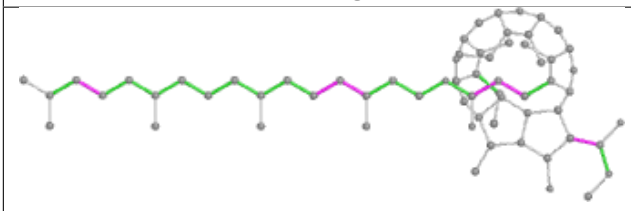

Torsions

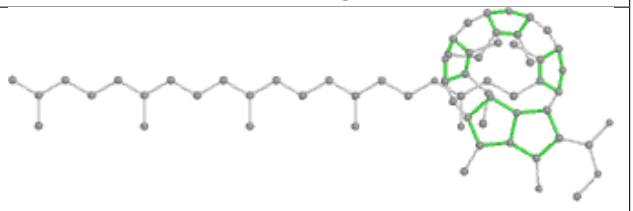

Rings

Ligand PEB Q1 203

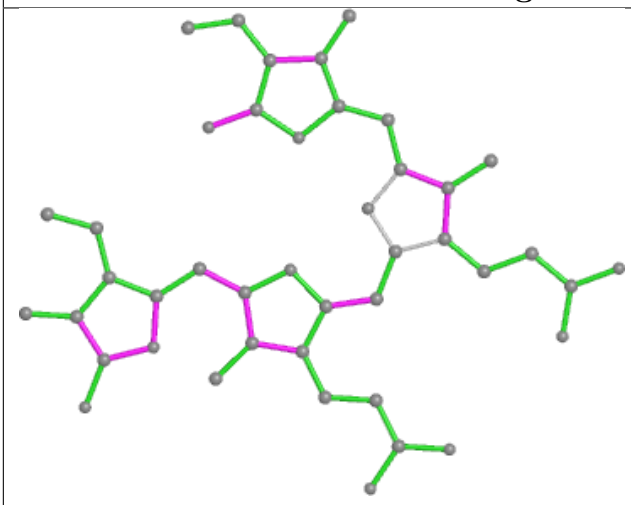

Bond lengths

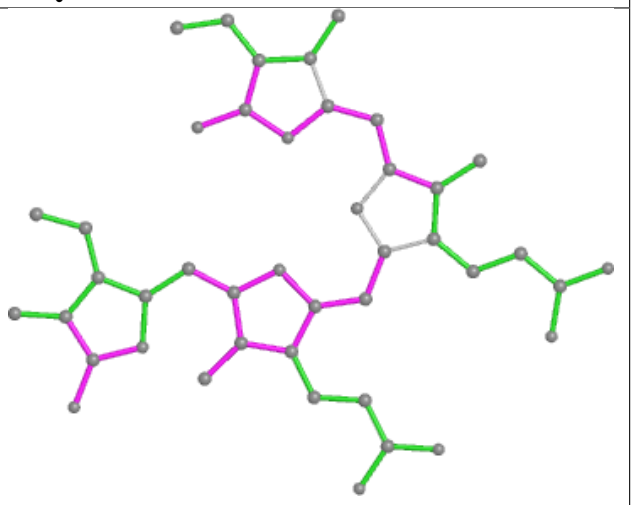

Bond angles

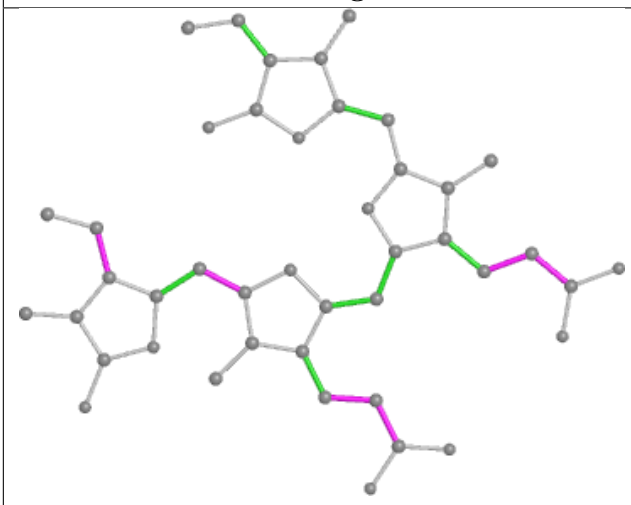

Torsions

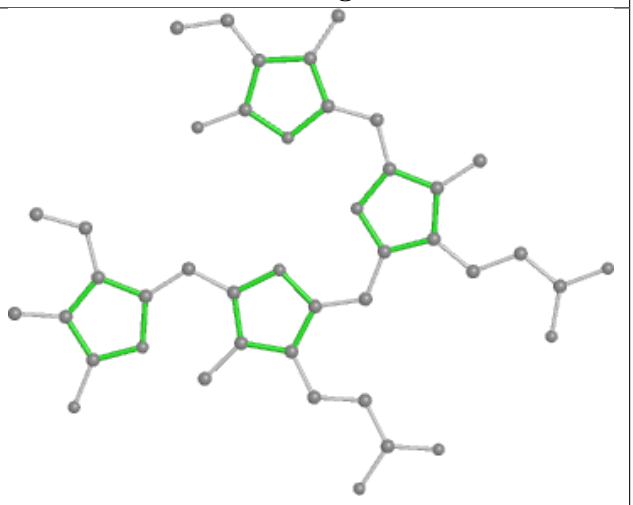

Rings

Ligand CLA c6 615

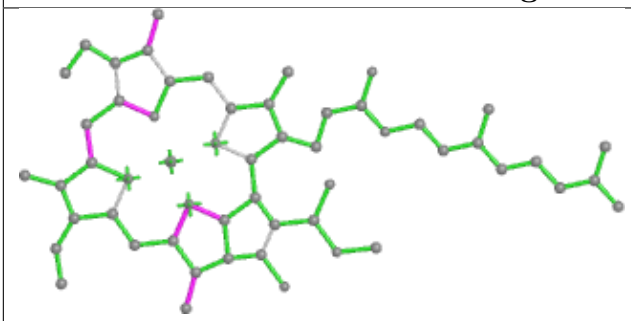

Bond lengths

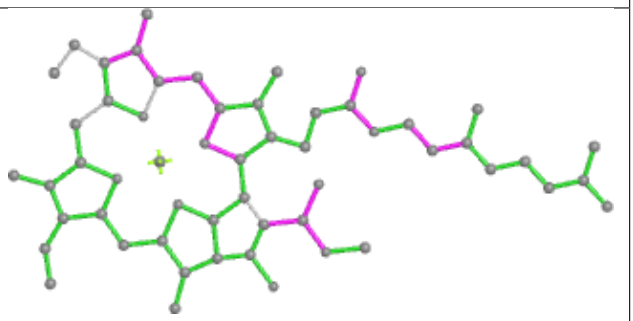

Bond angles

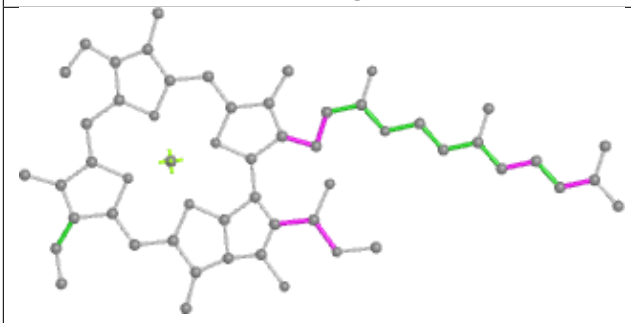

Torsions

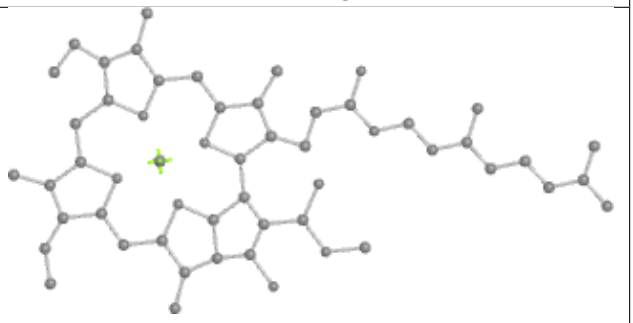

Rings

Ligand PEB jM 201

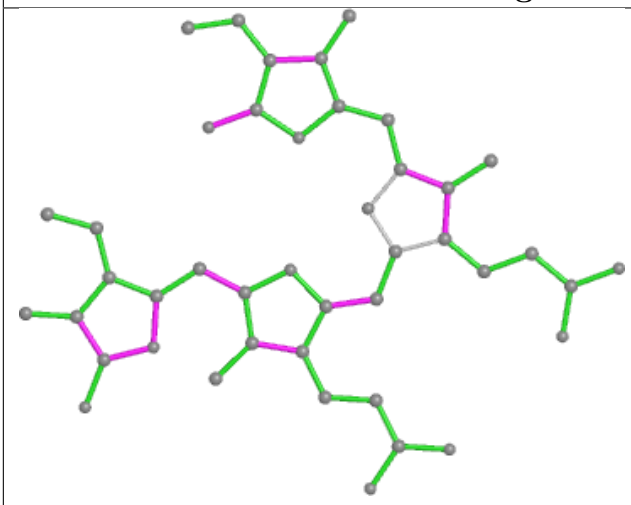

Bond lengths

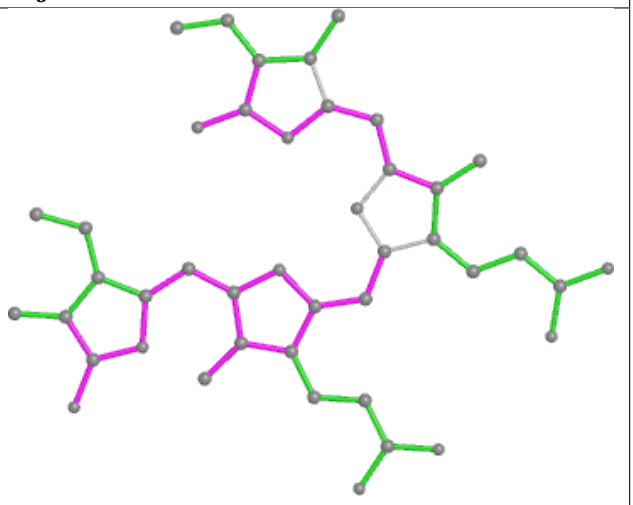

Bond angles

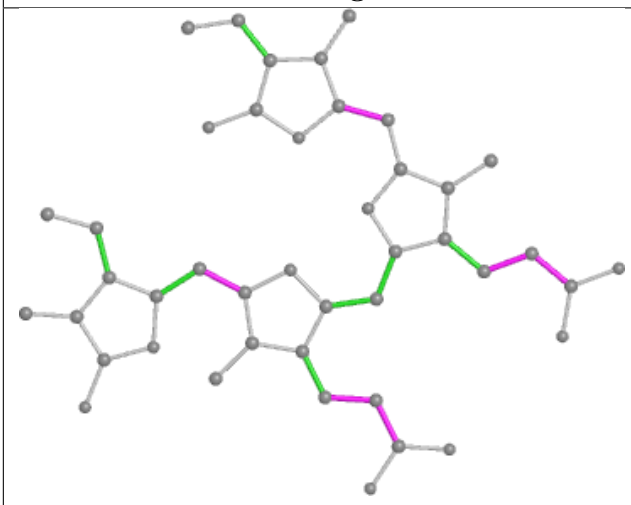

Torsions

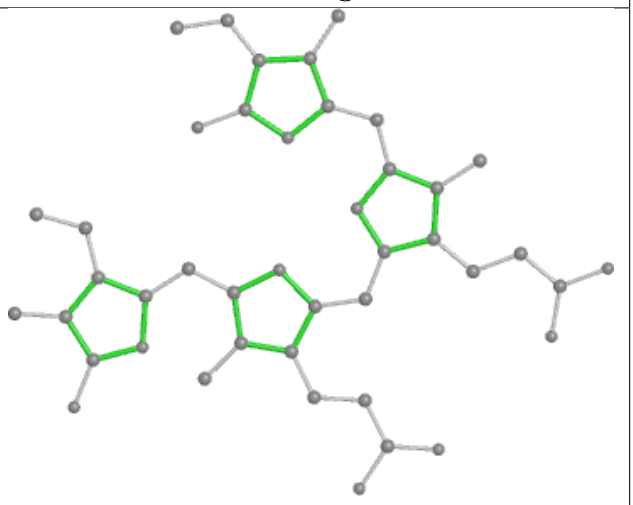

Rings

Ligand PEB MA 201

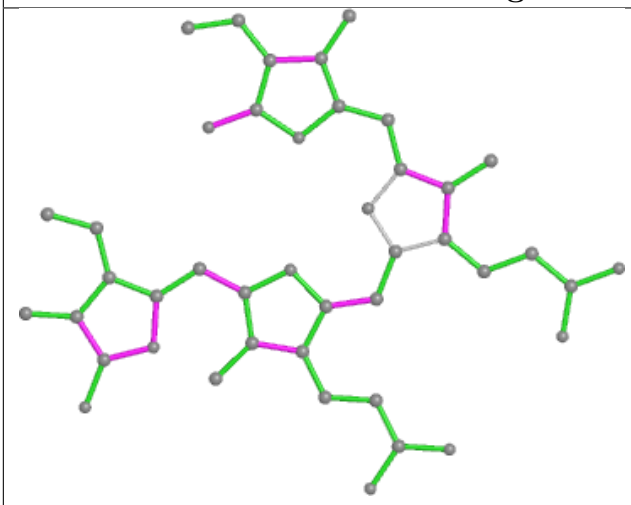

Bond lengths

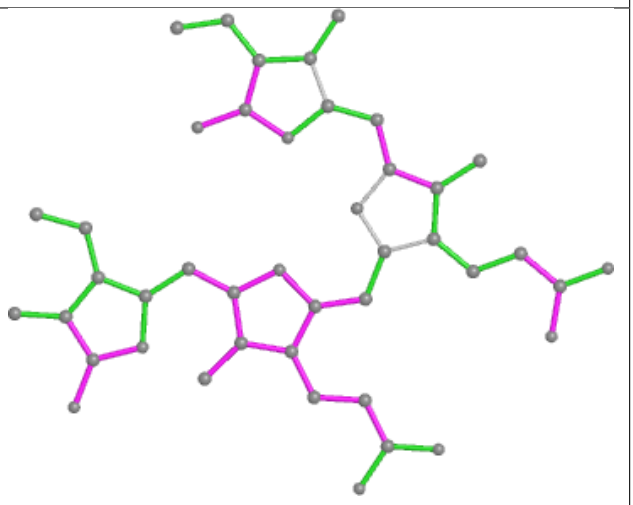

Bond angles

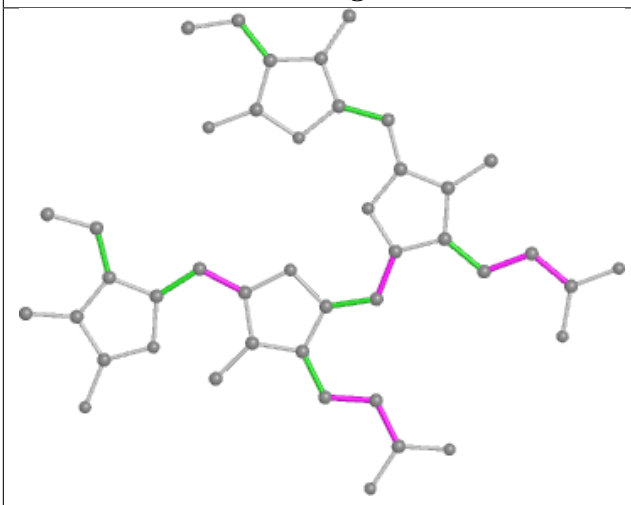

Torsions

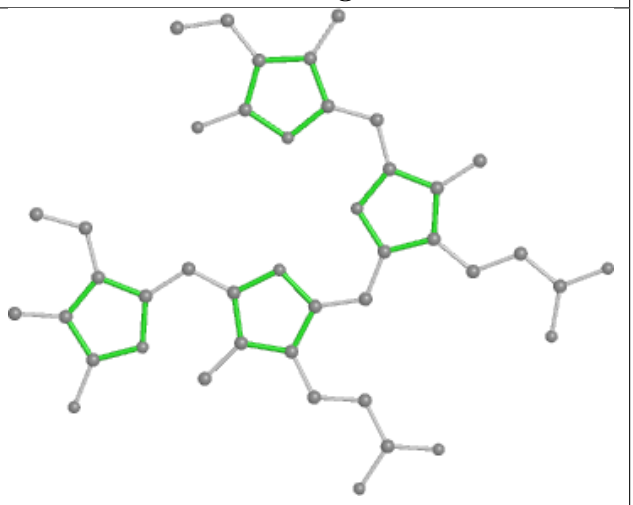

Rings

Ligand PEB ZO 202

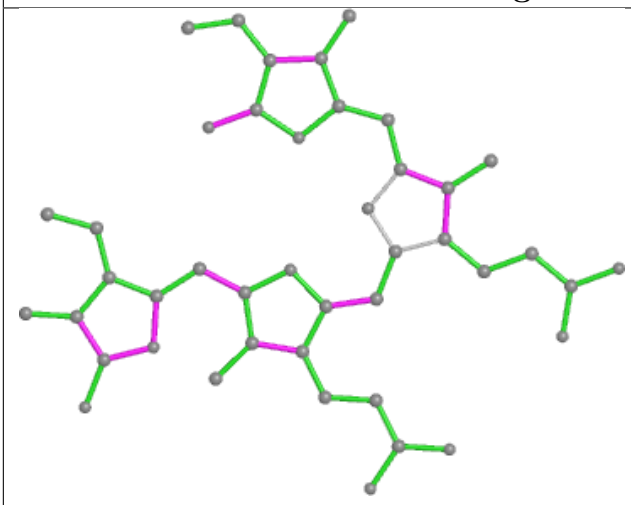

Bond lengths

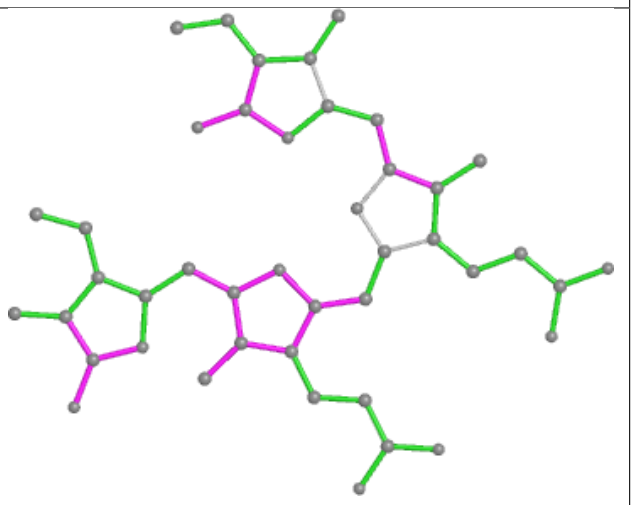

Bond angles

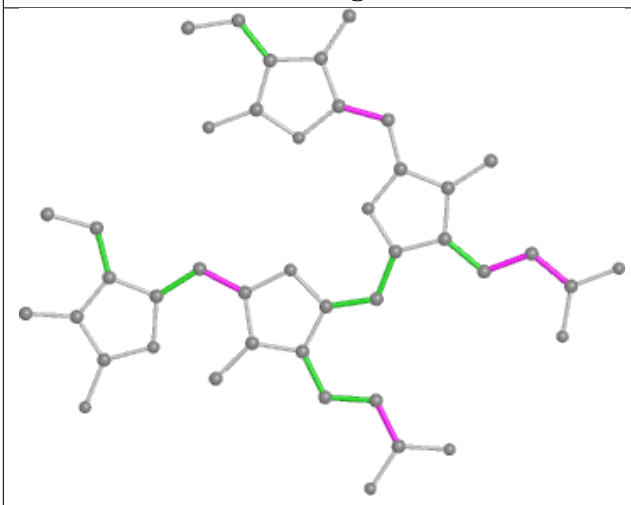

Torsions

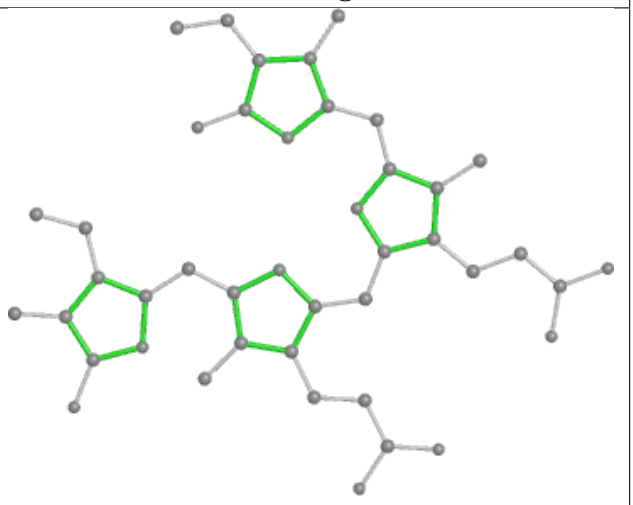

Rings

Ligand PEB SM 202

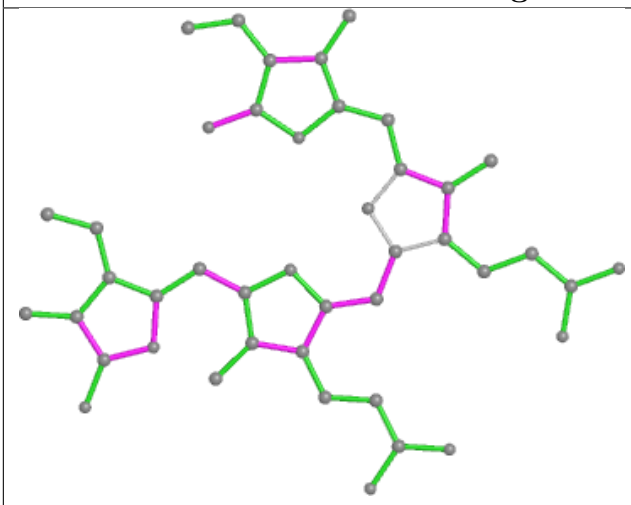

Bond lengths

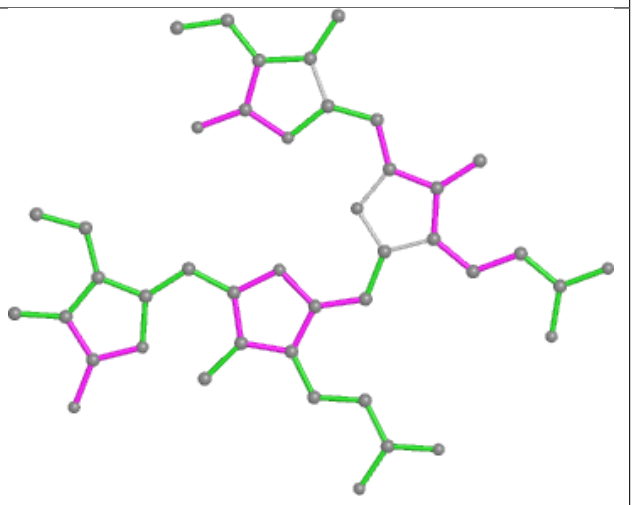

Bond angles

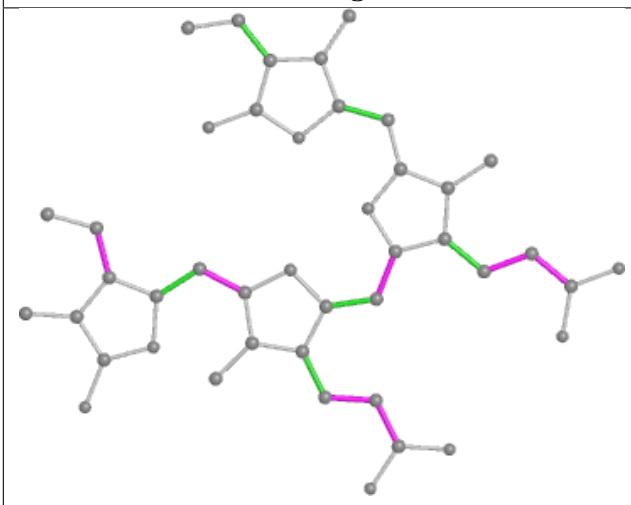

Torsions

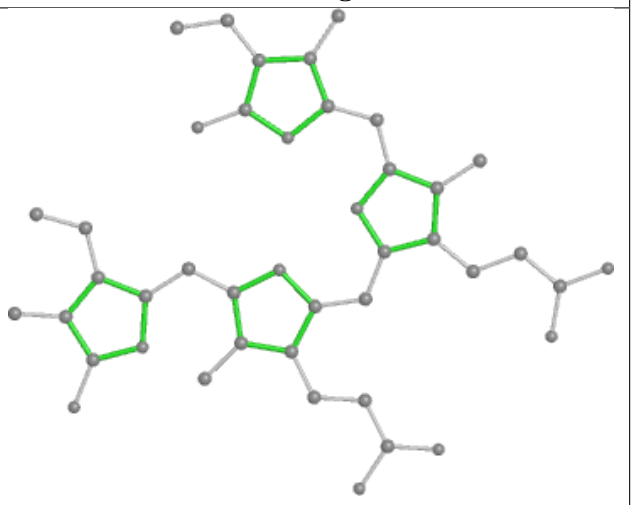

Rings

Ligand PEB CB 201

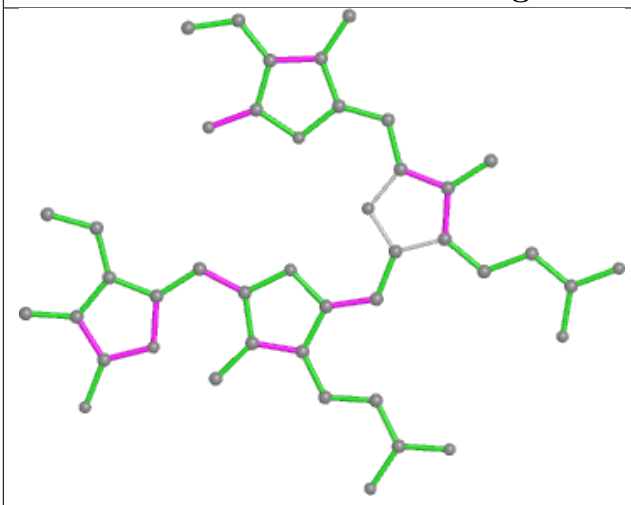

Bond lengths

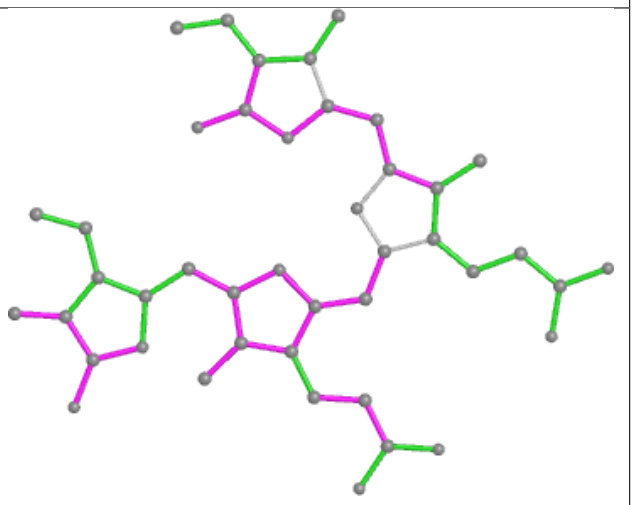

Bond angles

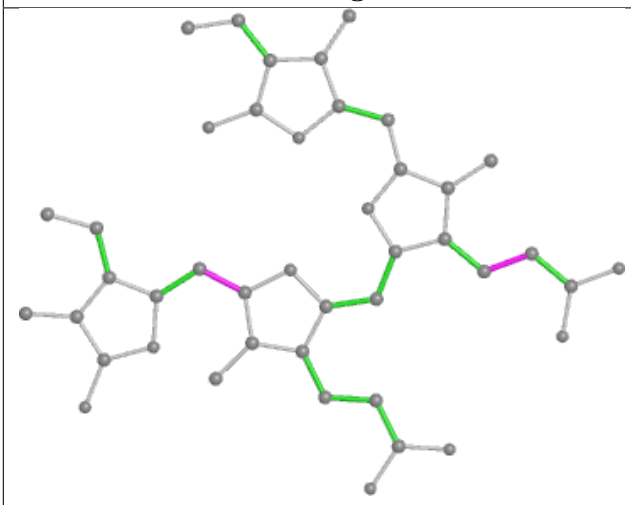

Torsions

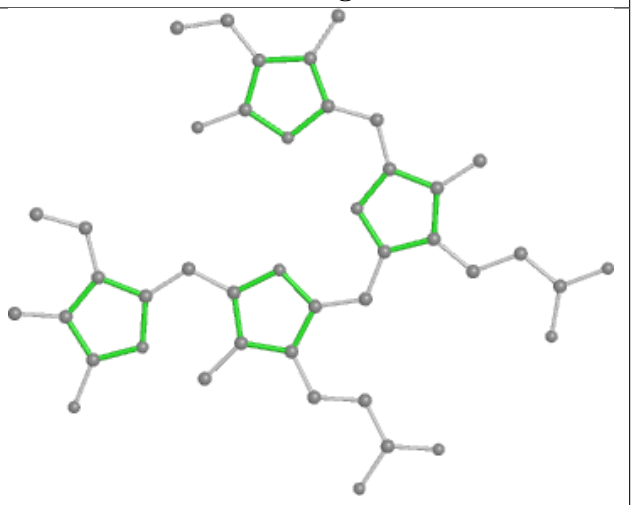

Rings

Ligand PEB VH 201

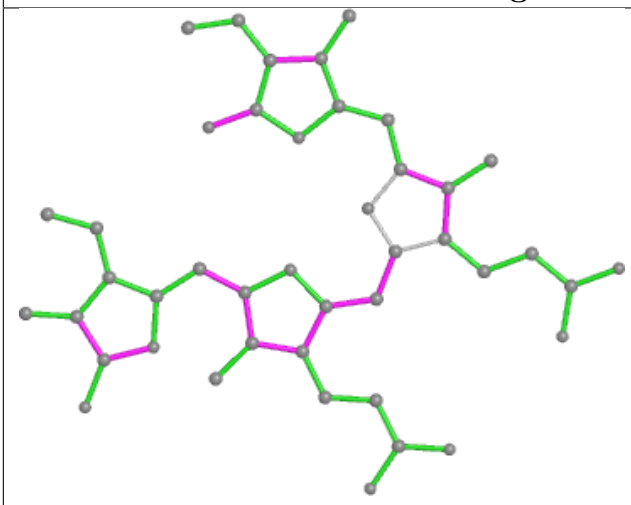

Bond lengths

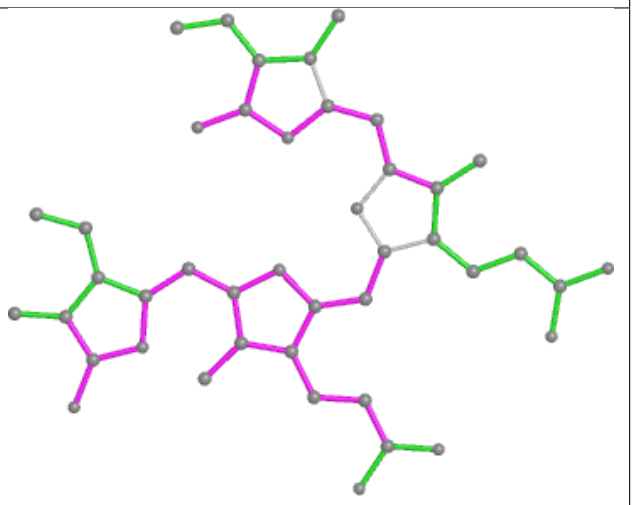

Bond angles

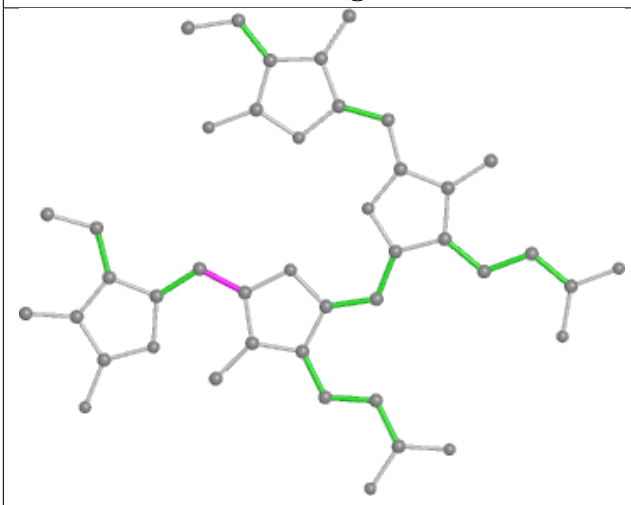

Torsions

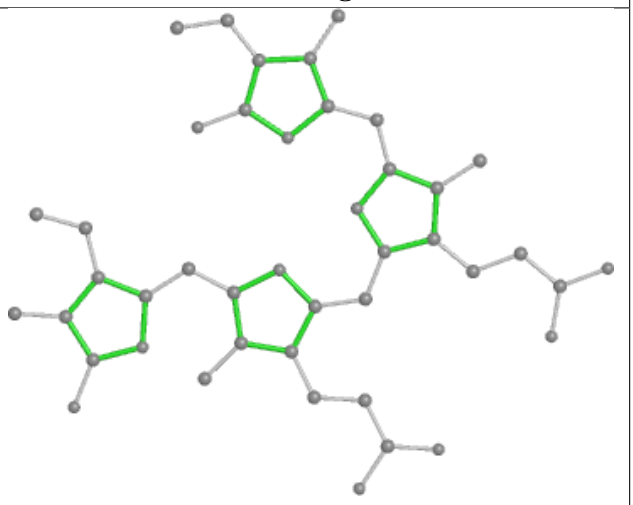

Rings

Ligand PEB SJ 203

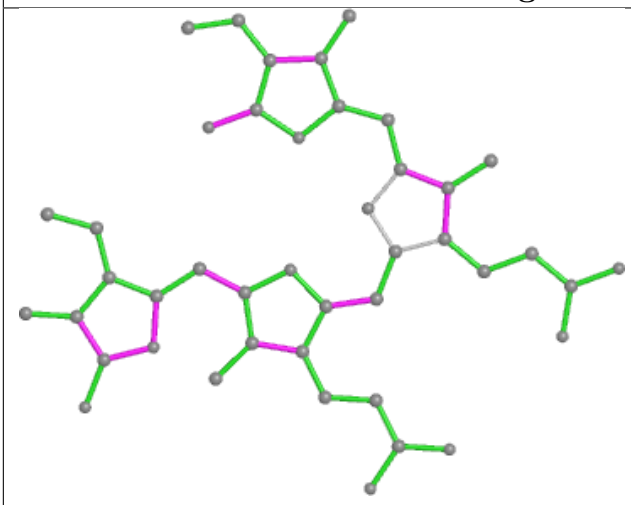

Bond lengths

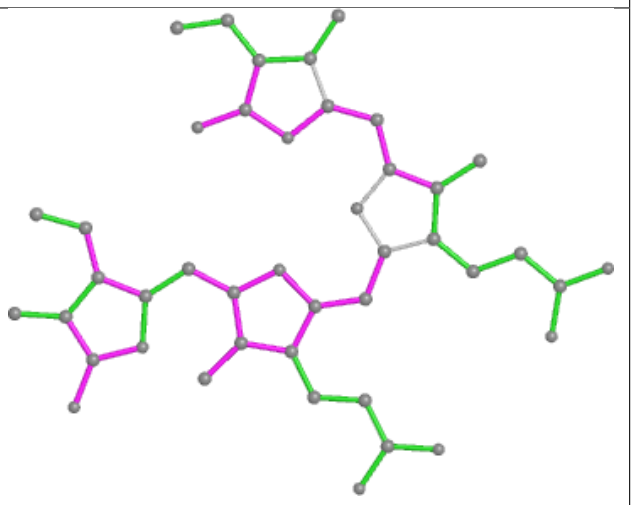

Bond angles

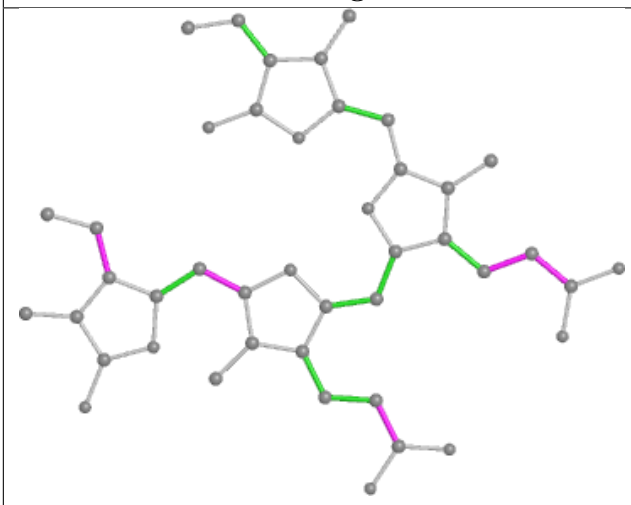

Torsions

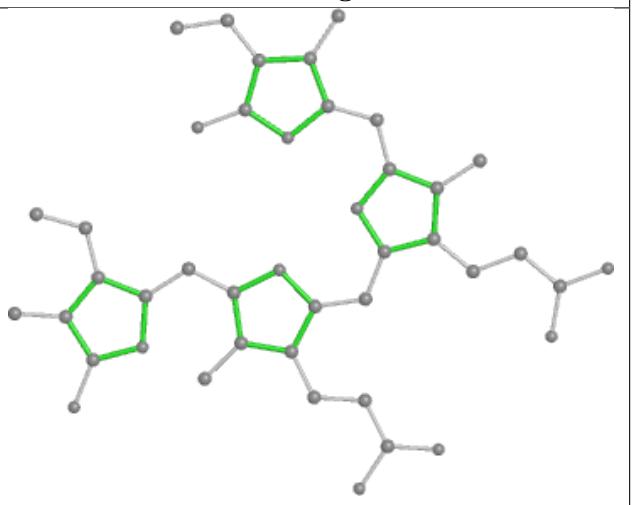

Rings

Ligand PEB JF 202

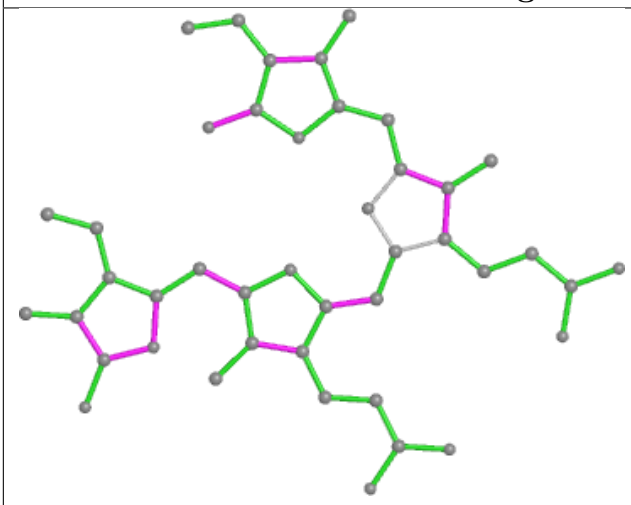

Bond lengths

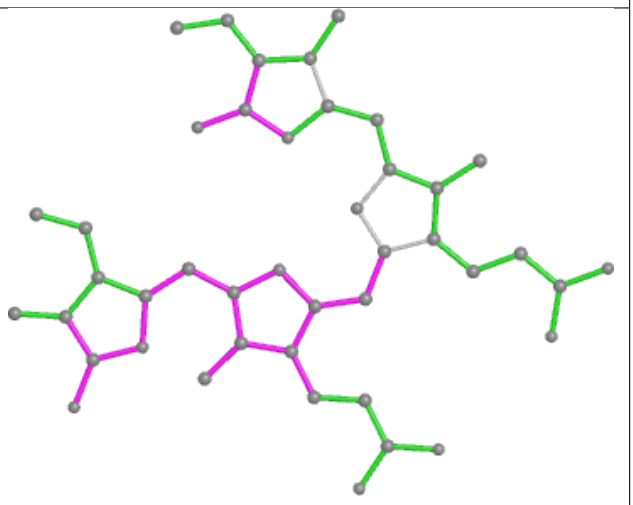

Bond angles

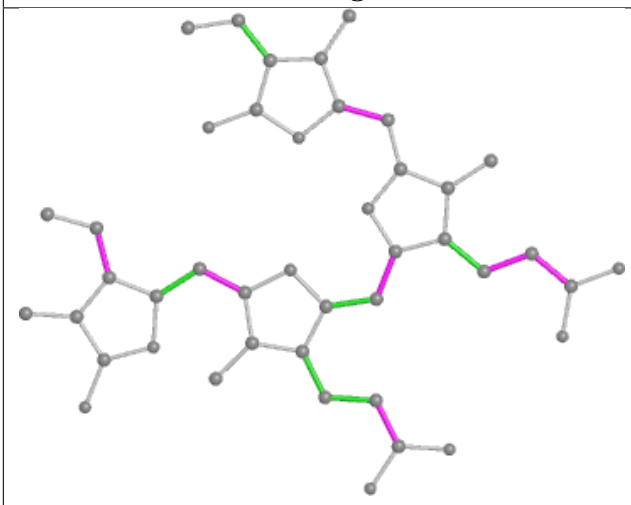

Torsions

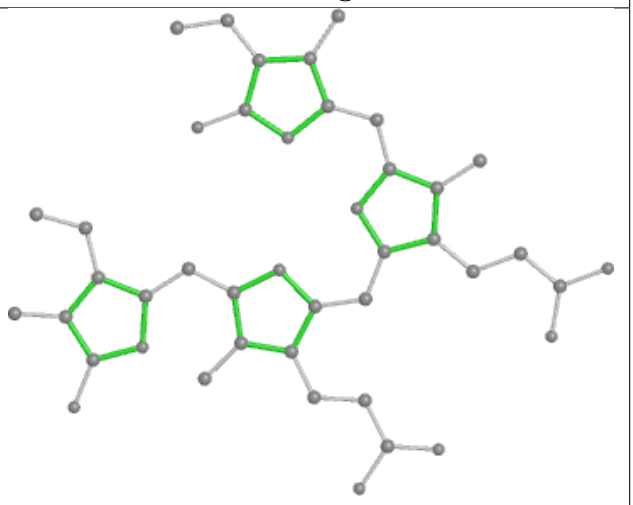

Rings

Ligand PEB EI 202

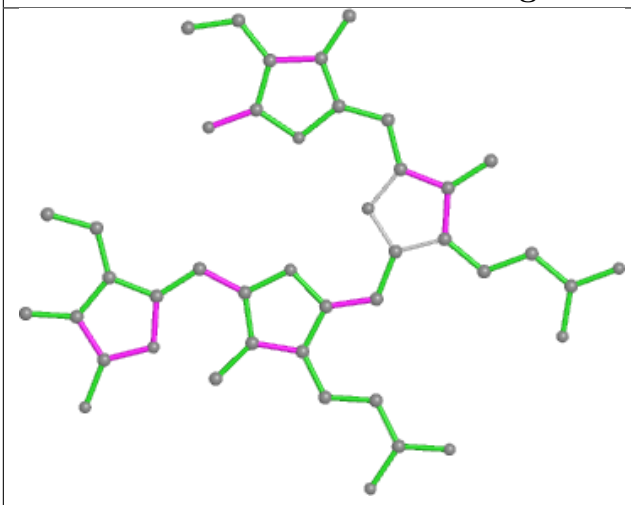

Bond lengths

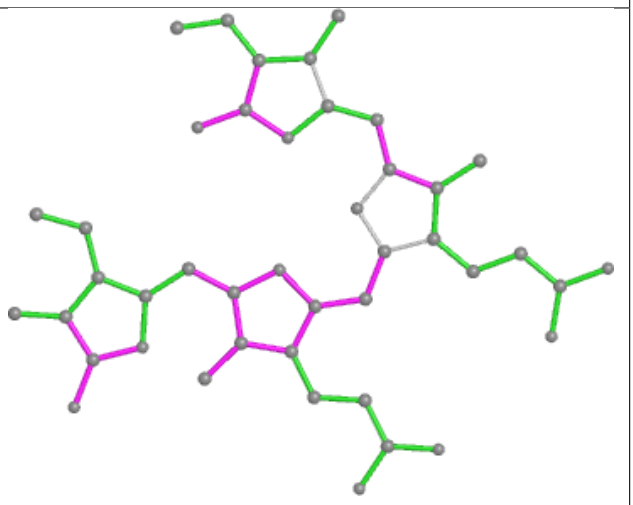

Bond angles

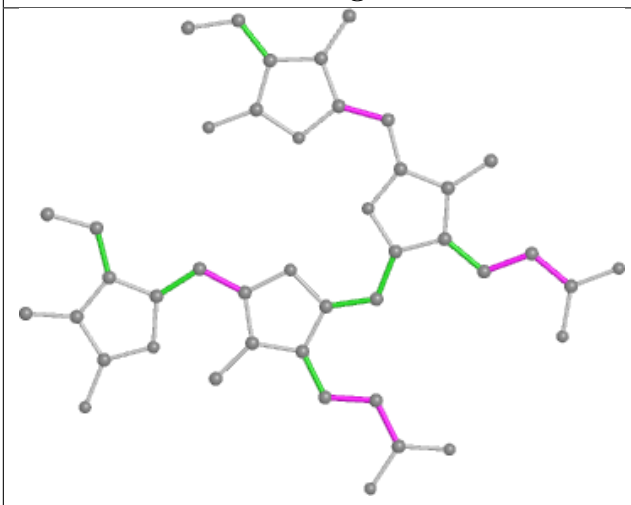

Torsions

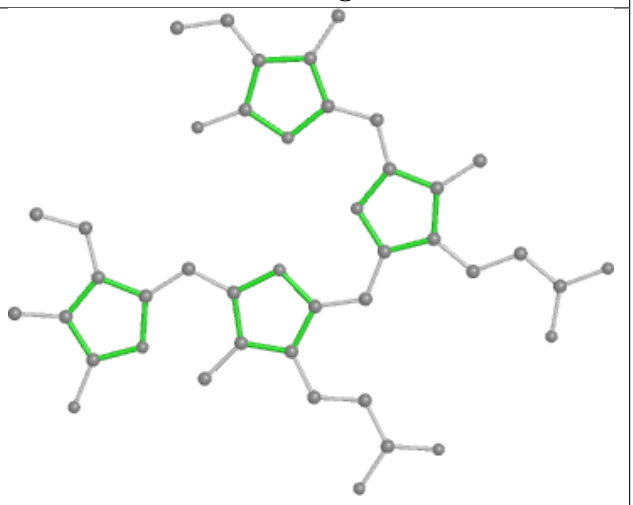

Rings

Ligand PEB L7 201

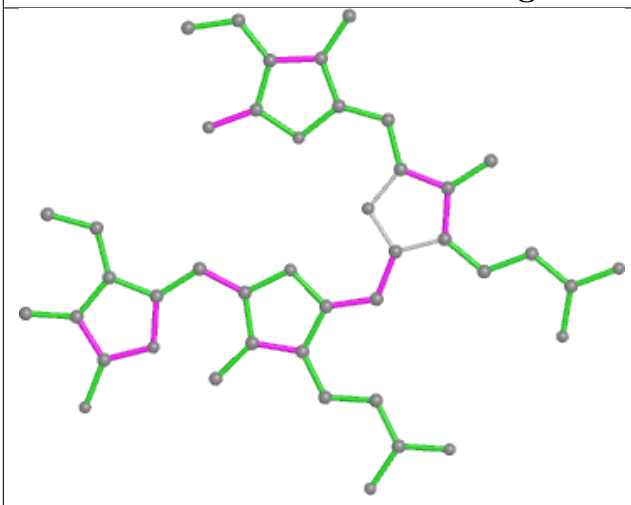

Bond lengths

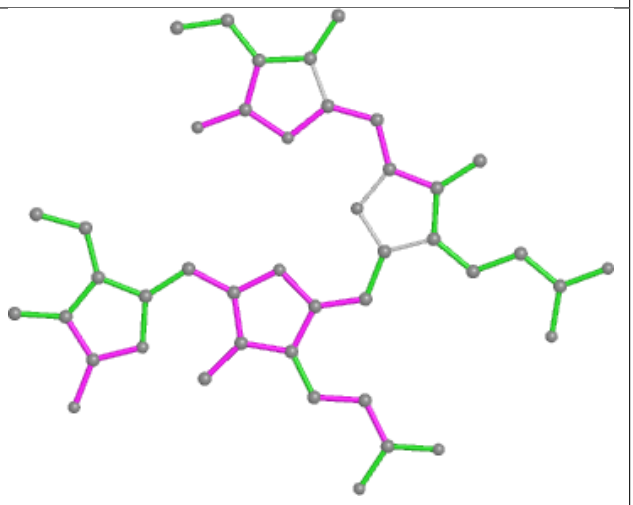

Bond angles

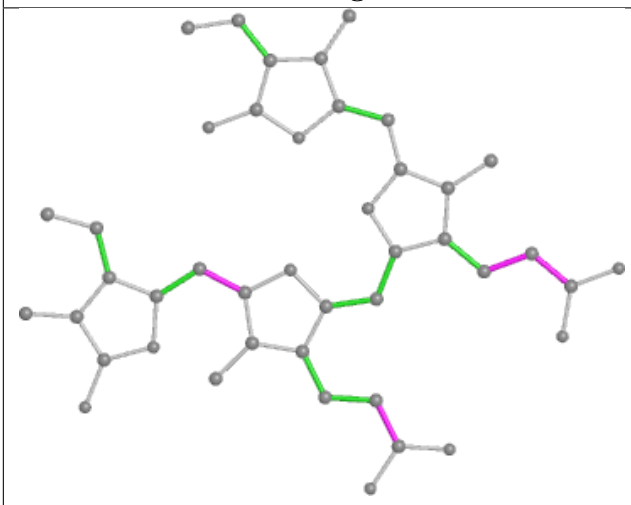

Torsions

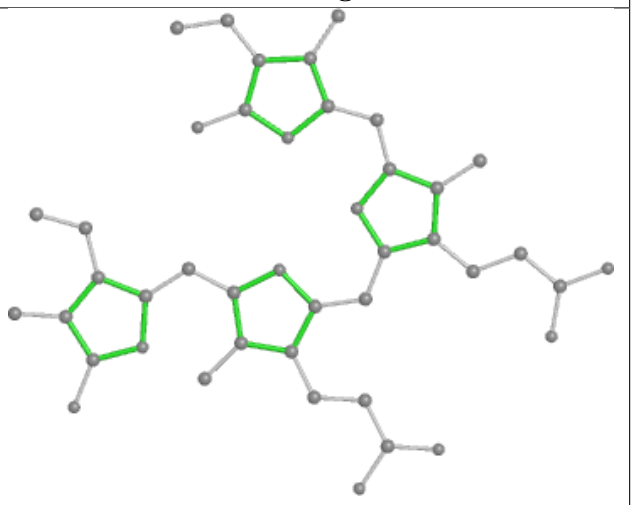

Rings

Ligand CLA C6 514

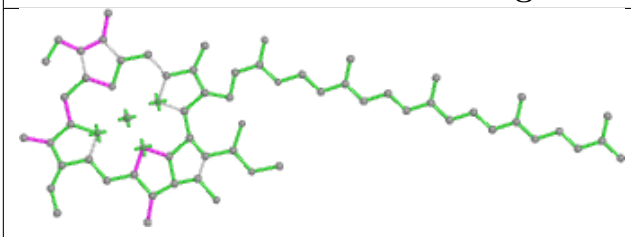

Bond lengths

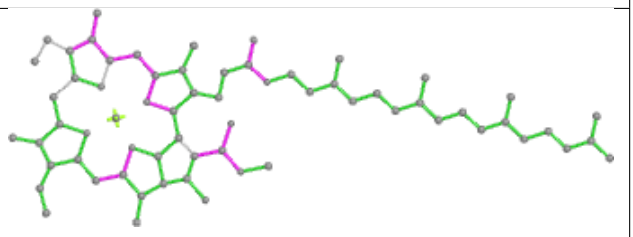

Bond angles

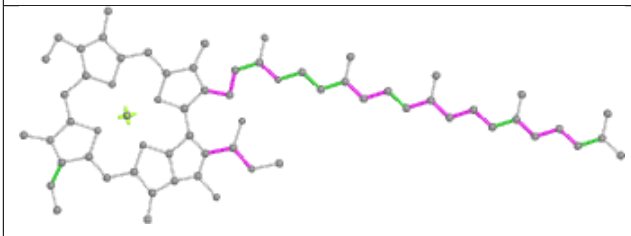

Torsions

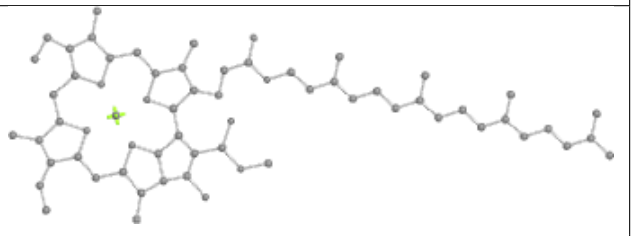

Rings

Ligand DGD B2 844

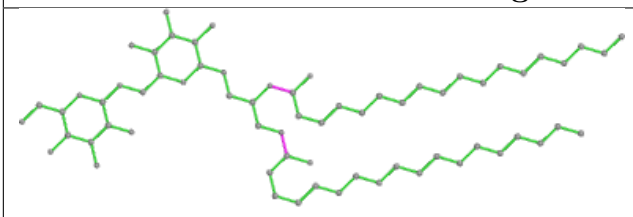

Bond lengths

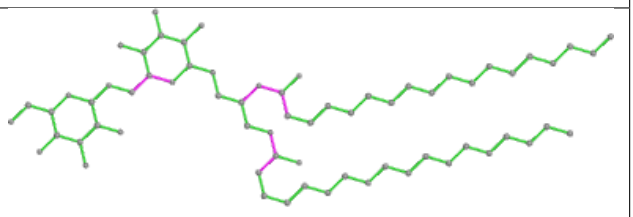

Bond angles

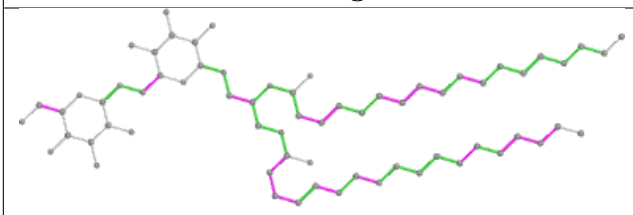

Torsions

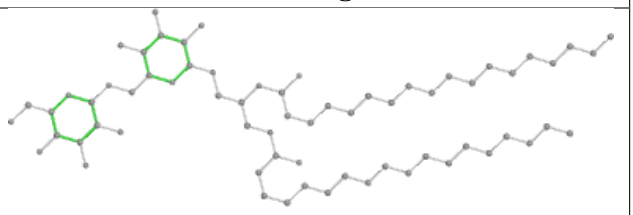

Rings

Ligand PEB RB 202

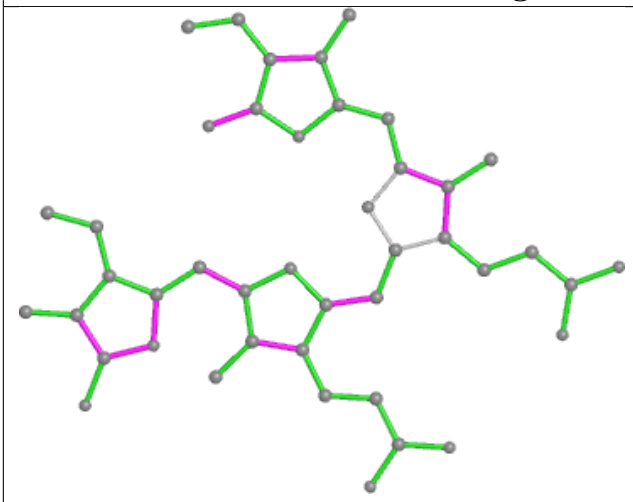

Bond lengths

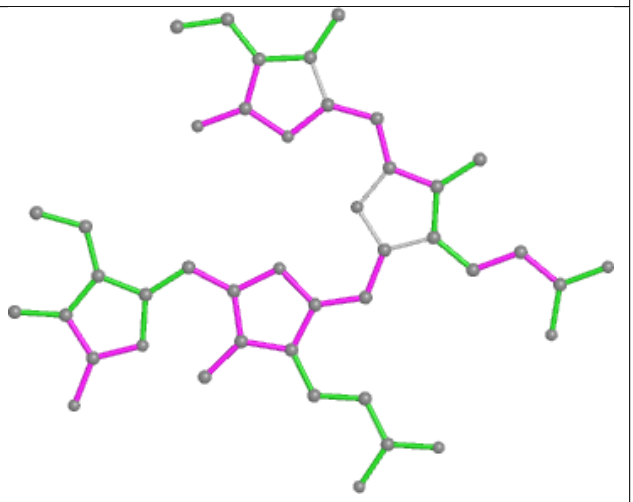

Bond angles

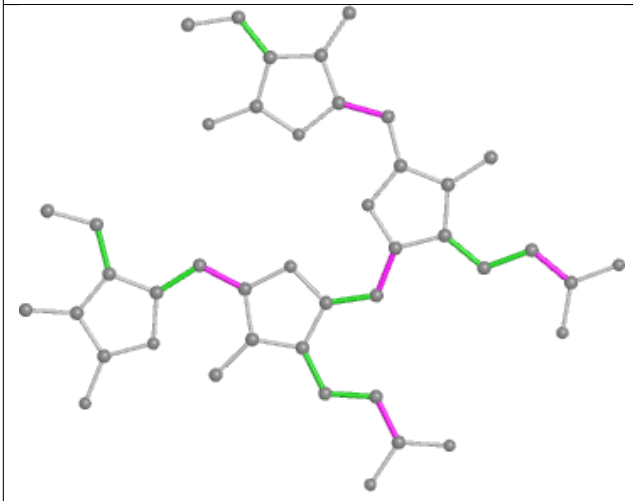

Torsions

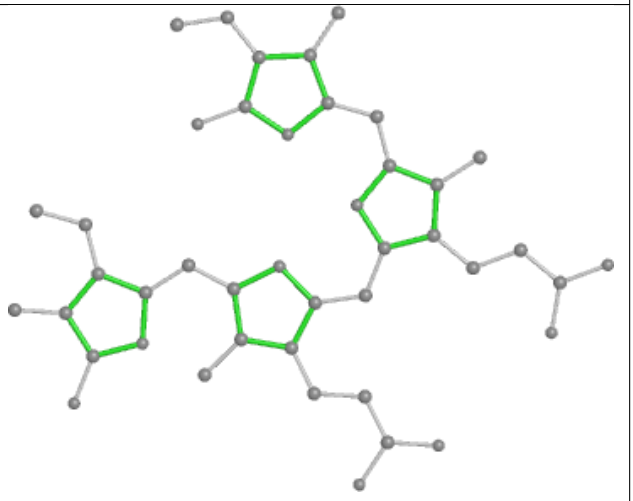

Rings

Ligand CLA 2N 302

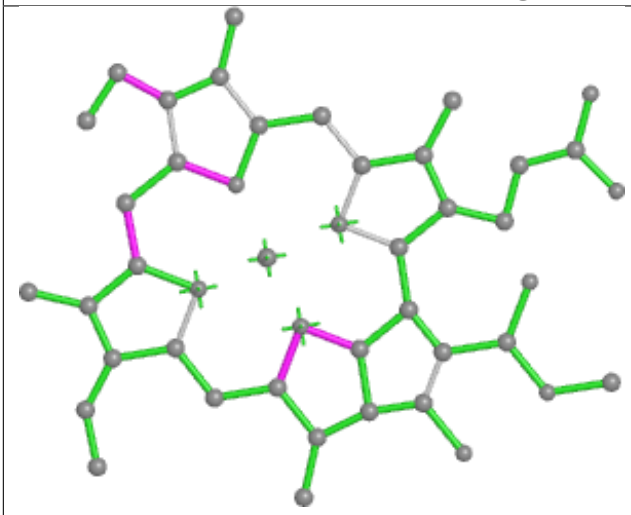

Bond lengths

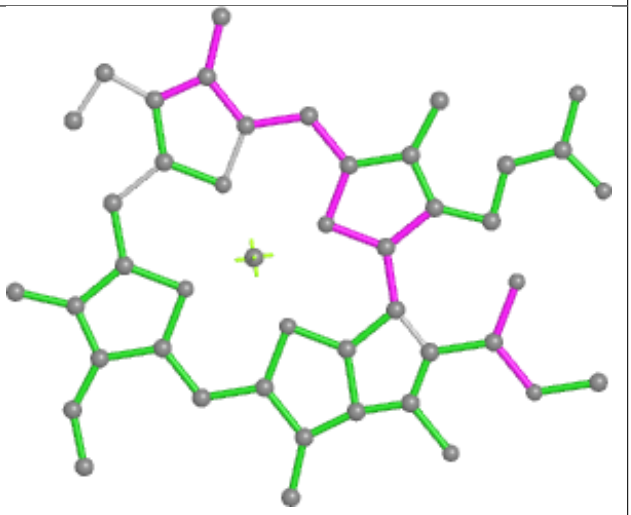

Bond angles

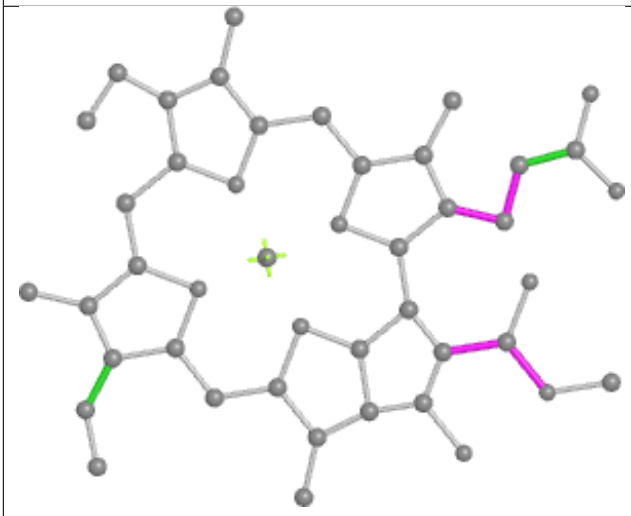

Torsions

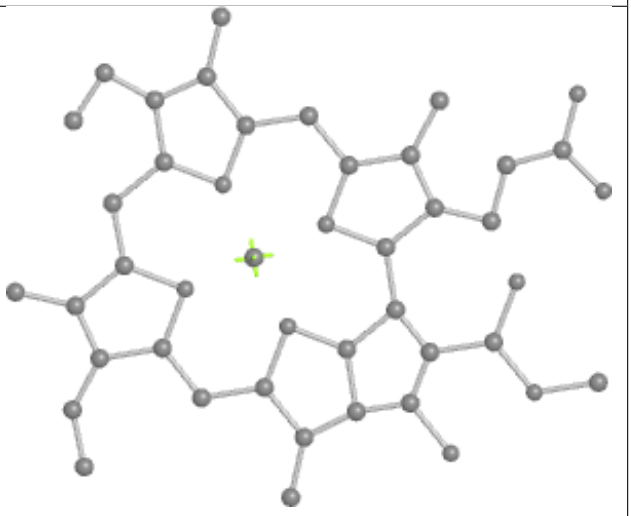

Rings

Ligand PEB W7 201

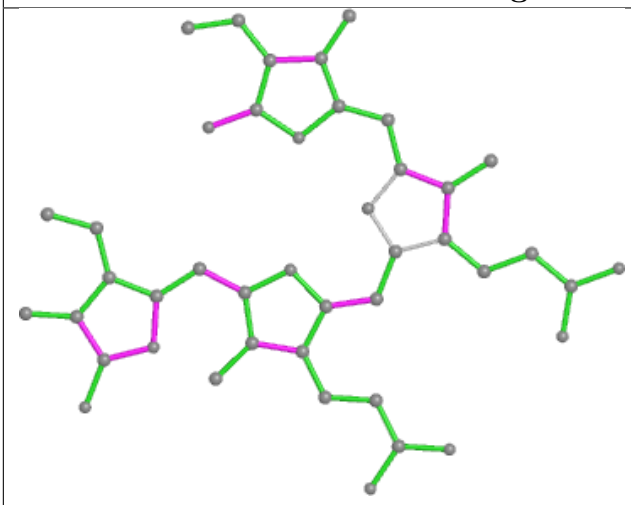

Bond lengths

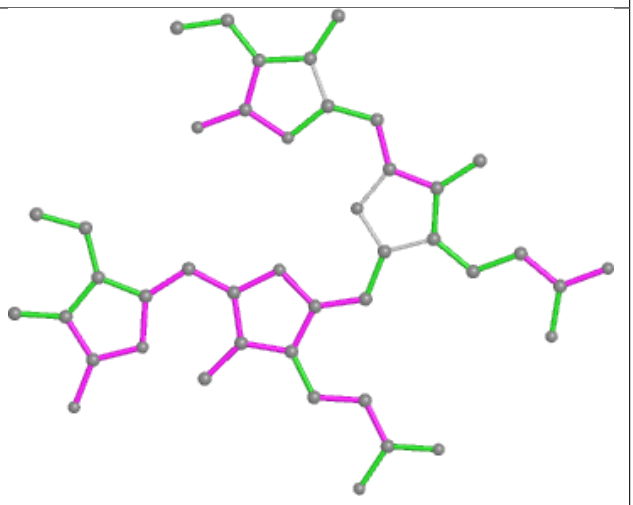

Bond angles

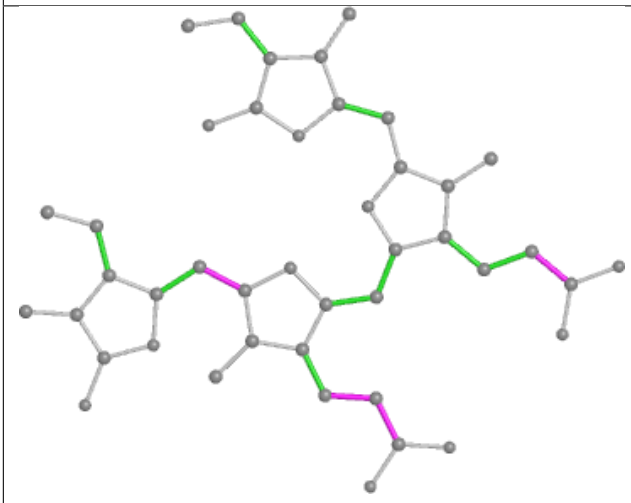

Torsions

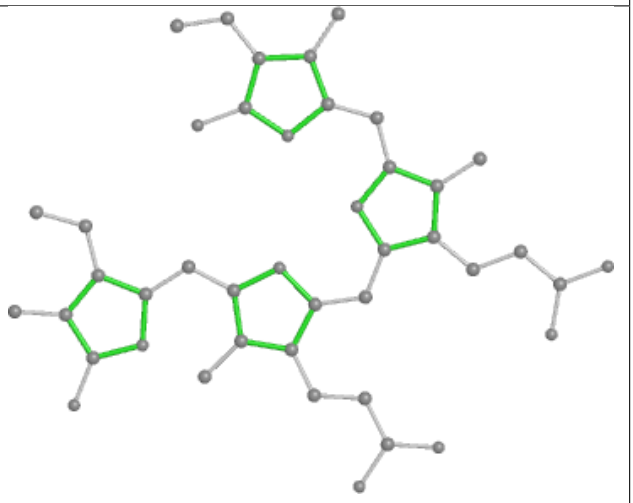

Rings

Ligand PEB MB 202

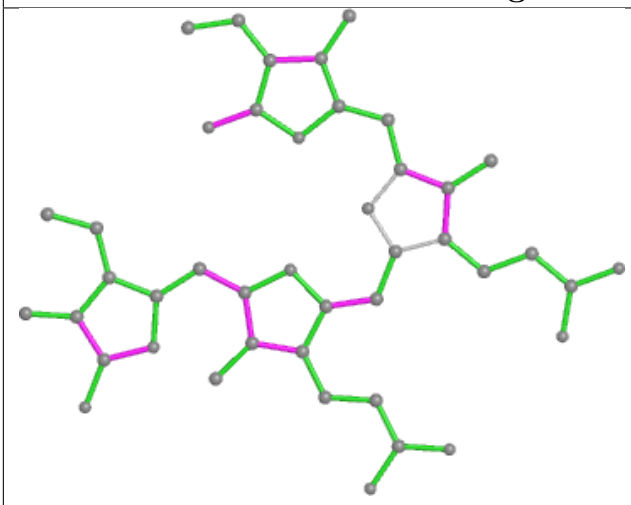

Bond lengths

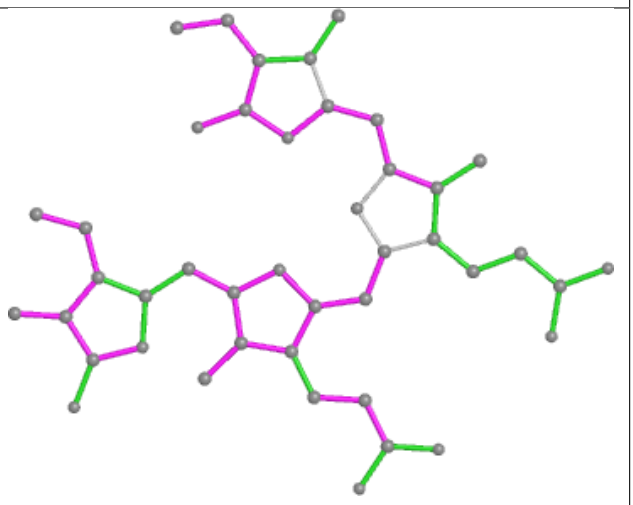

Bond angles

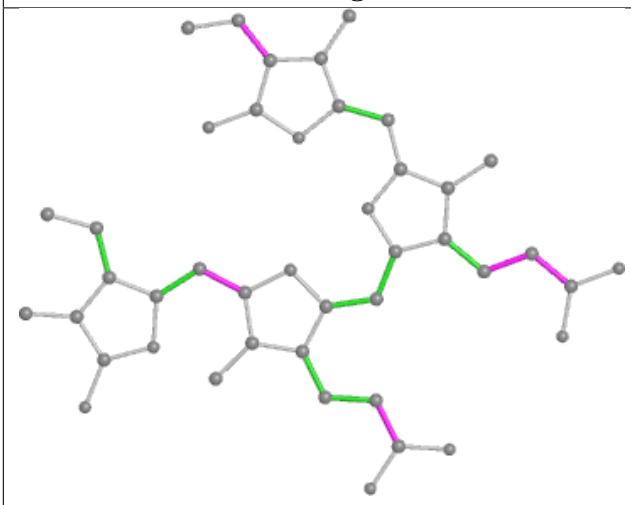

Torsions

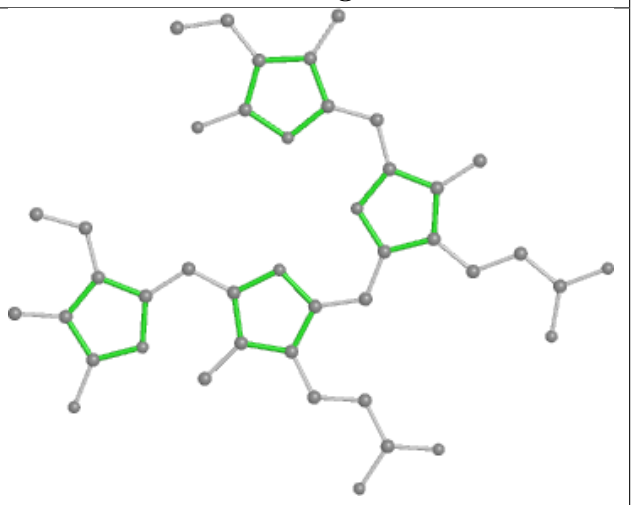

Rings

Ligand PEB Y7 304

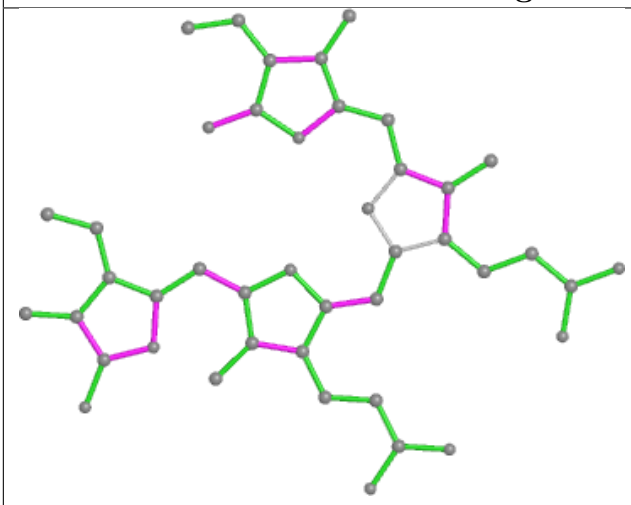

Bond lengths

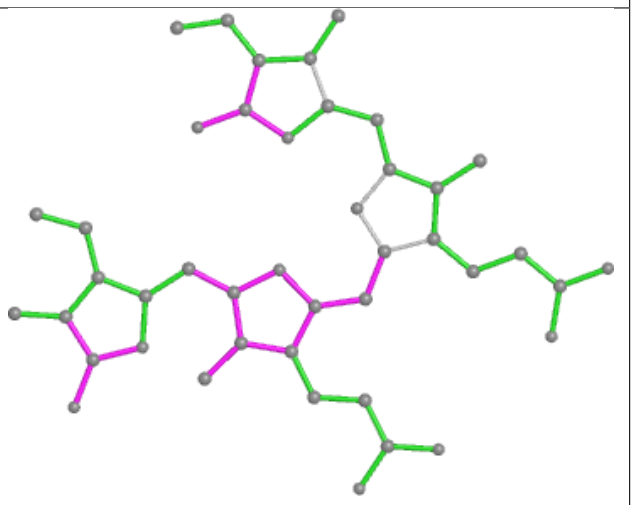

Bond angles

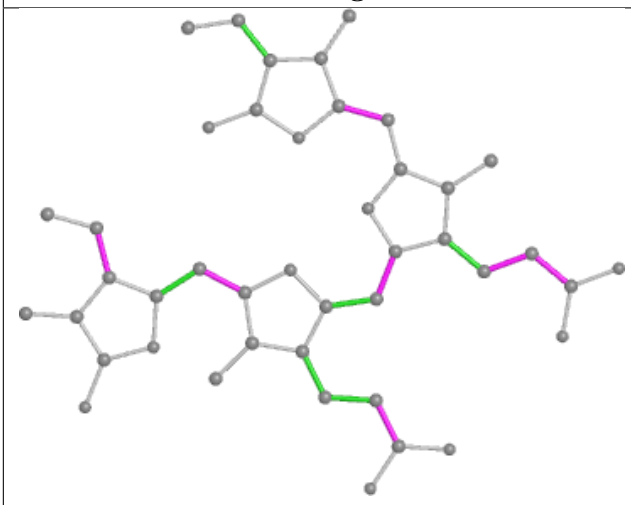

Torsions

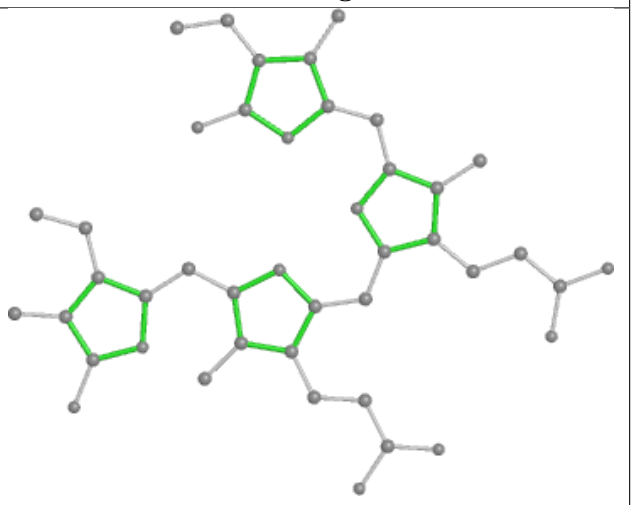

Rings

Ligand PEB uC 203

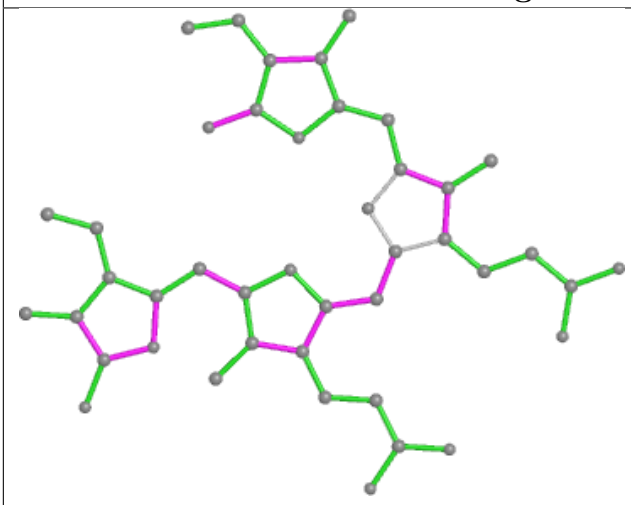

Bond lengths

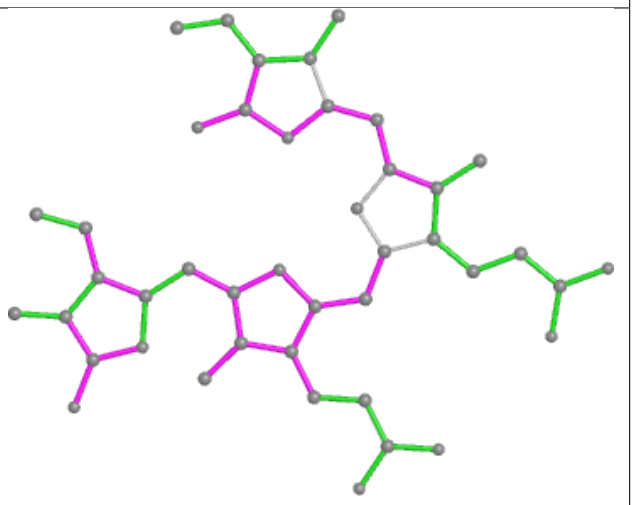

Bond angles

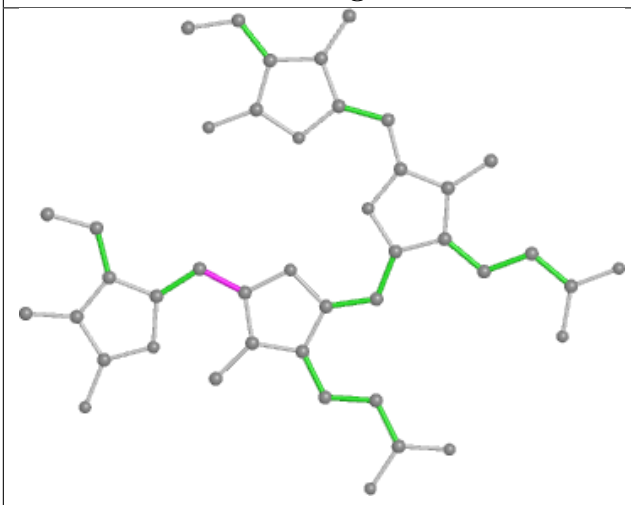

Torsions

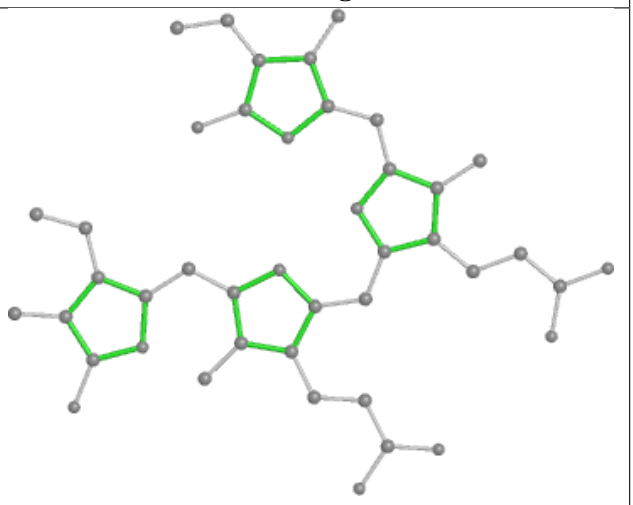

Rings

Ligand CLA 22 604

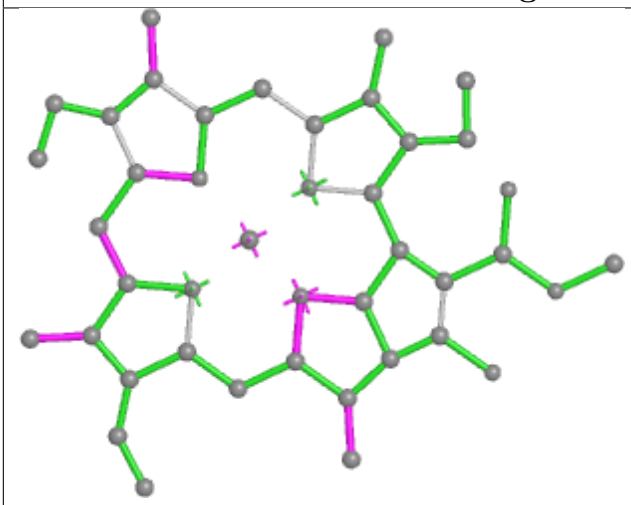

Bond lengths

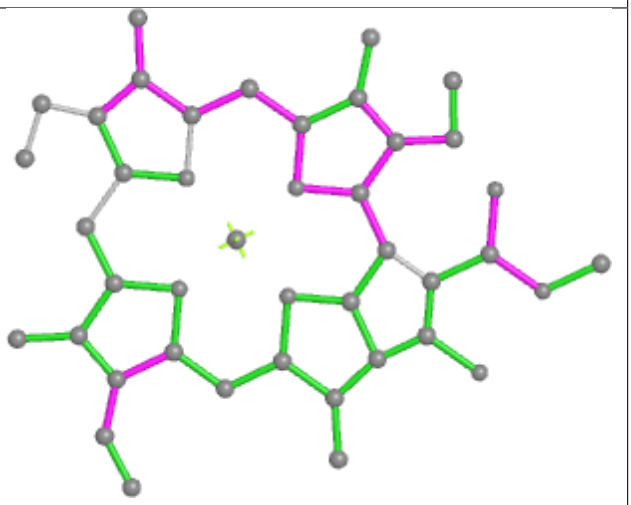

Bond angles

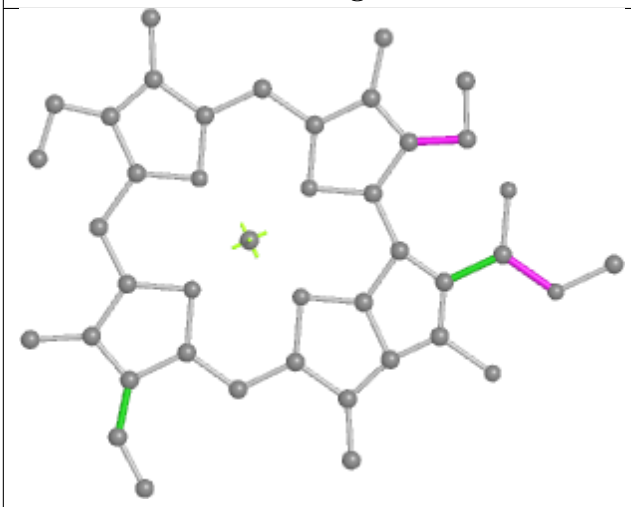

Torsions

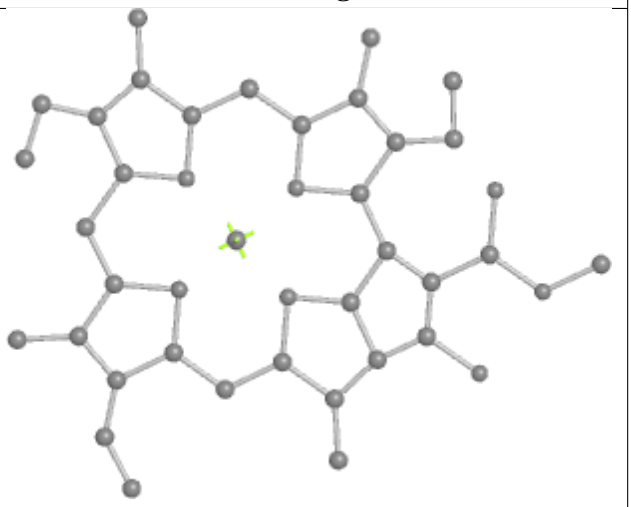

Rings

Ligand PEB aO 203

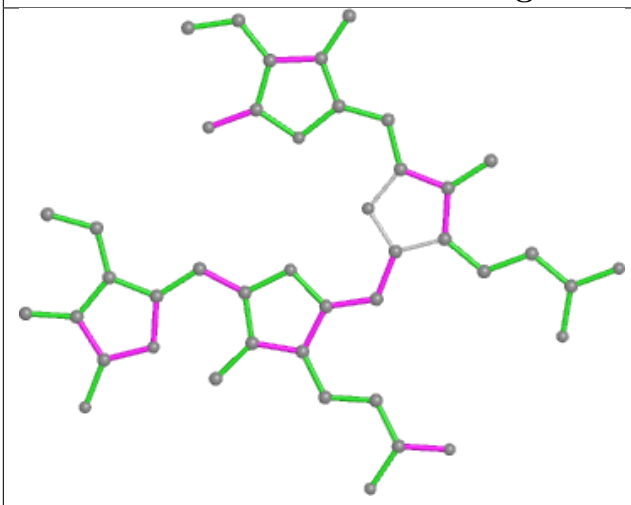

Bond lengths

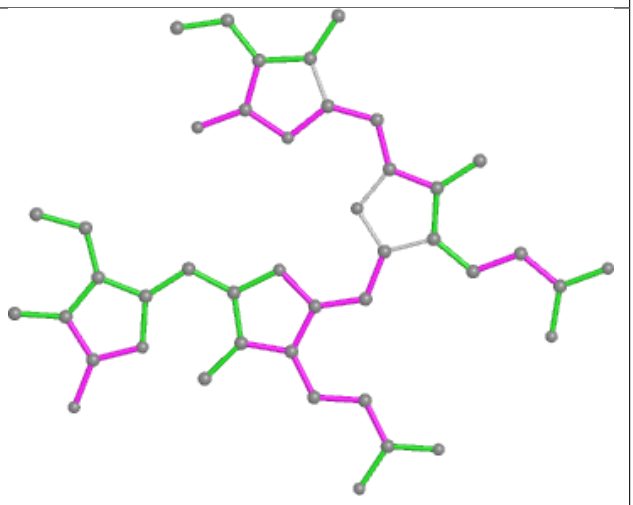

Bond angles

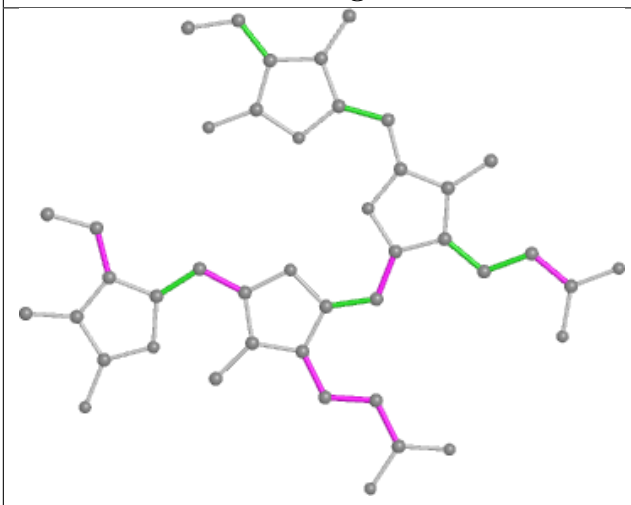

Torsions

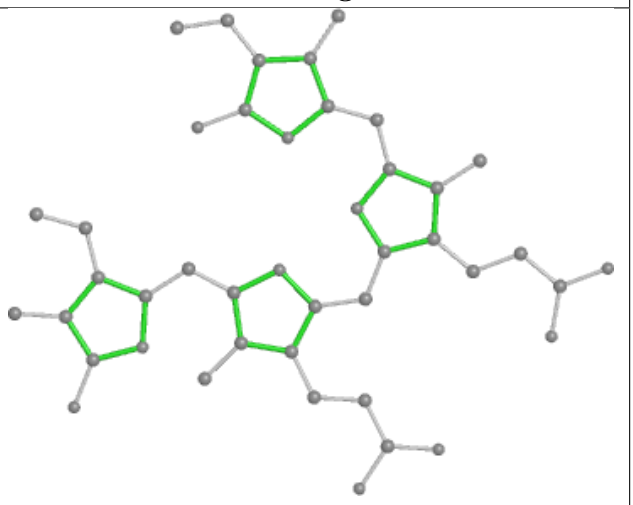

Rings

Ligand PUB Z9 302

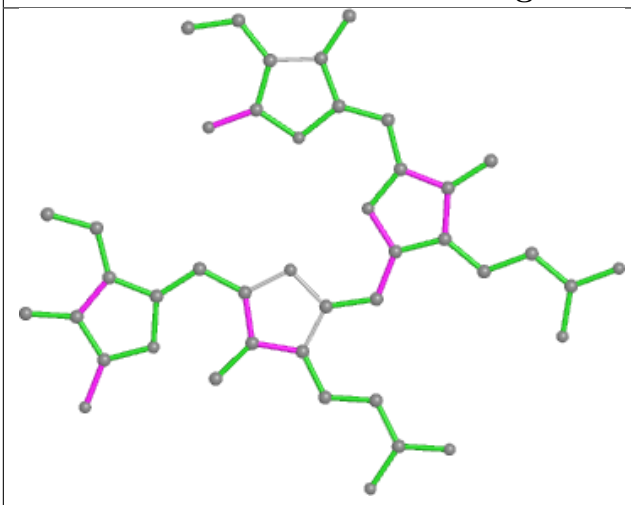

Bond lengths

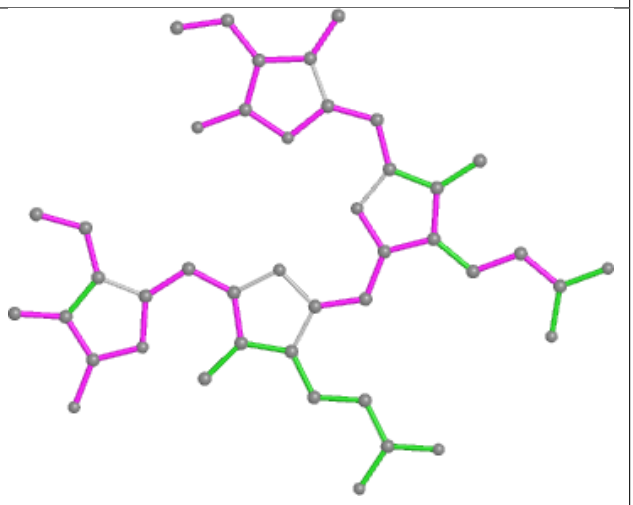

Bond angles

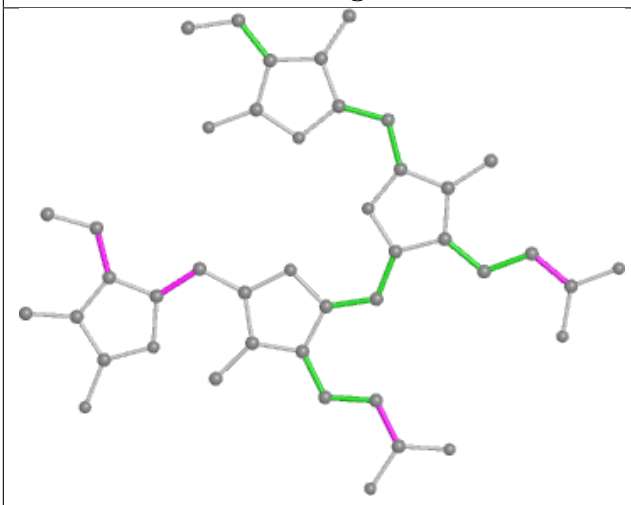

Torsions

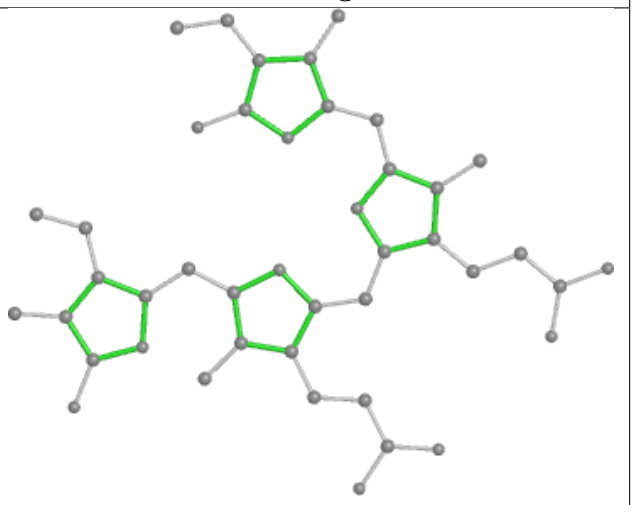

Rings

Ligand PEB gG 202

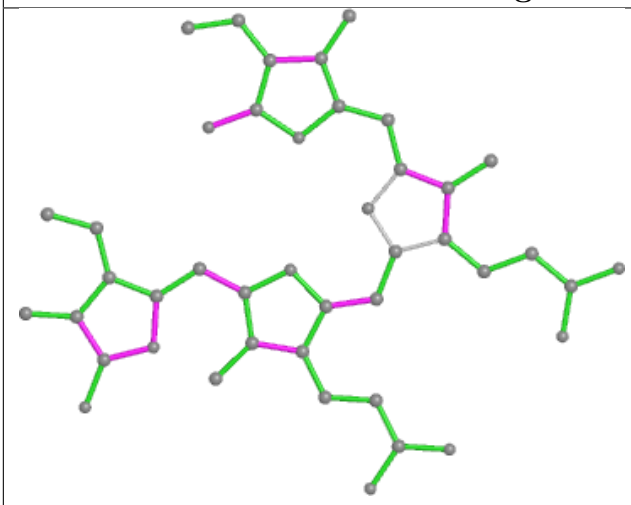

Bond lengths

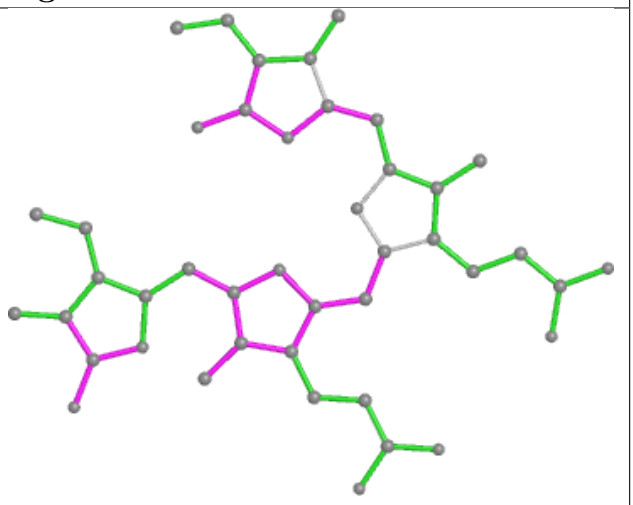

Bond angles

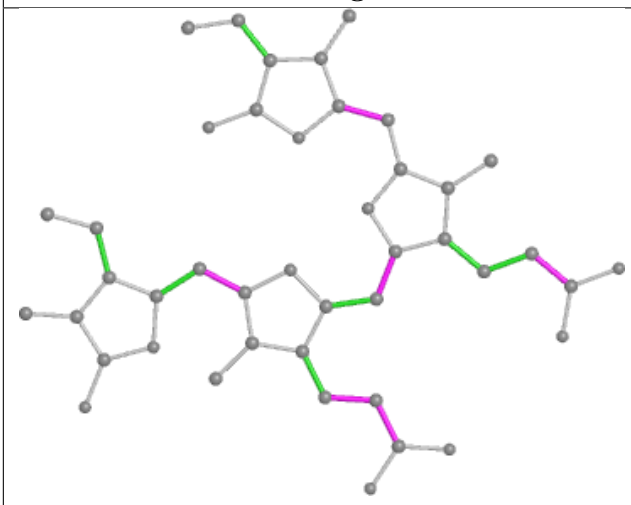

Torsions

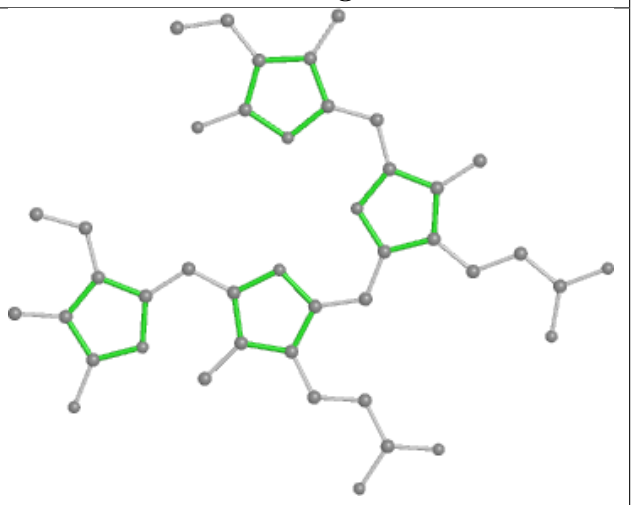

Rings

Ligand CLA c6 610

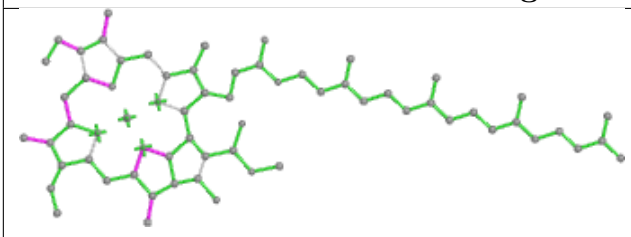

Bond lengths

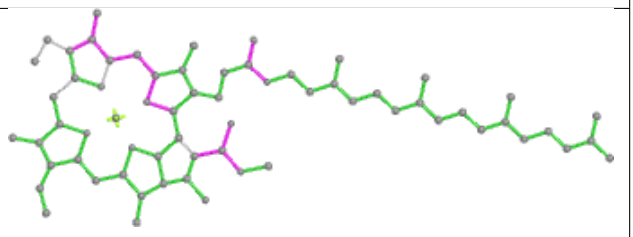

Bond angles

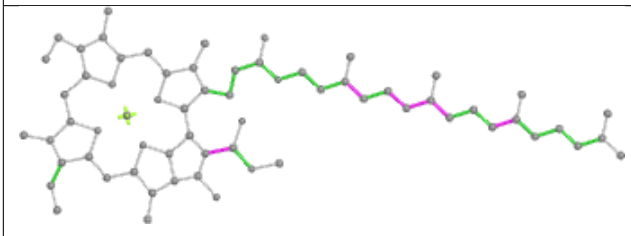

Torsions

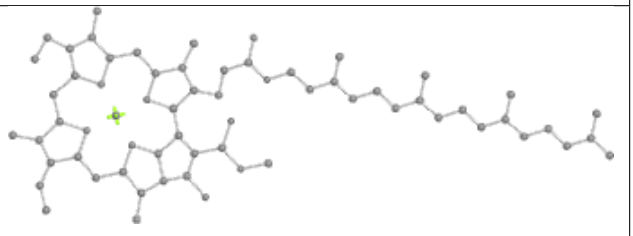

Rings

Ligand LMG aL 611

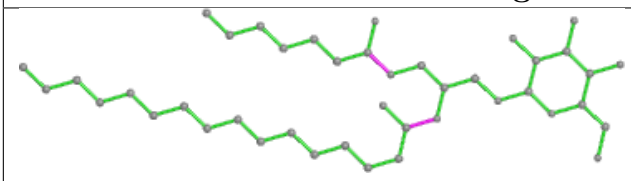

Bond lengths

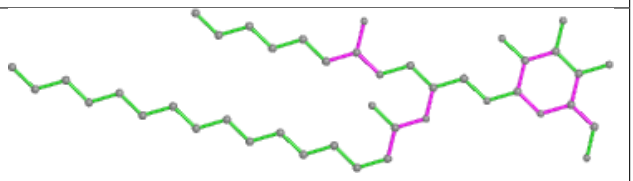

Bond angles

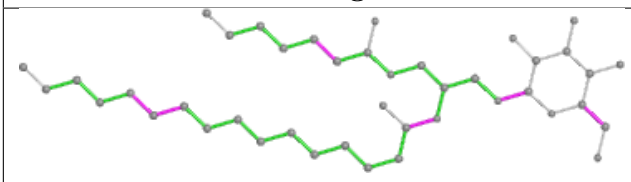

Torsions

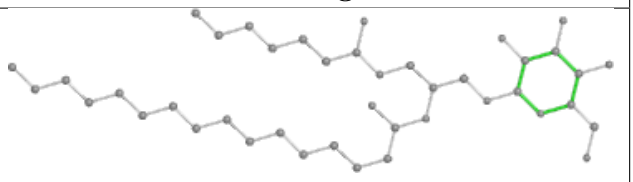

Rings

Ligand PEB cJ 201

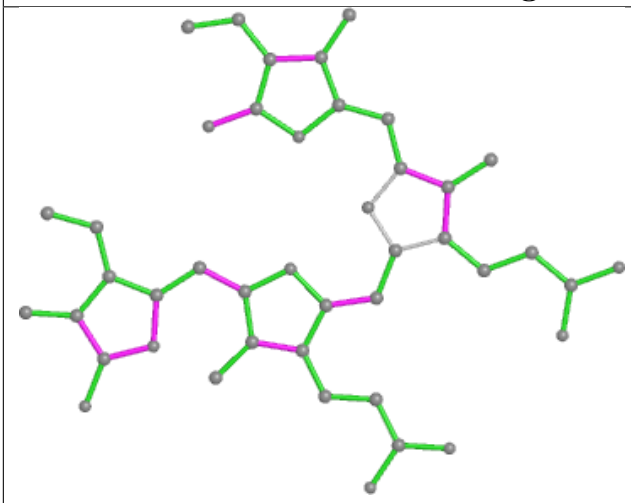

Bond lengths

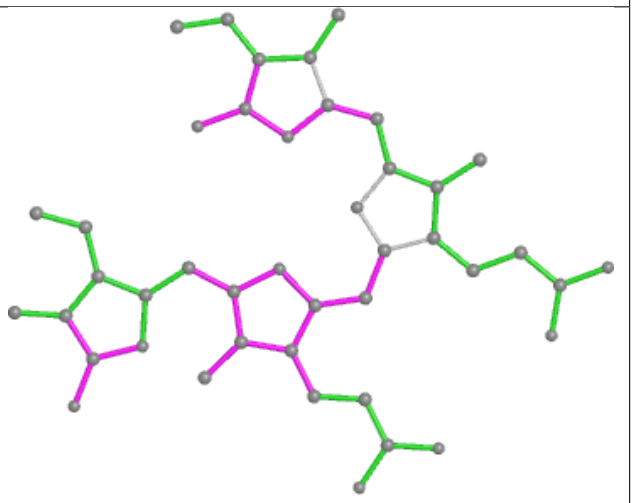

Bond angles

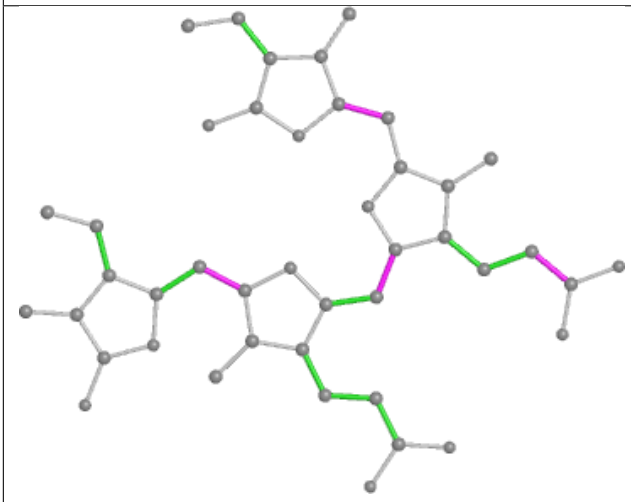

Torsions

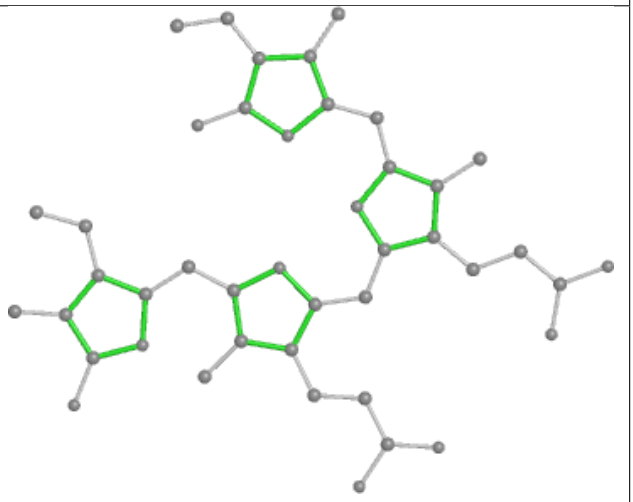

Rings

Ligand PEB j4 203

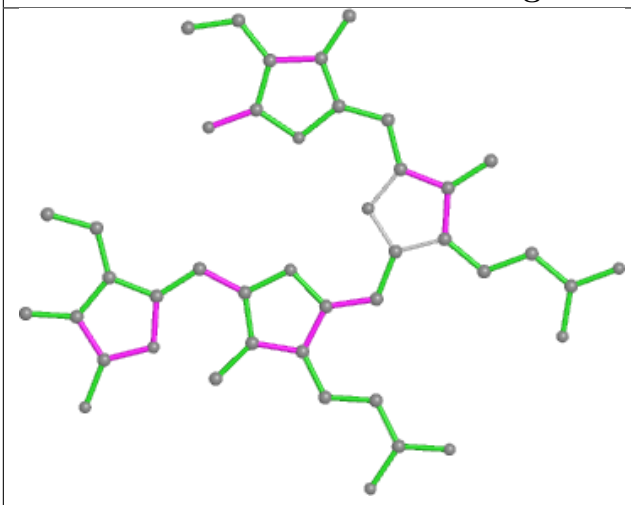

Bond lengths

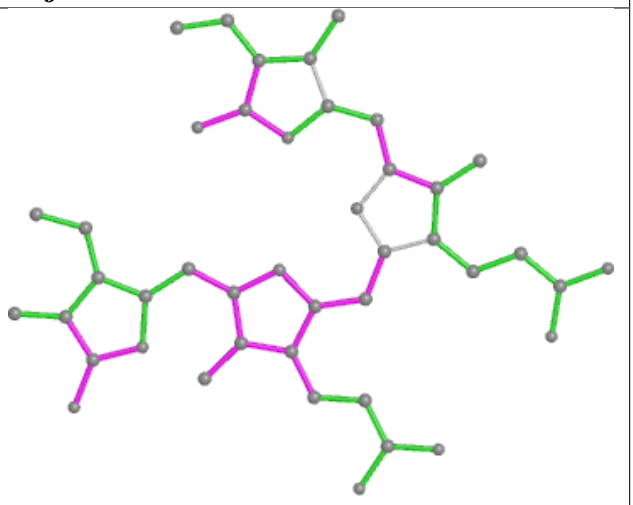

Bond angles

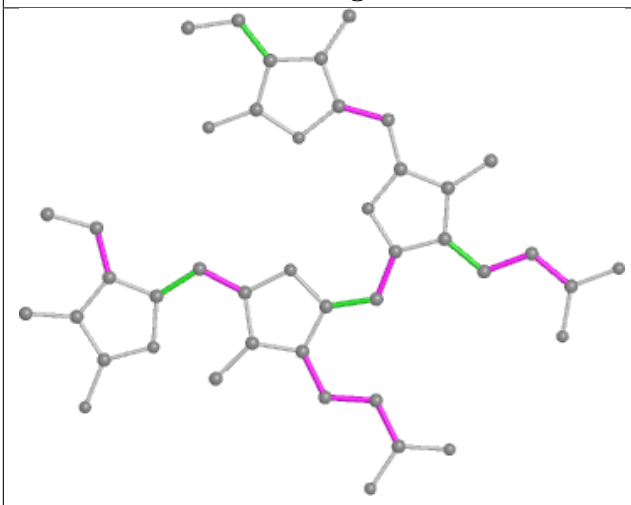

Torsions

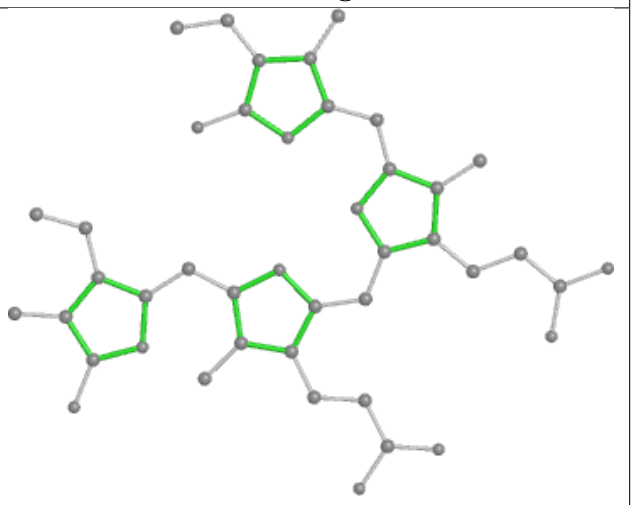

Rings

Ligand BCR b6 603

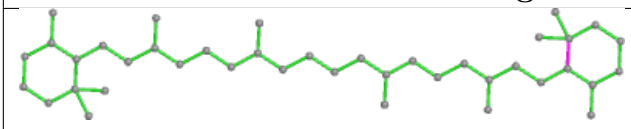

Bond lengths

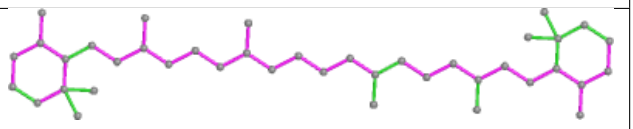

Bond angles

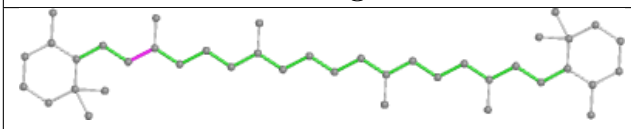

Torsions

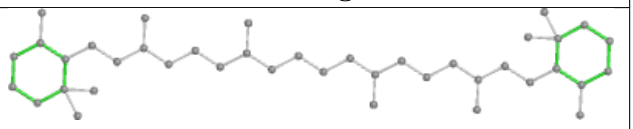

Rings

Ligand PUB xK 305

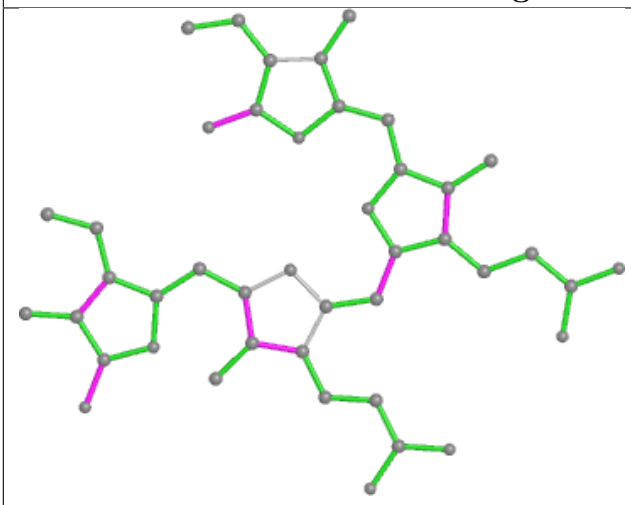

Bond lengths

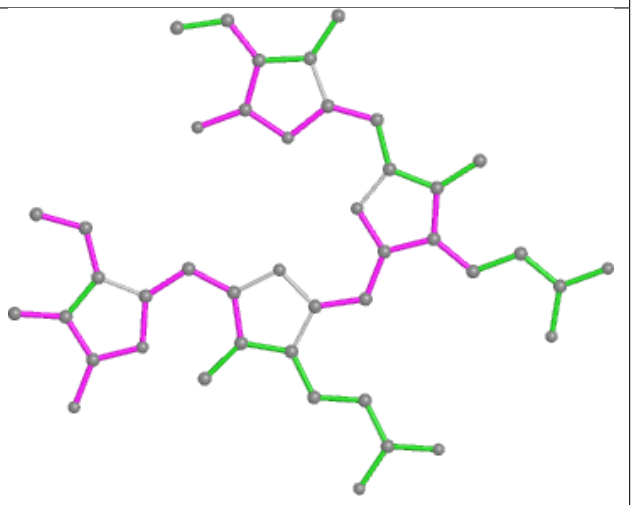

Bond angles

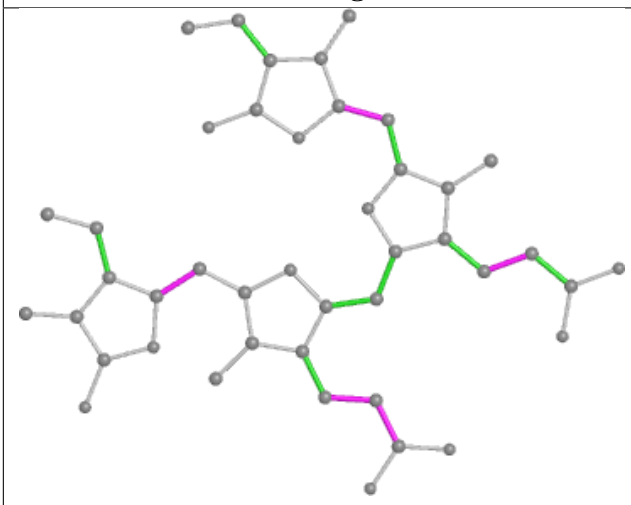

Torsions

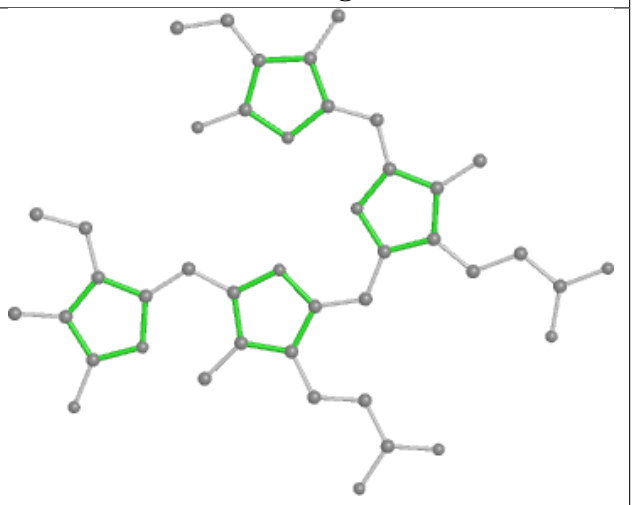

Rings

Ligand PEB ZH 202

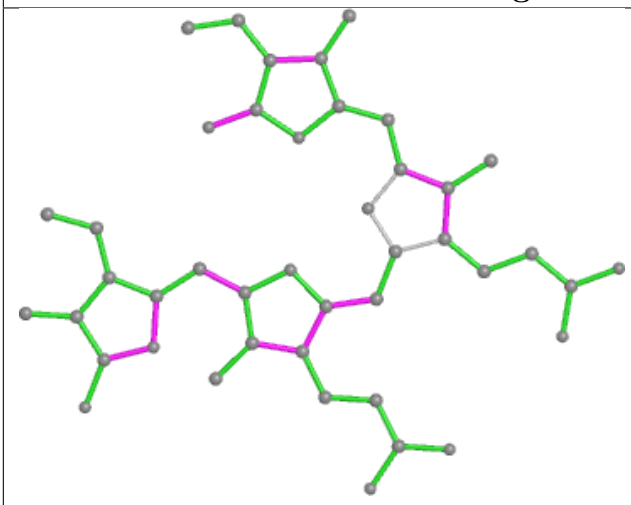

Bond lengths

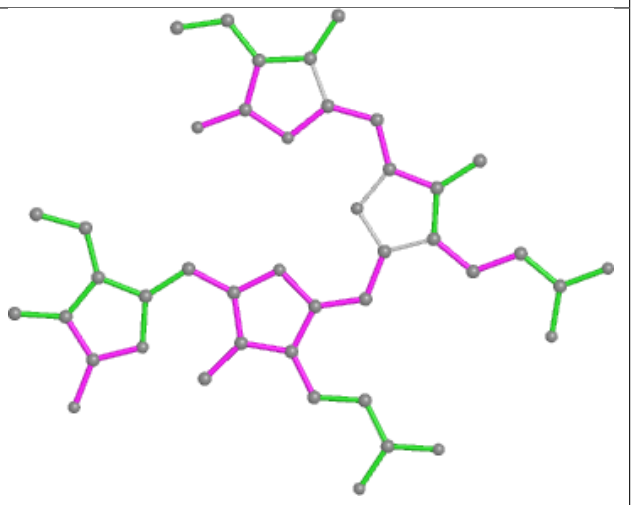

Bond angles

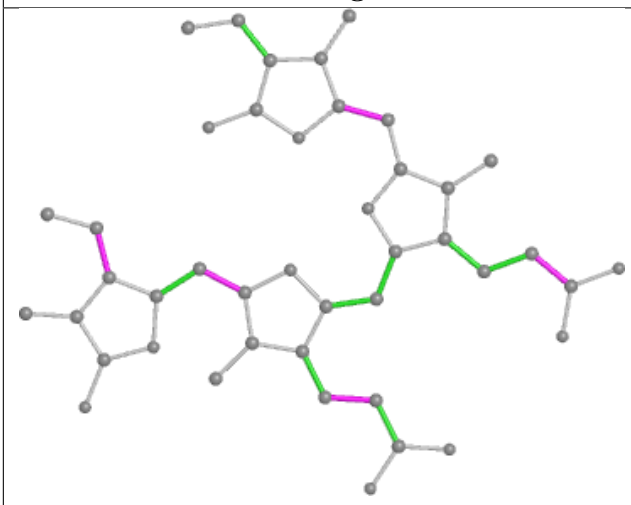

Torsions

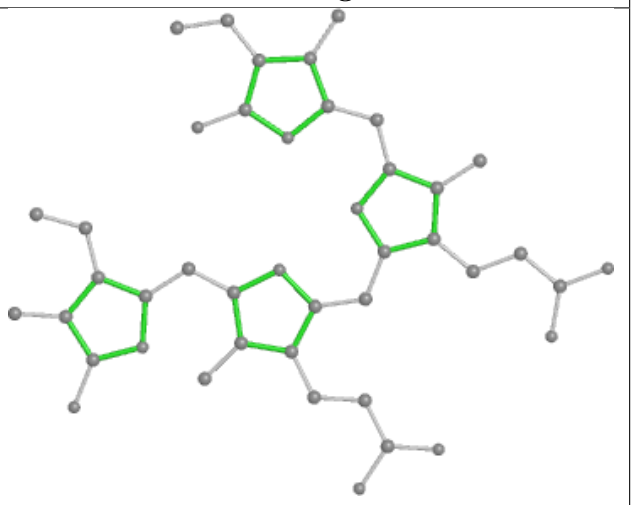

Rings

Ligand PEB RF 202

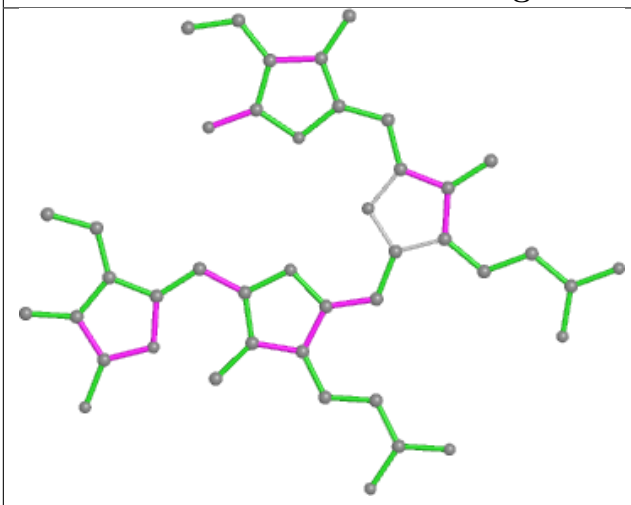

Bond lengths

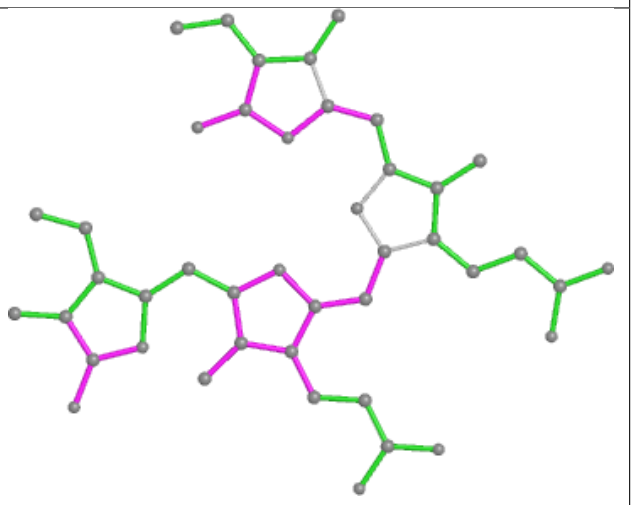

Bond angles

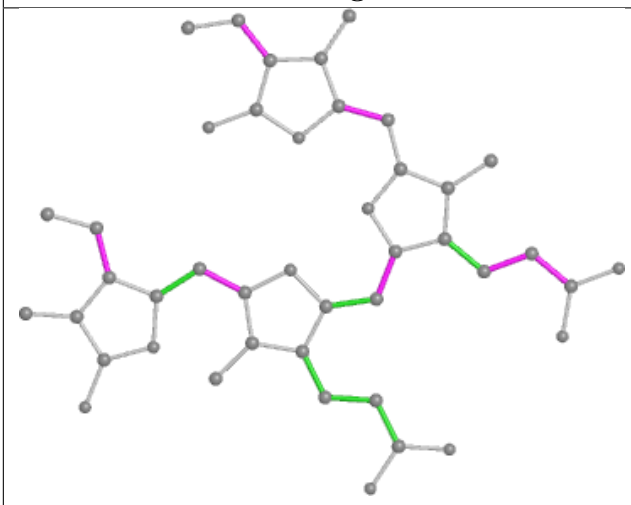

Torsions

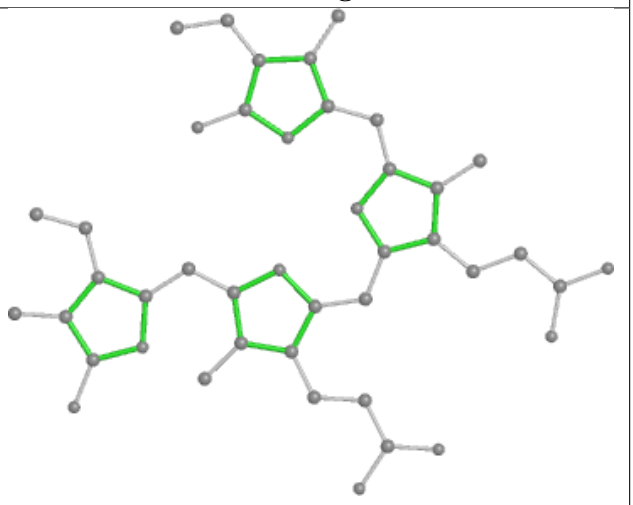

Rings

Ligand PEB bB 201

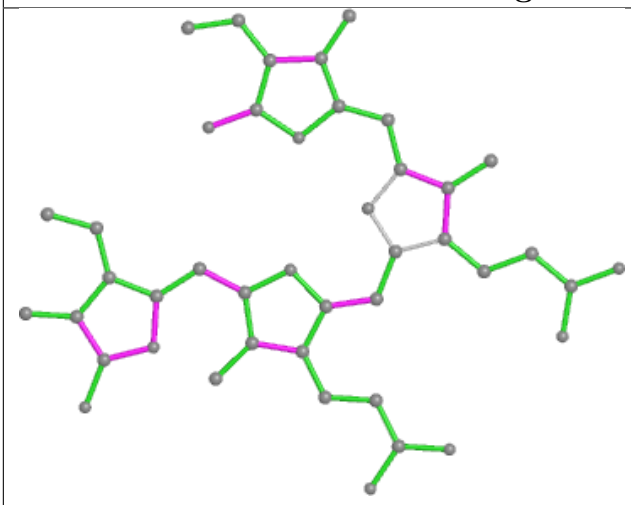

Bond lengths

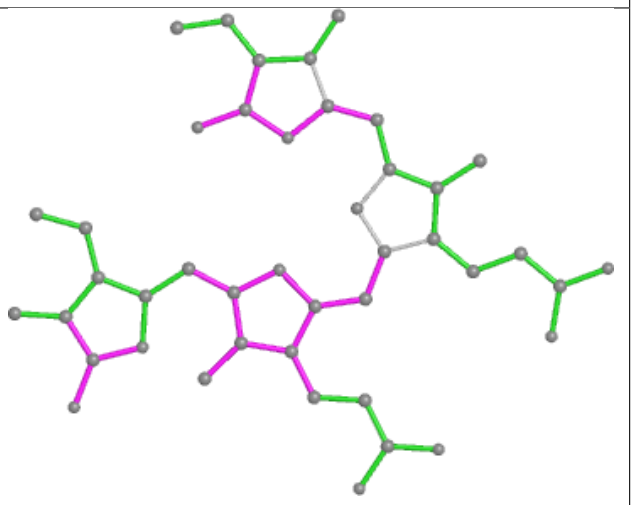

Bond angles

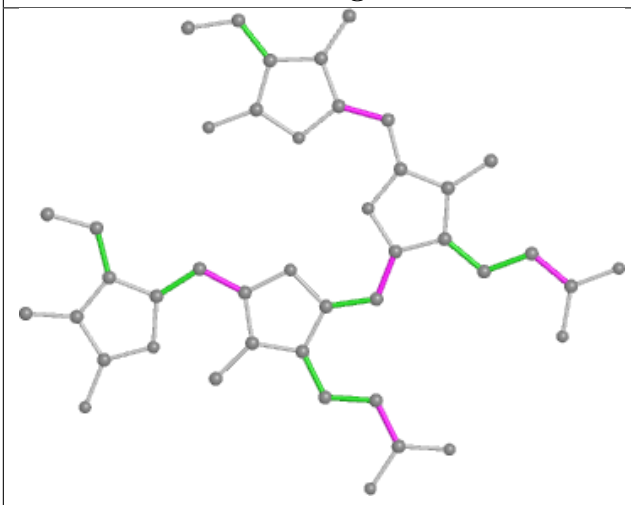

Torsions

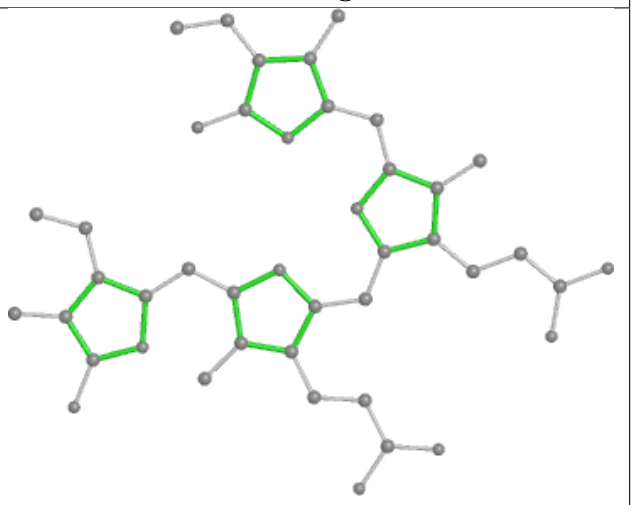

Rings

Ligand BCR A2 845

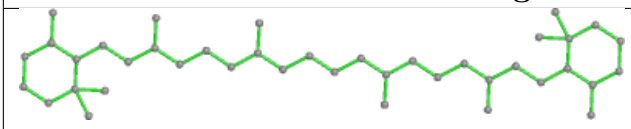

Bond lengths

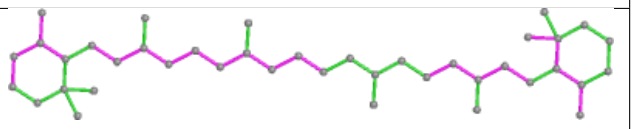

Bond angles

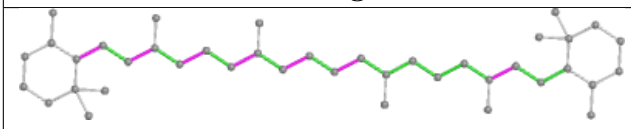

Torsions

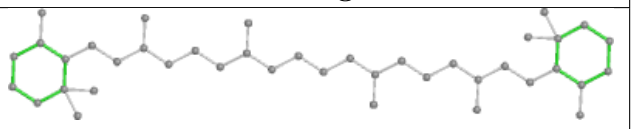

Rings

Ligand CLA 7N 604

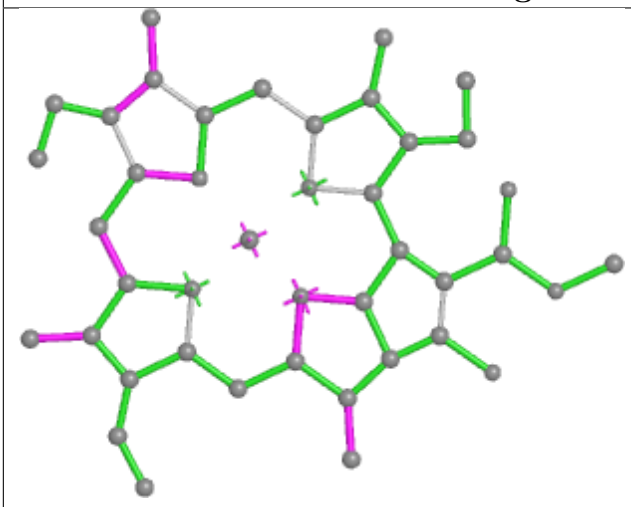

Bond lengths

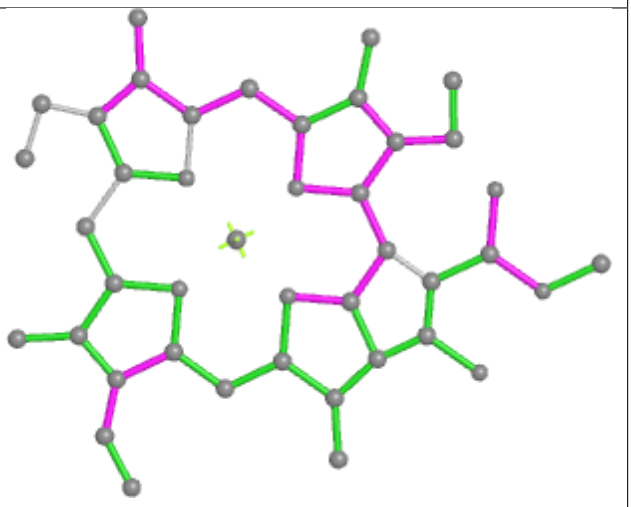

Bond angles

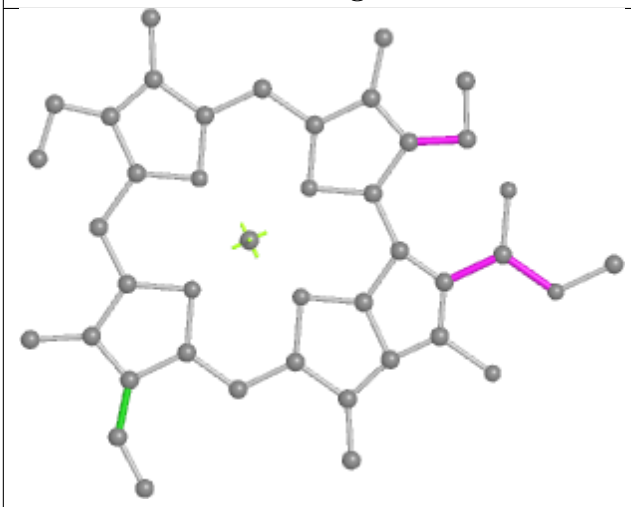

Torsions

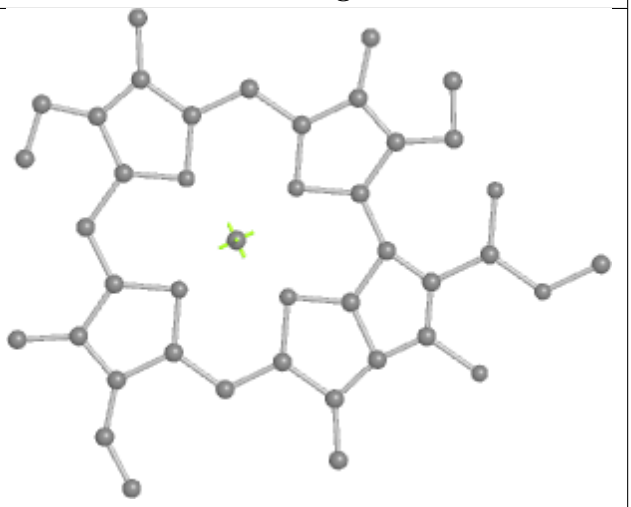

Rings

Ligand PEB I5 201

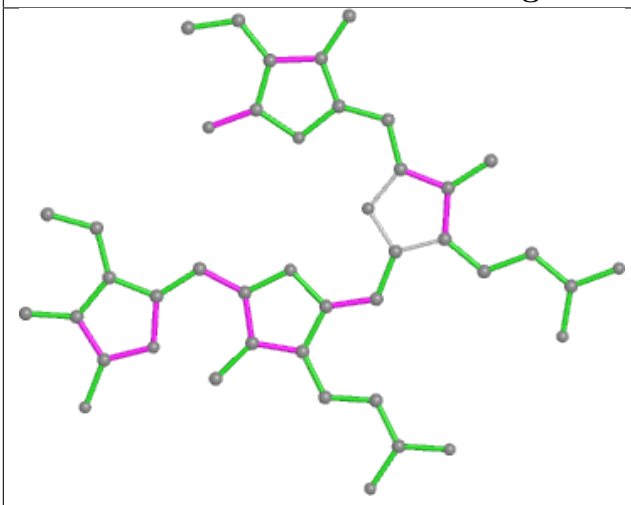

Bond lengths

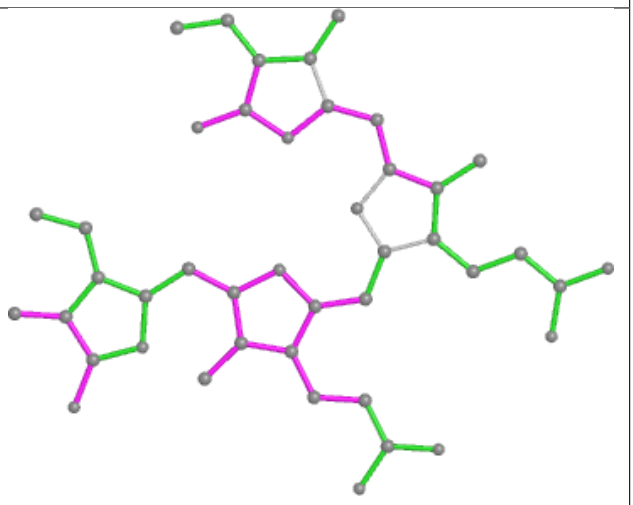

Bond angles

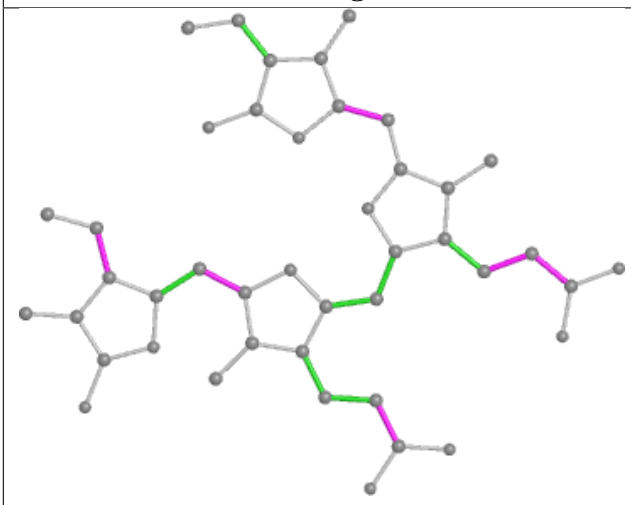

Torsions

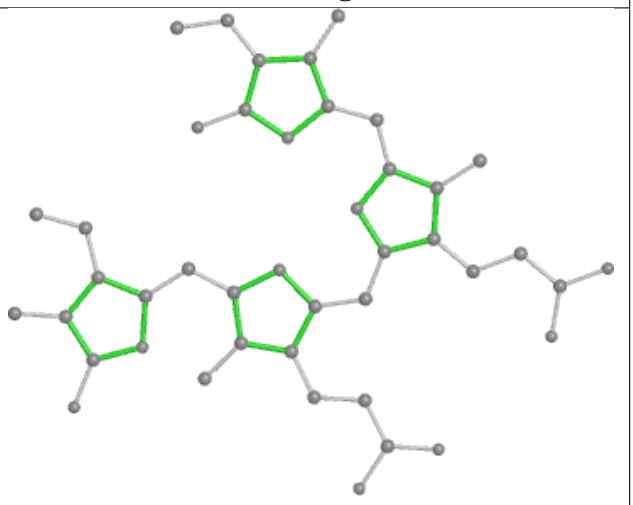

Rings

Ligand PEB PQ 201

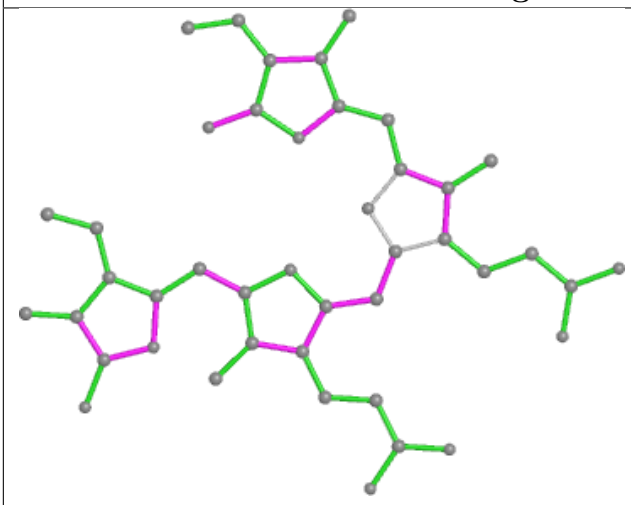

Bond lengths

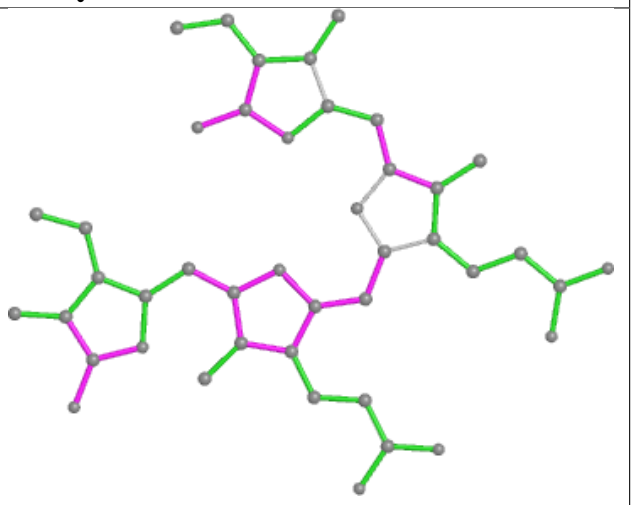

Bond angles

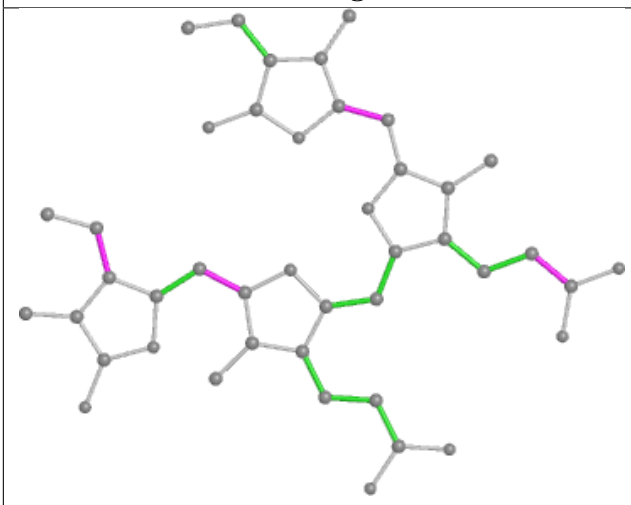

Torsions

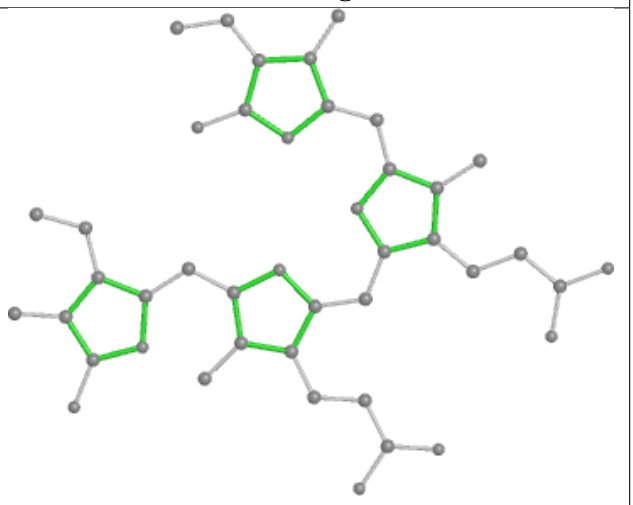

Rings

Ligand CLA BN 820

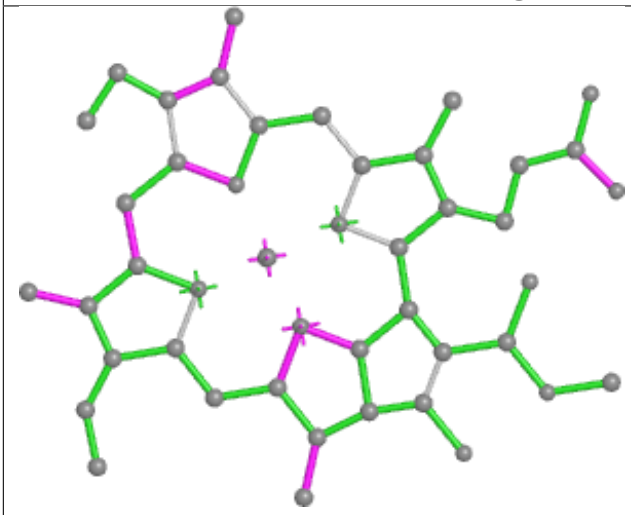

Bond lengths

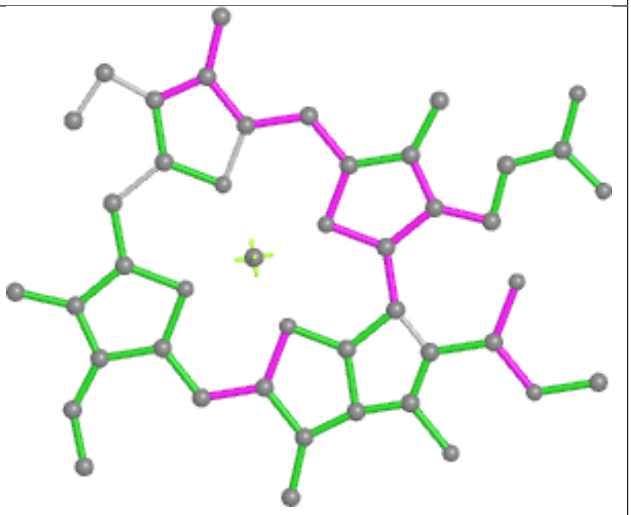

Bond angles

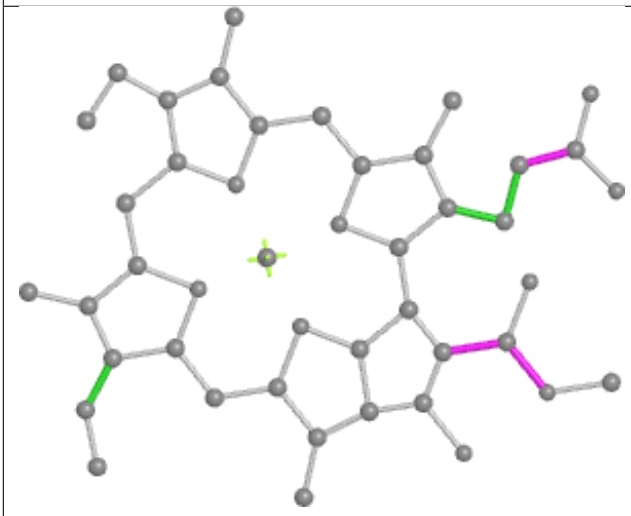

Torsions

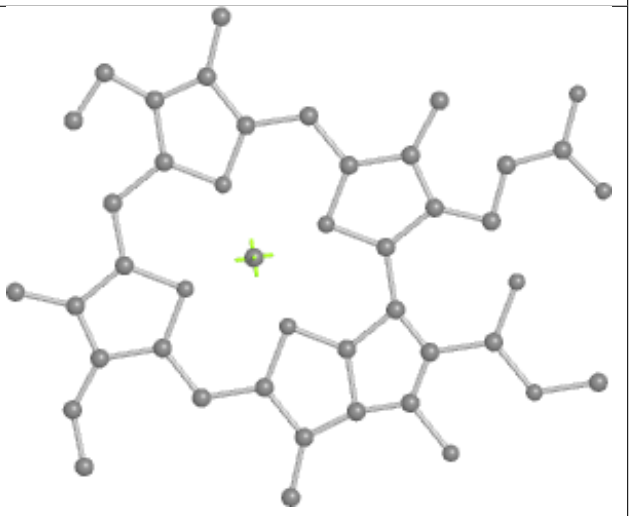

Rings

Ligand PEB NB 202

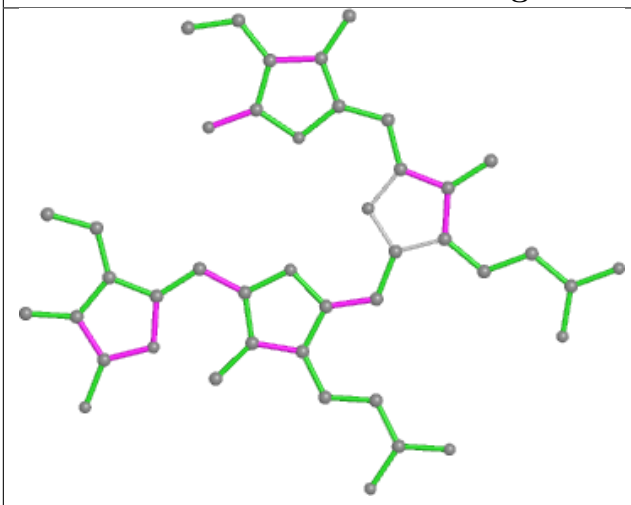

Bond lengths

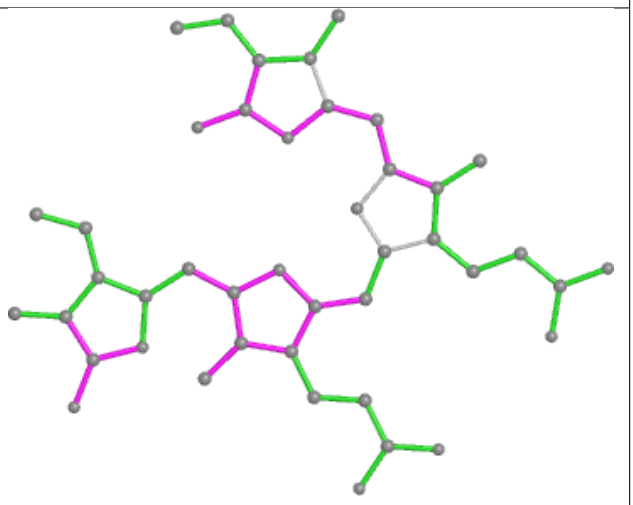

Bond angles

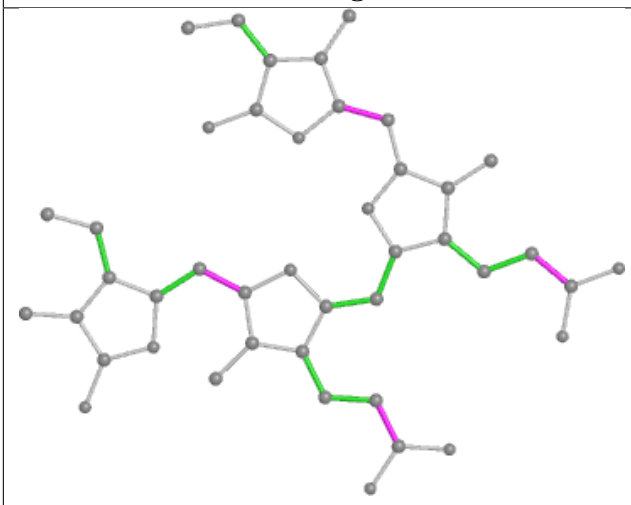

Torsions

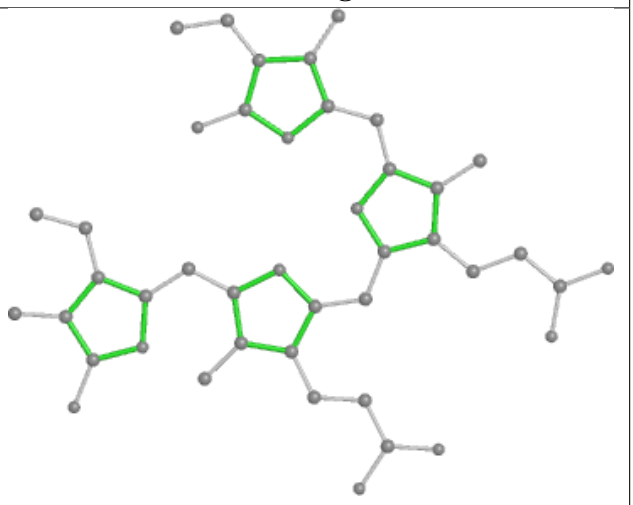

Rings

Ligand PUB AM 303

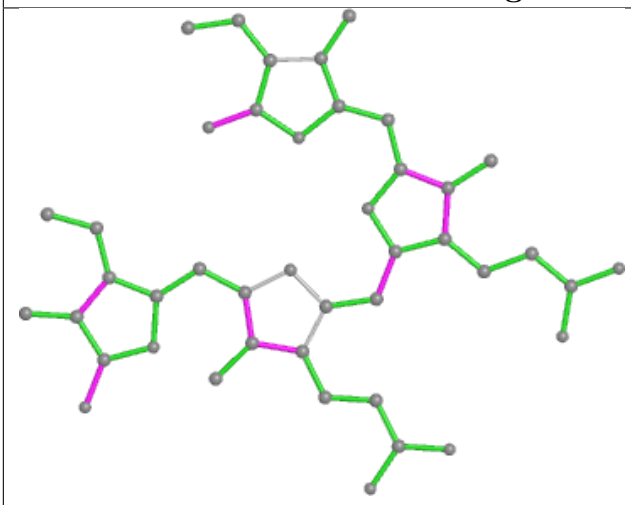

Bond lengths

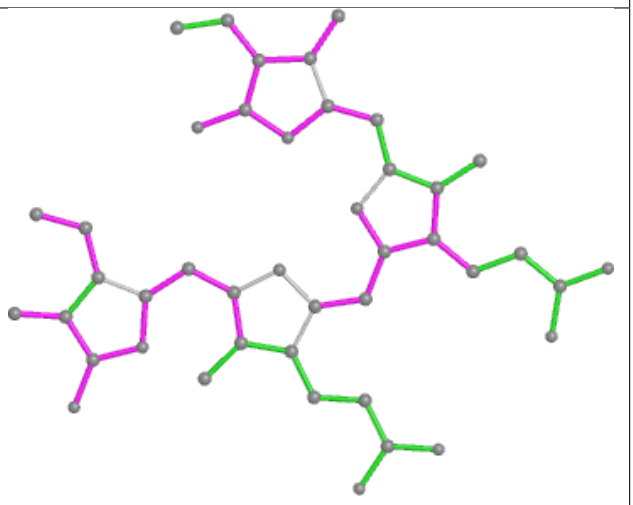

Bond angles

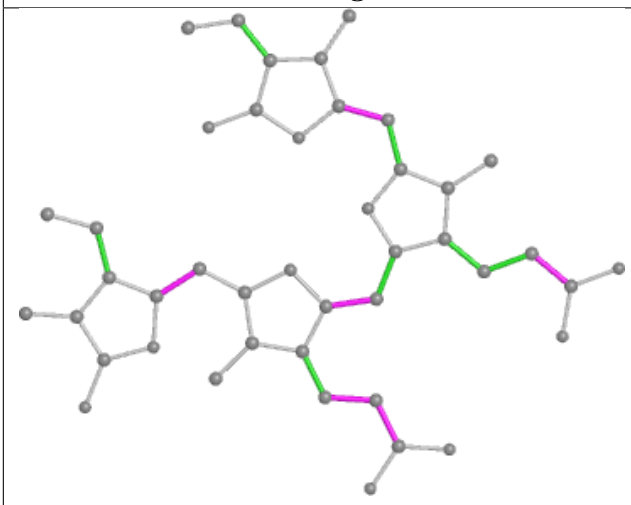

Torsions

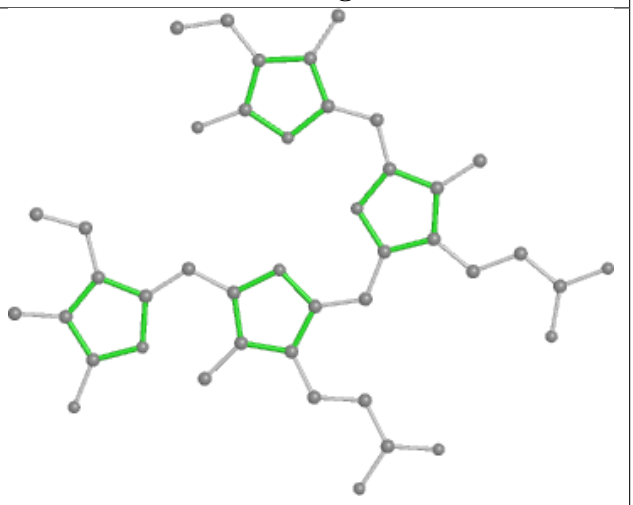

Rings

Ligand PEB AO 301

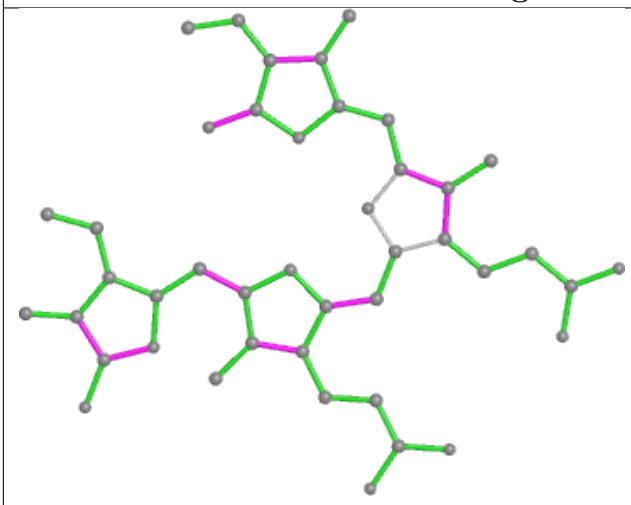

Bond lengths

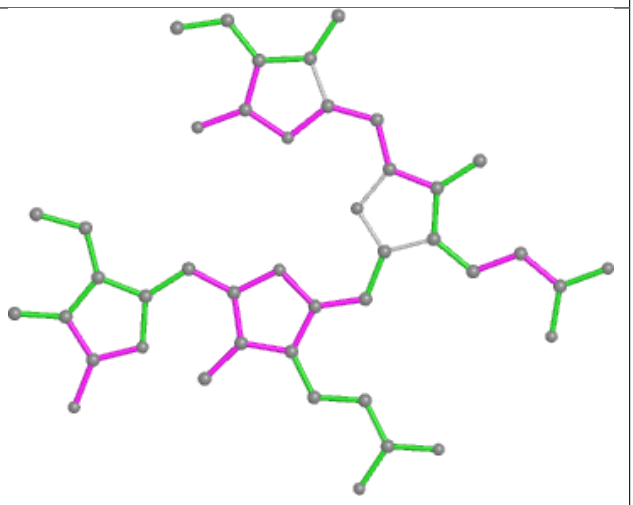

Bond angles

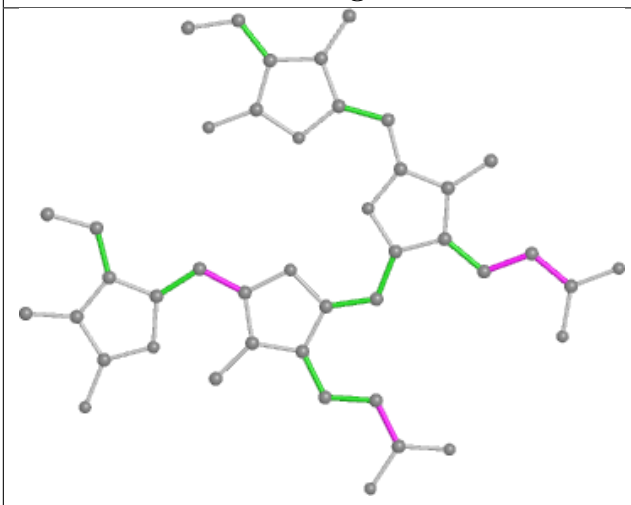

Torsions

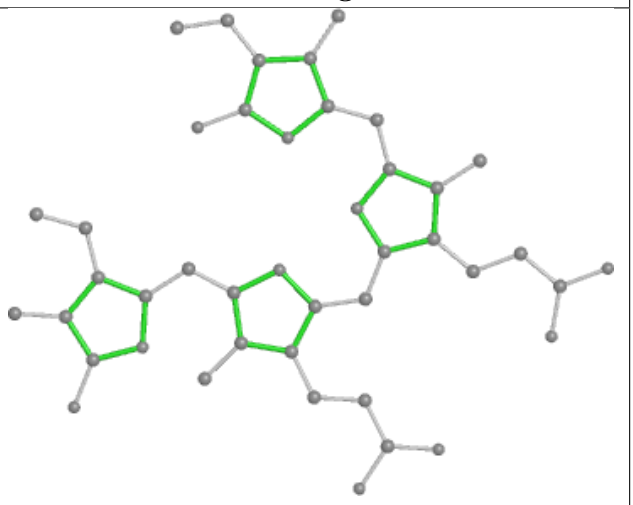

Rings

Ligand CYC BG 1001

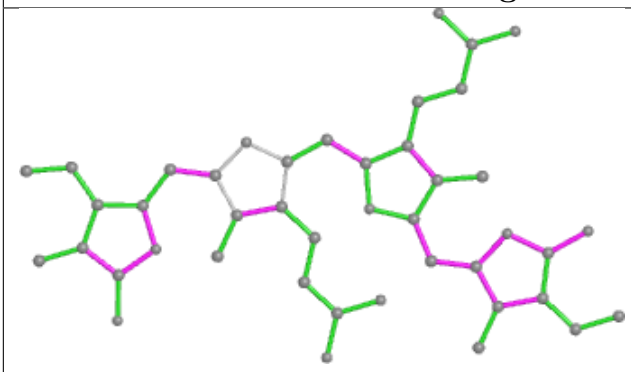

Bond lengths

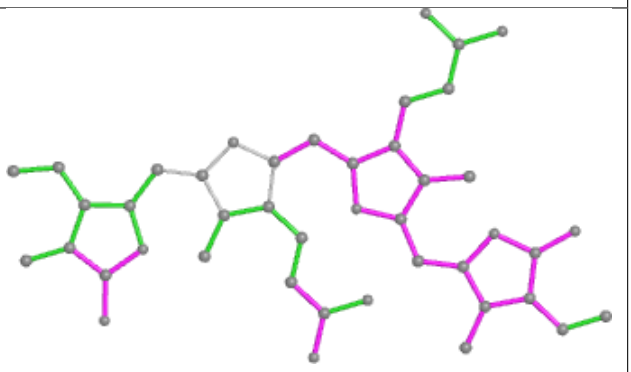

Bond angles

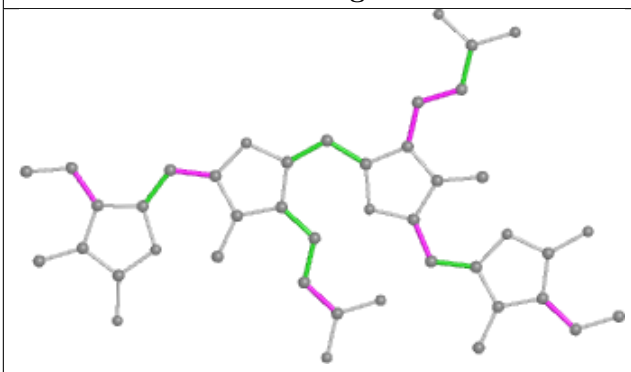

Torsions

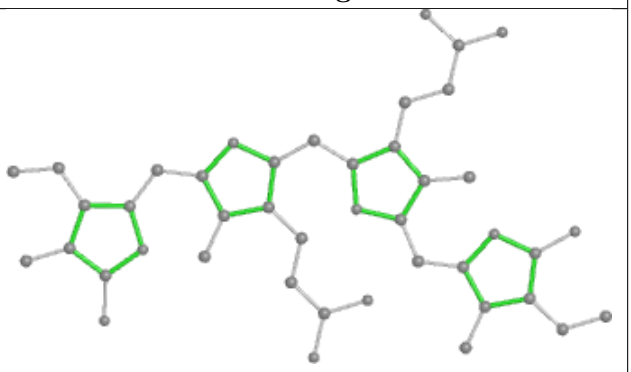

Rings

Ligand PEB WJ 202

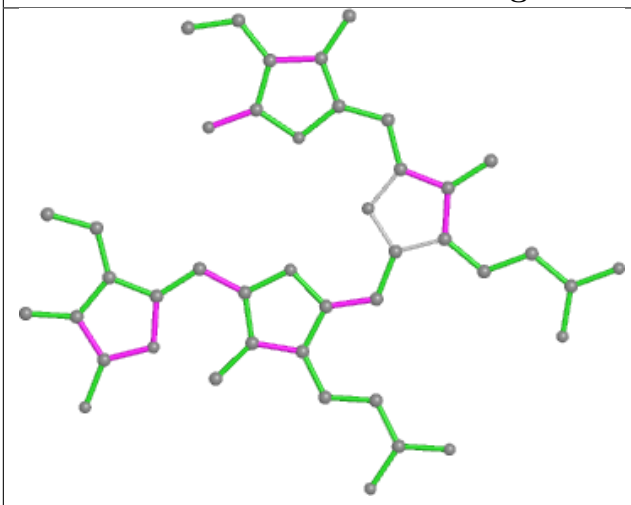

Bond lengths

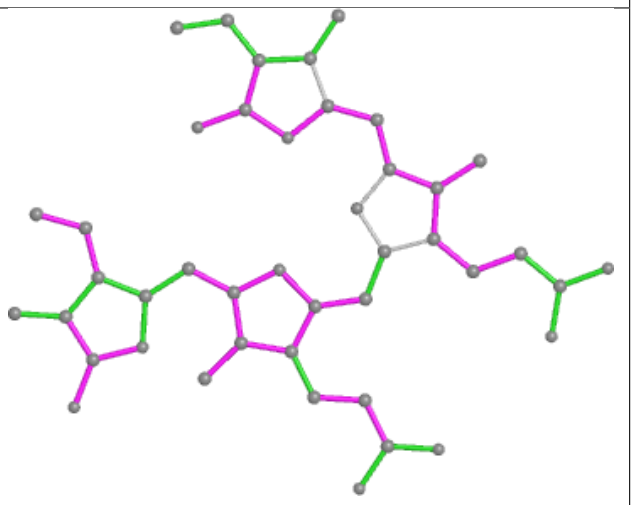

Bond angles

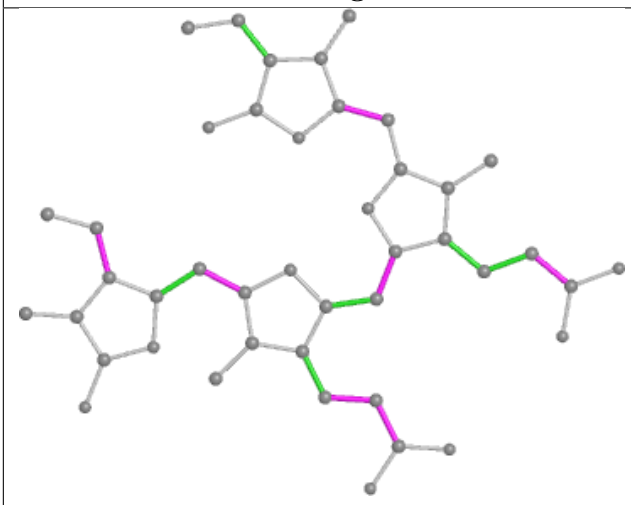

Torsions

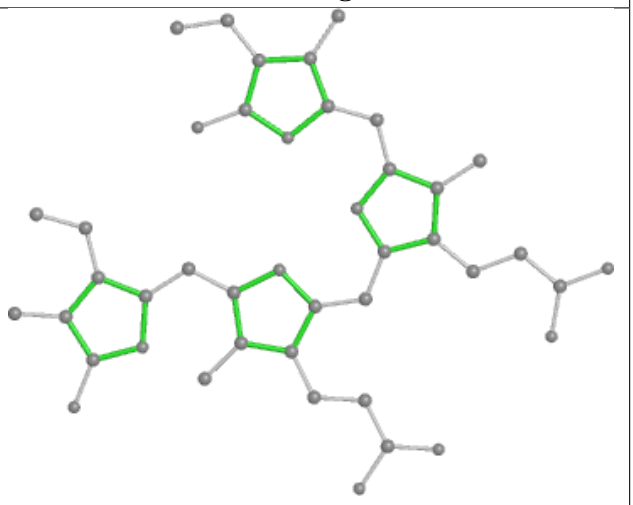

Rings

Ligand PEB xF 304

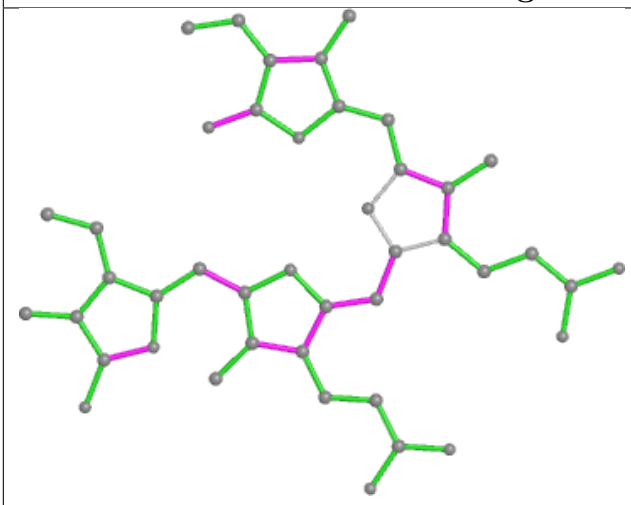

Bond lengths

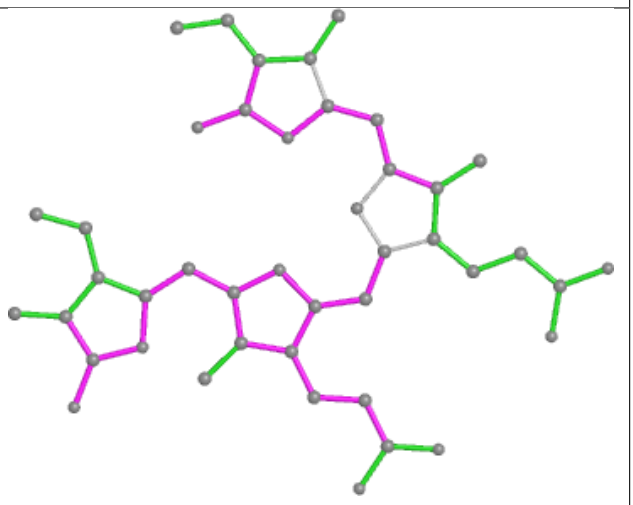

Bond angles

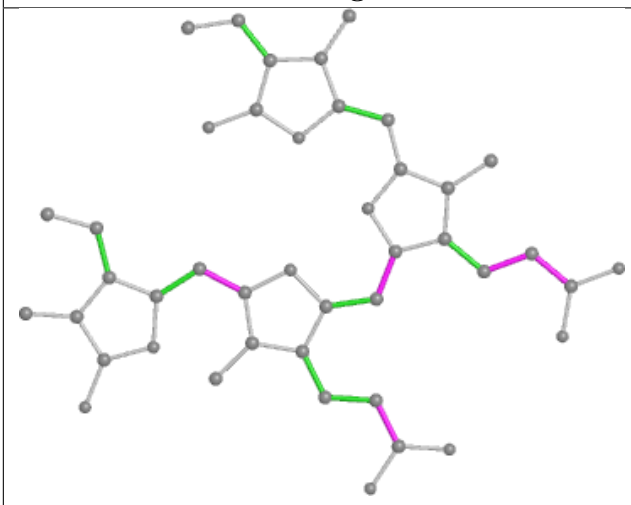

Torsions

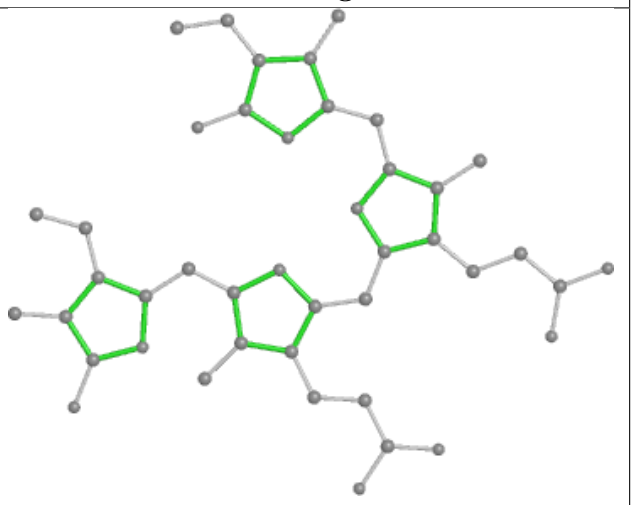

Rings

Ligand PEB M7 201

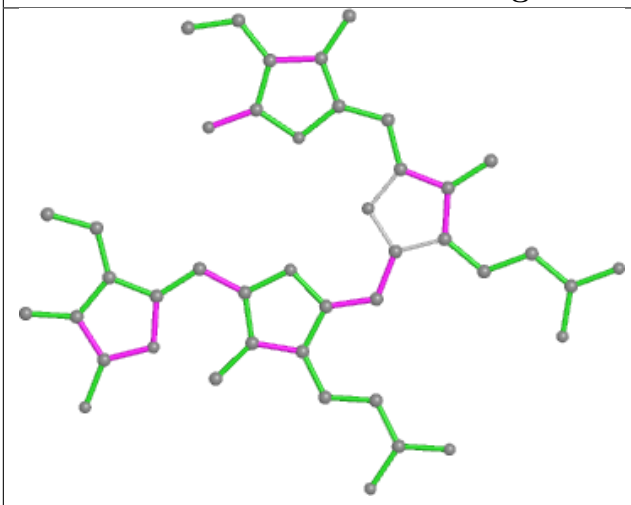

Bond lengths

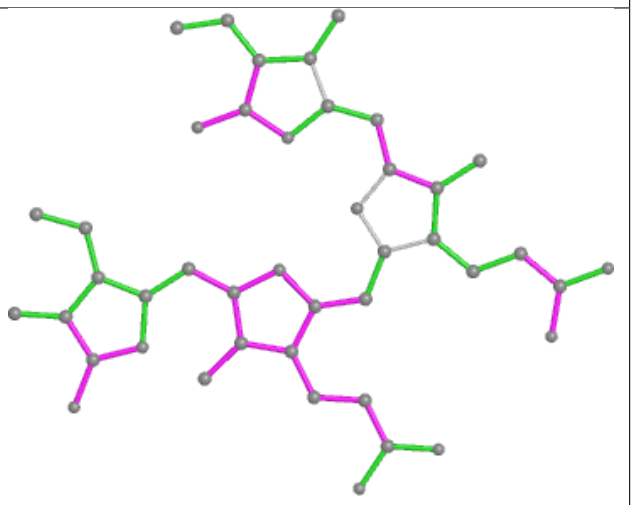

Bond angles

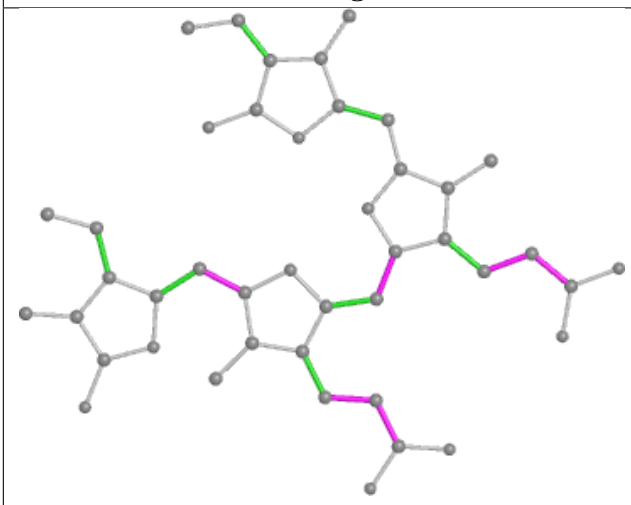

Torsions

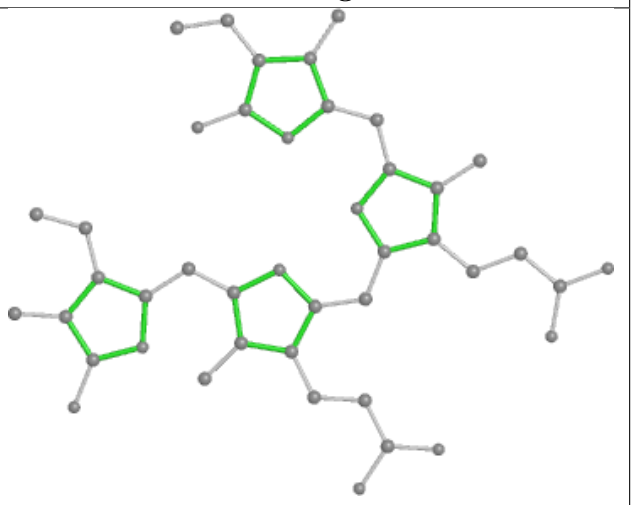

Rings

Ligand PEB LQ 201

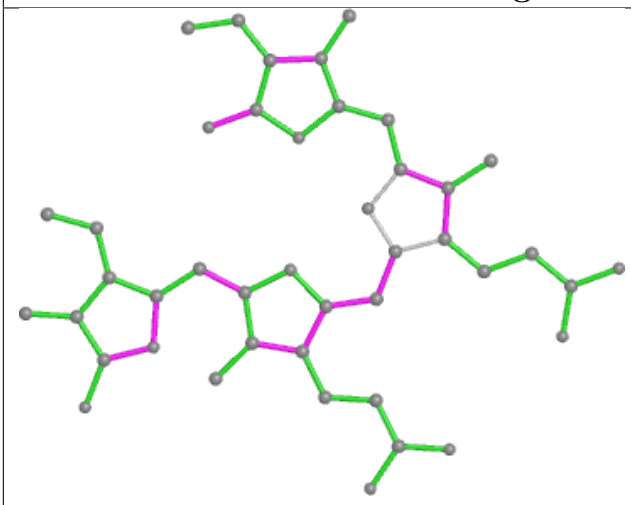

Bond lengths

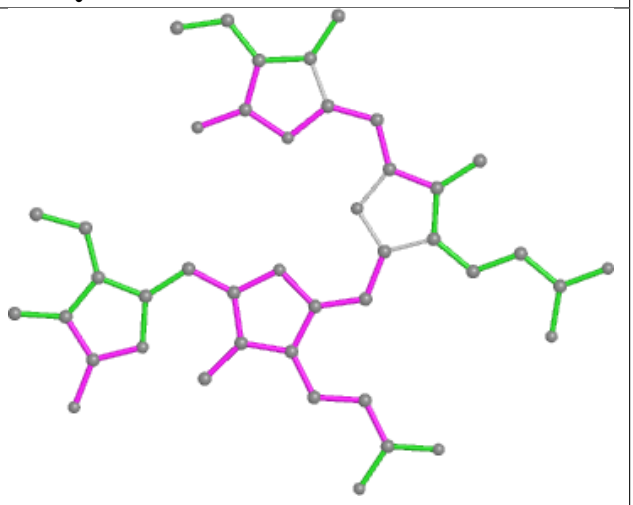

Bond angles

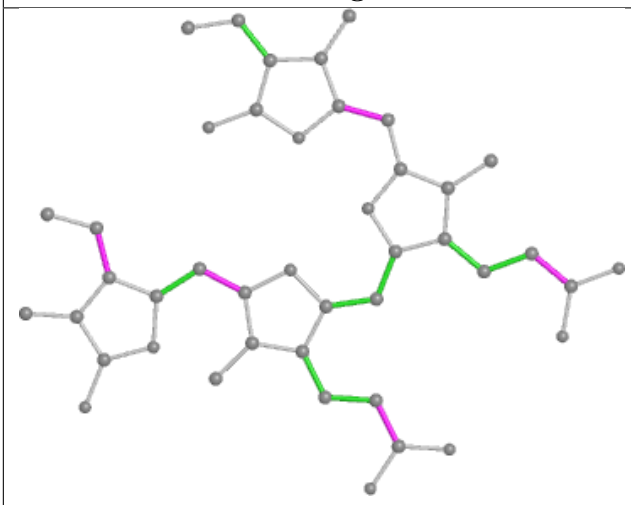

Torsions

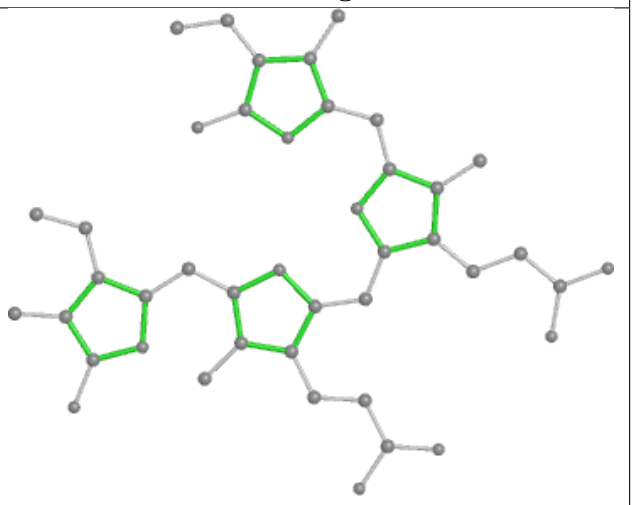

Rings

Ligand PEB W9 202

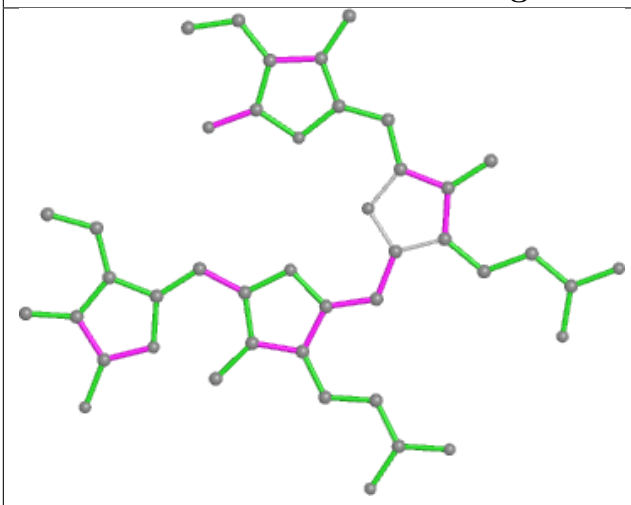

Bond lengths

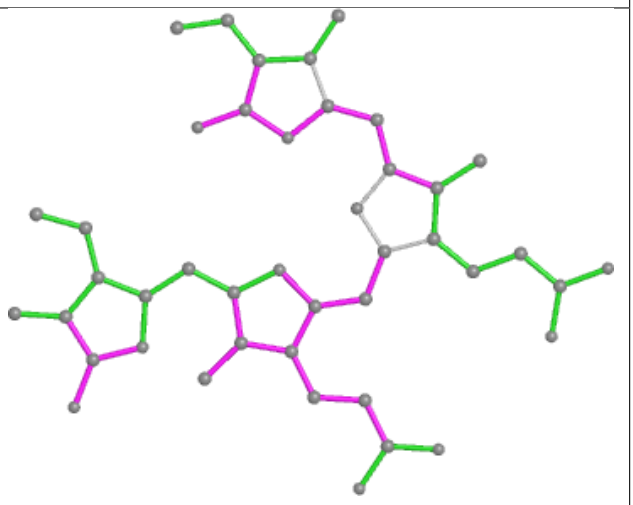

Bond angles

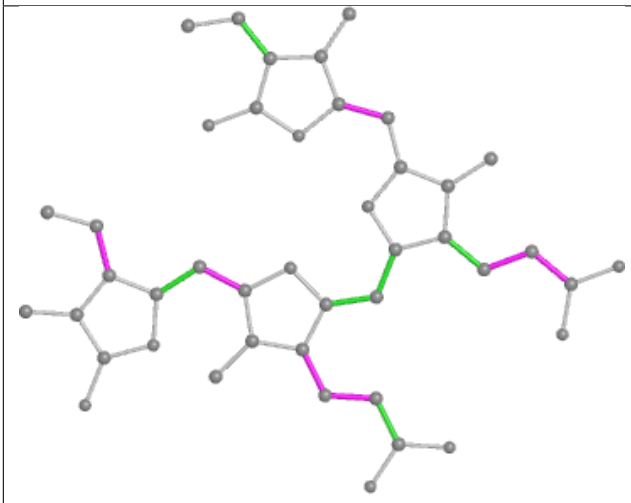

Torsions

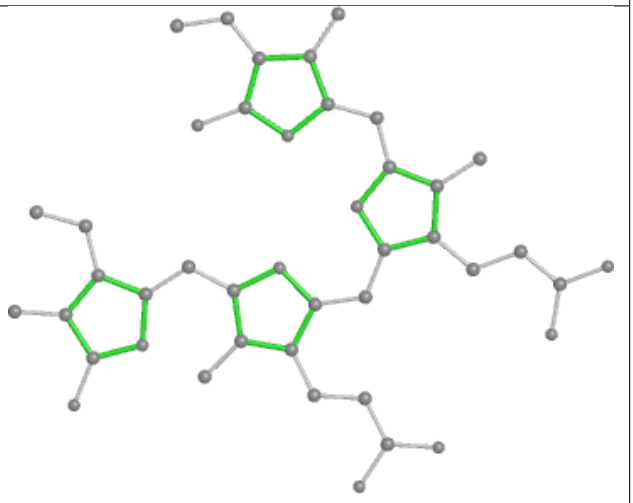

Rings

Ligand PEB VB 201

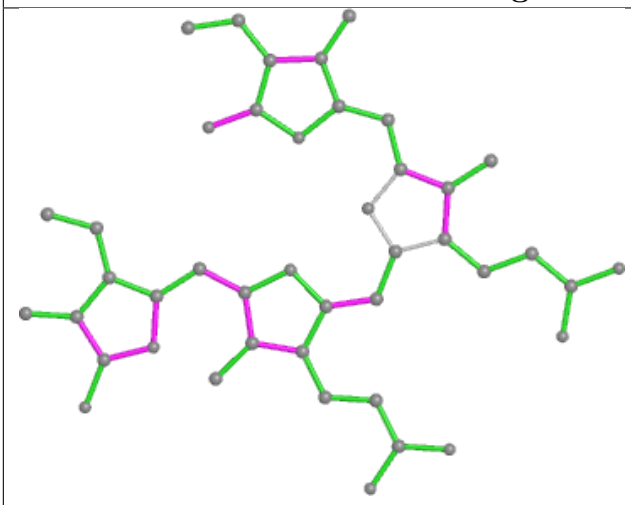

Bond lengths

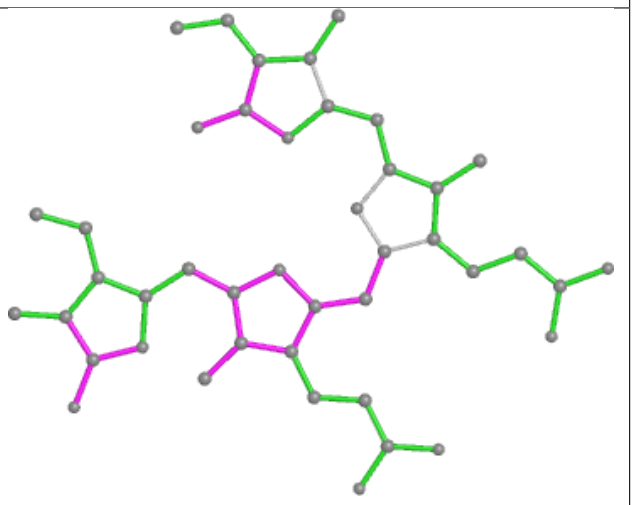

Bond angles

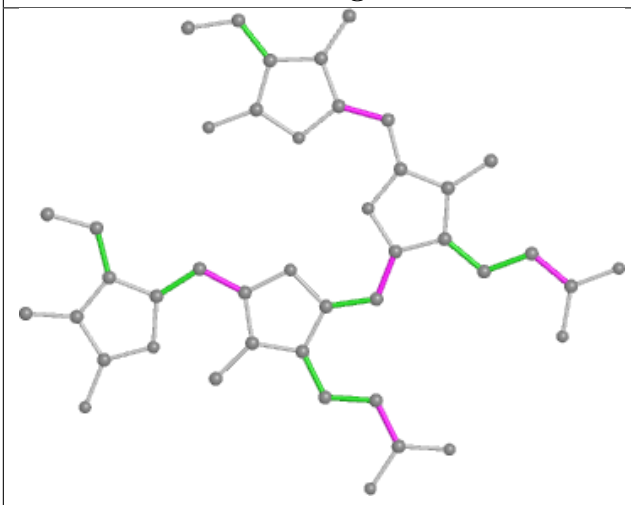

Torsions

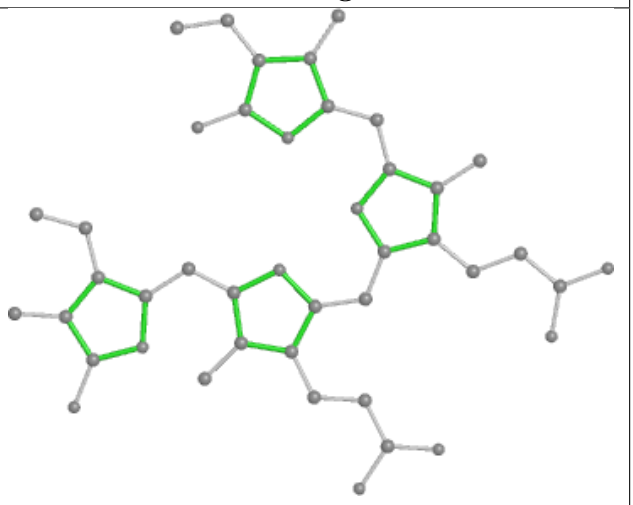

Rings

Ligand PEB R4 202

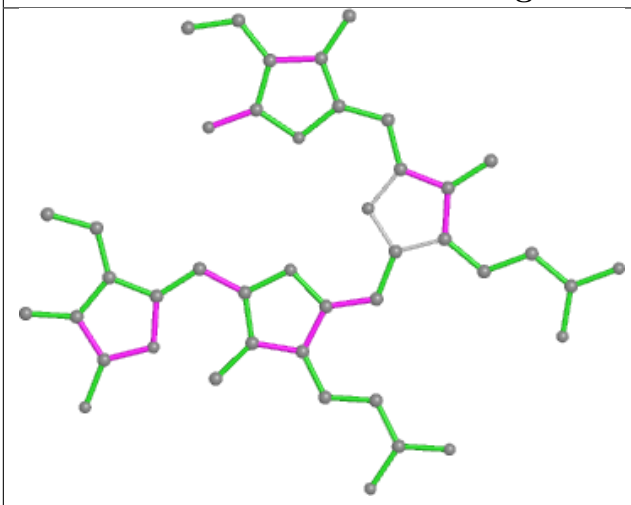

Bond lengths

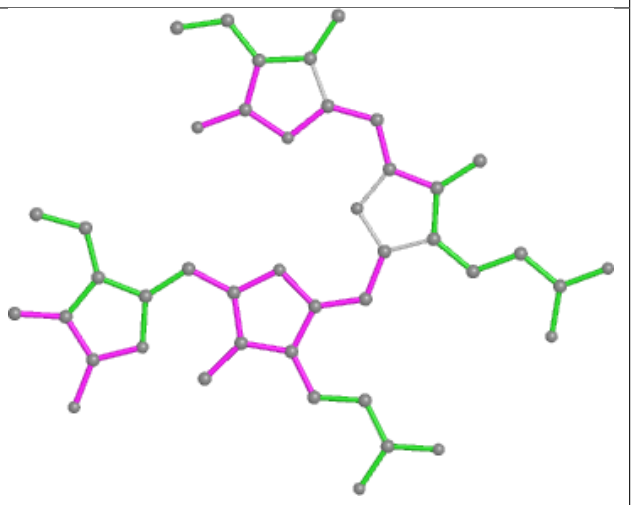

Bond angles

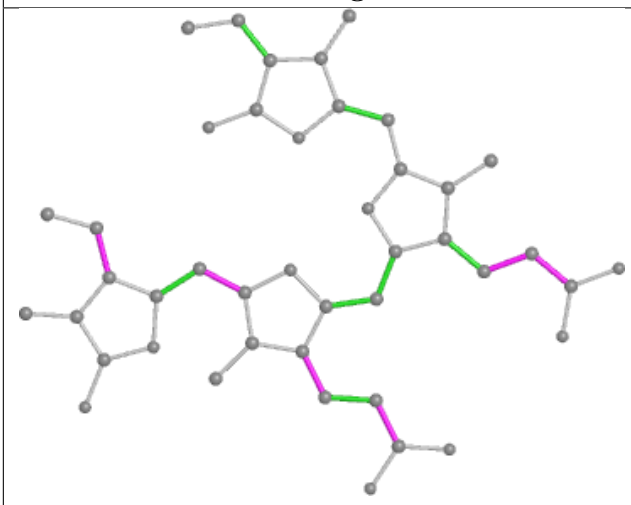

Torsions

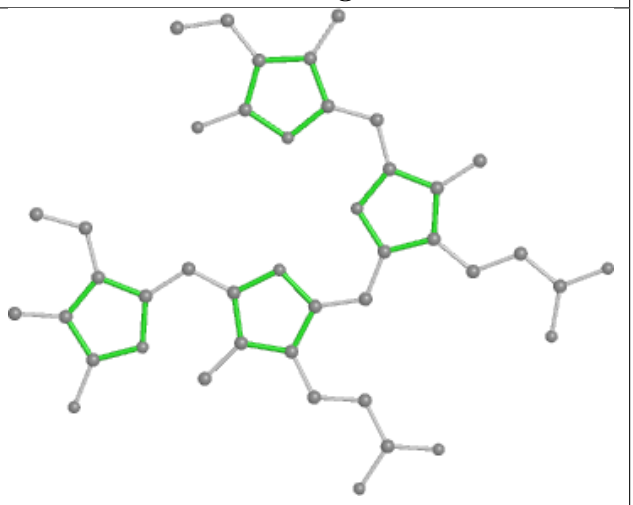

Rings

Ligand PEB mF 201

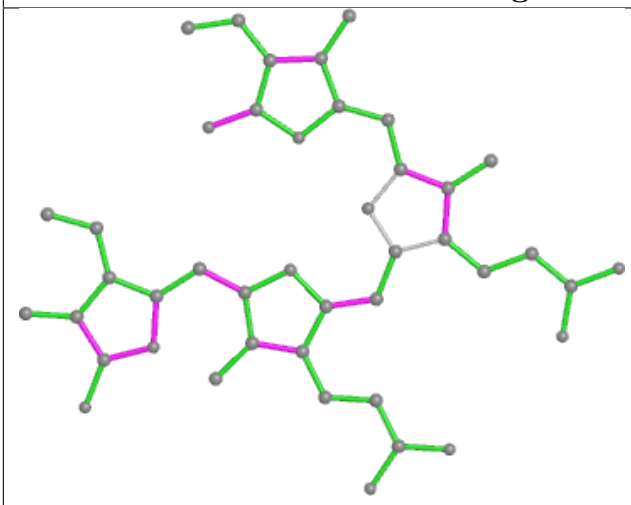

Bond lengths

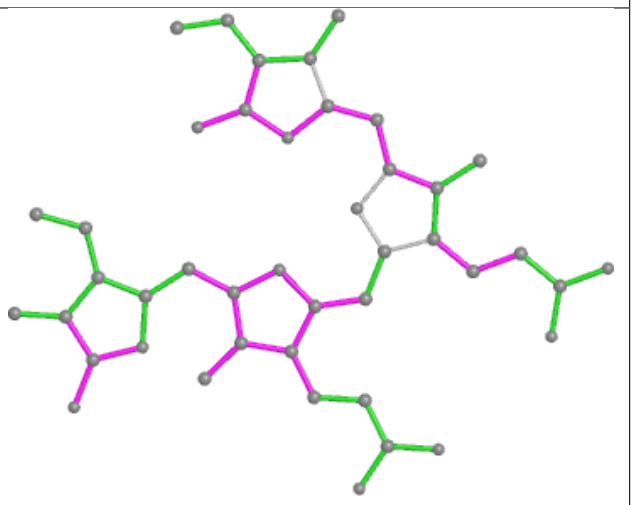

Bond angles

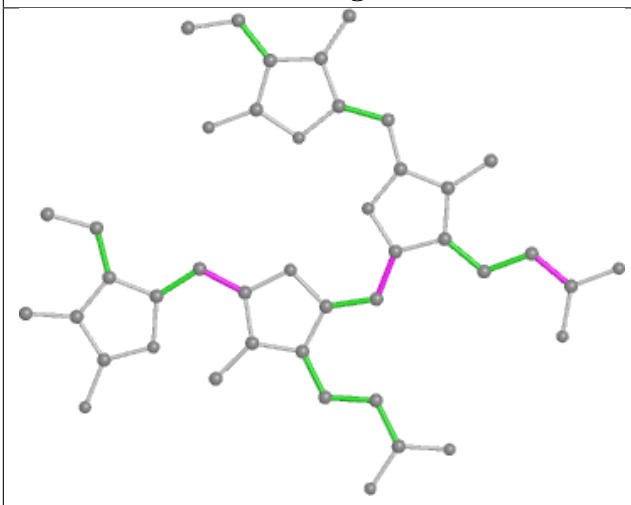

Torsions

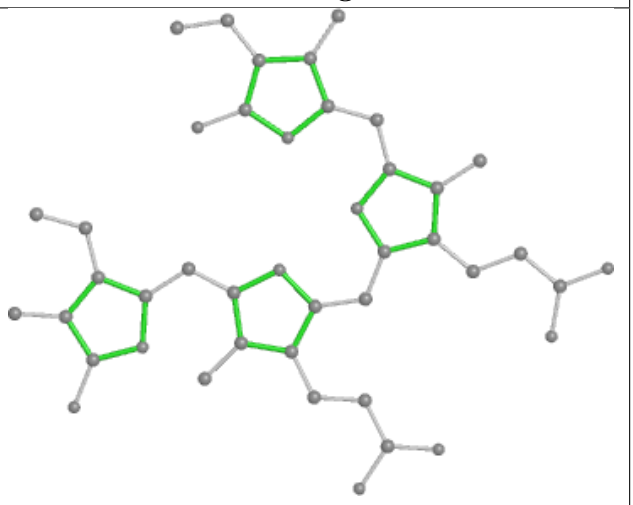

Rings

Ligand CLA C6 517

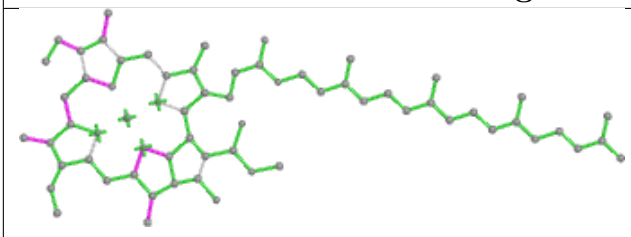

Bond lengths

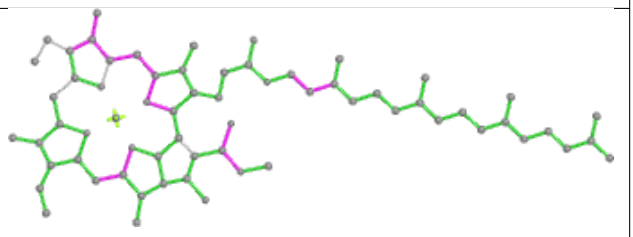

Bond angles

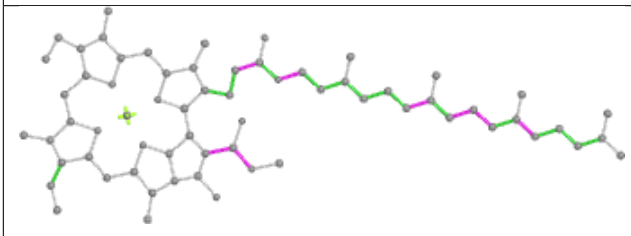

Torsions

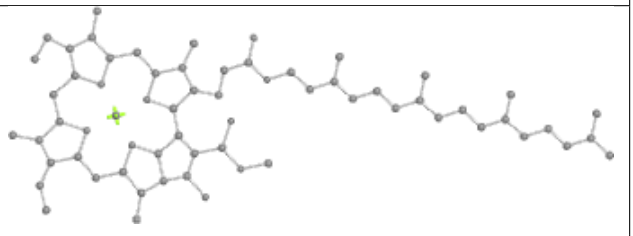

Rings

Ligand PEB BD 202

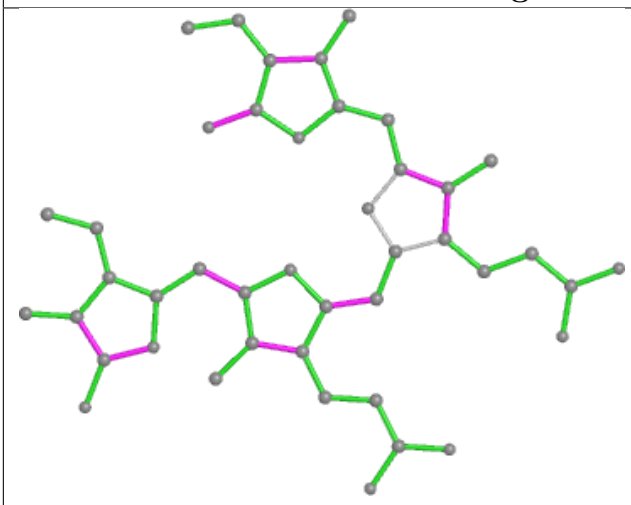

Bond lengths

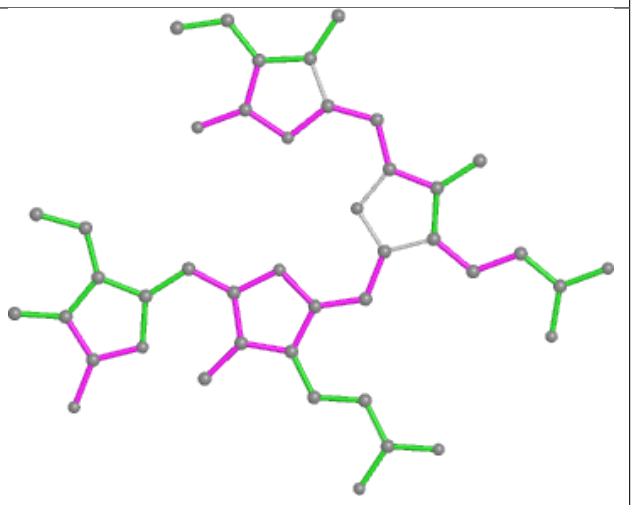

Bond angles

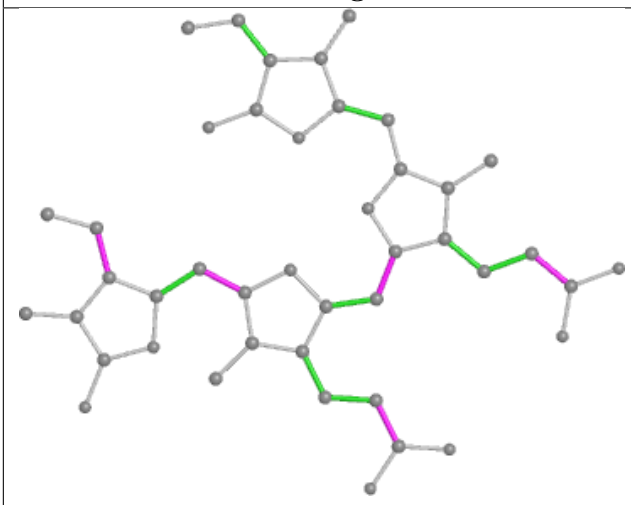

Torsions

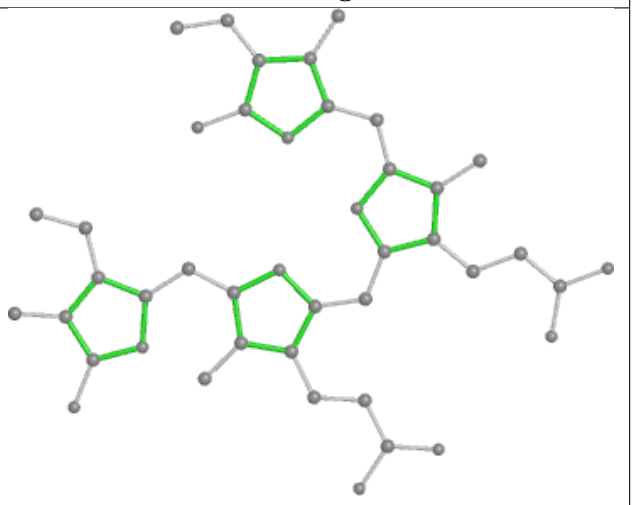

Rings

Ligand CLA B2 815

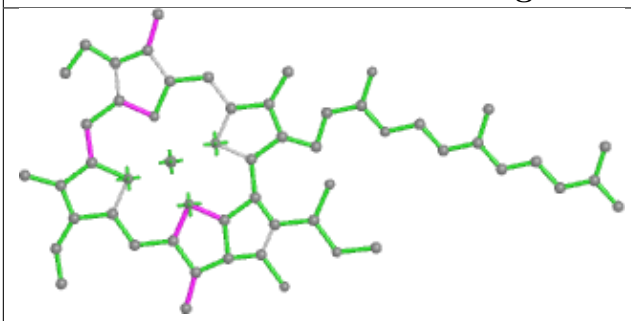

Bond lengths

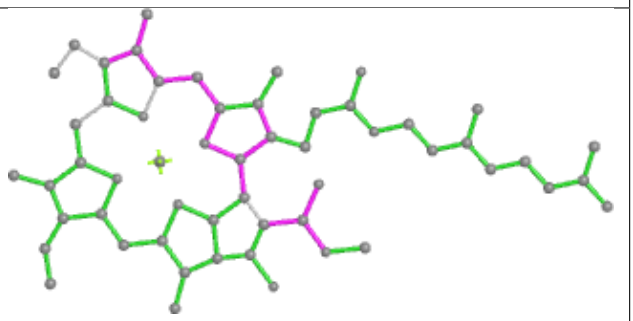

Bond angles

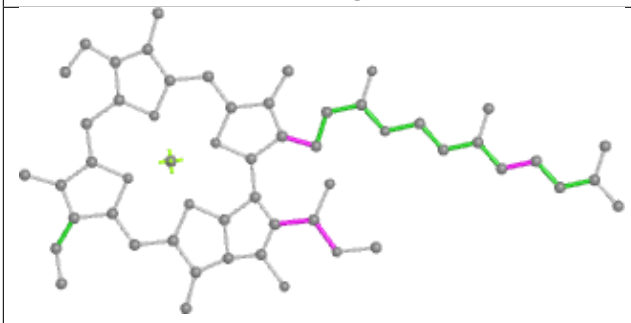

Torsions

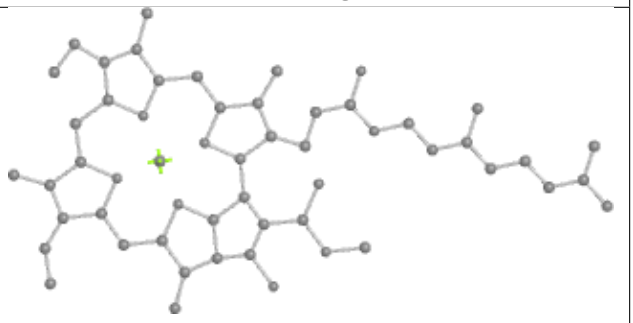

Rings

Ligand PEB VD 202

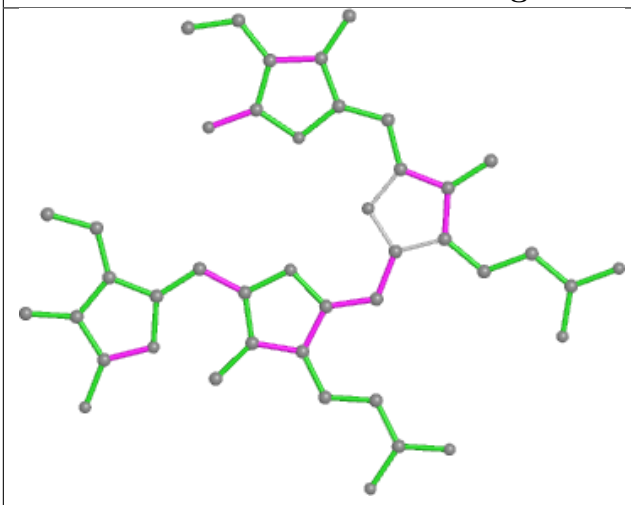

Bond lengths

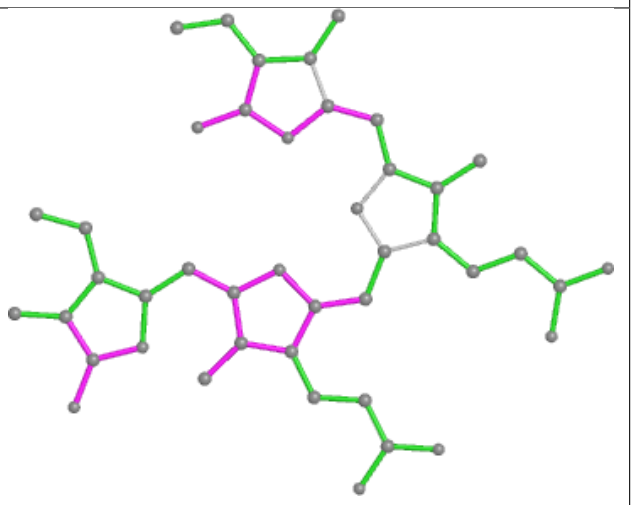

Bond angles

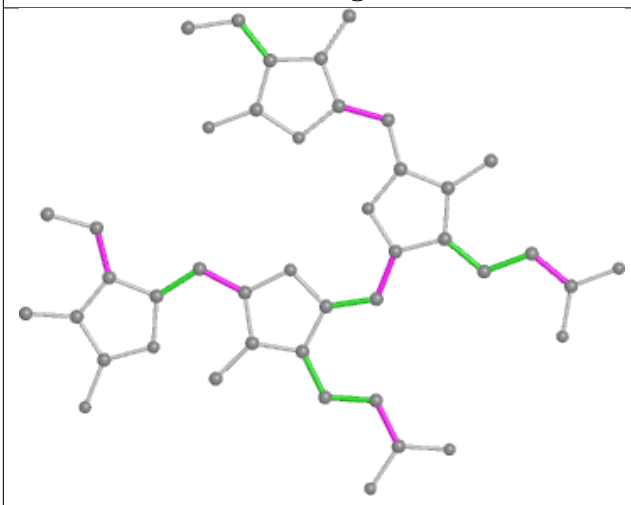

Torsions

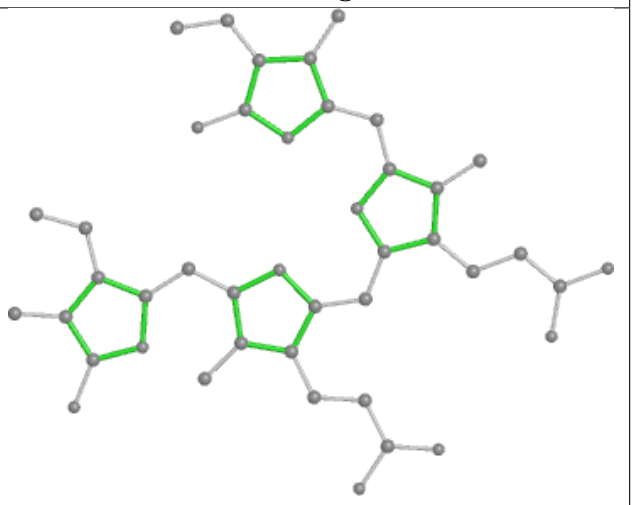

Rings

Ligand PEB ZB 202

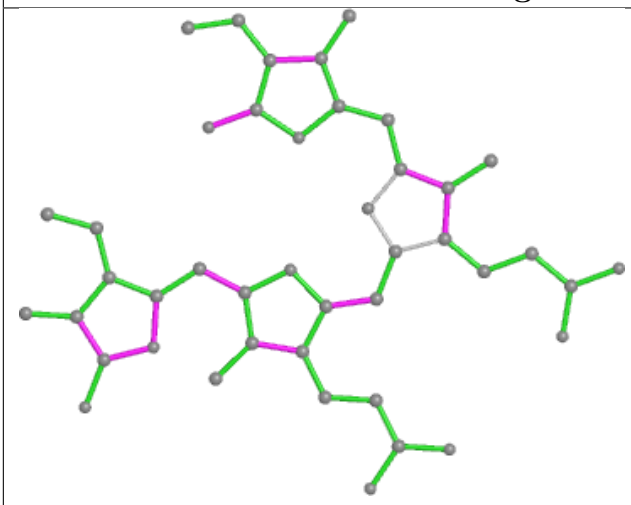

Bond lengths

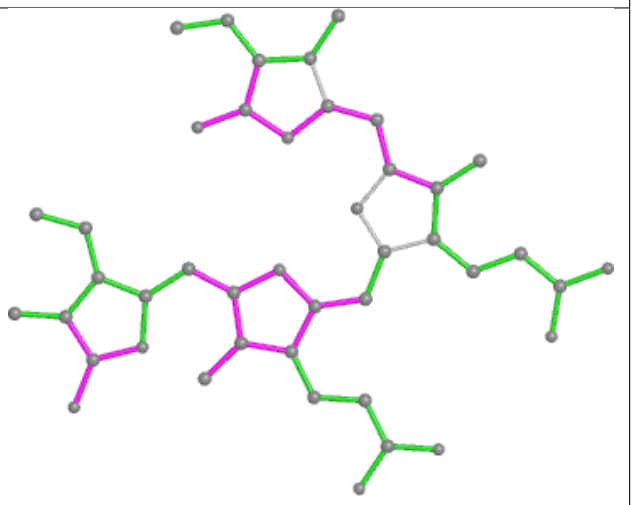

Bond angles

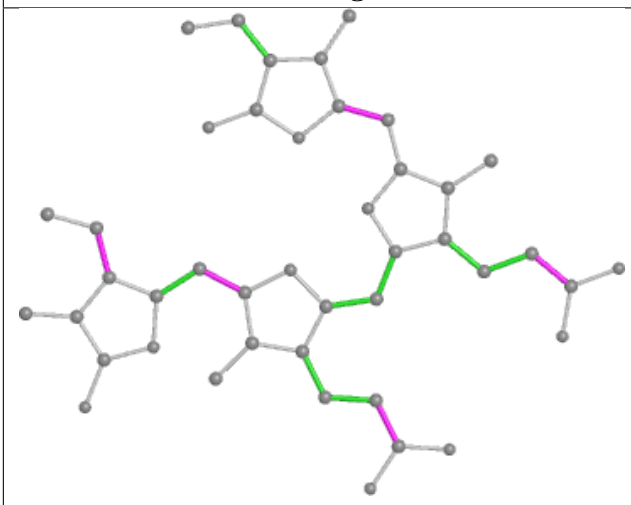

Torsions

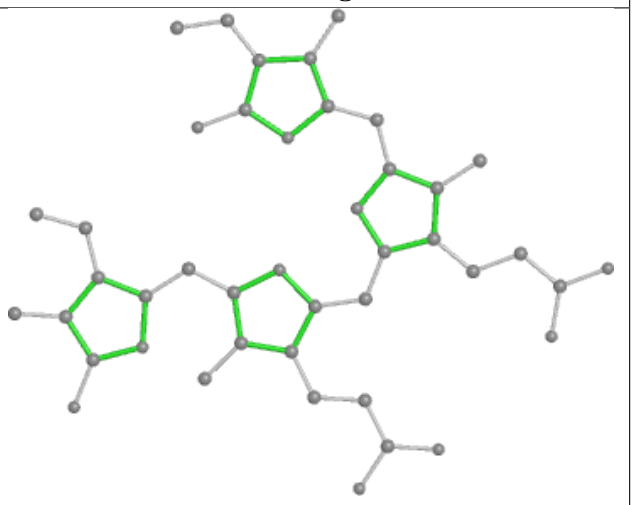

Rings

Ligand CLA KN 102

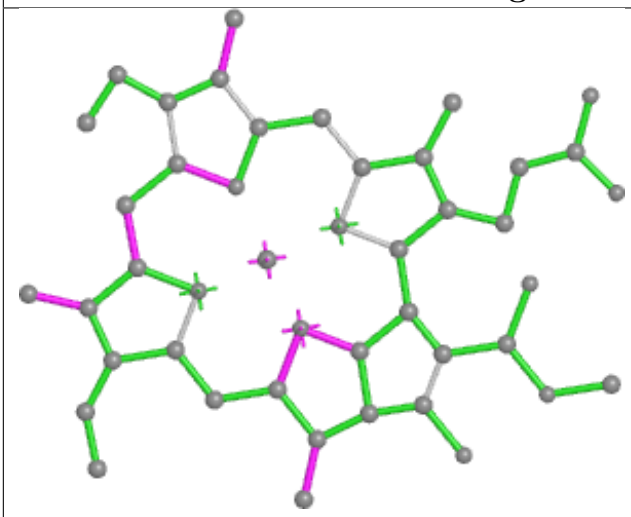

Bond lengths

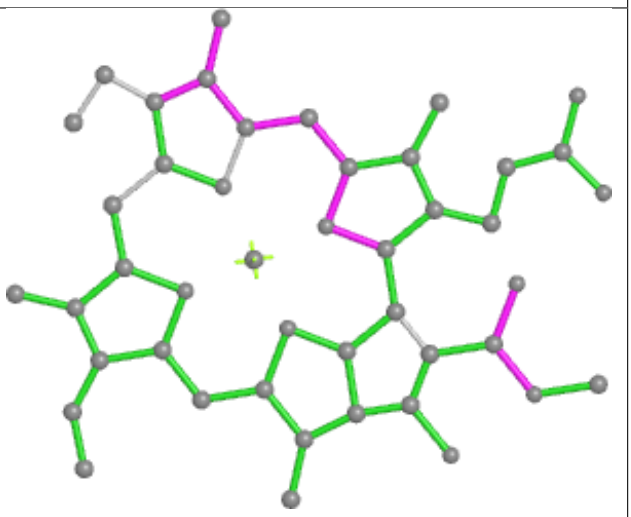

Bond angles

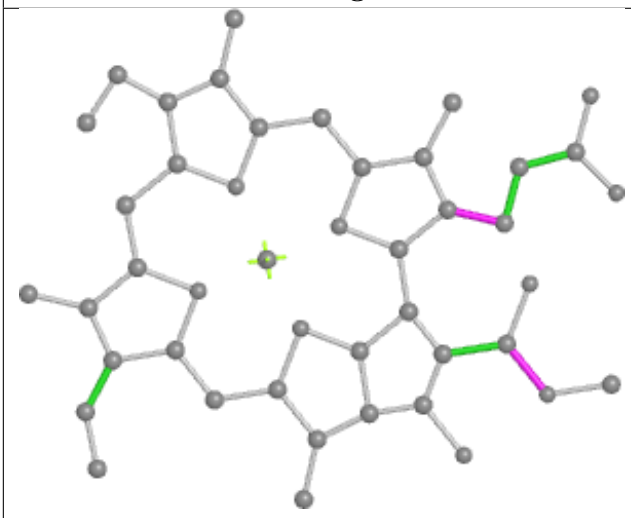

Torsions

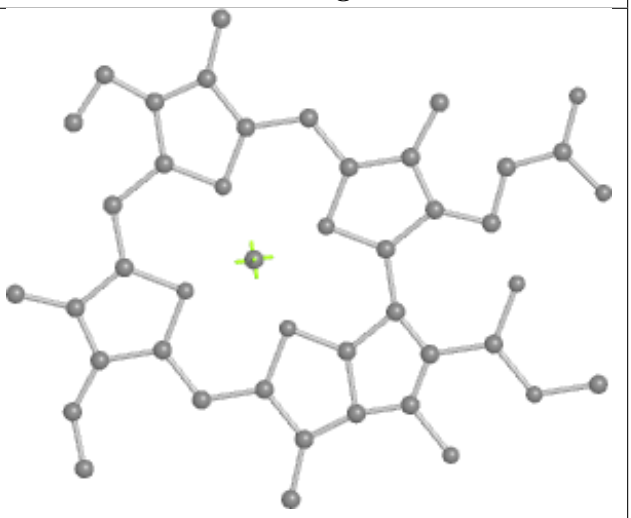

Rings

Ligand PEB bO 202

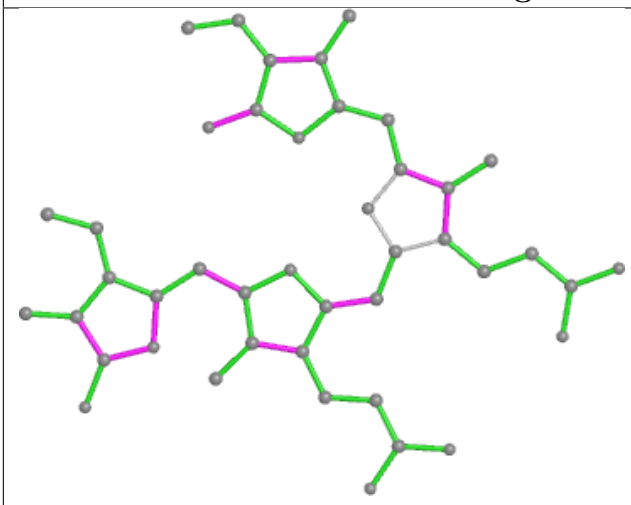

Bond lengths

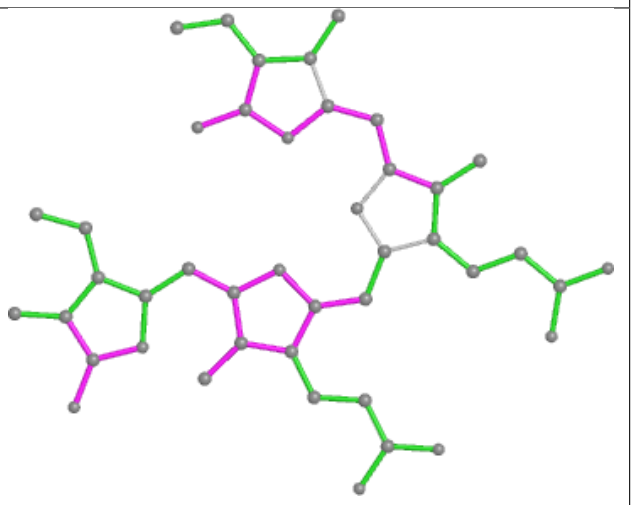

Bond angles

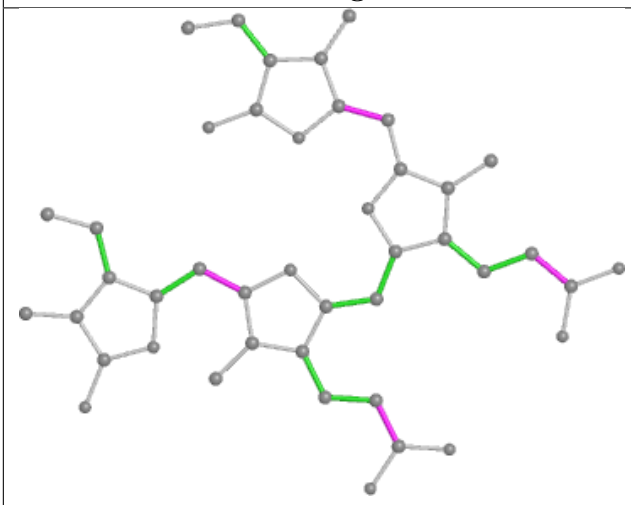

Torsions

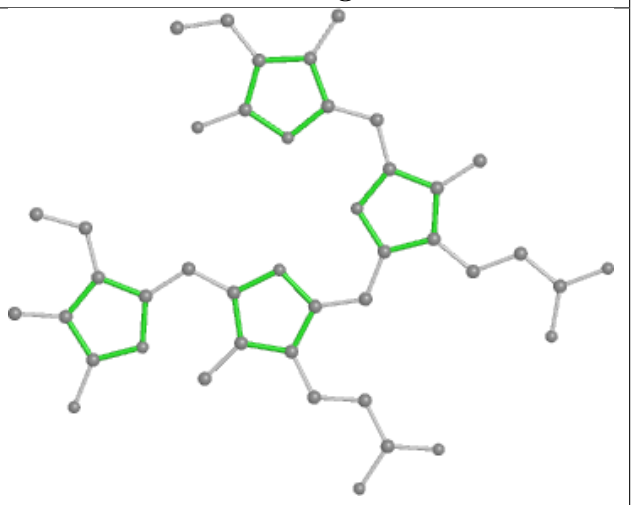

Rings

Ligand PEB jJ 201

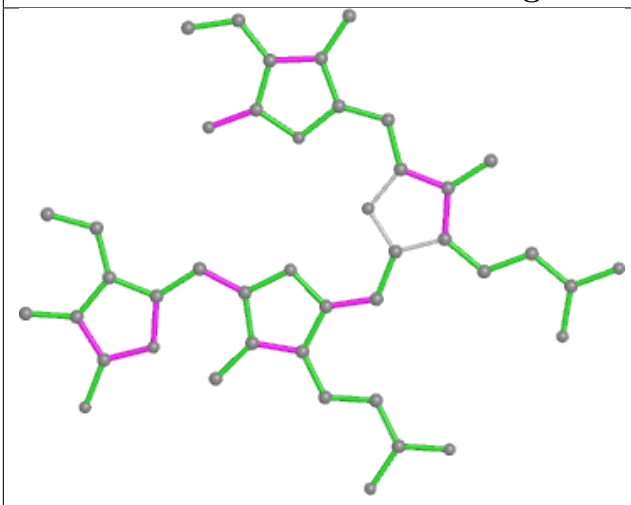

Bond lengths

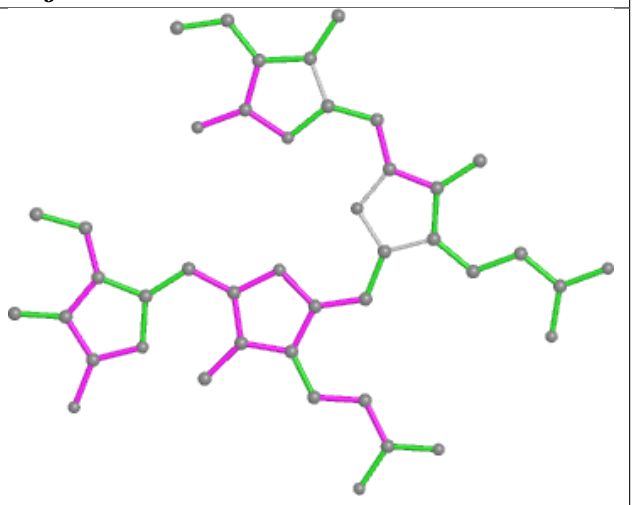

Bond angles

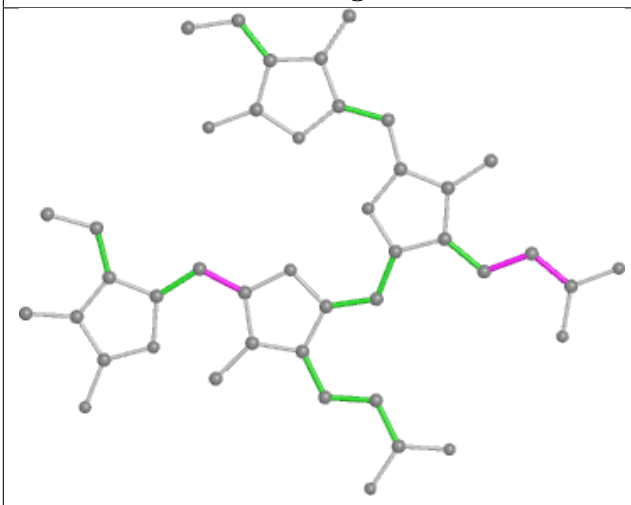

Torsions

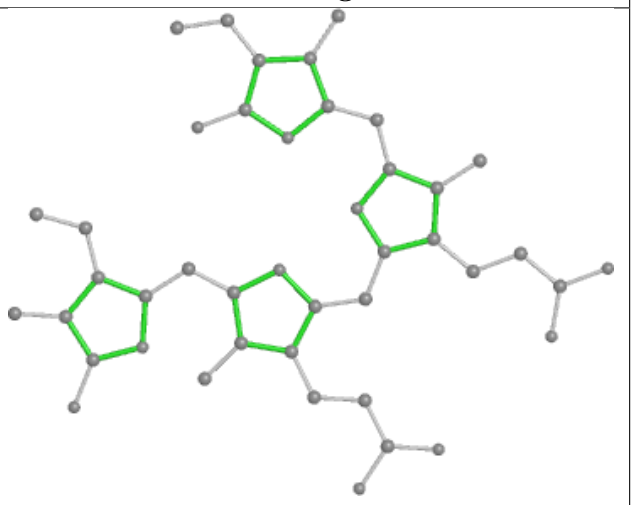

Rings

Ligand DGD b6 622

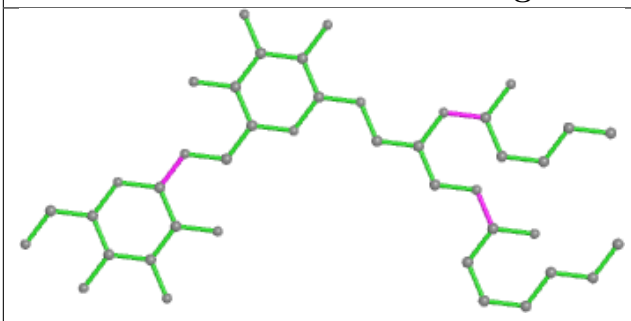

Bond lengths

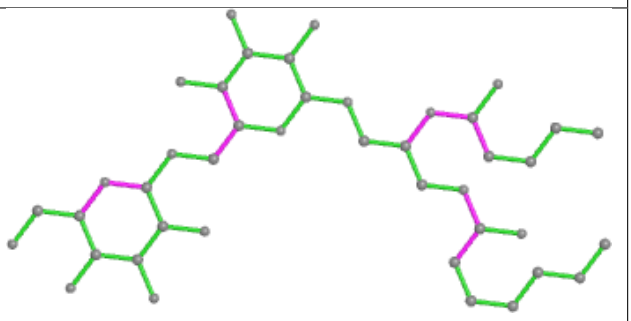

Bond angles

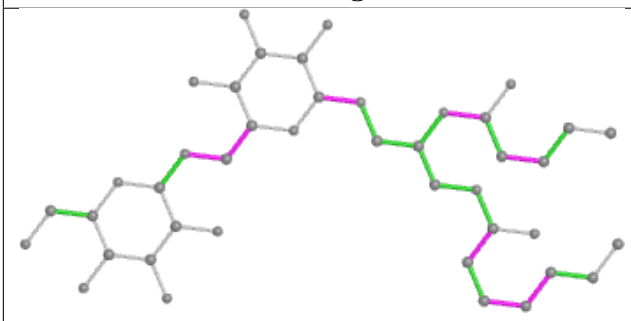

Torsions

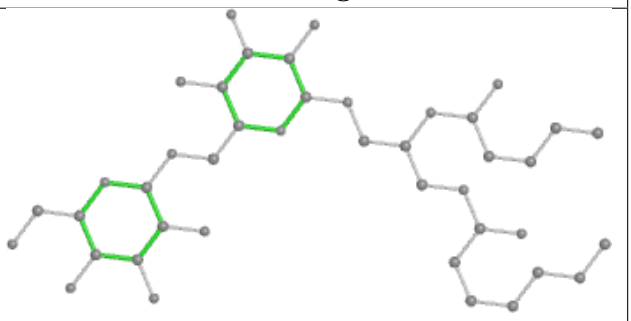

Rings

Ligand PEB GI 202

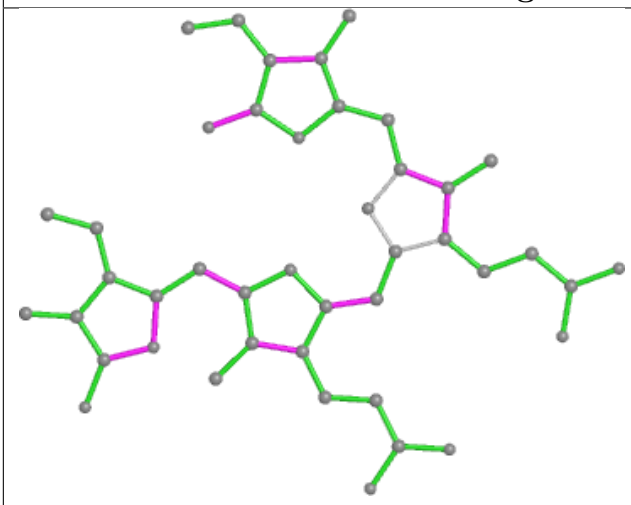

Bond lengths

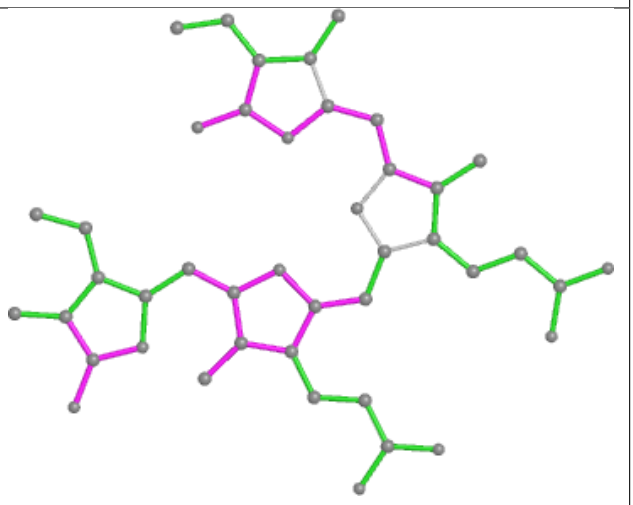

Bond angles

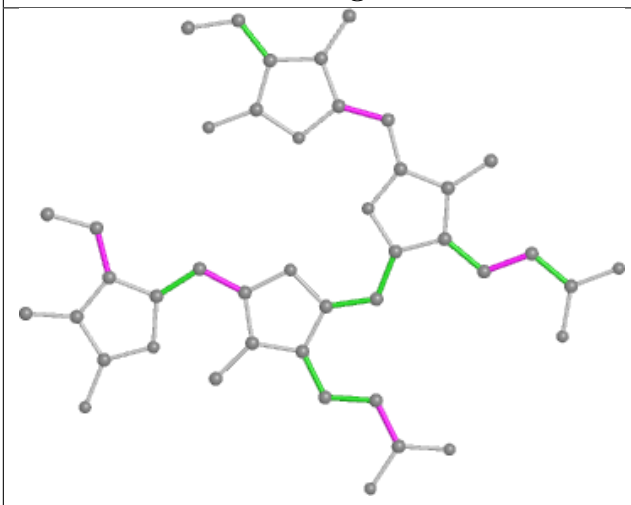

Torsions

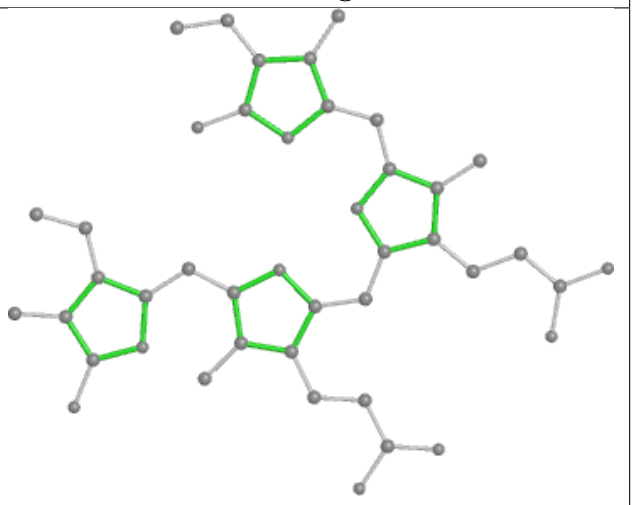

Rings

Ligand PEB fM 202

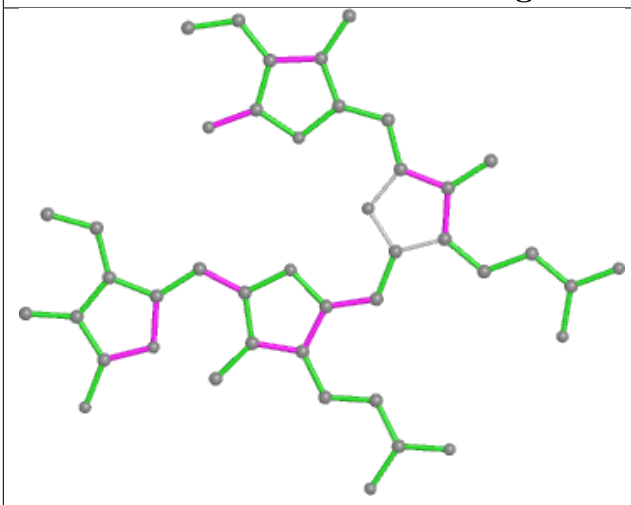

Bond lengths

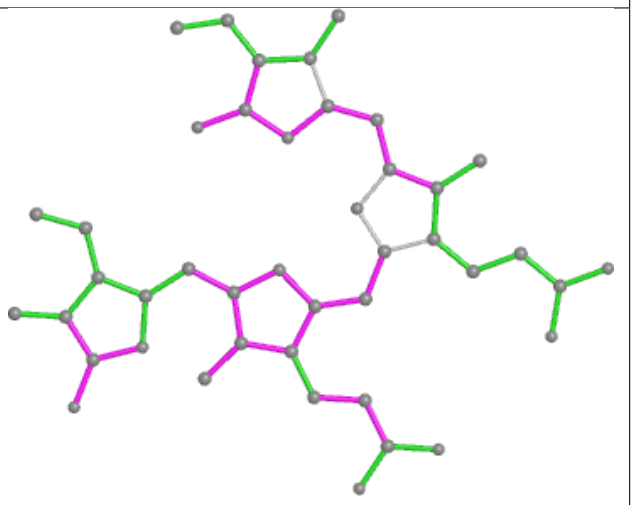

Bond angles

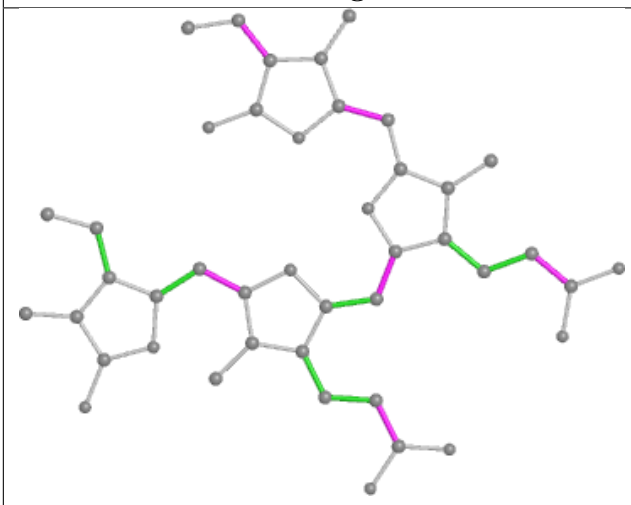

Torsions

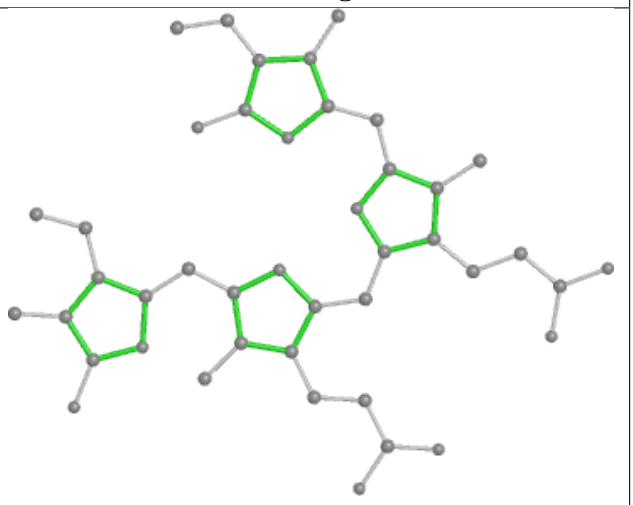

Rings

Ligand CLA A2 837

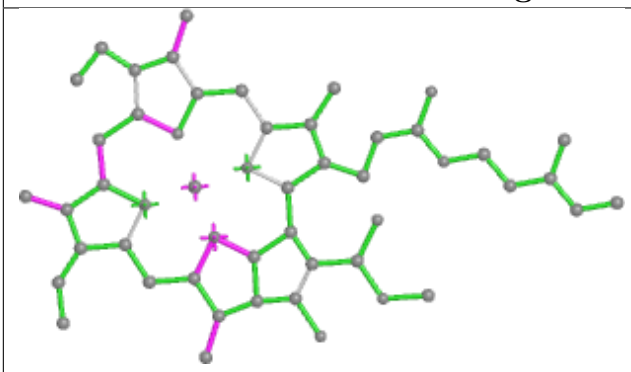

Bond lengths

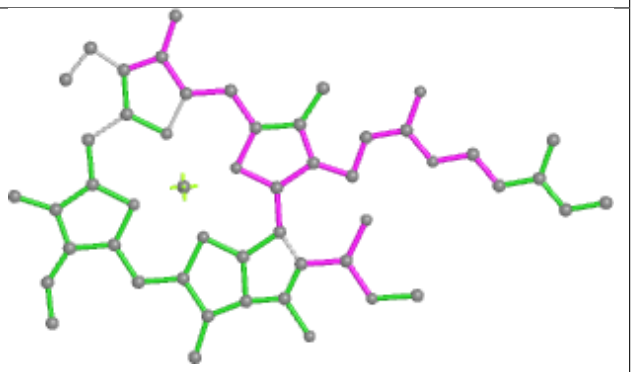

Bond angles

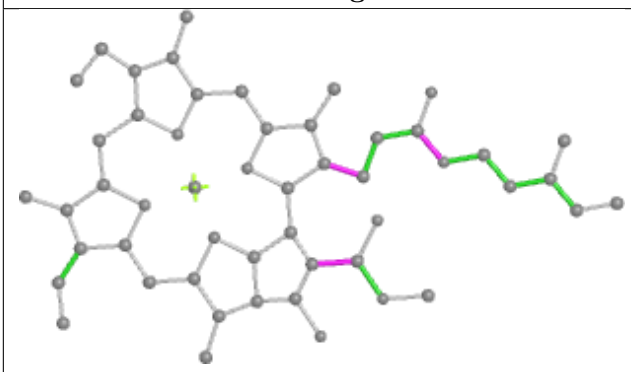

Torsions

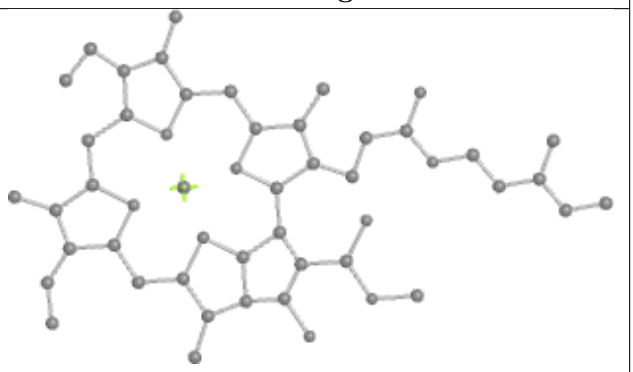

Rings

Ligand PEB A1 302

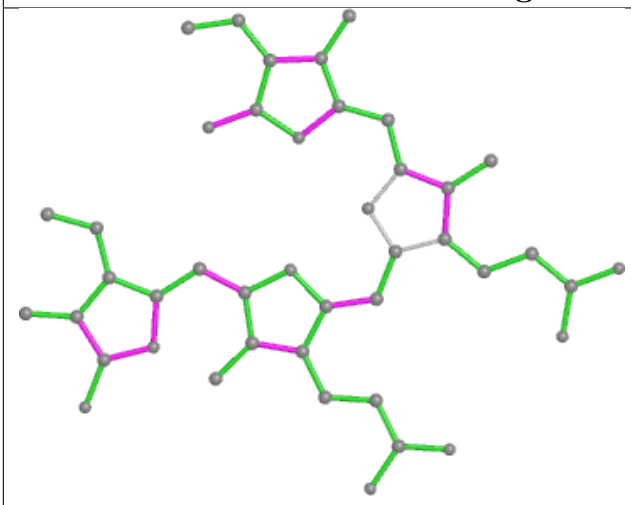

Bond lengths

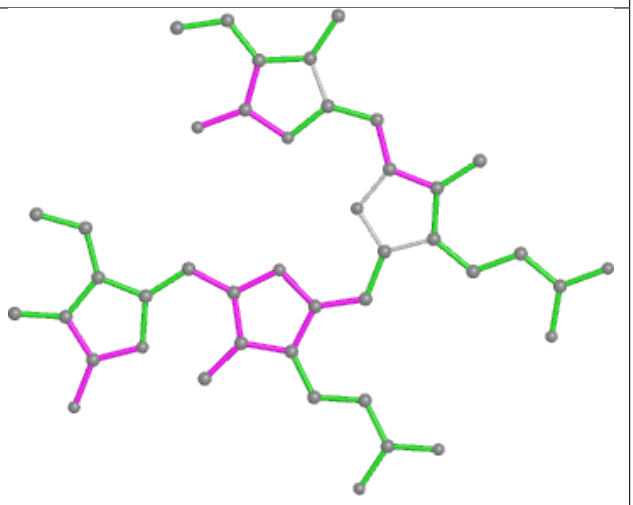

Bond angles

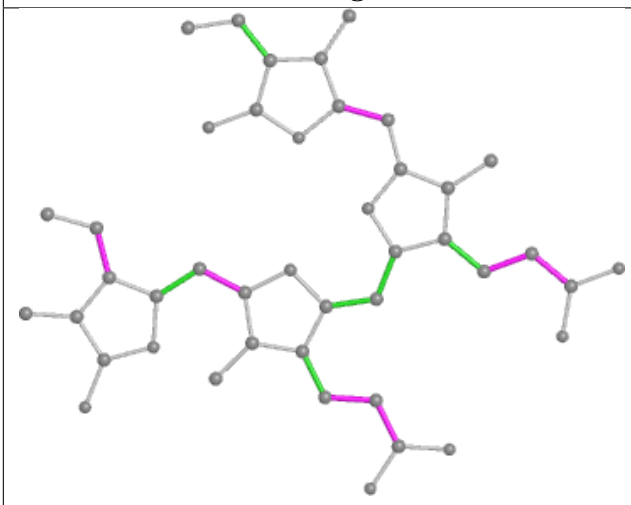

Torsions

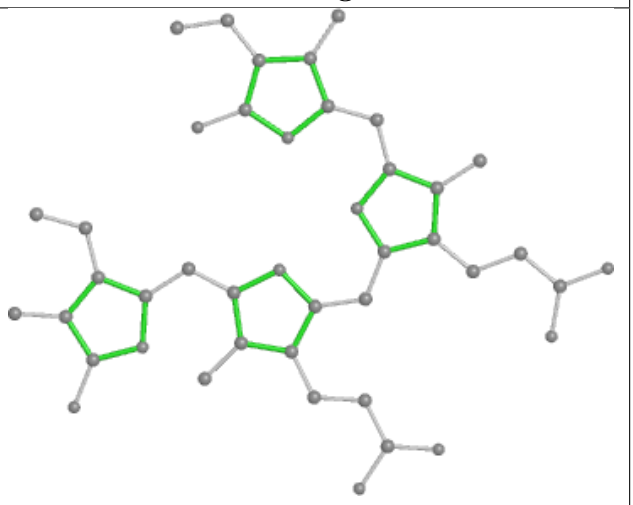

Rings

Ligand PEB lE 202

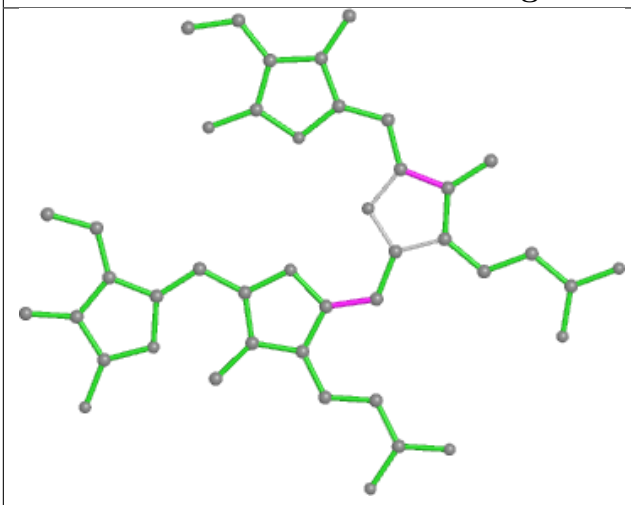

Bond lengths

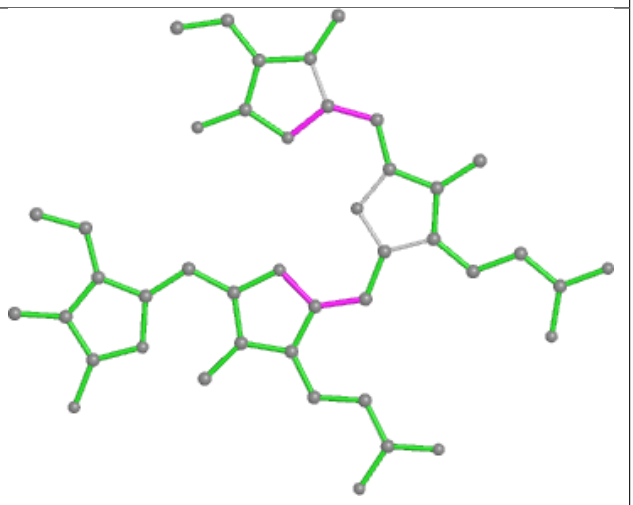

Bond angles

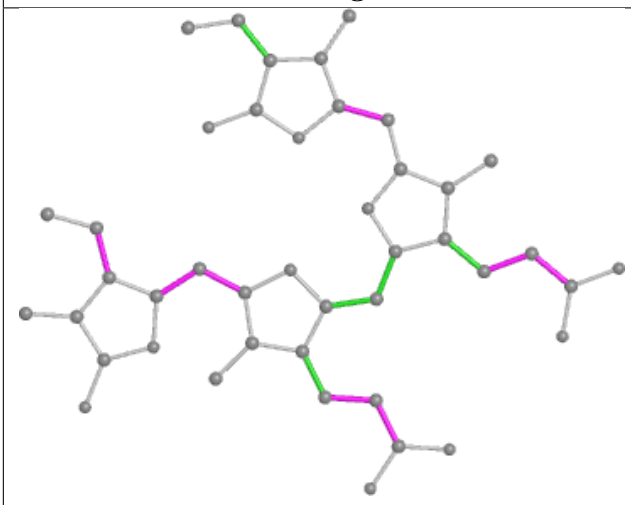

Torsions

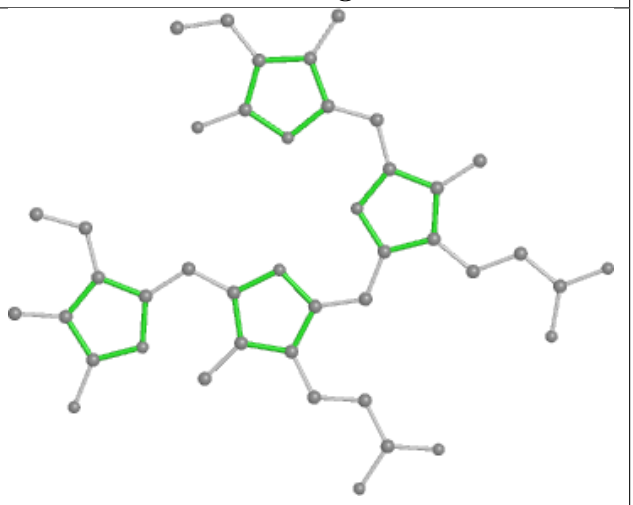

Rings

Ligand CLA BN 818

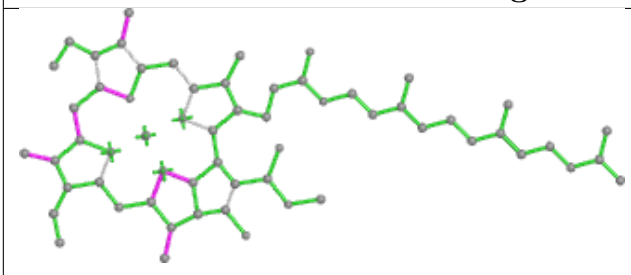

Bond lengths

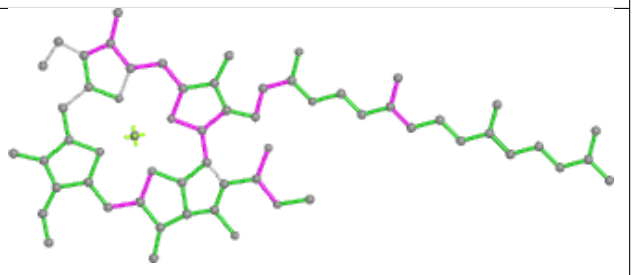

Bond angles

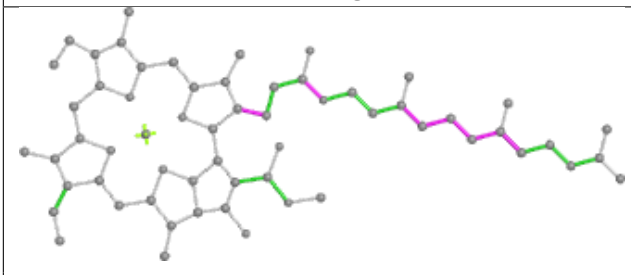

Torsions

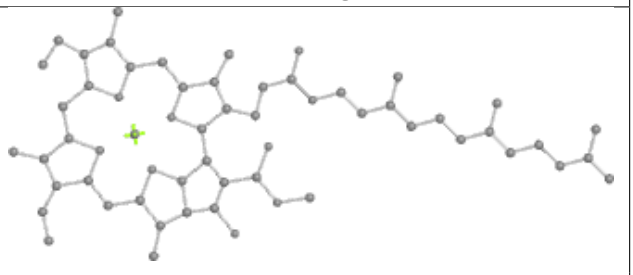

Rings

Ligand LMG B6 618

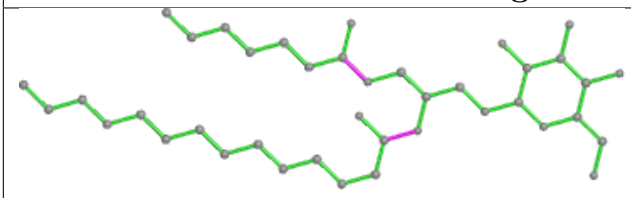

Bond lengths

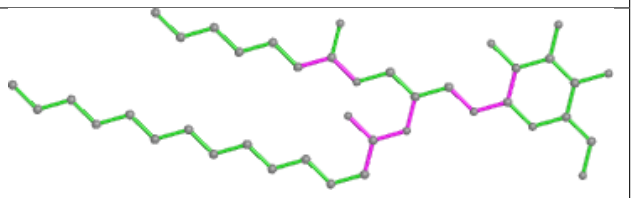

Bond angles

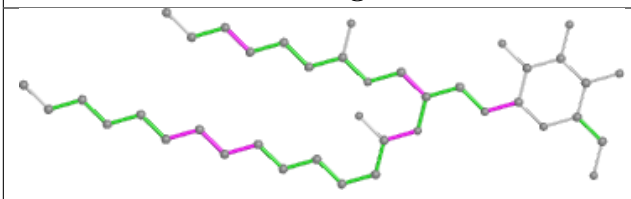

Torsions

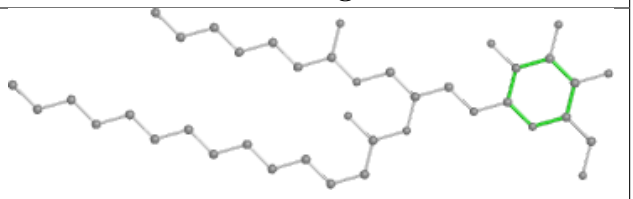

Rings

Ligand PEB Q4 201

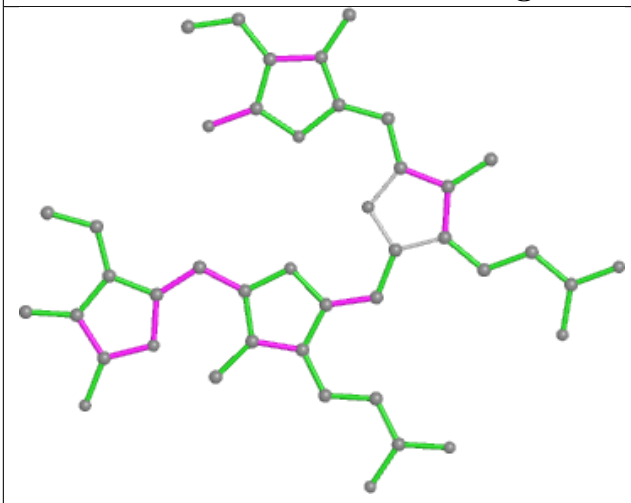

Bond lengths

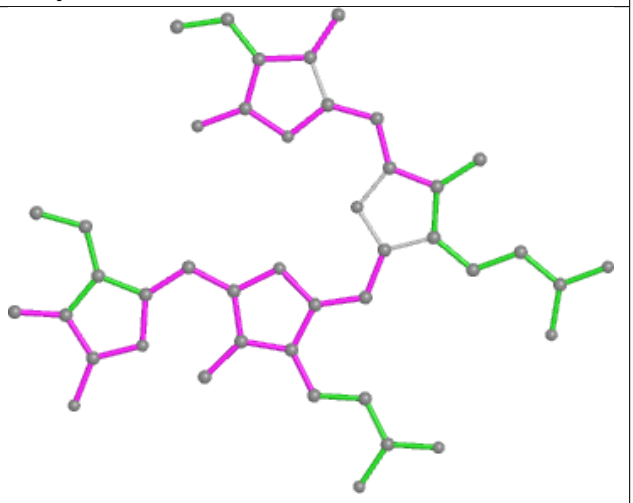

Bond angles

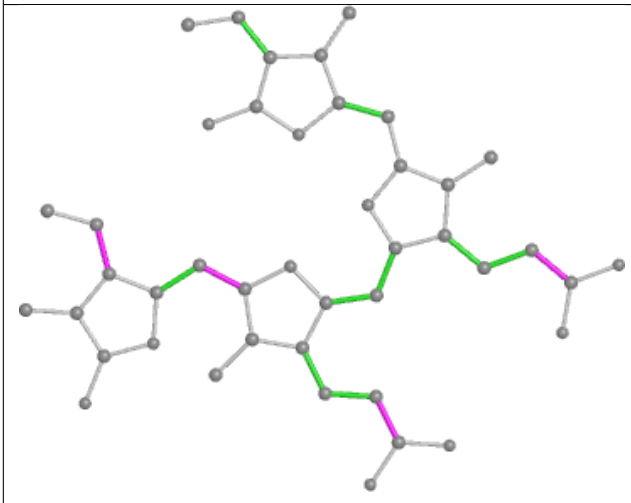

Torsions

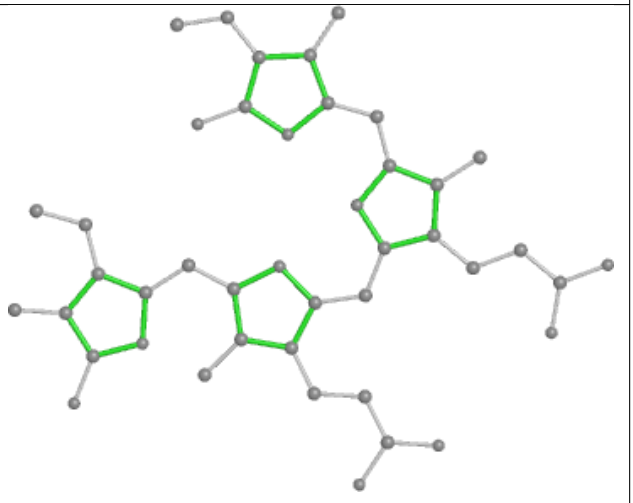

Rings

Ligand BCR AN 848

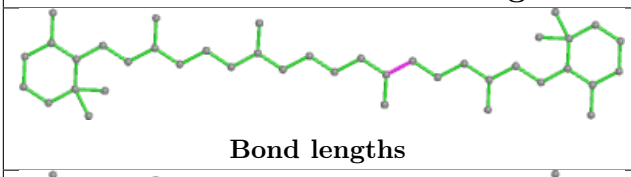

Bond lengths

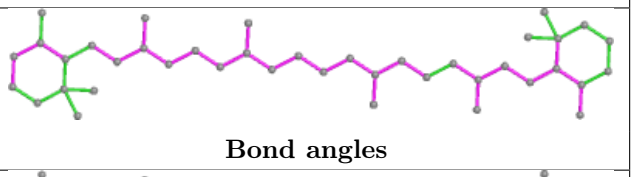

Bond angles

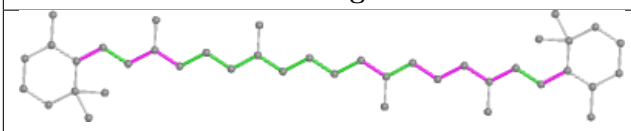

Torsions

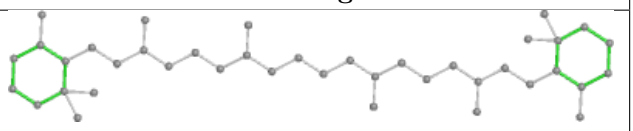

Rings

Ligand CLA F2 202

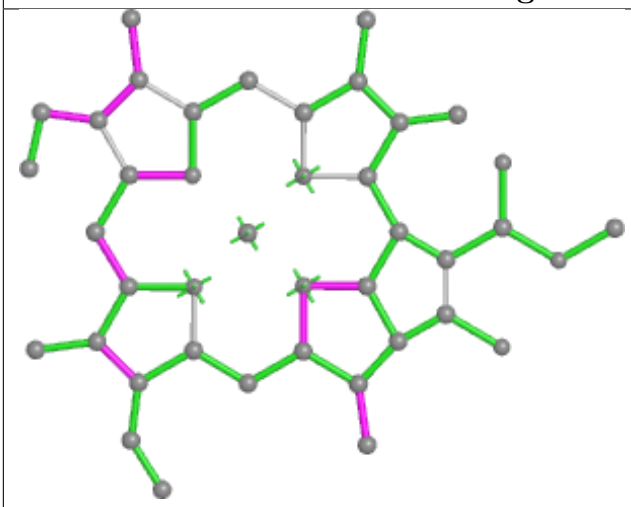

Bond lengths

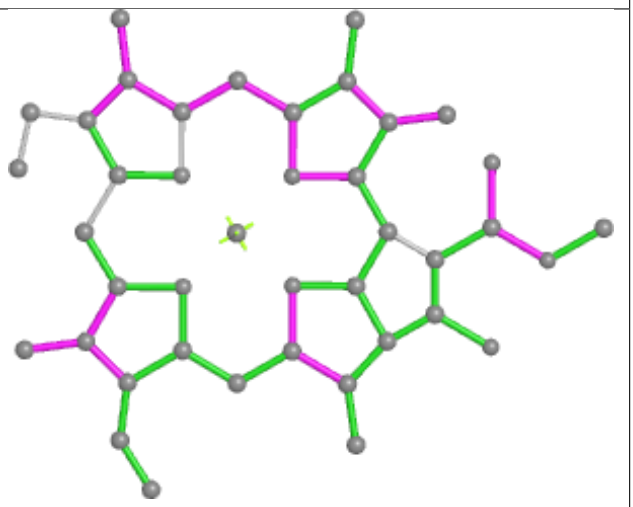

Bond angles

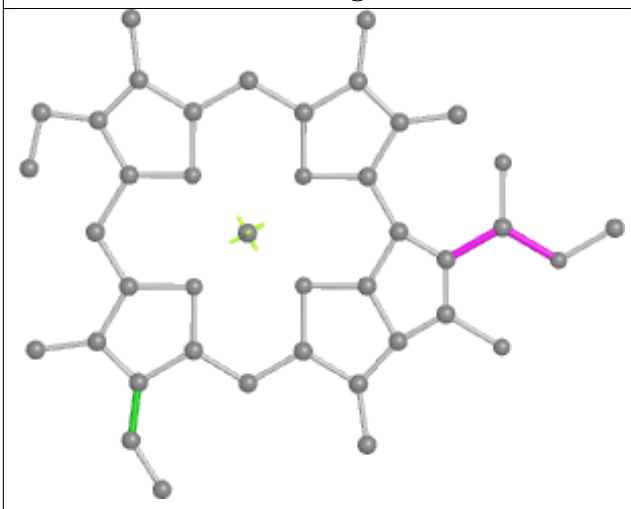

Torsions

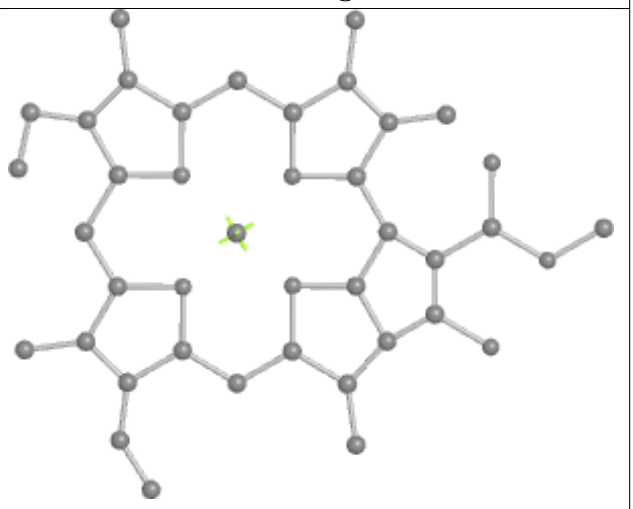

Rings

Ligand PEB MM 203

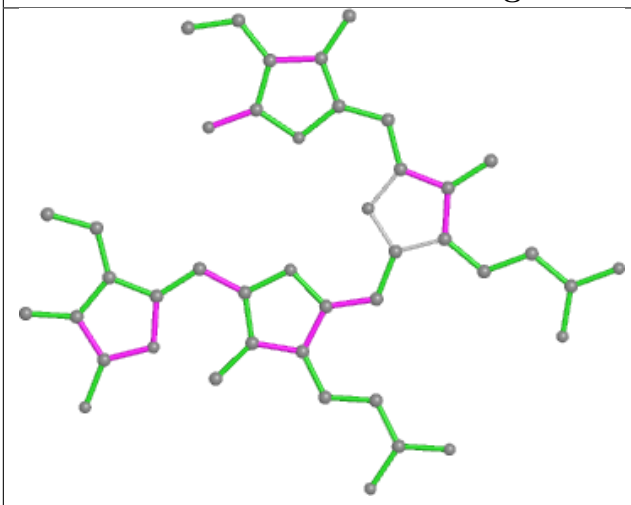

Bond lengths

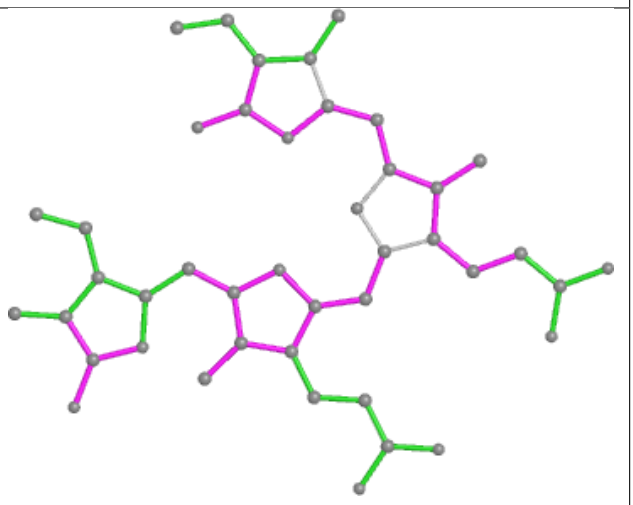

Bond angles

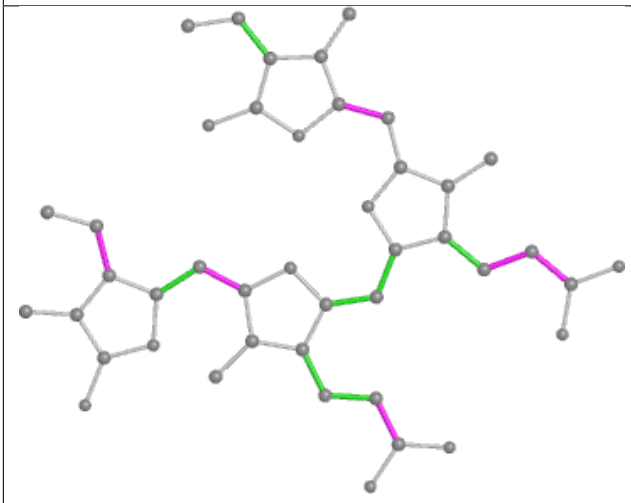

Torsions

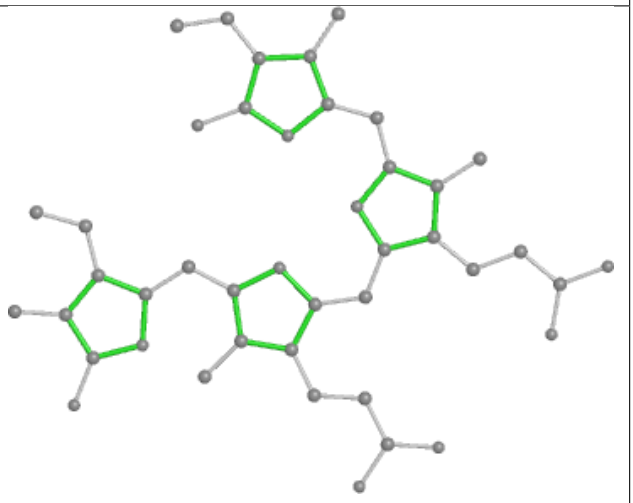

Rings

Ligand PEB YD 201

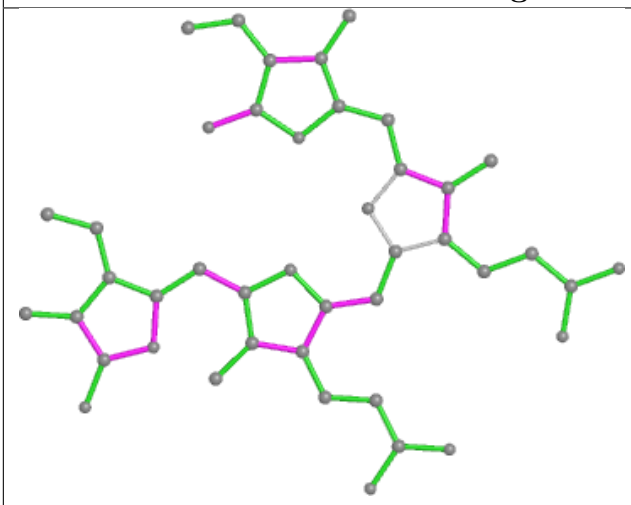

Bond lengths

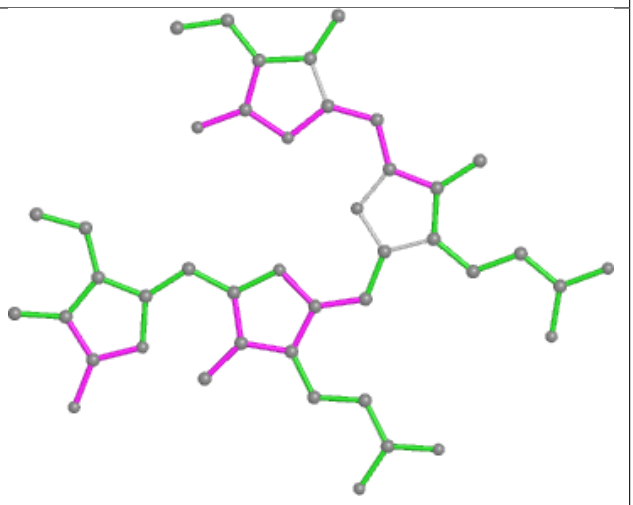

Bond angles

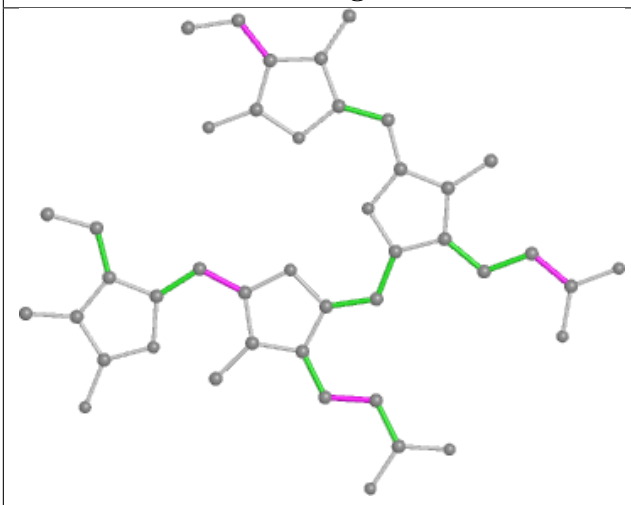

Torsions

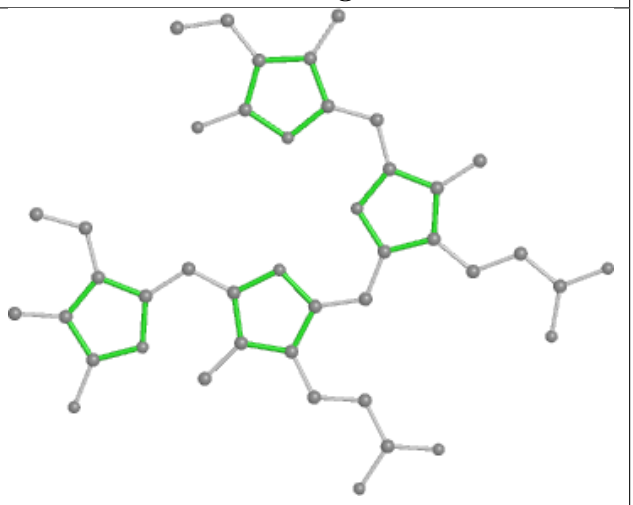

Rings

Ligand CYC EE 1001

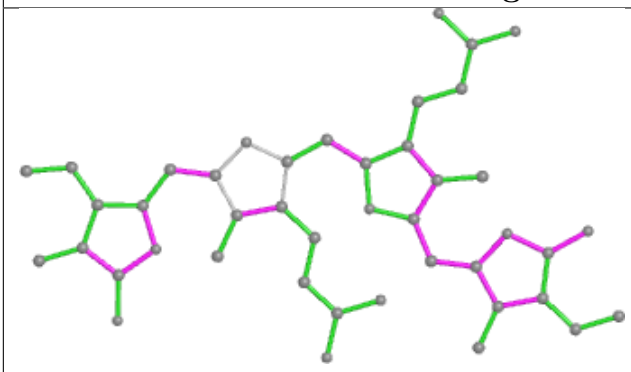

Bond lengths

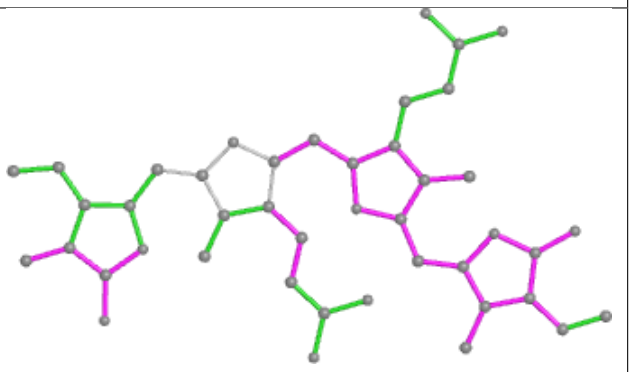

Bond angles

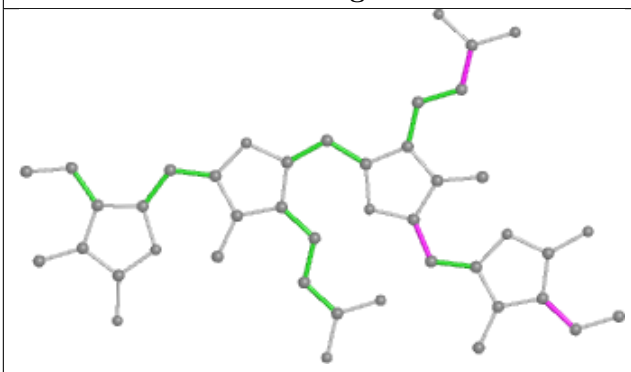

Torsions

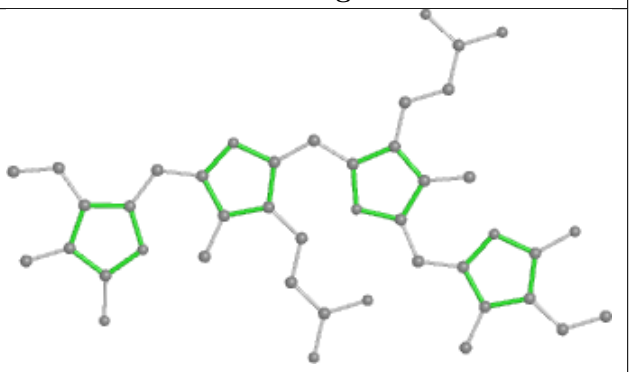

Rings

Ligand PEB GP 201

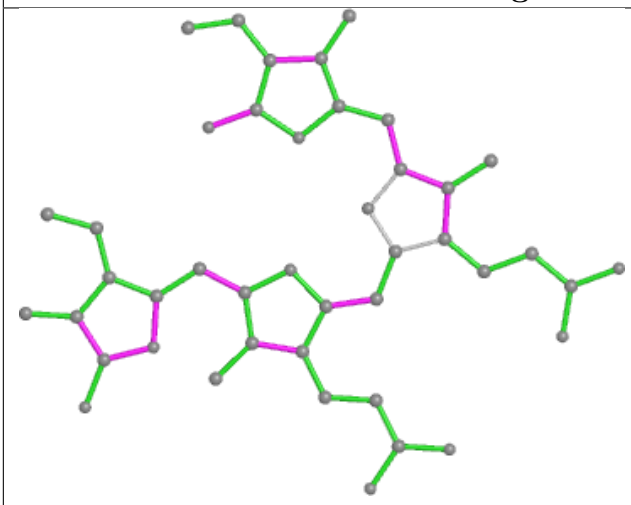

Bond lengths

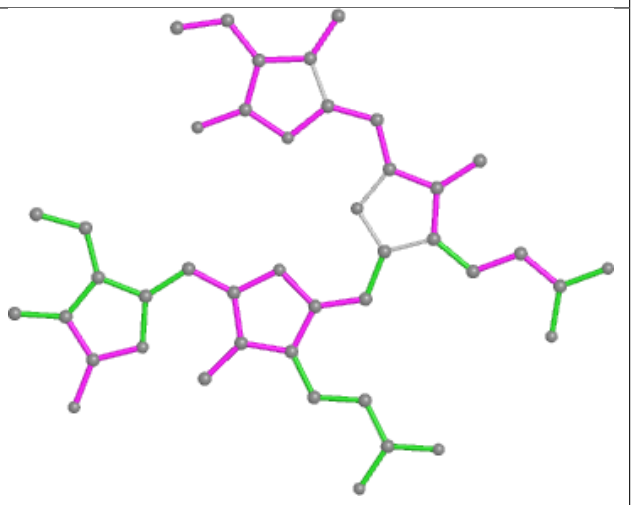

Bond angles

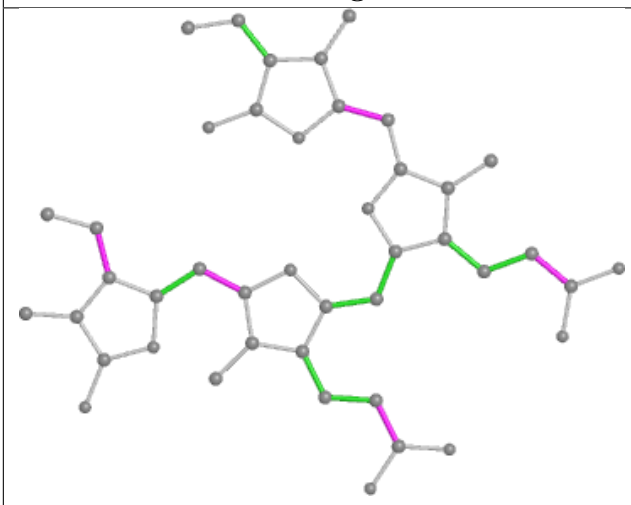

Torsions

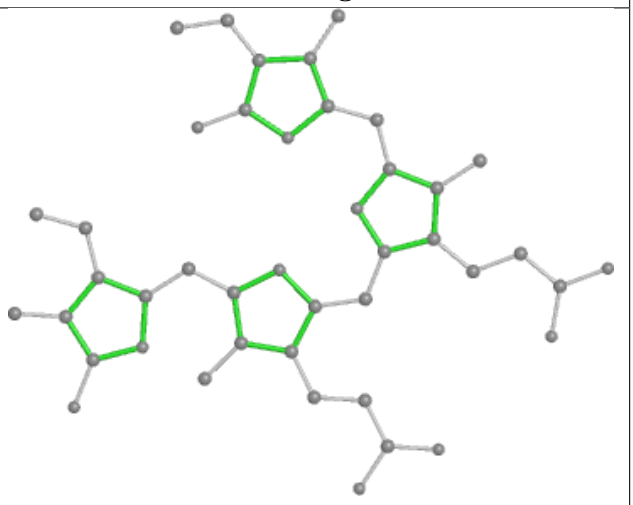

Rings

Ligand PEB W7 202

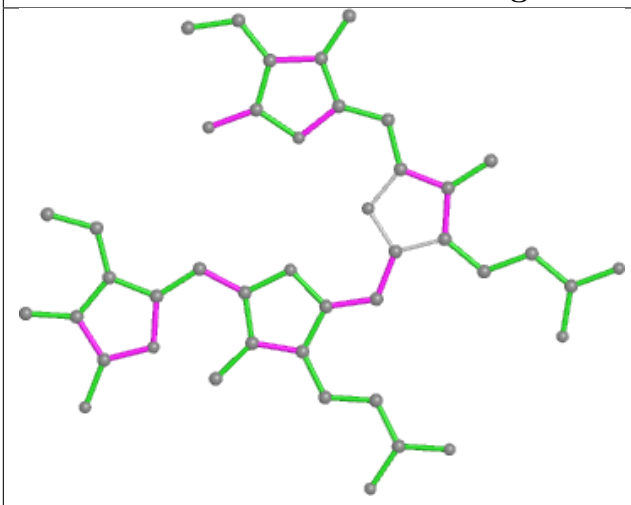

Bond lengths

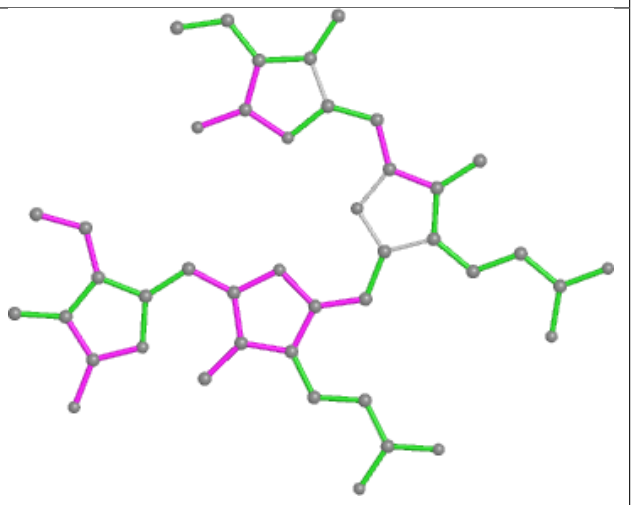

Bond angles

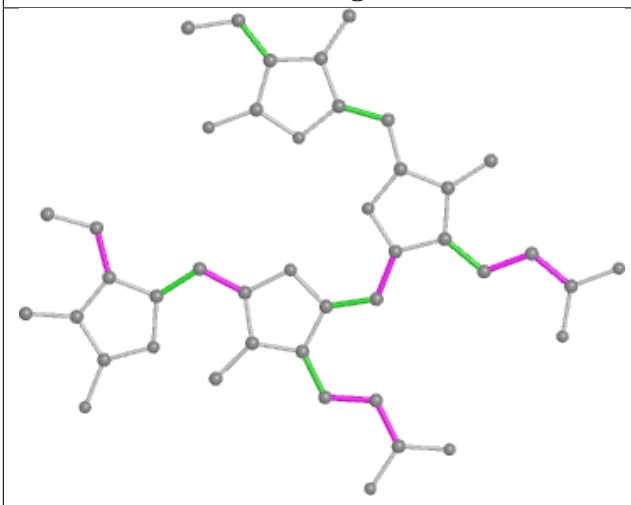

Torsions

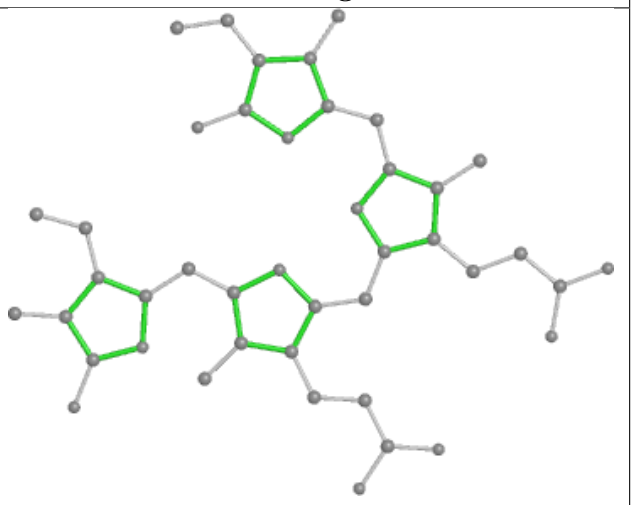

Rings

Ligand PEB 18 201

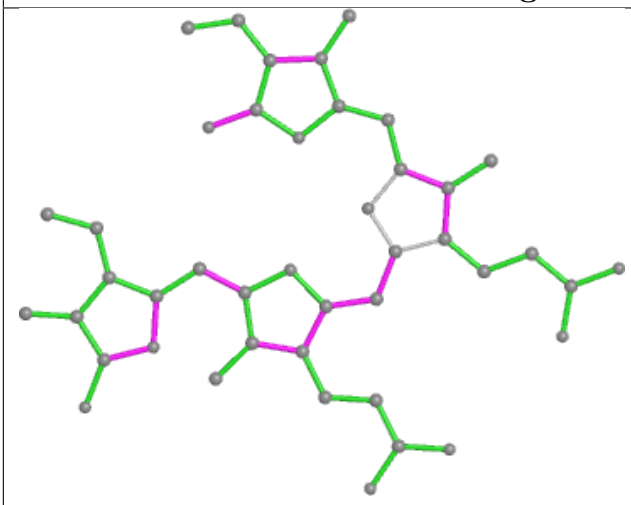

Bond lengths

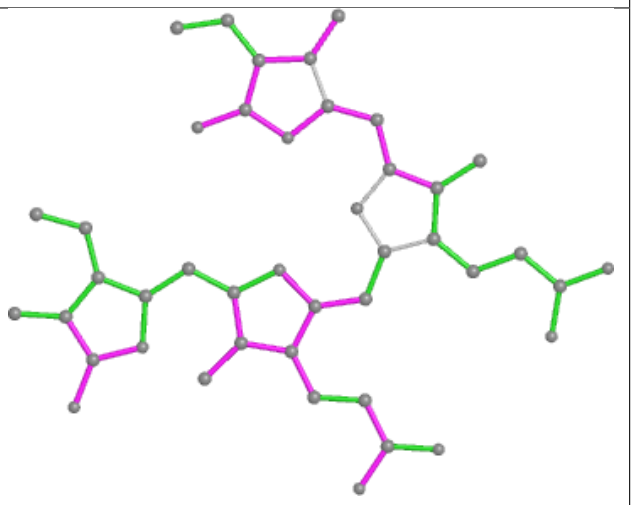

Bond angles

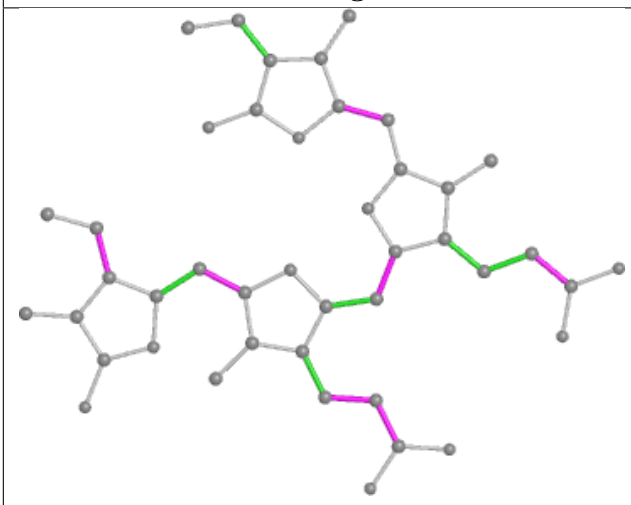

Torsions

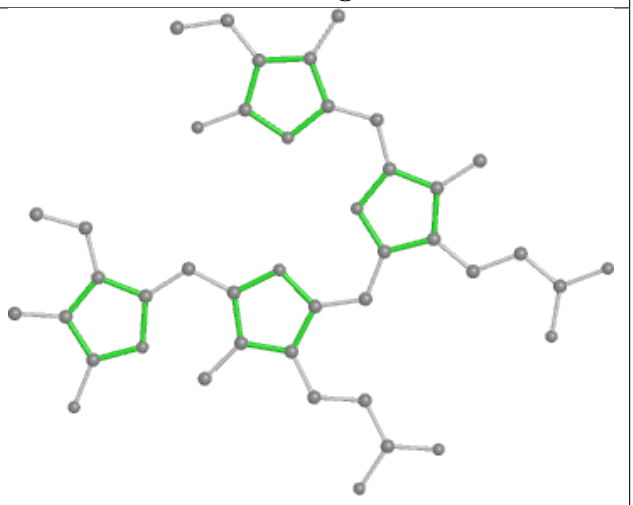

Rings

Ligand PEB kO 203

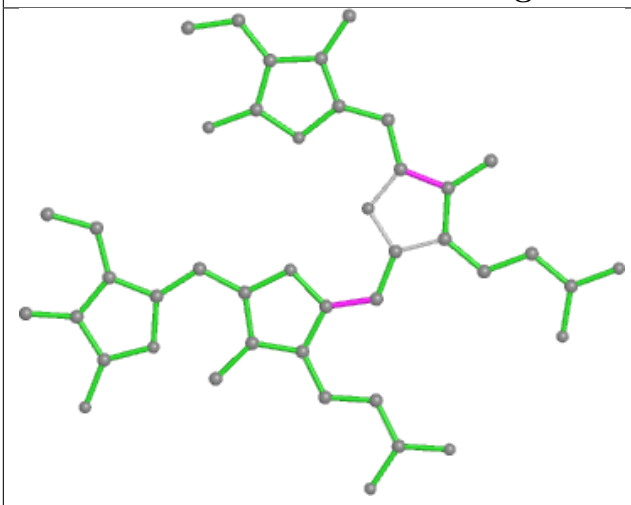

Bond lengths

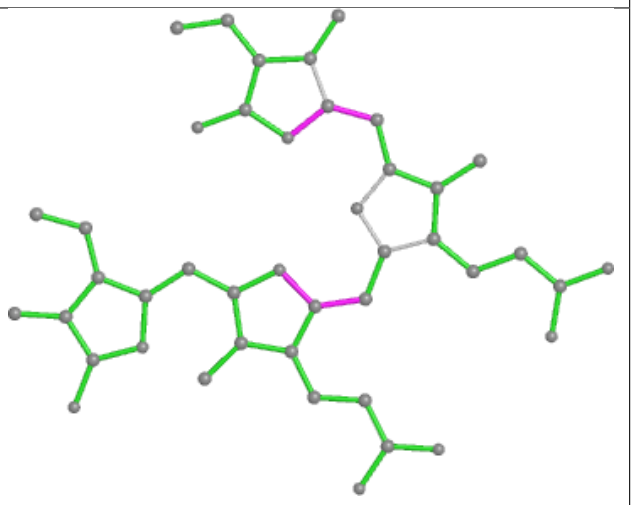

Bond angles

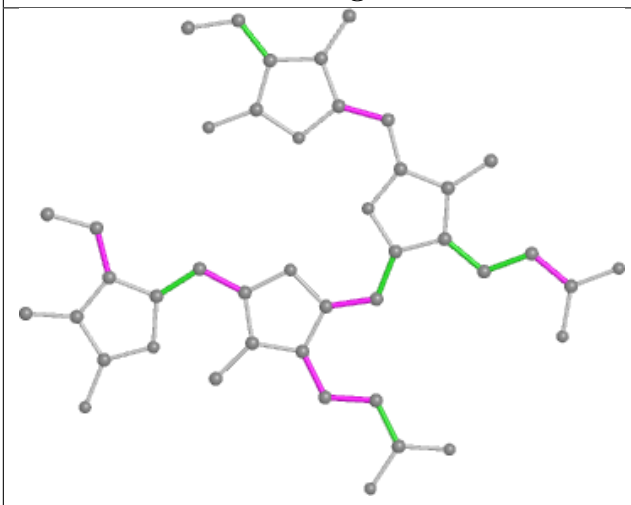

Torsions

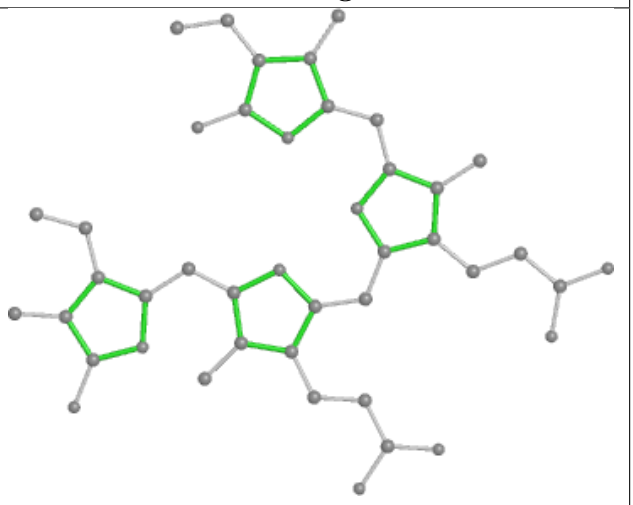

Rings

Ligand PEB HQ 203

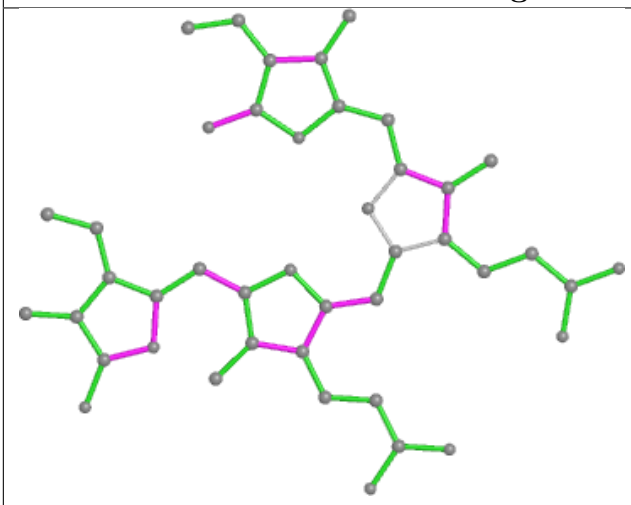

Bond lengths

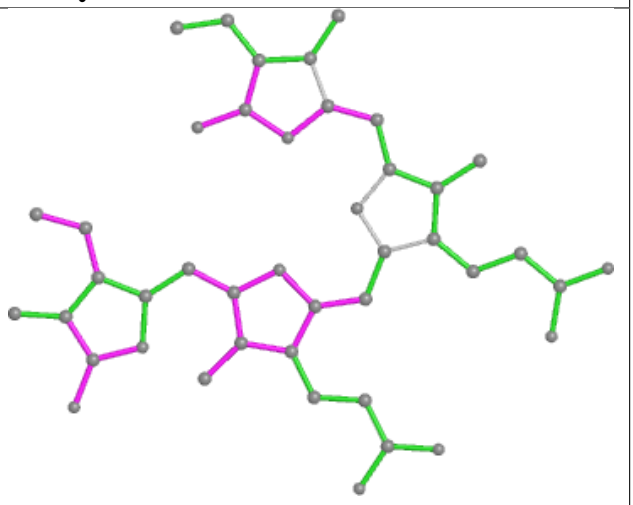

Bond angles

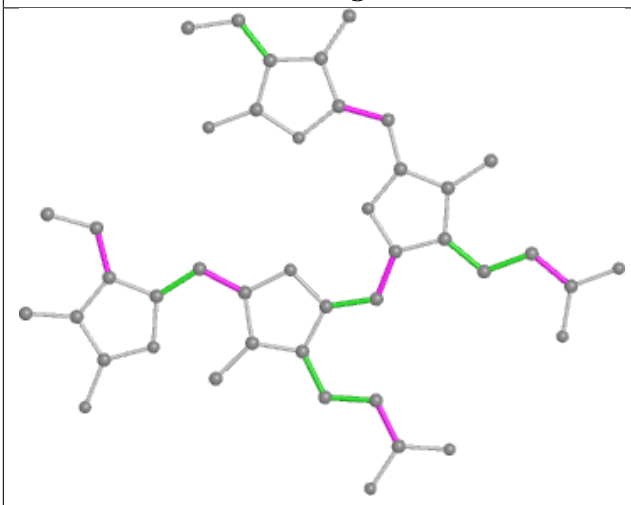

Torsions

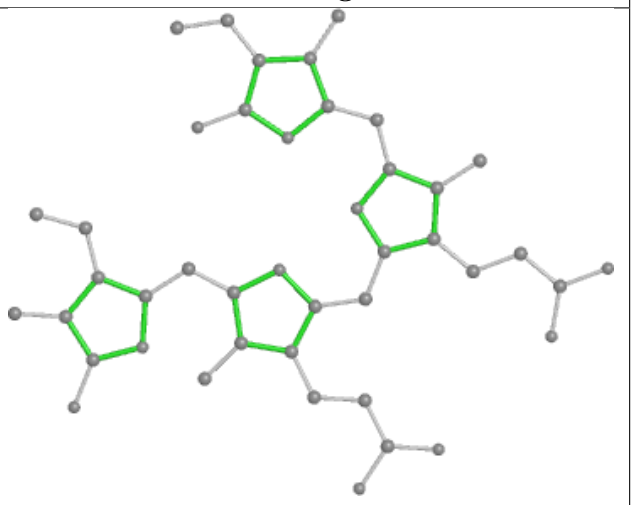

Rings

Ligand LHG C6 505

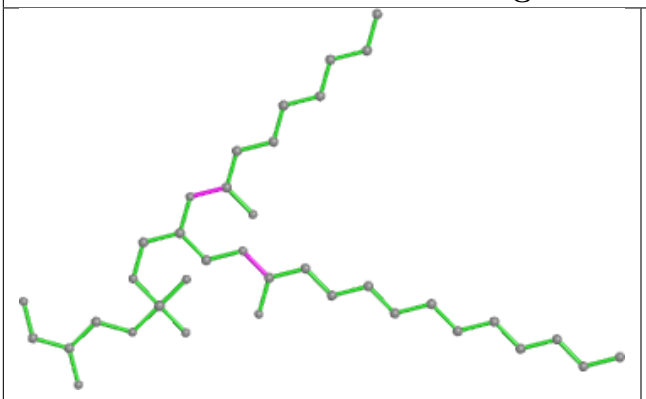

Bond lengths

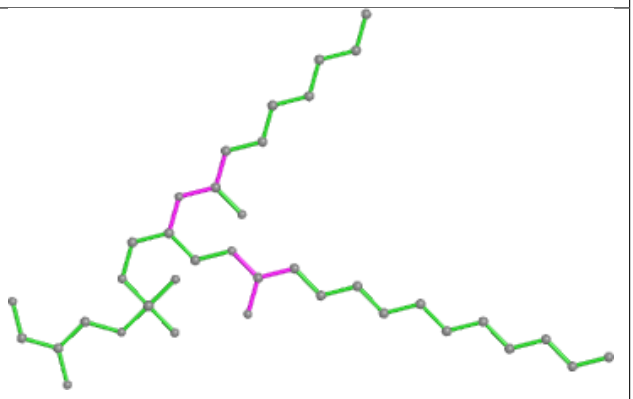

Bond angles

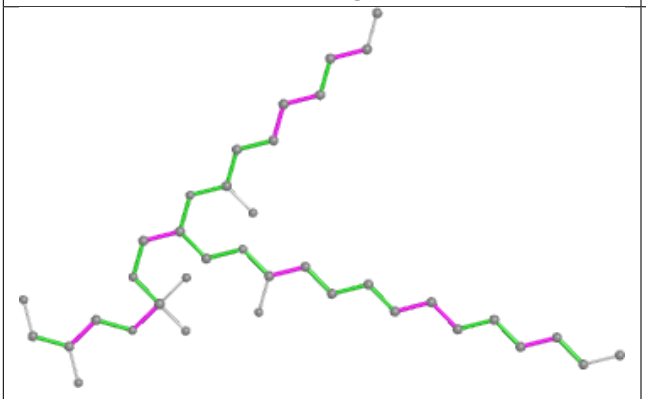

Torsions

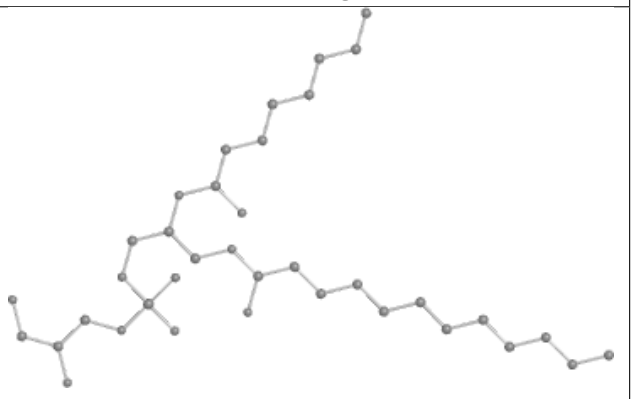

Rings

Ligand PEB SM 203

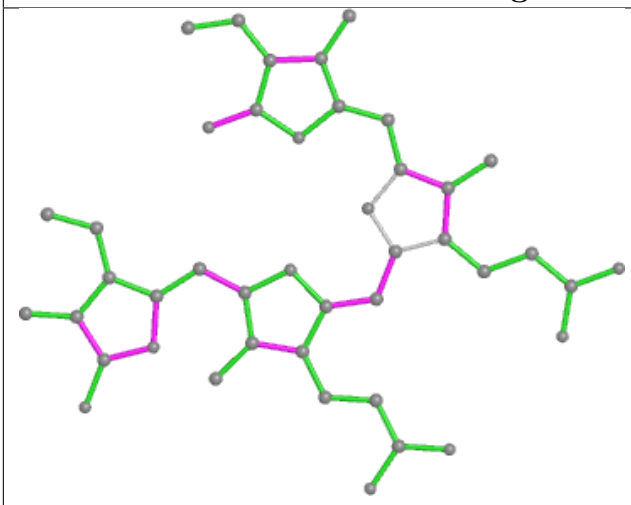

Bond lengths

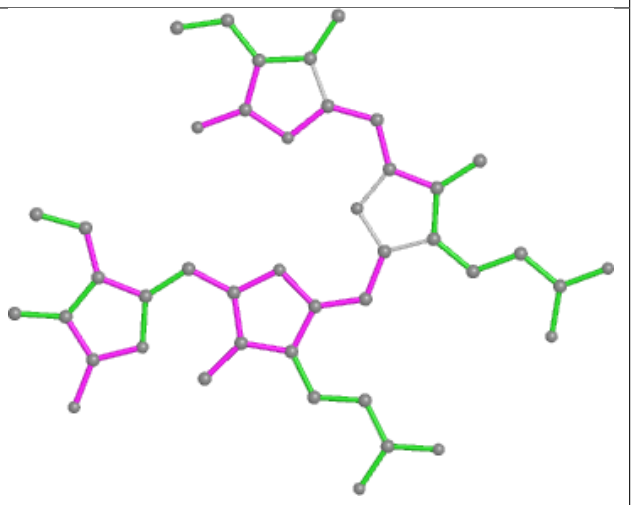

Bond angles

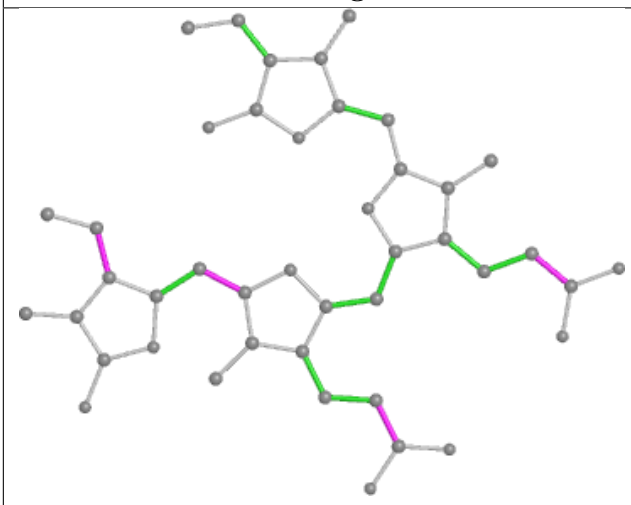

Torsions

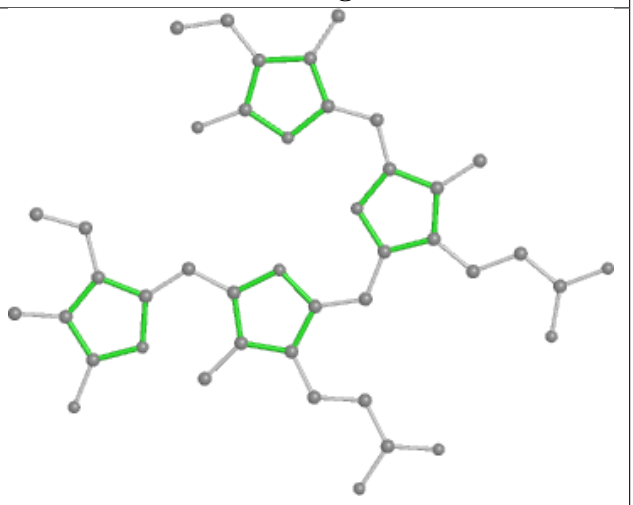

Rings

Ligand PEB O5 201

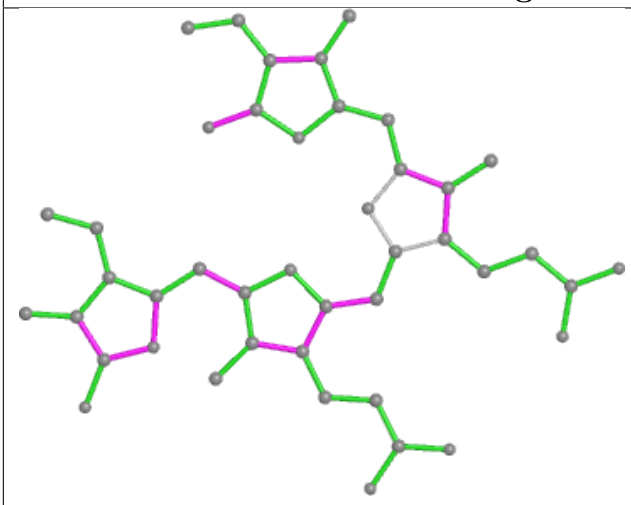

Bond lengths

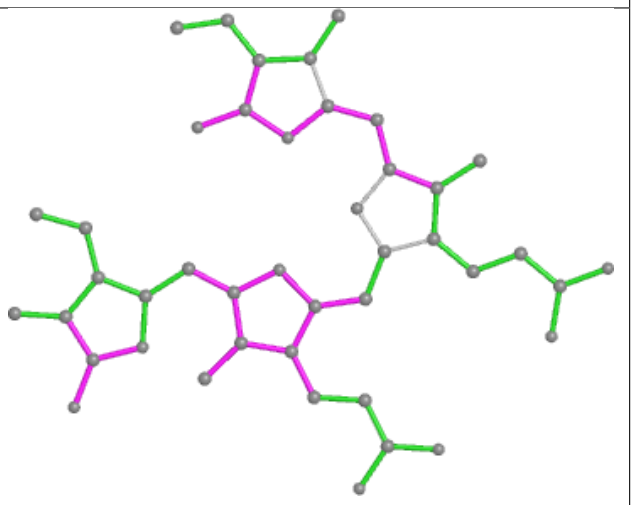

Bond angles

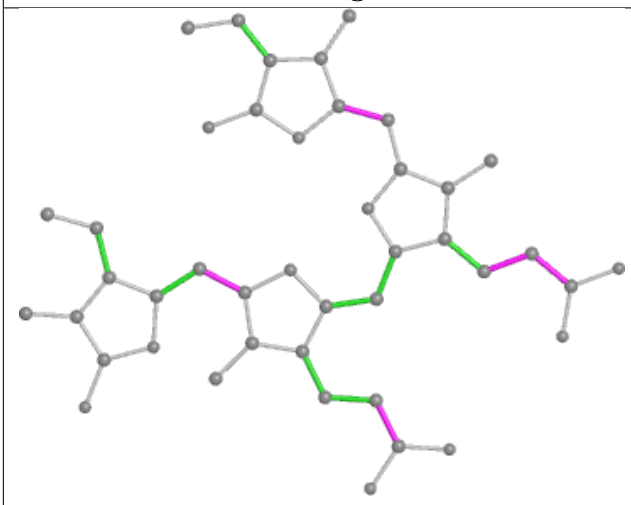

Torsions

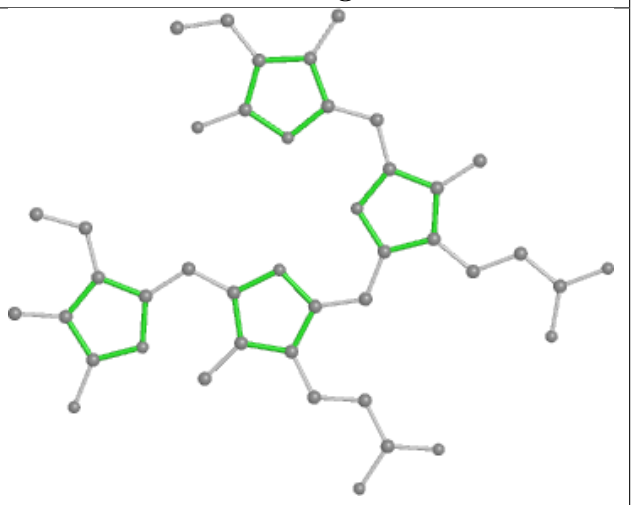

Rings

Ligand CLA B6 613

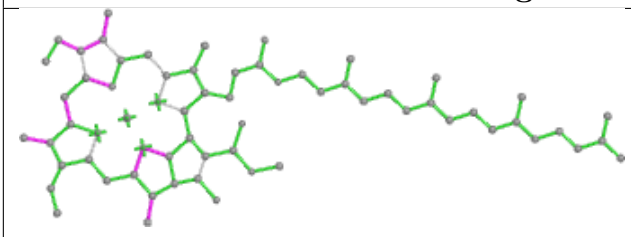

Bond lengths

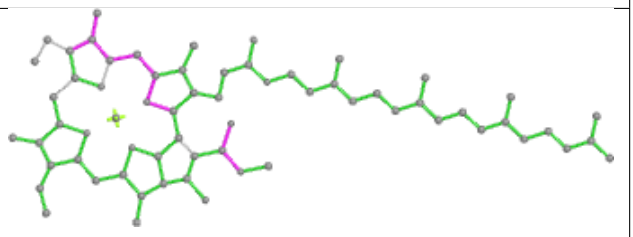

Bond angles

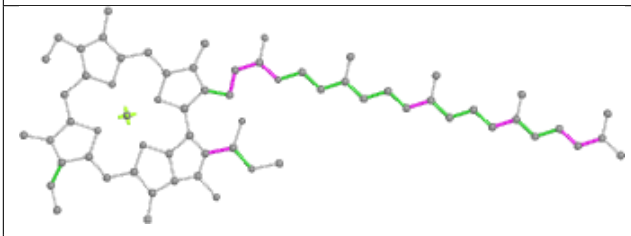

Torsions

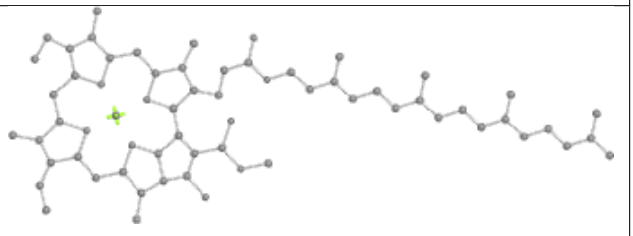

Rings

Ligand PEB sK 201

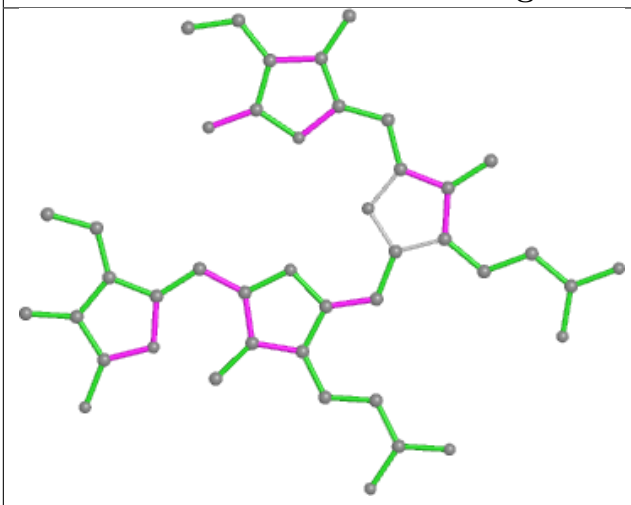

Bond lengths

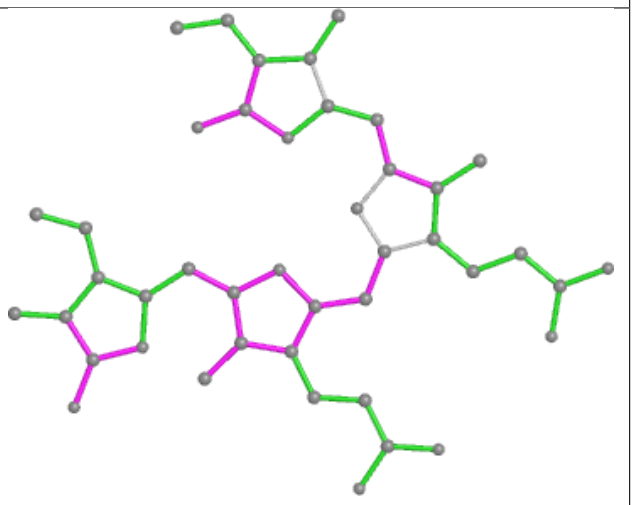

Bond angles

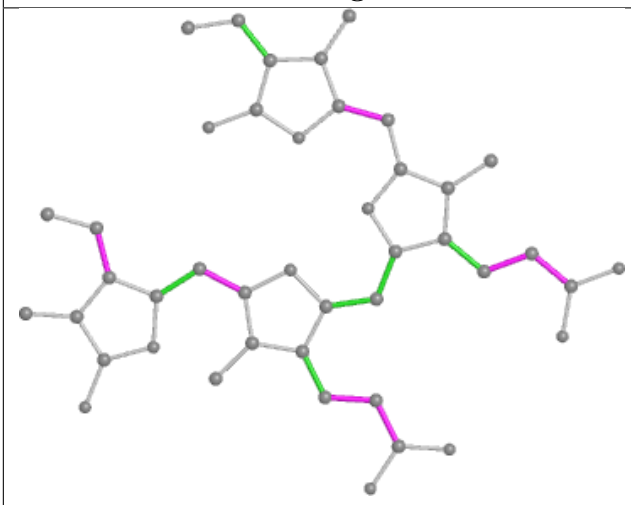

Torsions

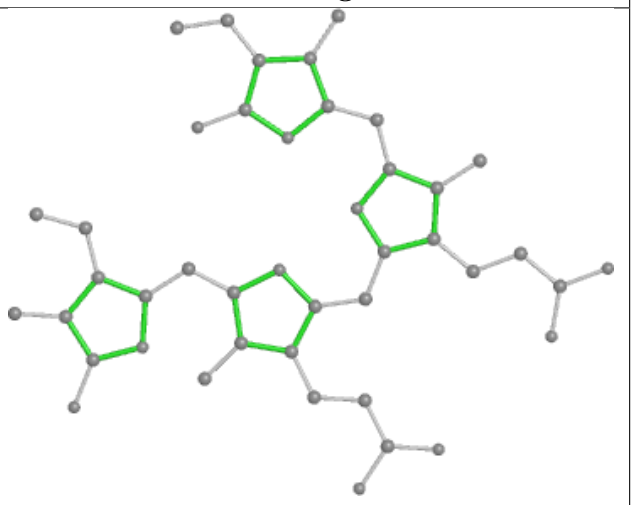

Rings

Ligand PEB MK 203

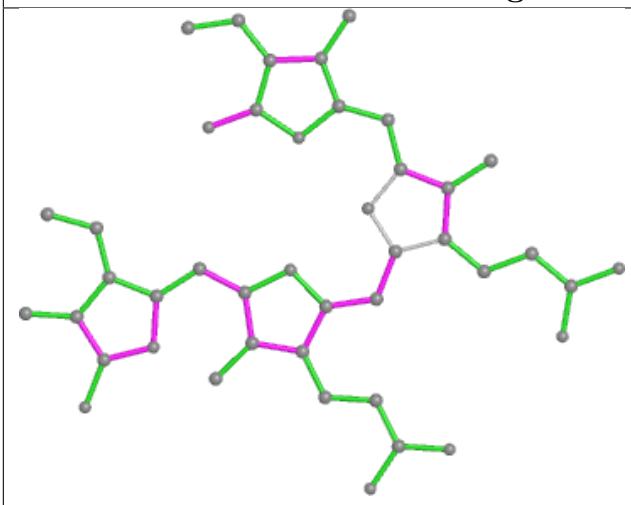

Bond lengths

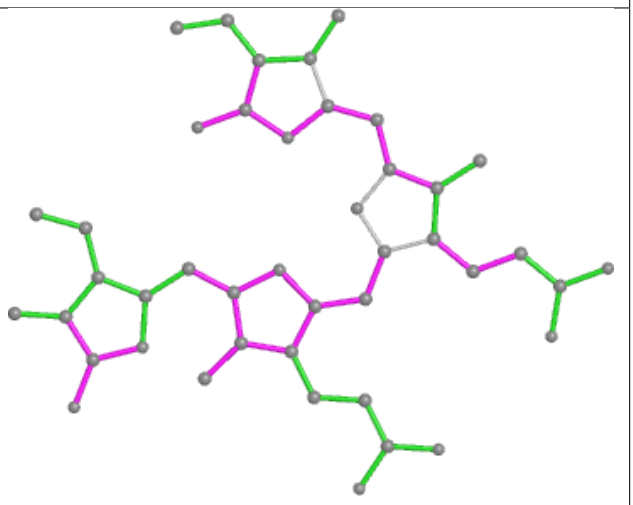

Bond angles

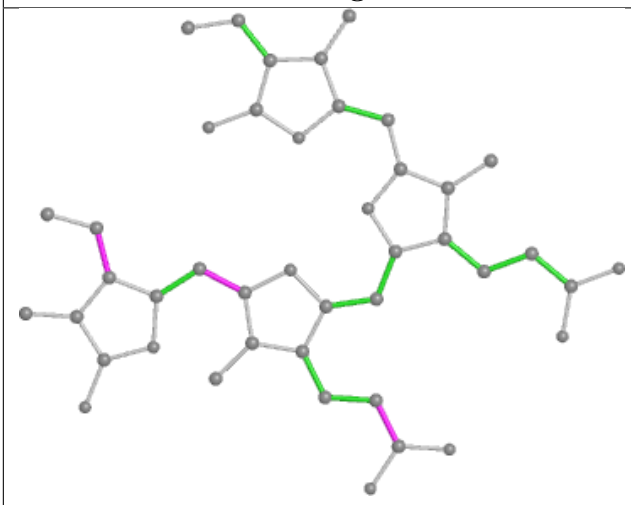

Torsions

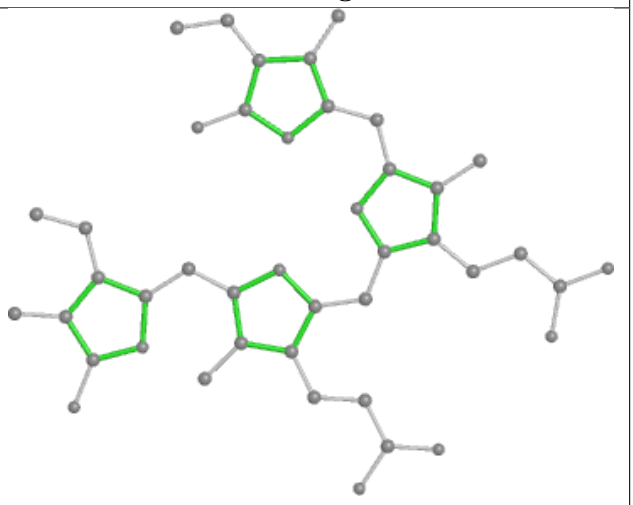

Rings

Ligand PEB OK 203

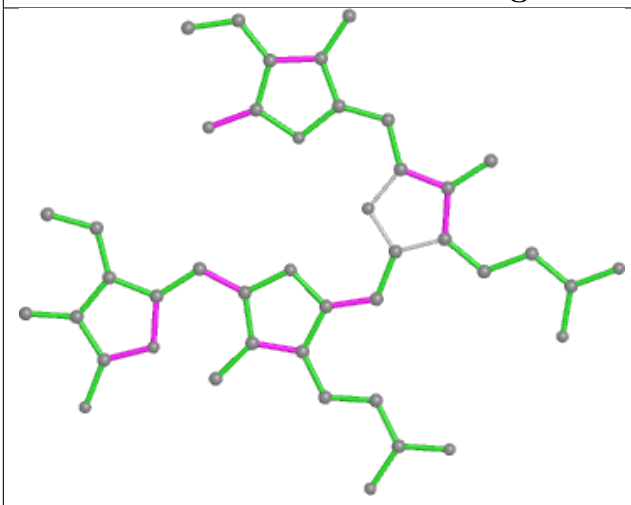

Bond lengths

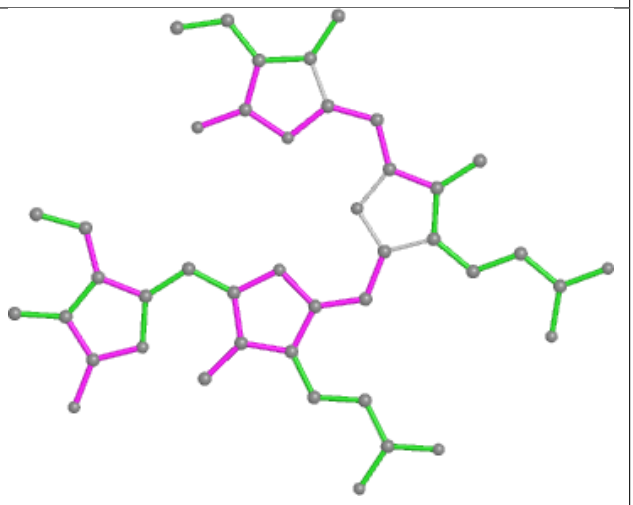

Bond angles

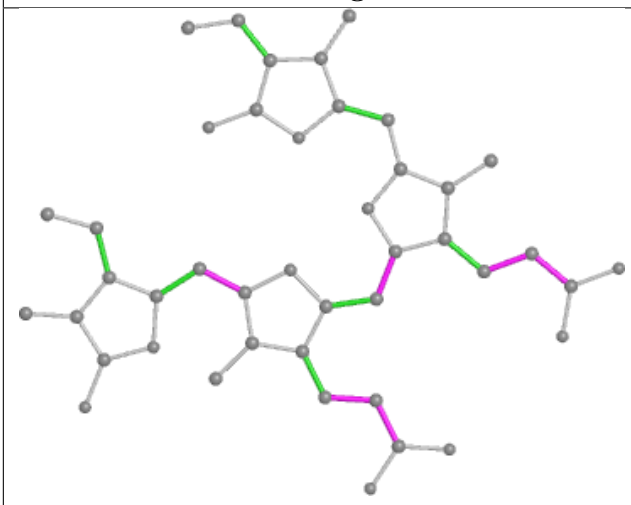

Torsions

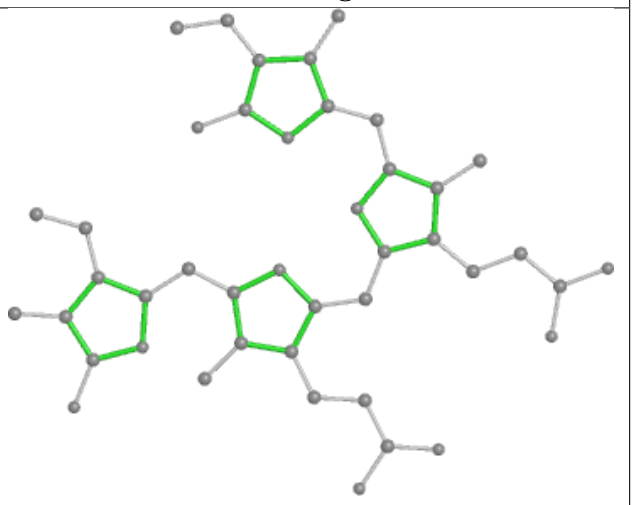

Rings

Ligand PEB eE 202

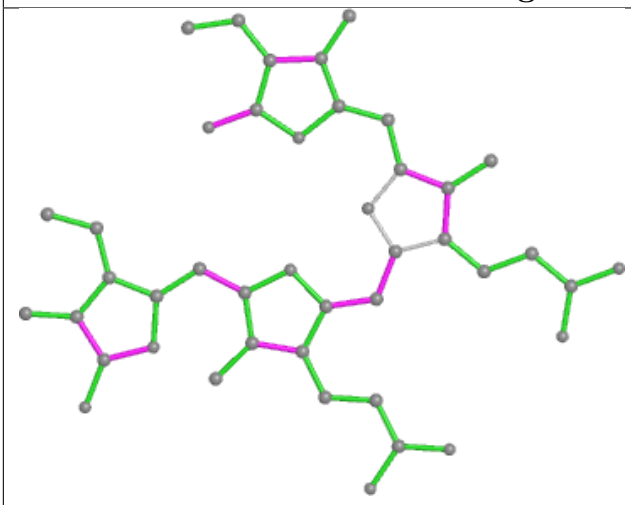

Bond lengths

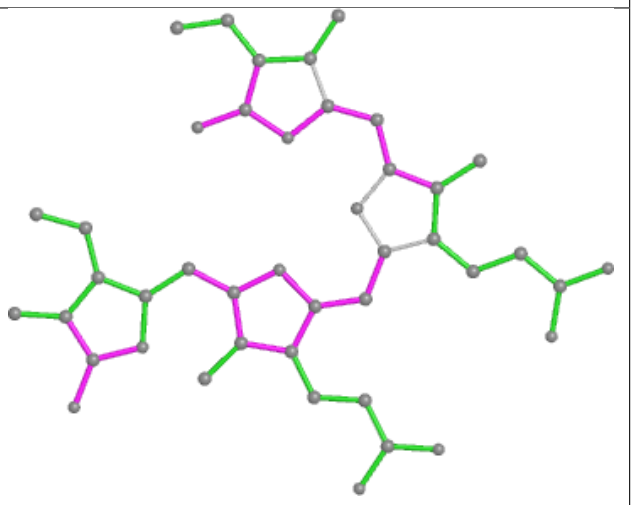

Bond angles

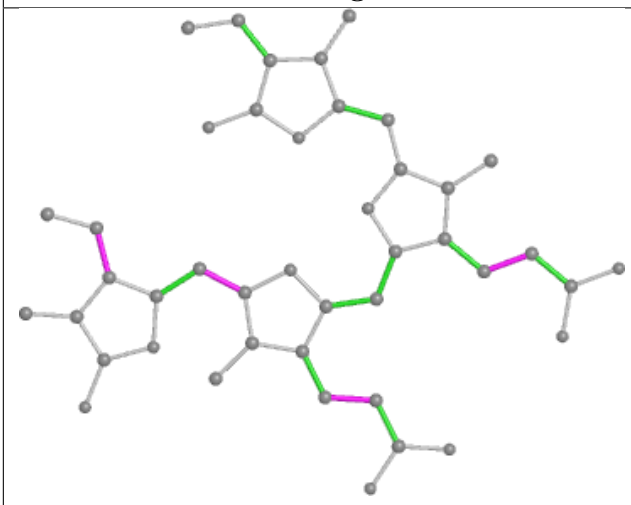

Torsions

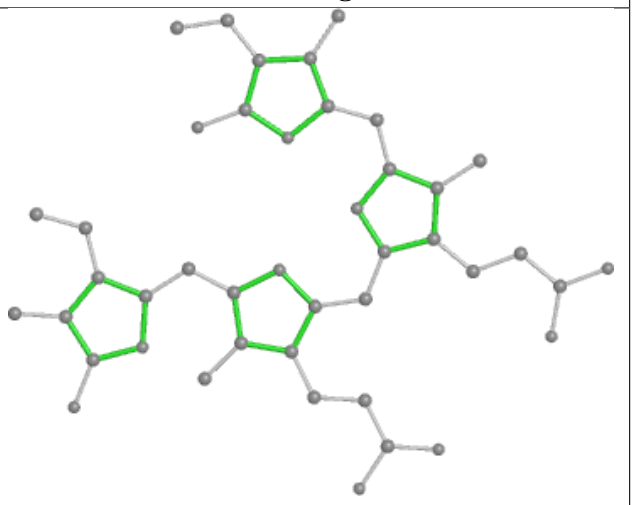

Rings

Ligand PEB cB 401

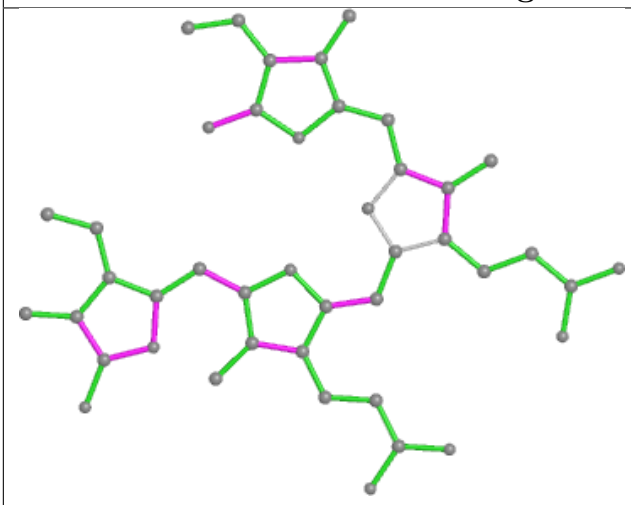

Bond lengths

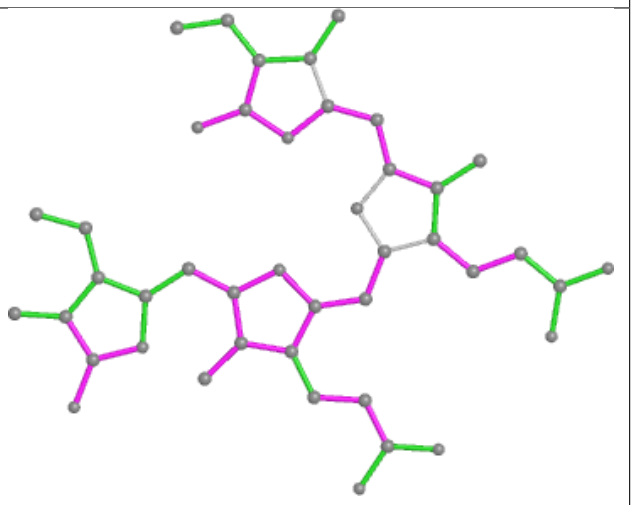

Bond angles

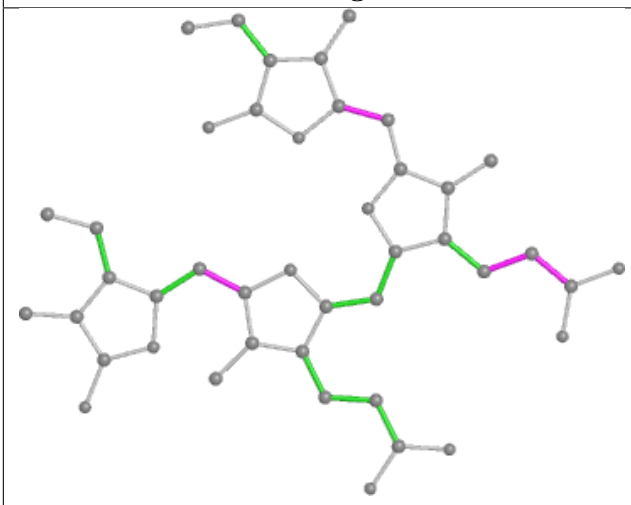

Torsions

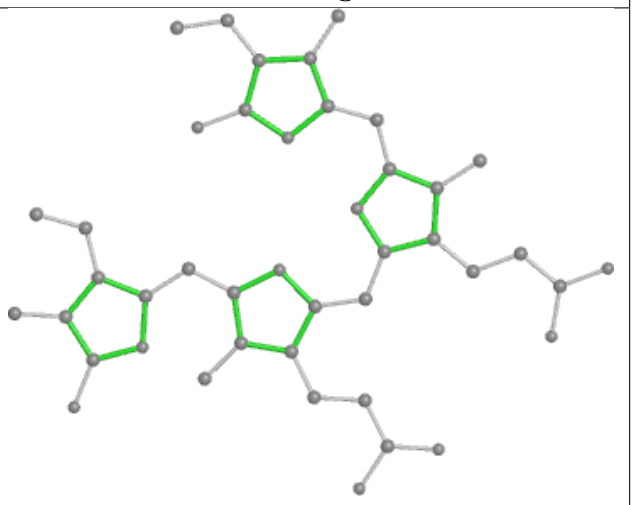

Rings

Ligand PEB PP 202

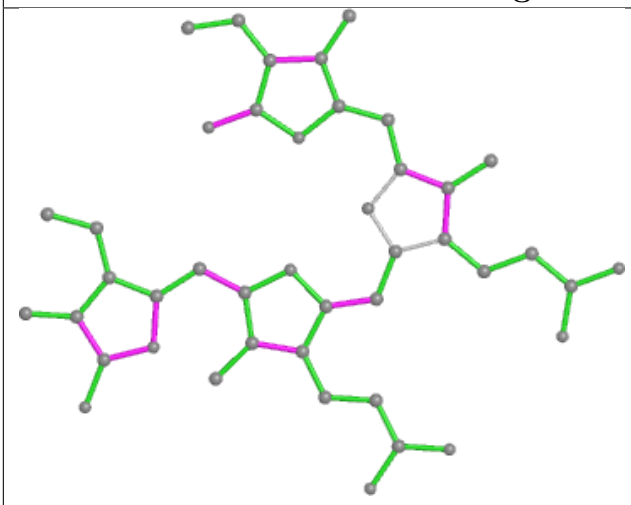

Bond lengths

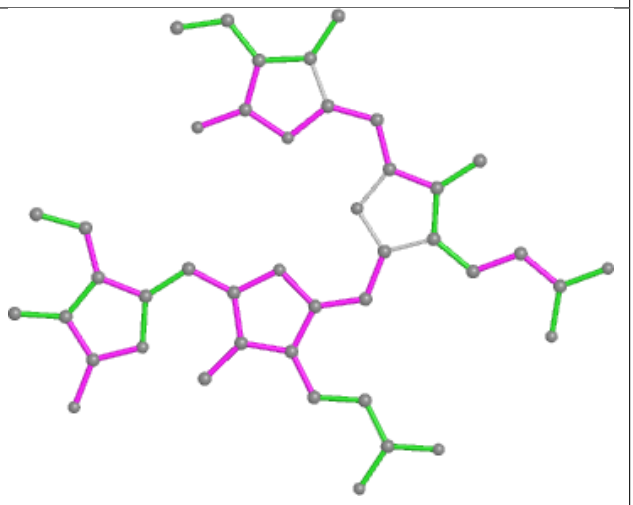

Bond angles

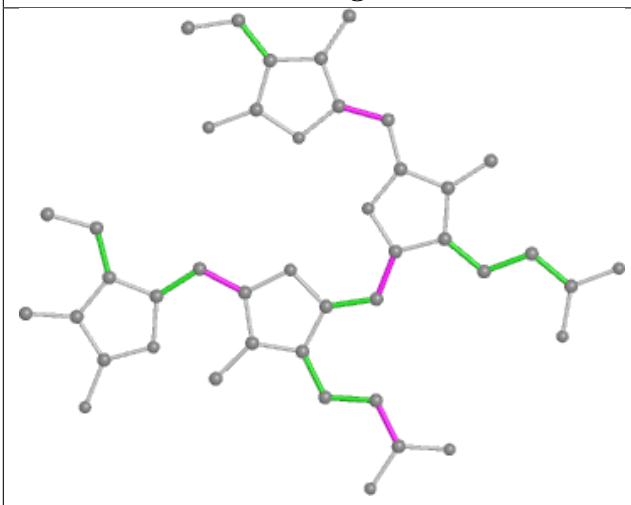

Torsions

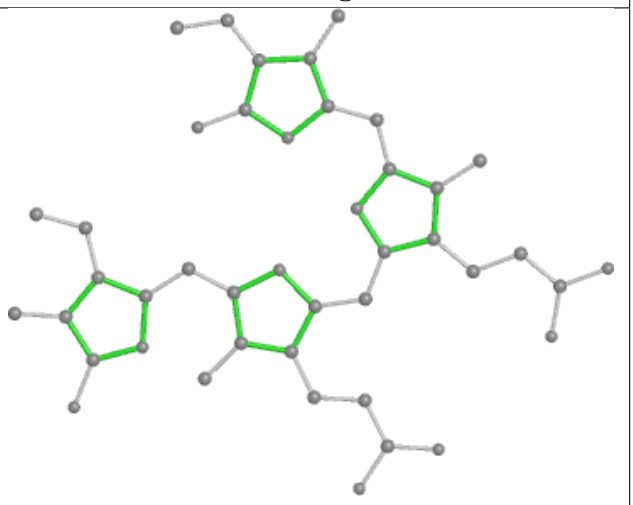

Rings

Ligand CLA A2 832

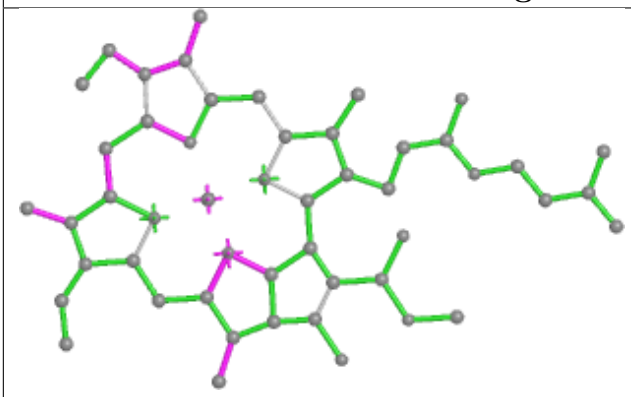

Bond lengths

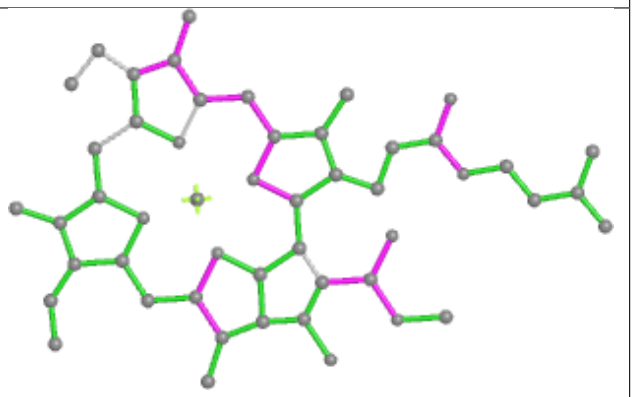

Bond angles

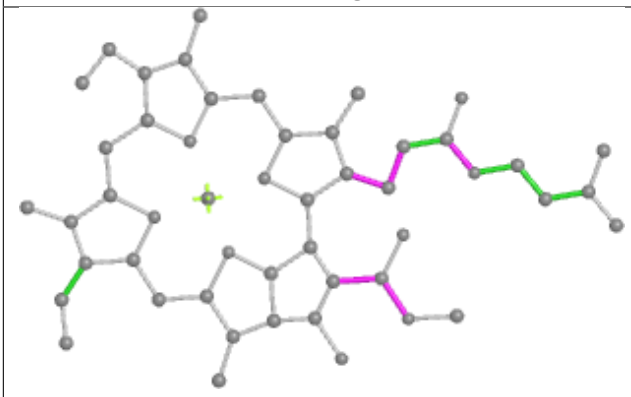

Torsions

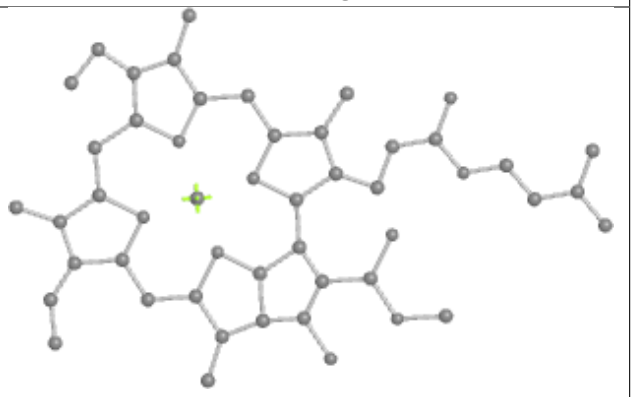

Rings

Ligand PEB PA 202

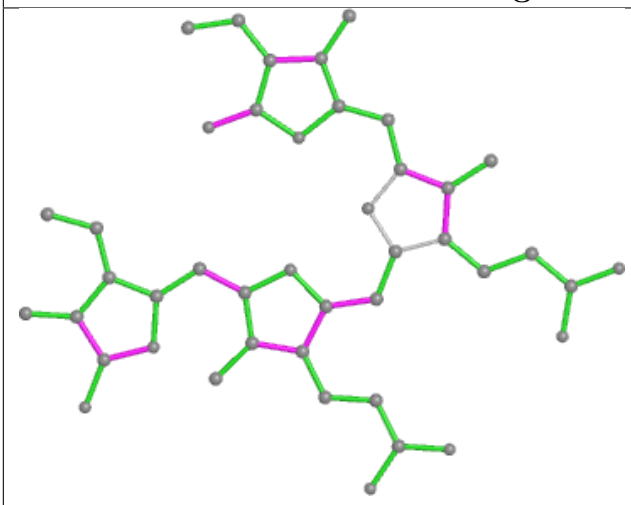

Bond lengths

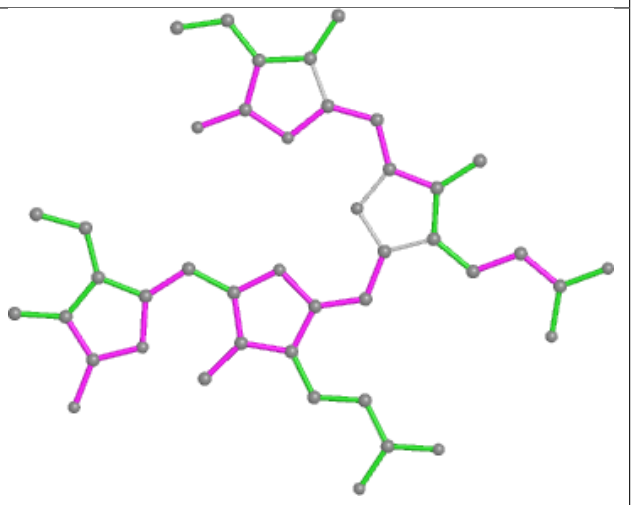

Bond angles

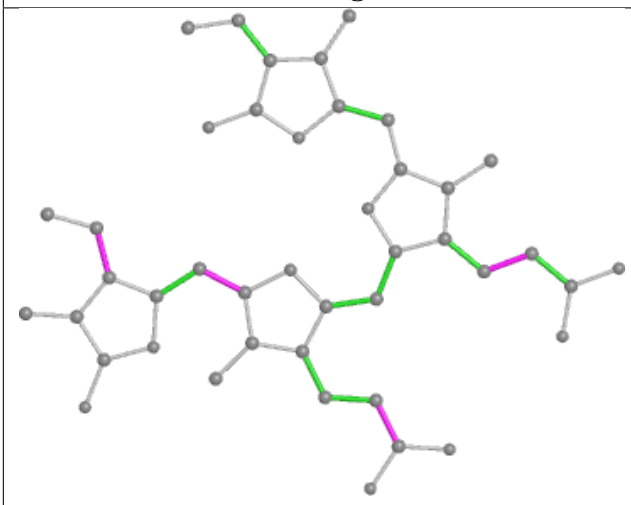

Torsions

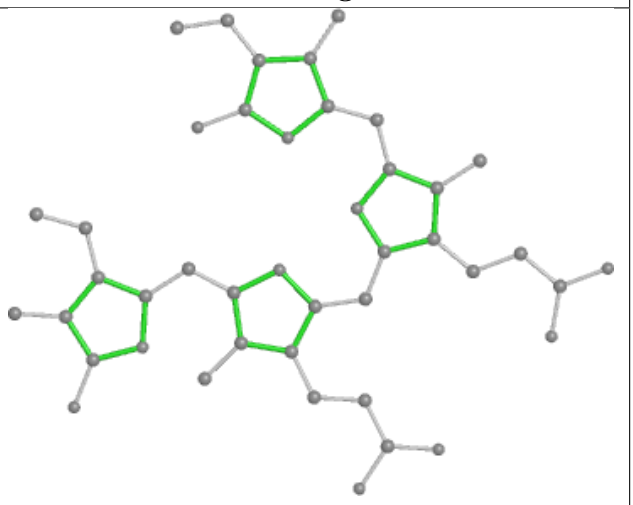

Rings

Ligand PEB N4 1002

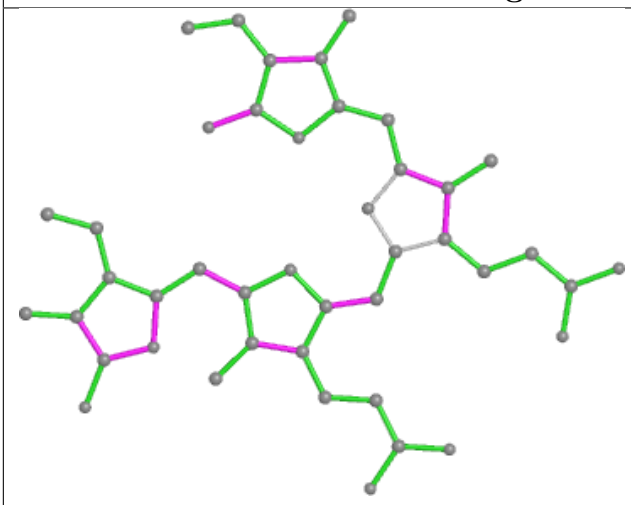

Bond lengths

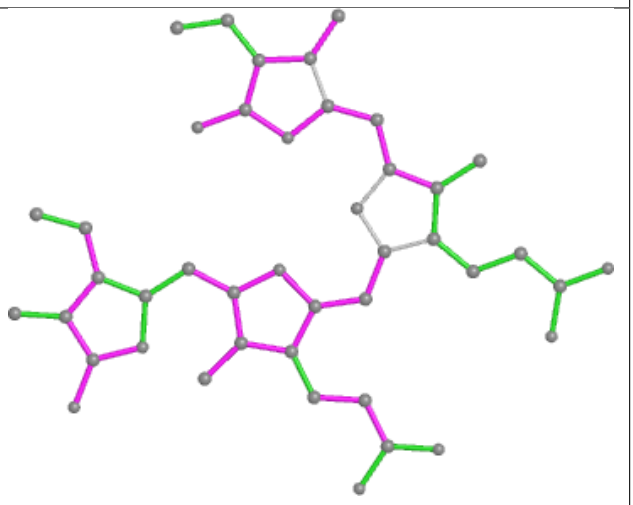

Bond angles

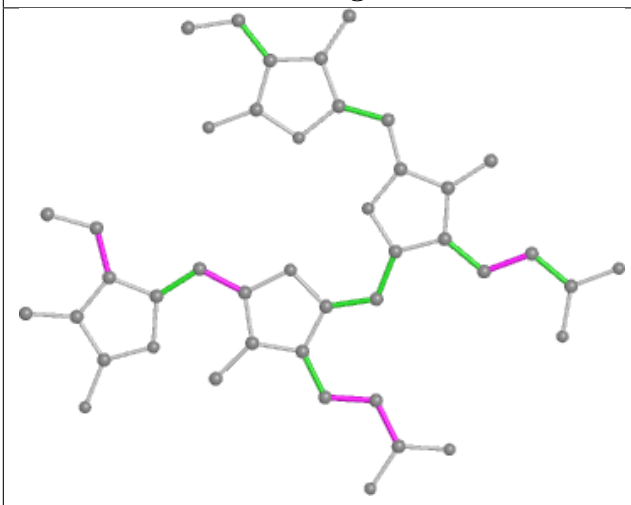

Torsions

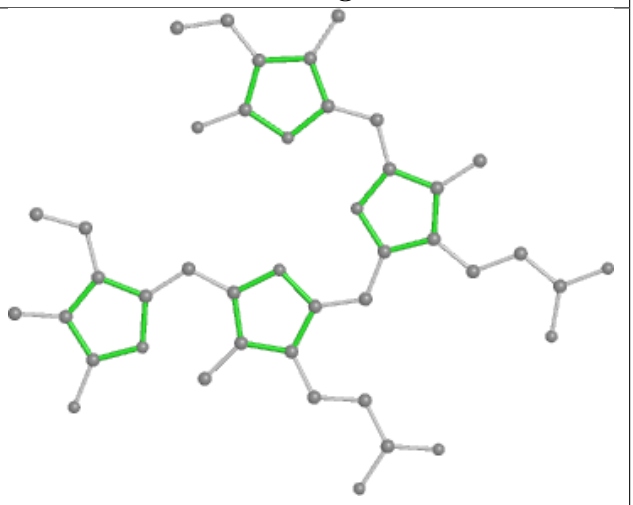

Rings

Ligand PEB aK 201

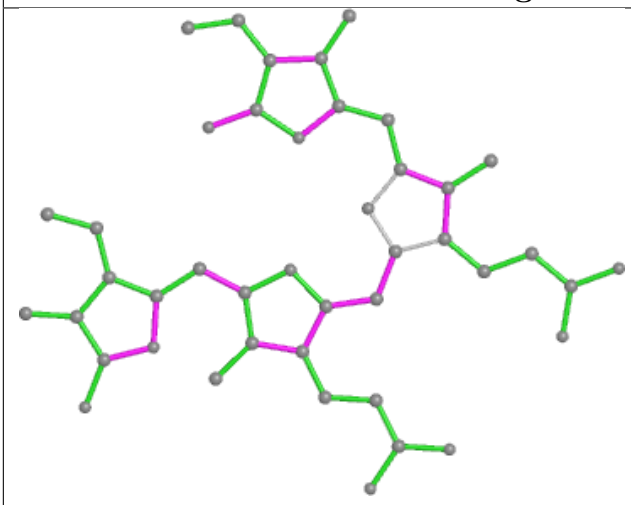

Bond lengths

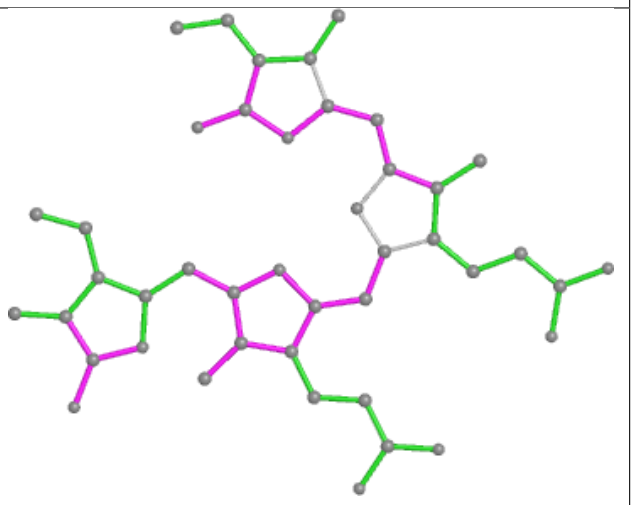

Bond angles

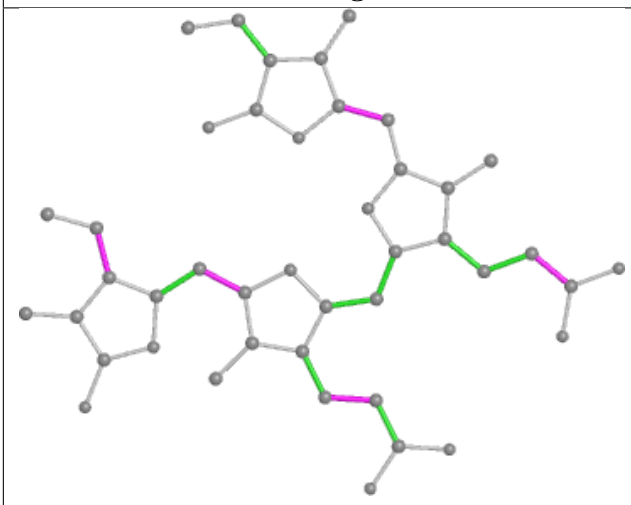

Torsions

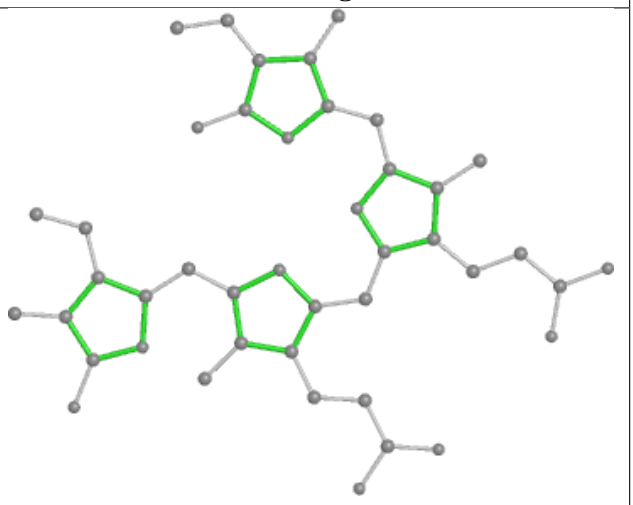

Rings

Ligand CLA BL 602

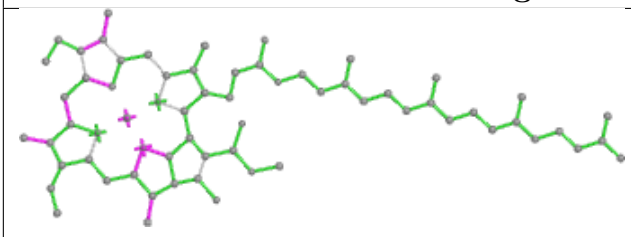

Bond lengths

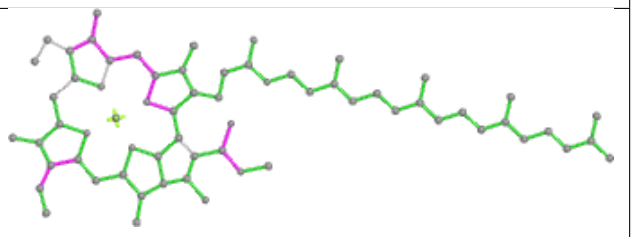

Bond angles

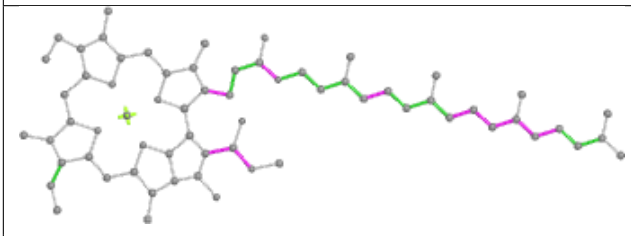

Torsions

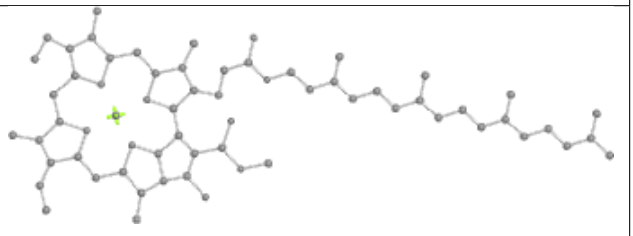

Rings

Ligand PEB NO 1002

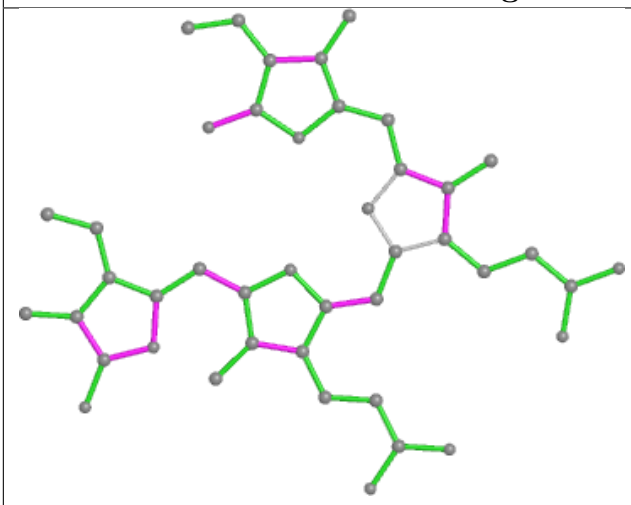

Bond lengths

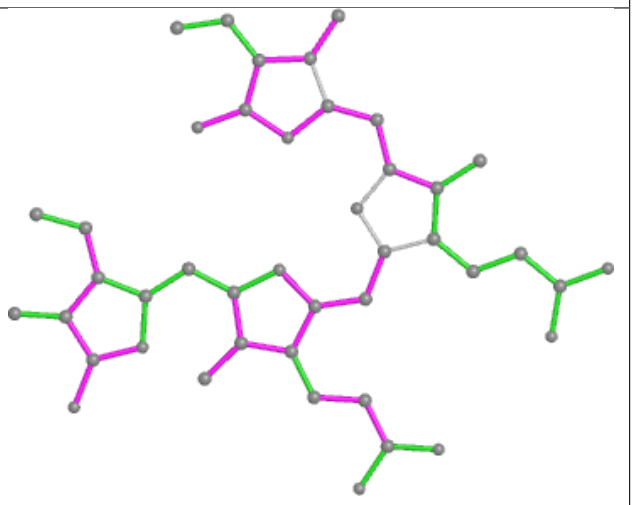

Bond angles

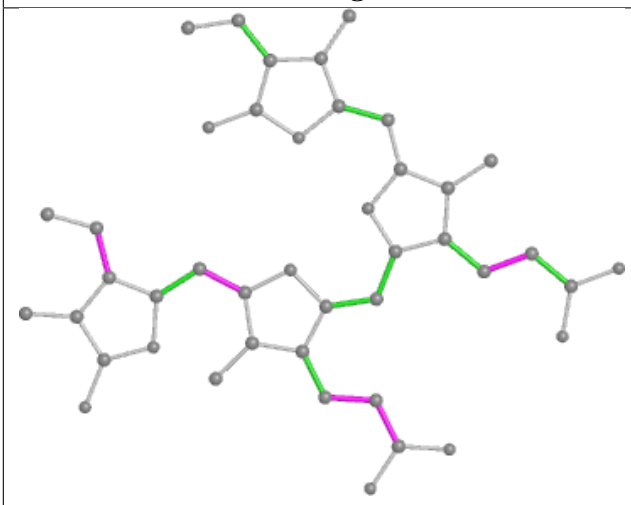

Torsions

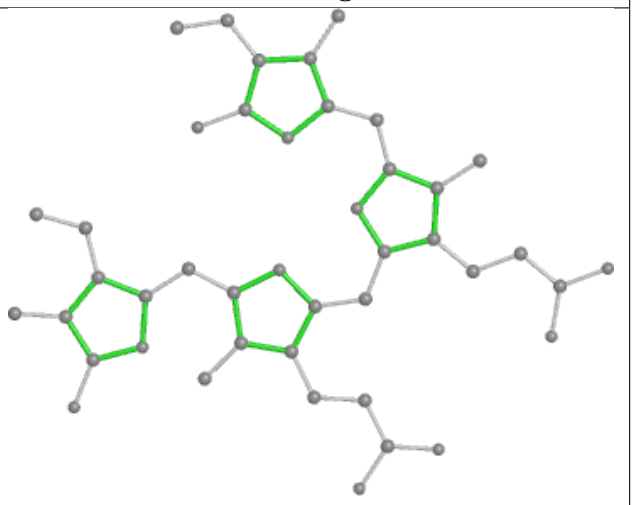

Rings

Ligand PEB QQ 201

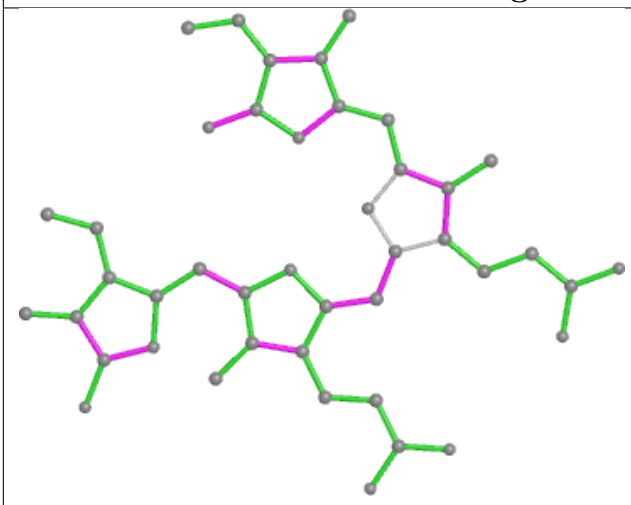

Bond lengths

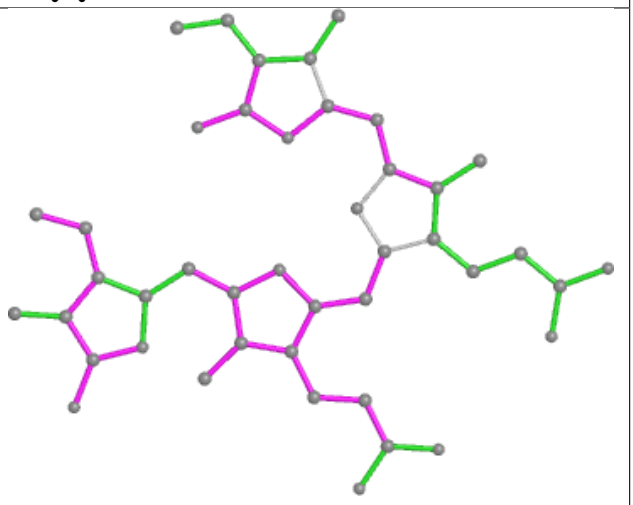

Bond angles

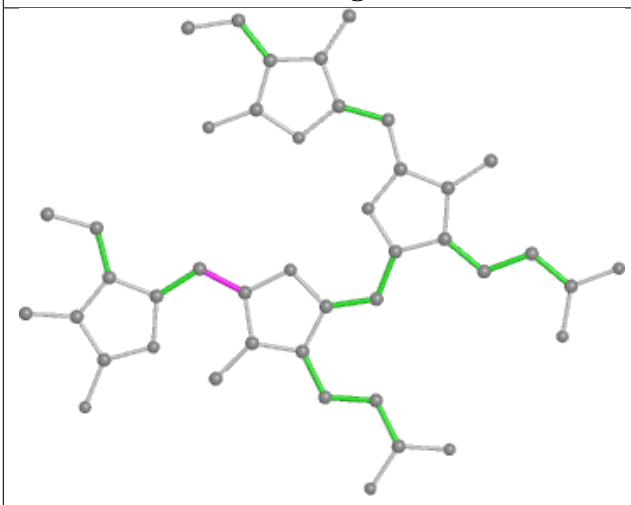

Torsions

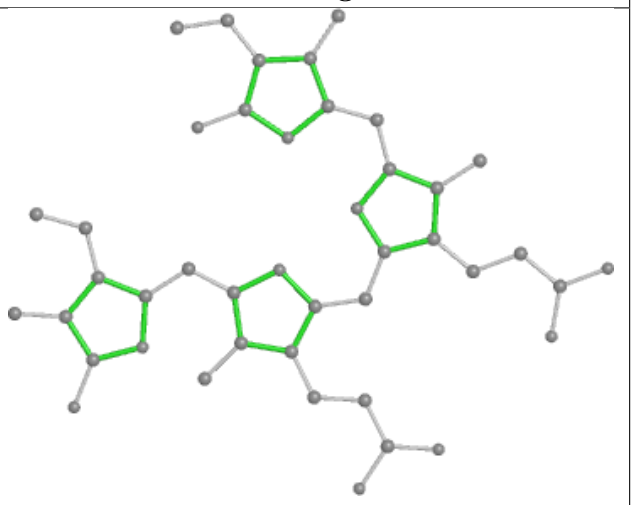

Rings

Ligand CLA 1N 604

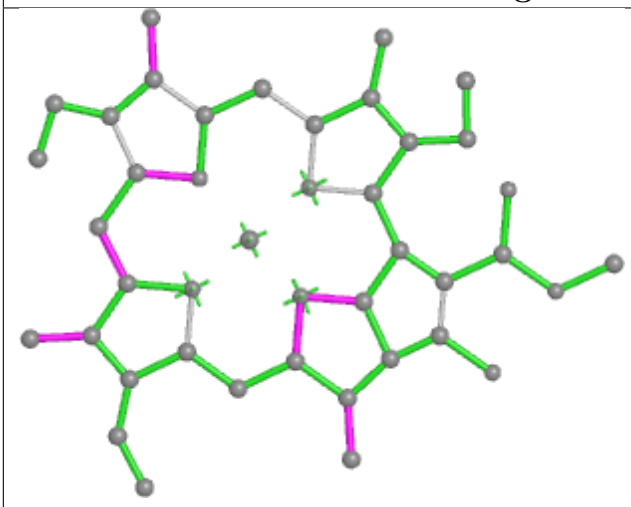

Bond lengths

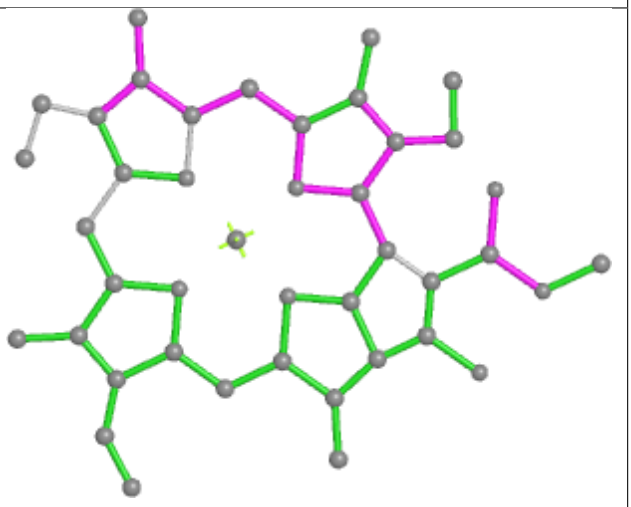

Bond angles

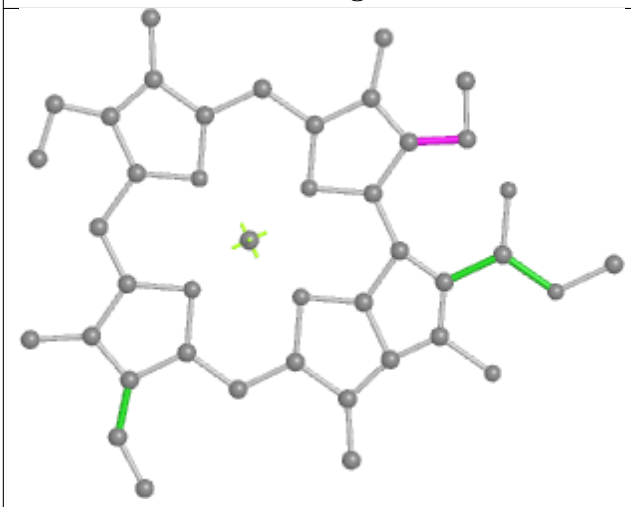

Torsions

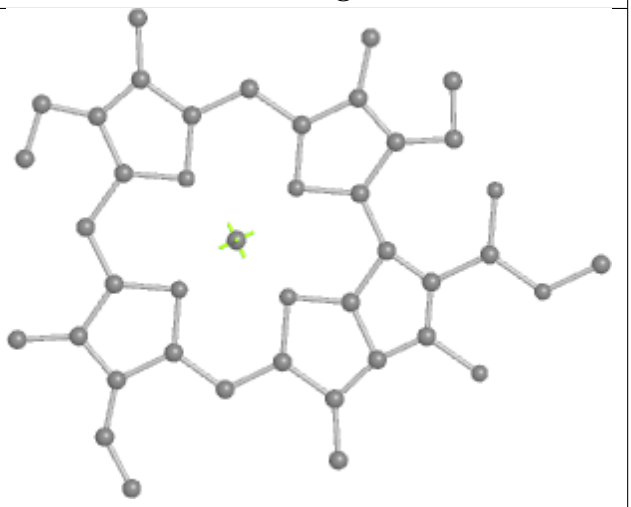

Rings

Ligand PEB dG 202

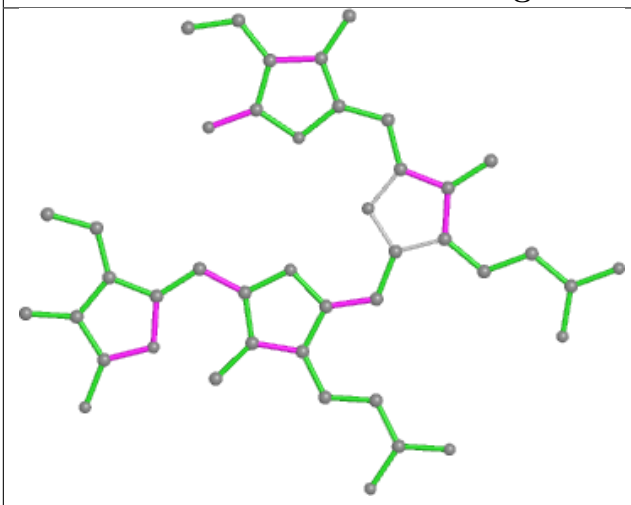

Bond lengths

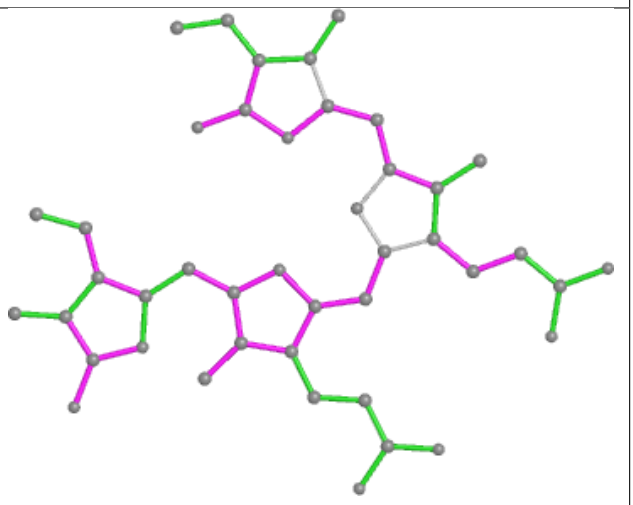

Bond angles

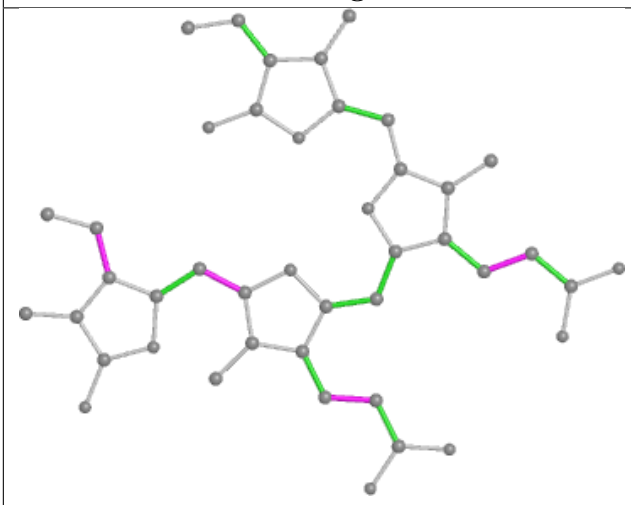

Torsions

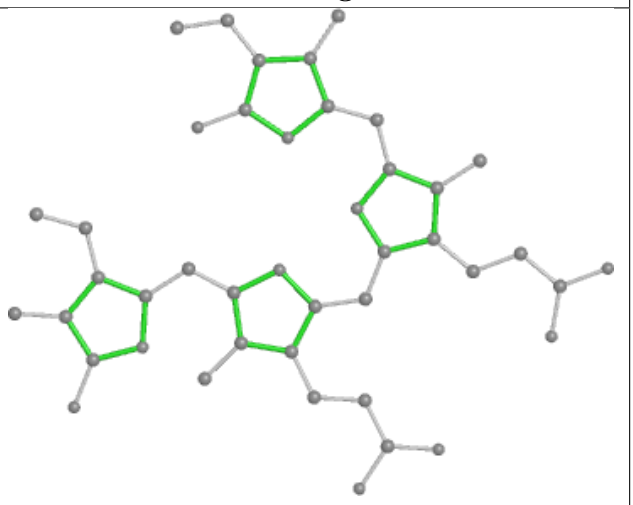

Rings

Ligand PEB HQ 202

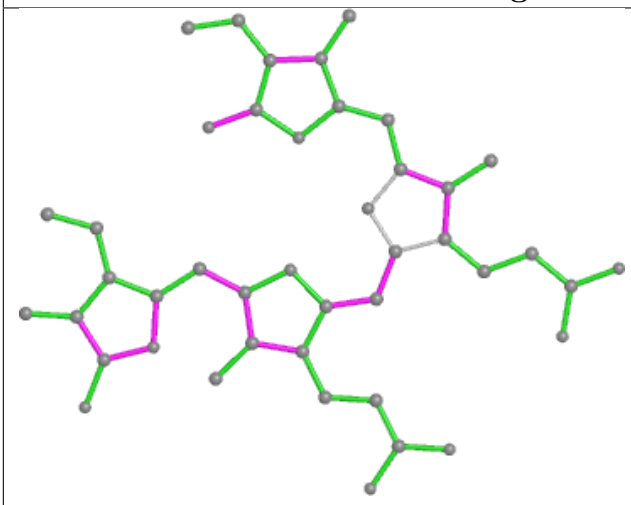

Bond lengths

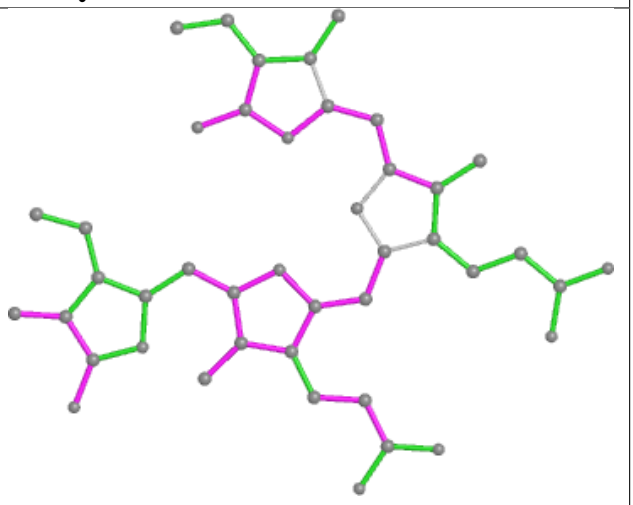

Bond angles

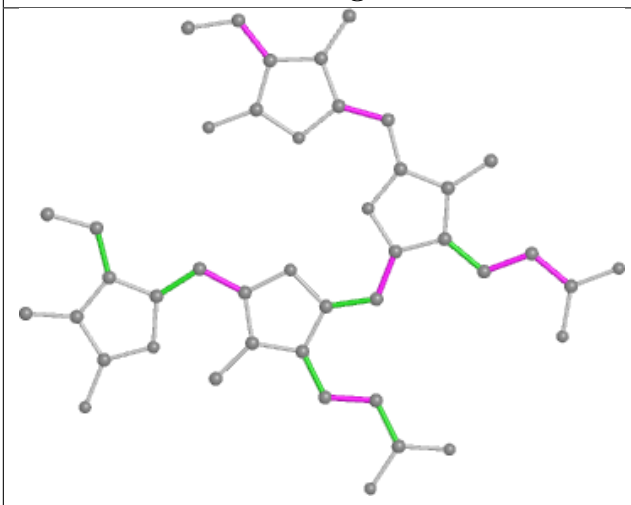

Torsions

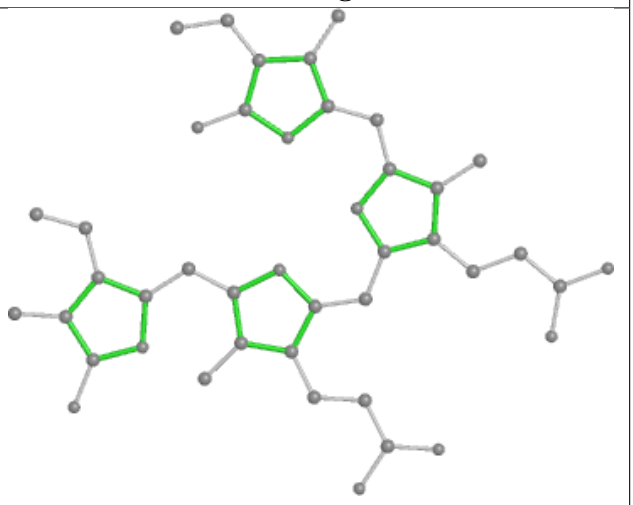

Rings

Ligand PEB TJ 202

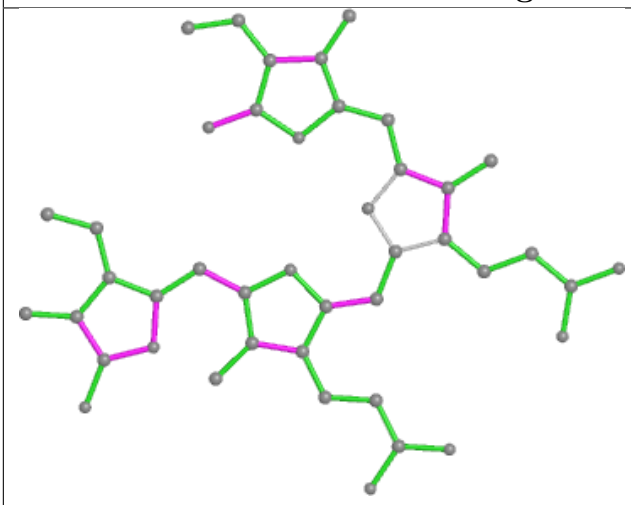

Bond lengths

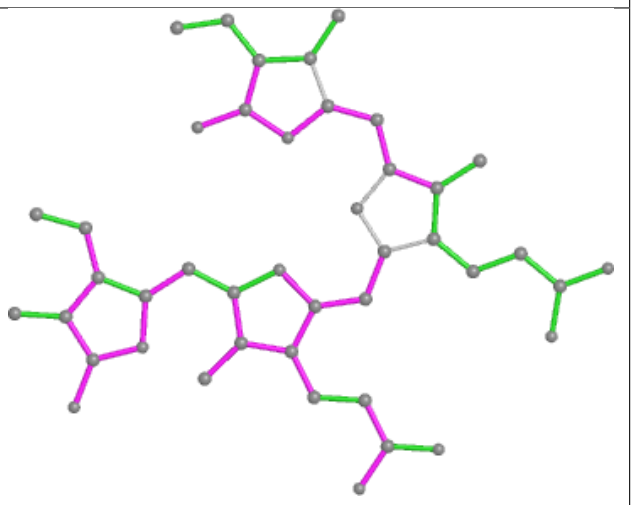

Bond angles

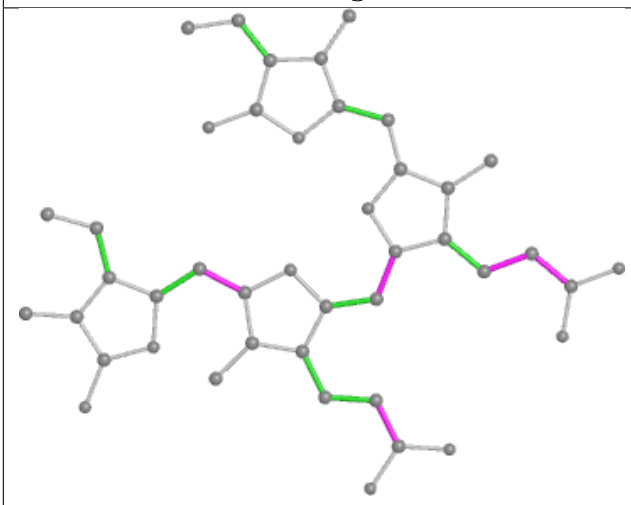

Torsions

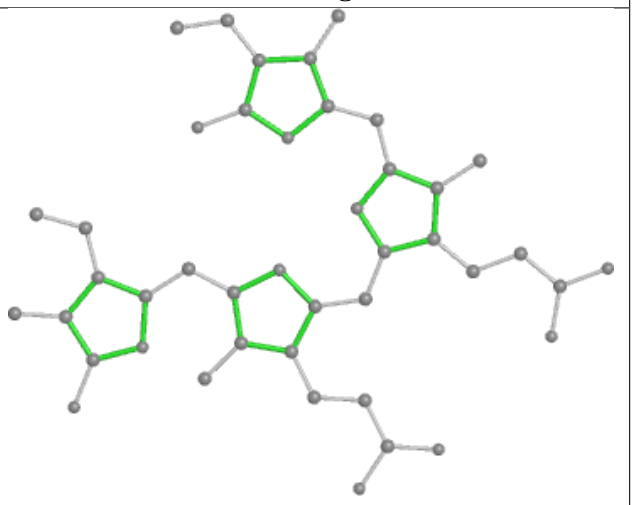

Rings

Ligand CYC u3 1001

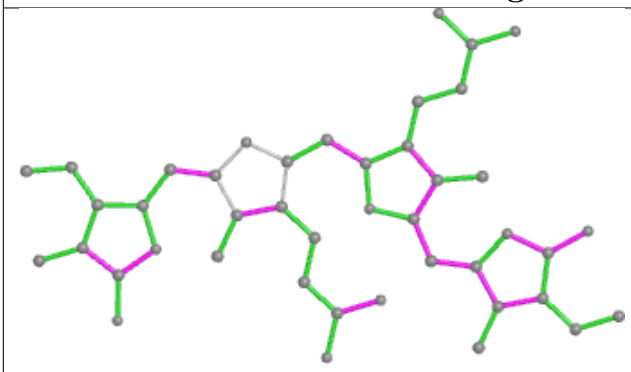

Bond lengths

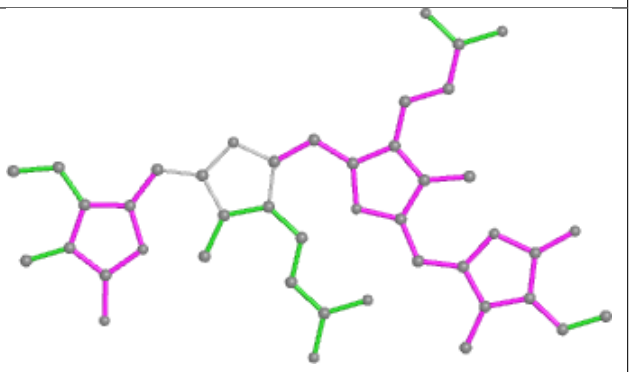

Bond angles

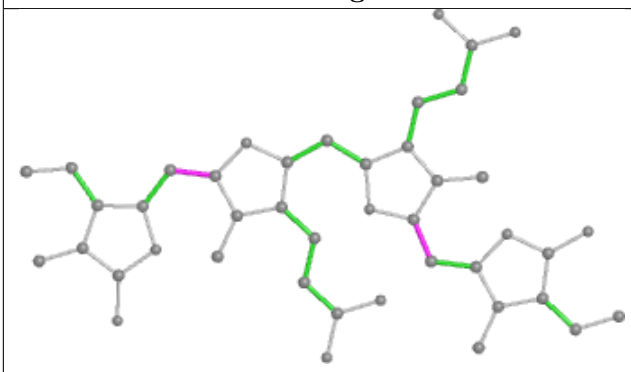

Torsions

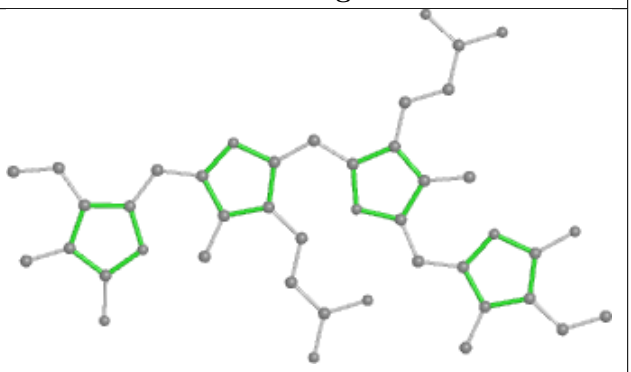

Rings

Ligand CLA 32 304

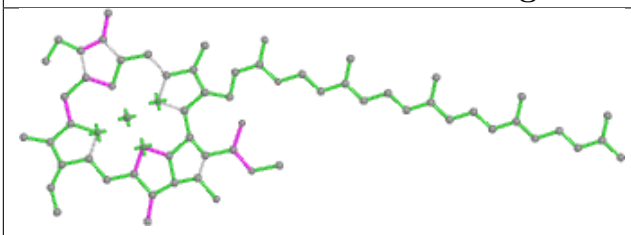

Bond lengths

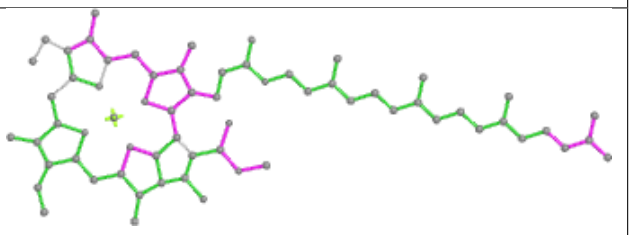

Bond angles

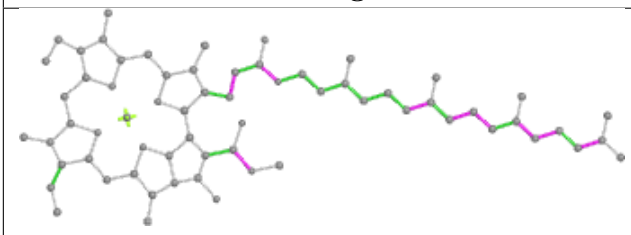

Torsions

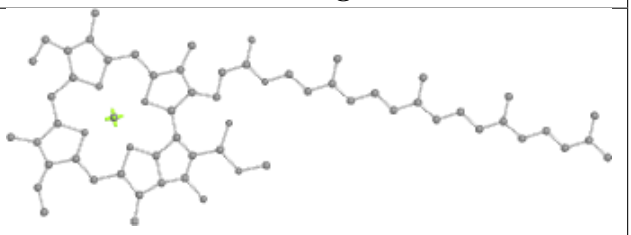

Rings

Ligand PEB SF 203

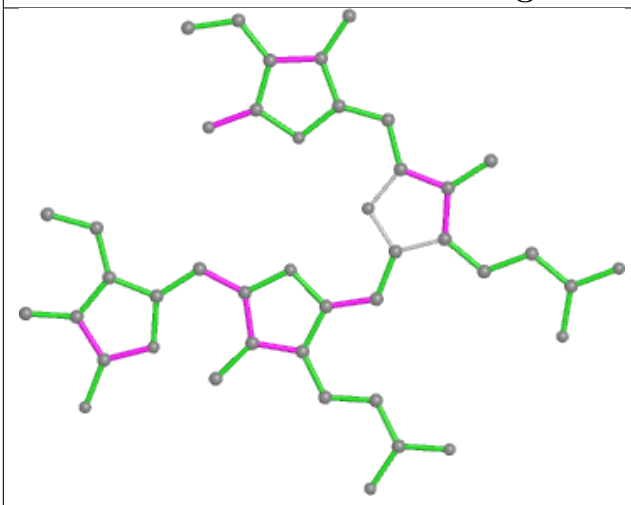

Bond lengths

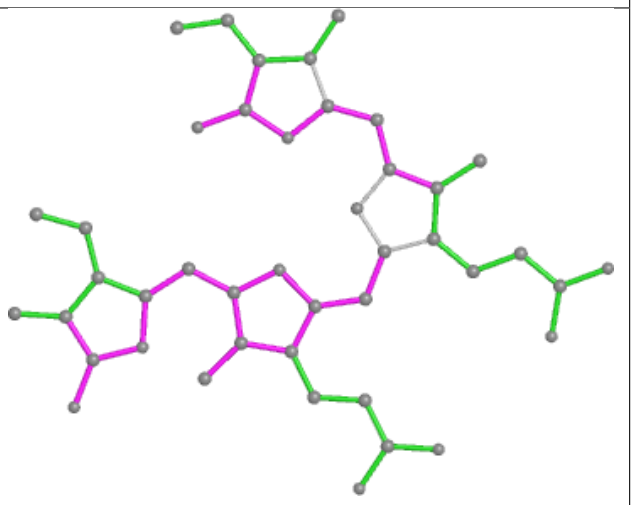

Bond angles

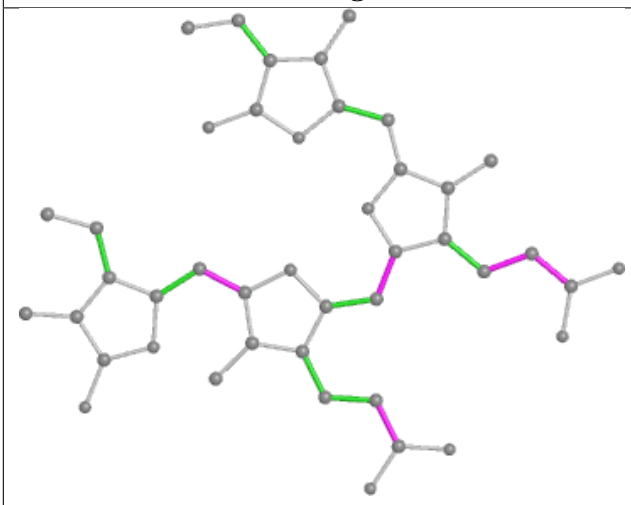

Torsions

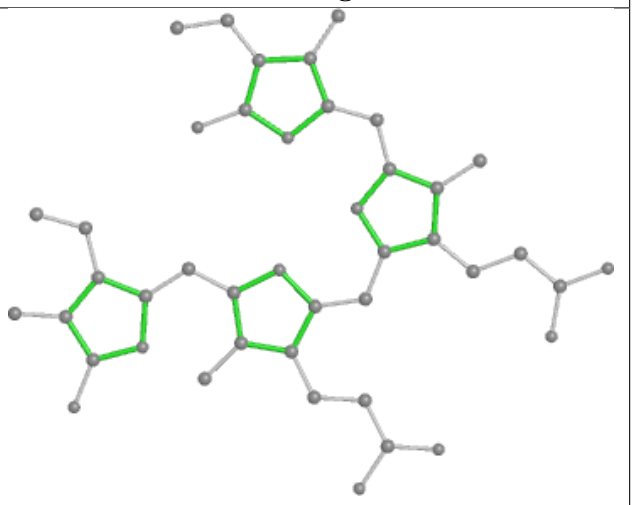

Rings

Ligand PEB OI 203

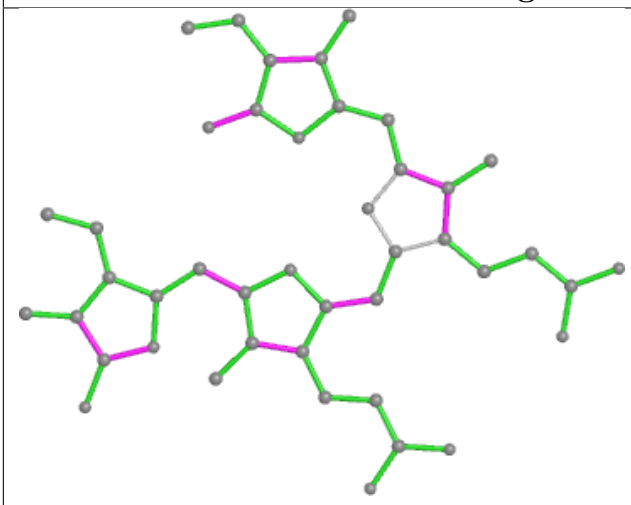

Bond lengths

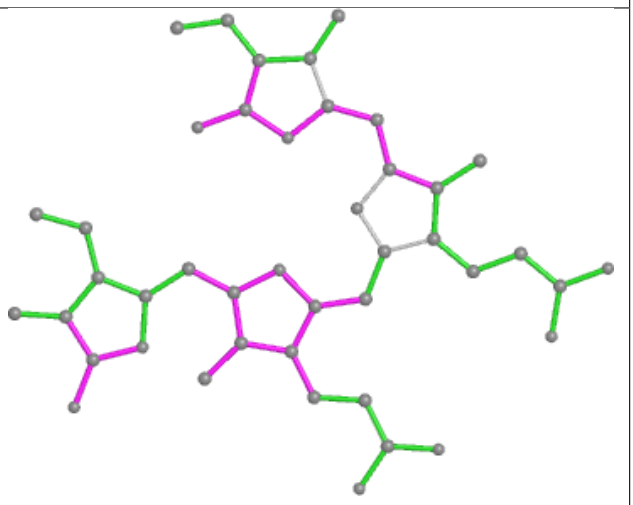

Bond angles

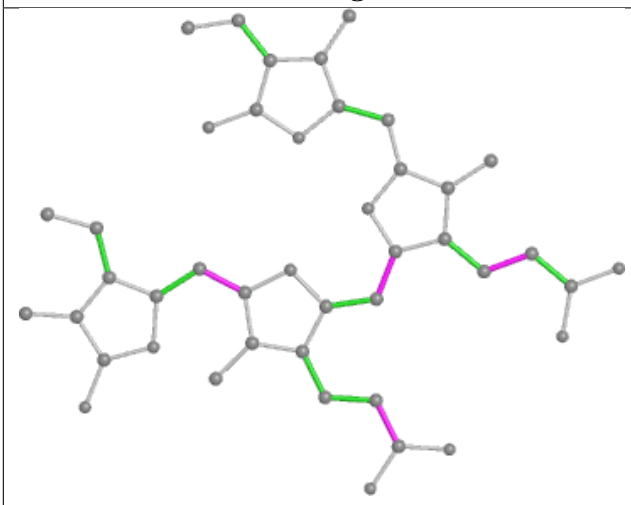

Torsions

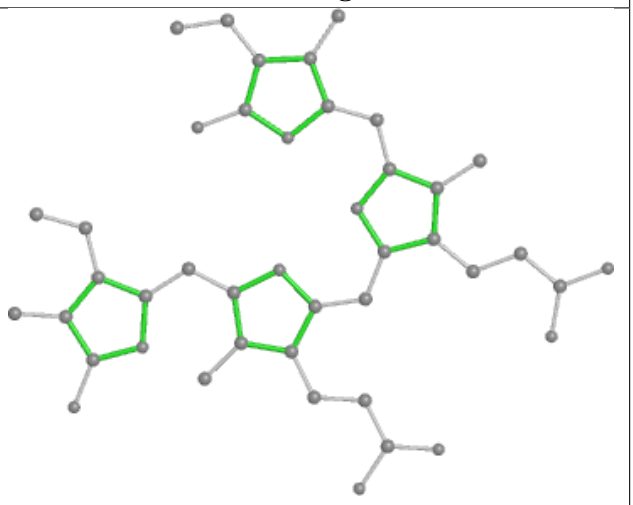

Rings

Ligand PEB f4 202

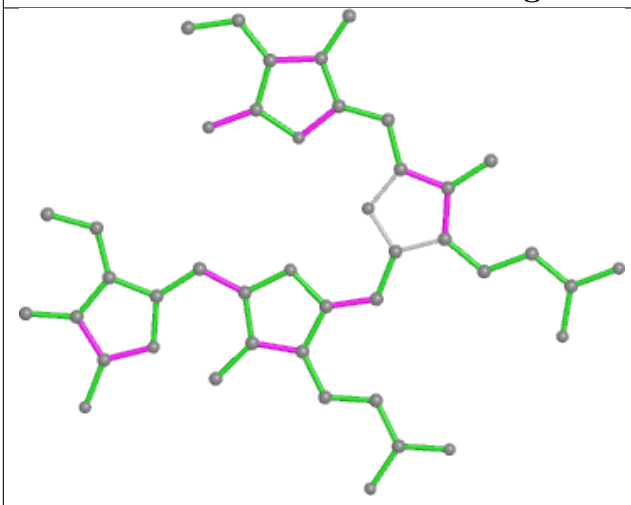

Bond lengths

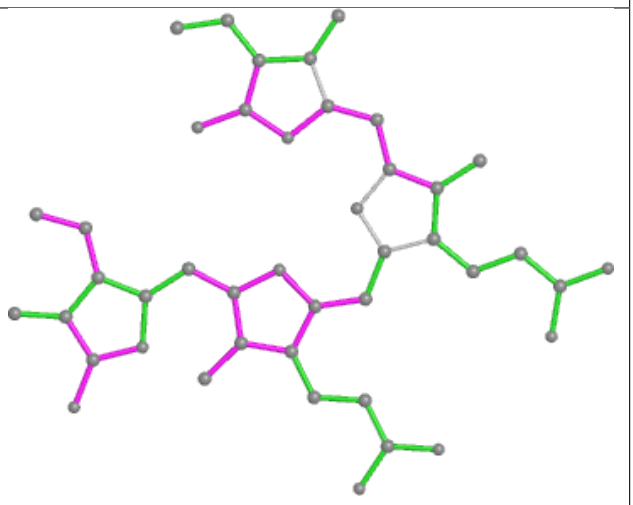

Bond angles

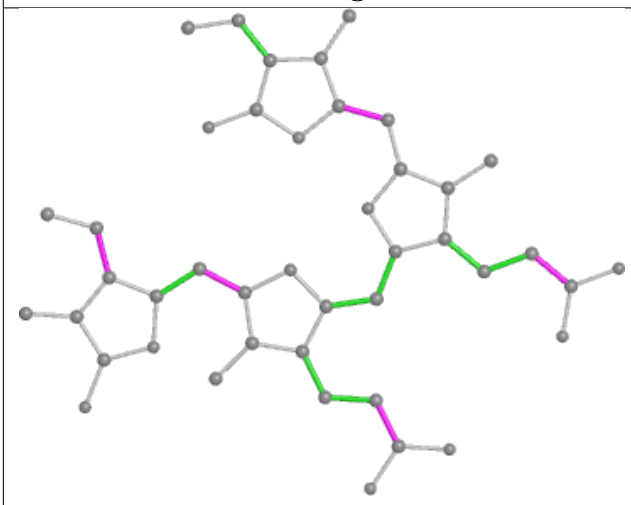

Torsions

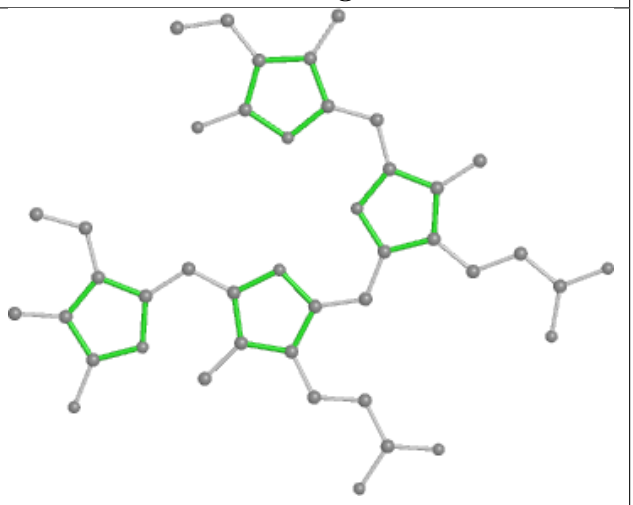

Rings

Ligand PEB X7 203

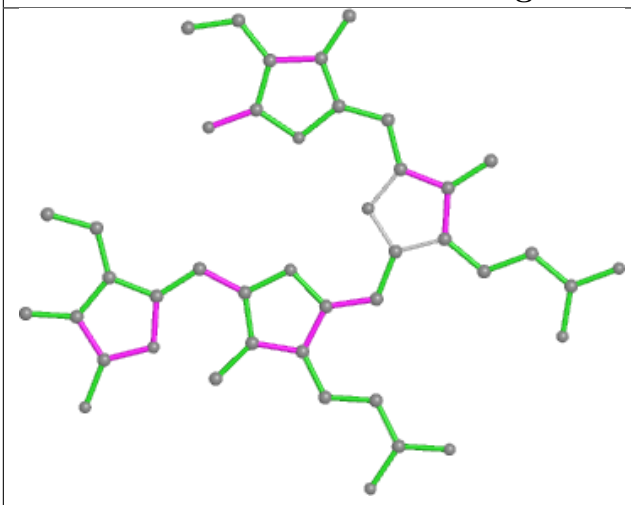

Bond lengths

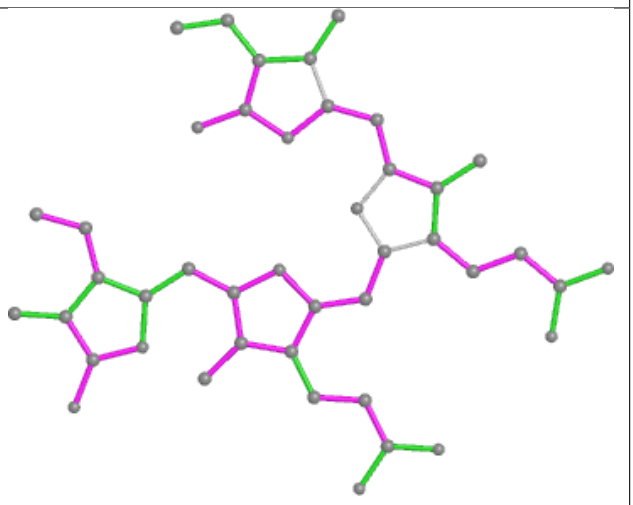

Bond angles

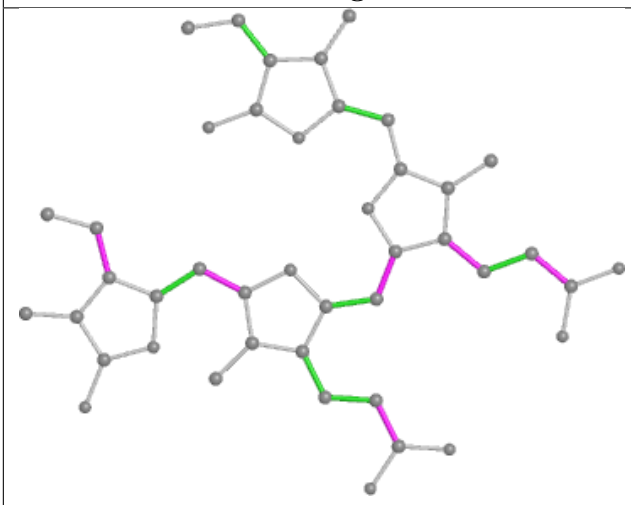

Torsions

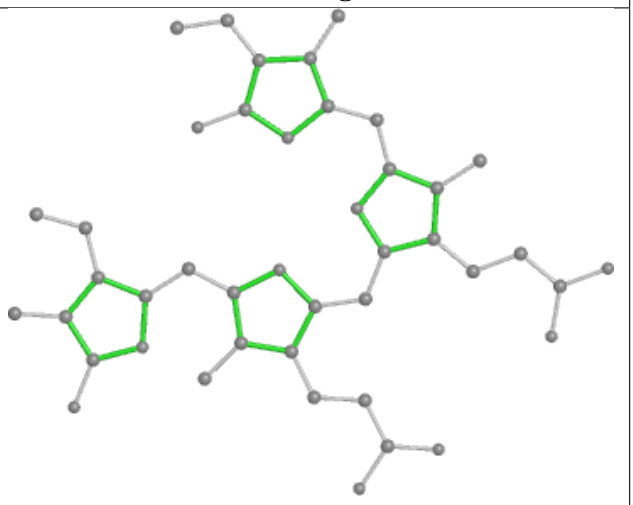

Rings

Ligand PEB RQ 202

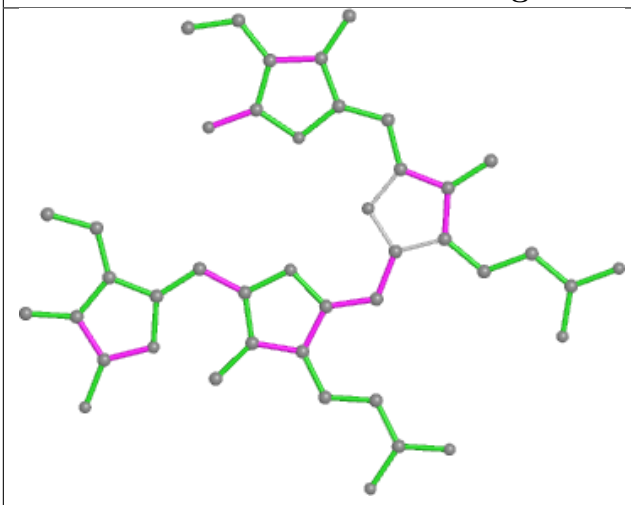

Bond lengths

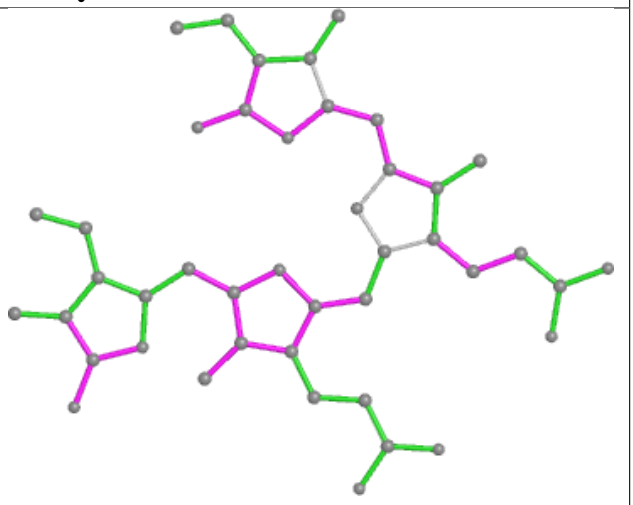

Bond angles

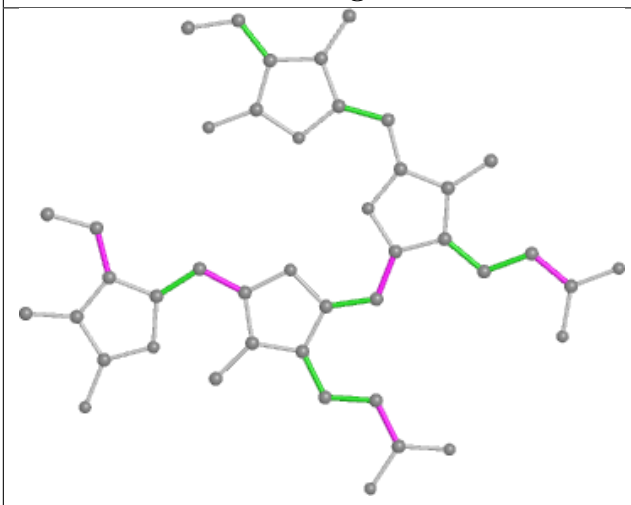

Torsions

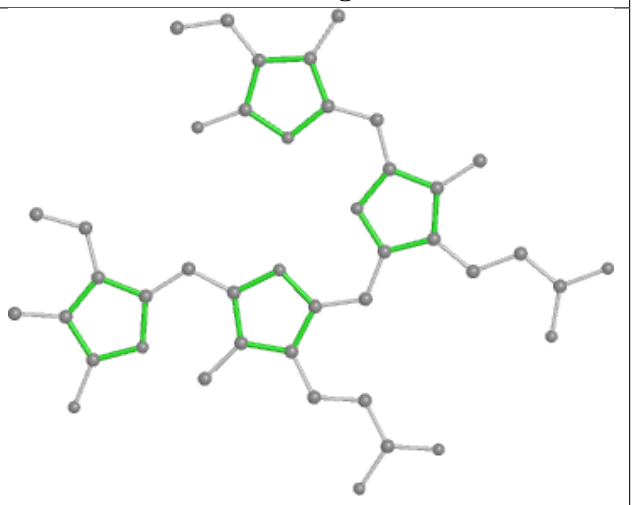

Rings

Ligand CLA 42 606

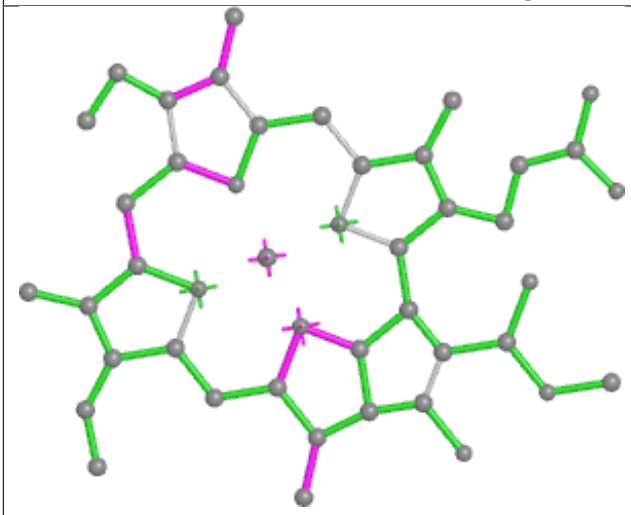

Bond lengths

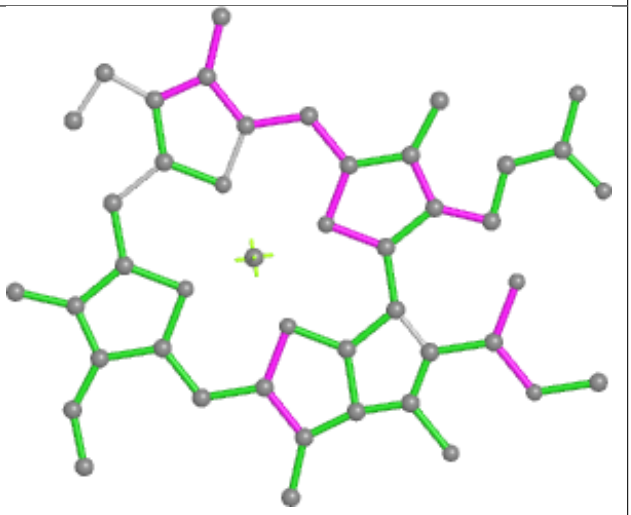

Bond angles

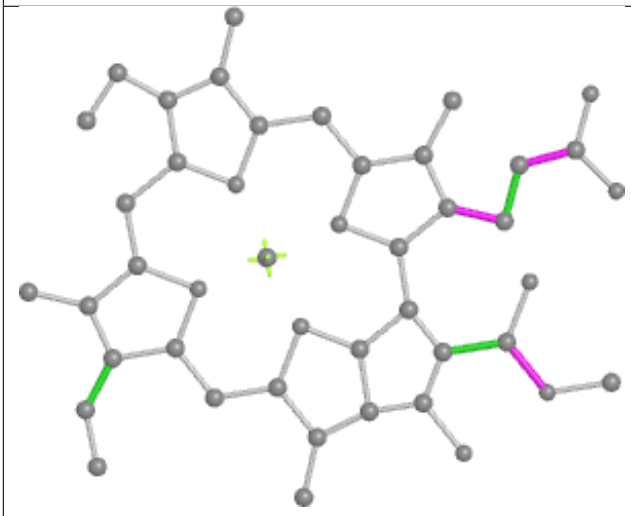

Torsions

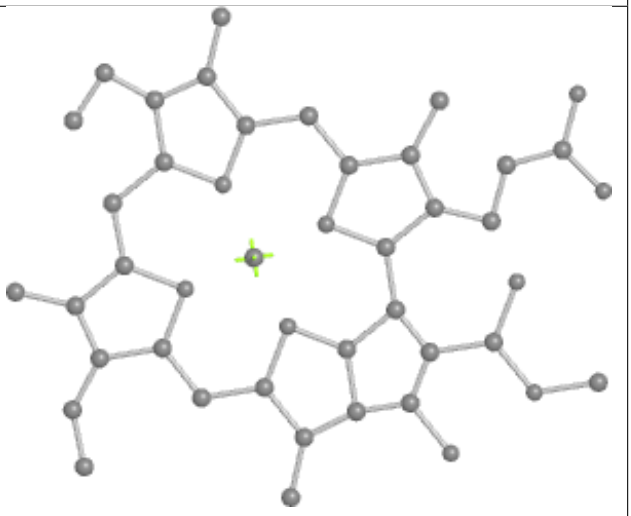

Rings

Ligand PEB BB 202

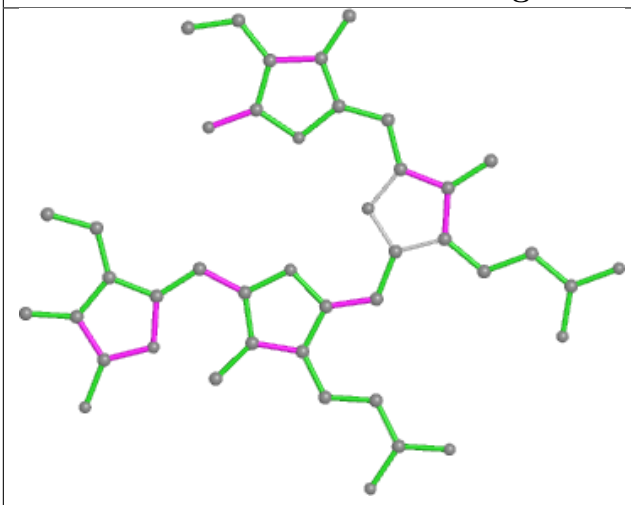

Bond lengths

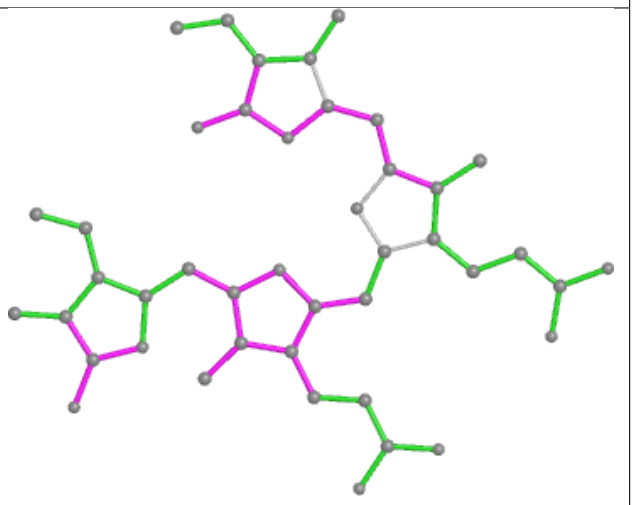

Bond angles

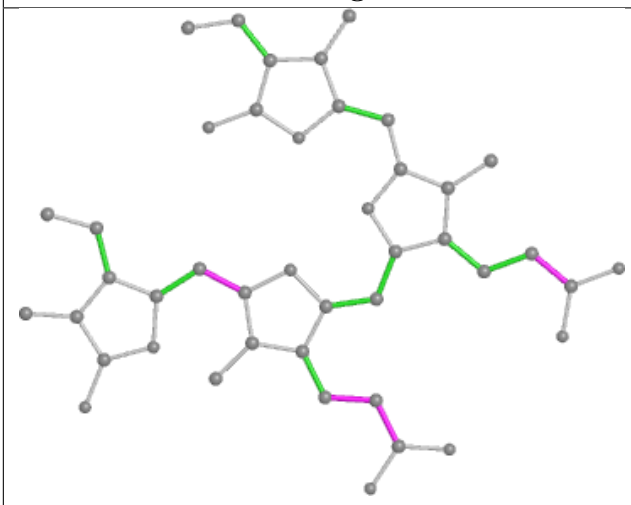

Torsions

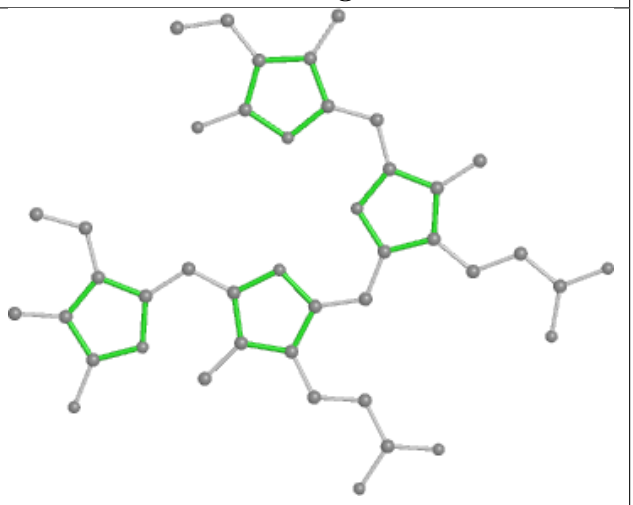

Rings

Ligand PEB OD 202

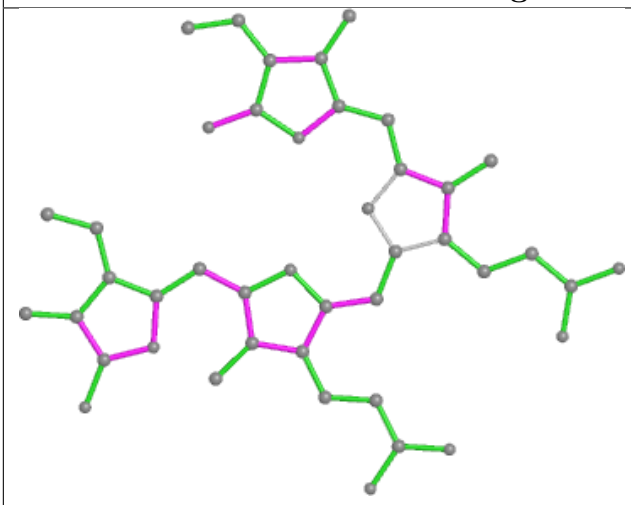

Bond lengths

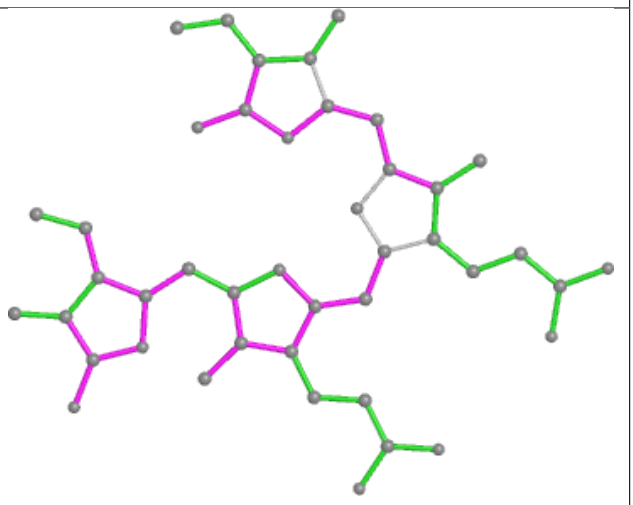

Bond angles

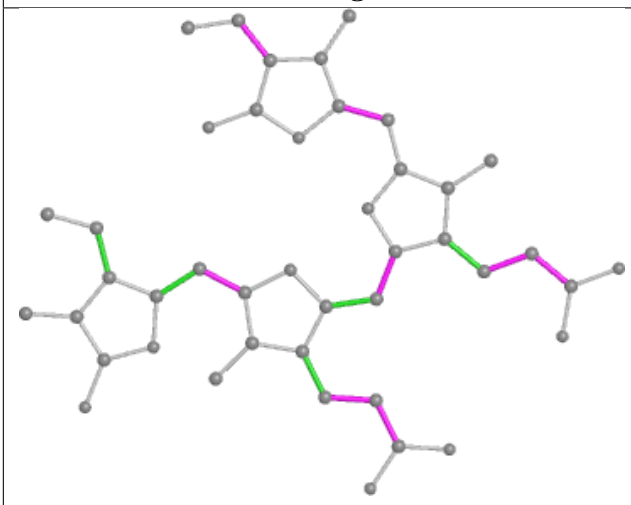

Torsions

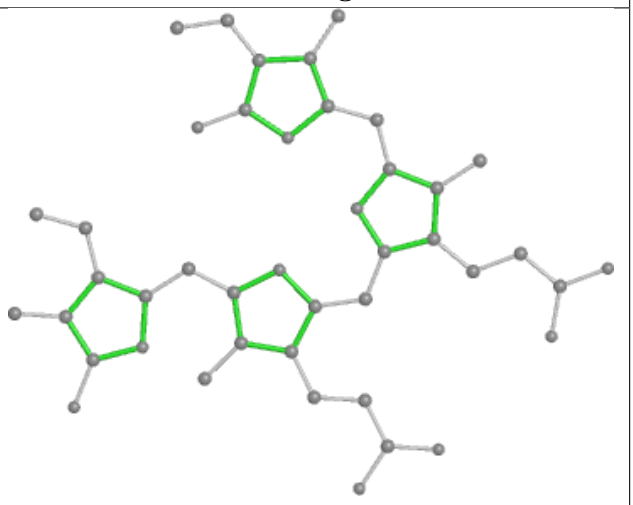

Rings

Ligand PEB RE 202

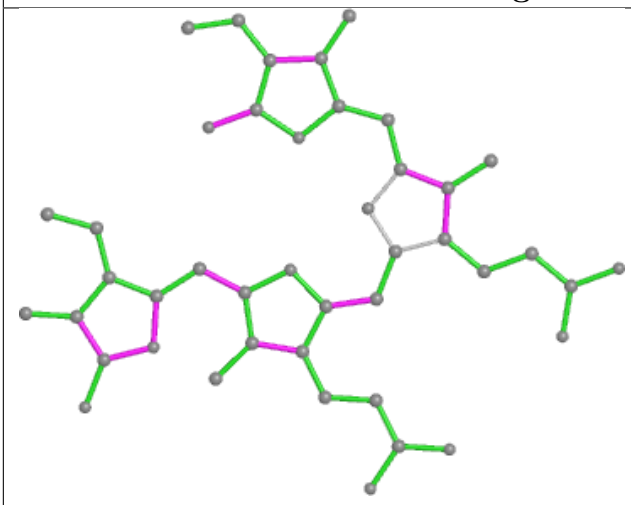

Bond lengths

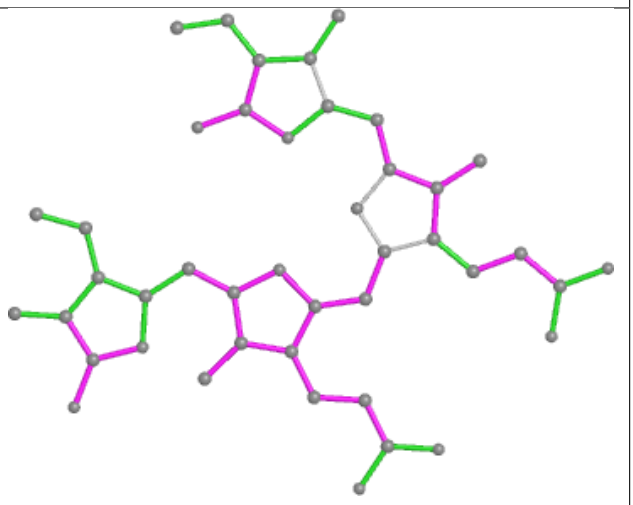

Bond angles

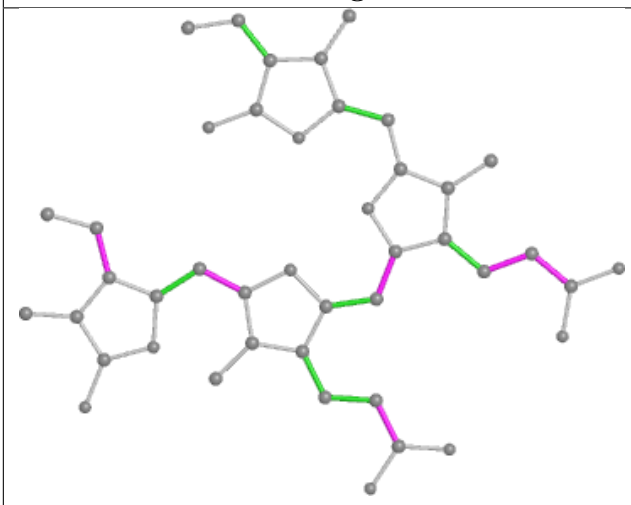

Torsions

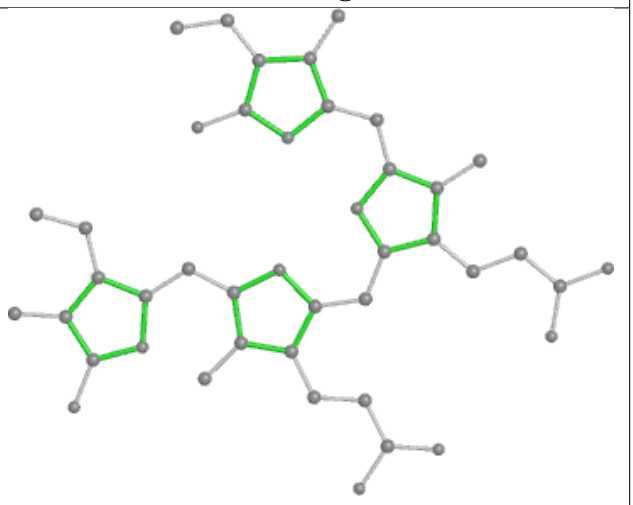

Rings

Ligand CLA 2N 307

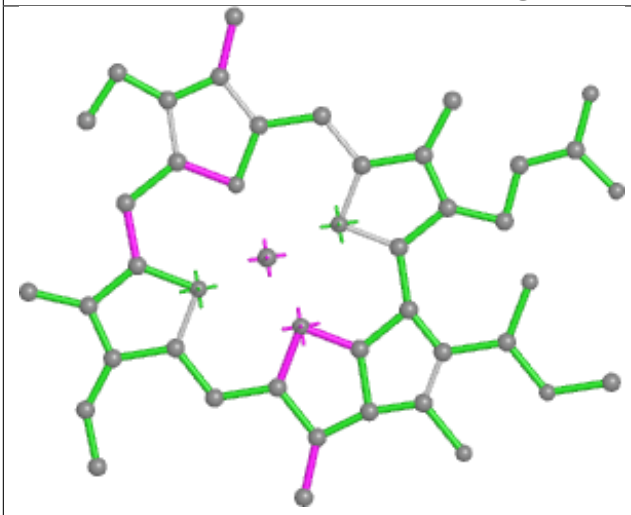

Bond lengths

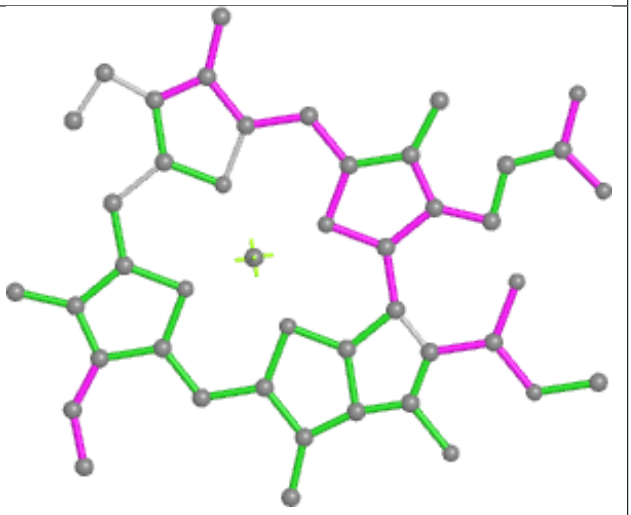

Bond angles

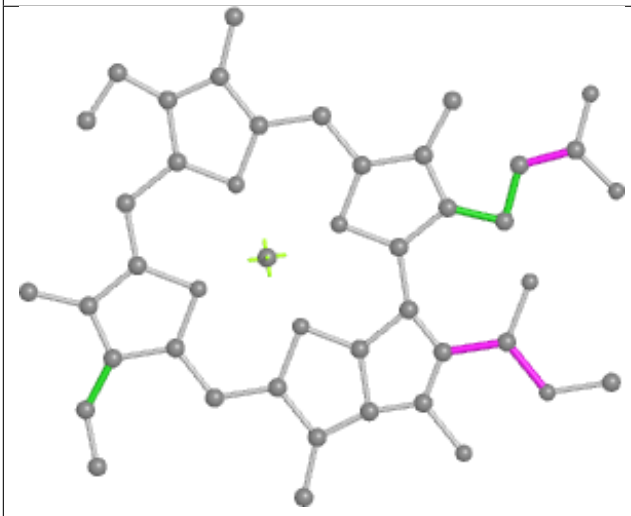

Torsions

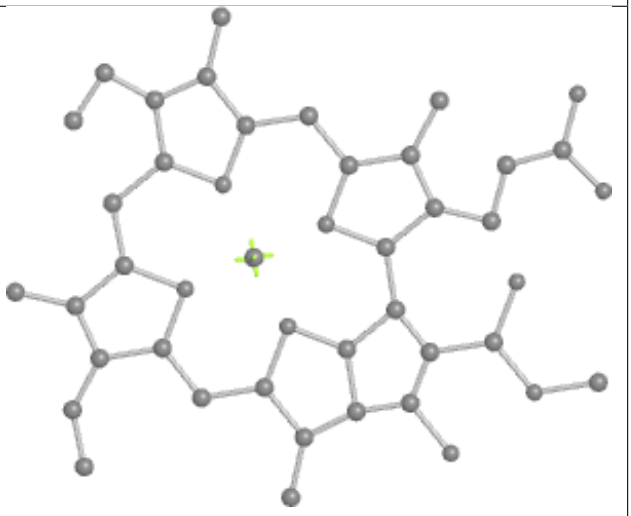

Rings

Ligand CLA A2 825

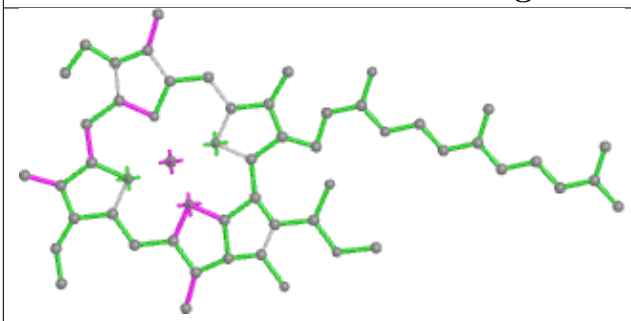

Bond lengths

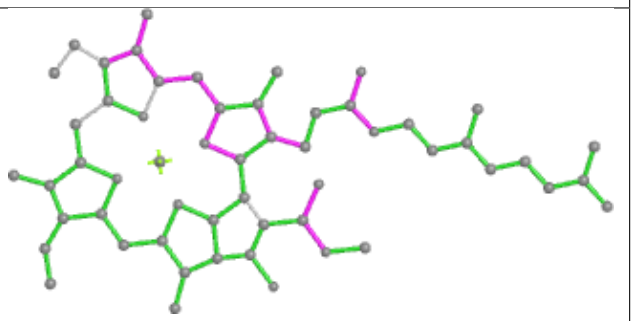

Bond angles

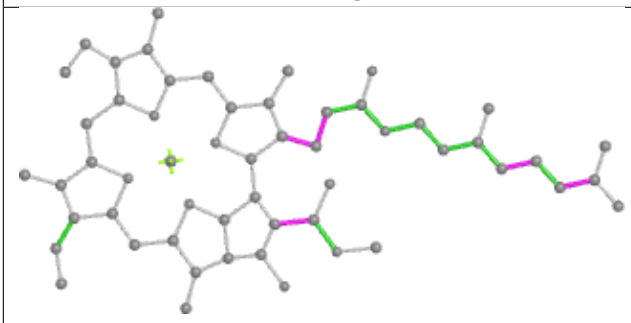

Torsions

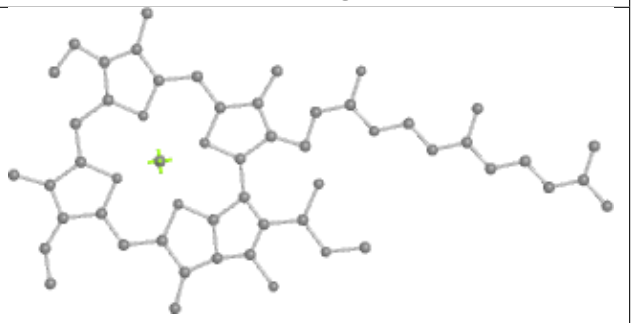

Rings

Ligand PEB FA 202

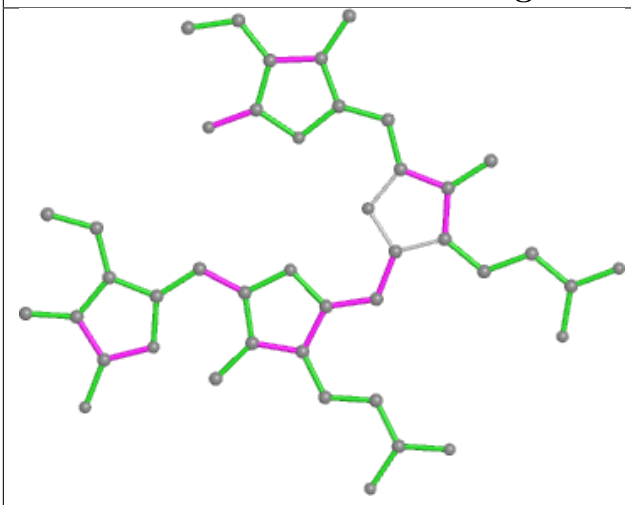

Bond lengths

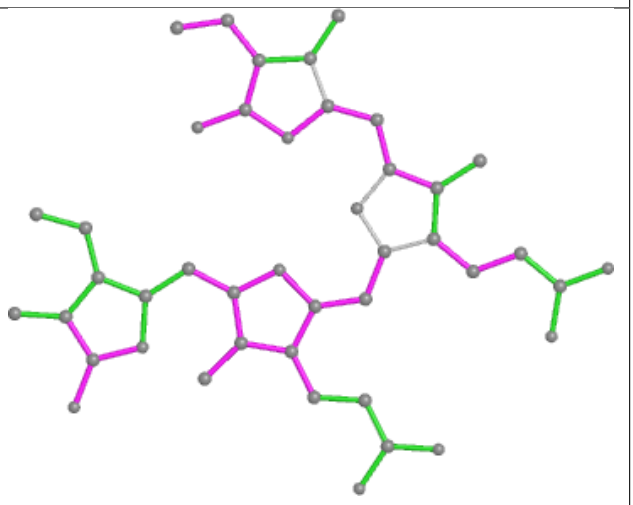

Bond angles

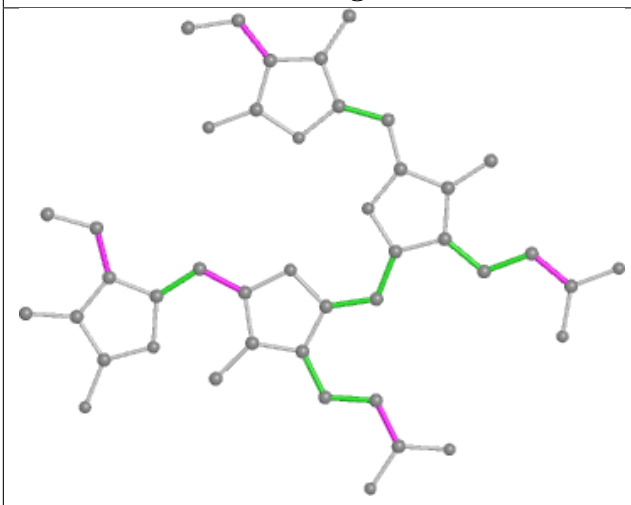

Torsions

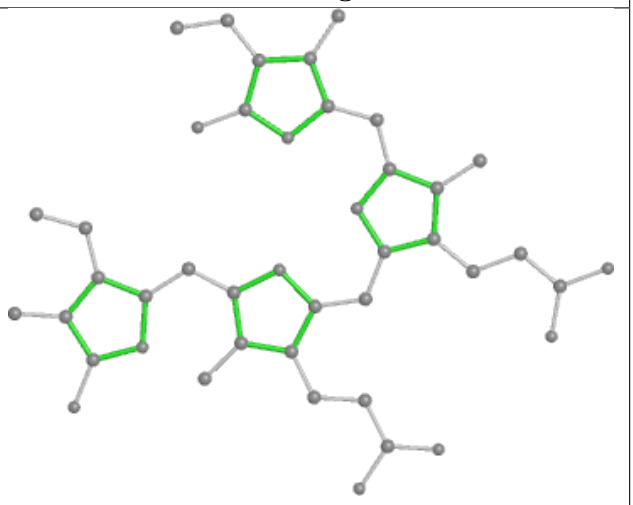

Rings

Ligand PEB JA 201

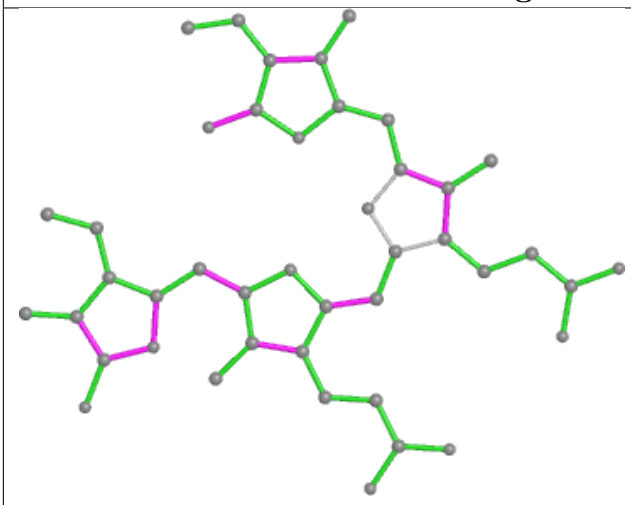

Bond lengths

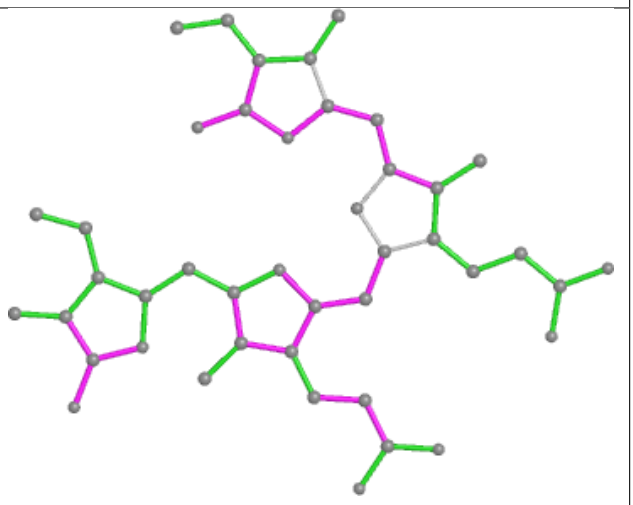

Bond angles

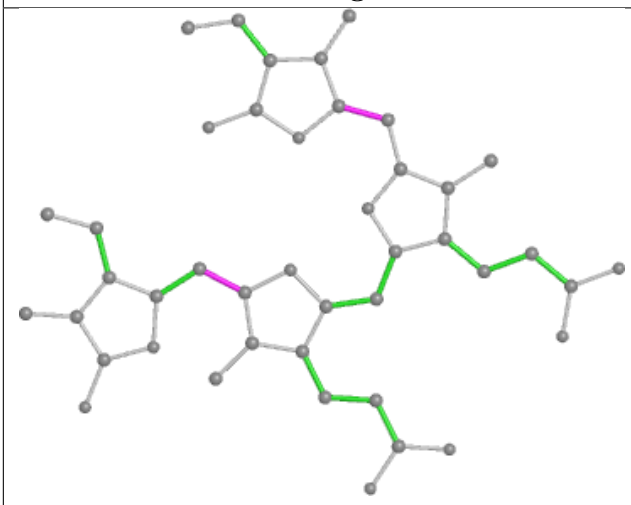

Torsions

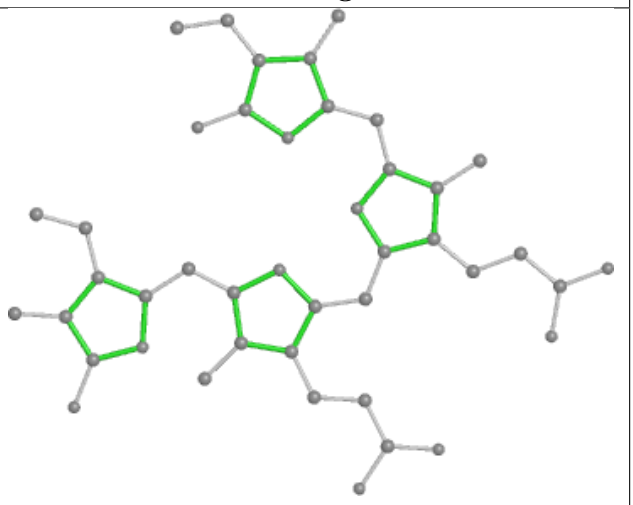

Rings

Ligand PEB mG 202

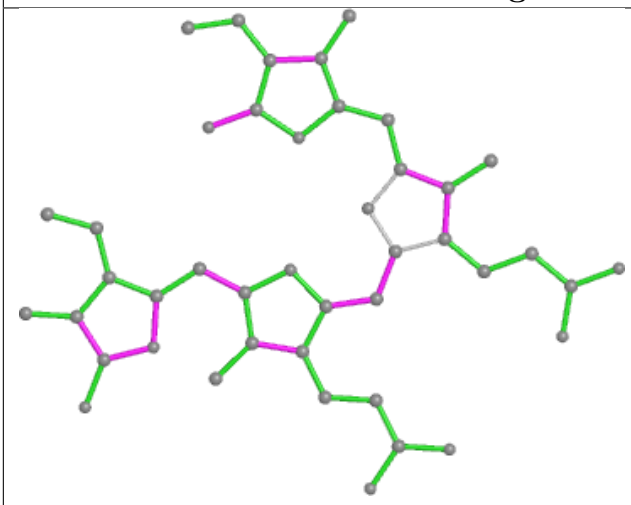

Bond lengths

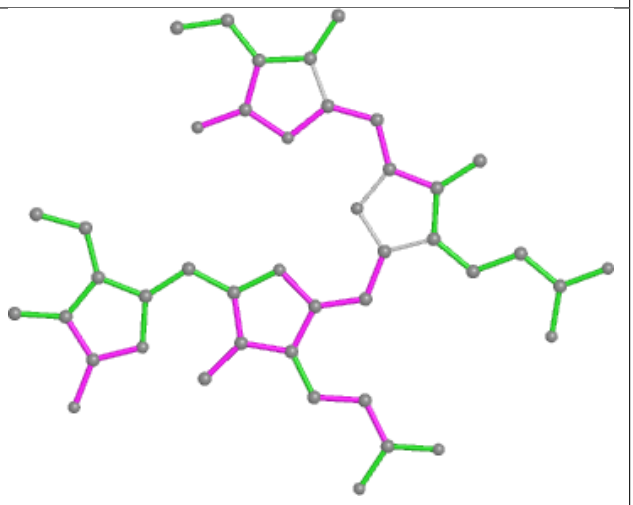

Bond angles

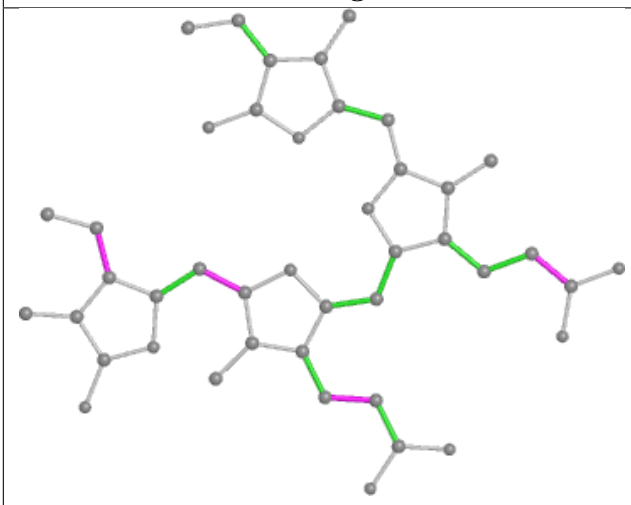

Torsions

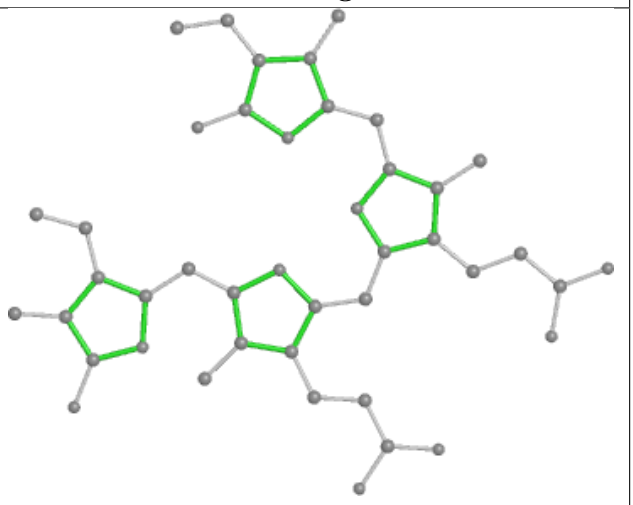

Rings

Ligand CLA IN 102

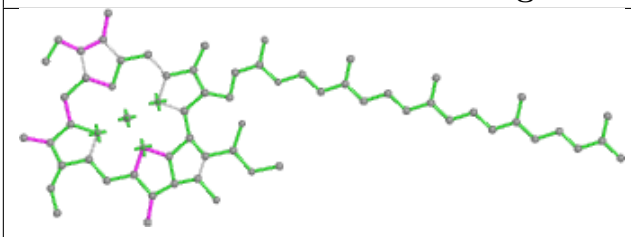

Bond lengths

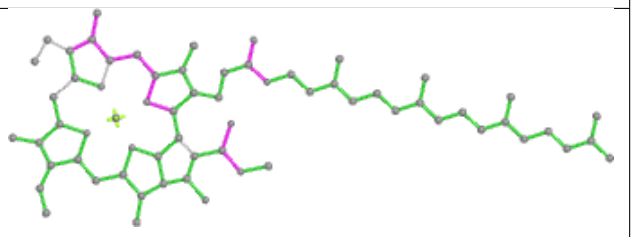

Bond angles

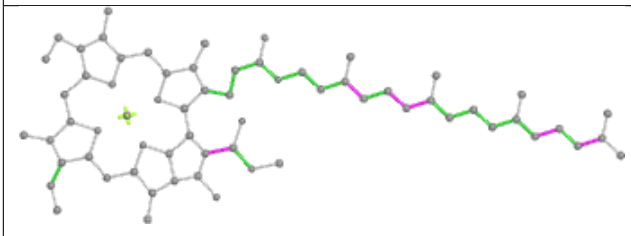

Torsions

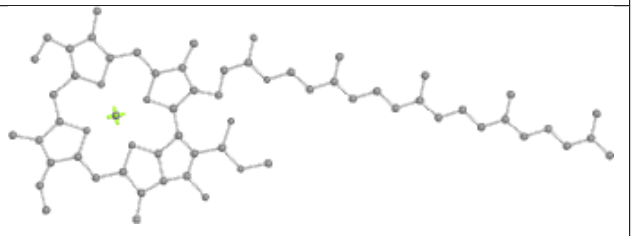

Rings

Ligand CLA b6 604

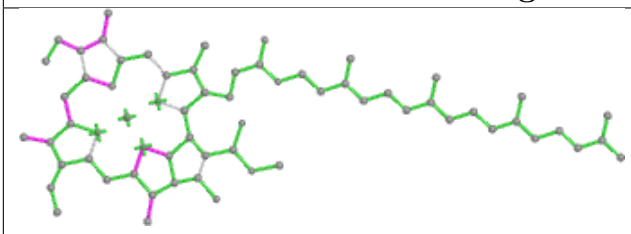

Bond lengths

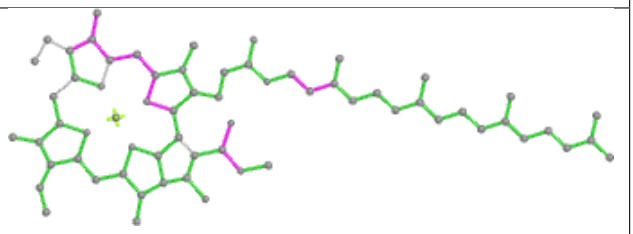

Bond angles

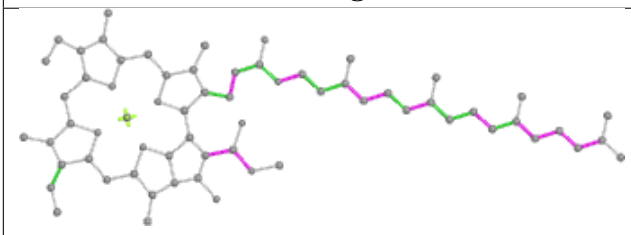

Torsions

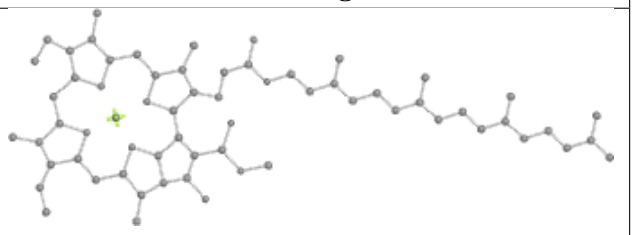

Rings

Ligand PEB X5 201

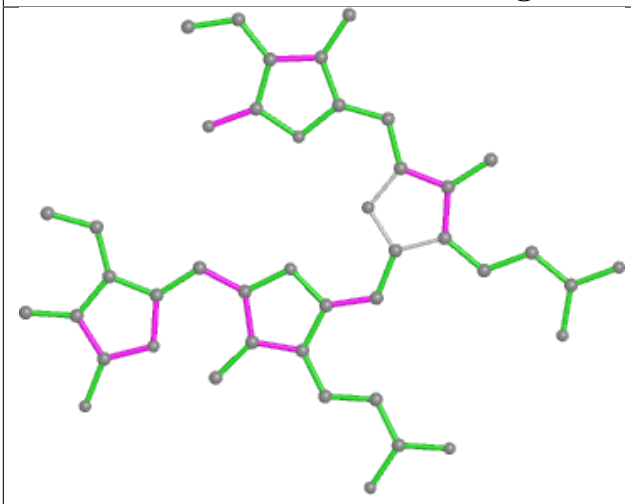

Bond lengths

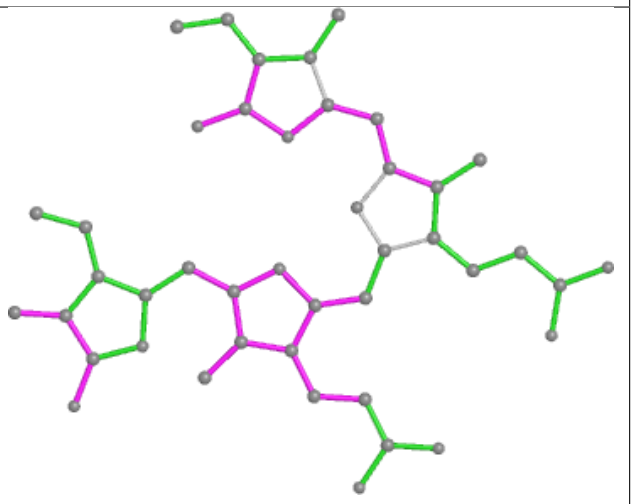

Bond angles

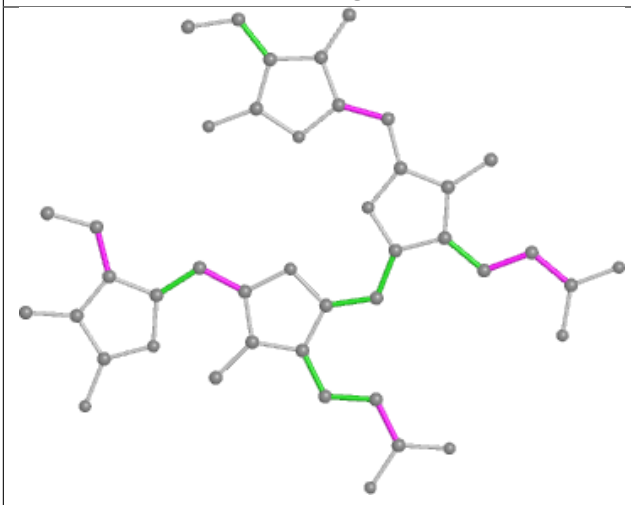

Torsions

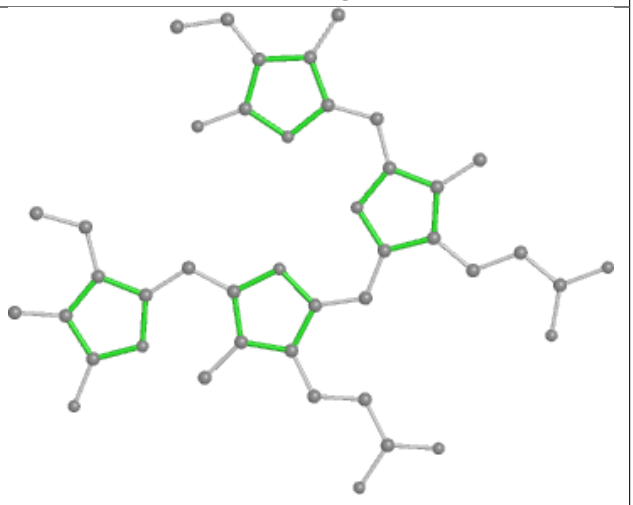

Rings

Ligand CLA B2 825

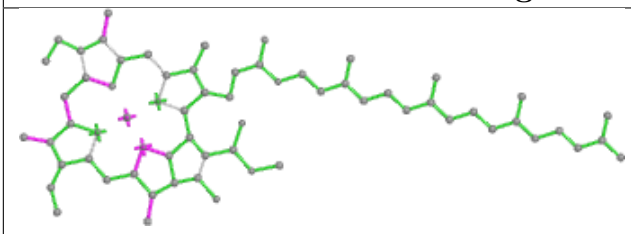

Bond lengths

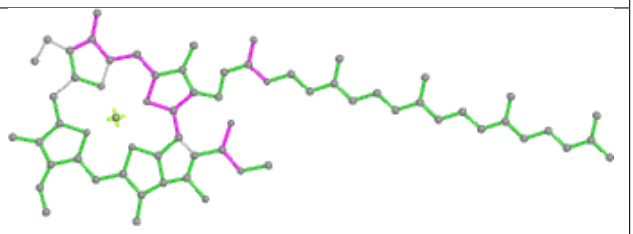

Bond angles

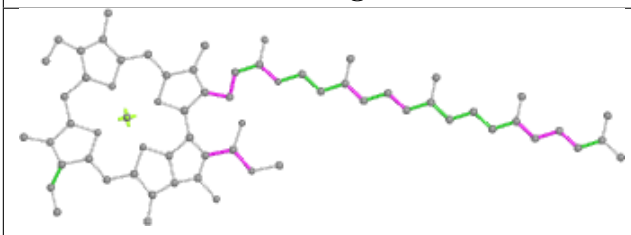

Torsions

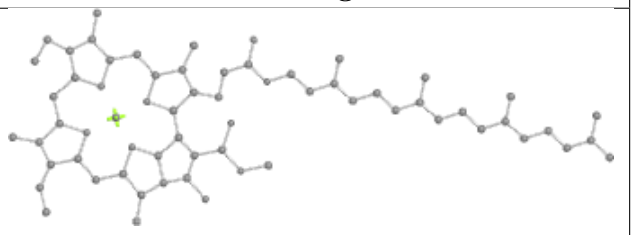

Rings

Ligand PEB YQ 201

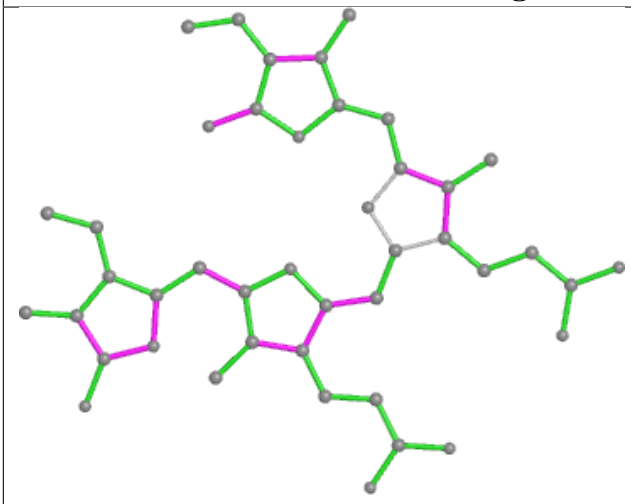

Bond lengths

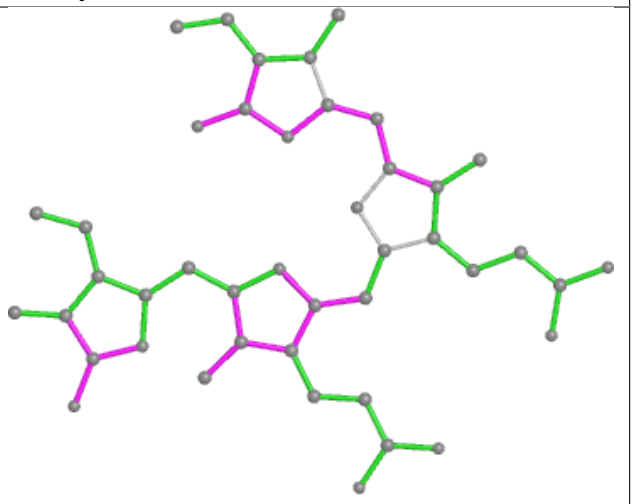

Bond angles

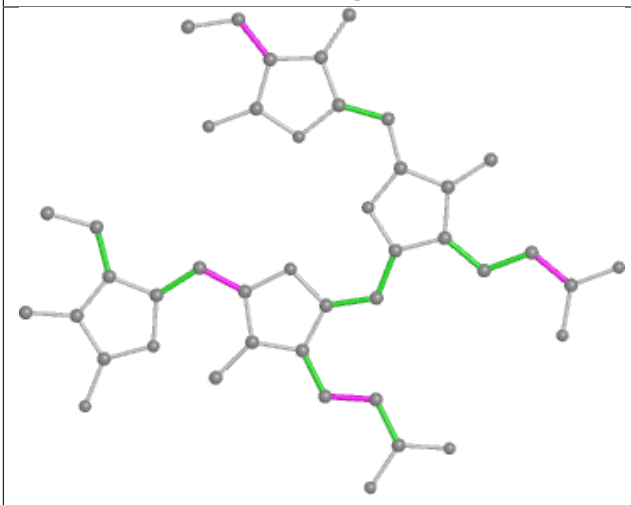

Torsions

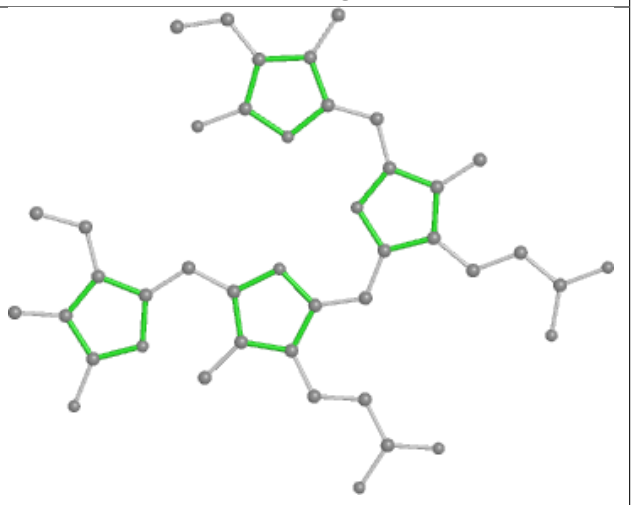

Rings

Ligand PEB KQ 201

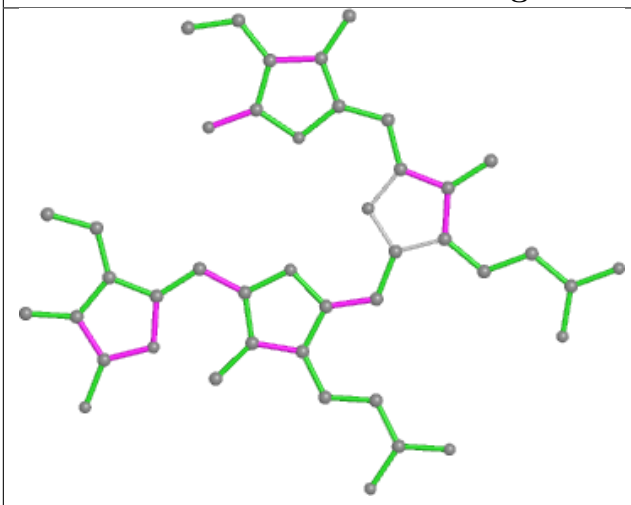

Bond lengths

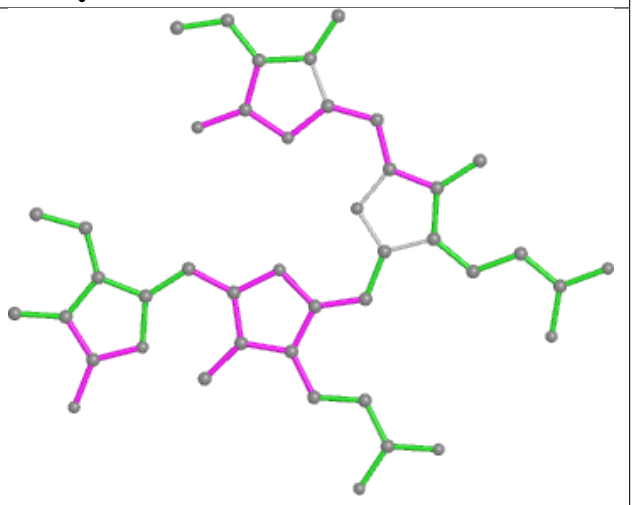

Bond angles

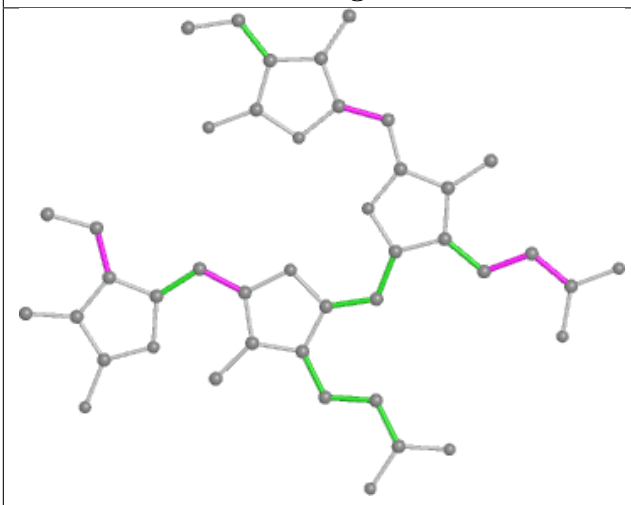

Torsions

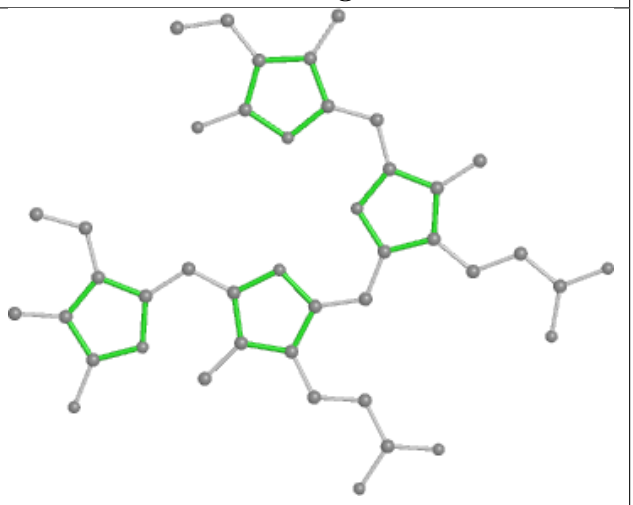

Rings

Ligand PEB WA 202

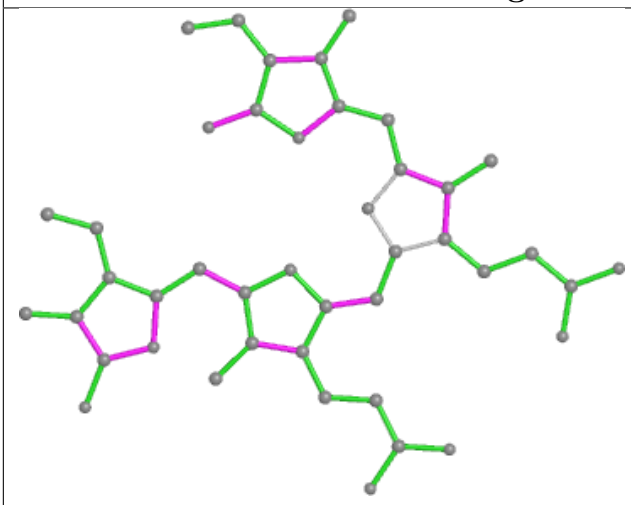

Bond lengths

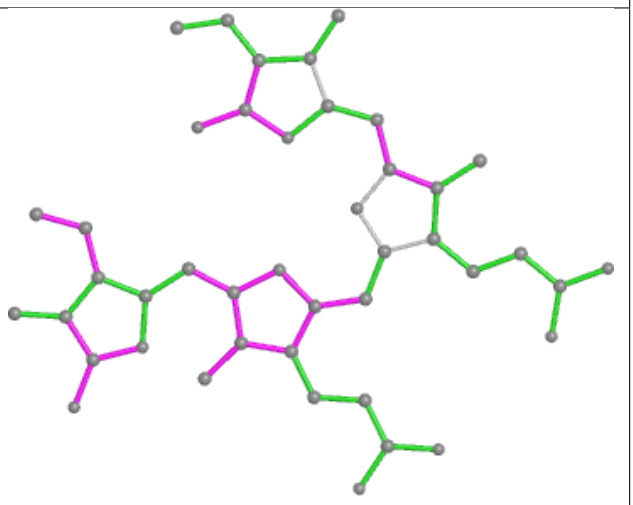

Bond angles

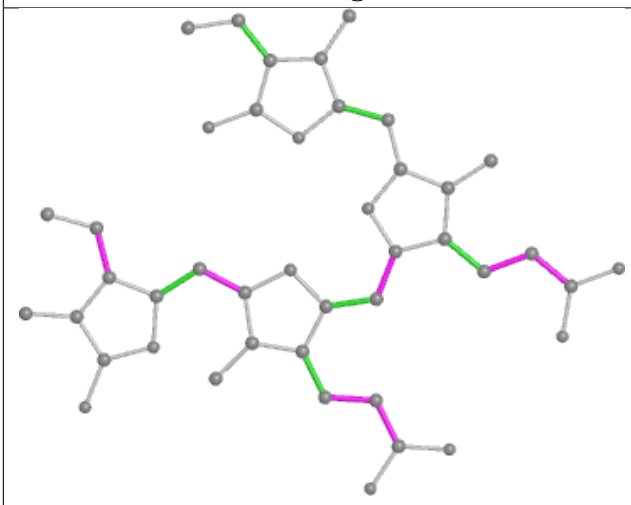

Torsions

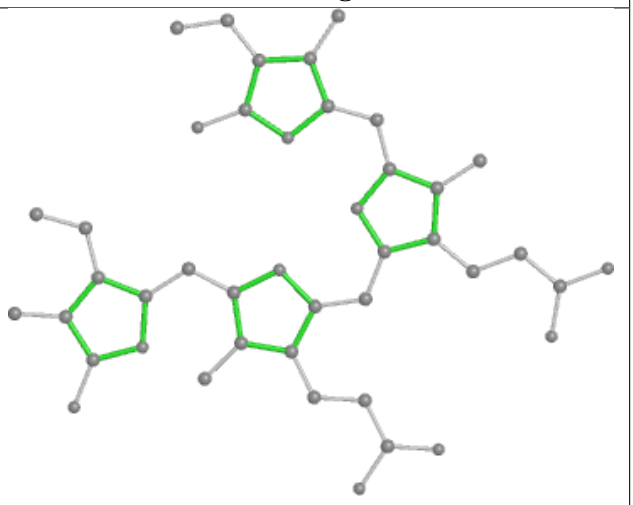

Rings

Ligand PEB VQ 202

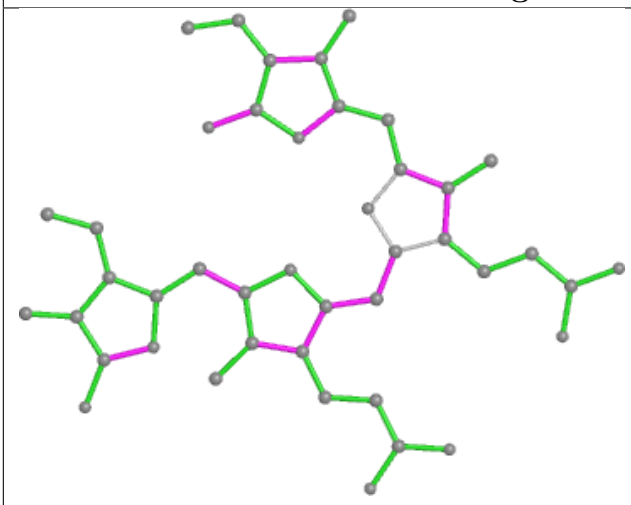

Bond lengths

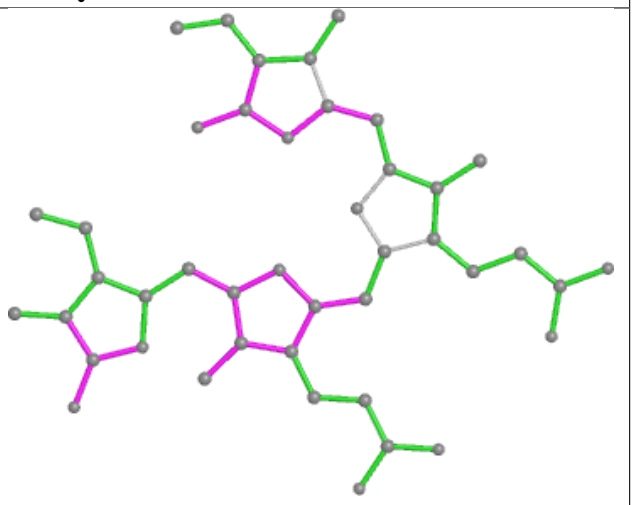

Bond angles

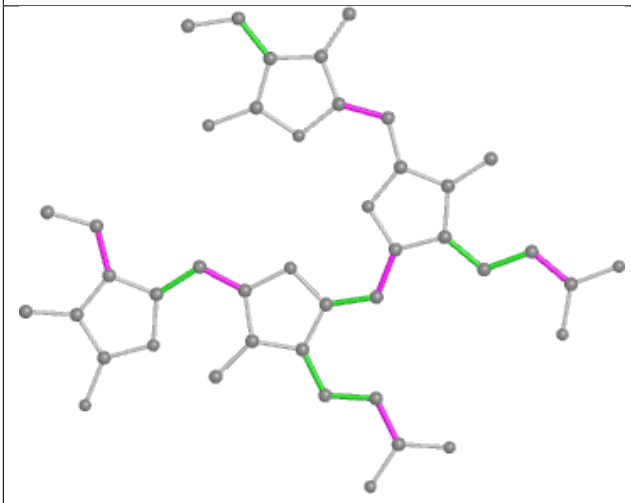

Torsions

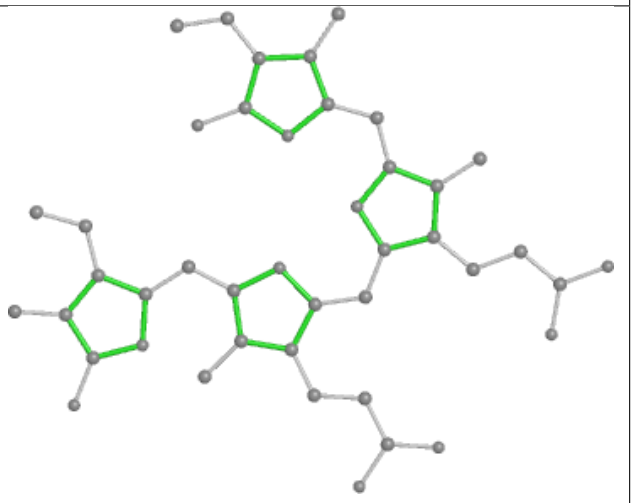

Rings

Ligand PEB cO 202

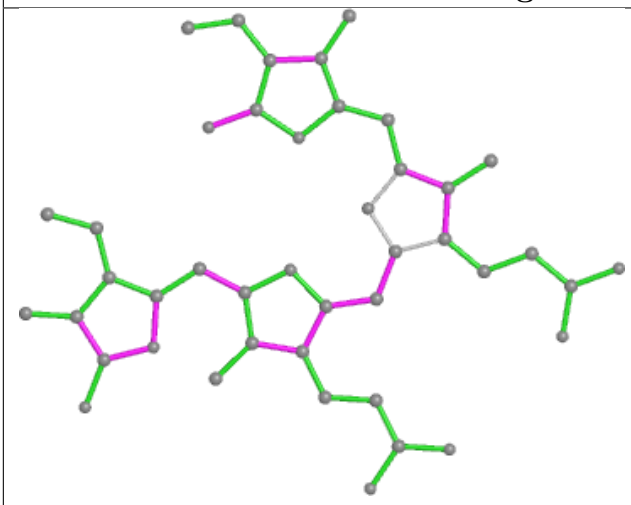

Bond lengths

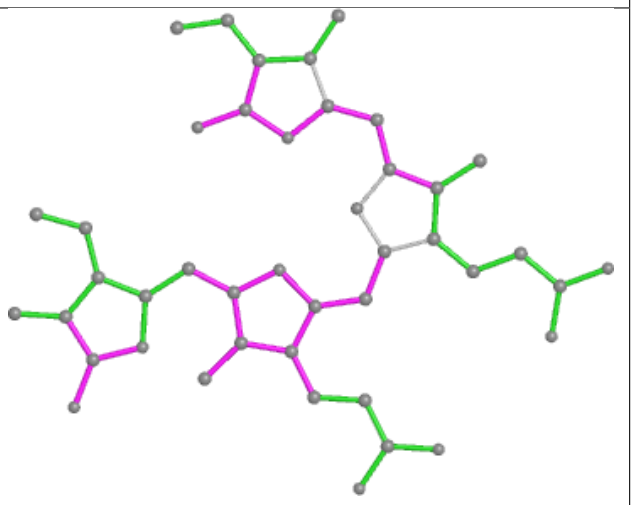

Bond angles

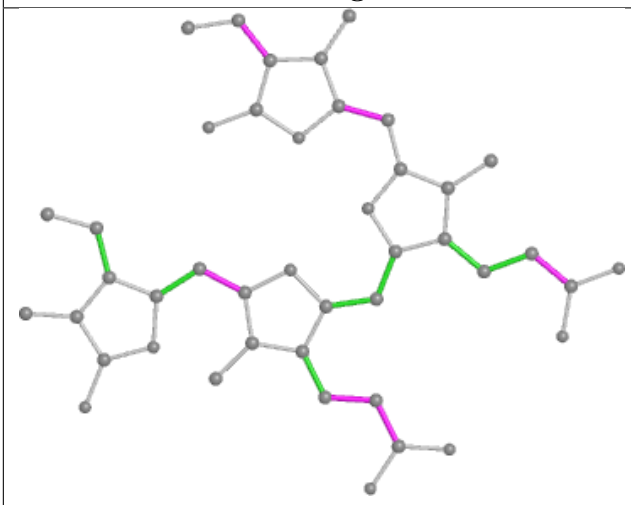

Torsions

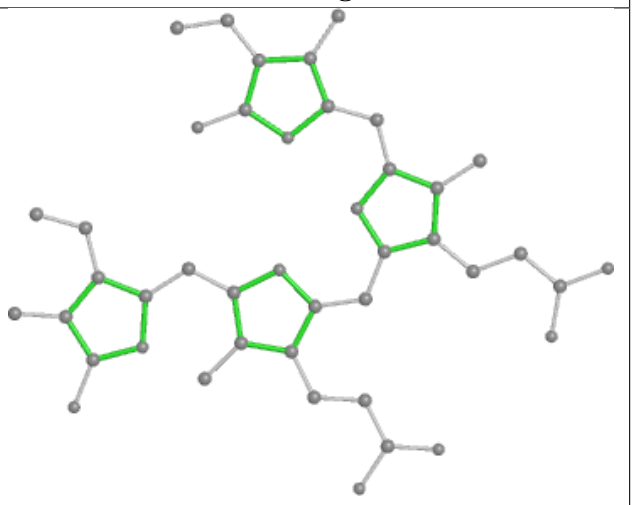

Rings

Ligand PEB TF 201

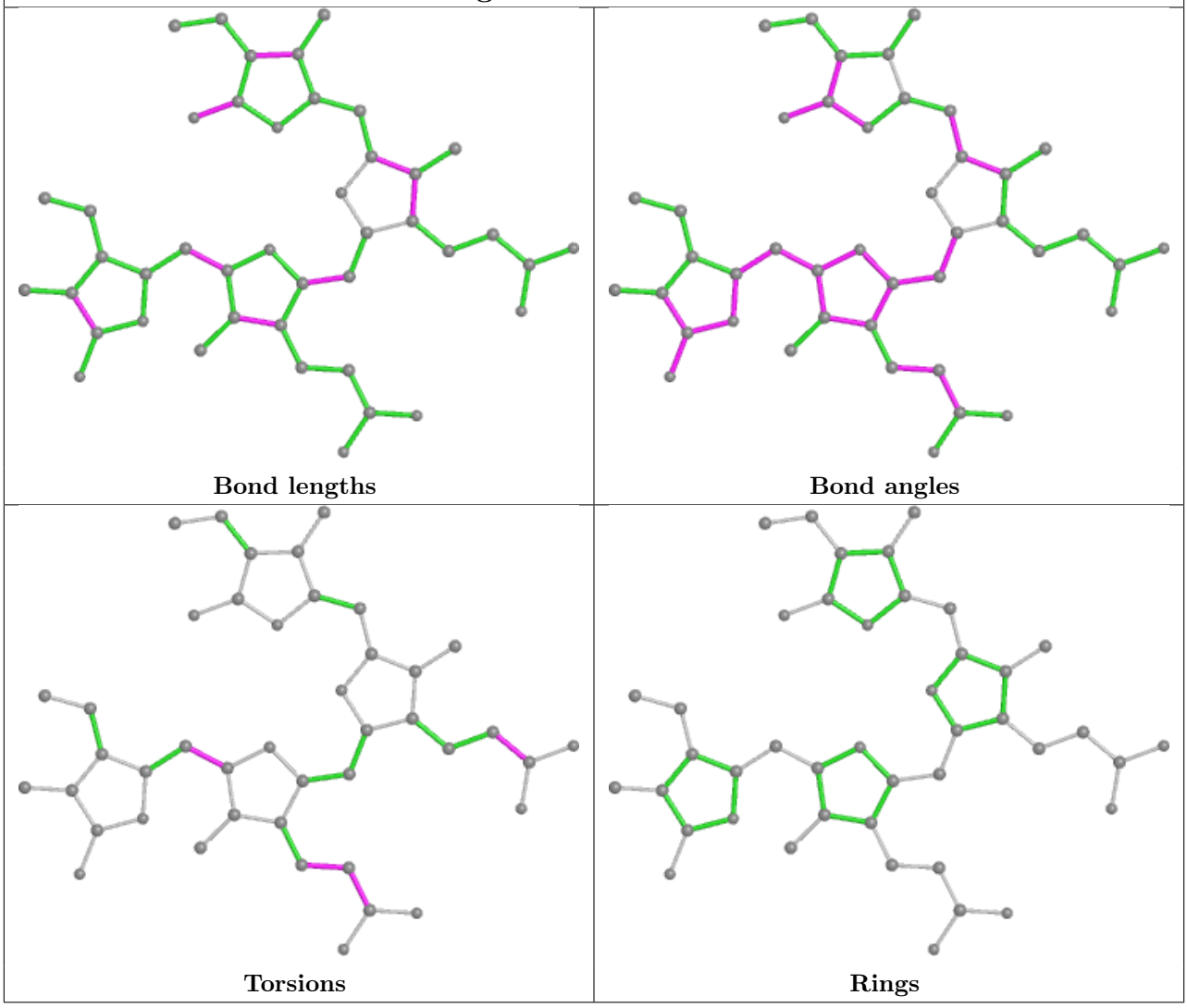

Ligand BCR d6 405

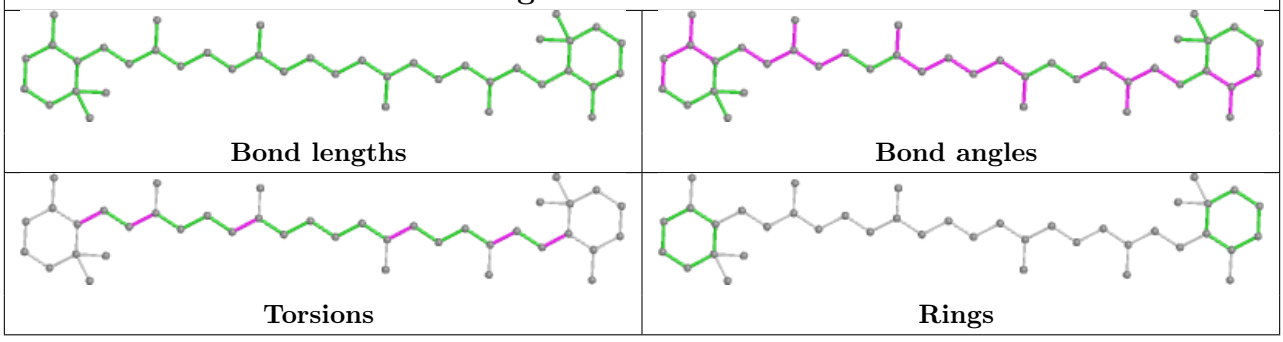

Ligand PEB UM 202

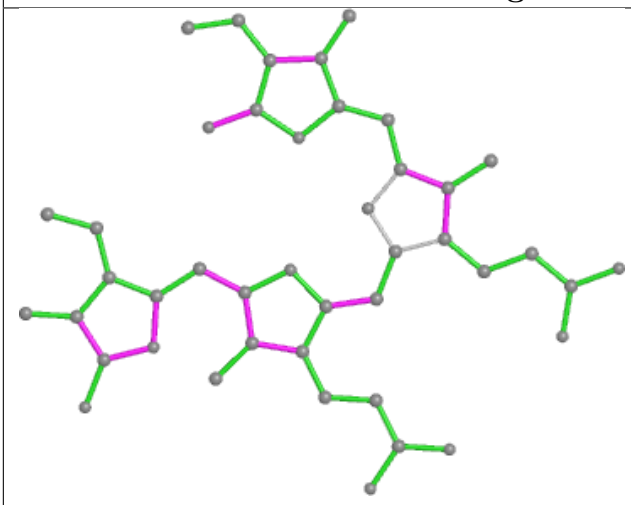

Bond lengths

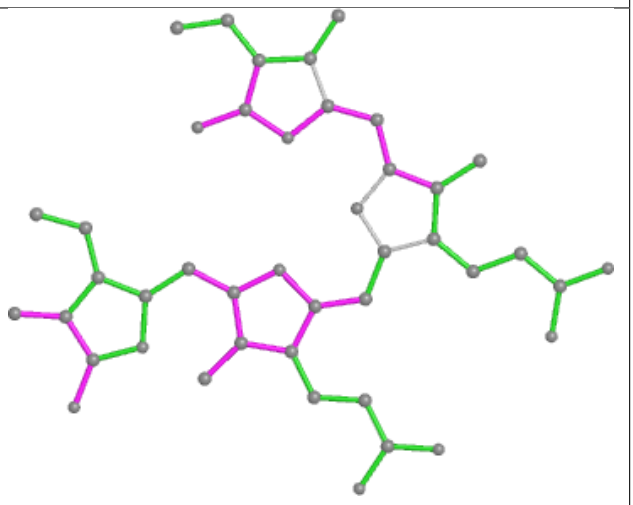

Bond angles

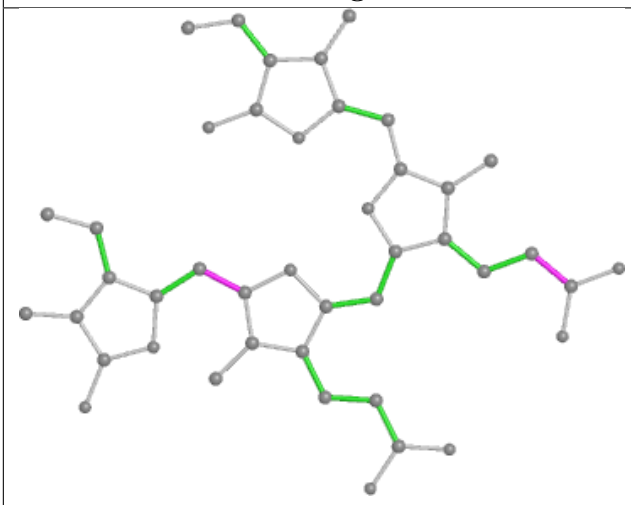

Torsions

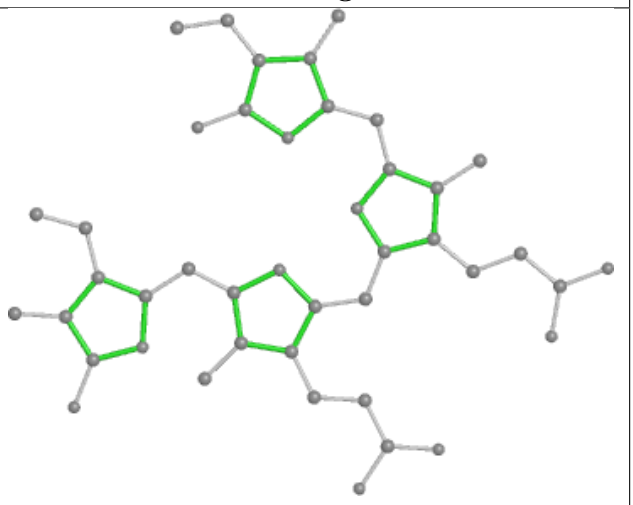

Rings

Ligand CLA BN 835

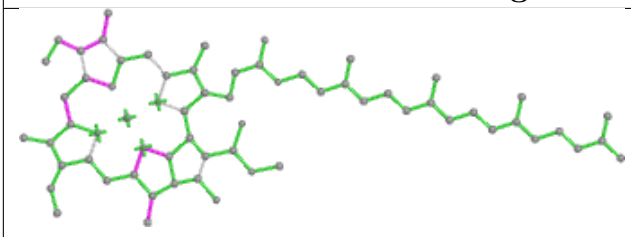

Bond lengths

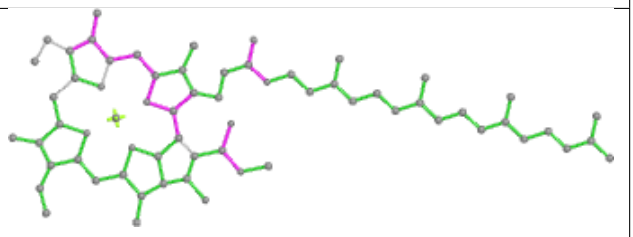

Bond angles

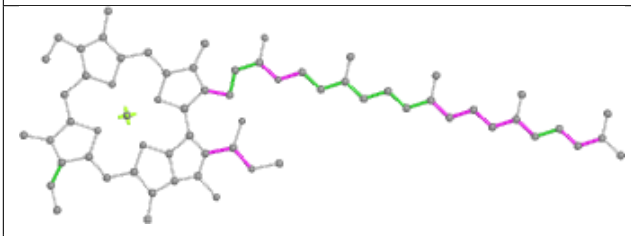

Torsions

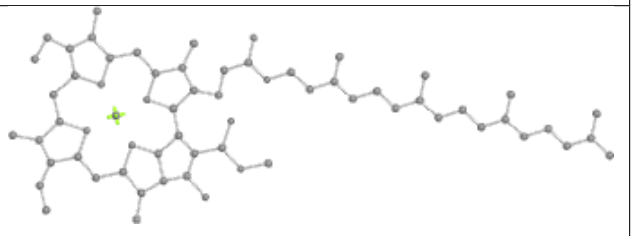

Rings

Ligand PEB 18 203

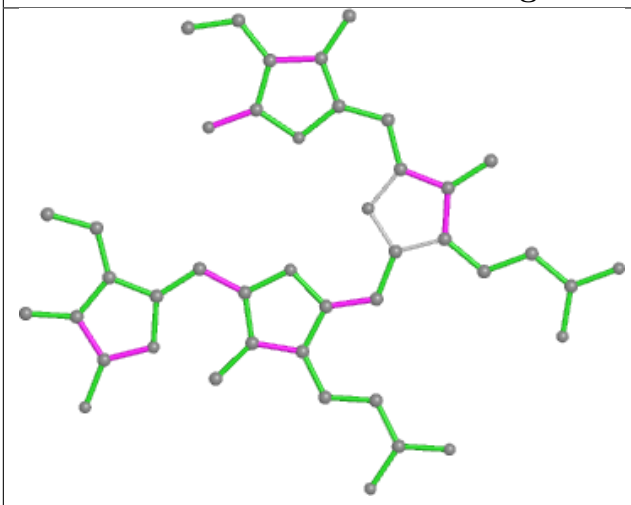

Bond lengths

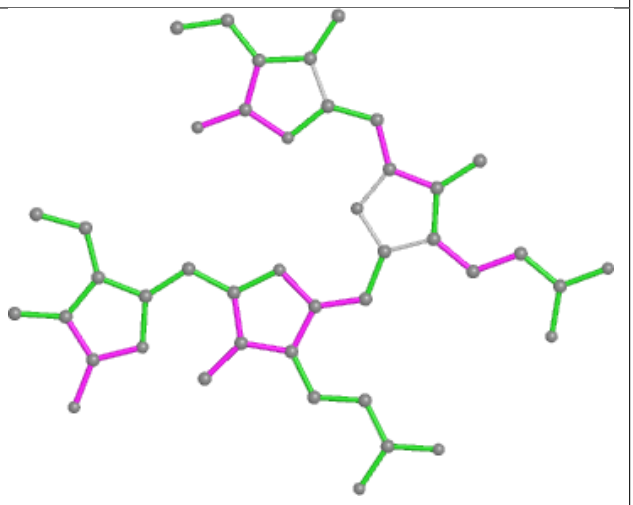

Bond angles

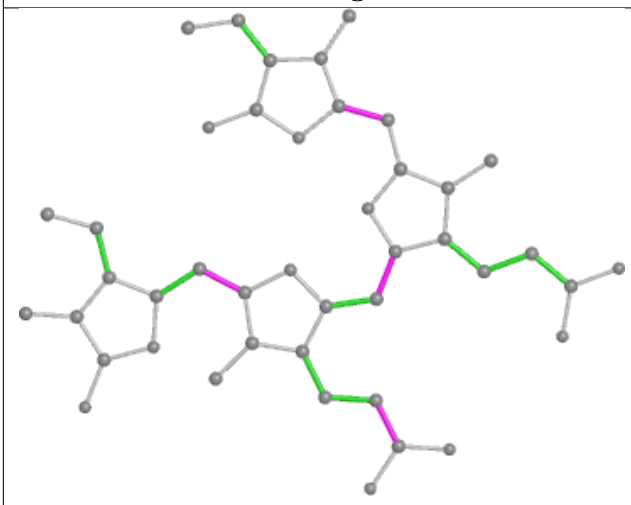

Torsions

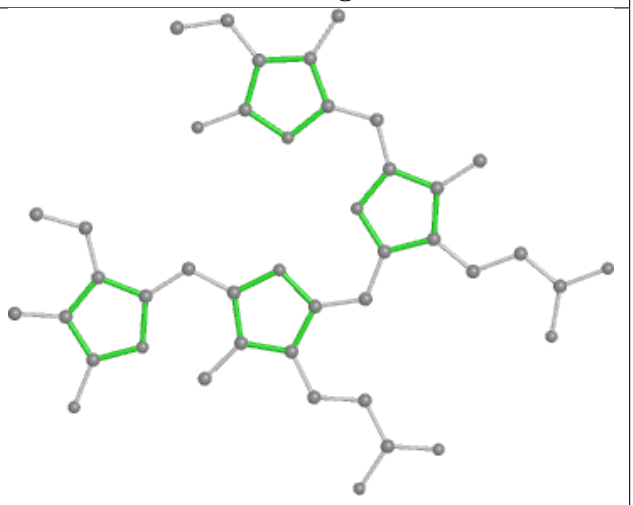

Rings

Ligand PEB t8 202

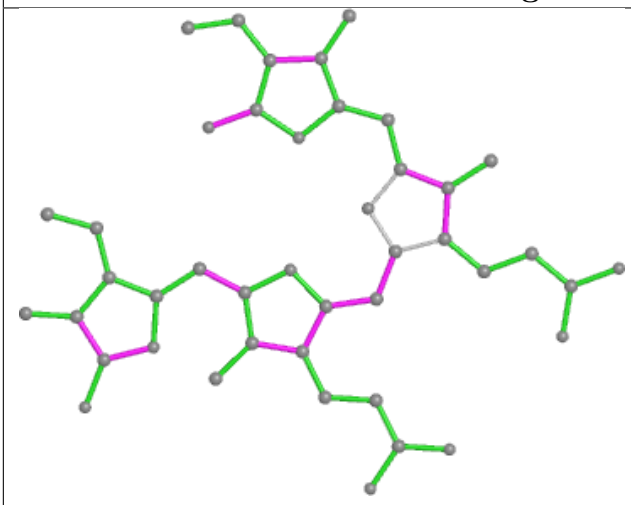

Bond lengths

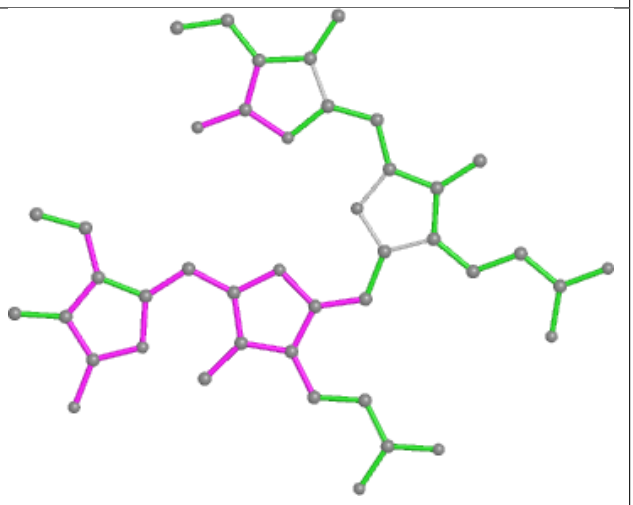

Bond angles

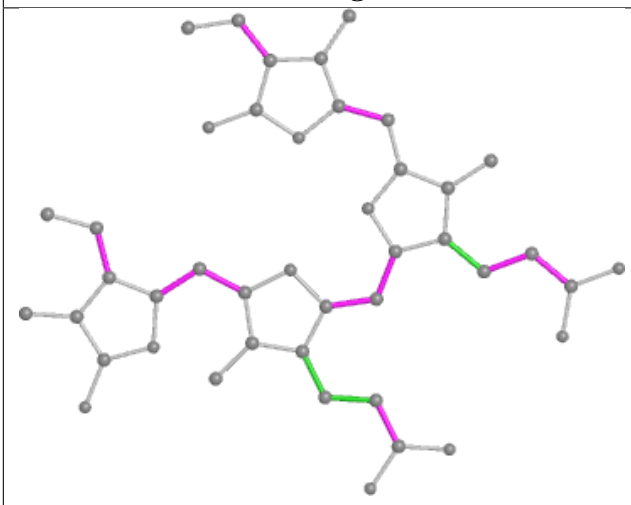

Torsions

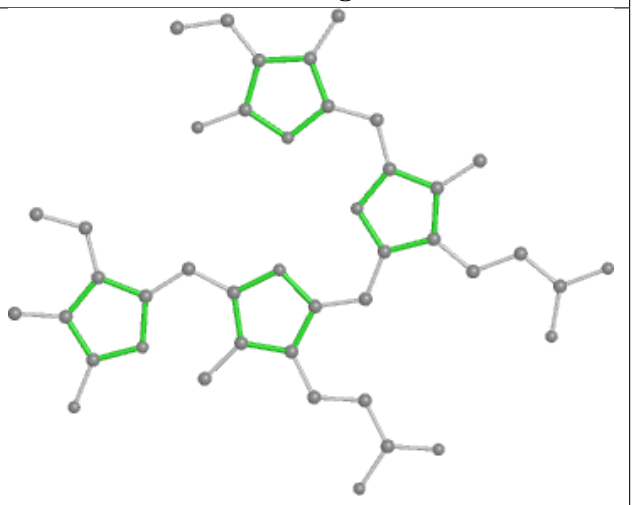

Rings

Ligand CLA AN 809

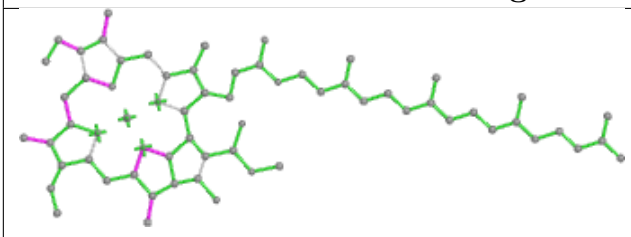

Bond lengths

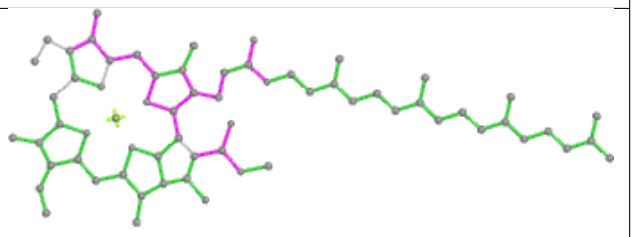

Bond angles

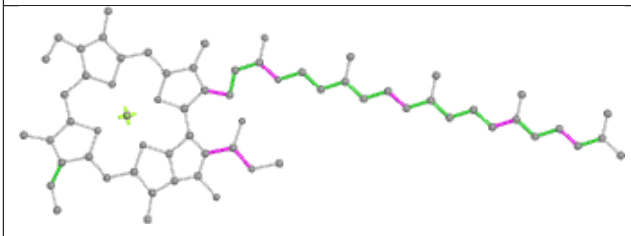

Torsions

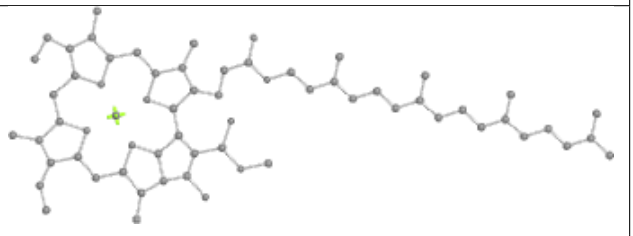

Rings

Ligand CLA BN 833

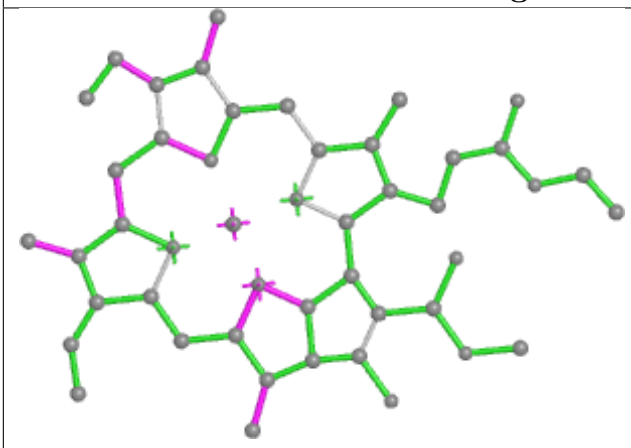

Bond lengths

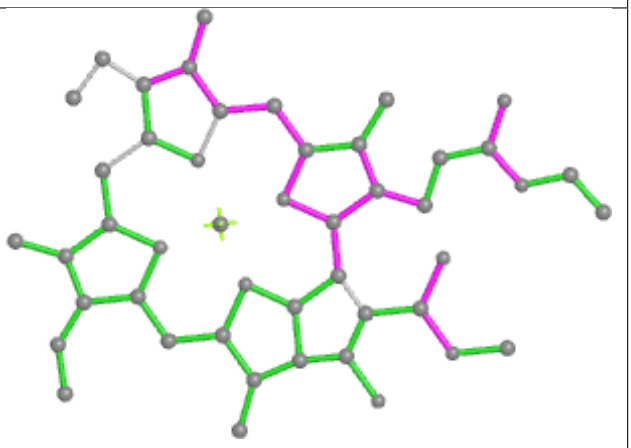

Bond angles

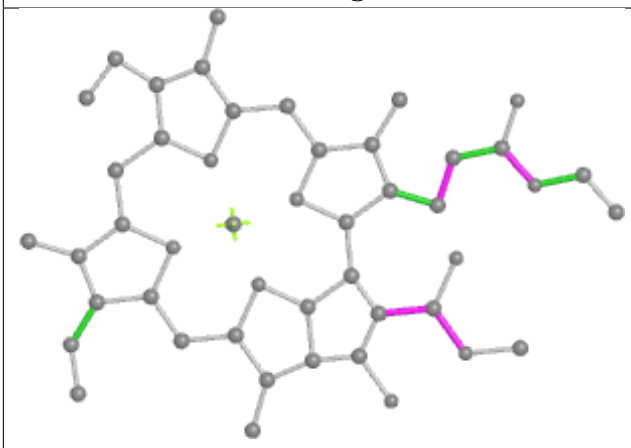

Torsions

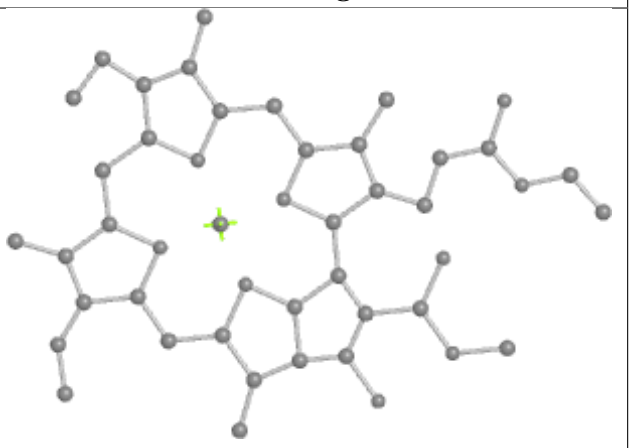

Rings

Ligand PEB jO 202

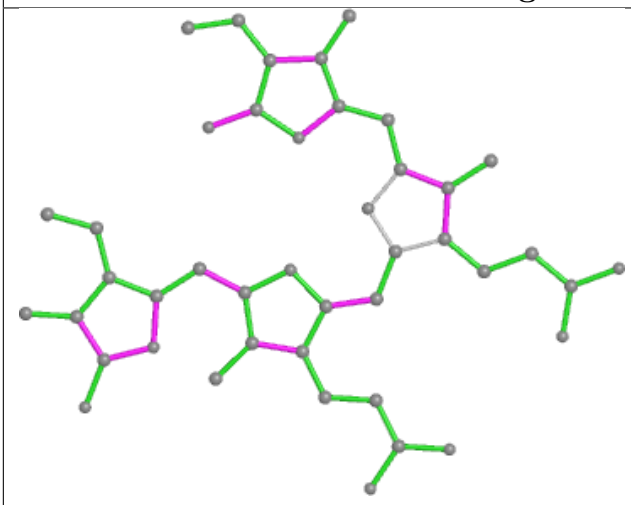

Bond lengths

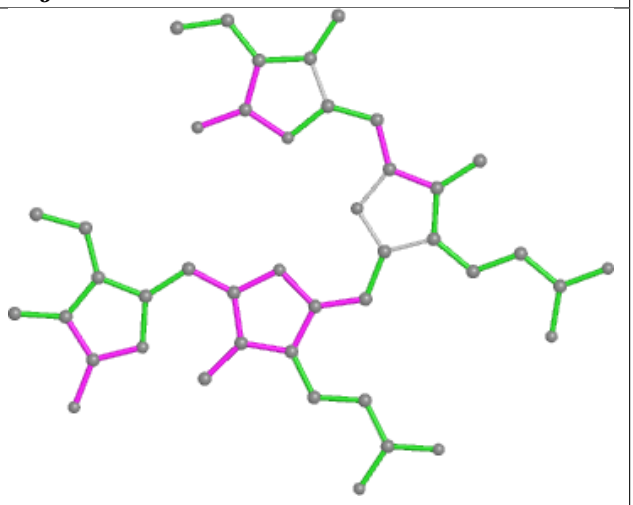

Bond angles

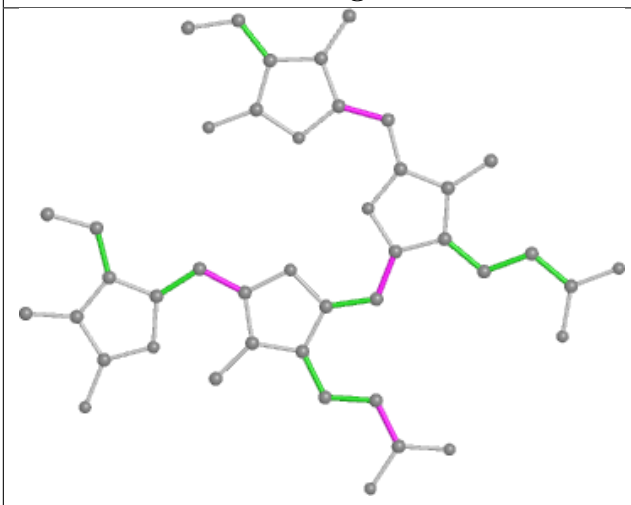

Torsions

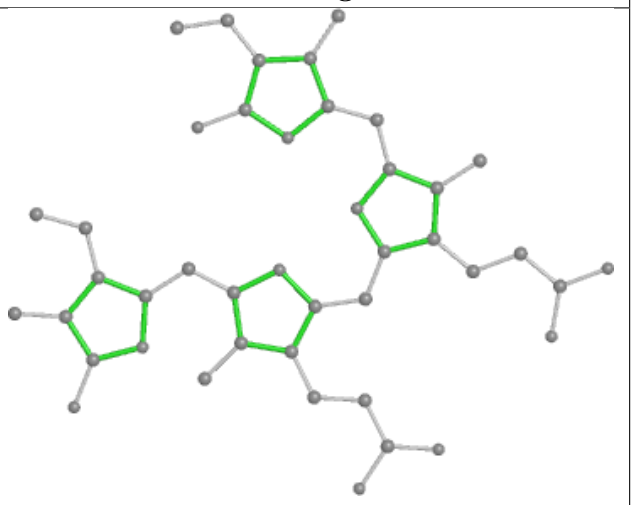

Rings

Ligand PEB OG 203

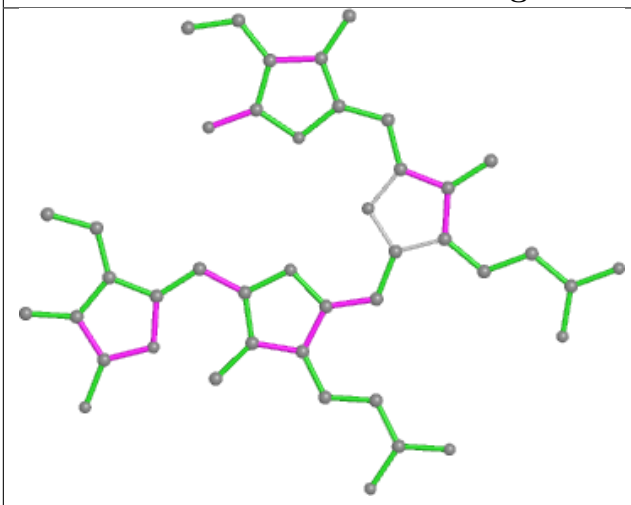

Bond lengths

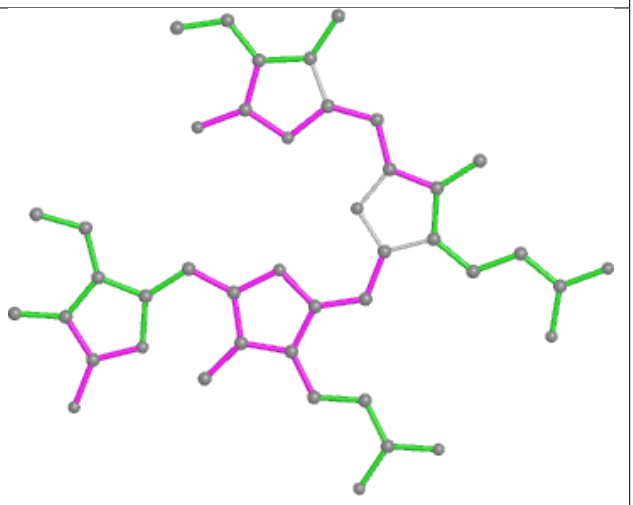

Bond angles

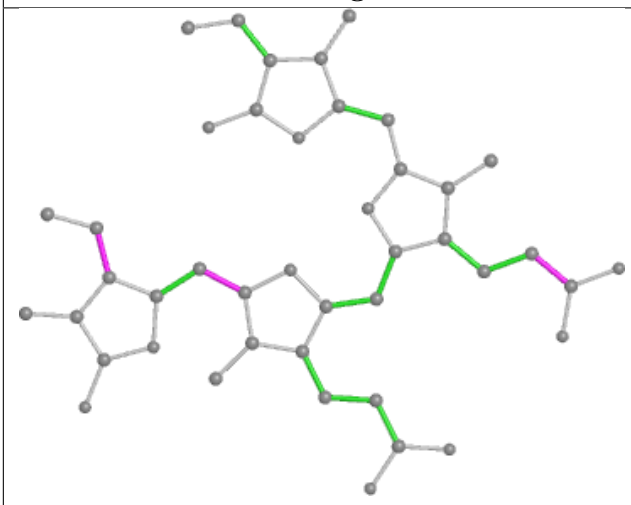

Torsions

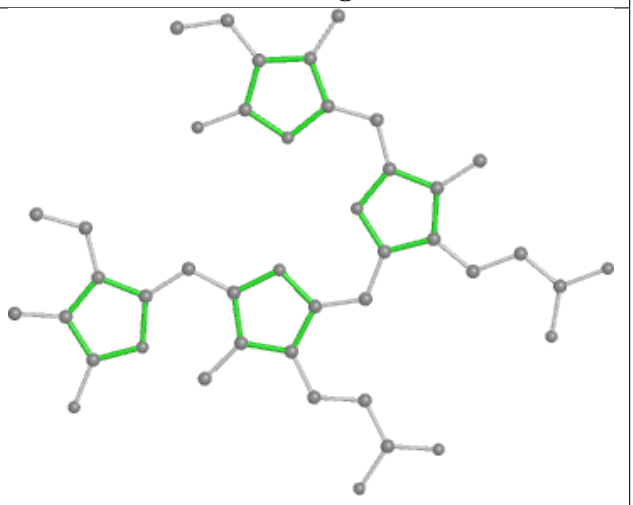

Rings

Ligand PEB JB 202

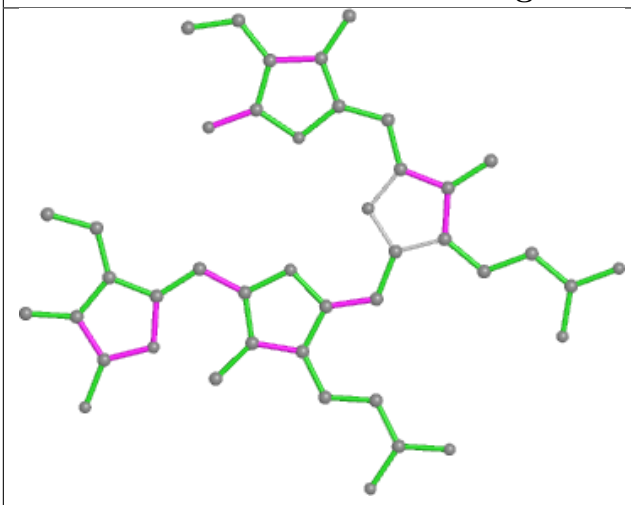

Bond lengths

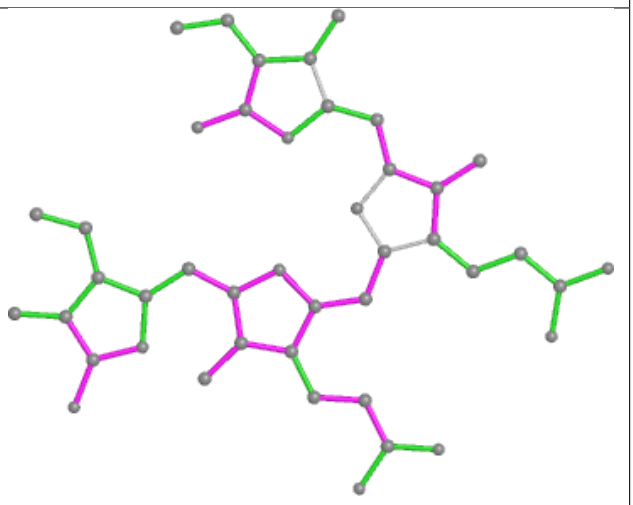

Bond angles

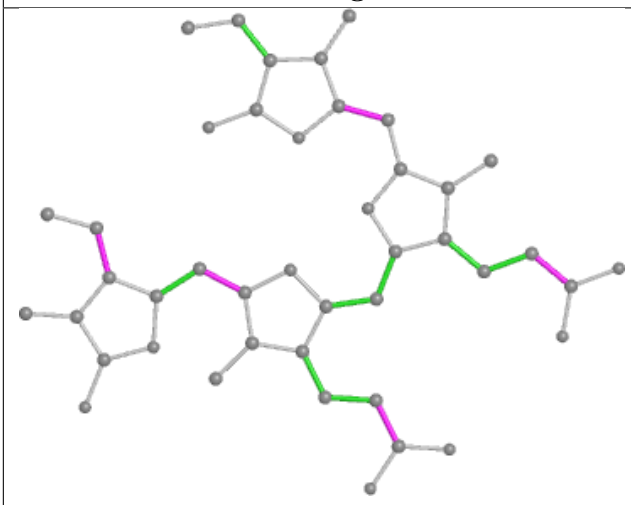

Torsions

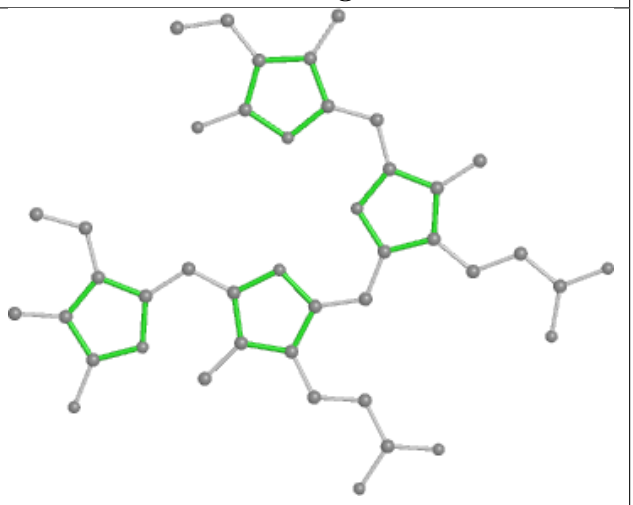

Rings

Ligand CLA 62 302

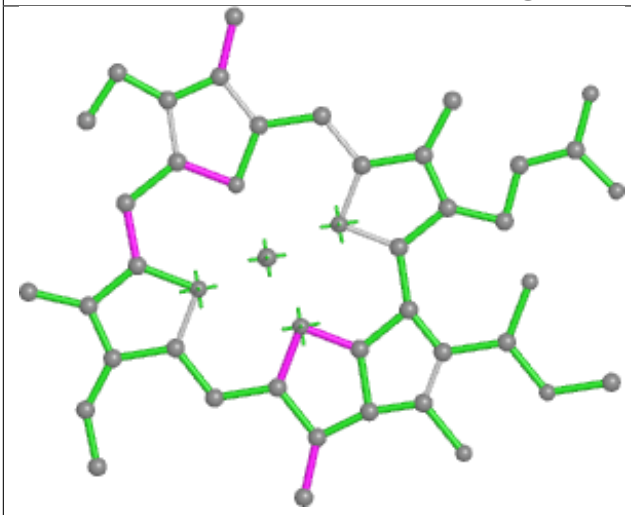

Bond lengths

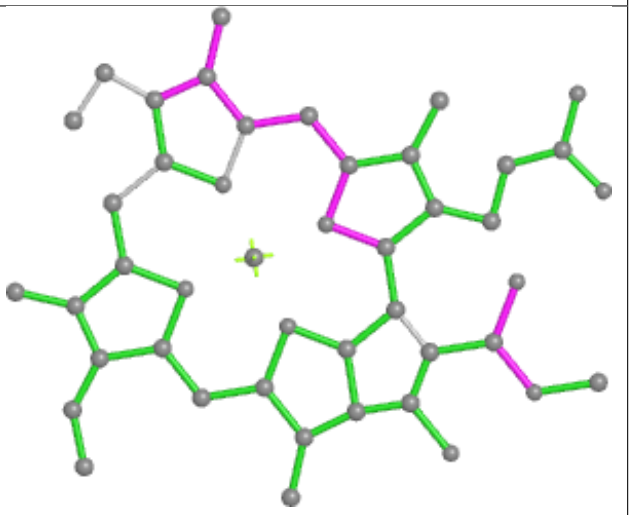

Bond angles

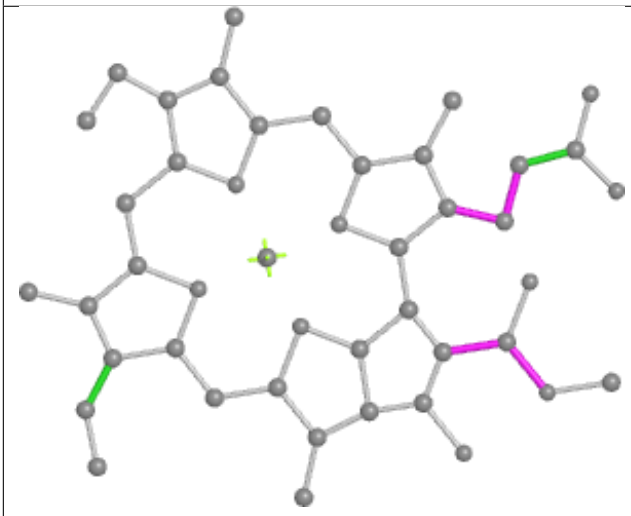

Torsions

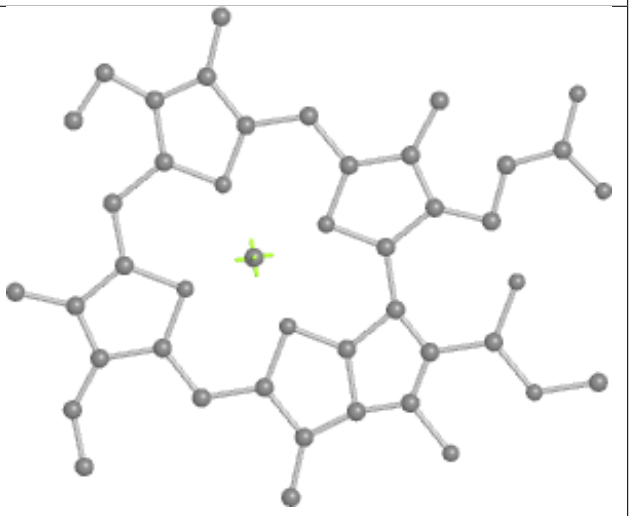

Rings

Ligand PEB AD 303

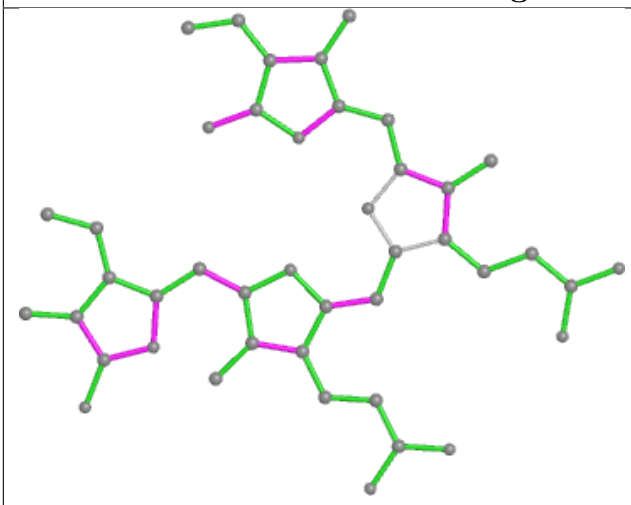

Bond lengths

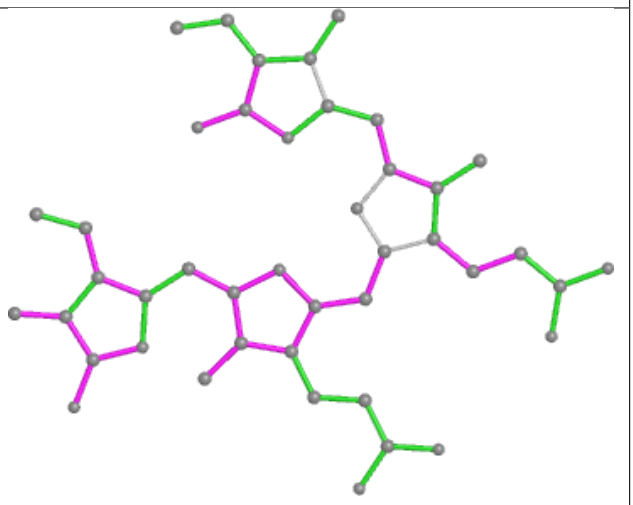

Bond angles

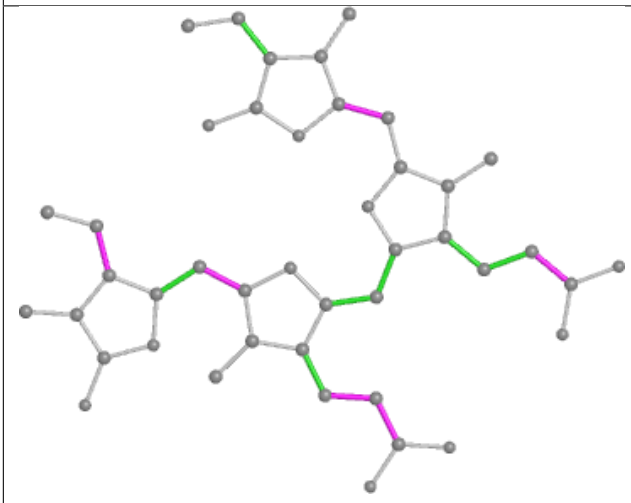

Torsions

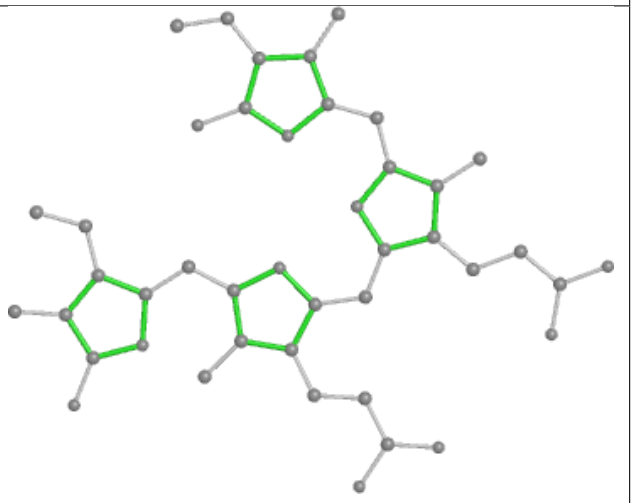

Rings

Ligand CLA 4N 606

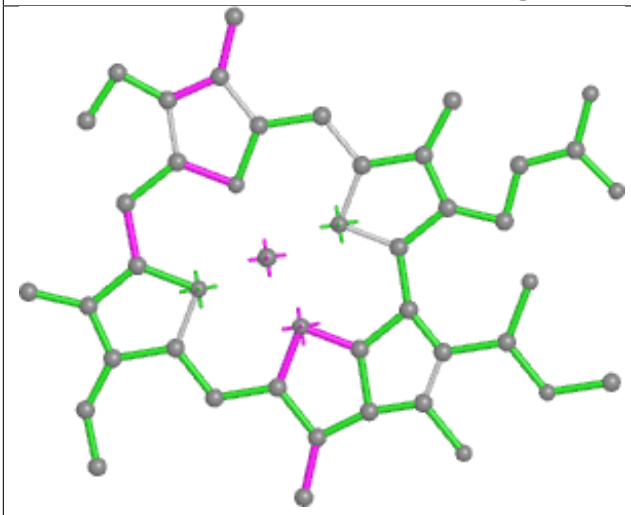

Bond lengths

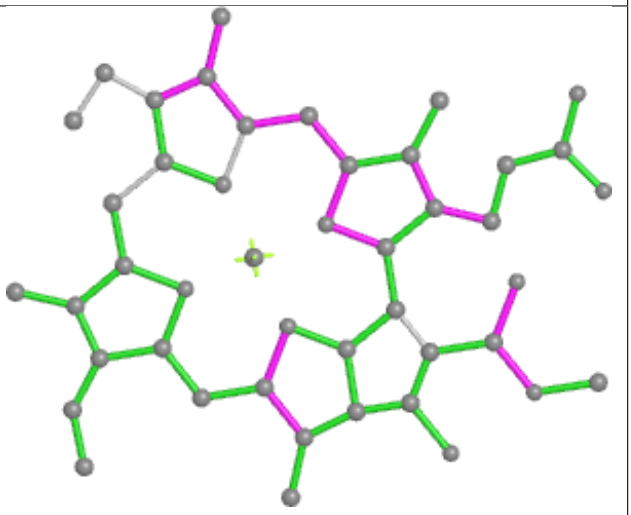

Bond angles

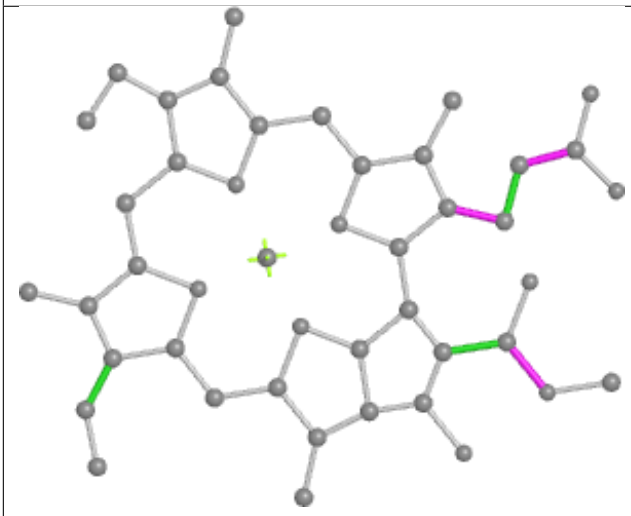

Torsions

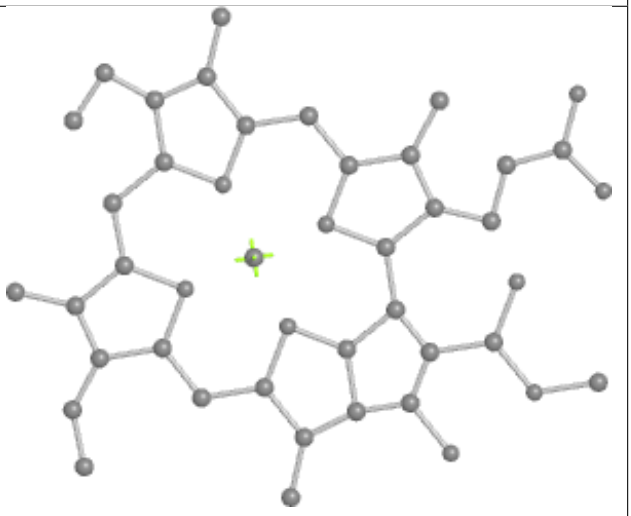

Rings

Ligand PEB U7 201

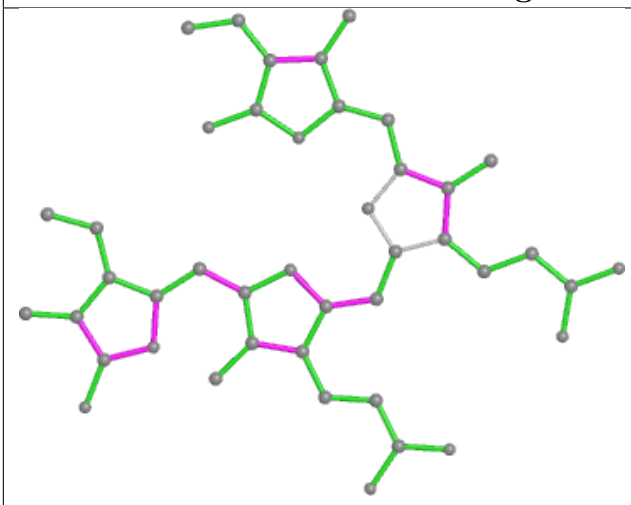

Bond lengths

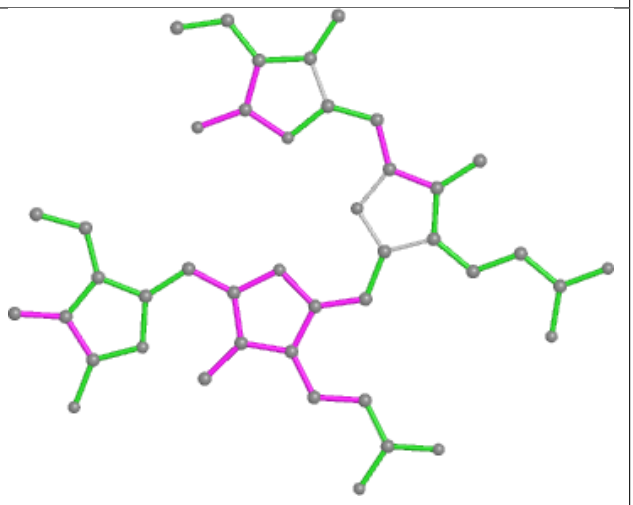

Bond angles

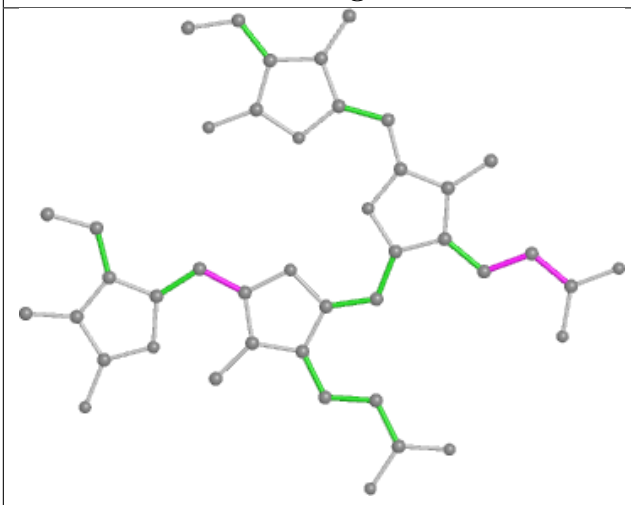

Torsions

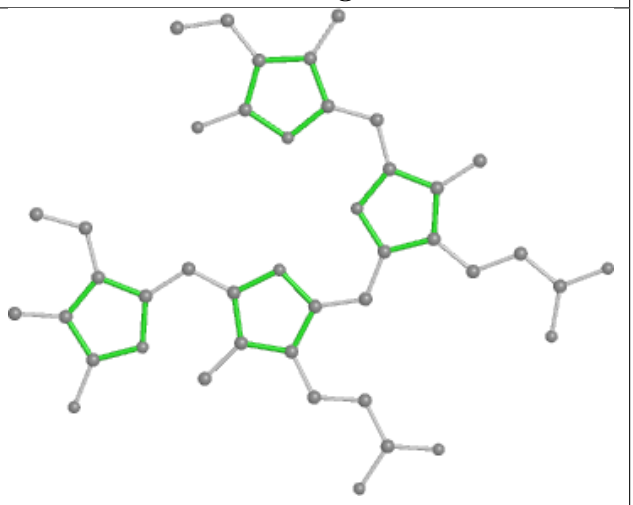

Rings

Ligand CLA 22 609

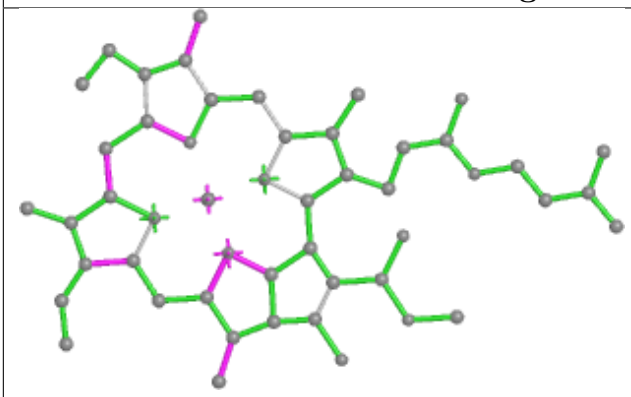

Bond lengths

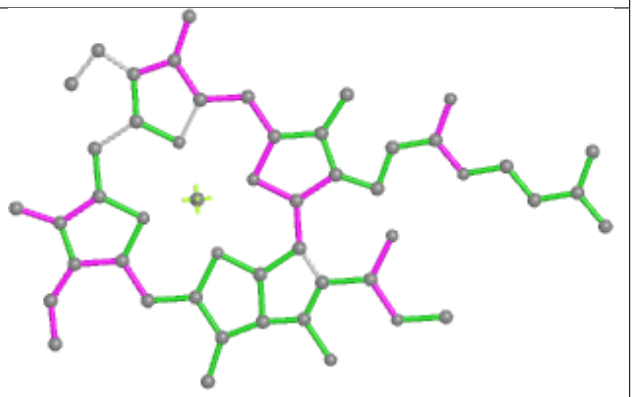

Bond angles

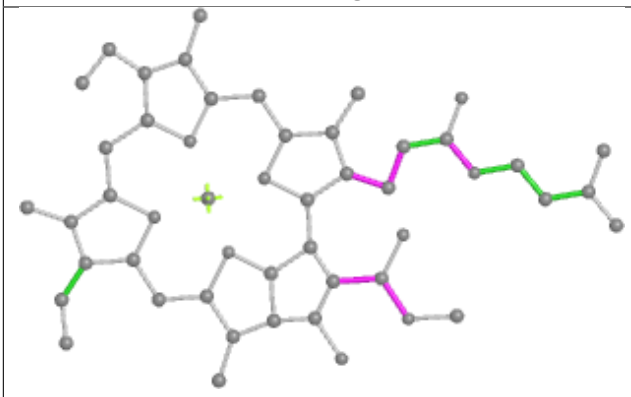

Torsions

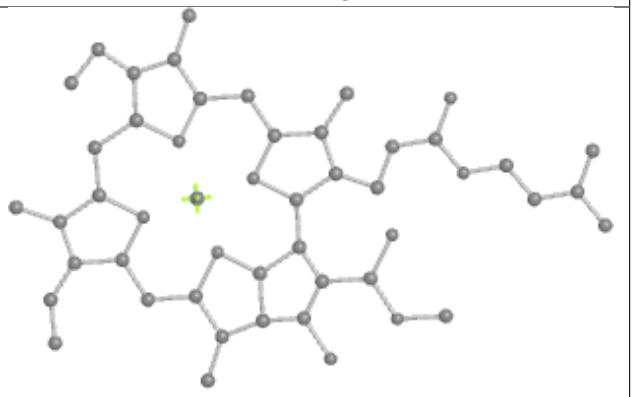

Rings

Ligand CLA A6 404

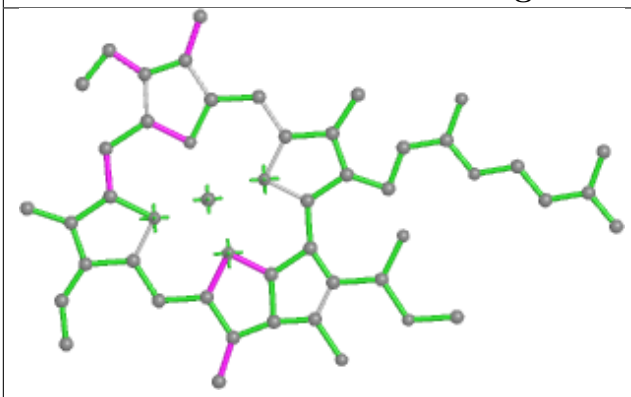

Bond lengths

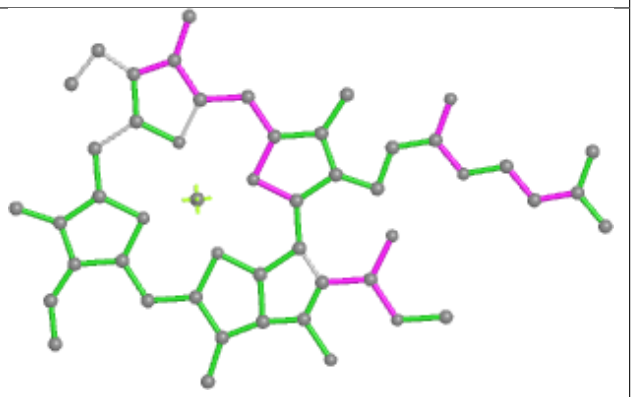

Bond angles

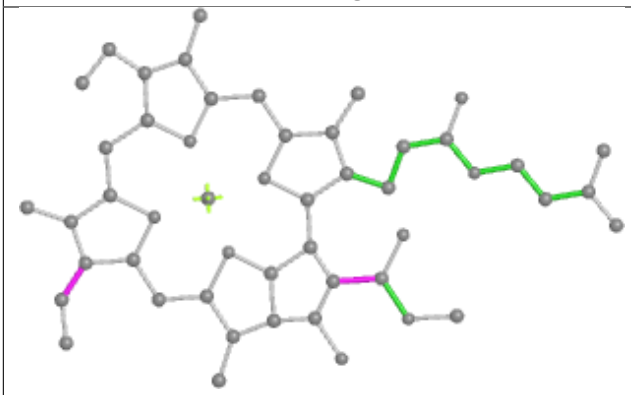

Torsions

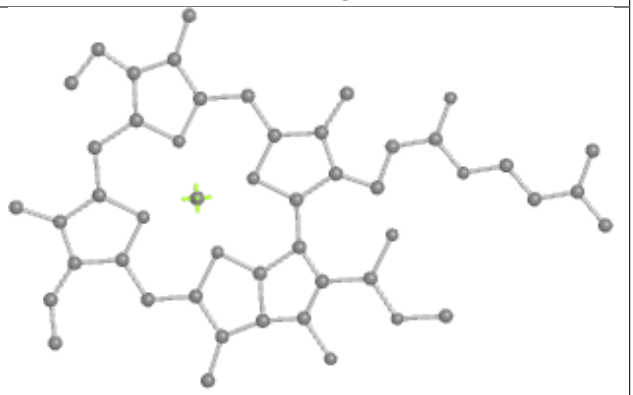

Rings

Ligand CYC n3 1001

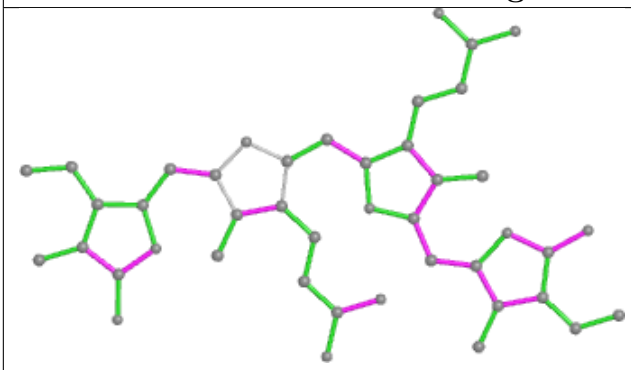

Bond lengths

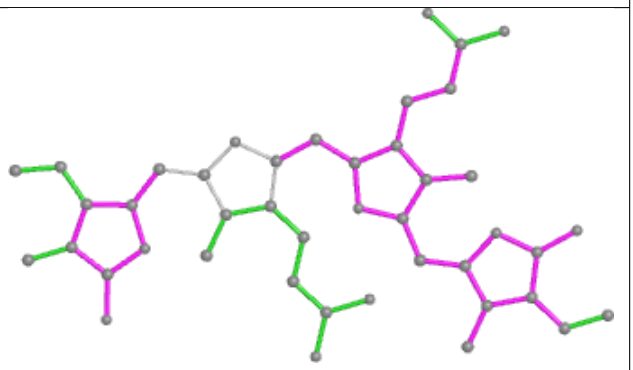

Bond angles

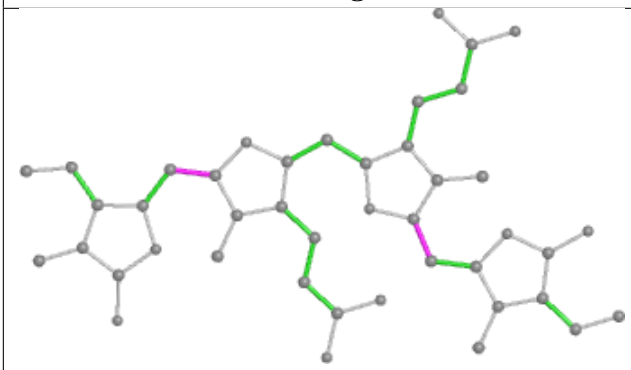

Torsions

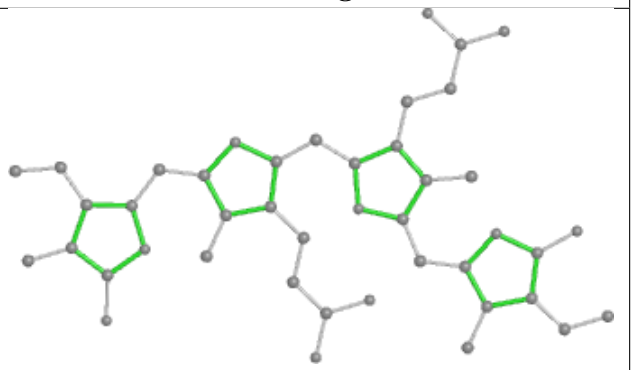

Rings

Ligand BCR F2 203

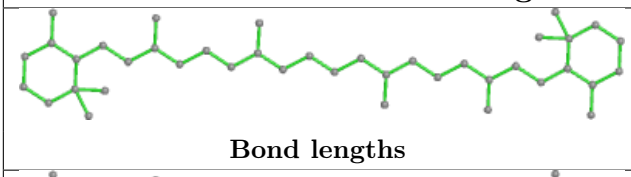

Bond lengths

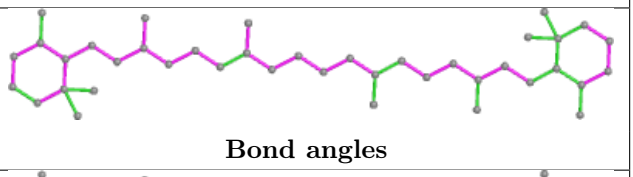

Bond angles

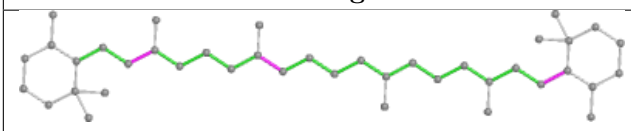

Torsions

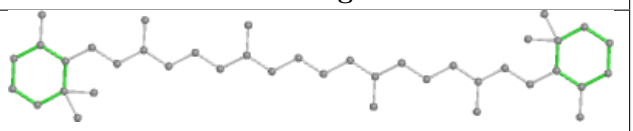

Rings

Ligand PEB ZG 202

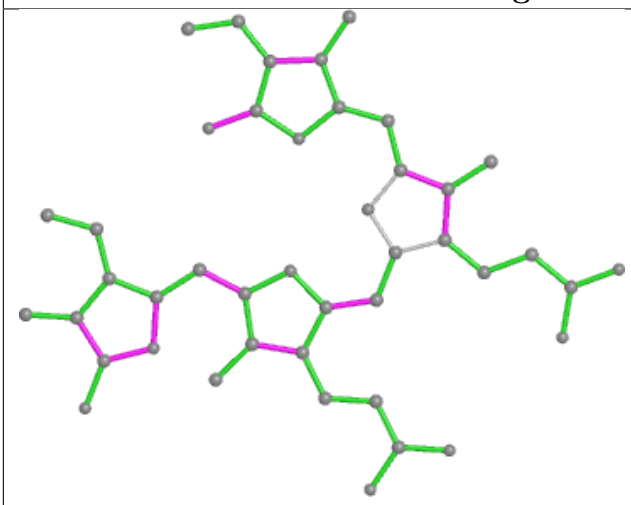

Bond lengths

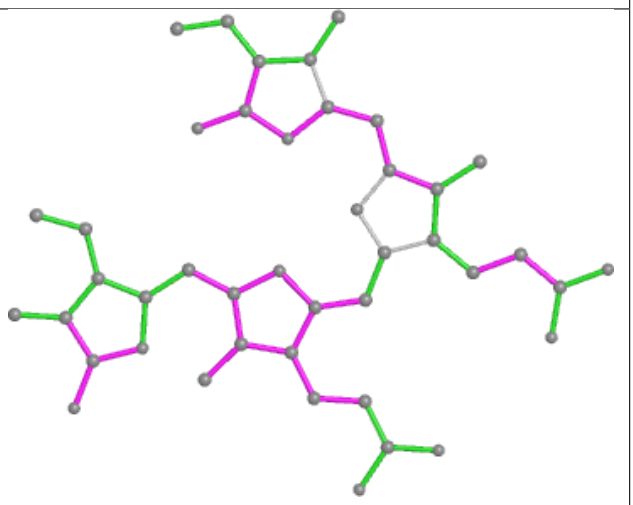

Bond angles

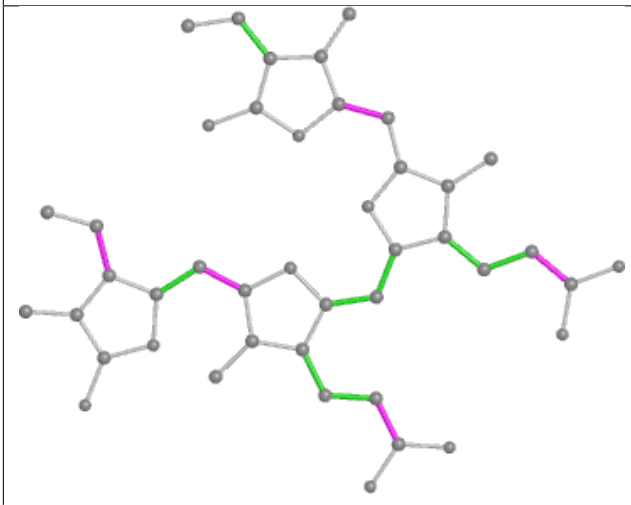

Torsions

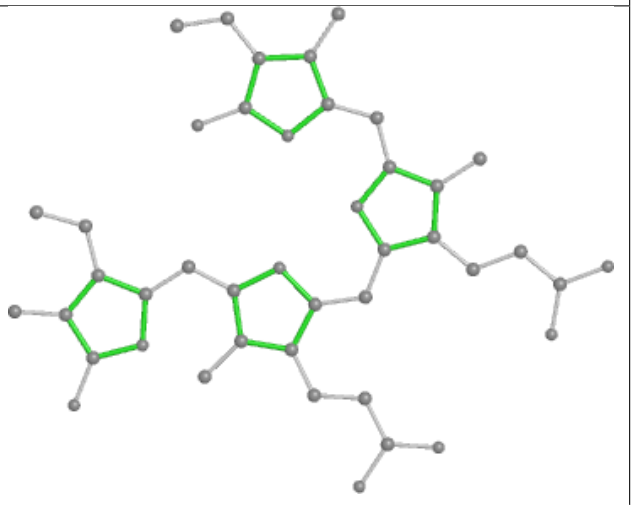

Rings

Ligand PEB ZF 201

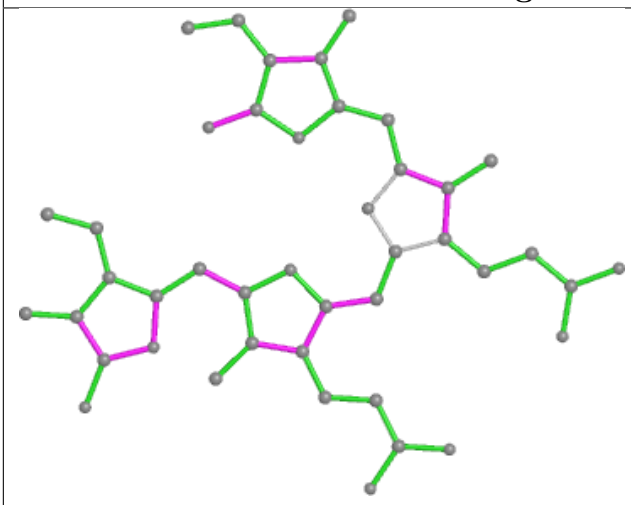

Bond lengths

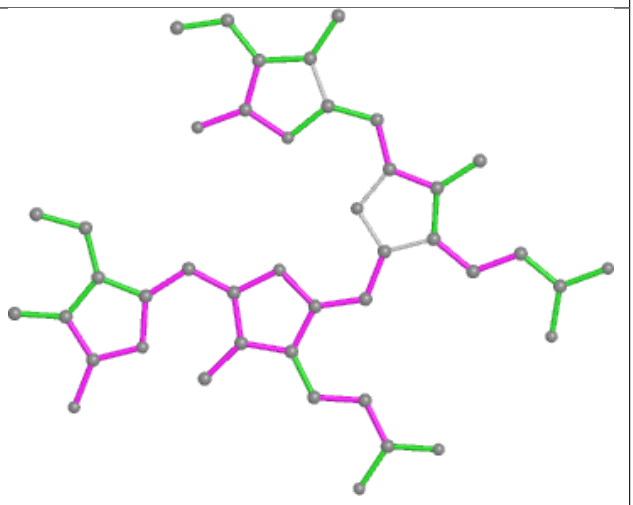

Bond angles

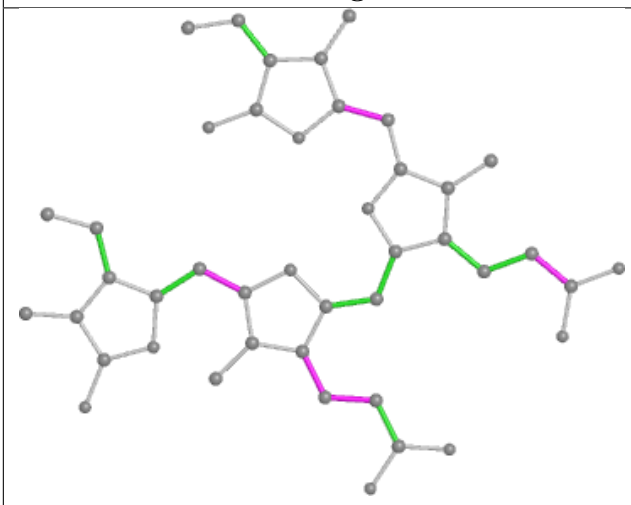

Torsions

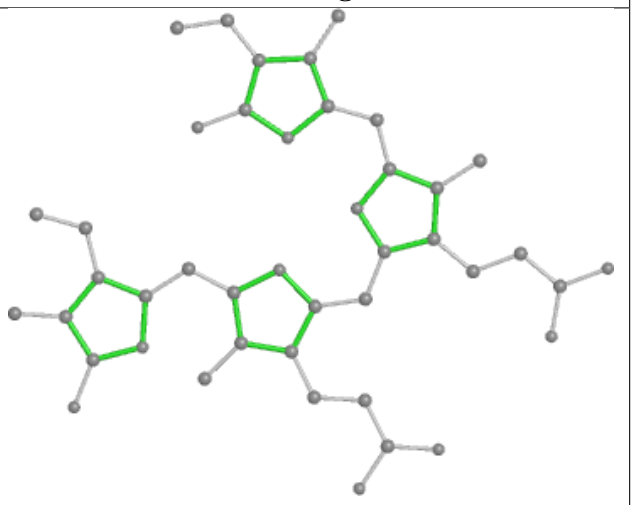

Rings

Ligand PEB DD 201

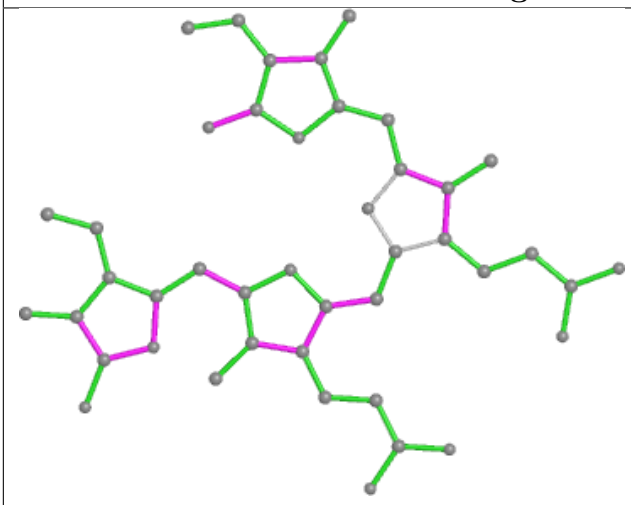

Bond lengths

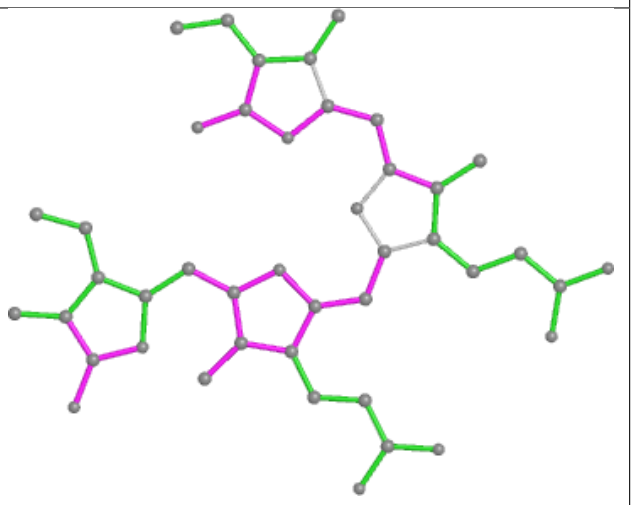

Bond angles

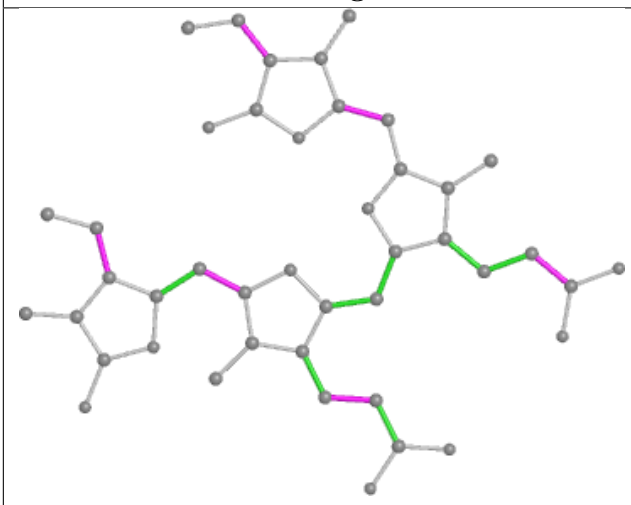

Torsions

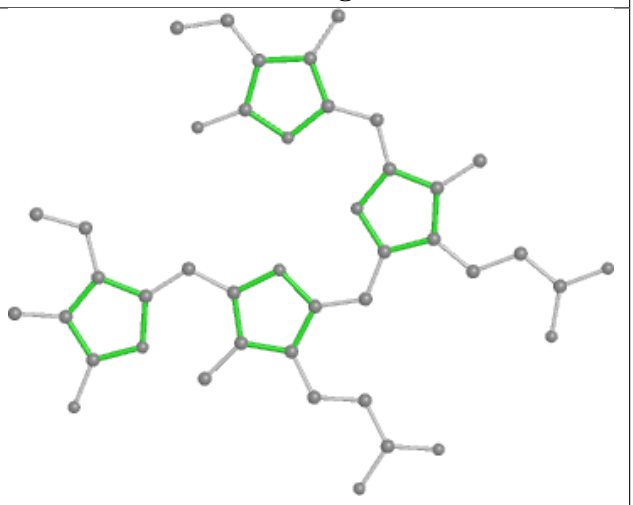

Rings

Ligand PEB X7 201

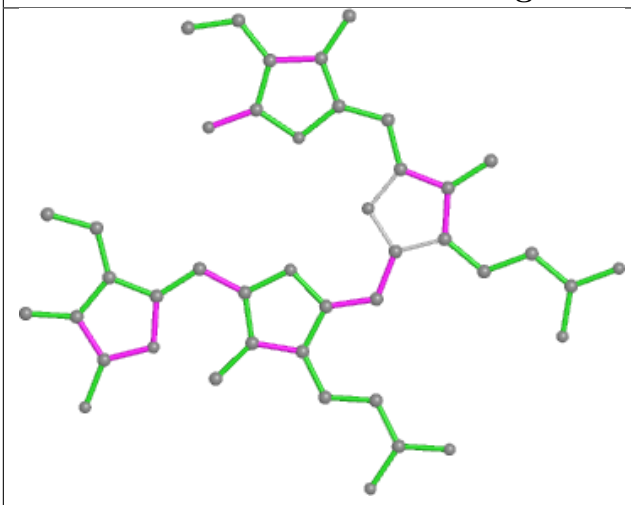

Bond lengths

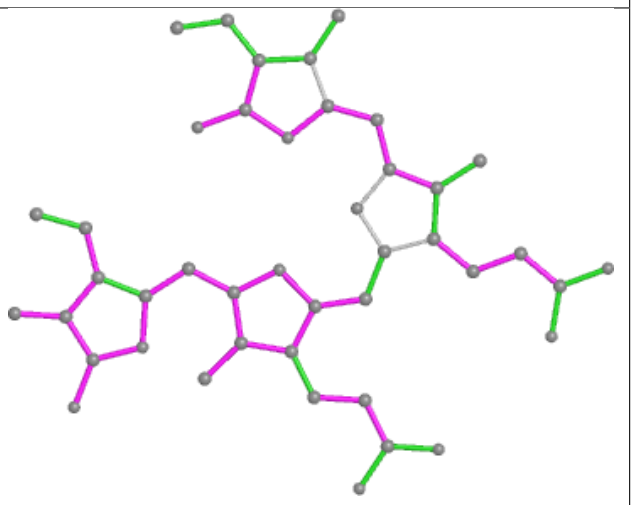

Bond angles

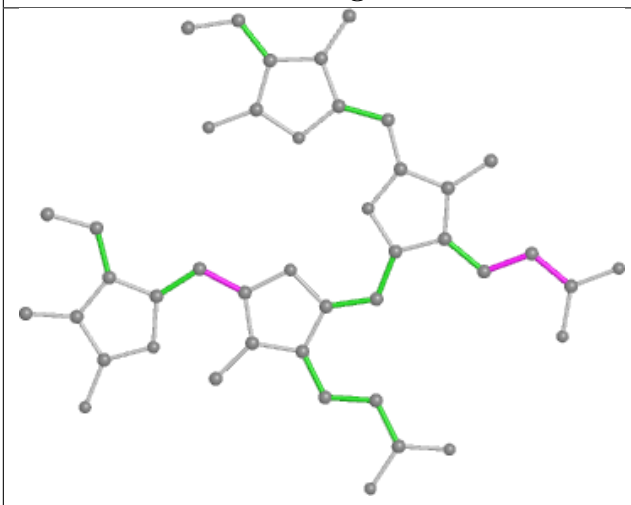

Torsions

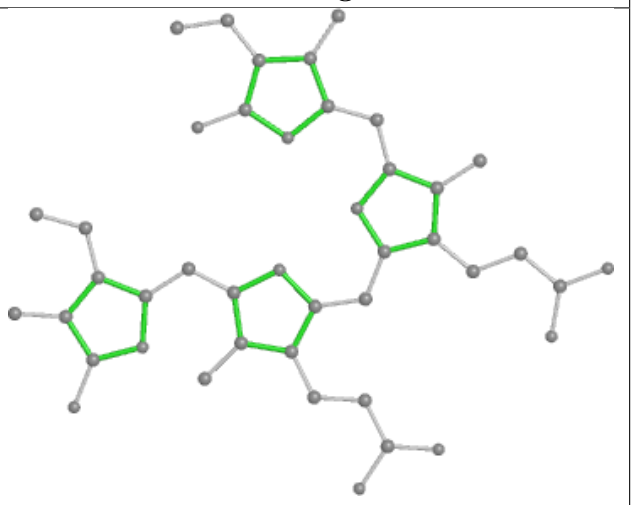

Rings

Ligand CLA CL 509

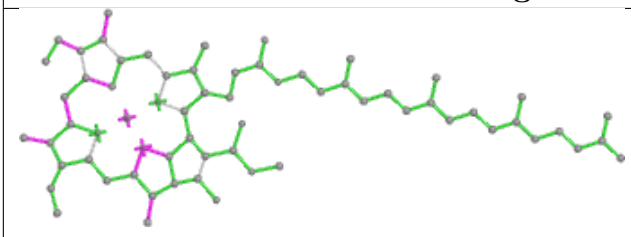

Bond lengths

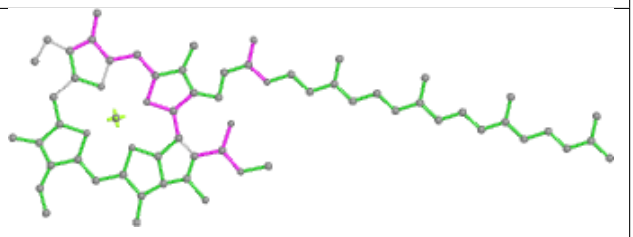

Bond angles

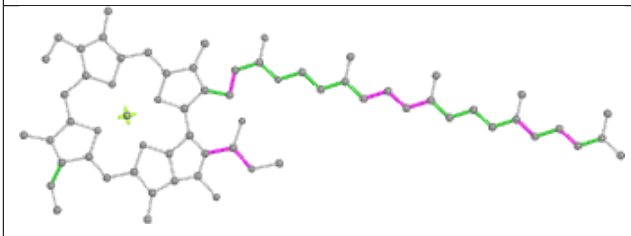

Torsions

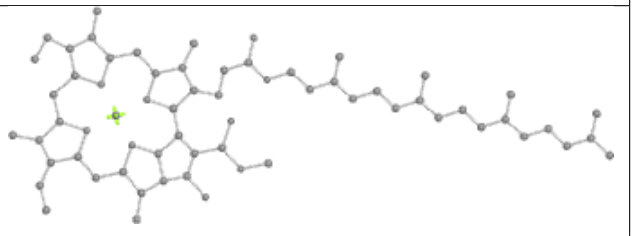

Rings

Ligand PEB XB 201

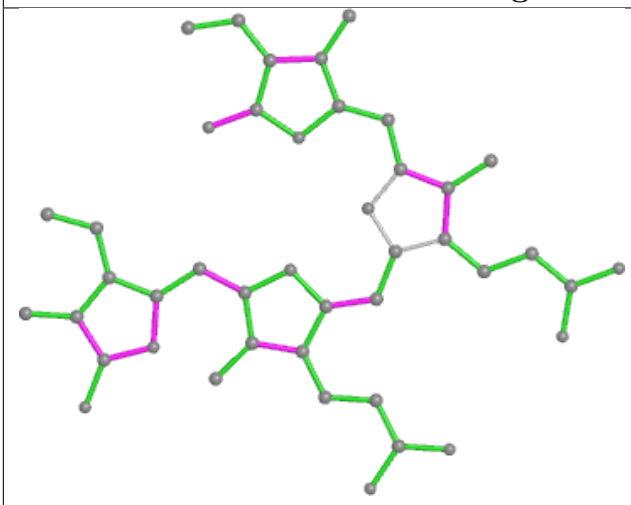

Bond lengths

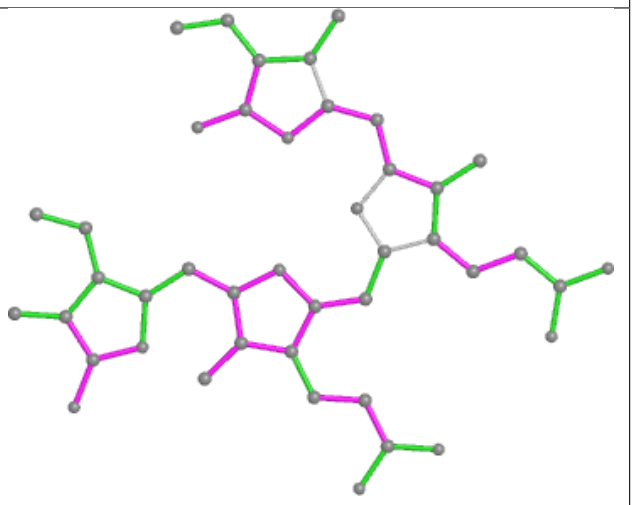

Bond angles

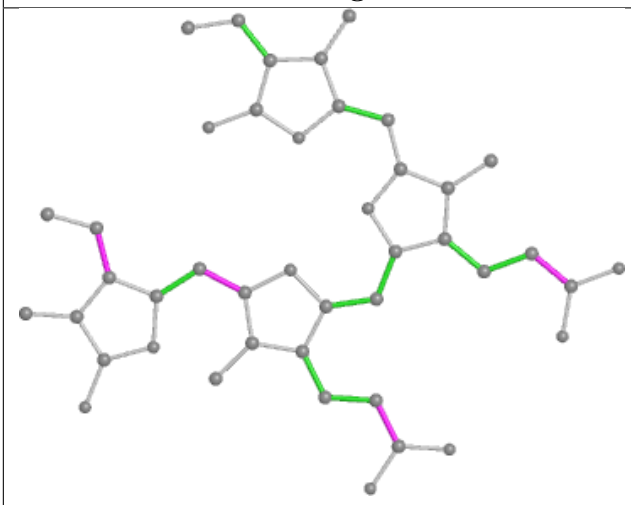

Torsions

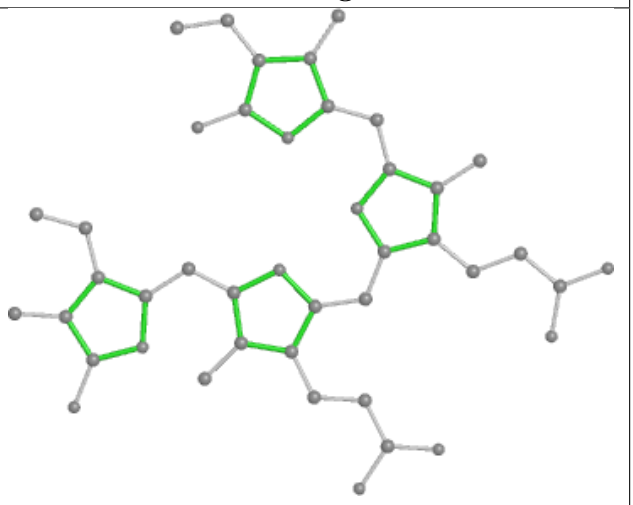

Rings

Ligand PEB GP 202

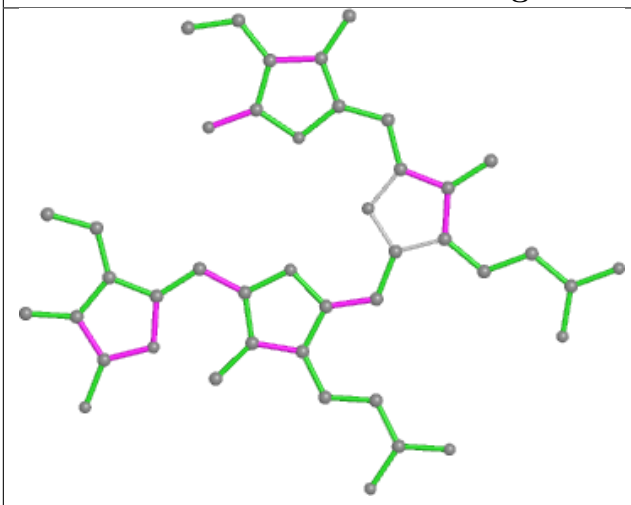

Bond lengths

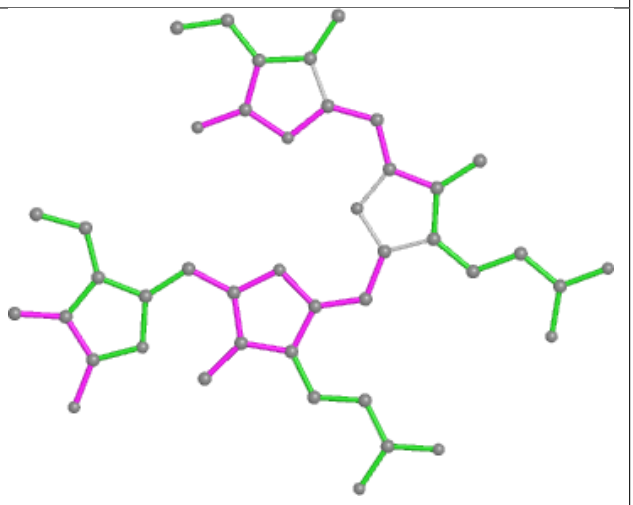

Bond angles

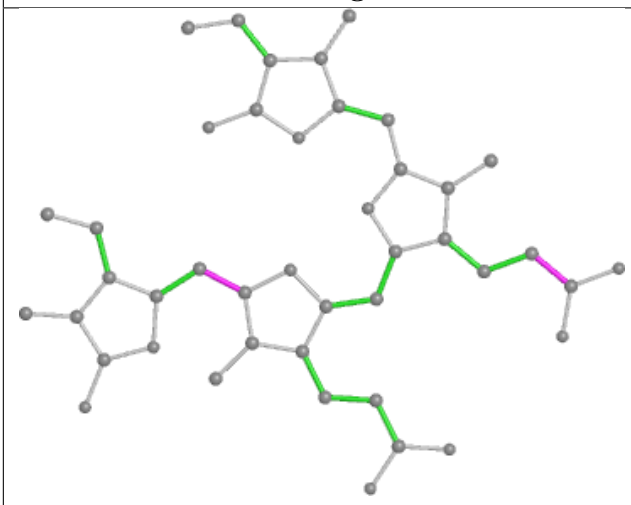

Torsions

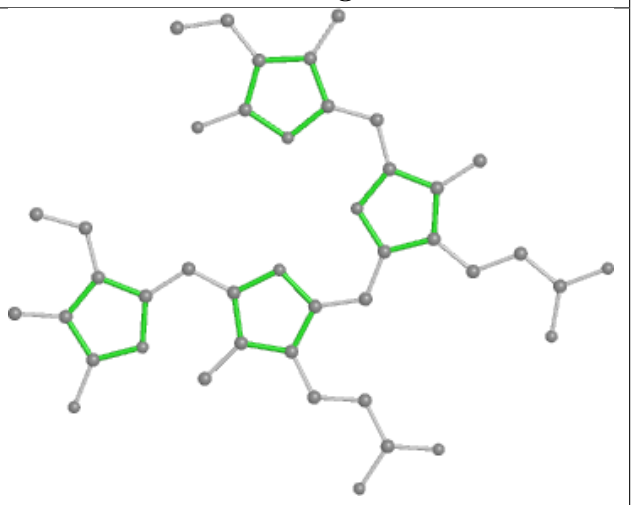

Rings

Ligand BCR BL 616

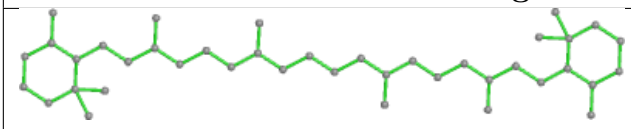

Bond lengths

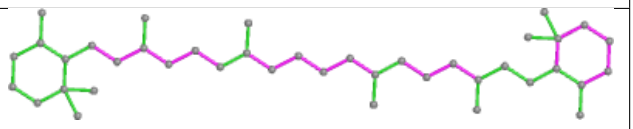

Bond angles

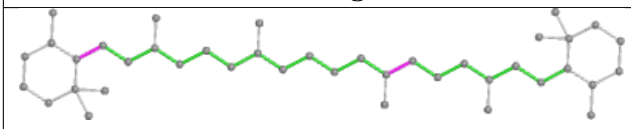

Torsions

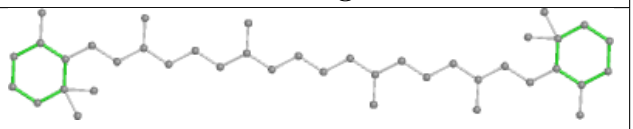

Rings

Ligand PEB DM 201

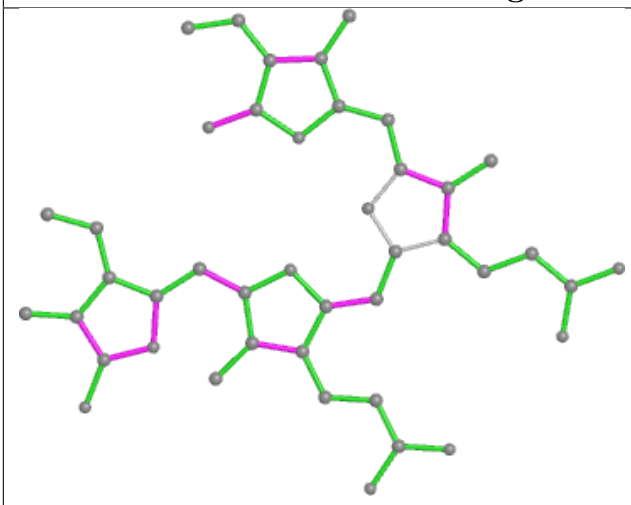

Bond lengths

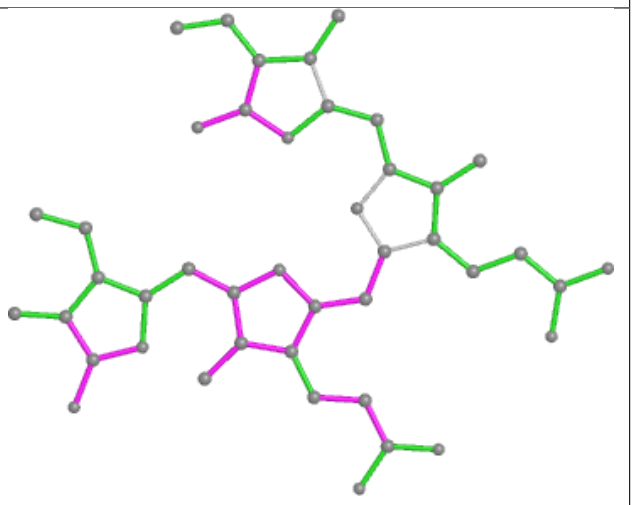

Bond angles

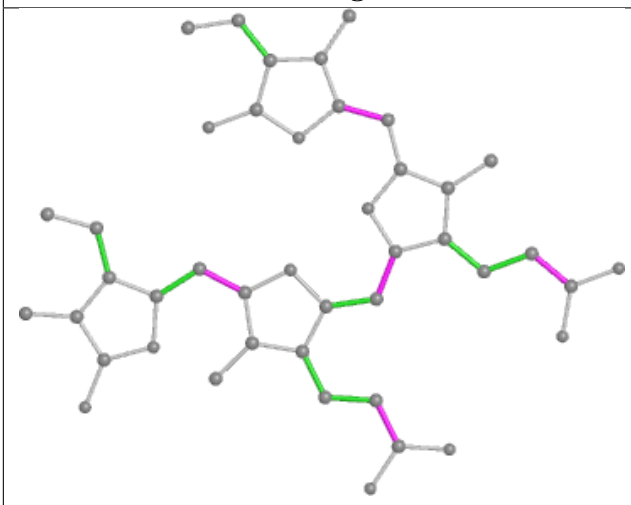

Torsions

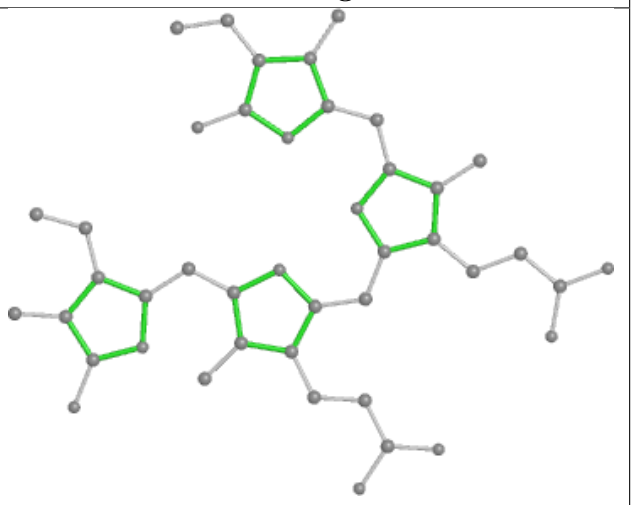

Rings

Ligand PEB eK 203

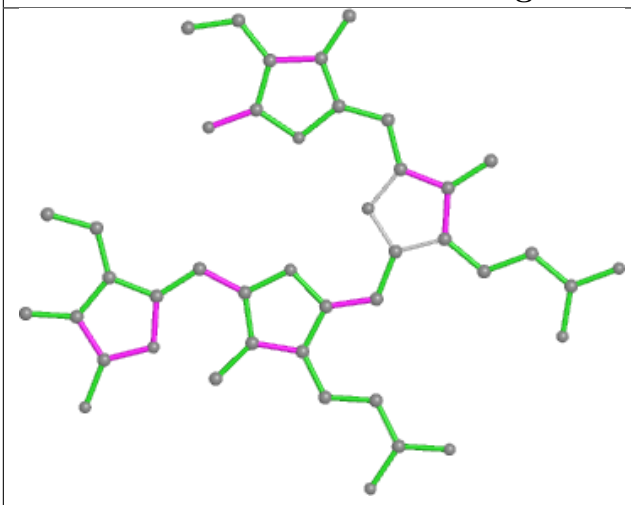

Bond lengths

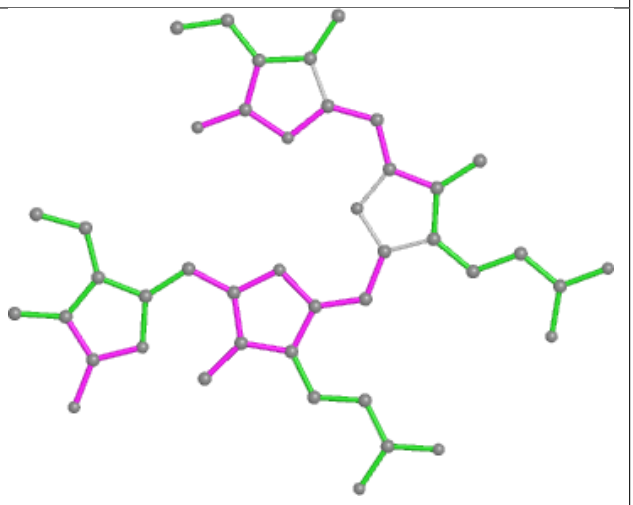

Bond angles

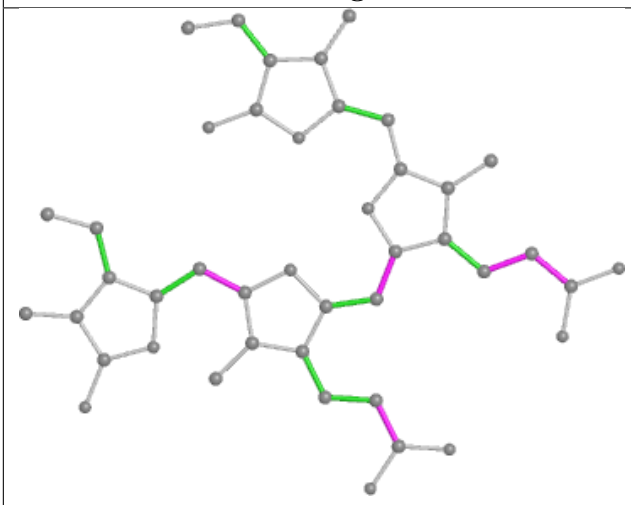

Torsions

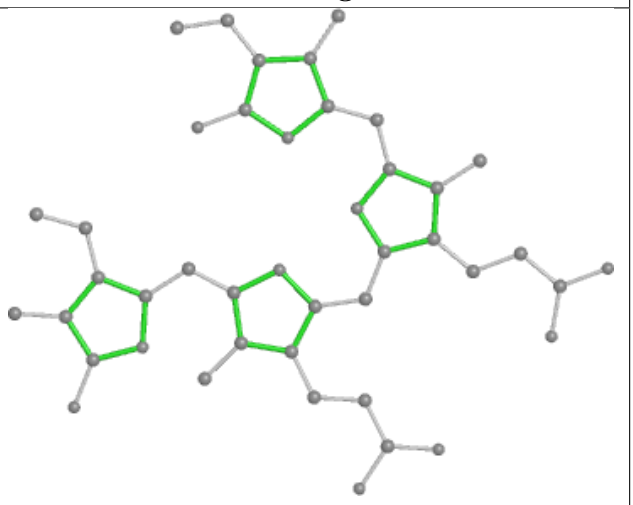

Rings

Ligand PEB SG 201

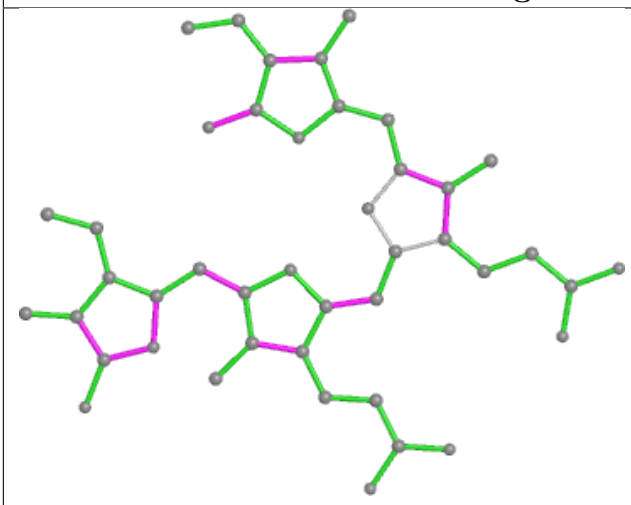

Bond lengths

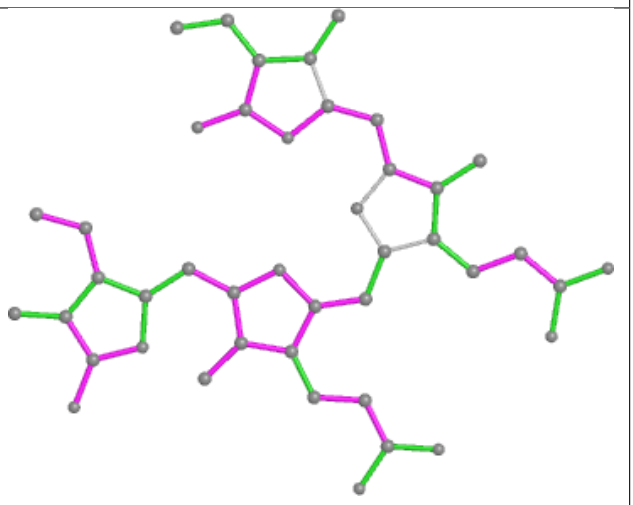

Bond angles

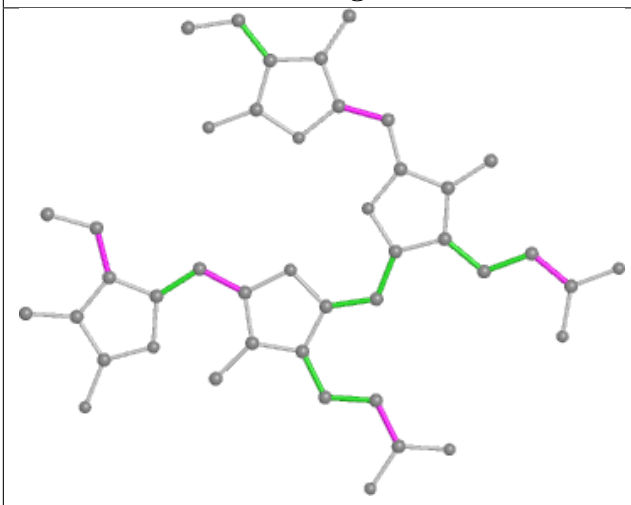

Torsions

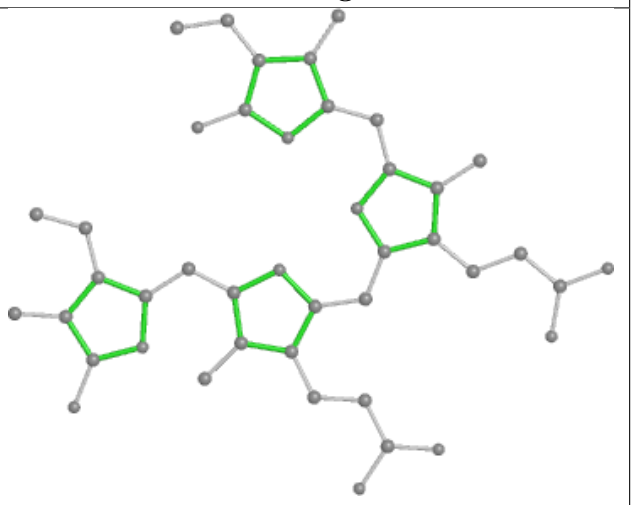

Rings

Ligand PEB kM 202

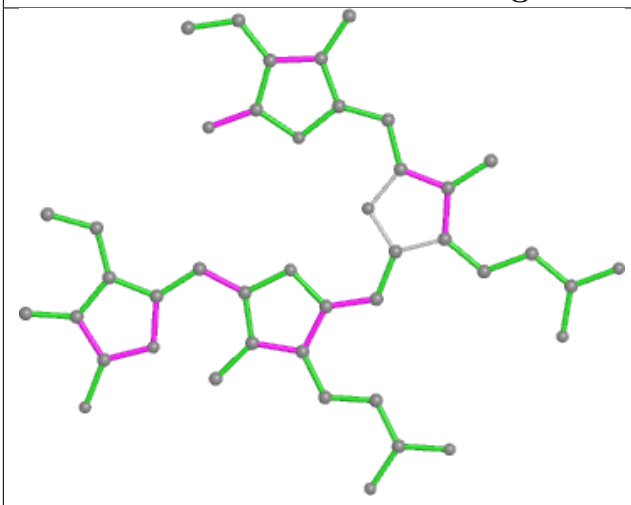

Bond lengths

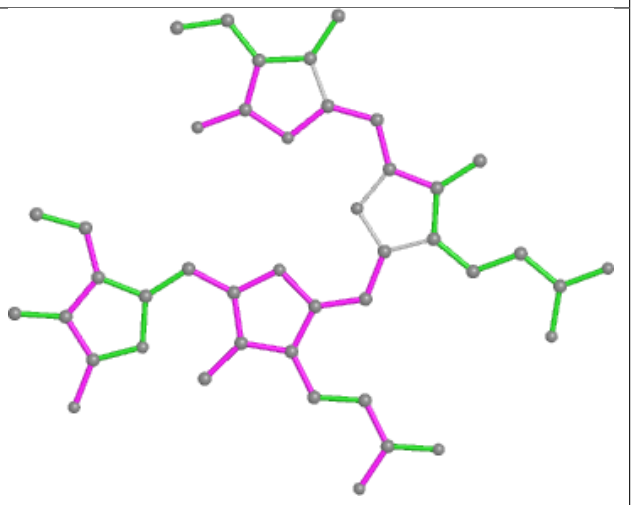

Bond angles

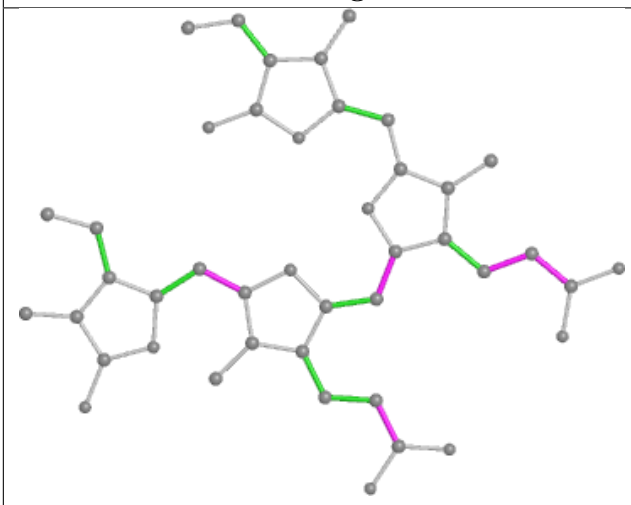

Torsions

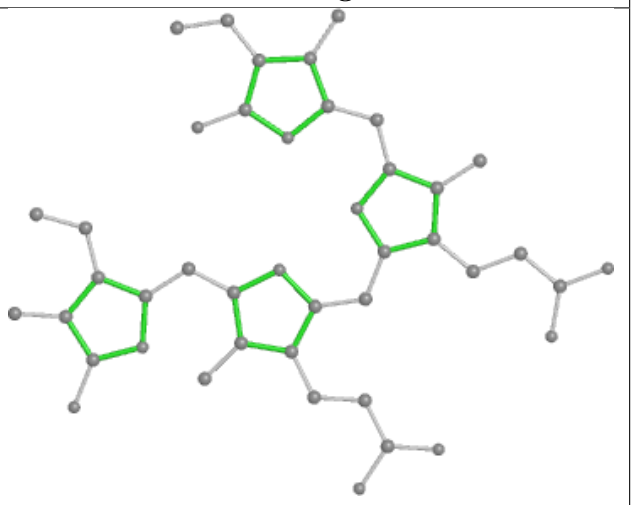

Rings

Ligand CLA BL 605

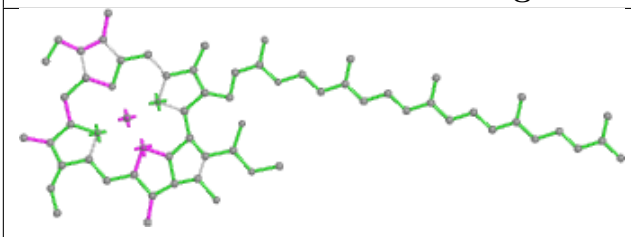

Bond lengths

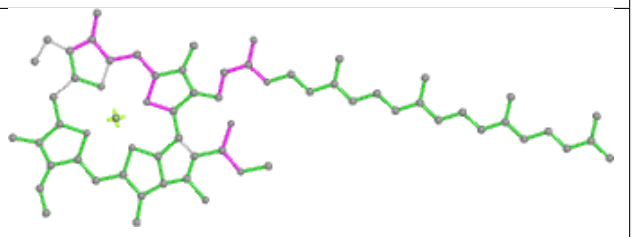

Bond angles

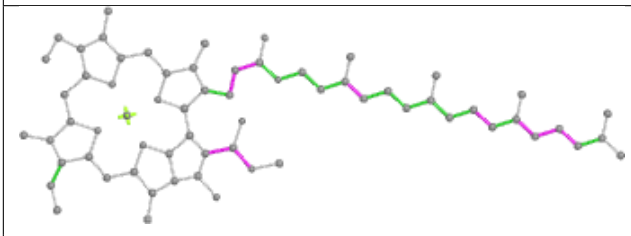

Torsions

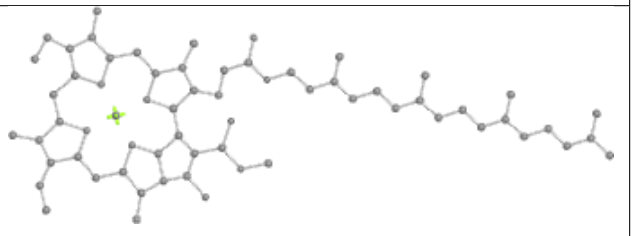

Rings

Ligand PEB ZK 202

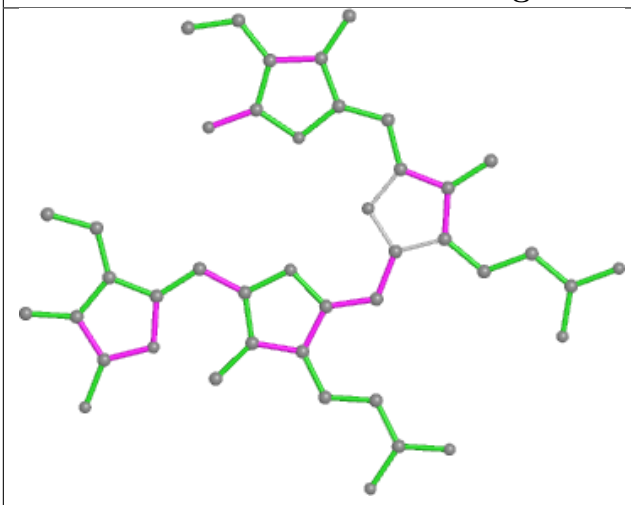

Bond lengths

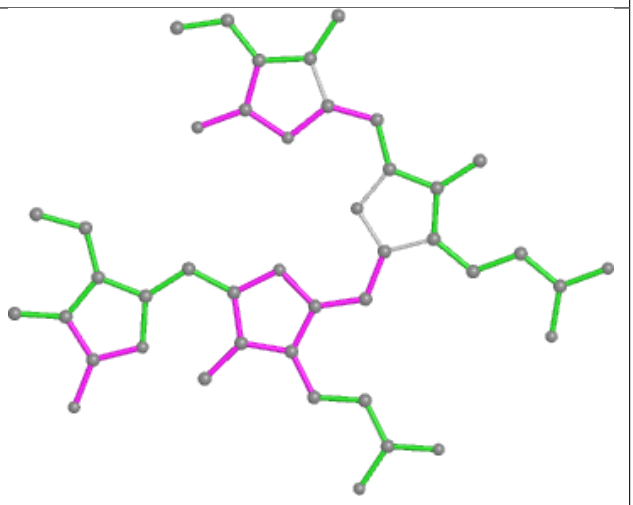

Bond angles

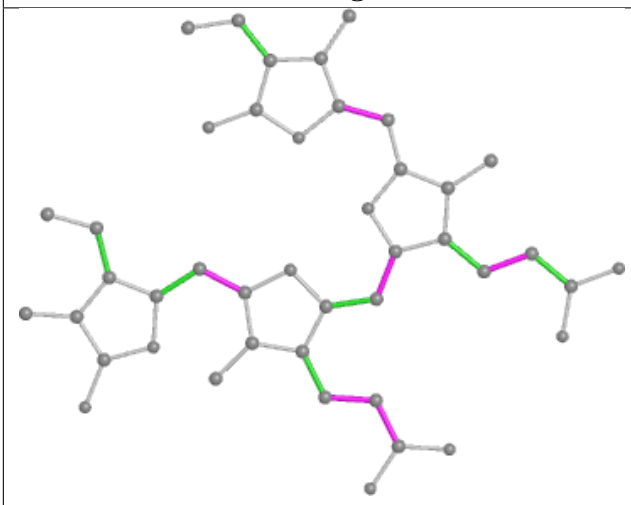

Torsions

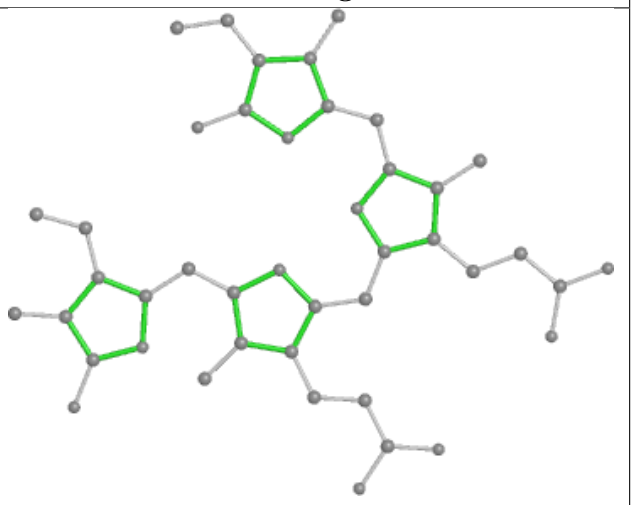

Rings

Ligand CYC l3 1001

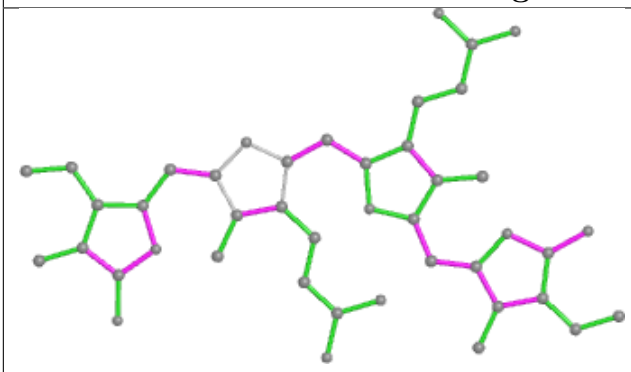

Bond lengths

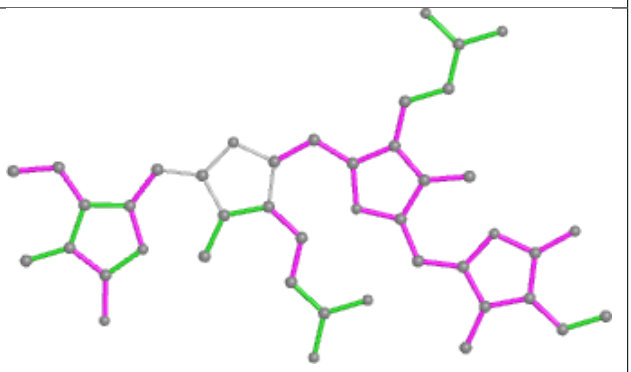

Bond angles

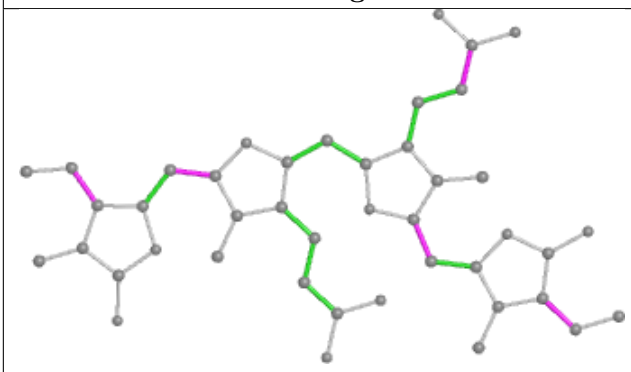

Torsions

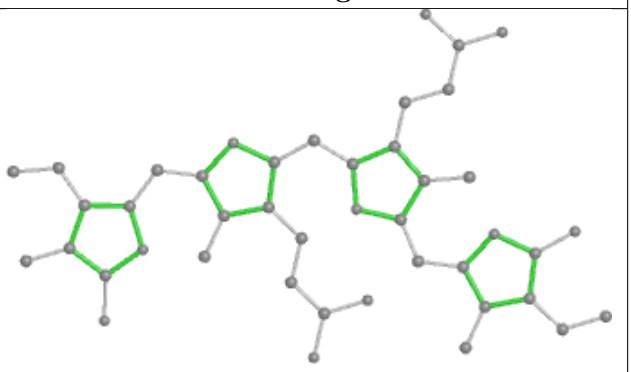

Rings

Ligand PEB rF 201

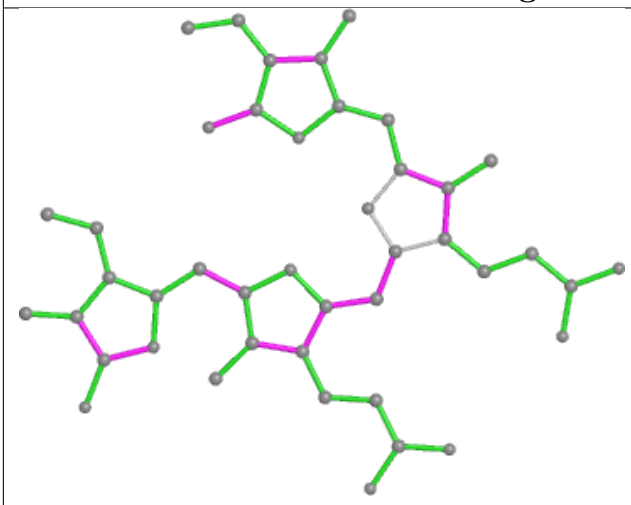

Bond lengths

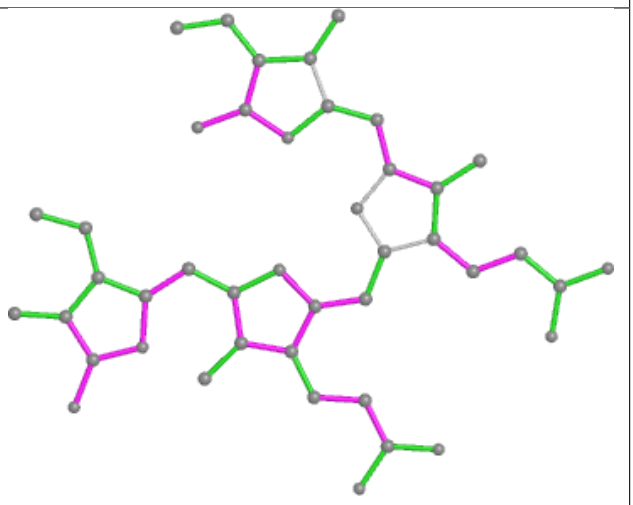

Bond angles

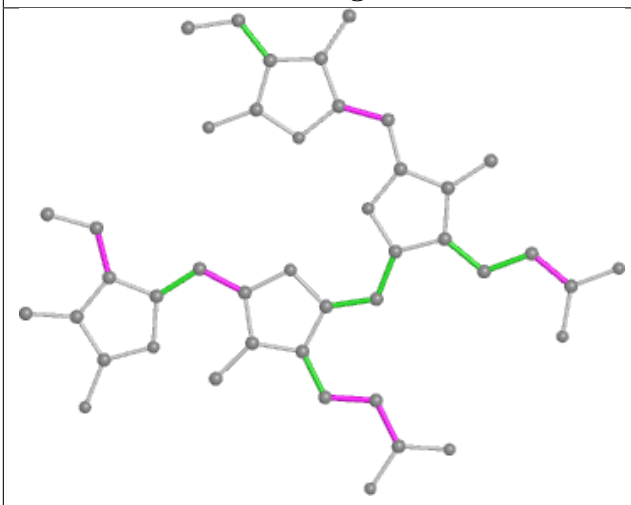

Torsions

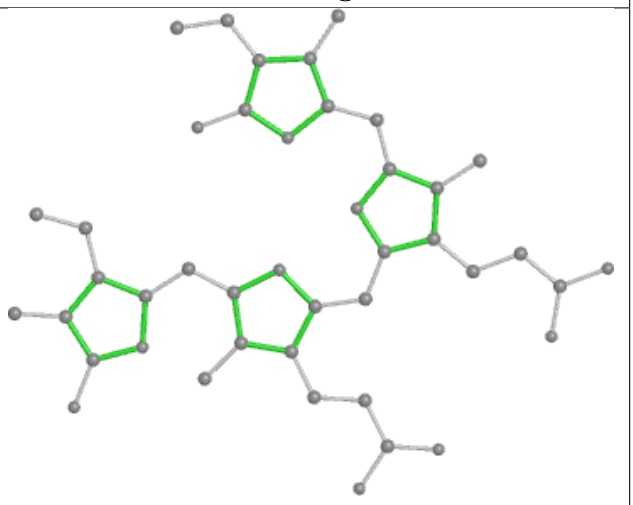

Rings

Ligand PEB CI 202

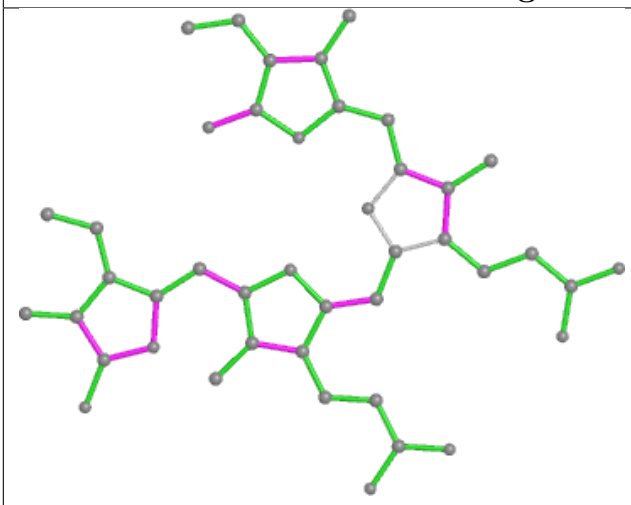

Bond lengths

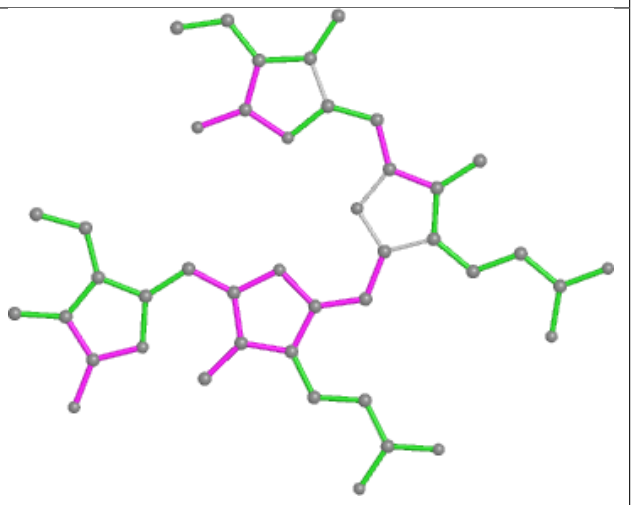

Bond angles

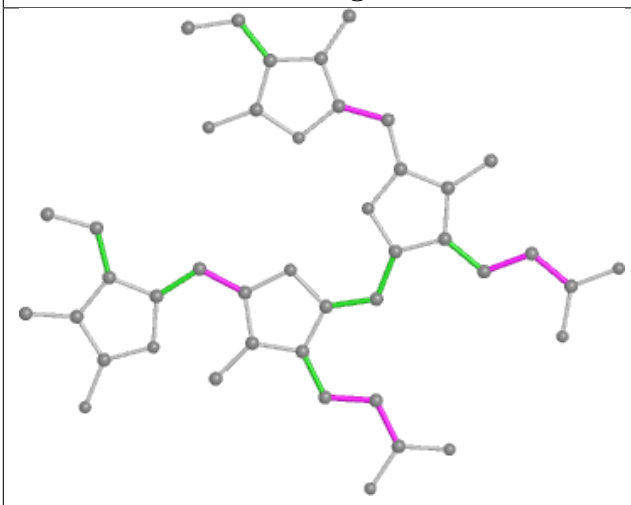

Torsions

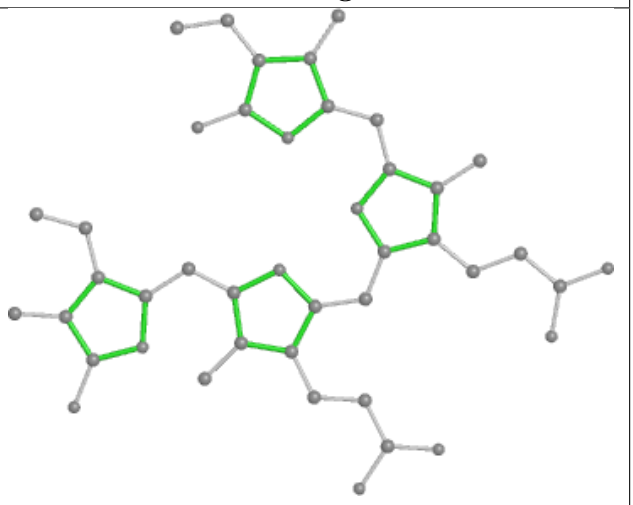

Rings

Ligand BCR K2 102

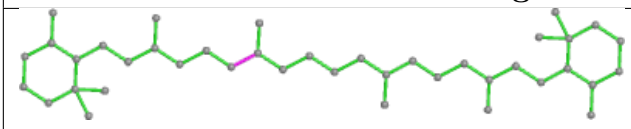

Bond lengths

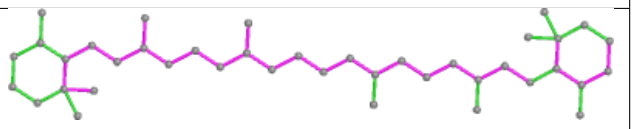

Bond angles

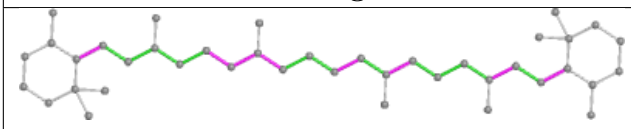

Torsions

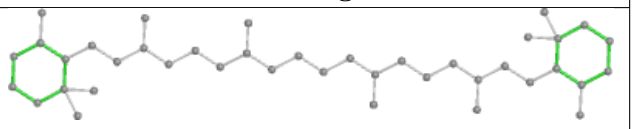

Rings

Ligand PEB A4 304

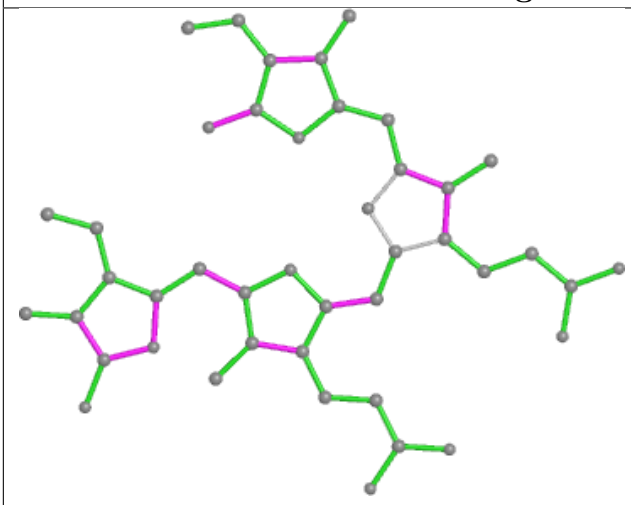

Bond lengths

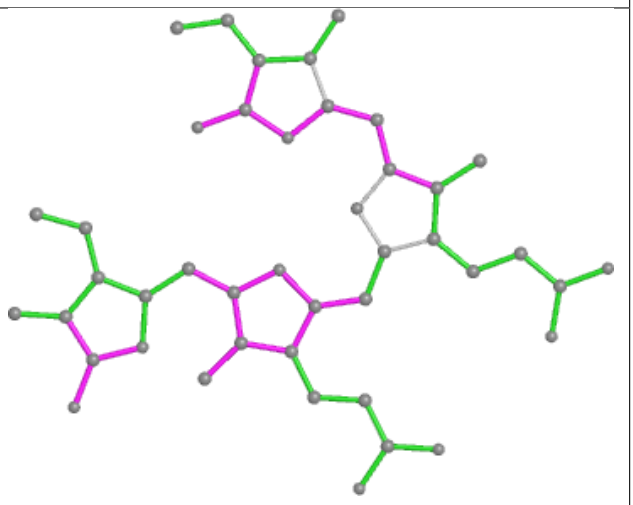

Bond angles

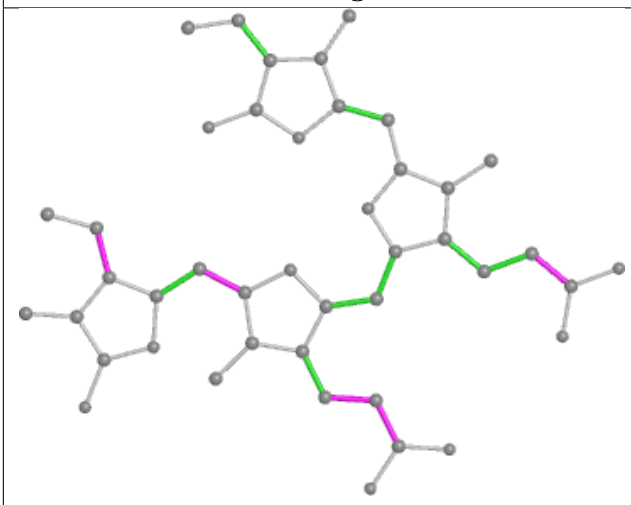

Torsions

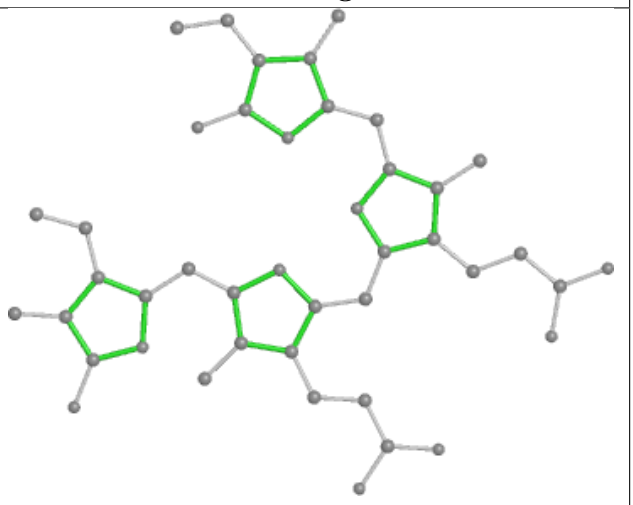

Rings

Ligand PEB X9 201

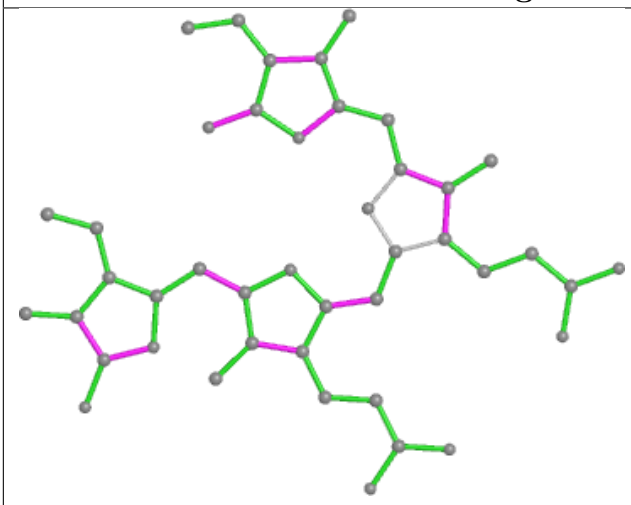

Bond lengths

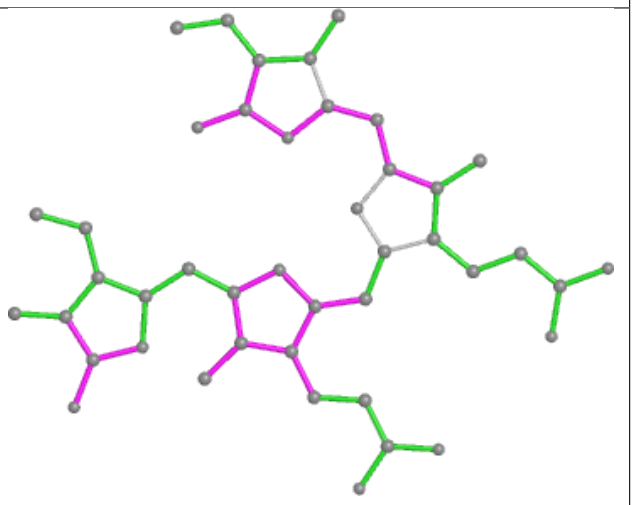

Bond angles

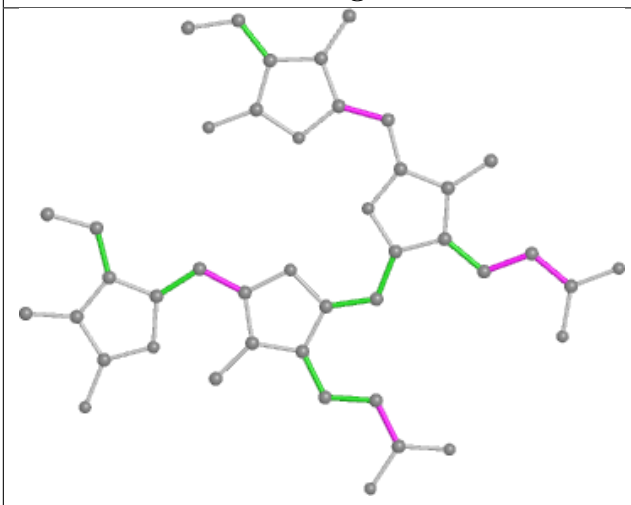

Torsions

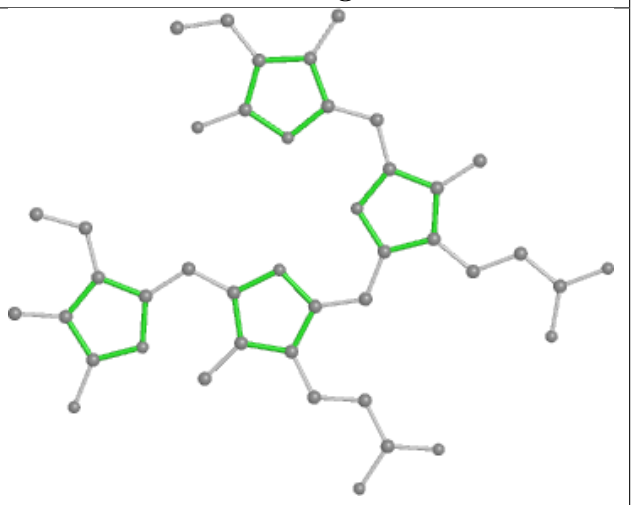

Rings

Ligand LMG jL 101

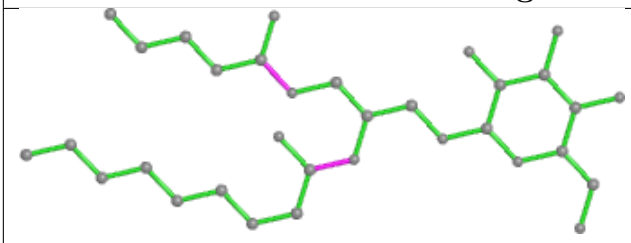

Bond lengths

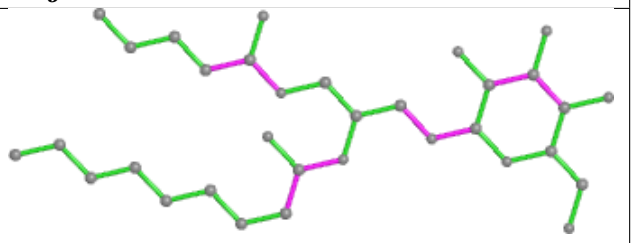

Bond angles

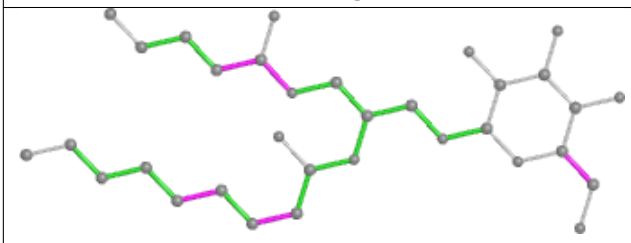

Torsions

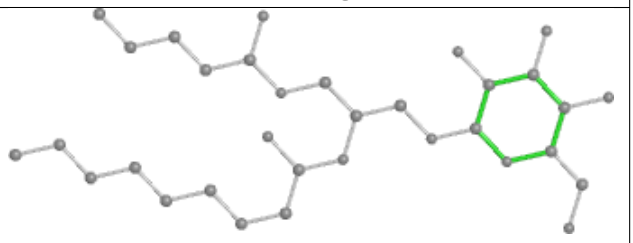

Rings

Ligand PEB GF 201

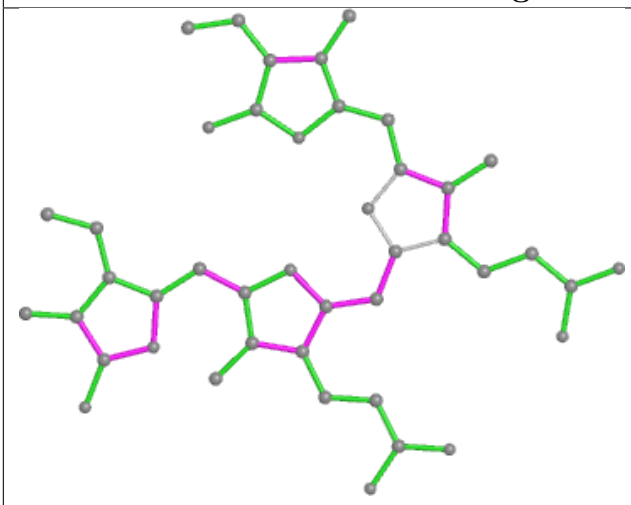

Bond lengths

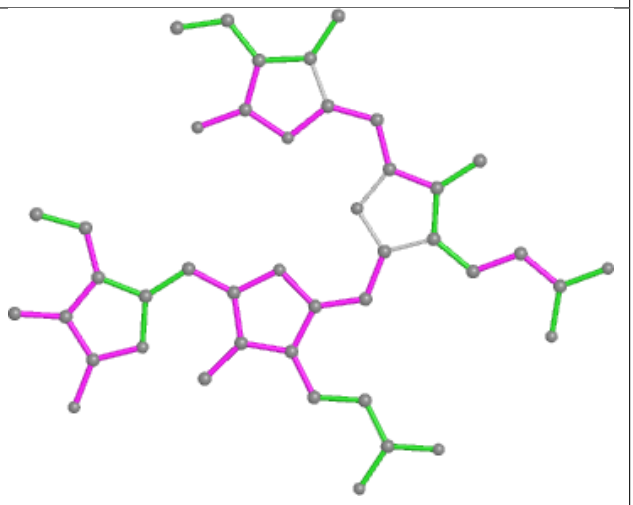

Bond angles

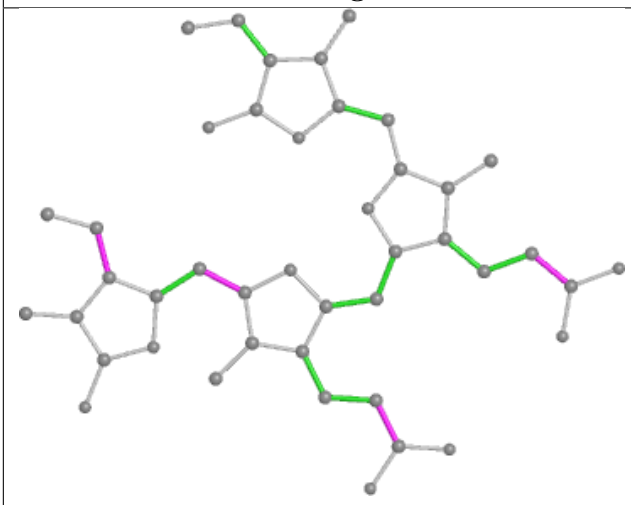

Torsions

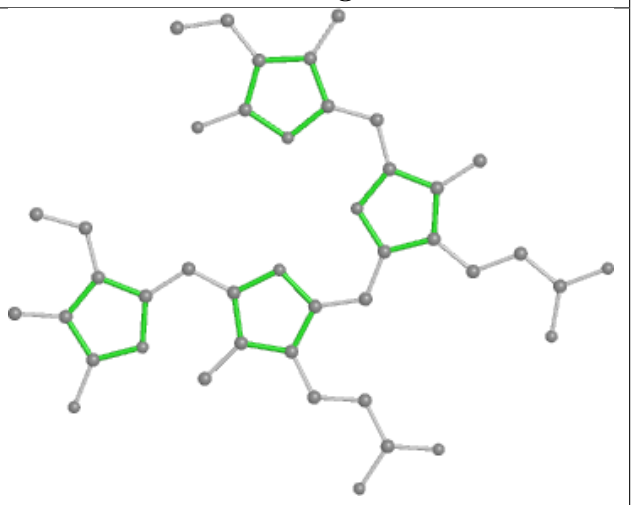

Rings

Ligand PEB WG 203

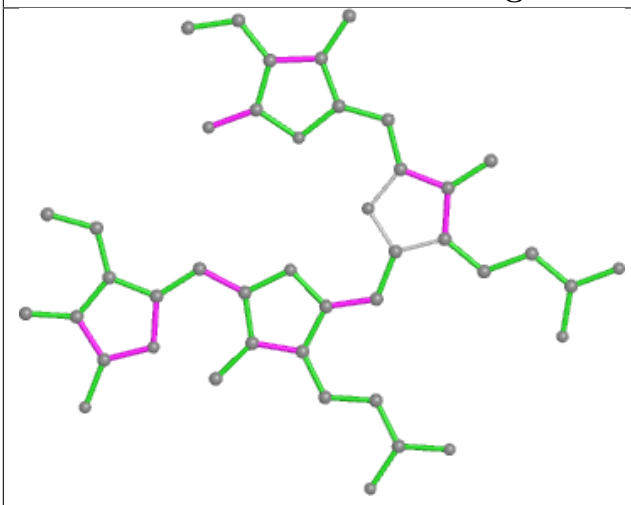

Bond lengths

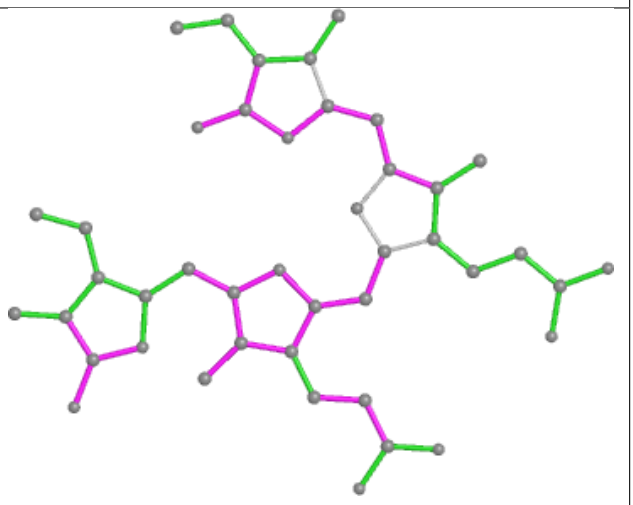

Bond angles

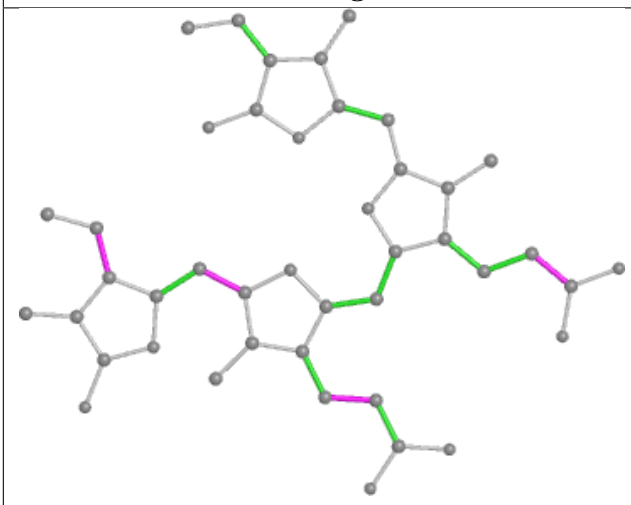

Torsions

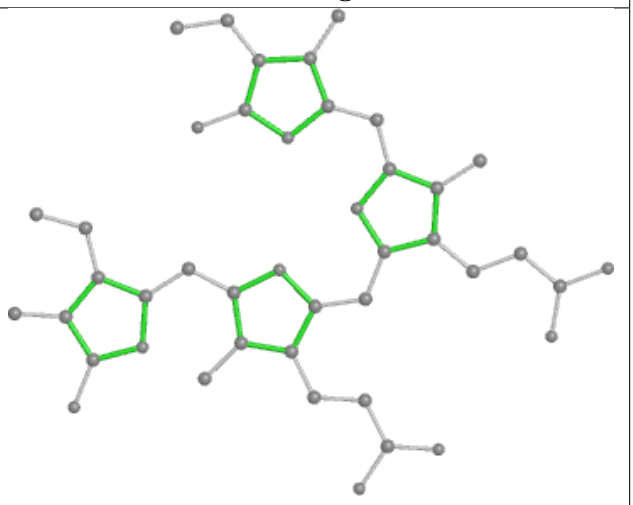

Rings

Ligand CLA 42 611

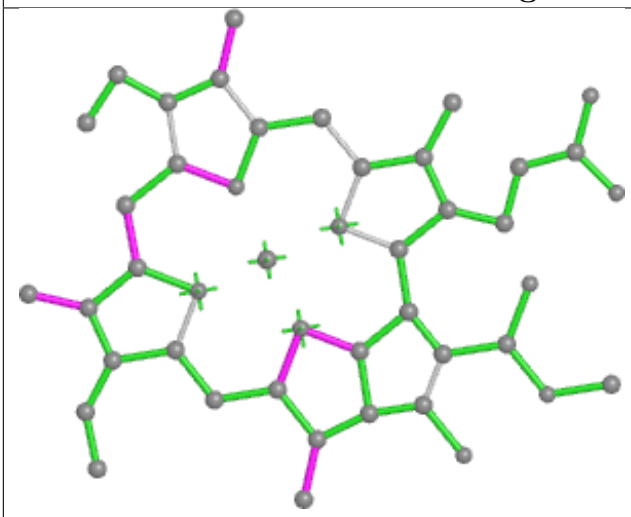

Bond lengths

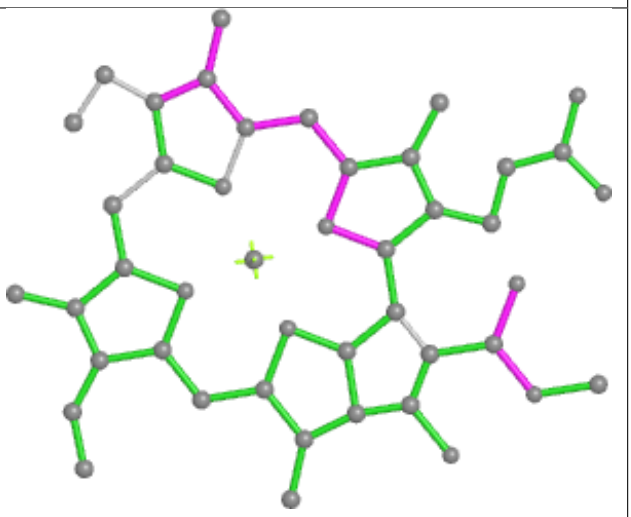

Bond angles

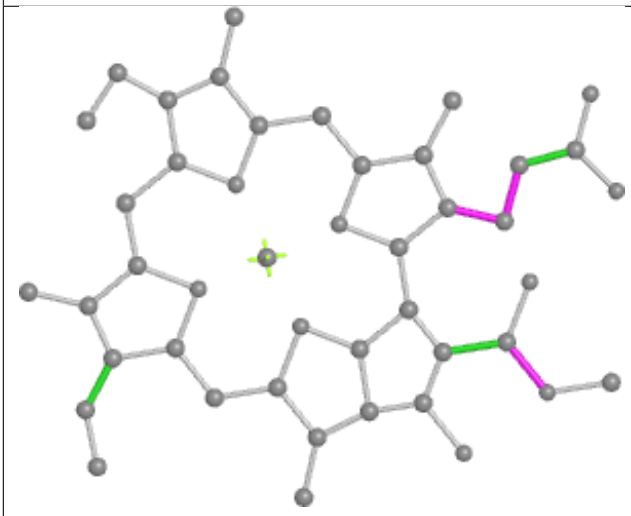

Torsions

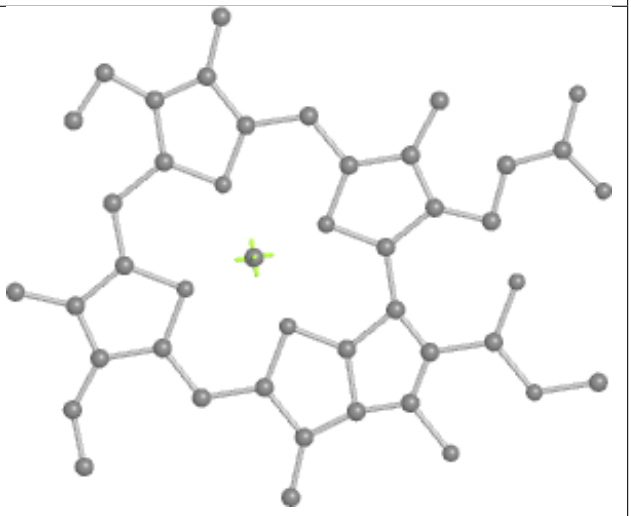

Rings

Ligand PEB S5 201

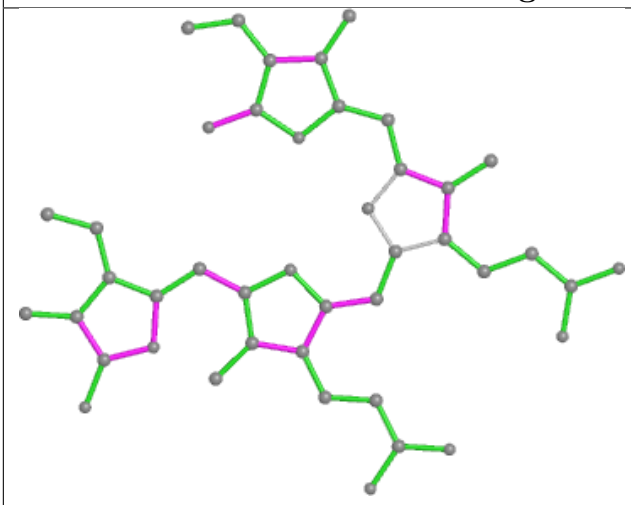

Bond lengths

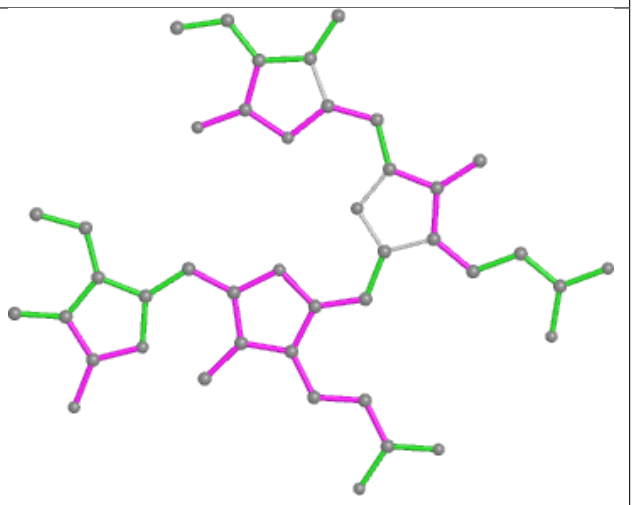

Bond angles

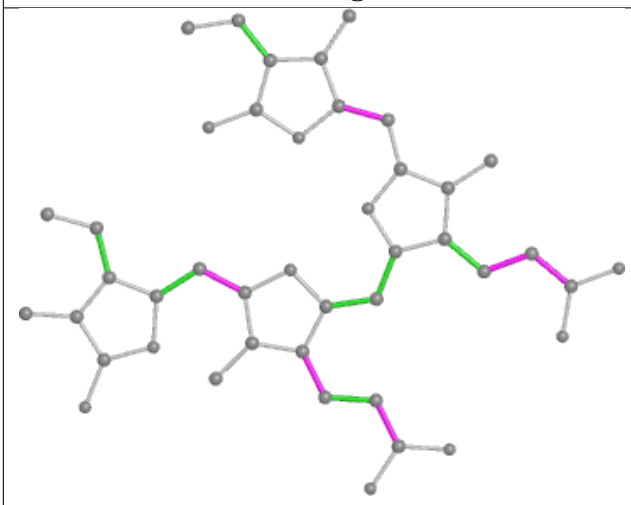

Torsions

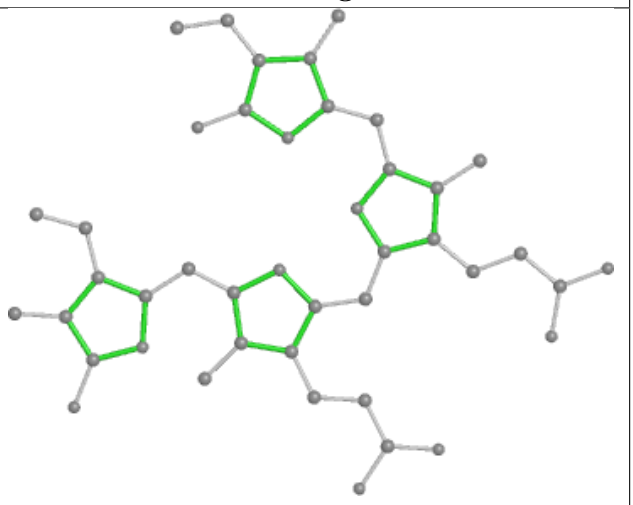

Rings

Ligand CLA BN 827

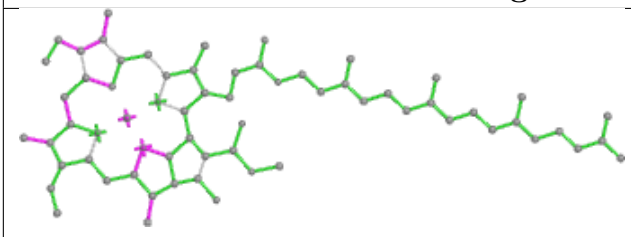

Bond lengths

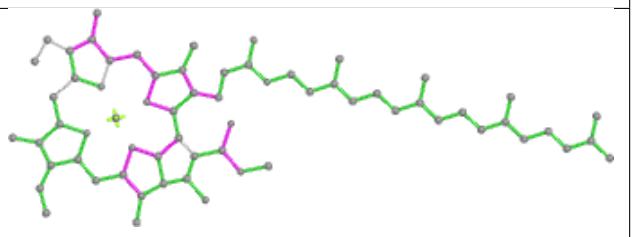

Bond angles

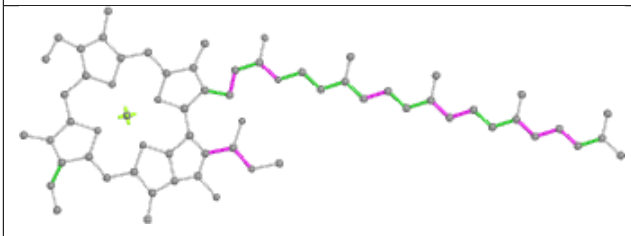

Torsions

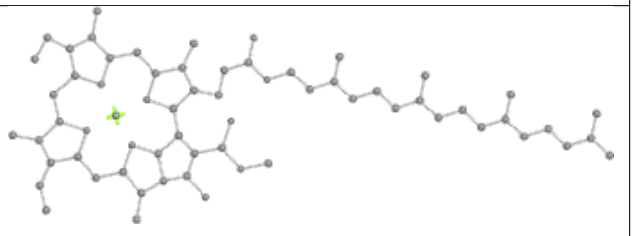

Rings

Ligand PEB jE 202

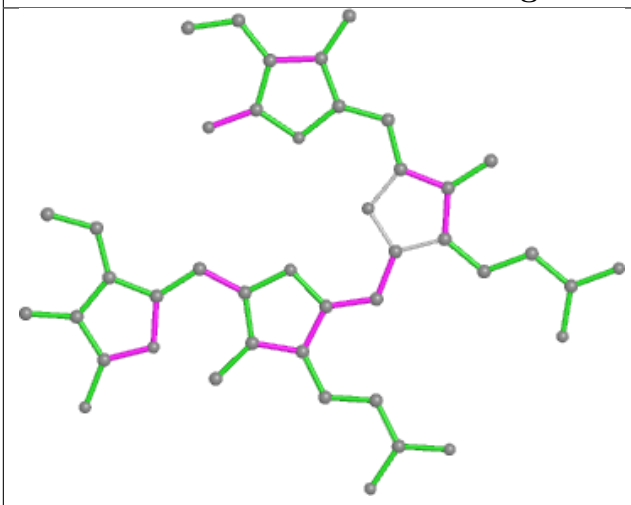

Bond lengths

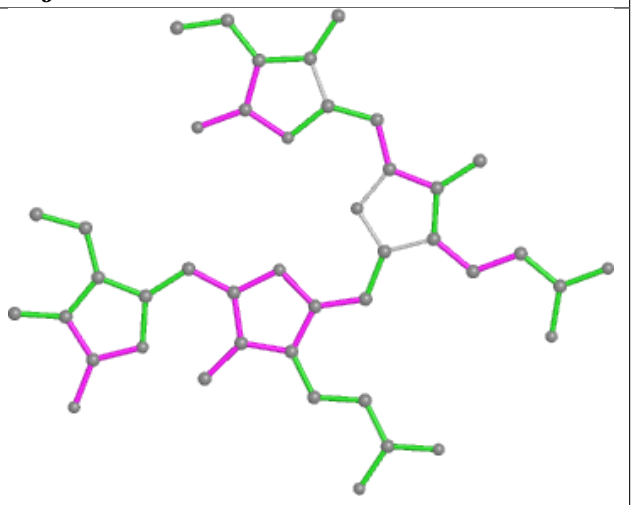

Bond angles

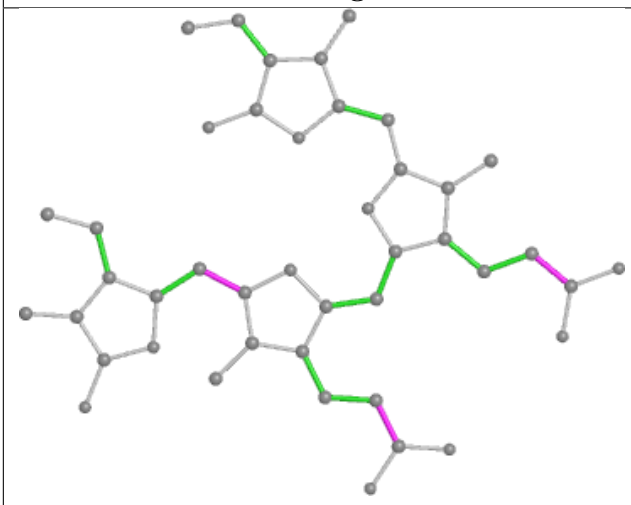

Torsions

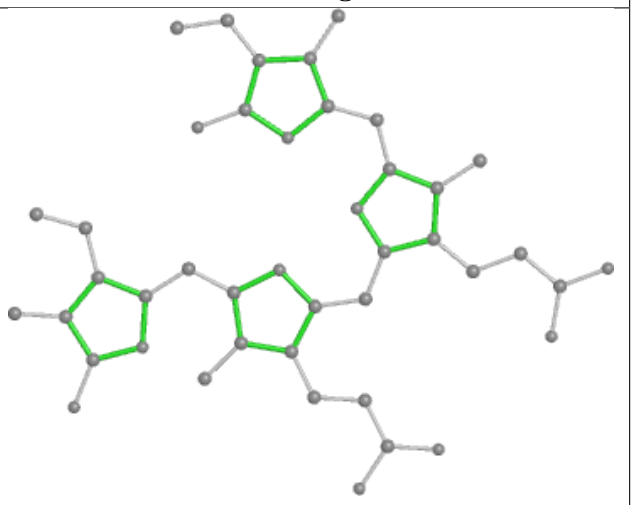

Rings

Ligand PEB GJ 202

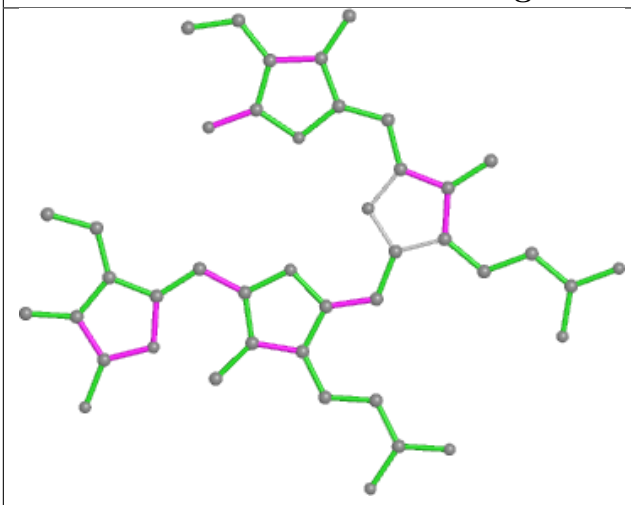

Bond lengths

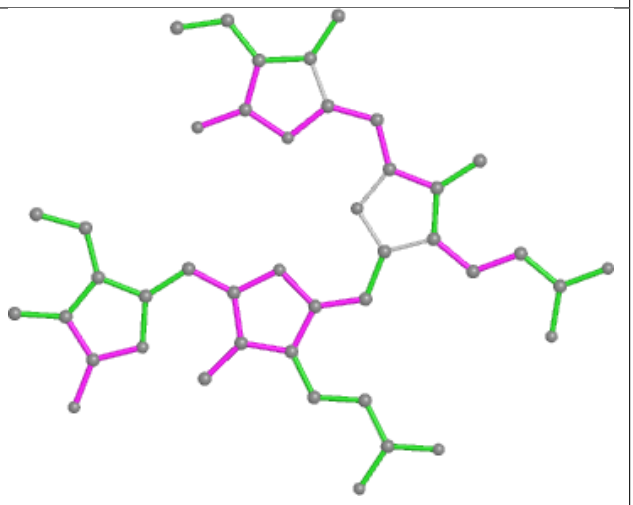

Bond angles

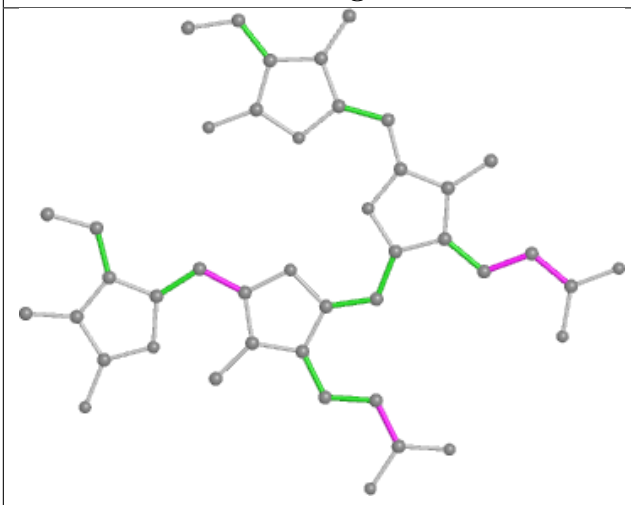

Torsions

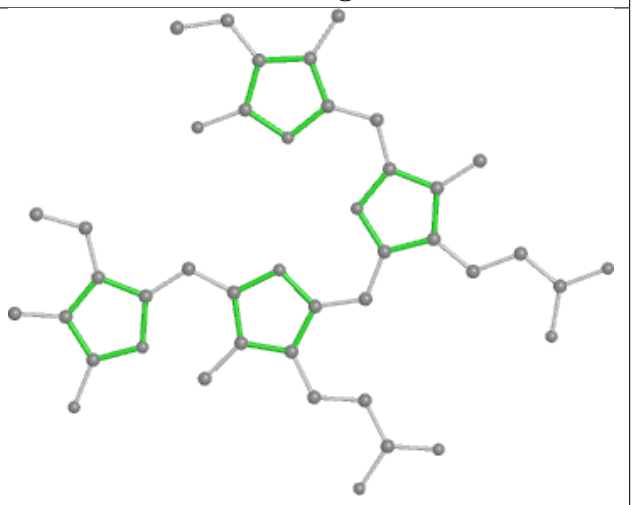

Rings

Ligand PEB aF 203

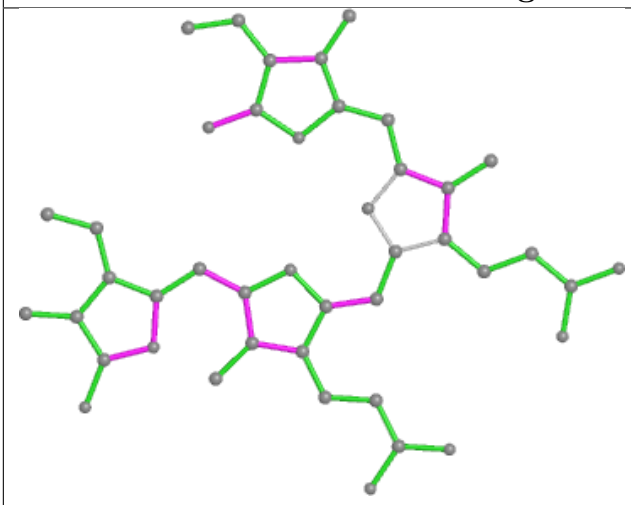

Bond lengths

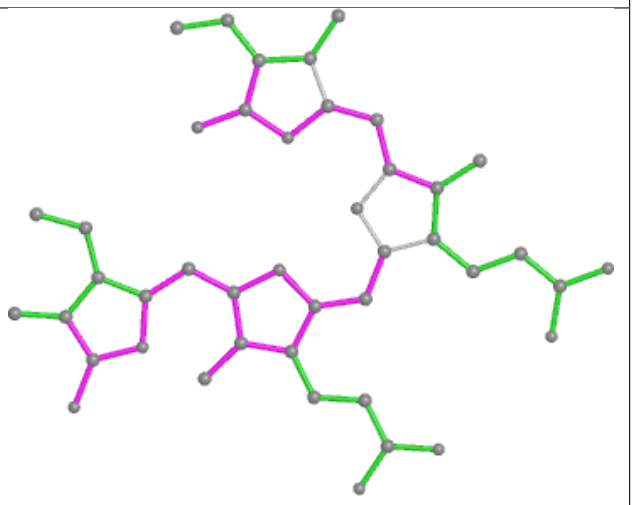

Bond angles

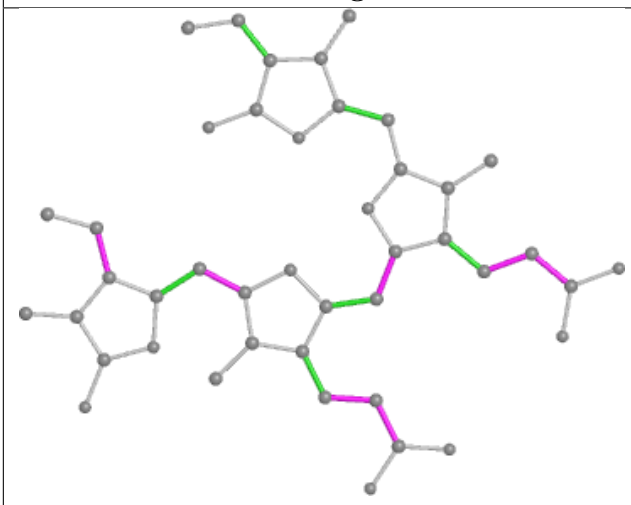

Torsions

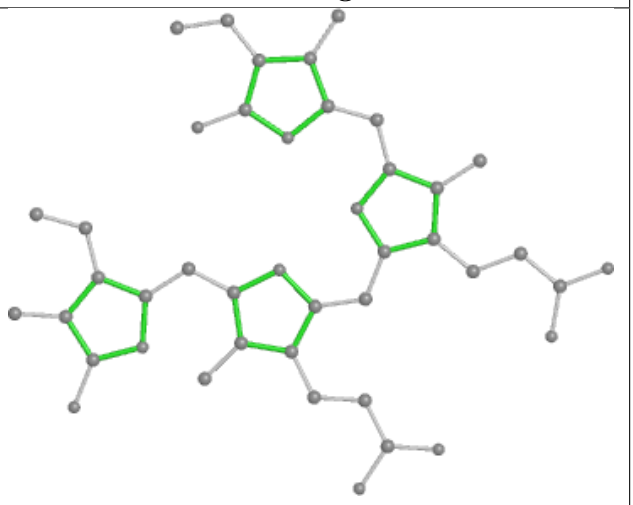

Rings

Ligand PEB kK 203

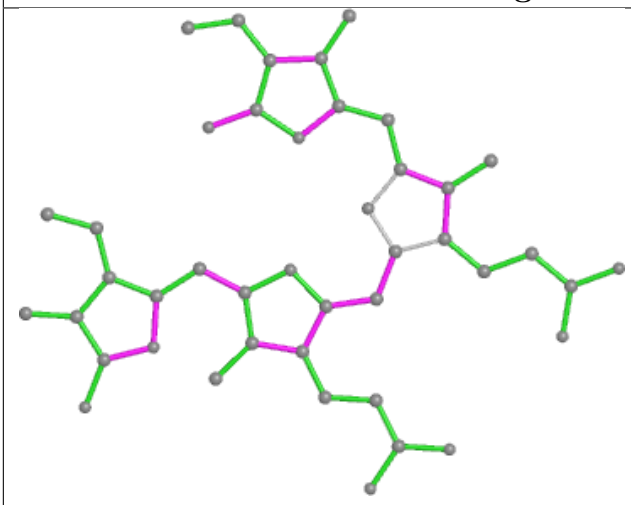

Bond lengths

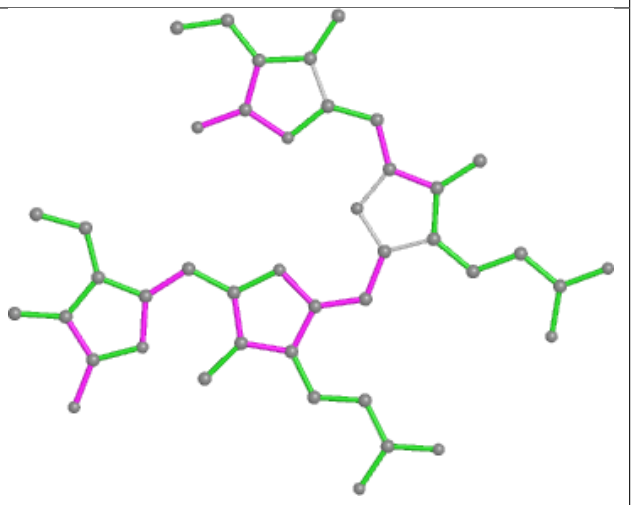

Bond angles

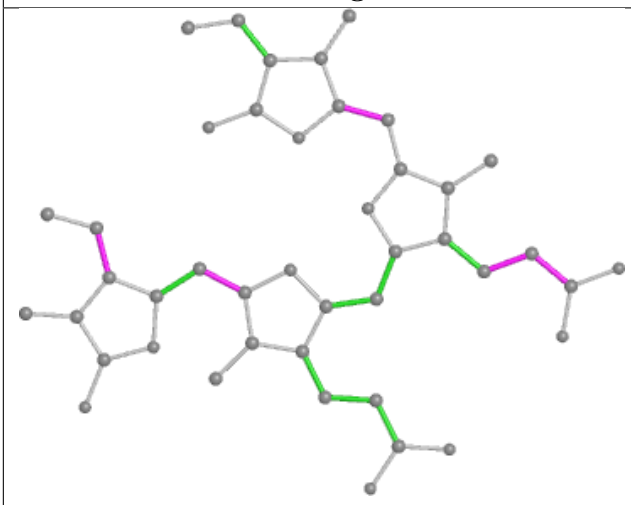

Torsions

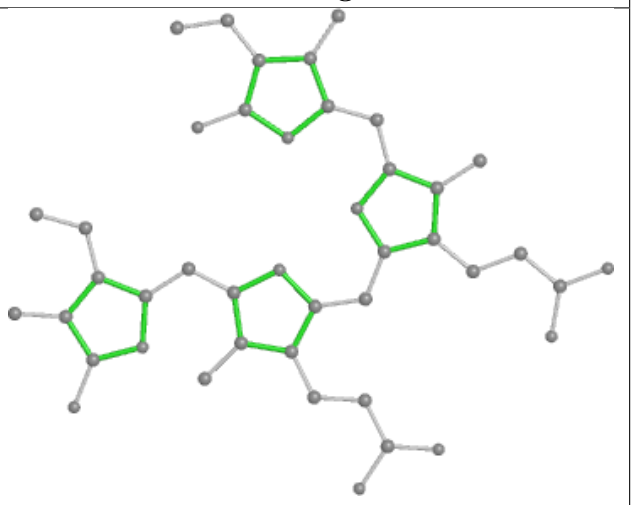

Rings

Ligand PEB cK 203

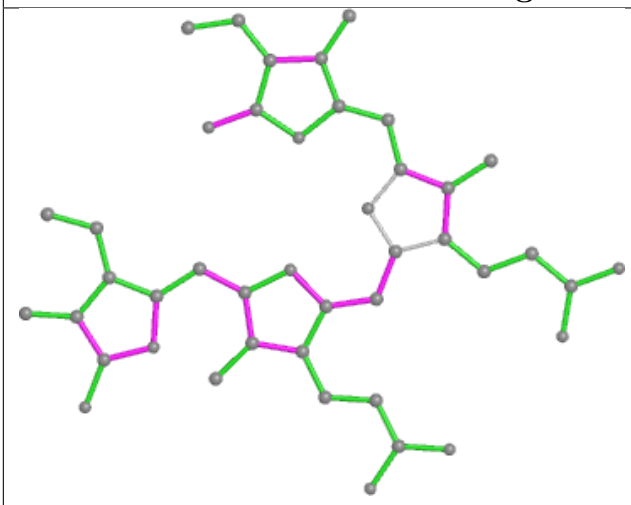

Bond lengths

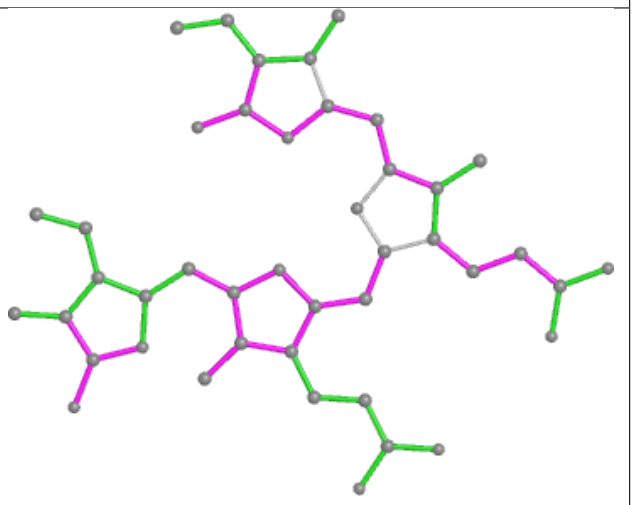

Bond angles

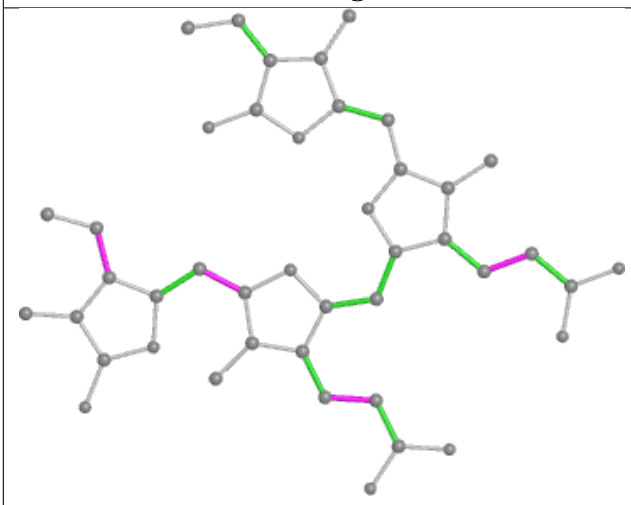

Torsions

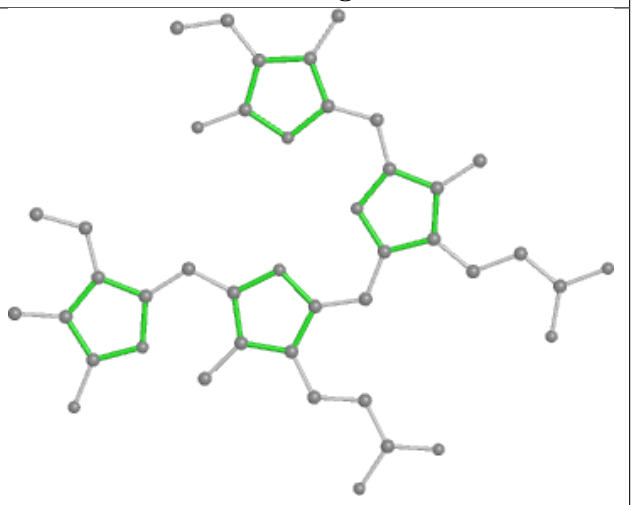

Rings

Ligand PEB RI 203

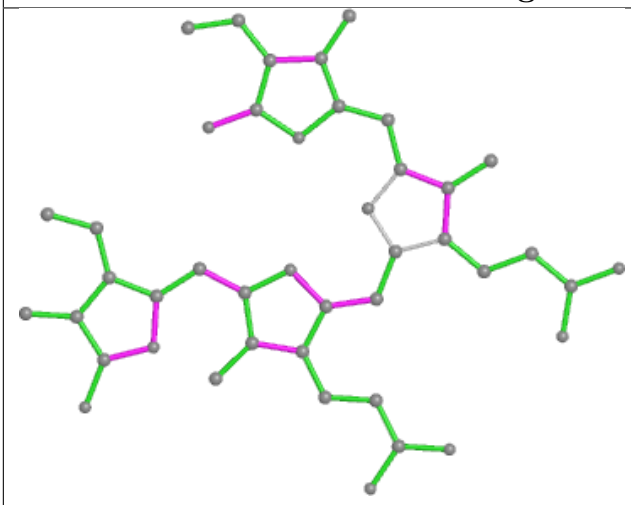

Bond lengths

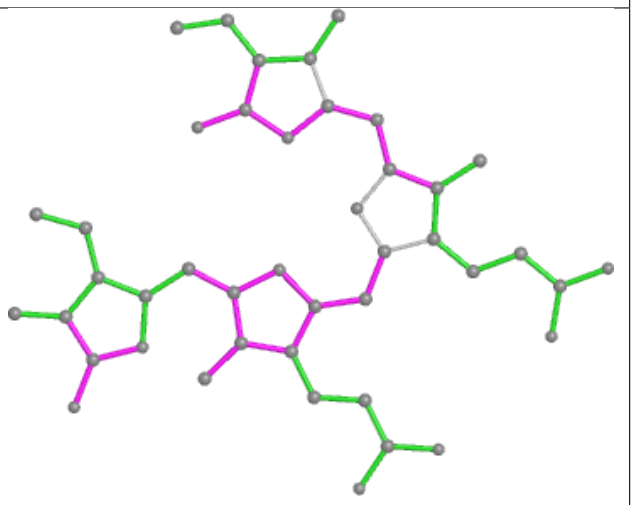

Bond angles

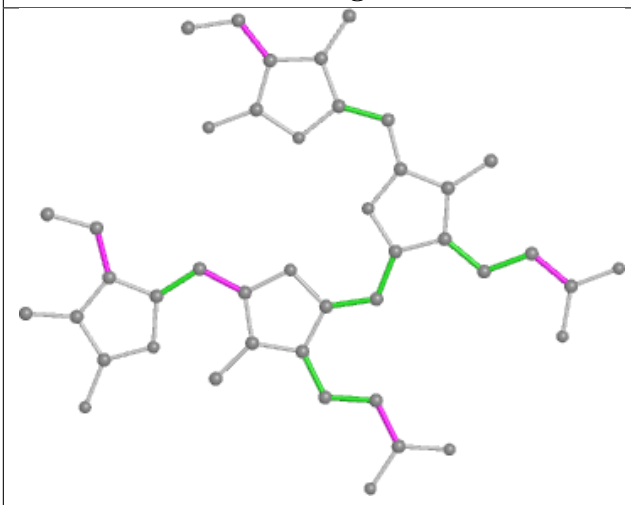

Torsions

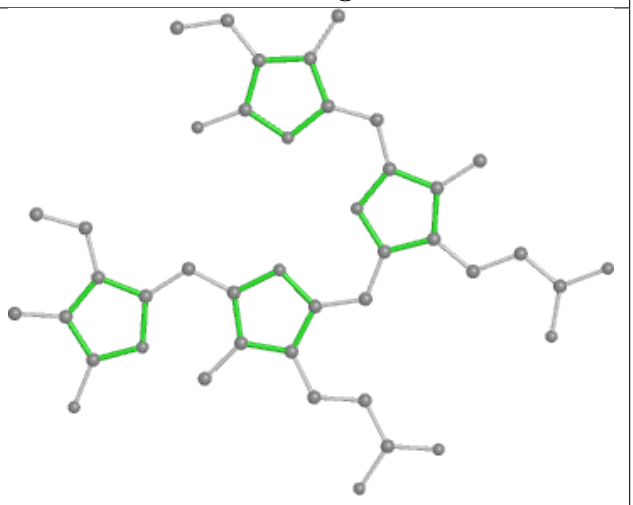

Rings

Ligand PEB c4 202

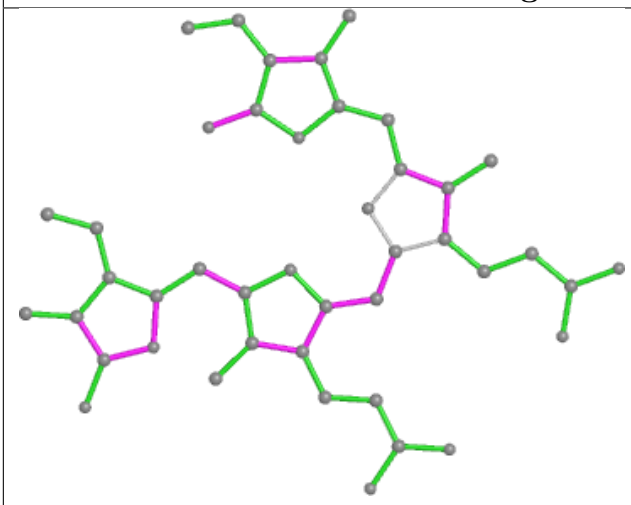

Bond lengths

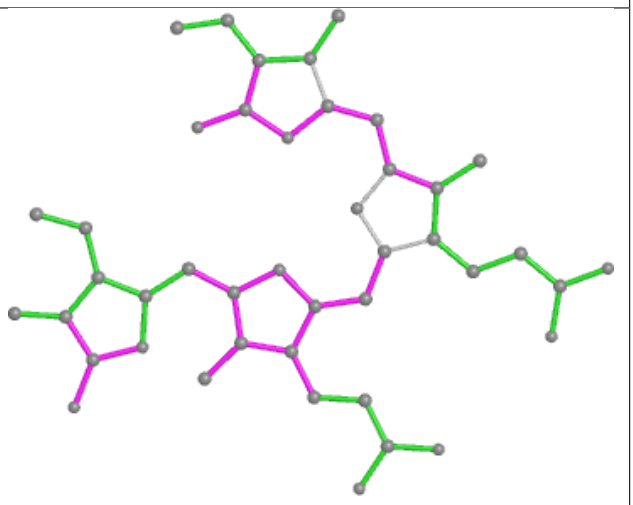

Bond angles

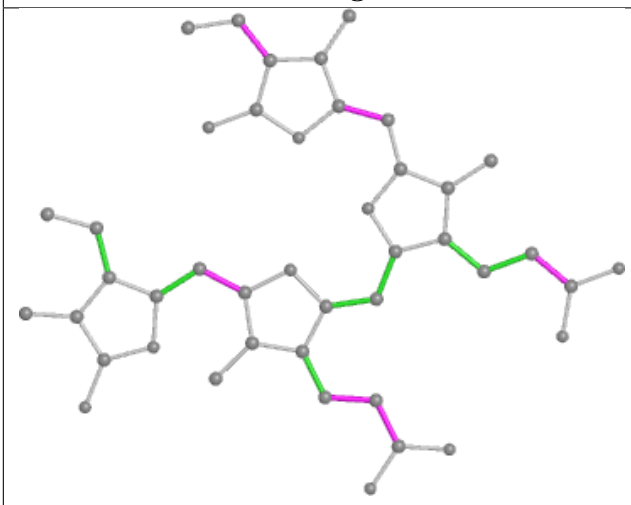

Torsions

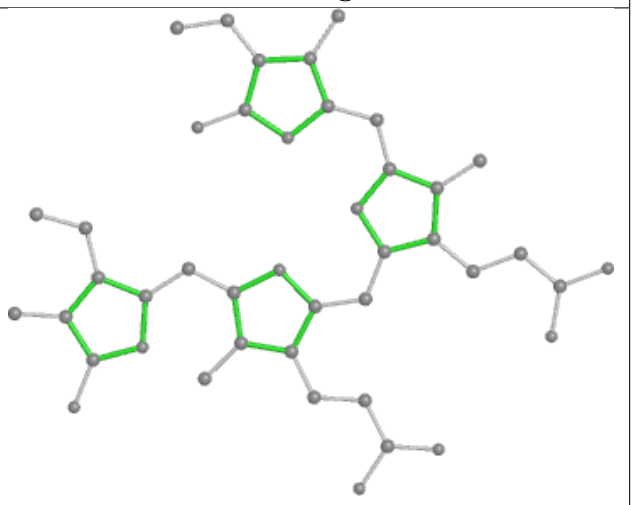

Rings

Ligand PEB jH 202

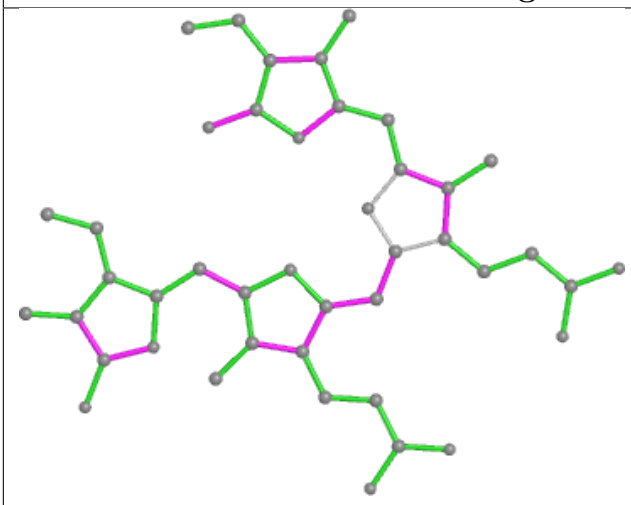

Bond lengths

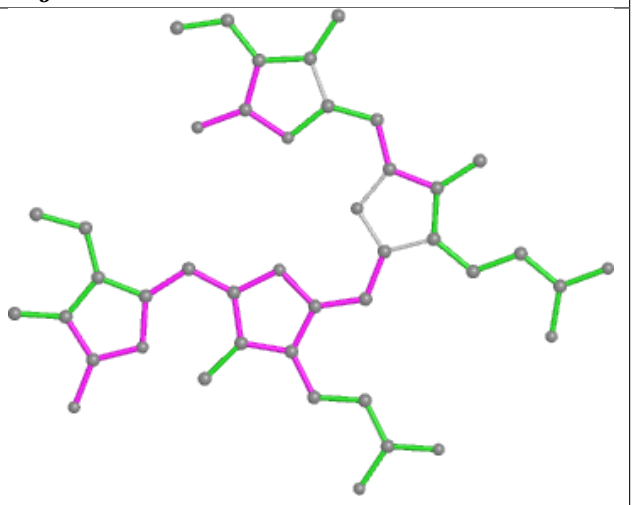

Bond angles

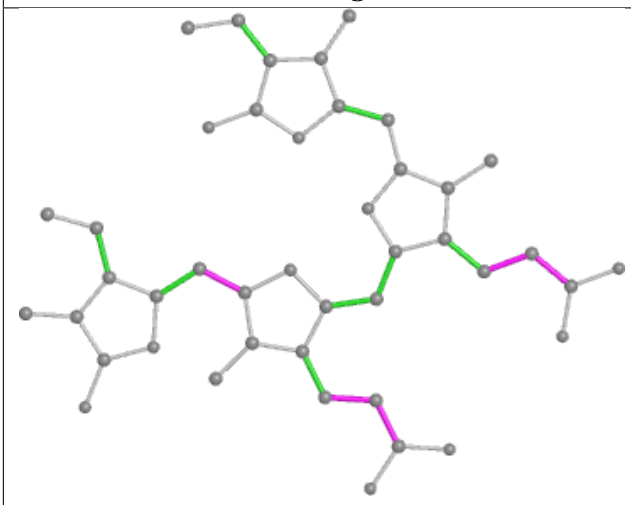

Torsions

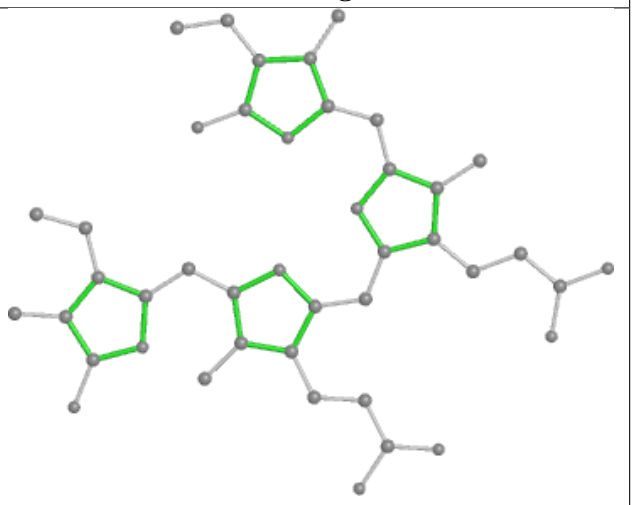

Rings

Ligand CLA BN 806

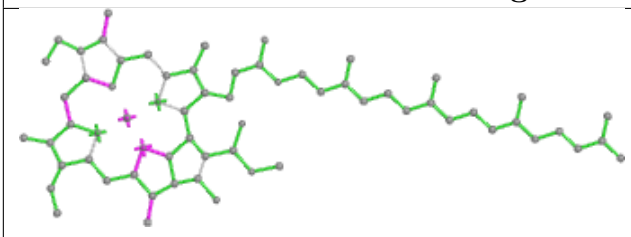

Bond lengths

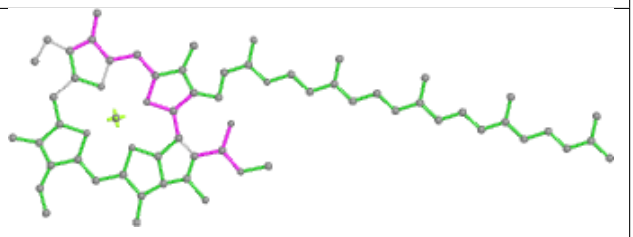

Bond angles

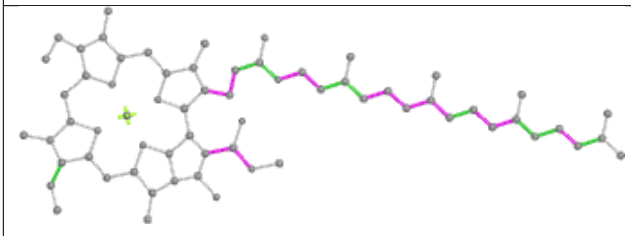

Torsions

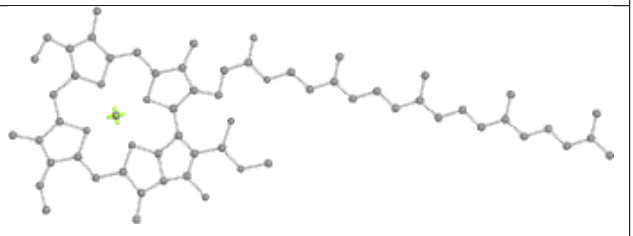

Rings

Ligand LMG j6 101

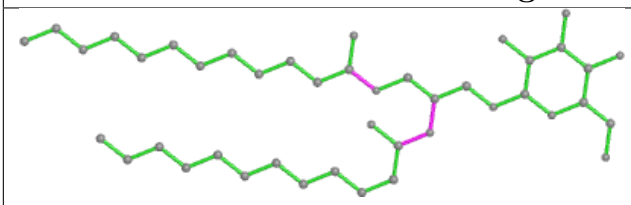

Bond lengths

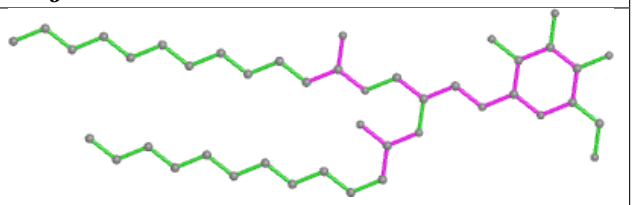

Bond angles

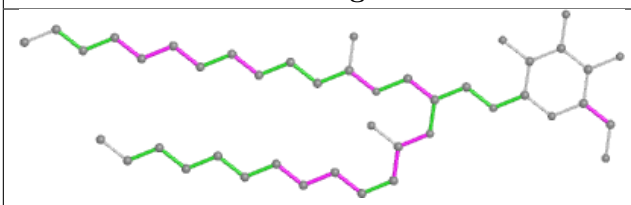

Torsions

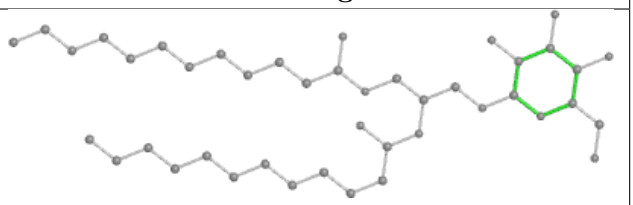

Rings

Ligand CLA M2 101

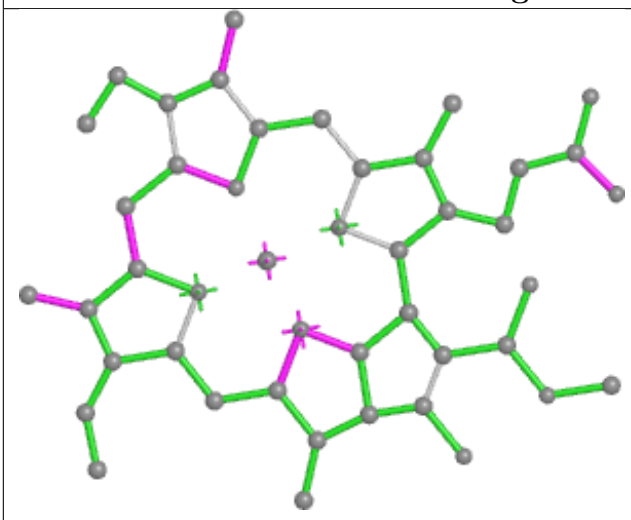

Bond lengths

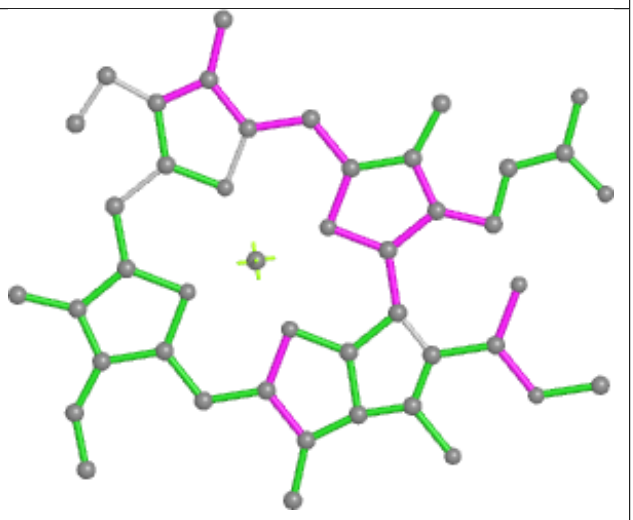

Bond angles

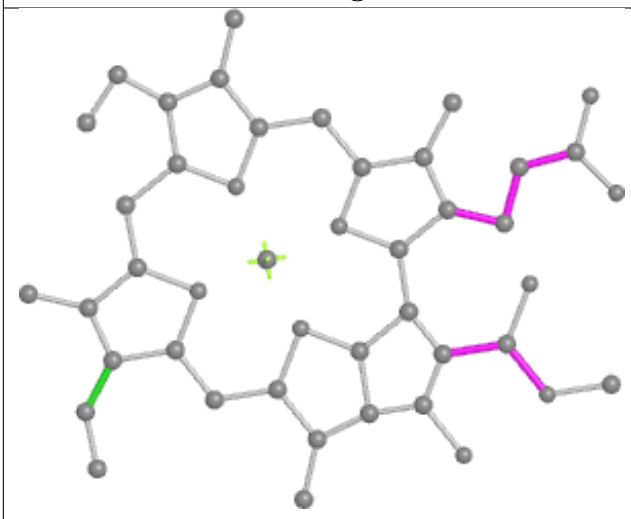

Torsions

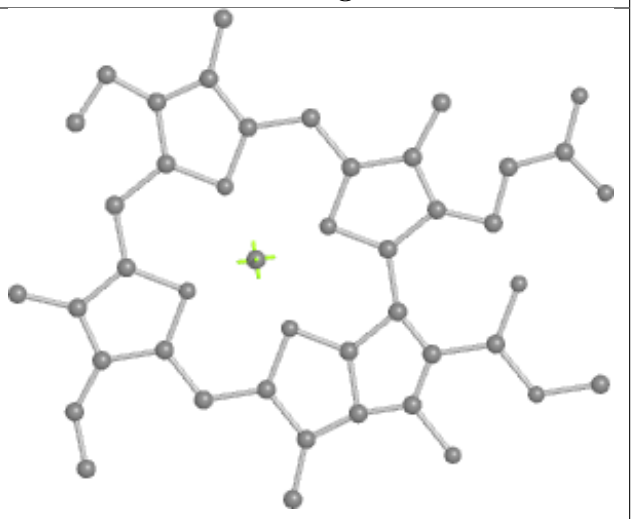

Rings

Ligand CYC w3 1001

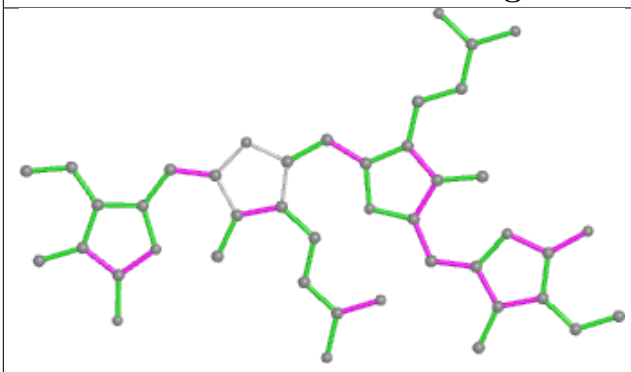

Bond lengths

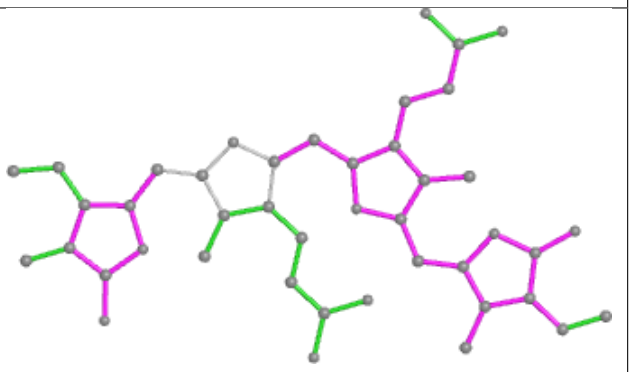

Bond angles

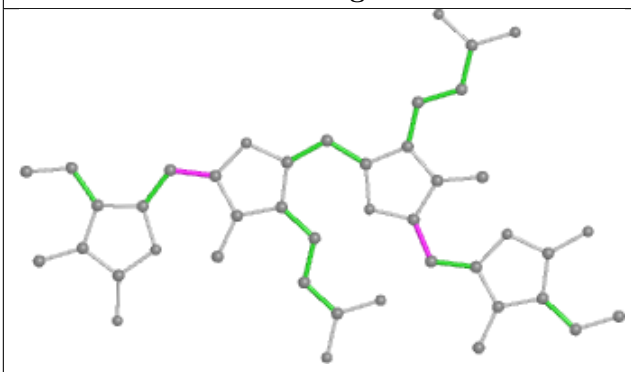

Torsions

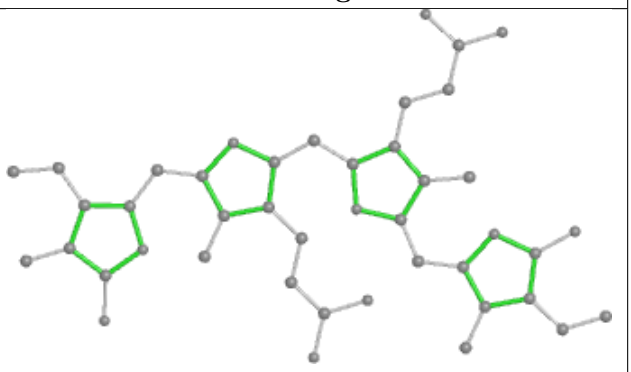

Rings

Ligand PEB aJ 202

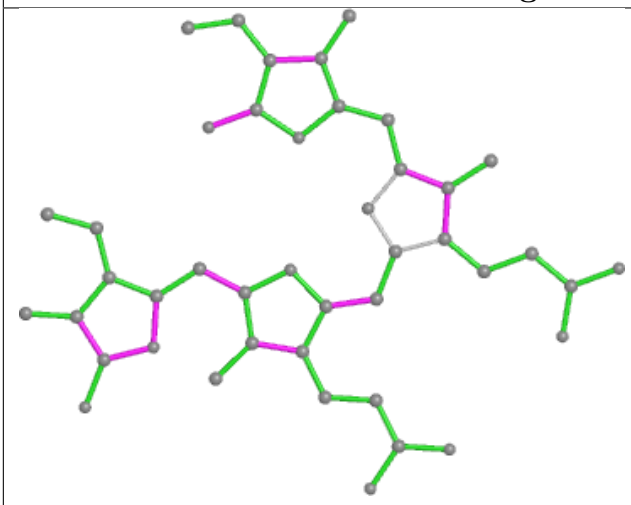

Bond lengths

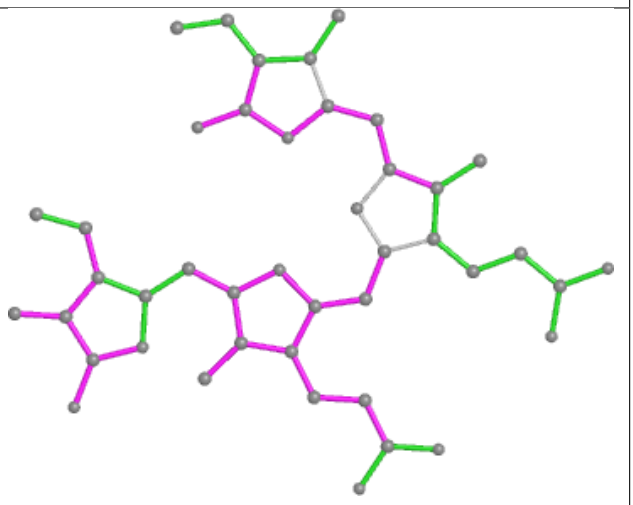

Bond angles

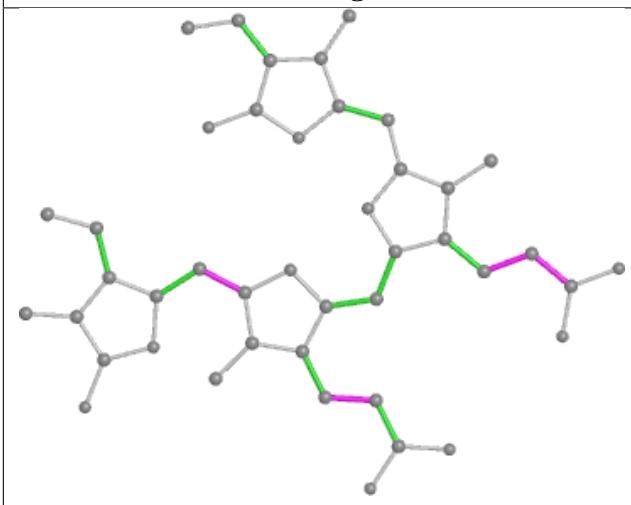

Torsions

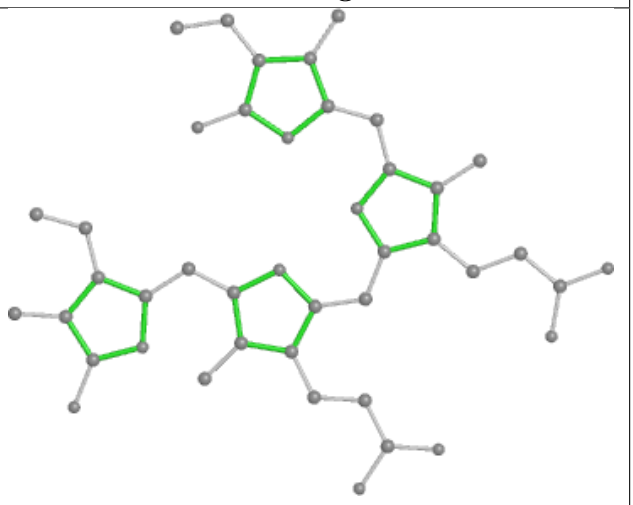

Rings

Ligand PUB A4 303

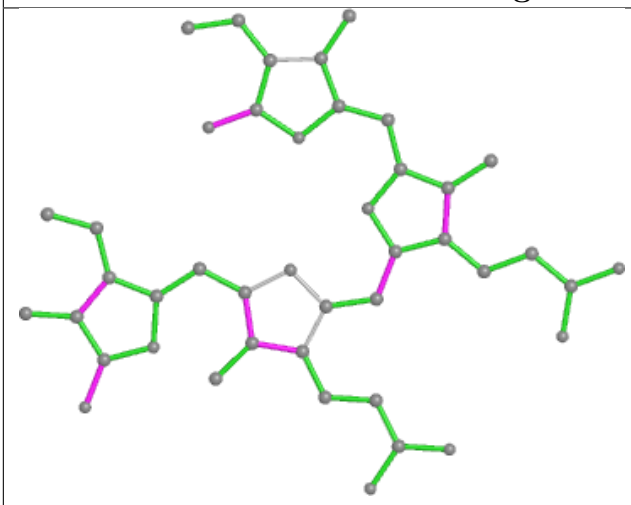

Bond lengths

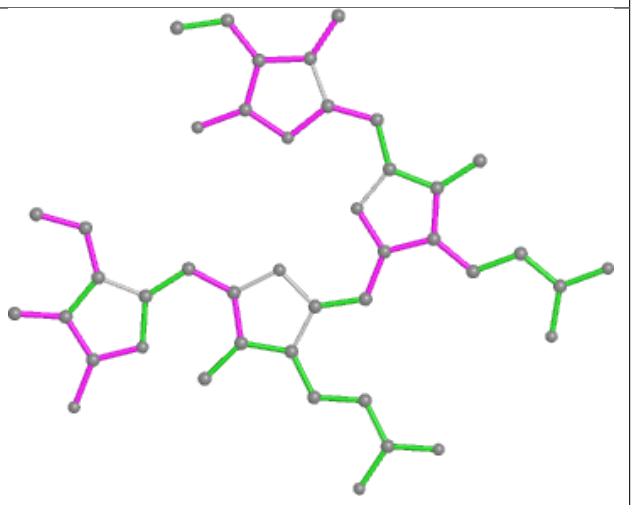

Bond angles

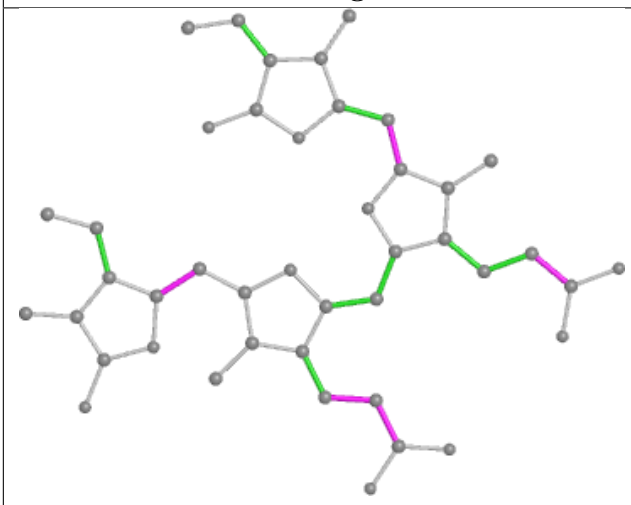

Torsions

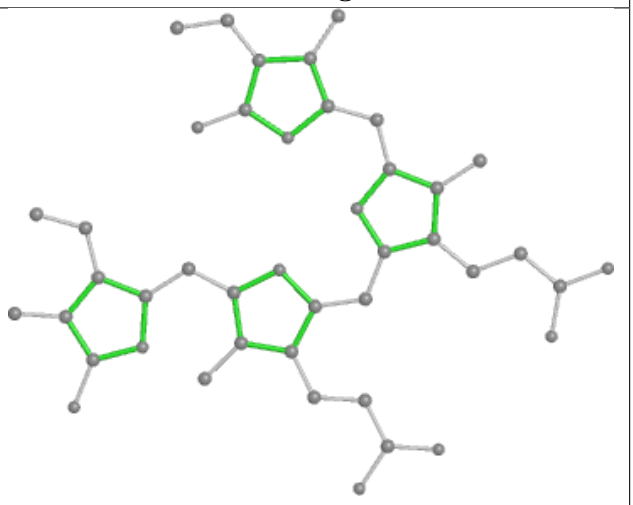

Rings

Ligand PEB mO 201

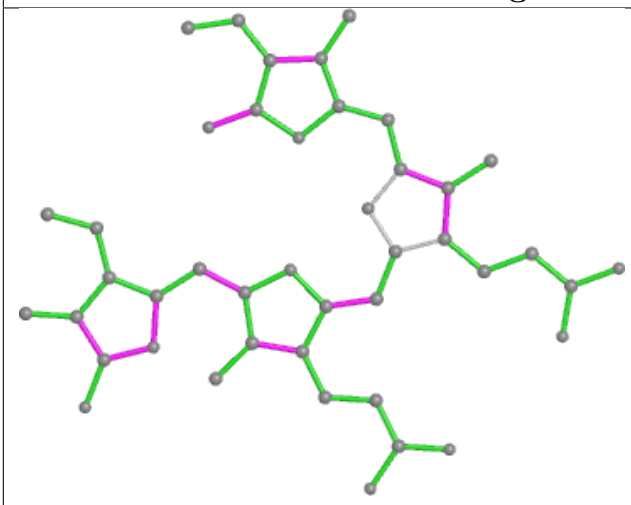

Bond lengths

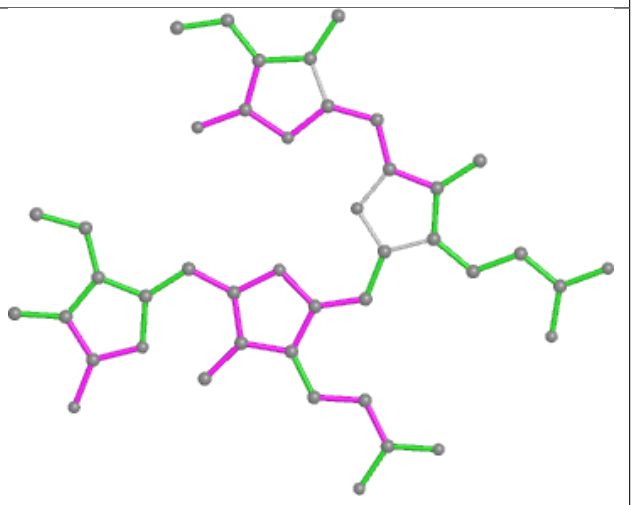

Bond angles

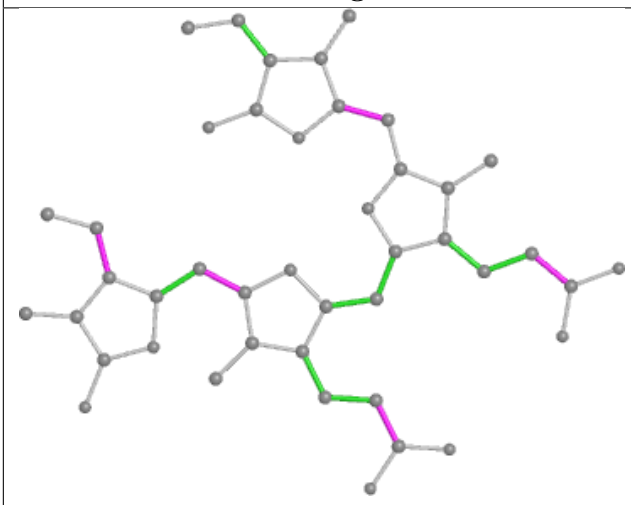

Torsions

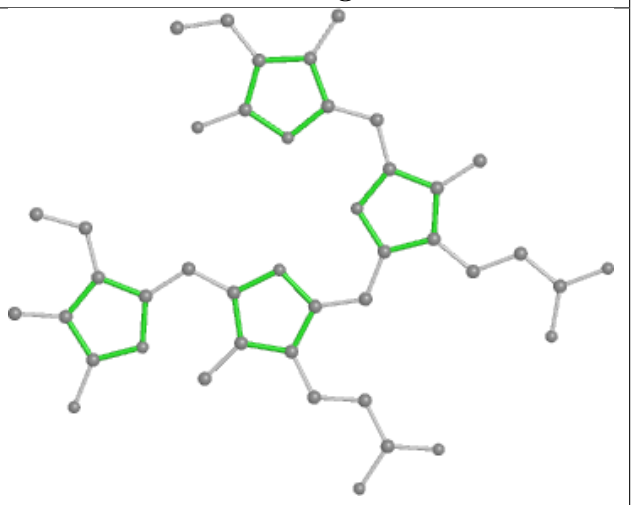

Rings

Ligand CLA 1N 603

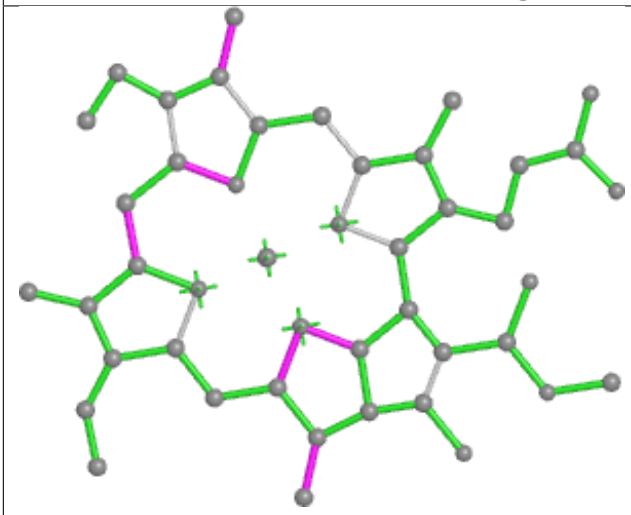

Bond lengths

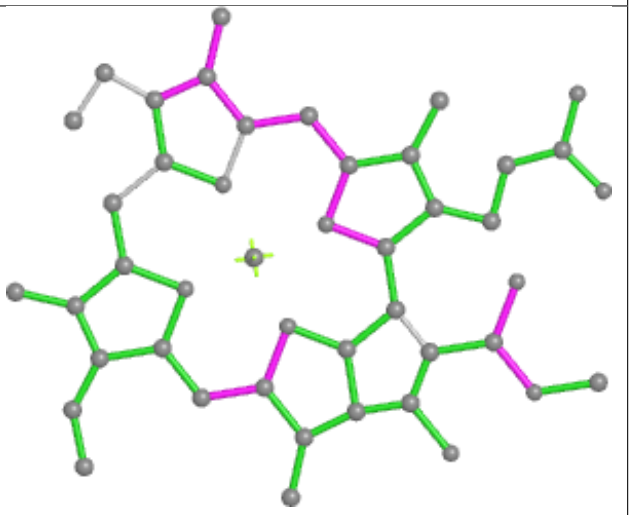

Bond angles

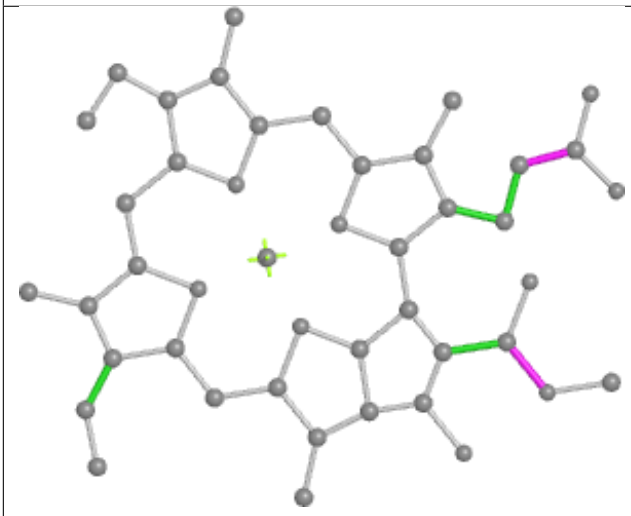

Torsions

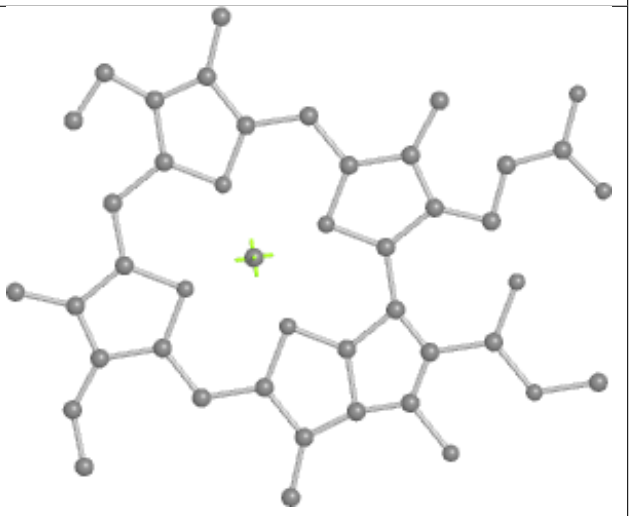

Rings

Ligand PEB YK 202

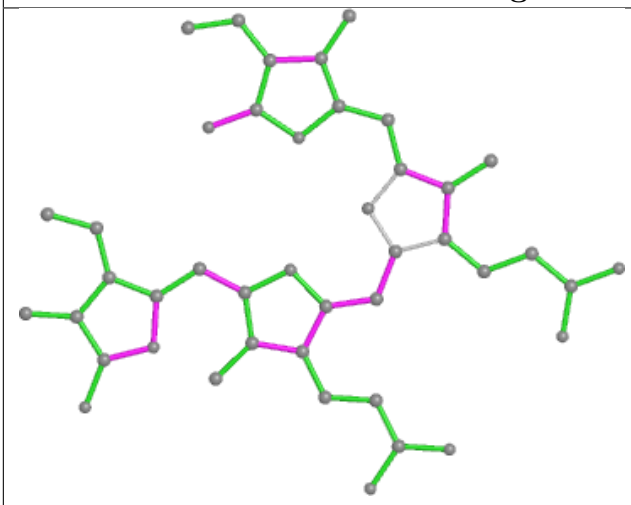

Bond lengths

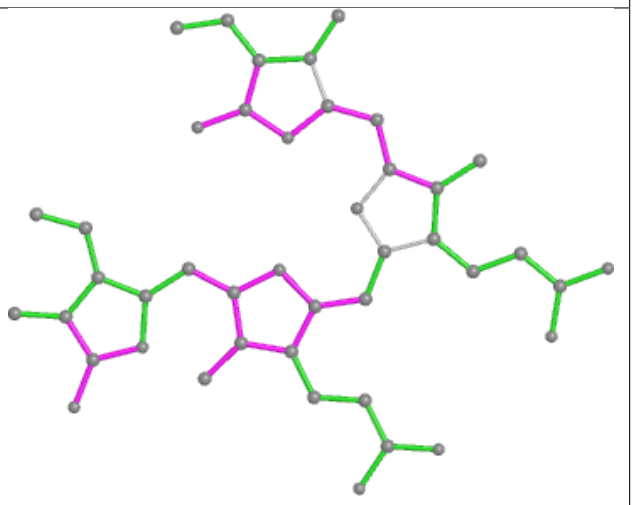

Bond angles

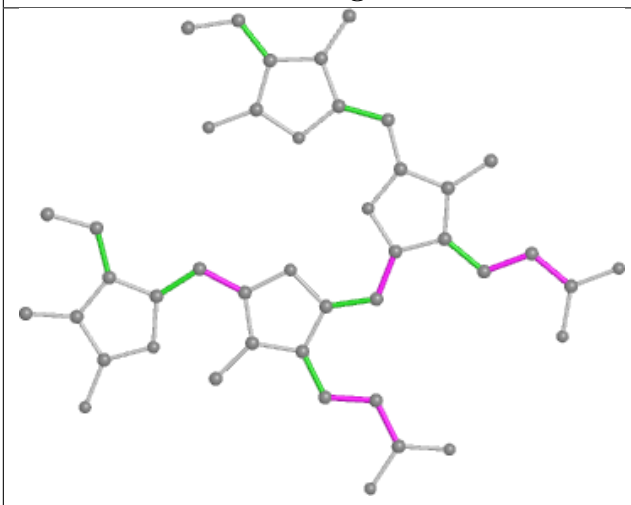

Torsions

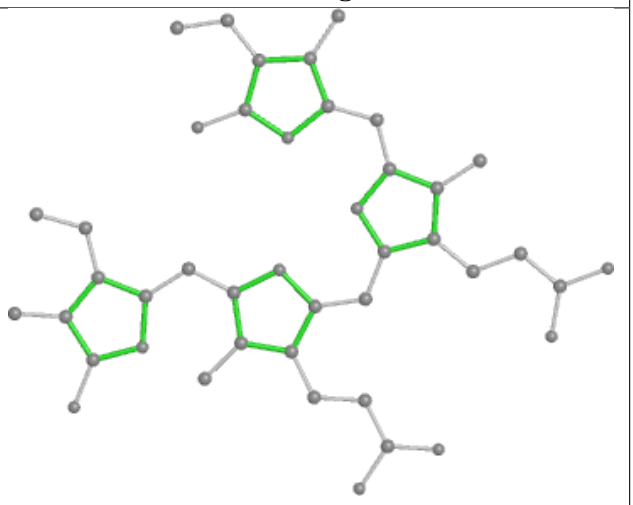

Rings

Ligand PEB O1 203

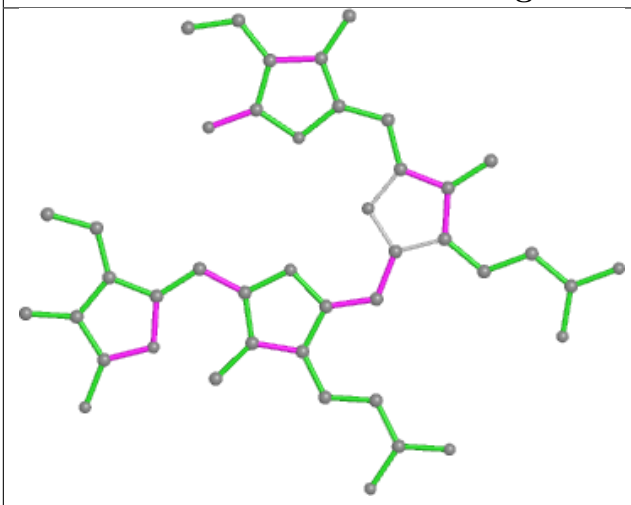

Bond lengths

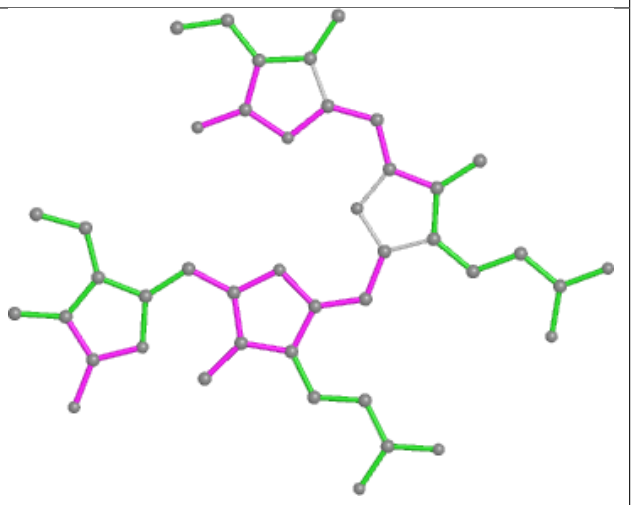

Bond angles

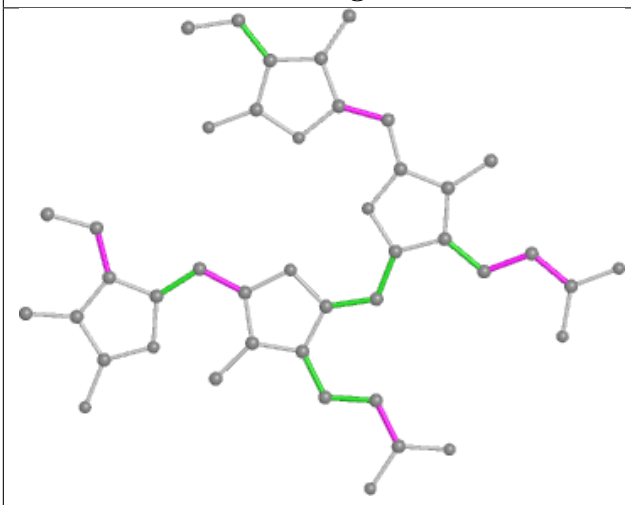

Torsions

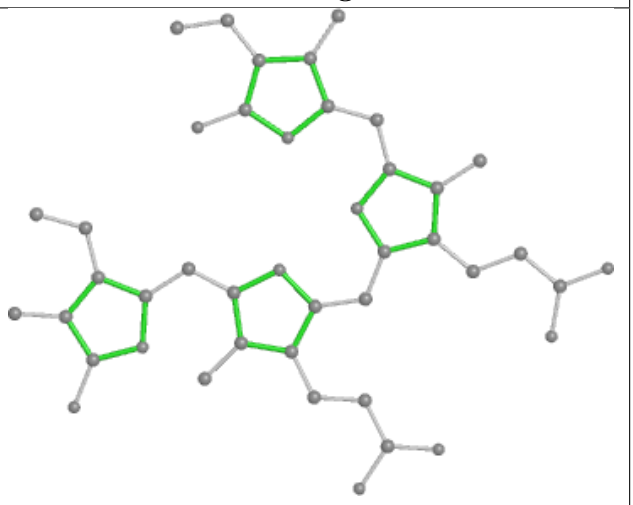

Rings

Ligand PEB IK 202

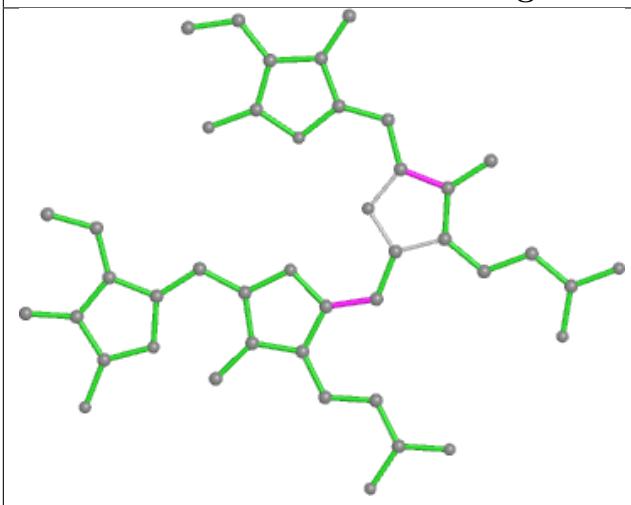

Bond lengths

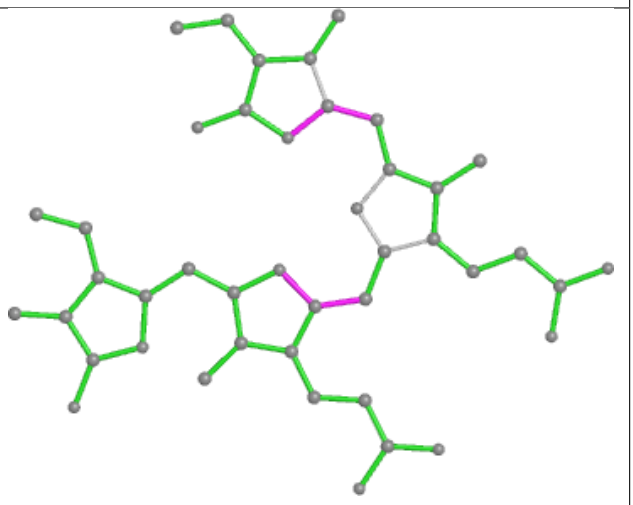

Bond angles

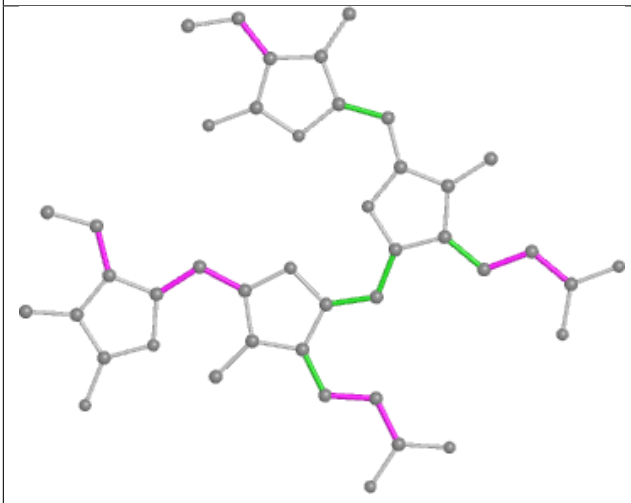

Torsions

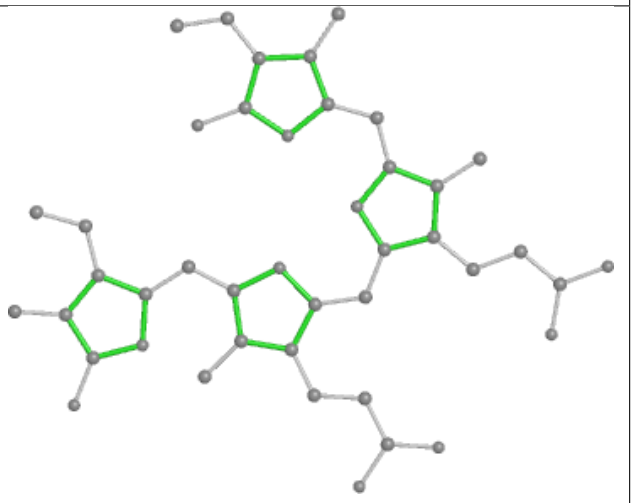

Rings

Ligand PEB M5 301

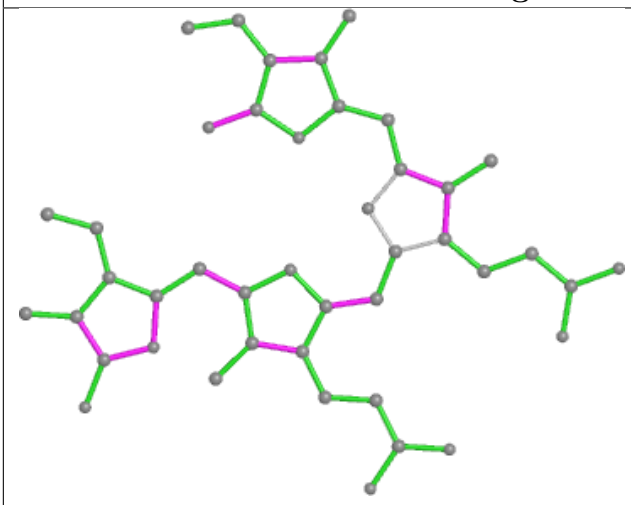

Bond lengths

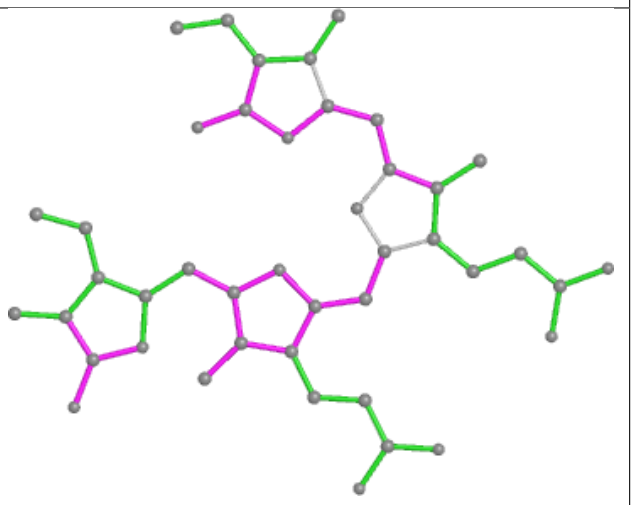

Bond angles

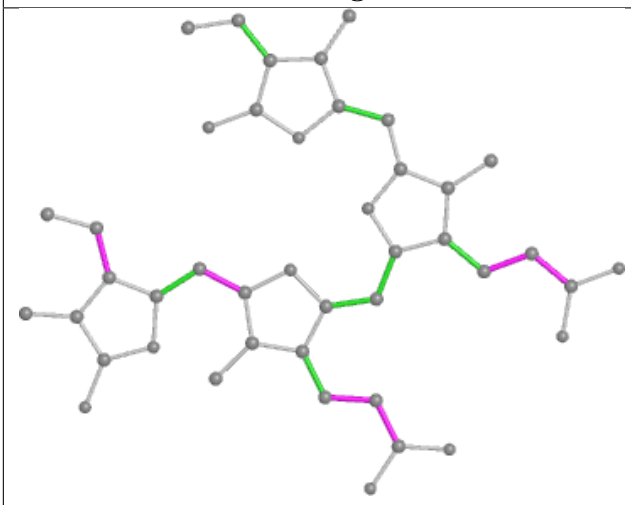

Torsions

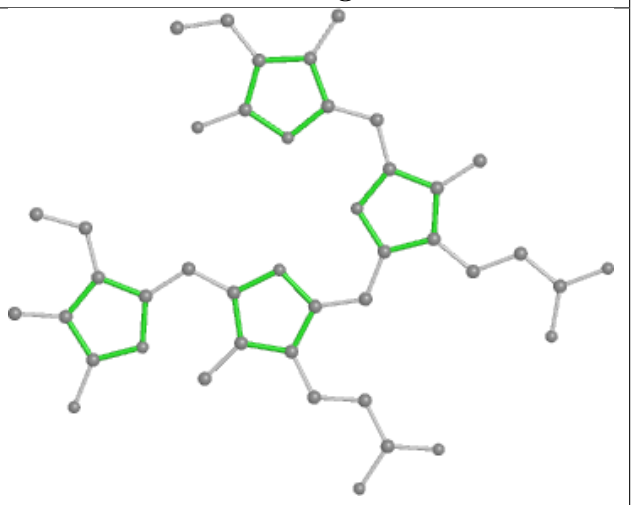

Rings

Ligand PEB gF 202

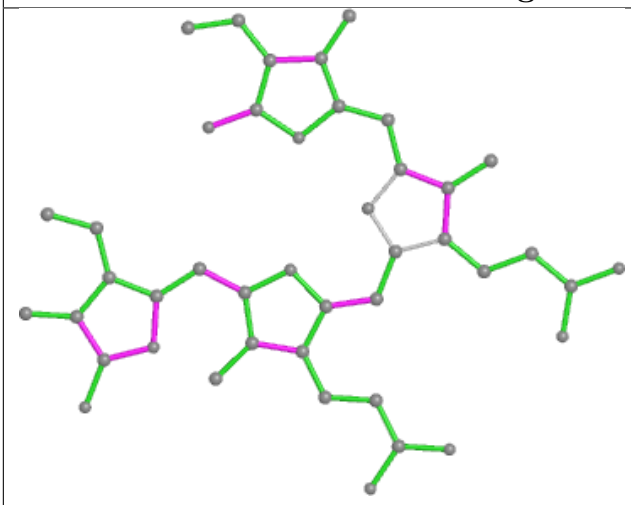

Bond lengths

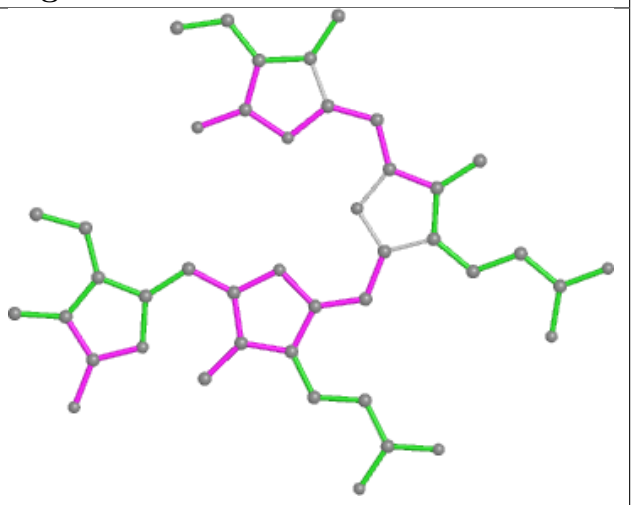

Bond angles

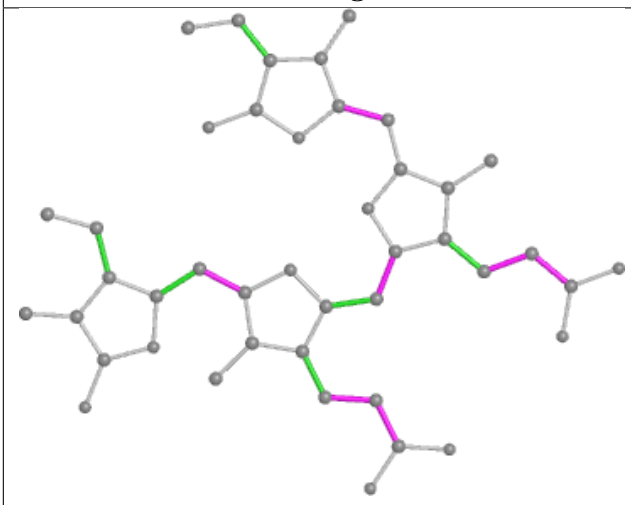

Torsions

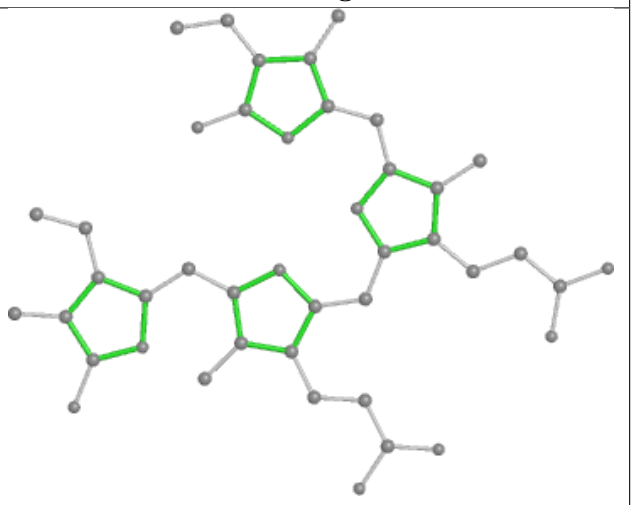

Rings

Ligand PEB JK 202

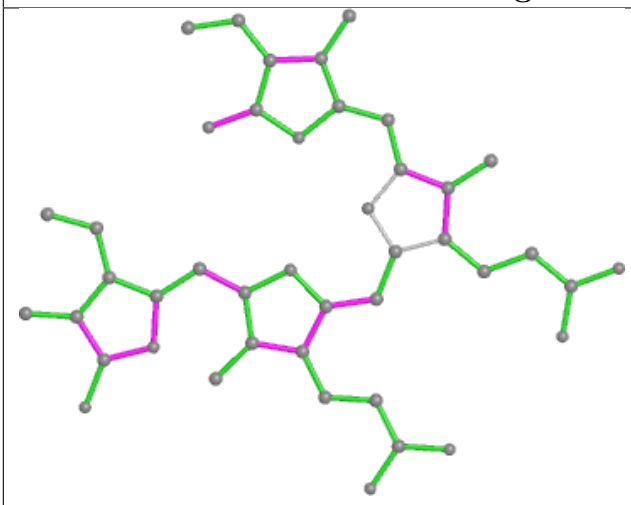

Bond lengths

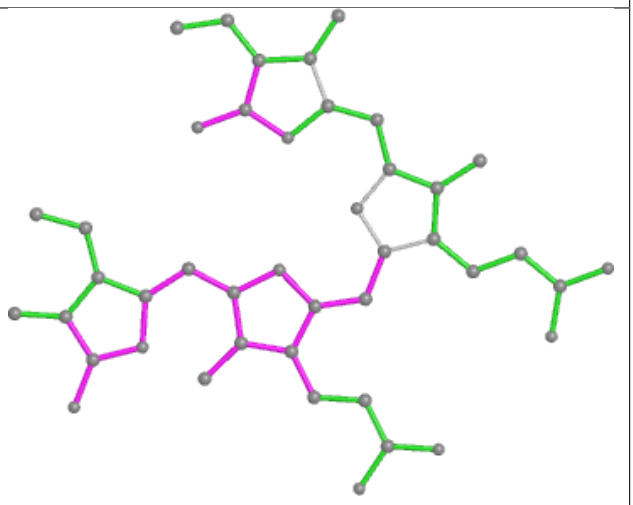

Bond angles

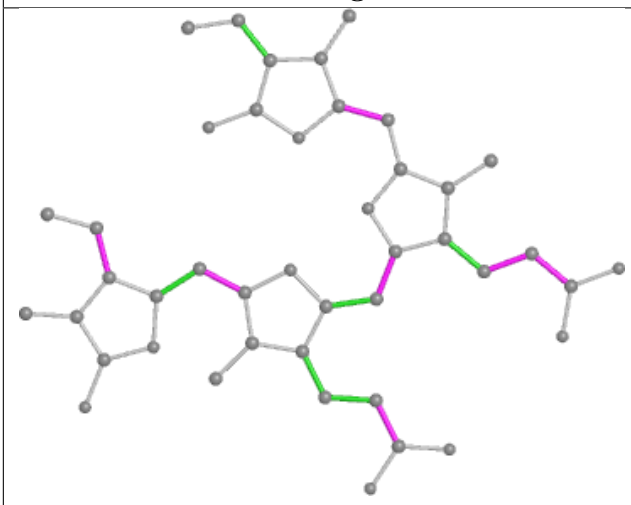

Torsions

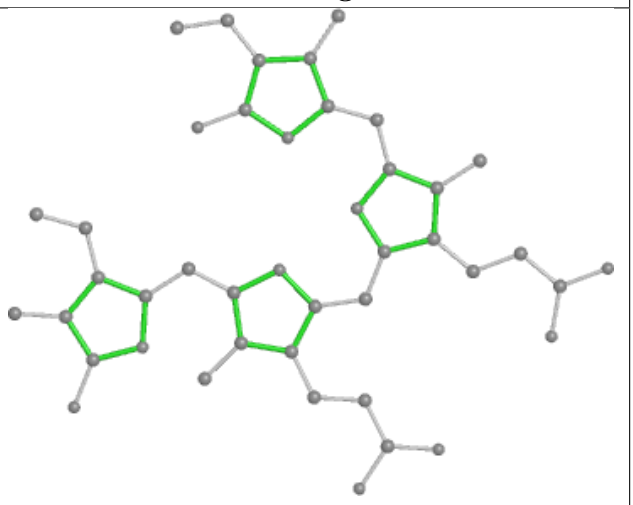

Rings

Ligand PEB YA 303

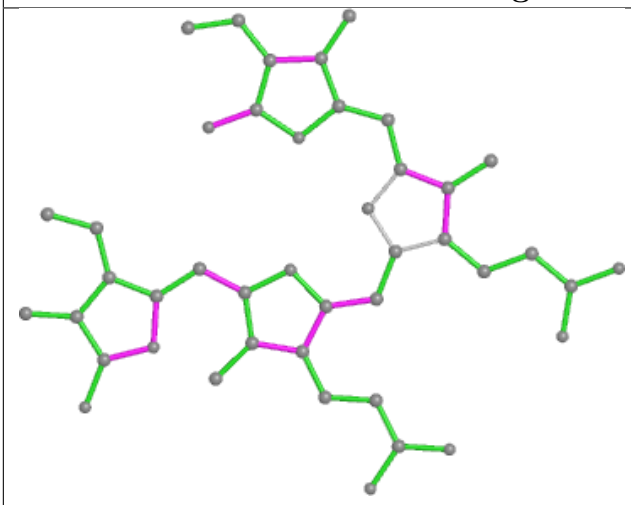

Bond lengths

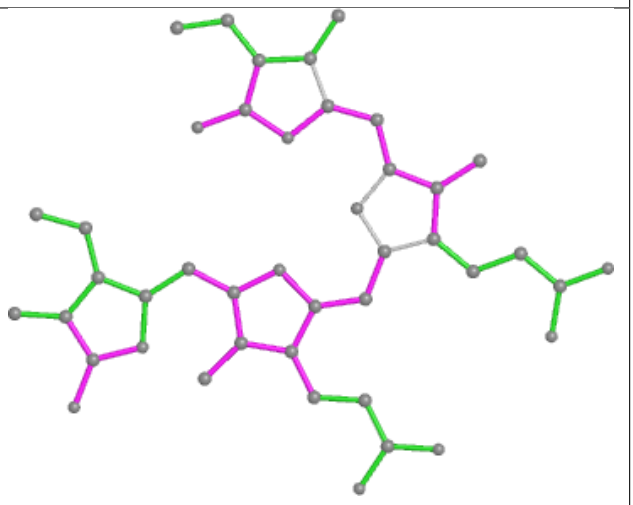

Bond angles

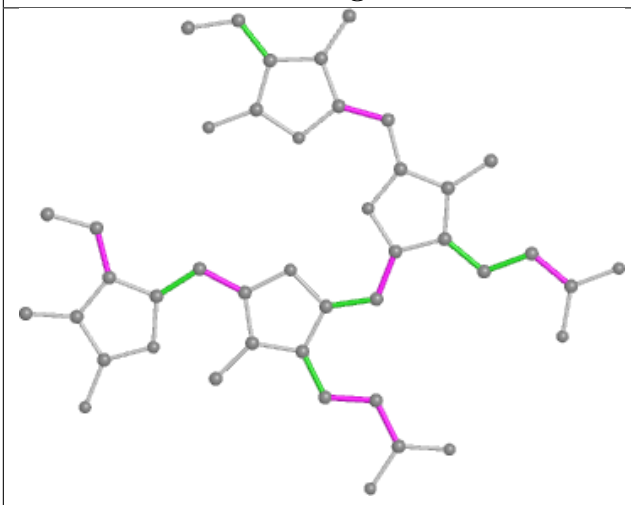

Torsions

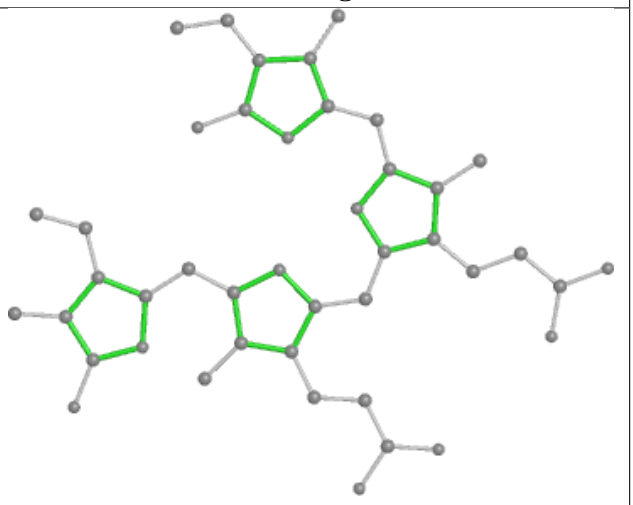

Rings

Ligand PEB LG 1002

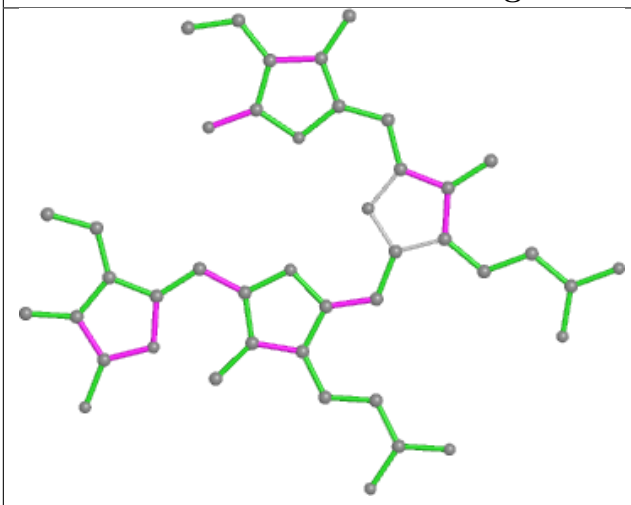

Bond lengths

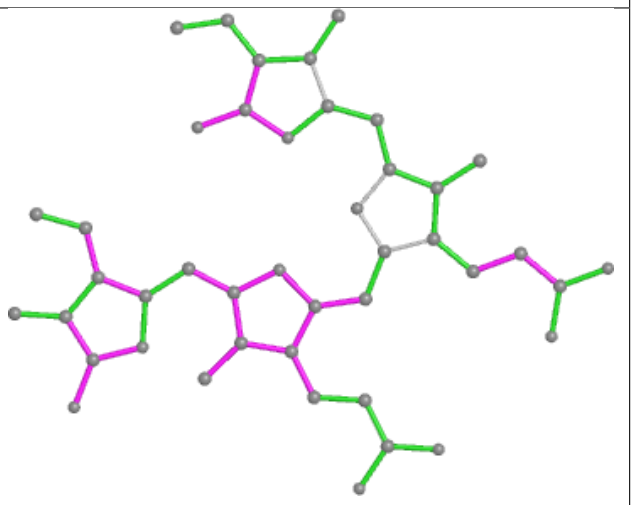

Bond angles

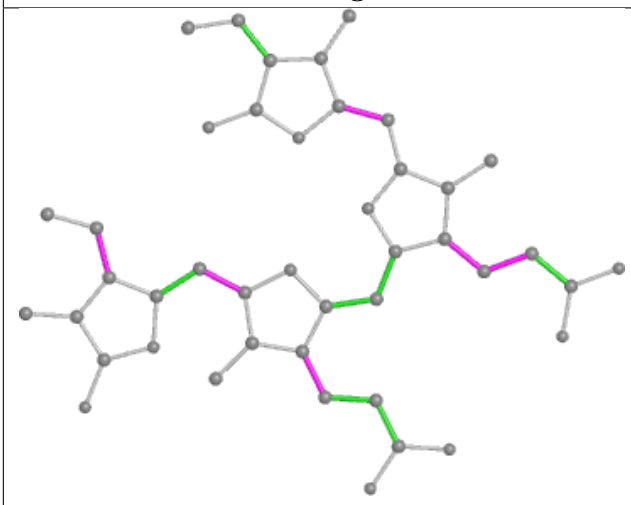

Torsions

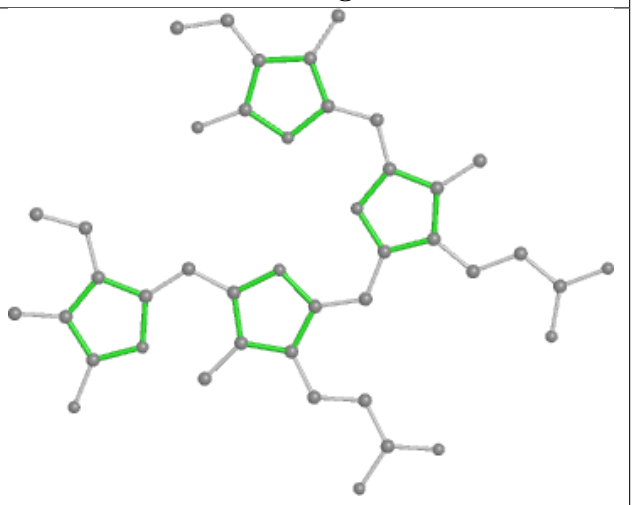

Rings

Ligand LMG ML 101

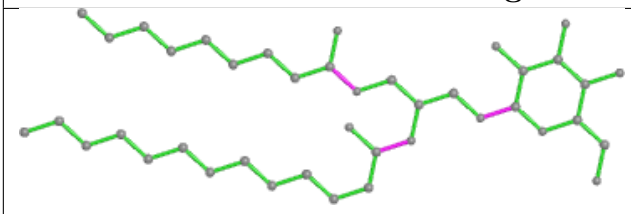

Bond lengths

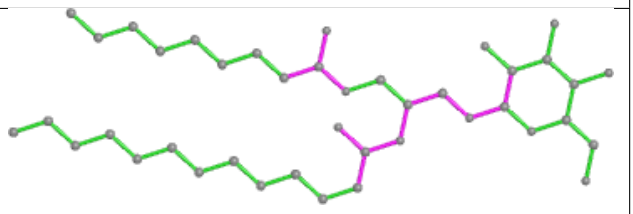

Bond angles

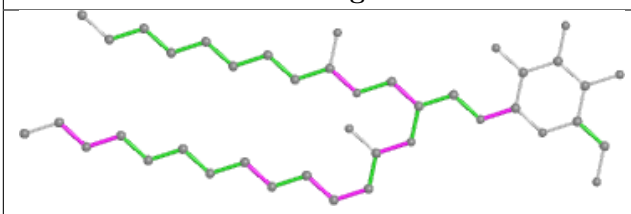

Torsions

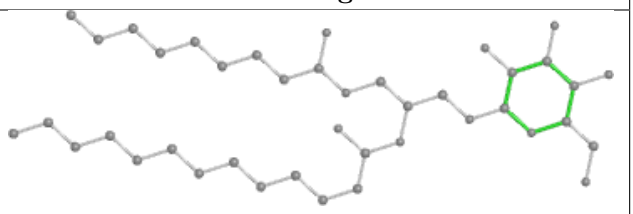

Rings

Ligand PEB gO 203

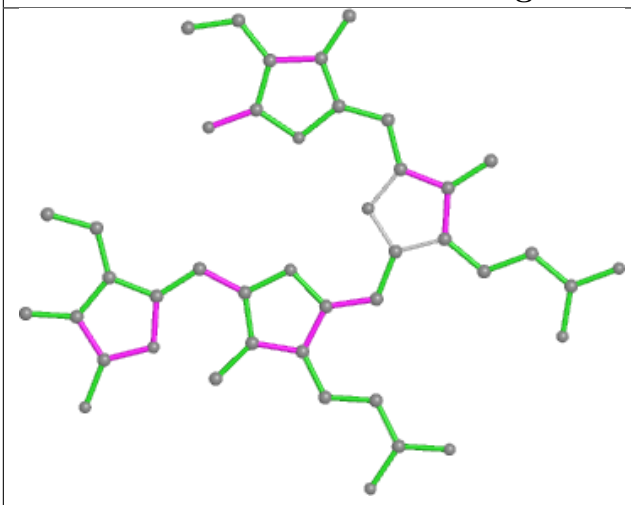

Bond lengths

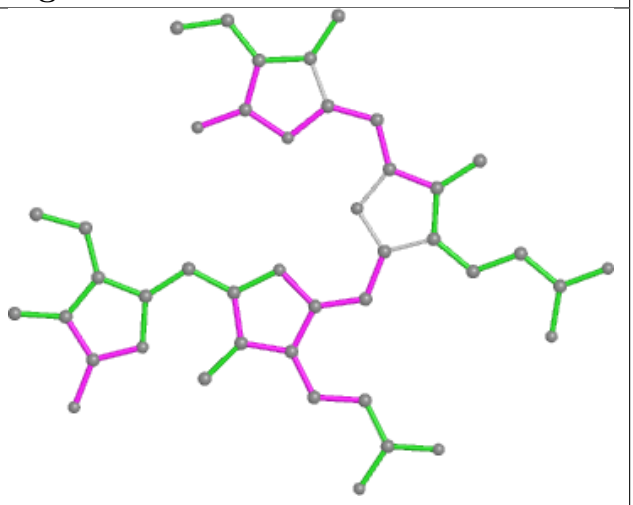

Bond angles

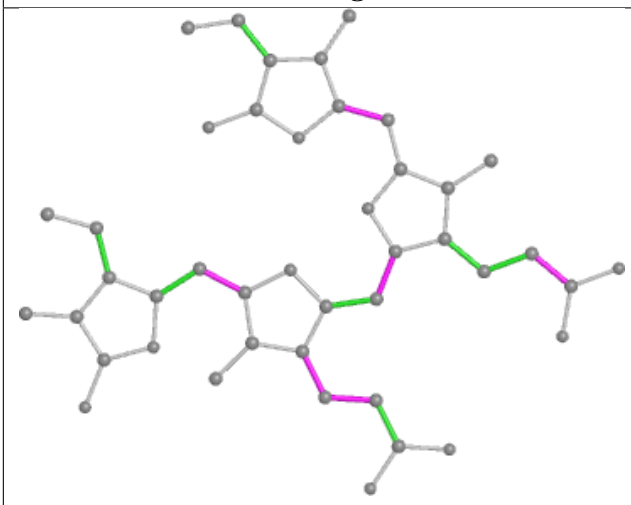

Torsions

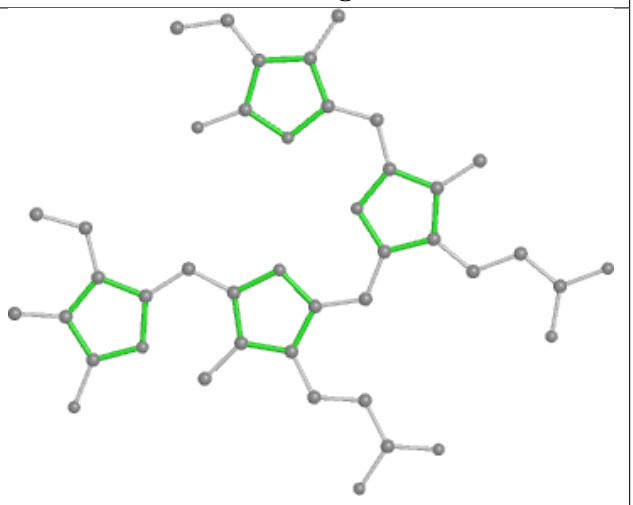

Rings

Ligand PEB oF 201

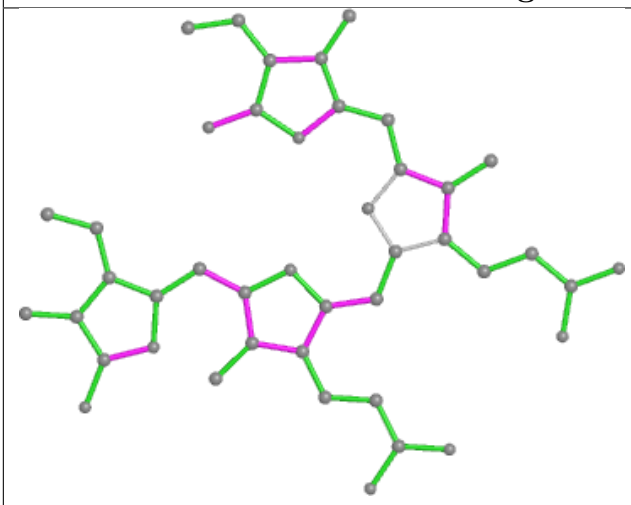

Bond lengths

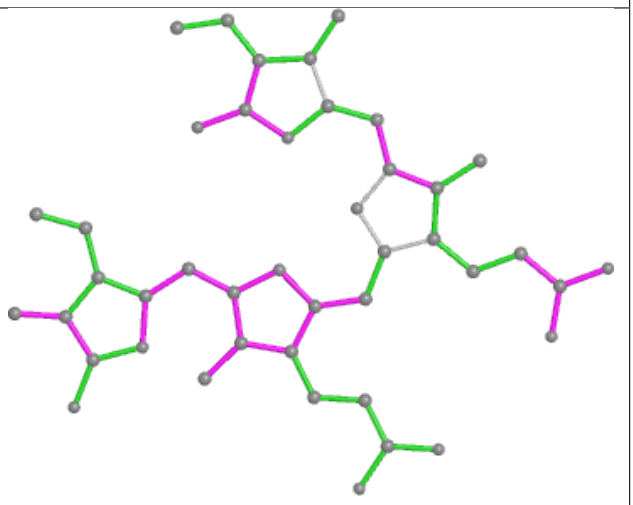

Bond angles

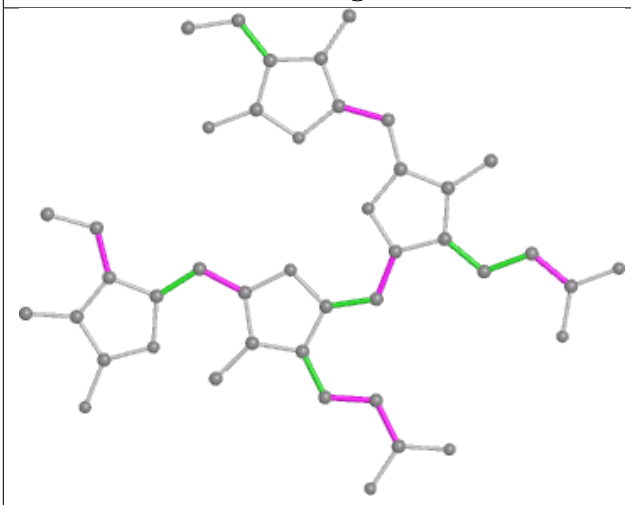

Torsions

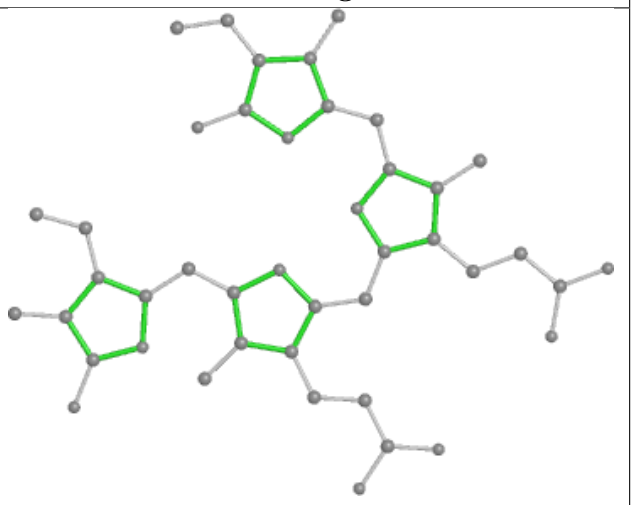

Rings

Ligand PEB IQ 202

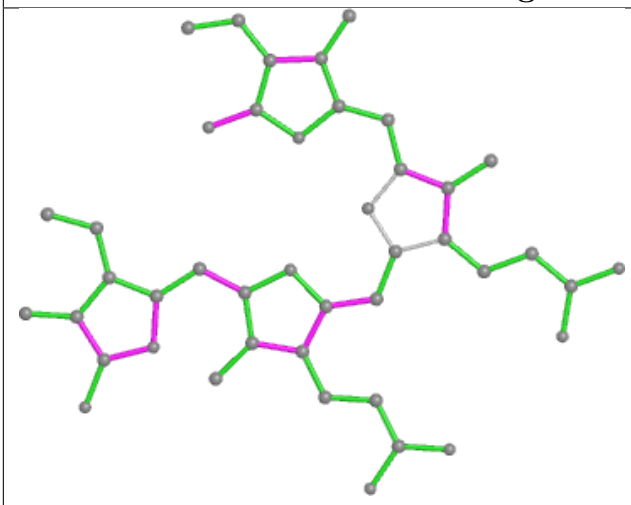

Bond lengths

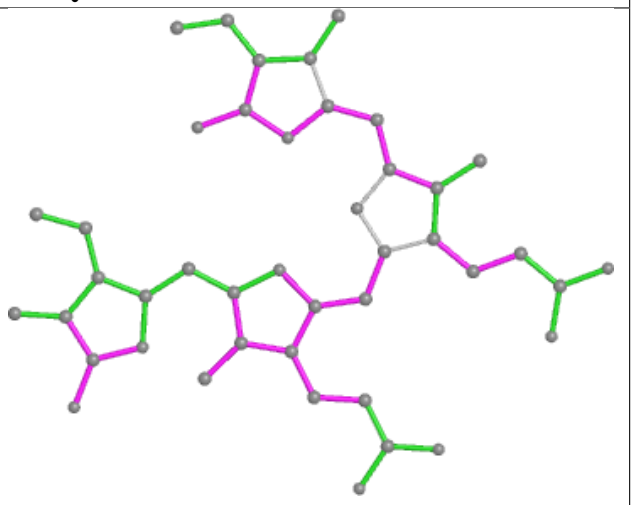

Bond angles

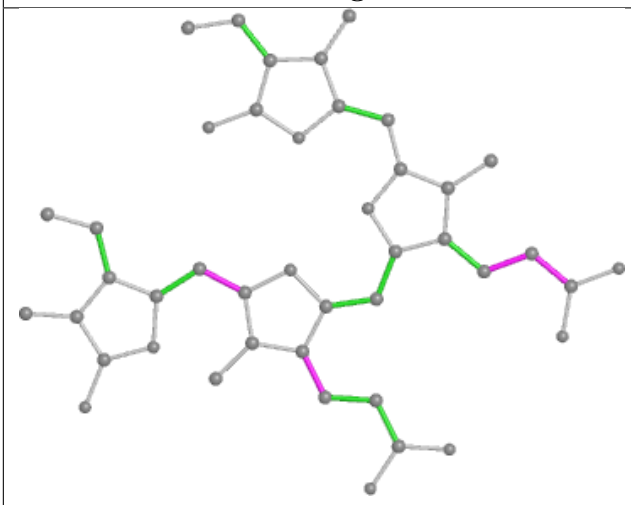

Torsions

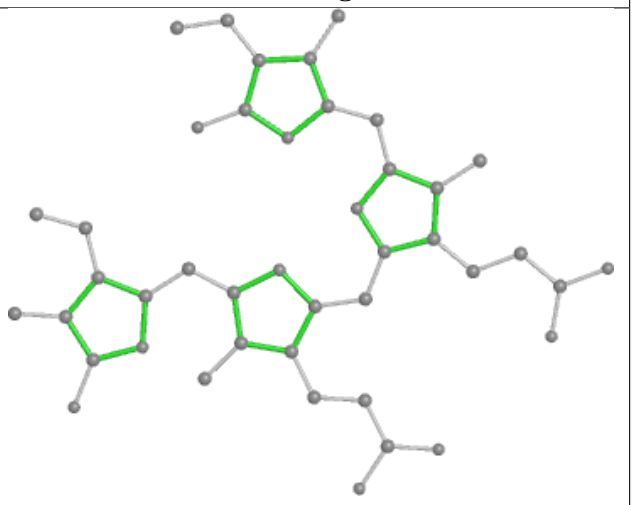

Rings

Ligand PEB LJ 201

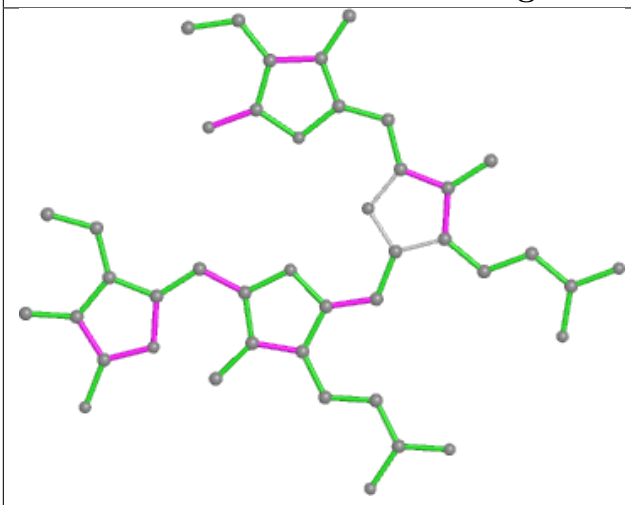

Bond lengths

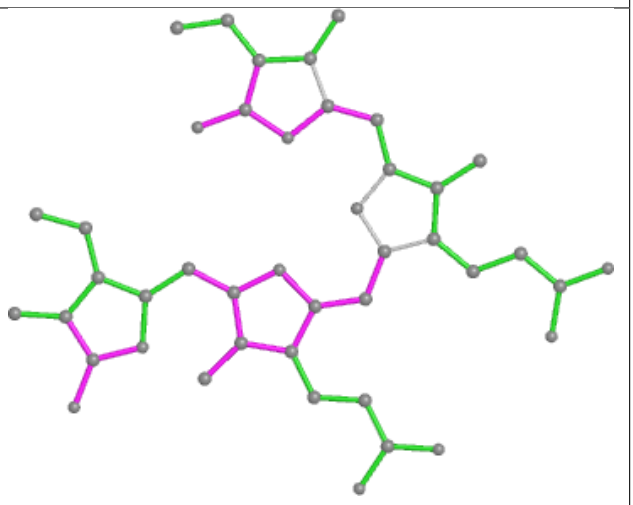

Bond angles

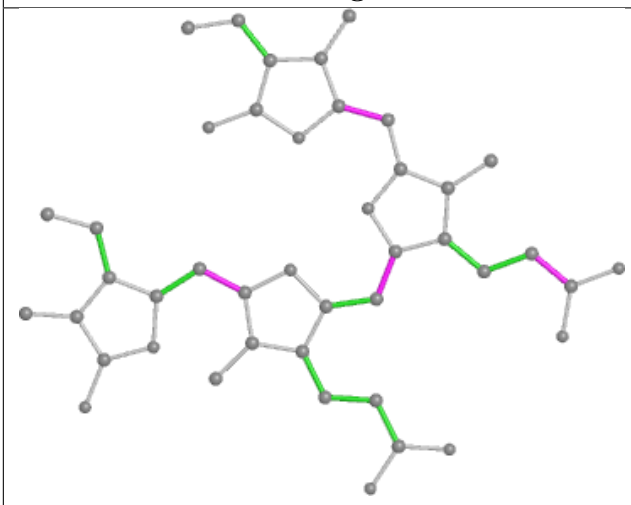

Torsions

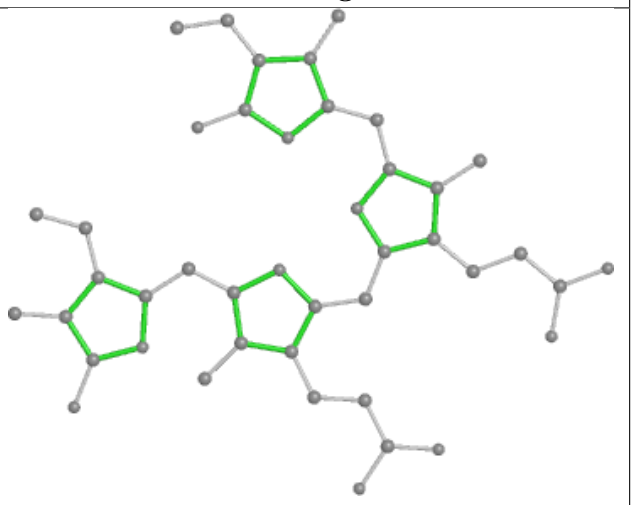

Rings

Ligand CLA cL 516

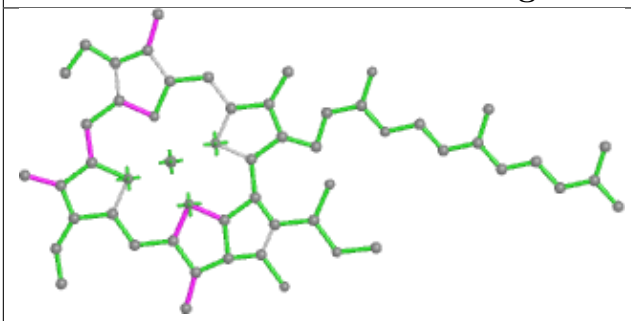

Bond lengths

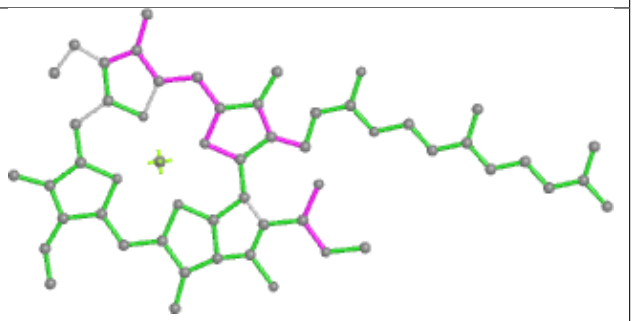

Bond angles

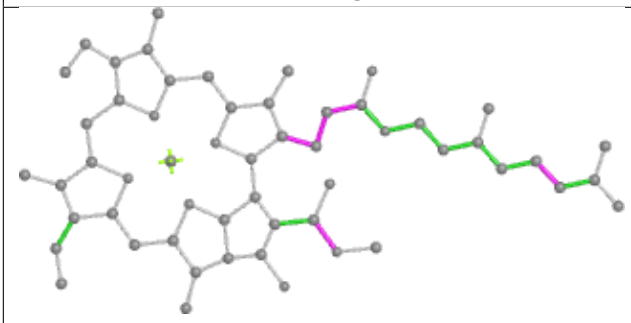

Torsions

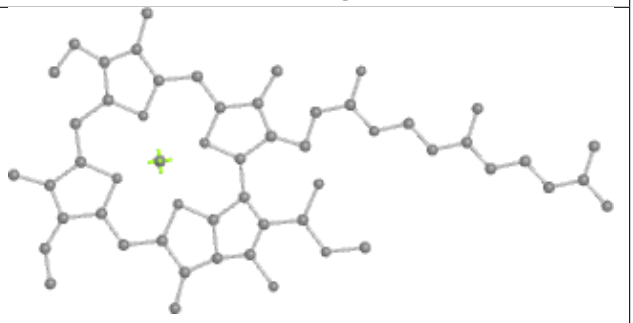

Rings

Ligand PEB iJ 201

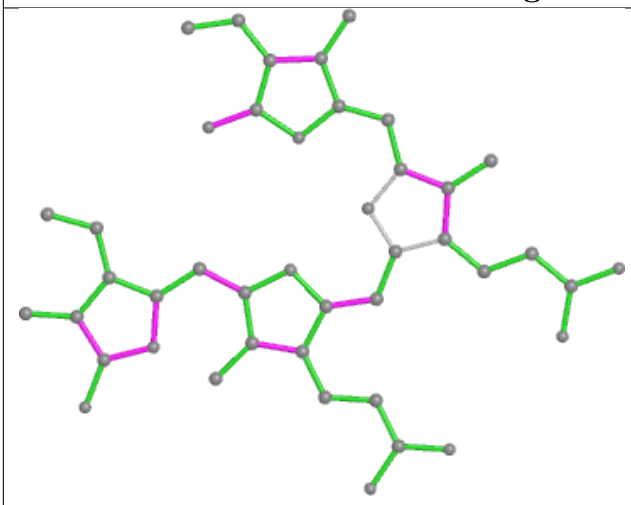

Bond lengths

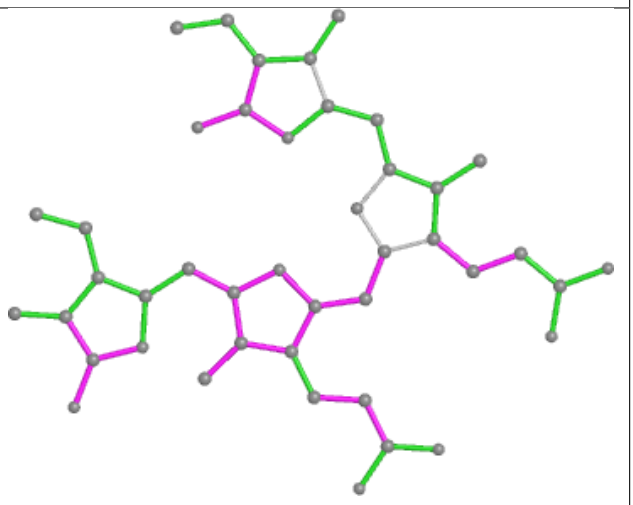

Bond angles

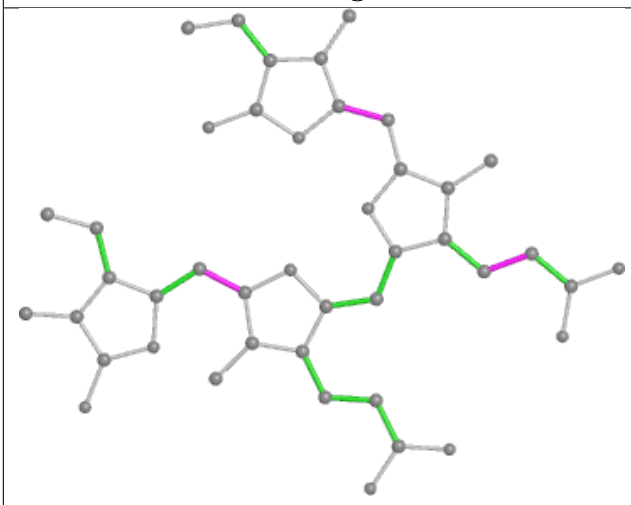

Torsions

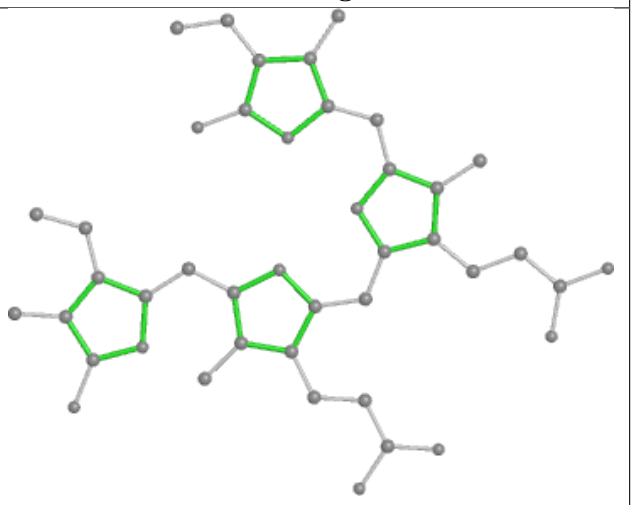

Rings

Ligand PEB J5 202

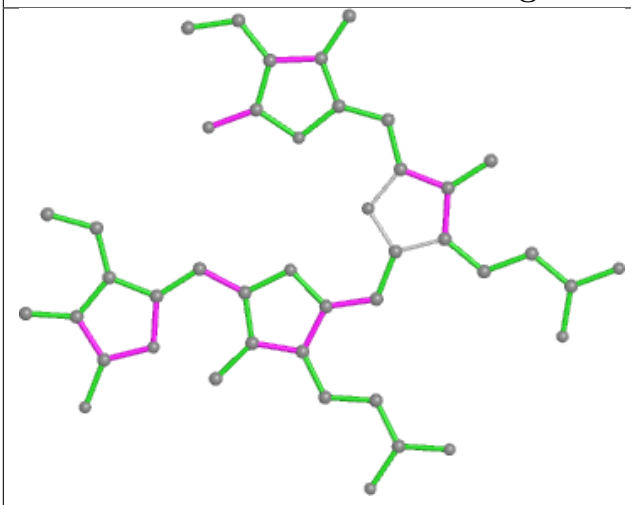

Bond lengths

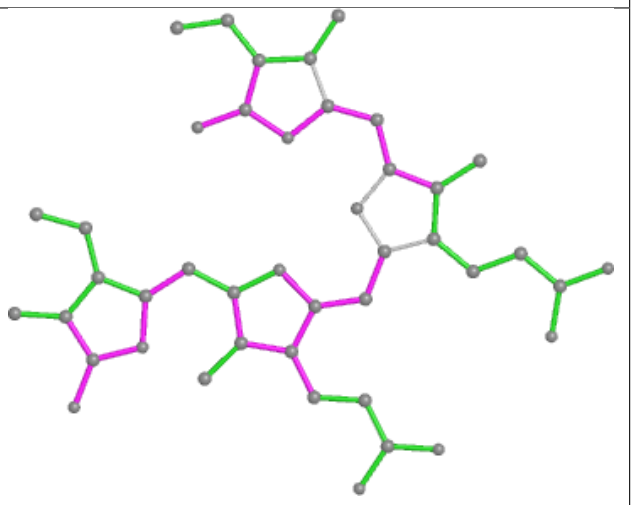

Bond angles

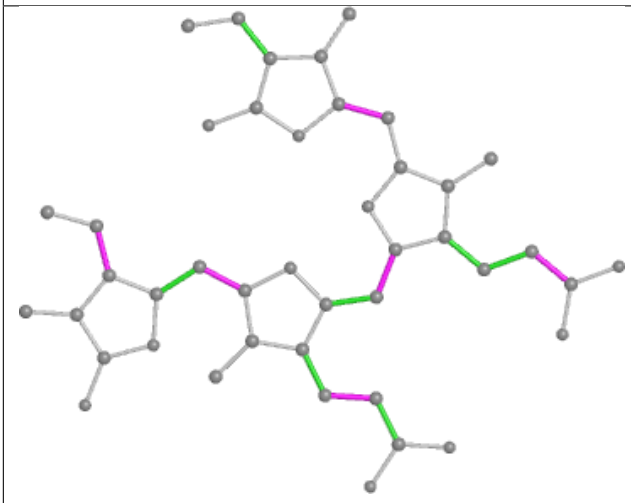

Torsions

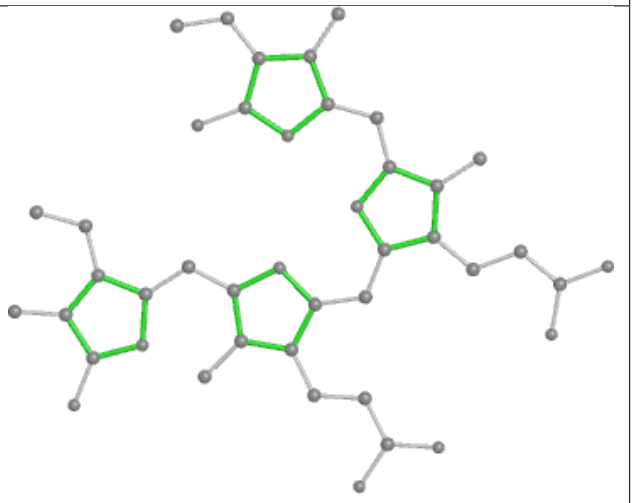

Rings

Ligand HEM v6 201

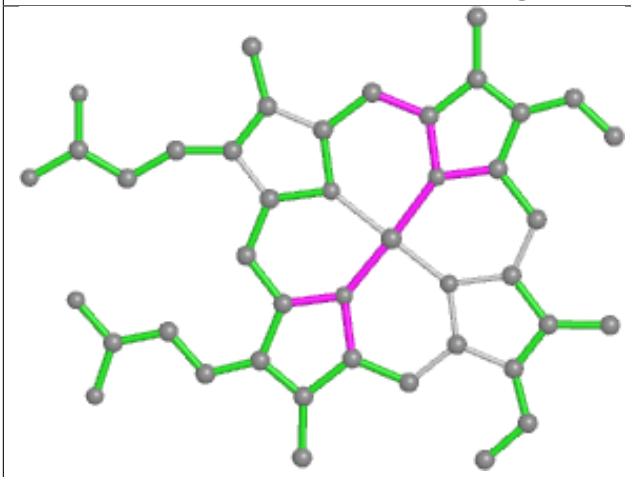

Bond lengths

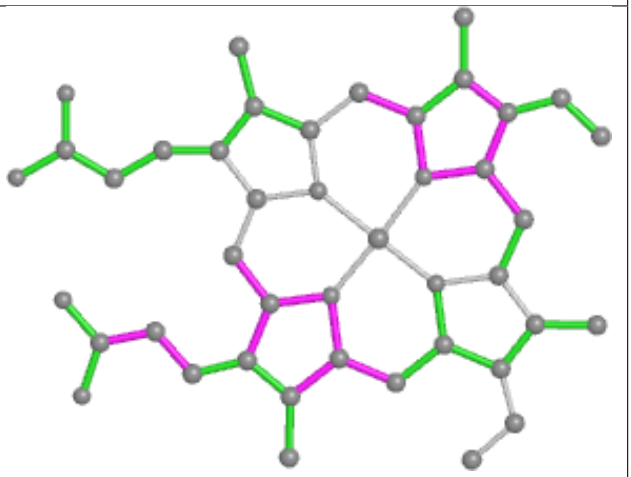

Bond angles

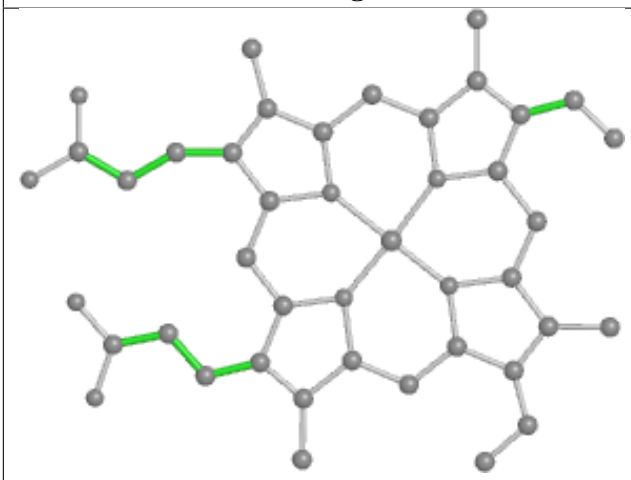

Torsions

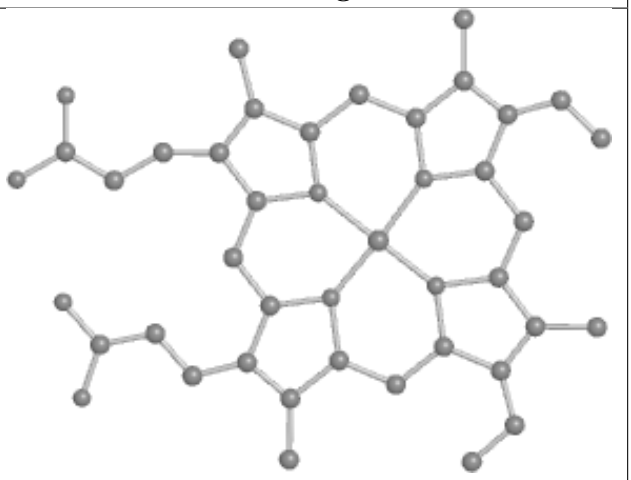

Rings

Ligand PEB SQ 202

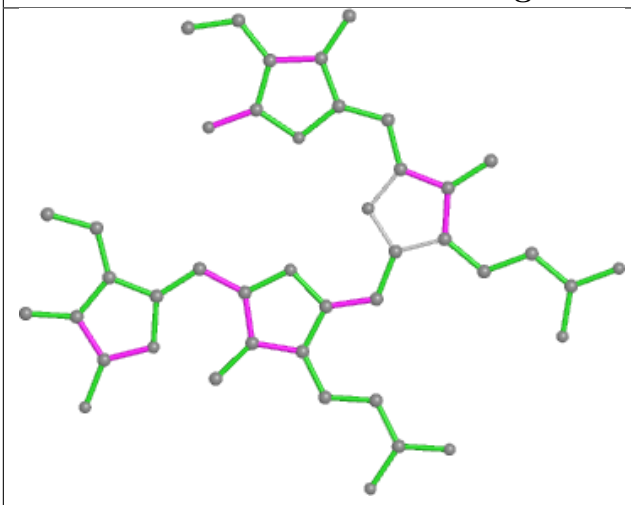

Bond lengths

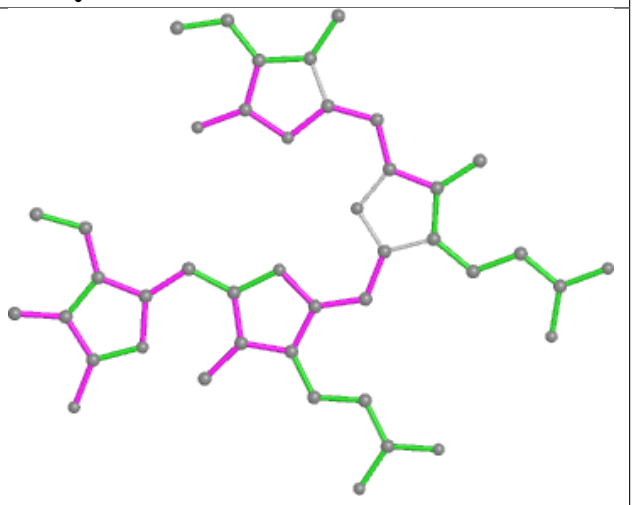

Bond angles

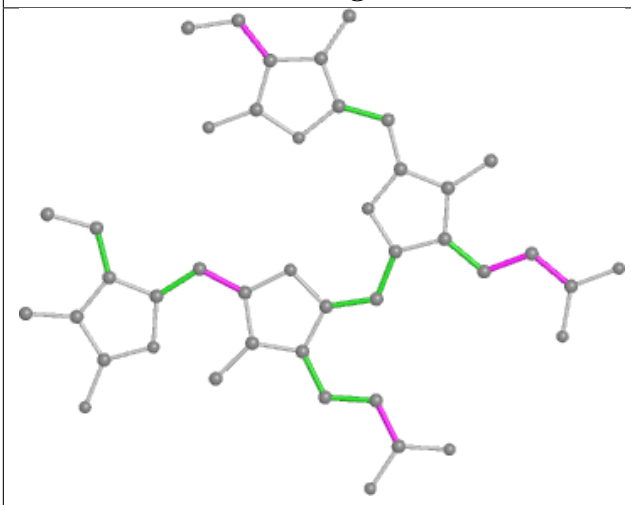

Torsions

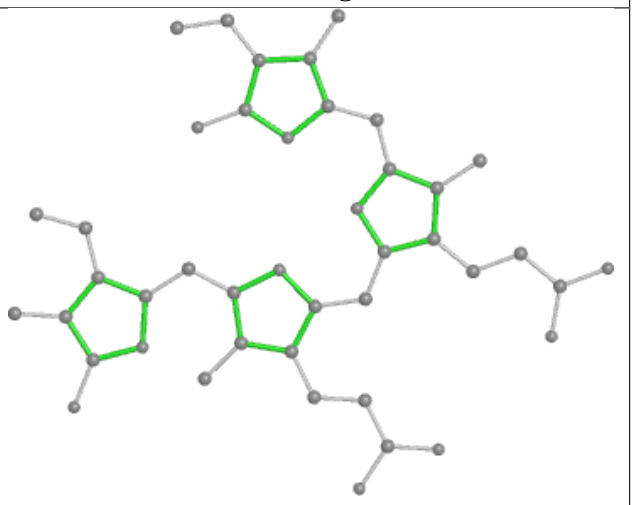

Rings

Ligand CYC FO 1001

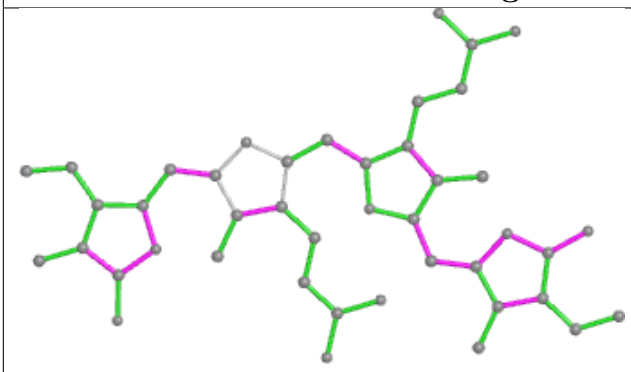

Bond lengths

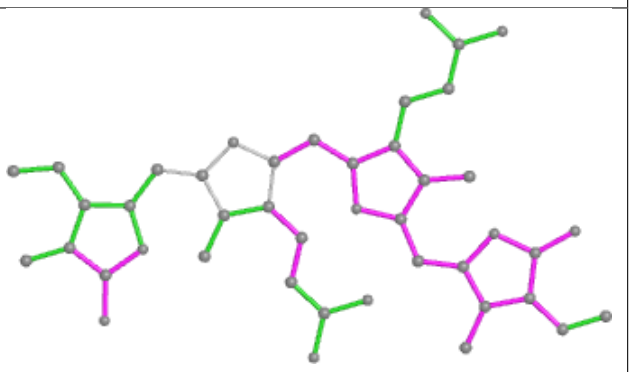

Bond angles

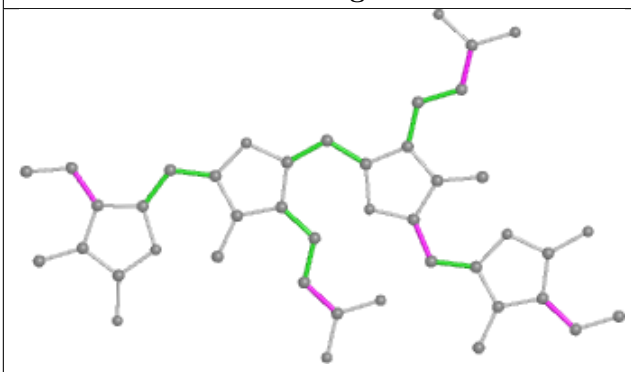

Torsions

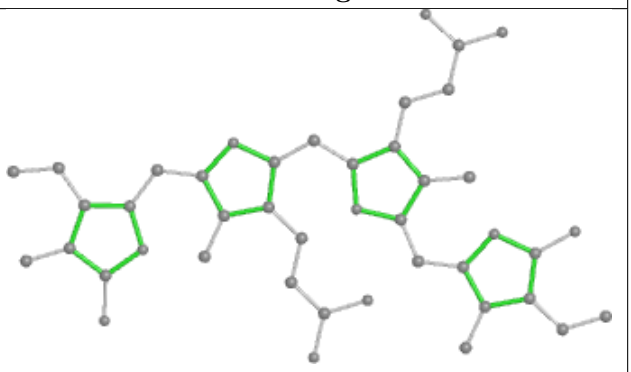

Rings

Ligand CLA 6N 611

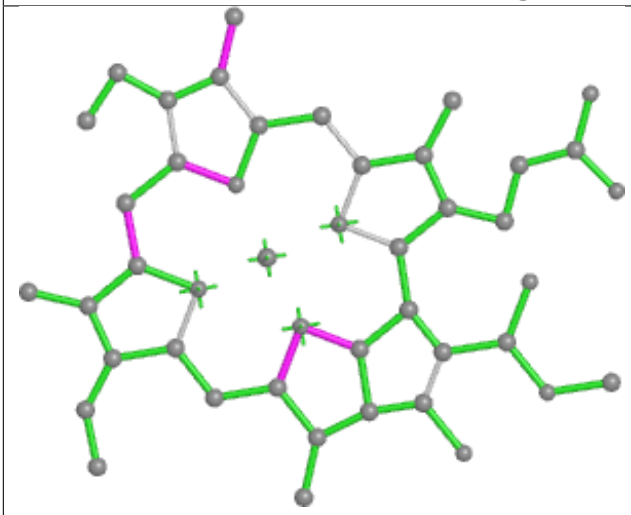

Bond lengths

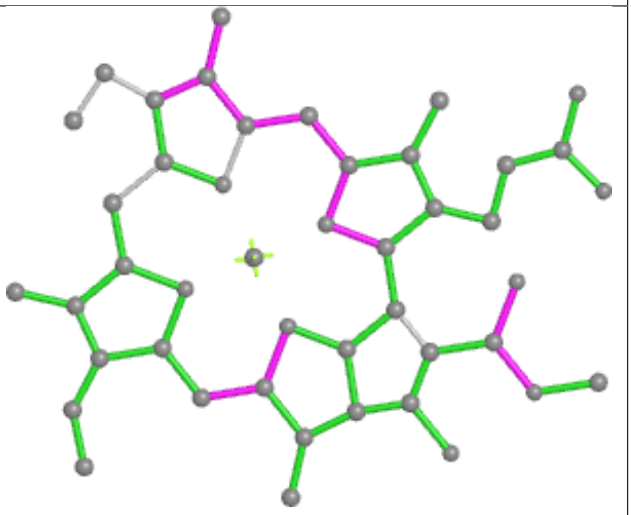

Bond angles

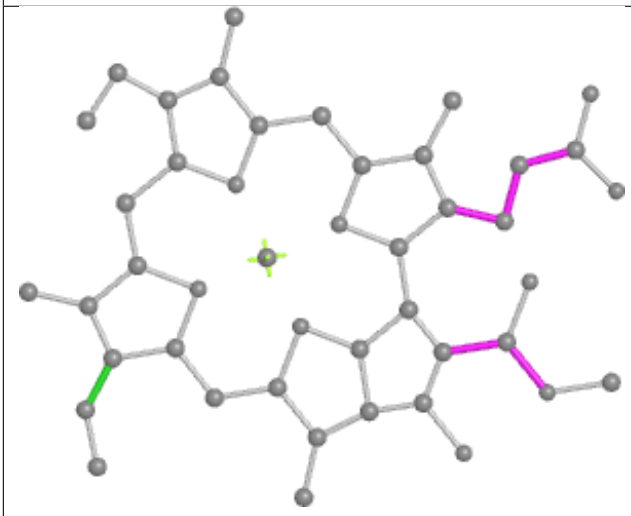

Torsions

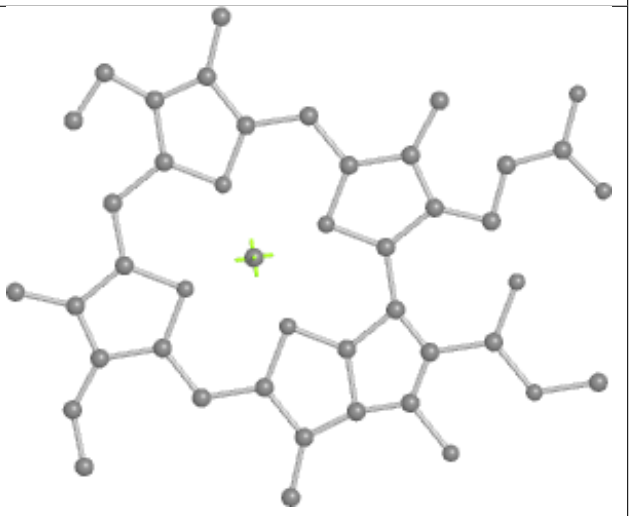

Rings

Ligand PEB cE 202

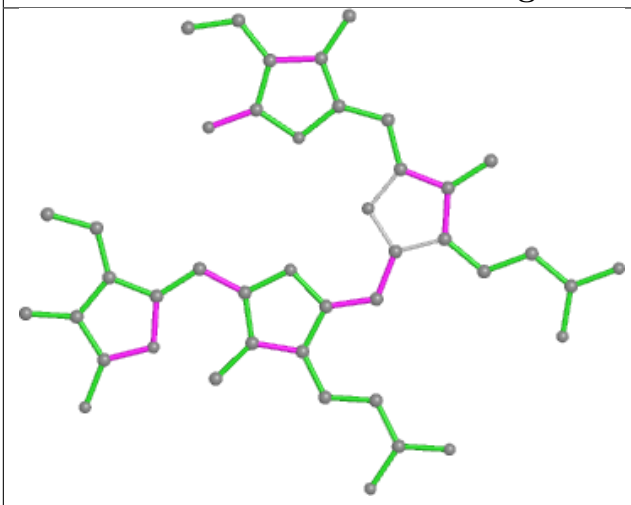

Bond lengths

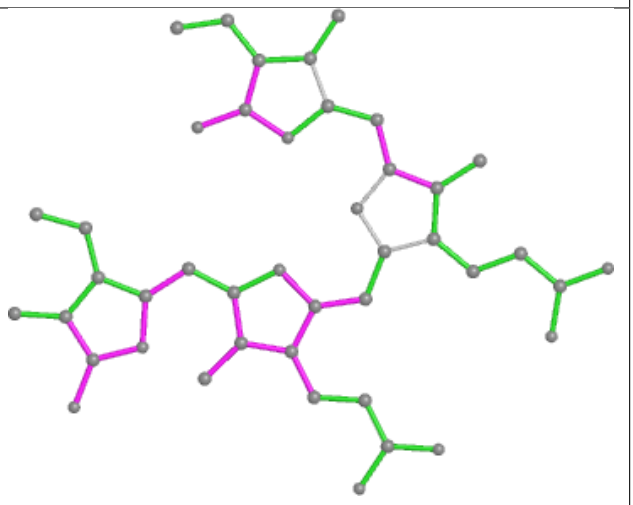

Bond angles

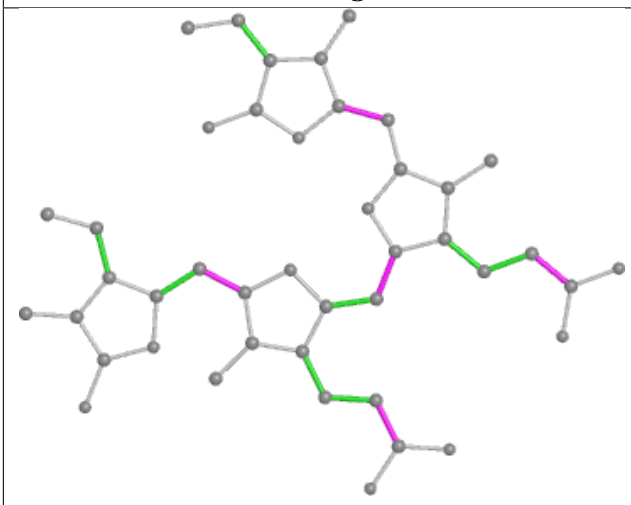

Torsions

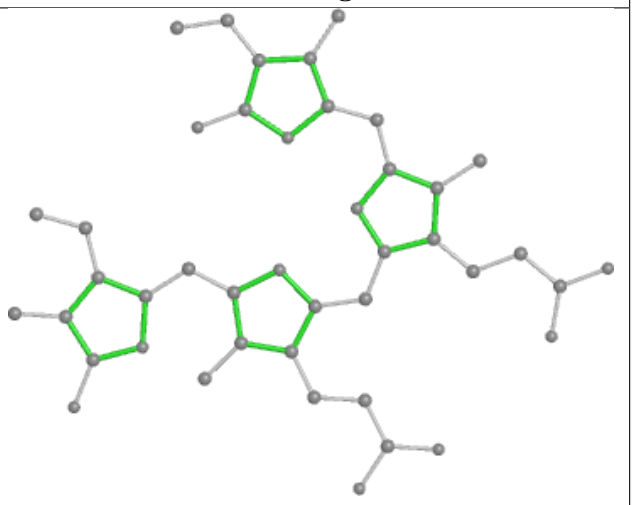

Rings

Ligand PEB aF 201

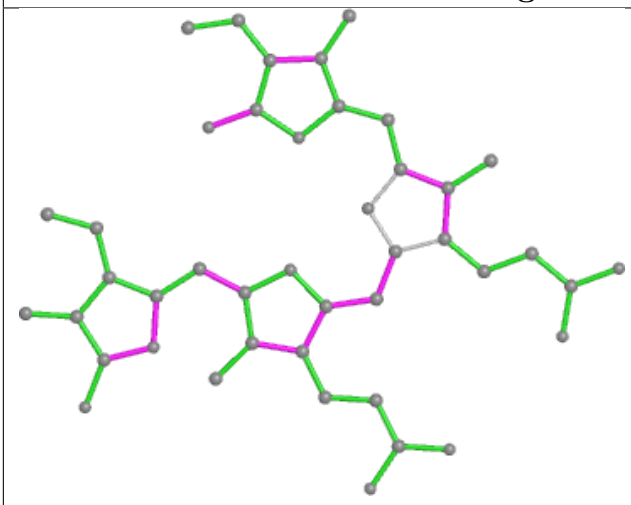

Bond lengths

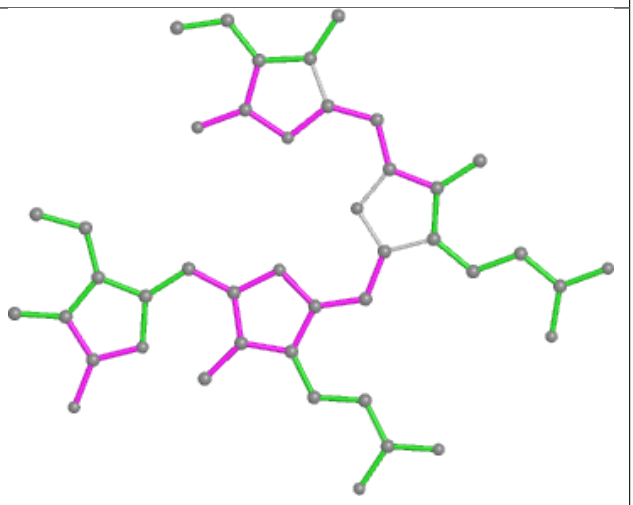

Bond angles

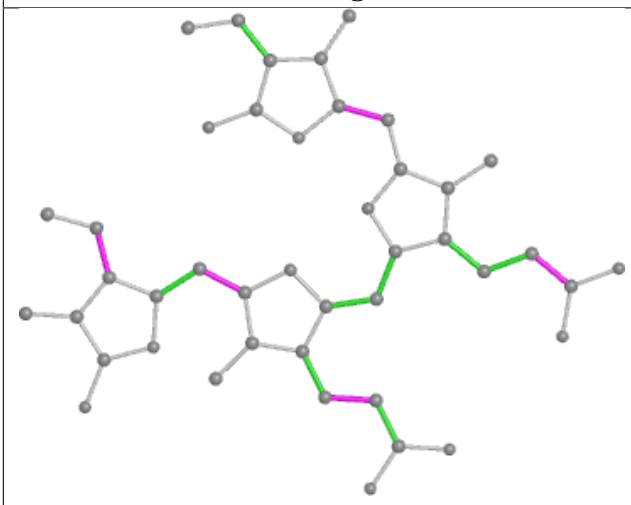

Torsions

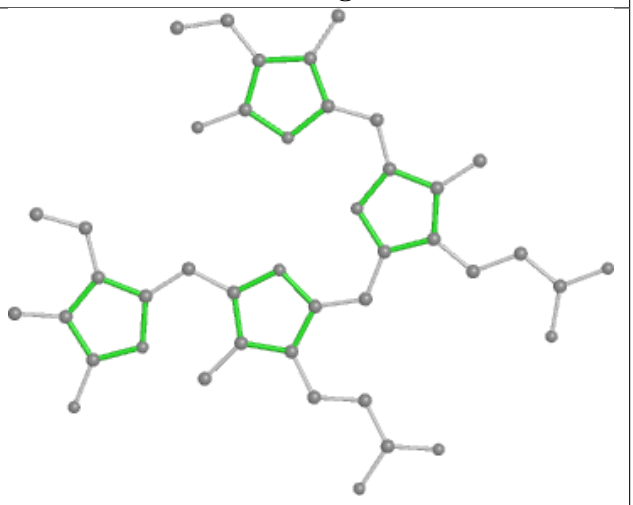

Rings

Ligand PEB YO 202

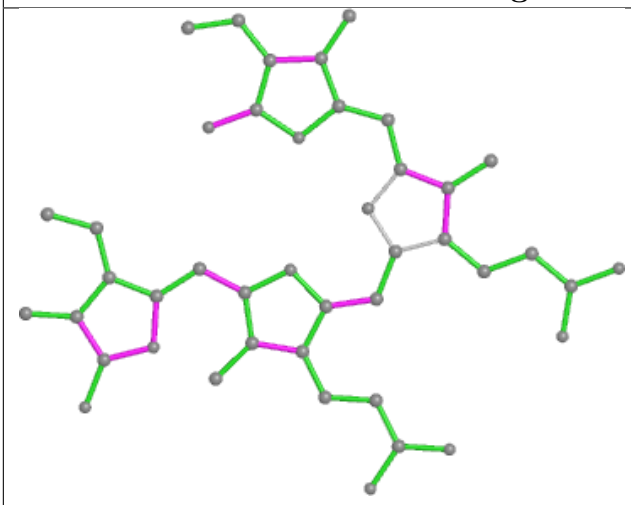

Bond lengths

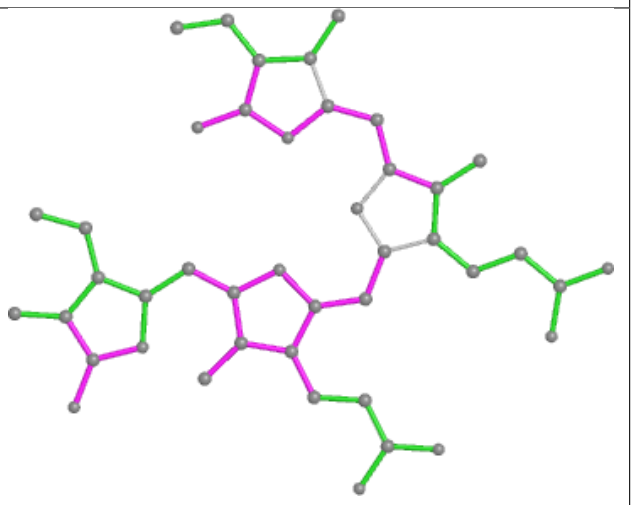

Bond angles

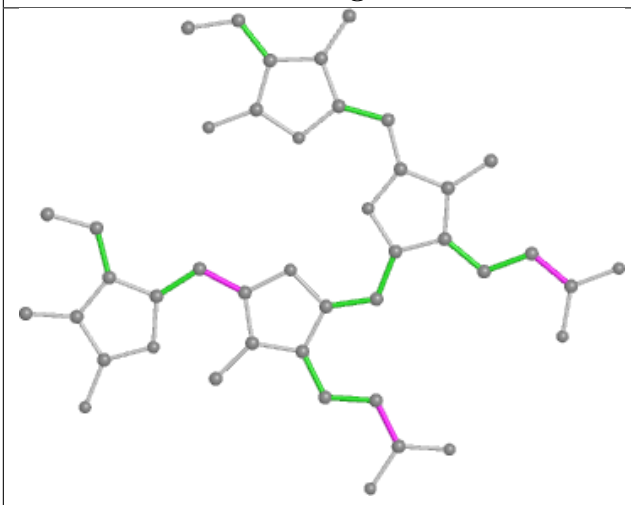

Torsions

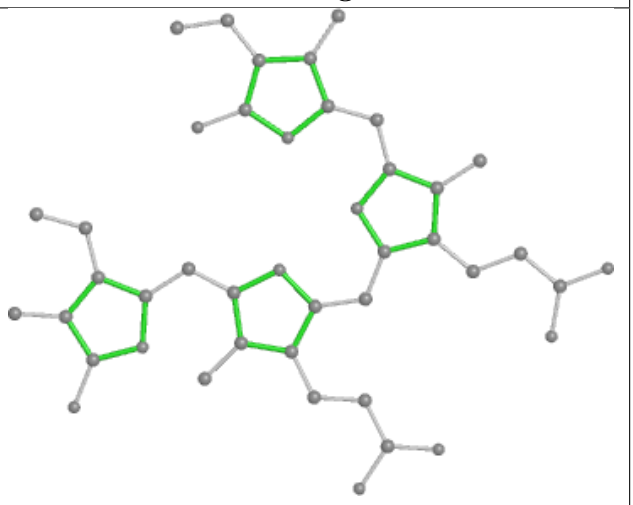

Rings

Ligand CYC S3 1001

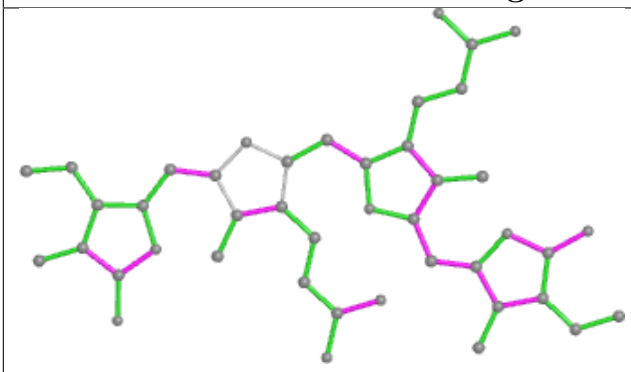

Bond lengths

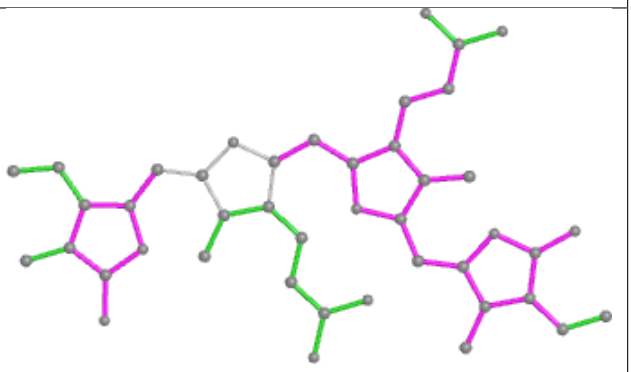

Bond angles

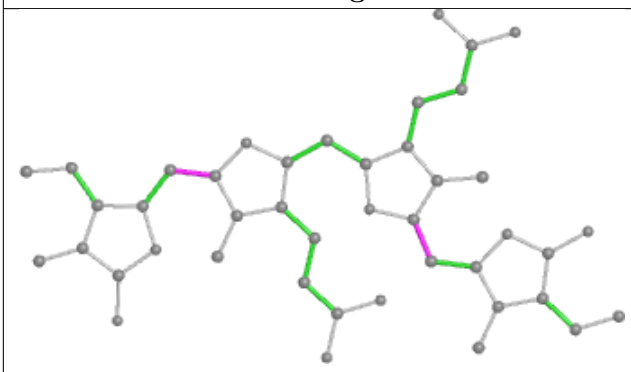

Torsions

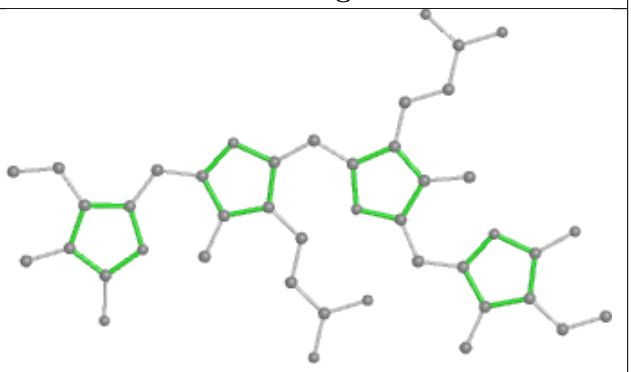

Rings

Ligand PEB U4 202

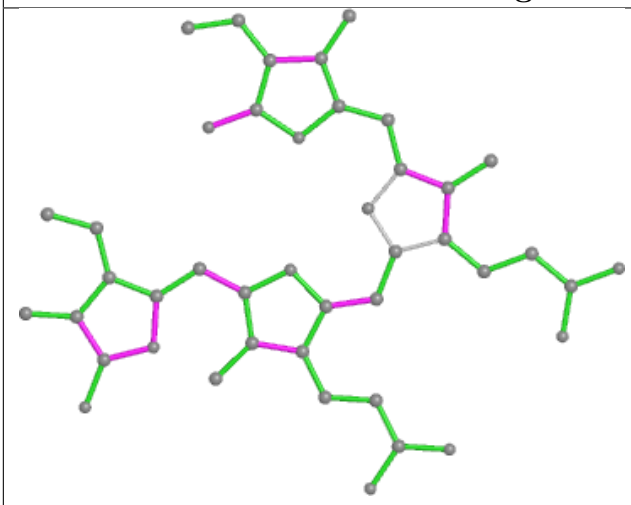

Bond lengths

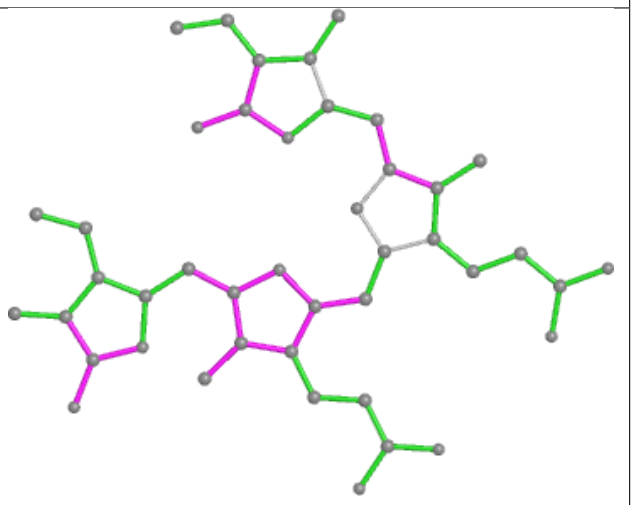

Bond angles

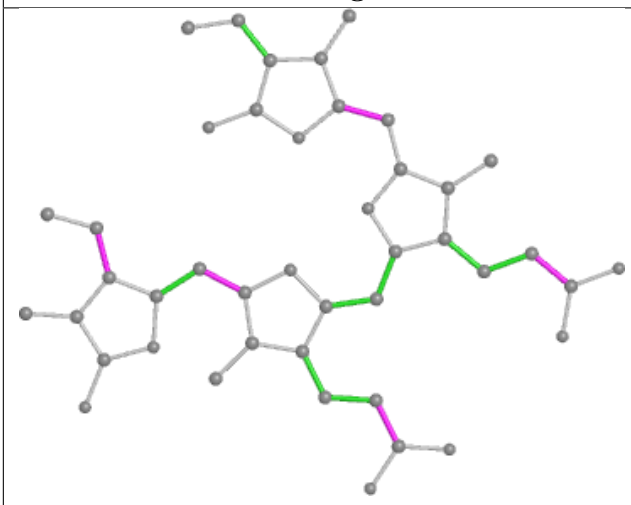

Torsions

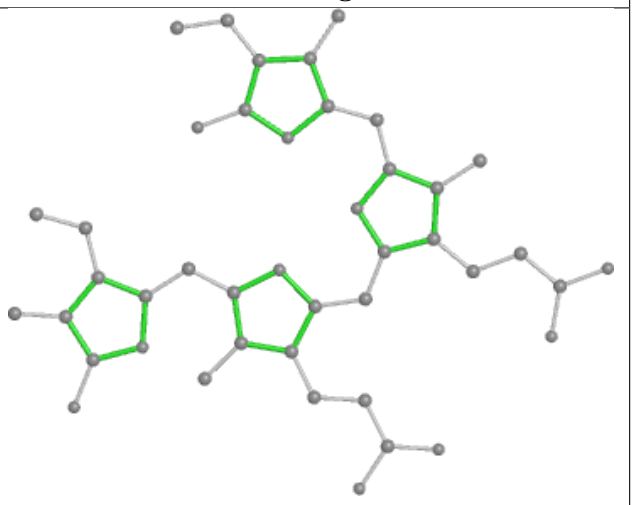

Rings

Ligand PEB dD 401

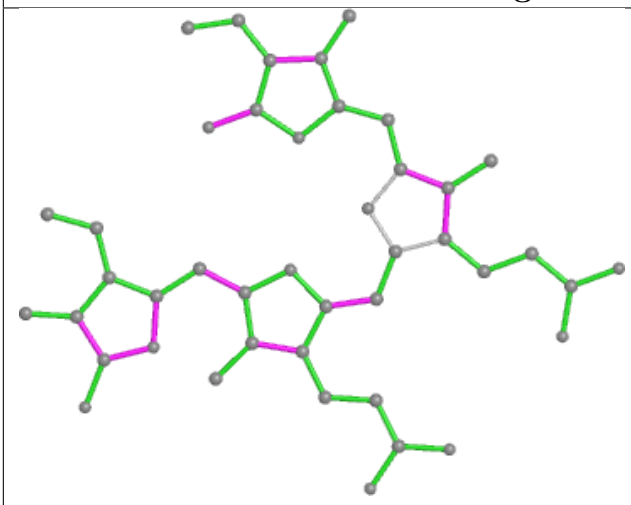

Bond lengths

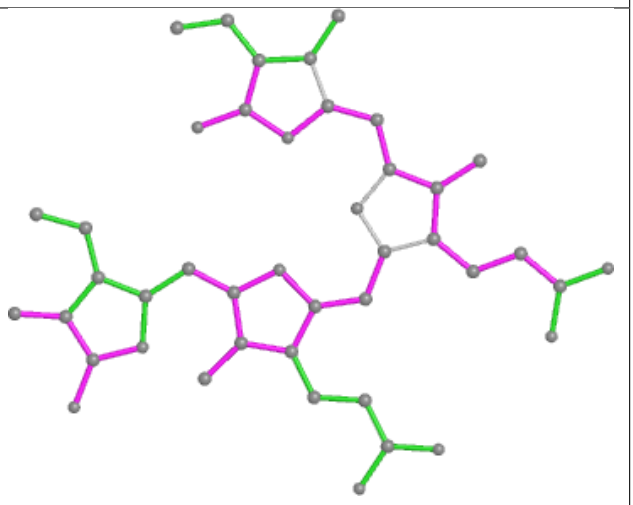

Bond angles

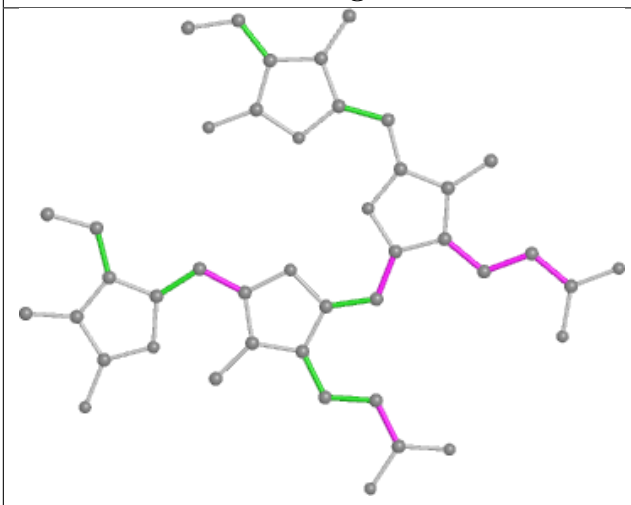

Torsions

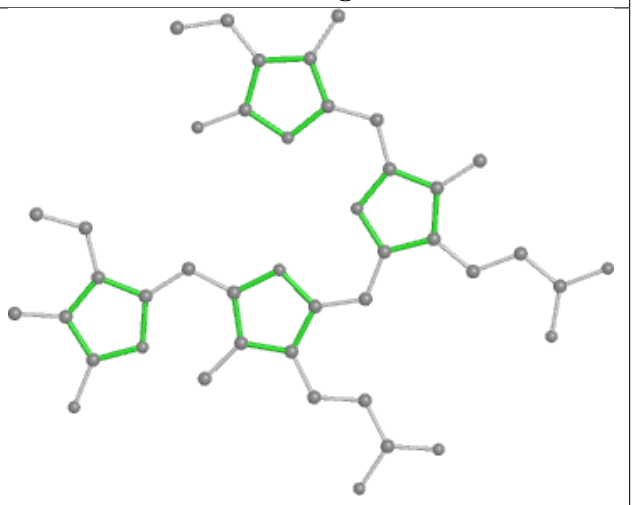

Rings

Ligand CYC E3 1001

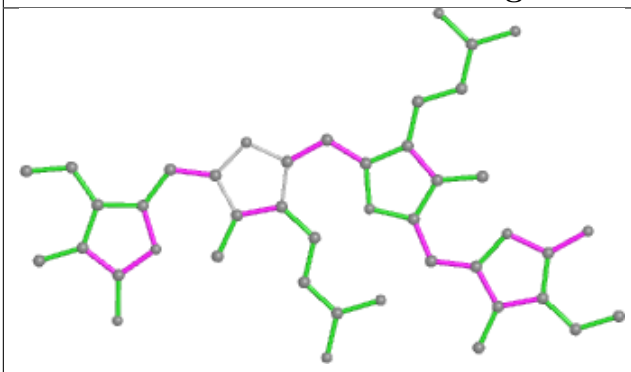

Bond lengths

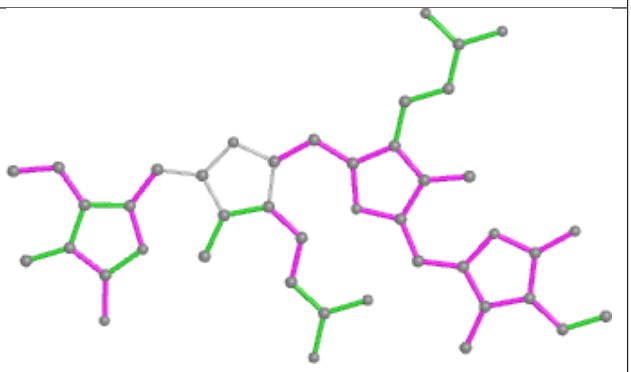

Bond angles

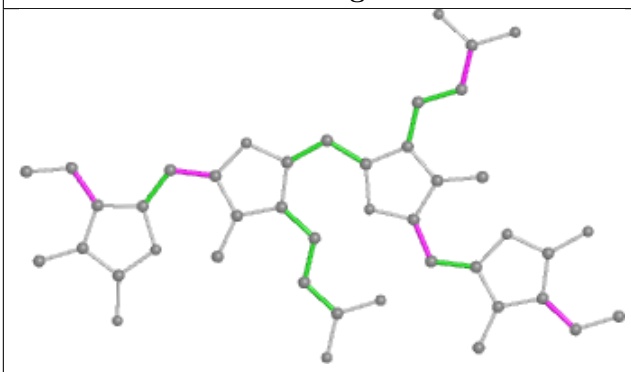

Torsions

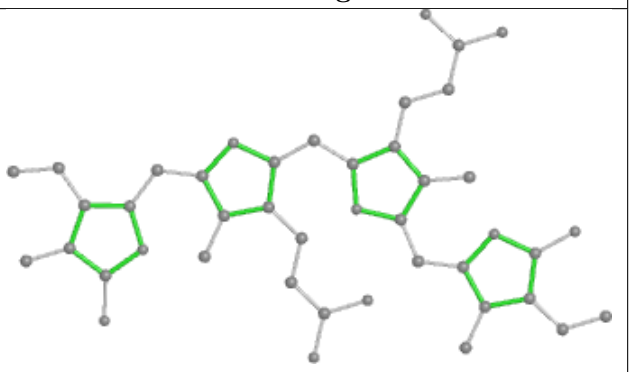

Rings

Ligand PEB C9 202

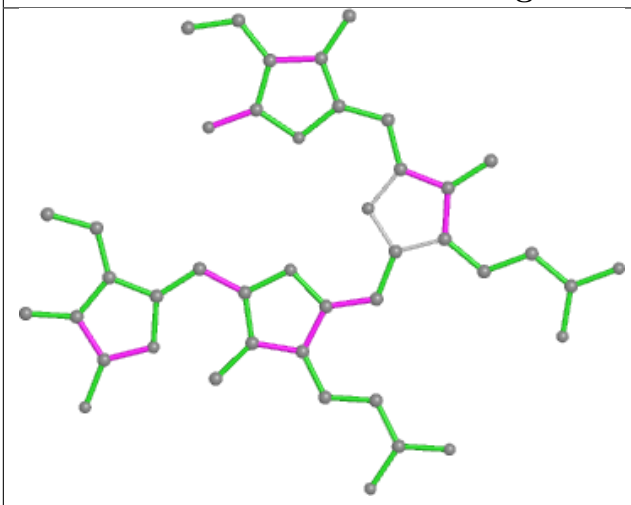

Bond lengths

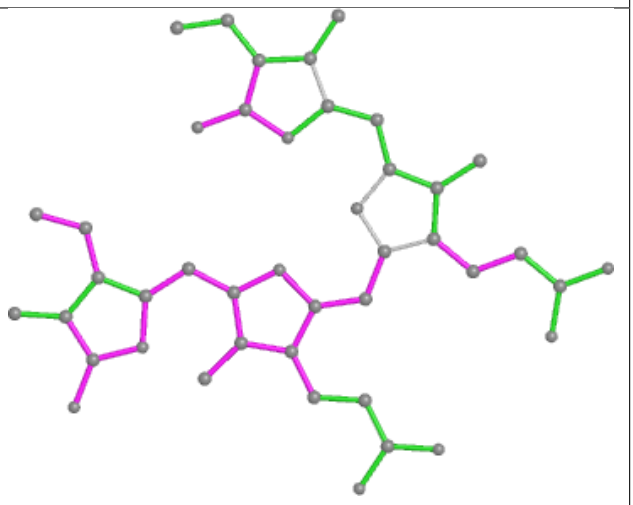

Bond angles

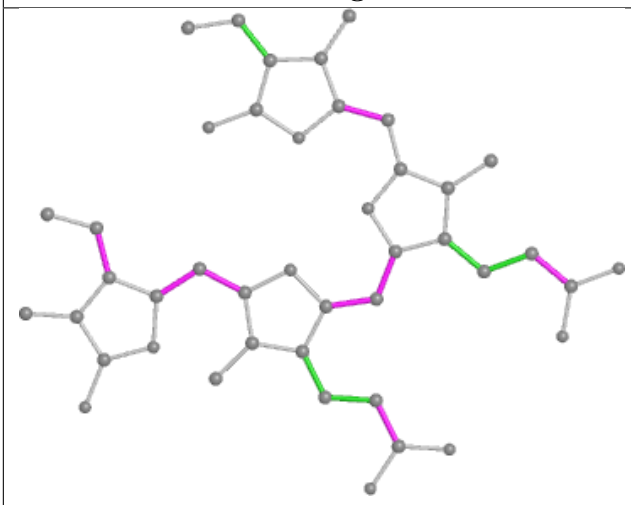

Torsions

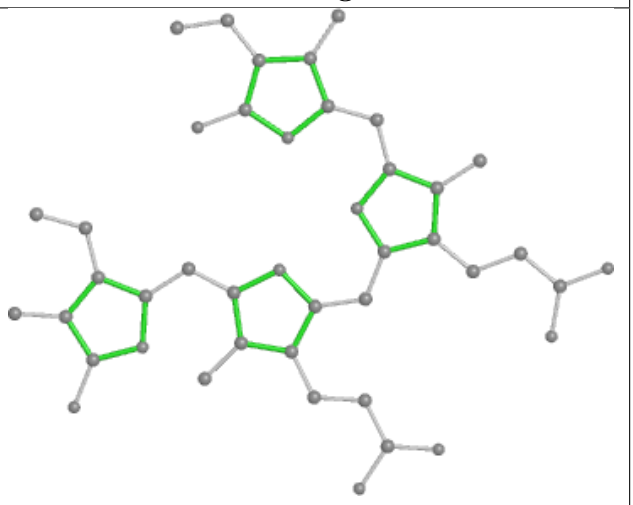

Rings

Ligand PEB AM 302

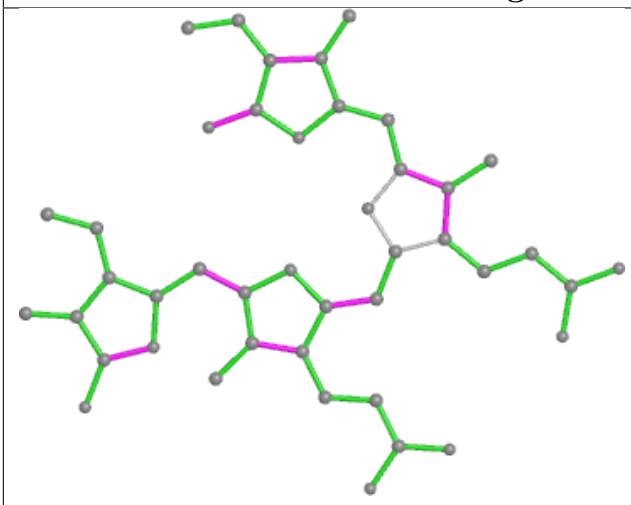

Bond lengths

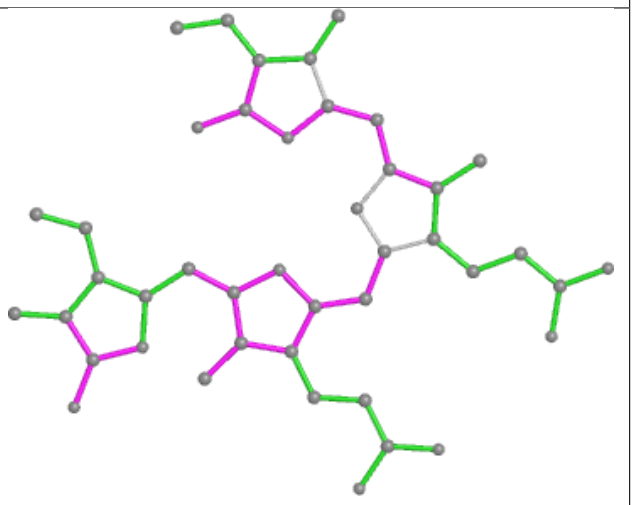

Bond angles

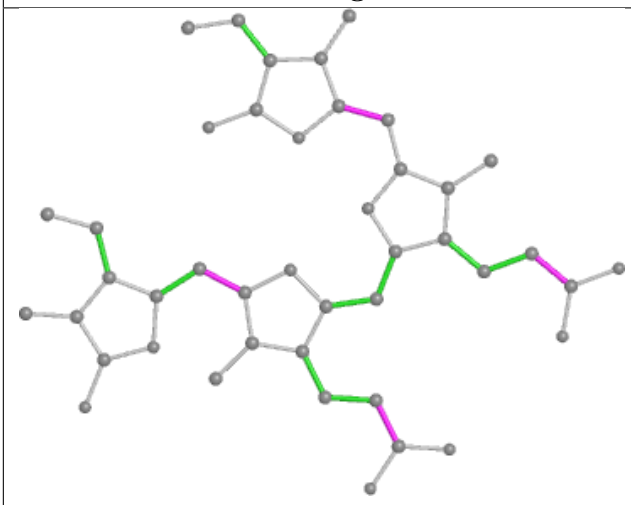

Torsions

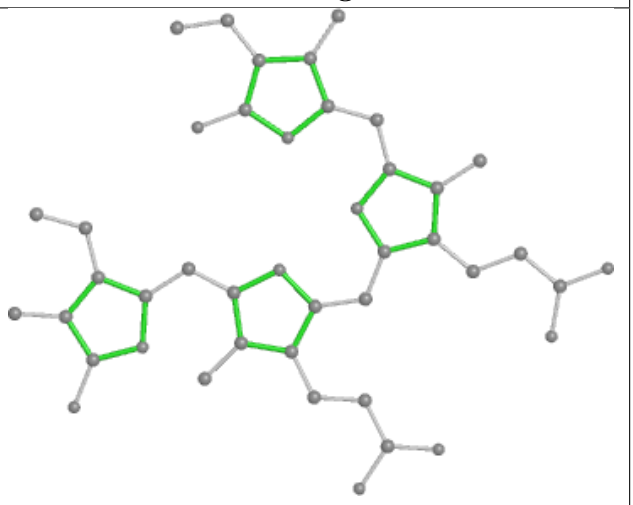

Rings

Ligand PEB TH 201

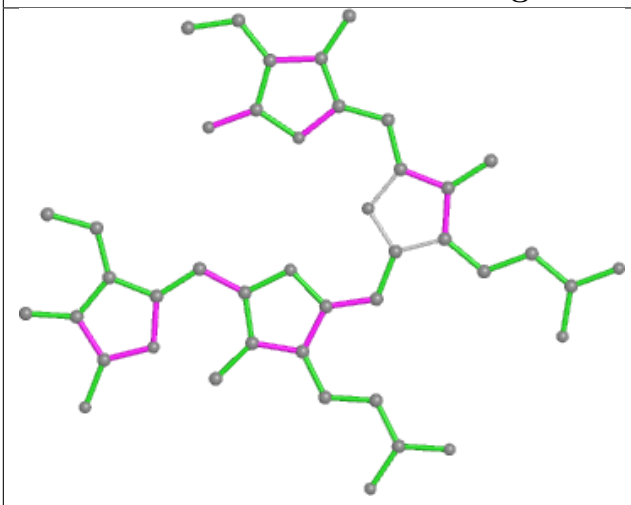

Bond lengths

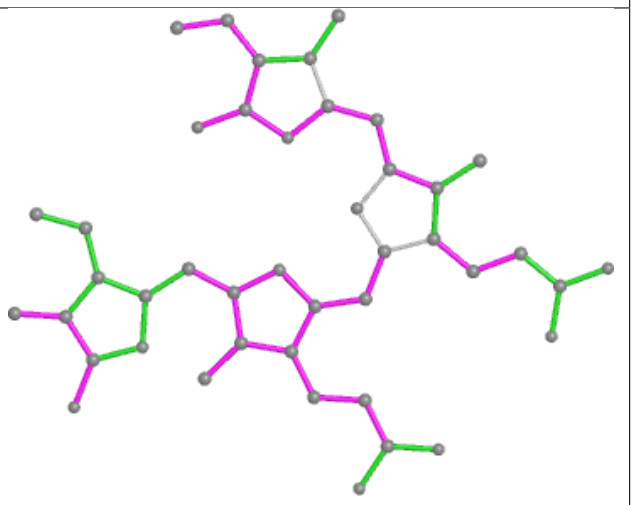

Bond angles

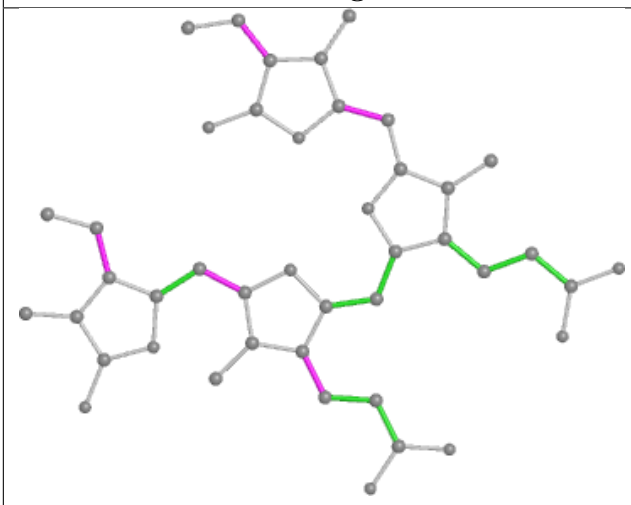

Torsions

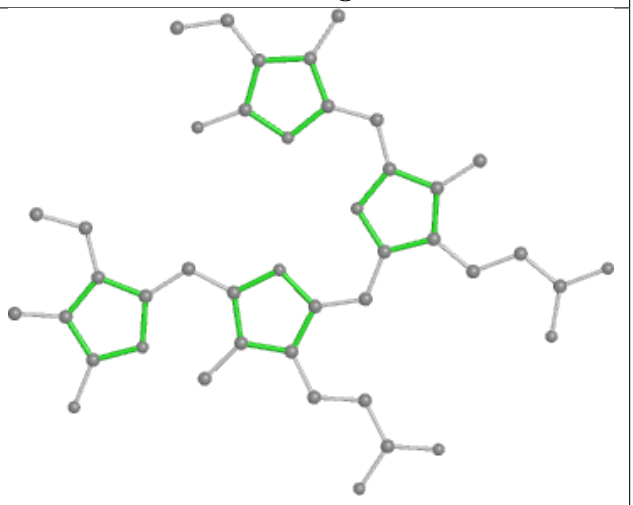

Rings

Ligand PEB GP 203

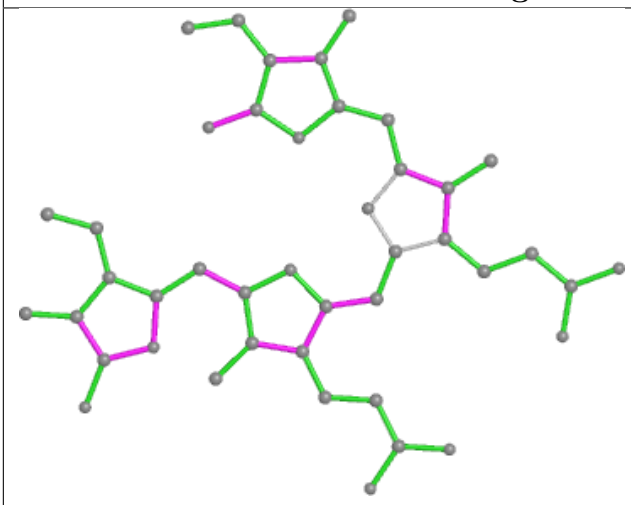

Bond lengths

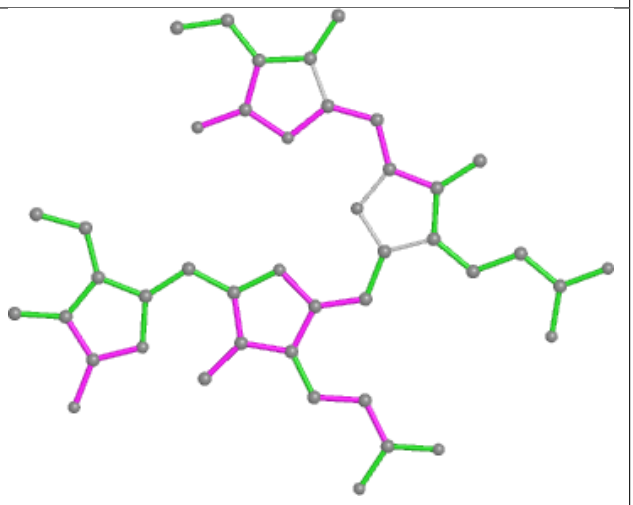

Bond angles

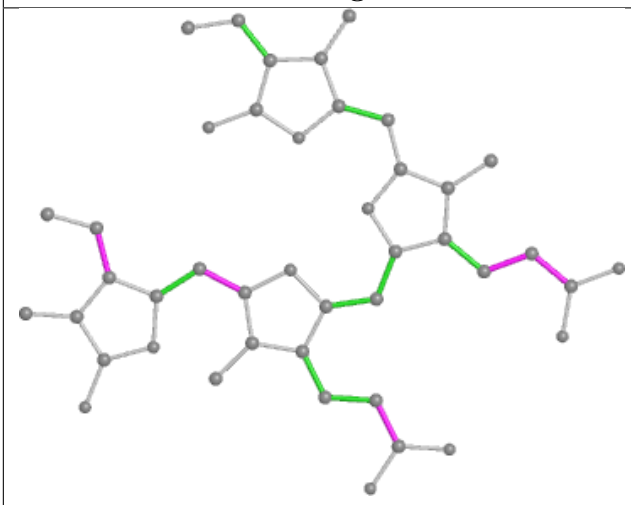

Torsions

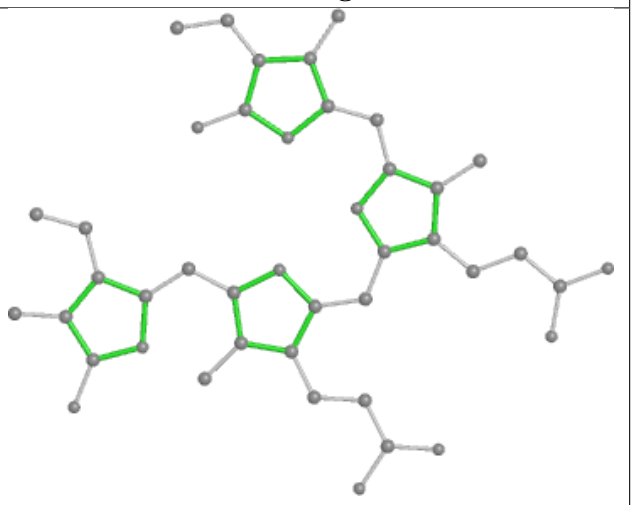

Rings

Ligand LMG CL 519

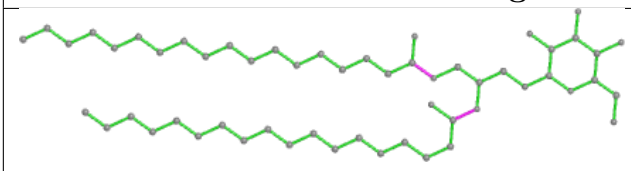

Bond lengths

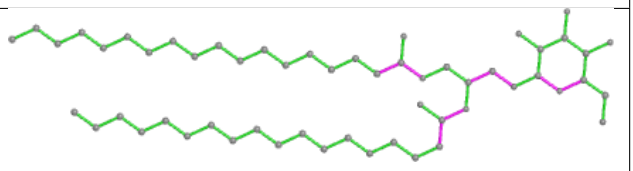

Bond angles

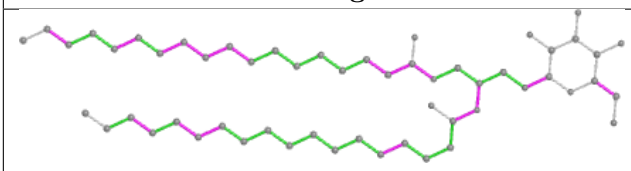

Torsions

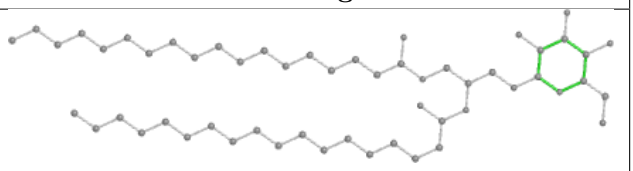

Rings

Ligand LMG B6 622

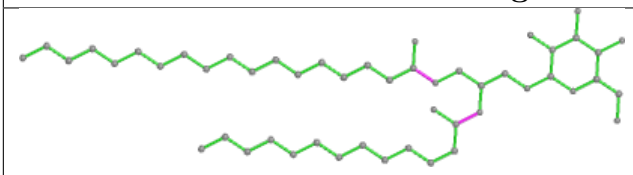

Bond lengths

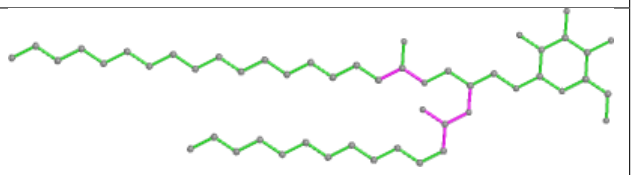

Bond angles

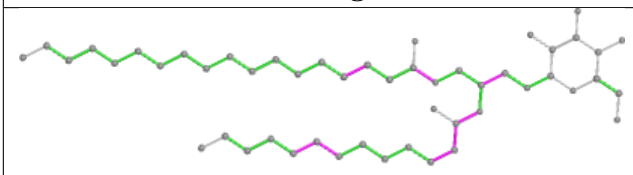

Torsions

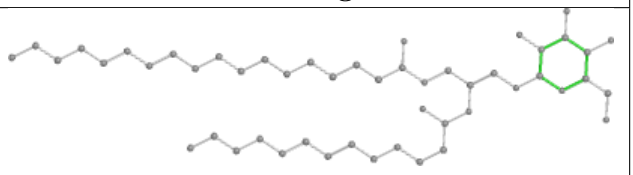

Rings

Ligand PEB aG 202

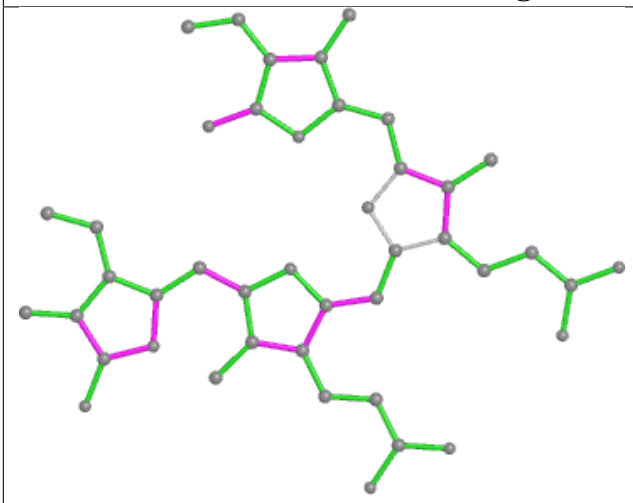

Bond lengths

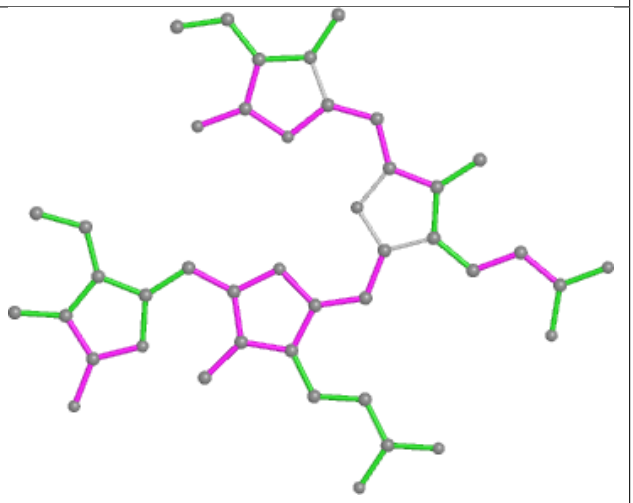

Bond angles

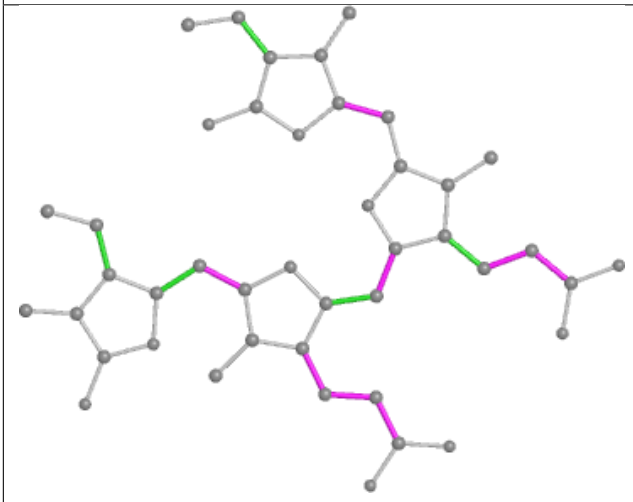

Torsions

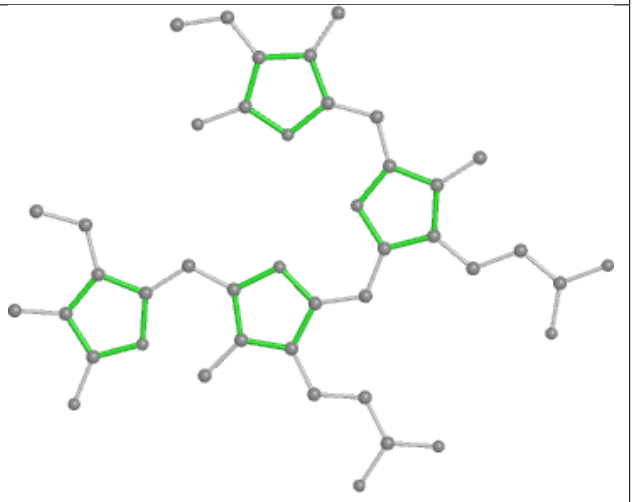

Rings

Ligand BCR CL 516

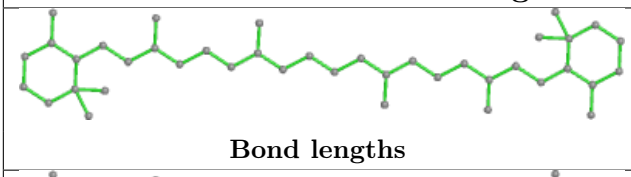

Bond lengths

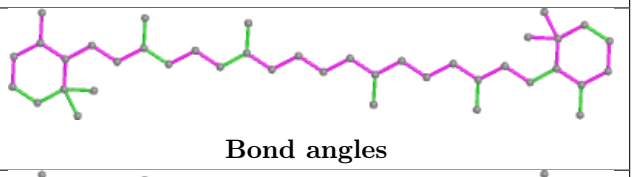

Bond angles

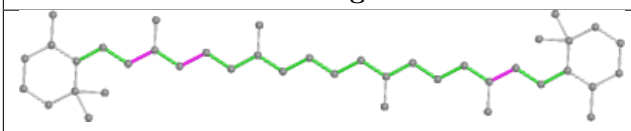

Torsions

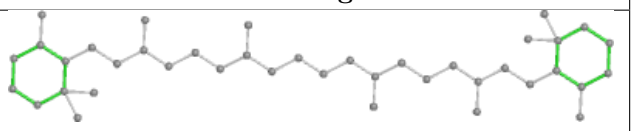

Rings

Ligand CLA 32 305

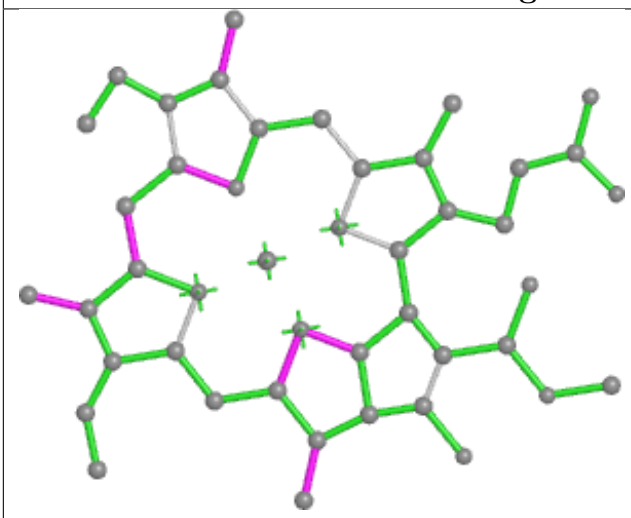

Bond lengths

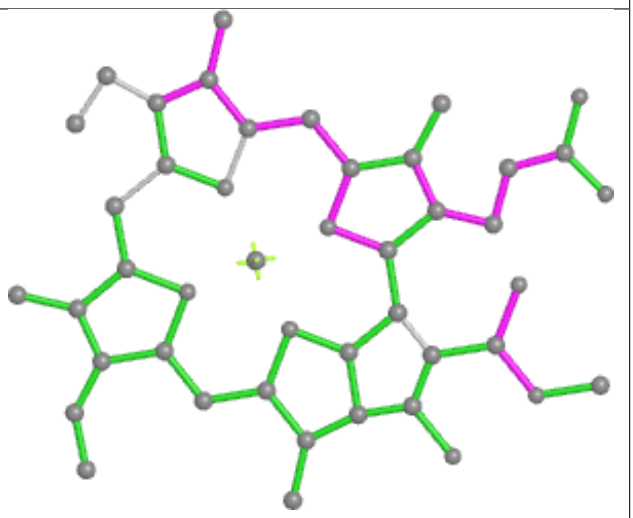

Bond angles

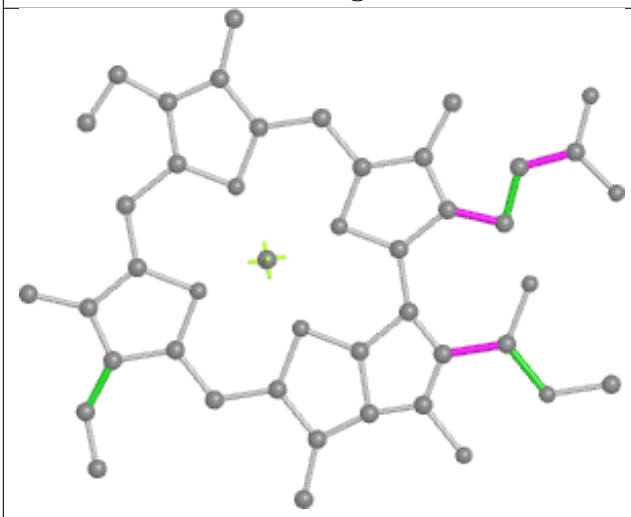

Torsions

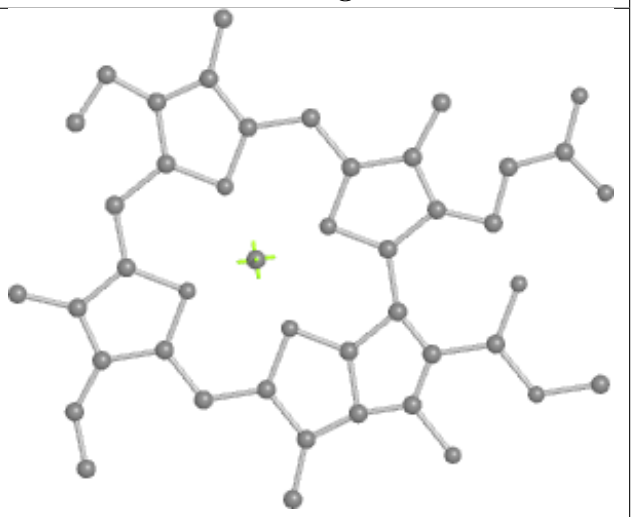

Rings

Ligand PEB GB 201

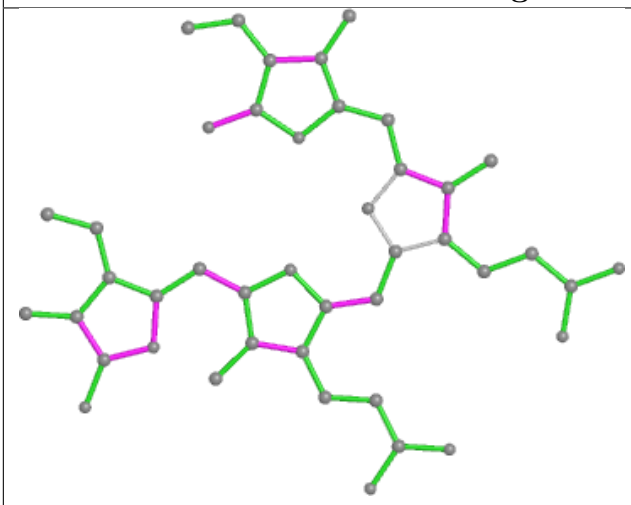

Bond lengths

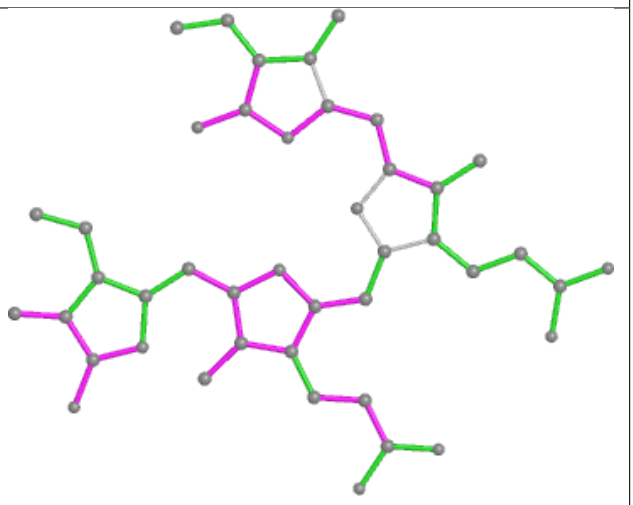

Bond angles

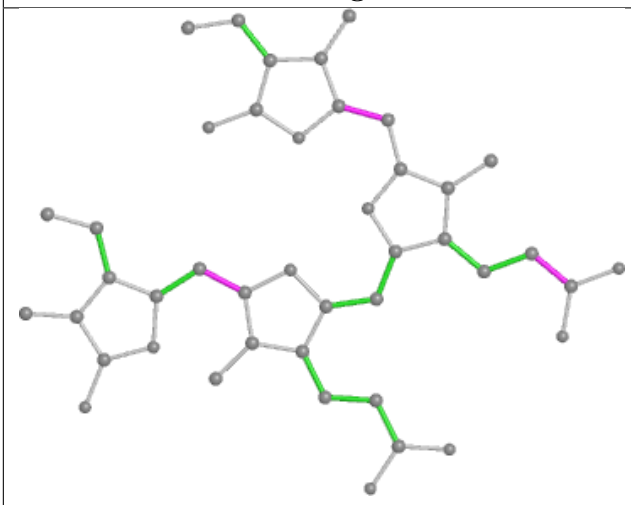

Torsions

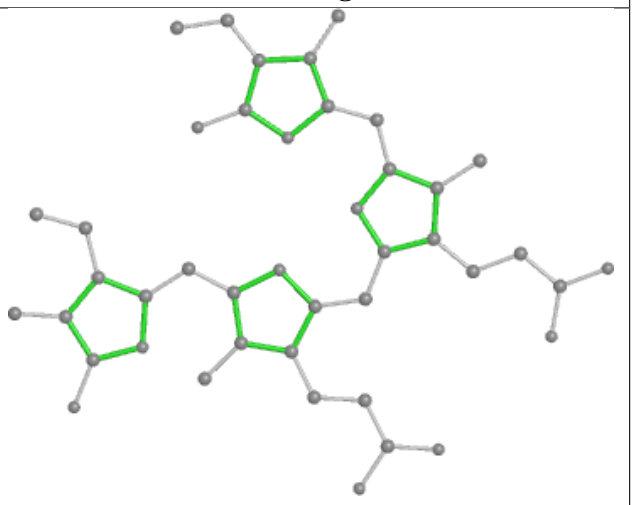

Rings

Ligand PEB E5 201

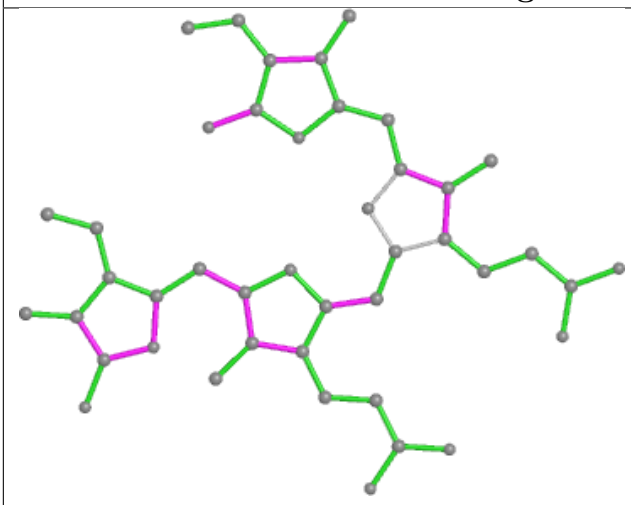

Bond lengths

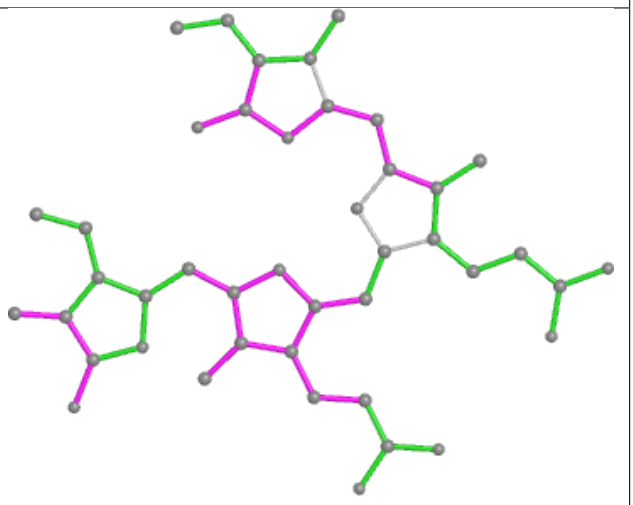

Bond angles

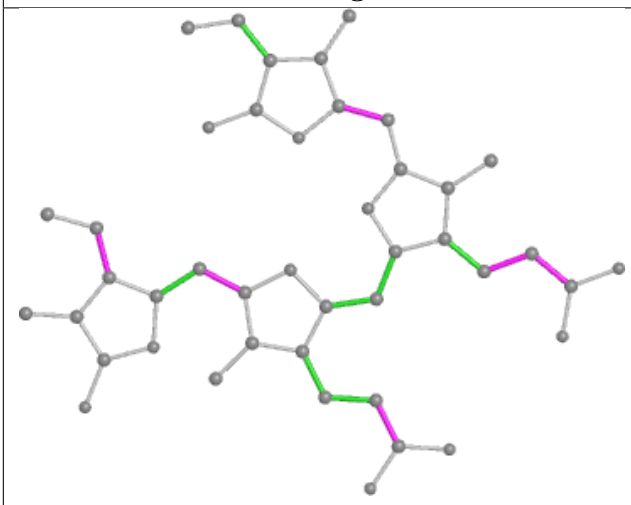

Torsions

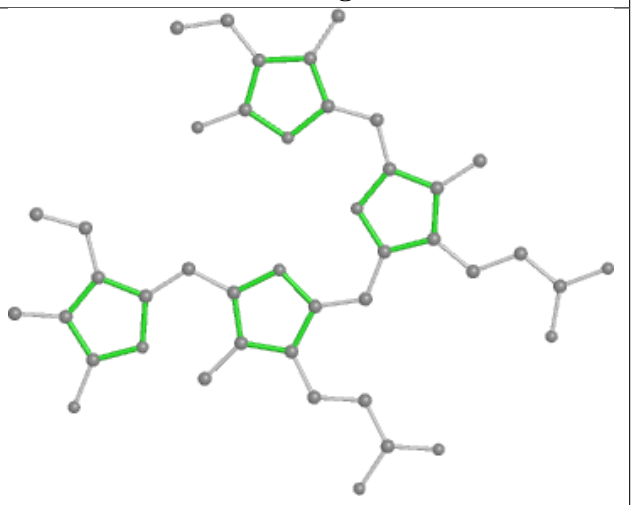

Rings

Ligand PEB PF 201

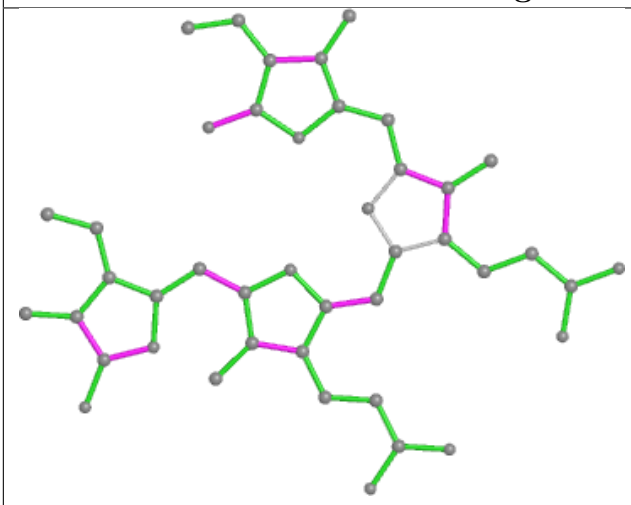

Bond lengths

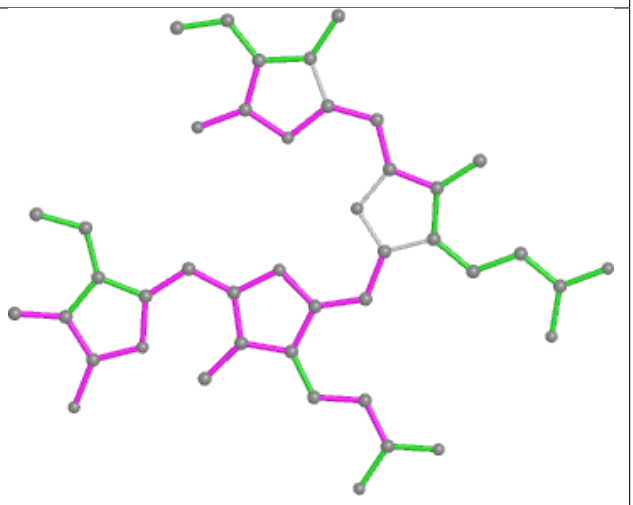

Bond angles

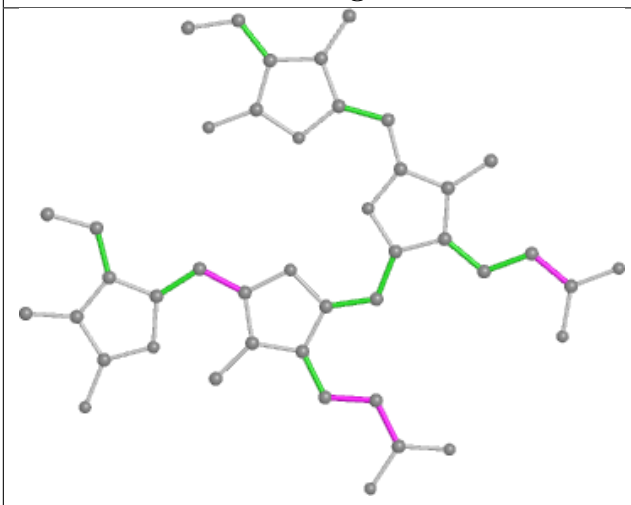

Torsions

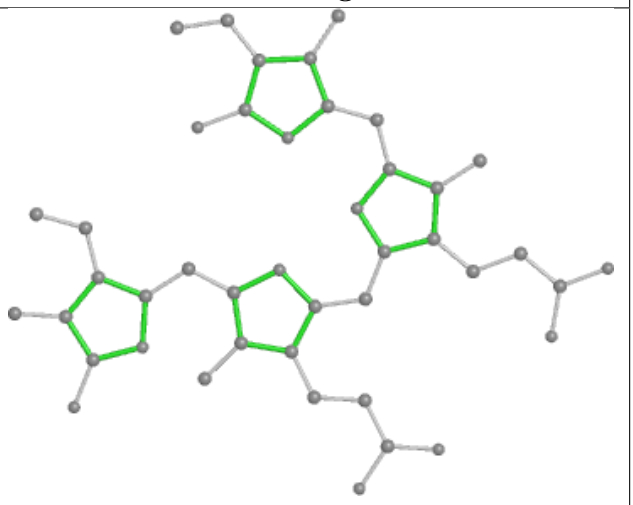

Rings

Ligand PEB G5 202

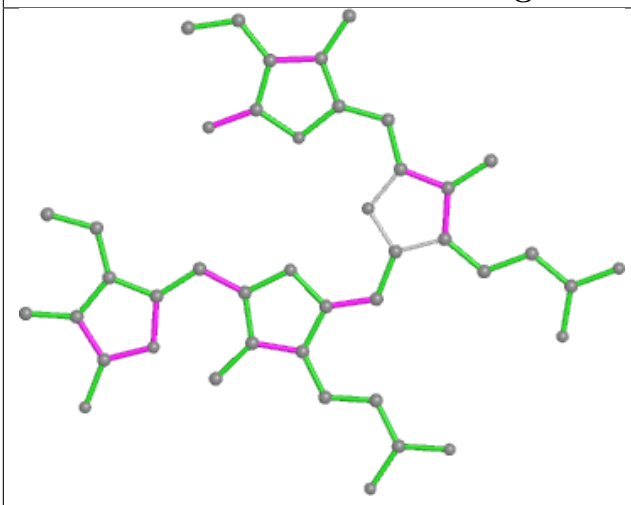

Bond lengths

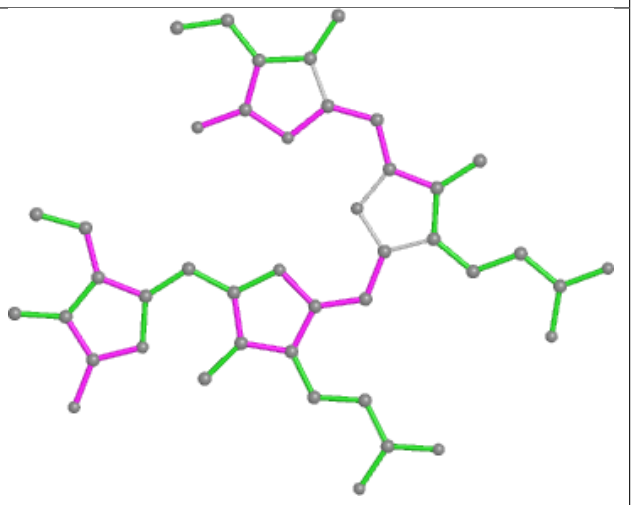

Bond angles

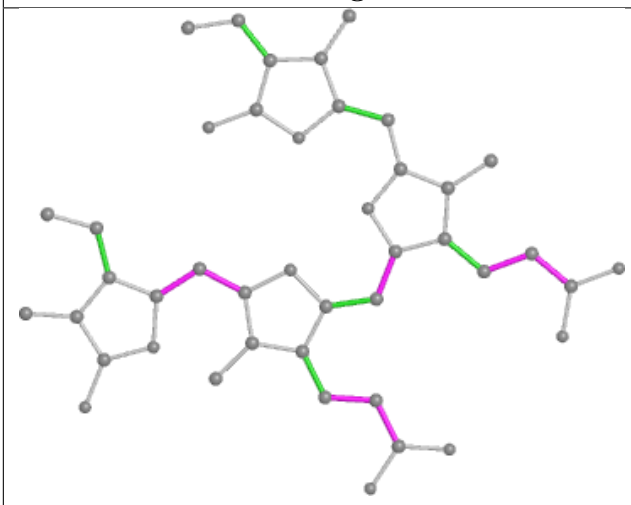

Torsions

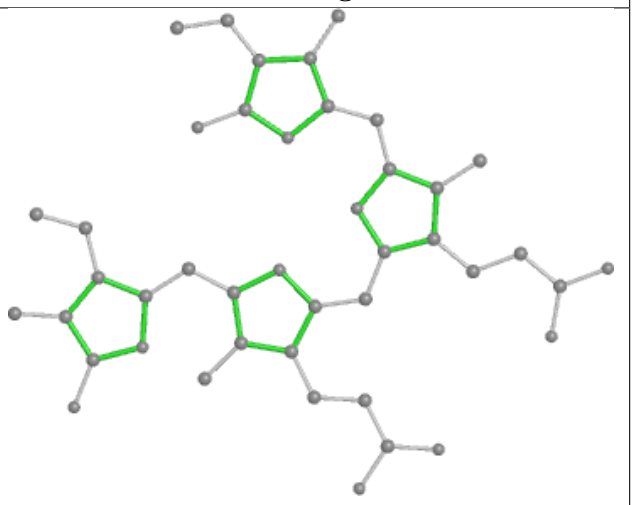

Rings

Ligand PEB WJ 201

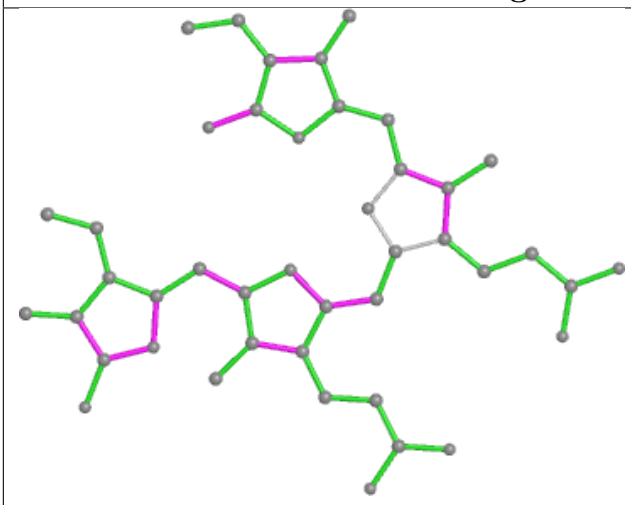

Bond lengths

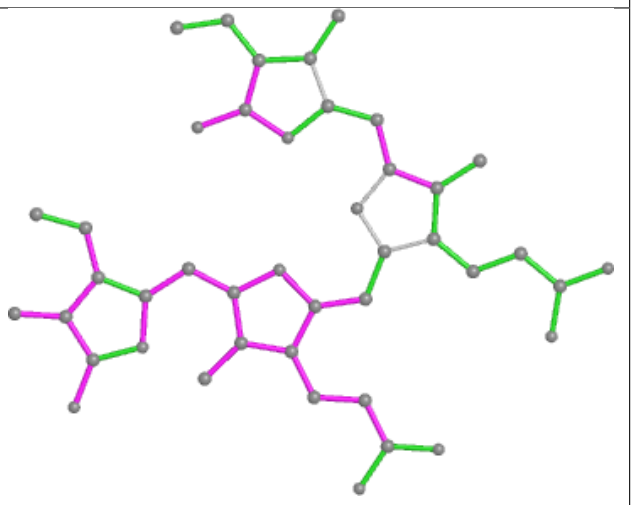

Bond angles

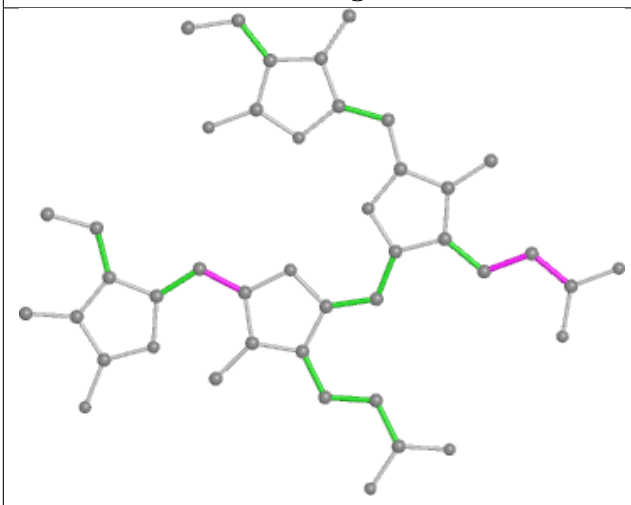

Torsions

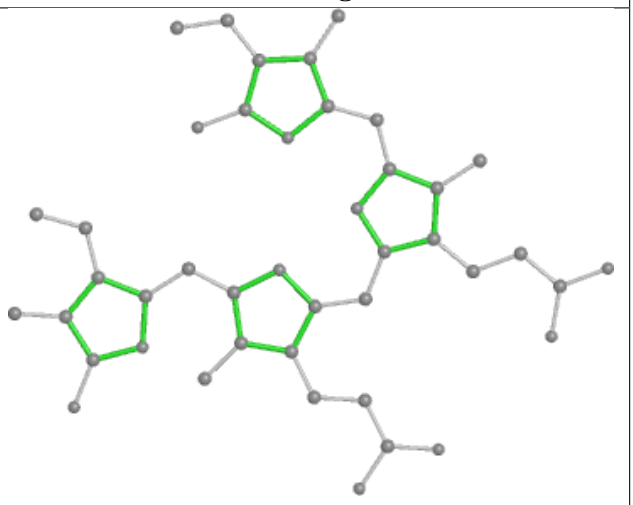

Rings

Ligand PEB gE 201

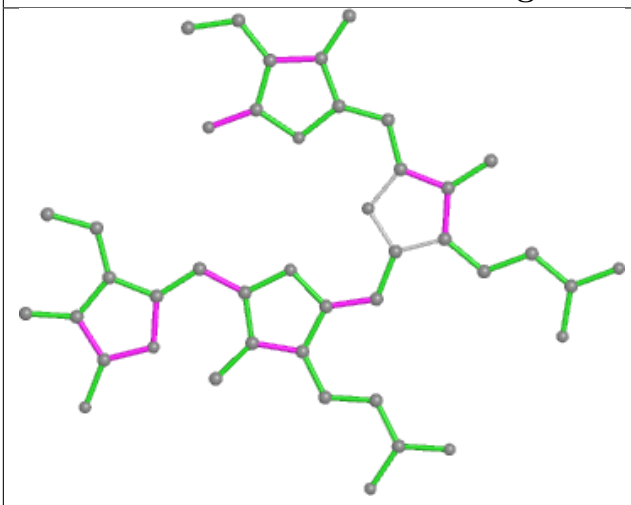

Bond lengths

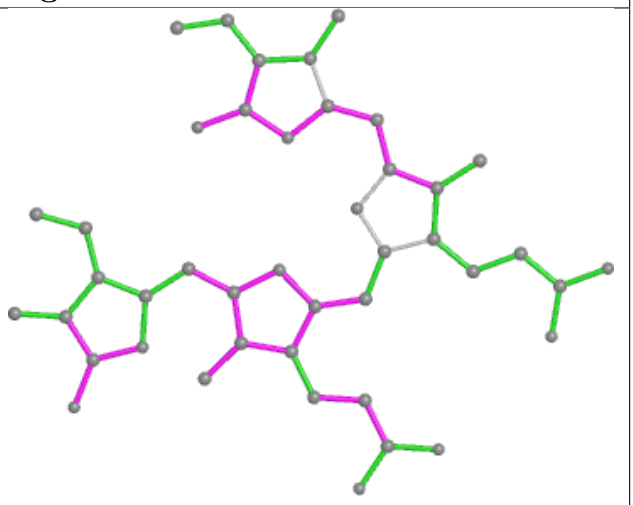

Bond angles

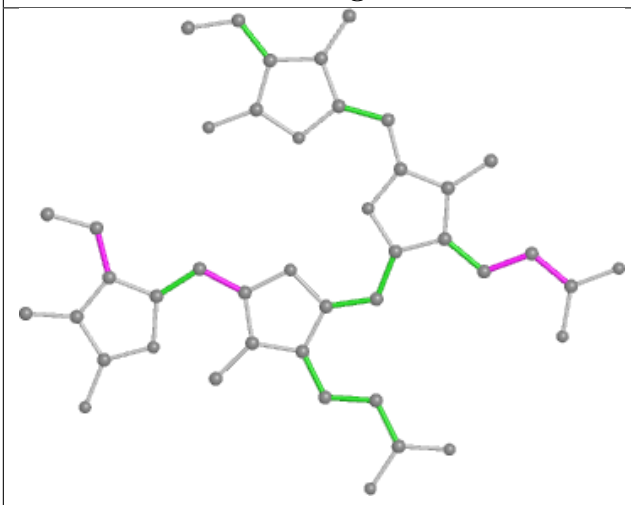

Torsions

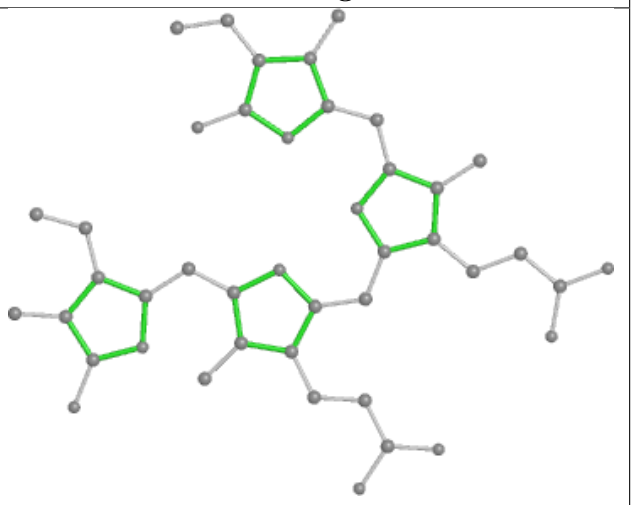

Rings

Ligand PEB i1 201

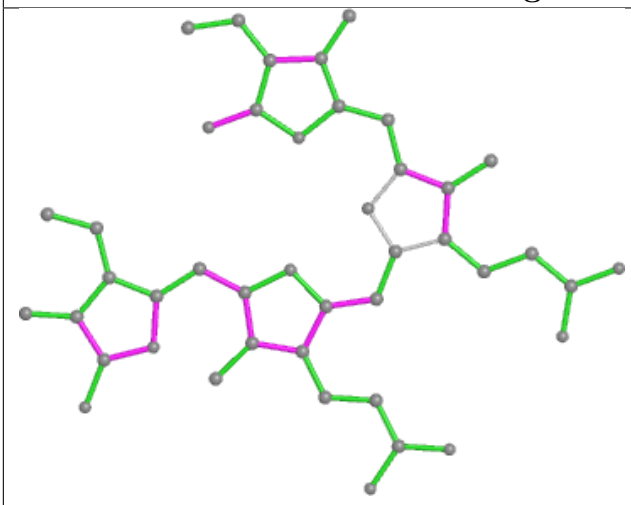

Bond lengths

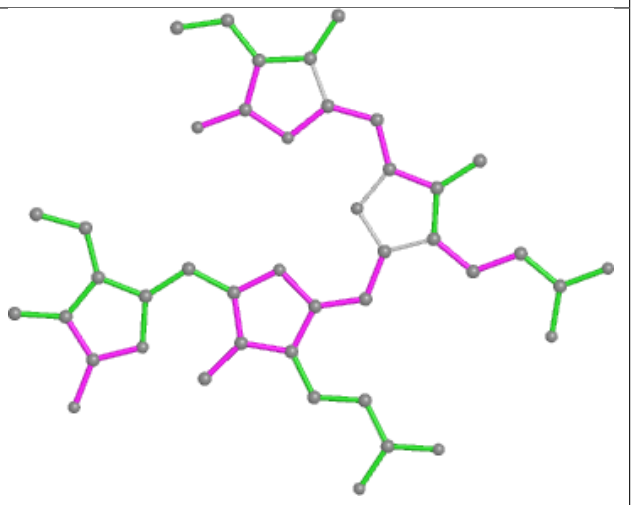

Bond angles

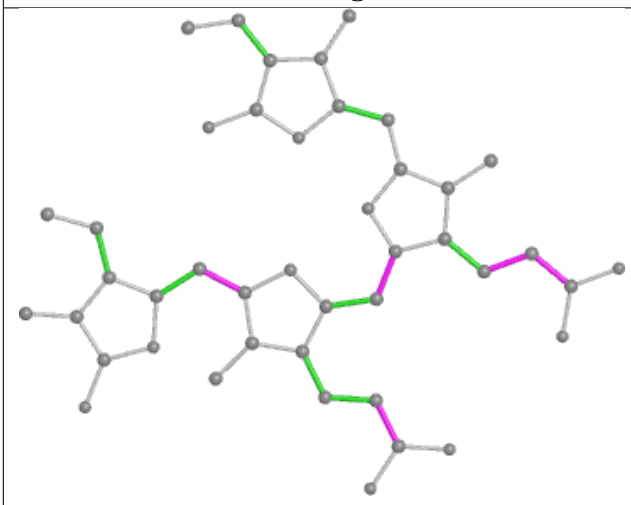

Torsions

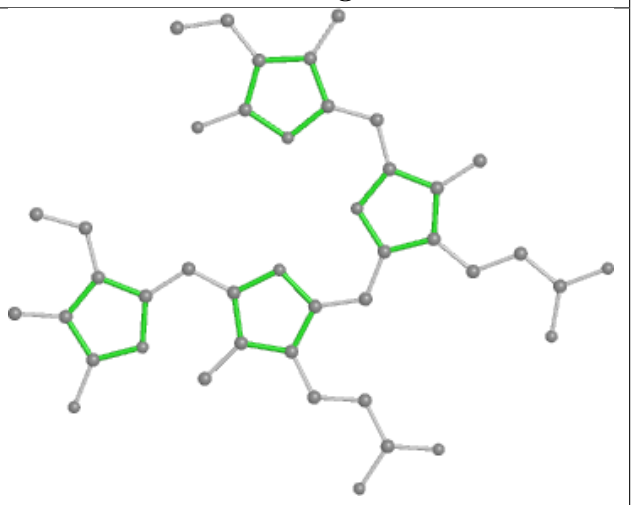

Rings

Ligand CLA 22 606

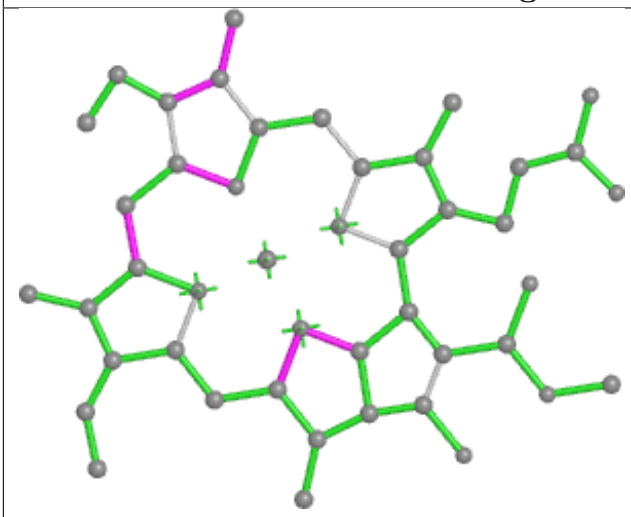

Bond lengths

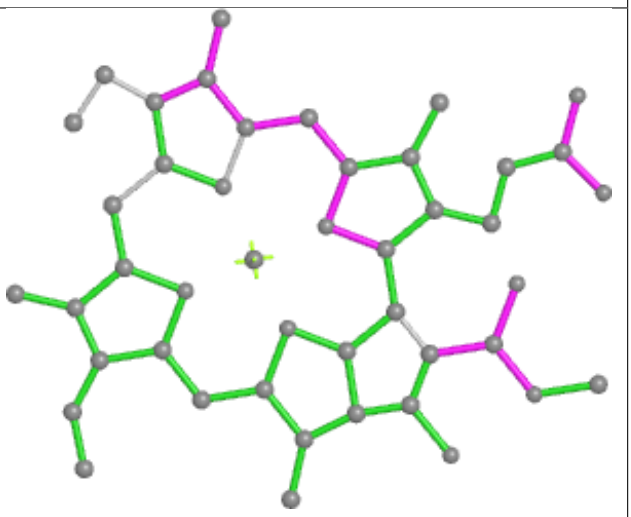

Bond angles

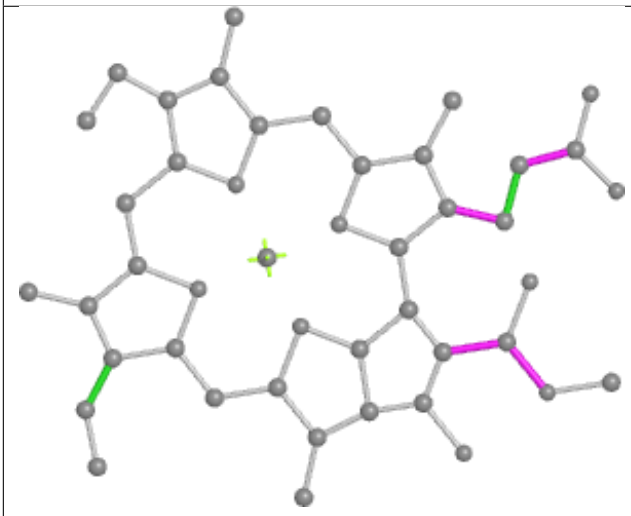

Torsions

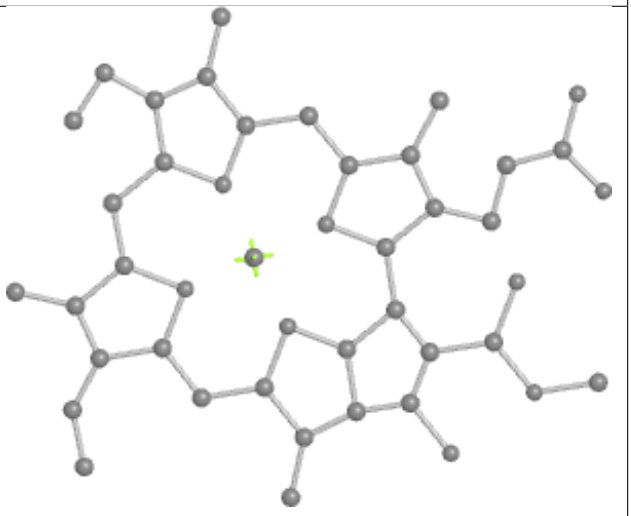

Rings

Ligand PEB G9 202

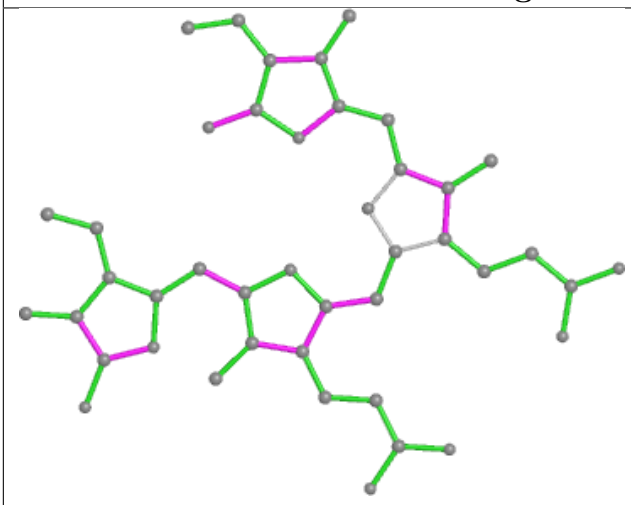

Bond lengths

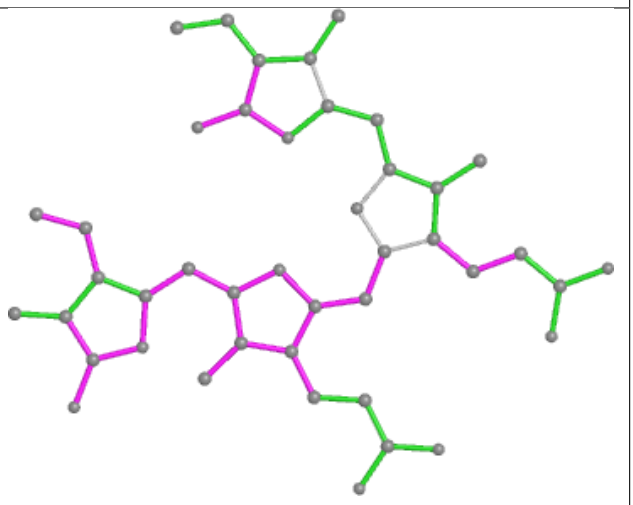

Bond angles

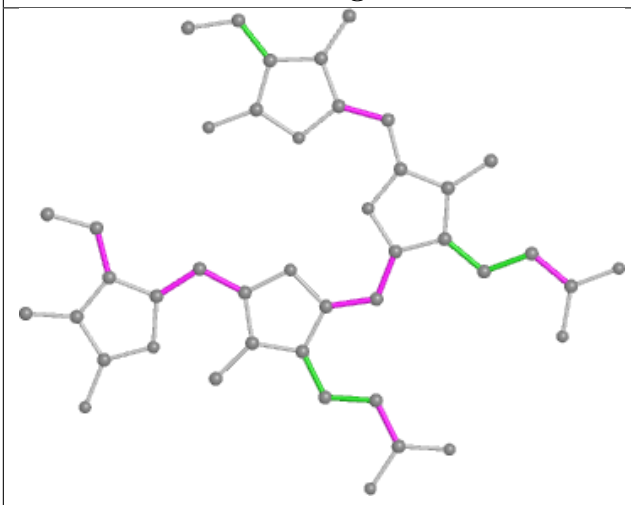

Torsions

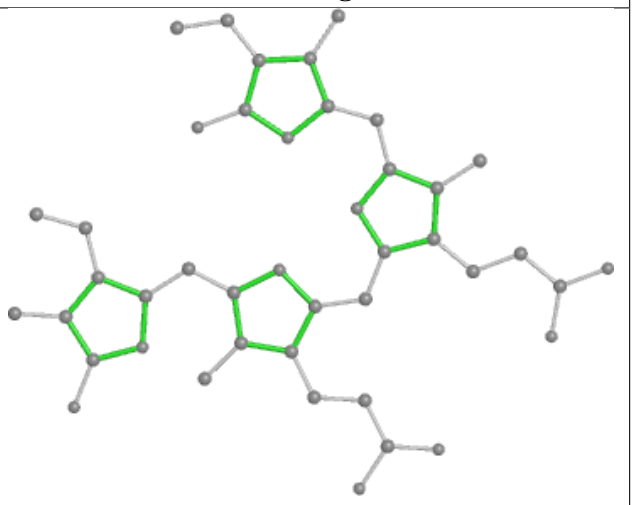

Rings

Ligand CLA b6 618

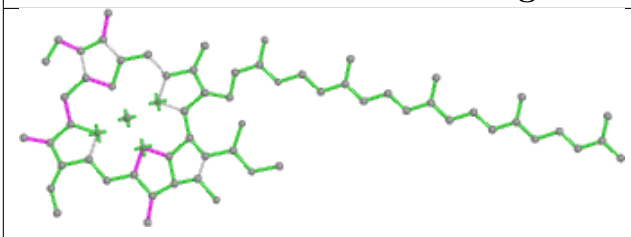

Bond lengths

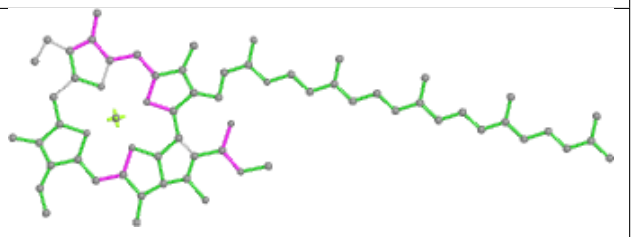

Bond angles

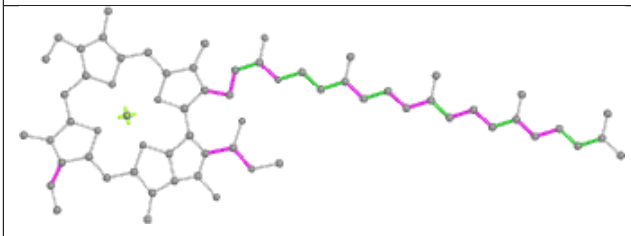

Torsions

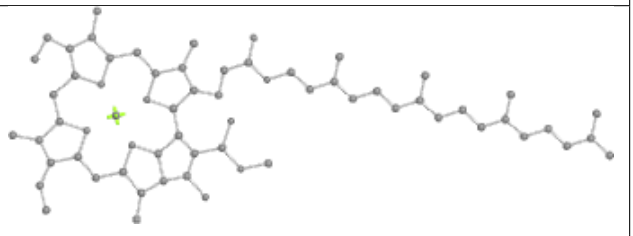

Rings

Ligand CLA KN 103

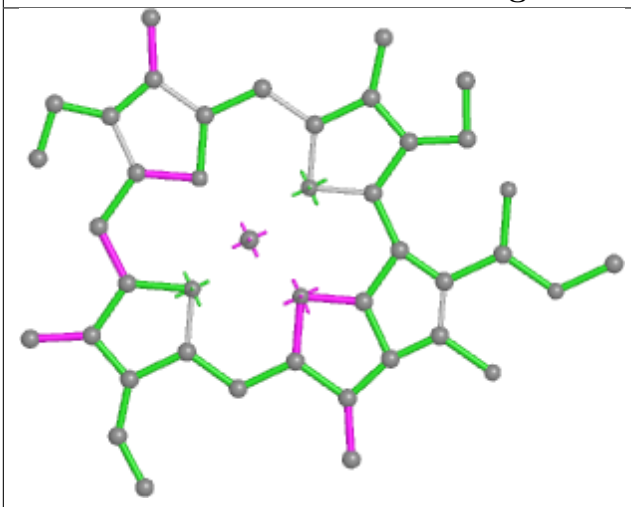

Bond lengths

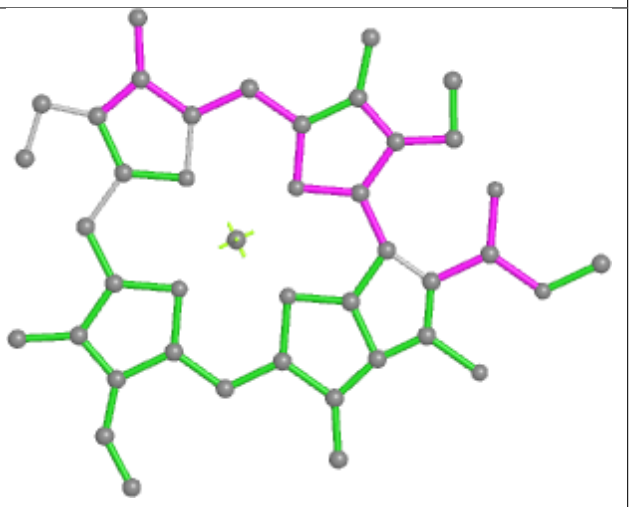

Bond angles

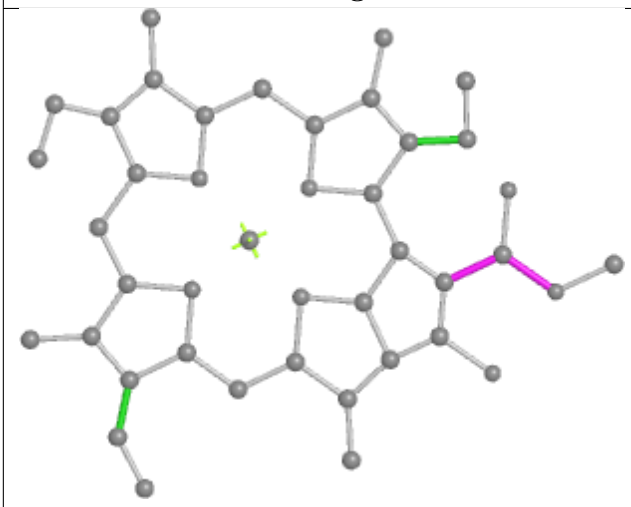

Torsions

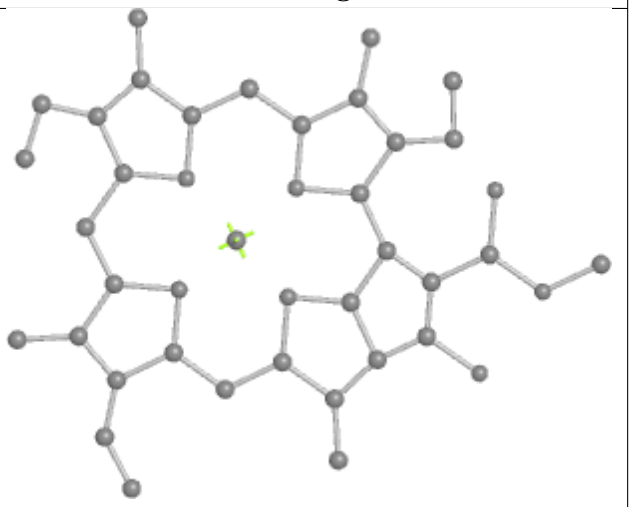

Rings

Ligand CLA C6 512

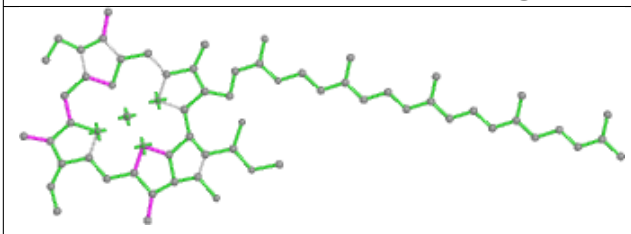

Bond lengths

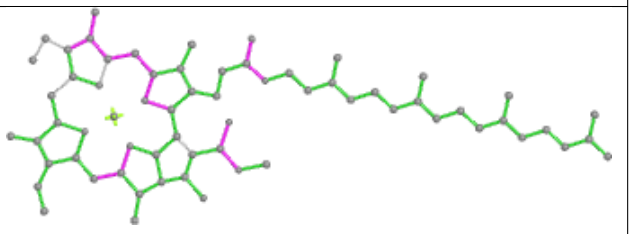

Bond angles

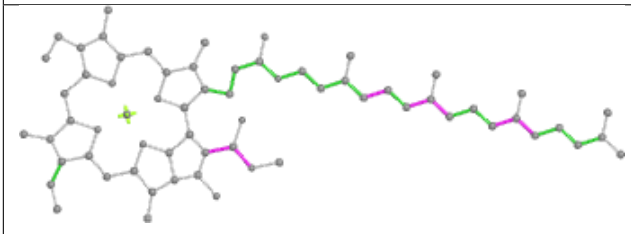

Torsions

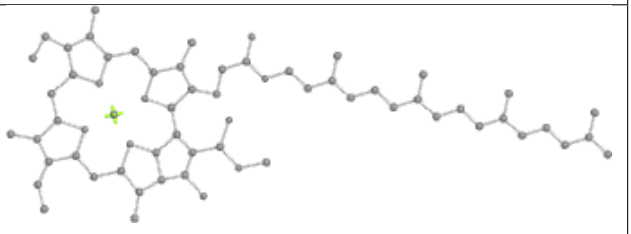

Rings

Ligand PEB hM 203

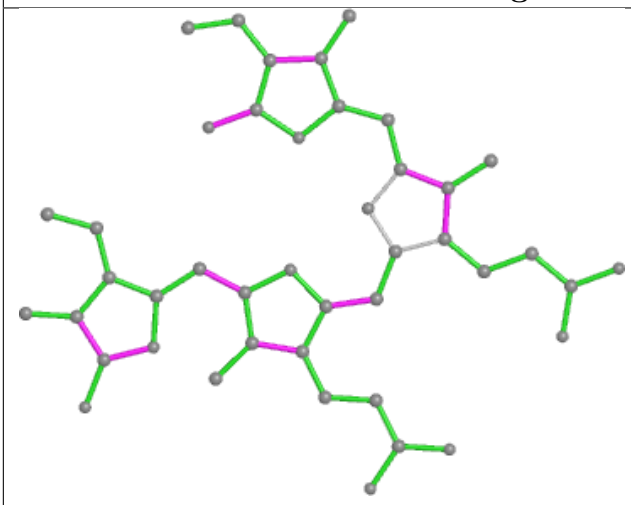

Bond lengths

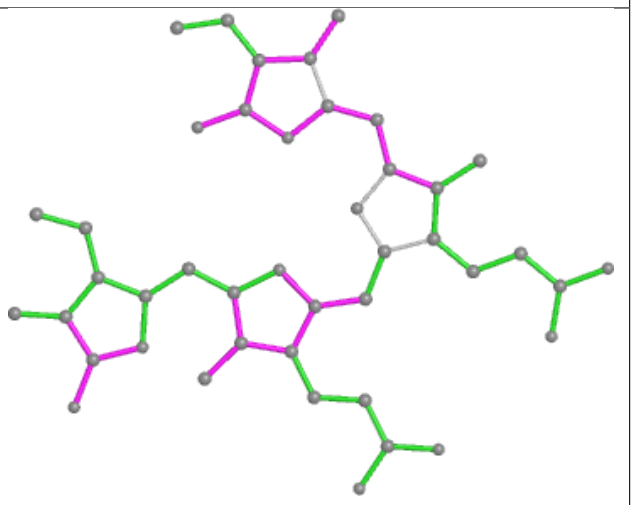

Bond angles

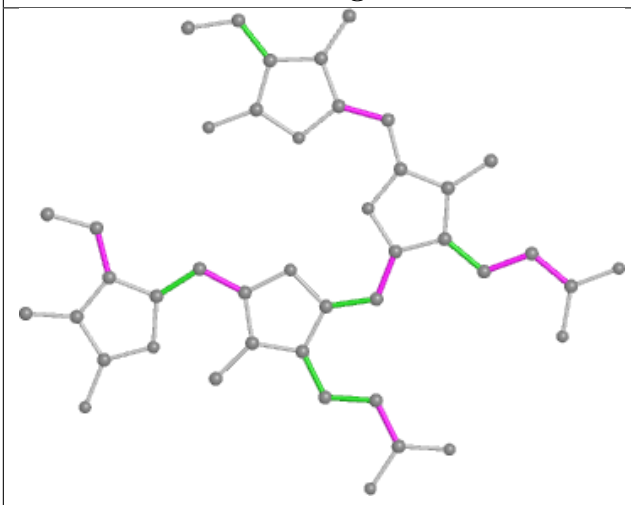

Torsions

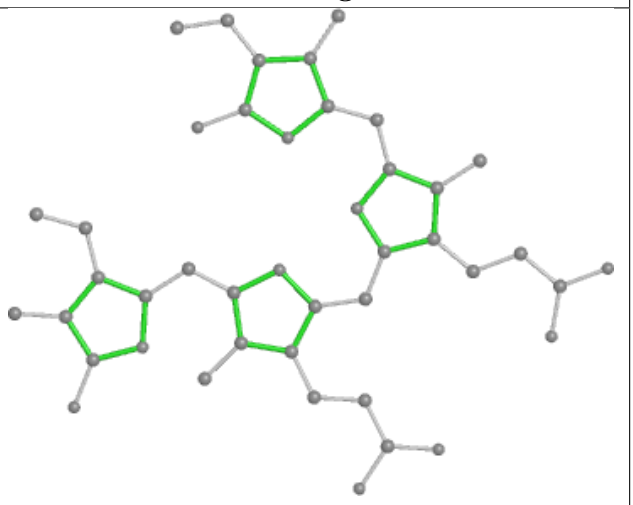

Rings

Ligand CLA 12 608

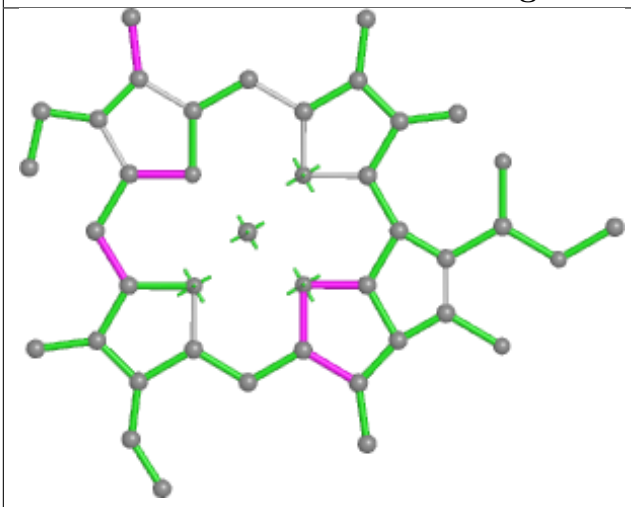

Bond lengths

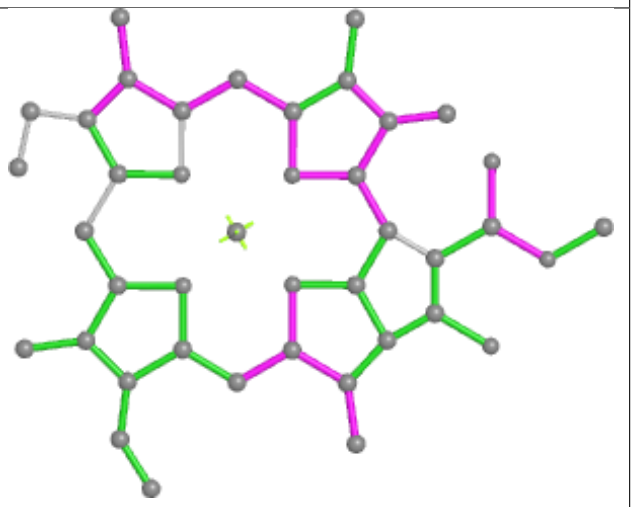

Bond angles

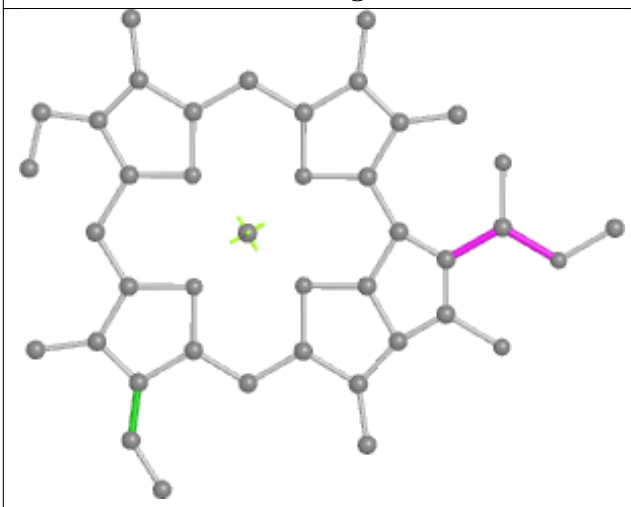

Torsions

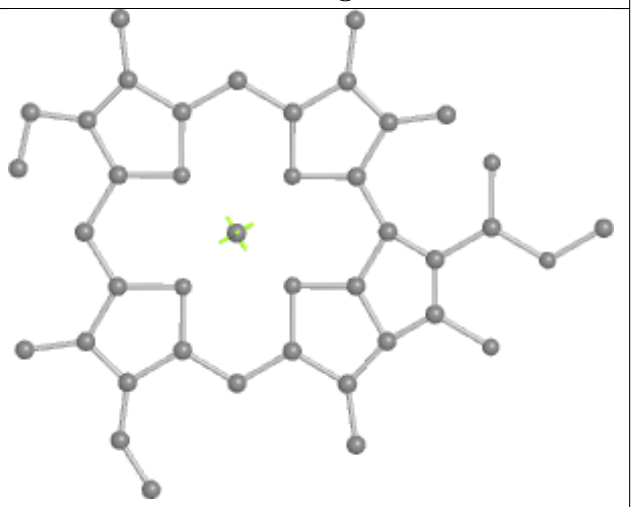

Rings

Ligand CLA 12 607

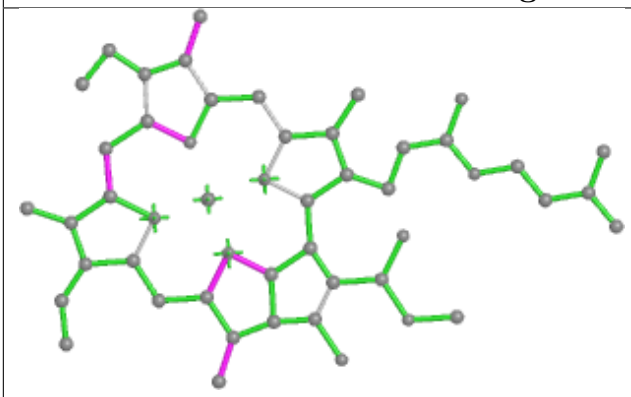

Bond lengths

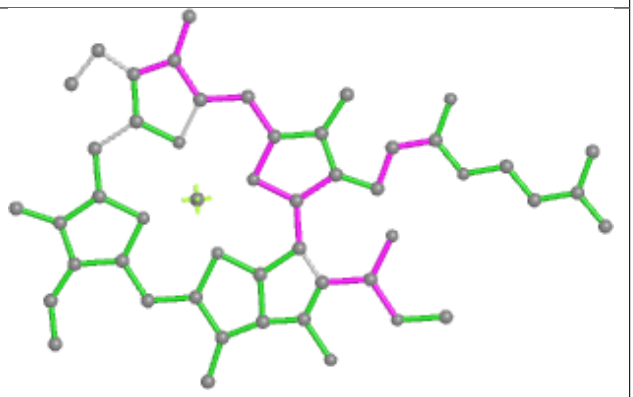

Bond angles

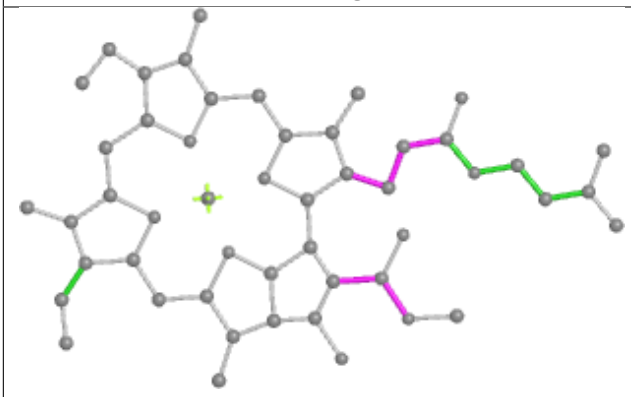

Torsions

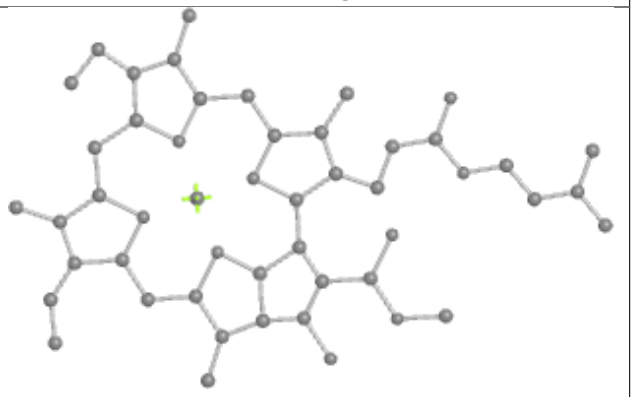

Rings

Ligand PEB ZB 201

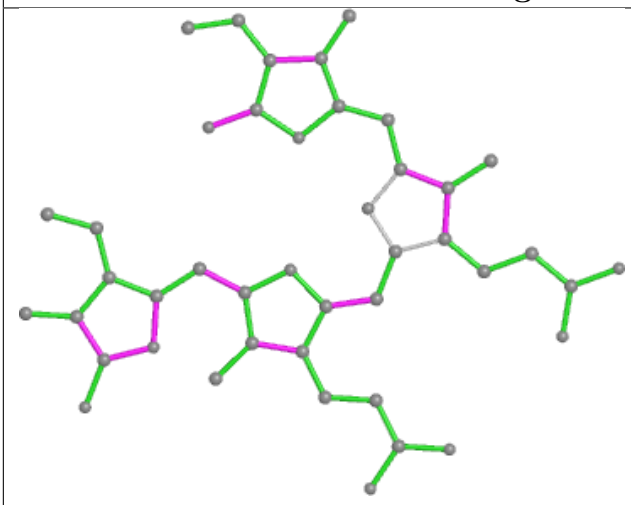

Bond lengths

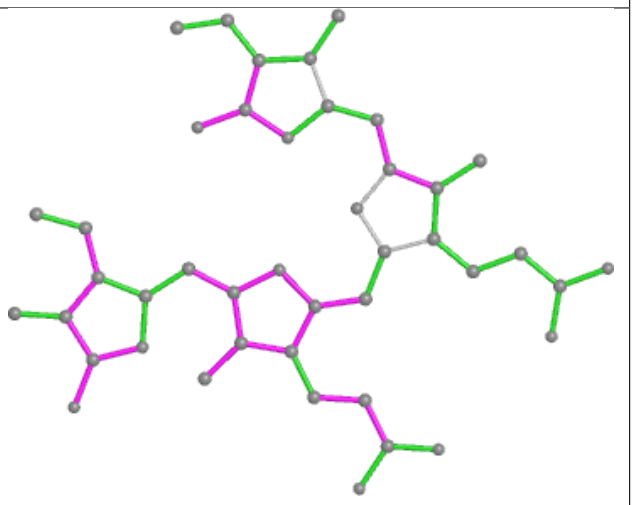

Bond angles

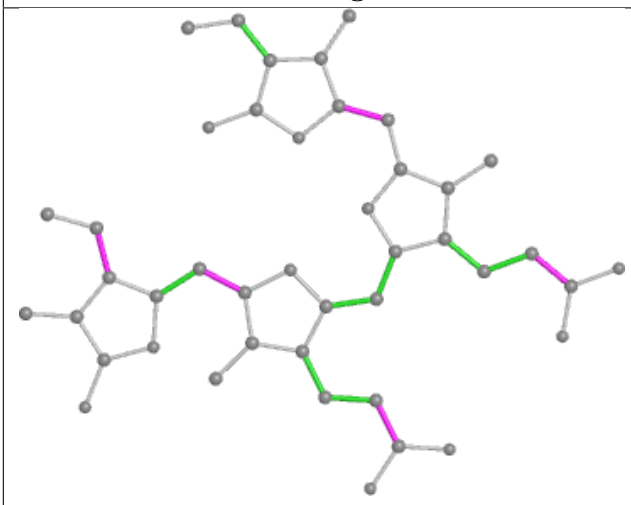

Torsions

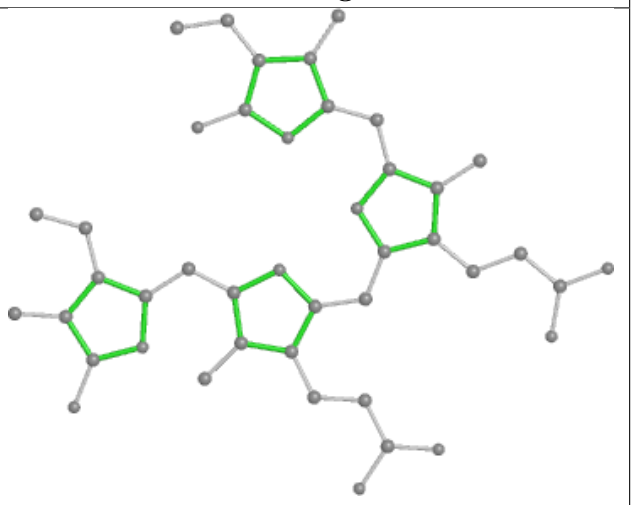

Rings

Ligand PEB QH 201

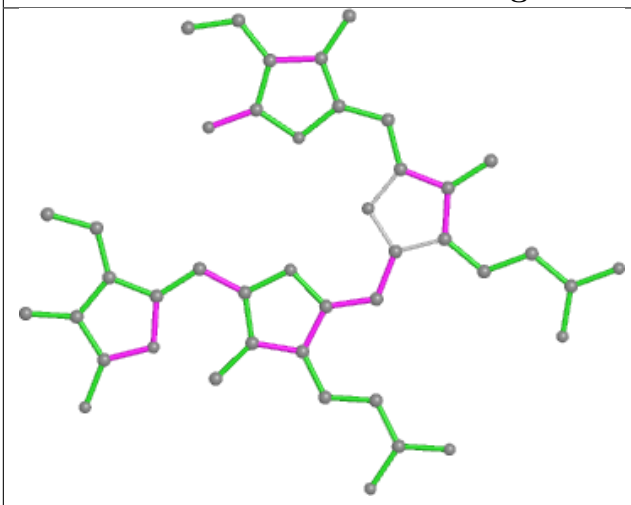

Bond lengths

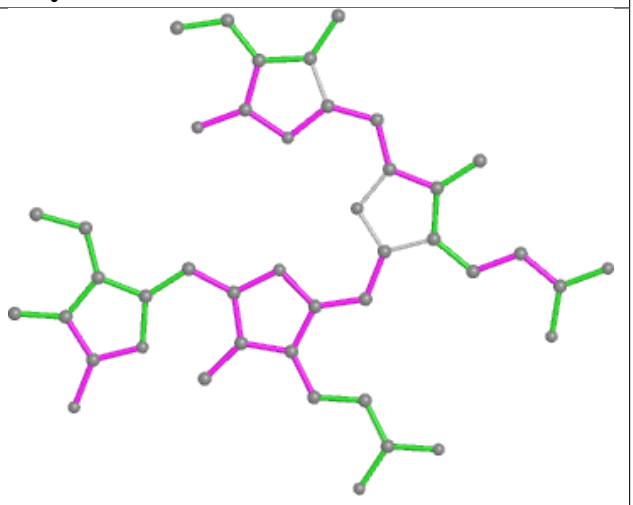

Bond angles

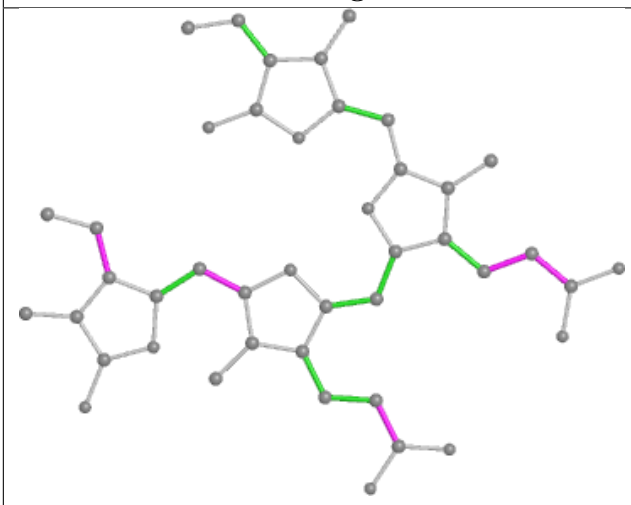

Torsions

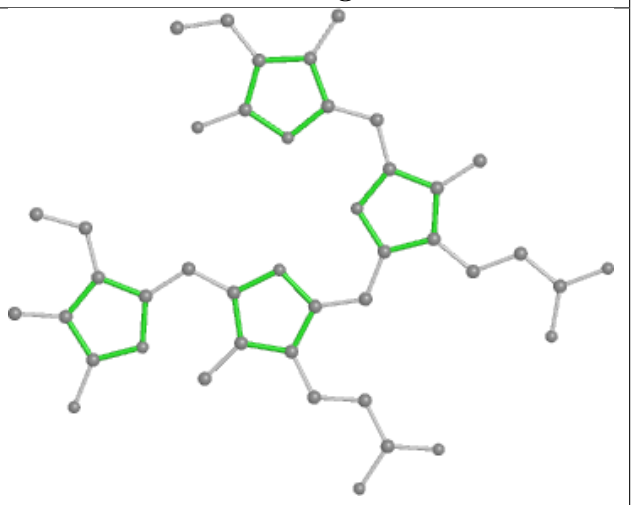

Rings

Ligand PEB AQ 303

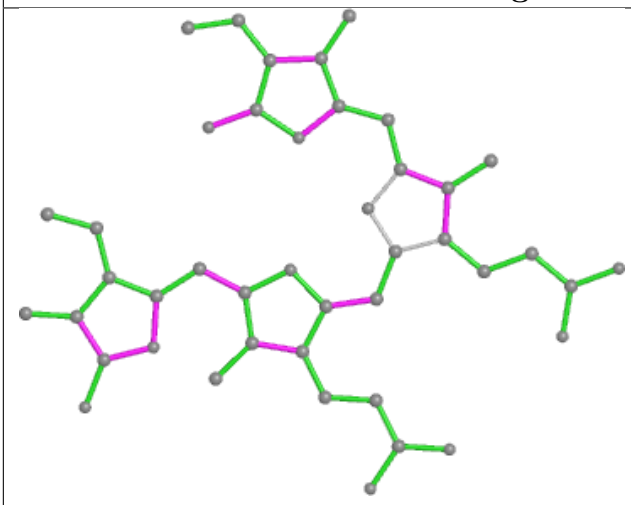

Bond lengths

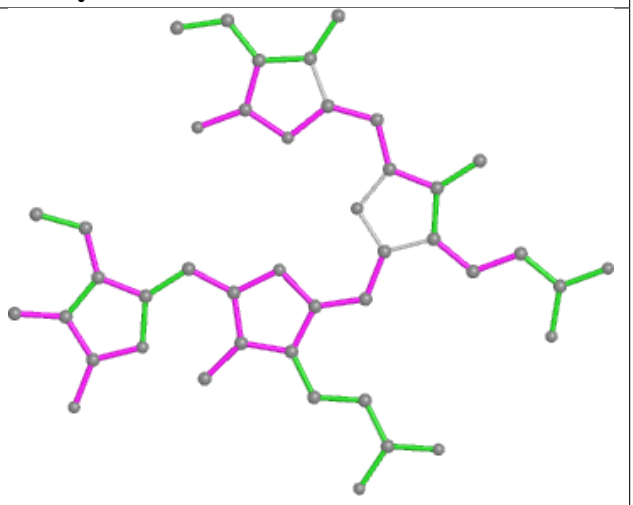

Bond angles

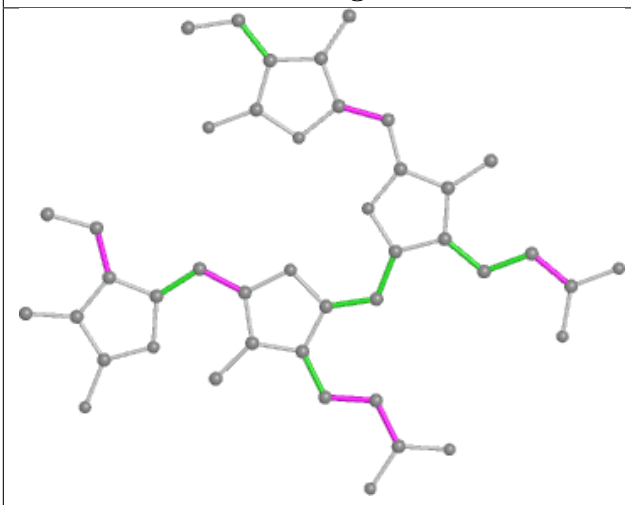

Torsions

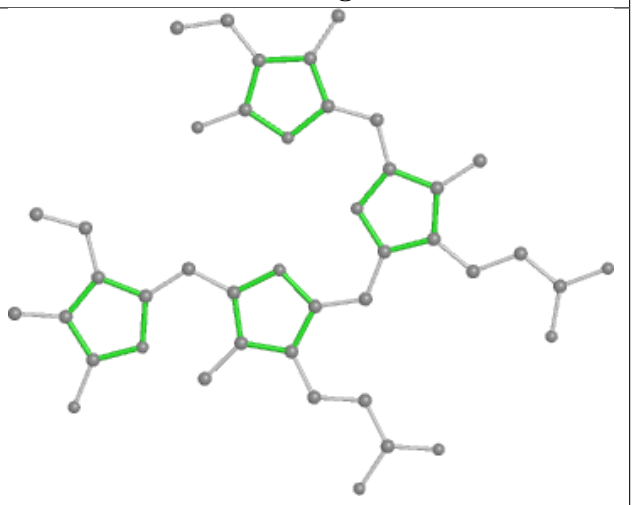

Rings

Ligand PEB W5 202

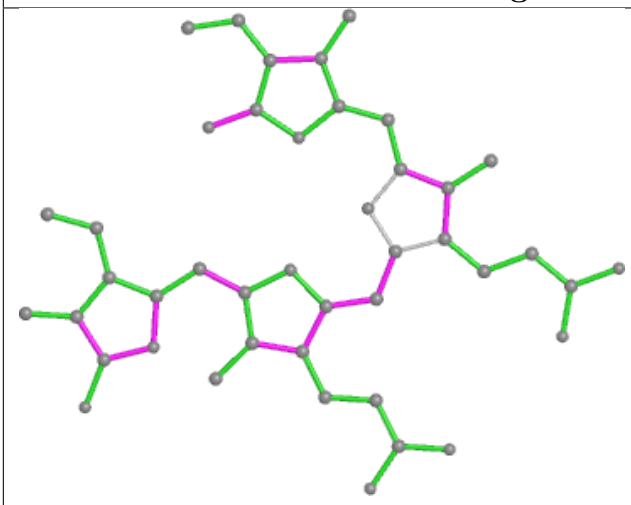

Bond lengths

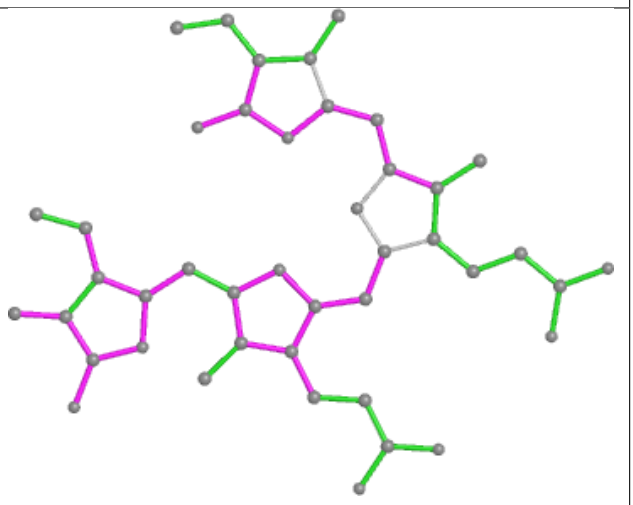

Bond angles

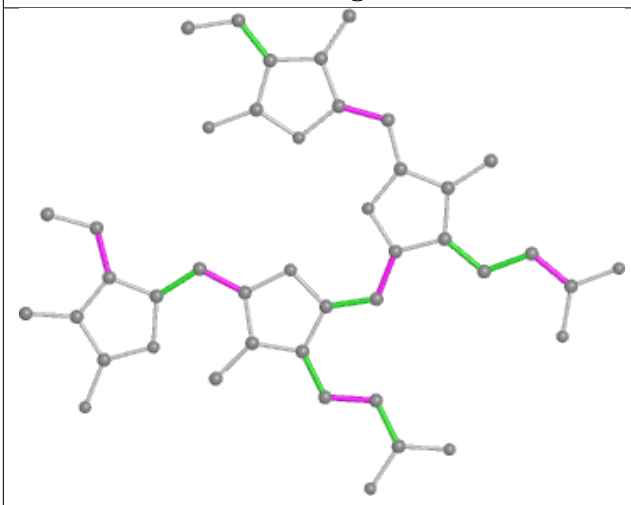

Torsions

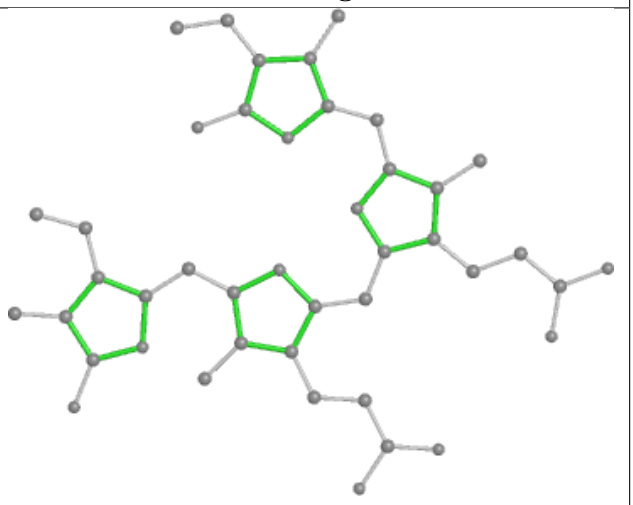

Rings

Ligand CLA 52 605

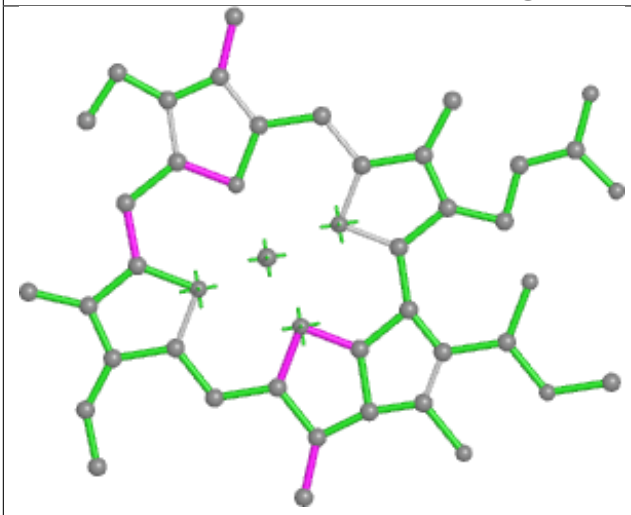

Bond lengths

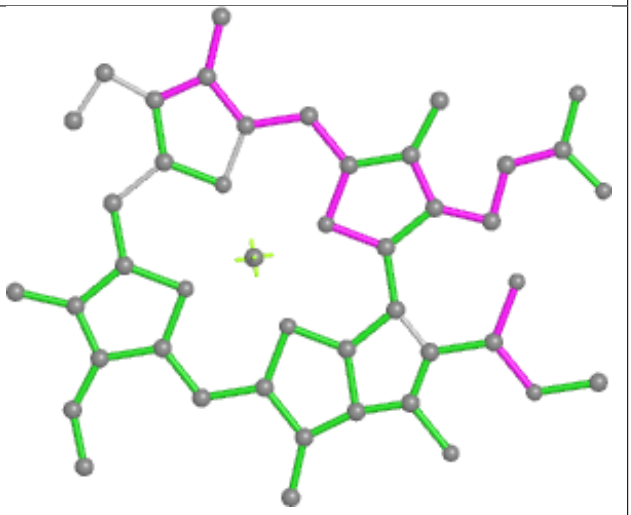

Bond angles

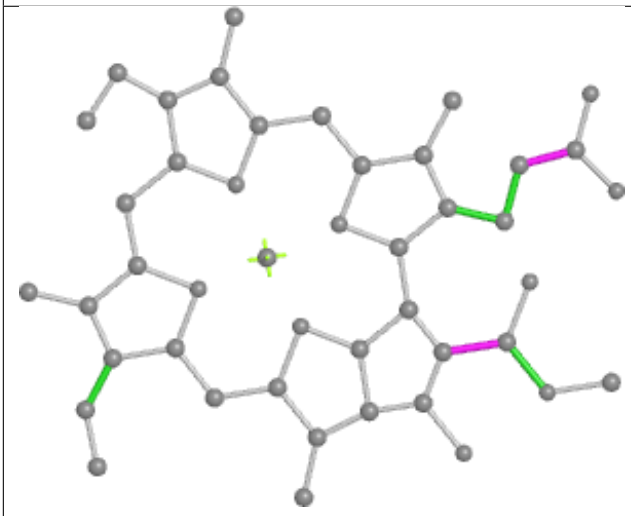

Torsions

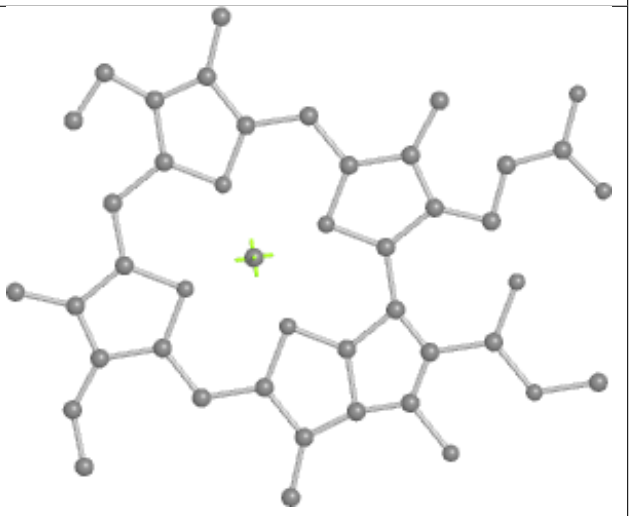

Rings

Ligand CYC HE 1001

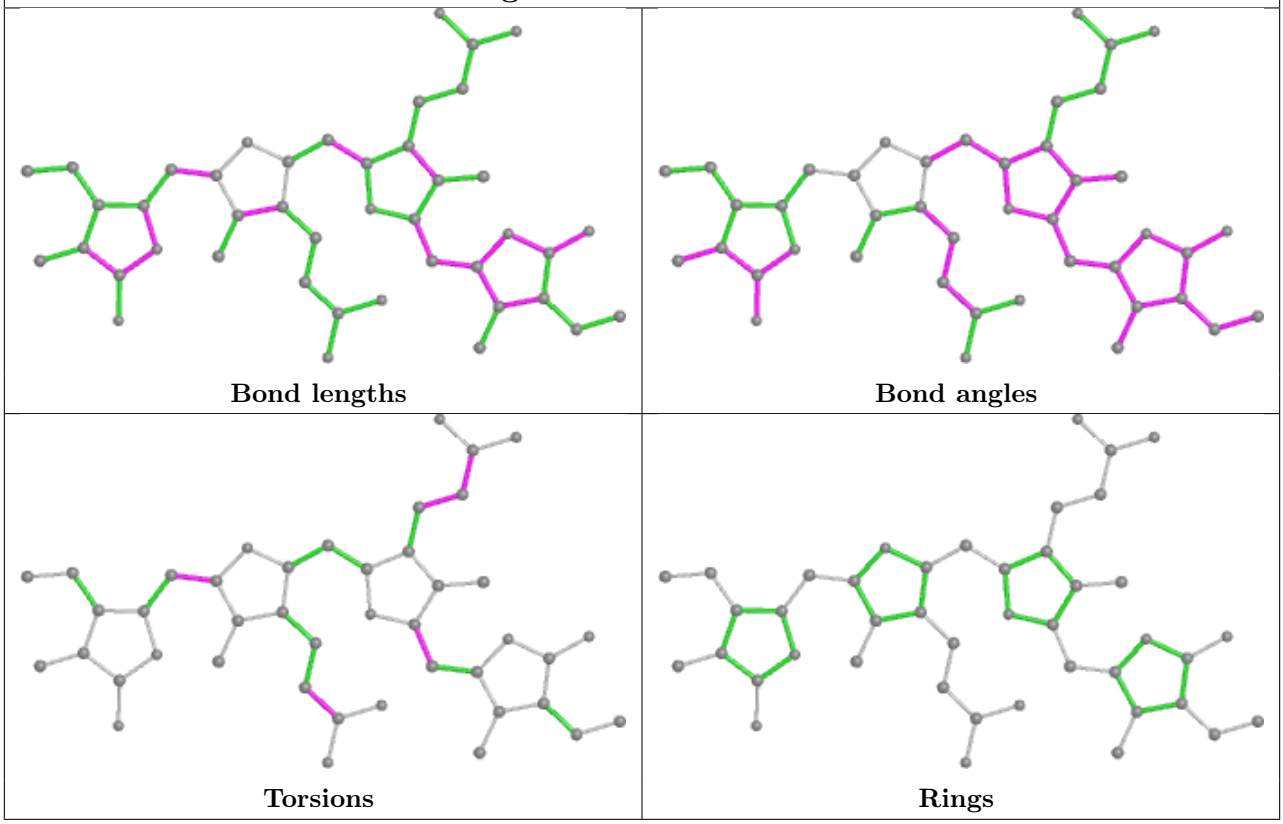

Ligand CYC t3 1001

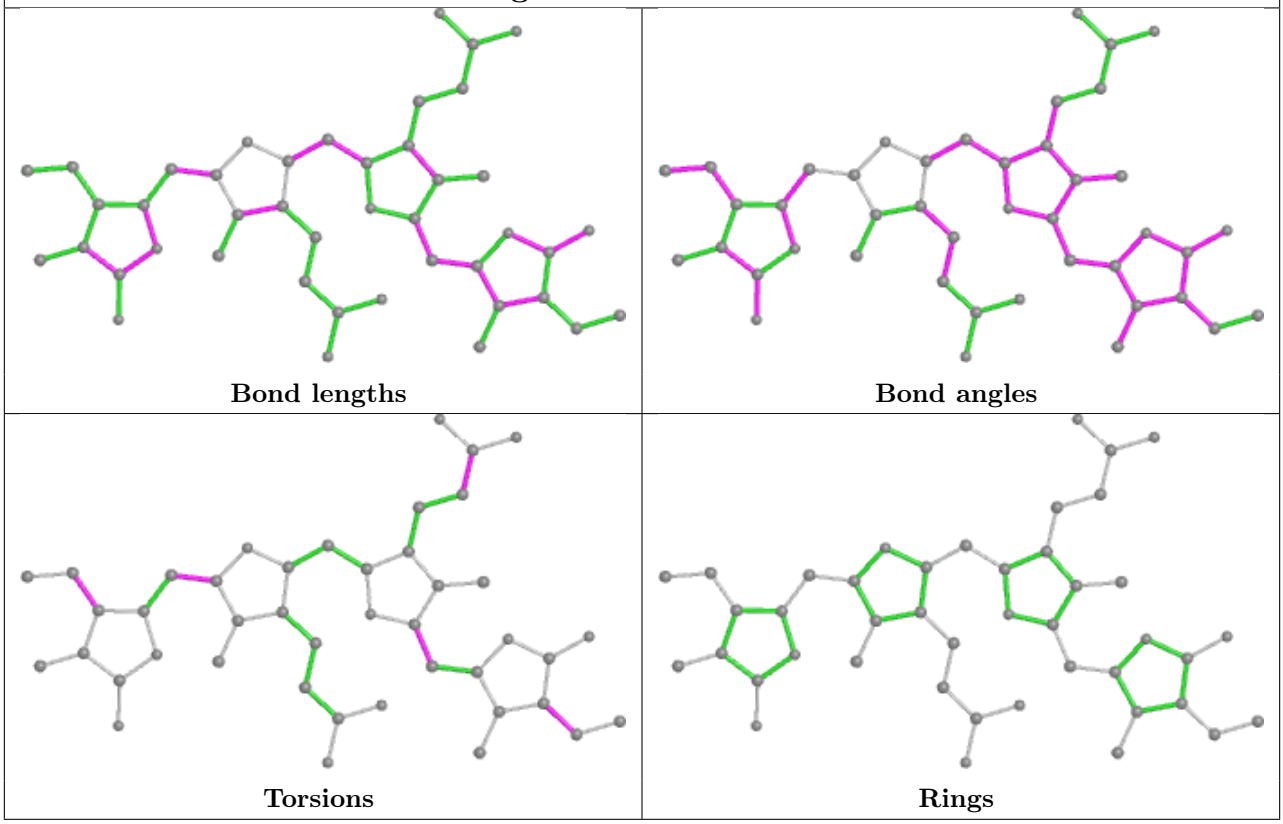

Ligand PEB K7 201

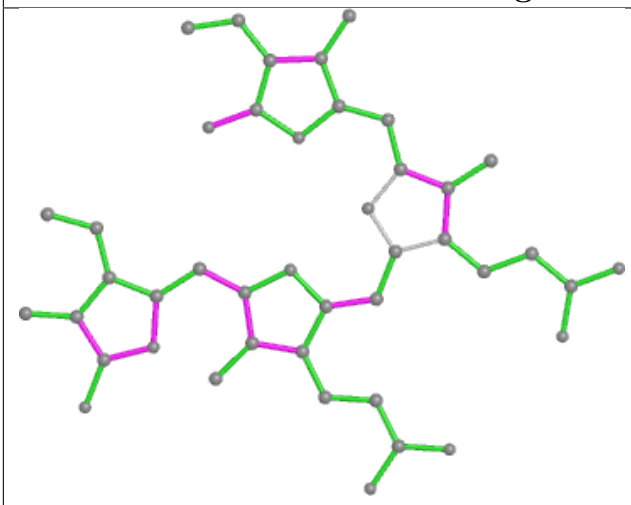

Bond lengths

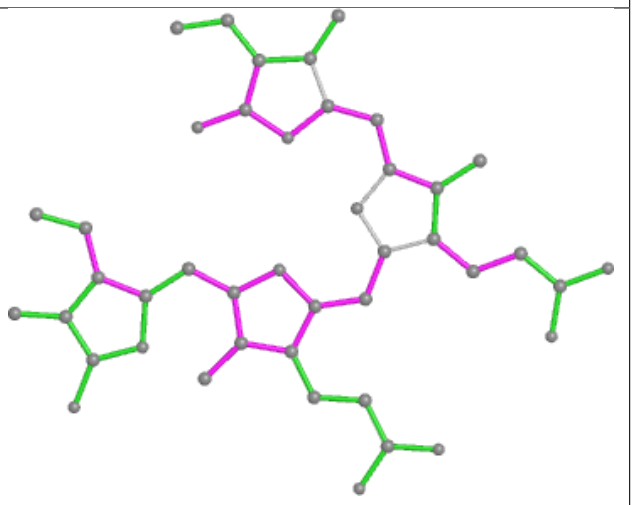

Bond angles

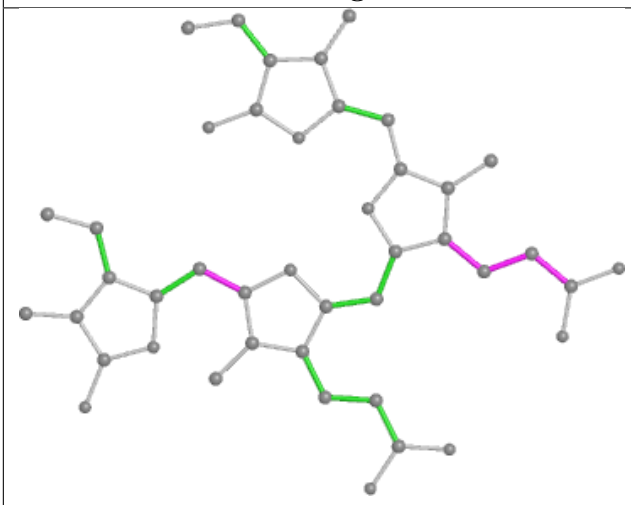

Torsions

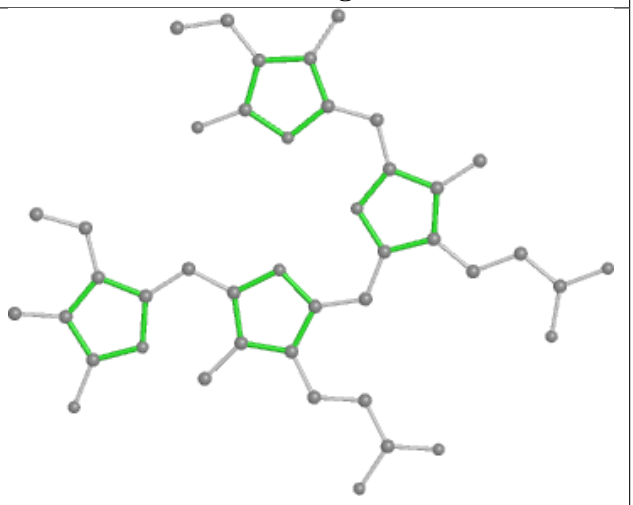

Rings

Ligand PEB GI 201

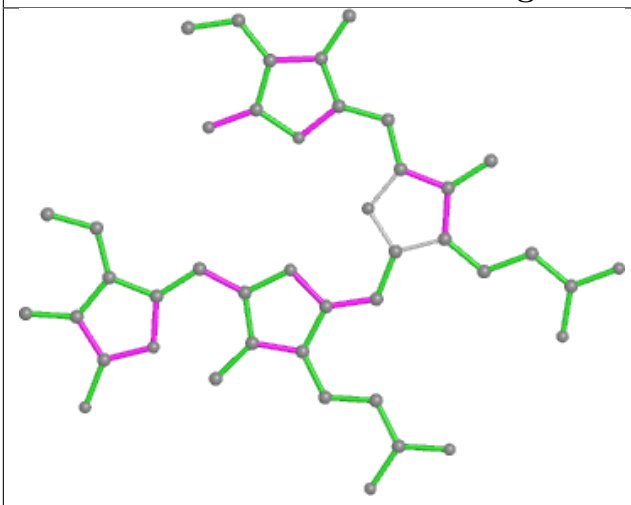

Bond lengths

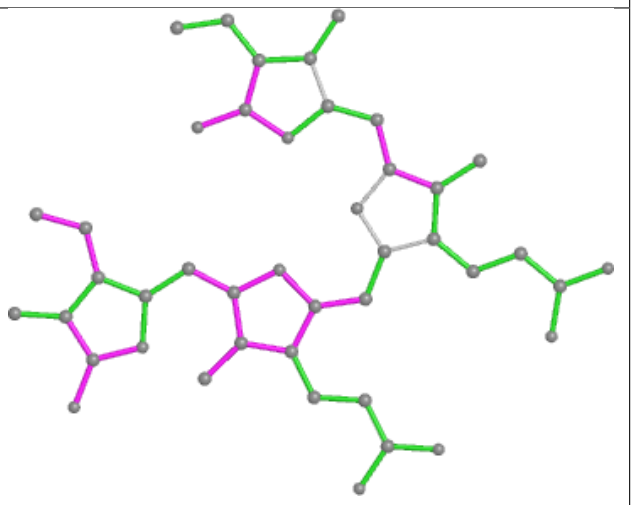

Bond angles

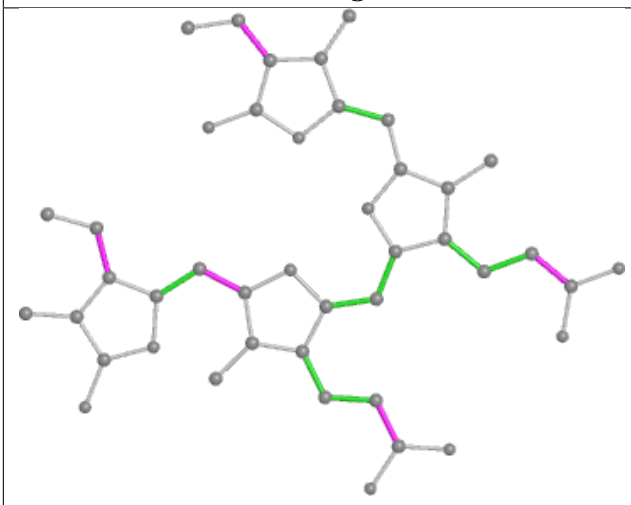

Torsions

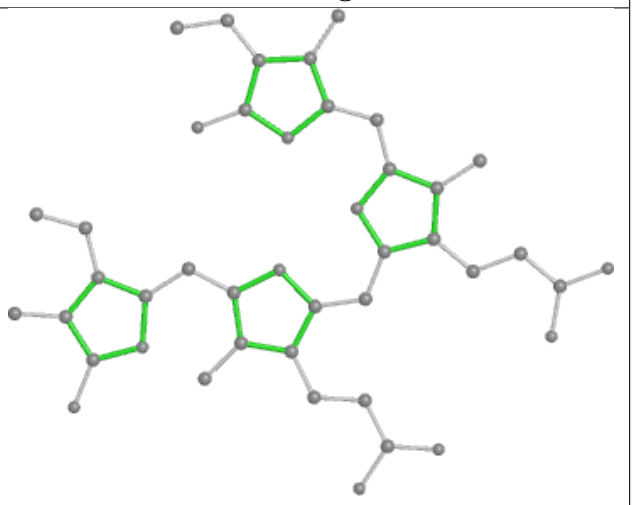

Rings

Ligand PEB NP 202

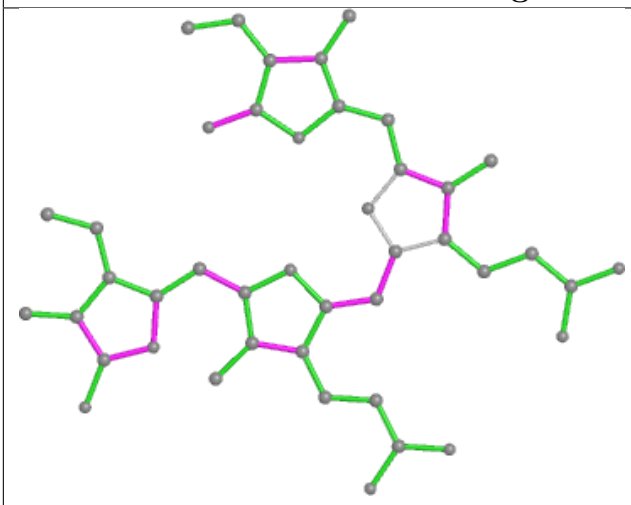

Bond lengths

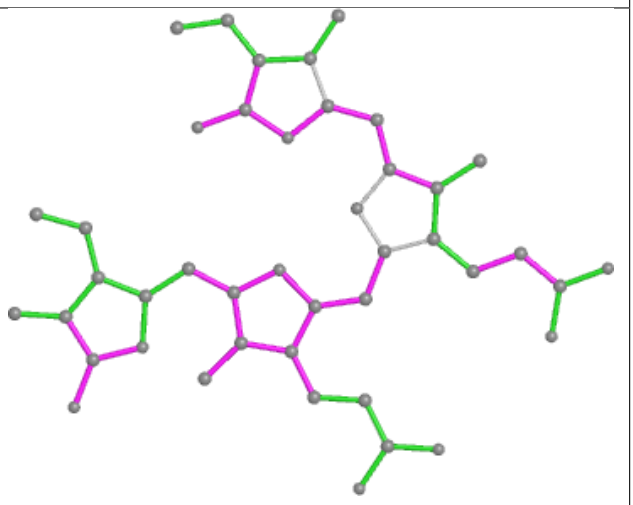

Bond angles

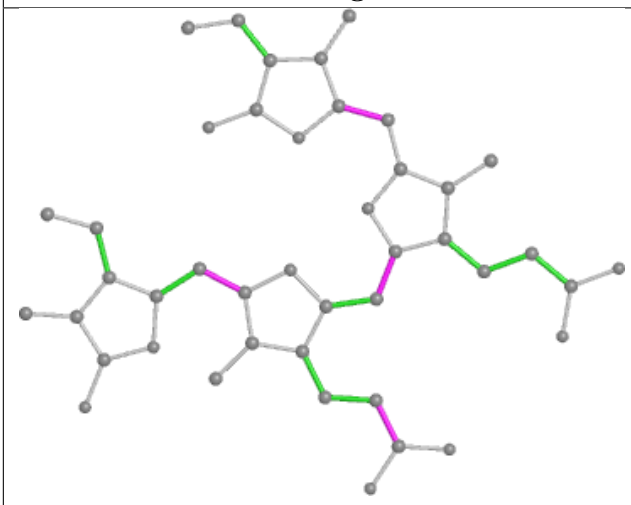

Torsions

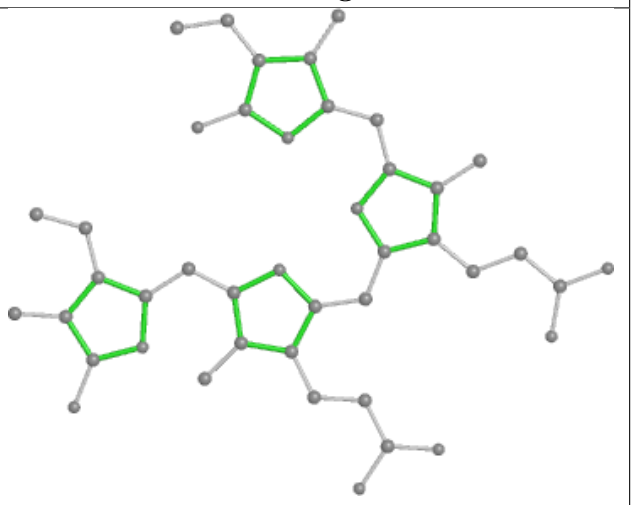

Rings

Ligand PEB iE 201

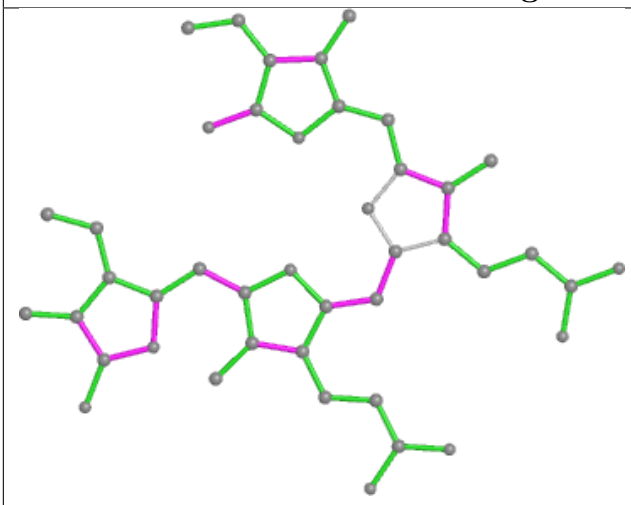

Bond lengths

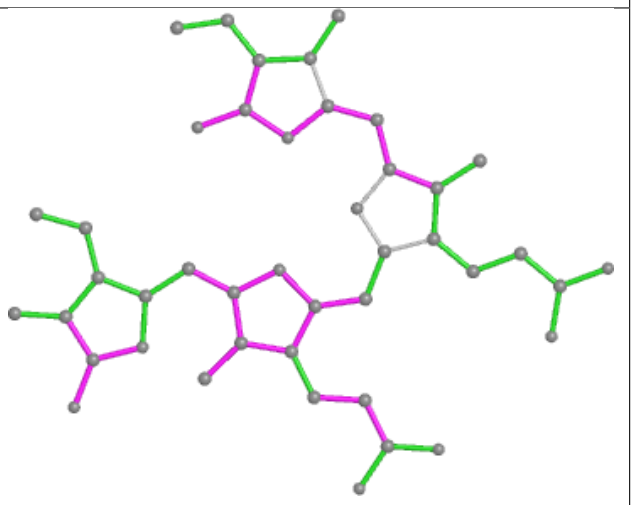

Bond angles

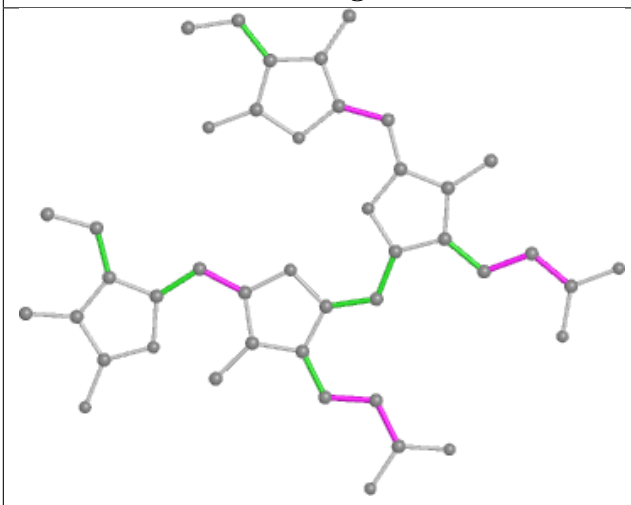

Torsions

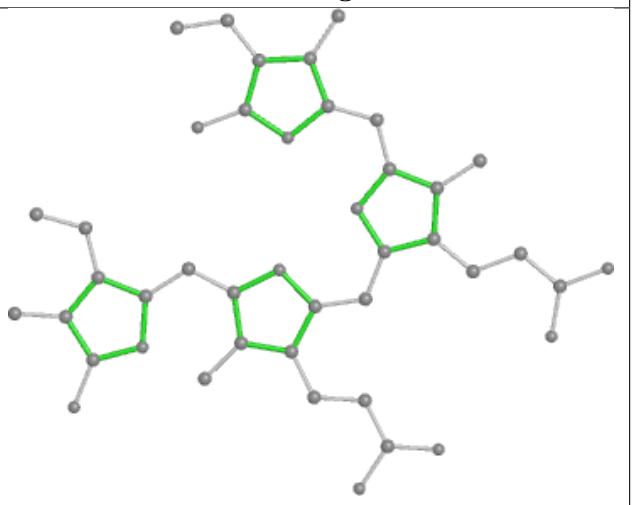

Rings

Ligand CLA A6 402

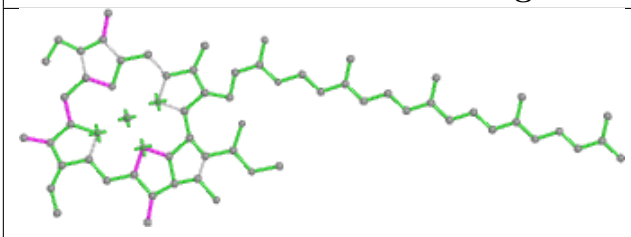

Bond lengths

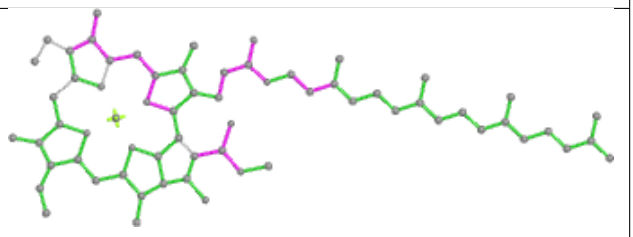

Bond angles

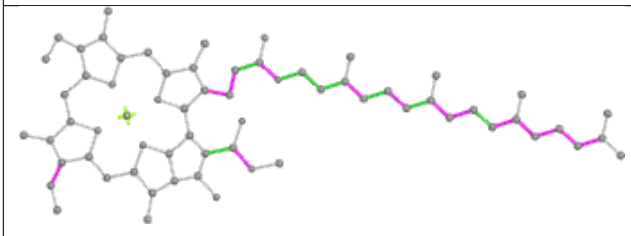

Torsions

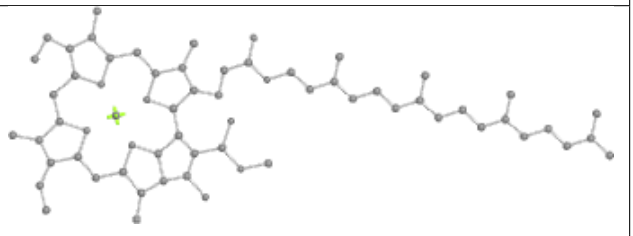

Rings

Ligand CLA R2 201

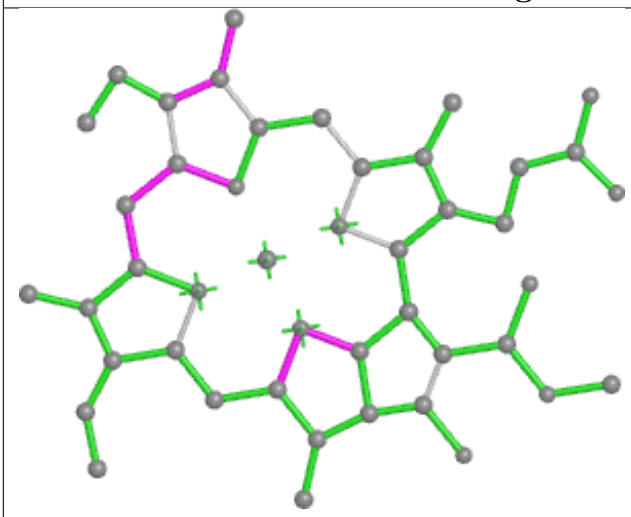

Bond lengths

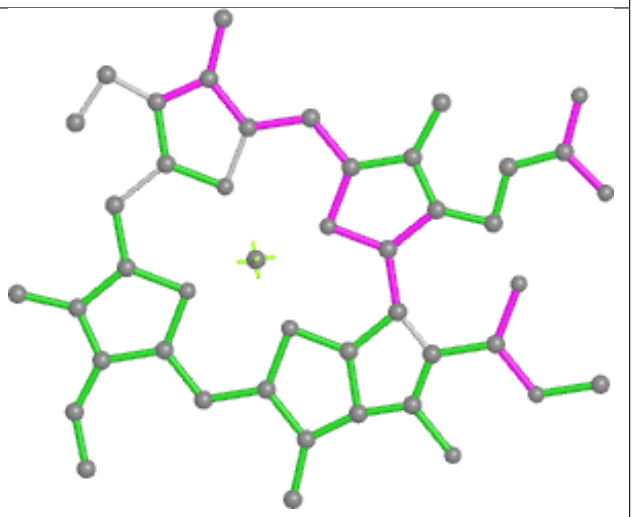

Bond angles

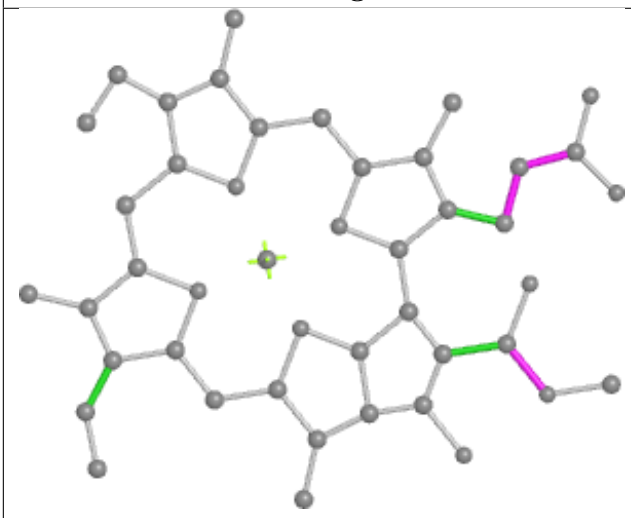

Torsions

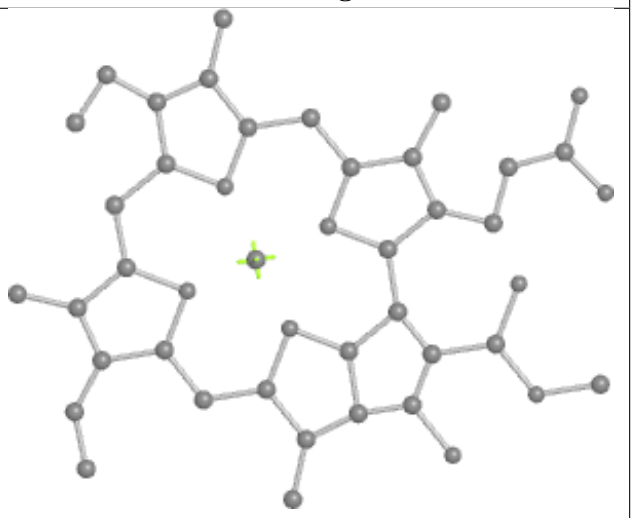

Rings

Ligand CLA AN 839

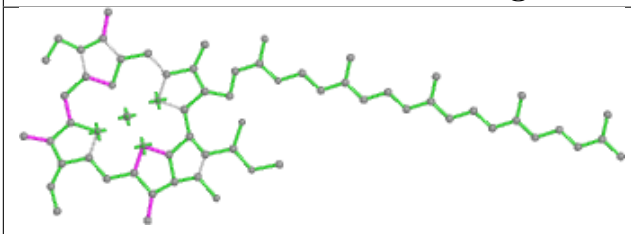

Bond lengths

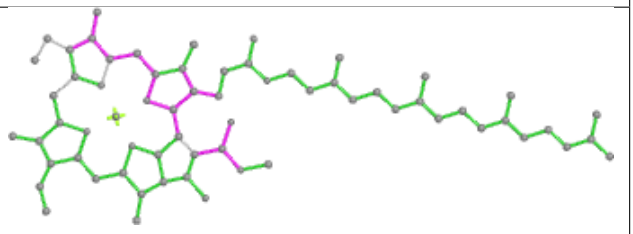

Bond angles

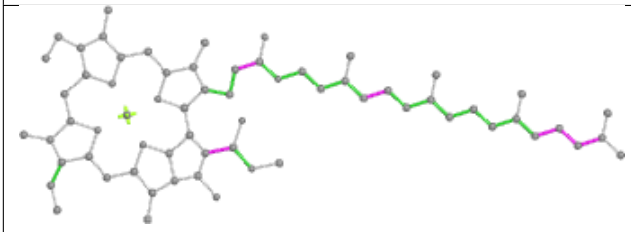

Torsions

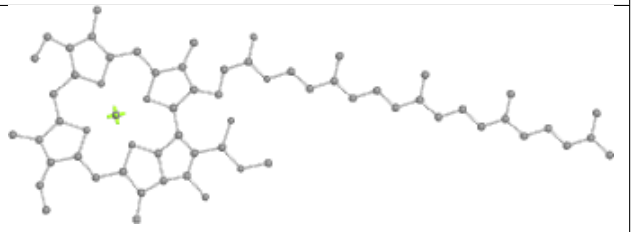

Rings

Ligand PEB hG 203

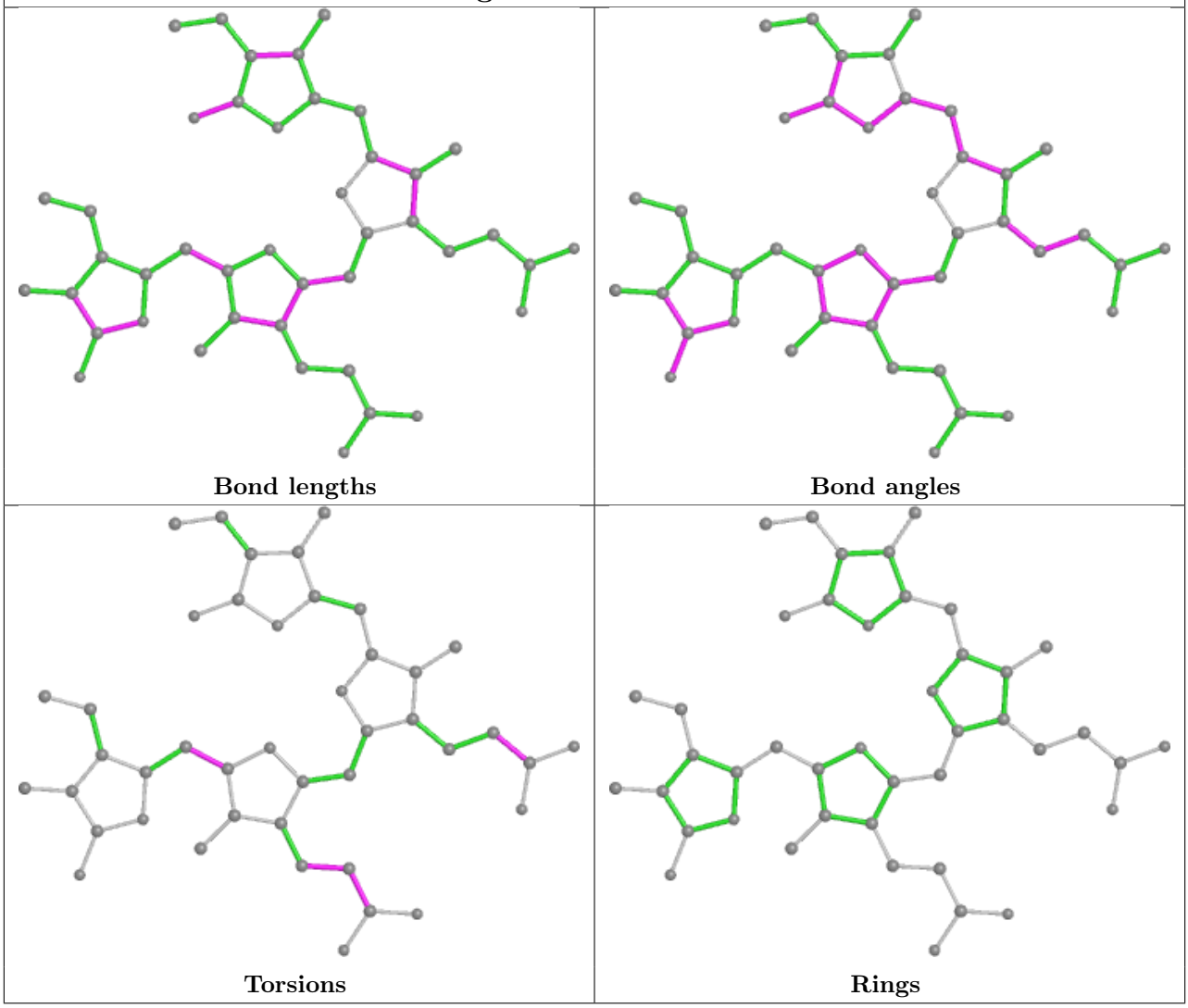

Ligand LMG D6 407

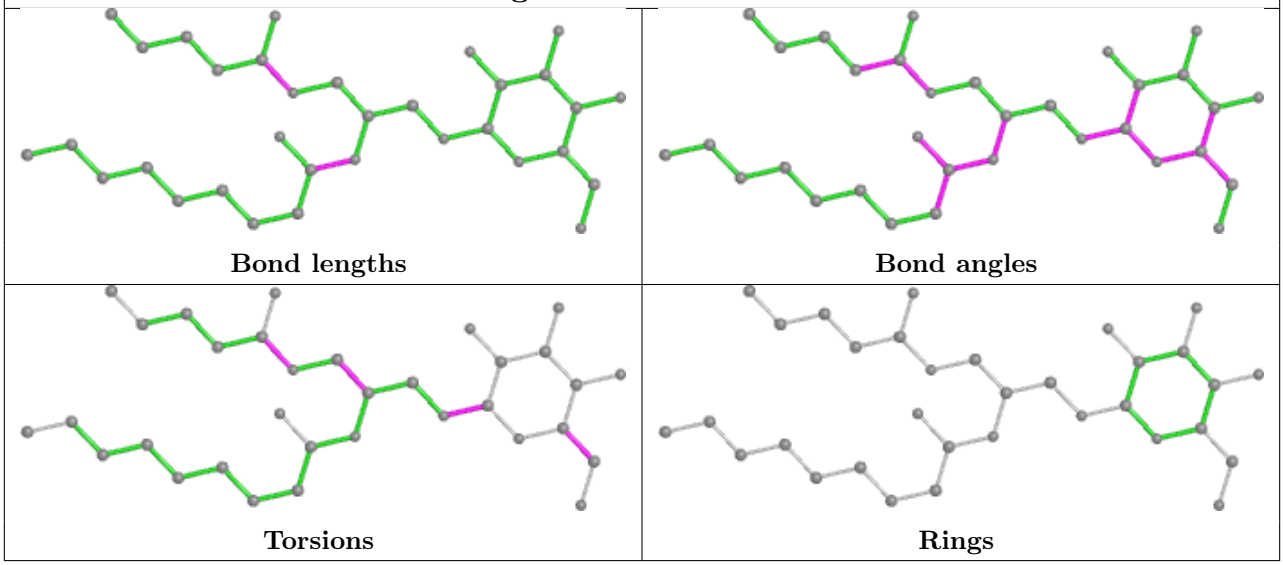

Ligand PEB e7 301

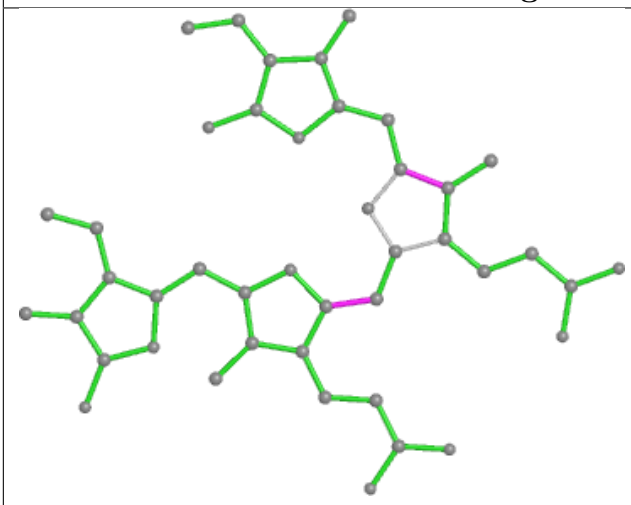

Bond lengths

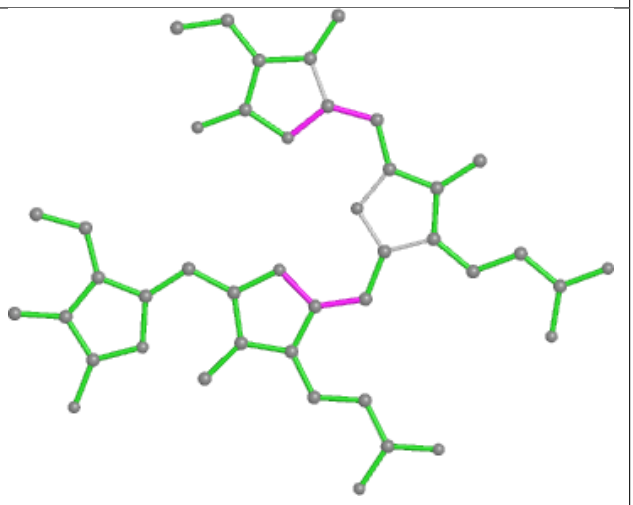

Bond angles

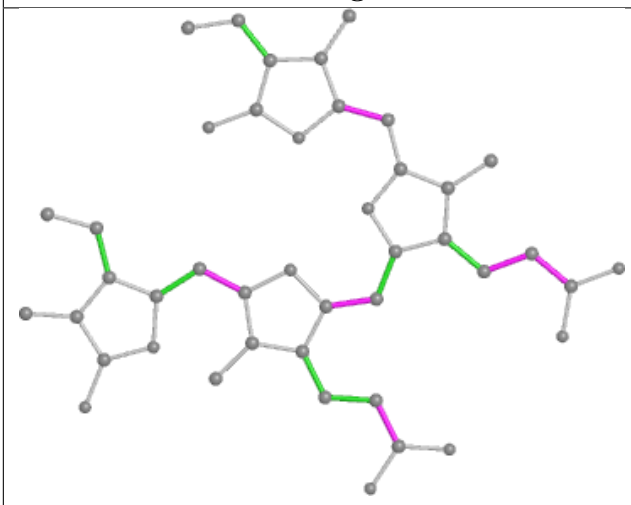

Torsions

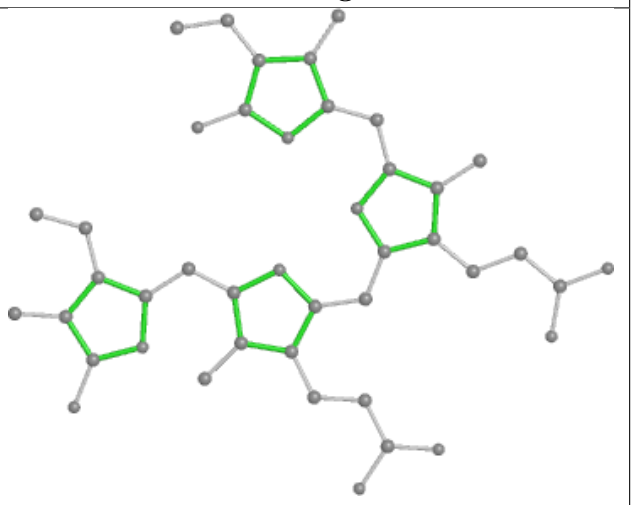

Rings

Ligand CLA 32 306

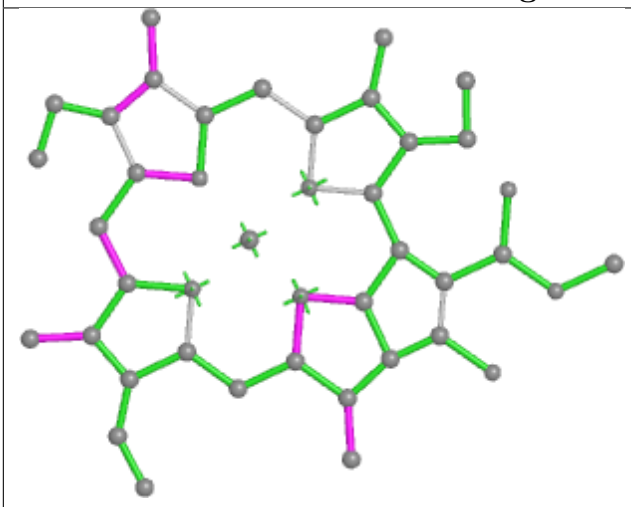

Bond lengths

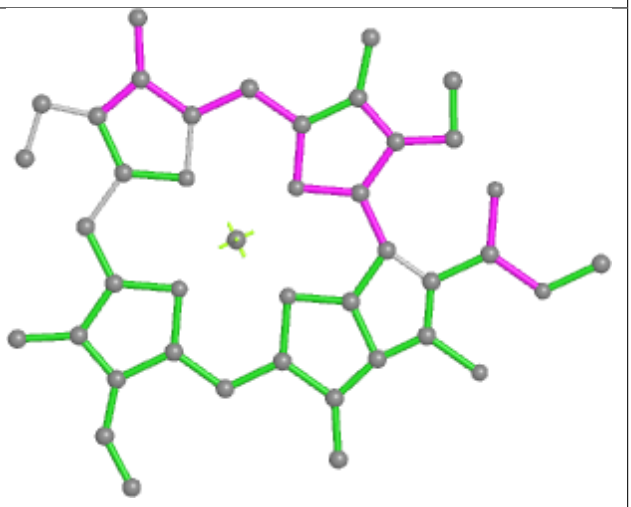

Bond angles

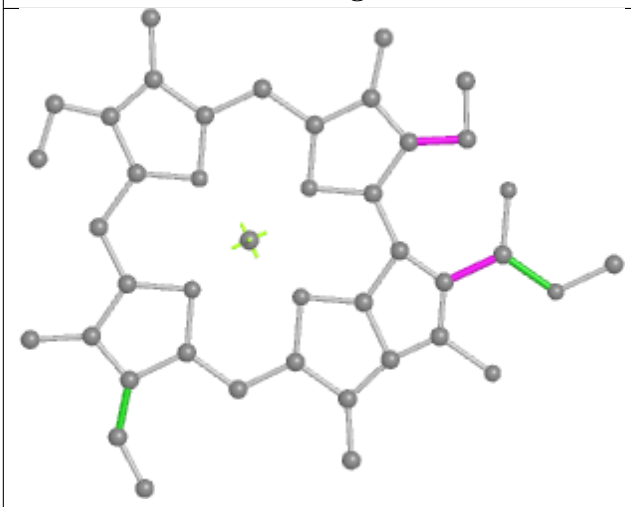

Torsions

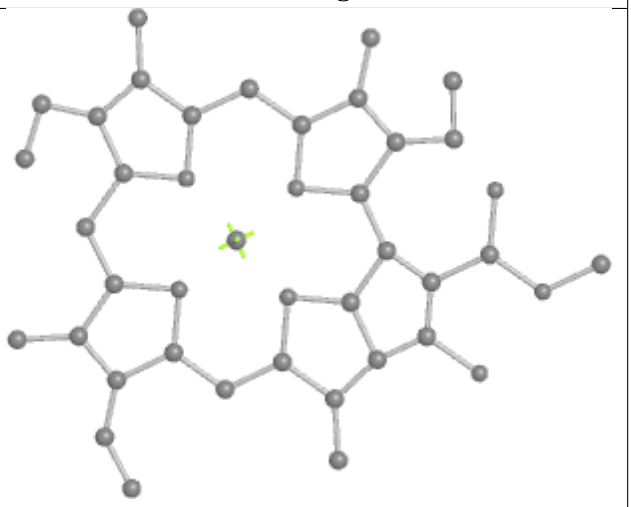

Rings

Ligand PEB wF 302

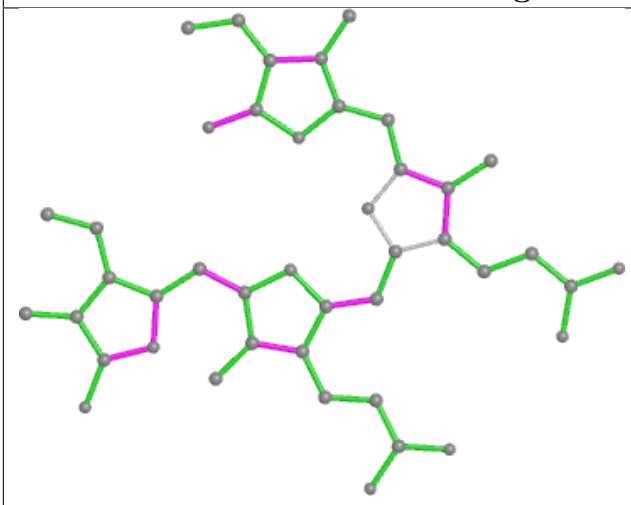

Bond lengths

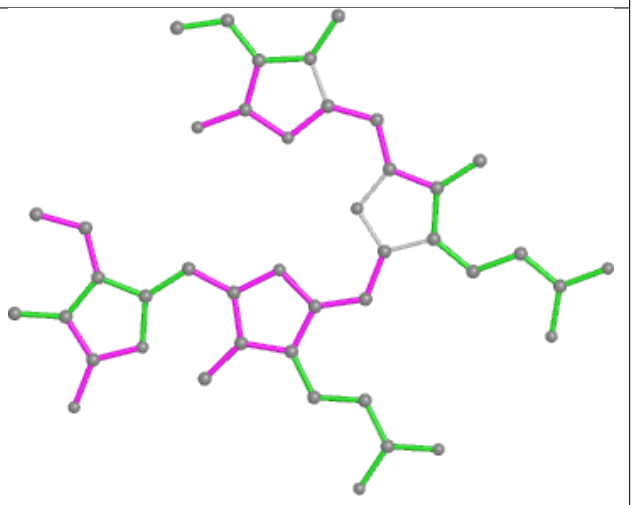

Bond angles

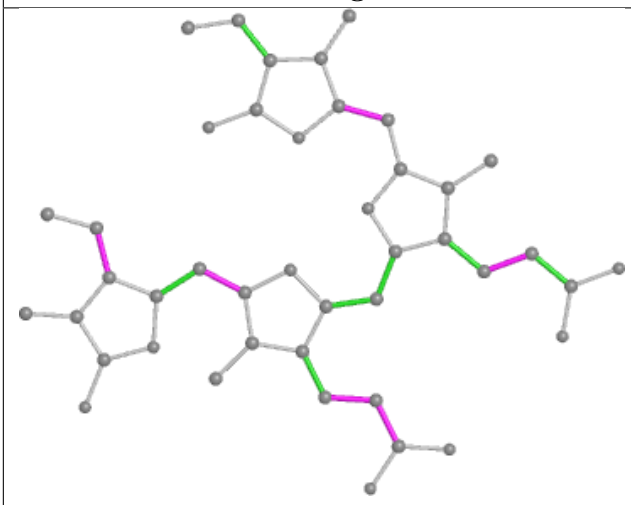

Torsions

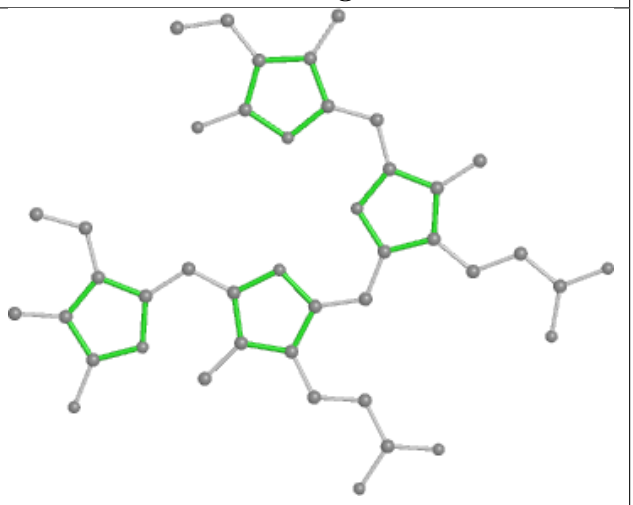

Rings

Ligand PEB E7 202

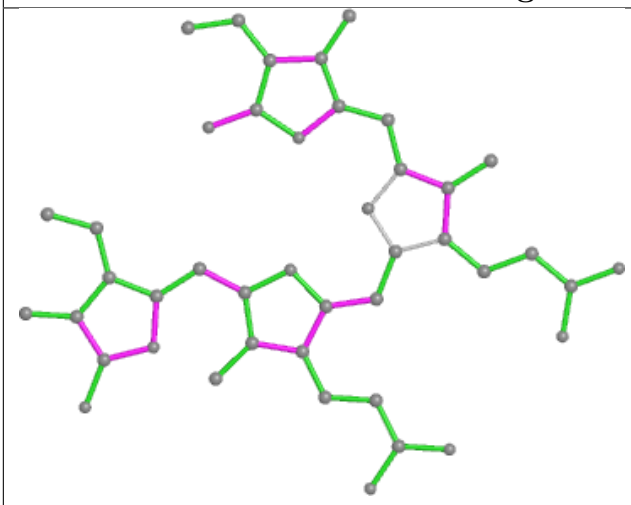

Bond lengths

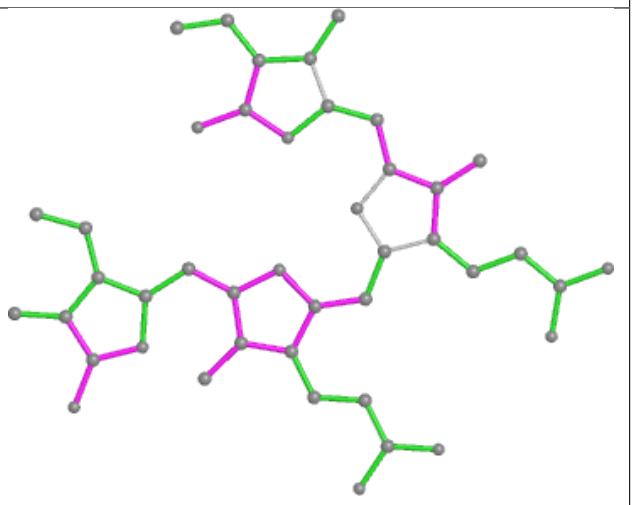

Bond angles

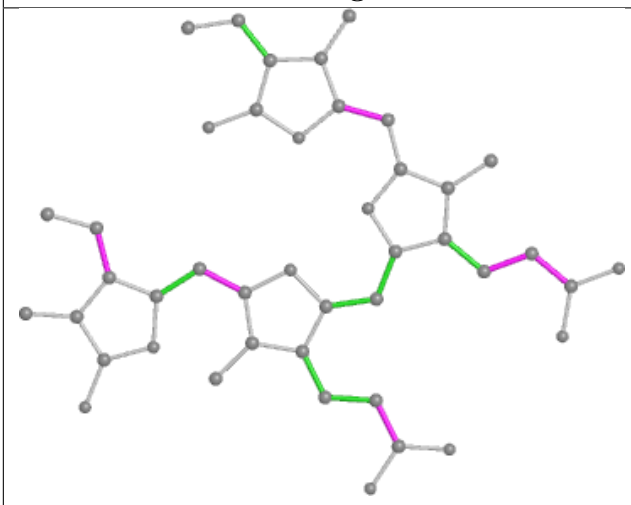

Torsions

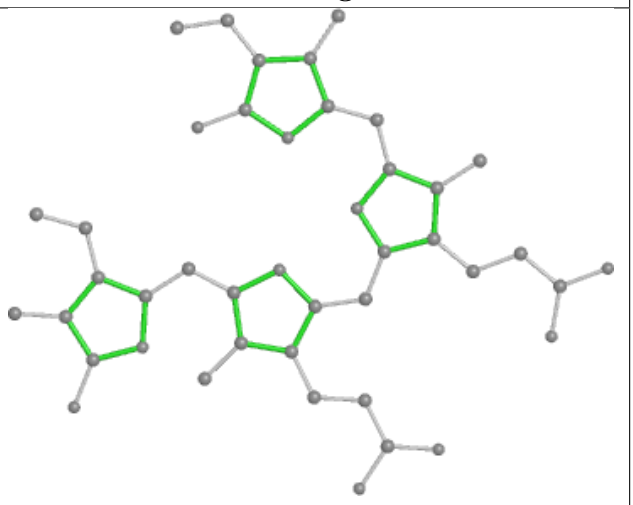

Rings

Ligand PEB SD 202

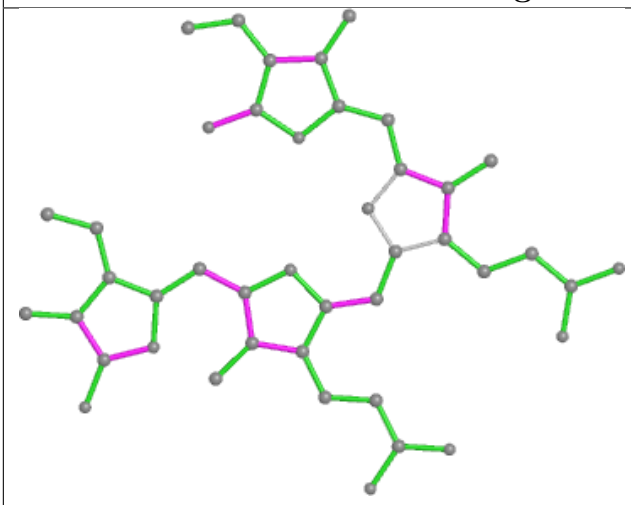

Bond lengths

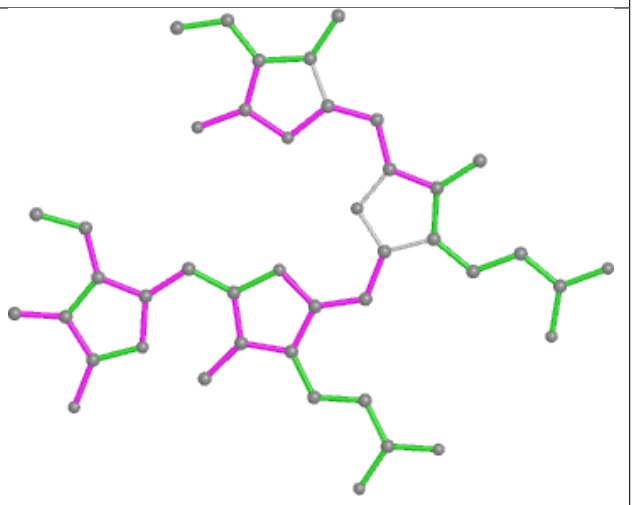

Bond angles

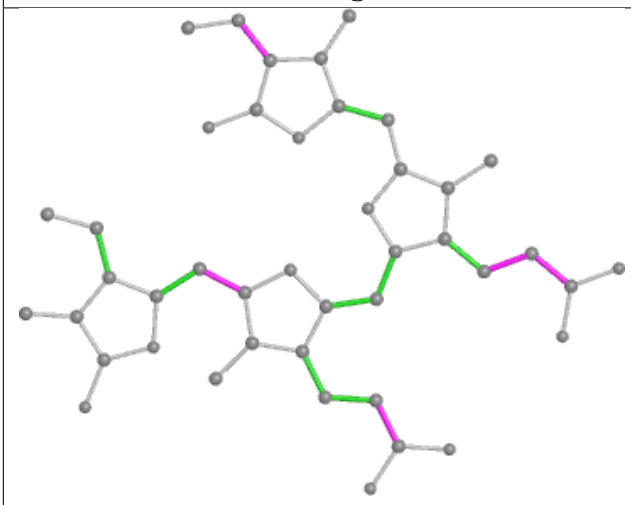

Torsions

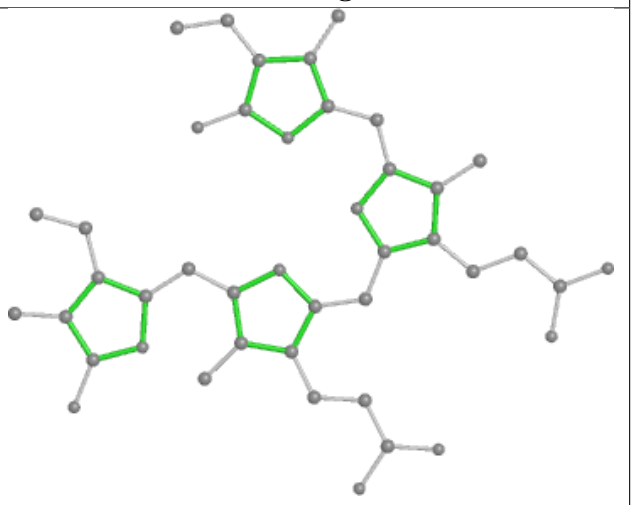

Rings

Ligand PEB TJ 201

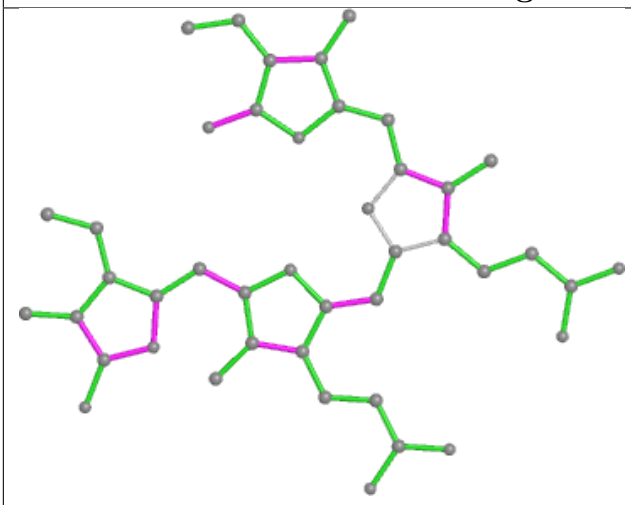

Bond lengths

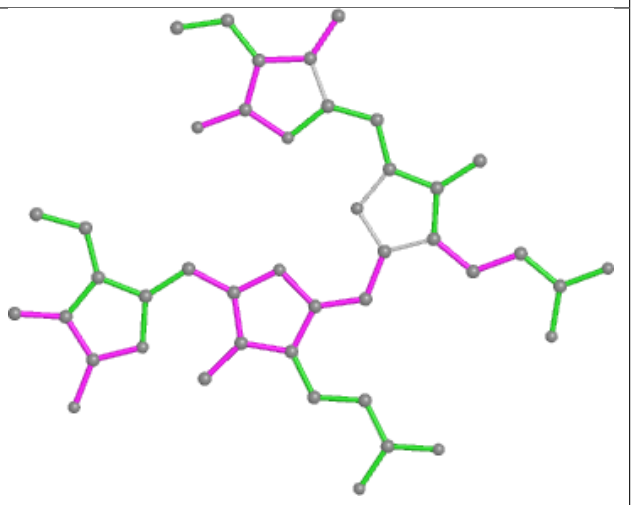

Bond angles

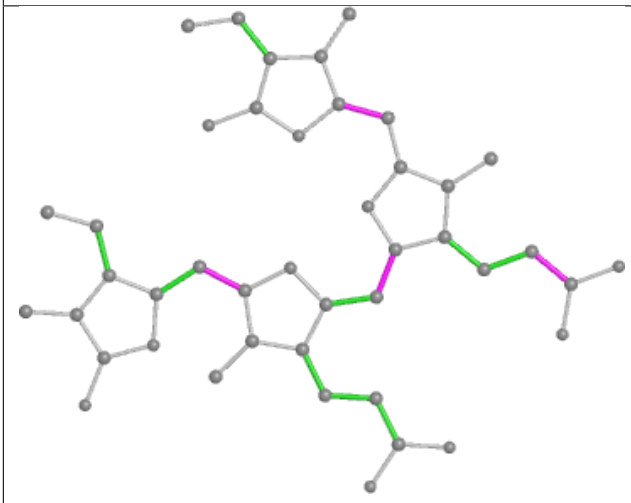

Torsions

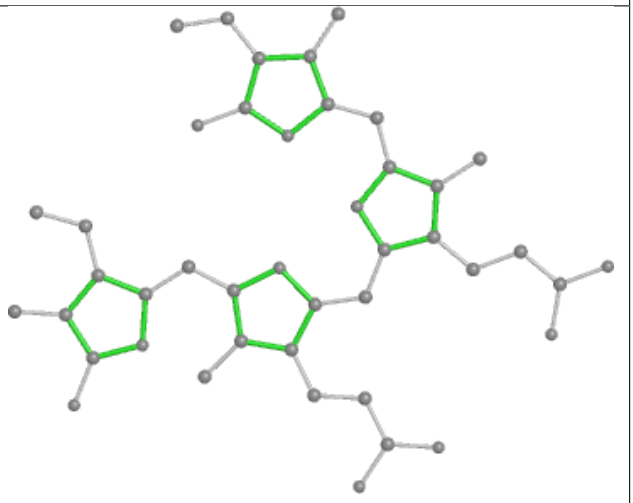

Rings

Ligand PEB KF 201

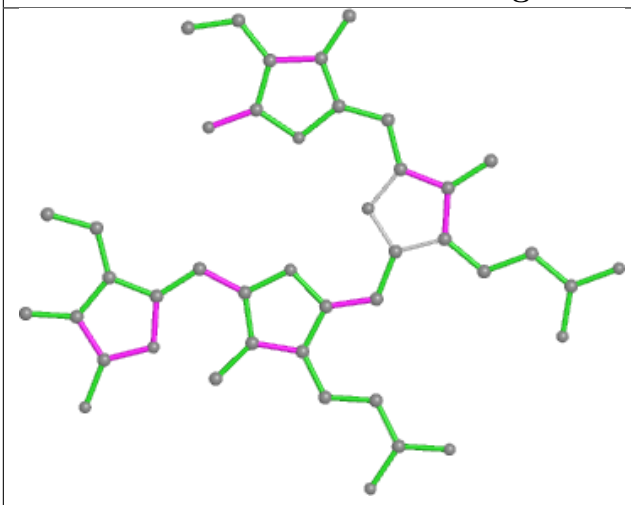

Bond lengths

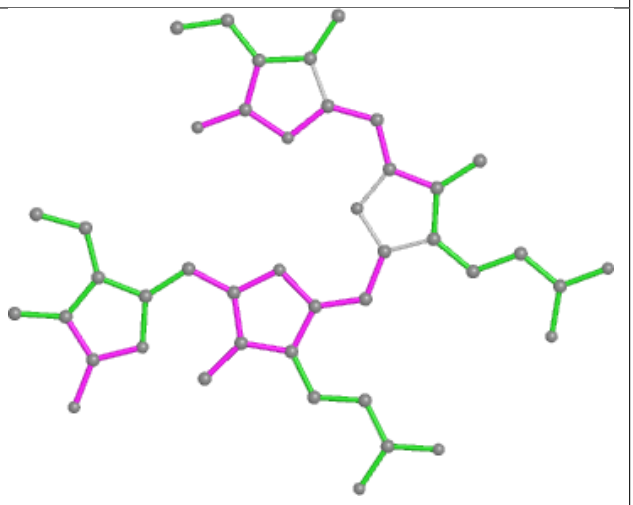

Bond angles

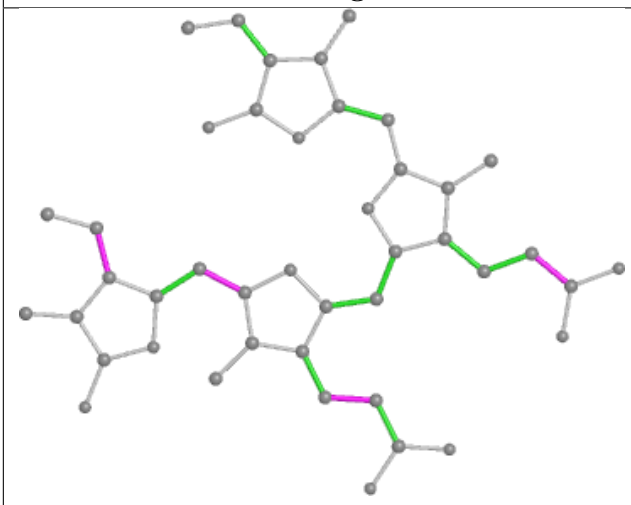

Torsions

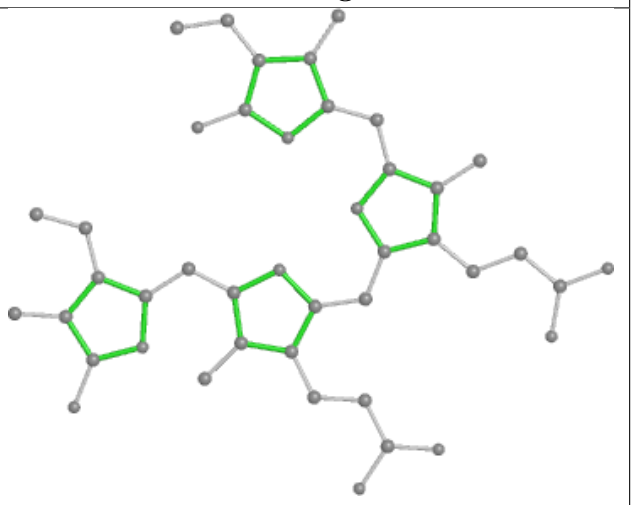

Rings

Ligand CYC d3 1001

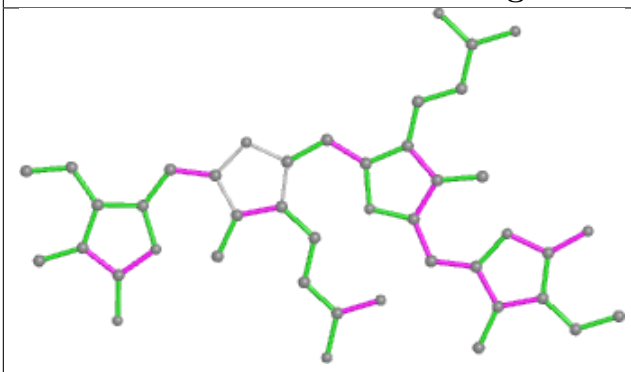

Bond lengths

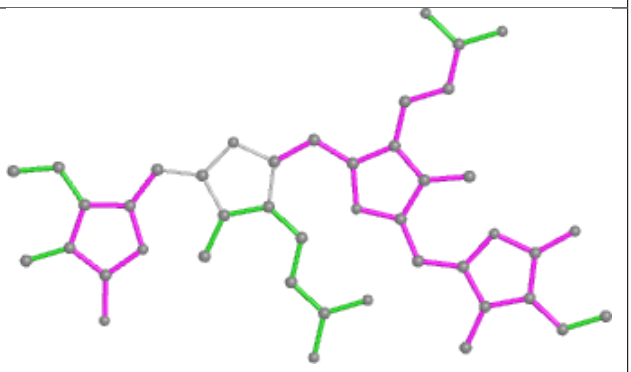

Bond angles

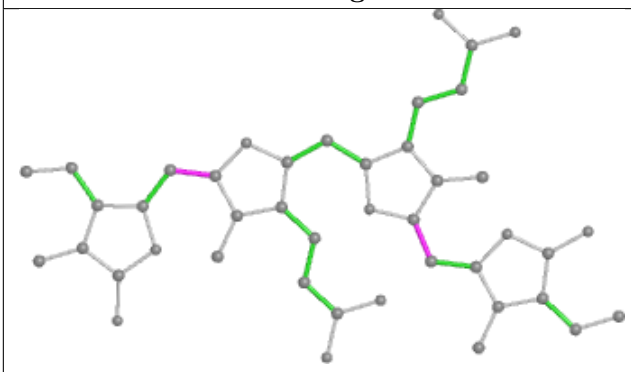

Torsions

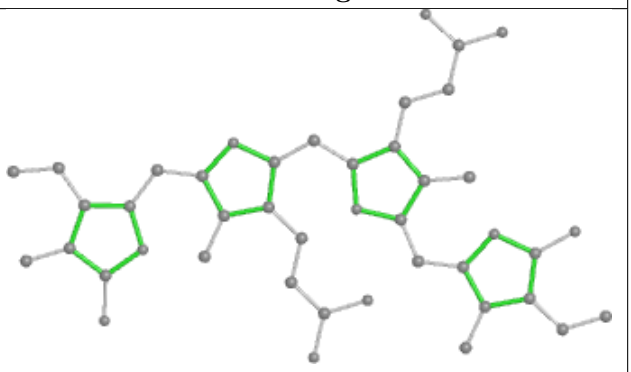

Rings

Ligand PEB RI 202

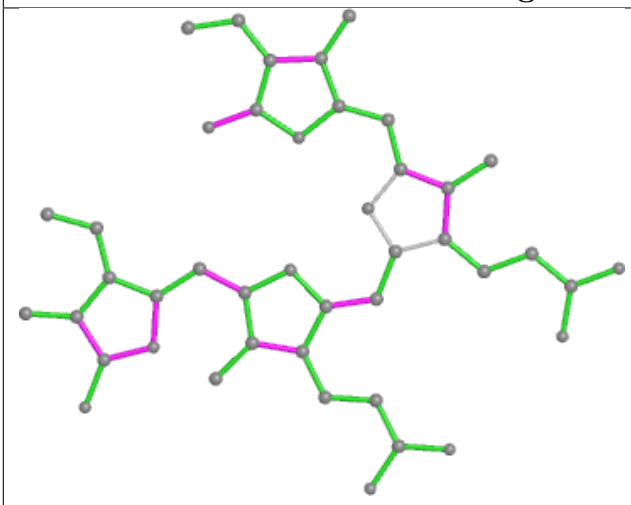

Bond lengths

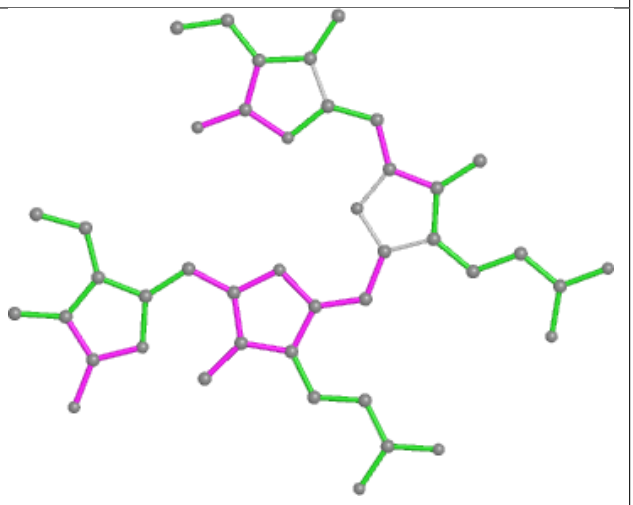

Bond angles

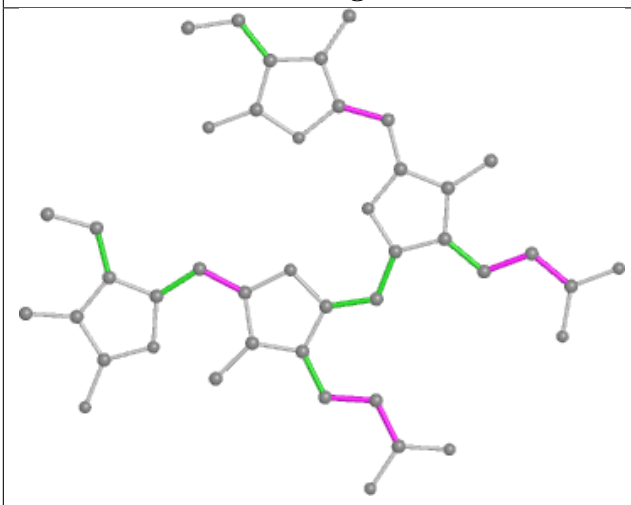

Torsions

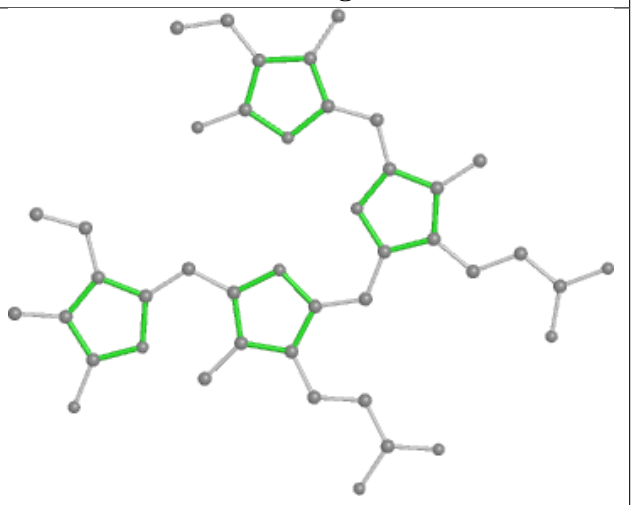

Rings

Ligand PEB GB 203

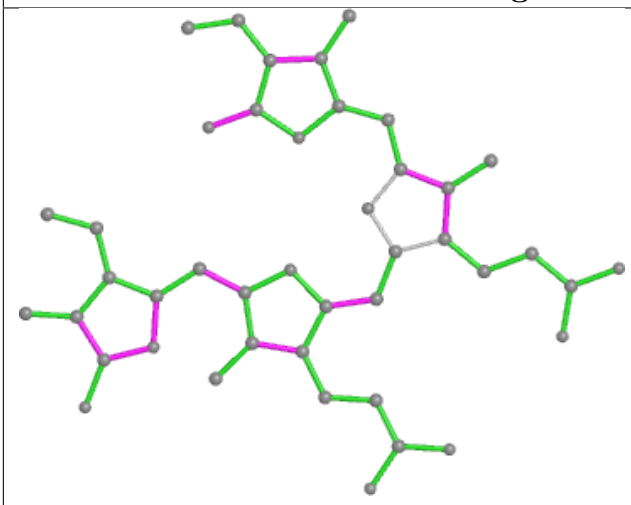

Bond lengths

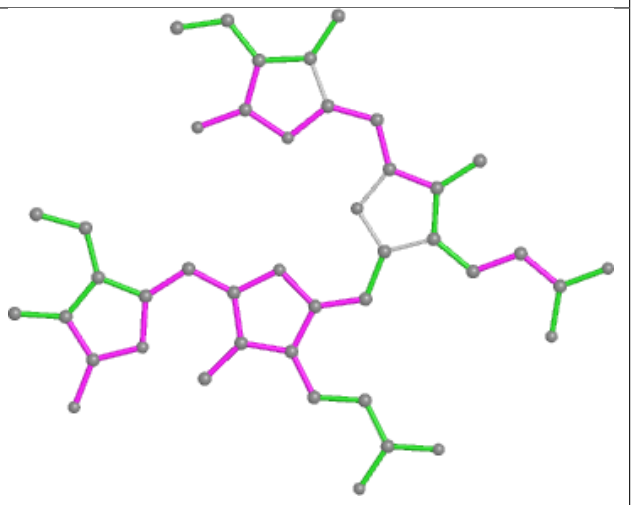

Bond angles

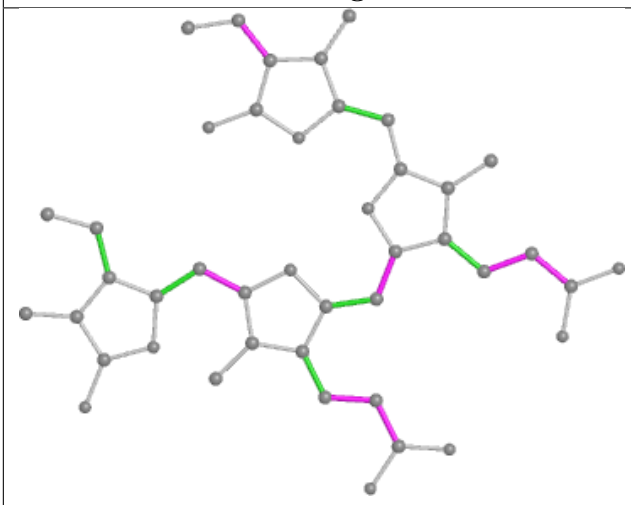

Torsions

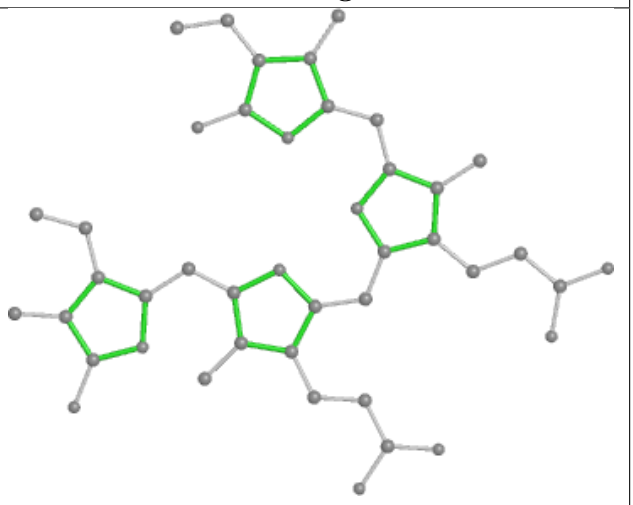

Rings

Ligand LMG qL 301

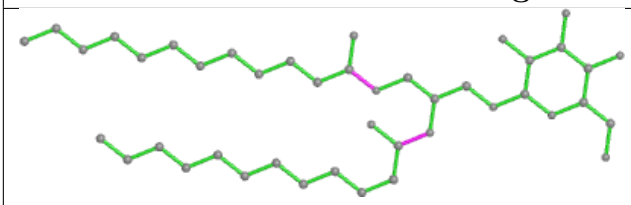

Bond lengths

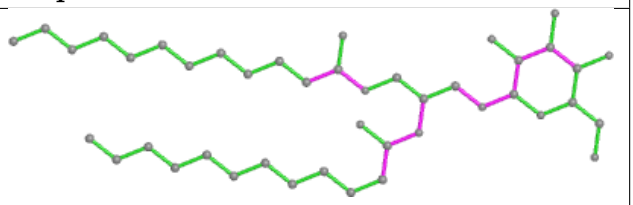

Bond angles

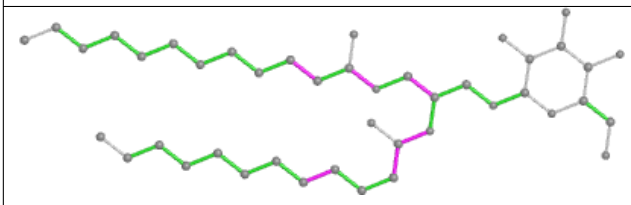

Torsions

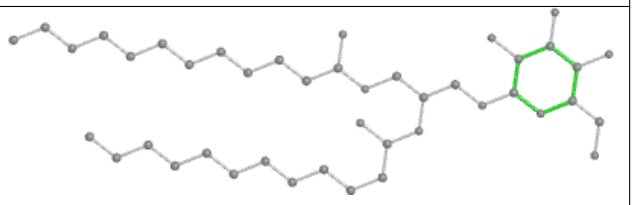

Rings

Ligand PEB LQ 202

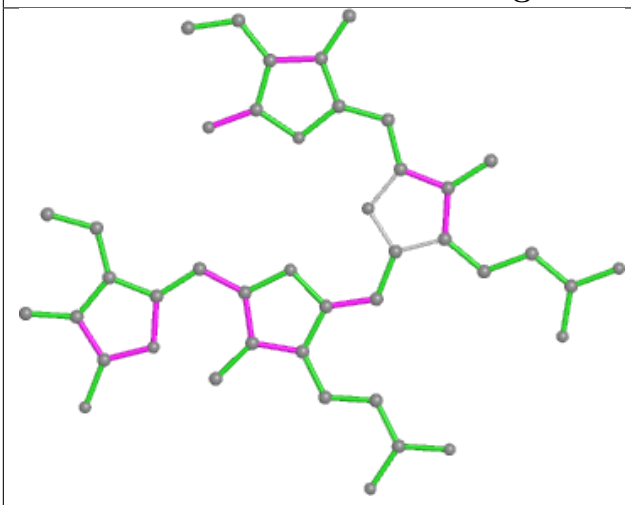

Bond lengths

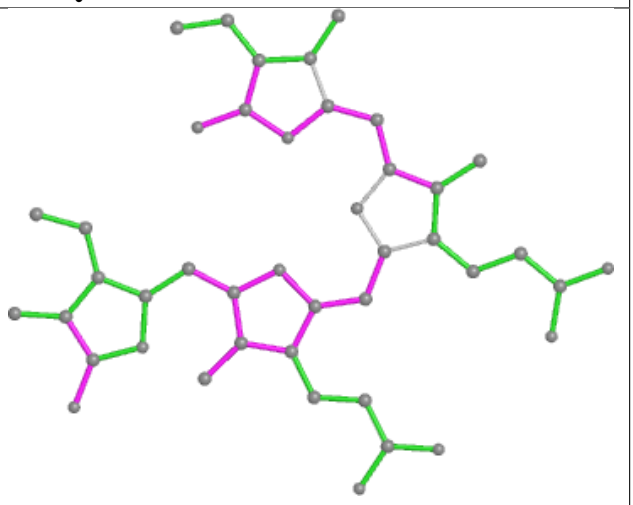

Bond angles

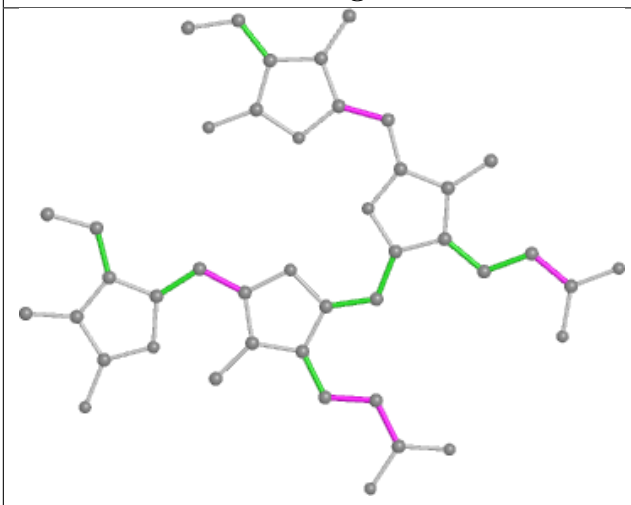

Torsions

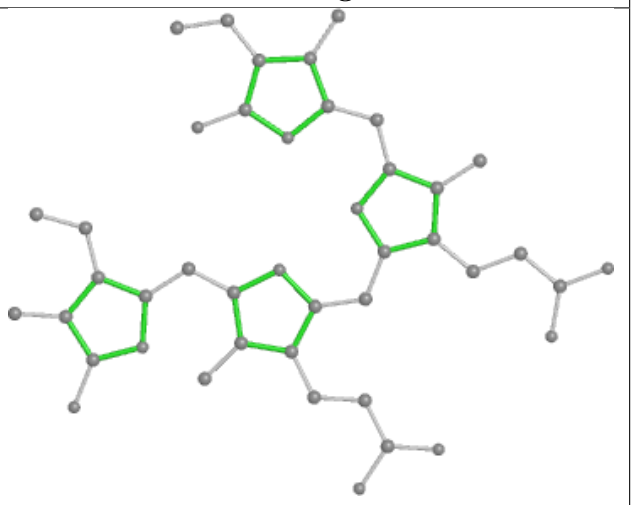

Rings

Ligand PEB iM 202

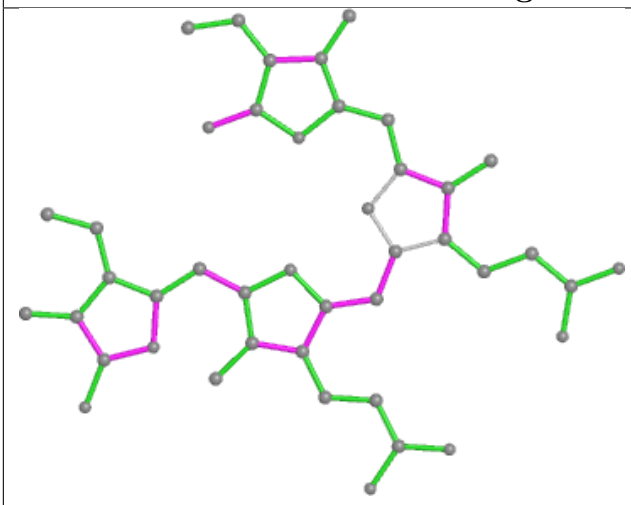

Bond lengths

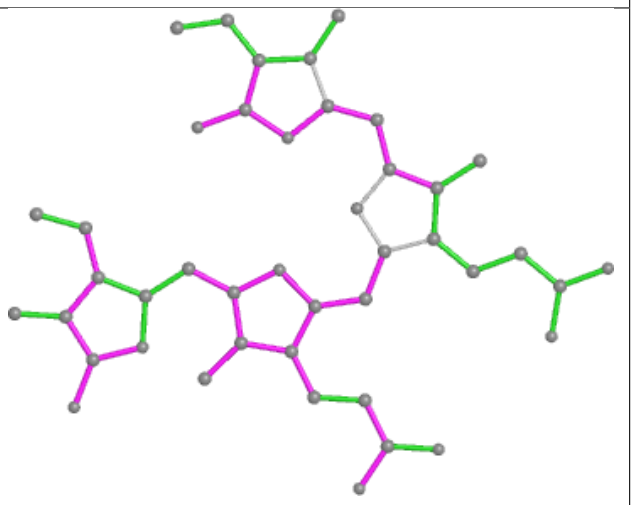

Bond angles

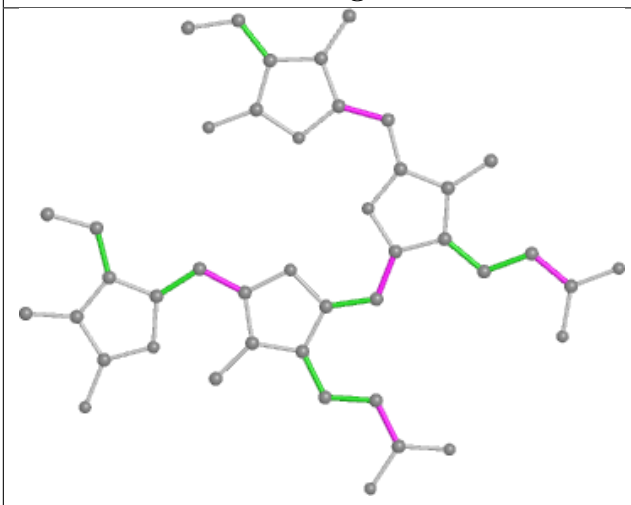

Torsions

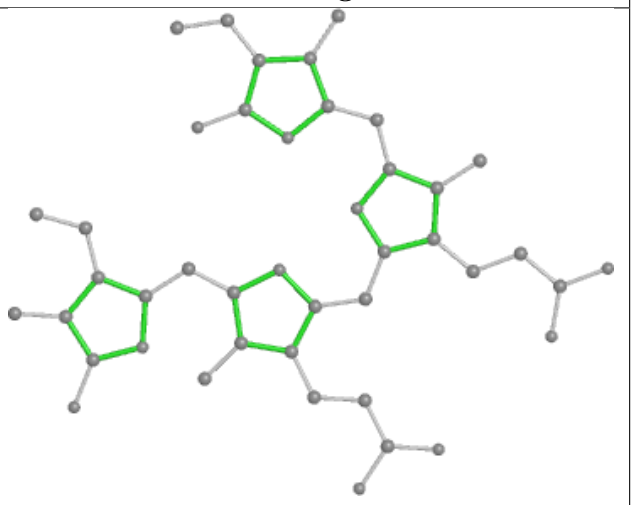

Rings

Ligand CYC MG 1001

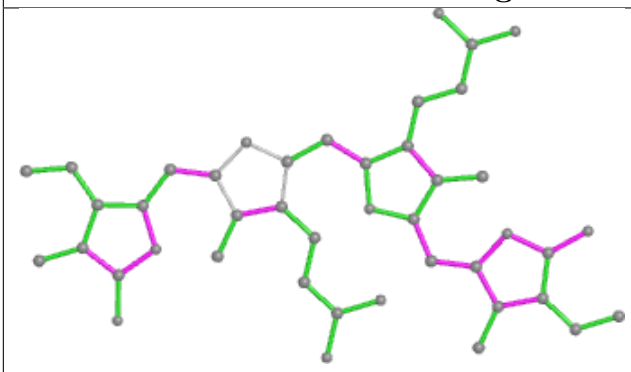

Bond lengths

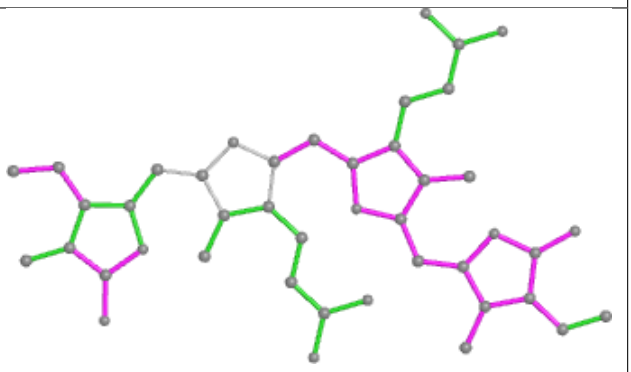

Bond angles

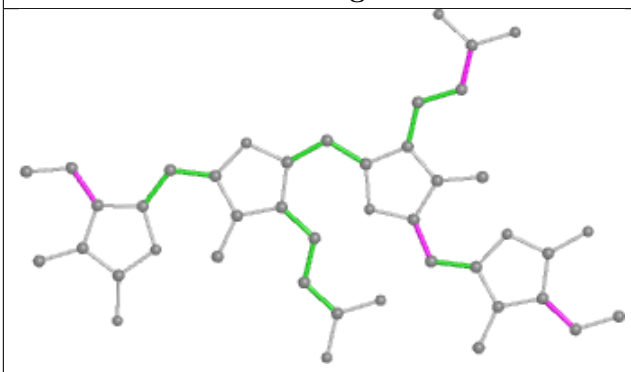

Torsions

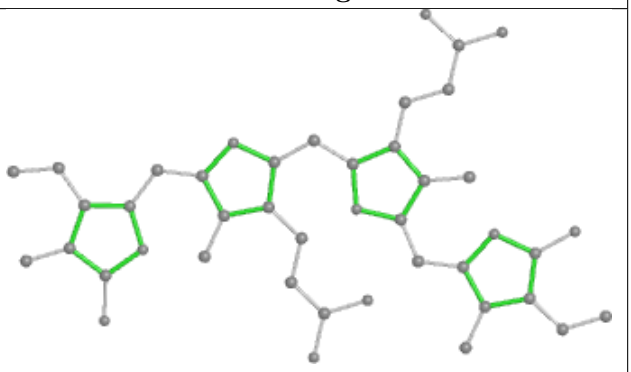

Rings

Ligand PEB ND 202

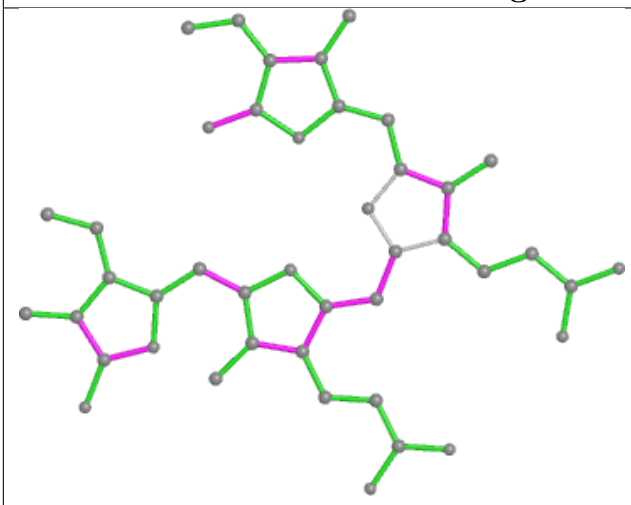

Bond lengths

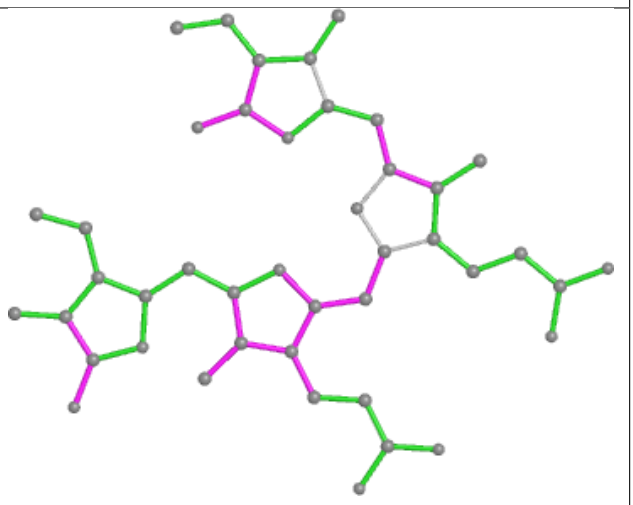

Bond angles

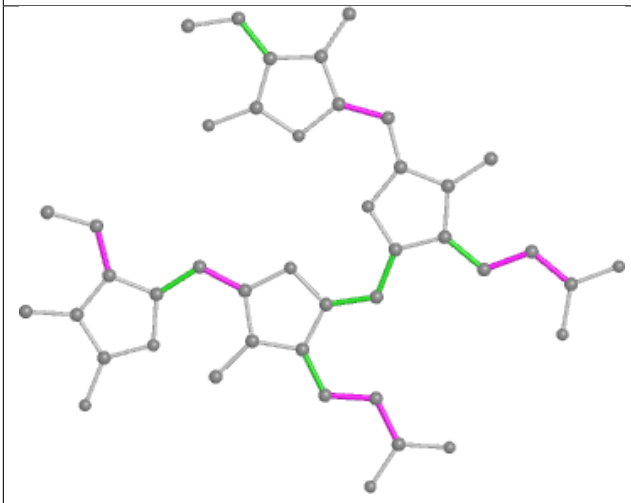

Torsions

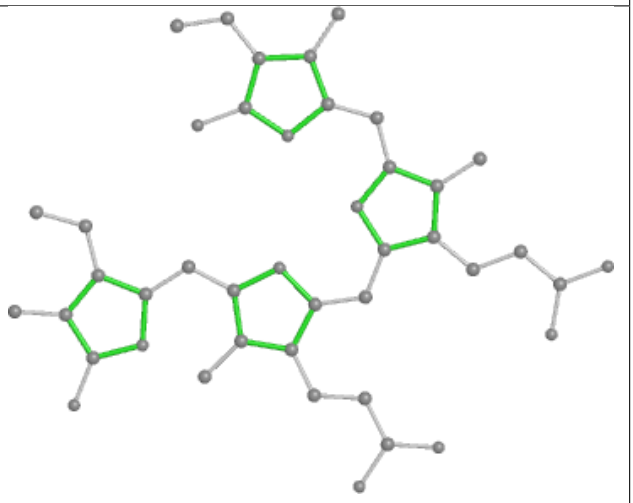

Rings

Ligand PEB ND 204

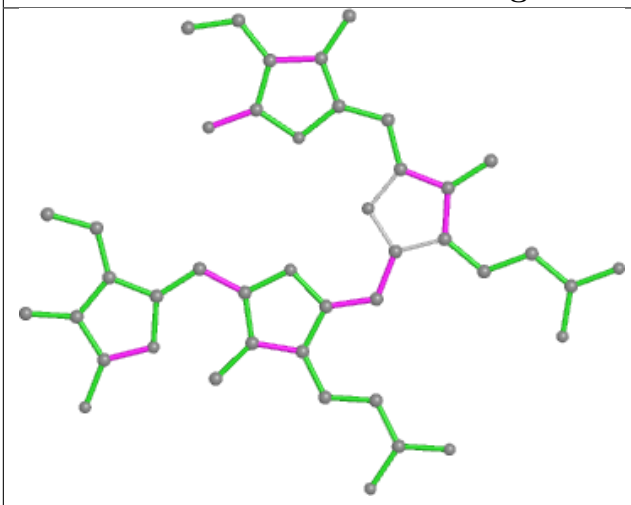

Bond lengths

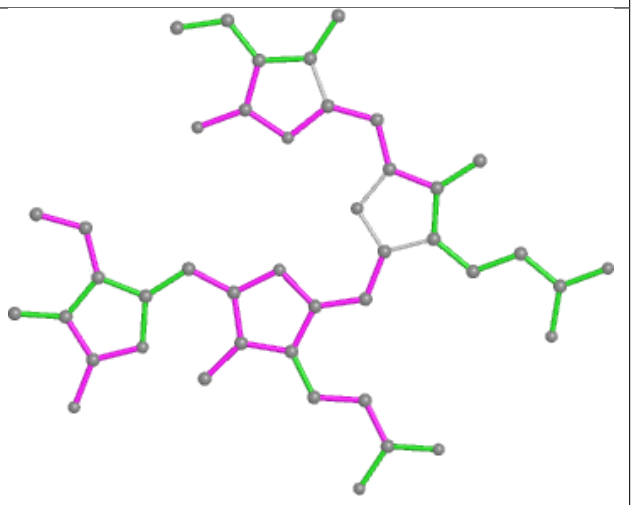

Bond angles

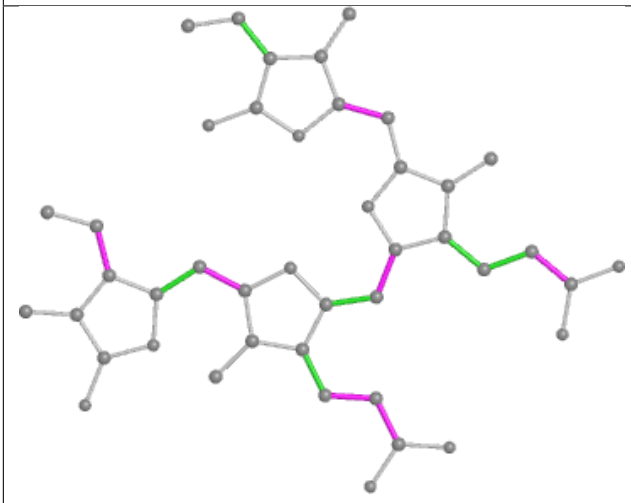

Torsions

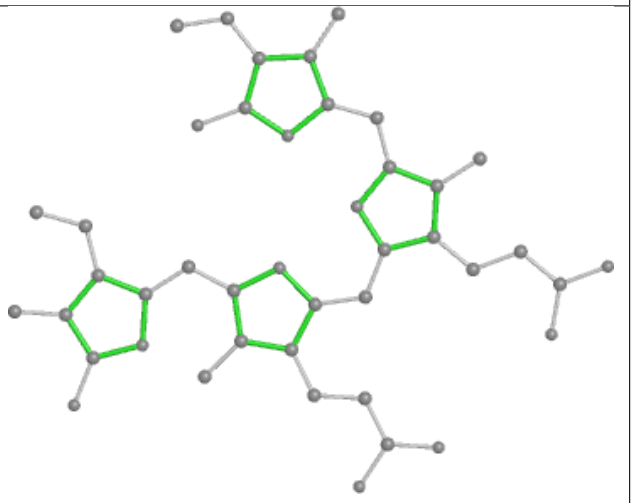

Rings

Ligand PEB NQ 203

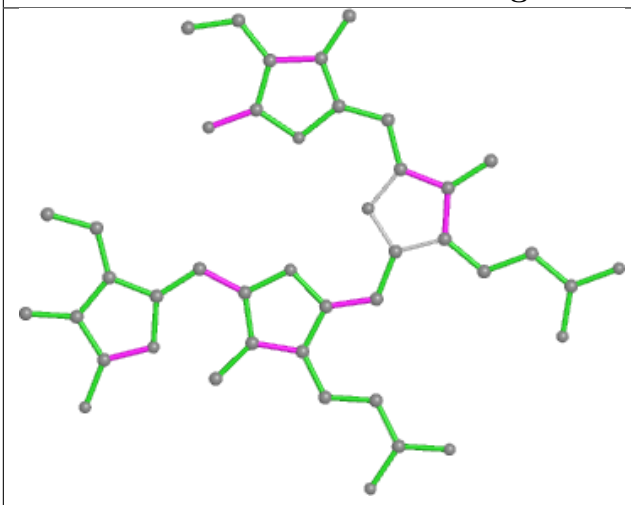

Bond lengths

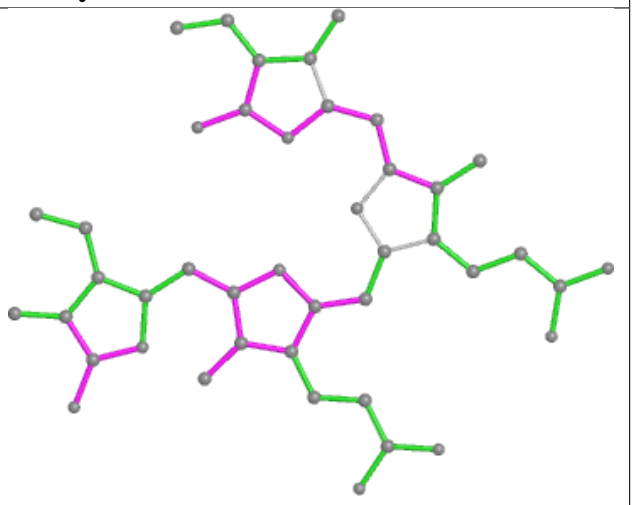

Bond angles

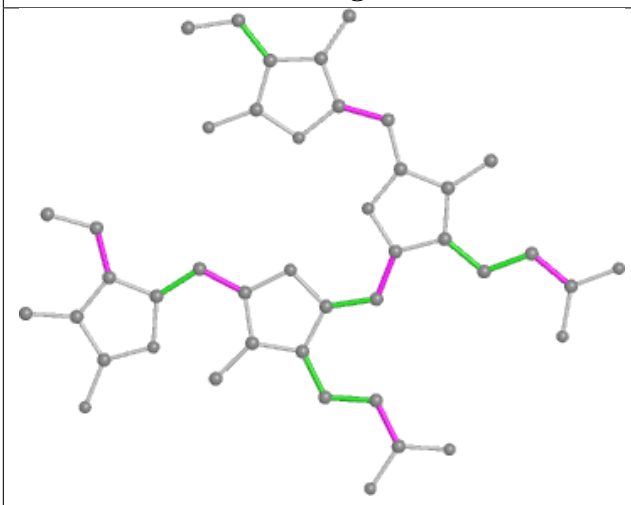

Torsions

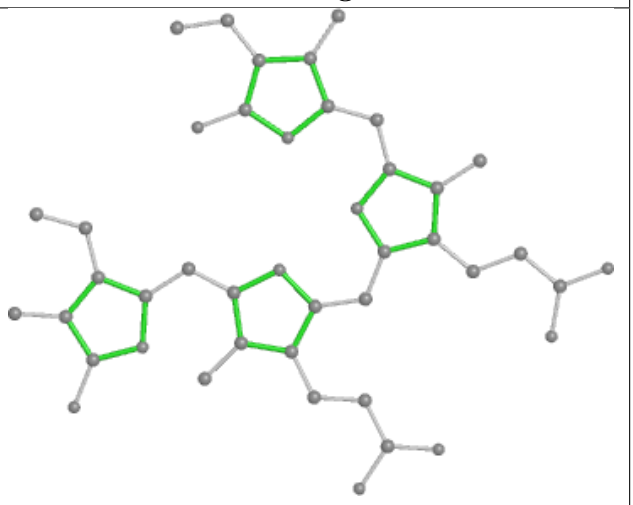

Rings

Ligand PEB fB 301

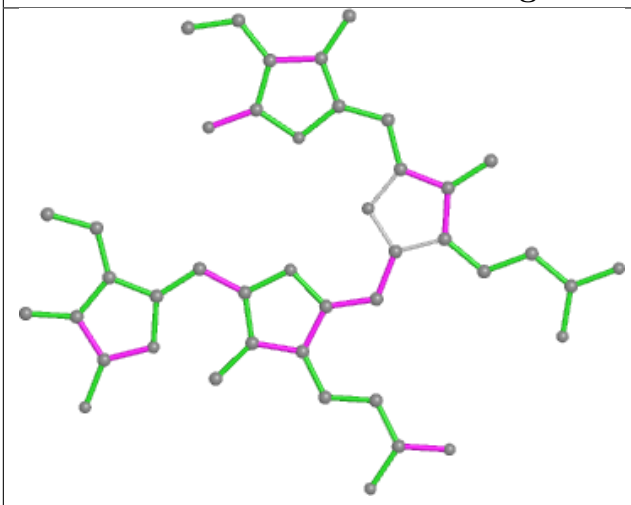

Bond lengths

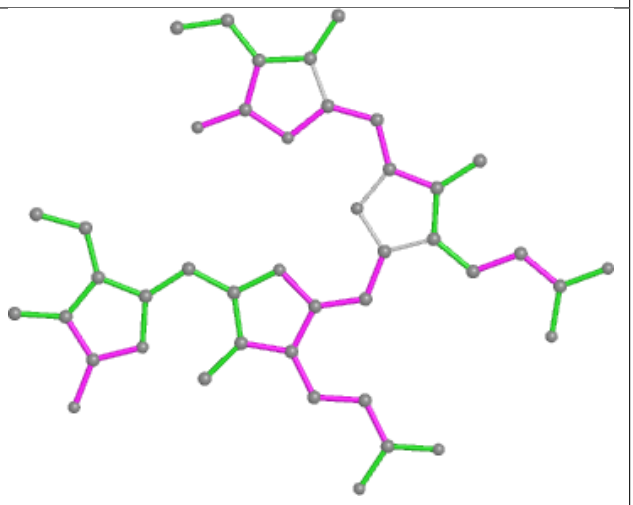

Bond angles

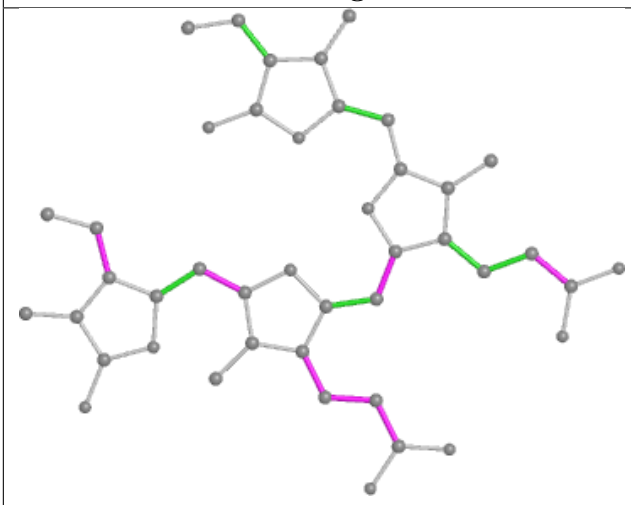

Torsions

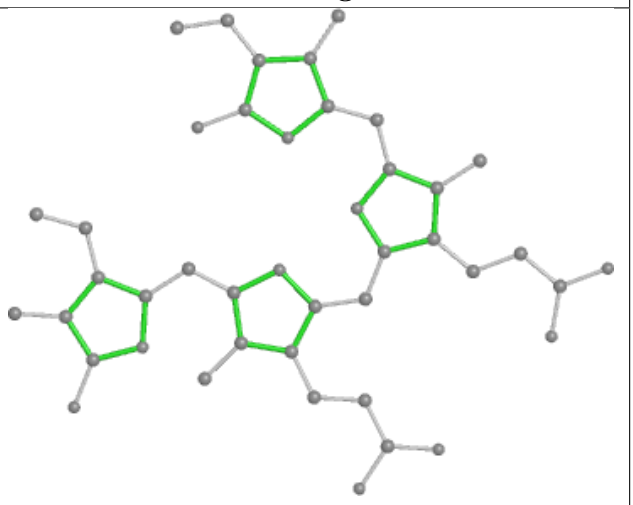

Rings

Ligand PEB BK 202

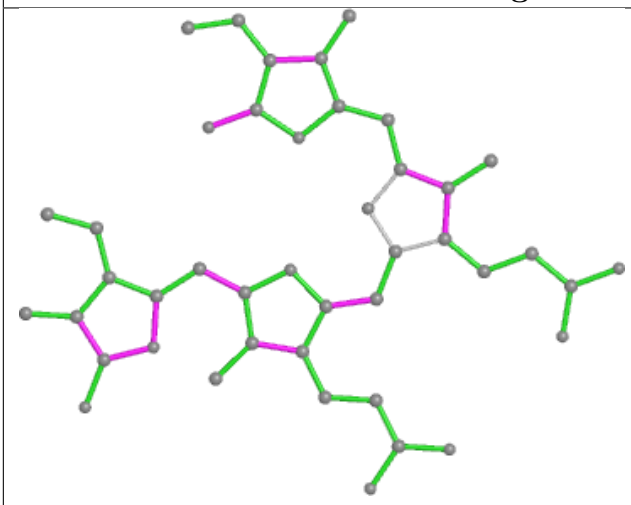

Bond lengths

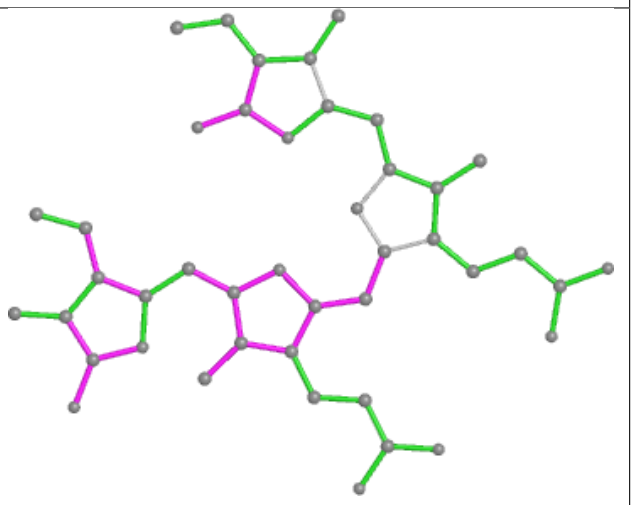

Bond angles

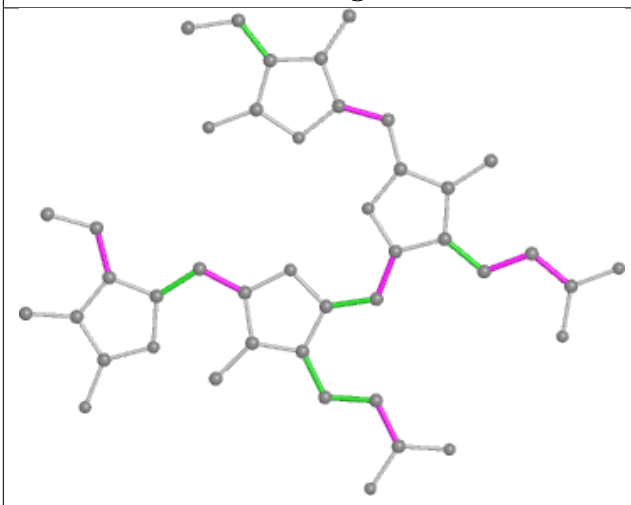

Torsions

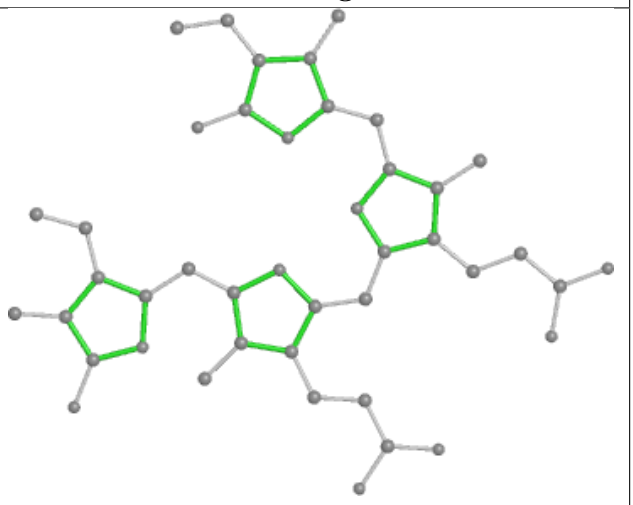

Rings

Ligand PEB a4 202

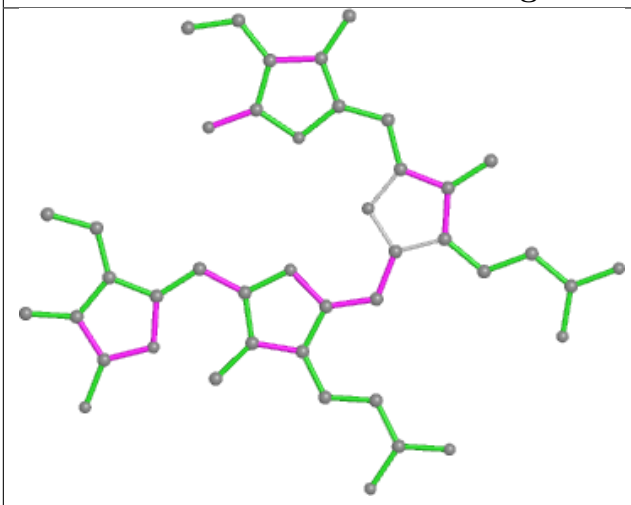

Bond lengths

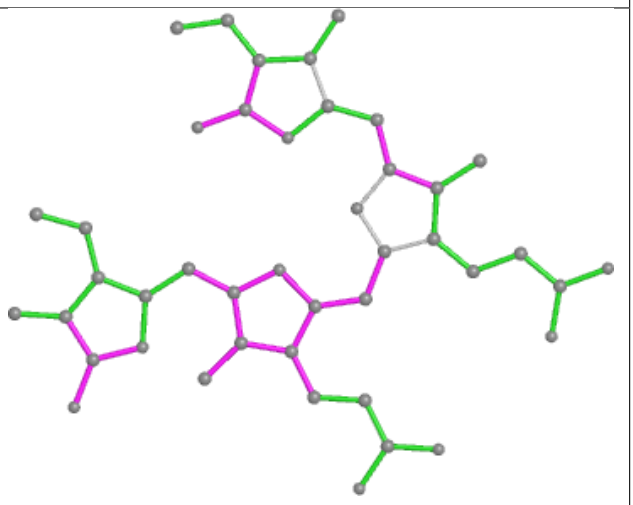

Bond angles

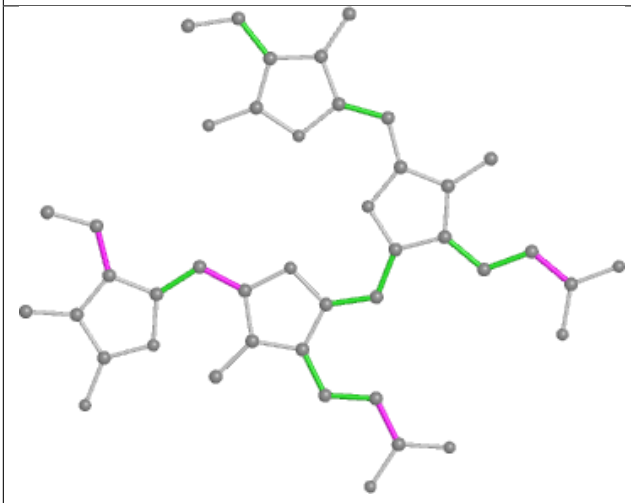

Torsions

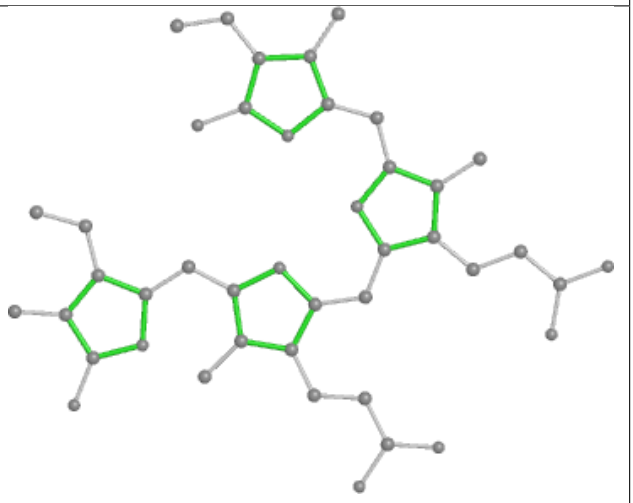

Rings

Ligand PEB lG 202

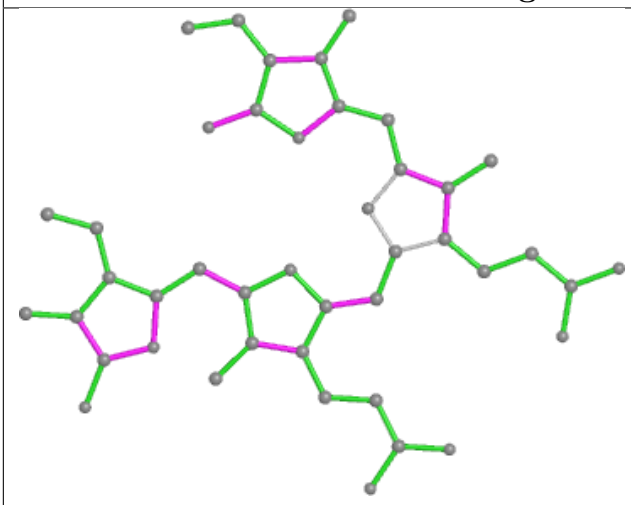

Bond lengths

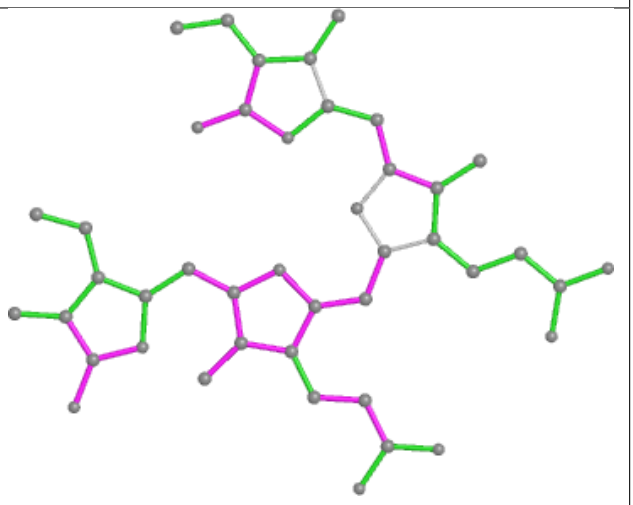

Bond angles

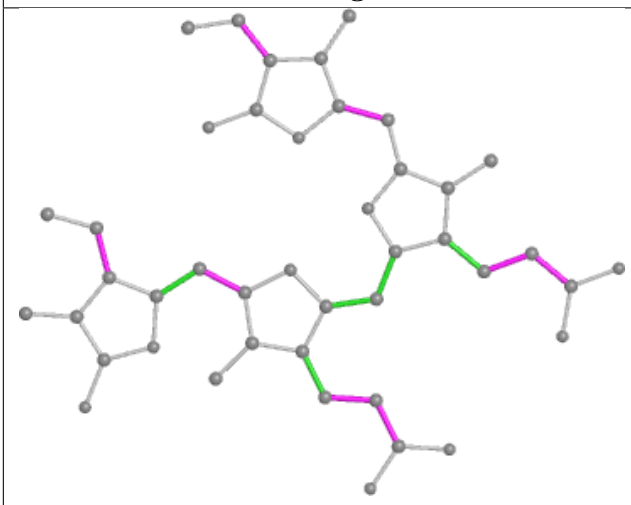

Torsions

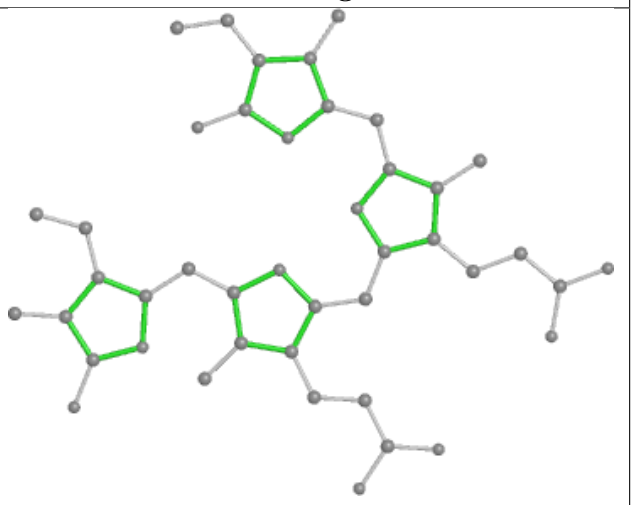

Rings

Ligand CLA L2 203

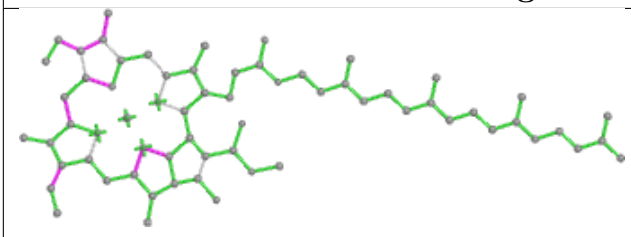

Bond lengths

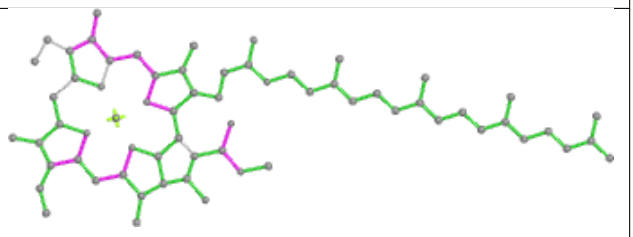

Bond angles

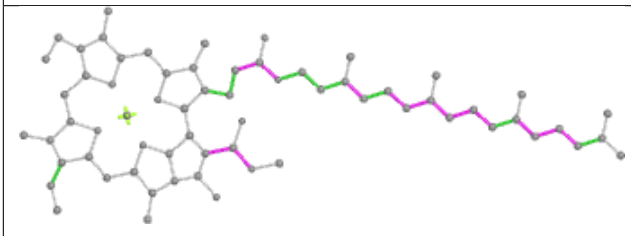

Torsions

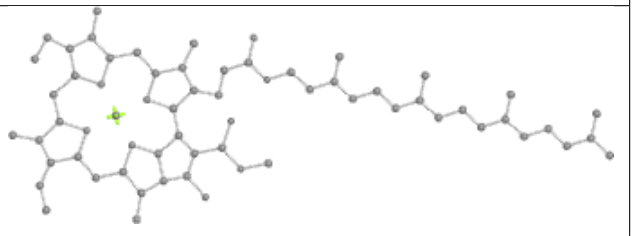

Rings

Ligand HEM FL 102

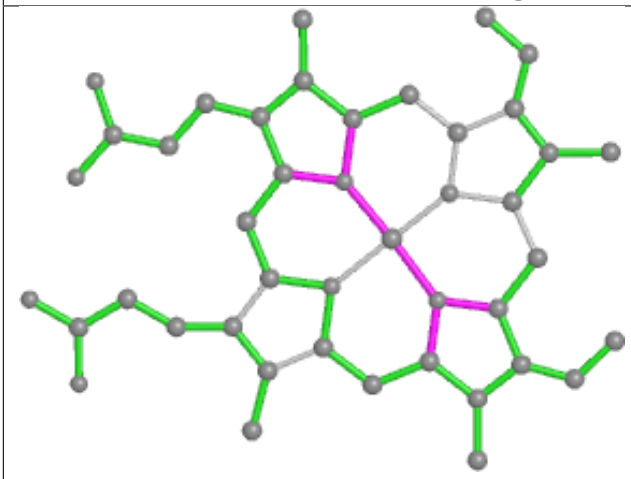

Bond lengths

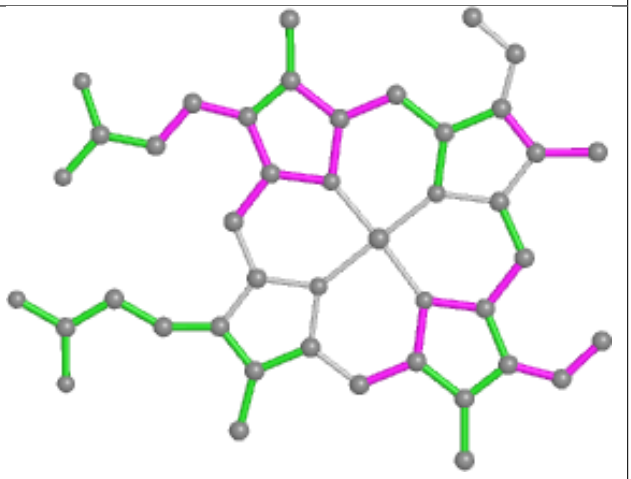

Bond angles

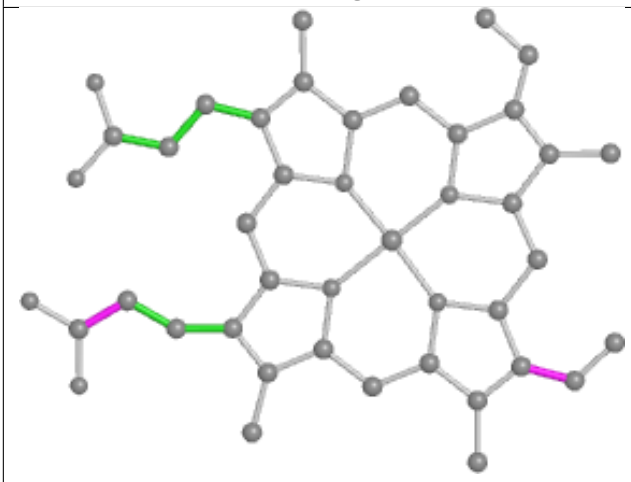

Torsions

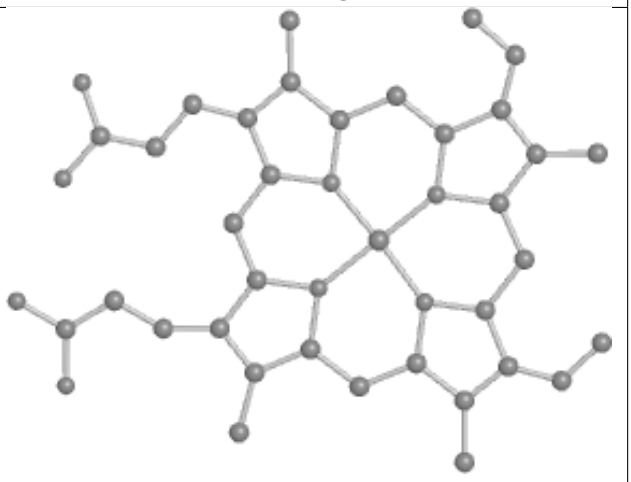

Rings

Ligand PEB IB 201

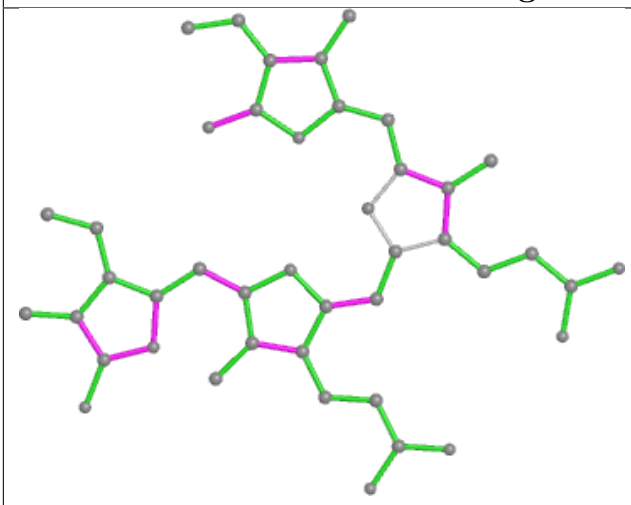

Bond lengths

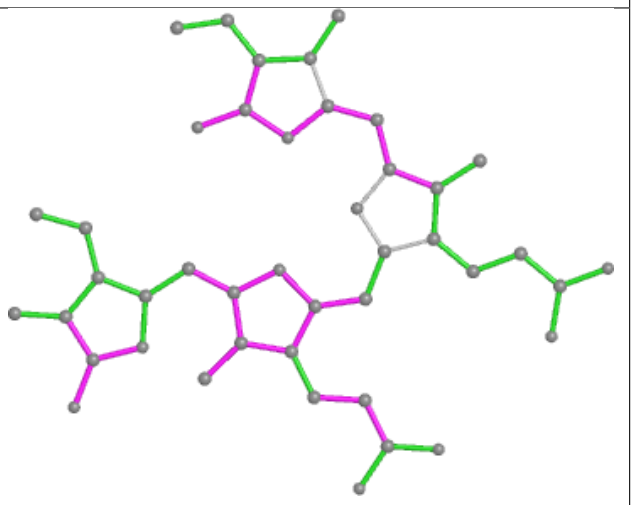

Bond angles

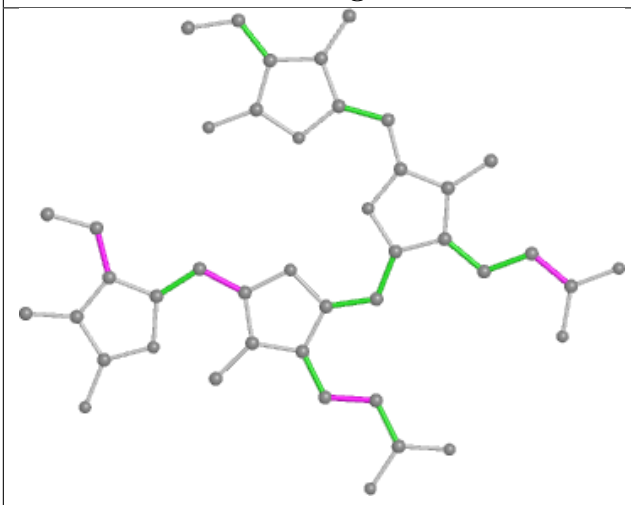

Torsions

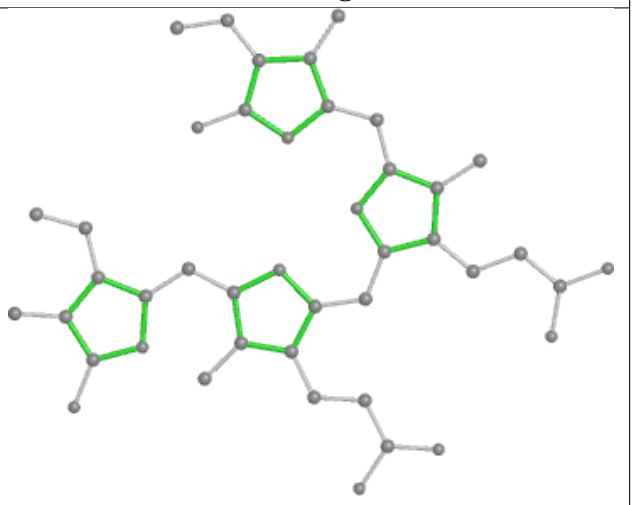

Rings

Ligand CLA 32 310

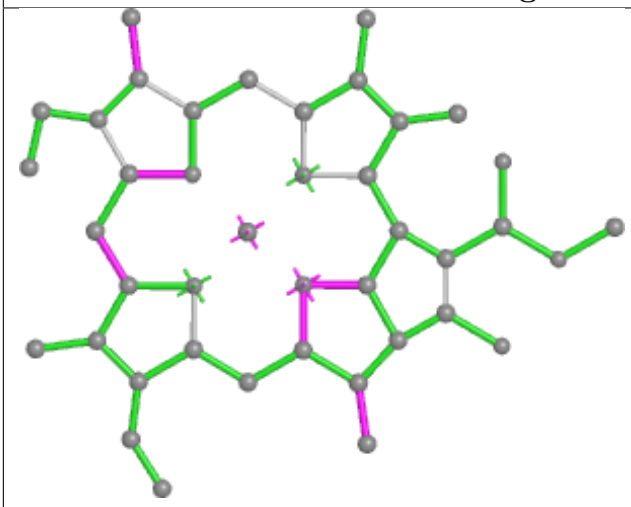

Bond lengths

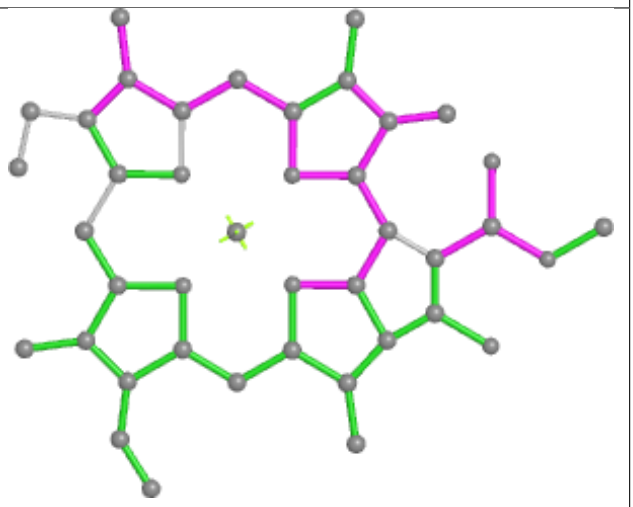

Bond angles

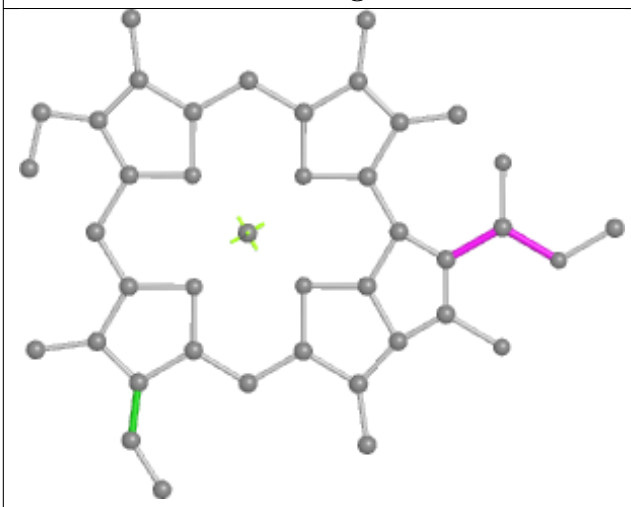

Torsions

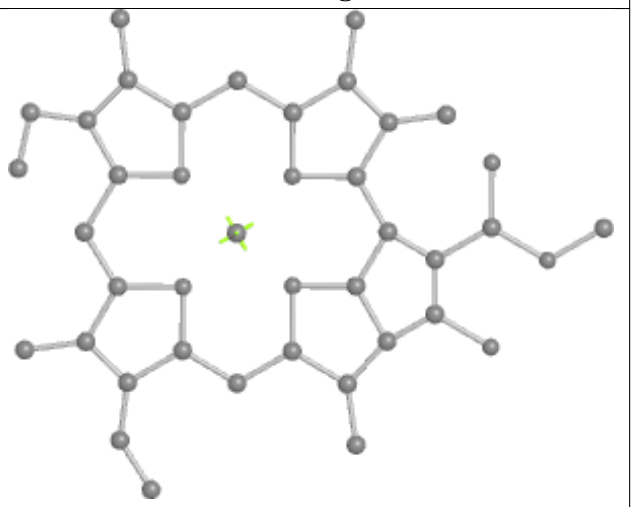

Rings

Ligand PEB cM 201

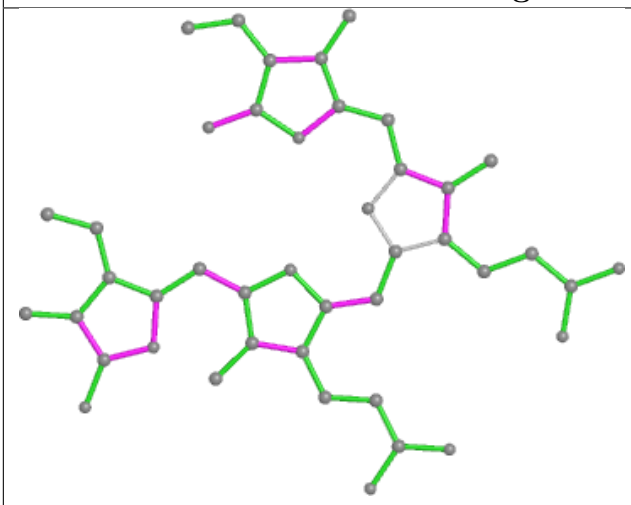

Bond lengths

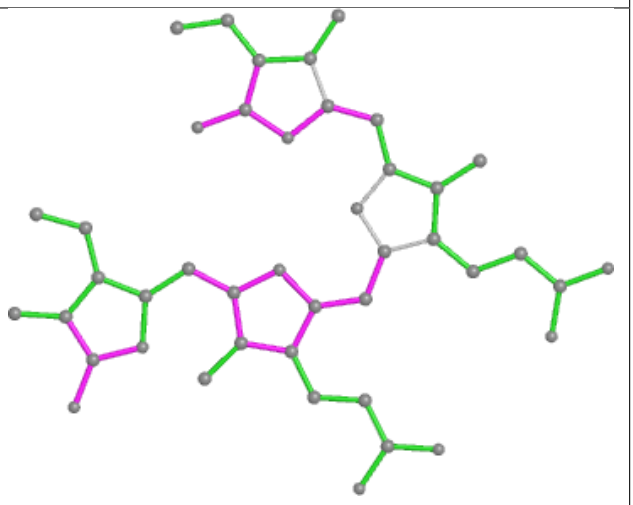

Bond angles

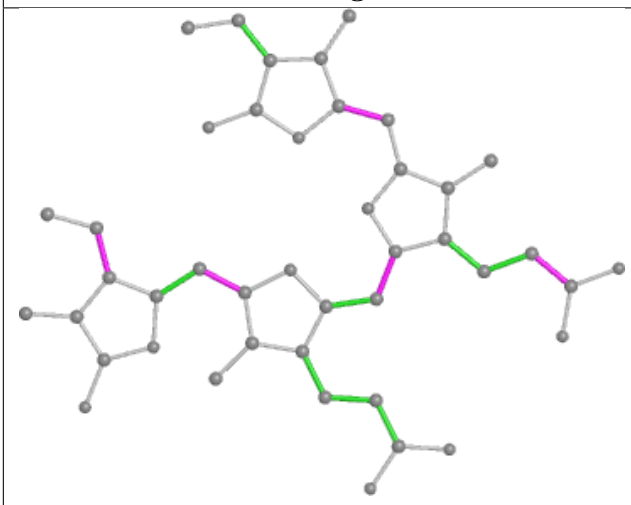

Torsions

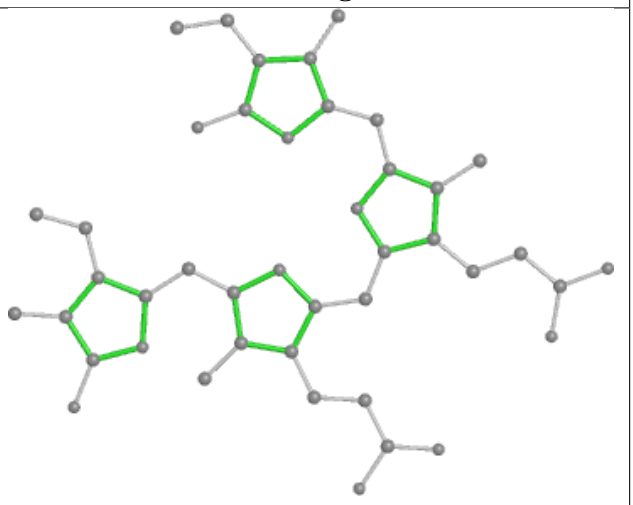

Rings

Ligand ZEX 82 310

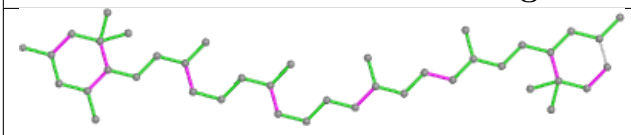

Bond lengths

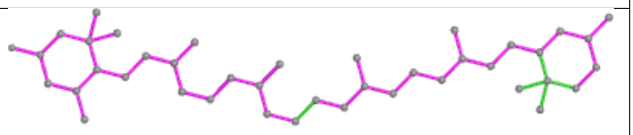

Bond angles

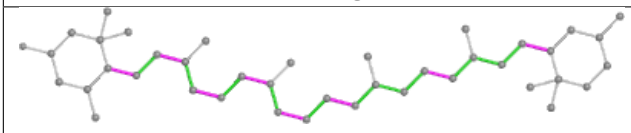

Torsions

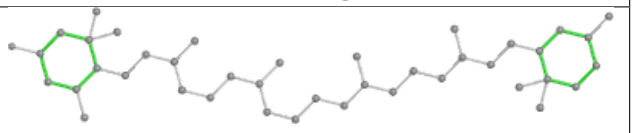

Rings

Ligand PEB CJ 202

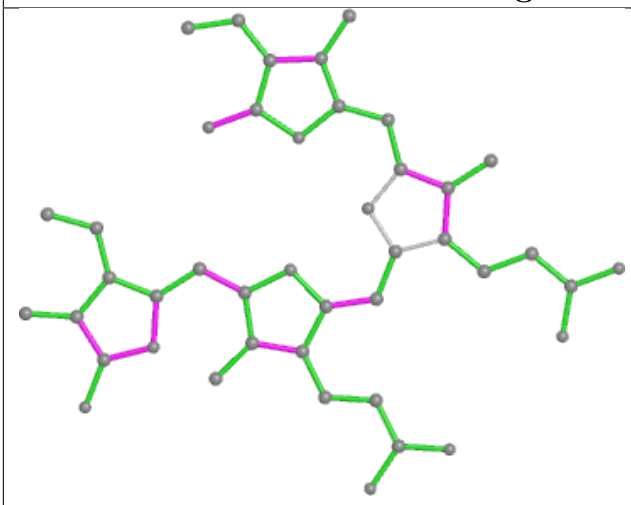

Bond lengths

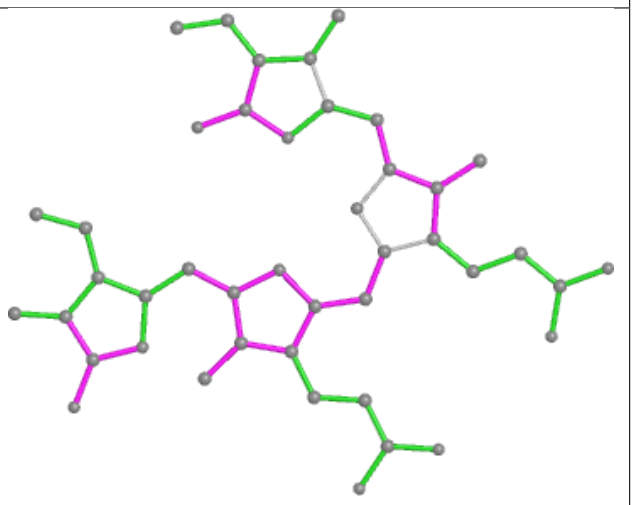

Bond angles

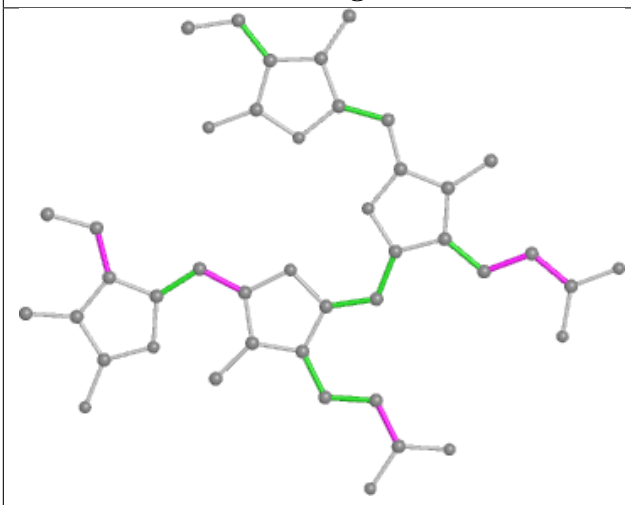

Torsions

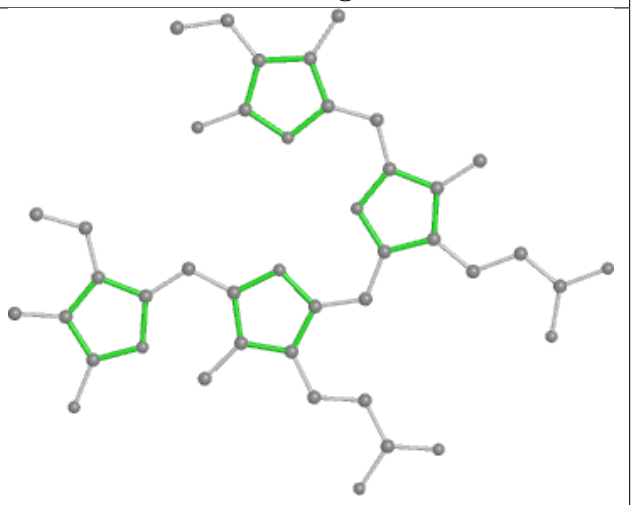

Rings

Ligand PEB xK 303

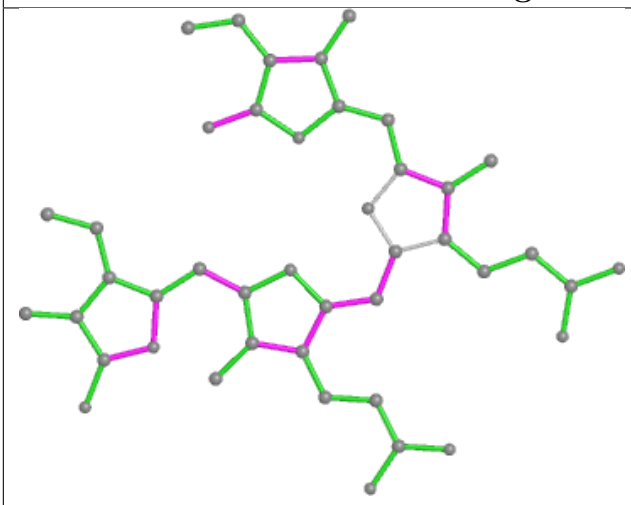

Bond lengths

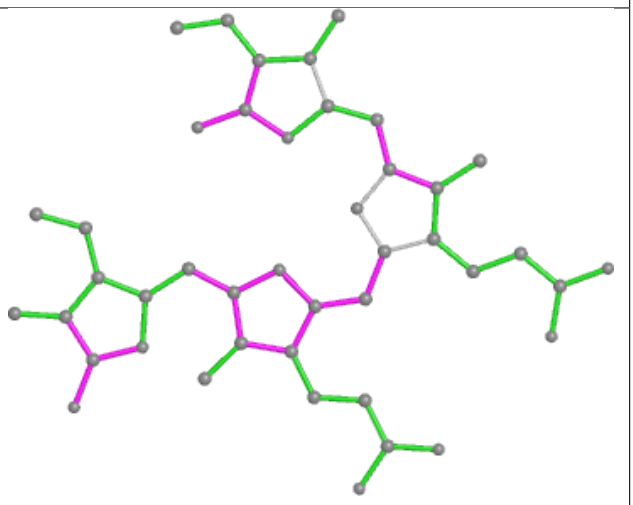

Bond angles

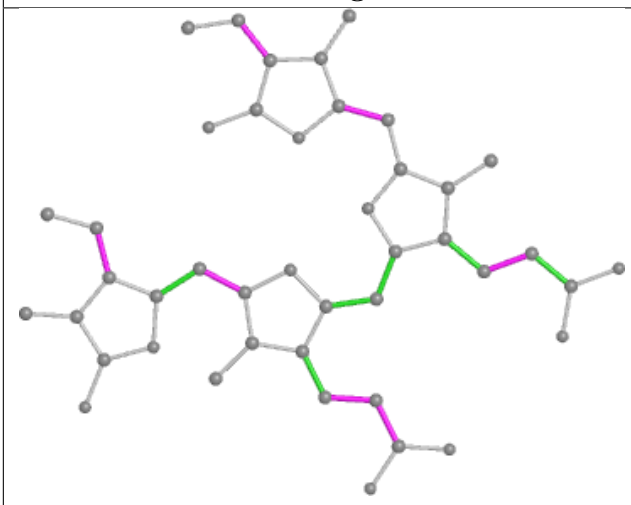

Torsions

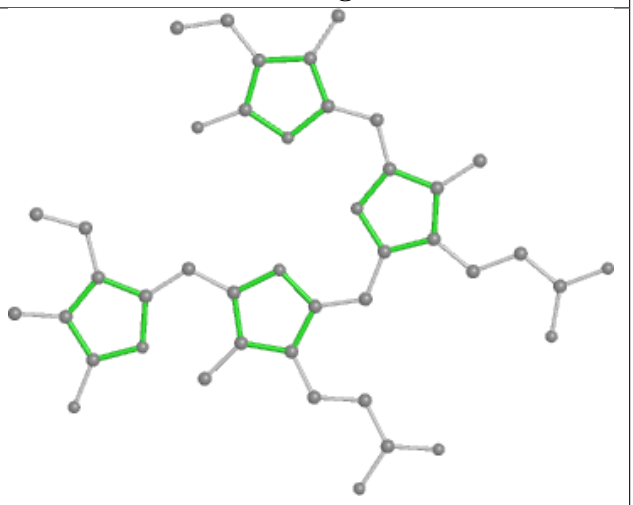

Rings

Ligand BCR K2 105

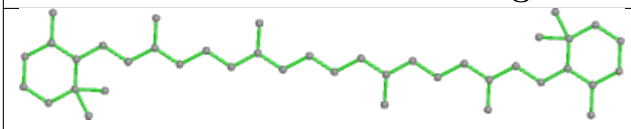

Bond lengths

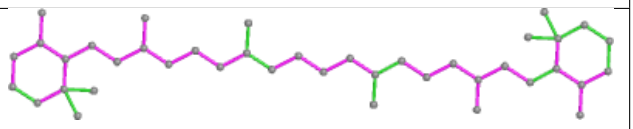

Bond angles

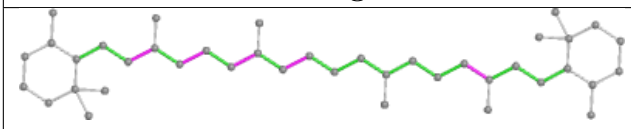

Torsions

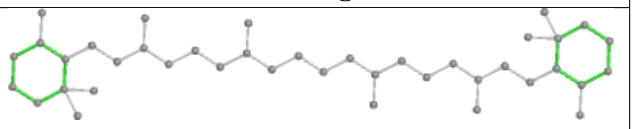

Rings

Ligand PEB ZB 203

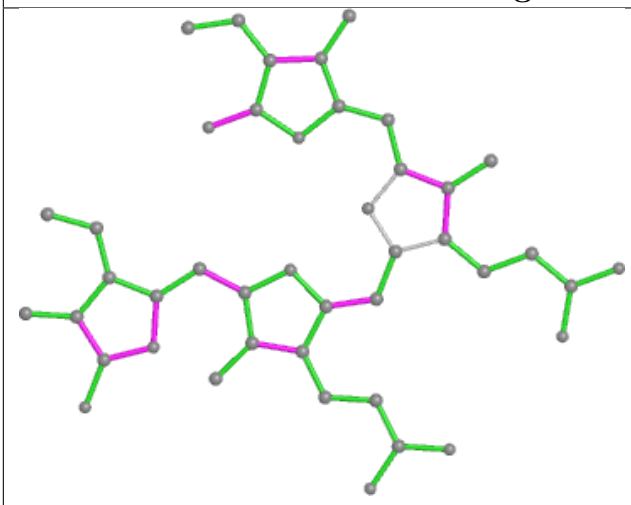

Bond lengths

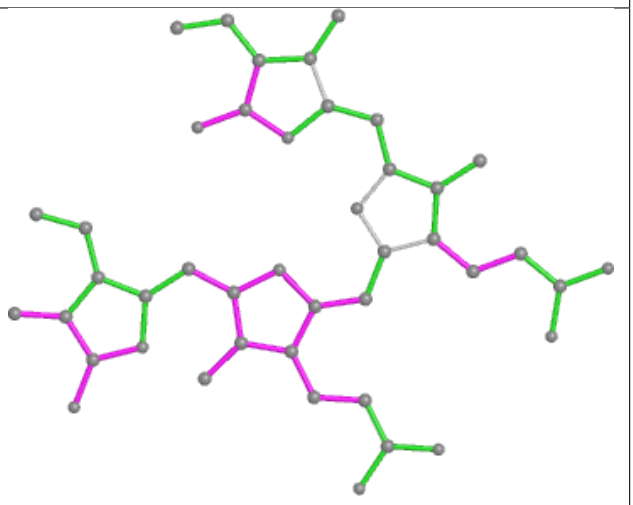

Bond angles

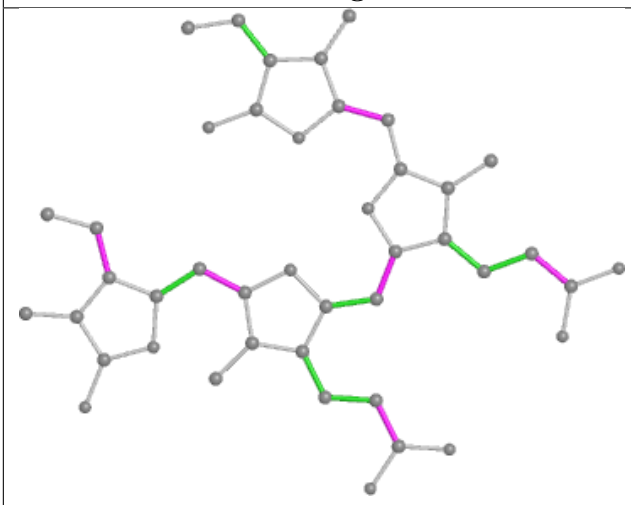

Torsions

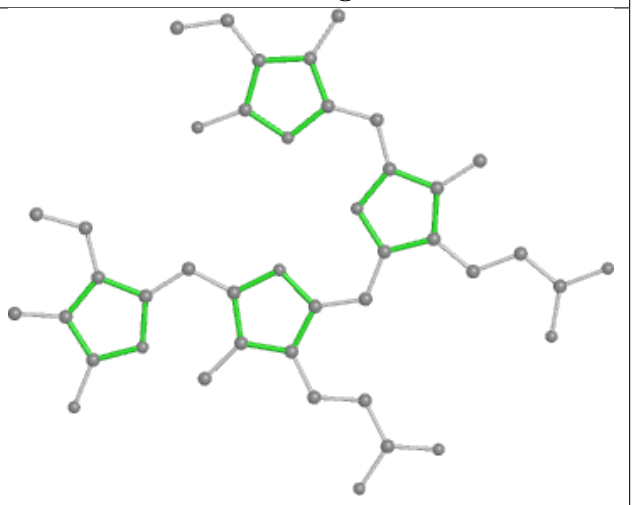

Rings

Ligand PEB GB 202

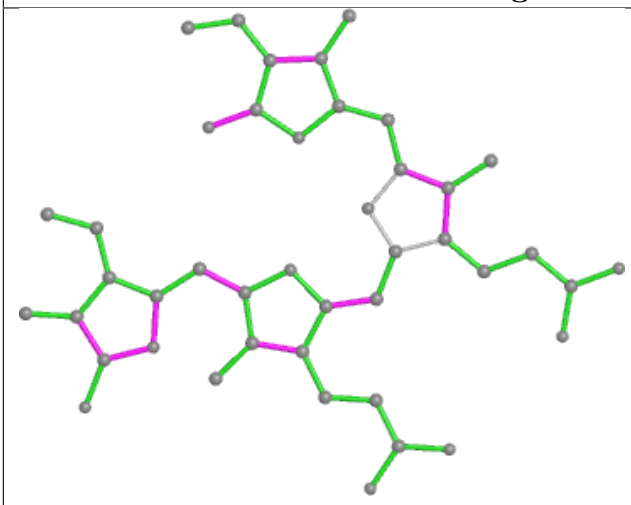

Bond lengths

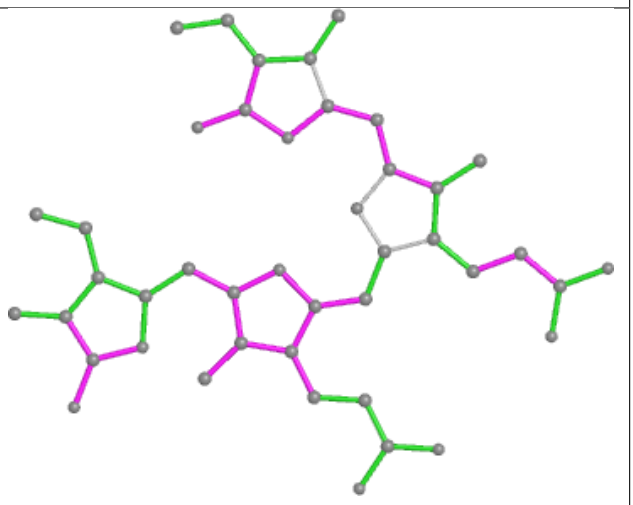

Bond angles

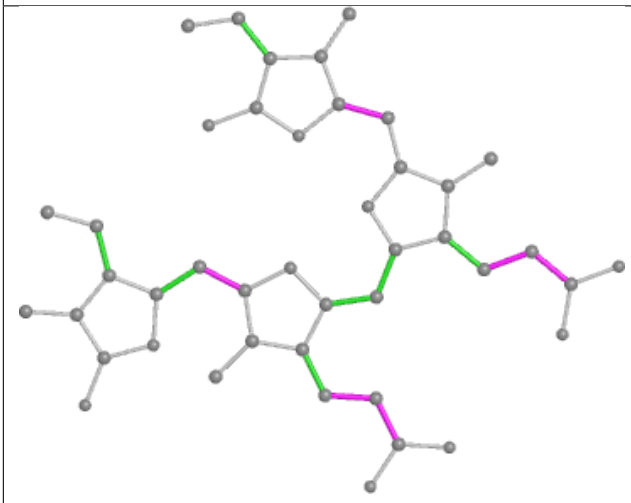

Torsions

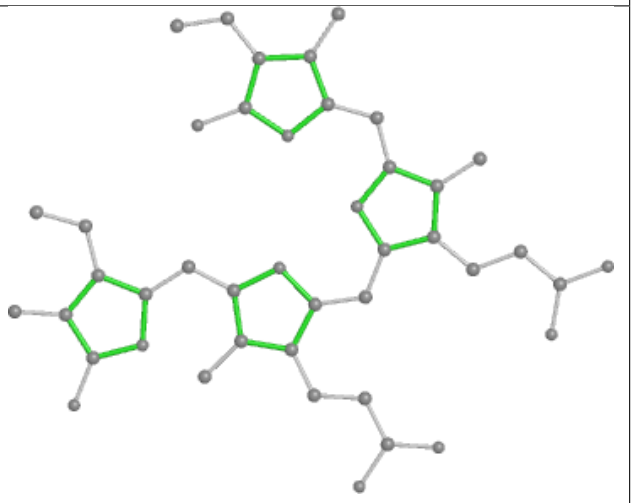

Rings

Ligand CLA A2 817

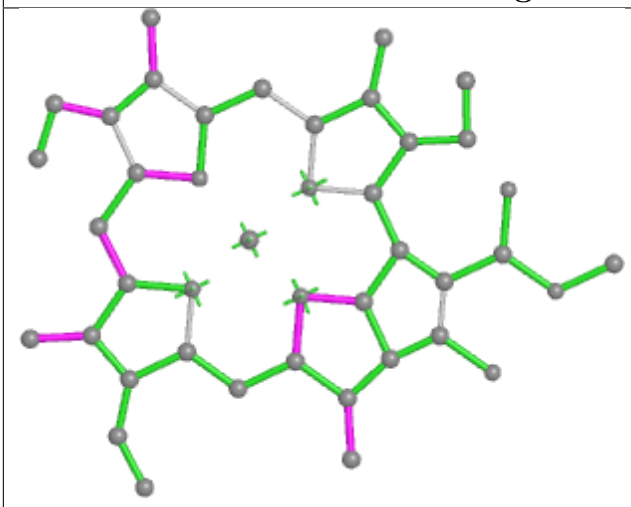

Bond lengths

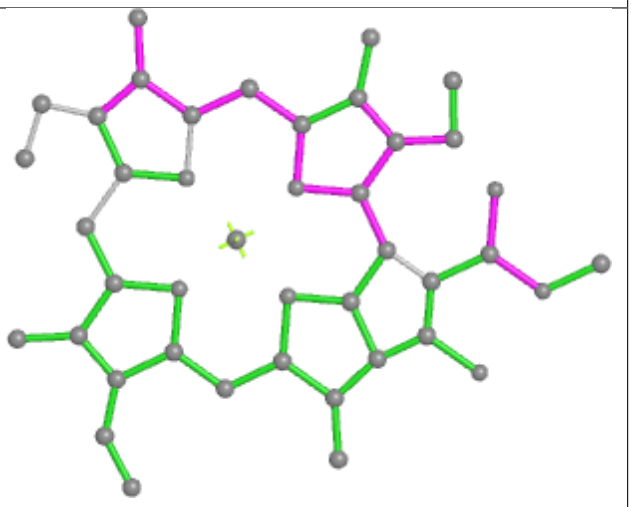

Bond angles

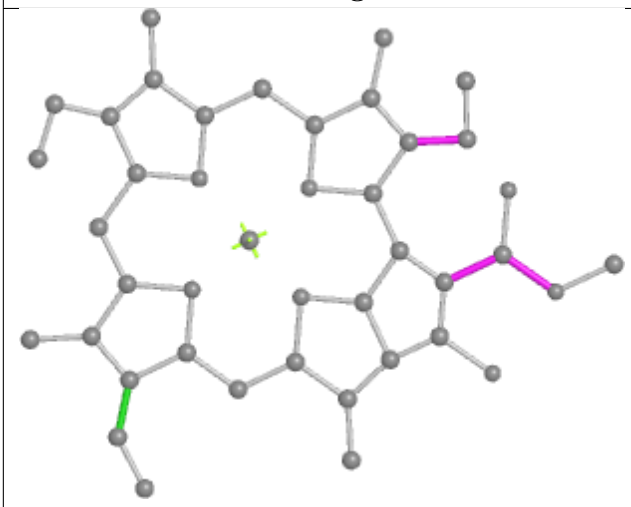

Torsions

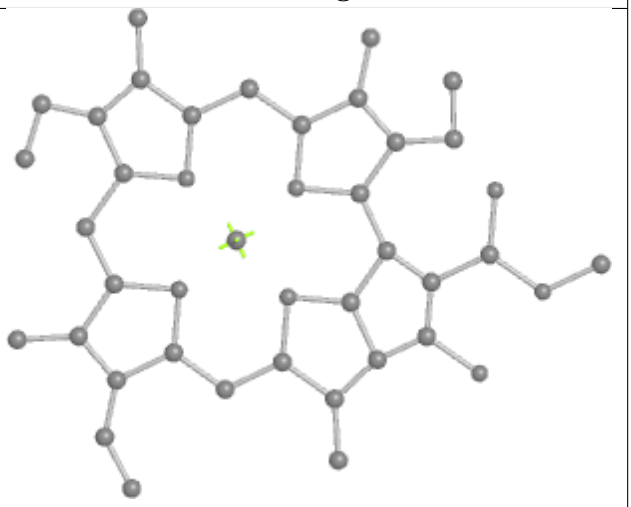

Rings

Ligand CLA CL 515

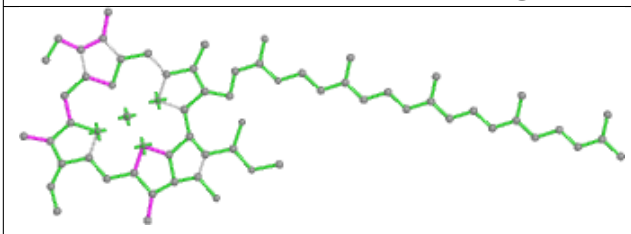

Bond lengths

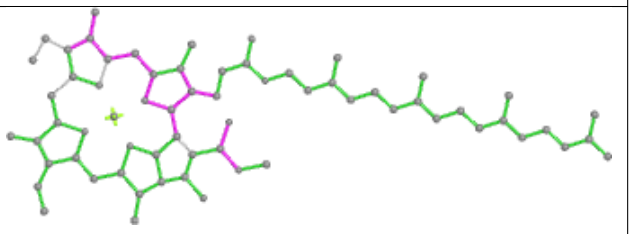

Bond angles

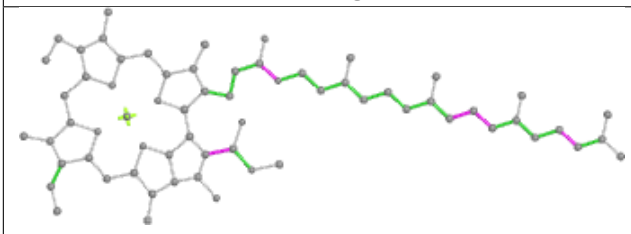

Torsions

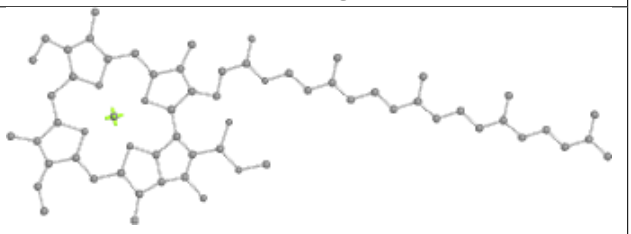

Rings

Ligand CLA 42 605

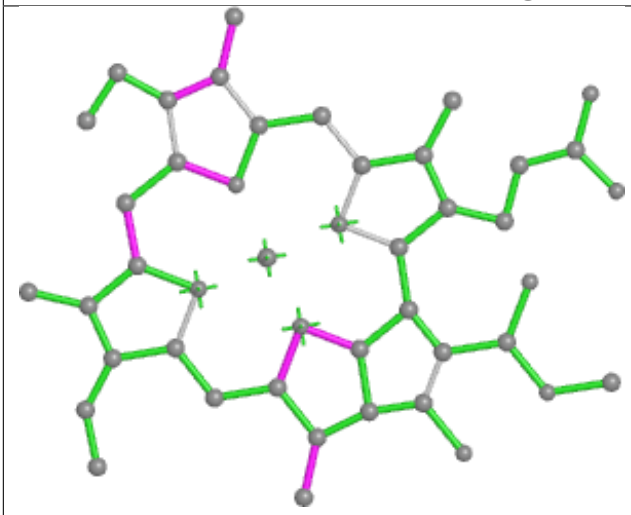

Bond lengths

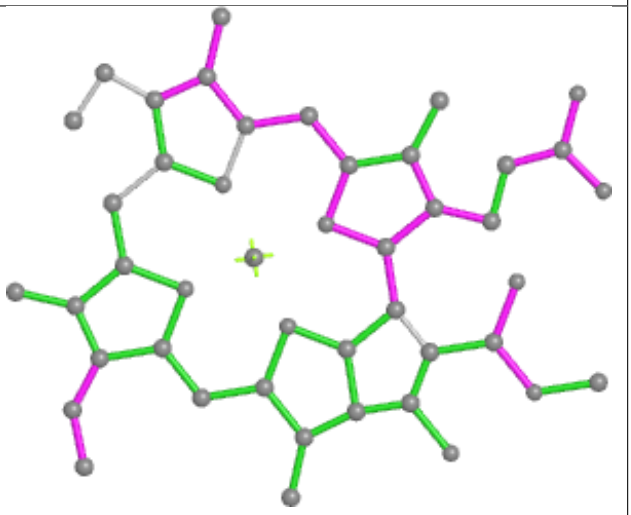

Bond angles

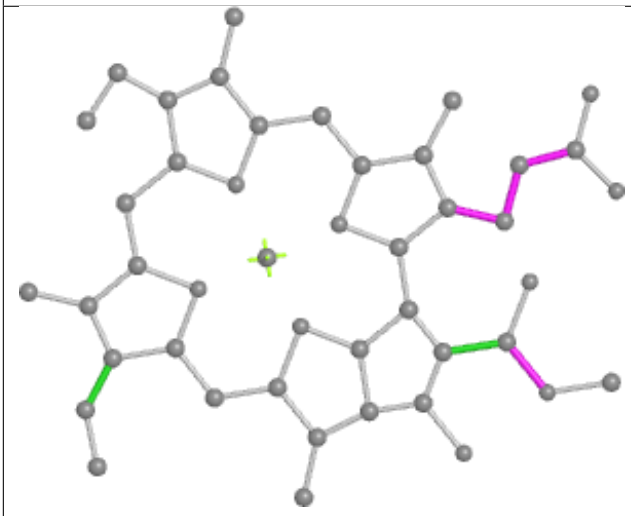

Torsions

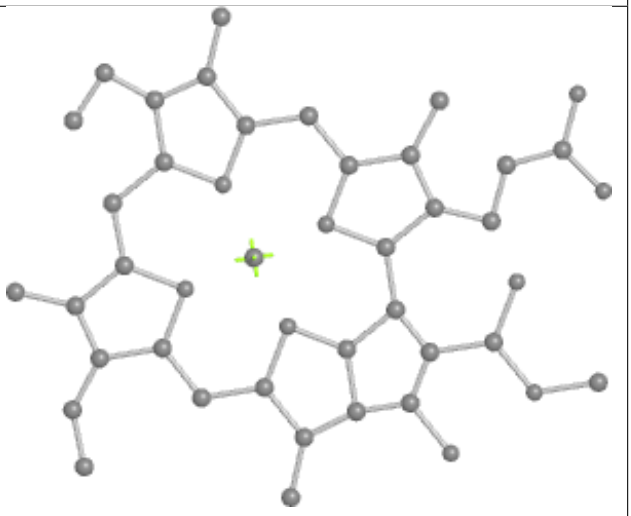

Rings

Ligand CYC KO 1001

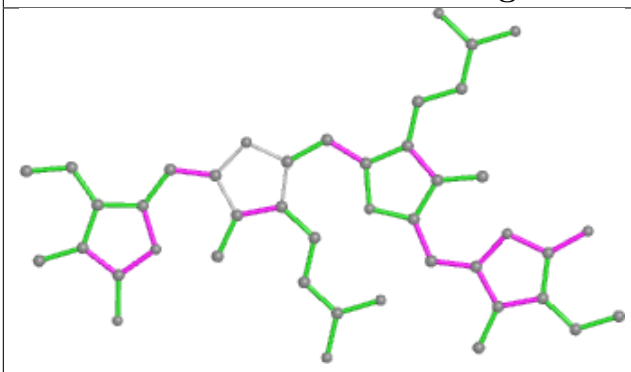

Bond lengths

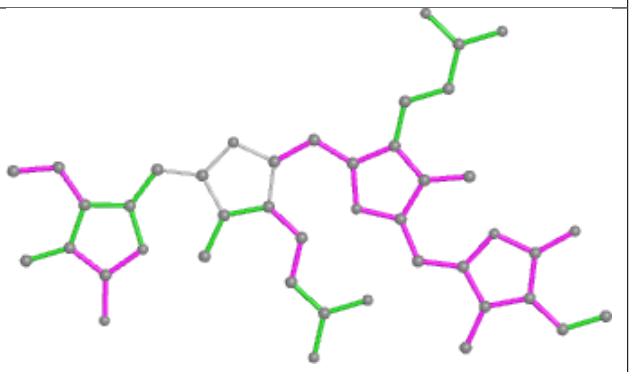

Bond angles

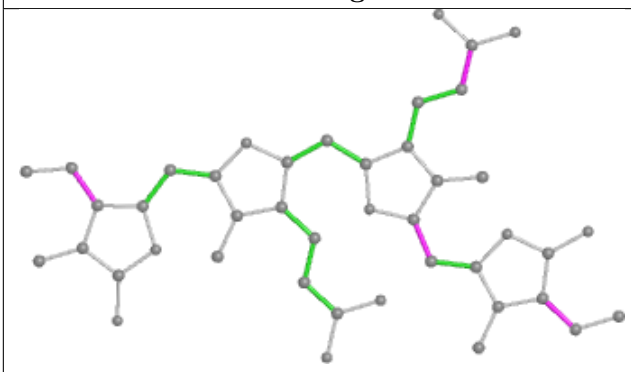

Torsions

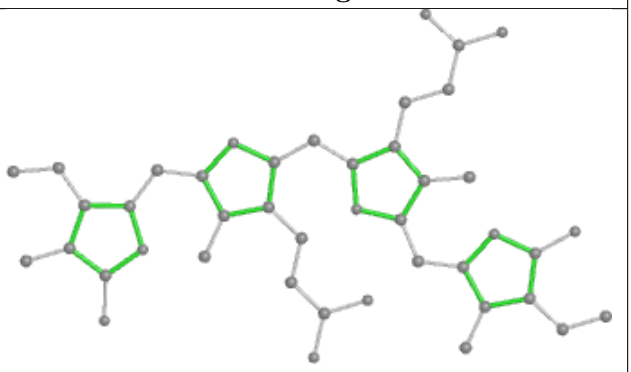

Rings

Ligand PEB BF 202

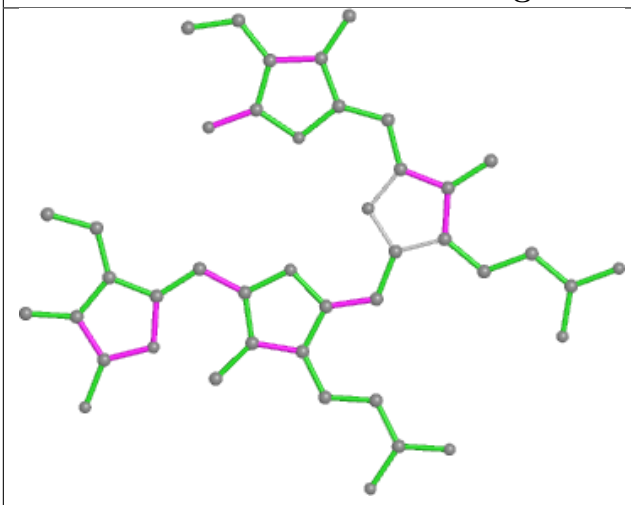

Bond lengths

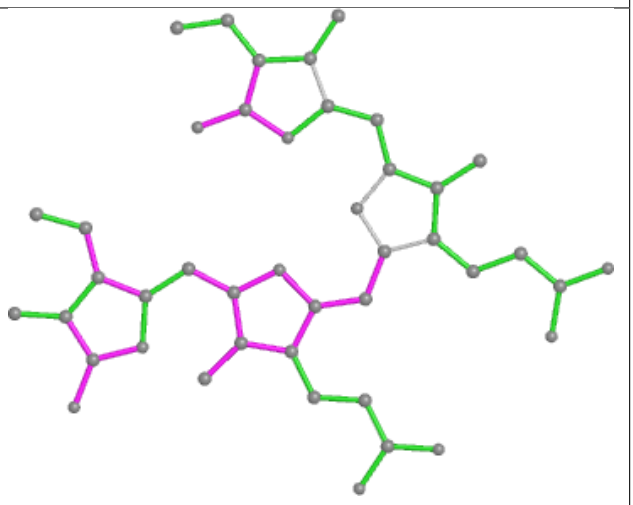

Bond angles

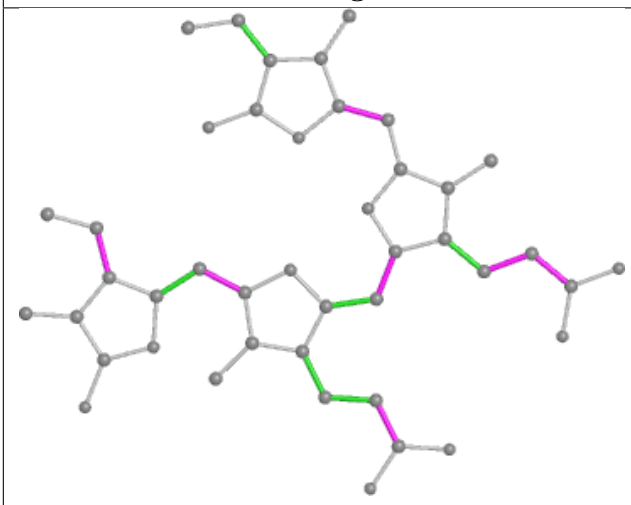

Torsions

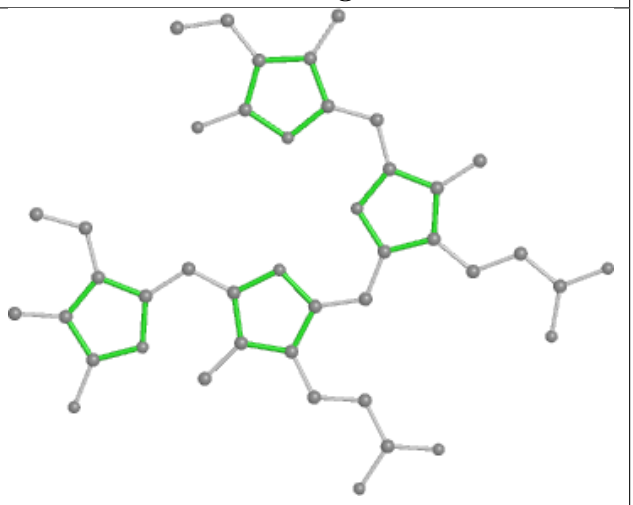

Rings

Ligand PEB cH 202

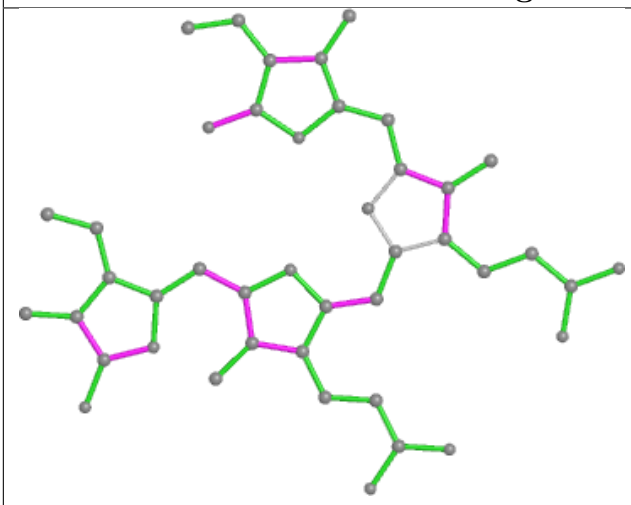

Bond lengths

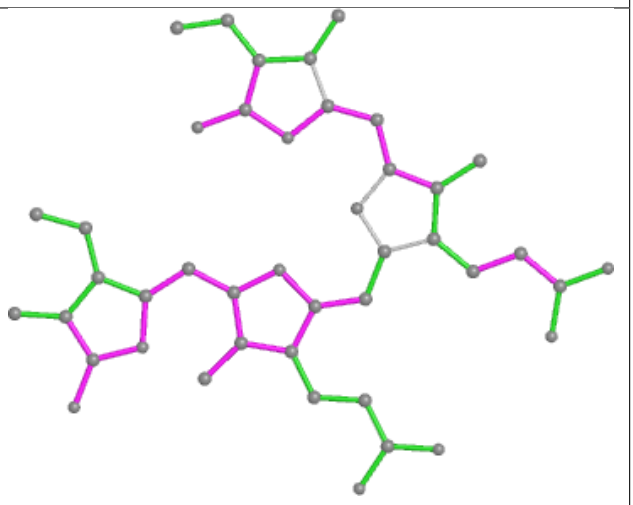

Bond angles

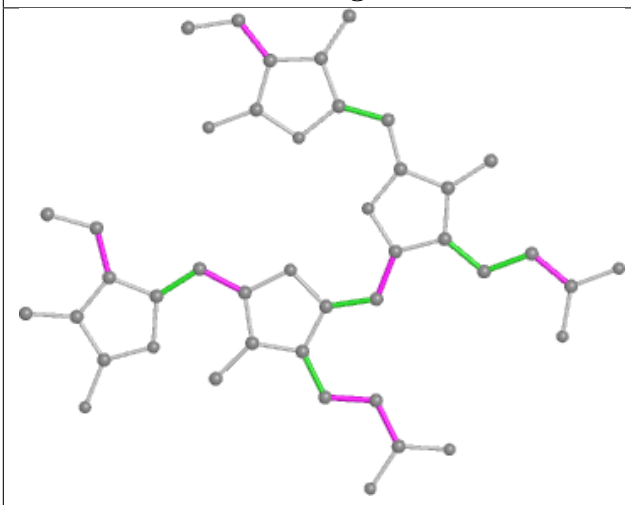

Torsions

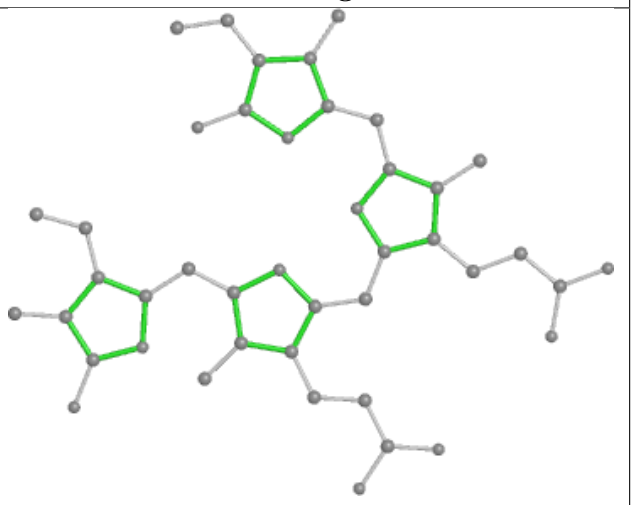

Rings

Ligand PEB I9 202

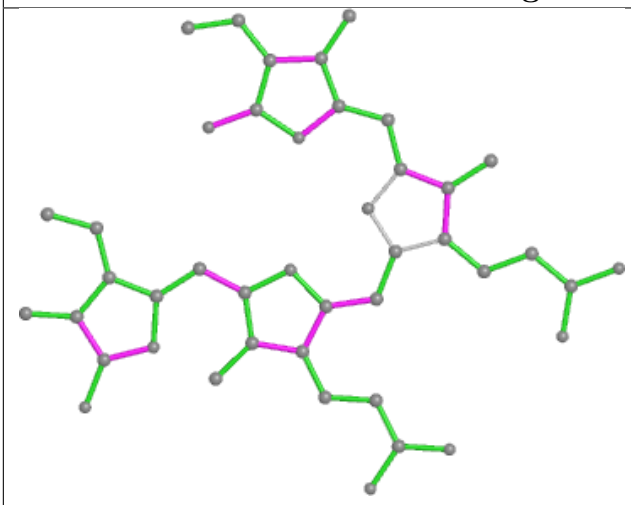

Bond lengths

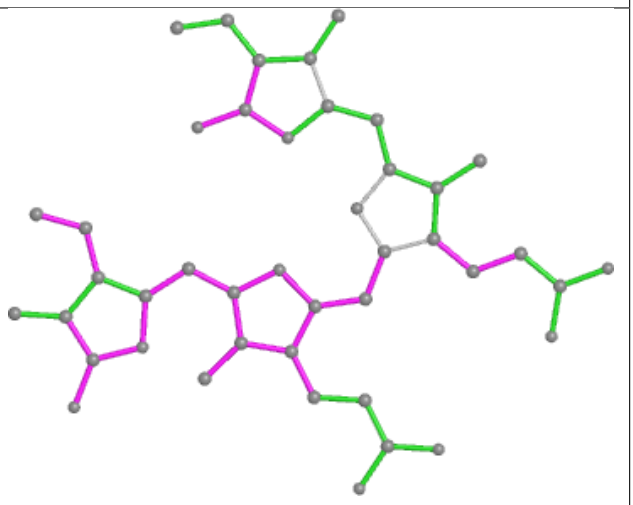

Bond angles

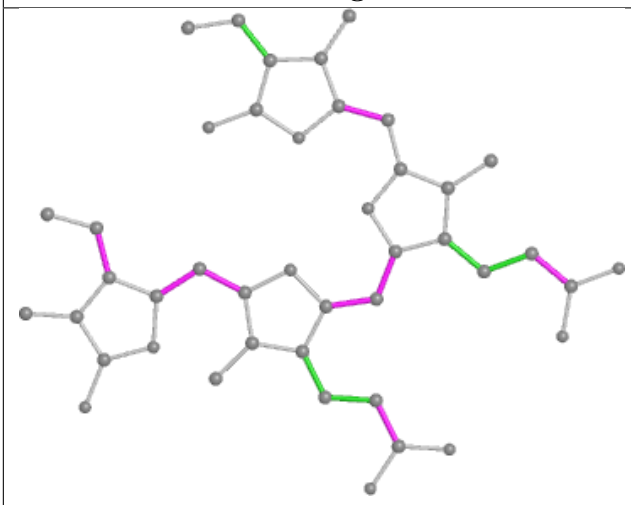

Torsions

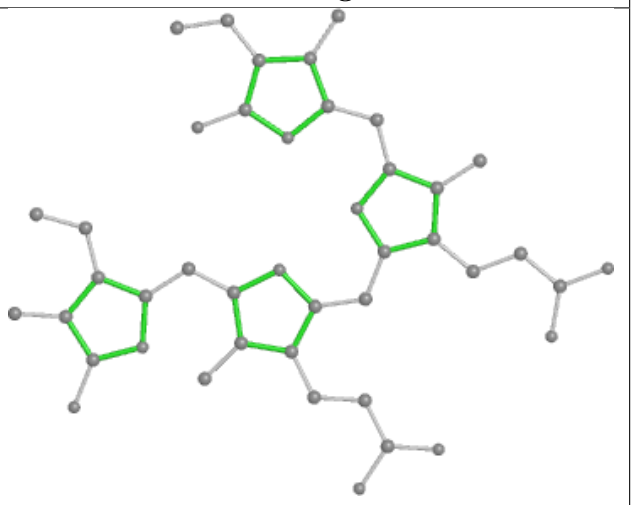

Rings

Ligand CLA A2 835

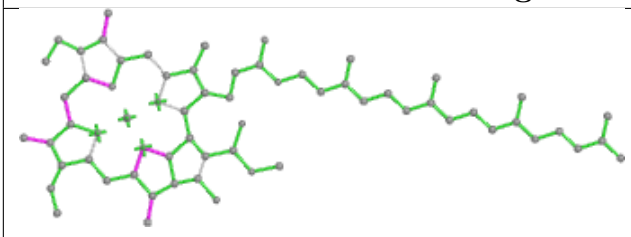

Bond lengths

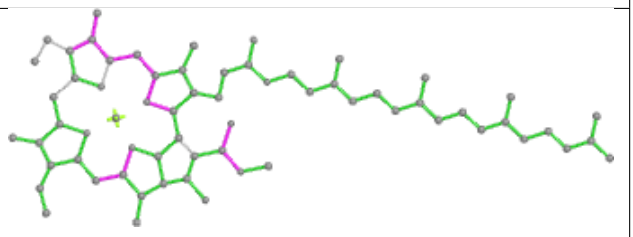

Bond angles

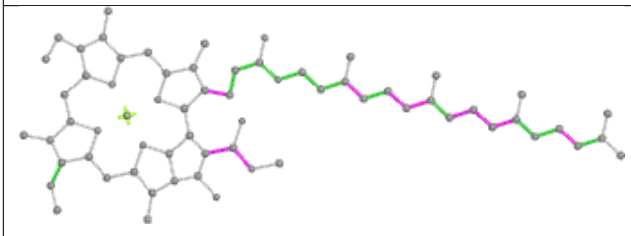

Torsions

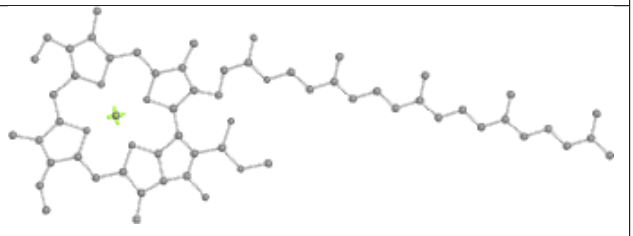

Rings

Ligand PEB RQ 201

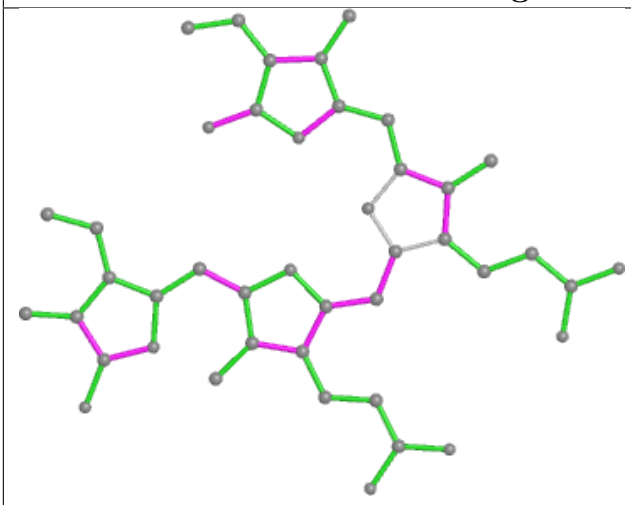

Bond lengths

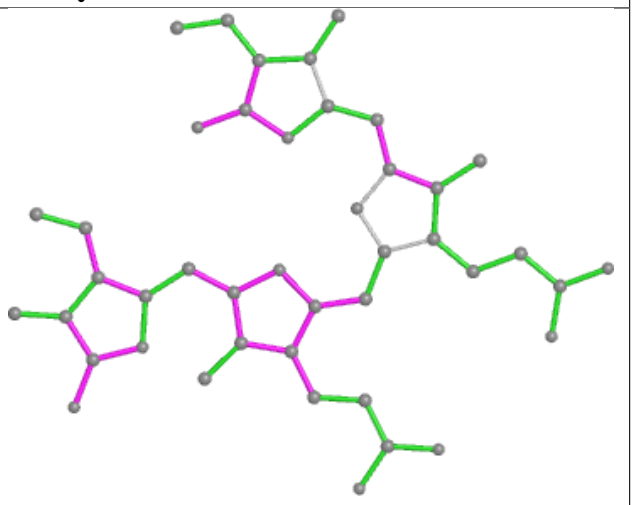

Bond angles

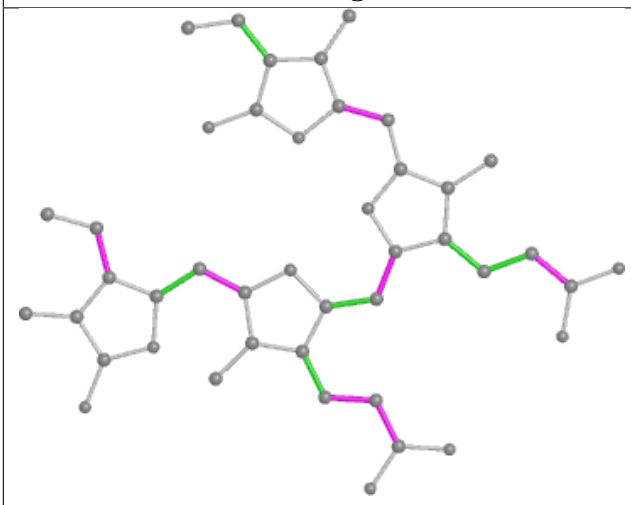

Torsions

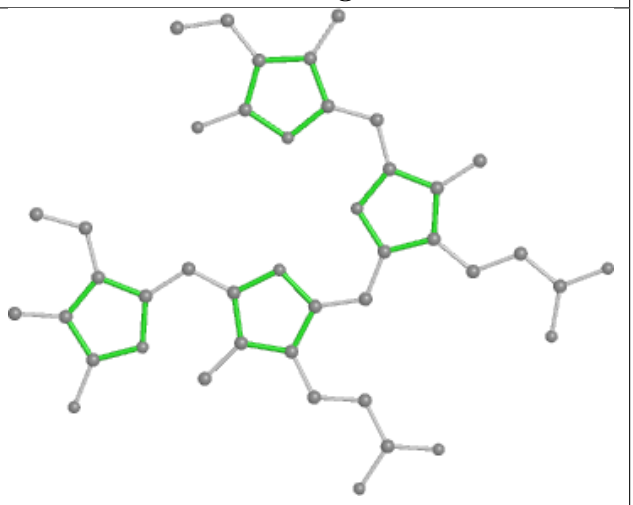

Rings

Ligand PEB lE 203

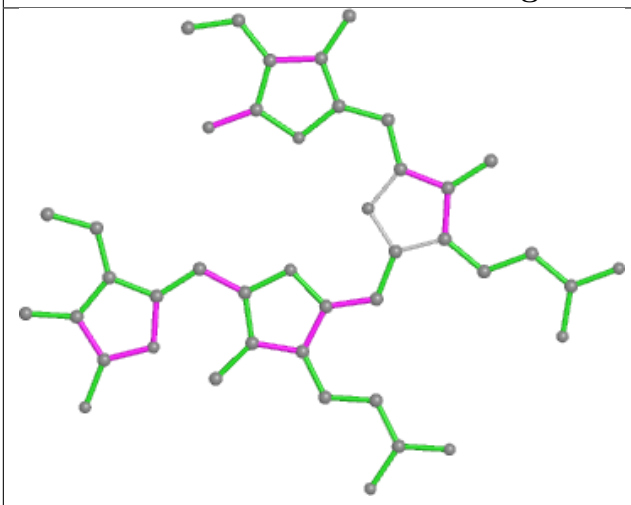

Bond lengths

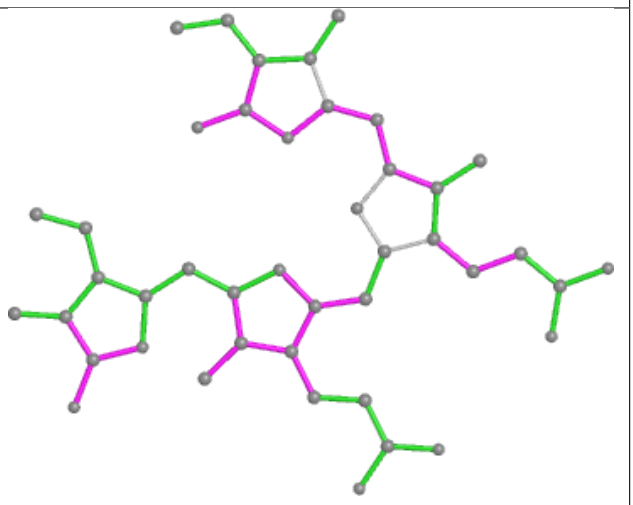

Bond angles

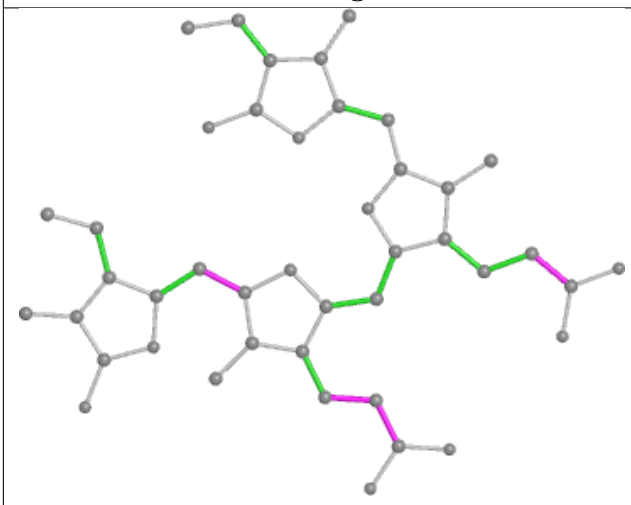

Torsions

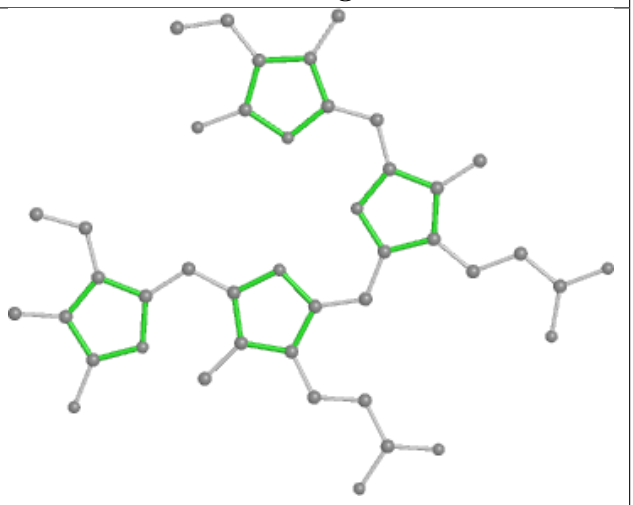

Rings

Ligand PEB gO 202

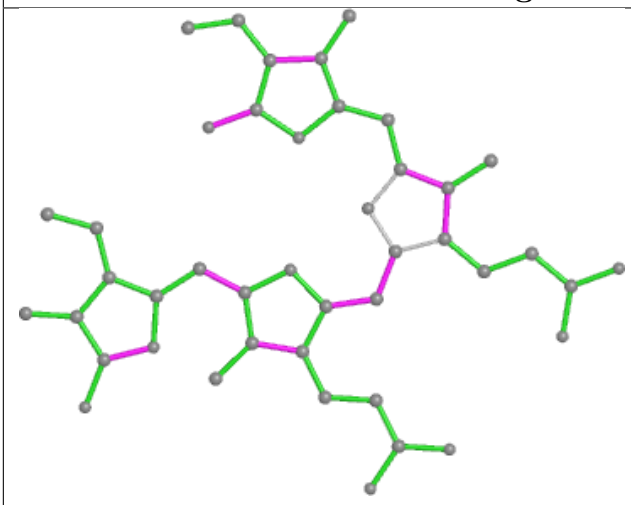

Bond lengths

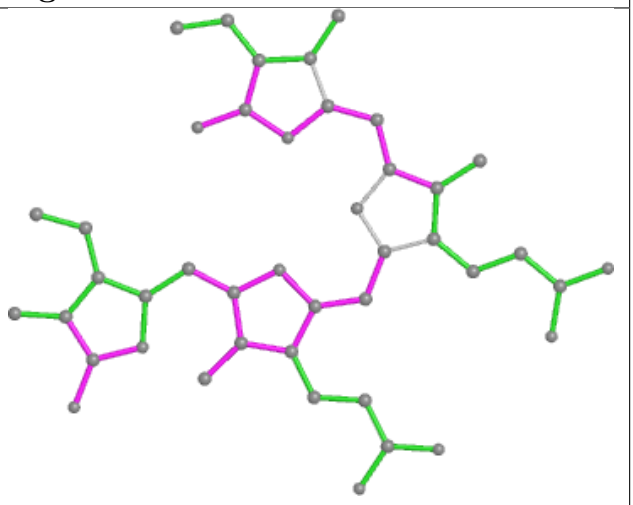

Bond angles

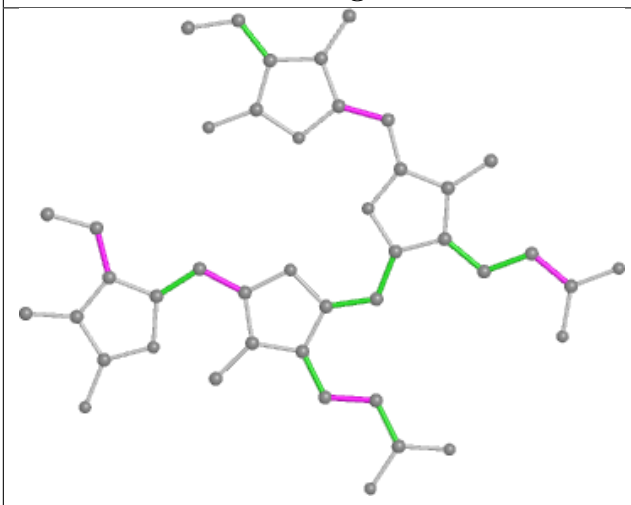

Torsions

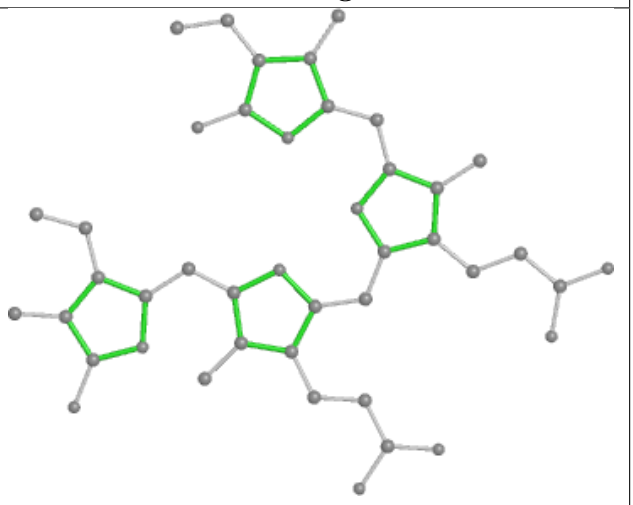

Rings

Ligand BCR b6 601

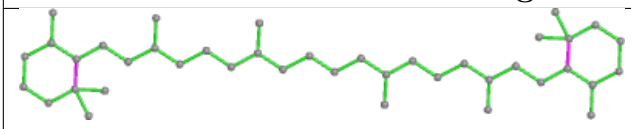

Bond lengths

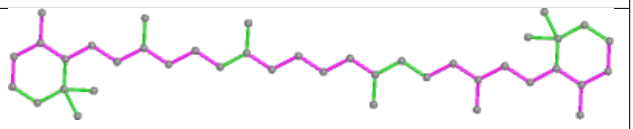

Bond angles

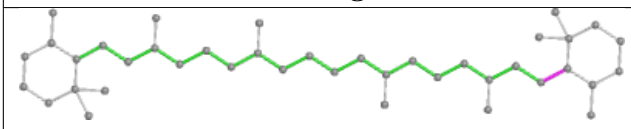

Torsions

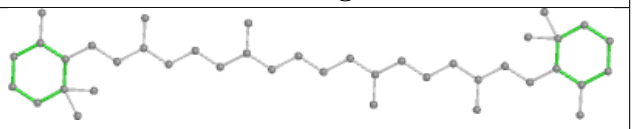

Rings

Ligand PEB mJ 201

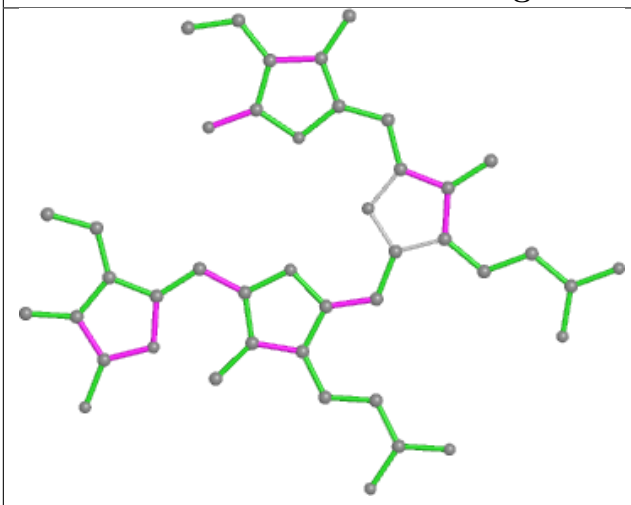

Bond lengths

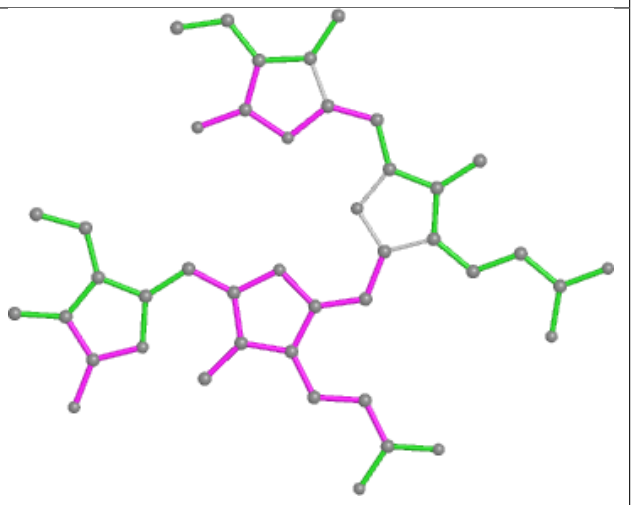

Bond angles

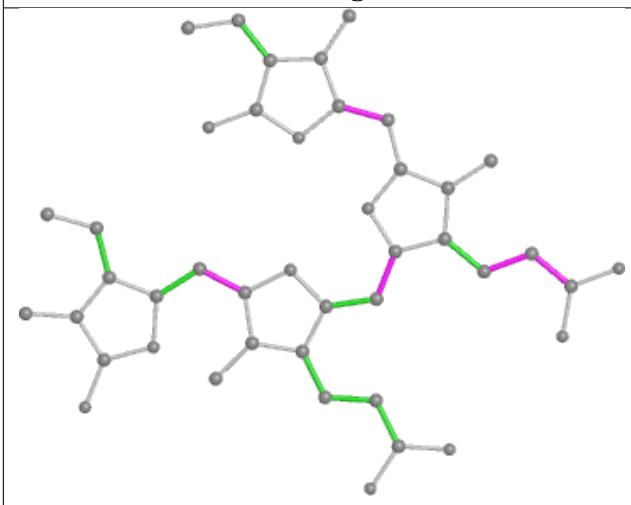

Torsions

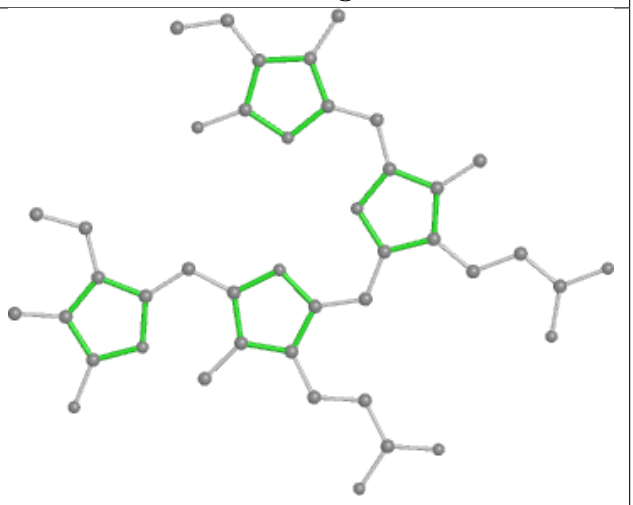

Rings

Ligand CLA A2 828

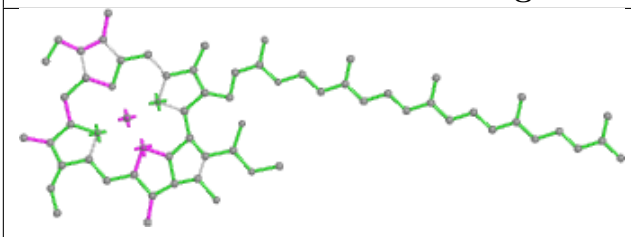

Bond lengths

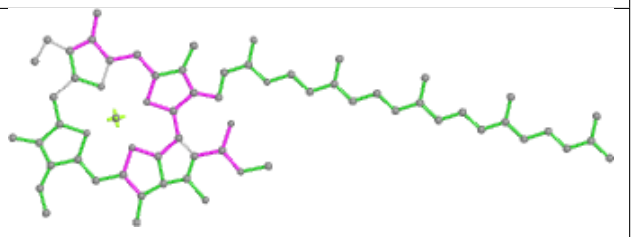

Bond angles

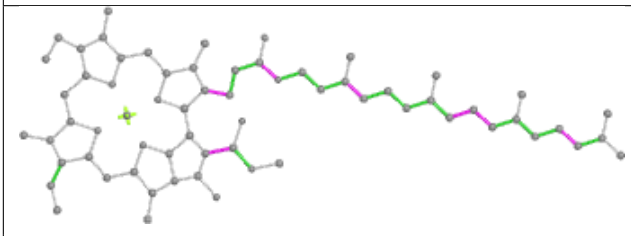

Torsions

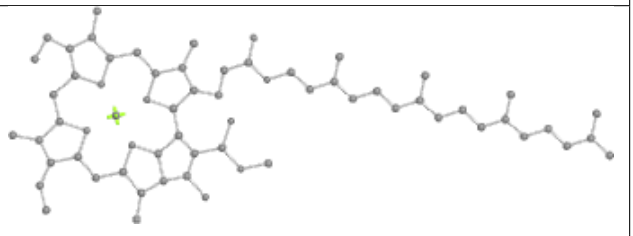

Rings

Ligand PEB Z4 202

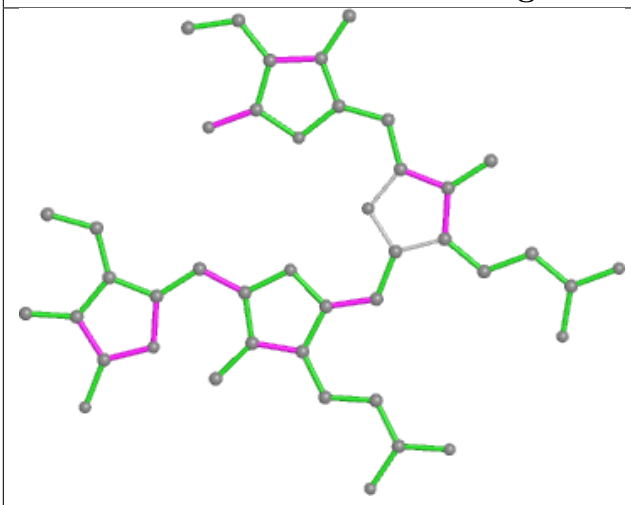

Bond lengths

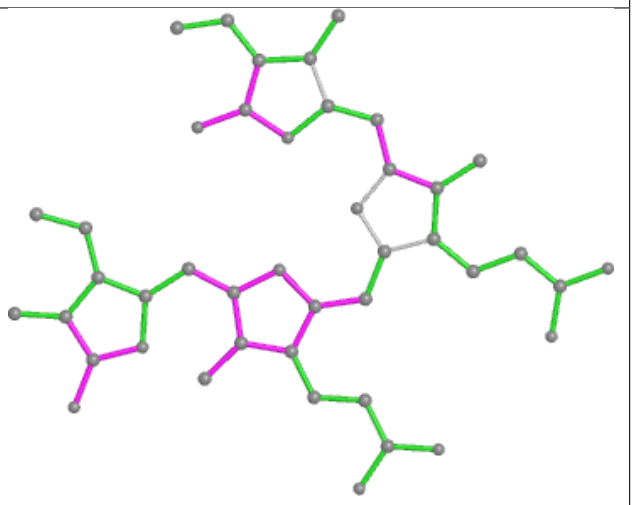

Bond angles

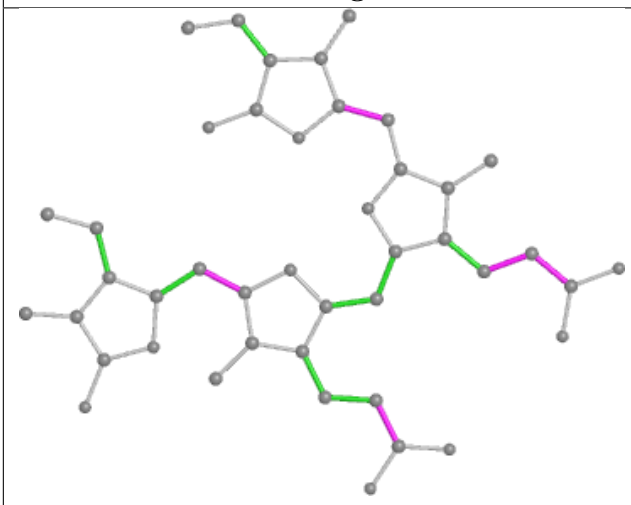

Torsions

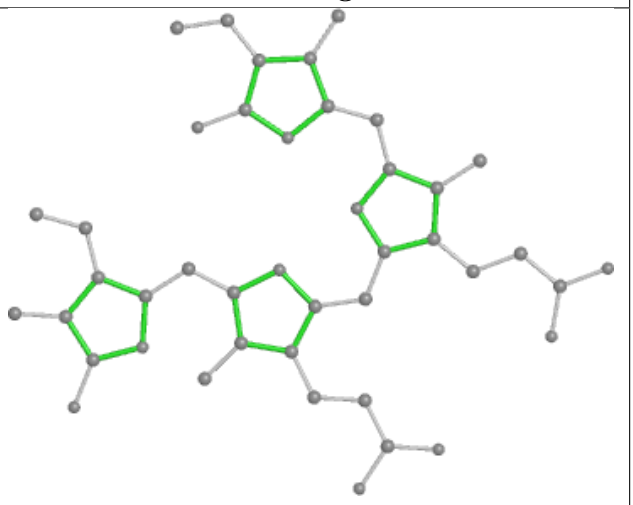

Rings

Ligand PEB mG 201

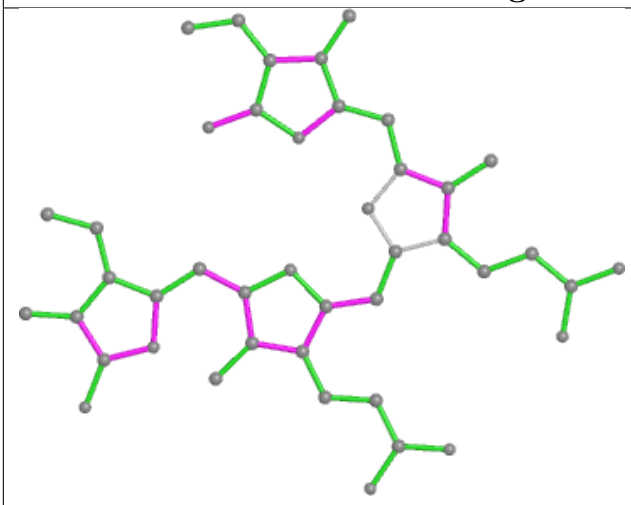

Bond lengths

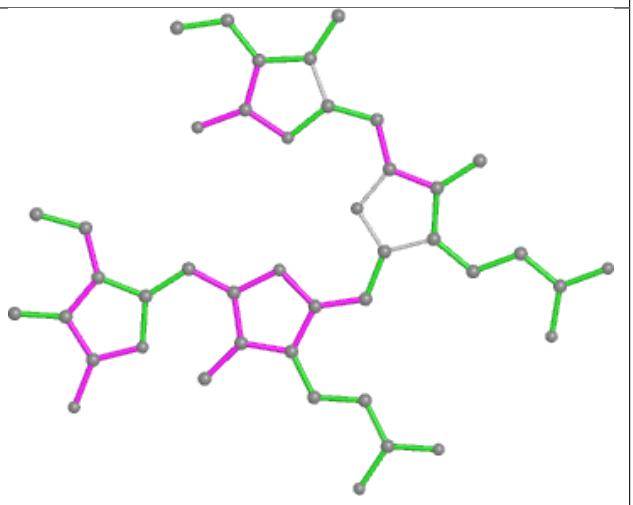

Bond angles

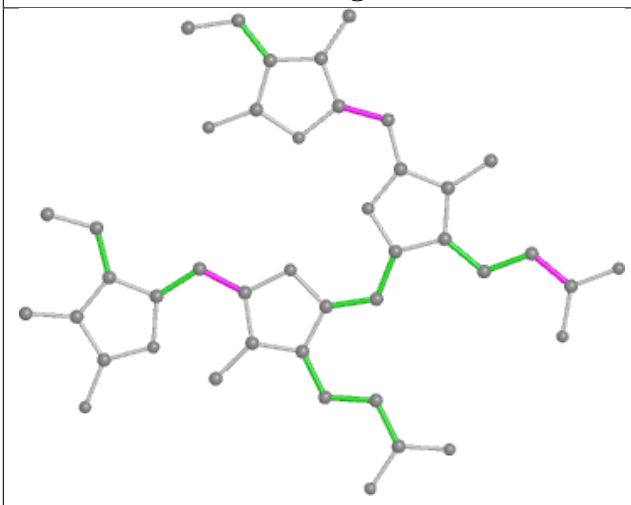

Torsions

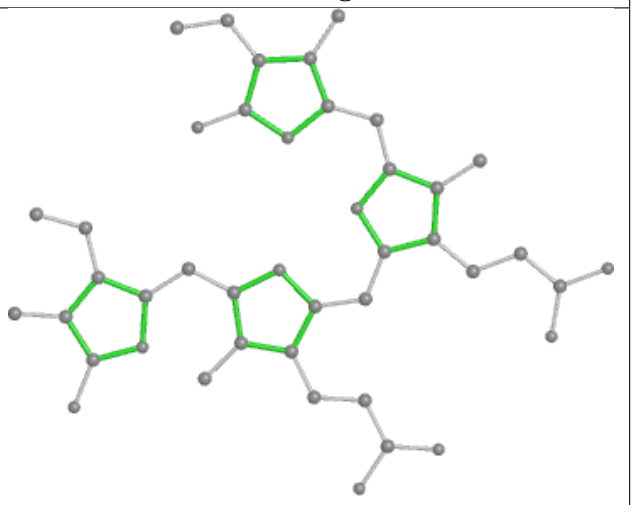

Rings

Ligand PEB SA 202

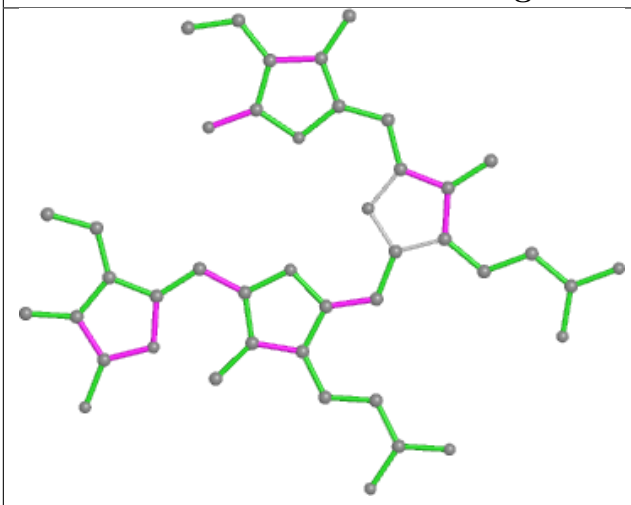

Bond lengths

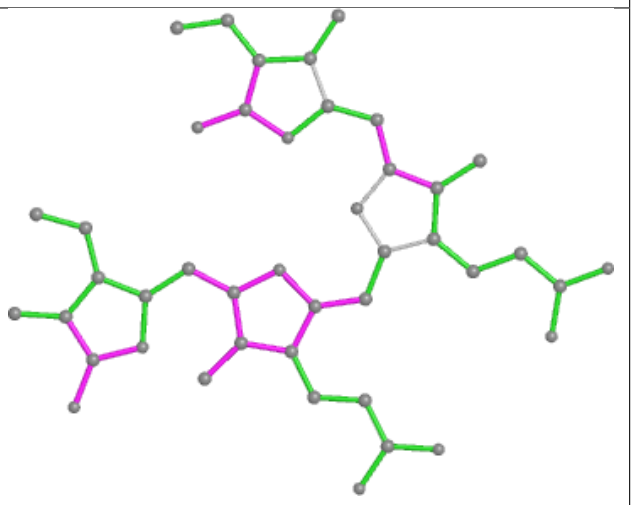

Bond angles

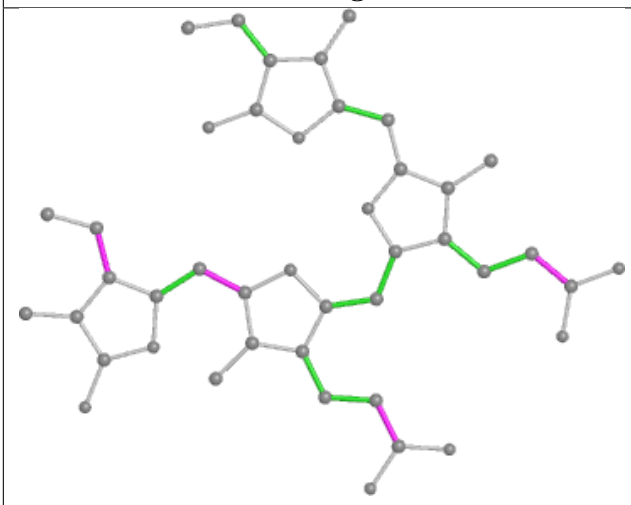

Torsions

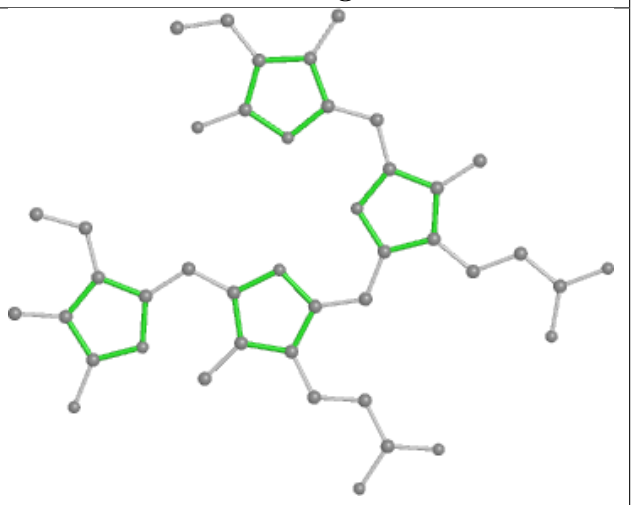

Rings

Ligand PEB F9 202

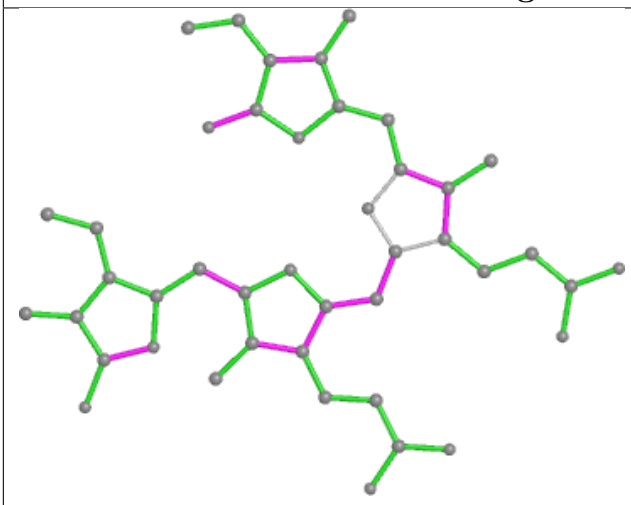

Bond lengths

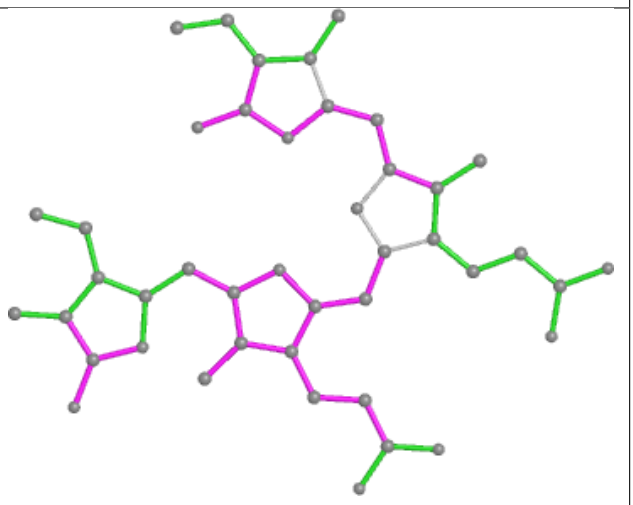

Bond angles

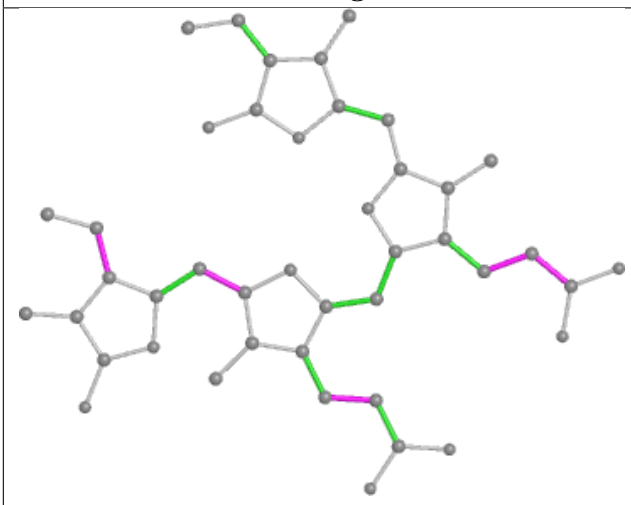

Torsions

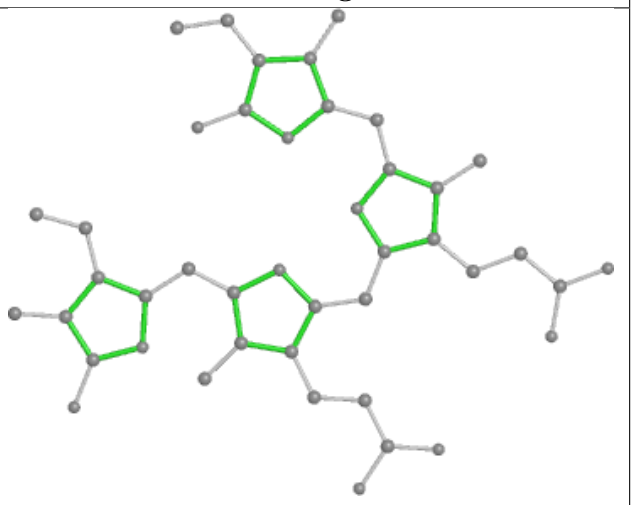

Rings

Ligand CLA D6 402

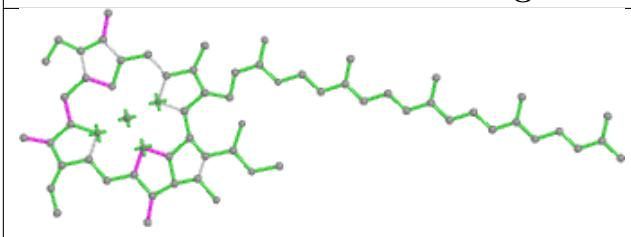

Bond lengths

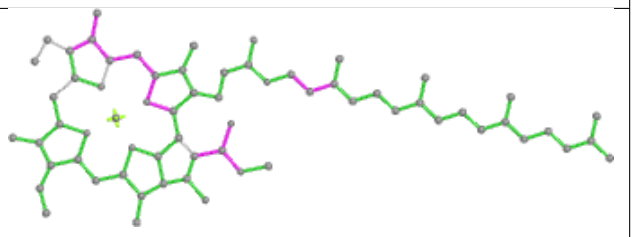

Bond angles

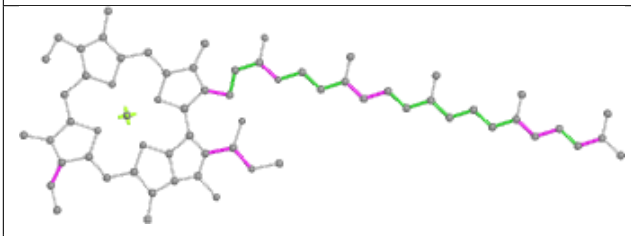

Torsions

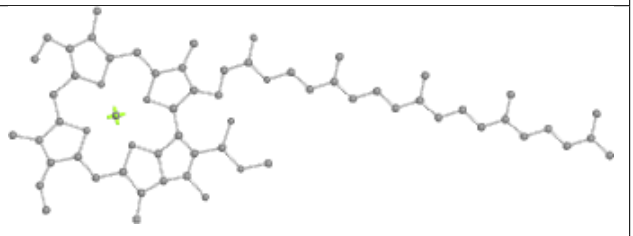

Rings

Ligand PEB d4 201

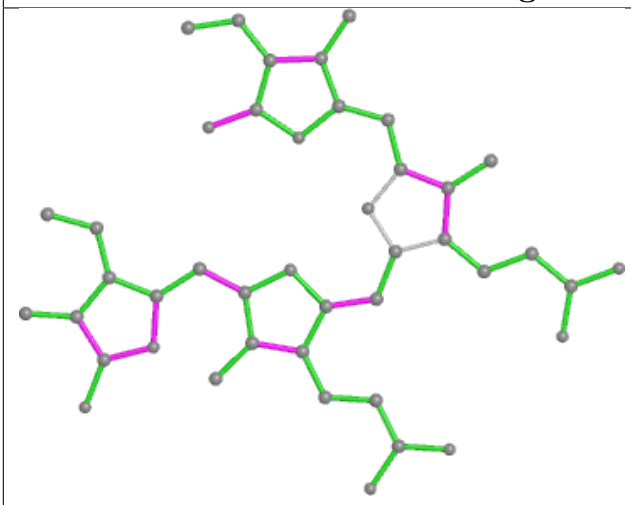

Bond lengths

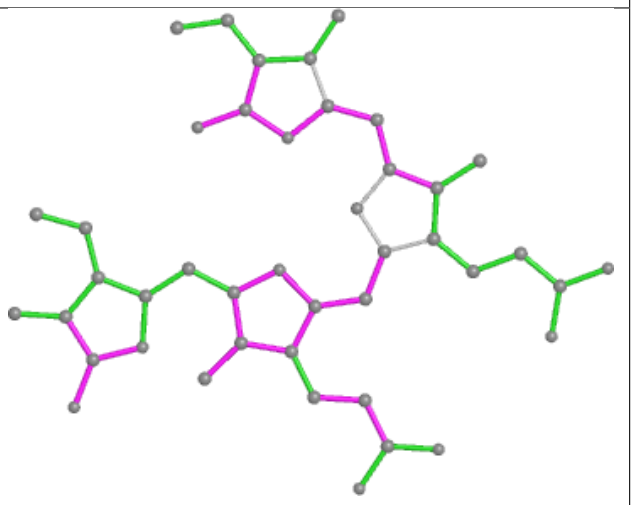

Bond angles

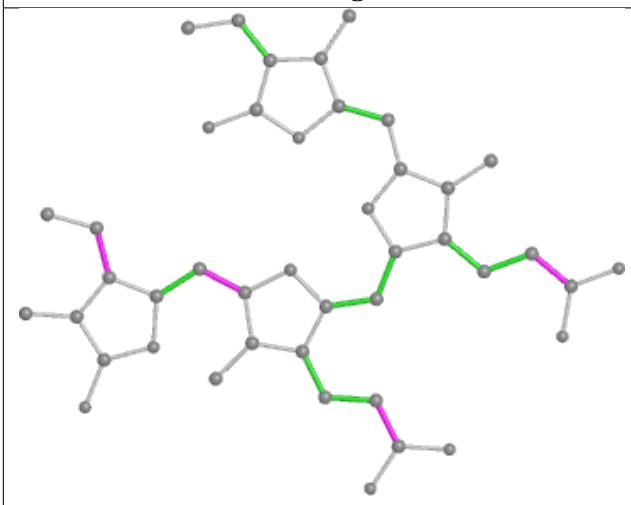

Torsions

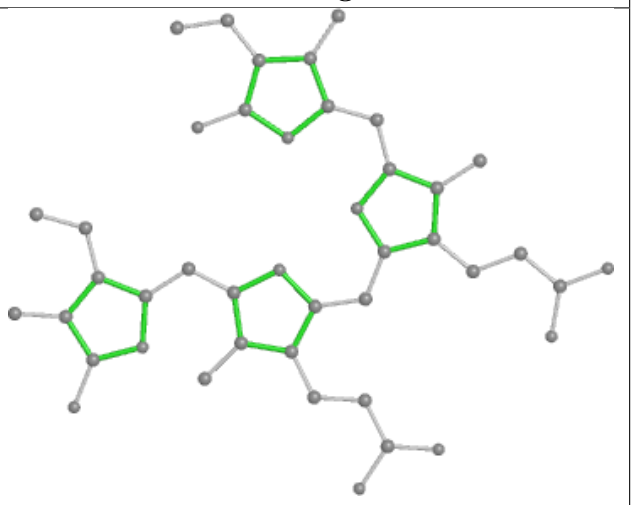

Rings

Ligand CYC g3 1001

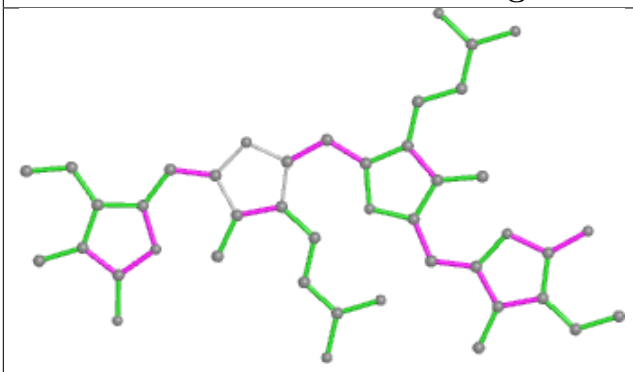

Bond lengths

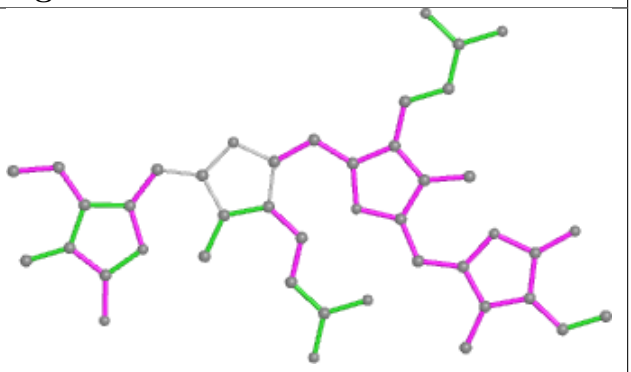

Bond angles

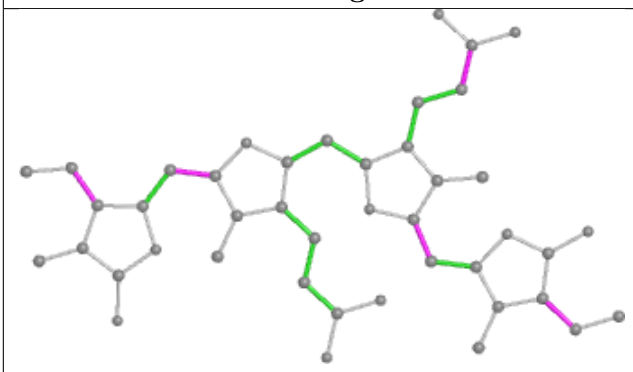

Torsions

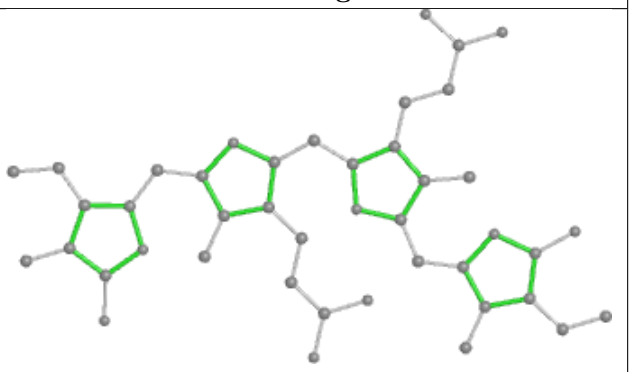

Rings

Ligand CLA 8N 303

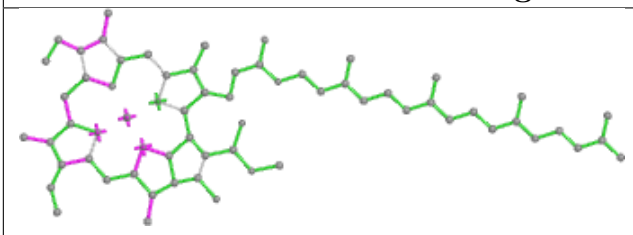

Bond lengths

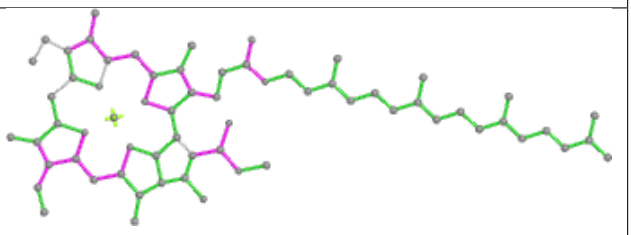

Bond angles

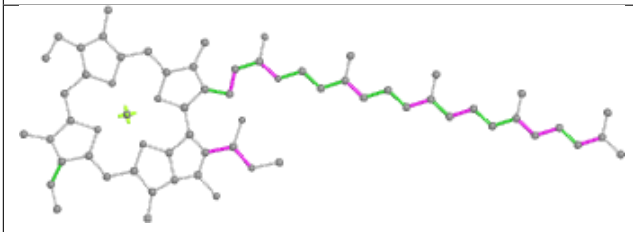

Torsions

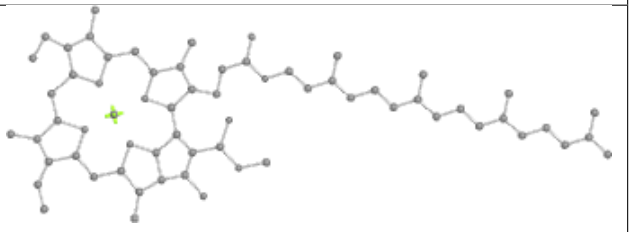

Rings

Ligand DGD a6 603

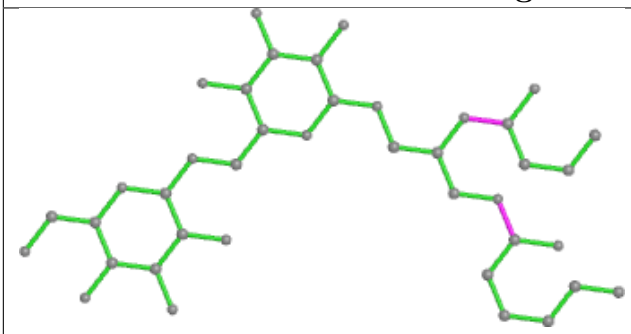

Bond lengths

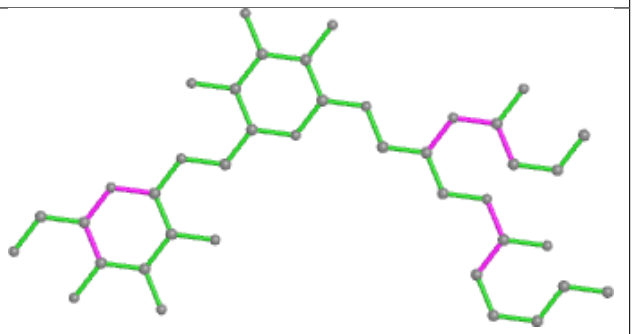

Bond angles

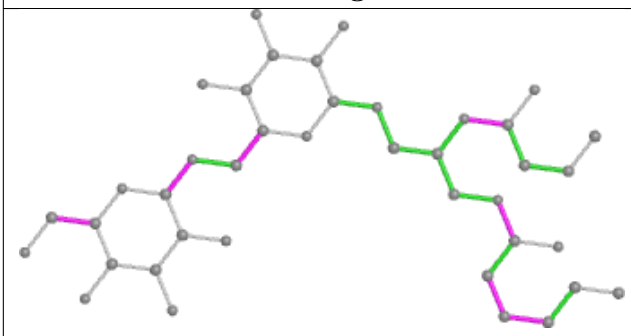

Torsions

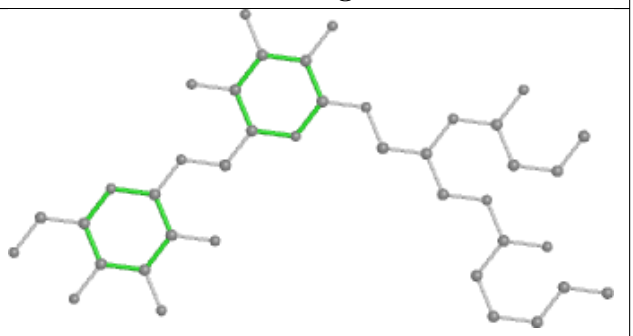

Rings

Ligand CLA bL 615

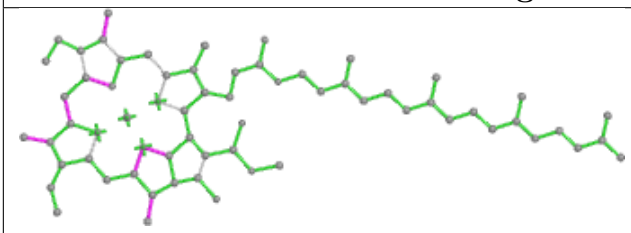

Bond lengths

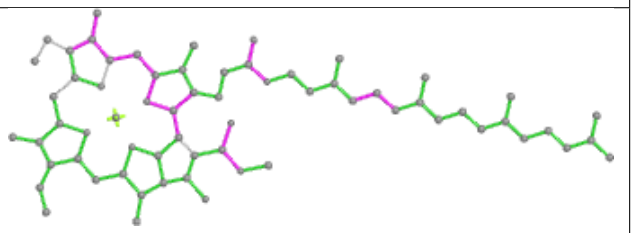

Bond angles

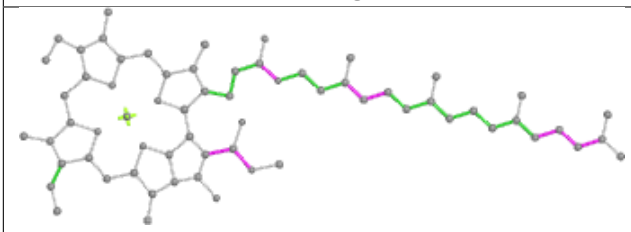

Torsions

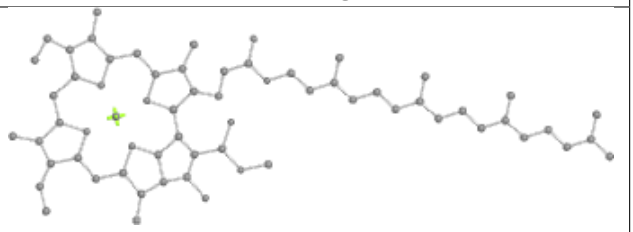

Rings

Ligand PEB YM 201

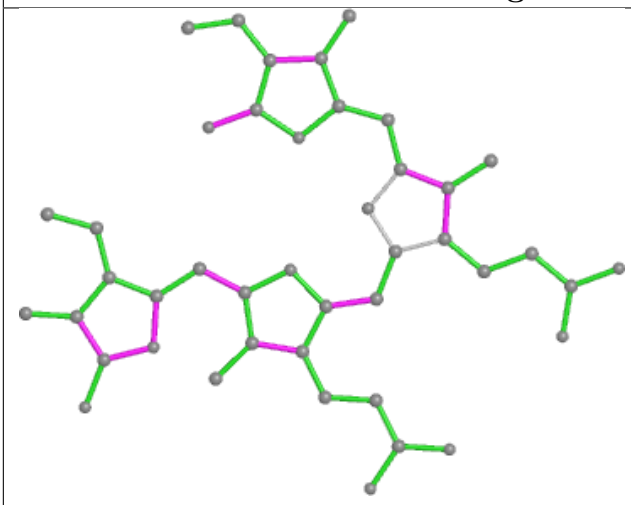

Bond lengths

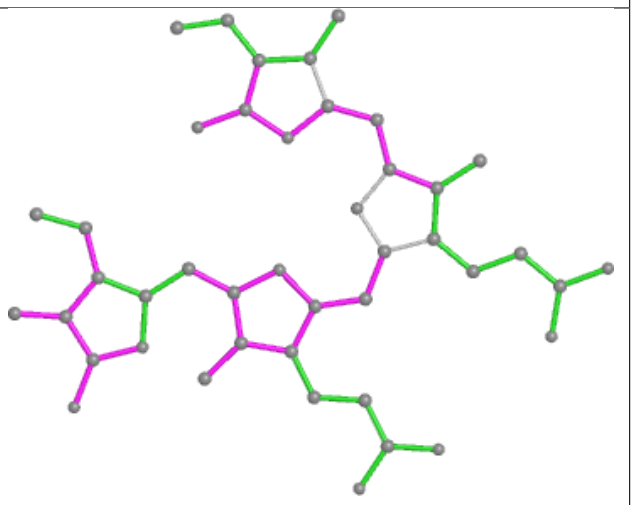

Bond angles

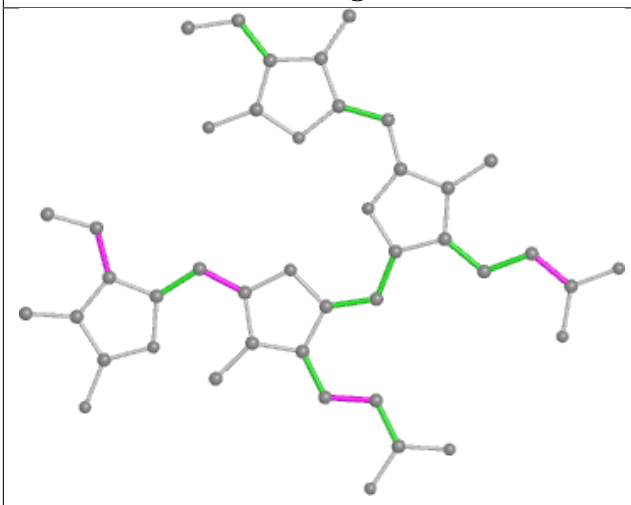

Torsions

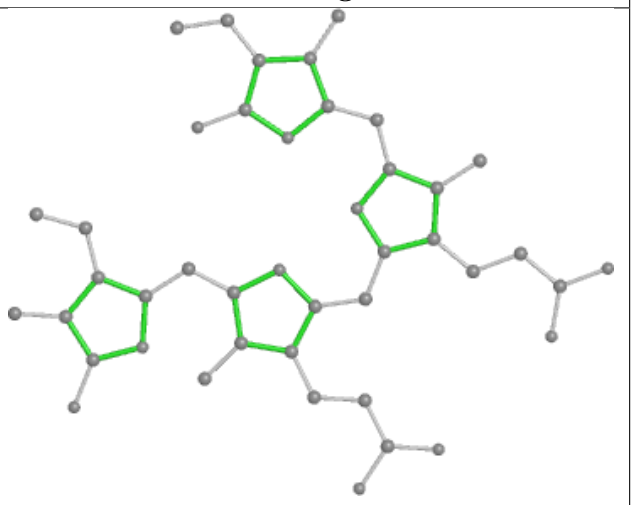

Rings

Ligand PEB OH 201

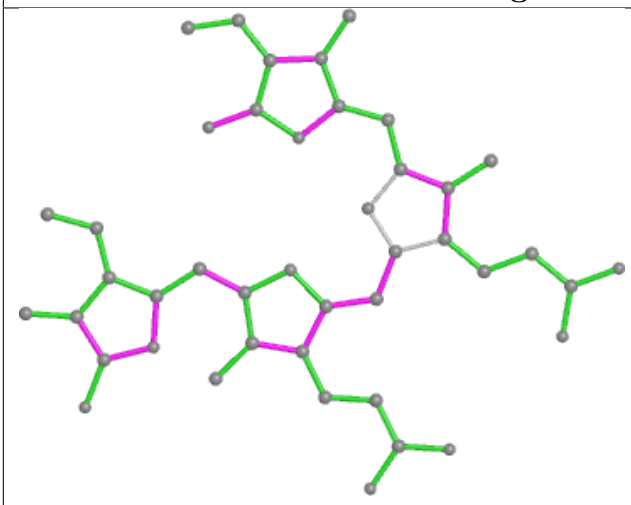

Bond lengths

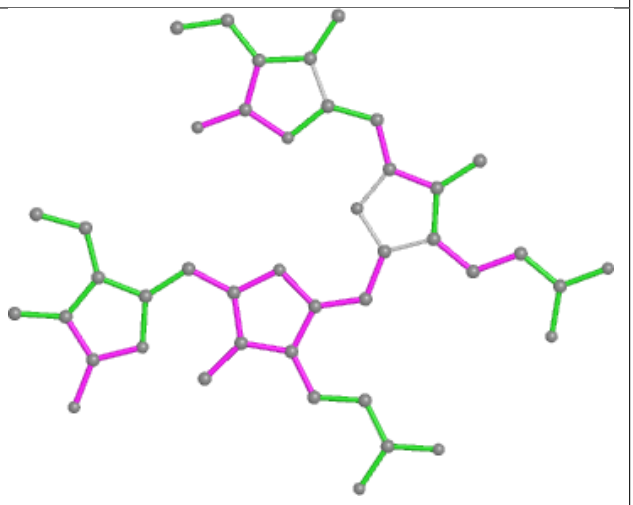

Bond angles

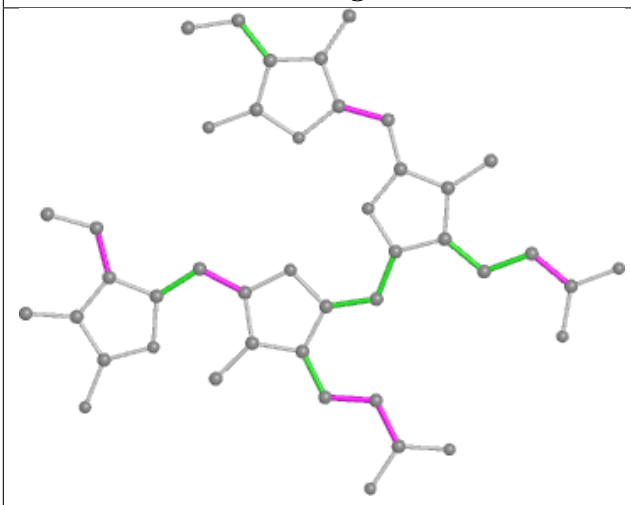

Torsions

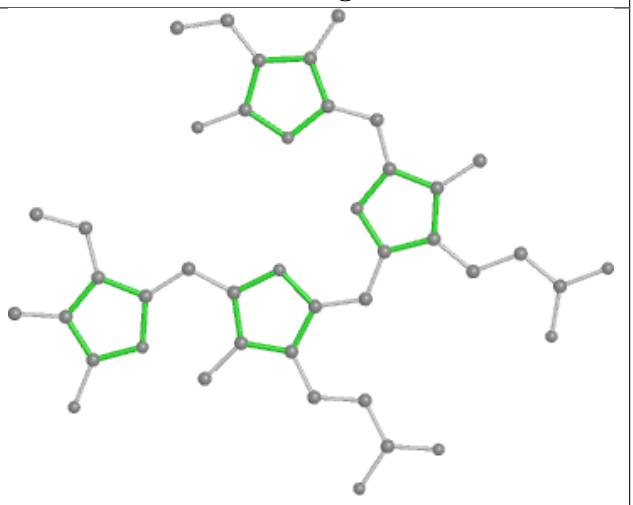

Rings

Ligand PEB VQ 201

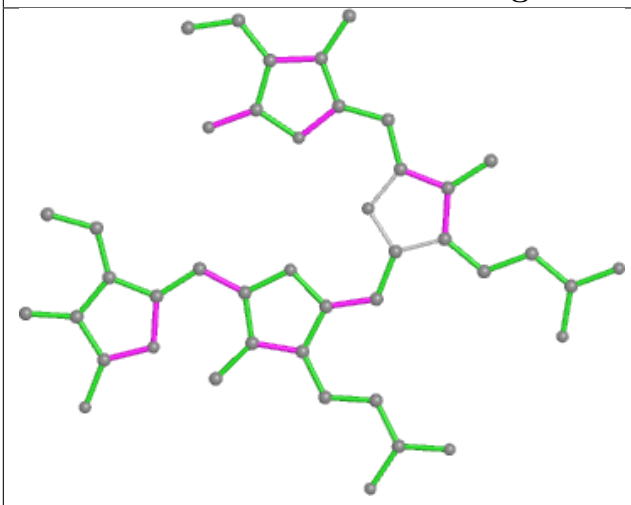

Bond lengths

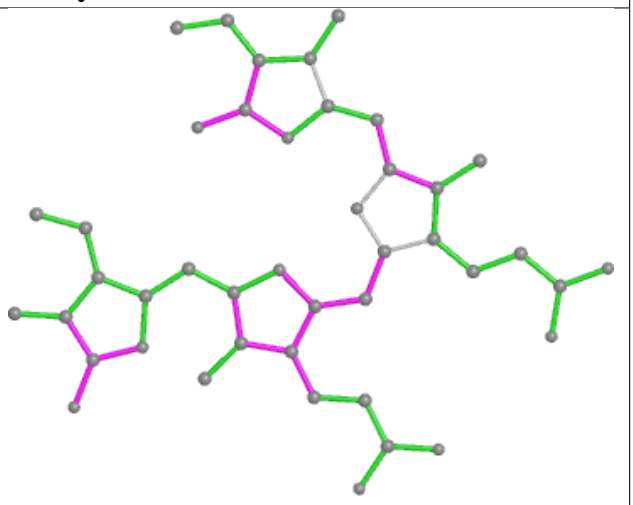

Bond angles

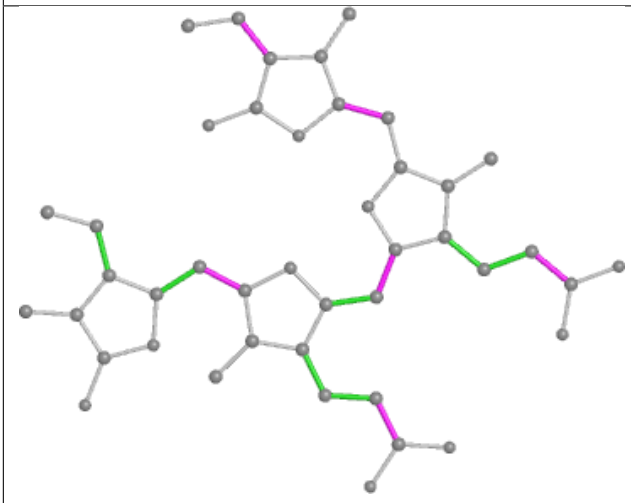

Torsions

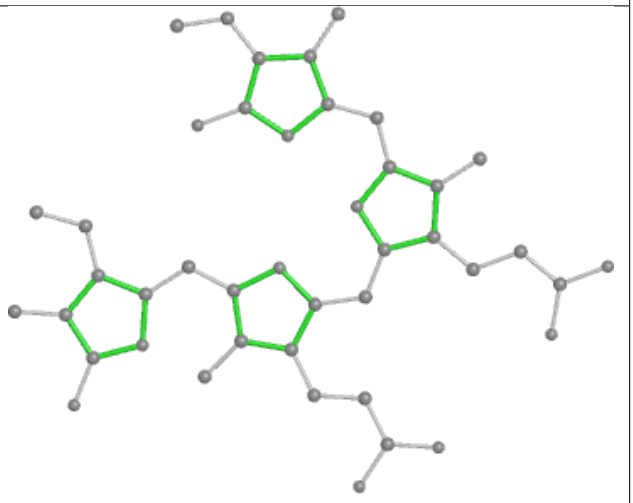

Rings

Ligand PEB B9 203

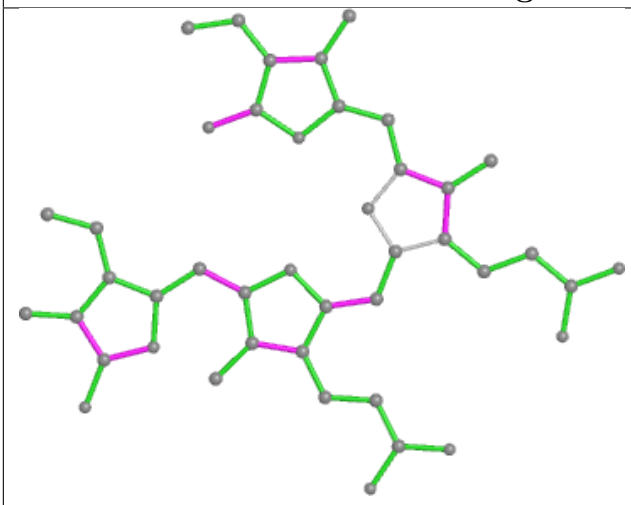

Bond lengths

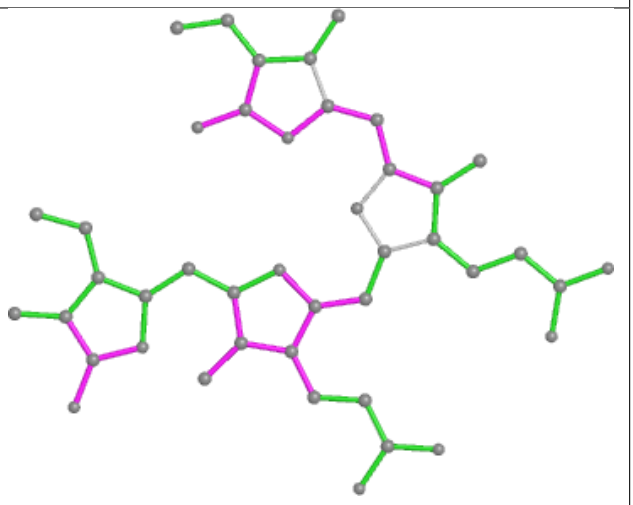

Bond angles

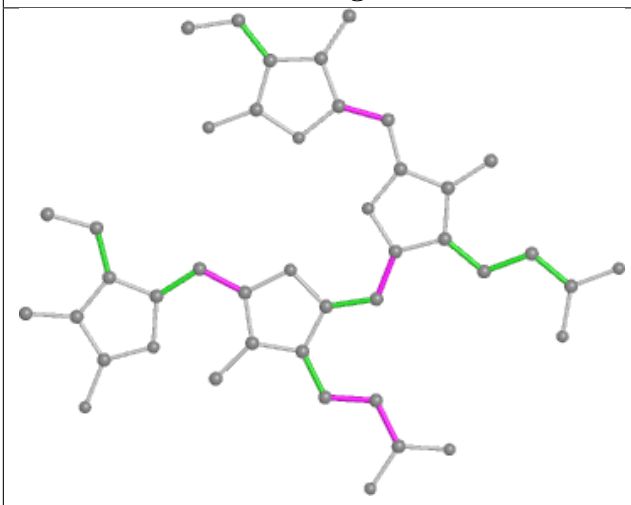

Torsions

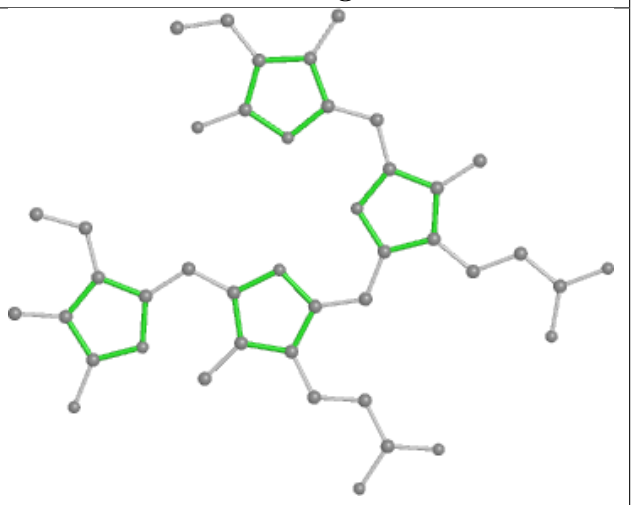

Rings

Ligand PEB XF 203

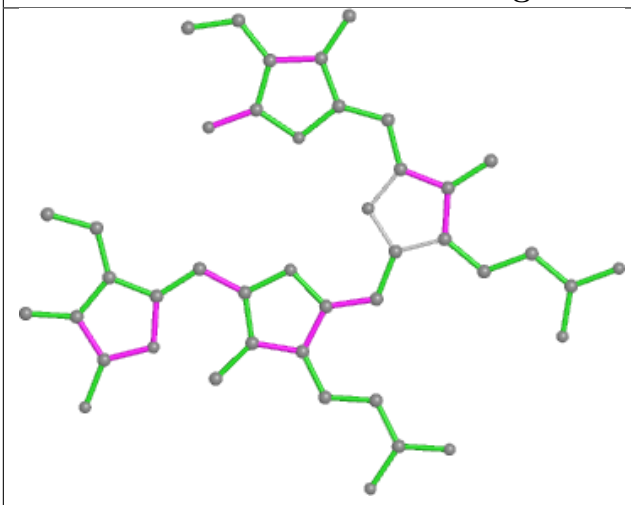

Bond lengths

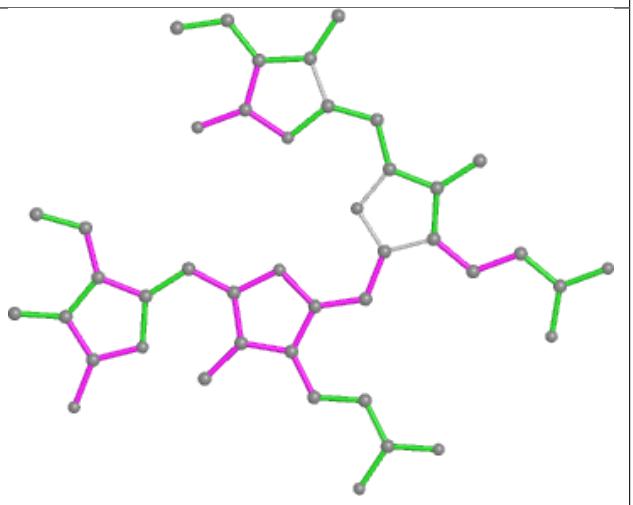

Bond angles

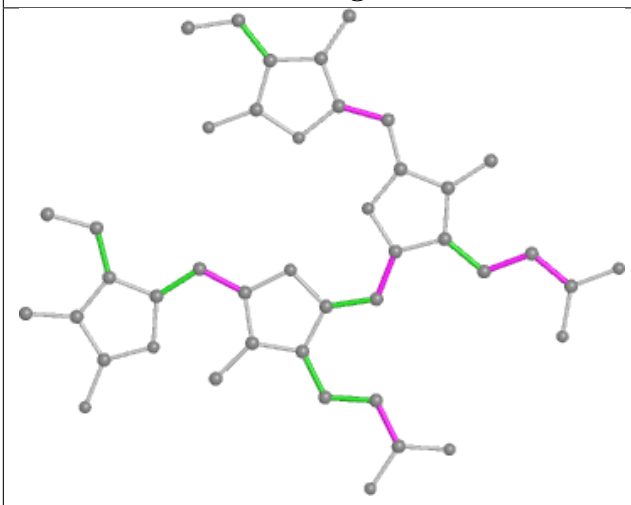

Torsions

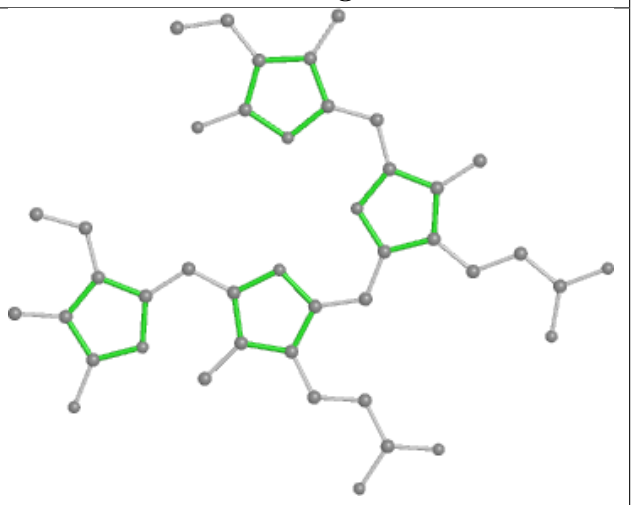

Rings

Ligand PEB OP 203

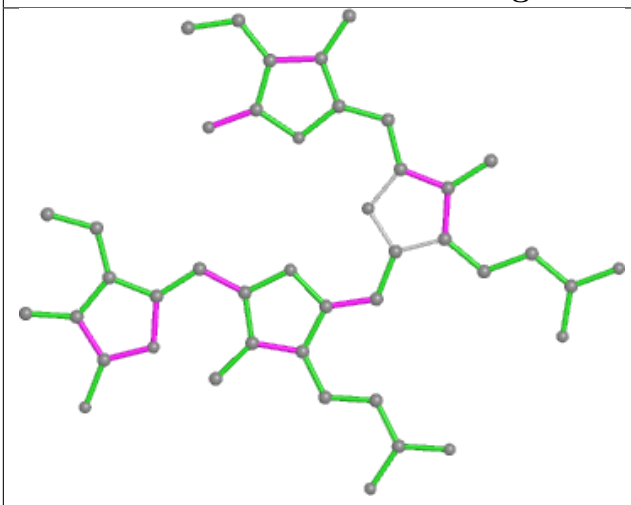

Bond lengths

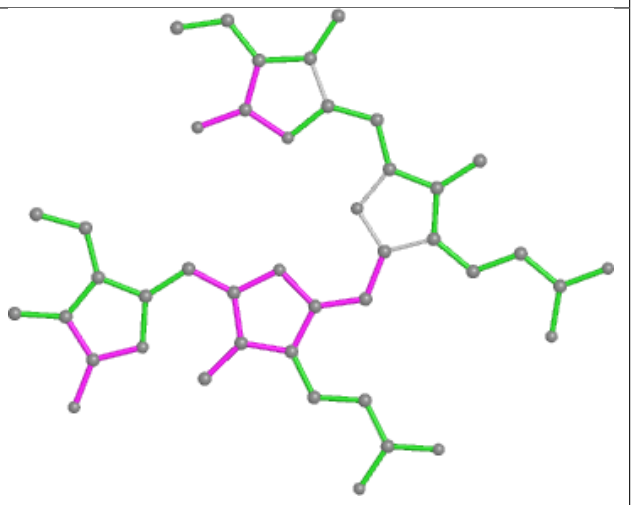

Bond angles

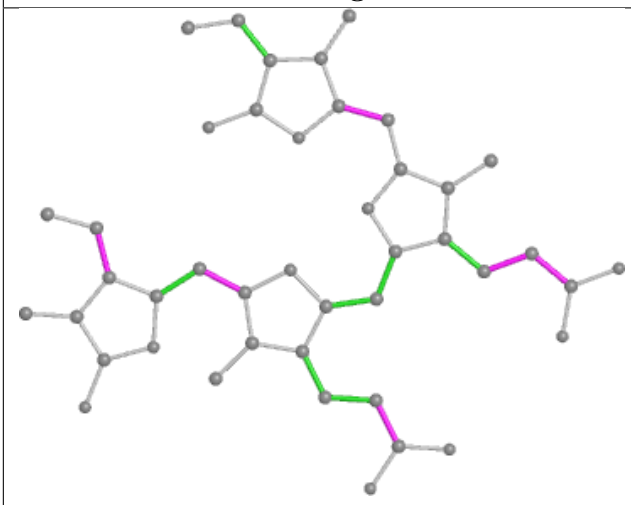

Torsions

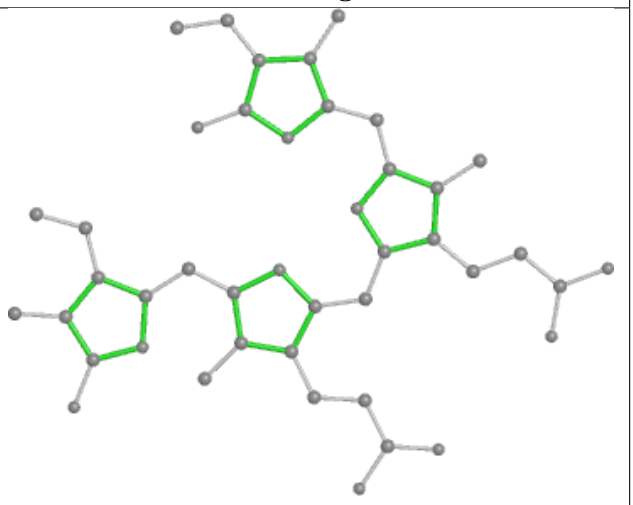

Rings

Ligand PEB iO 202

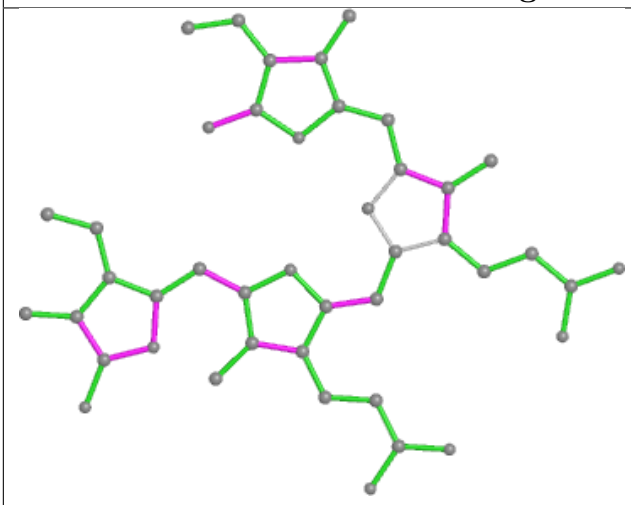

Bond lengths

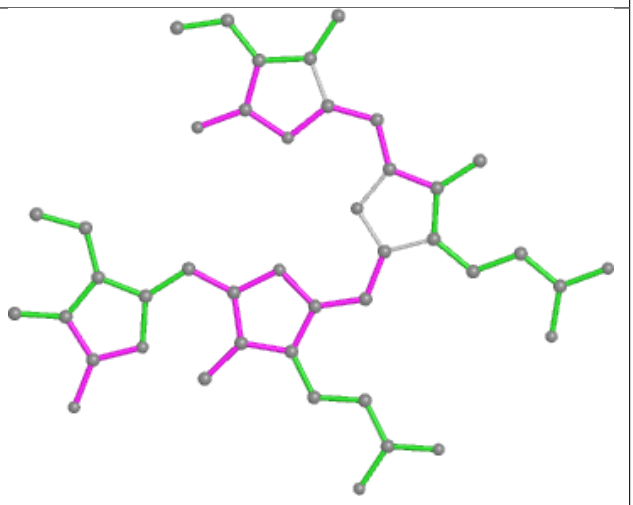

Bond angles

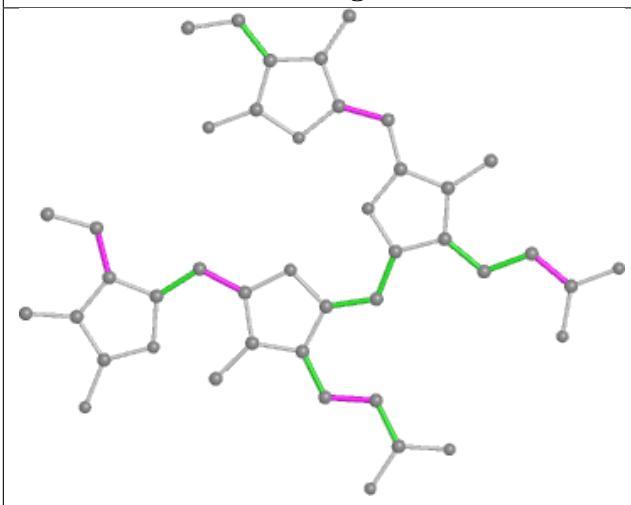

Torsions

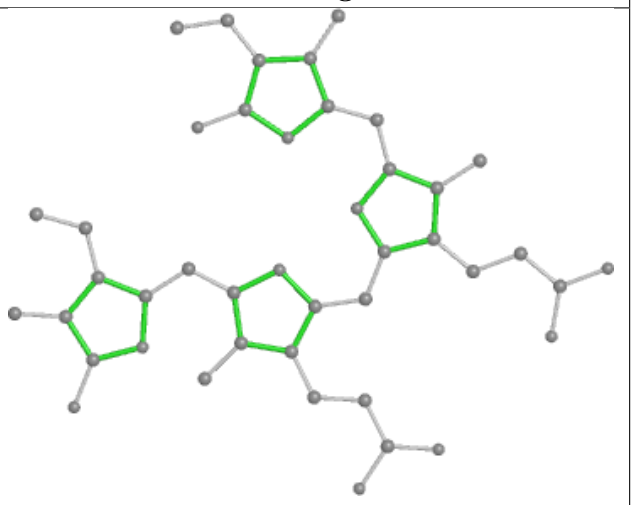

Rings

Ligand PEB UQ 201

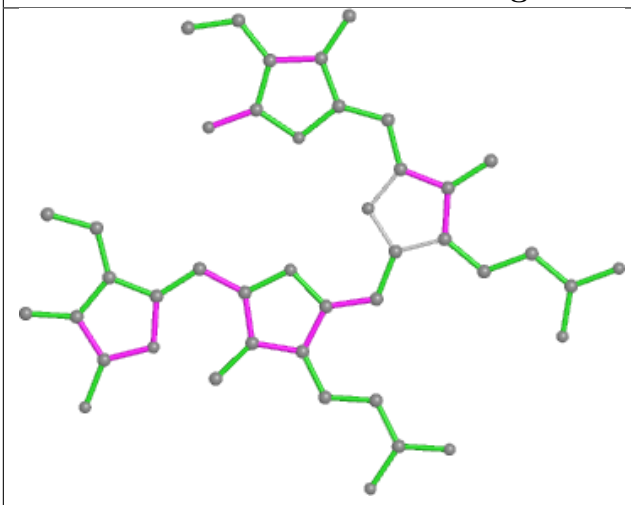

Bond lengths

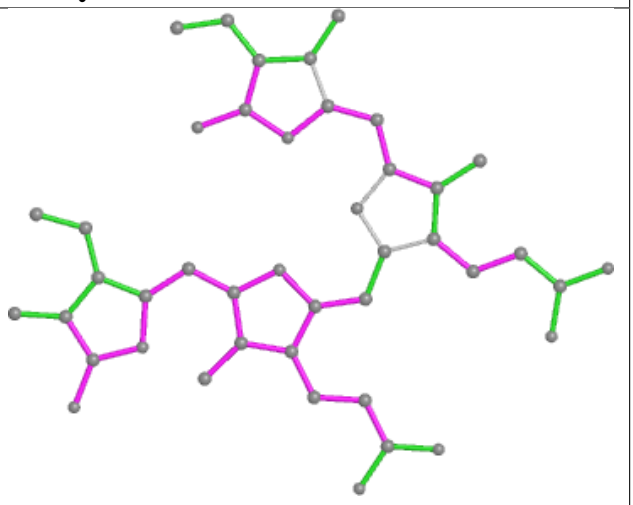

Bond angles

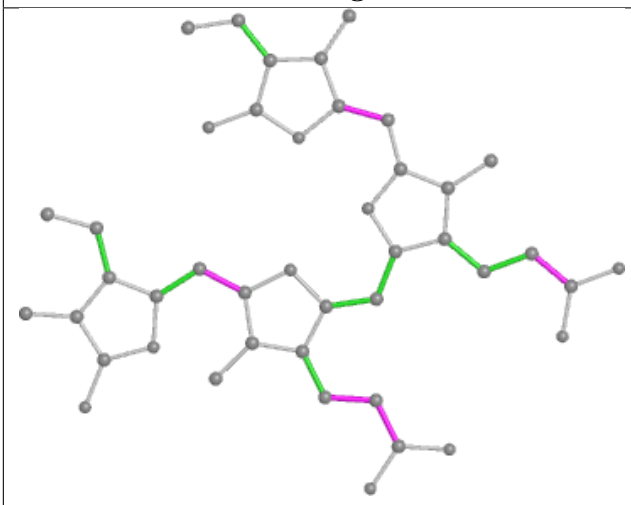

Torsions

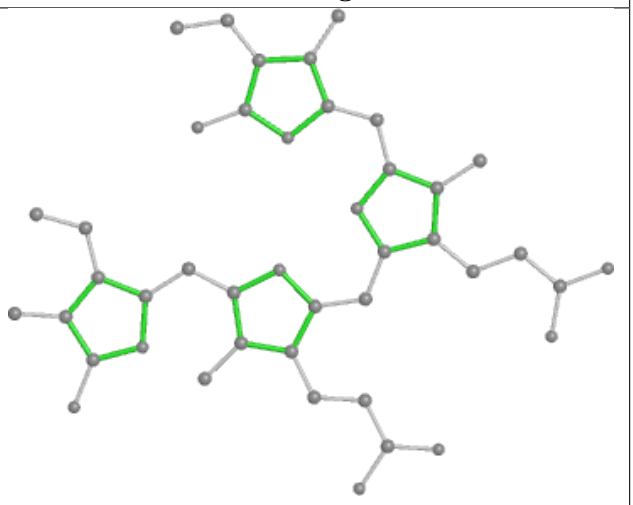

Rings

Ligand PEB HD 203

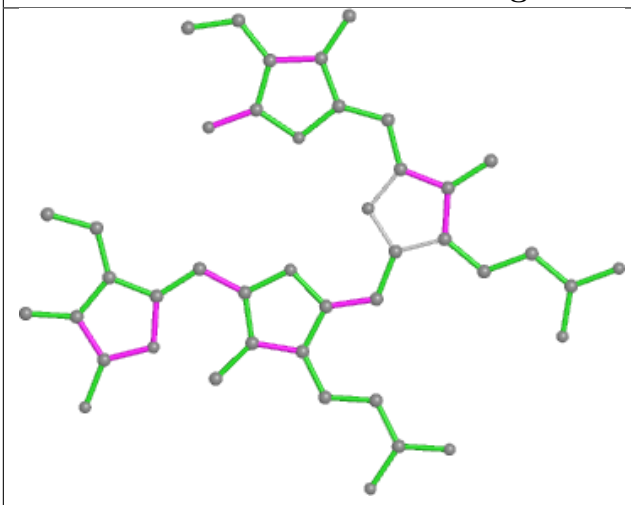

Bond lengths

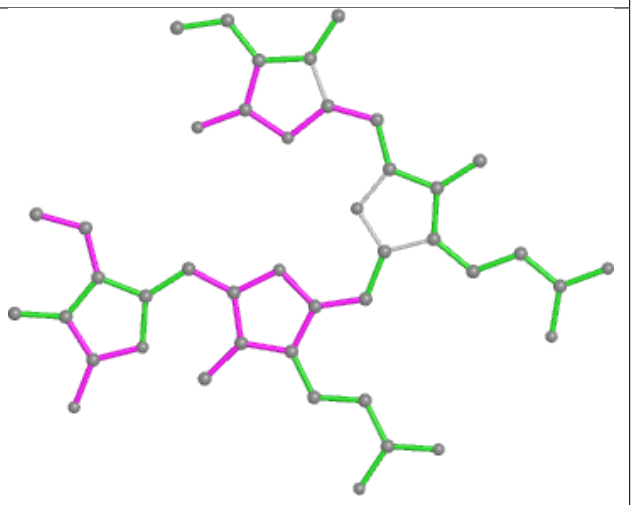

Bond angles

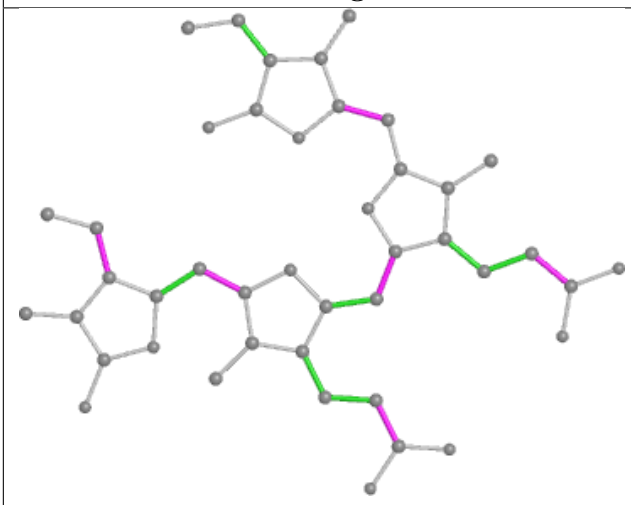

Torsions

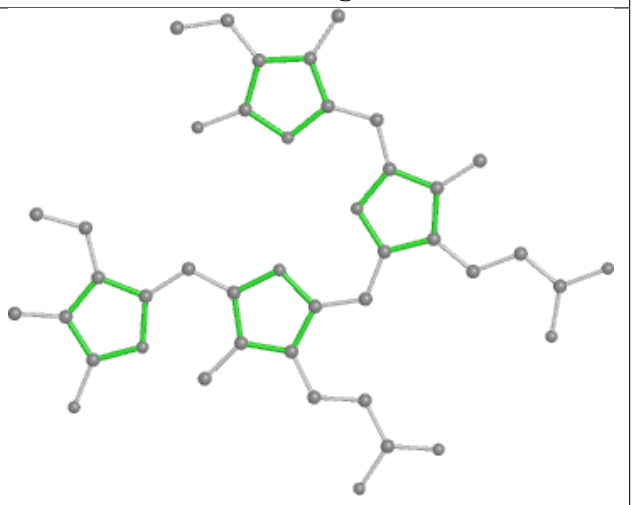

Rings

Ligand CYC GE 1001

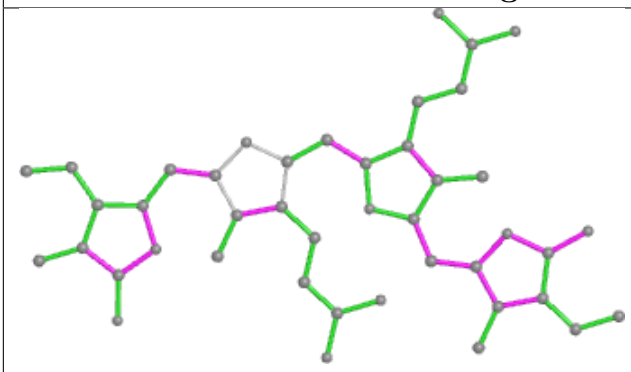

Bond lengths

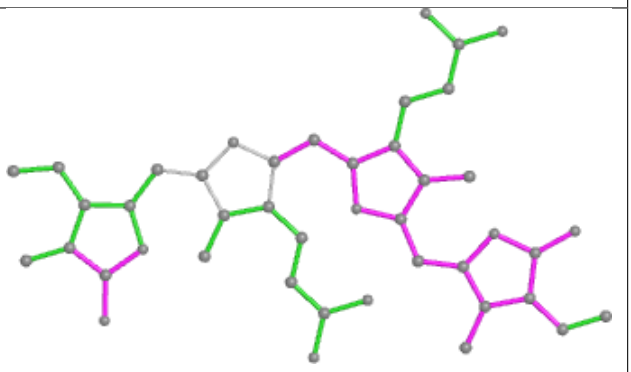

Bond angles

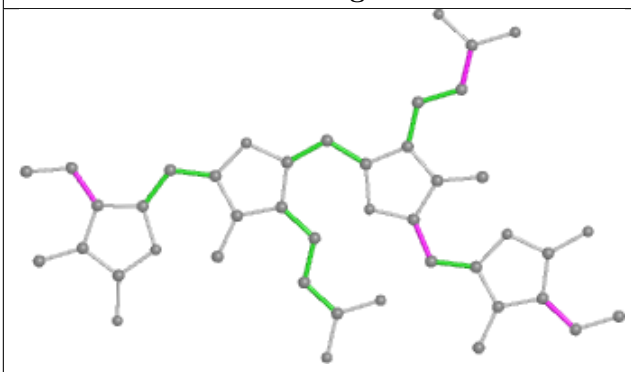

Torsions

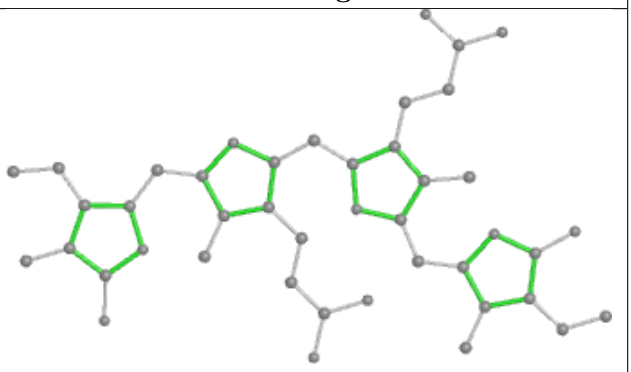

Rings

Ligand CLA 3N 303

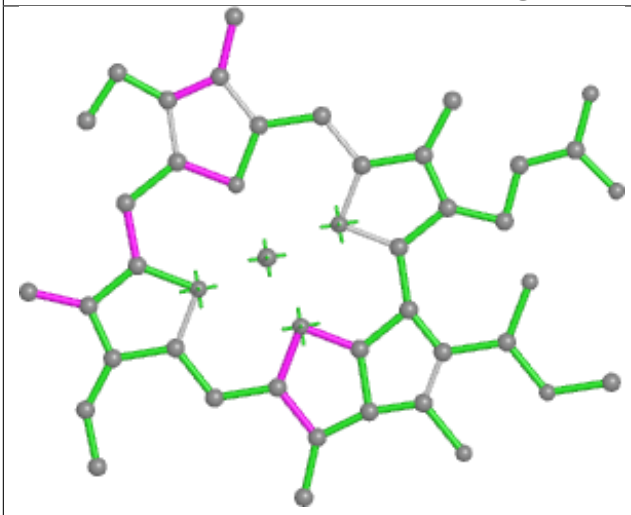

Bond lengths

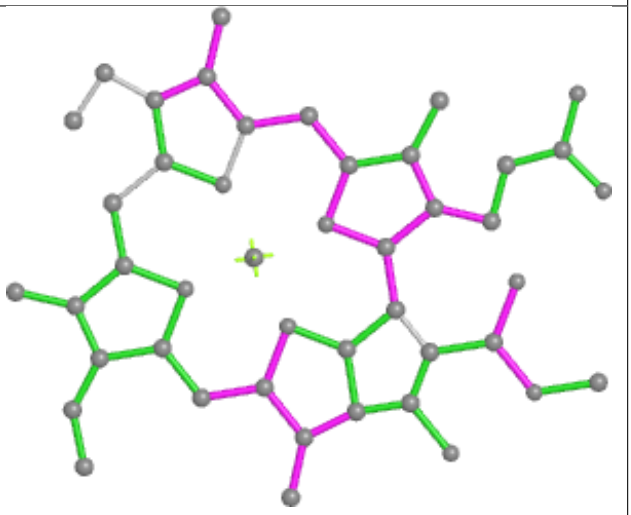

Bond angles

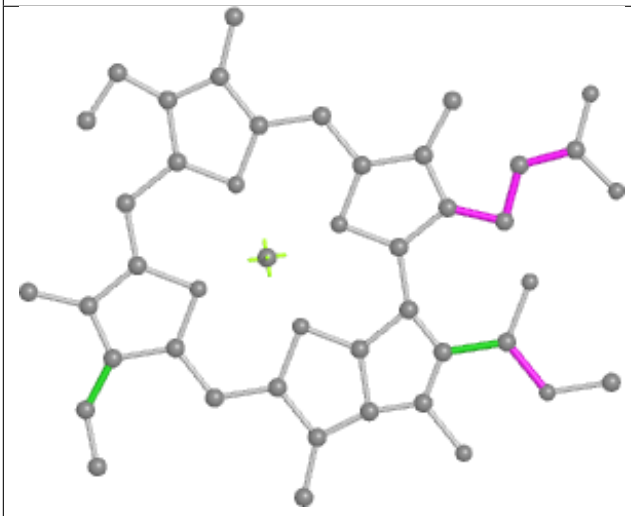

Torsions

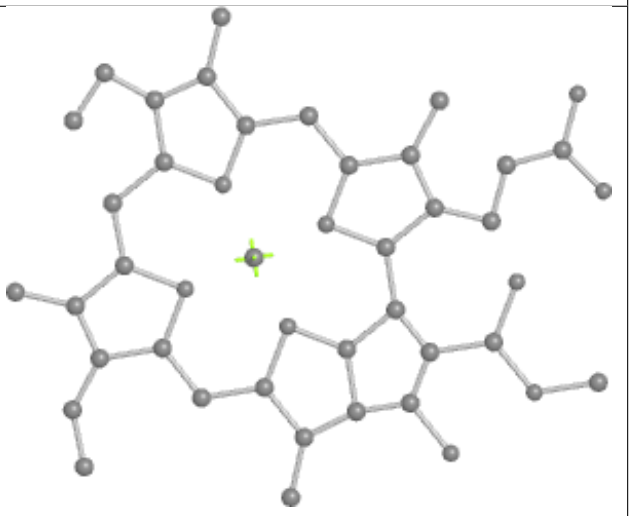

Rings

Ligand CYC i3 1001

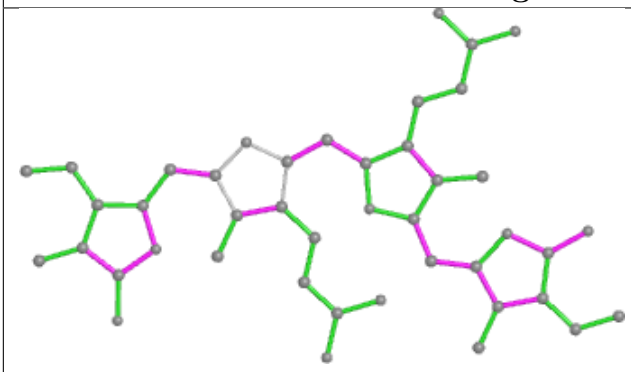

Bond lengths

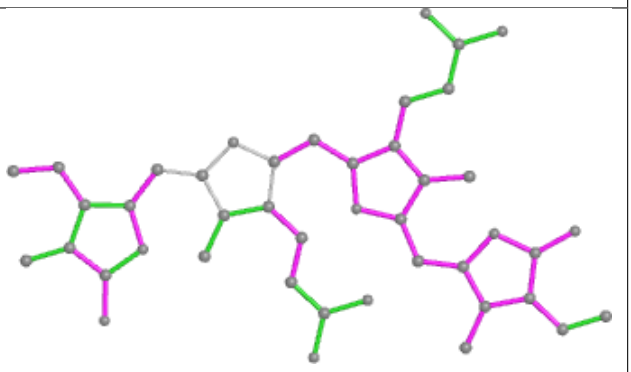

Bond angles

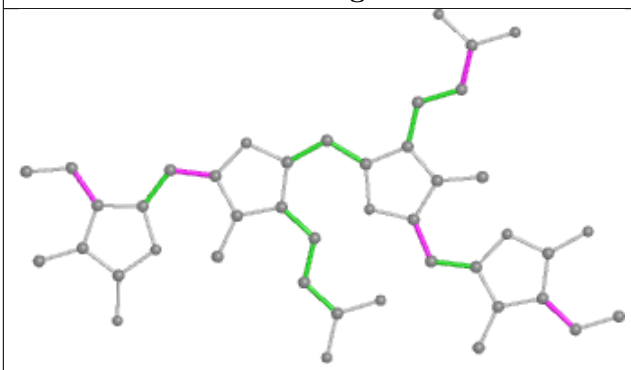

Torsions

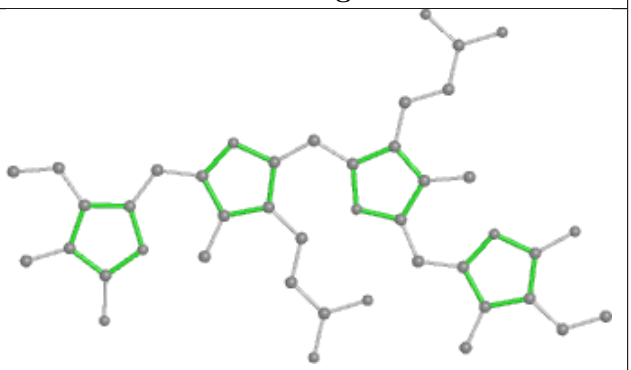

Rings

Ligand CLA a6 609

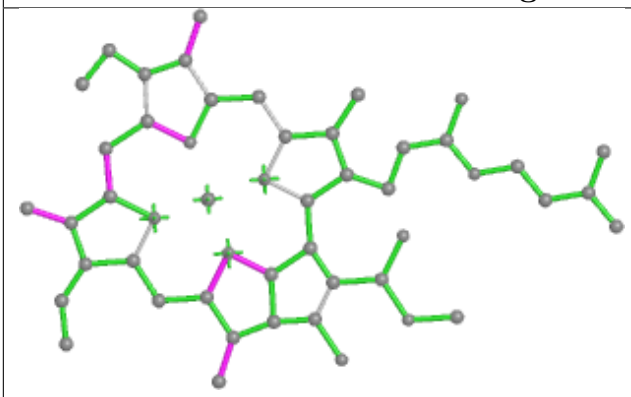

Bond lengths

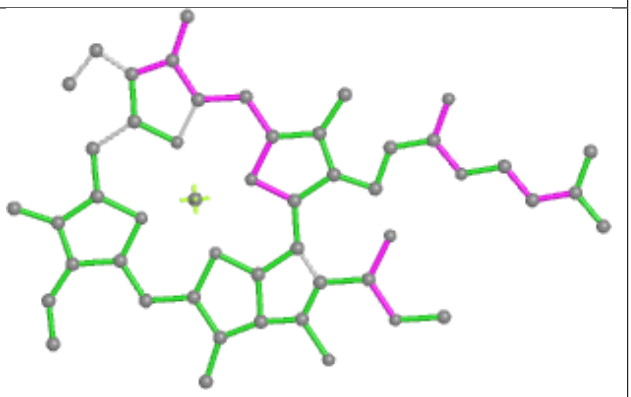

Bond angles

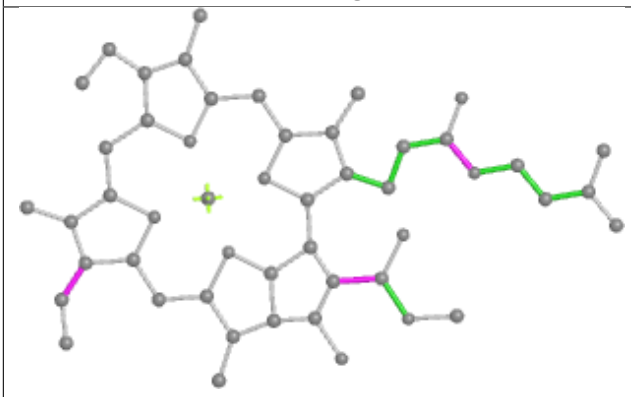

Torsions

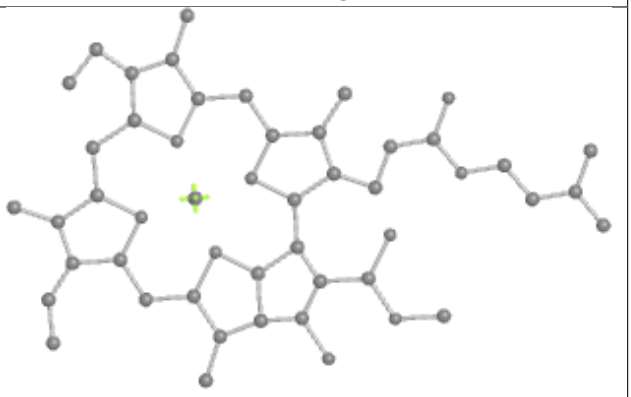

Rings

Ligand PEB PA 203

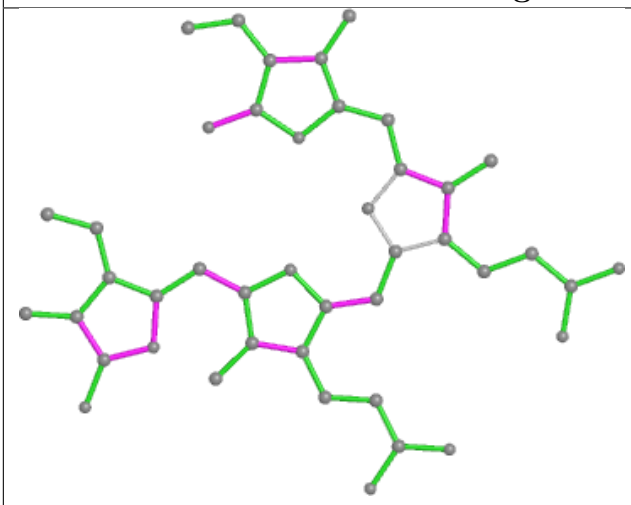

Bond lengths

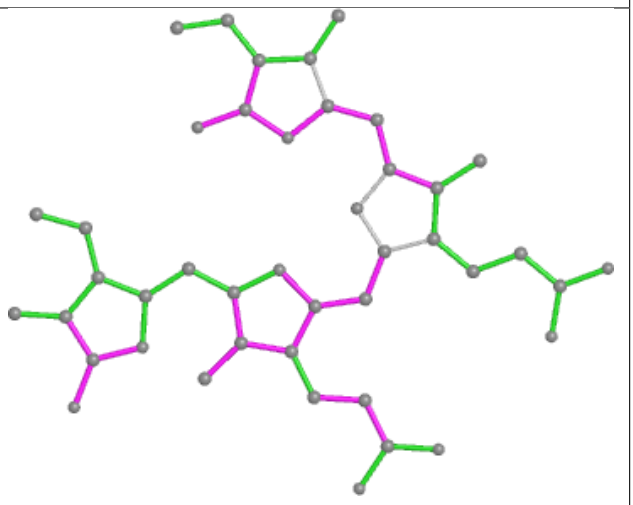

Bond angles

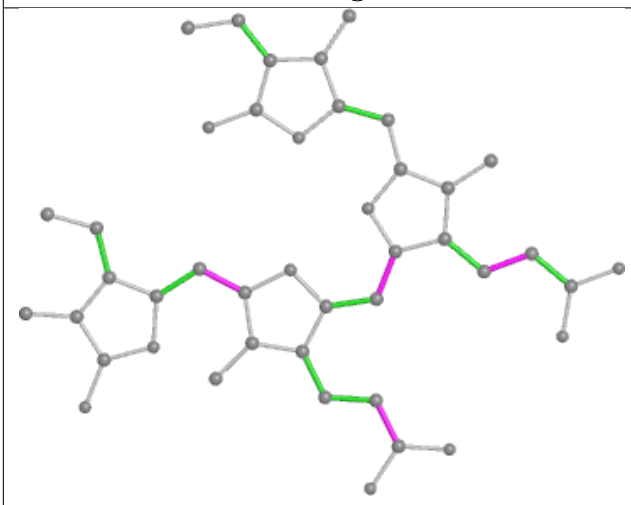

Torsions

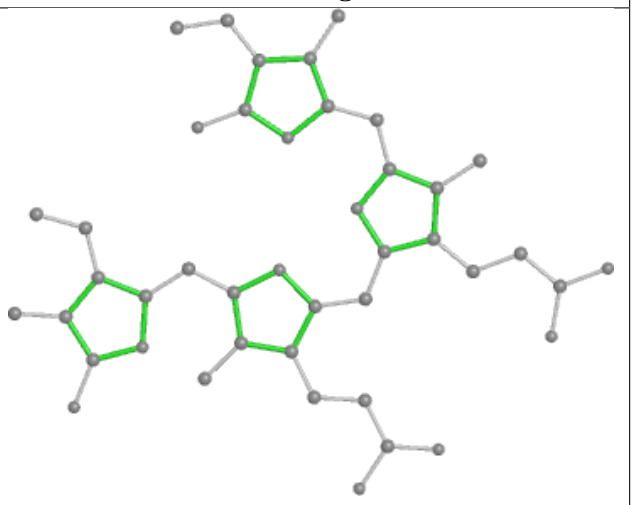

Rings

Ligand PEB lM 201

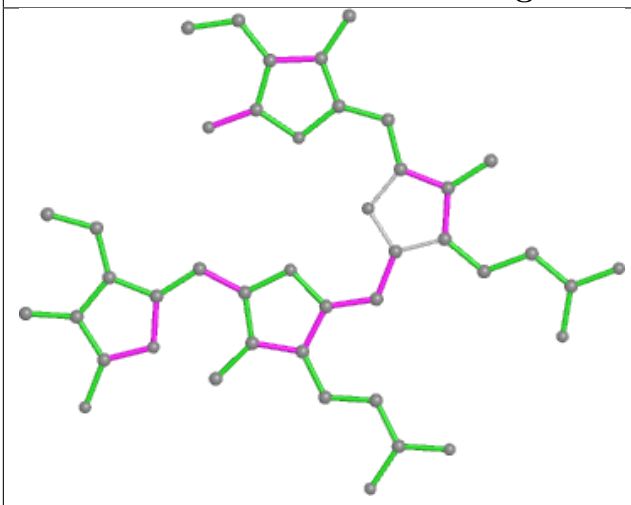

Bond lengths

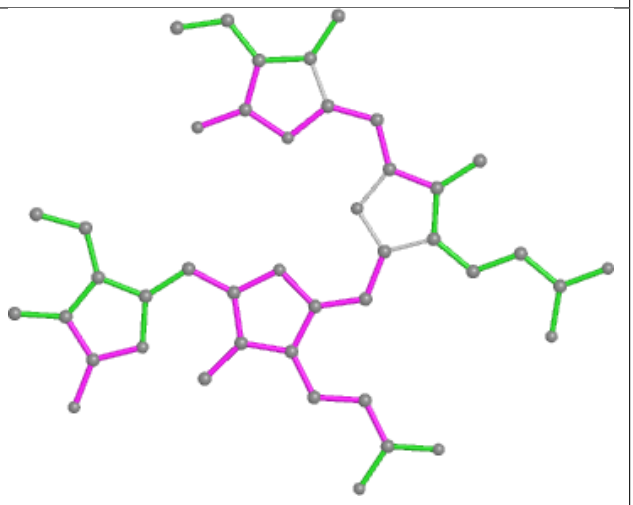

Bond angles

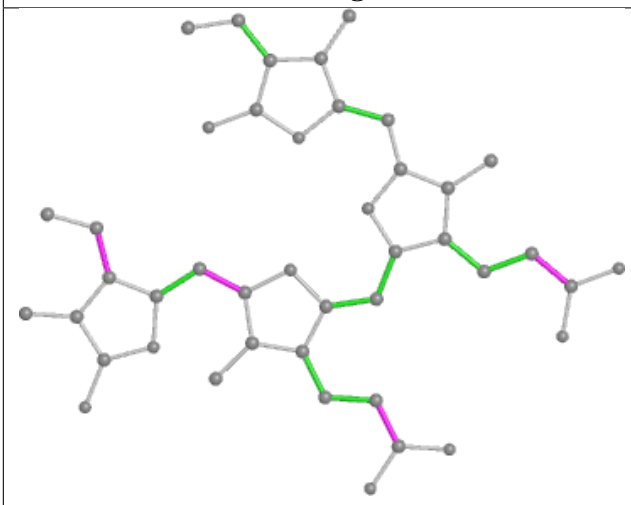

Torsions

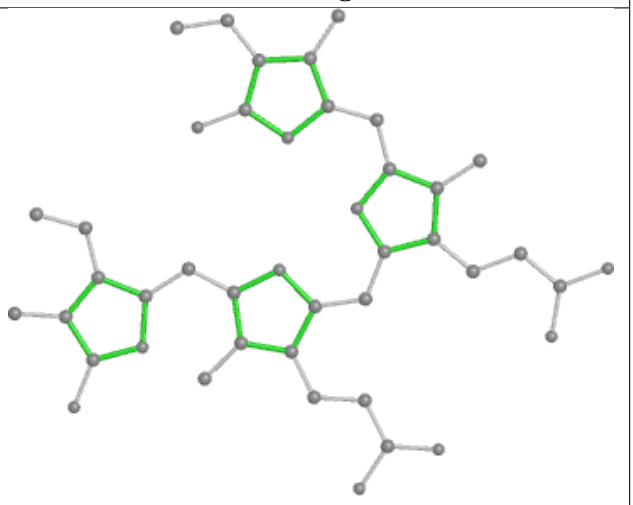

Rings

Ligand PEB rK 202

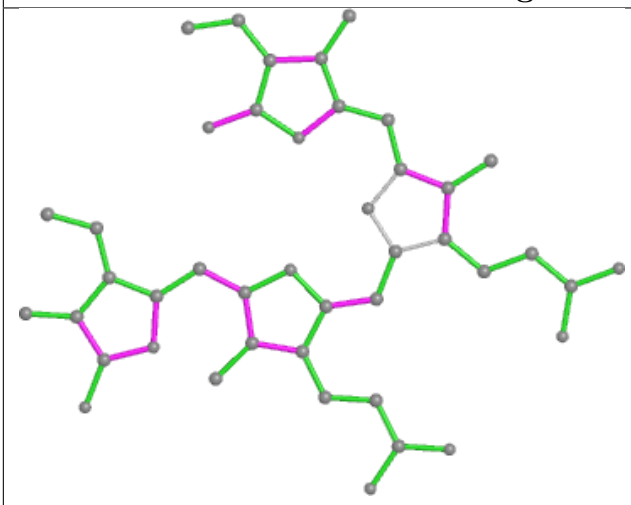

Bond lengths

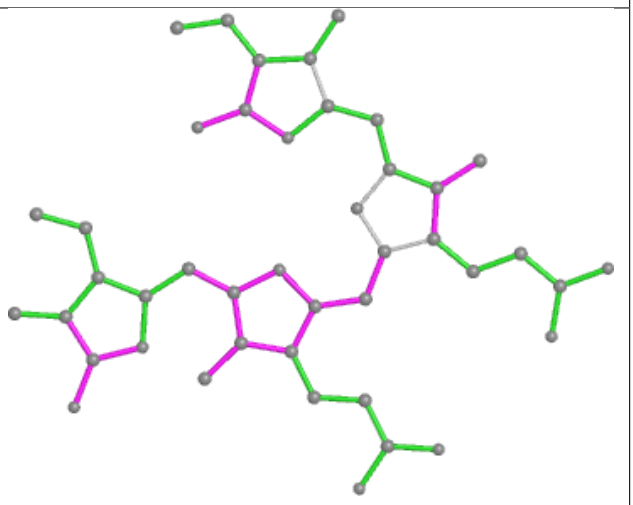

Bond angles

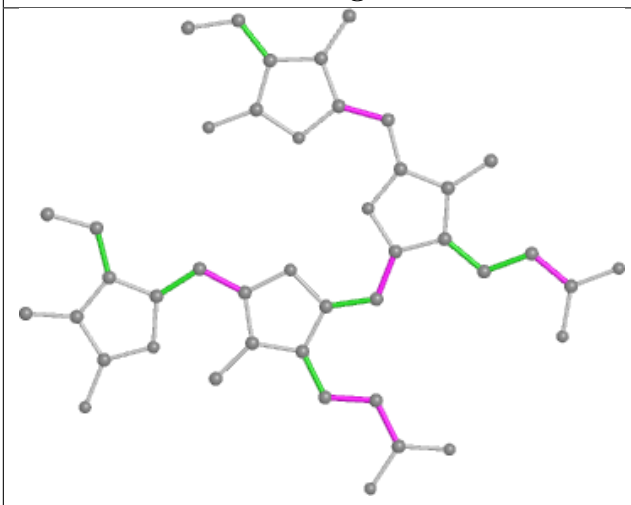

Torsions

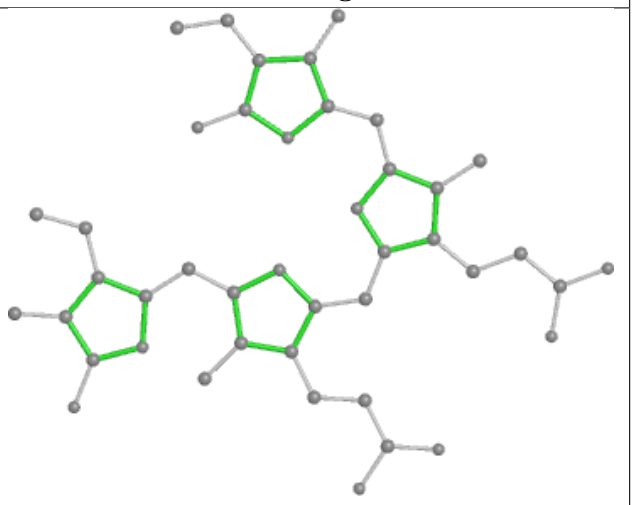

Rings

Ligand CLA BL 603

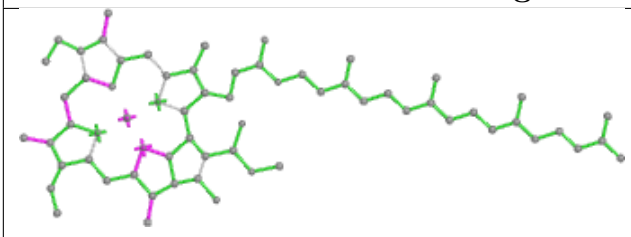

Bond lengths

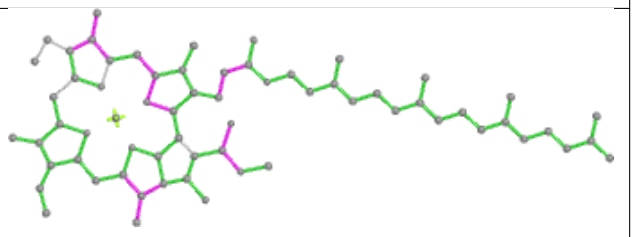

Bond angles

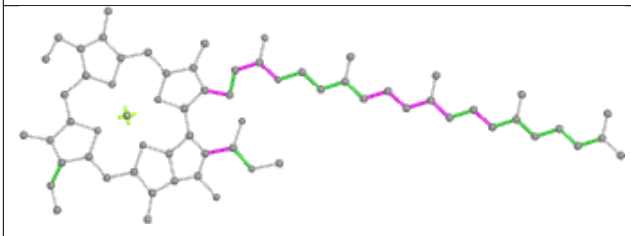

Torsions

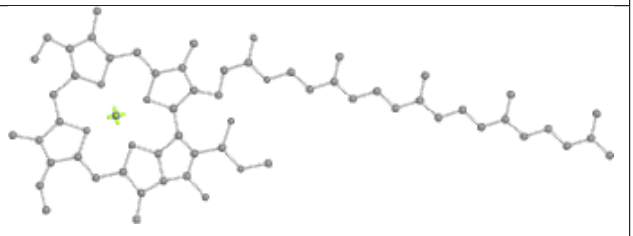

Rings

Ligand CYC f3 1001

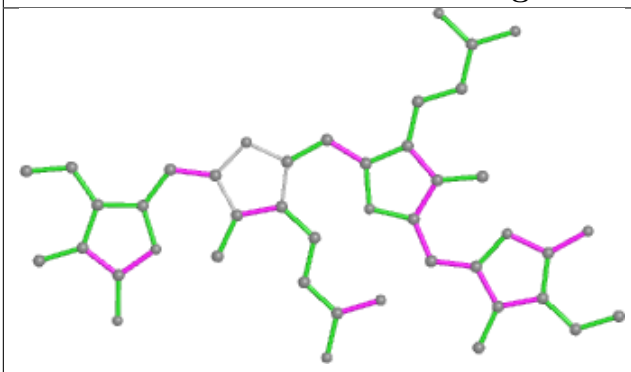

Bond lengths

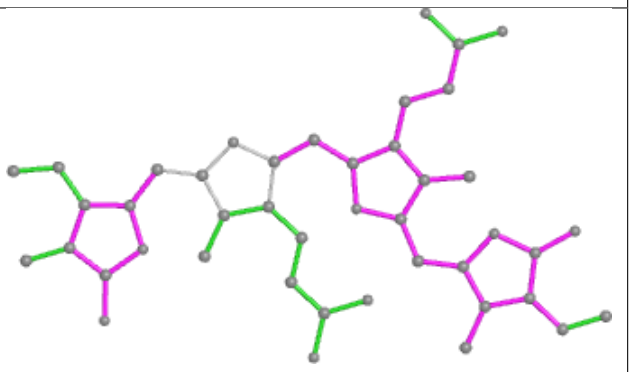

Bond angles

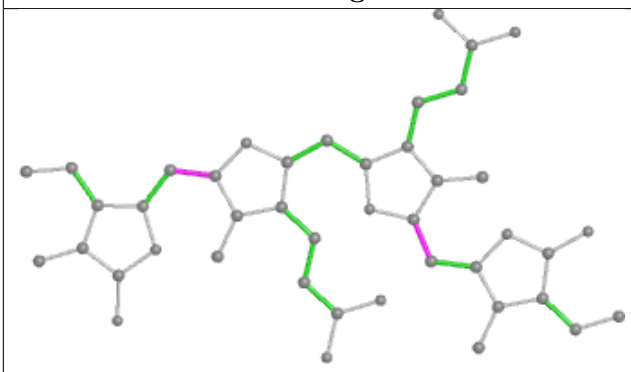

Torsions

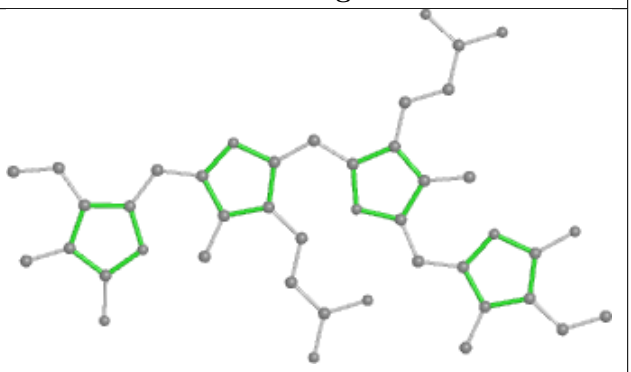

Rings

Ligand CLA AN 803

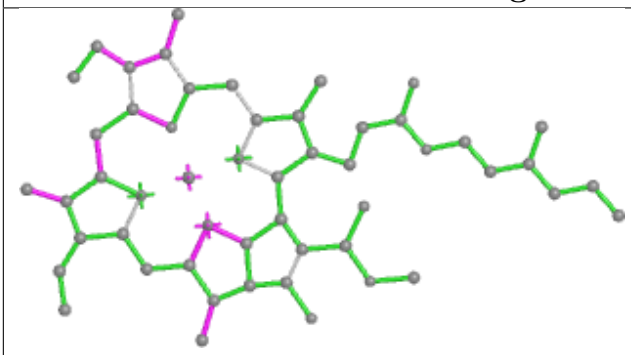

Bond lengths

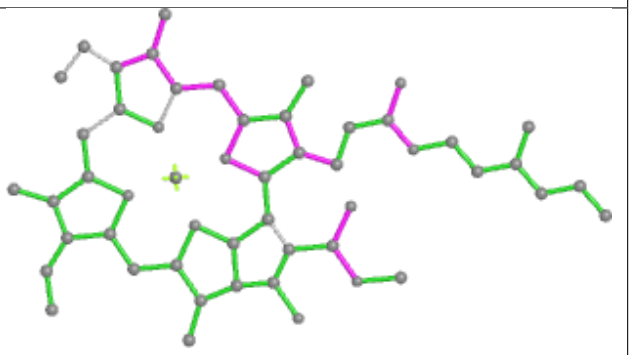

Bond angles

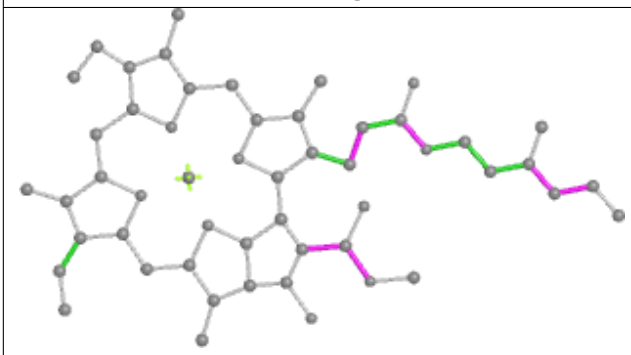

Torsions

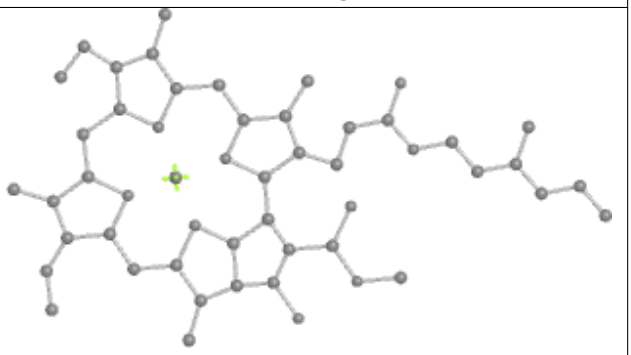

Rings

Ligand PEB eJ 201

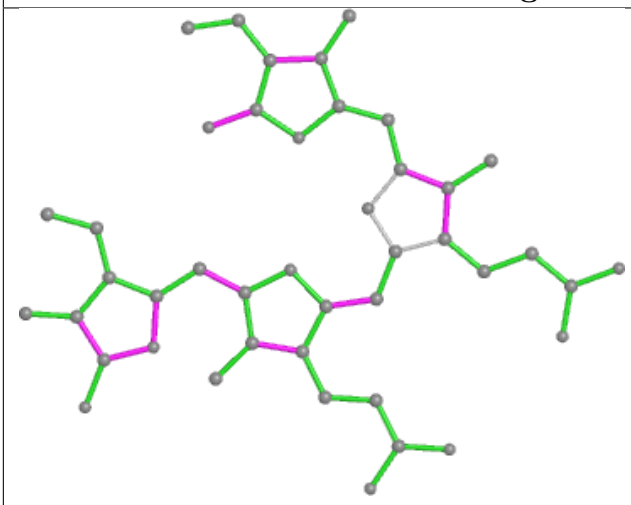

Bond lengths

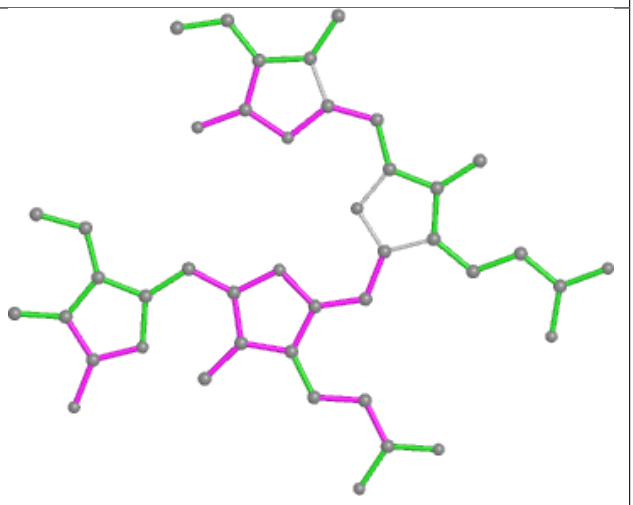

Bond angles

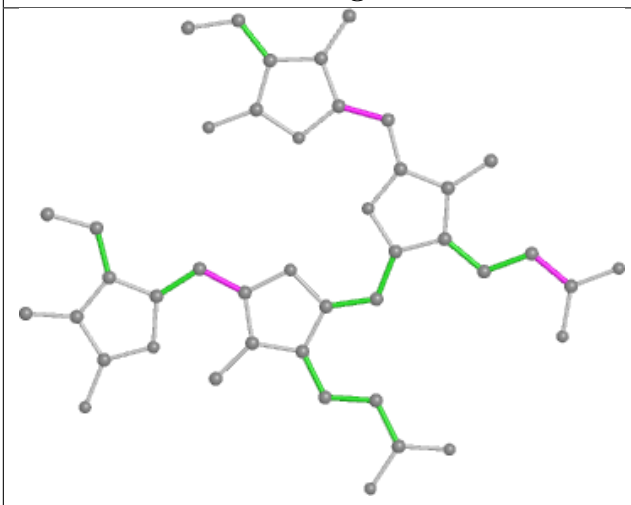

Torsions

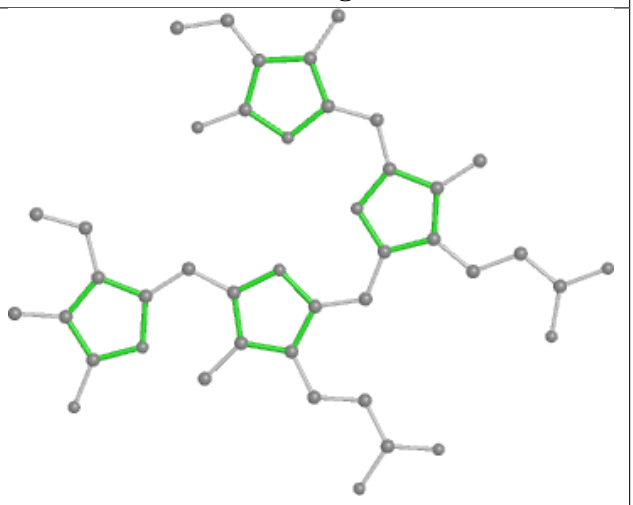

Rings

Ligand PEB kF 201

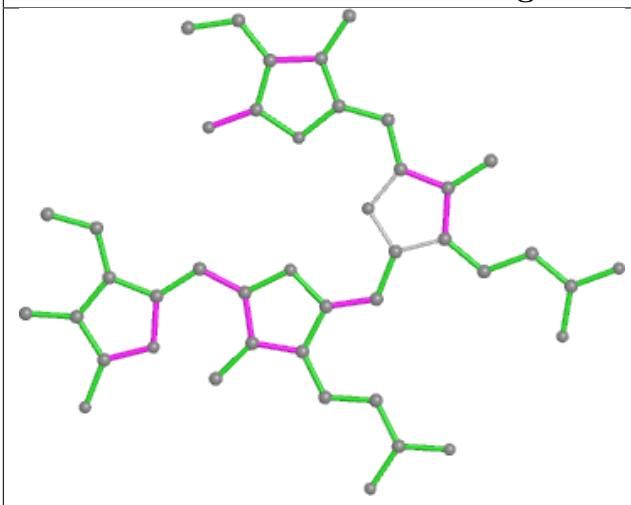

Bond lengths

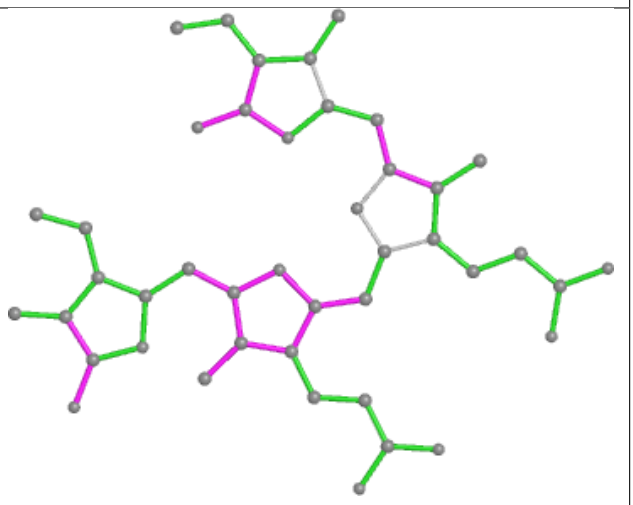

Bond angles

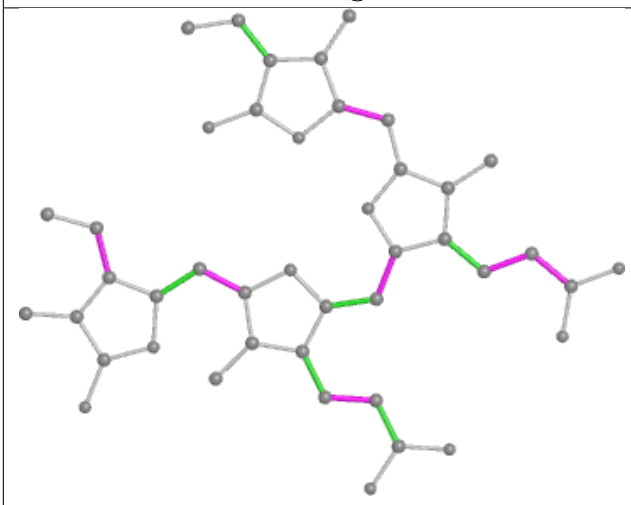

Torsions

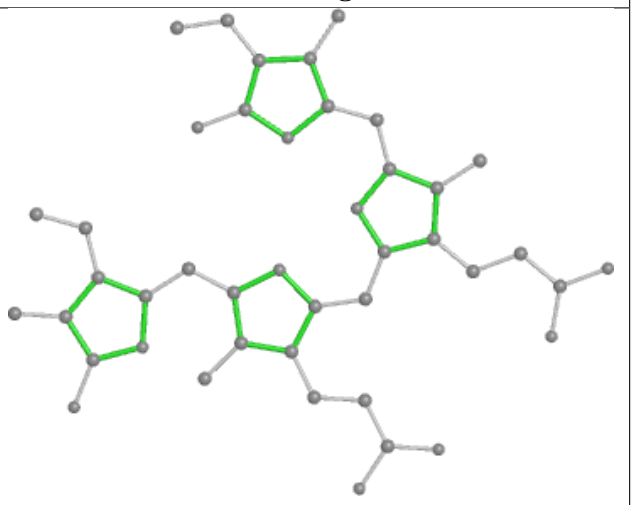

Rings

Ligand PEB dG 203

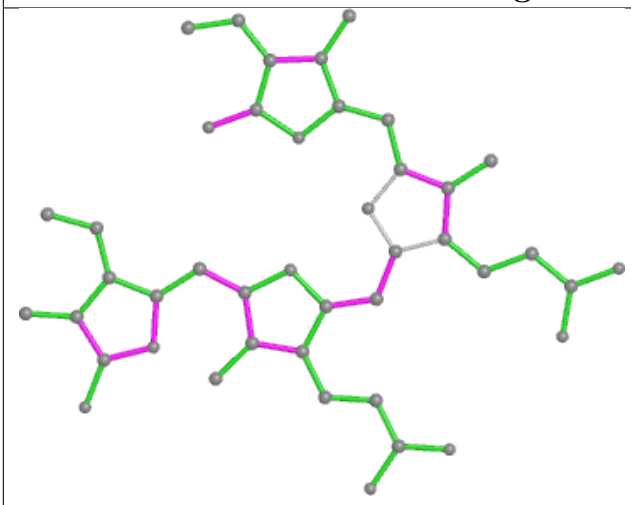

Bond lengths

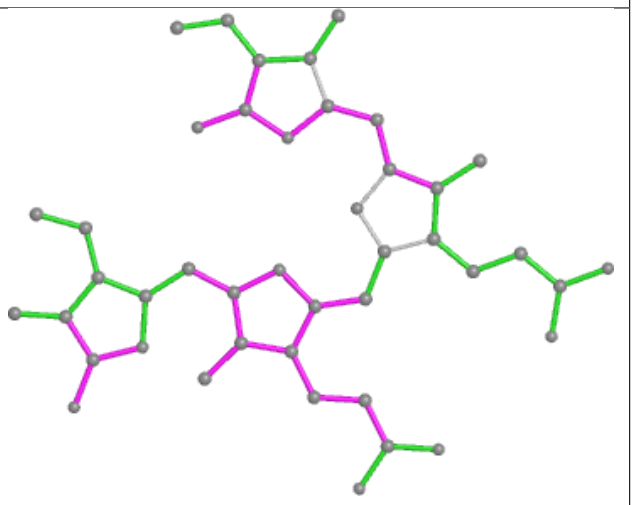

Bond angles

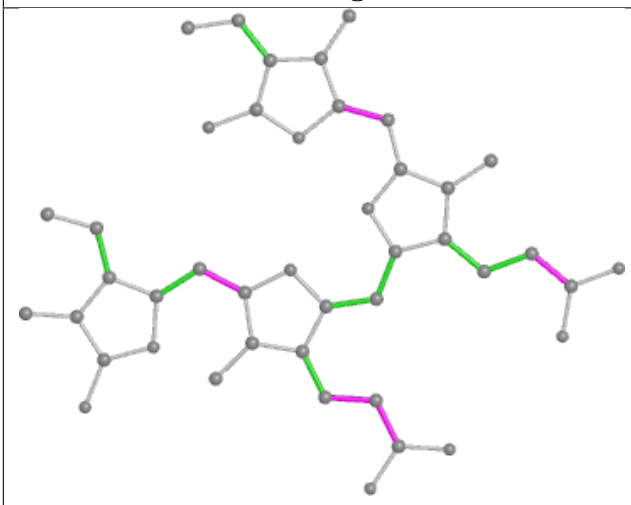

Torsions

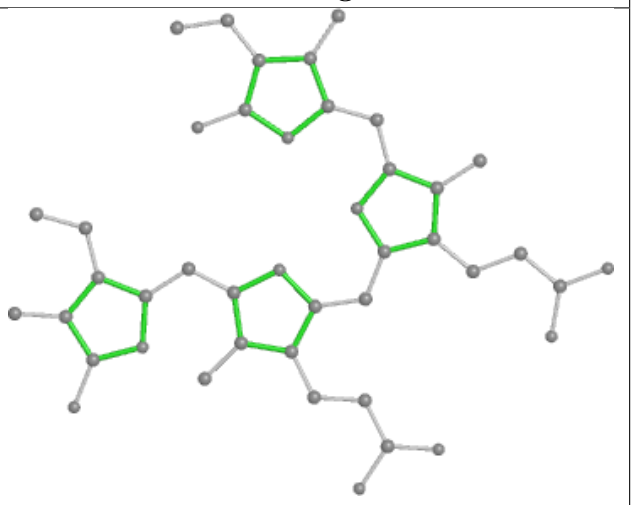

Rings

Ligand PEB HD 202

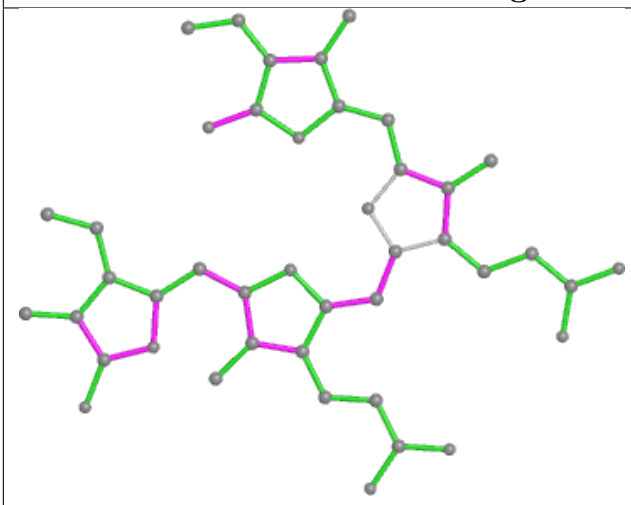

Bond lengths

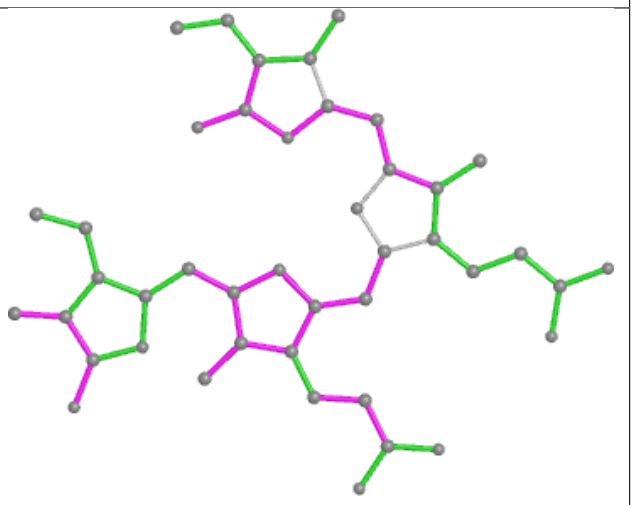

Bond angles

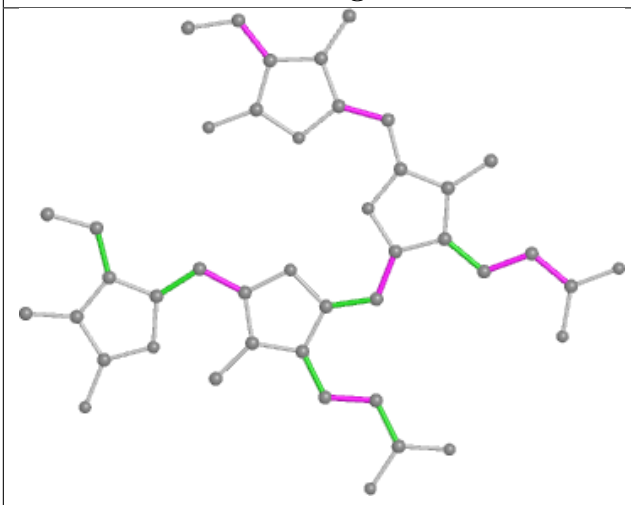

Torsions

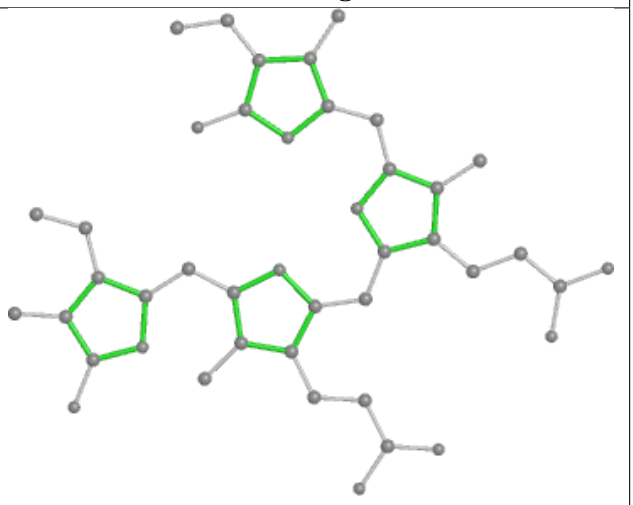

Rings

Ligand PEB b4 201

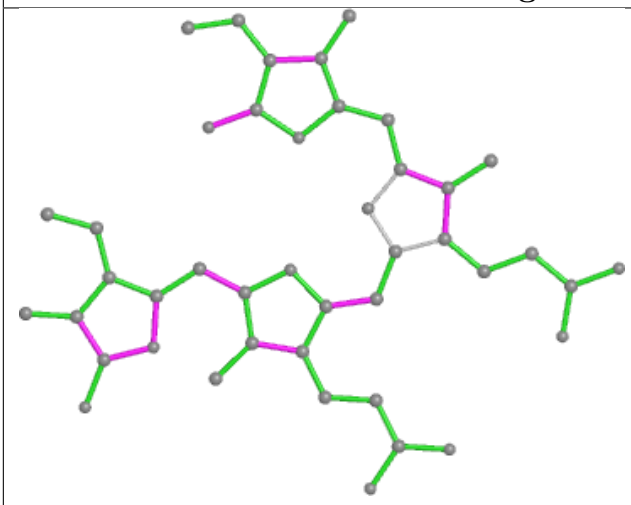

Bond lengths

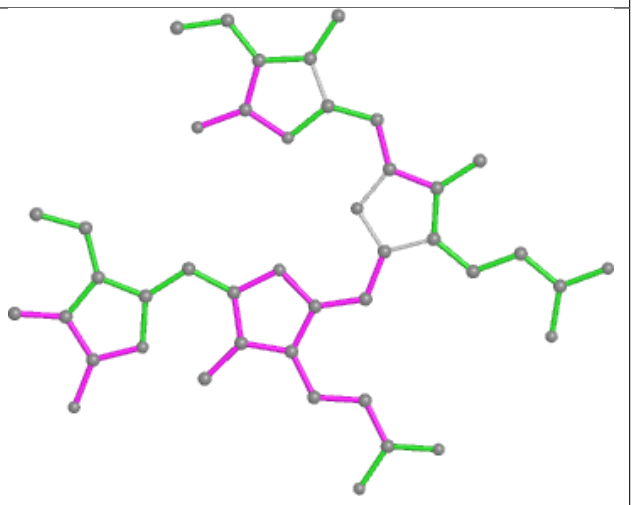

Bond angles

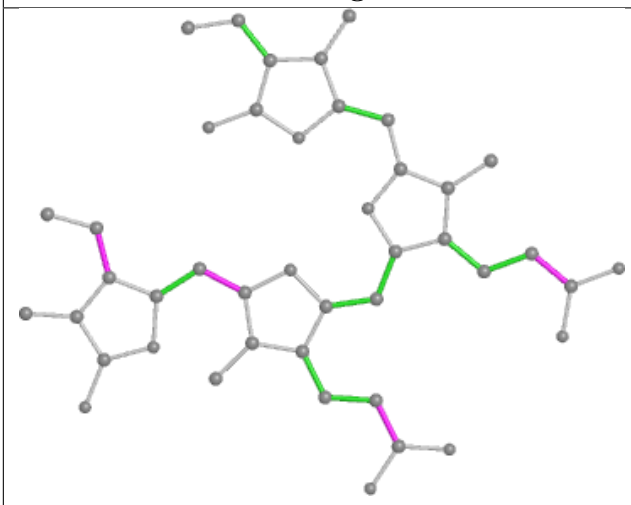

Torsions

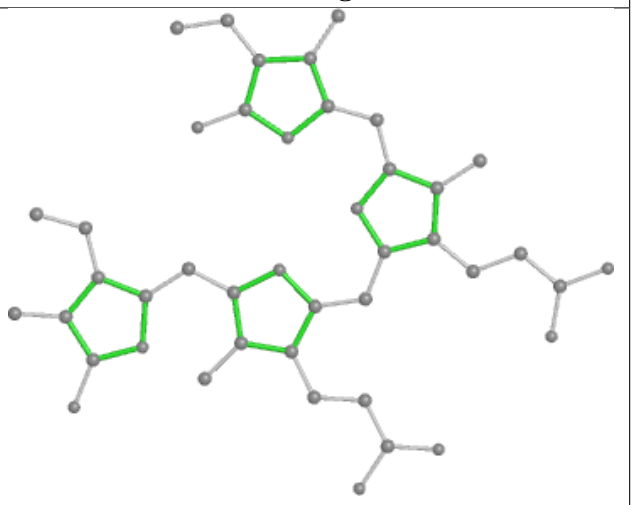

Rings

Ligand CLA 3N 309

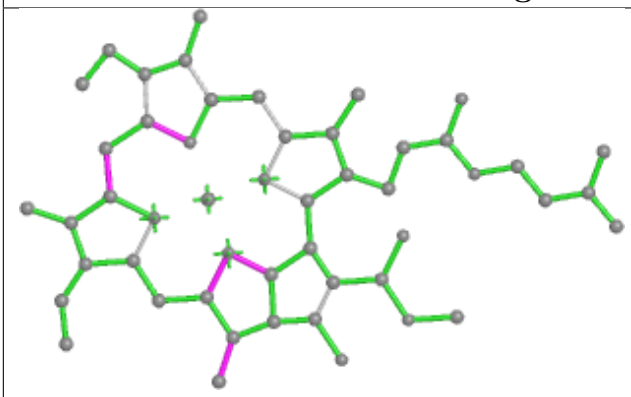

Bond lengths

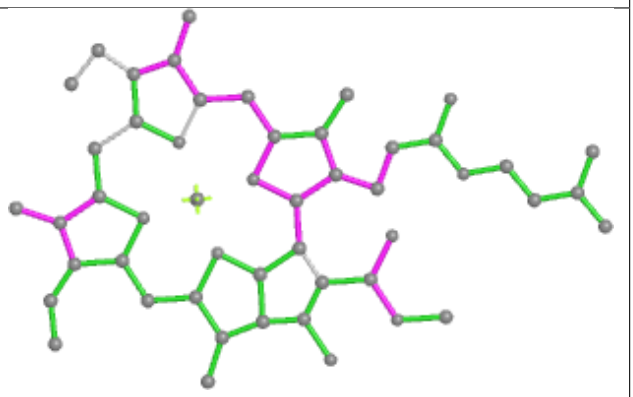

Bond angles

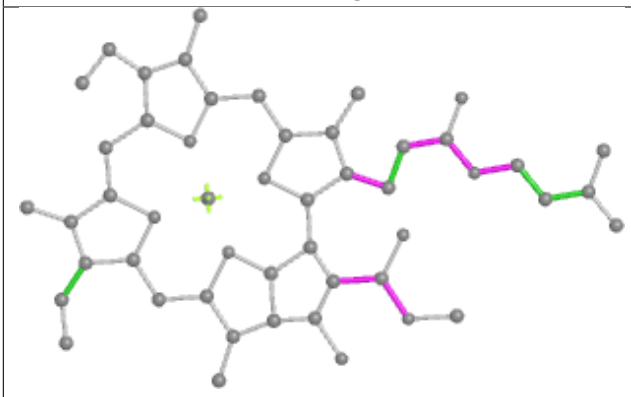

Torsions

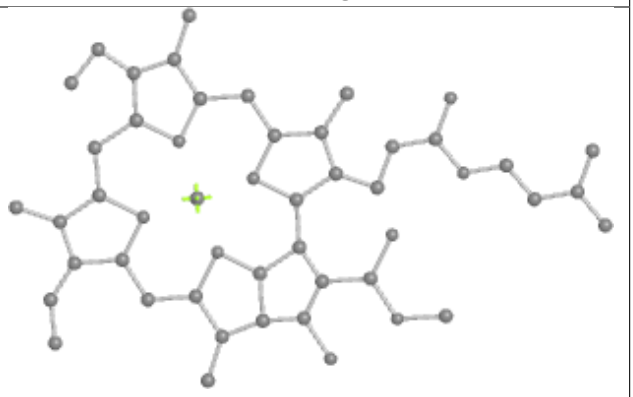

Rings

Ligand PEB KA 201

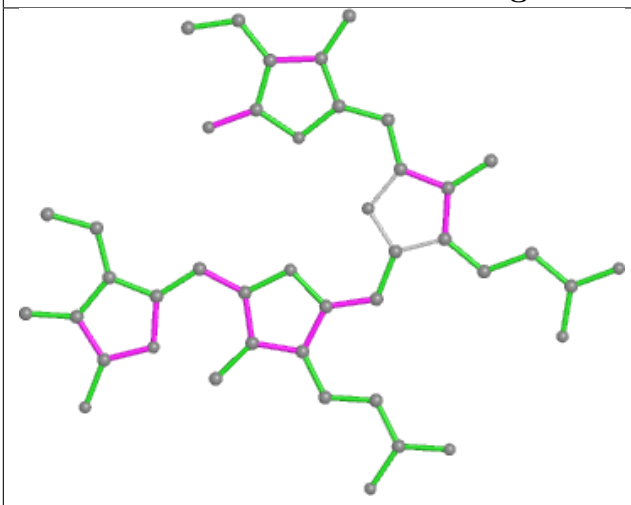

Bond lengths

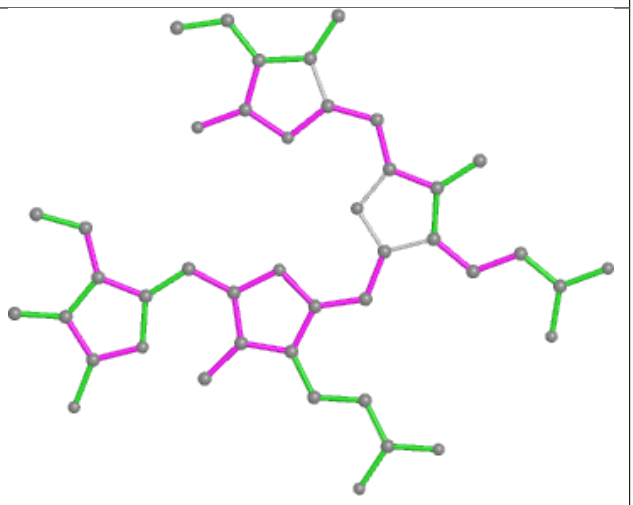

Bond angles

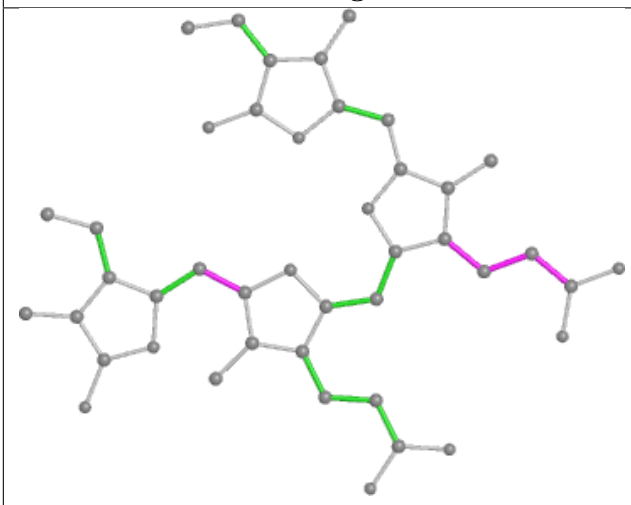

Torsions

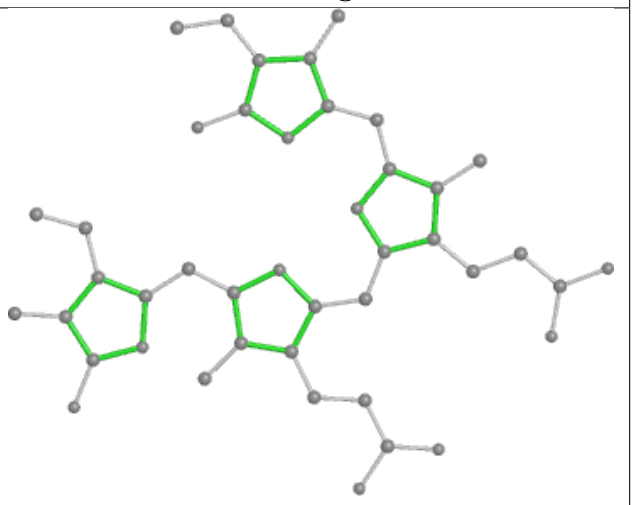

Rings

Ligand CLA B6 606

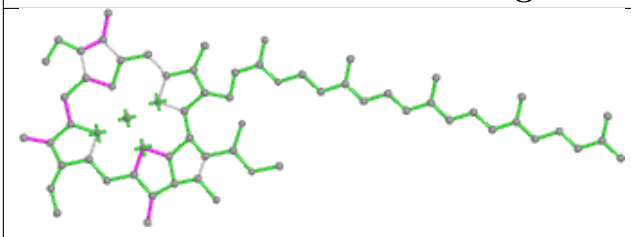

Bond lengths

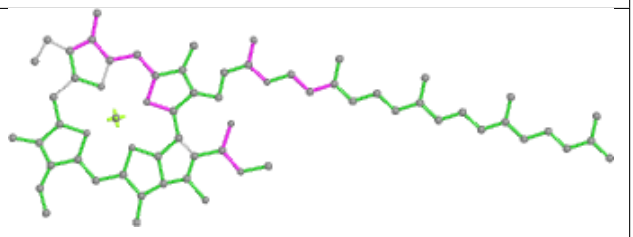

Bond angles

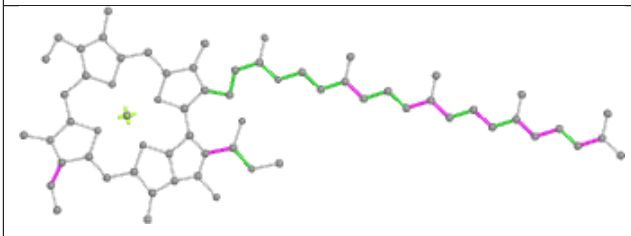

Torsions

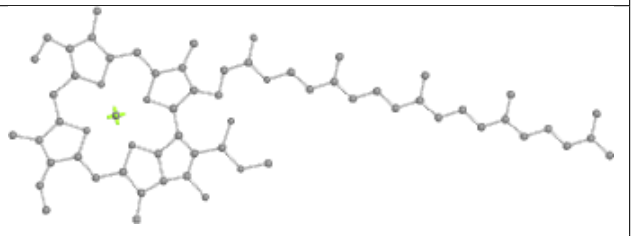

Rings

Ligand CLA 5N 610

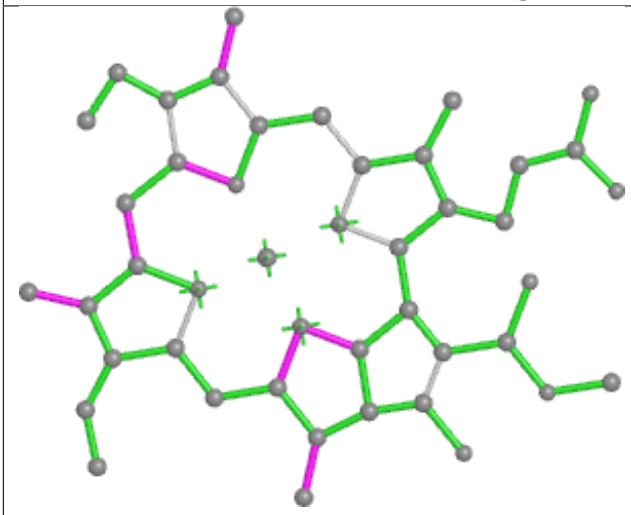

Bond lengths

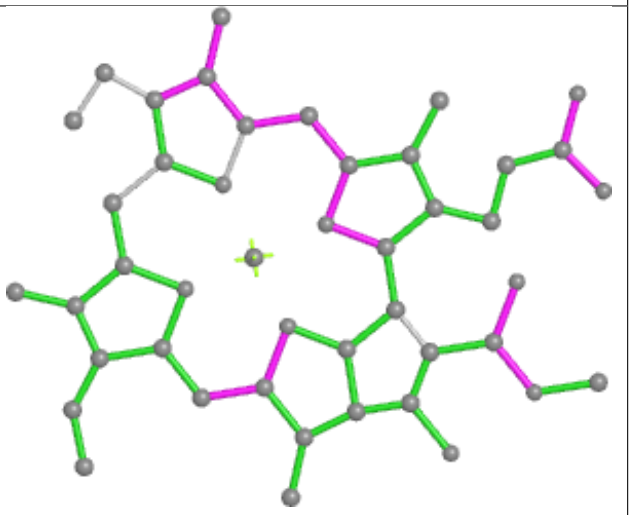

Bond angles

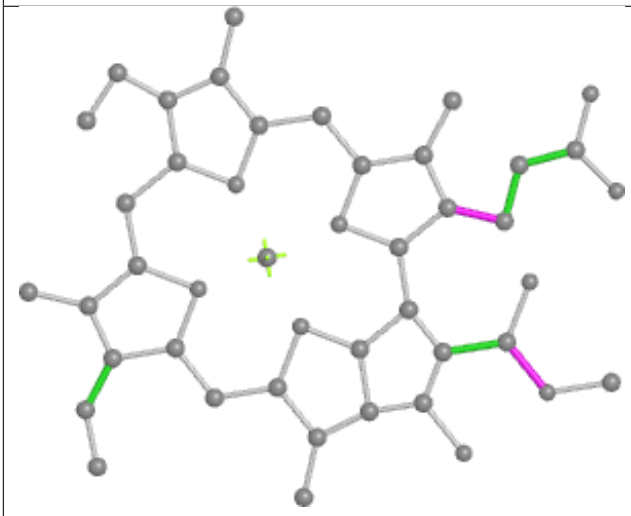

Torsions

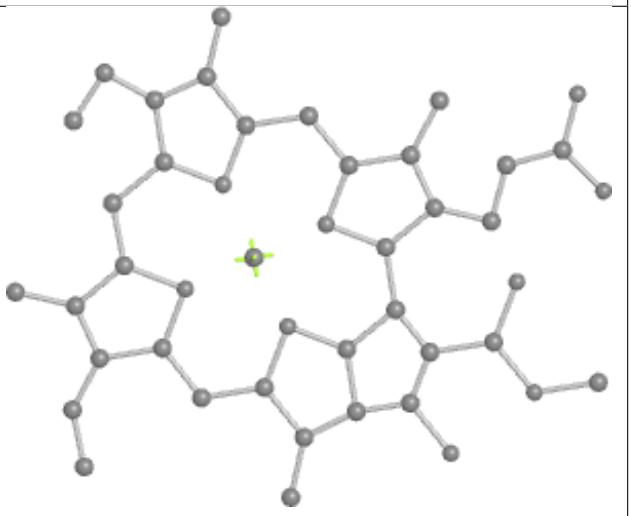

Rings

Ligand CLA A2 836

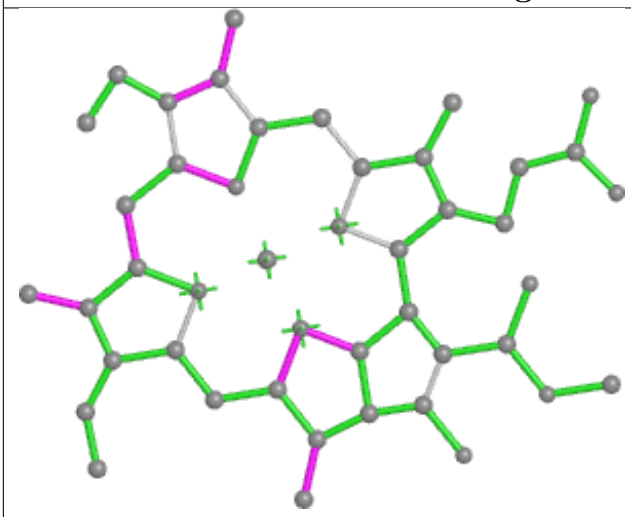

Bond lengths

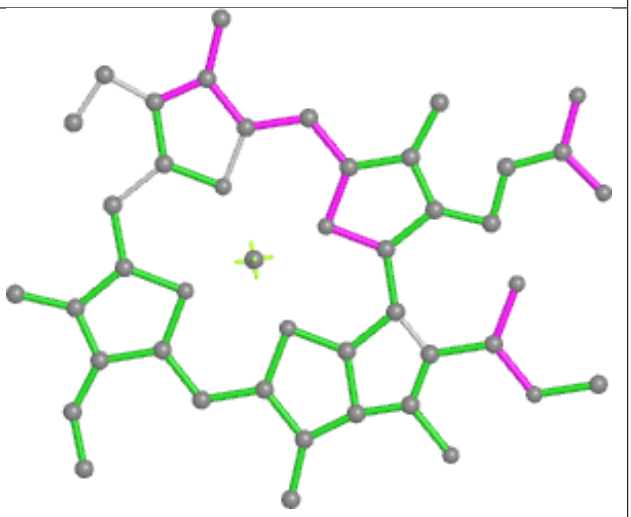

Bond angles

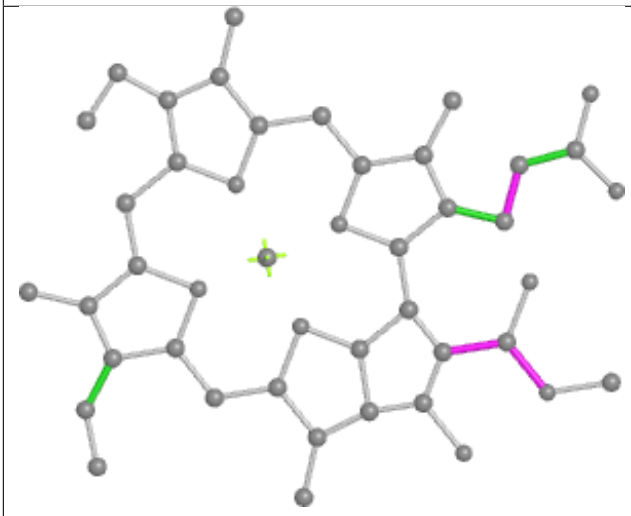

Torsions

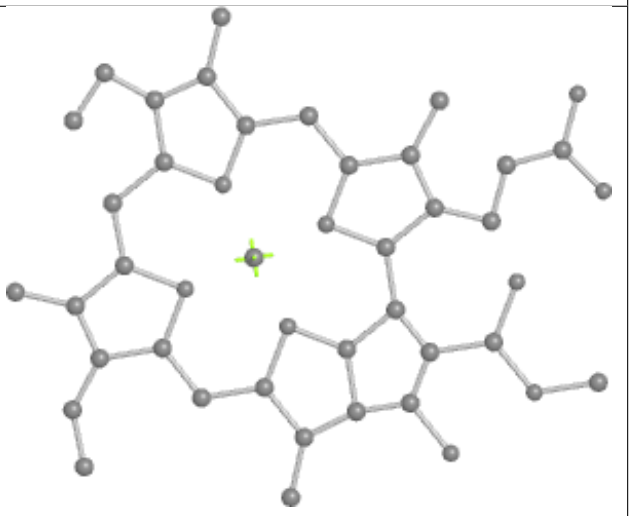

Rings

Ligand PEB sC 201

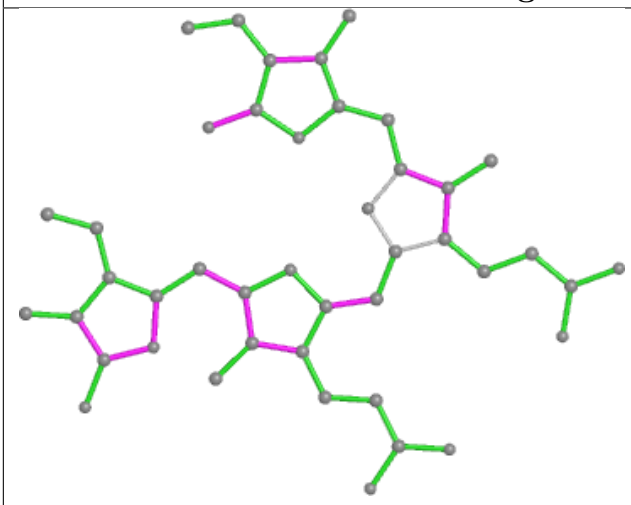

Bond lengths

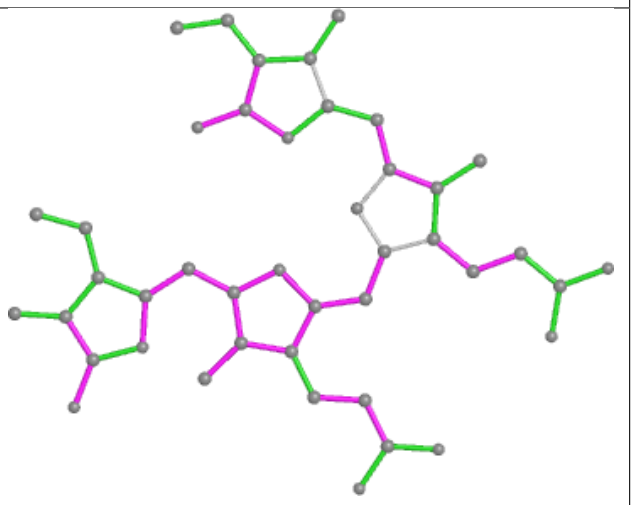

Bond angles

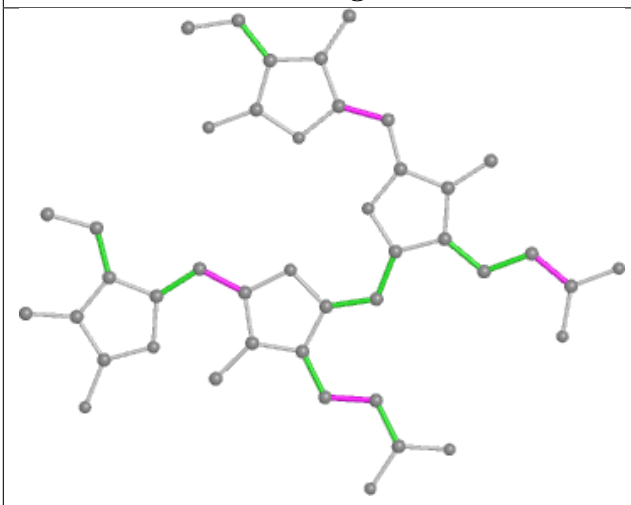

Torsions

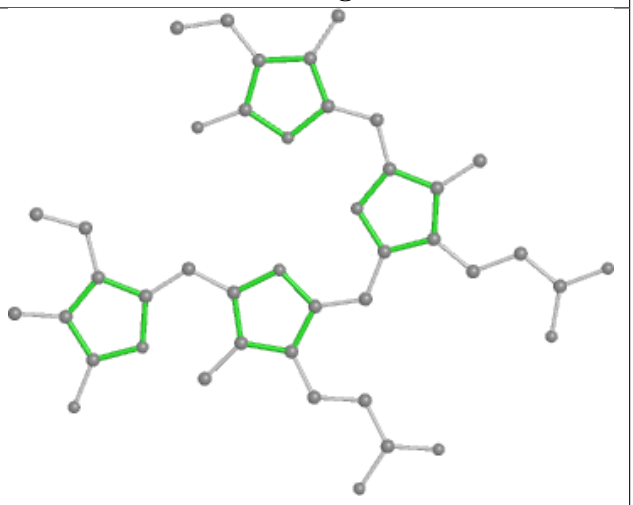

Rings

Ligand PEB R1 202

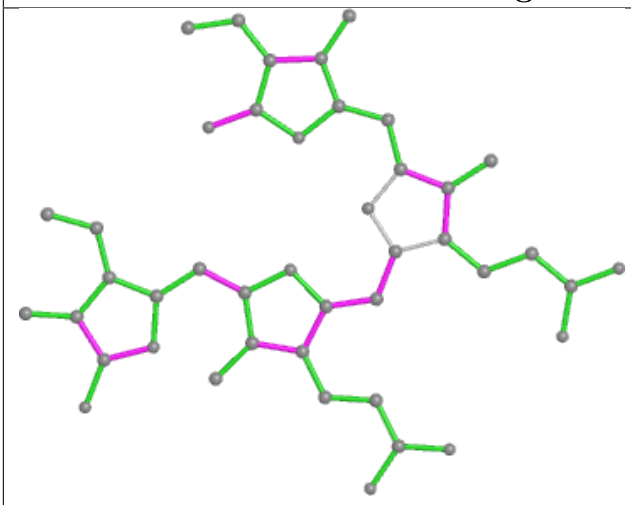

Bond lengths

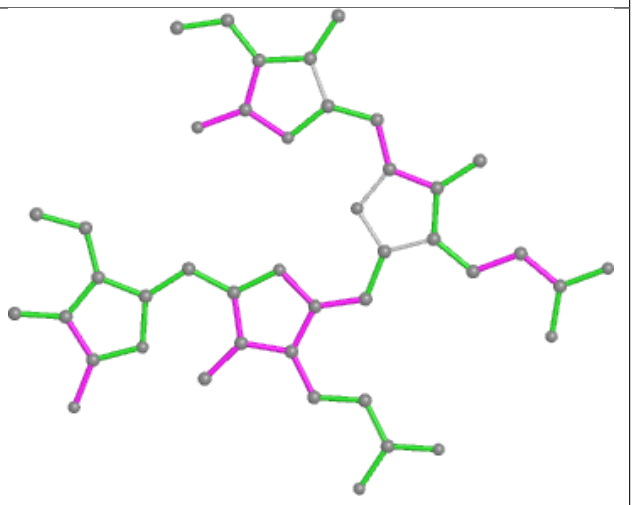

Bond angles

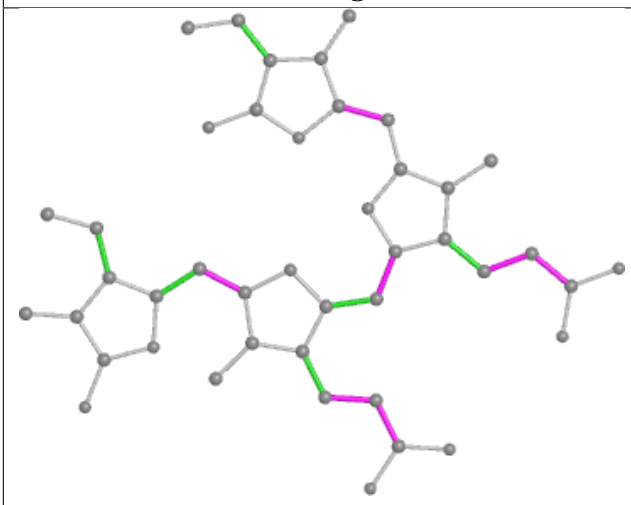

Torsions

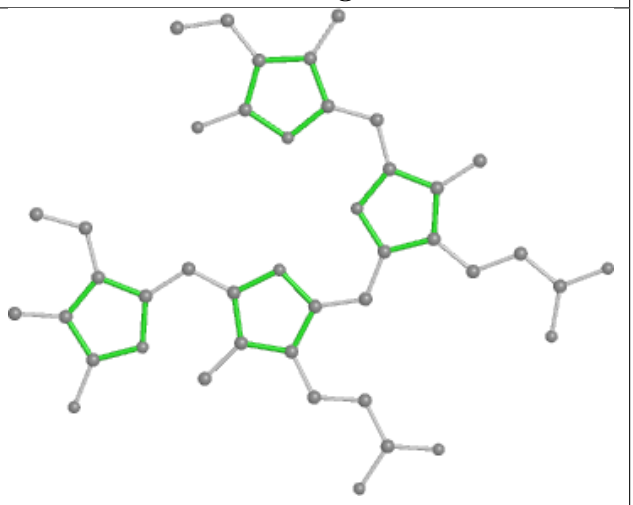

Rings

Ligand PEB O4 201

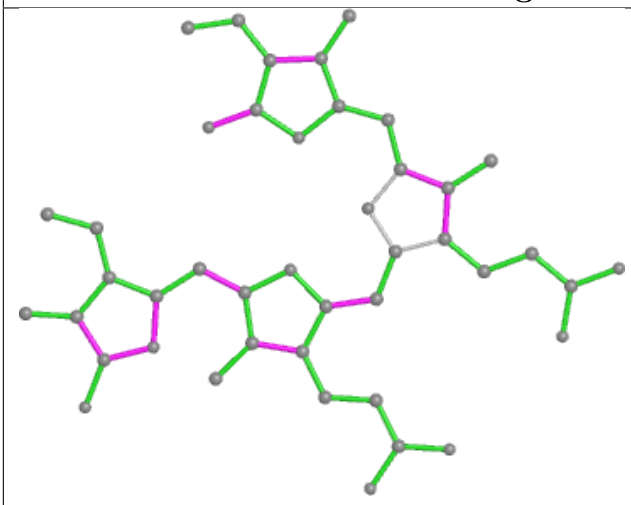

Bond lengths

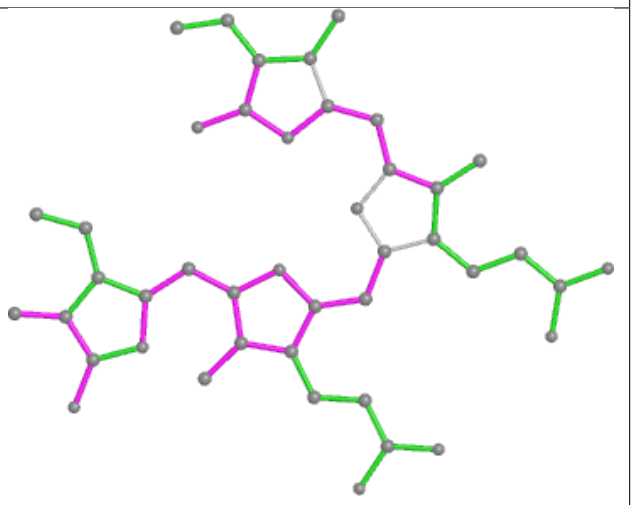

Bond angles

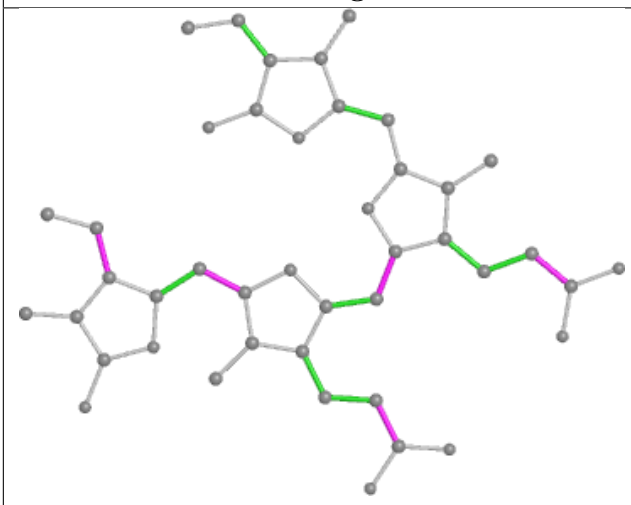

Torsions

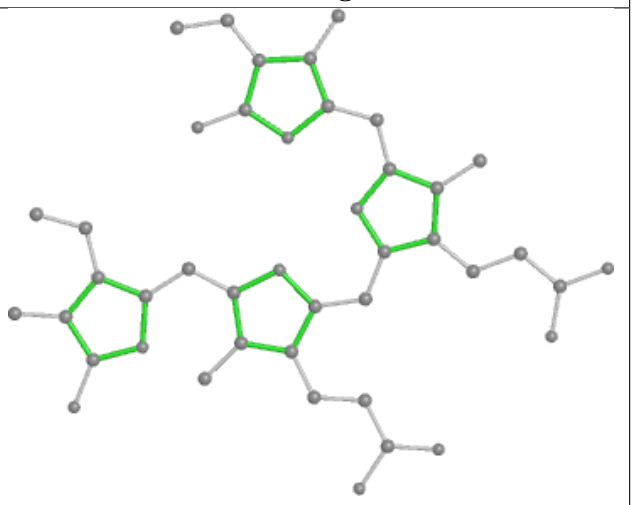

Rings

Ligand LHG AN 844

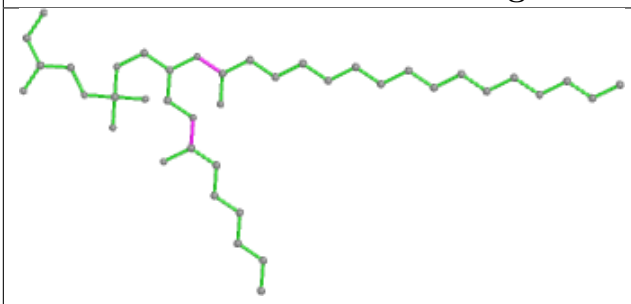

Bond lengths

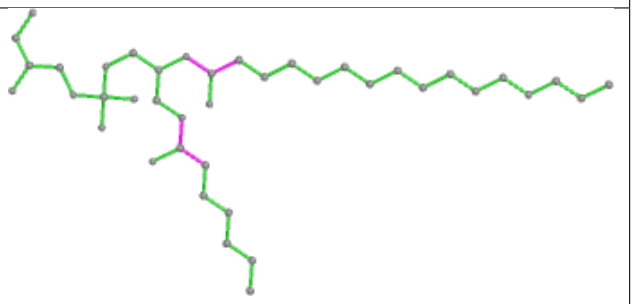

Bond angles

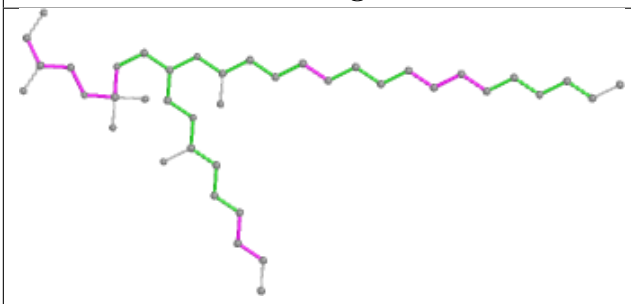

Torsions

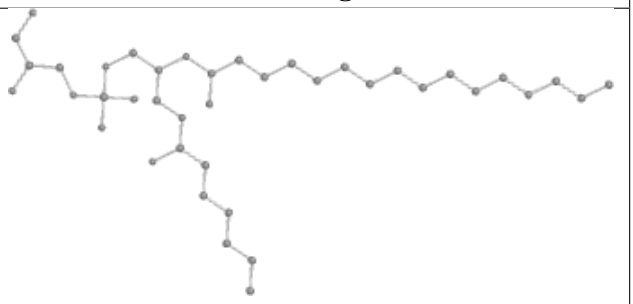

Rings

Ligand PEB RQ 203

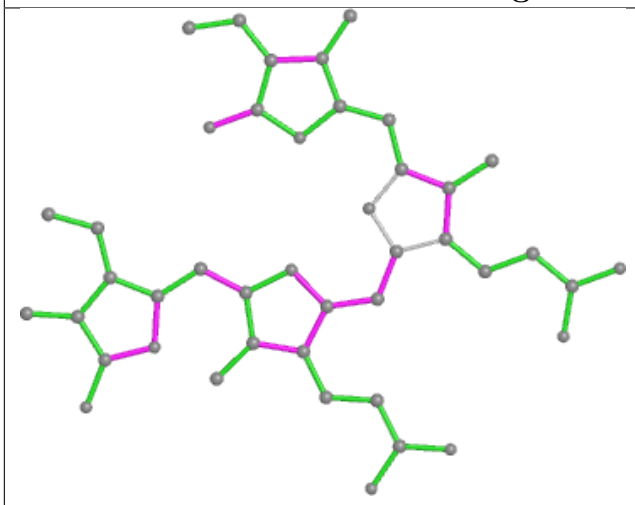

Bond lengths

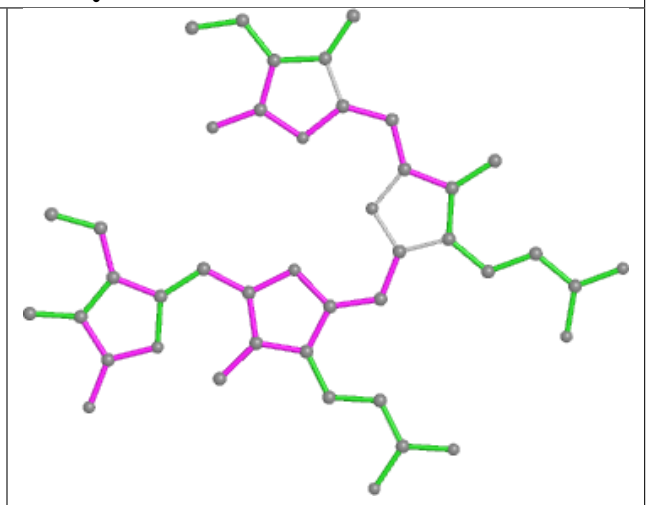

Bond angles

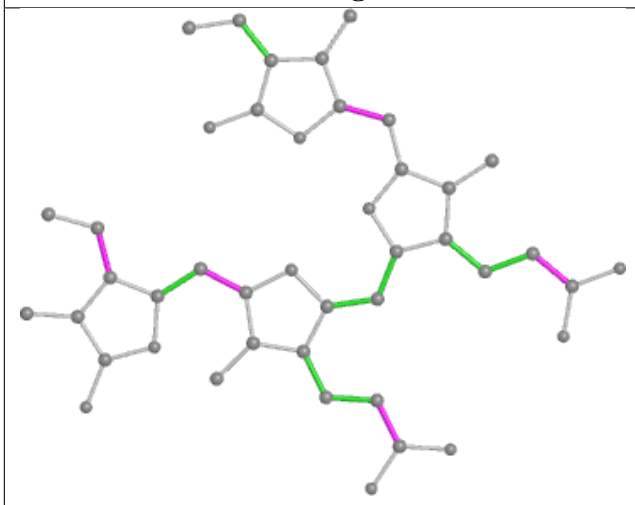

Torsions

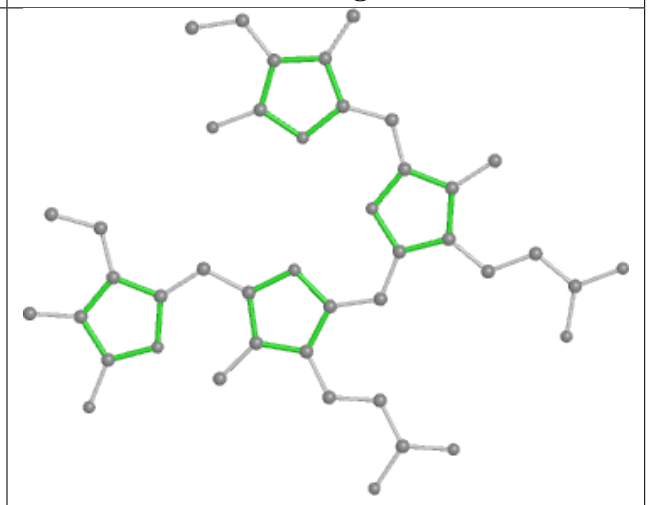

Rings

Ligand PEB DJ 201

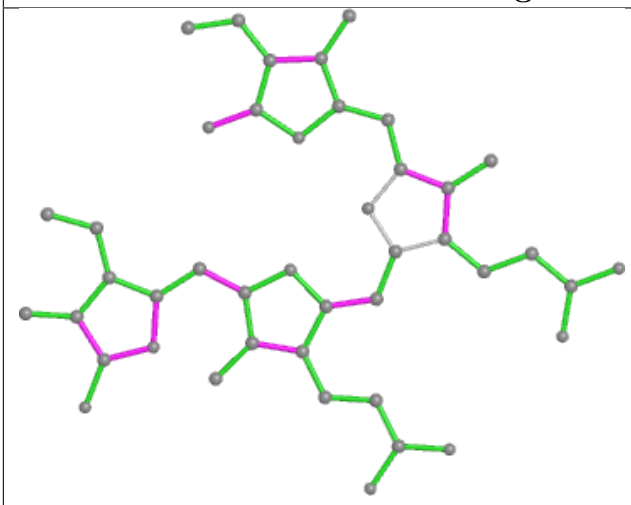

Bond lengths

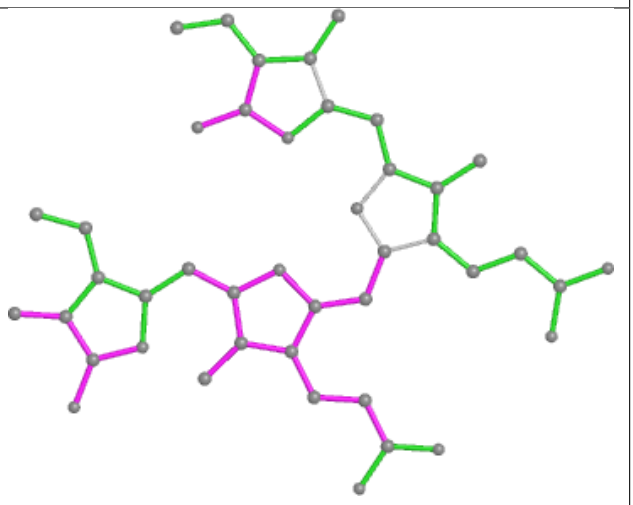

Bond angles

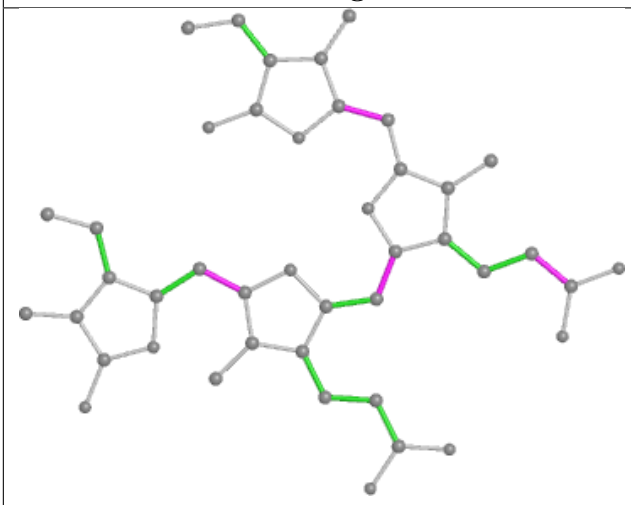

Torsions

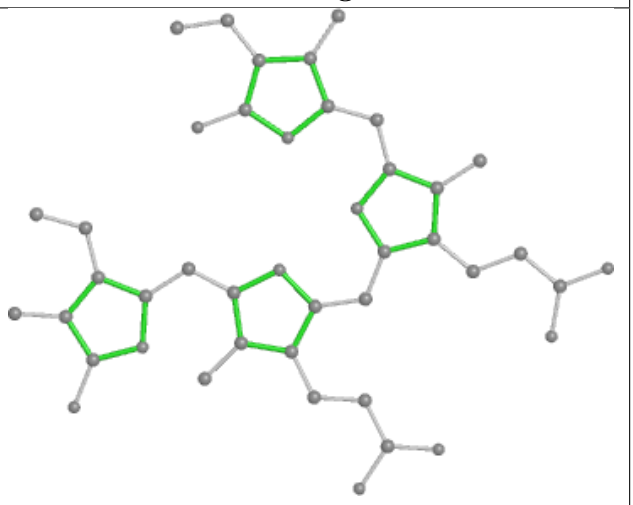

Rings

Ligand PEB KM 202

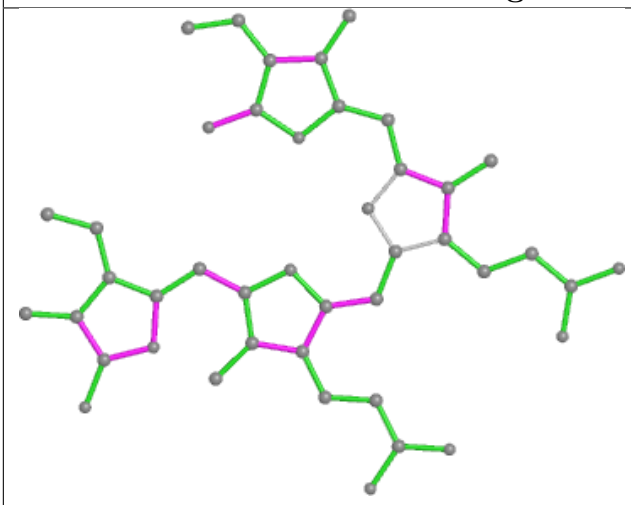

Bond lengths

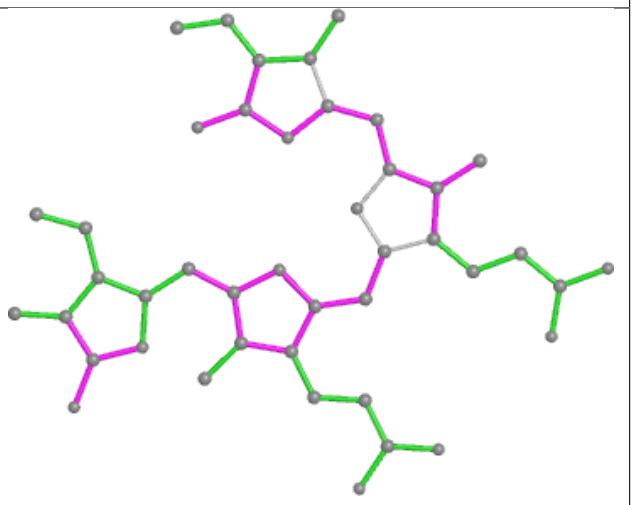

Bond angles

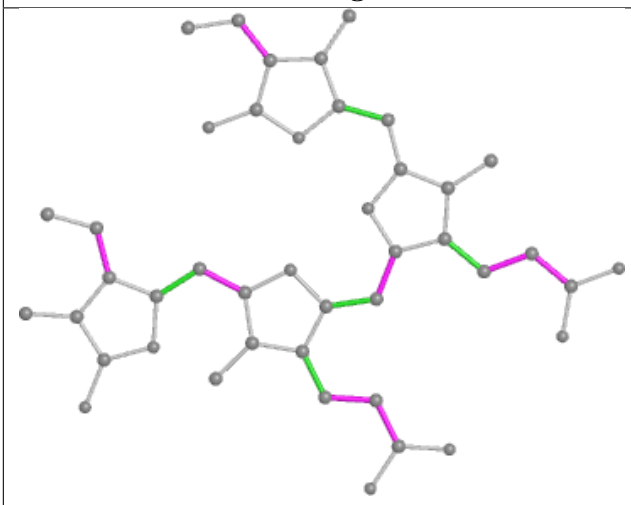

Torsions

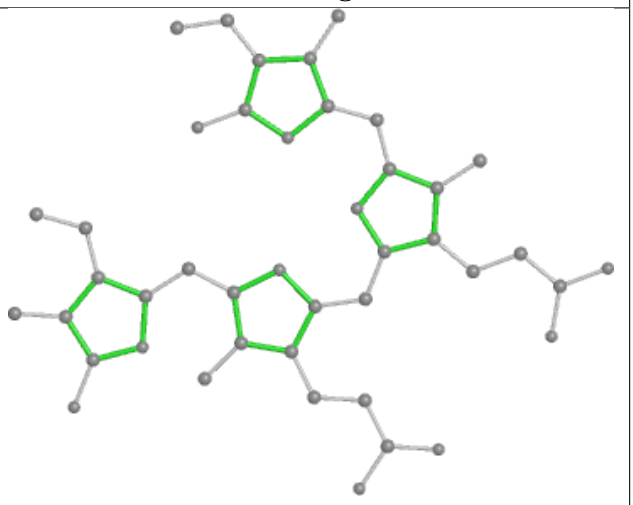

Rings

Ligand PEB D4 1002

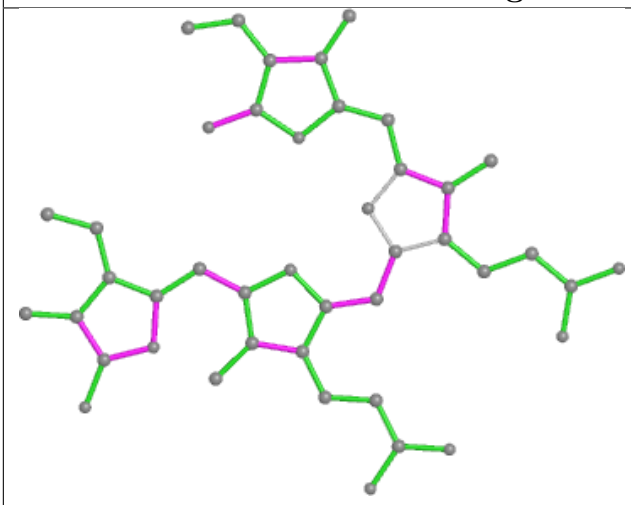

Bond lengths

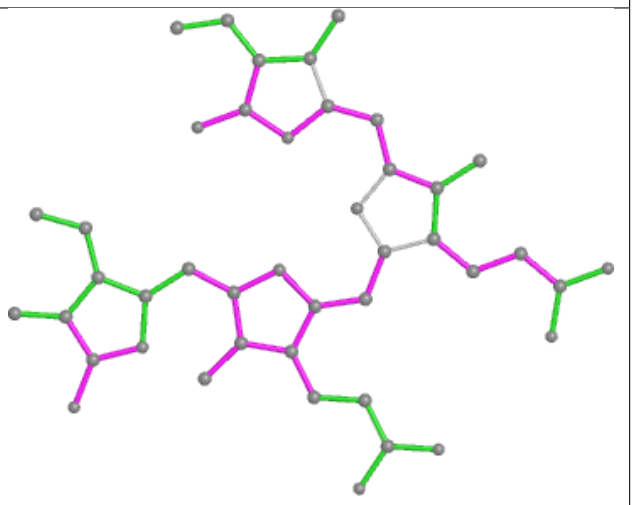

Bond angles

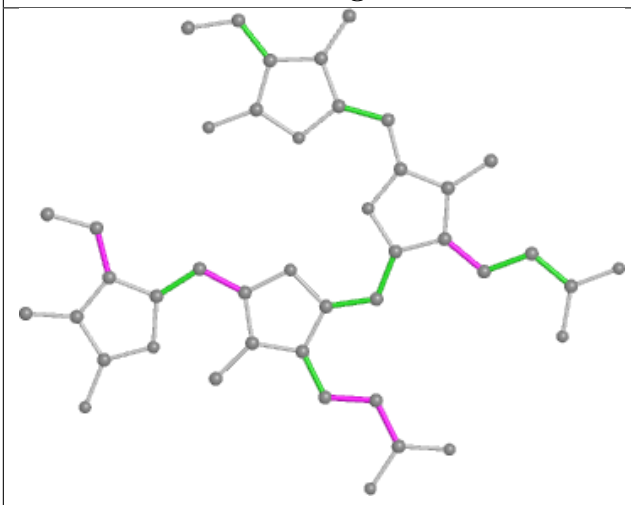

Torsions

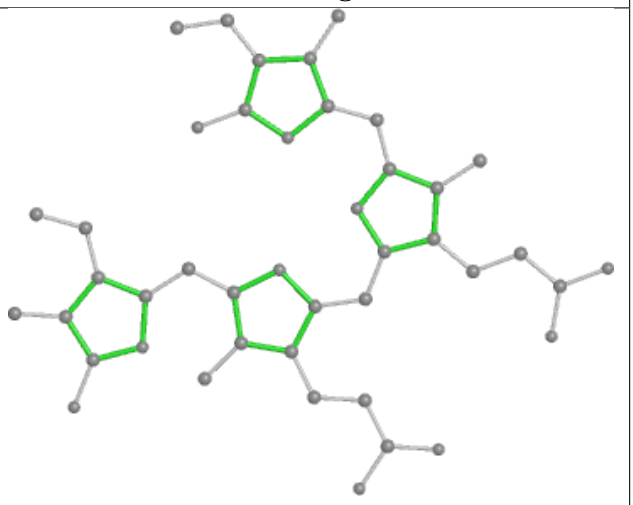

Rings

Ligand CLA B2 822

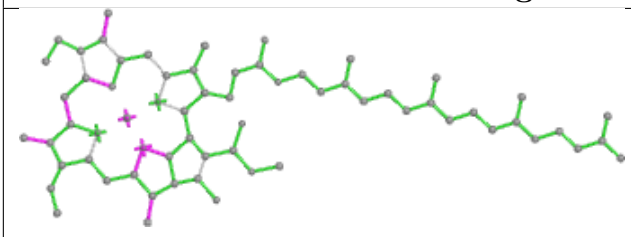

Bond lengths

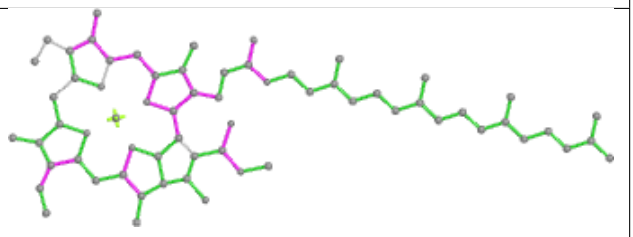

Bond angles

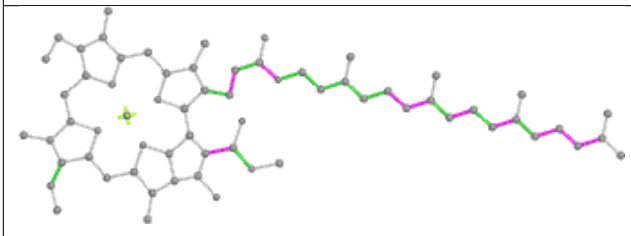

Torsions

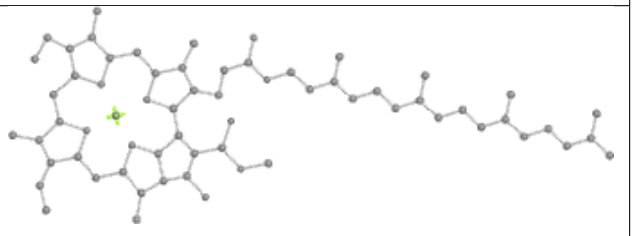

Rings

Ligand CLA B6 608

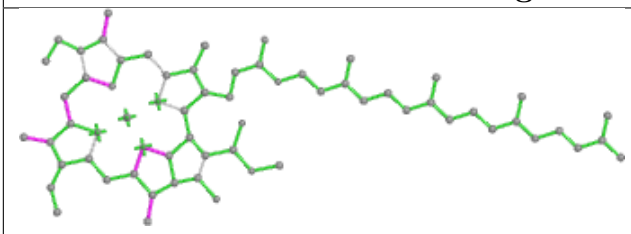

Bond lengths

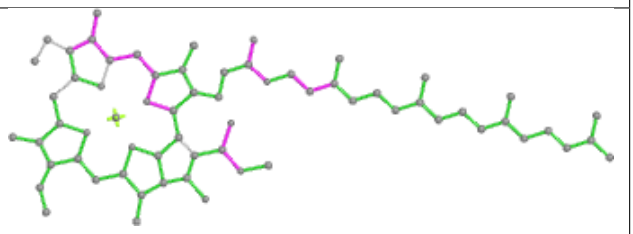

Bond angles

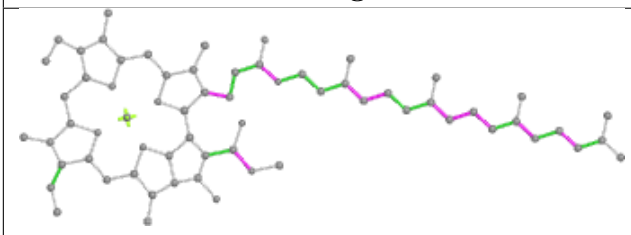

Torsions

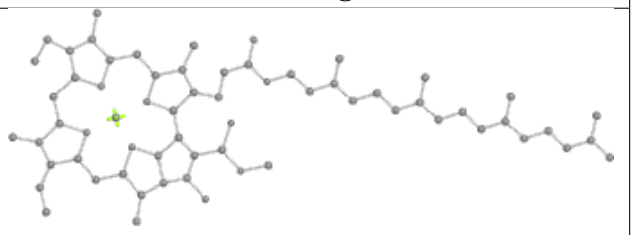

Rings

Ligand PEB e4 202

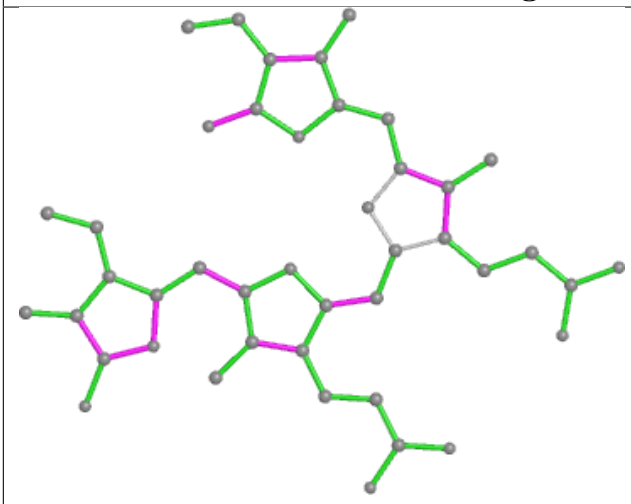

Bond lengths

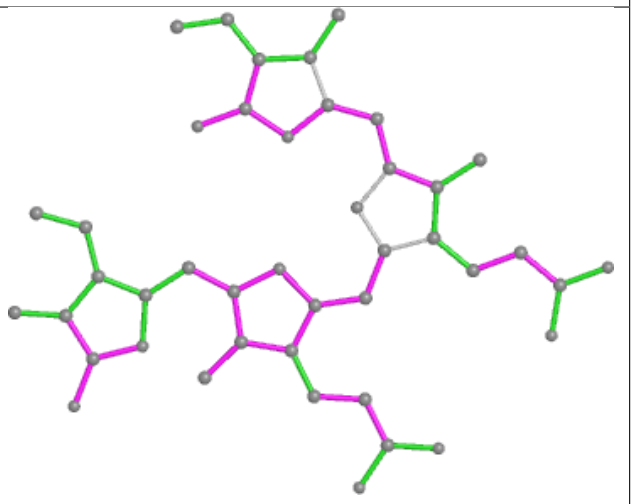

Bond angles

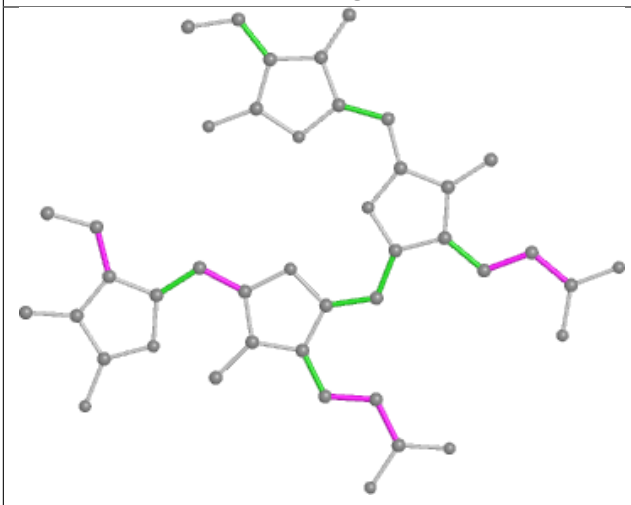

Torsions

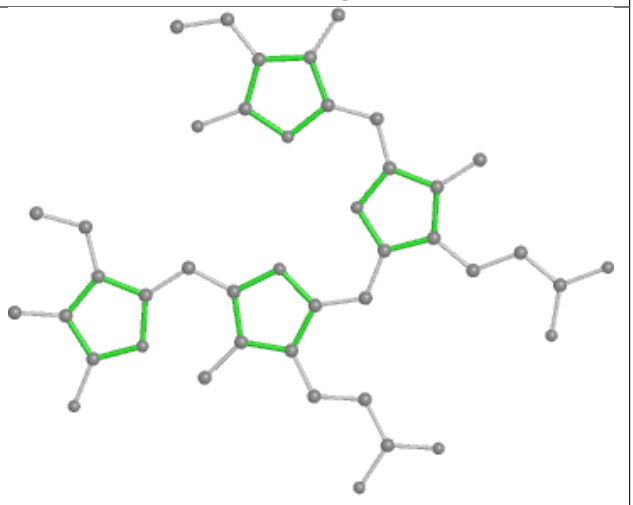

Rings

Ligand PEB bH 201

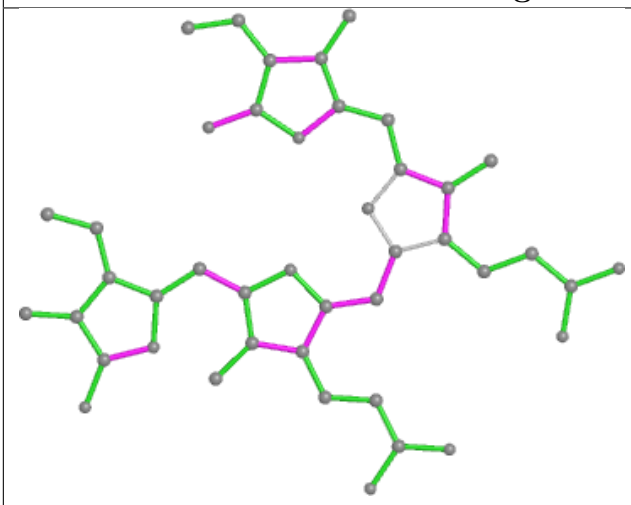

Bond lengths

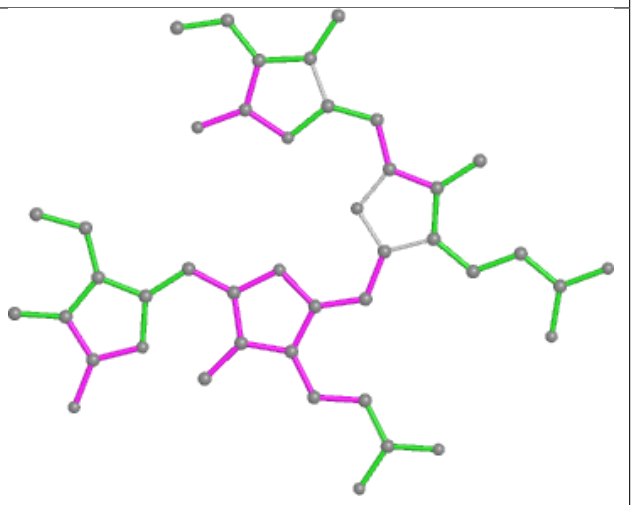

Bond angles

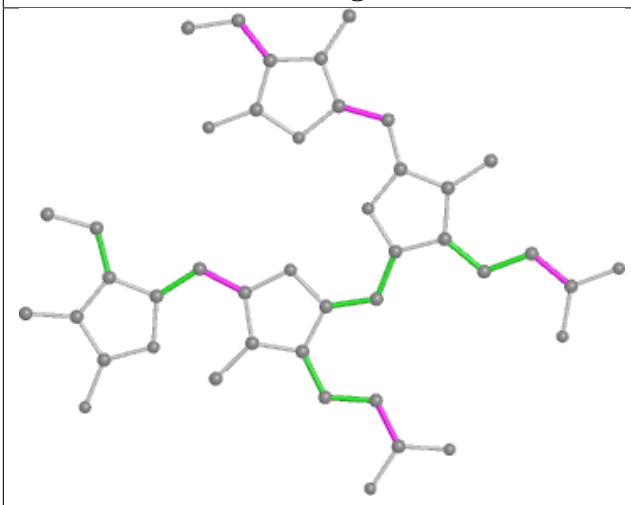

Torsions

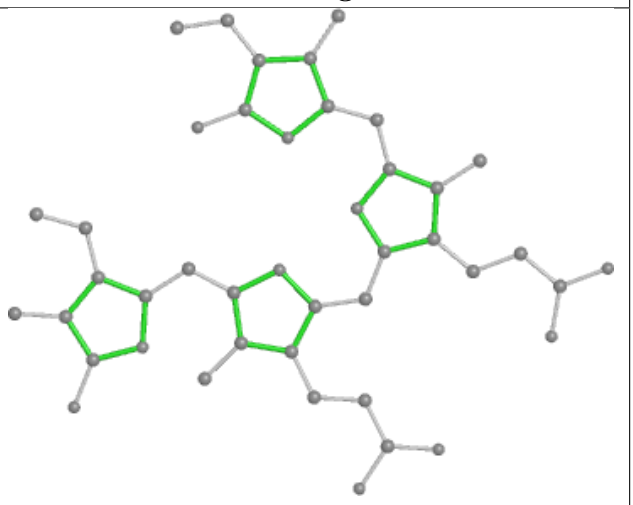

Rings

Ligand PEB mG 203

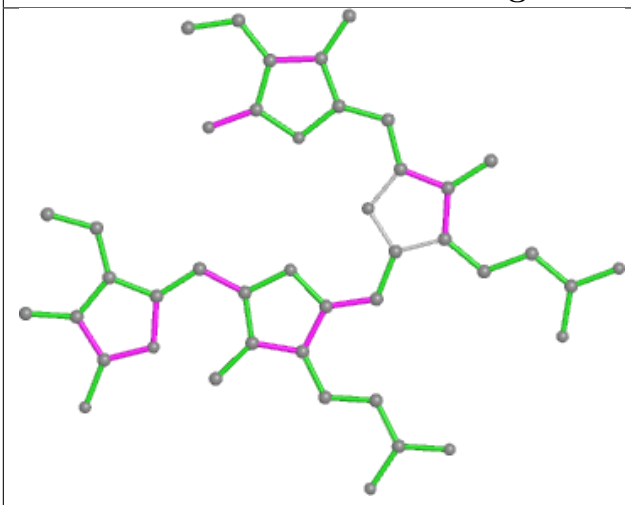

Bond lengths

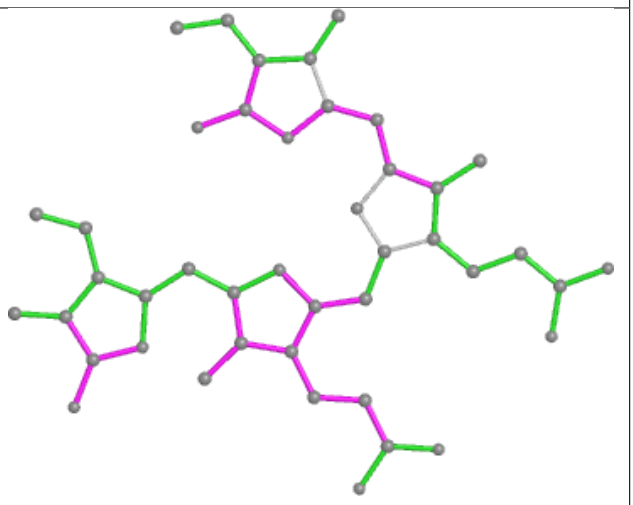

Bond angles

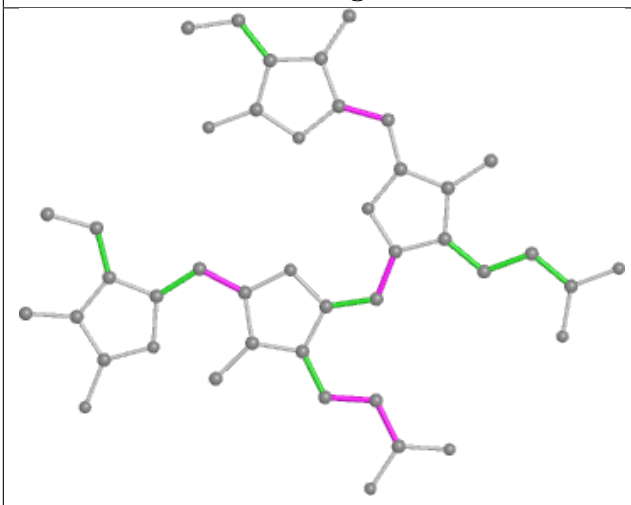

Torsions

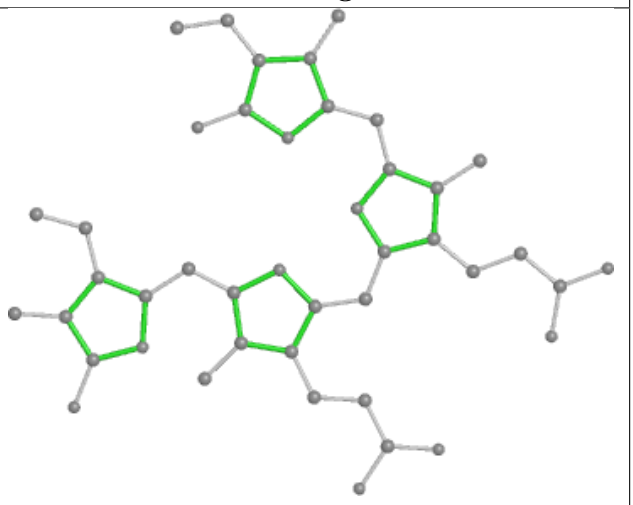

Rings

Ligand PEB CI 201

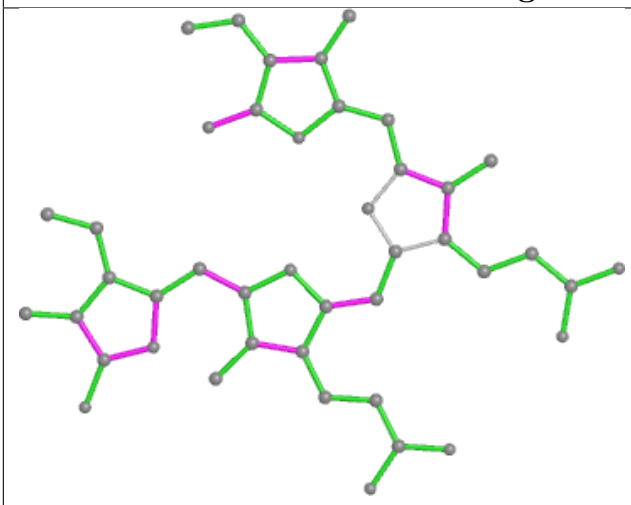

Bond lengths

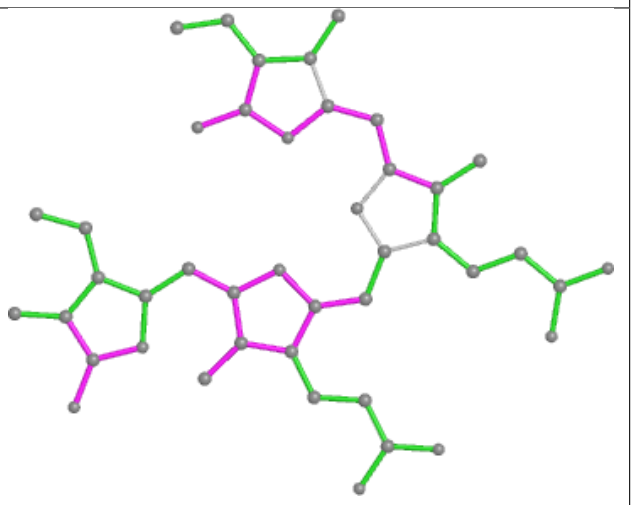

Bond angles

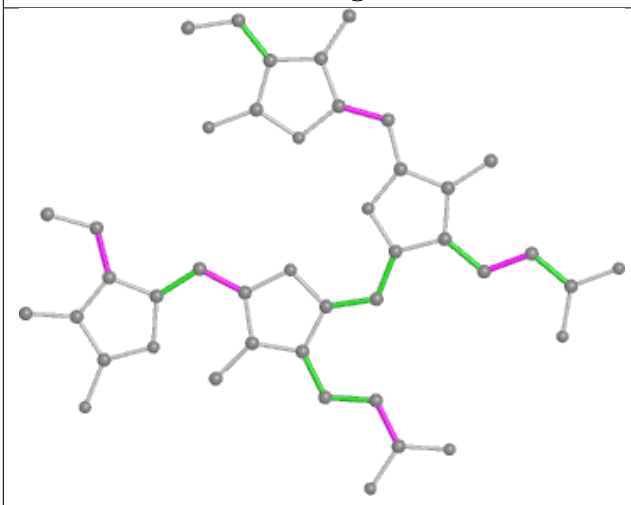

Torsions

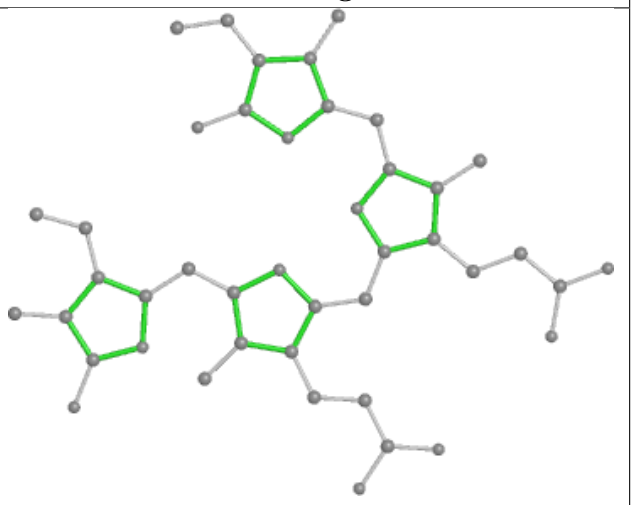

Rings

Ligand PEB TA 203

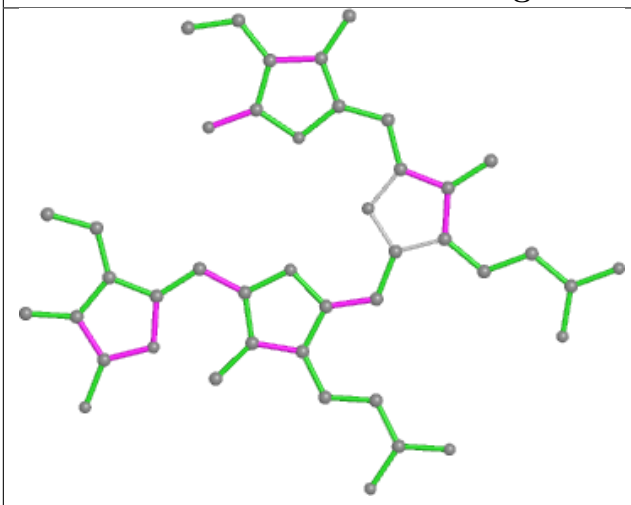

Bond lengths

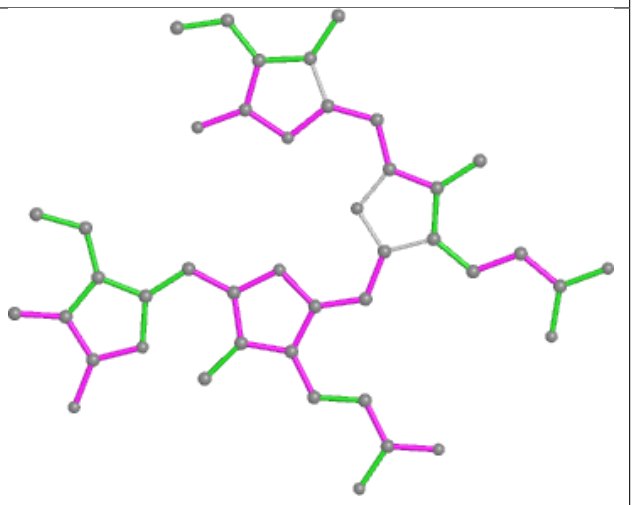

Bond angles

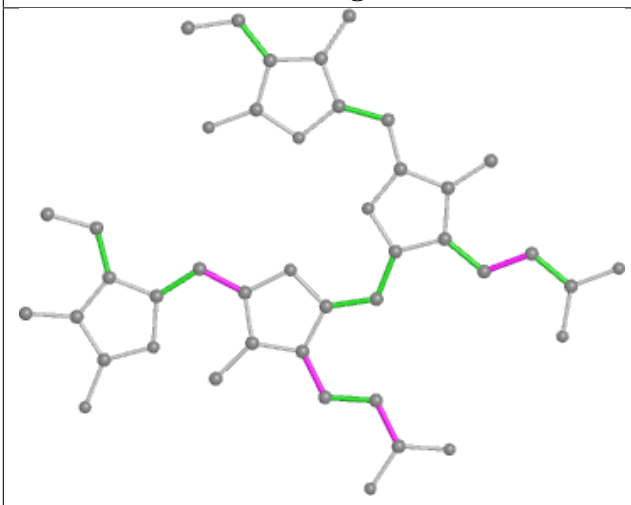

Torsions

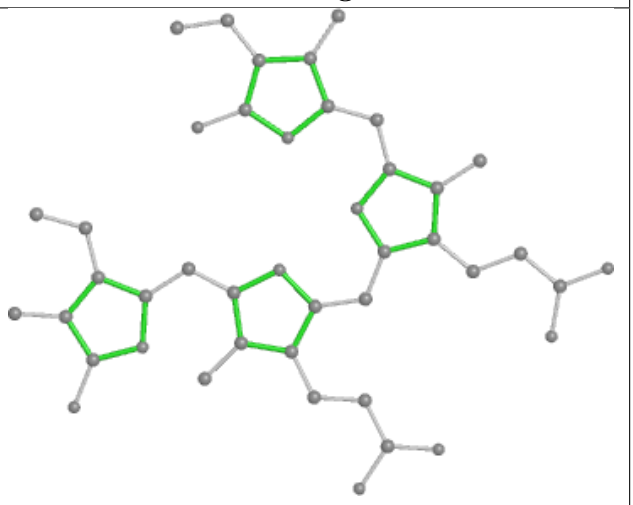

Rings

Ligand PEB OP 201

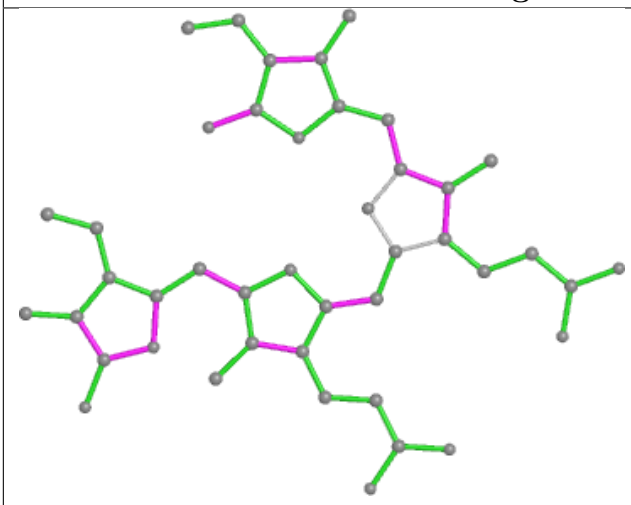

Bond lengths

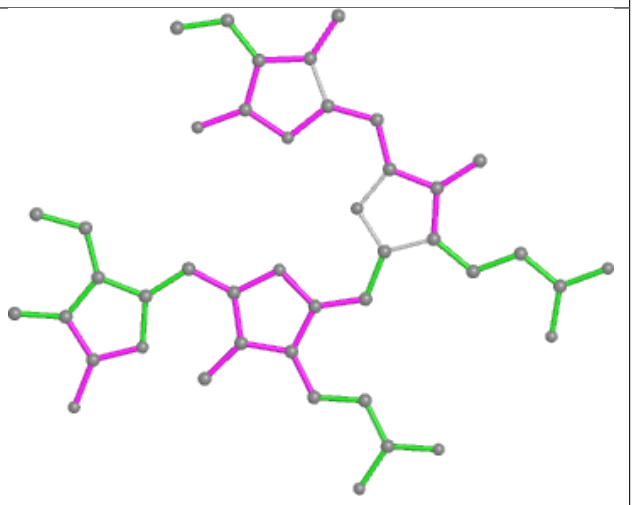

Bond angles

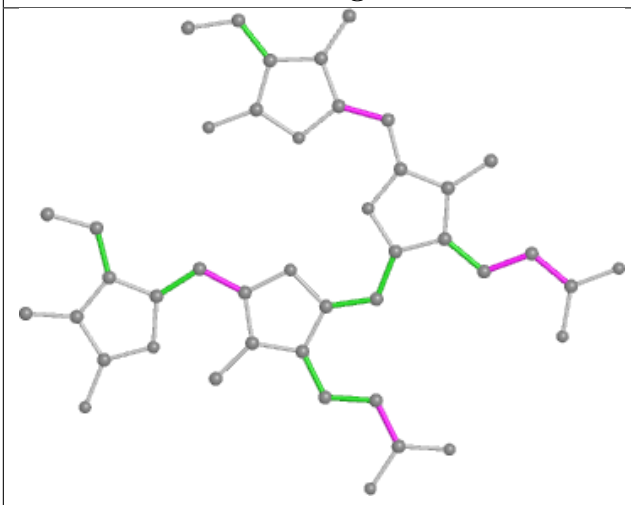

Torsions

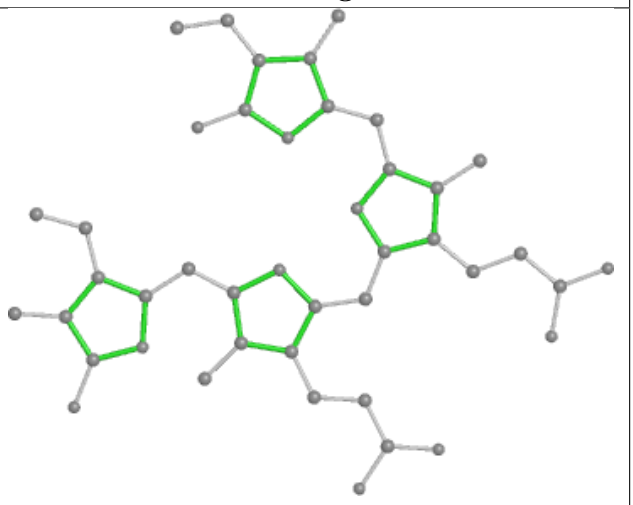

Rings

Ligand PEB F7 201

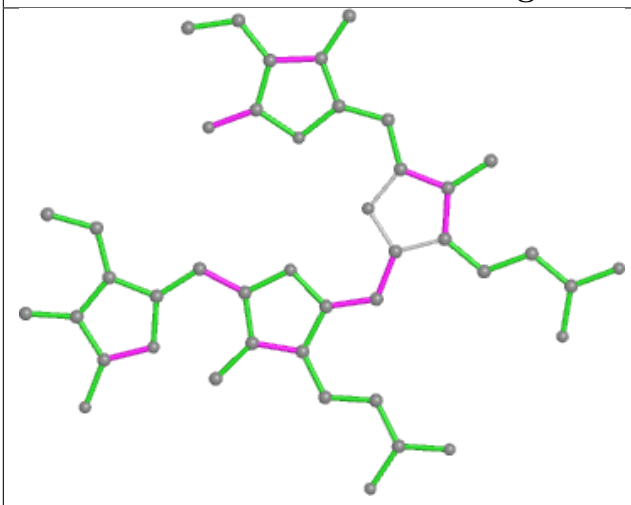

Bond lengths

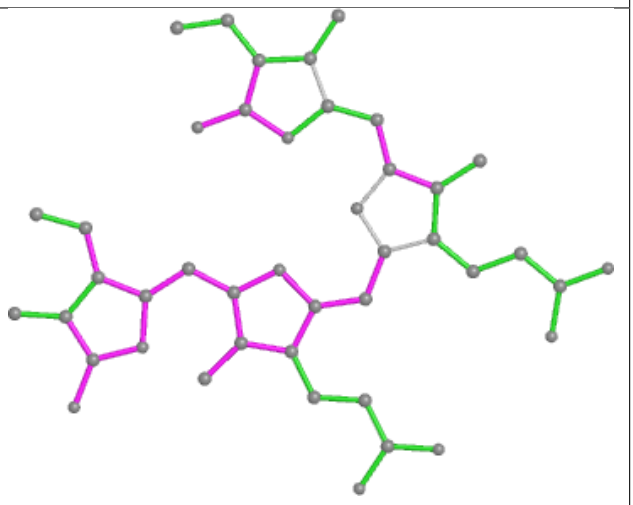

Bond angles

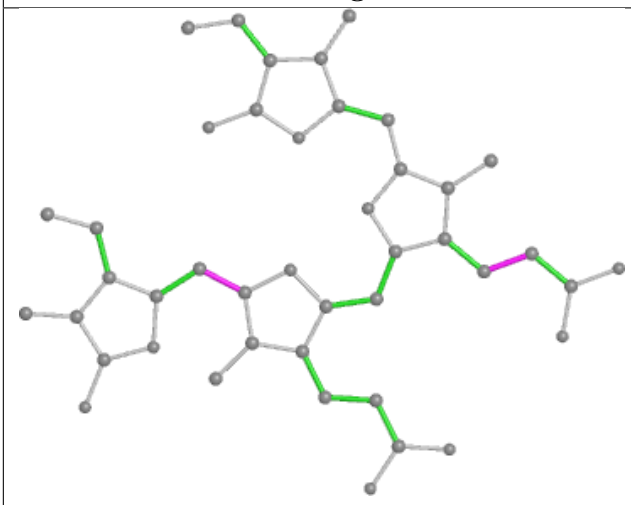

Torsions

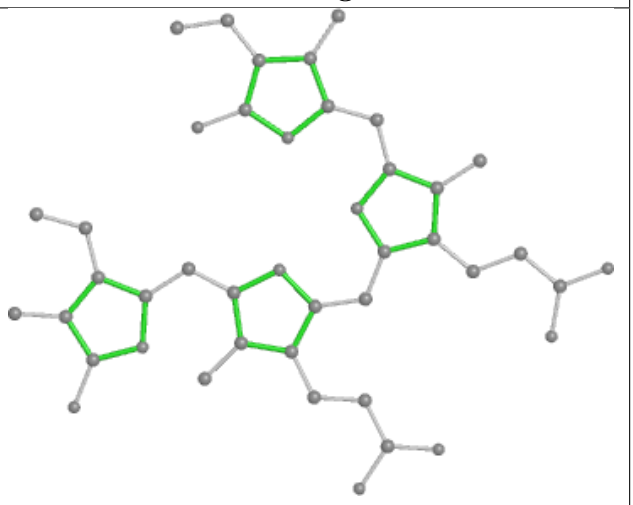

Rings

Ligand CLA CL 511

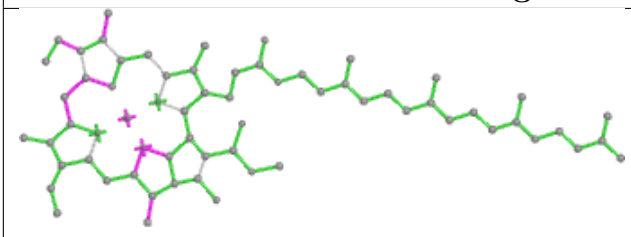

Bond lengths

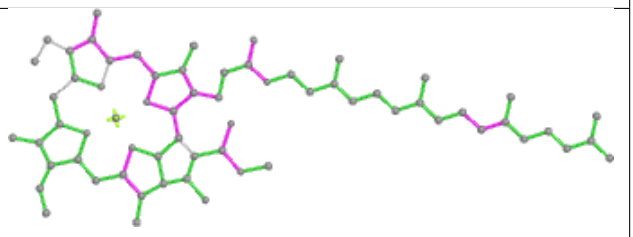

Bond angles

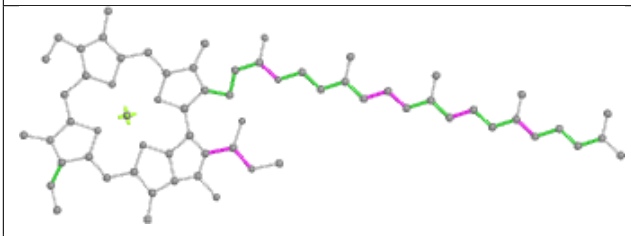

Torsions

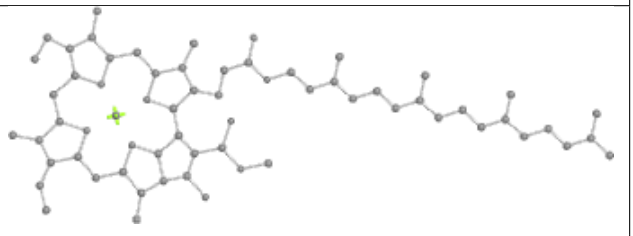

Rings

Ligand PEB eF 203

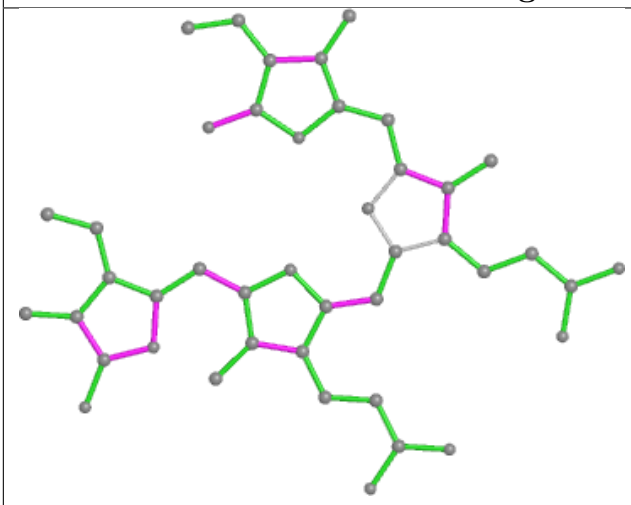

Bond lengths

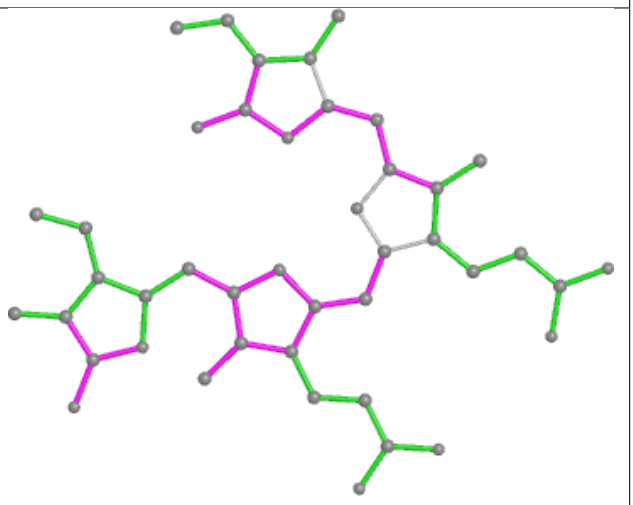

Bond angles

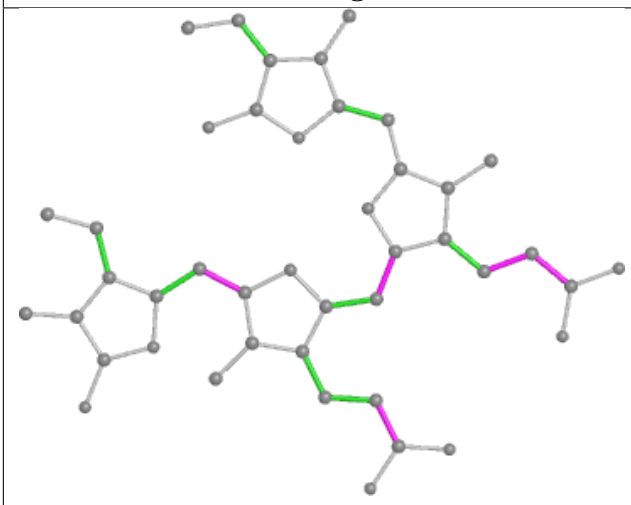

Torsions

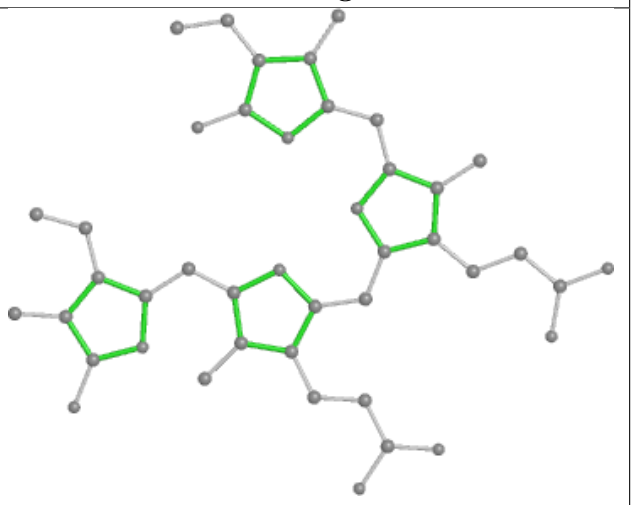

Rings

Ligand PEB HB 202

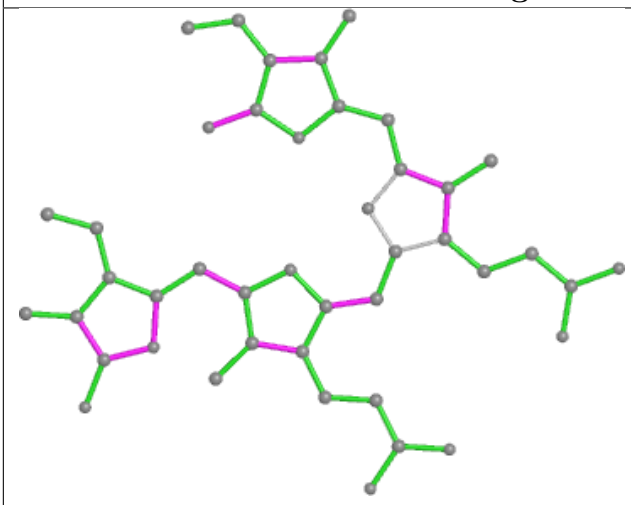

Bond lengths

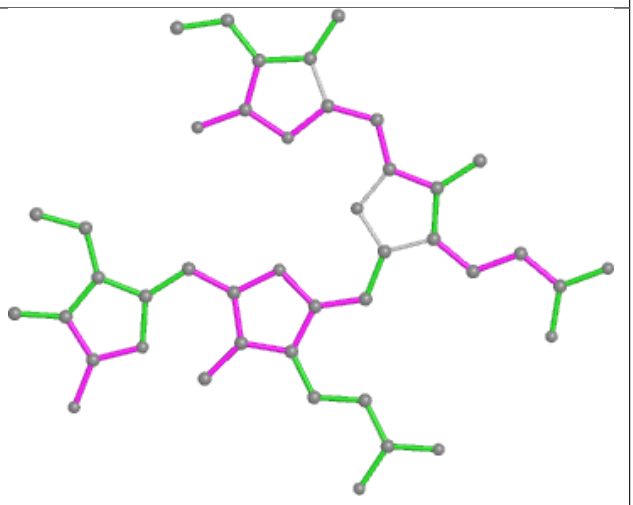

Bond angles

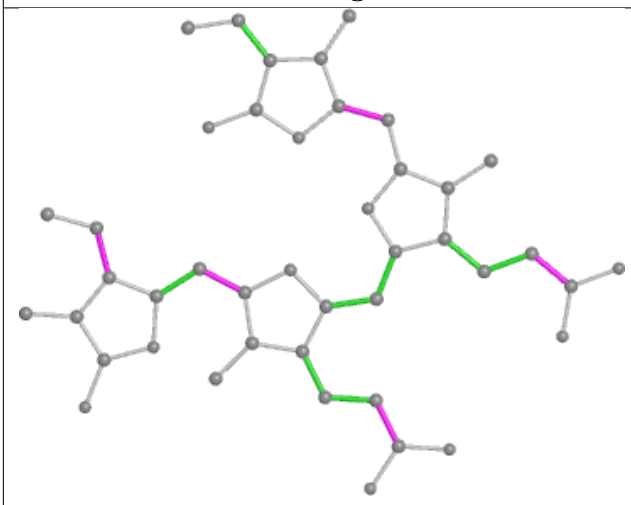

Torsions

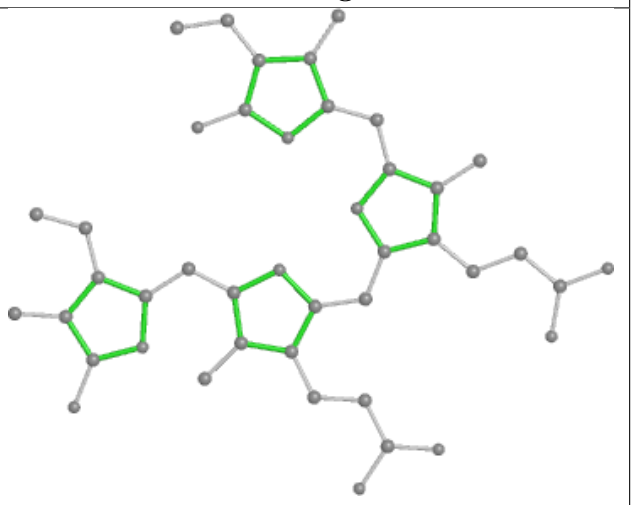

Rings

Ligand PEB VQ 203

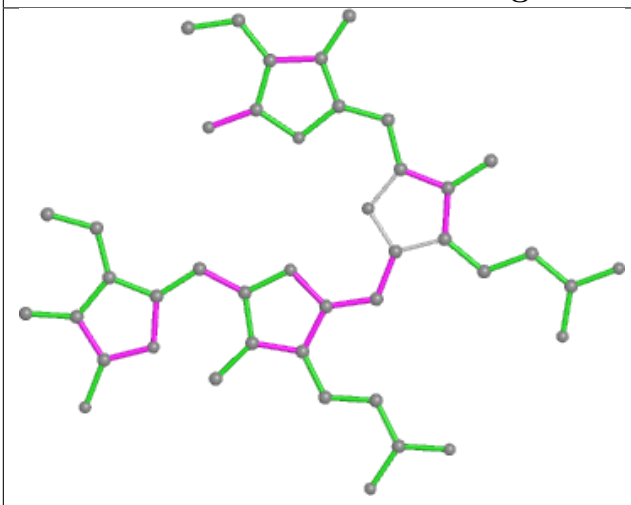

Bond lengths

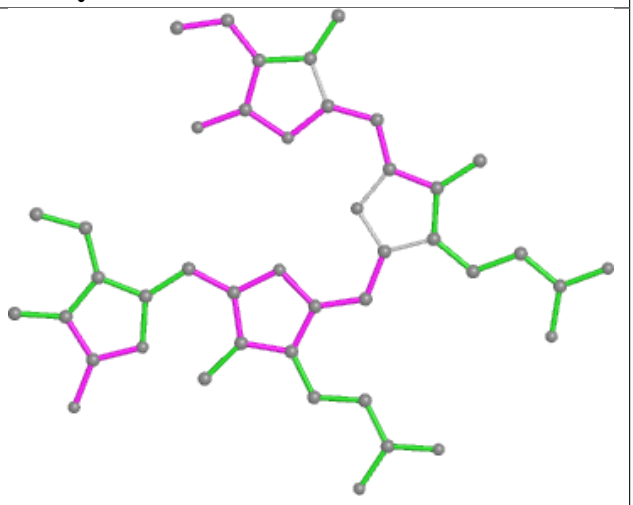

Bond angles

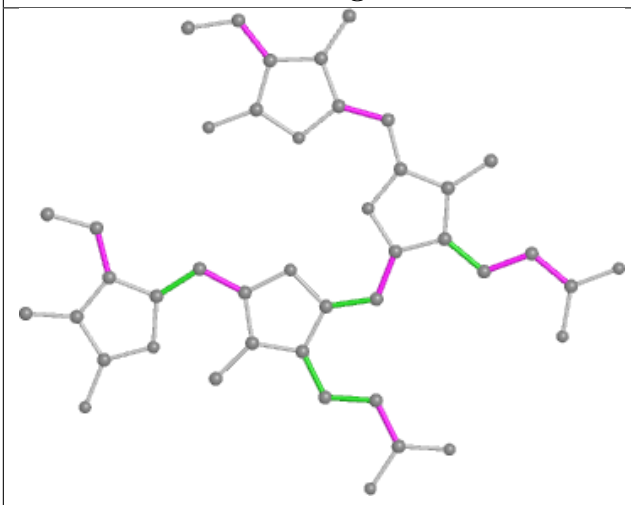

Torsions

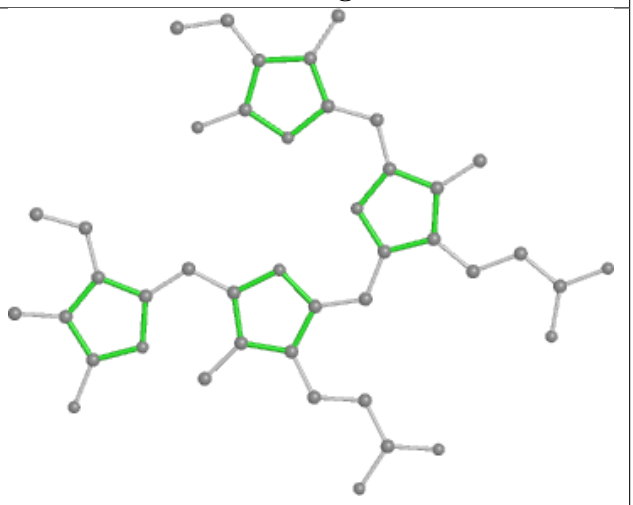

Rings

Ligand PEB KB 304

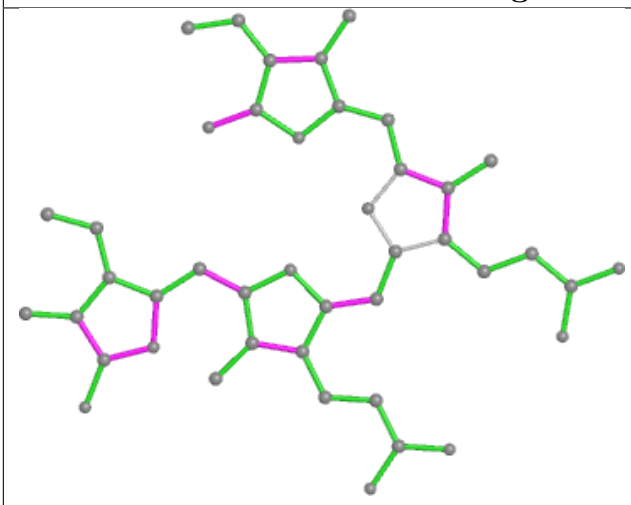

Bond lengths

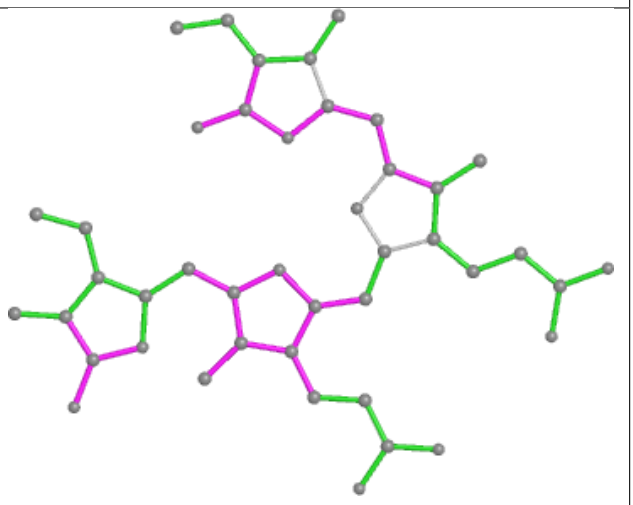

Bond angles

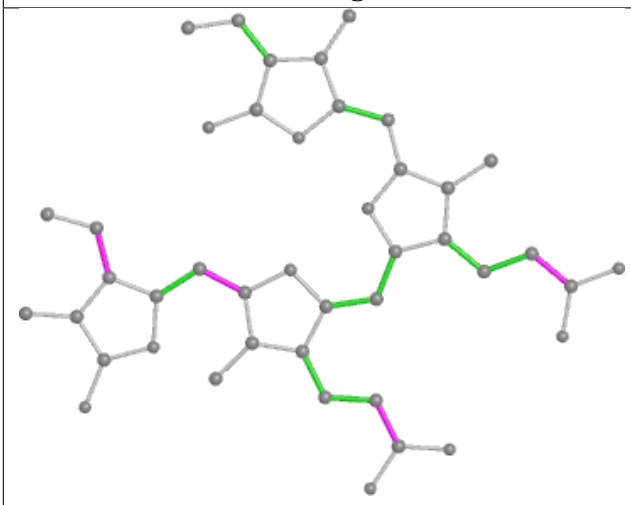

Torsions

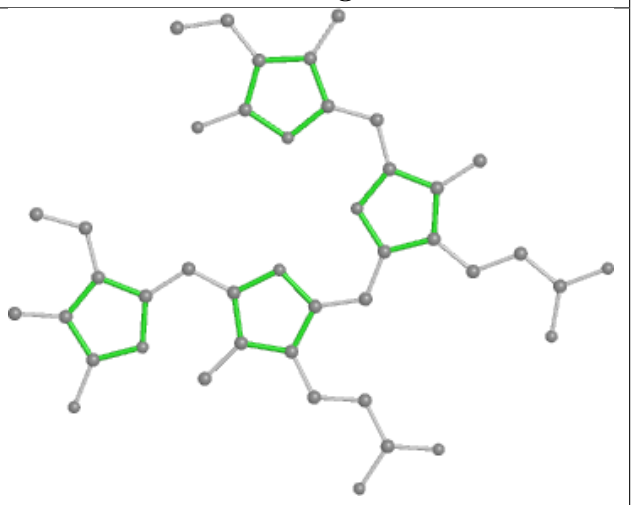

Rings

Ligand PEB OH 203

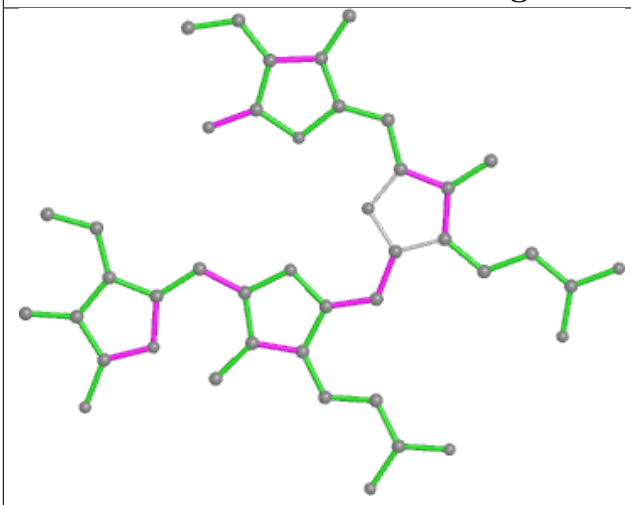

Bond lengths

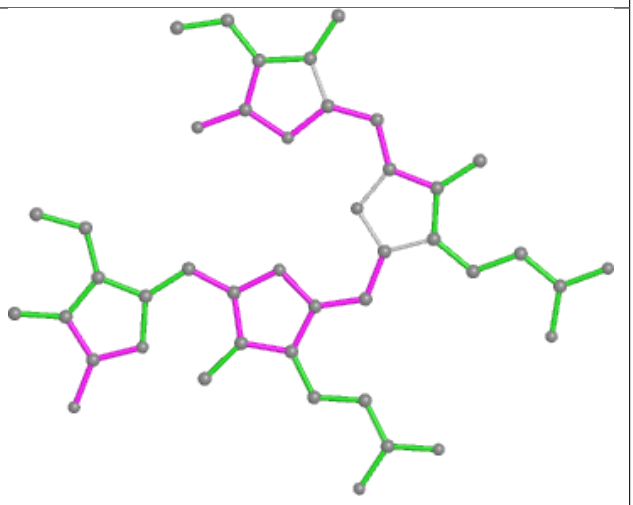

Bond angles

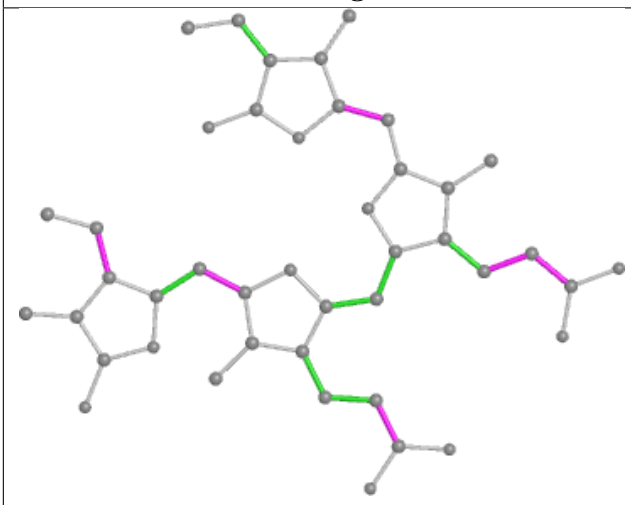

Torsions

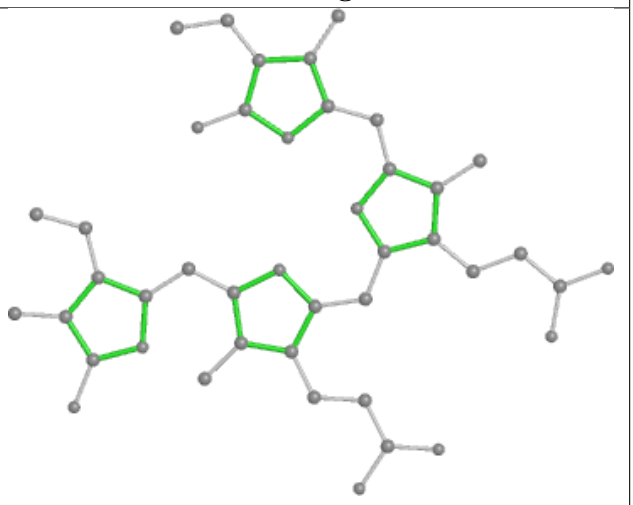

Rings

Ligand PQN A2 842

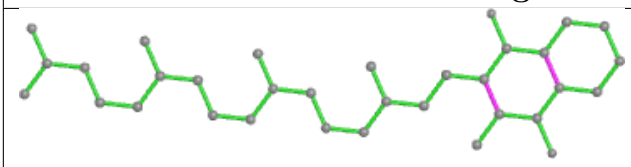

Bond lengths

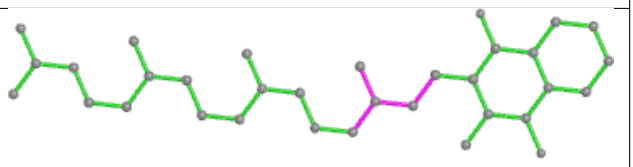

Bond angles

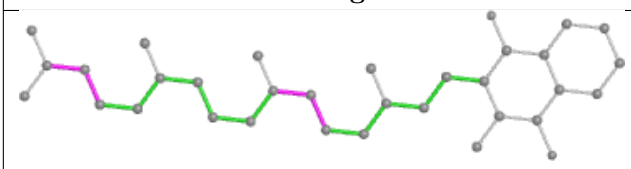

Torsions

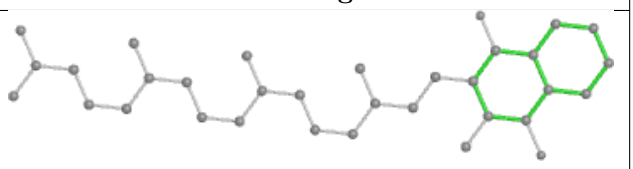

Rings

Ligand LMG D6 409

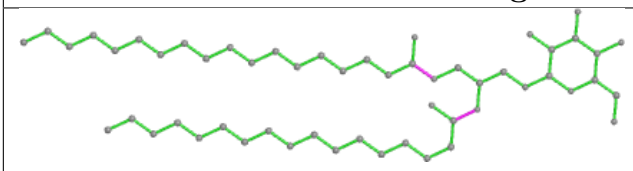

Bond lengths

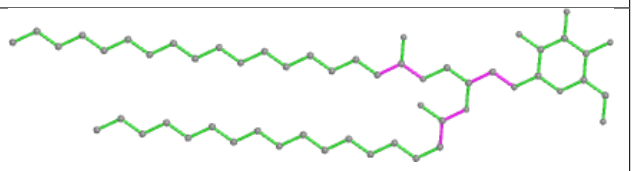

Bond angles

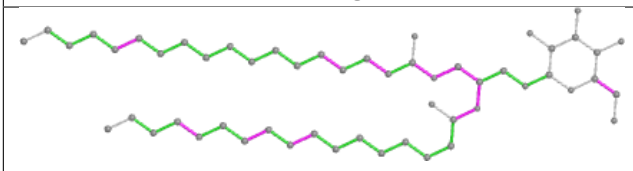

Torsions

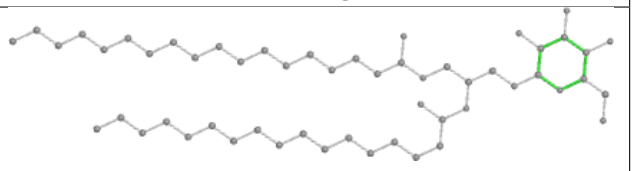

Rings

Ligand PEB lG 203

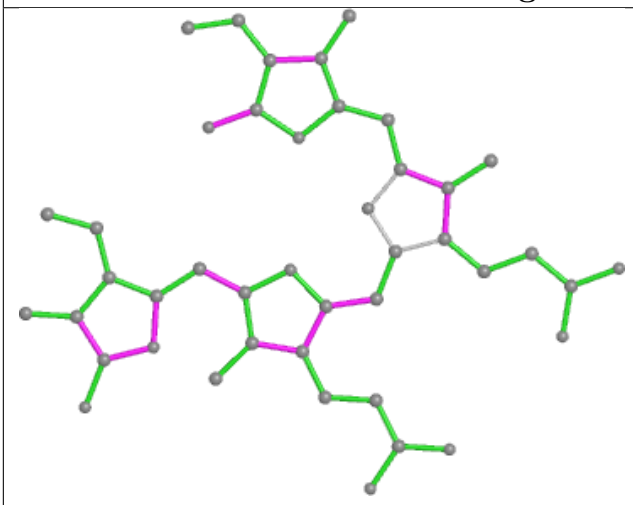

Bond lengths

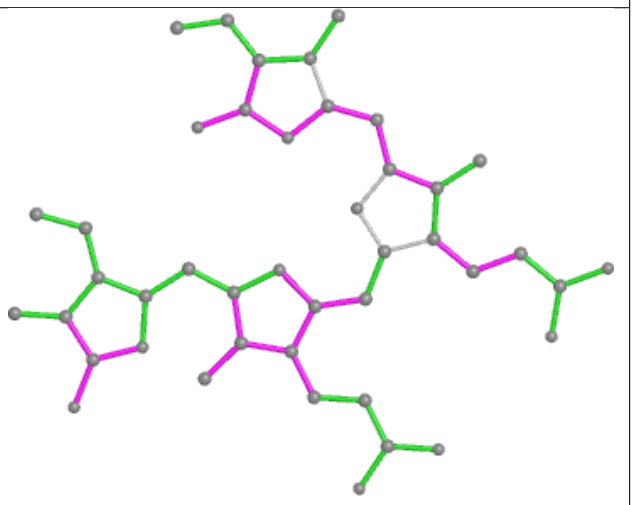

Bond angles

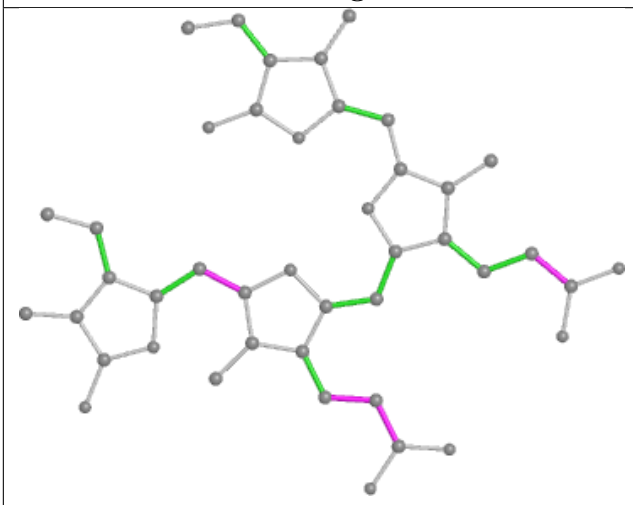

Torsions

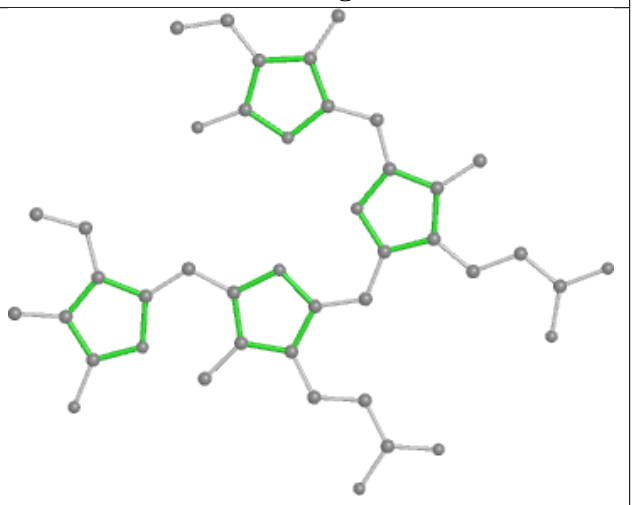

Rings

Ligand PEB fO 201

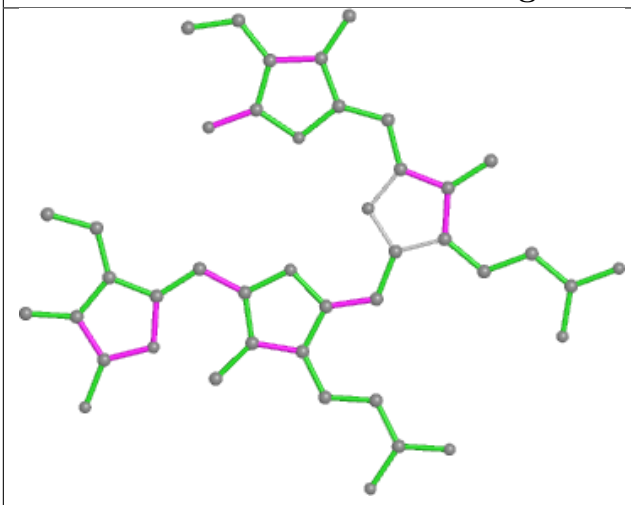

Bond lengths

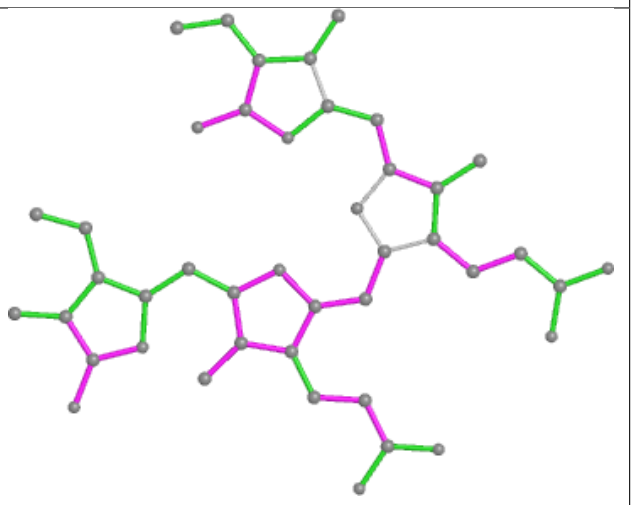

Bond angles

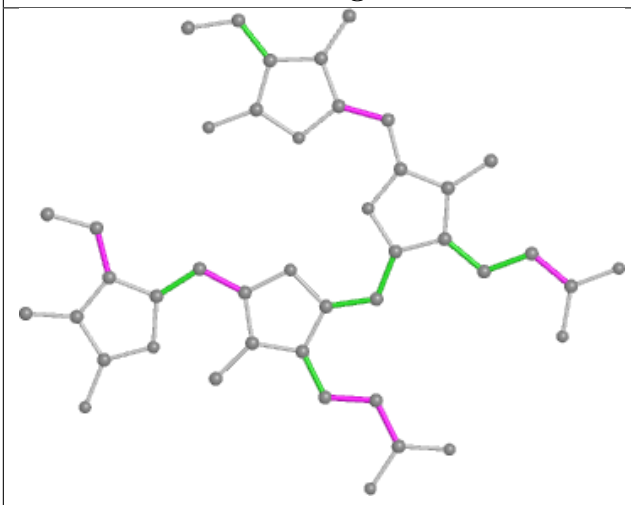

Torsions

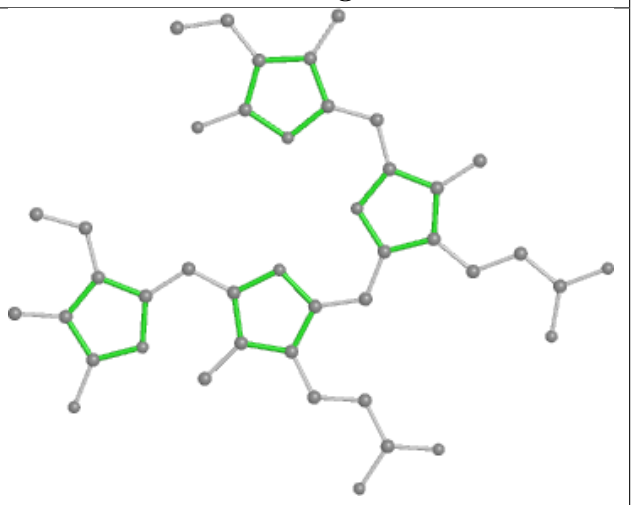

Rings

Ligand PEB UM 203

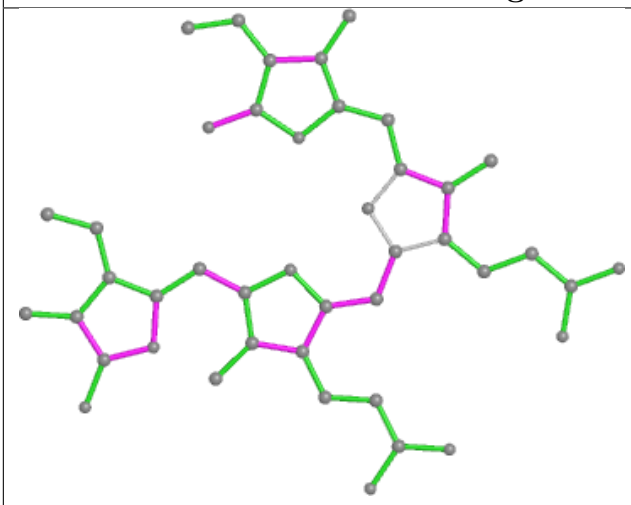

Bond lengths

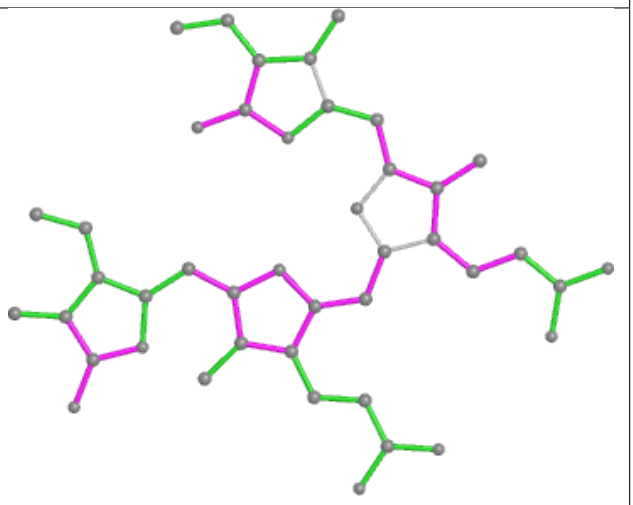

Bond angles

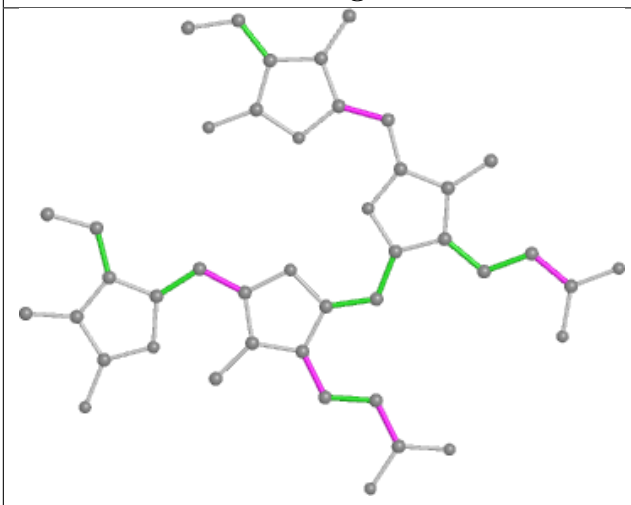

Torsions

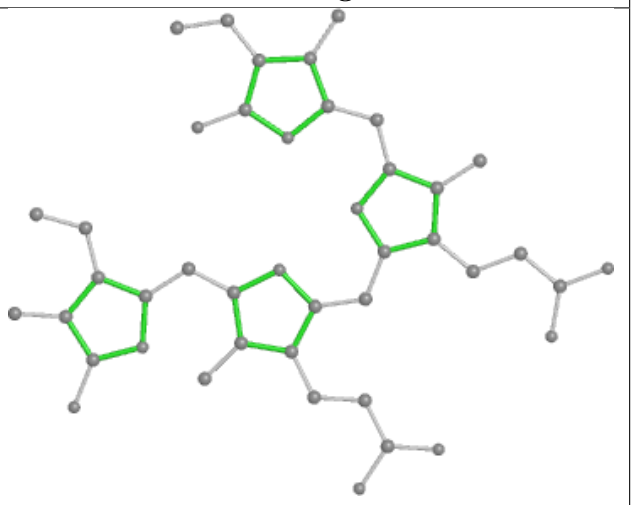

Rings

Ligand PEB hF 201

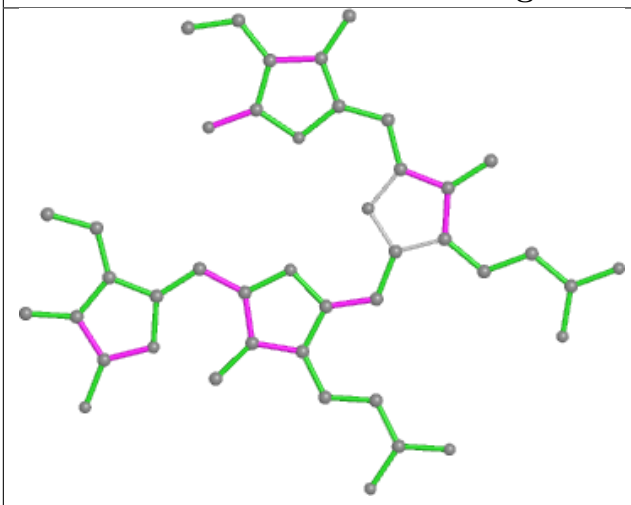

Bond lengths

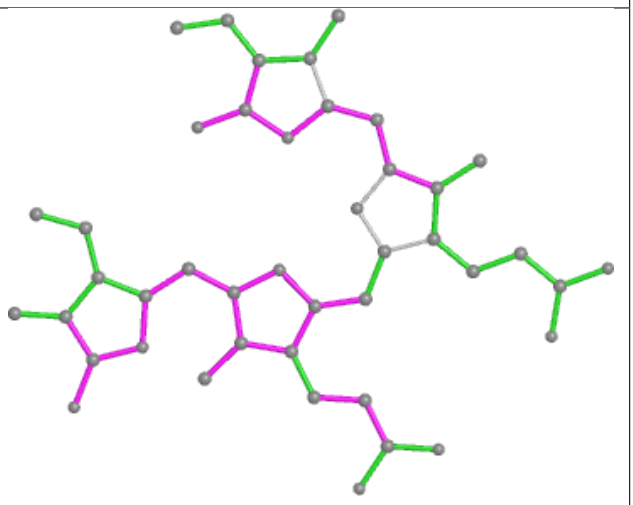

Bond angles

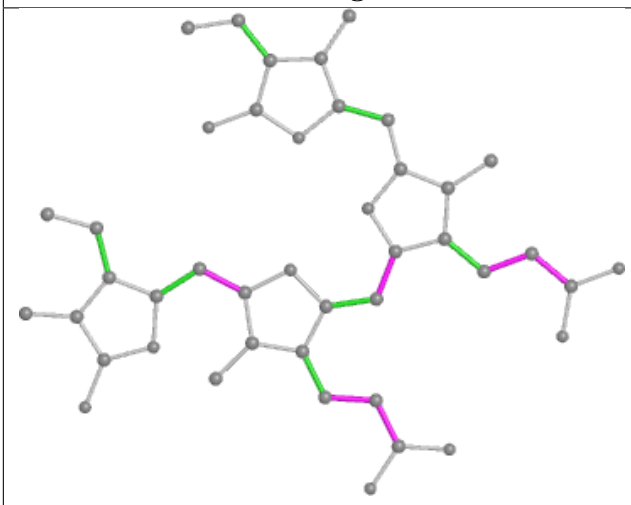

Torsions

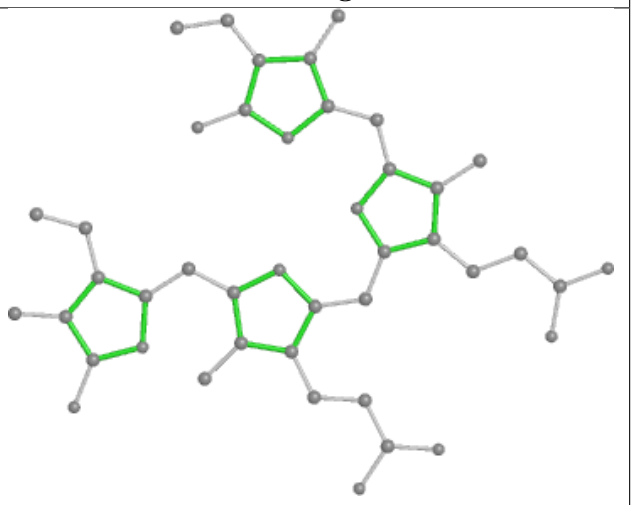

Rings

Ligand PEB sF 201

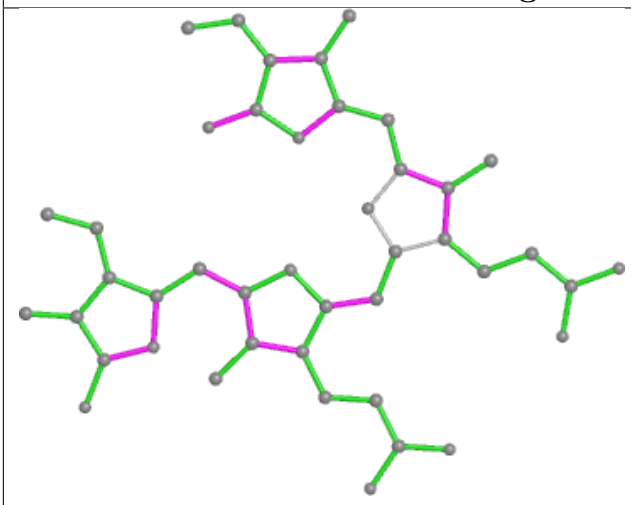

Bond lengths

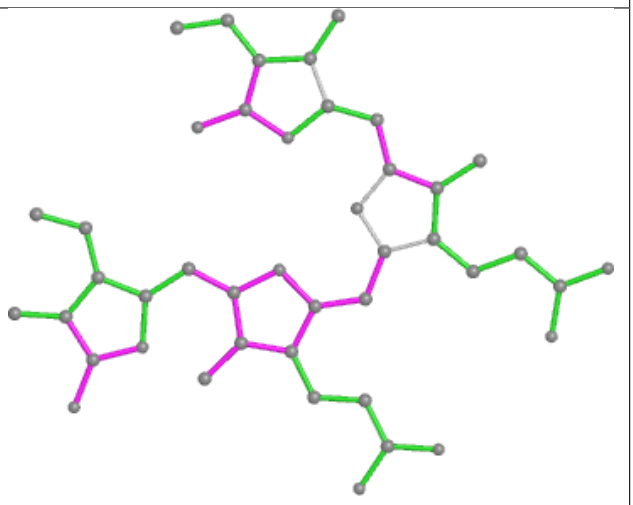

Bond angles

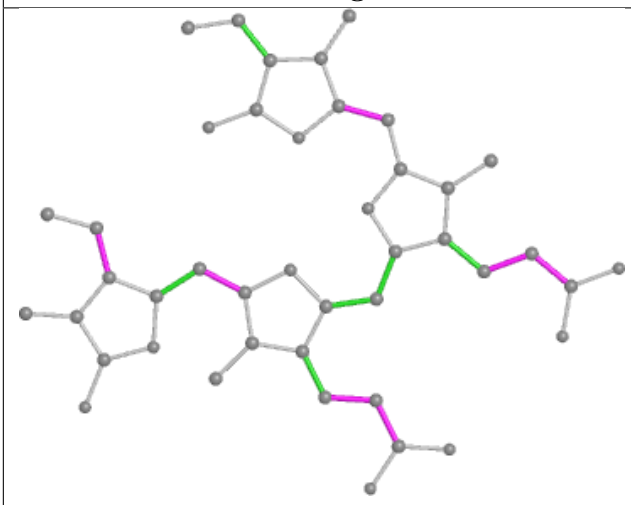

Torsions

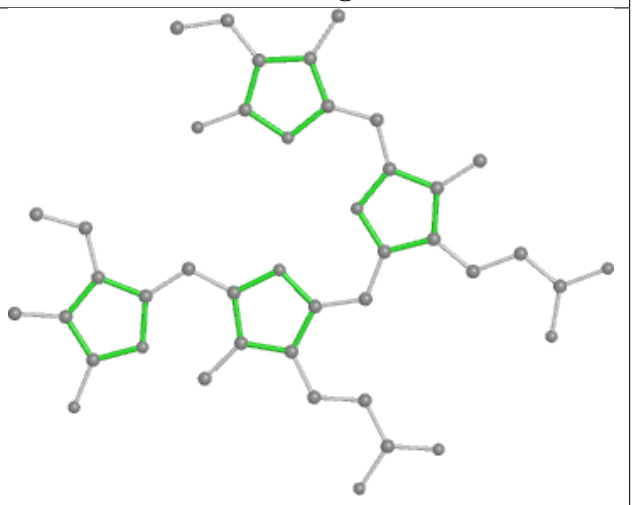

Rings

Ligand CLA 62 304

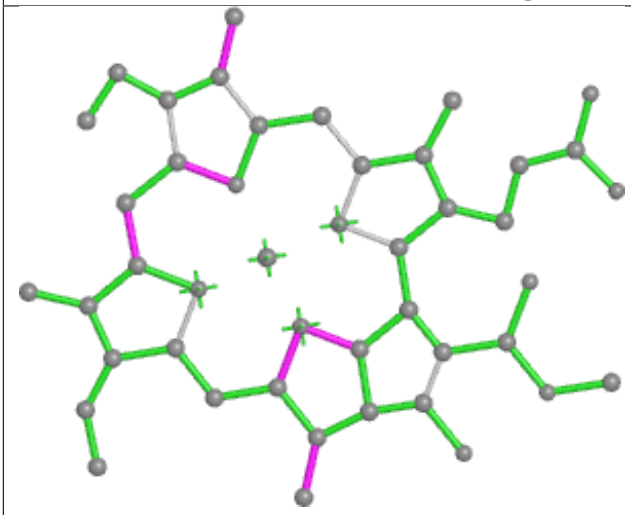

Bond lengths

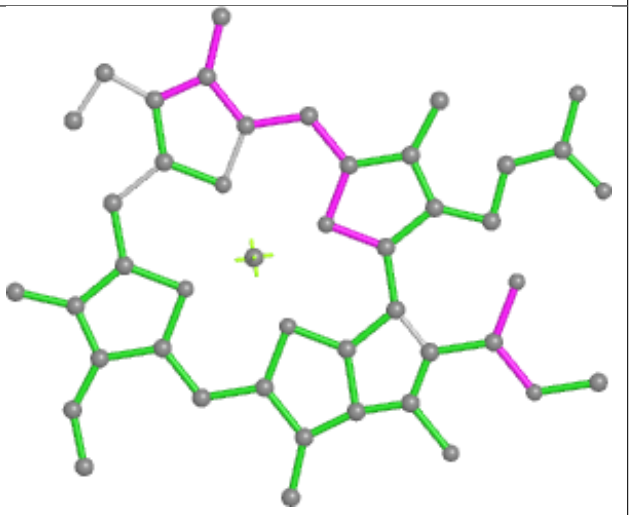

Bond angles

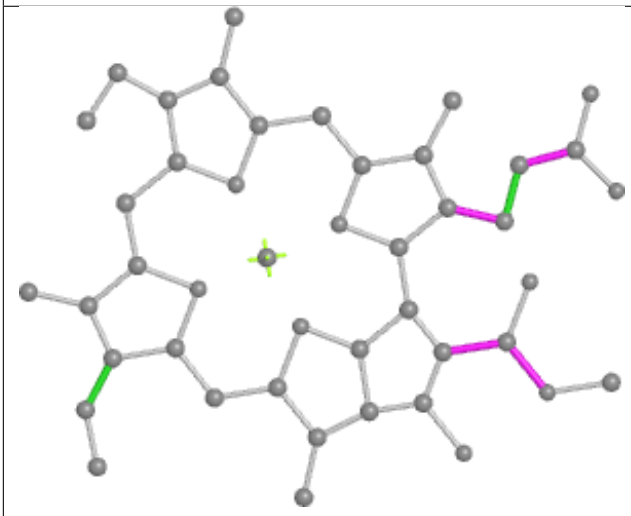

Torsions

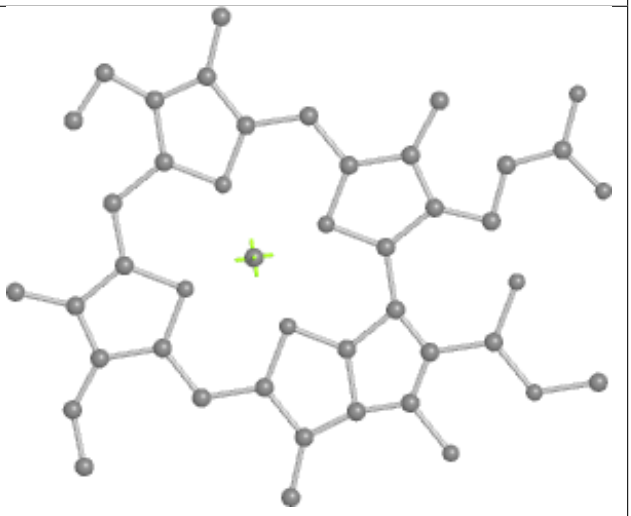

Rings

Ligand PEB FK 201

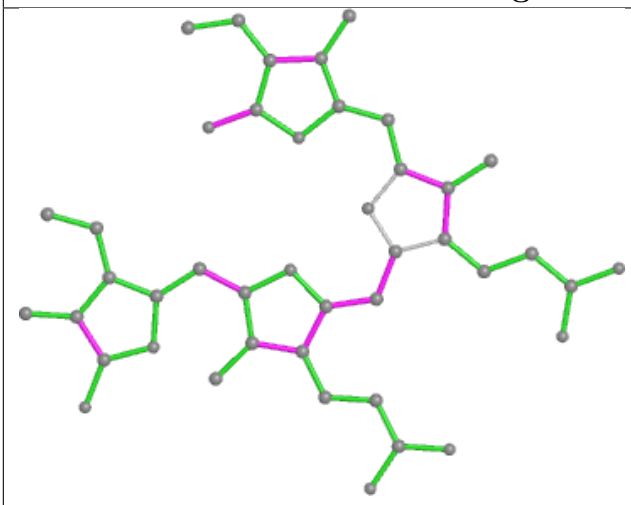

Bond lengths

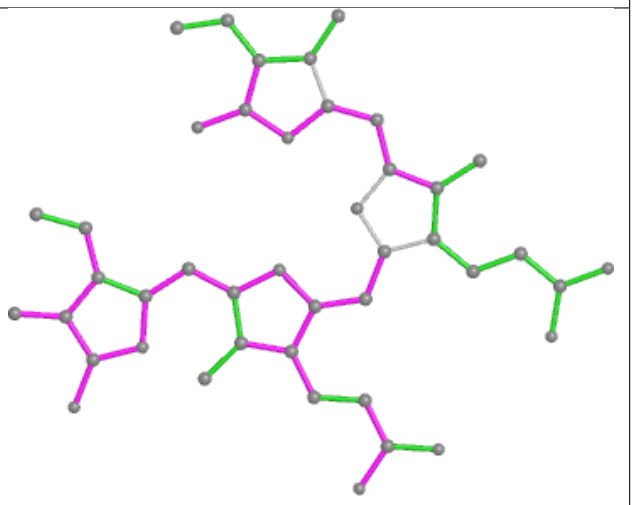

Bond angles

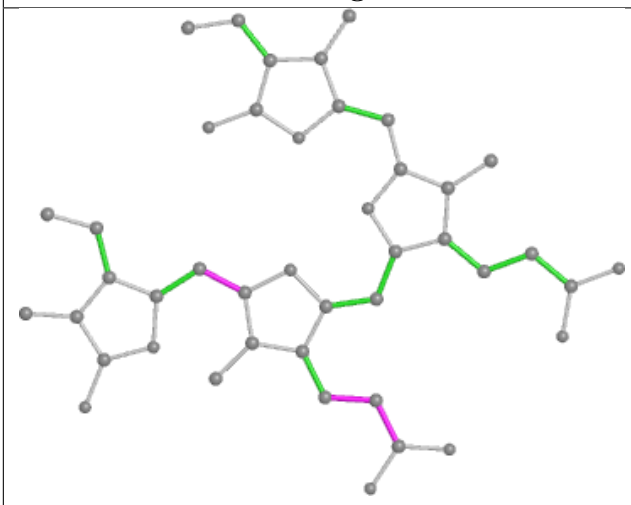

Torsions

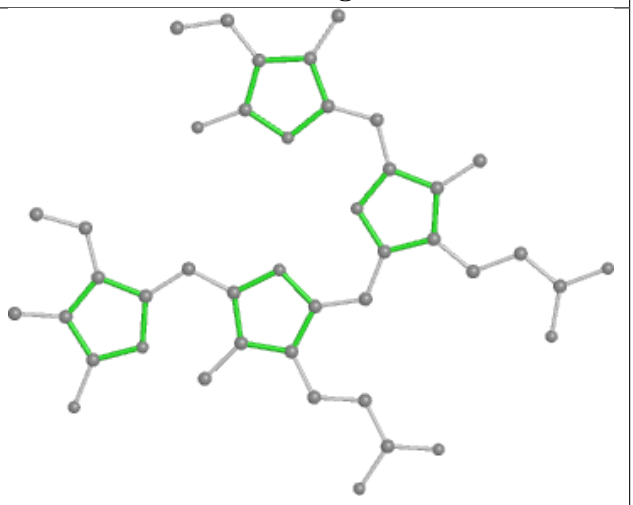

Rings

Ligand CLA AN 812

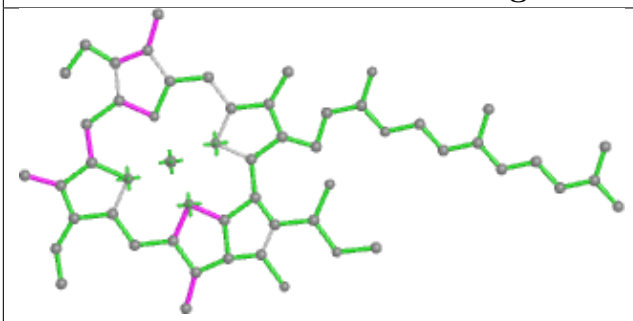

Bond lengths

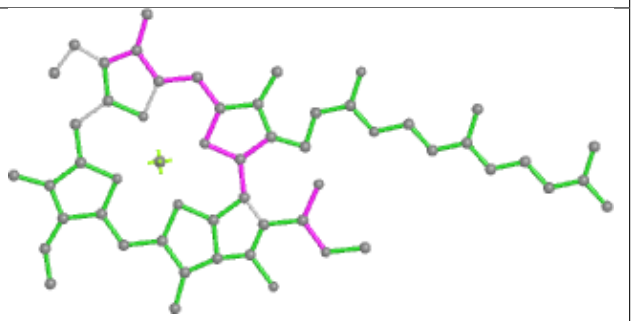

Bond angles

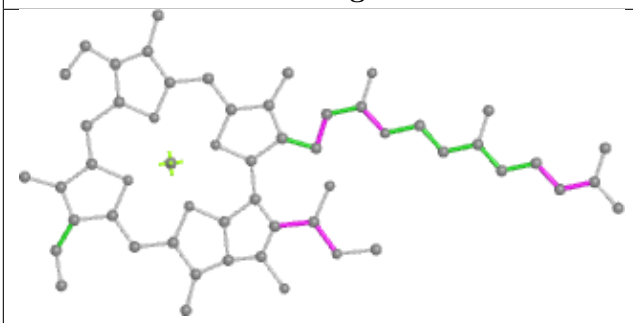

Torsions

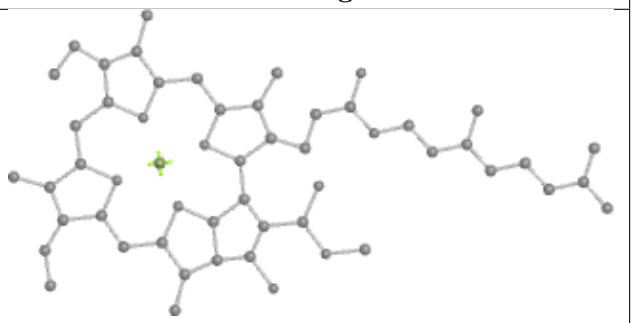

Rings

Ligand CLA HL 102

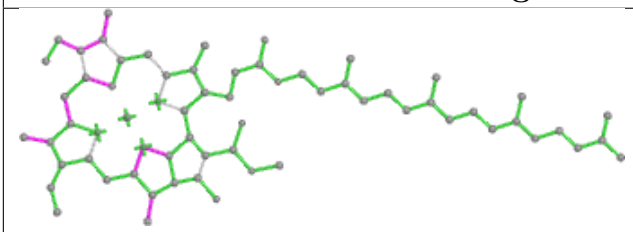

Bond lengths

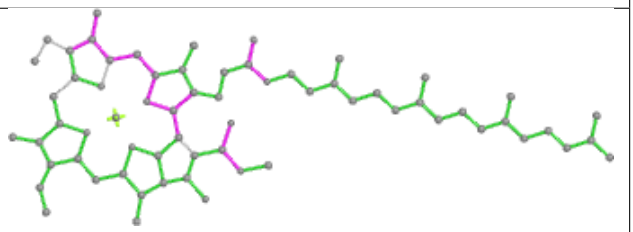

Bond angles

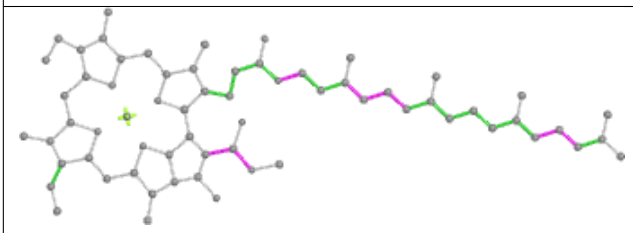

Torsions

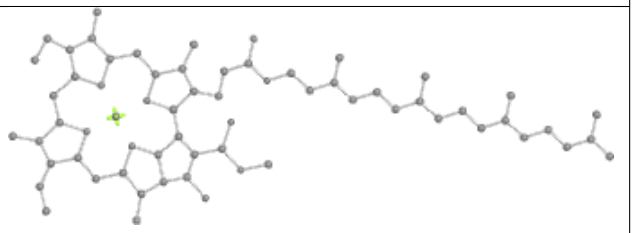

Rings

Ligand BCR BN 843

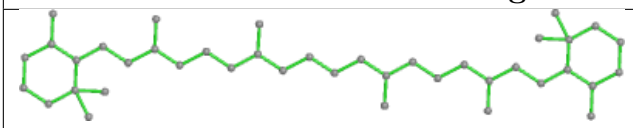

Bond lengths

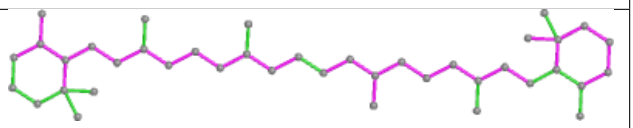

Bond angles

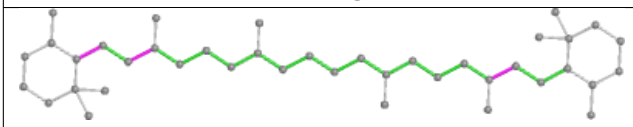

Torsions

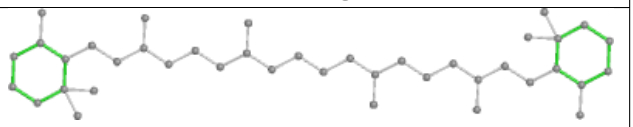

Rings

Ligand PEB SK 201

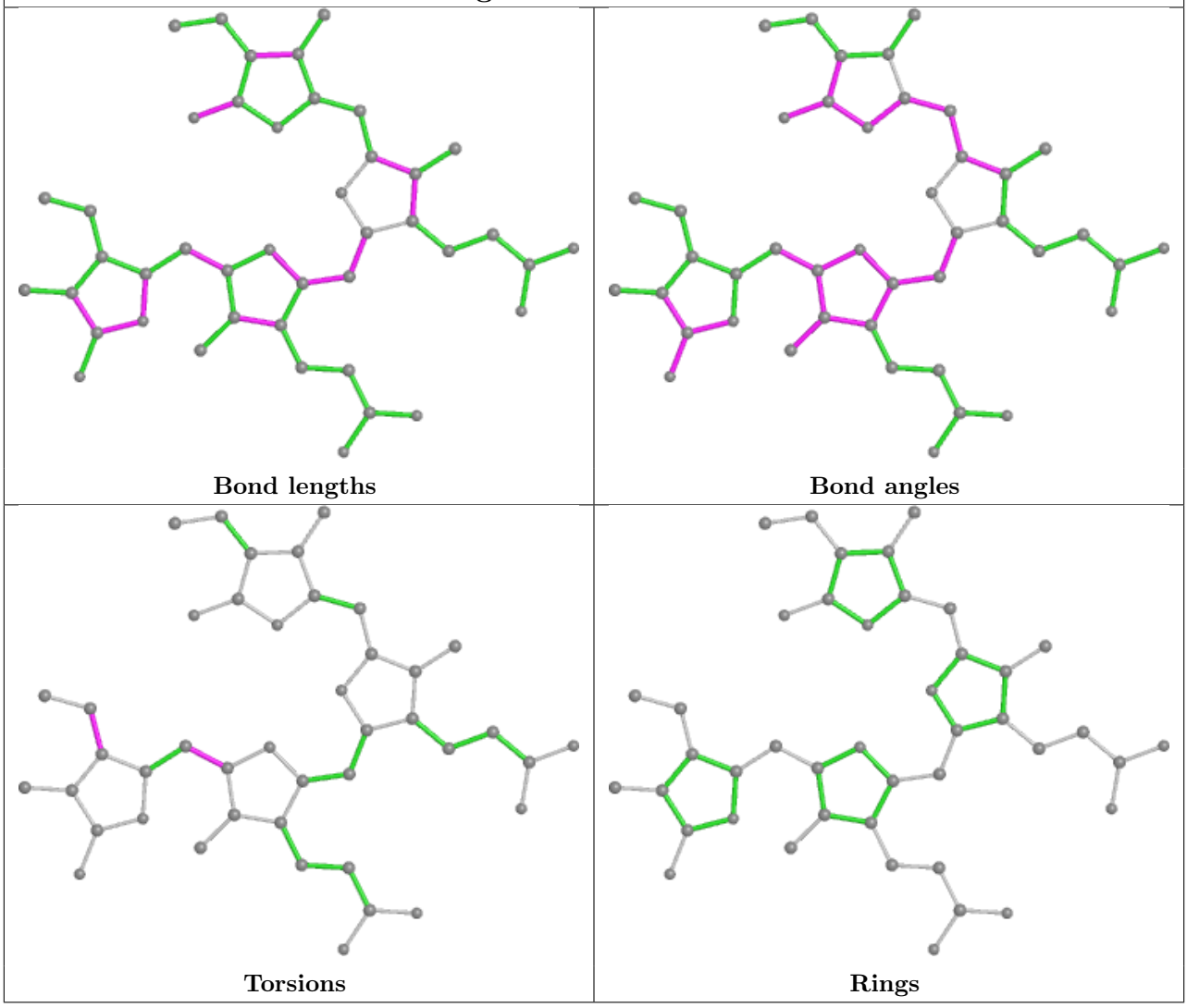

Ligand DGD D6 410

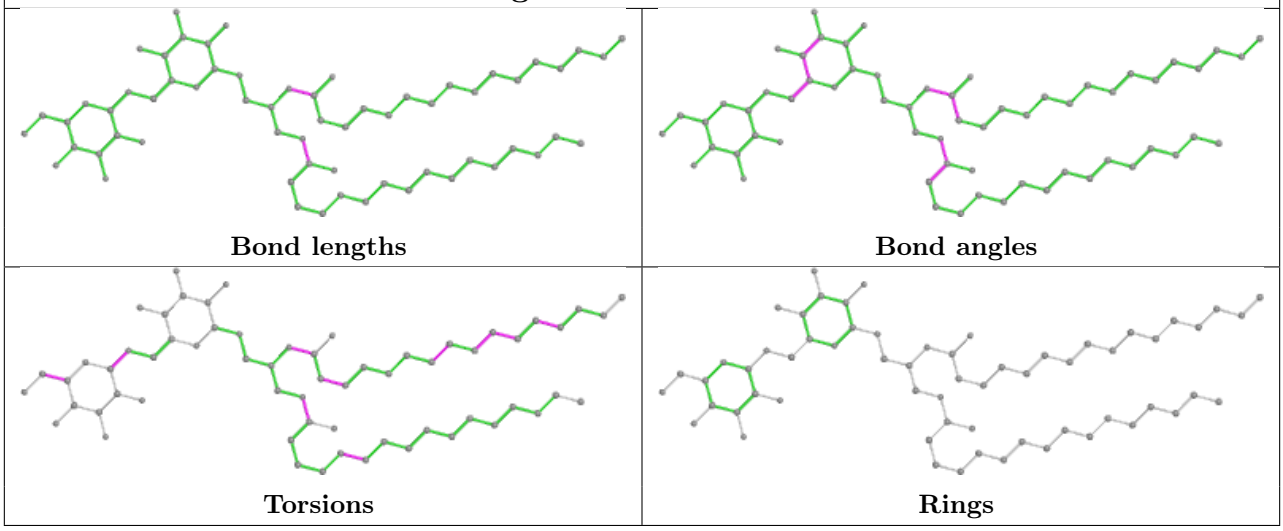

Ligand PEB D9 201

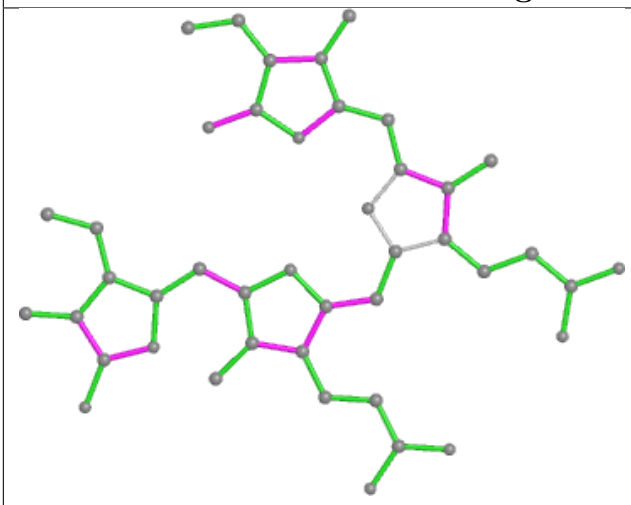

Bond lengths

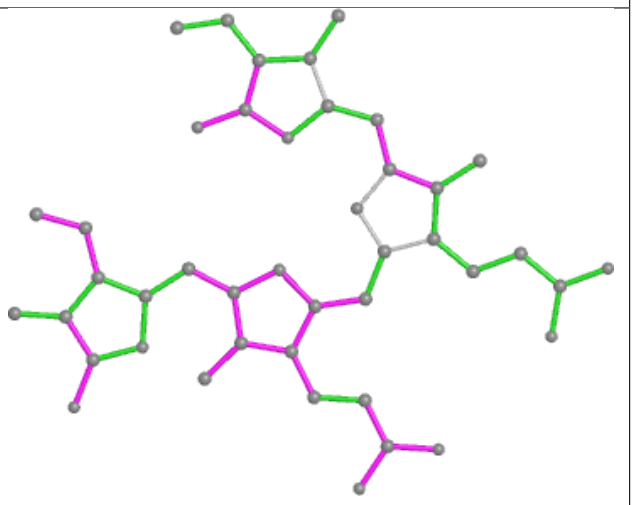

Bond angles

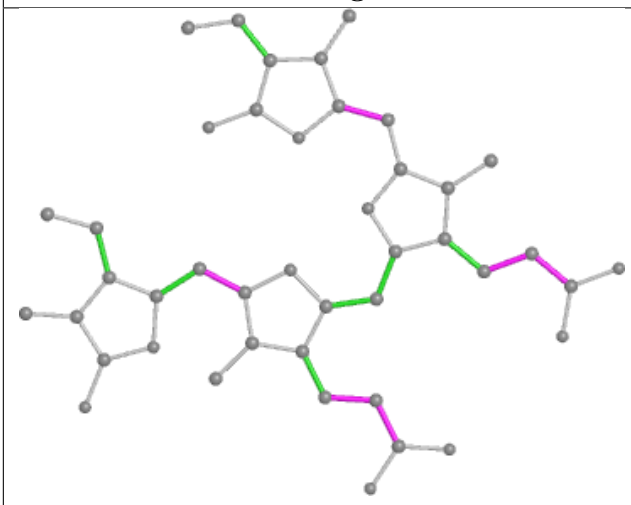

Torsions

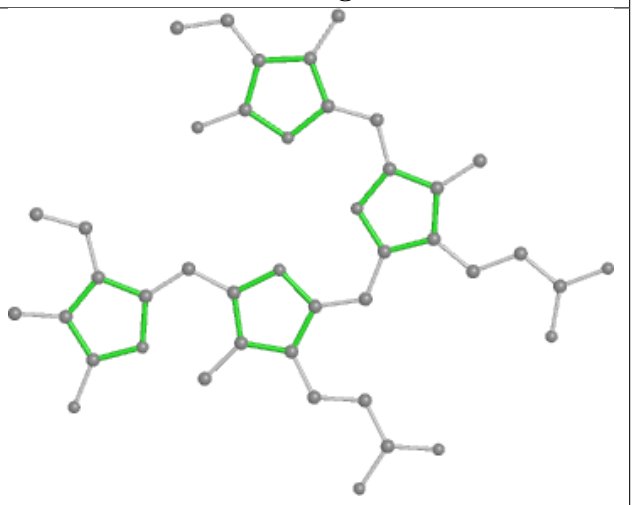

Rings

Ligand CLA HL 101

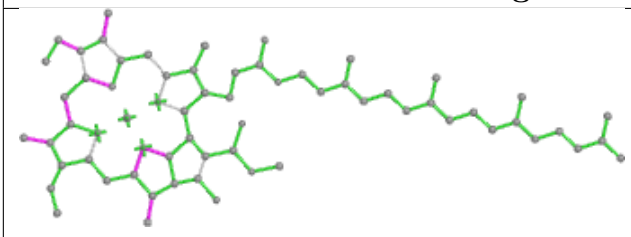

Bond lengths

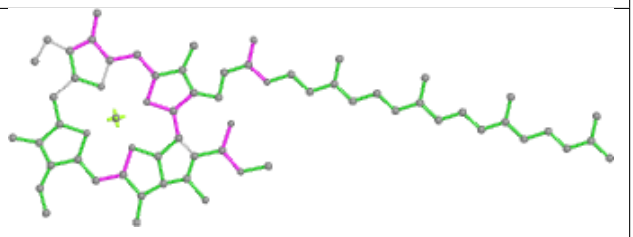

Bond angles

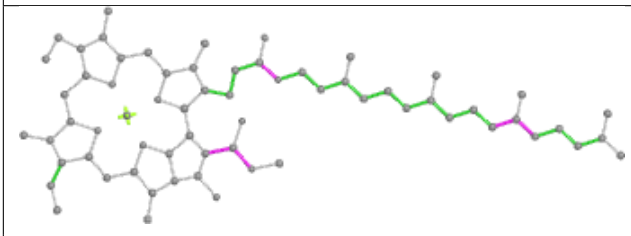

Torsions

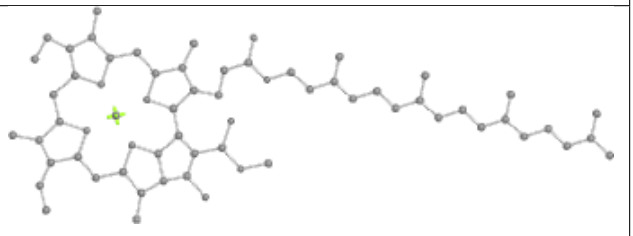

Rings

Ligand CLA cL 517

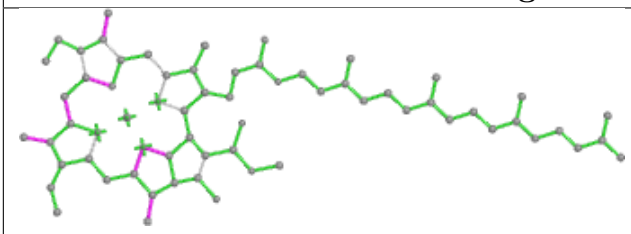

Bond lengths

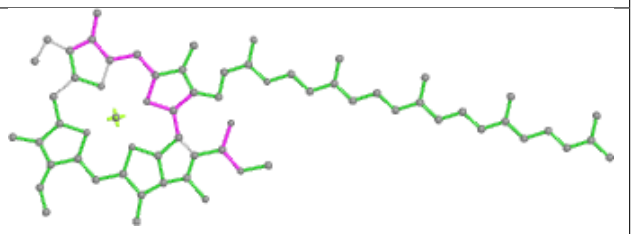

Bond angles

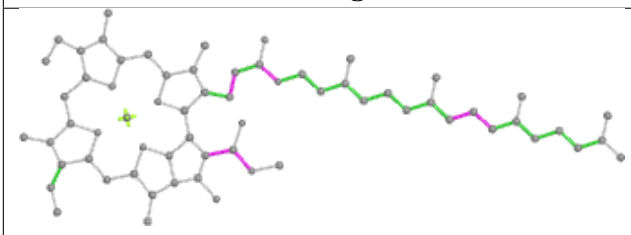

Torsions

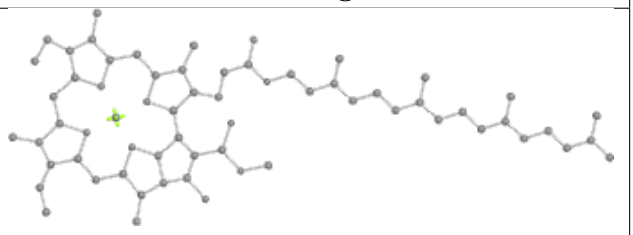

Rings

Ligand PEB aJ 201

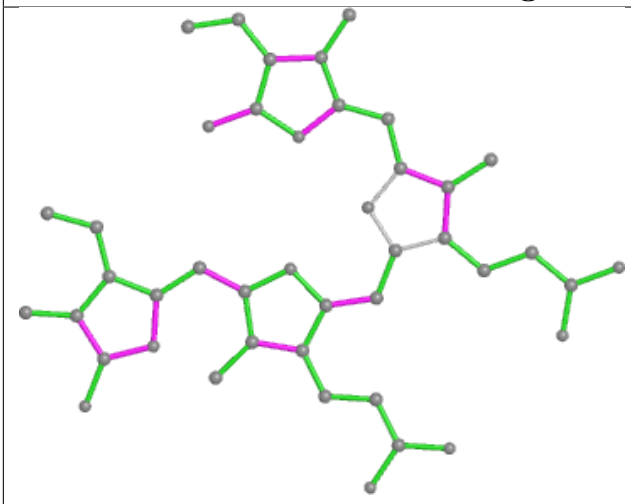

Bond lengths

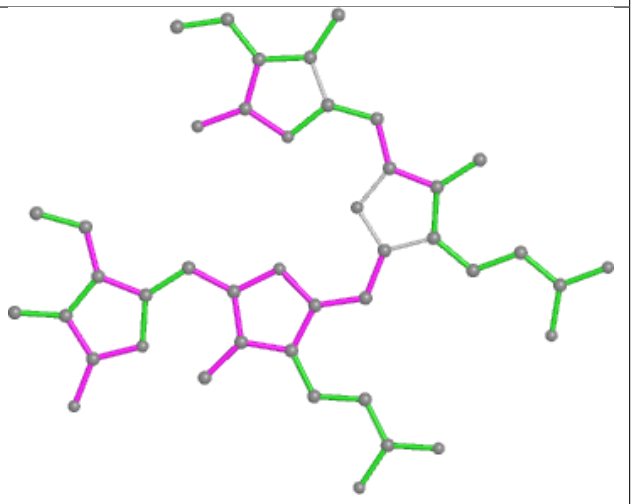

Bond angles

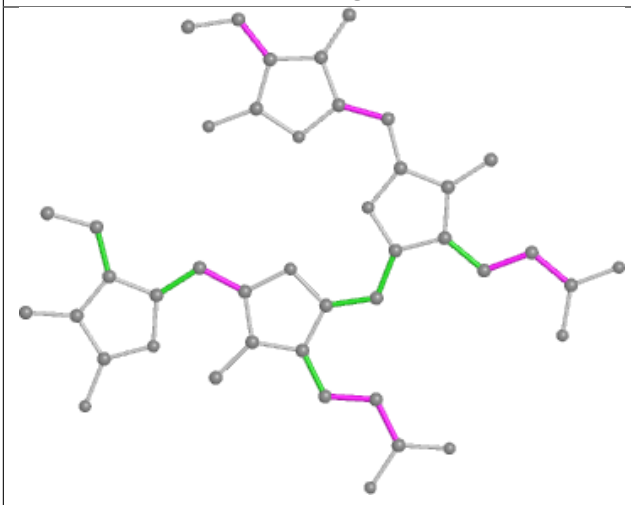

Torsions

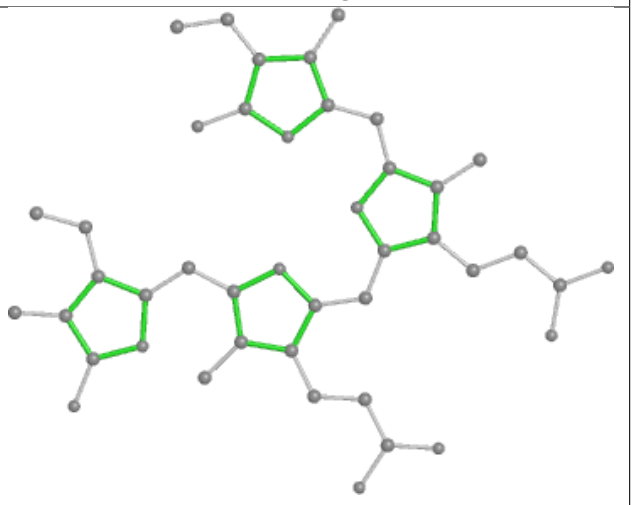

Rings

Ligand CLA 52 611

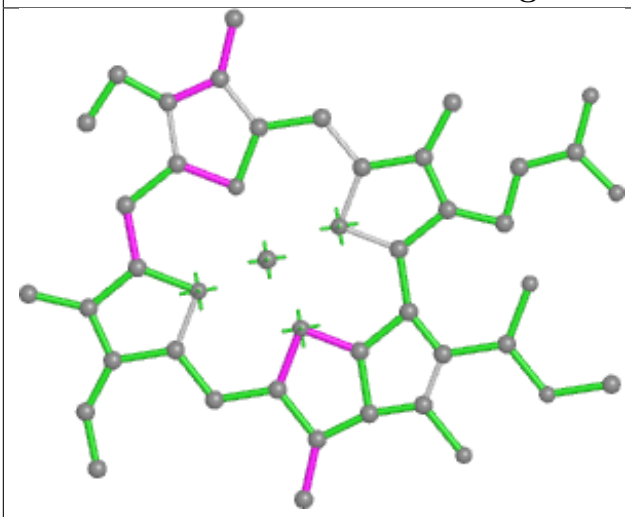

Bond lengths

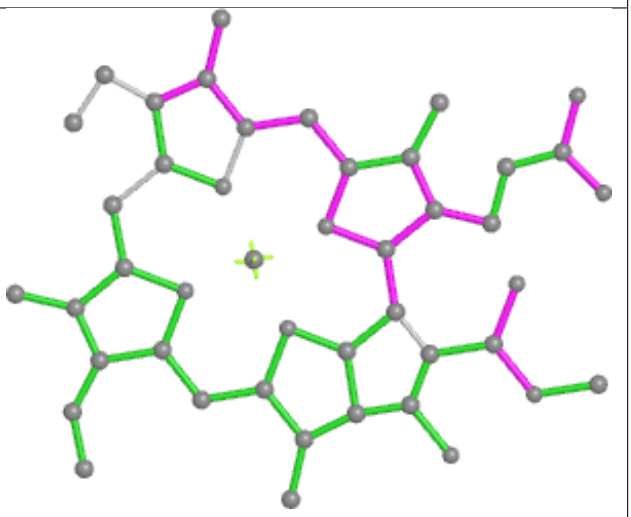

Bond angles

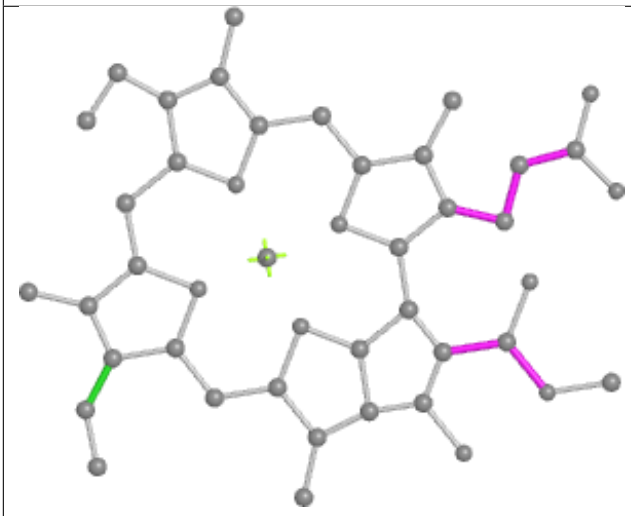

Torsions

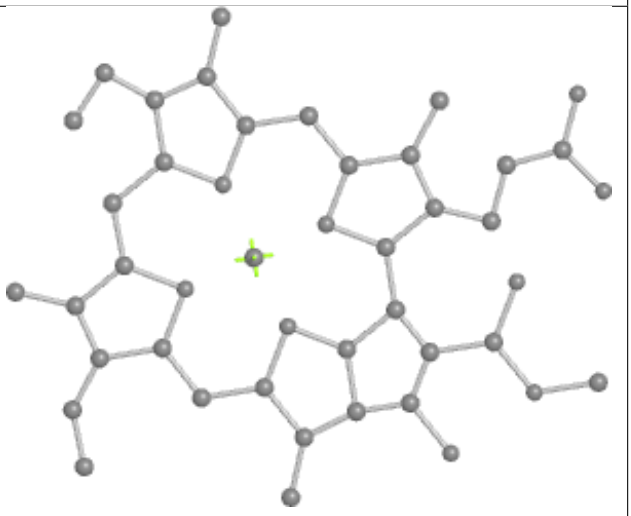

Rings

Ligand PEB WE 203

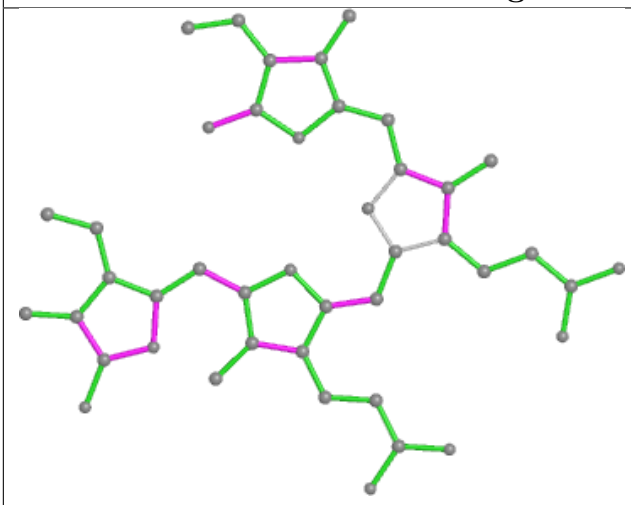

Bond lengths

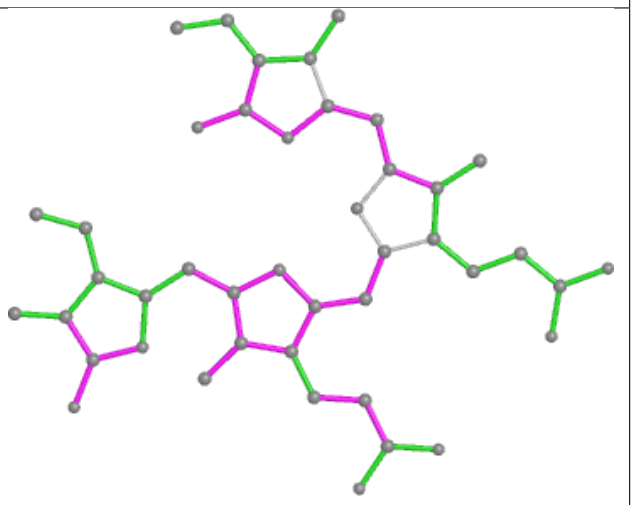

Bond angles

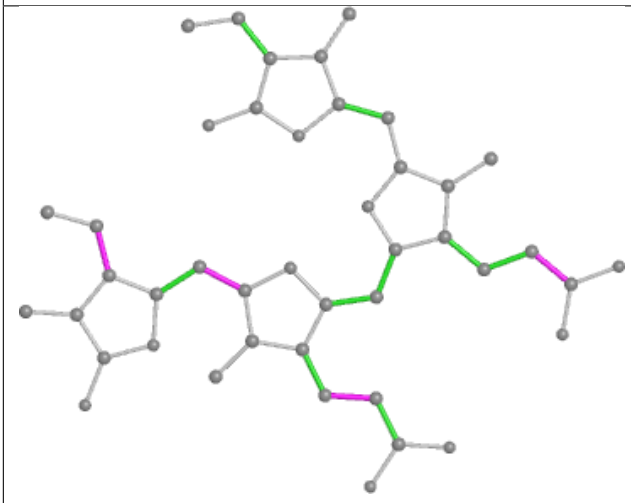

Torsions

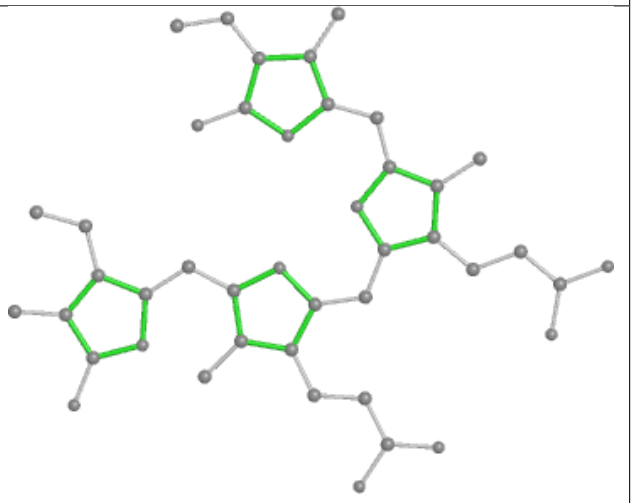

Rings

Ligand PEB OJ 201

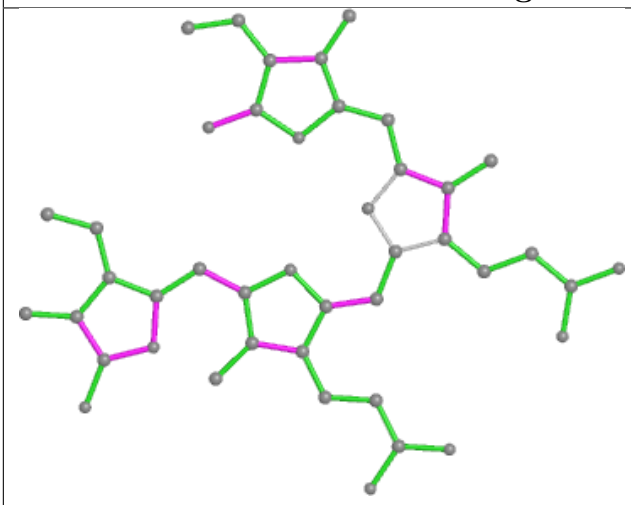

Bond lengths

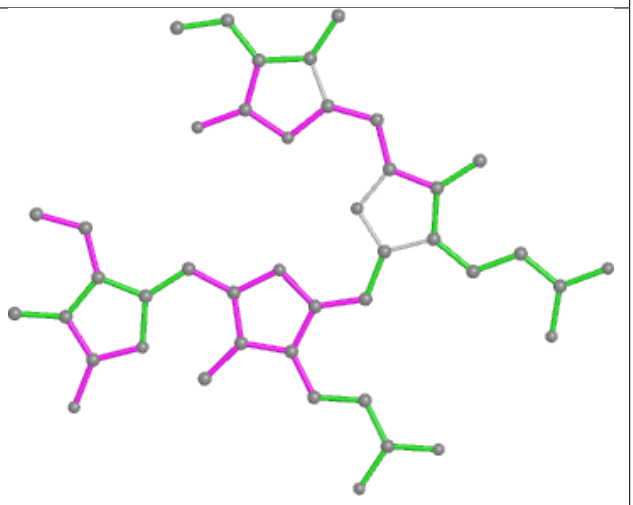

Bond angles

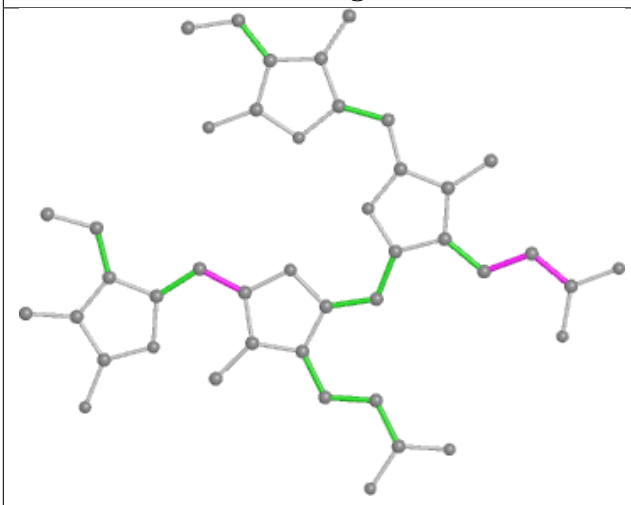

Torsions

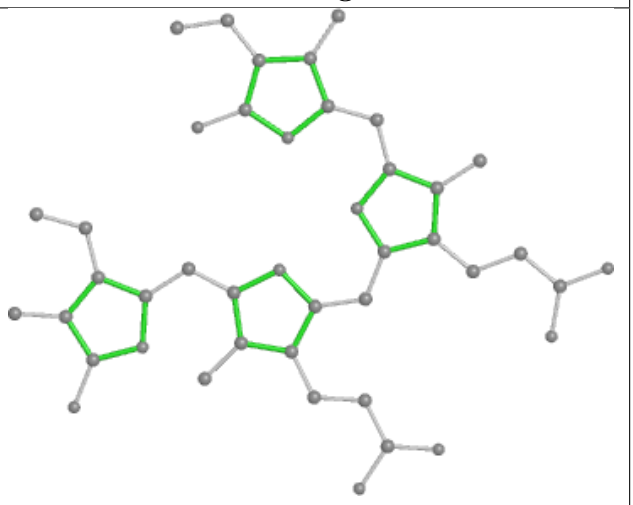

Rings

Ligand PEB l4 201

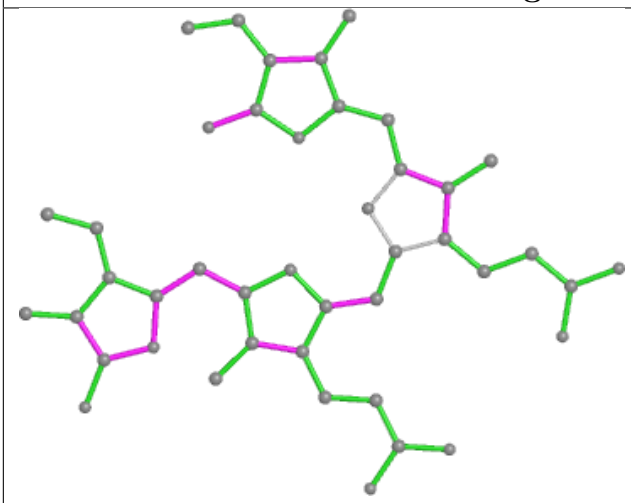

Bond lengths

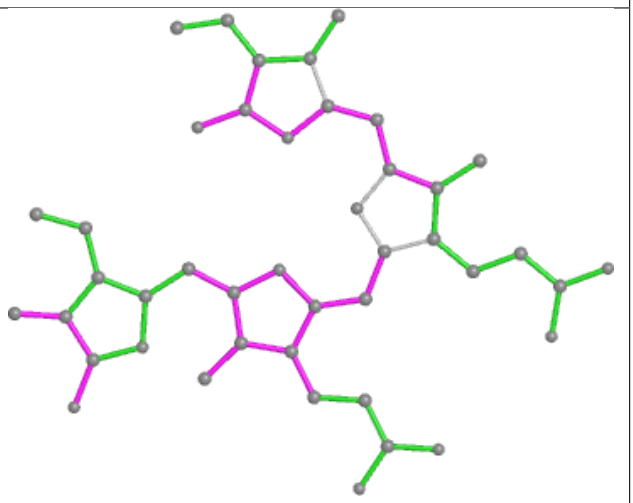

Bond angles

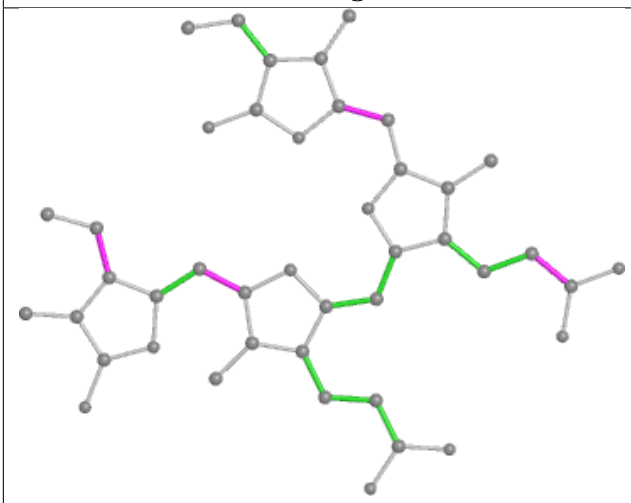

Torsions

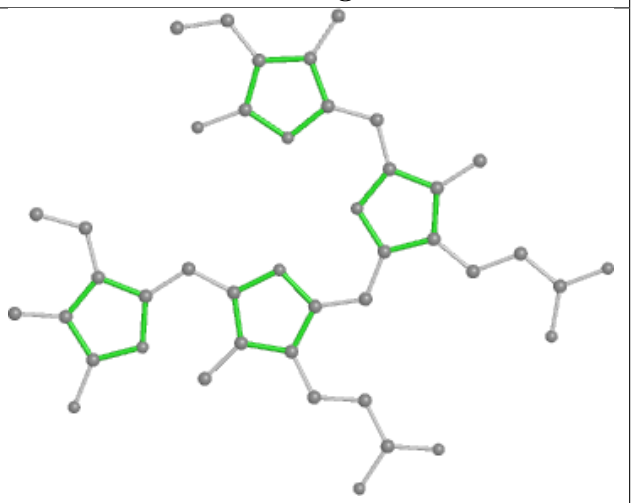

Rings

Ligand BCR L2 201

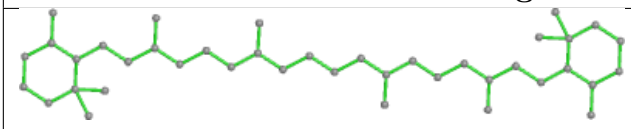

Bond lengths

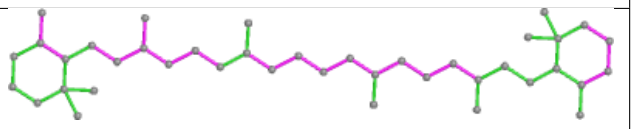

Bond angles

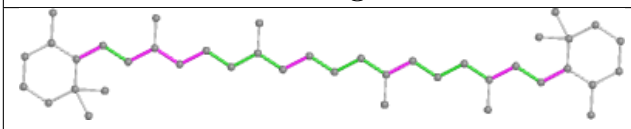

Torsions

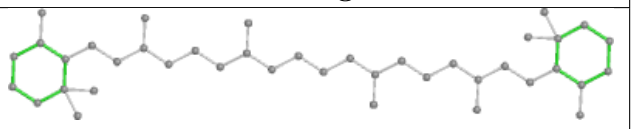

Rings

Ligand CLA dL 409

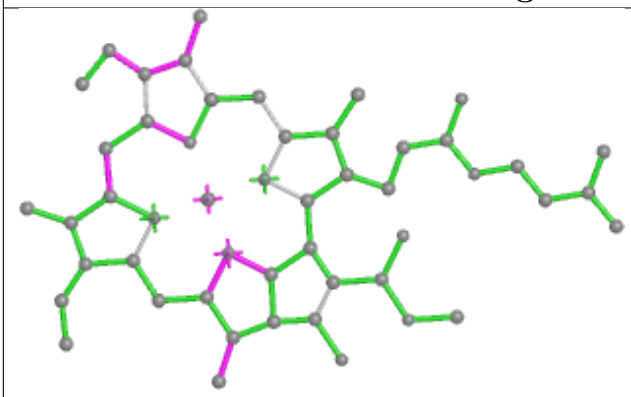

Bond lengths

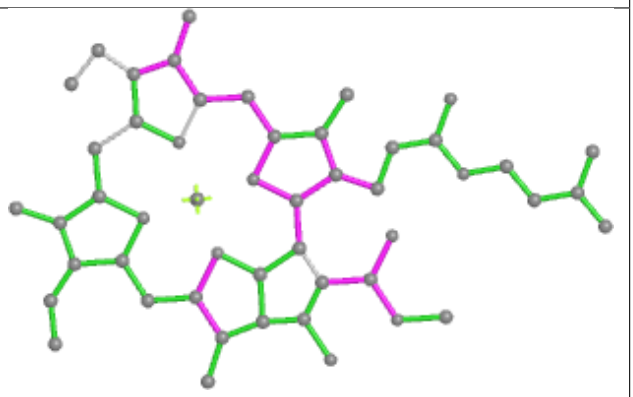

Bond angles

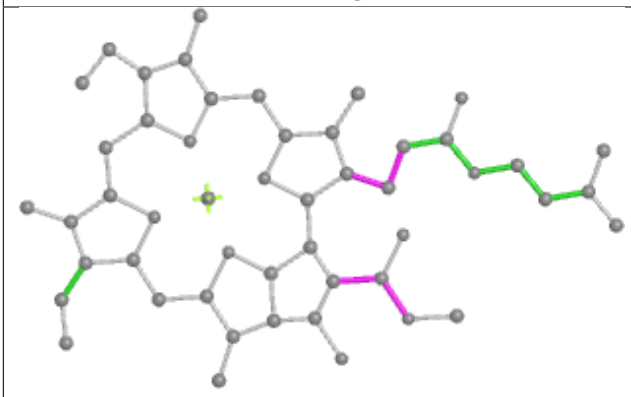

Torsions

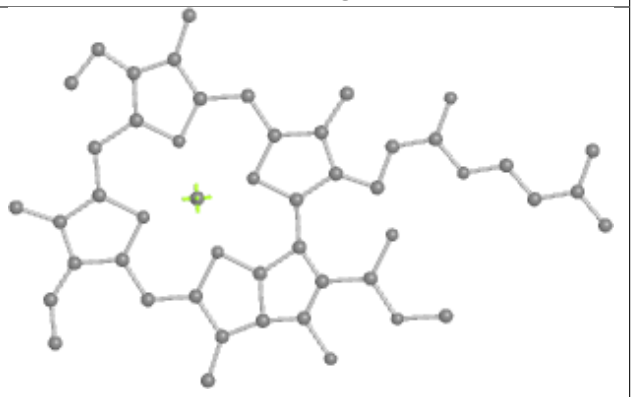

Rings

Ligand PEB P1 201

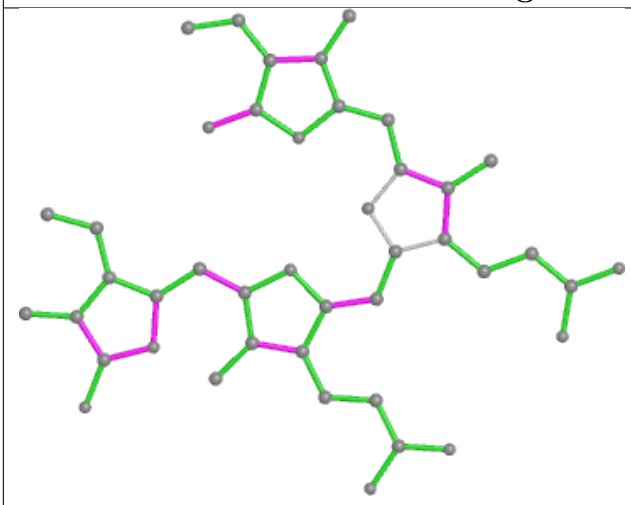

Bond lengths

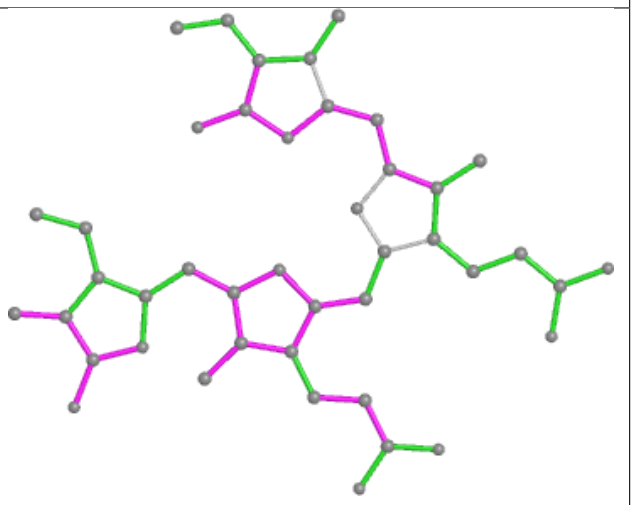

Bond angles

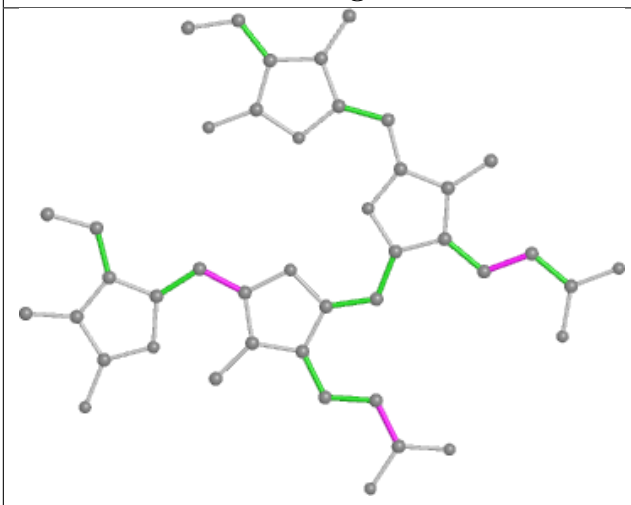

Torsions

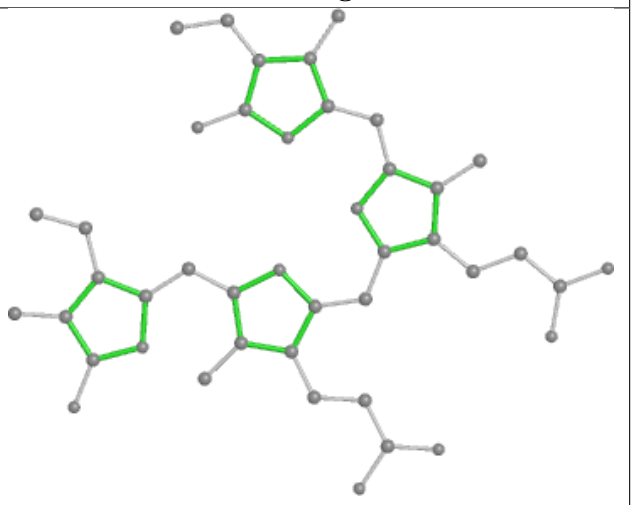

Rings

Ligand PEB YF 202

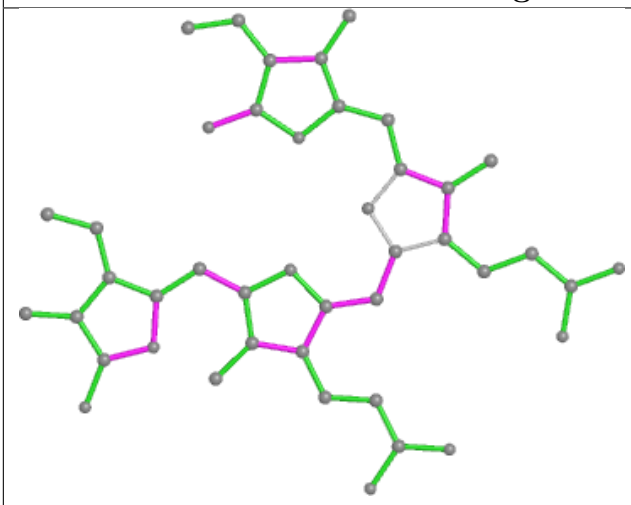

Bond lengths

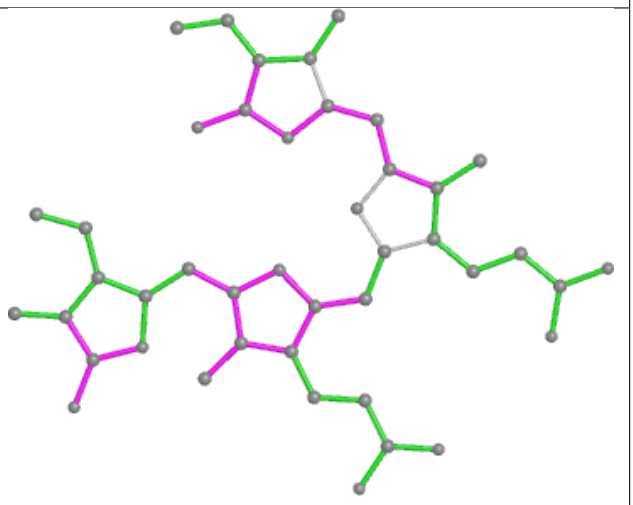

Bond angles

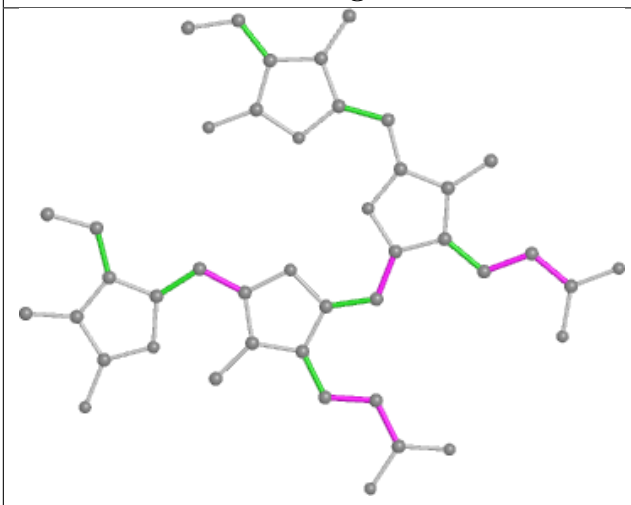

Torsions

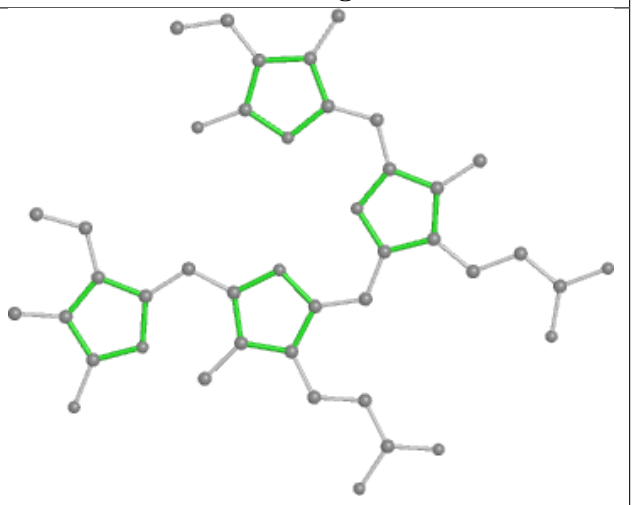

Rings

Ligand CLA C6 515

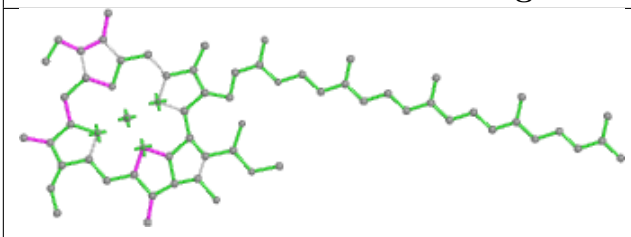

Bond lengths

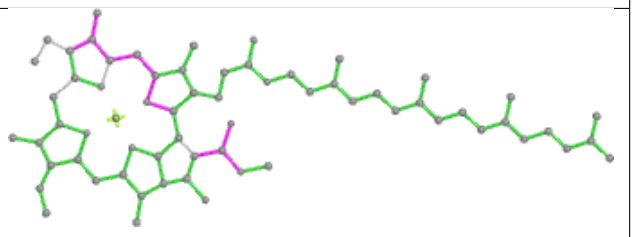

Bond angles

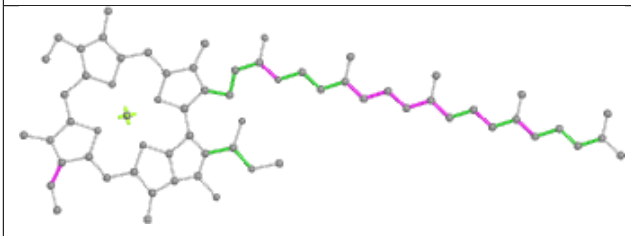

Torsions

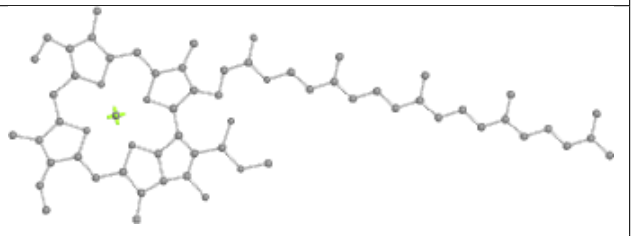

Rings

Ligand PEB JK 201

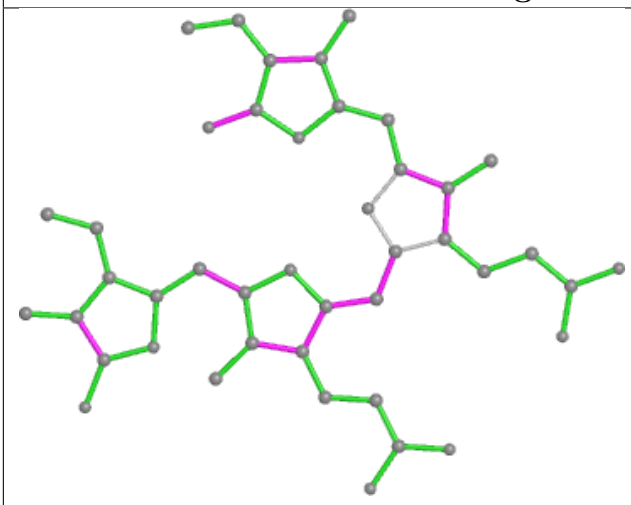

Bond lengths

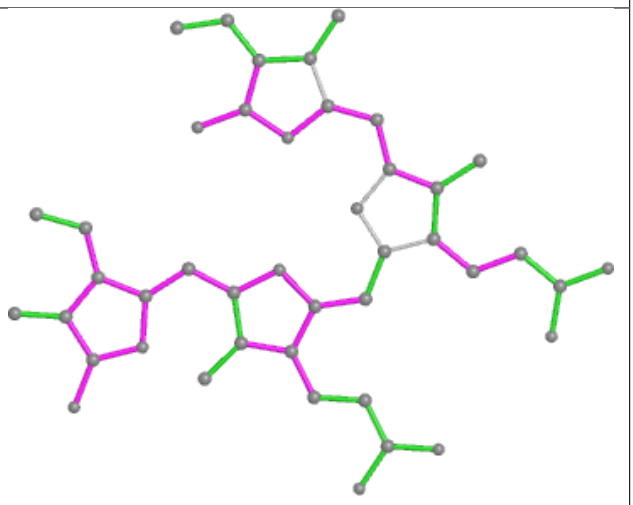

Bond angles

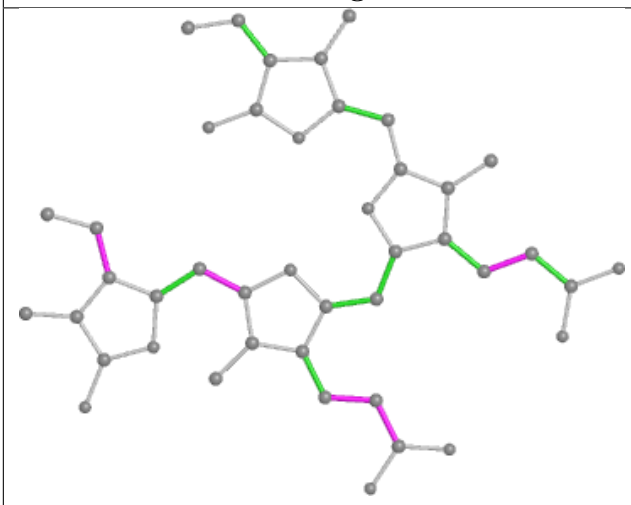

Torsions

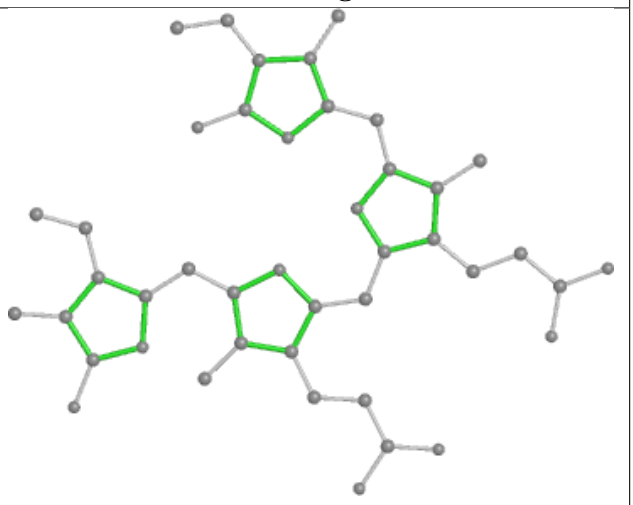

Rings

Ligand CLA AN 841

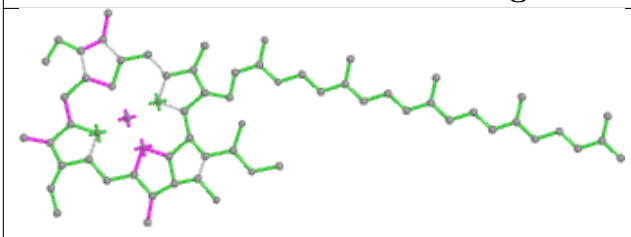

Bond lengths

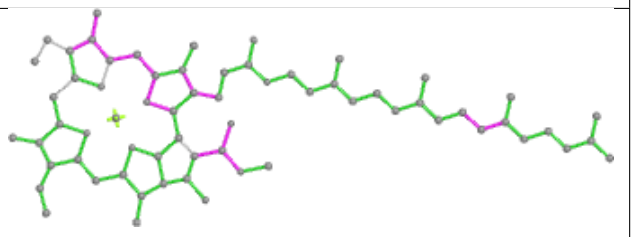

Bond angles

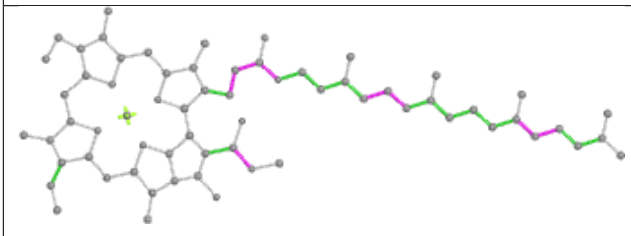

Torsions

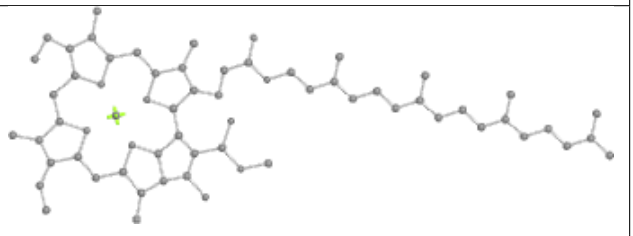

Rings

Ligand PEB b4 202

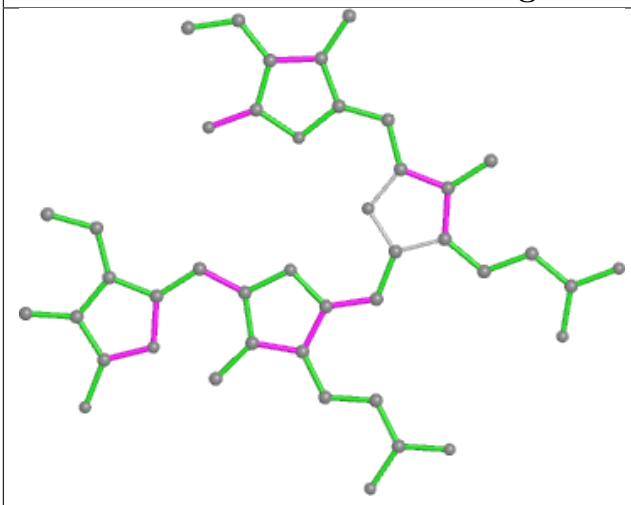

Bond lengths

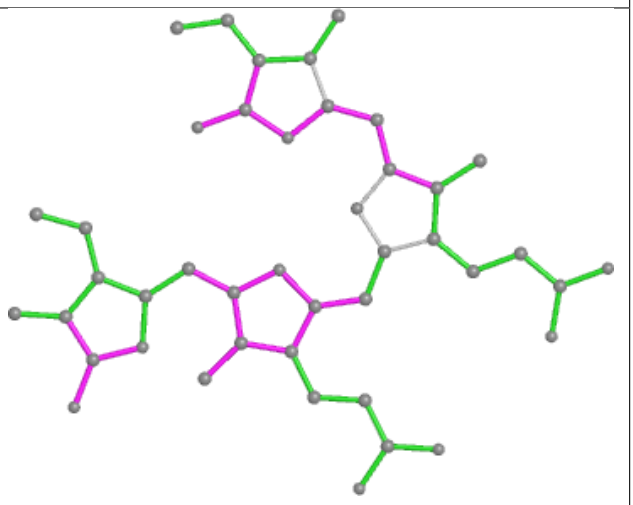

Bond angles

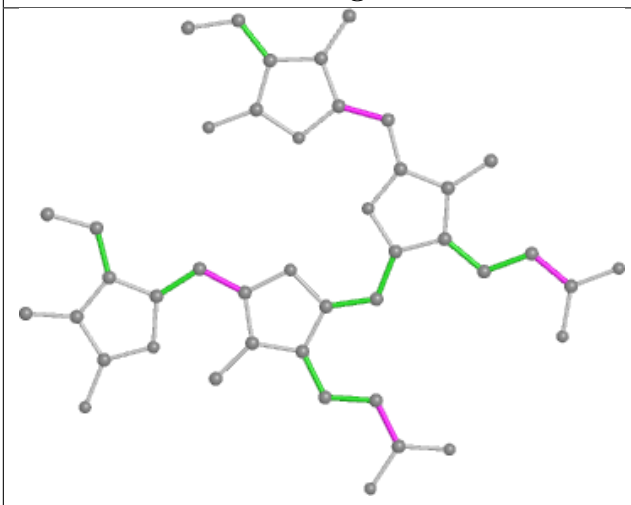

Torsions

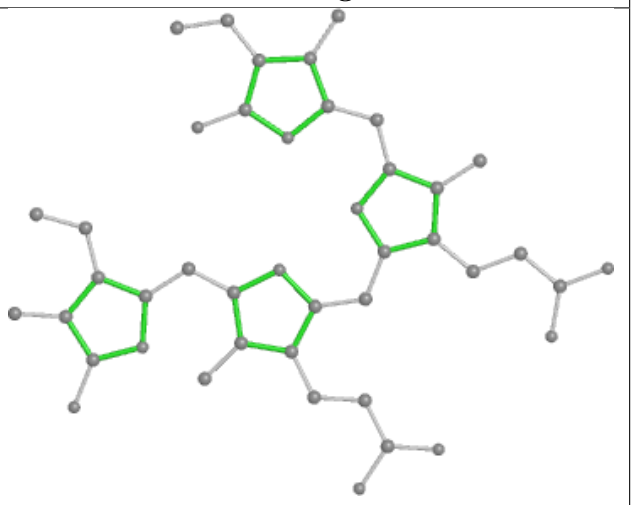

Rings

Ligand PEB kJ 202

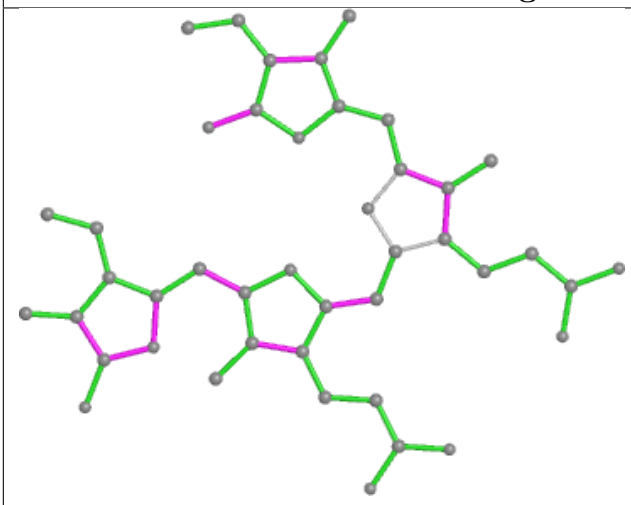

Bond lengths

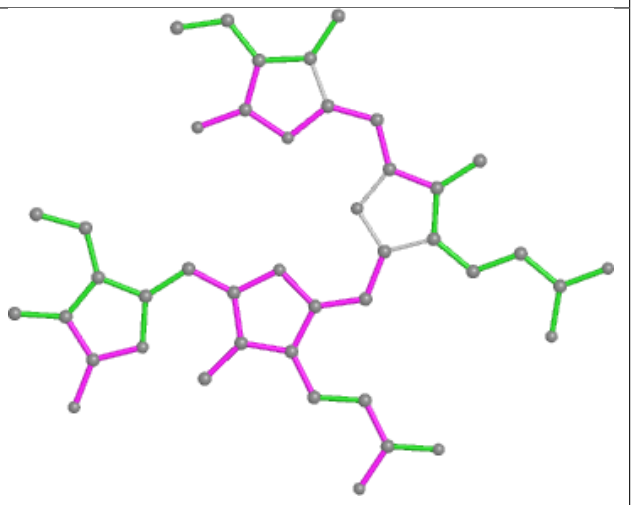

Bond angles

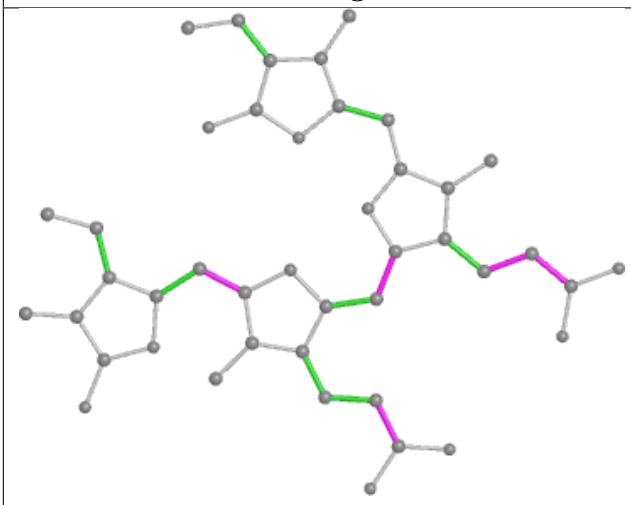

Torsions

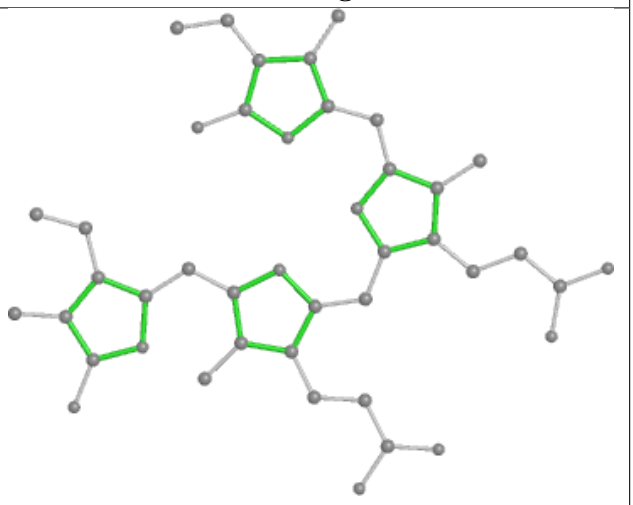

Rings

Ligand PEB HF 202

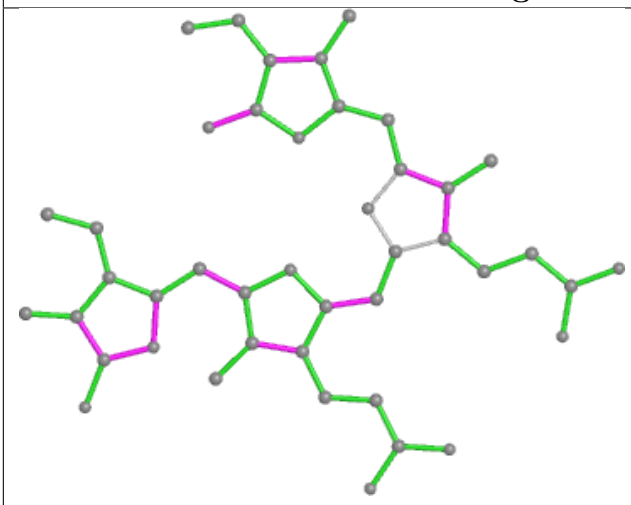

Bond lengths

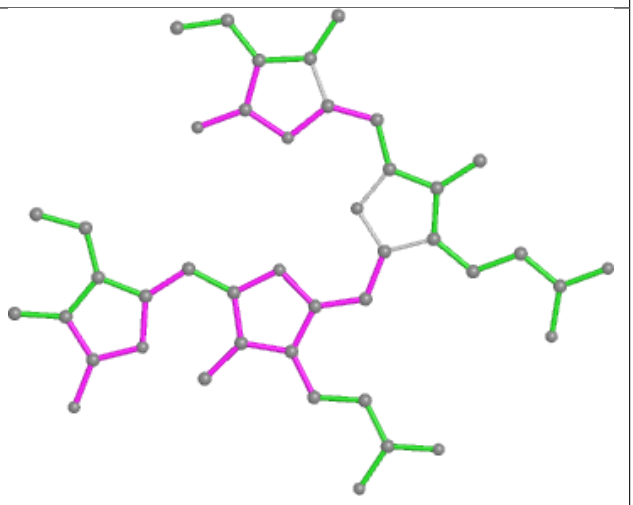

Bond angles

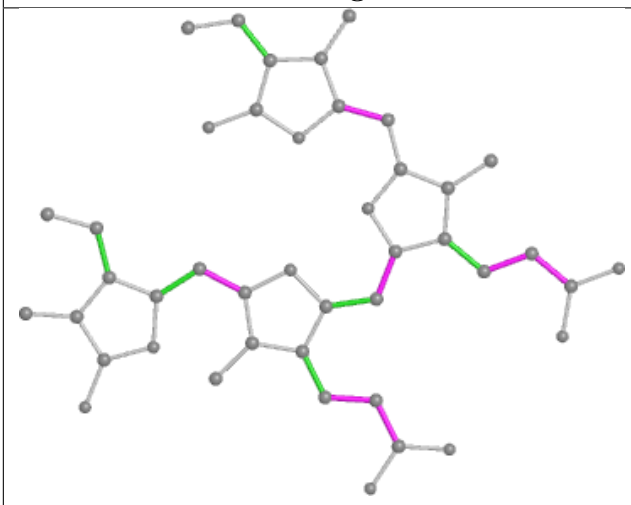

Torsions

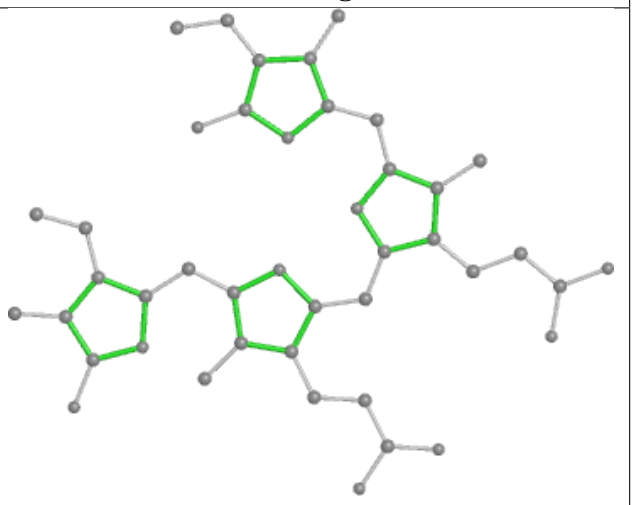

Rings

Ligand PEB SI 201

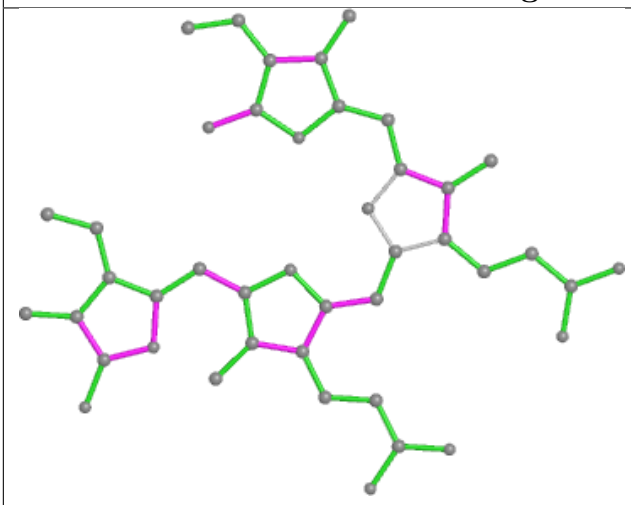

Bond lengths

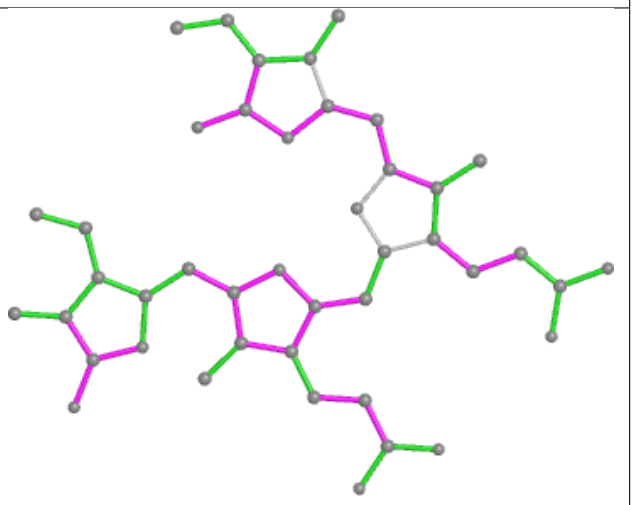

Bond angles

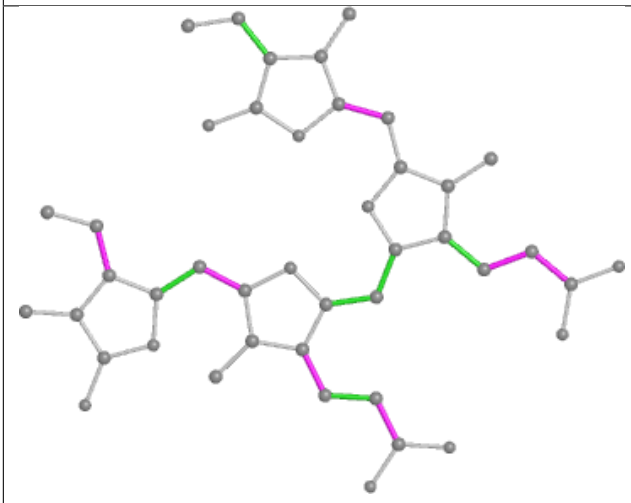

Torsions

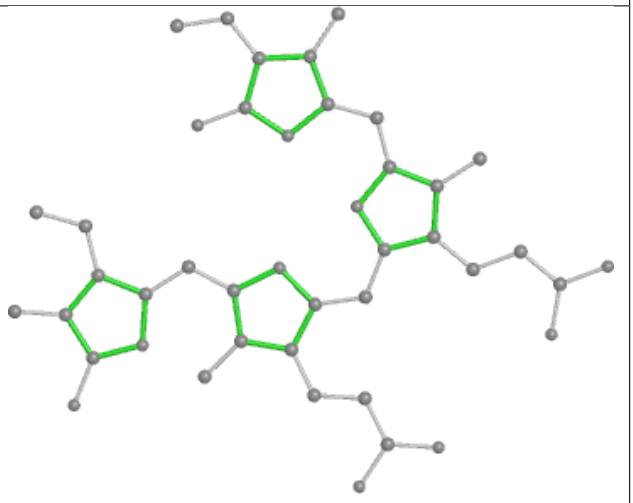

Rings

Ligand PEB OQ 201

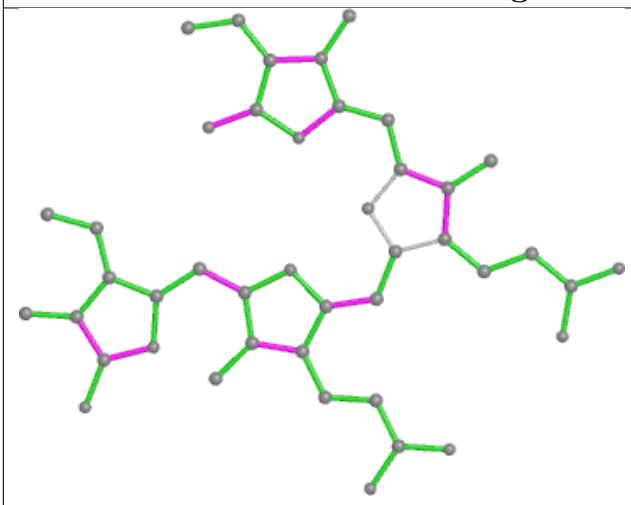

Bond lengths

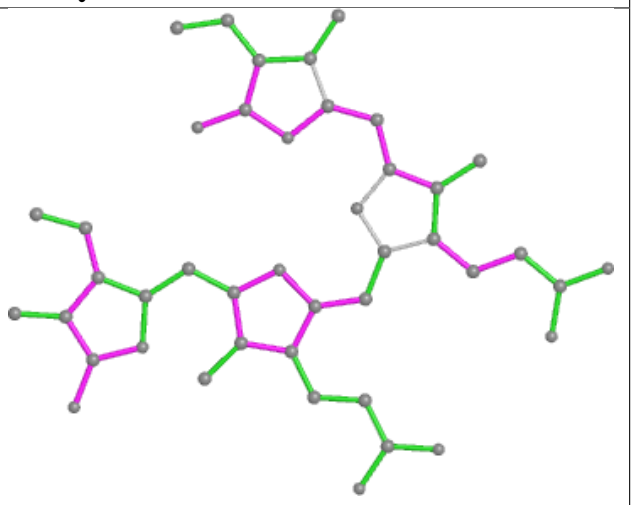

Bond angles

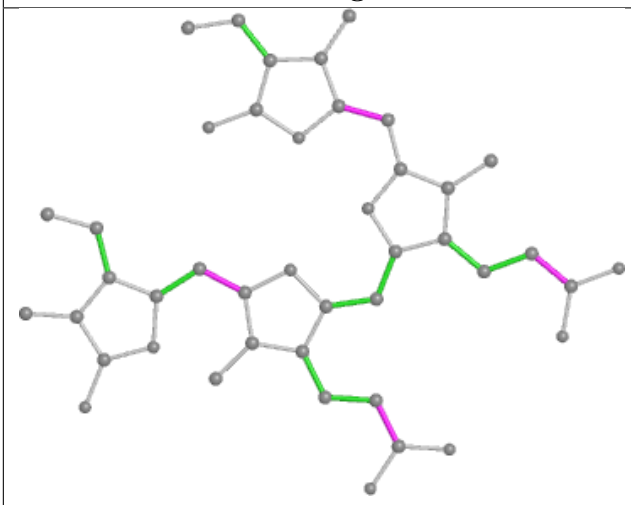

Torsions

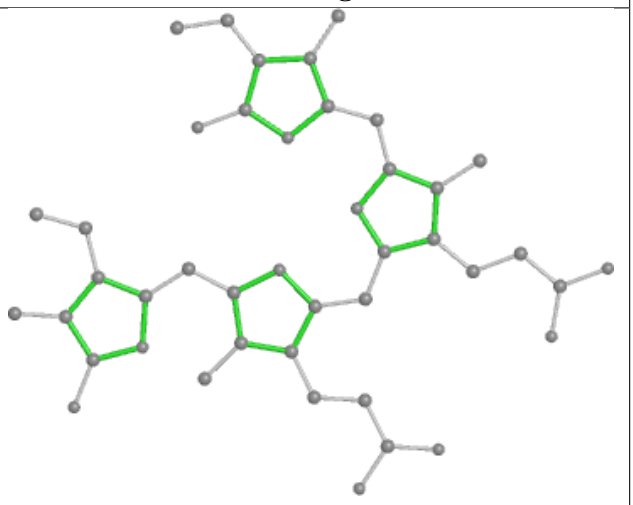

Rings

Ligand PEB JJ 202

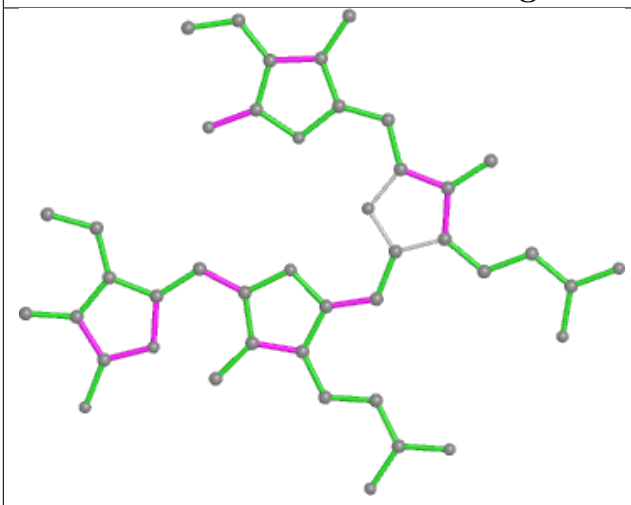

Bond lengths

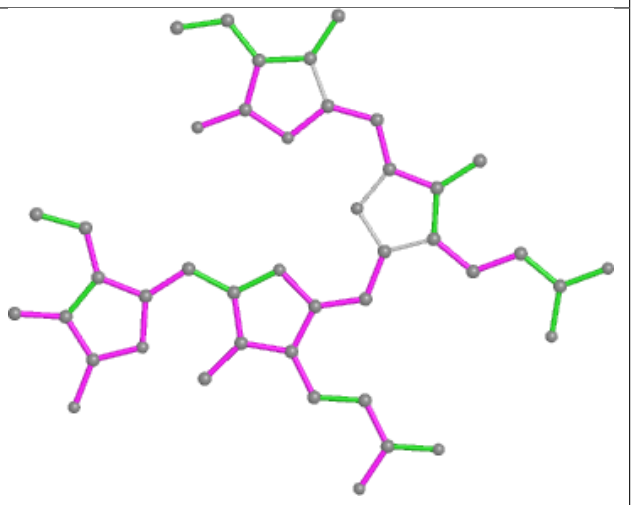

Bond angles

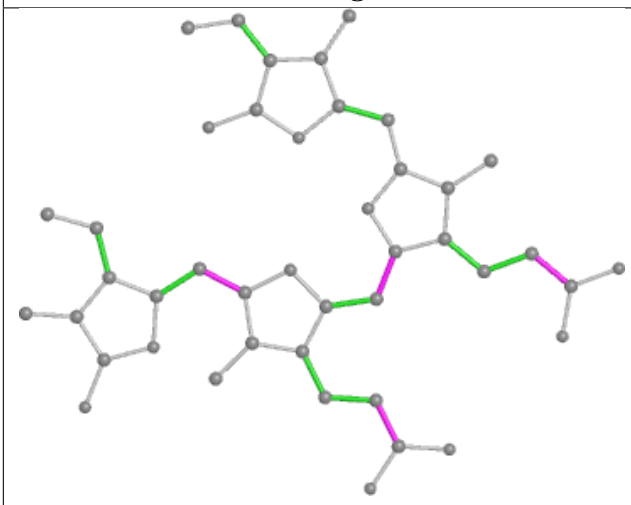

Torsions

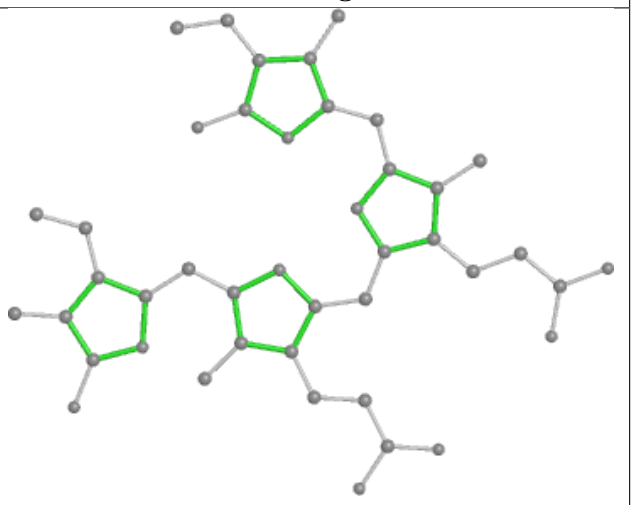

Rings

Ligand PEB E9 201

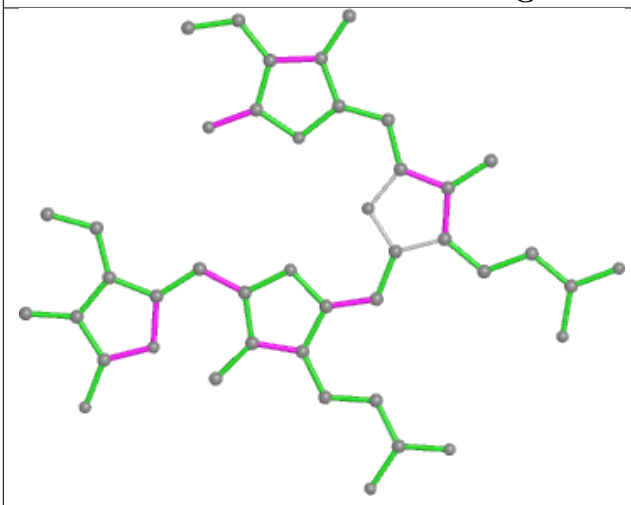

Bond lengths

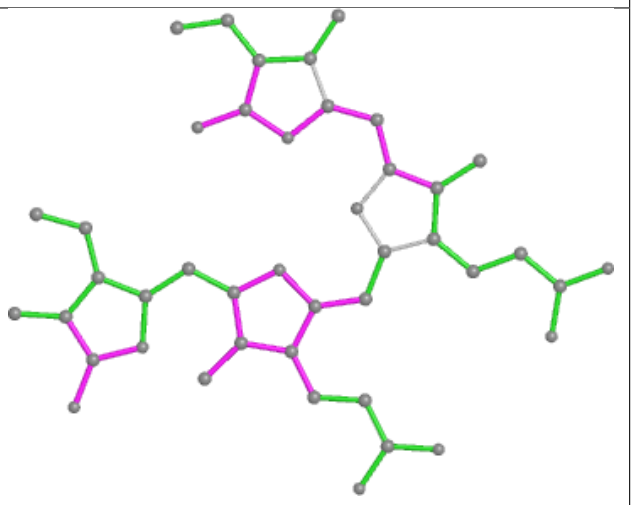

Bond angles

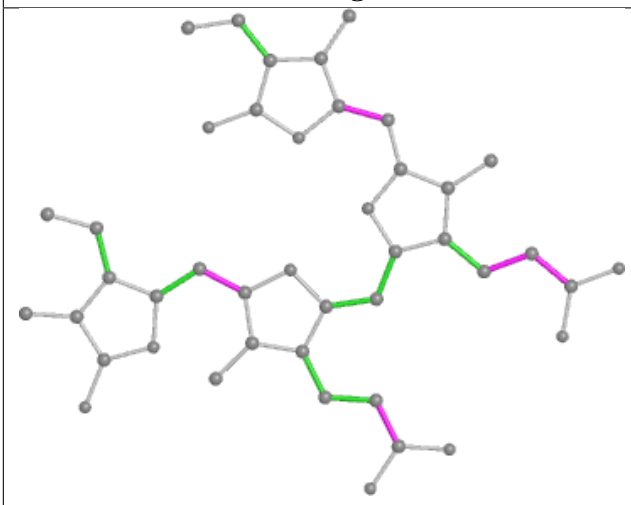

Torsions

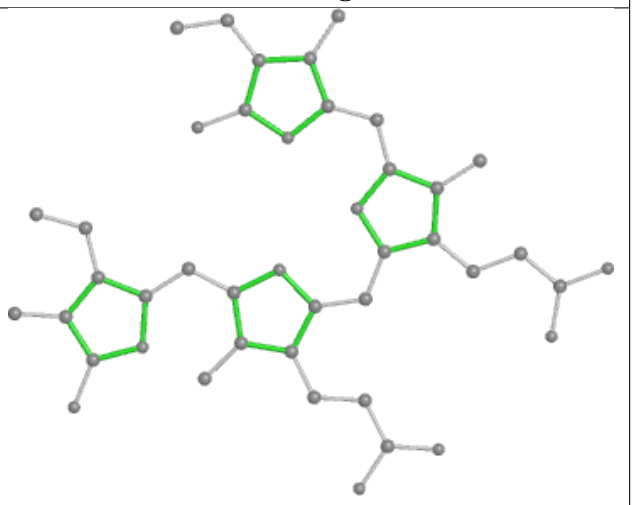

Rings

Ligand PEB RK 202

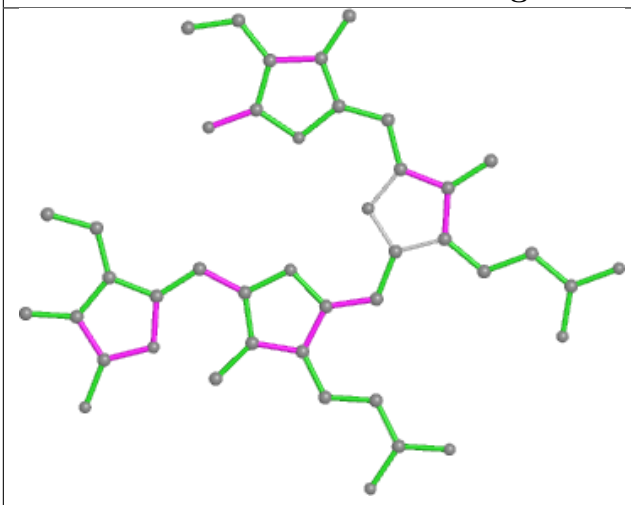

Bond lengths

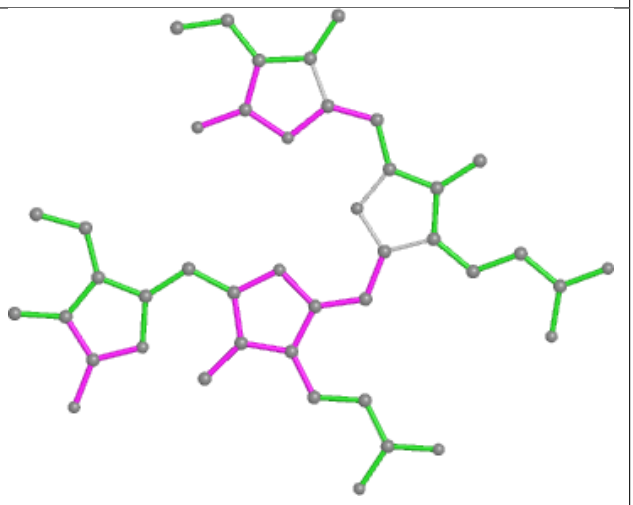

Bond angles

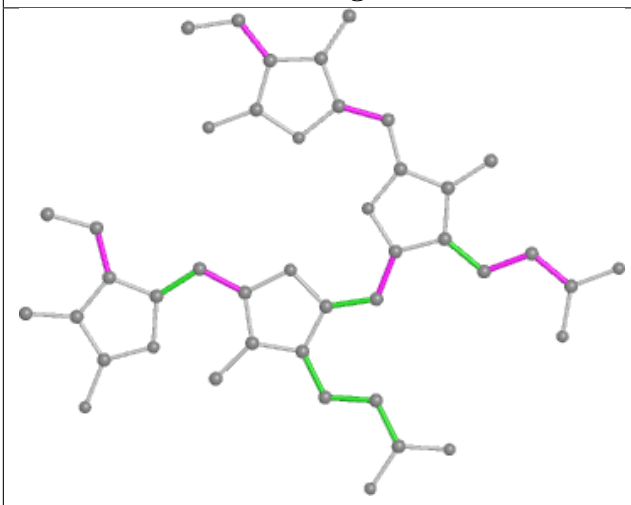

Torsions

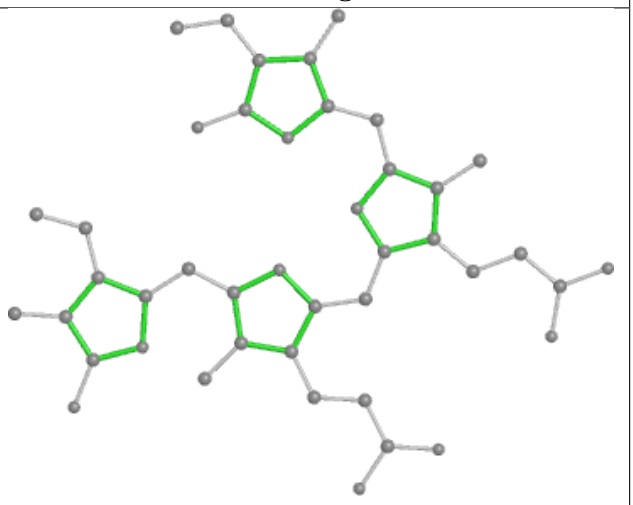

Rings

Ligand PEB fG 203

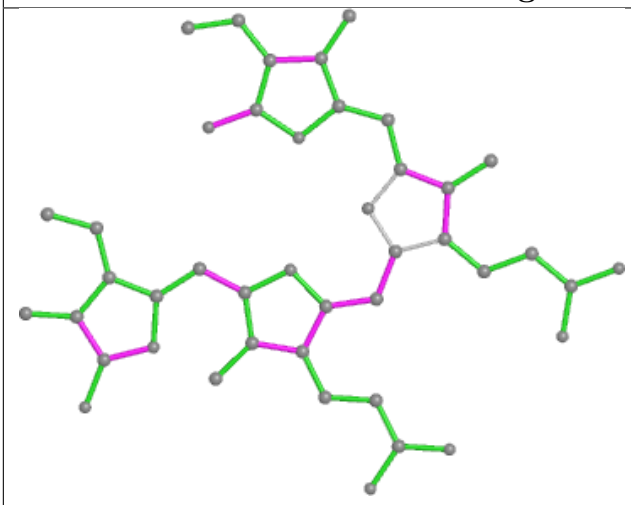

Bond lengths

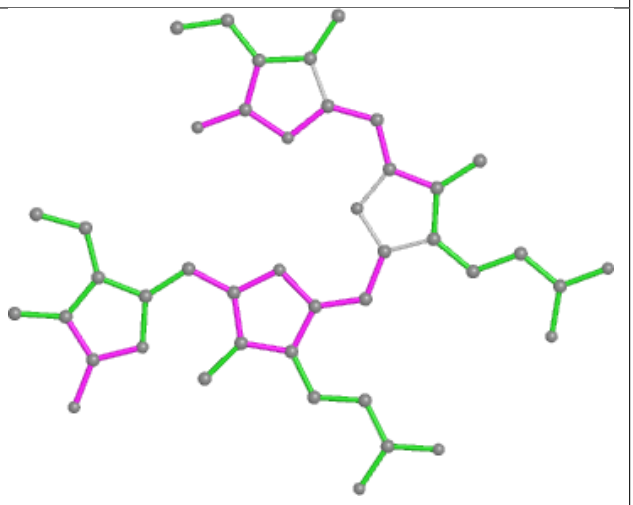

Bond angles

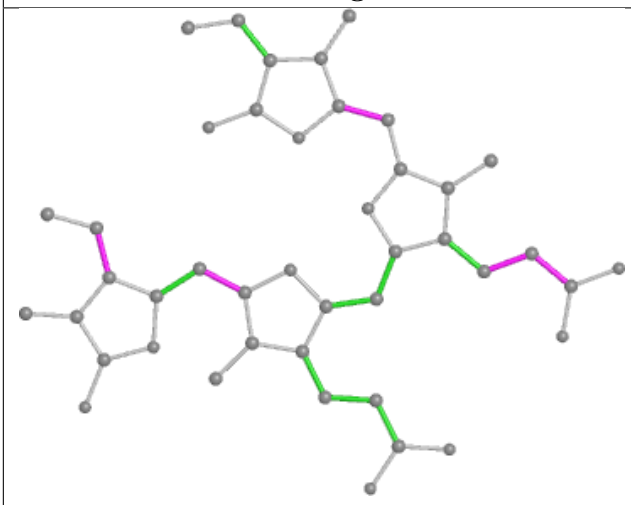

Torsions

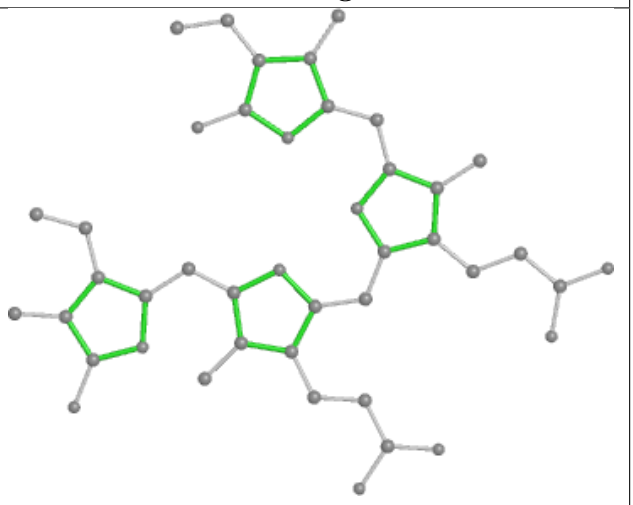

Rings

Ligand PEB u8 203

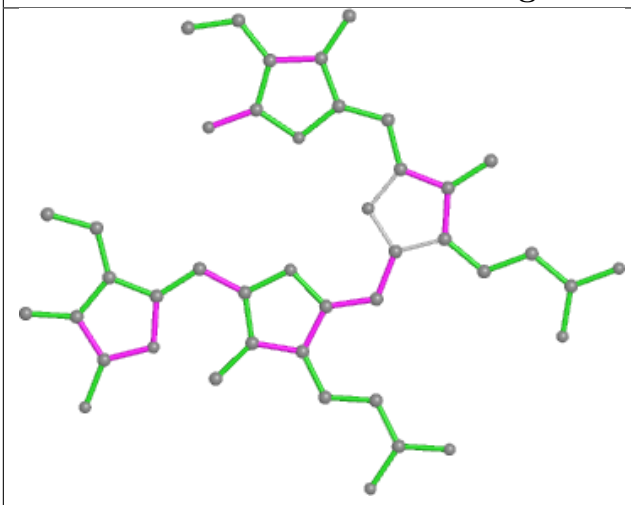

Bond lengths

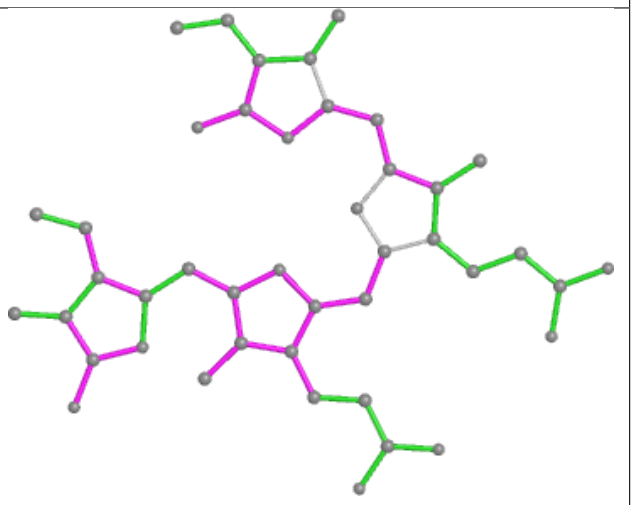

Bond angles

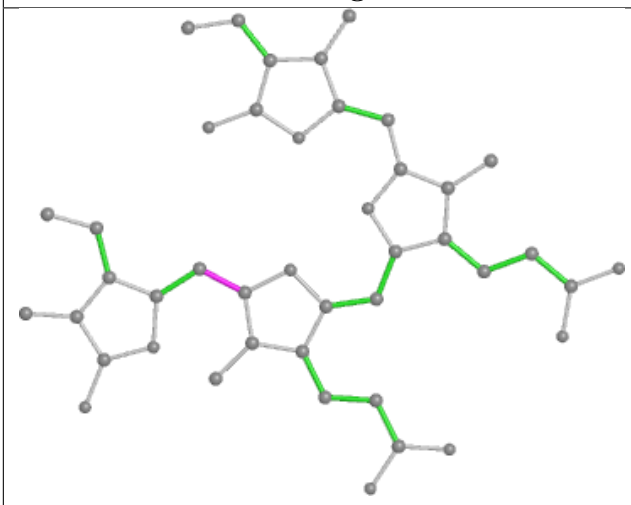

Torsions

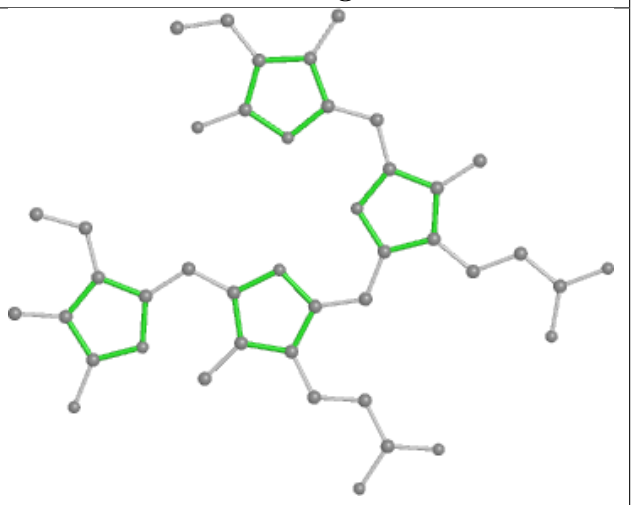

Rings

Ligand PEB ID 201

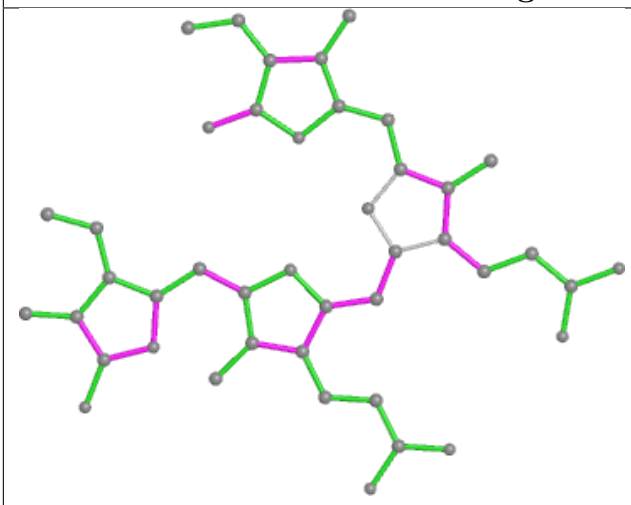

Bond lengths

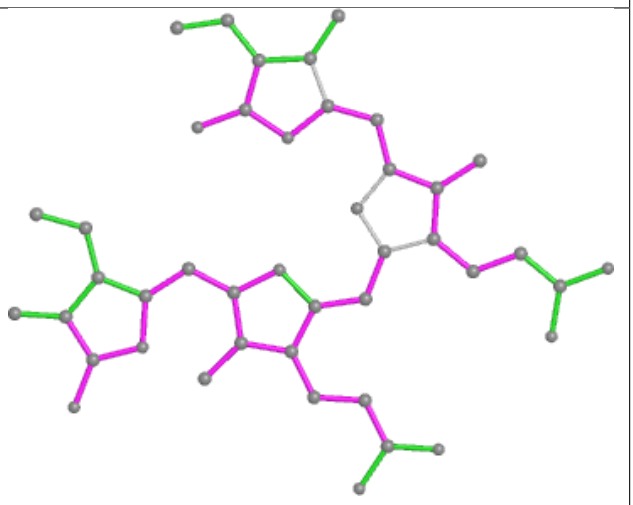

Bond angles

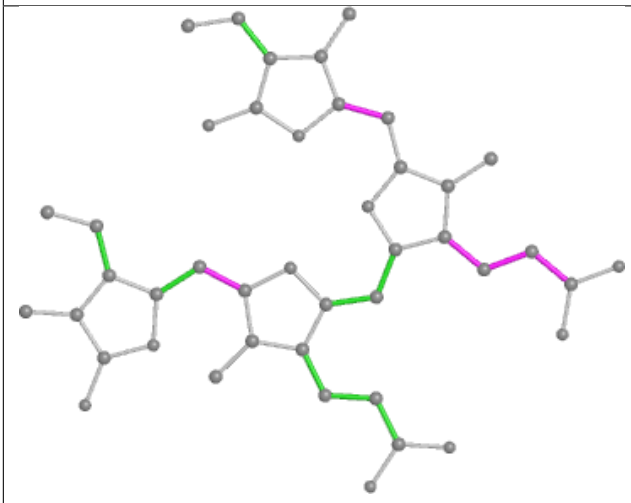

Torsions

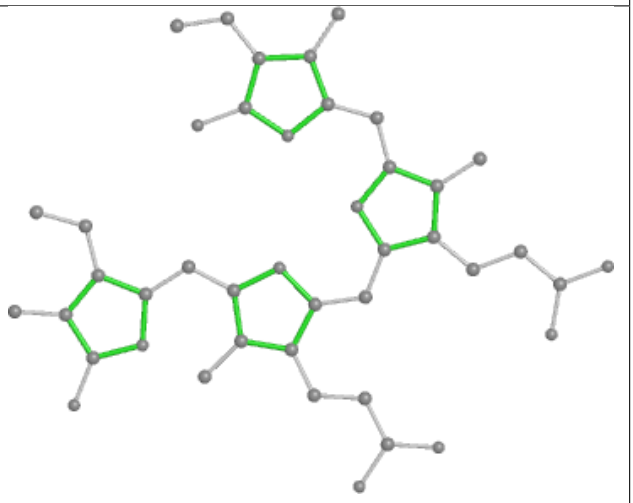

Rings

Ligand PEB QJ 204

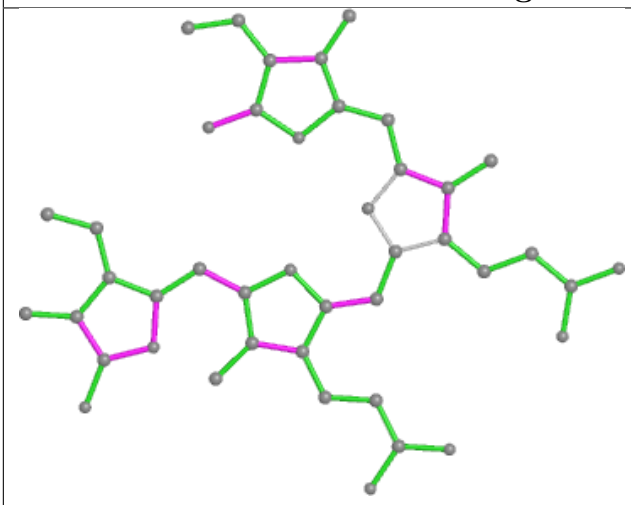

Bond lengths

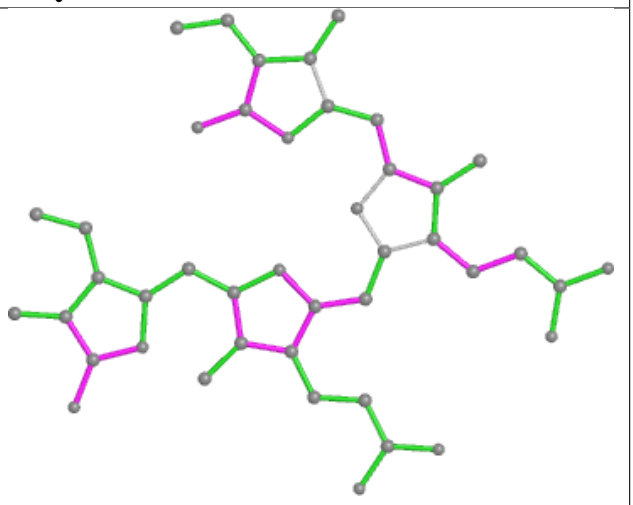

Bond angles

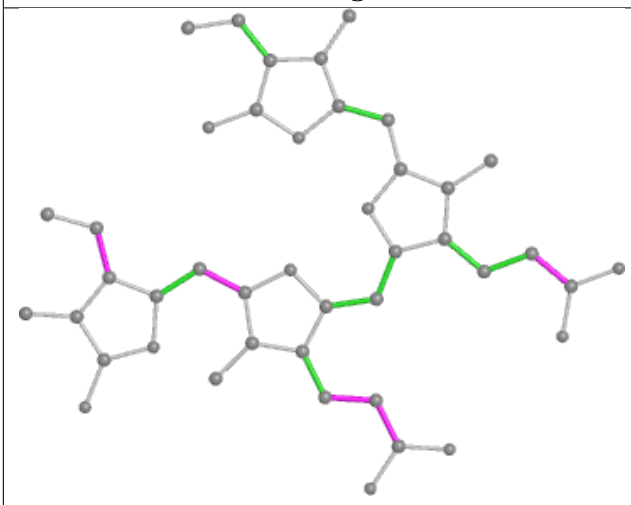

Torsions

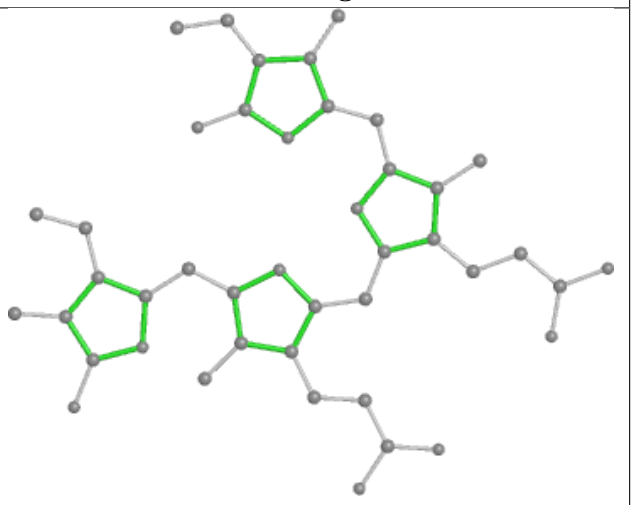

Rings

Ligand CLA B2 835

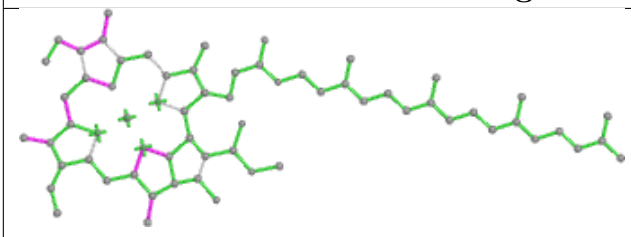

Bond lengths

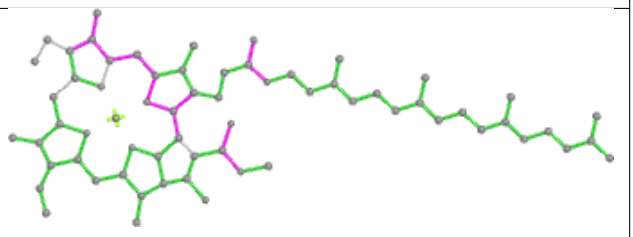

Bond angles

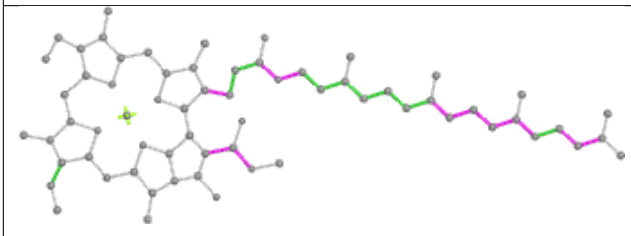

Torsions

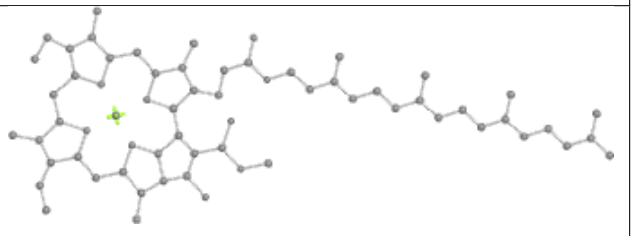

Rings

Ligand CLA 5N 611

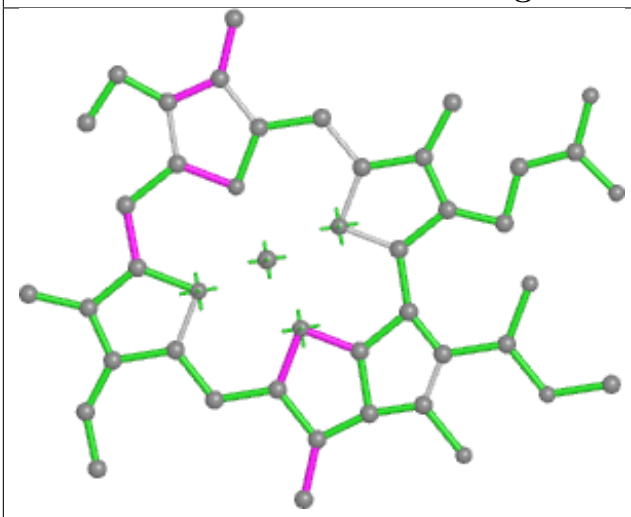

Bond lengths

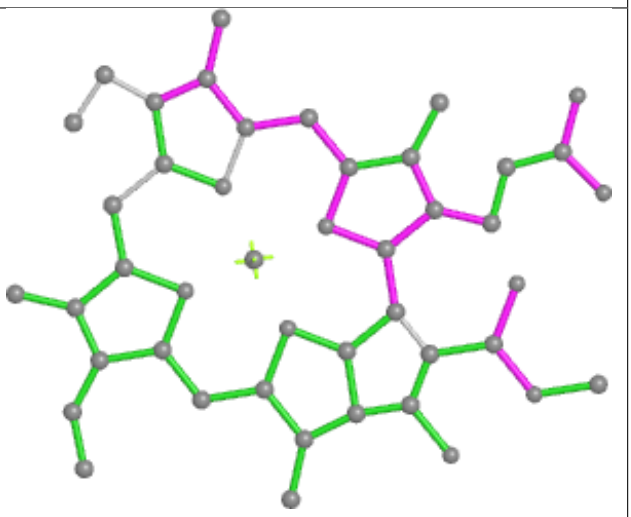

Bond angles

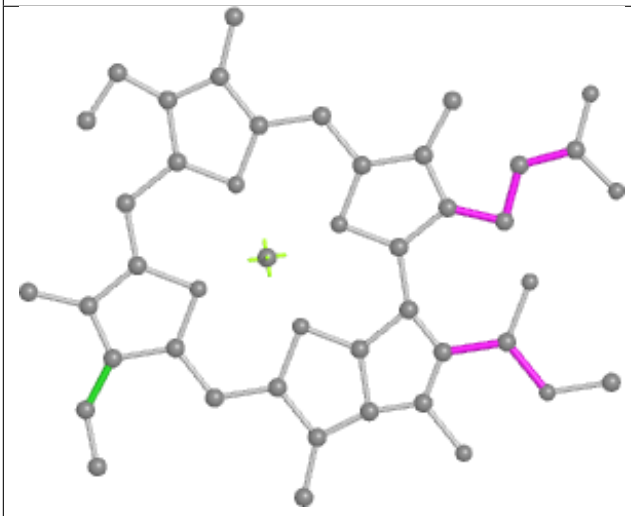

Torsions

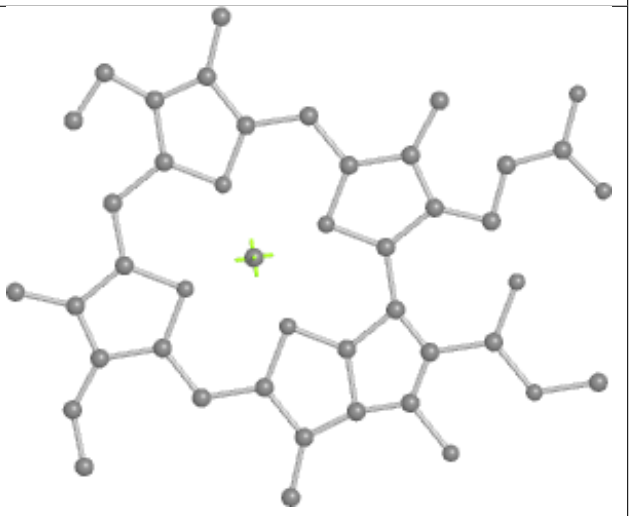

Rings

Ligand PEB gH 202

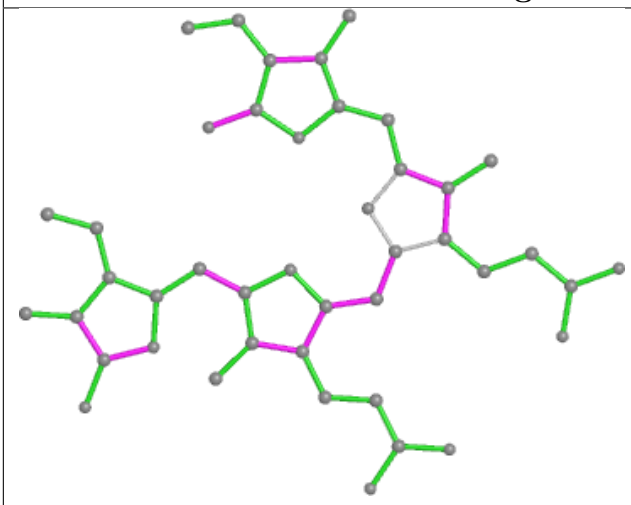

Bond lengths

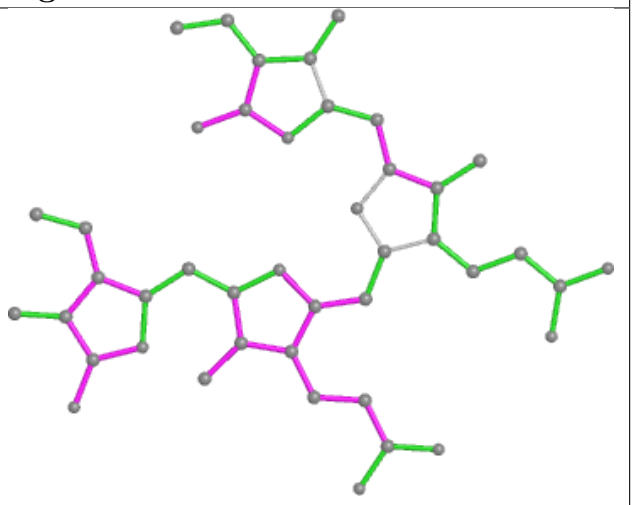

Bond angles

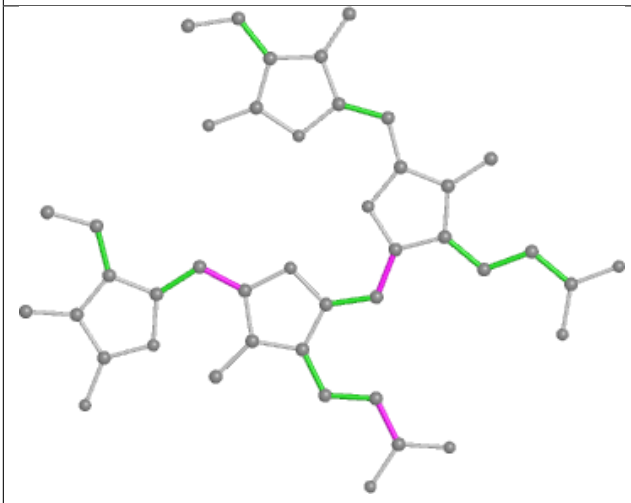

Torsions

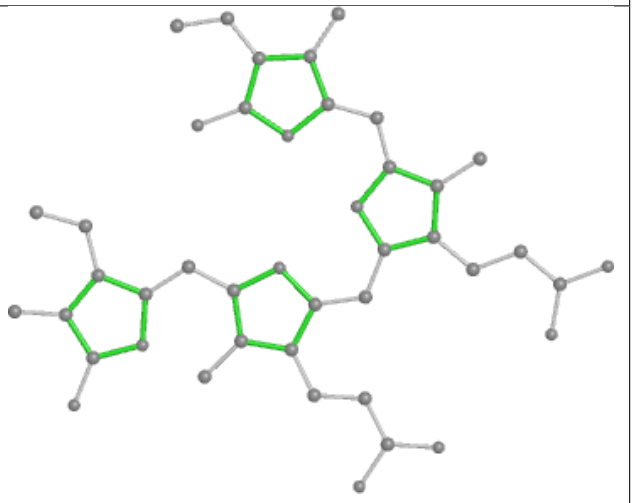

Rings

Ligand PEB RG 202

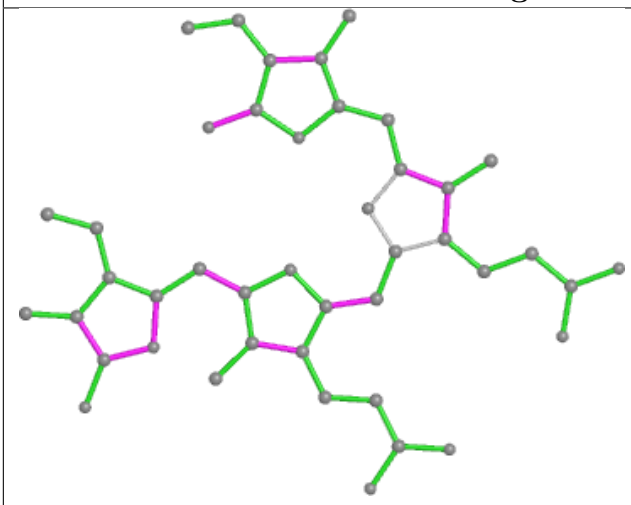

Bond lengths

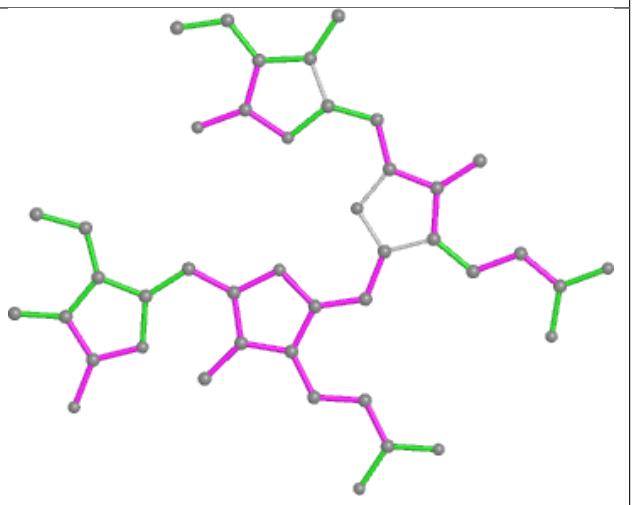

Bond angles

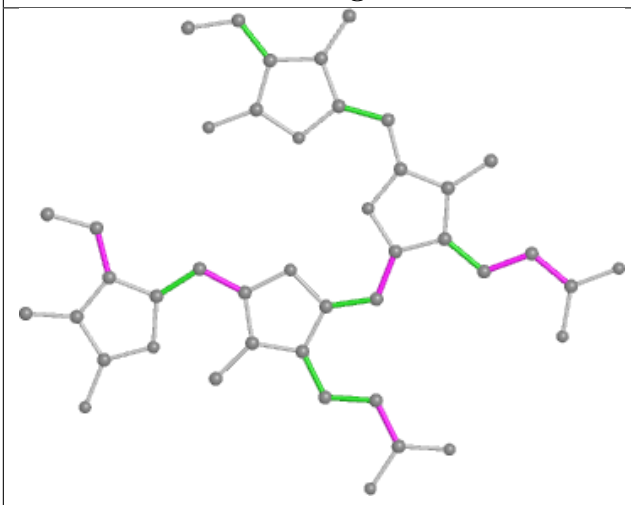

Torsions

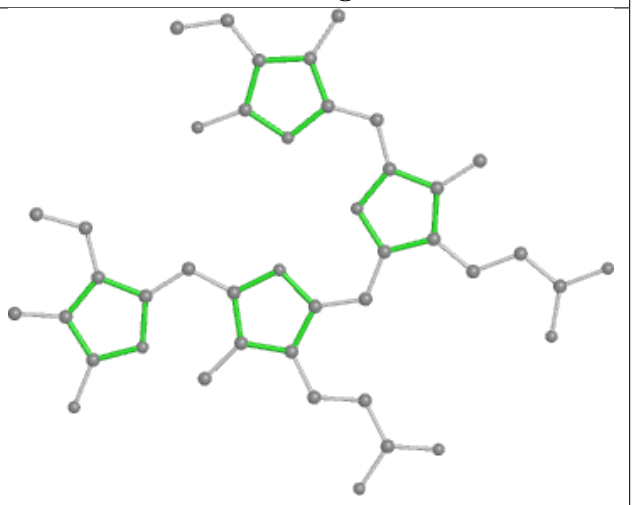

Rings

Ligand PEB eE 203

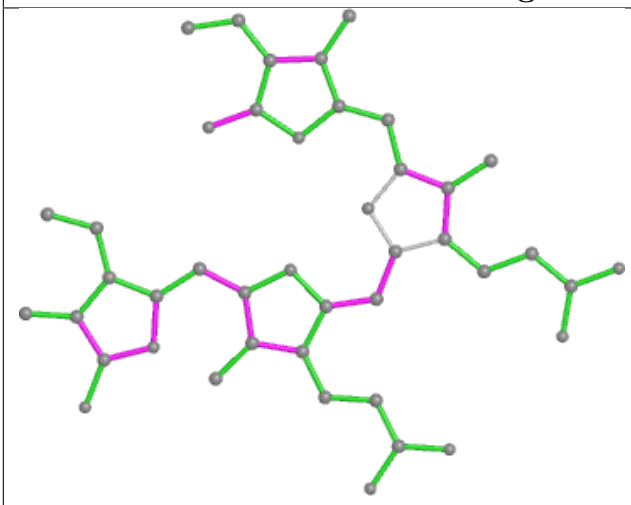

Bond lengths

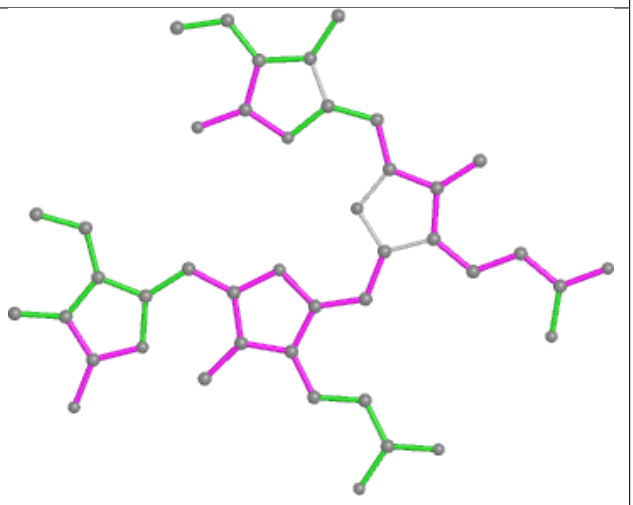

Bond angles

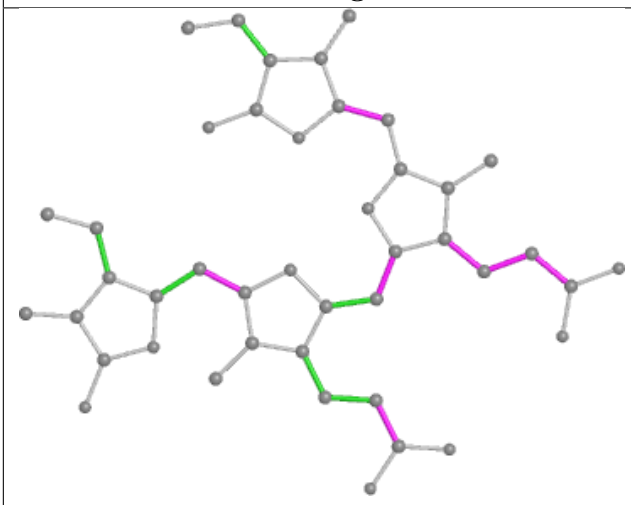

Torsions

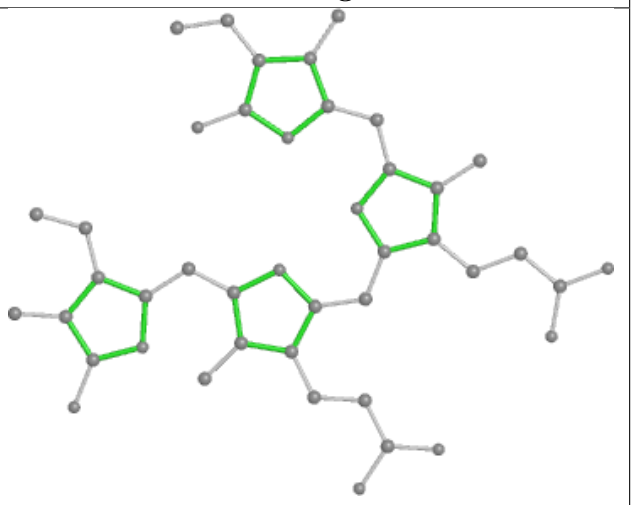

Rings

Ligand PEB OI 201

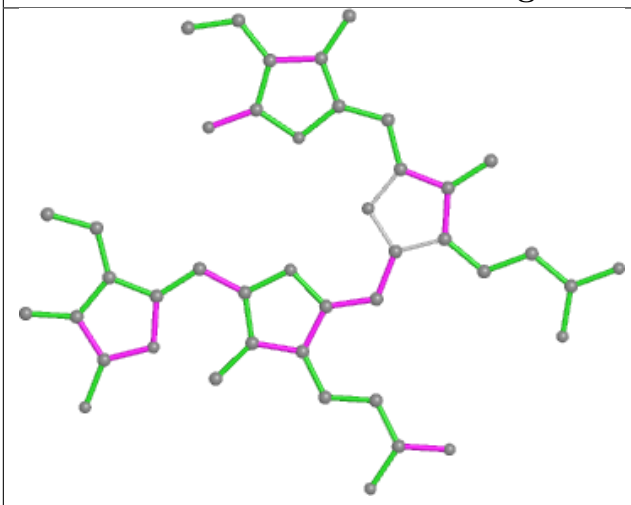

Bond lengths

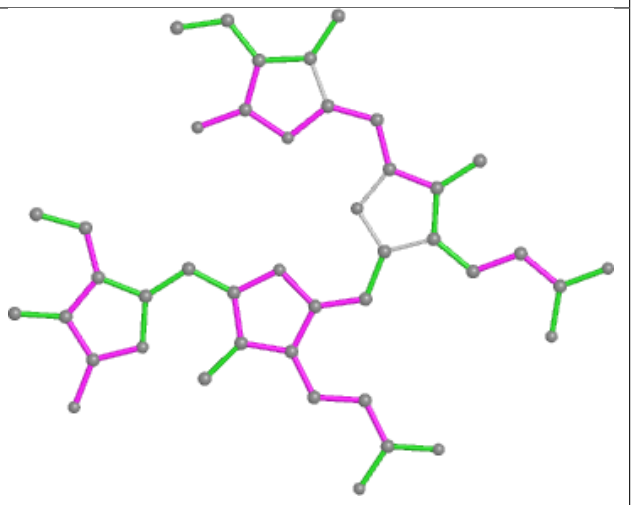

Bond angles

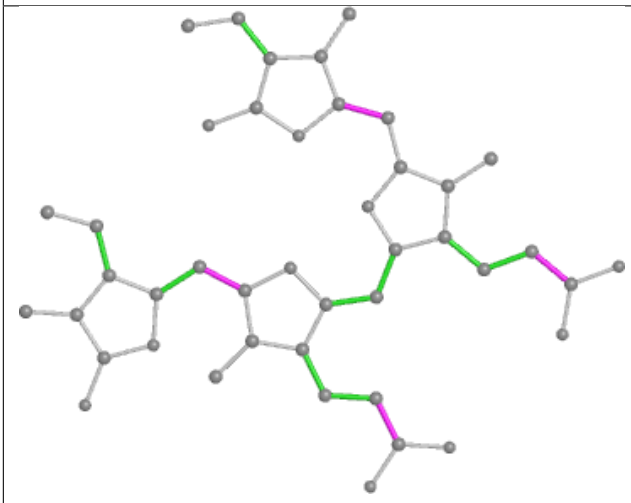

Torsions

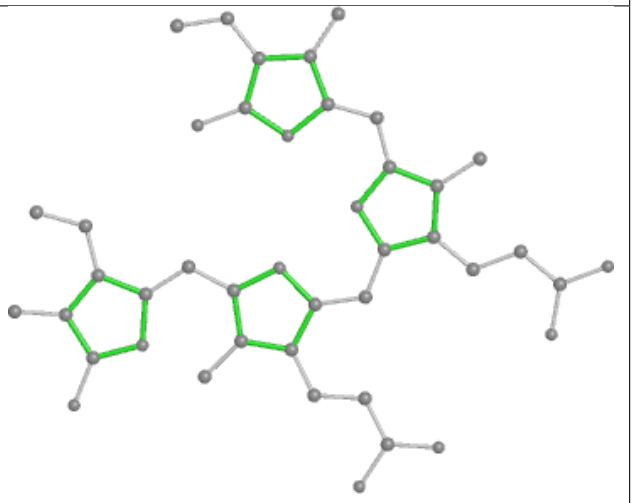

Rings

Ligand CLA 3N 304

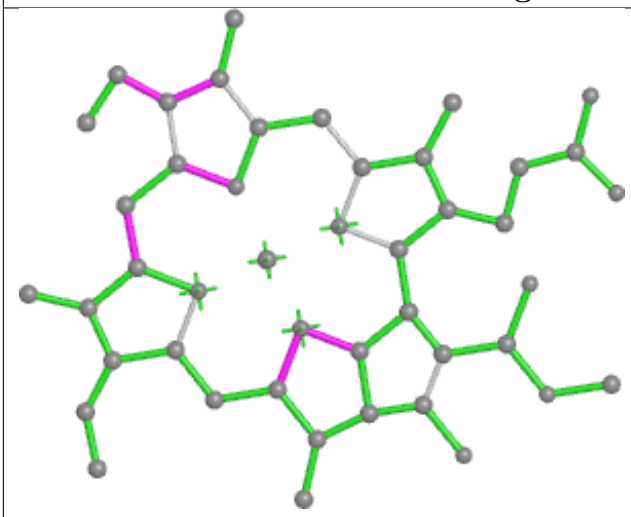

Bond lengths

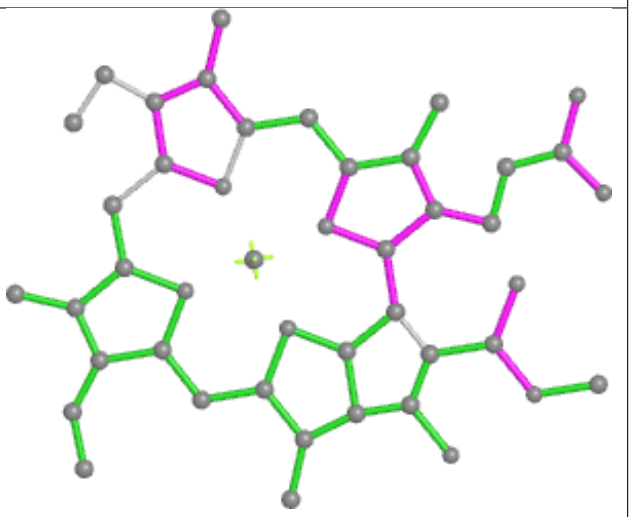

Bond angles

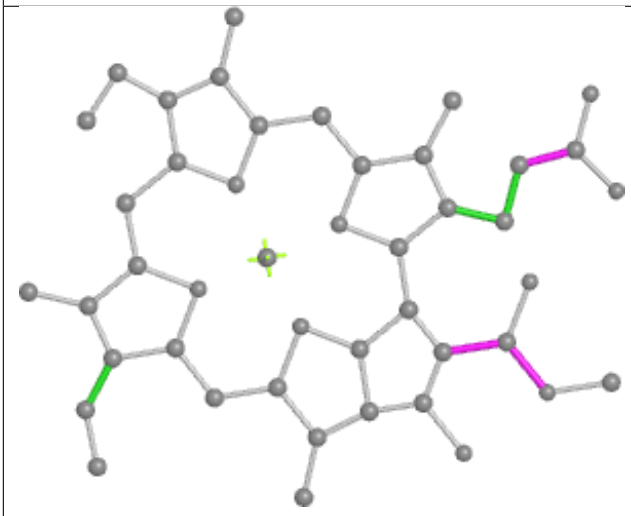

Torsions

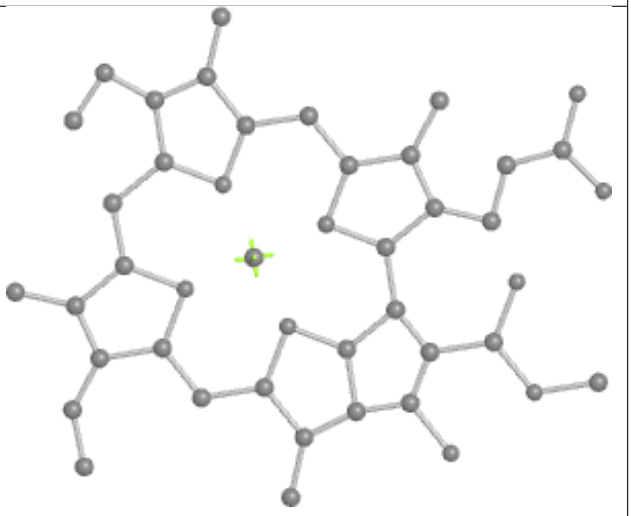

Rings

Ligand PEB eJ 202

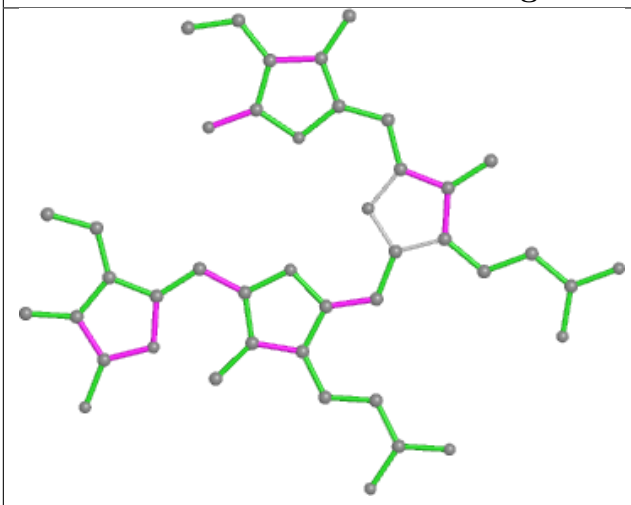

Bond lengths

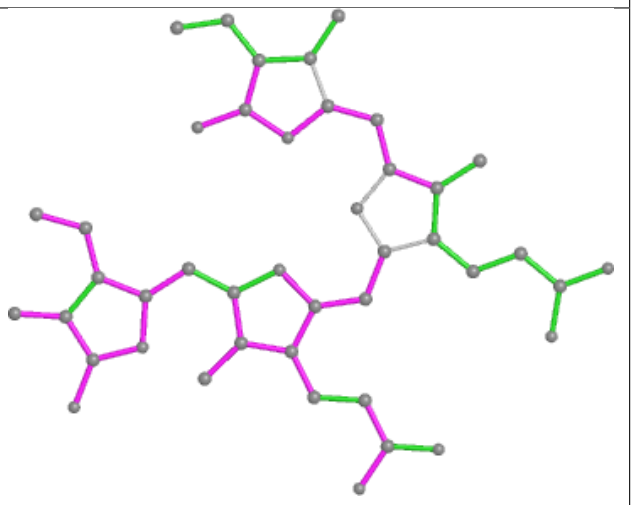

Bond angles

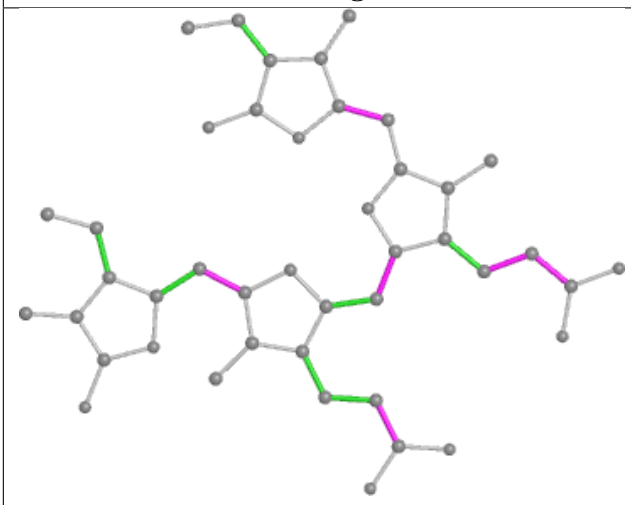

Torsions

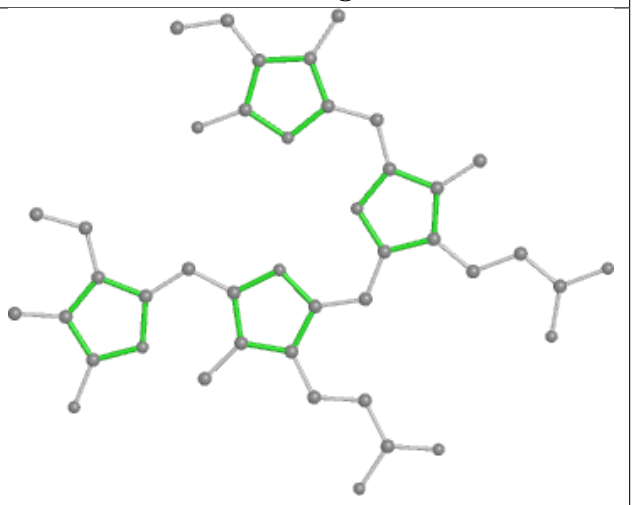

Rings

Ligand LMG x6 601

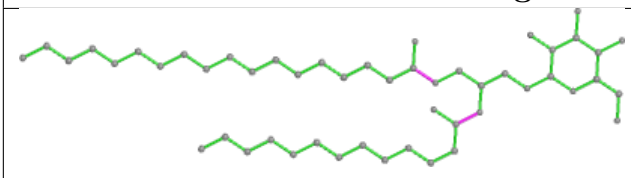

Bond lengths

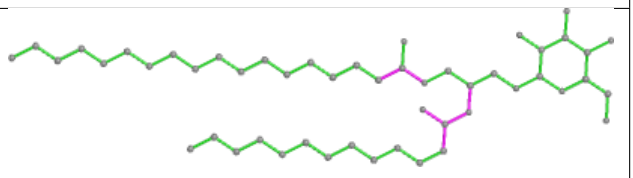

Bond angles

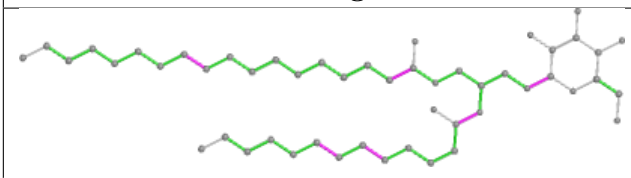

Torsions

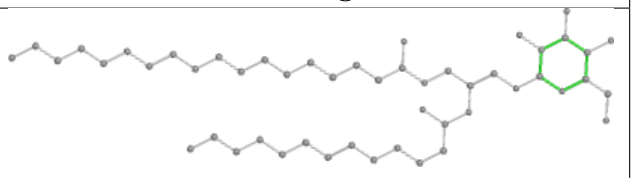

Rings

Ligand PEB O9 201

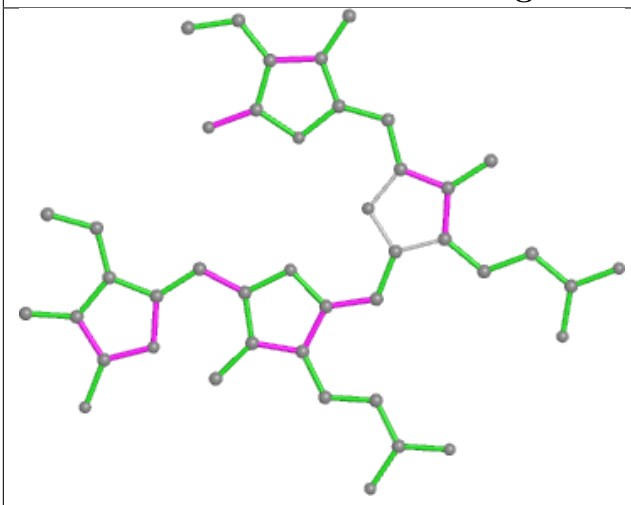

Bond lengths

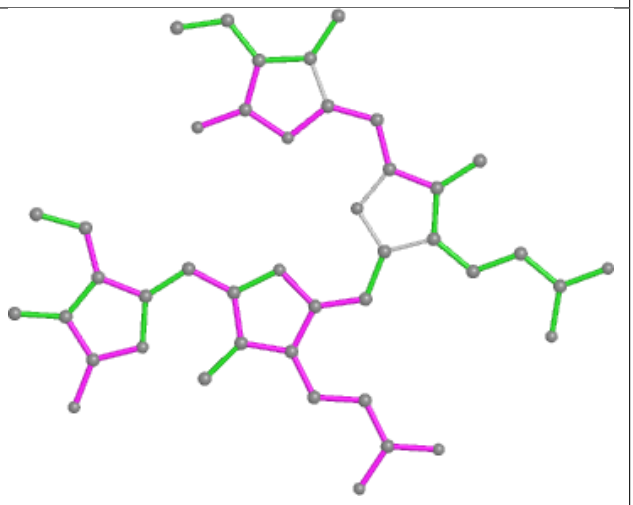

Bond angles

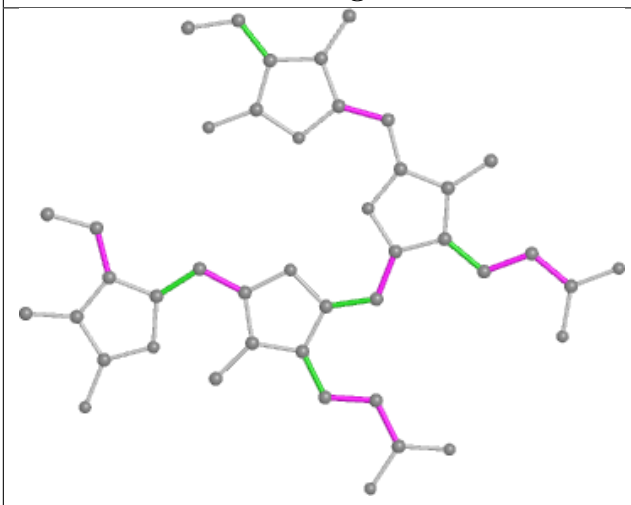

Torsions

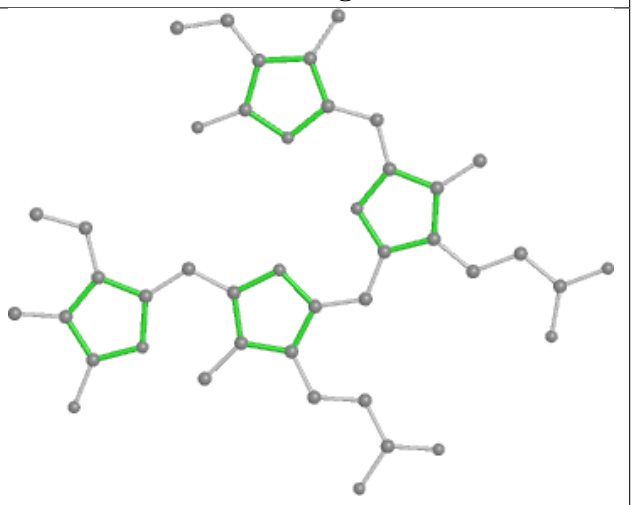

Rings

Ligand PEB G5 201

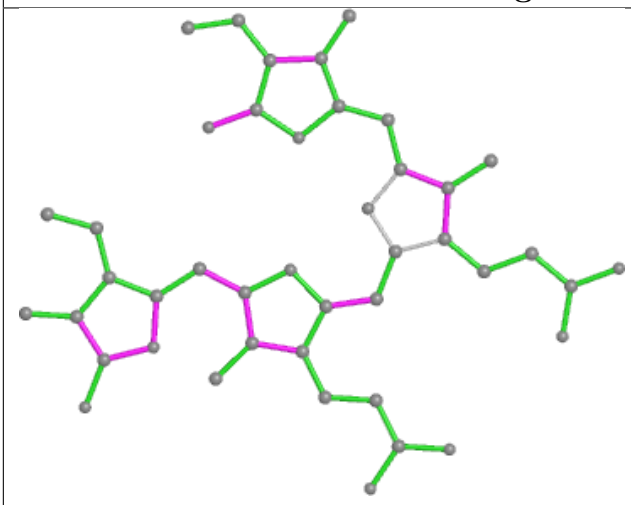

Bond lengths

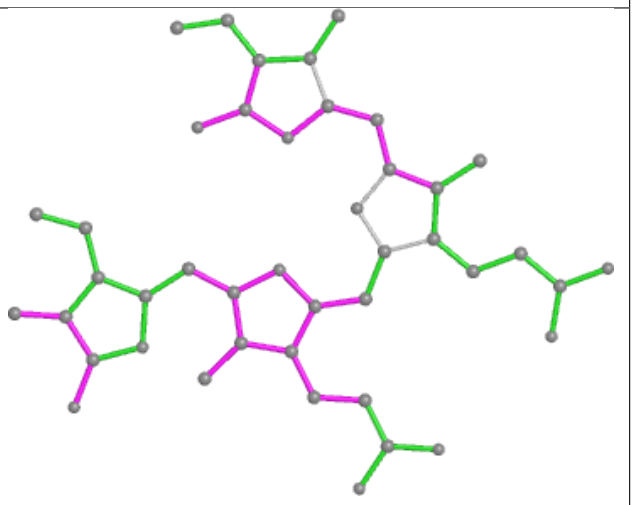

Bond angles

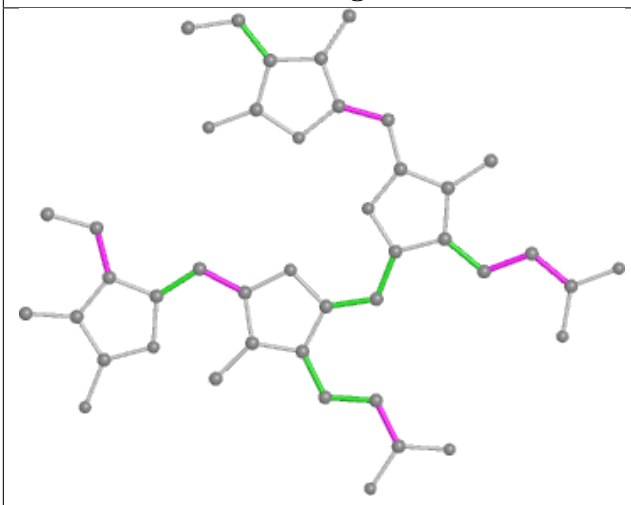

Torsions

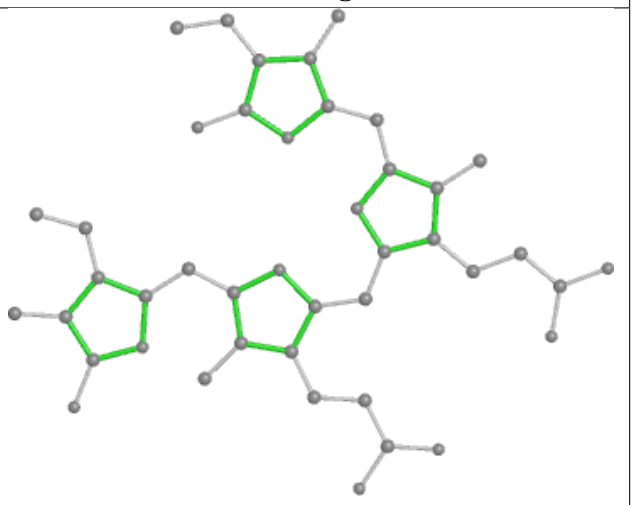

Rings

Ligand PEB v8 201

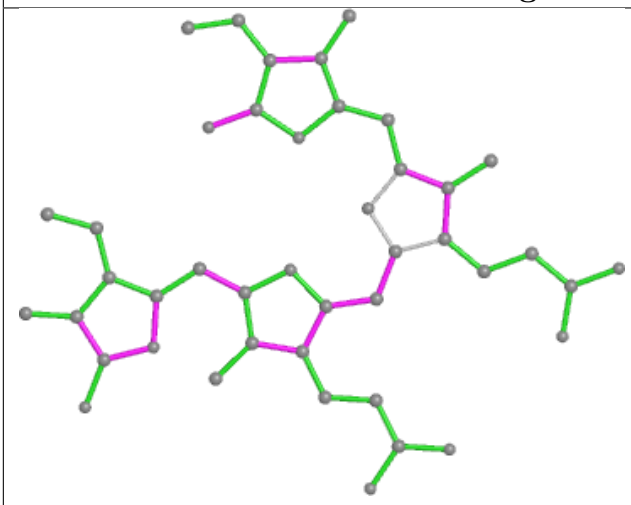

Bond lengths

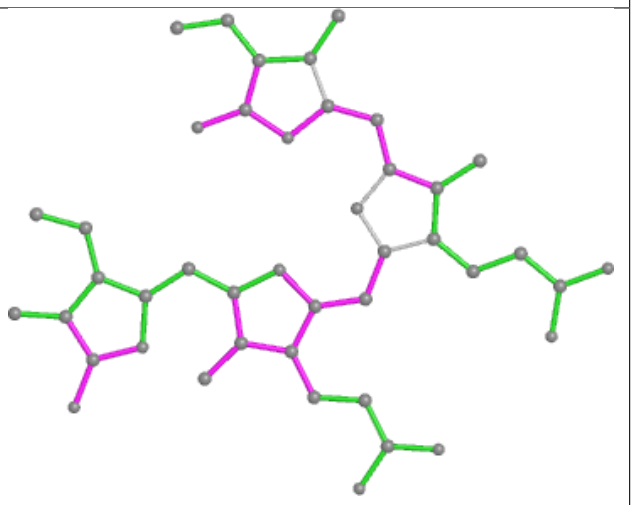

Bond angles

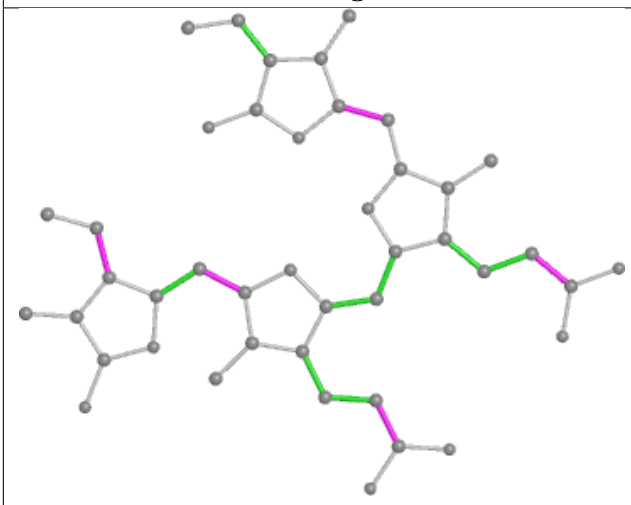

Torsions

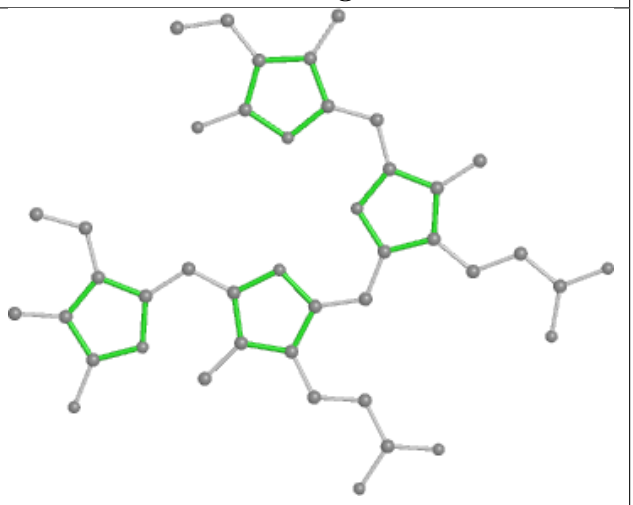

Rings

Ligand PEB mH 202

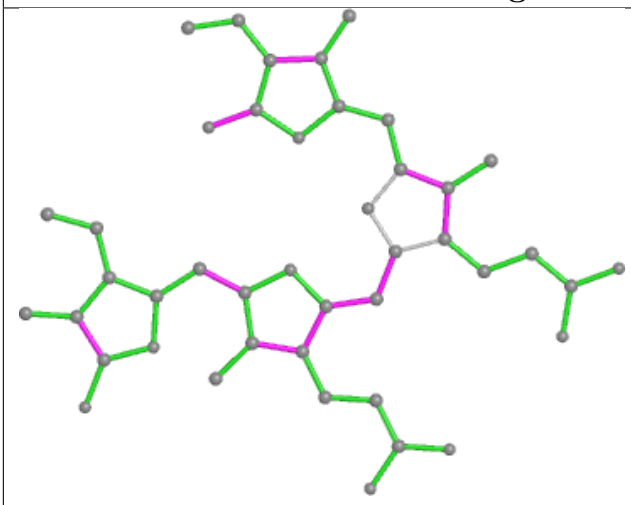

Bond lengths

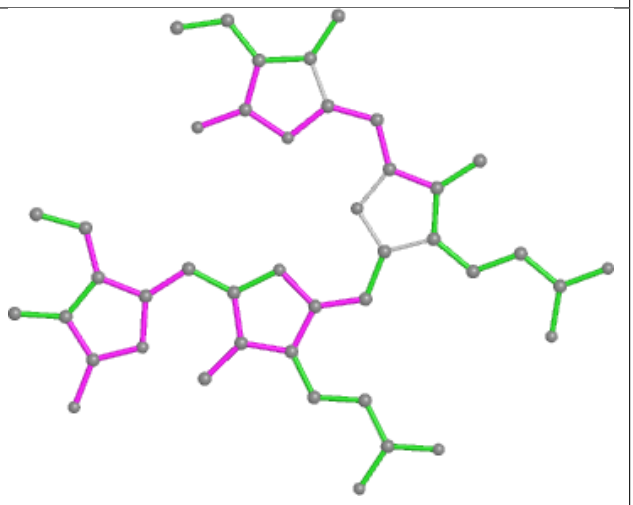

Bond angles

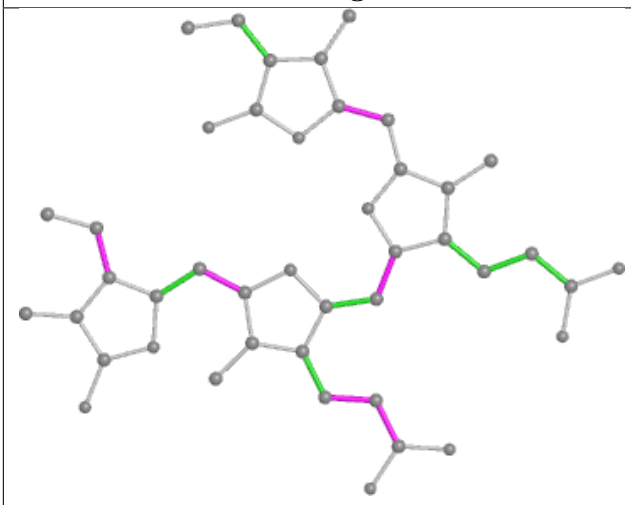

Torsions

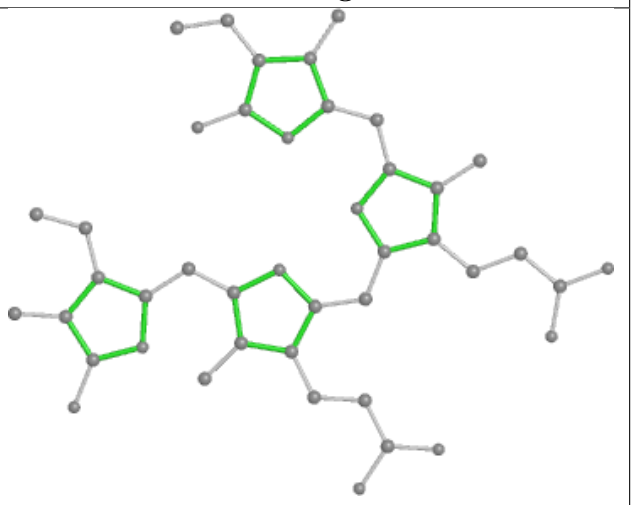

Rings

Ligand PEB WK 202

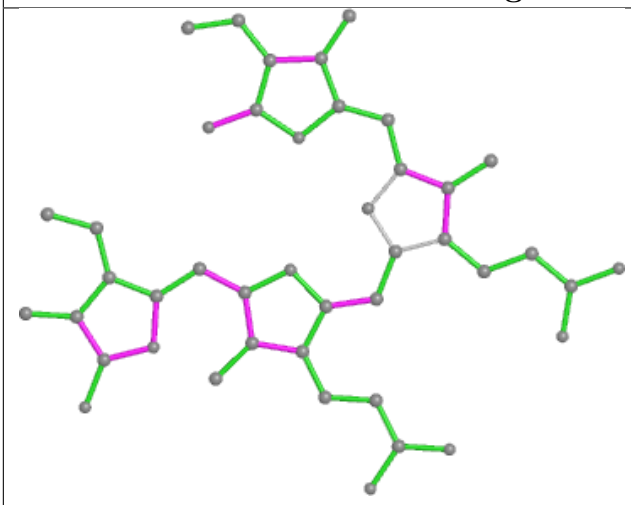

Bond lengths

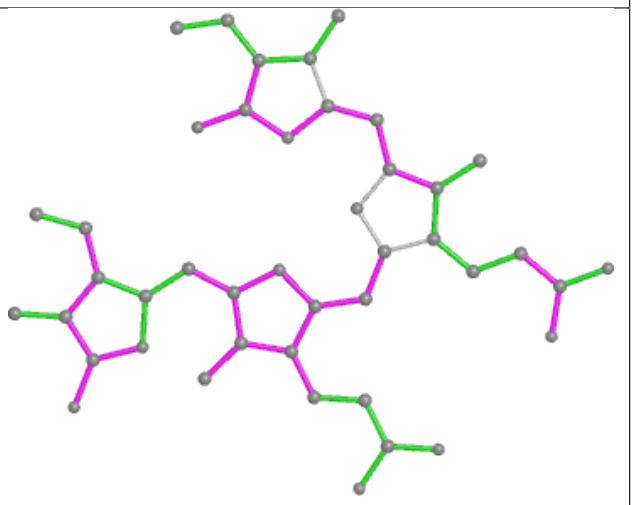

Bond angles

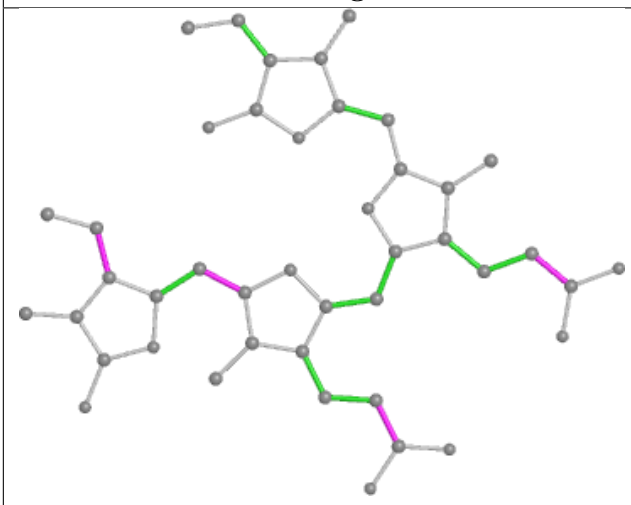

Torsions

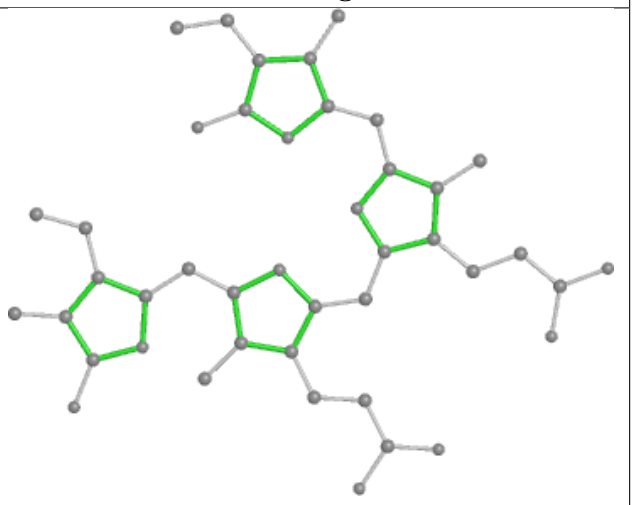

Rings

Ligand PEB c4 203

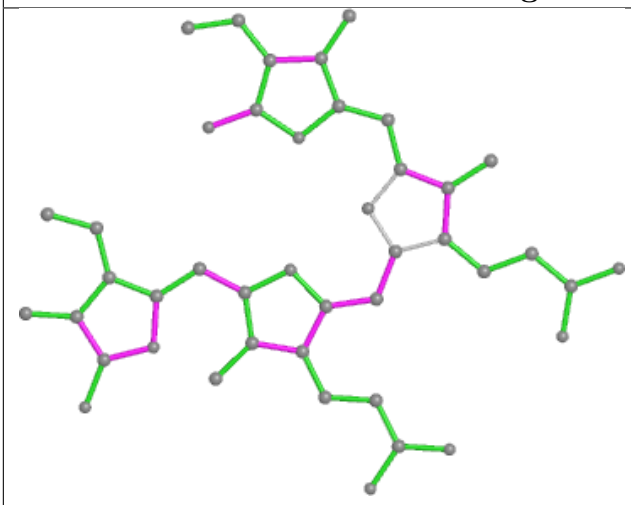

Bond lengths

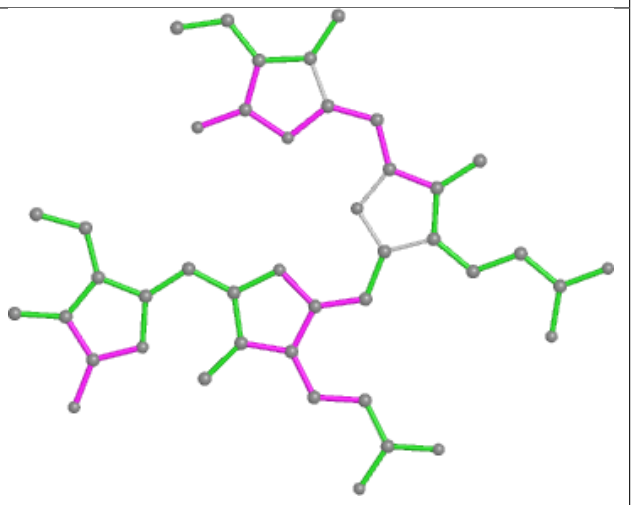

Bond angles

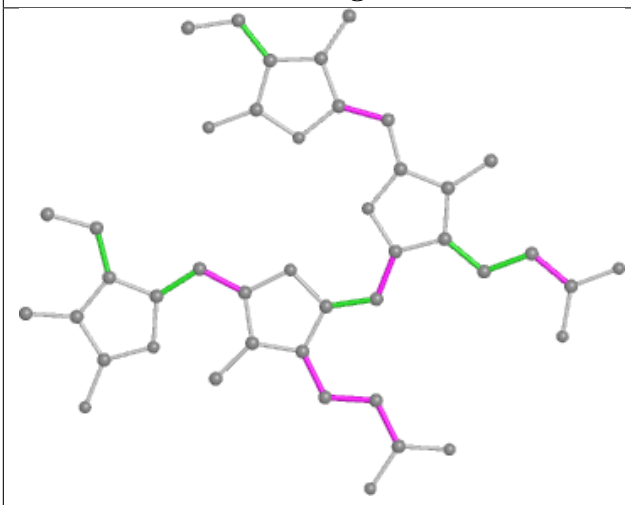

Torsions

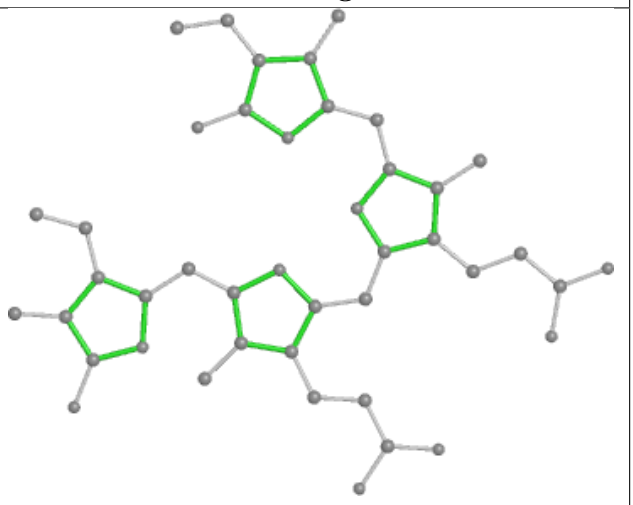

Rings

Ligand PL9 D6 408

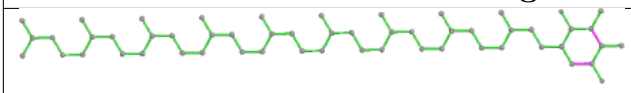

Bond lengths

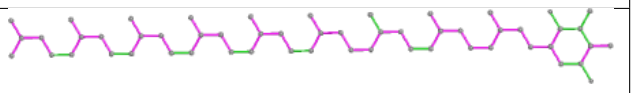

Bond angles

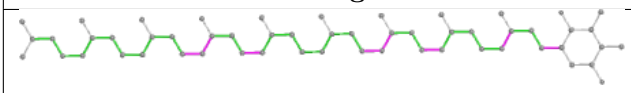

Torsions

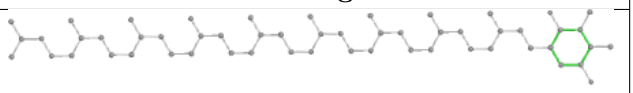

Rings

Ligand LHG bL 612

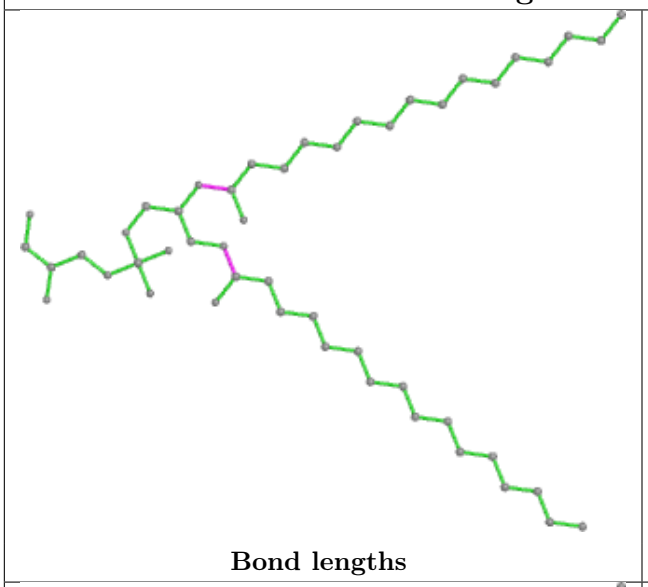

Bond lengths

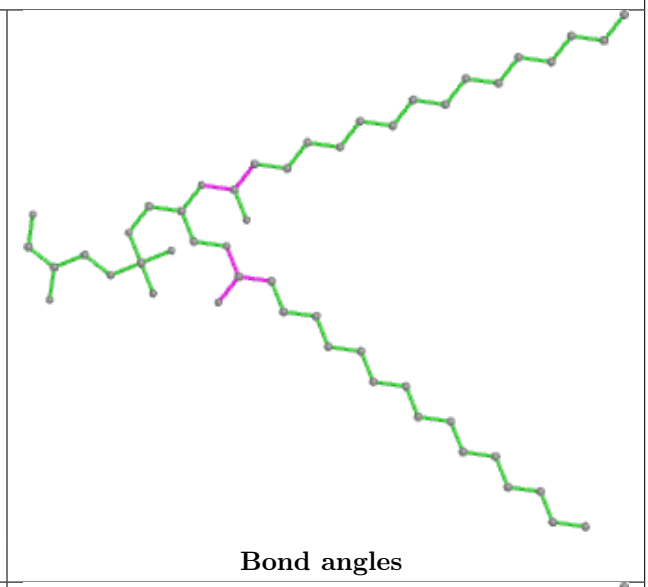

Bond angles

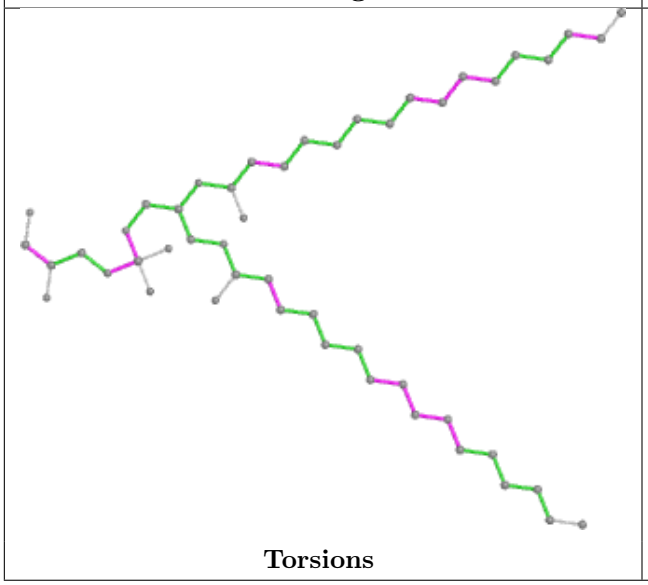

Torsions

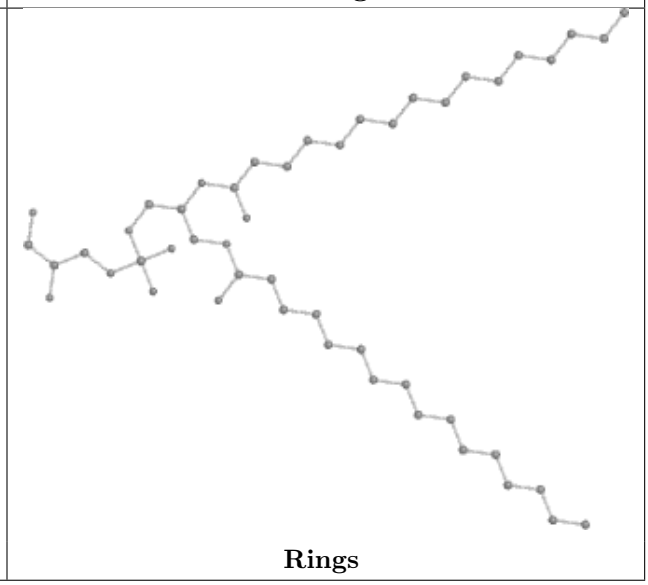

Rings

Ligand PEB t8 201

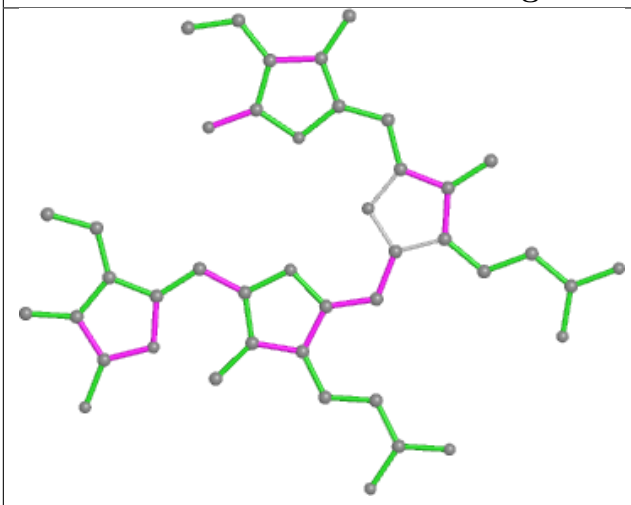

Bond lengths

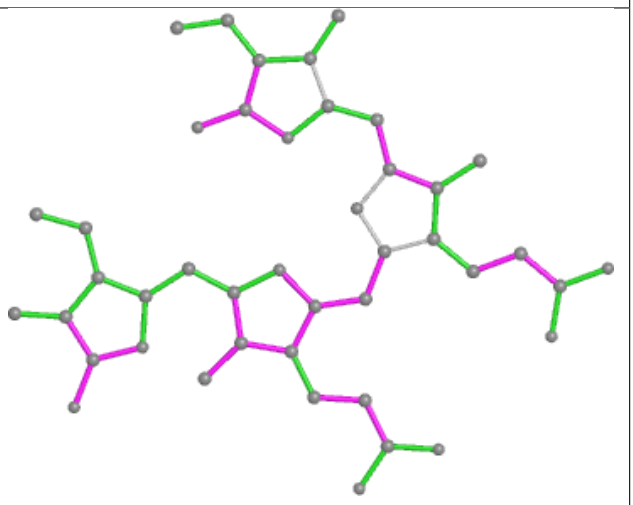

Bond angles

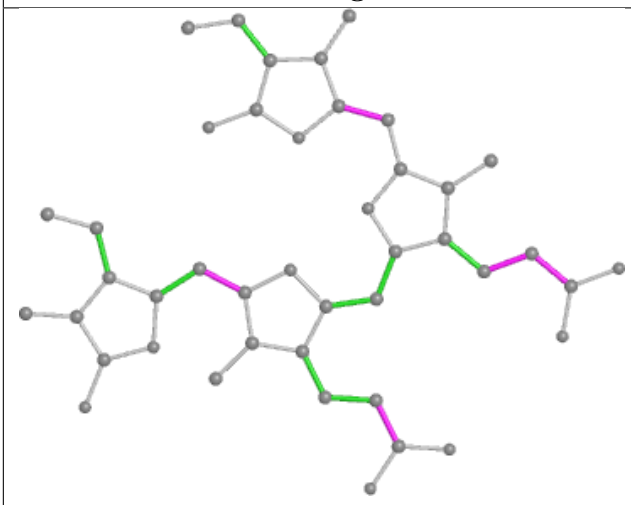

Torsions

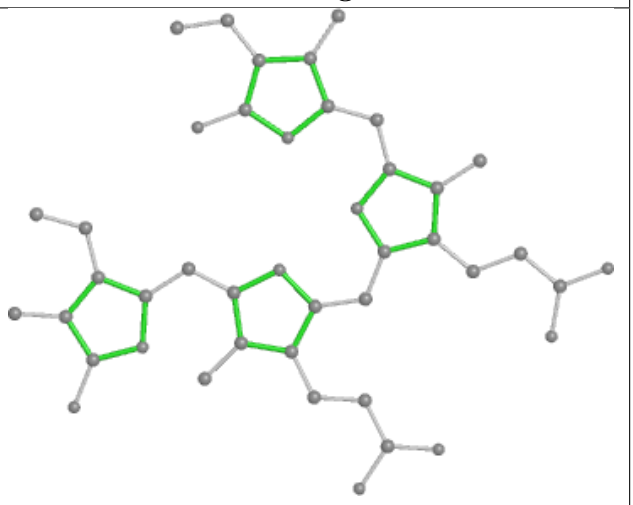

Rings

Ligand PEB F5 201

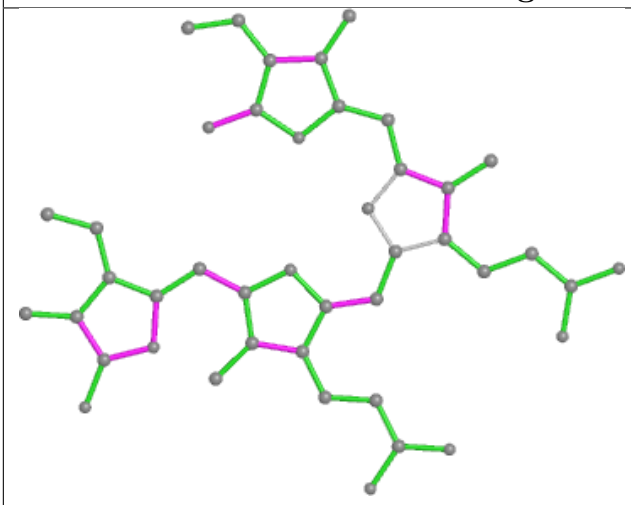

Bond lengths

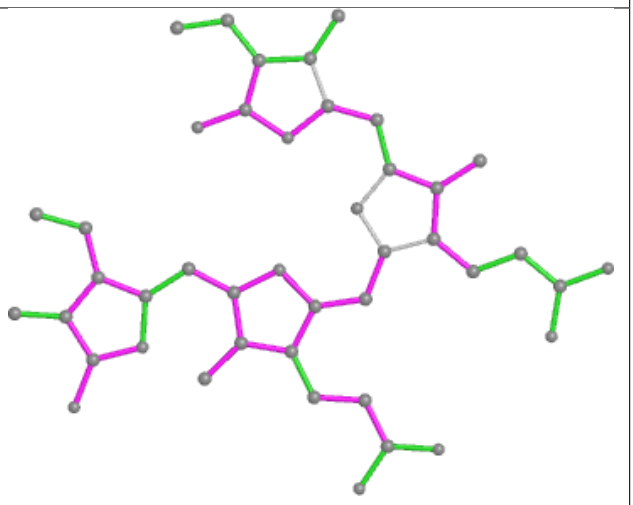

Bond angles

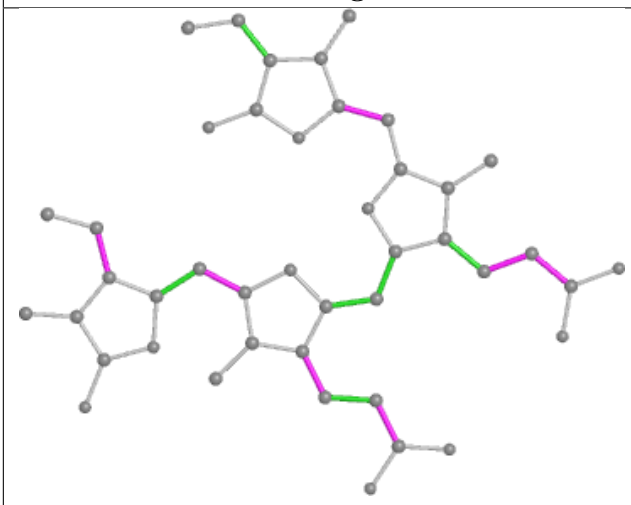

Torsions

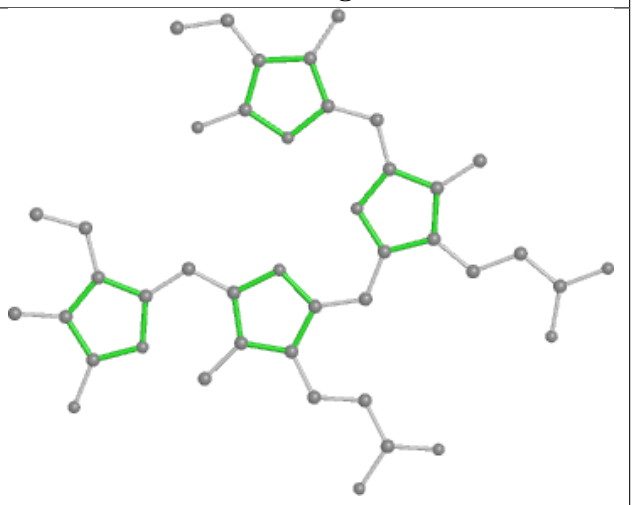

Rings

Ligand PEB XP 202

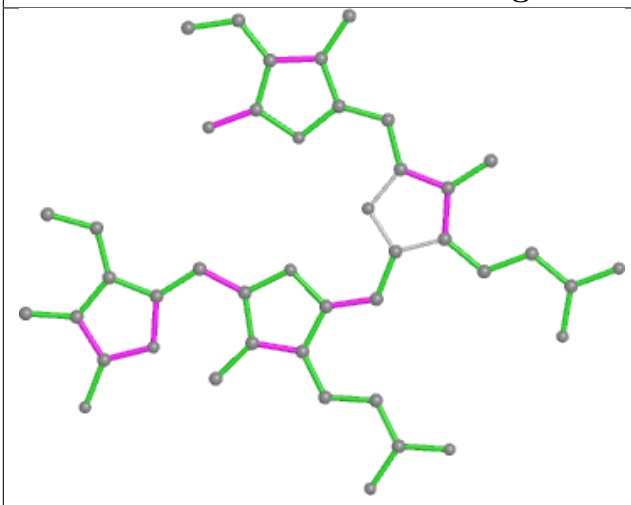

Bond lengths

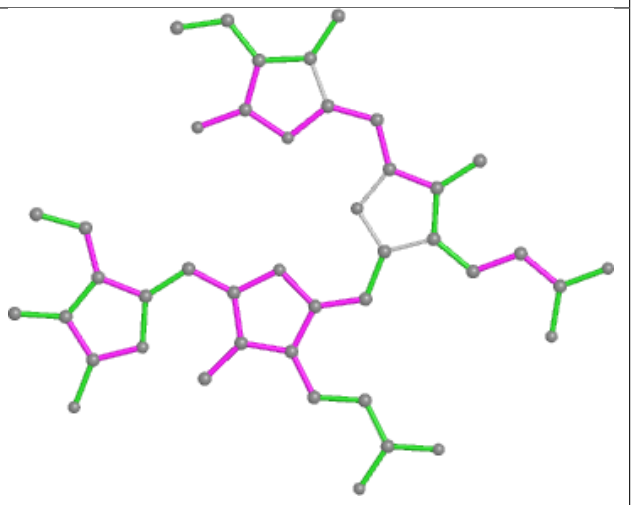

Bond angles

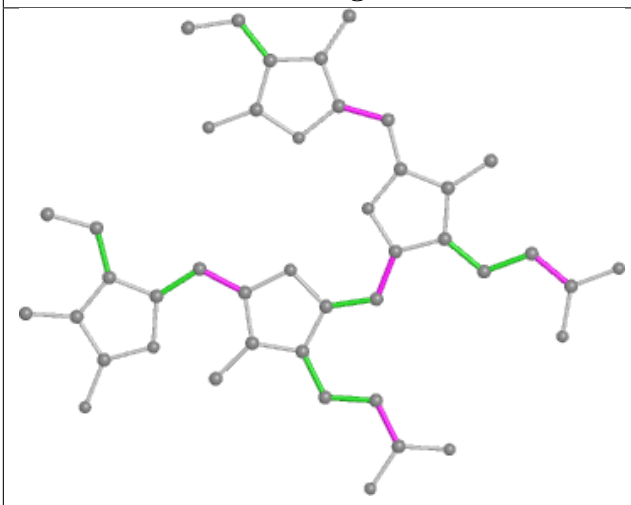

Torsions

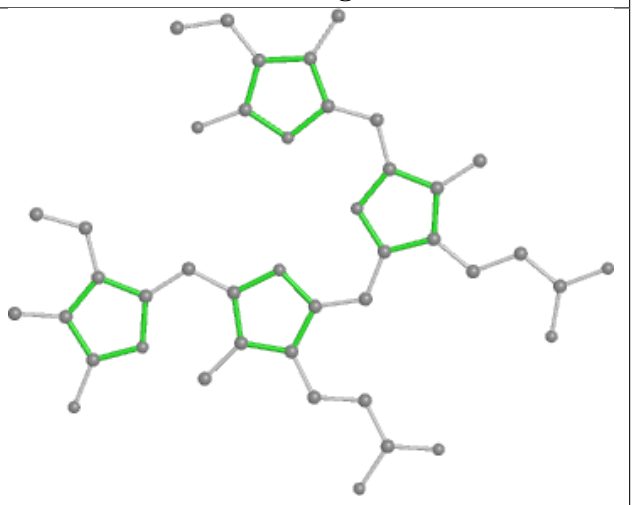

Rings

Ligand HEM vL 201

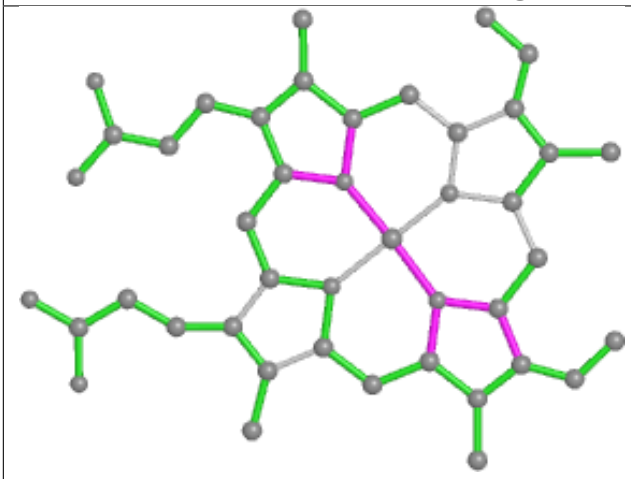

Bond lengths

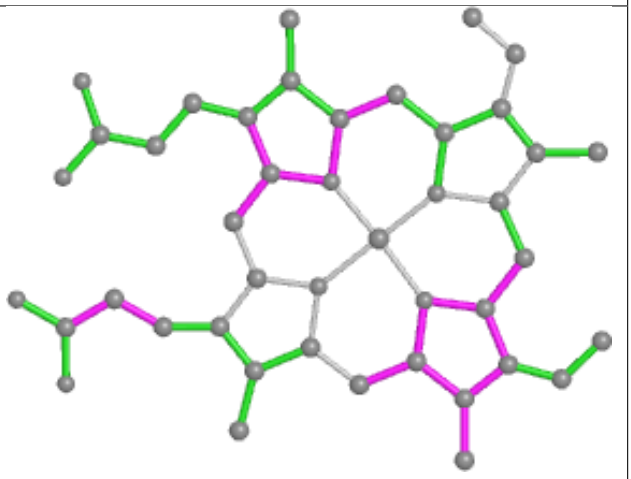

Bond angles

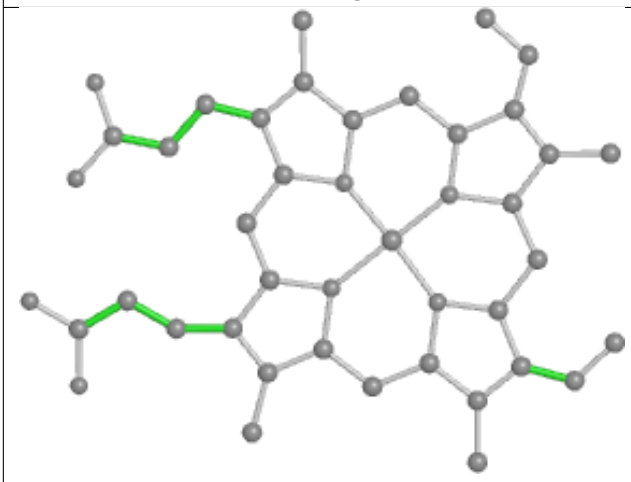

Torsions

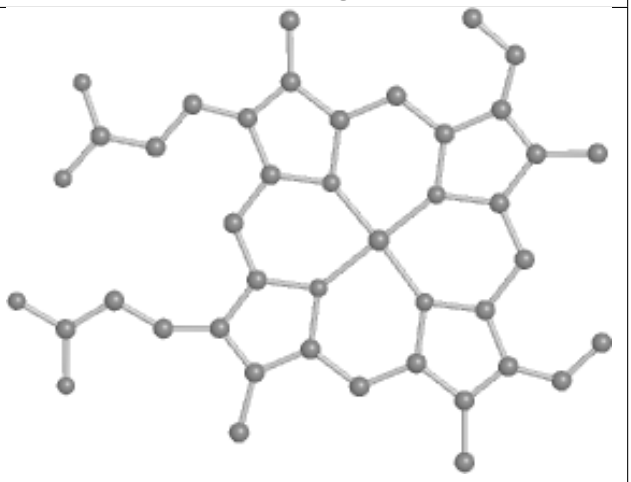

Rings

Ligand PEB uC 201

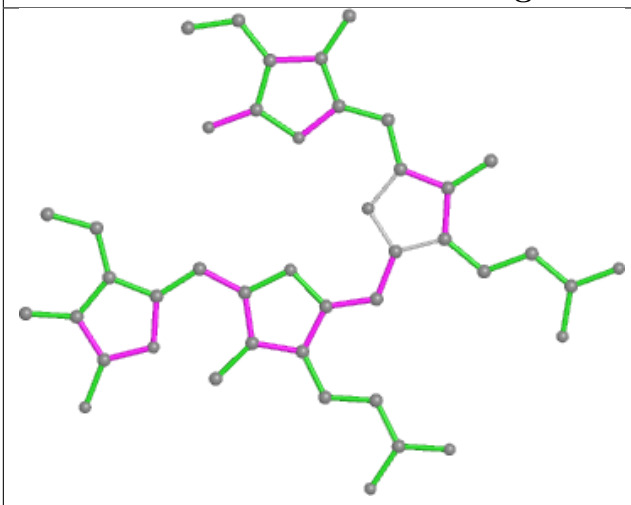

Bond lengths

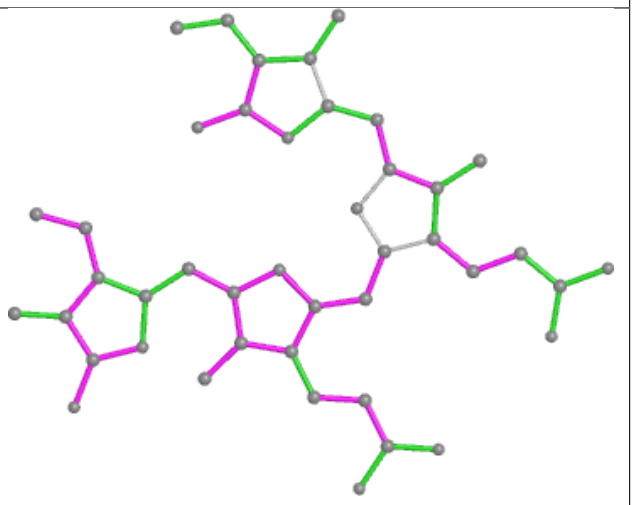

Bond angles

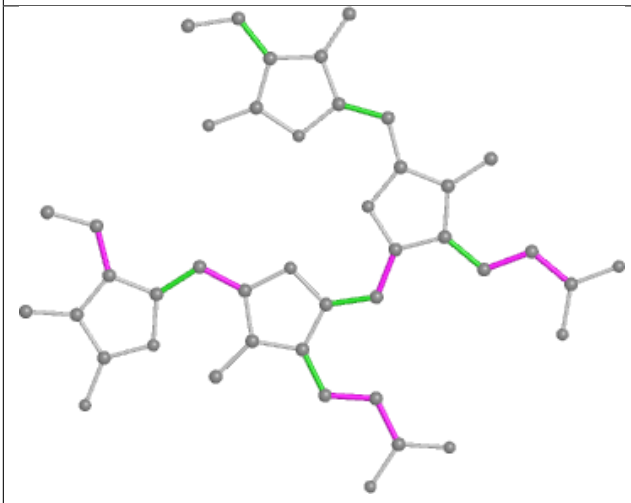

Torsions

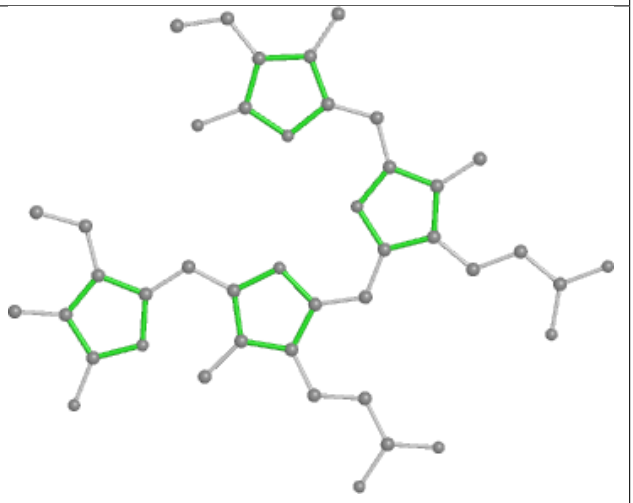

Rings

Ligand CLA O2 202

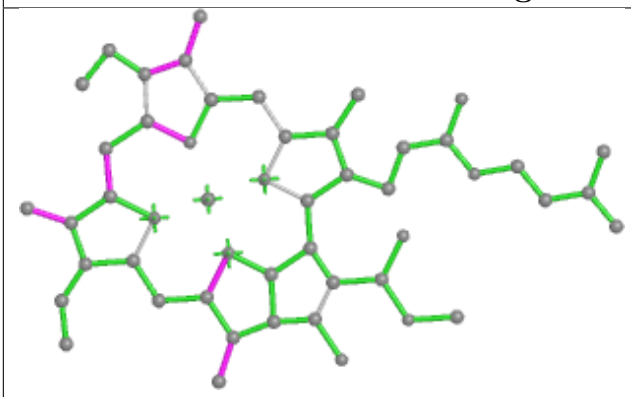

Bond lengths

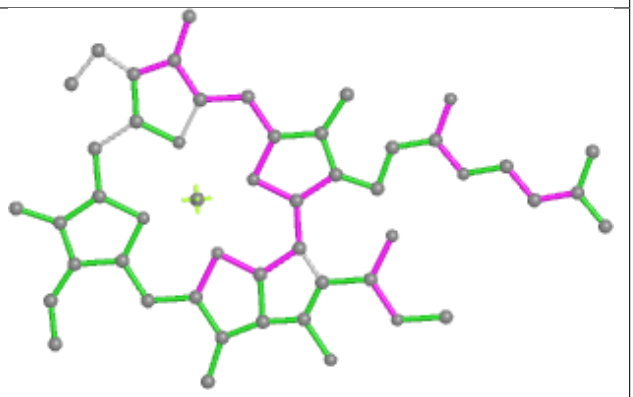

Bond angles

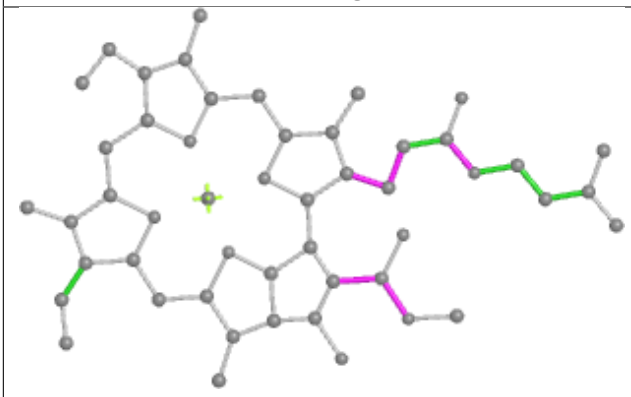

Torsions

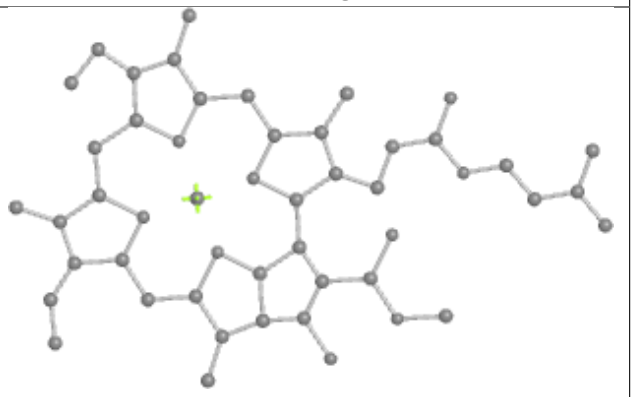

Rings

Ligand PUB xF 301

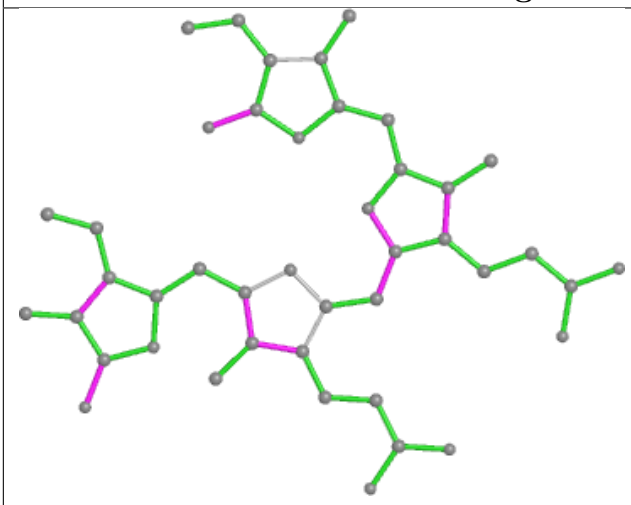

Bond lengths

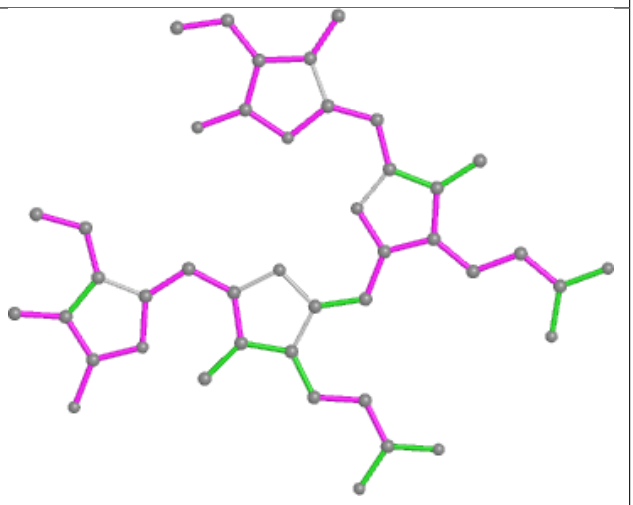

Bond angles

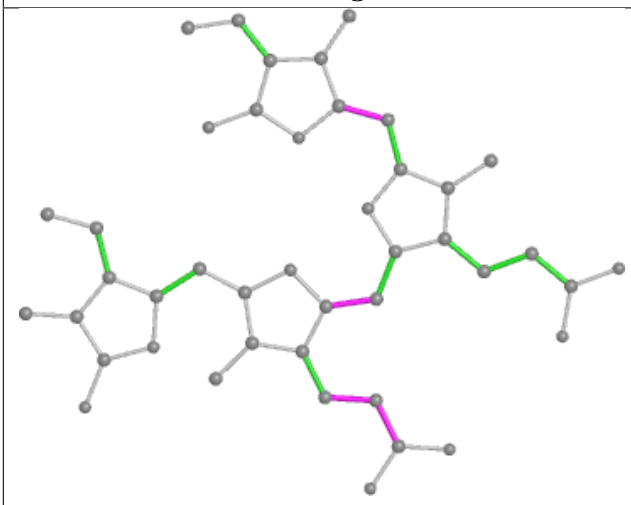

Torsions

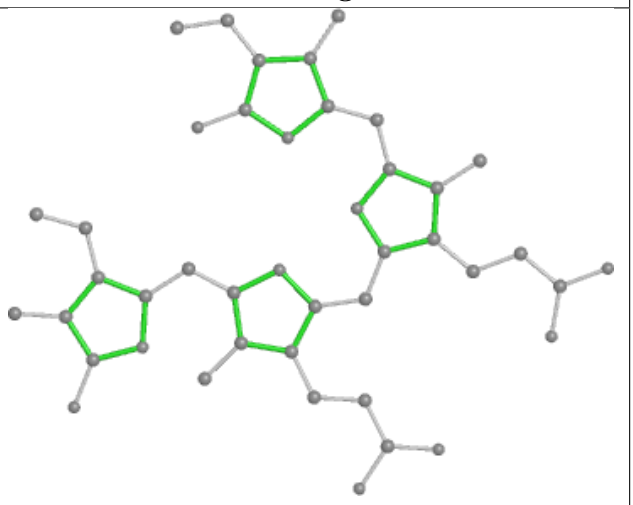

Rings

Ligand CLA 1N 610

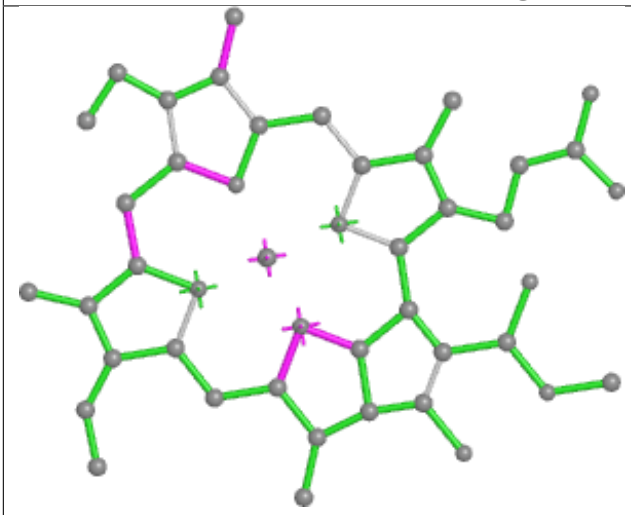

Bond lengths

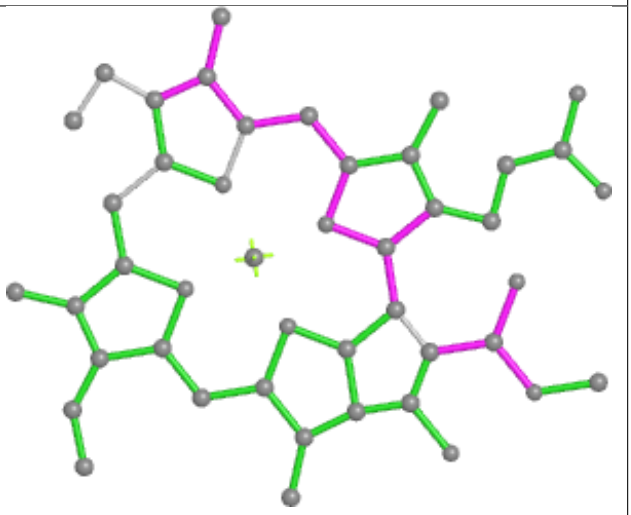

Bond angles

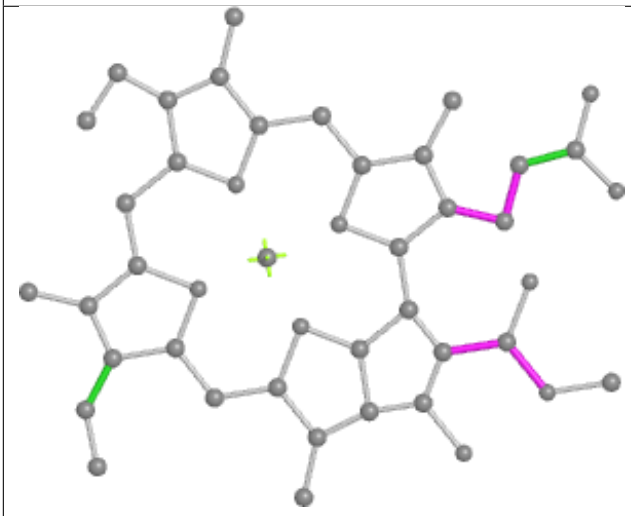

Torsions

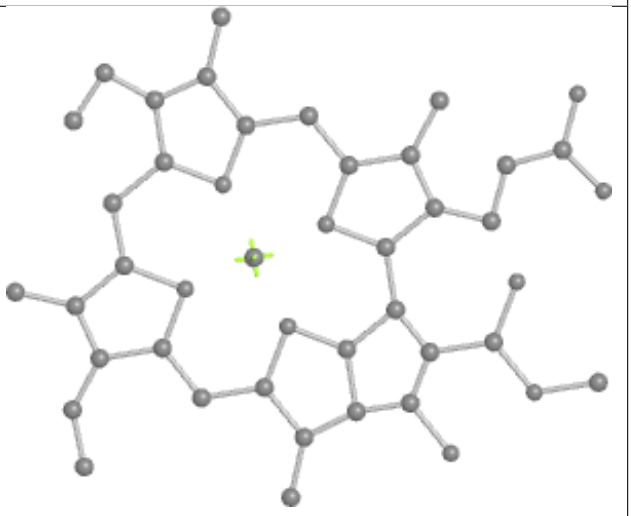

Rings

Ligand PEB D9 203

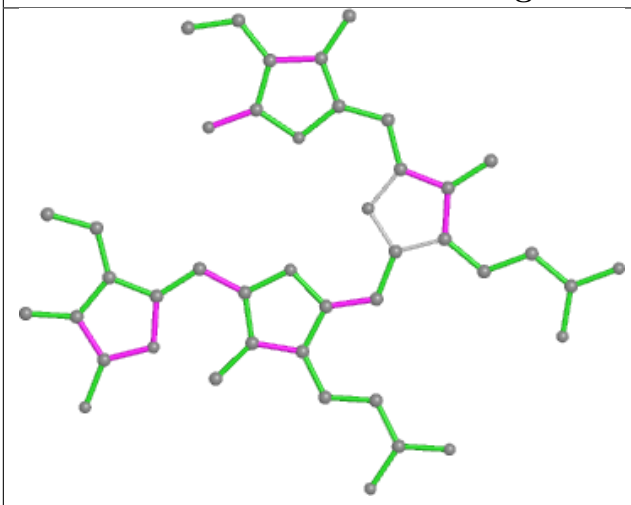

Bond lengths

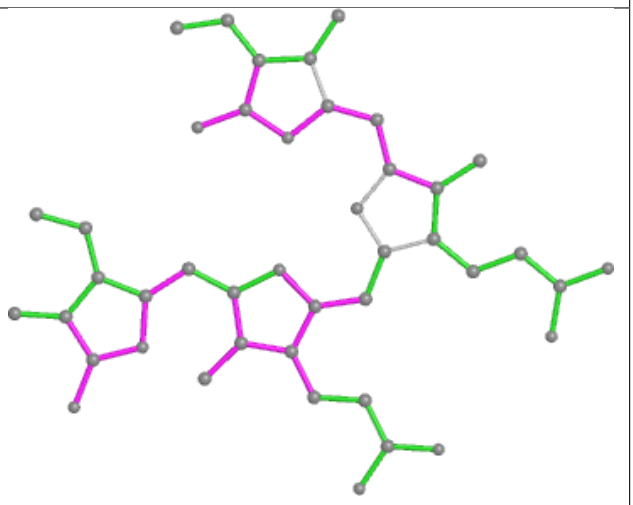

Bond angles

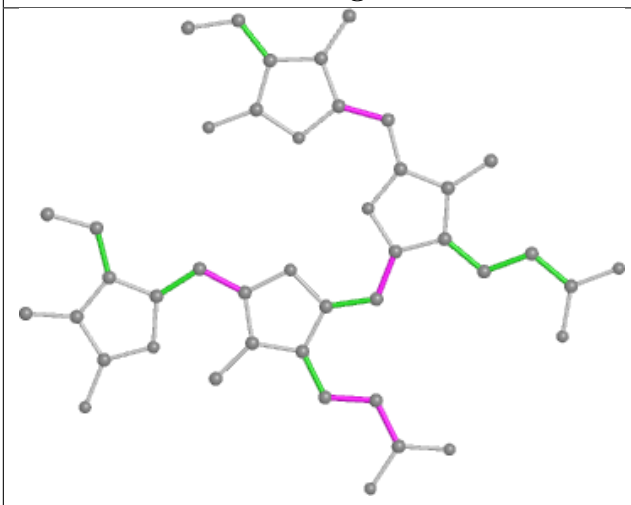

Torsions

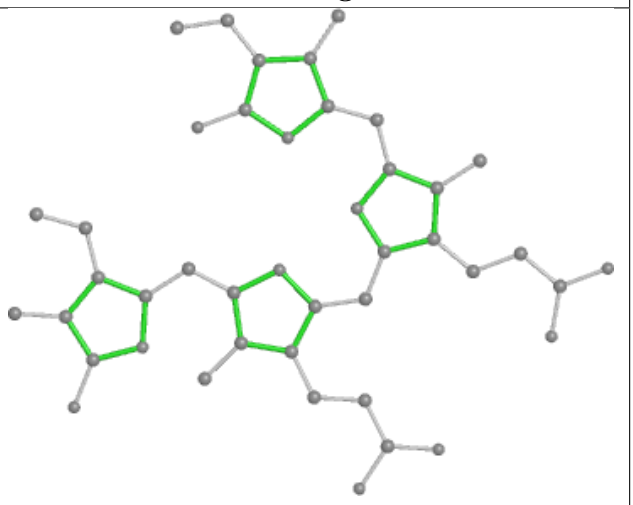

Rings

Ligand CYC EG 1001

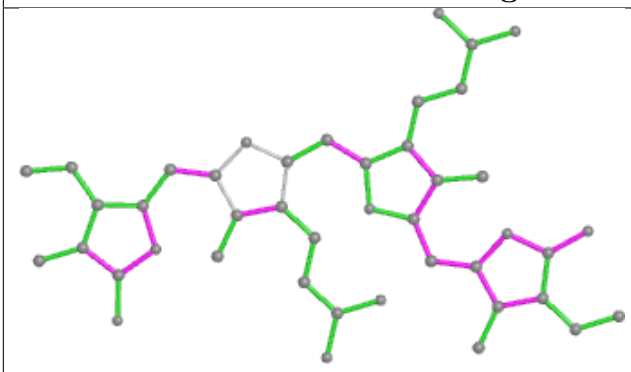

Bond lengths

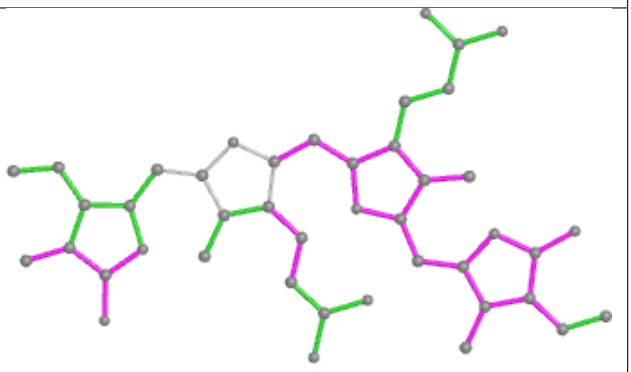

Bond angles

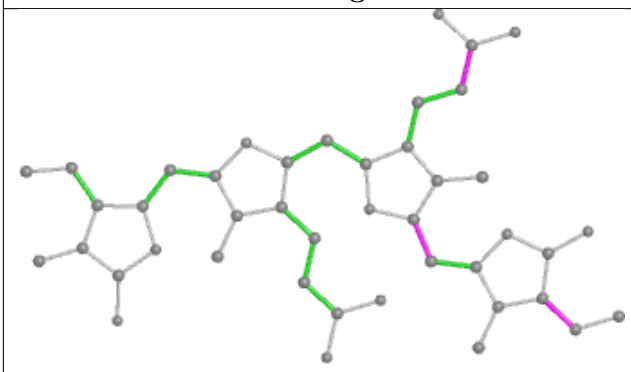

Torsions

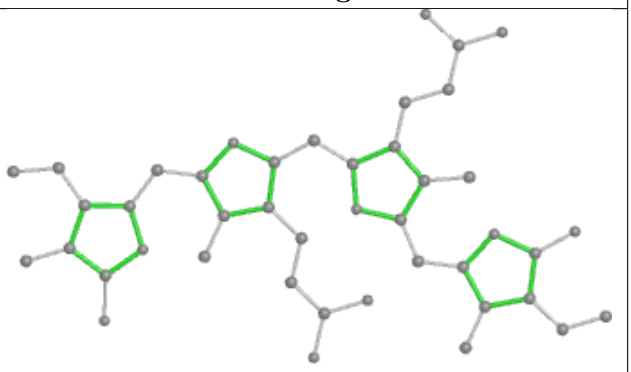

Rings

Ligand PEB OG 202

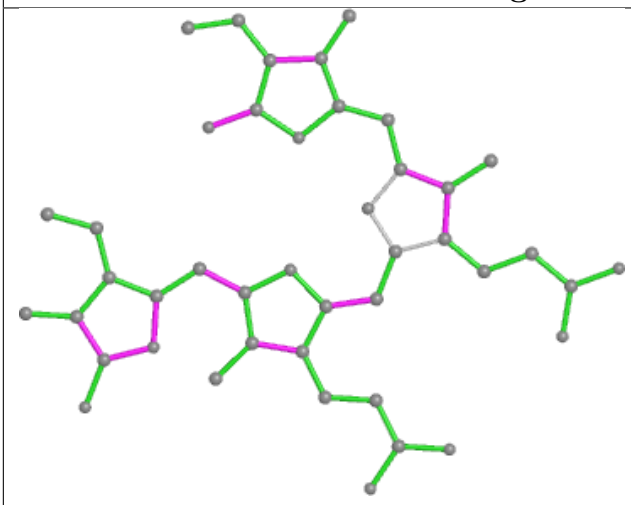

Bond lengths

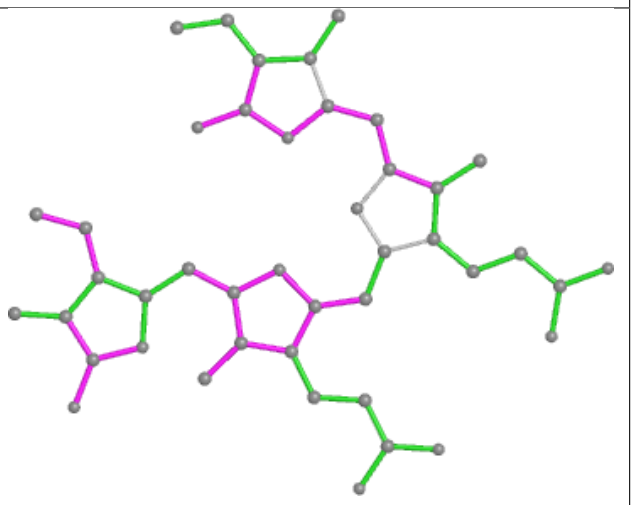

Bond angles

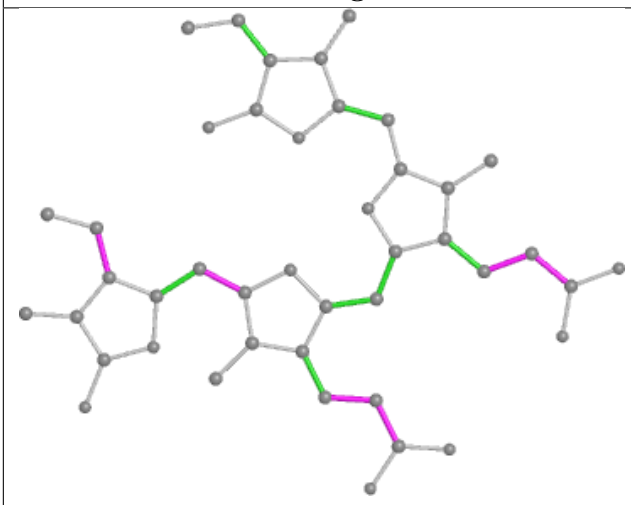

Torsions

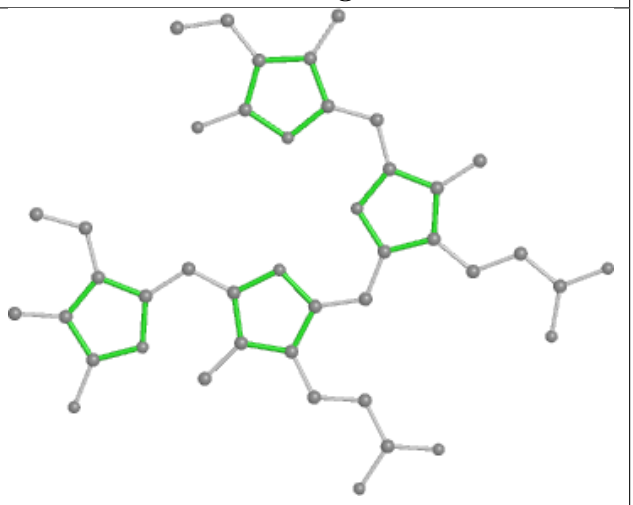

Rings

Ligand PEB iH 202

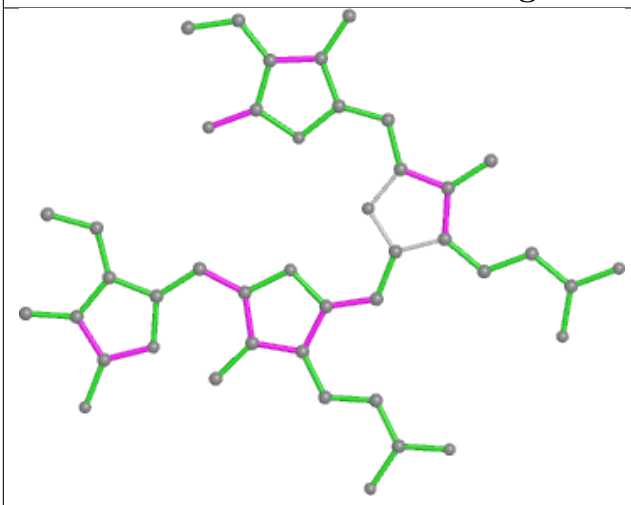

Bond lengths

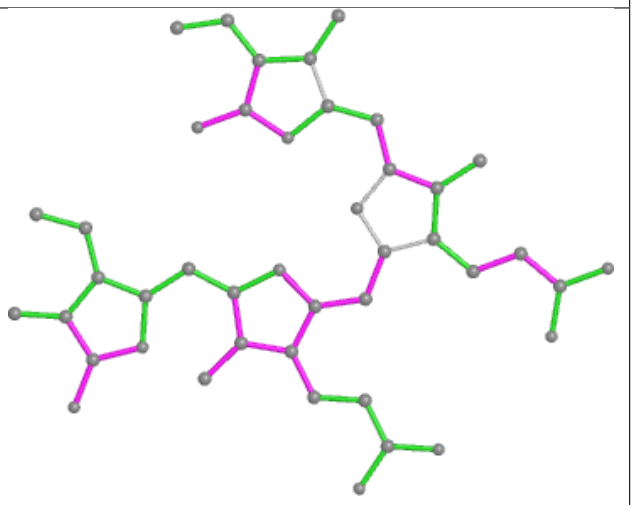

Bond angles

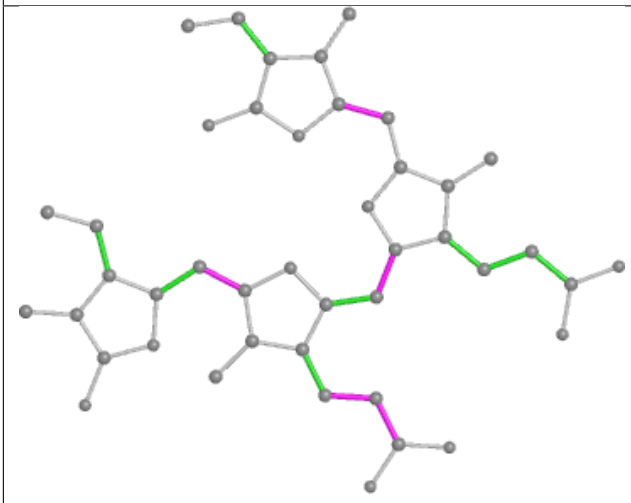

Torsions

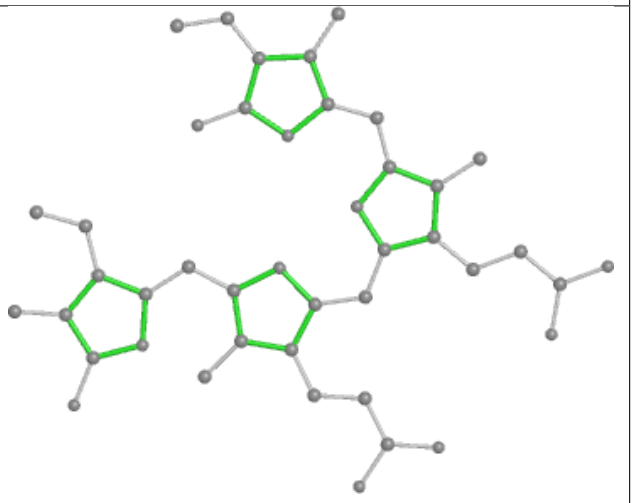

Rings

Ligand PEB fE 202

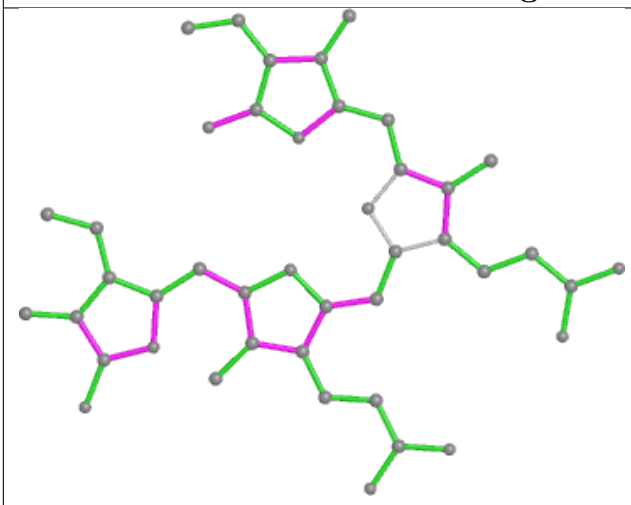

Bond lengths

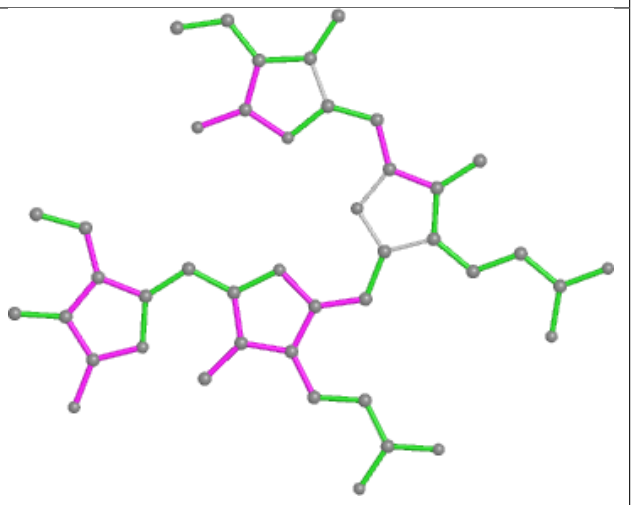

Bond angles

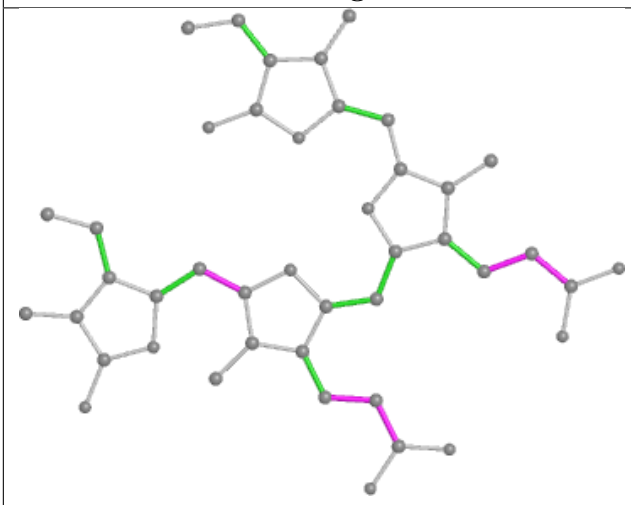

Torsions

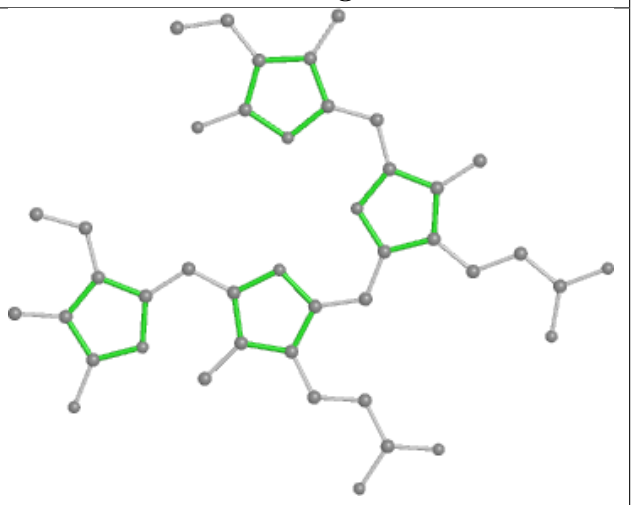

Rings

Ligand PEB BJ 301

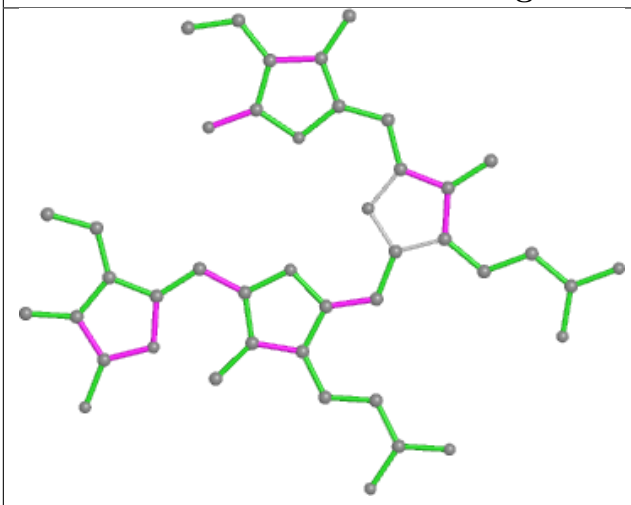

Bond lengths

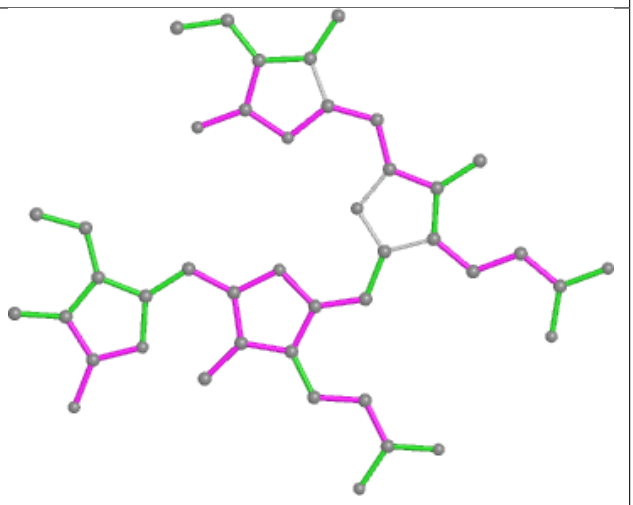

Bond angles

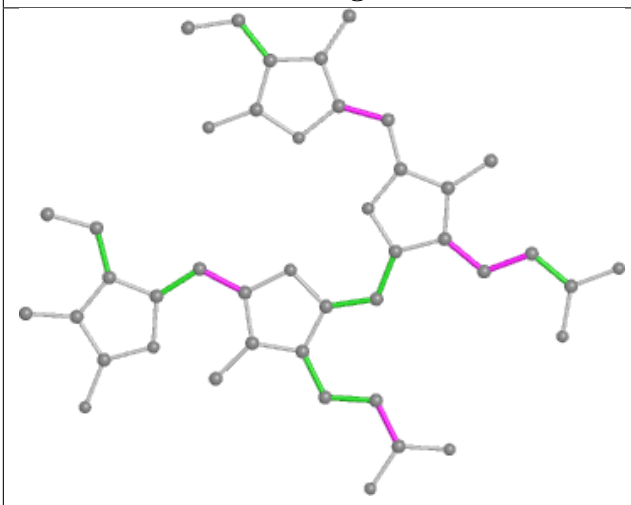

Torsions

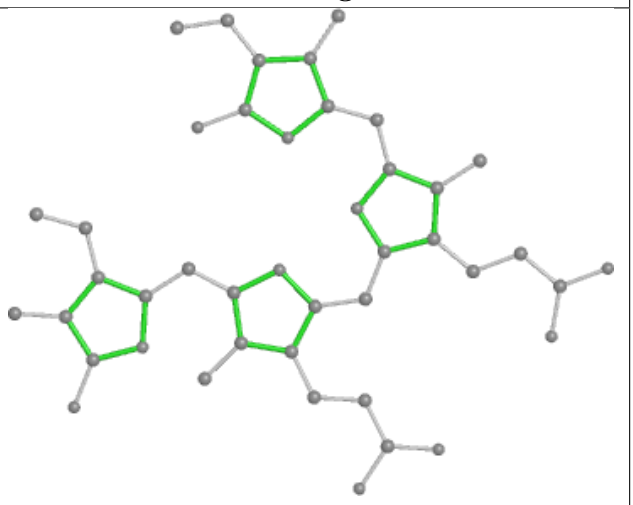

Rings

Ligand PEB BM 301

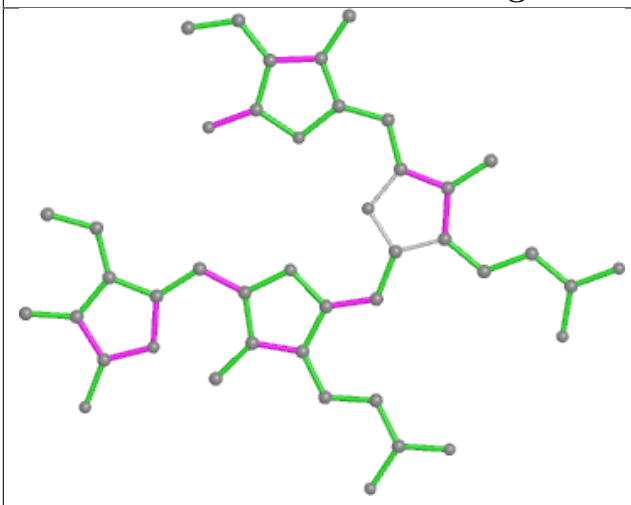

Bond lengths

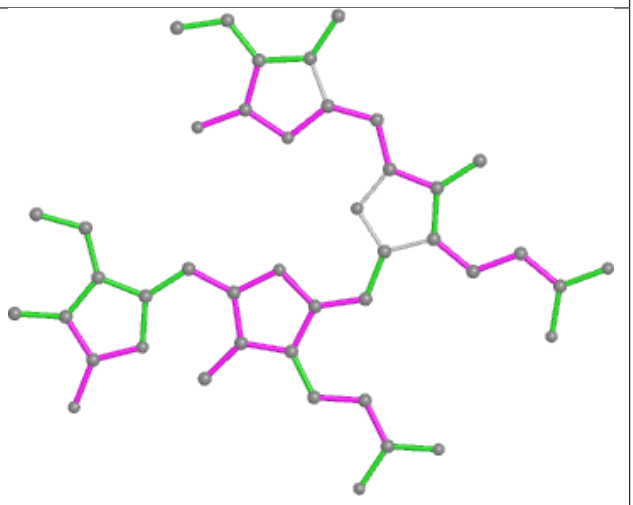

Bond angles

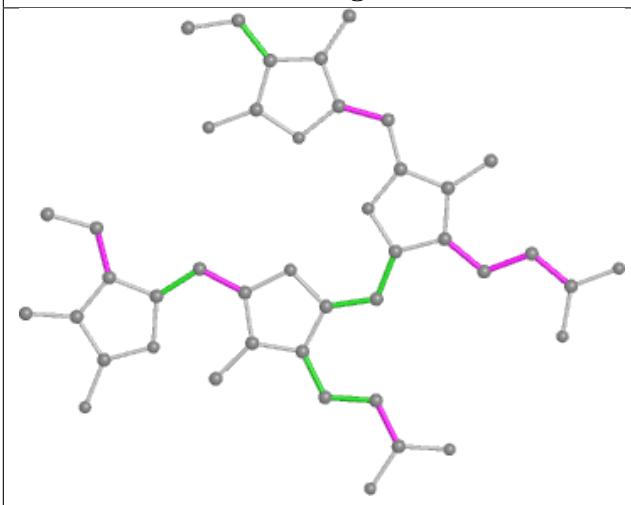

Torsions

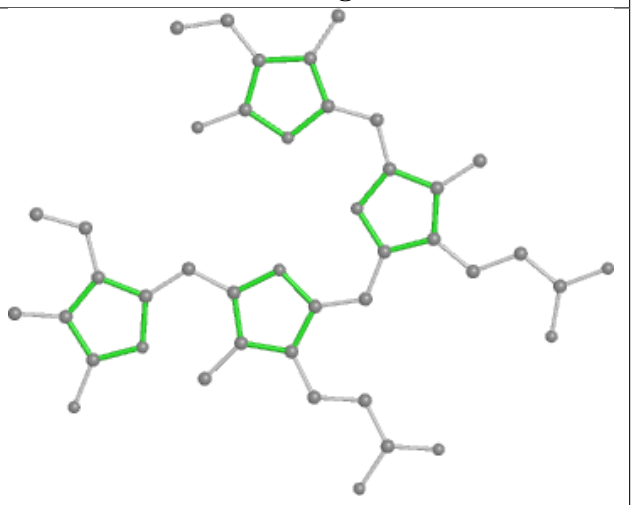

Rings

Ligand PEB Y1 201

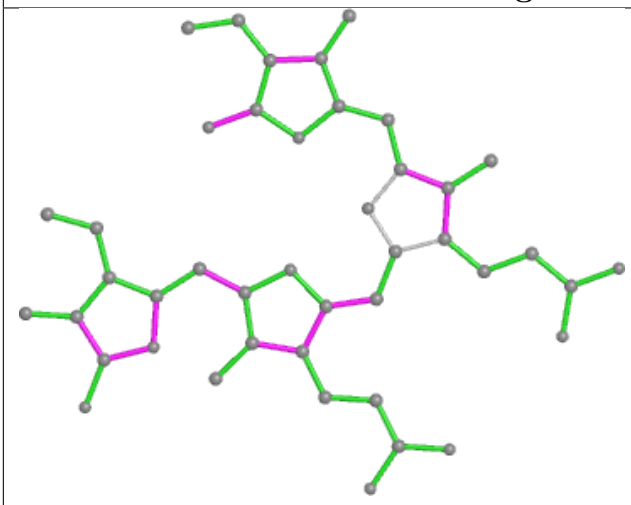

Bond lengths

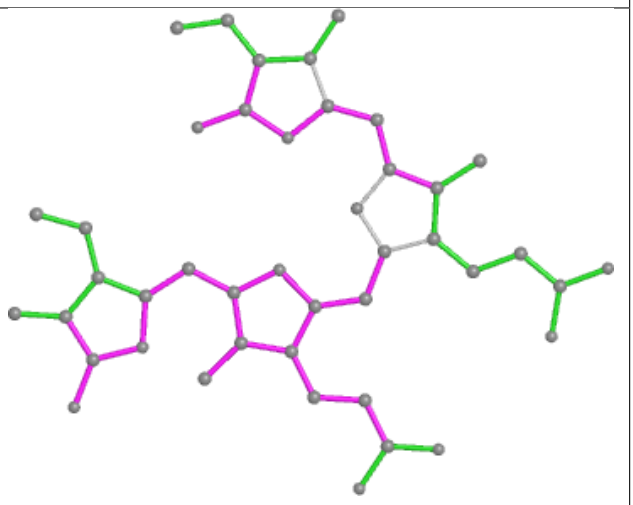

Bond angles

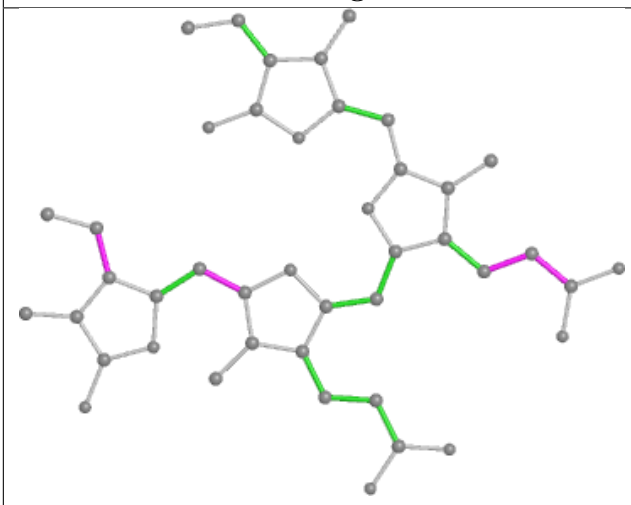

Torsions

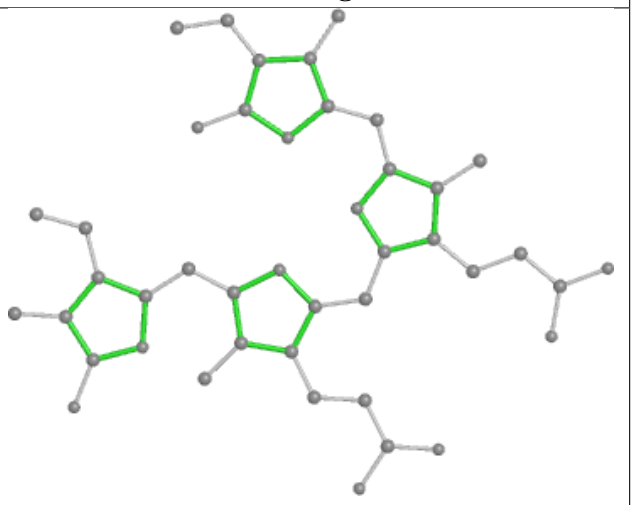

Rings

Ligand CYC W3 1001

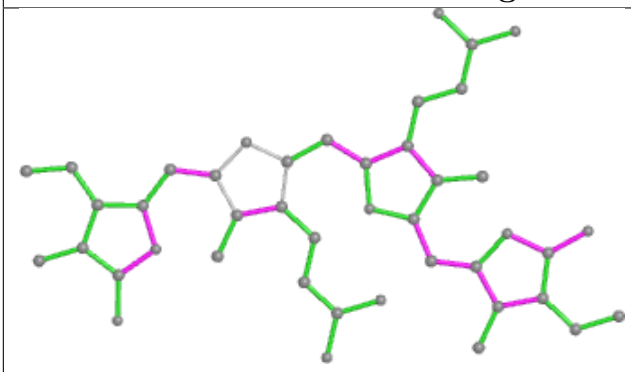

Bond lengths

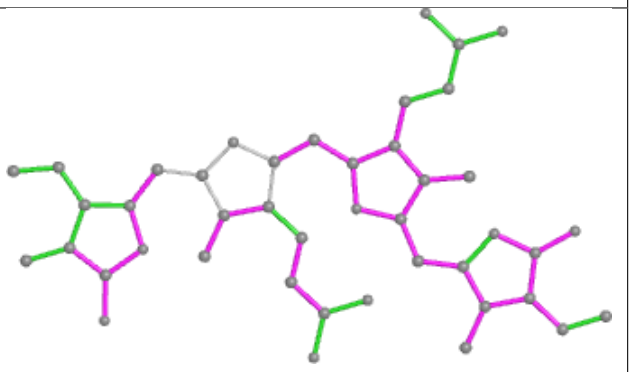

Bond angles

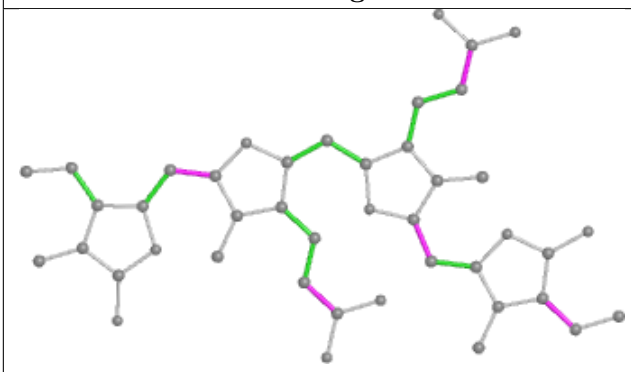

Torsions

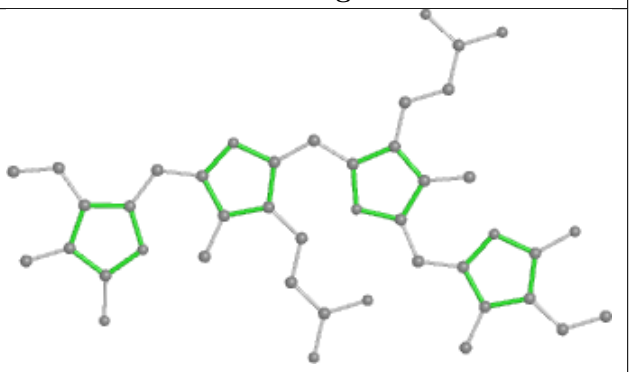

Rings

Ligand PUB AO 302

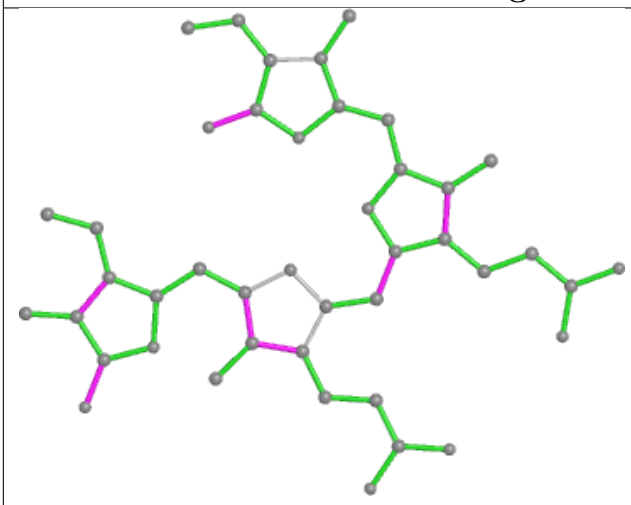

Bond lengths

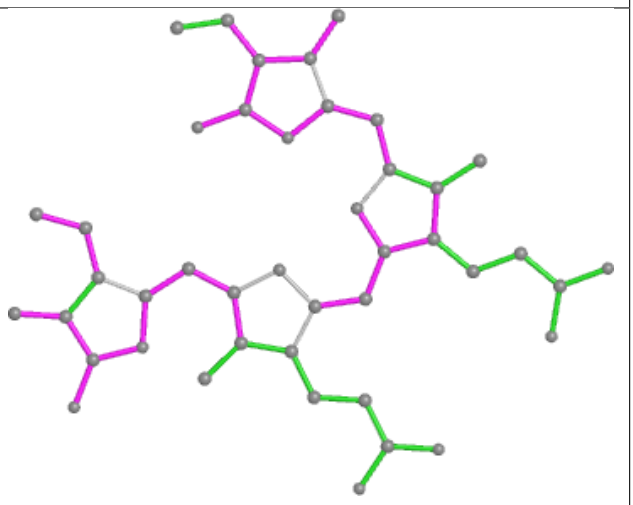

Bond angles

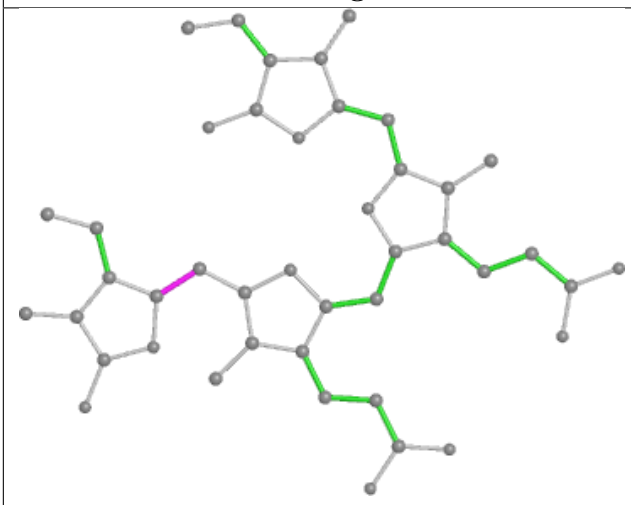

Torsions

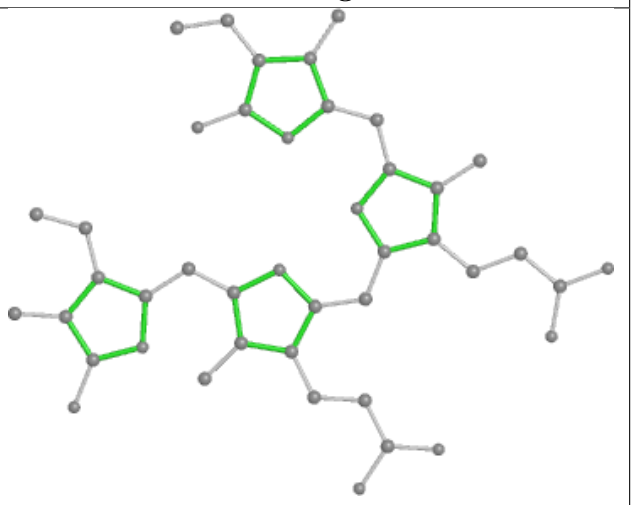

Rings

Ligand PEB VI 202

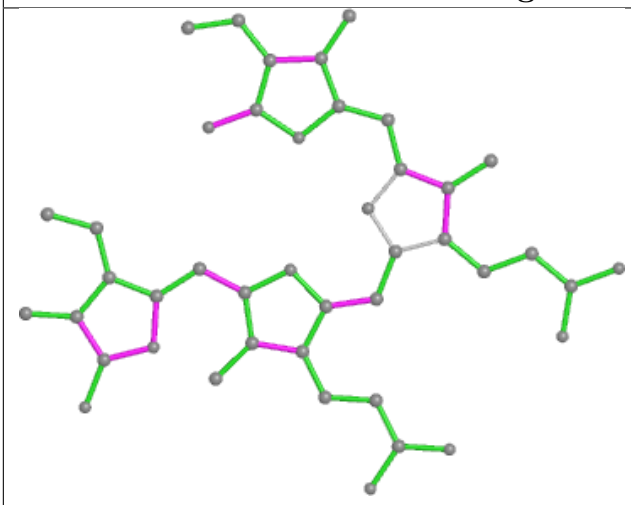

Bond lengths

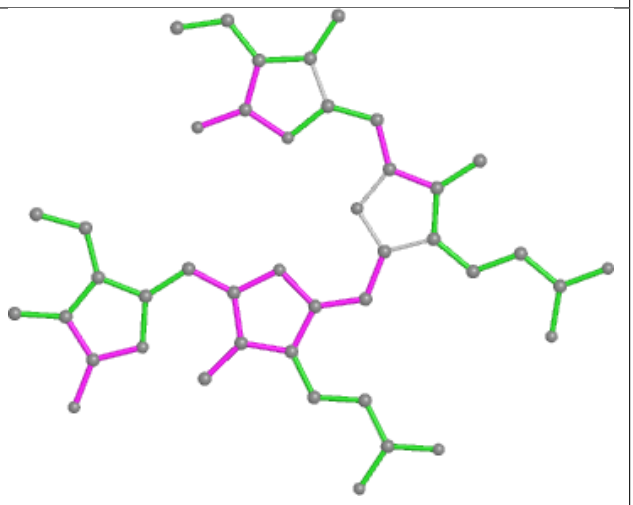

Bond angles

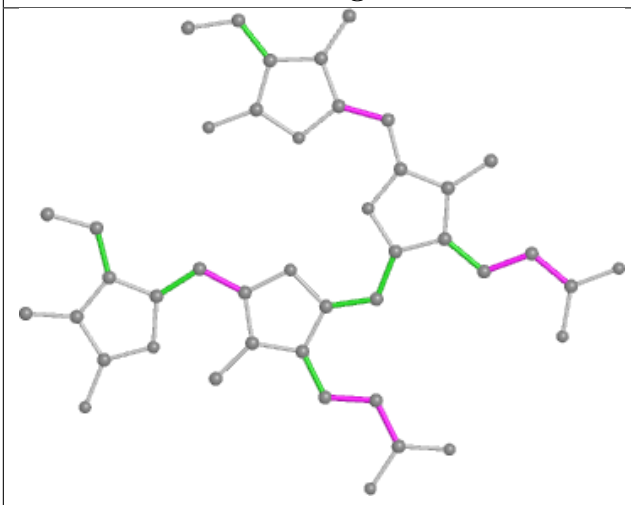

Torsions

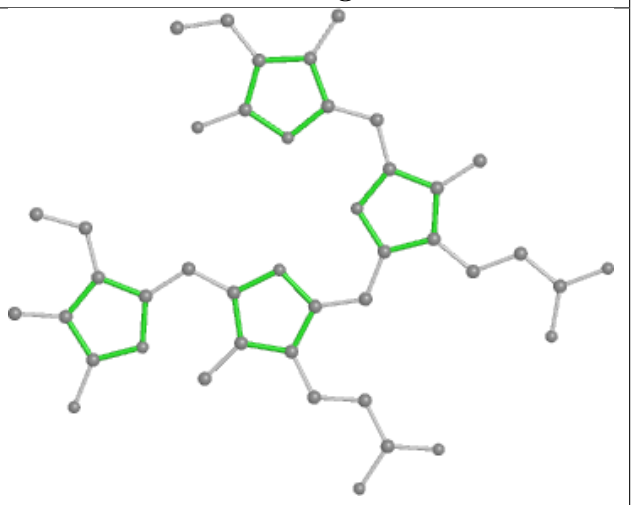

Rings

Ligand PEB V7 203

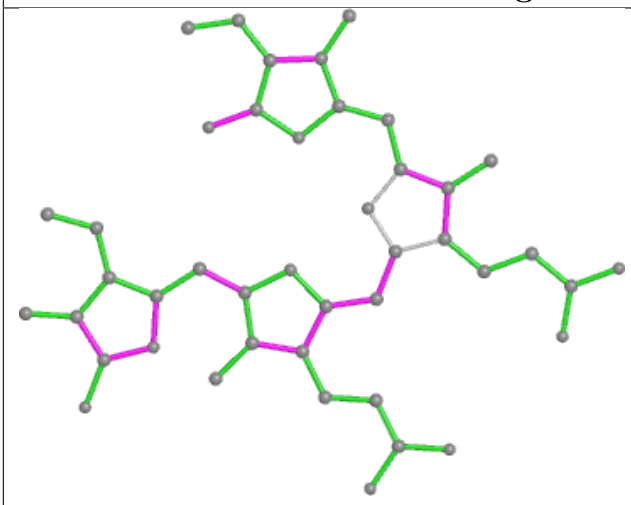

Bond lengths

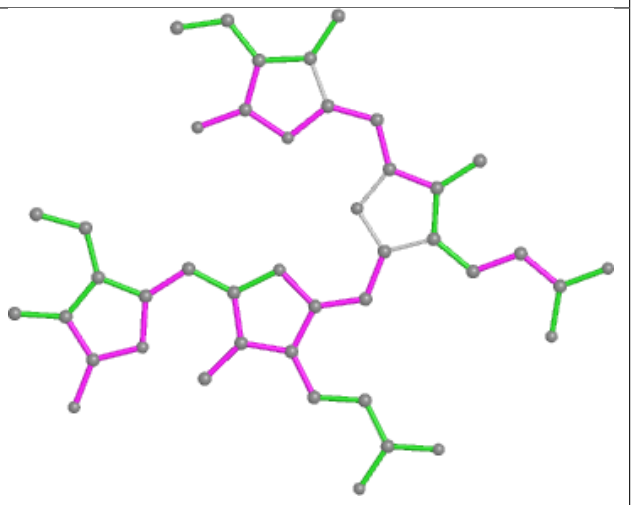

Bond angles

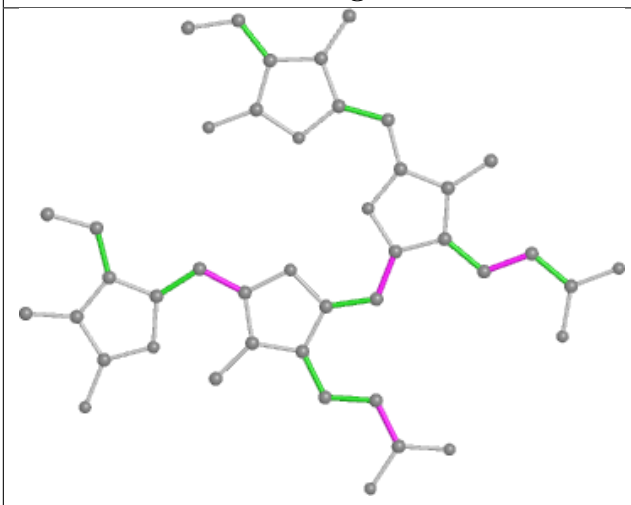

Torsions

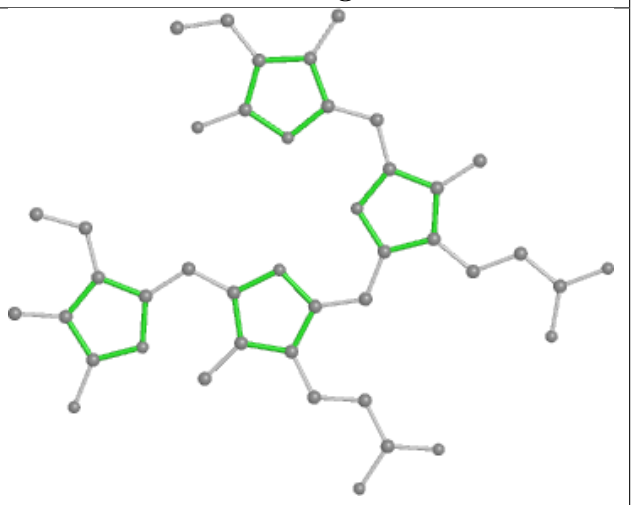

Rings

Ligand PEB AB 501

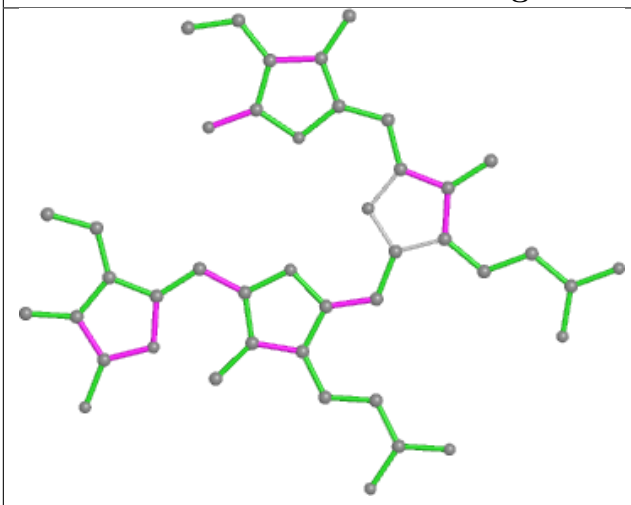

Bond lengths

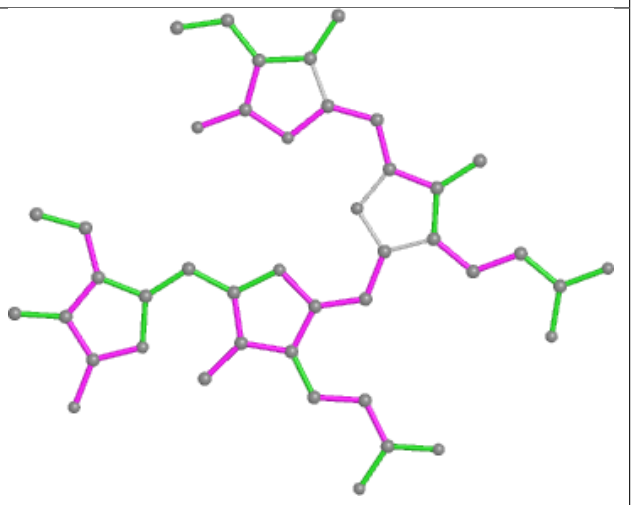

Bond angles

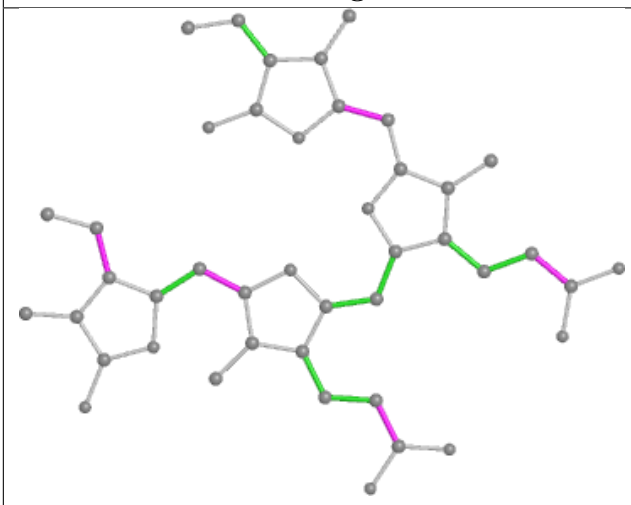

Torsions

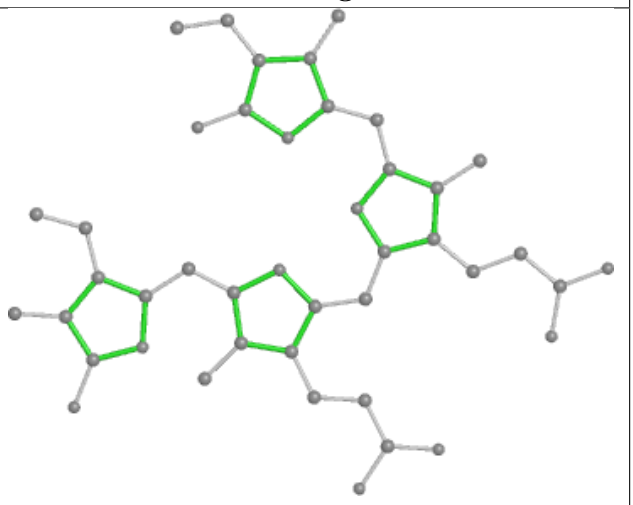

Rings

Ligand PEB AF 201

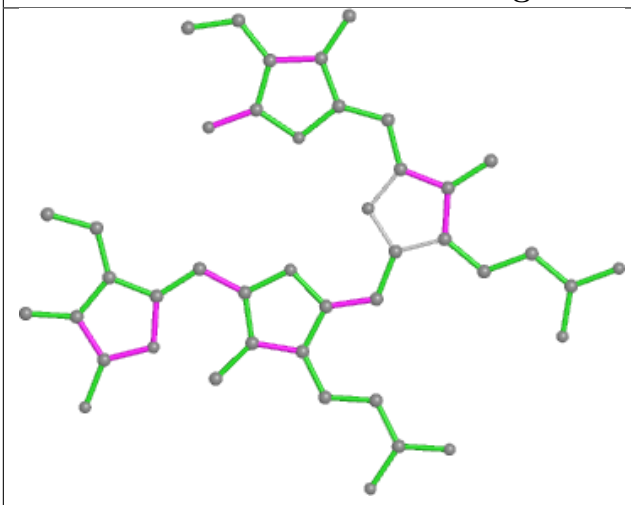

Bond lengths

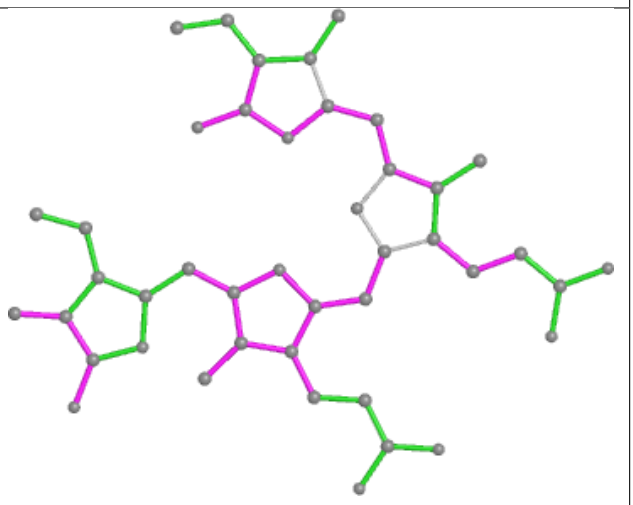

Bond angles

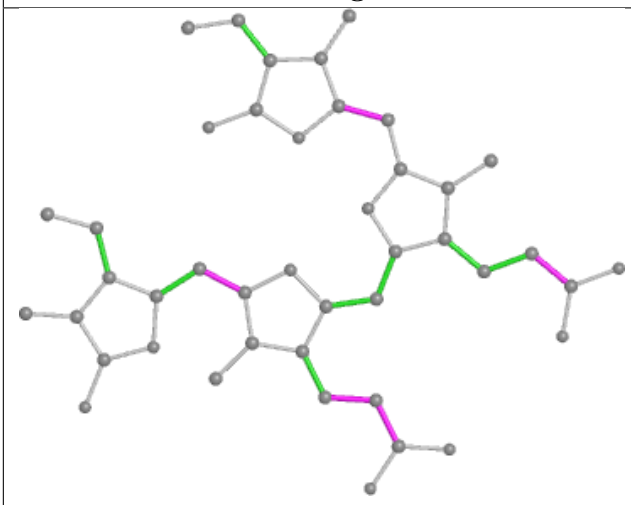

Torsions

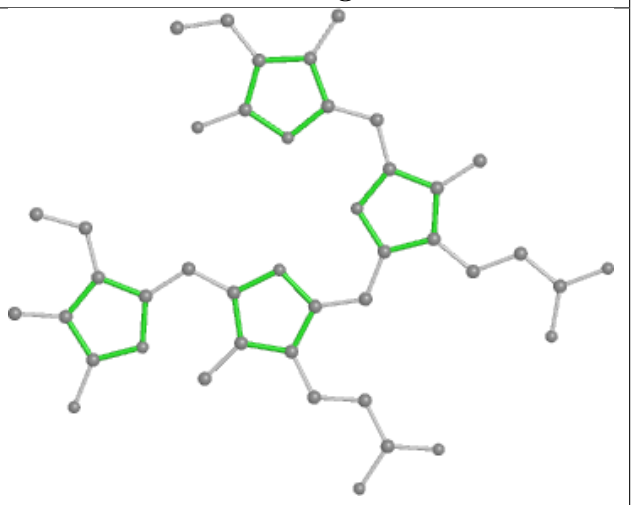

Rings

Ligand PEB N5 202

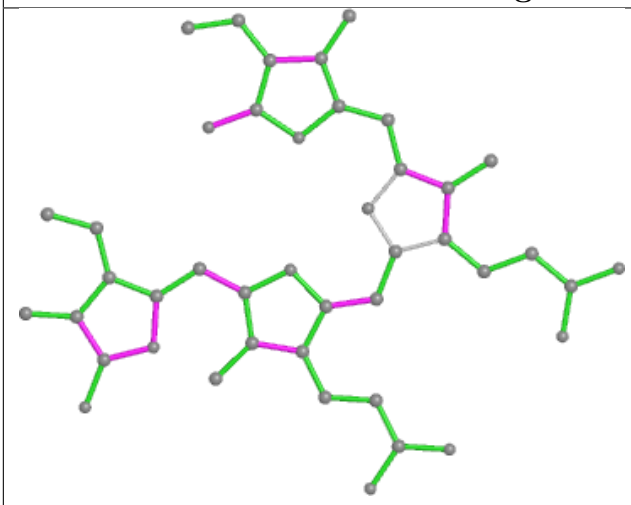

Bond lengths

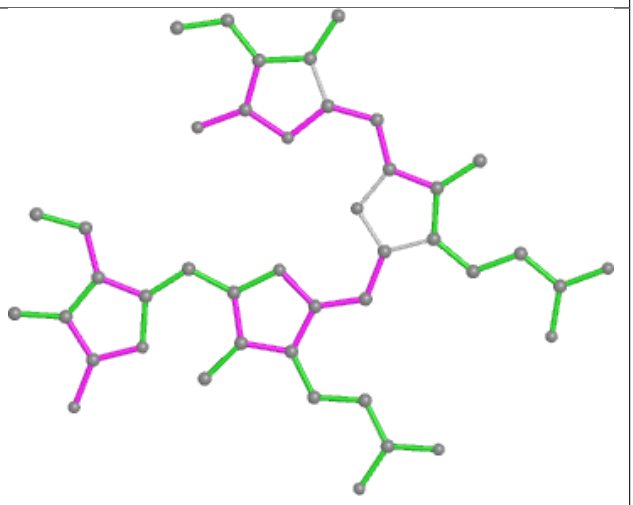

Bond angles

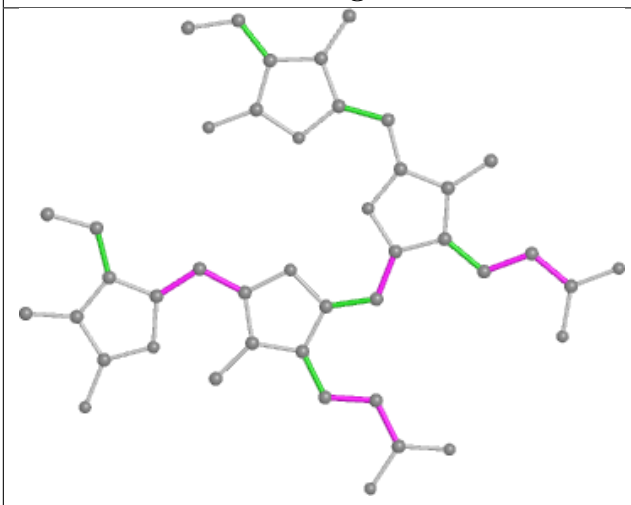

Torsions

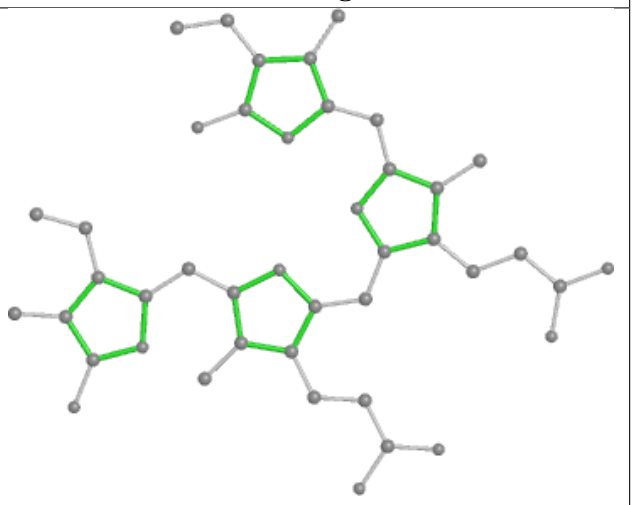

Rings

Ligand HEM fL 102

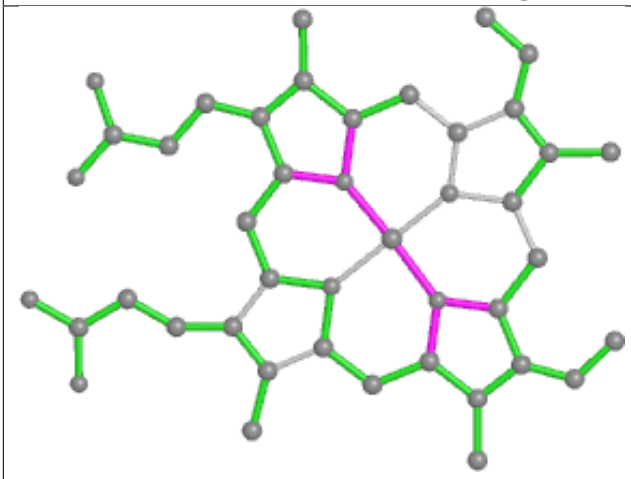

Bond lengths

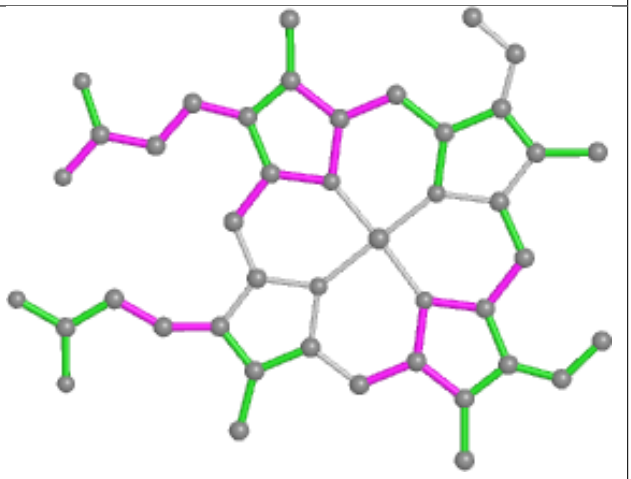

Bond angles

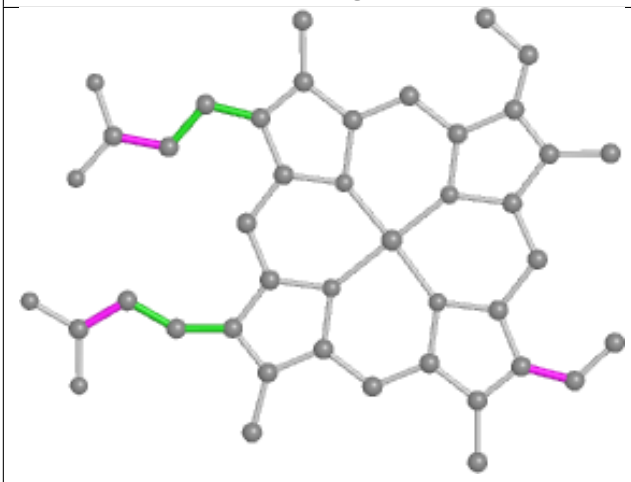

Torsions

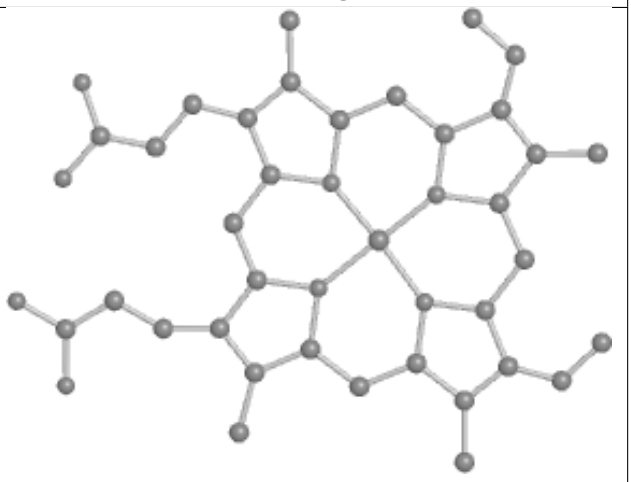

Rings

Ligand CLA K2 104

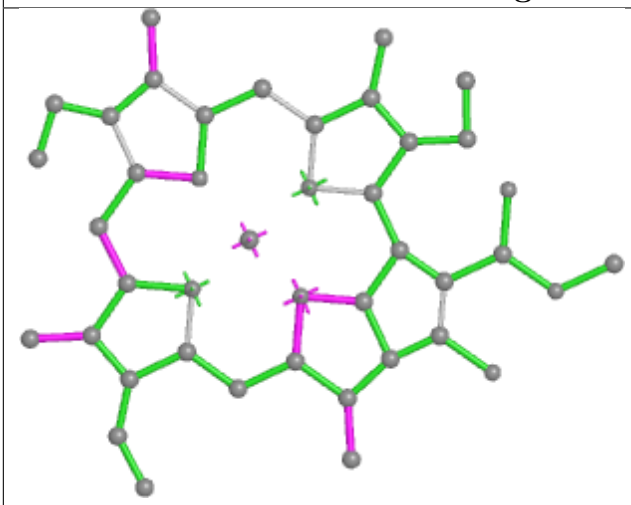

Bond lengths

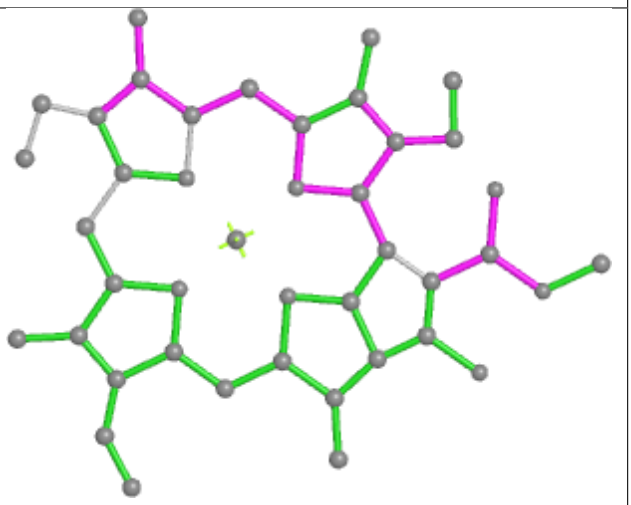

Bond angles

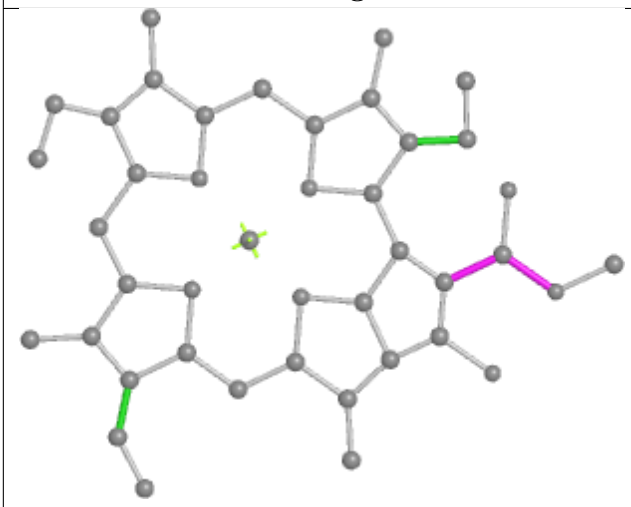

Torsions

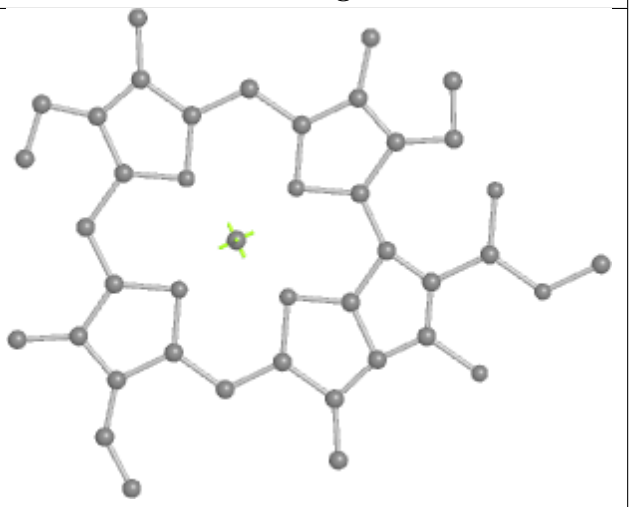

Rings

Ligand PEB eK 201

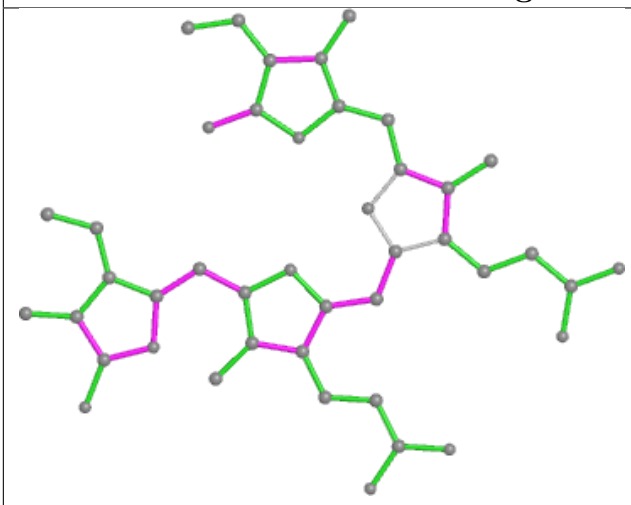

Bond lengths

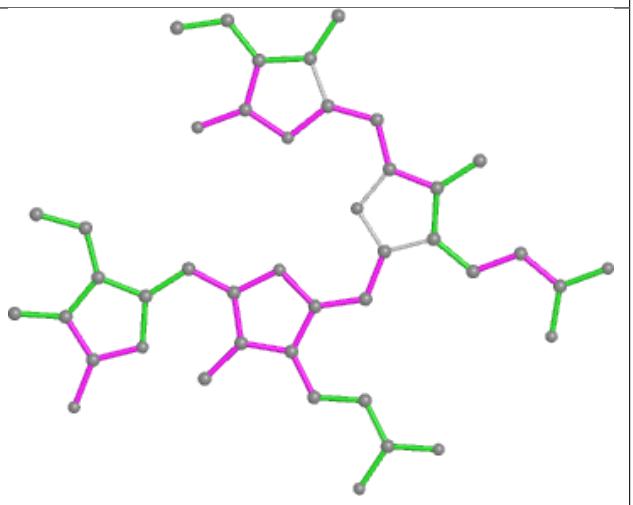

Bond angles

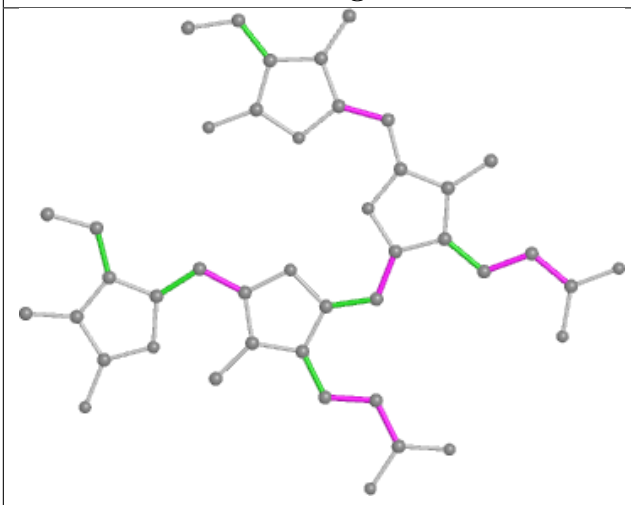

Torsions

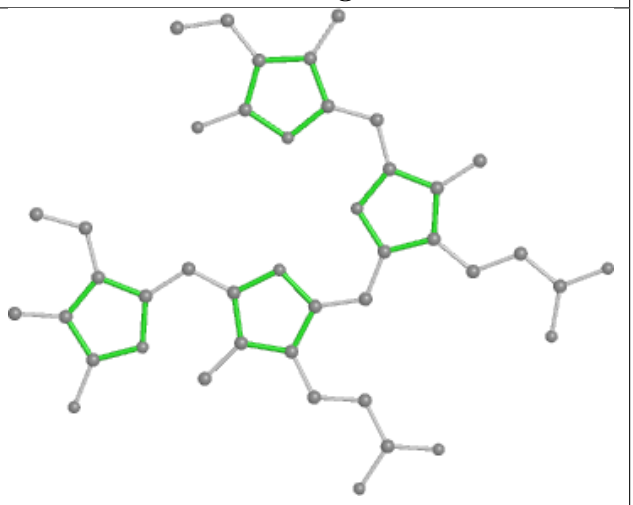

Rings

Ligand CLA C6 511

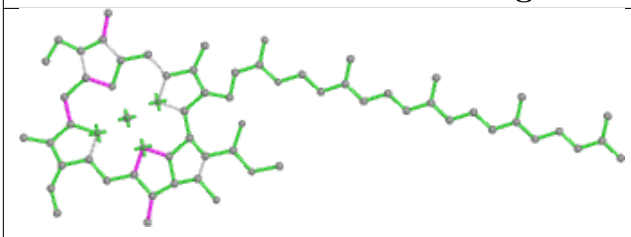

Bond lengths

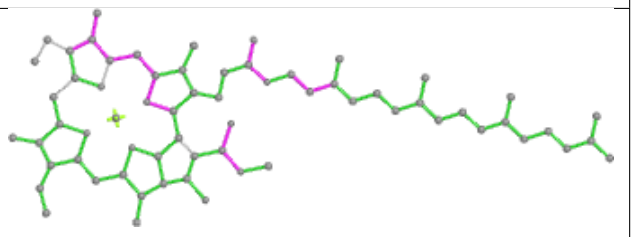

Bond angles

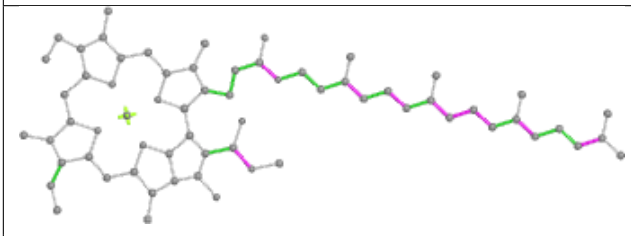

Torsions

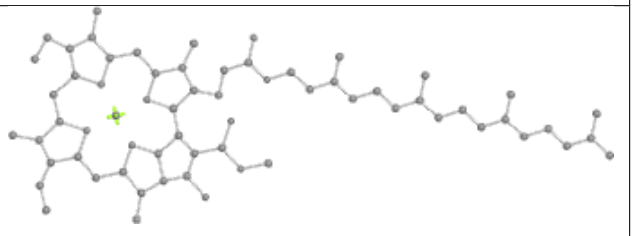

Rings

Ligand PEB KP 201

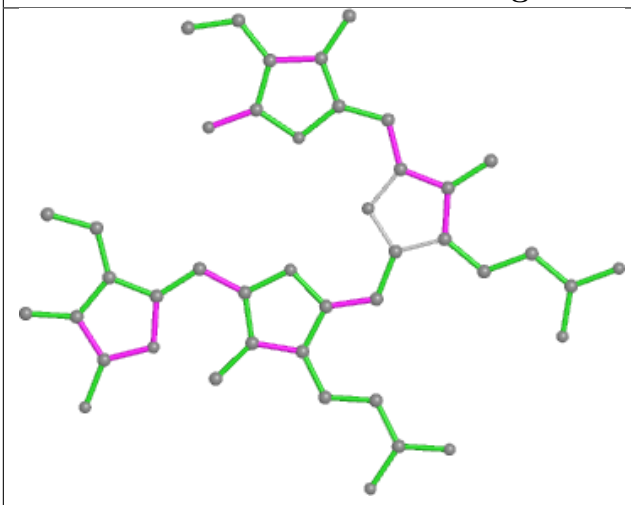

Bond lengths

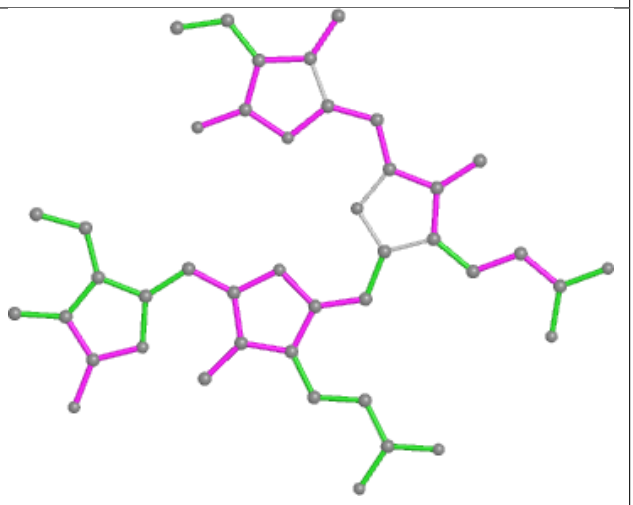

Bond angles

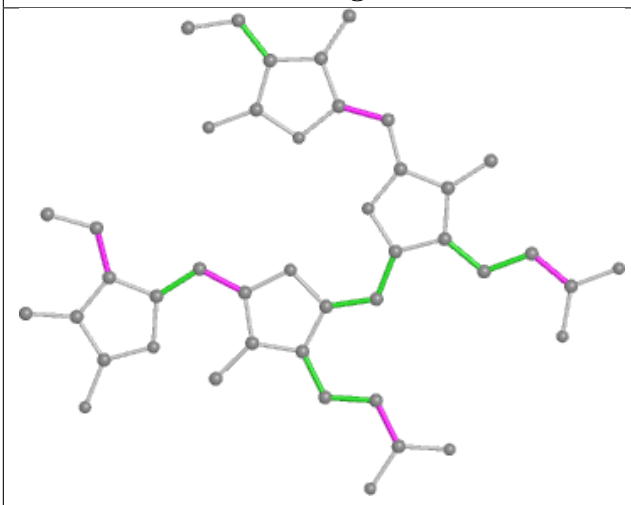

Torsions

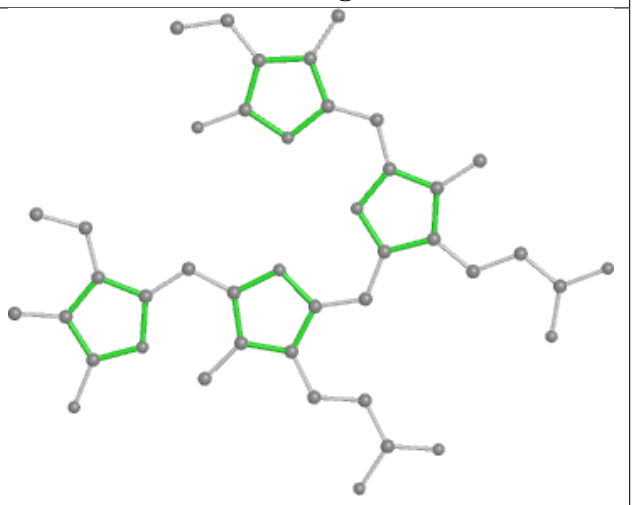

Rings

Ligand CYC FH 1001

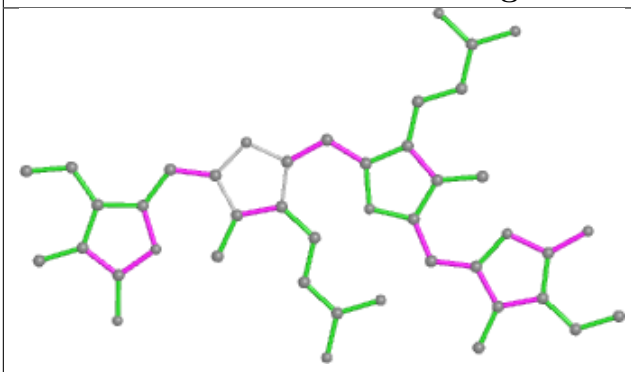

Bond lengths

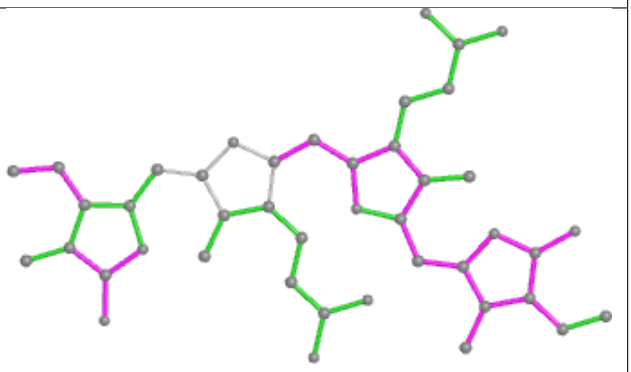

Bond angles

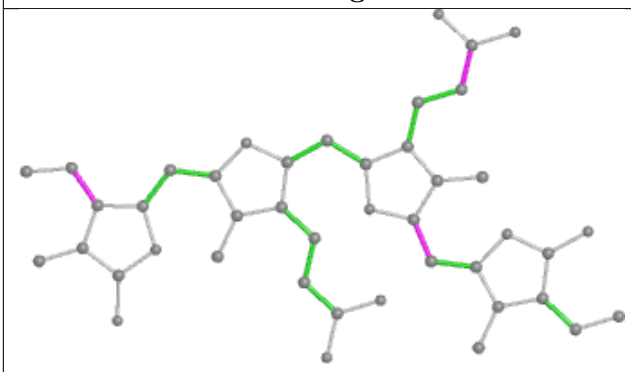

Torsions

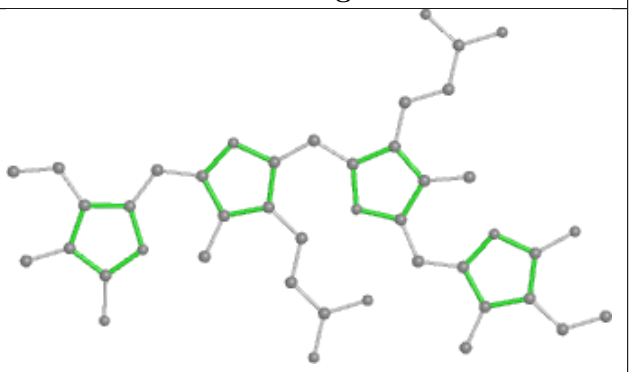

Rings

Ligand PEB wK 303

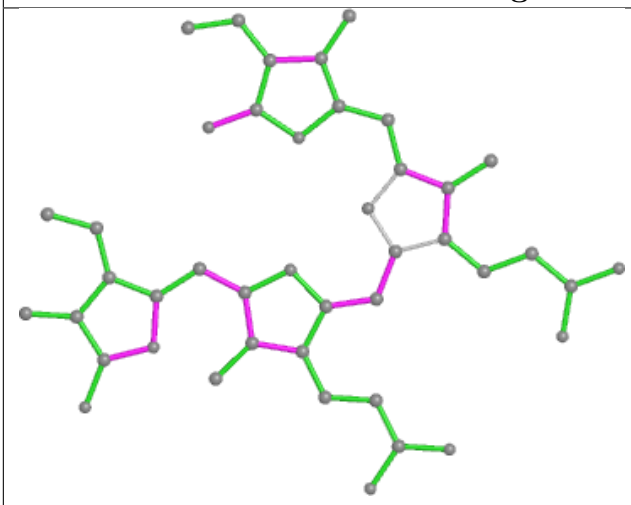

Bond lengths

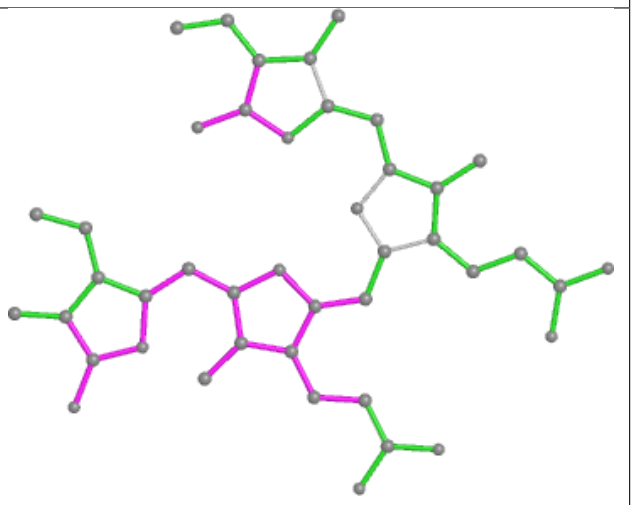

Bond angles

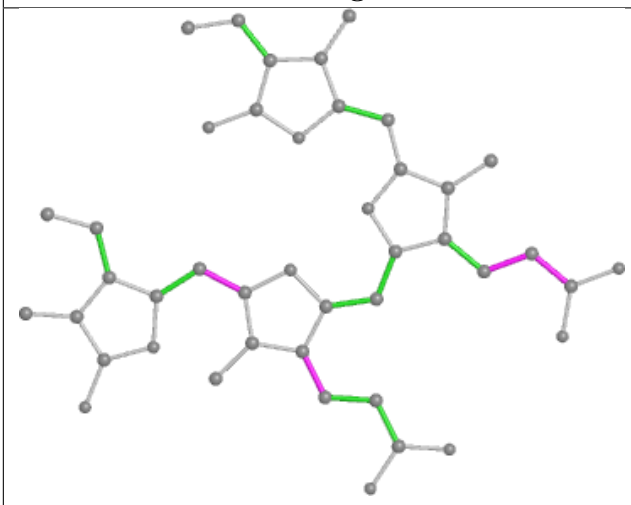

Torsions

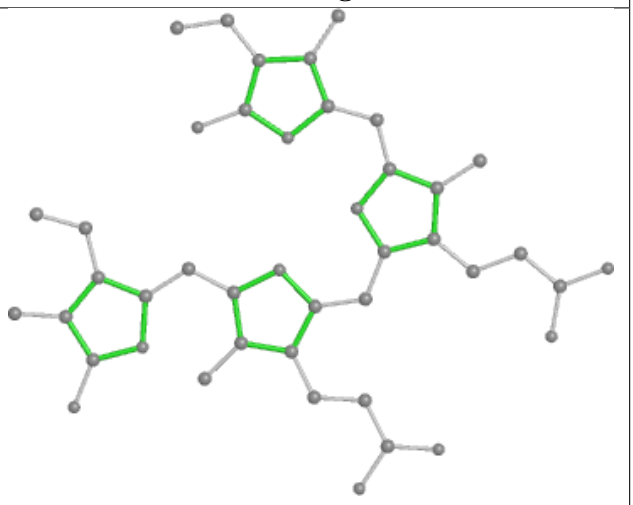

Rings

Ligand PEB IJ 201

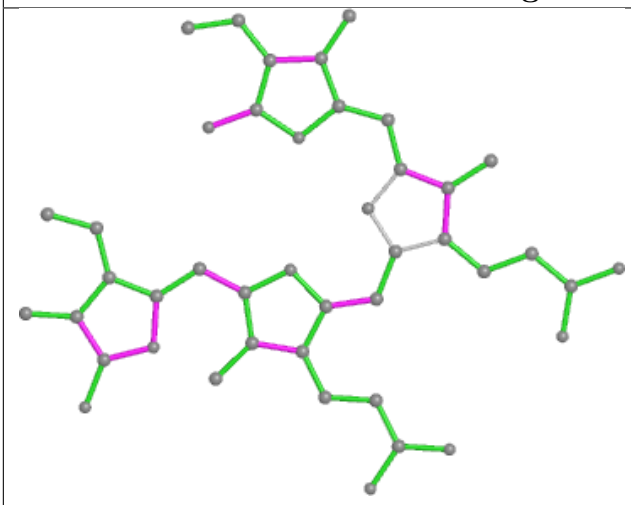

Bond lengths

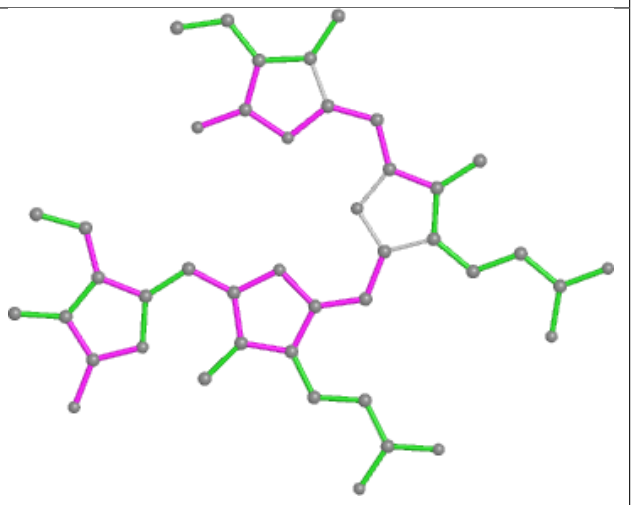

Bond angles

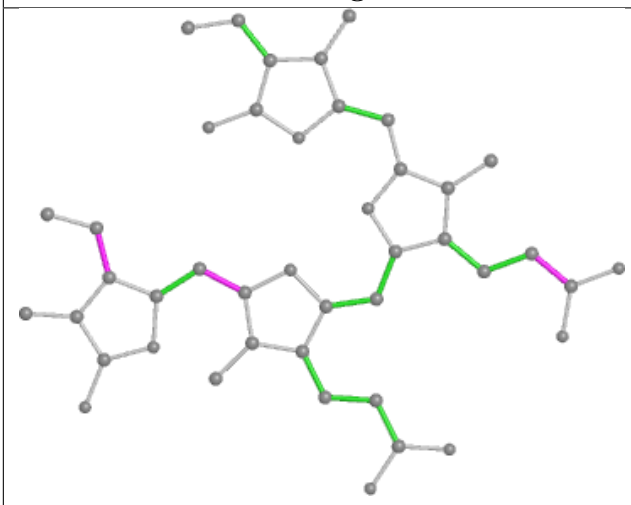

Torsions

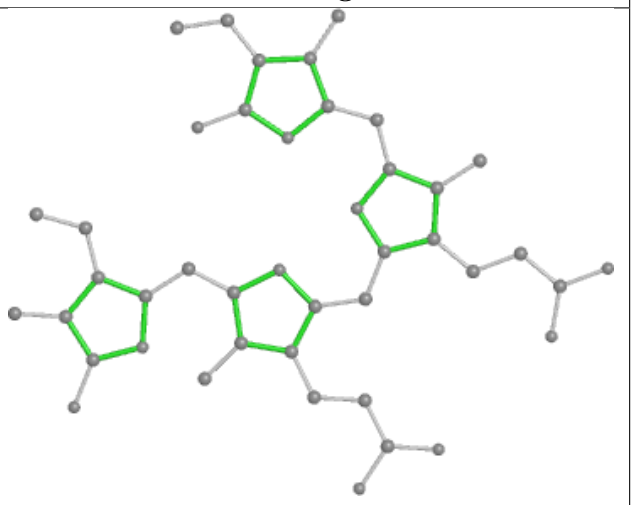

Rings

Ligand PEB QJ 202

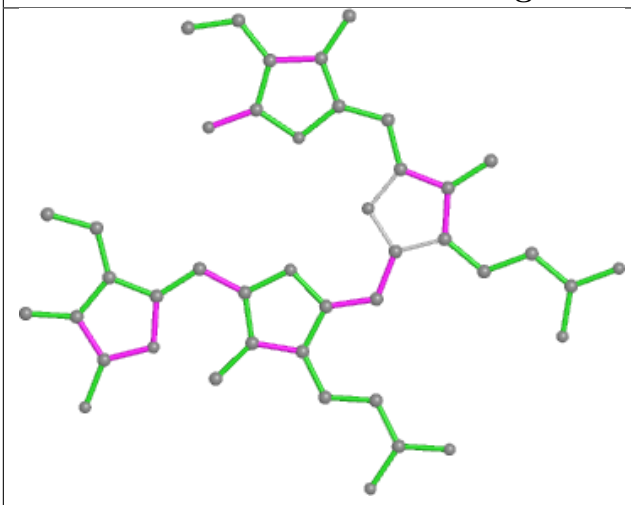

Bond lengths

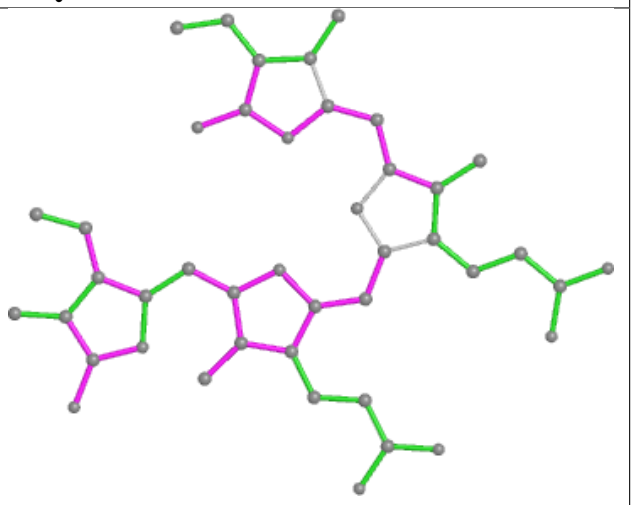

Bond angles

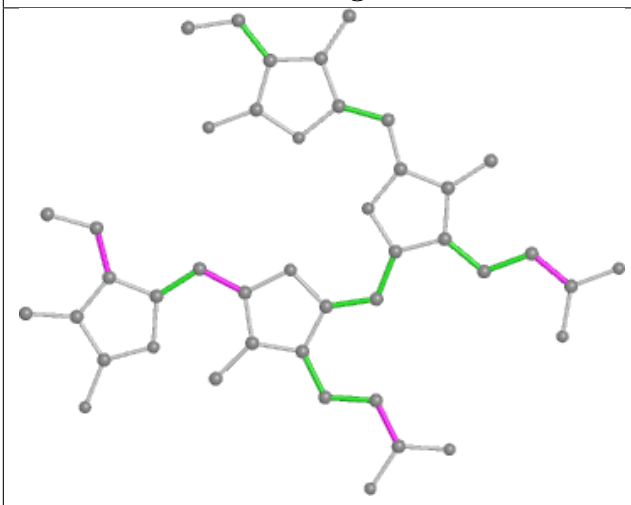

Torsions

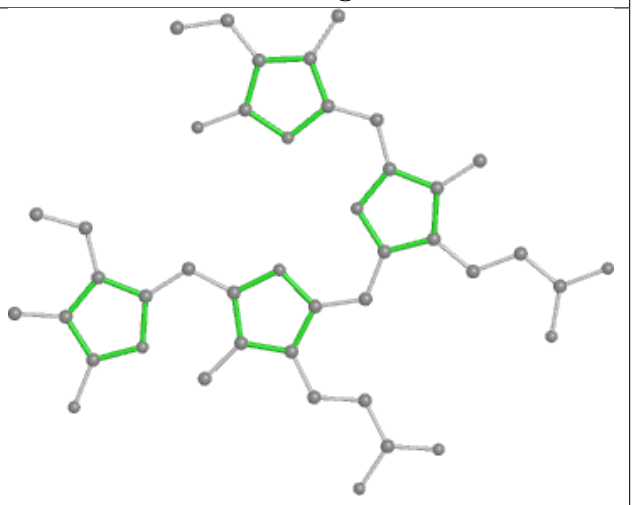

Rings

Ligand PEB hK 201

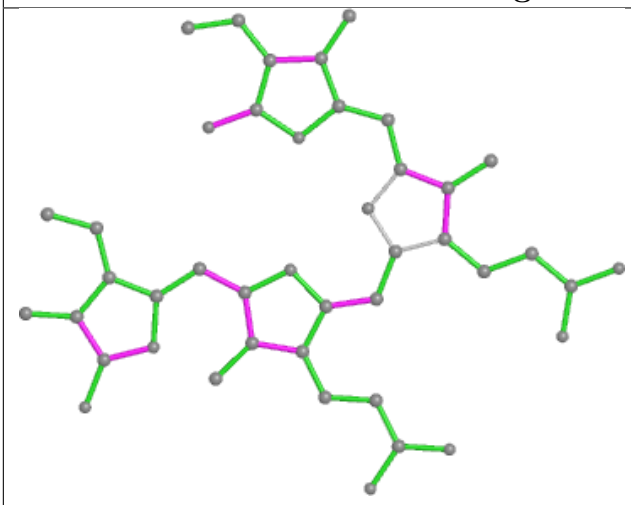

Bond lengths

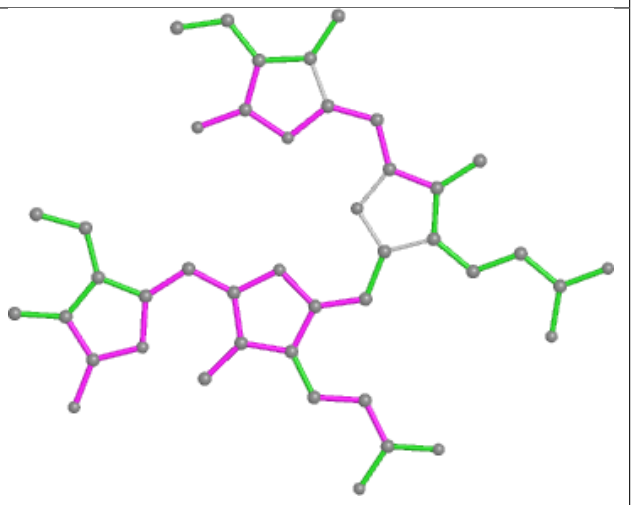

Bond angles

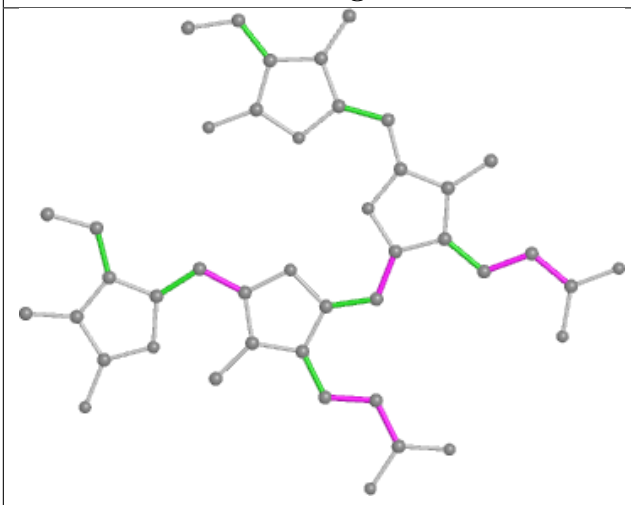

Torsions

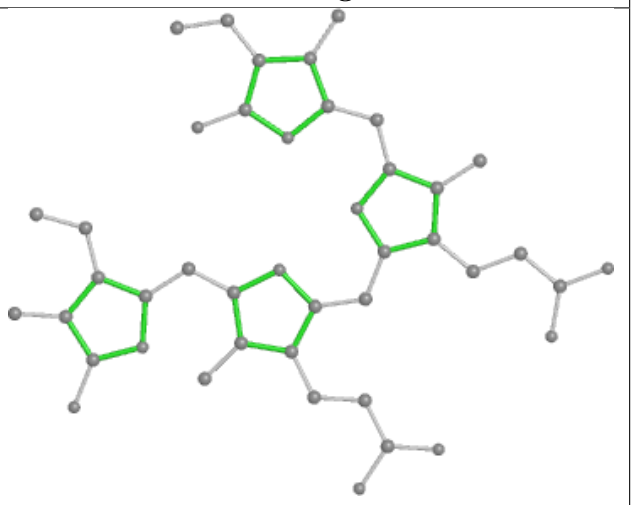

Rings

Ligand PEB U1 201

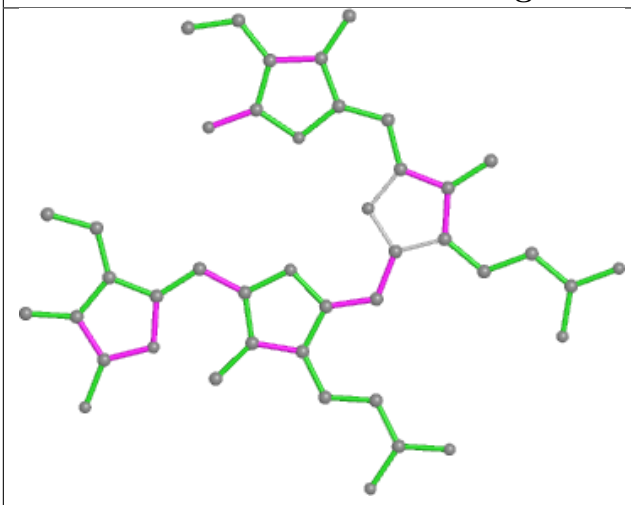

Bond lengths

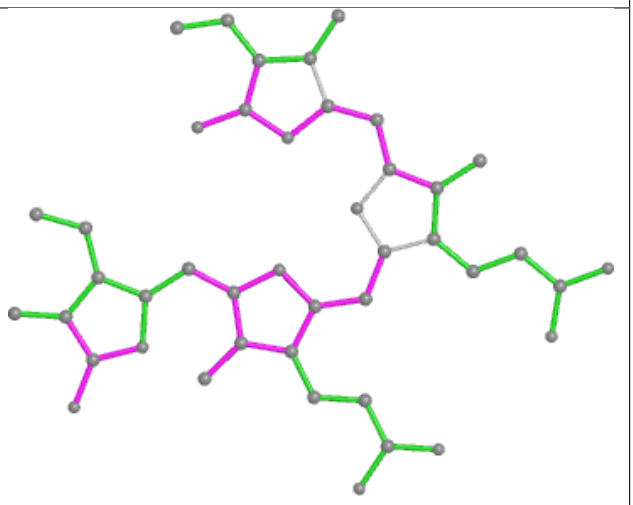

Bond angles

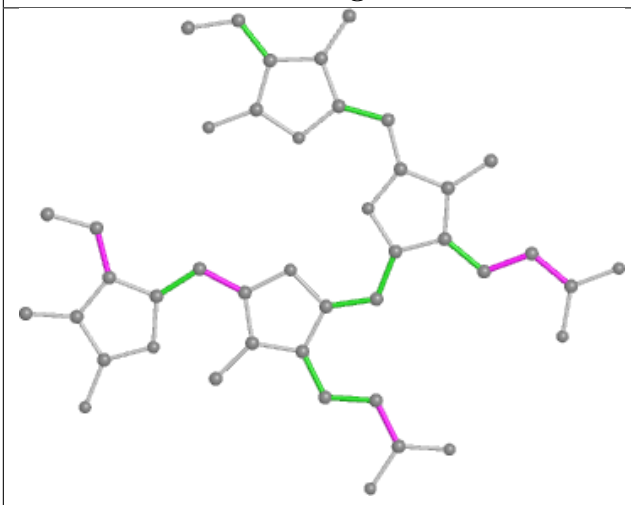

Torsions

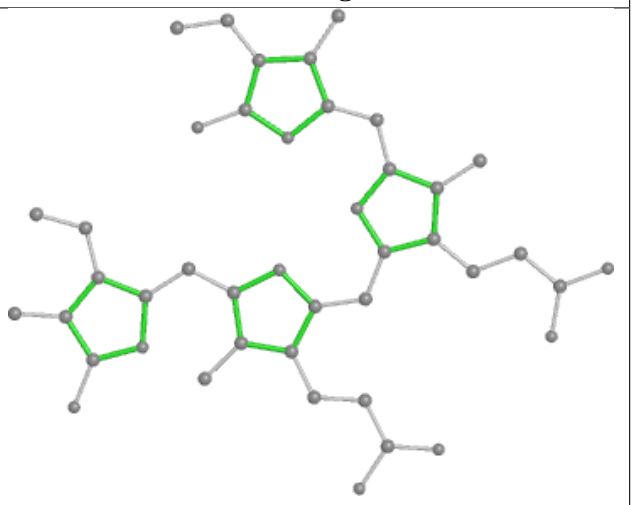

Rings

Ligand PEB WH 202

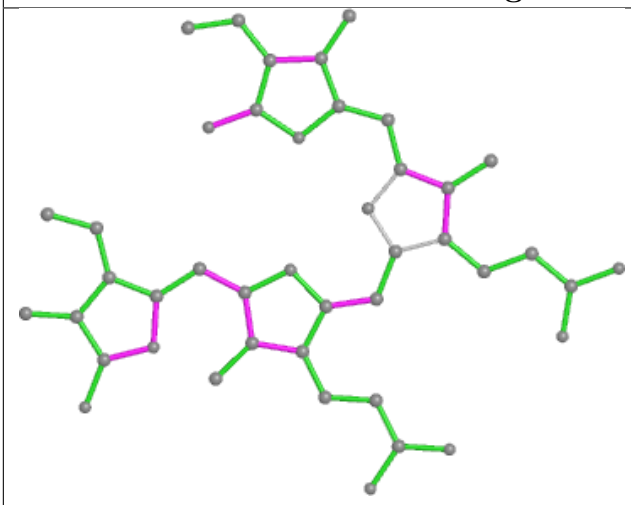

Bond lengths

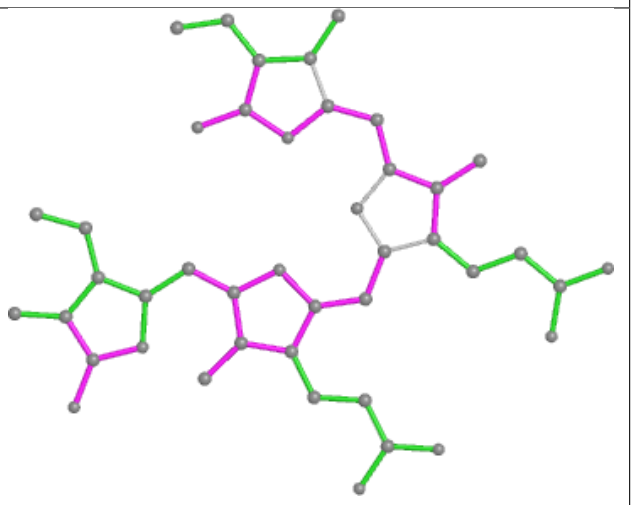

Bond angles

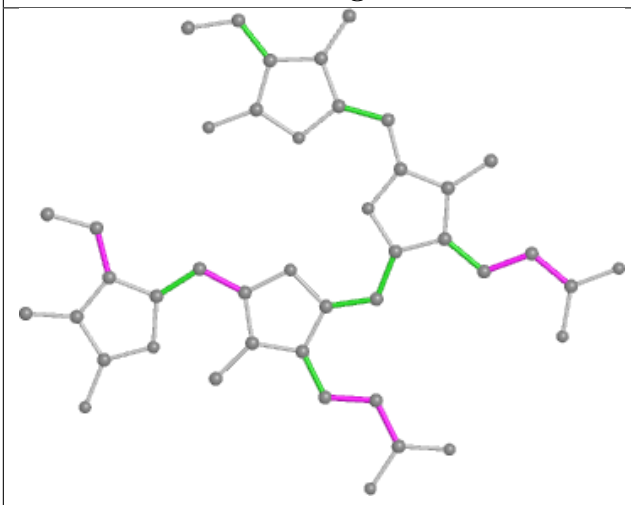

Torsions

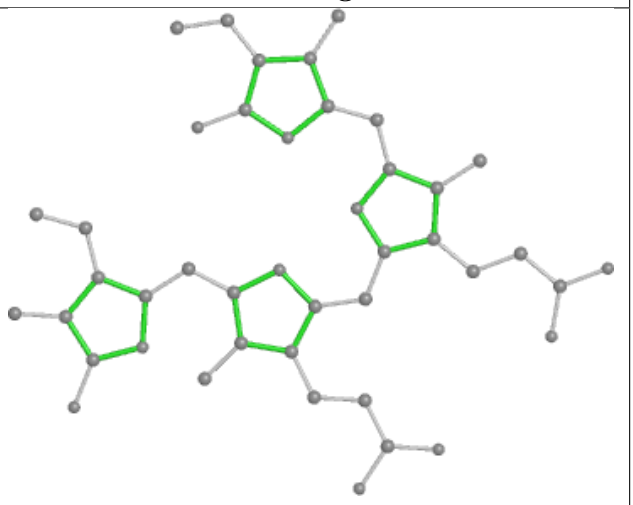

Rings

Ligand CLA A2 819

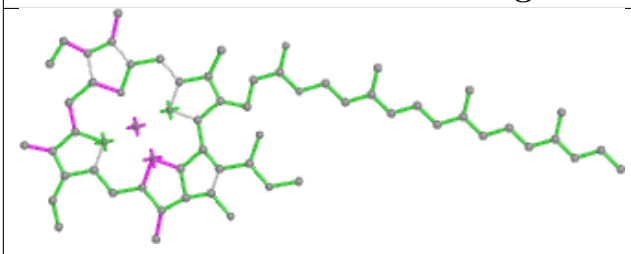

Bond lengths

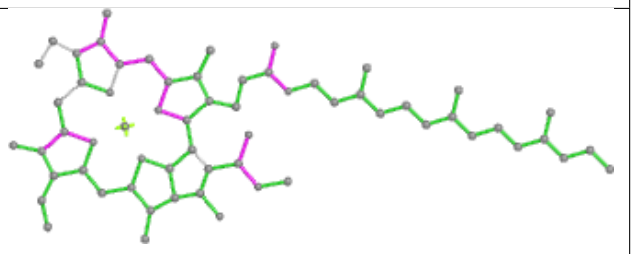

Bond angles

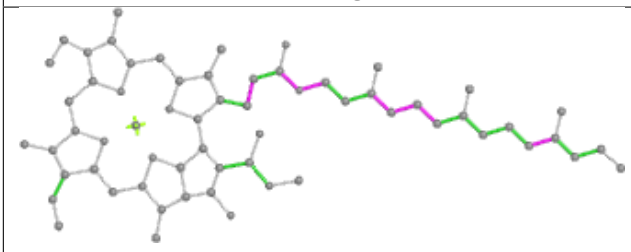

Torsions

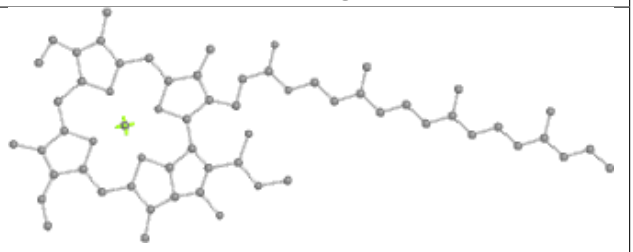

Rings

Ligand PEB NA 203

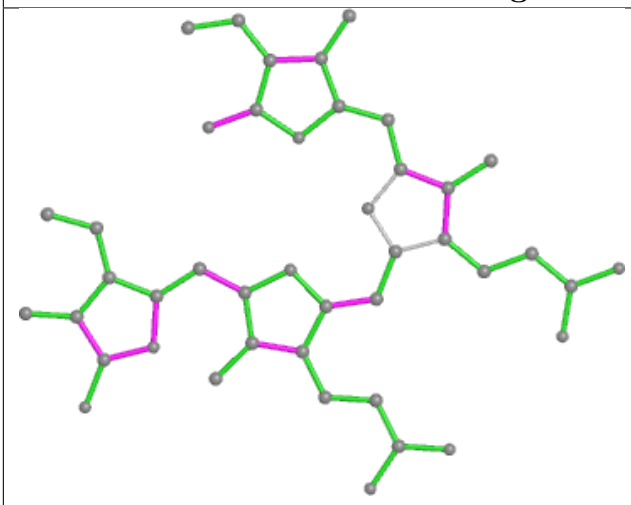

Bond lengths

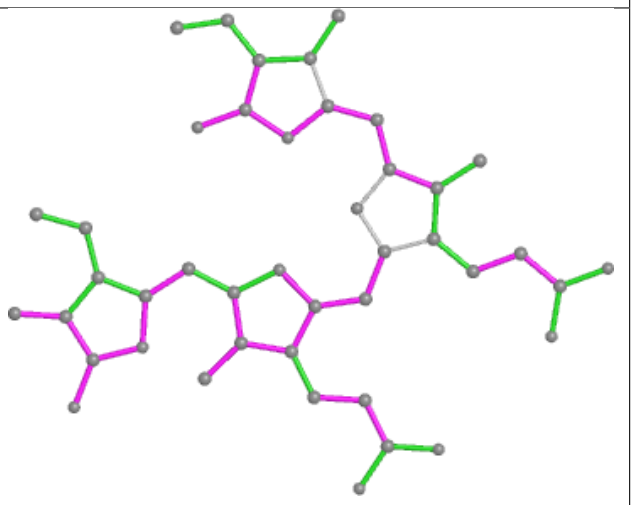

Bond angles

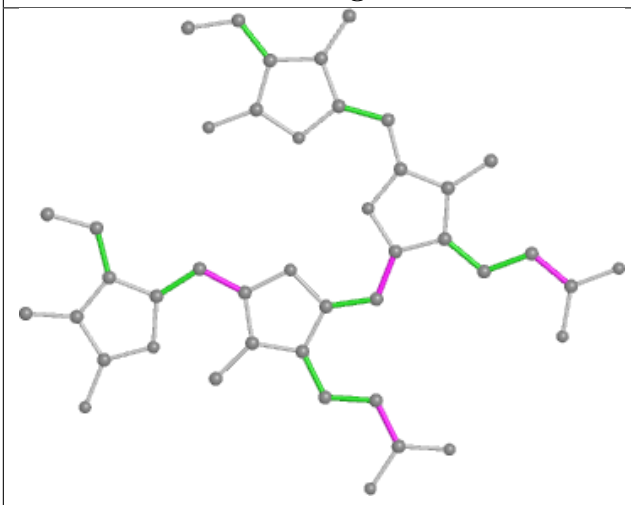

Torsions

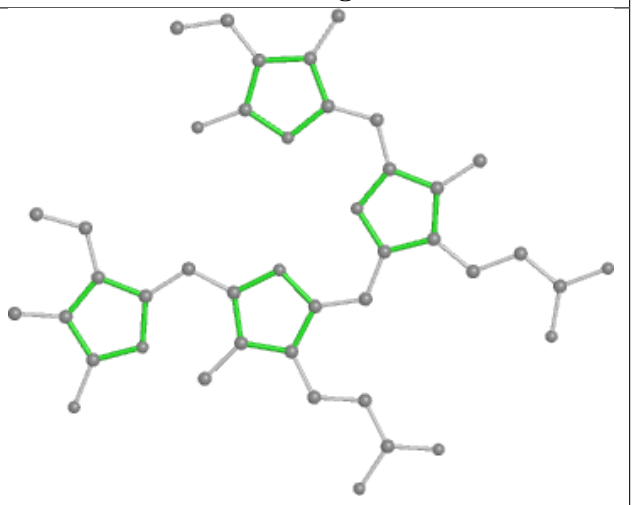

Rings

Ligand PEB SI 202

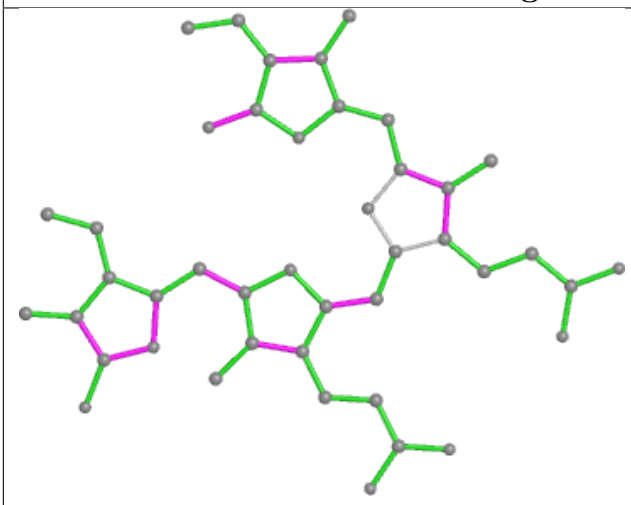

Bond lengths

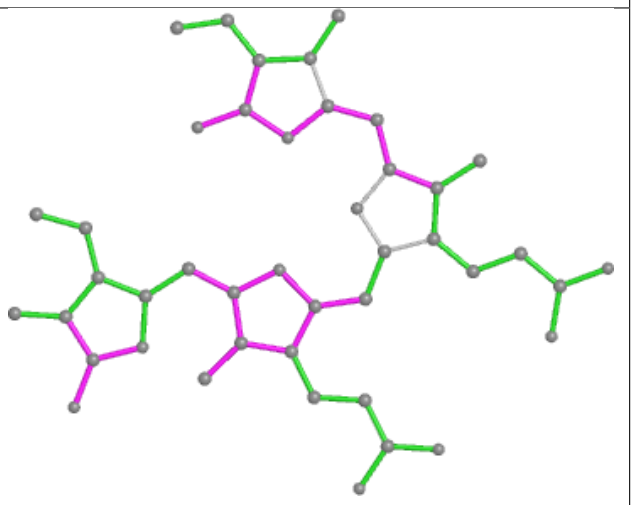

Bond angles

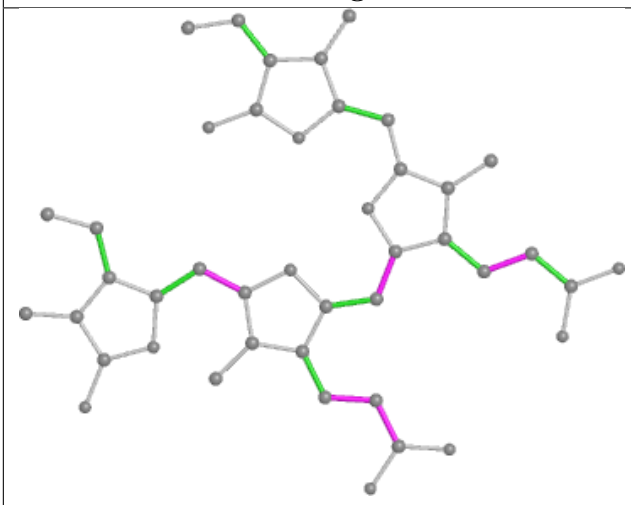

Torsions

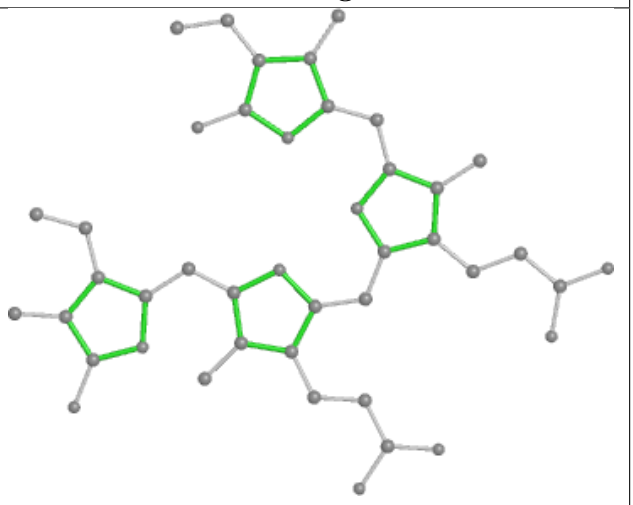

Rings

Ligand DGD CL 517

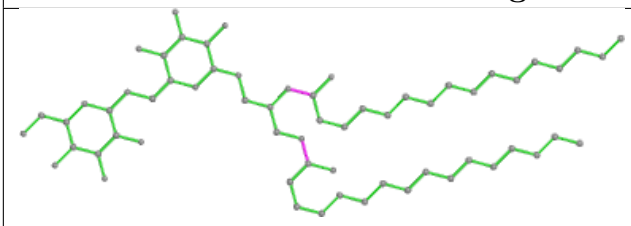

Bond lengths

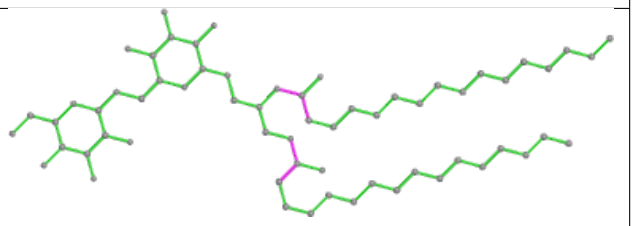

Bond angles

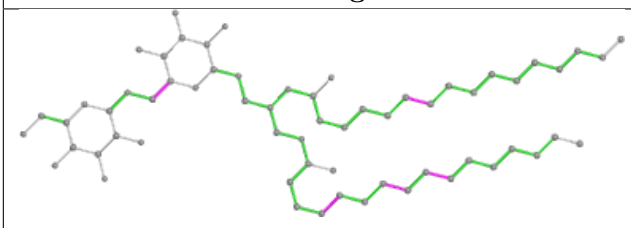

Torsions

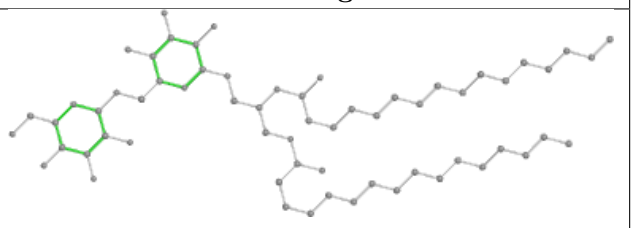

Rings

Ligand PEB A4 305

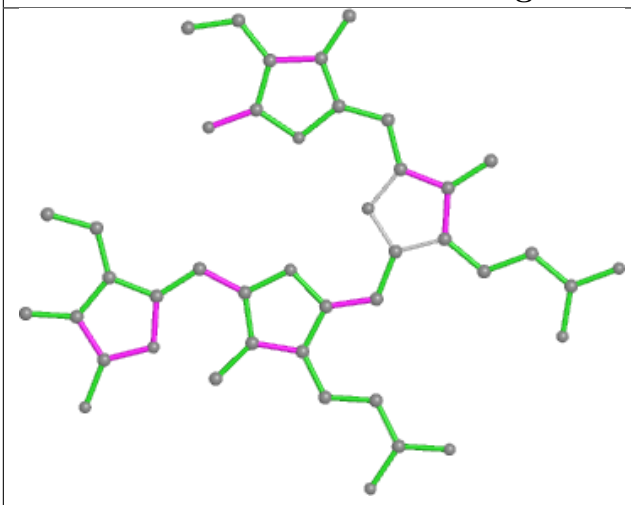

Bond lengths

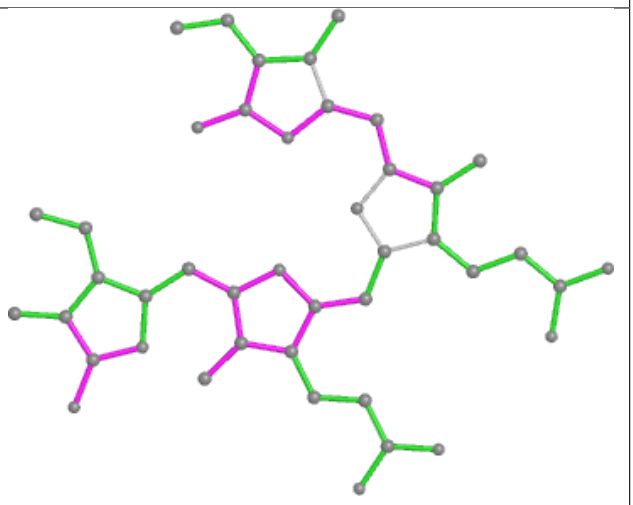

Bond angles

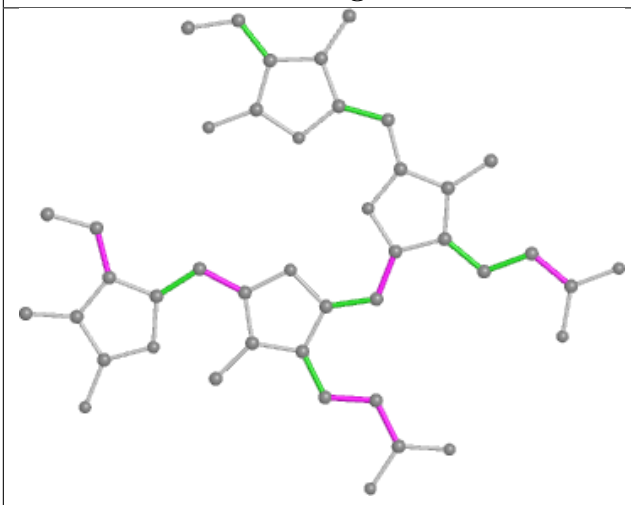

Torsions

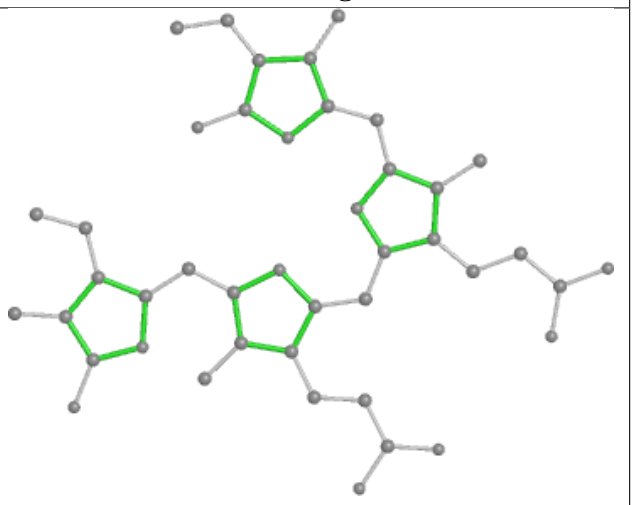

Rings

Ligand PEB F5 203

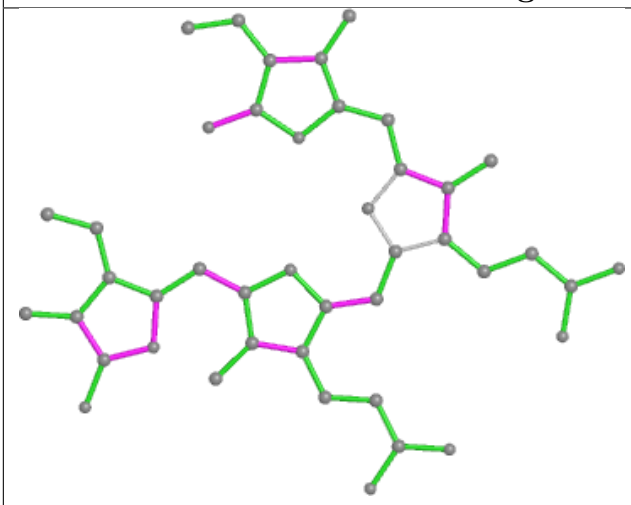

Bond lengths

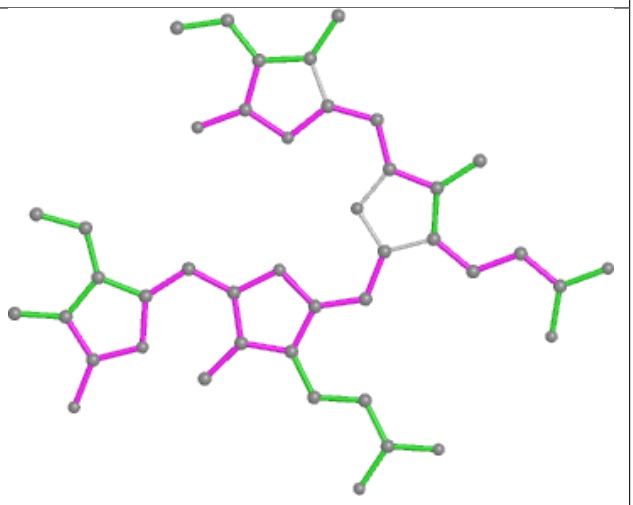

Bond angles

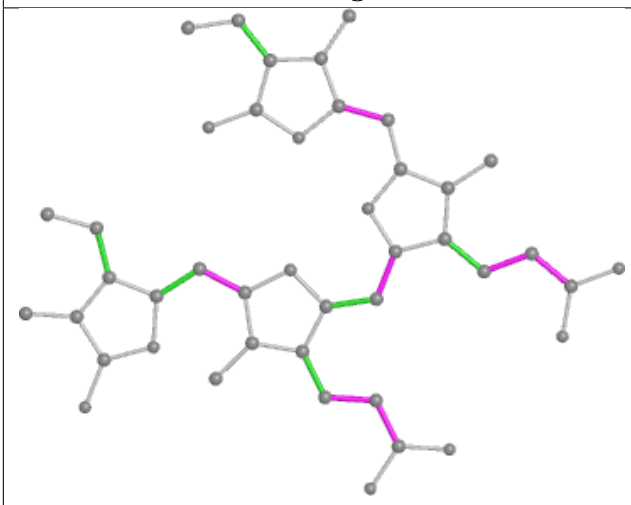

Torsions

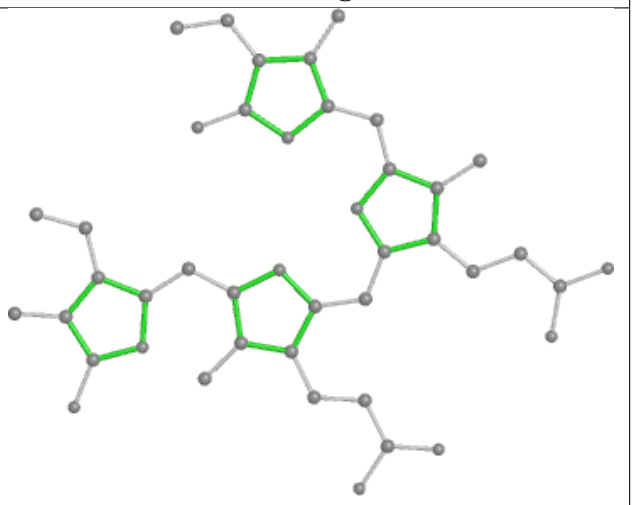

Rings

Ligand PEB AI 201

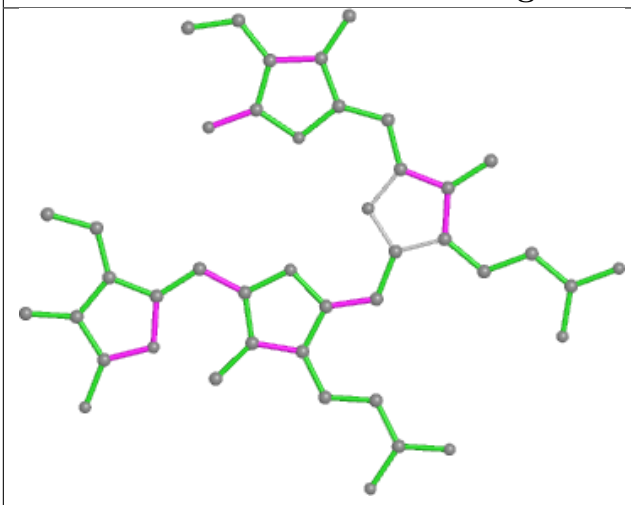

Bond lengths

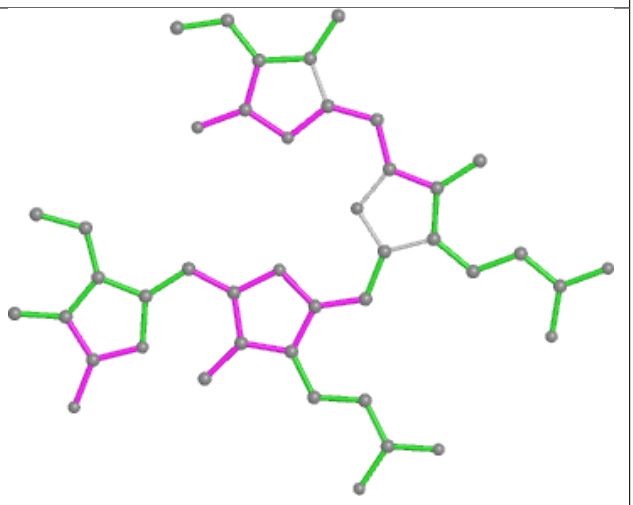

Bond angles

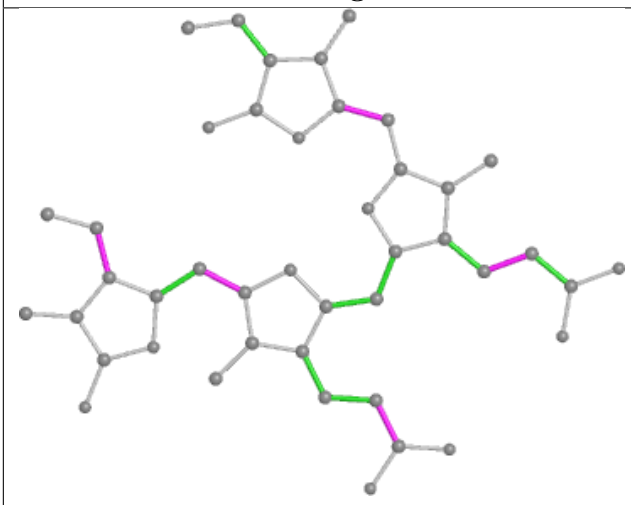

Torsions

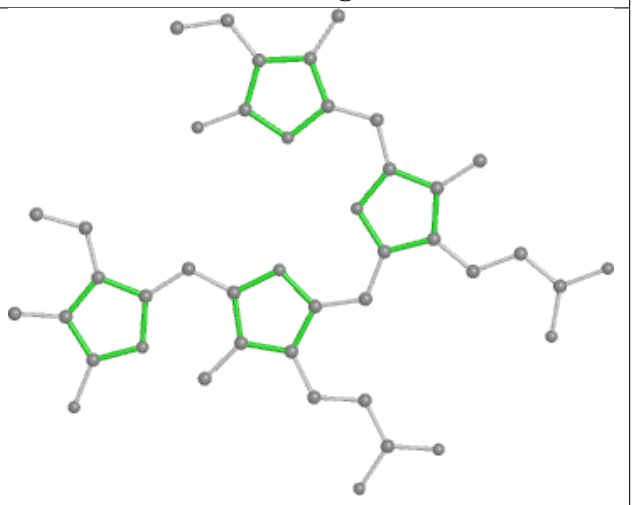

Rings

Ligand PEB OK 201

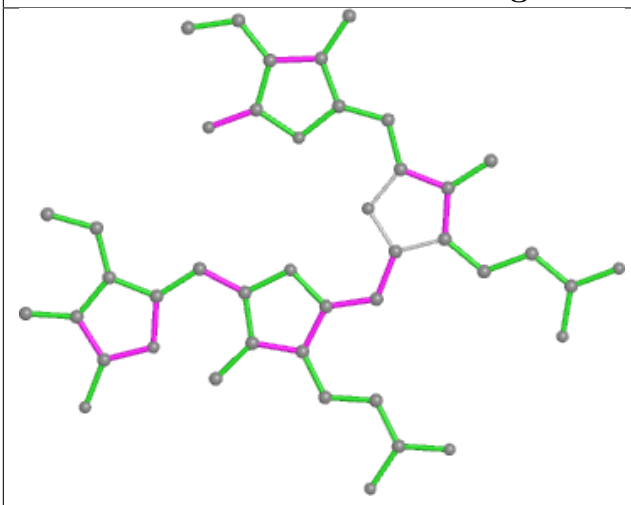

Bond lengths

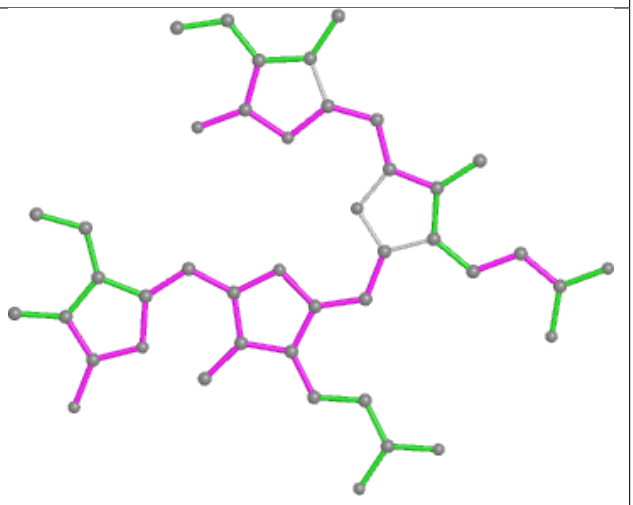

Bond angles

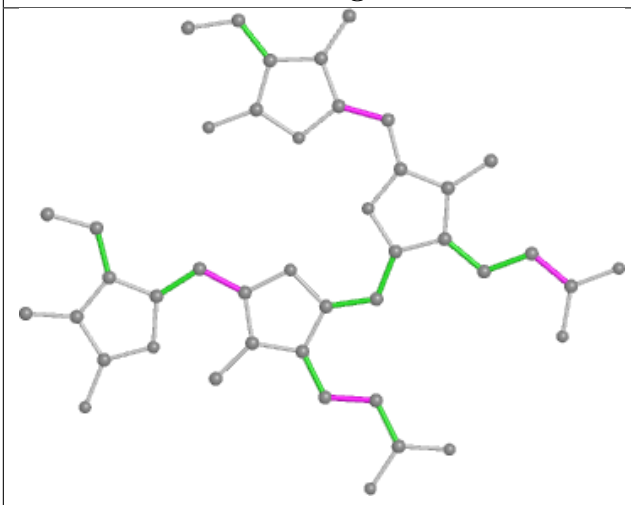

Torsions

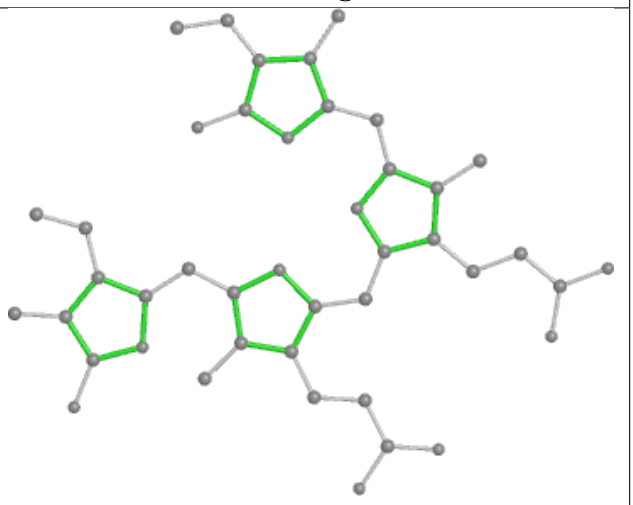

Rings

Ligand PEB P7 202

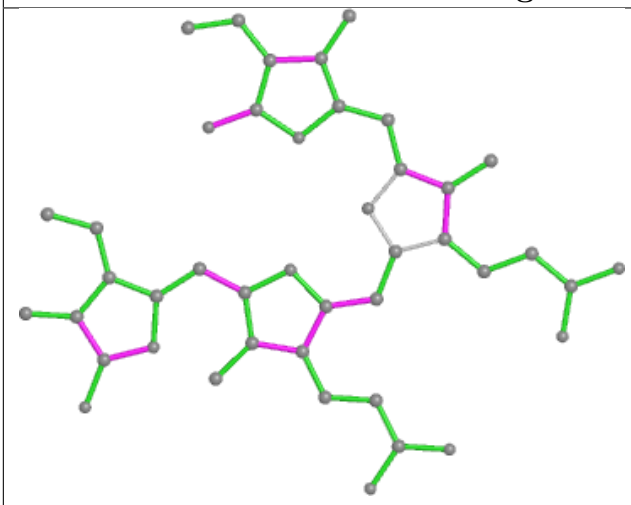

Bond lengths

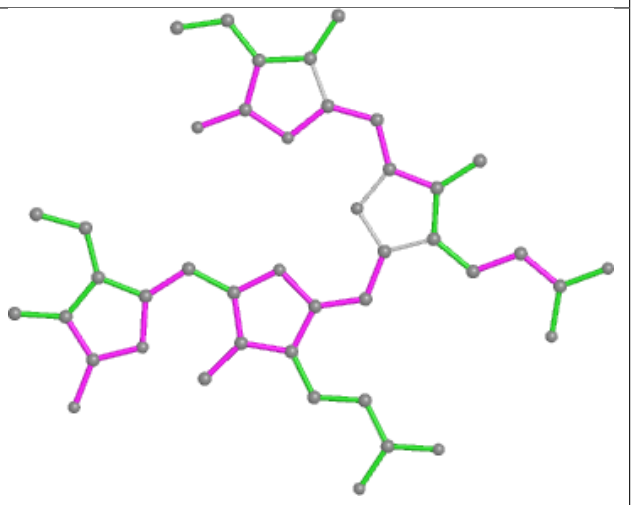

Bond angles

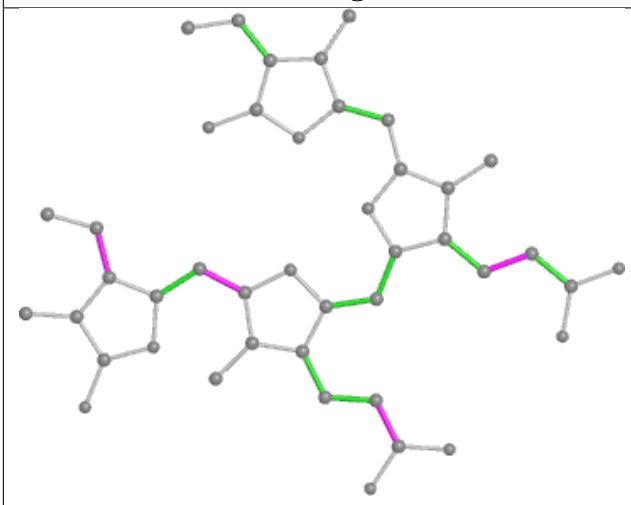

Torsions

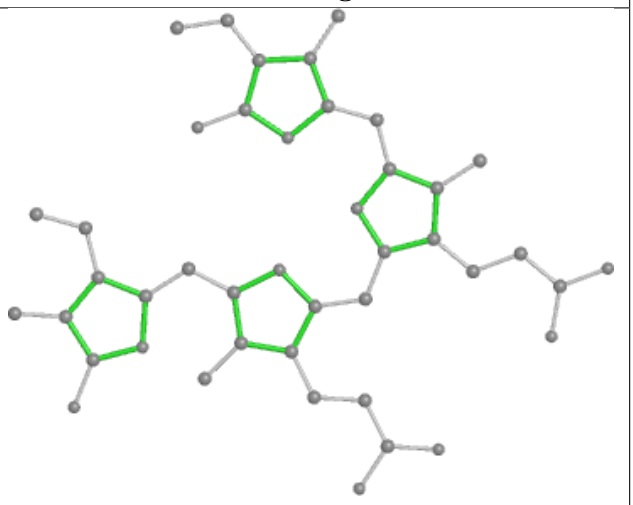

Rings

Ligand PEB 1C 201

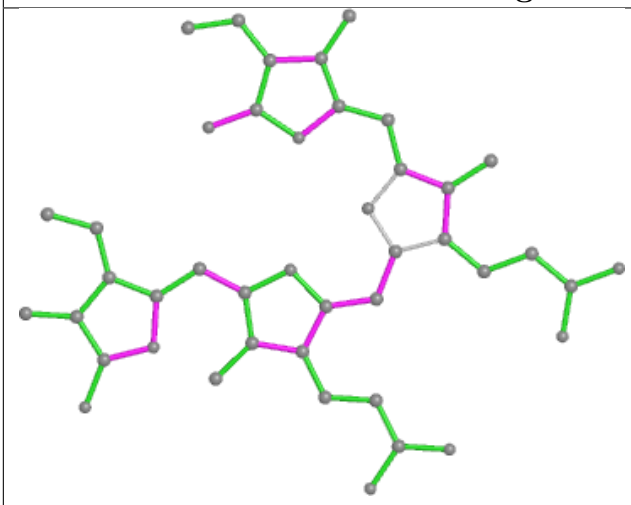

Bond lengths

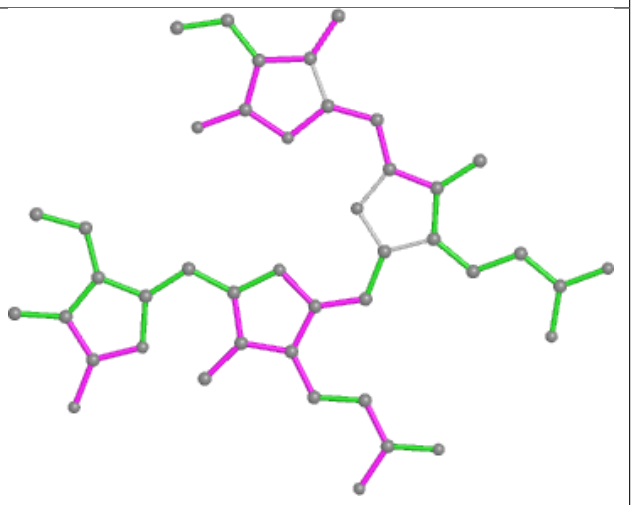

Bond angles

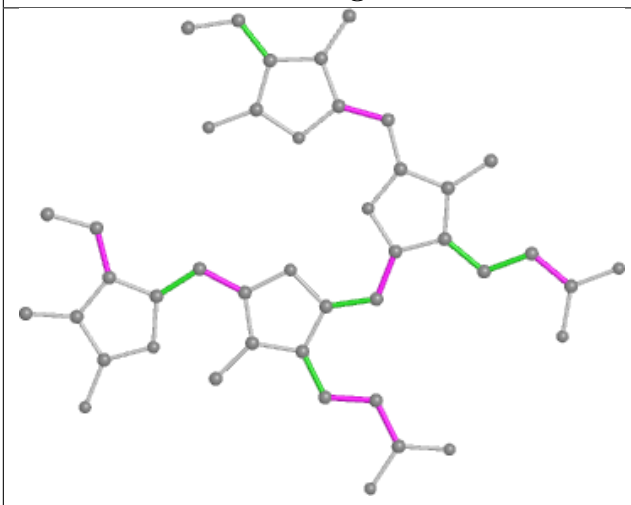

Torsions

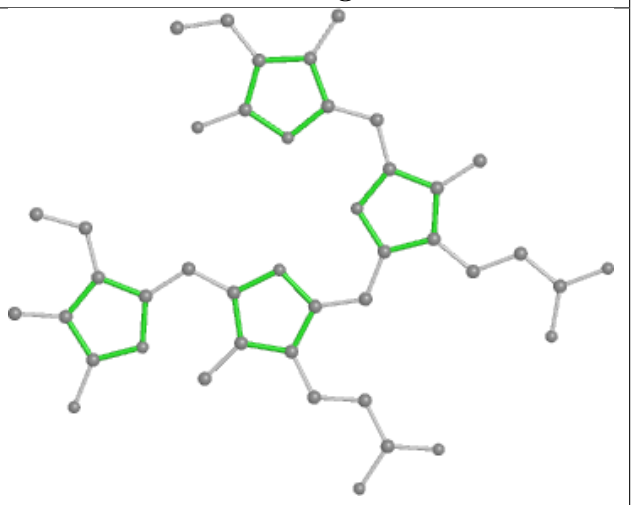

Rings

Ligand PEB E7 201

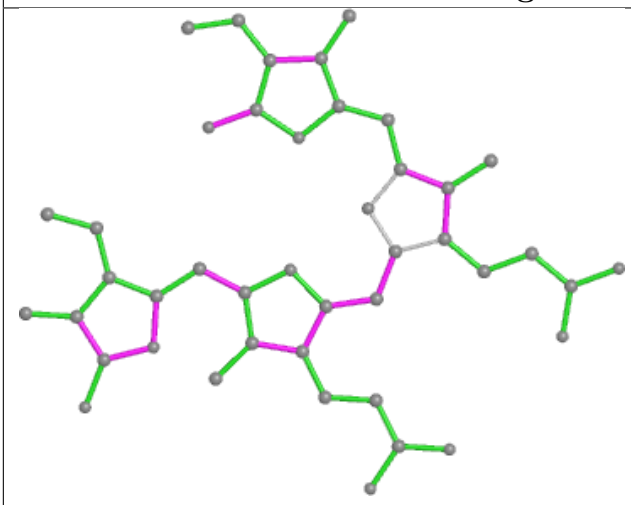

Bond lengths

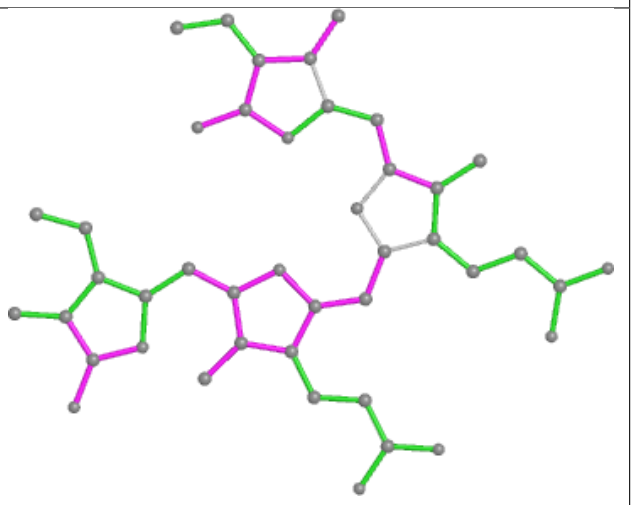

Bond angles

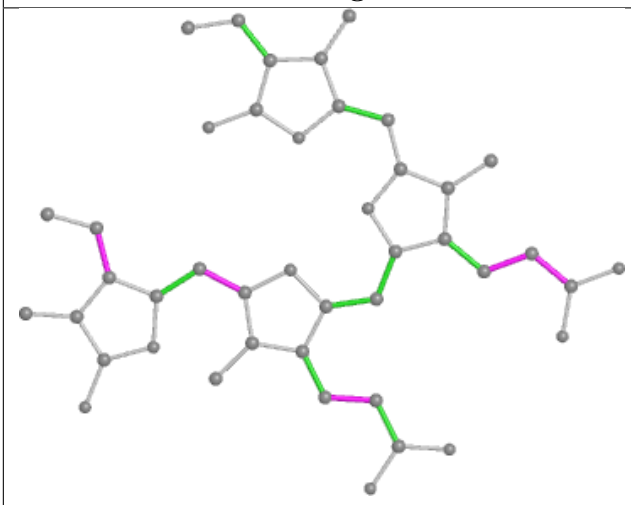

Torsions

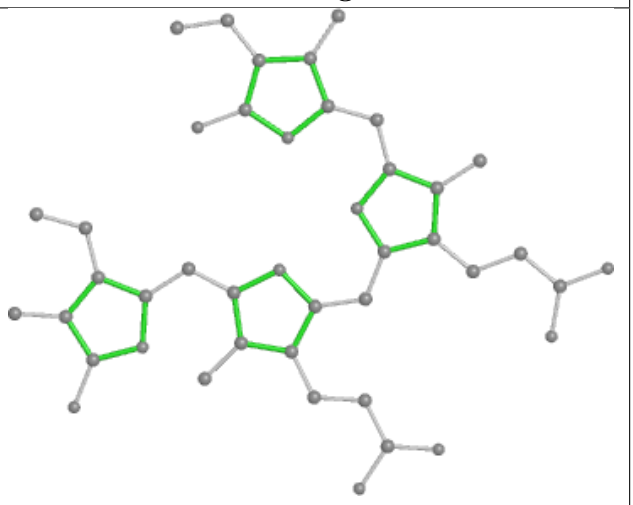

Rings

Ligand BCR cL 518

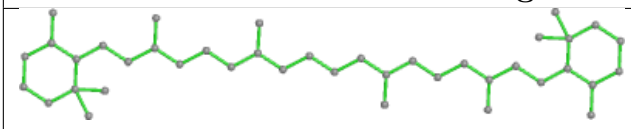

Bond lengths

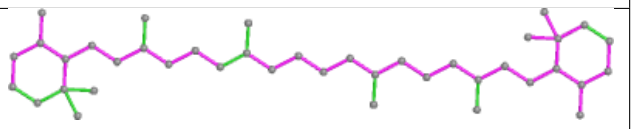

Bond angles

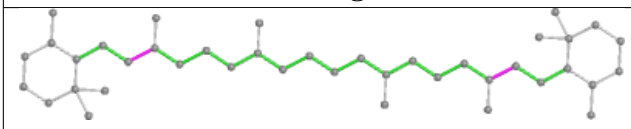

Torsions

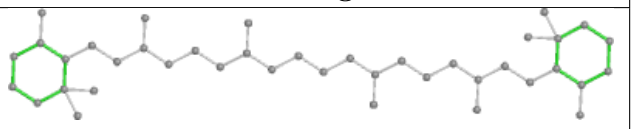

Rings

Ligand PL9 DL 401

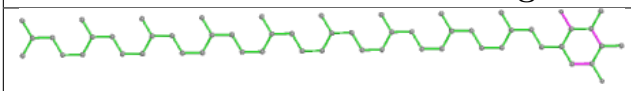

Bond lengths

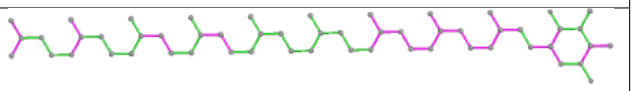

Bond angles

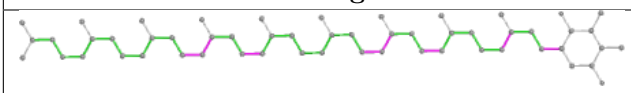

Torsions

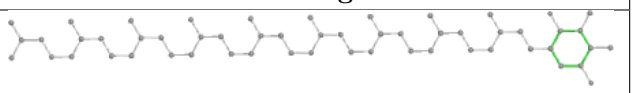

Rings

Ligand PEB BQ 203

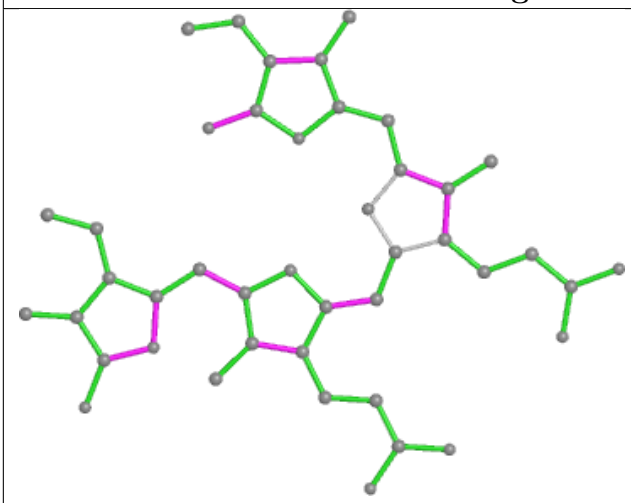

Bond lengths

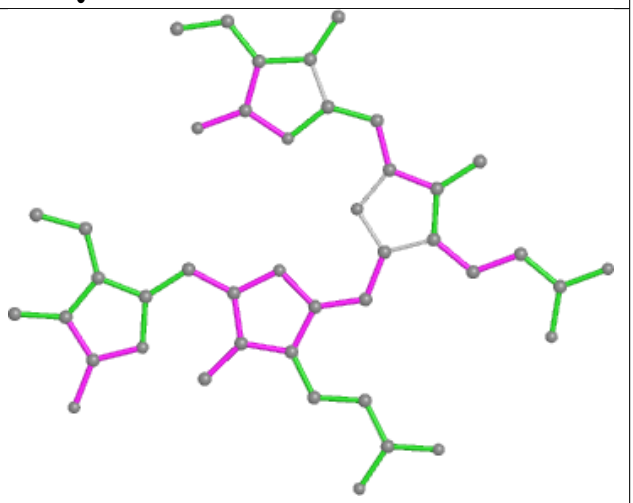

Bond angles

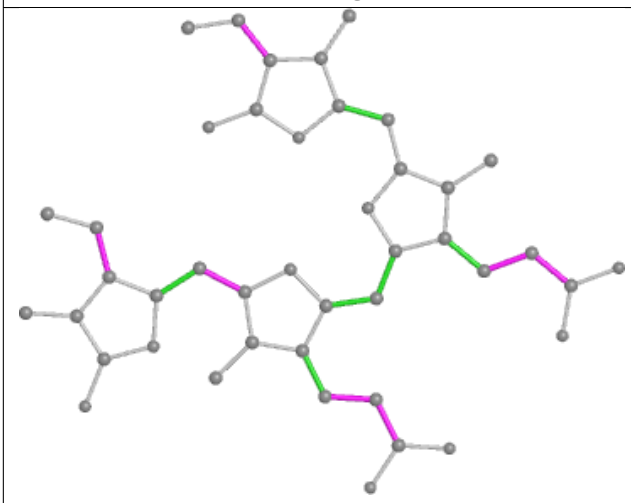

Torsions

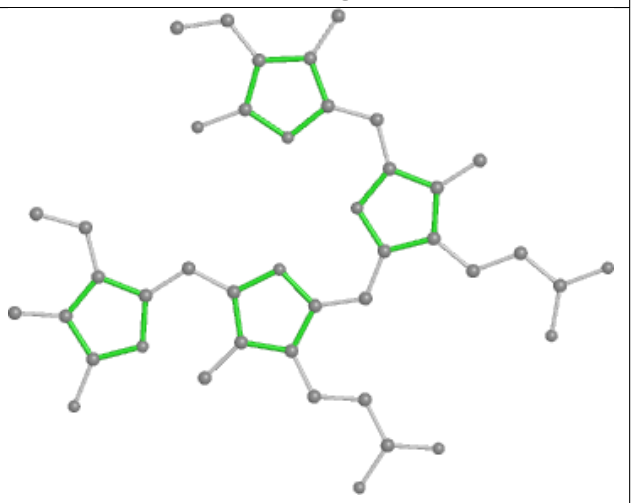

Rings

Ligand PEB QG 202

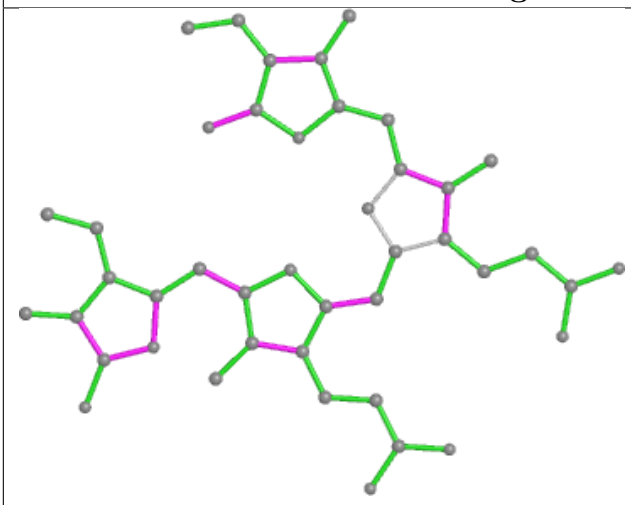

Bond lengths

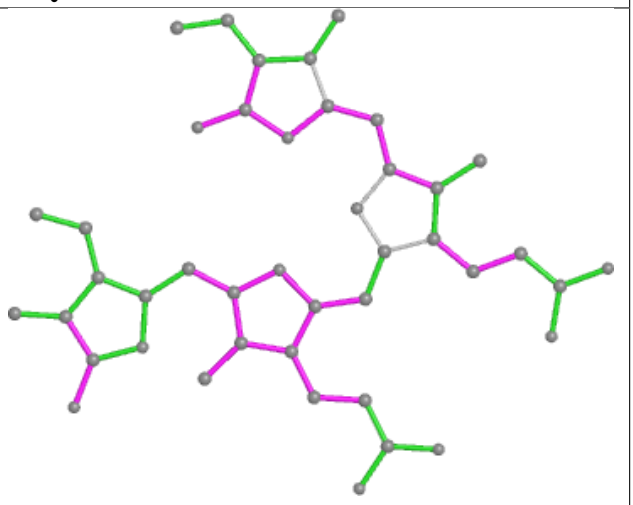

Bond angles

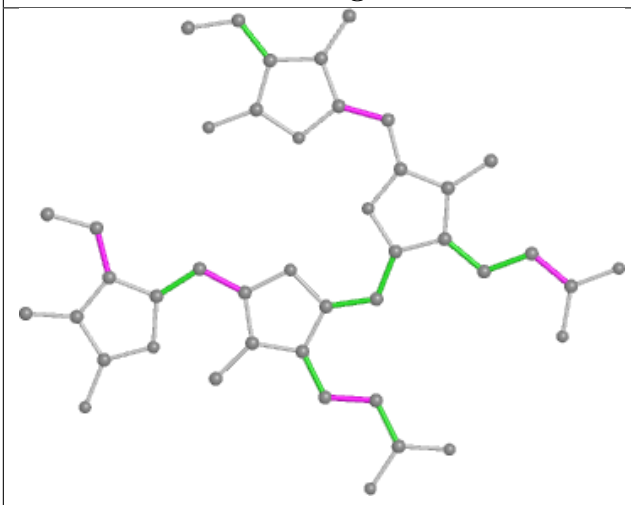

Torsions

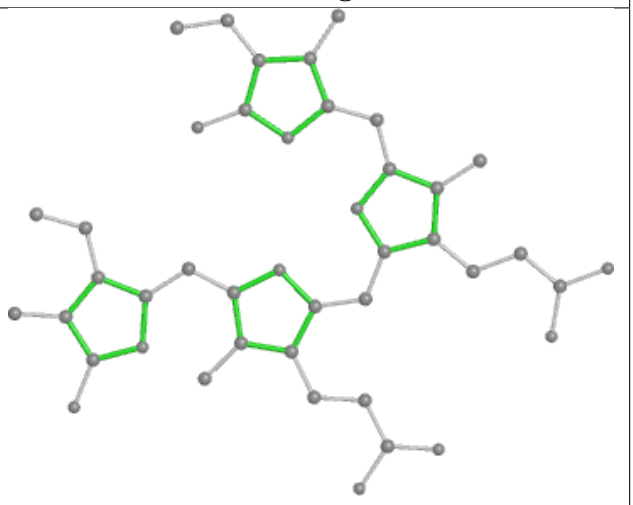

Rings

Ligand PEB OI 202

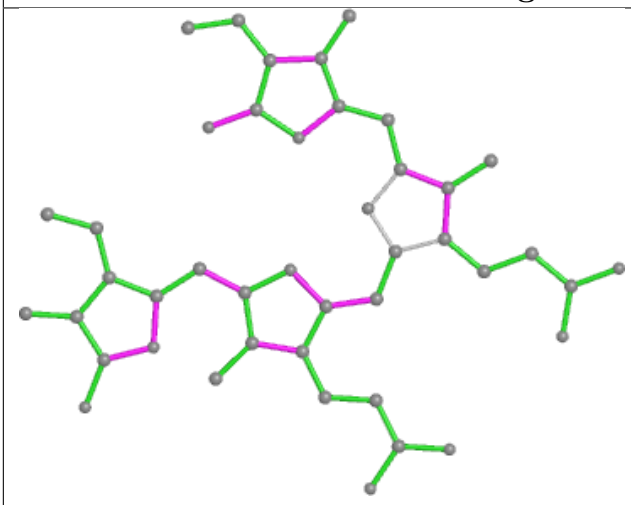

Bond lengths

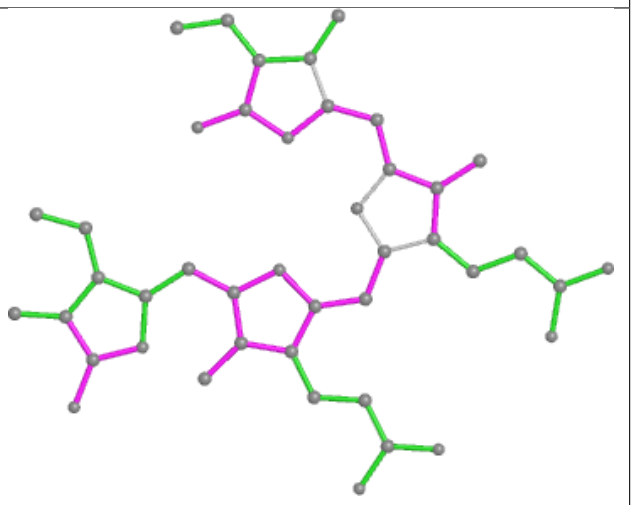

Bond angles

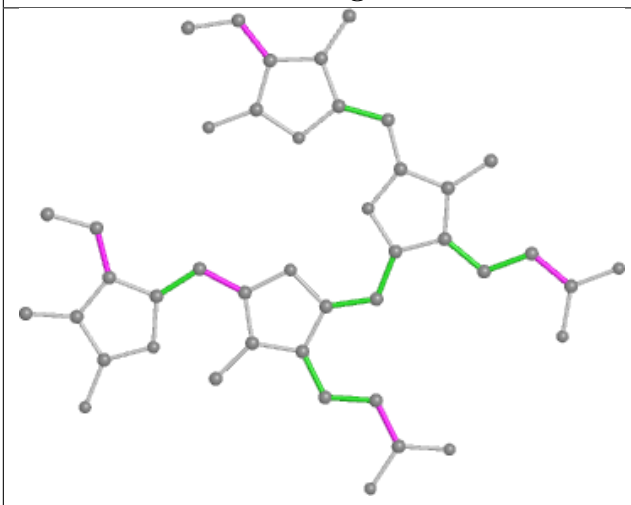

Torsions

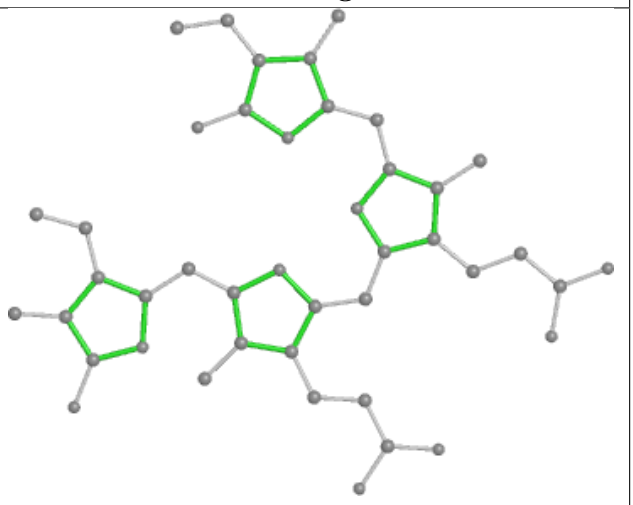

Rings

Ligand PEB PM 202

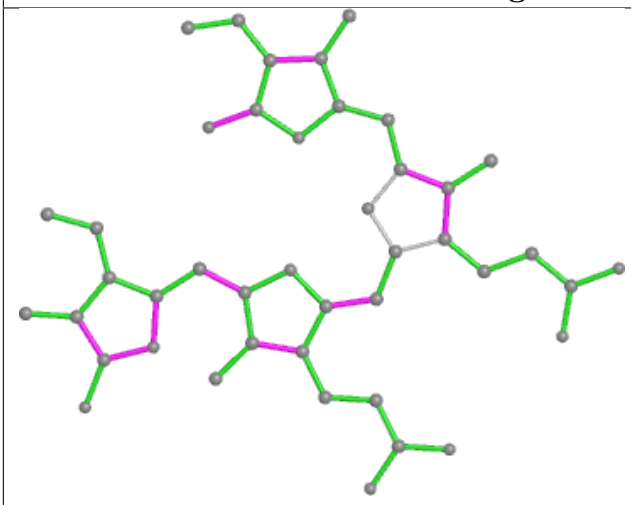

Bond lengths

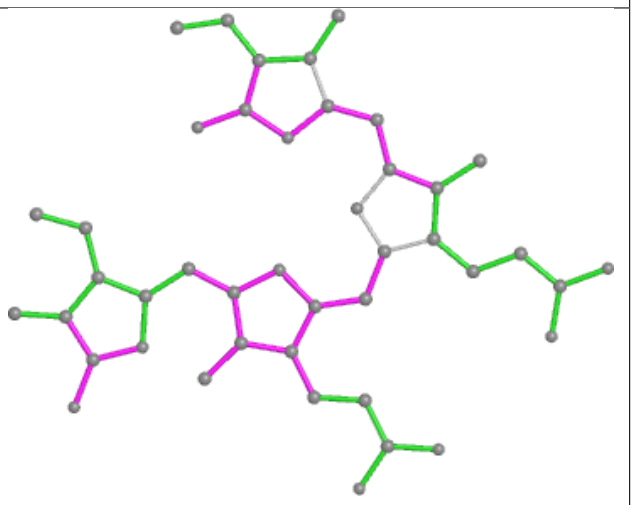

Bond angles

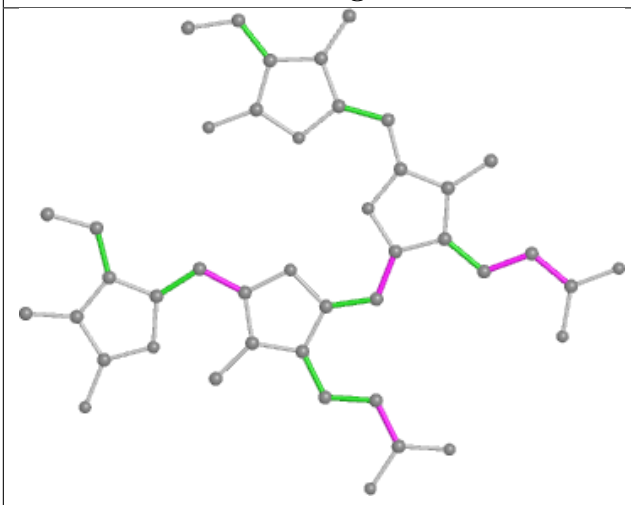

Torsions

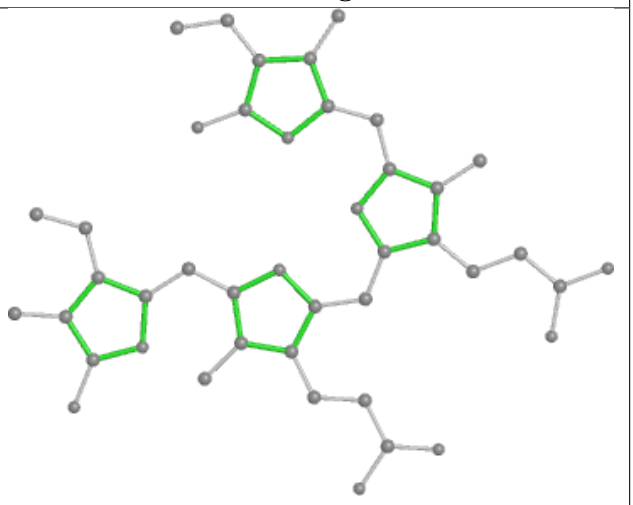

Rings

Ligand PQN B2 837

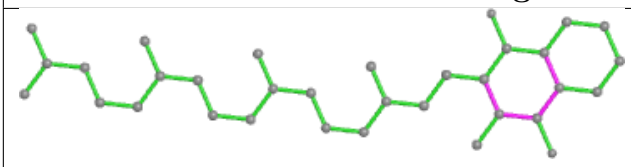

Bond lengths

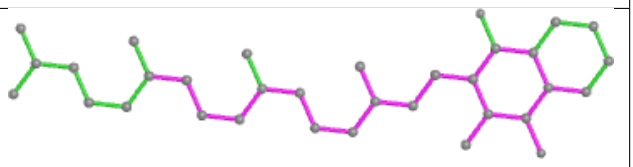

Bond angles

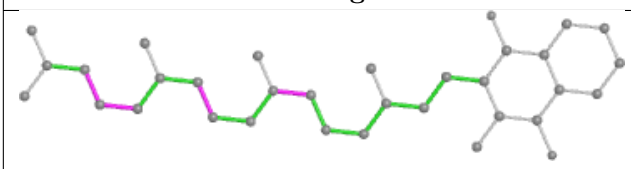

Torsions

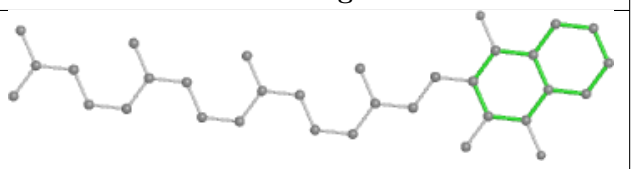

Rings

Ligand PEB y8 202

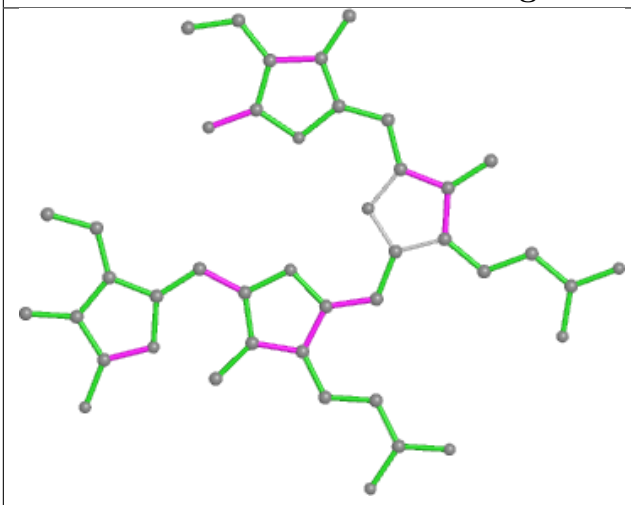

Bond lengths

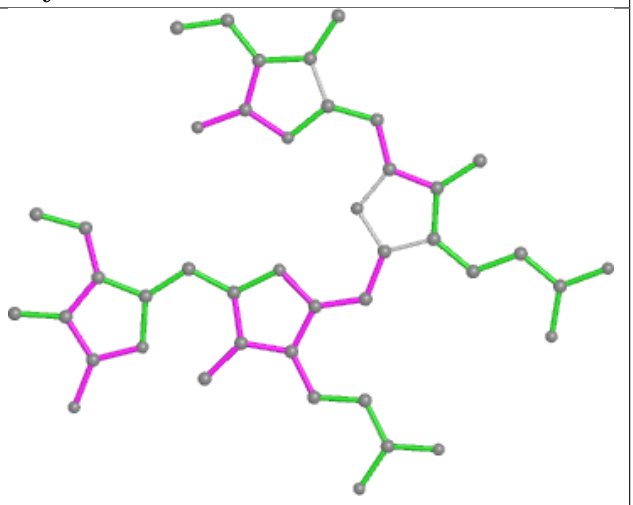

Bond angles

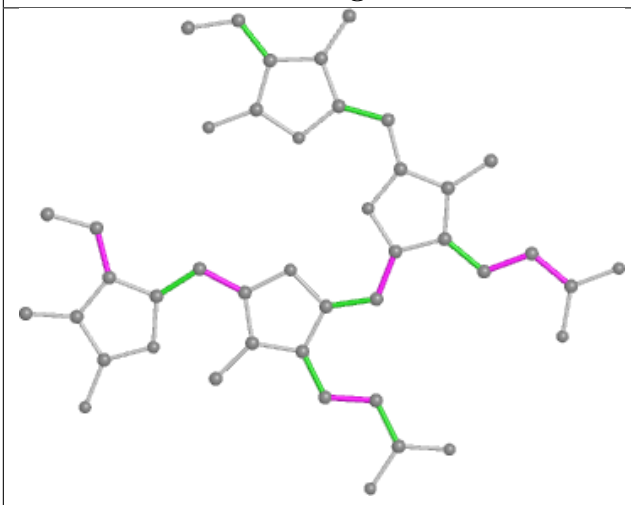

Torsions

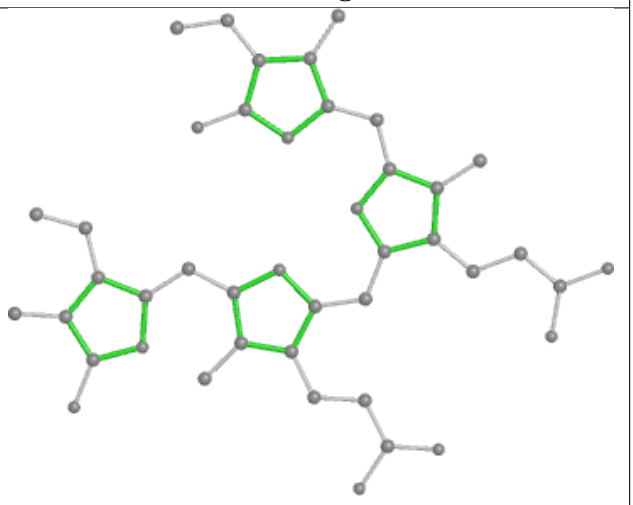

Rings

Ligand PEB ZH 203

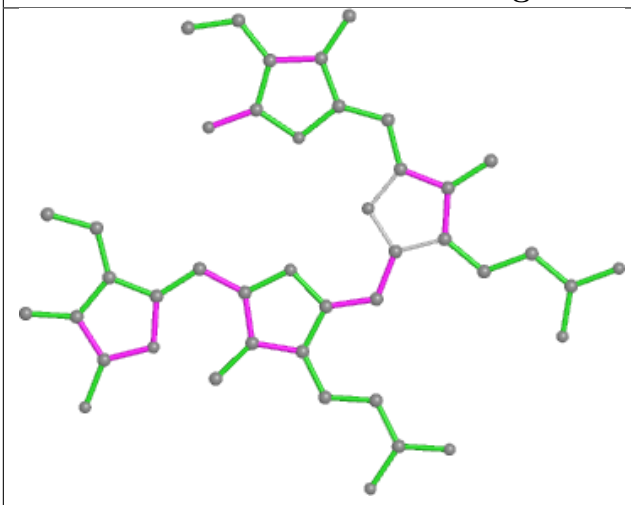

Bond lengths

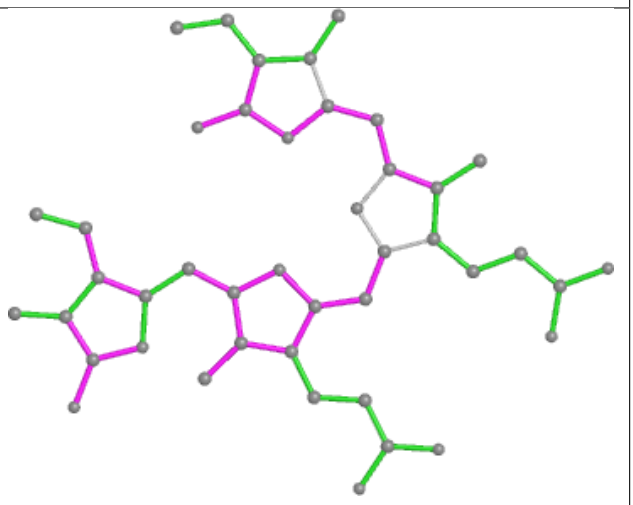

Bond angles

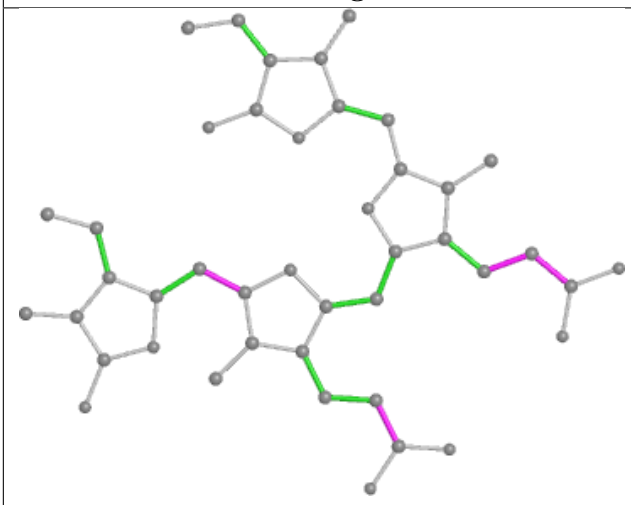

Torsions

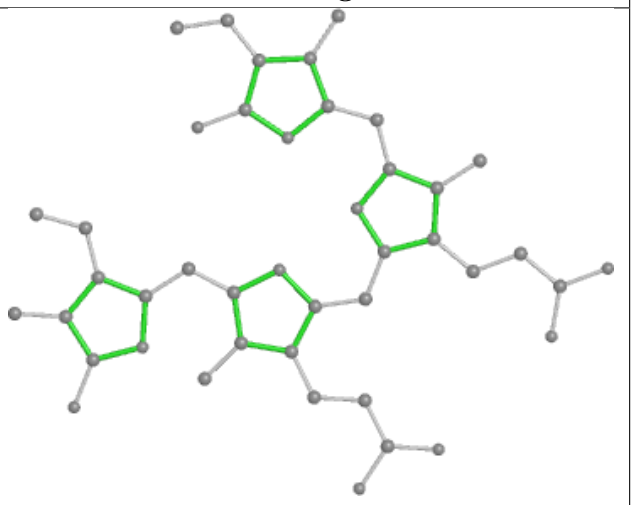

Rings

Ligand PEB Q5 202

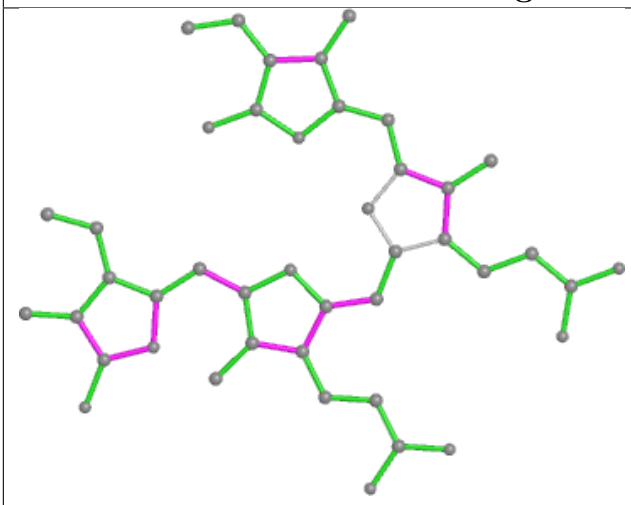

Bond lengths

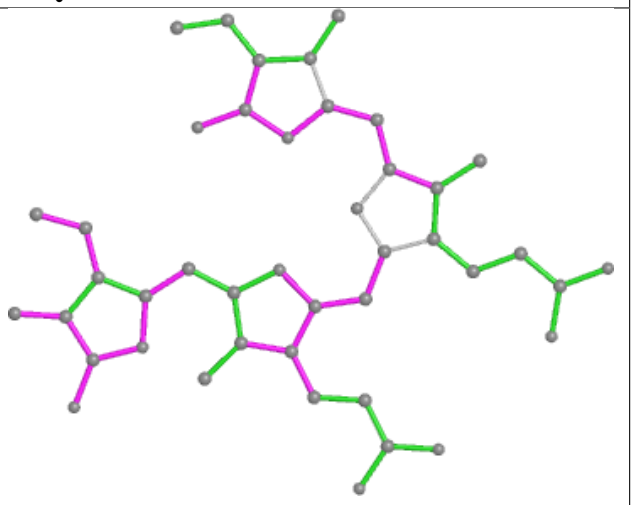

Bond angles

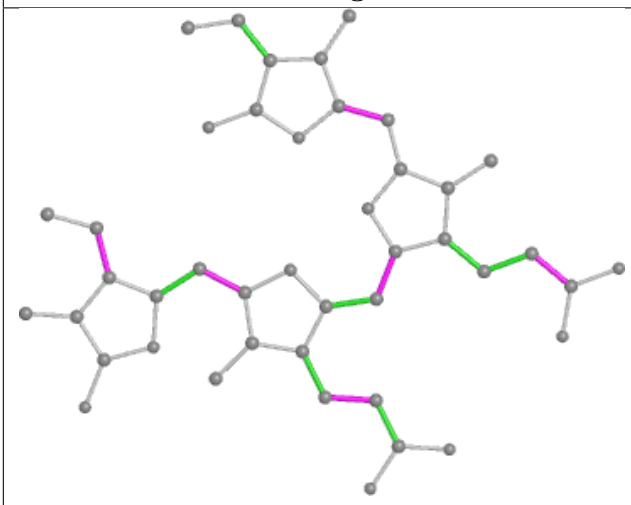

Torsions

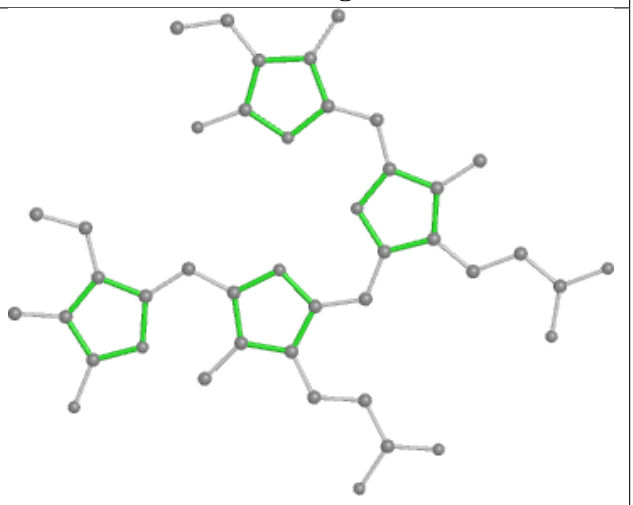

Rings

Ligand PEB gO 201

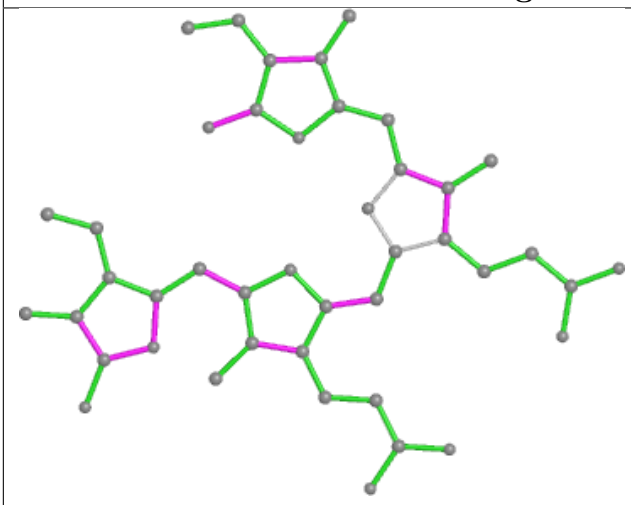

Bond lengths

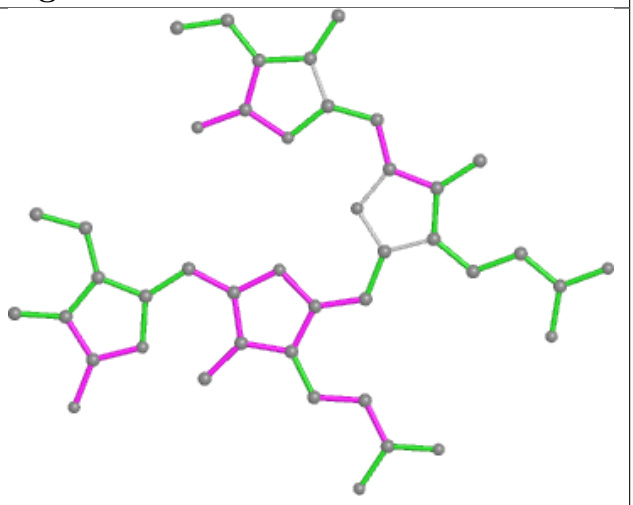

Bond angles

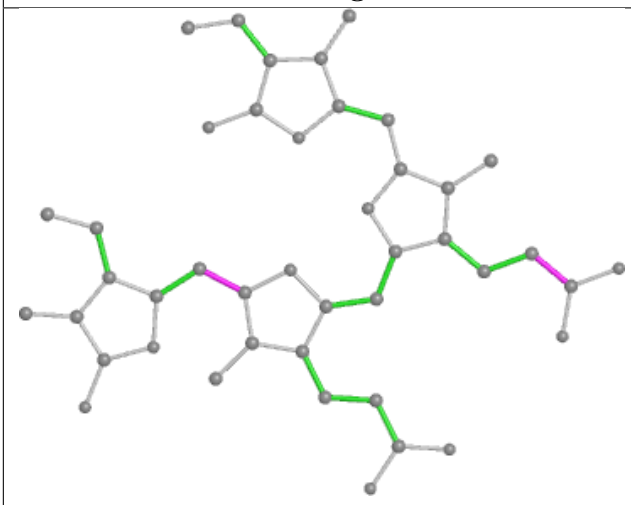

Torsions

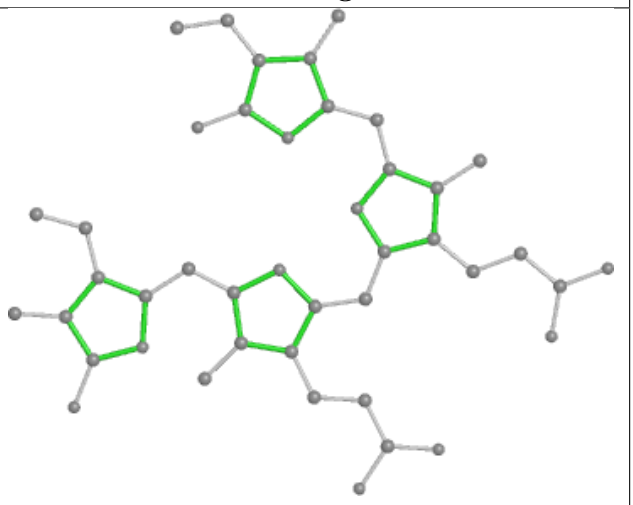

Rings

Ligand LMG bL 611

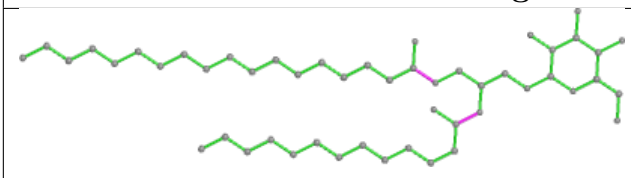

Bond lengths

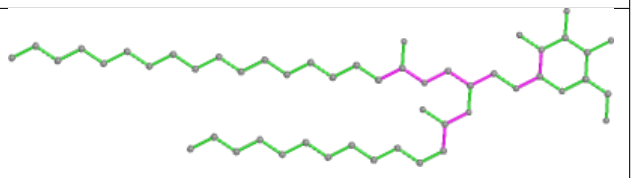

Bond angles

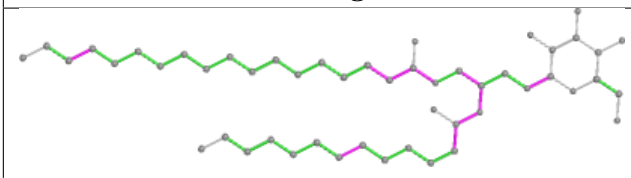

Torsions

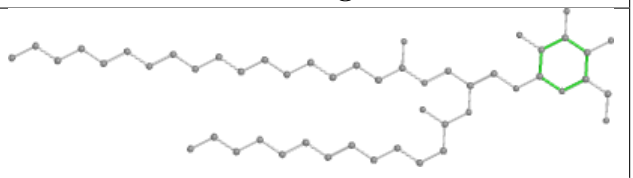

Rings

Ligand LMG JL 103

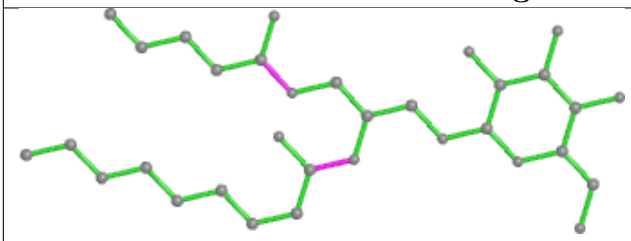

Bond lengths

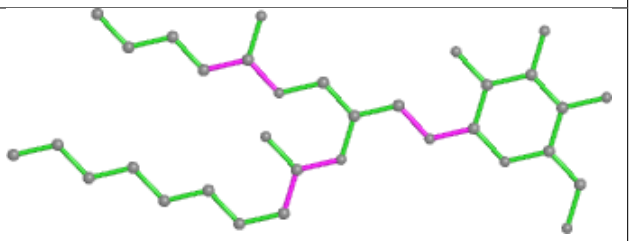

Bond angles

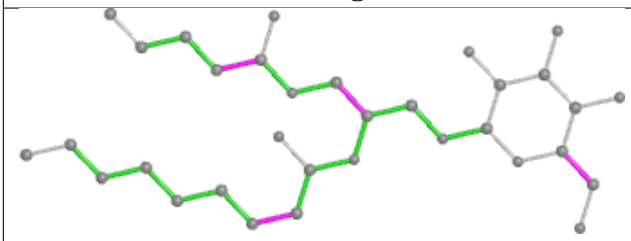

Torsions

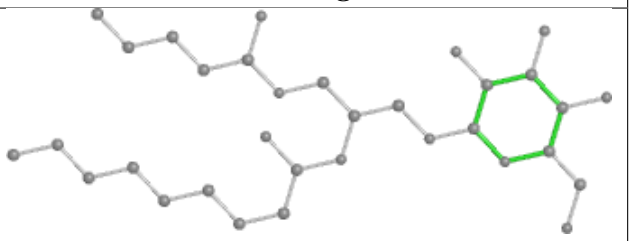

Rings

Ligand PEB EA 201

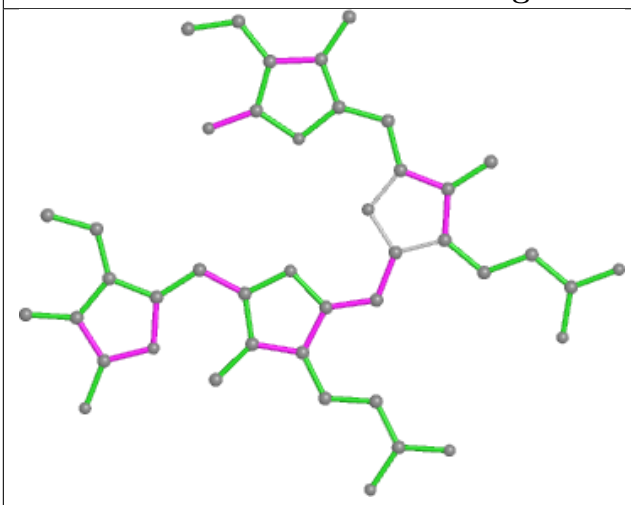

Bond lengths

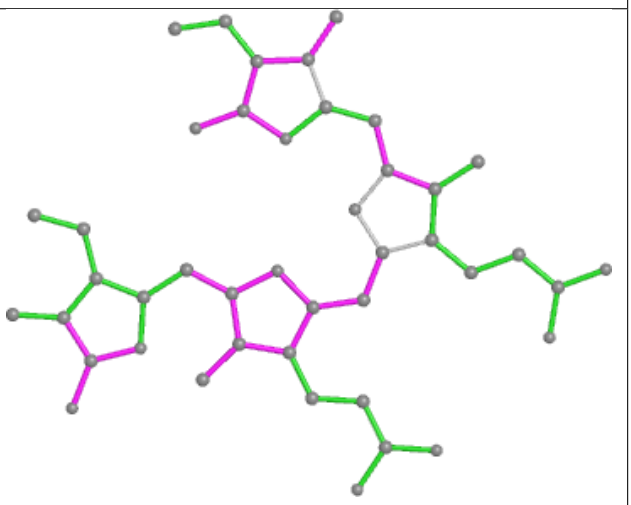

Bond angles

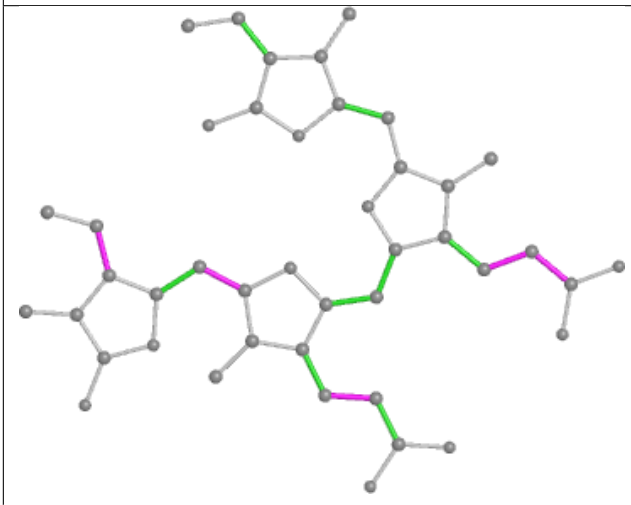

Torsions

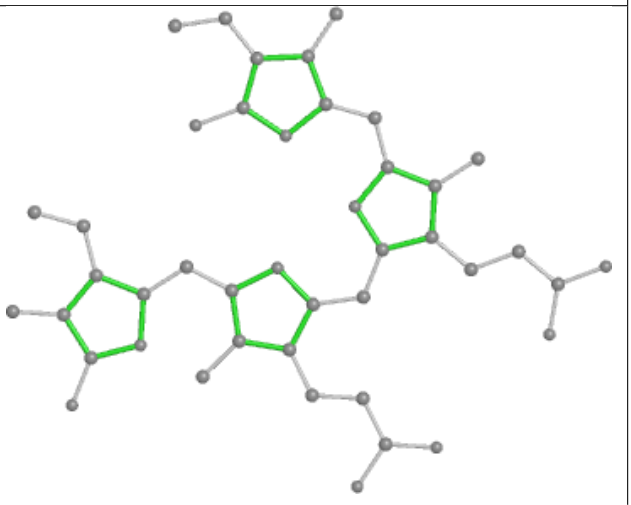

Rings

Ligand PEB mE 202

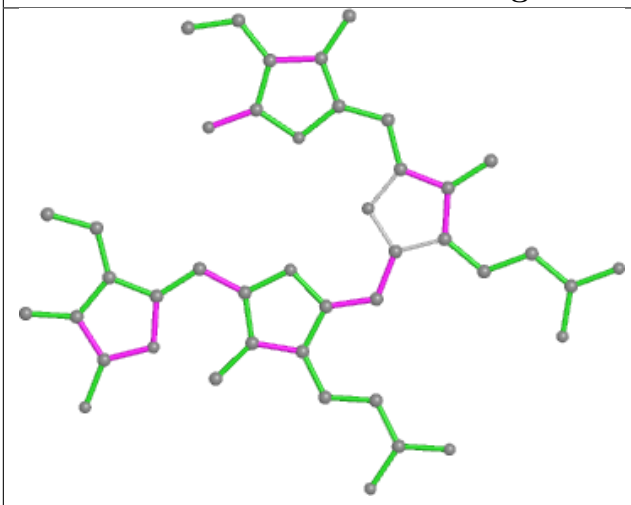

Bond lengths

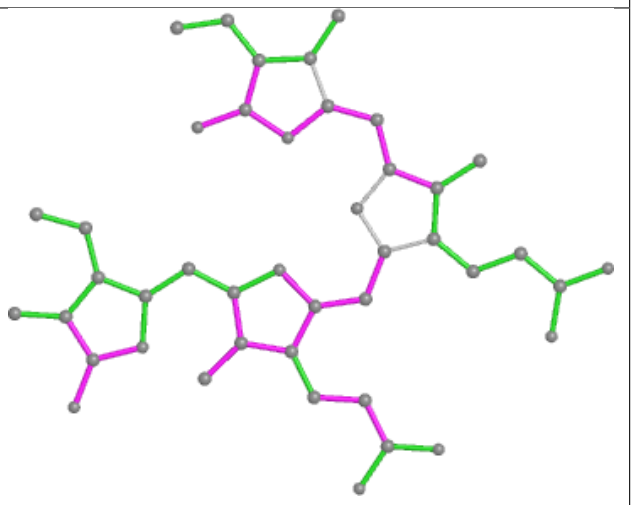

Bond angles

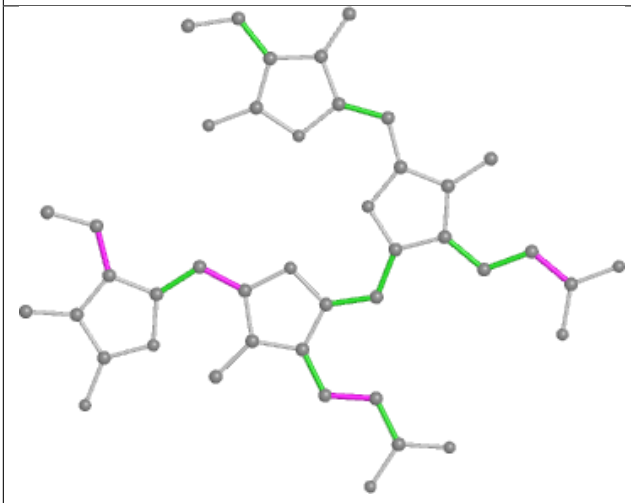

Torsions

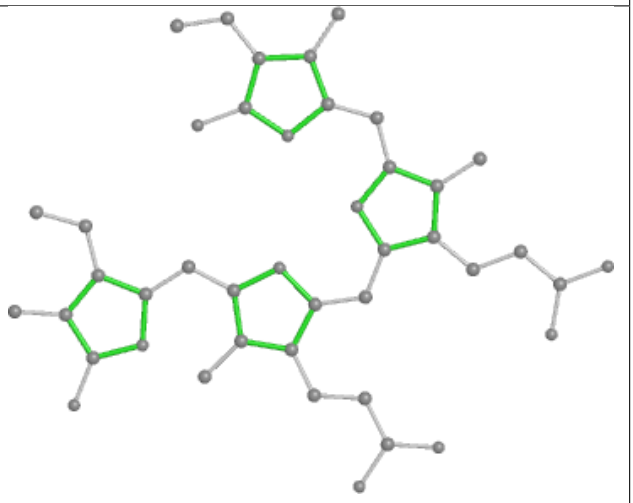

Rings

Ligand PEB AH 301

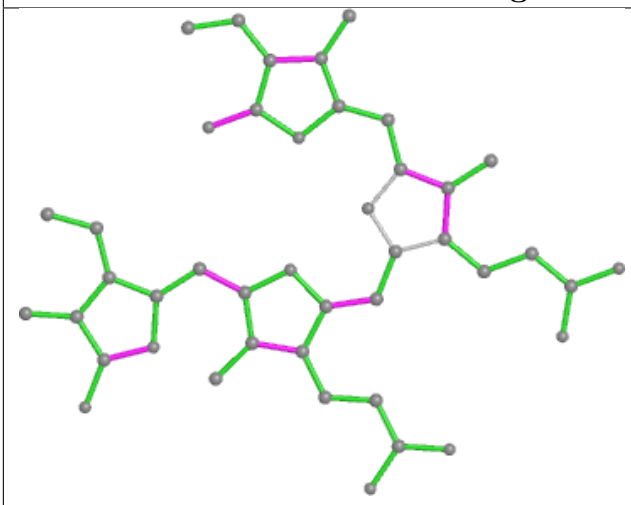

Bond lengths

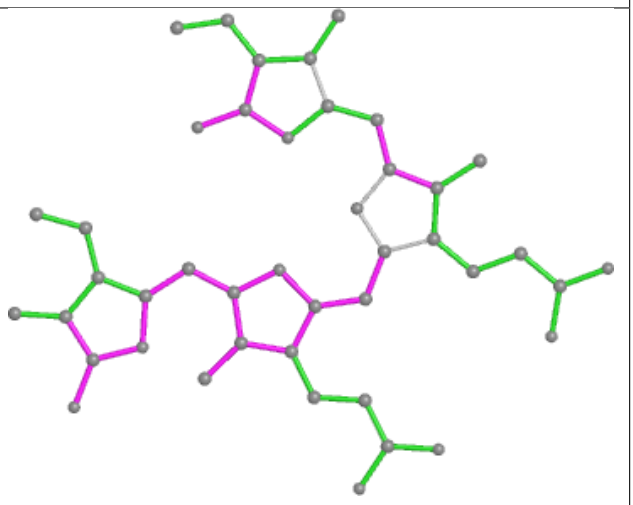

Bond angles

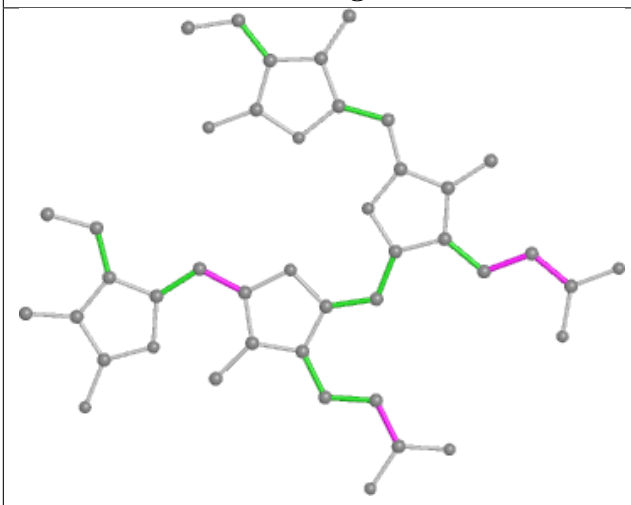

Torsions

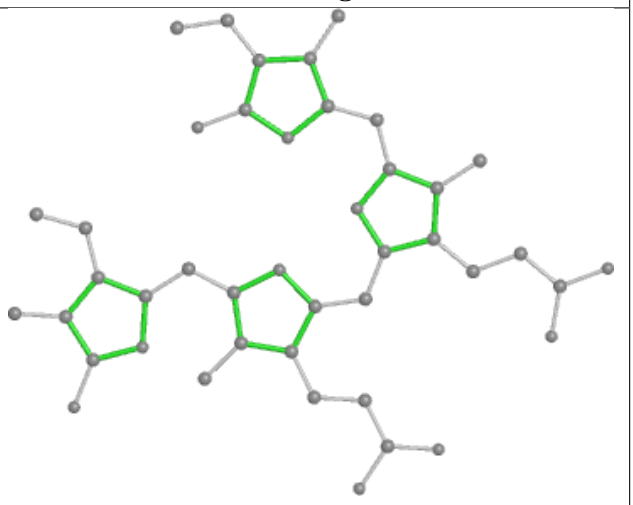

Rings

Ligand LMG mL 101

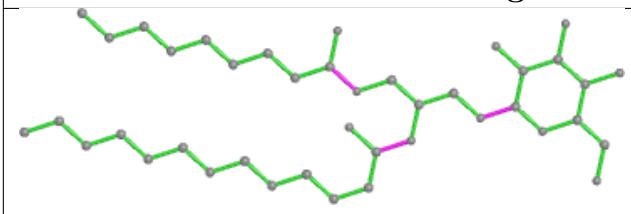

Bond lengths

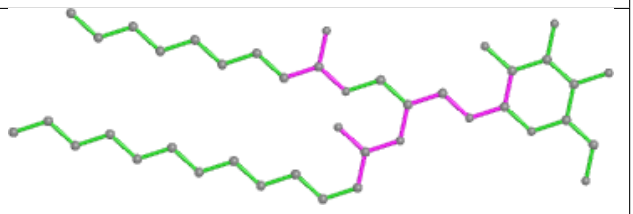

Bond angles

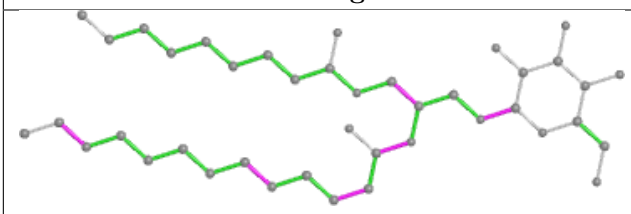

Torsions

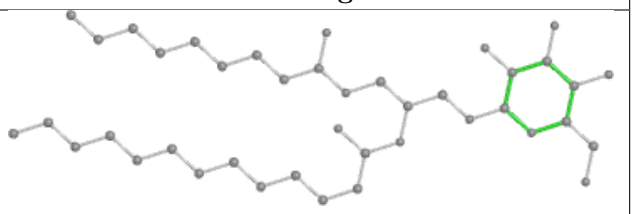

Rings

Ligand PUB BM 302

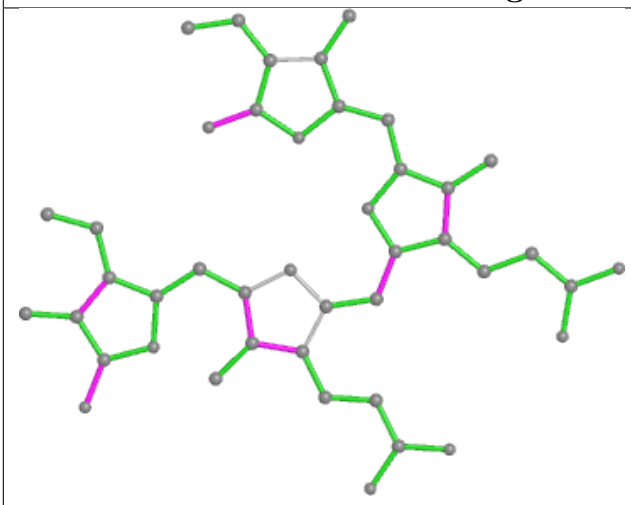

Bond lengths

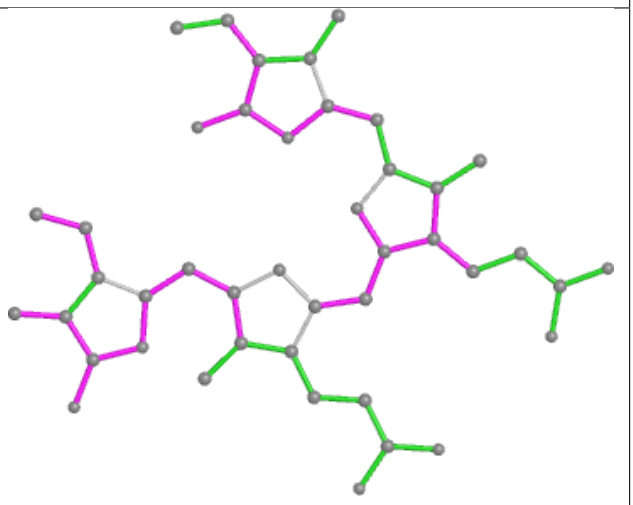

Bond angles

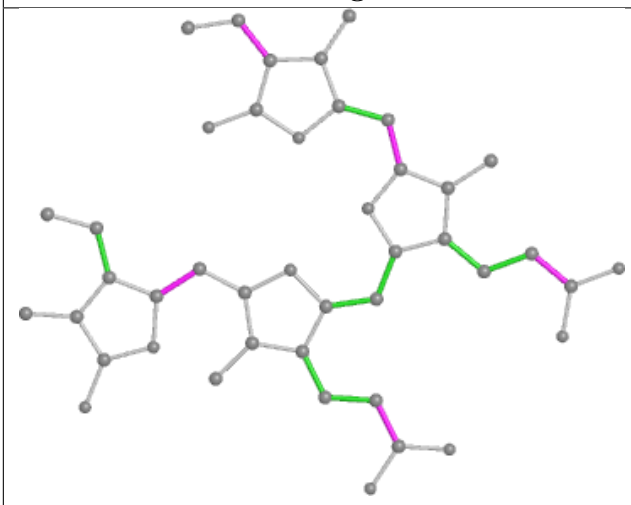

Torsions

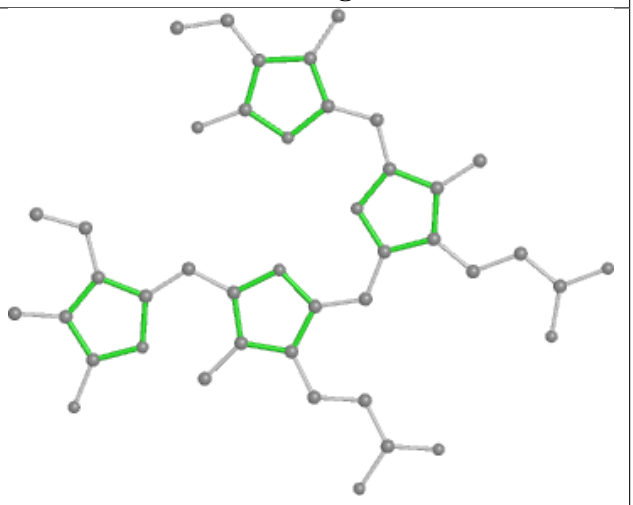

Rings

Ligand CLA 2N 312

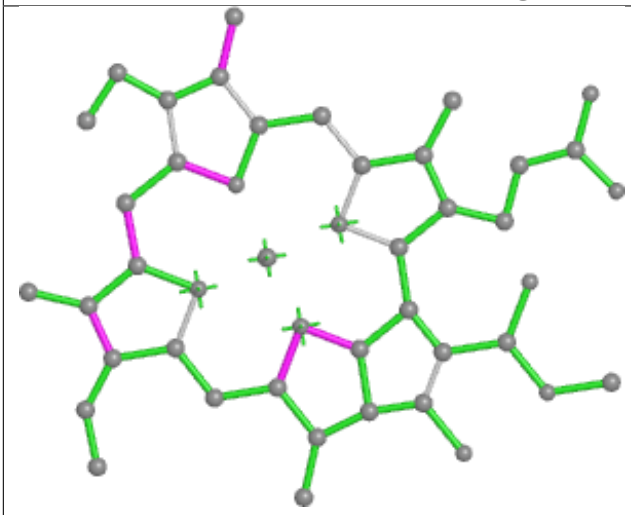

Bond lengths

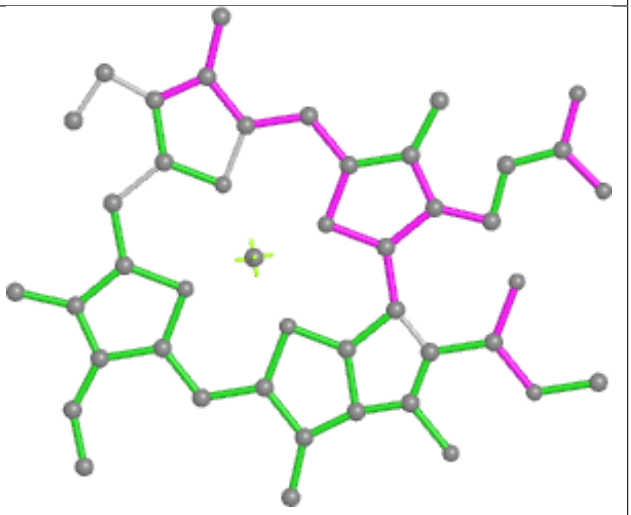

Bond angles

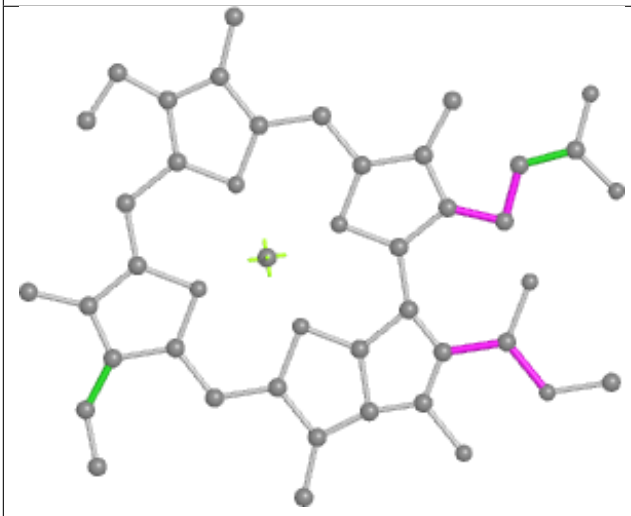

Torsions

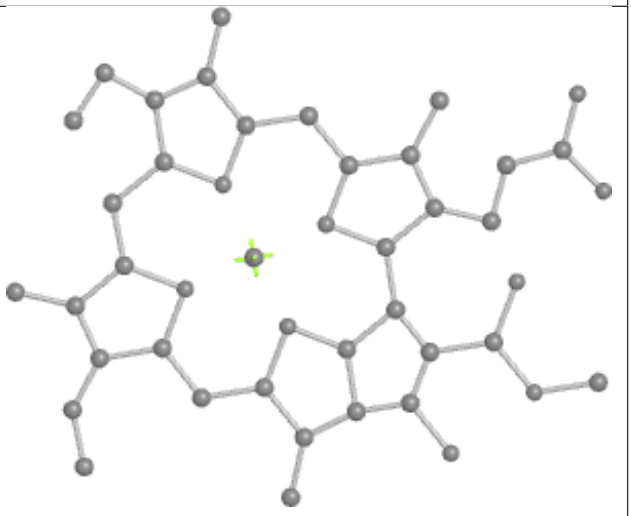

Rings

Ligand PEB F5 202

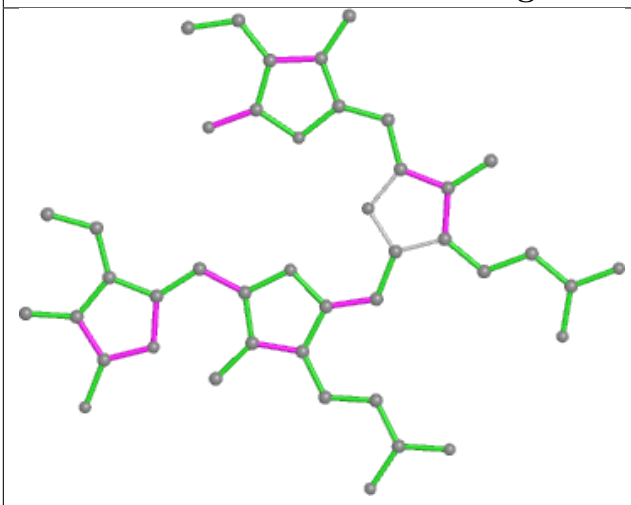

Bond lengths

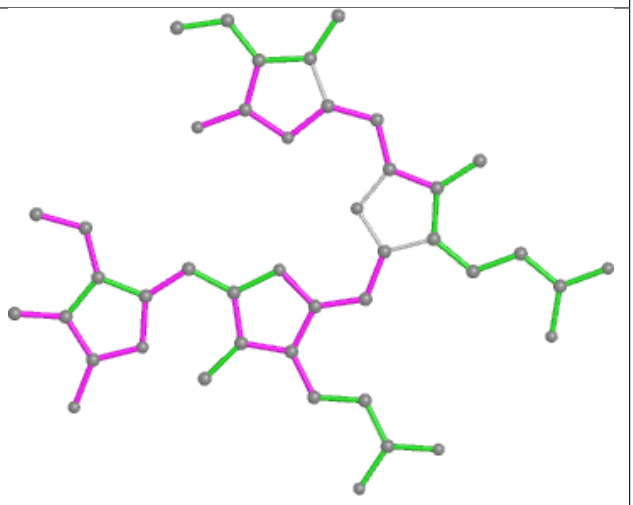

Bond angles

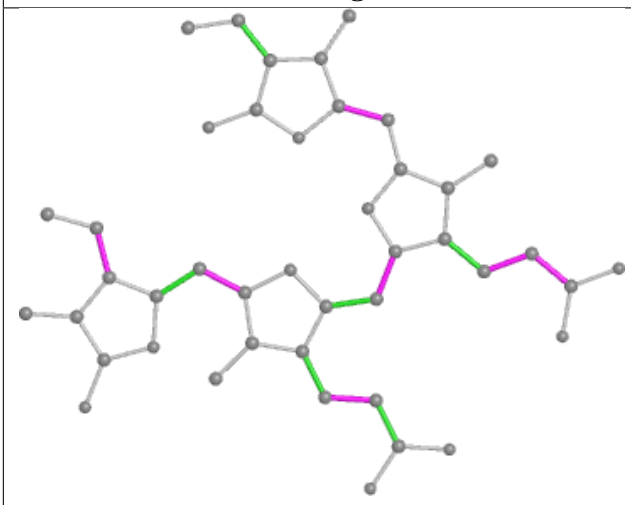

Torsions

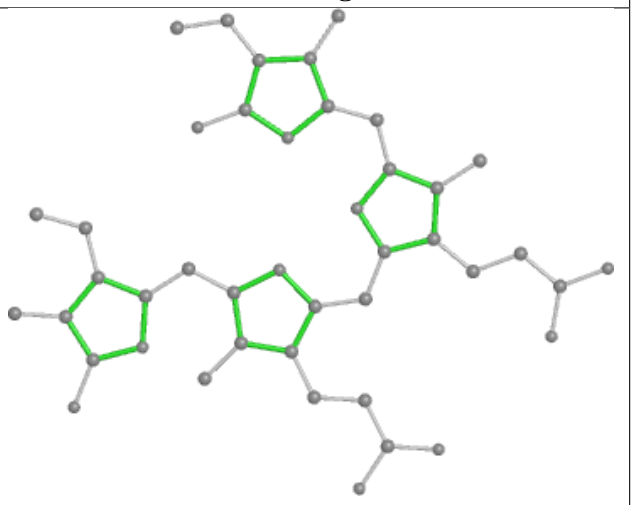

Rings

Ligand PEB OE 202

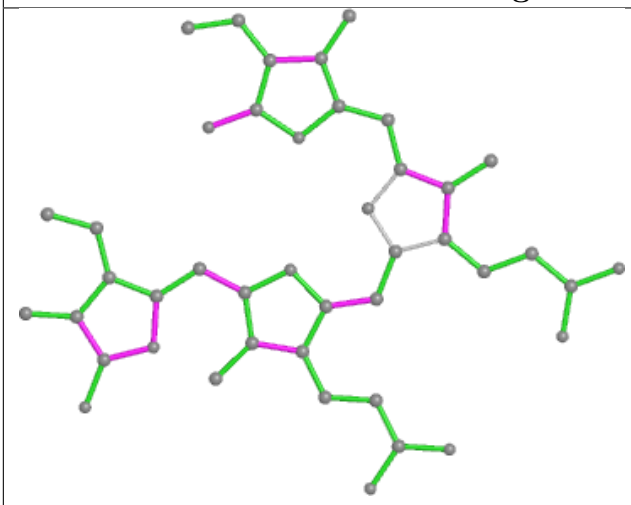

Bond lengths

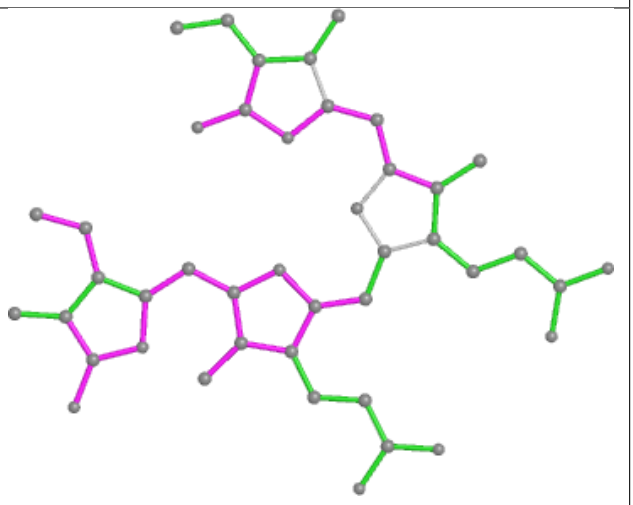

Bond angles

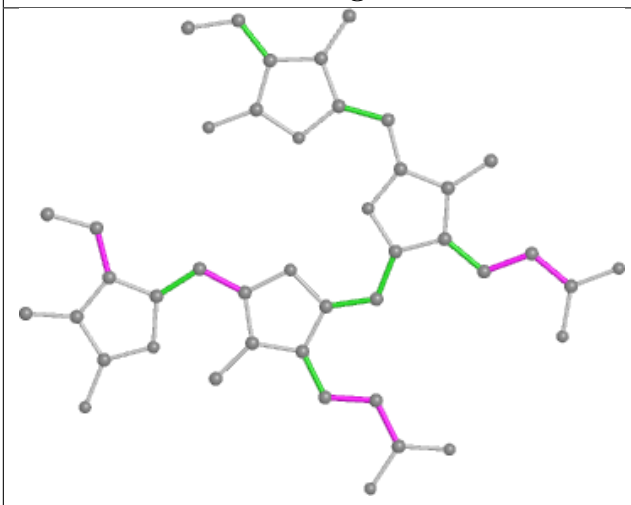

Torsions

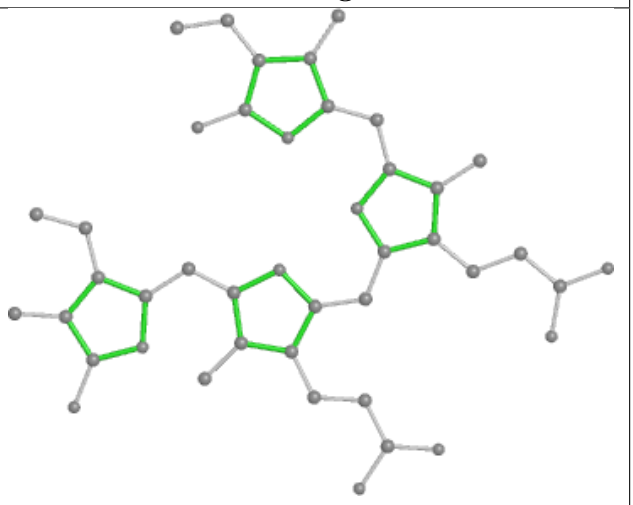

Rings

Ligand CLA 42 608

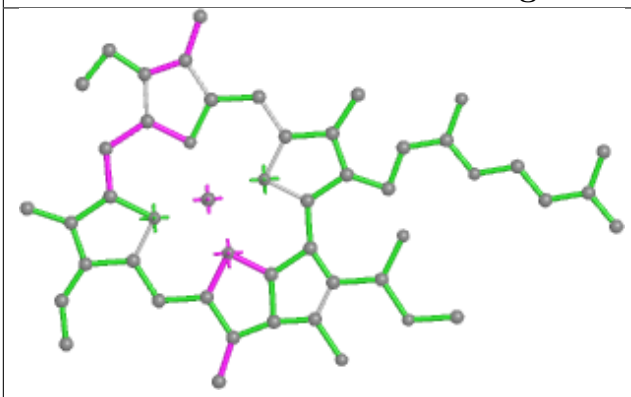

Bond lengths

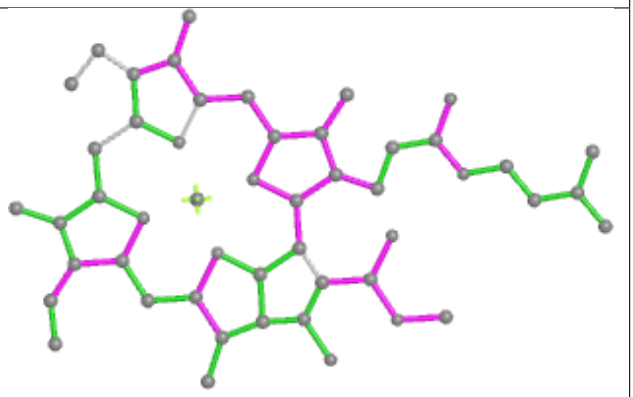

Bond angles

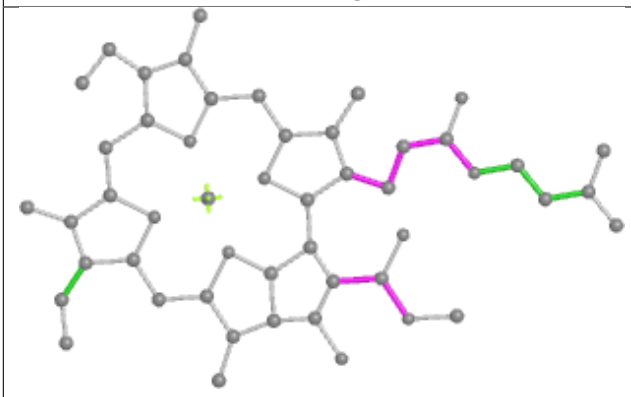

Torsions

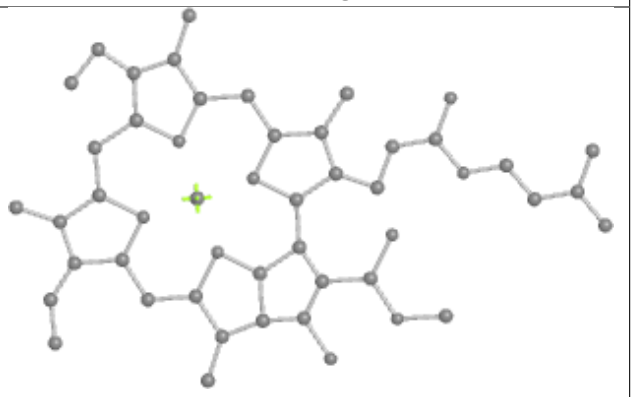

Rings

Ligand PEB S1 201

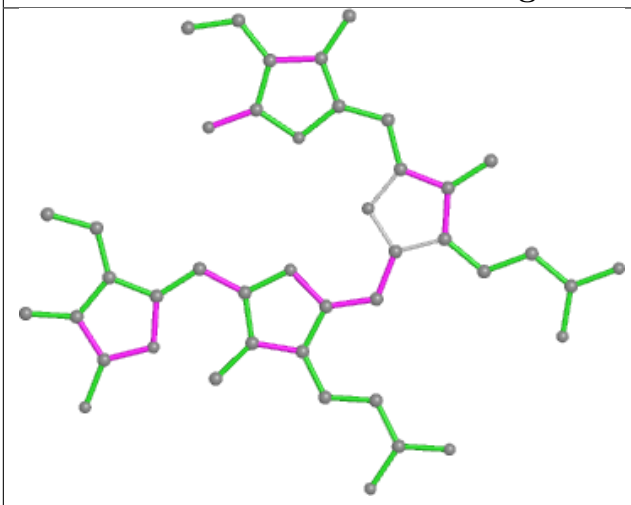

Bond lengths

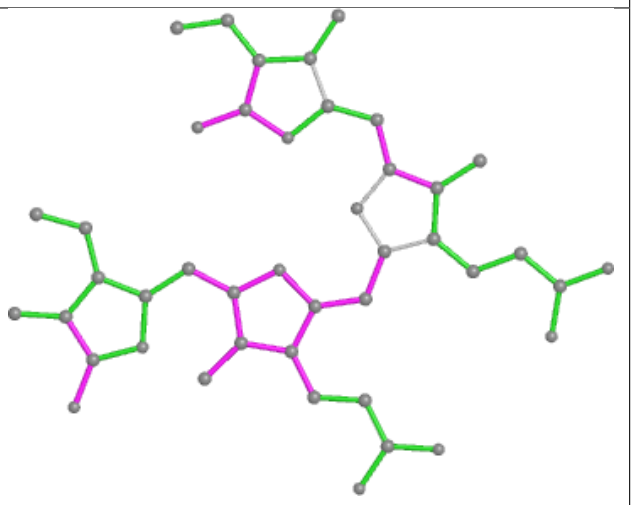

Bond angles

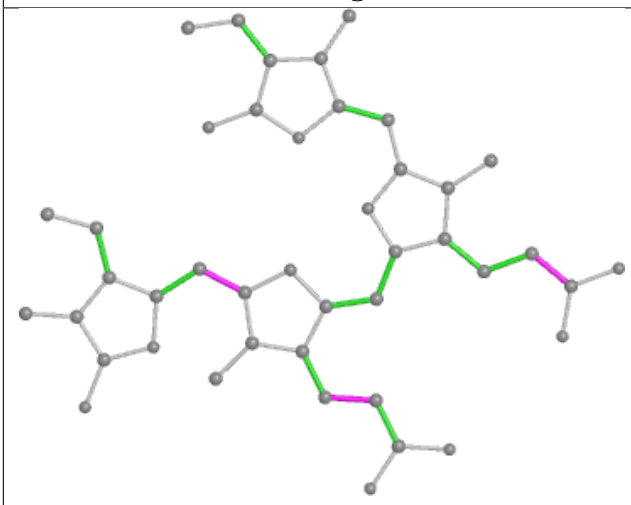

Torsions

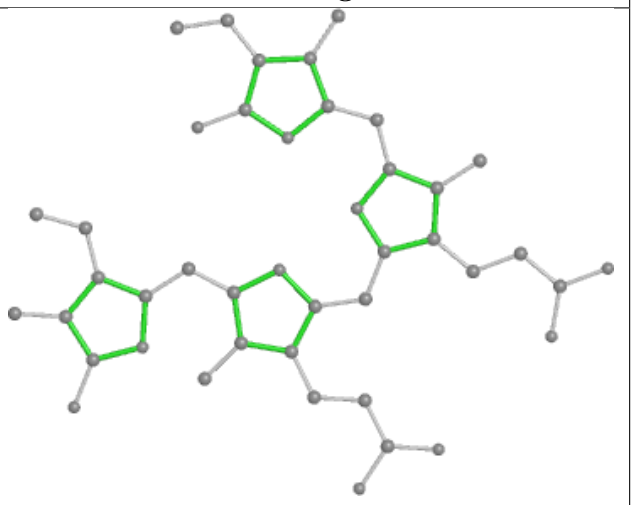

Rings

Ligand DGD a6 602	
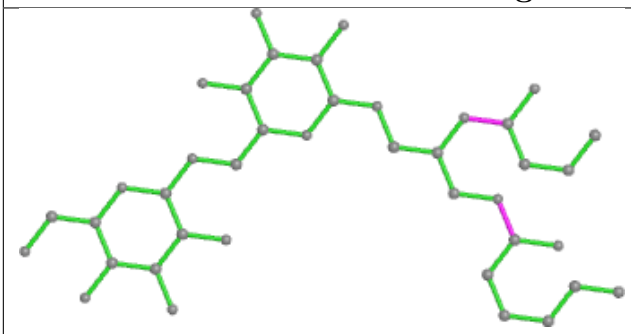 Bond lengths	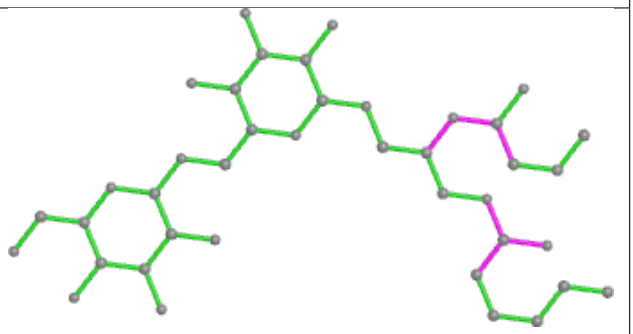 Bond angles
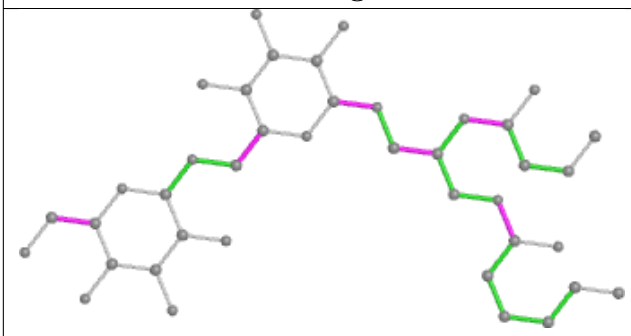 Torsions	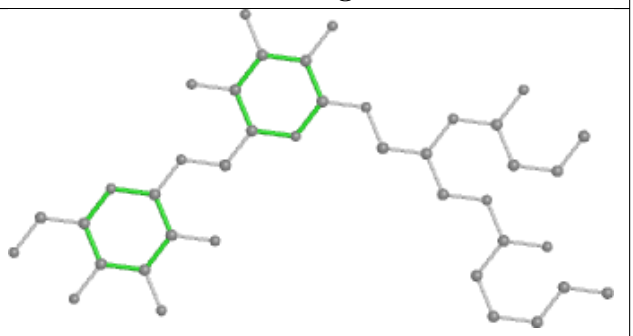 Rings

Ligand PEB EK 201

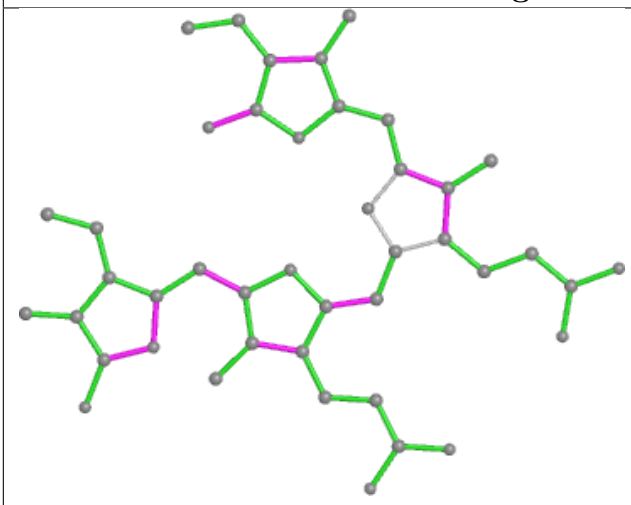

Bond lengths

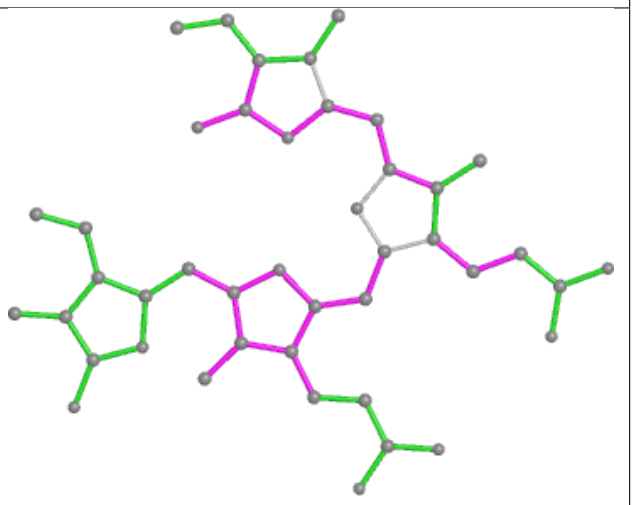

Bond angles

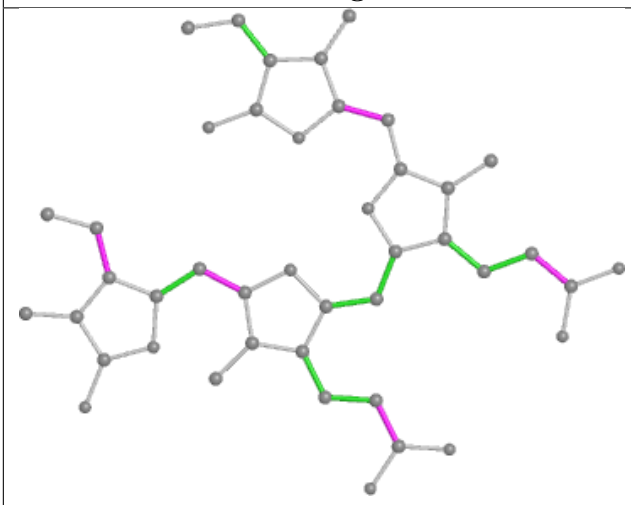

Torsions

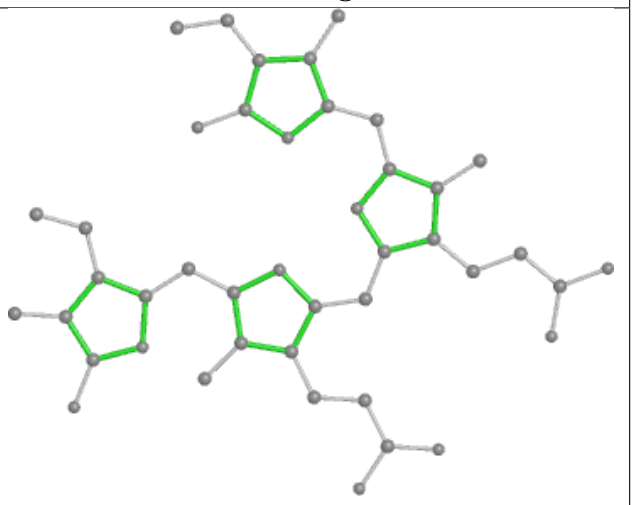

Rings

Ligand PEB hH 202

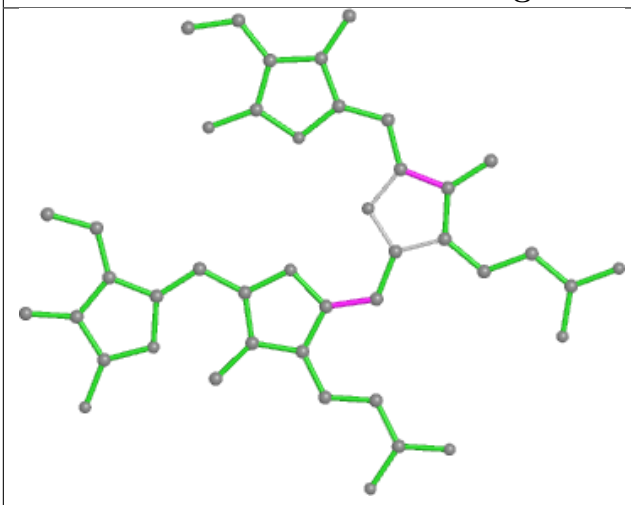

Bond lengths

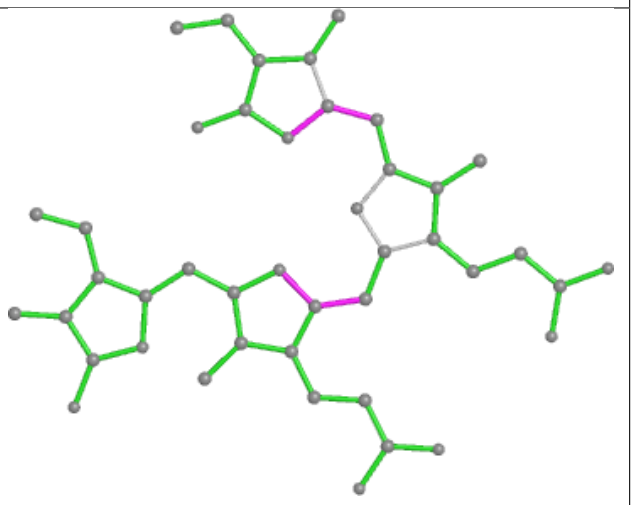

Bond angles

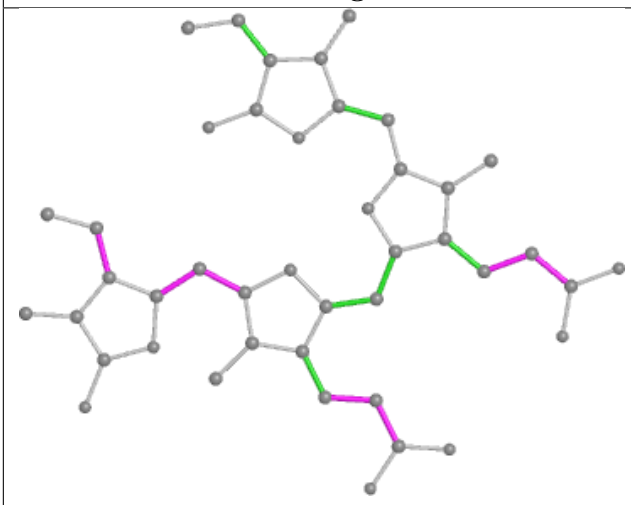

Torsions

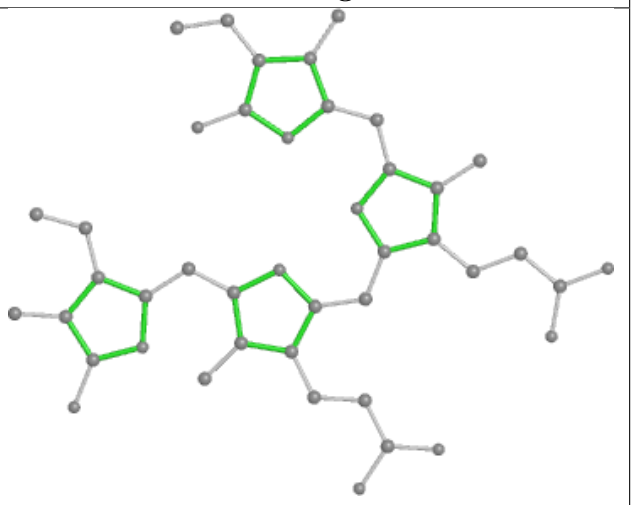

Rings

Ligand PEB XF 202

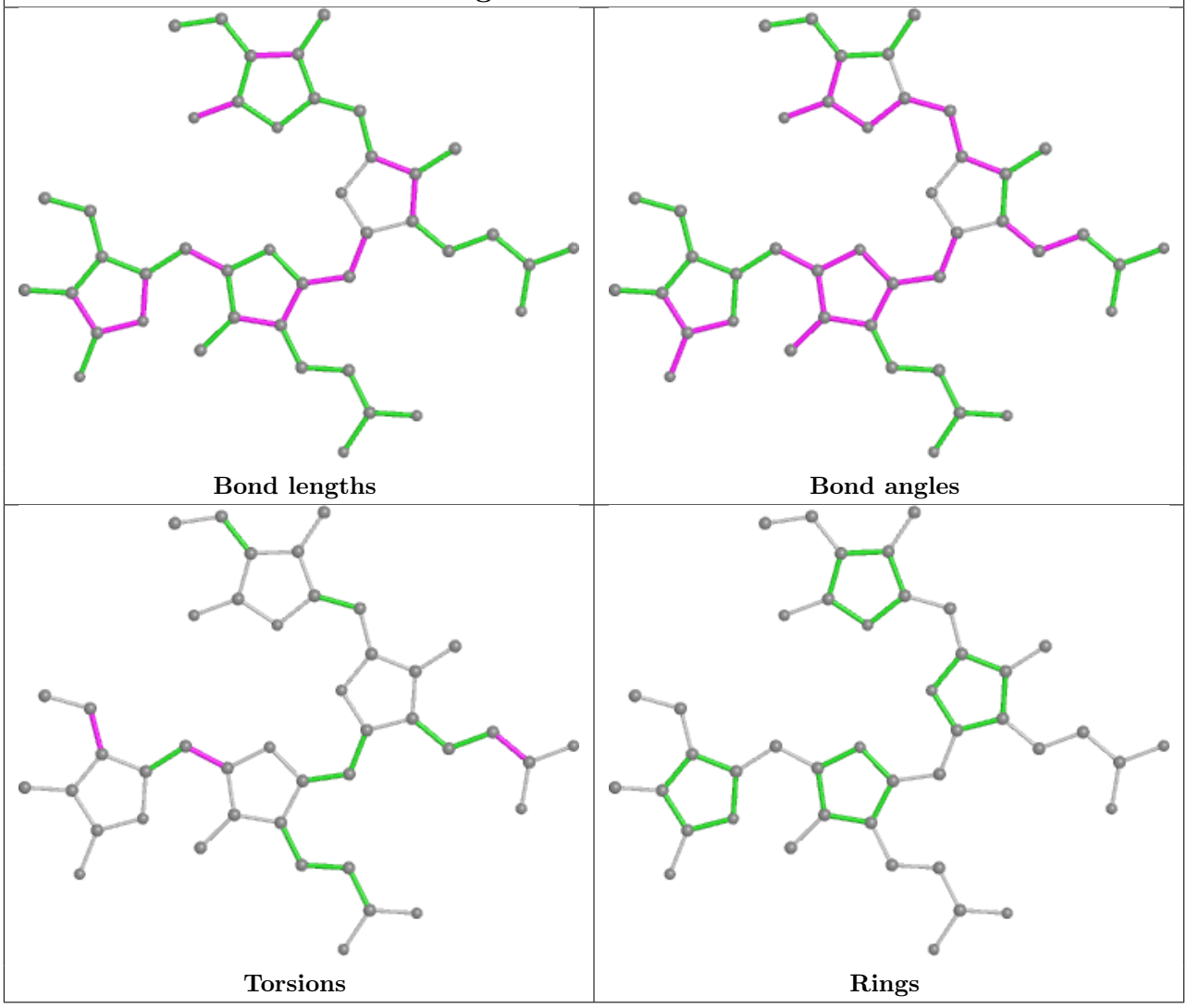

Ligand DGD h6 101

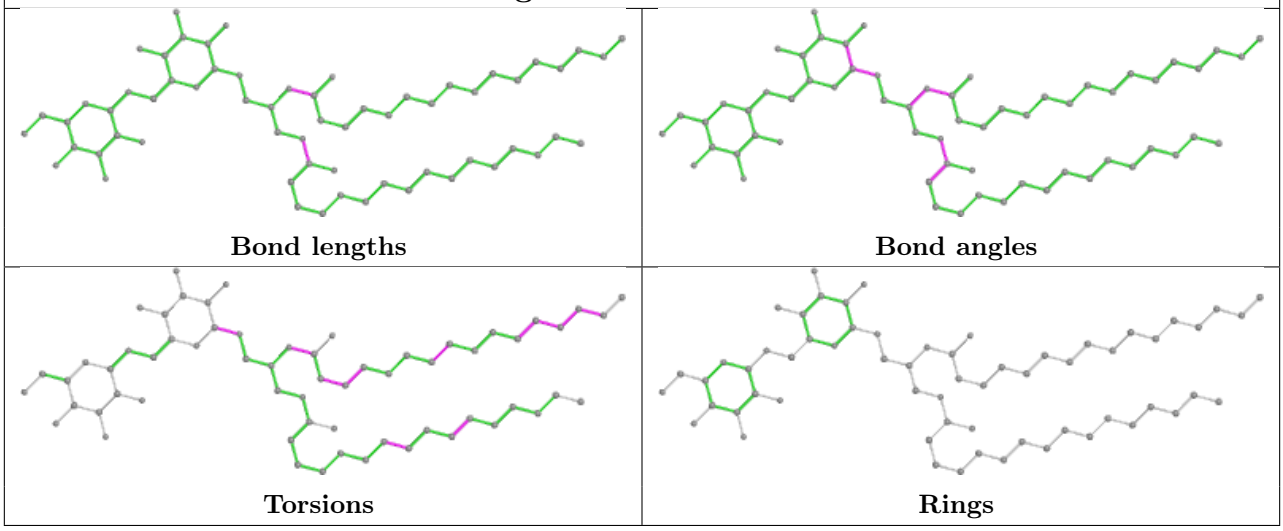

Ligand CLA B6 611

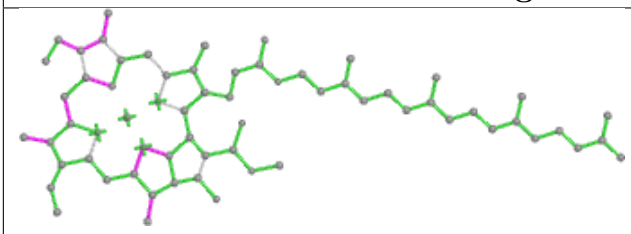

Bond lengths

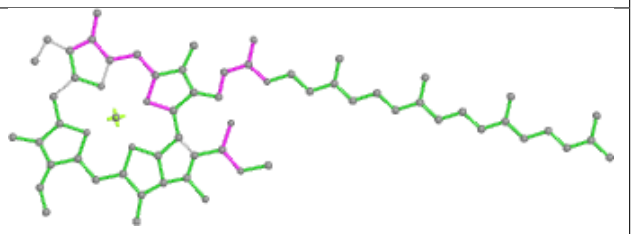

Bond angles

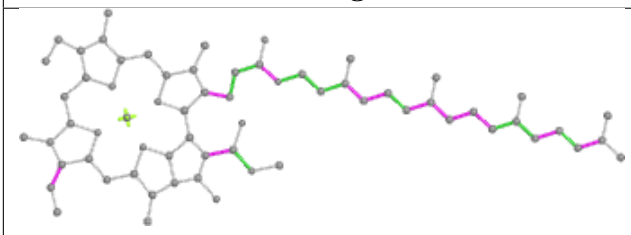

Torsions

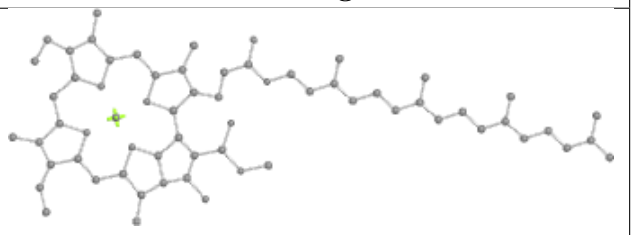

Rings

Ligand PEB EJ 201

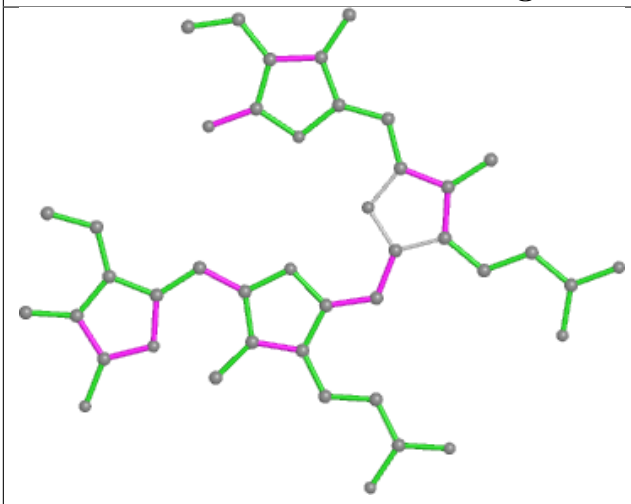

Bond lengths

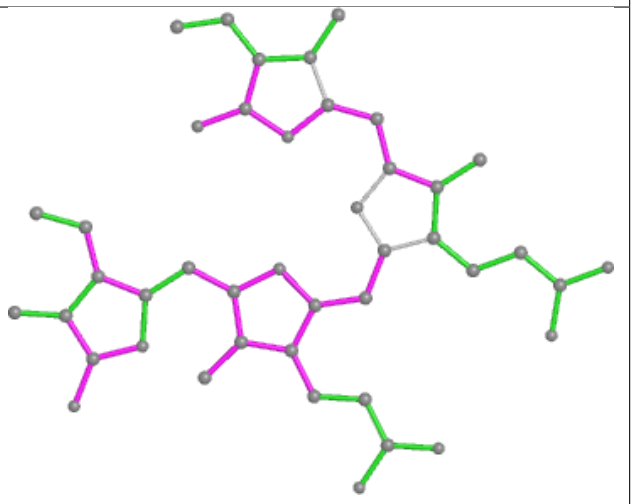

Bond angles

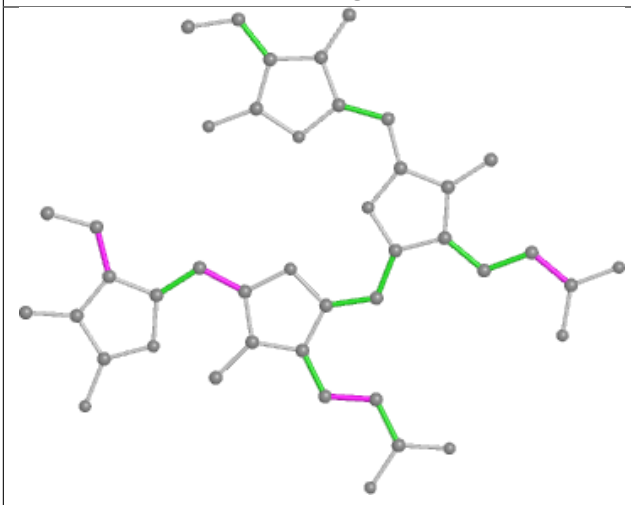

Torsions

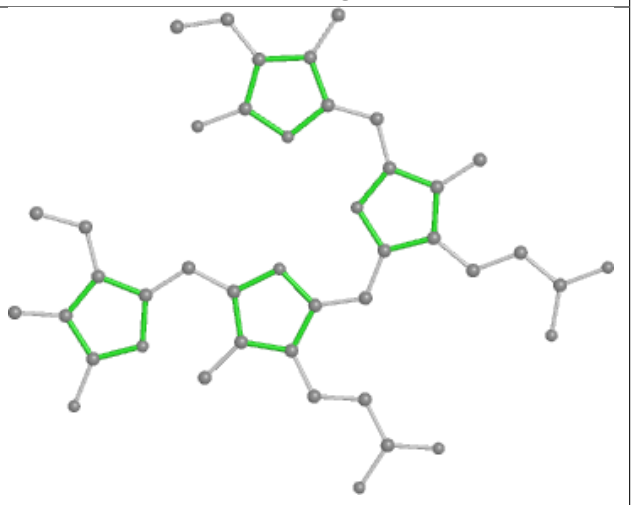

Rings

Ligand CYC P3 1001

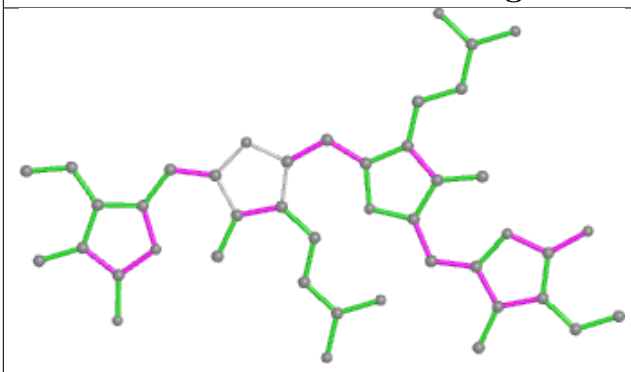

Bond lengths

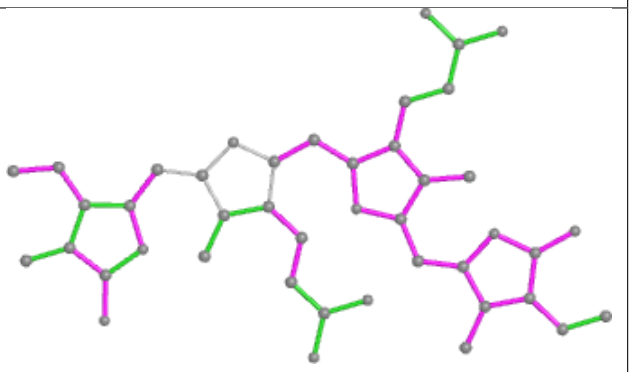

Bond angles

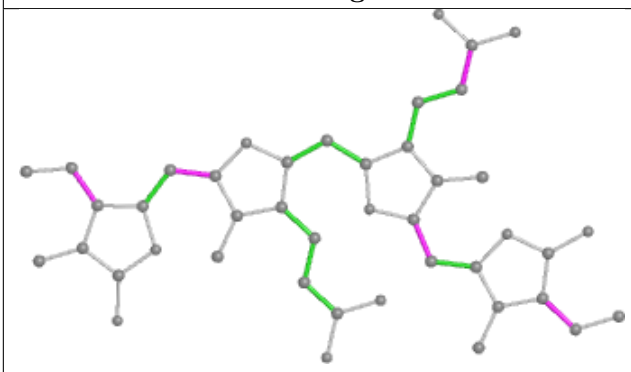

Torsions

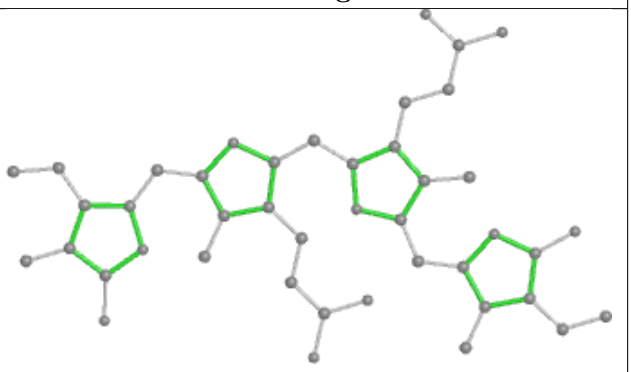

Rings

Ligand CLA AN 817

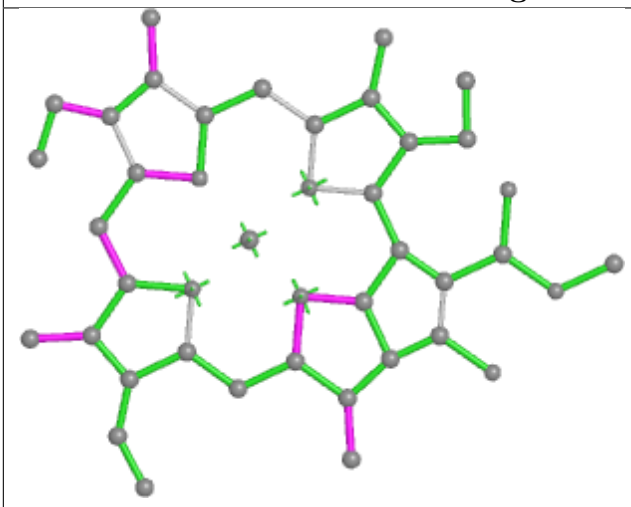

Bond lengths

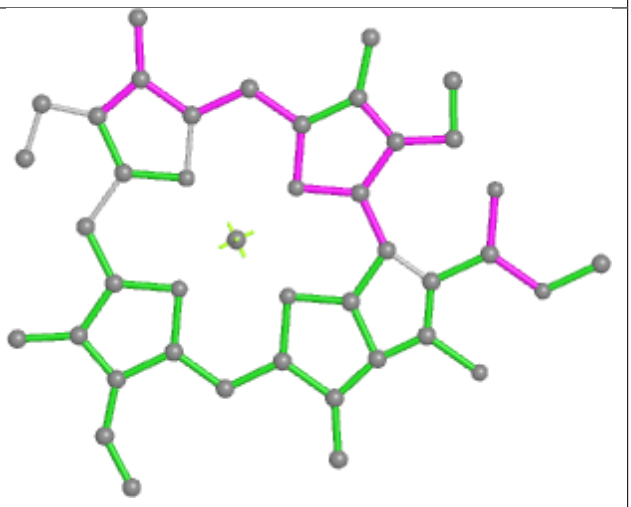

Bond angles

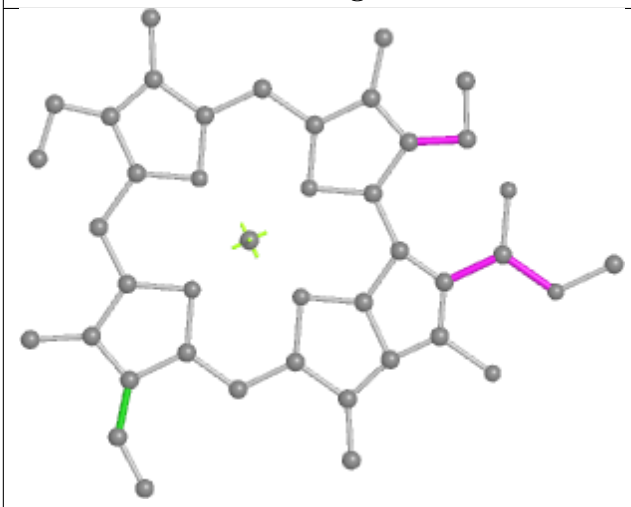

Torsions

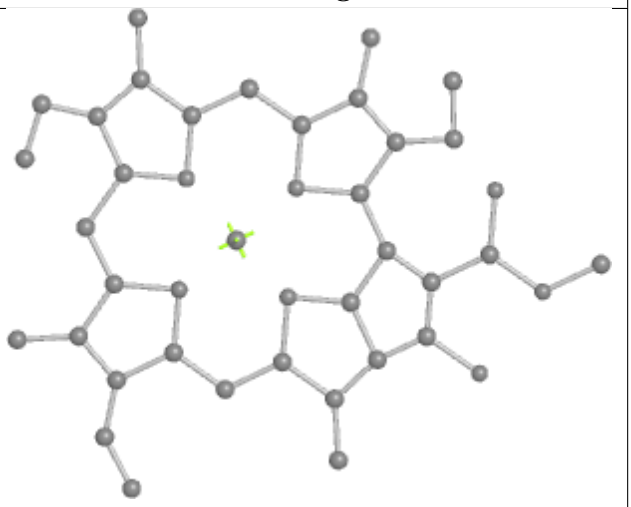

Rings

Ligand CLA BN 811

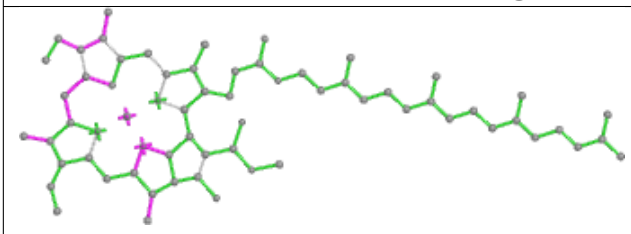

Bond lengths

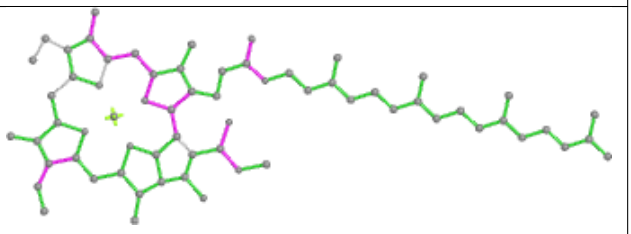

Bond angles

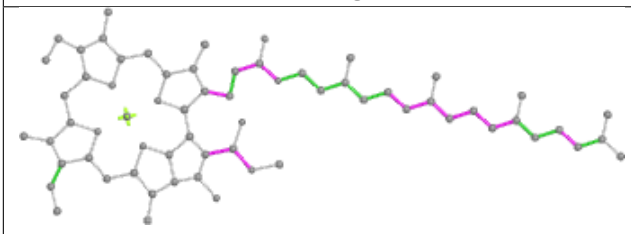

Torsions

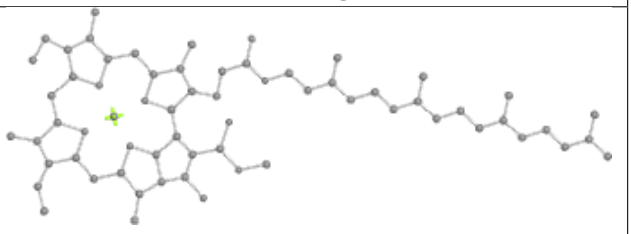

Rings

Ligand BCR aL 604

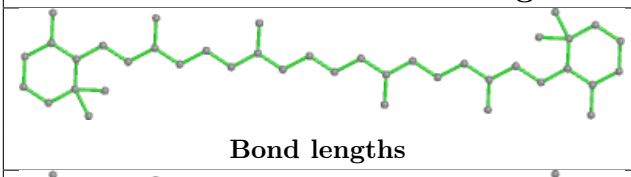

Bond lengths

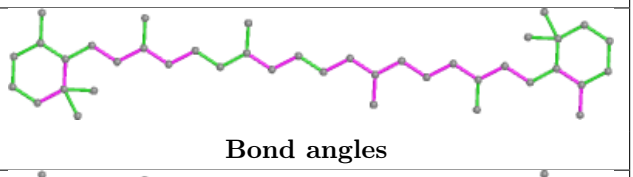

Bond angles

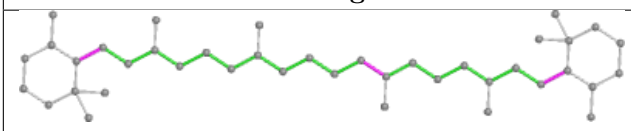

Torsions

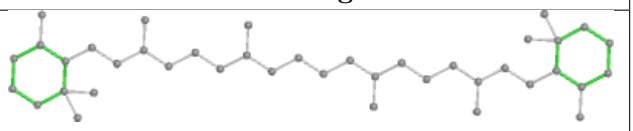

Rings

Ligand PEB mM 202

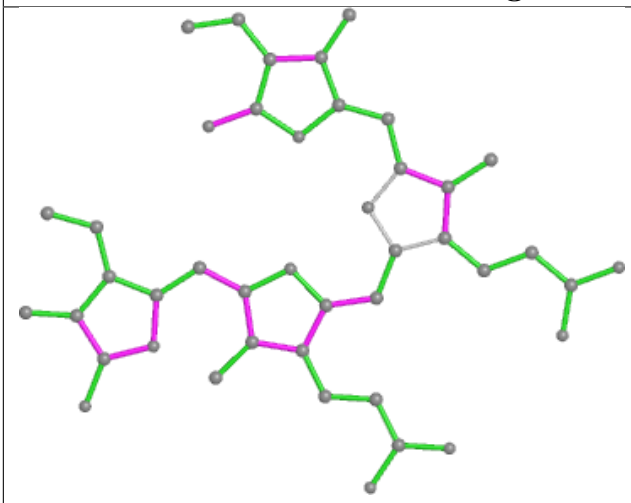

Bond lengths

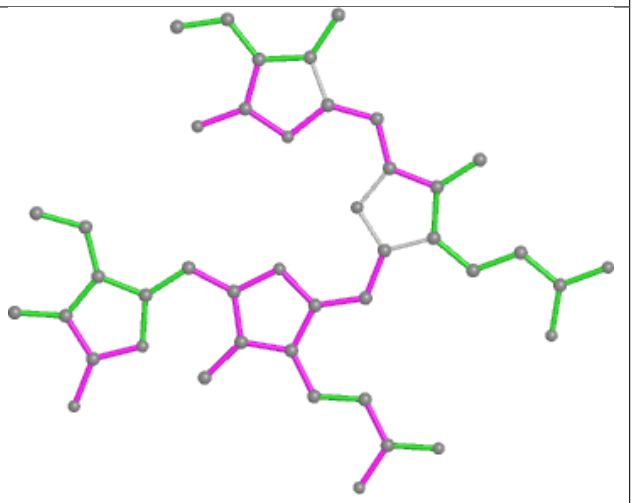

Bond angles

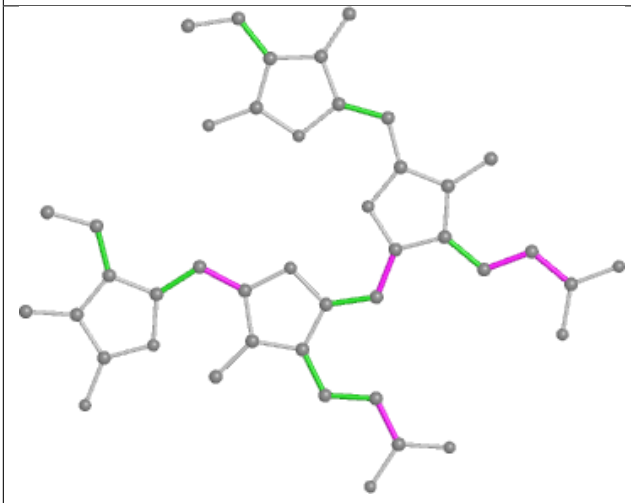

Torsions

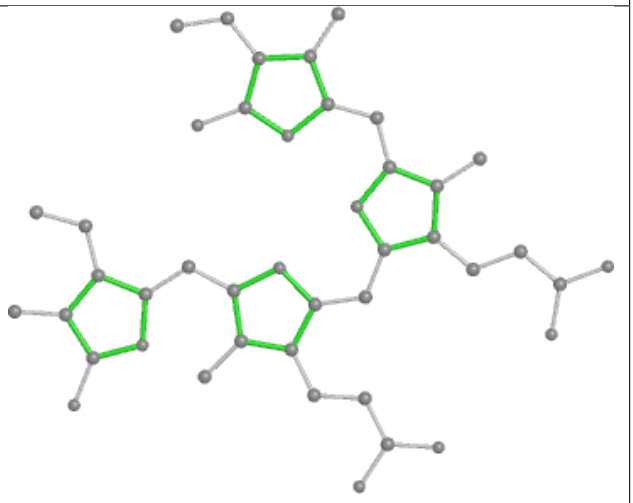

Rings

Ligand CLA 6N 607

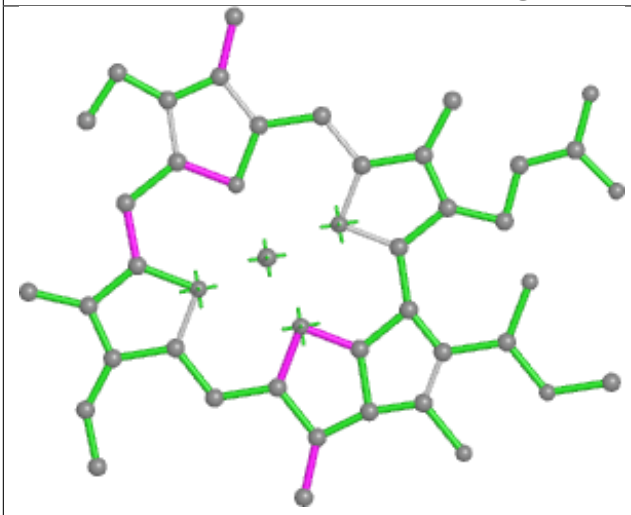

Bond lengths

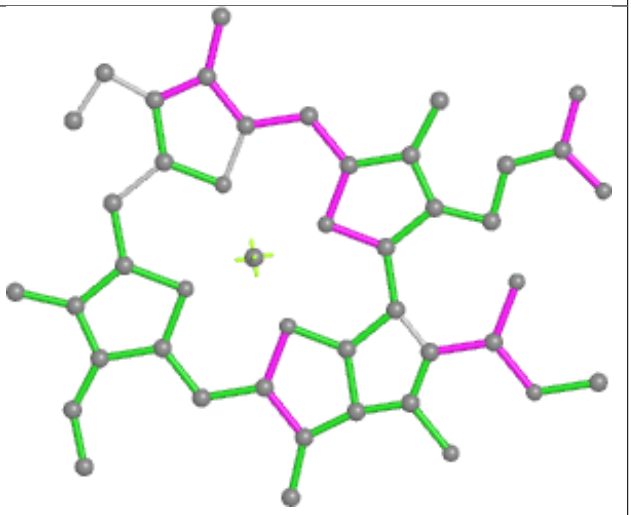

Bond angles

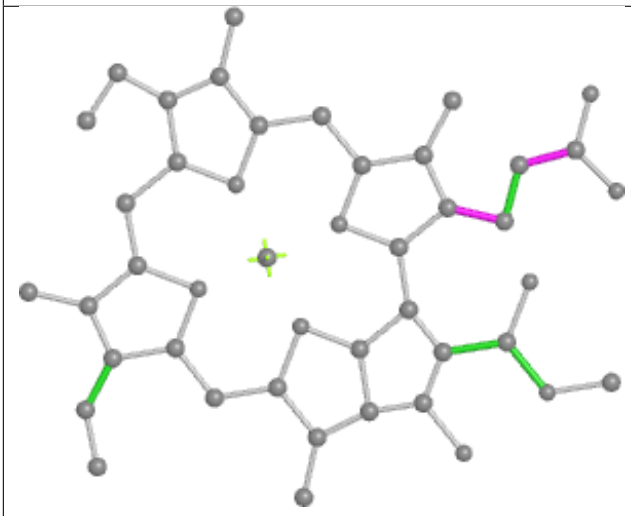

Torsions

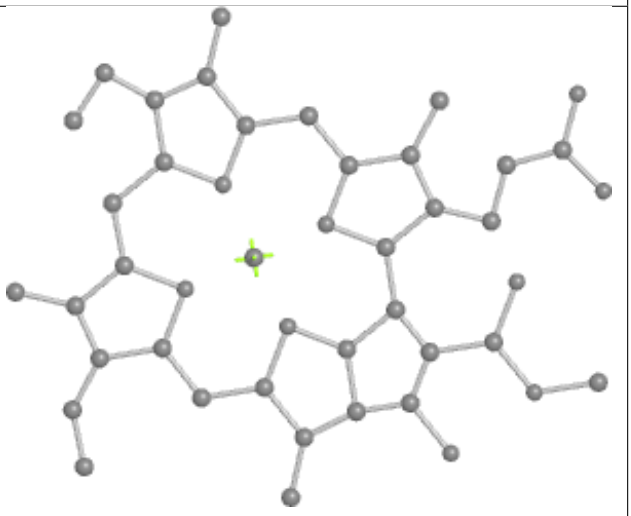

Rings

Ligand PEB oK 202

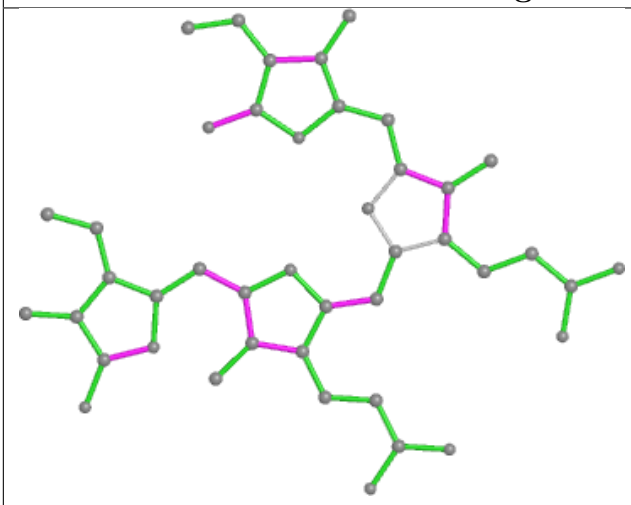

Bond lengths

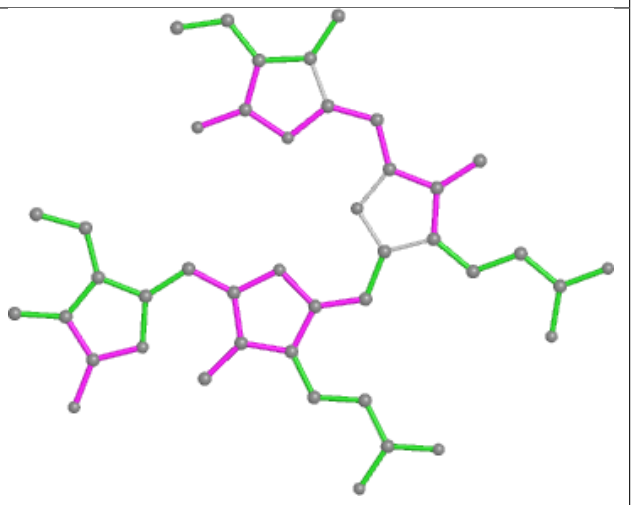

Bond angles

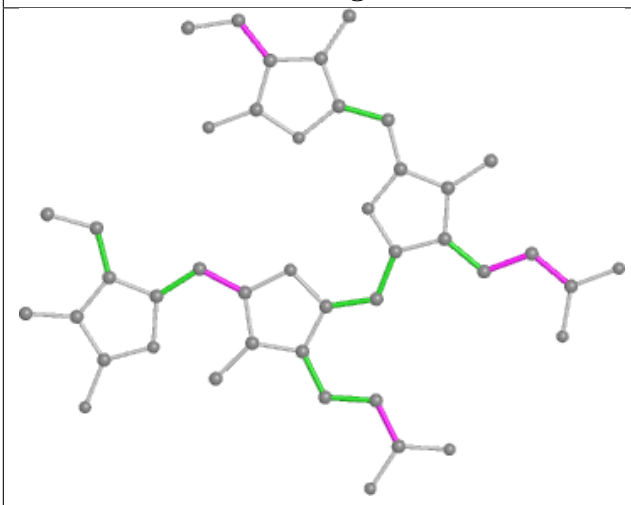

Torsions

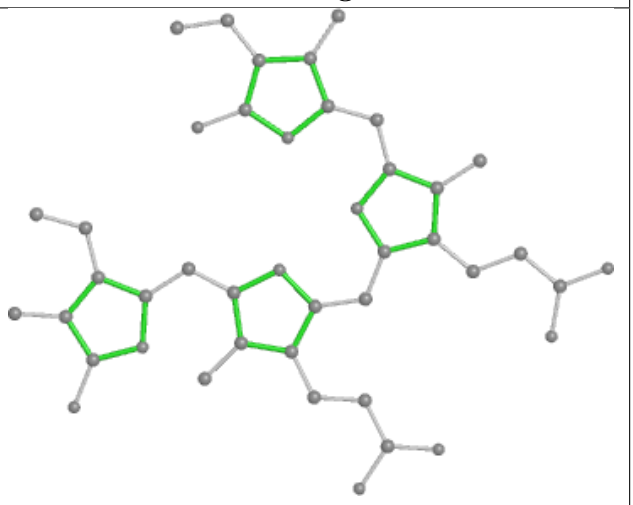

Rings

Ligand LHG D6 406

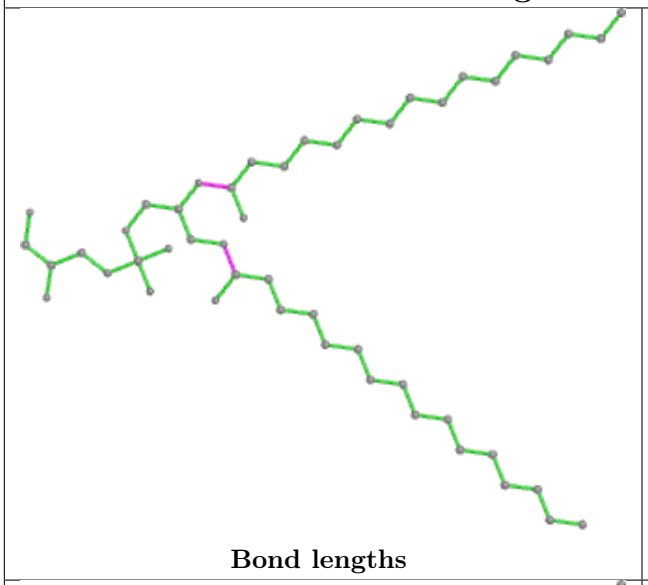

Bond lengths

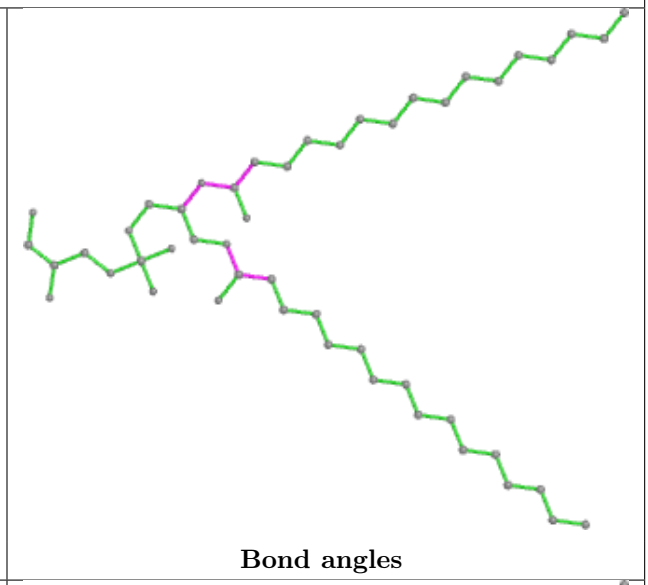

Bond angles

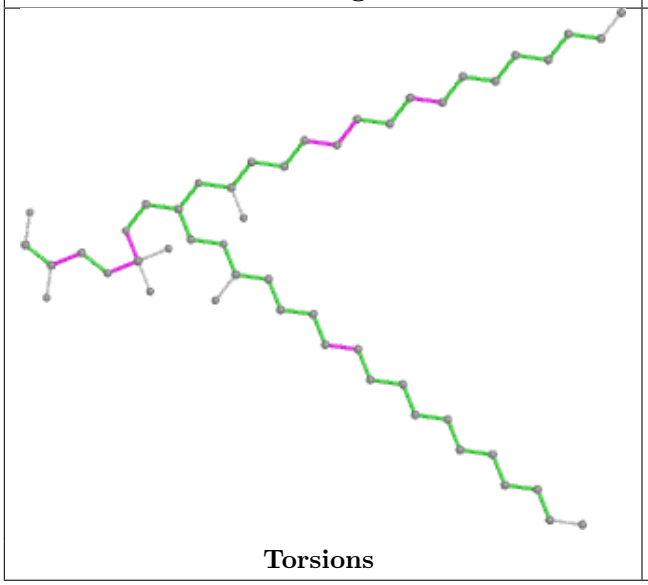

Torsions

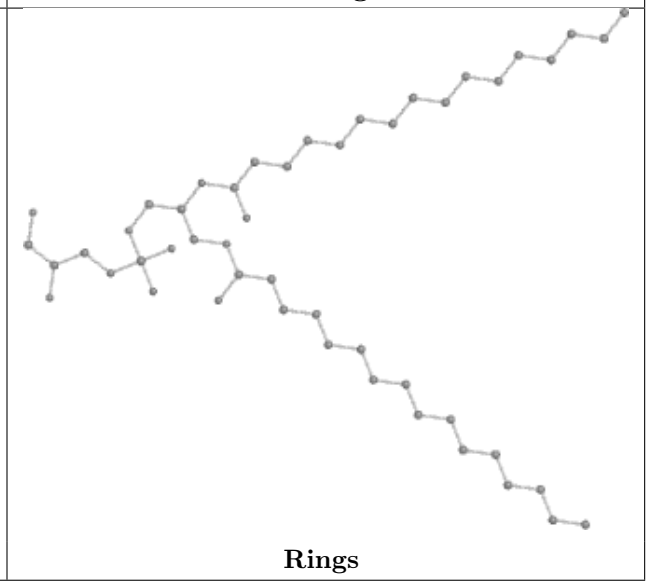

Rings

Ligand PEB eO 202

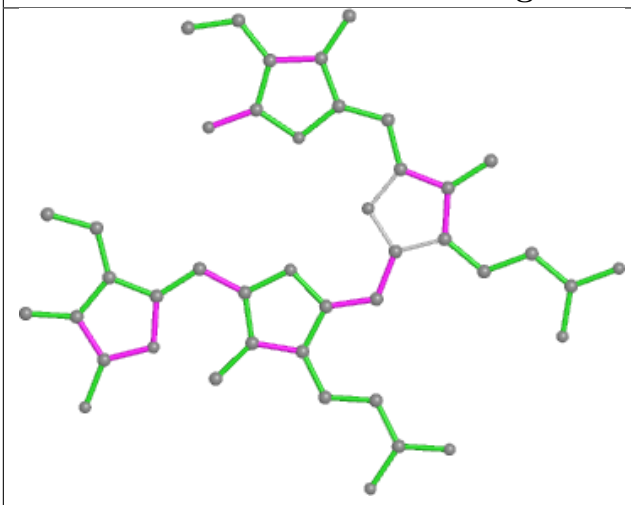

Bond lengths

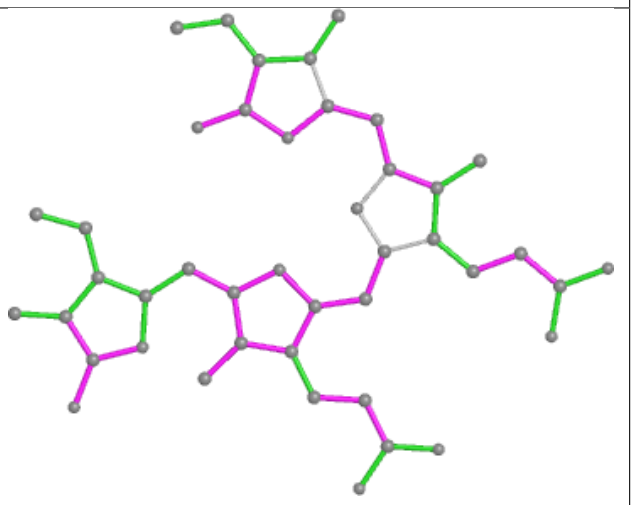

Bond angles

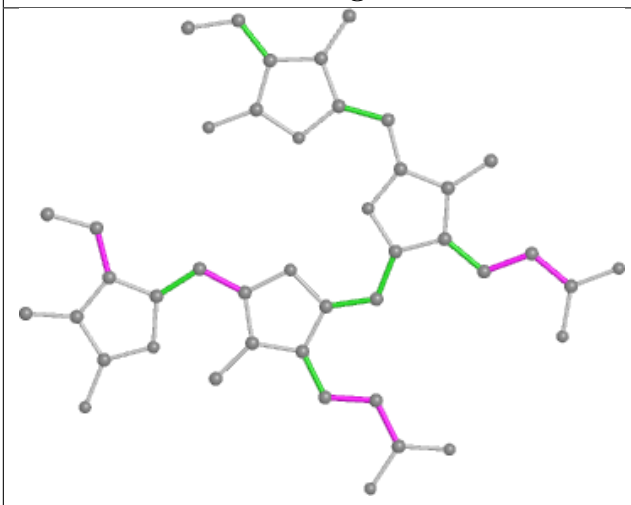

Torsions

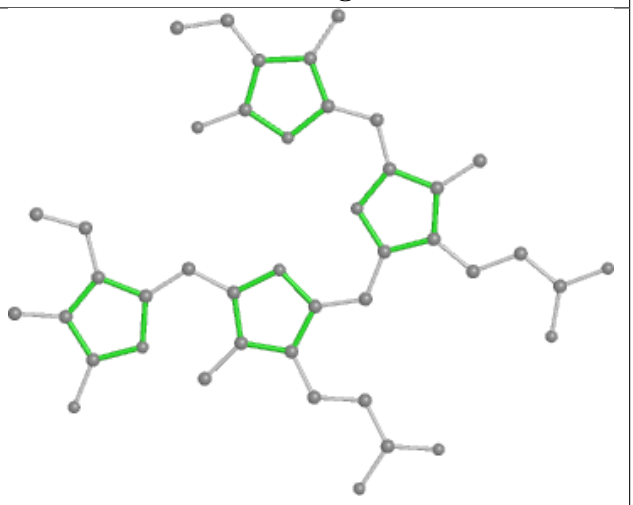

Rings

Ligand DGD CL 523

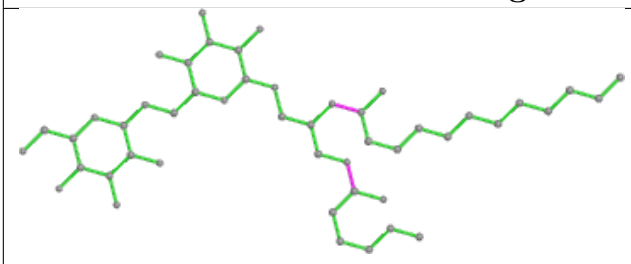

Bond lengths

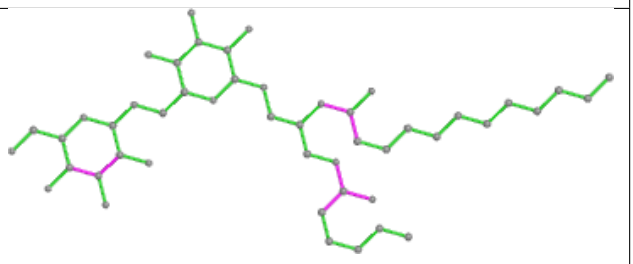

Bond angles

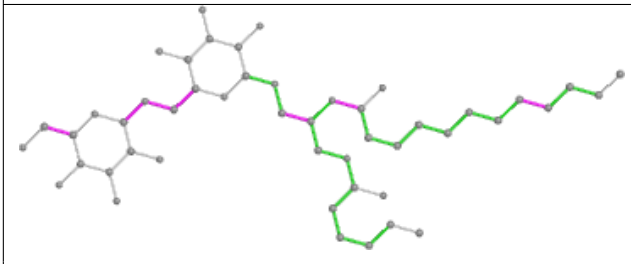

Torsions

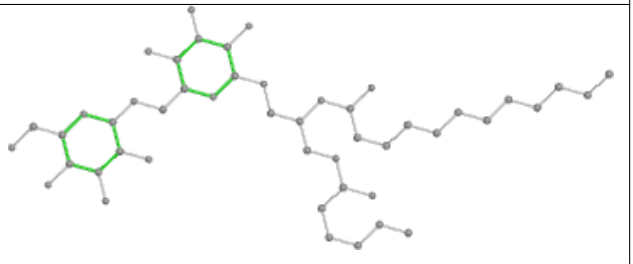

Rings

Ligand PEB lK 201

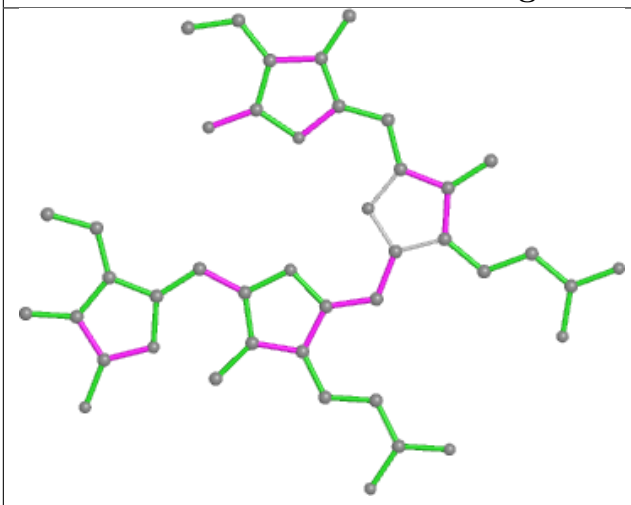

Bond lengths

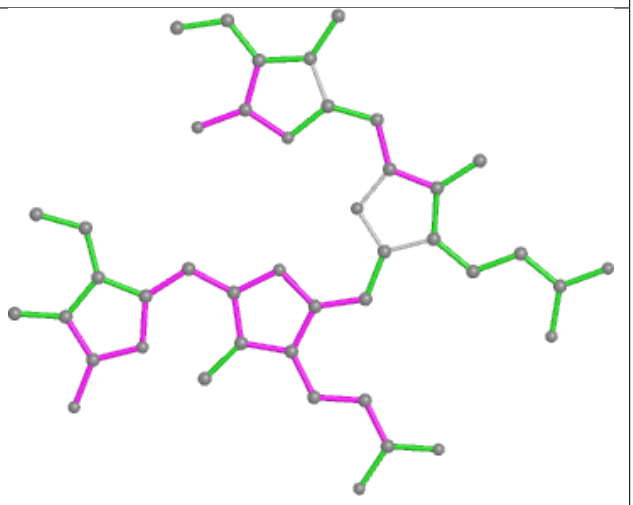

Bond angles

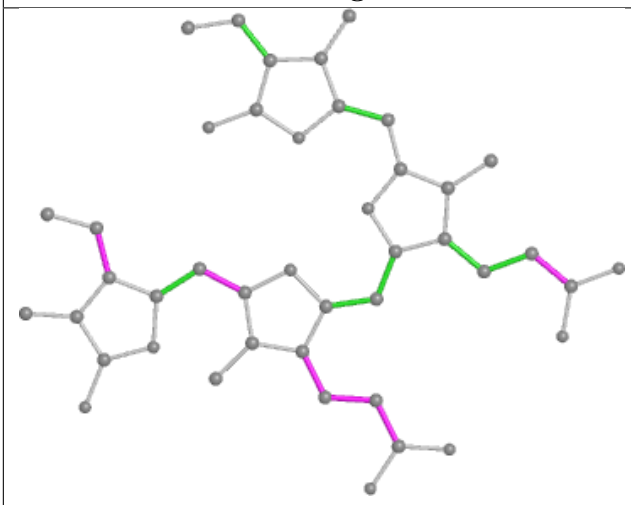

Torsions

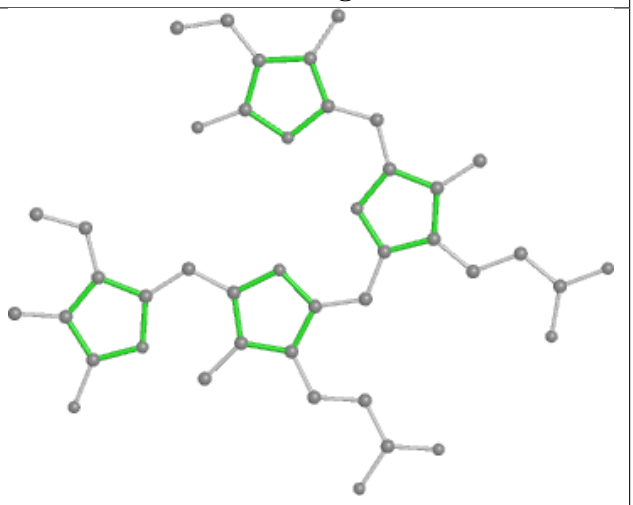

Rings

Ligand PEB jG 202

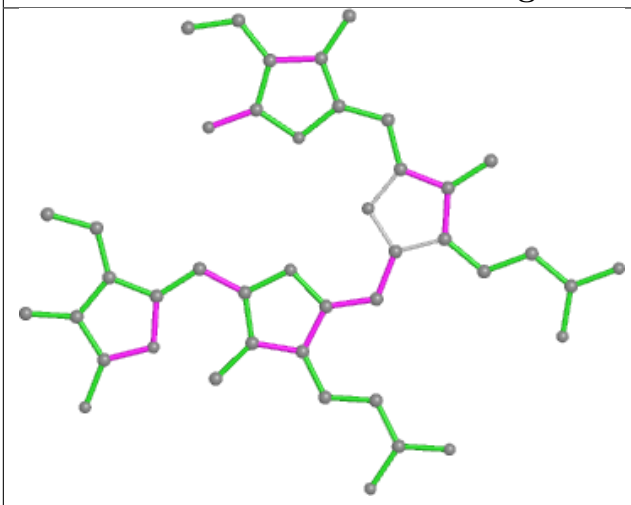

Bond lengths

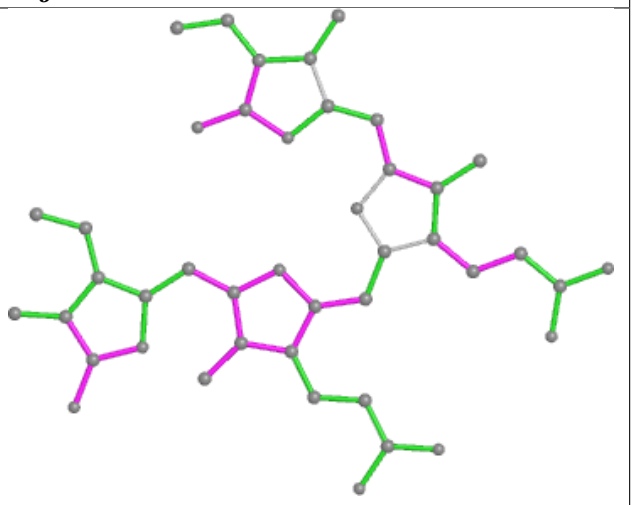

Bond angles

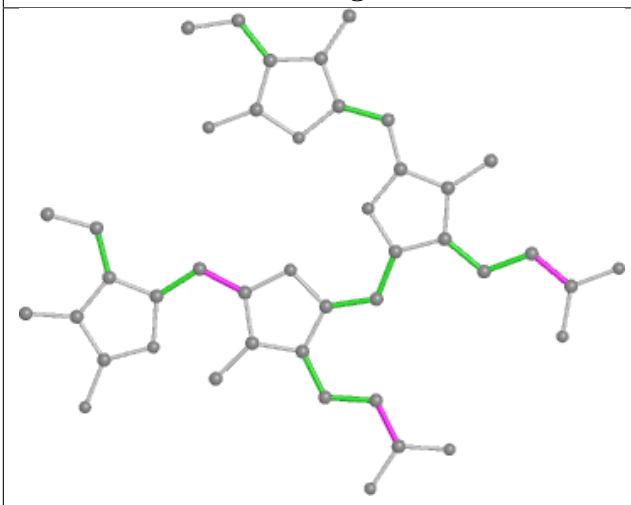

Torsions

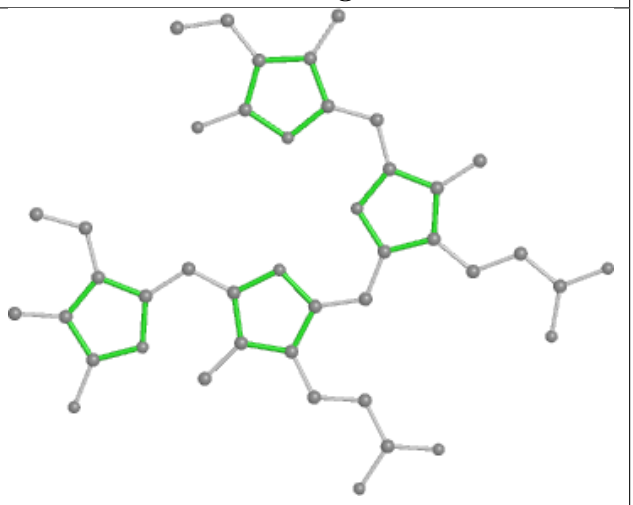

Rings

Ligand PEB NG 201

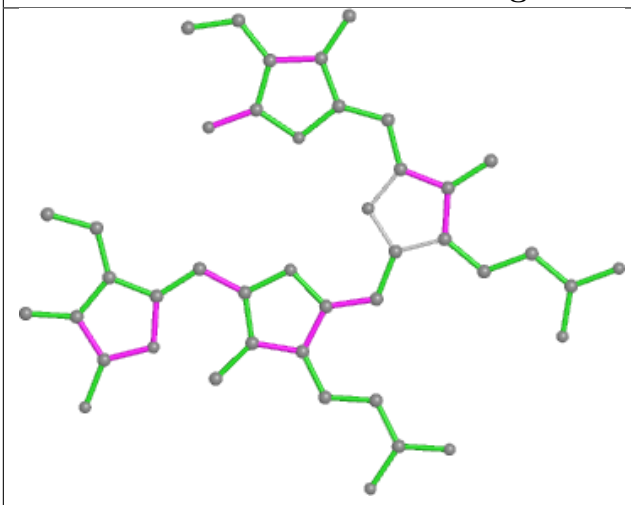

Bond lengths

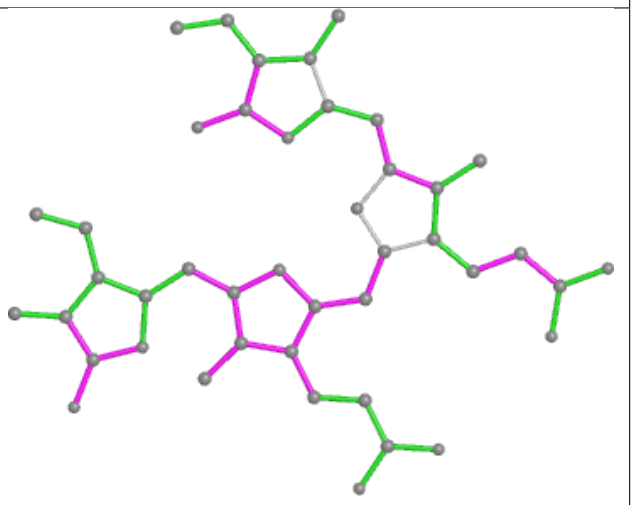

Bond angles

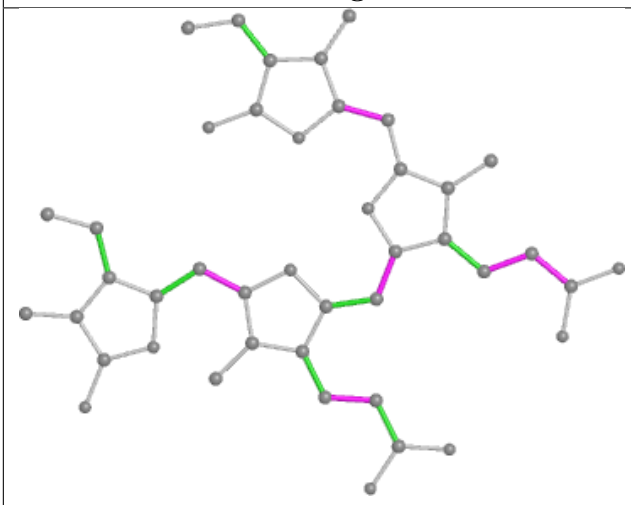

Torsions

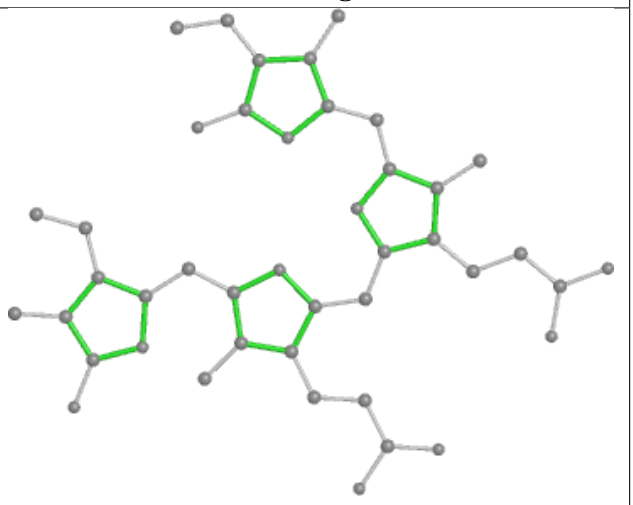

Rings

Ligand PEB RP 202

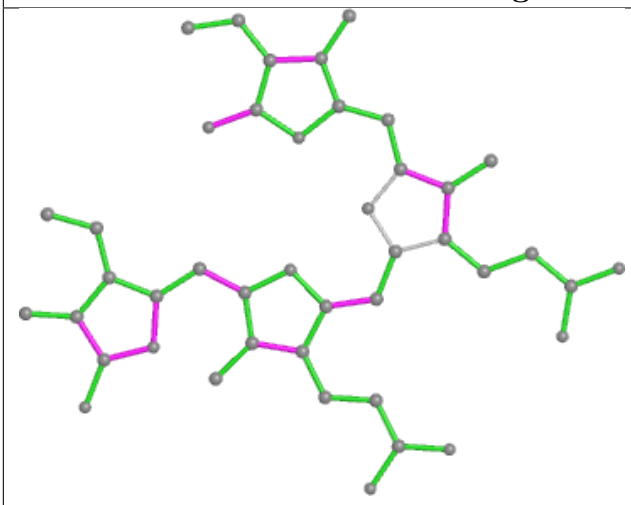

Bond lengths

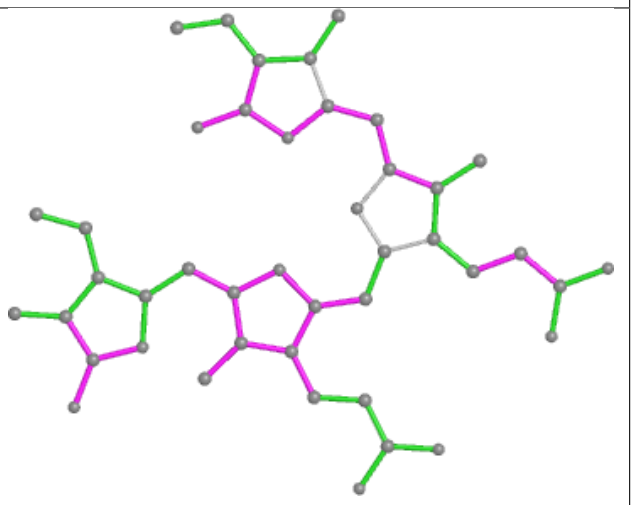

Bond angles

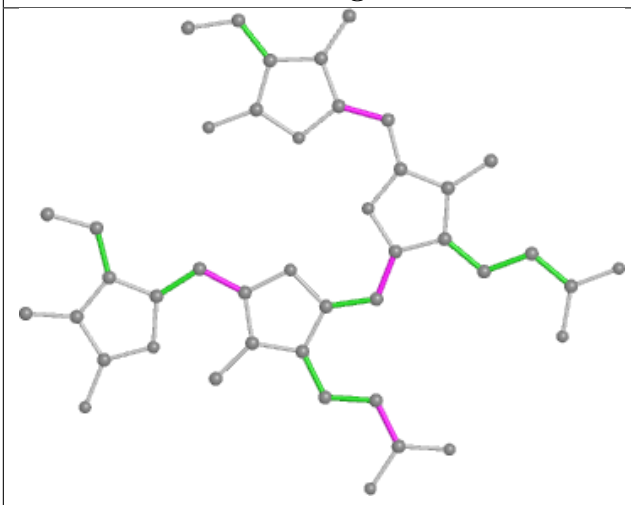

Torsions

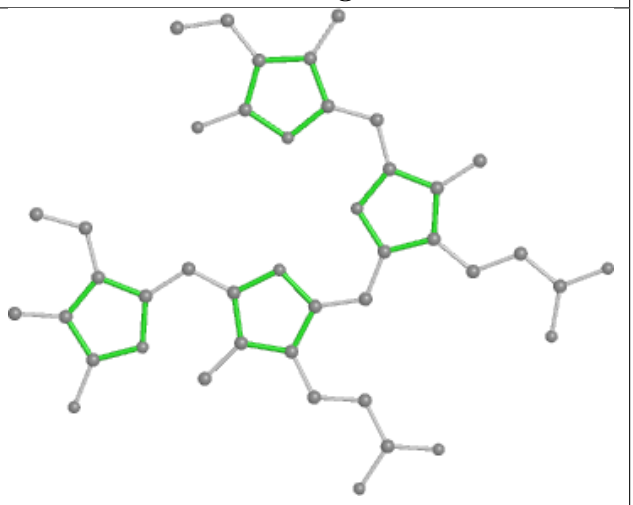

Rings

Ligand CLA AN 821

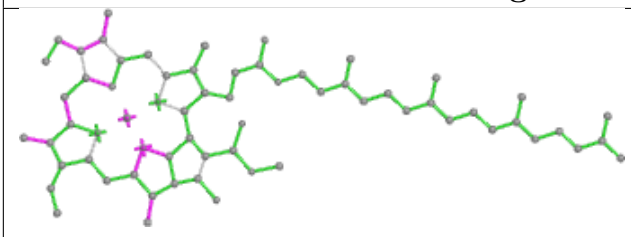

Bond lengths

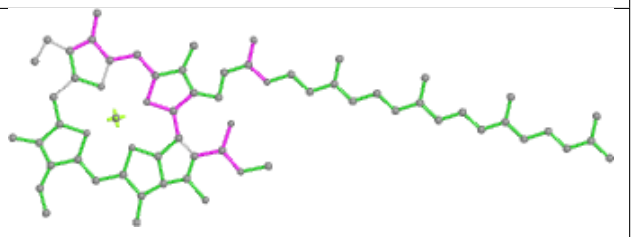

Bond angles

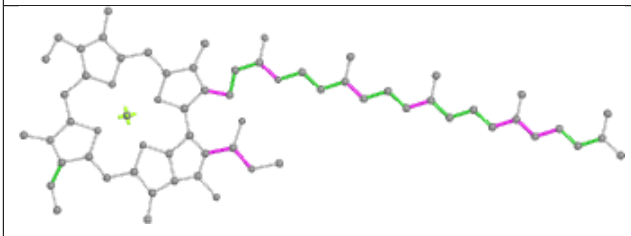

Torsions

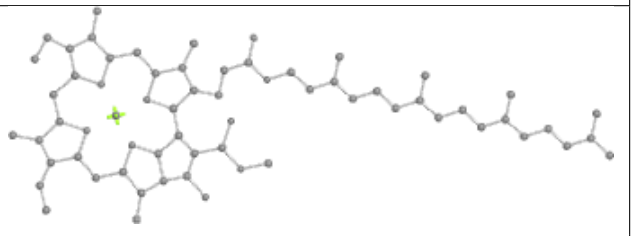

Rings

Ligand PEB CP 201

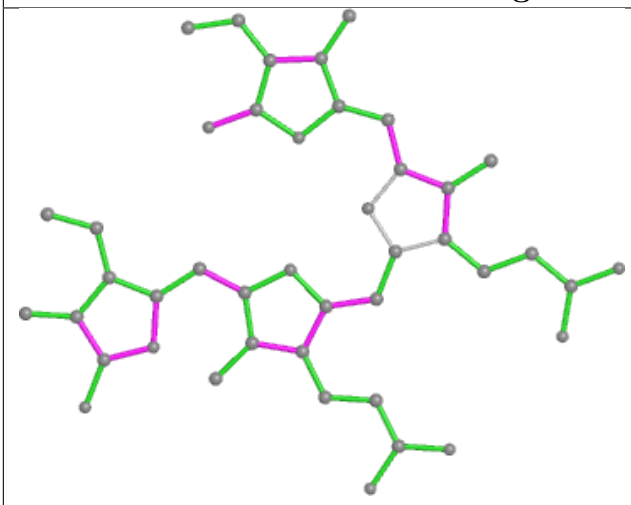

Bond lengths

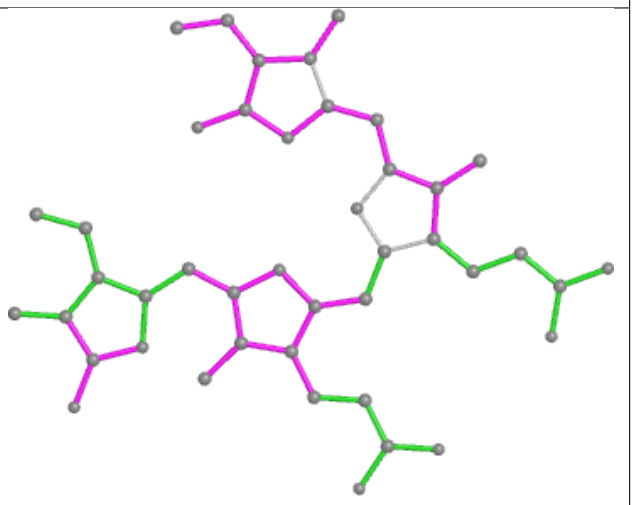

Bond angles

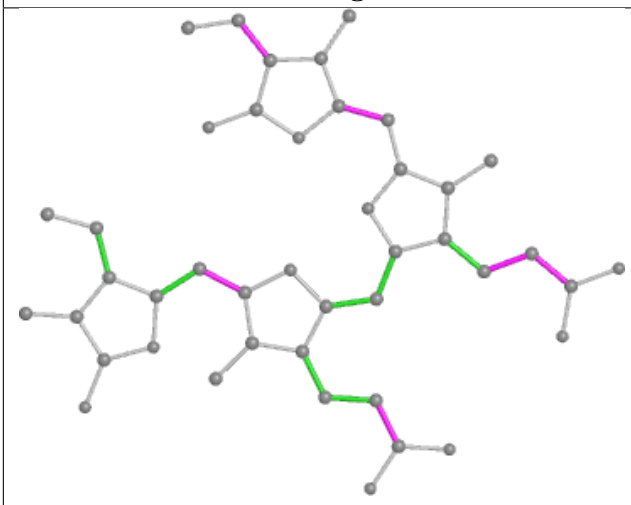

Torsions

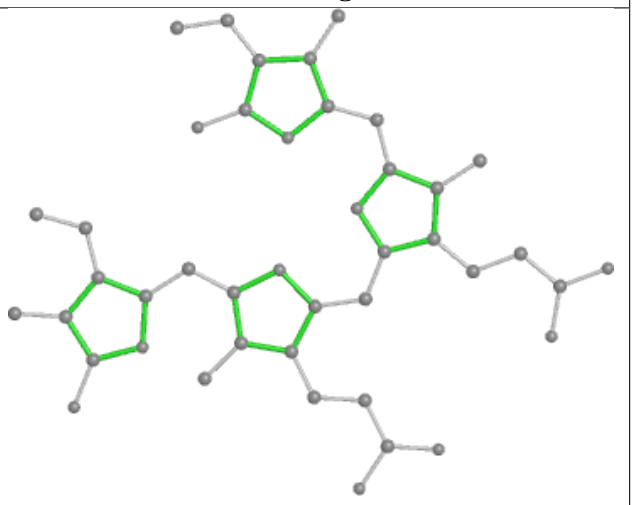

Rings

Ligand LMG b6 619

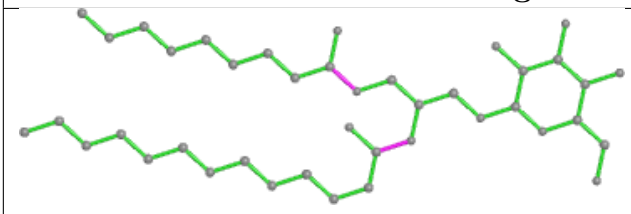

Bond lengths

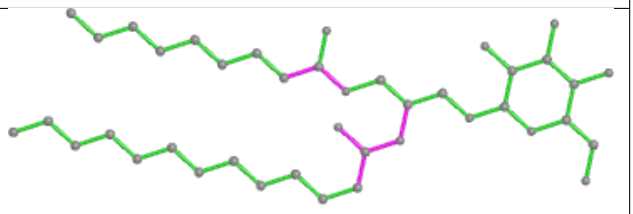

Bond angles

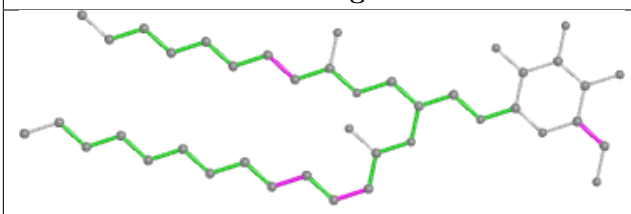

Torsions

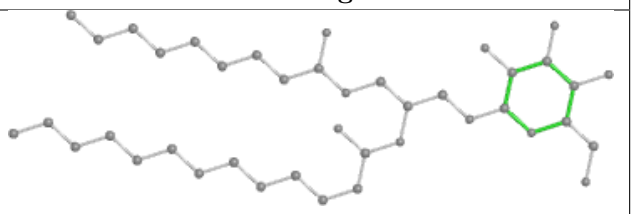

Rings

Ligand PEB x8 201

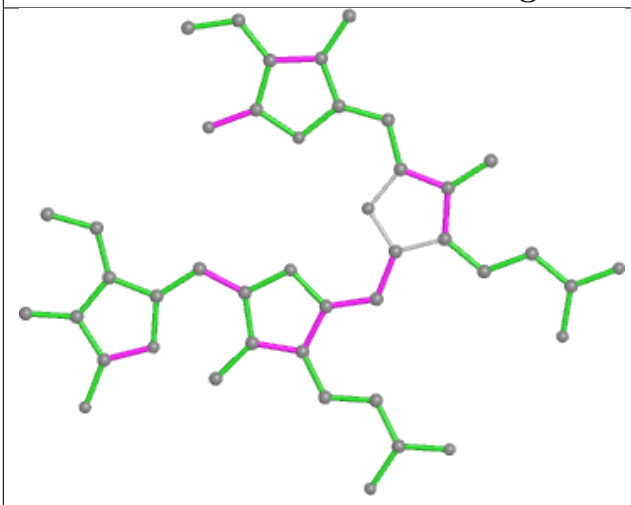

Bond lengths

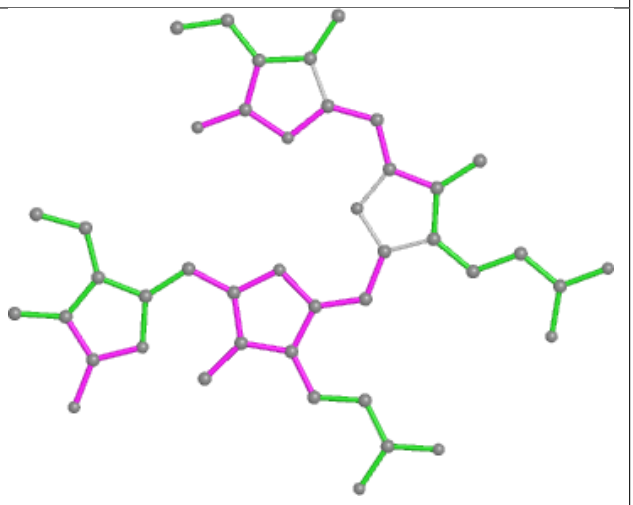

Bond angles

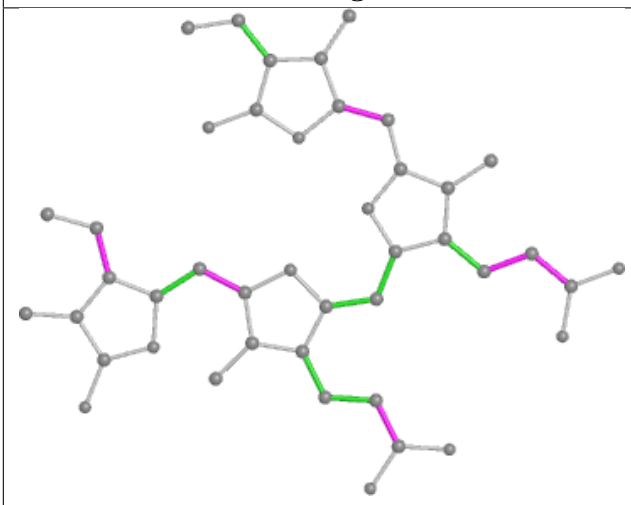

Torsions

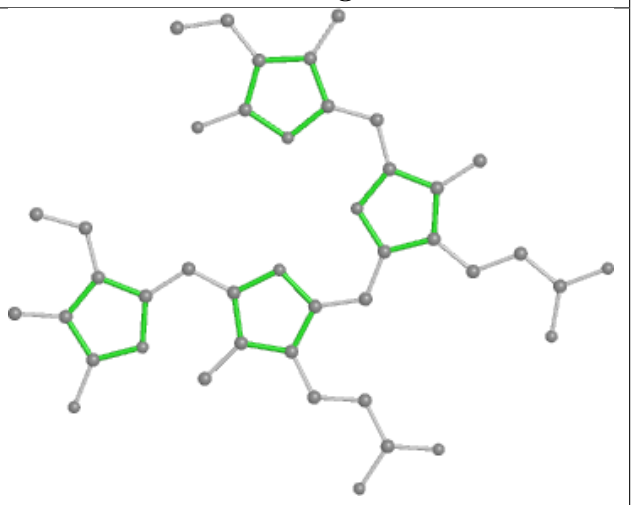

Rings

Ligand PEB eB 202

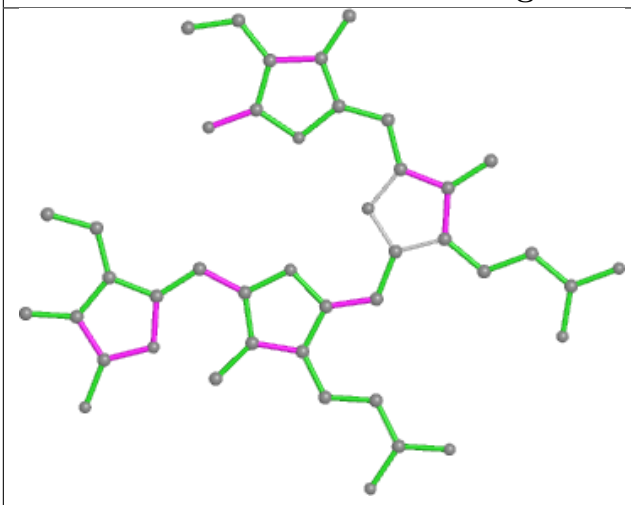

Bond lengths

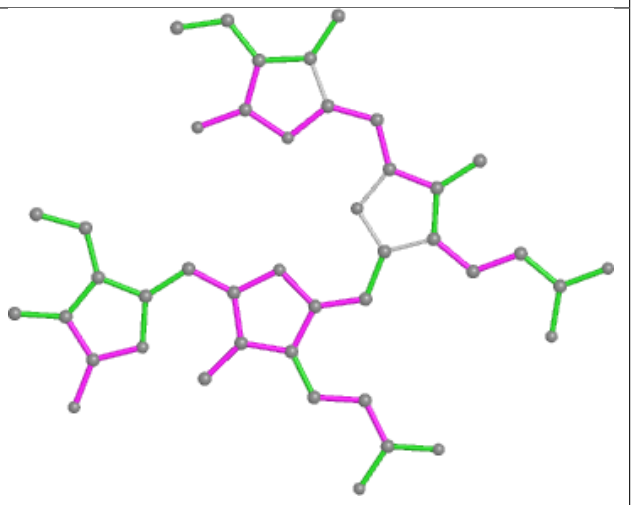

Bond angles

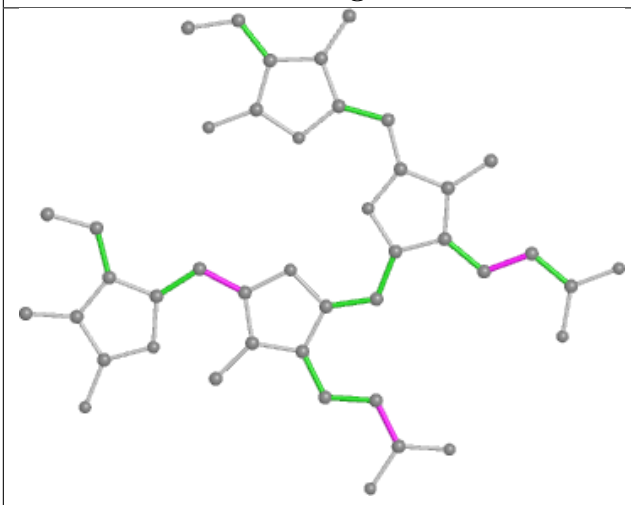

Torsions

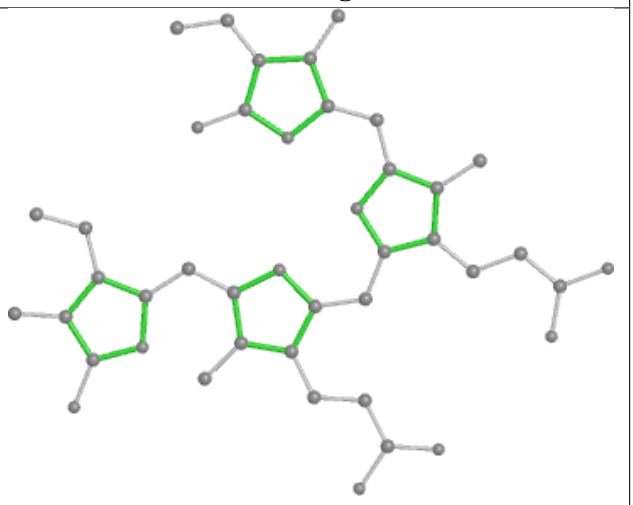

Rings

Ligand PEB XA 201

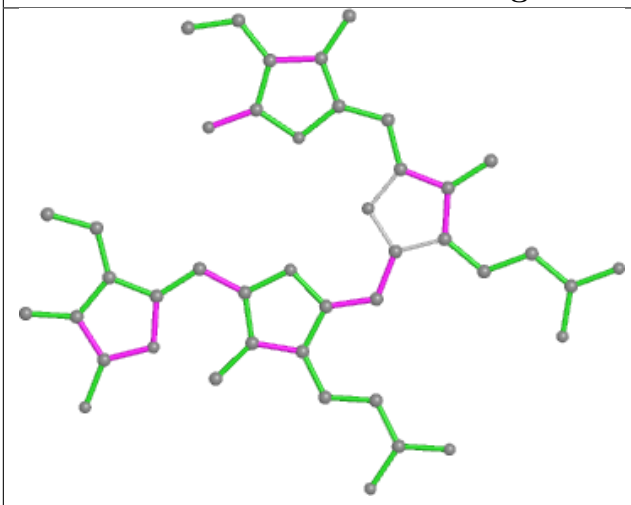

Bond lengths

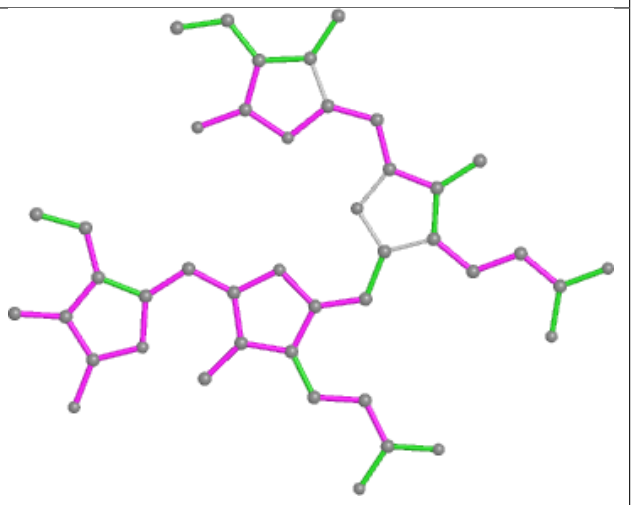

Bond angles

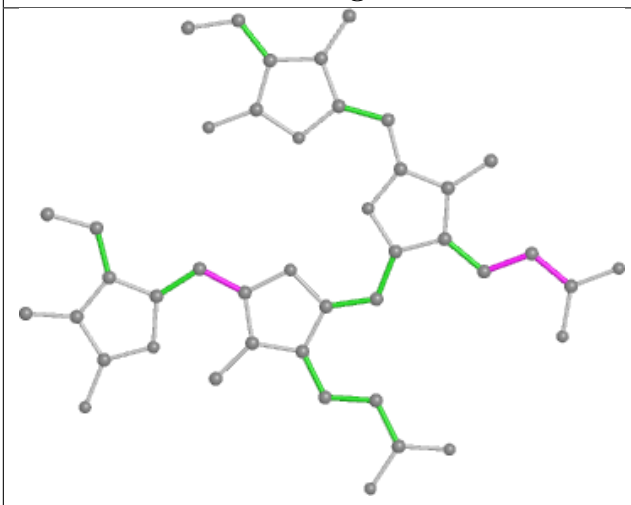

Torsions

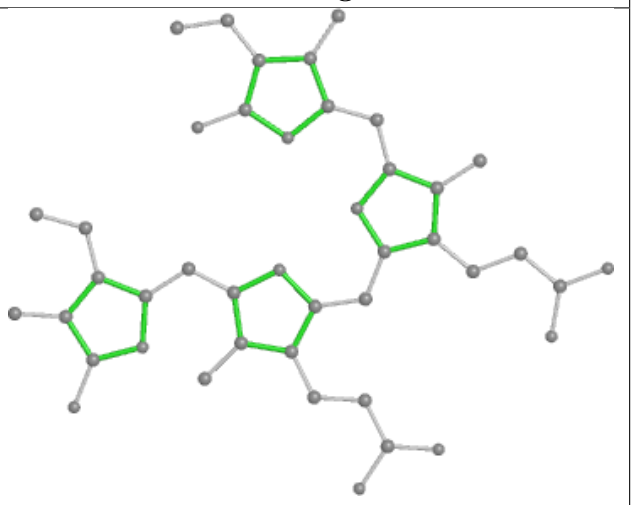

Rings

Ligand CLA 4N 608

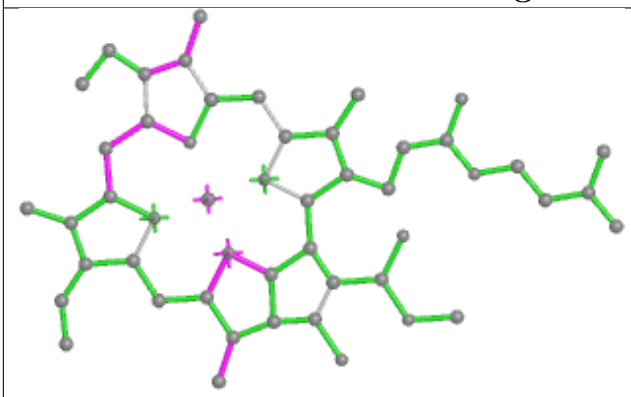

Bond lengths

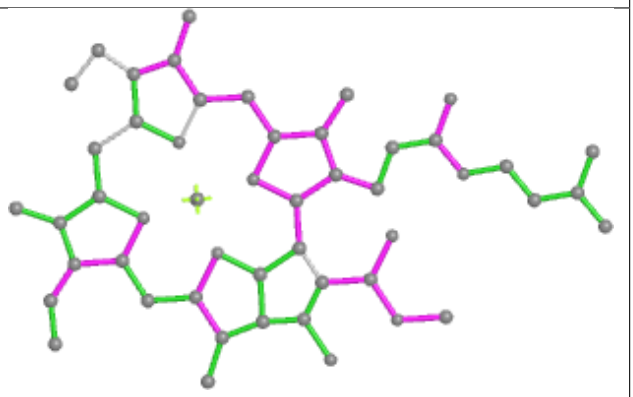

Bond angles

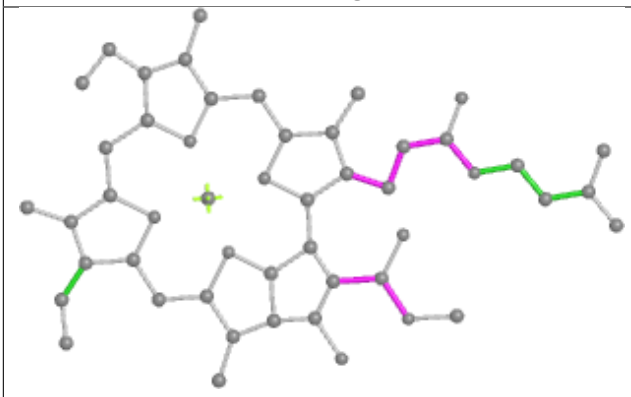

Torsions

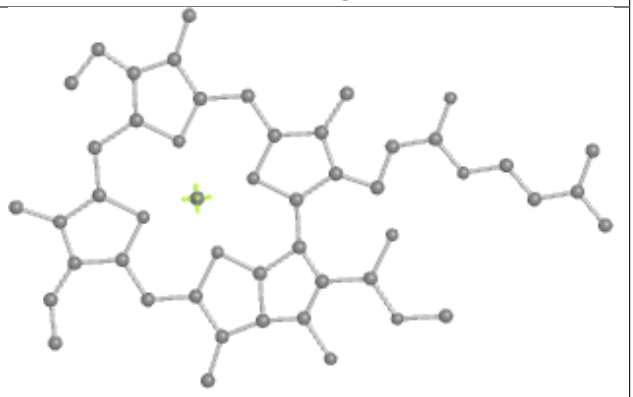

Rings

Ligand PEB hE 201

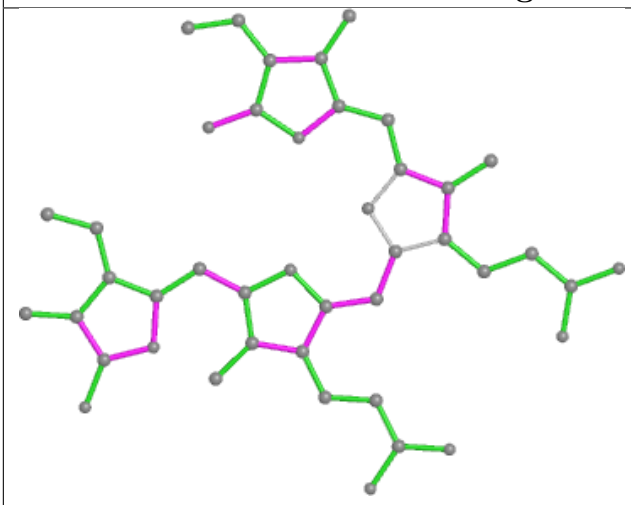

Bond lengths

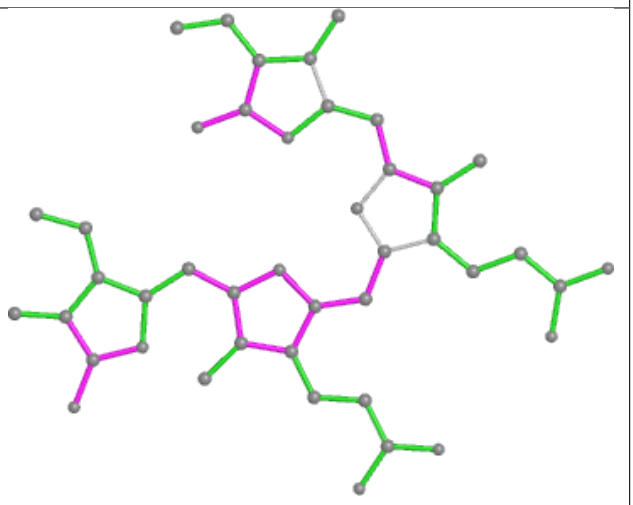

Bond angles

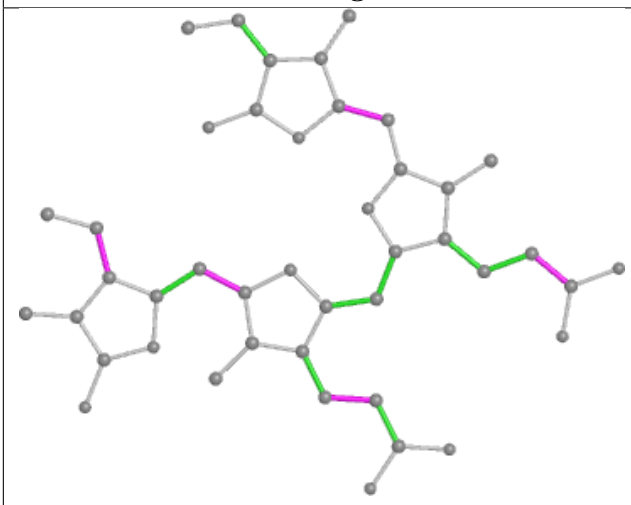

Torsions

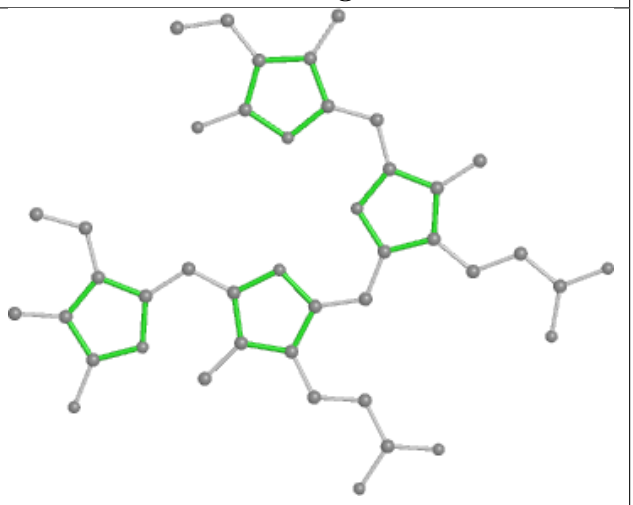

Rings

Ligand CLA 4N 605

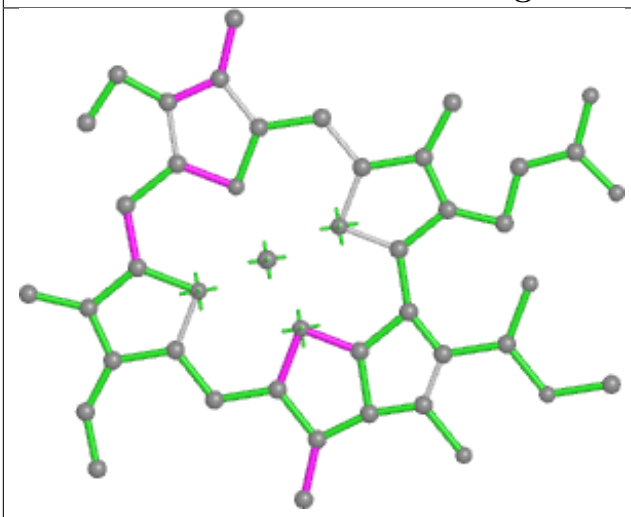

Bond lengths

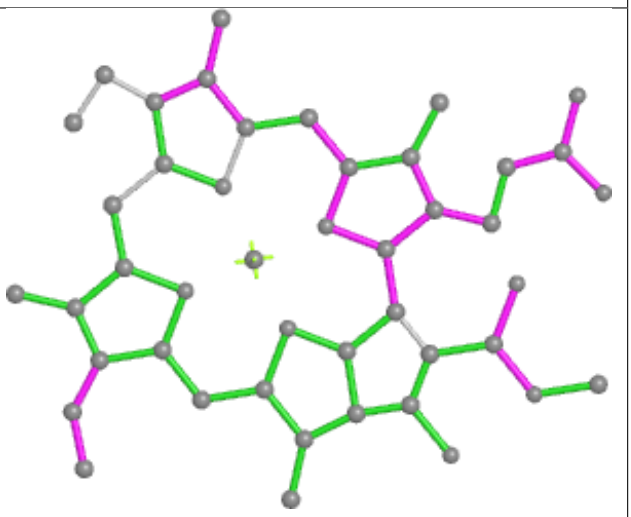

Bond angles

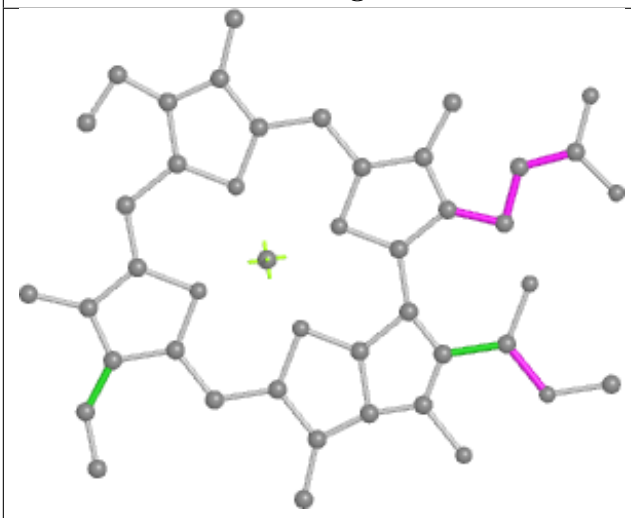

Torsions

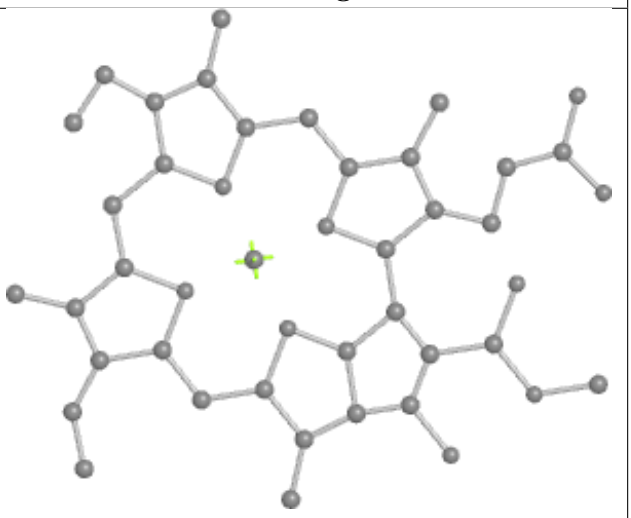

Rings

Ligand CLA B2 826

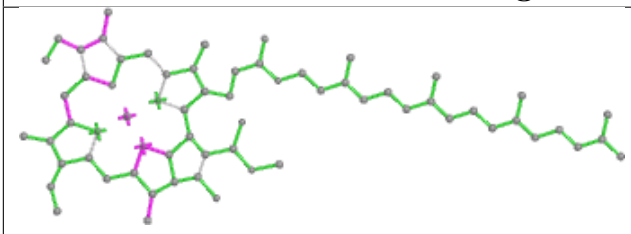

Bond lengths

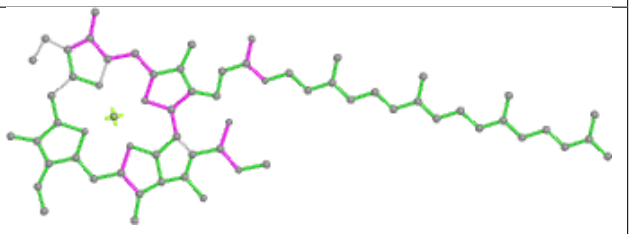

Bond angles

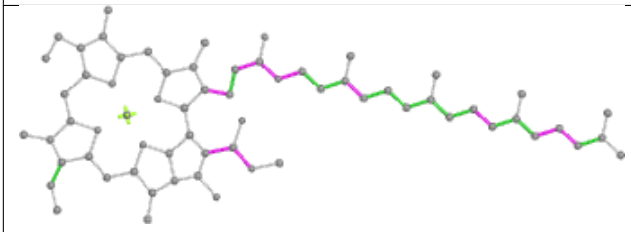

Torsions

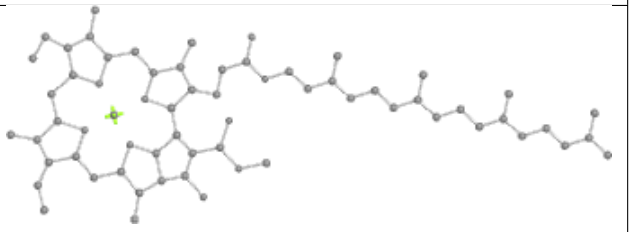

Rings

Ligand CLA 82 308

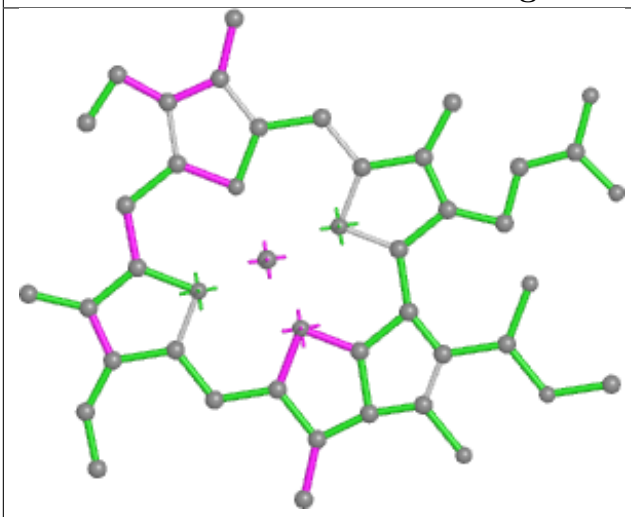

Bond lengths

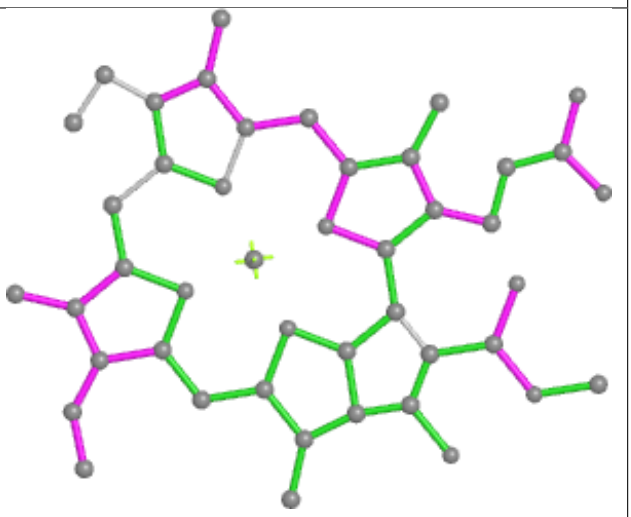

Bond angles

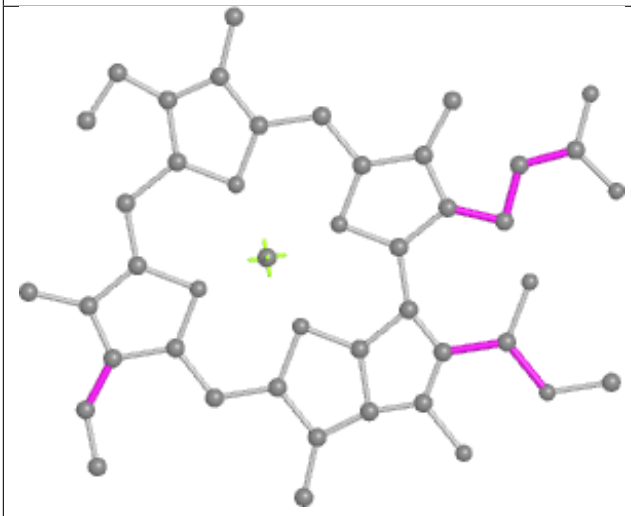

Torsions

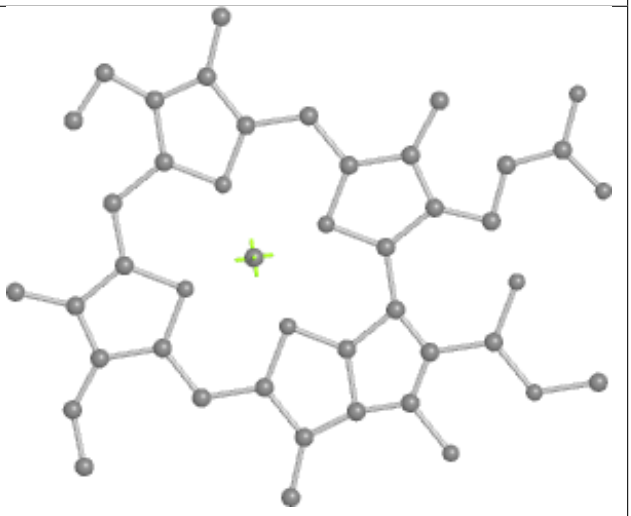

Rings

Ligand PEB HI 201

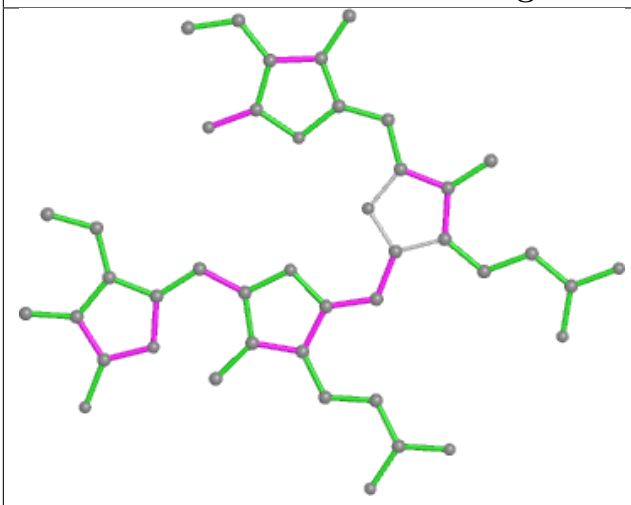

Bond lengths

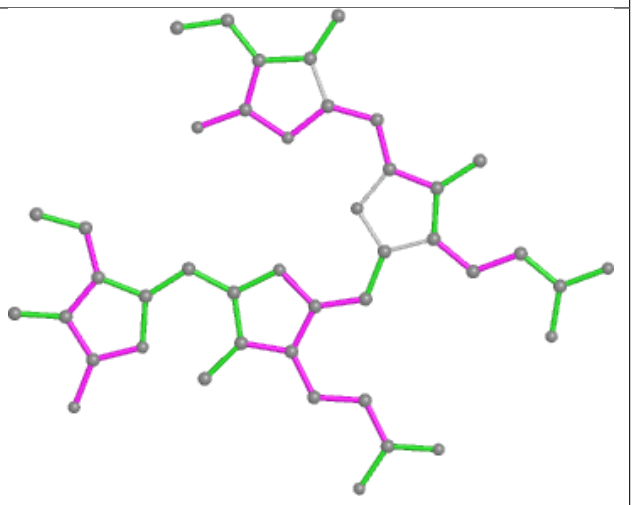

Bond angles

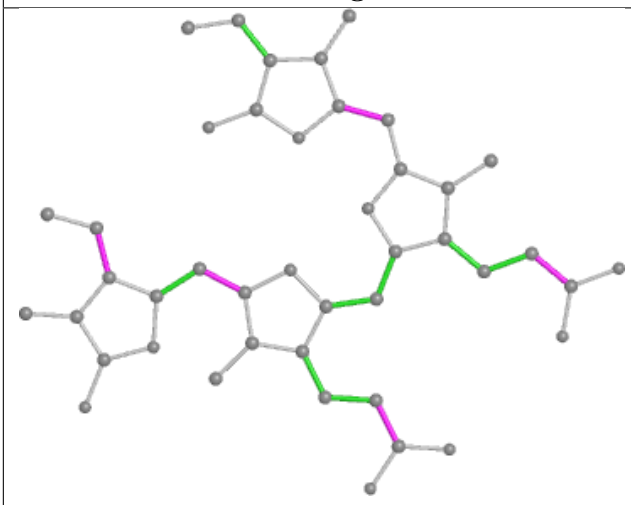

Torsions

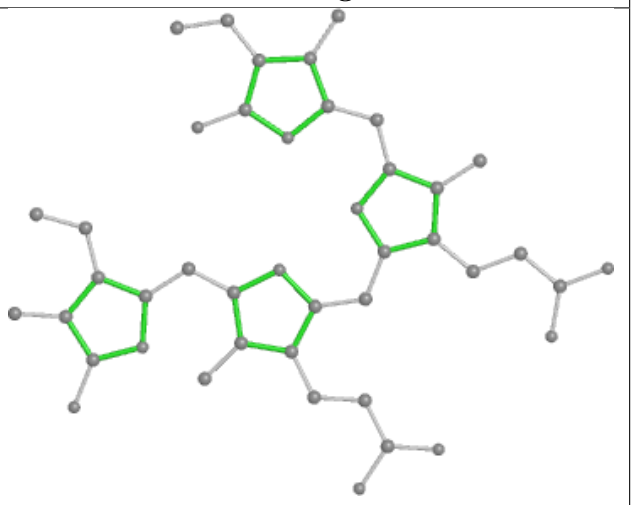

Rings

Ligand PEB WM 202

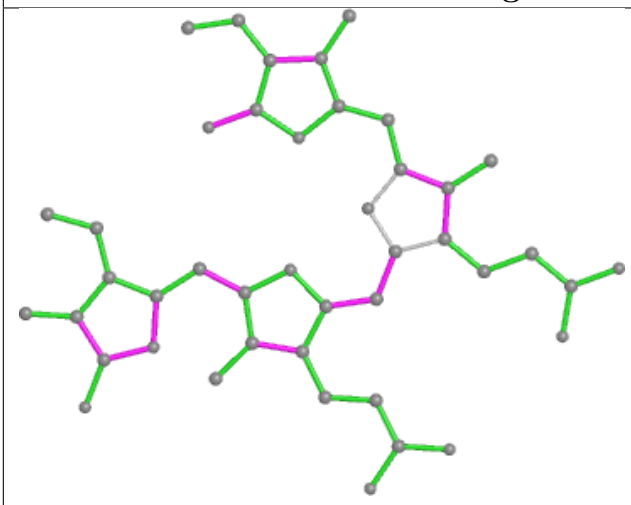

Bond lengths

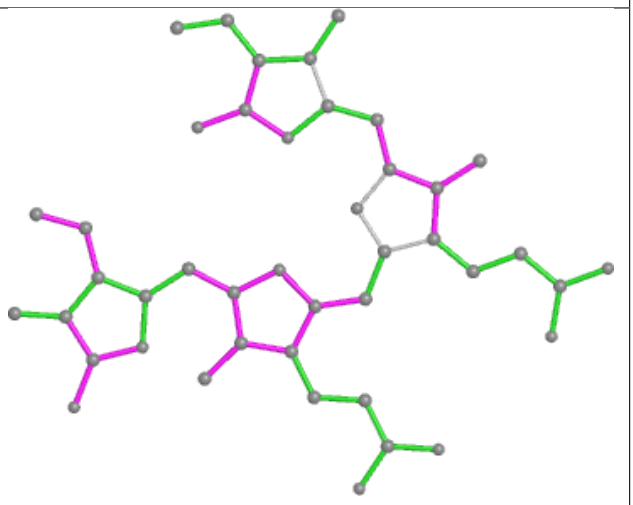

Bond angles

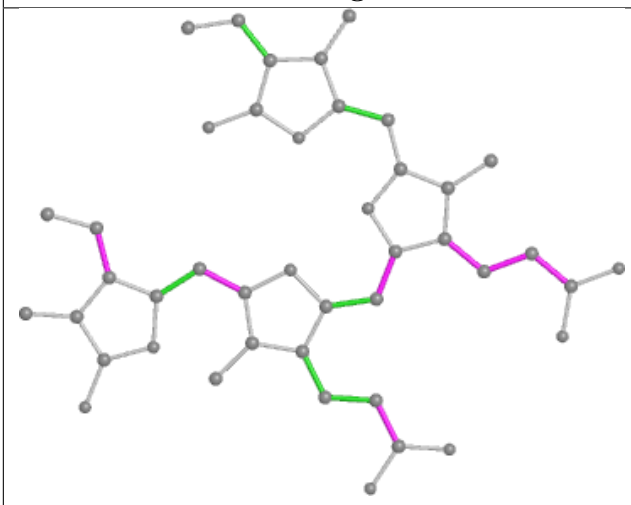

Torsions

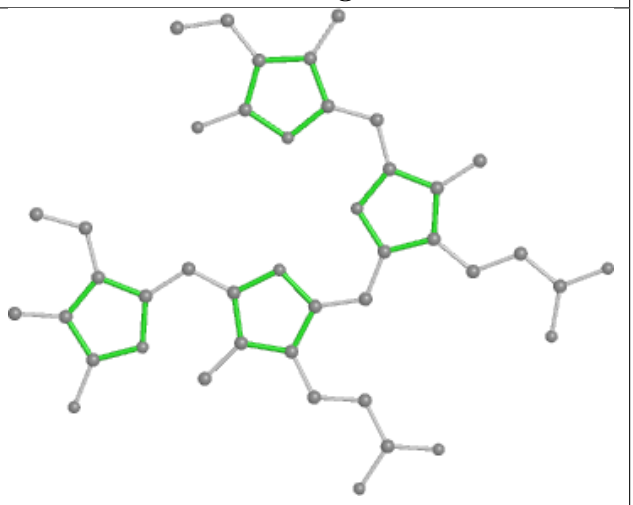

Rings

Ligand PEB KP 202

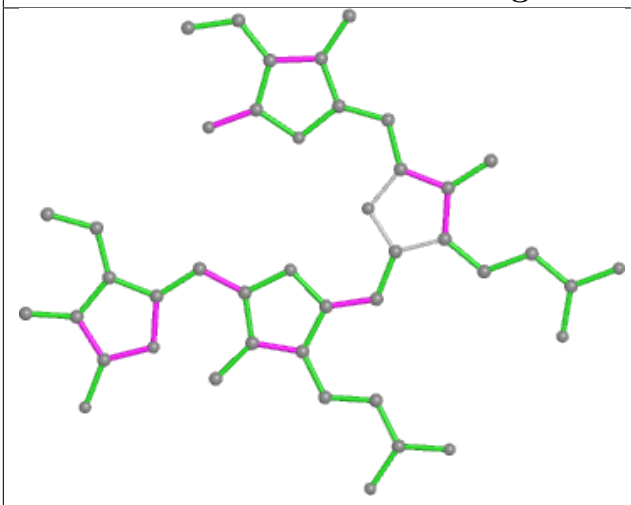

Bond lengths

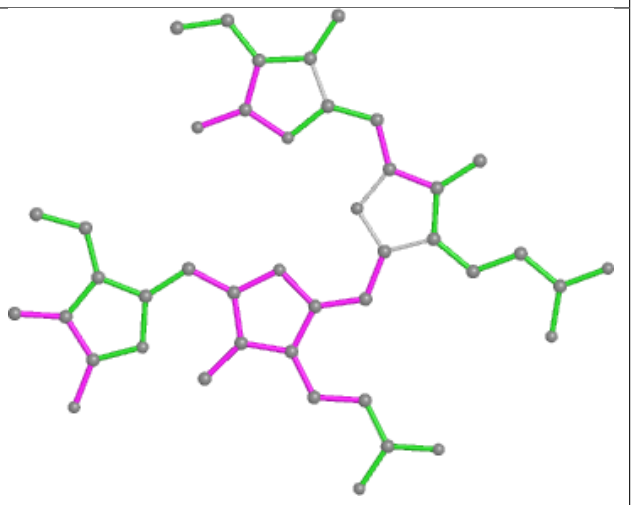

Bond angles

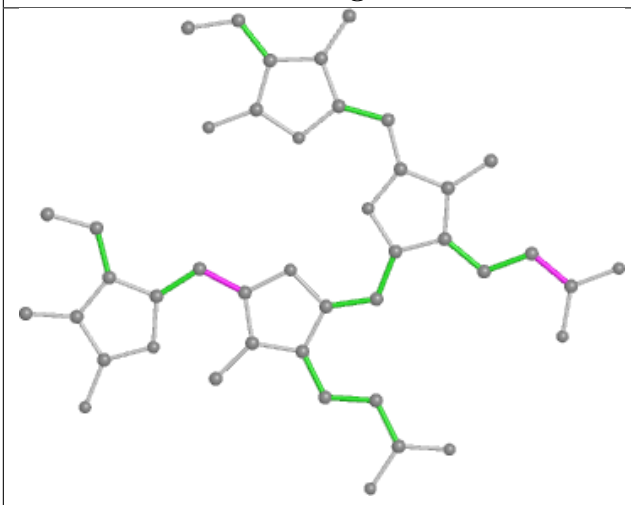

Torsions

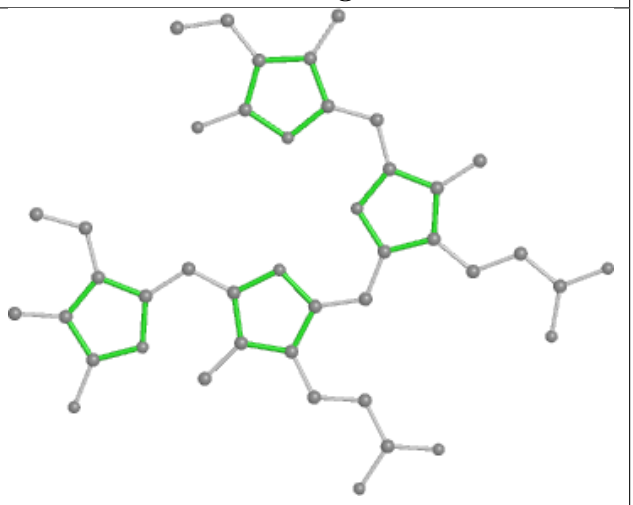

Rings

Ligand PEB NI 202

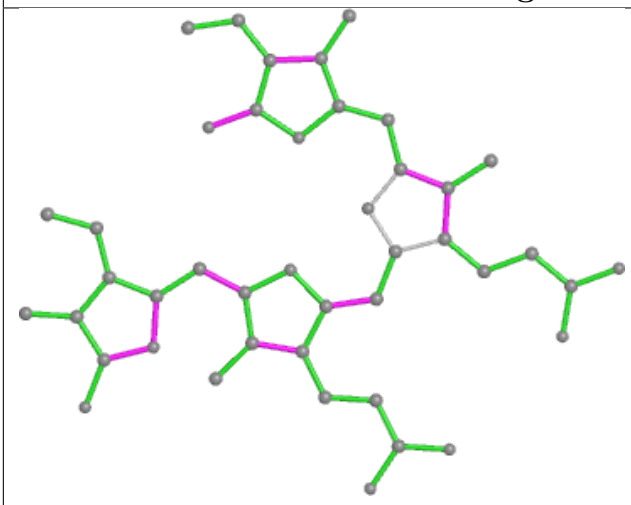

Bond lengths

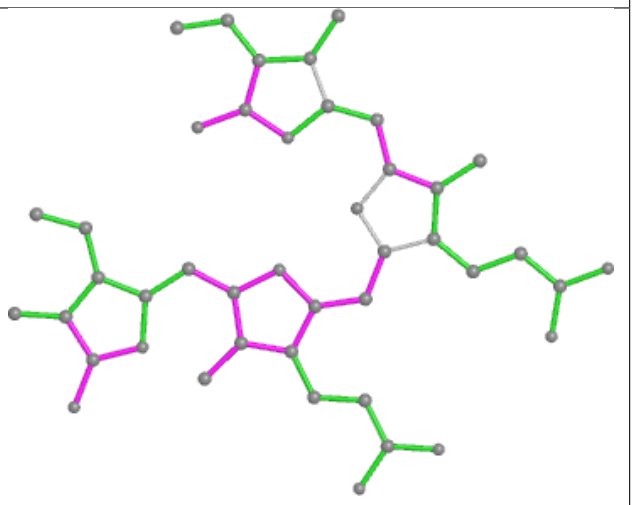

Bond angles

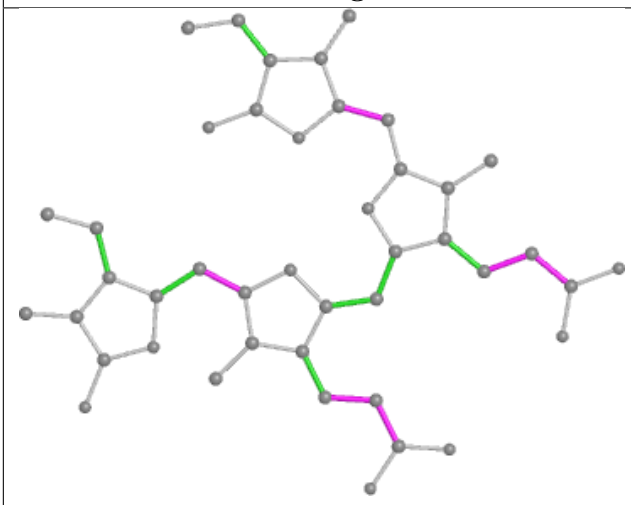

Torsions

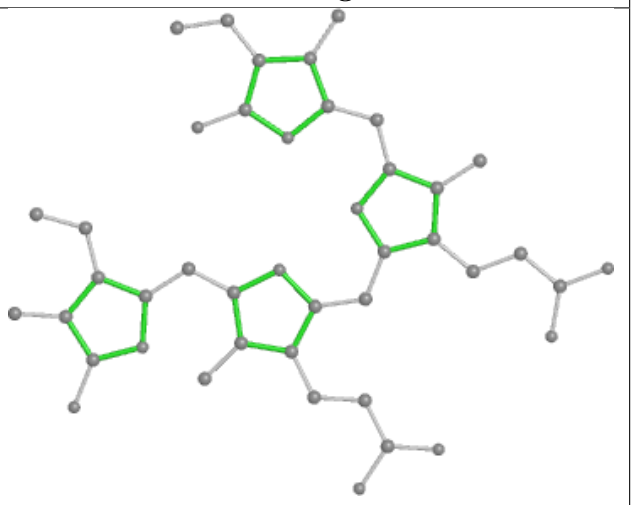

Rings

Ligand PEB NH 1002

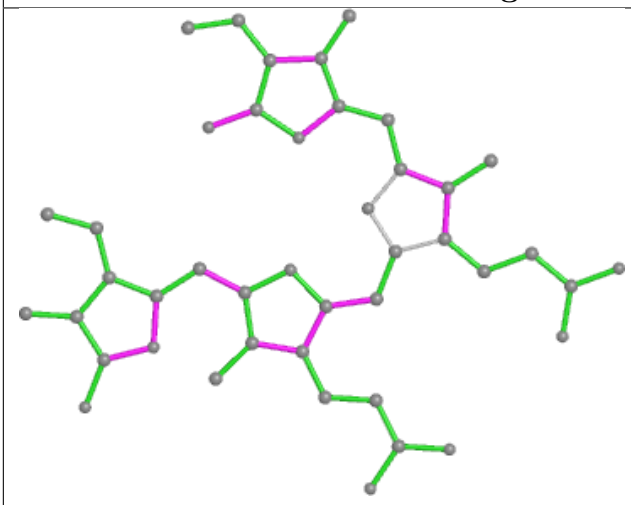

Bond lengths

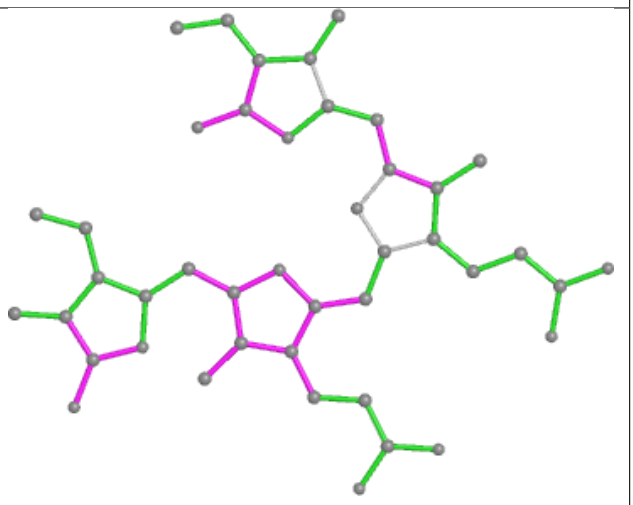

Bond angles

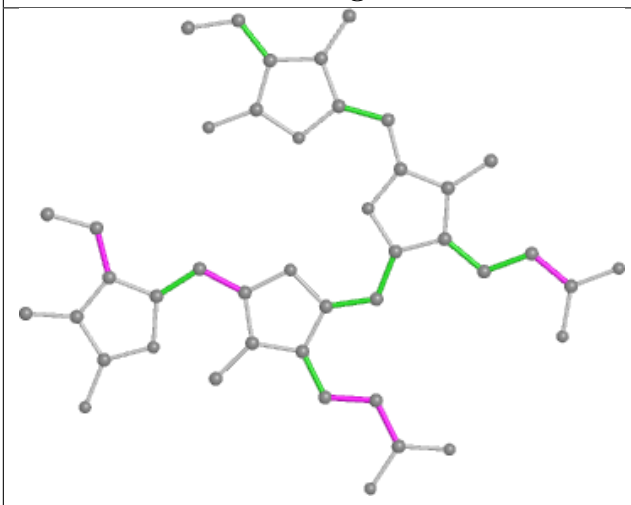

Torsions

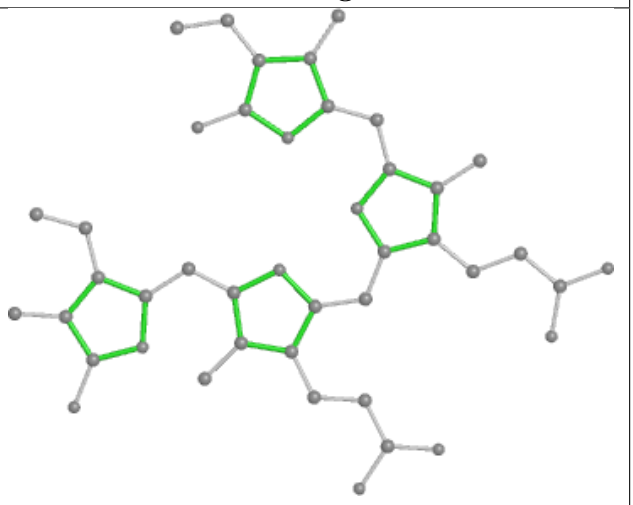

Rings

Ligand PEB UO 202

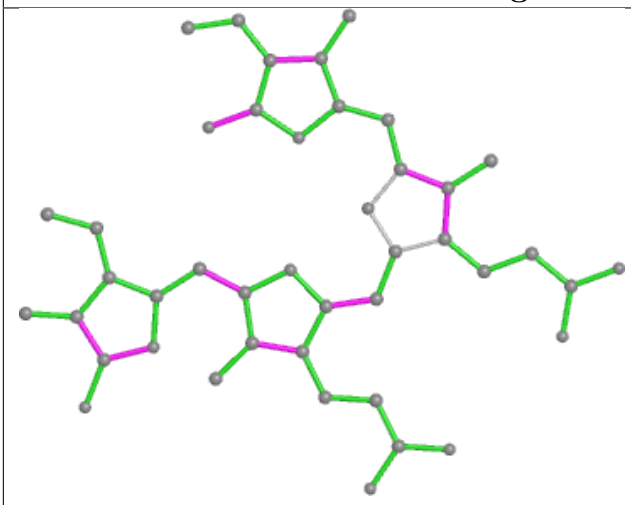

Bond lengths

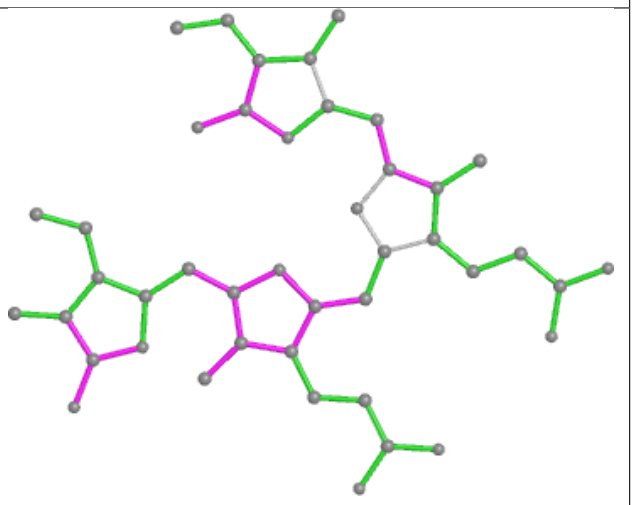

Bond angles

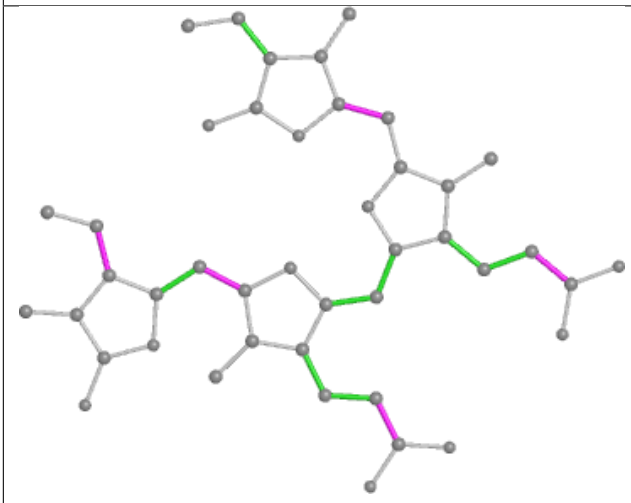

Torsions

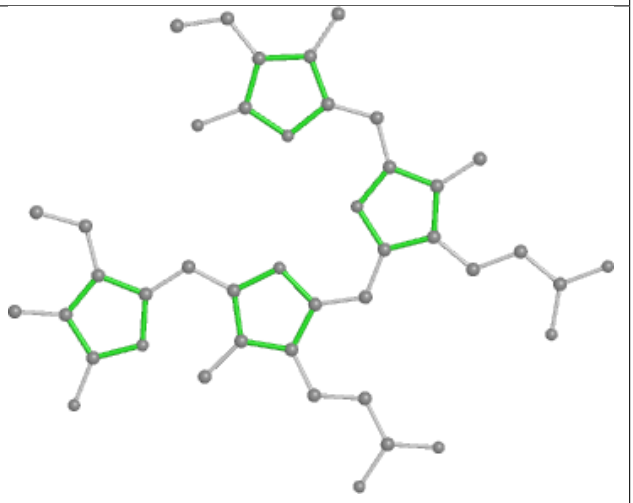

Rings

Ligand PEB K5 202

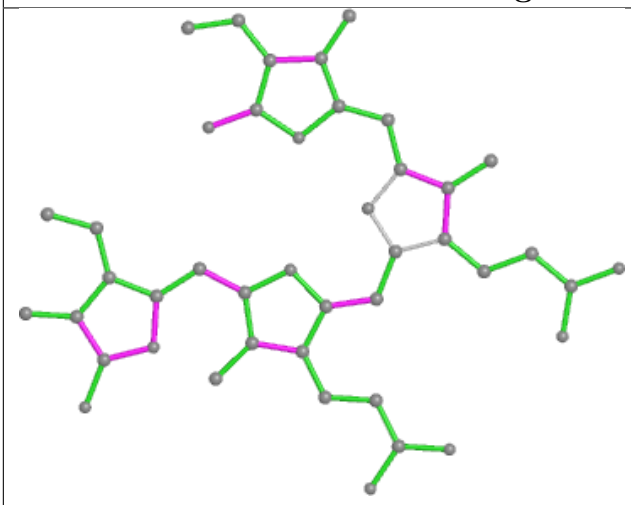

Bond lengths

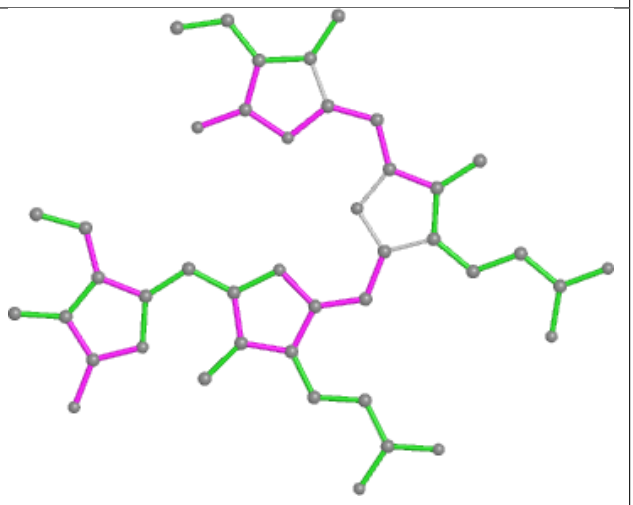

Bond angles

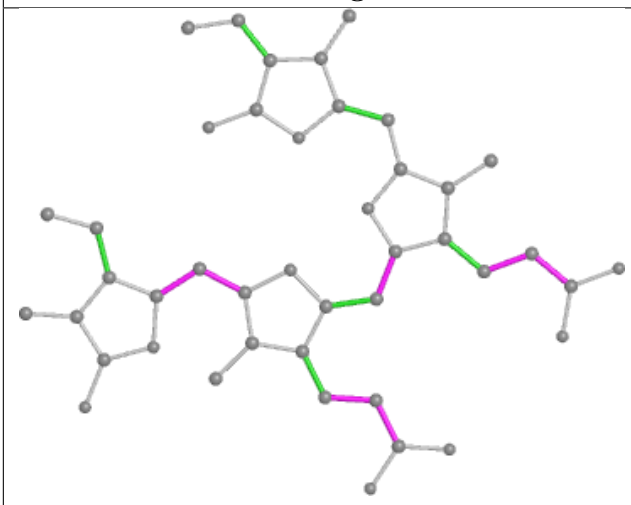

Torsions

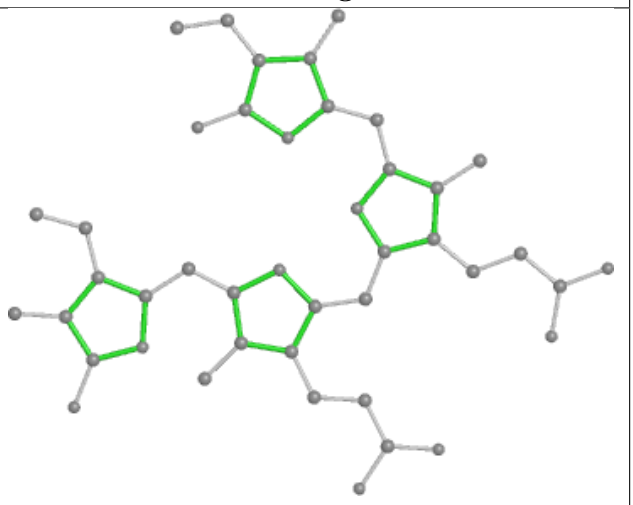

Rings

Ligand PEB DB 203

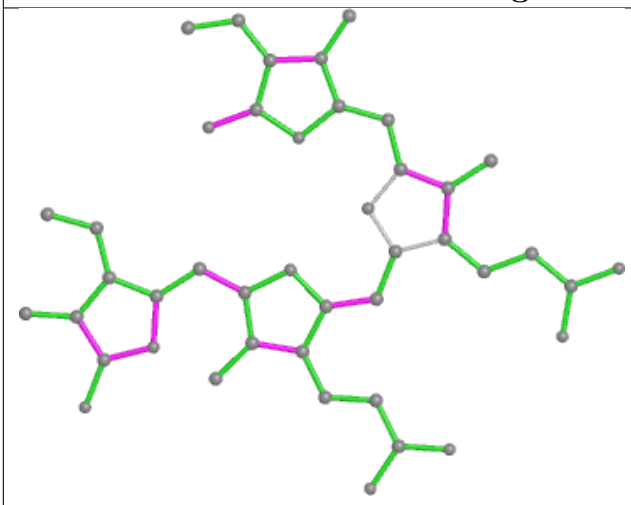

Bond lengths

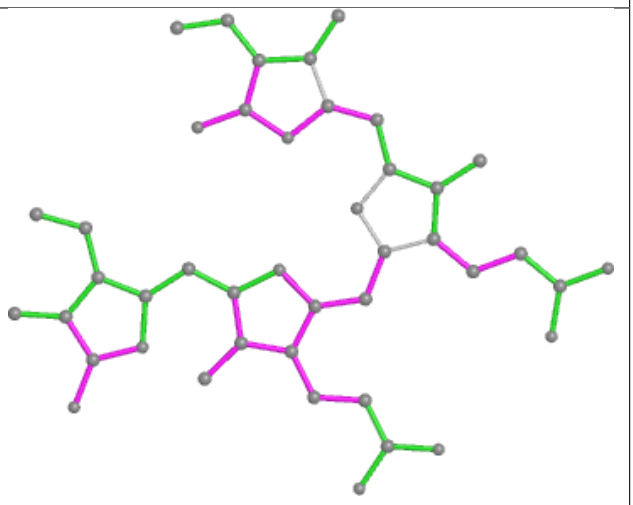

Bond angles

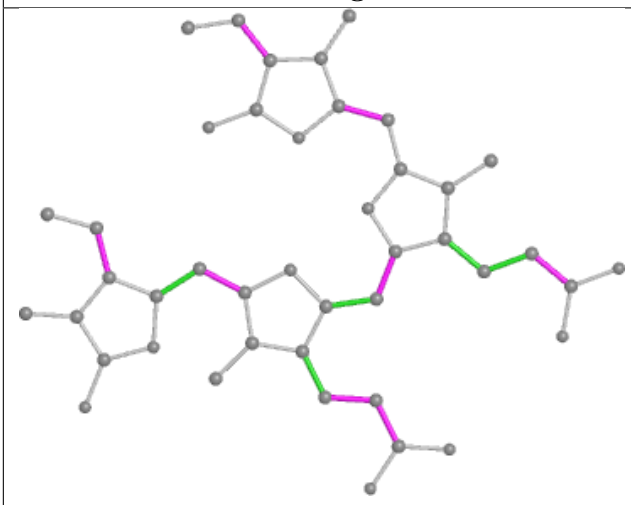

Torsions

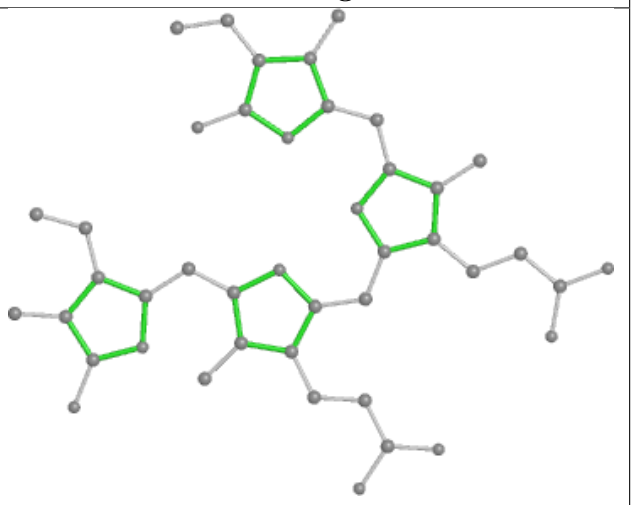

Rings

Ligand PEB eE 201

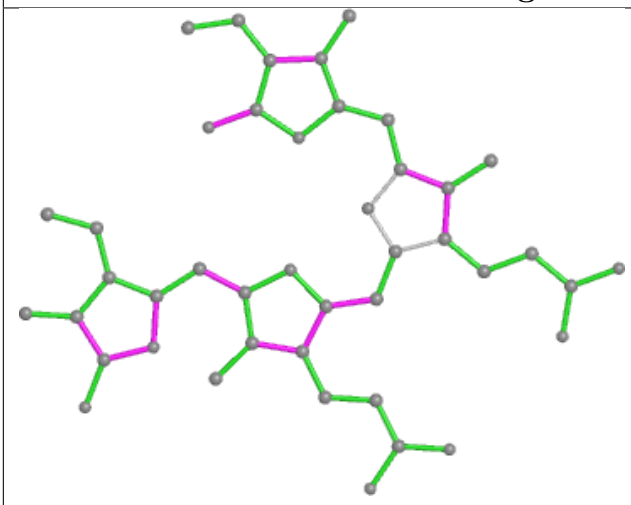

Bond lengths

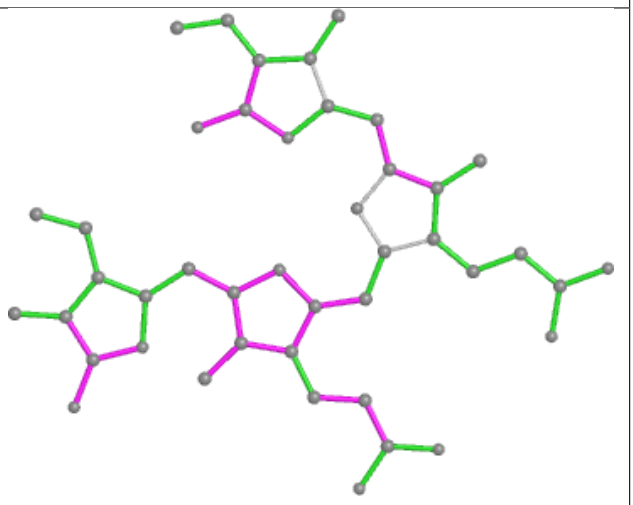

Bond angles

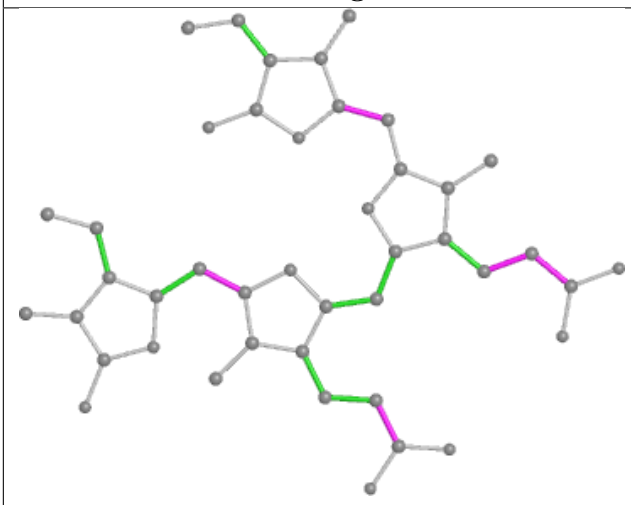

Torsions

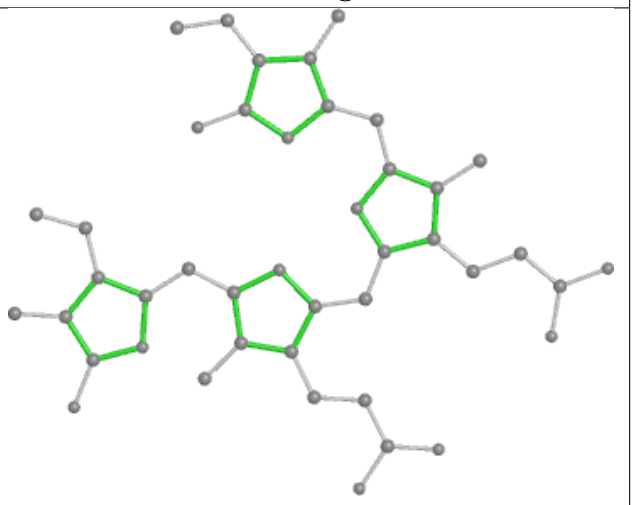

Rings

Ligand PEB XD 201

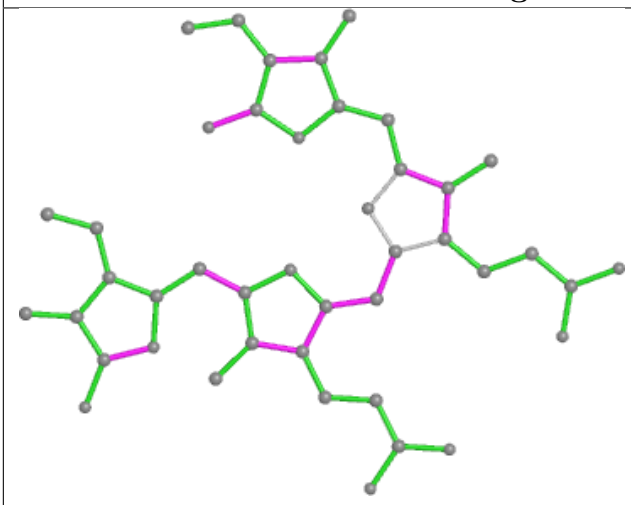

Bond lengths

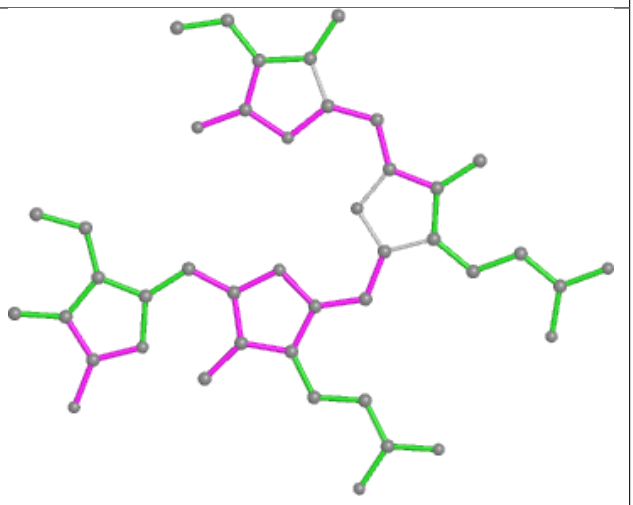

Bond angles

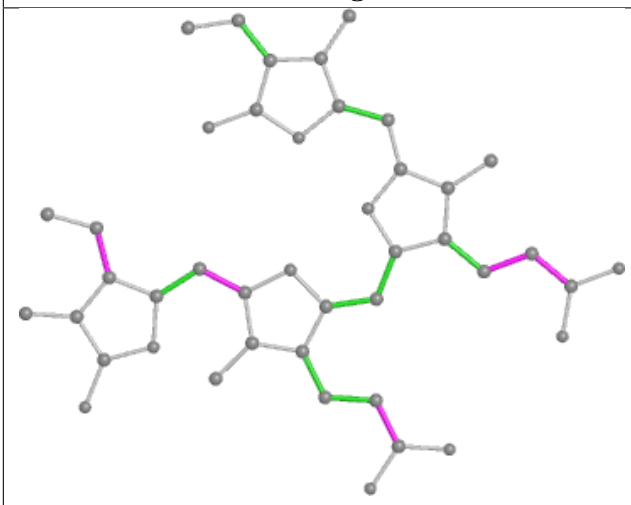

Torsions

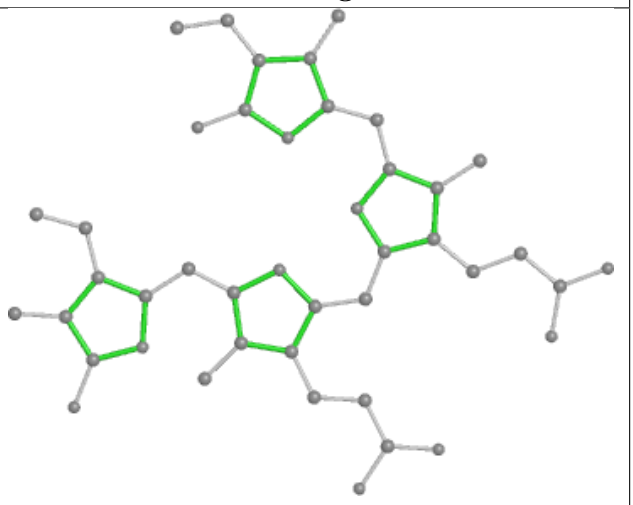

Rings

Ligand PEB KJ 203

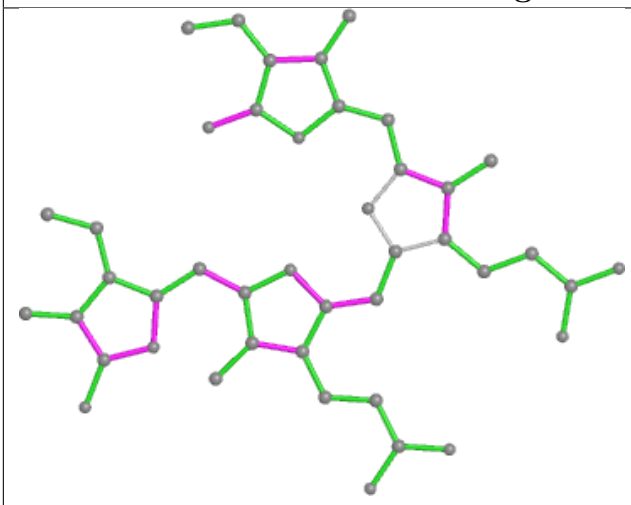

Bond lengths

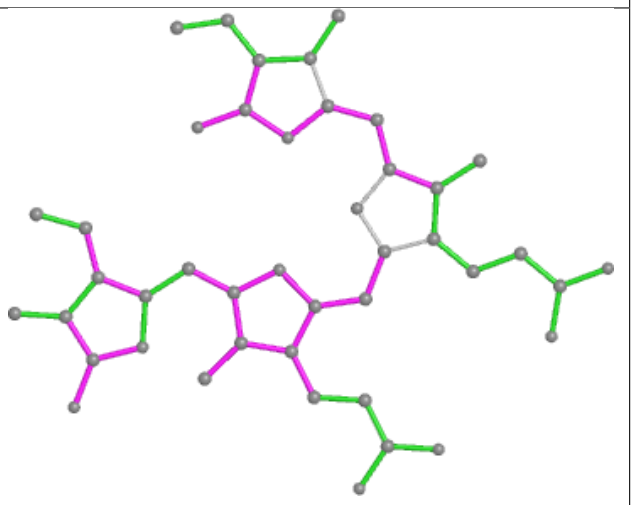

Bond angles

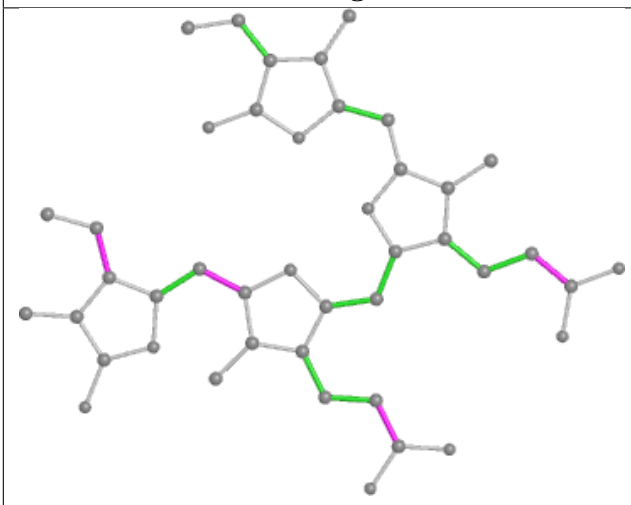

Torsions

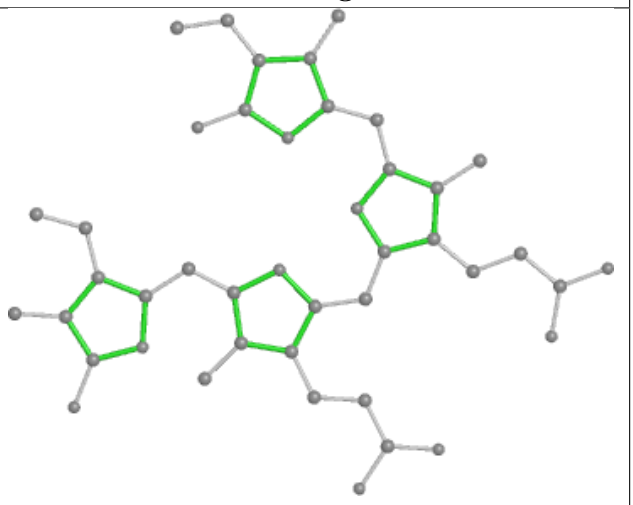

Rings

Ligand PEB ZE 202

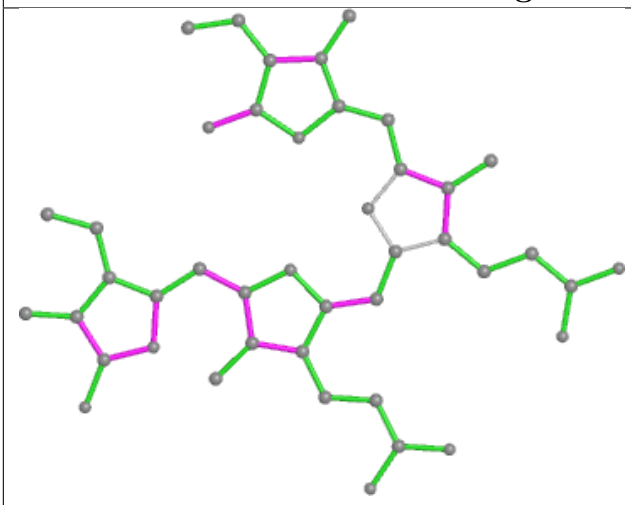

Bond lengths

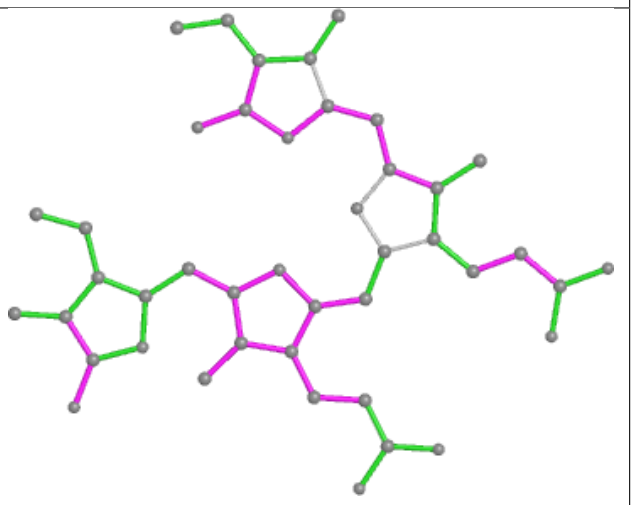

Bond angles

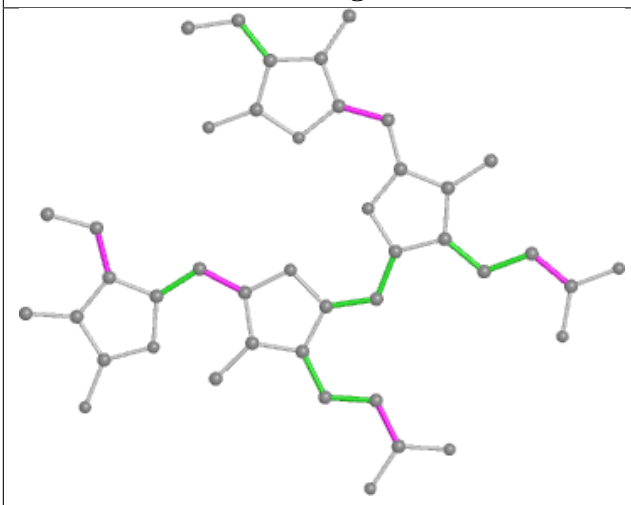

Torsions

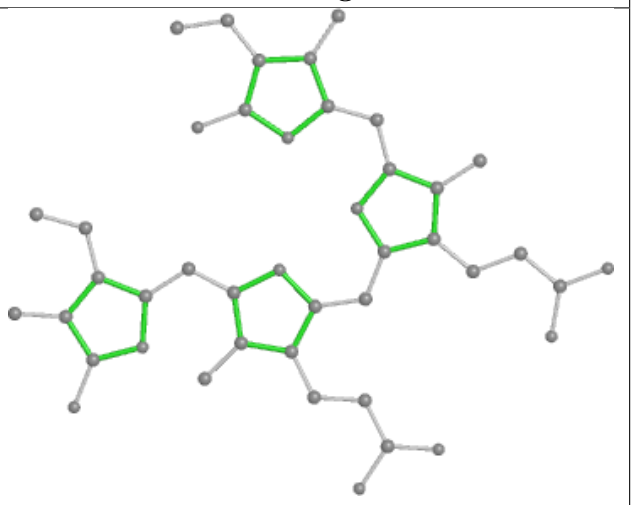

Rings

Ligand PEB BD 203

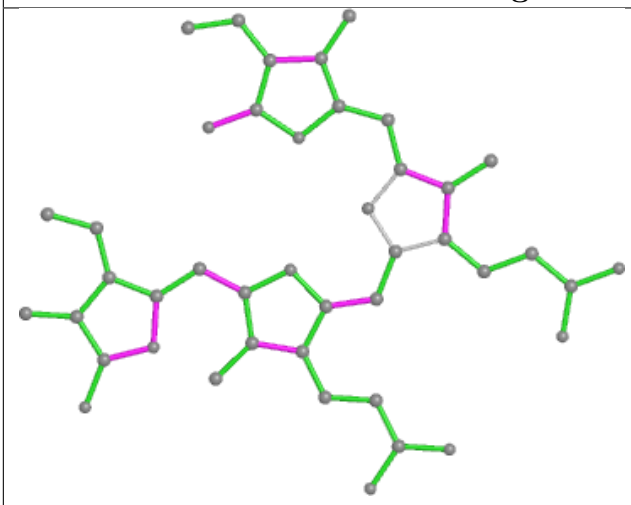

Bond lengths

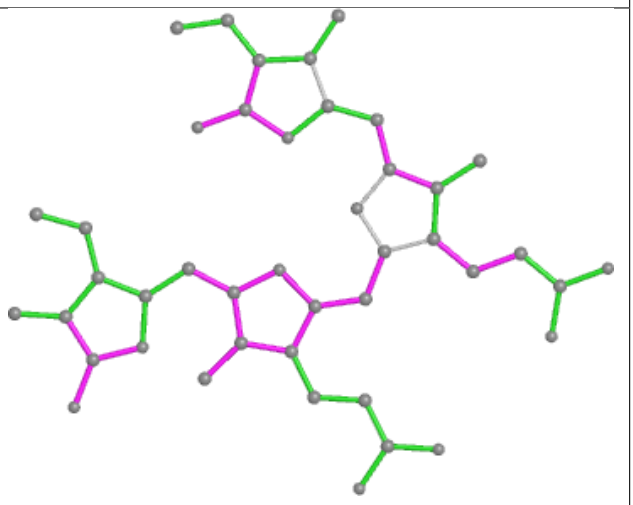

Bond angles

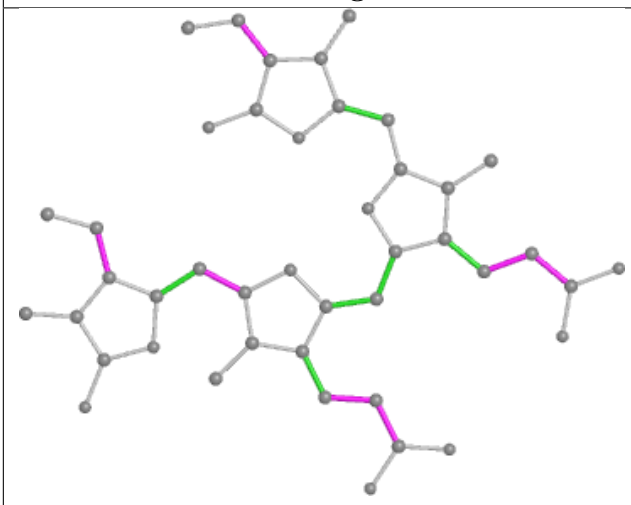

Torsions

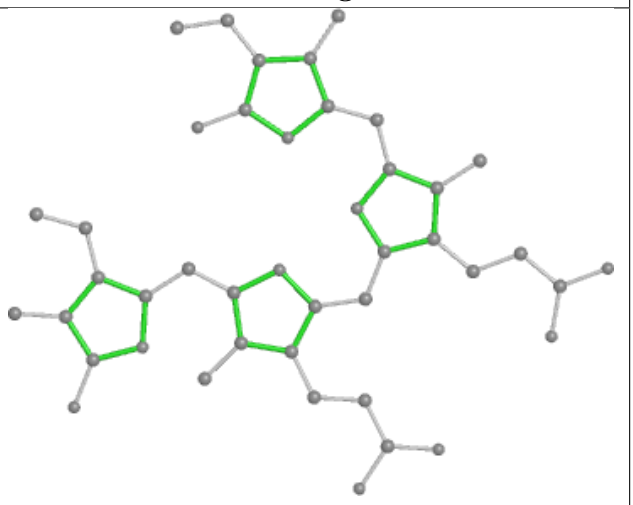

Rings

Ligand PEB AK 202

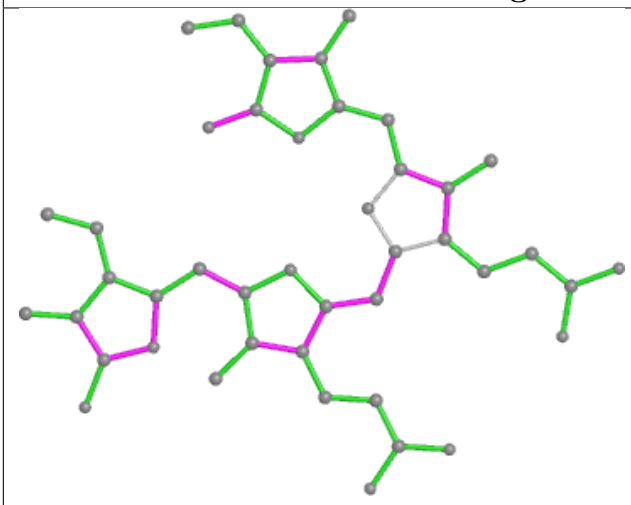

Bond lengths

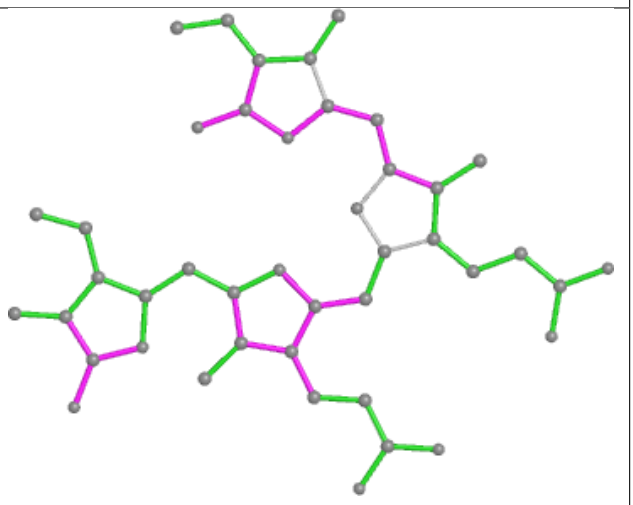

Bond angles

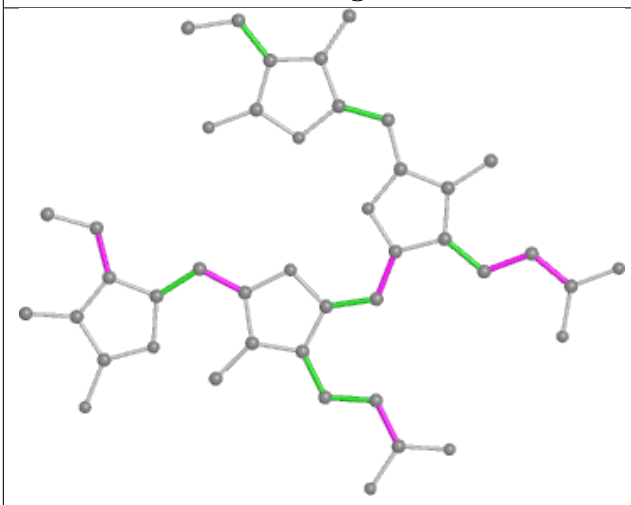

Torsions

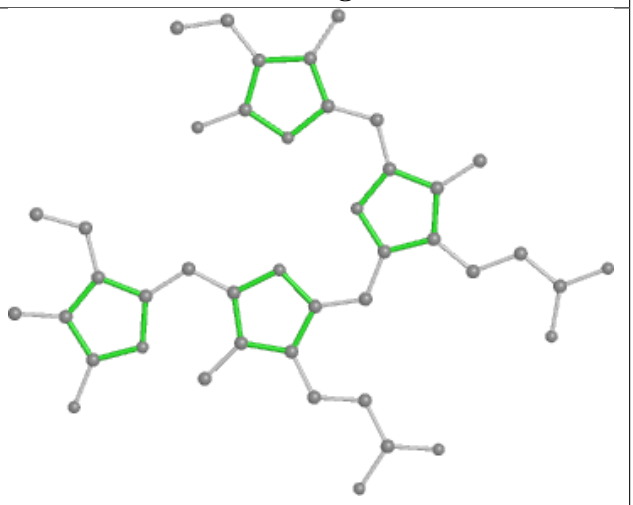

Rings

Ligand PEB M5 304

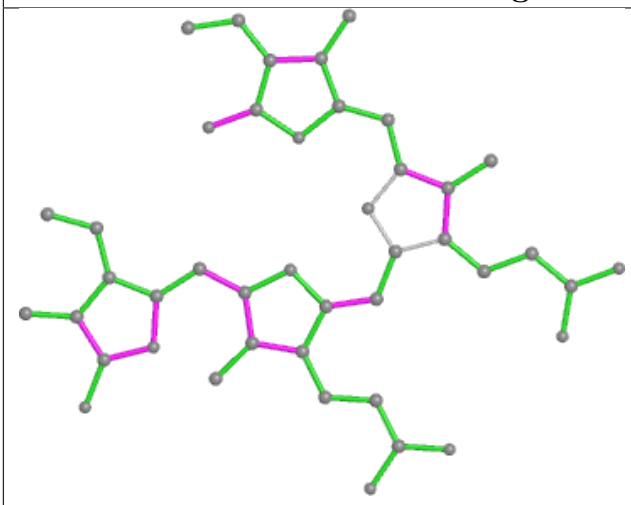

Bond lengths

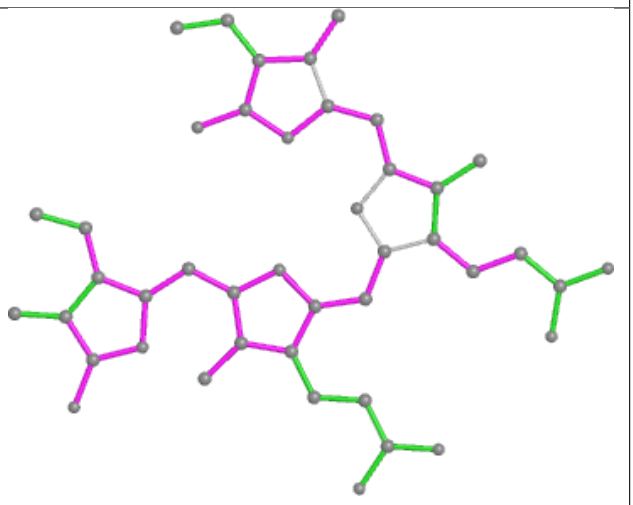

Bond angles

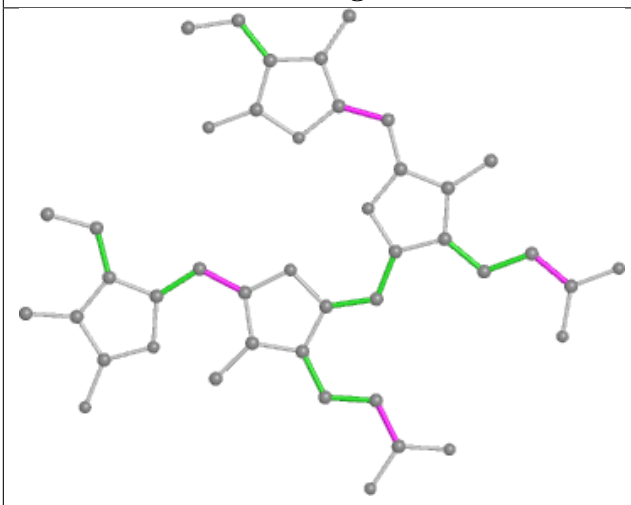

Torsions

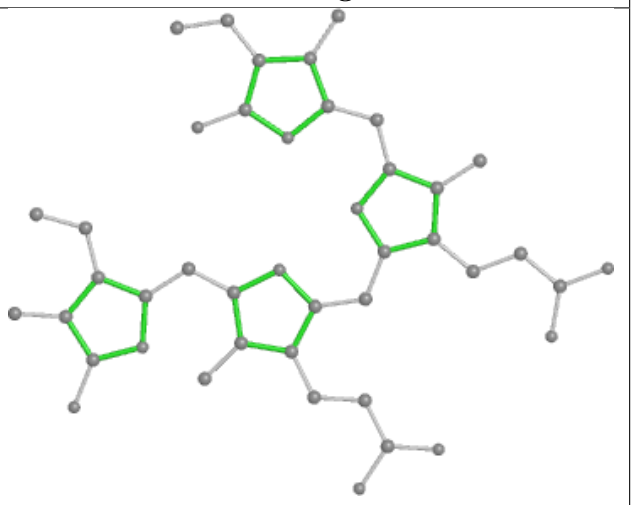

Rings

Ligand CLA B2 808

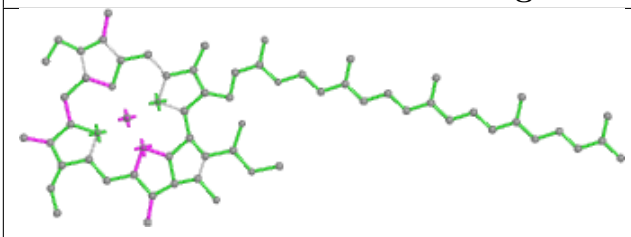

Bond lengths

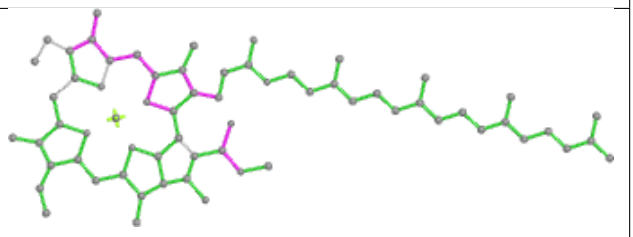

Bond angles

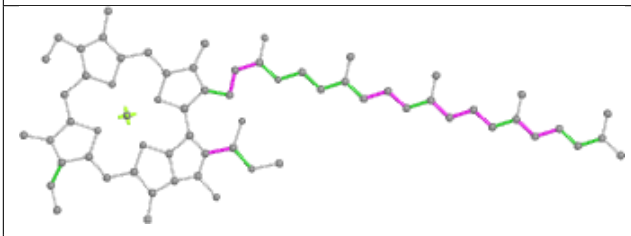

Torsions

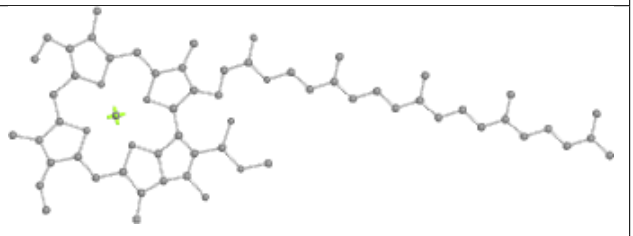

Rings

Ligand PEB mJ 202

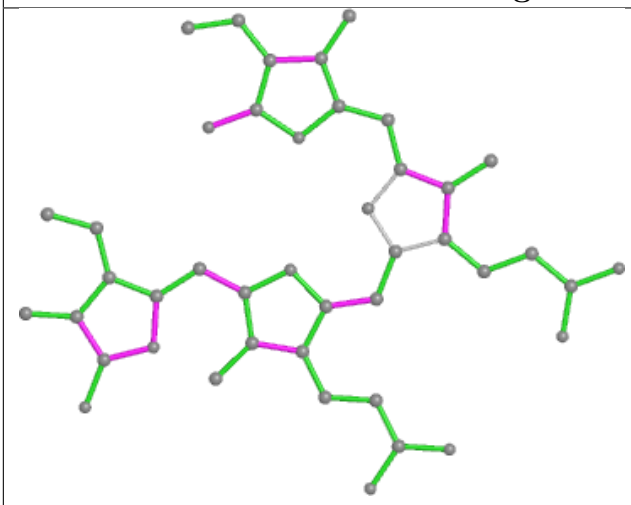

Bond lengths

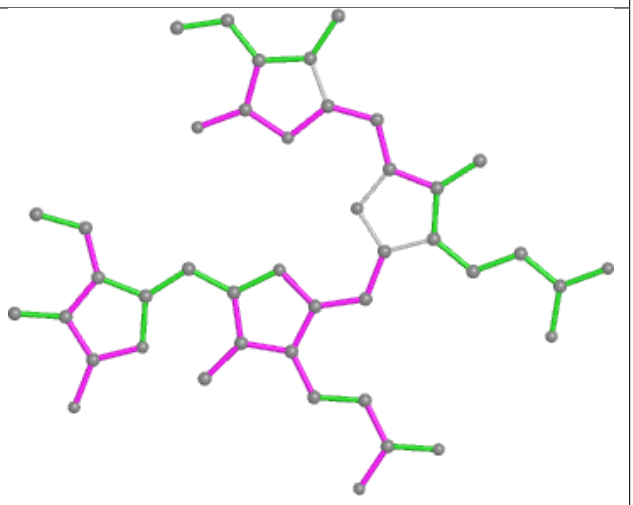

Bond angles

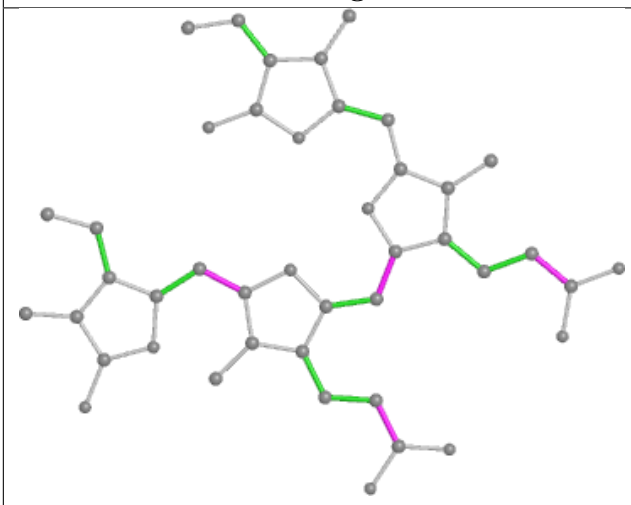

Torsions

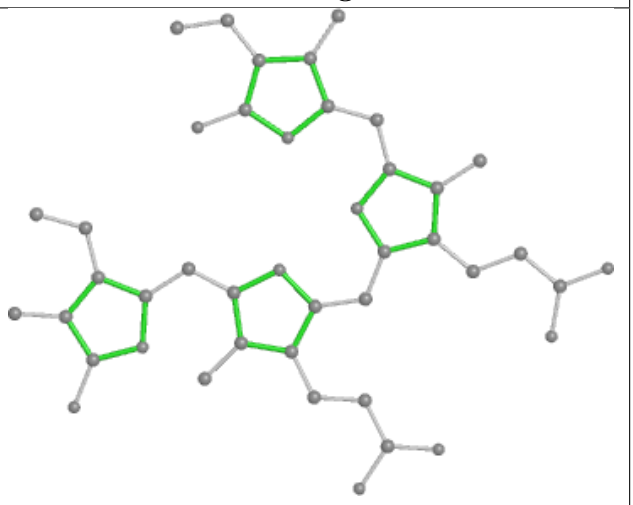

Rings

Ligand PEB JQ 203

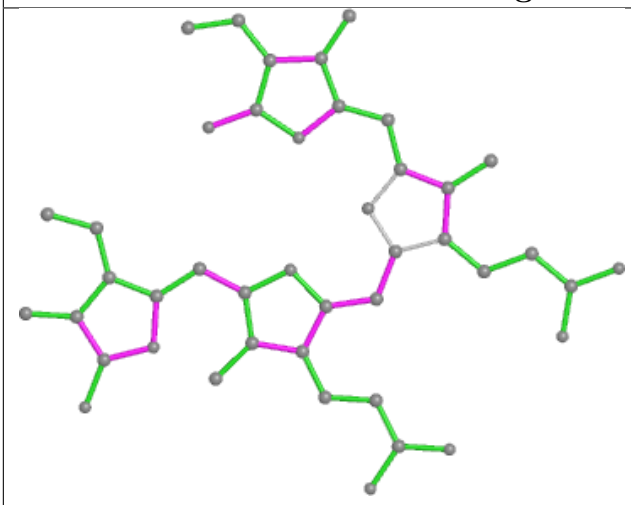

Bond lengths

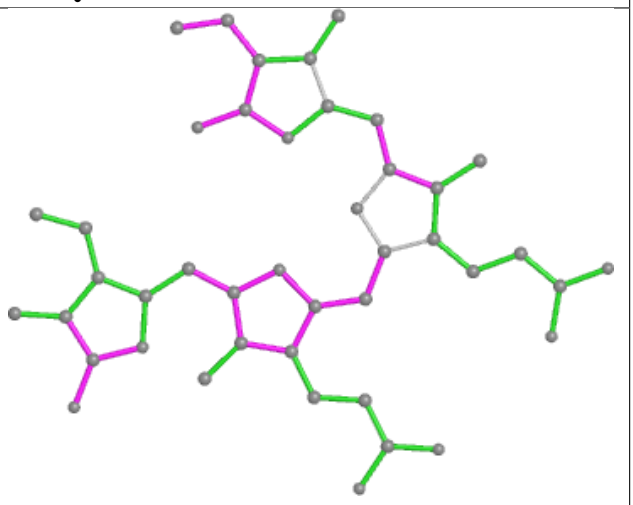

Bond angles

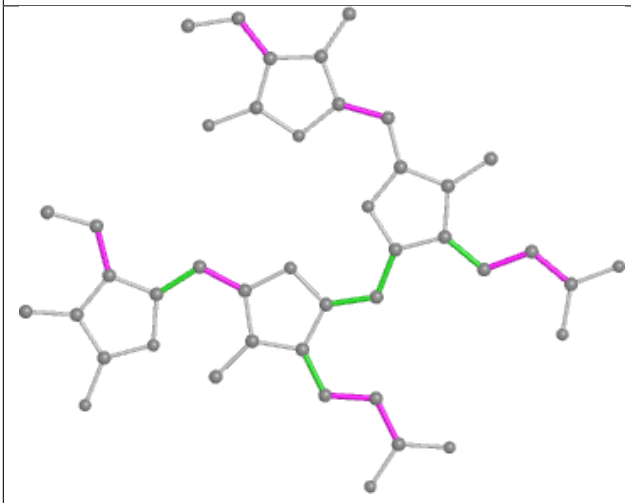

Torsions

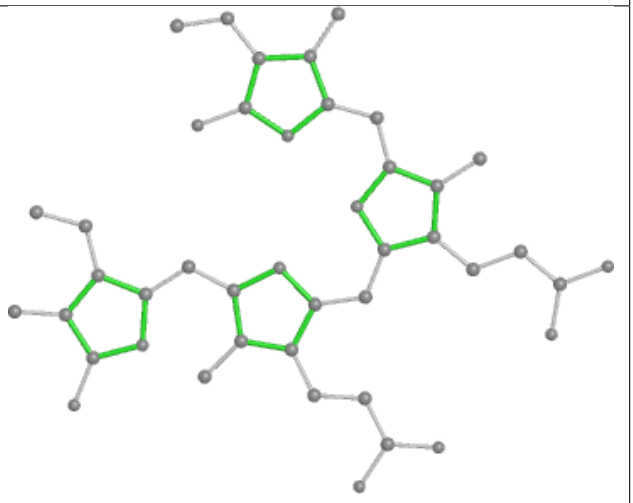

Rings

Ligand CLA FN 201

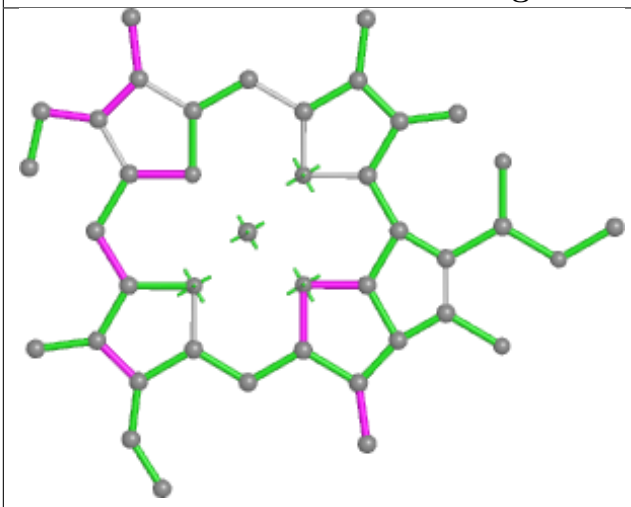

Bond lengths

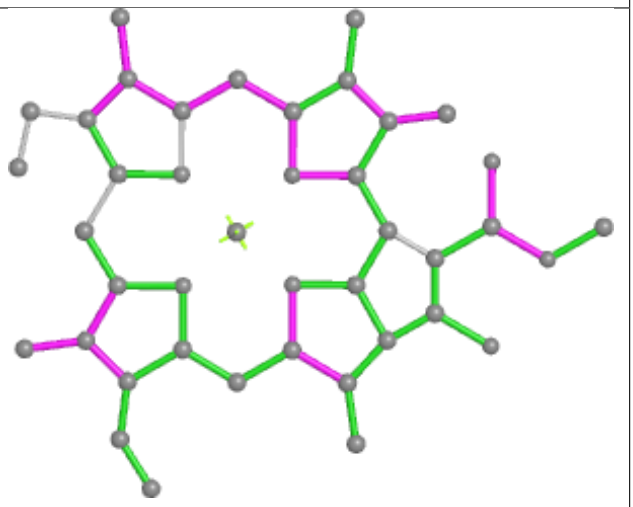

Bond angles

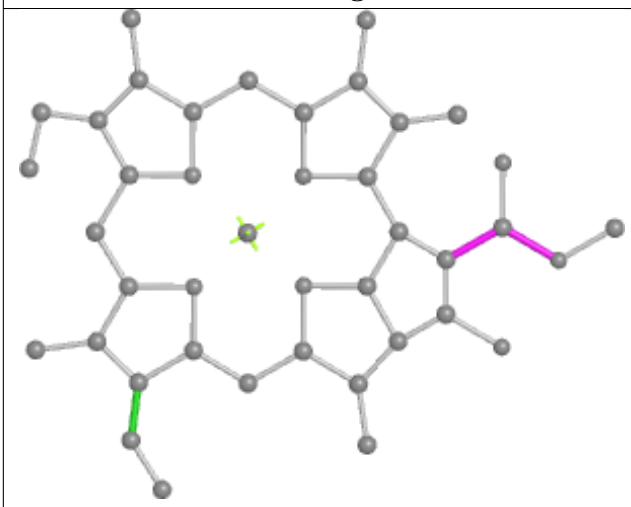

Torsions

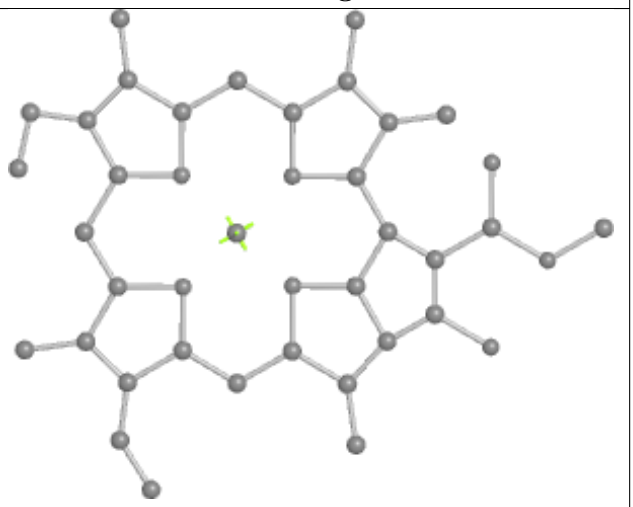

Rings

Ligand PEB VF 202

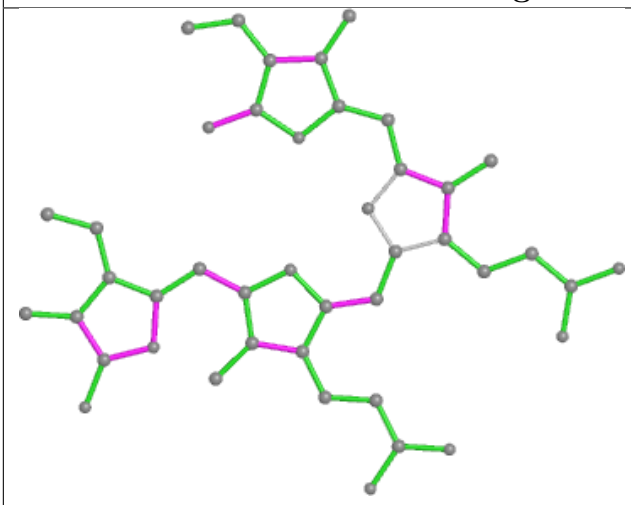

Bond lengths

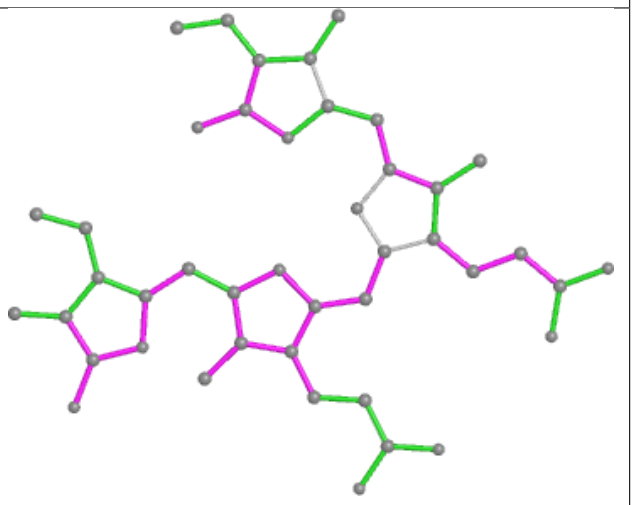

Bond angles

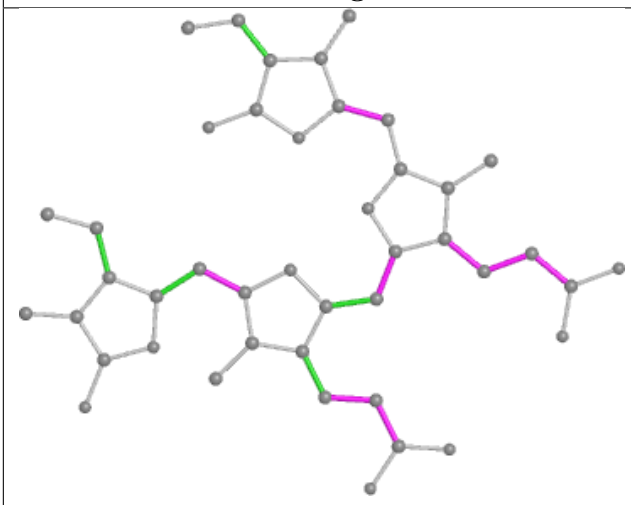

Torsions

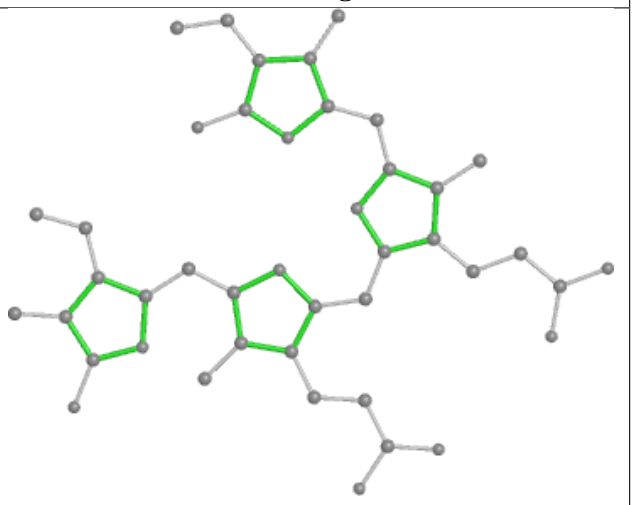

Rings

Ligand PEB V4 201

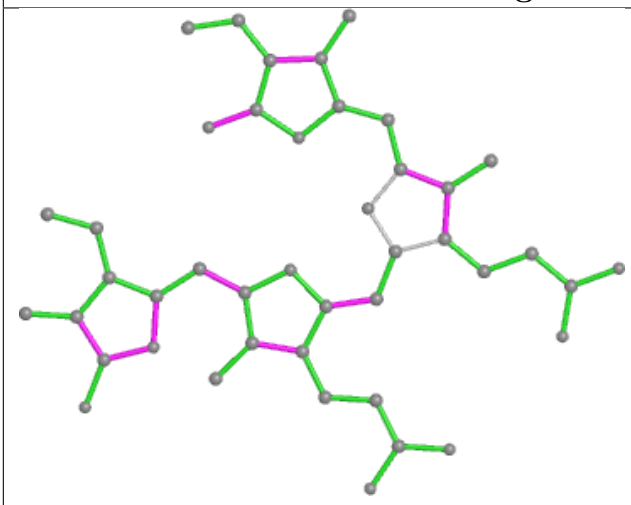

Bond lengths

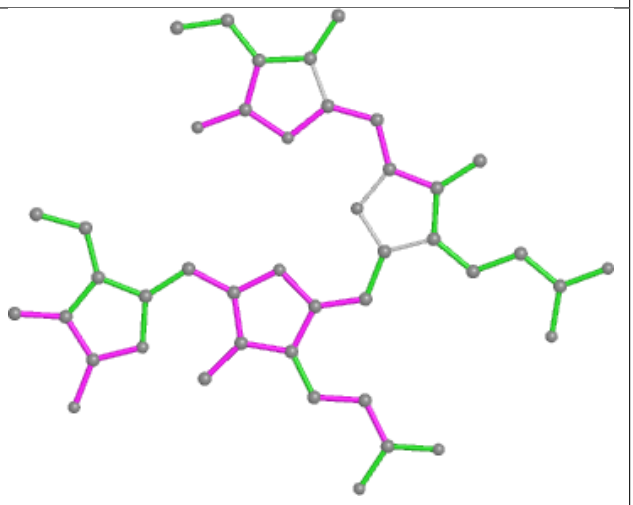

Bond angles

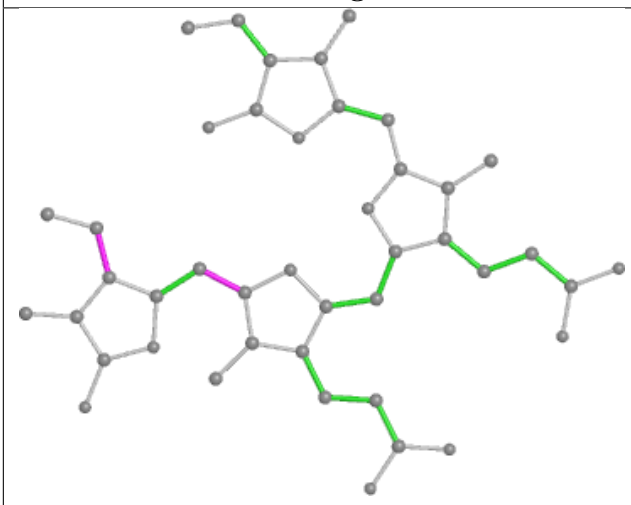

Torsions

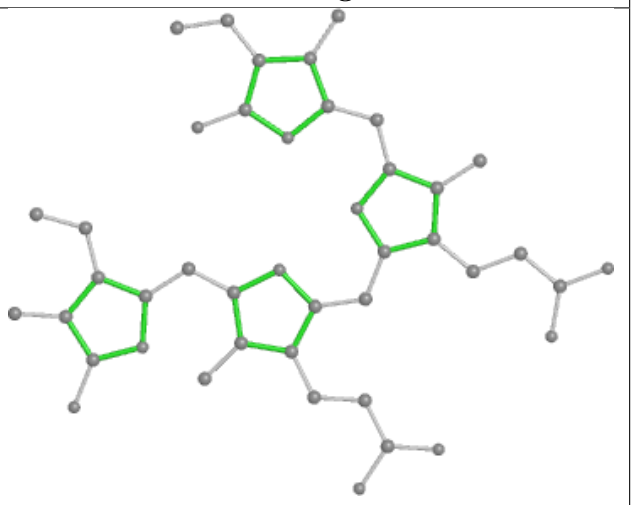

Rings

Ligand PEB aK 202

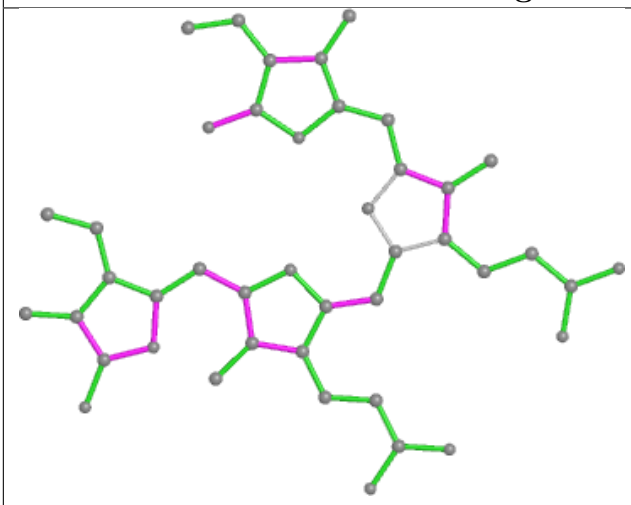

Bond lengths

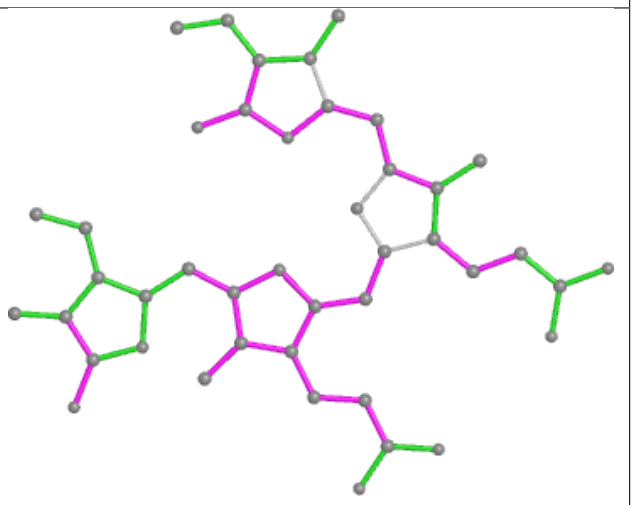

Bond angles

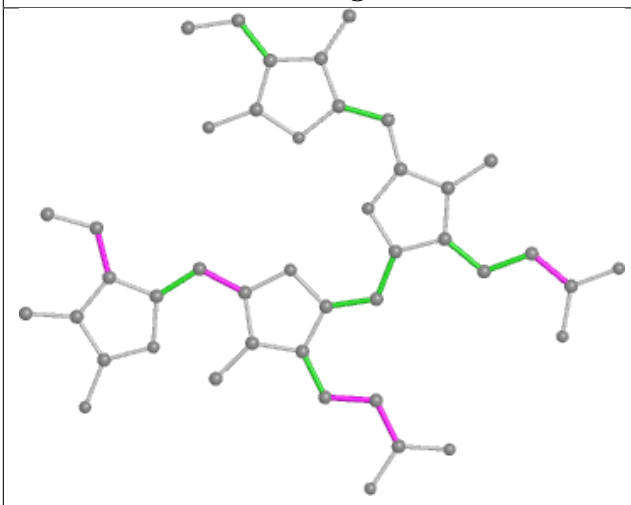

Torsions

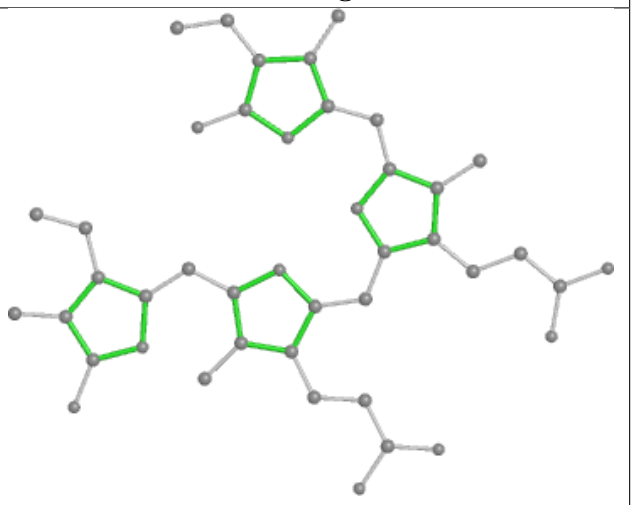

Rings

Ligand PEB TH 202

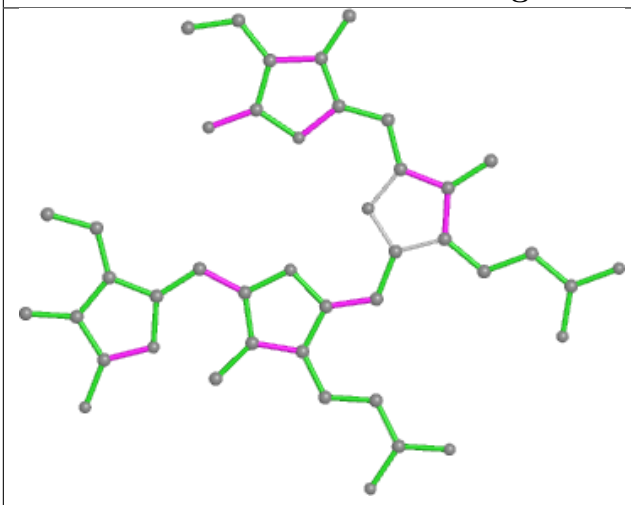

Bond lengths

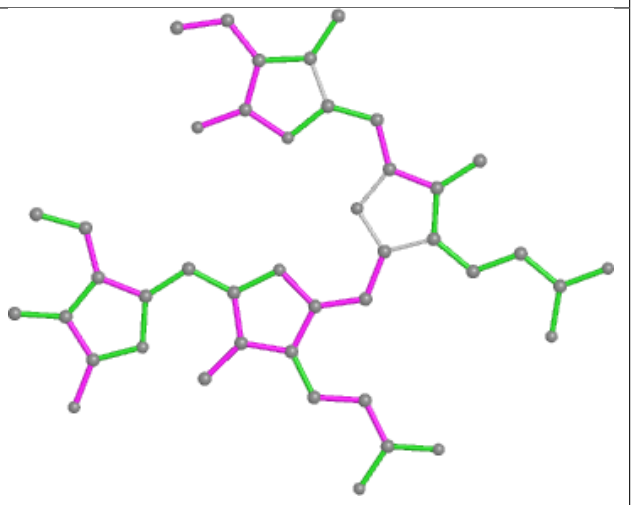

Bond angles

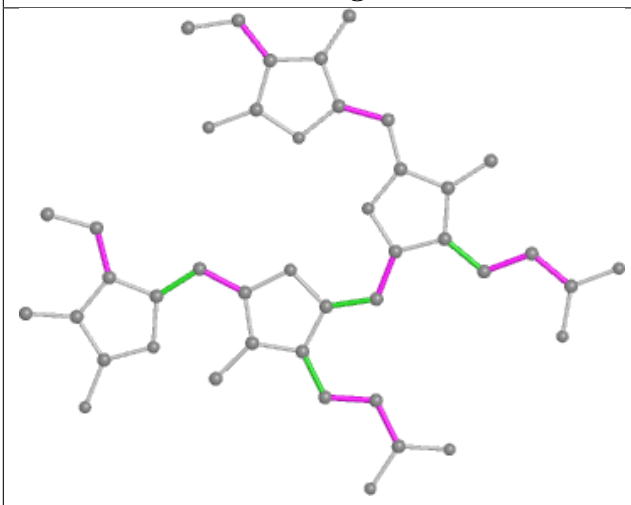

Torsions

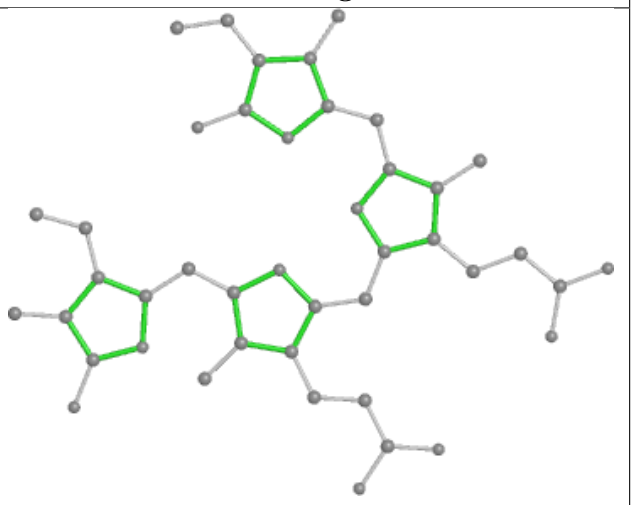

Rings

Ligand PEB AO 305

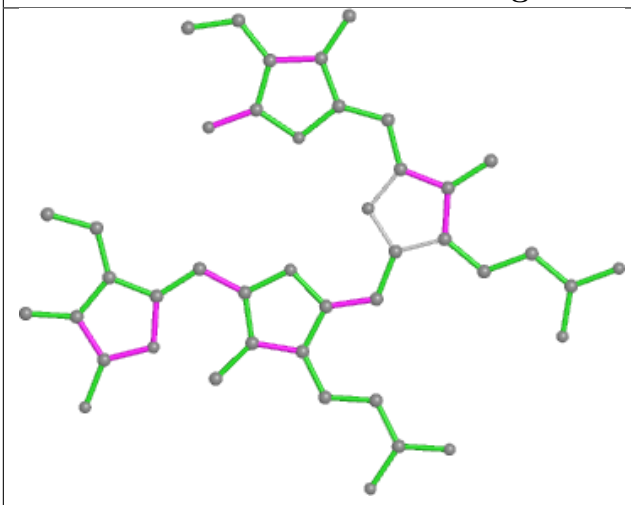

Bond lengths

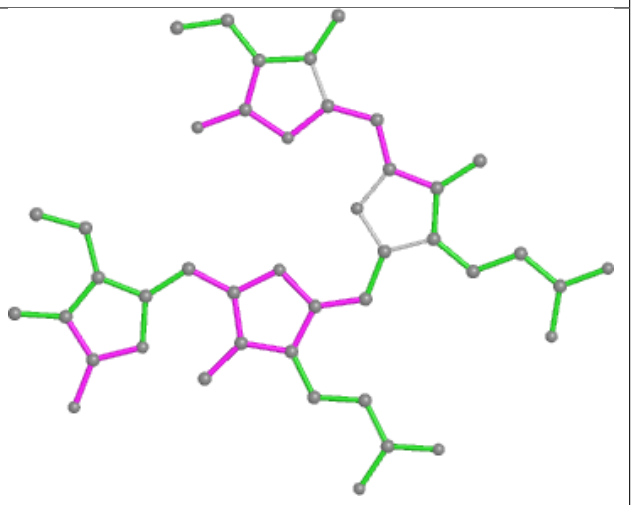

Bond angles

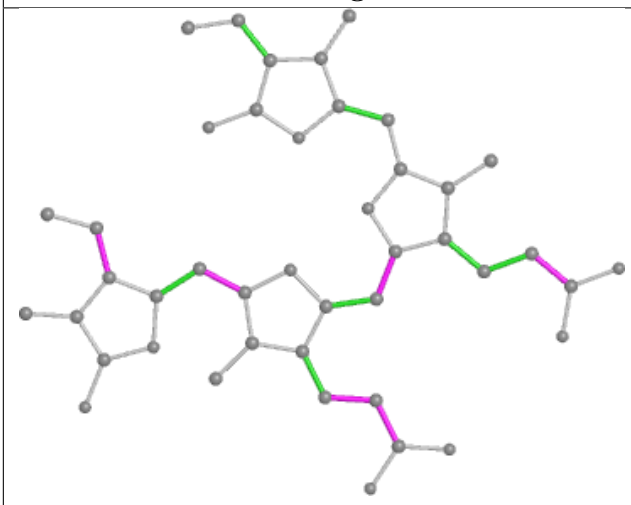

Torsions

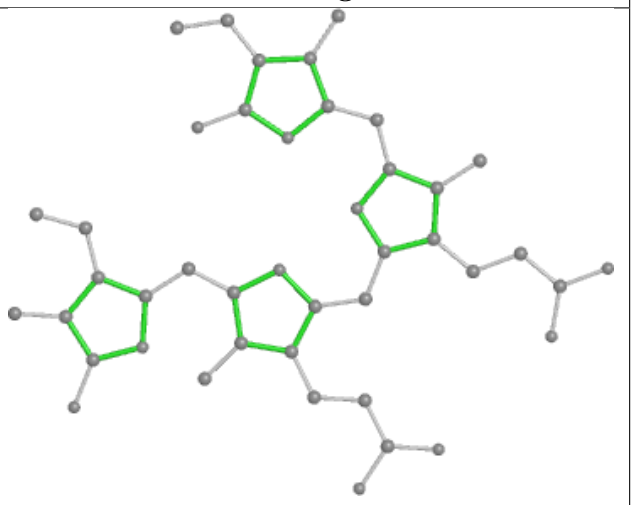

Rings

Ligand PEB lK 203

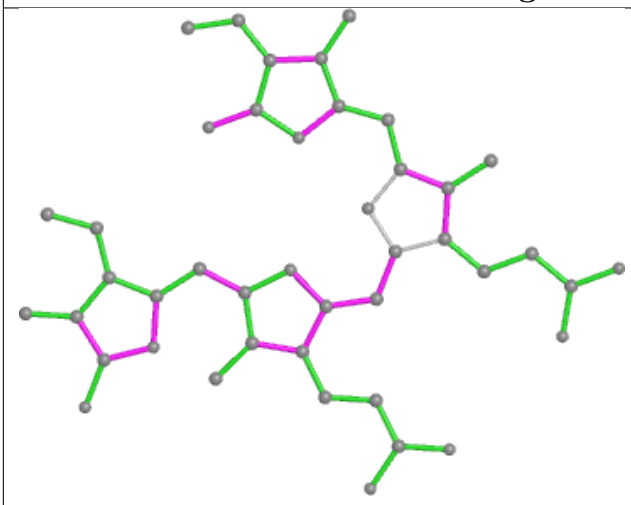

Bond lengths

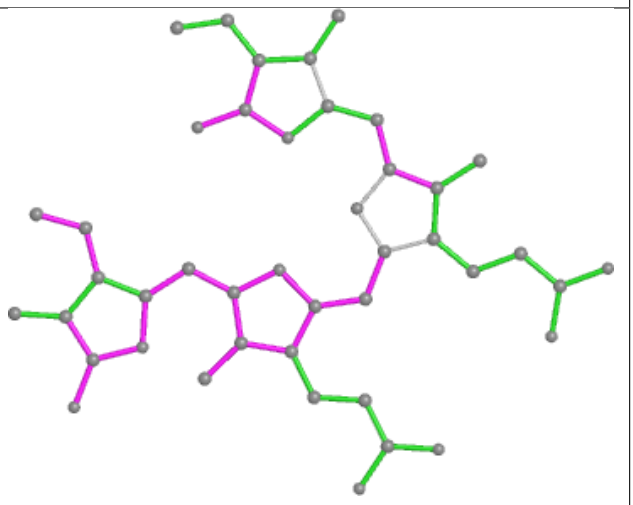

Bond angles

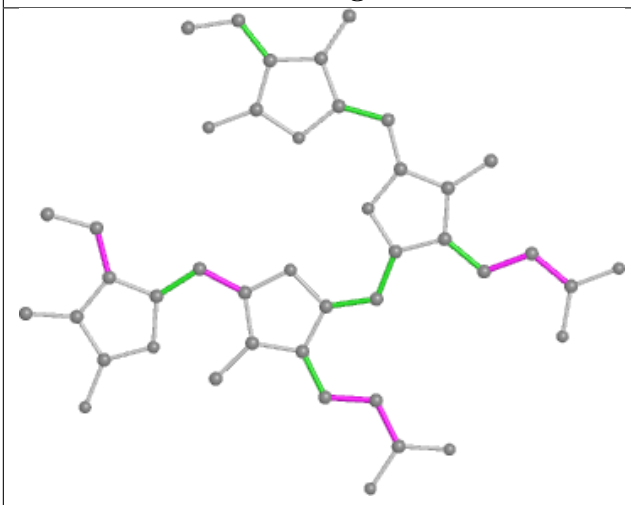

Torsions

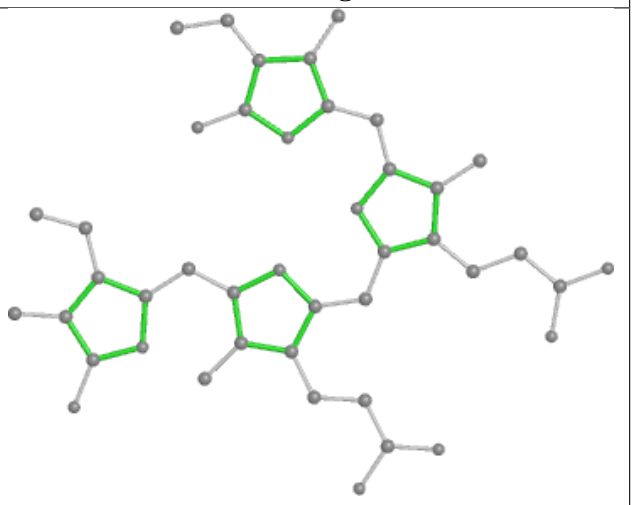

Rings

Ligand CLA 3N 308

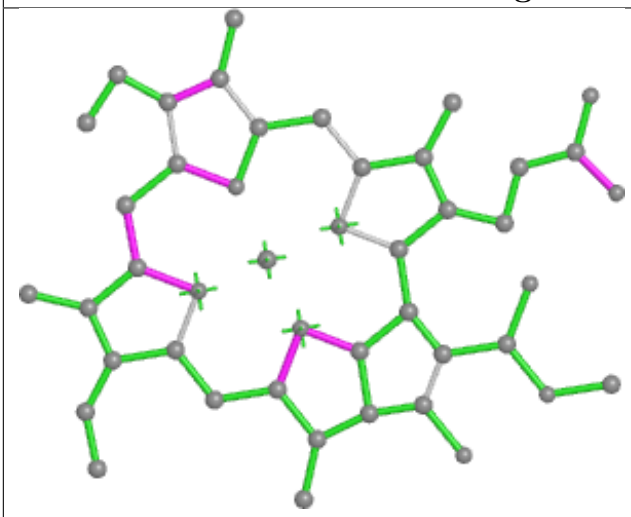

Bond lengths

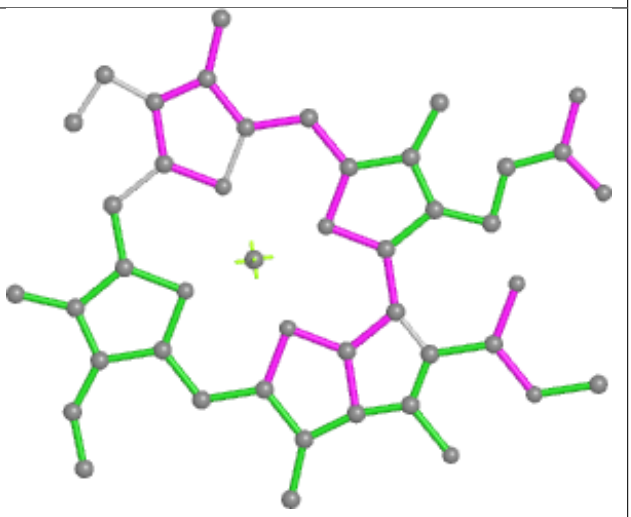

Bond angles

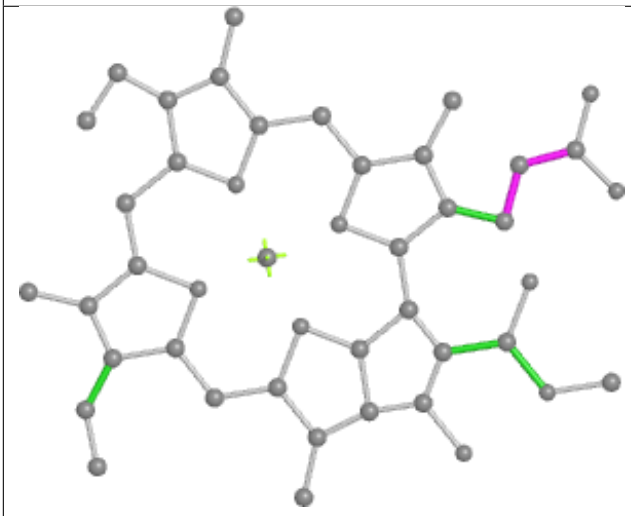

Torsions

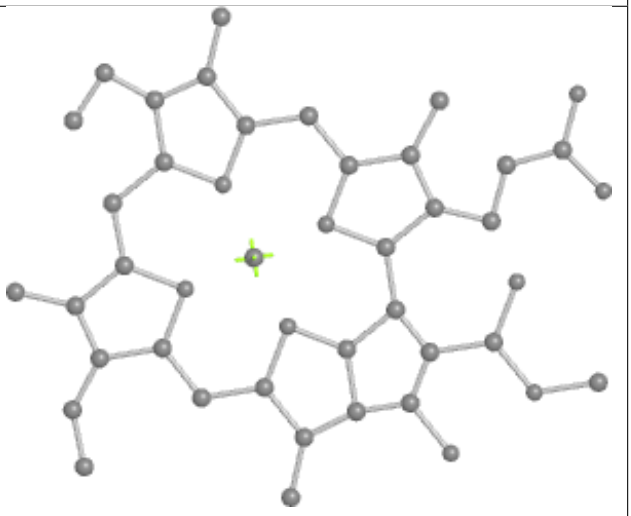

Rings

Ligand PEB EJ 202

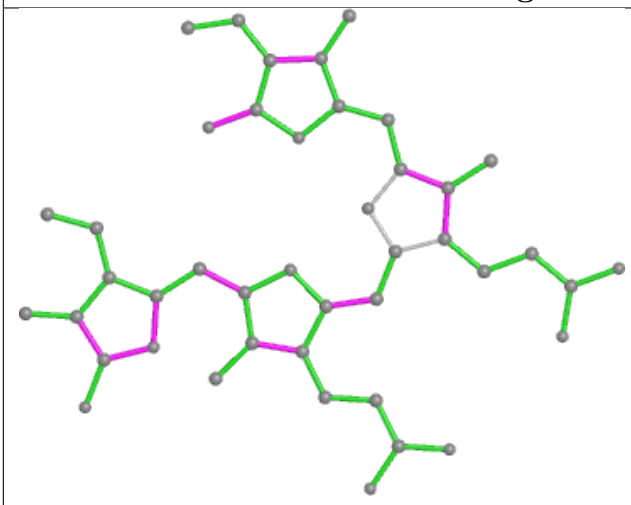

Bond lengths

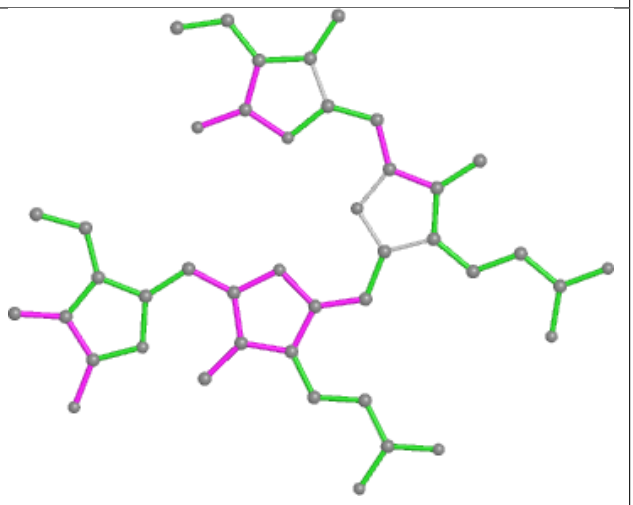

Bond angles

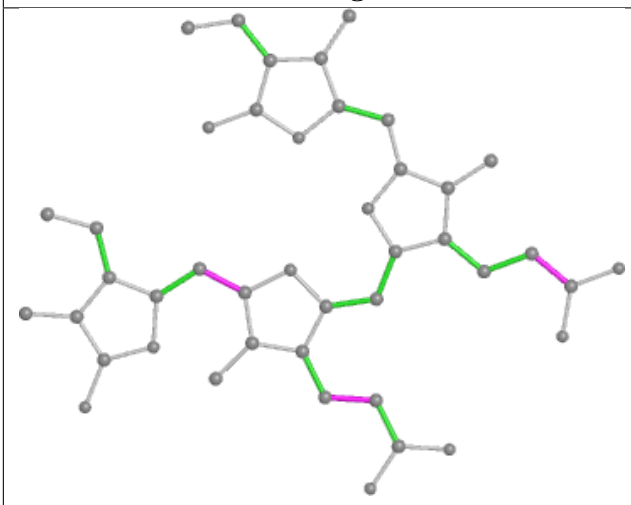

Torsions

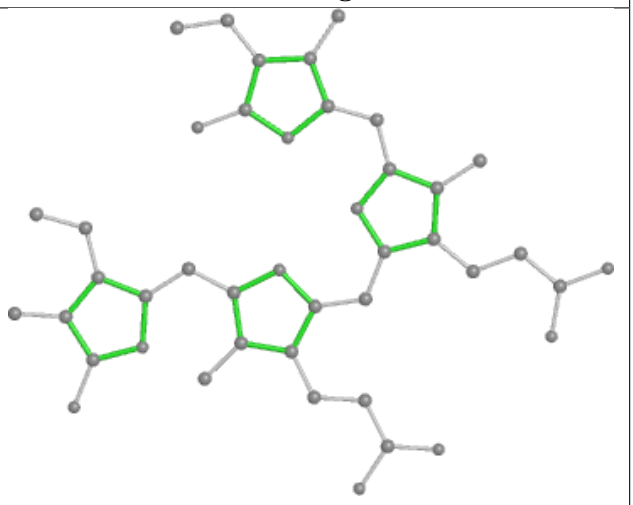

Rings

Ligand PEB CP 203

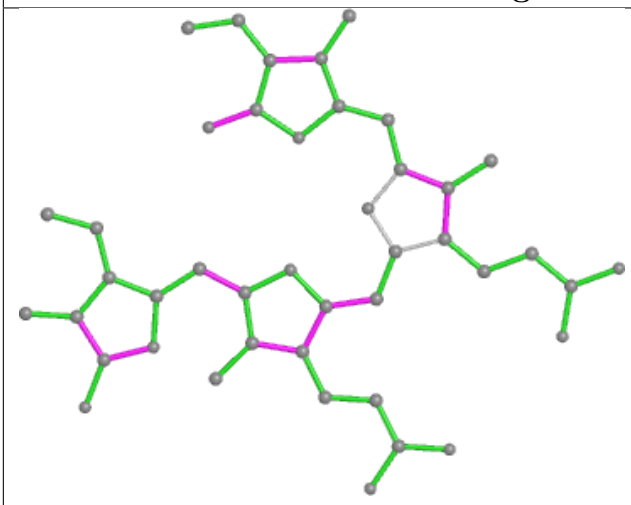

Bond lengths

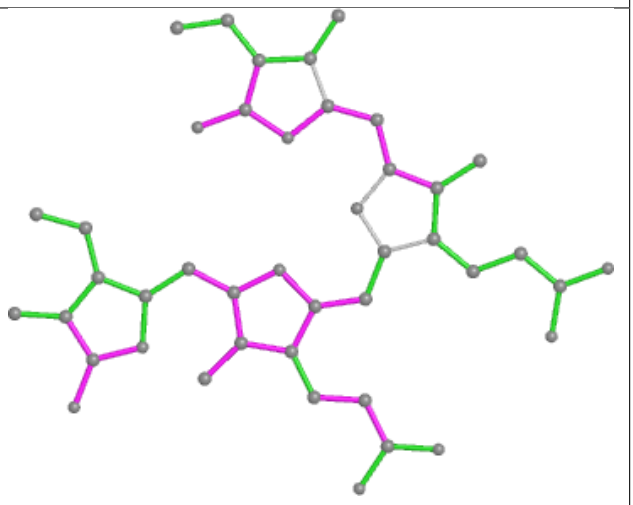

Bond angles

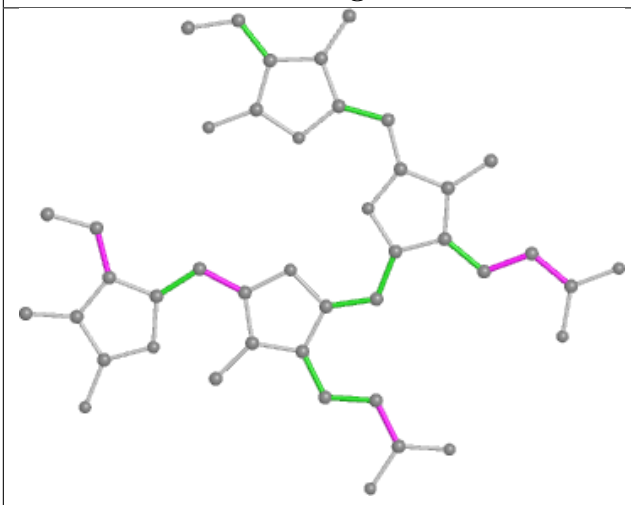

Torsions

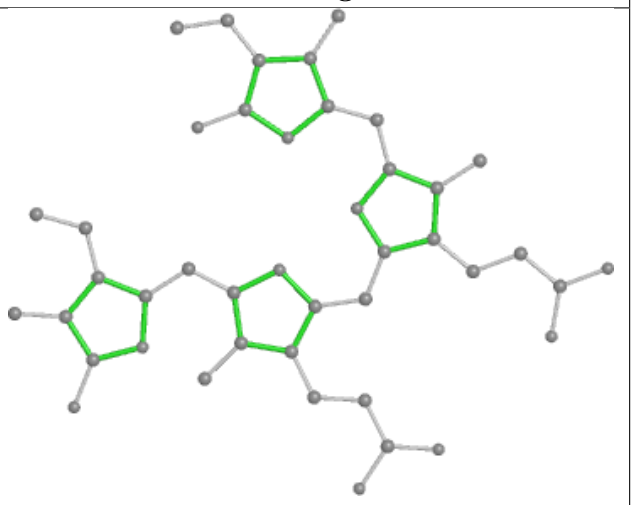

Rings

Ligand PEB SP 201

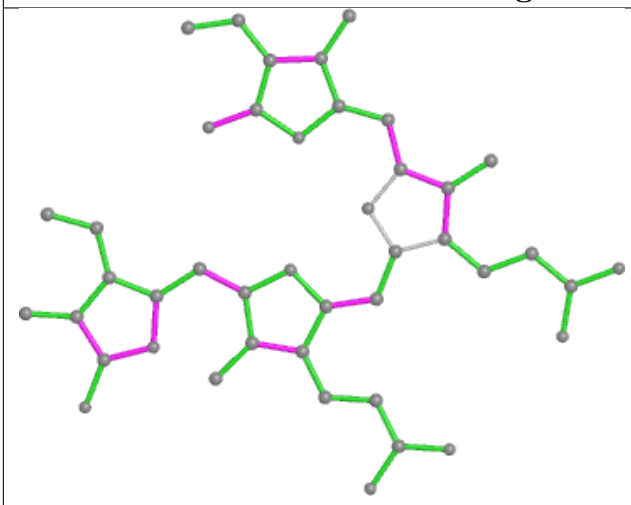

Bond lengths

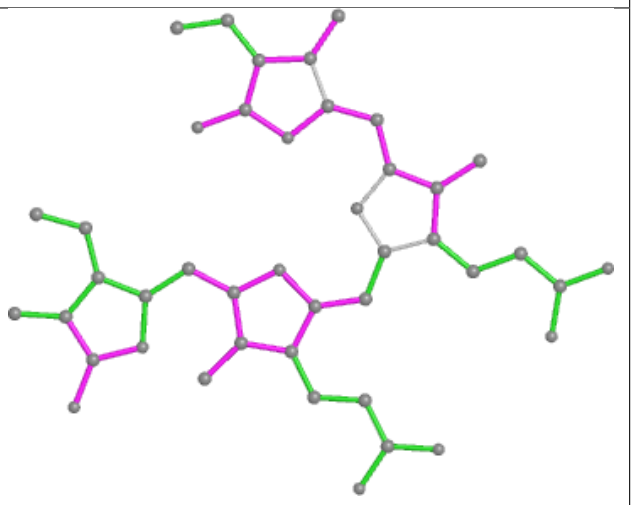

Bond angles

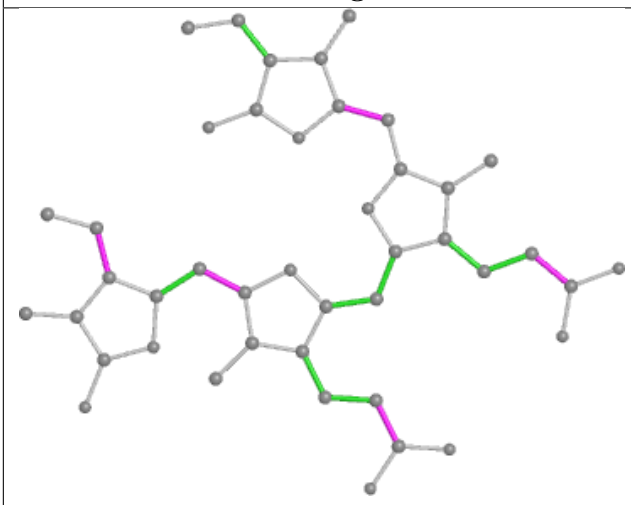

Torsions

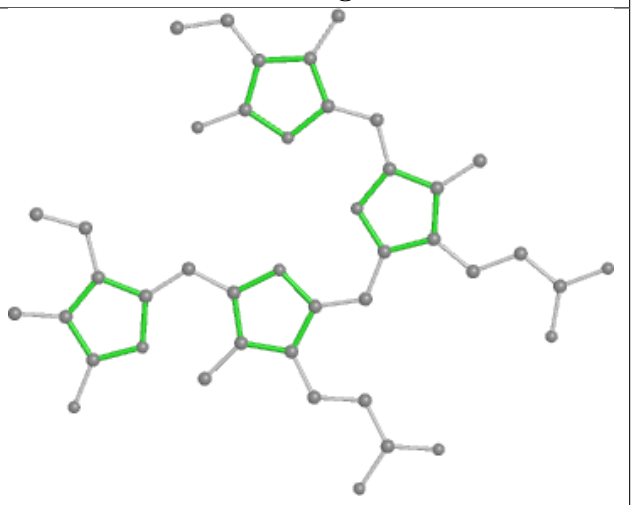

Rings

Ligand CLA 12 602

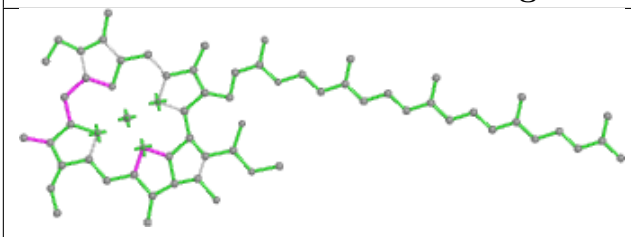

Bond lengths

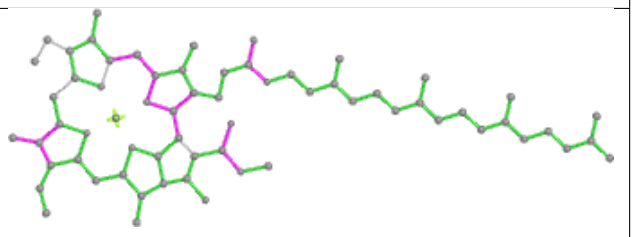

Bond angles

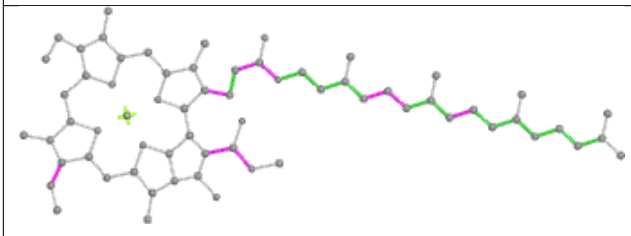

Torsions

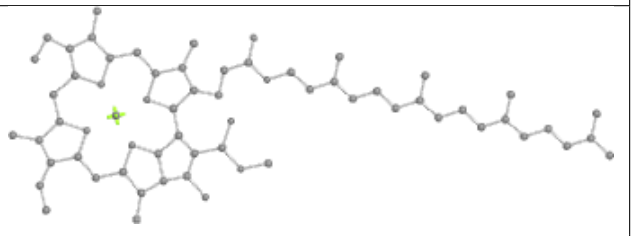

Rings

Ligand LMG BL 612

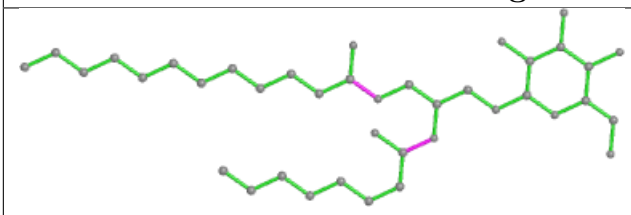

Bond lengths

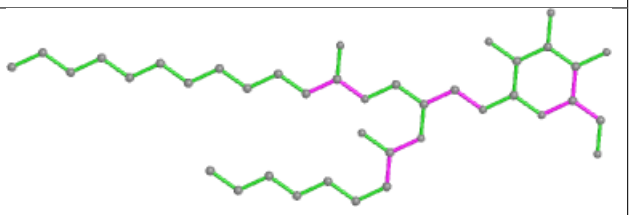

Bond angles

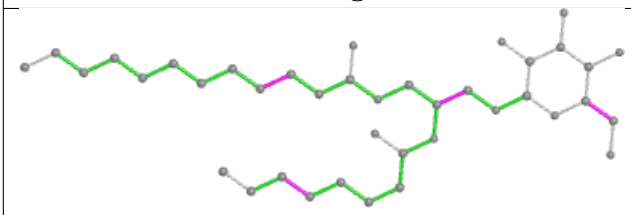

Torsions

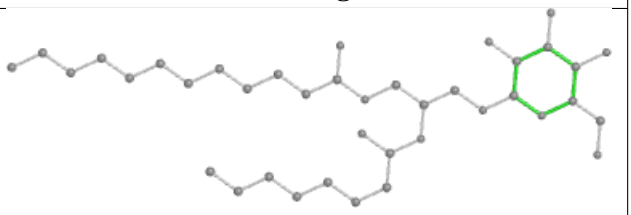

Rings

Ligand PEB JF 201

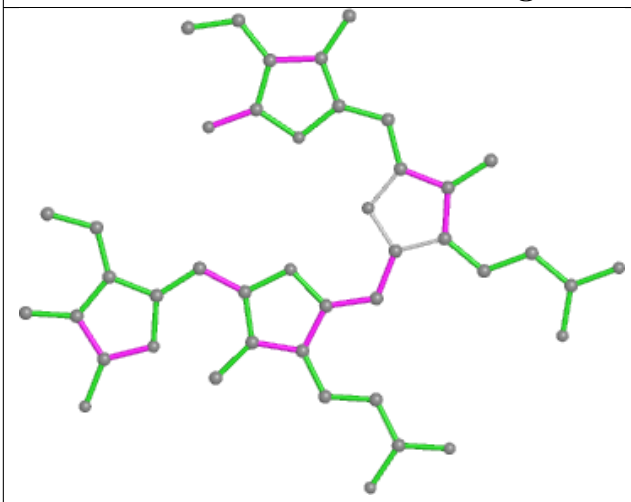

Bond lengths

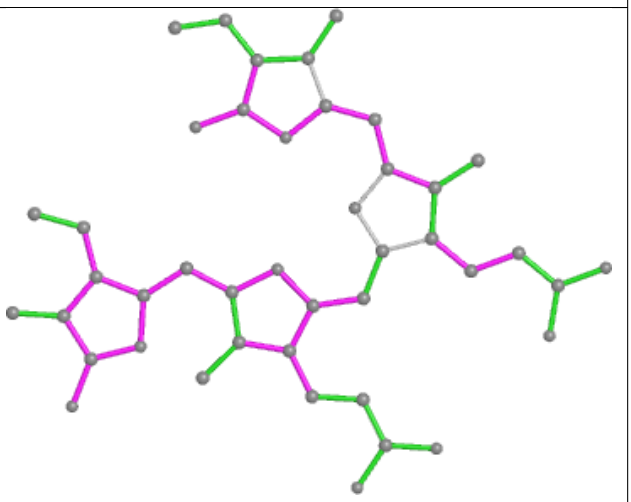

Bond angles

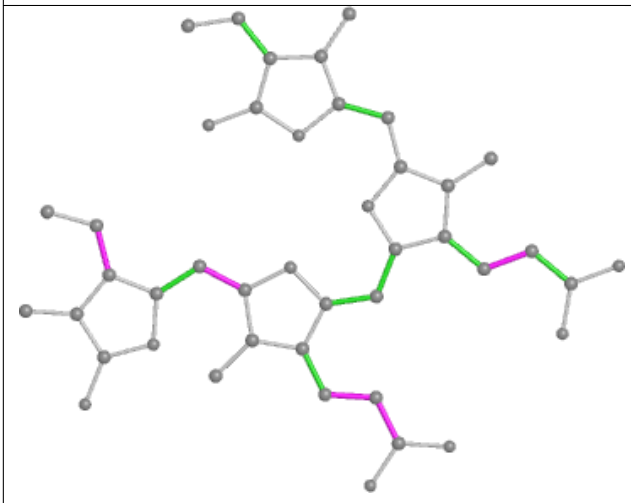

Torsions

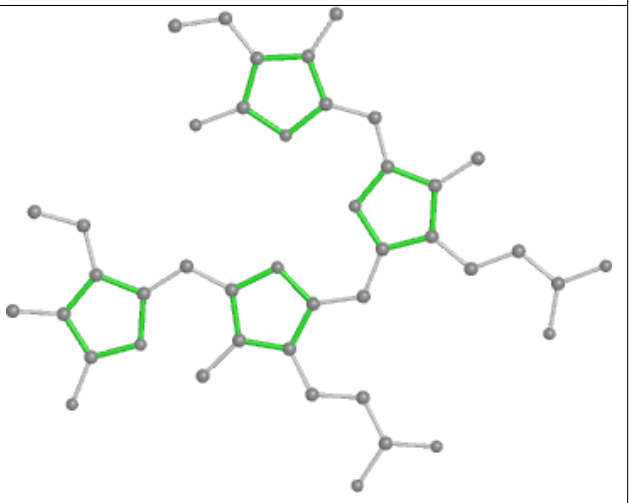

Rings

Ligand CLA FN 205

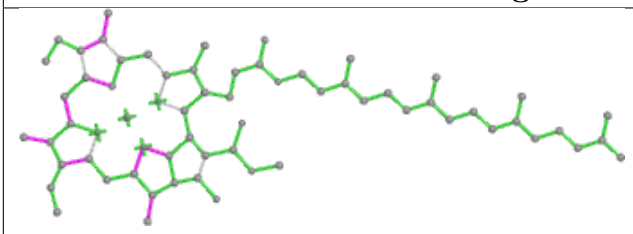

Bond lengths

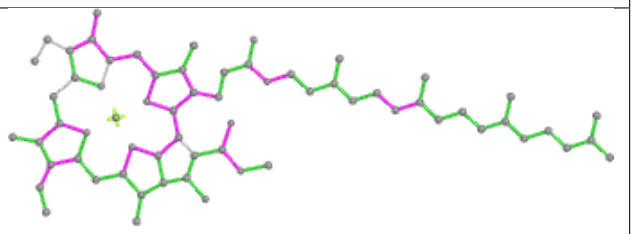

Bond angles

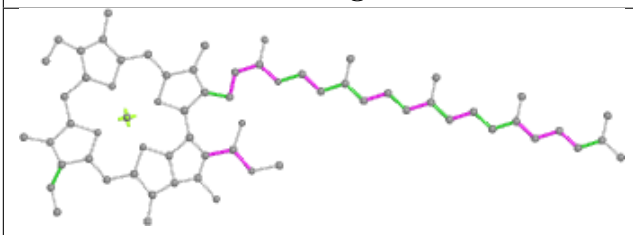

Torsions

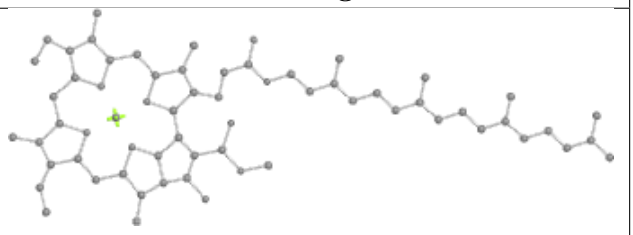

Rings

Ligand CLA 52 602

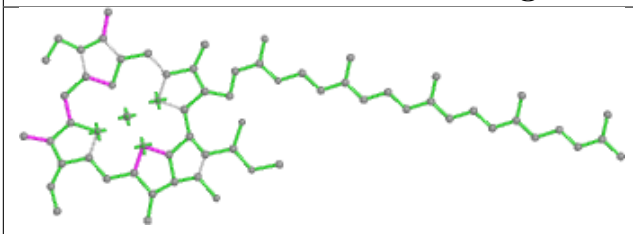

Bond lengths

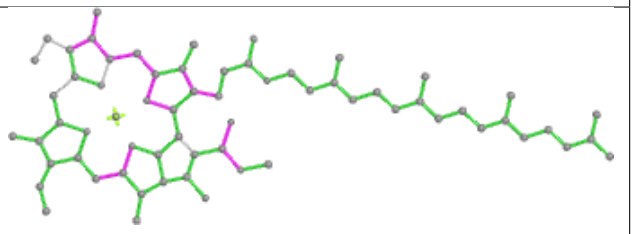

Bond angles

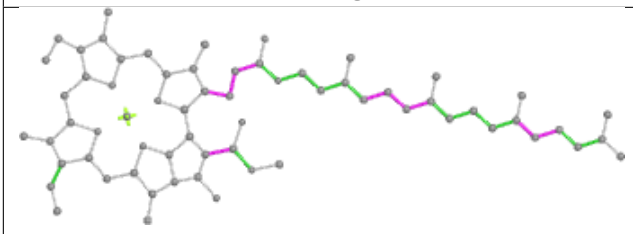

Torsions

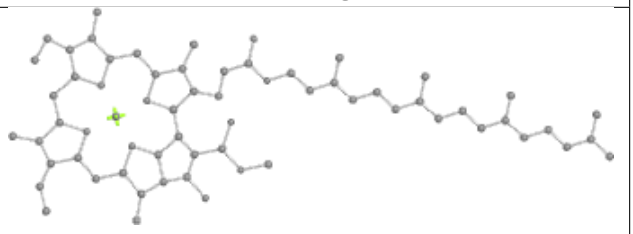

Rings

Ligand BCR B2 843

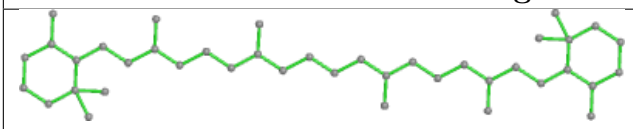

Bond lengths

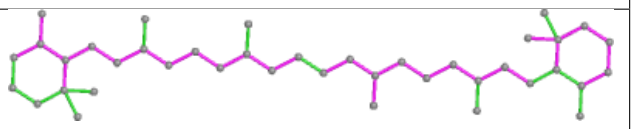

Bond angles

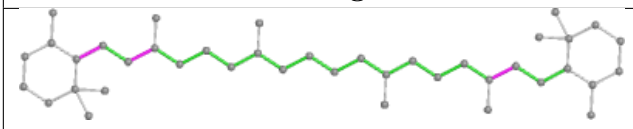

Torsions

Rings

Ligand PEB MA 202

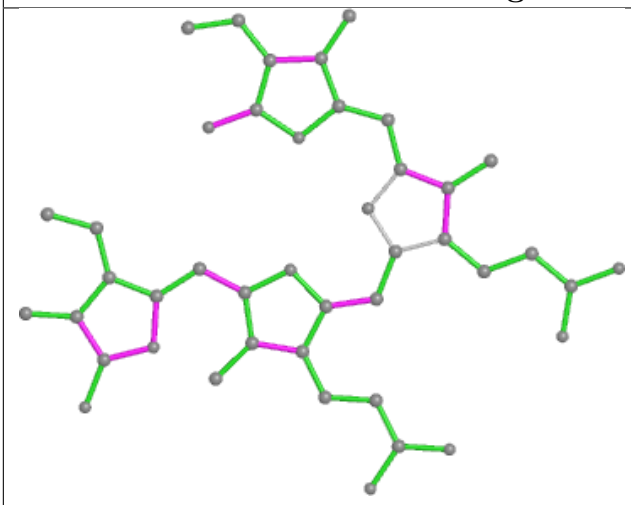

Bond lengths

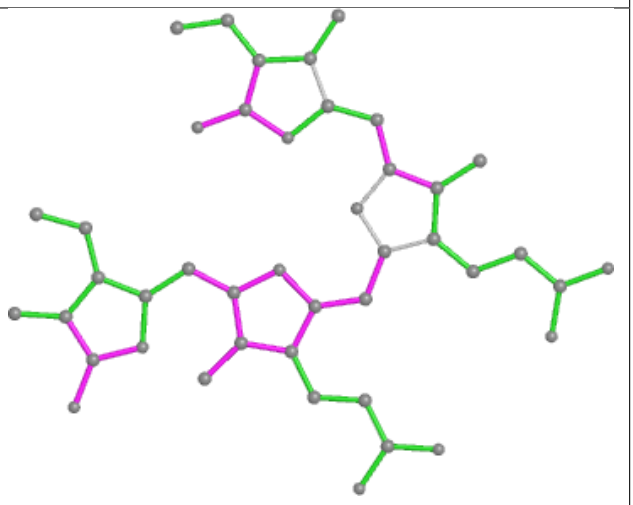

Bond angles

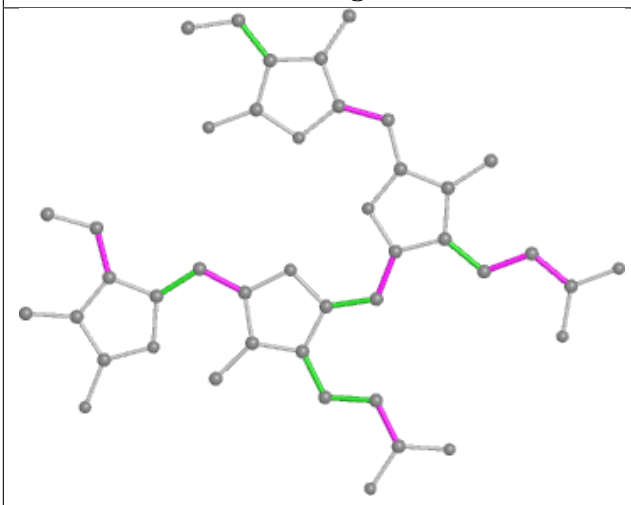

Torsions

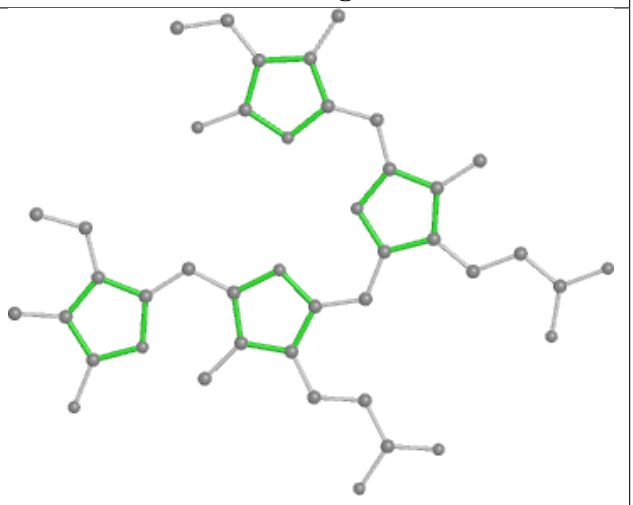

Rings

Ligand PEB H7 202

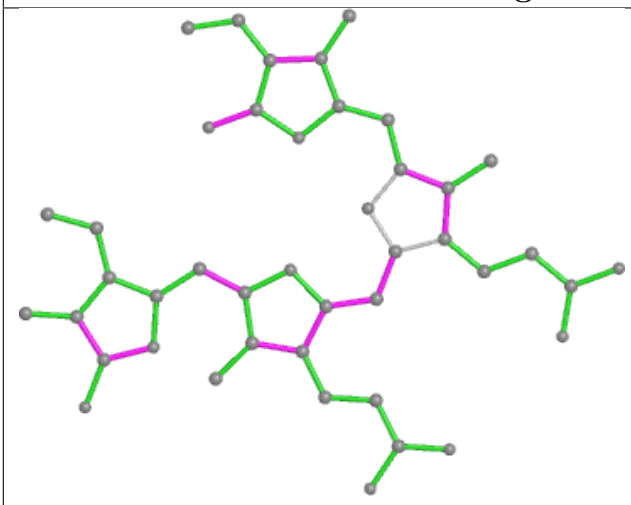

Bond lengths

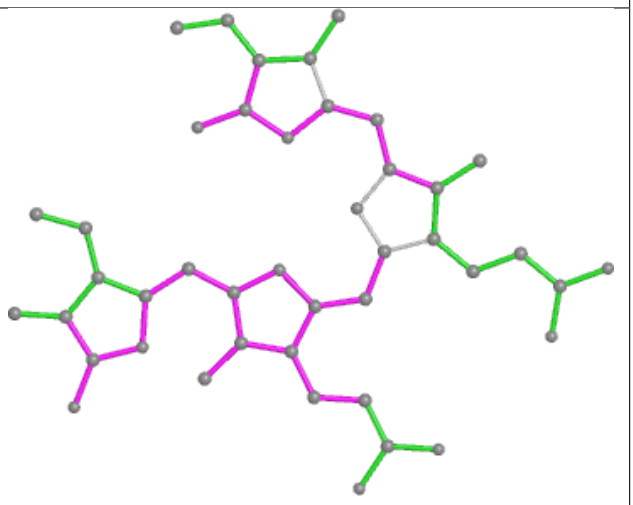

Bond angles

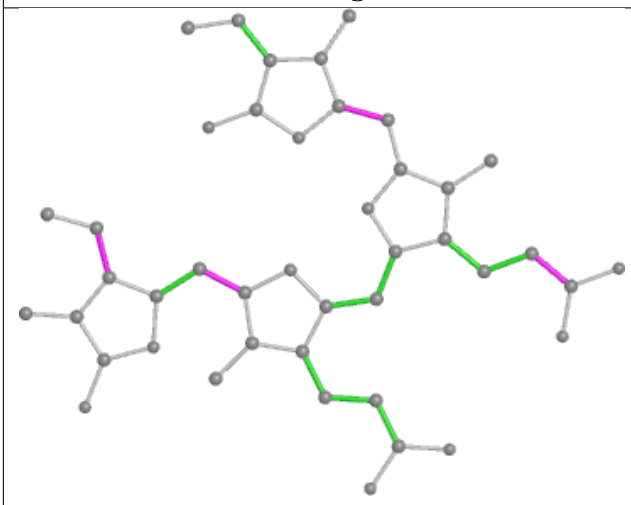

Torsions

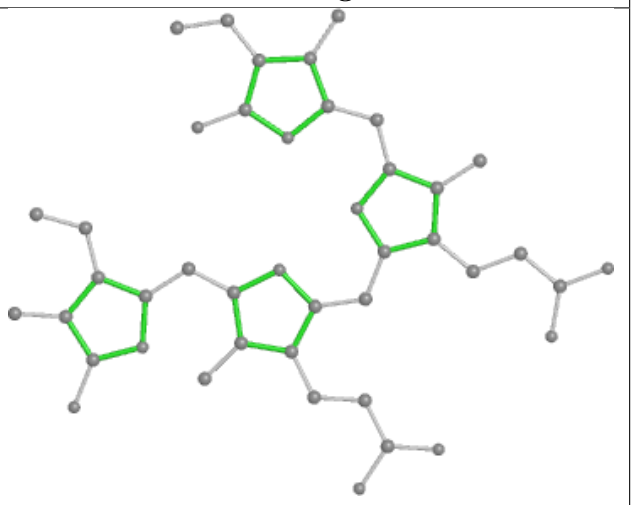

Rings

Ligand CLA 22 611

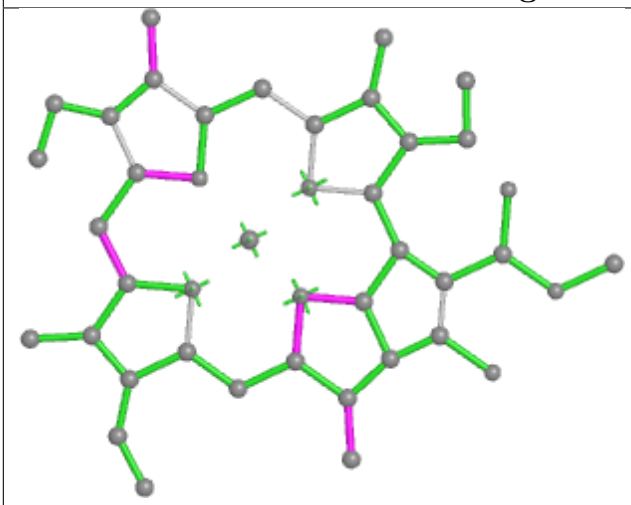

Bond lengths

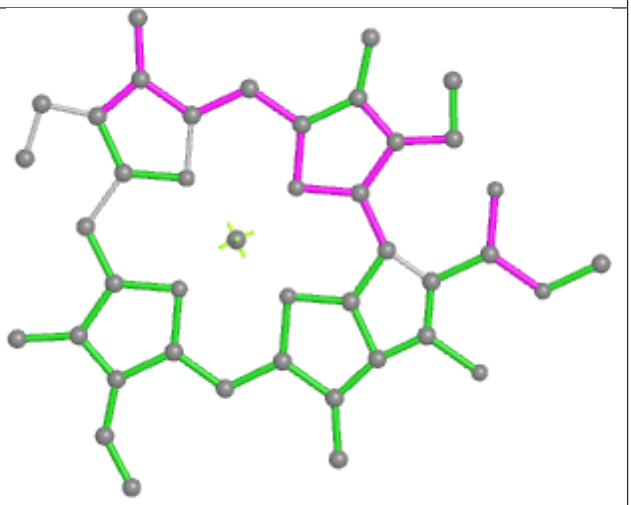

Bond angles

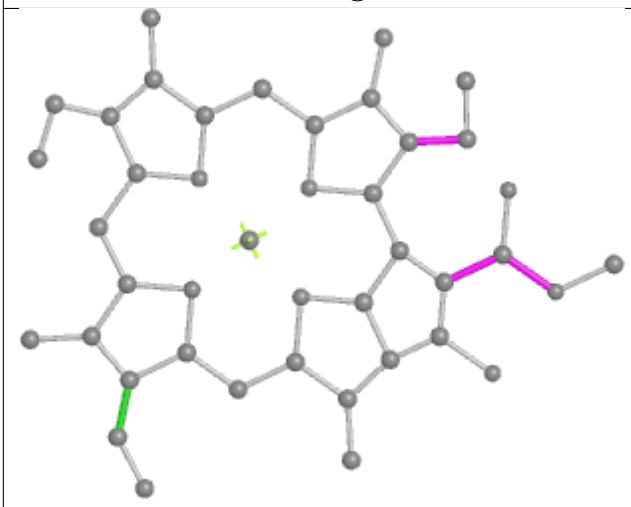

Torsions

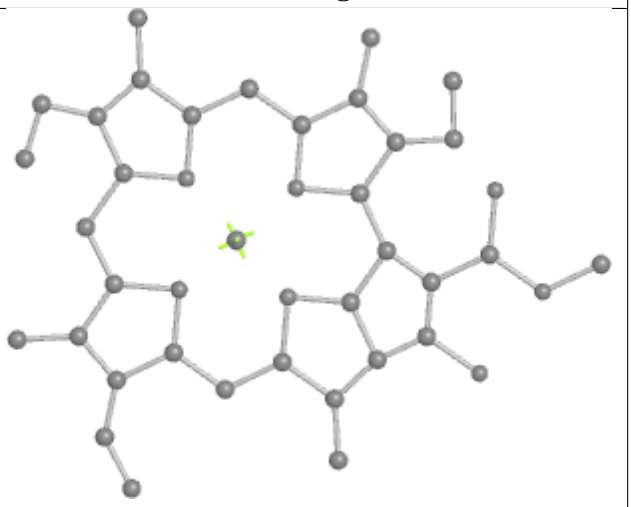

Rings

Ligand PEB EM 202

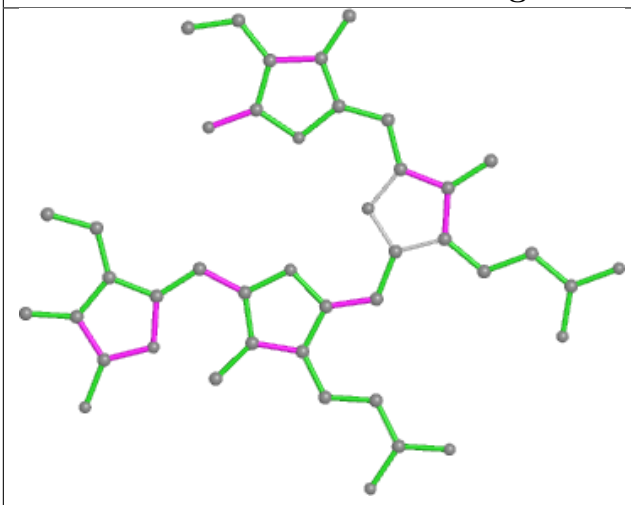

Bond lengths

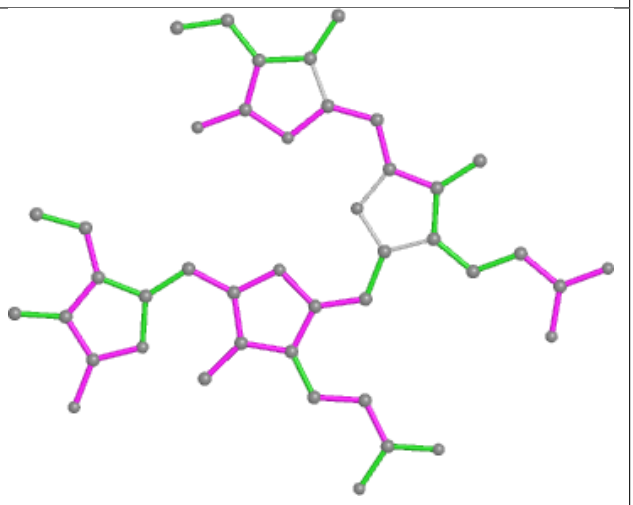

Bond angles

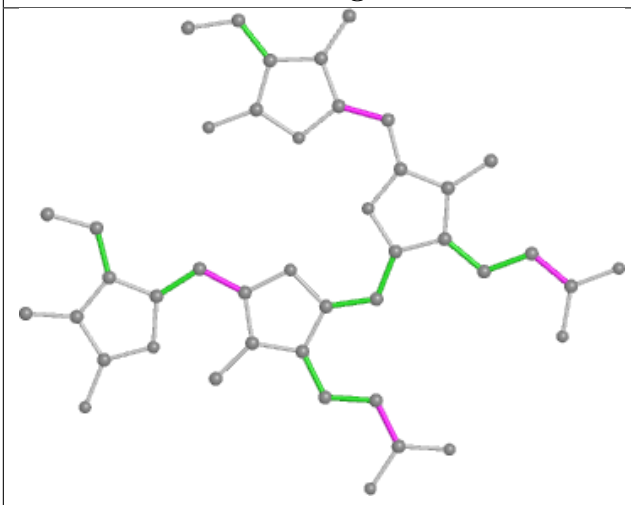

Torsions

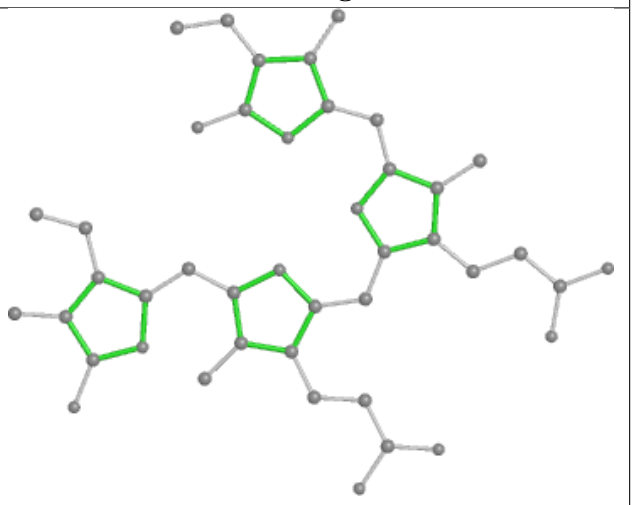

Rings

Ligand PEB nK 201

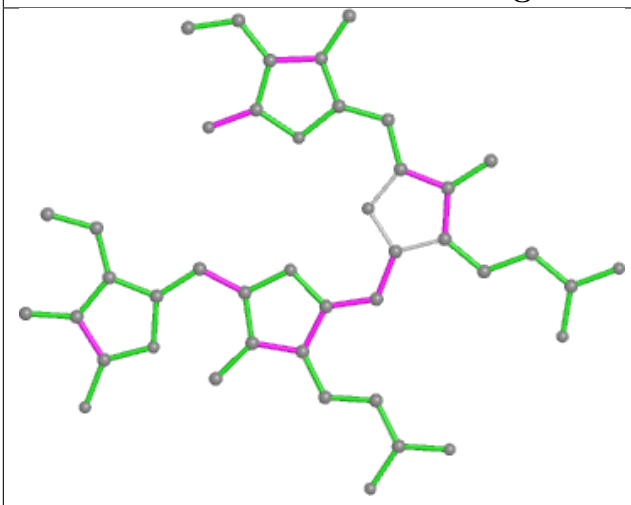

Bond lengths

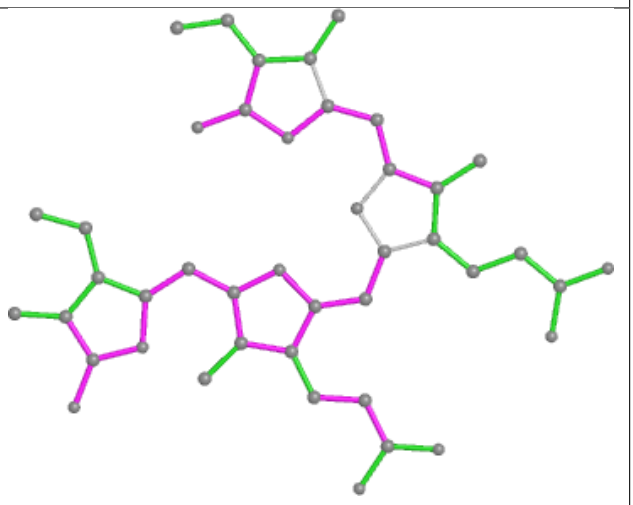

Bond angles

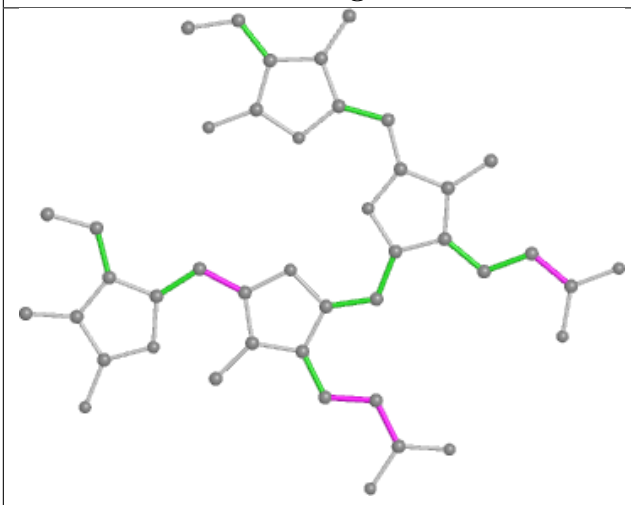

Torsions

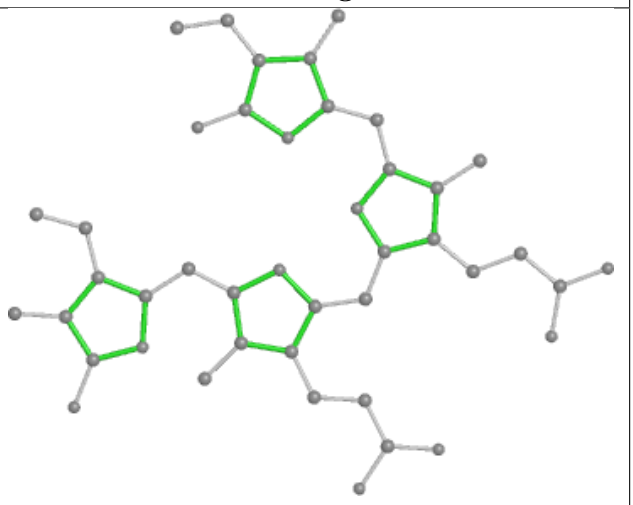

Rings

Ligand PHO d6 404

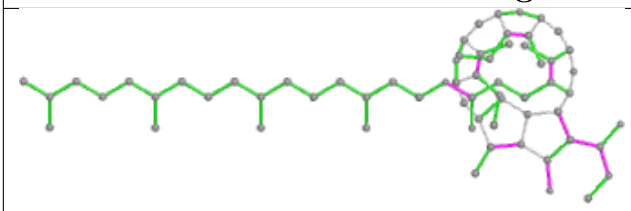

Bond lengths

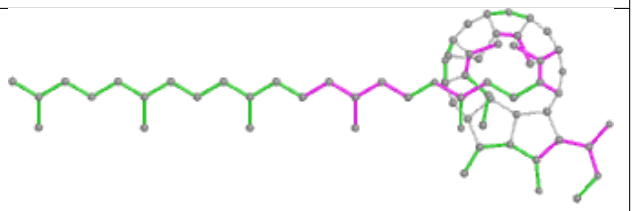

Bond angles

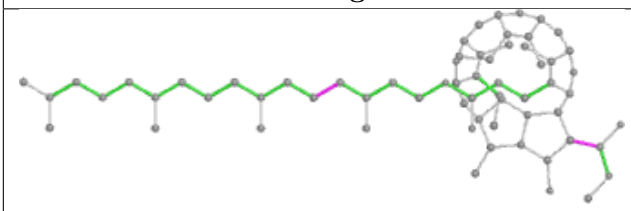

Torsions

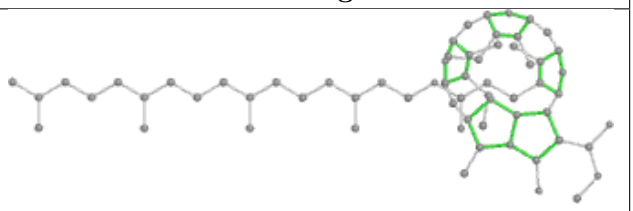

Rings

Ligand PEB QE 202

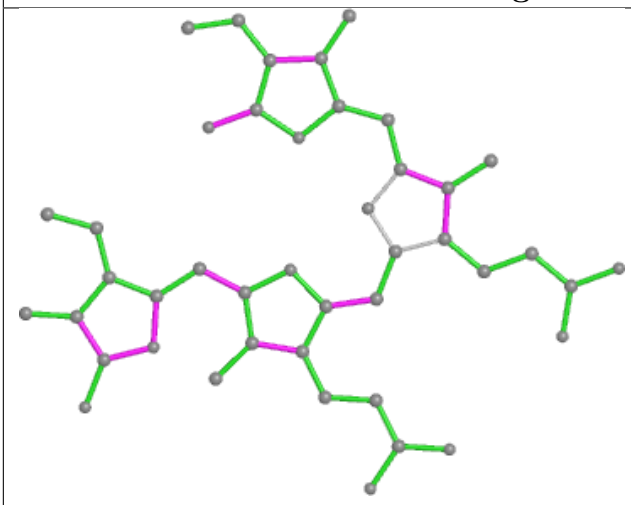

Bond lengths

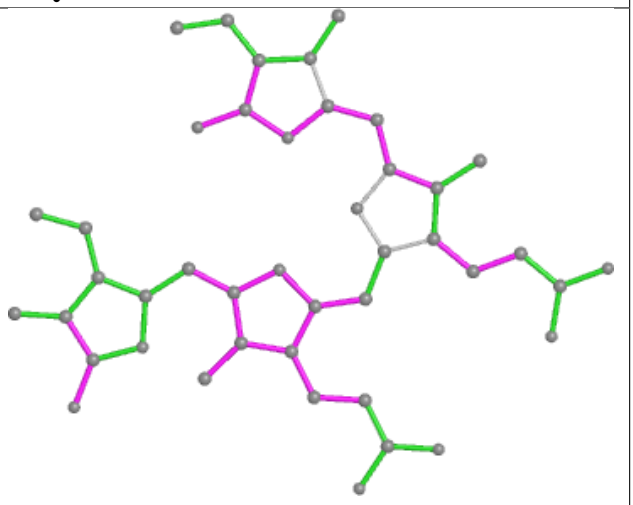

Bond angles

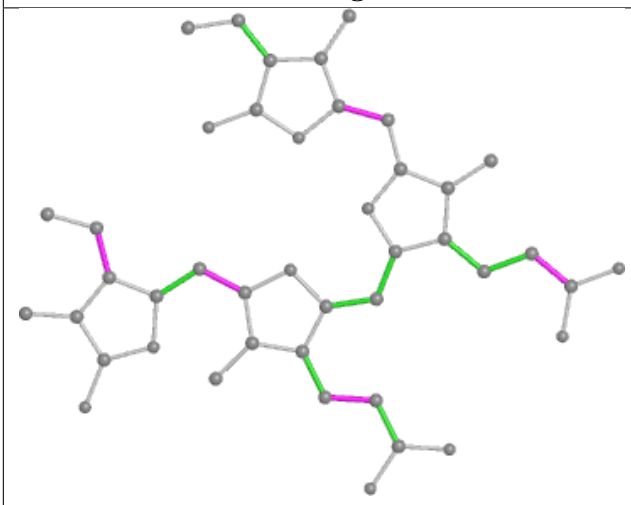

Torsions

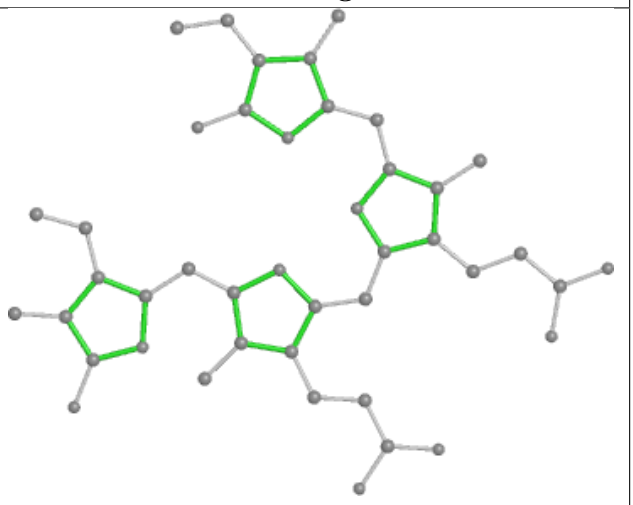

Rings

Ligand PEB CM 202

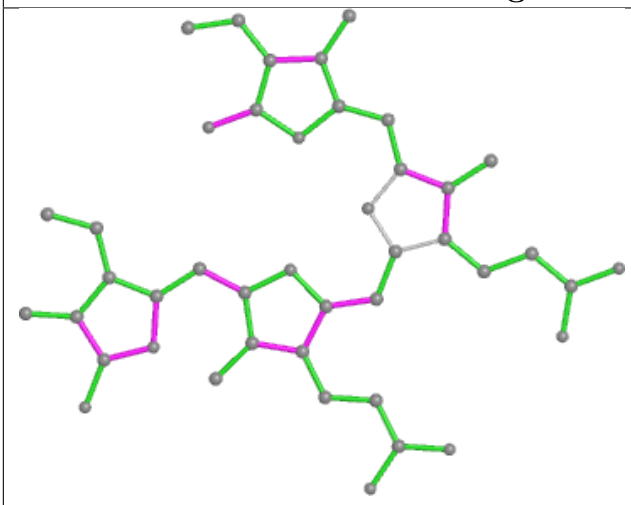

Bond lengths

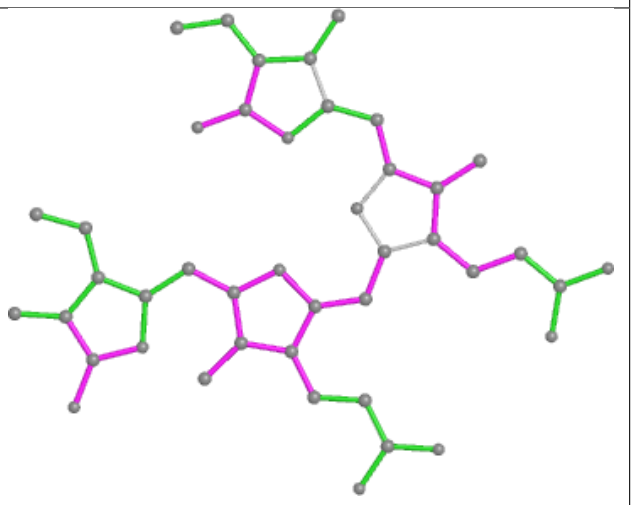

Bond angles

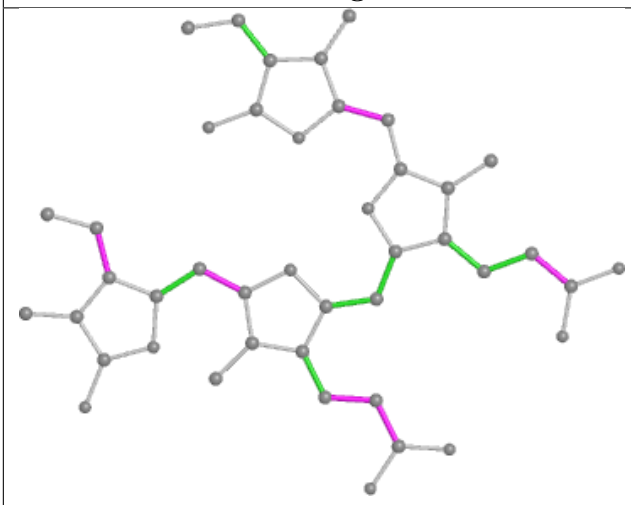

Torsions

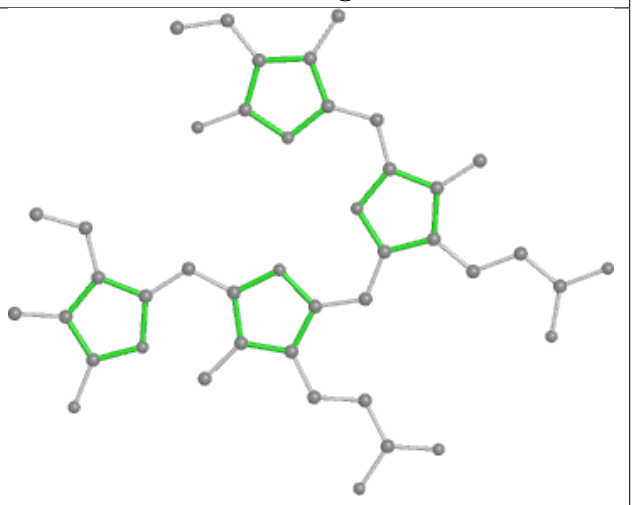

Rings

Ligand PEB mK 202

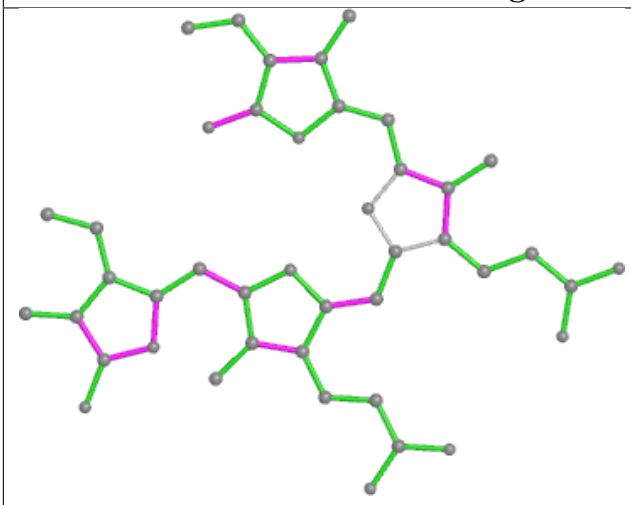

Bond lengths

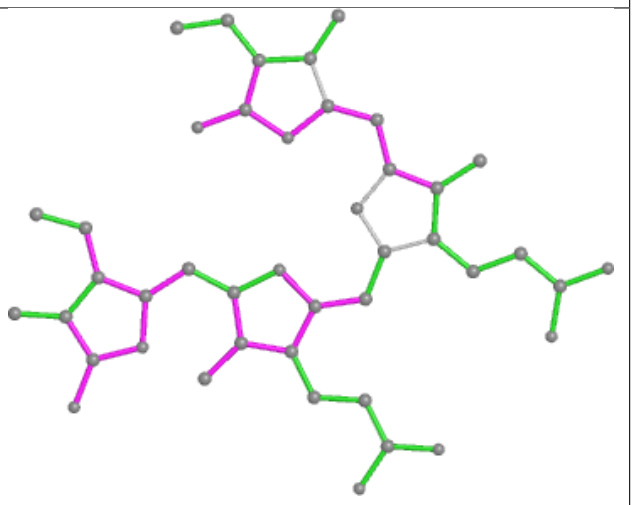

Bond angles

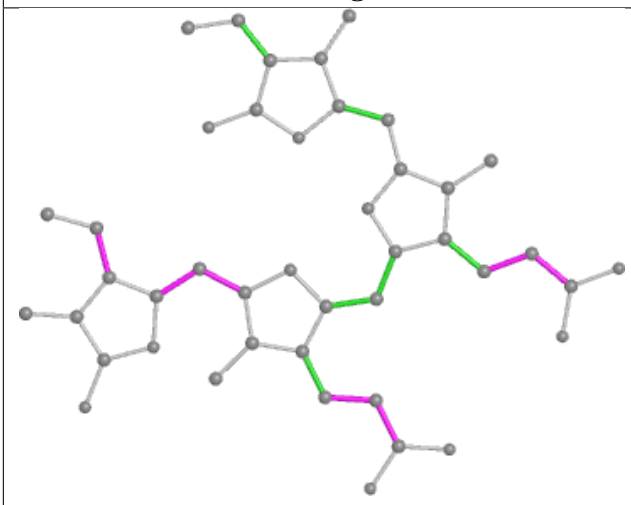

Torsions

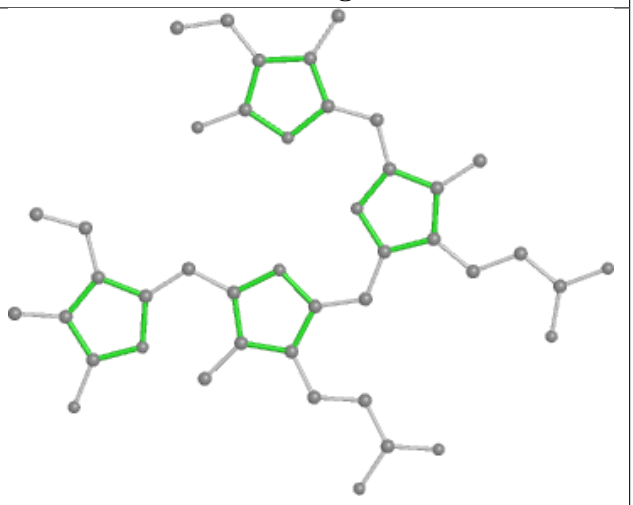

Rings

Ligand CLA BN 828

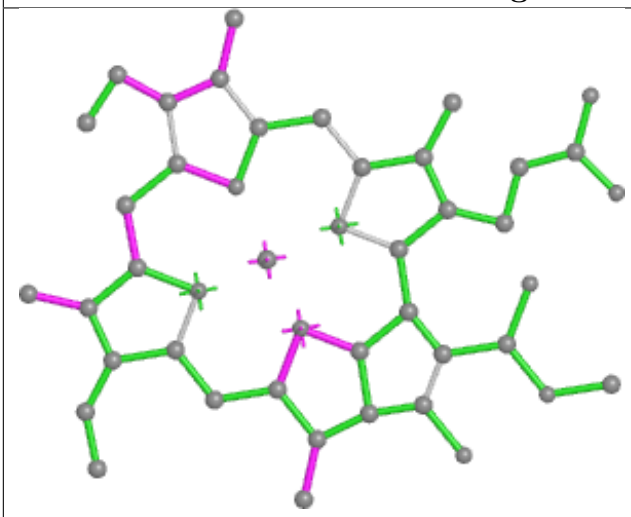

Bond lengths

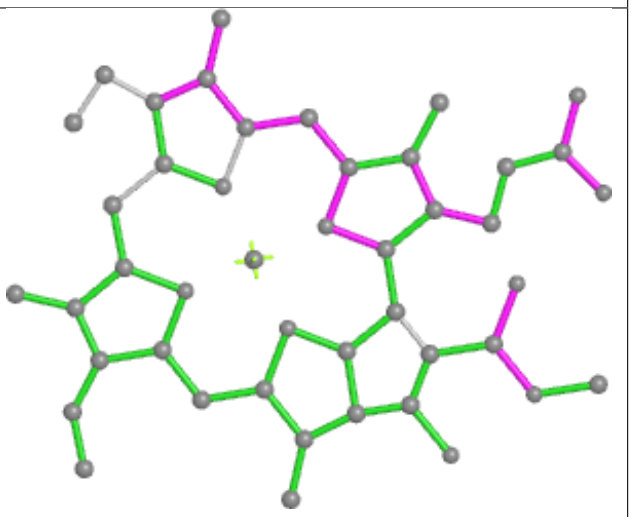

Bond angles

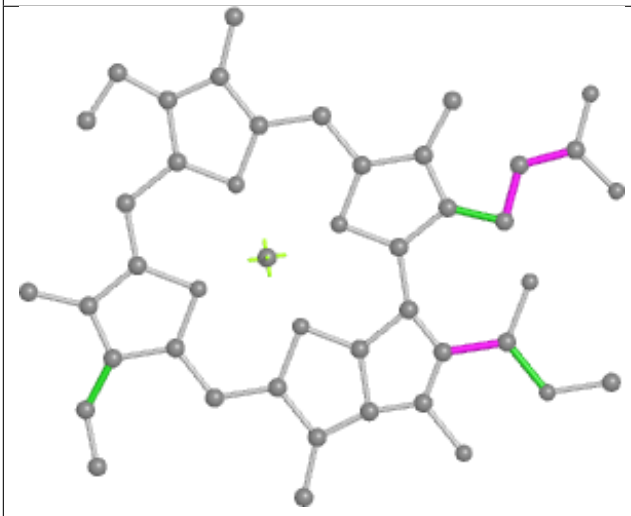

Torsions

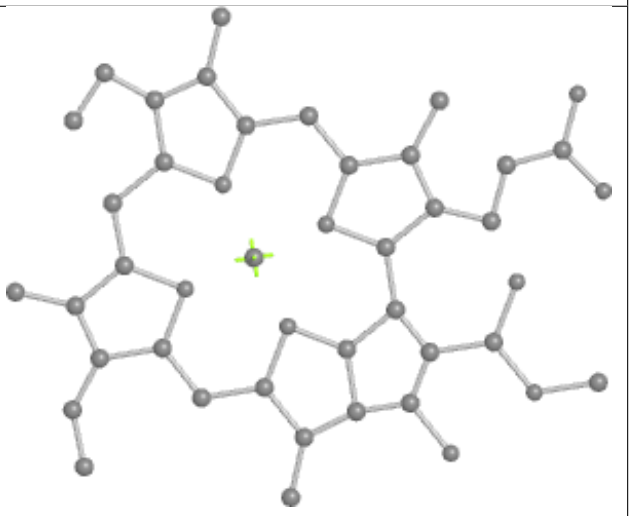

Rings

Ligand PEB BD 201

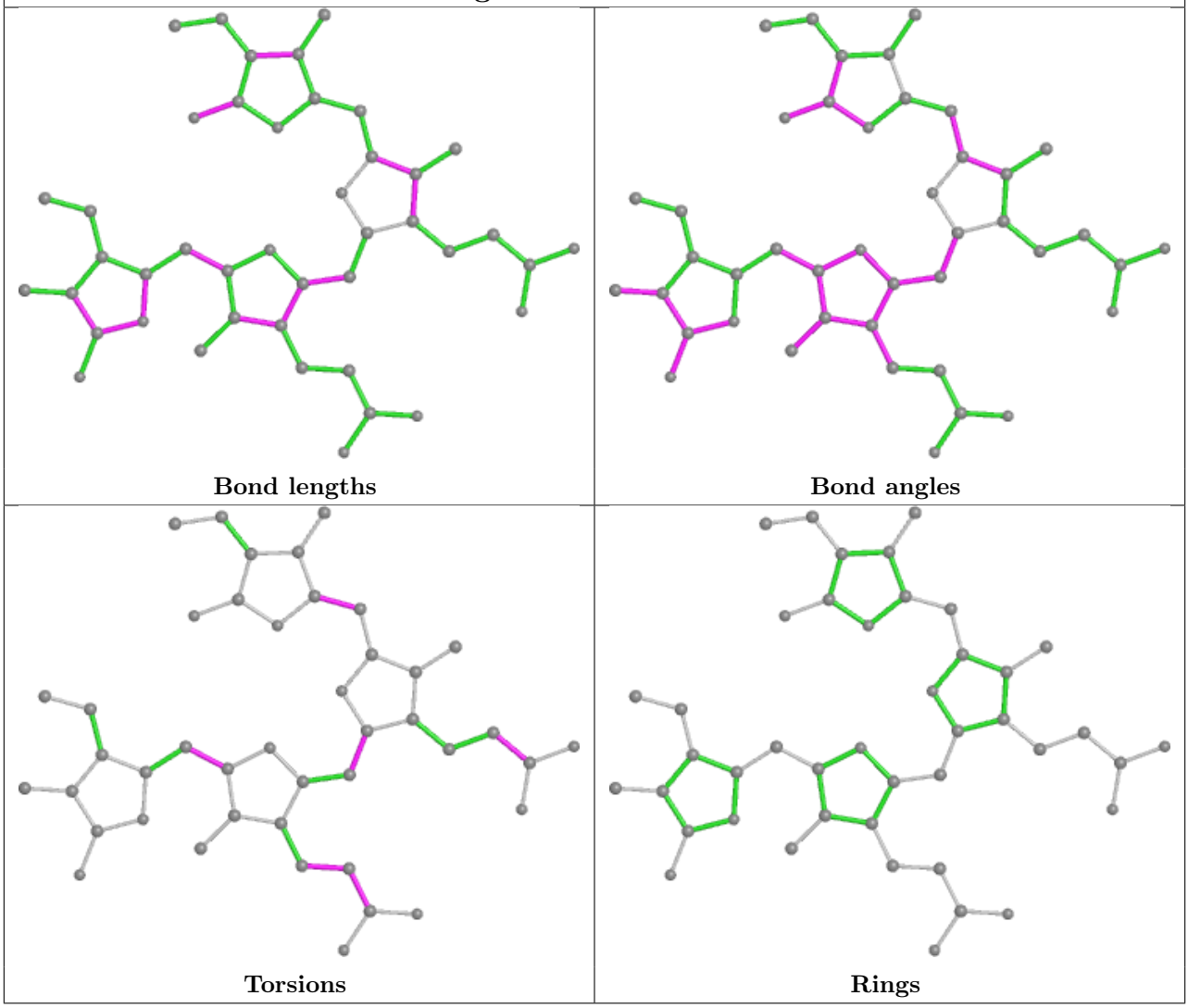

Ligand LMG j6 102

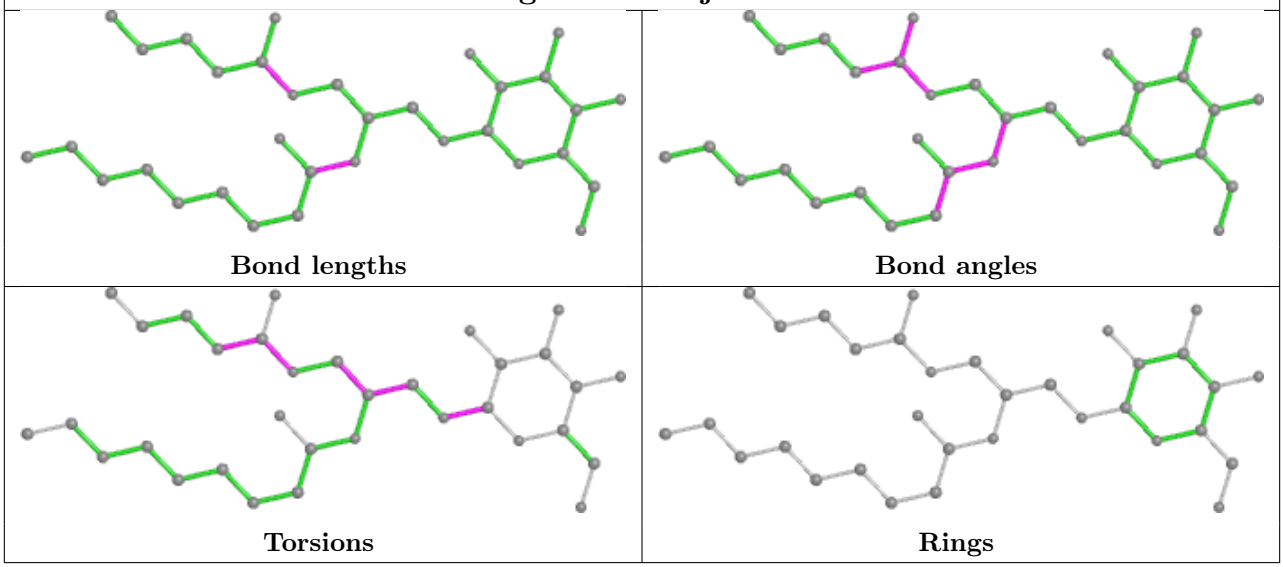

Ligand PEB A9 202

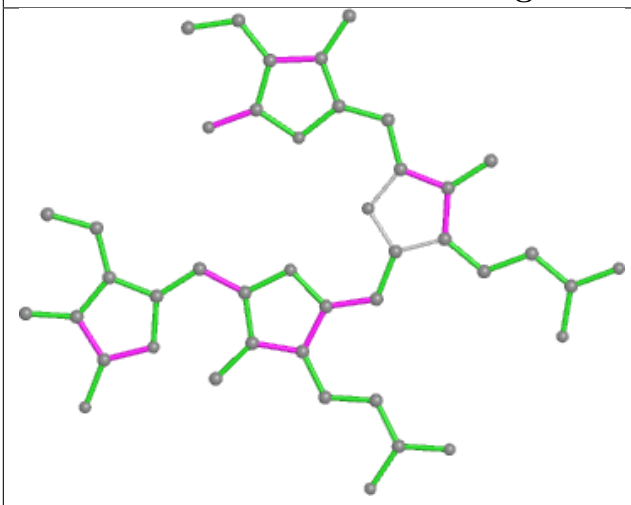

Bond lengths

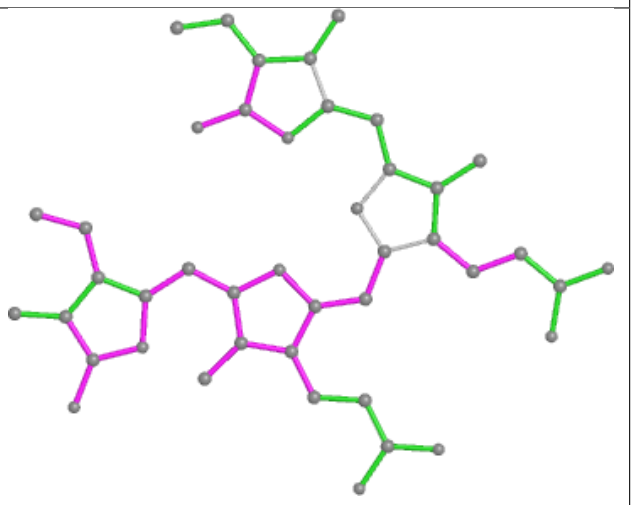

Bond angles

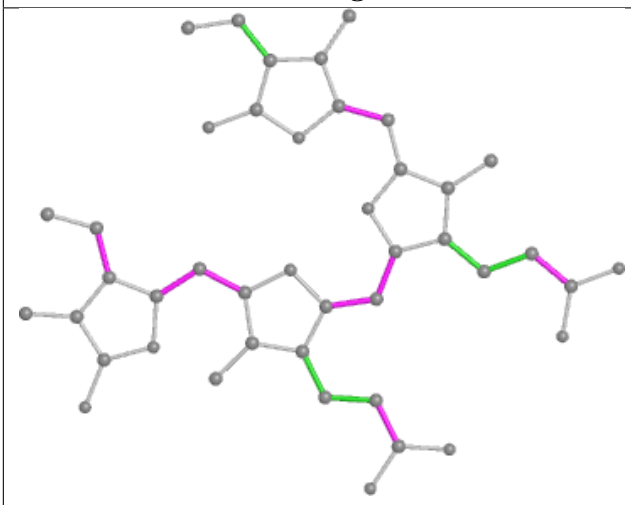

Torsions

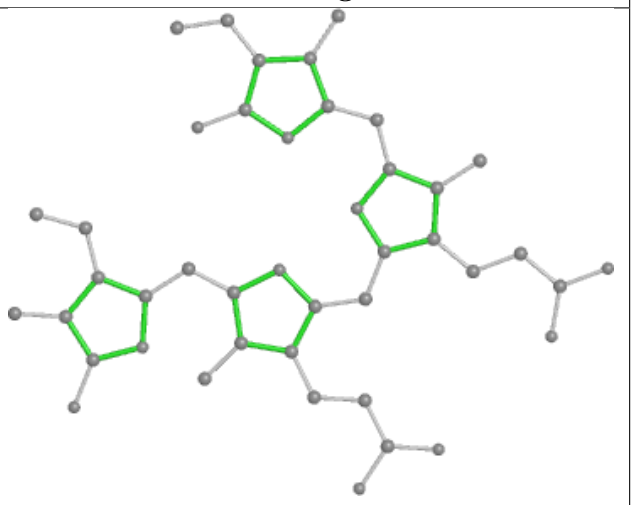

Rings

Ligand CYC GG 1001

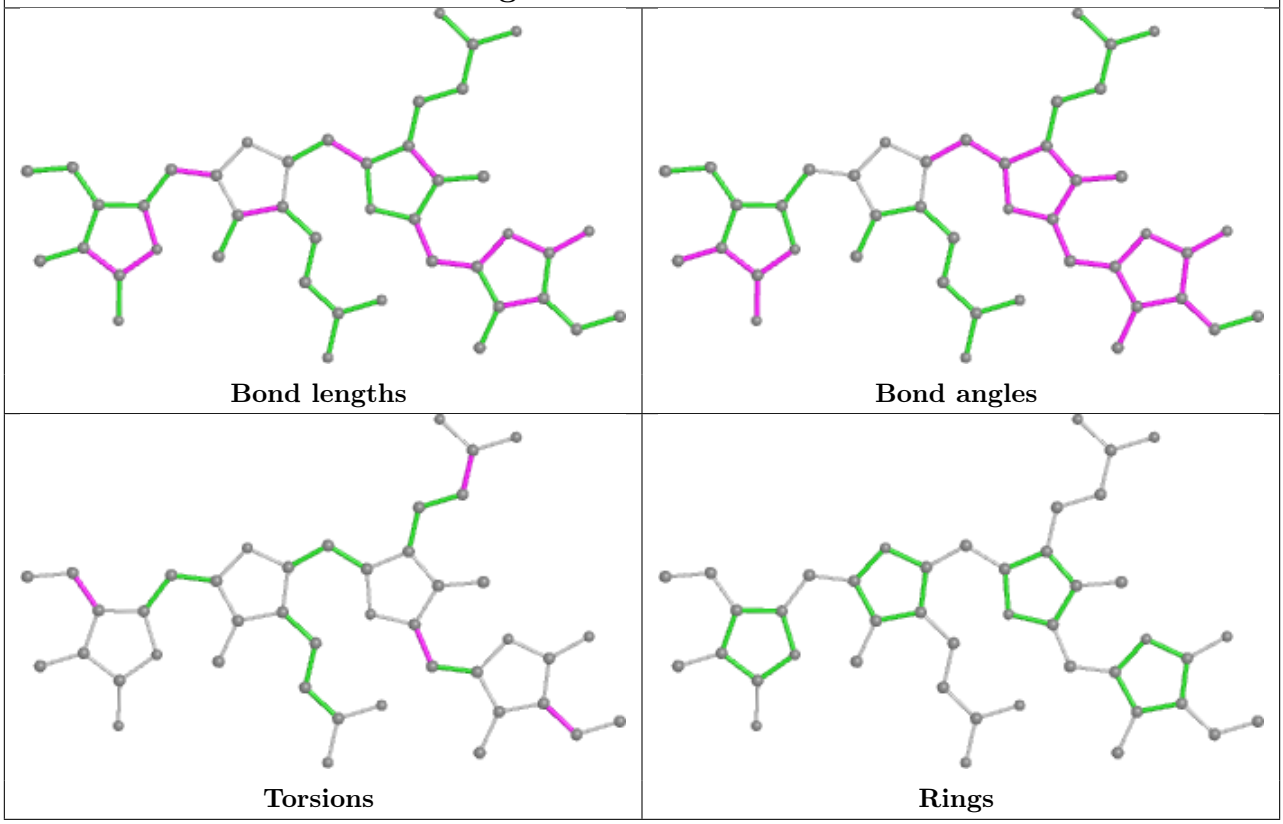

Ligand CYC E1 1001

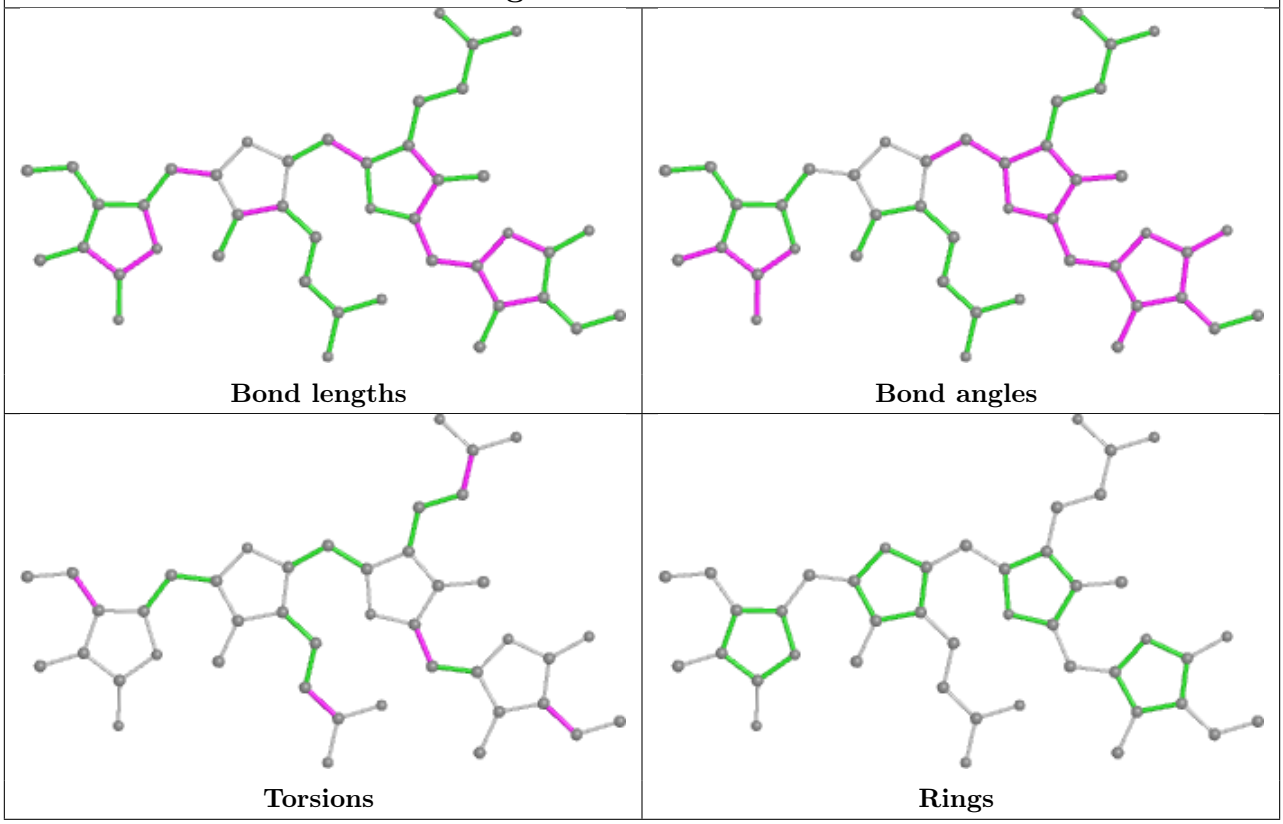

Ligand PEB PJ 201

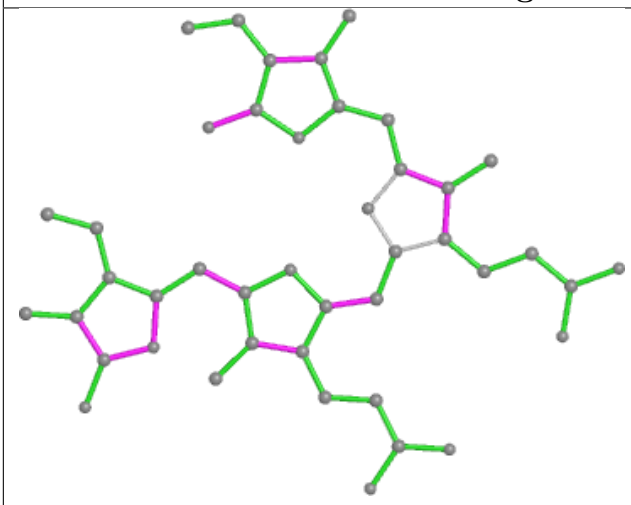

Bond lengths

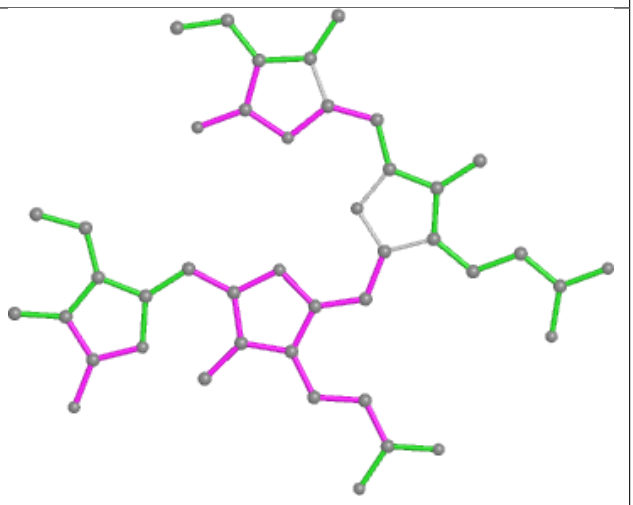

Bond angles

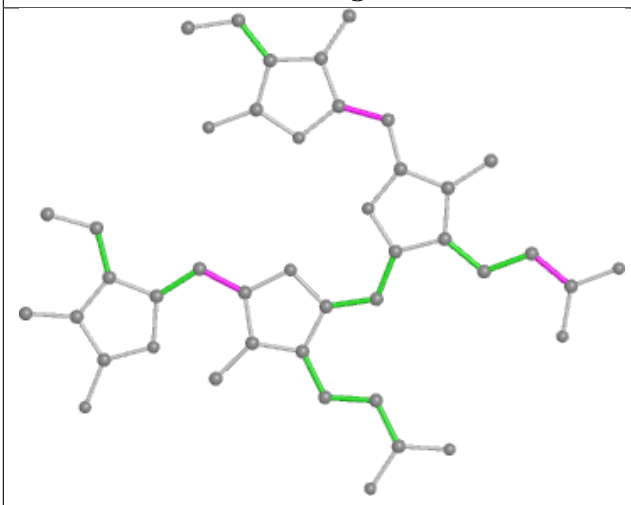

Torsions

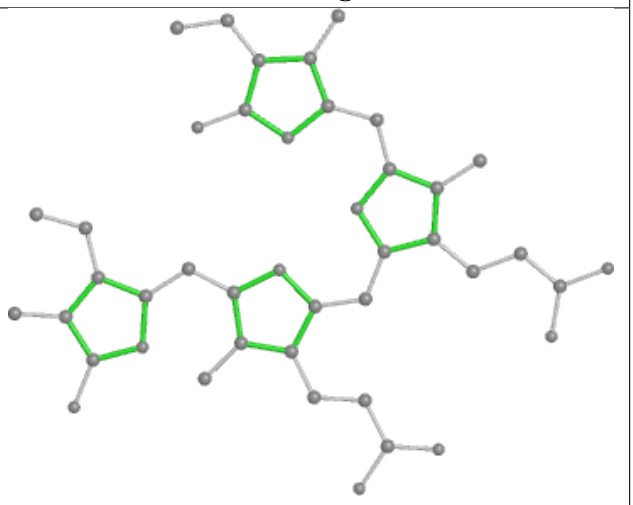

Rings

Ligand PEB R9 201

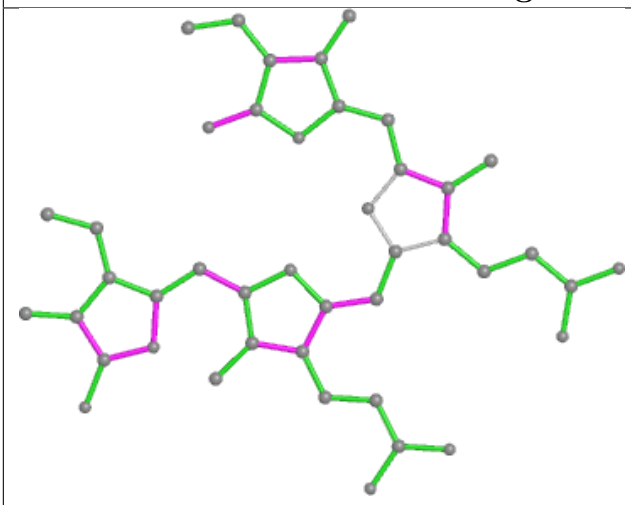

Bond lengths

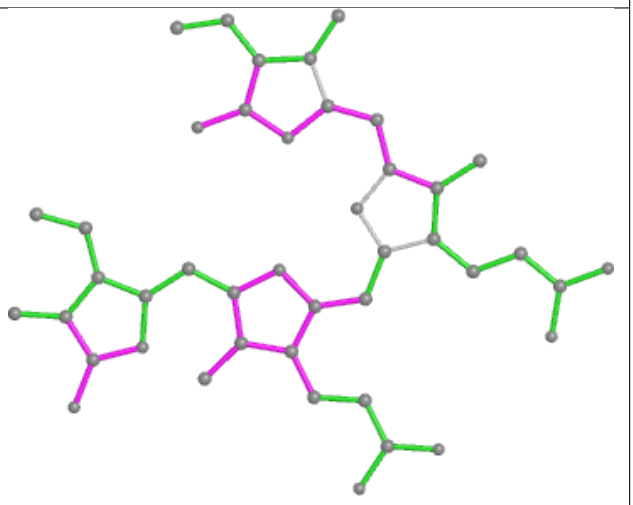

Bond angles

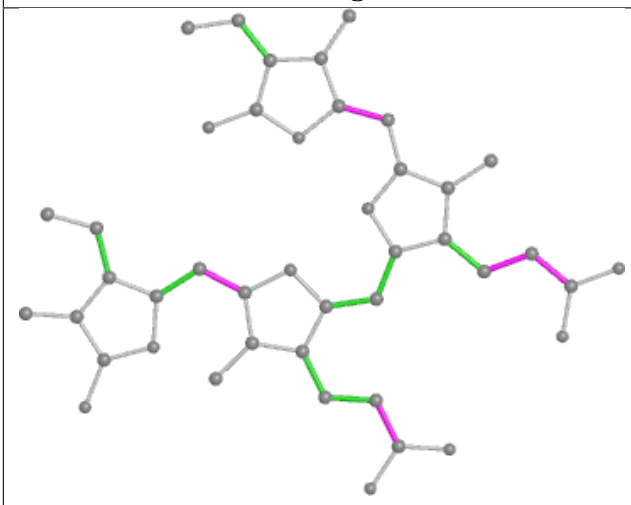

Torsions

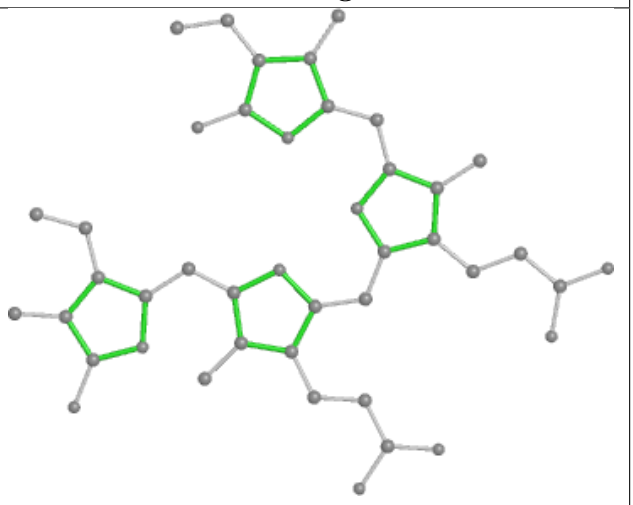

Rings

Ligand CLA 4N 610

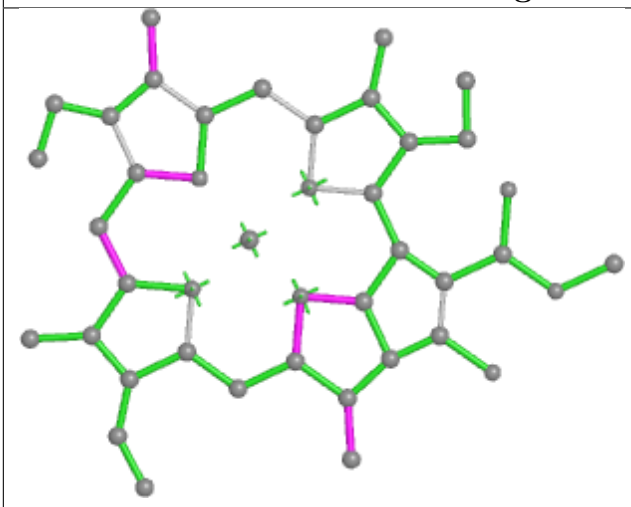

Bond lengths

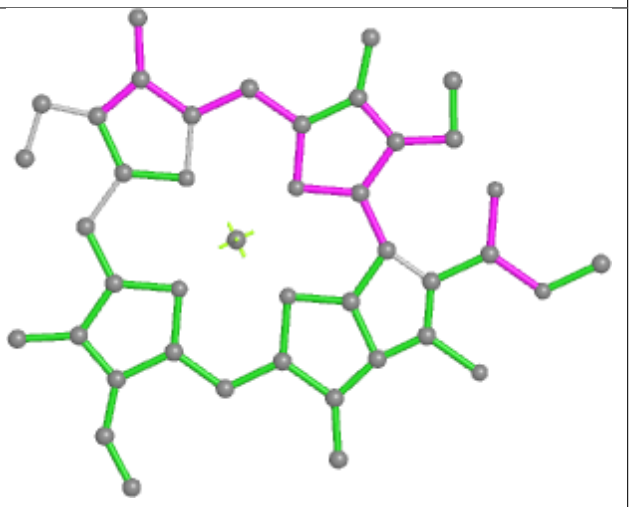

Bond angles

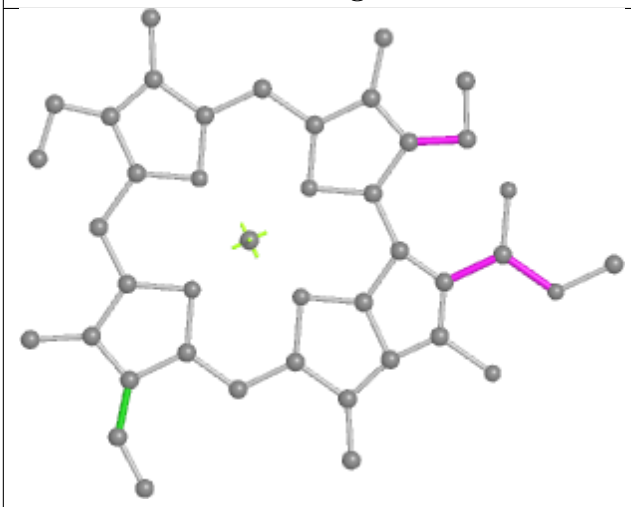

Torsions

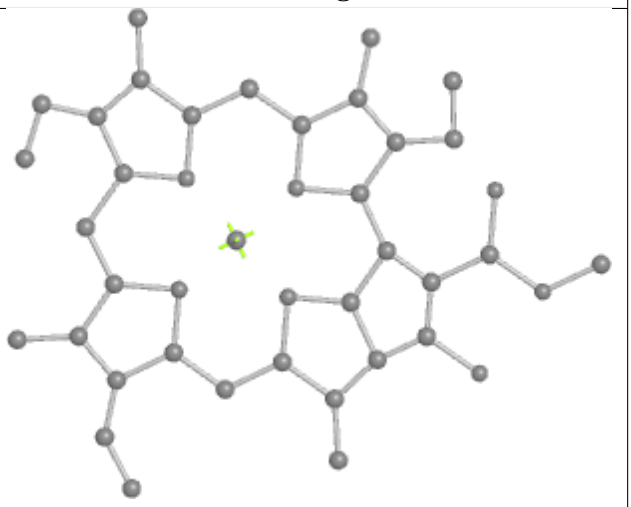

Rings

Ligand CYC KH 1001

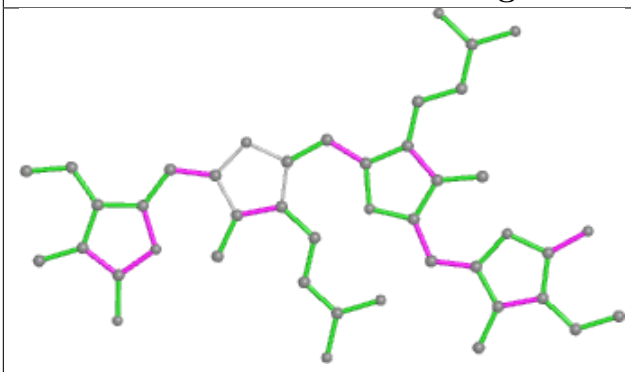

Bond lengths

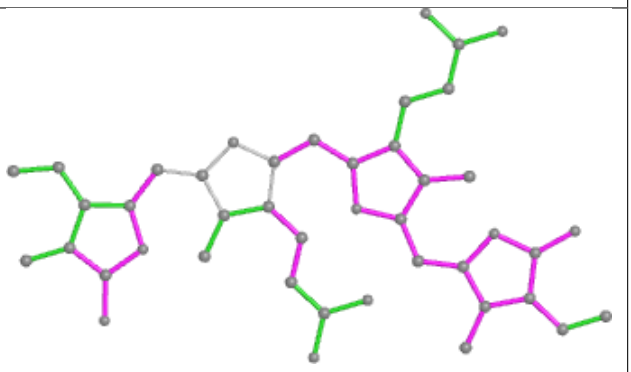

Bond angles

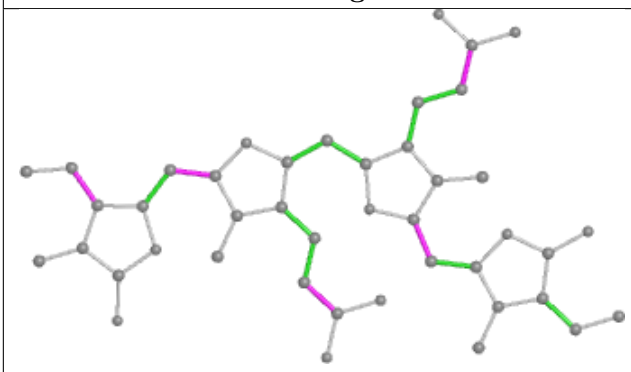

Torsions

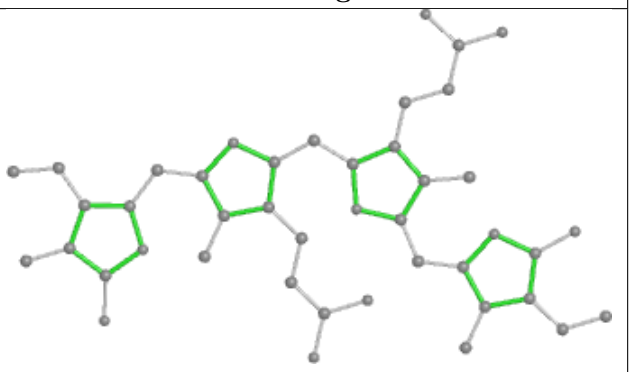

Rings

Ligand PEB AD 301

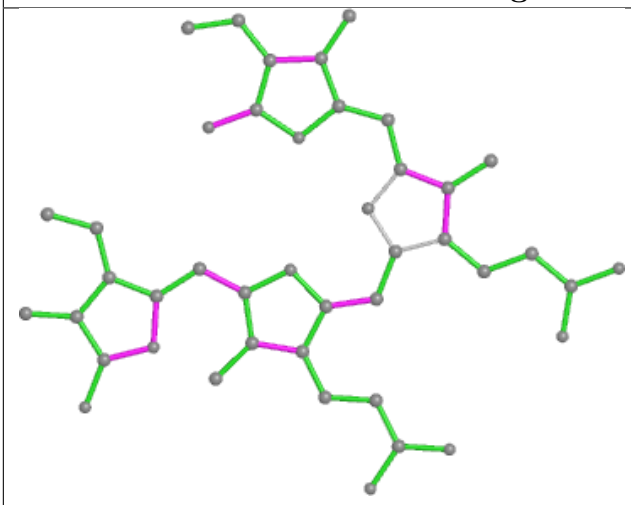

Bond lengths

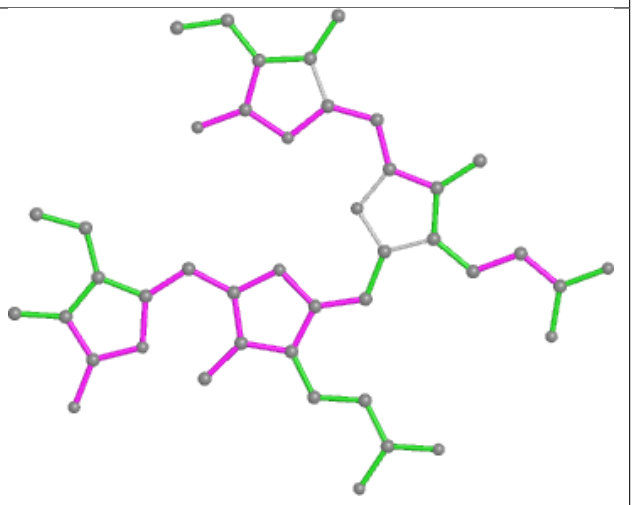

Bond angles

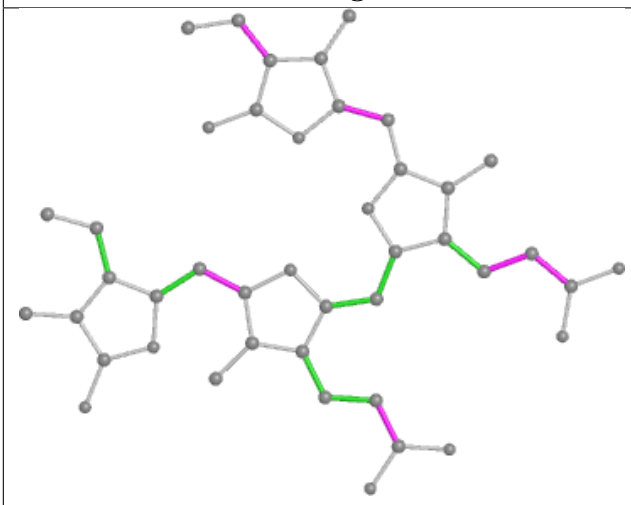

Torsions

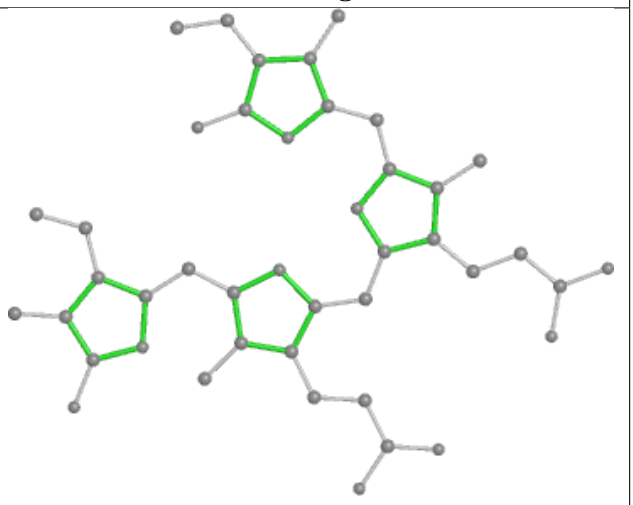

Rings

Ligand PEB JQ 201

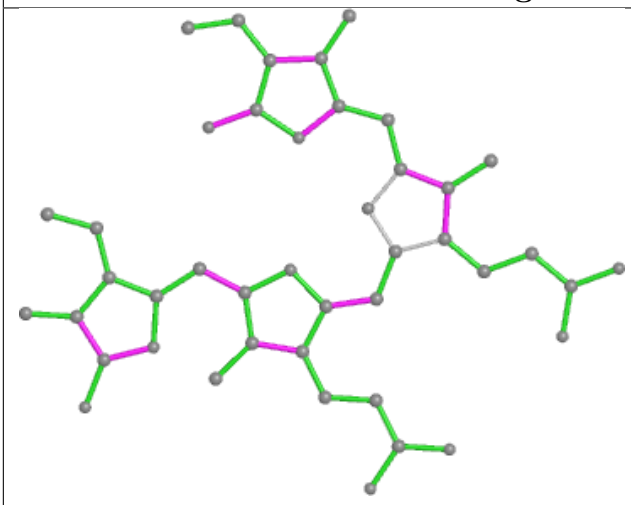

Bond lengths

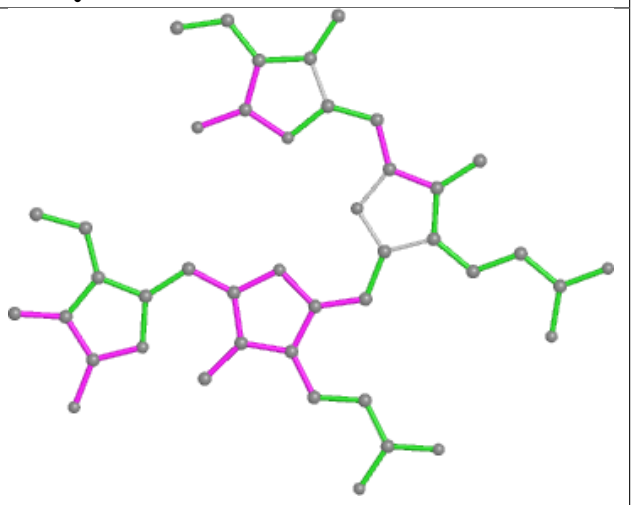

Bond angles

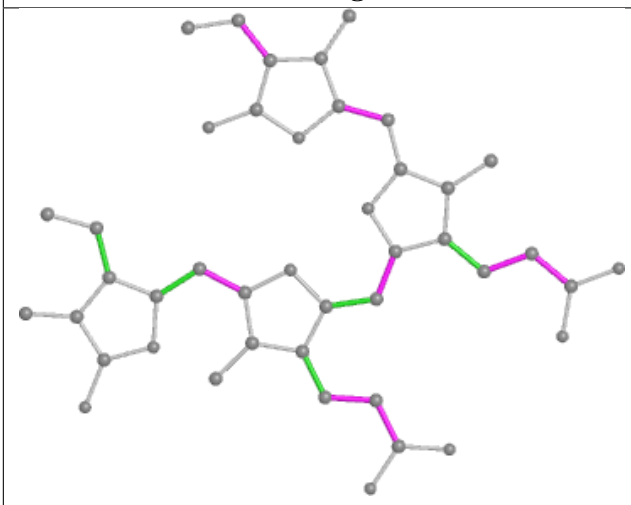

Torsions

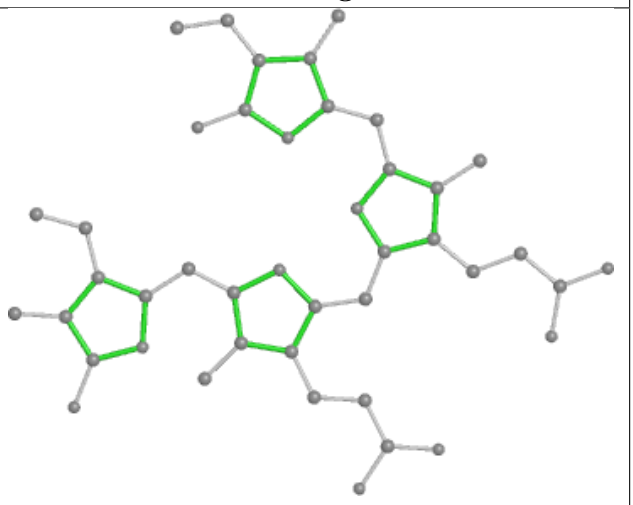

Rings

Ligand CYC LO 1001

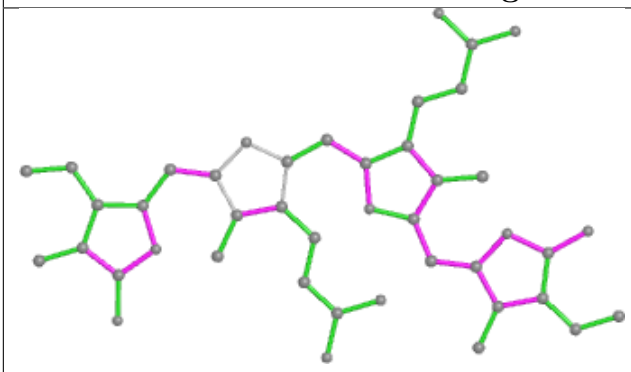

Bond lengths

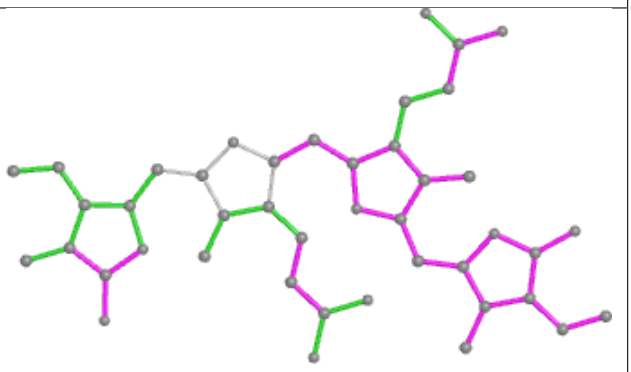

Bond angles

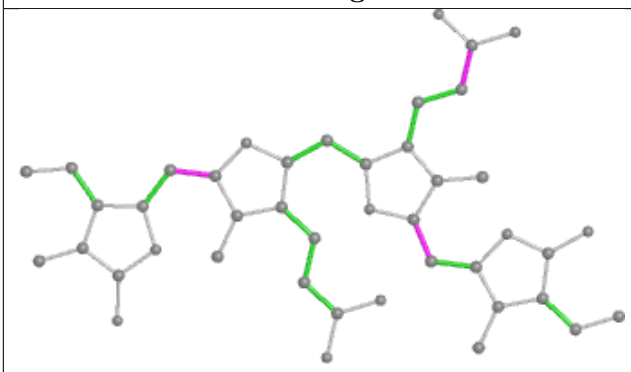

Torsions

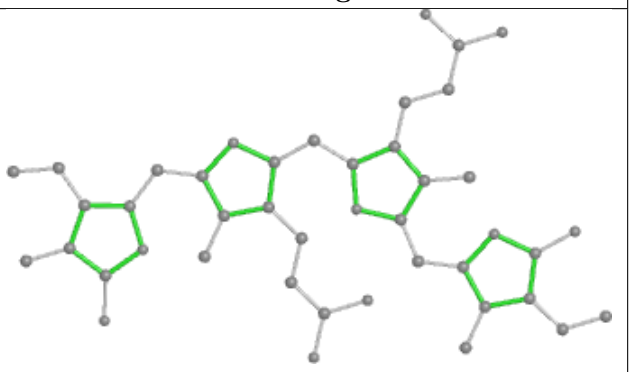

Rings

Ligand PEB wC 201

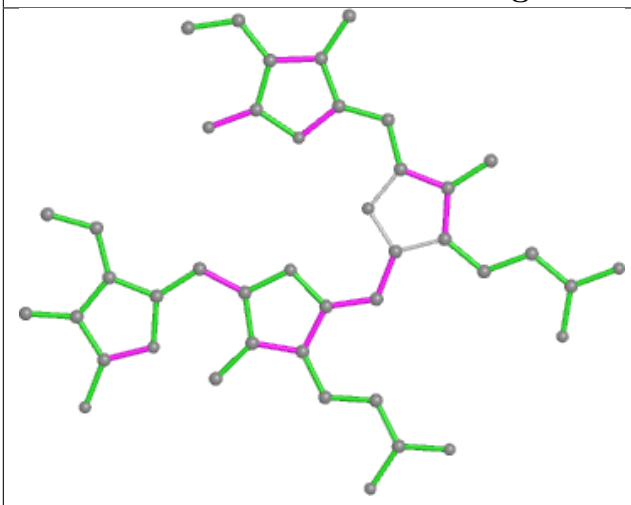

Bond lengths

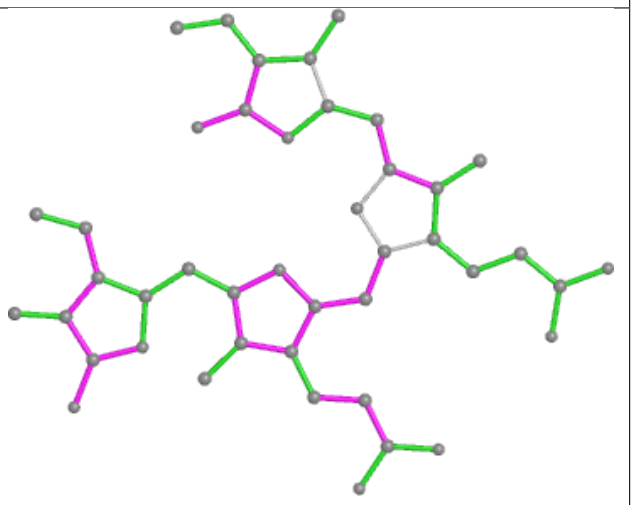

Bond angles

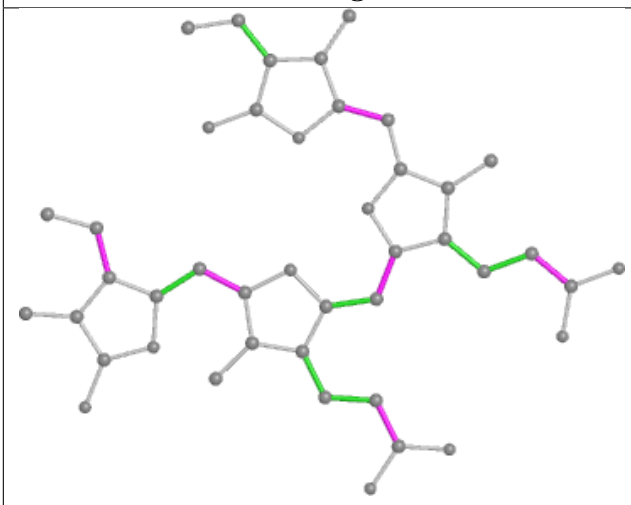

Torsions

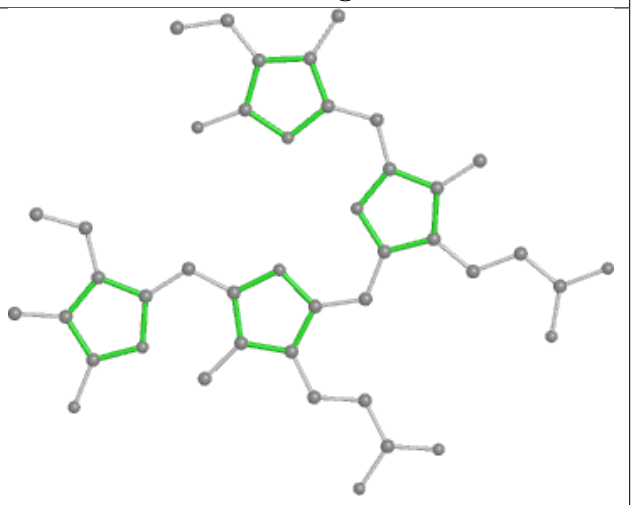

Rings

Ligand PEB d1 202

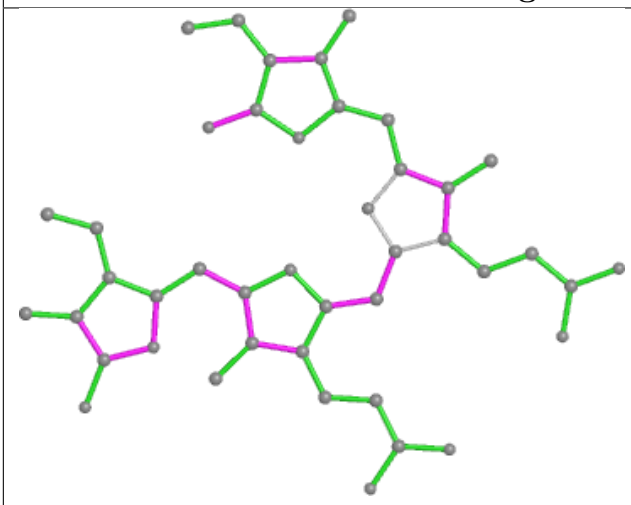

Bond lengths

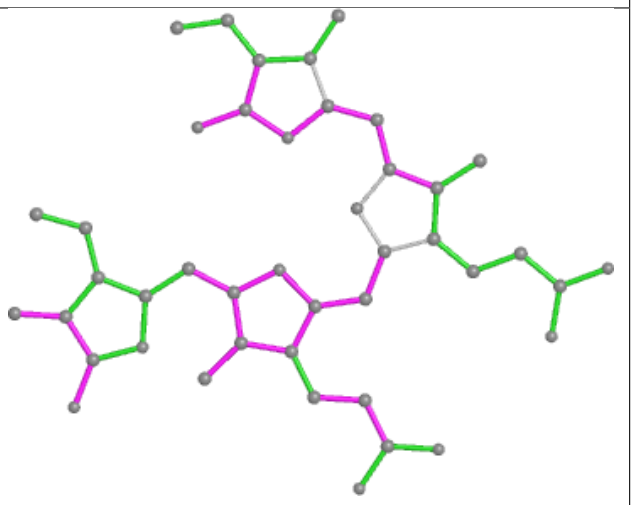

Bond angles

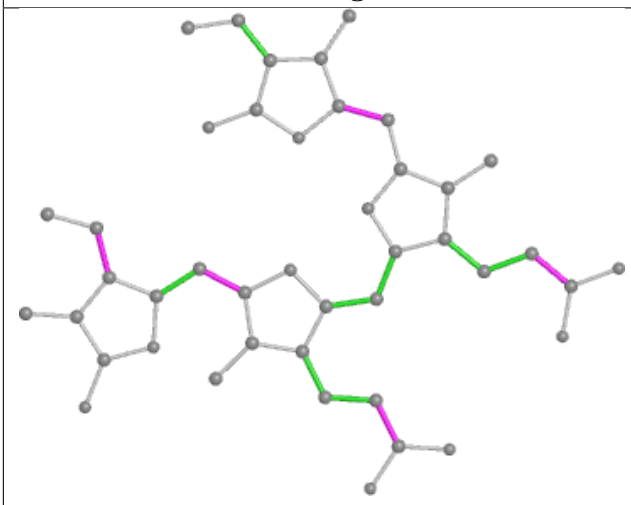

Torsions

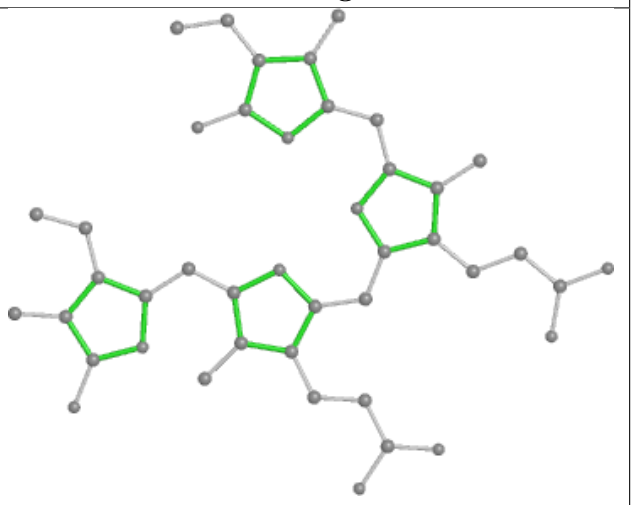

Rings

Ligand CLA BL 609

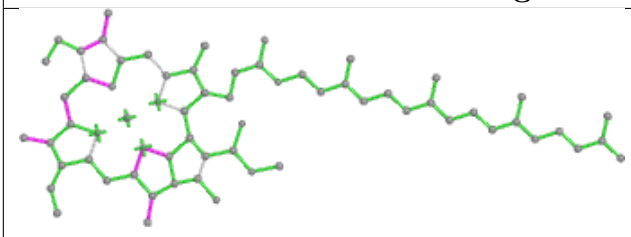

Bond lengths

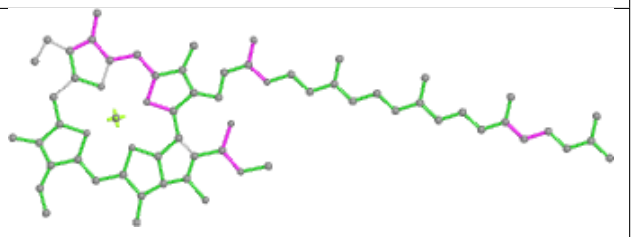

Bond angles

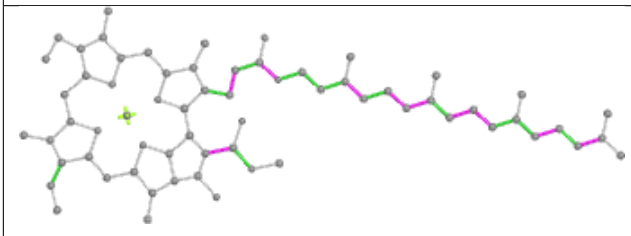

Torsions

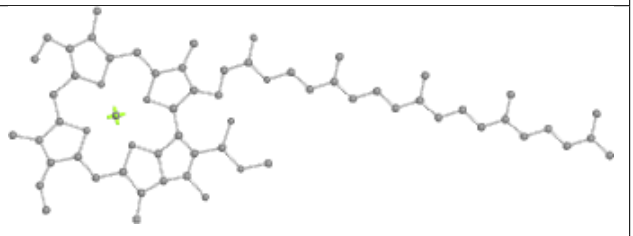

Rings

Ligand PEB KK 203

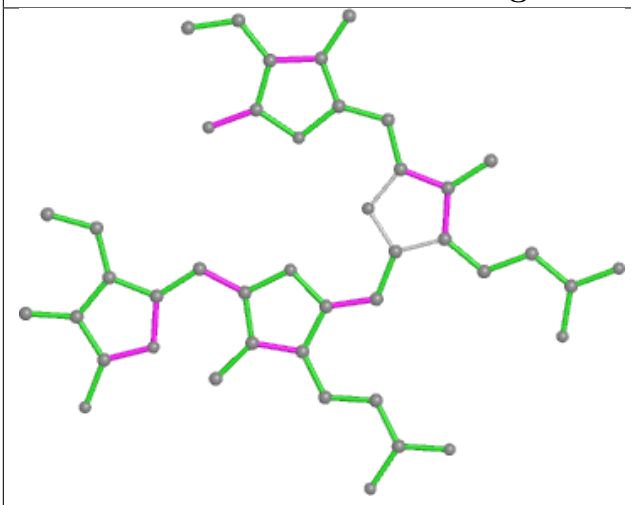

Bond lengths

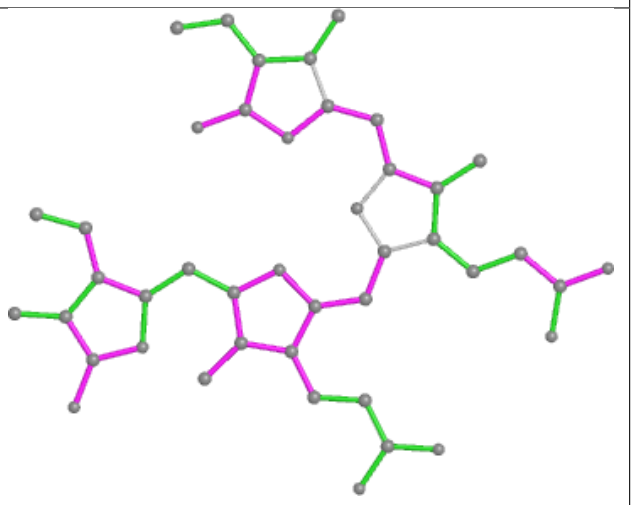

Bond angles

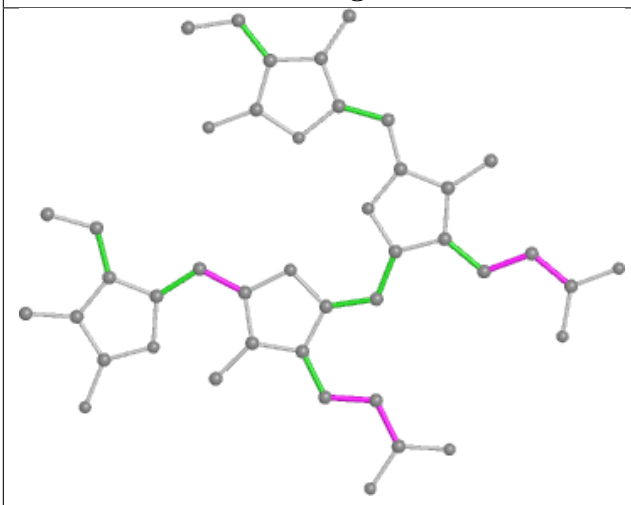

Torsions

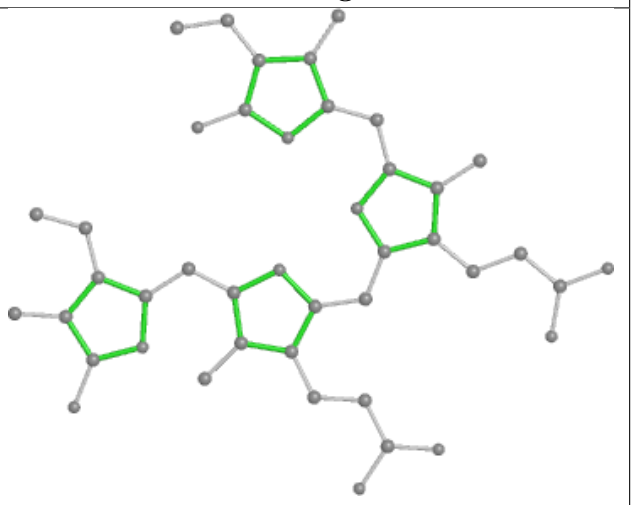

Rings

Ligand PEB YJ 202

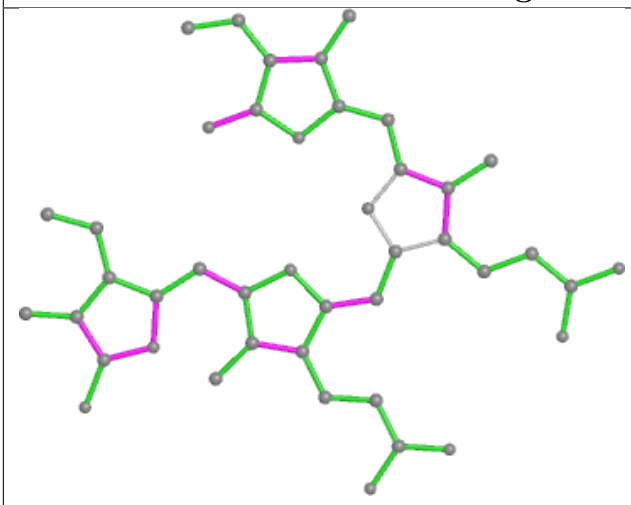

Bond lengths

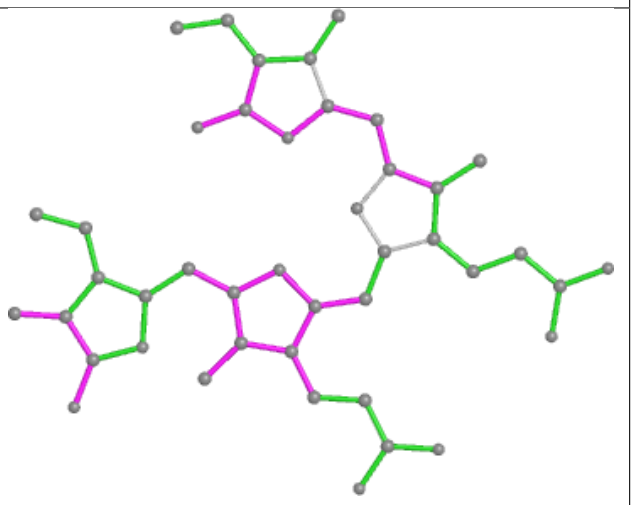

Bond angles

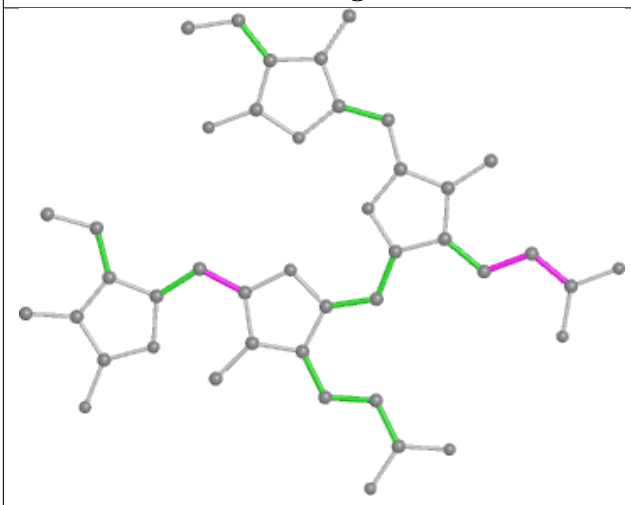

Torsions

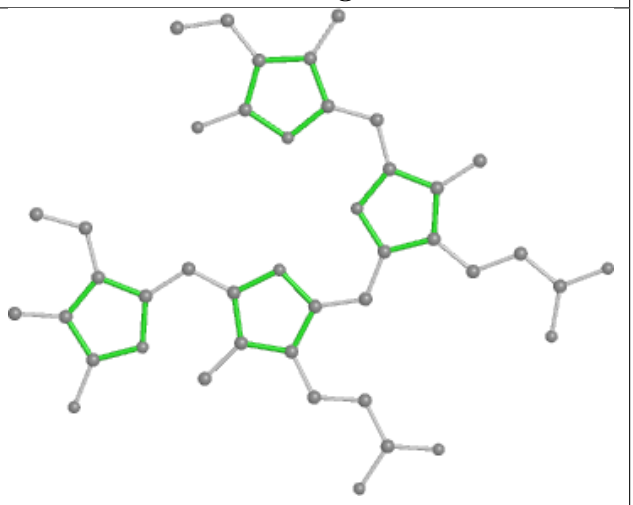

Rings

Ligand PEB CA 201

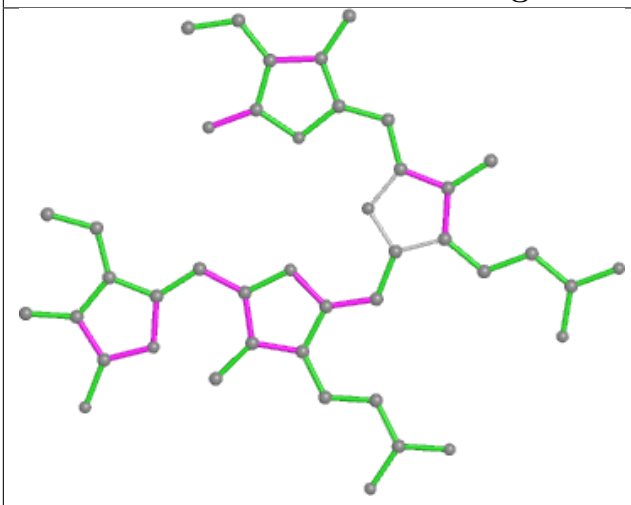

Bond lengths

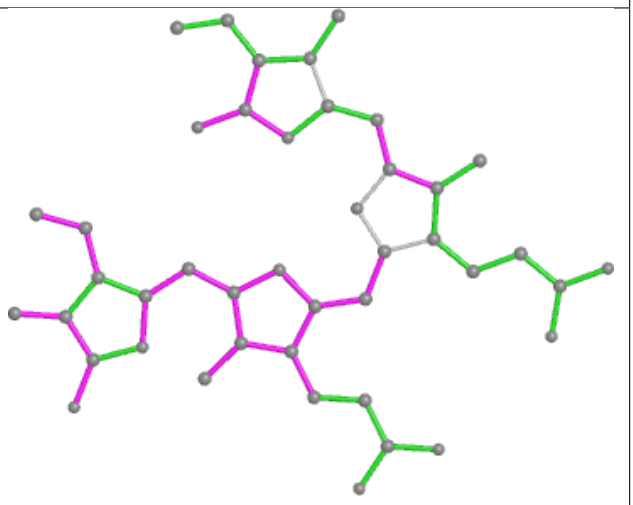

Bond angles

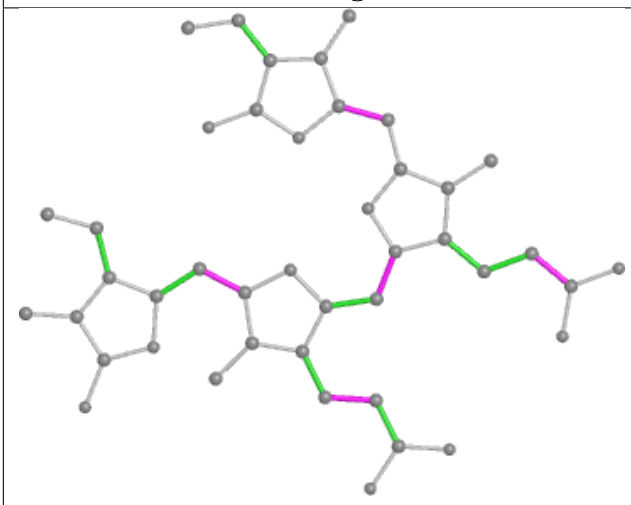

Torsions

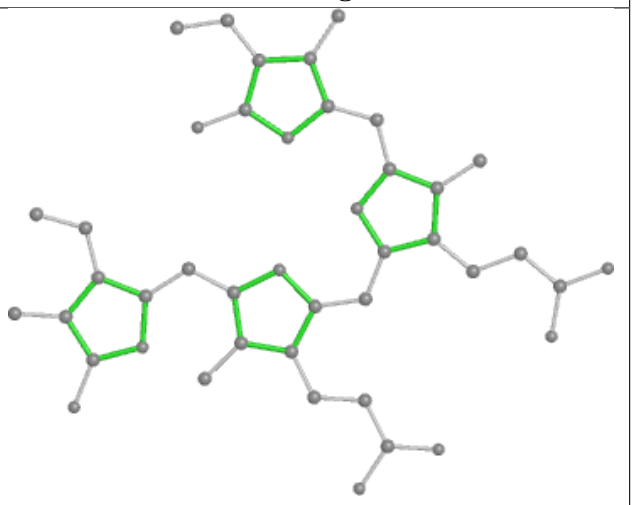

Rings

Ligand PEB UJ 201

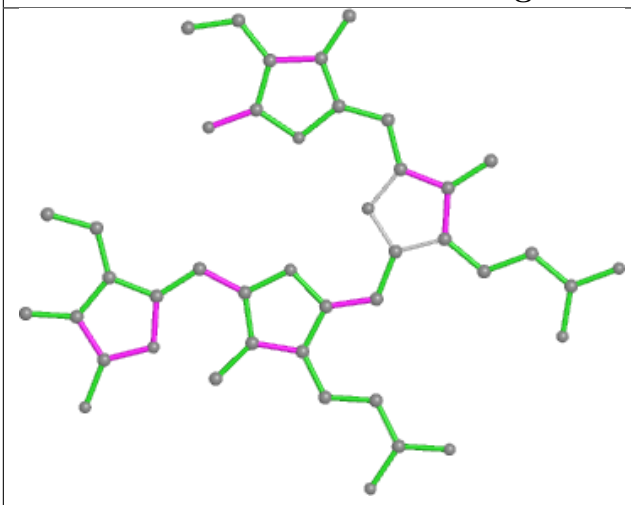

Bond lengths

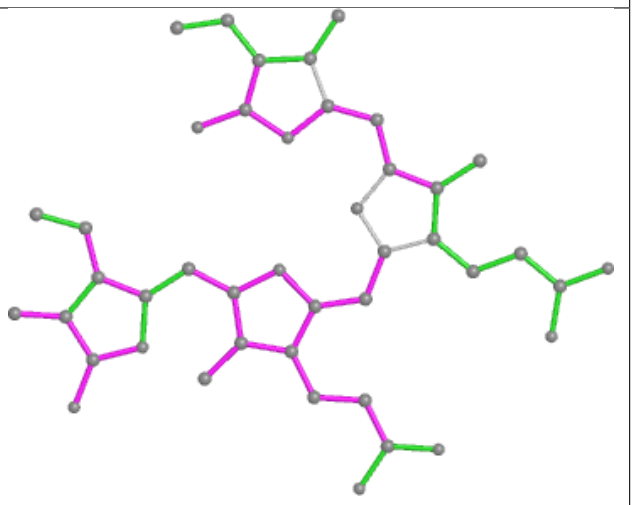

Bond angles

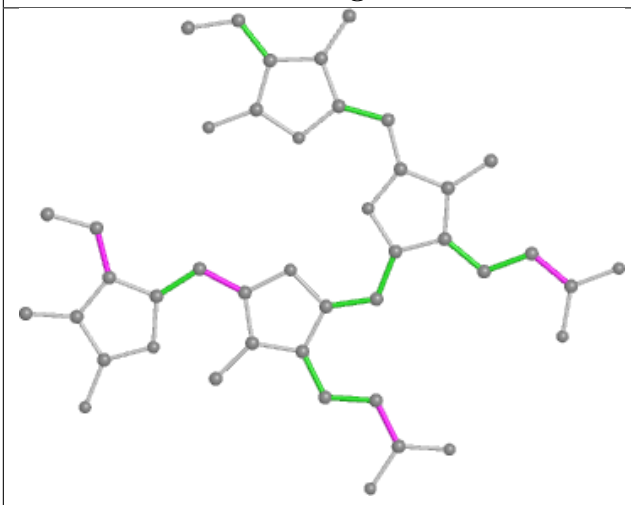

Torsions

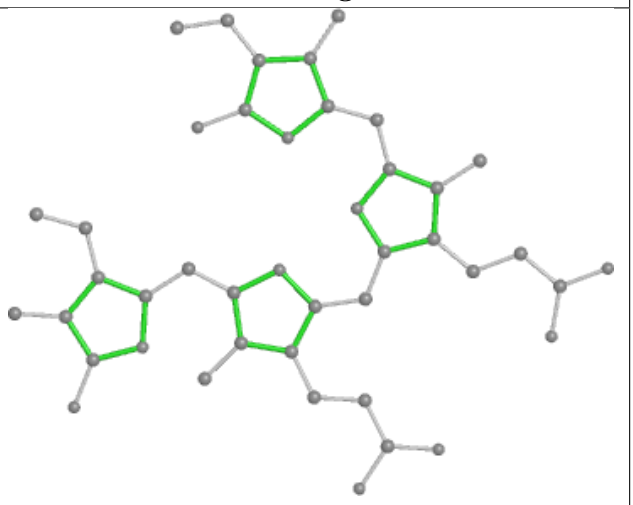

Rings

Ligand CLA 52 604

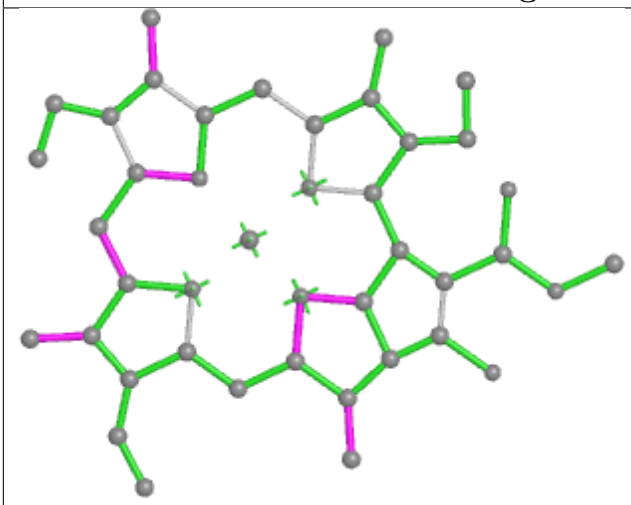

Bond lengths

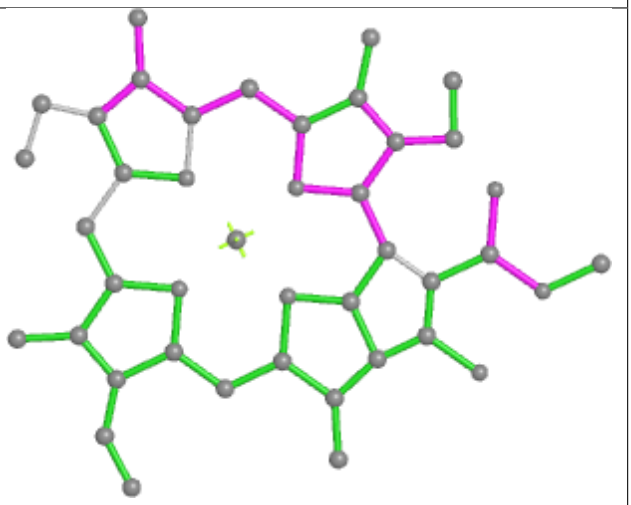

Bond angles

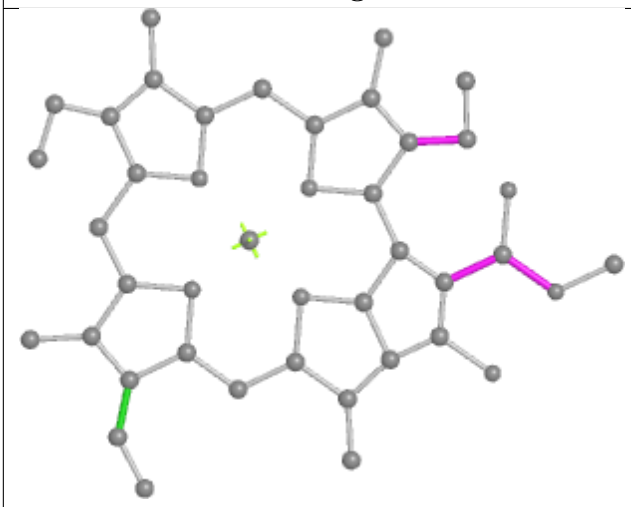

Torsions

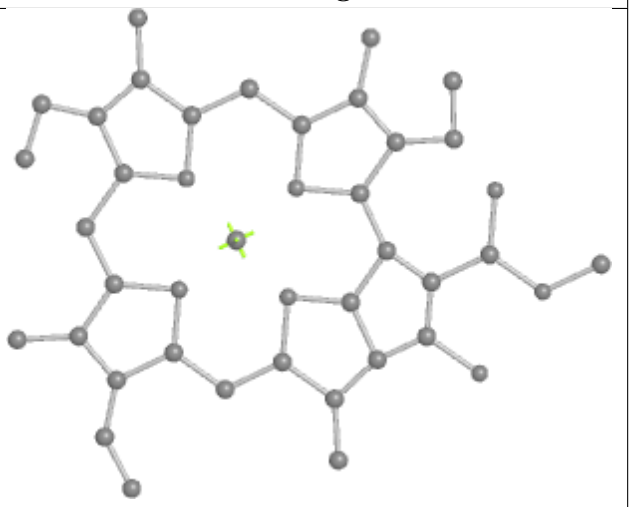

Rings

Ligand PEB A1 305

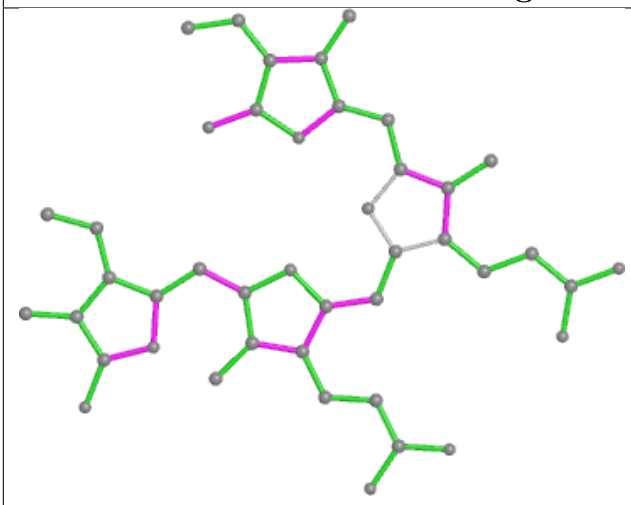

Bond lengths

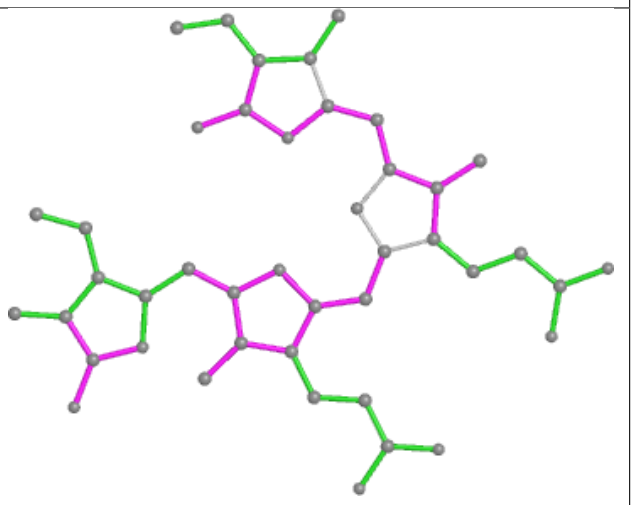

Bond angles

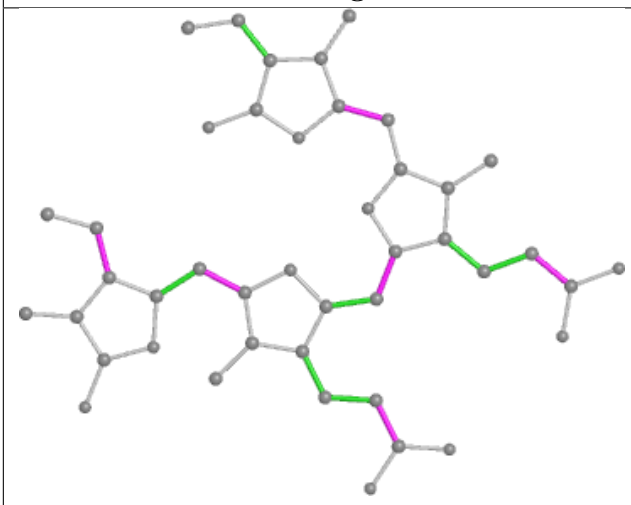

Torsions

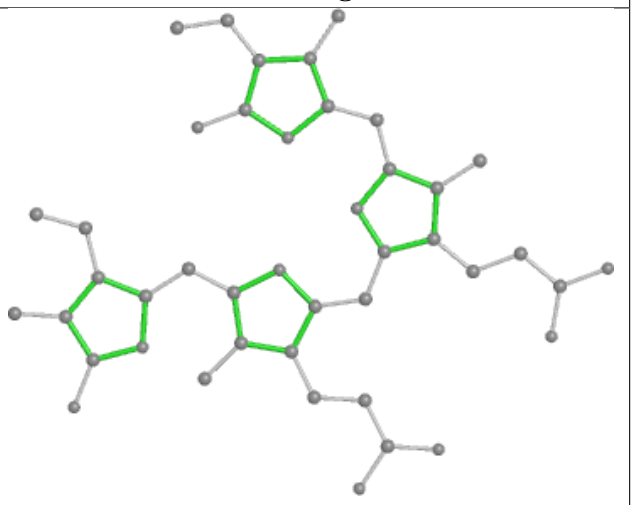

Rings

Ligand PEB VB 202

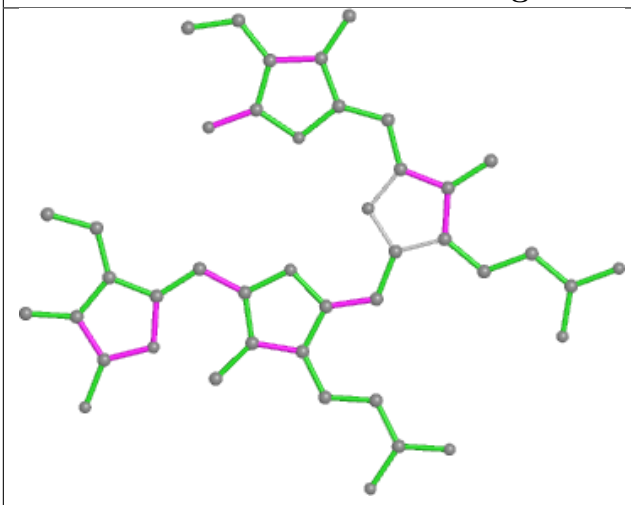

Bond lengths

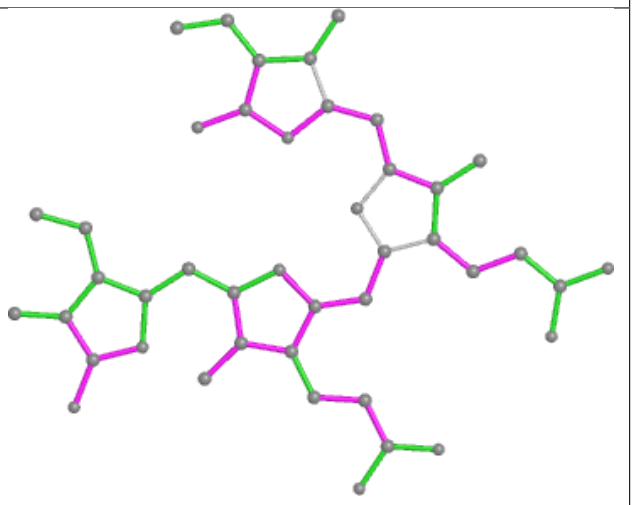

Bond angles

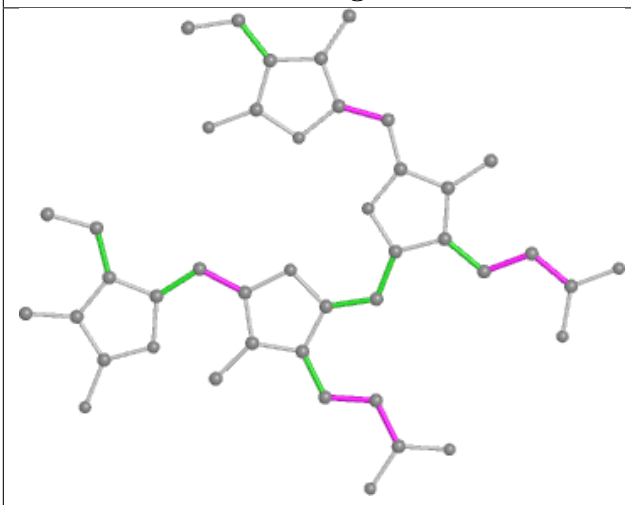

Torsions

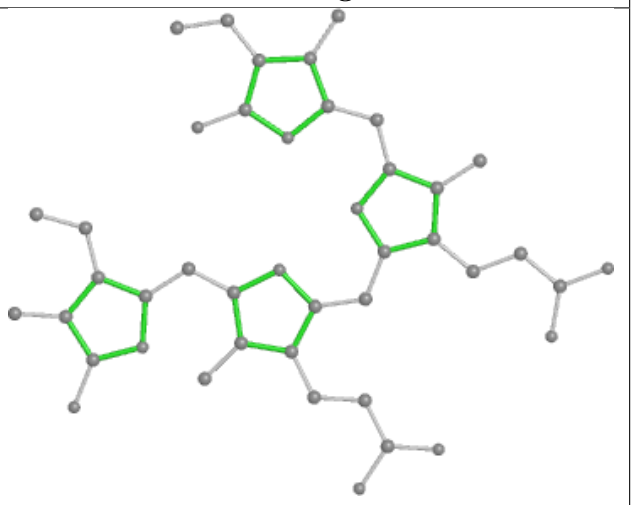

Rings

Ligand PEB hO 202

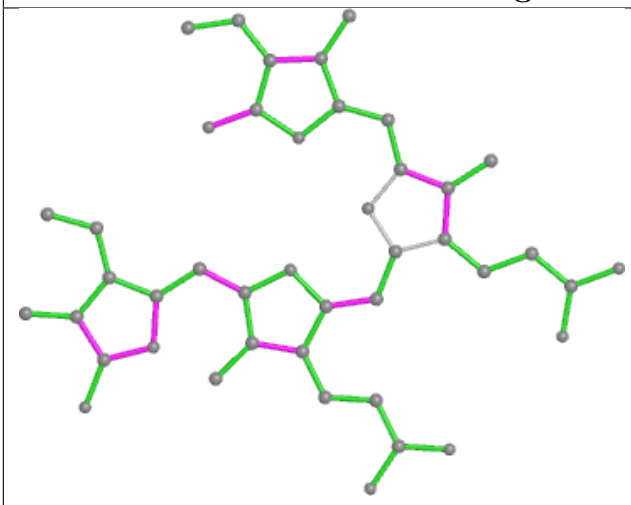

Bond lengths

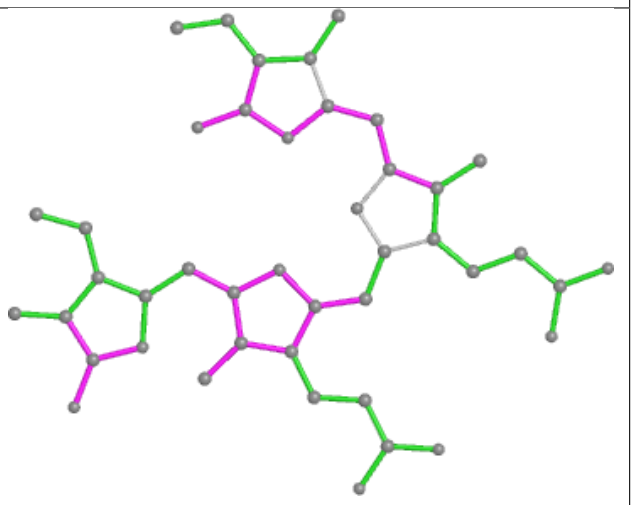

Bond angles

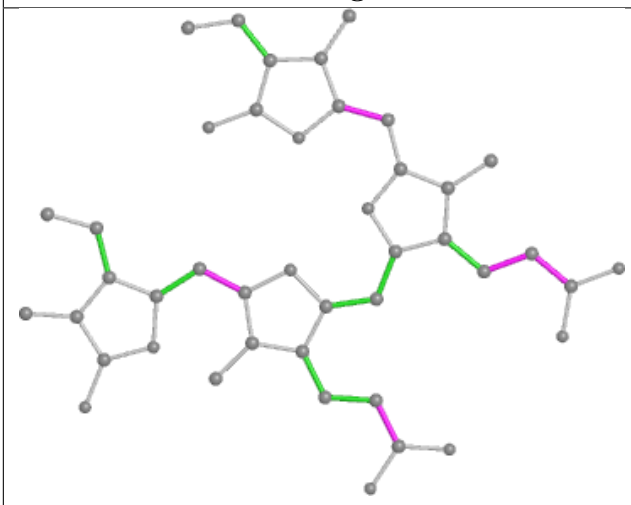

Torsions

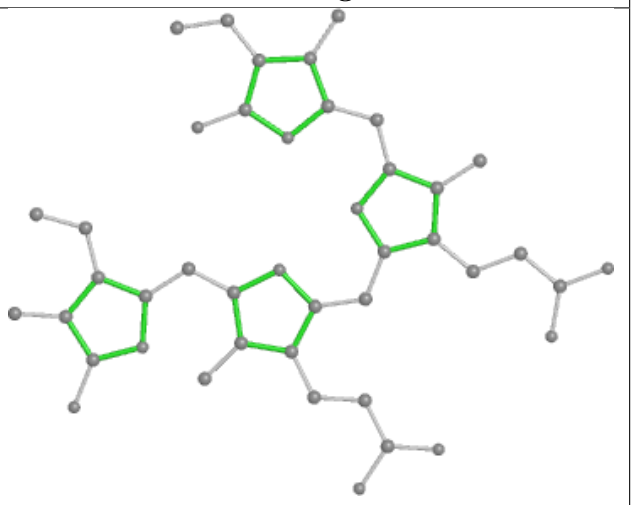

Rings

Ligand 3XQ J2 104

Bond lengths

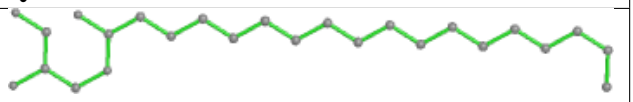

Bond angles

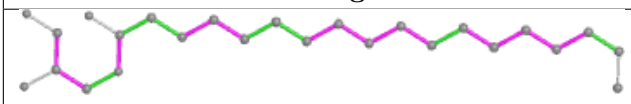

Torsions

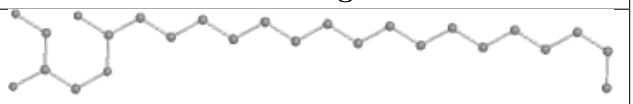

Rings

Ligand PEB OF 203

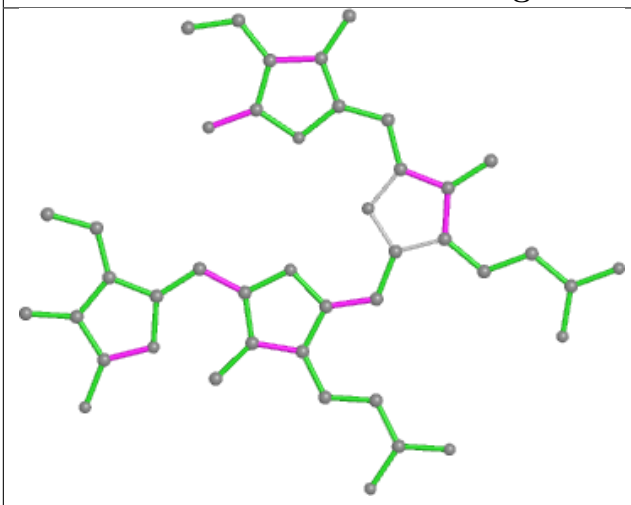

Bond lengths

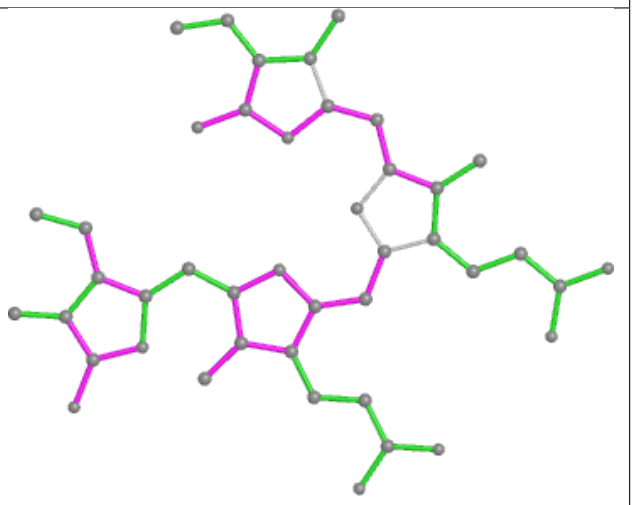

Bond angles

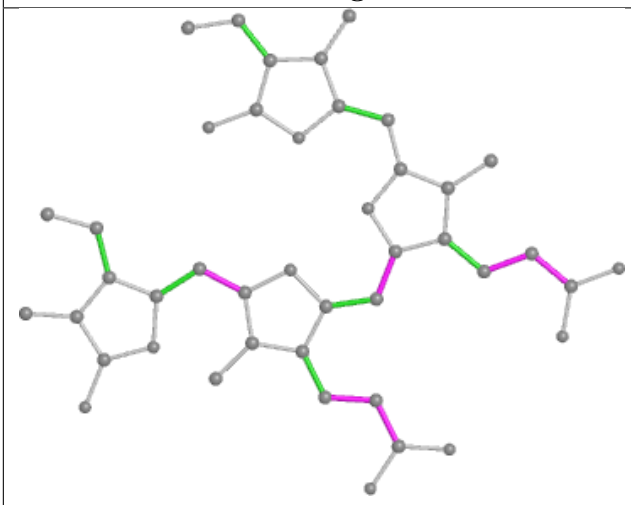

Torsions

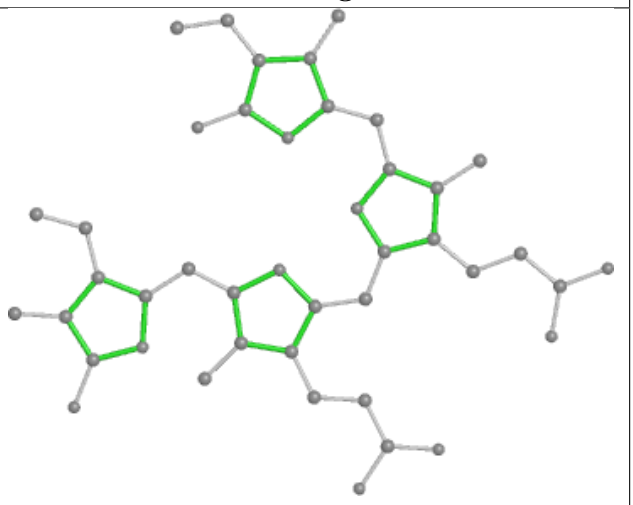

Rings

Ligand CYC V3 1001

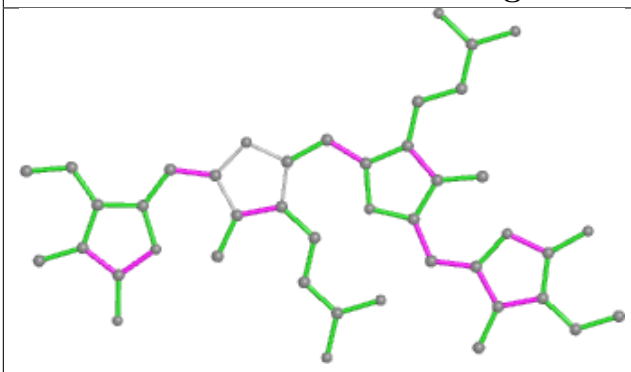

Bond lengths

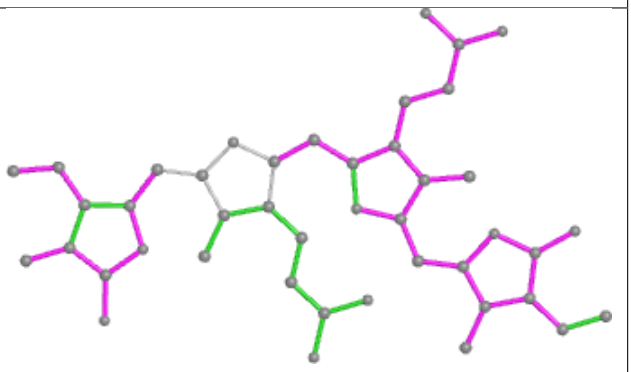

Bond angles

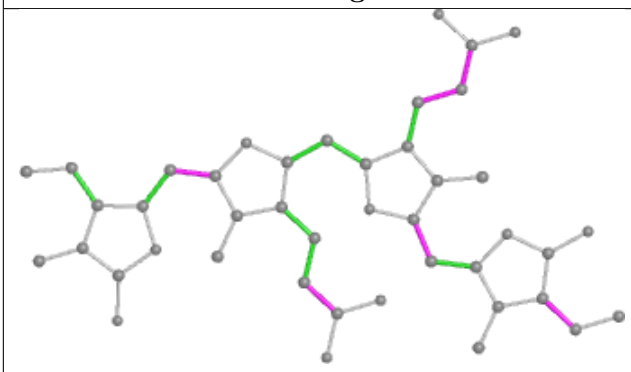

Torsions

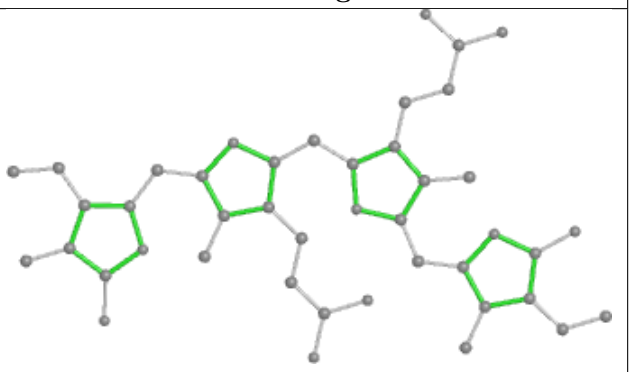

Rings

Ligand PEB l1 202

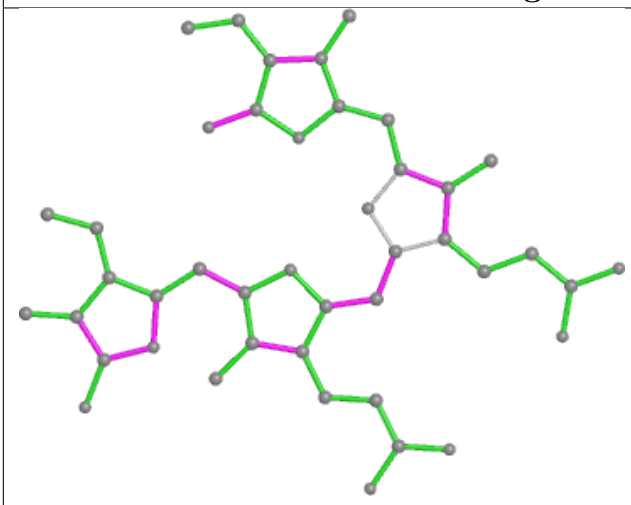

Bond lengths

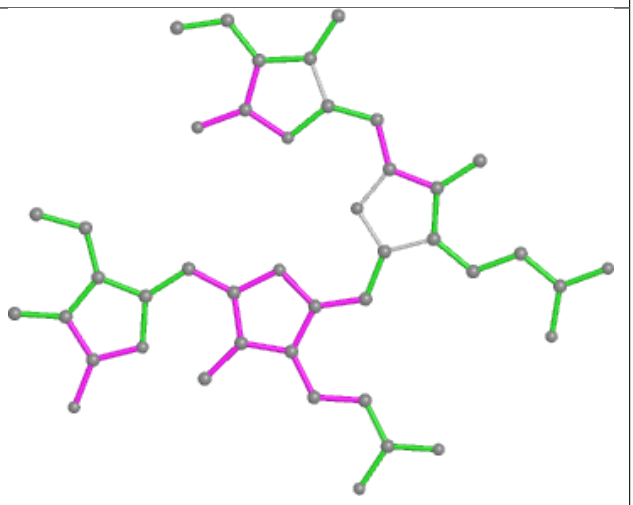

Bond angles

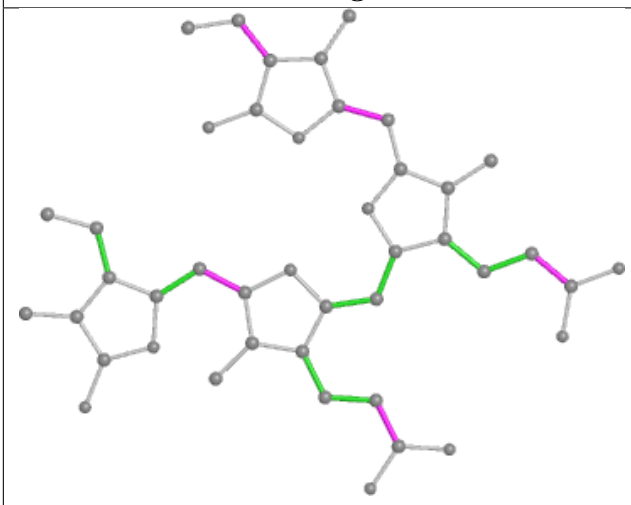

Torsions

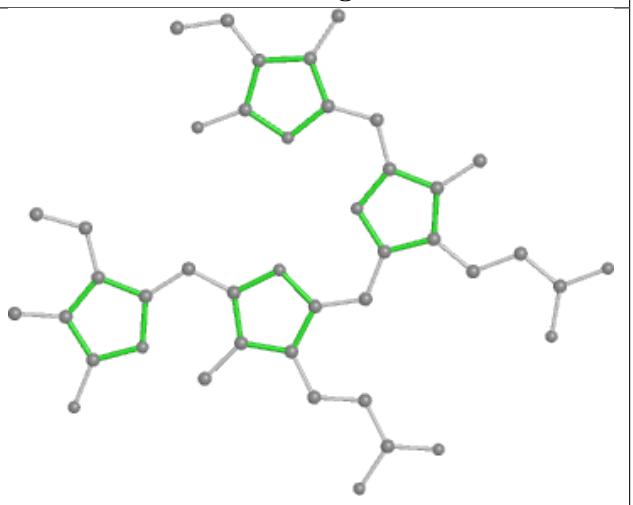

Rings

Ligand PEB b1 203

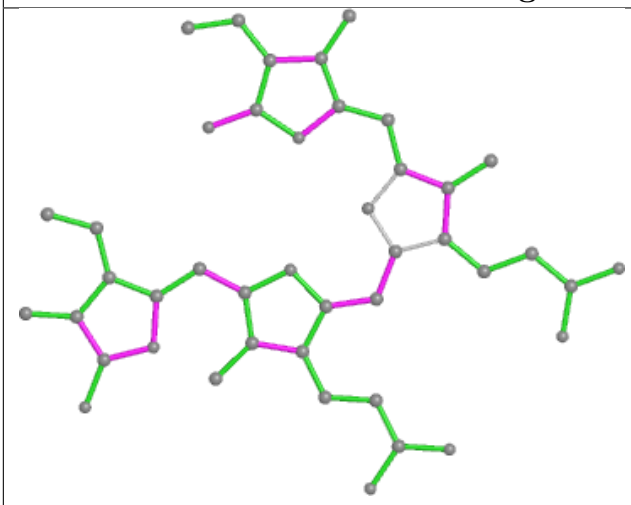

Bond lengths

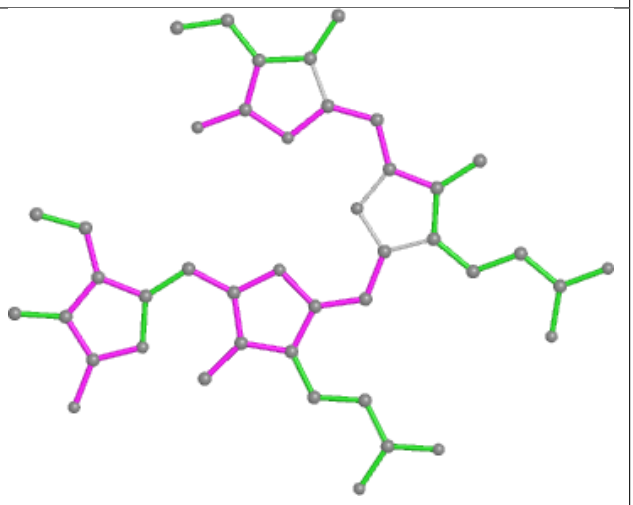

Bond angles

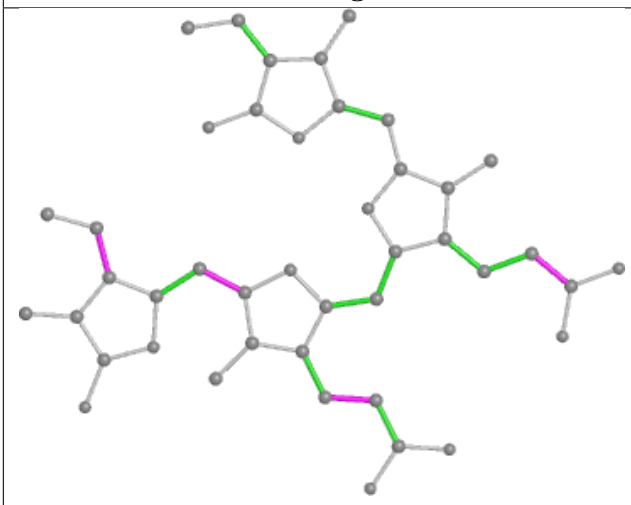

Torsions

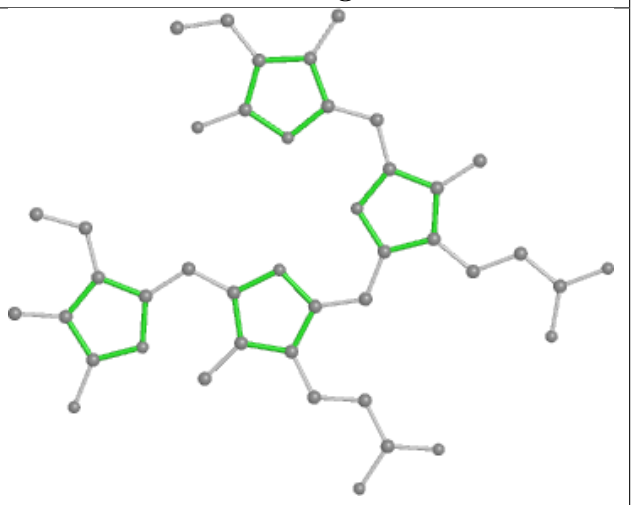

Rings

Ligand PEB B5 202

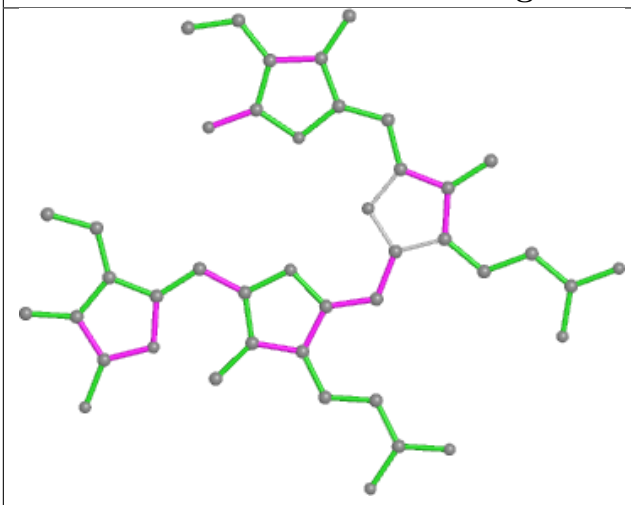

Bond lengths

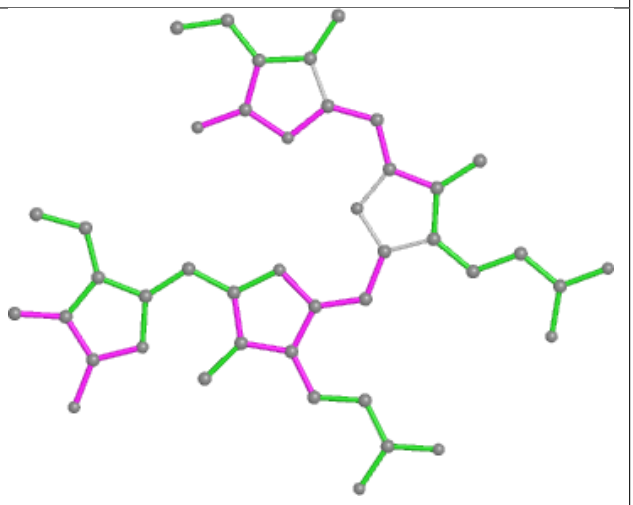

Bond angles

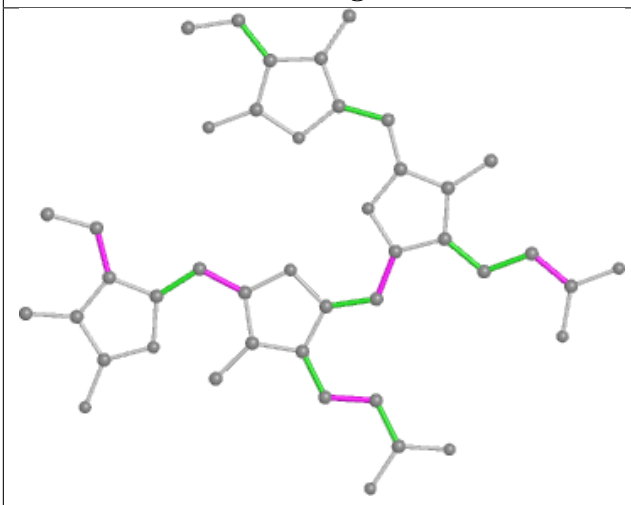

Torsions

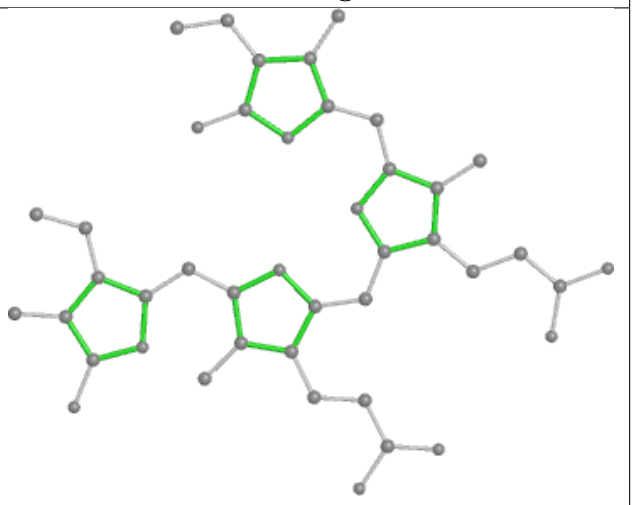

Rings

Ligand PEB jJ 202

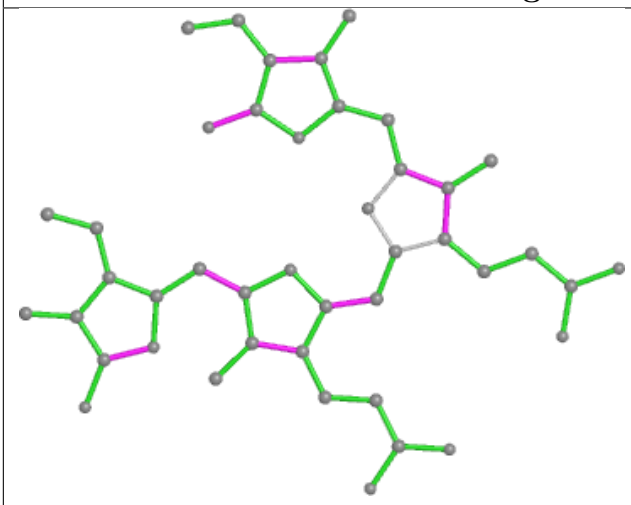

Bond lengths

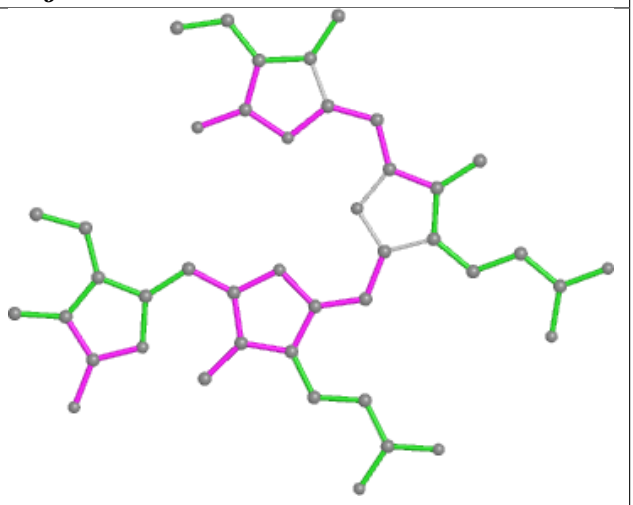

Bond angles

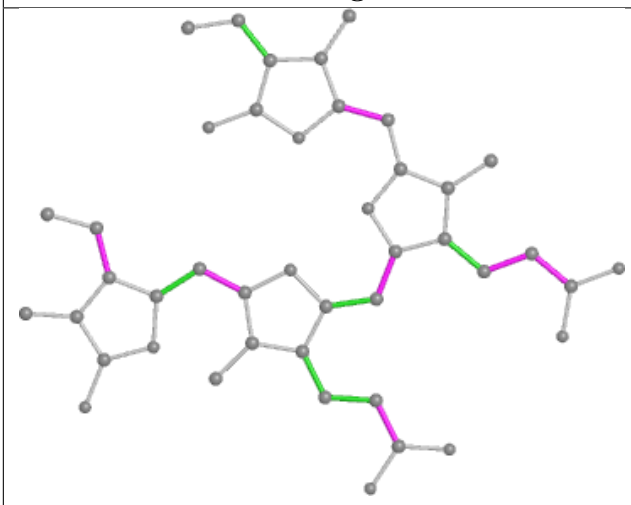

Torsions

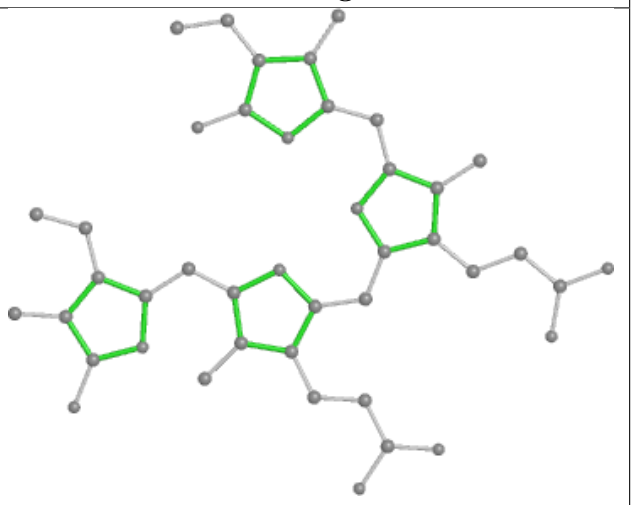

Rings

Ligand PEB QB 201

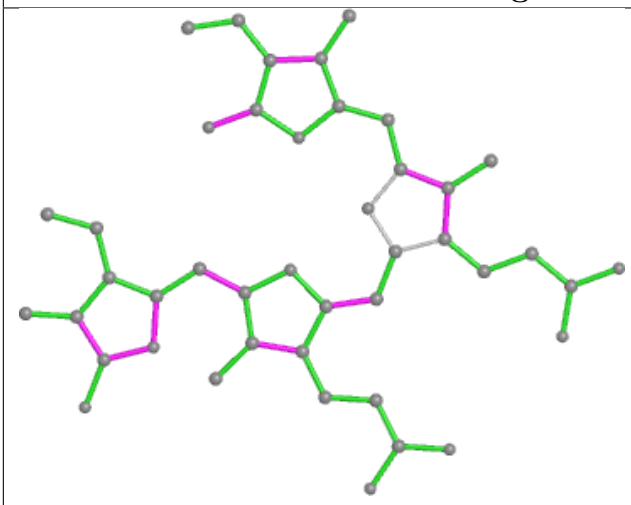

Bond lengths

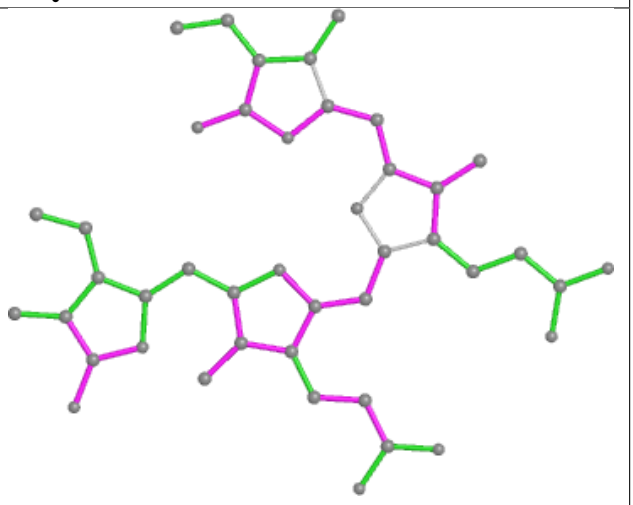

Bond angles

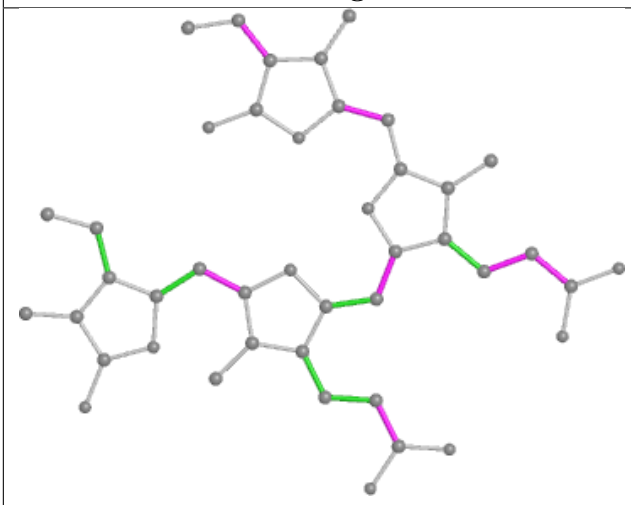

Torsions

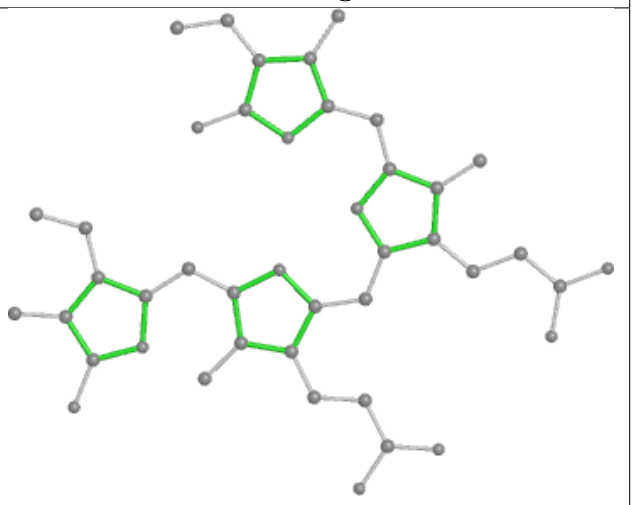

Rings

Ligand PEB CF 201

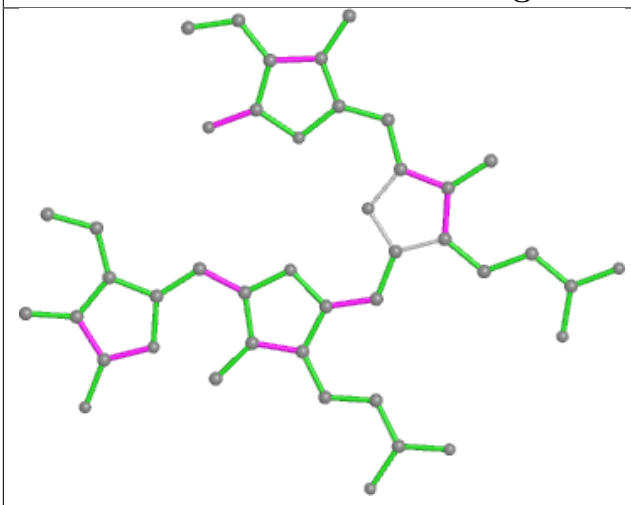

Bond lengths

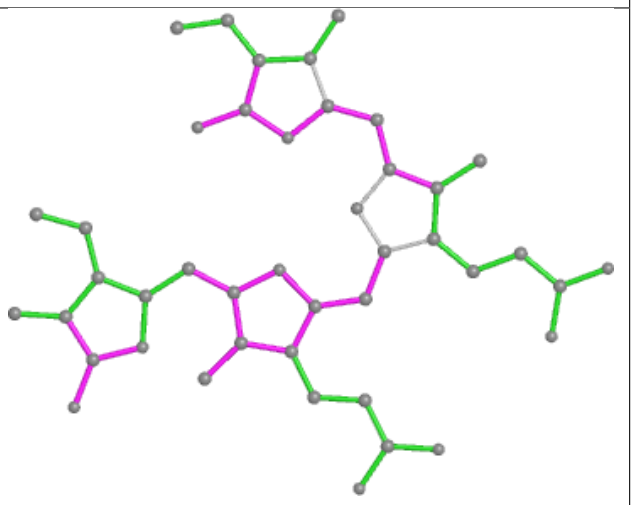

Bond angles

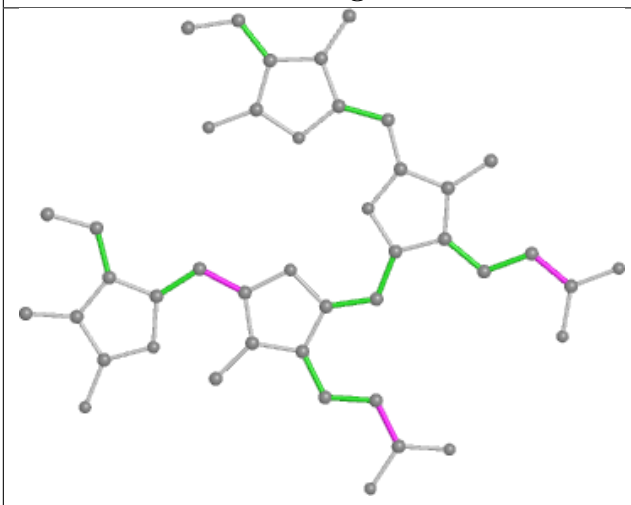

Torsions

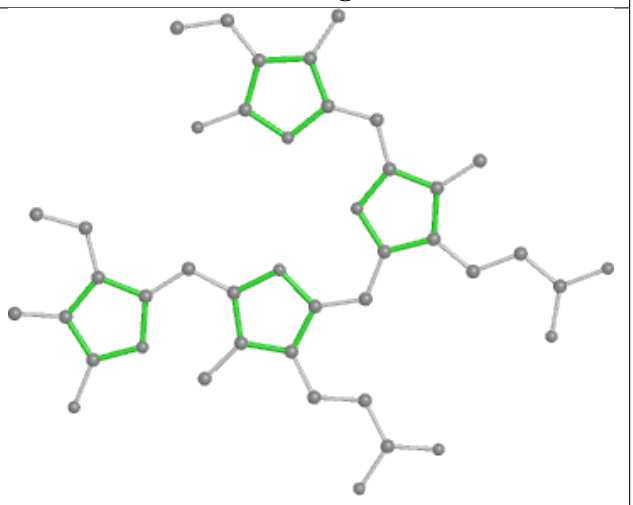

Rings

Ligand PEB cM 202

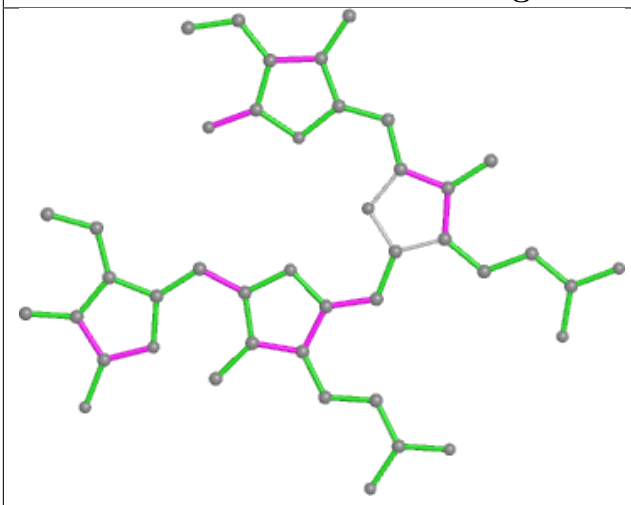

Bond lengths

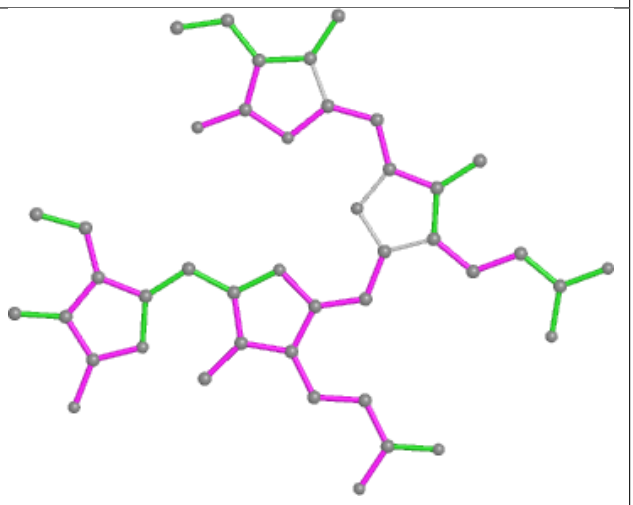

Bond angles

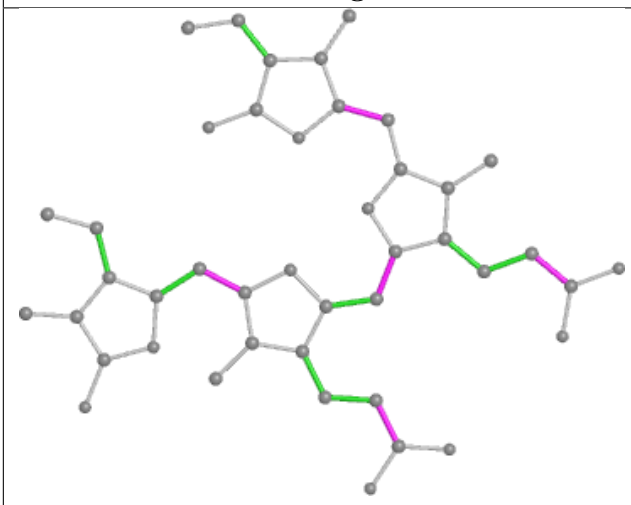

Torsions

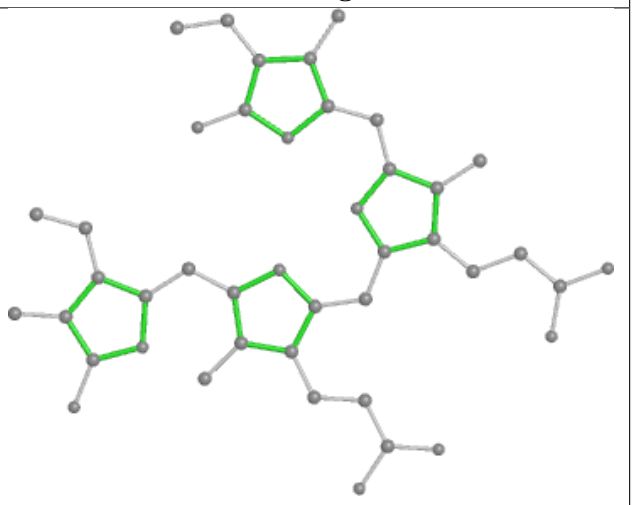

Rings

Ligand PEB GQ 202

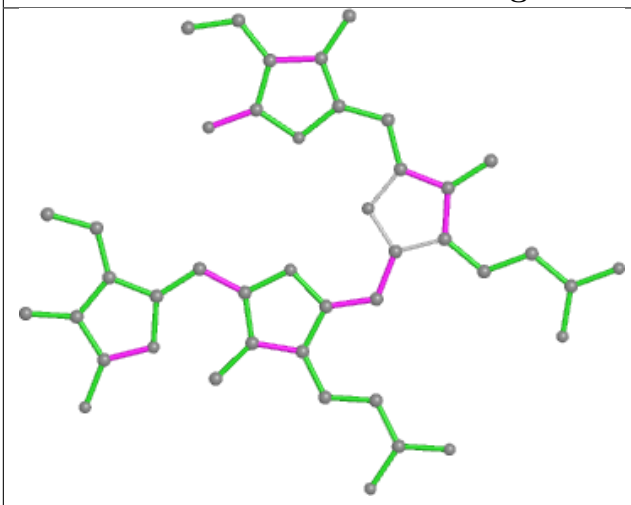

Bond lengths

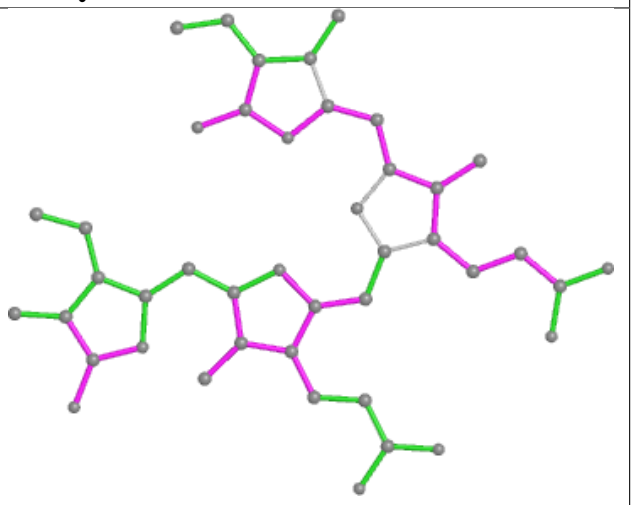

Bond angles

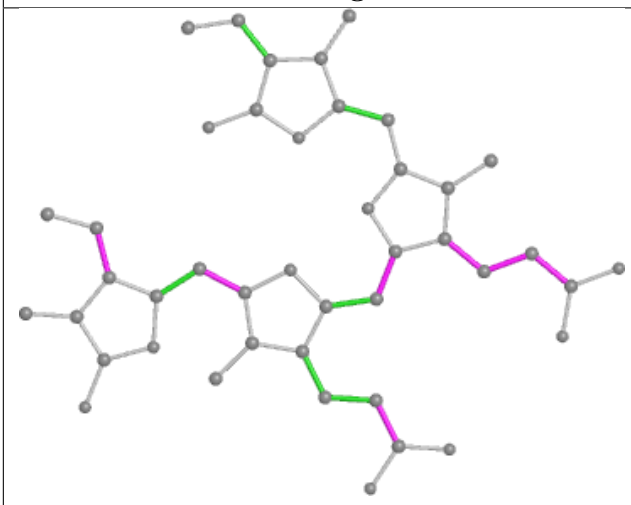

Torsions

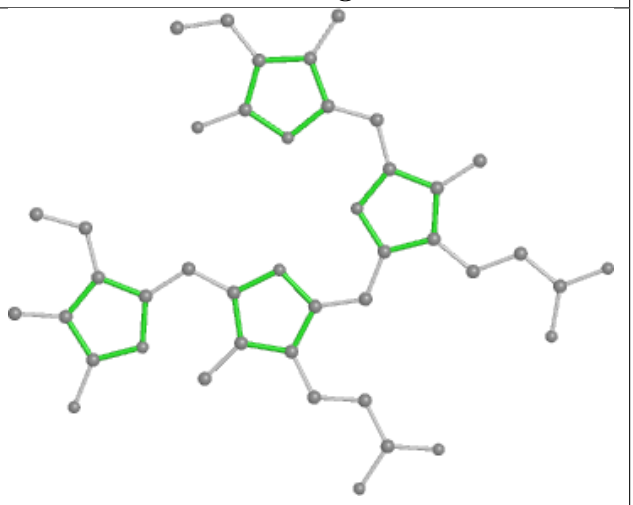

Rings

Ligand PEB eH 203

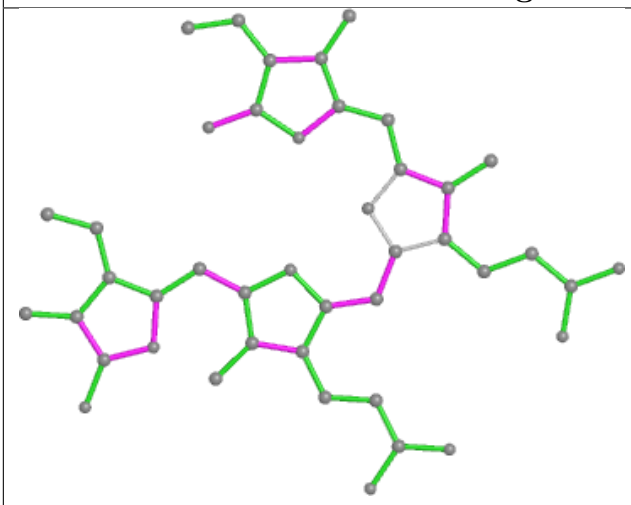

Bond lengths

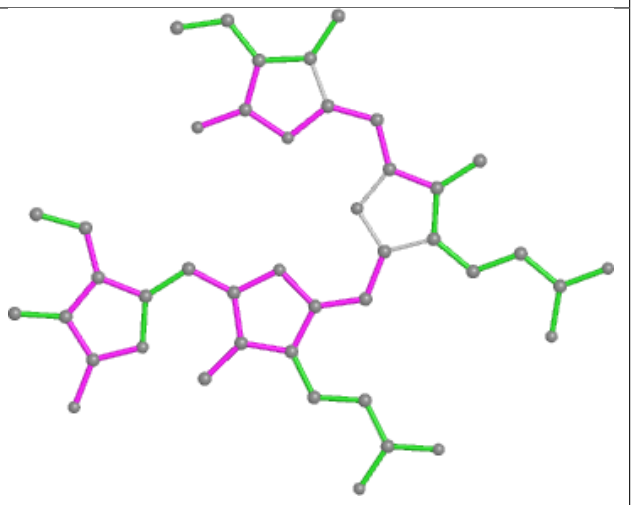

Bond angles

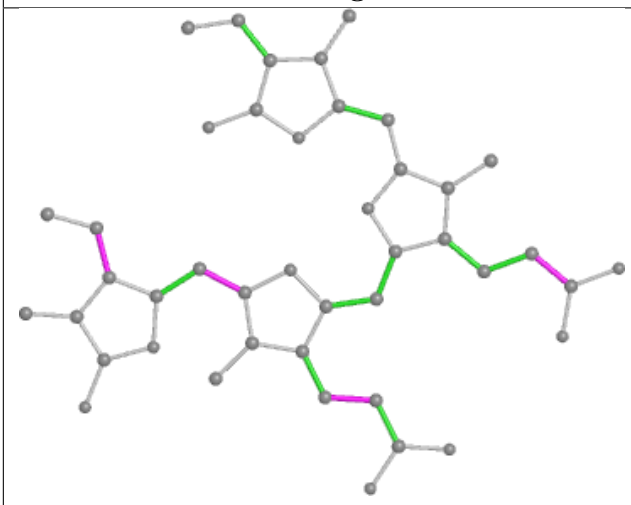

Torsions

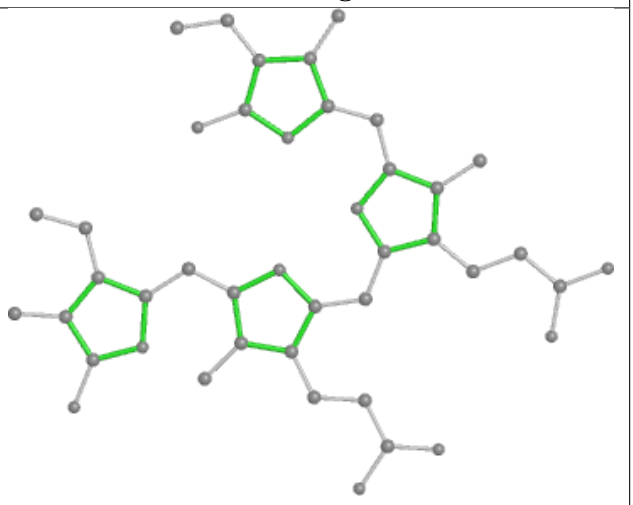

Rings

Ligand PEB YK 201

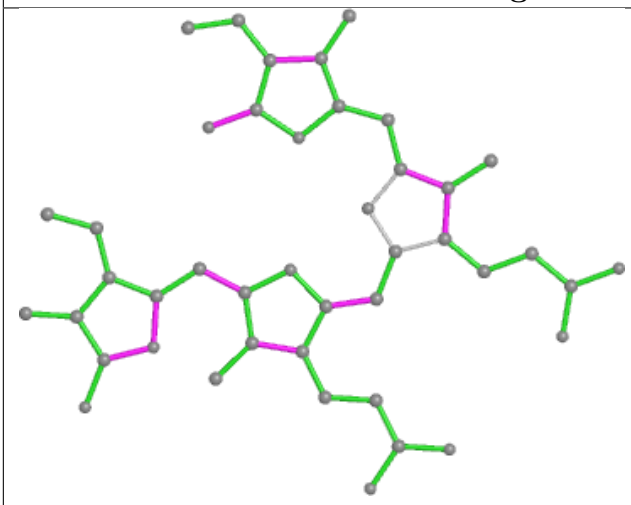

Bond lengths

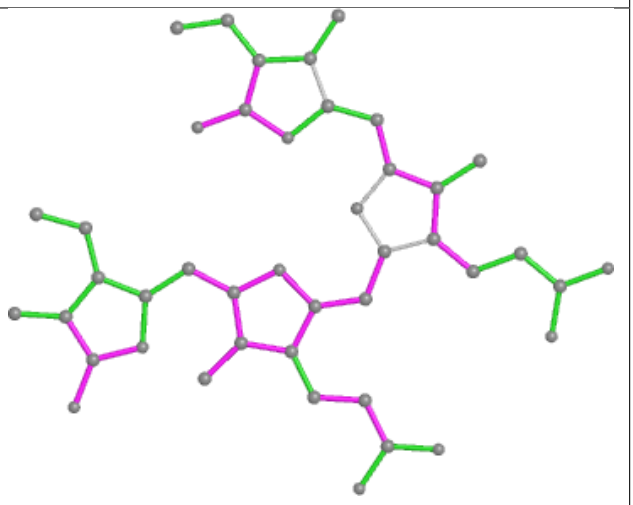

Bond angles

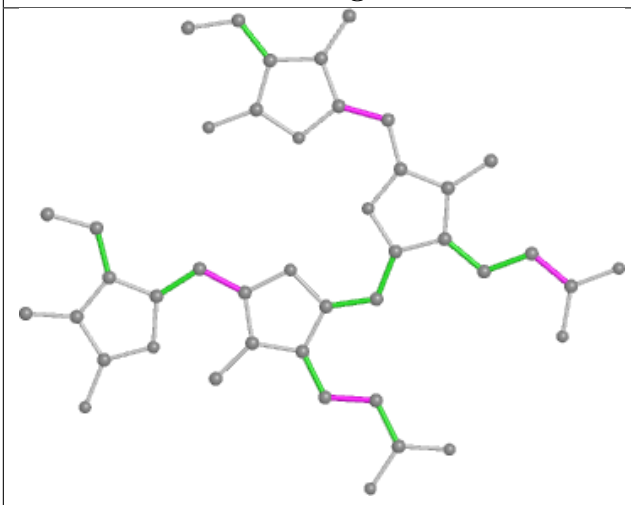

Torsions

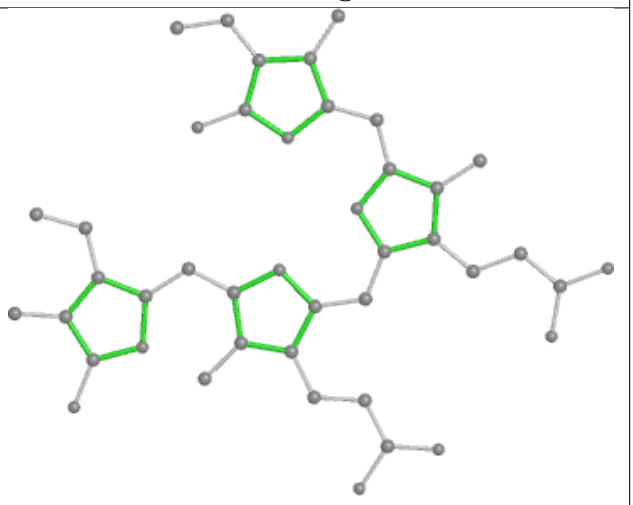

Rings

Ligand PEB SM 201

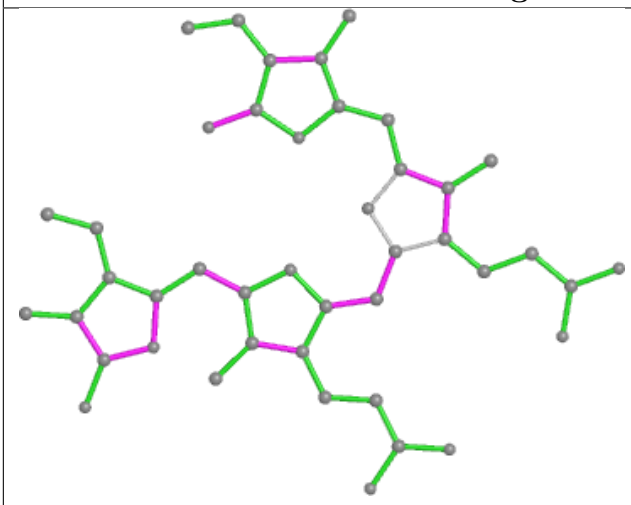

Bond lengths

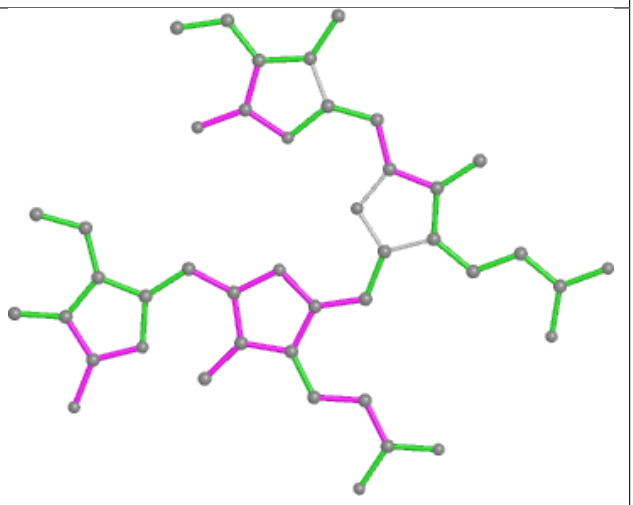

Bond angles

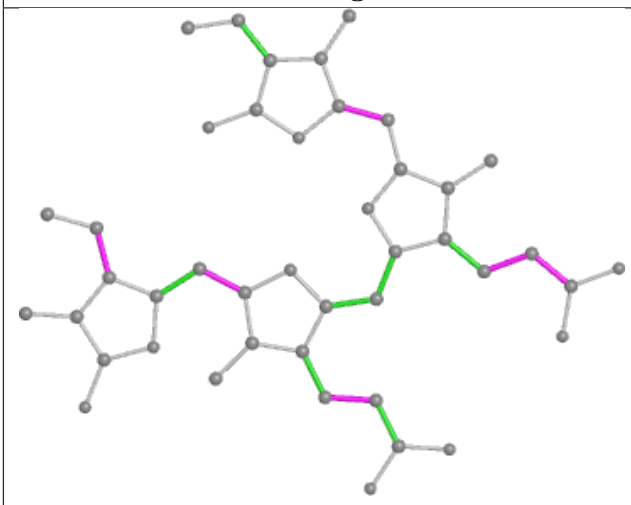

Torsions

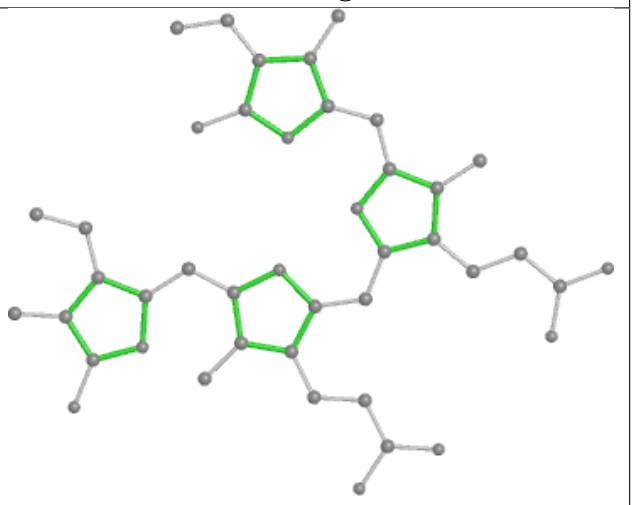

Rings

Ligand PEB OG 201

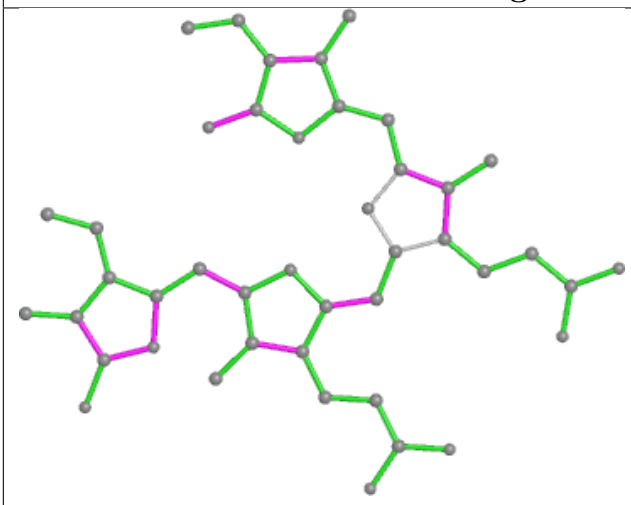

Bond lengths

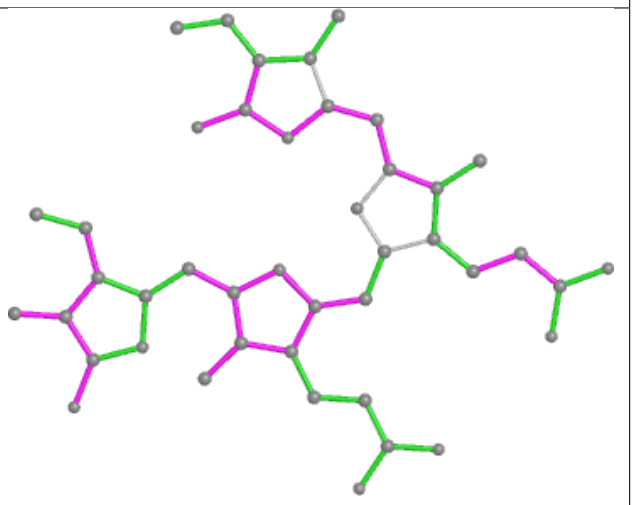

Bond angles

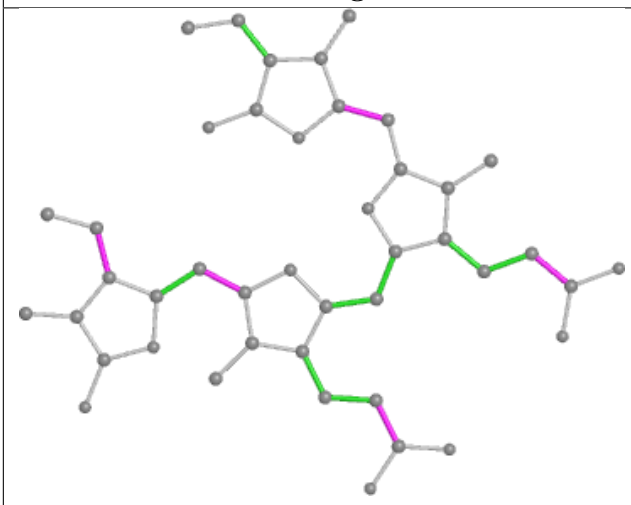

Torsions

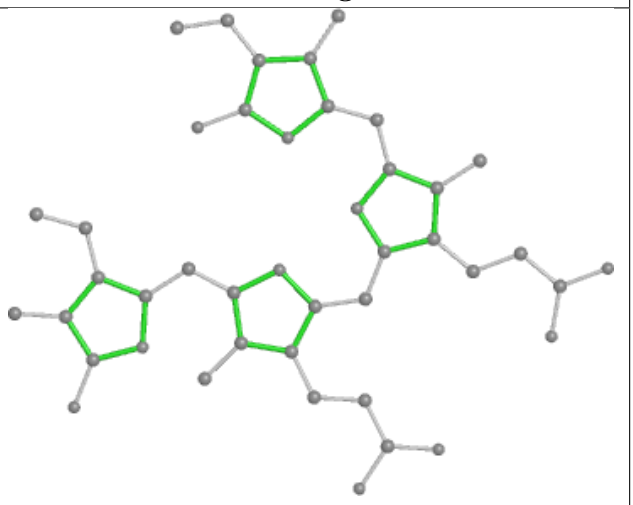

Rings

Ligand PEB fJ 202

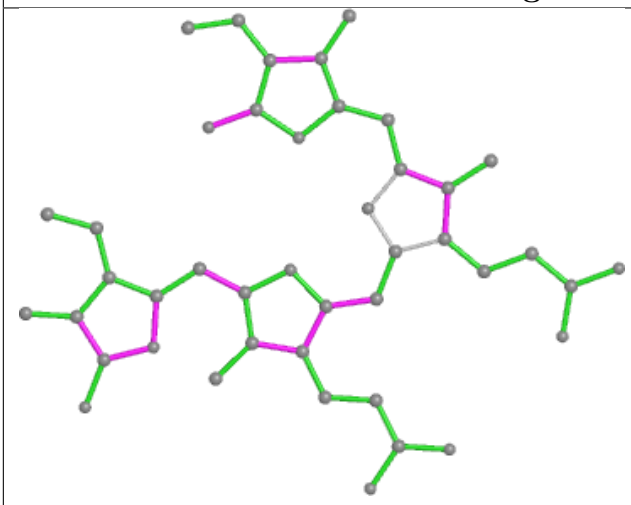

Bond lengths

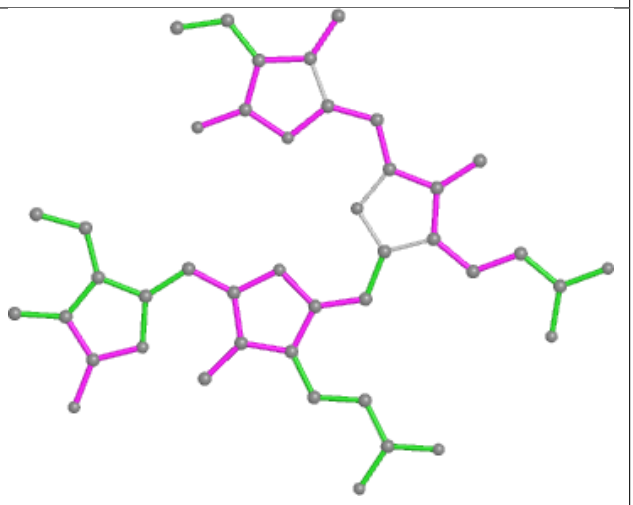

Bond angles

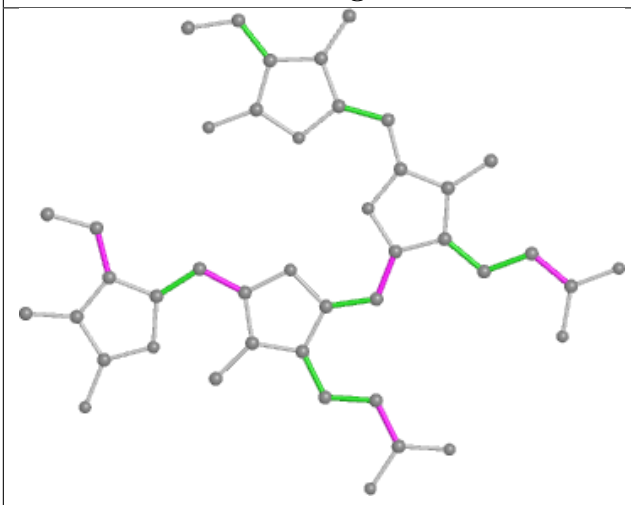

Torsions

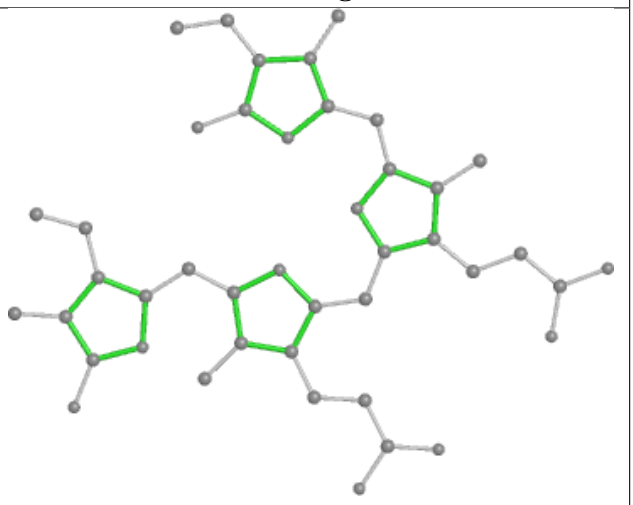

Rings

Ligand CYC F1 1001

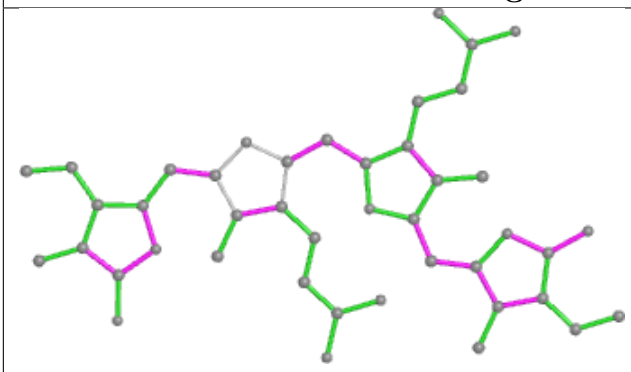

Bond lengths

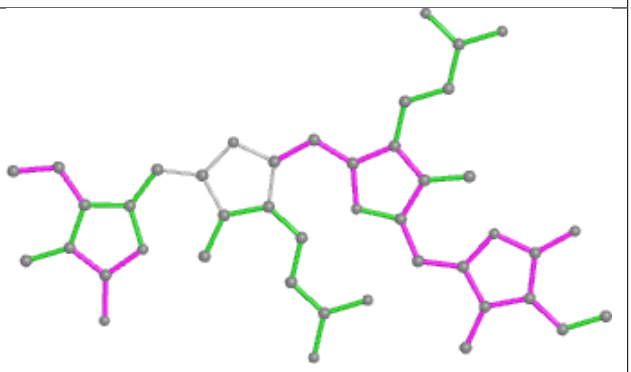

Bond angles

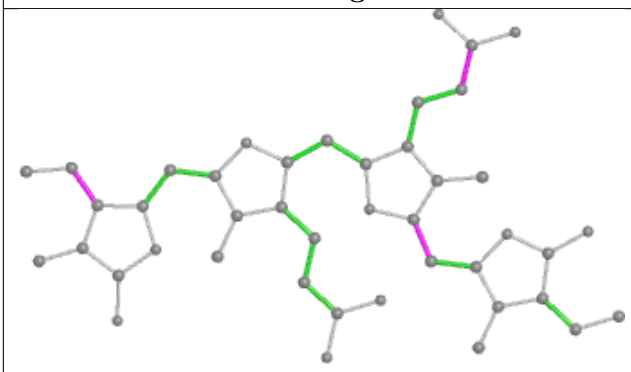

Torsions

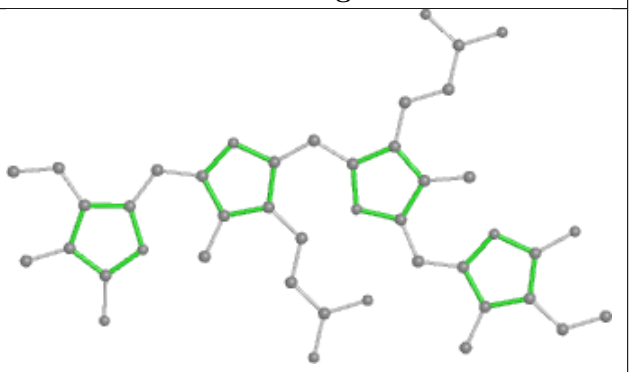

Rings

Ligand CLA 1N 605

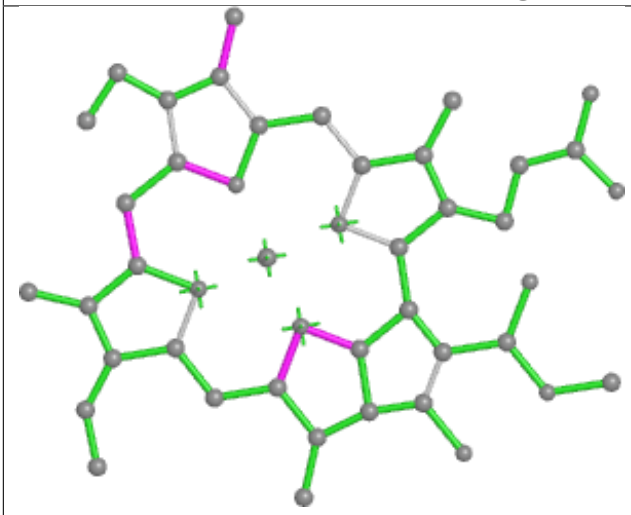

Bond lengths

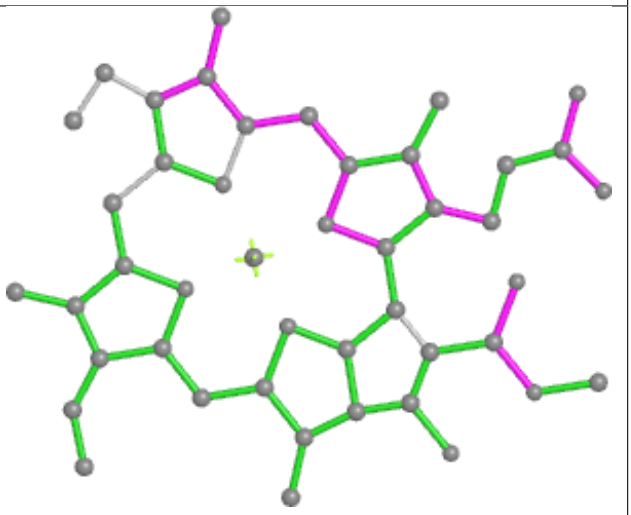

Bond angles

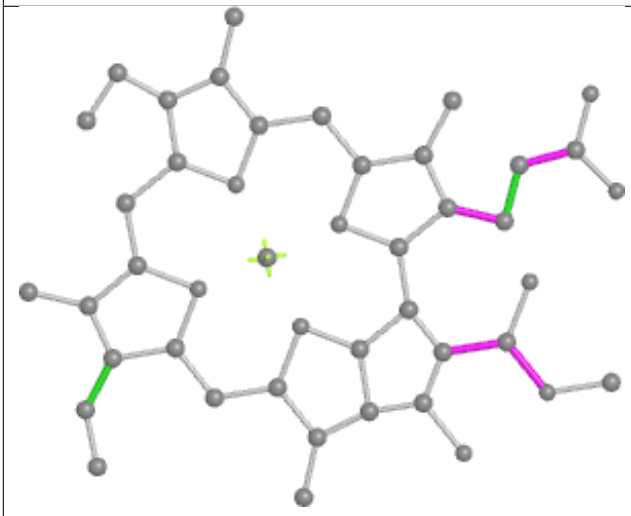

Torsions

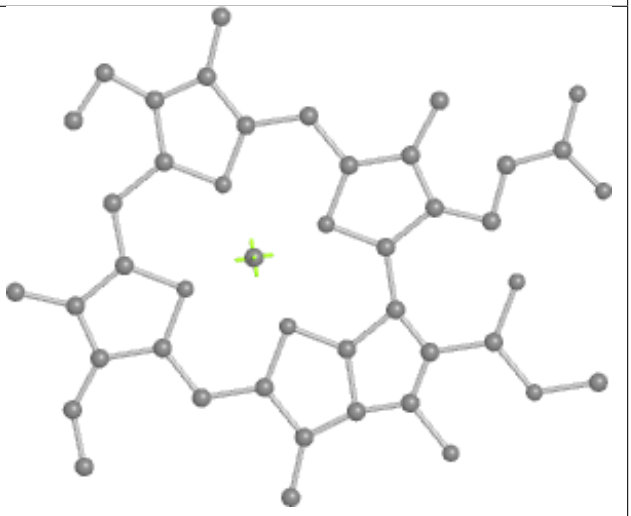

Rings

Ligand PEB N1 1002

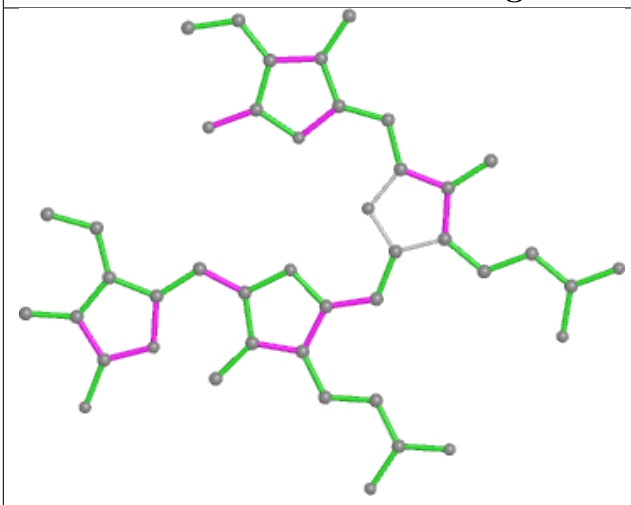

Bond lengths

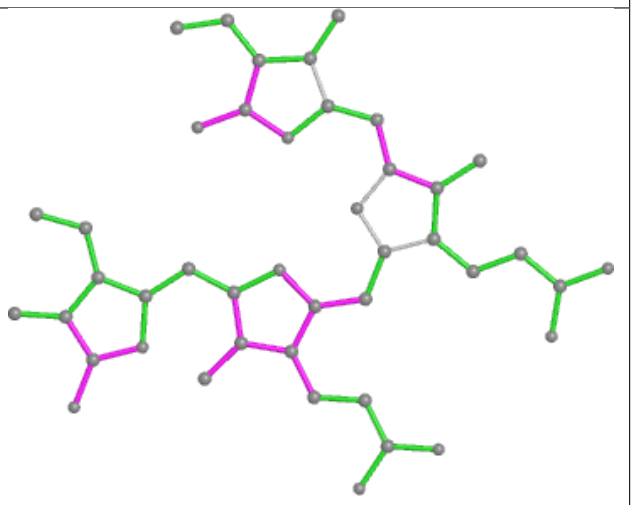

Bond angles

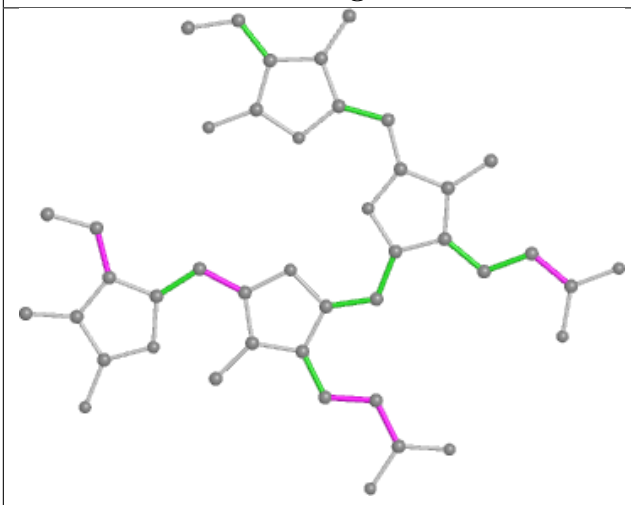

Torsions

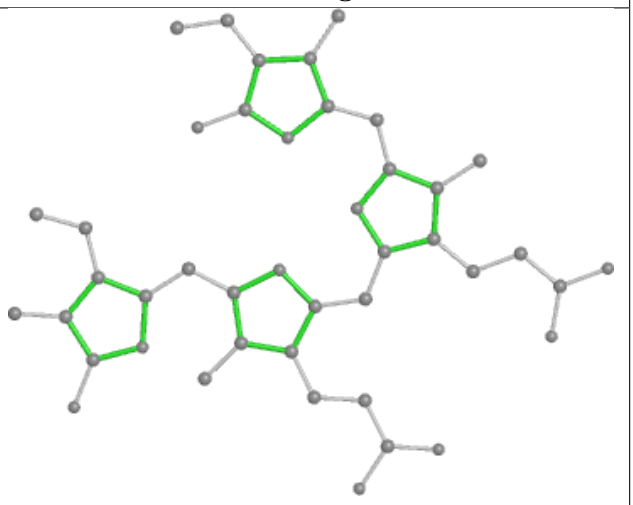

Rings

Ligand CLA 22 608

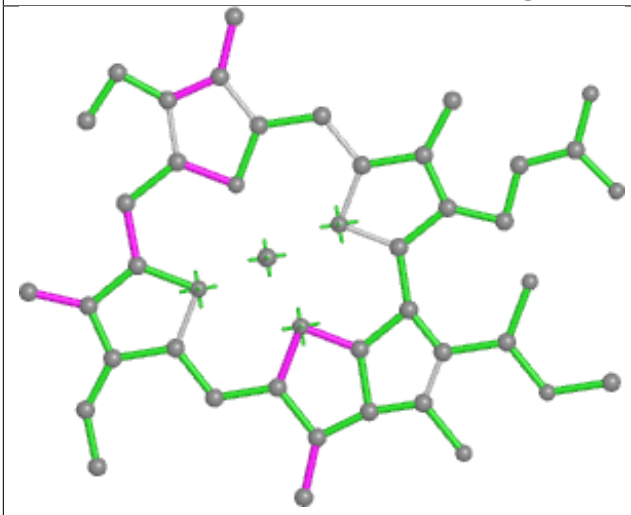

Bond lengths

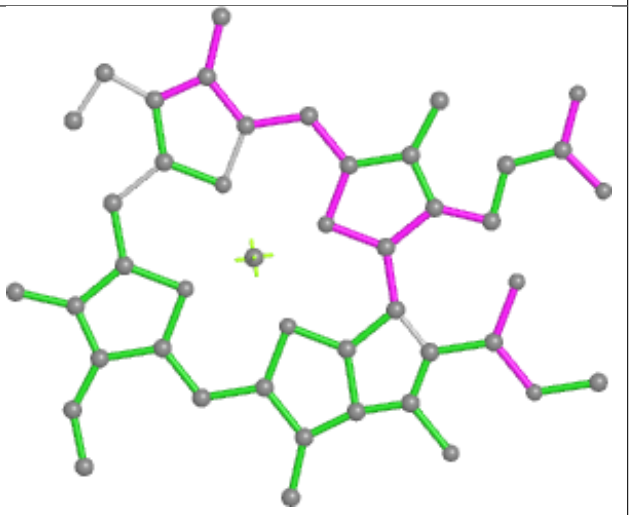

Bond angles

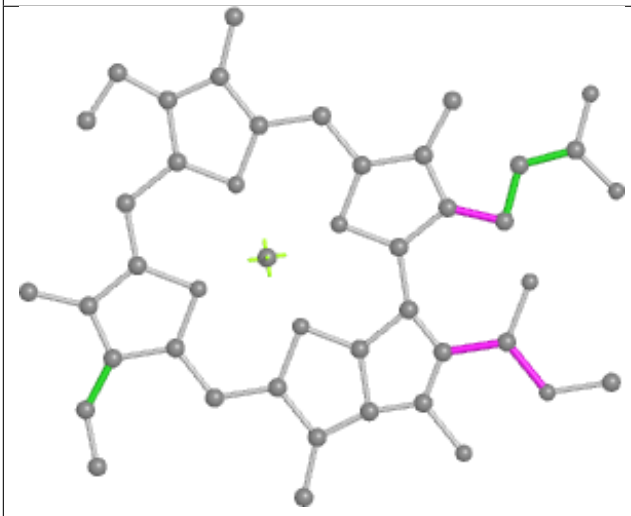

Torsions

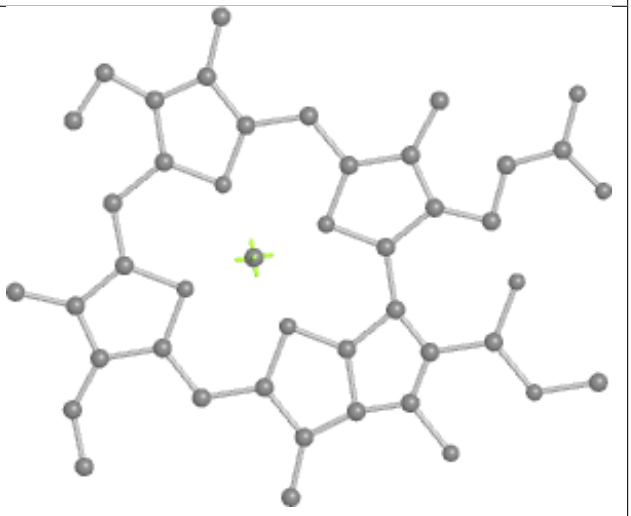

Rings

Ligand PEB aH 201

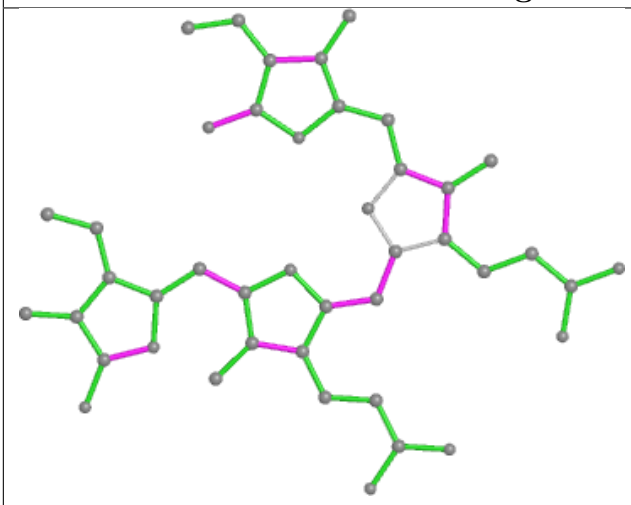

Bond lengths

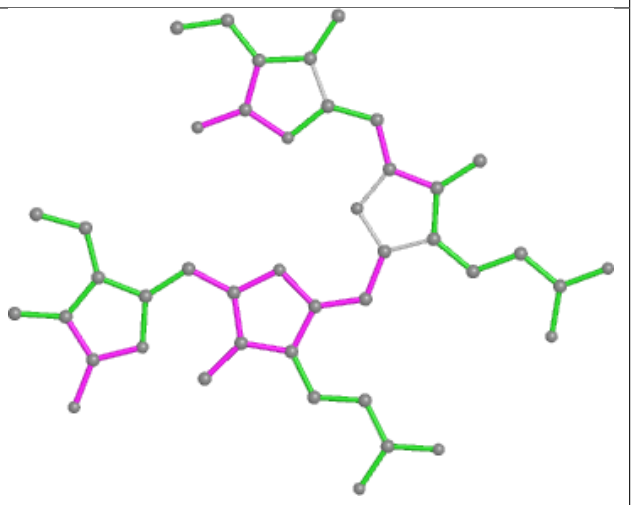

Bond angles

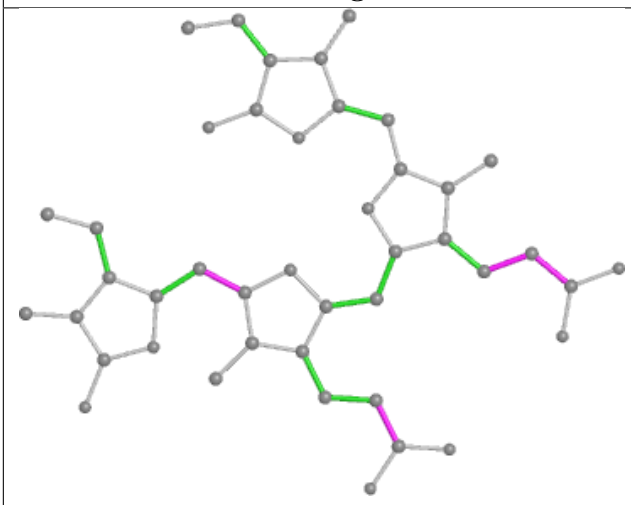

Torsions

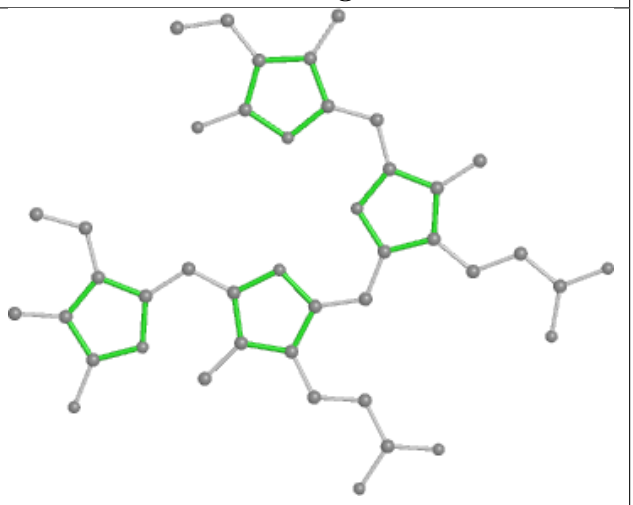

Rings

Ligand PEB LD 203

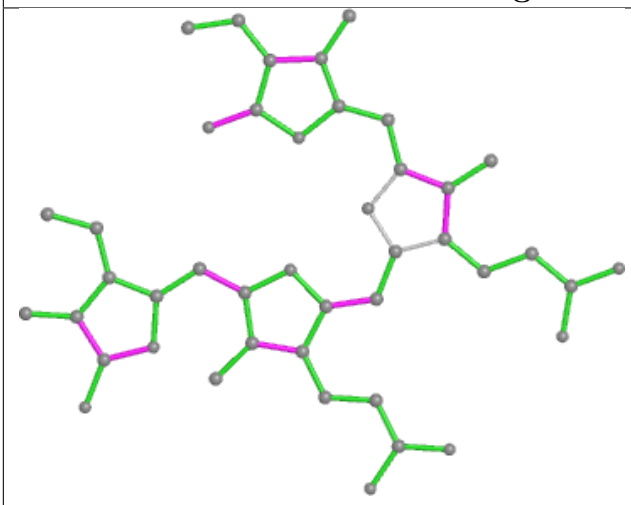

Bond lengths

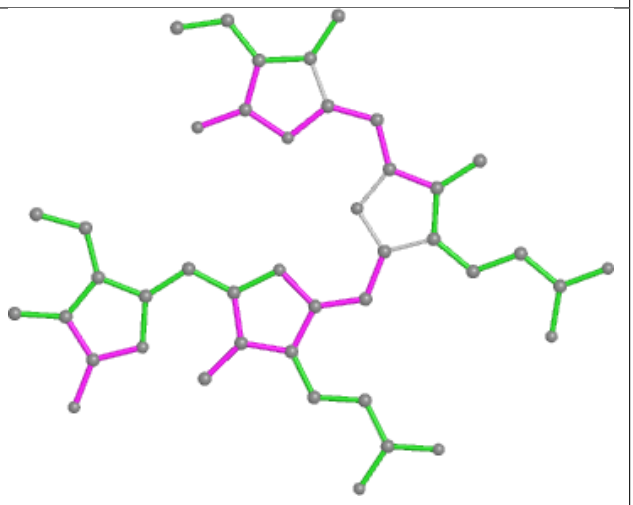

Bond angles

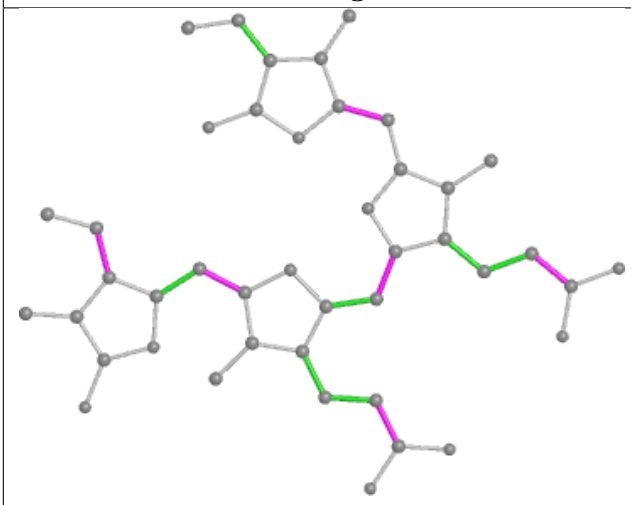

Torsions

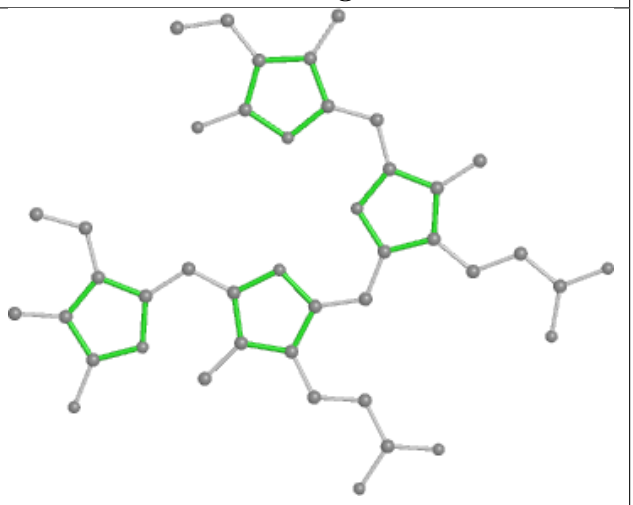

Rings

Ligand CLA L2 204

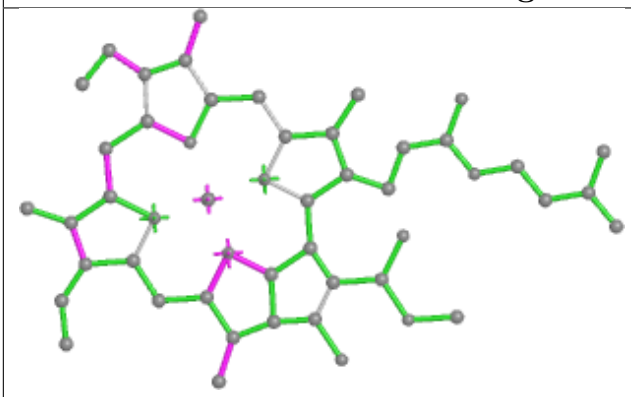

Bond lengths

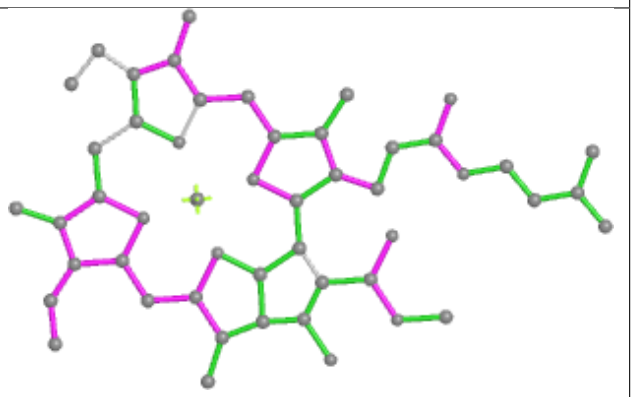

Bond angles

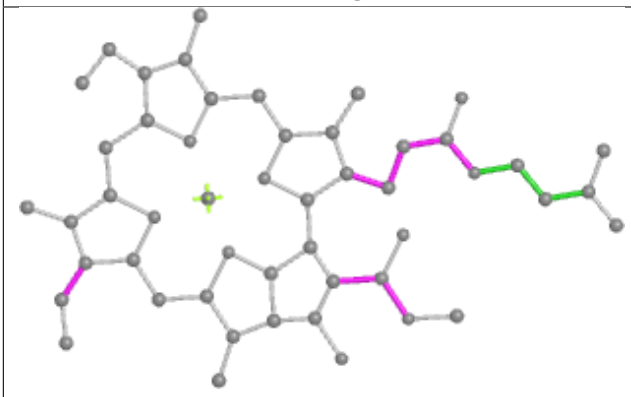

Torsions

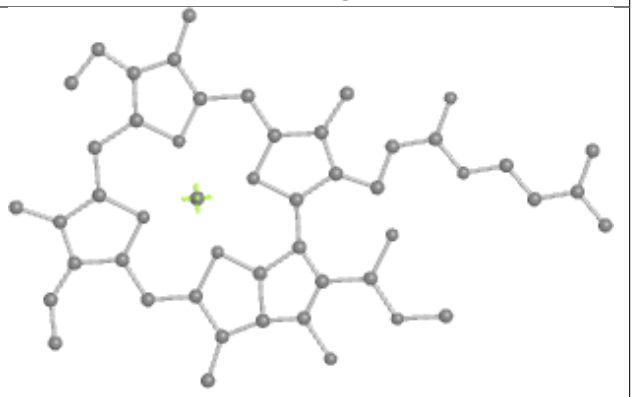

Rings

Ligand PUB wF 304

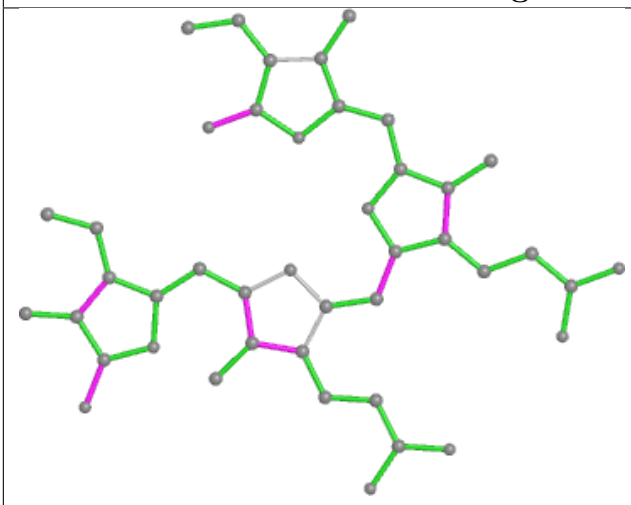

Bond lengths

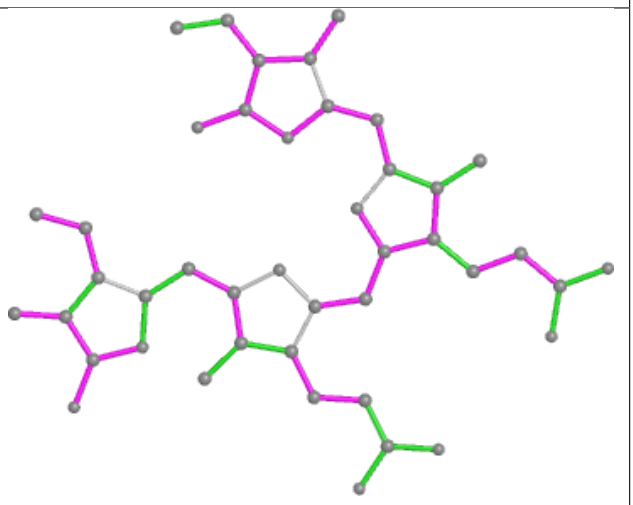

Bond angles

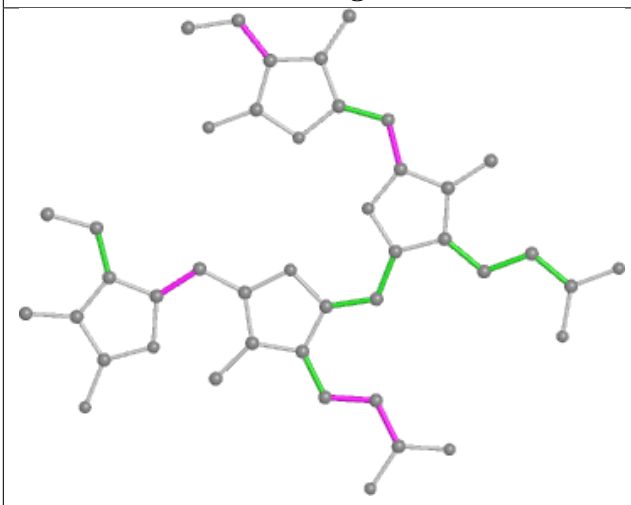

Torsions

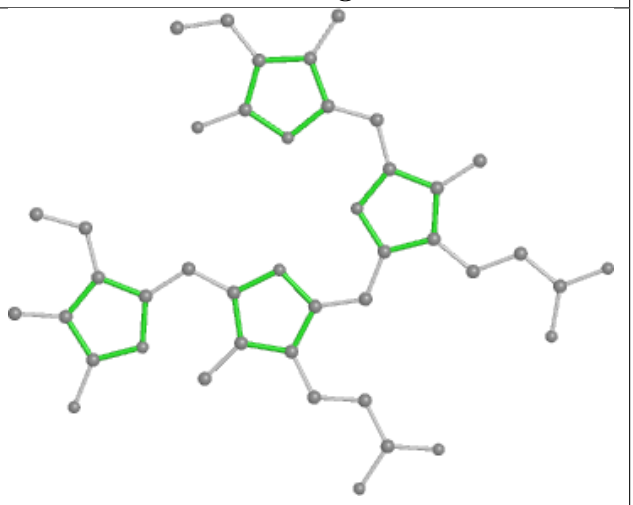

Rings

Ligand CLA AN 810

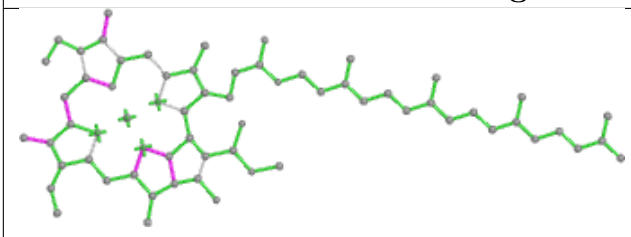

Bond lengths

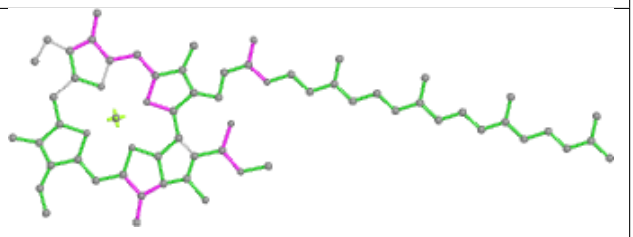

Bond angles

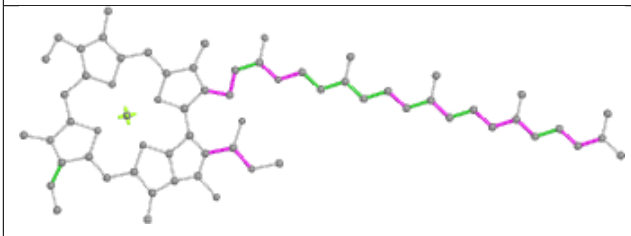

Torsions

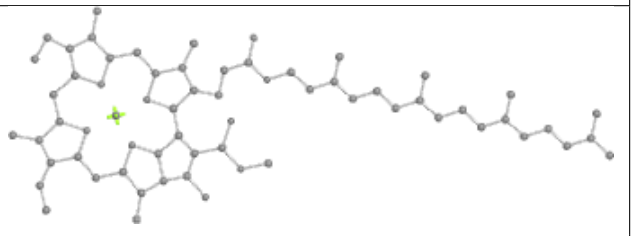

Rings

Ligand CYC U3 1001

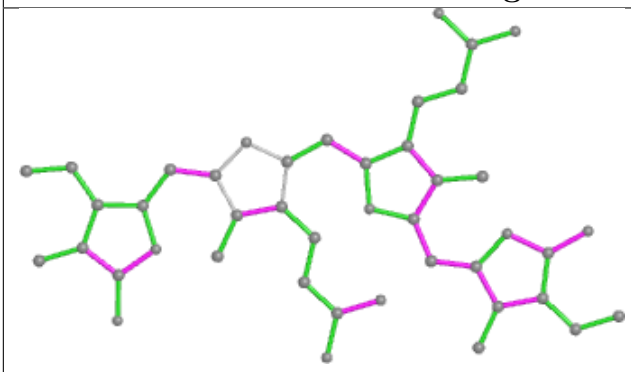

Bond lengths

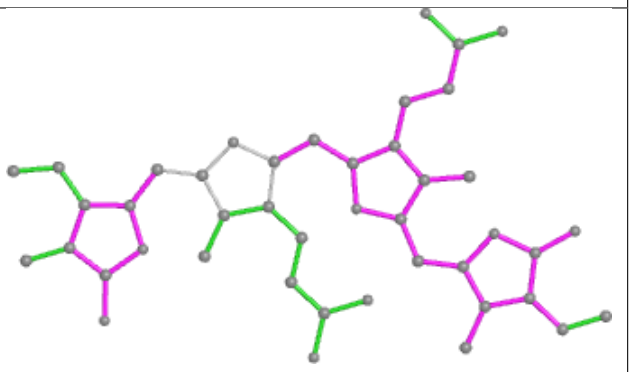

Bond angles

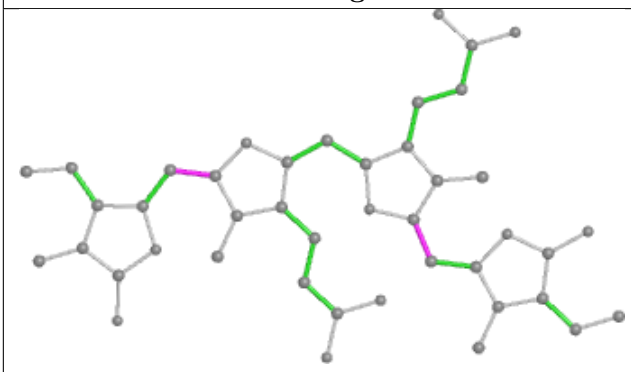

Torsions

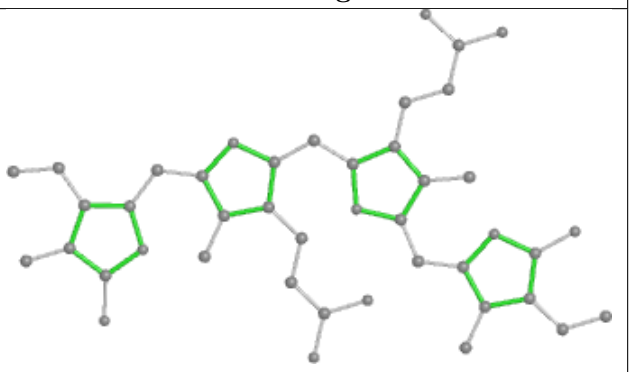

Rings

Ligand PEB cB 402

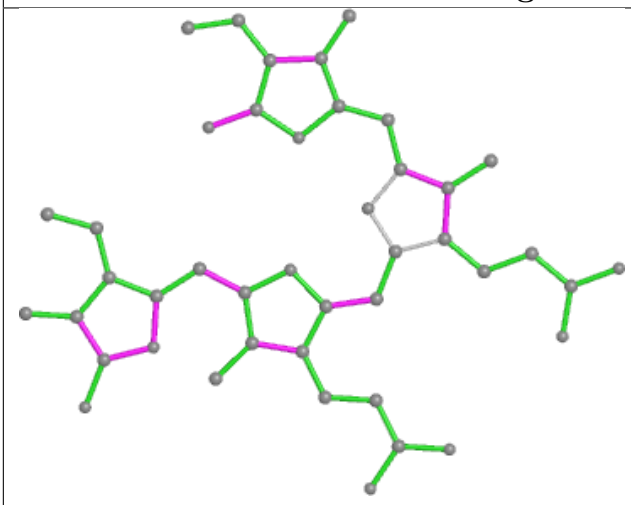

Bond lengths

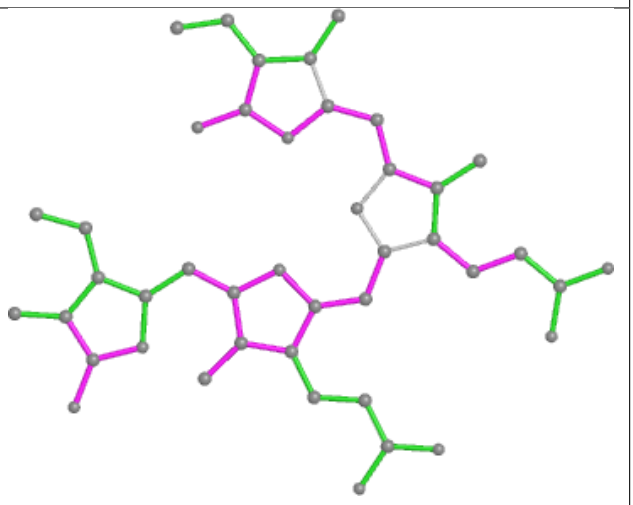

Bond angles

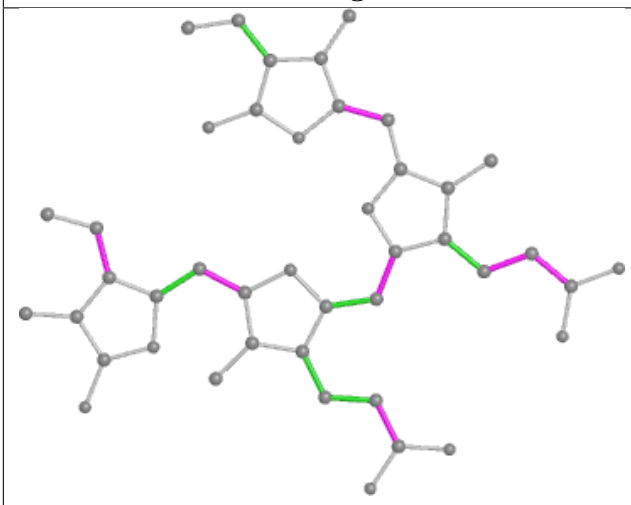

Torsions

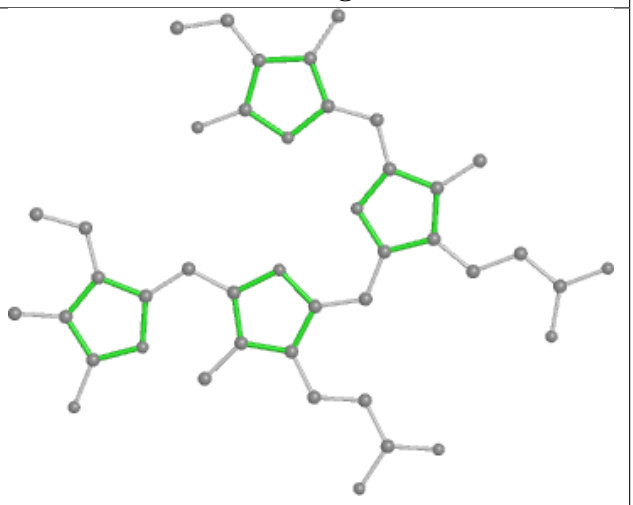

Rings

Ligand PEB QF 202

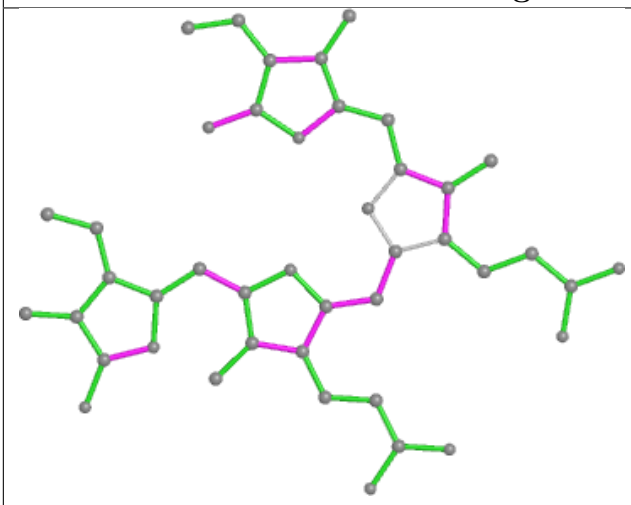

Bond lengths

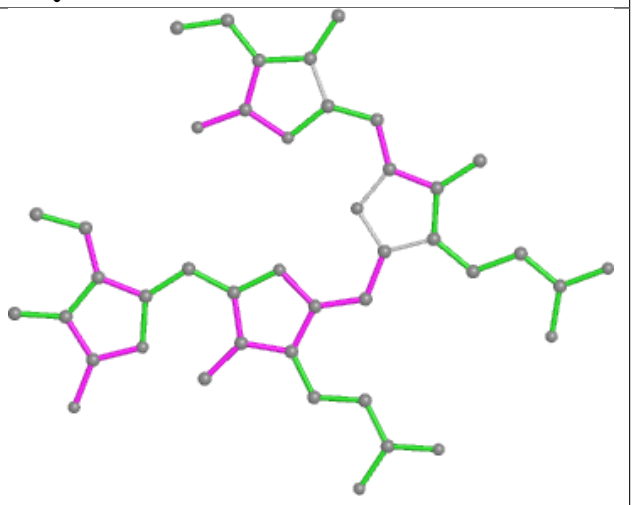

Bond angles

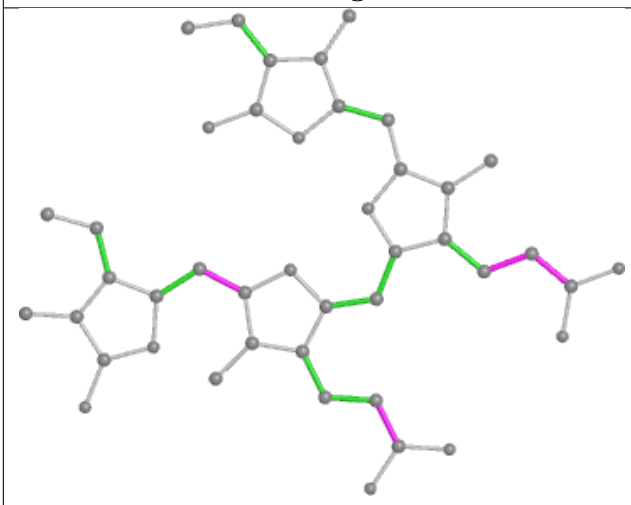

Torsions

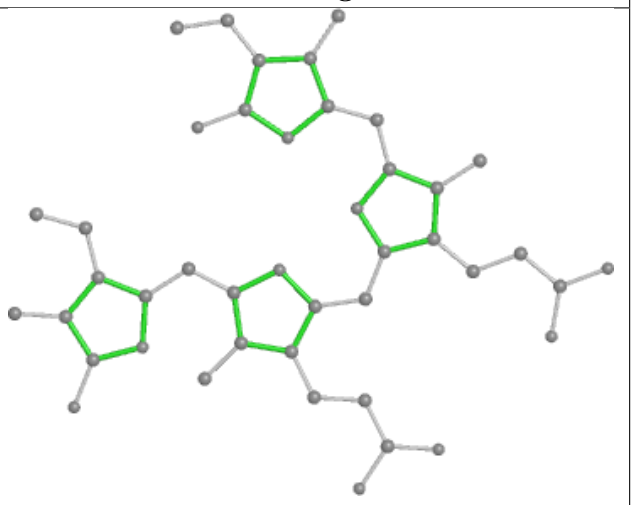

Rings

Ligand PEB cF 201

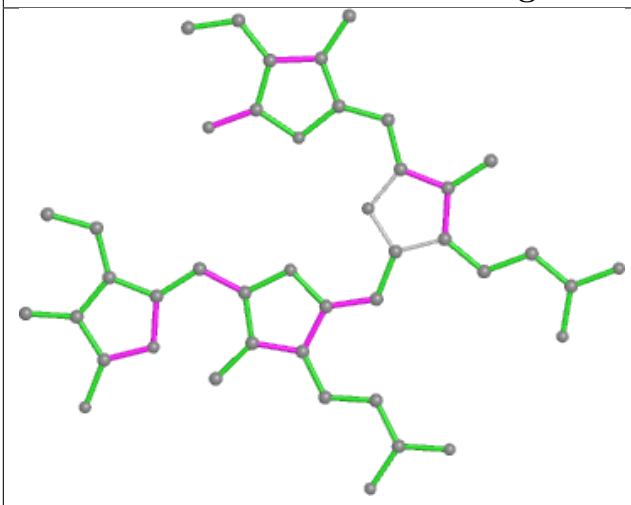

Bond lengths

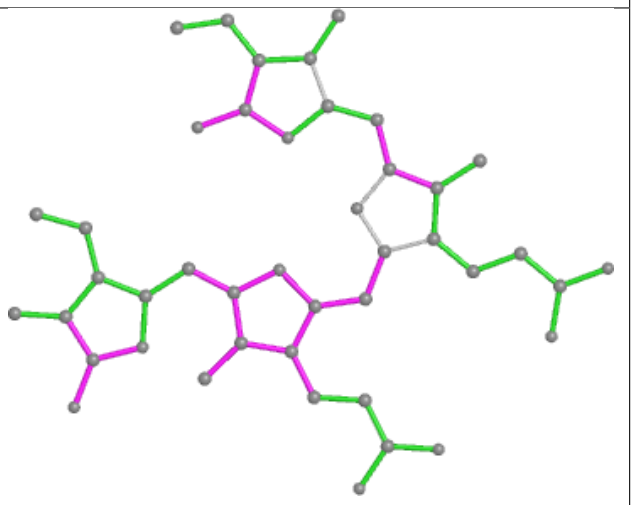

Bond angles

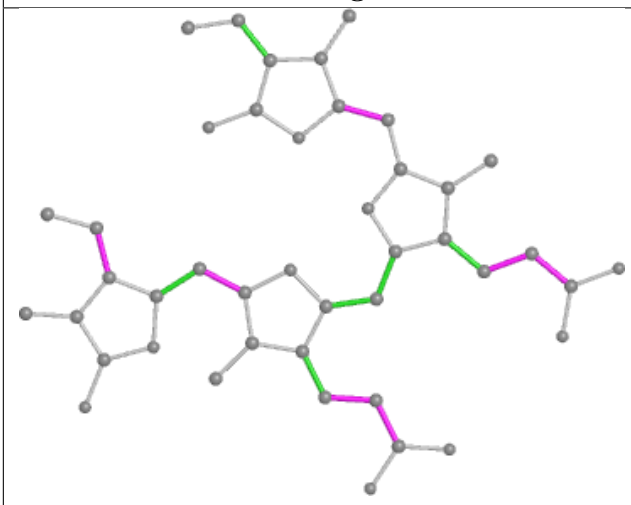

Torsions

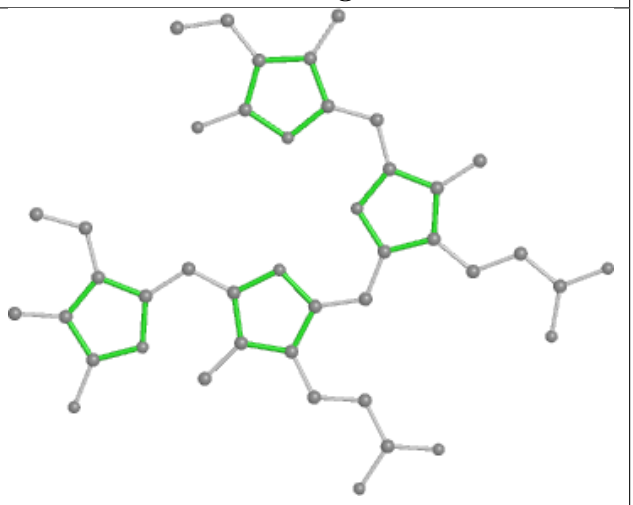

Rings

Ligand PEB GJ 203

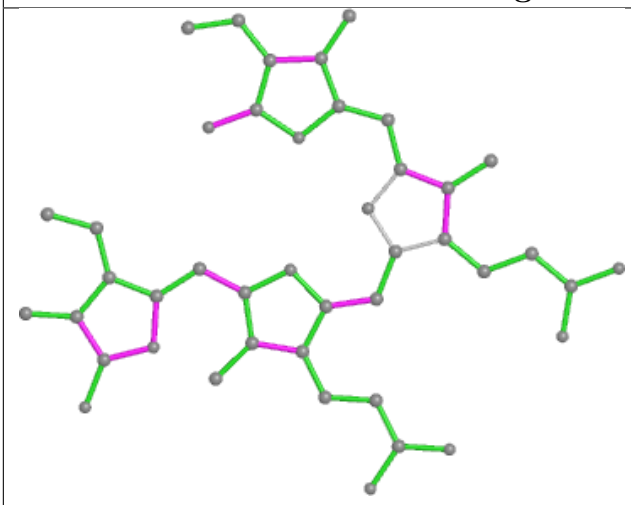

Bond lengths

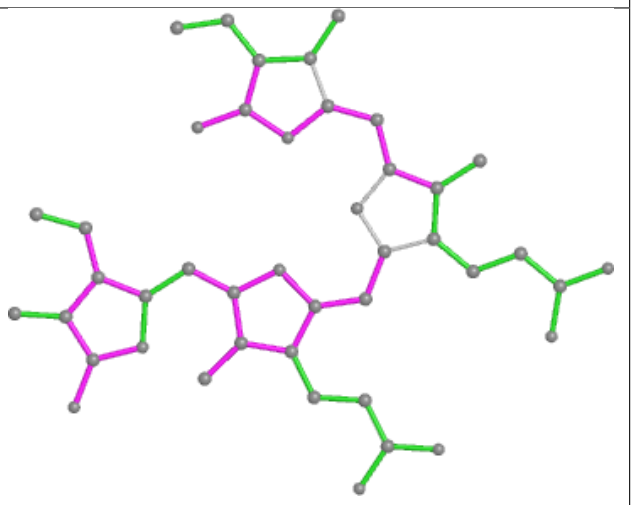

Bond angles

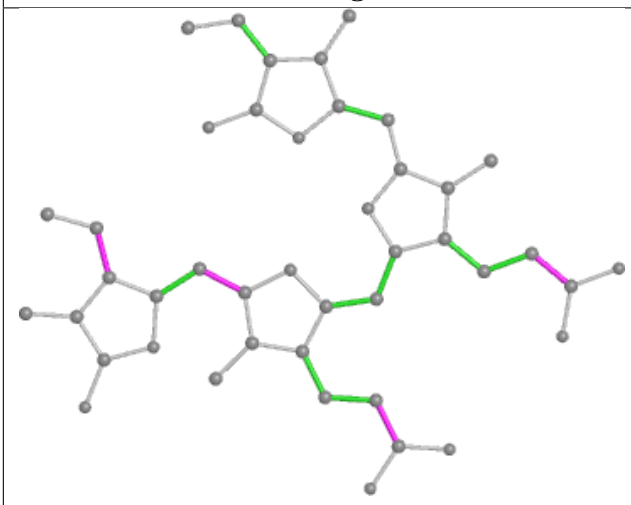

Torsions

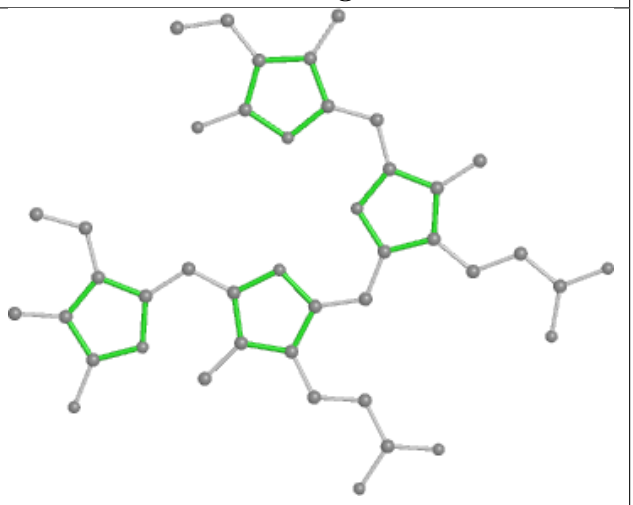

Rings

Ligand PEB RA 201

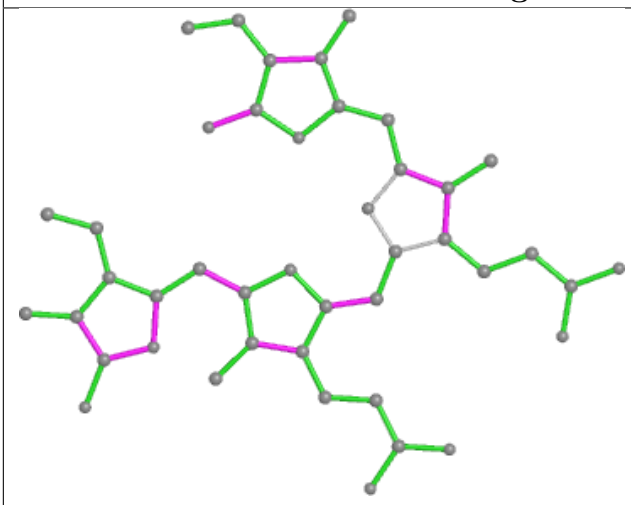

Bond lengths

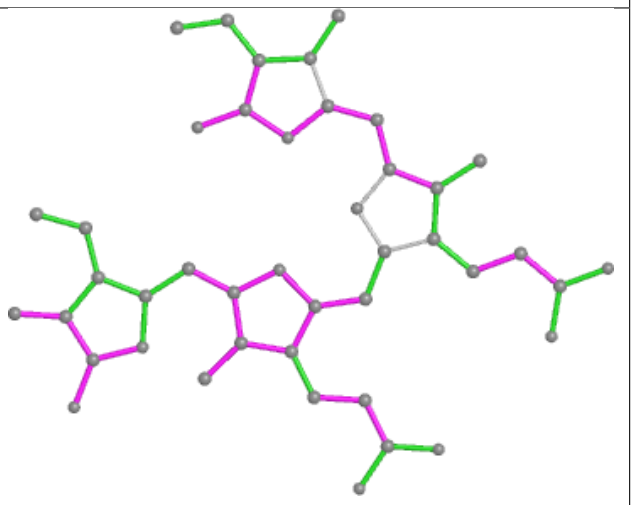

Bond angles

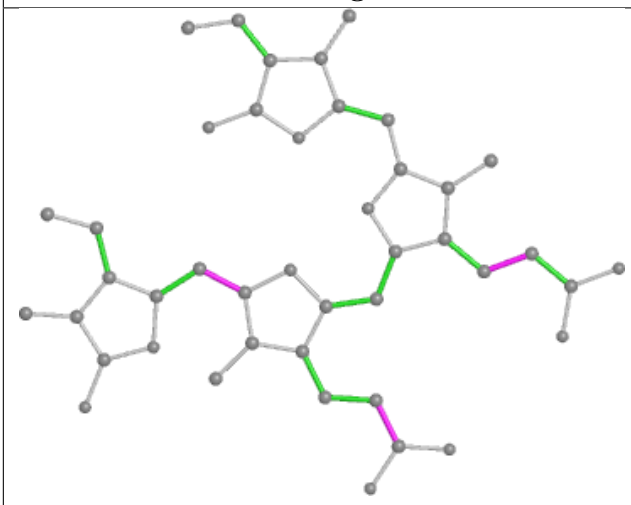

Torsions

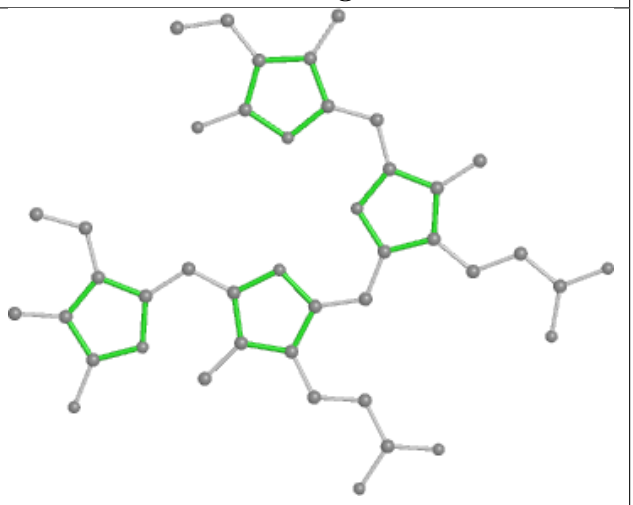

Rings

Ligand PEB sK 202

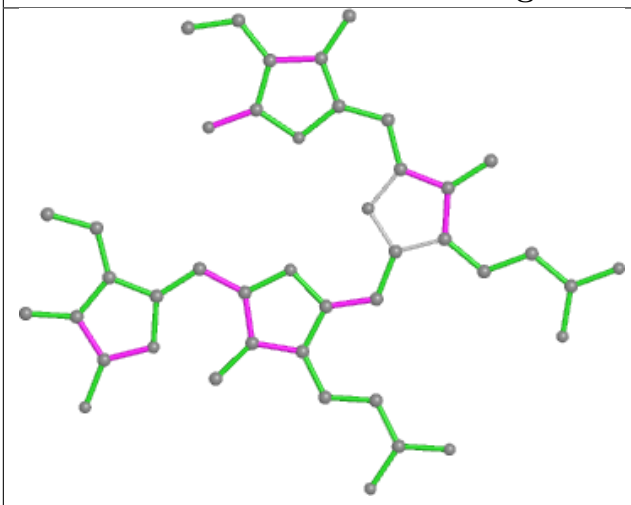

Bond lengths

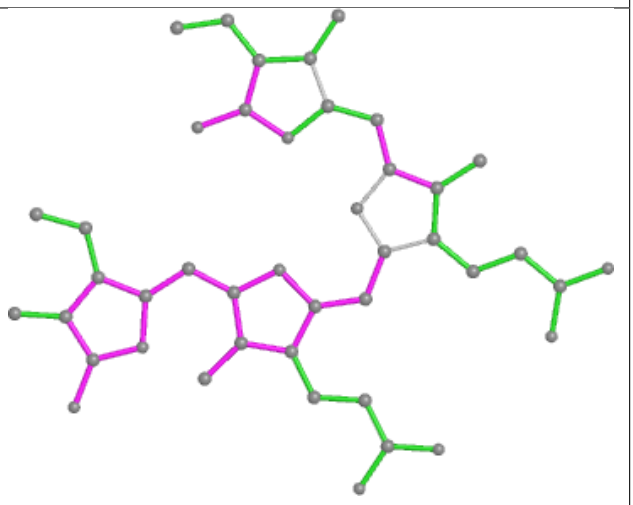

Bond angles

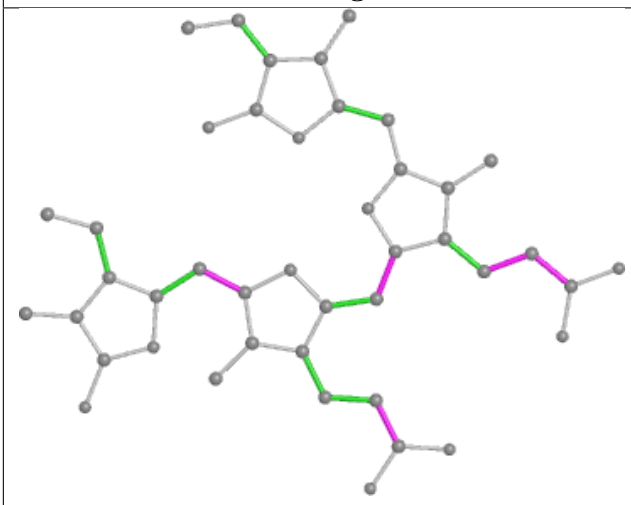

Torsions

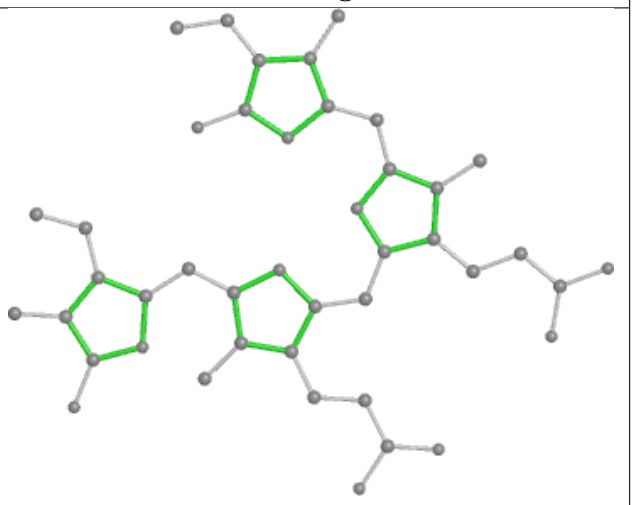

Rings

Ligand PEB XK 203

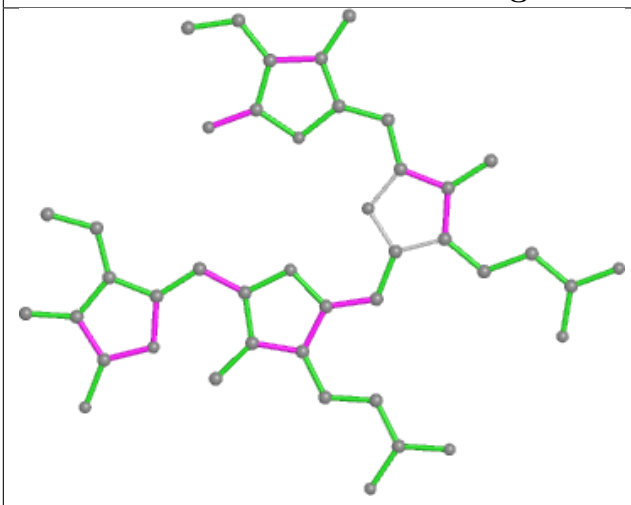

Bond lengths

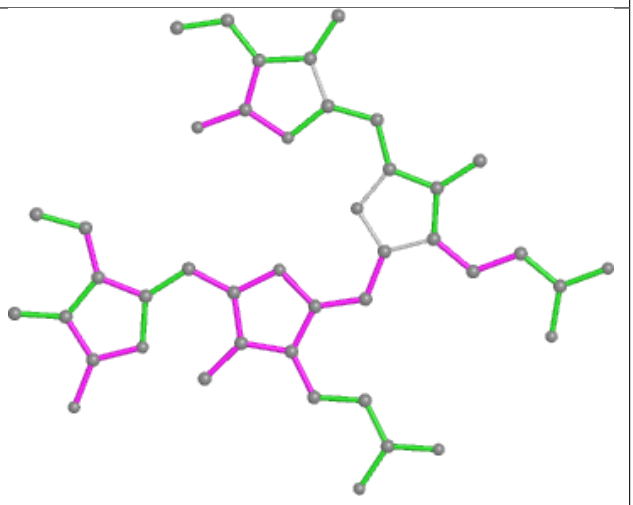

Bond angles

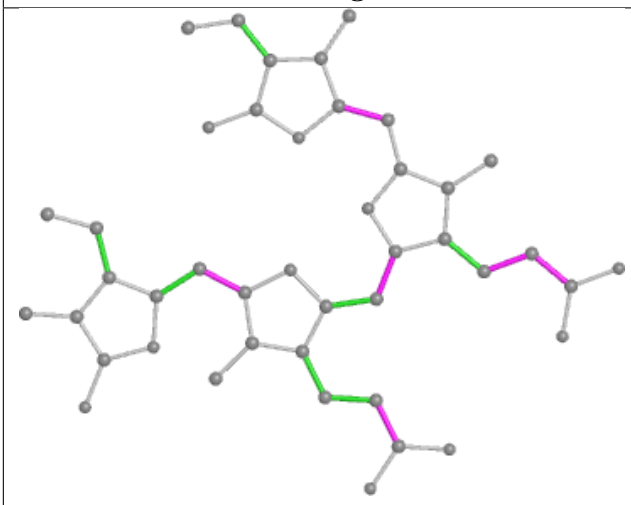

Torsions

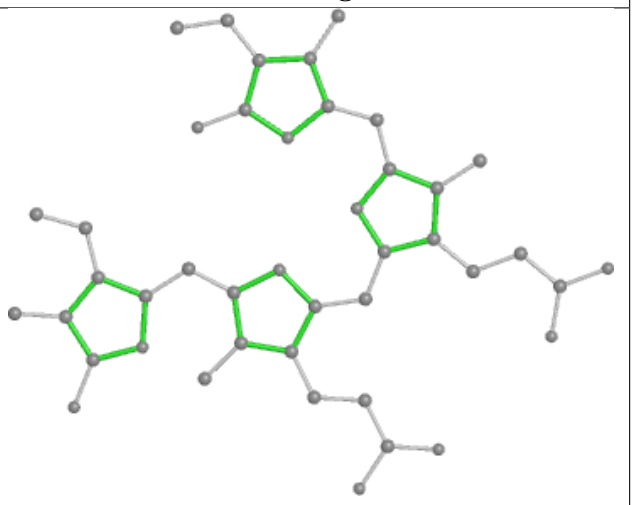

Rings

Ligand PEB s8 203

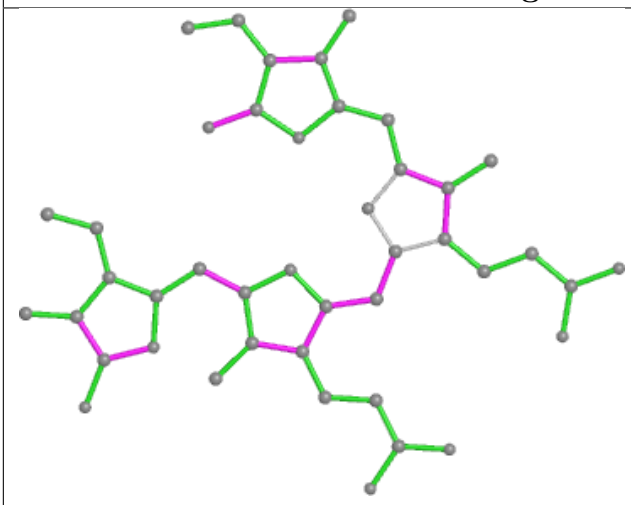

Bond lengths

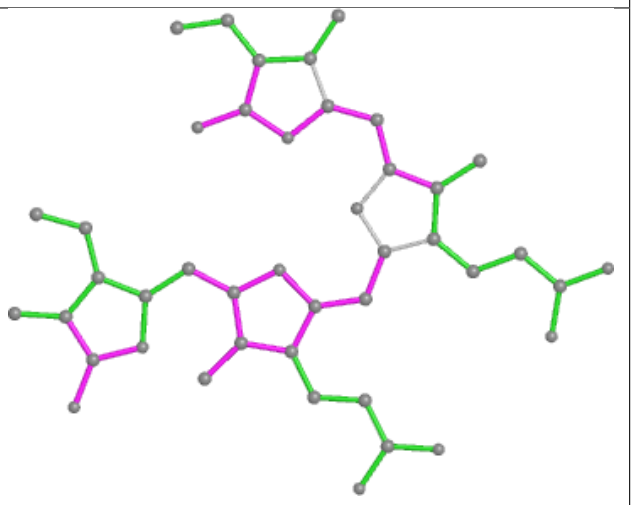

Bond angles

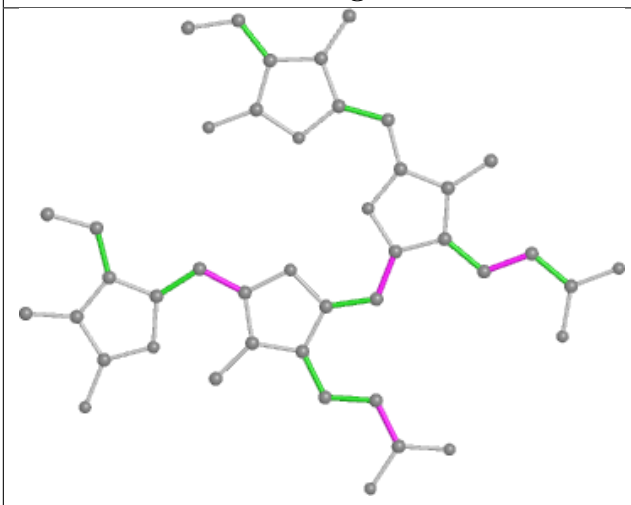

Torsions

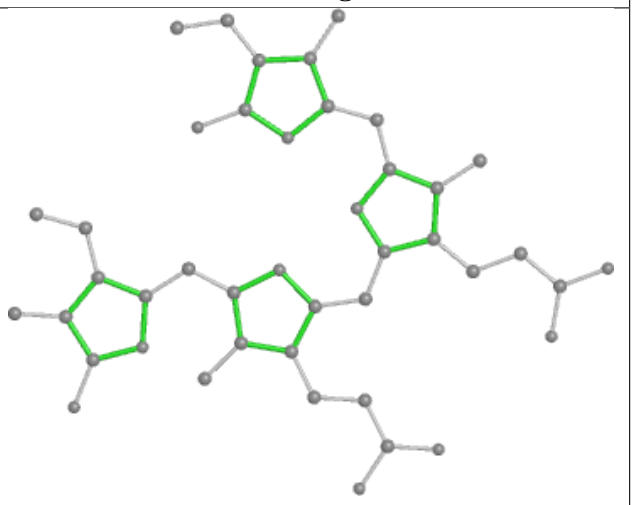

Rings

Ligand PEB FF 202

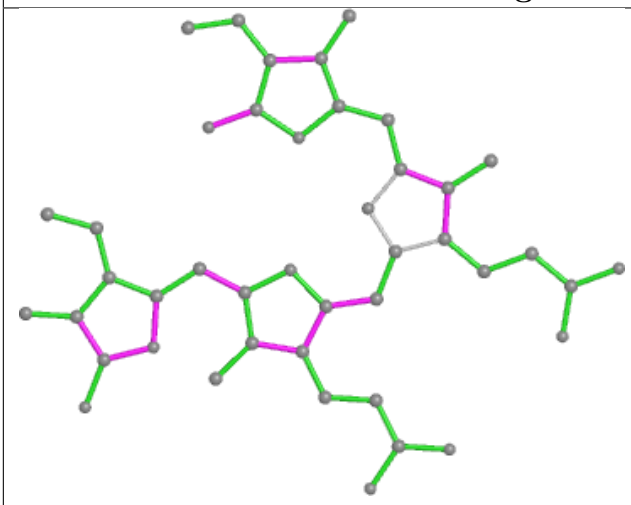

Bond lengths

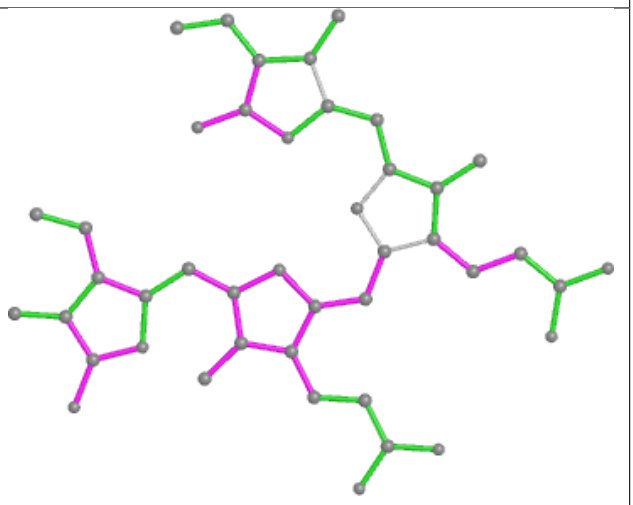

Bond angles

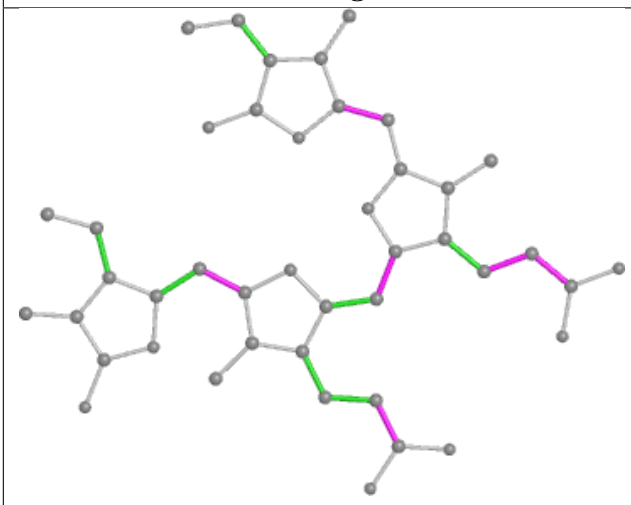

Torsions

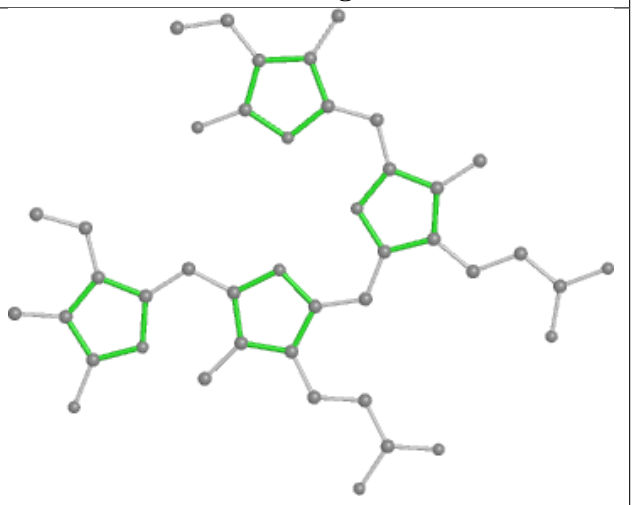

Rings

Ligand PEB LH 1003

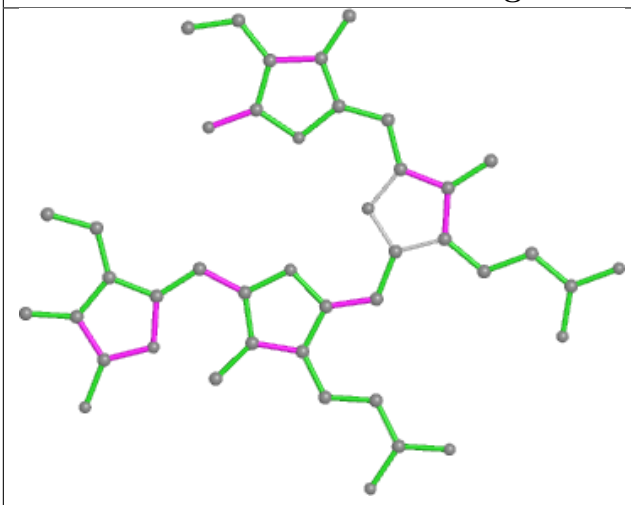

Bond lengths

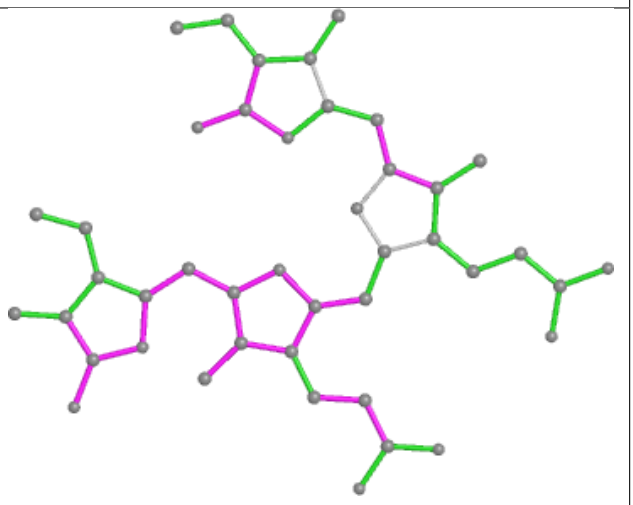

Bond angles

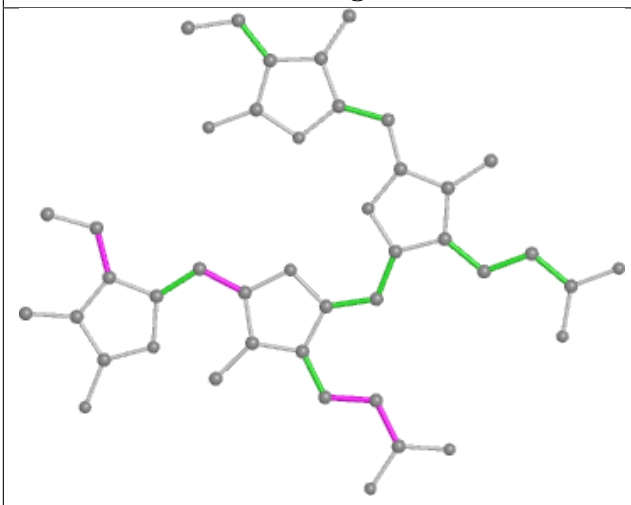

Torsions

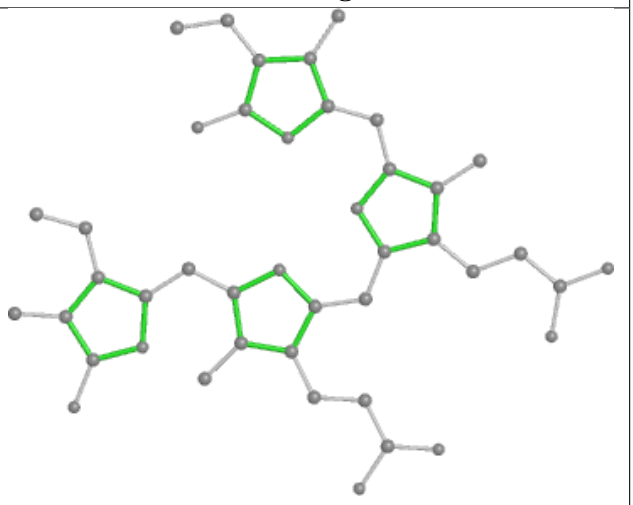

Rings

Ligand PEB WI 202

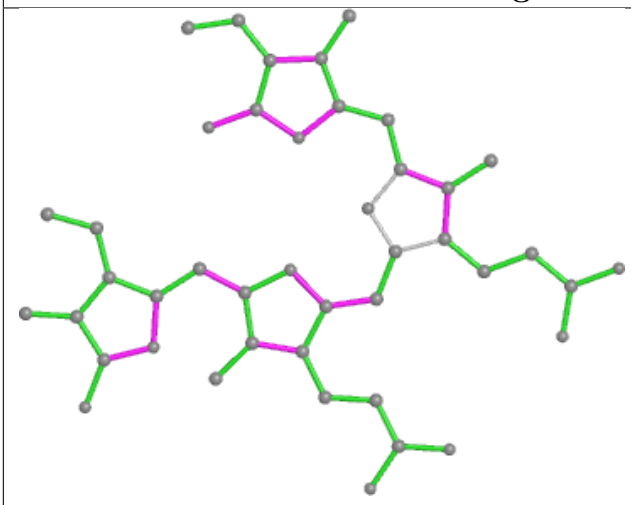

Bond lengths

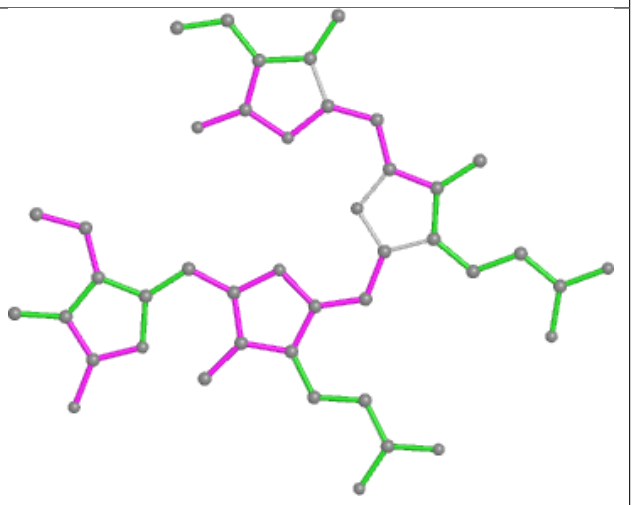

Bond angles

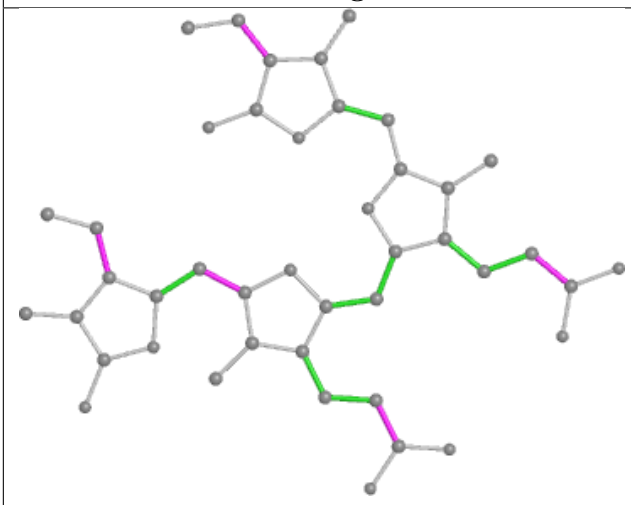

Torsions

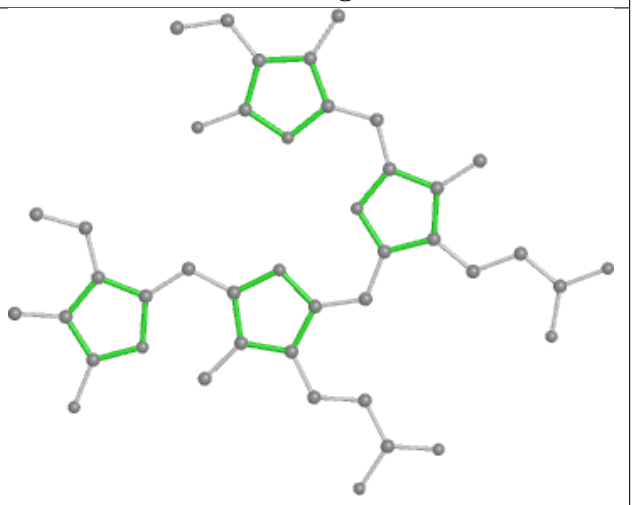

Rings

Ligand PEB NQ 202

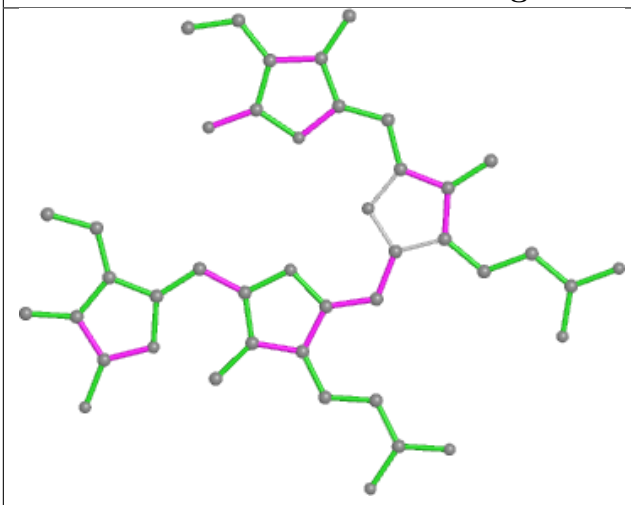

Bond lengths

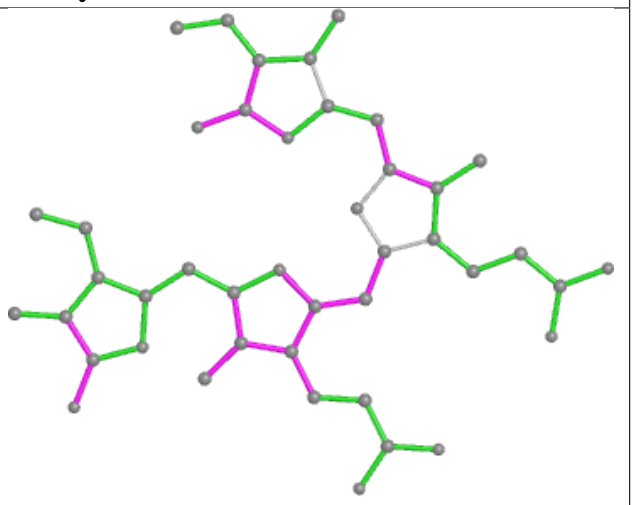

Bond angles

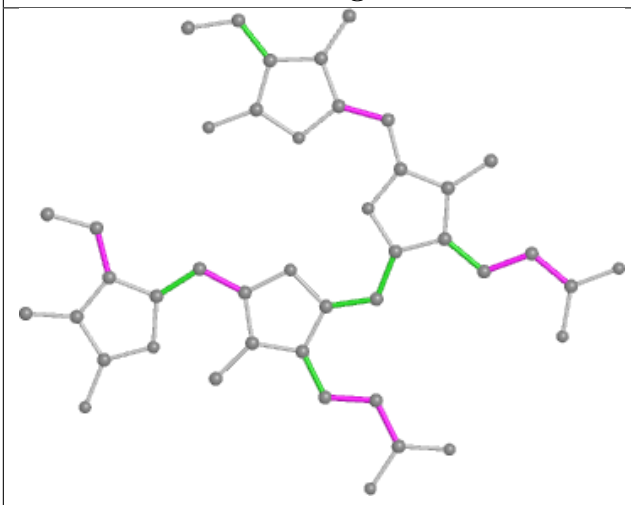

Torsions

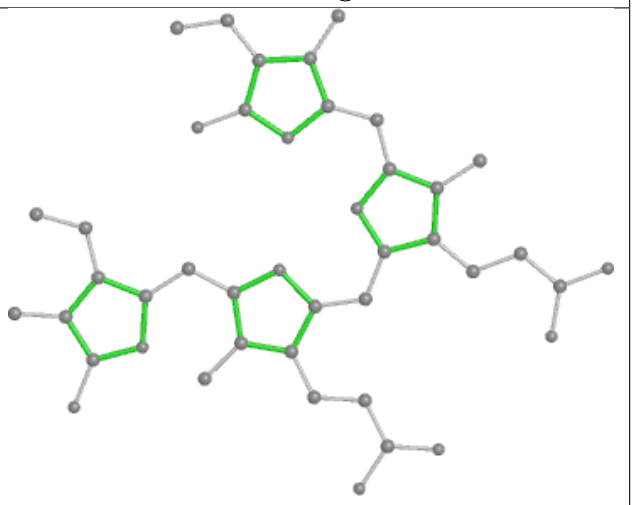

Rings

Ligand CLA C6 518

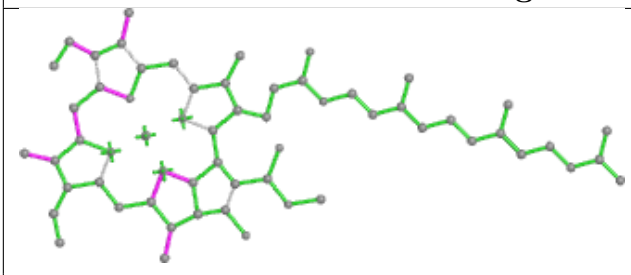

Bond lengths

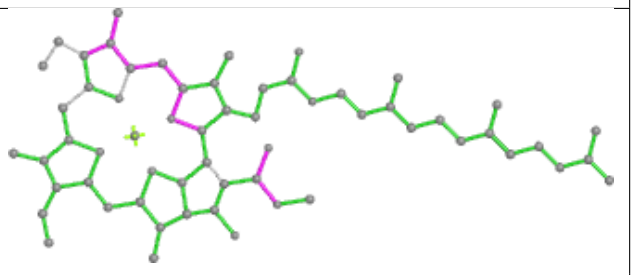

Bond angles

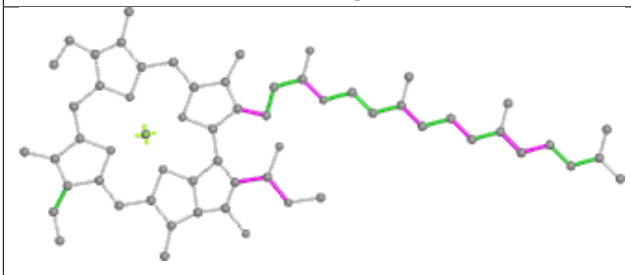

Torsions

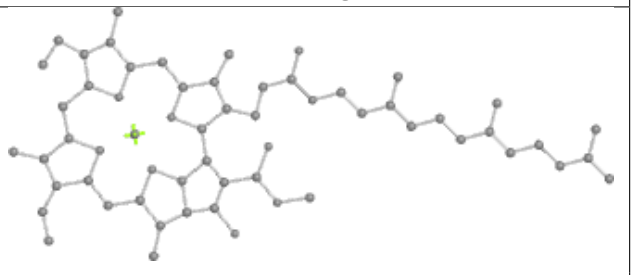

Rings

Ligand PEB qF 201

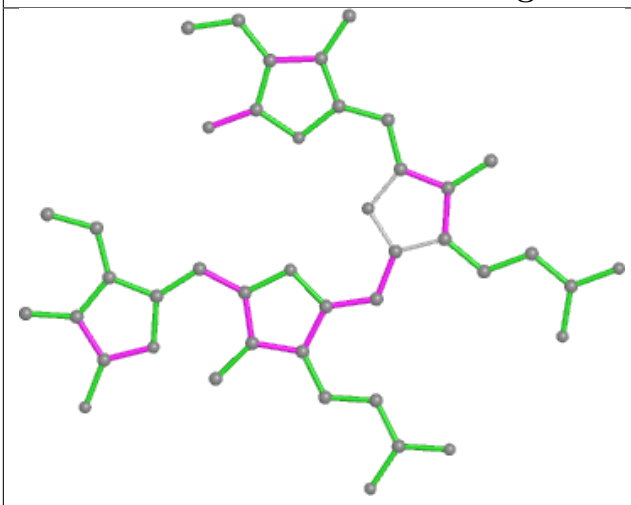

Bond lengths

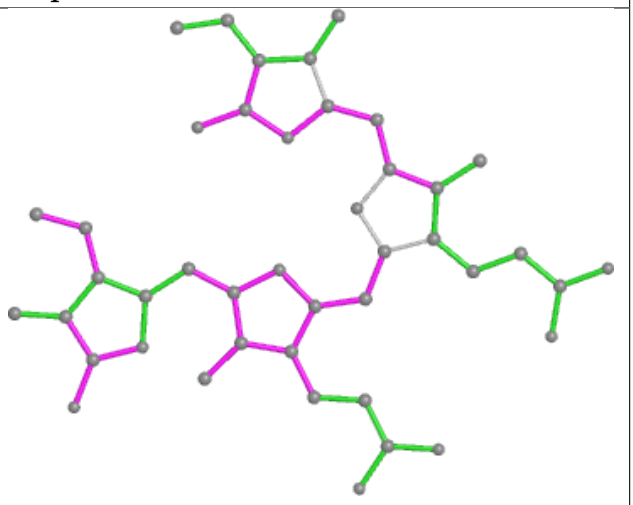

Bond angles

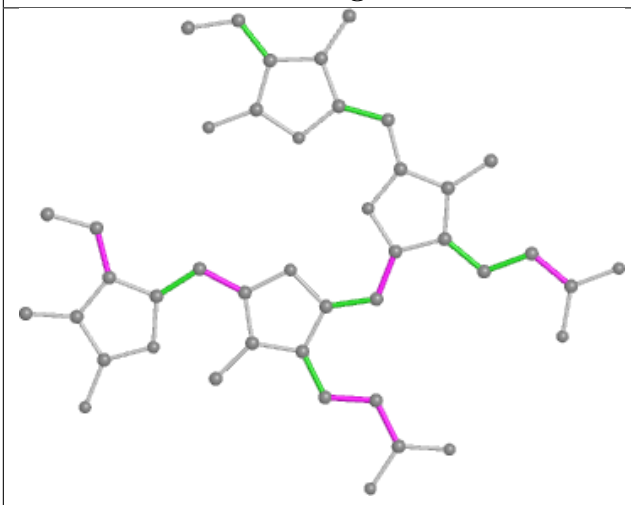

Torsions

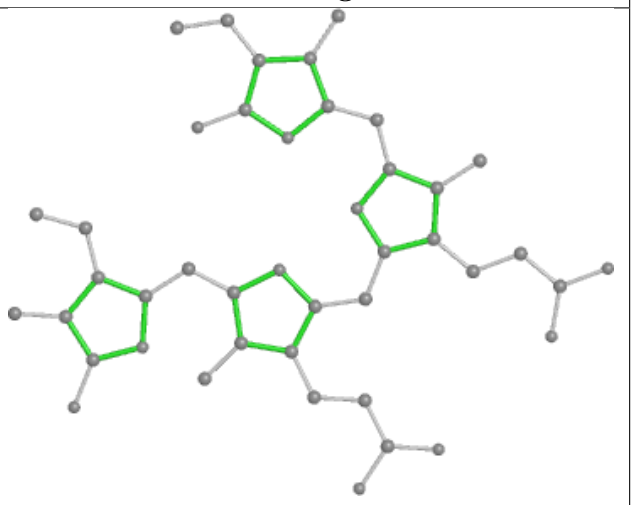

Rings

Ligand PEB QK 203

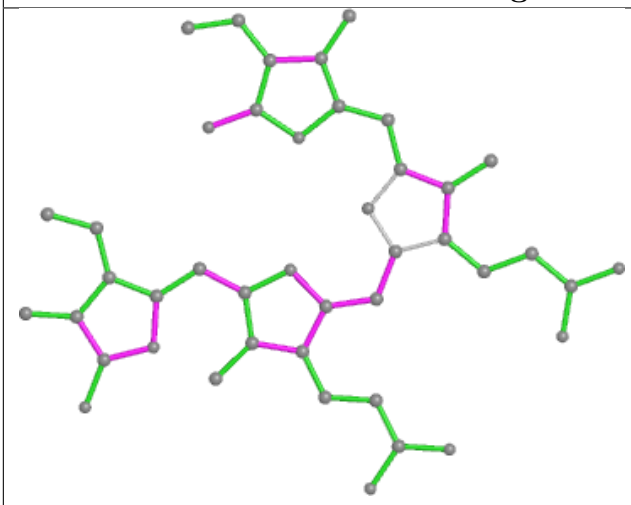

Bond lengths

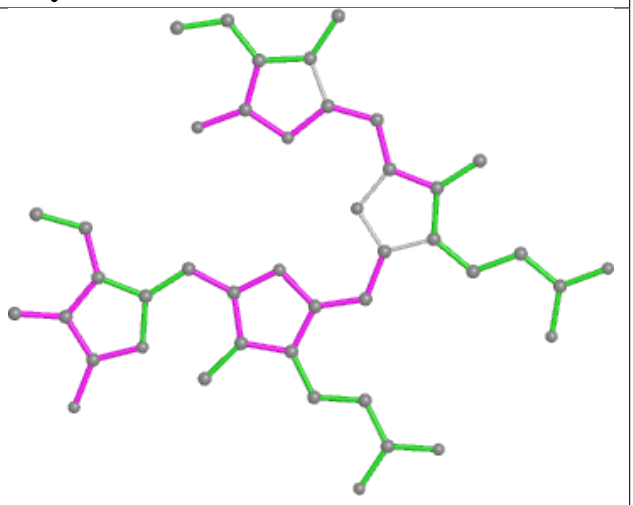

Bond angles

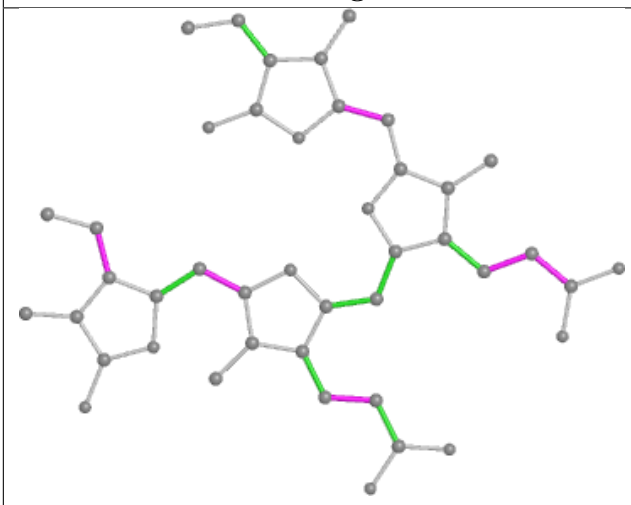

Torsions

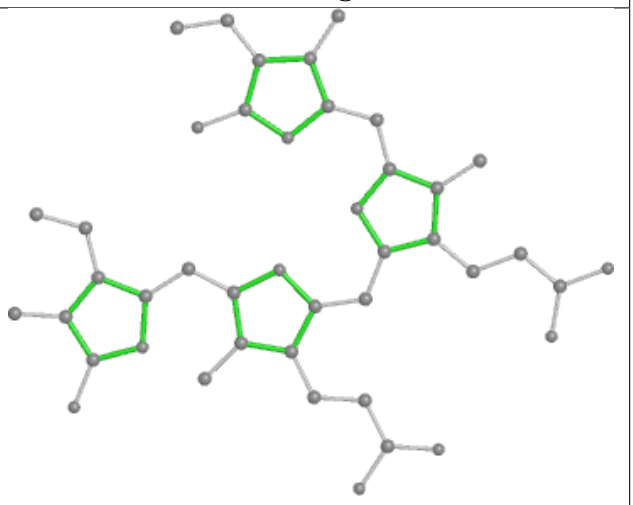

Rings

Ligand CLA 2N 304

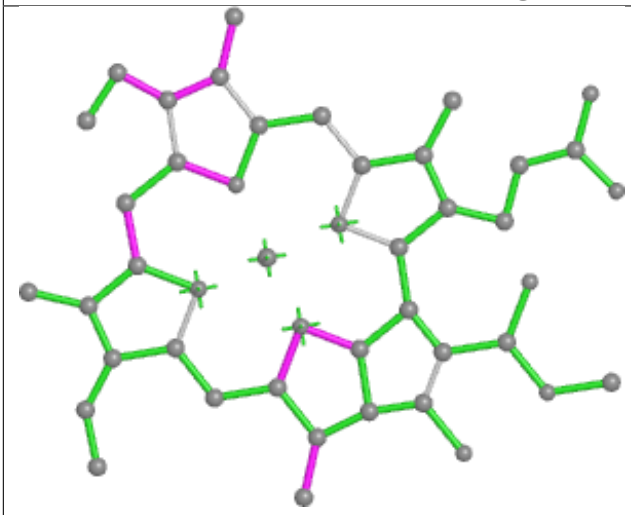

Bond lengths

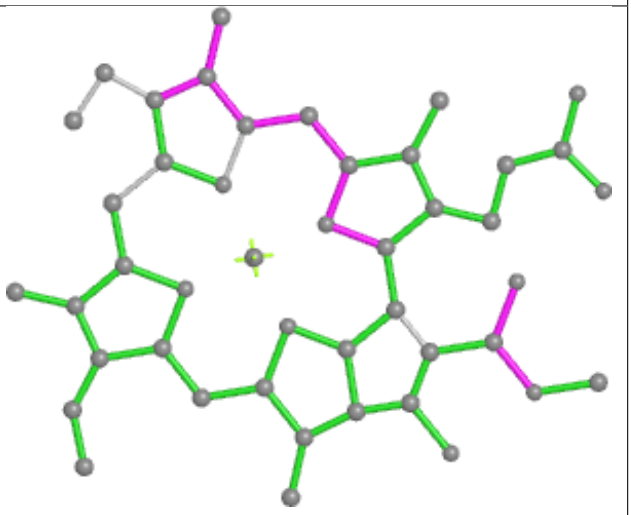

Bond angles

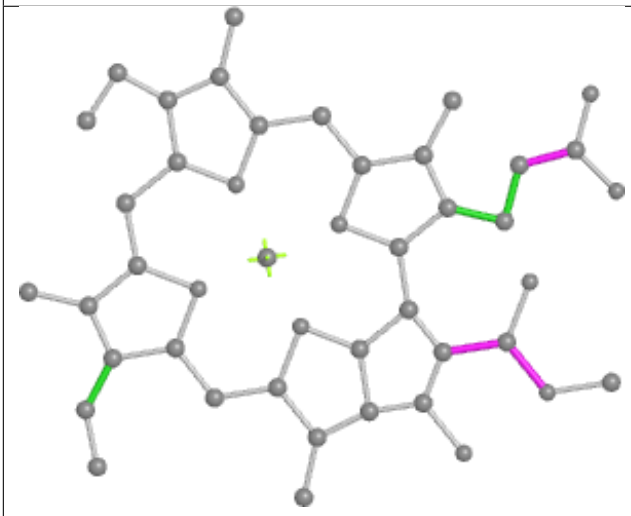

Torsions

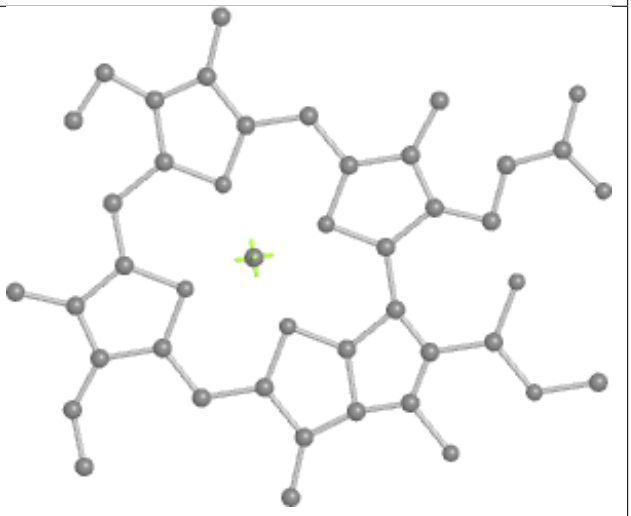

Rings

Ligand PEB Z9 304

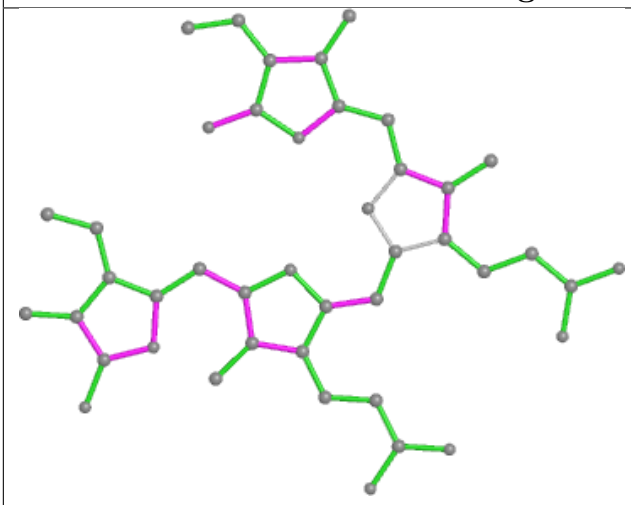

Bond lengths

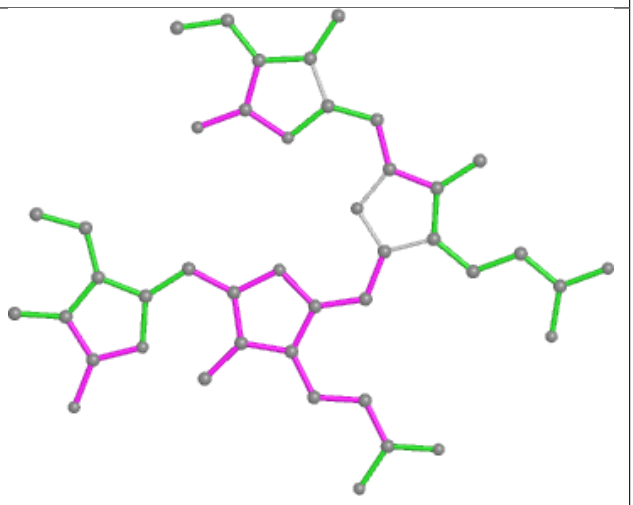

Bond angles

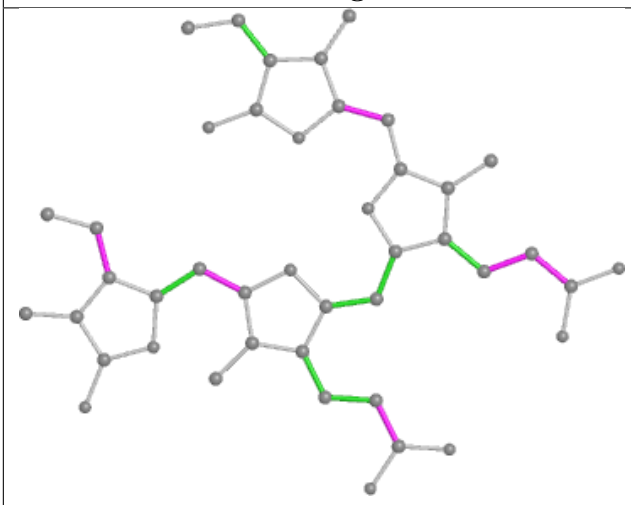

Torsions

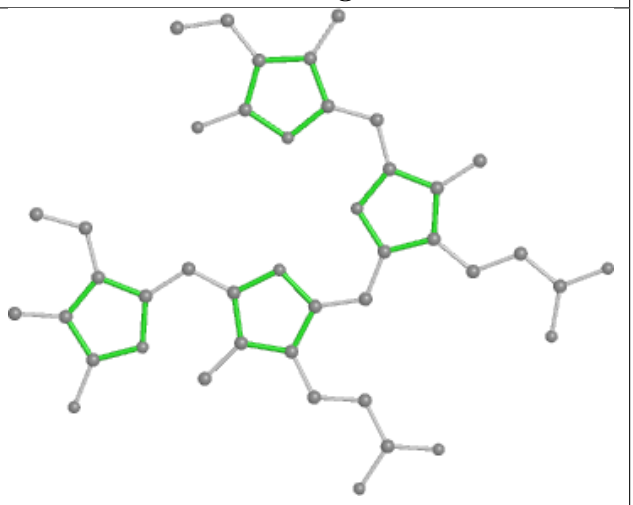

Rings

Ligand CLA bL 605

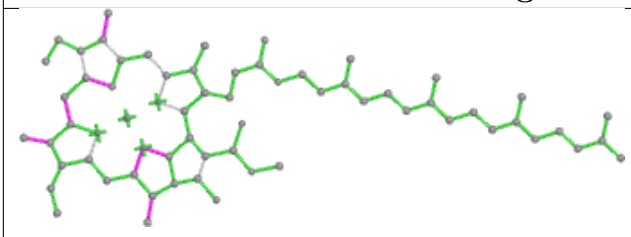

Bond lengths

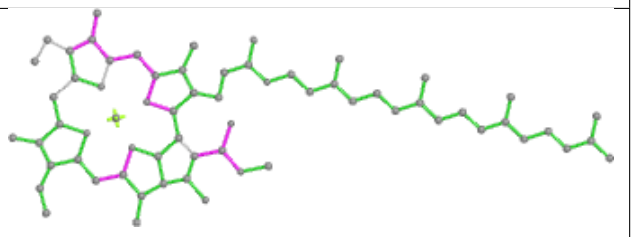

Bond angles

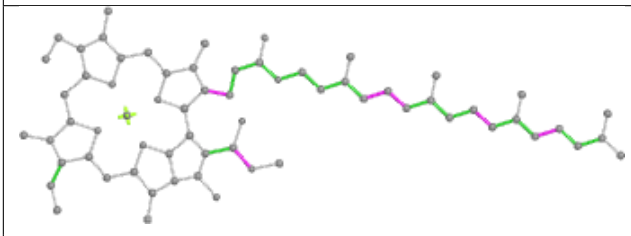

Torsions

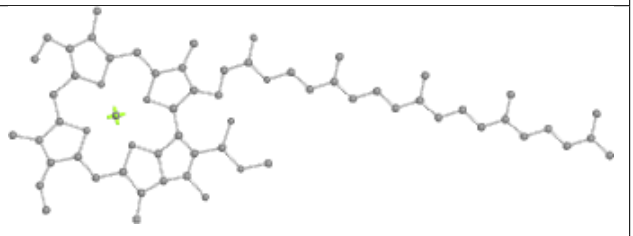

Rings

Ligand PEB dO 201

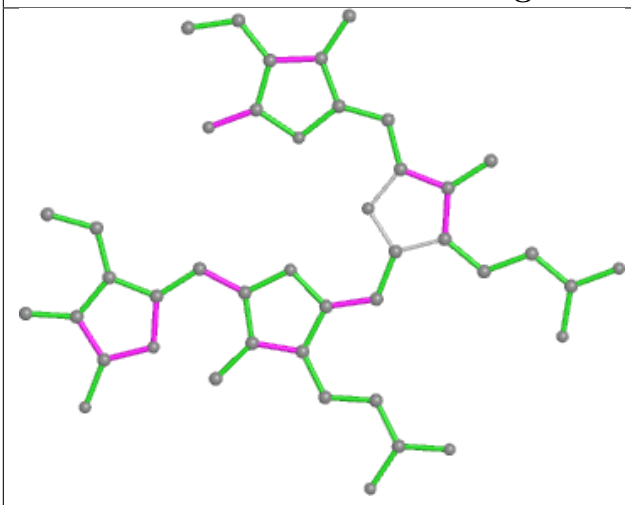

Bond lengths

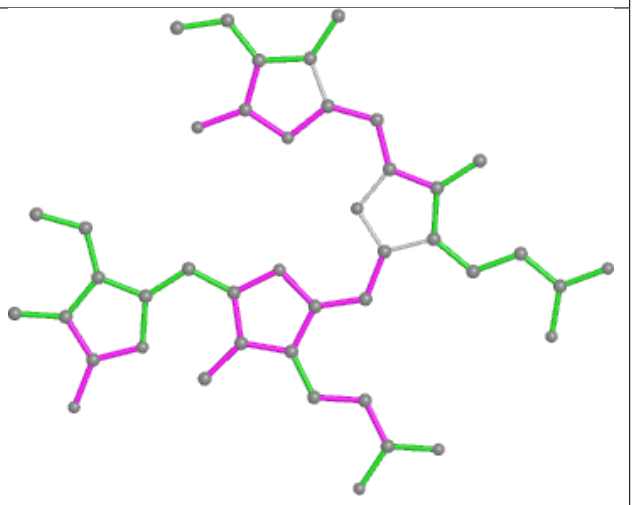

Bond angles

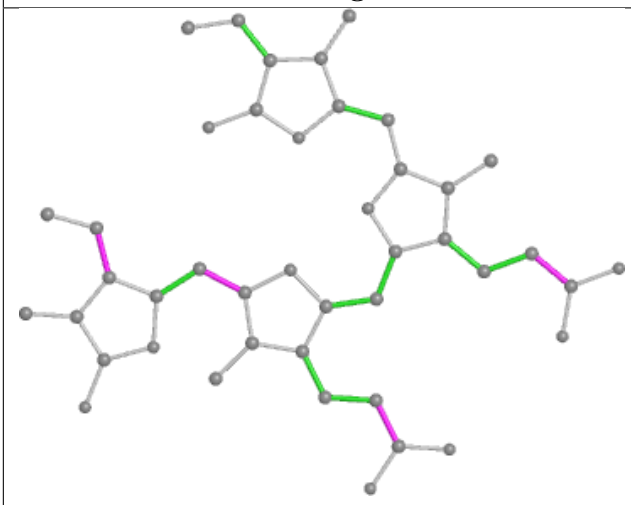

Torsions

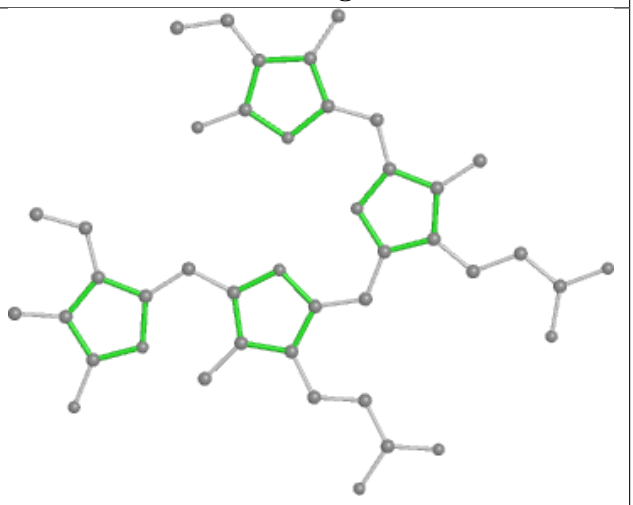

Rings

Ligand BCR BN 803

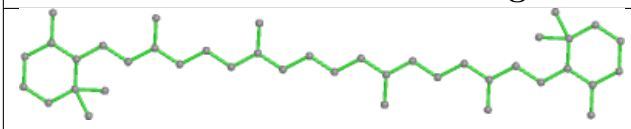

Bond lengths

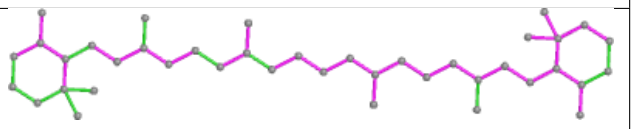

Bond angles

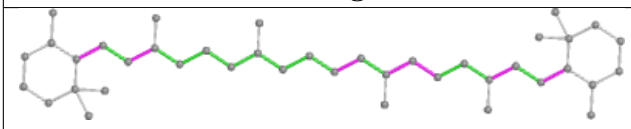

Torsions

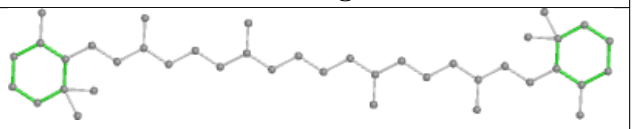

Rings

Ligand CLA 1N 602

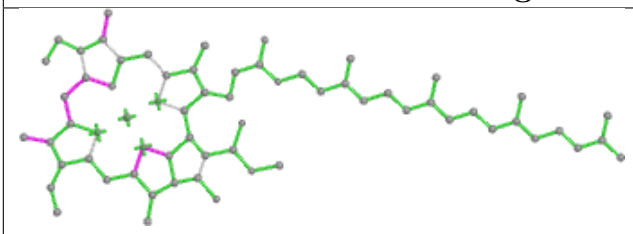

Bond lengths

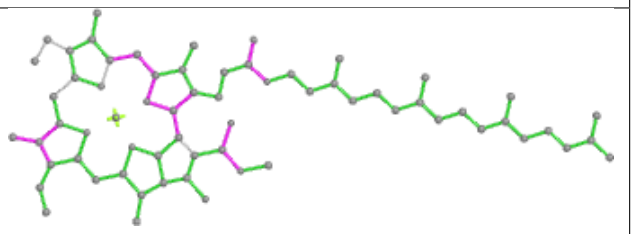

Bond angles

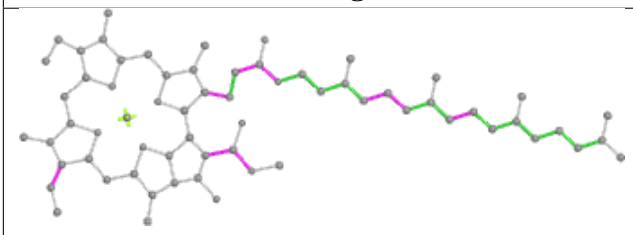

Torsions

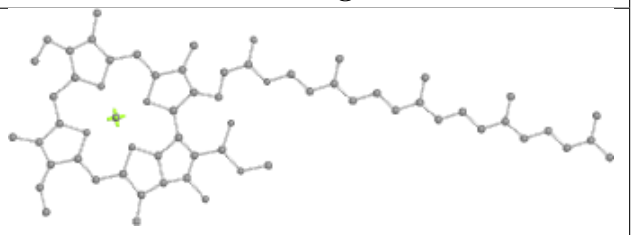

Rings

Ligand CLA AN 823

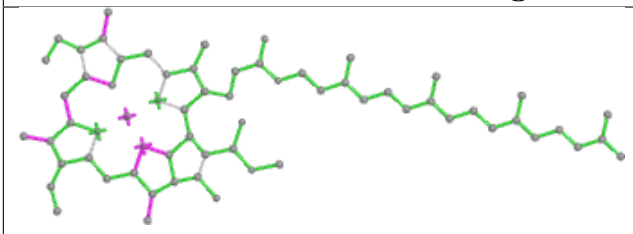

Bond lengths

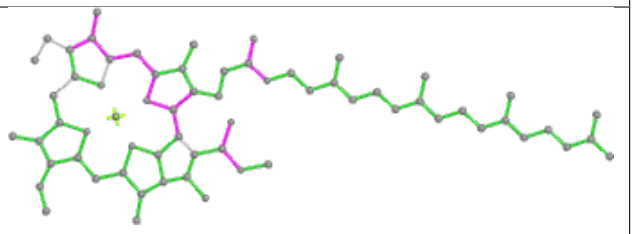

Bond angles

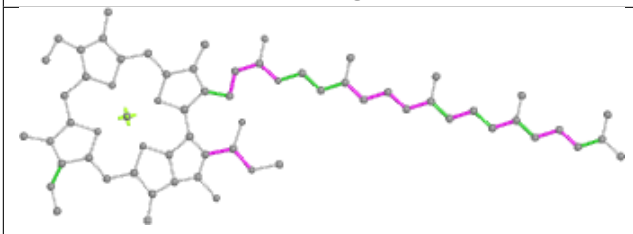

Torsions

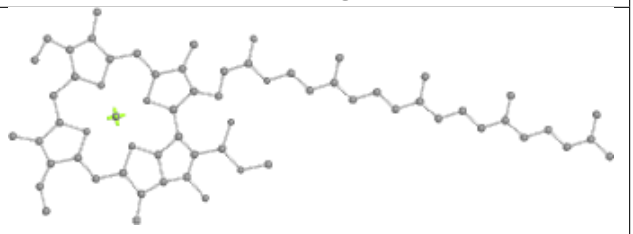

Rings

Ligand PEB YF 203

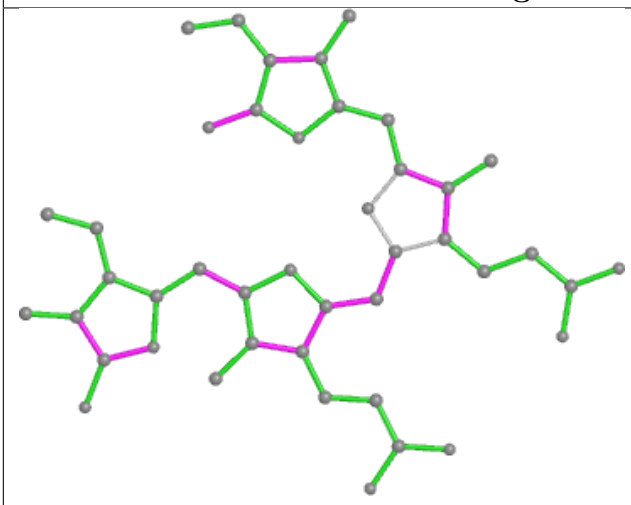

Bond lengths

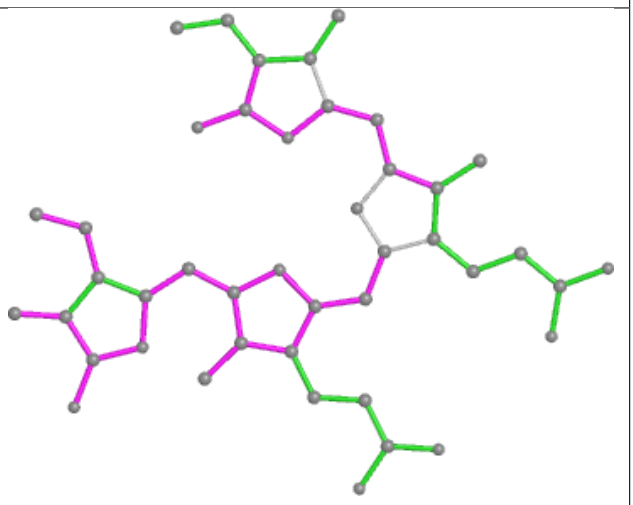

Bond angles

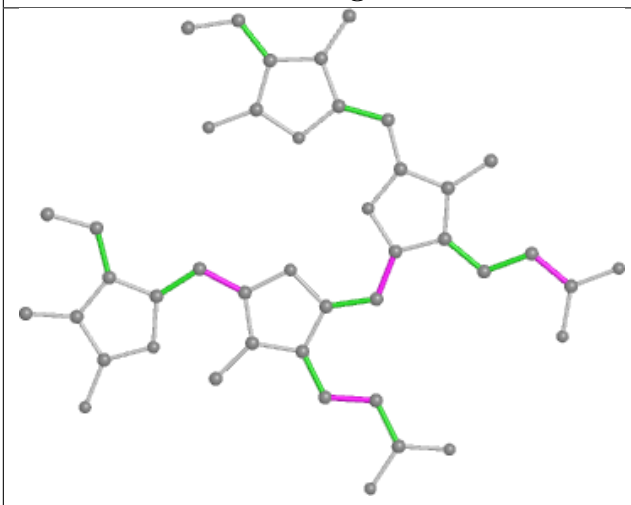

Torsions

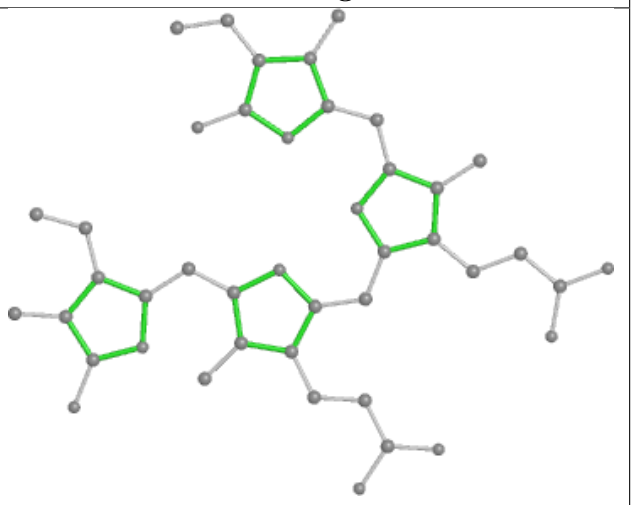

Rings

Ligand CLA b6 616

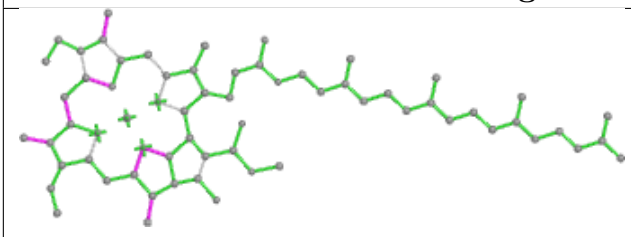

Bond lengths

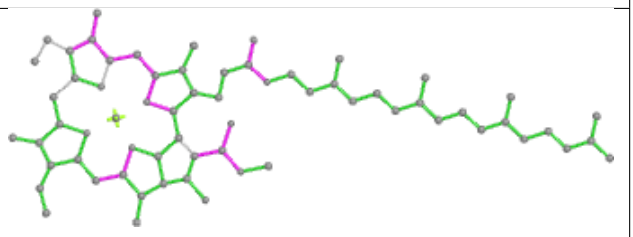

Bond angles

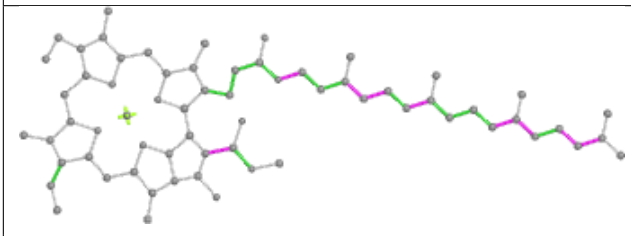

Torsions

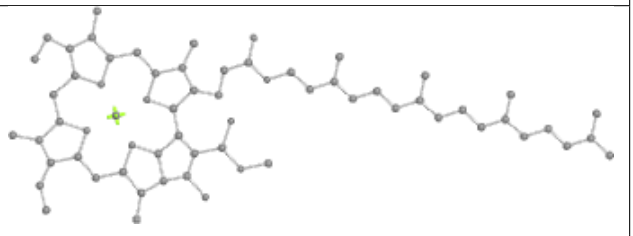

Rings

Ligand PEB PM 201

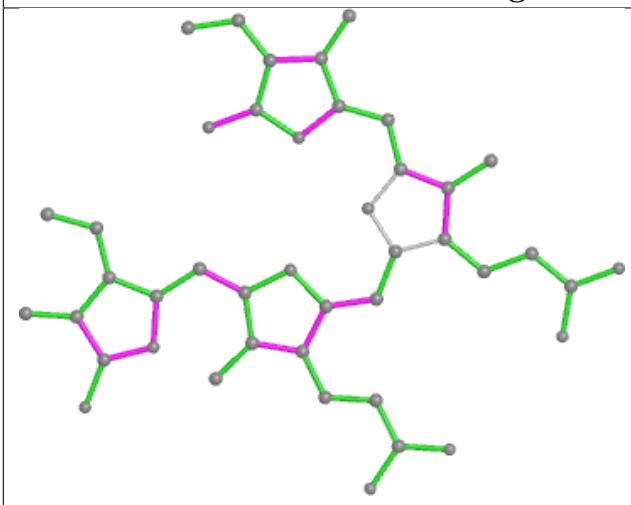

Bond lengths

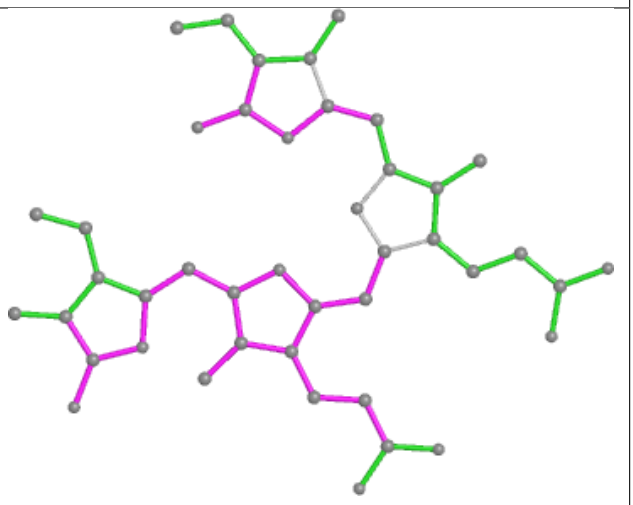

Bond angles

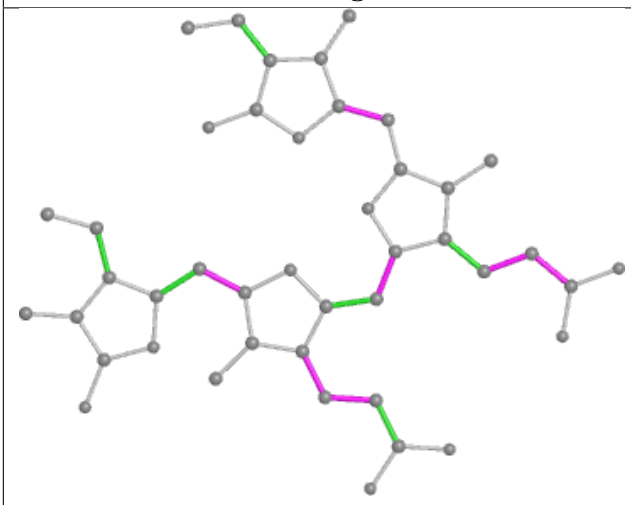

Torsions

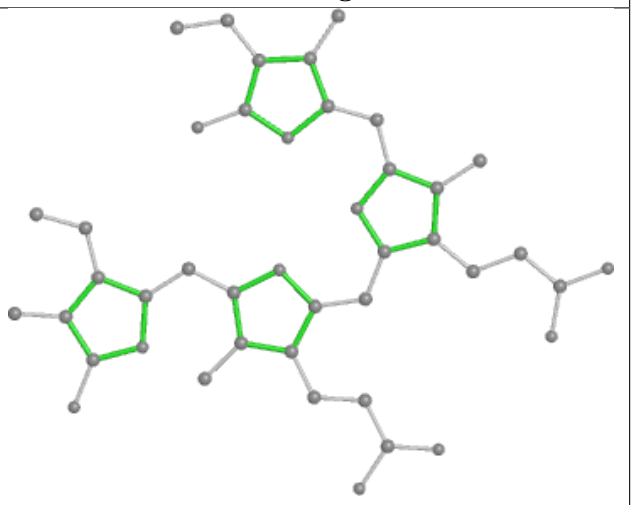

Rings

Ligand CLA 6N 612

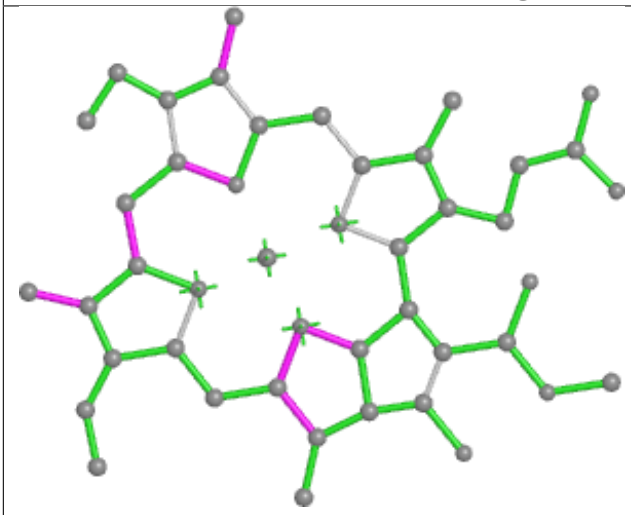

Bond lengths

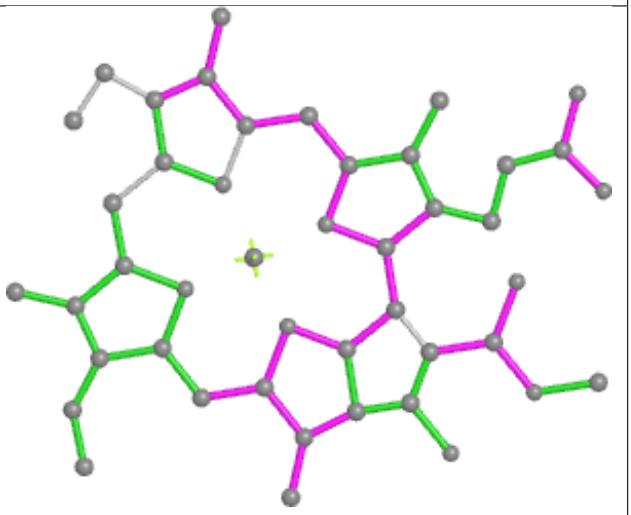

Bond angles

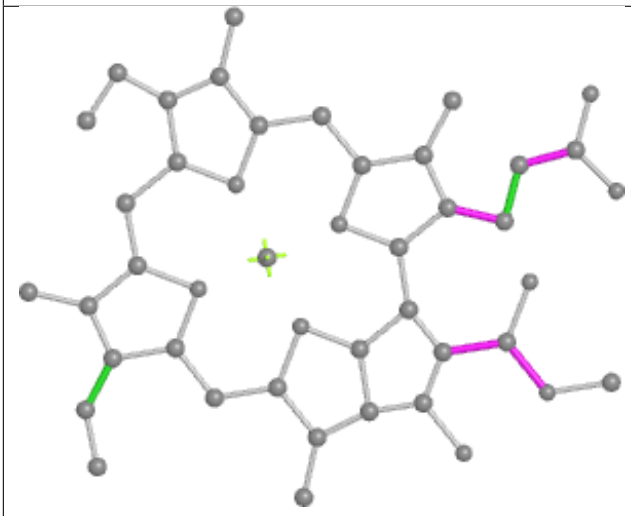

Torsions

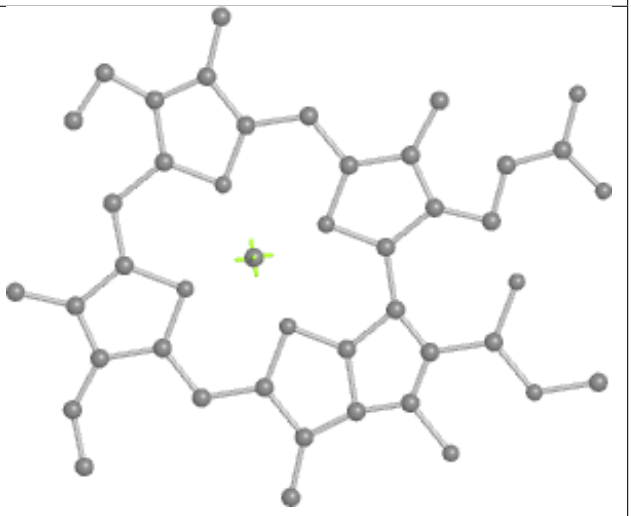

Rings

Ligand PEB jM 203

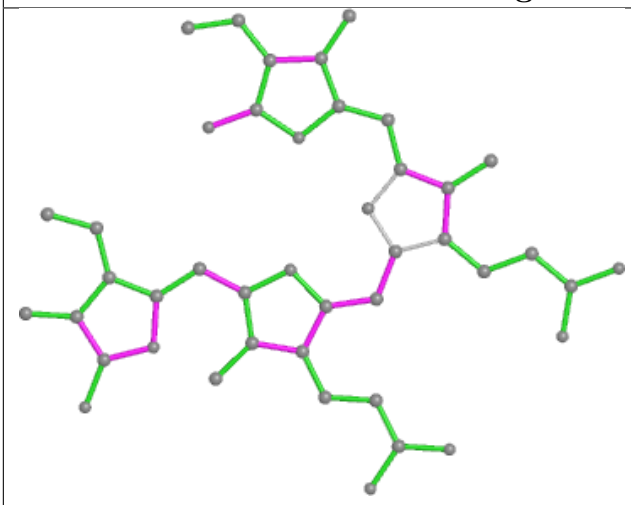

Bond lengths

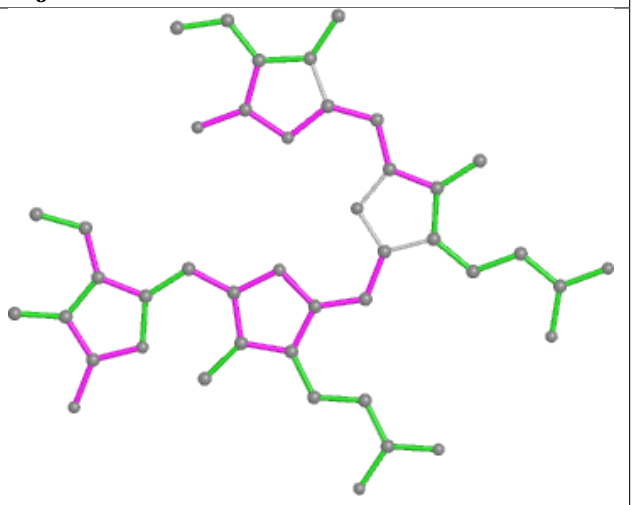

Bond angles

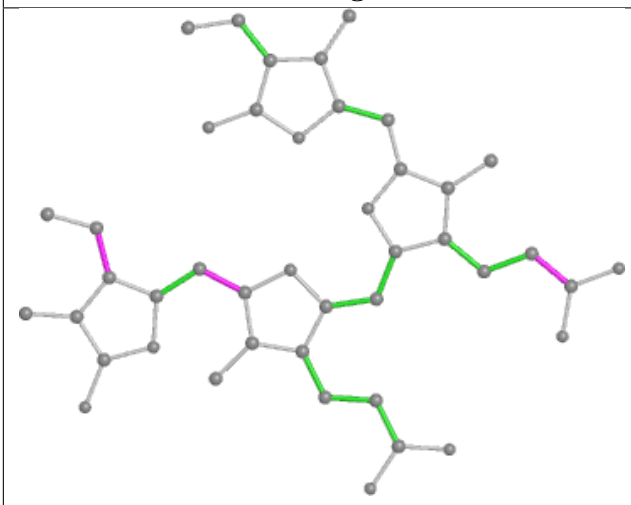

Torsions

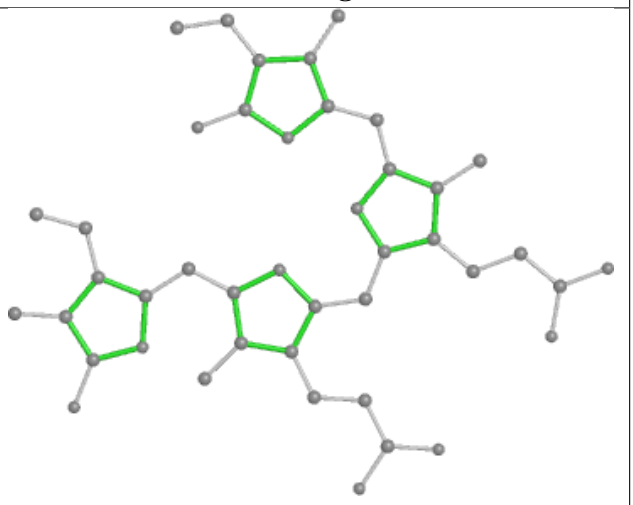

Rings

Ligand CLA cL 510

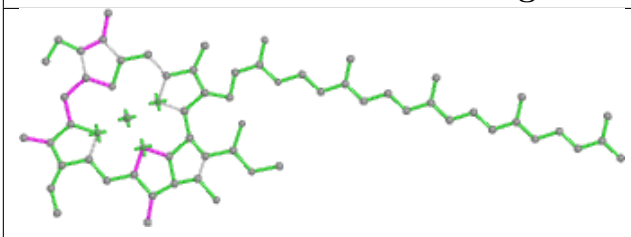

Bond lengths

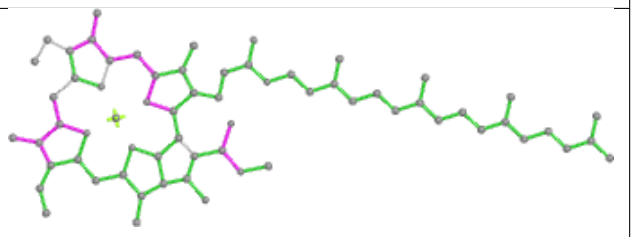

Bond angles

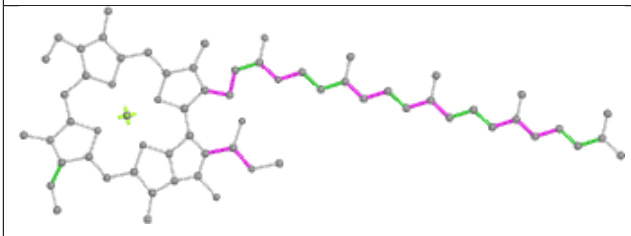

Torsions

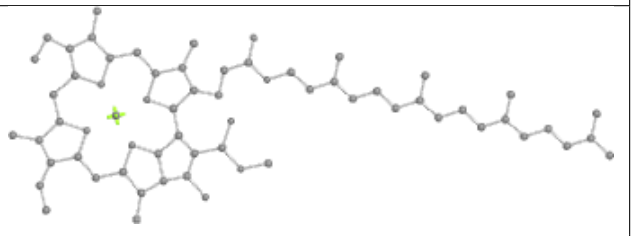

Rings

Ligand DGD B6 620

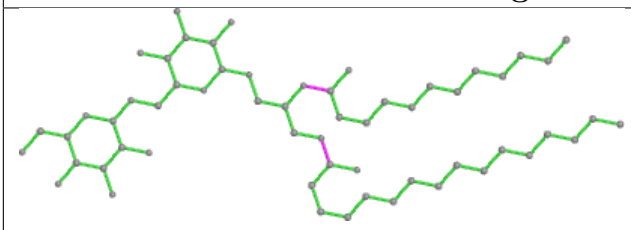

Bond lengths

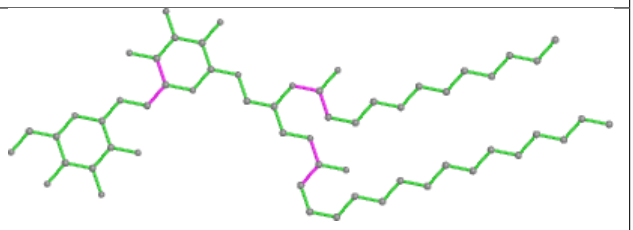

Bond angles

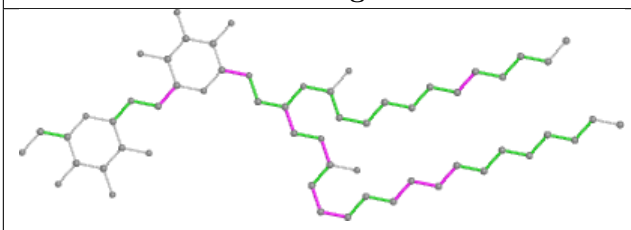

Torsions

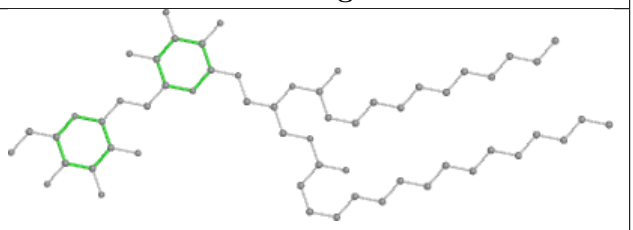

Rings

Ligand PEB cK 201

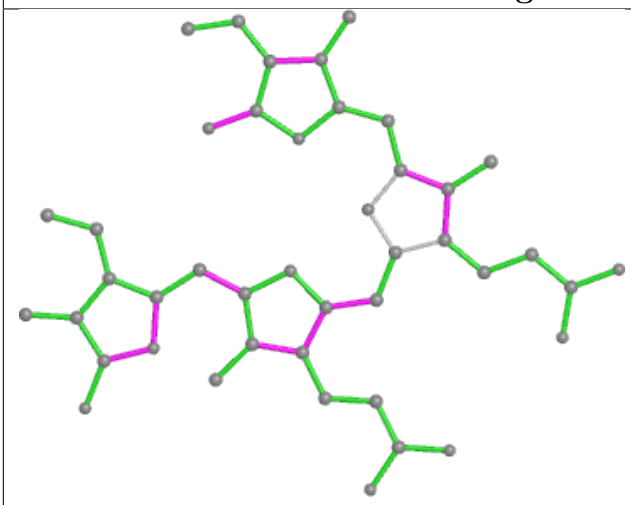

Bond lengths

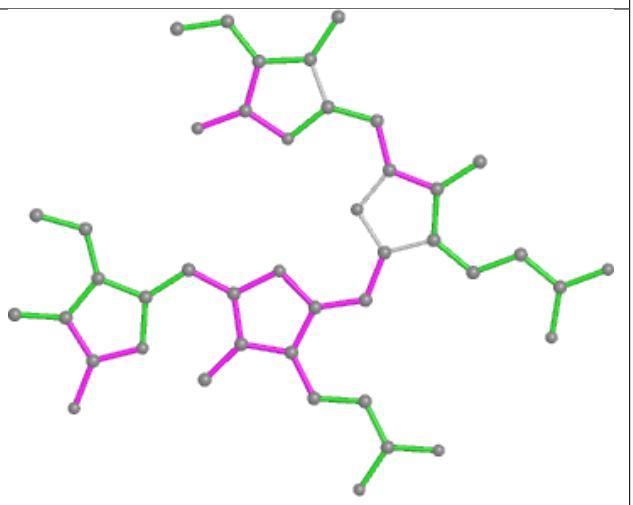

Bond angles

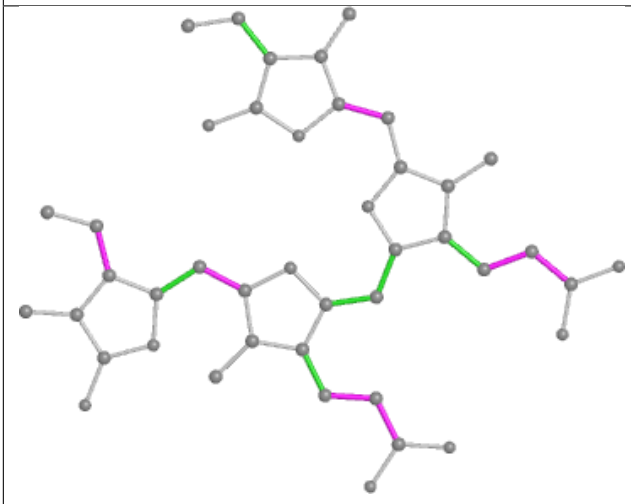

Torsions

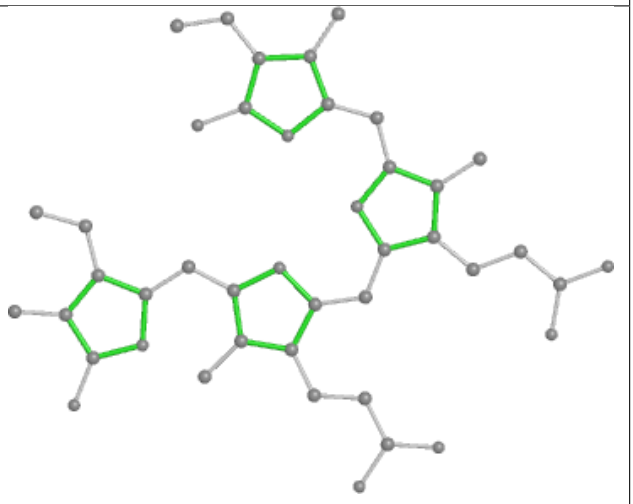

Rings

Ligand PEB AH 302

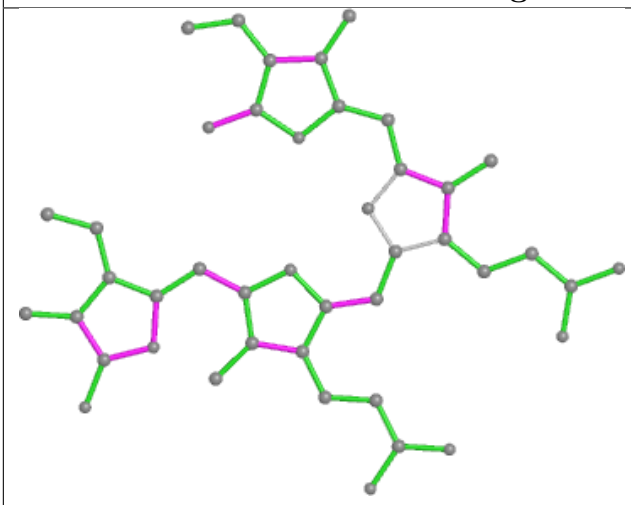

Bond lengths

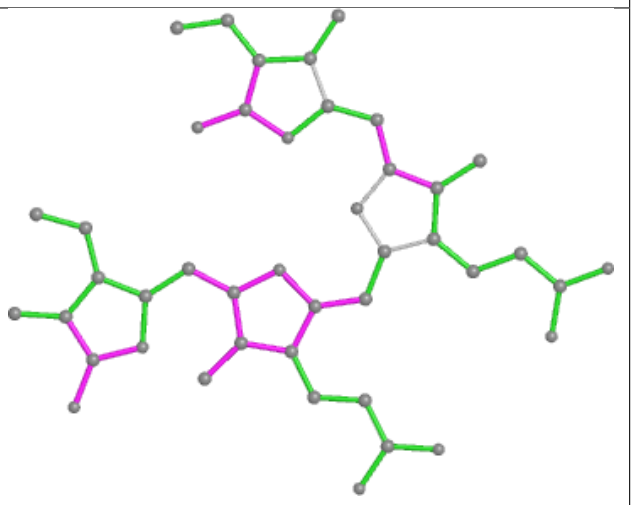

Bond angles

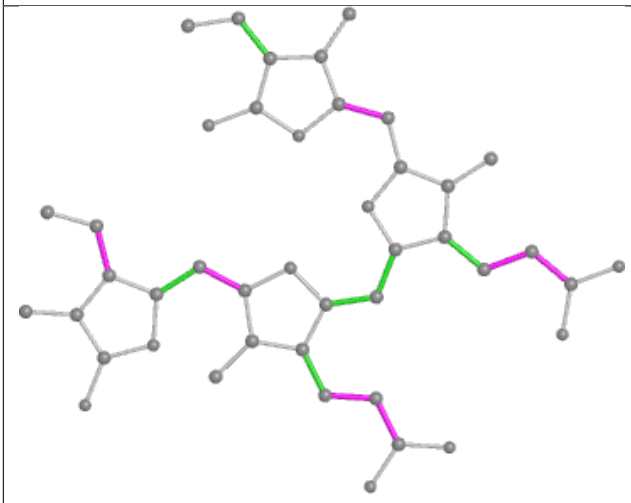

Torsions

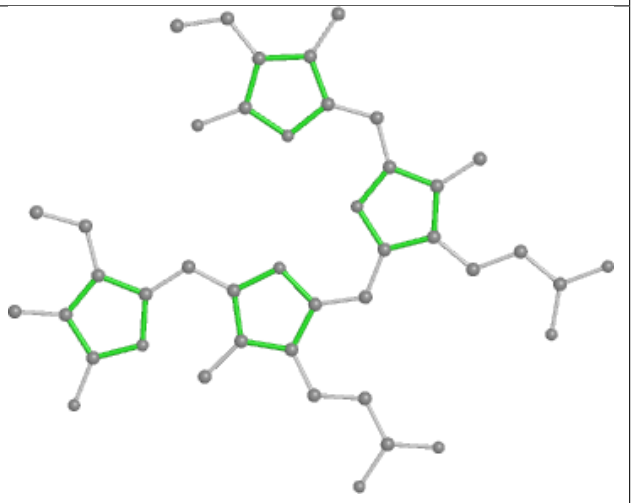

Rings

Ligand PEB eM 202

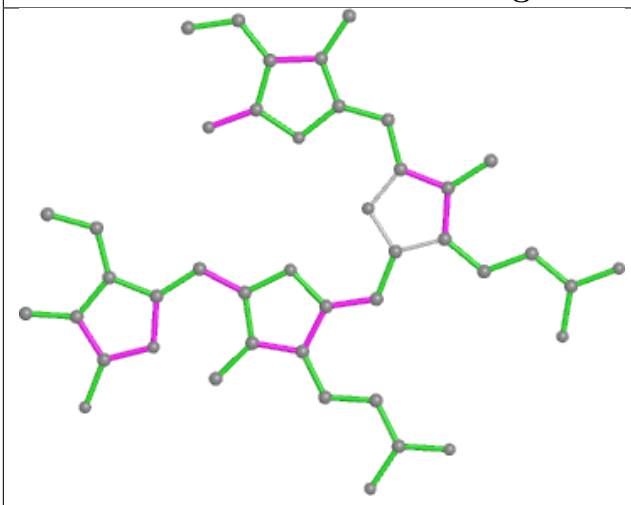

Bond lengths

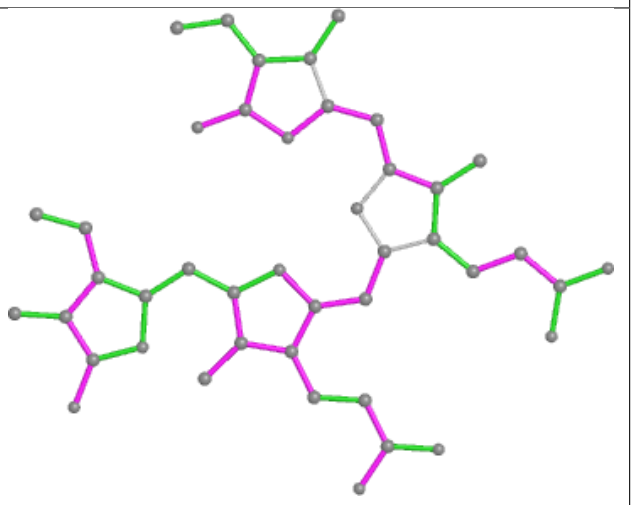

Bond angles

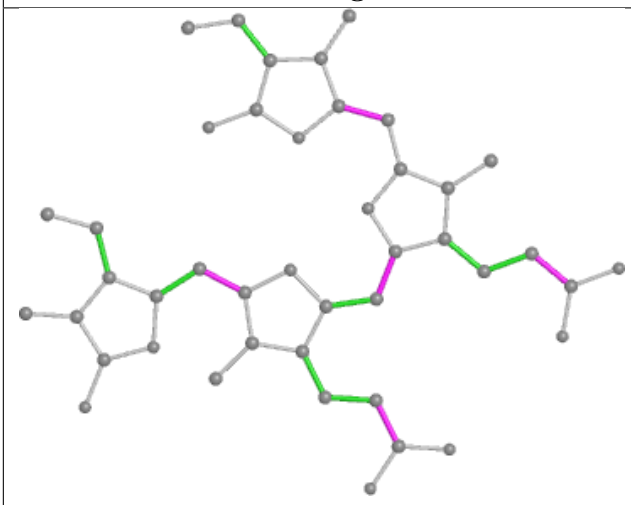

Torsions

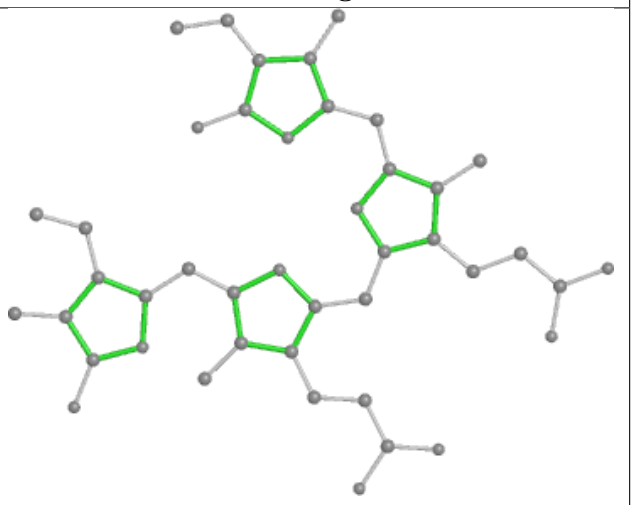

Rings

Ligand PEB MD 202

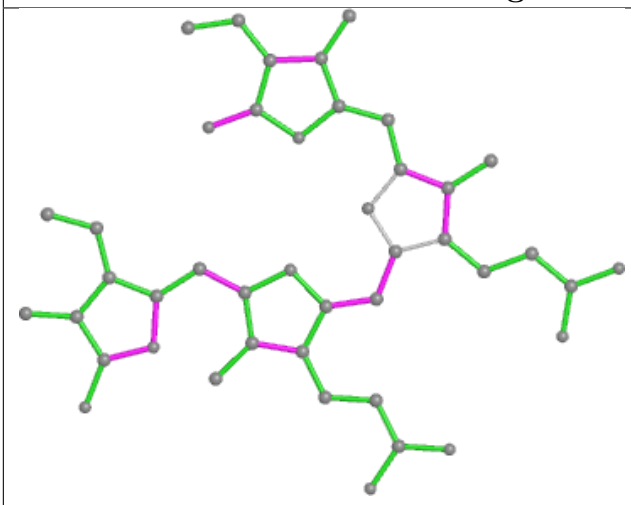

Bond lengths

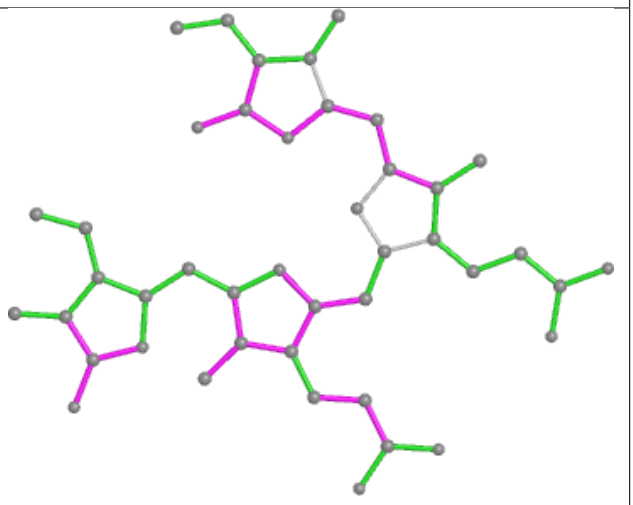

Bond angles

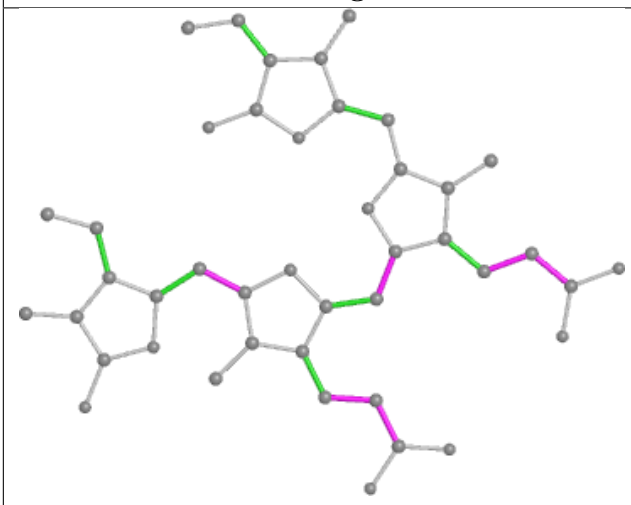

Torsions

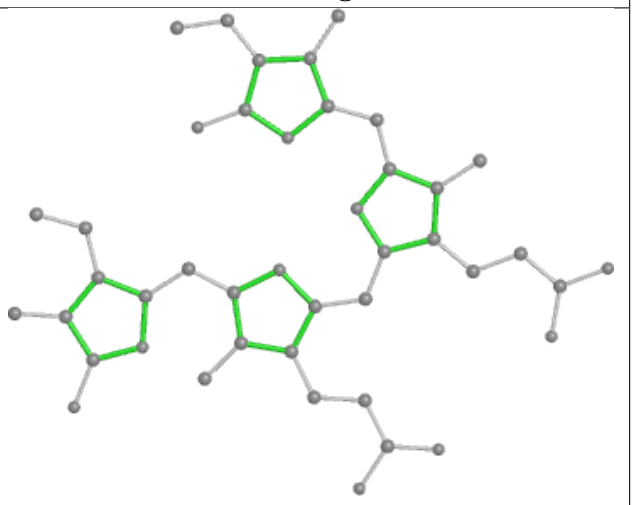

Rings

Ligand PEB Z1 203

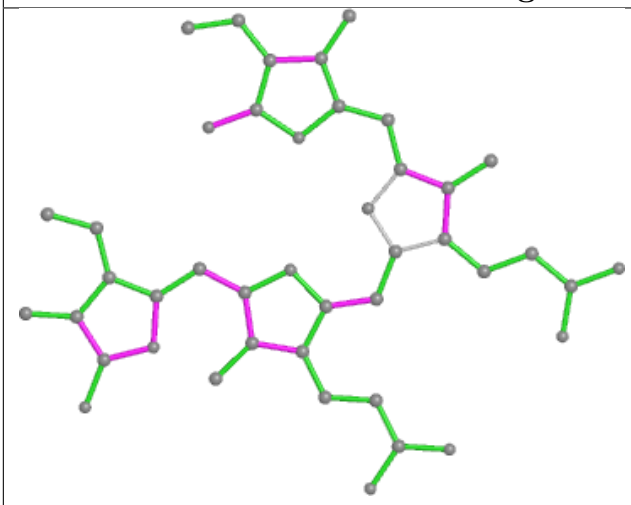

Bond lengths

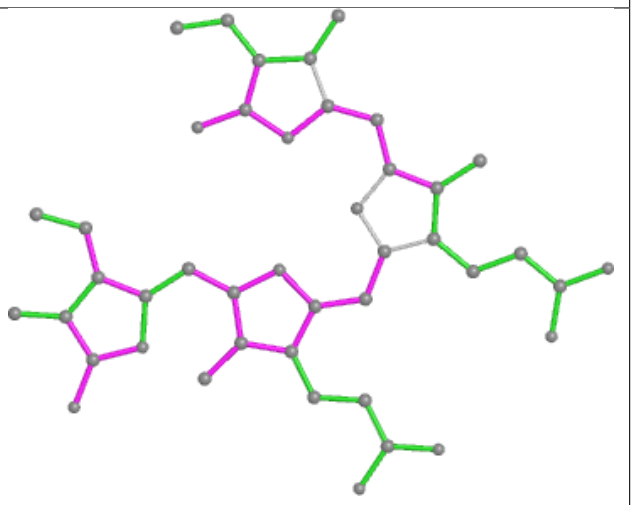

Bond angles

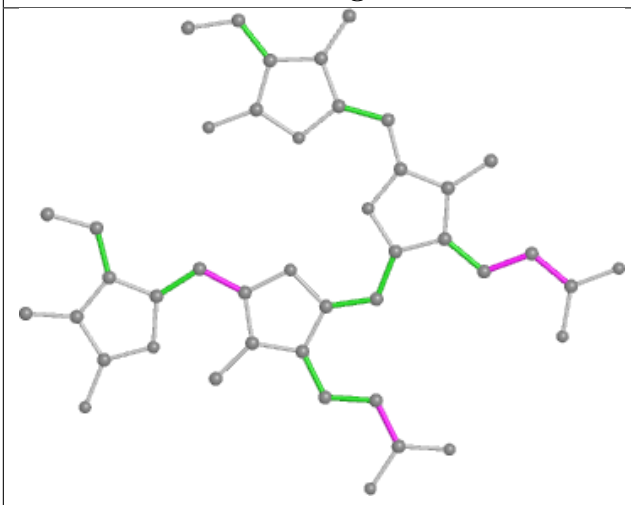

Torsions

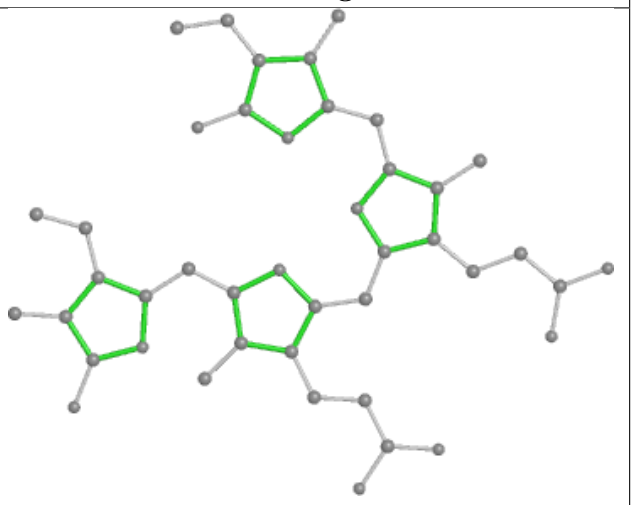

Rings

Ligand CYC LH 1002

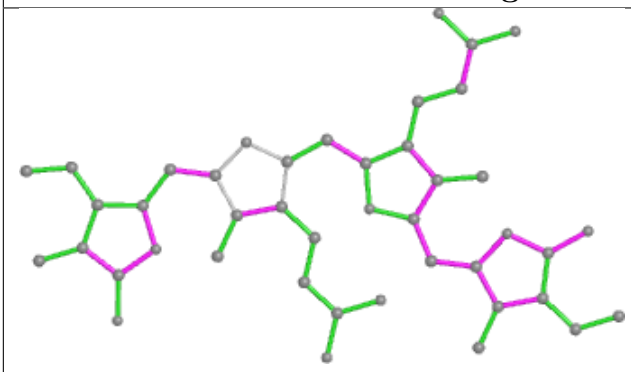

Bond lengths

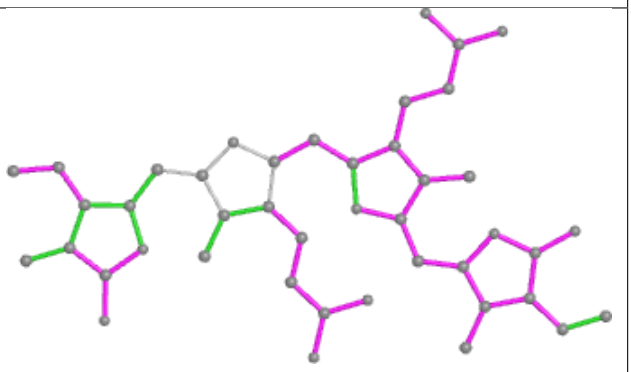

Bond angles

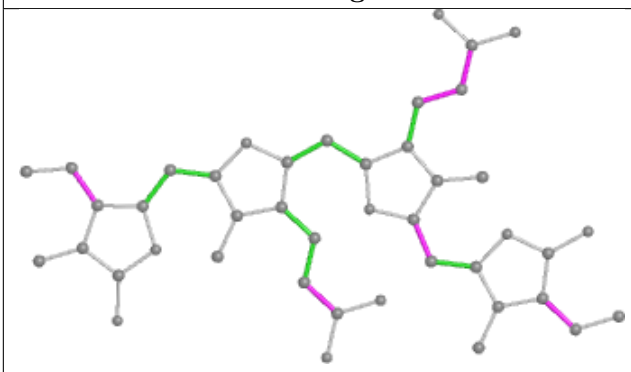

Torsions

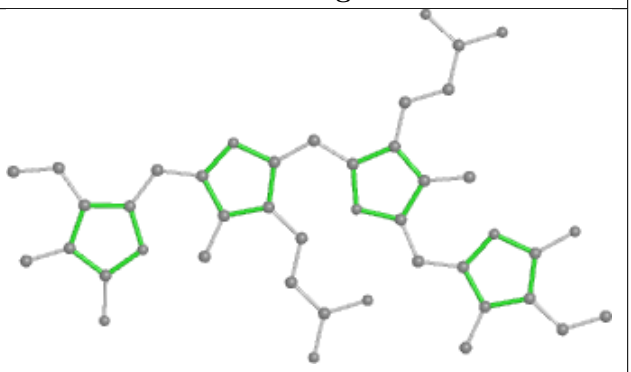

Rings

Ligand CLA 12 610

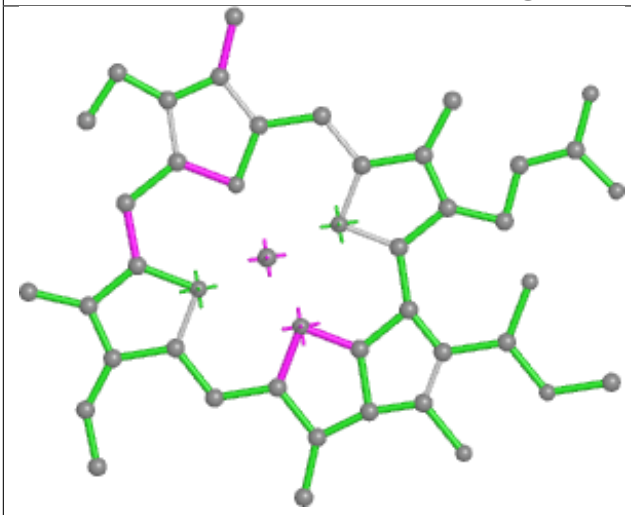

Bond lengths

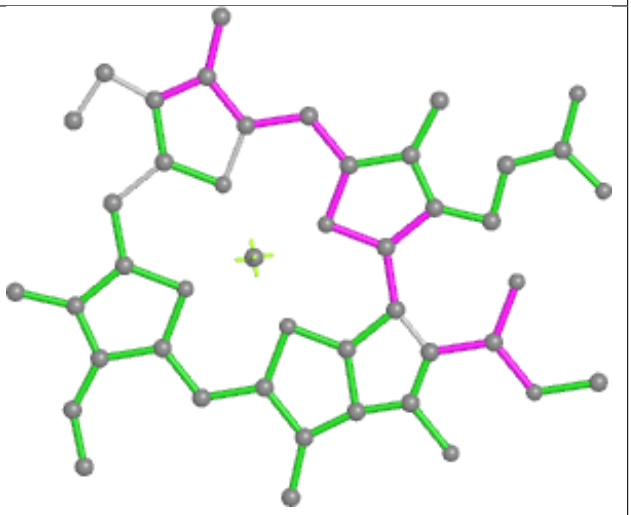

Bond angles

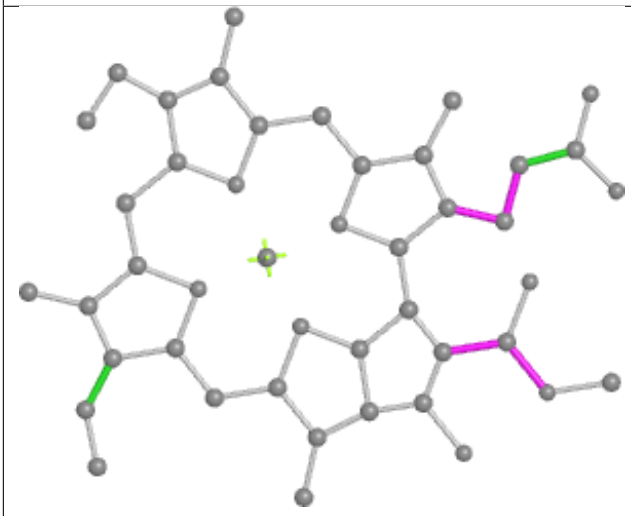

Torsions

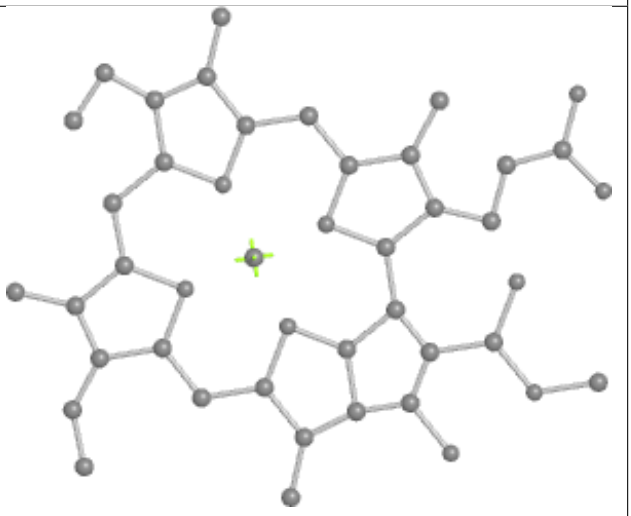

Rings

Ligand PEB VI 203

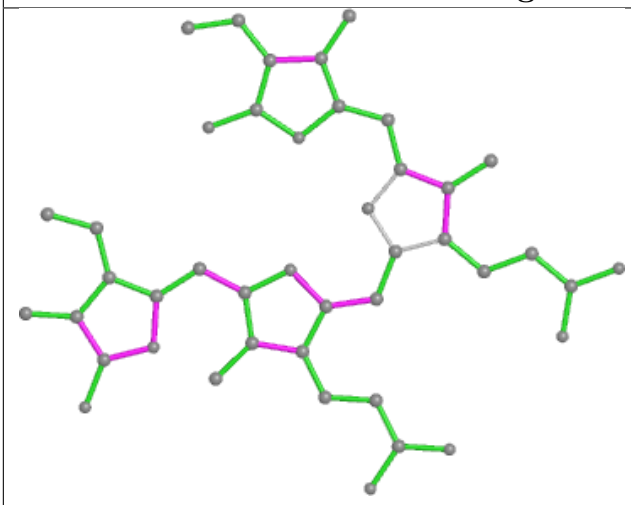

Bond lengths

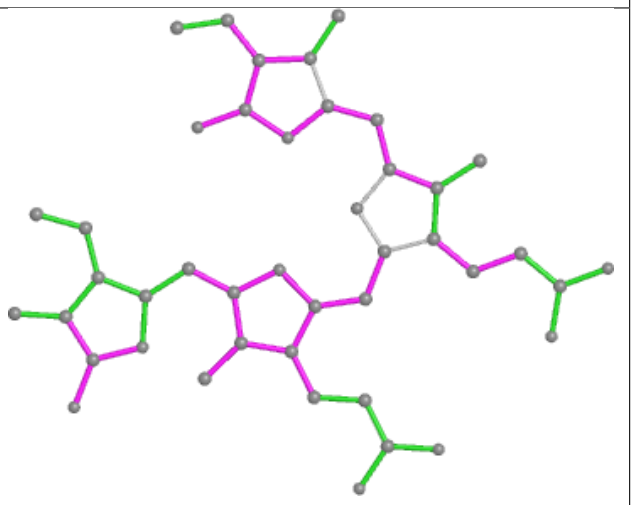

Bond angles

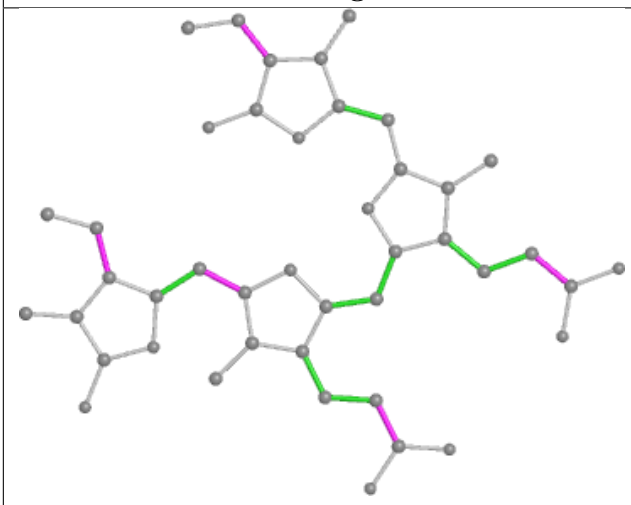

Torsions

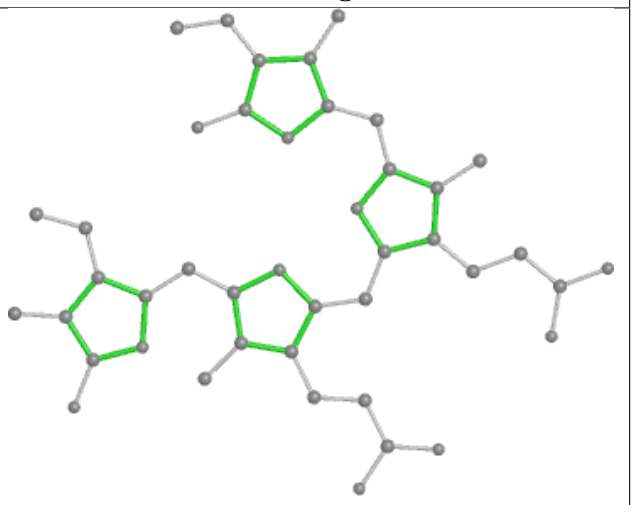

Rings

Ligand PEB LK 201

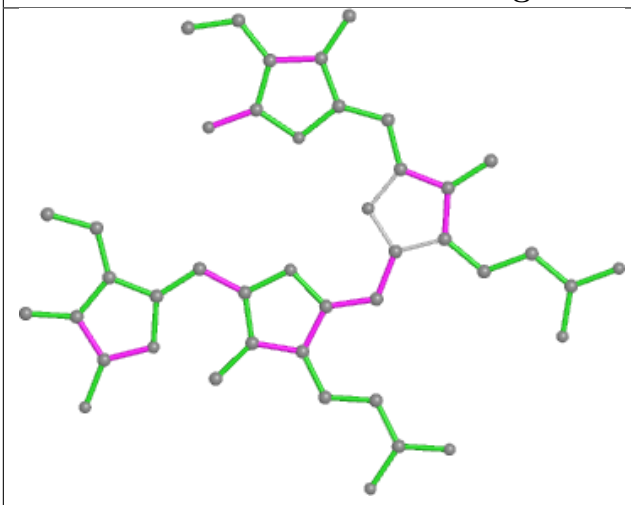

Bond lengths

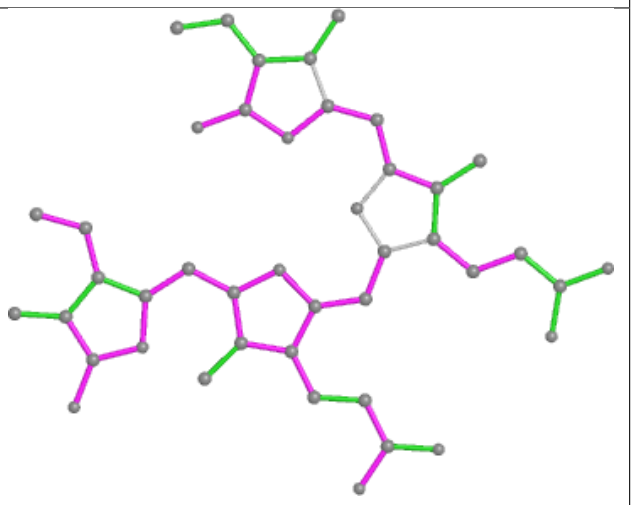

Bond angles

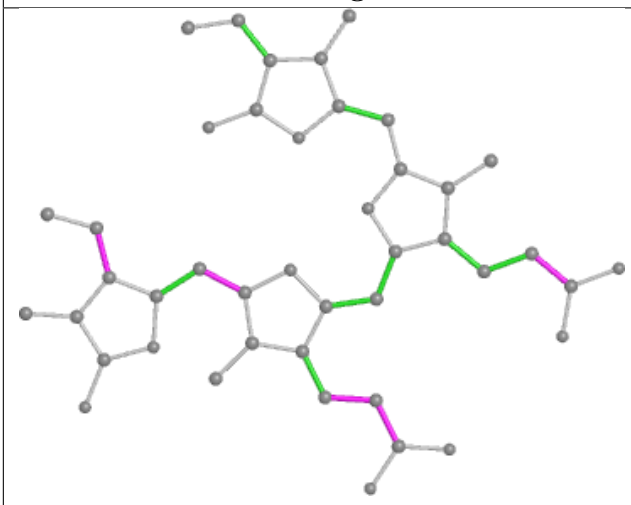

Torsions

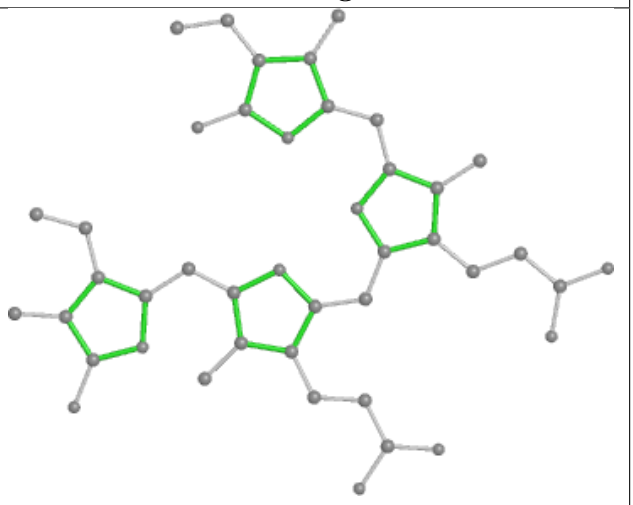

Rings

Ligand PEB fO 202

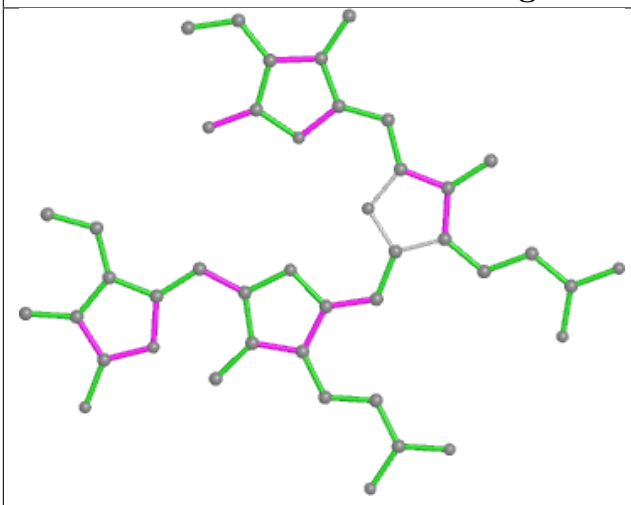

Bond lengths

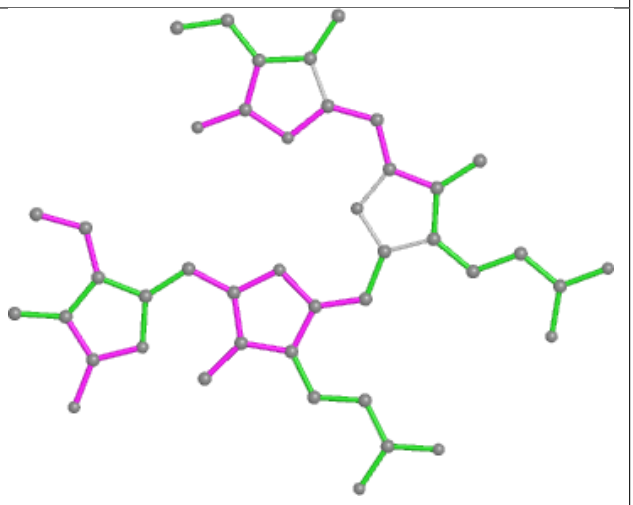

Bond angles

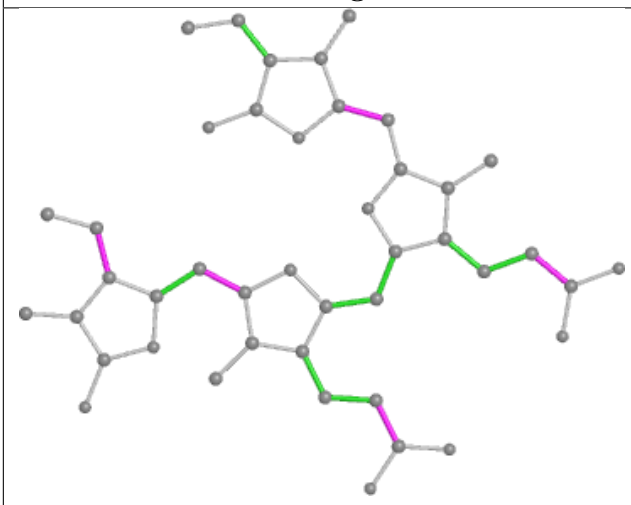

Torsions

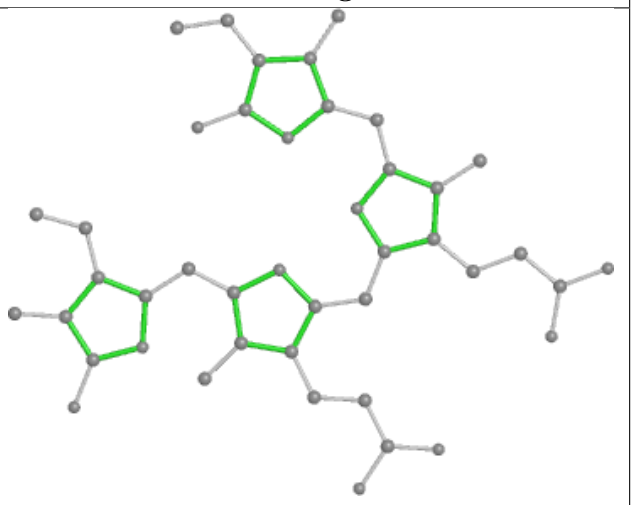

Rings

Ligand PEB aM 202

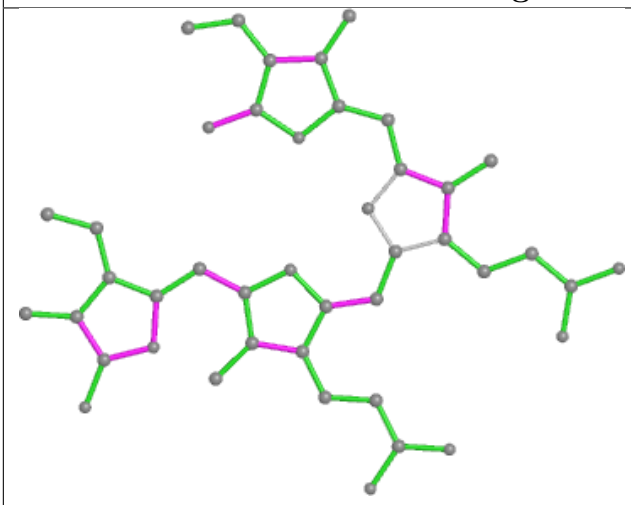

Bond lengths

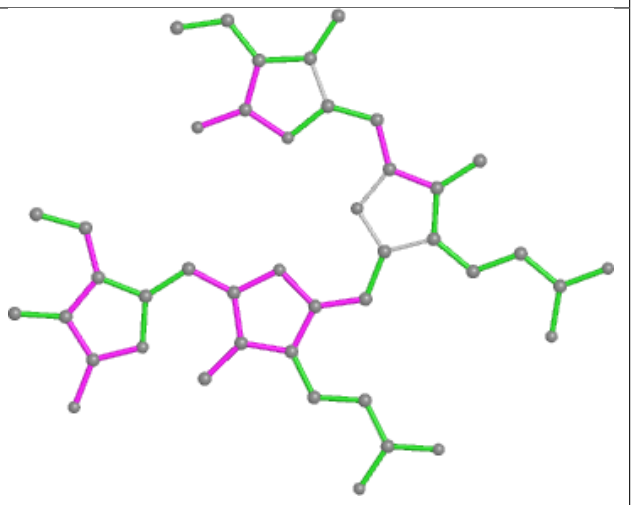

Bond angles

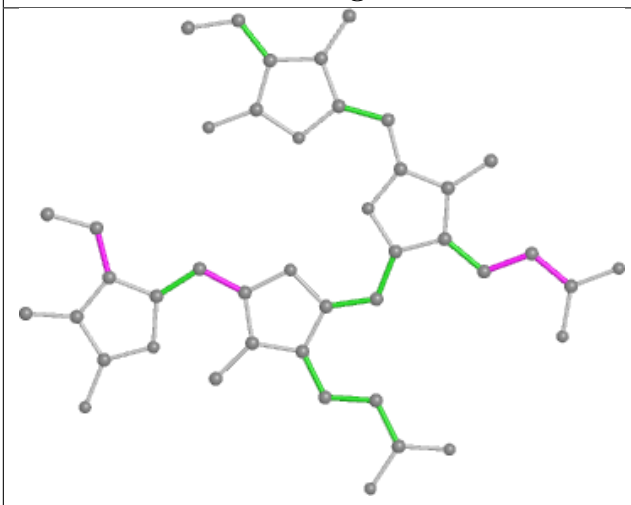

Torsions

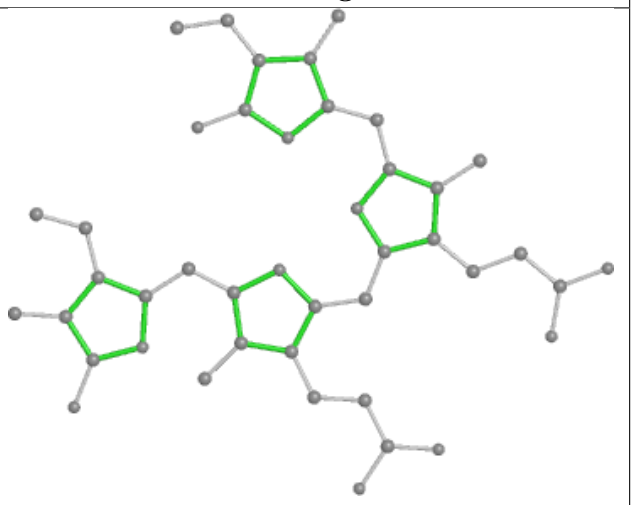

Rings

Ligand CLA DL 404

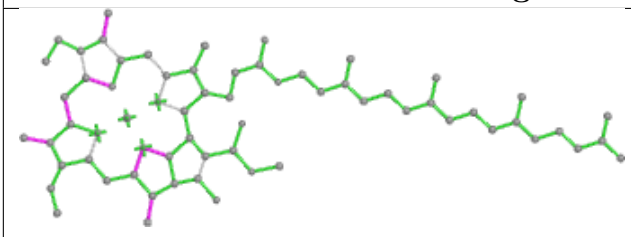

Bond lengths

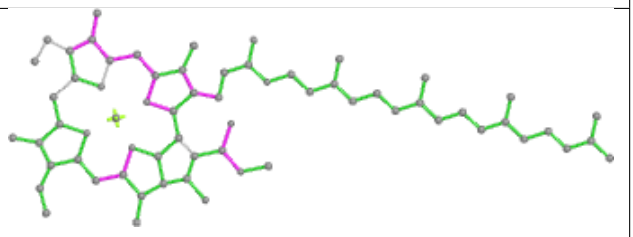

Bond angles

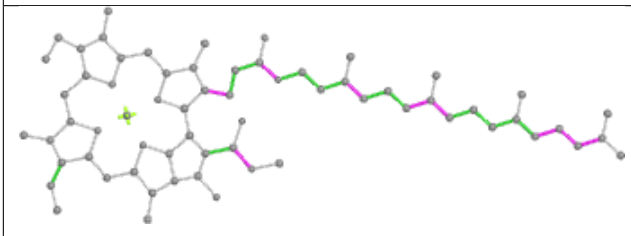

Torsions

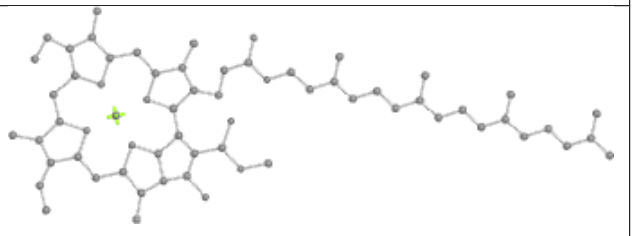

Rings

Ligand PEB OE 201

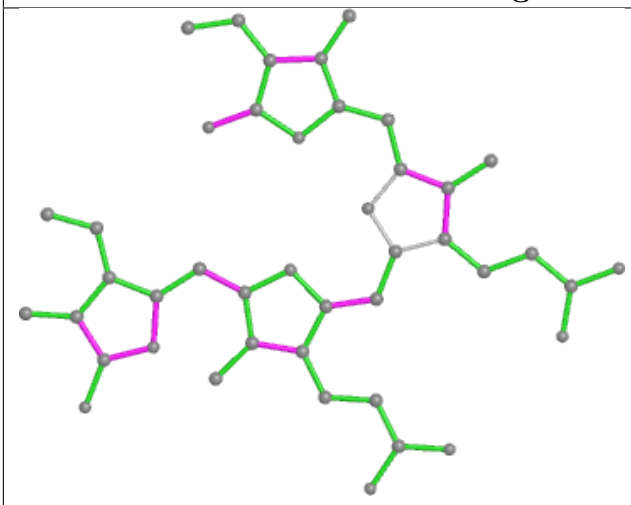

Bond lengths

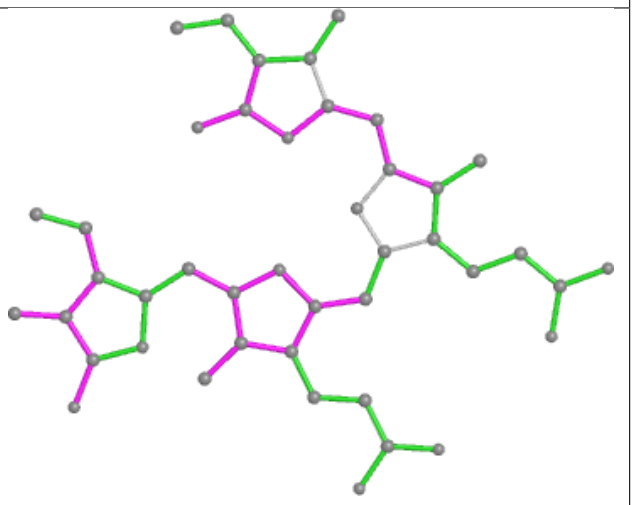

Bond angles

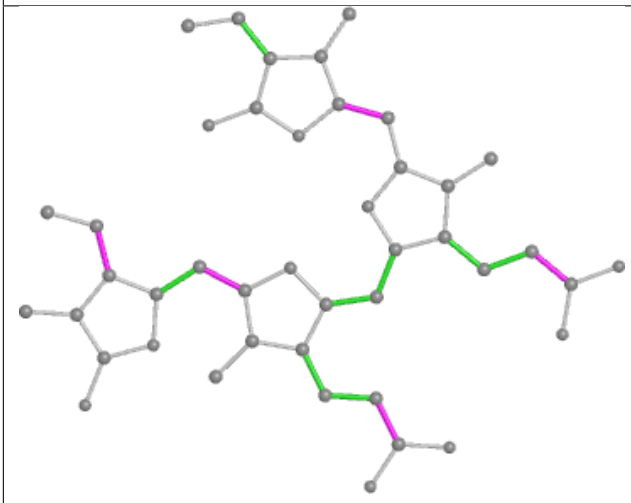

Torsions

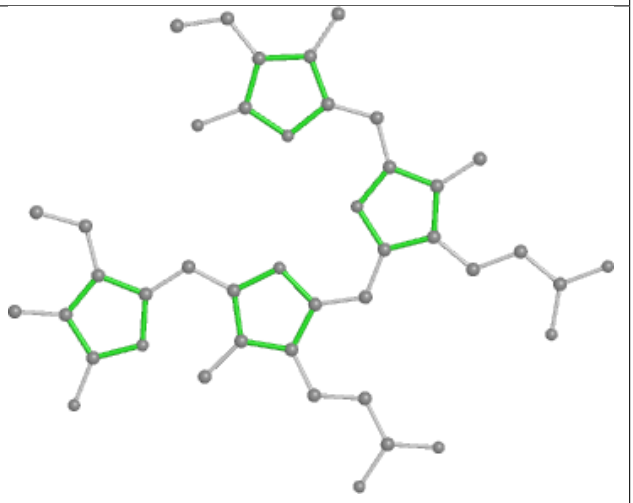

Rings

Ligand PEB Y7 303

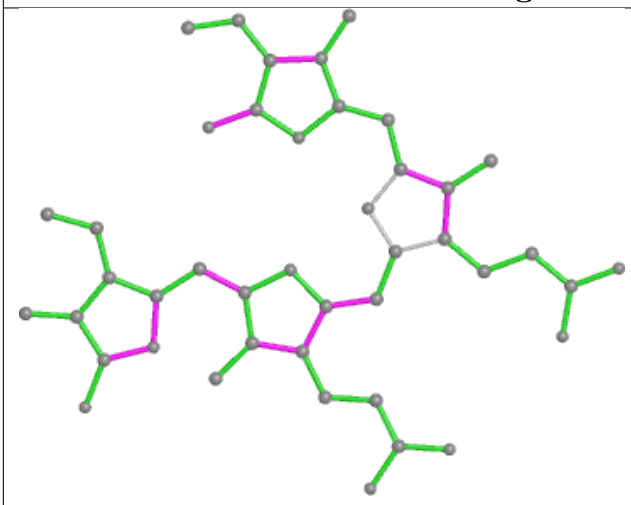

Bond lengths

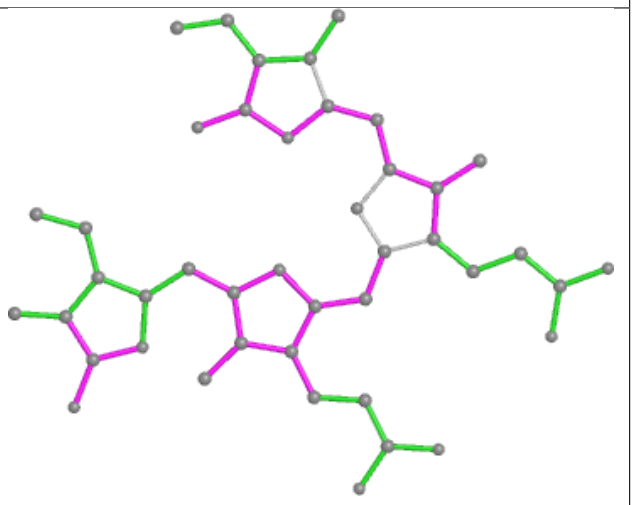

Bond angles

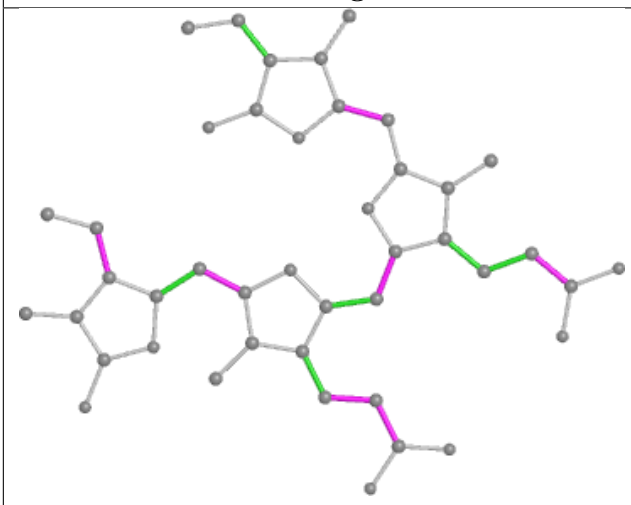

Torsions

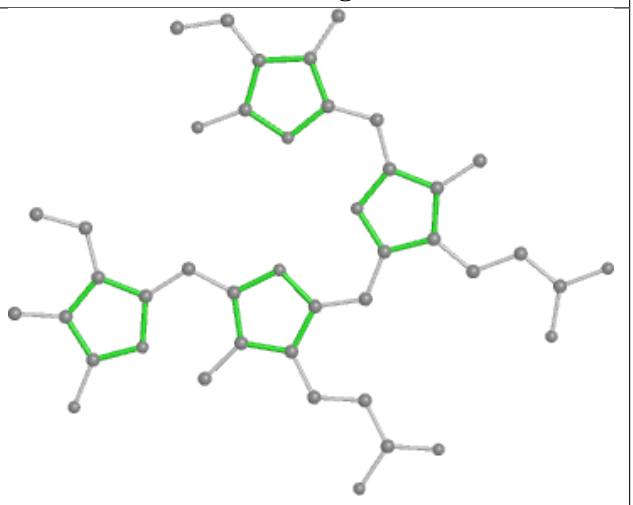

Rings

Ligand PEB jM 202

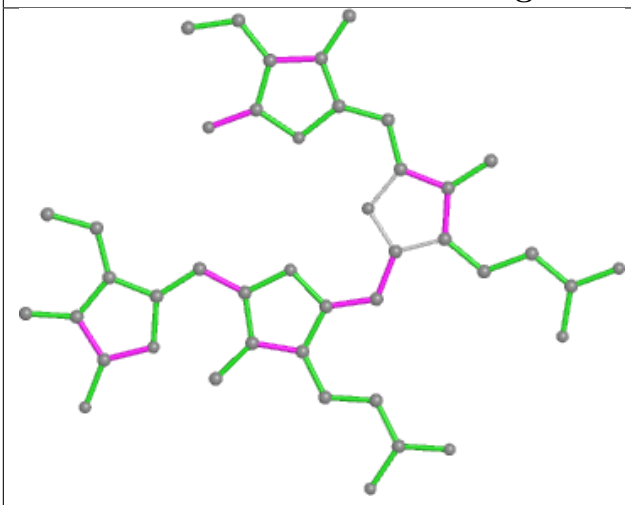

Bond lengths

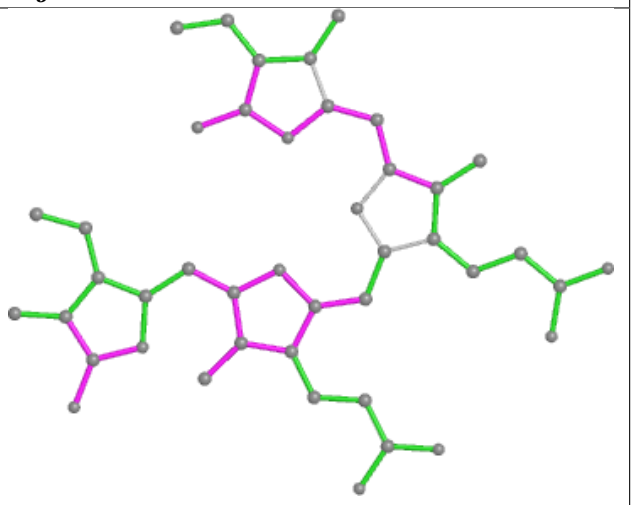

Bond angles

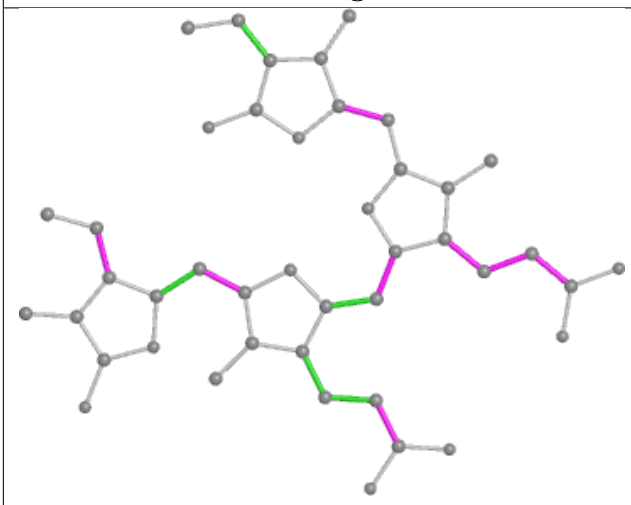

Torsions

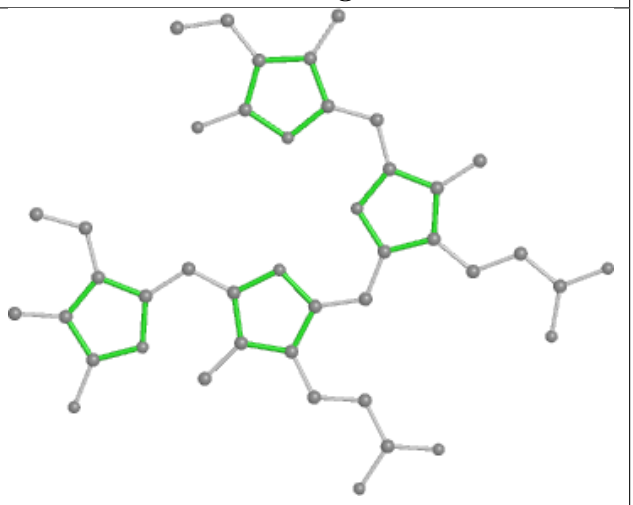

Rings

Ligand PEB qC 203

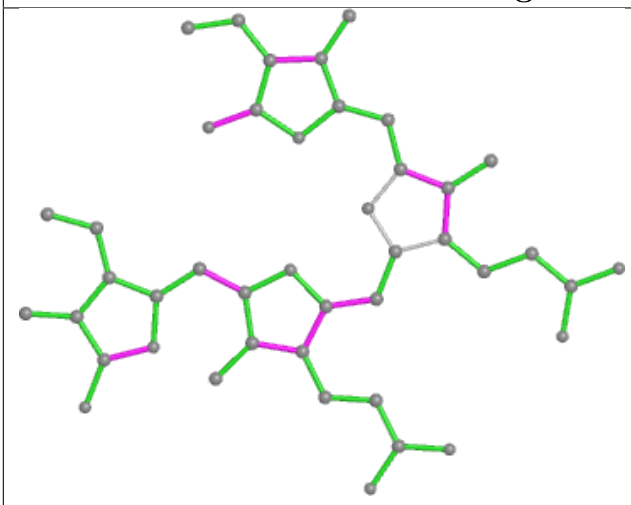

Bond lengths

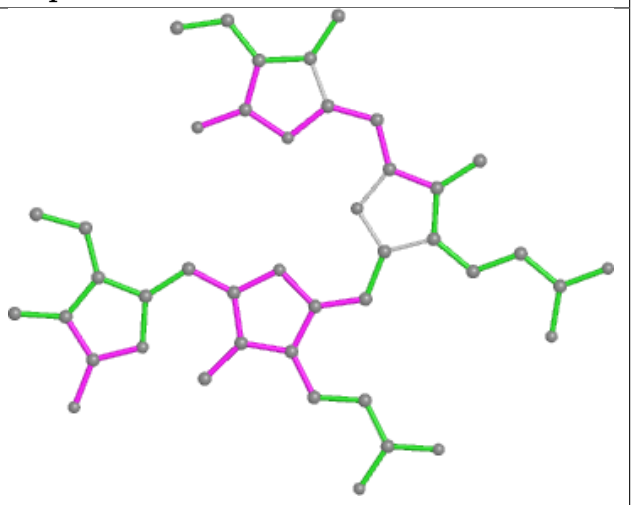

Bond angles

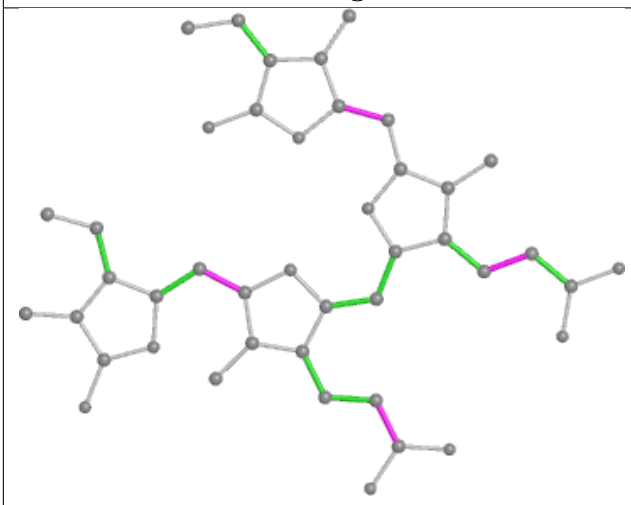

Torsions

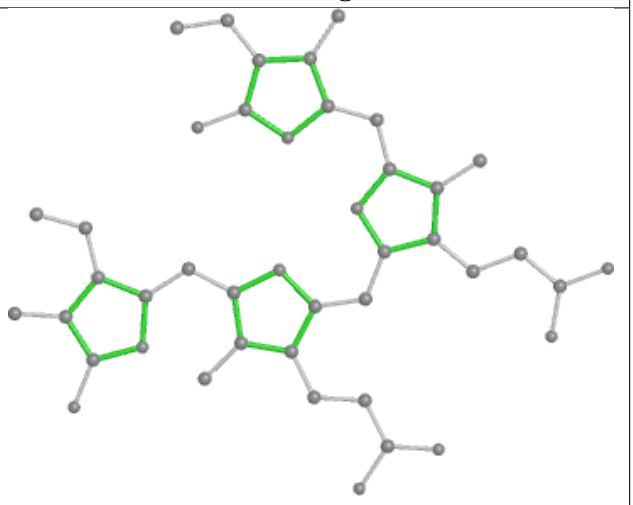

Rings

Ligand CLA B2 814

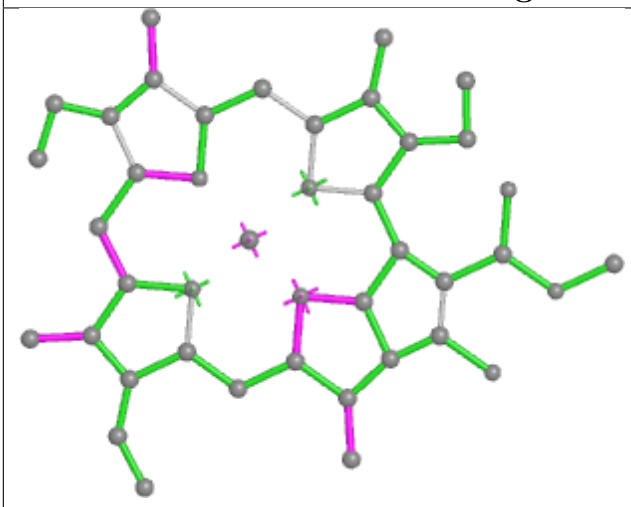

Bond lengths

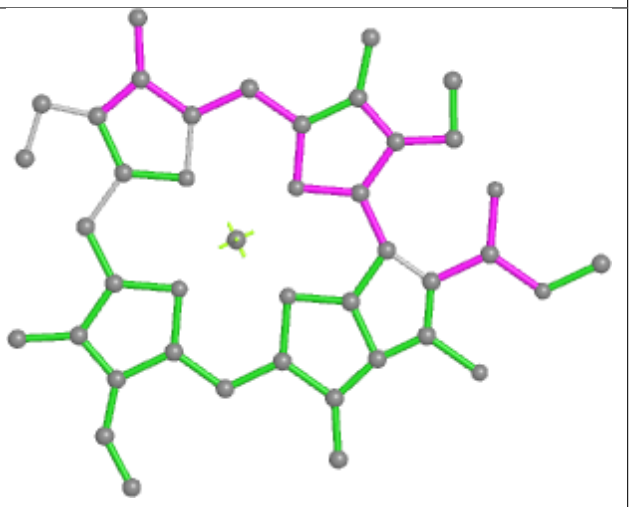

Bond angles

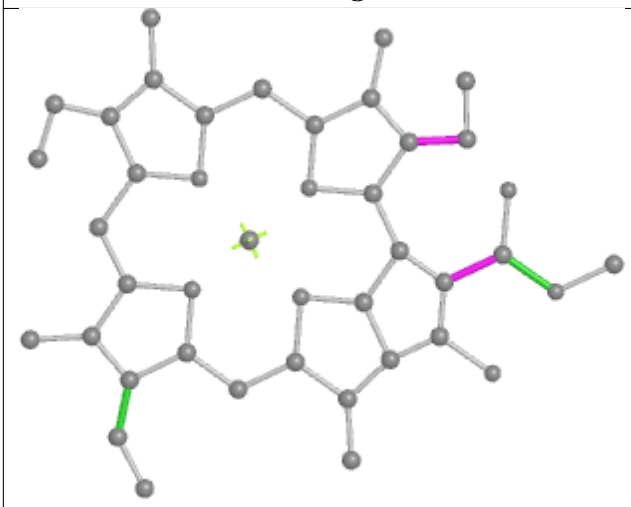

Torsions

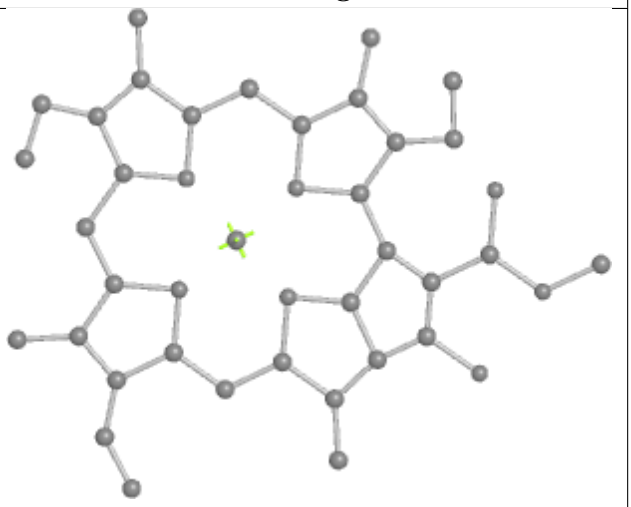

Rings

Ligand PEB k4 202

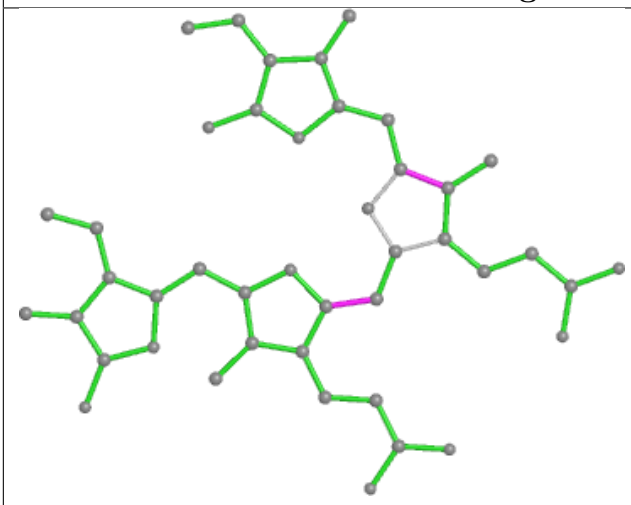

Bond lengths

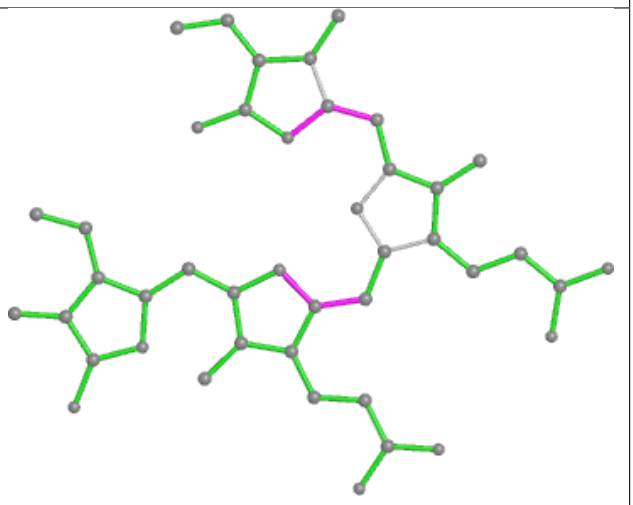

Bond angles

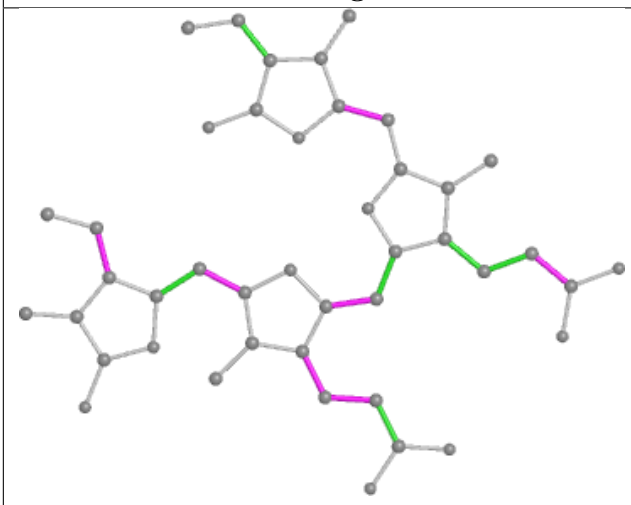

Torsions

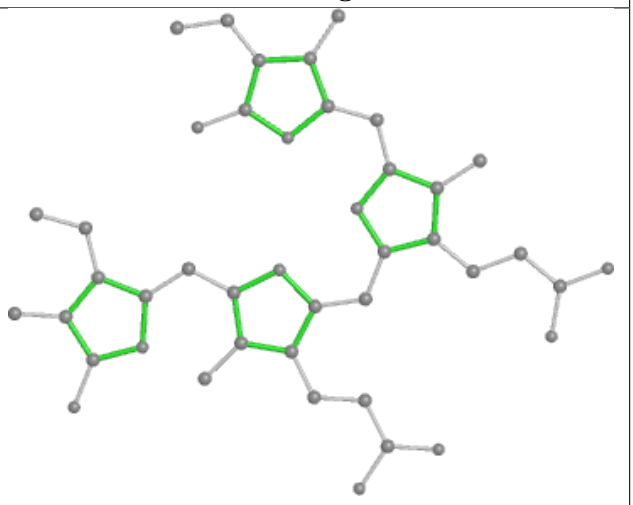

Rings

Ligand PEB AQ 304

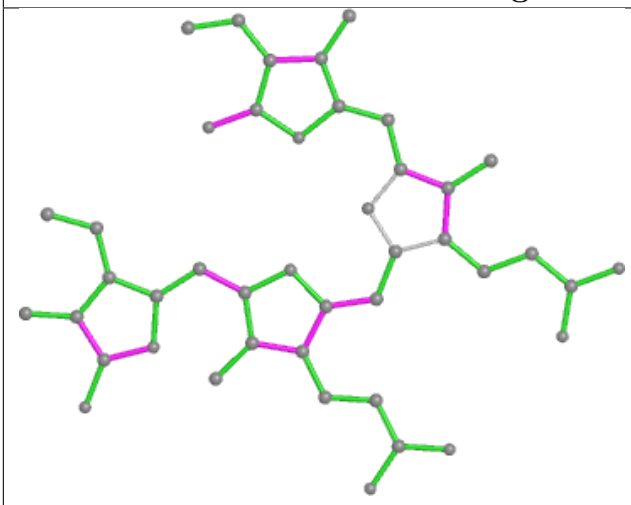

Bond lengths

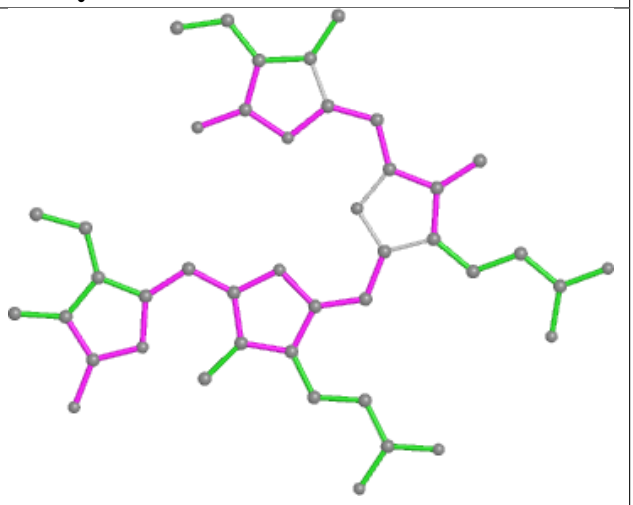

Bond angles

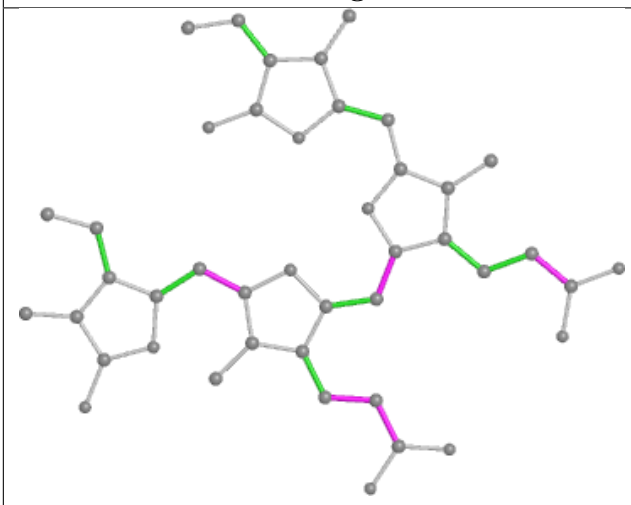

Torsions

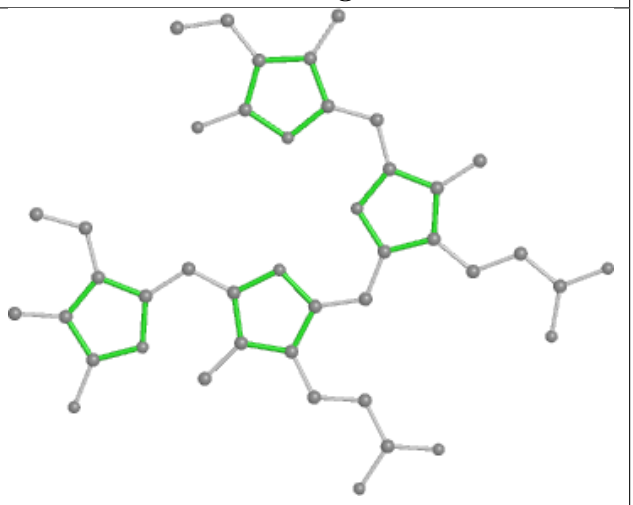

Rings

Ligand PEB V9 202

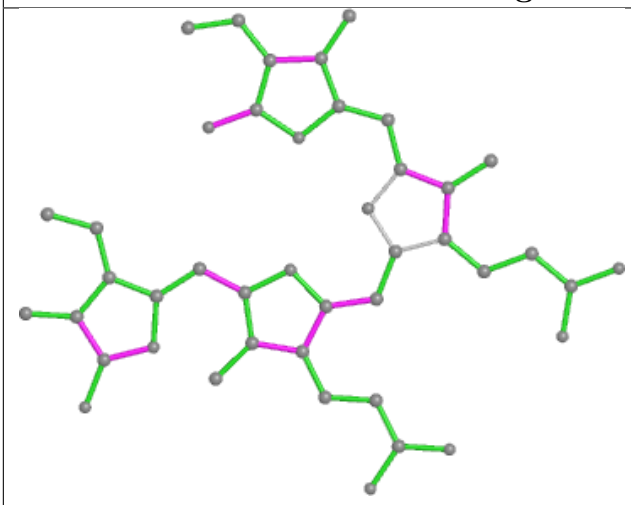

Bond lengths

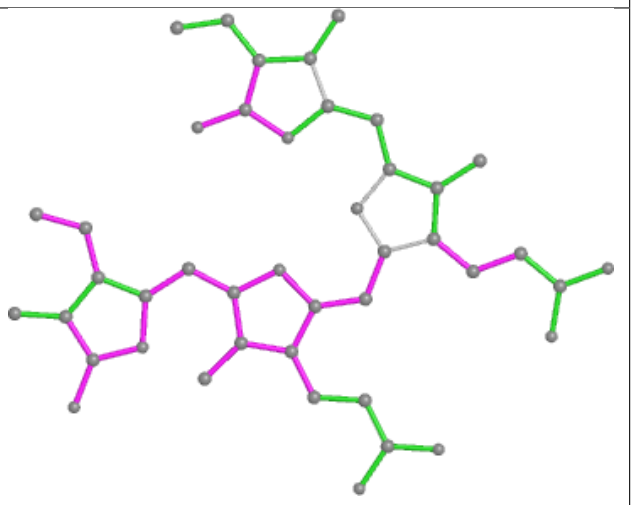

Bond angles

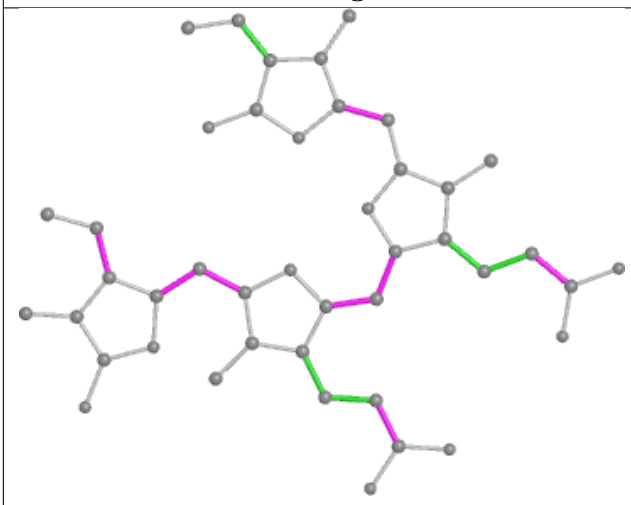

Torsions

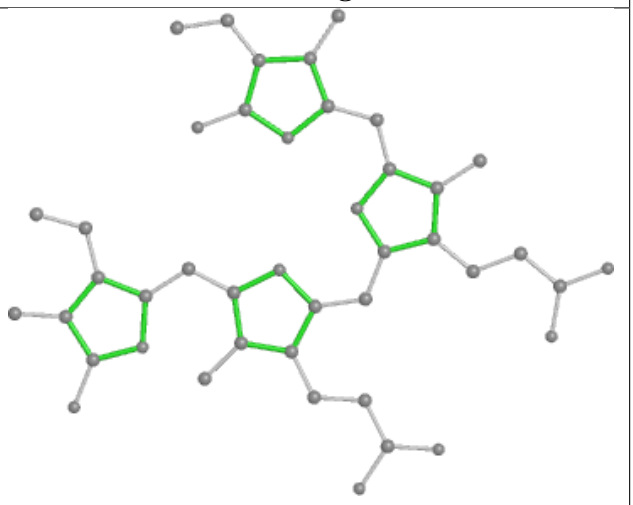

Rings

Ligand PEB lJ 202

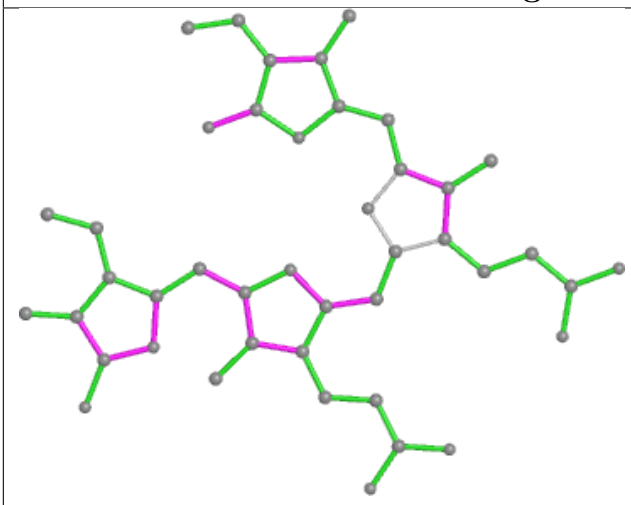

Bond lengths

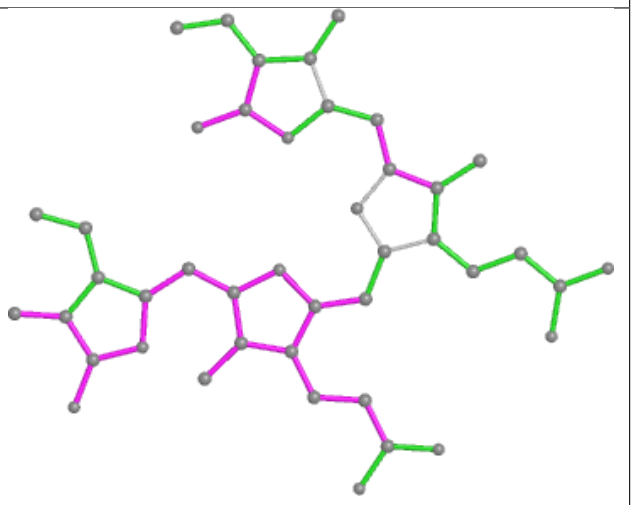

Bond angles

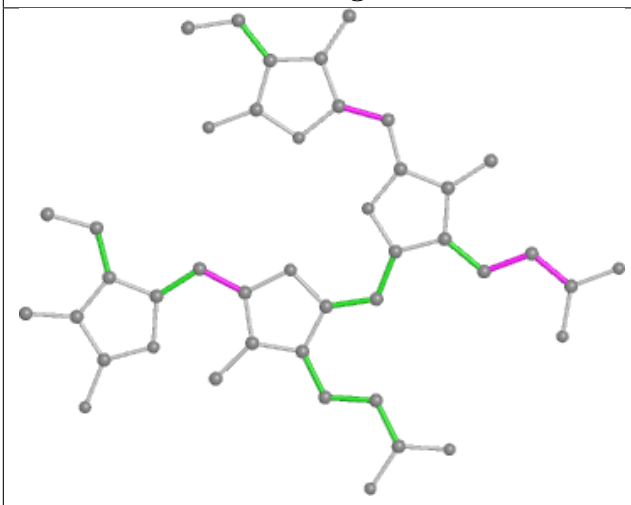

Torsions

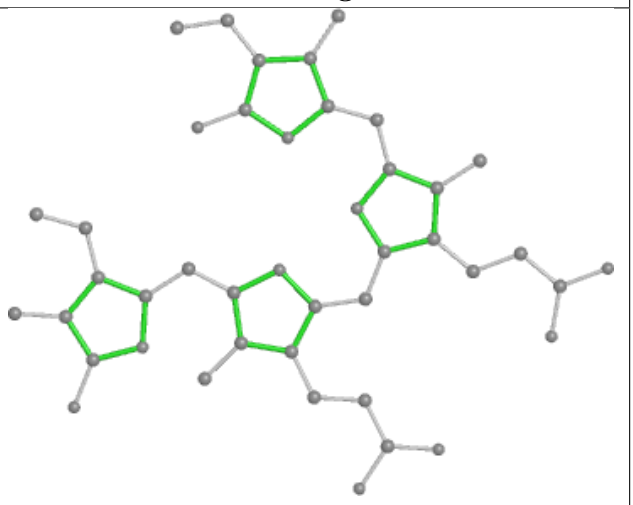

Rings

Ligand PEB tC 202

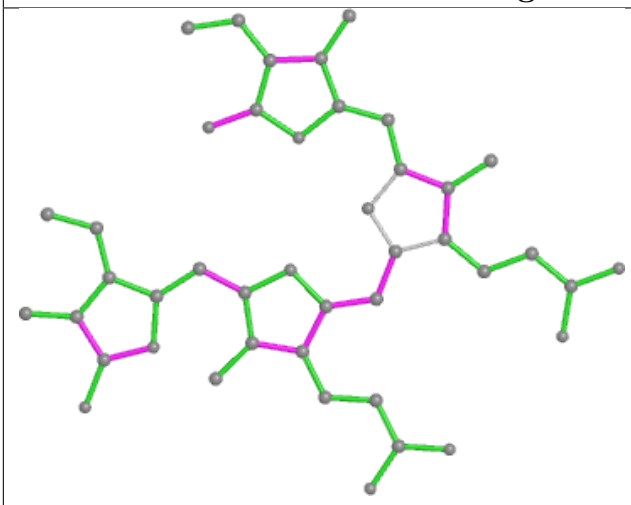

Bond lengths

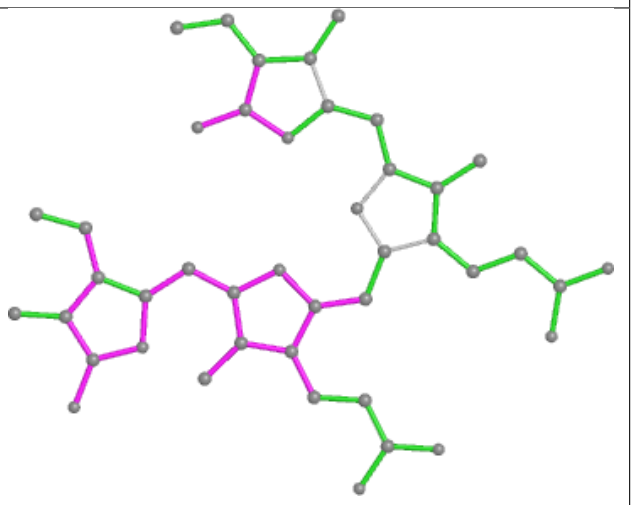

Bond angles

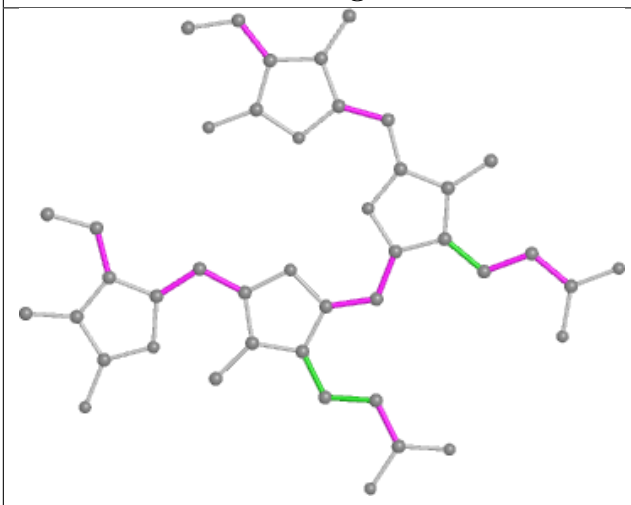

Torsions

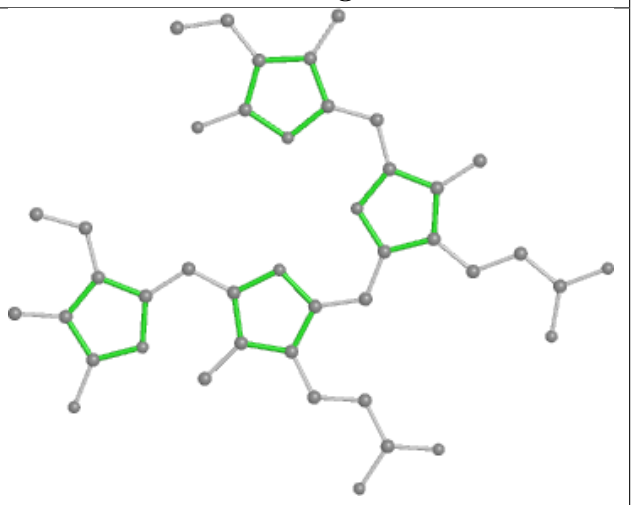

Rings

Ligand CYC o3 1001

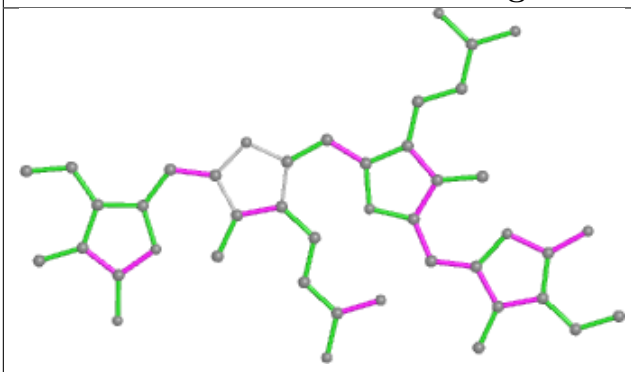

Bond lengths

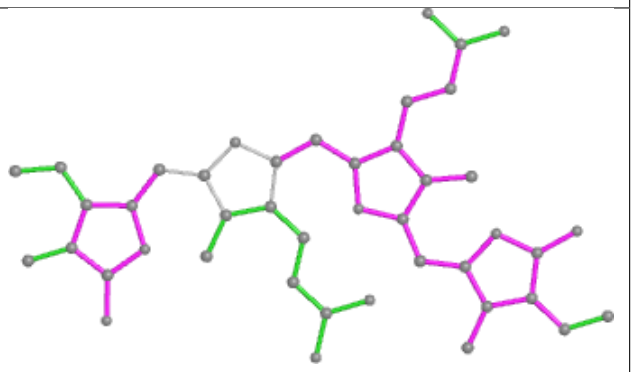

Bond angles

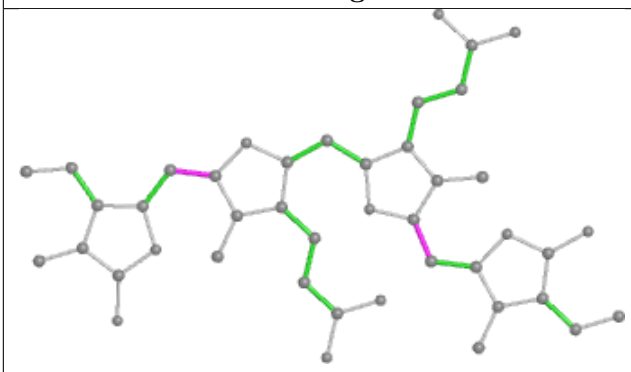

Torsions

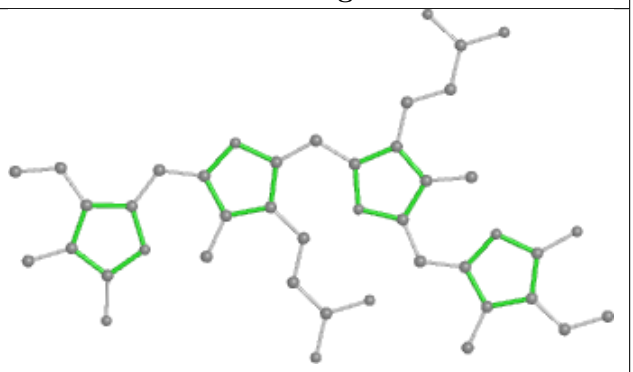

Rings

Ligand PEB YE 201

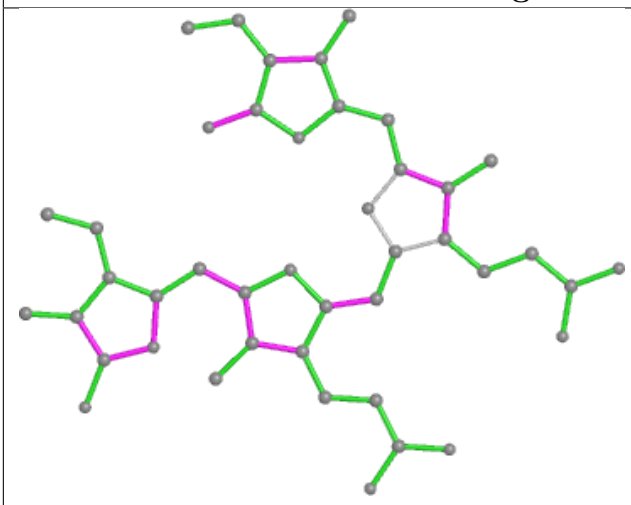

Bond lengths

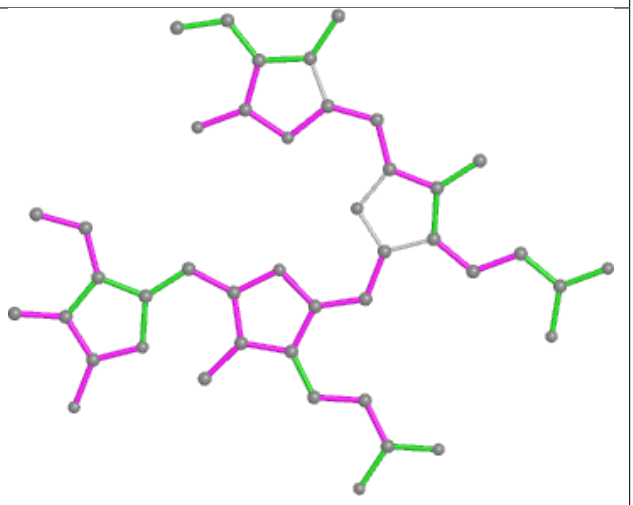

Bond angles

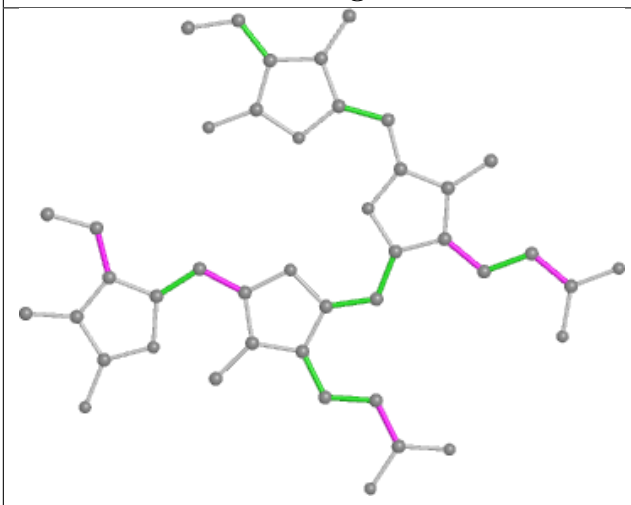

Torsions

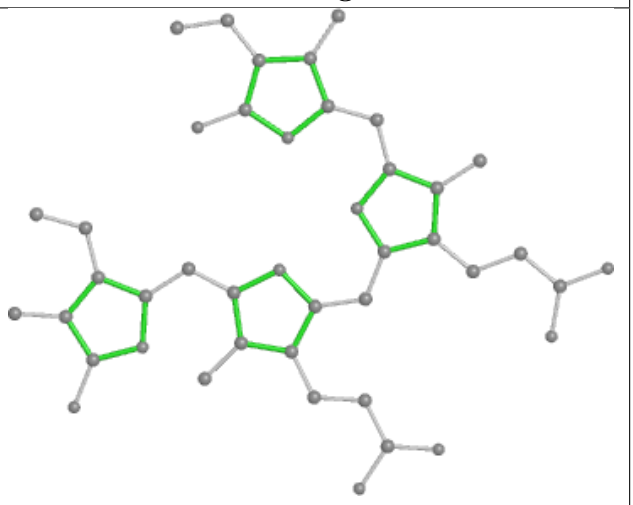

Rings

Ligand PEB W4 201

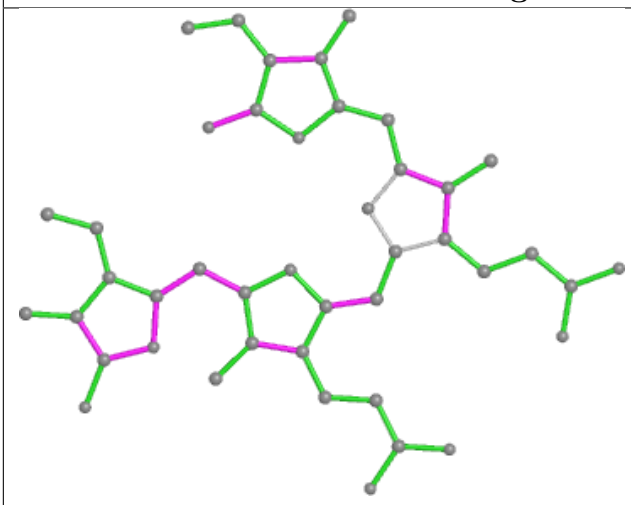

Bond lengths

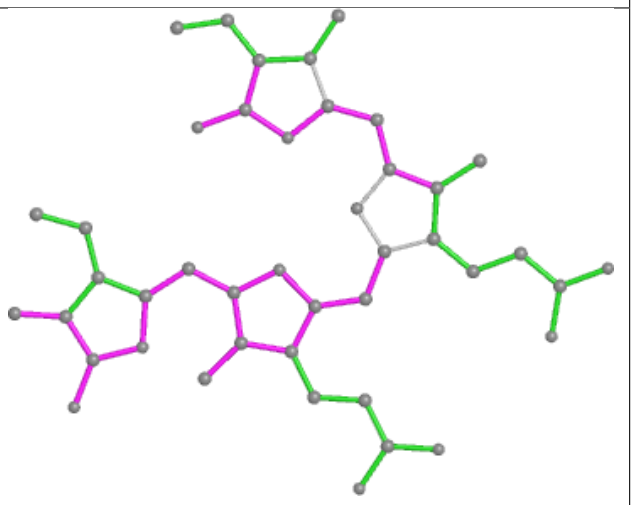

Bond angles

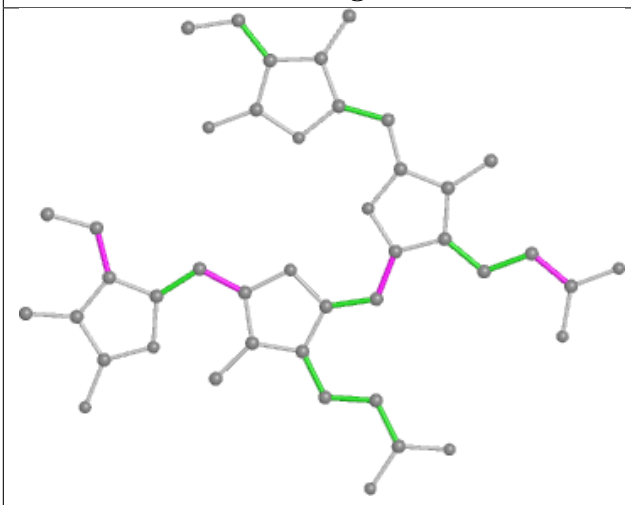

Torsions

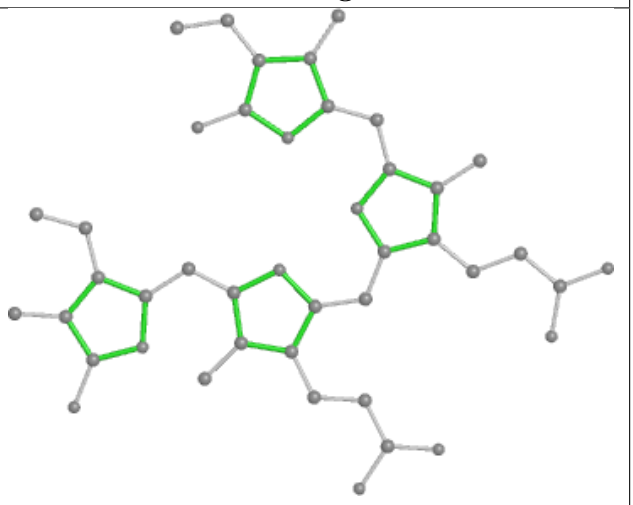

Rings

Ligand CLA 52 603

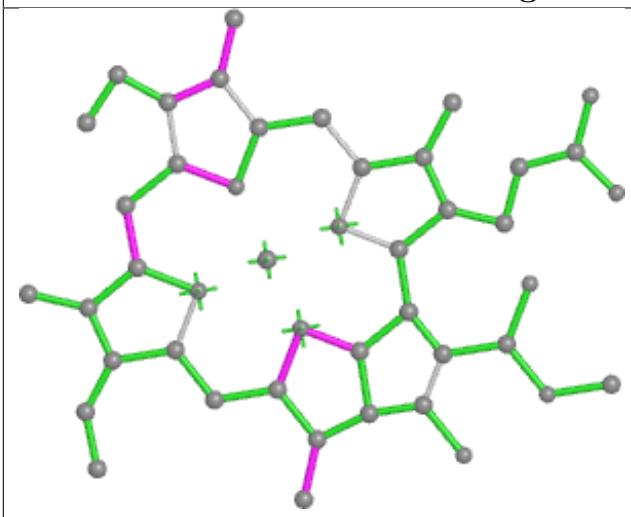

Bond lengths

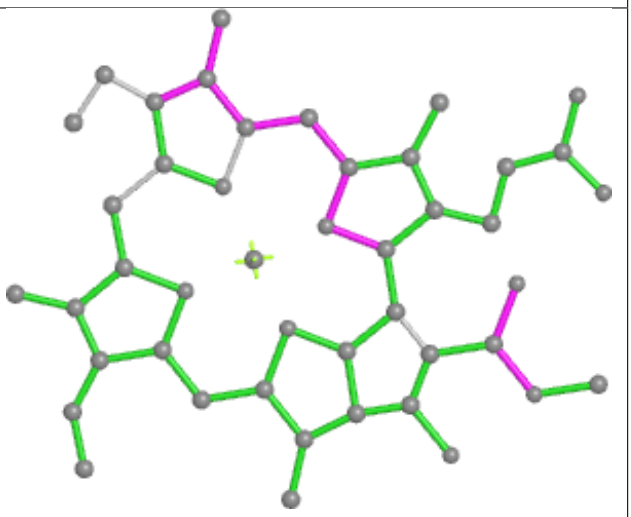

Bond angles

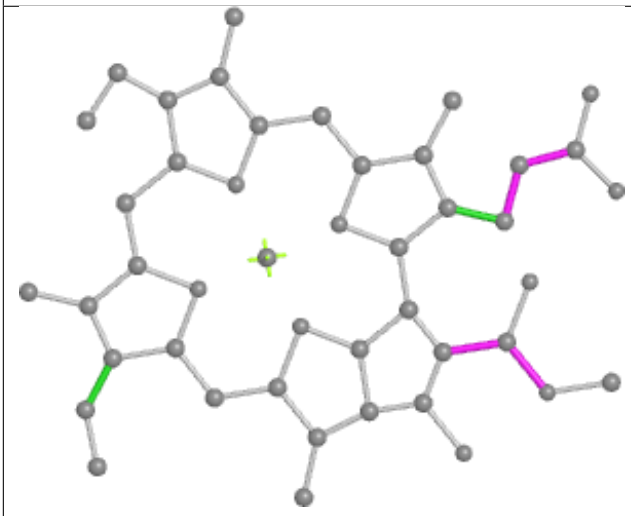

Torsions

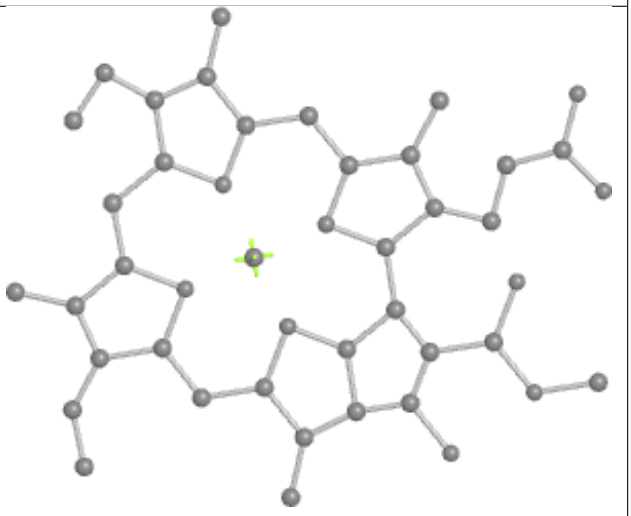

Rings

Ligand PEB X7 202

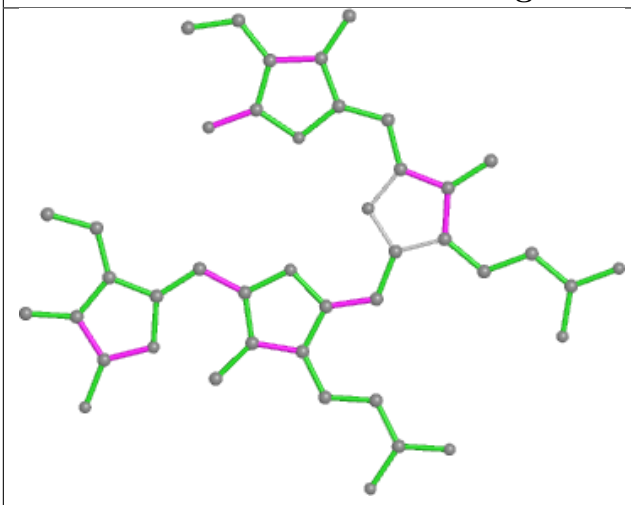

Bond lengths

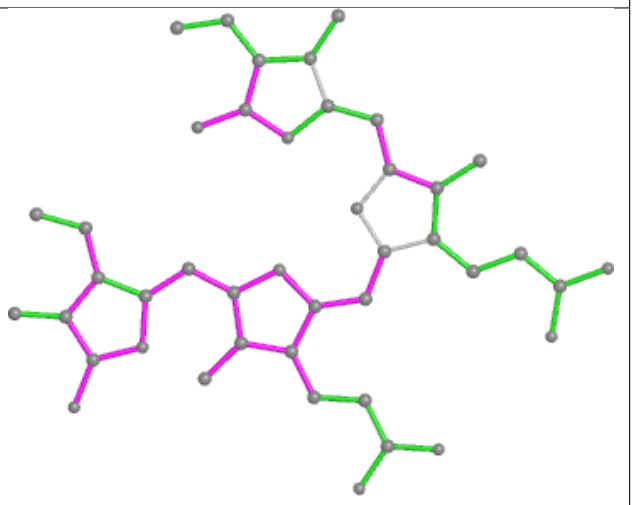

Bond angles

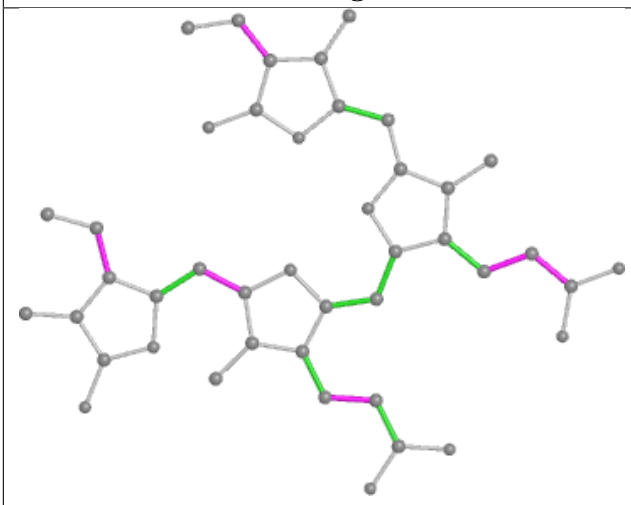

Torsions

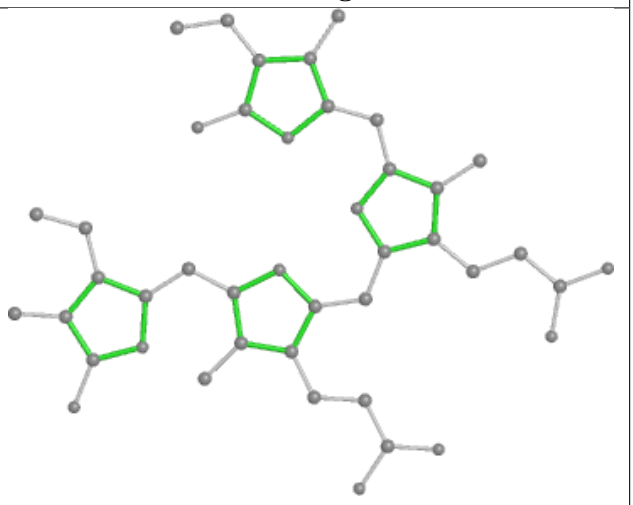

Rings

Ligand CLA 82 303

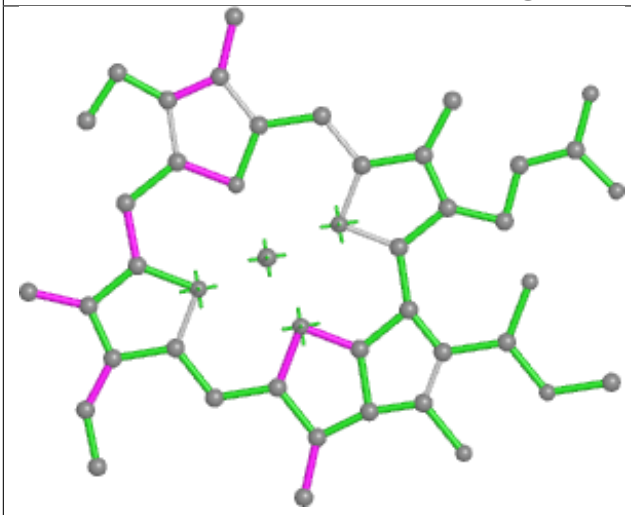

Bond lengths

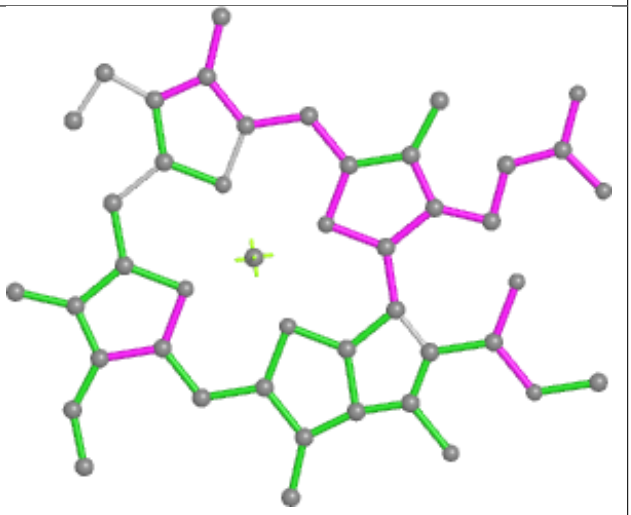

Bond angles

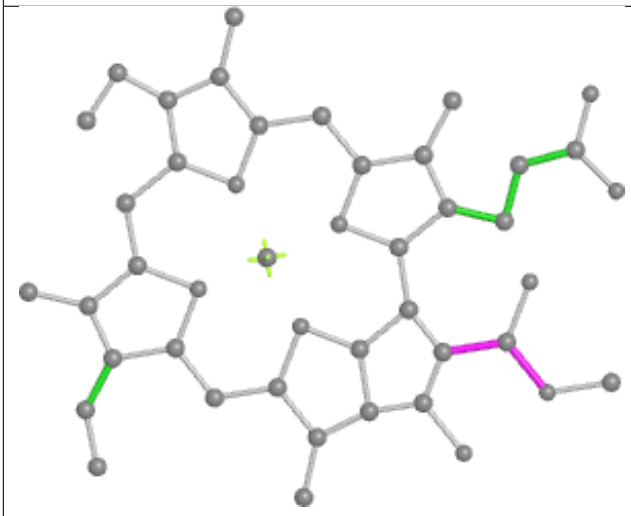

Torsions

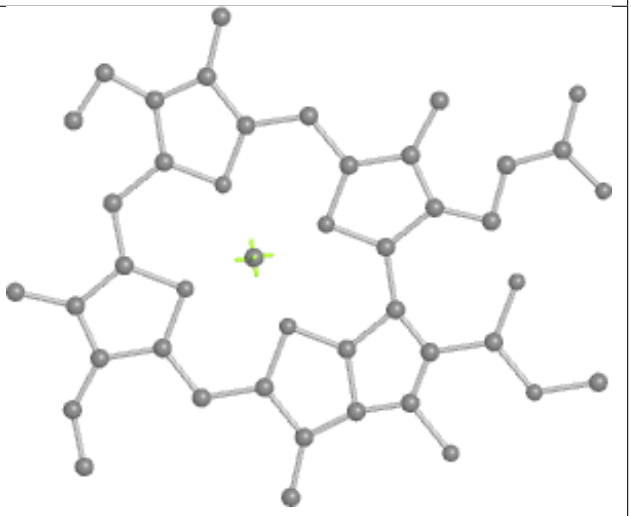

Rings

Ligand PEB HB 203

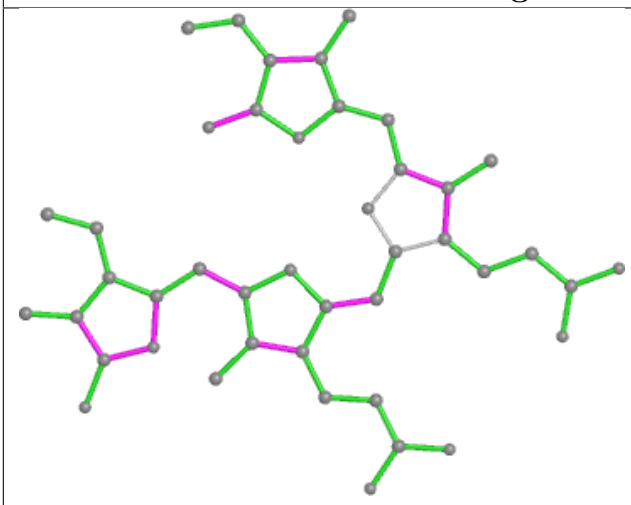

Bond lengths

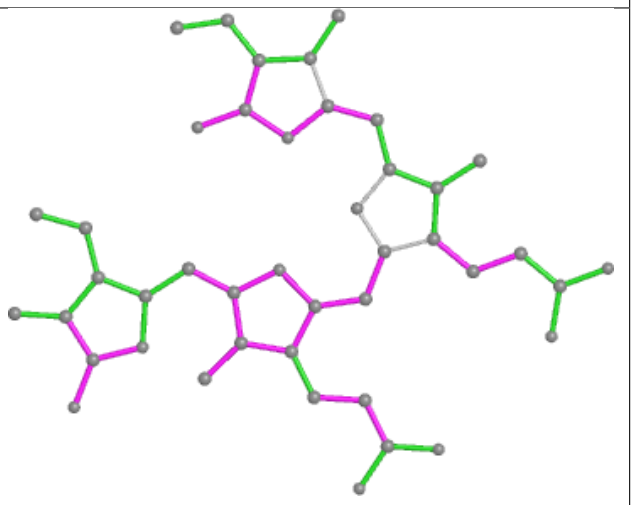

Bond angles

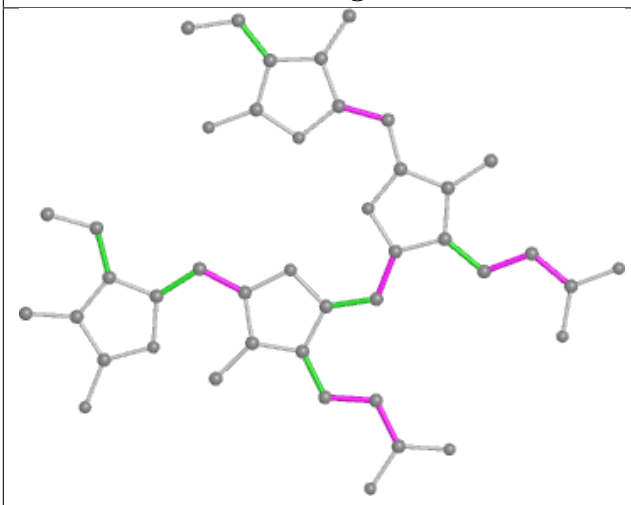

Torsions

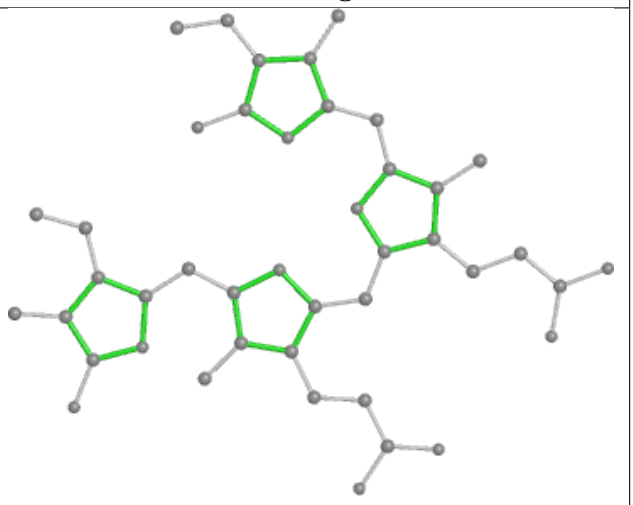

Rings

Ligand CLA 12 609

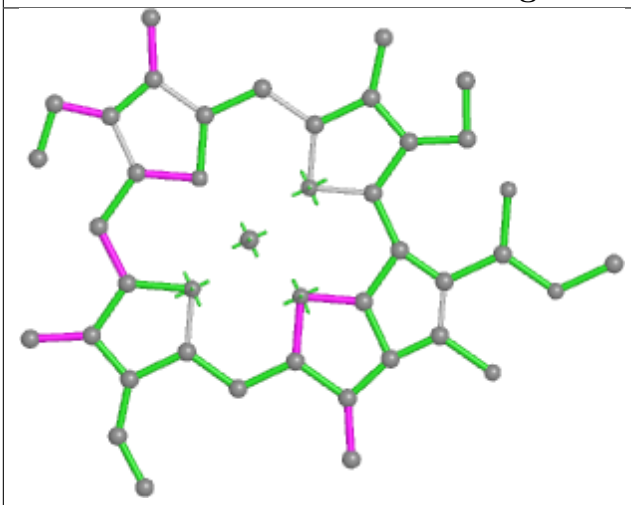

Bond lengths

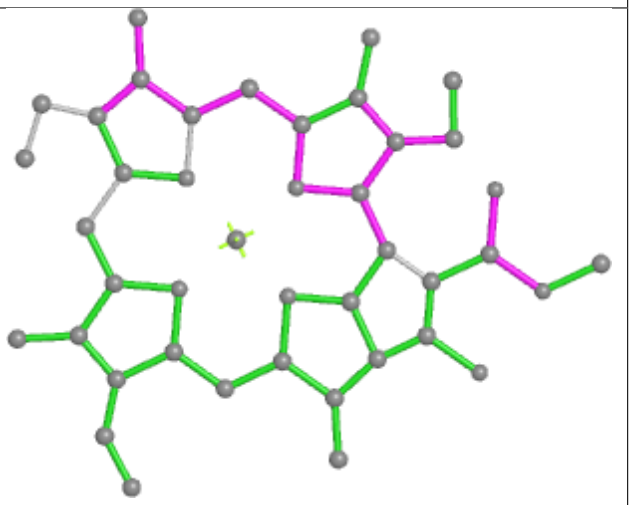

Bond angles

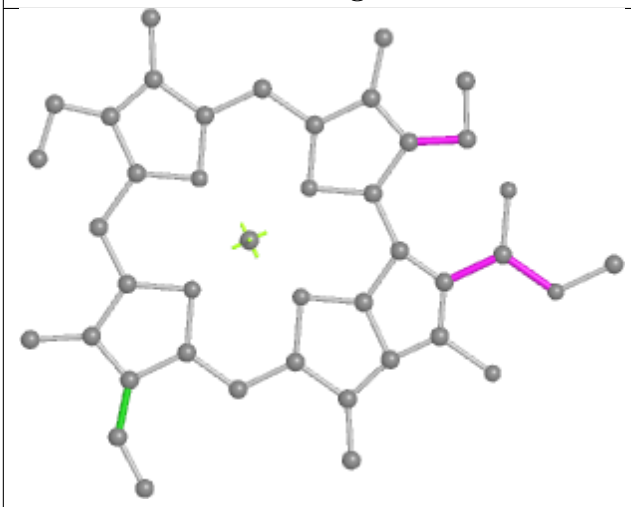

Torsions

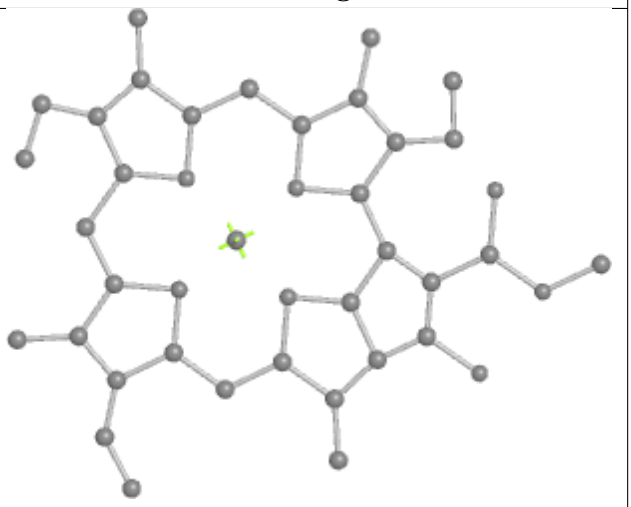

Rings

Ligand PEB FA 203

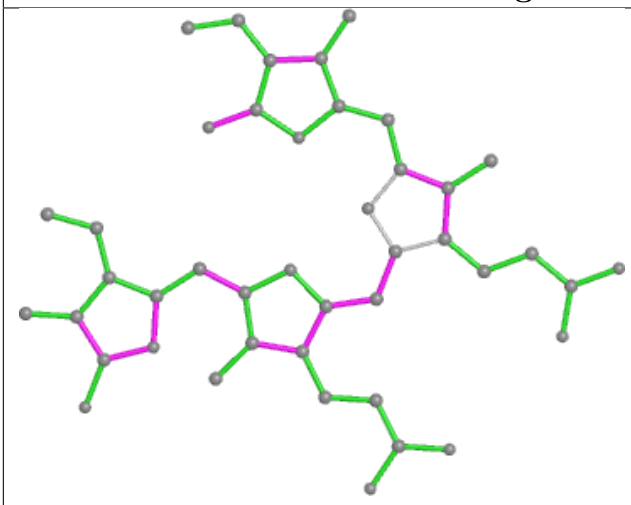

Bond lengths

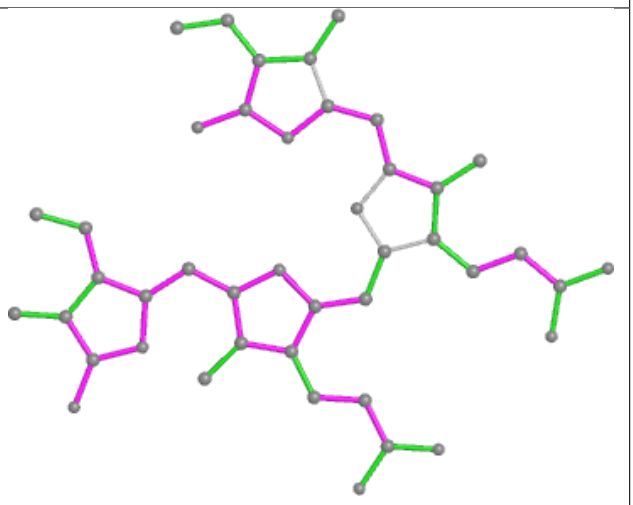

Bond angles

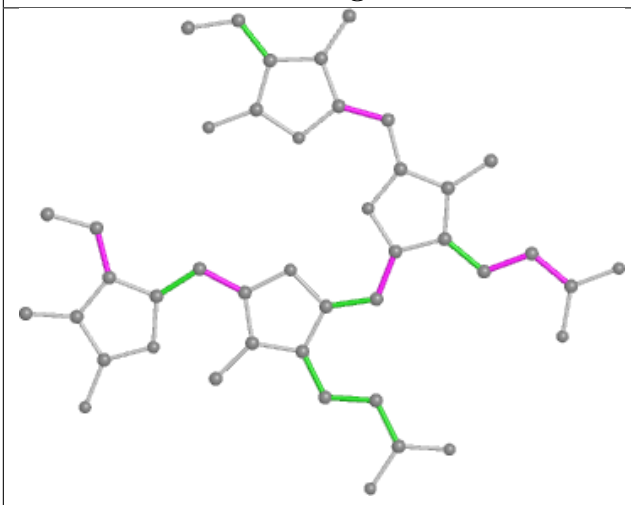

Torsions

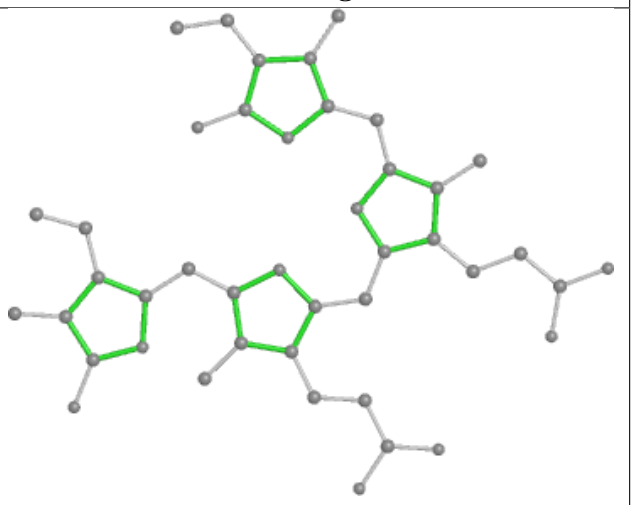

Rings

Ligand PEB XB 202

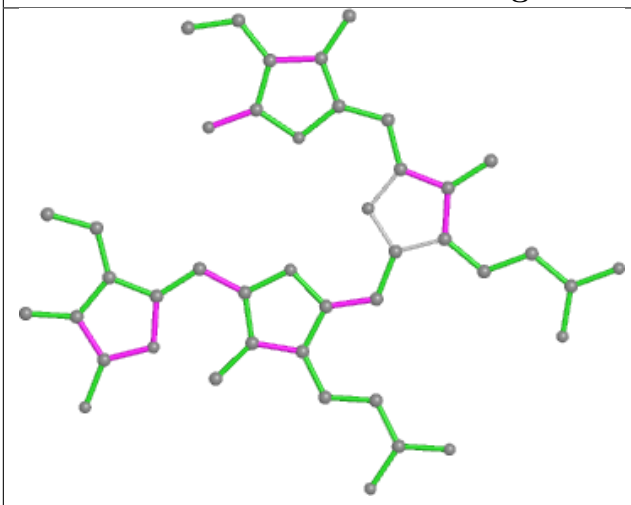

Bond lengths

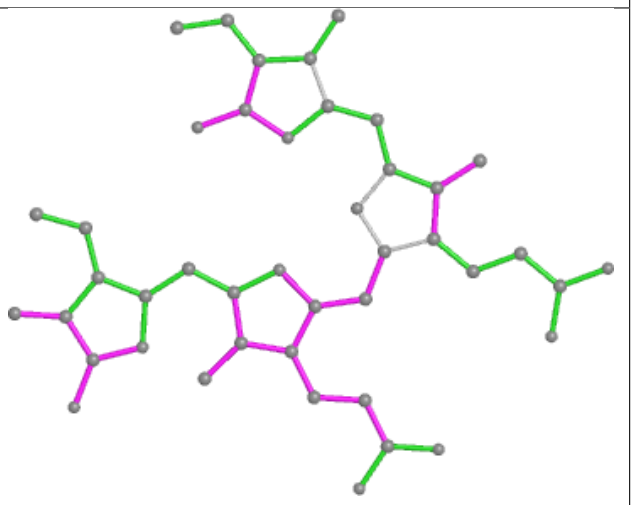

Bond angles

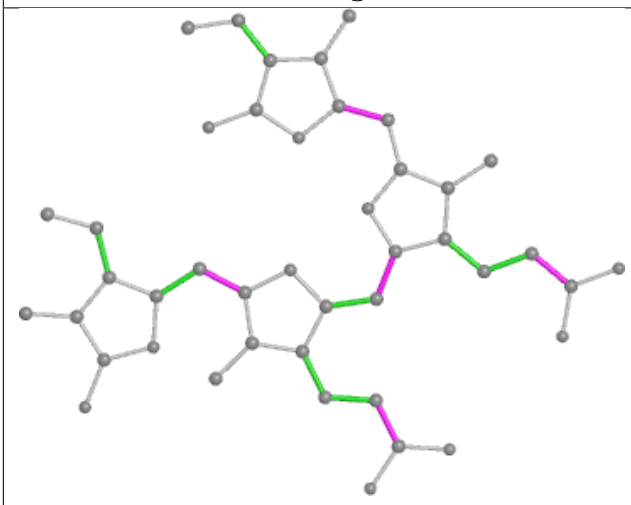

Torsions

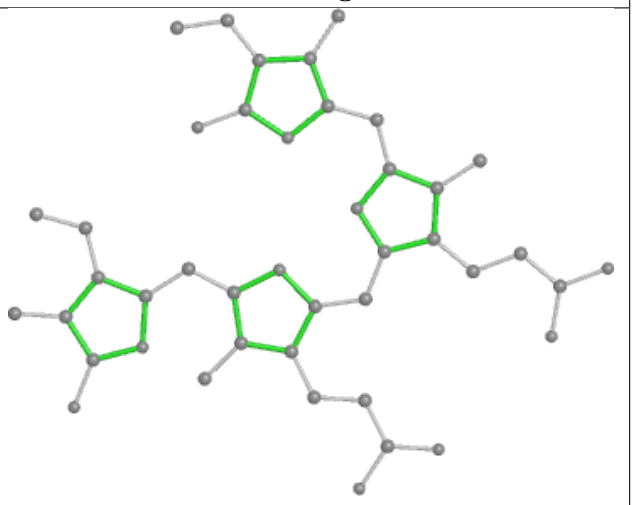

Rings

Ligand CYC FE 1002

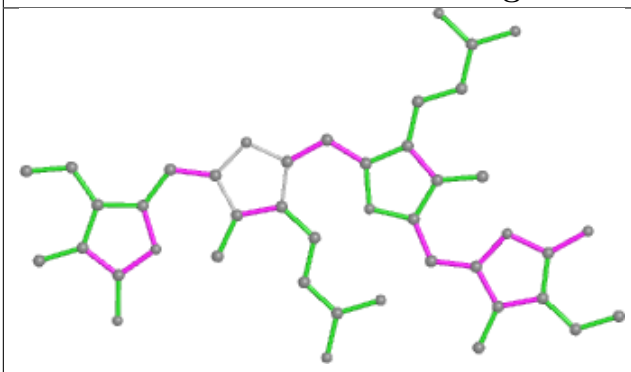

Bond lengths

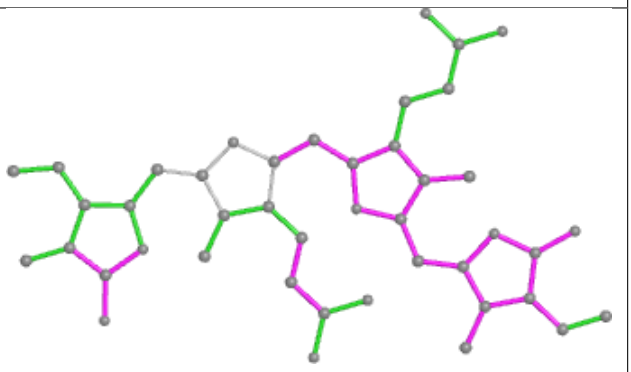

Bond angles

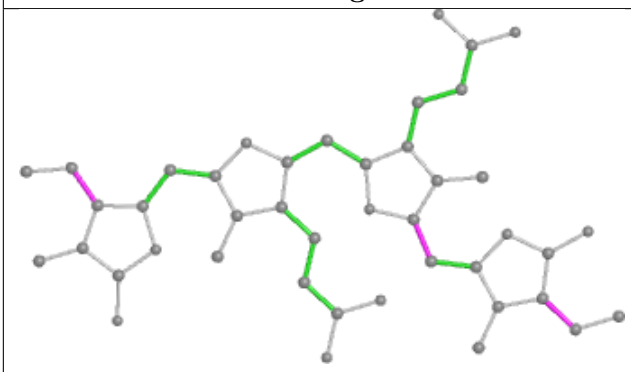

Torsions

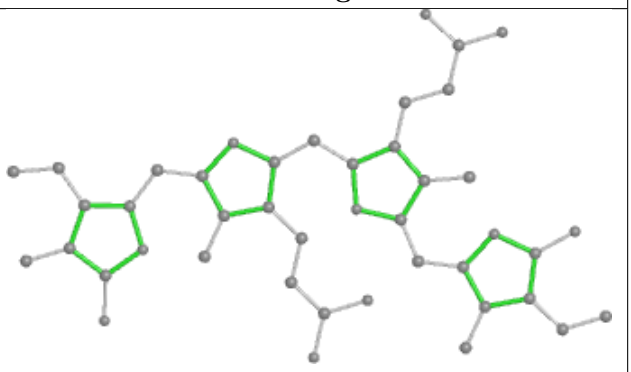

Rings

Ligand PEB HK 202

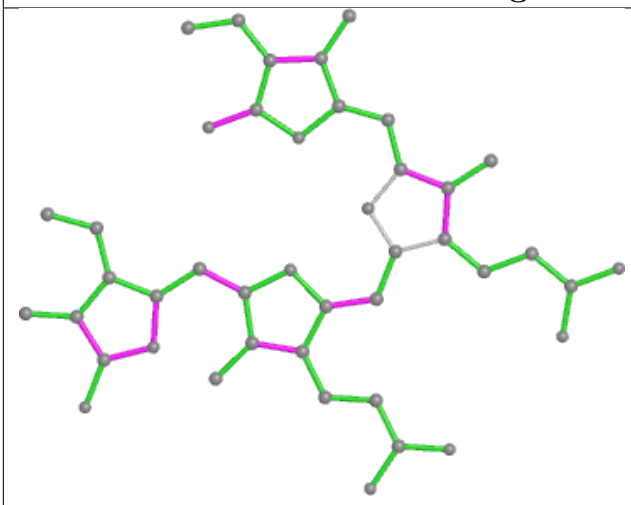

Bond lengths

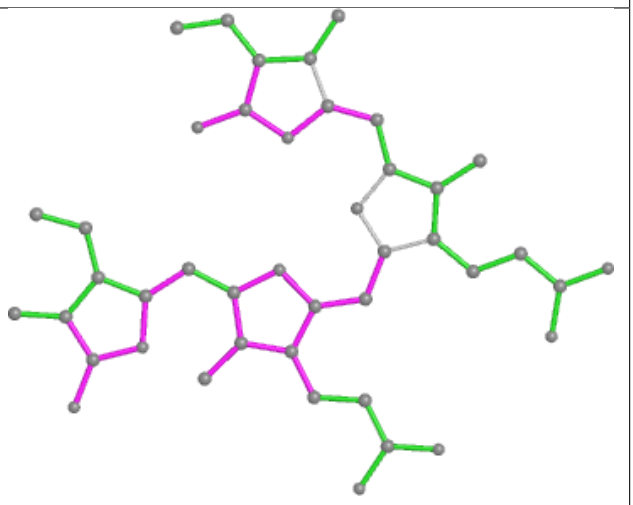

Bond angles

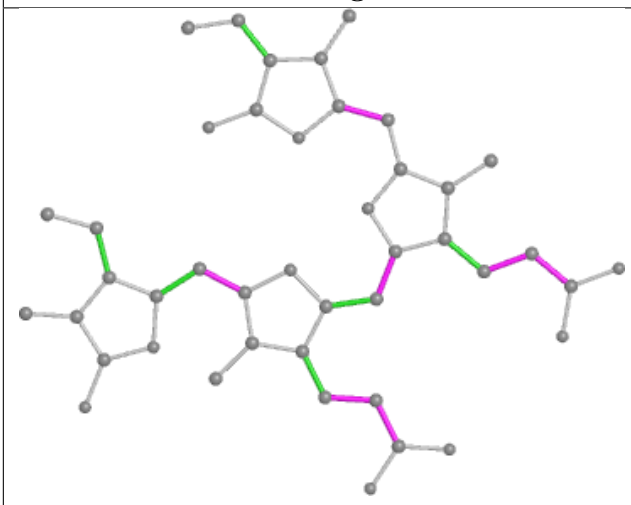

Torsions

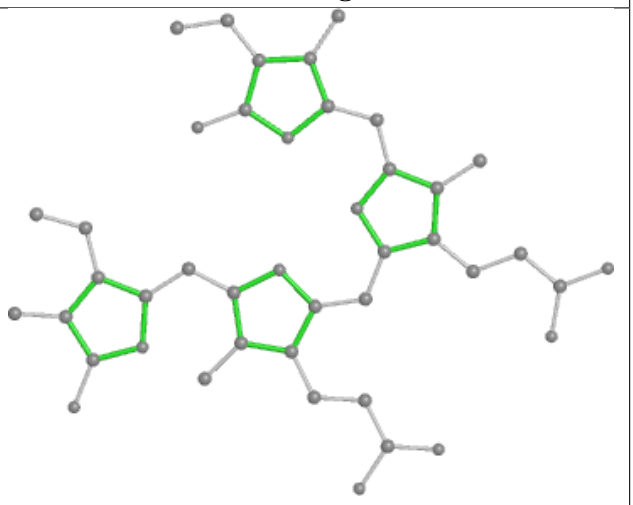

Rings

Ligand BCR h6 102

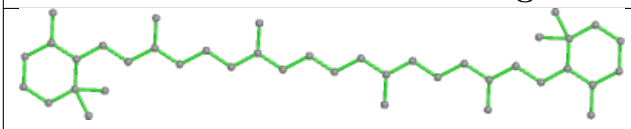

Bond lengths

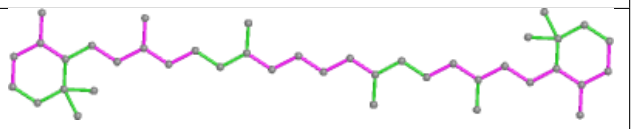

Bond angles

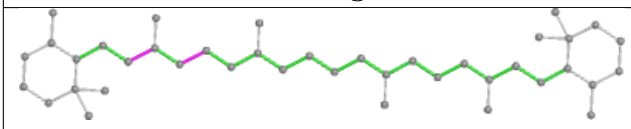

Torsions

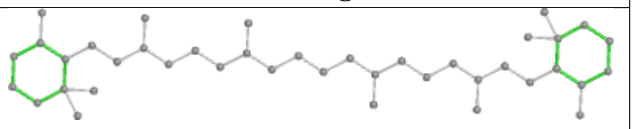

Rings

Ligand PEB oF 203

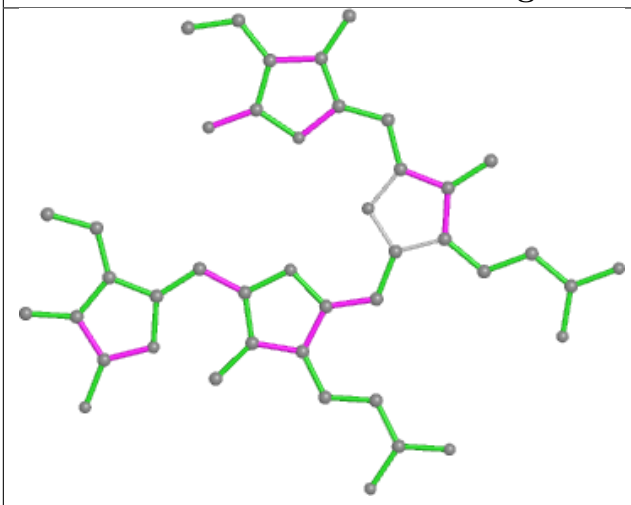

Bond lengths

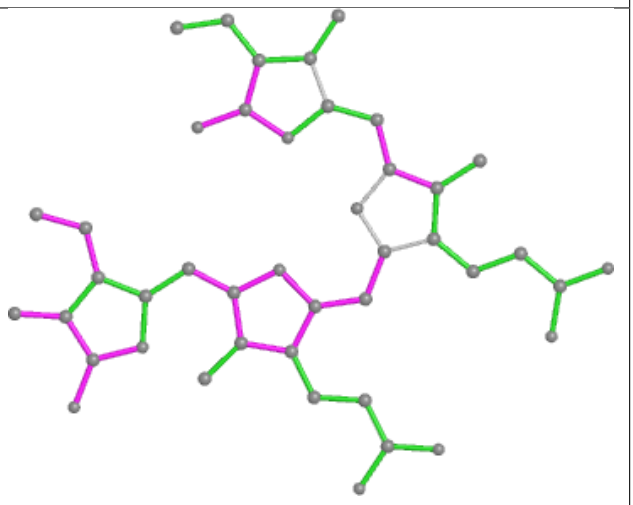

Bond angles

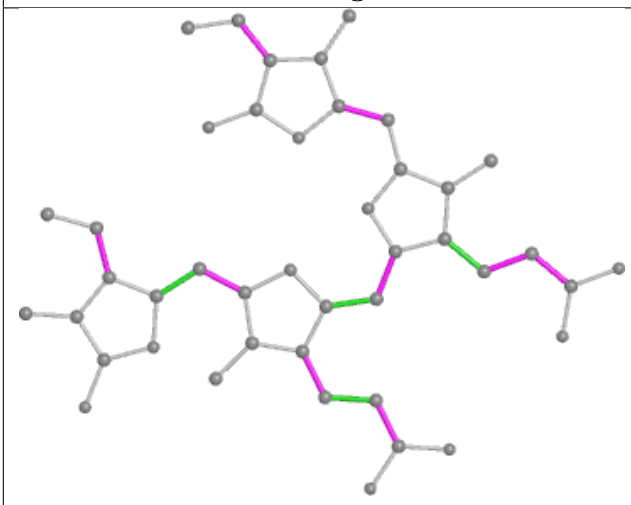

Torsions

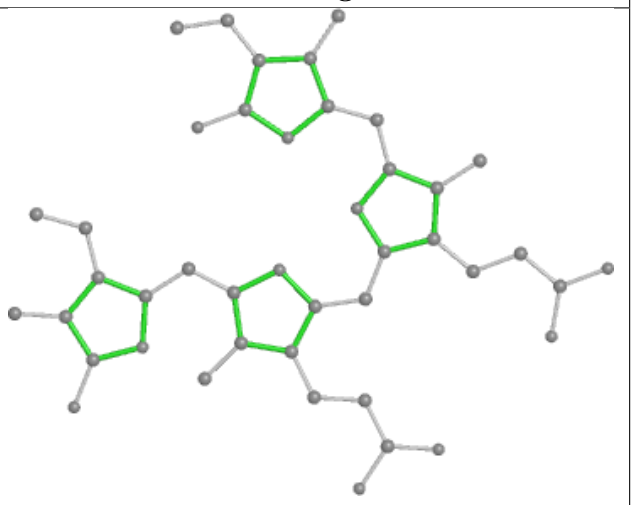

Rings

Ligand PEB PP 201

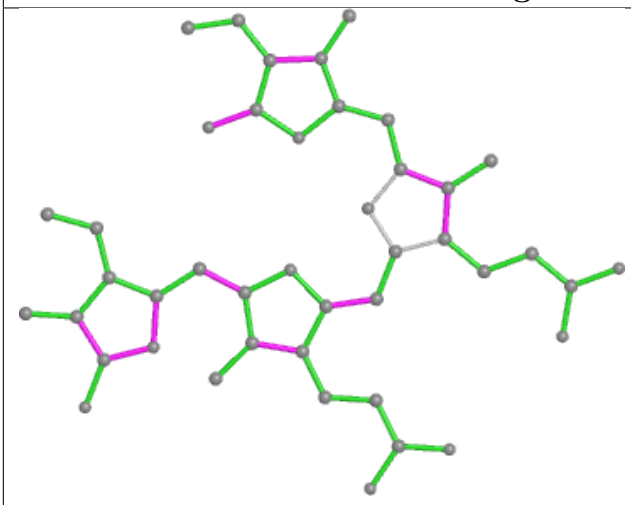

Bond lengths

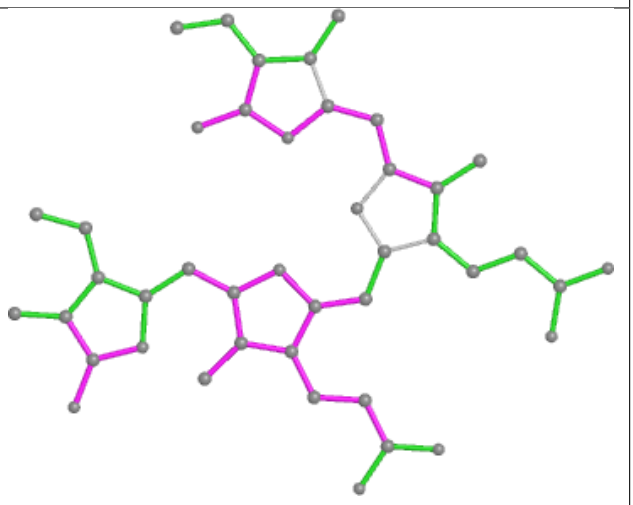

Bond angles

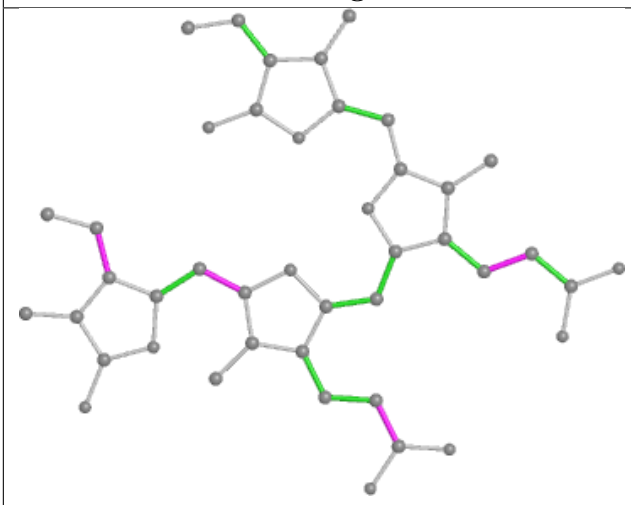

Torsions

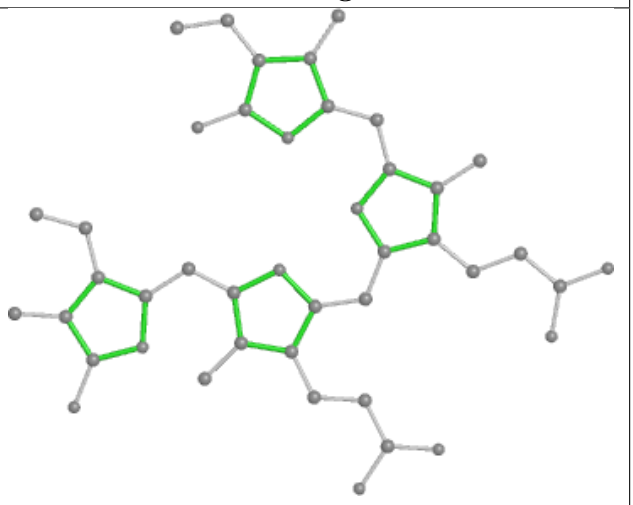

Rings

Ligand PEB PA 201

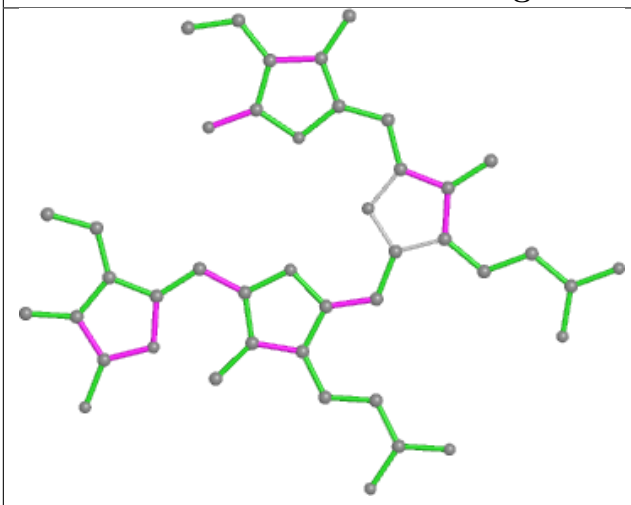

Bond lengths

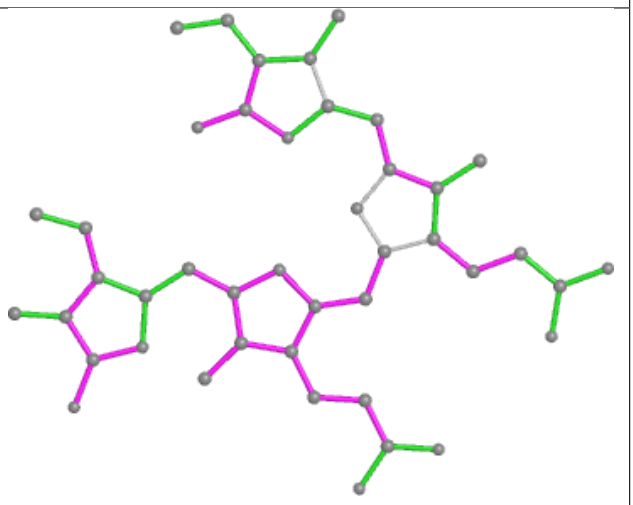

Bond angles

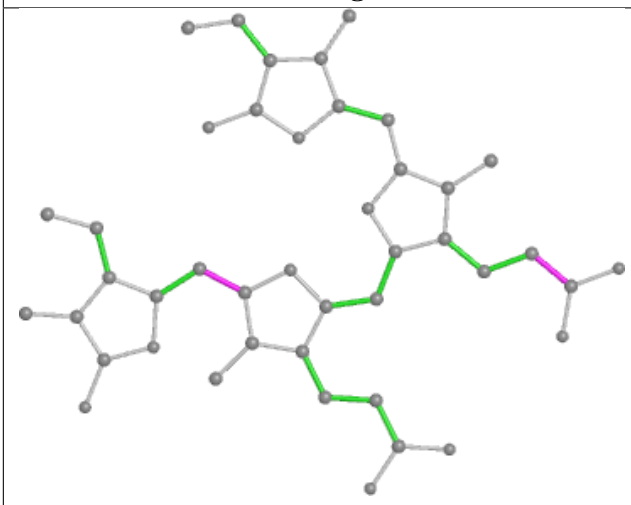

Torsions

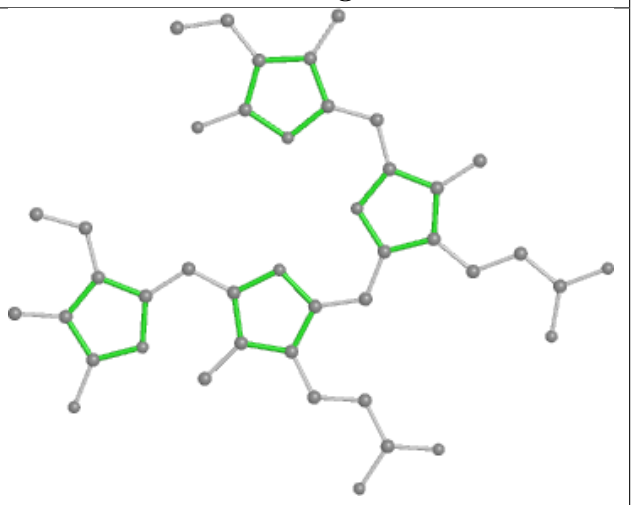

Rings

Ligand PEB AQ 301

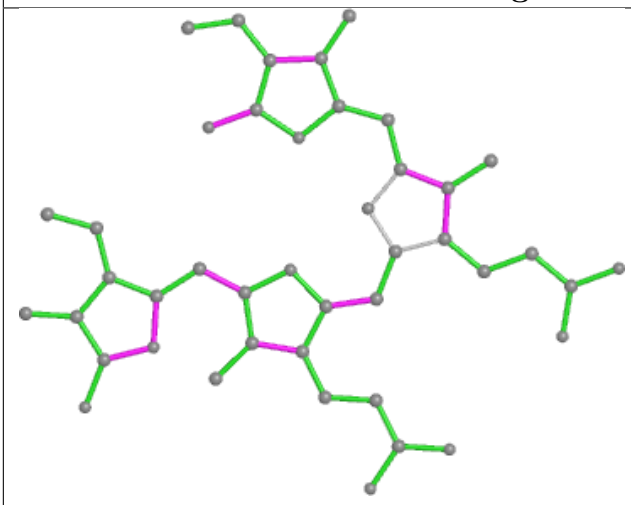

Bond lengths

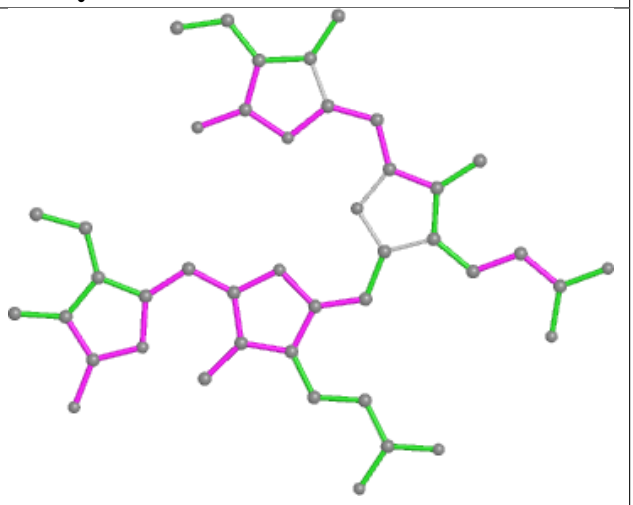

Bond angles

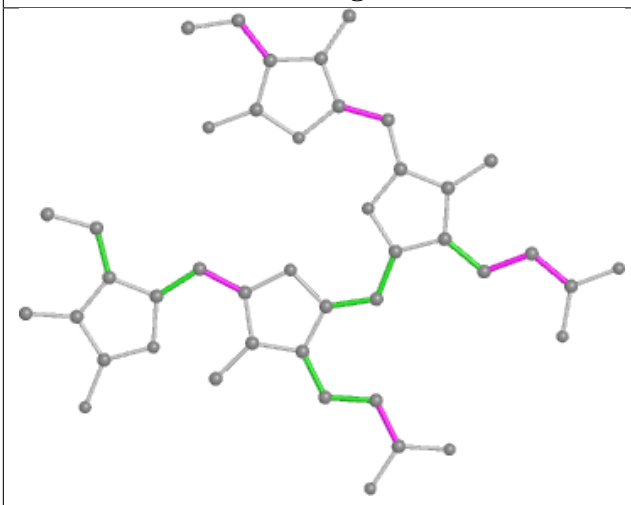

Torsions

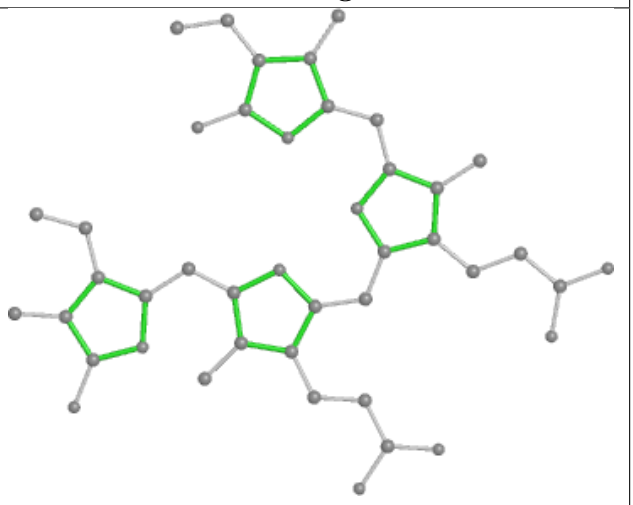

Rings

Ligand PEB eG 201

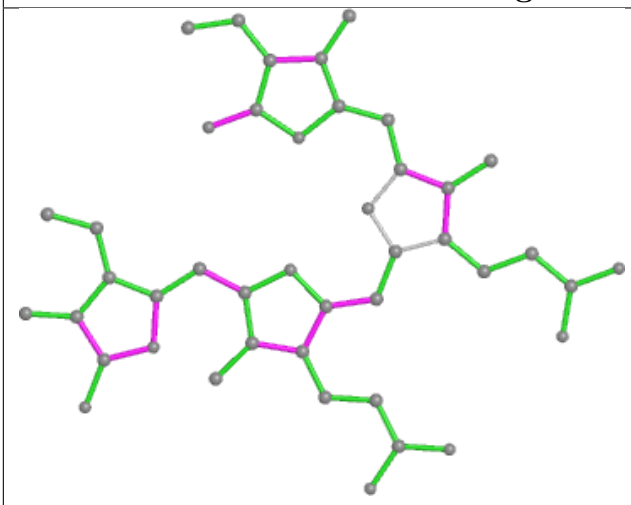

Bond lengths

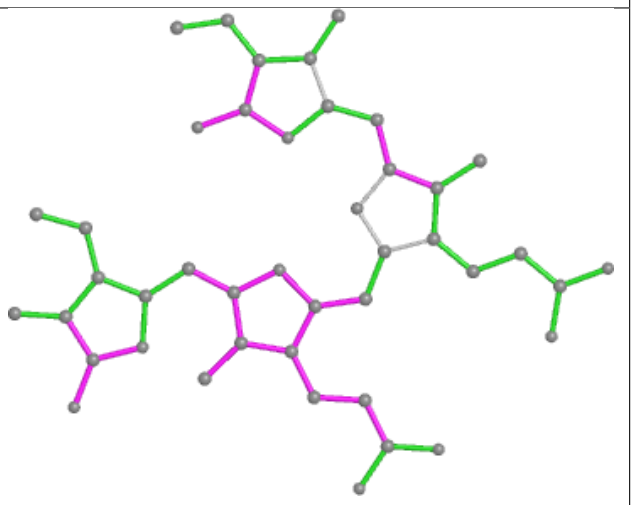

Bond angles

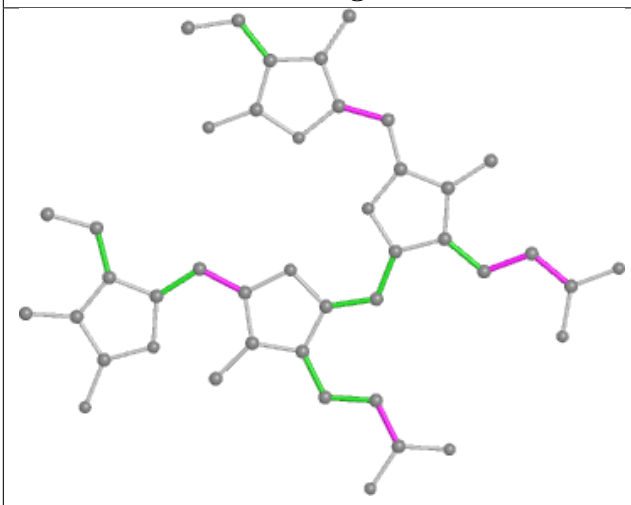

Torsions

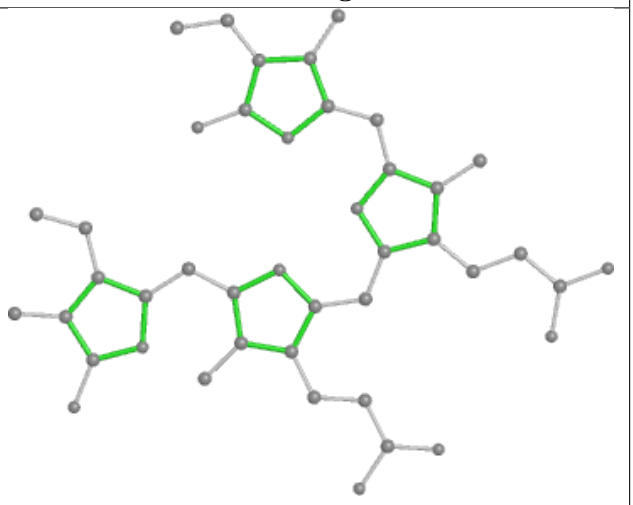

Rings

Ligand CLA c6 611

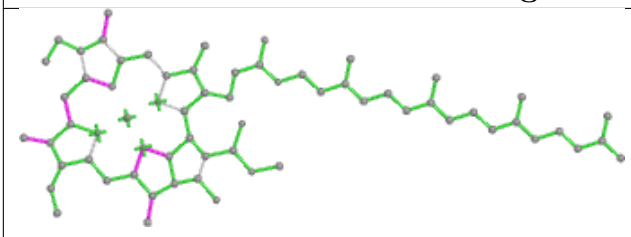

Bond lengths

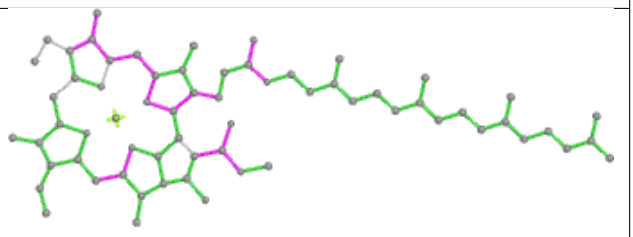

Bond angles

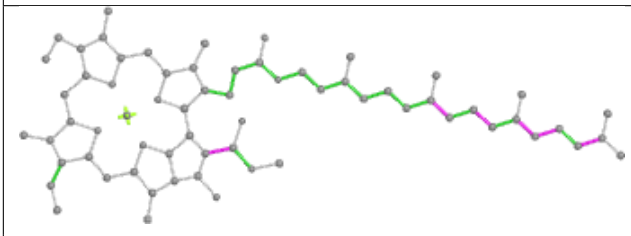

Torsions

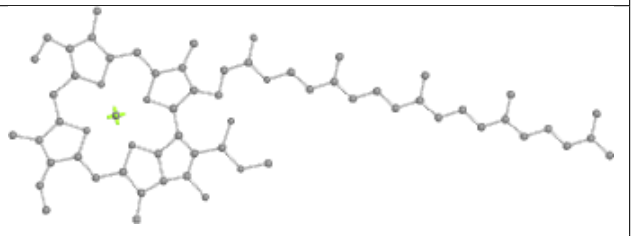

Rings

Ligand PEB QG 203

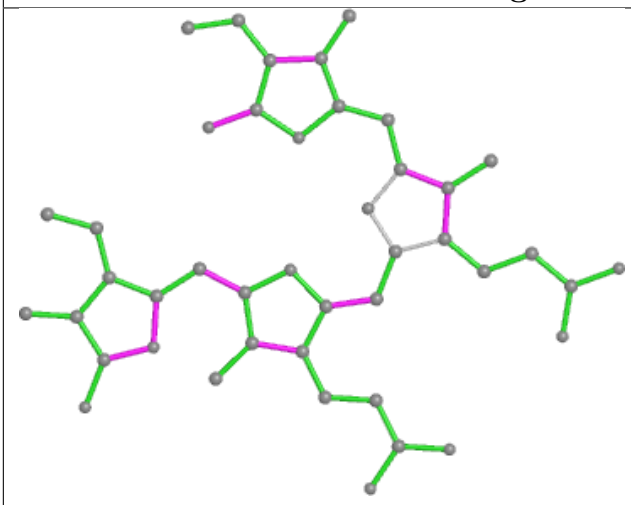

Bond lengths

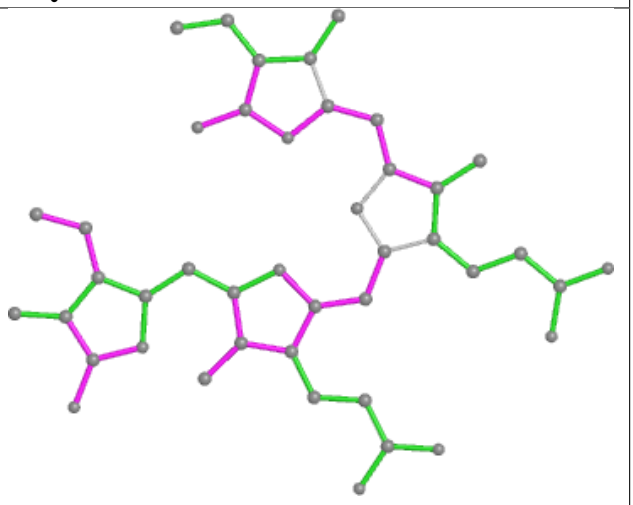

Bond angles

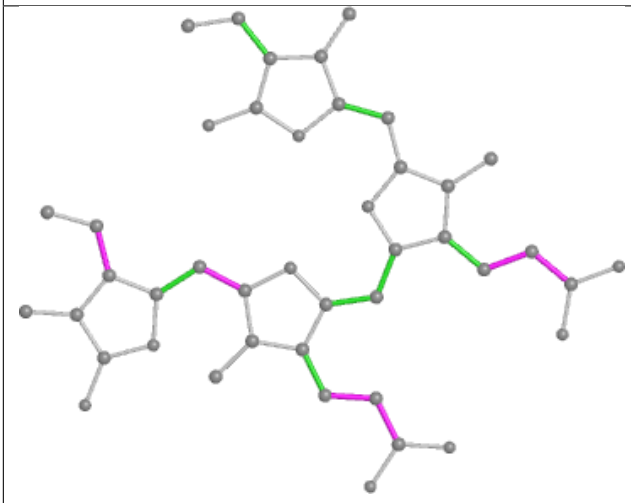

Torsions

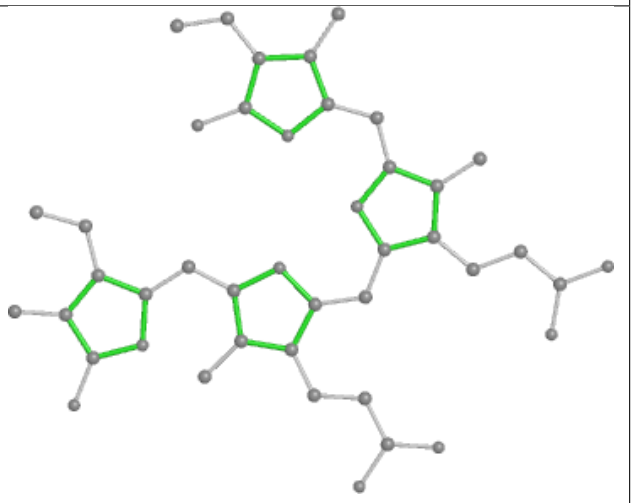

Rings

Ligand CLA AN 824

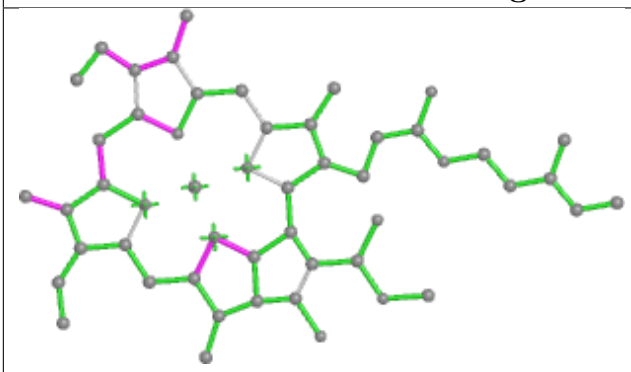

Bond lengths

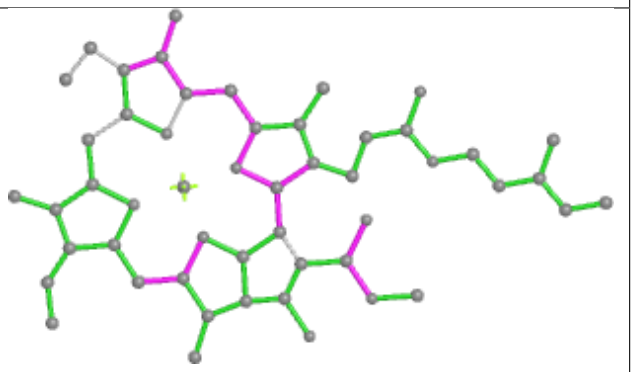

Bond angles

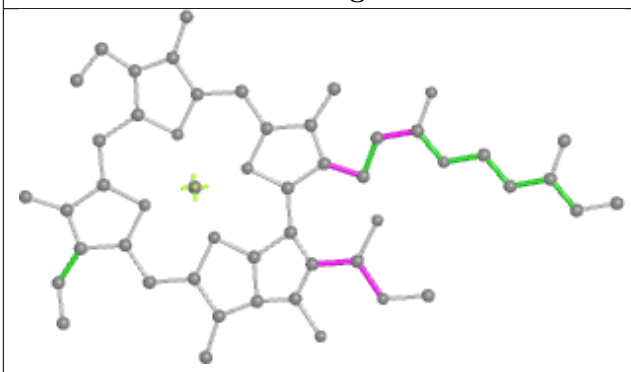

Torsions

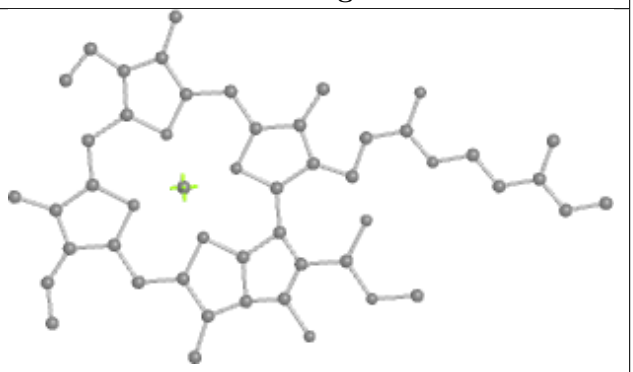

Rings

Ligand PEB II 202

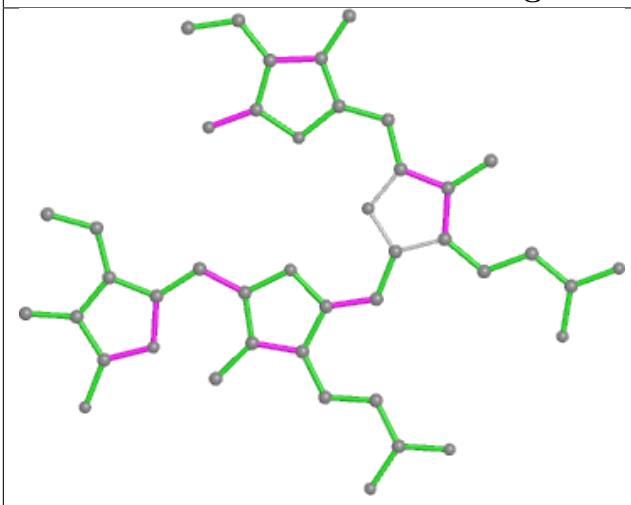

Bond lengths

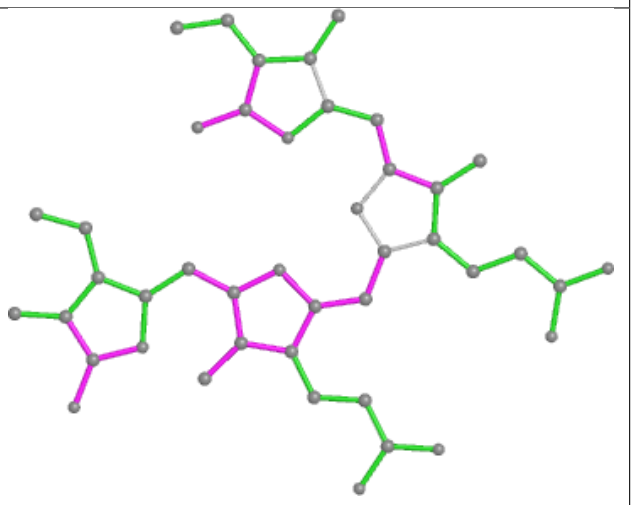

Bond angles

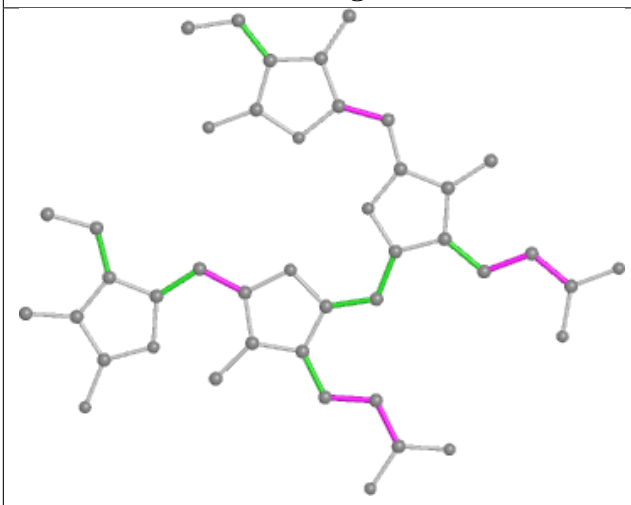

Torsions

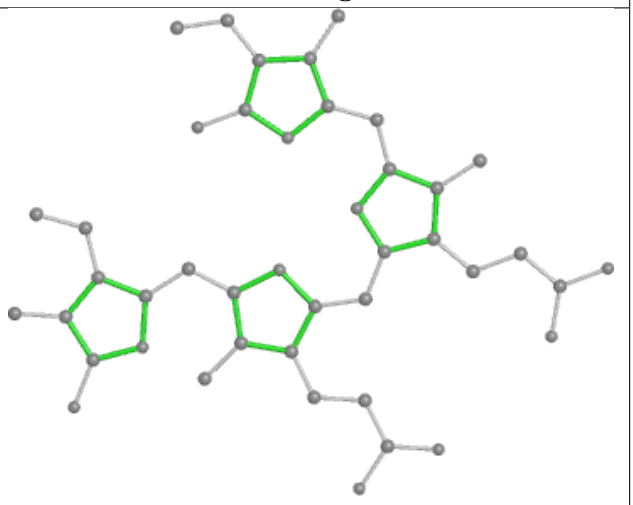

Rings

Ligand PEB QP 203

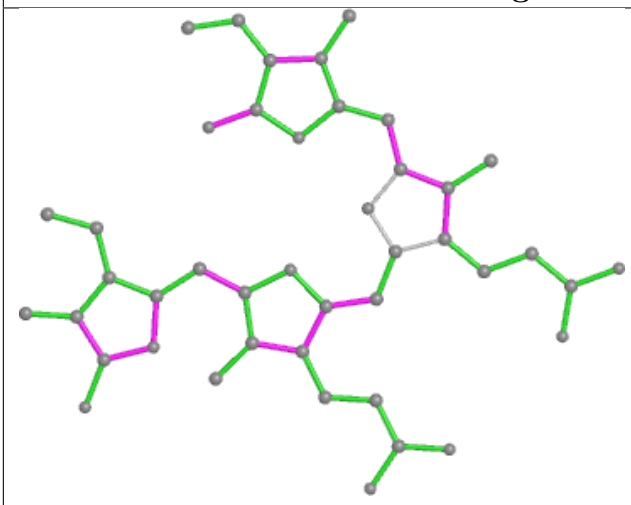

Bond lengths

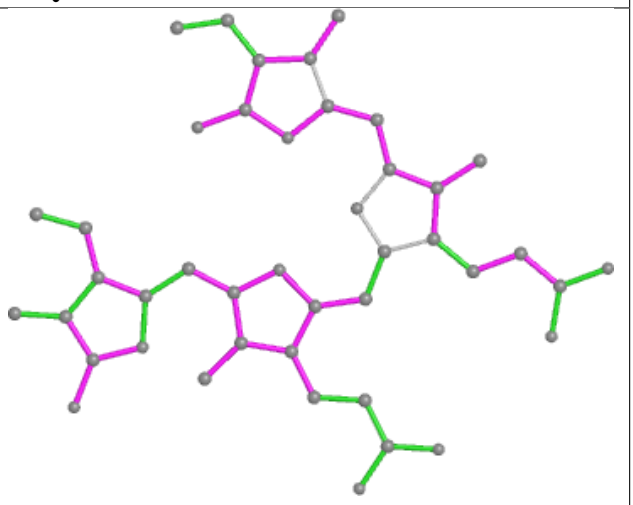

Bond angles

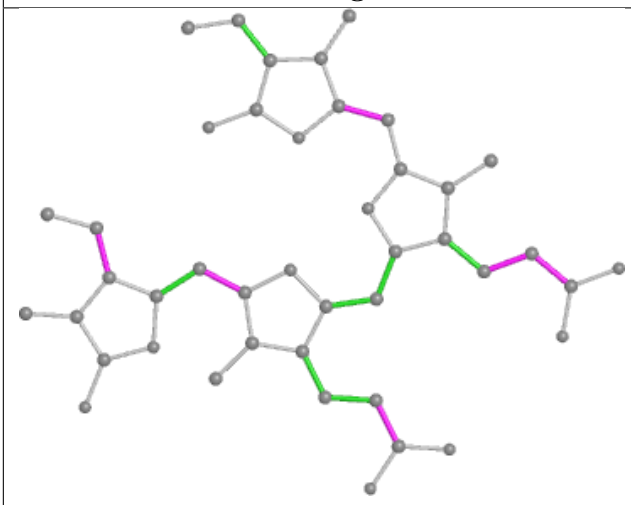

Torsions

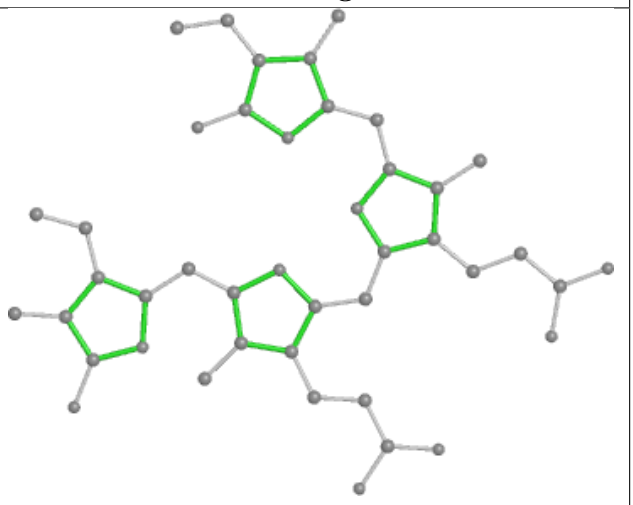

Rings

Ligand PEB cF 202

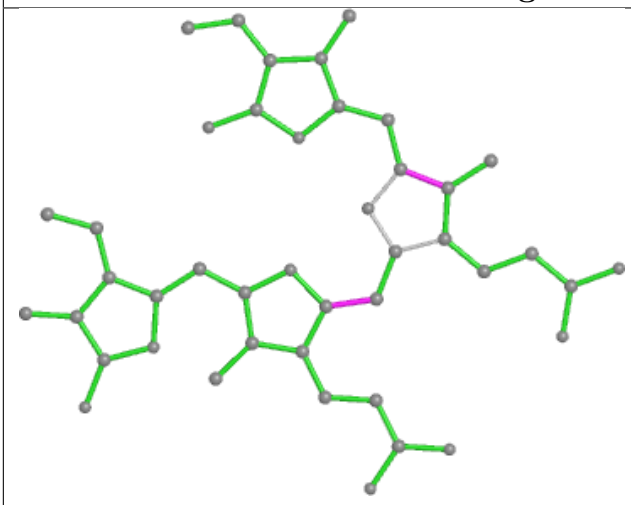

Bond lengths

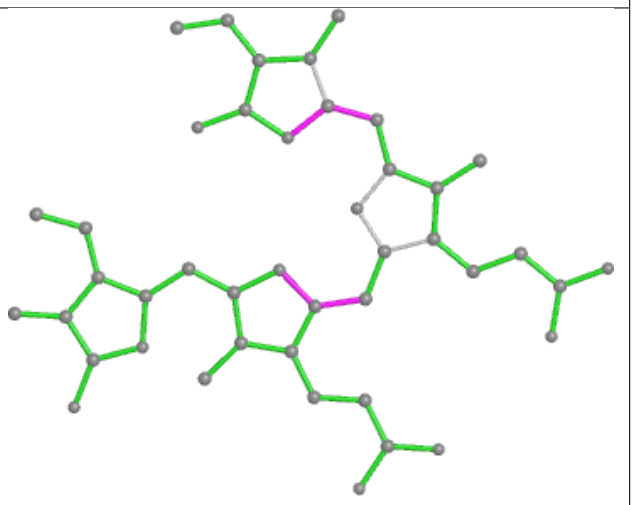

Bond angles

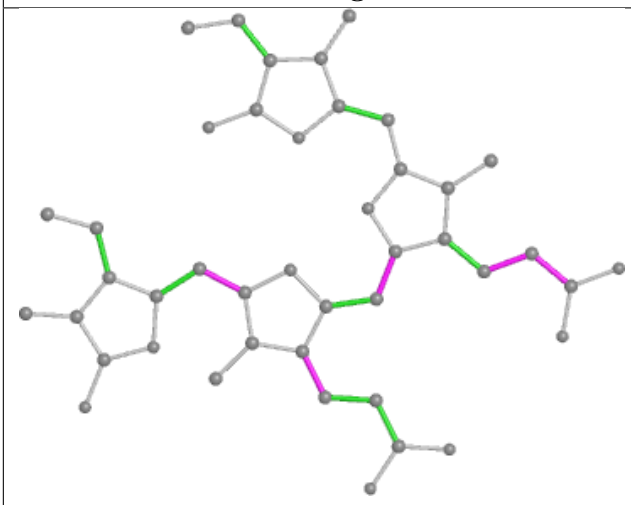

Torsions

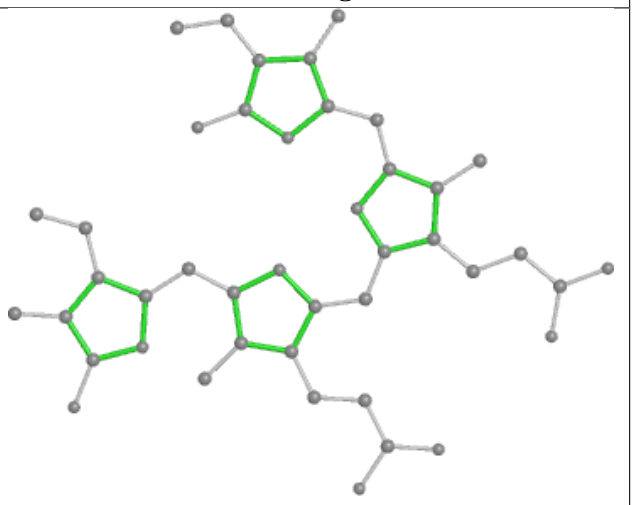

Rings

Ligand LMG AL 411

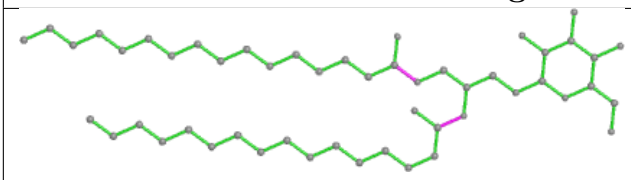

Bond lengths

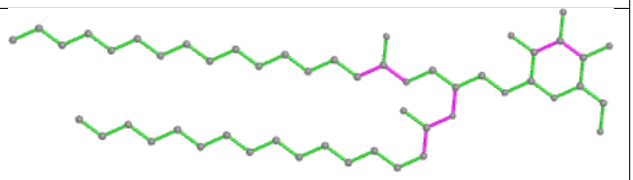

Bond angles

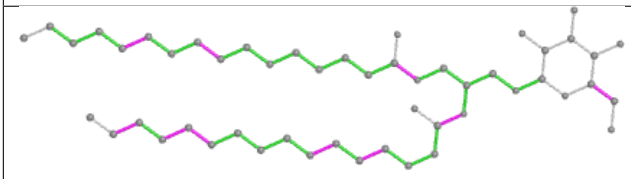

Torsions

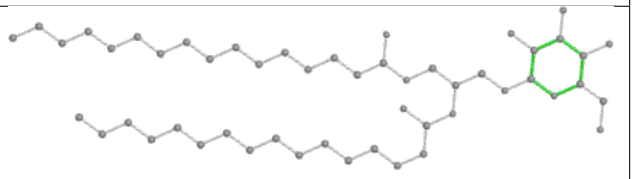

Rings

Ligand PEB UA 201

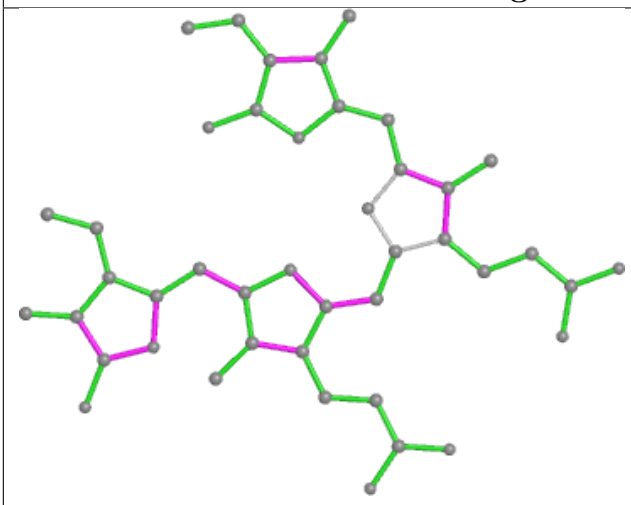

Bond lengths

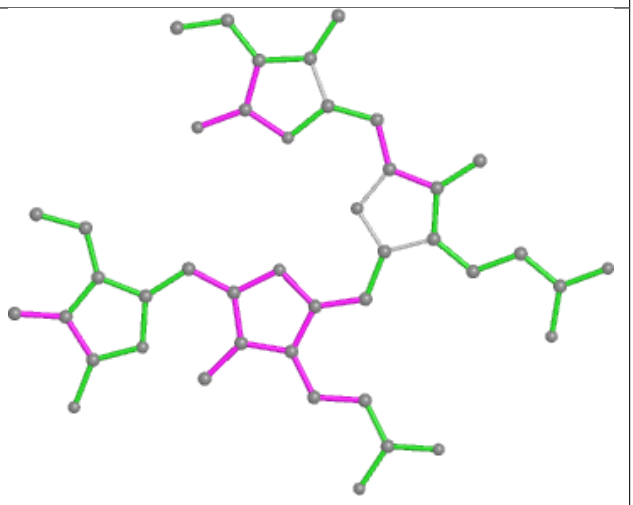

Bond angles

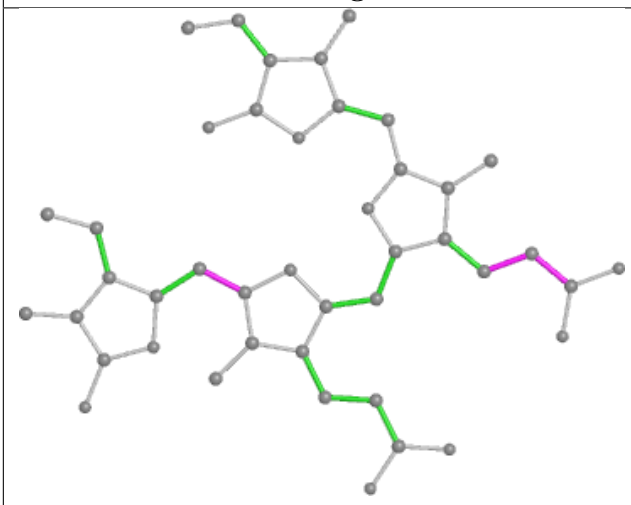

Torsions

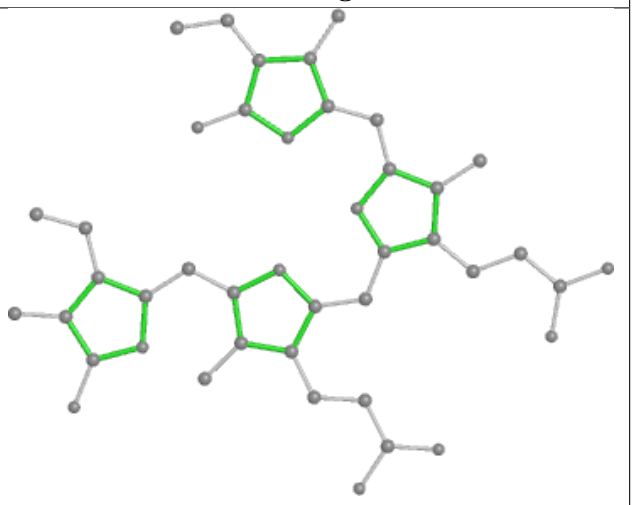

Rings

Ligand PEB Q5 203

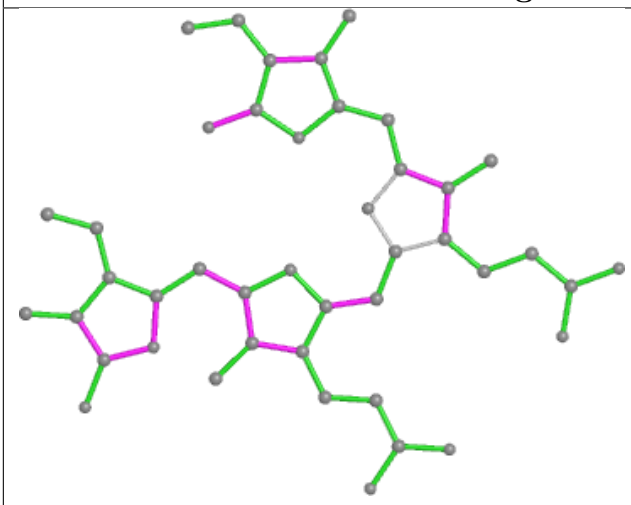

Bond lengths

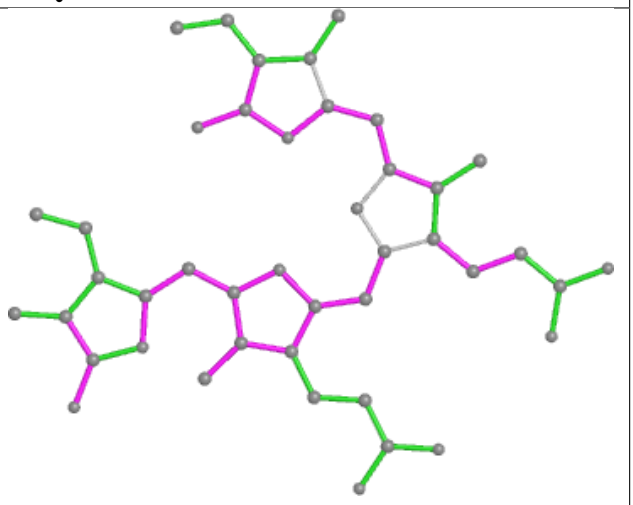

Bond angles

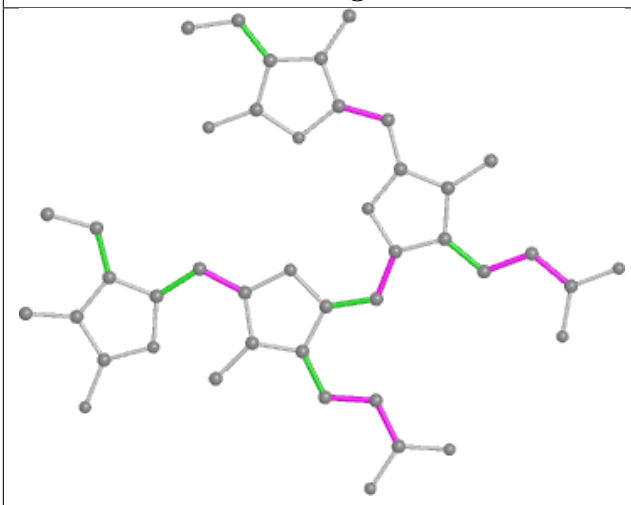

Torsions

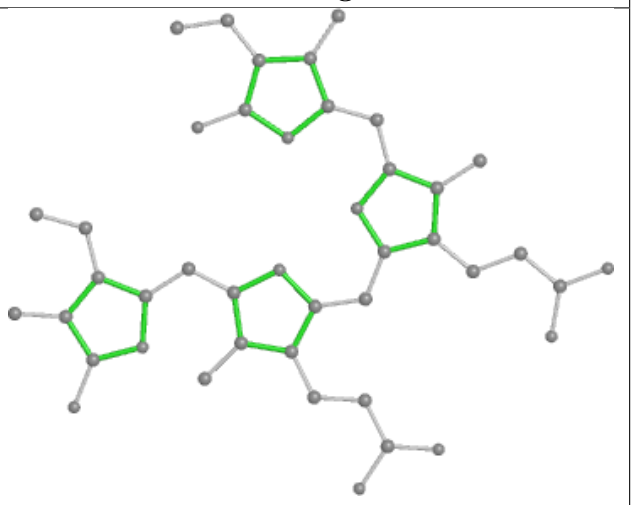

Rings

Ligand PEB AP 203

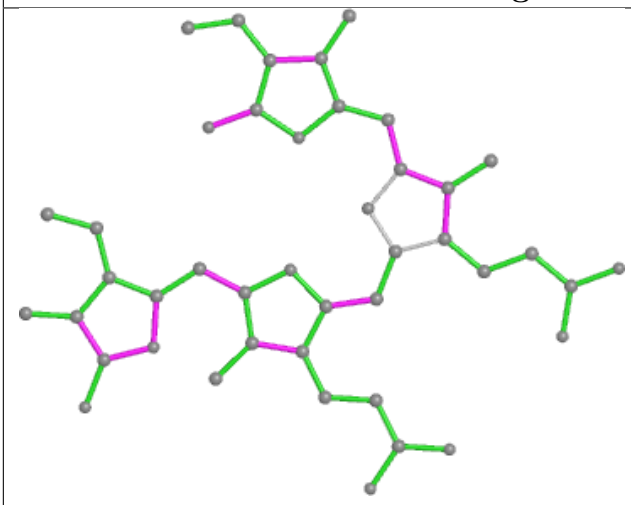

Bond lengths

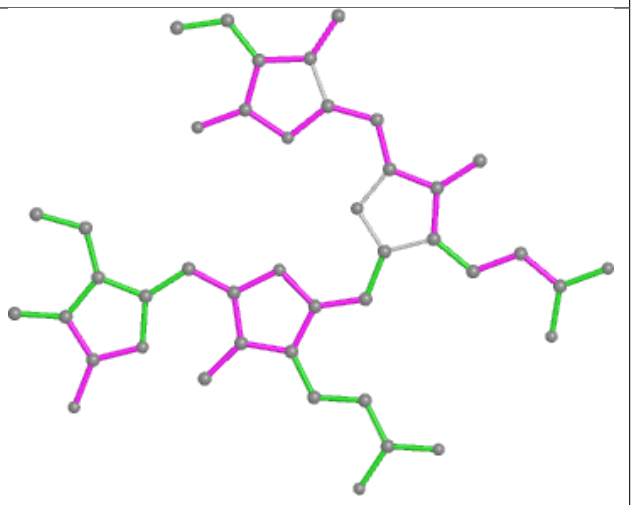

Bond angles

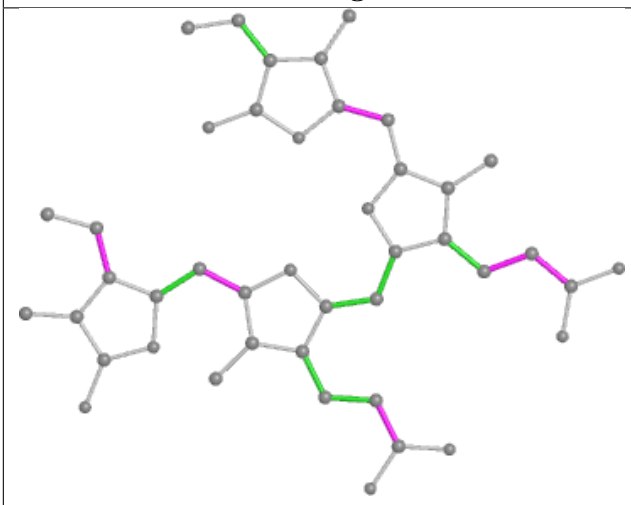

Torsions

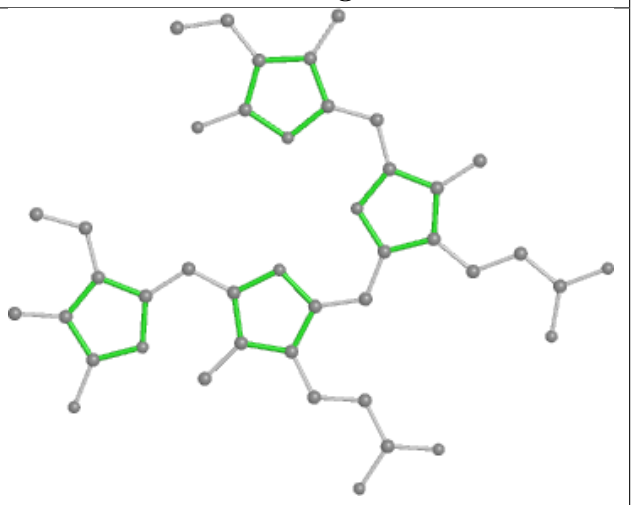

Rings

Ligand PEB RD 203

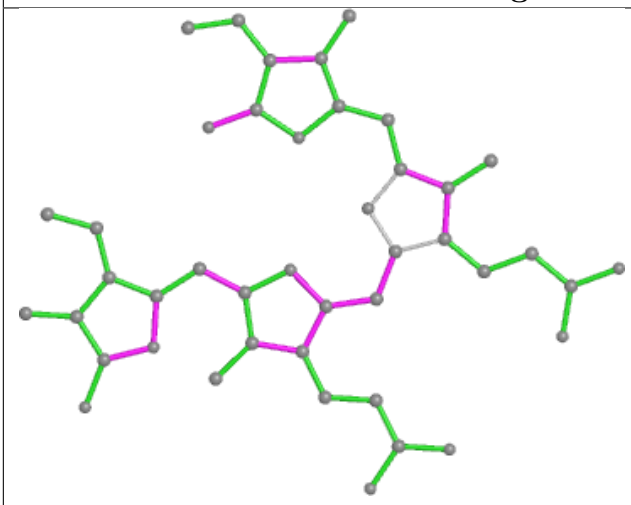

Bond lengths

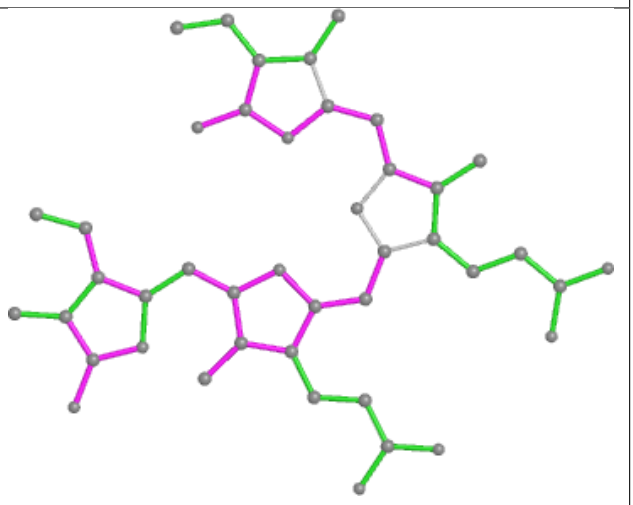

Bond angles

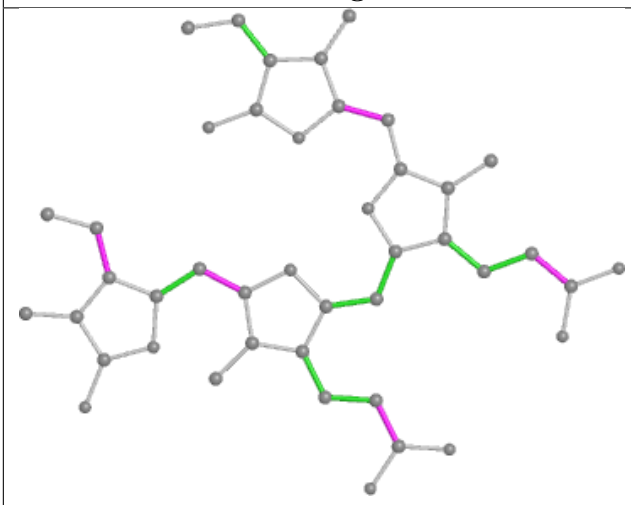

Torsions

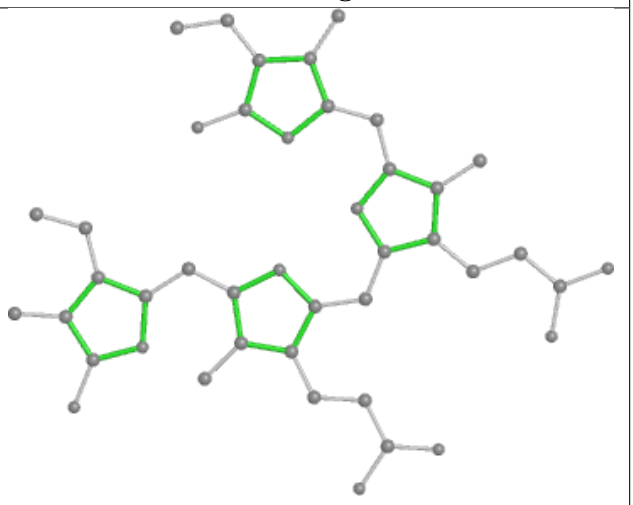

Rings

Ligand CLA CL 505

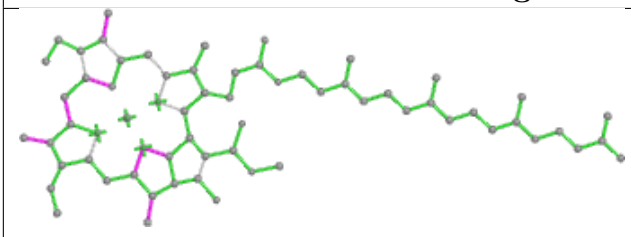

Bond lengths

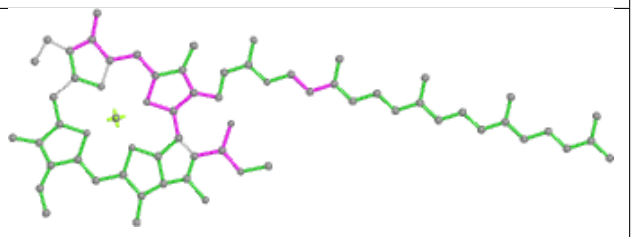

Bond angles

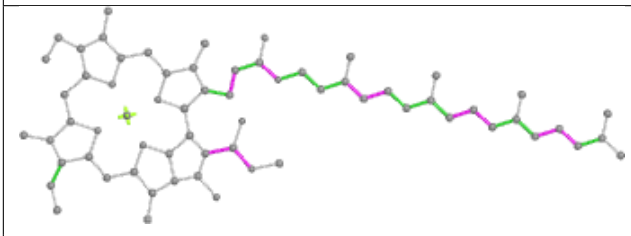

Torsions

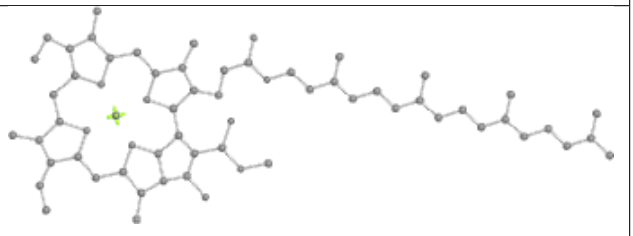

Rings

Ligand CLA 82 307

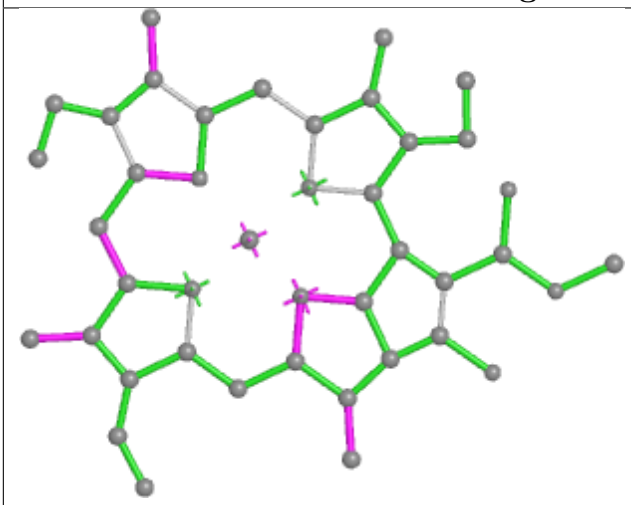

Bond lengths

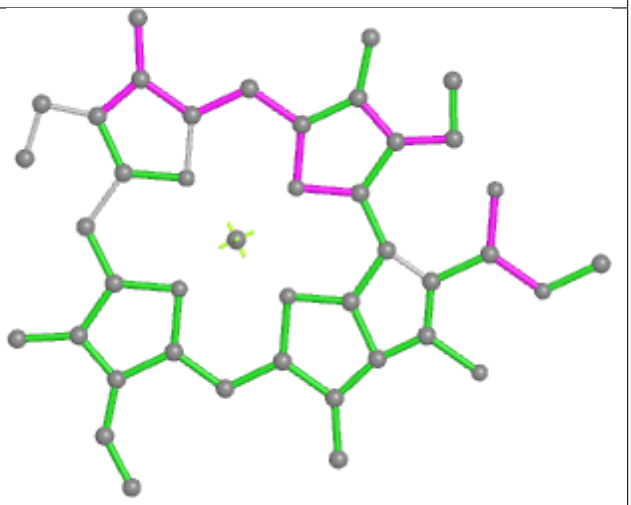

Bond angles

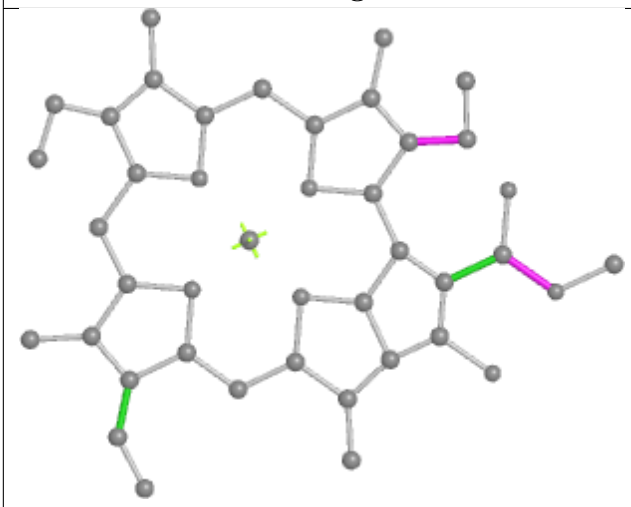

Torsions

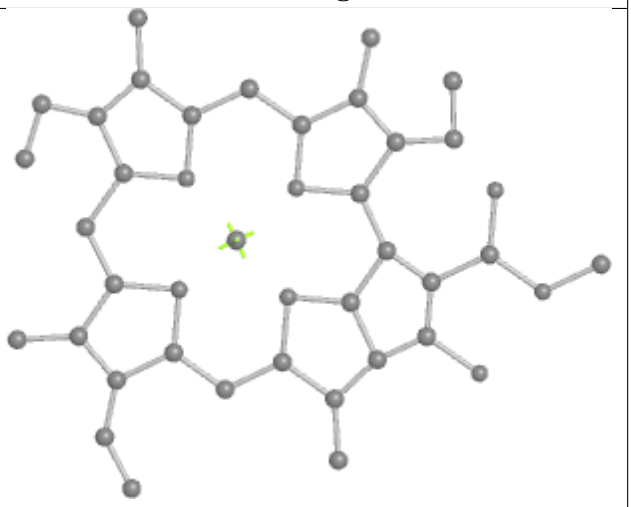

Rings

Ligand PEB TP 201

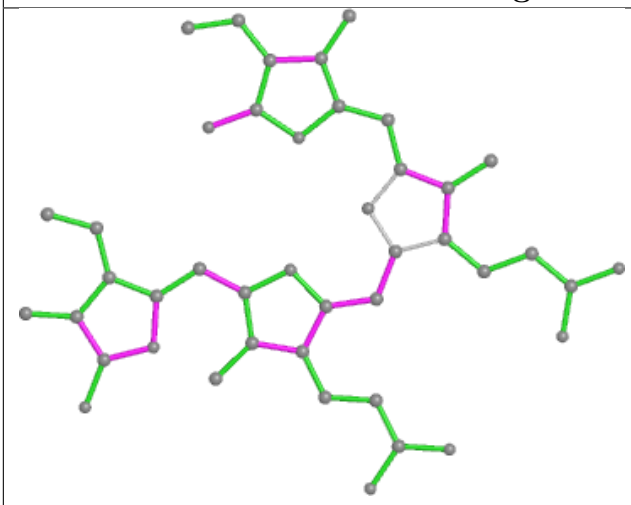

Bond lengths

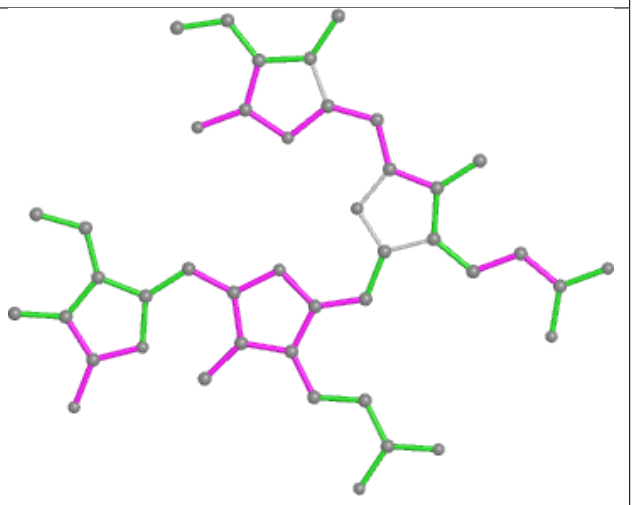

Bond angles

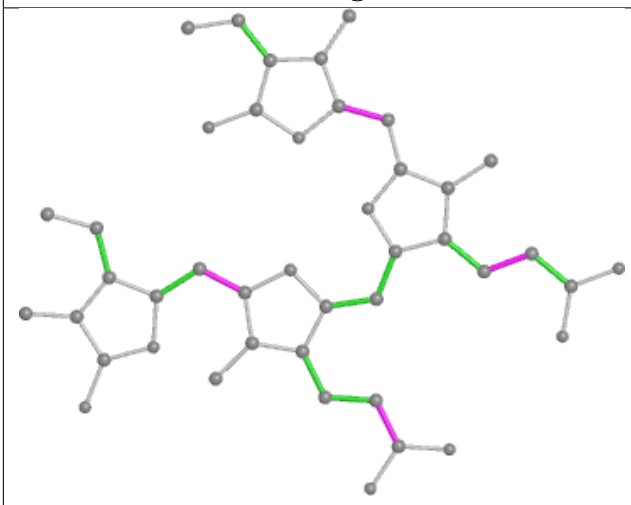

Torsions

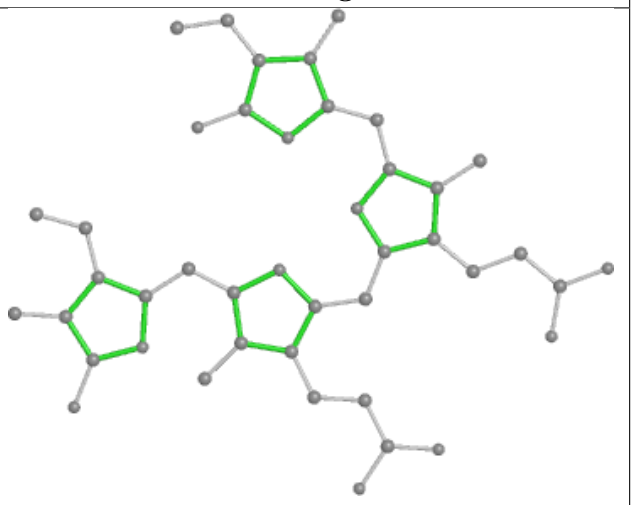

Rings

Ligand PEB a4 203

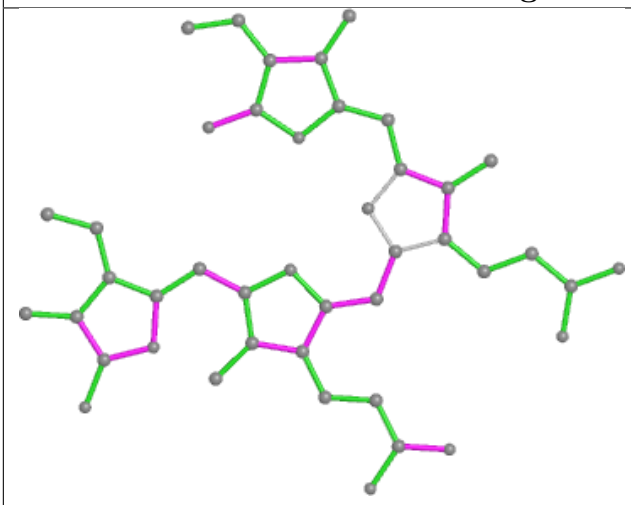

Bond lengths

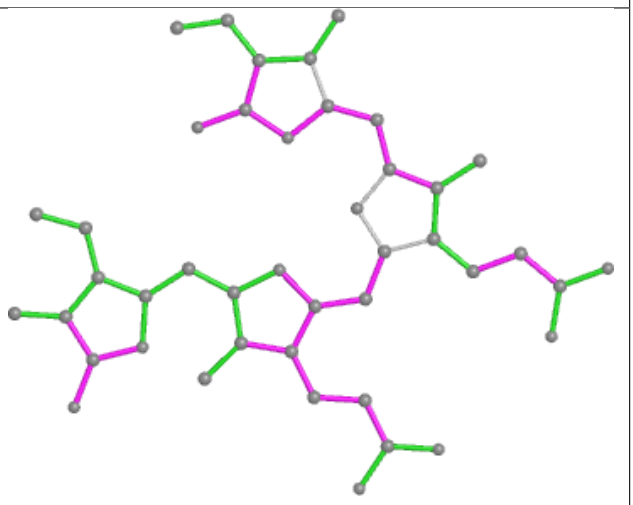

Bond angles

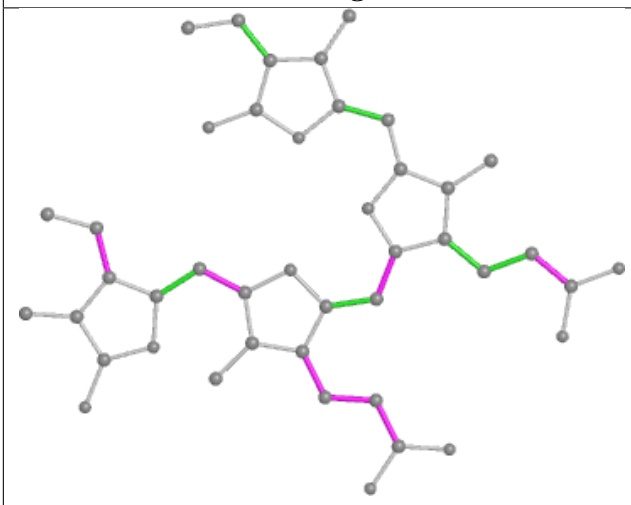

Torsions

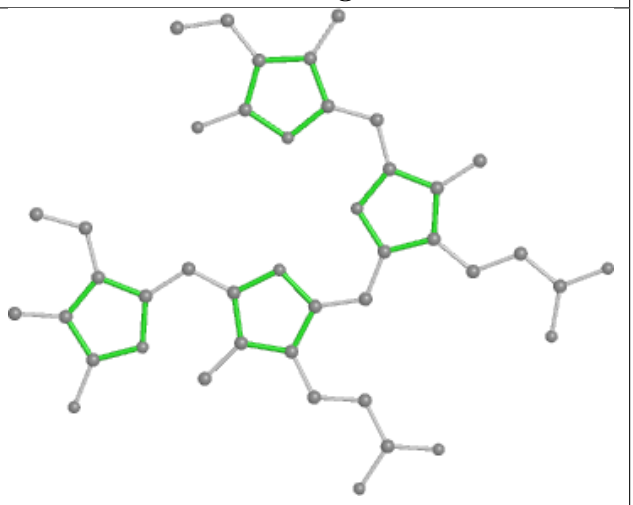

Rings

Ligand PEB fK 202

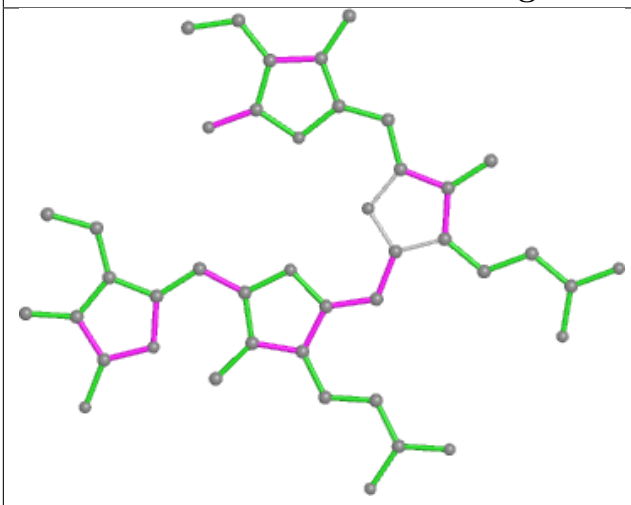

Bond lengths

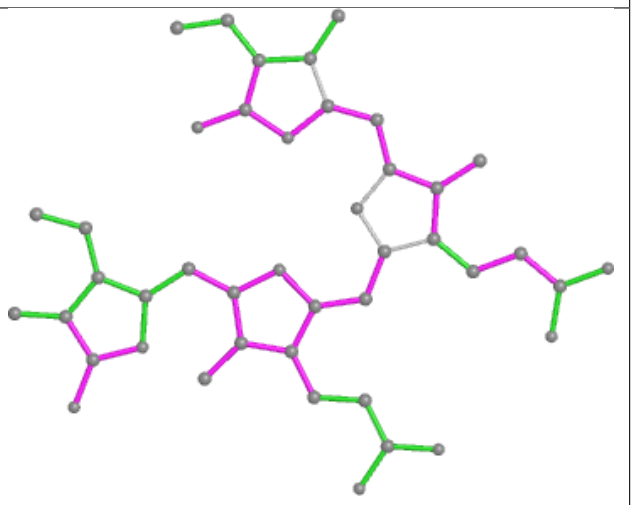

Bond angles

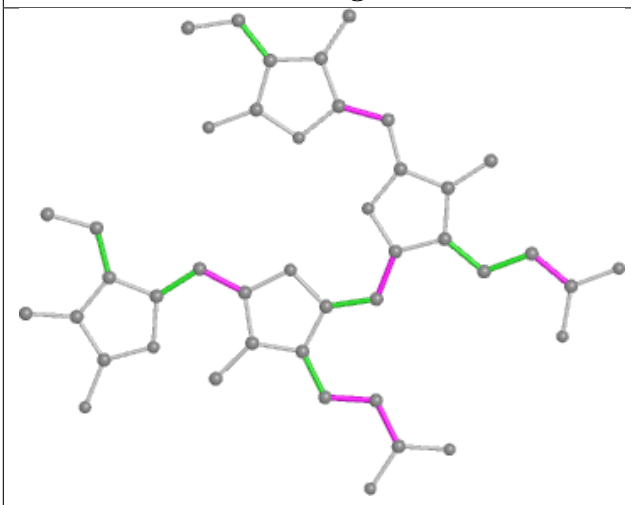

Torsions

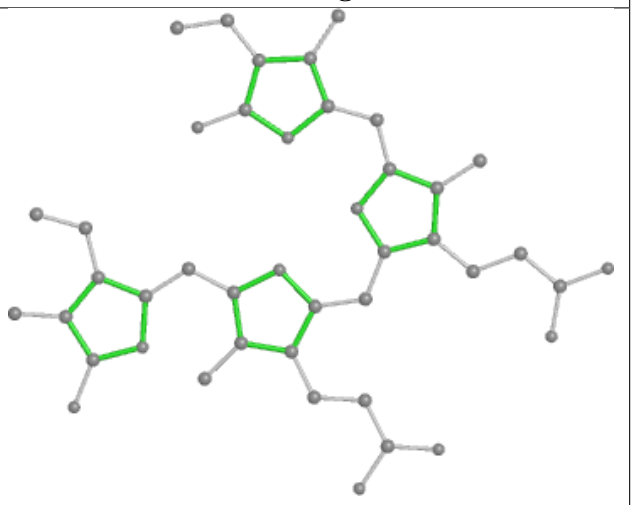

Rings

Ligand CYC M3 1001

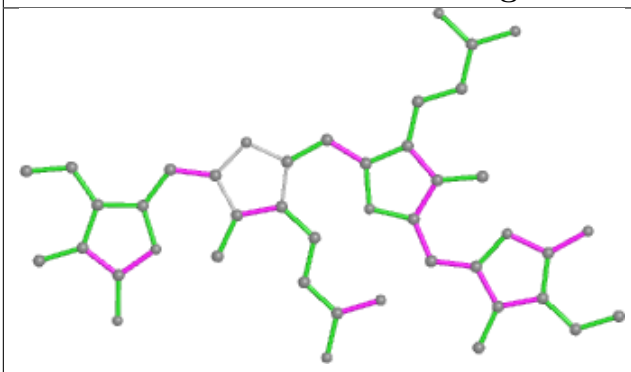

Bond lengths

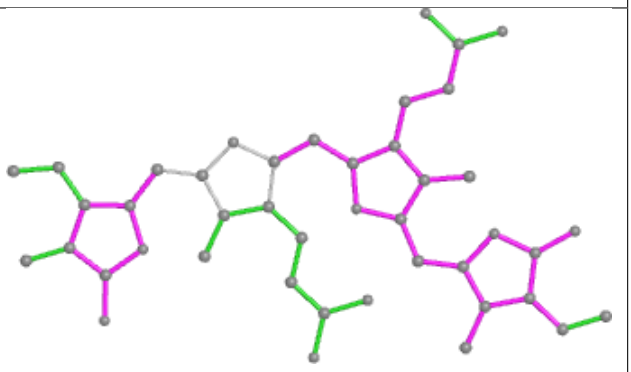

Bond angles

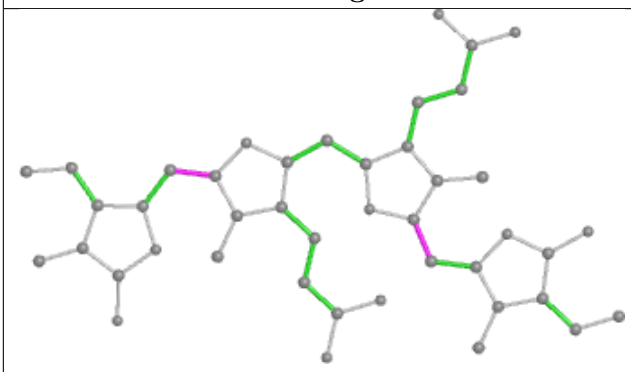

Torsions

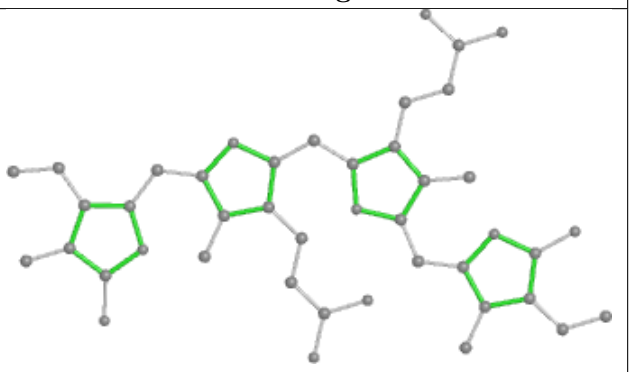

Rings

Ligand BCR AL 401

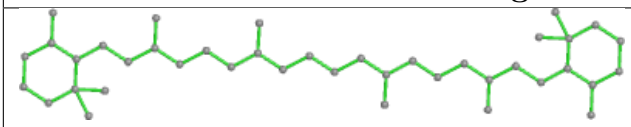

Bond lengths

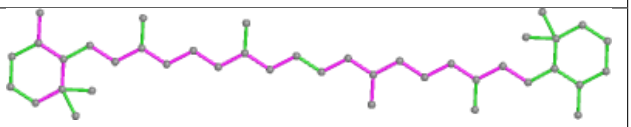

Bond angles

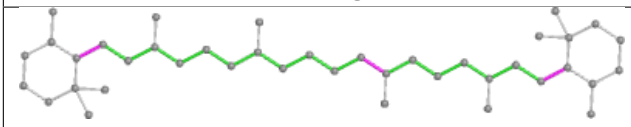

Torsions

Rings

Ligand PEB OE 203

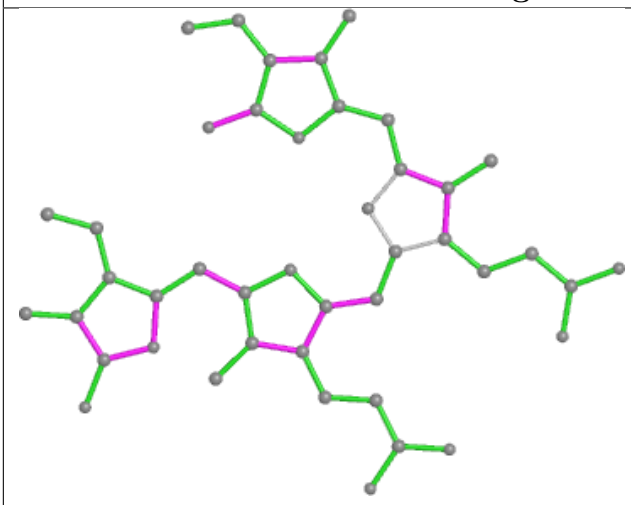

Bond lengths

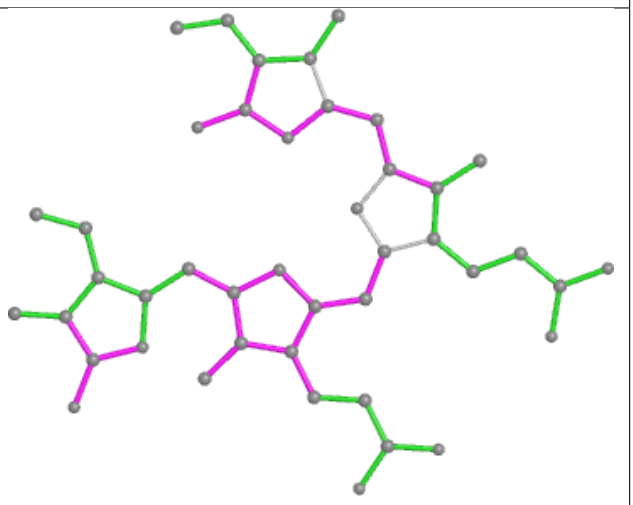

Bond angles

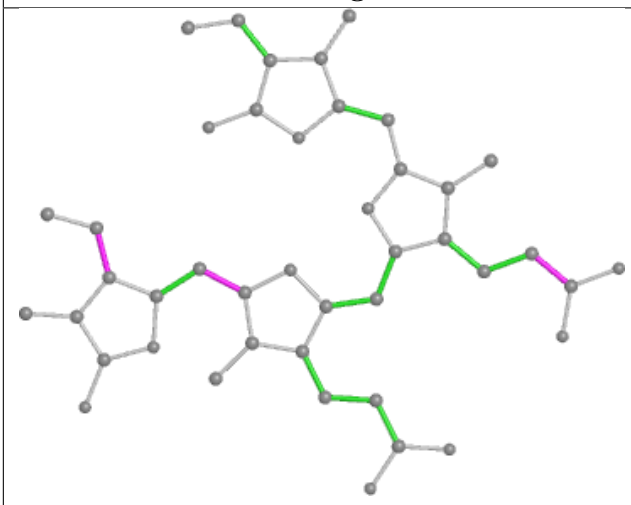

Torsions

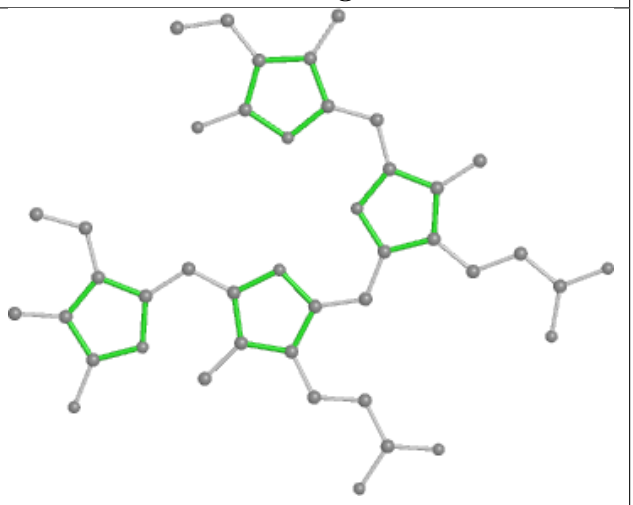

Rings

Ligand PEB J7 201

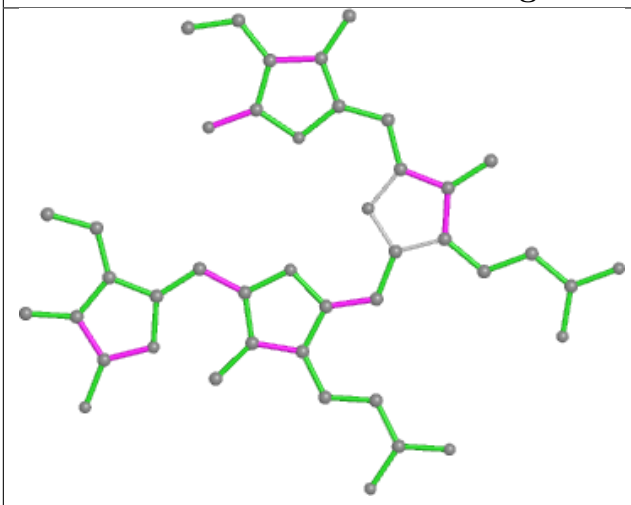

Bond lengths

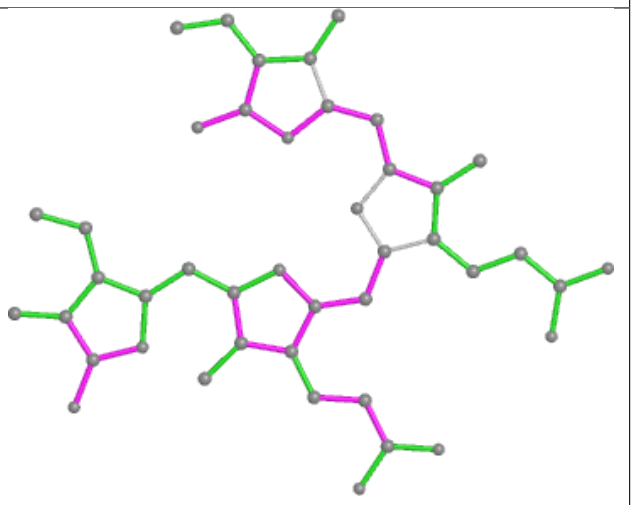

Bond angles

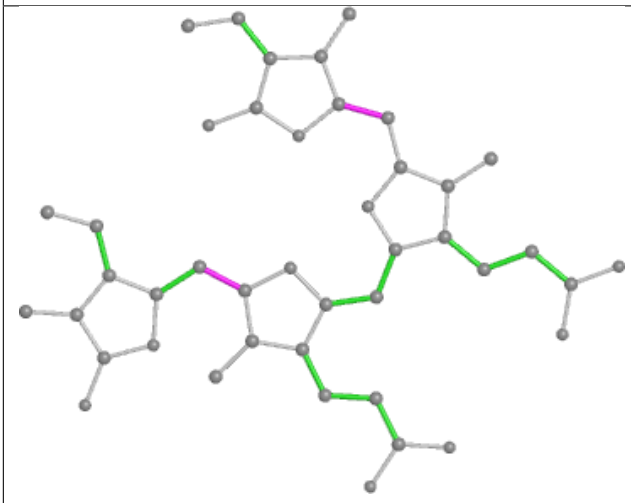

Torsions

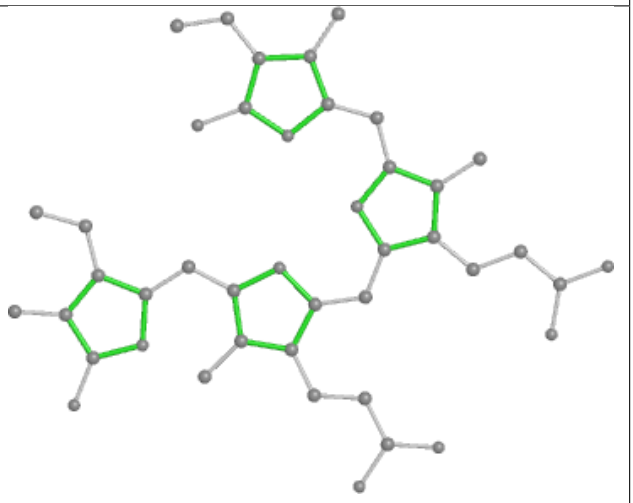

Rings

Ligand PEB tF 202

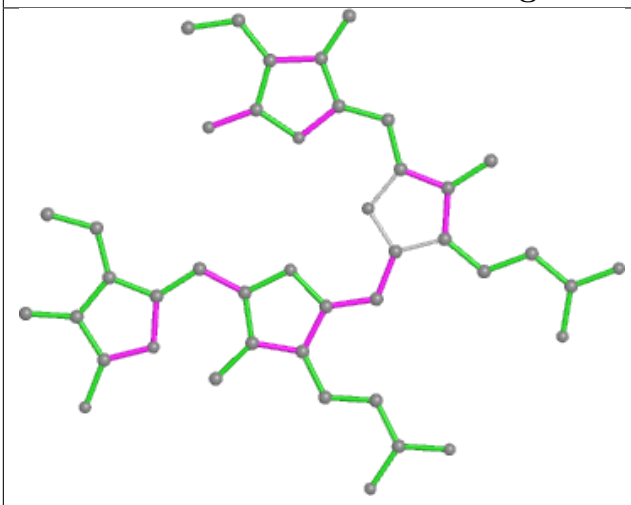

Bond lengths

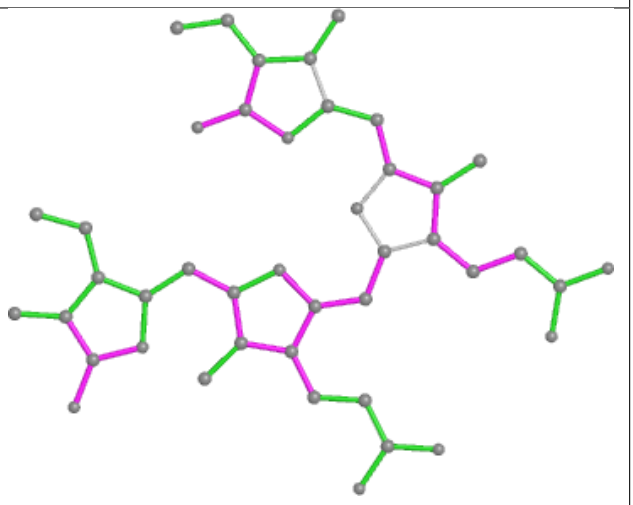

Bond angles

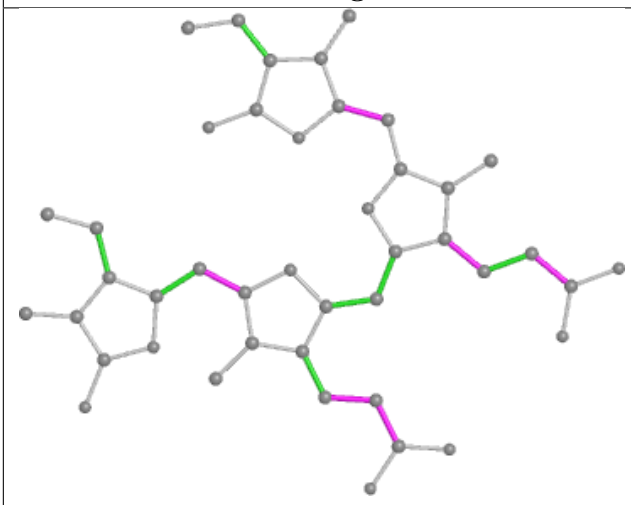

Torsions

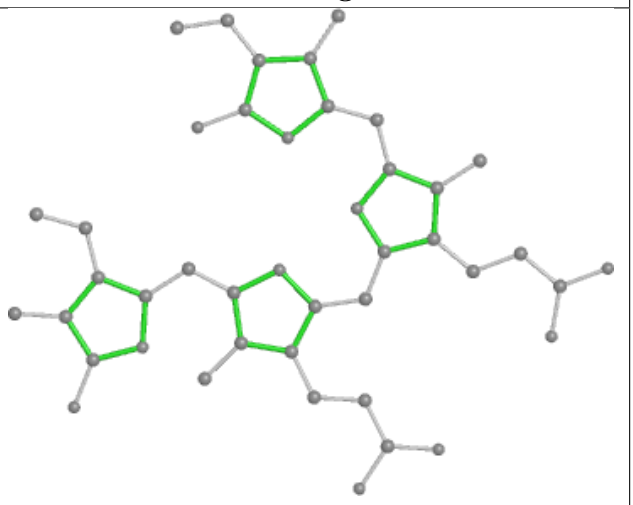

Rings

Ligand PEB WQ 202

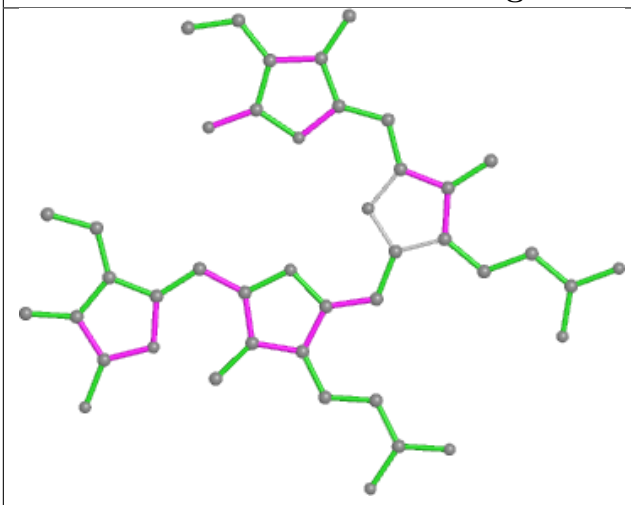

Bond lengths

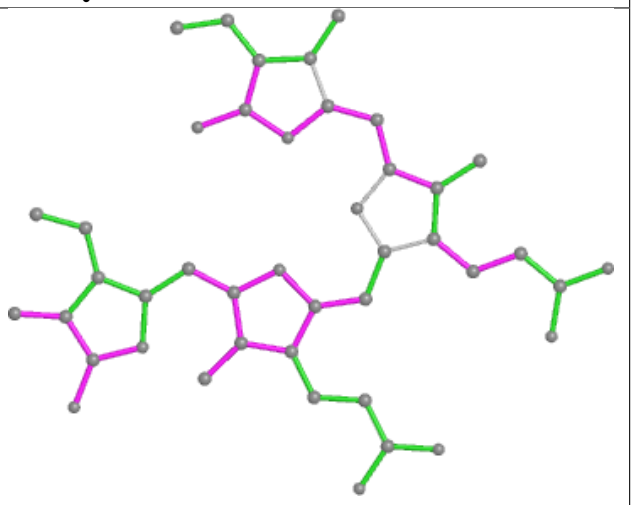

Bond angles

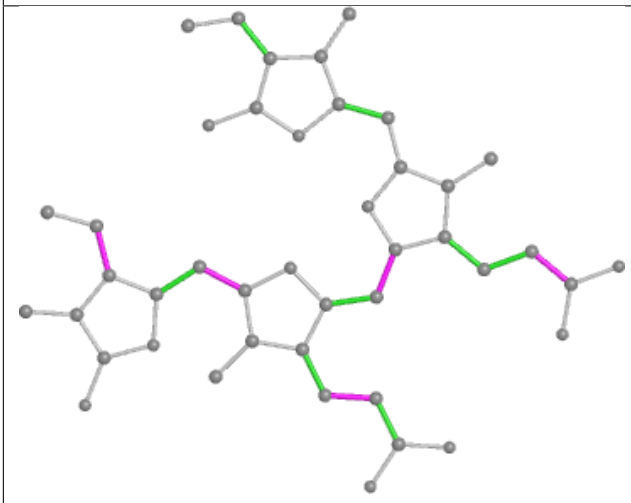

Torsions

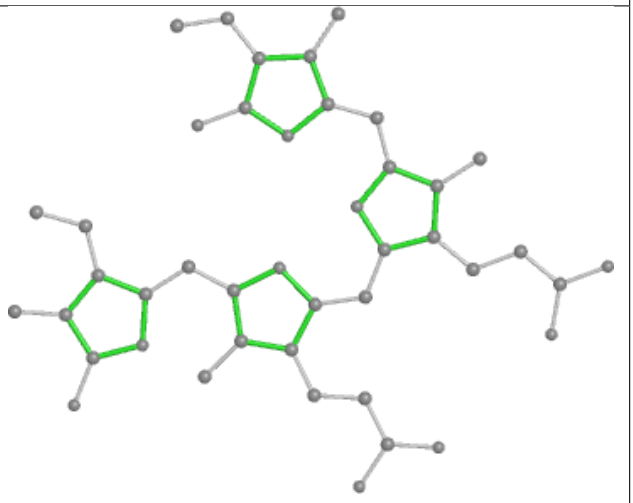

Rings

Ligand CYC H1 1001

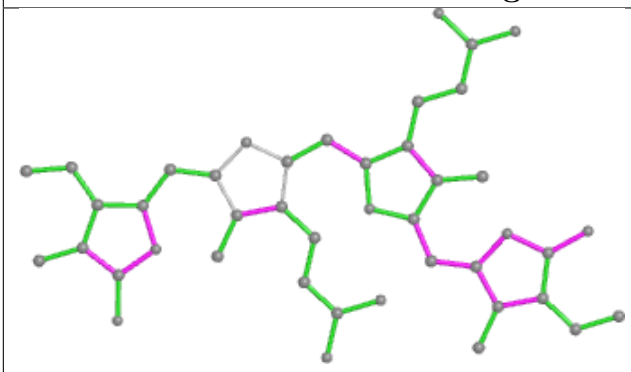

Bond lengths

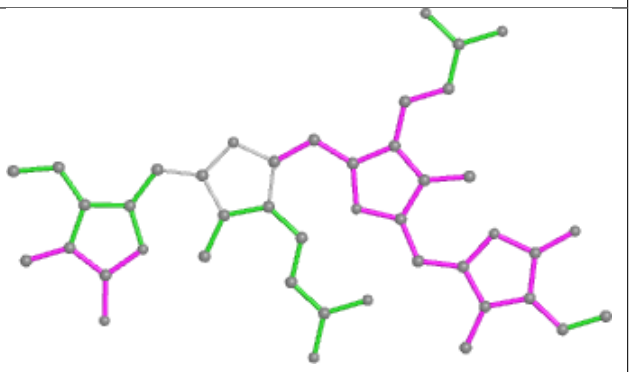

Bond angles

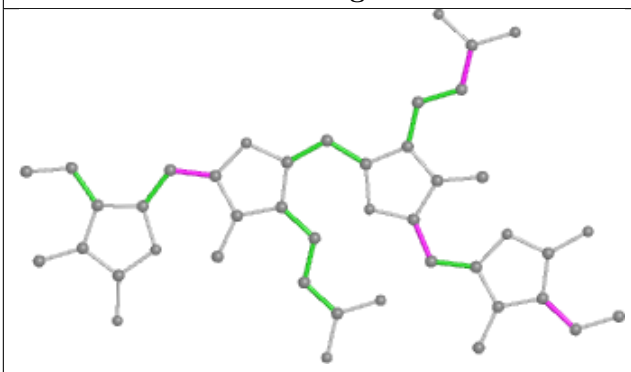

Torsions

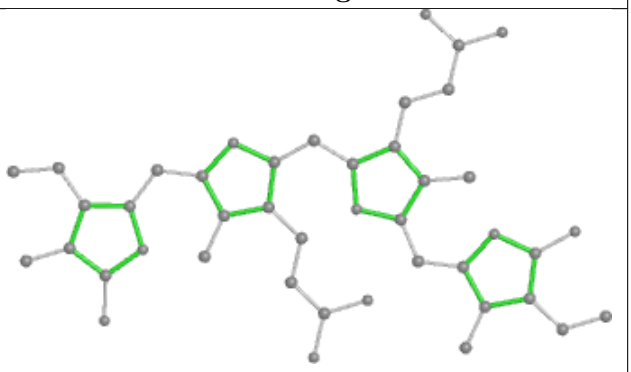

Rings

Ligand PEB NA 201

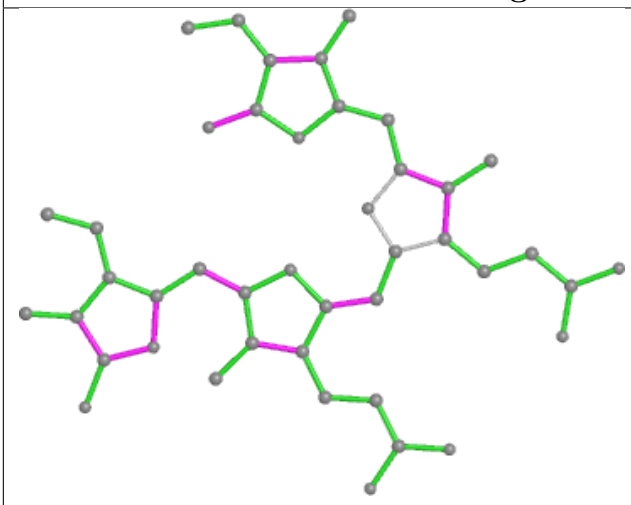

Bond lengths

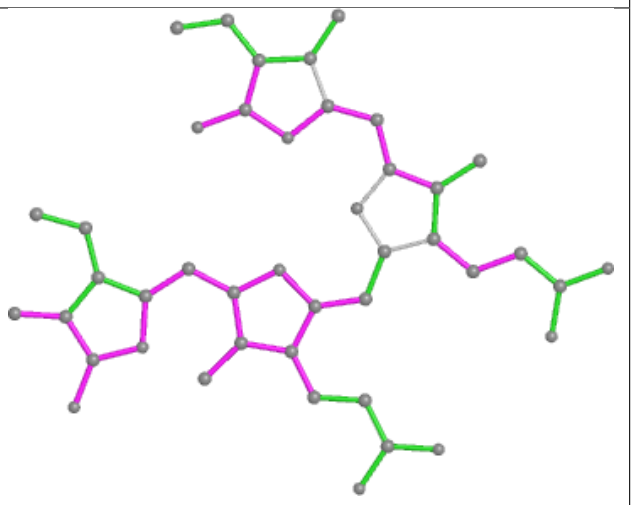

Bond angles

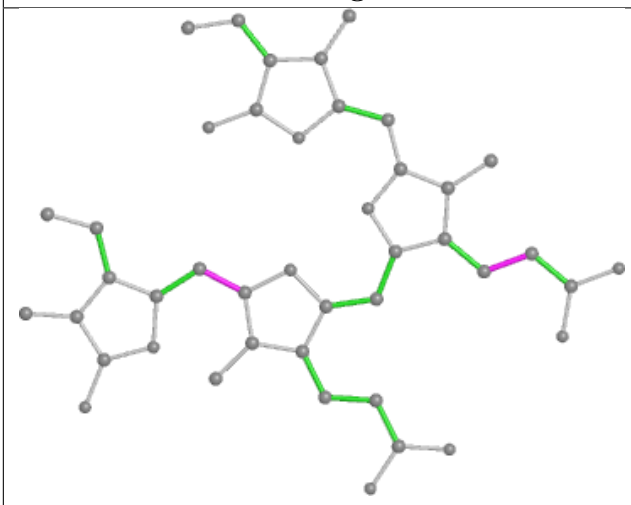

Torsions

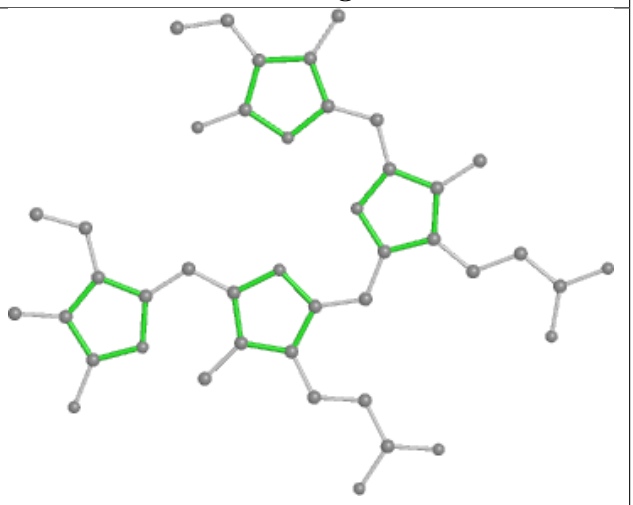

Rings

Ligand PEB VA 201

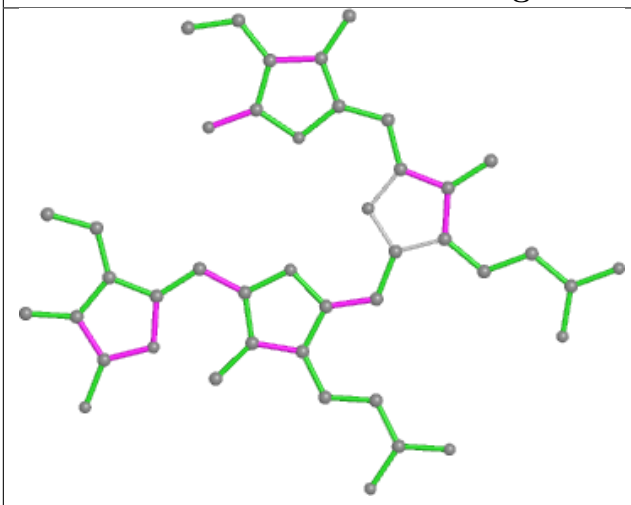

Bond lengths

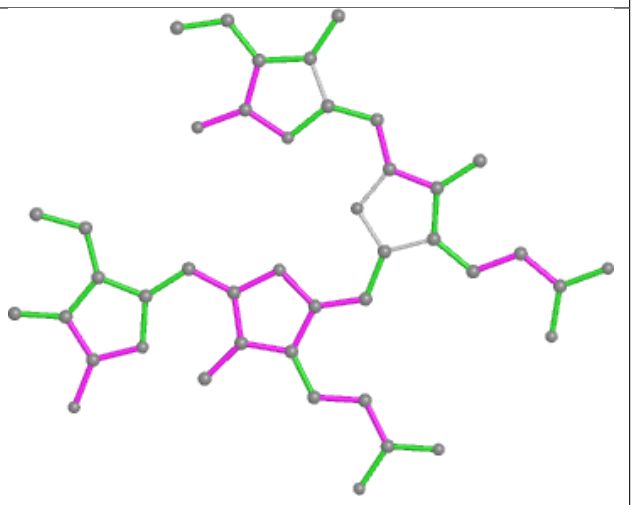

Bond angles

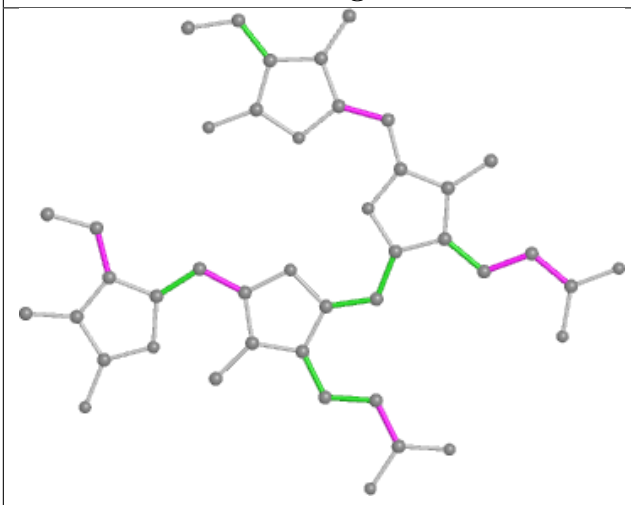

Torsions

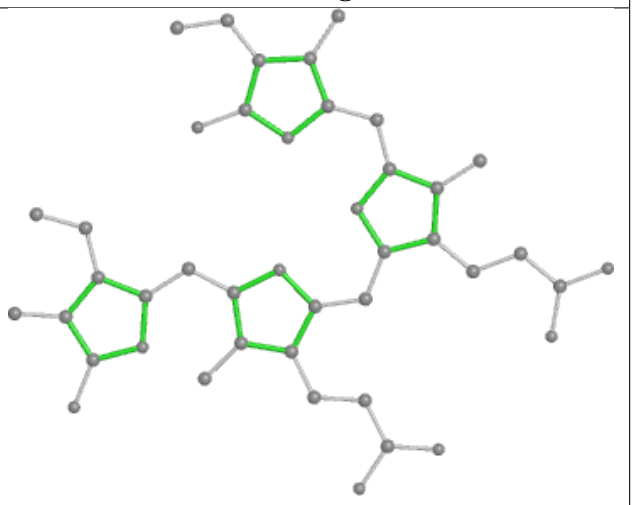

Rings

Ligand PEB QD 201

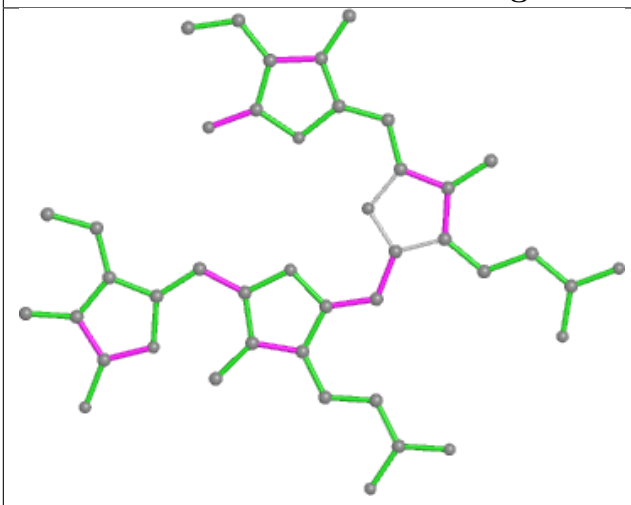

Bond lengths

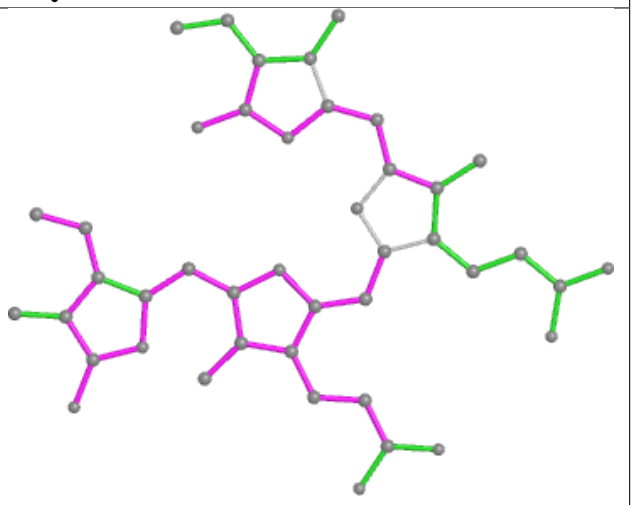

Bond angles

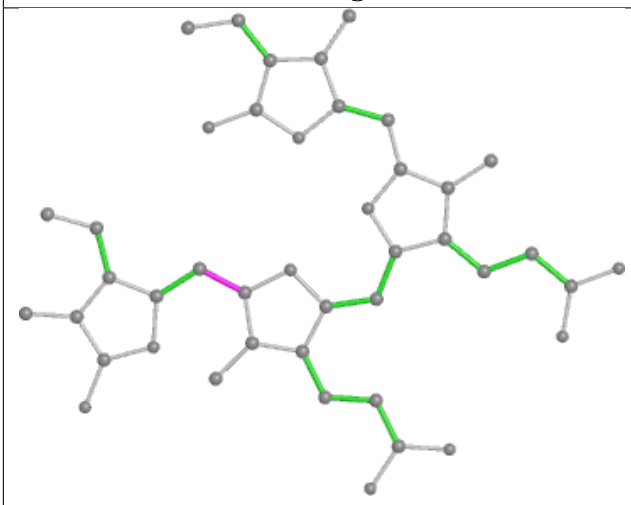

Torsions

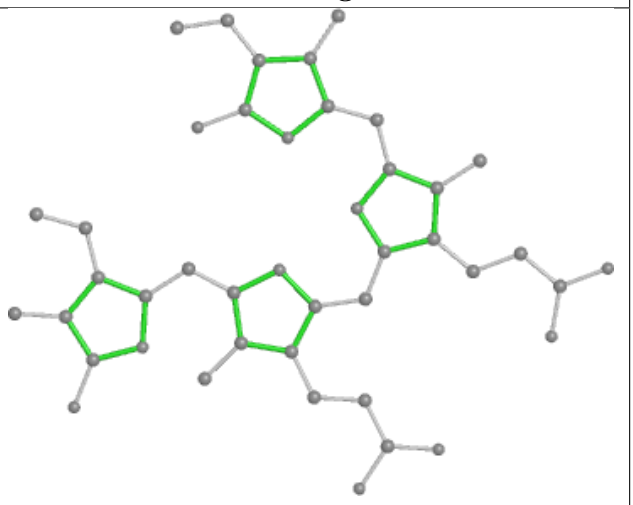

Rings

Ligand PEB EM 201

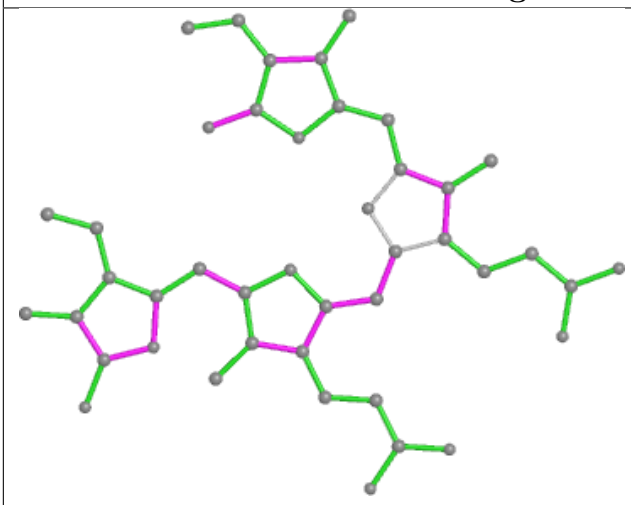

Bond lengths

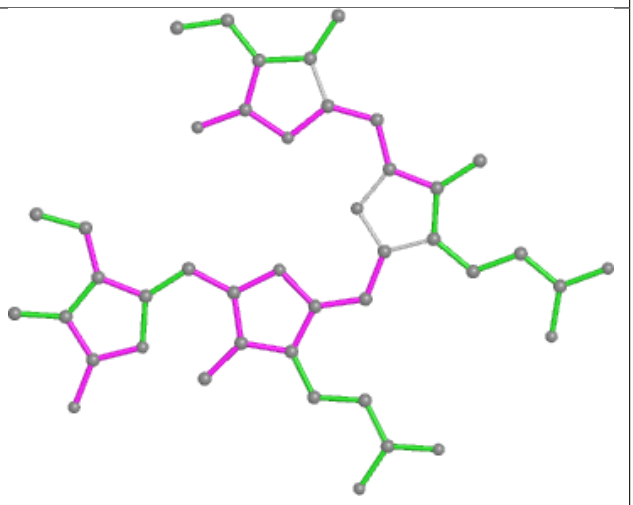

Bond angles

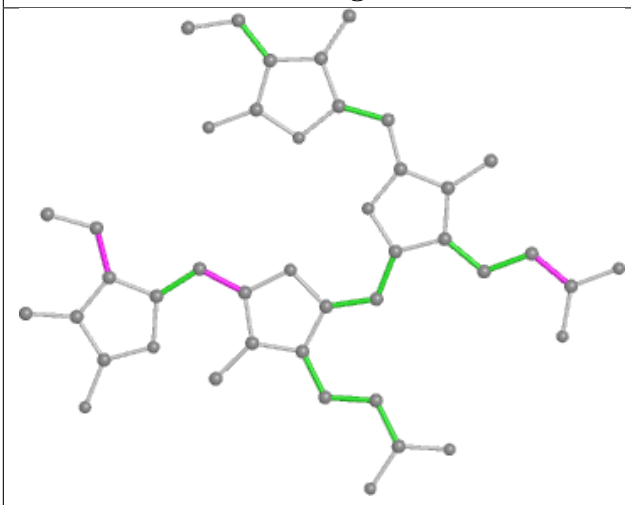

Torsions

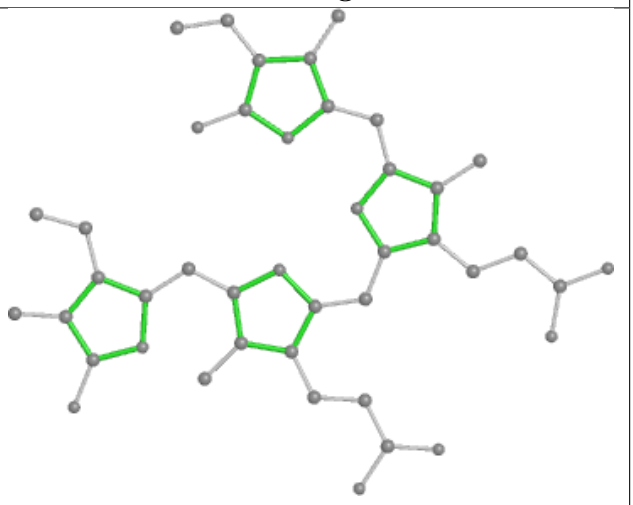

Rings

Ligand BCR B2 842

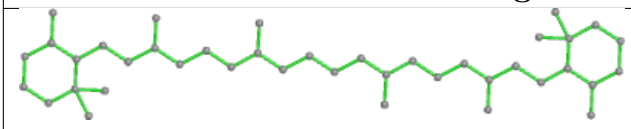

Bond lengths

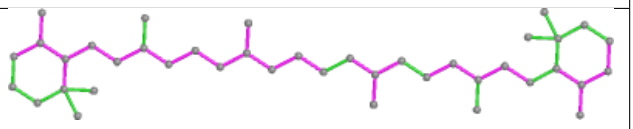

Bond angles

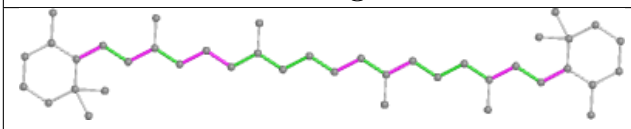

Torsions

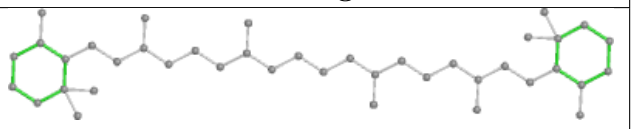

Rings

Ligand CYC ME 1001

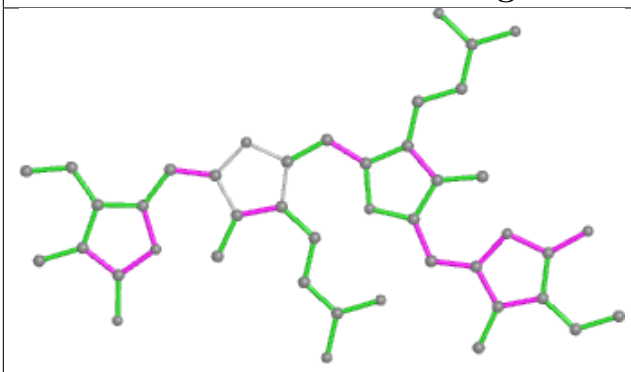

Bond lengths

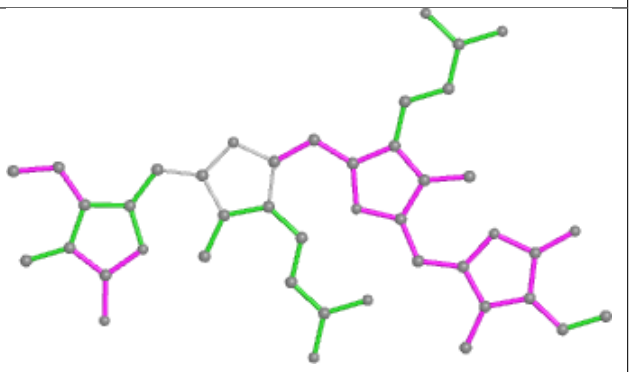

Bond angles

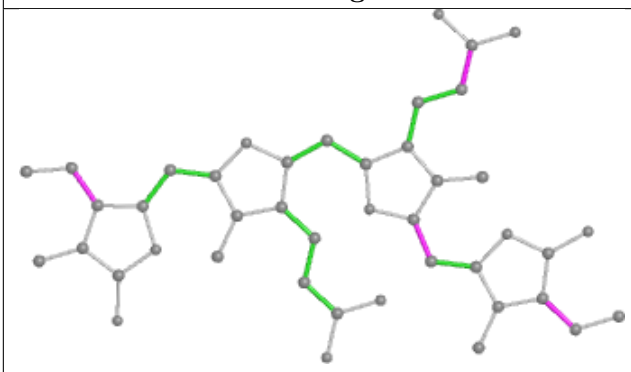

Torsions

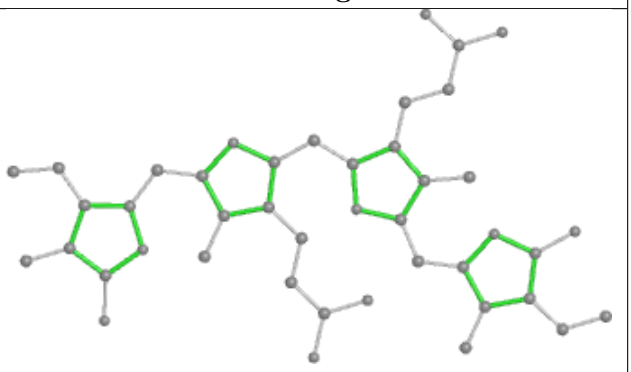

Rings

Ligand CLA A2 818

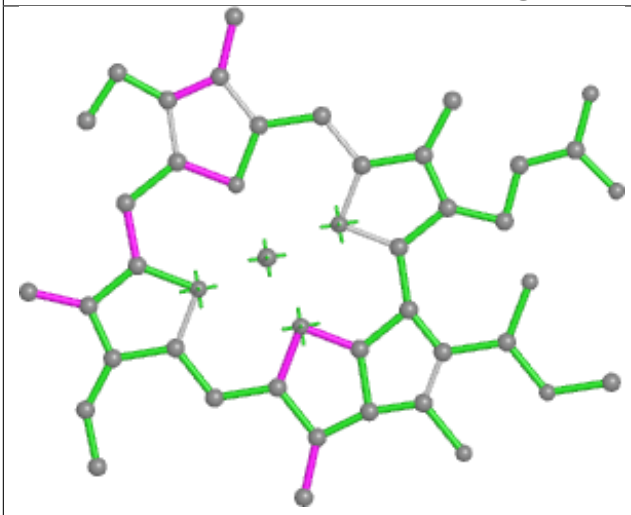

Bond lengths

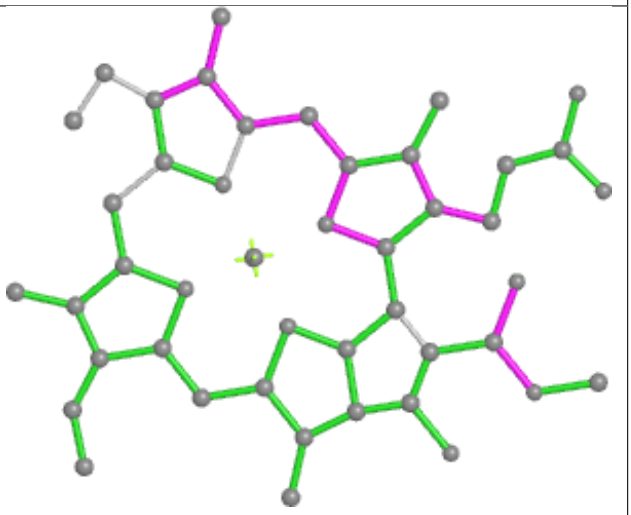

Bond angles

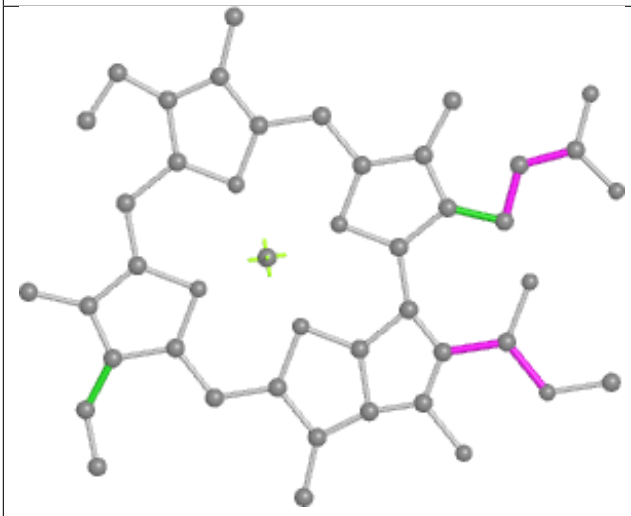

Torsions

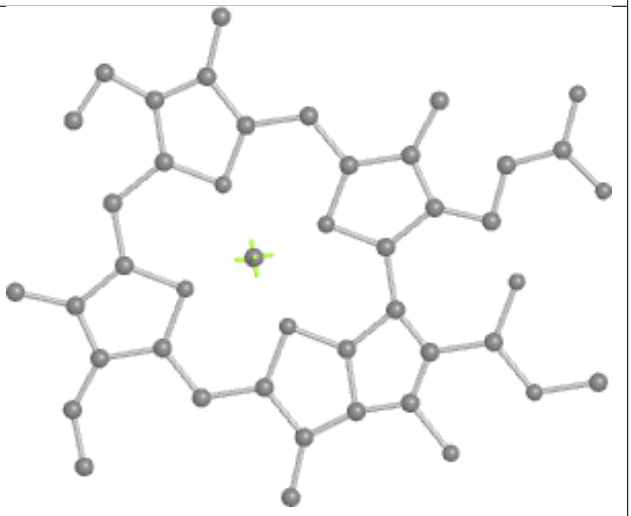

Rings

Ligand CLA A2 827

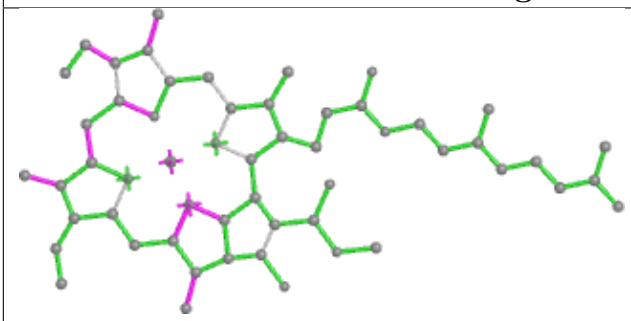

Bond lengths

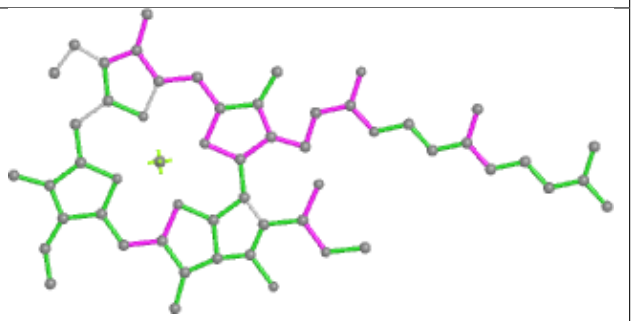

Bond angles

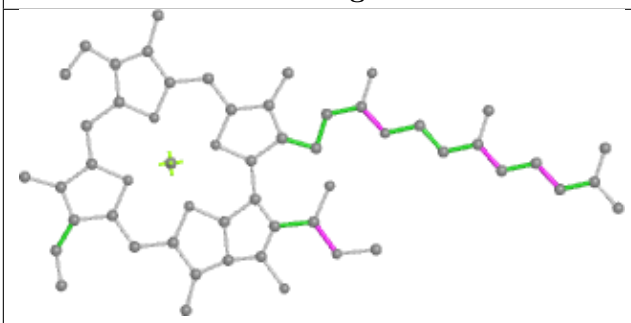

Torsions

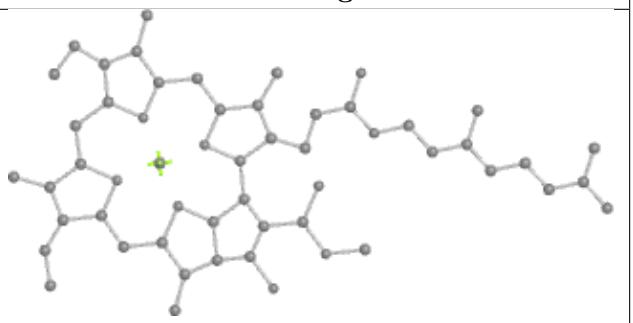

Rings

Ligand CLA c6 606

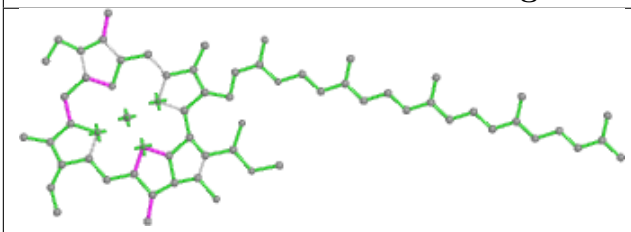

Bond lengths

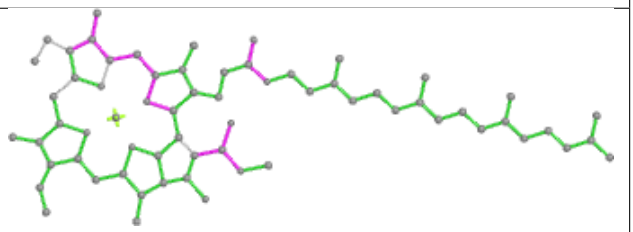

Bond angles

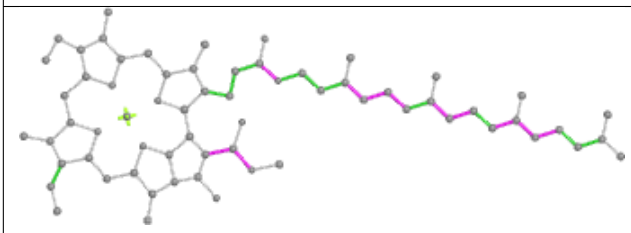

Torsions

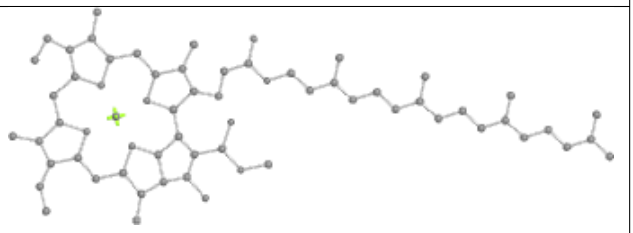

Rings

Ligand PEB O7 202

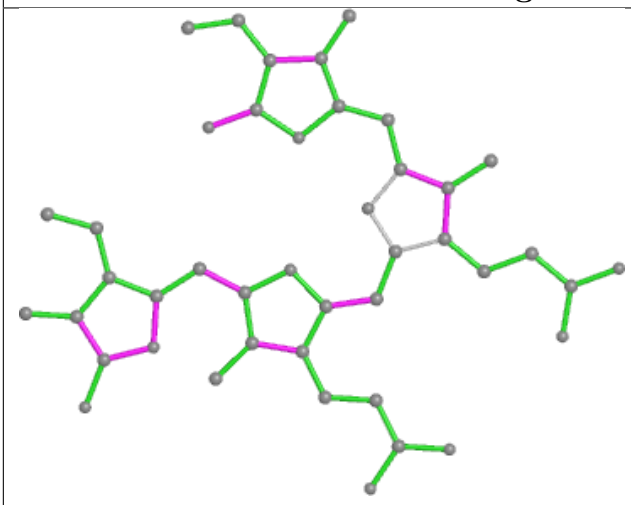

Bond lengths

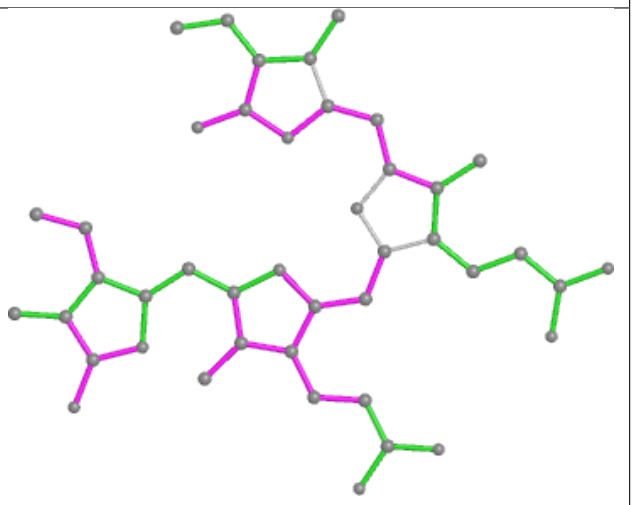

Bond angles

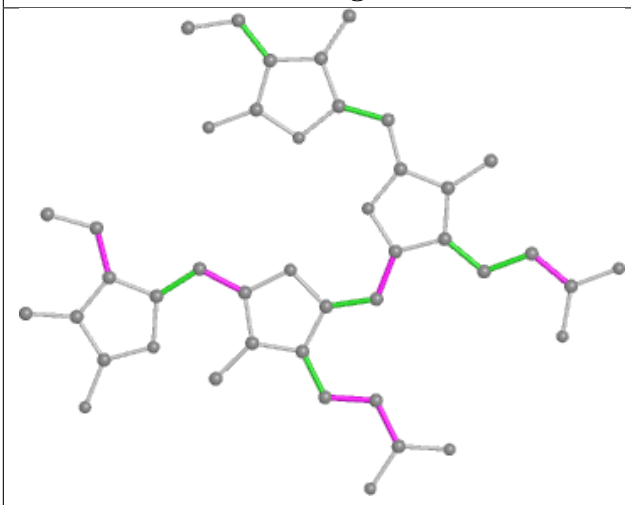

Torsions

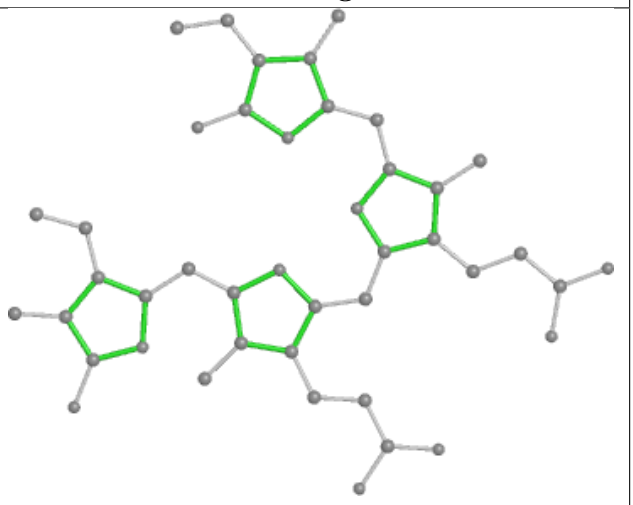

Rings

Ligand PEB XQ 202

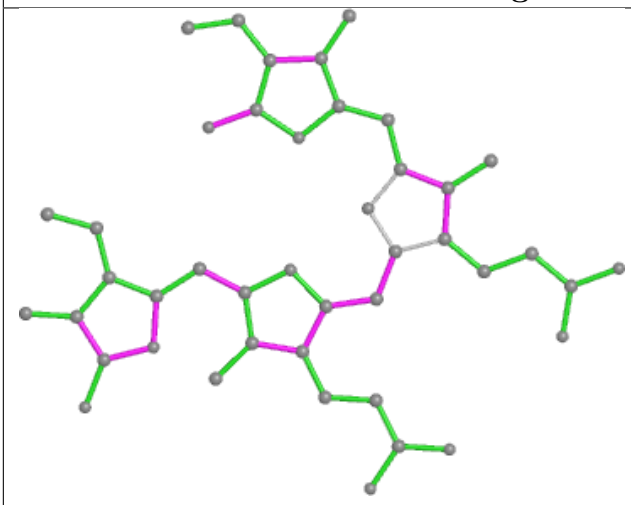

Bond lengths

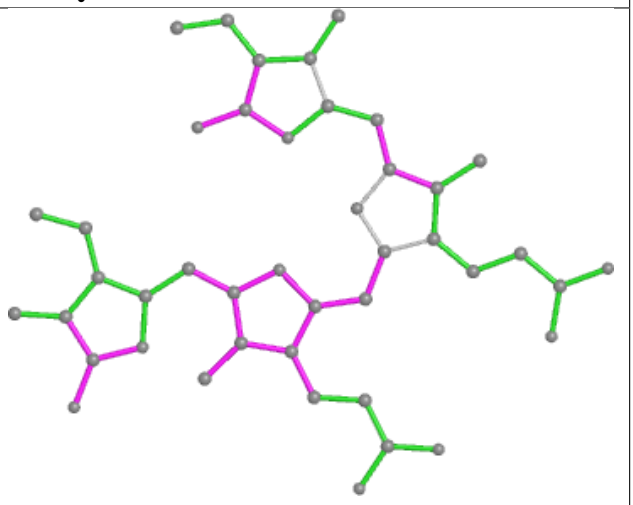

Bond angles

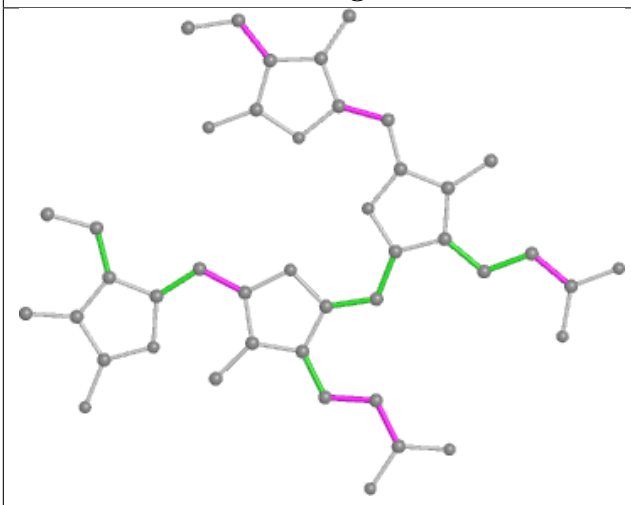

Torsions

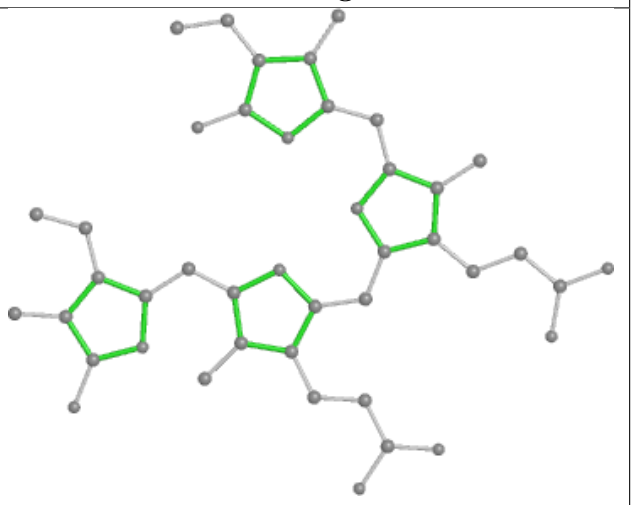

Rings

Ligand PEB mO 202

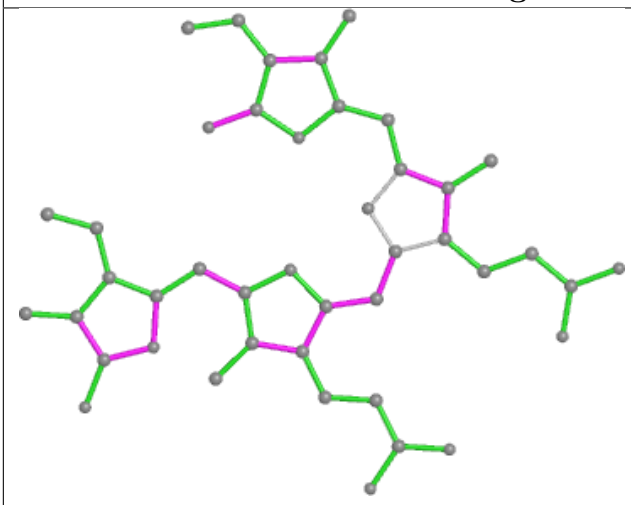

Bond lengths

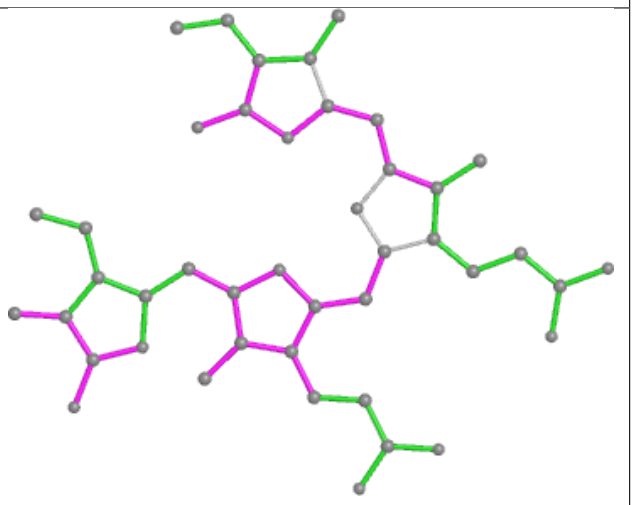

Bond angles

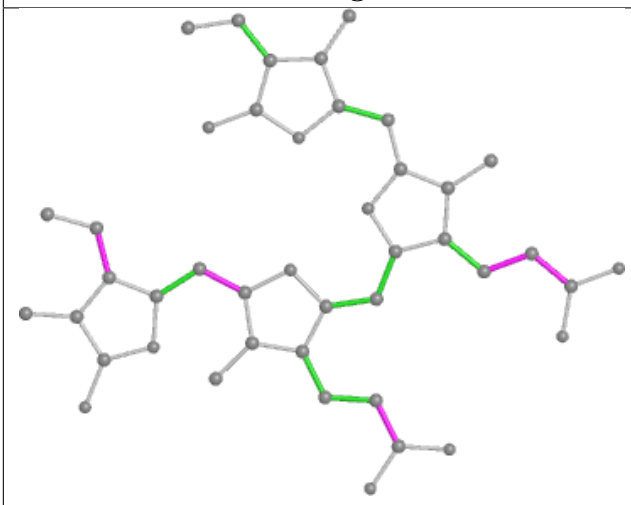

Torsions

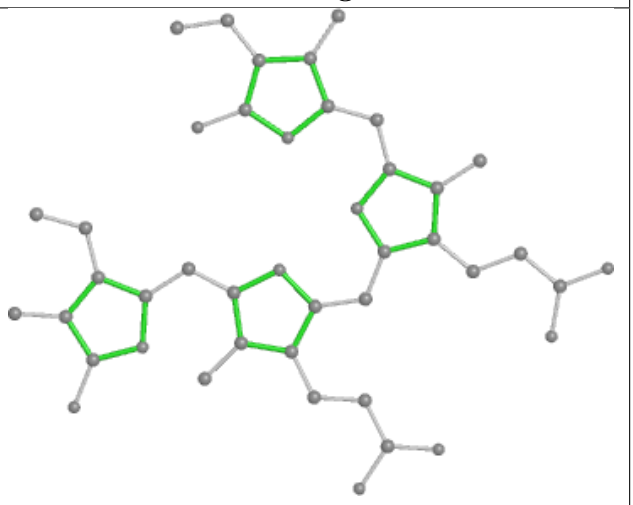

Rings

Ligand PEB tK 201

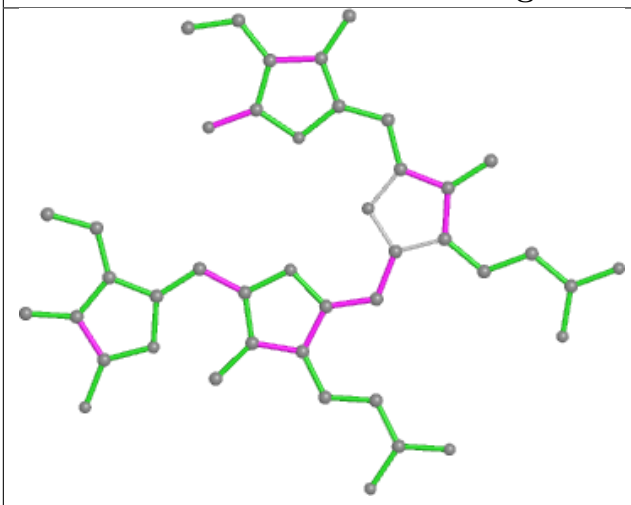

Bond lengths

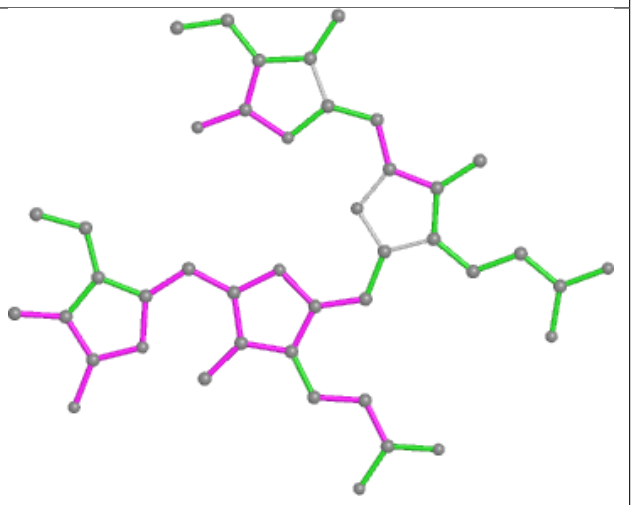

Bond angles

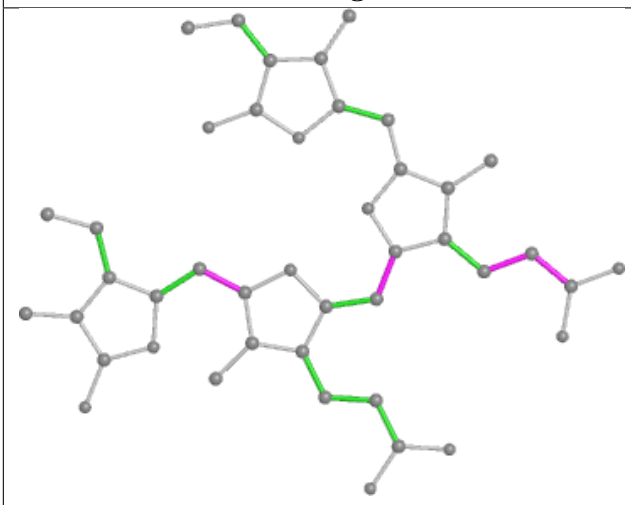

Torsions

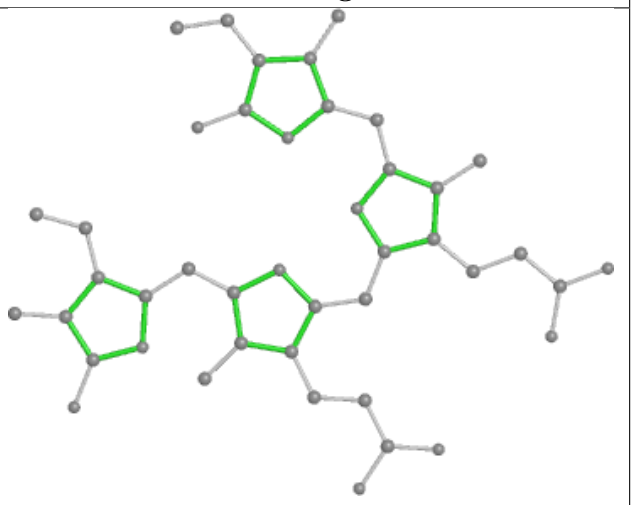

Rings

Ligand CYC N4 1001

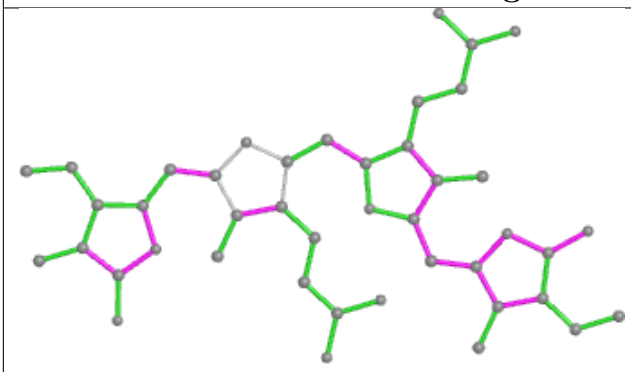

Bond lengths

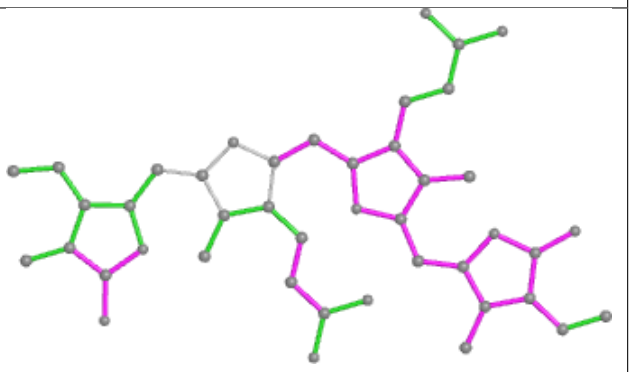

Bond angles

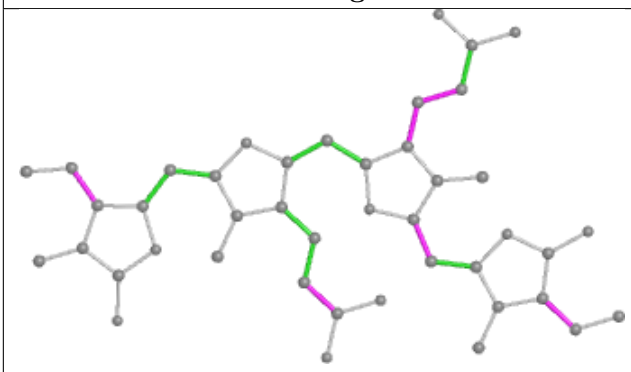

Torsions

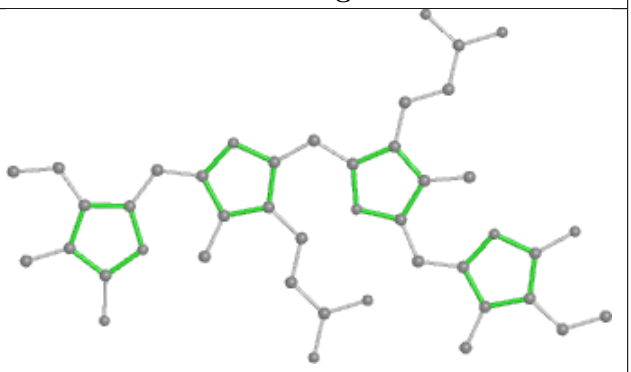

Rings

Ligand CLA 12 606

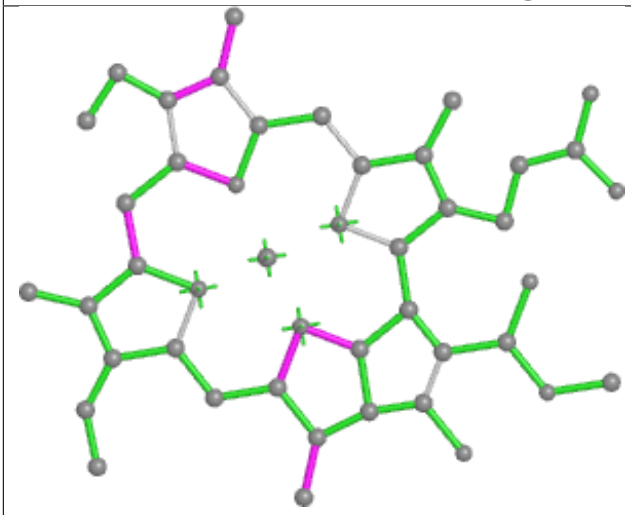

Bond lengths

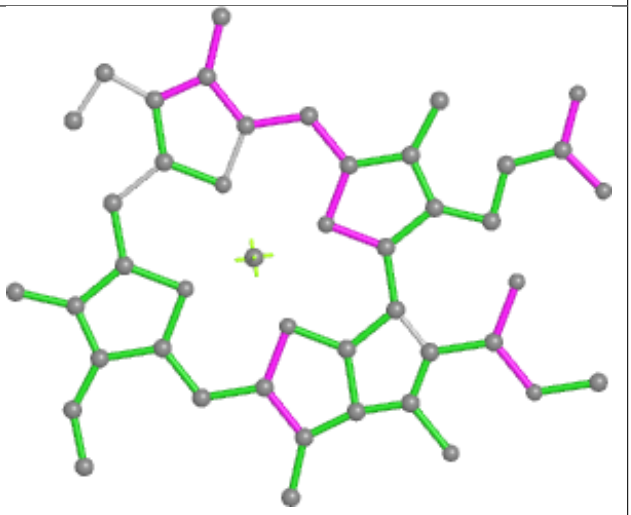

Bond angles

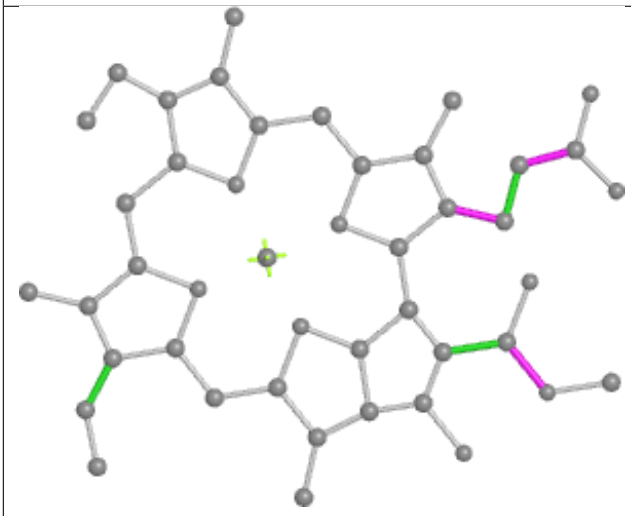

Torsions

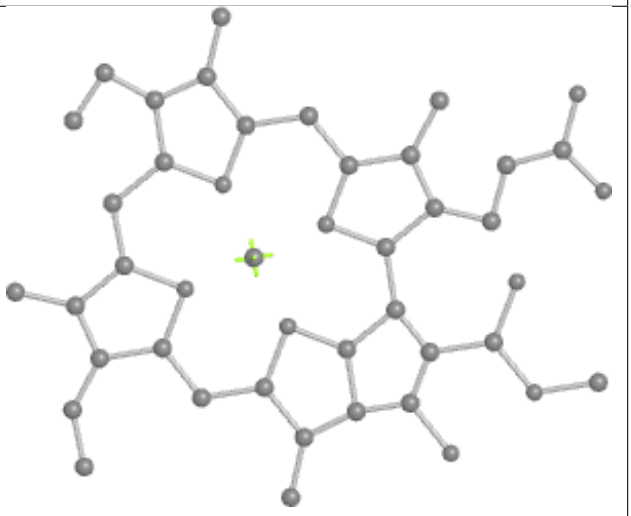

Rings

Ligand PEB C7 201

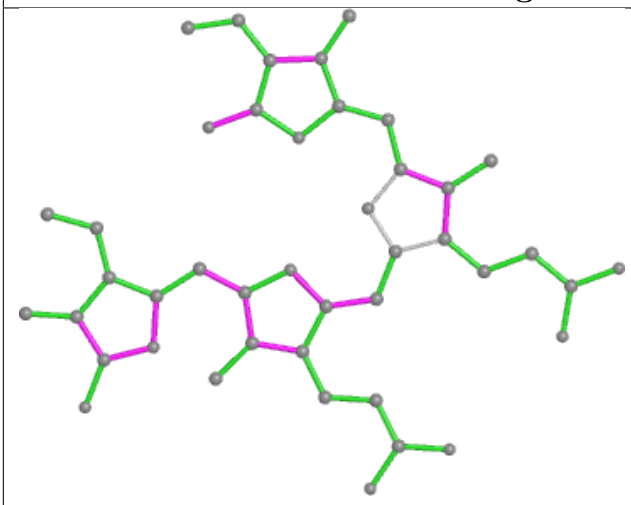

Bond lengths

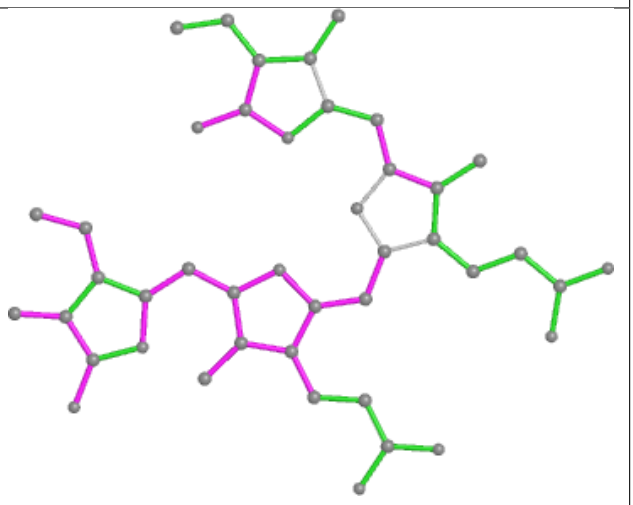

Bond angles

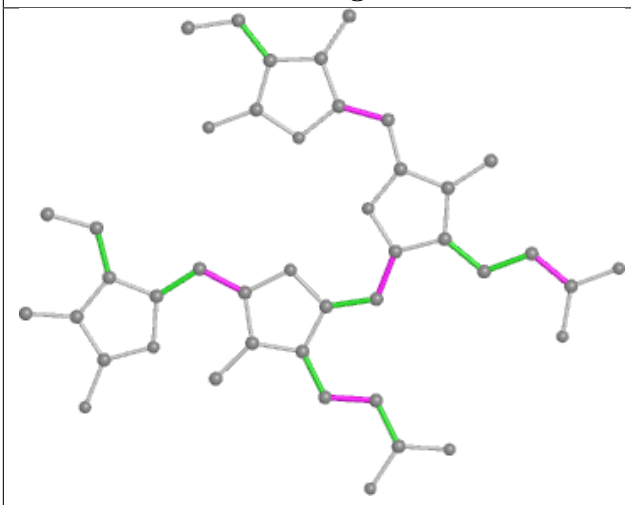

Torsions

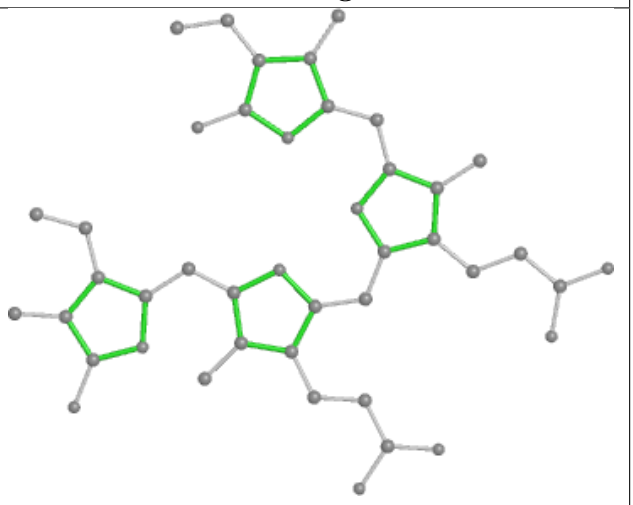

Rings

Ligand PEB ZK 201

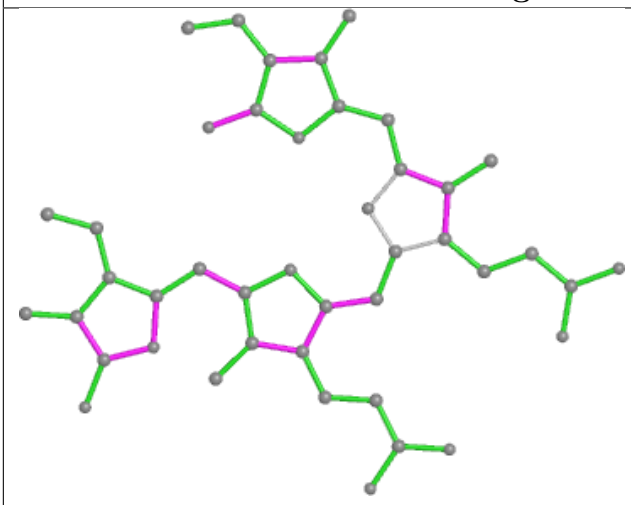

Bond lengths

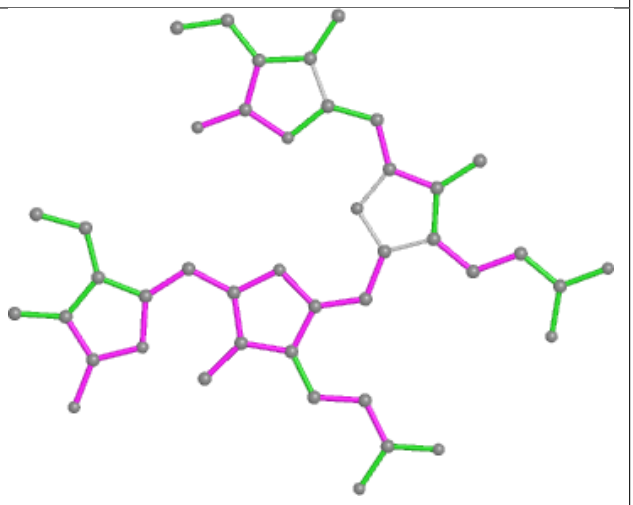

Bond angles

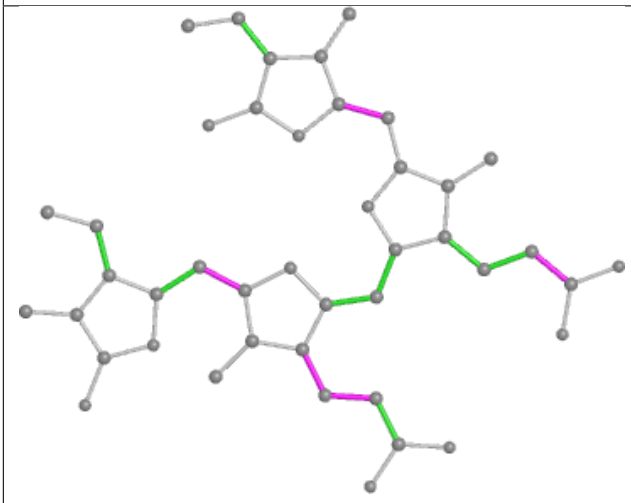

Torsions

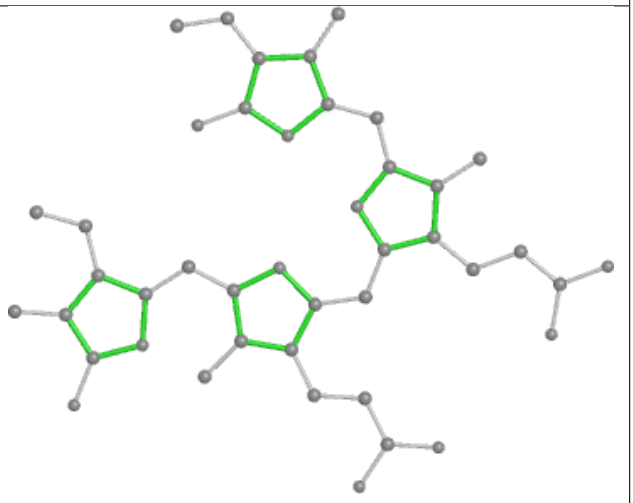

Rings

Ligand PEB NE 202

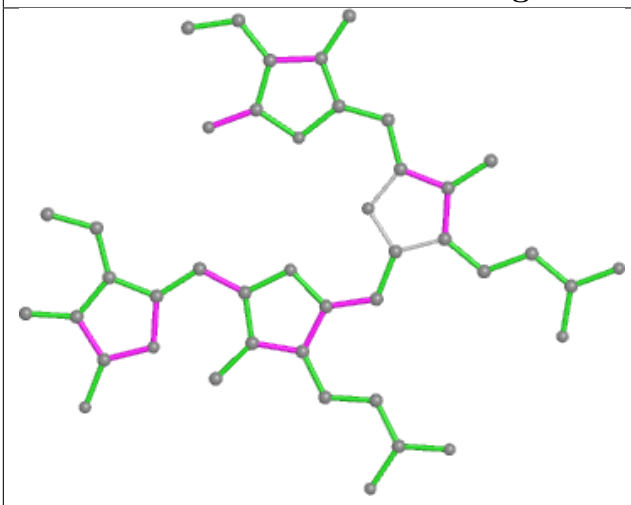

Bond lengths

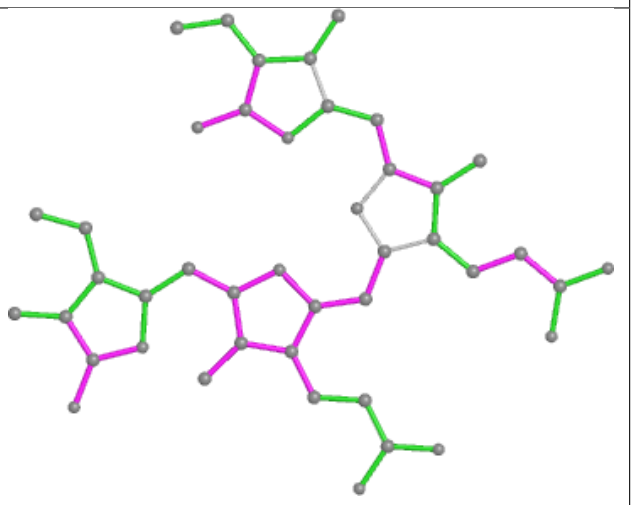

Bond angles

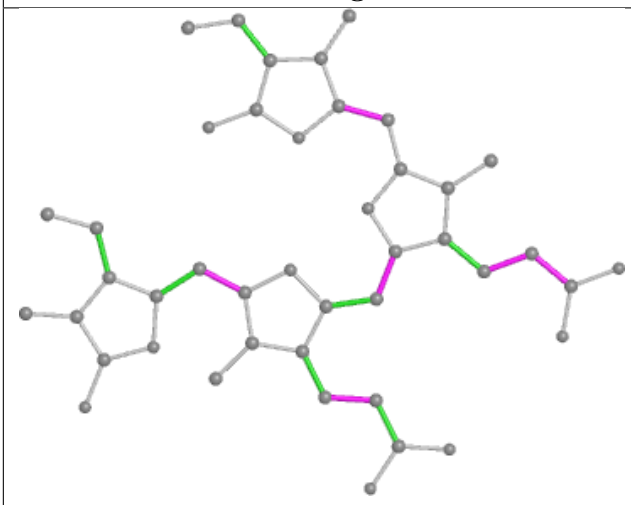

Torsions

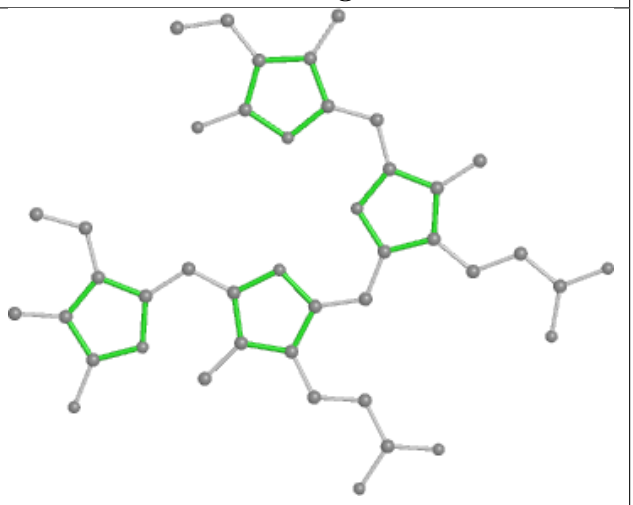

Rings

Ligand PEB QI 201

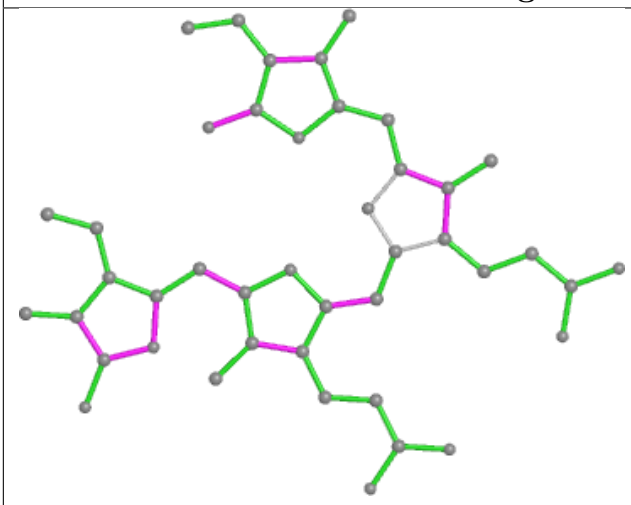

Bond lengths

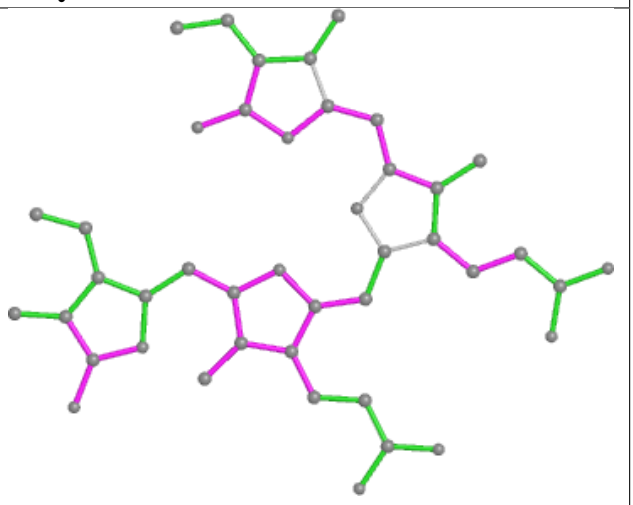

Bond angles

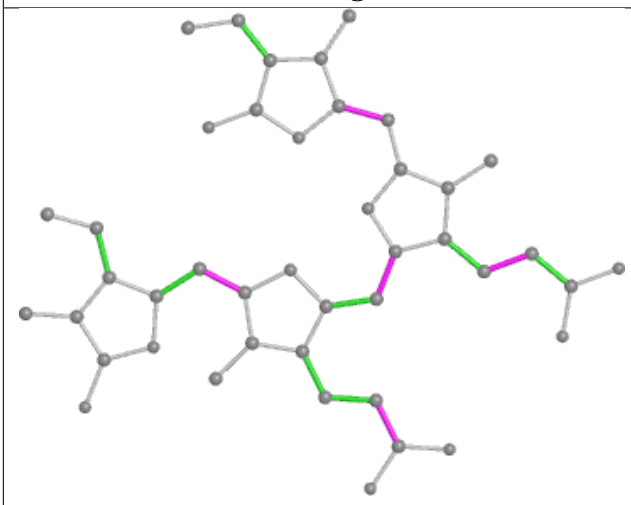

Torsions

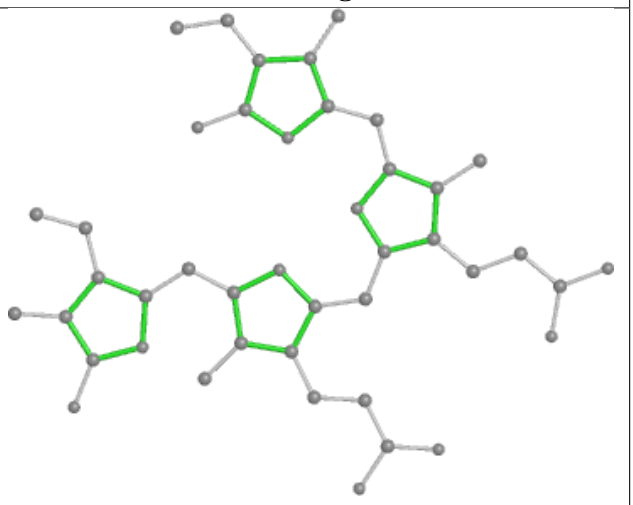

Rings

Ligand PEB qK 202

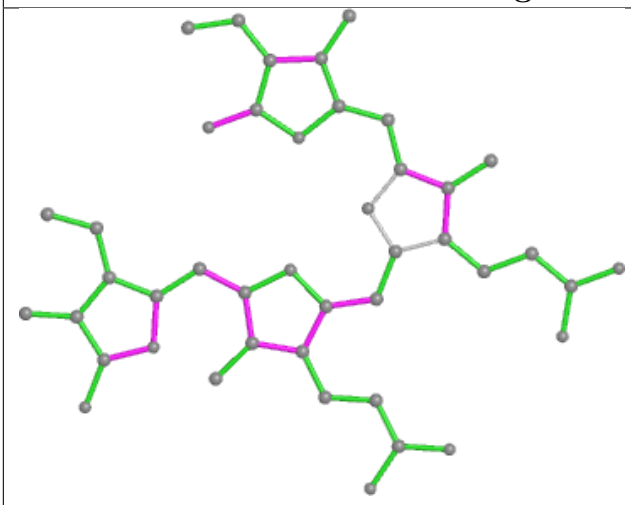

Bond lengths

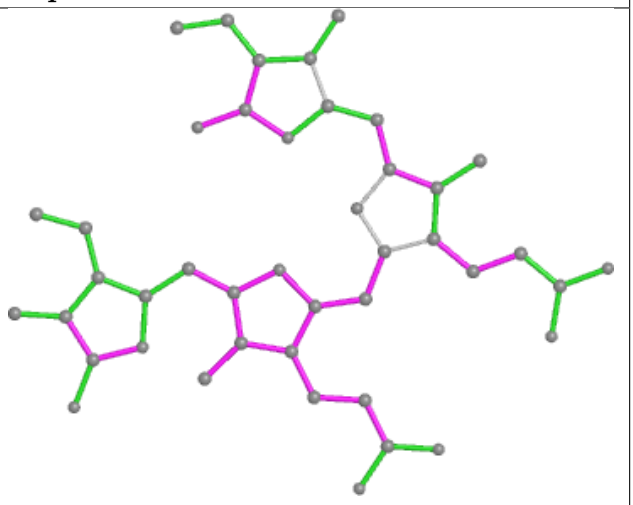

Bond angles

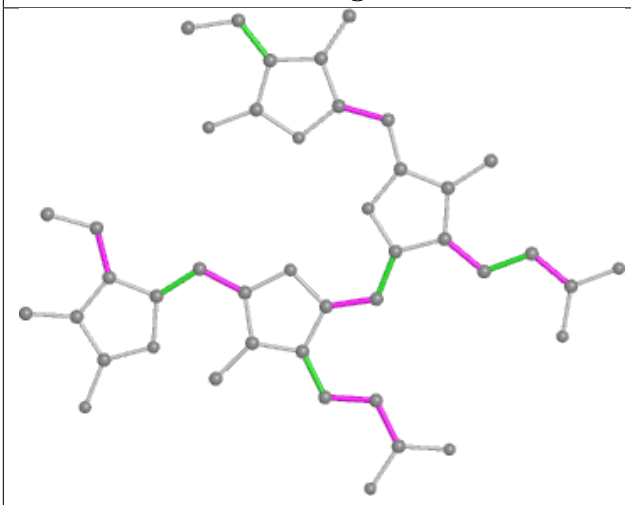

Torsions

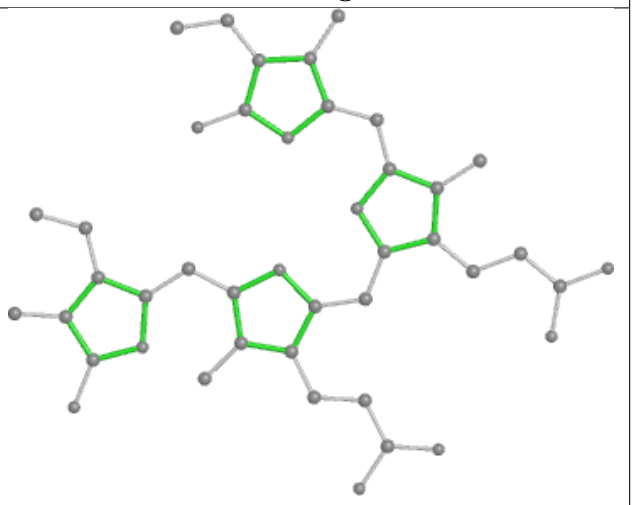

Rings

Ligand PEB CA 202

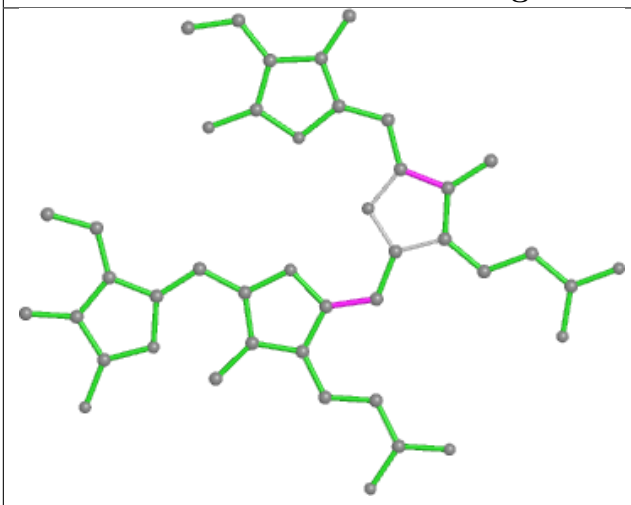

Bond lengths

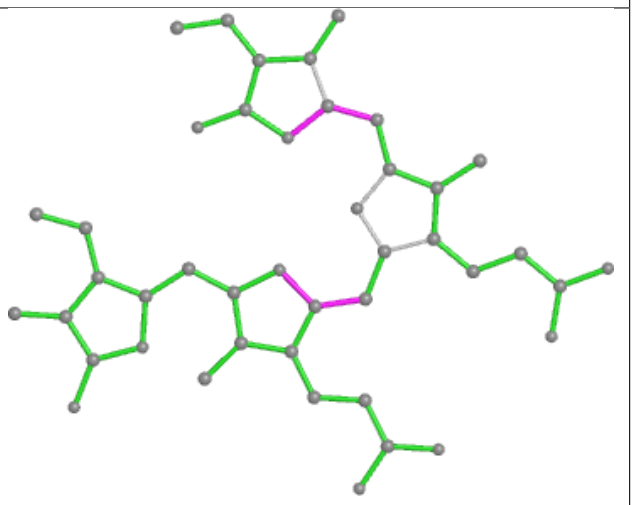

Bond angles

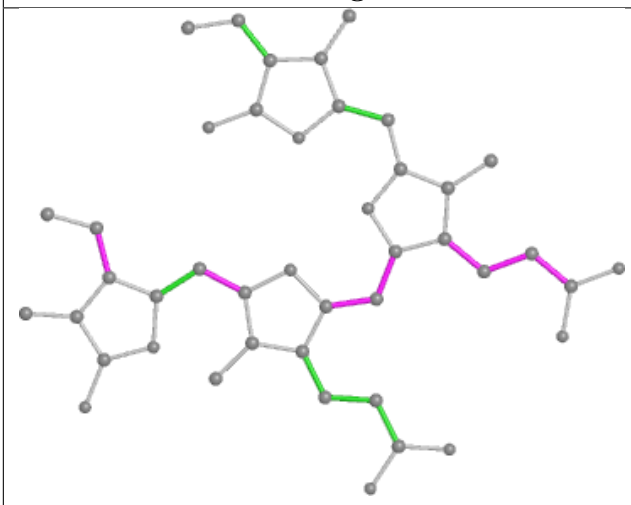

Torsions

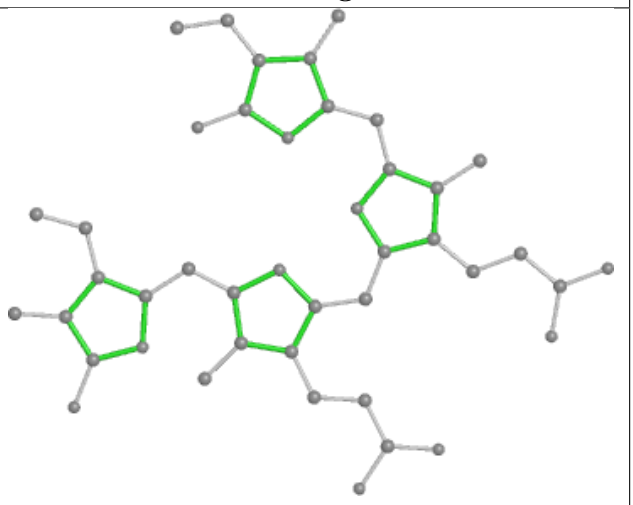

Rings

Ligand PEB UI 202

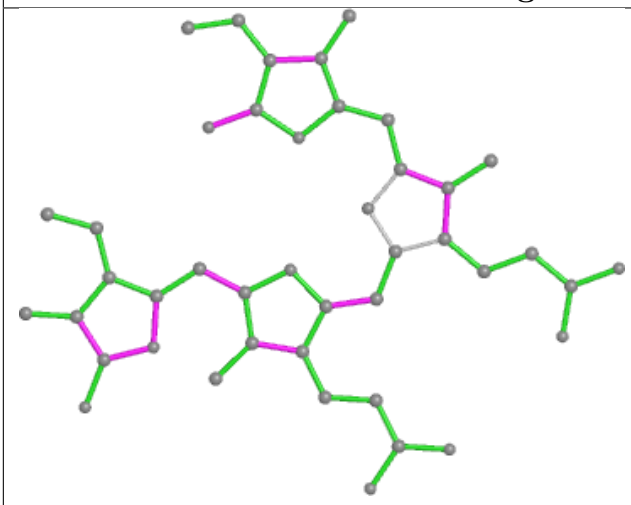

Bond lengths

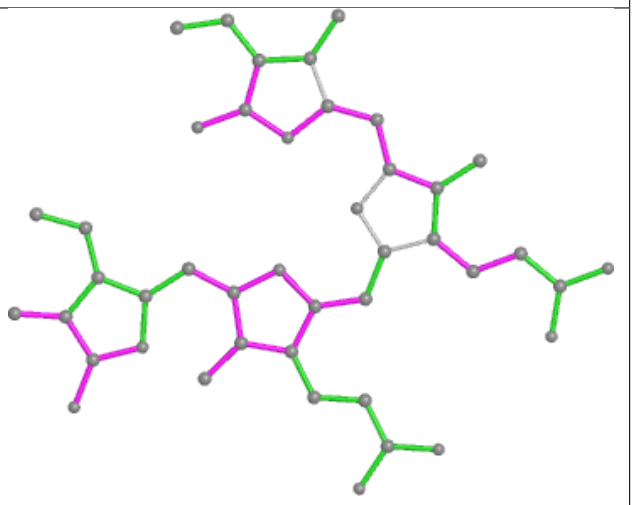

Bond angles

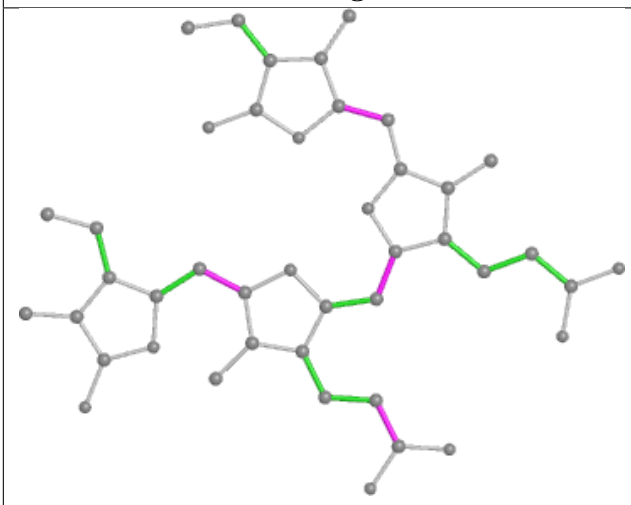

Torsions

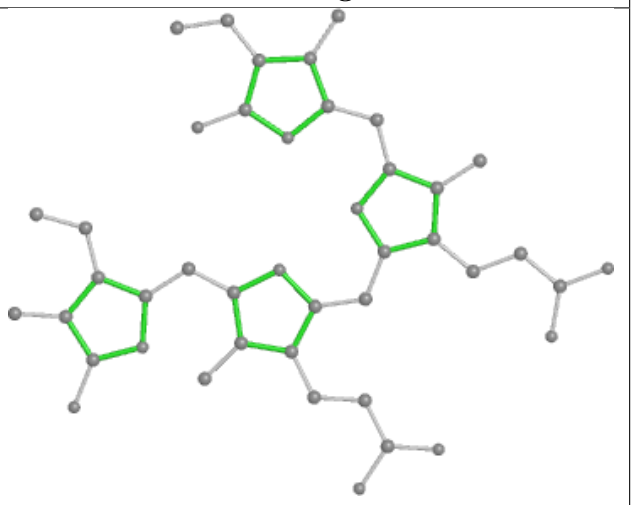

Rings

Ligand CYC 73 1002

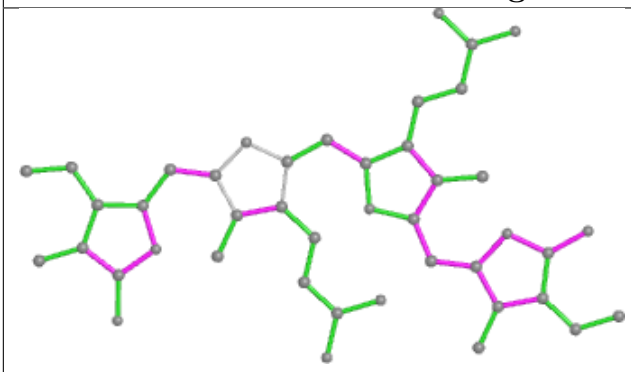

Bond lengths

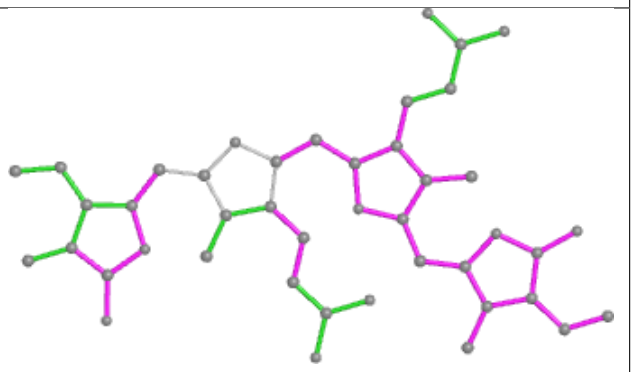

Bond angles

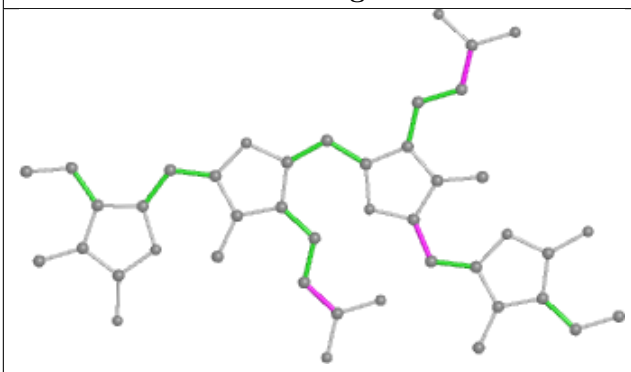

Torsions

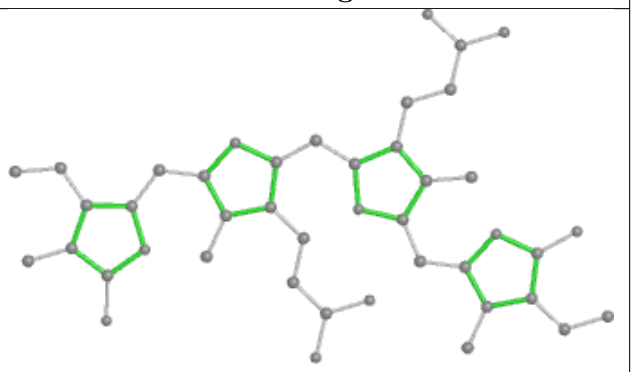

Rings

Ligand PEB GM 202

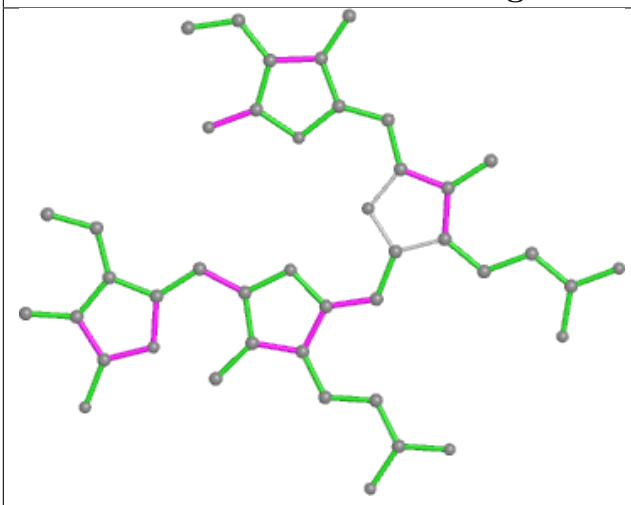

Bond lengths

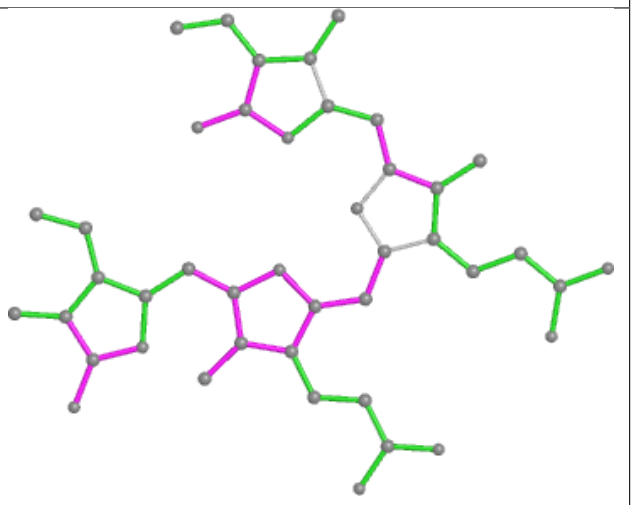

Bond angles

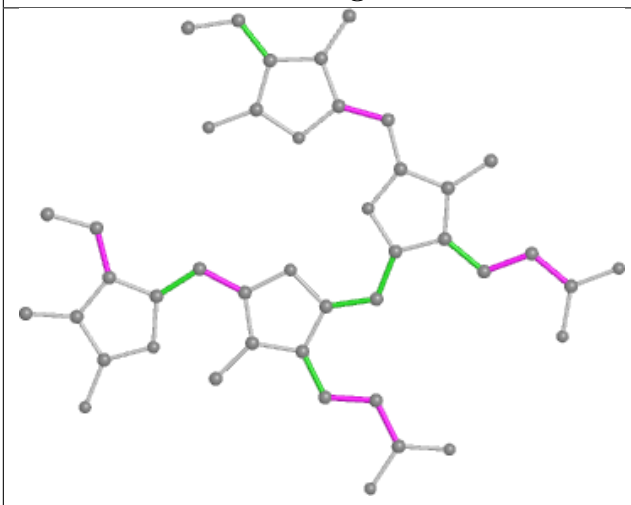

Torsions

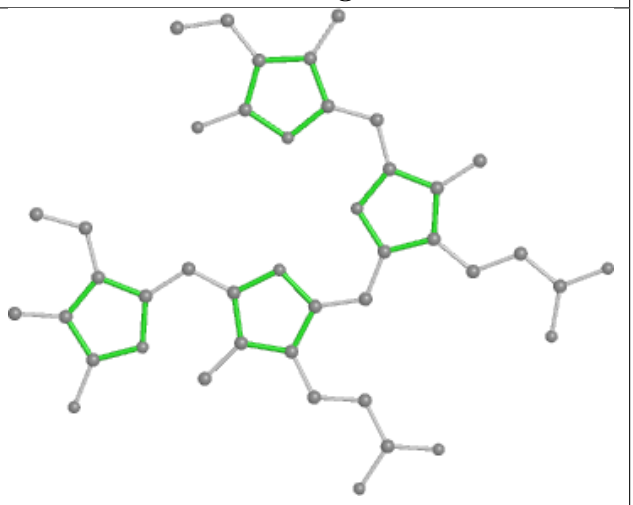

Rings

Ligand PEB O5 202

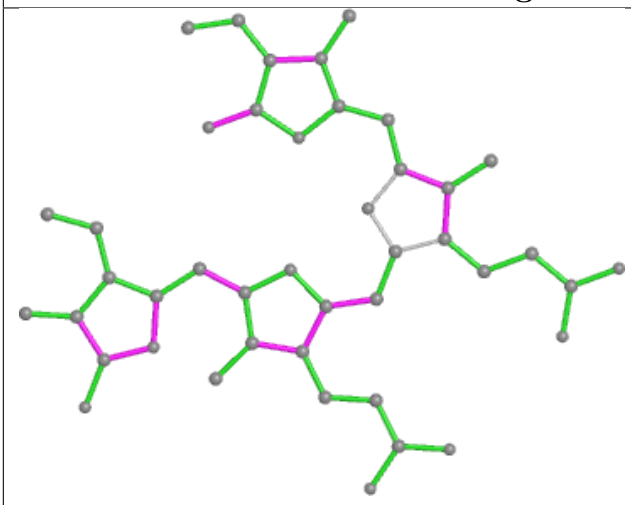

Bond lengths

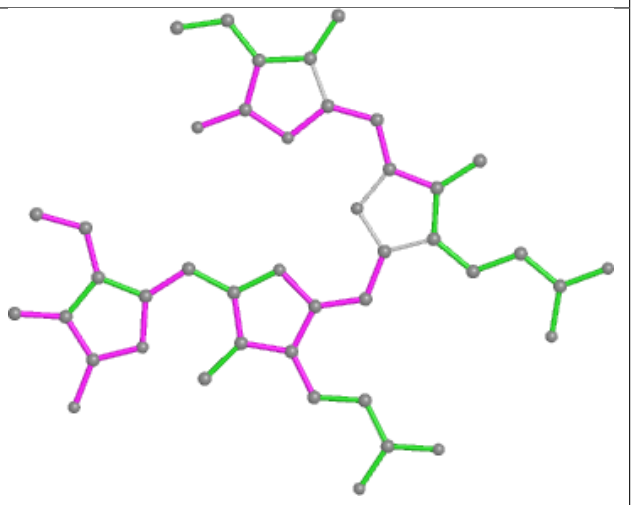

Bond angles

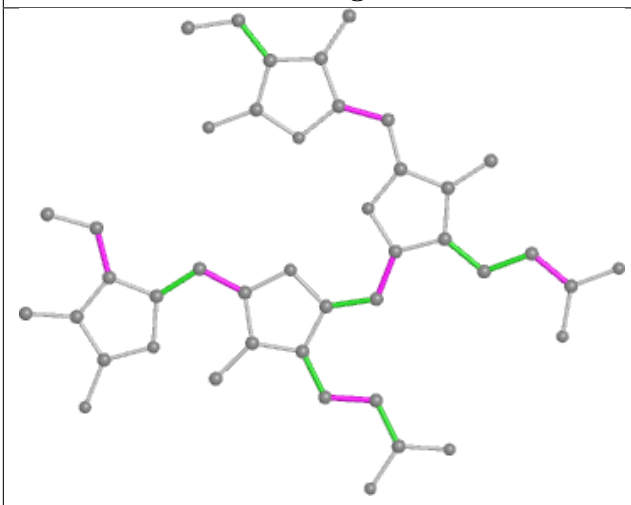

Torsions

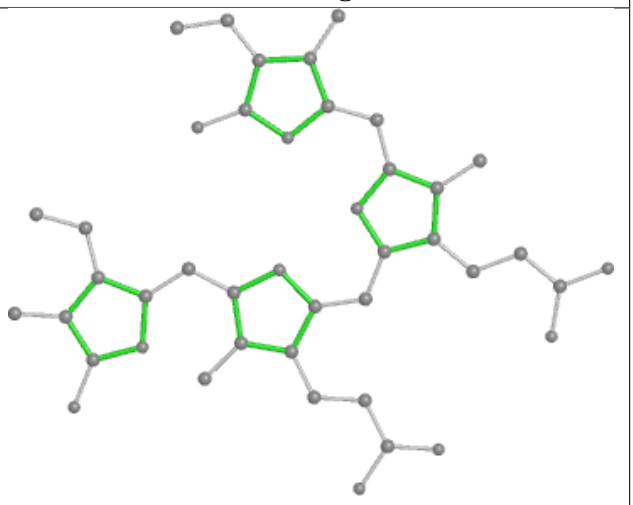

Rings

Ligand PEB JI 201

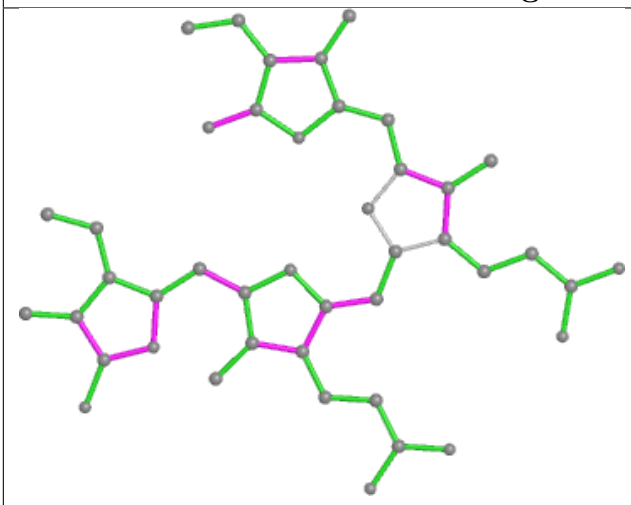

Bond lengths

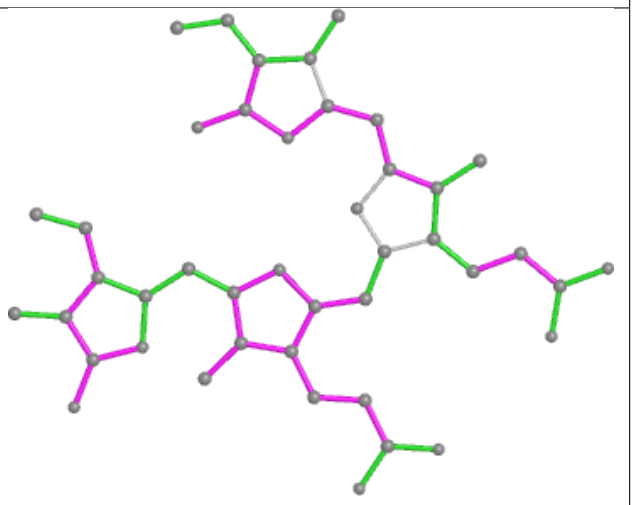

Bond angles

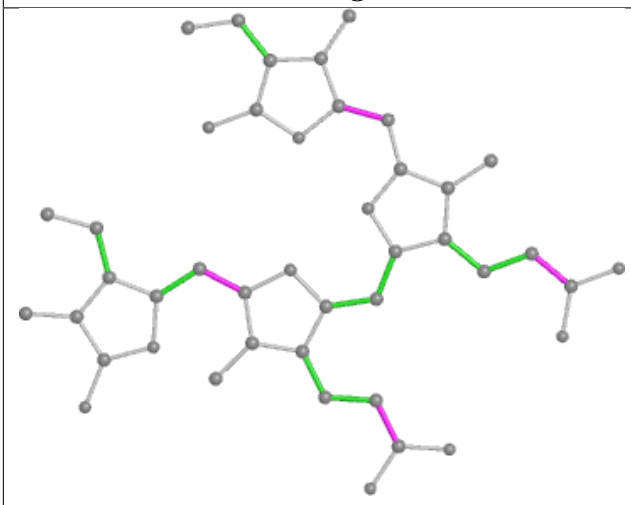

Torsions

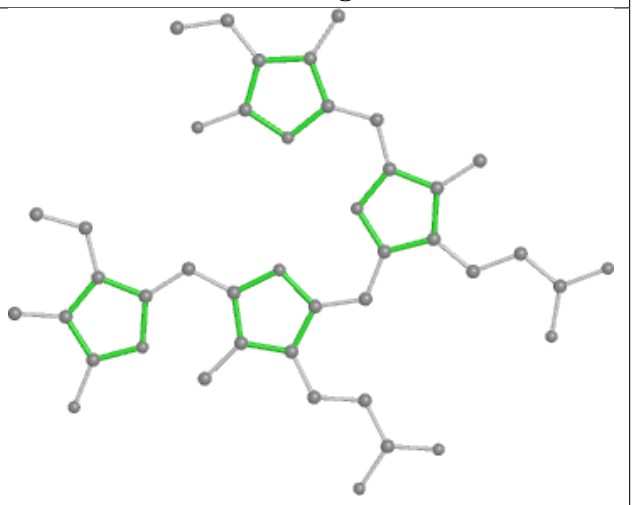

Rings

Ligand CLA 22 612

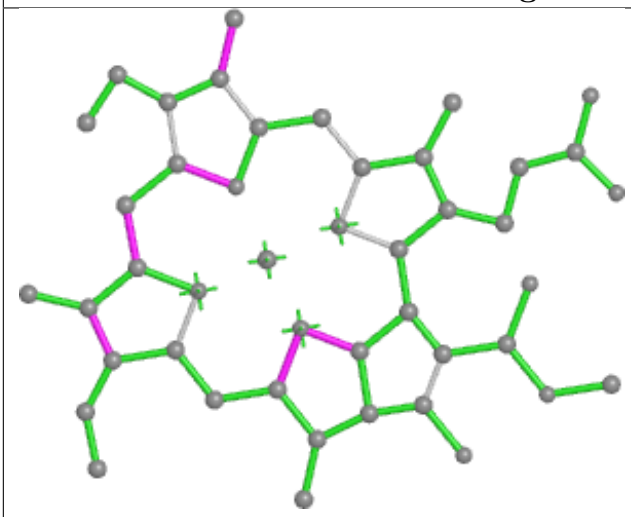

Bond lengths

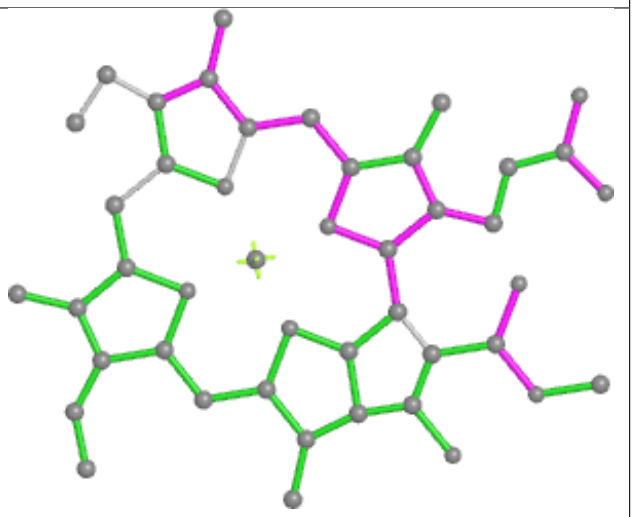

Bond angles

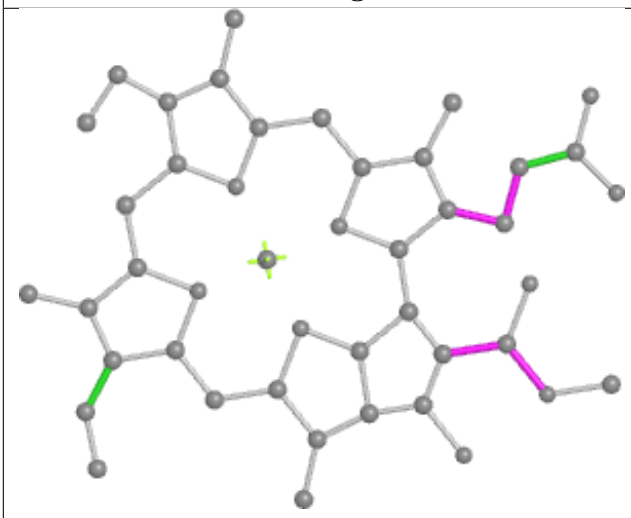

Torsions

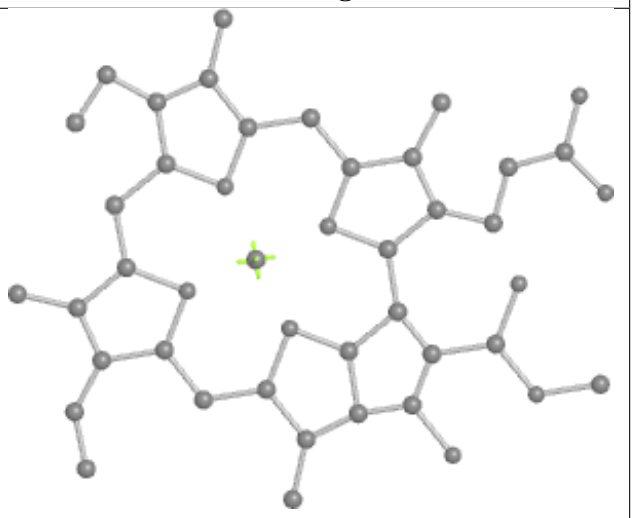

Rings

Ligand PEB hM 202

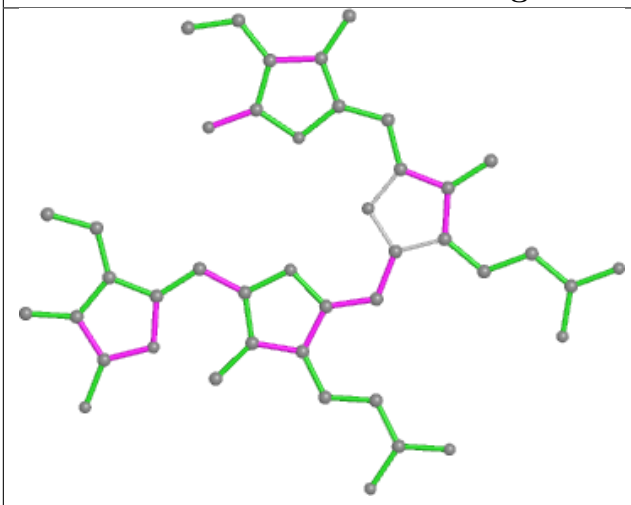

Bond lengths

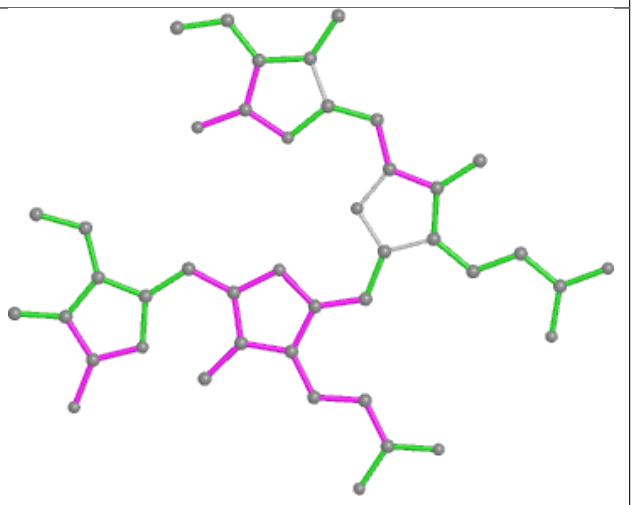

Bond angles

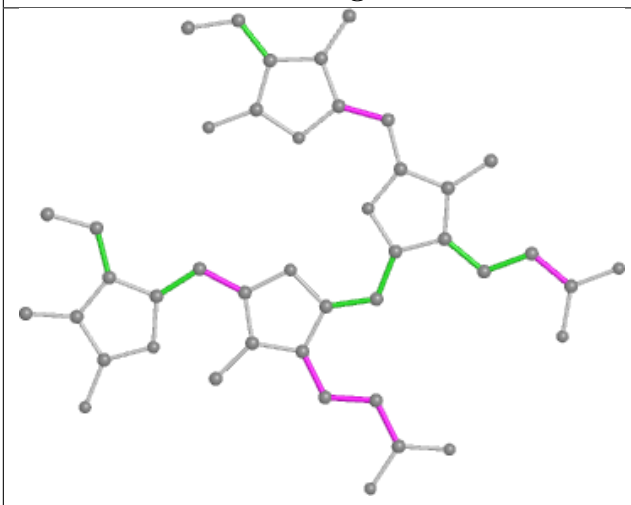

Torsions

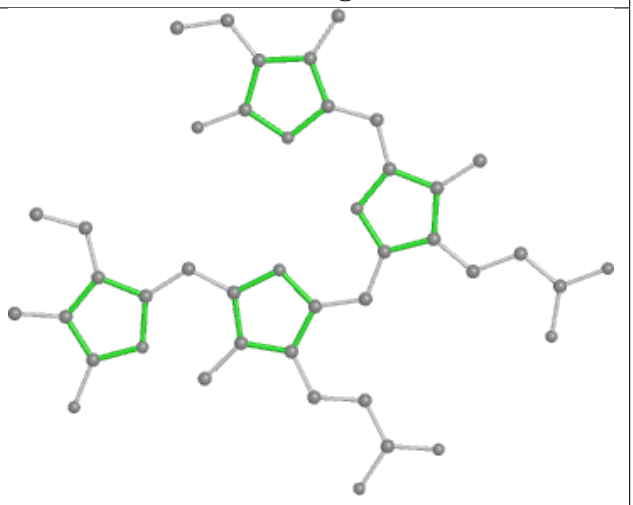

Rings

Ligand PEB Y1 202

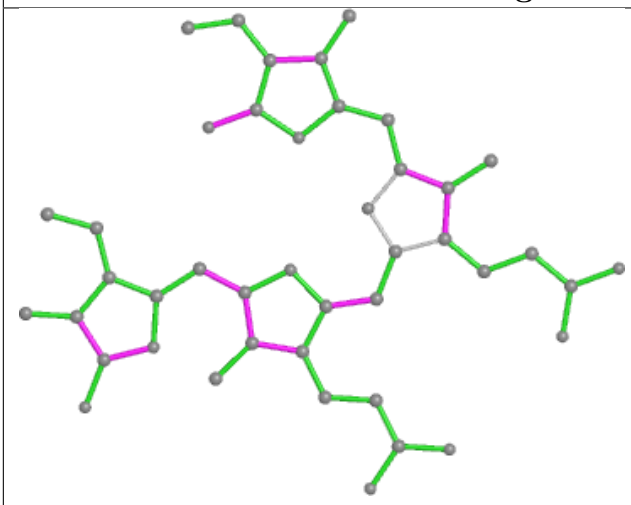

Bond lengths

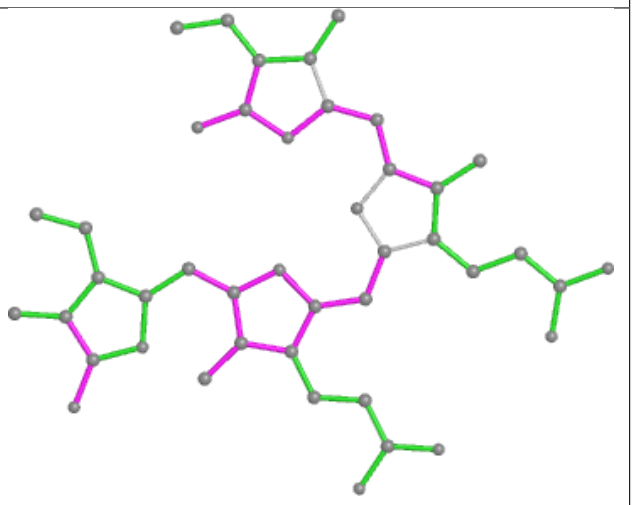

Bond angles

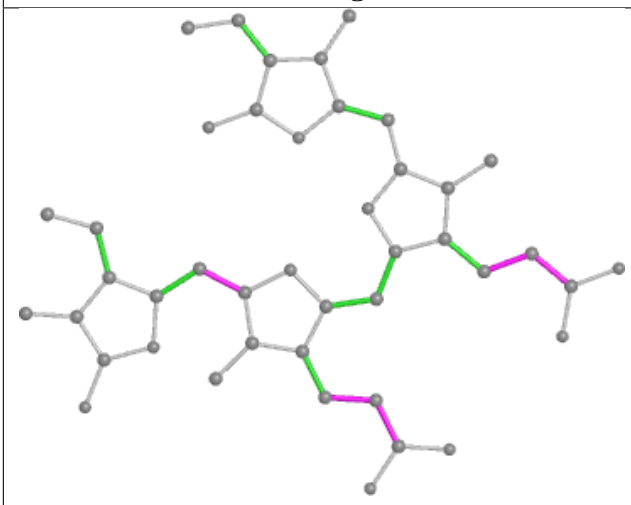

Torsions

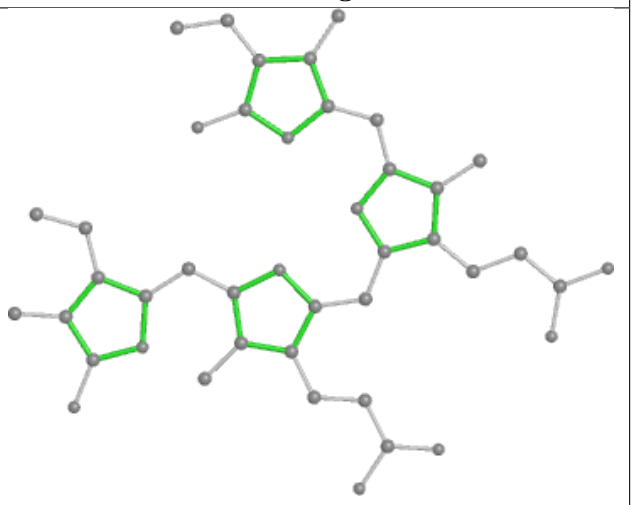

Rings

Ligand PEB d1 201

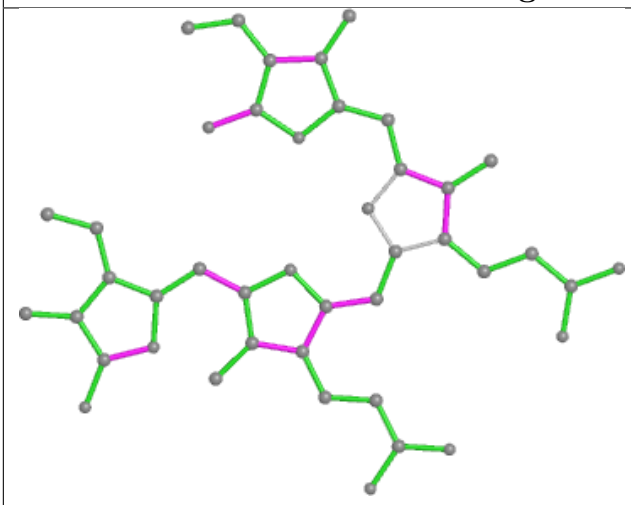

Bond lengths

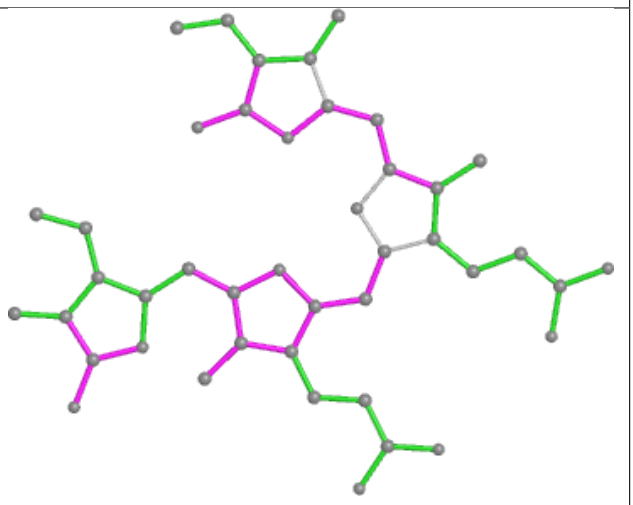

Bond angles

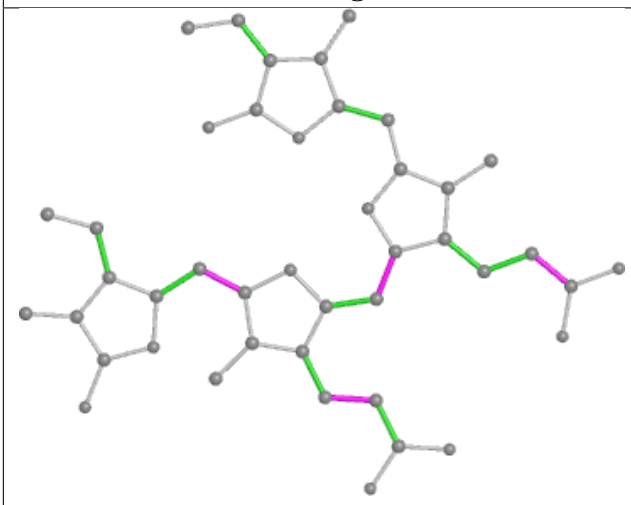

Torsions

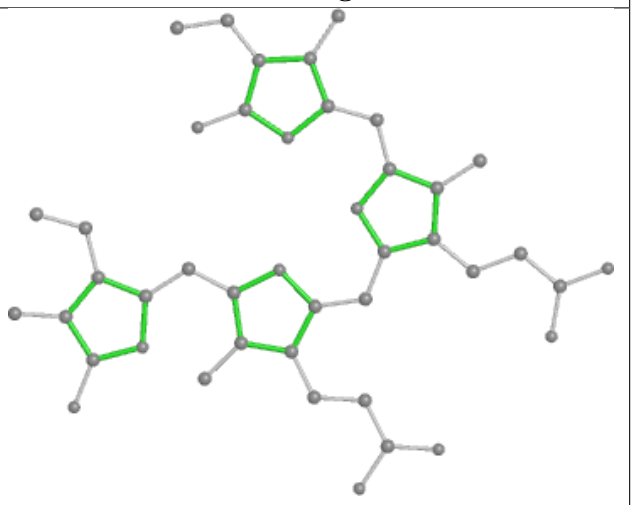

Rings

Ligand PEB q8 201

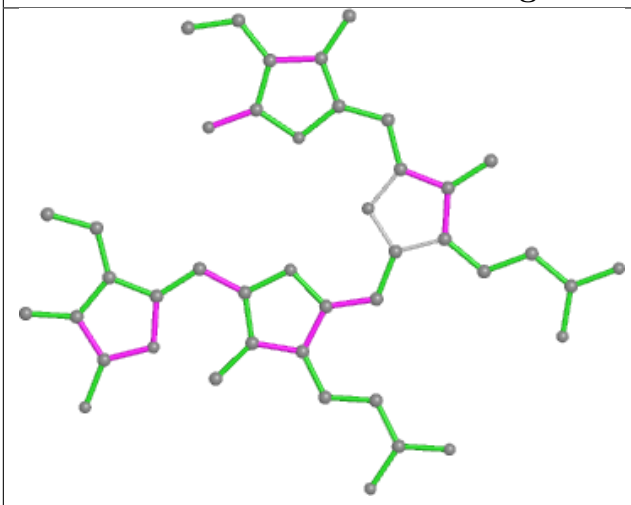

Bond lengths

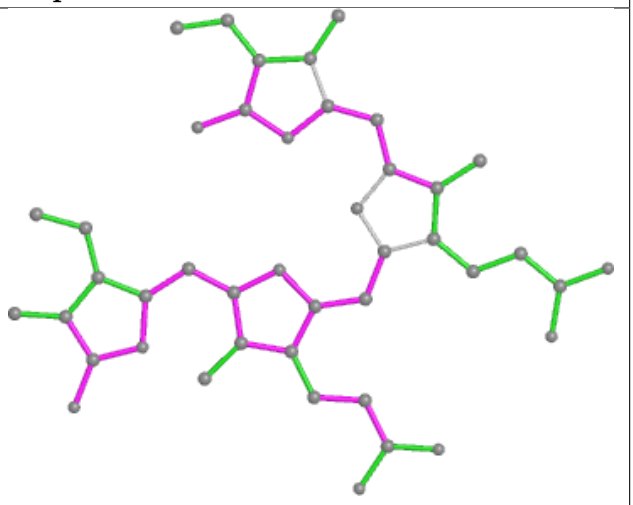

Bond angles

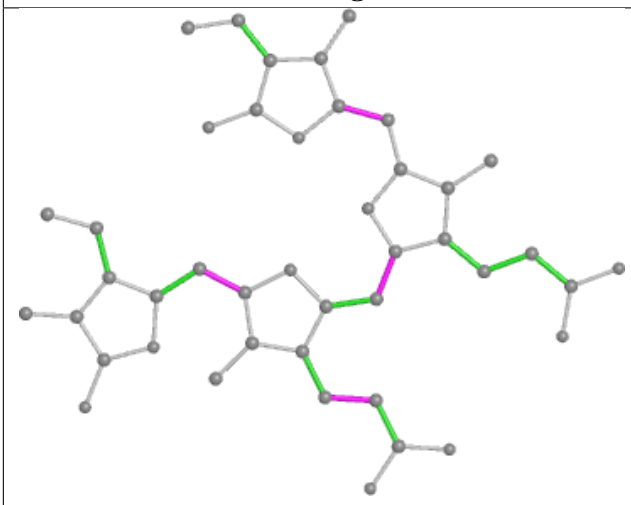

Torsions

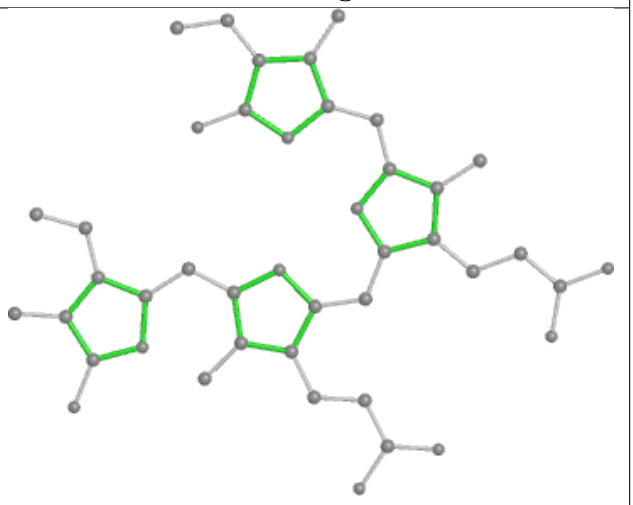

Rings

Ligand CYC J4 1001

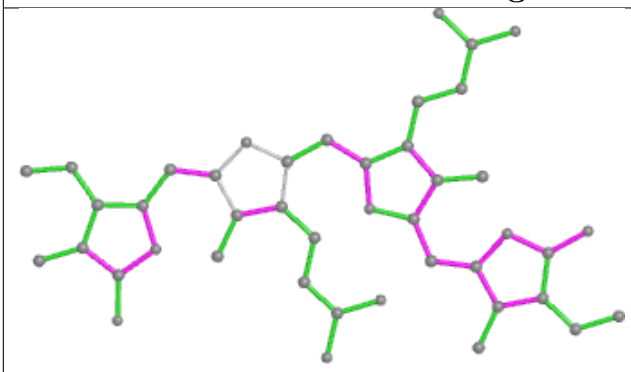

Bond lengths

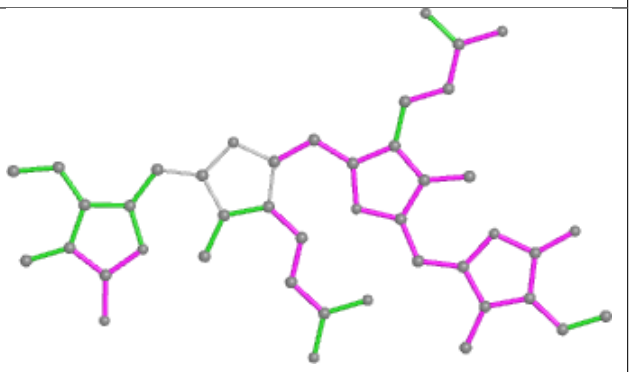

Bond angles

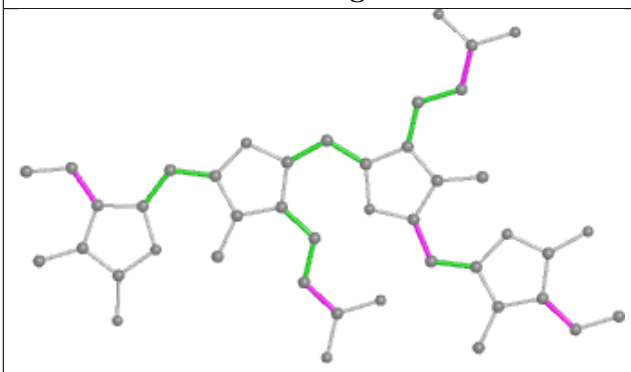

Torsions

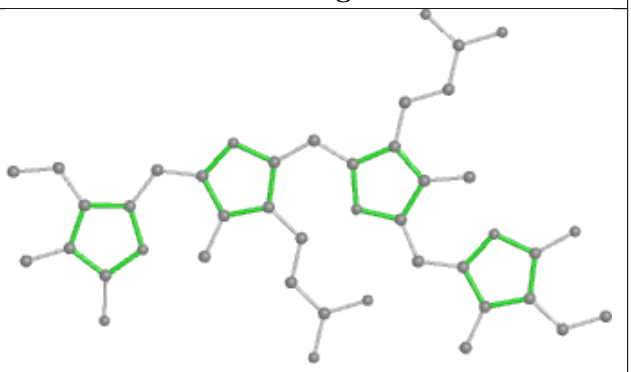

Rings

Ligand CLA BL 619

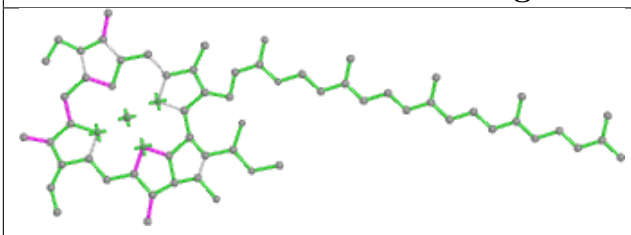

Bond lengths

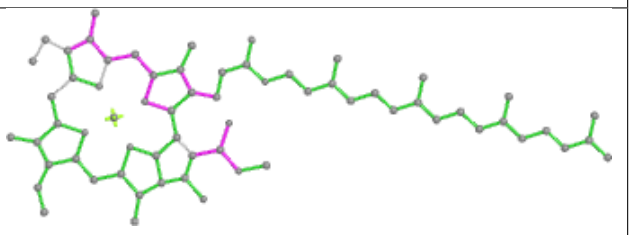

Bond angles

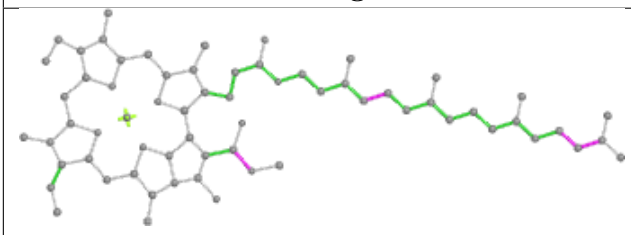

Torsions

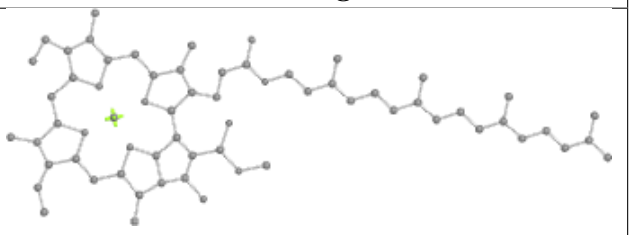

Rings

Ligand PUB M9 303

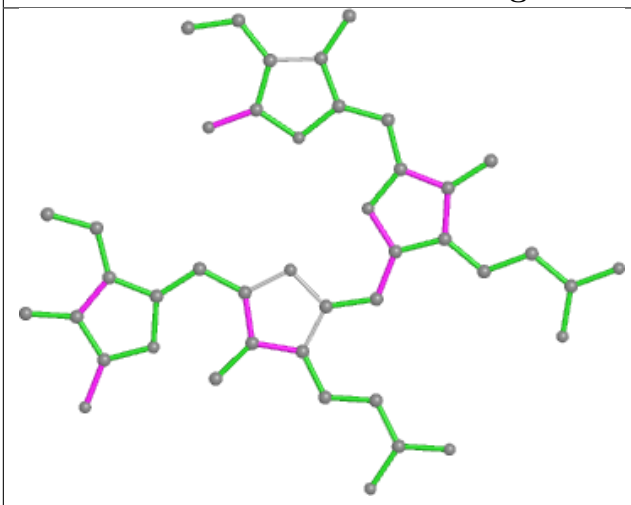

Bond lengths

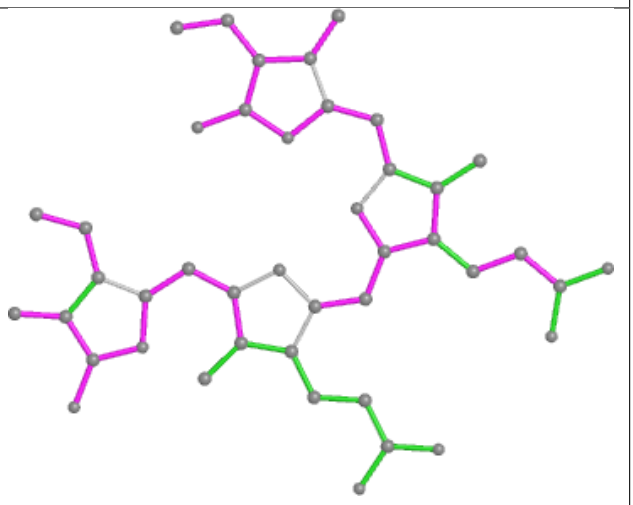

Bond angles

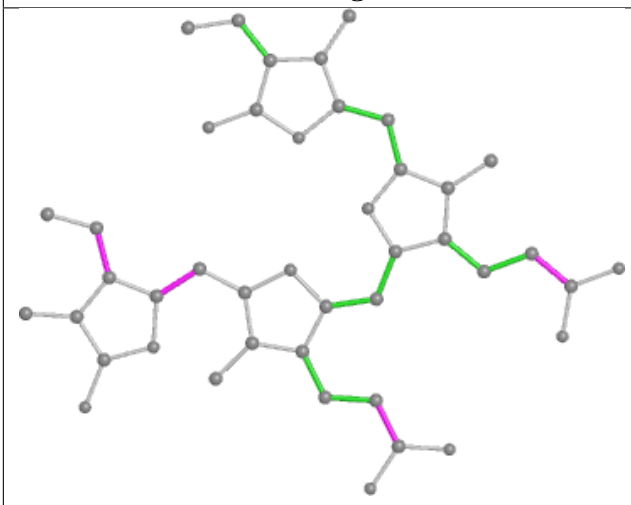

Torsions

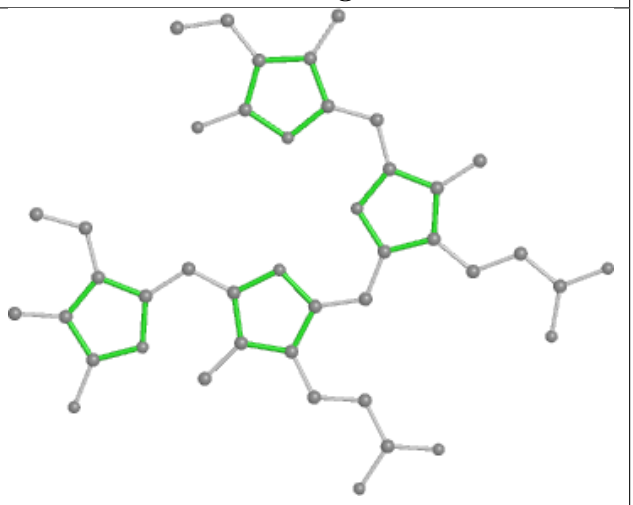

Rings

Ligand PEB YP 501

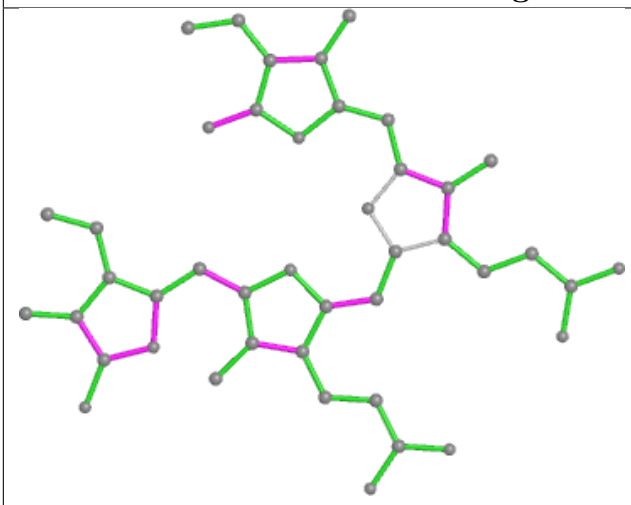

Bond lengths

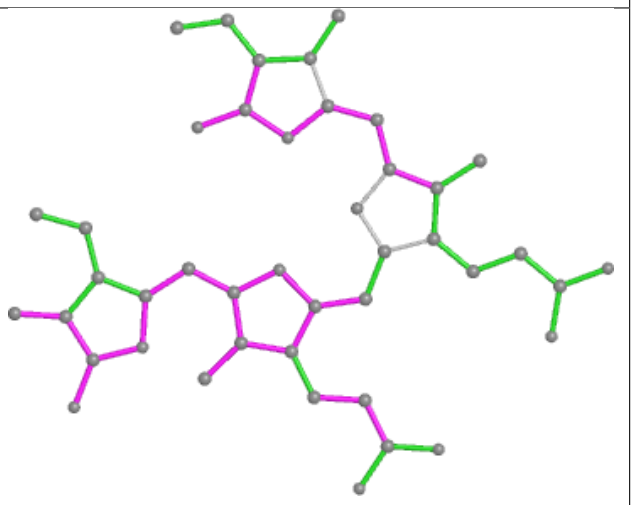

Bond angles

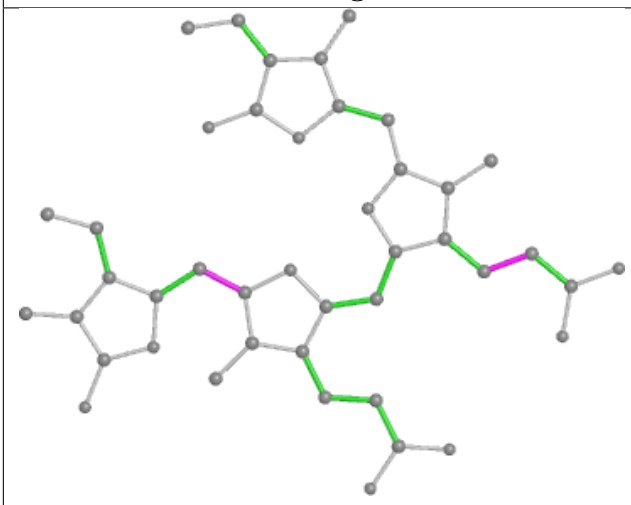

Torsions

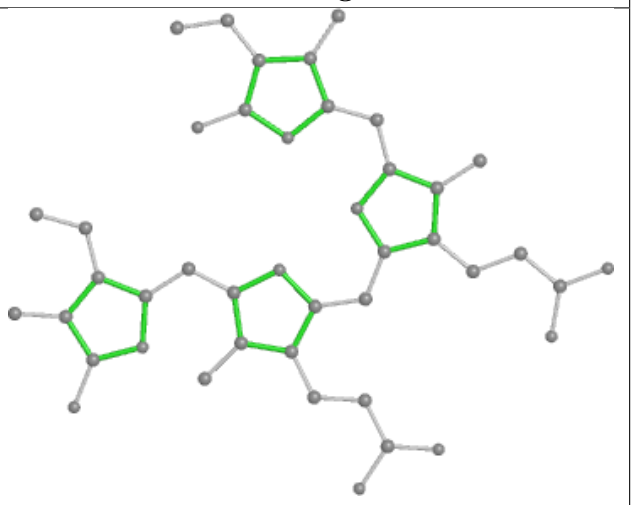

Rings

Ligand PEB GG 1002

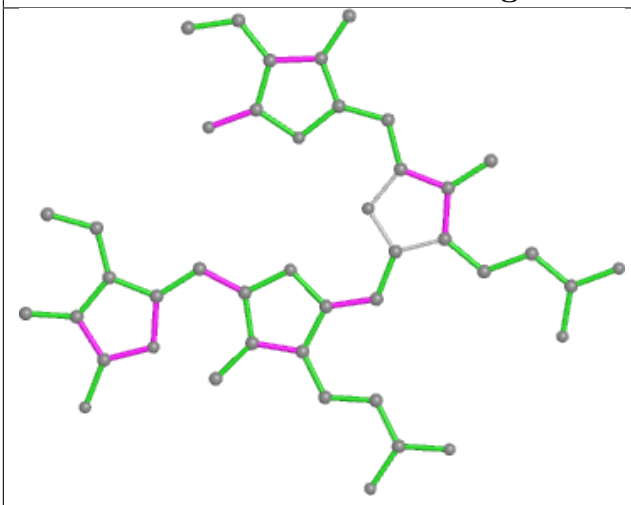

Bond lengths

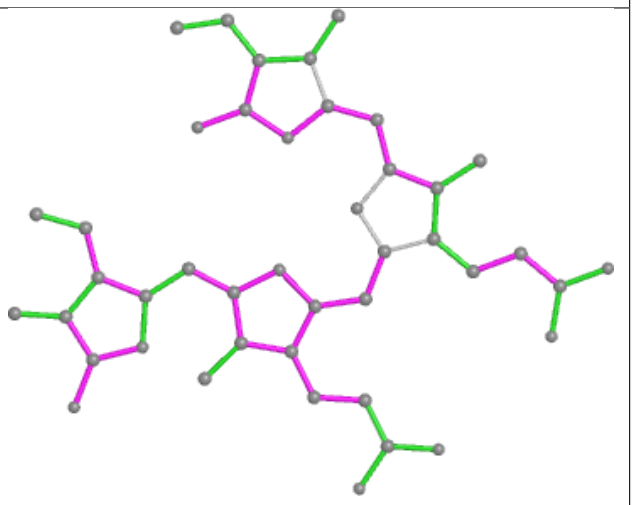

Bond angles

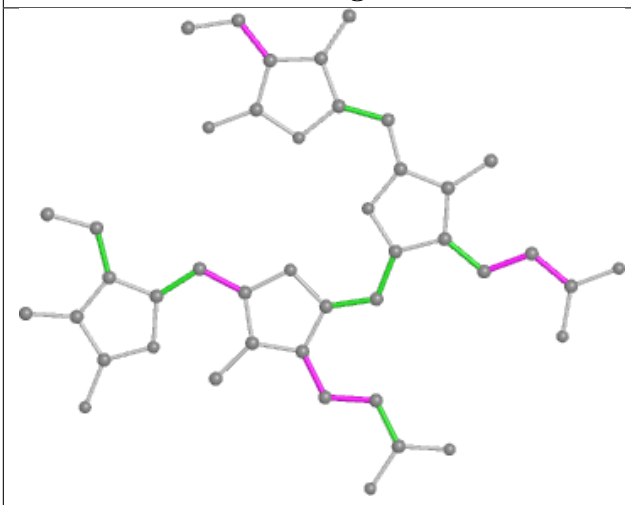

Torsions

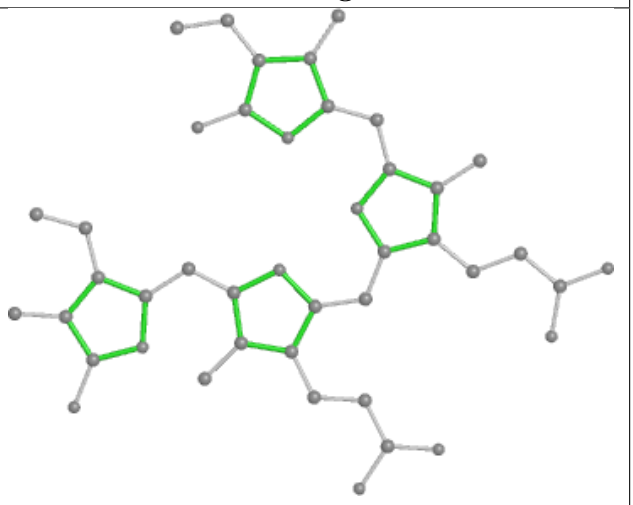

Rings

Ligand PEB IK 203

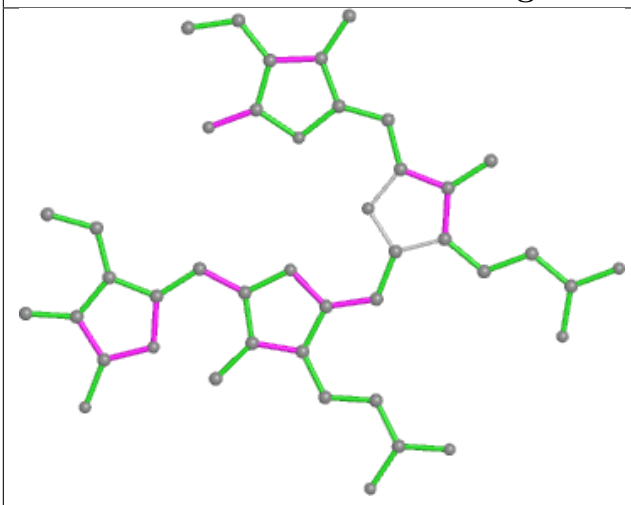

Bond lengths

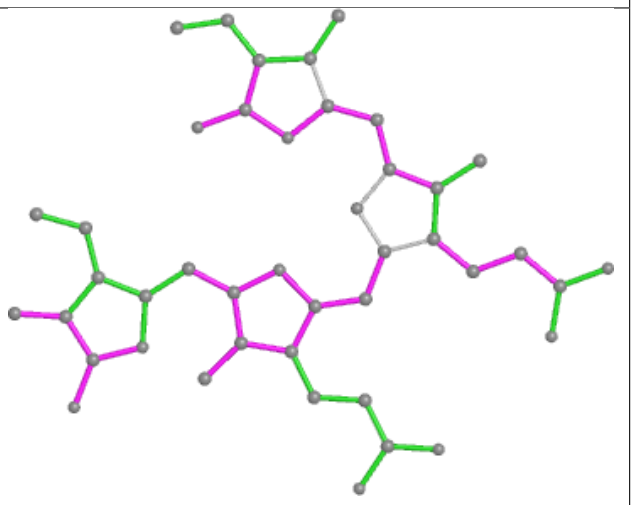

Bond angles

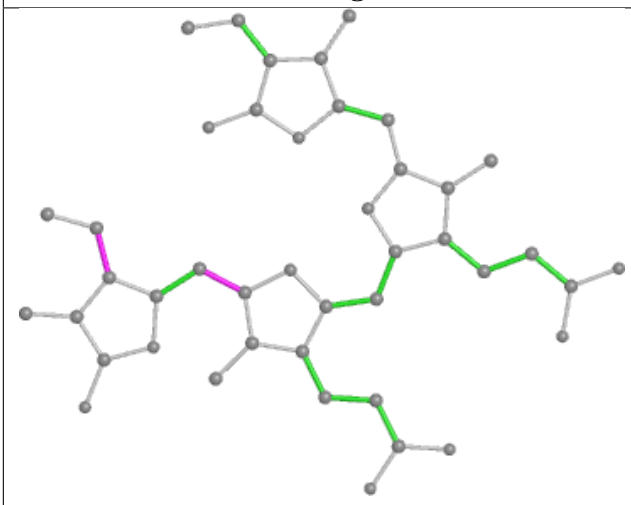

Torsions

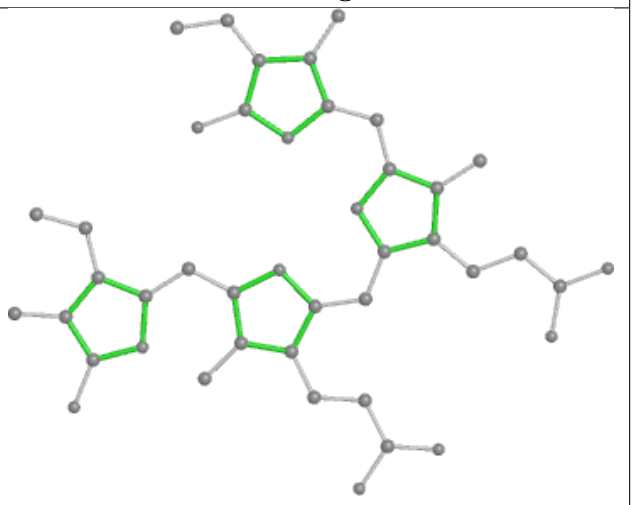

Rings

Ligand CLA BN 823

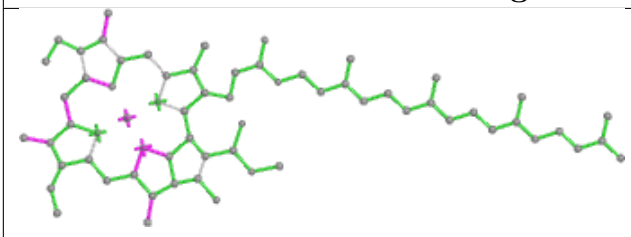

Bond lengths

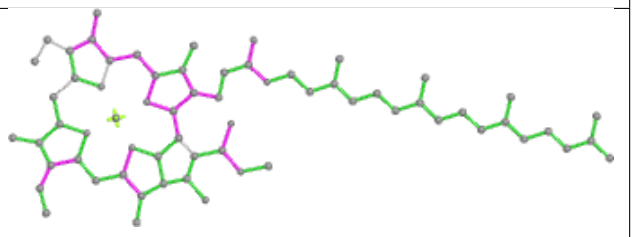

Bond angles

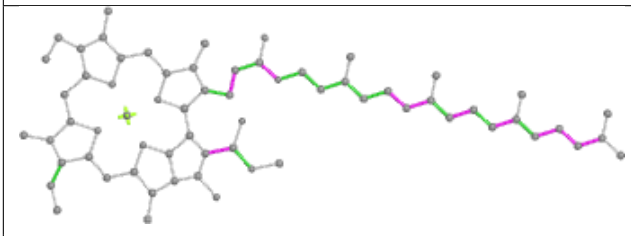

Torsions

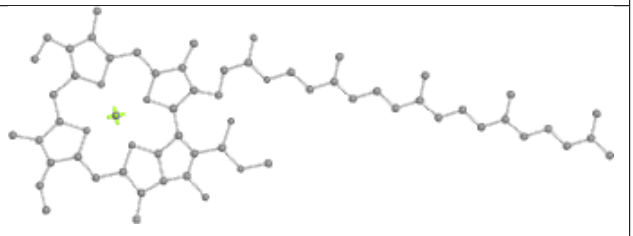

Rings

Ligand PEB zC 201

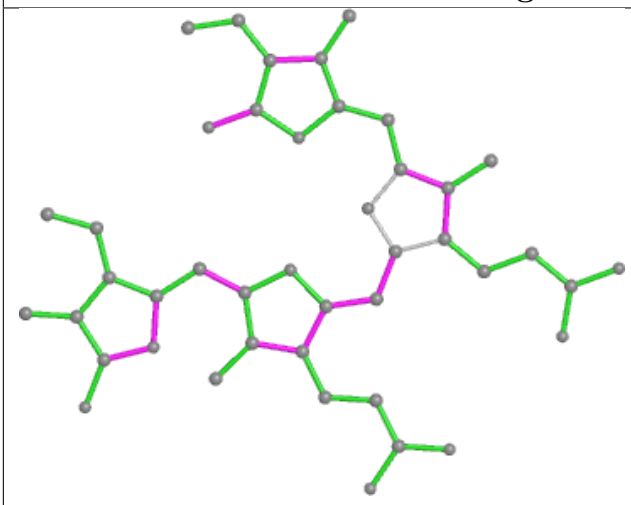

Bond lengths

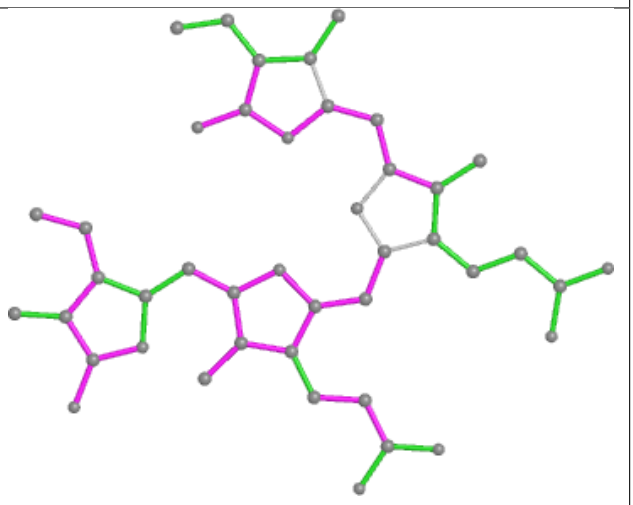

Bond angles

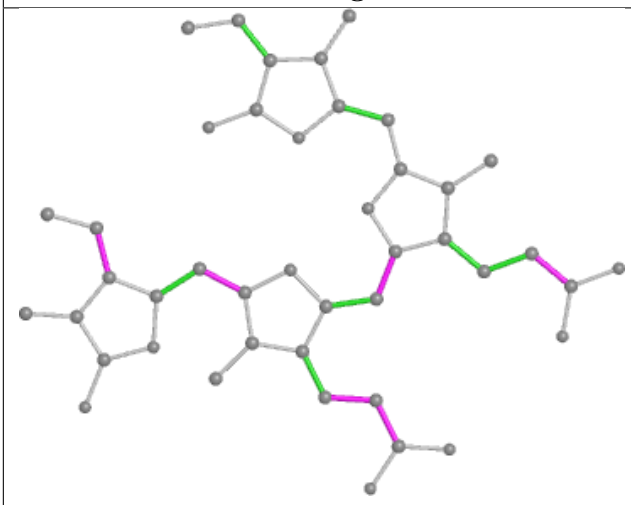

Torsions

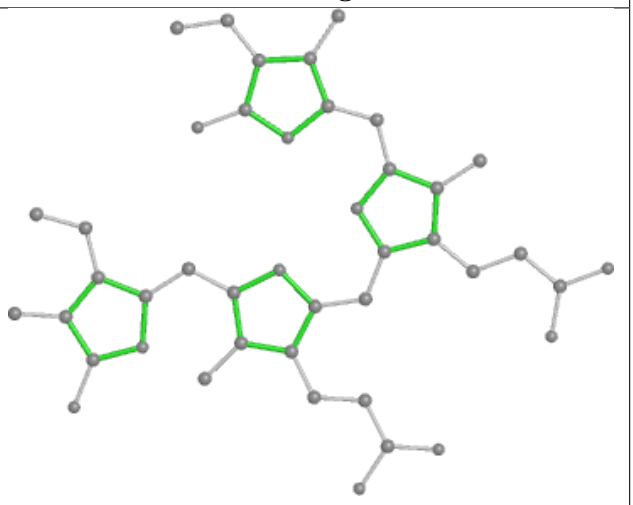

Rings

Ligand CLA 62 308

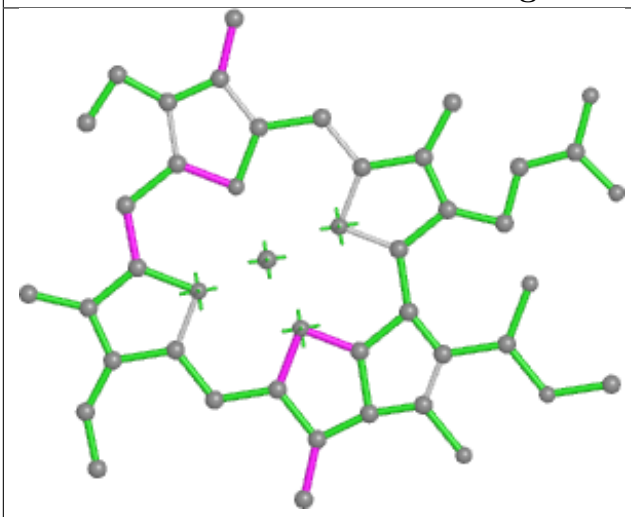

Bond lengths

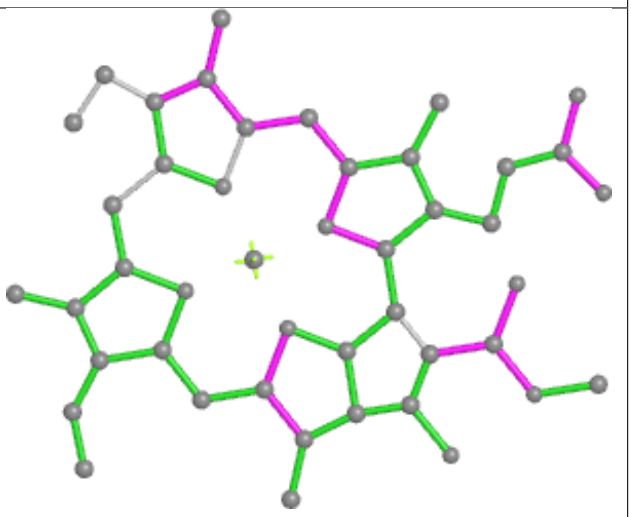

Bond angles

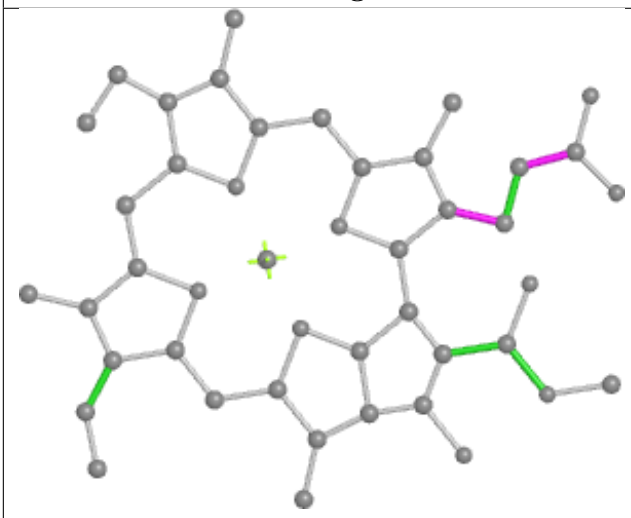

Torsions

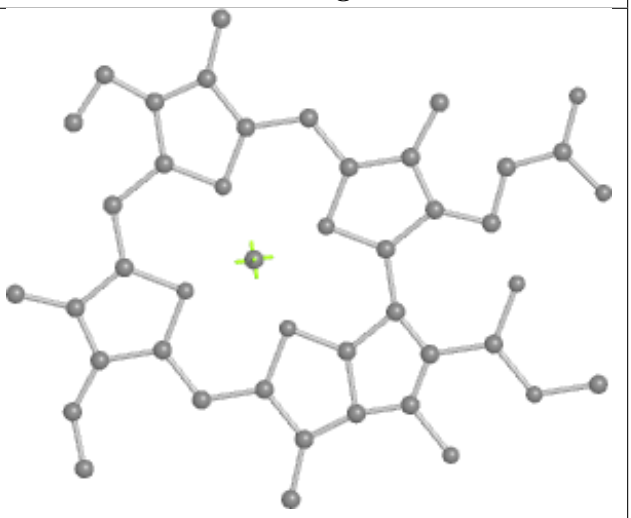

Rings

Ligand LMG a6 614

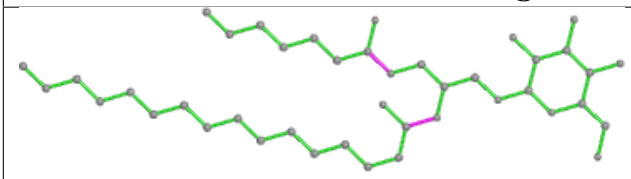

Bond lengths

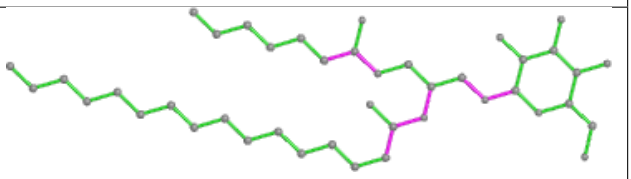

Bond angles

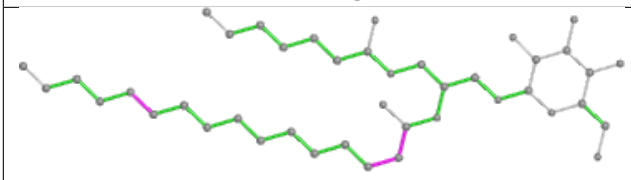

Torsions

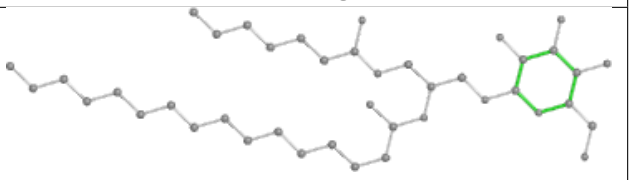

Rings

Ligand PEB xF 302

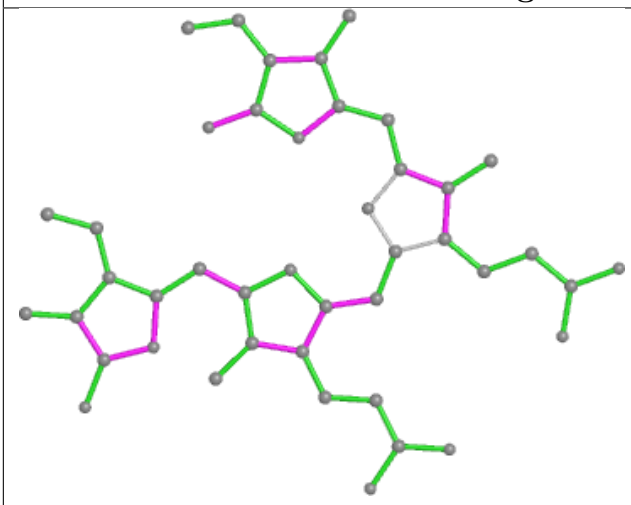

Bond lengths

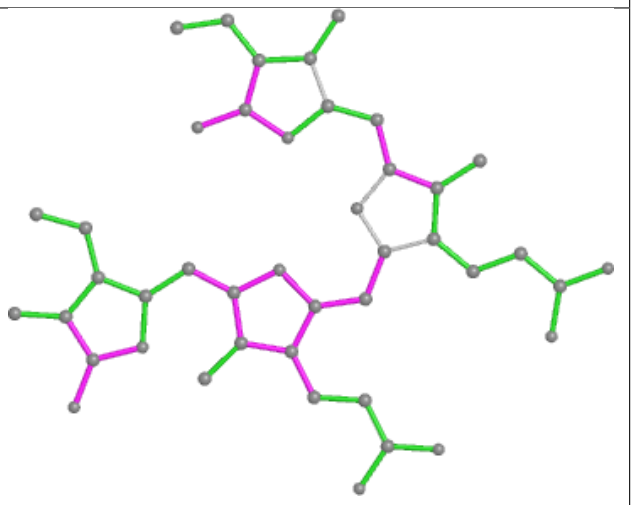

Bond angles

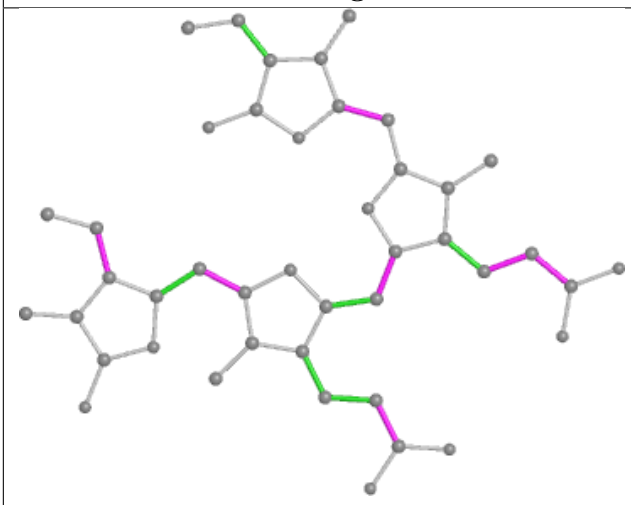

Torsions

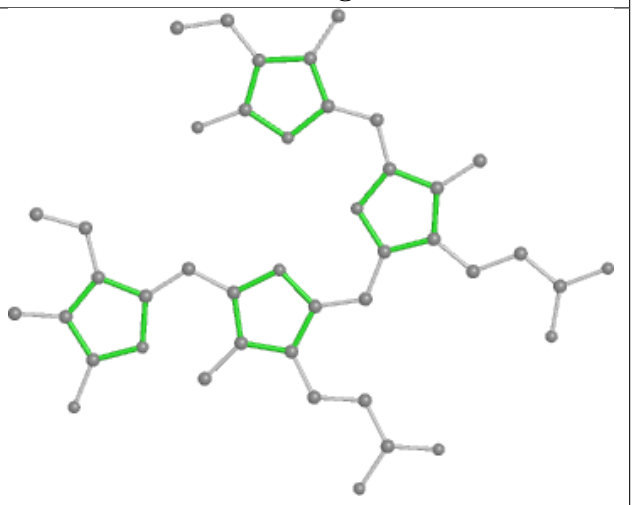

Rings

Ligand LMG XL 601

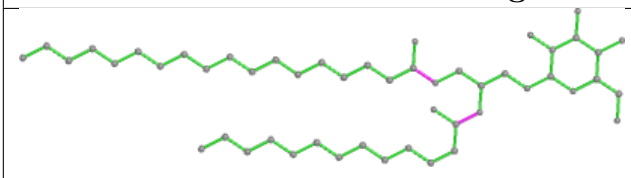

Bond lengths

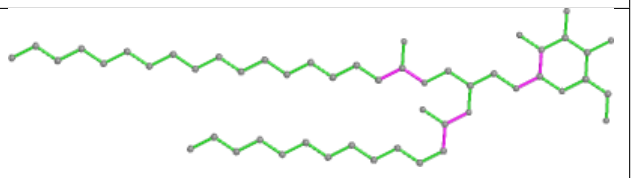

Bond angles

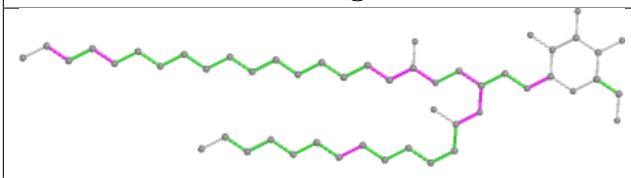

Torsions

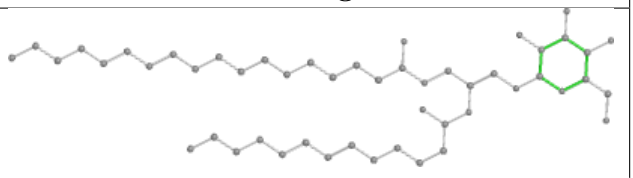

Rings

Ligand CLA A2 841

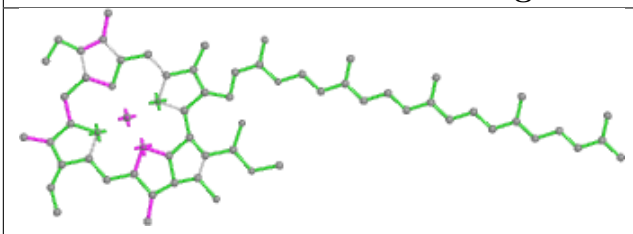

Bond lengths

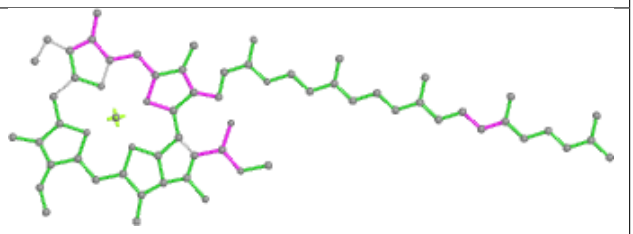

Bond angles

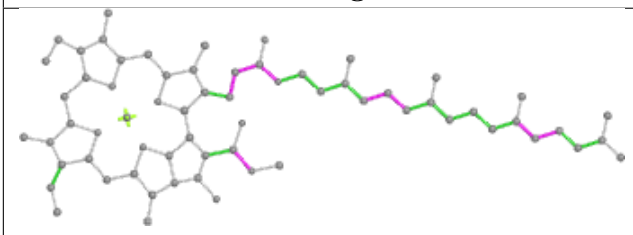

Torsions

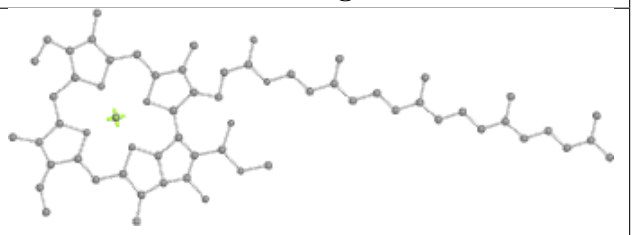

Rings

Ligand CLA BN 822

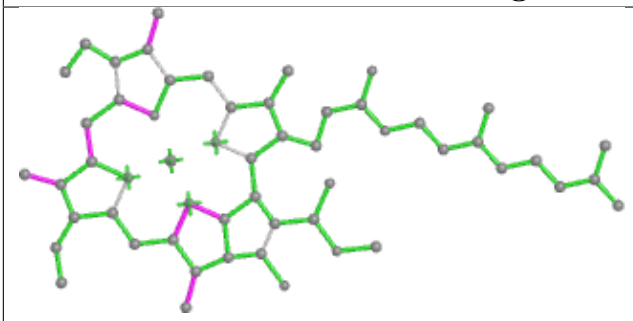

Bond lengths

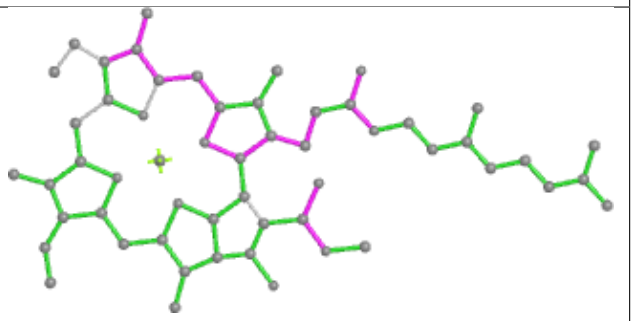

Bond angles

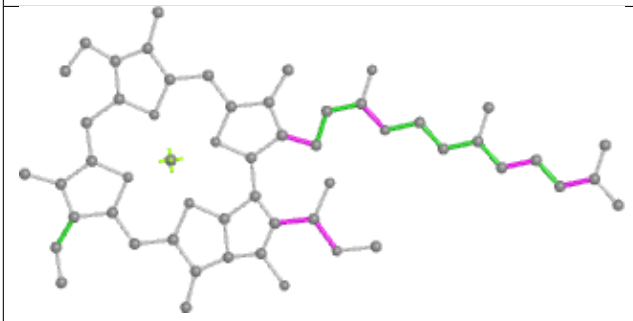

Torsions

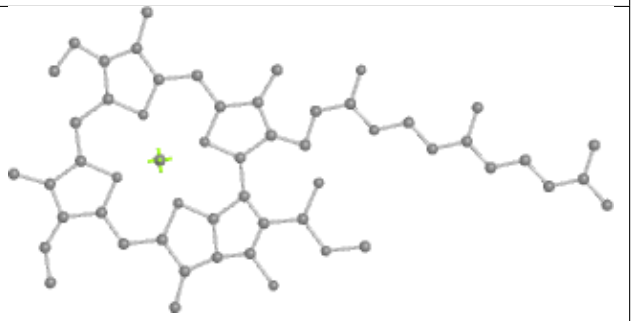

Rings

Ligand CLA F2 201

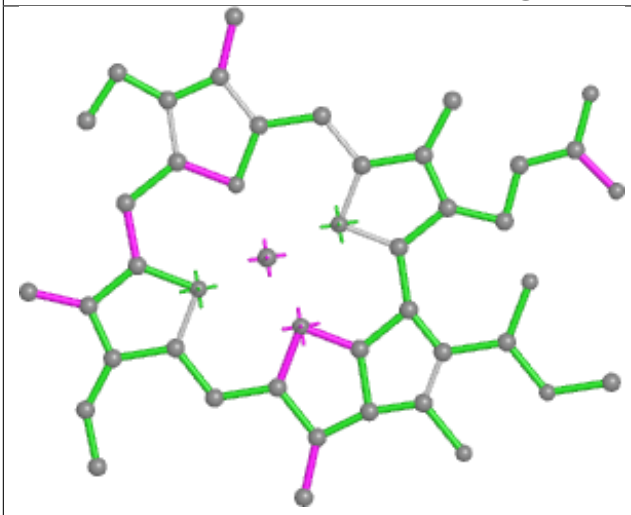

Bond lengths

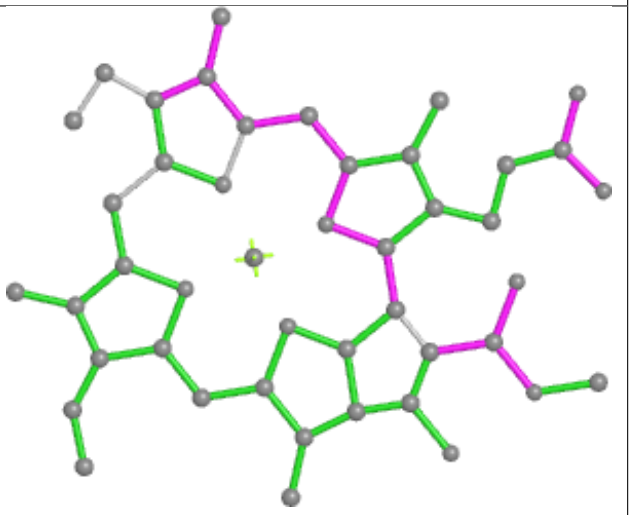

Bond angles

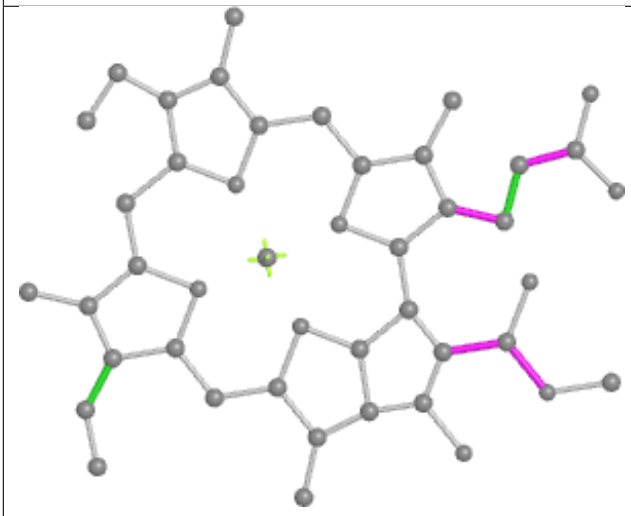

Torsions

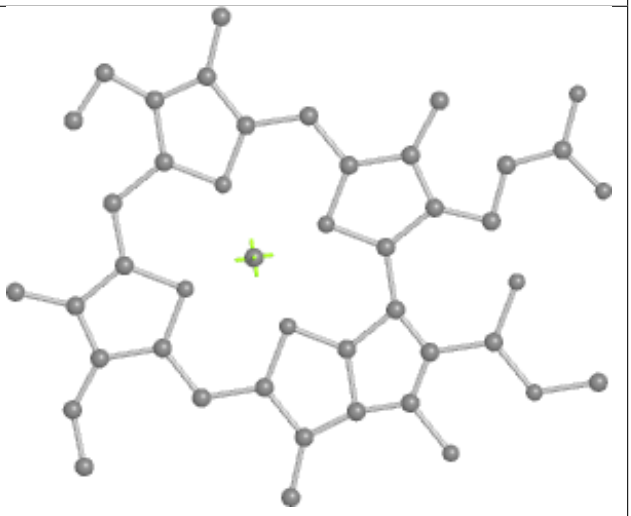

Rings

Ligand PEB VM 201

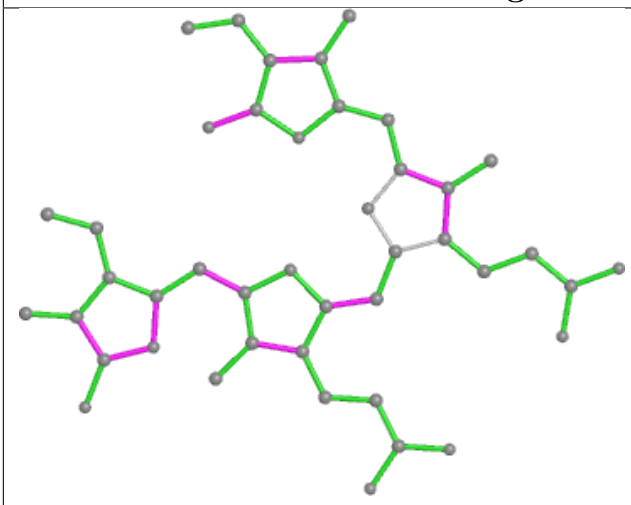

Bond lengths

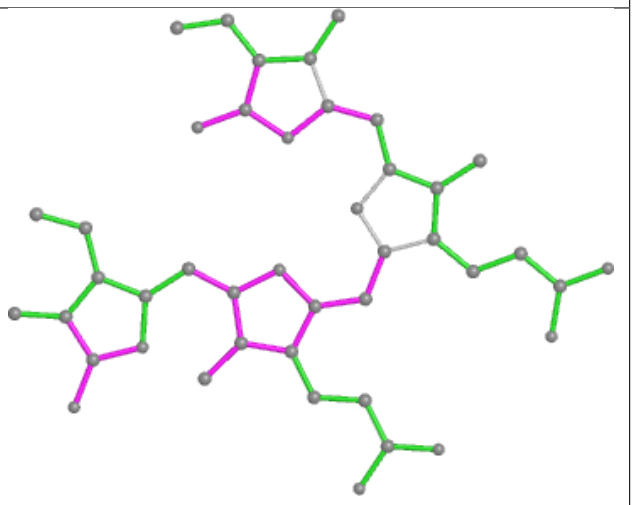

Bond angles

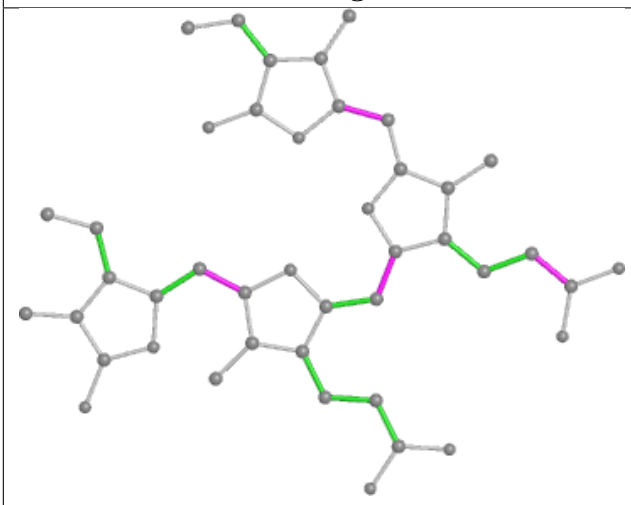

Torsions

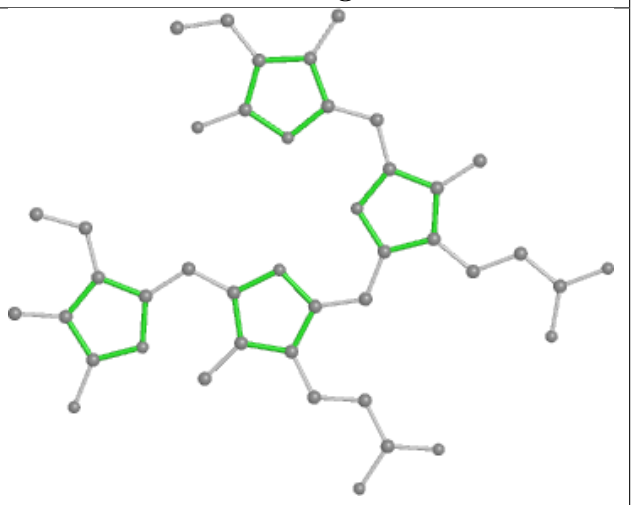

Rings

Ligand PEB TE 201

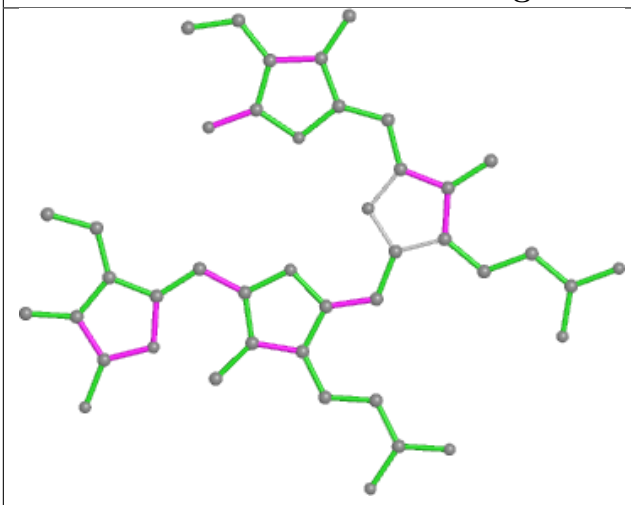

Bond lengths

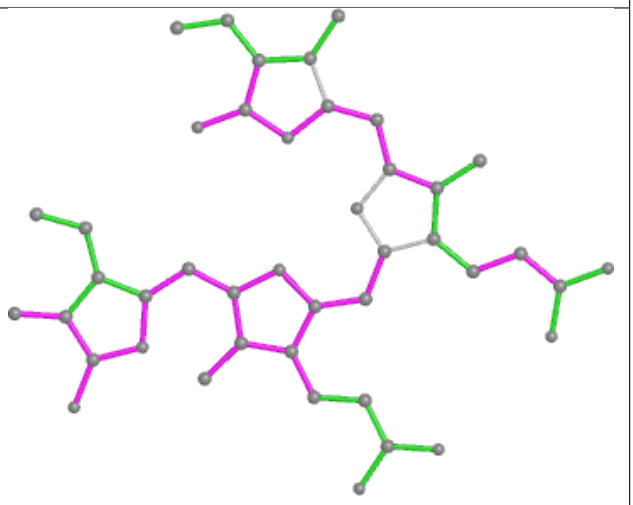

Bond angles

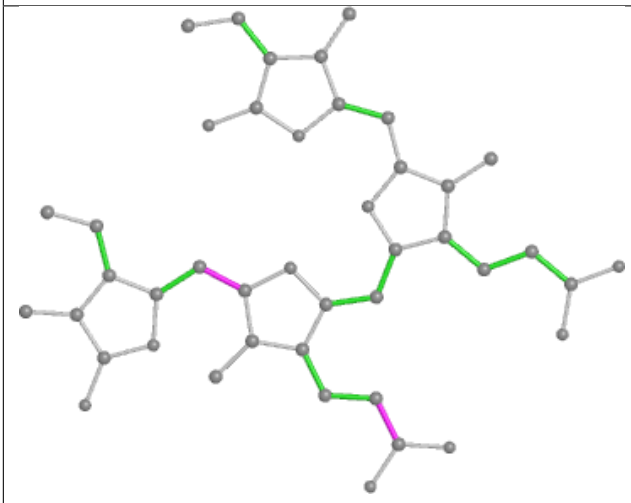

Torsions

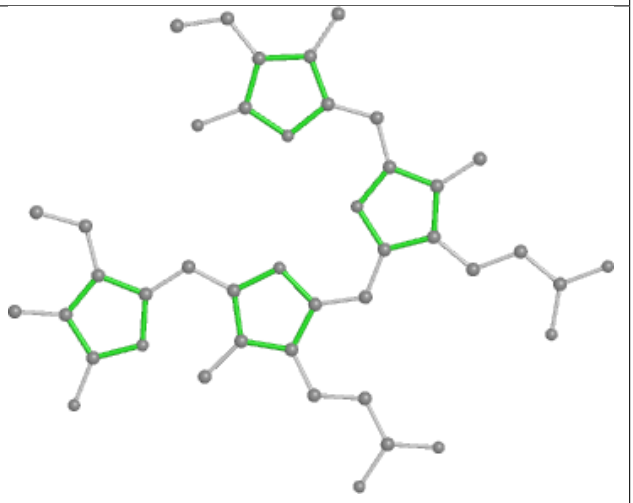

Rings

Ligand PEB DF 202

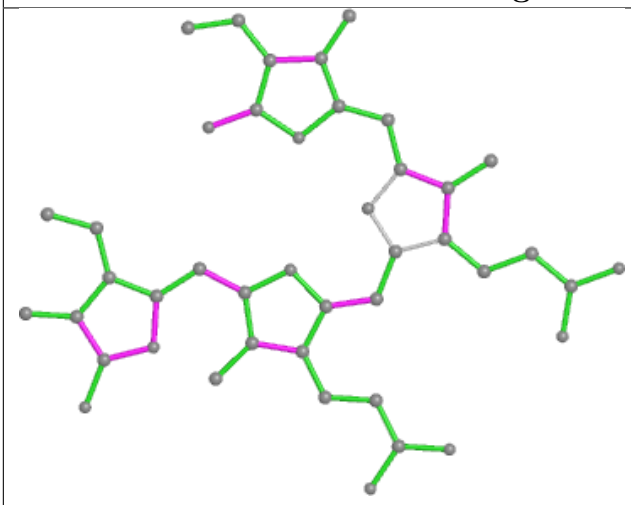

Bond lengths

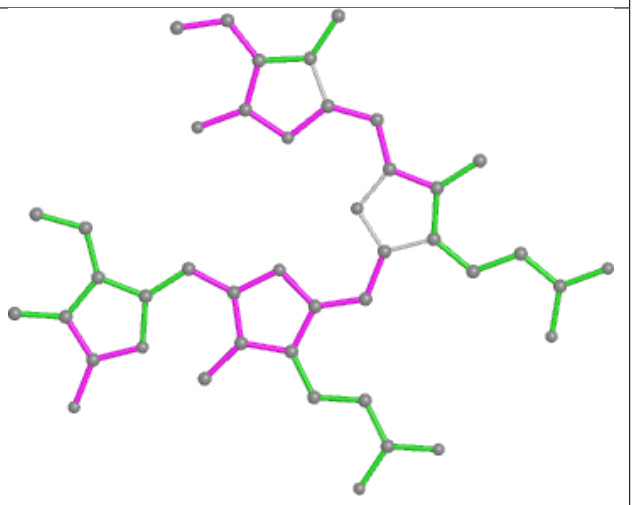

Bond angles

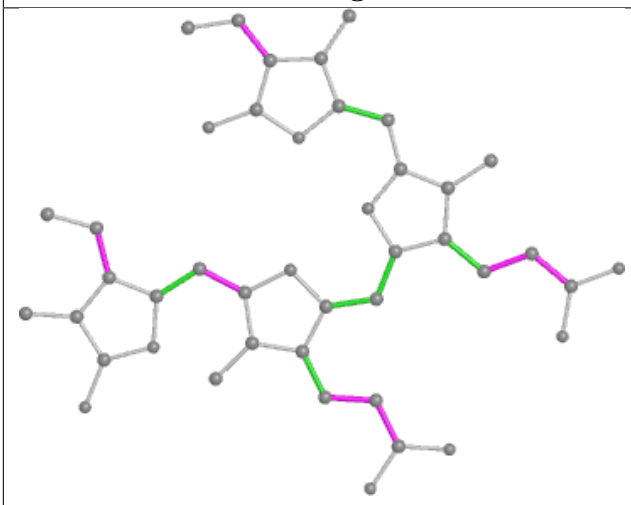

Torsions

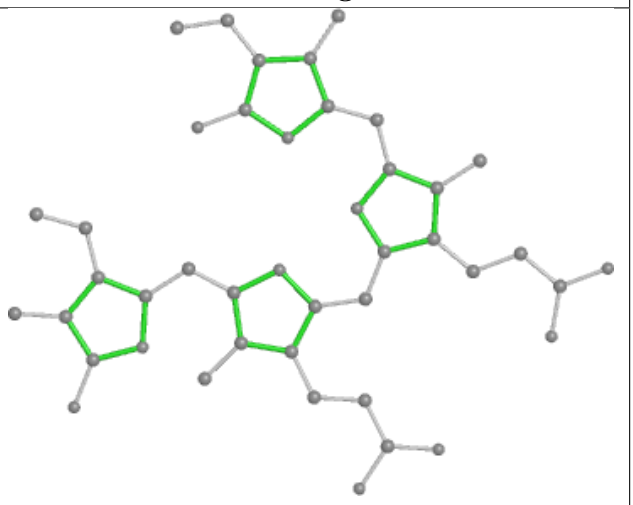

Rings

Ligand LHG AN 843

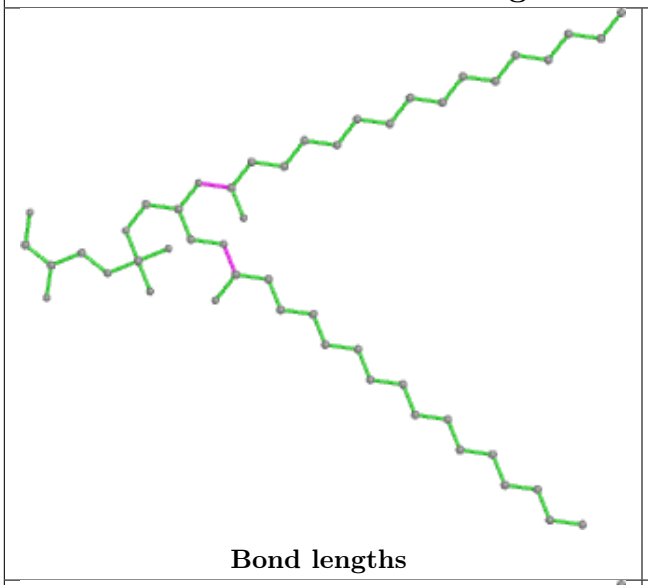

Bond lengths

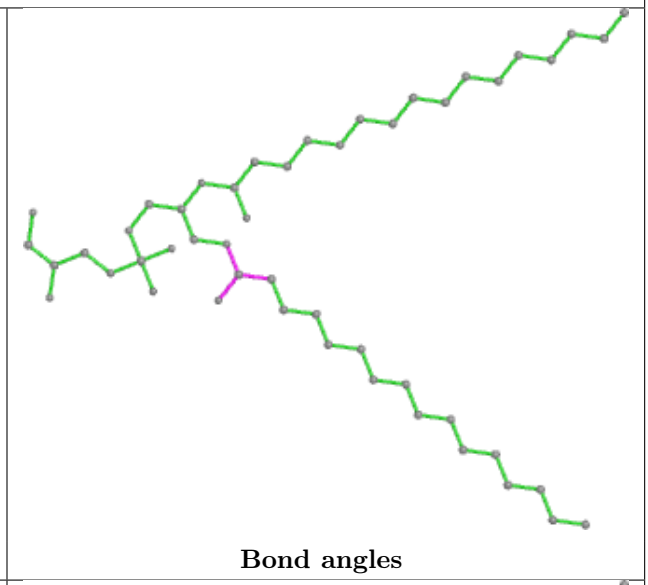

Bond angles

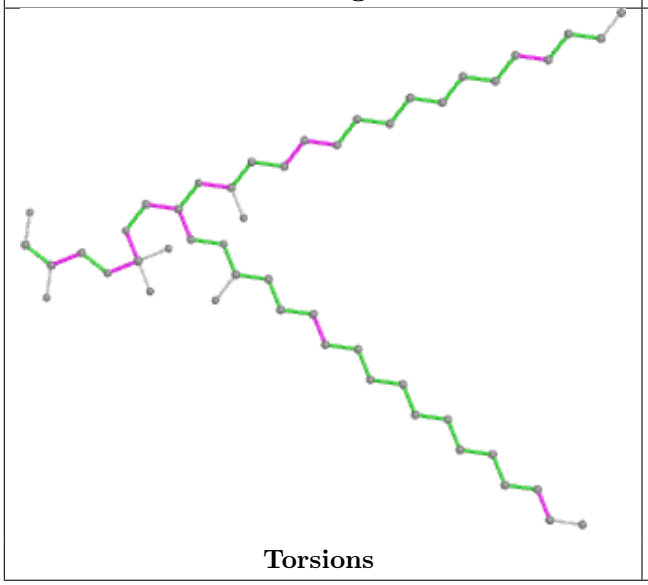

Torsions

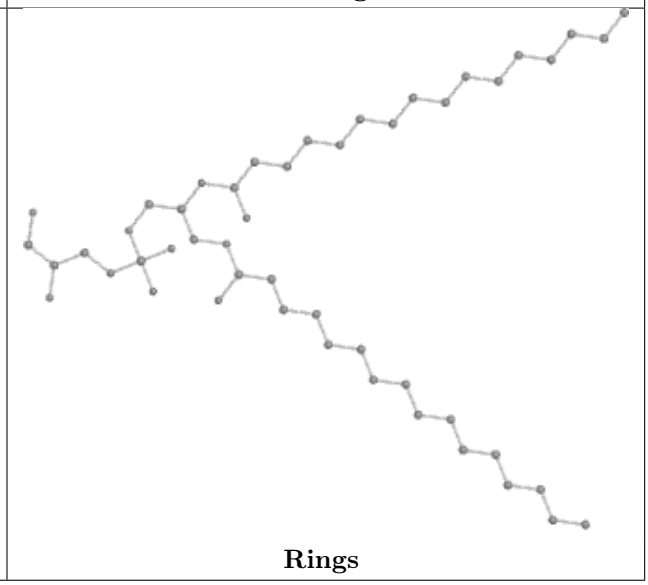

Rings

Ligand PEB gM 201

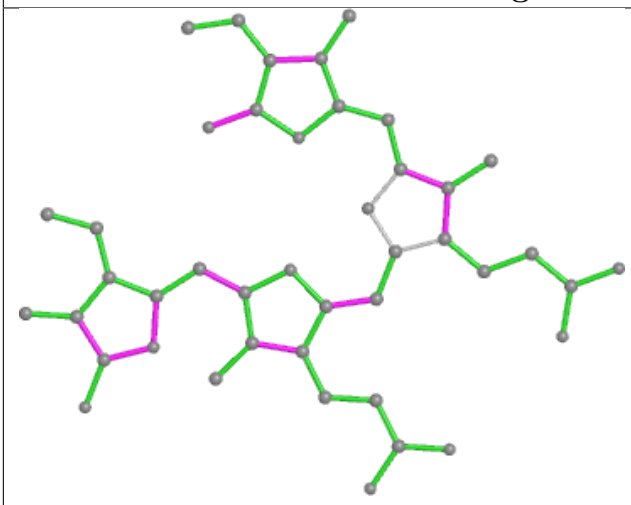

Bond lengths

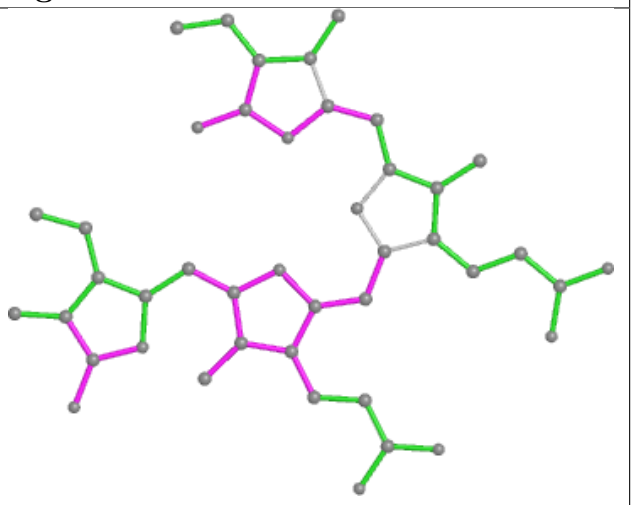

Bond angles

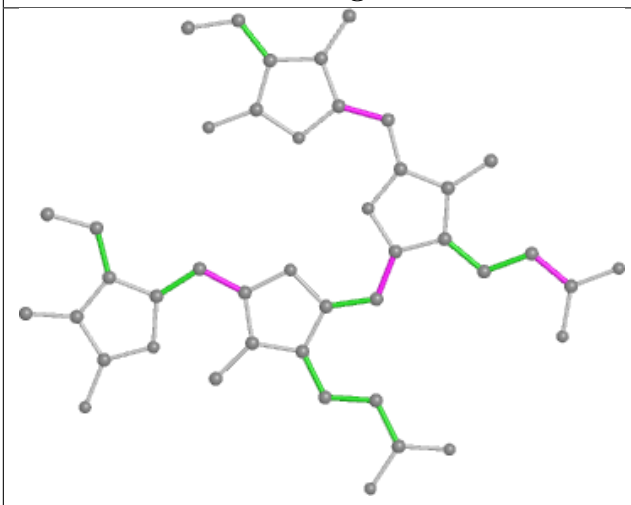

Torsions

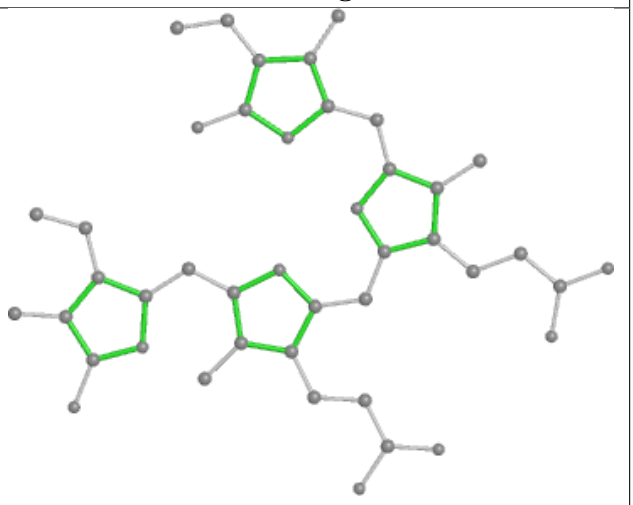

Rings

Ligand PEB FM 201

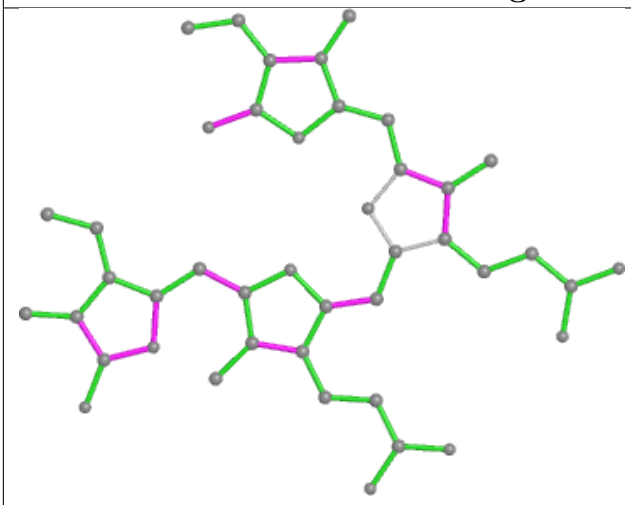

Bond lengths

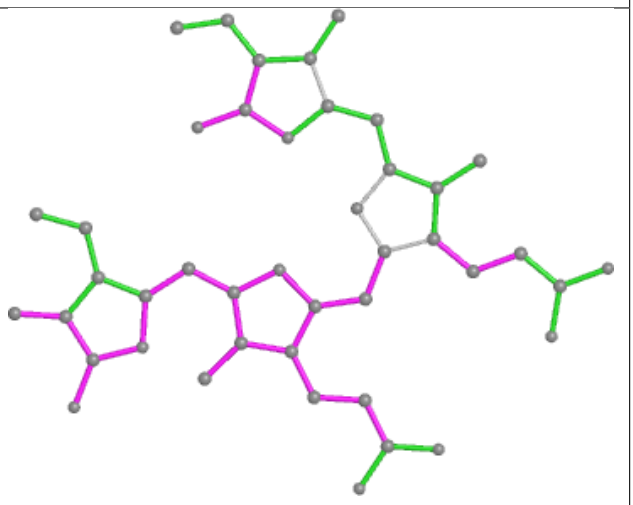

Bond angles

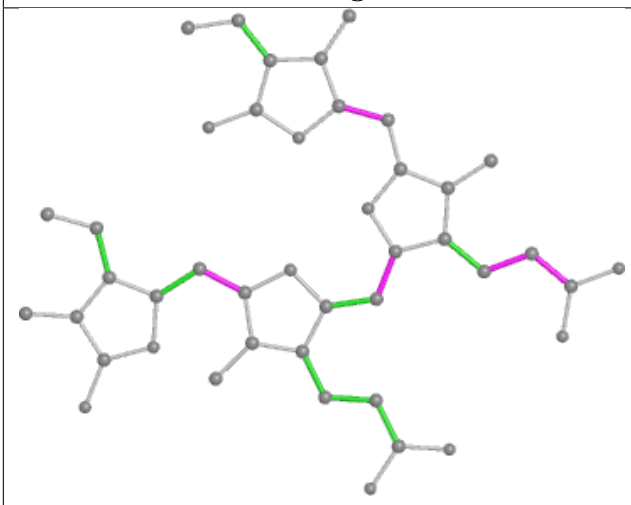

Torsions

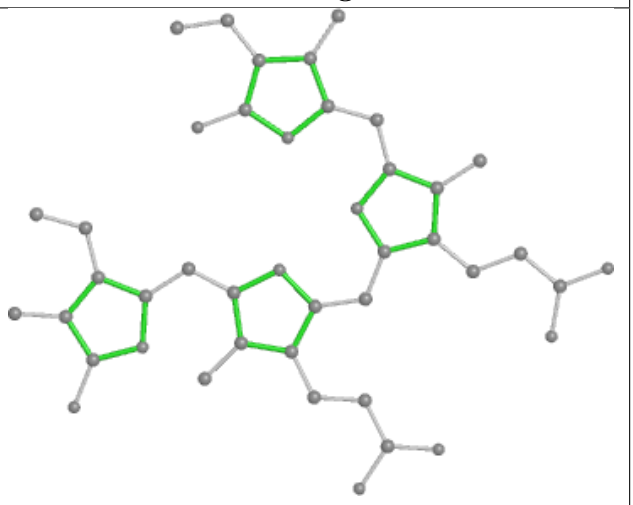

Rings

Ligand PEB VA 202

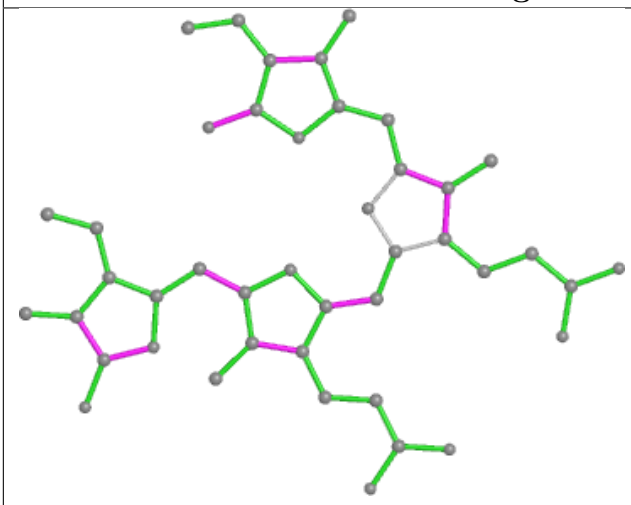

Bond lengths

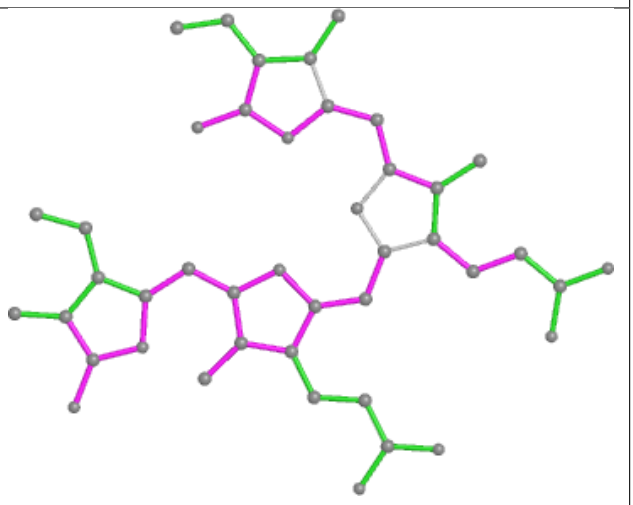

Bond angles

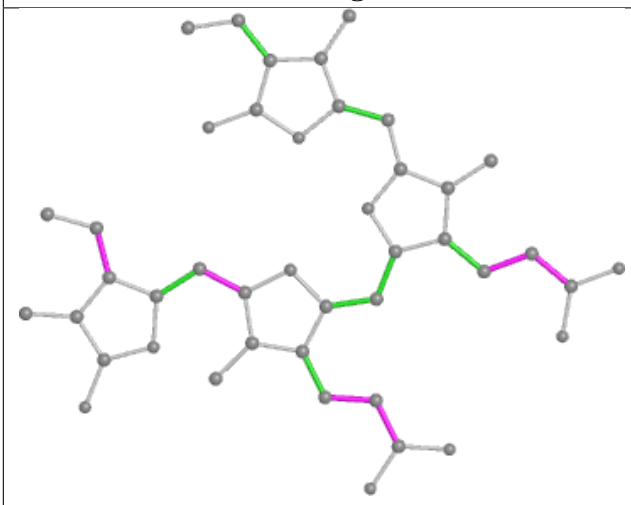

Torsions

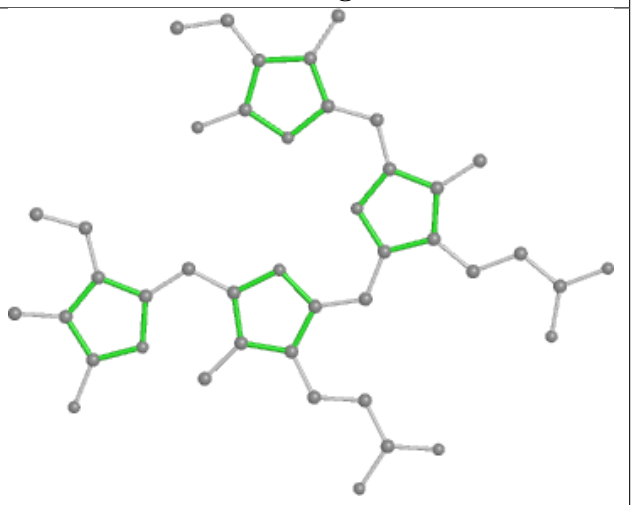

Rings

Ligand CLA 62 303

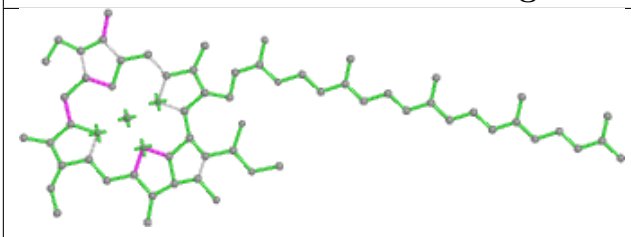

Bond lengths

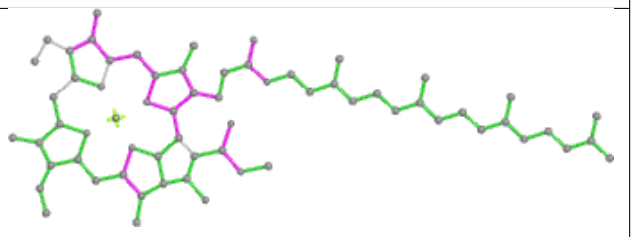

Bond angles

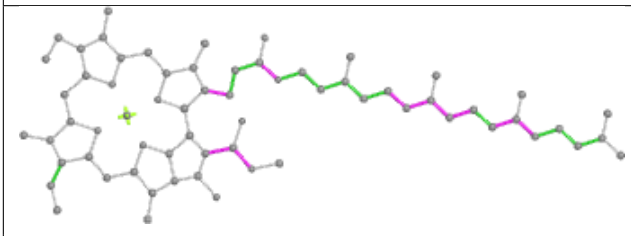

Torsions

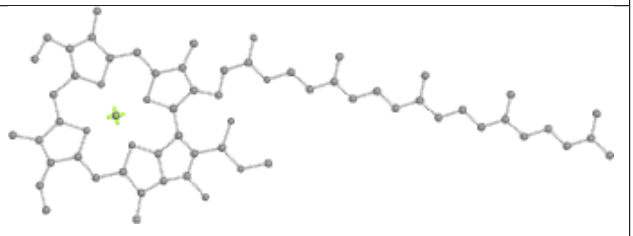

Rings

Ligand CLA A2 851

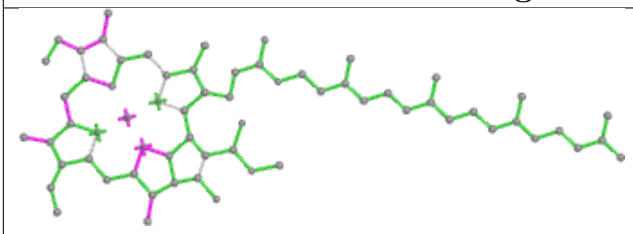

Bond lengths

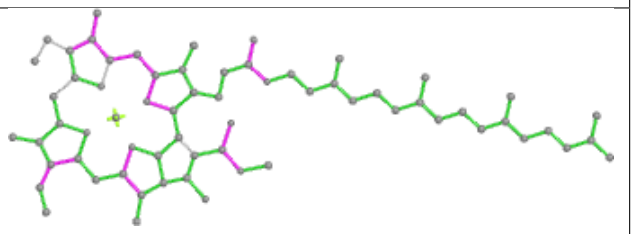

Bond angles

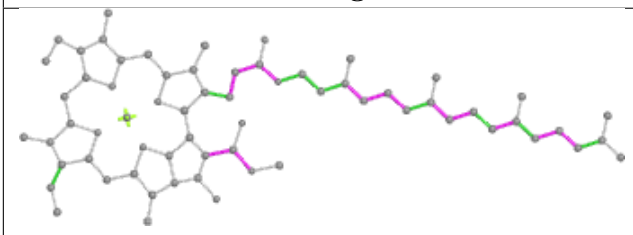

Torsions

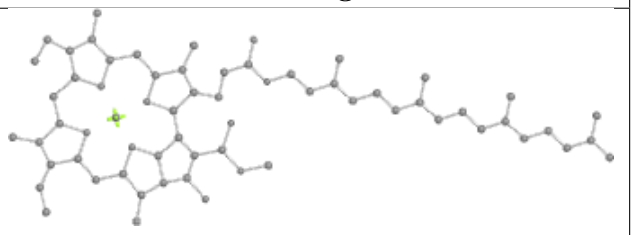

Rings

Ligand BCR bL 602

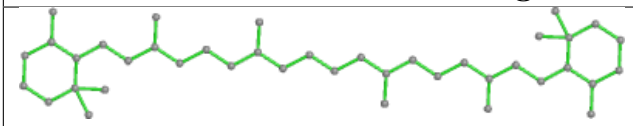

Bond lengths

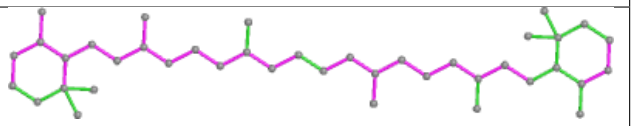

Bond angles

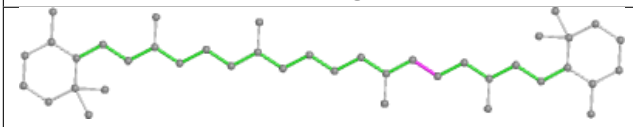

Torsions

Rings

Ligand PEB w8 204

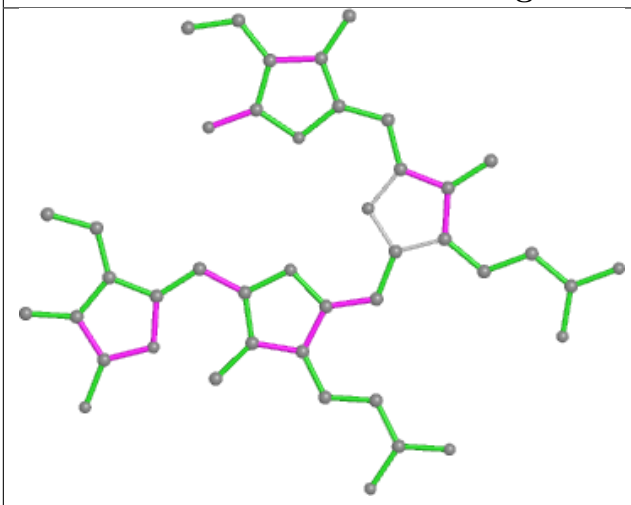

Bond lengths

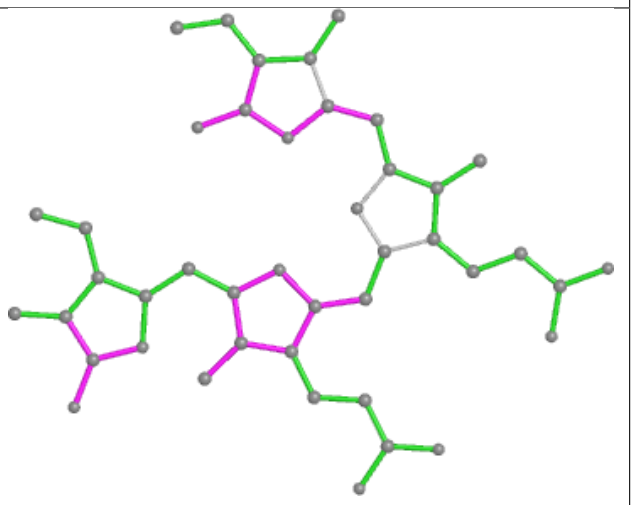

Bond angles

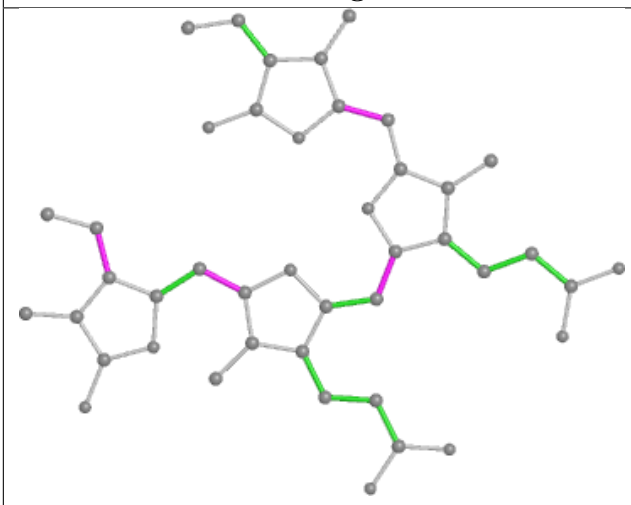

Torsions

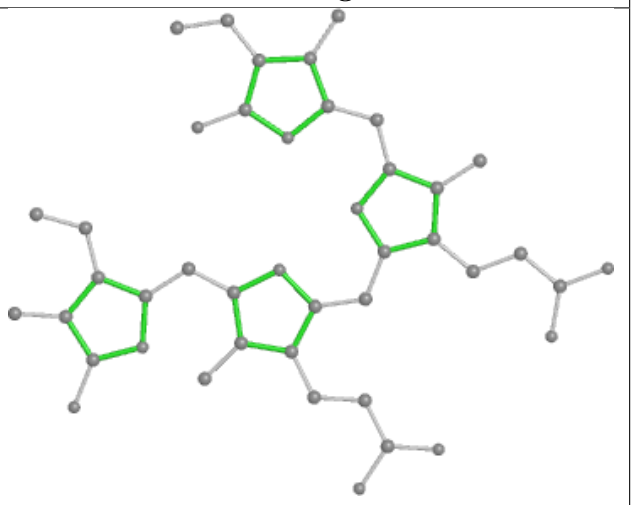

Rings

Ligand CLA A2 812

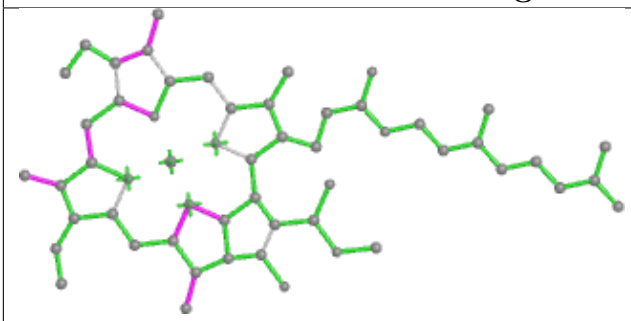

Bond lengths

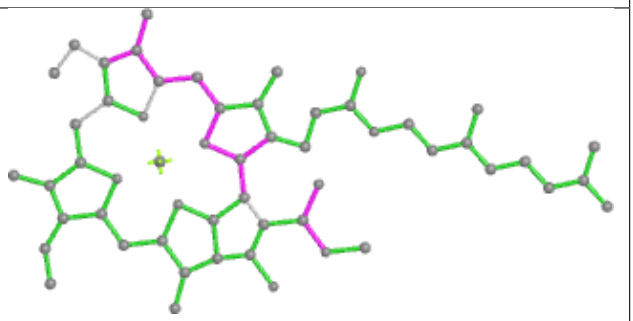

Bond angles

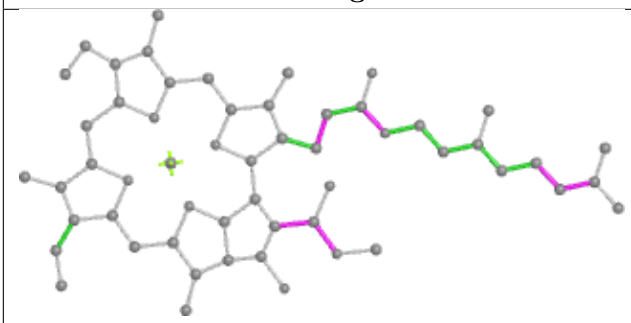

Torsions

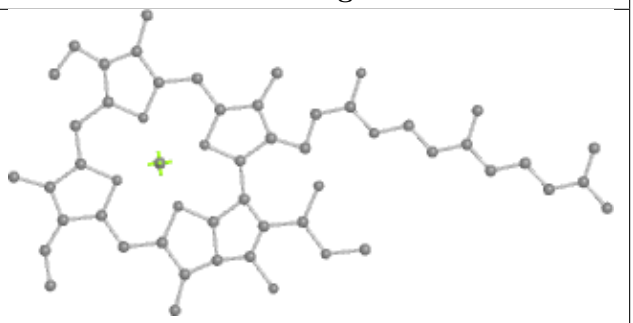

Rings

Ligand CLA L2 206

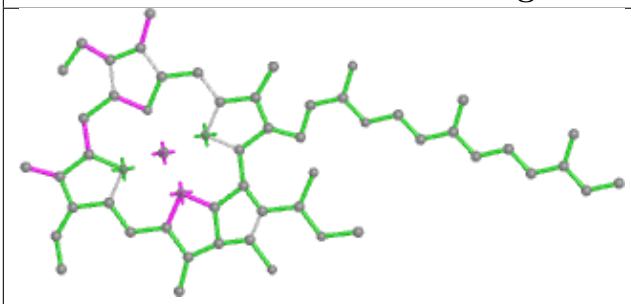

Bond lengths

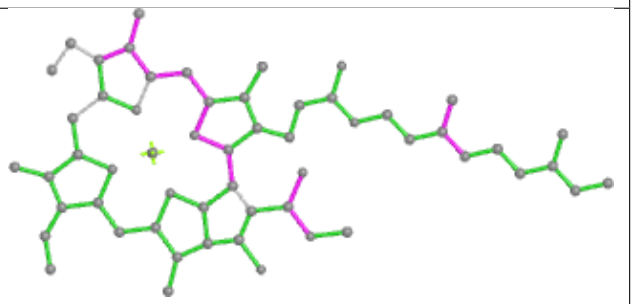

Bond angles

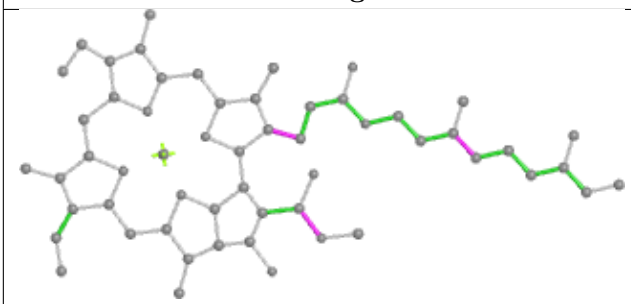

Torsions

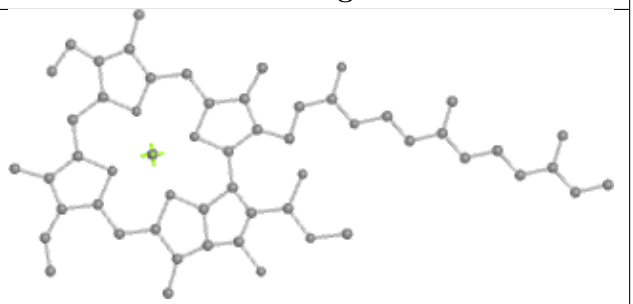

Rings

Ligand CLA 7N 601

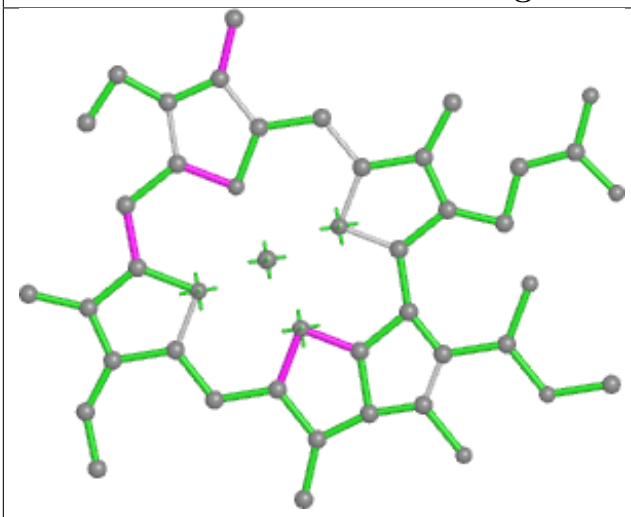

Bond lengths

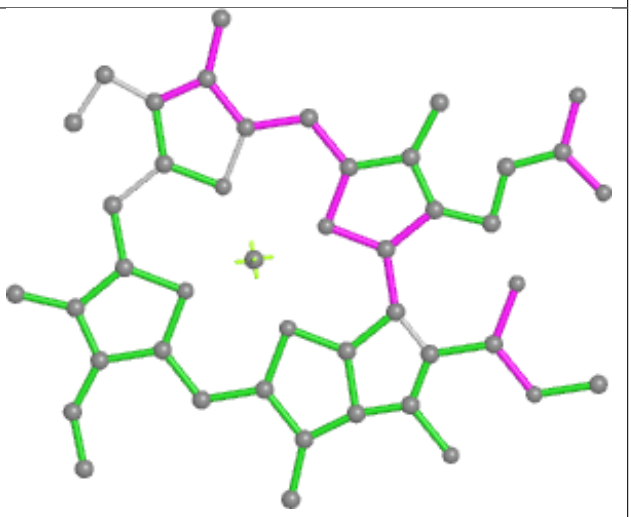

Bond angles

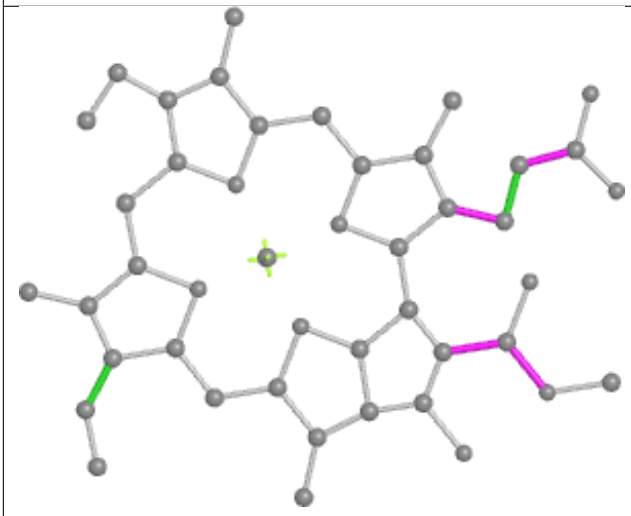

Torsions

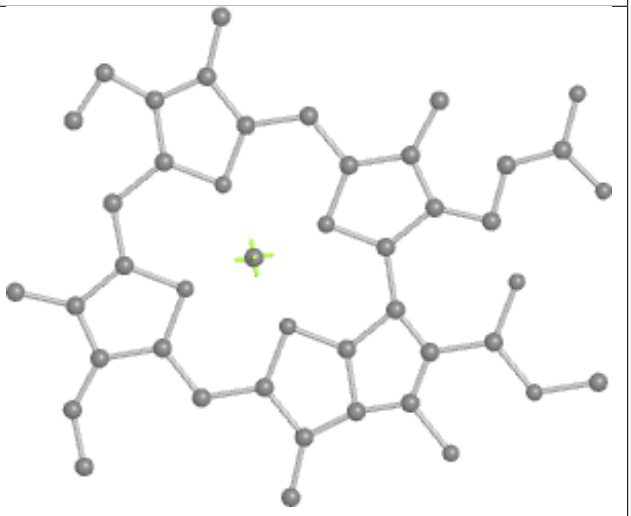

Rings

Ligand PEB O9 203

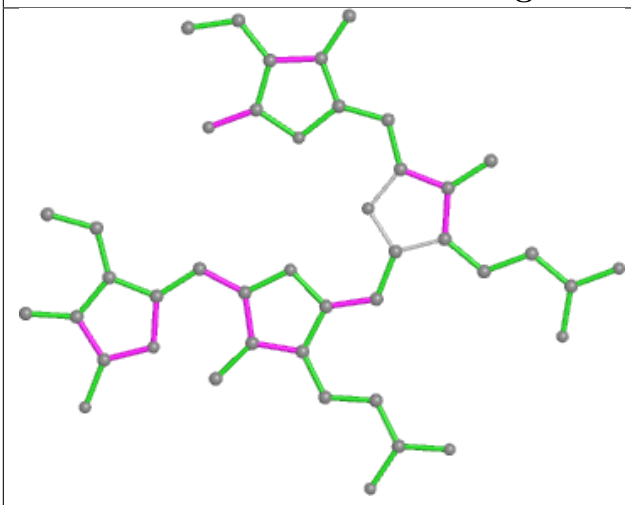

Bond lengths

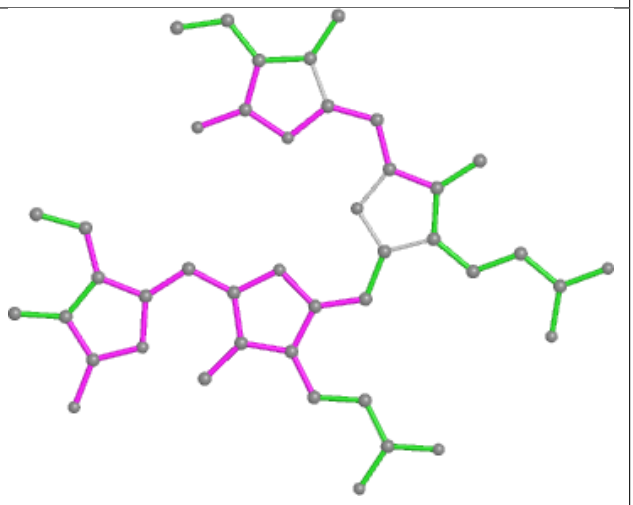

Bond angles

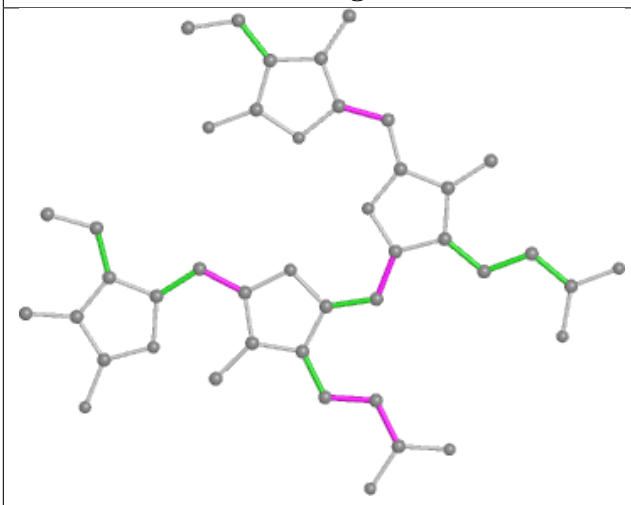

Torsions

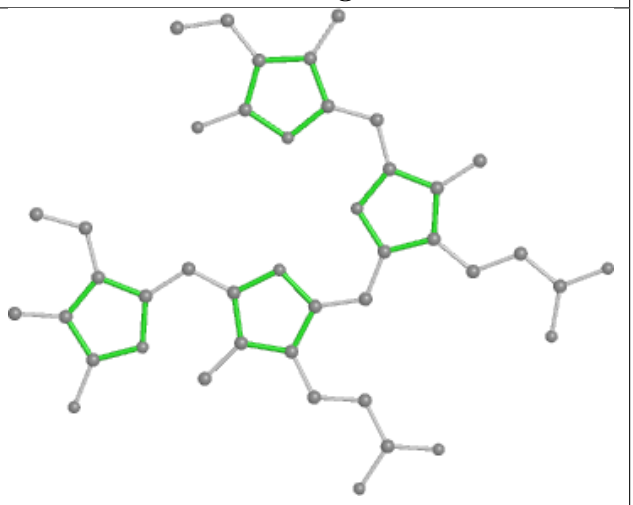

Rings

Ligand BCR A2 846

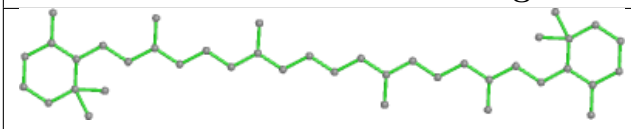

Bond lengths

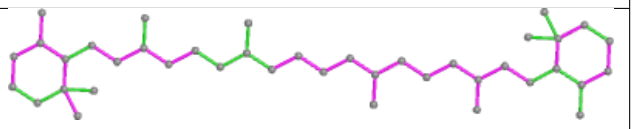

Bond angles

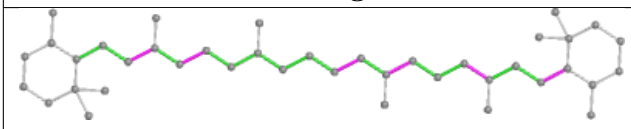

Torsions

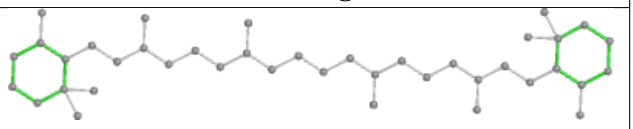

Rings

Ligand BCR IN 101

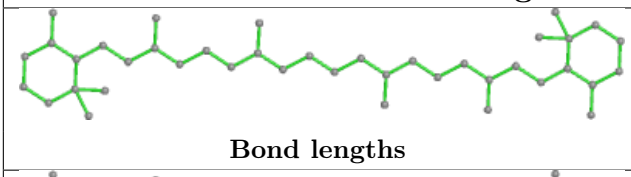

Bond lengths

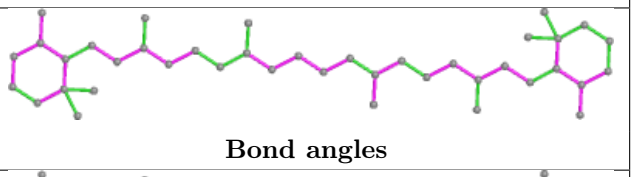

Bond angles

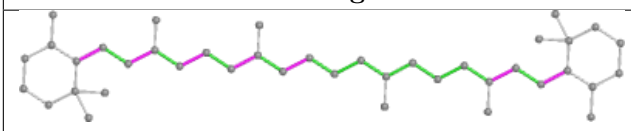

Torsions

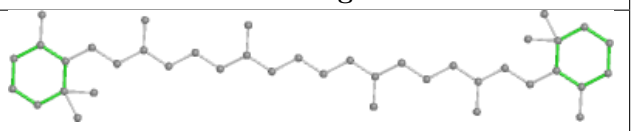

Rings

Ligand PEB MP 201

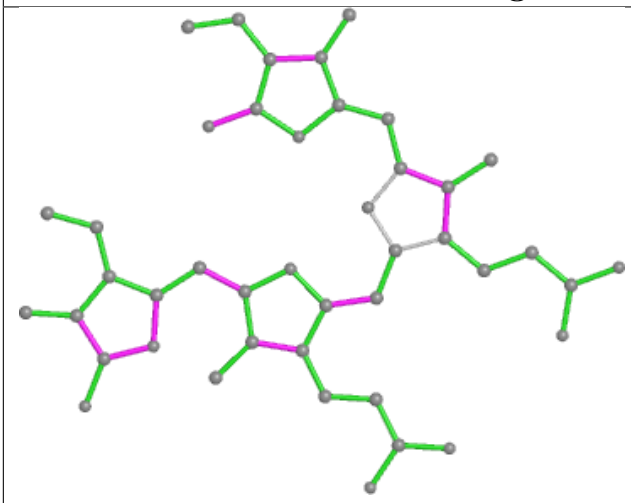

Bond lengths

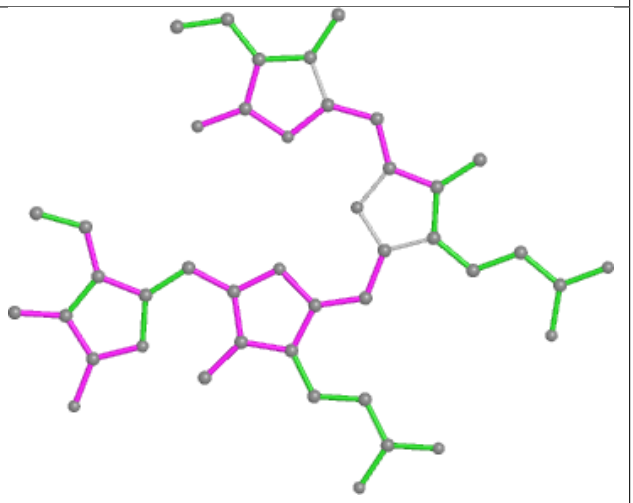

Bond angles

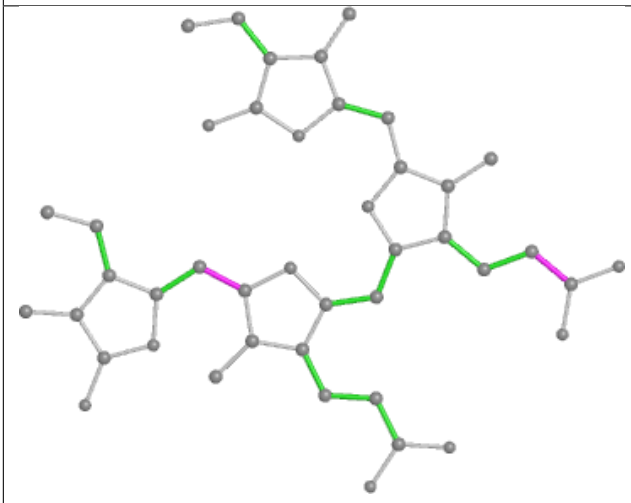

Torsions

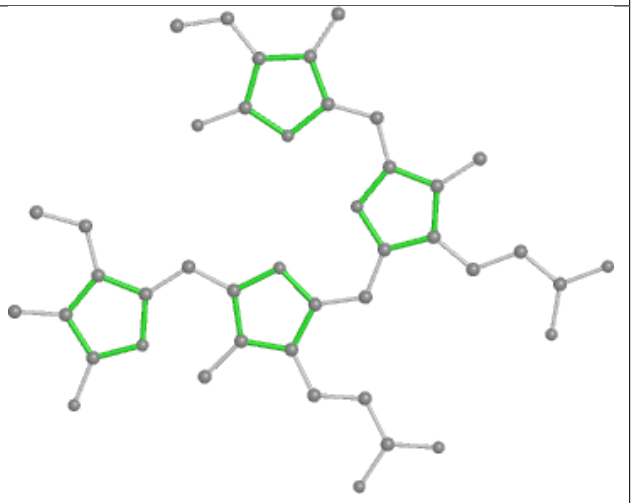

Rings

Ligand PEB dJ 202

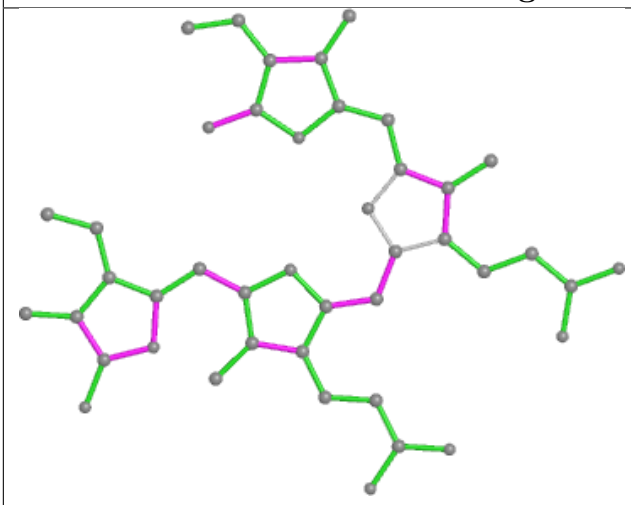

Bond lengths

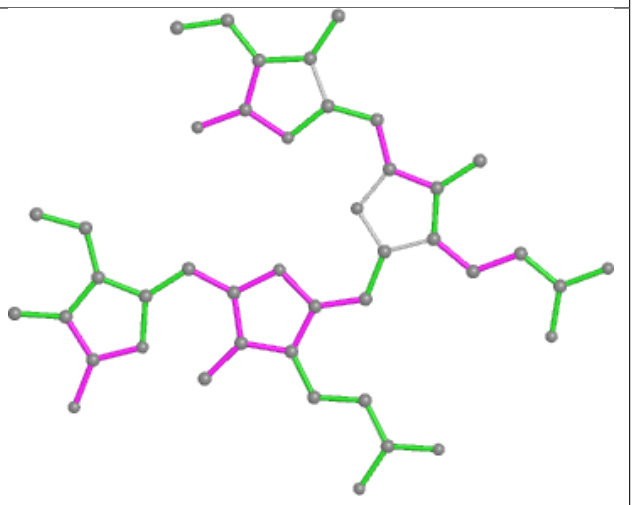

Bond angles

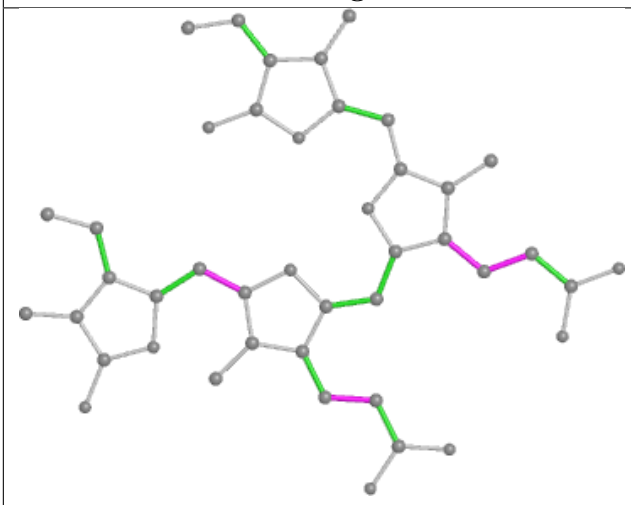

Torsions

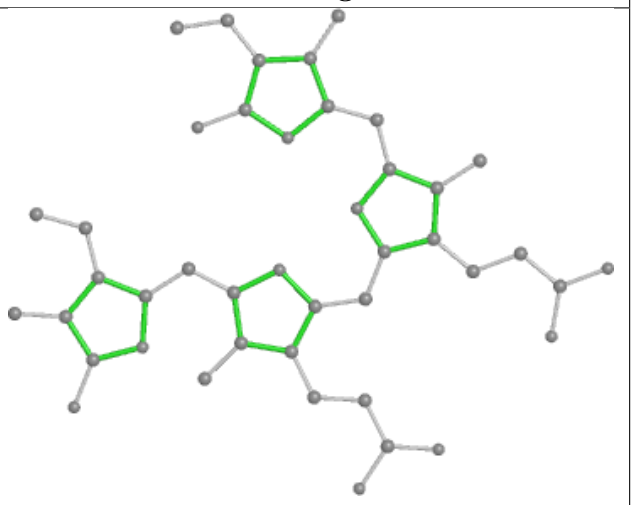

Rings

Ligand CLA A2 833

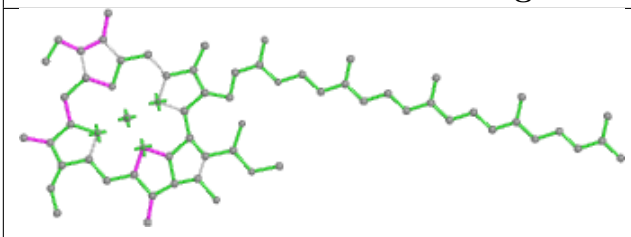

Bond lengths

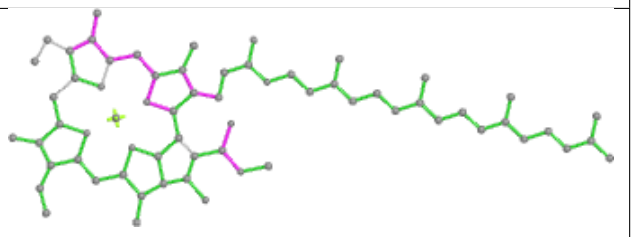

Bond angles

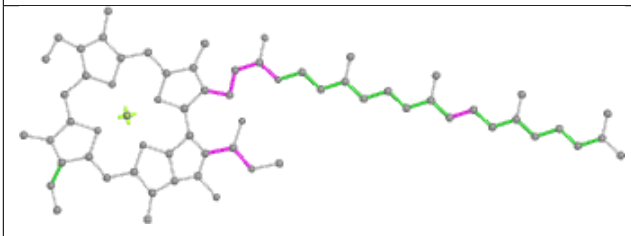

Torsions

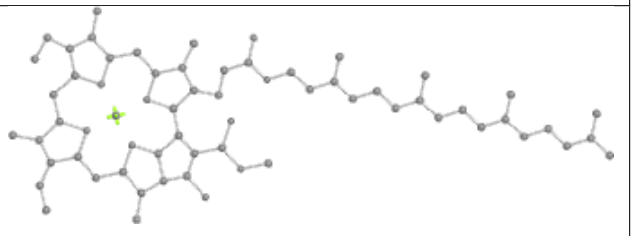

Rings

Ligand PEB OO 202

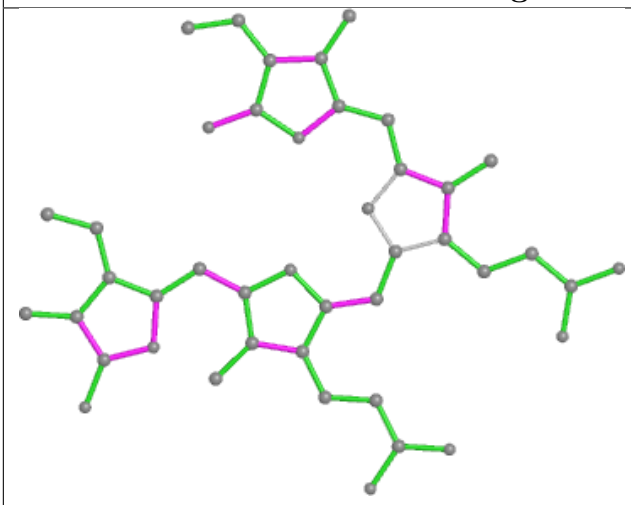

Bond lengths

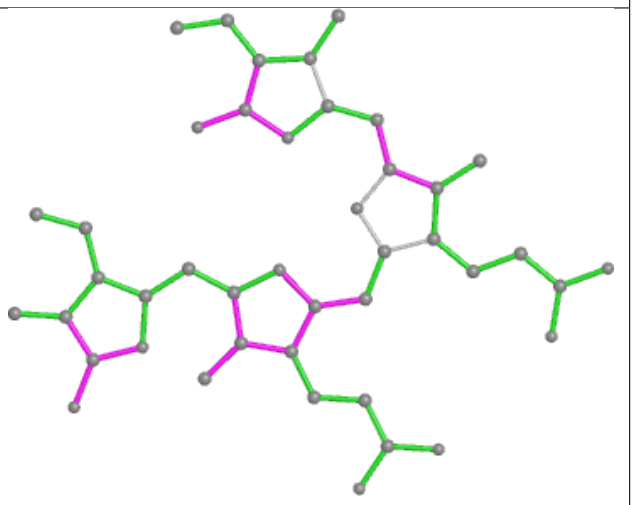

Bond angles

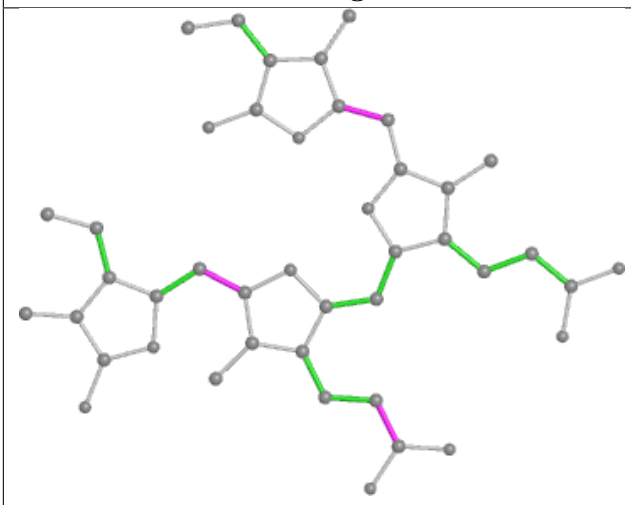

Torsions

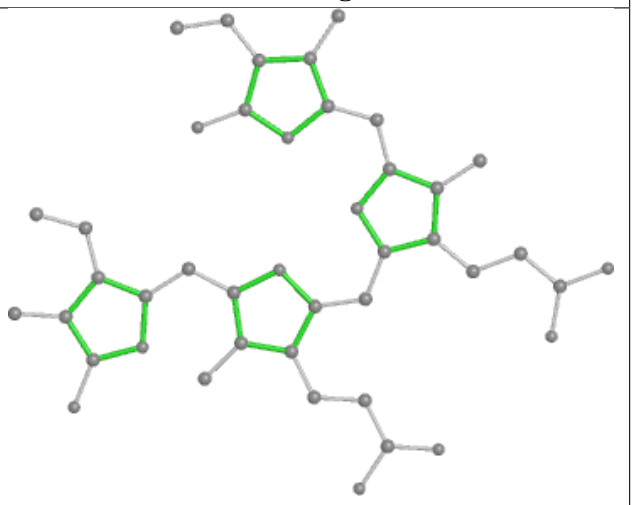

Rings

Ligand BCR HL 103

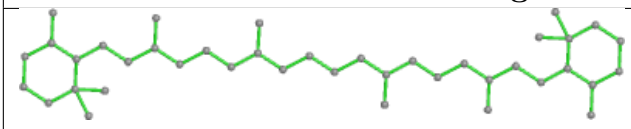

Bond lengths

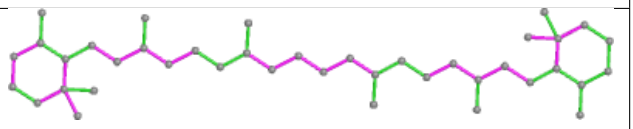

Bond angles

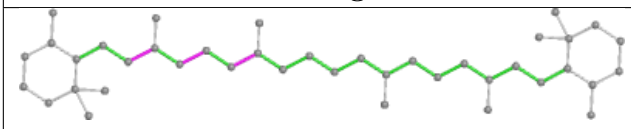

Torsions

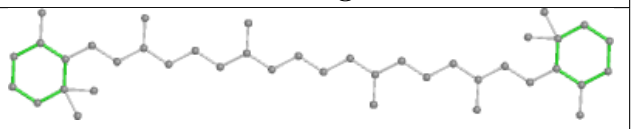

Rings

Ligand BCR L2 205

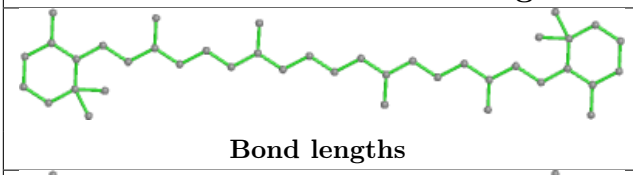

Bond lengths

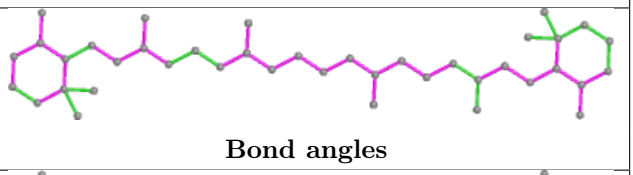

Bond angles

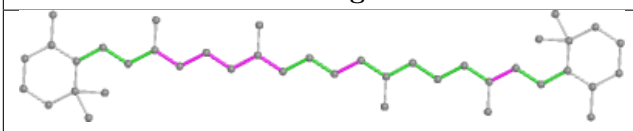

Torsions

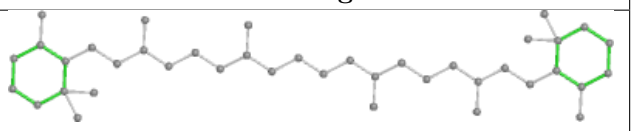

Rings

Ligand CLA 5N 601

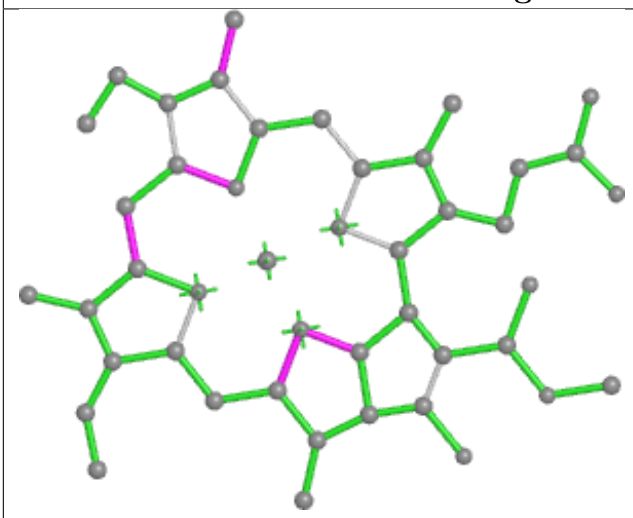

Bond lengths

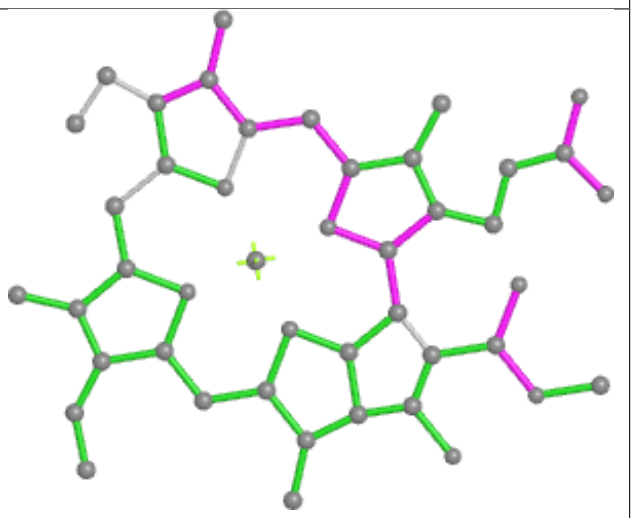

Bond angles

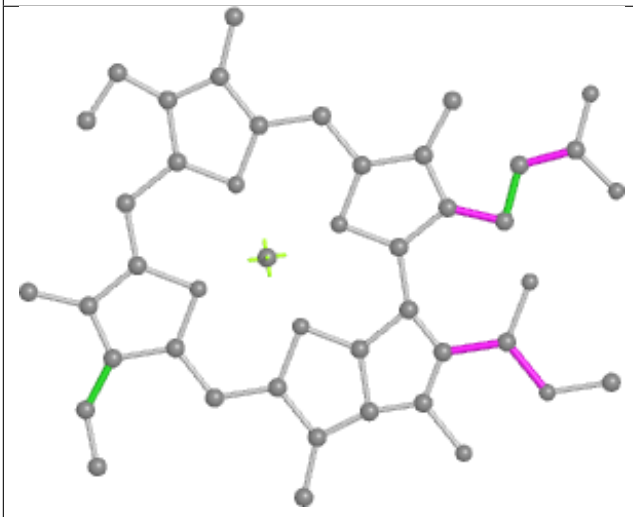

Torsions

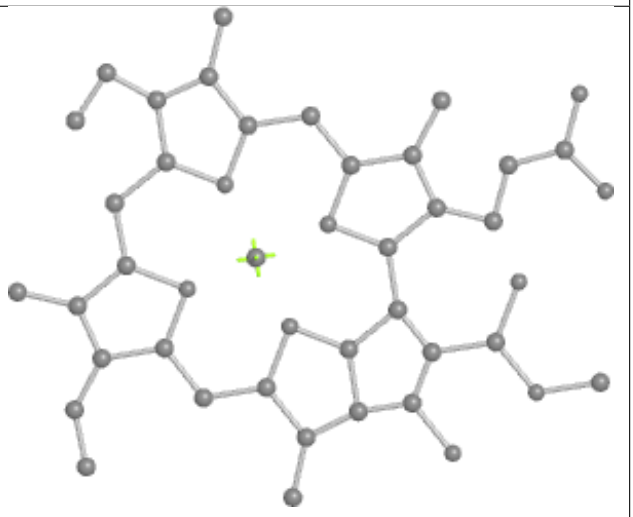

Rings

Ligand CLA A2 808

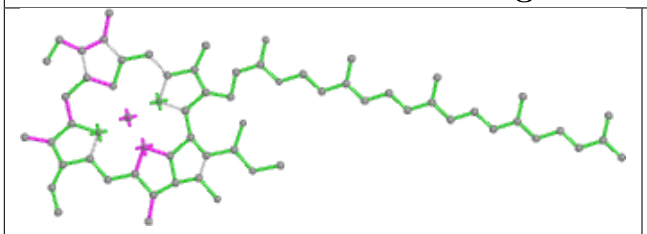

Bond lengths

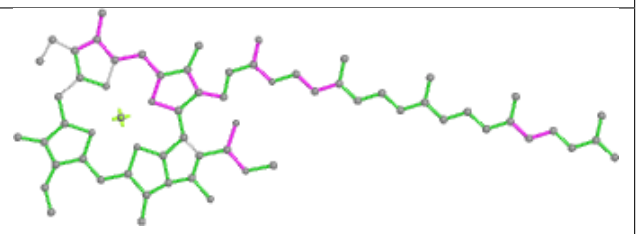

Bond angles

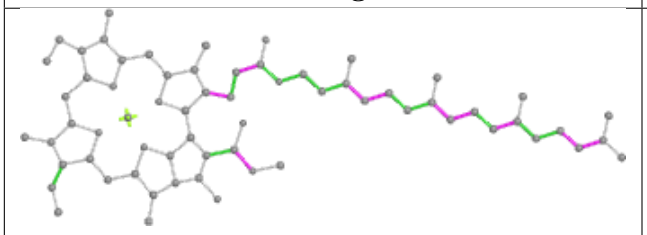

Torsions

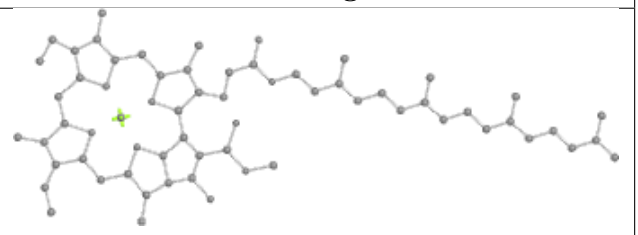

Rings

Ligand LHG i6 101

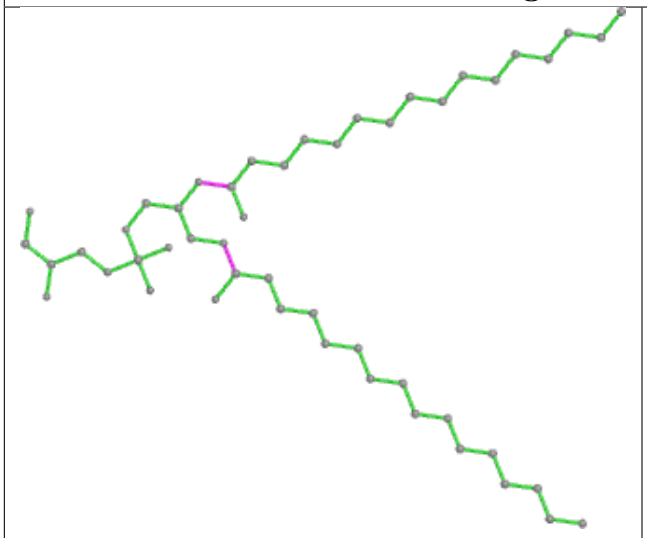

Bond lengths



Bond angles



Torsions

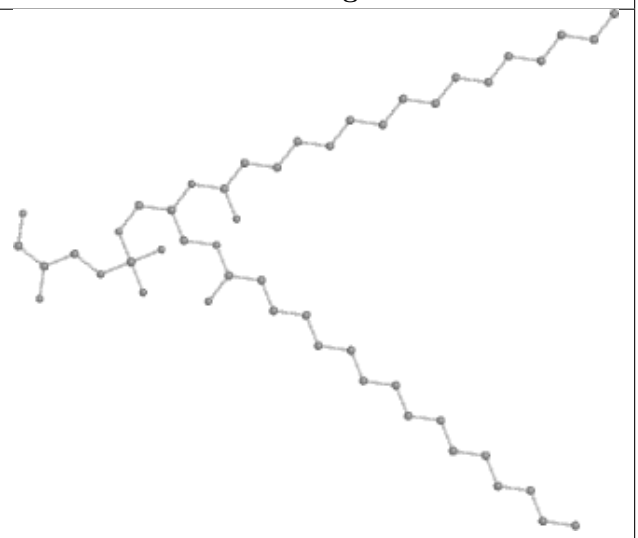

Rings

Ligand PEB J5 203

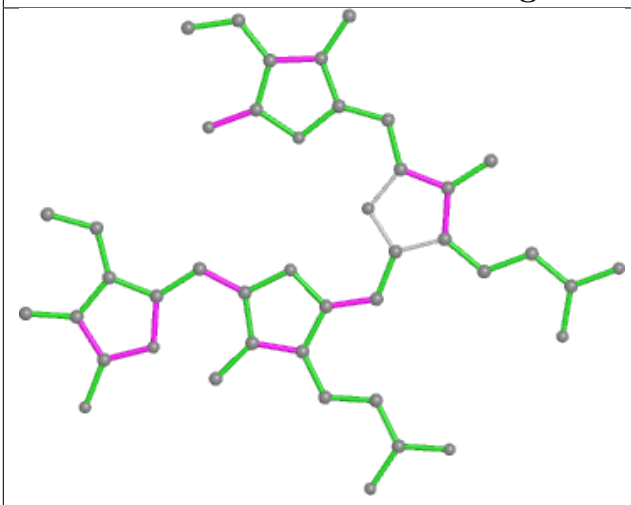

Bond lengths

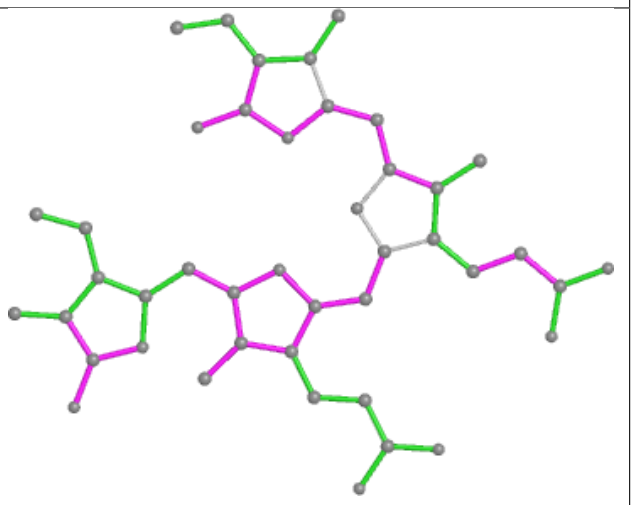

Bond angles

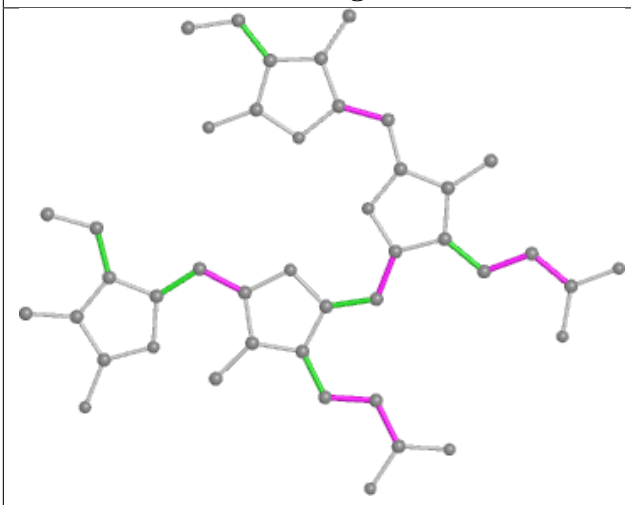

Torsions

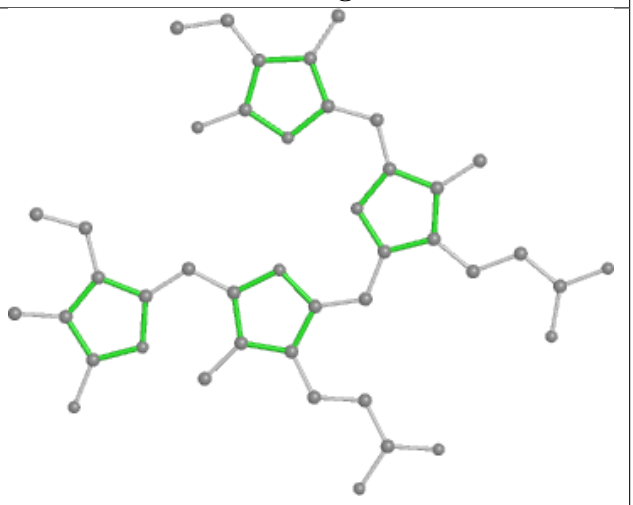

Rings

Ligand PEB L5 202

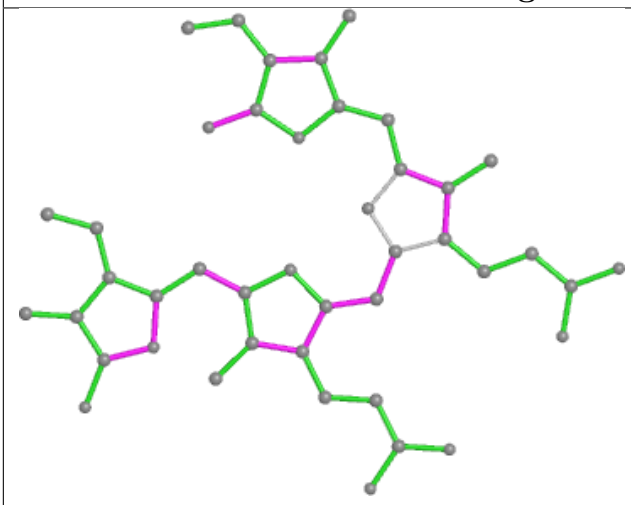

Bond lengths

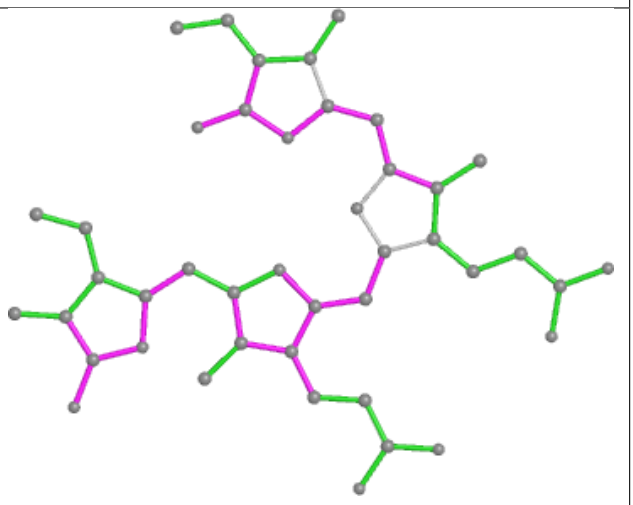

Bond angles

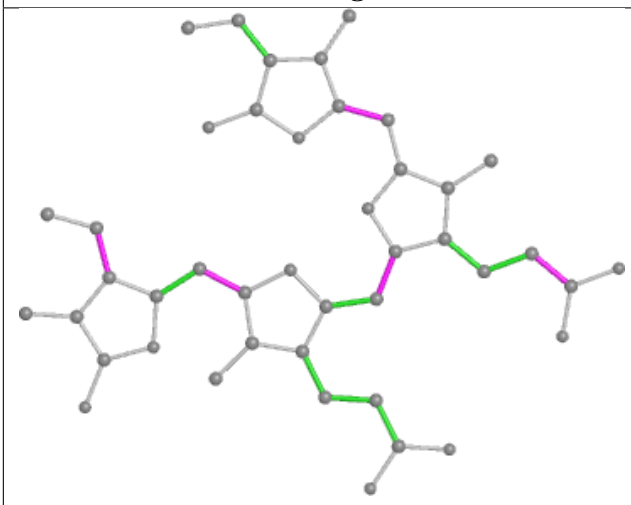

Torsions

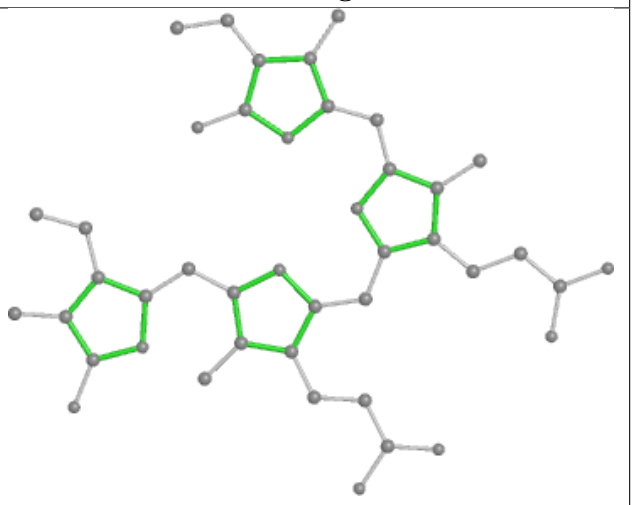

Rings

Ligand PEB AG 301

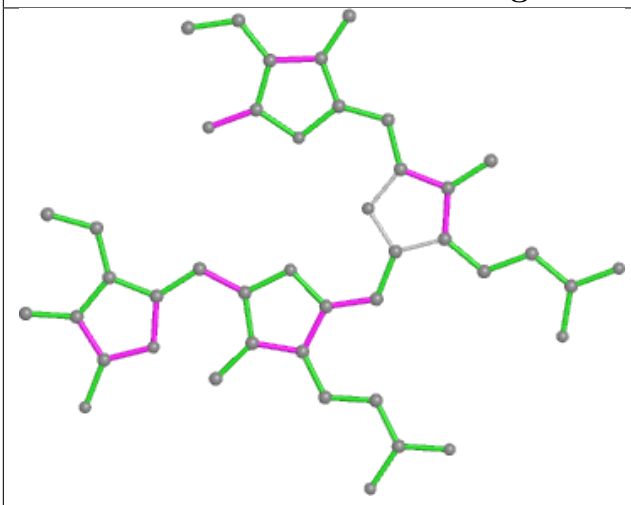

Bond lengths

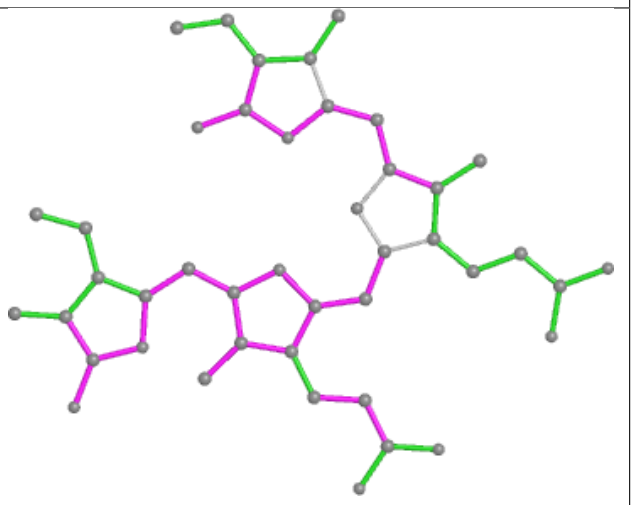

Bond angles

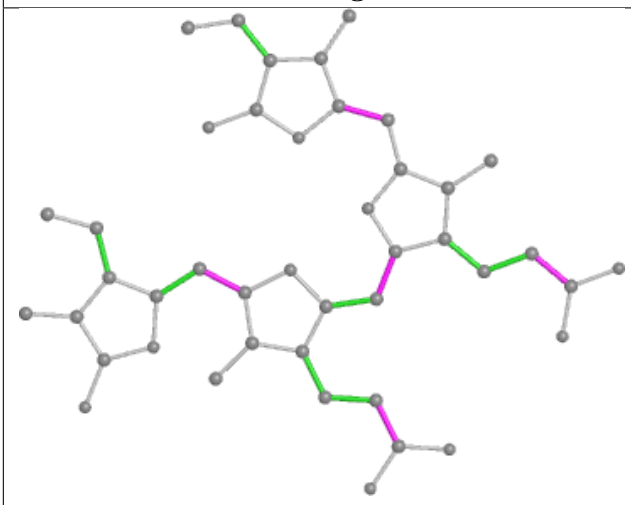

Torsions

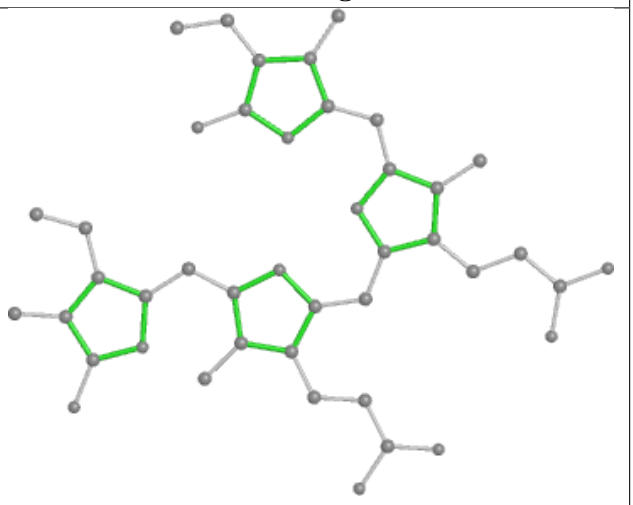

Rings

Ligand PEB CM 203

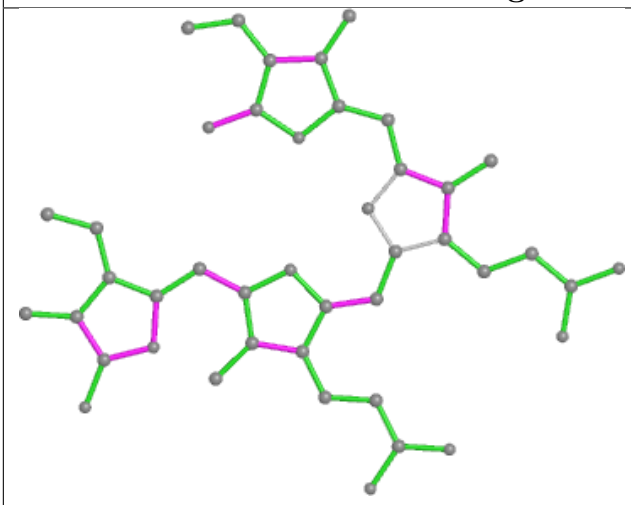

Bond lengths

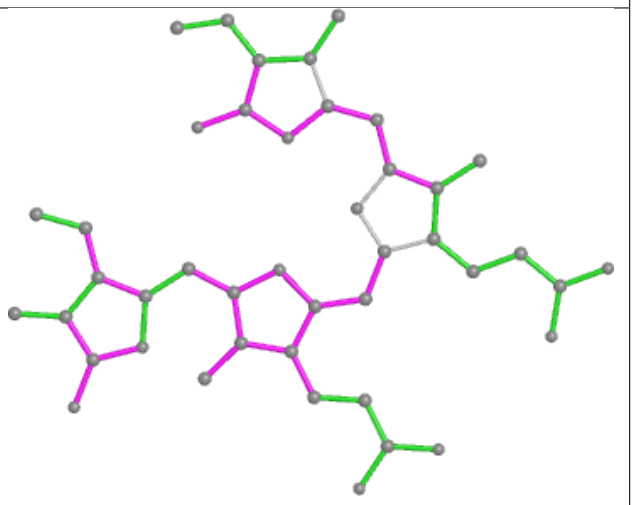

Bond angles

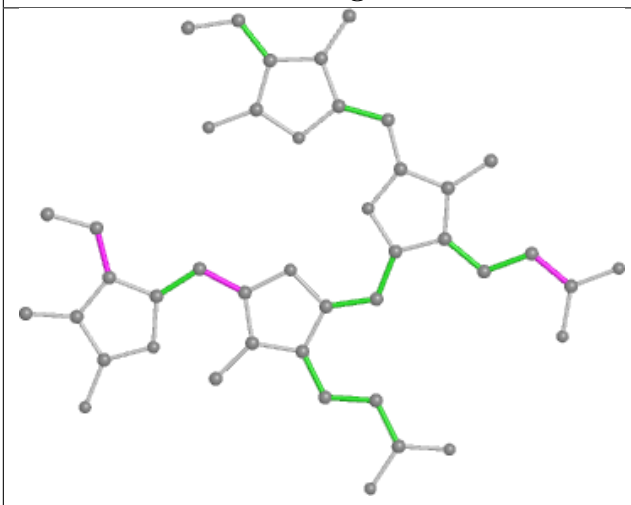

Torsions

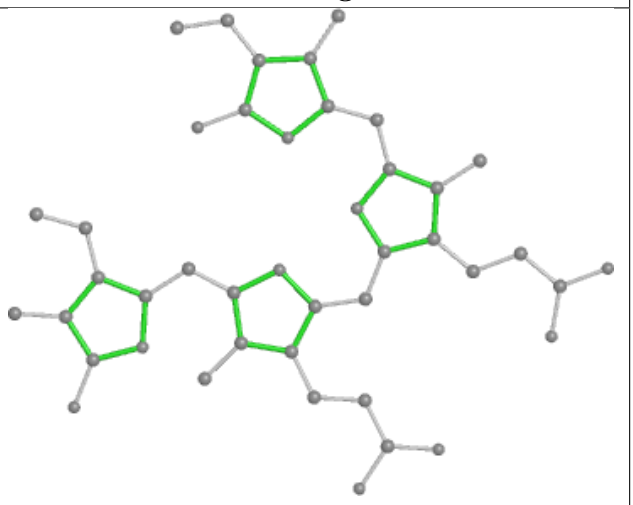

Rings

Ligand PEB l1 201

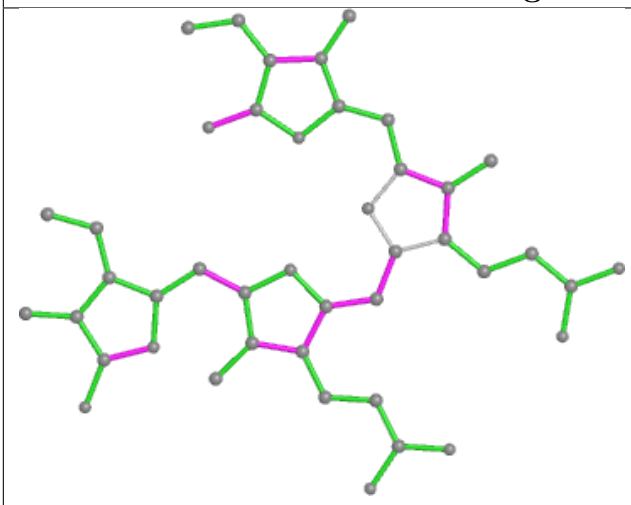

Bond lengths

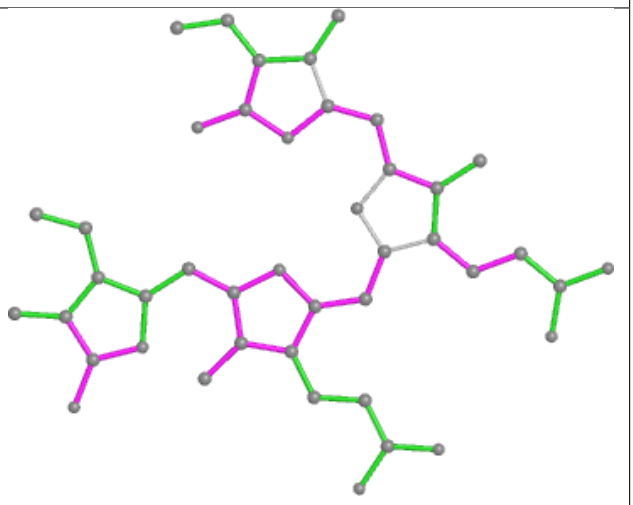

Bond angles

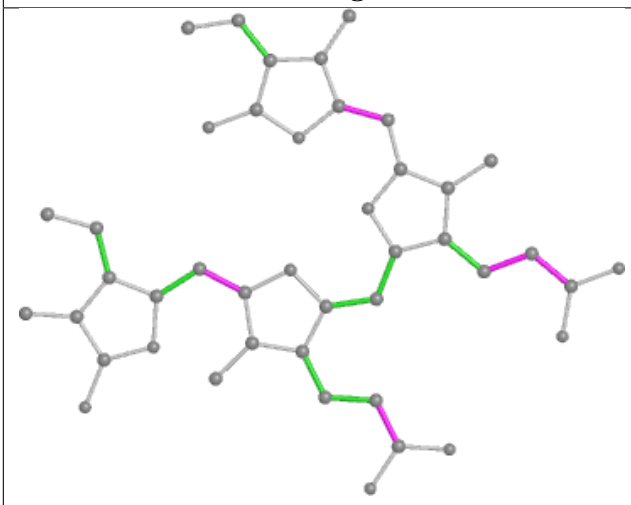

Torsions

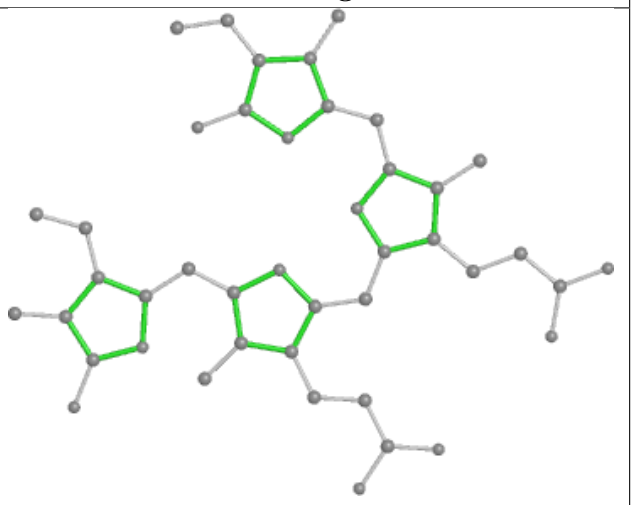

Rings

Ligand PEB dH 202

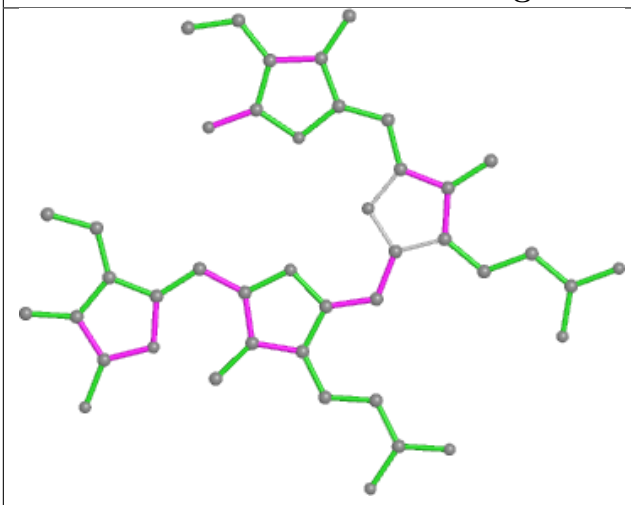

Bond lengths

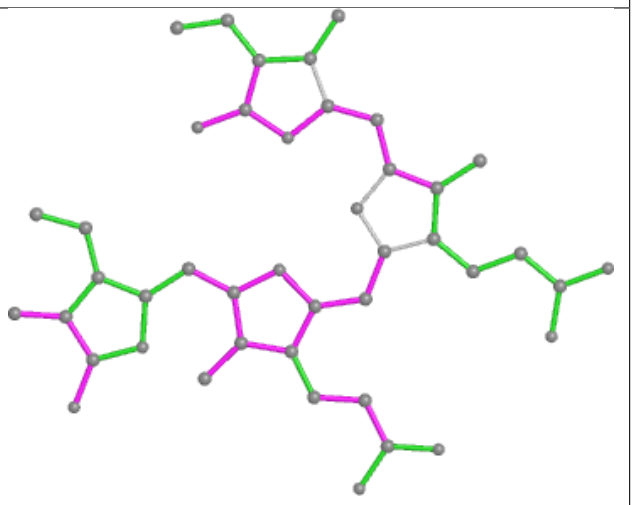

Bond angles

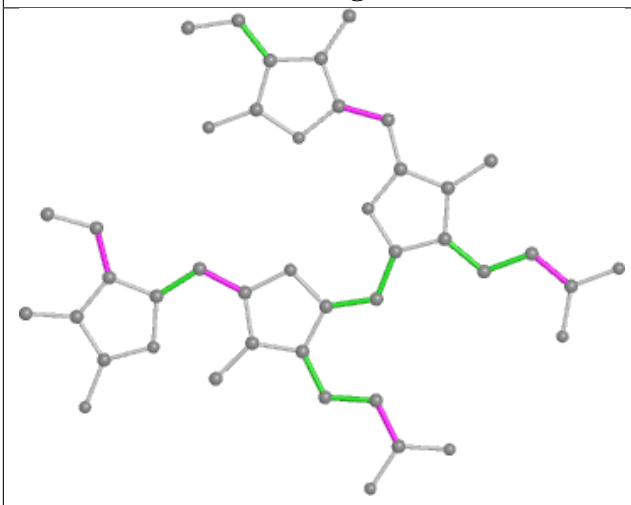

Torsions

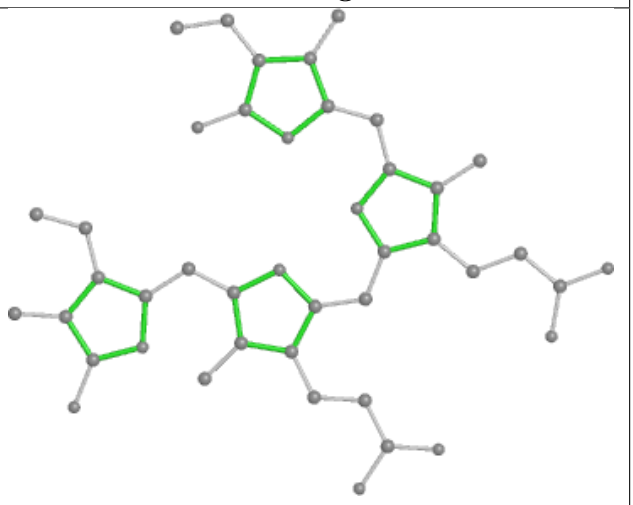

Rings

Ligand PUB yF 303

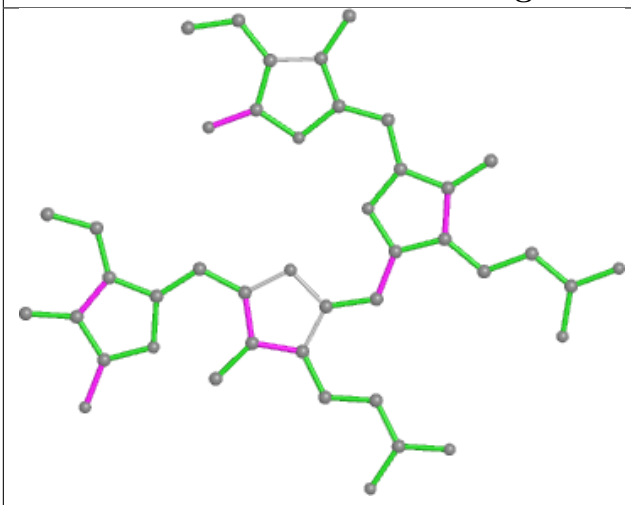

Bond lengths

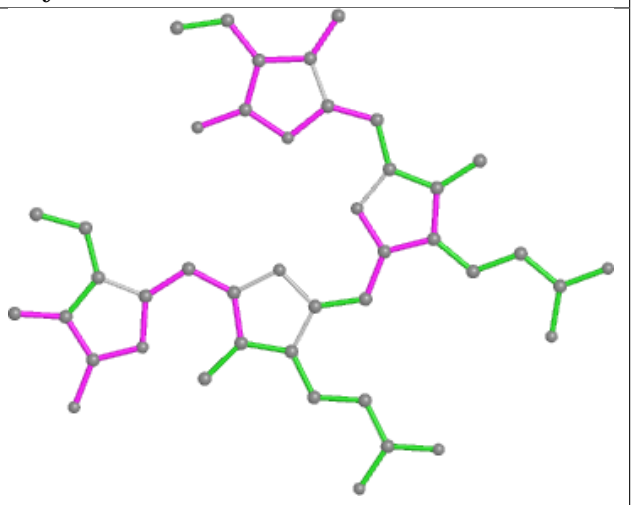

Bond angles

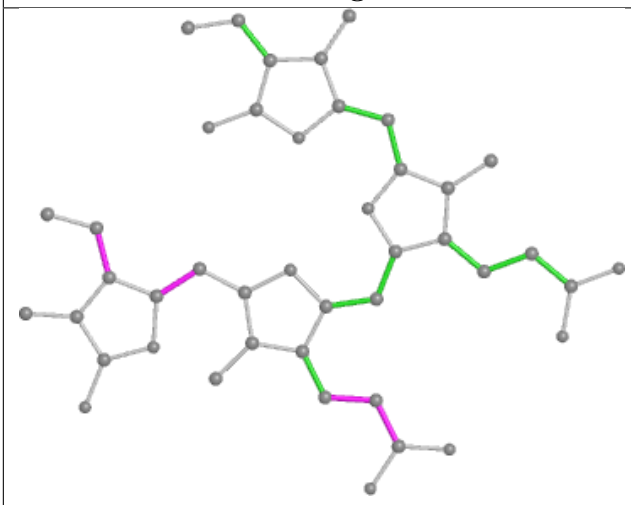

Torsions

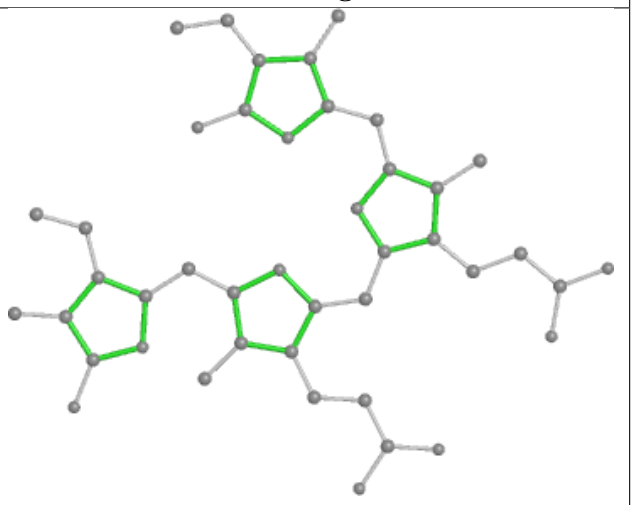

Rings

Ligand PEB PJ 202

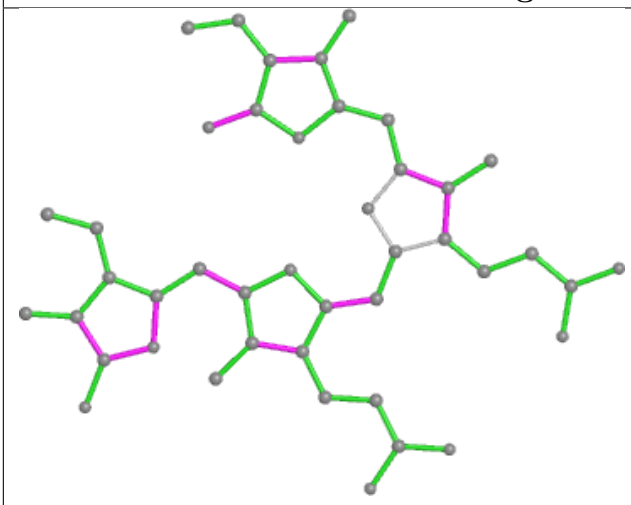

Bond lengths

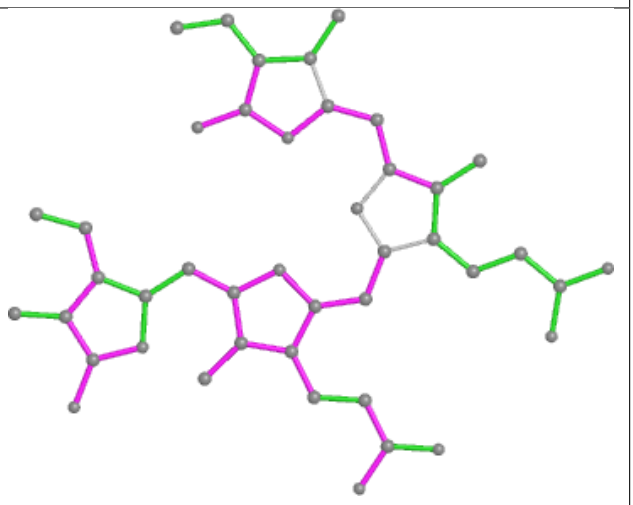

Bond angles

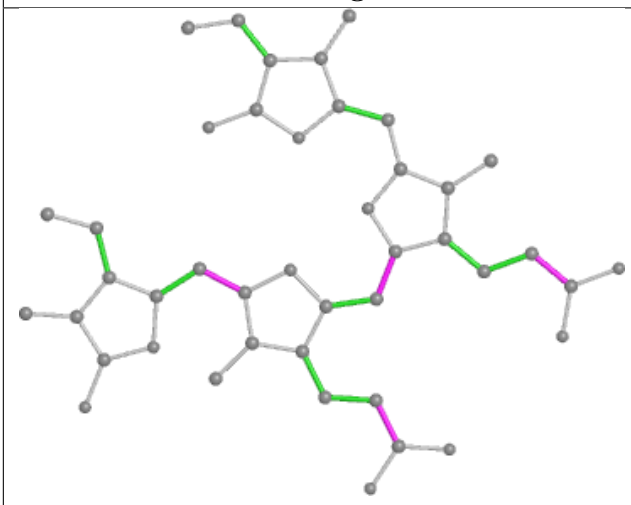

Torsions

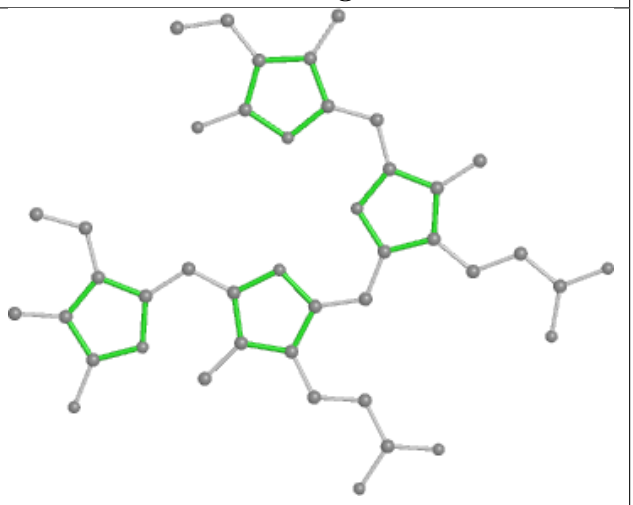

Rings

Ligand PEB YO 203

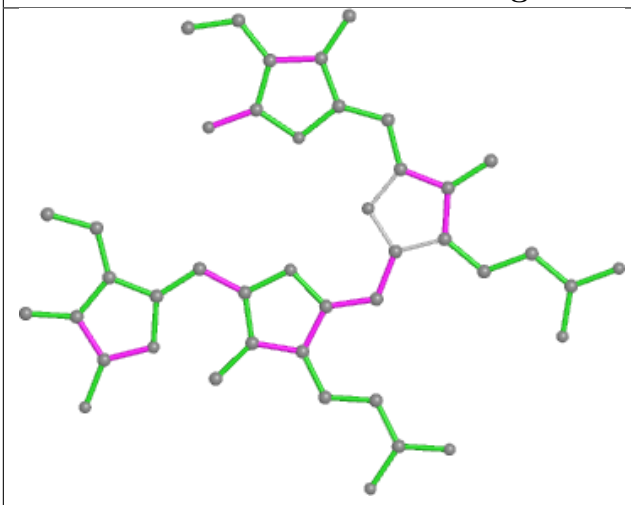

Bond lengths

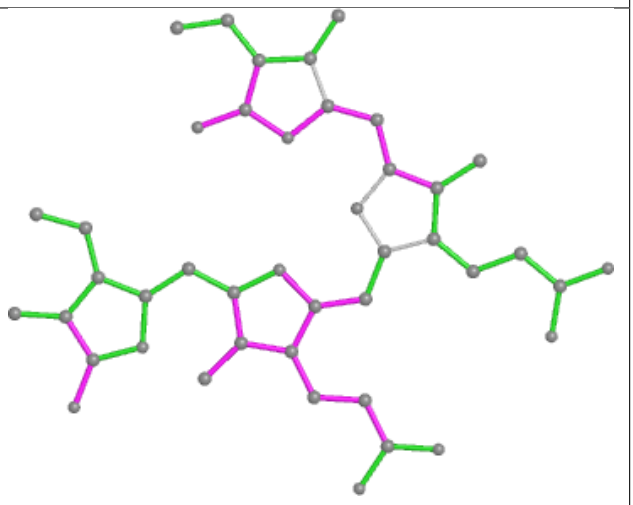

Bond angles

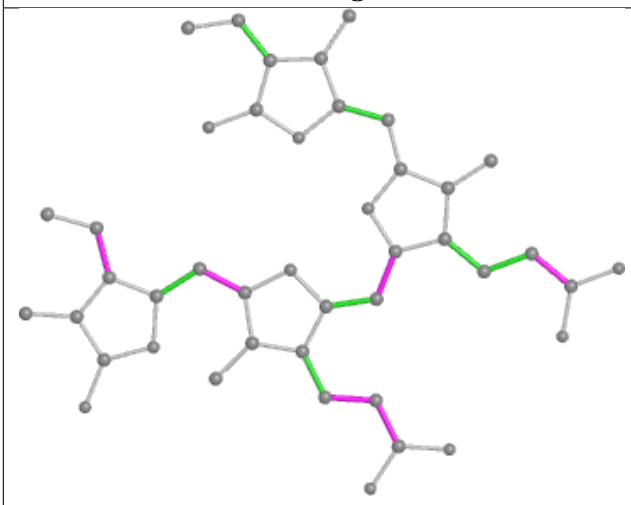

Torsions

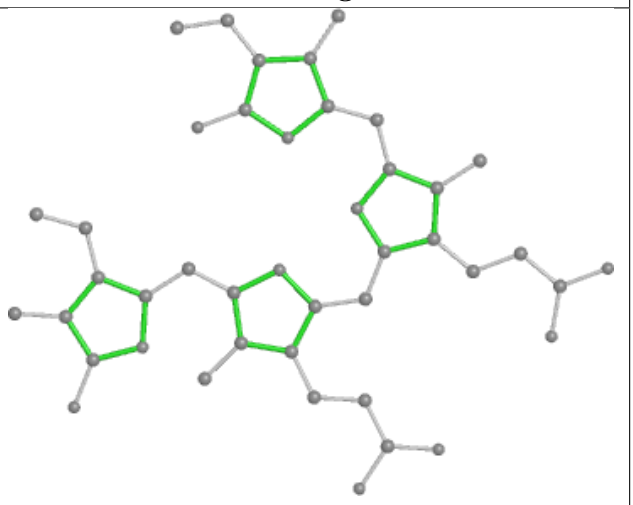

Rings

Ligand CLA AN 820

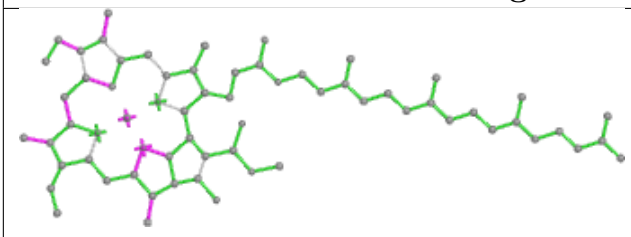

Bond lengths

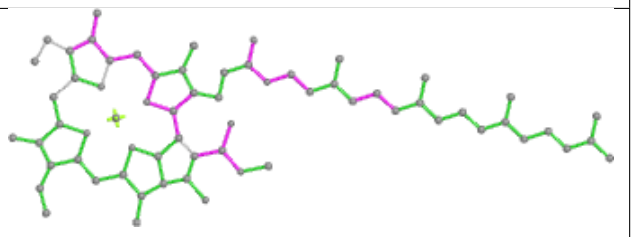

Bond angles

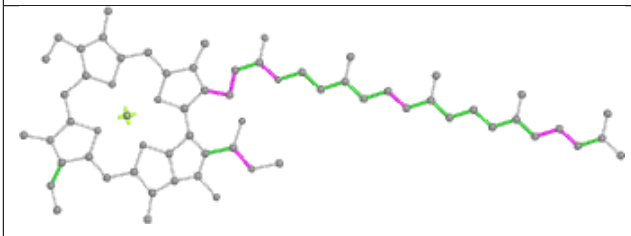

Torsions

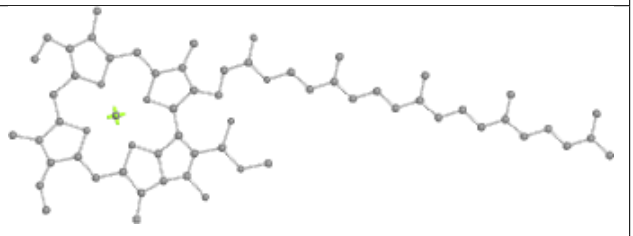

Rings

Ligand PEB BQ 202

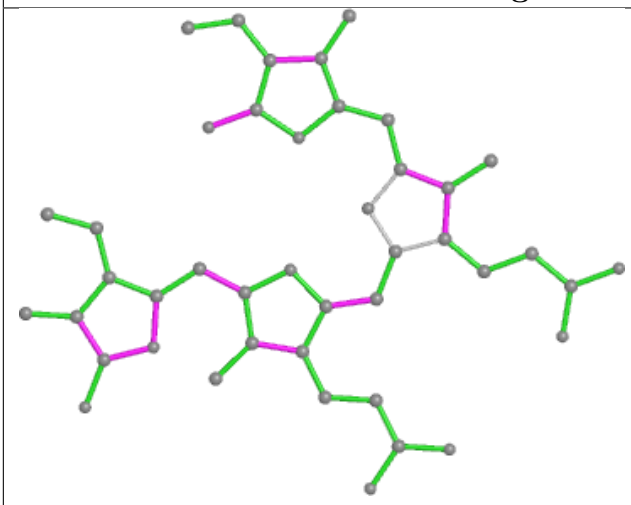

Bond lengths

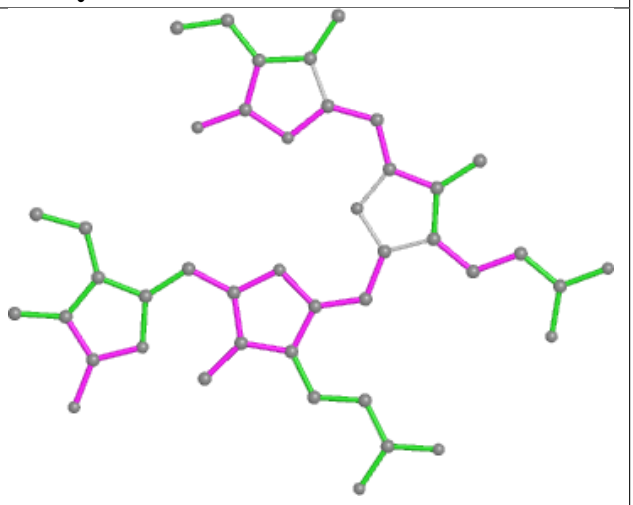

Bond angles

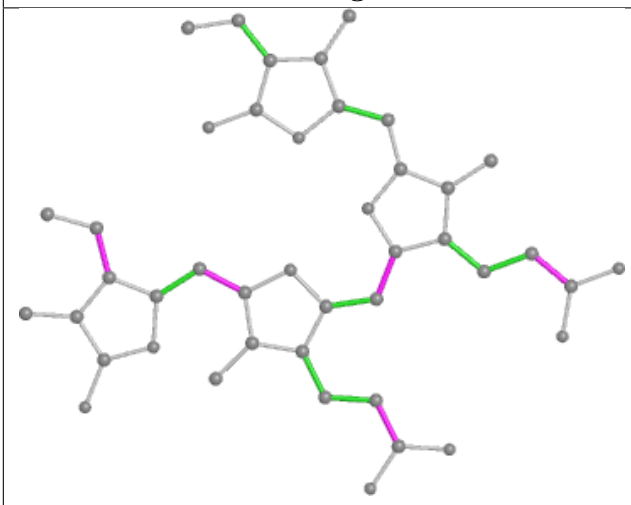

Torsions

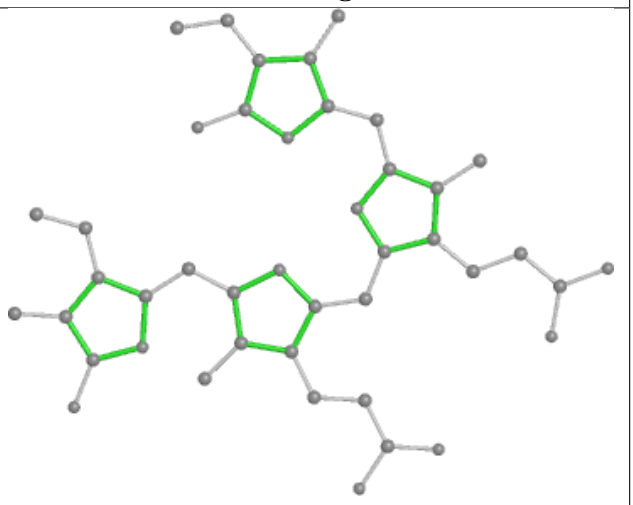

Rings

Ligand PEB YA 301

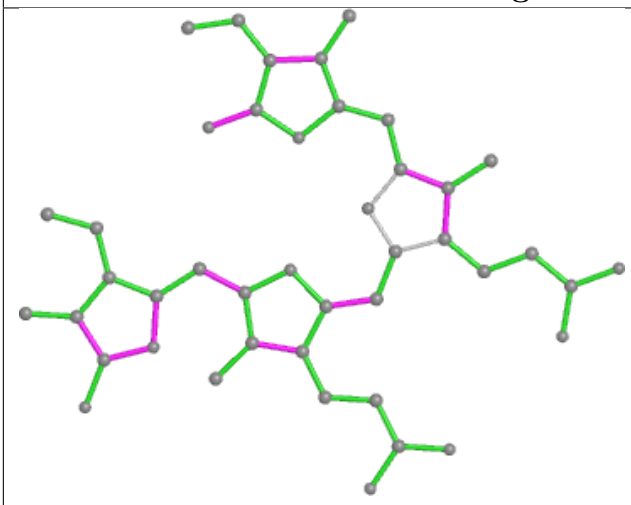

Bond lengths

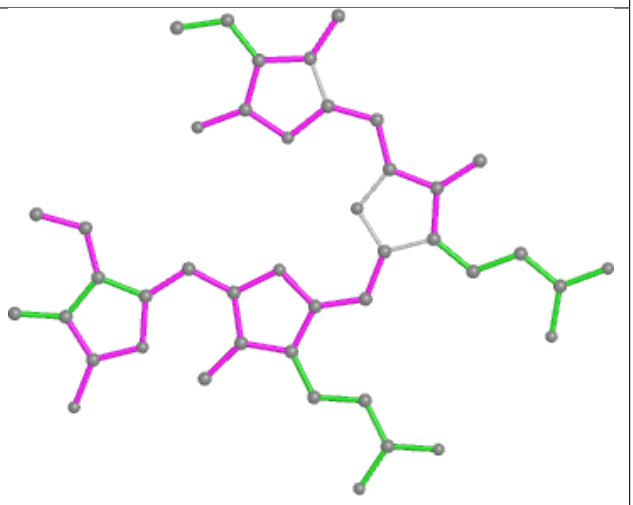

Bond angles

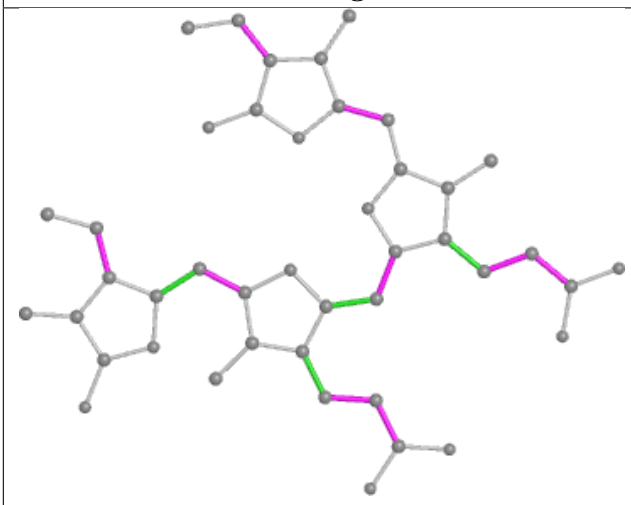

Torsions

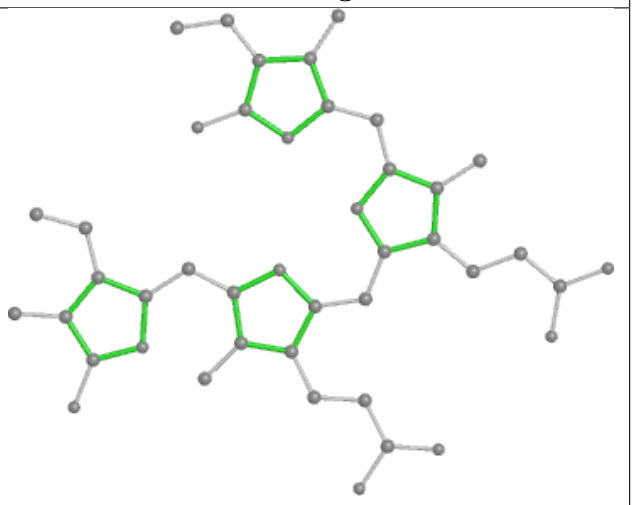

Rings

Ligand CLA B6 609

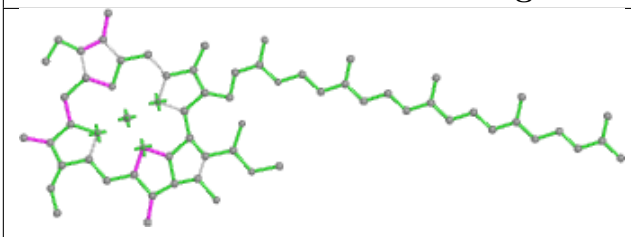

Bond lengths

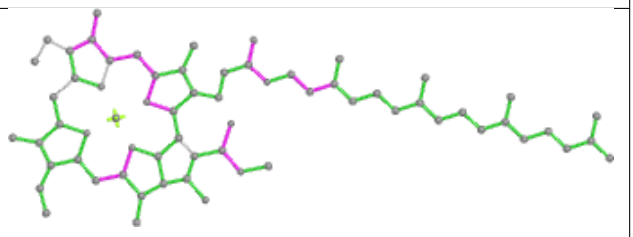

Bond angles

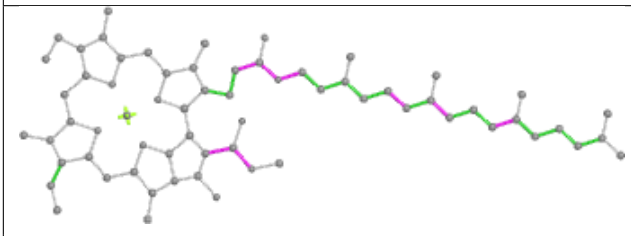

Torsions

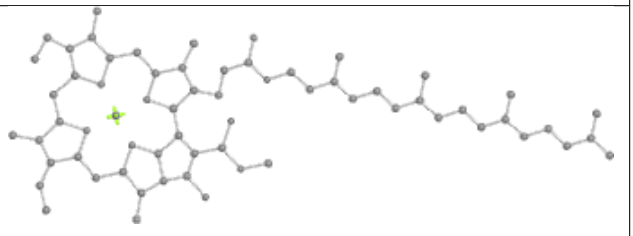

Rings

Ligand CLA CL 518

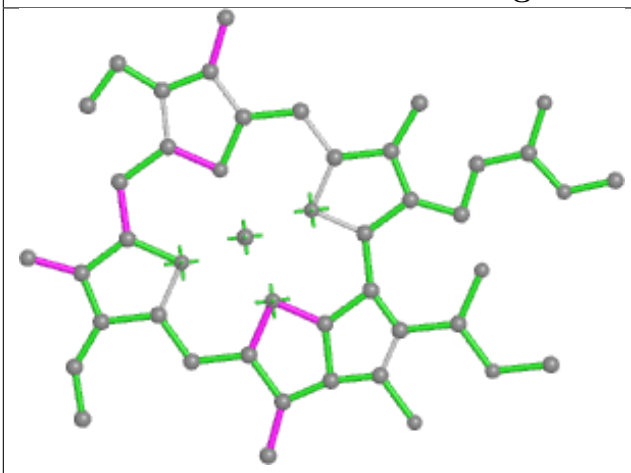

Bond lengths

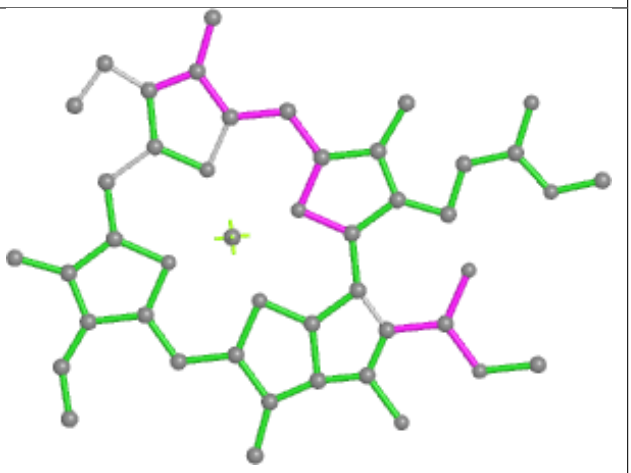

Bond angles

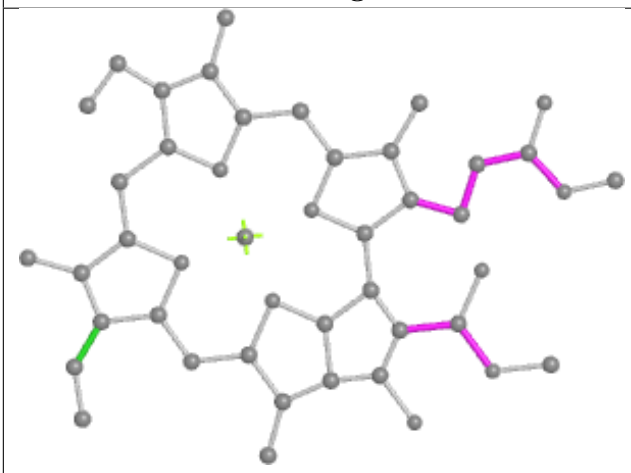

Torsions

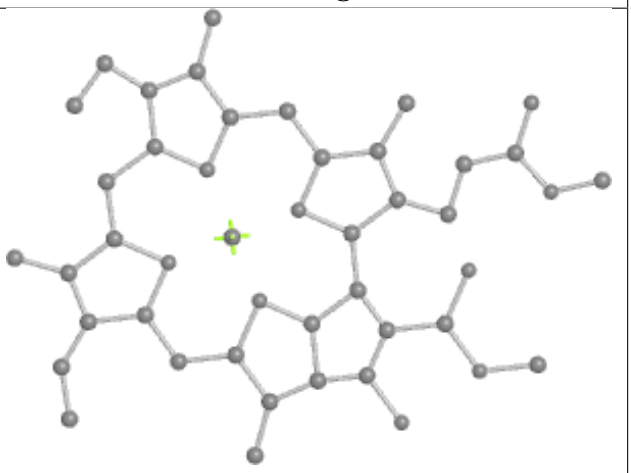

Rings

Ligand PEB C7 202

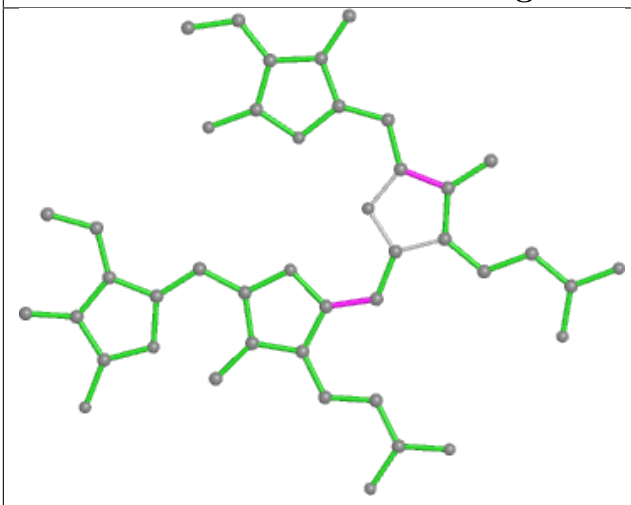

Bond lengths

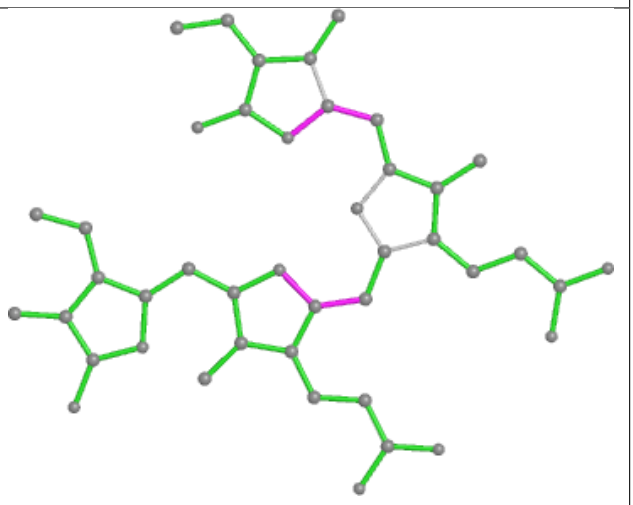

Bond angles

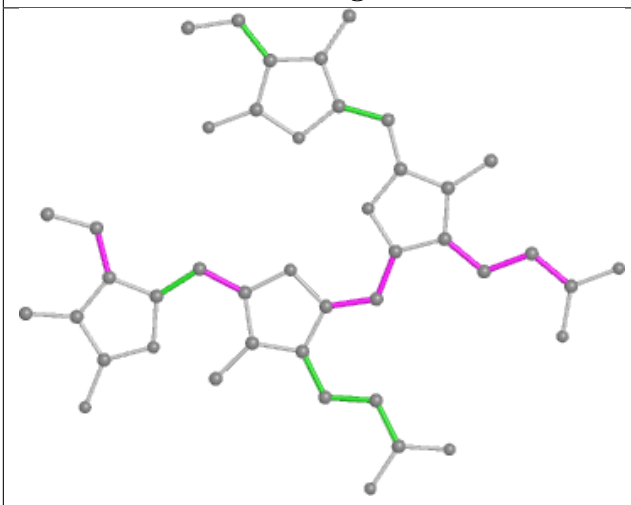

Torsions

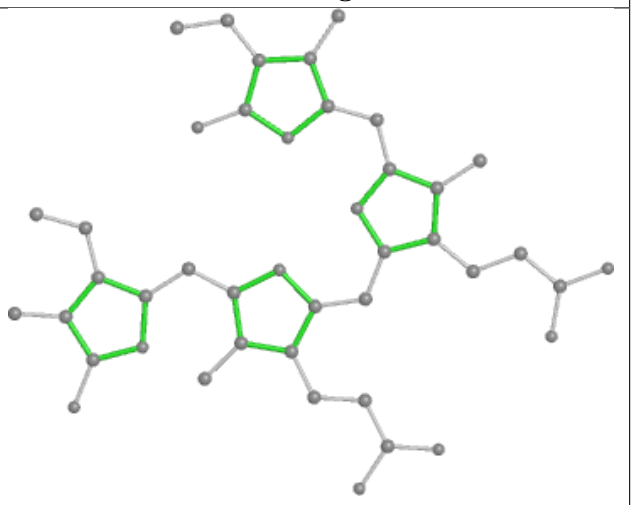

Rings

Ligand PEB 1C 203

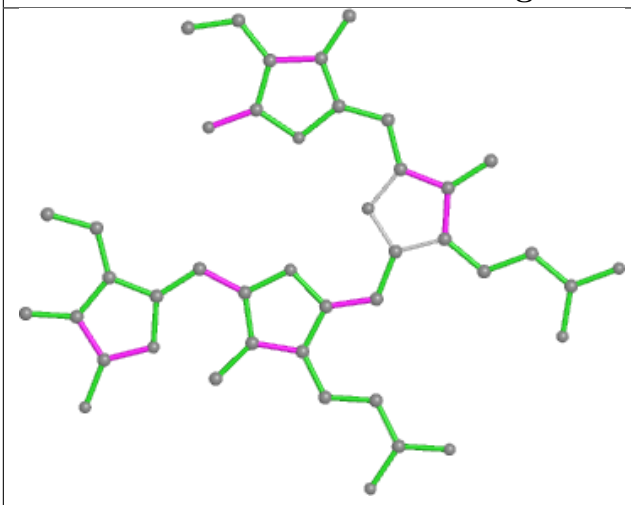

Bond lengths

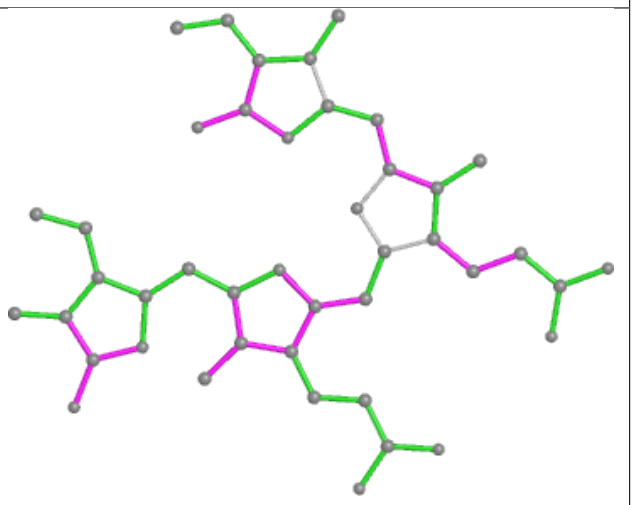

Bond angles

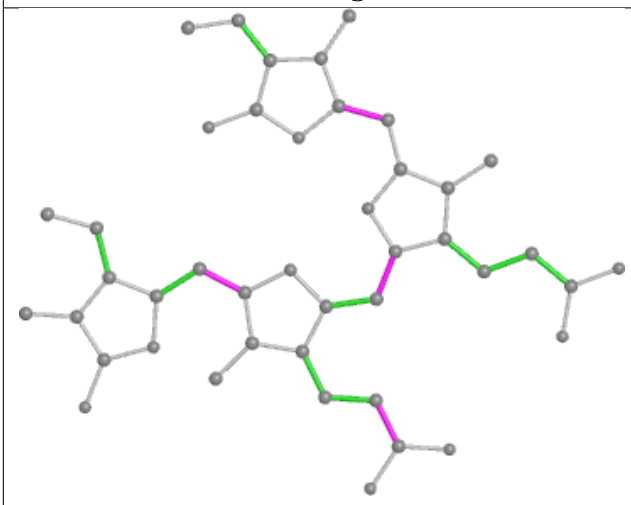

Torsions

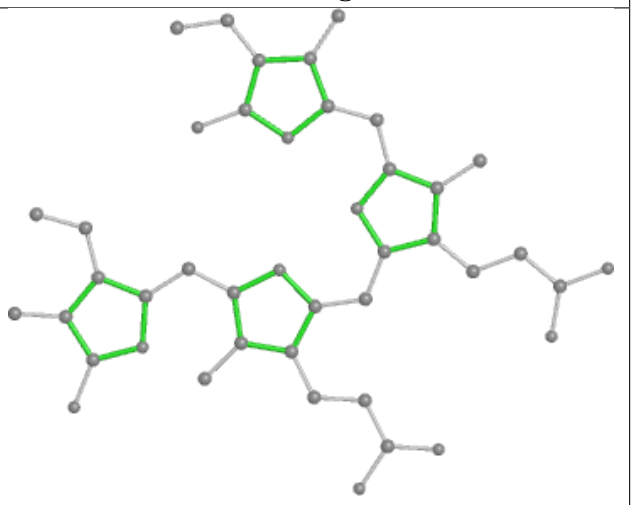

Rings

Ligand LMG BL 611

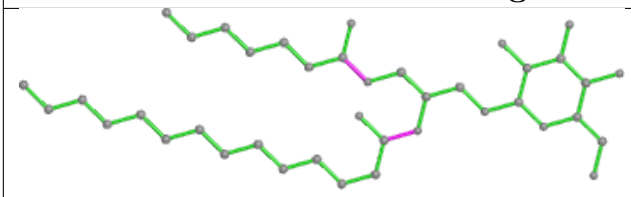

Bond lengths

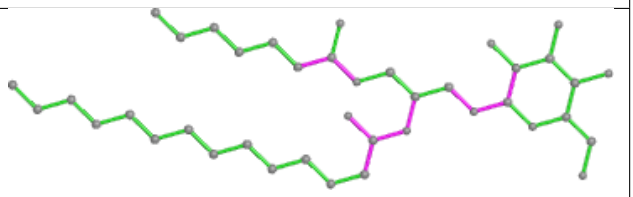

Bond angles

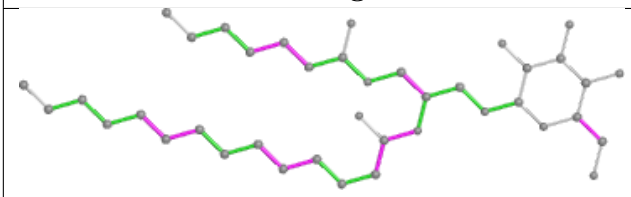

Torsions

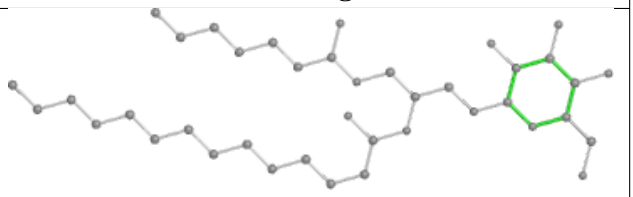

Rings

Ligand CLA 4N 602

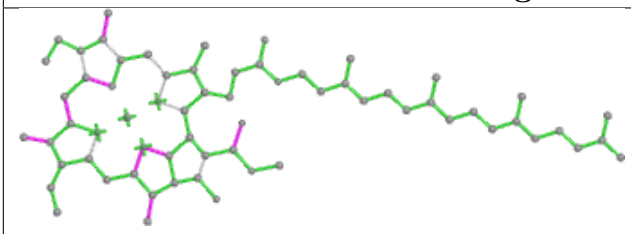

Bond lengths

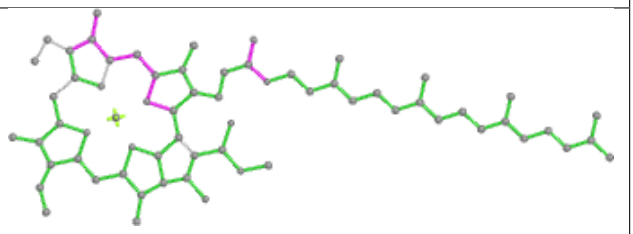

Bond angles

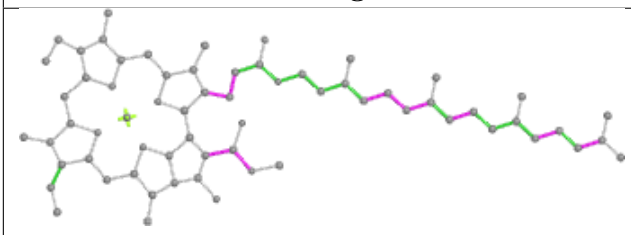

Torsions

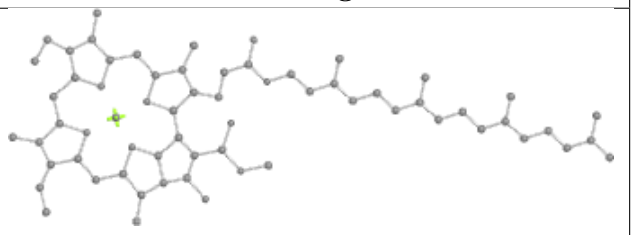

Rings

Ligand PEB iK 203

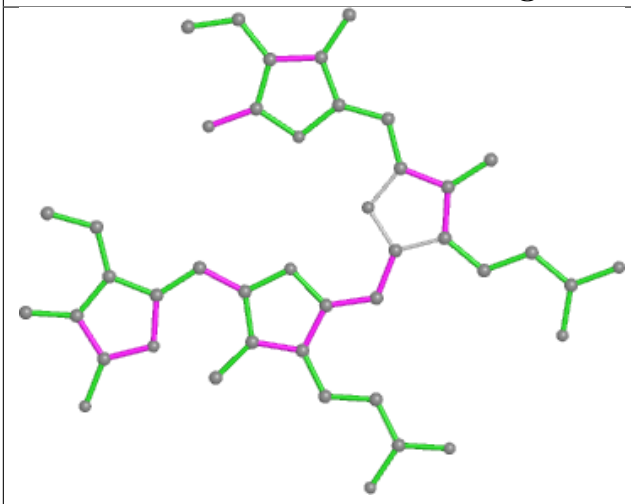

Bond lengths

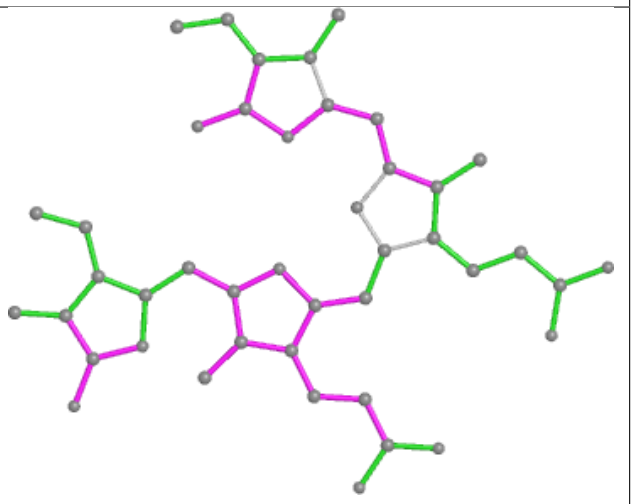

Bond angles

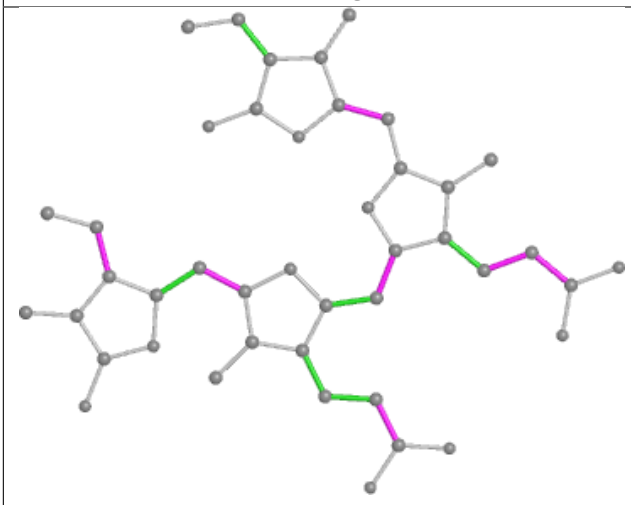

Torsions

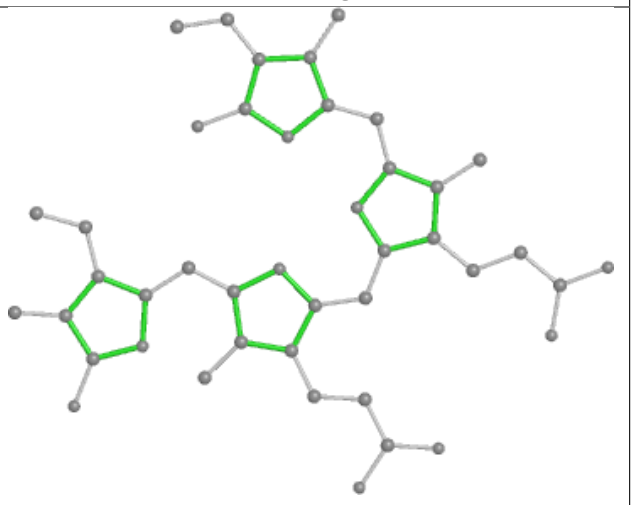

Rings

Ligand BCR CL 502

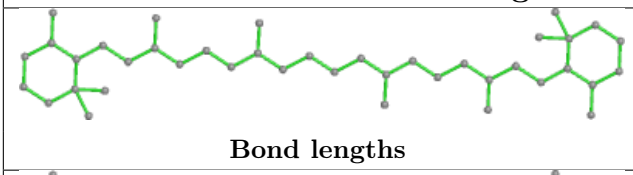

Bond lengths

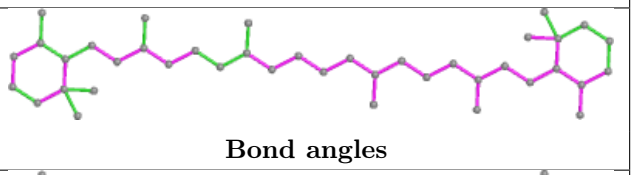

Bond angles

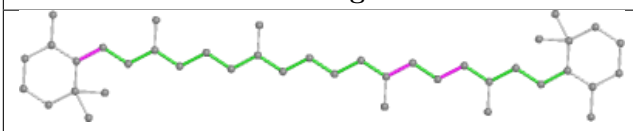

Torsions

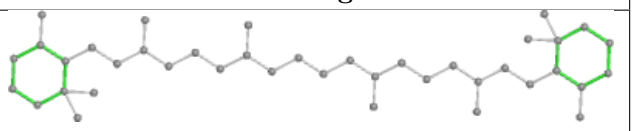

Rings

Ligand CLA dL 401

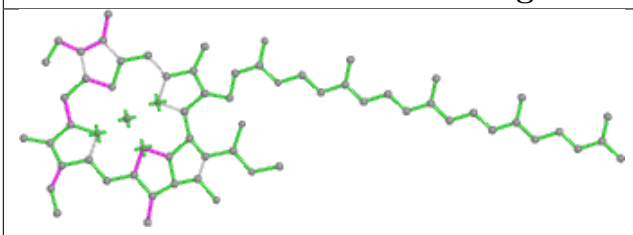

Bond lengths

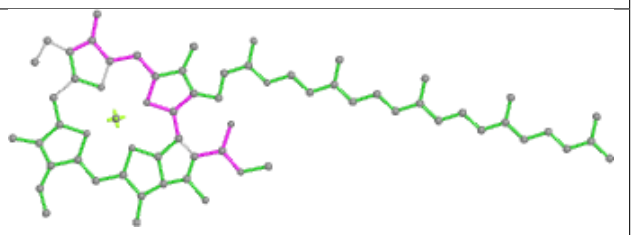

Bond angles

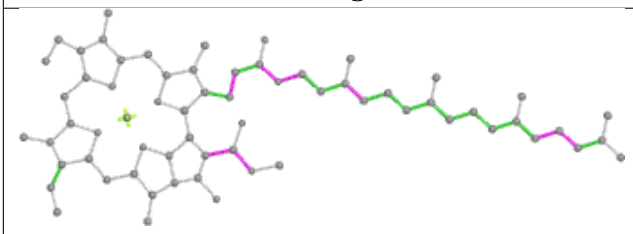

Torsions

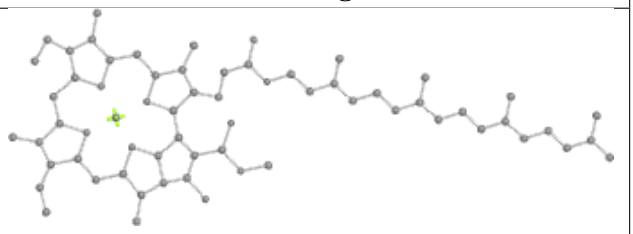

Rings

Ligand CLA a6 608

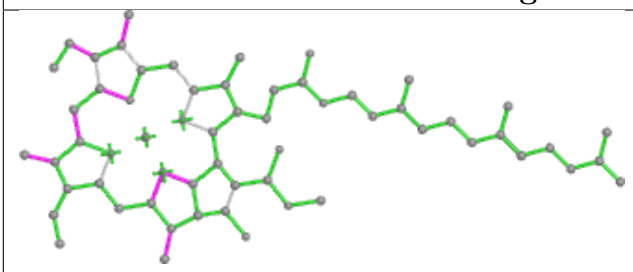

Bond lengths

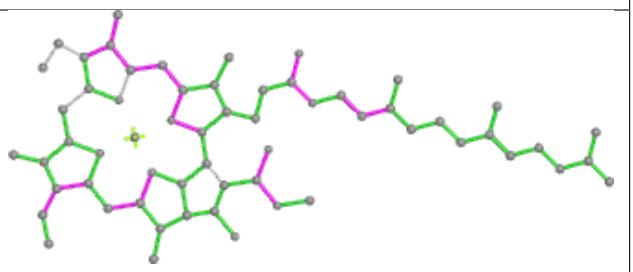

Bond angles

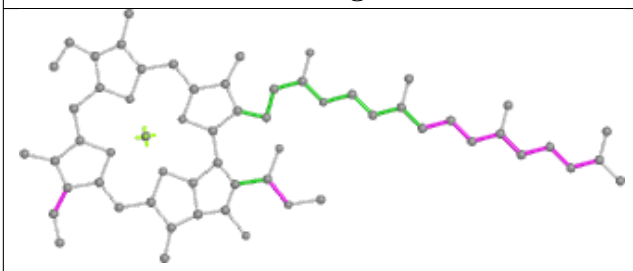

Torsions

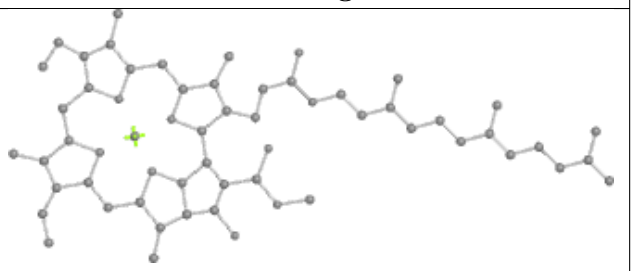

Rings

Ligand CYC I4 1001

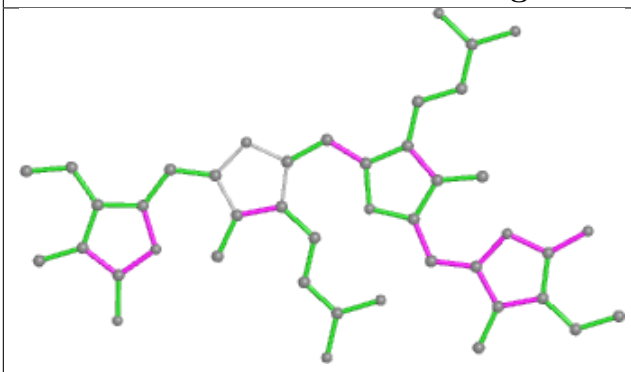

Bond lengths

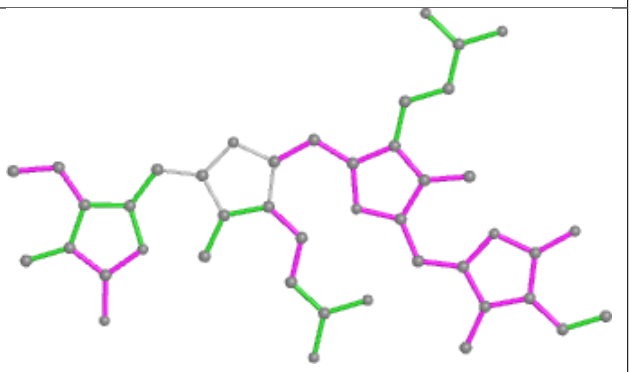

Bond angles

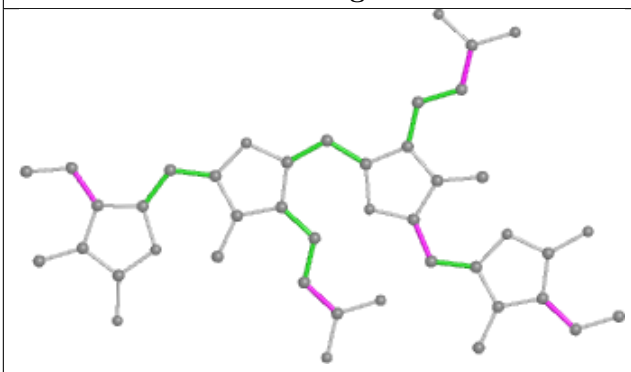

Torsions

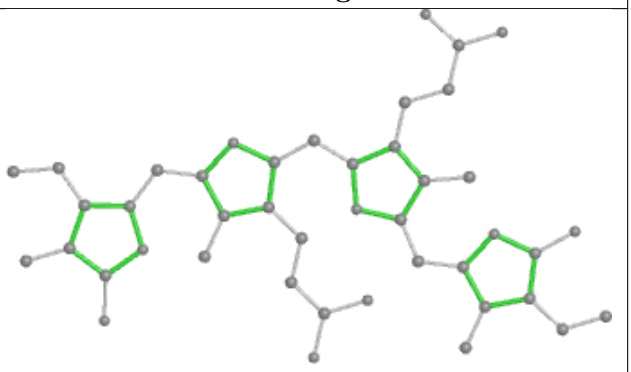

Rings

Ligand PEB EI 201

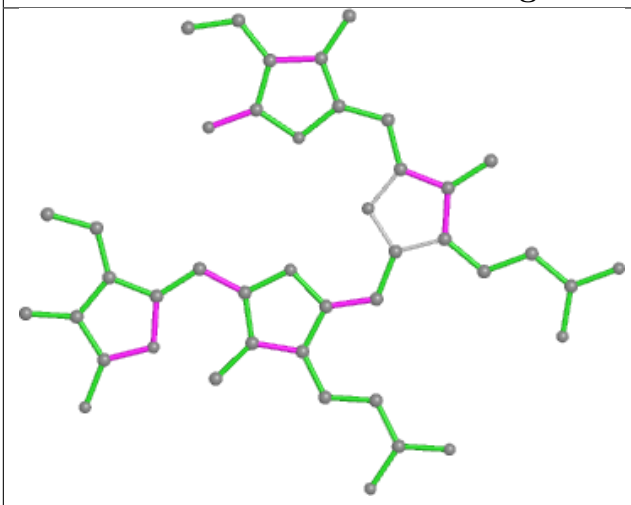

Bond lengths

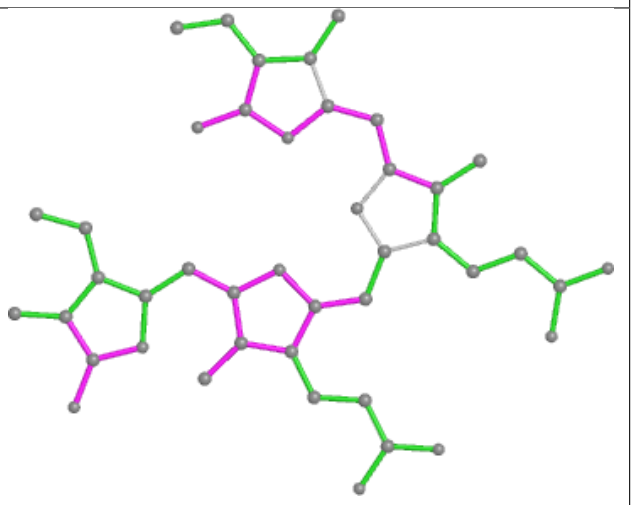

Bond angles

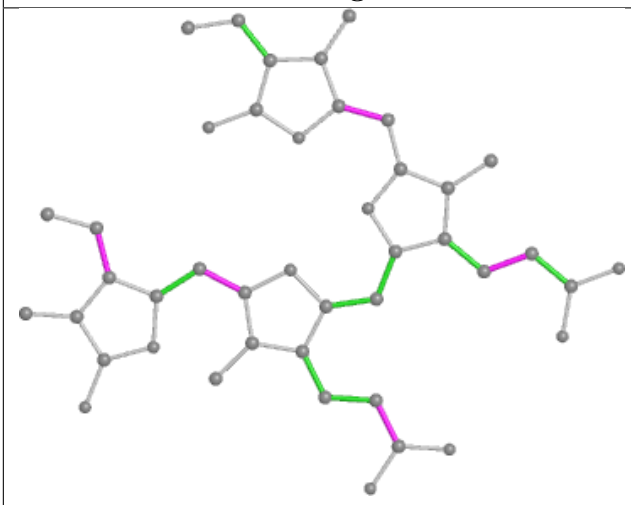

Torsions

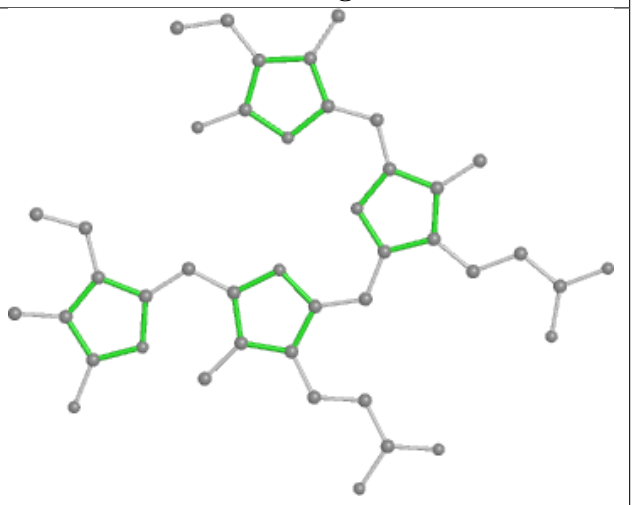

Rings

Ligand HEM VL 201

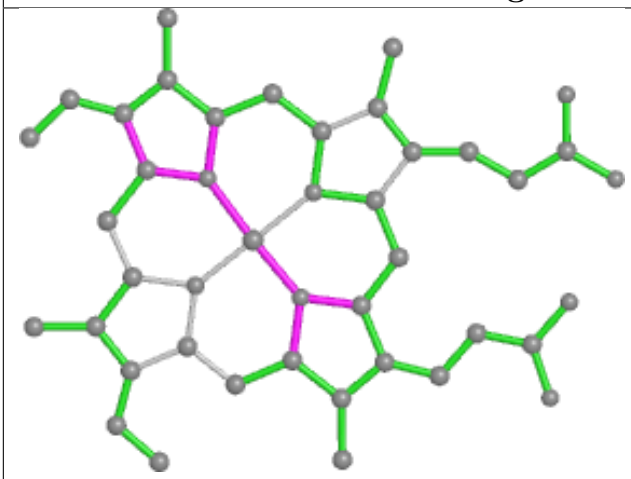

Bond lengths

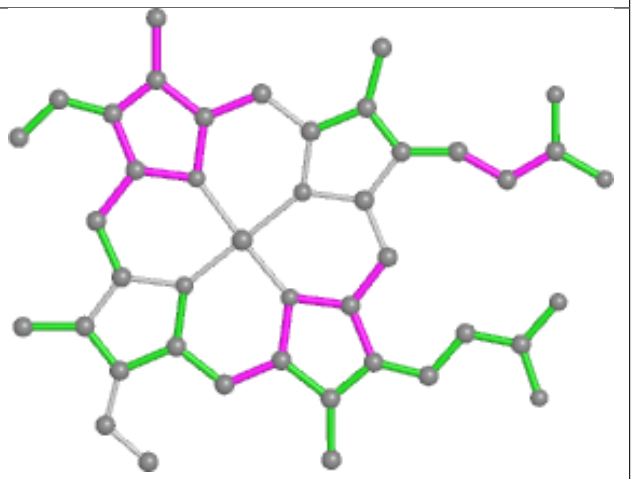

Bond angles

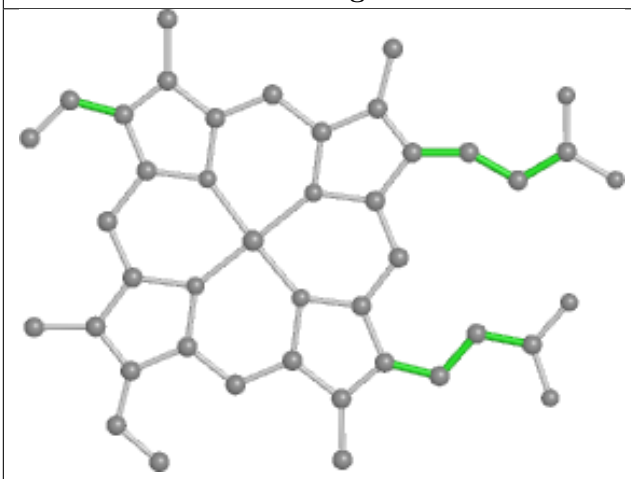

Torsions

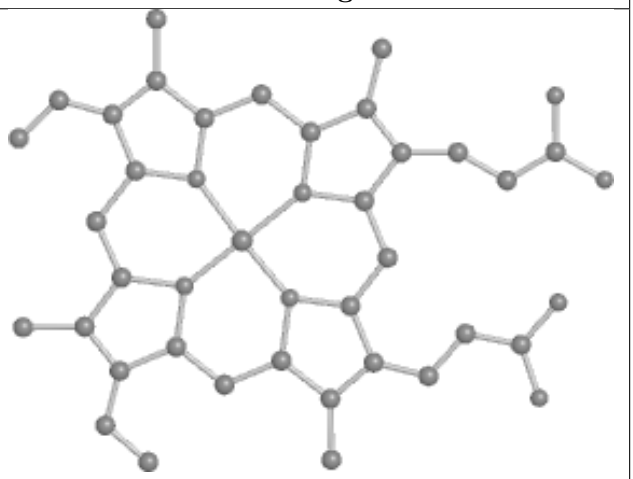

Rings

Ligand CYC L3 1001

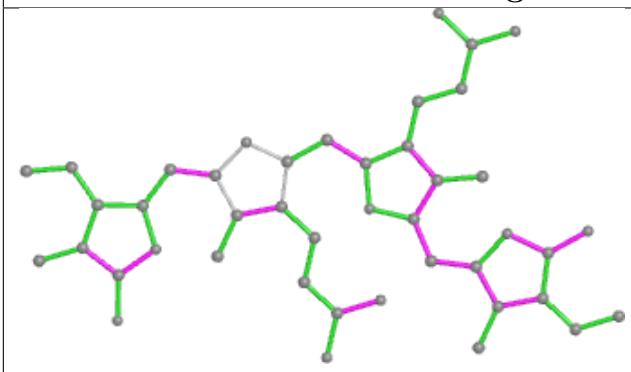

Bond lengths

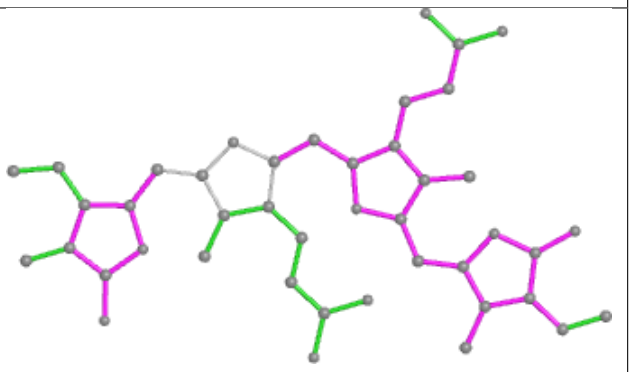

Bond angles

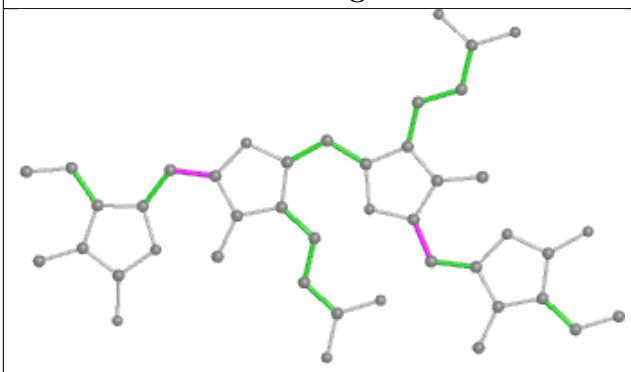

Torsions

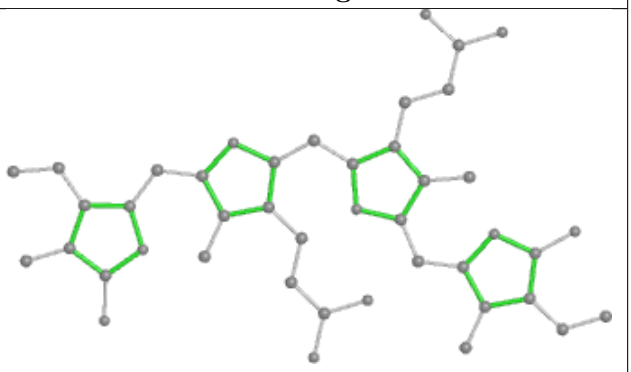

Rings

Ligand PEB wF 303

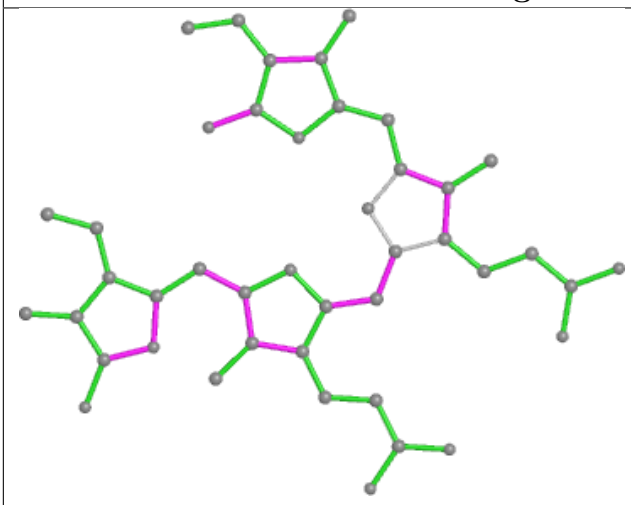

Bond lengths

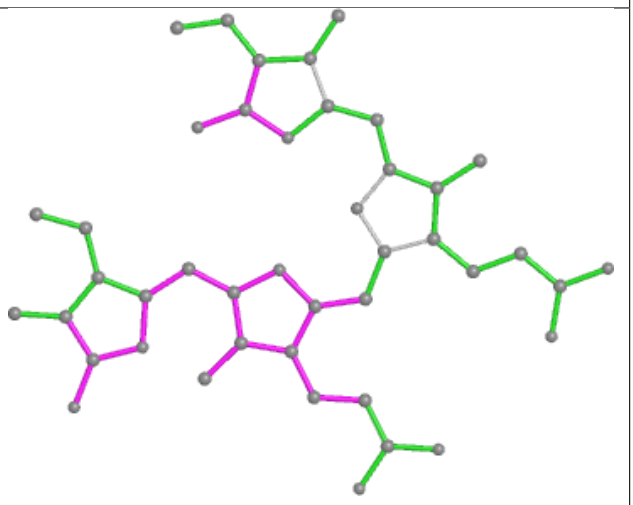

Bond angles

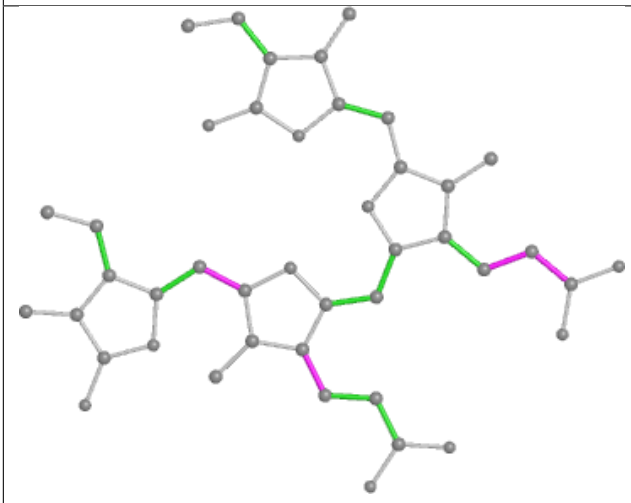

Torsions

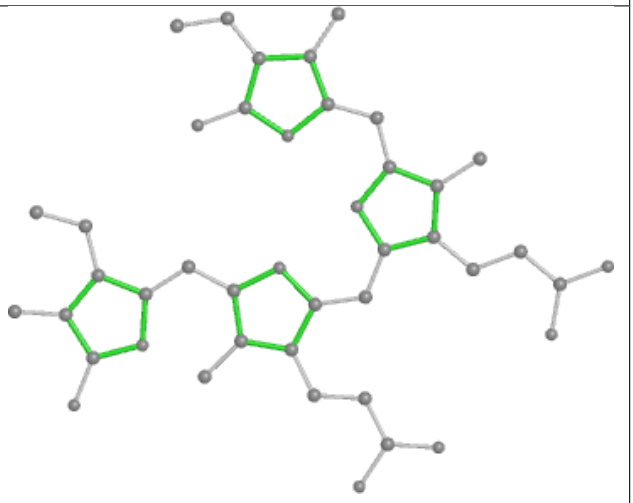

Rings

Ligand DGD O6 301

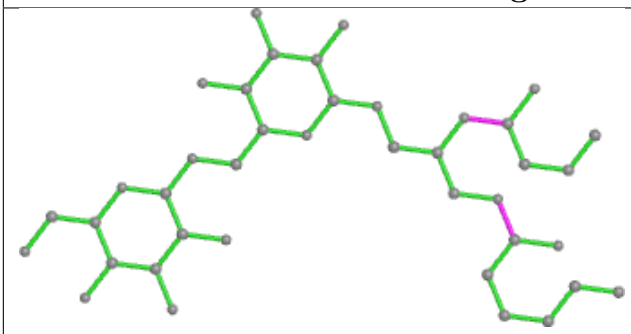

Bond lengths

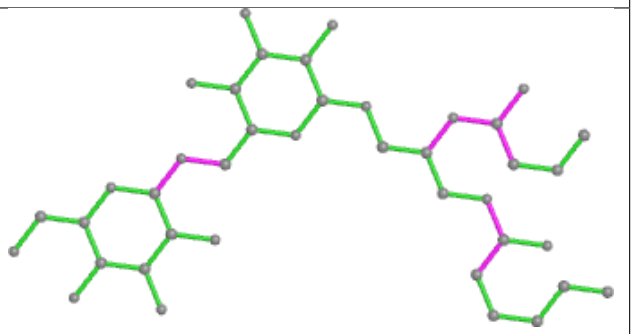

Bond angles

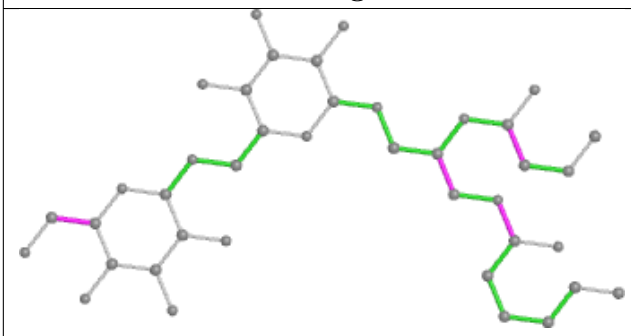

Torsions

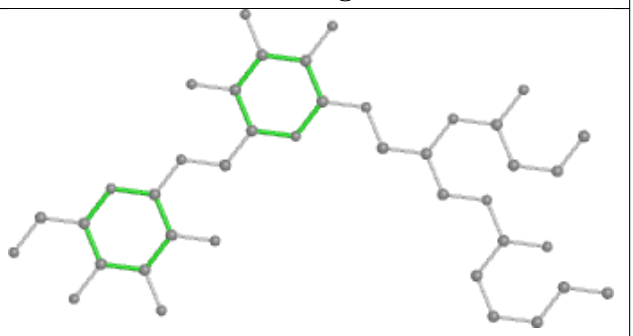

Rings

Ligand PEB Y4 203

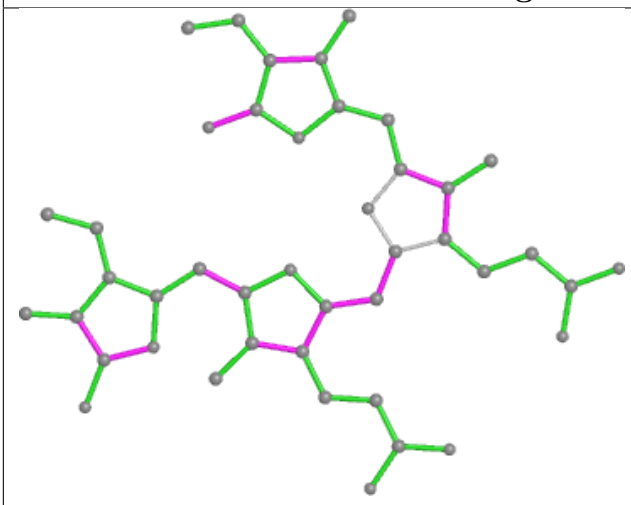

Bond lengths

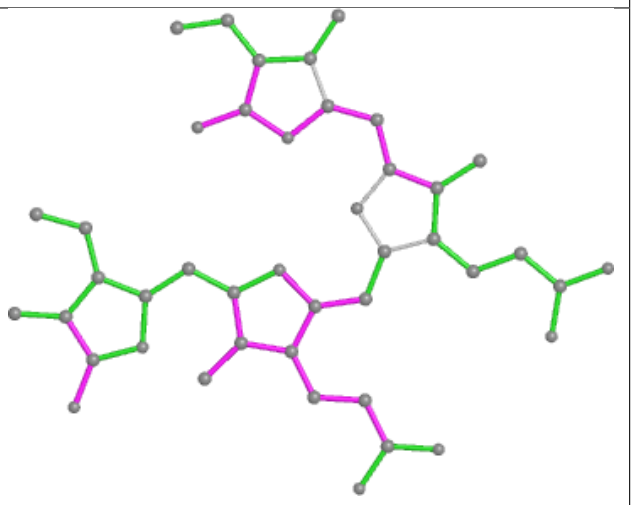

Bond angles

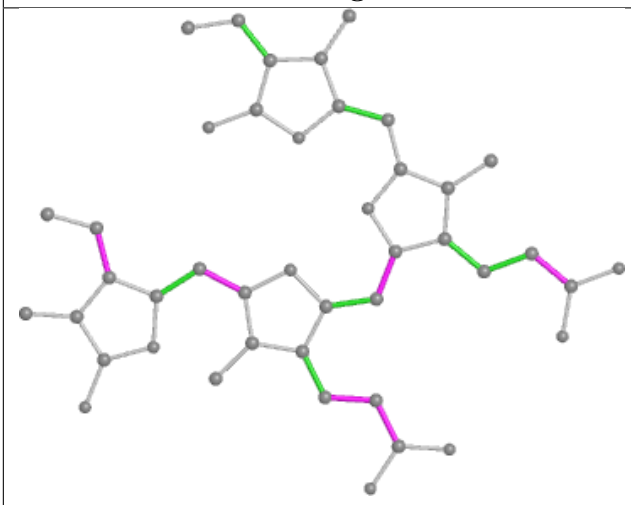

Torsions

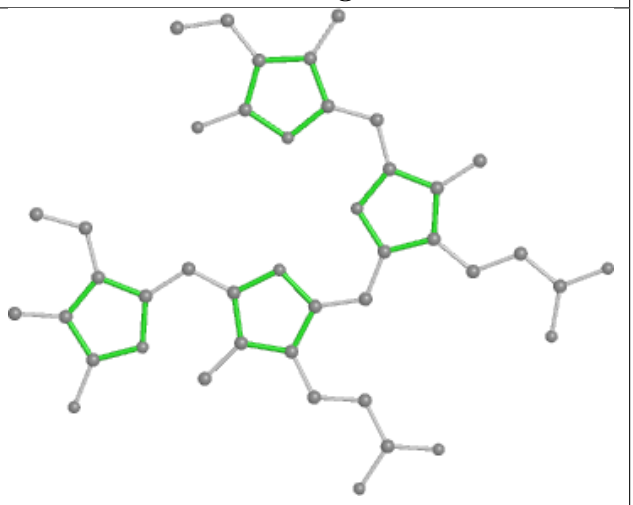

Rings

Ligand PEB RJ 201

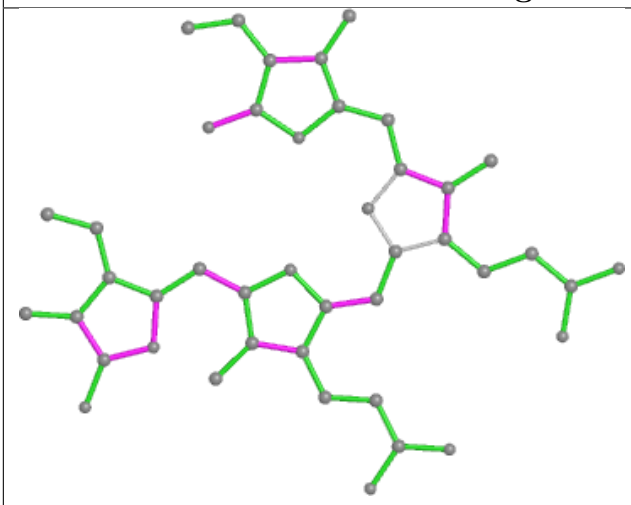

Bond lengths

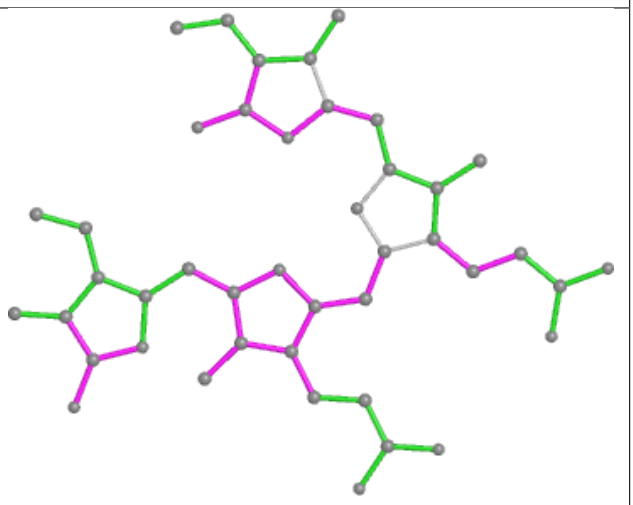

Bond angles

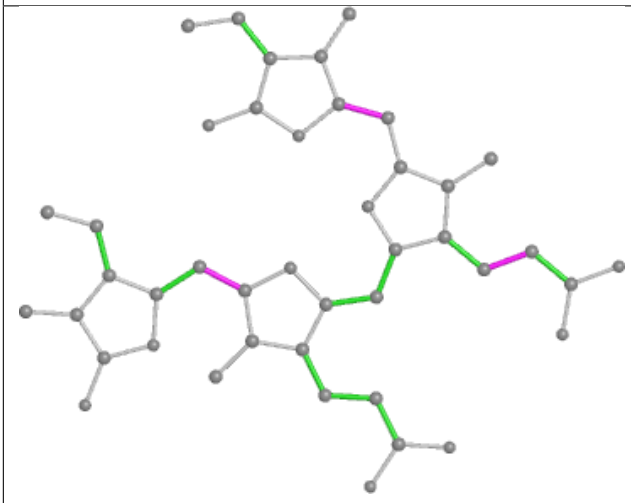

Torsions

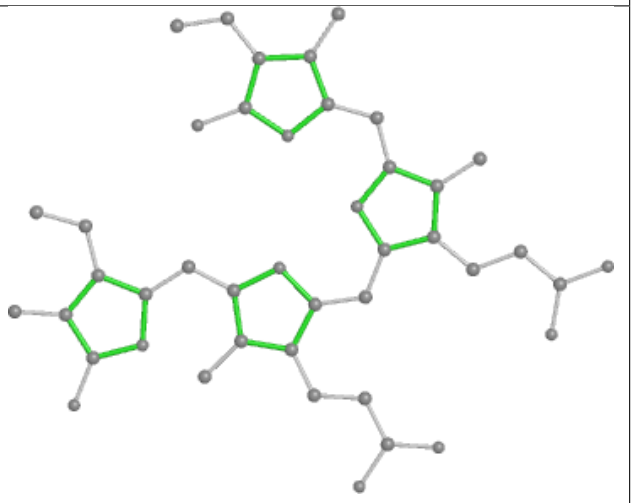

Rings

Ligand PEB j1 201

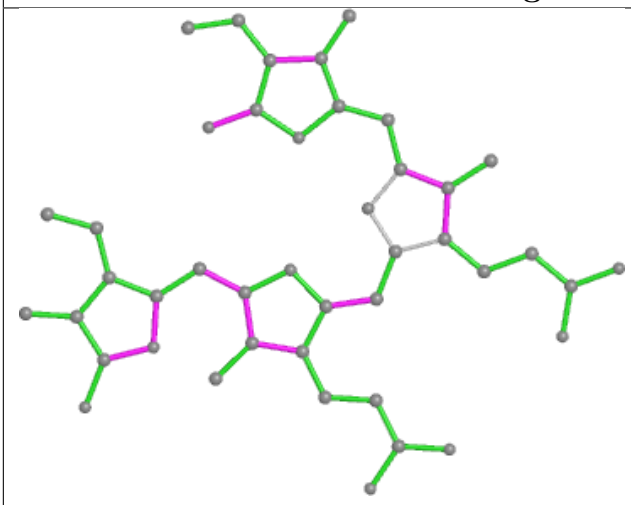

Bond lengths

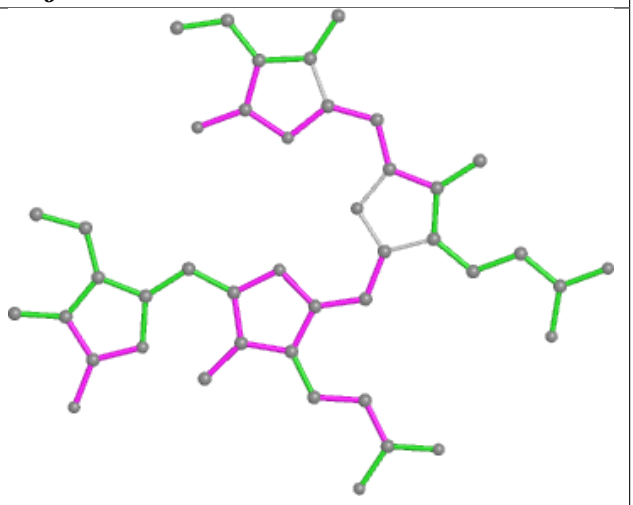

Bond angles

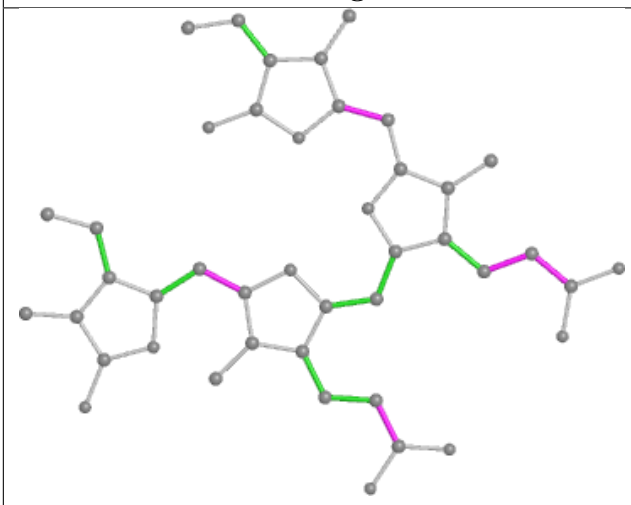

Torsions

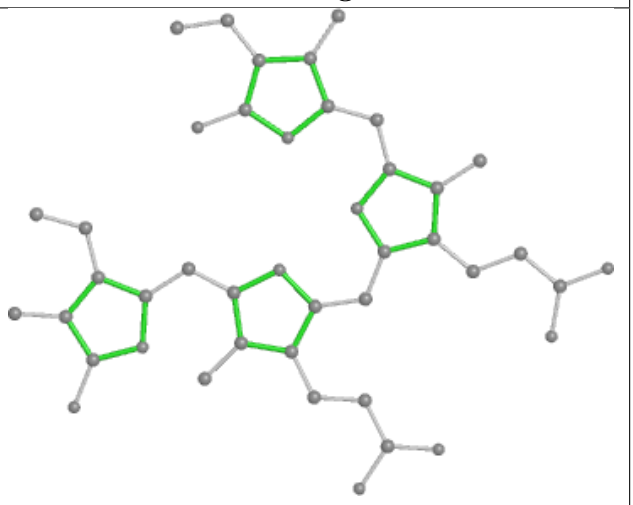

Rings

Ligand PEB qC 202

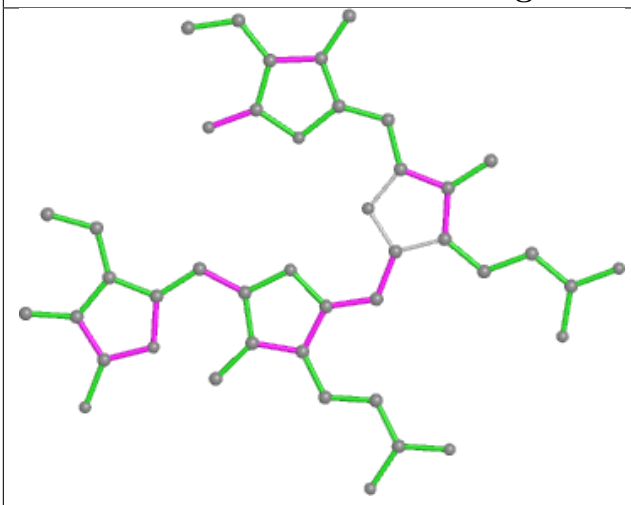

Bond lengths

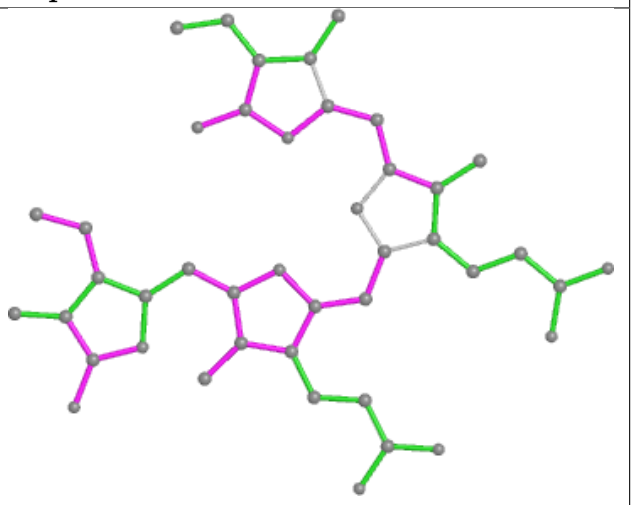

Bond angles

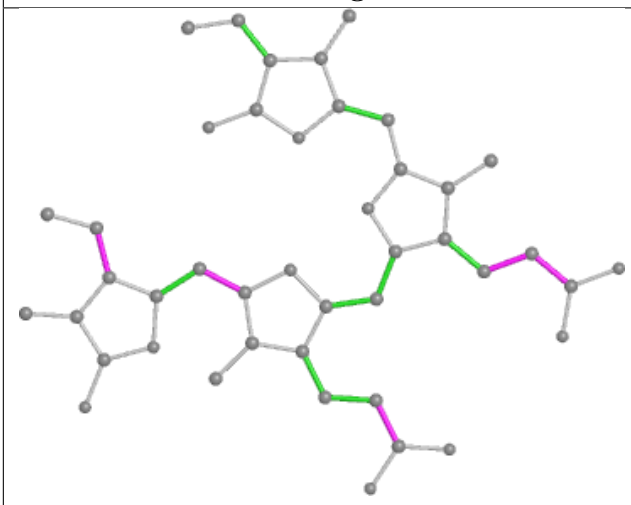

Torsions

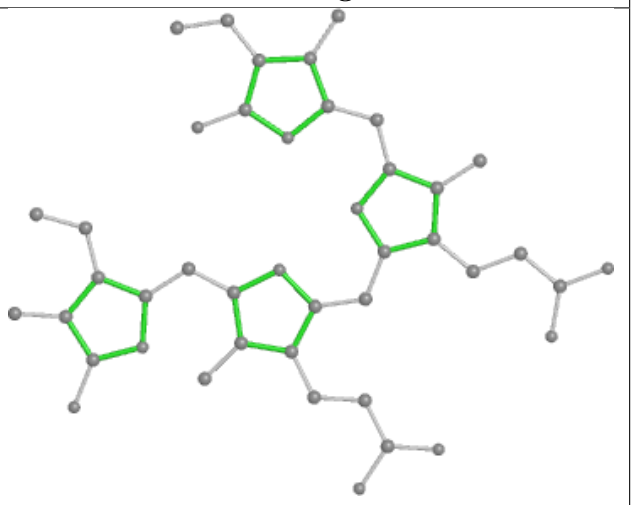

Rings

Ligand PEB YH 201

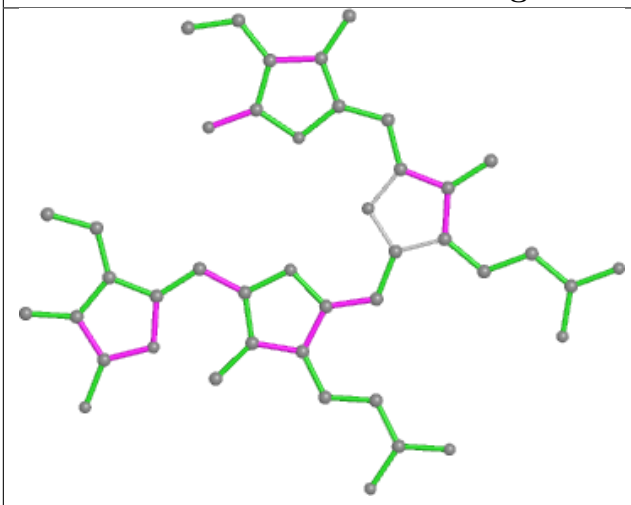

Bond lengths

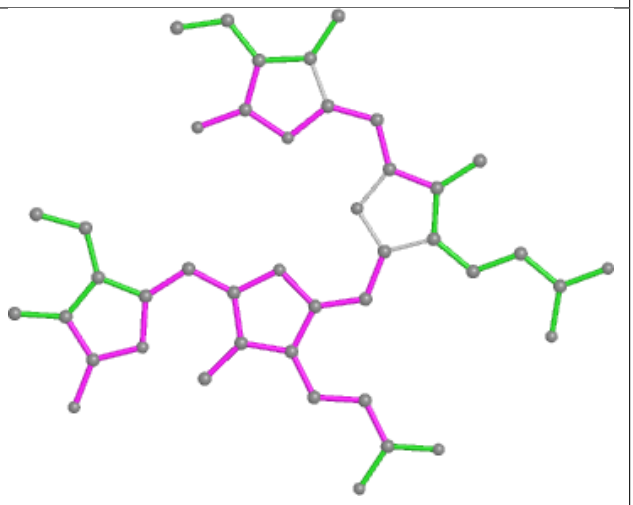

Bond angles

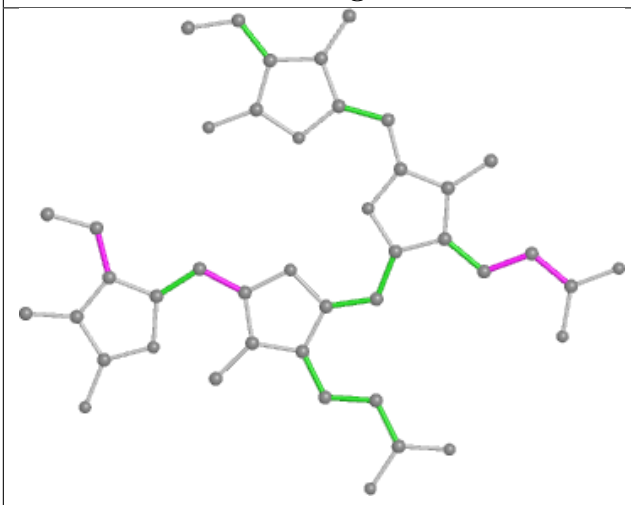

Torsions

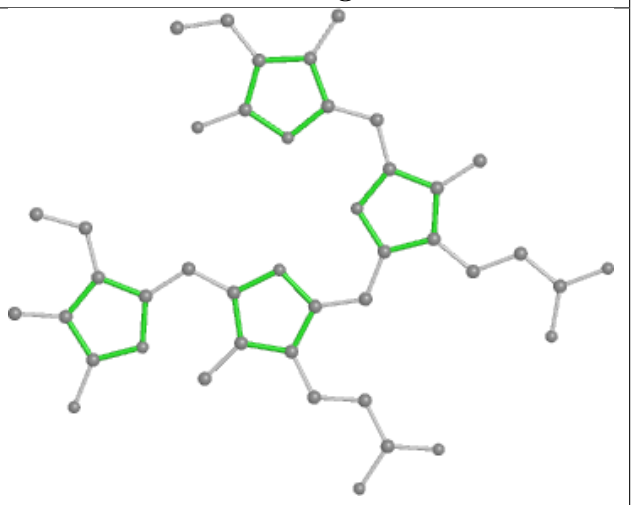

Rings

Ligand PEB A5 201

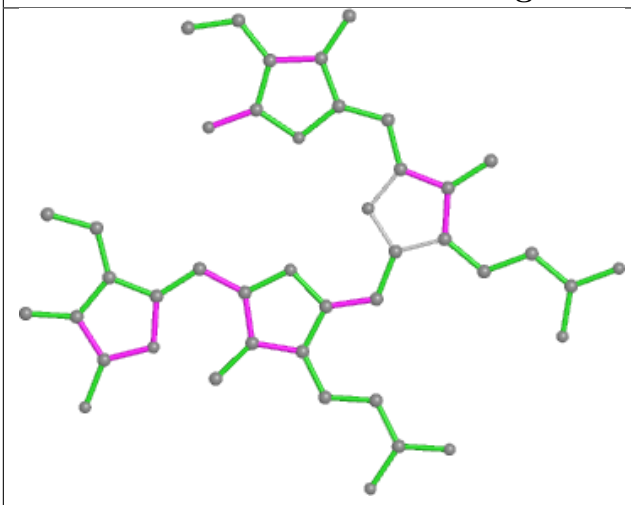

Bond lengths

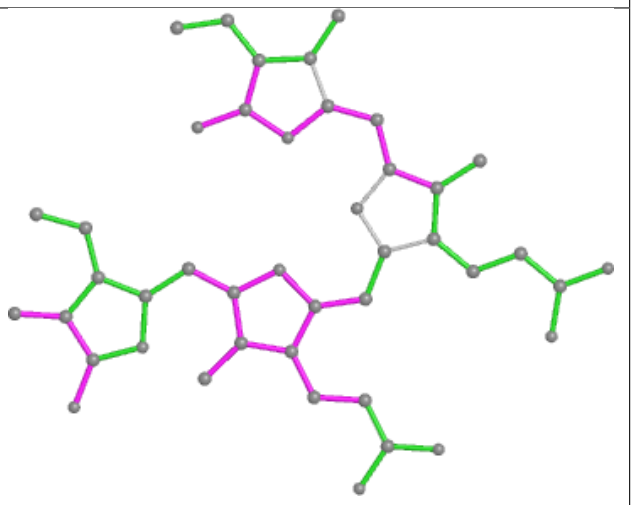

Bond angles

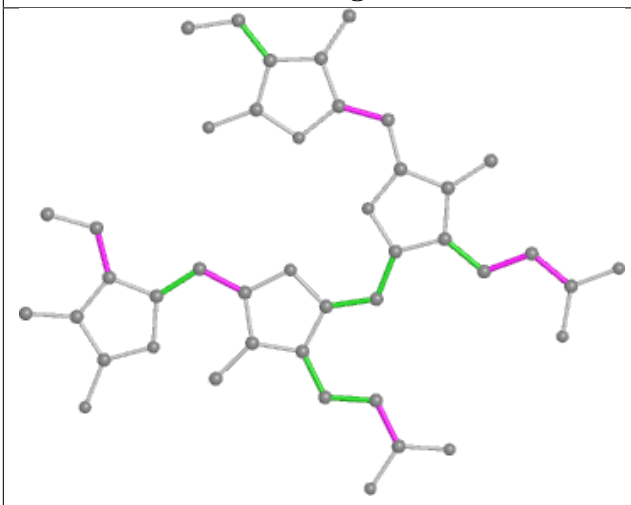

Torsions

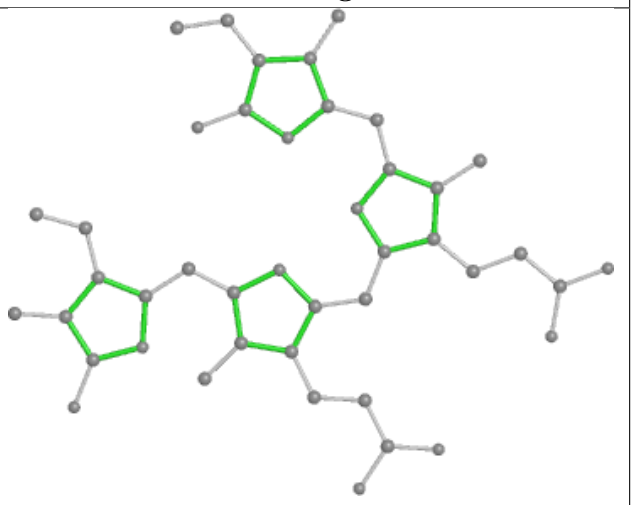

Rings

Ligand PUB AE 302

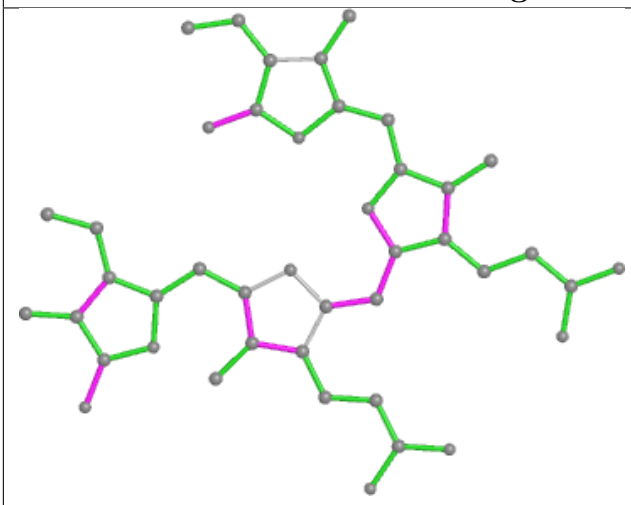

Bond lengths

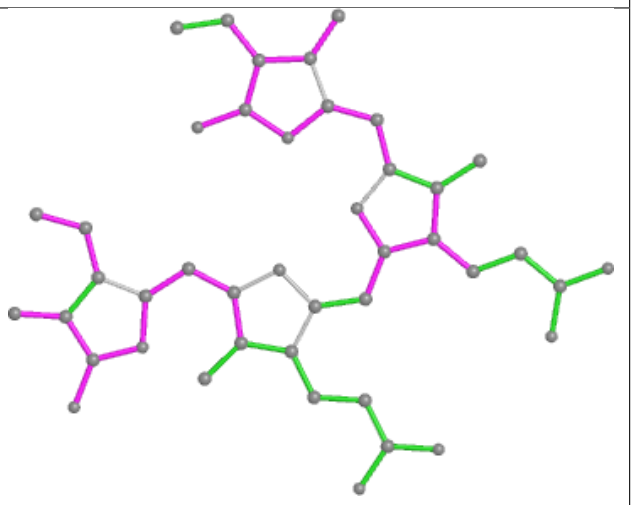

Bond angles

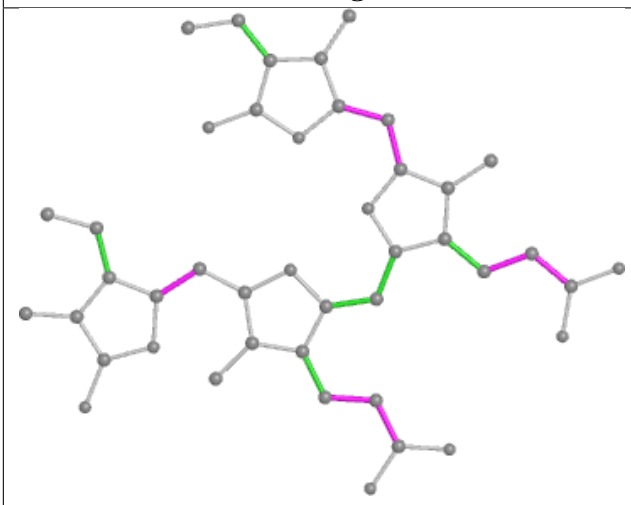

Torsions

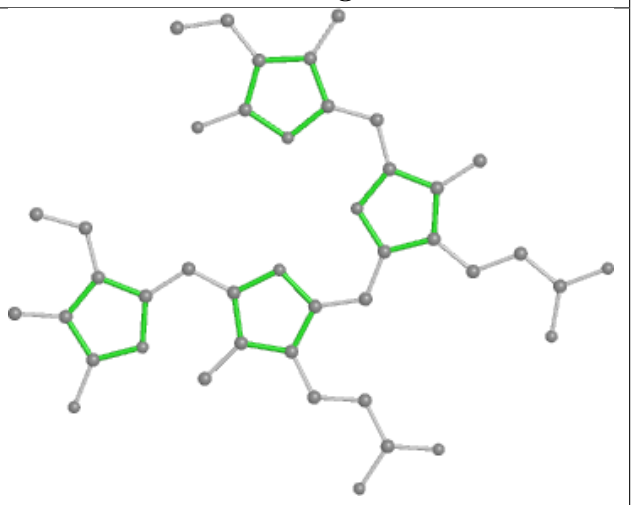

Rings

Ligand CYC r3 1001

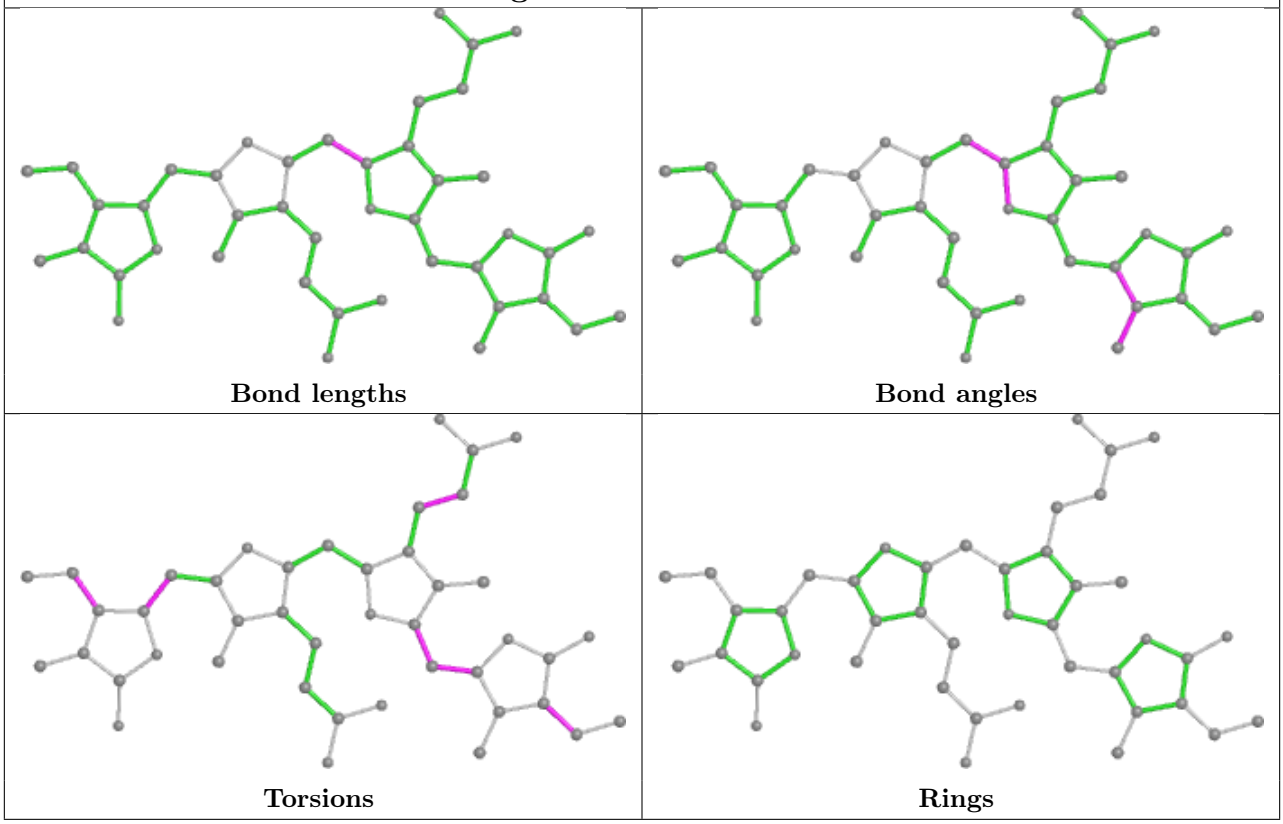

Ligand BCR B2 840

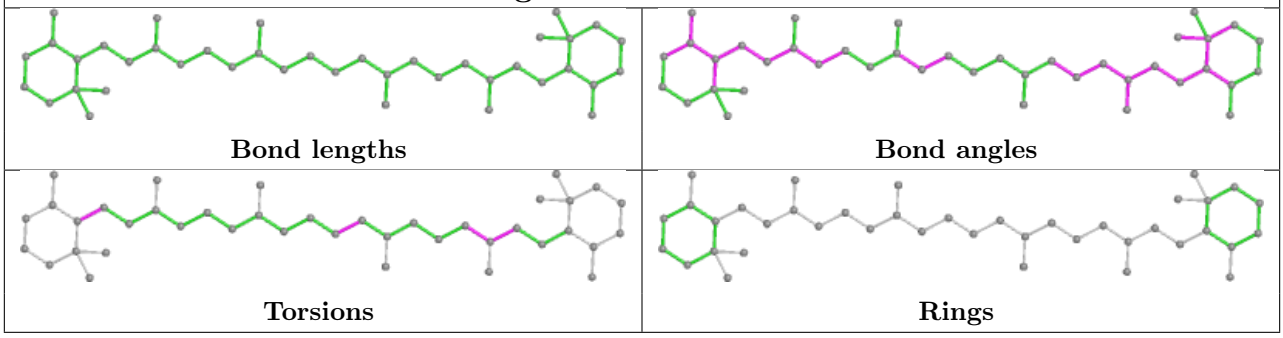

Ligand CLA 32 309

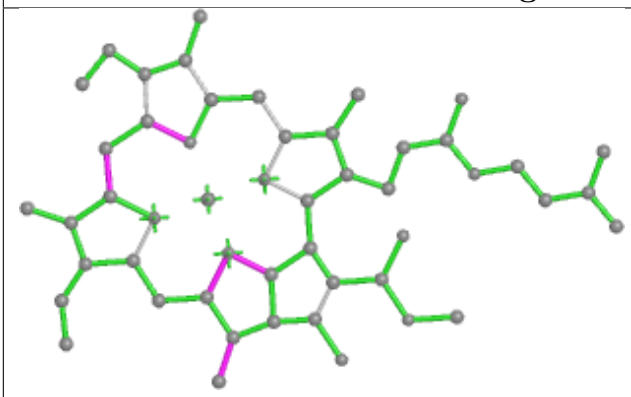

Bond lengths

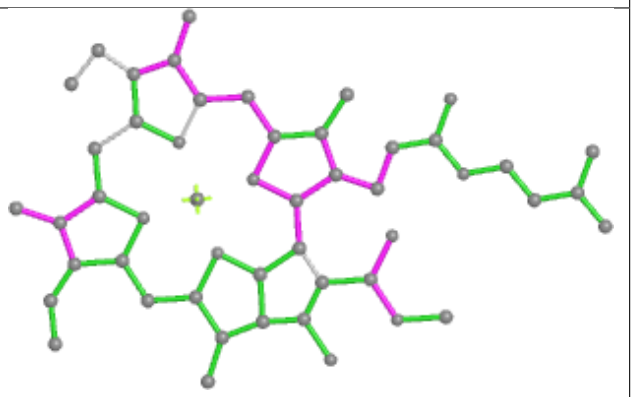

Bond angles

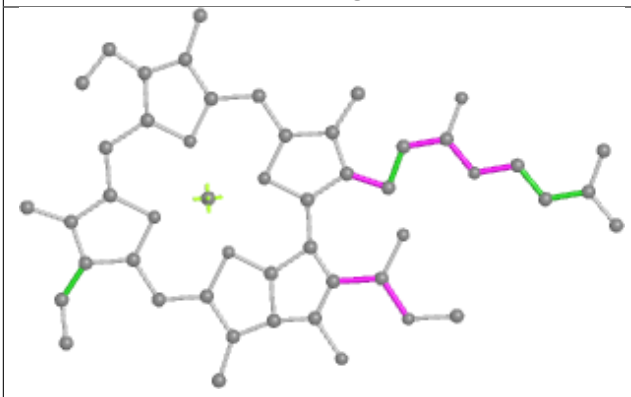

Torsions

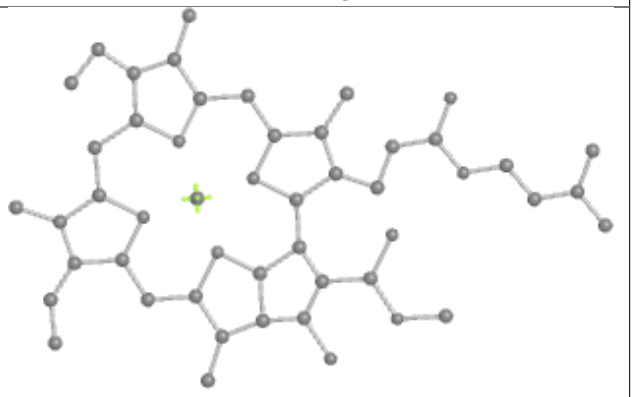

Rings

Ligand PEB g1 201

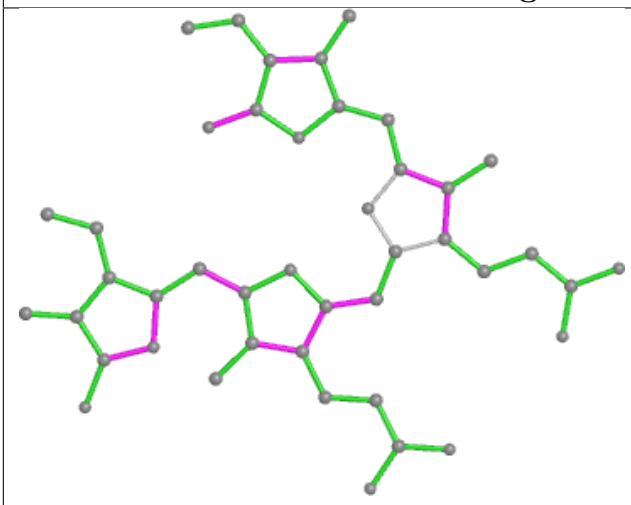

Bond lengths

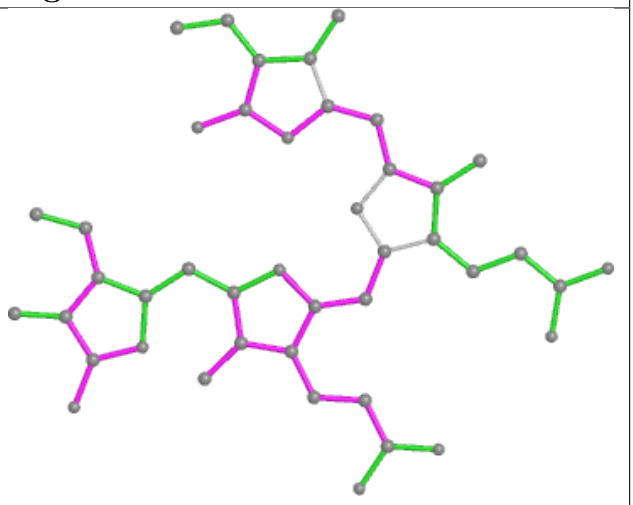

Bond angles

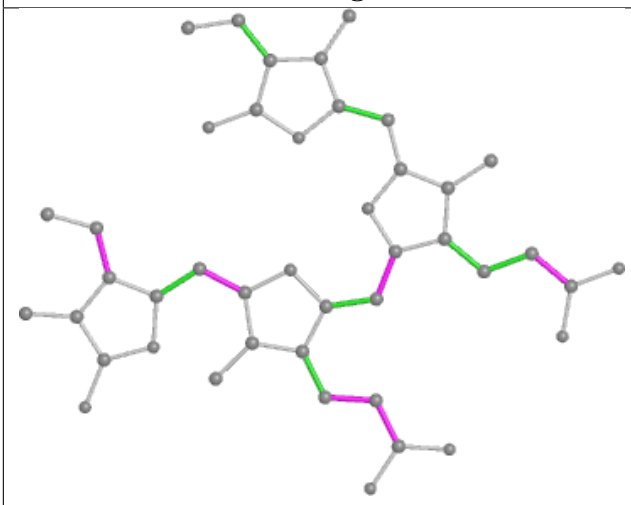

Torsions

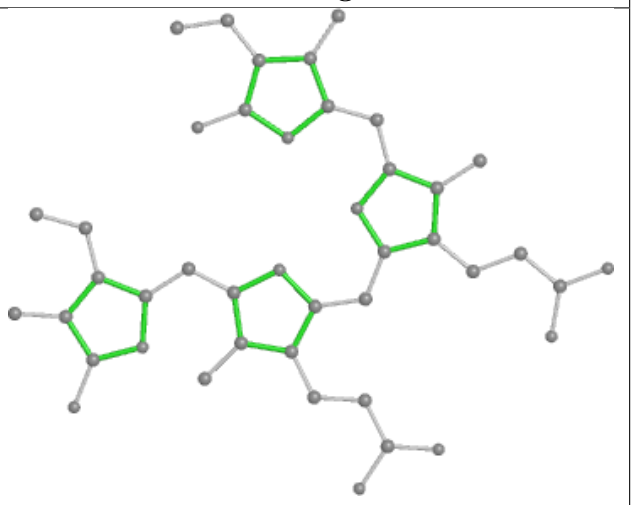

Rings

Ligand CYC I3 1001

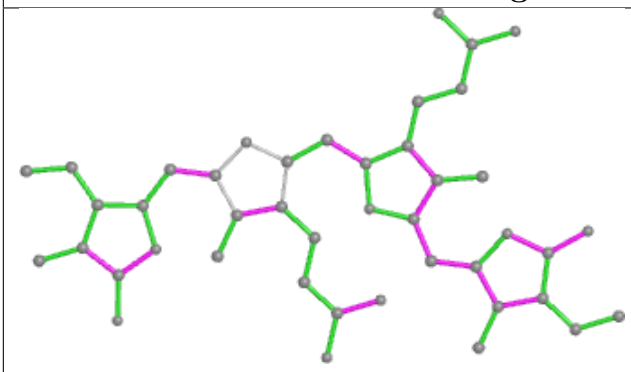

Bond lengths

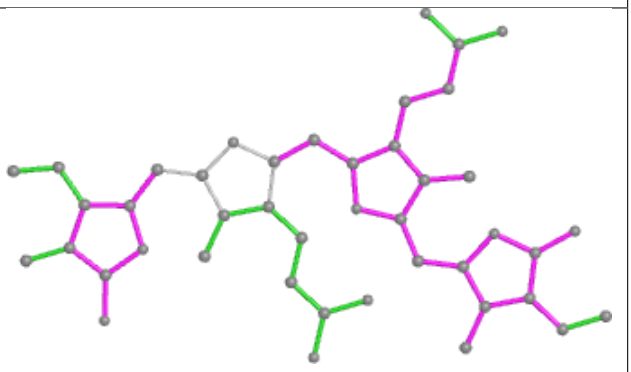

Bond angles

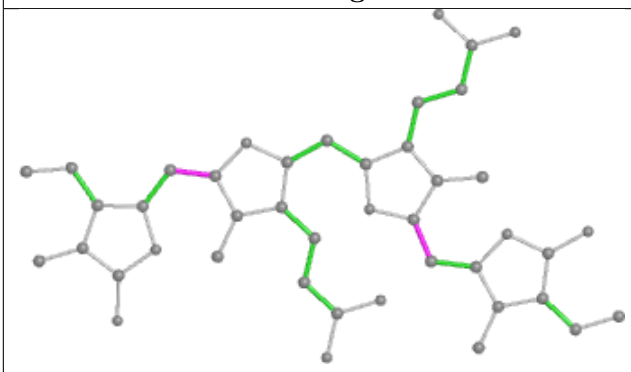

Torsions

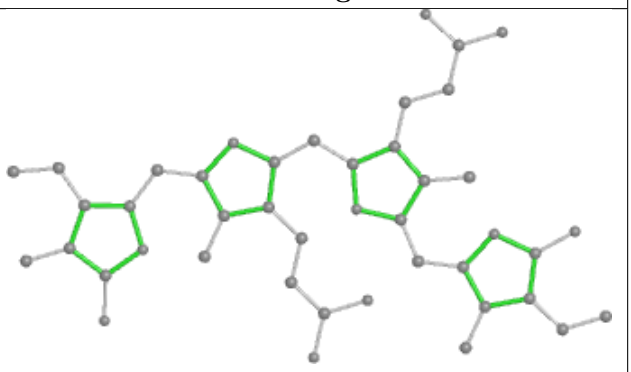

Rings

Ligand PEB VG 201

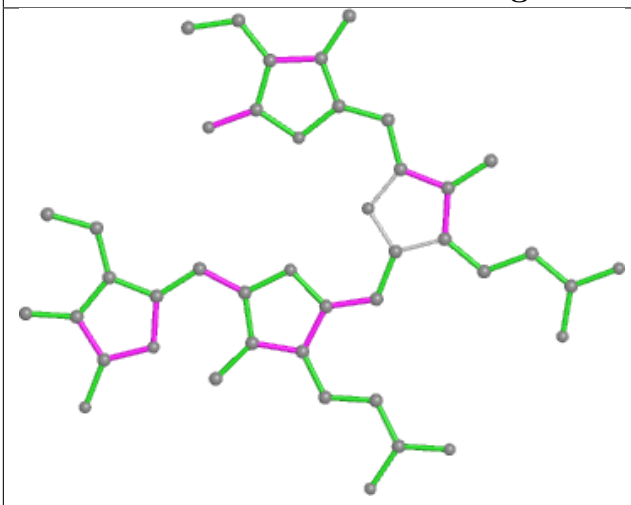

Bond lengths

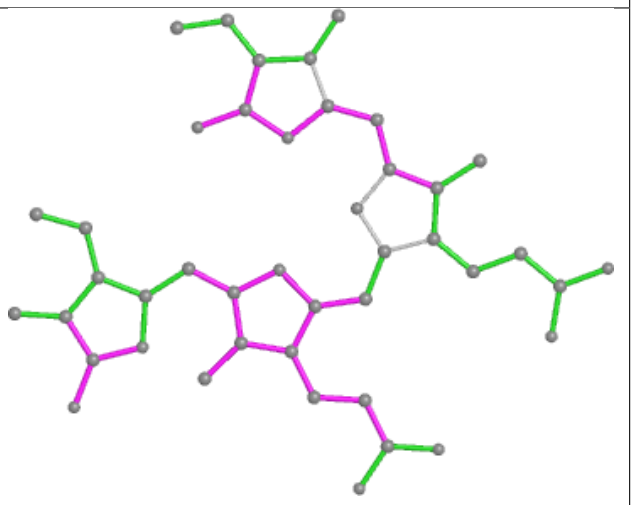

Bond angles

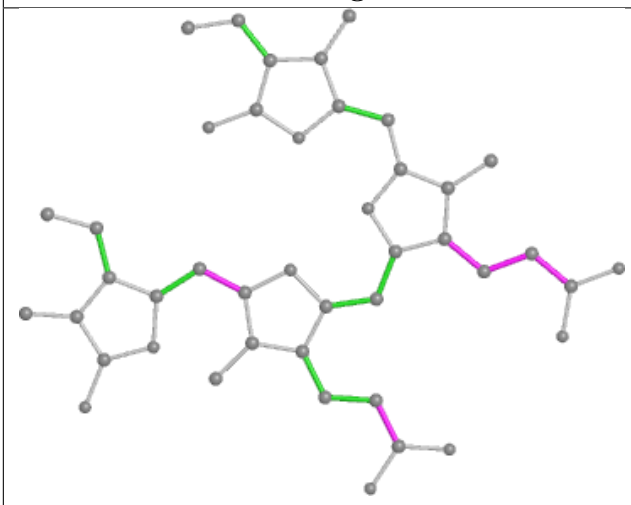

Torsions

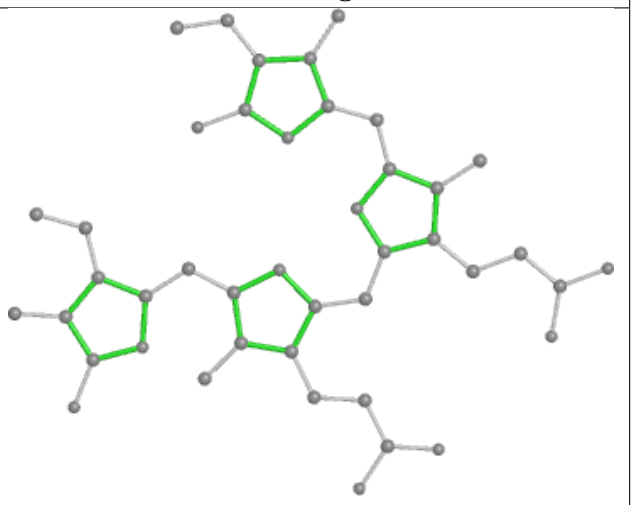

Rings

Ligand CLA 42 603

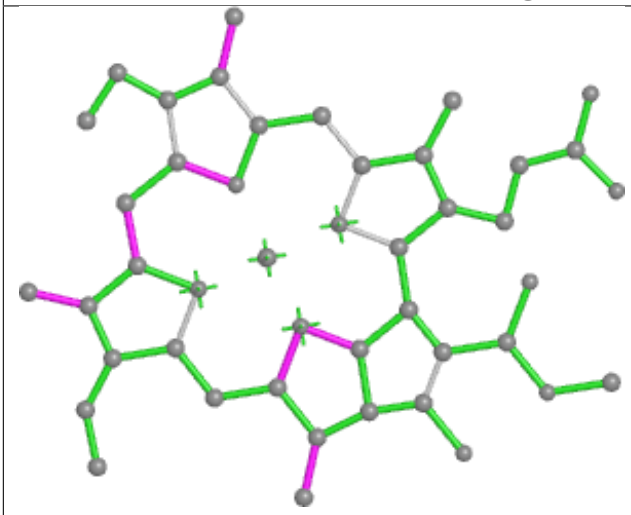

Bond lengths

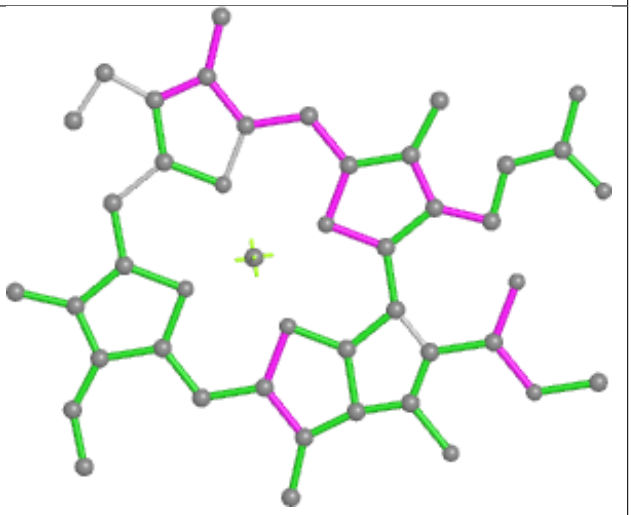

Bond angles

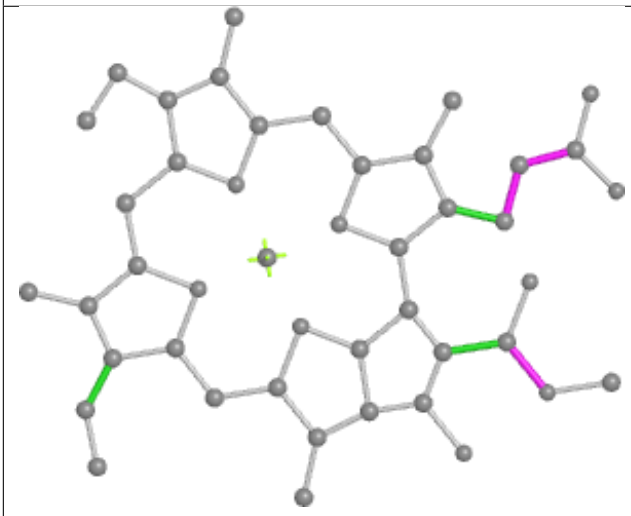

Torsions

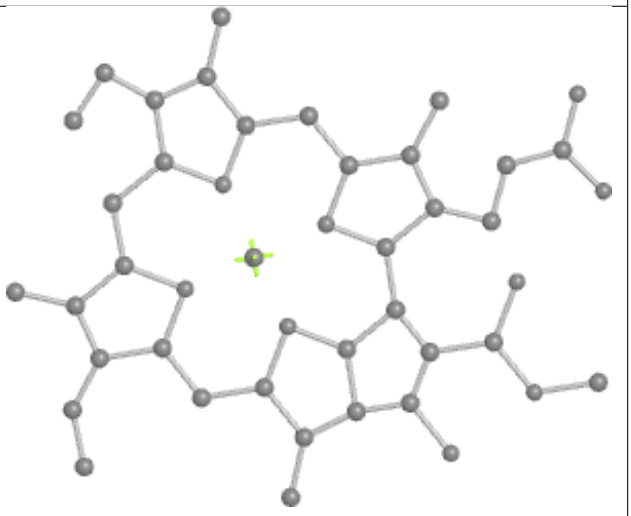

Rings

Ligand PEB uK 202

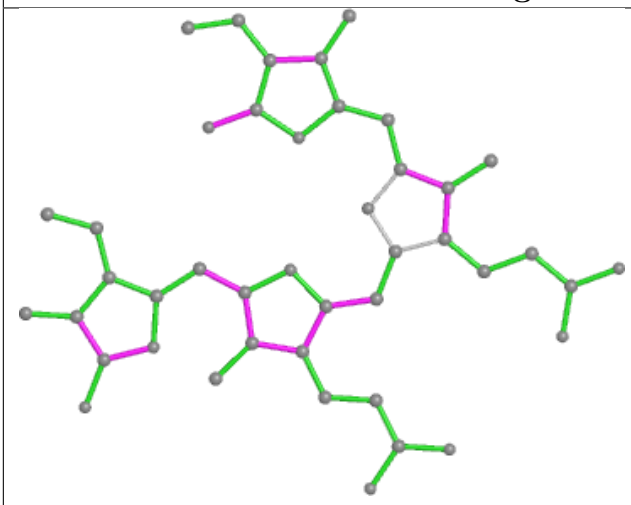

Bond lengths

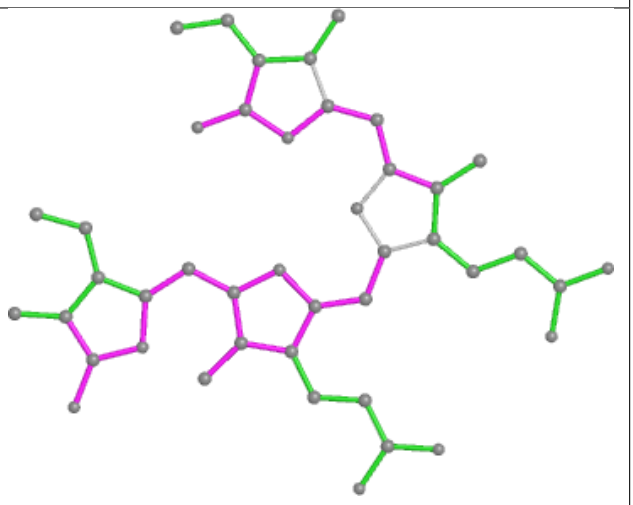

Bond angles

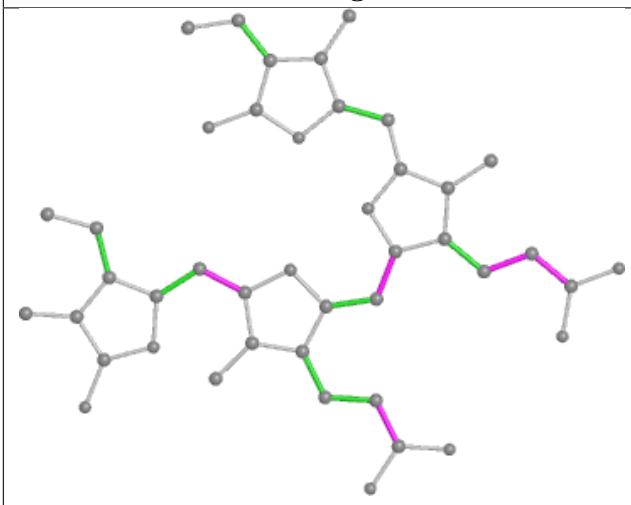

Torsions

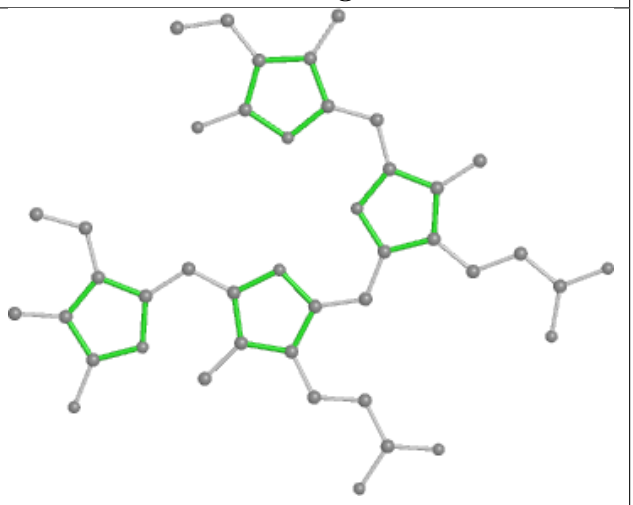

Rings

Ligand PEB IA 202

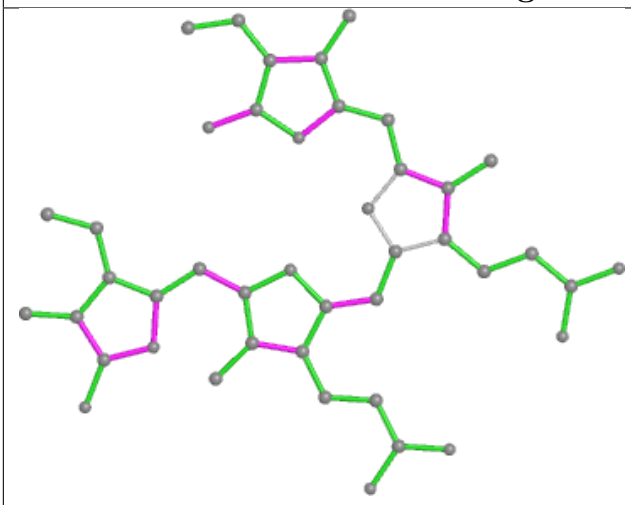

Bond lengths

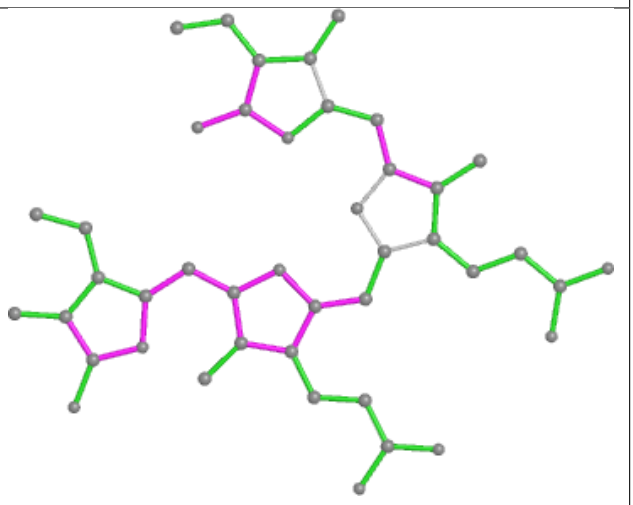

Bond angles

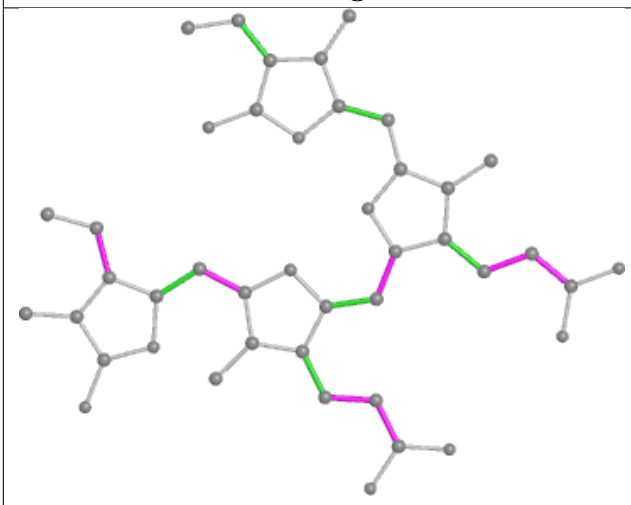

Torsions

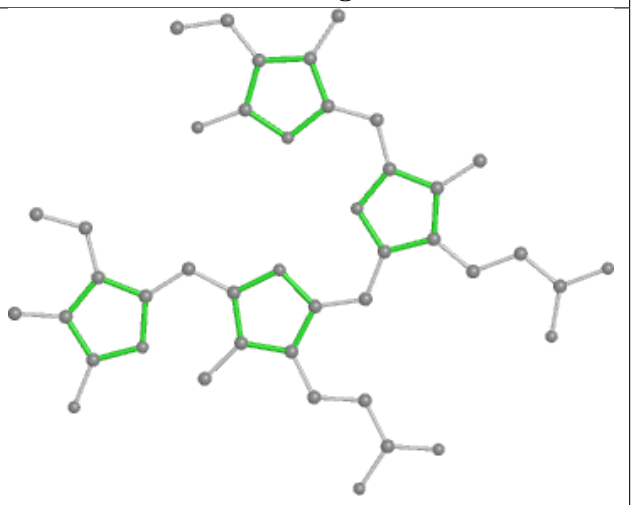

Rings

Ligand CLA c6 613

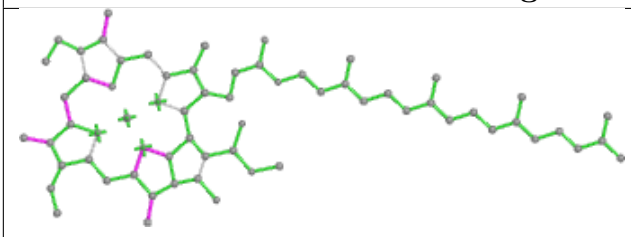

Bond lengths

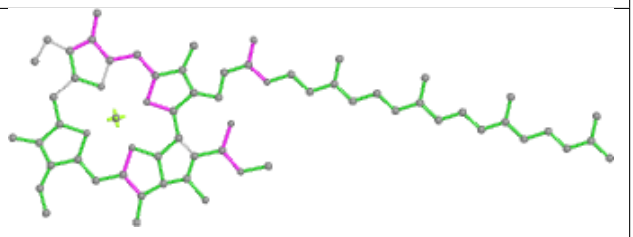

Bond angles

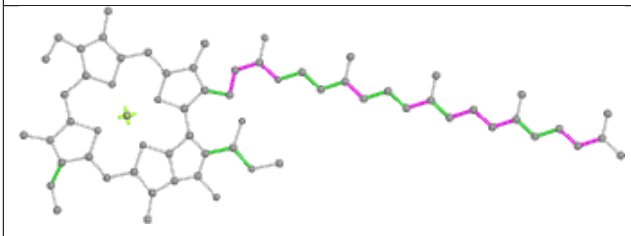

Torsions

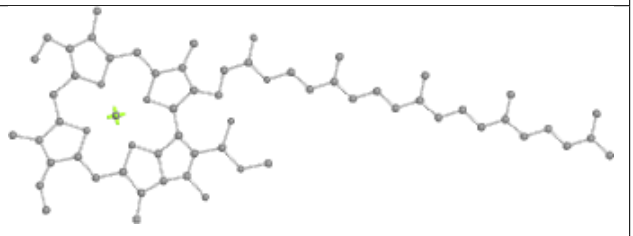

Rings

Ligand PEB SB 201

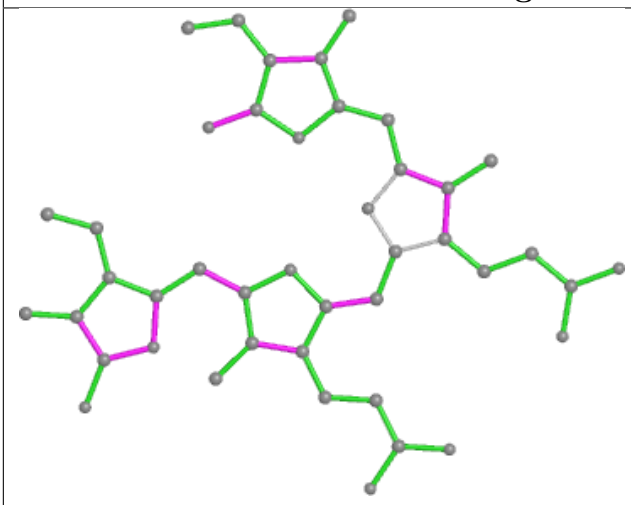

Bond lengths

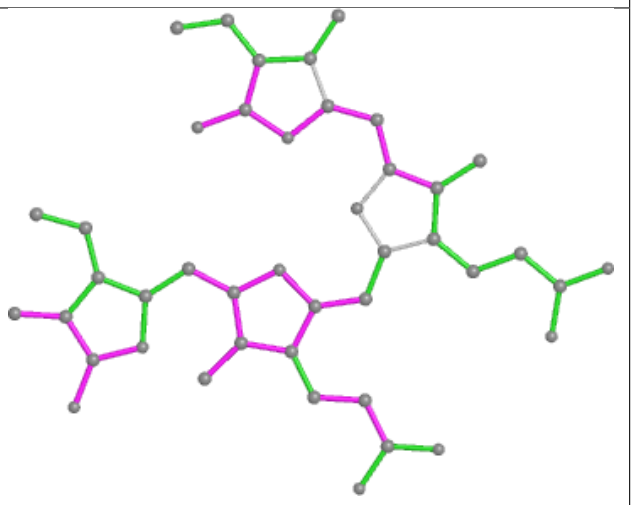

Bond angles

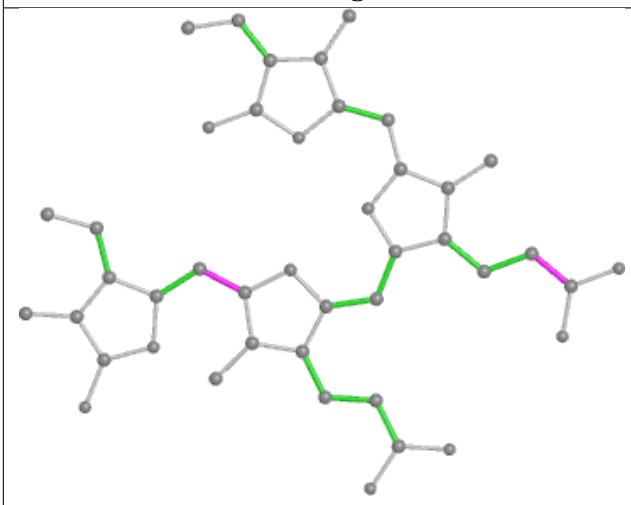

Torsions

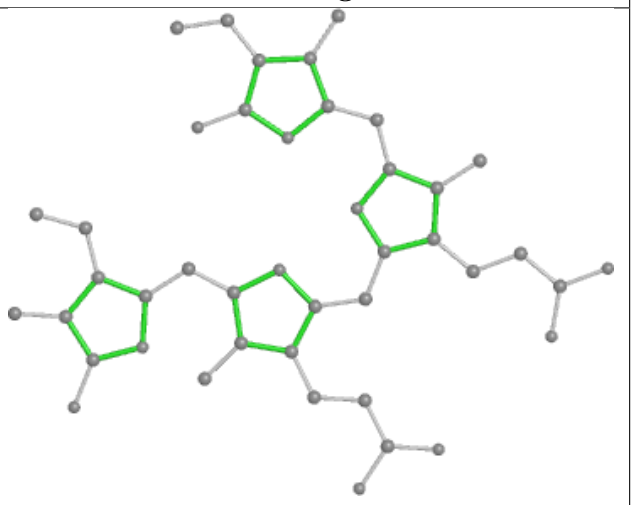

Rings

Ligand CLA A2 806

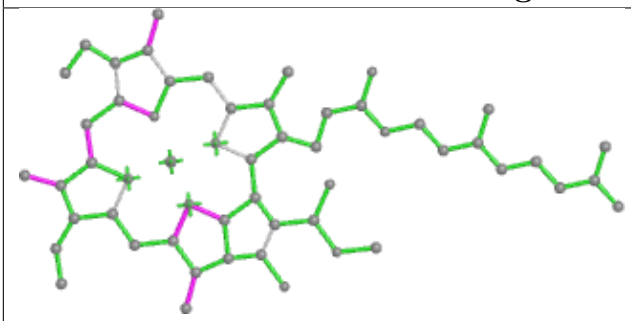

Bond lengths

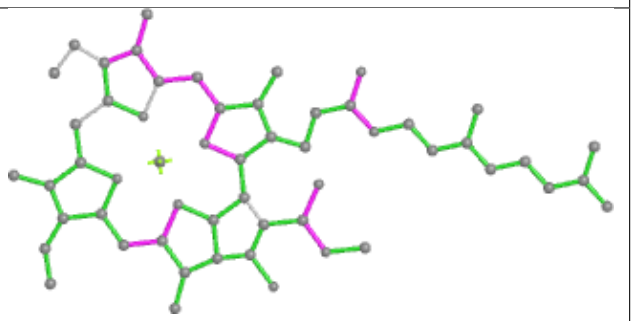

Bond angles

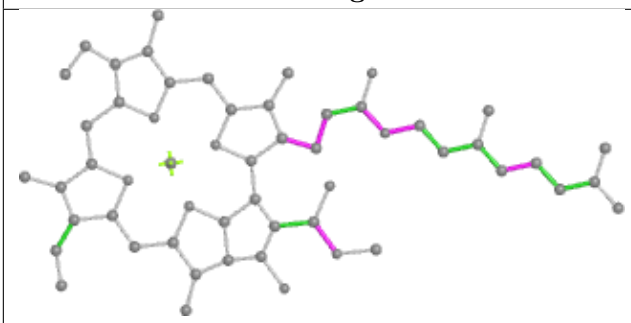

Torsions

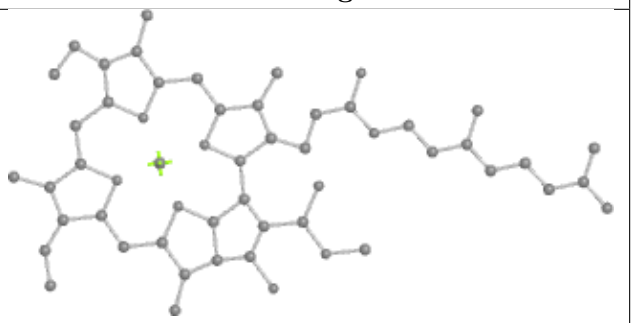

Rings

Ligand CLA K6 101

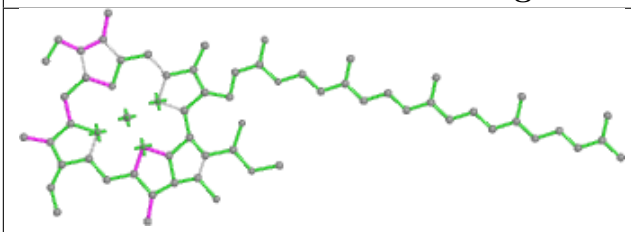

Bond lengths

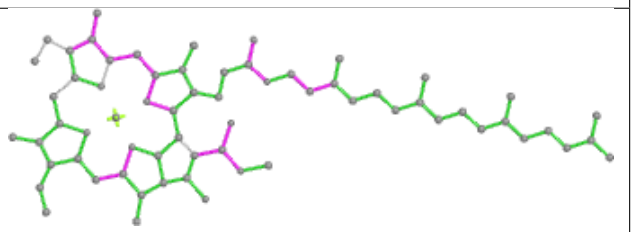

Bond angles

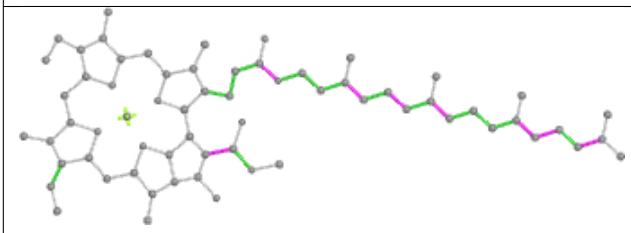

Torsions

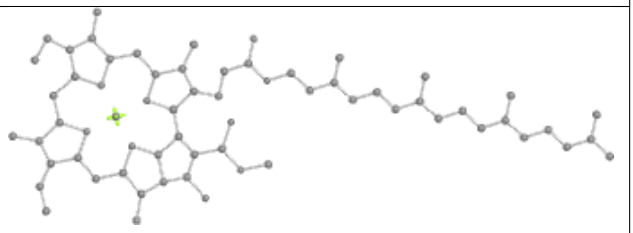

Rings

Ligand CYC NO 1001

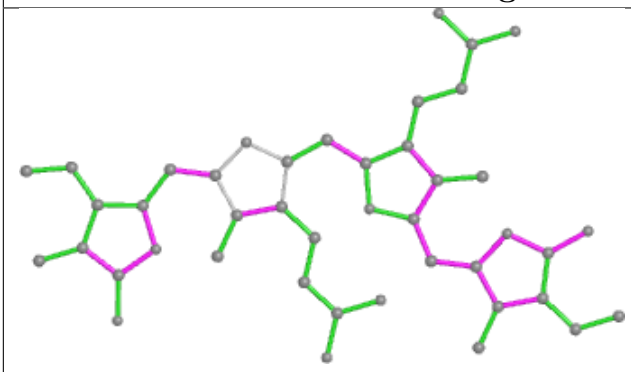

Bond lengths

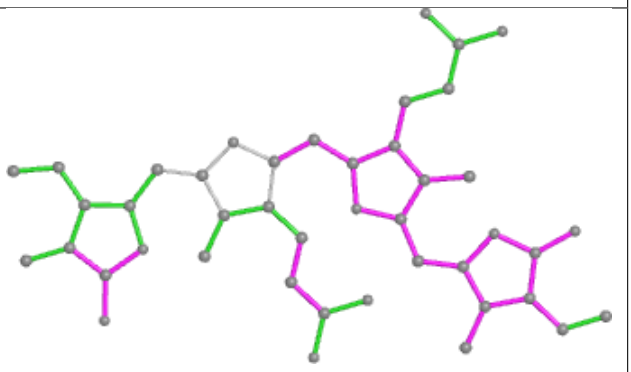

Bond angles

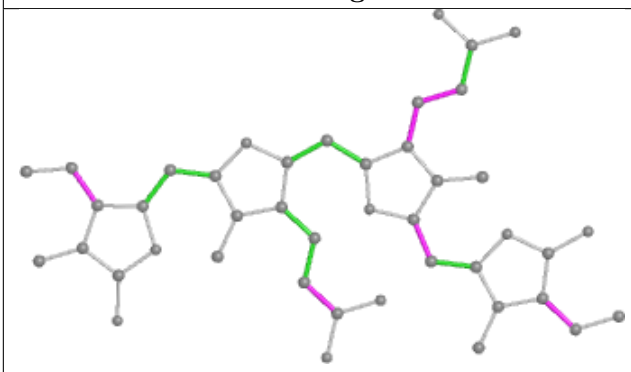

Torsions

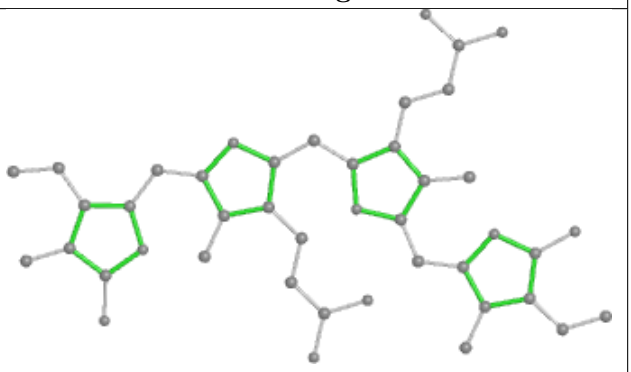

Rings

Ligand PEB WF 202

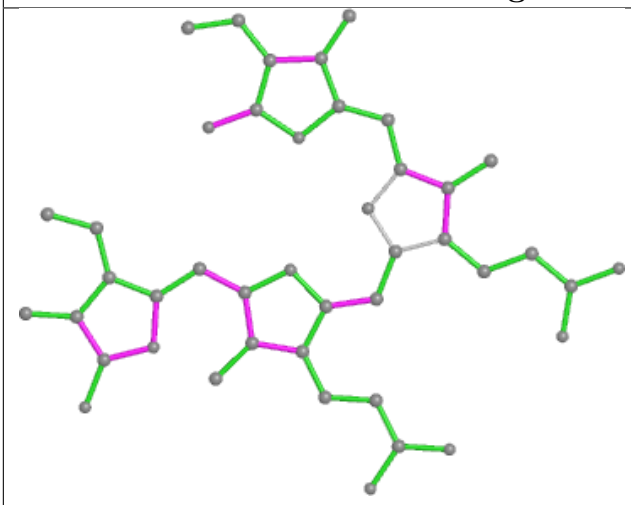

Bond lengths

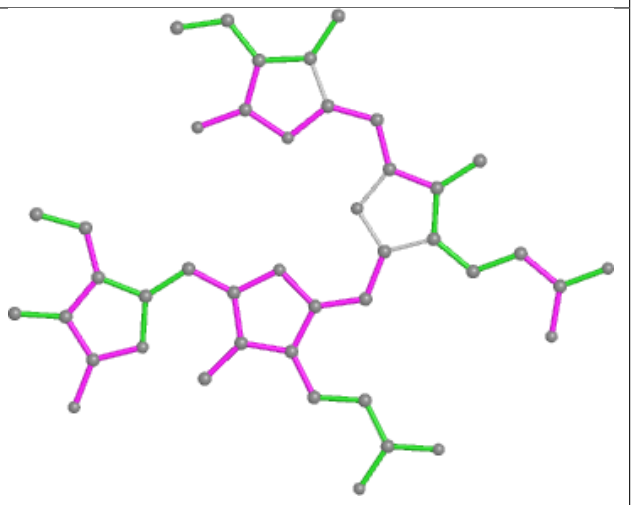

Bond angles

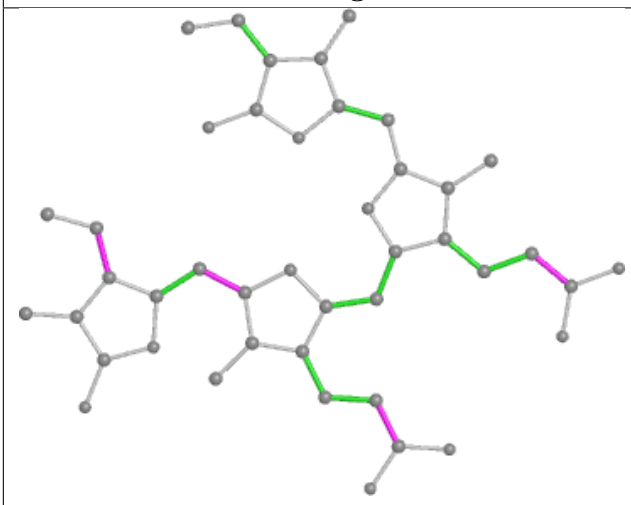

Torsions

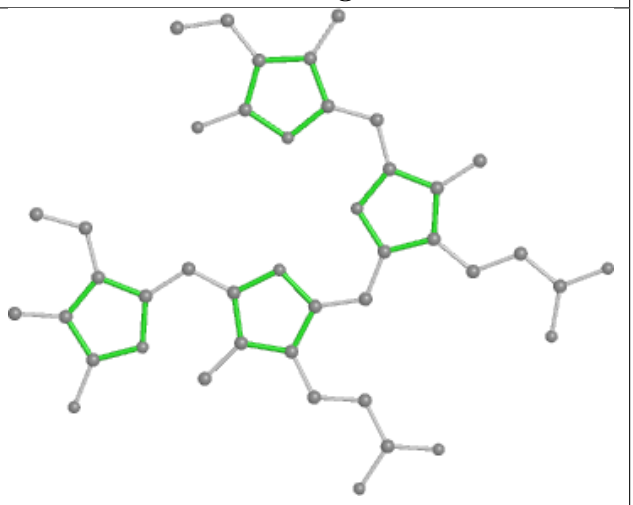

Rings

Ligand CLA B2 828

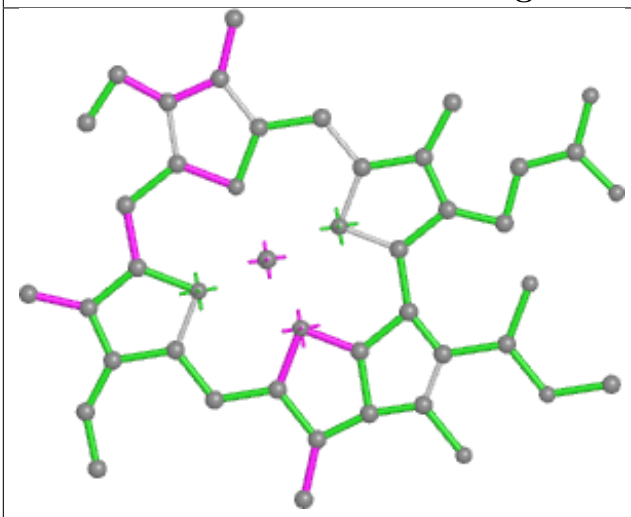

Bond lengths

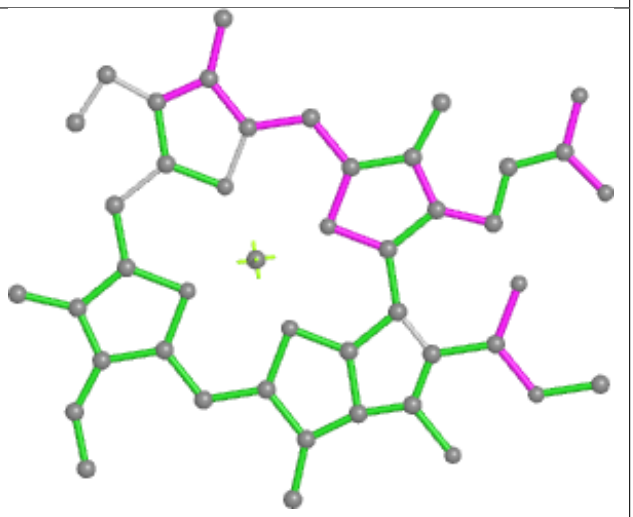

Bond angles

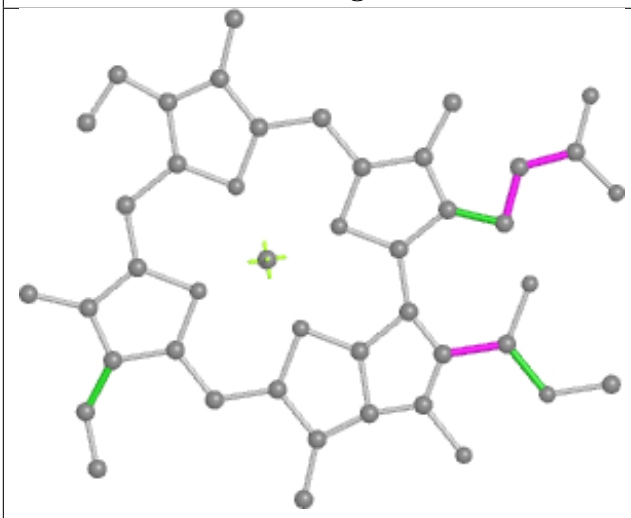

Torsions

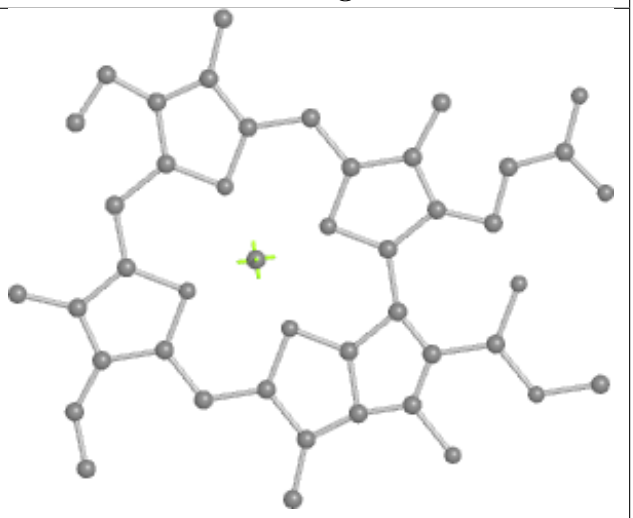

Rings

Ligand CLA bL 613

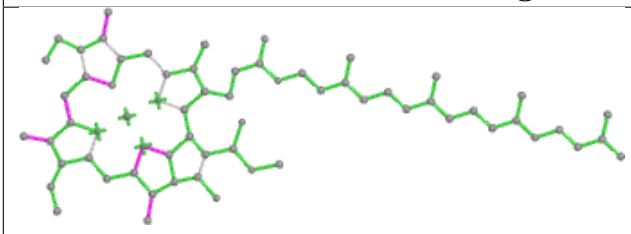

Bond lengths

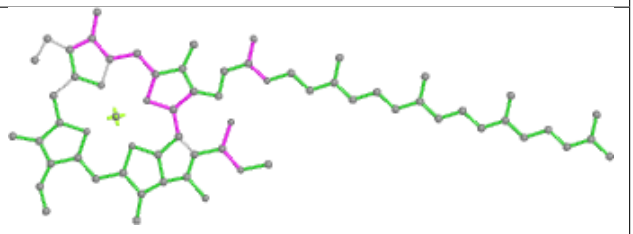

Bond angles

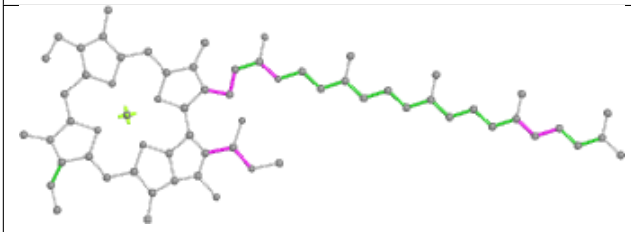

Torsions

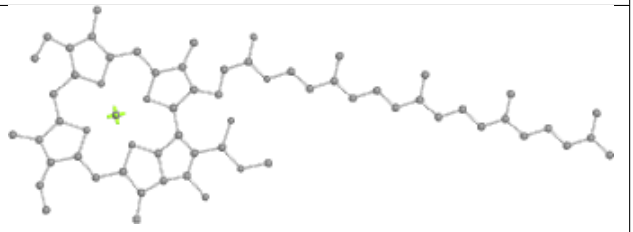

Rings

Ligand PEB fH 202

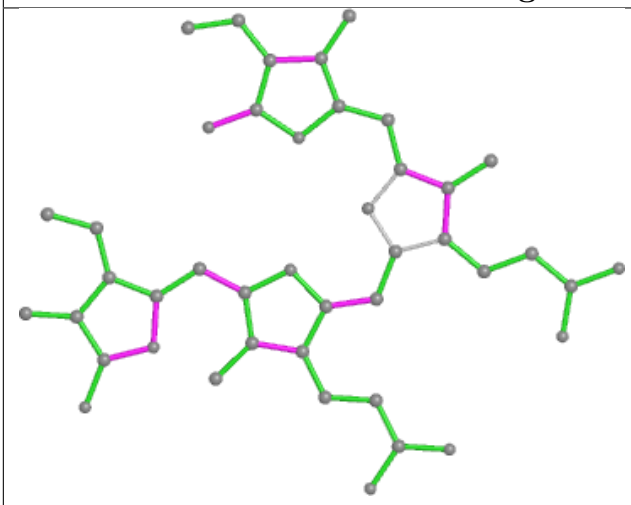

Bond lengths

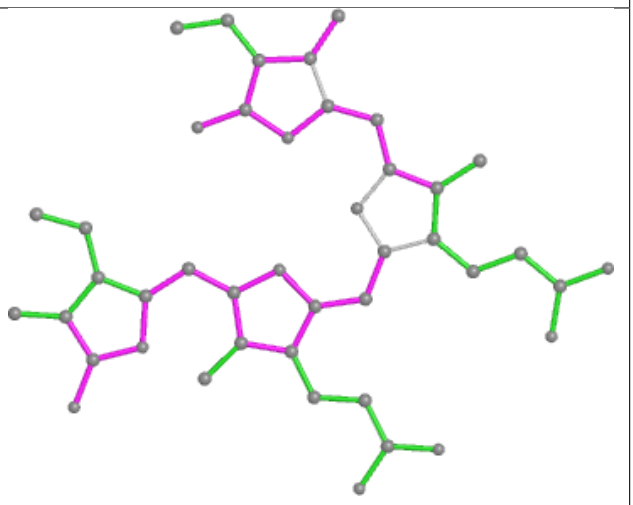

Bond angles

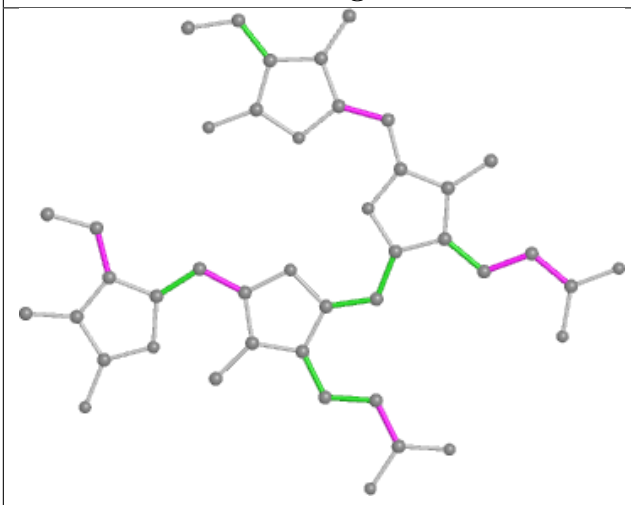

Torsions

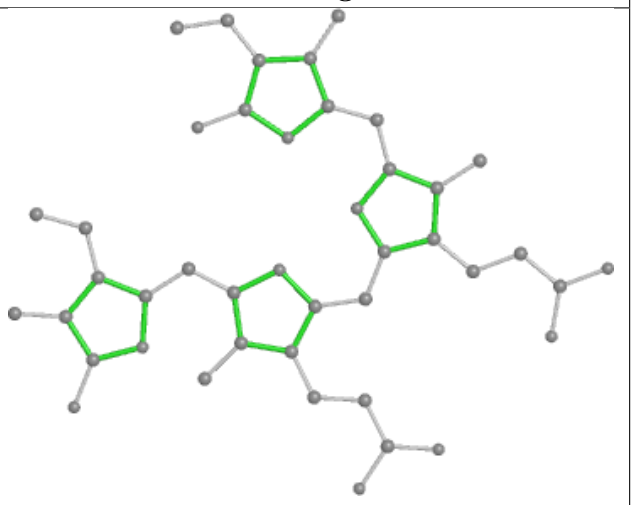

Rings

Ligand CLA ON 203

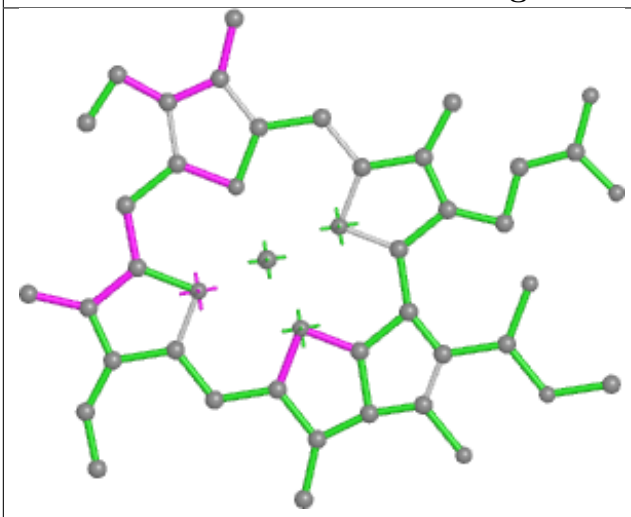

Bond lengths

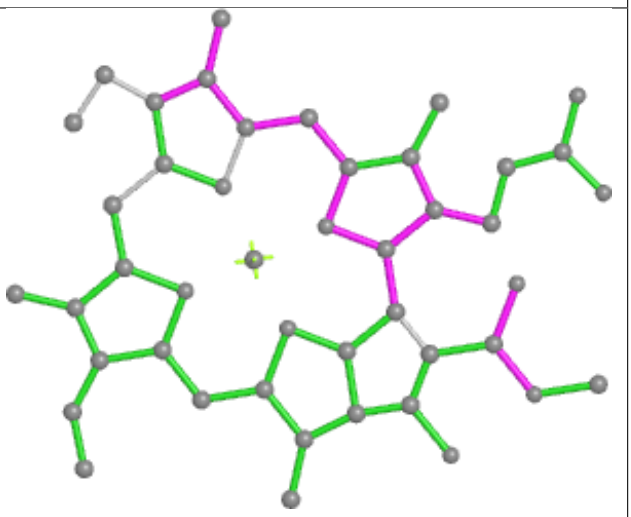

Bond angles

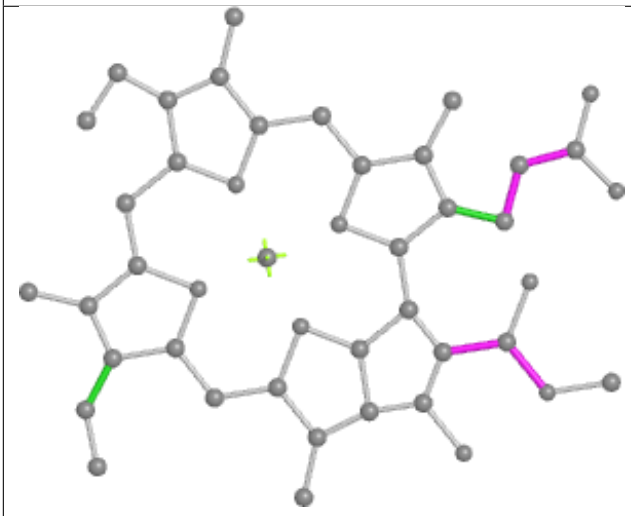

Torsions

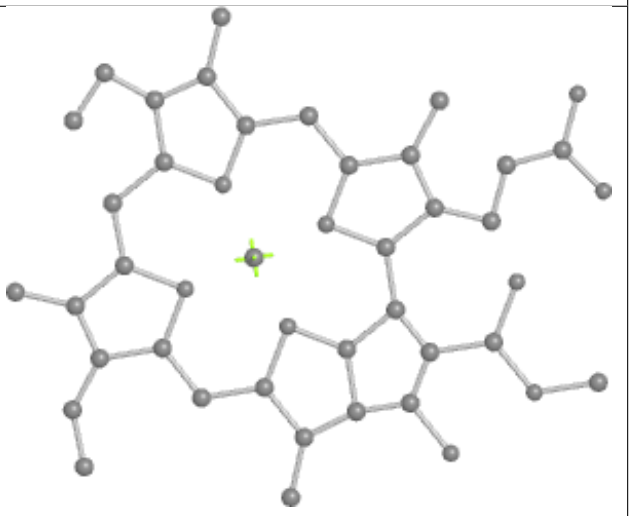

Rings

Ligand CYC D4 1001

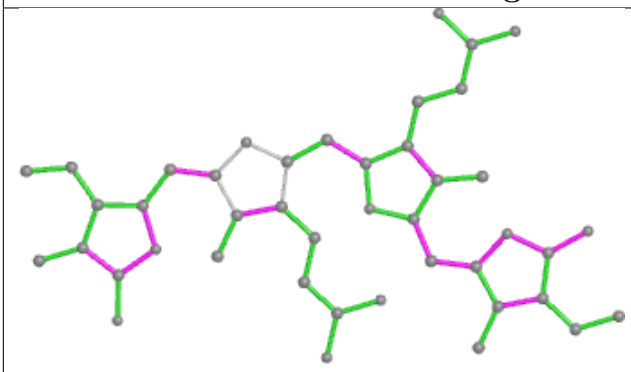

Bond lengths

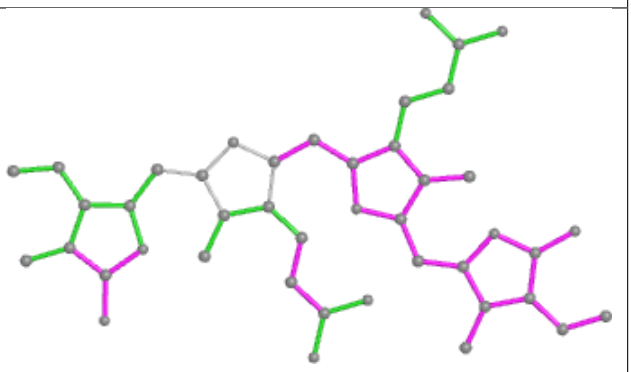

Bond angles

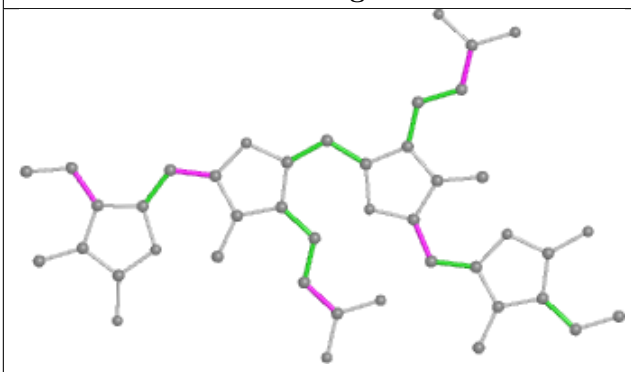

Torsions

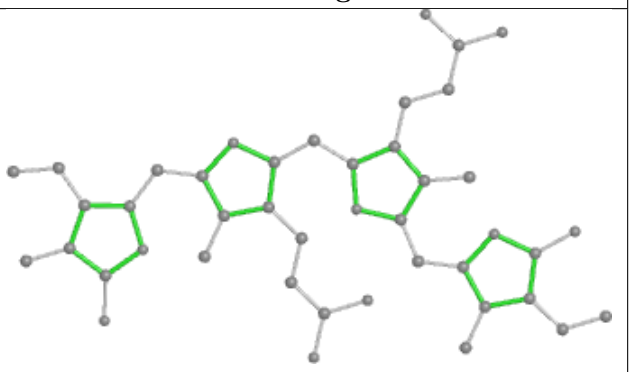

Rings

Ligand PEB PE 202

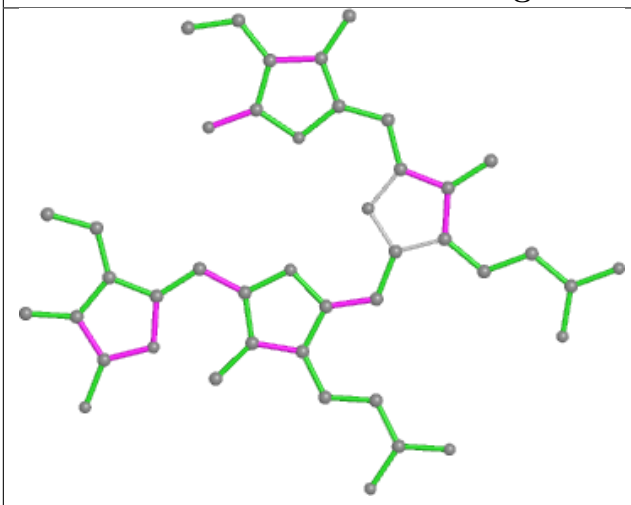

Bond lengths

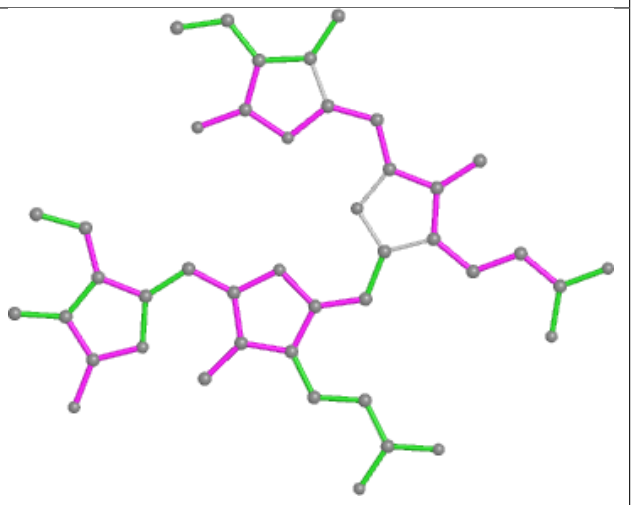

Bond angles

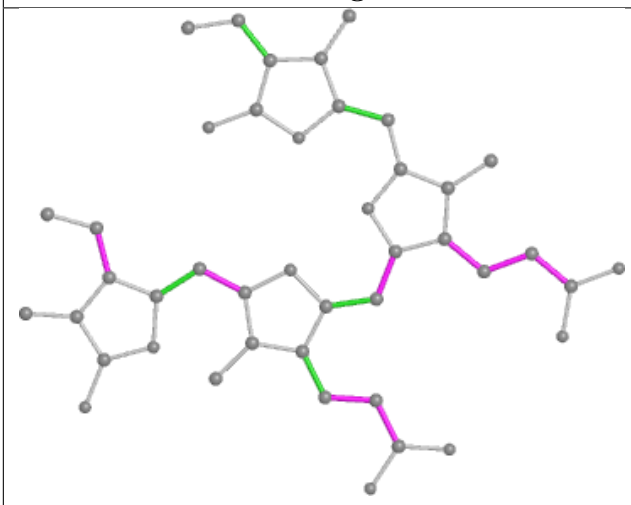

Torsions

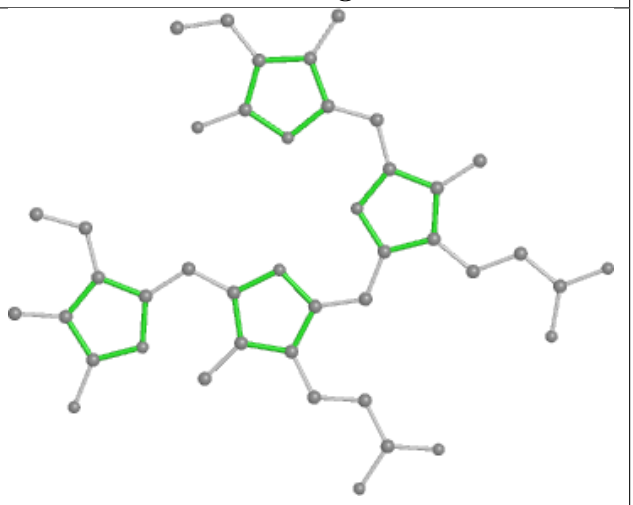

Rings

Ligand CLA 72 606

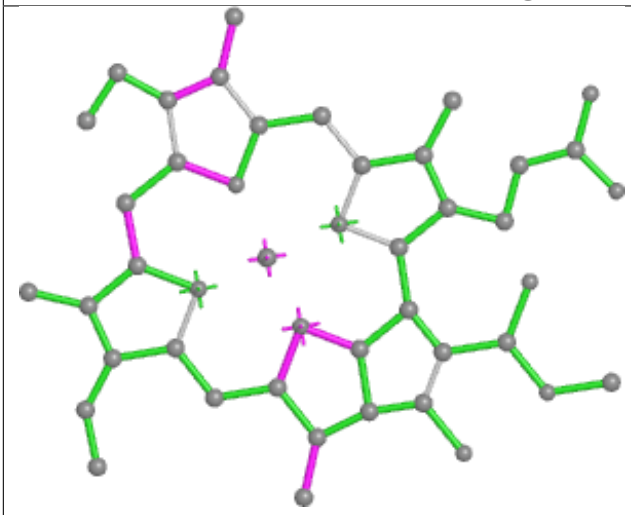

Bond lengths

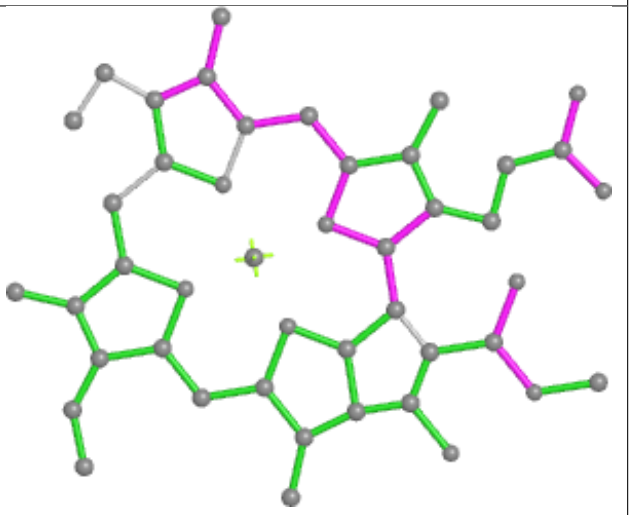

Bond angles

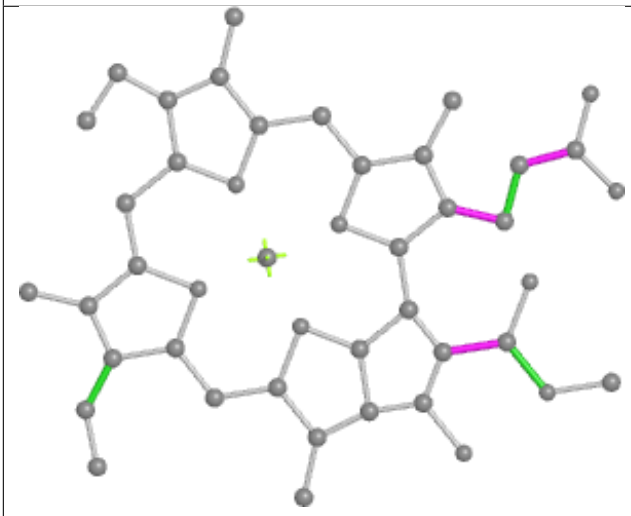

Torsions

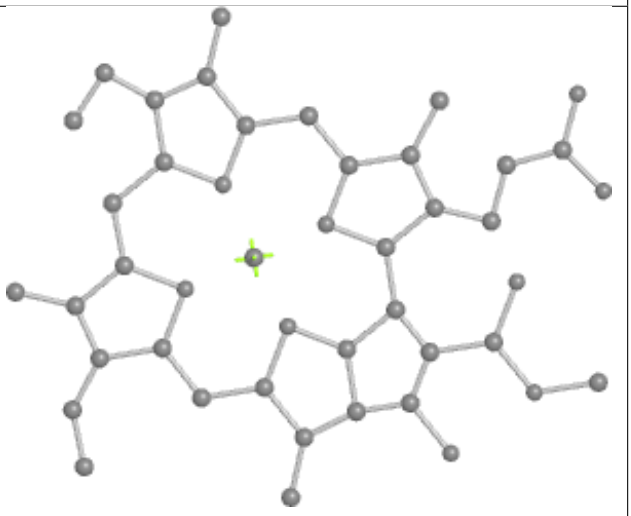

Rings

Ligand CLA 5N 608

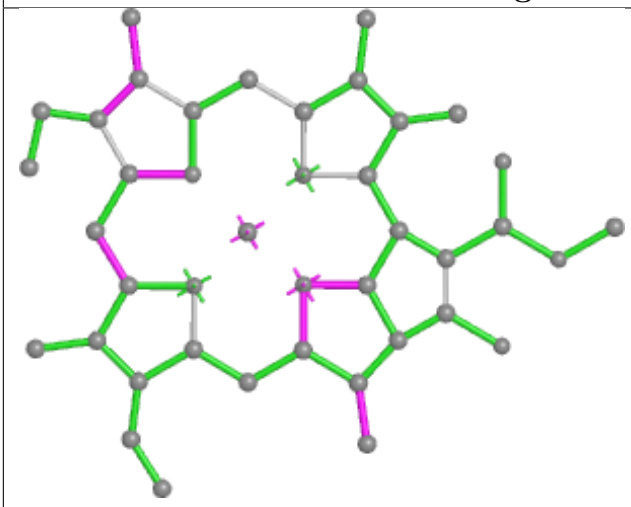

Bond lengths

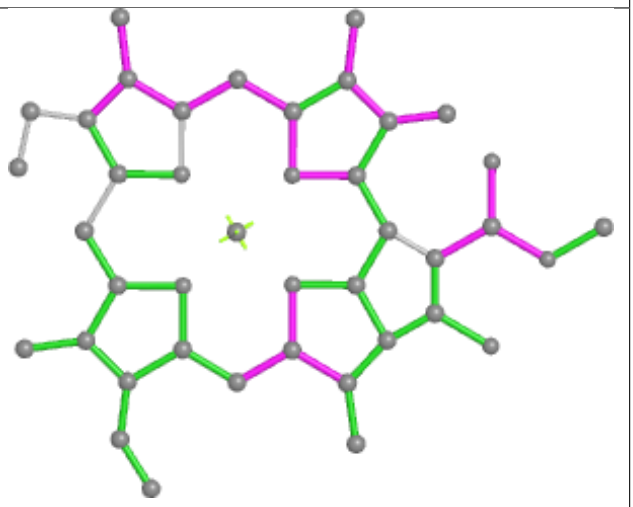

Bond angles

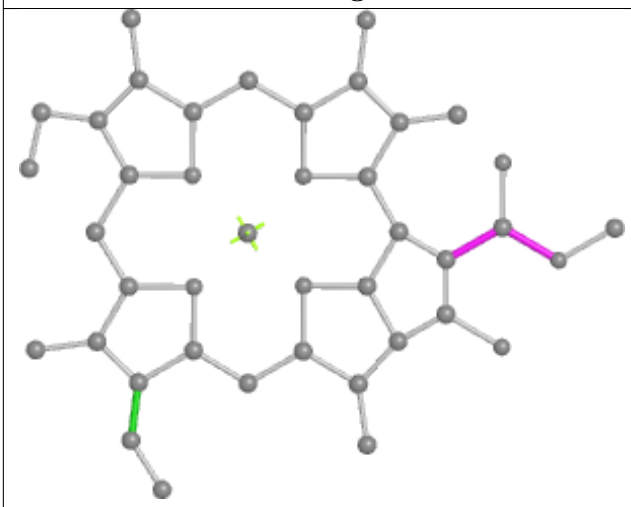

Torsions

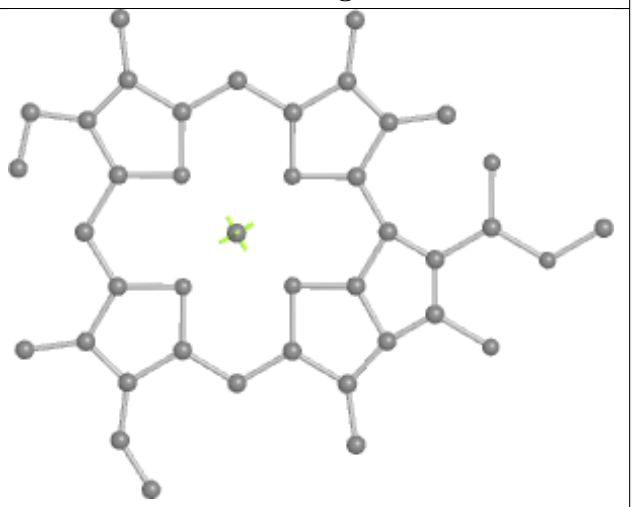

Rings

Ligand PEB ED 201

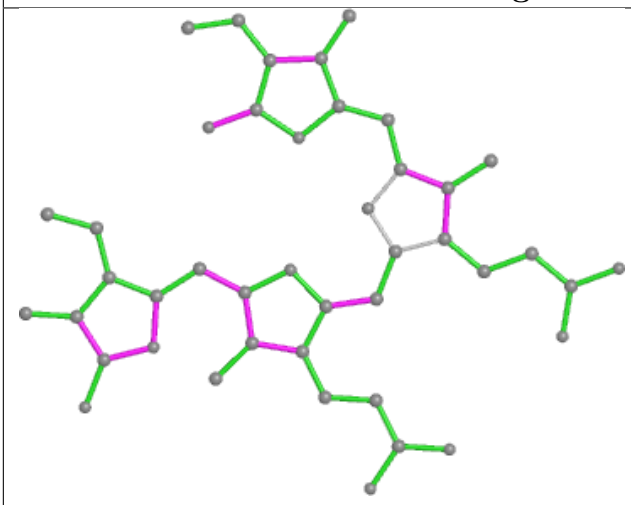

Bond lengths

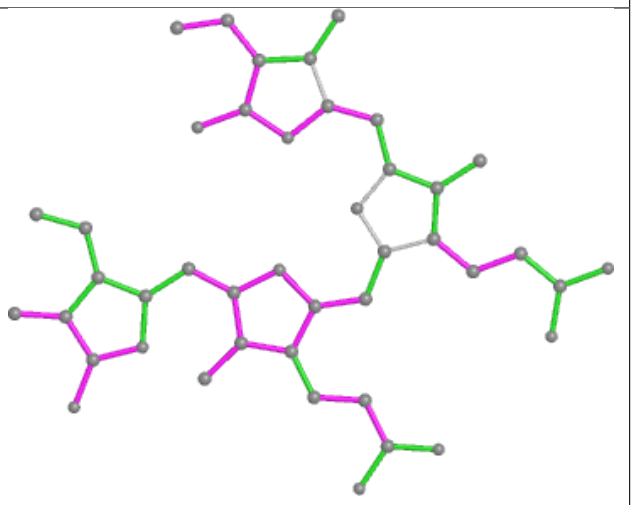

Bond angles

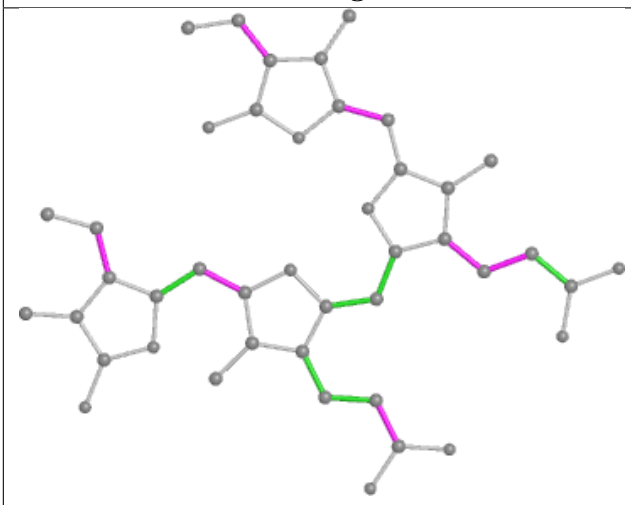

Torsions

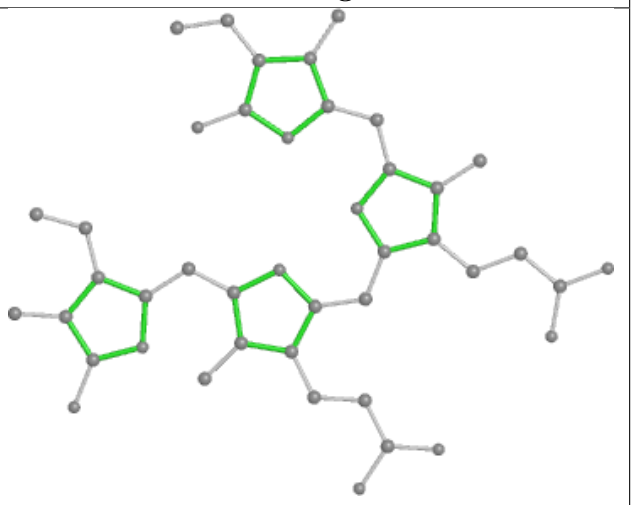

Rings

Ligand CYC IG 1001

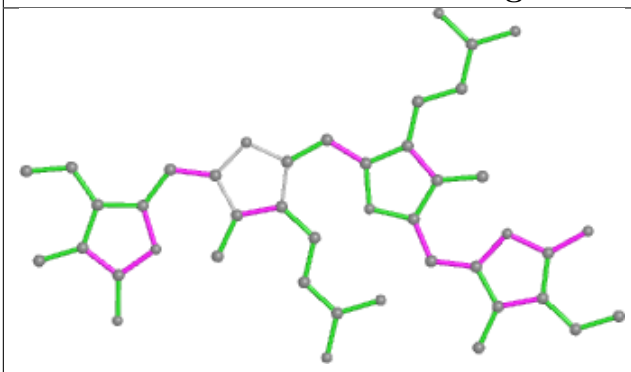

Bond lengths

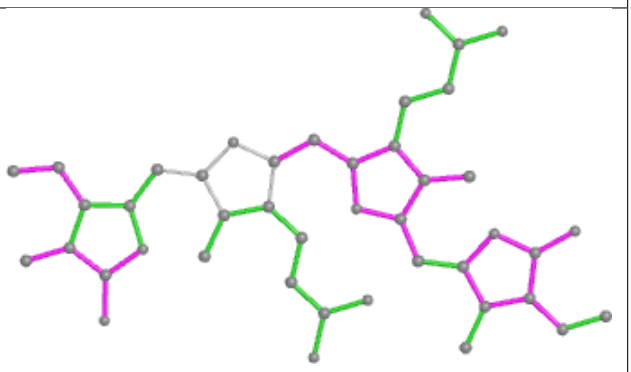

Bond angles

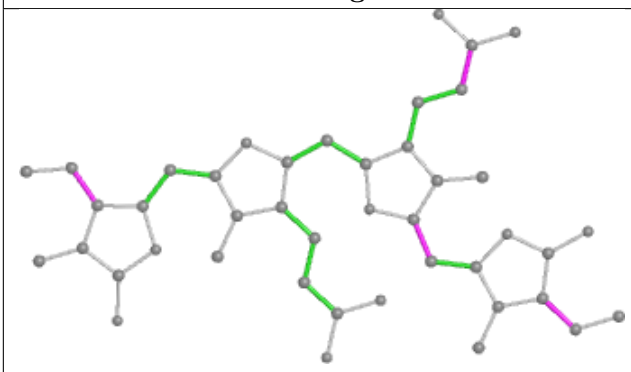

Torsions

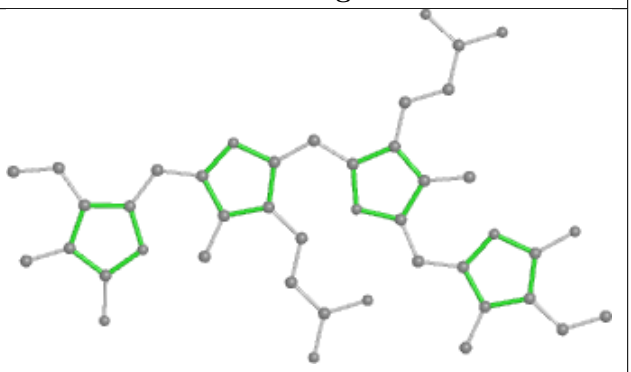

Rings

Ligand PEB JM 202

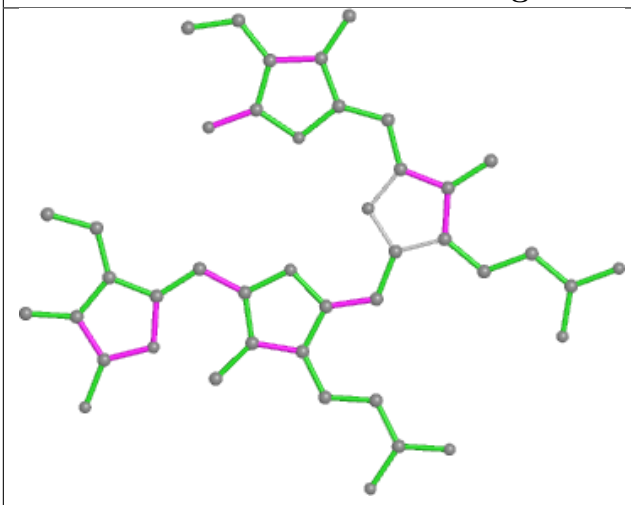

Bond lengths

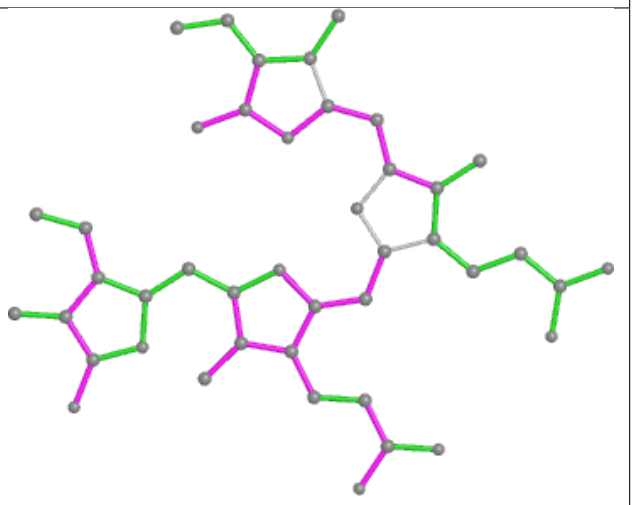

Bond angles

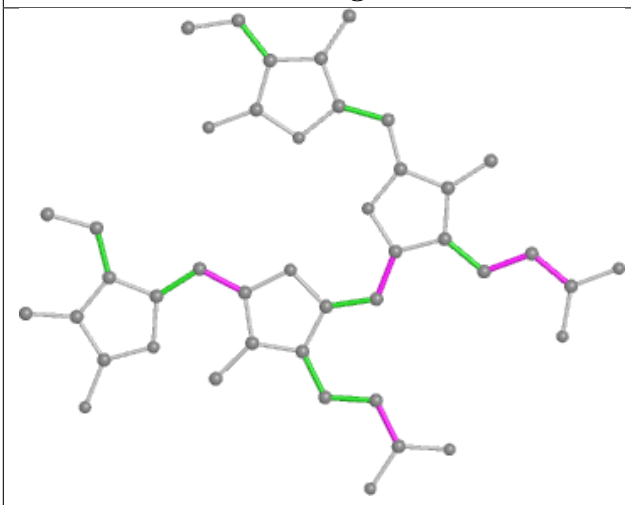

Torsions

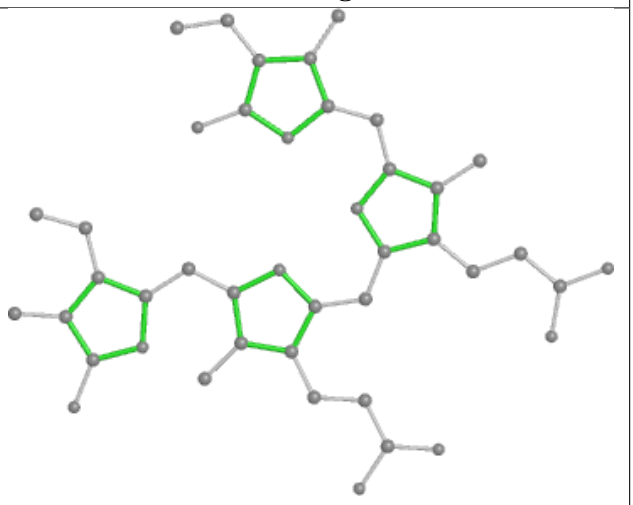

Rings

Ligand PEB jF 202

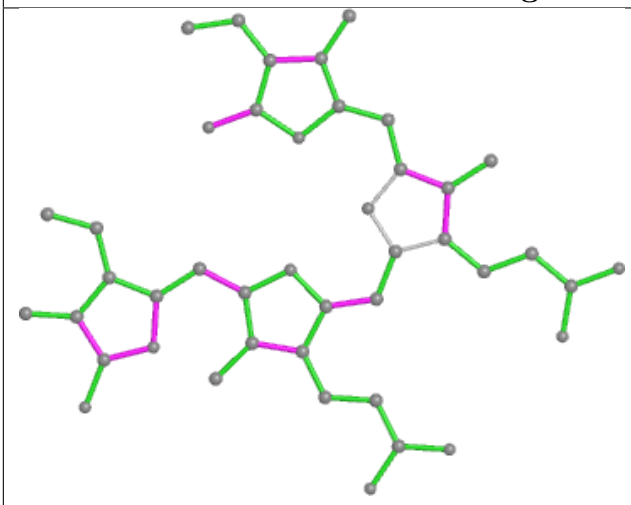

Bond lengths

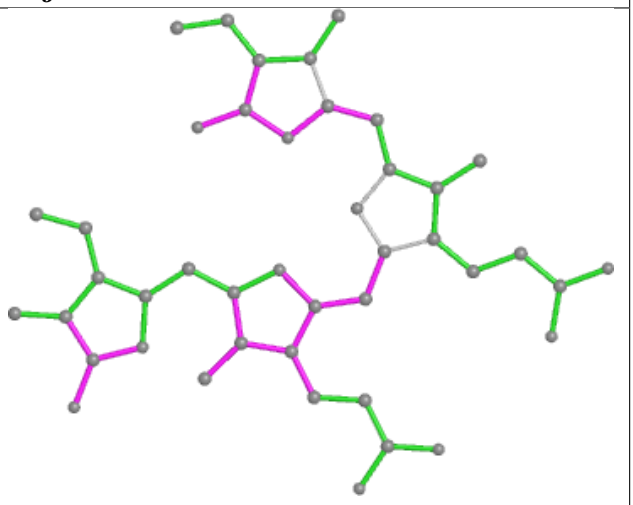

Bond angles

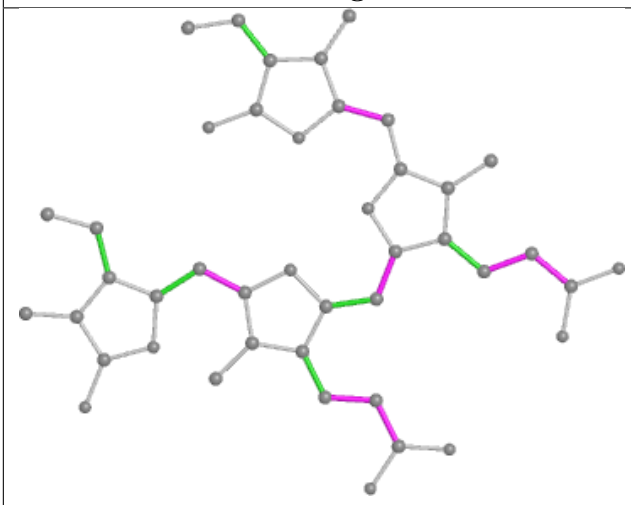

Torsions

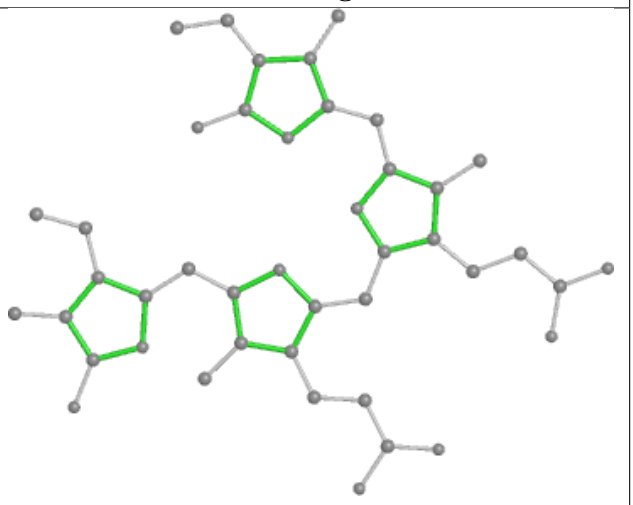

Rings

Ligand PEB MP 202

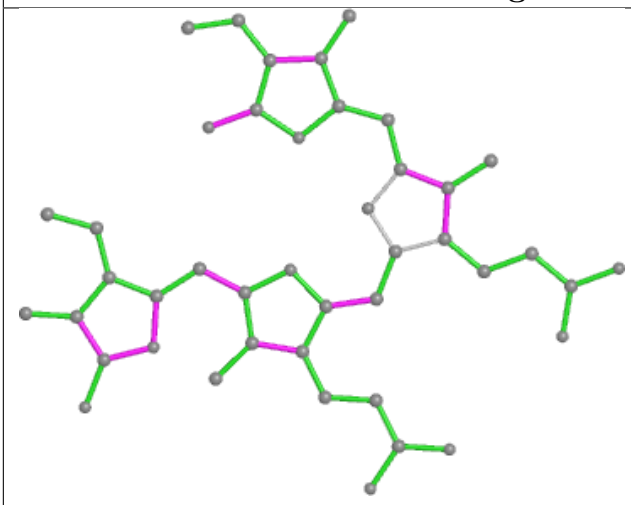

Bond lengths

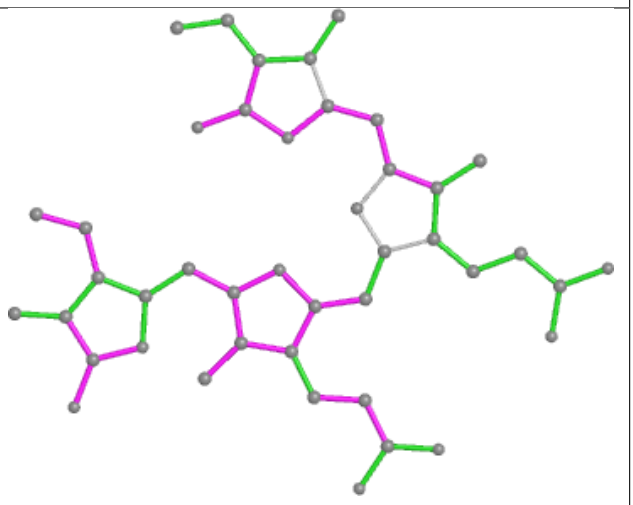

Bond angles

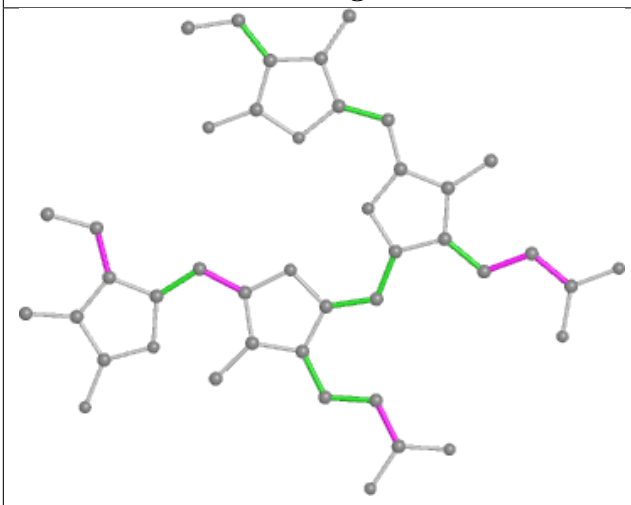

Torsions

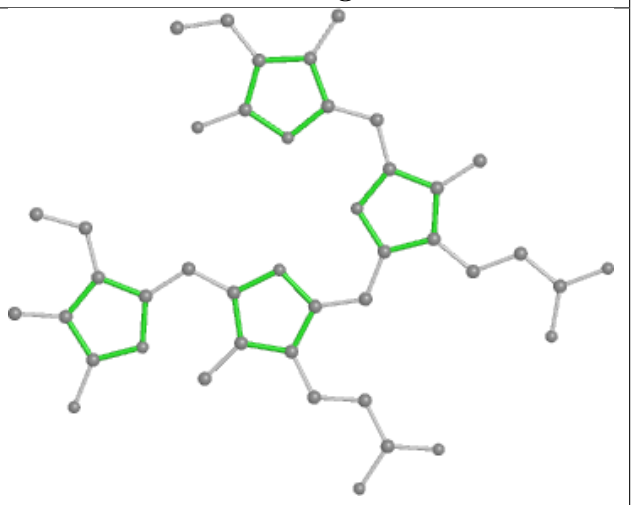

Rings

Ligand CYC G3 1001

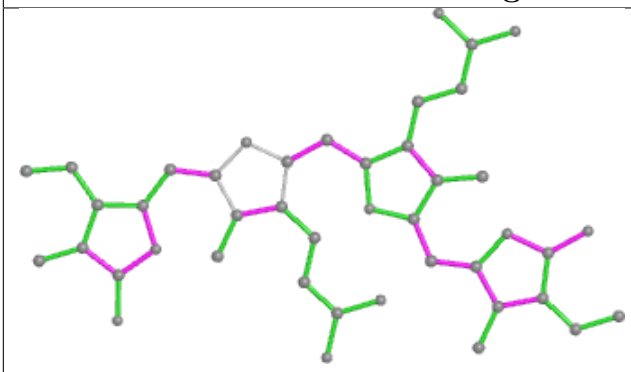

Bond lengths

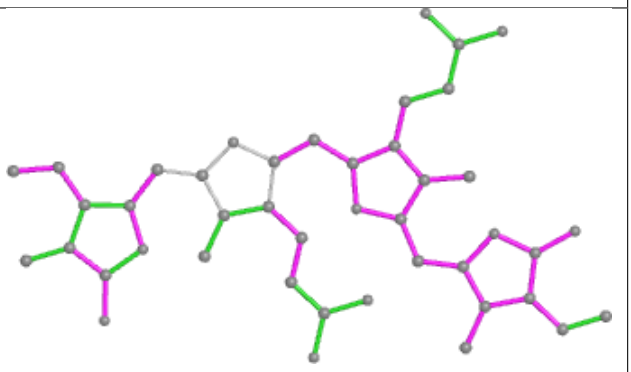

Bond angles

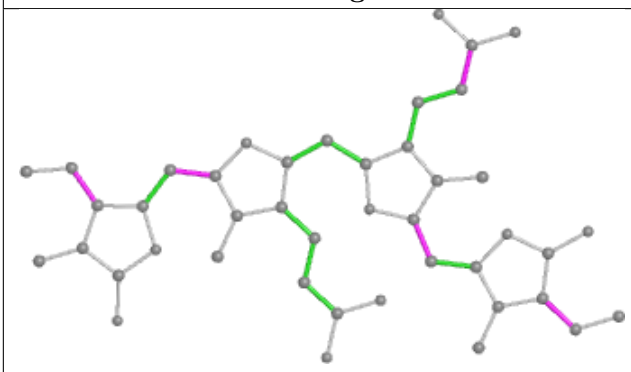

Torsions

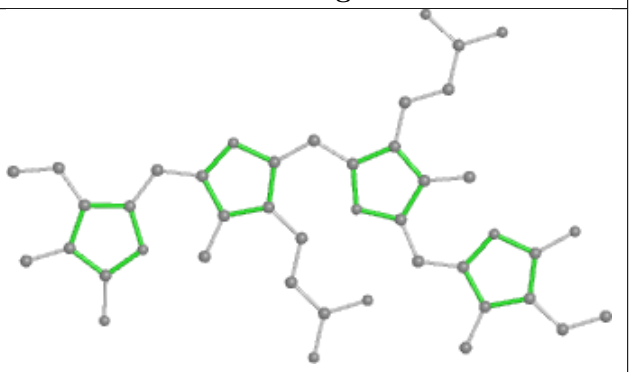

Rings

Ligand PEB T9 202

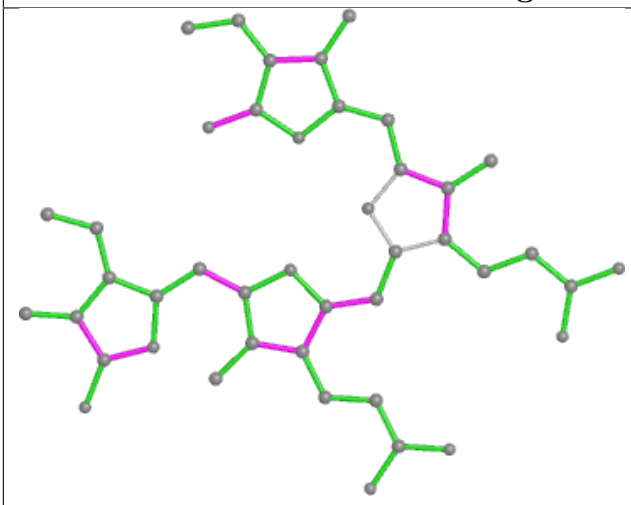

Bond lengths

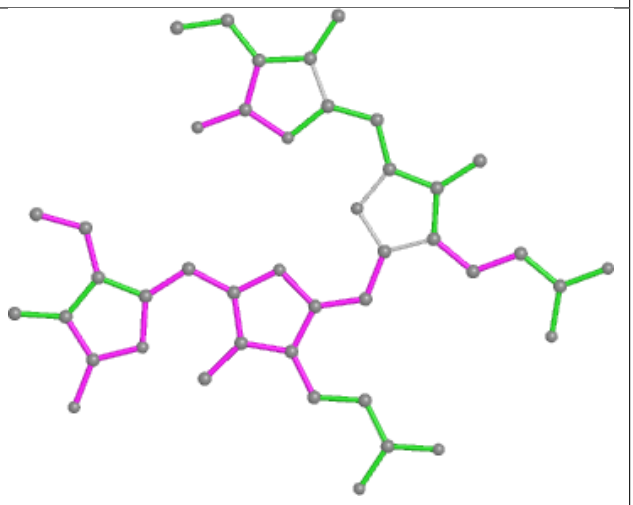

Bond angles

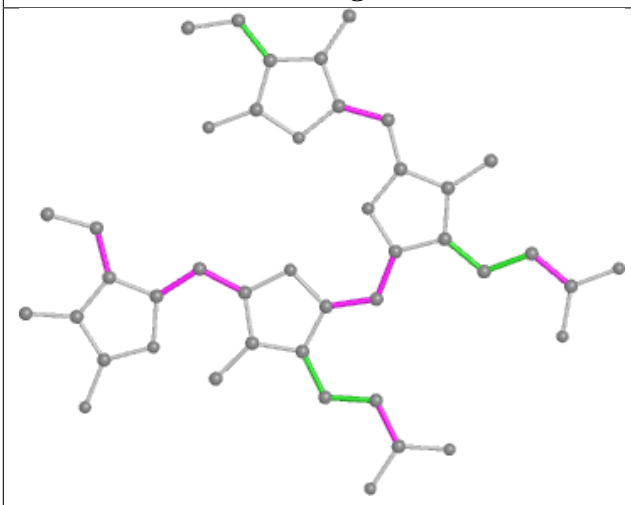

Torsions

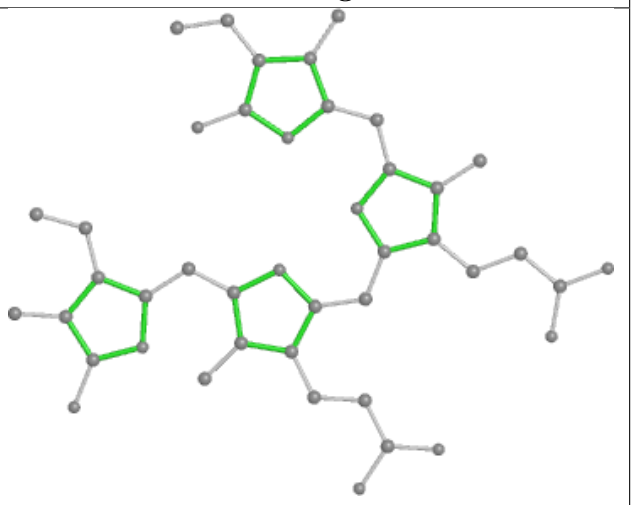

Rings

Ligand PEB bK 201

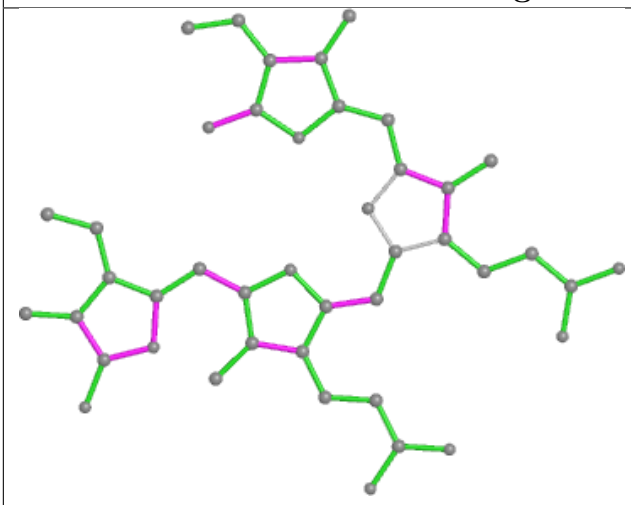

Bond lengths

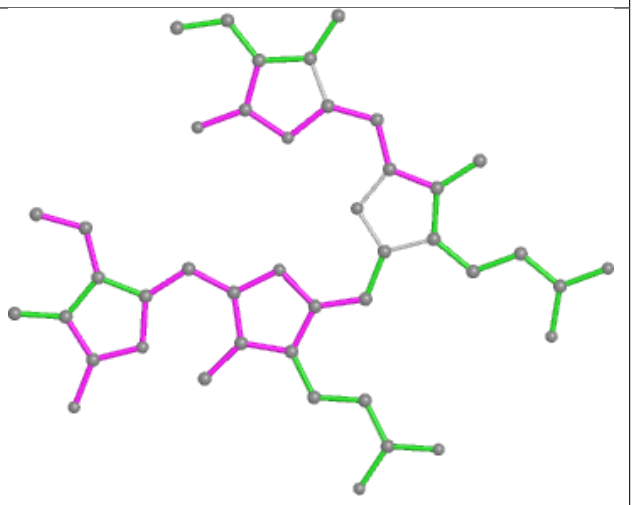

Bond angles

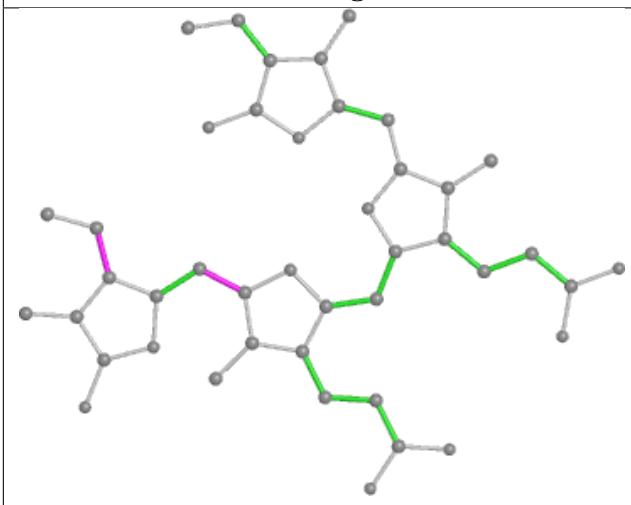

Torsions

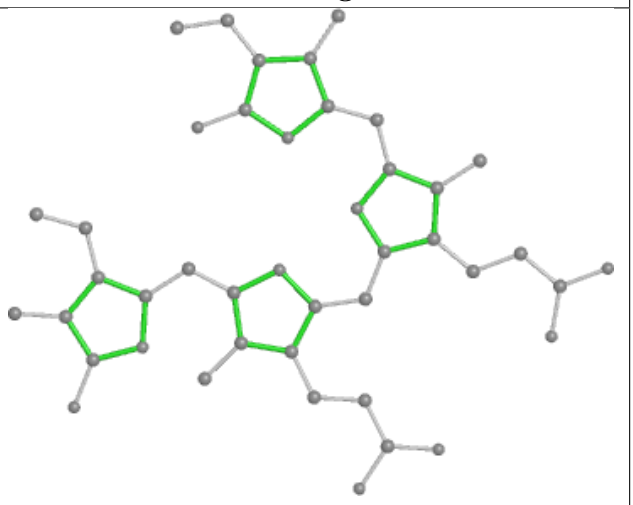

Rings

Ligand PEB RH 202

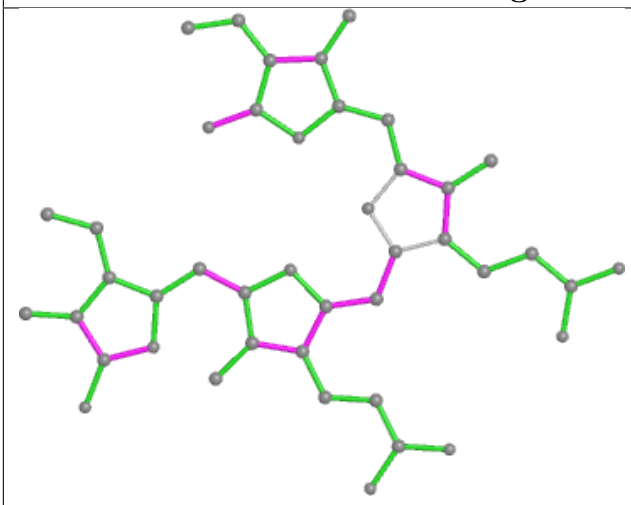

Bond lengths

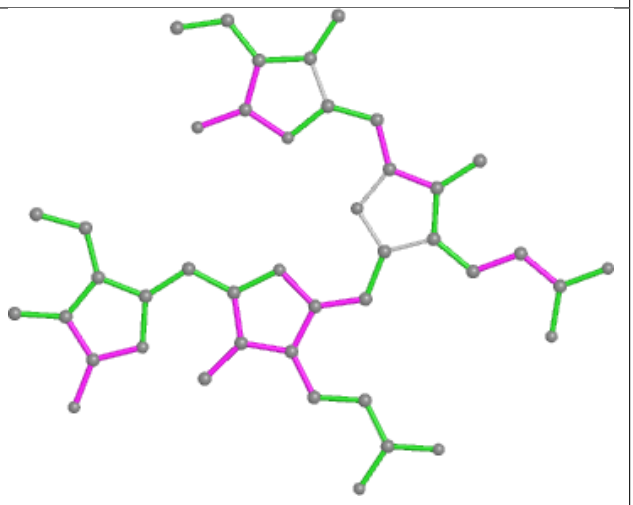

Bond angles

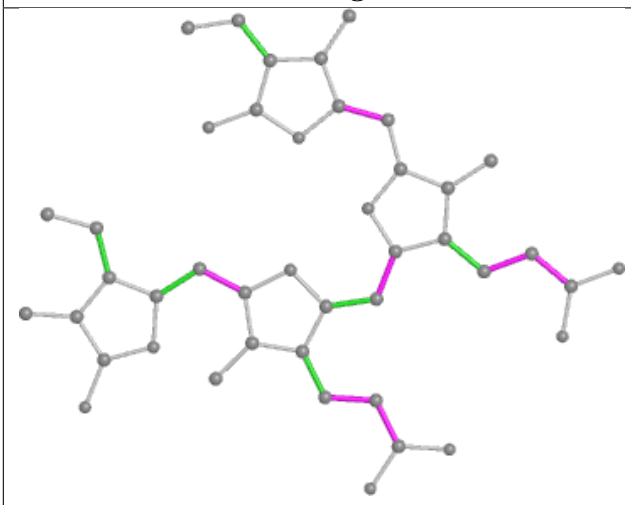

Torsions

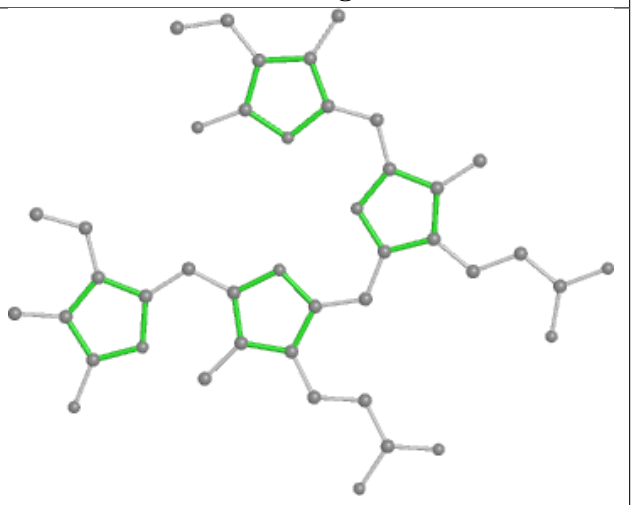

Rings

Ligand PEB UD 201

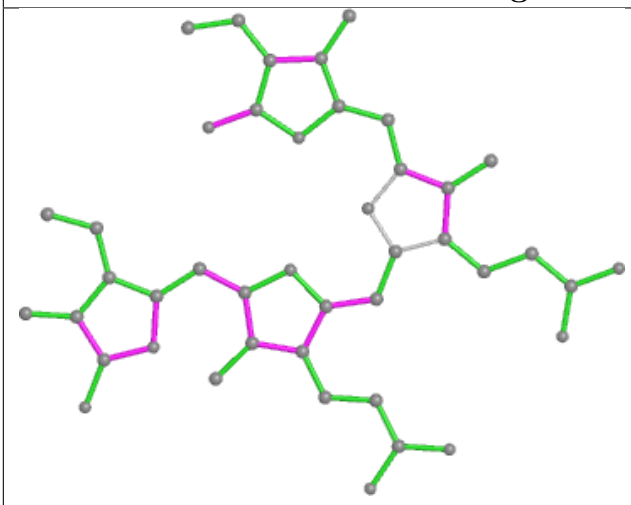

Bond lengths

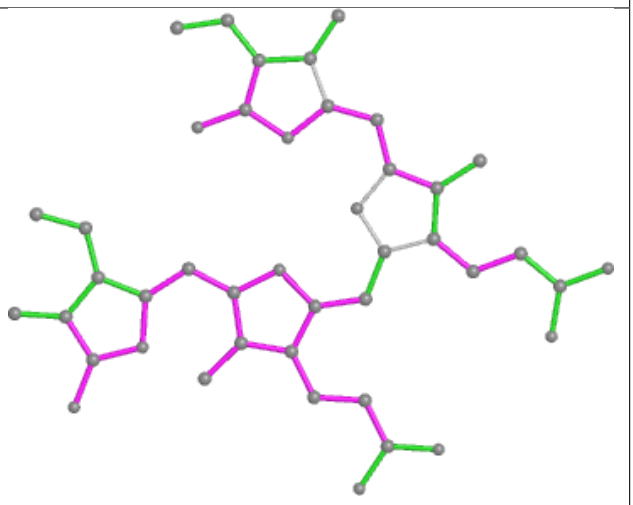

Bond angles

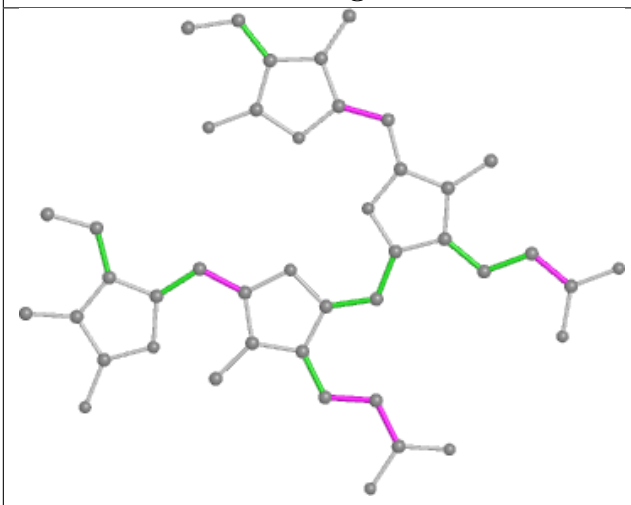

Torsions

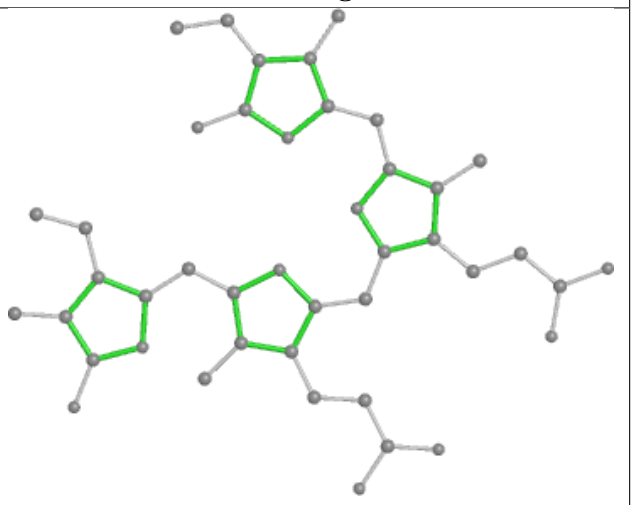

Rings

Ligand PEB XJ 202

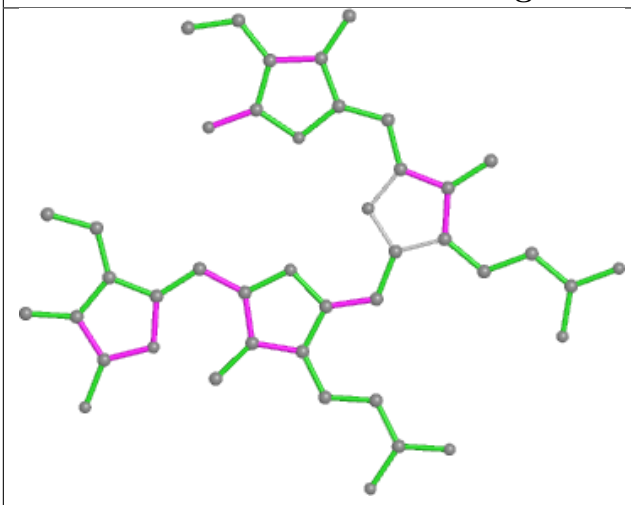

Bond lengths

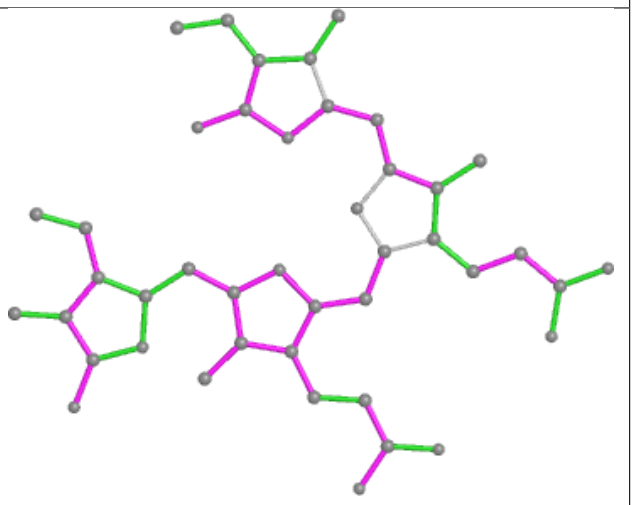

Bond angles

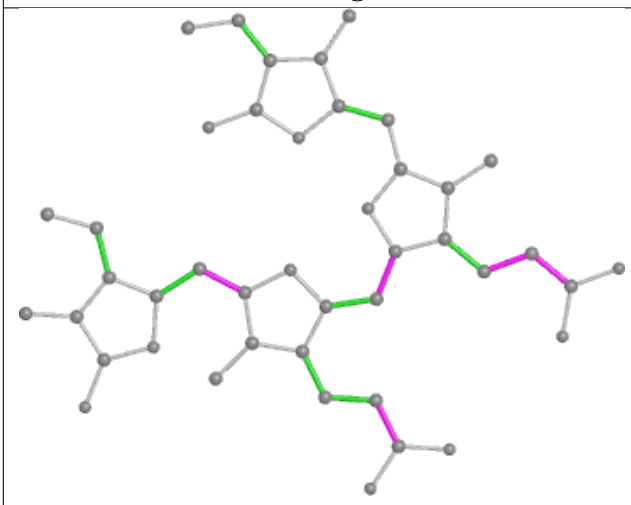

Torsions

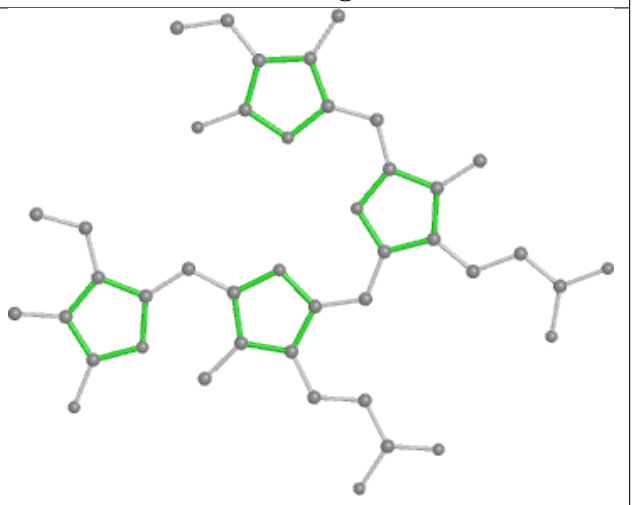

Rings

Ligand PEB bO 201

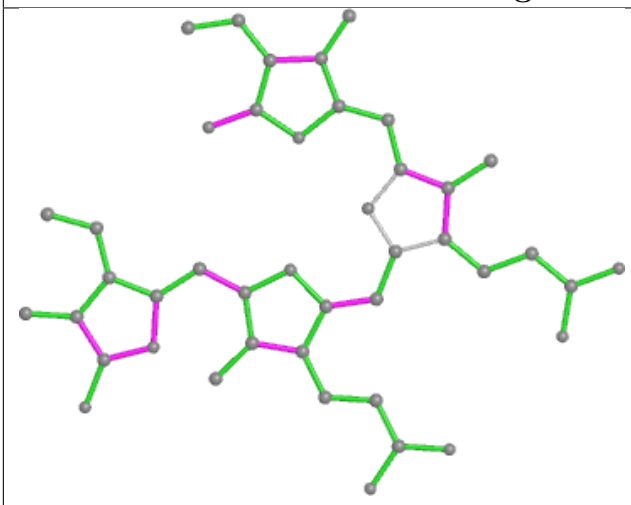

Bond lengths

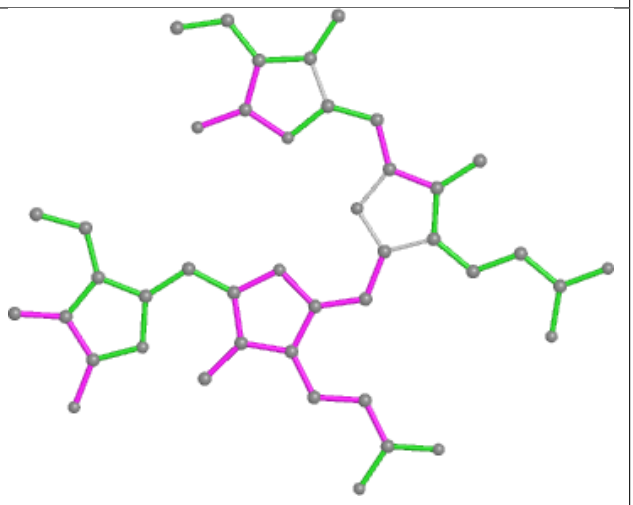

Bond angles

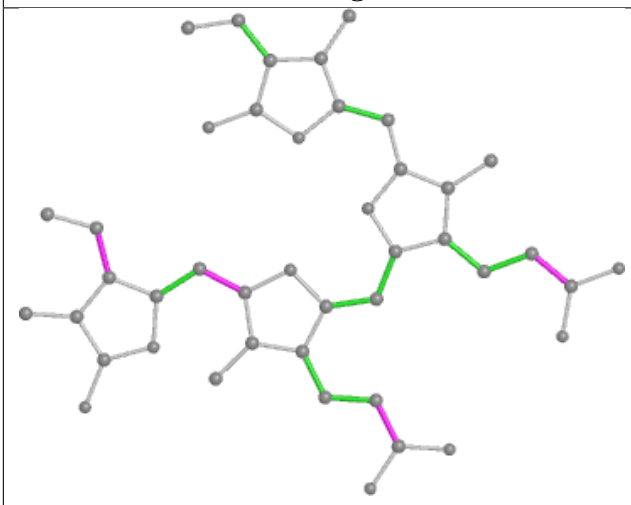

Torsions

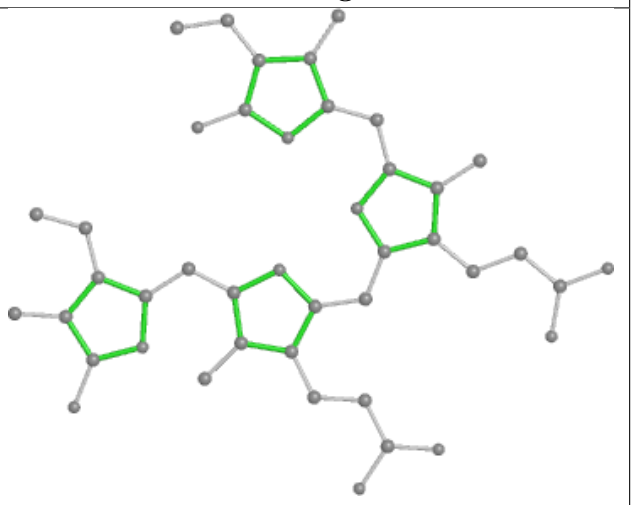

Rings

Ligand PEB LQ 203

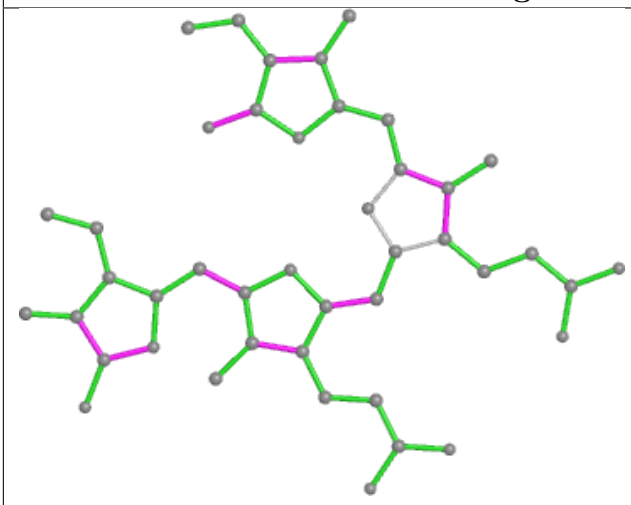

Bond lengths

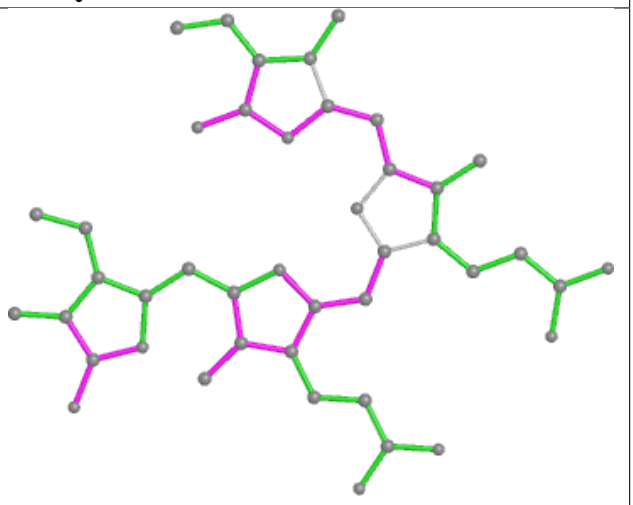

Bond angles

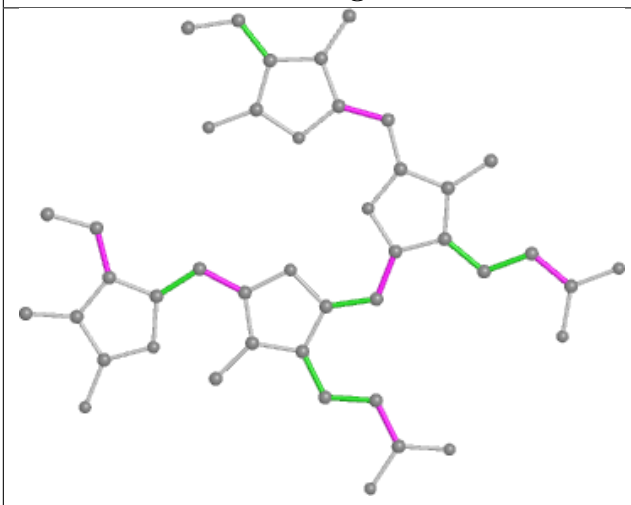

Torsions

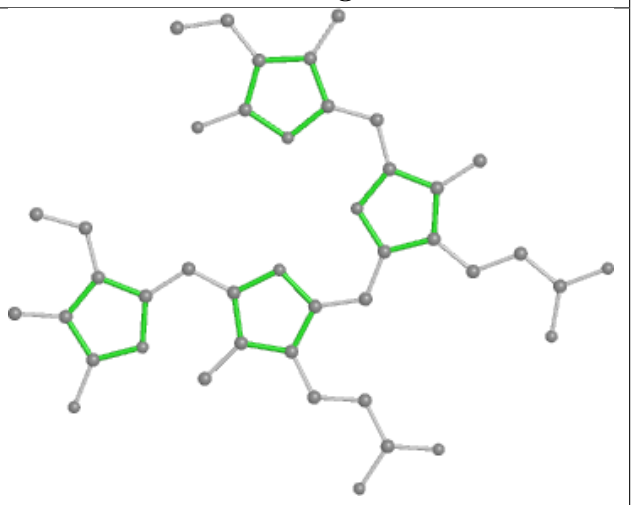

Rings

Ligand PL9 a6 601

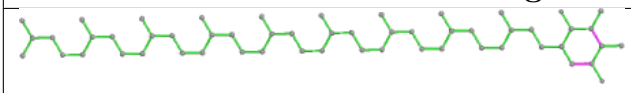

Bond lengths

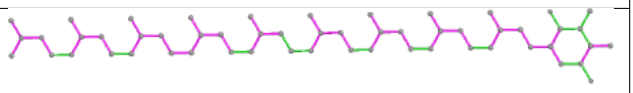

Bond angles

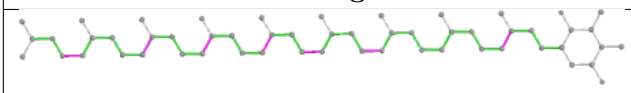

Torsions

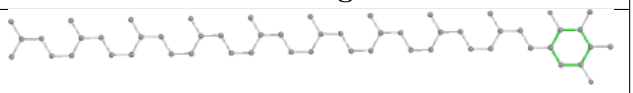

Rings

Ligand PEB LF 202

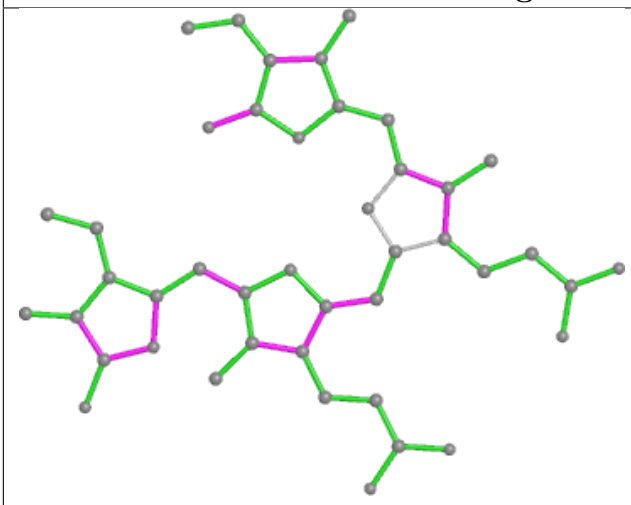

Bond lengths

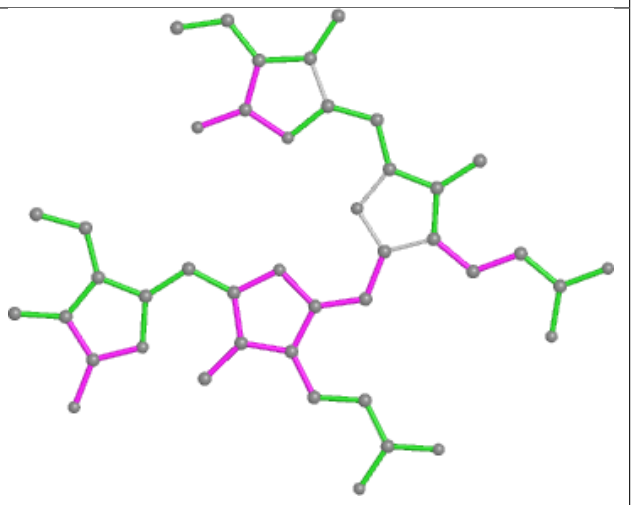

Bond angles

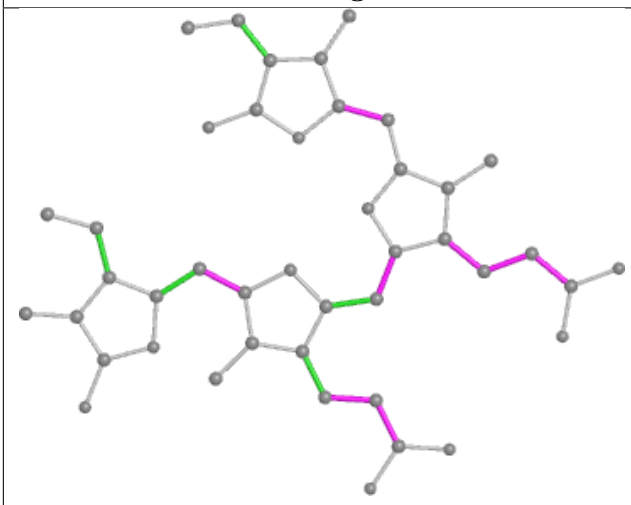

Torsions

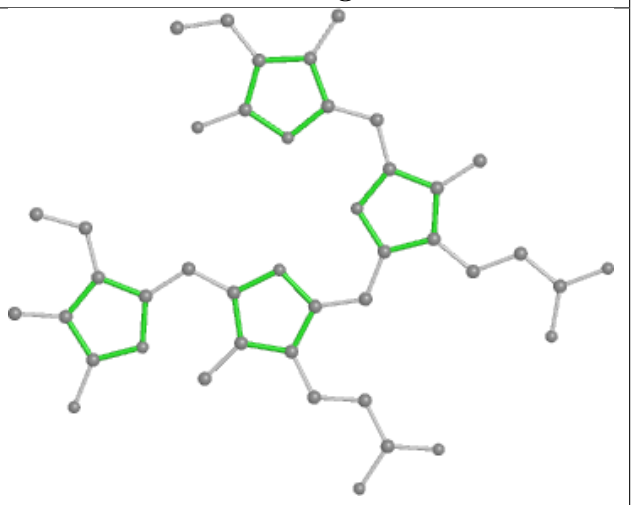

Rings

Ligand BCR LN 205

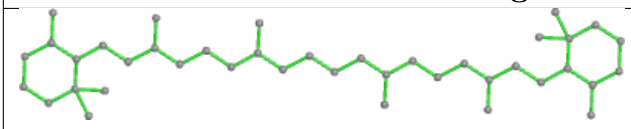

Bond lengths

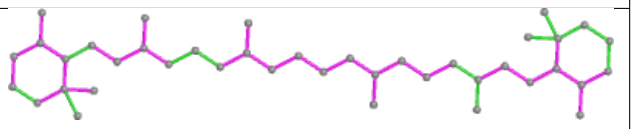

Bond angles

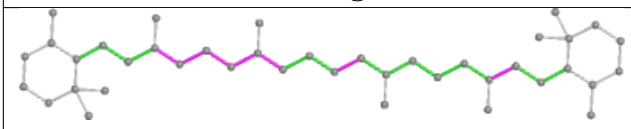

Torsions

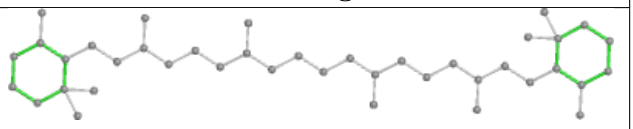

Rings

Ligand CLA BN 810

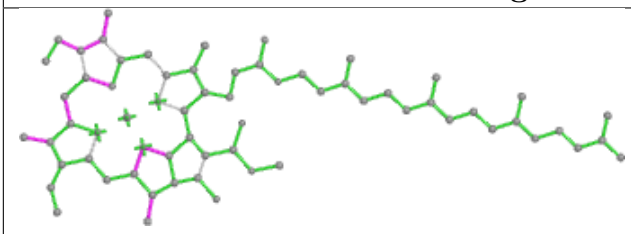

Bond lengths

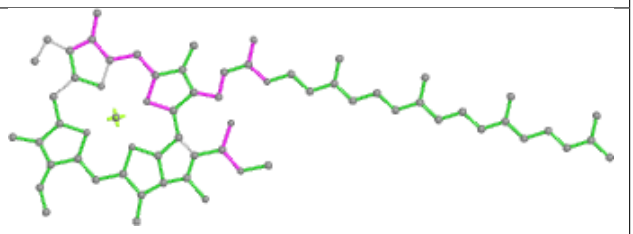

Bond angles

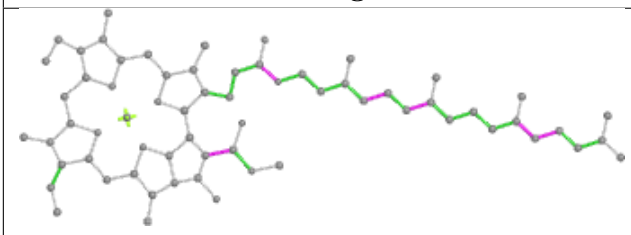

Torsions

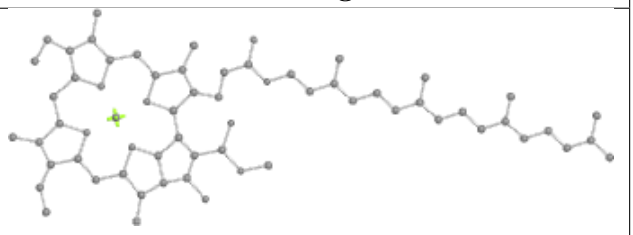

Rings

Ligand PEB IM 202

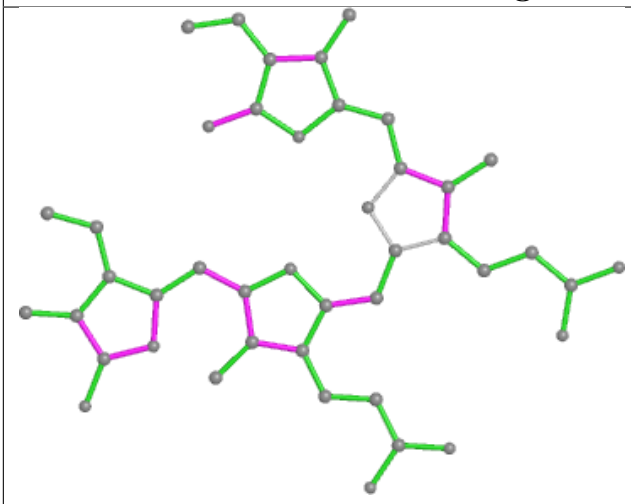

Bond lengths

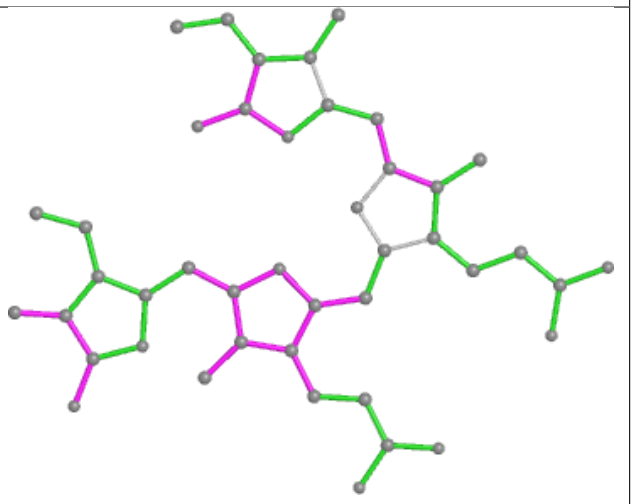

Bond angles

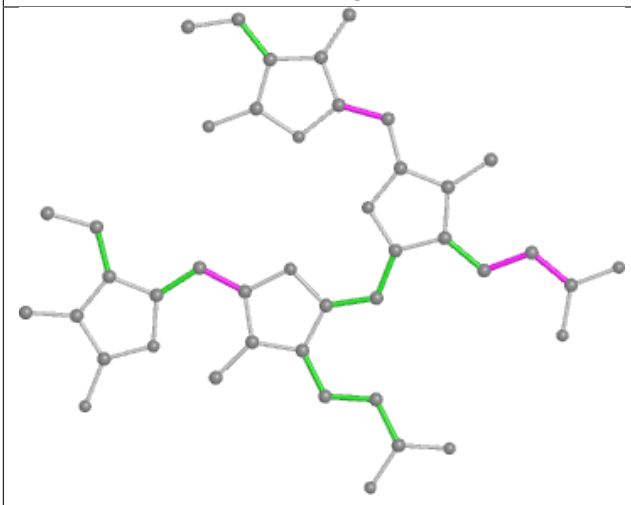

Torsions

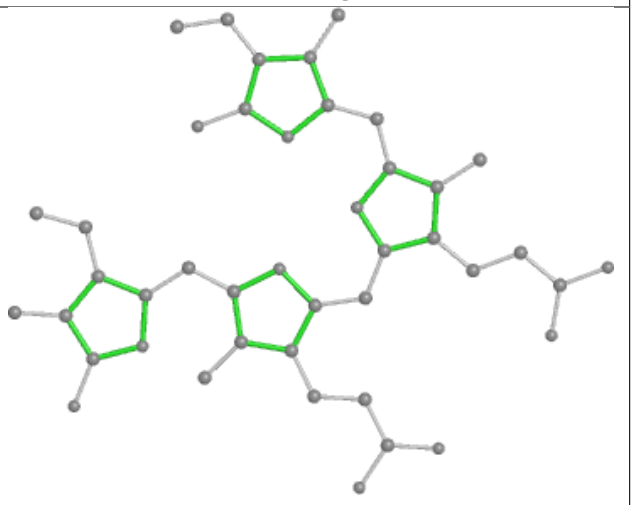

Rings

Ligand LMG JL 102

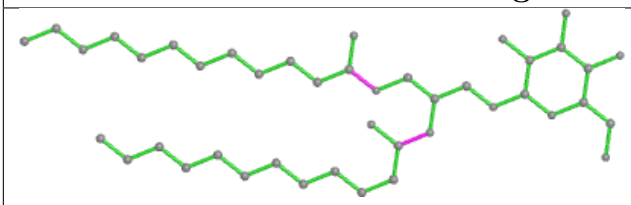

Bond lengths

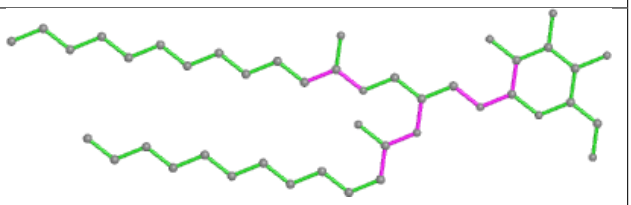

Bond angles

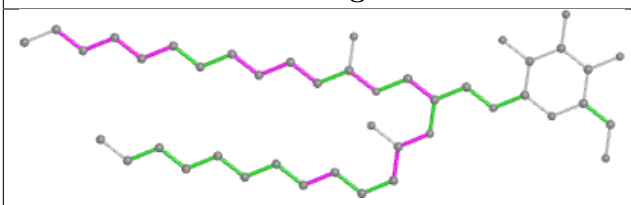

Torsions

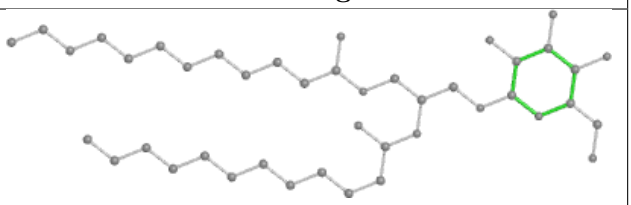

Rings

Ligand PEB TM 202

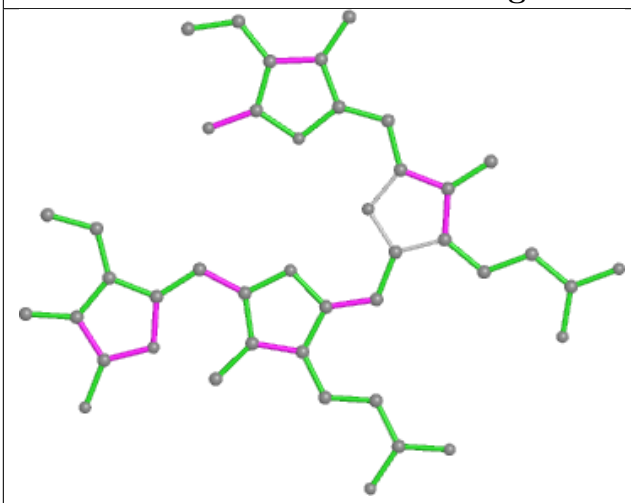

Bond lengths

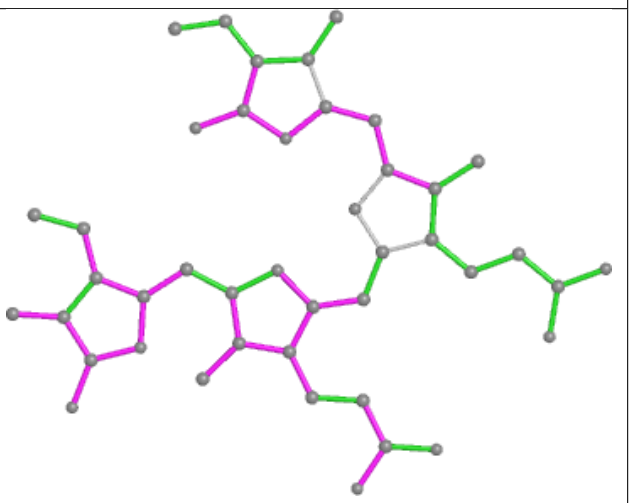

Bond angles

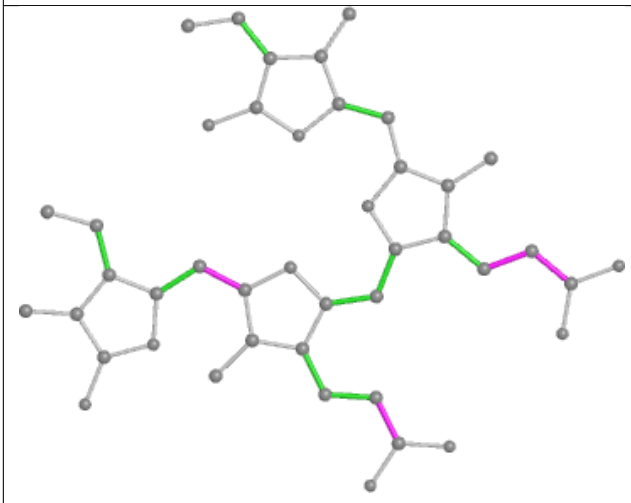

Torsions

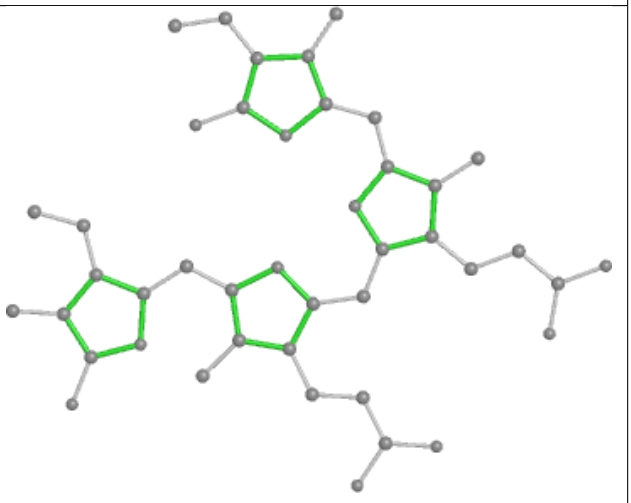

Rings

Ligand PEB EP 202

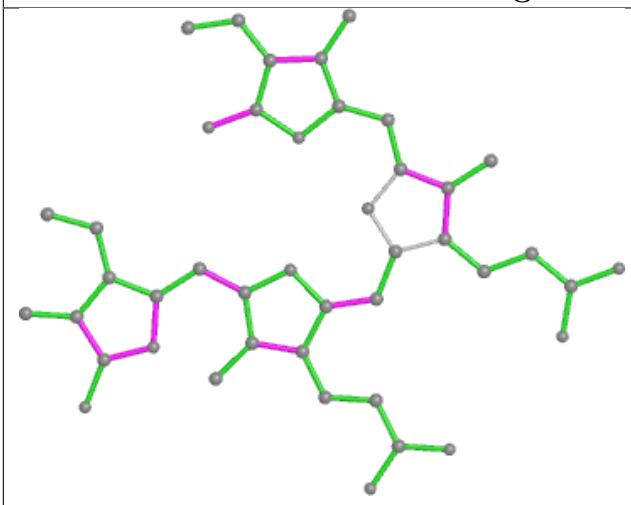

Bond lengths

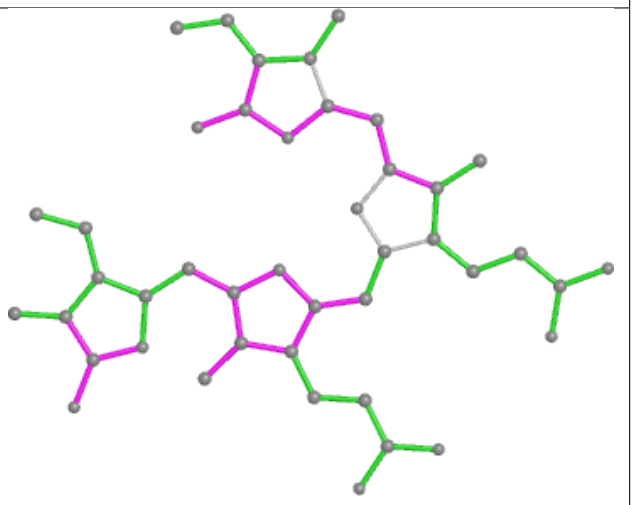

Bond angles

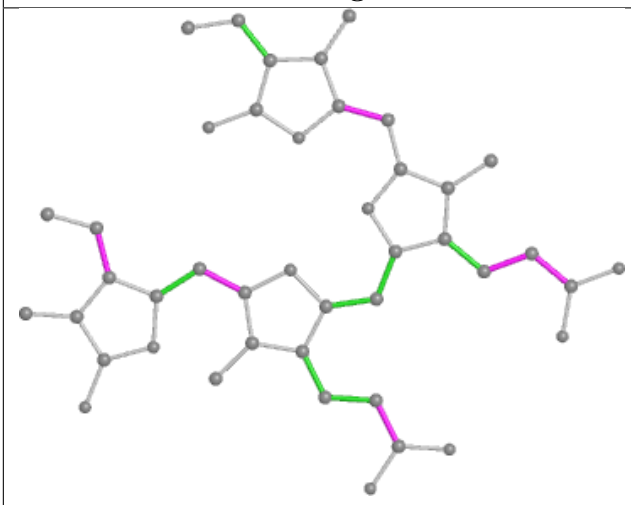

Torsions

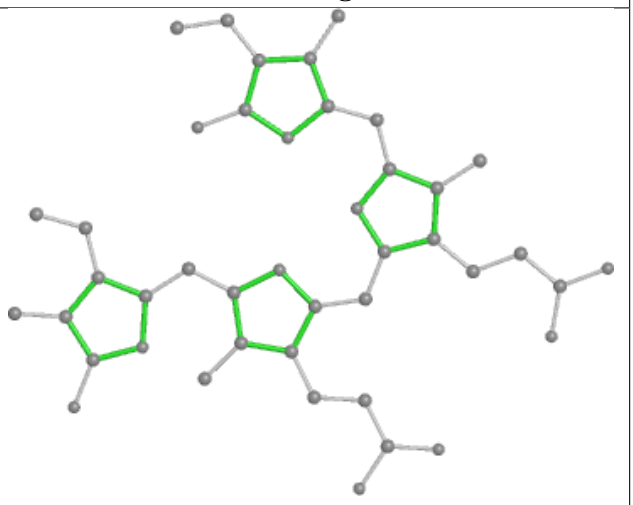

Rings

Ligand CYC N1 1001

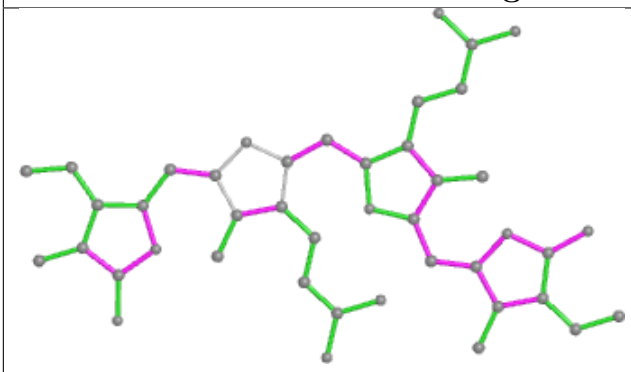

Bond lengths

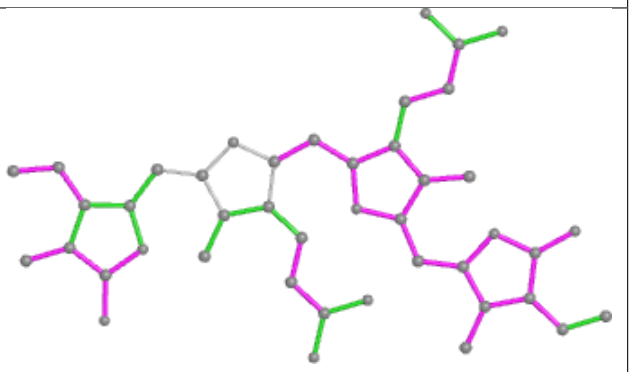

Bond angles

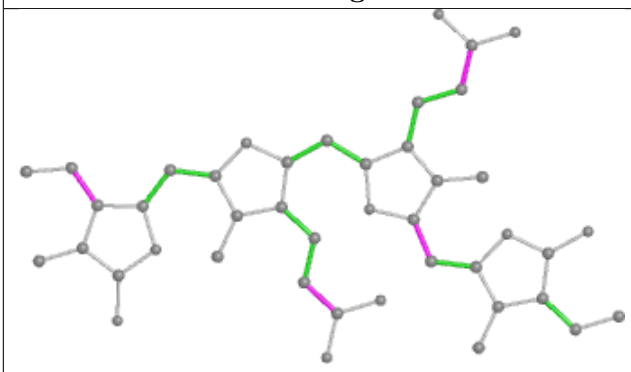

Torsions

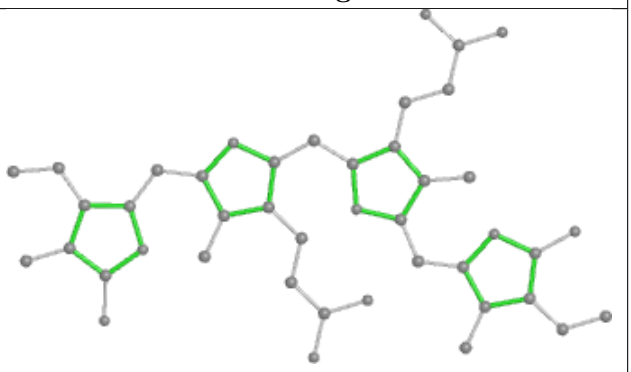

Rings

Ligand CLA bL 614

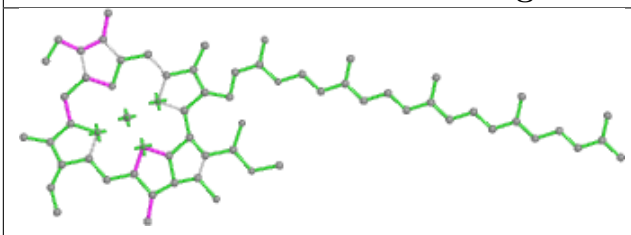

Bond lengths

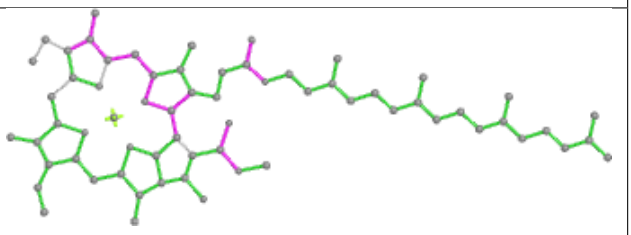

Bond angles

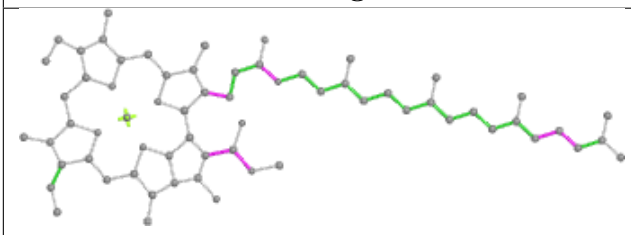

Torsions

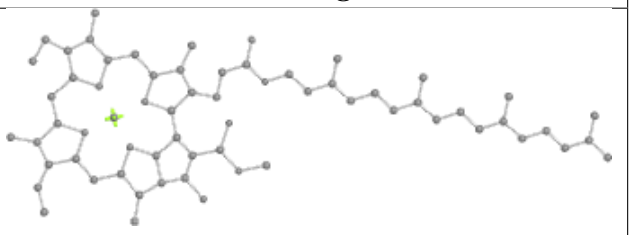

Rings

Ligand PEB H9 201

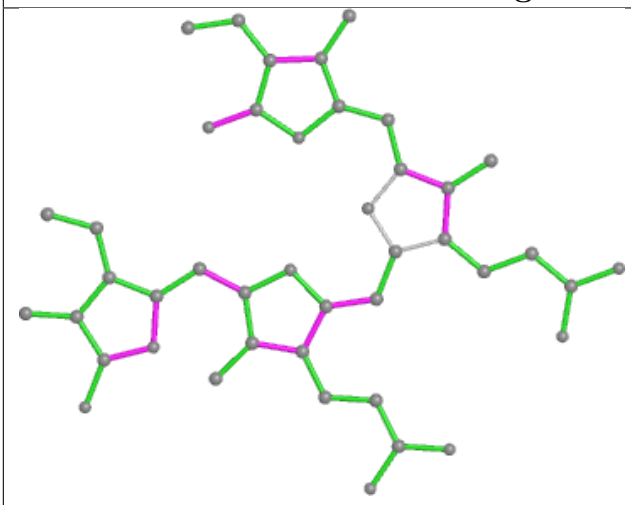

Bond lengths

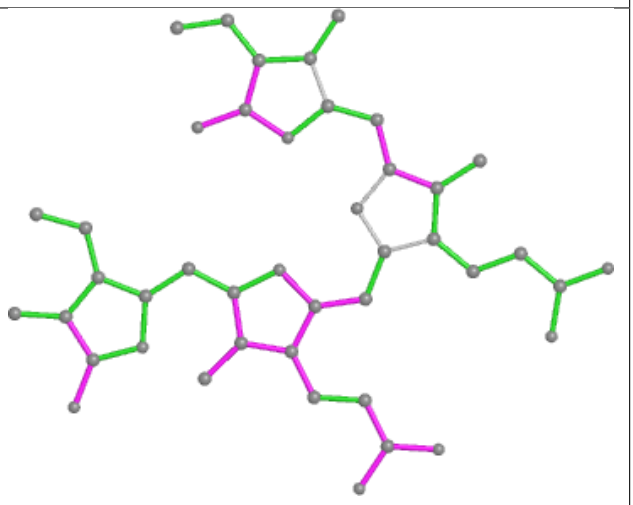

Bond angles

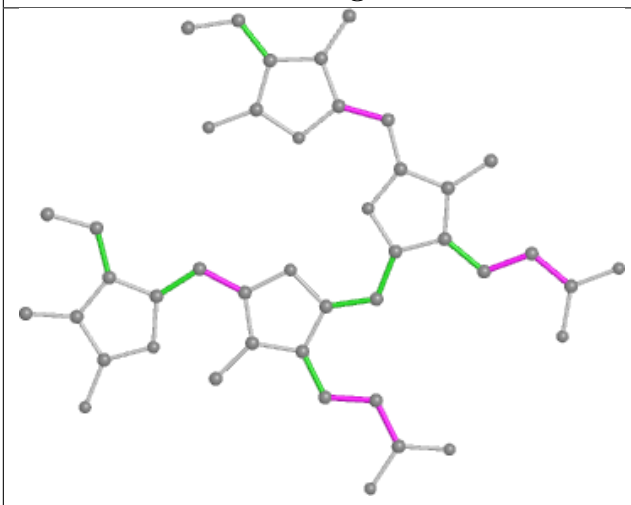

Torsions

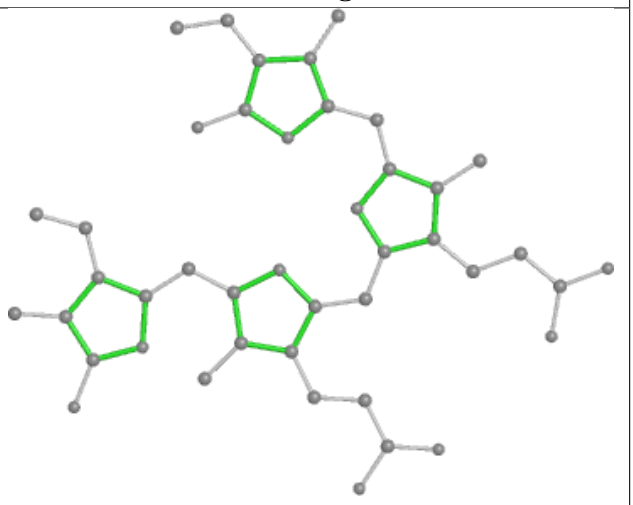

Rings

Ligand CLA AN 802

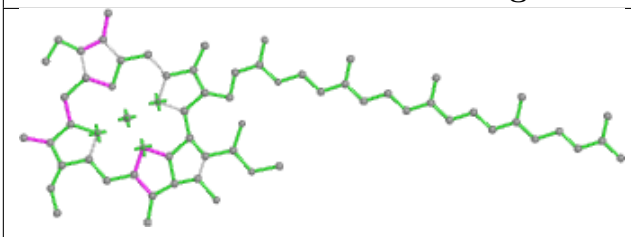

Bond lengths

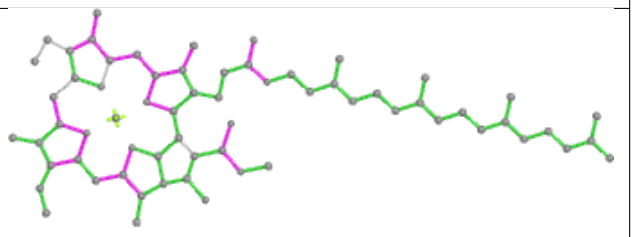

Bond angles

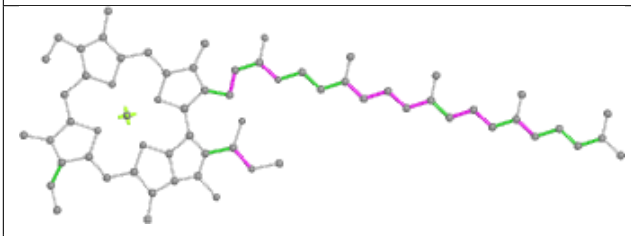

Torsions

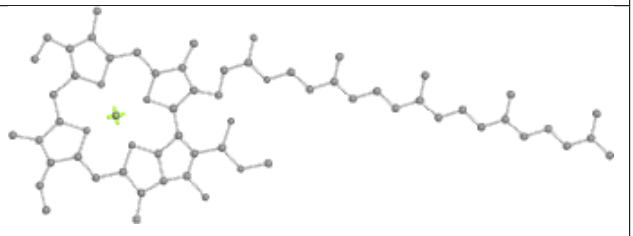

Rings

Ligand CLA A2 834

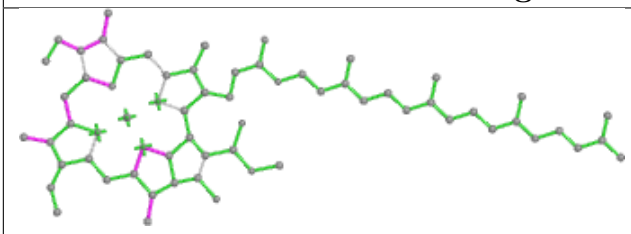

Bond lengths

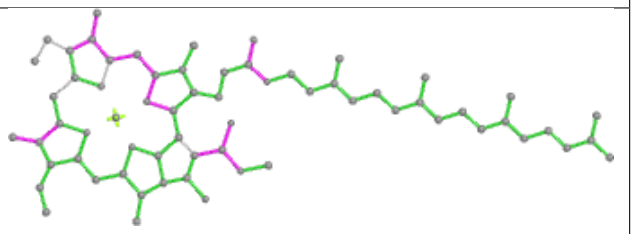

Bond angles

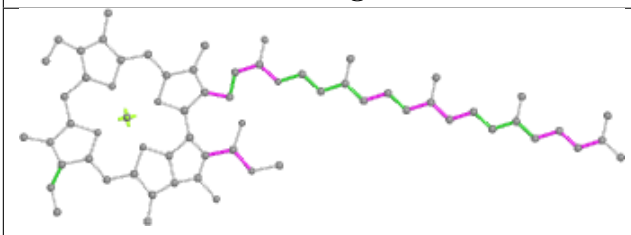

Torsions

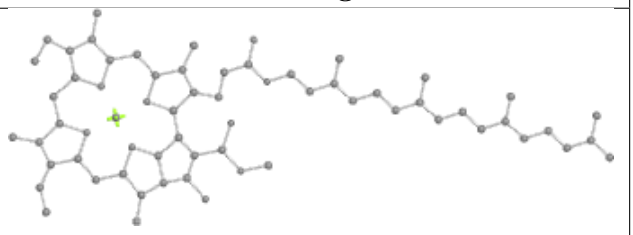

Rings

Ligand PEB oF 202

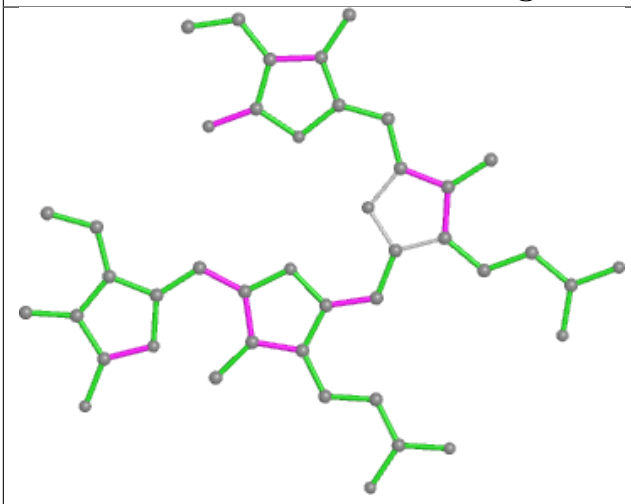

Bond lengths

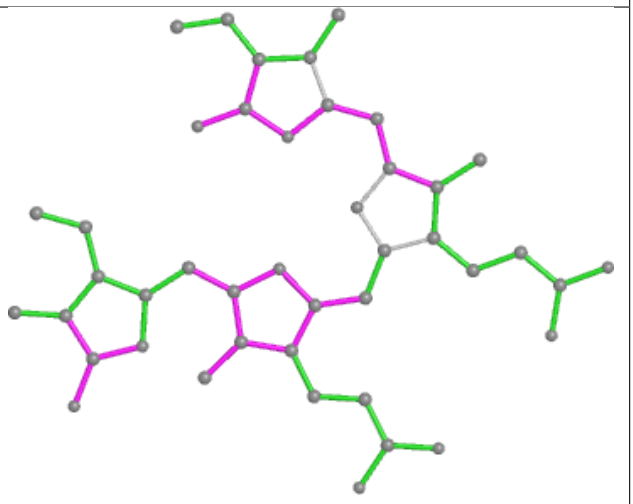

Bond angles

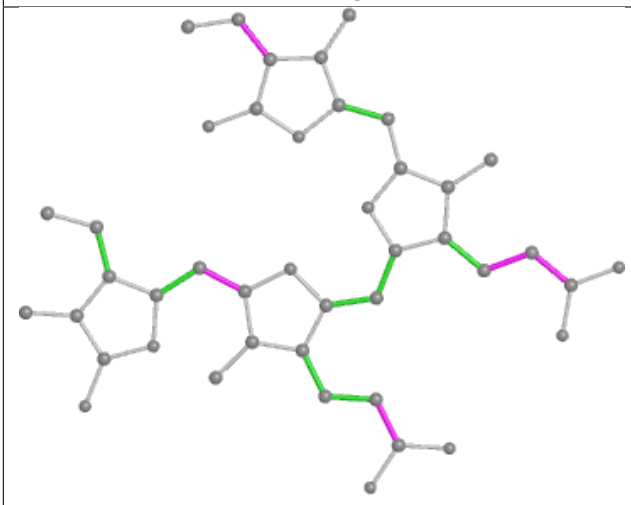

Torsions

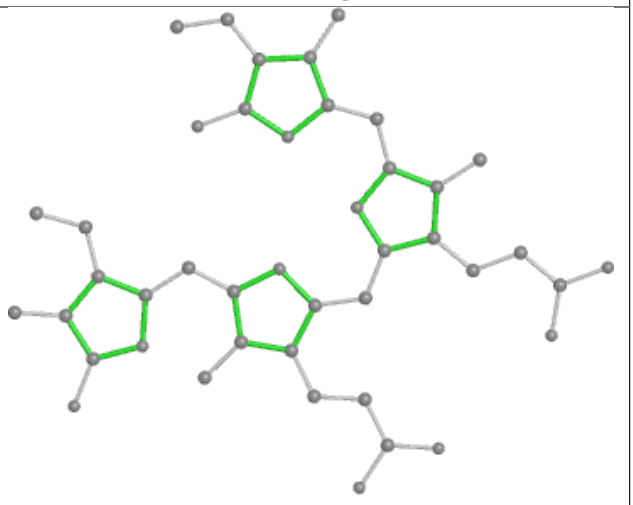

Rings

Ligand PEB lJ 201

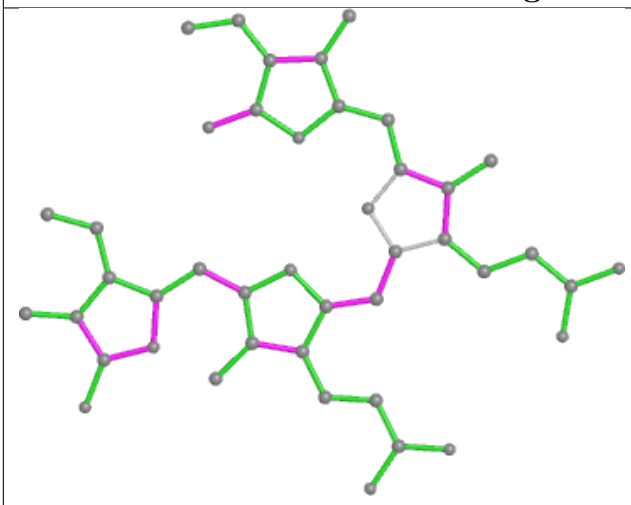

Bond lengths

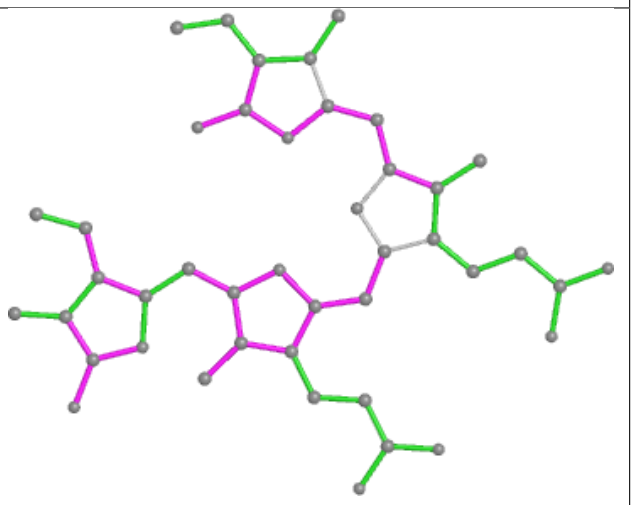

Bond angles

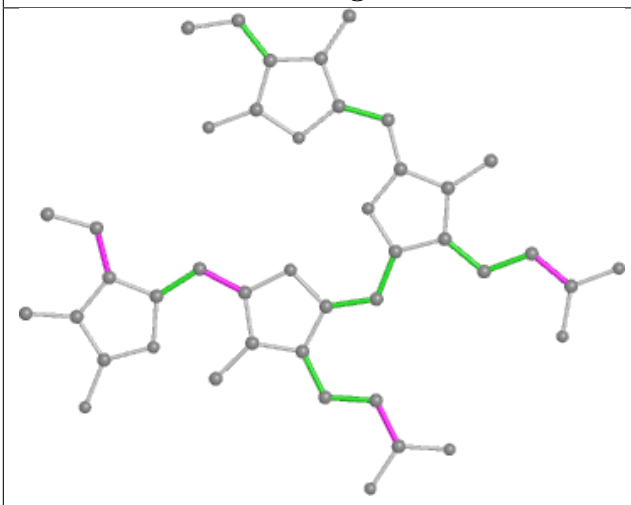

Torsions

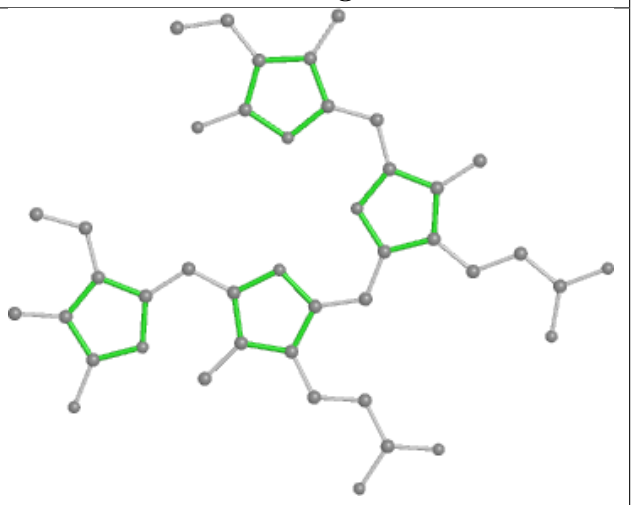

Rings

Ligand PEB Z5 304

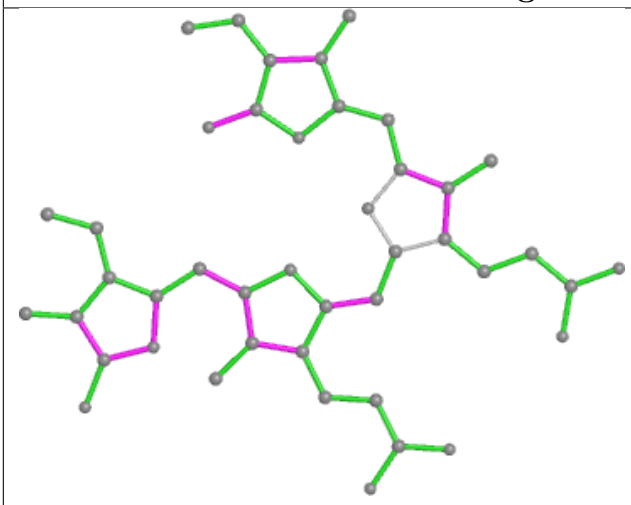

Bond lengths

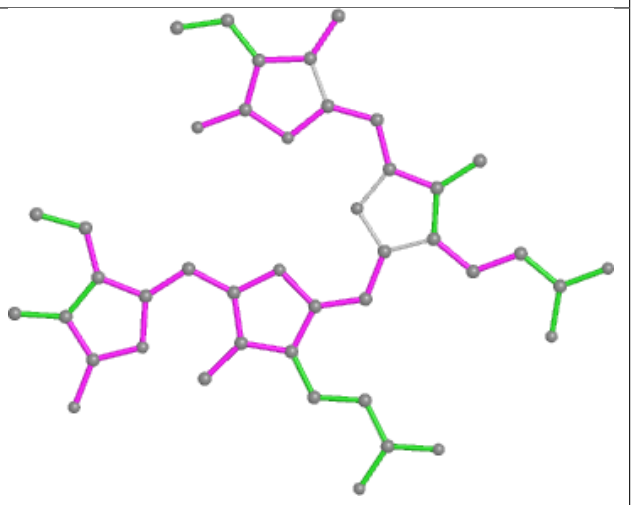

Bond angles

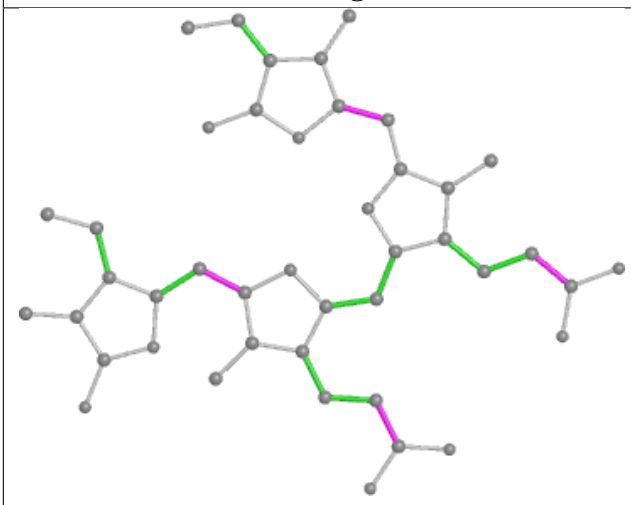

Torsions

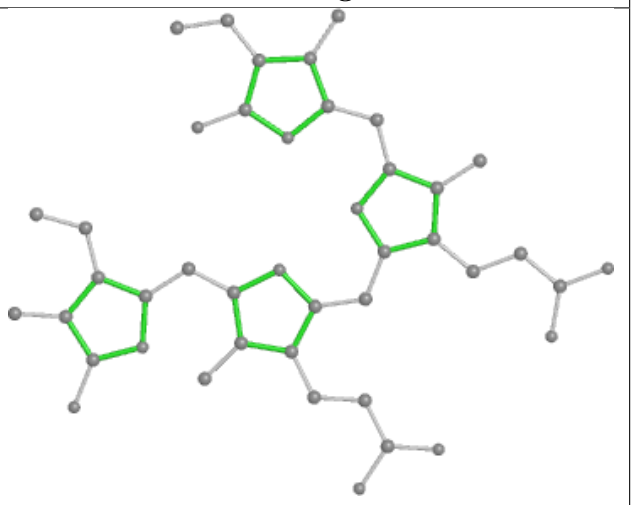

Rings

Ligand CLA B2 834

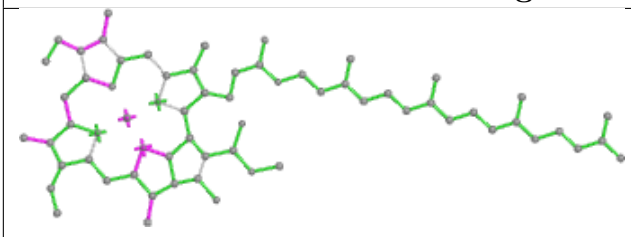

Bond lengths

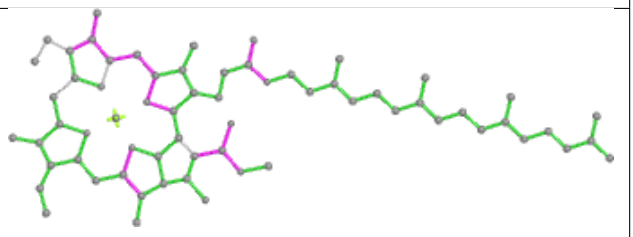

Bond angles

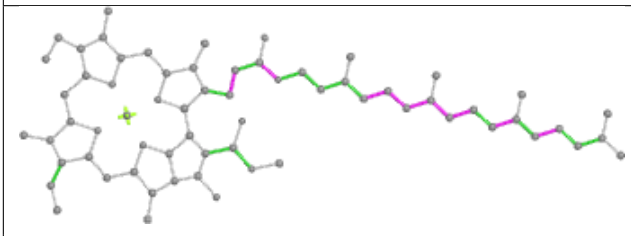

Torsions

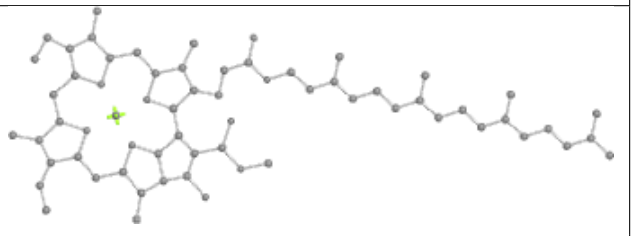

Rings

Ligand CYC K1 1001

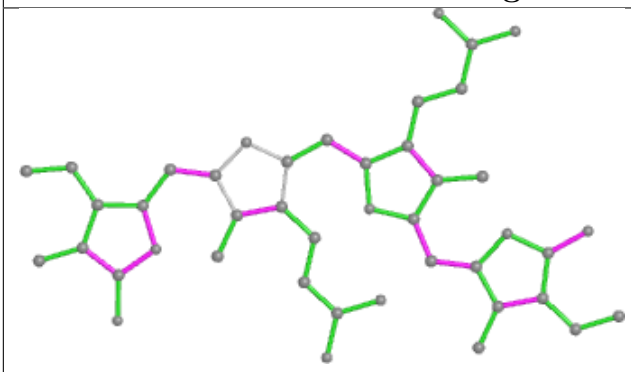

Bond lengths

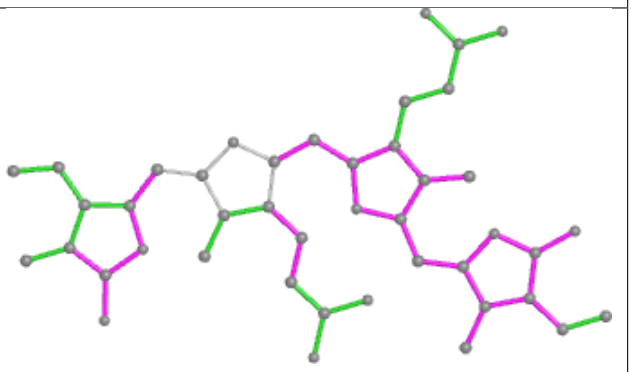

Bond angles

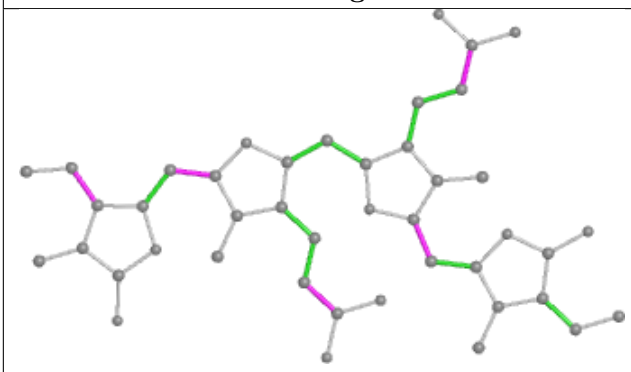

Torsions

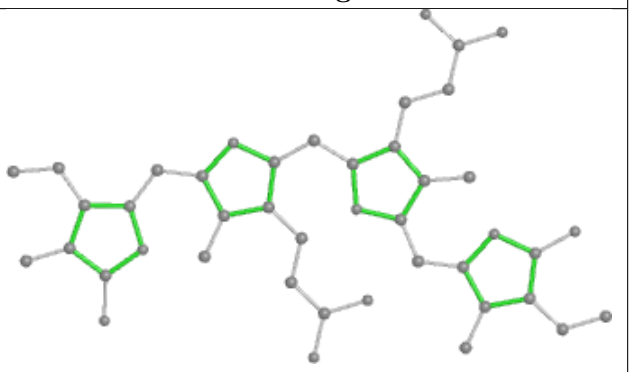

Rings

Ligand PEB dE 201

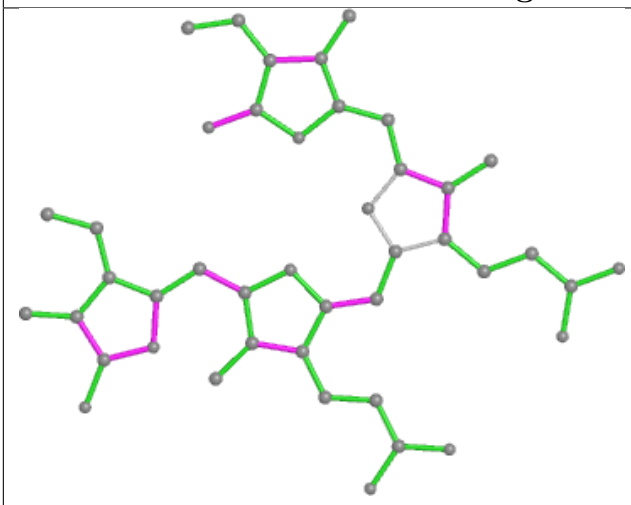

Bond lengths

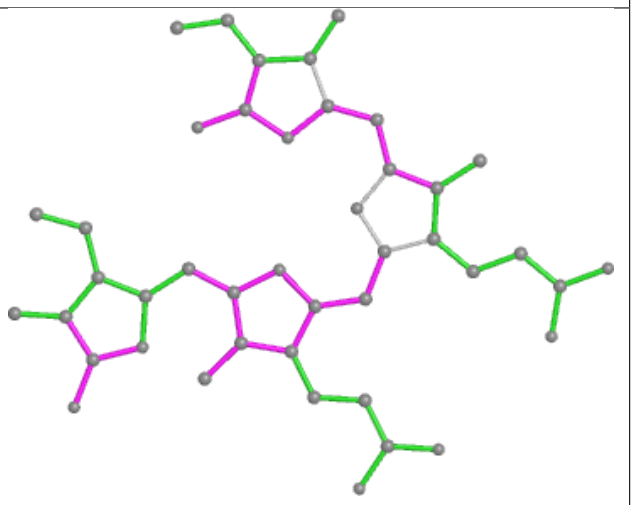

Bond angles

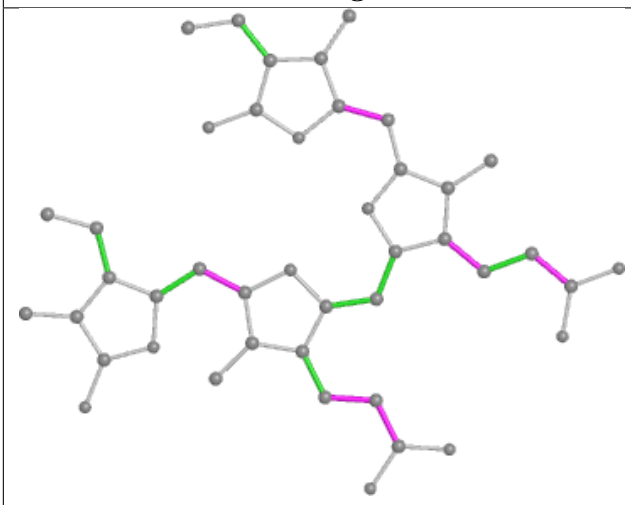

Torsions

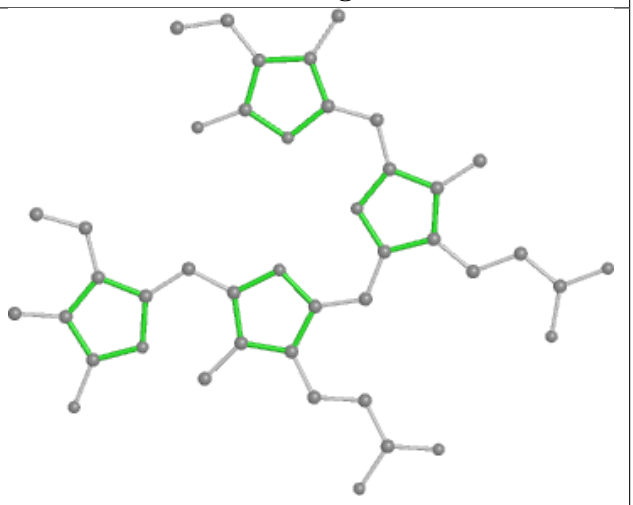

Rings

Ligand PEB iJ 202

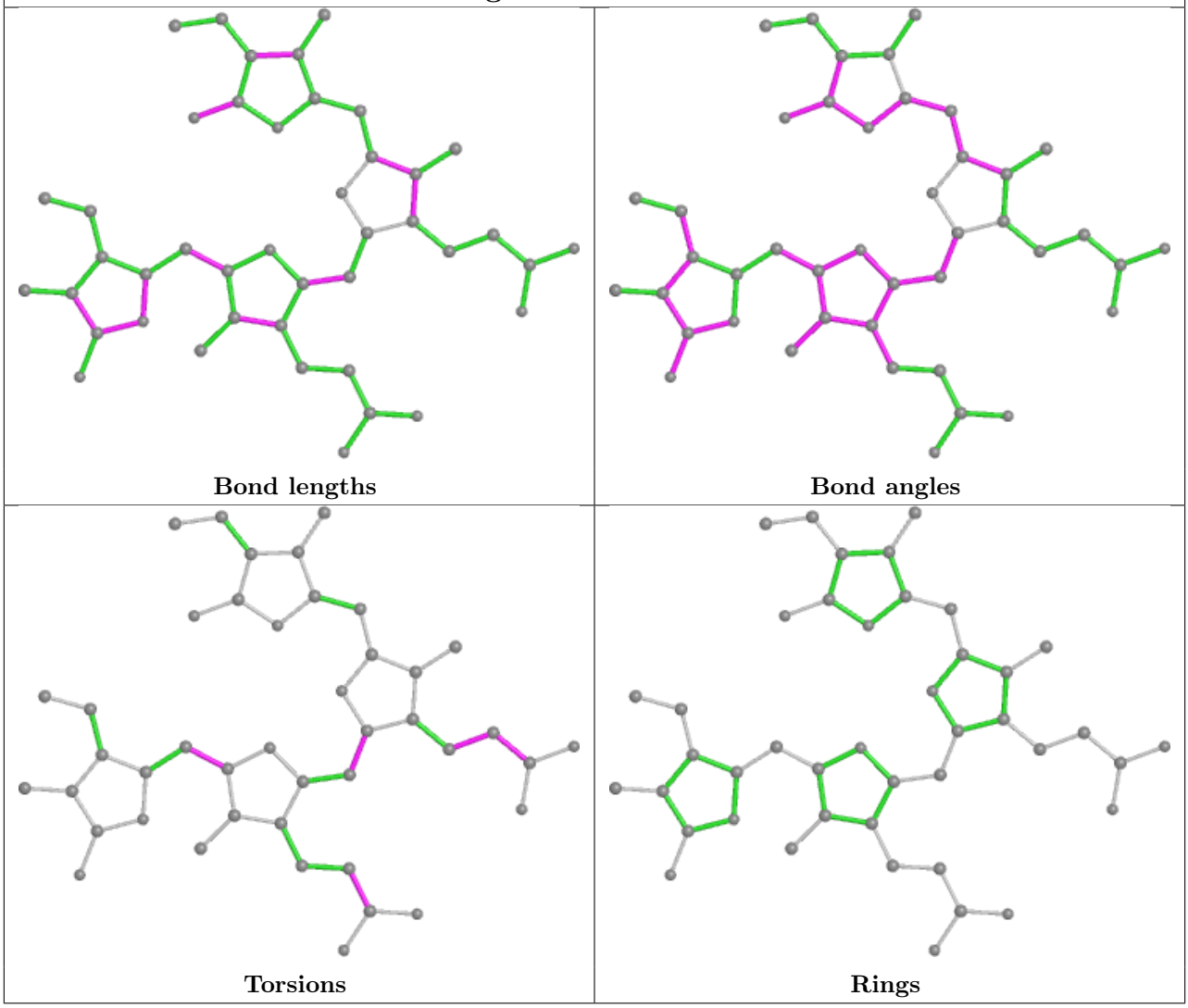

Ligand CLA aL 606

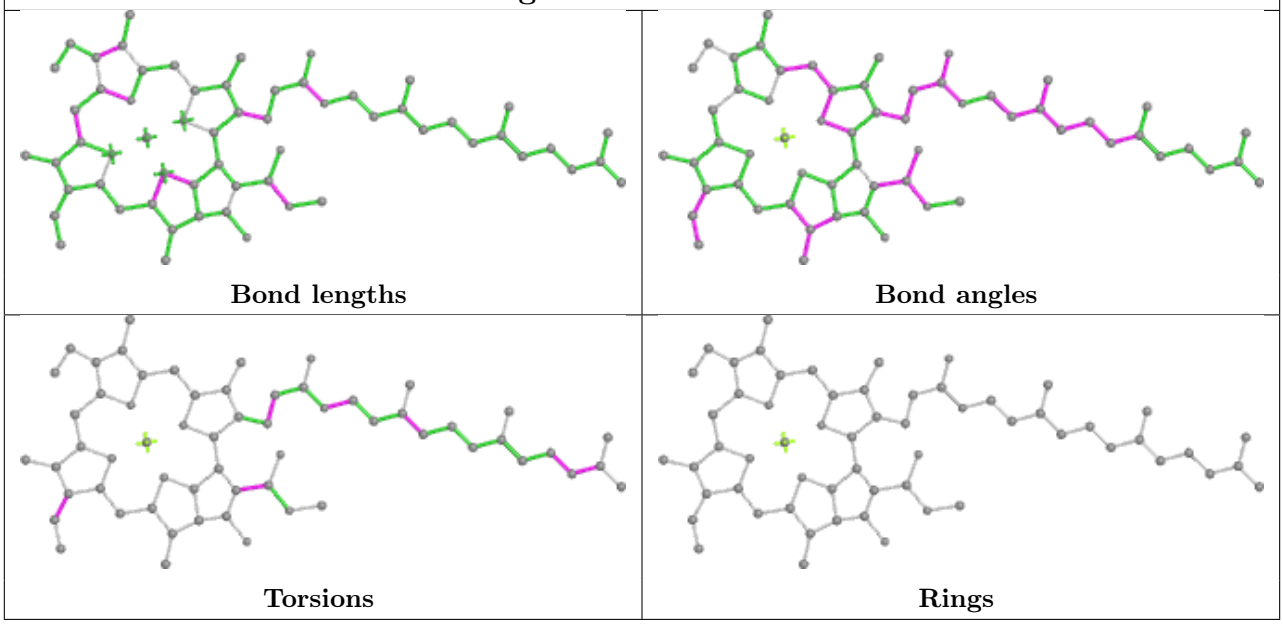

Ligand PEB fG 201

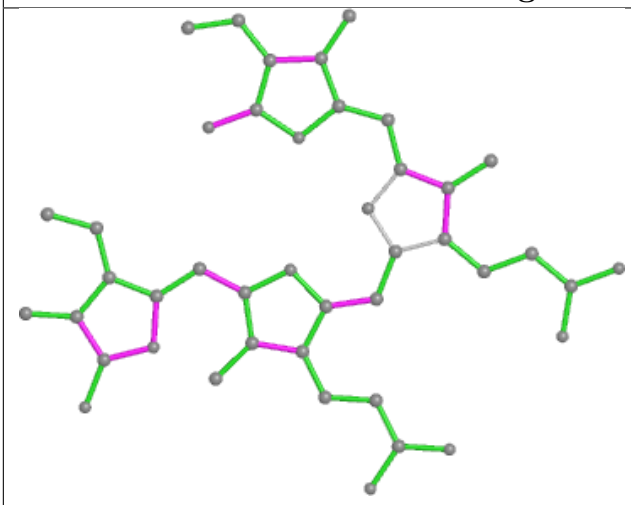

Bond lengths

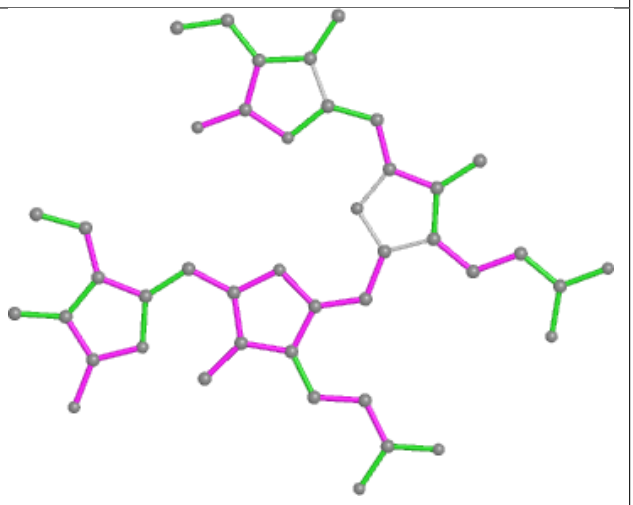

Bond angles

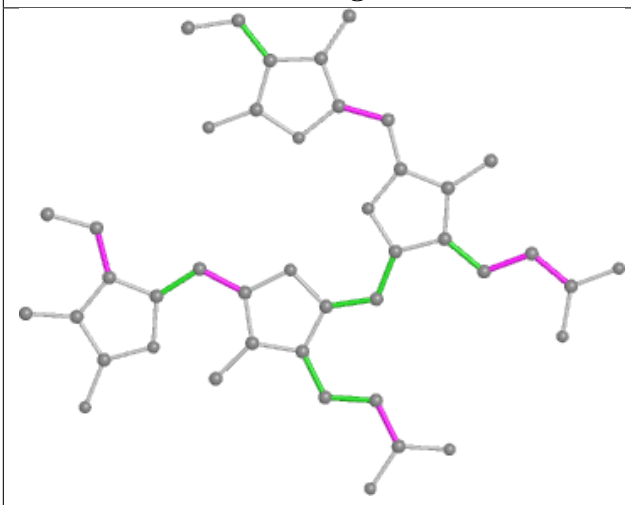

Torsions

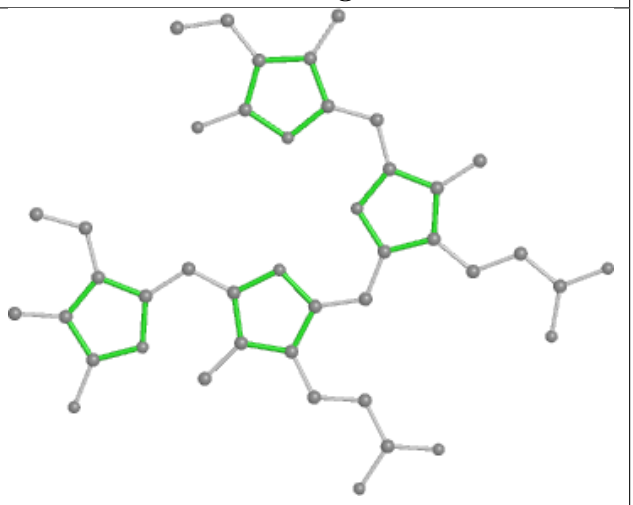

Rings

Ligand PUB AO 303

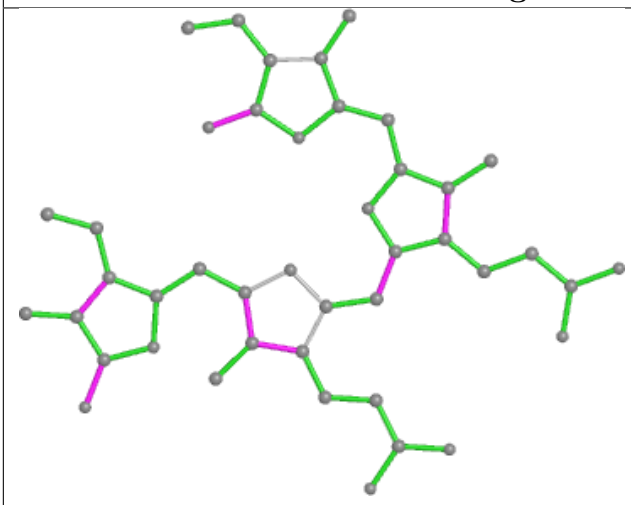

Bond lengths

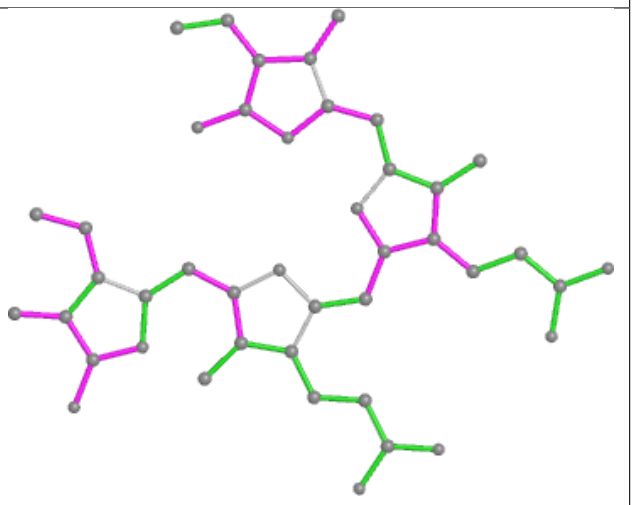

Bond angles

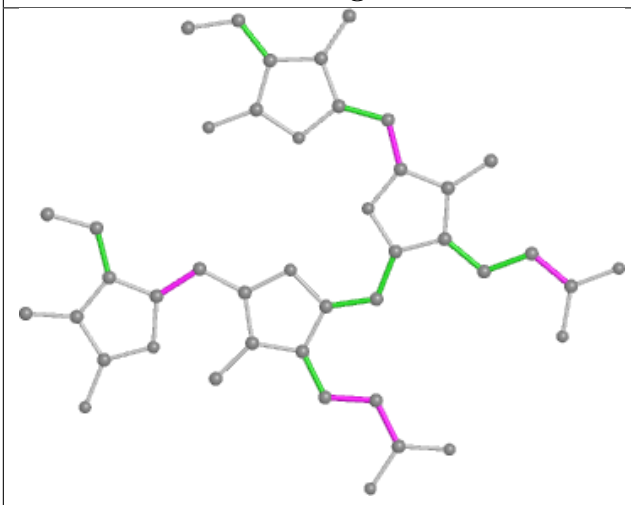

Torsions

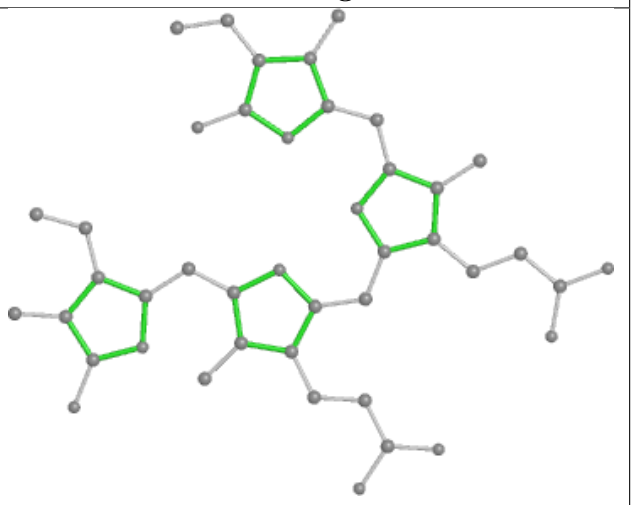

Rings

Ligand CLA B2 833

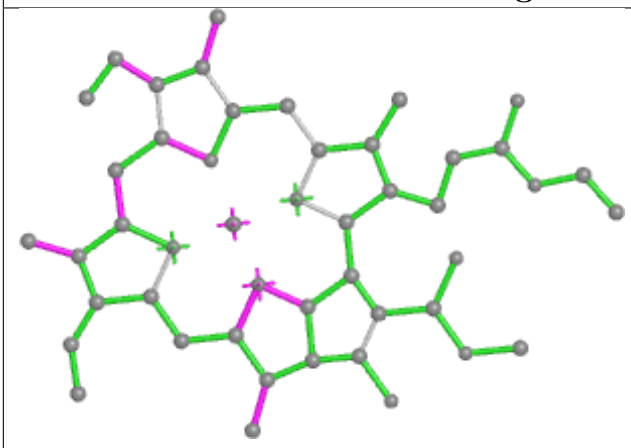

Bond lengths

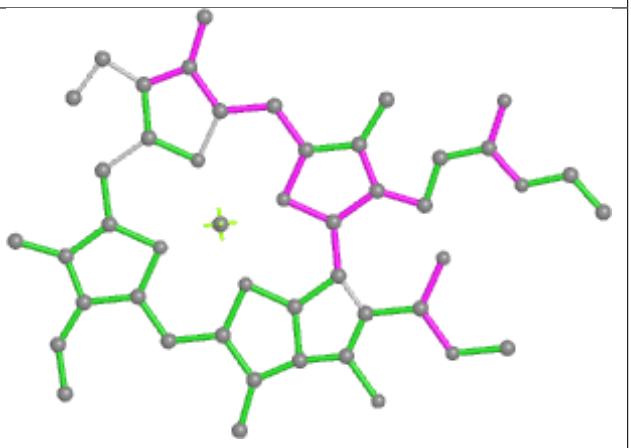

Bond angles

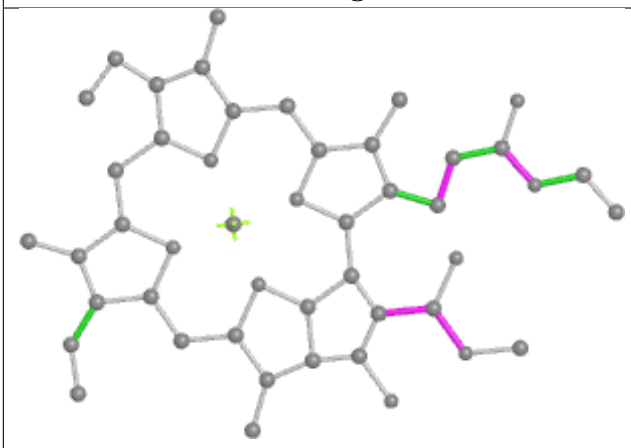

Torsions

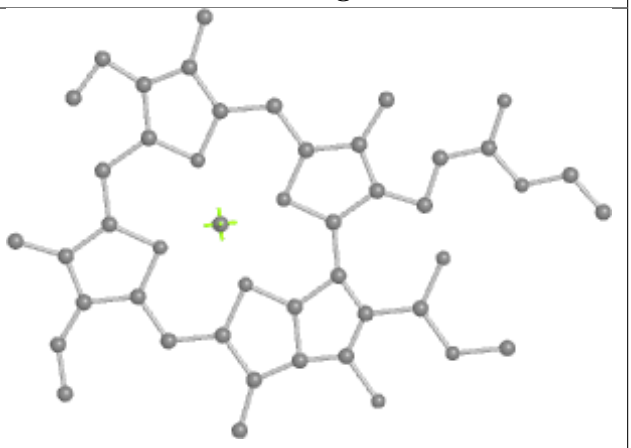

Rings

Ligand PEB UG 202

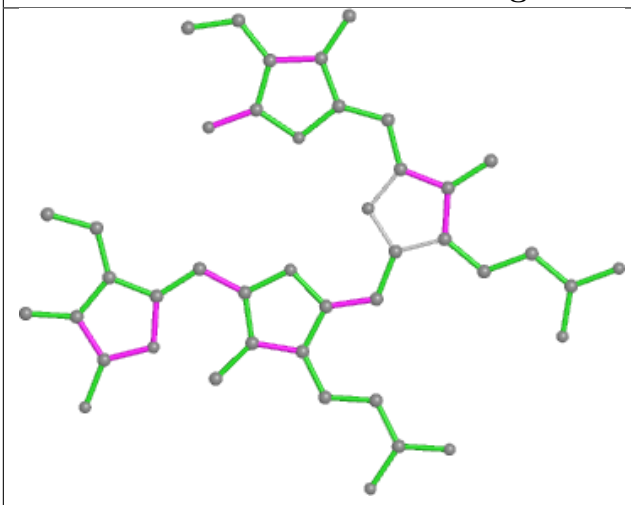

Bond lengths

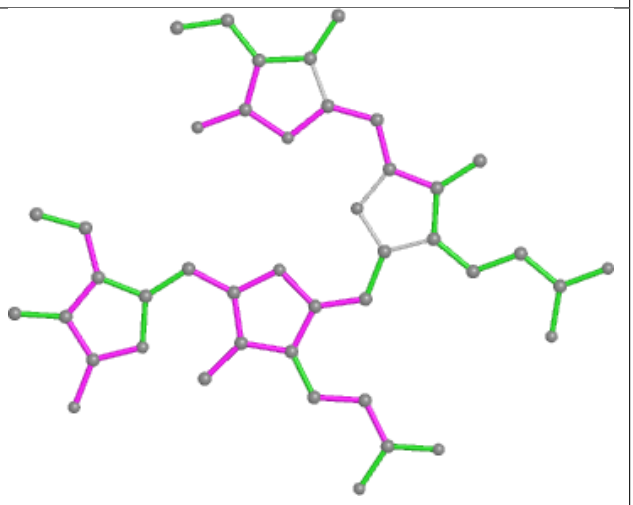

Bond angles

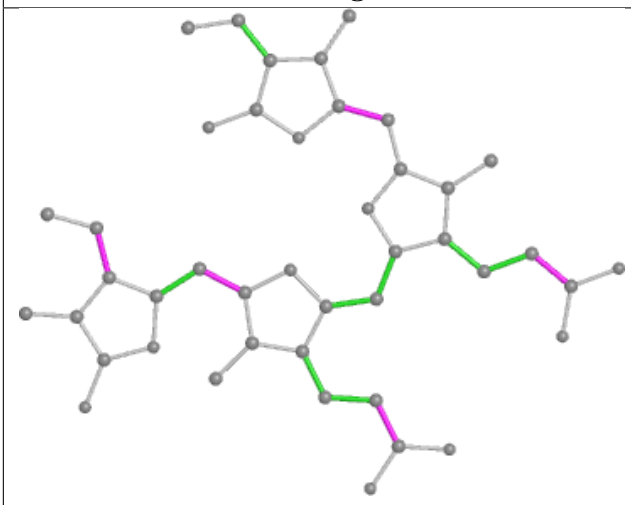

Torsions

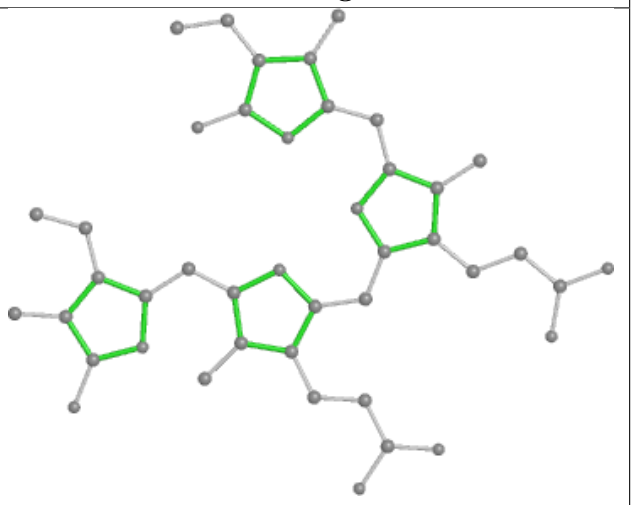

Rings

Ligand PEB kG 201

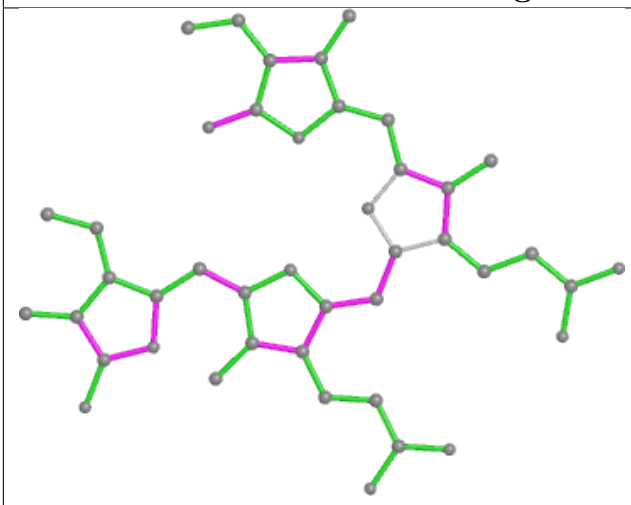

Bond lengths

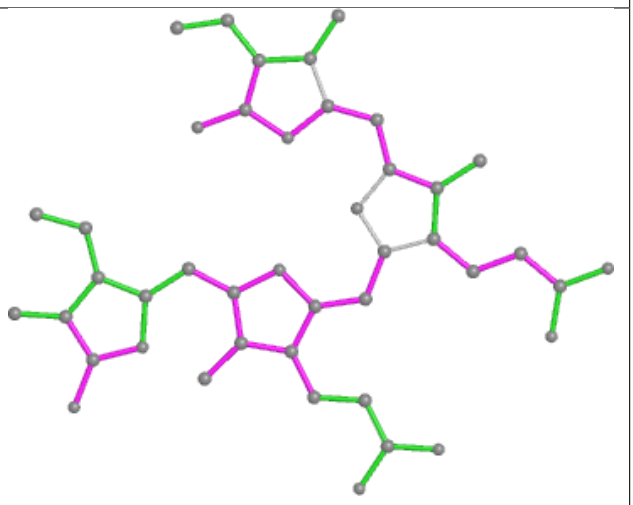

Bond angles

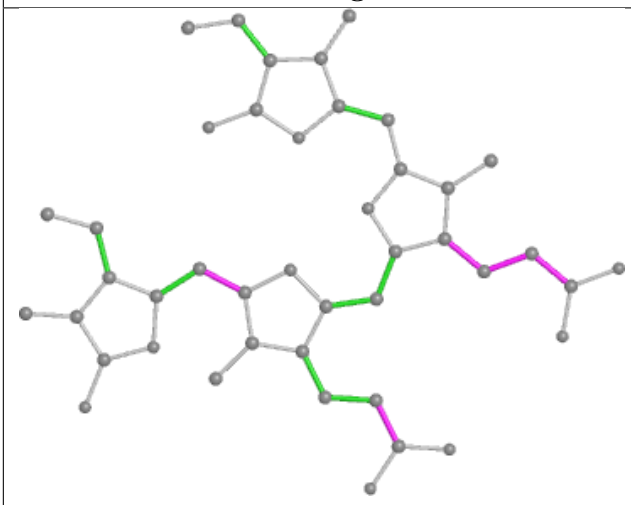

Torsions

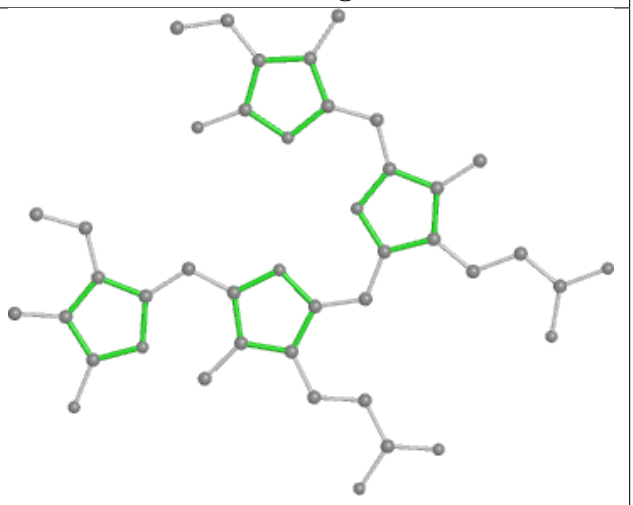

Rings

Ligand PEB H7 203

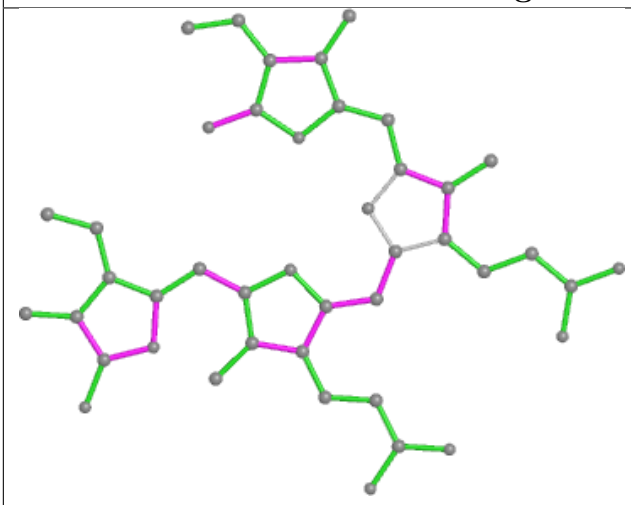

Bond lengths

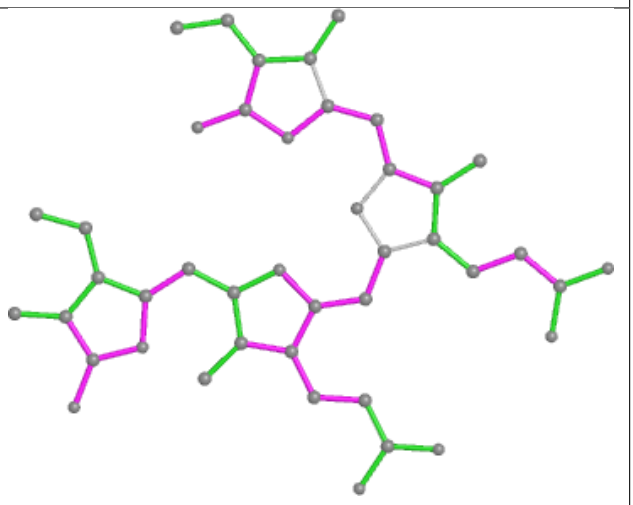

Bond angles

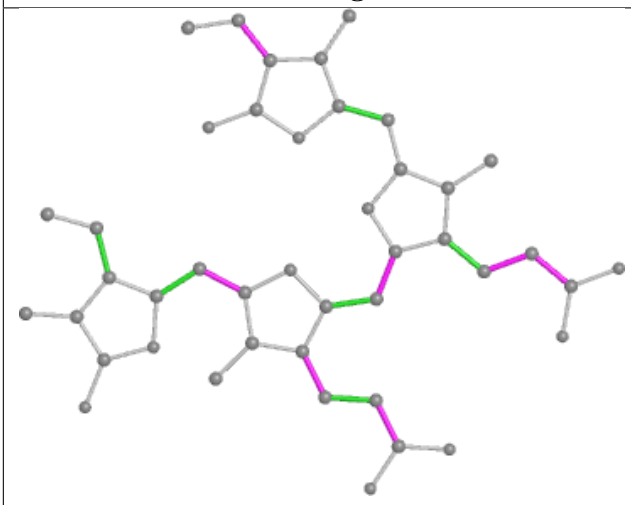

Torsions

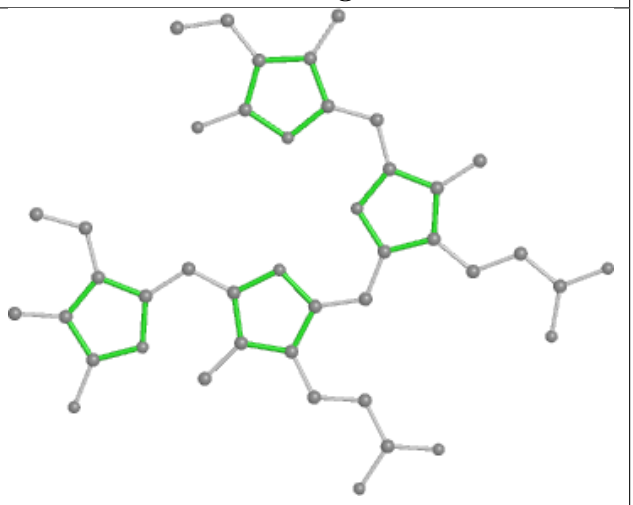

Rings

Ligand PEB EQ 201

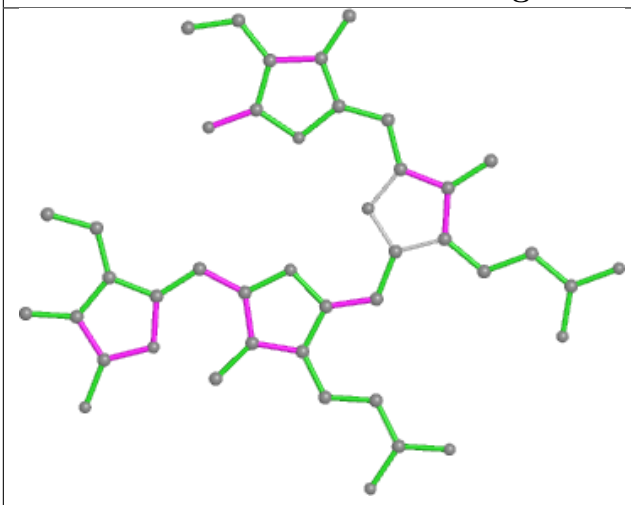

Bond lengths

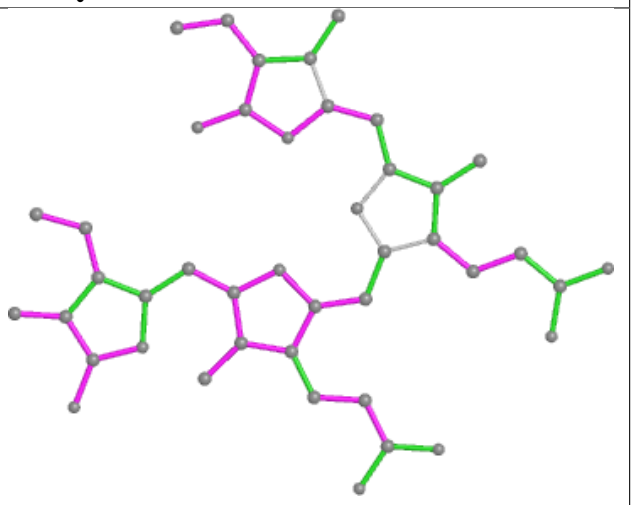

Bond angles

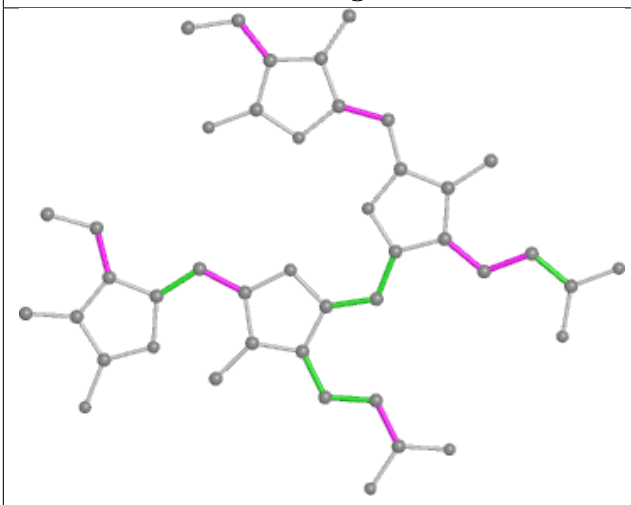

Torsions

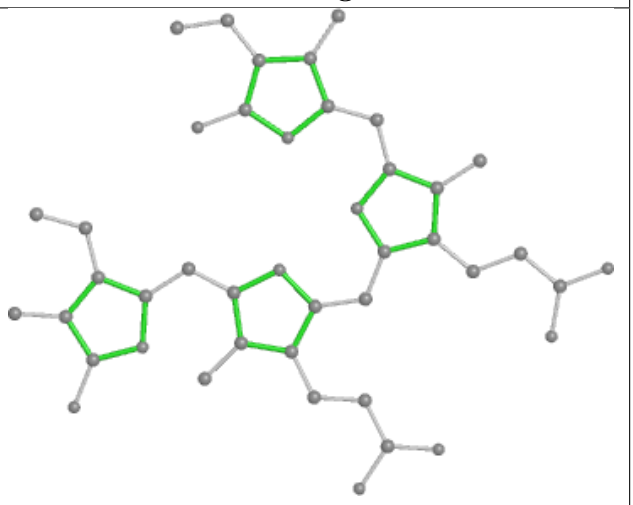

Rings

Ligand PEB YH 202

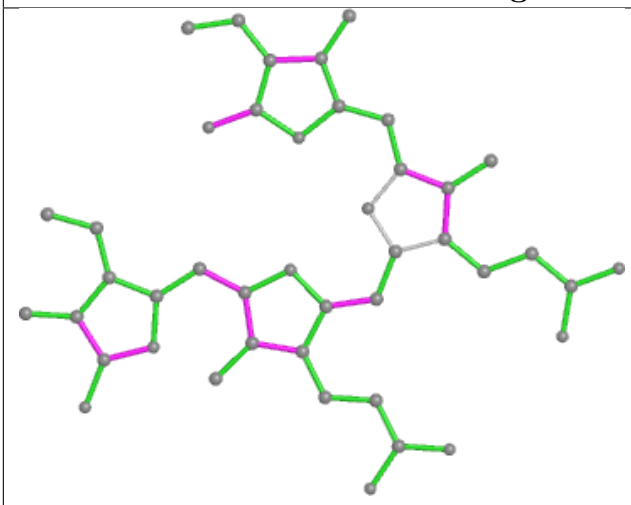

Bond lengths

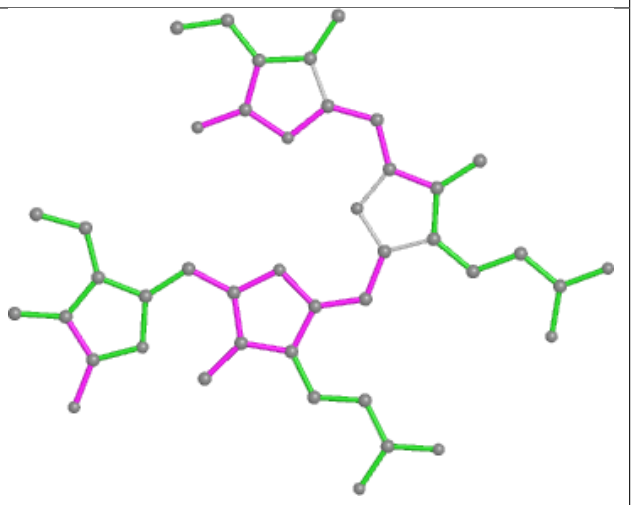

Bond angles

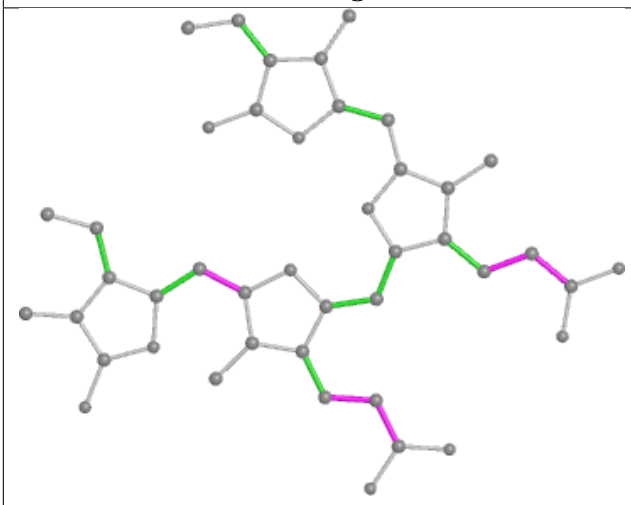

Torsions

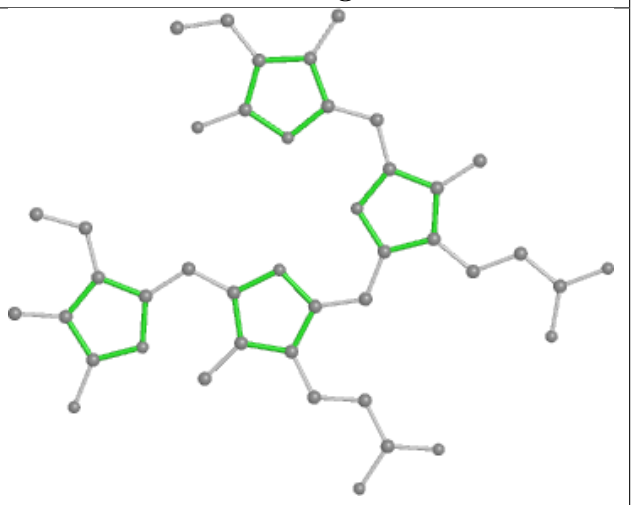

Rings

Ligand BCR AN 846

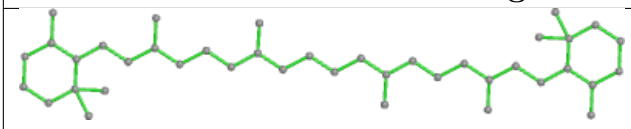

Bond lengths

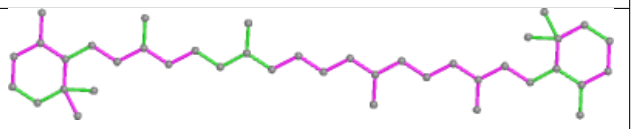

Bond angles

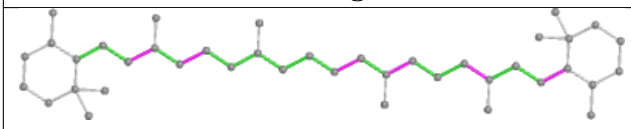

Torsions

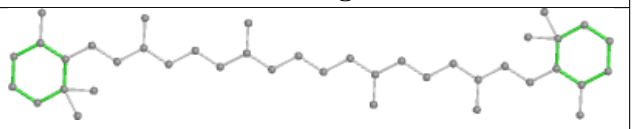

Rings

Ligand PEB OP 202

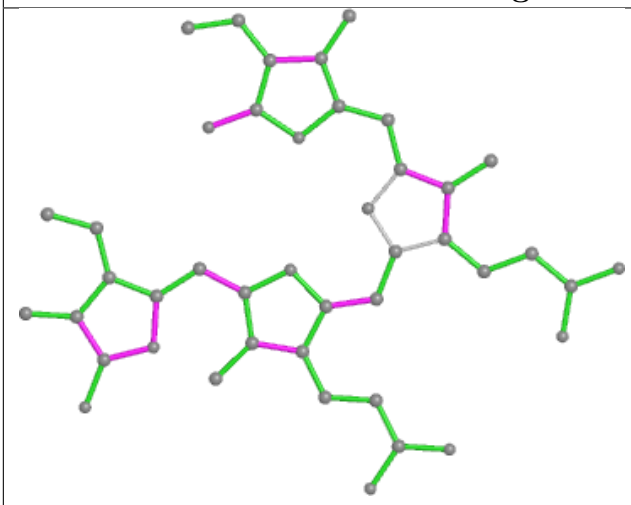

Bond lengths

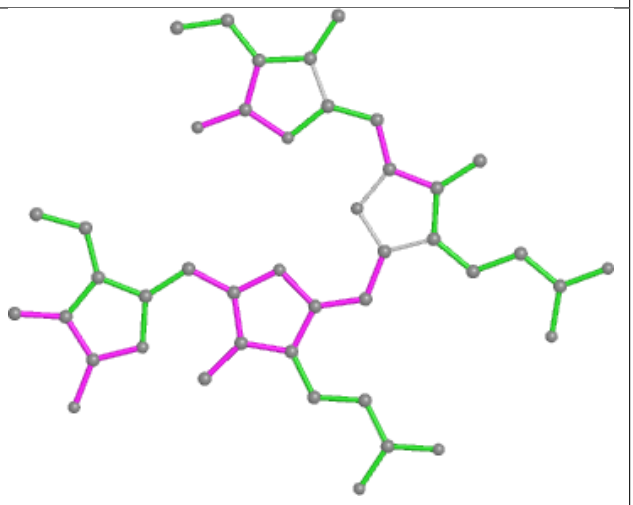

Bond angles

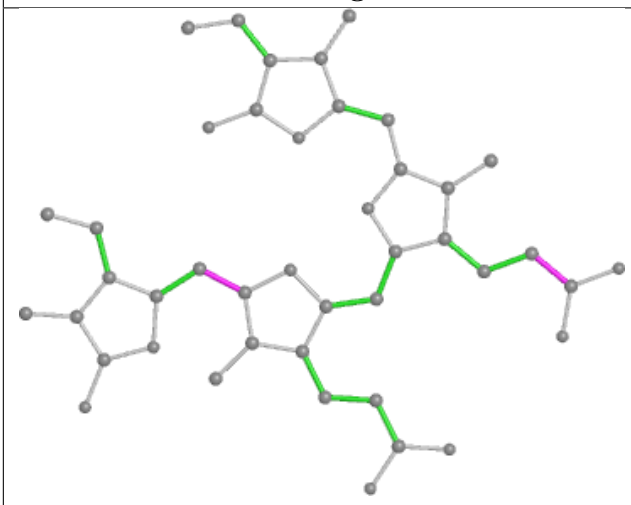

Torsions

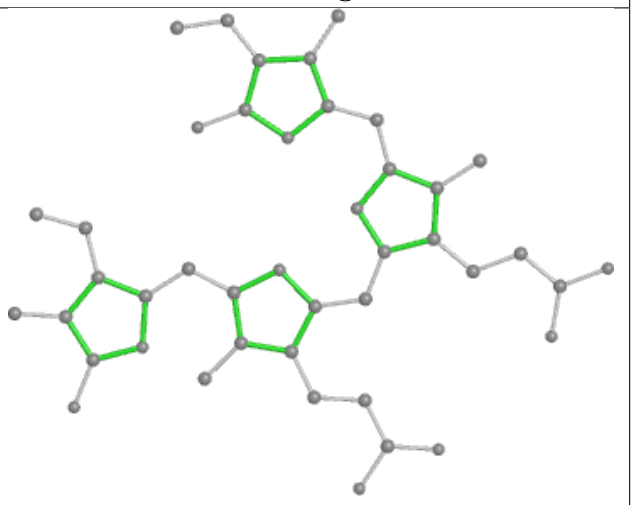

Rings

Ligand PEB u8 202

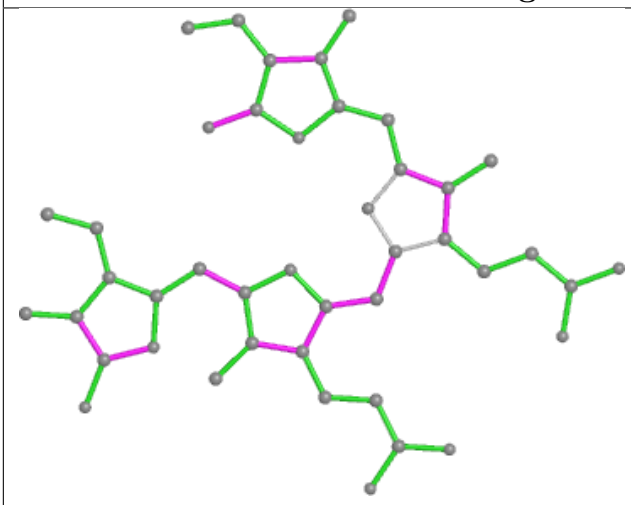

Bond lengths

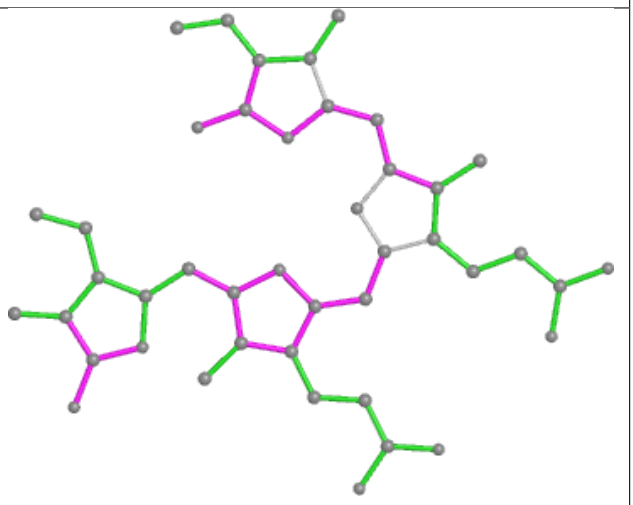

Bond angles

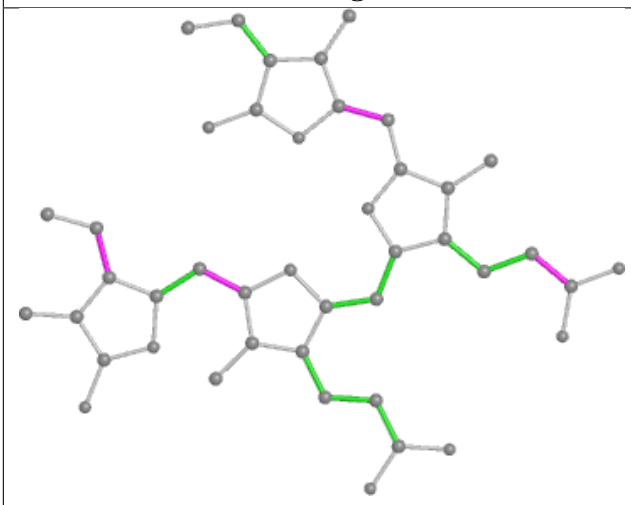

Torsions

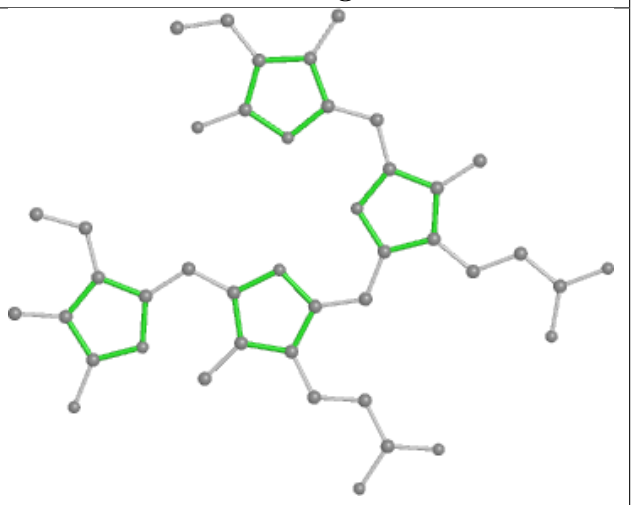

Rings

Ligand PEB TQ 201

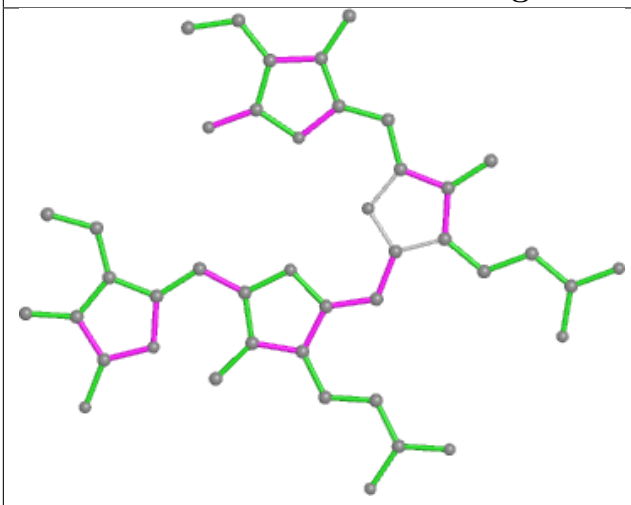

Bond lengths

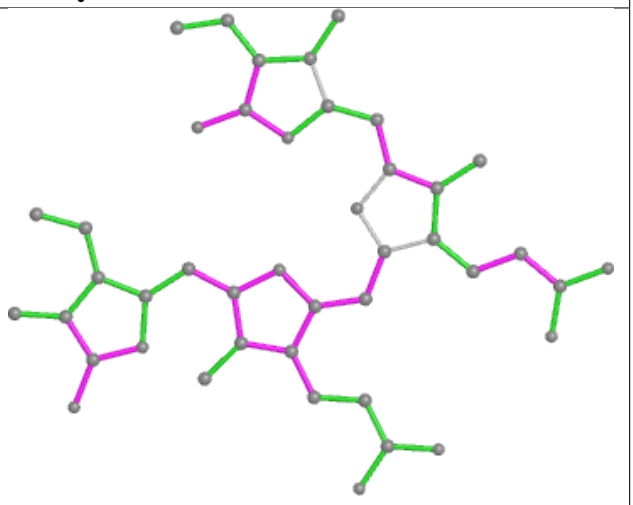

Bond angles

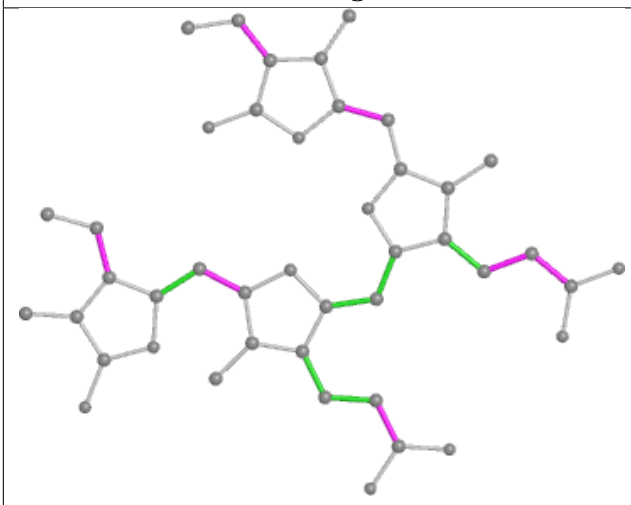

Torsions

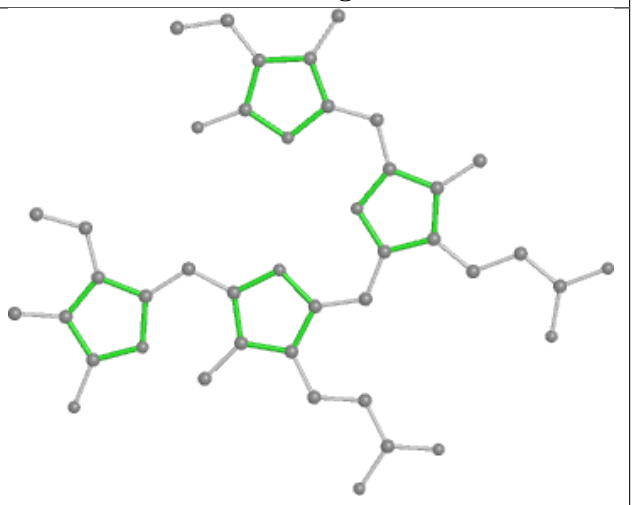

Rings

Ligand PEB cH 201

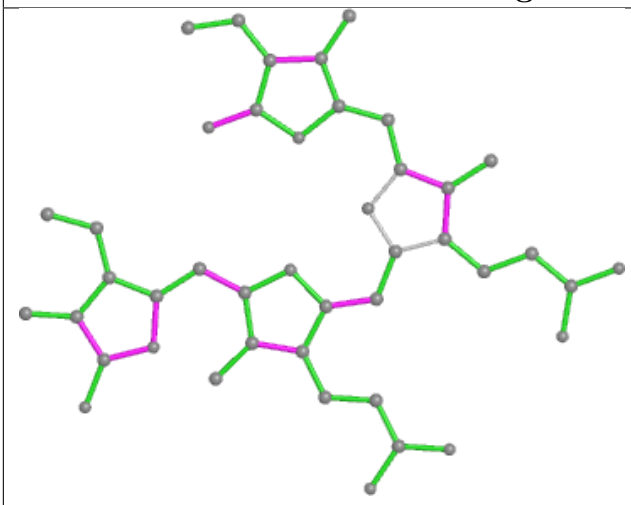

Bond lengths

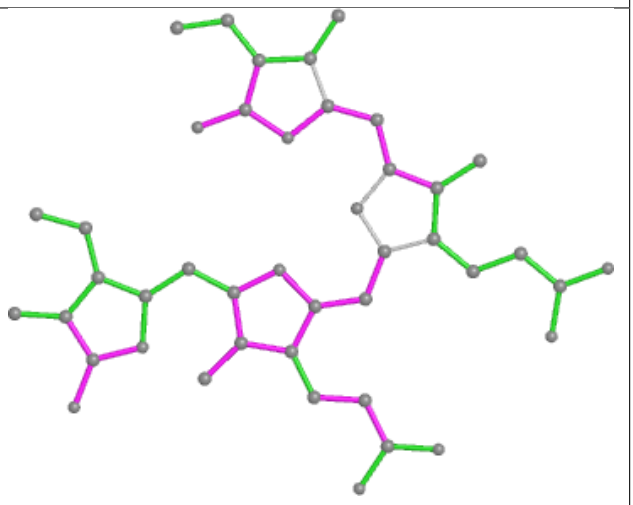

Bond angles

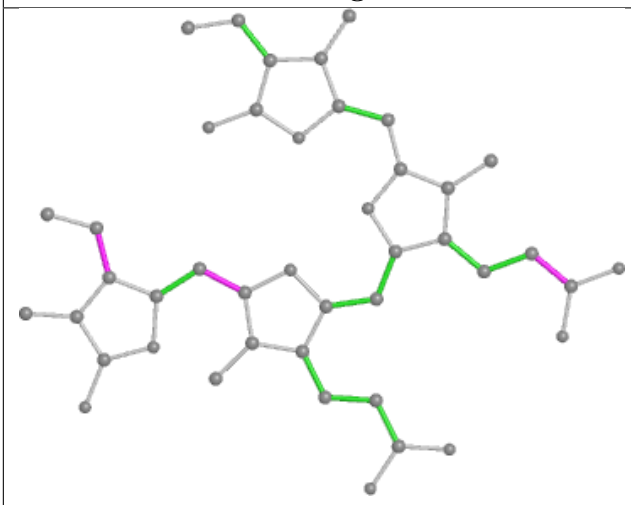

Torsions

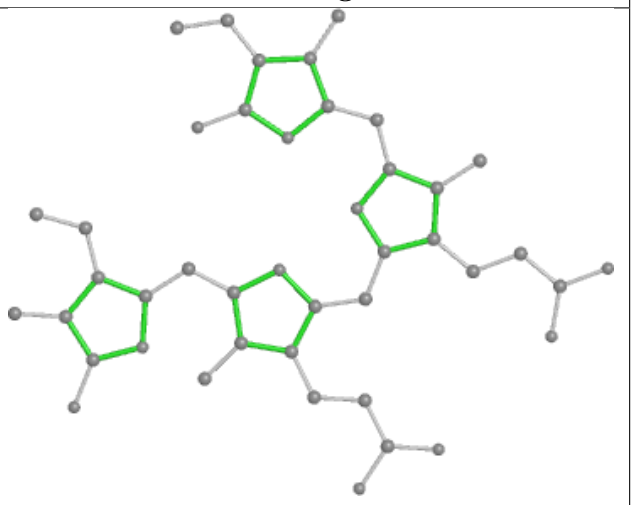

Rings

Ligand PEB SB 202

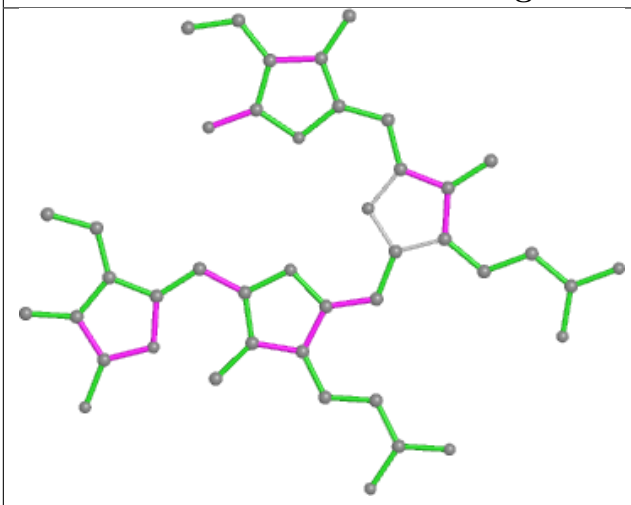

Bond lengths

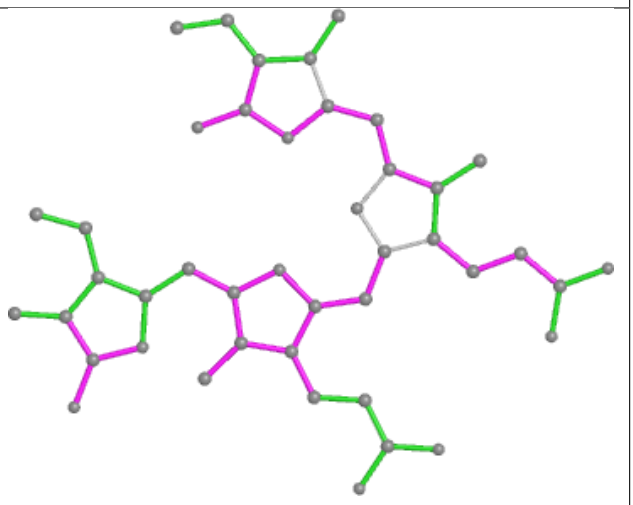

Bond angles

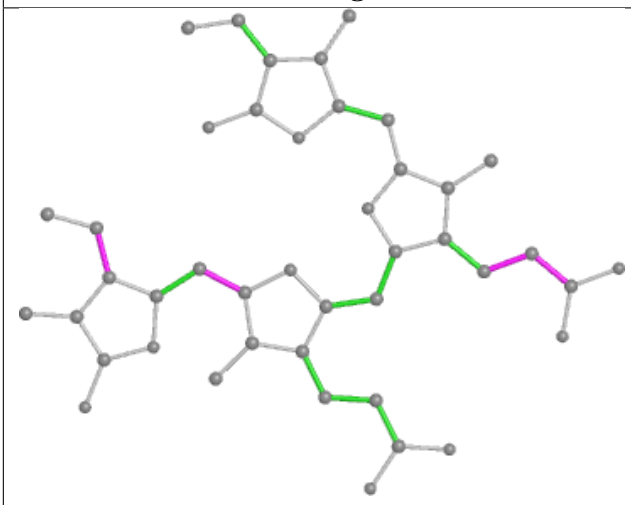

Torsions

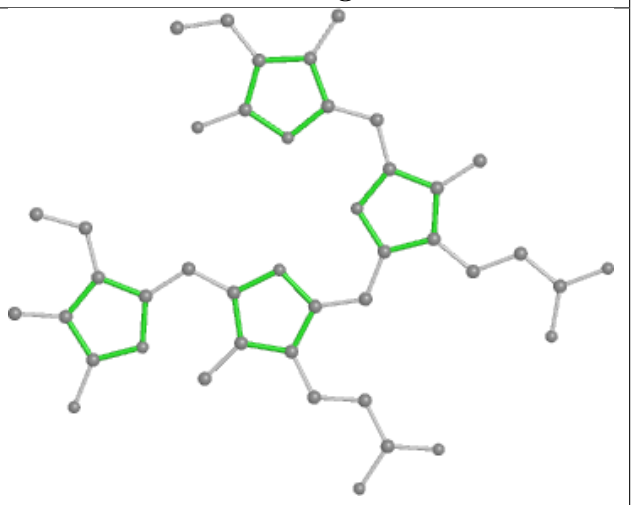

Rings

Ligand PEB D7 203

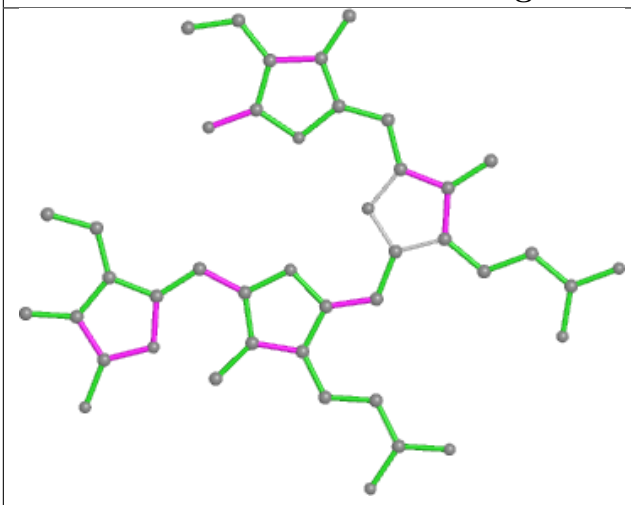

Bond lengths

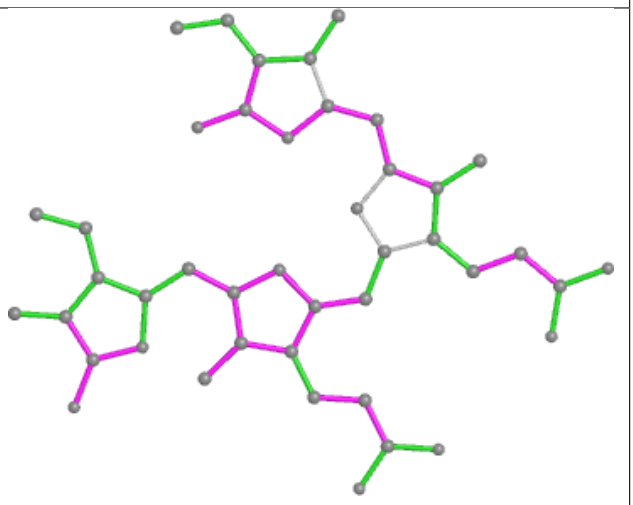

Bond angles

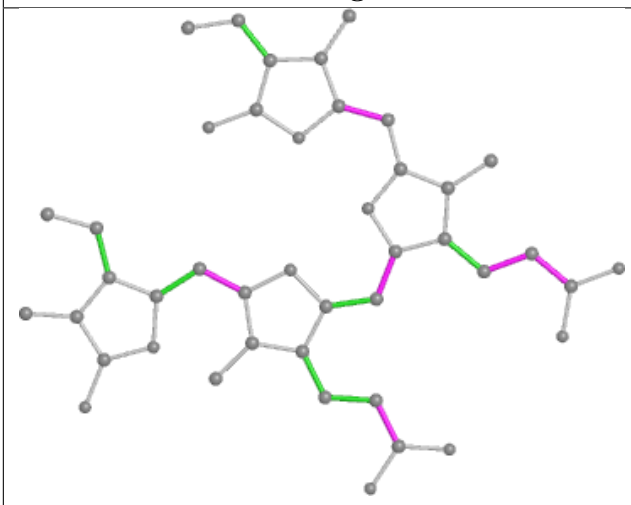

Torsions

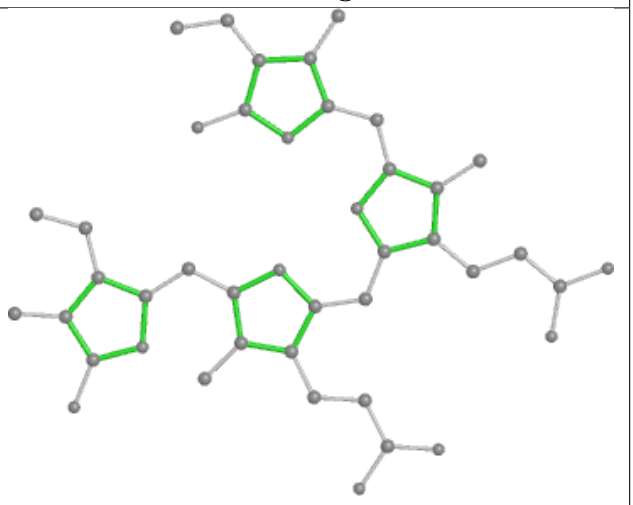

Rings

Ligand CYC C3 1001

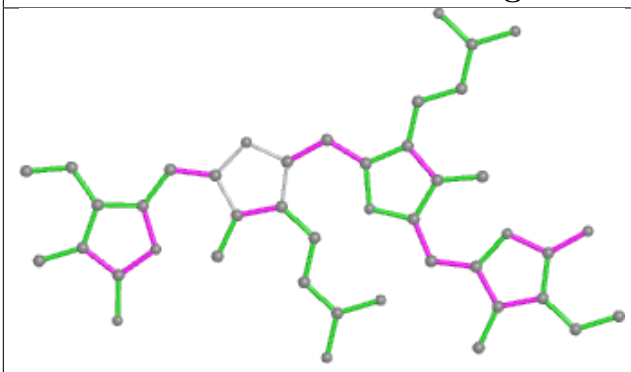

Bond lengths

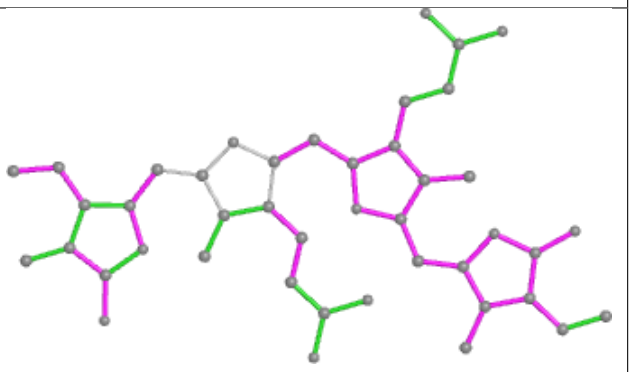

Bond angles

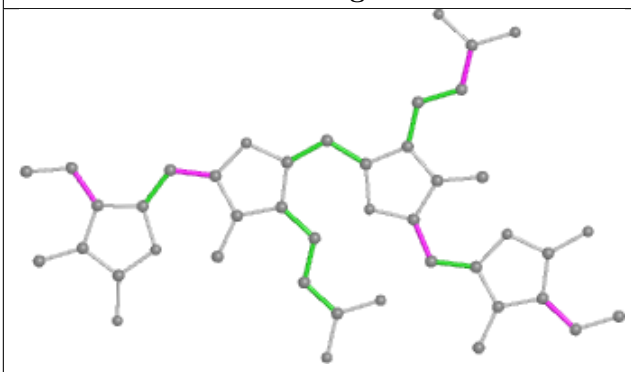

Torsions

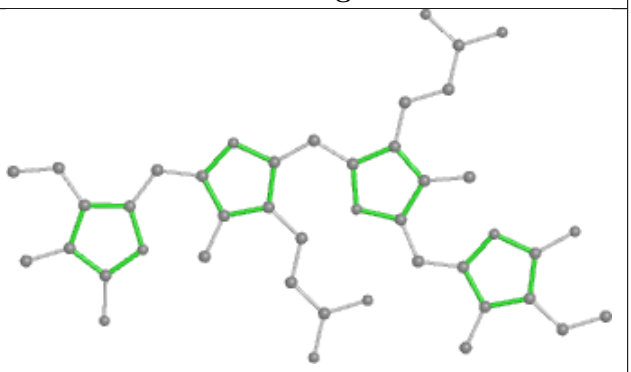

Rings

Ligand PEB fM 203

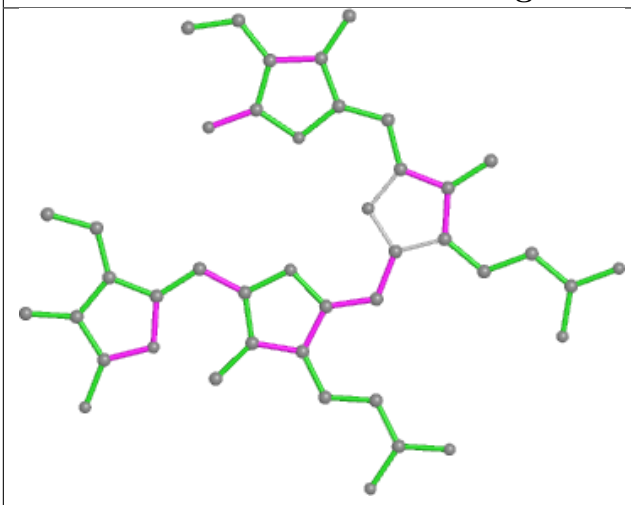

Bond lengths

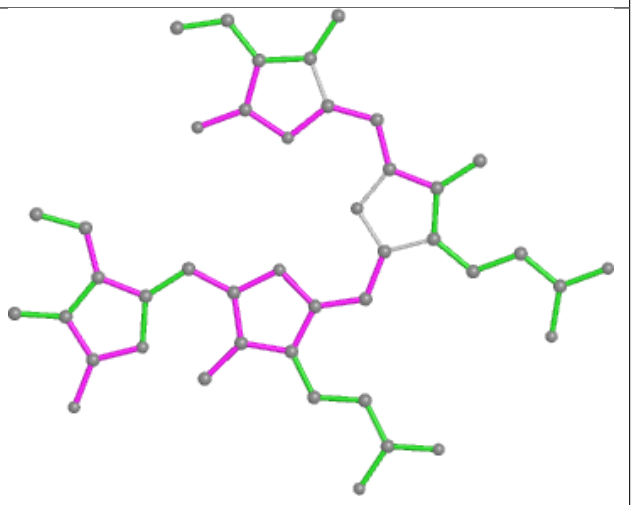

Bond angles

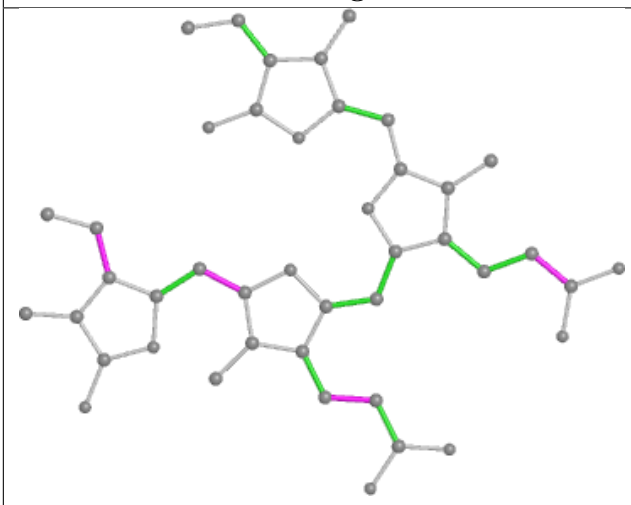

Torsions

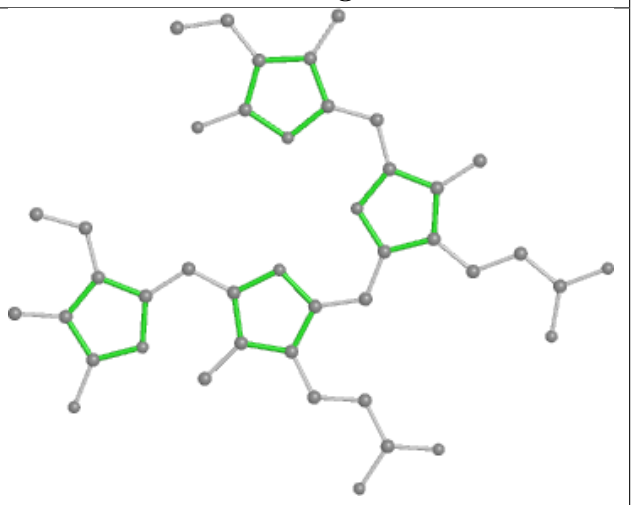

Rings

Ligand PEB AJ 302

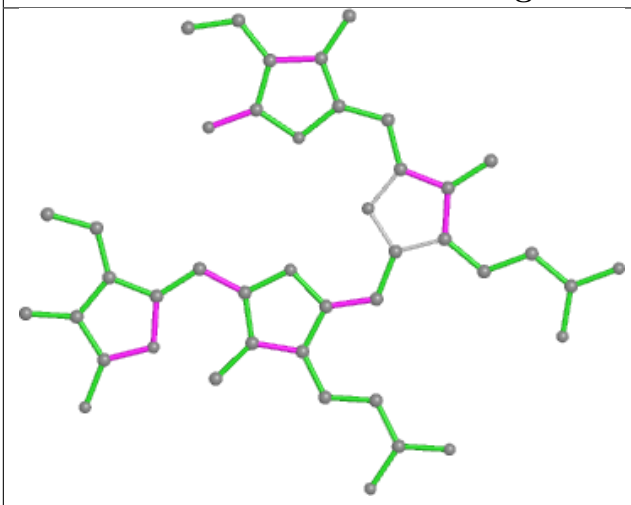

Bond lengths

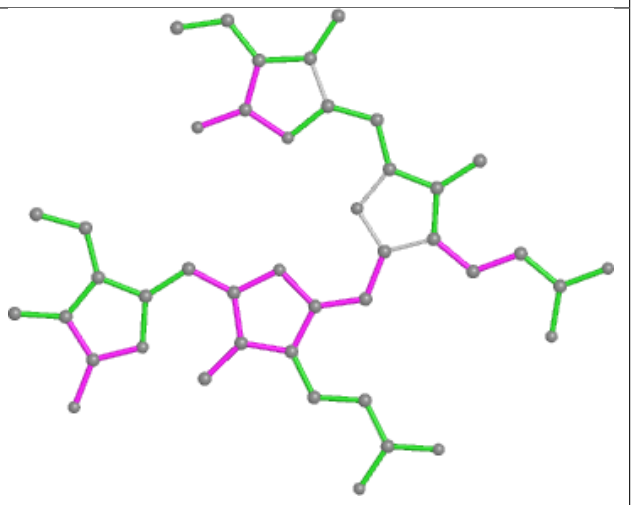

Bond angles

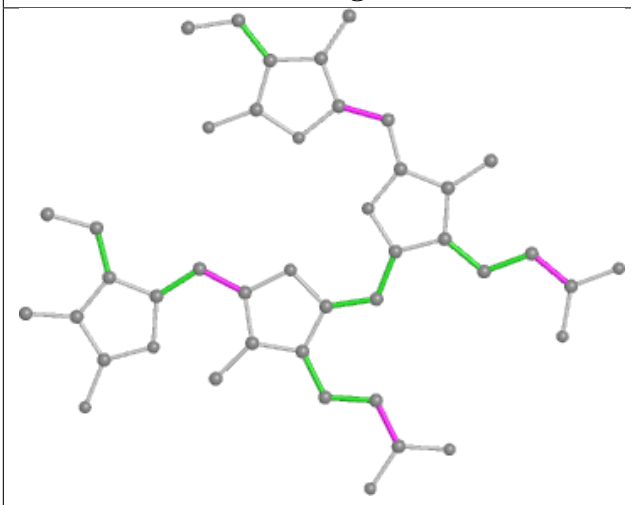

Torsions

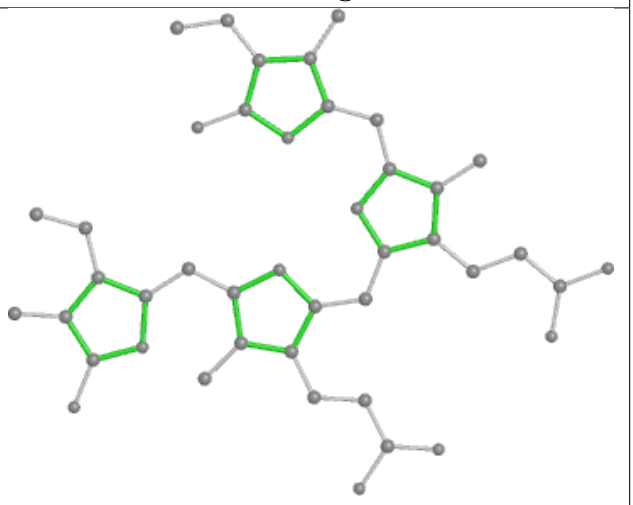

Rings

Ligand BCR FN 202

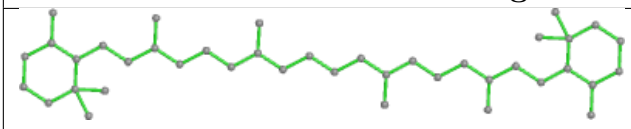

Bond lengths

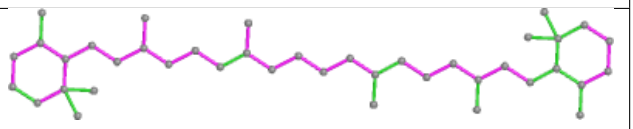

Bond angles

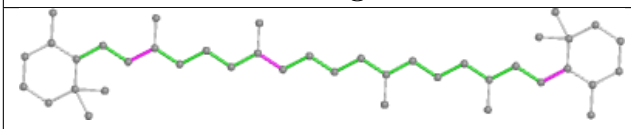

Torsions

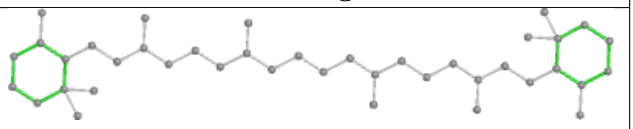

Rings

Ligand CLA c6 612

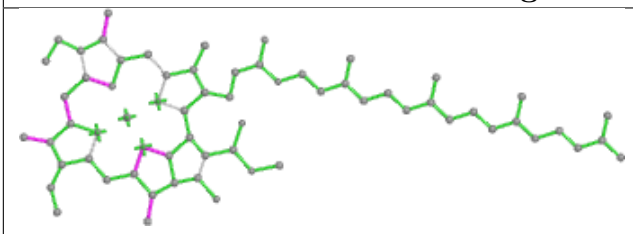

Bond lengths

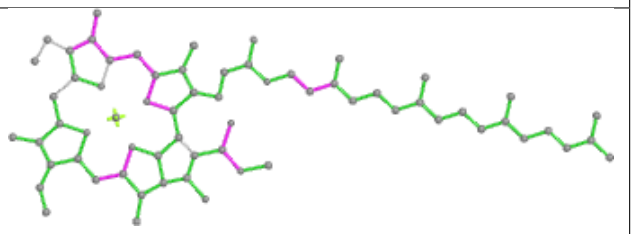

Bond angles

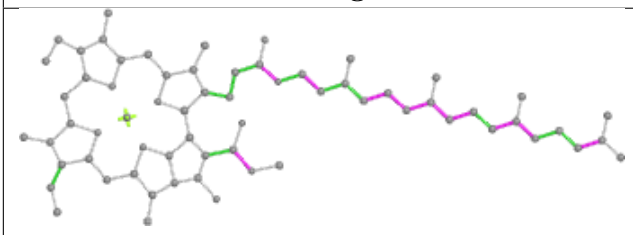

Torsions

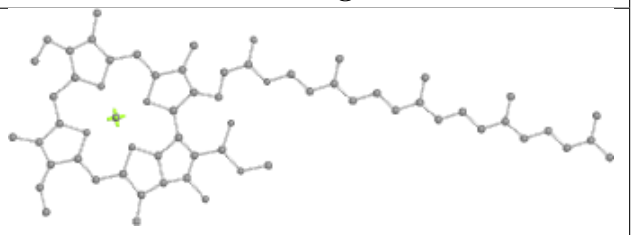

Rings

Ligand PEB P4 201

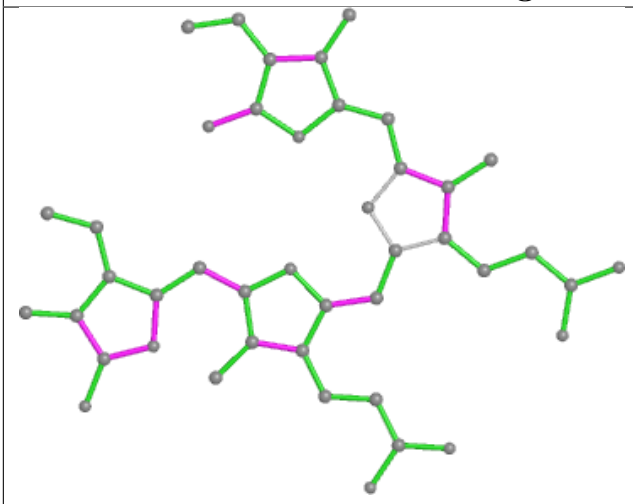

Bond lengths

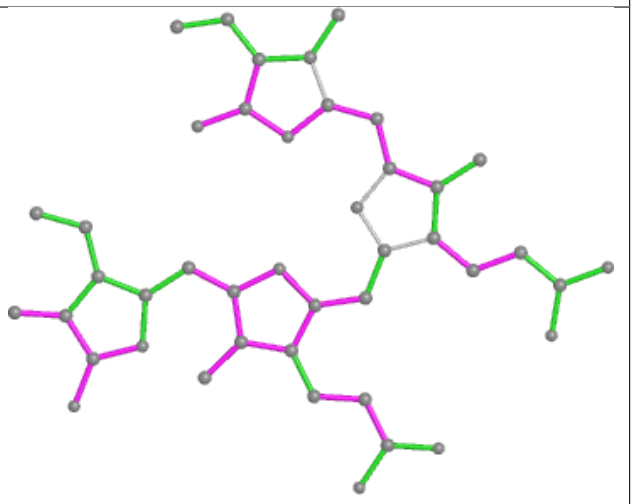

Bond angles

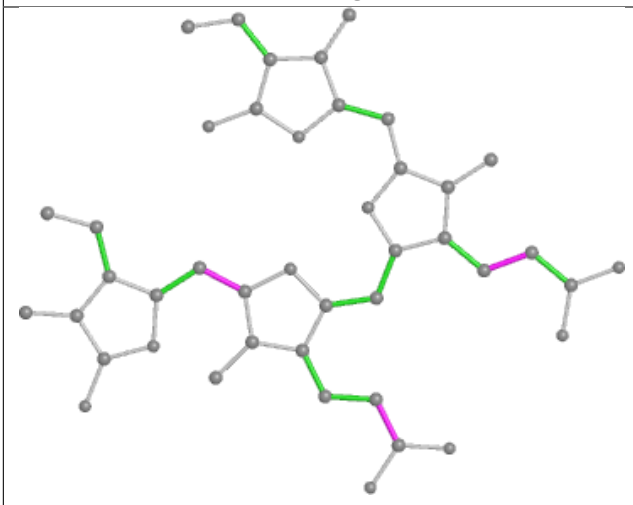

Torsions

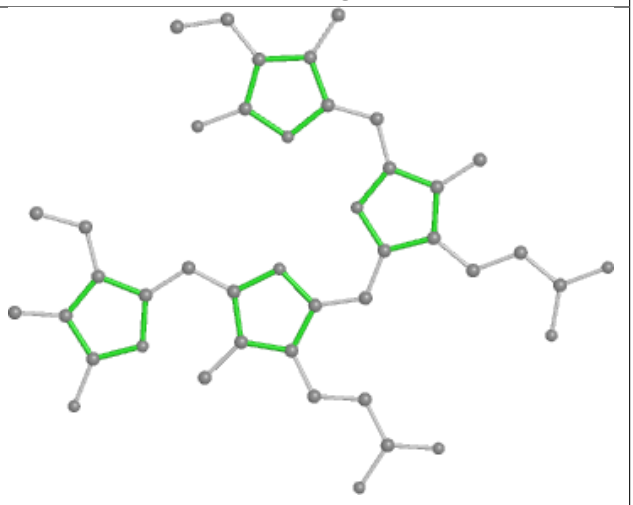

Rings

Ligand PEB SK 202

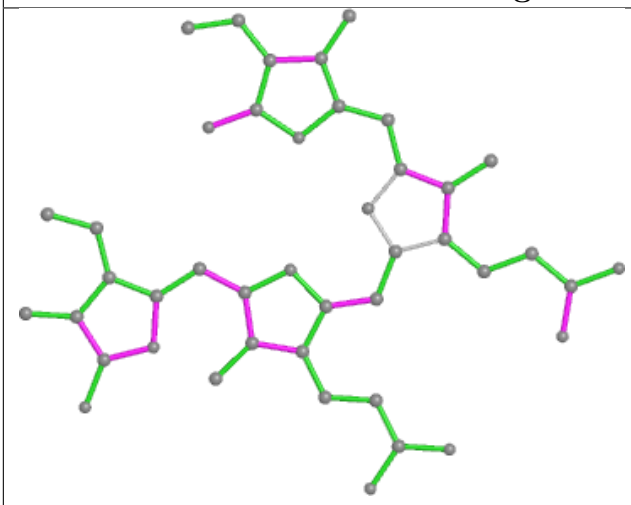

Bond lengths

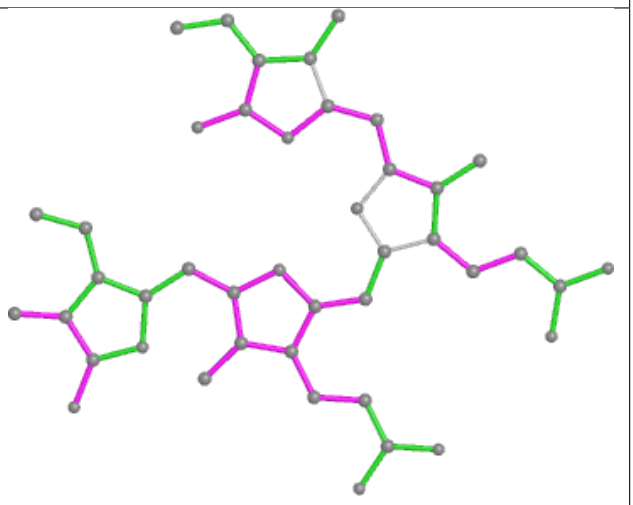

Bond angles

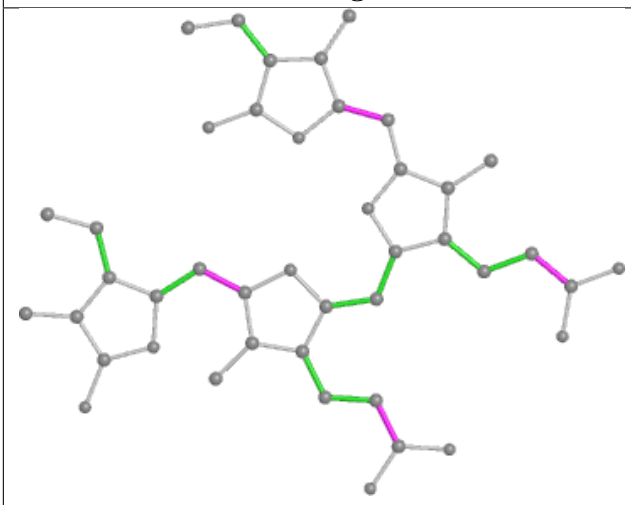

Torsions

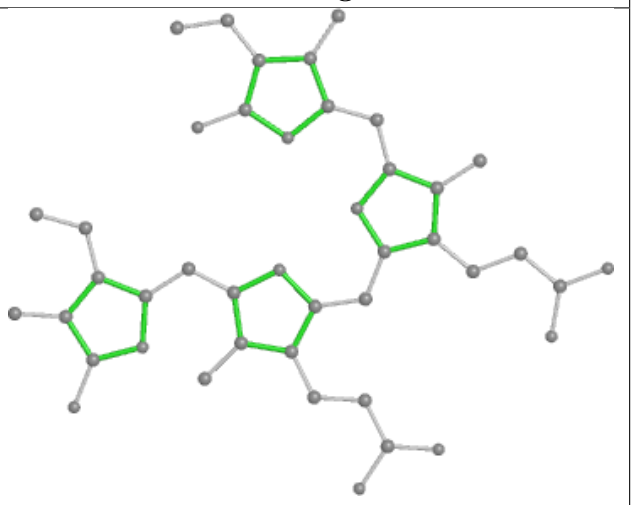

Rings

Ligand PUB AH 304

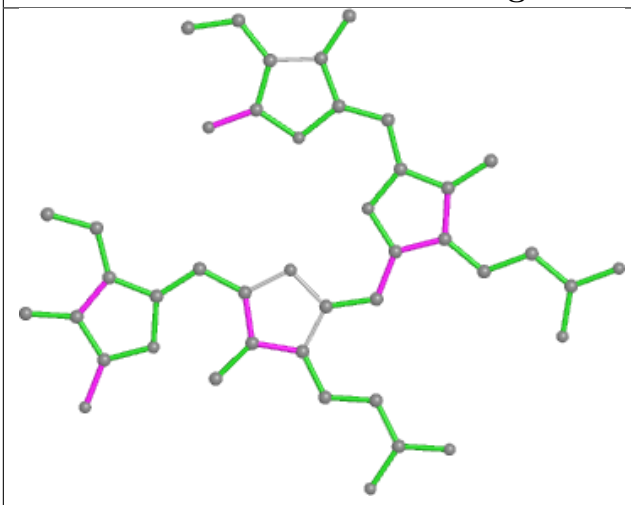

Bond lengths

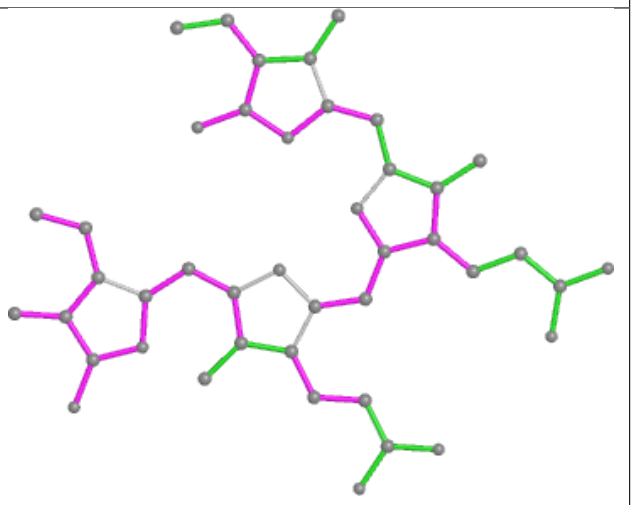

Bond angles

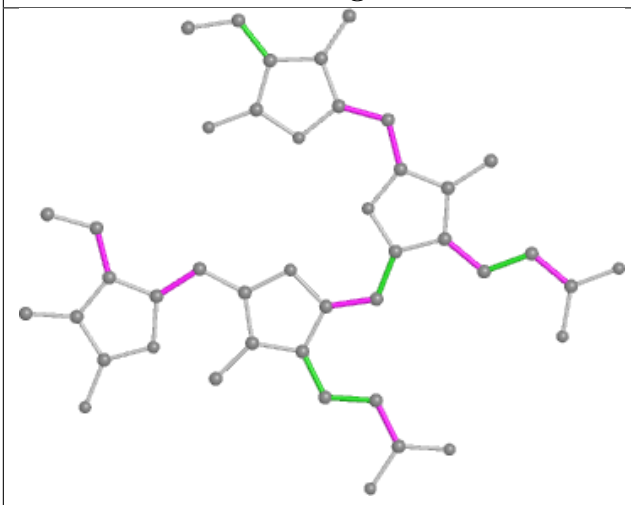

Torsions

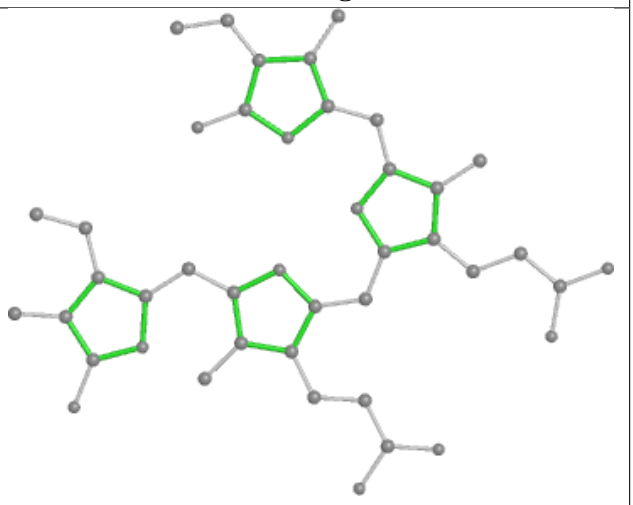

Rings

Ligand PEB xC 201

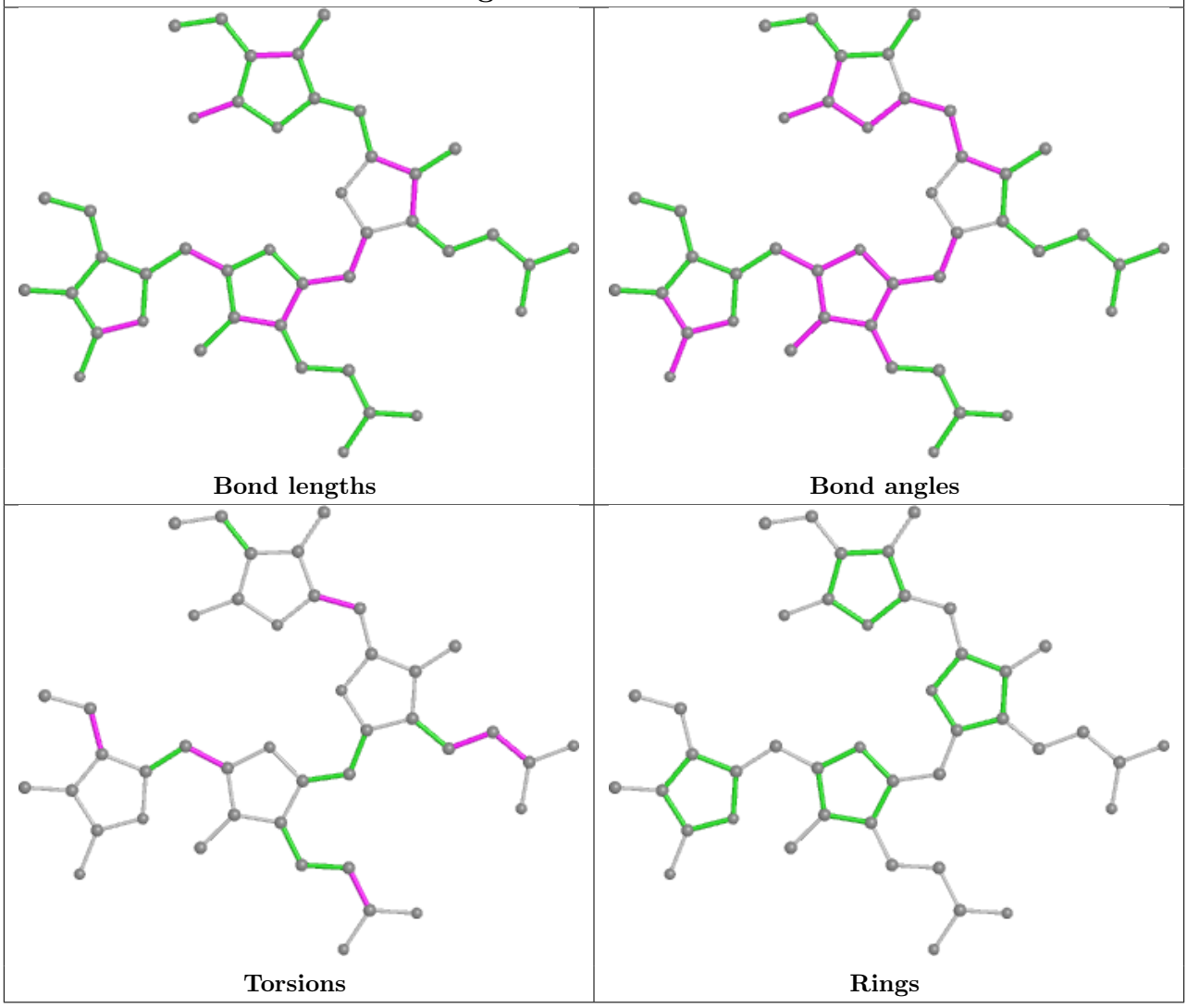

Ligand DGD JL 101

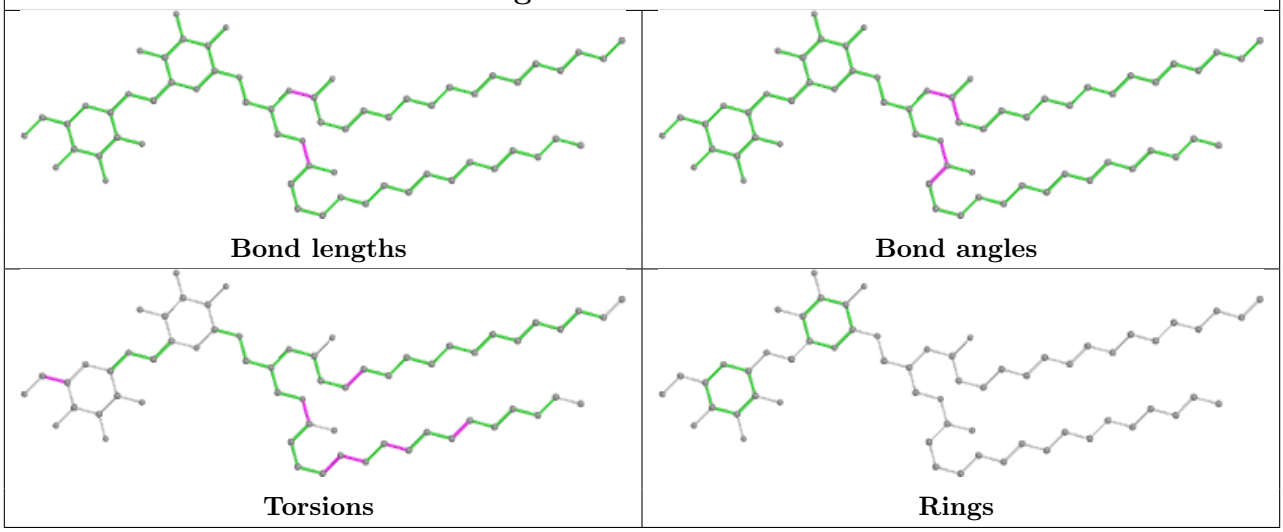

Ligand CLA 22 602

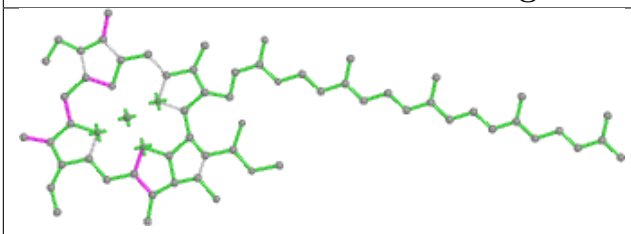

Bond lengths

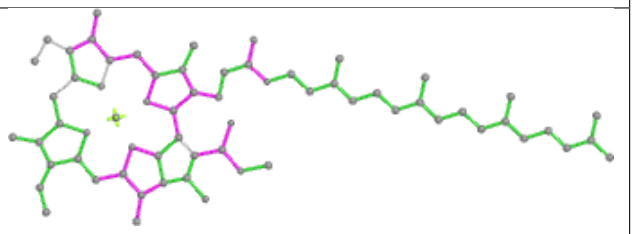

Bond angles

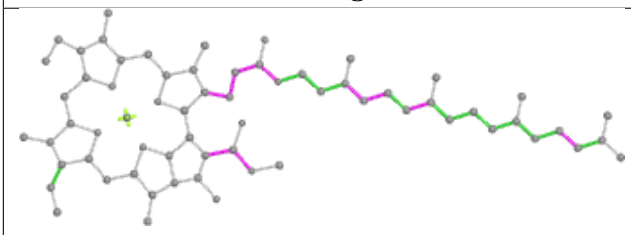

Torsions

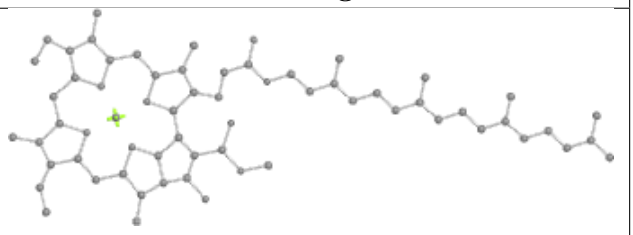

Rings

Ligand PEB YG 202

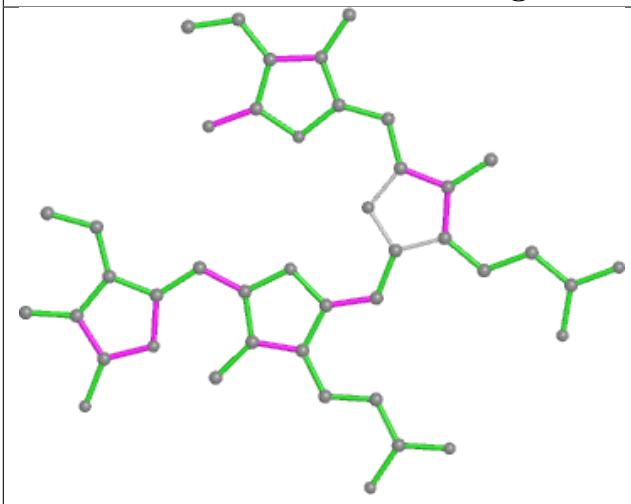

Bond lengths

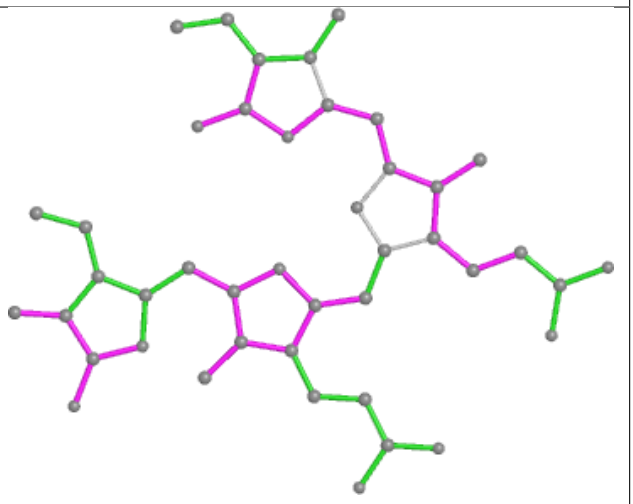

Bond angles

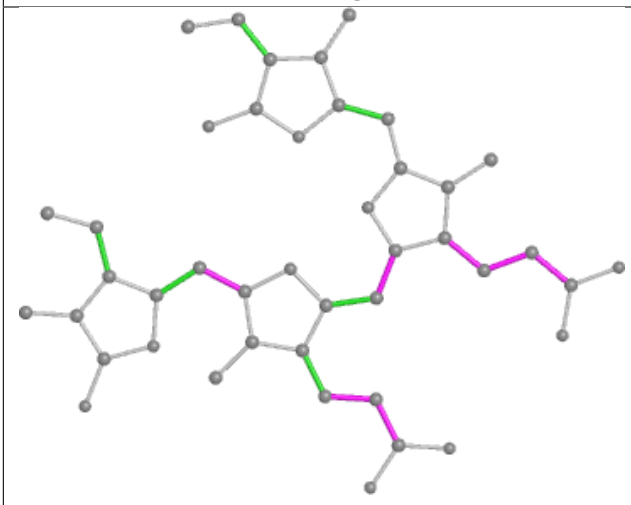

Torsions

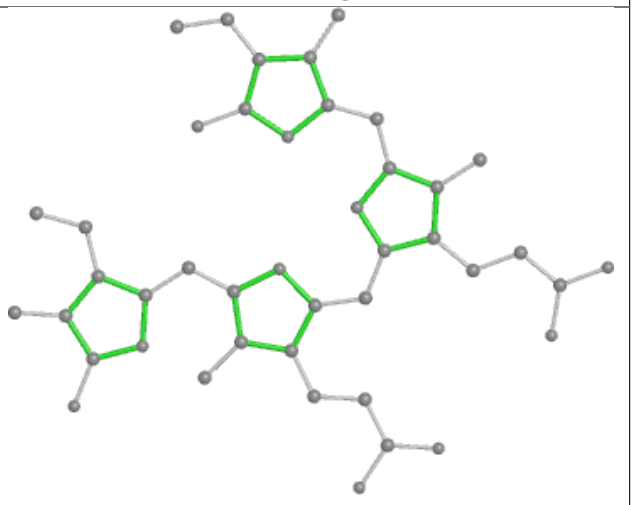

Rings

Ligand CLA RN 204

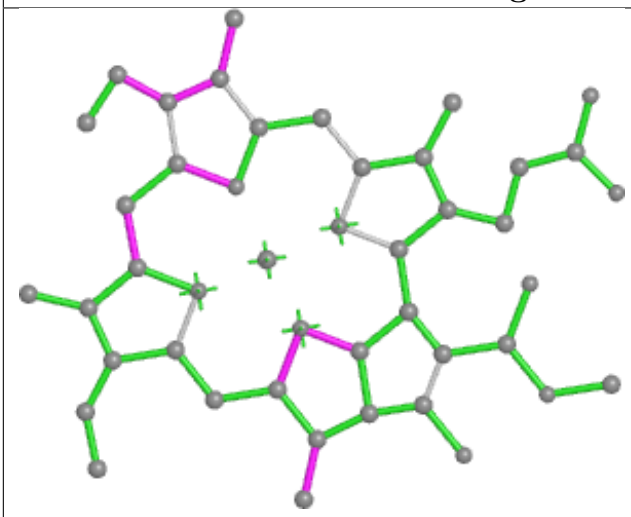

Bond lengths

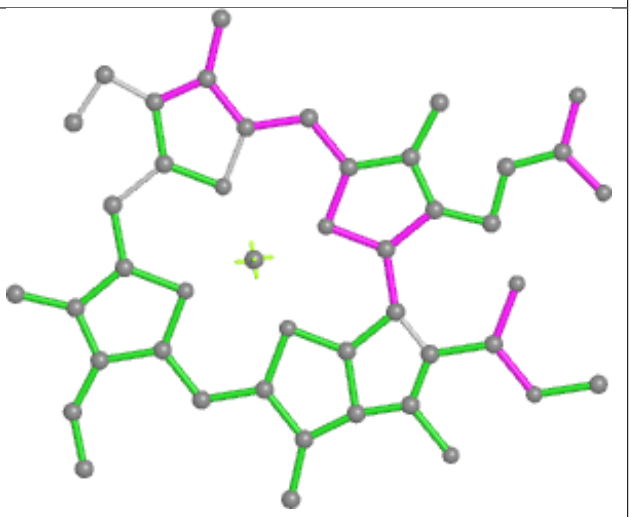

Bond angles

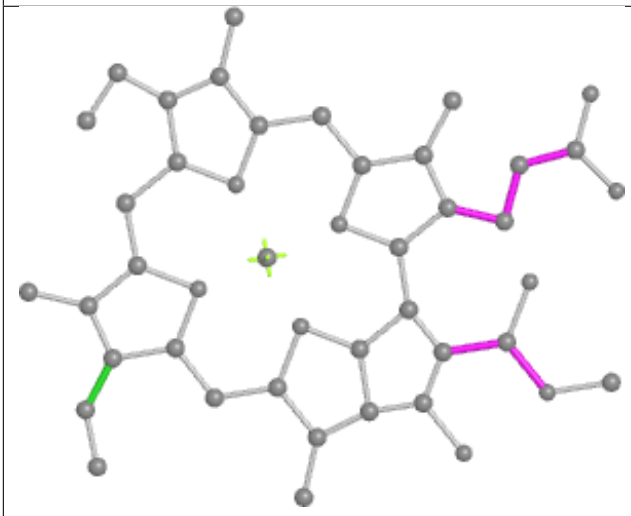

Torsions

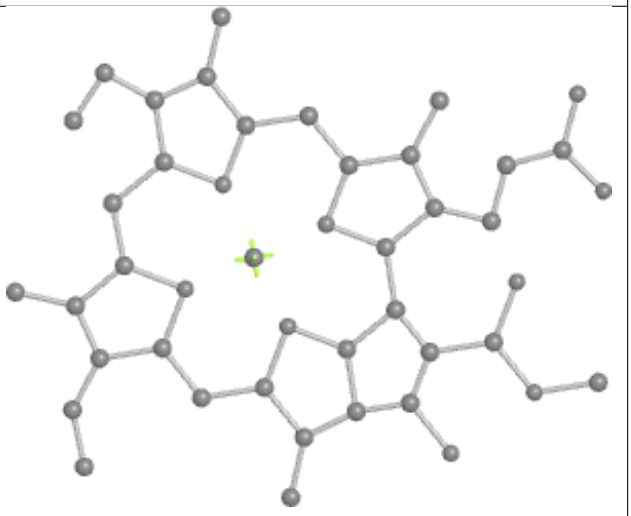

Rings

Ligand PEB dE 203

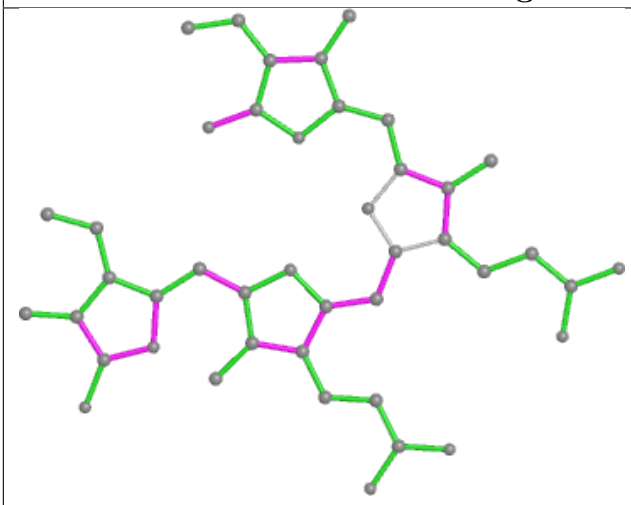

Bond lengths

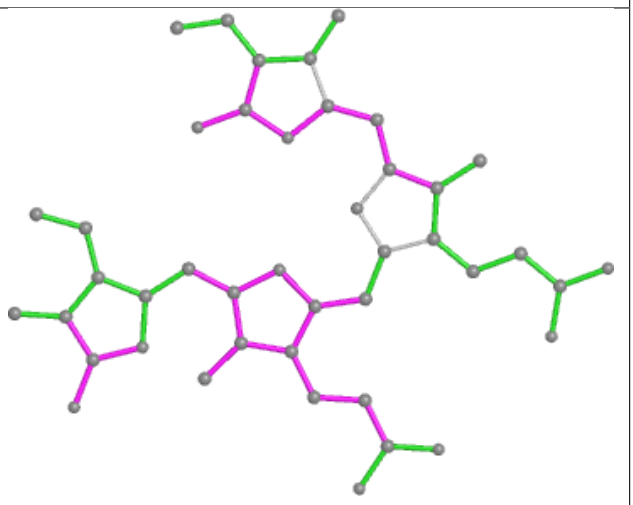

Bond angles

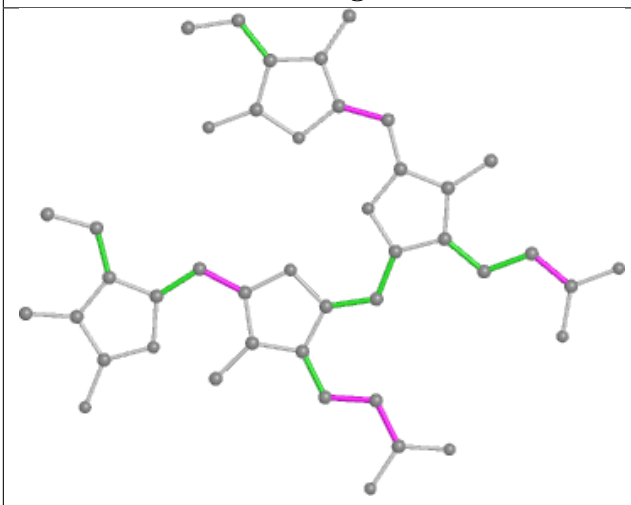

Torsions

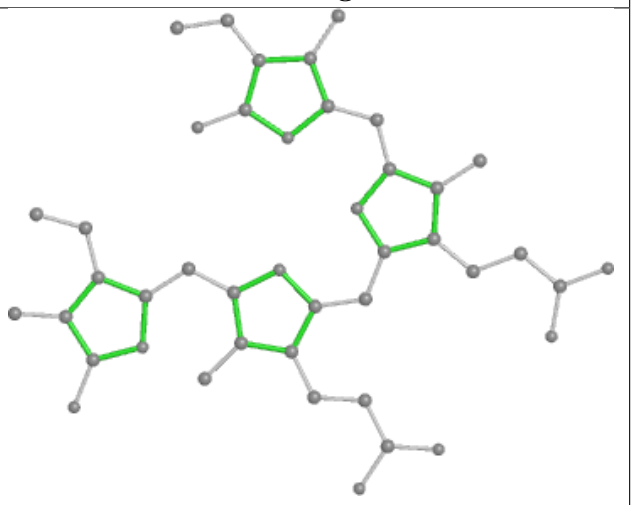

Rings

Ligand CLA A2 813

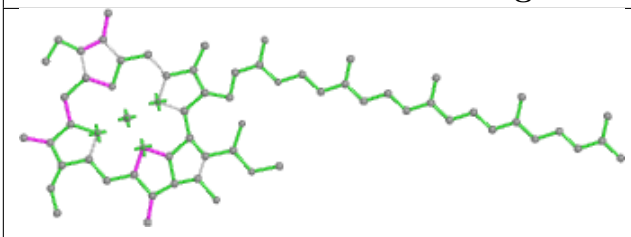

Bond lengths

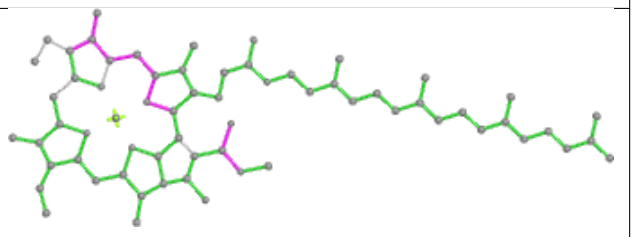

Bond angles

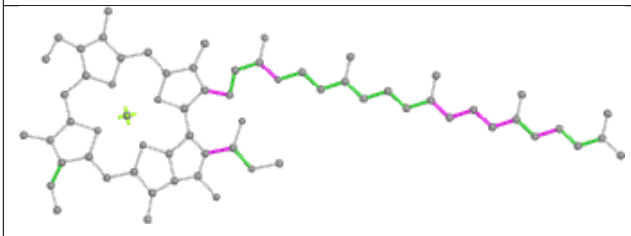

Torsions

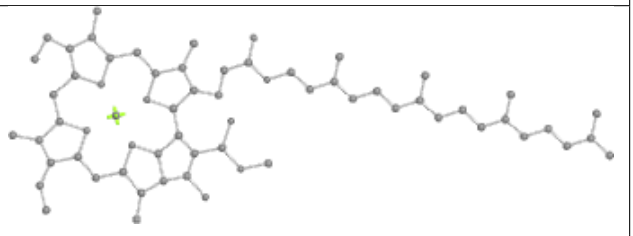

Rings

Ligand CLA b6 617

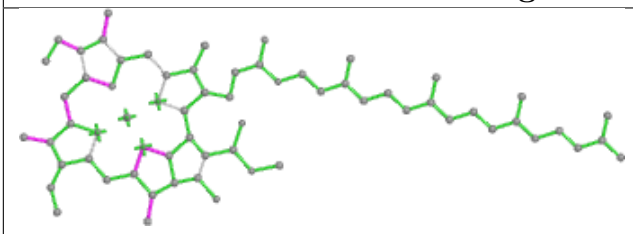

Bond lengths

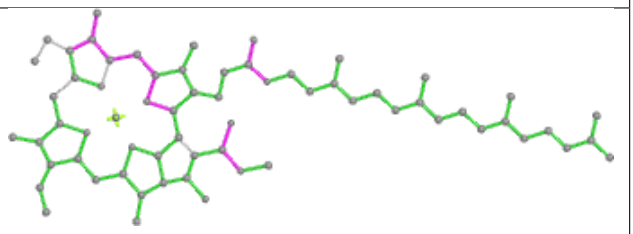

Bond angles

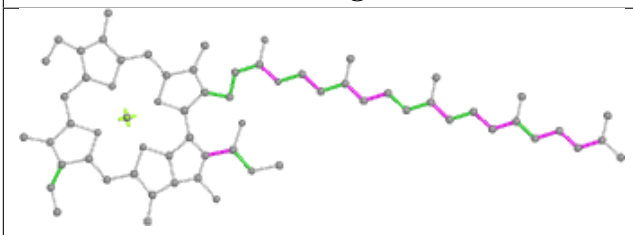

Torsions

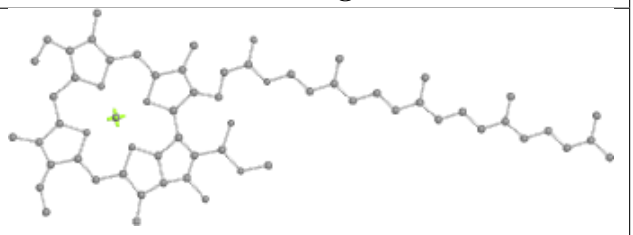

Rings

Ligand LMG m6 101

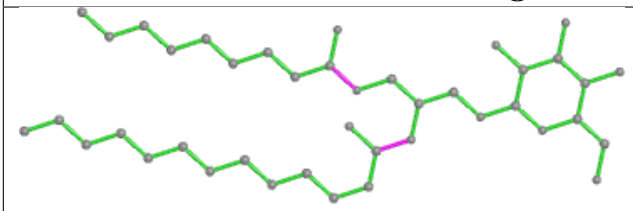

Bond lengths

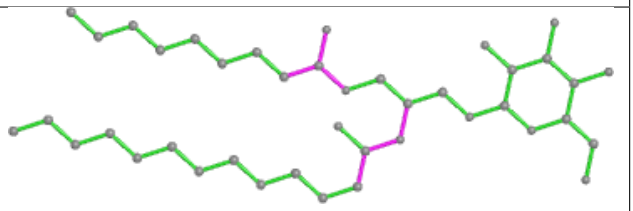

Bond angles

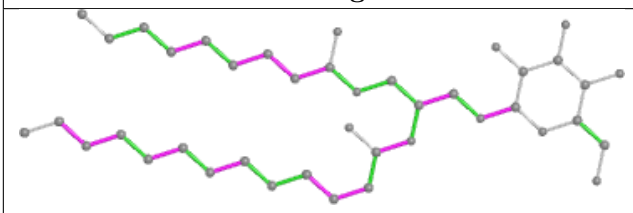

Torsions

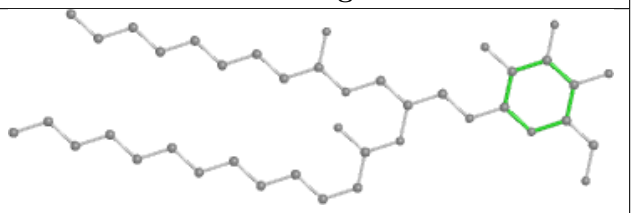

Rings

Ligand PEB XQ 201

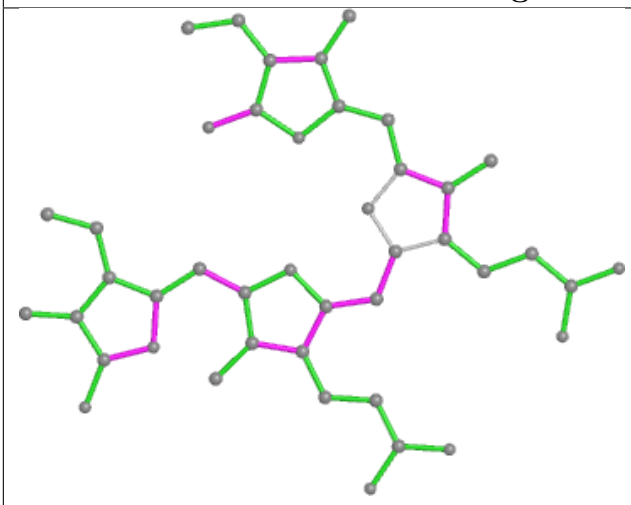

Bond lengths

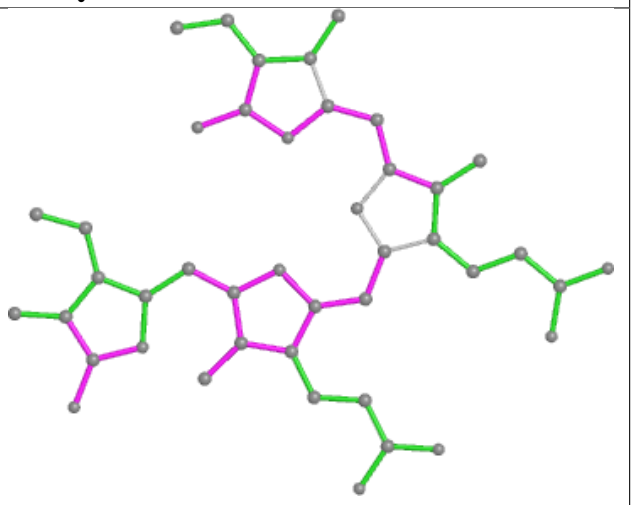

Bond angles

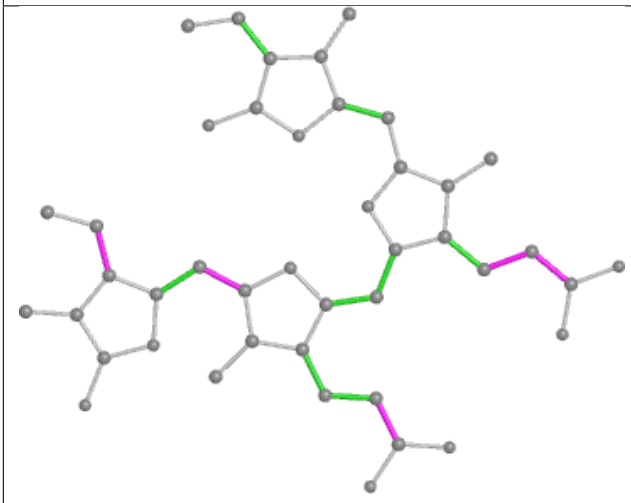

Torsions

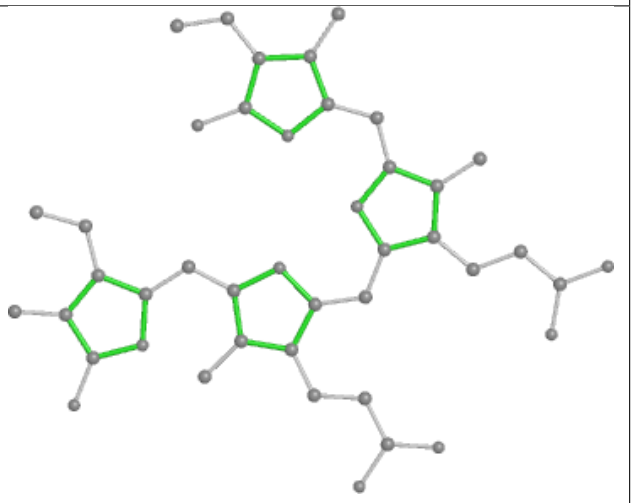

Rings

Ligand CYC c3 1001

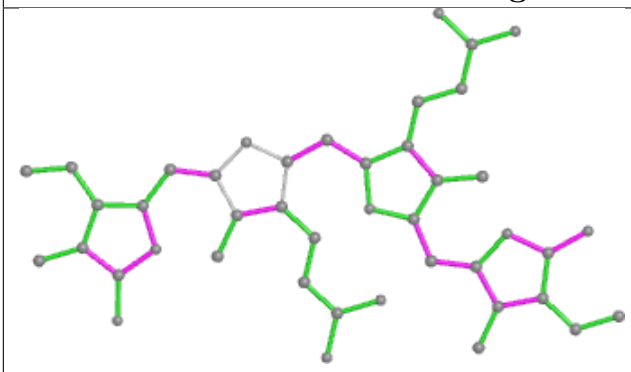

Bond lengths

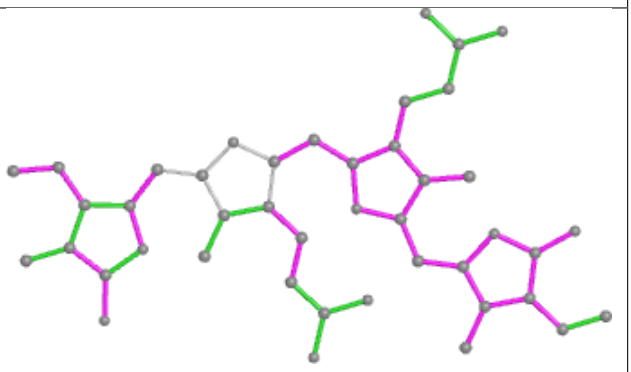

Bond angles

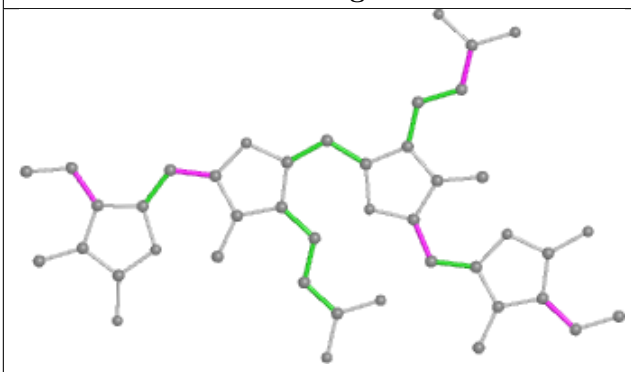

Torsions

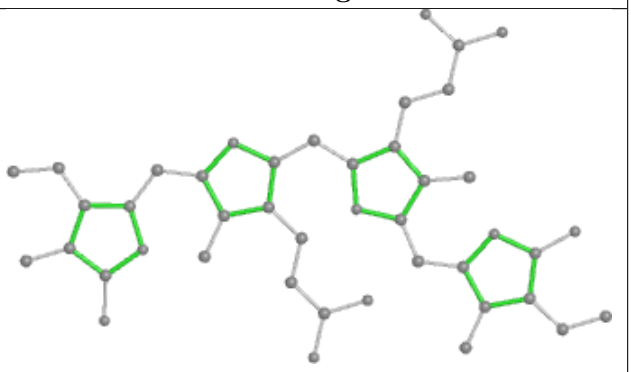

Rings

Ligand PEB HO 1002

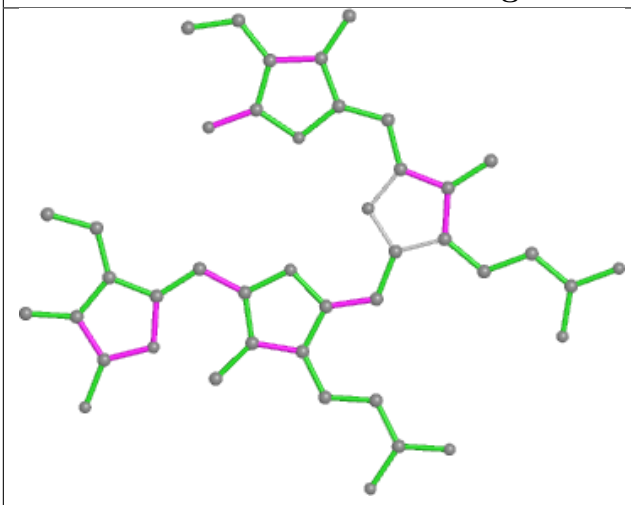

Bond lengths

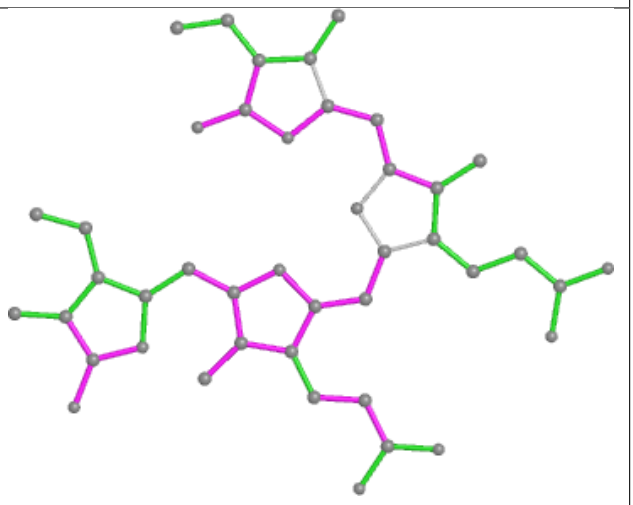

Bond angles

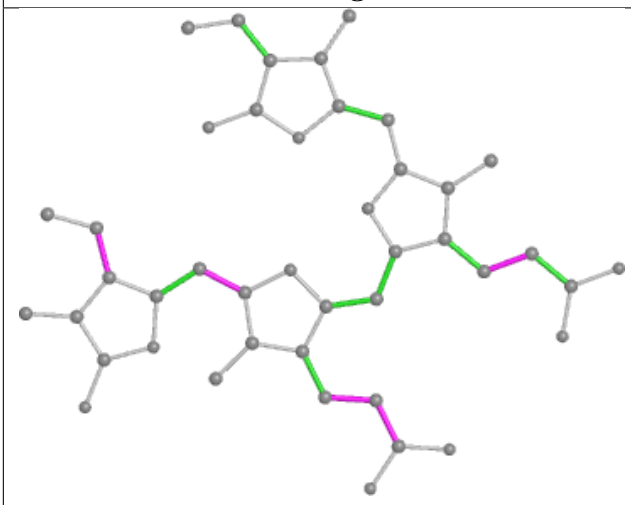

Torsions

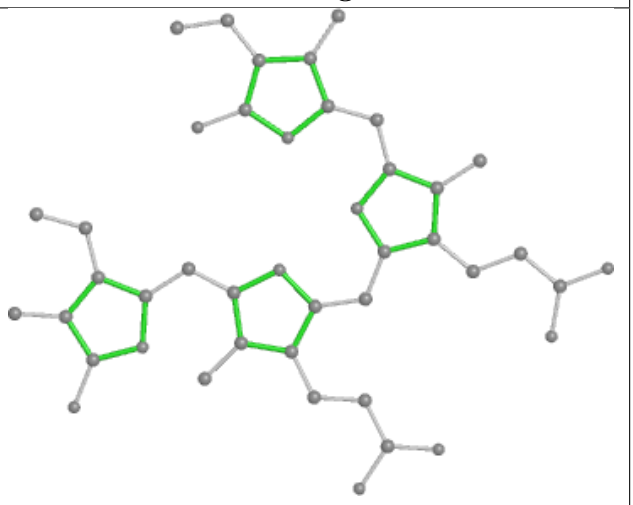

Rings

Ligand CLA AN 818

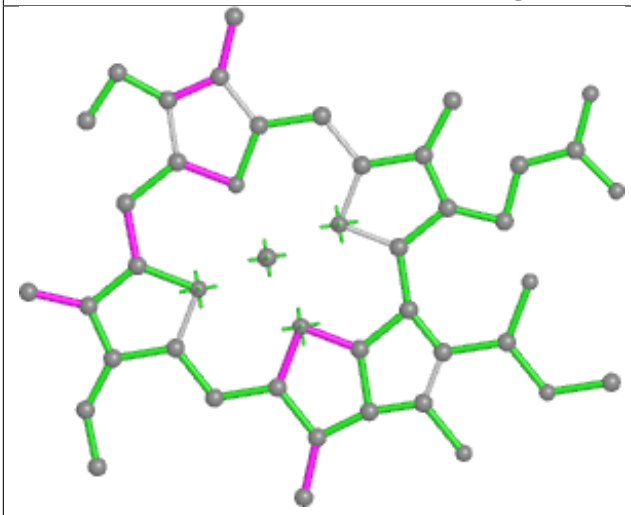

Bond lengths

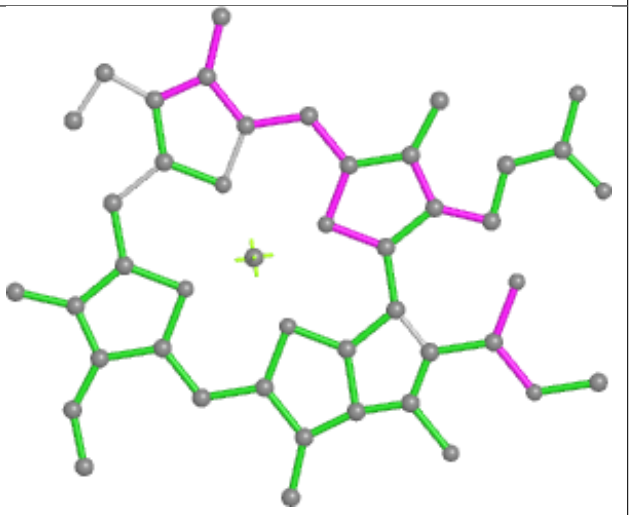

Bond angles

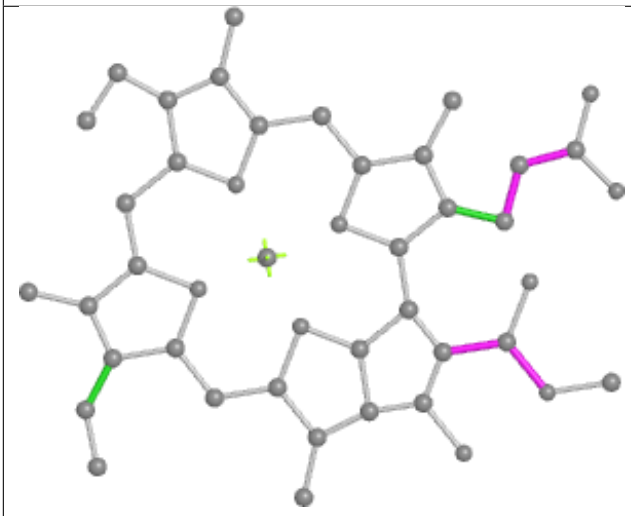

Torsions

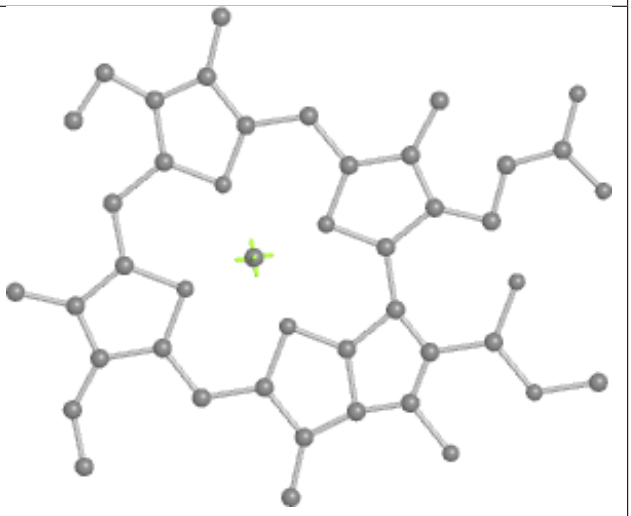

Rings

Ligand PEB bF 201

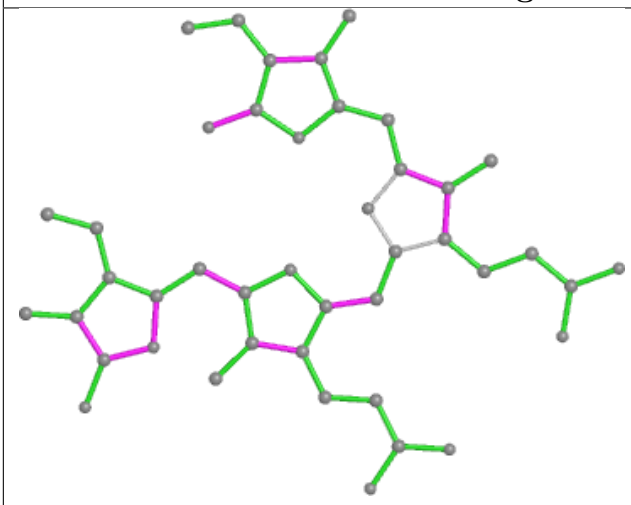

Bond lengths

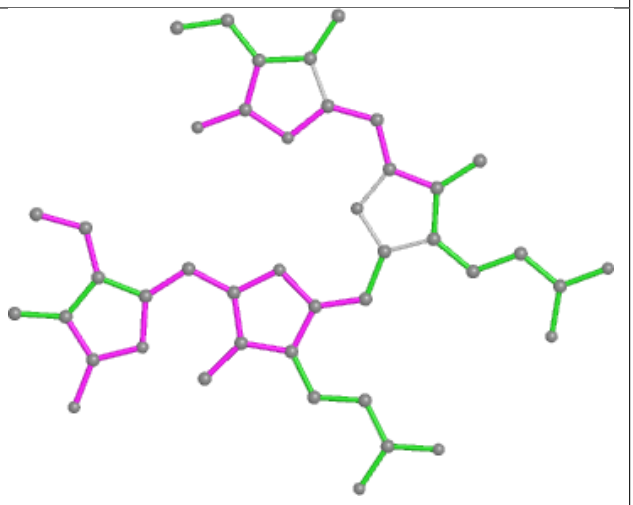

Bond angles

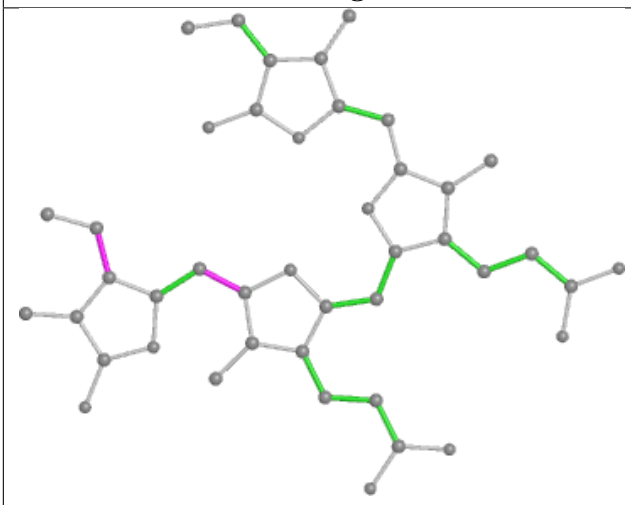

Torsions

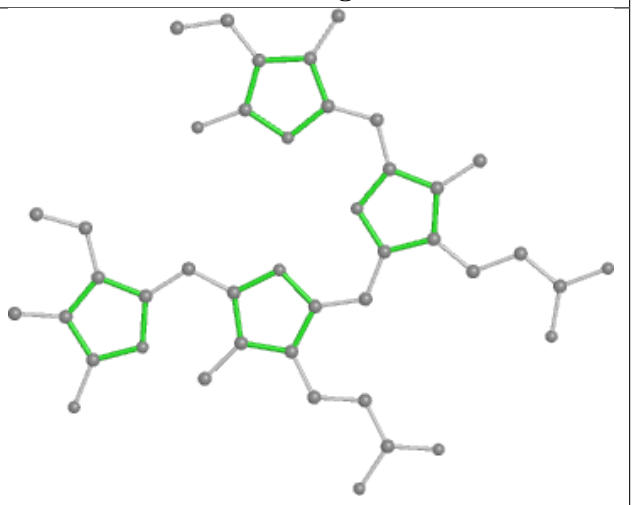

Rings

Ligand PEB j4 201

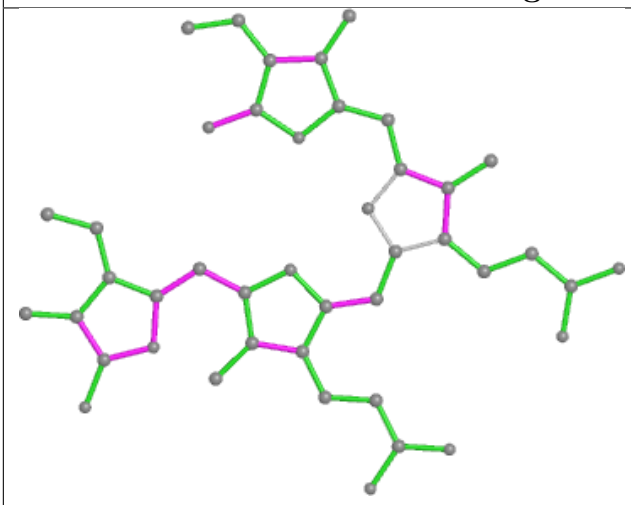

Bond lengths

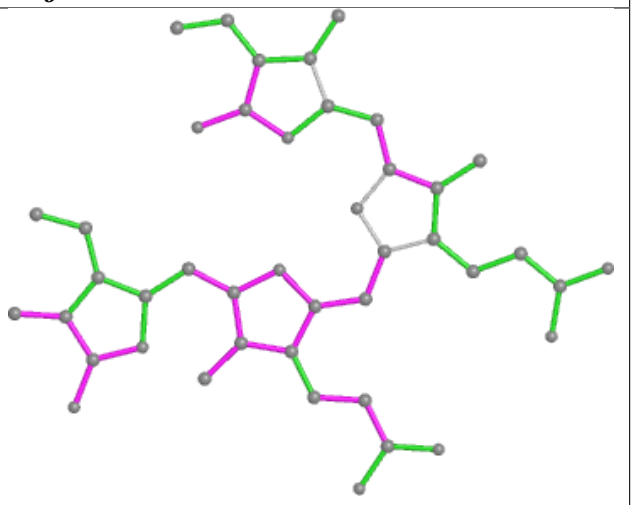

Bond angles

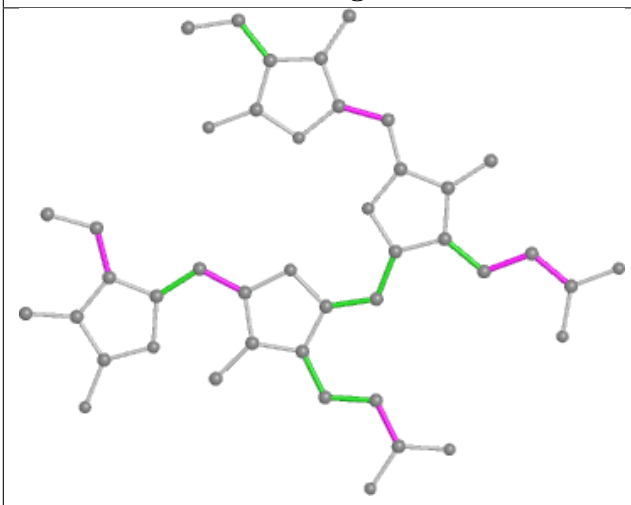

Torsions

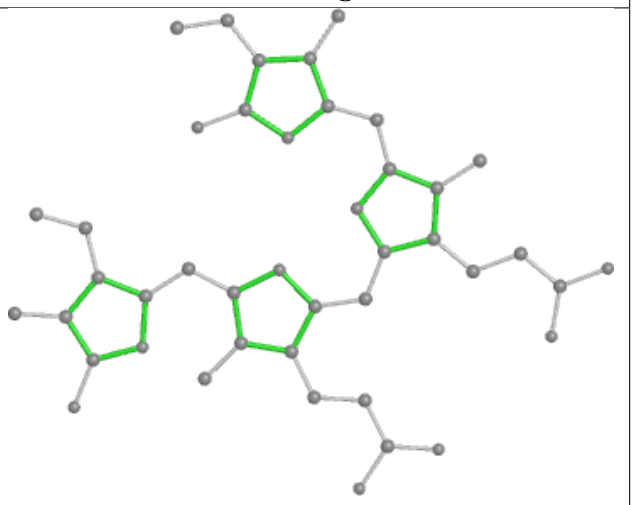

Rings

Ligand BCR B6 621

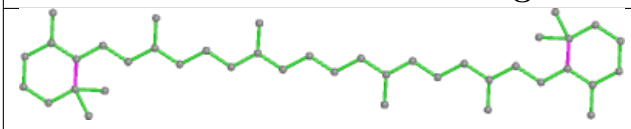

Bond lengths

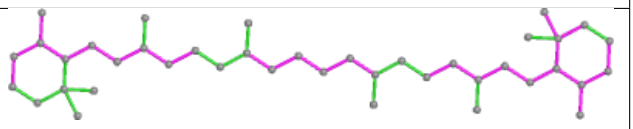

Bond angles

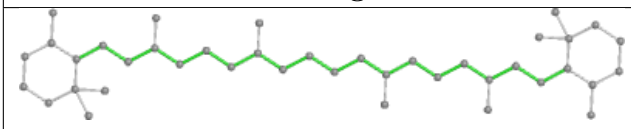

Torsions

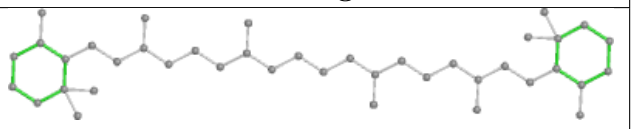

Rings

Ligand CLA B2 806

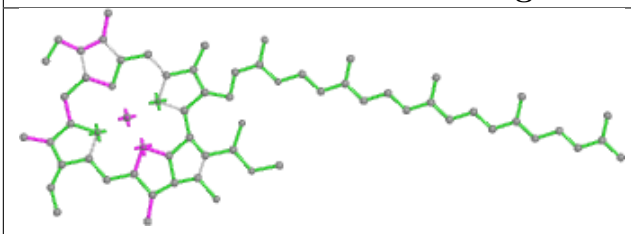

Bond lengths

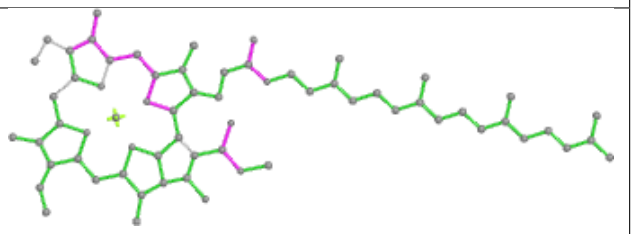

Bond angles

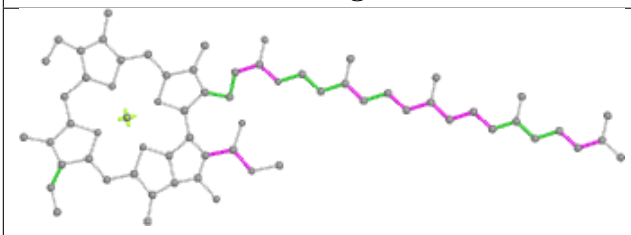

Torsions

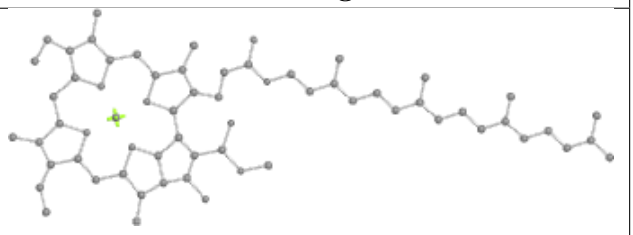

Rings

Ligand PEB U5 202

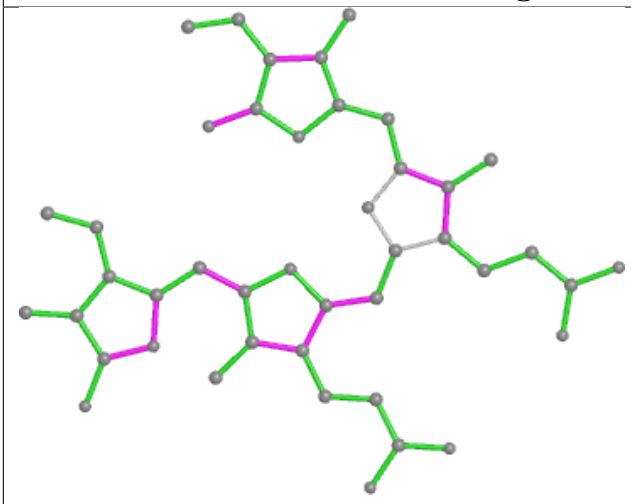

Bond lengths

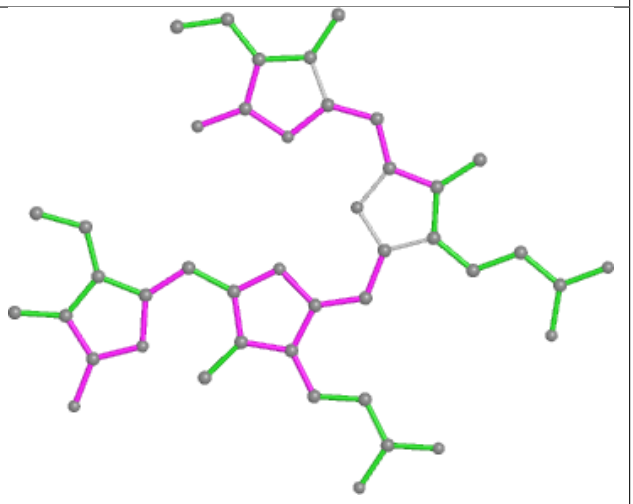

Bond angles

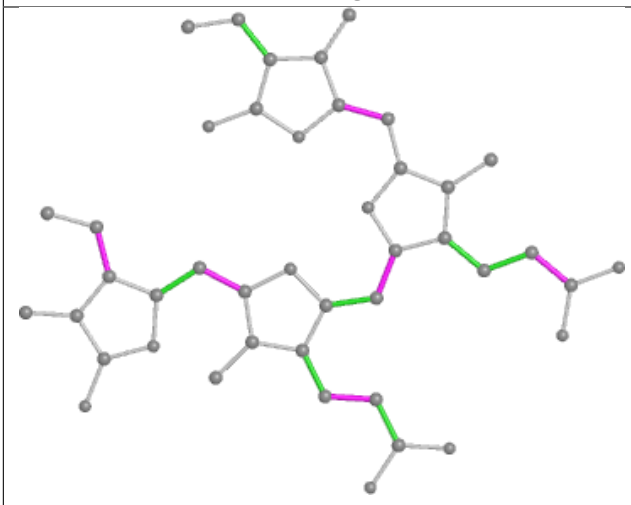

Torsions

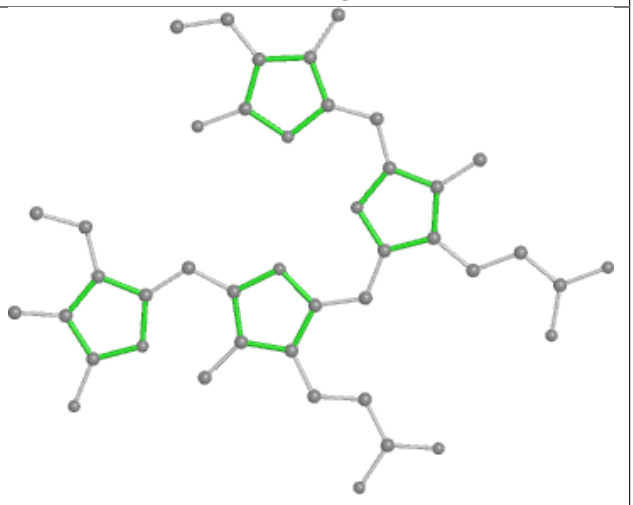

Rings

Ligand PEB LA 203

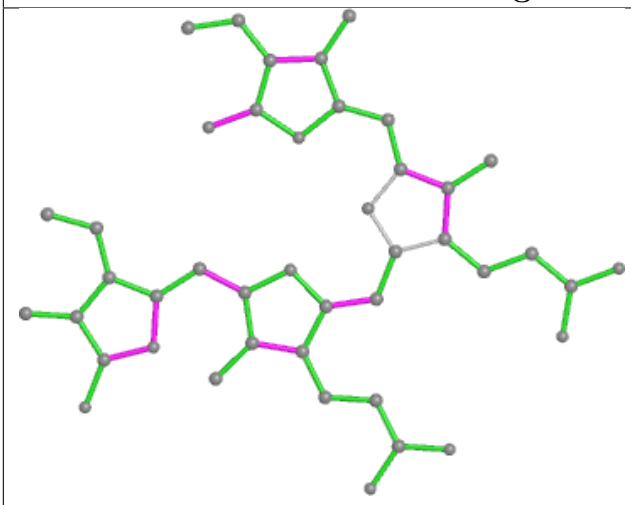

Bond lengths

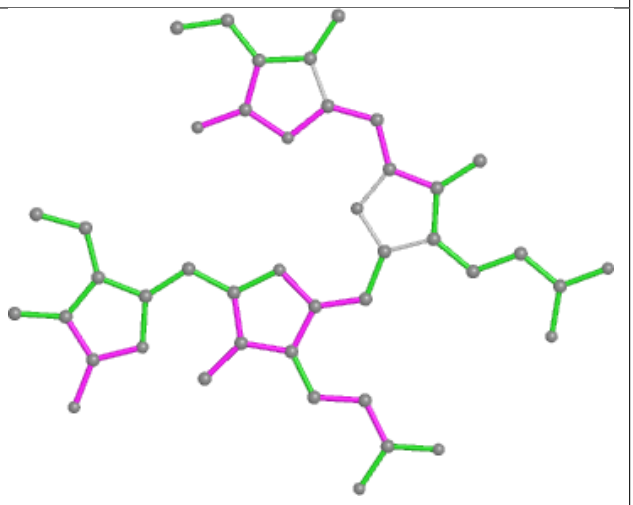

Bond angles

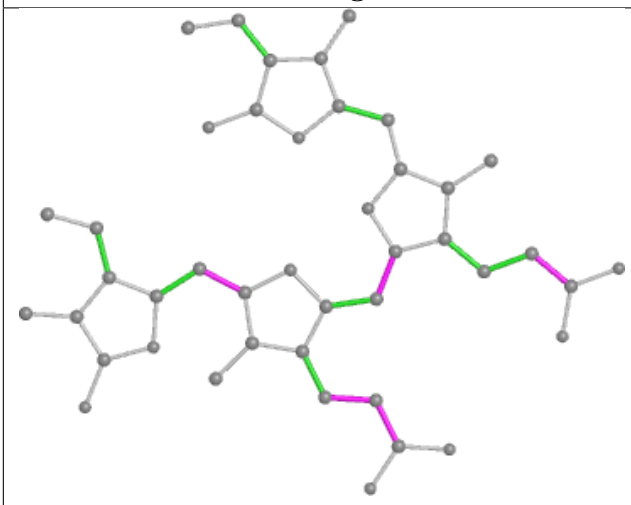

Torsions

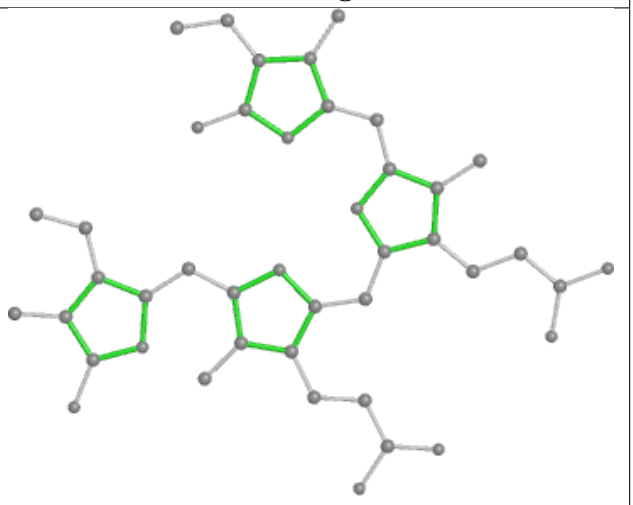

Rings

Ligand CLA 22 607

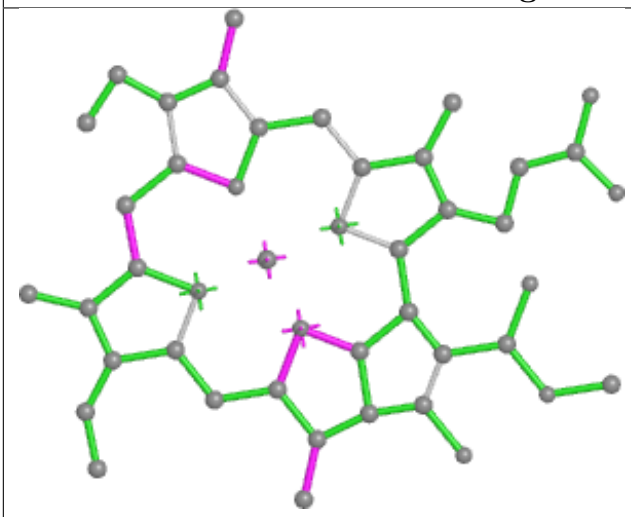

Bond lengths

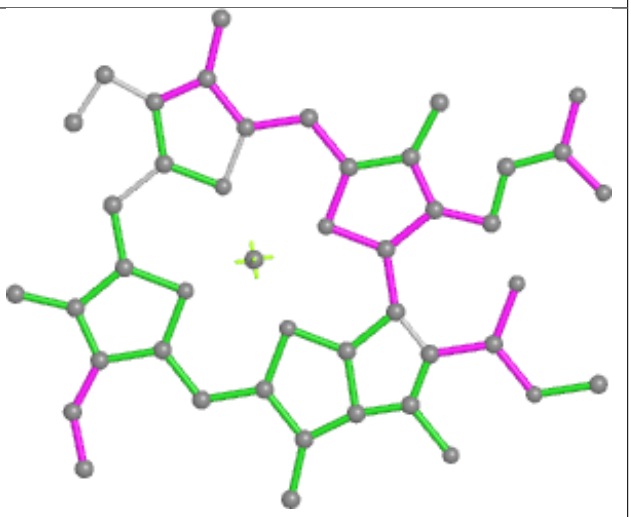

Bond angles

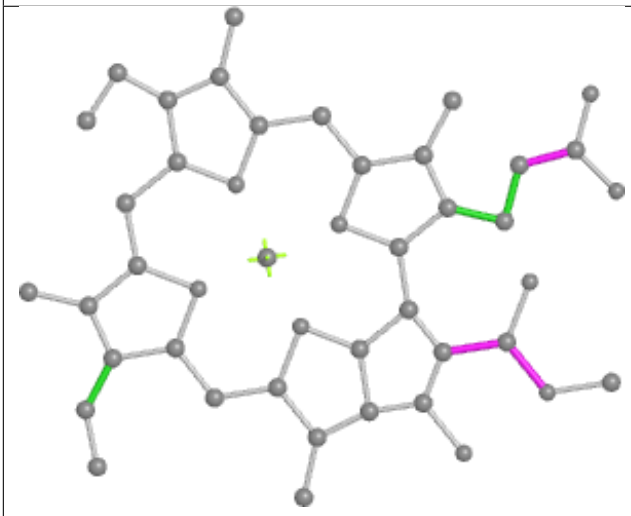

Torsions

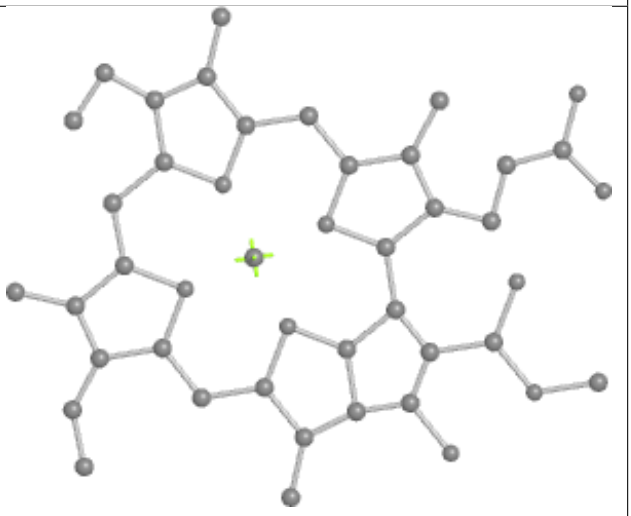

Rings

Ligand PEB OF 202

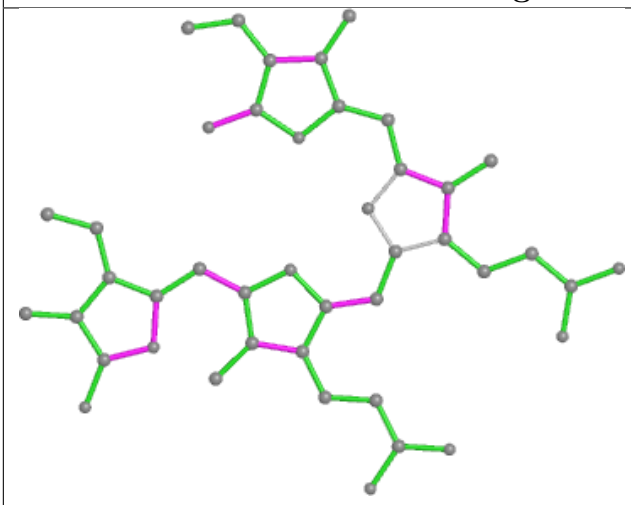

Bond lengths

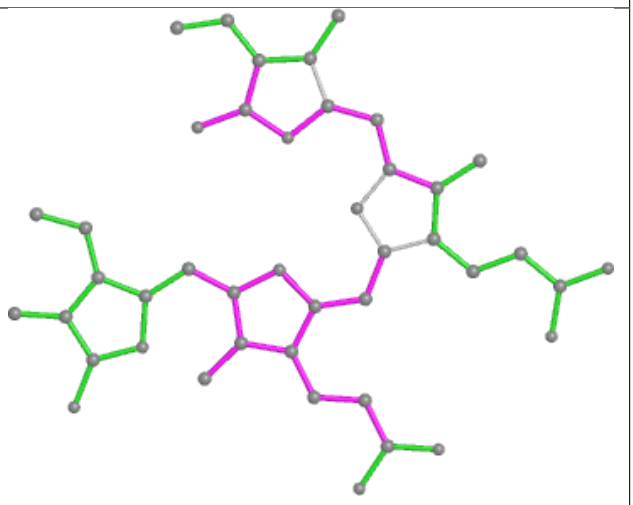

Bond angles

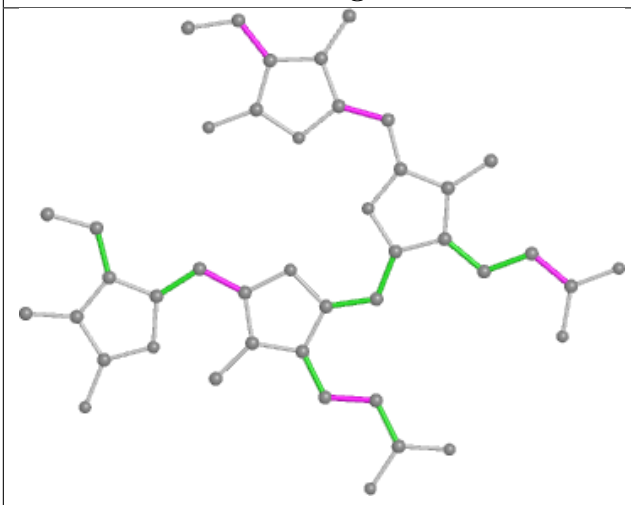

Torsions

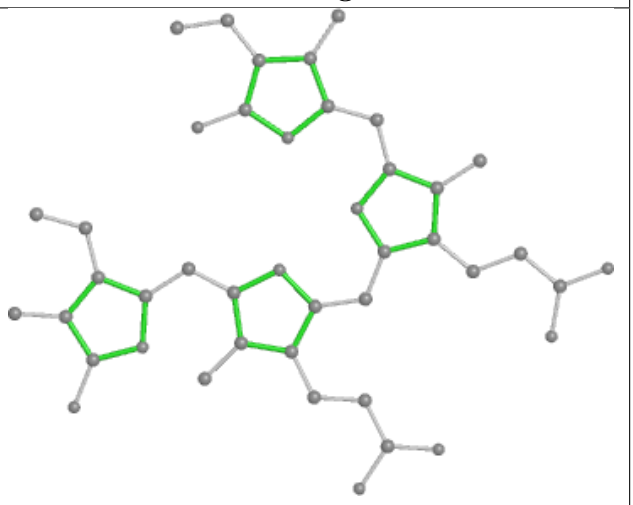

Rings

Ligand CYC CG 1001

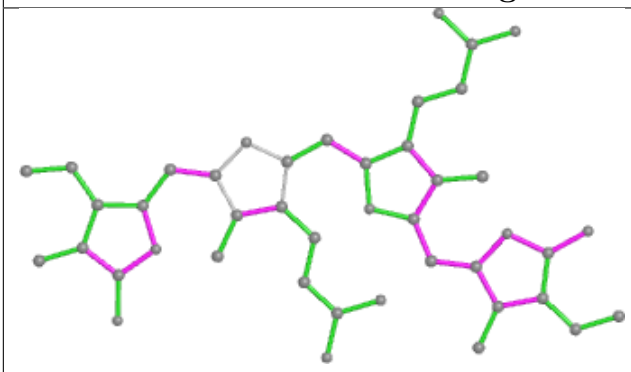

Bond lengths

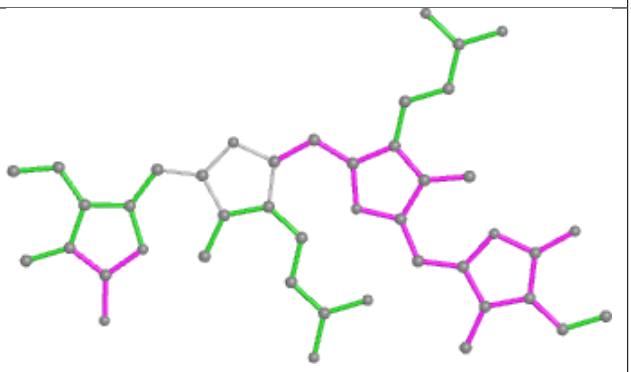

Bond angles

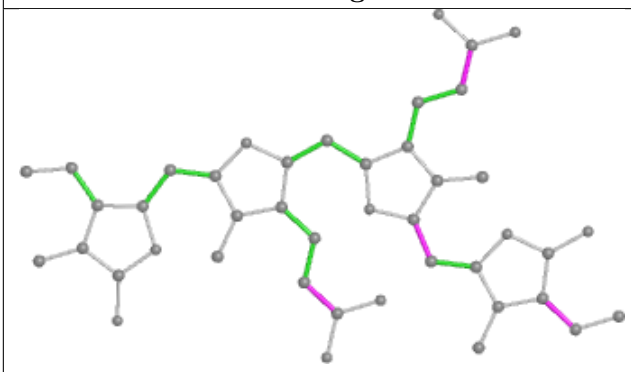

Torsions

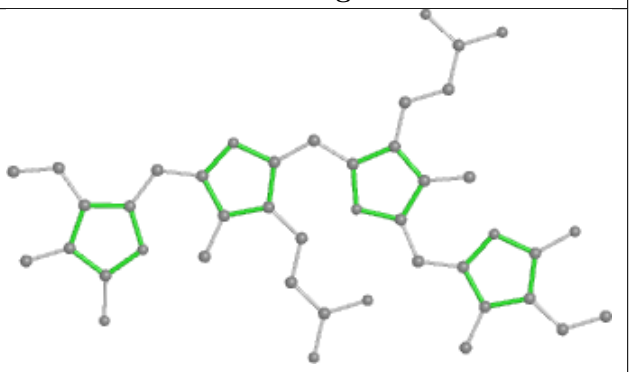

Rings

Ligand PEB OM 201

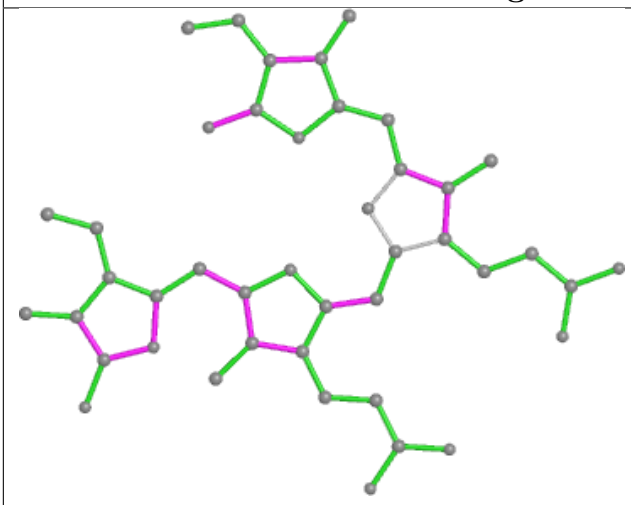

Bond lengths

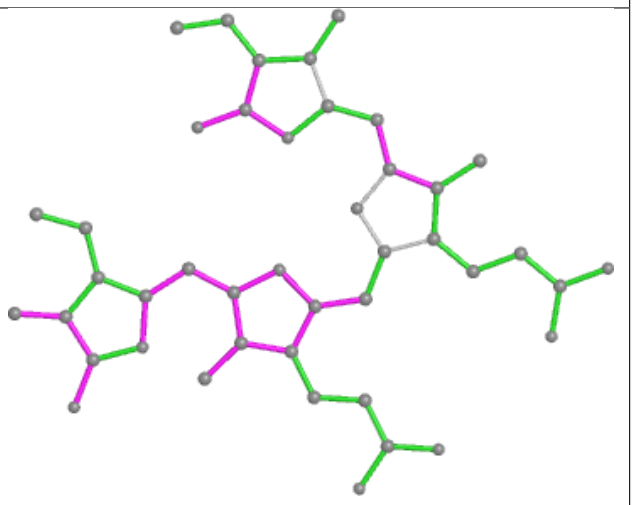

Bond angles

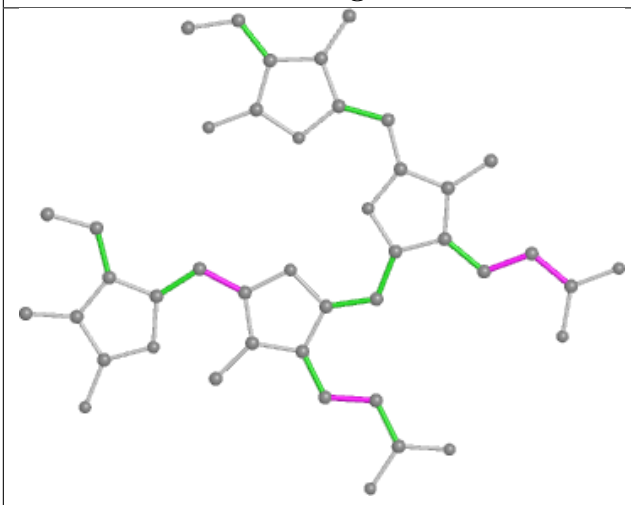

Torsions

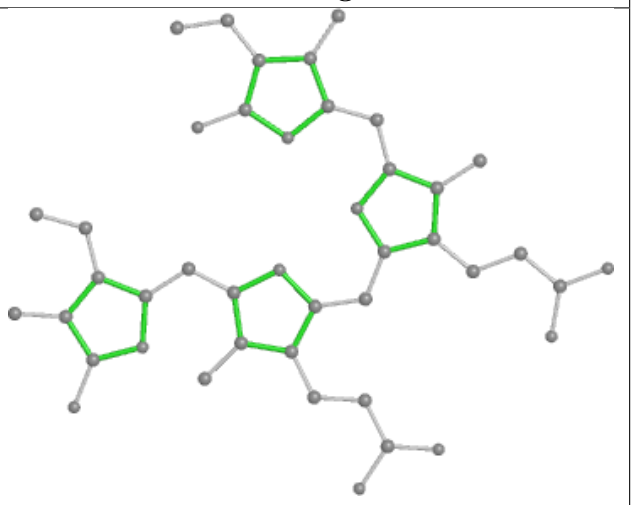

Rings

Ligand CYC M4 1001

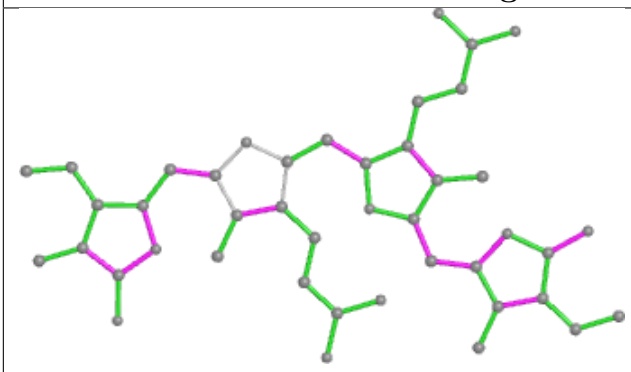

Bond lengths

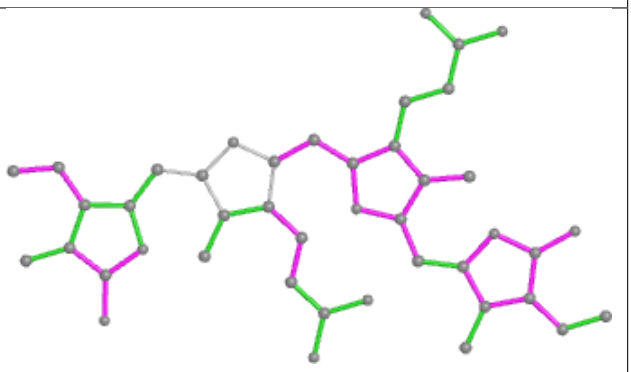

Bond angles

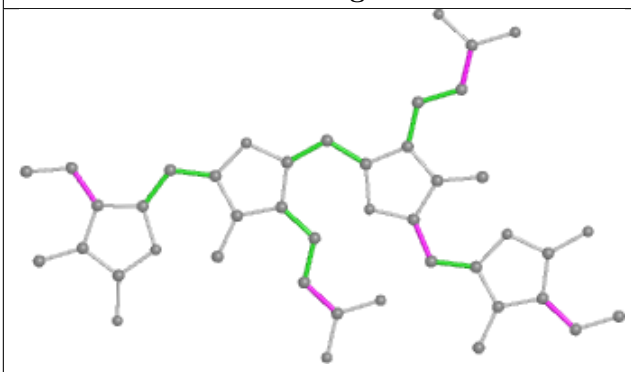

Torsions

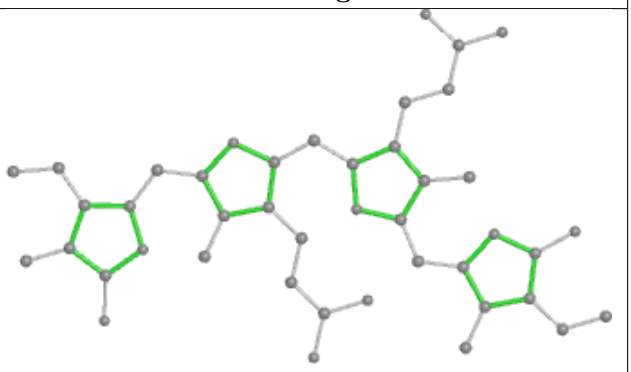

Rings

Ligand PEB QM 204

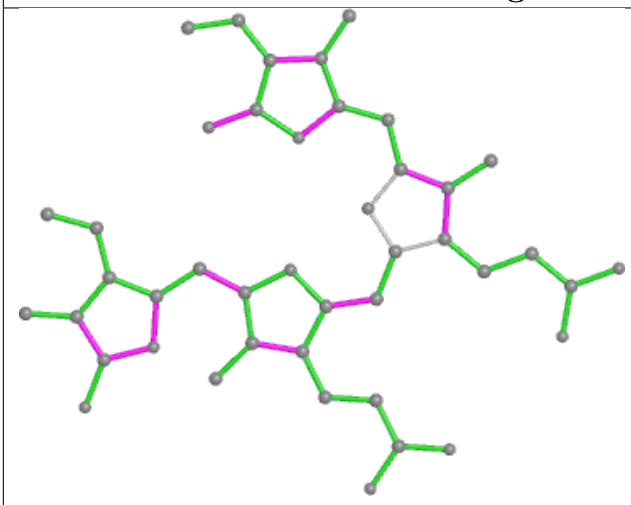

Bond lengths

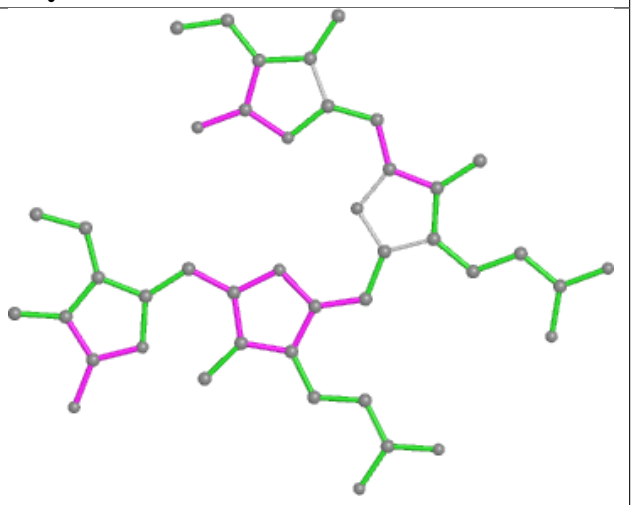

Bond angles

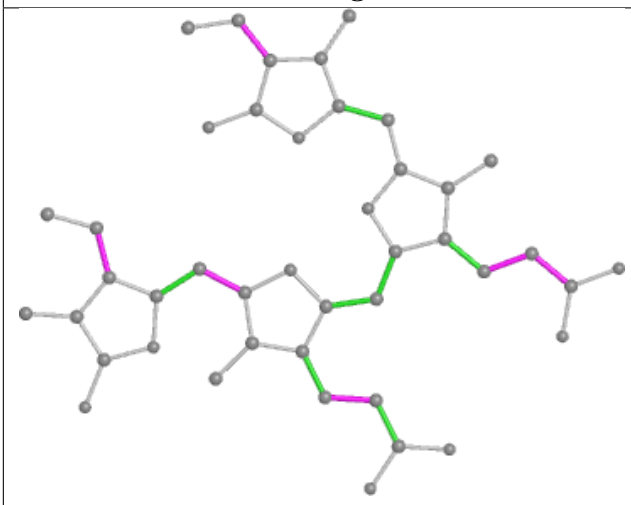

Torsions

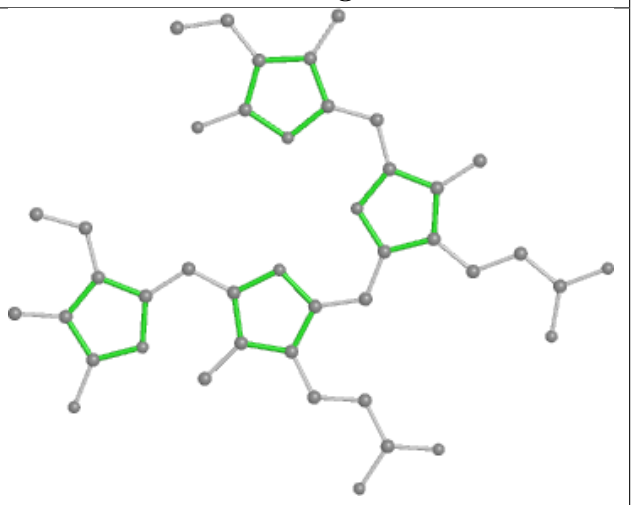

Rings

Ligand PEB D9 202

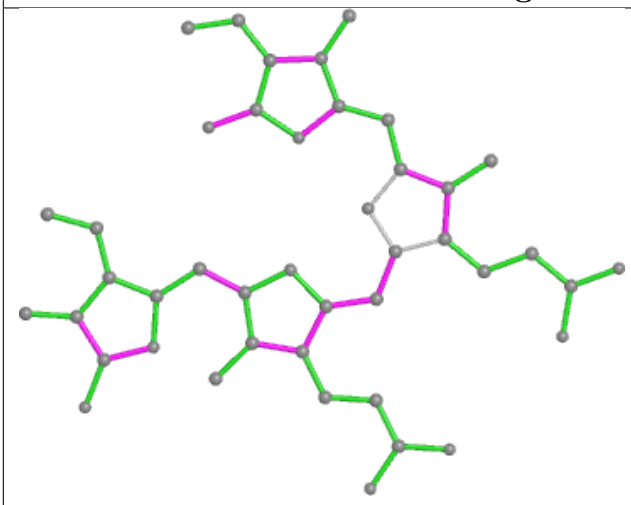

Bond lengths

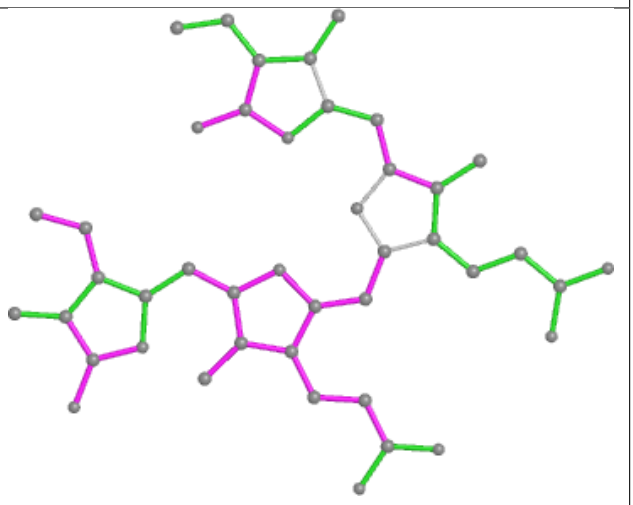

Bond angles

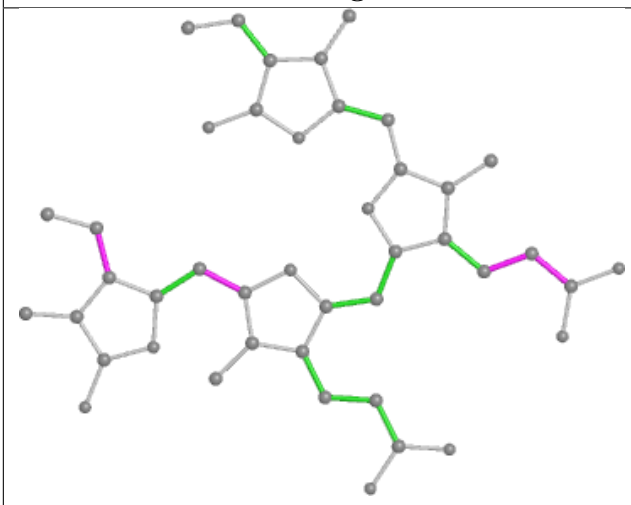

Torsions

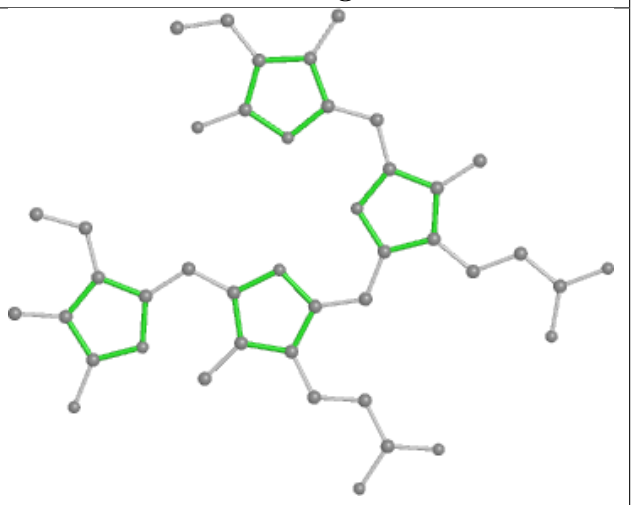

Rings

Ligand PEB cG 202

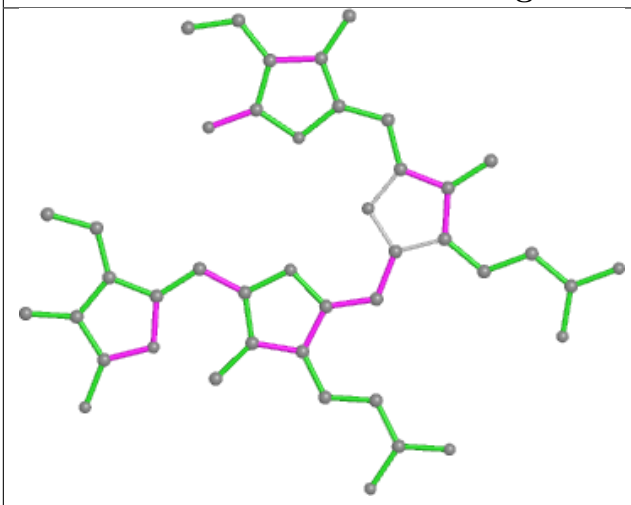

Bond lengths

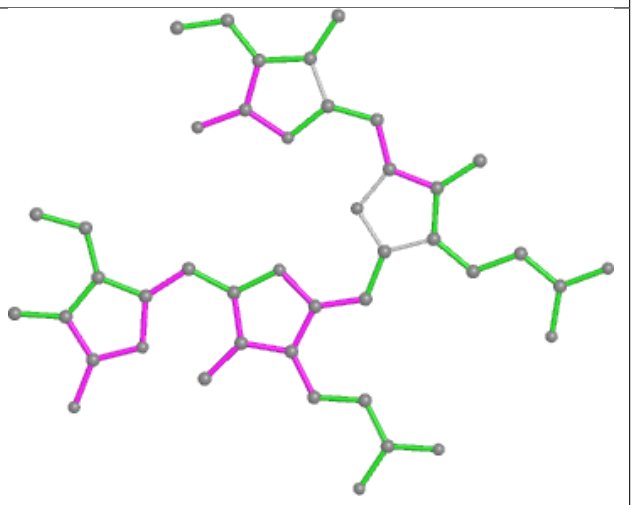

Bond angles

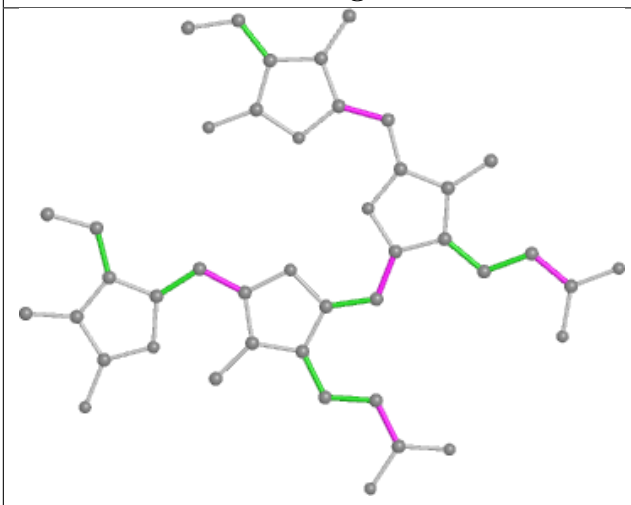

Torsions

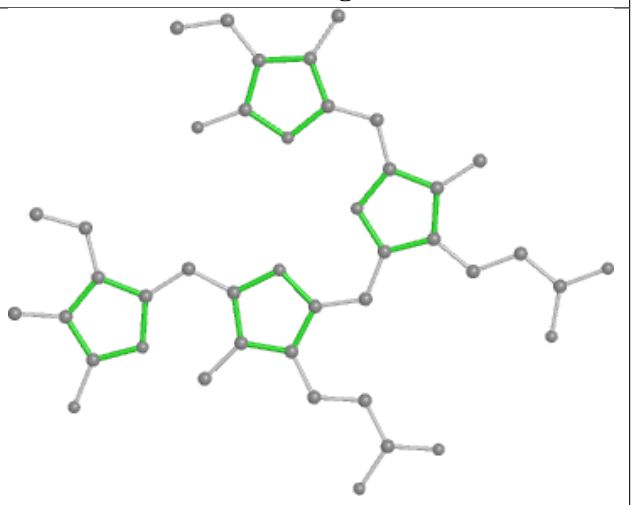

Rings

Ligand PEB XP 201

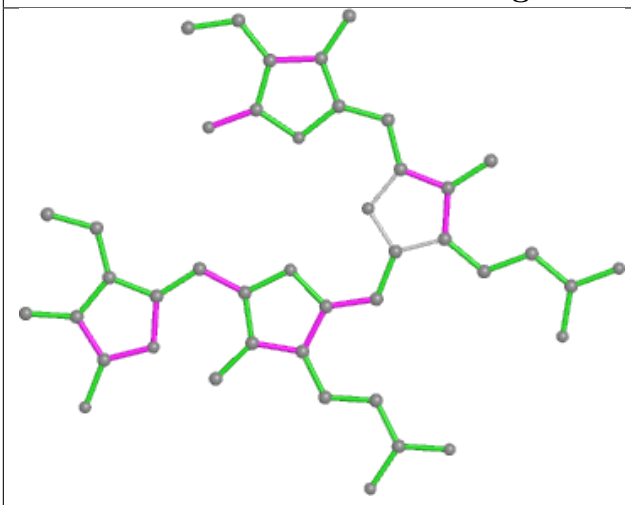

Bond lengths

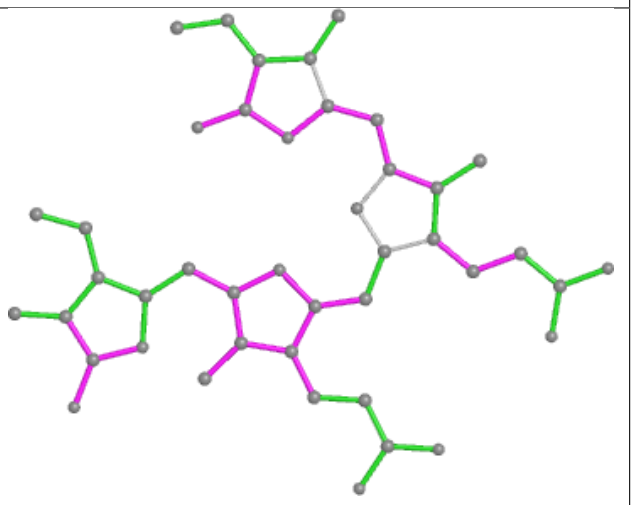

Bond angles

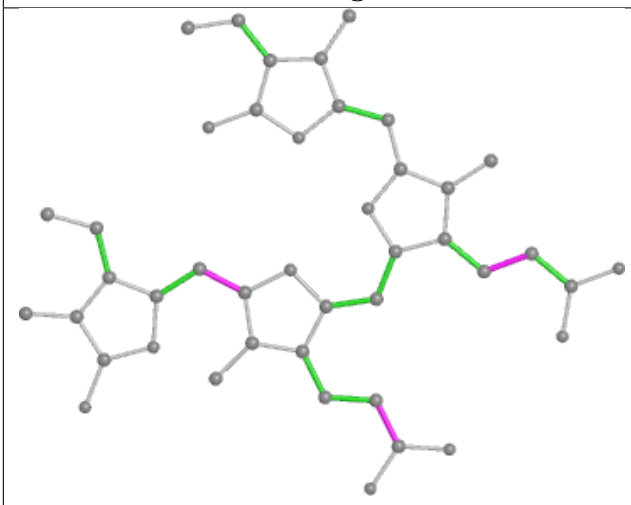

Torsions

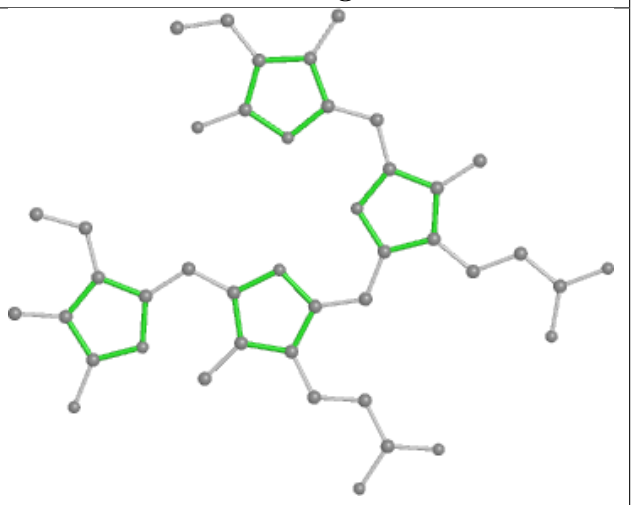

Rings

Ligand CLA 52 601

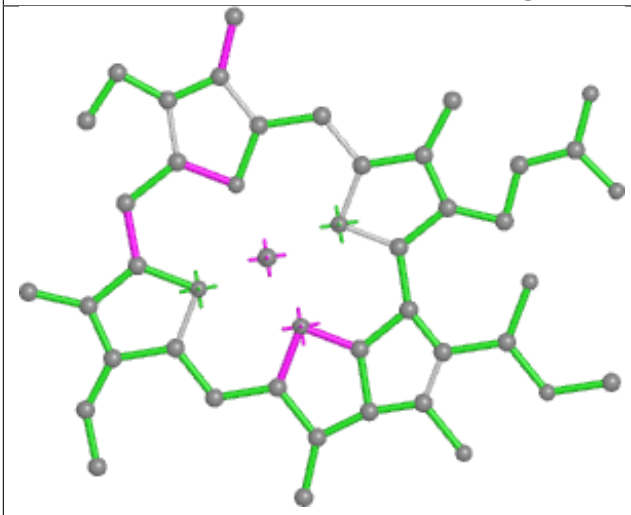

Bond lengths

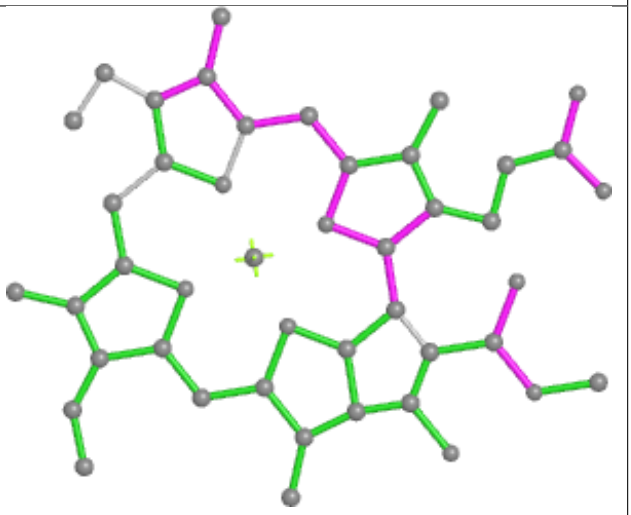

Bond angles

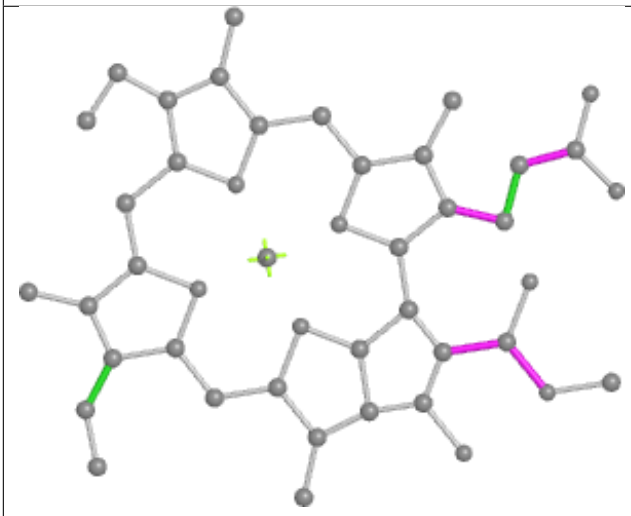

Torsions

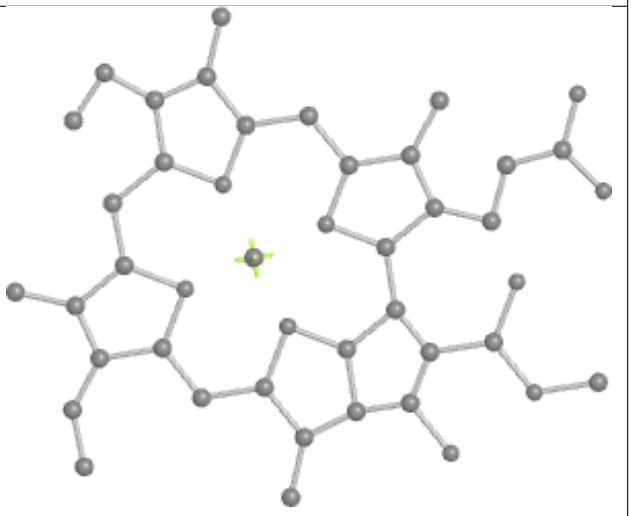

Rings

Ligand PEB NP 201

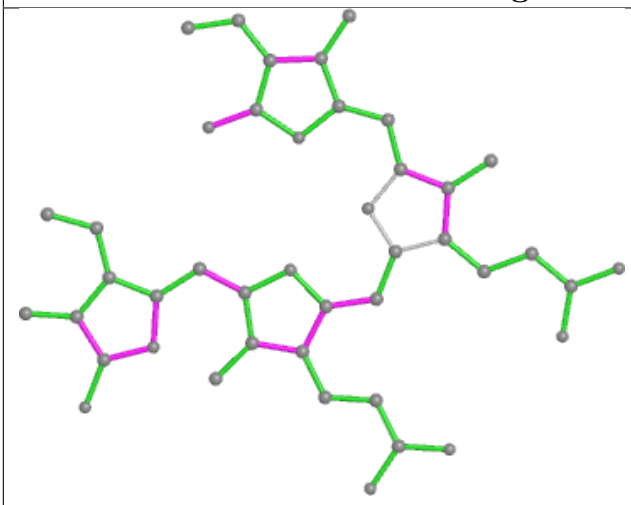

Bond lengths

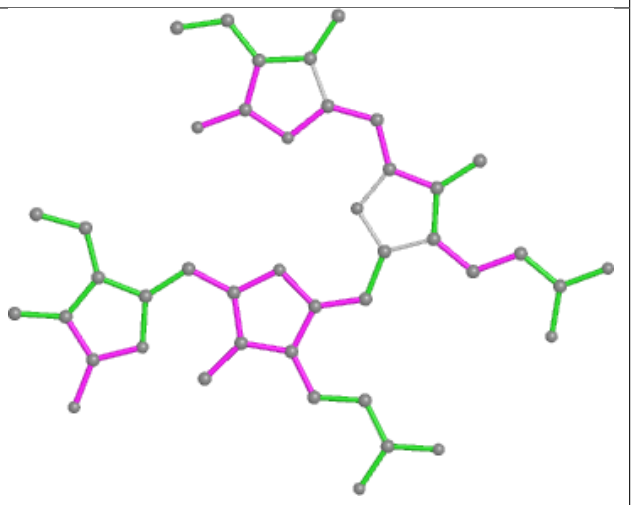

Bond angles

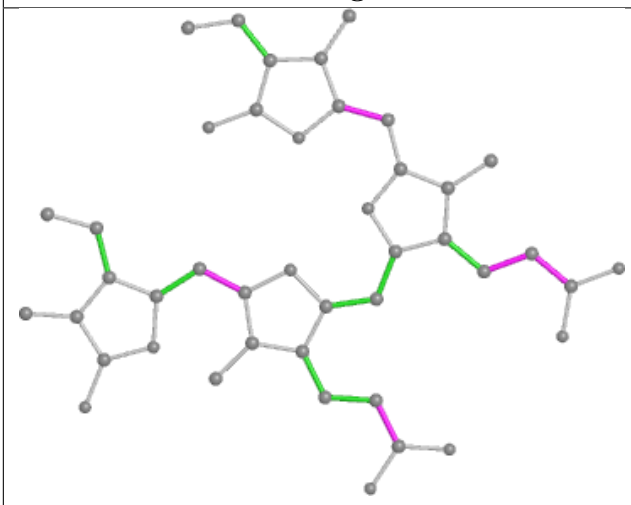

Torsions

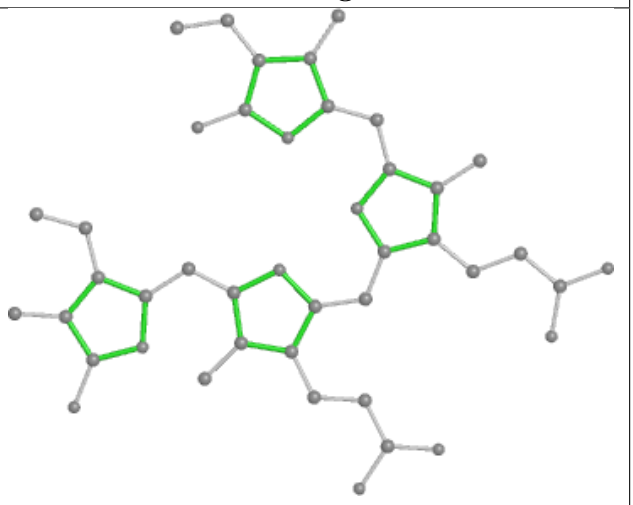

Rings

Ligand PEB kG 202

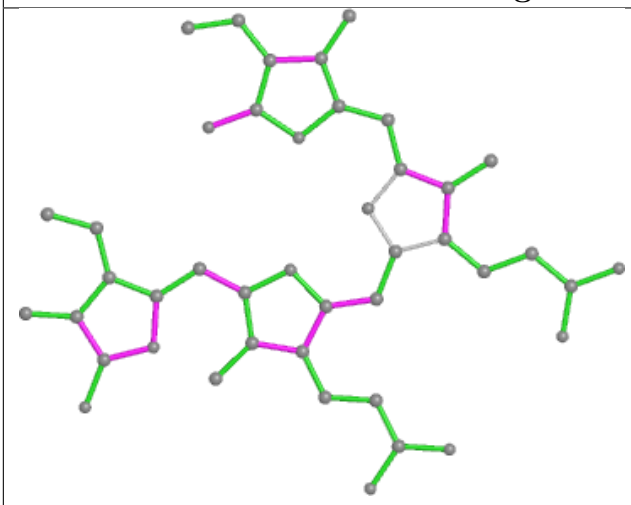

Bond lengths

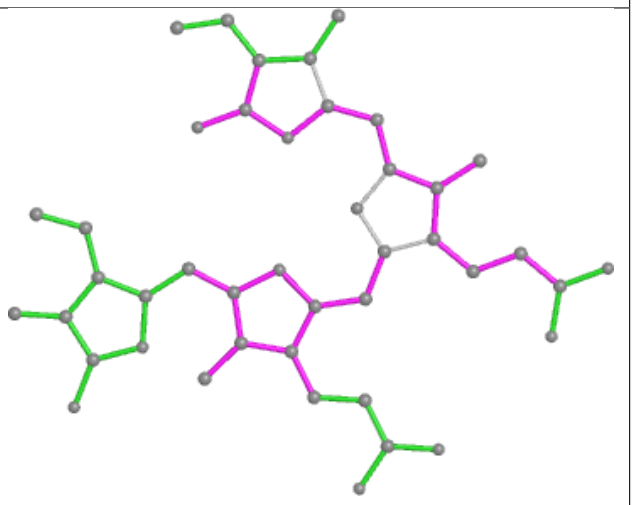

Bond angles

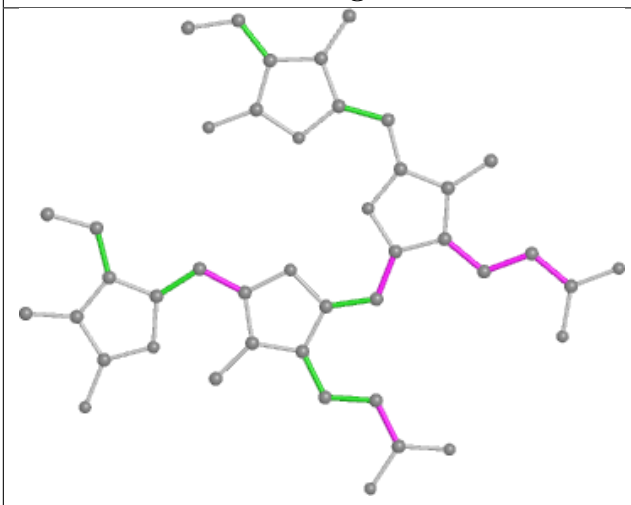

Torsions

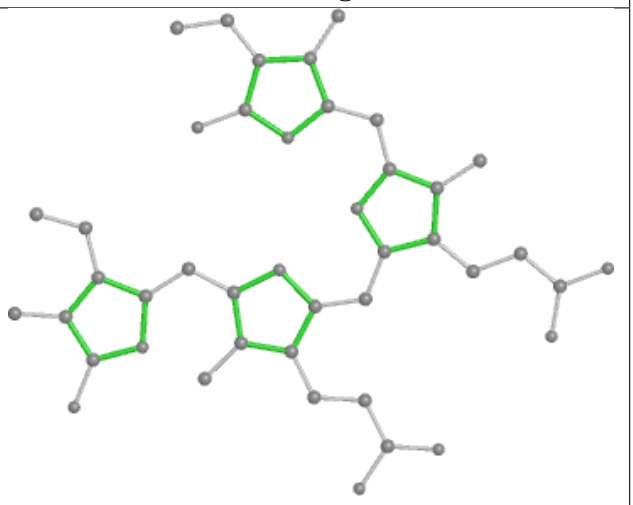

Rings

Ligand PEB aB 202

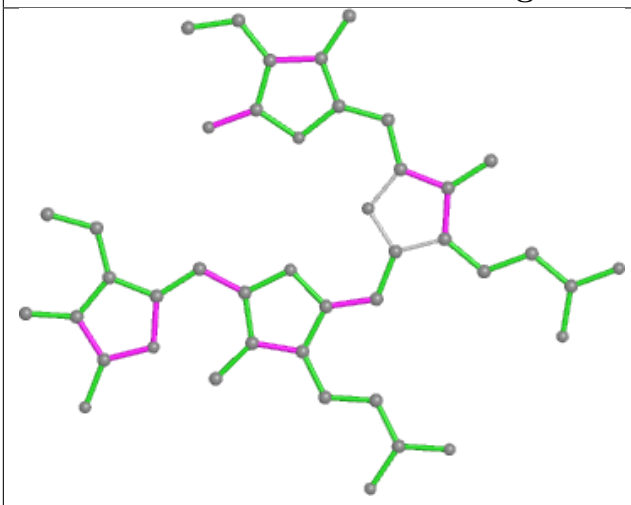

Bond lengths

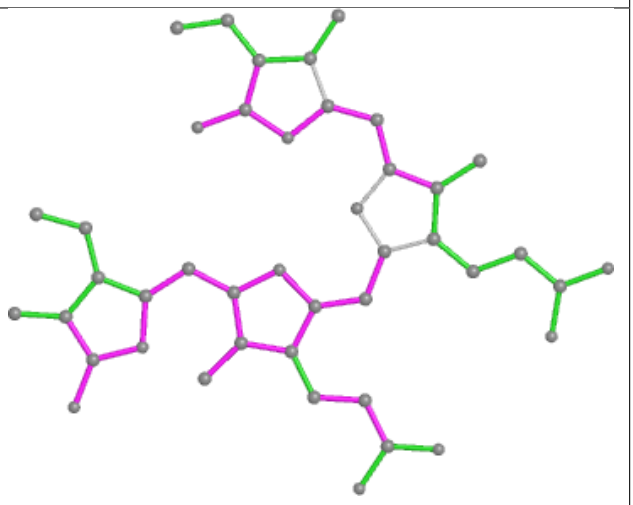

Bond angles

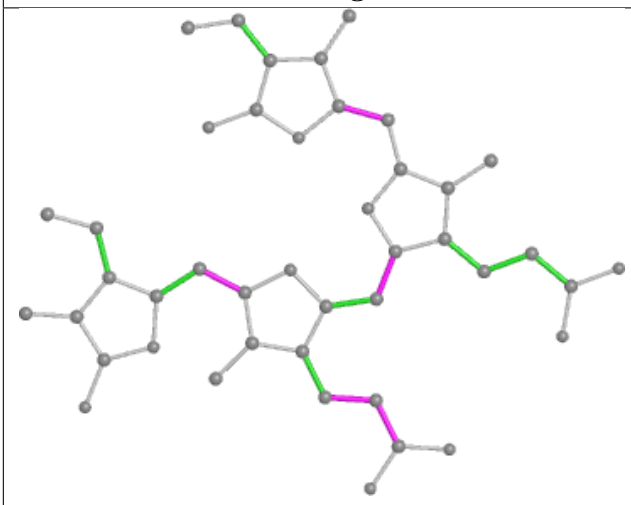

Torsions

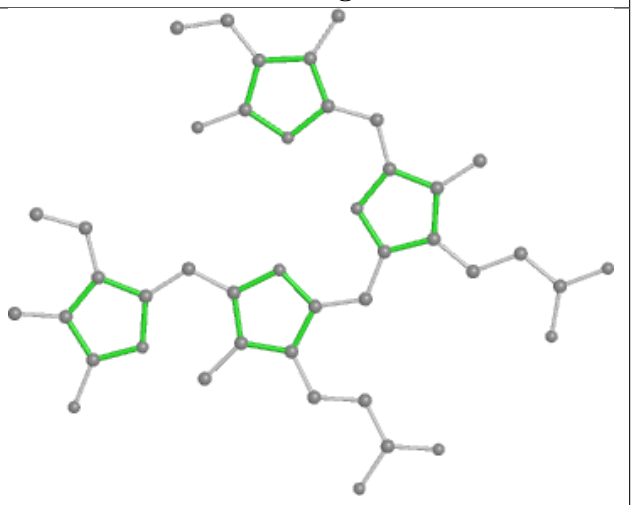

Rings

Ligand PEB I7 201

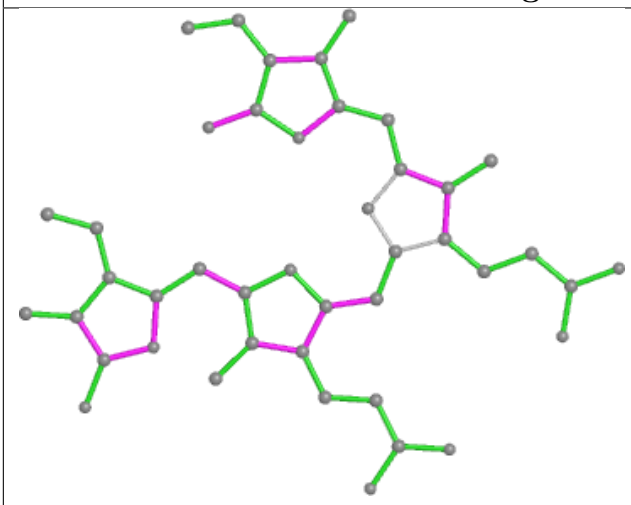

Bond lengths

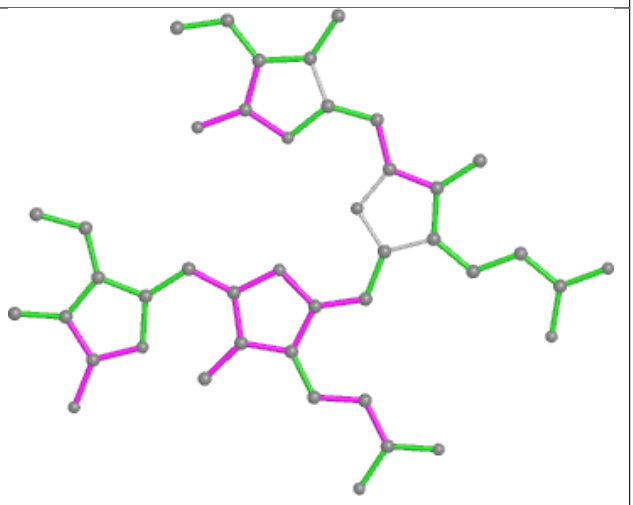

Bond angles

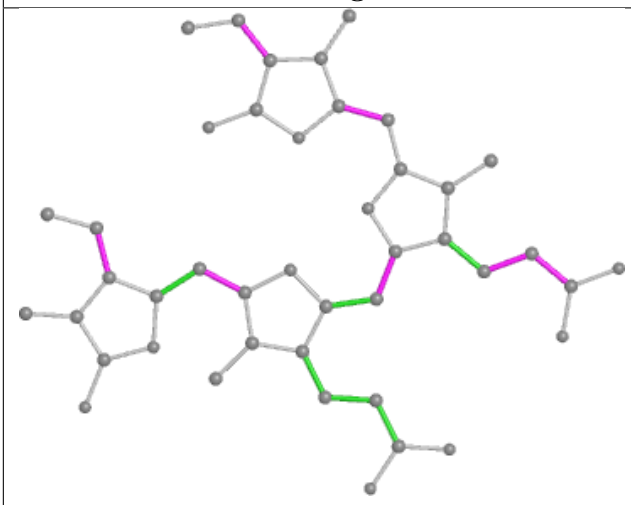

Torsions

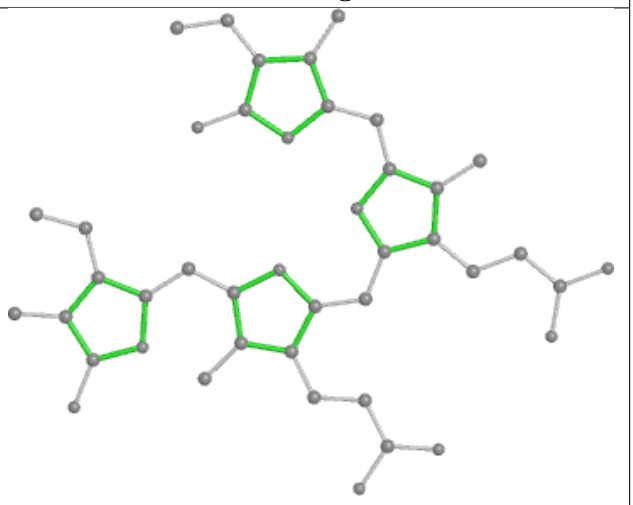

Rings

Ligand CLA AN 813

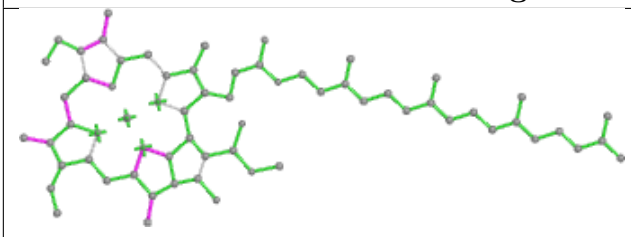

Bond lengths

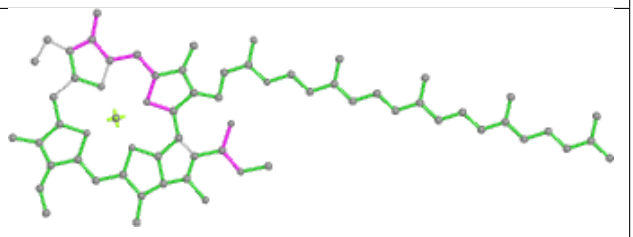

Bond angles

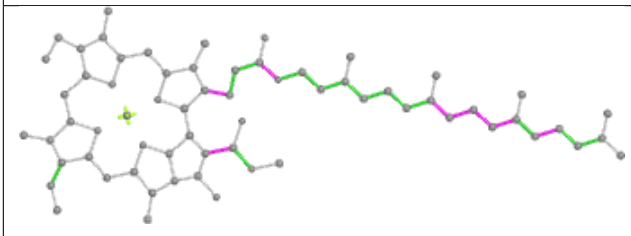

Torsions

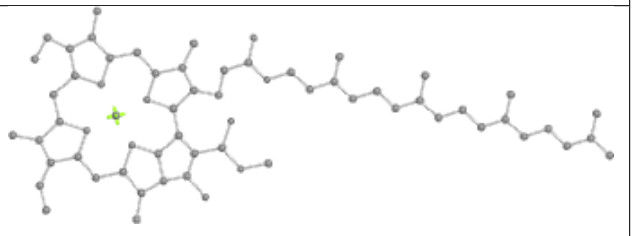

Rings

Ligand PEB FQ 201

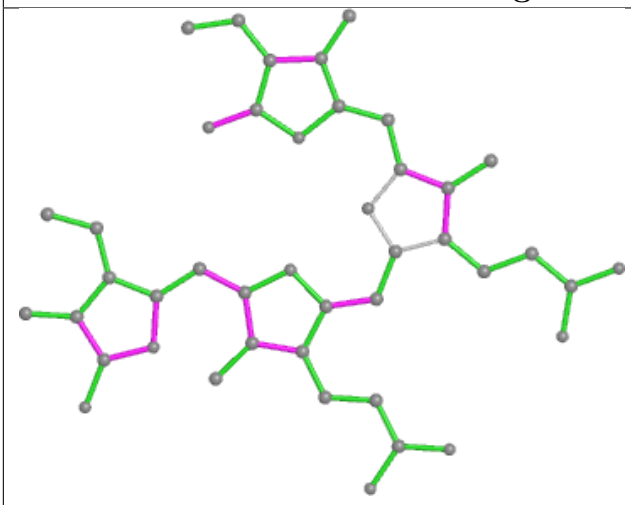

Bond lengths

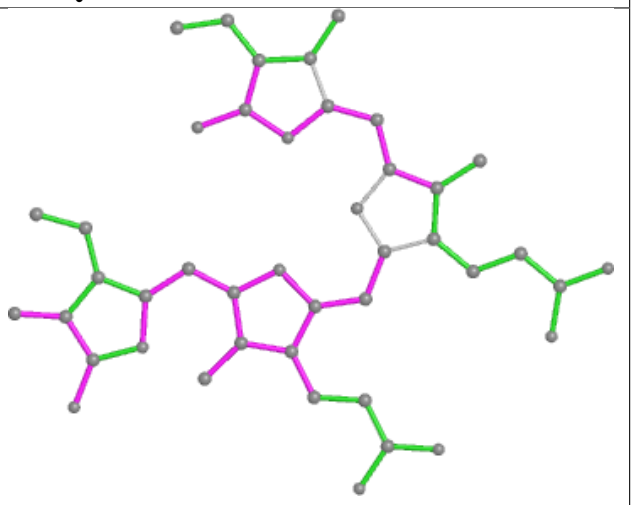

Bond angles

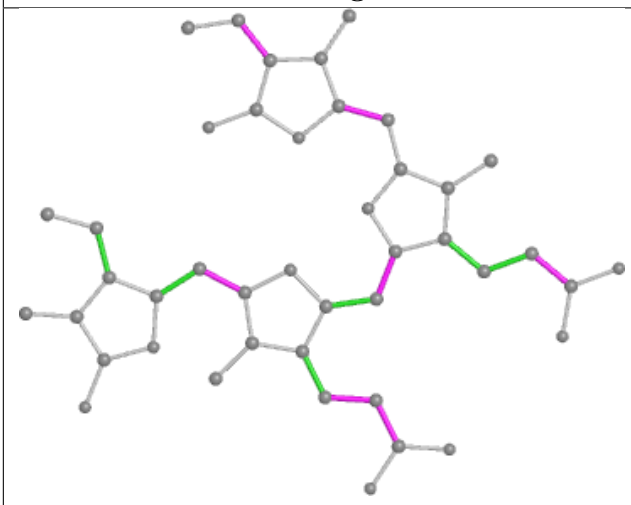

Torsions

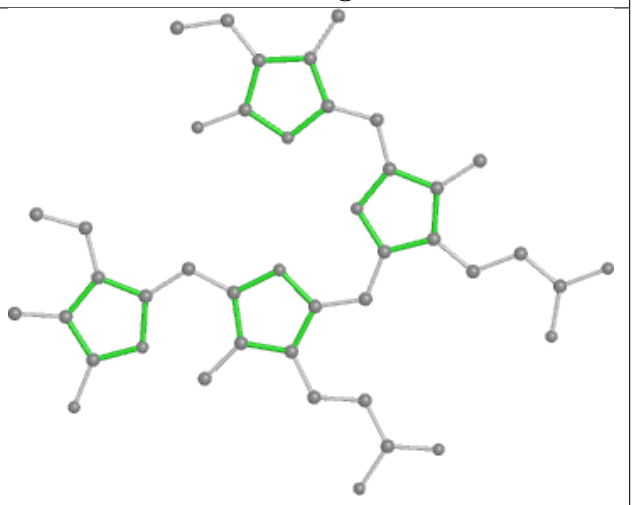

Rings

Ligand PUB AD 302

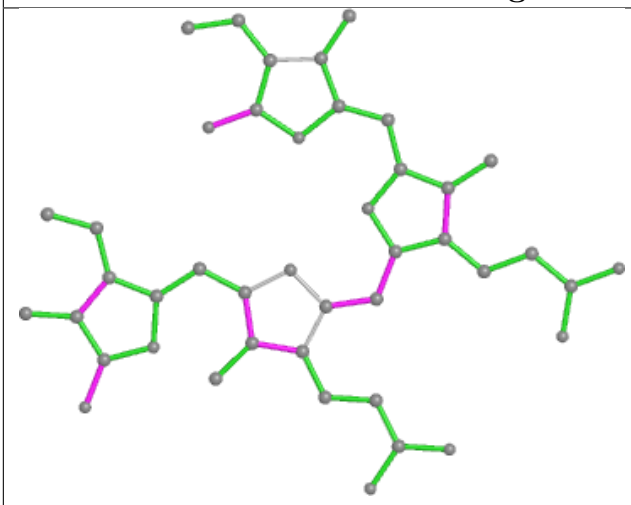

Bond lengths

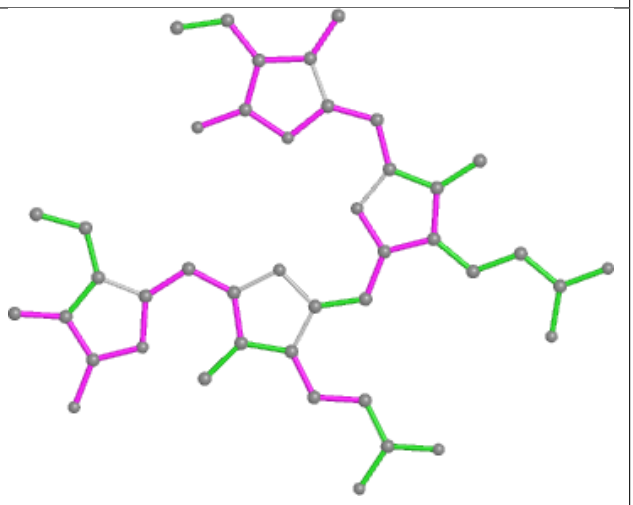

Bond angles

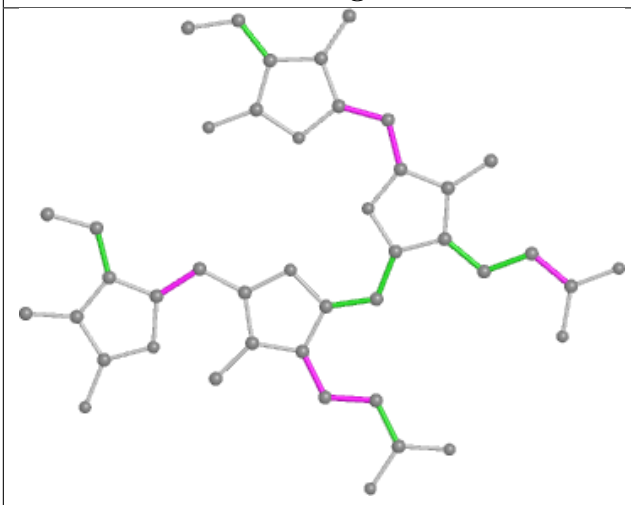

Torsions

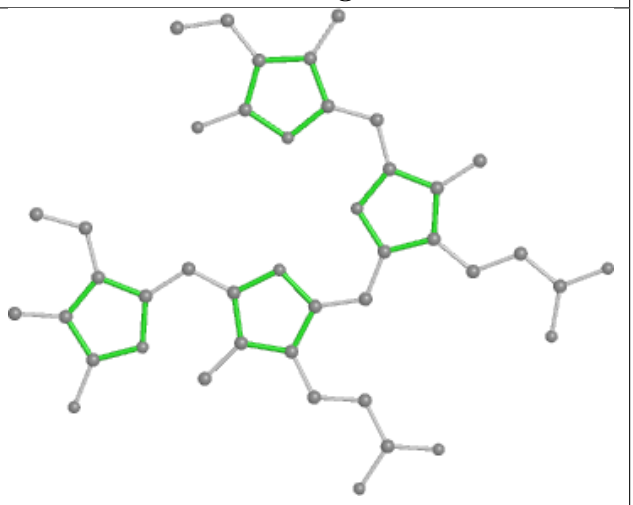

Rings

Ligand DGD a6 604

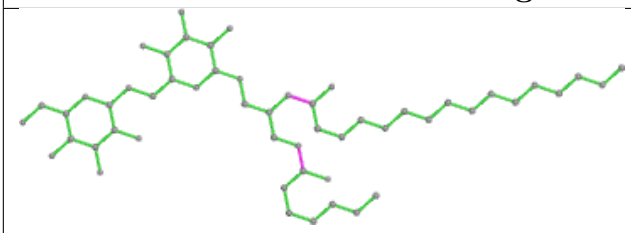

Bond lengths

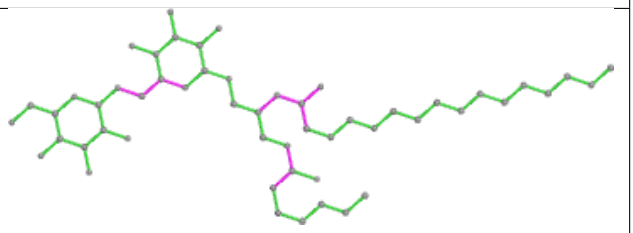

Bond angles

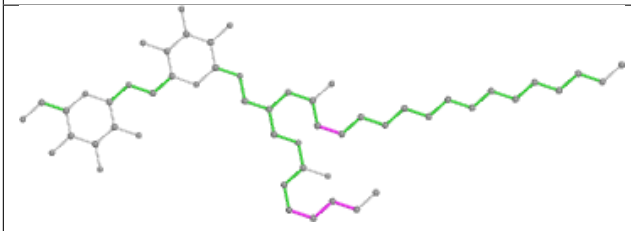

Torsions

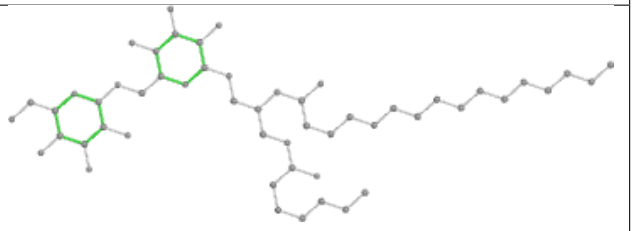

Rings

Ligand PEB dH 201

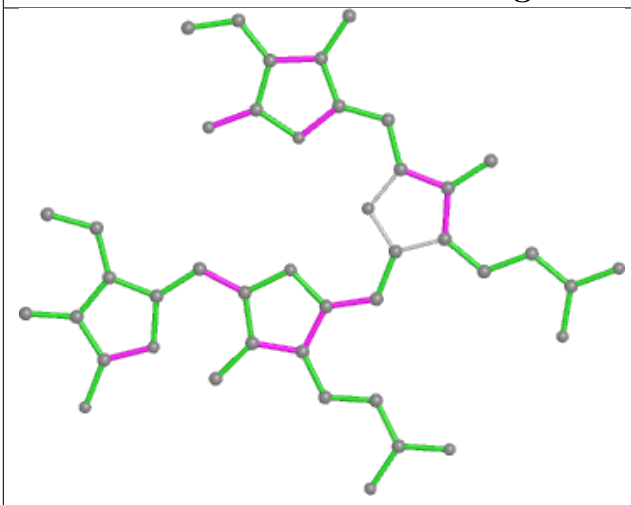

Bond lengths

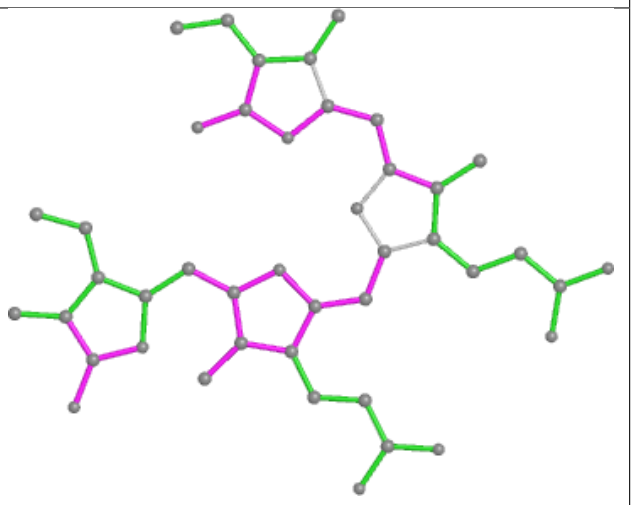

Bond angles

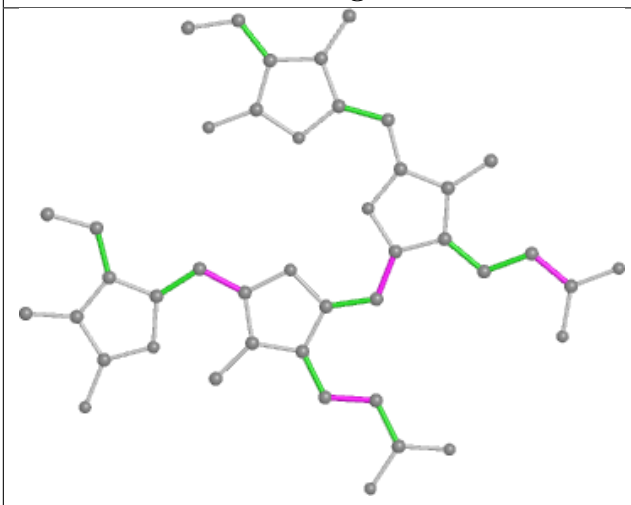

Torsions

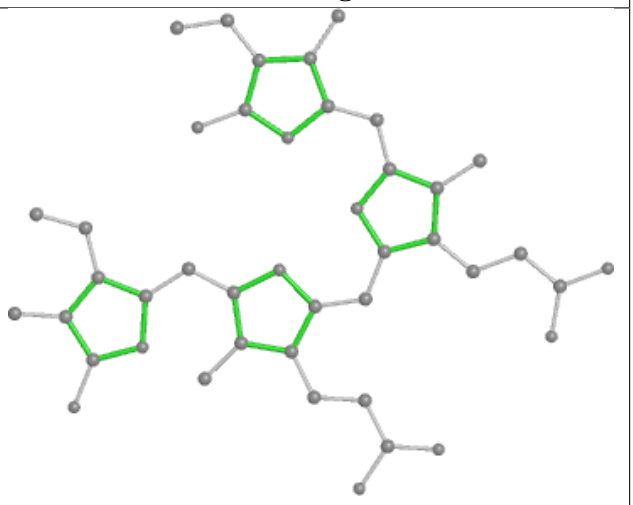

Rings

Ligand PEB NK 201

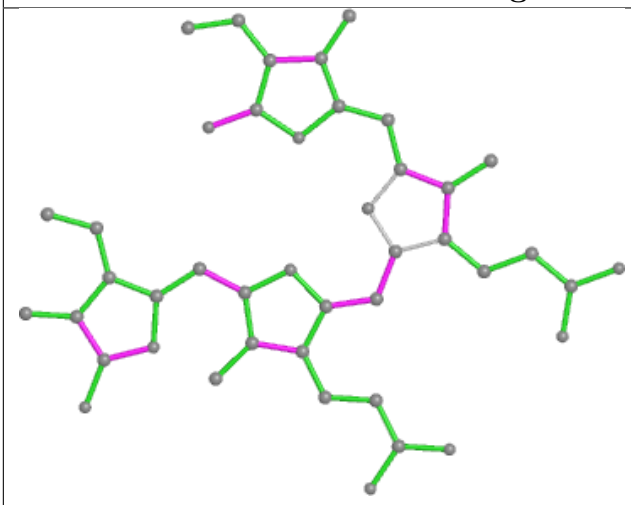

Bond lengths

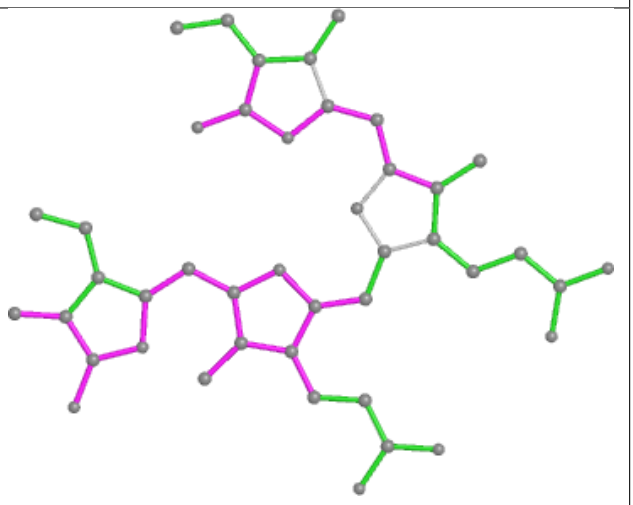

Bond angles

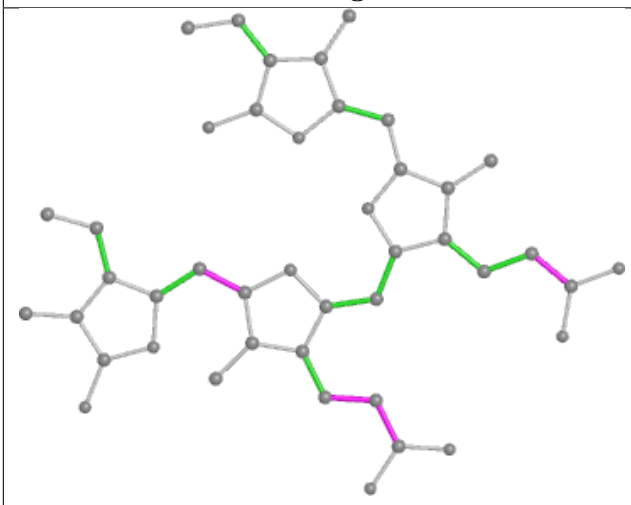

Torsions

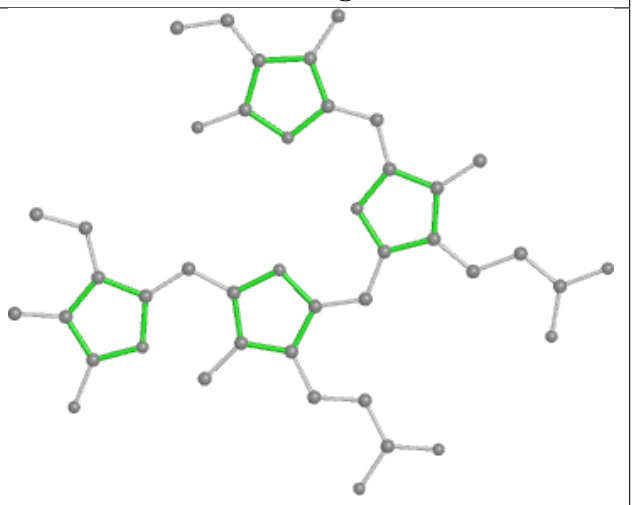

Rings

Ligand CLA 2N 311

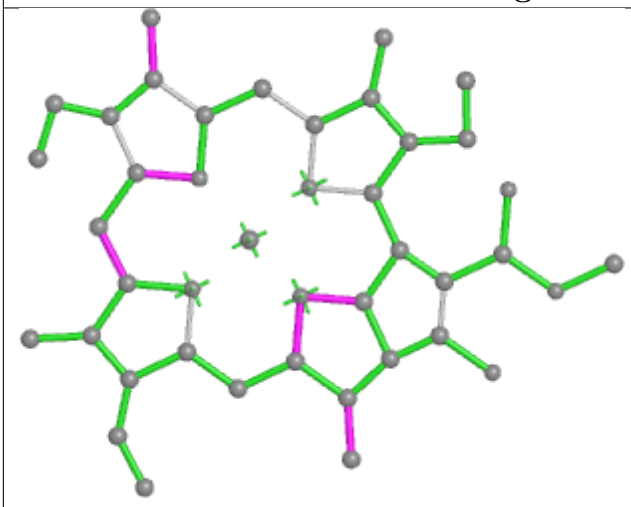

Bond lengths

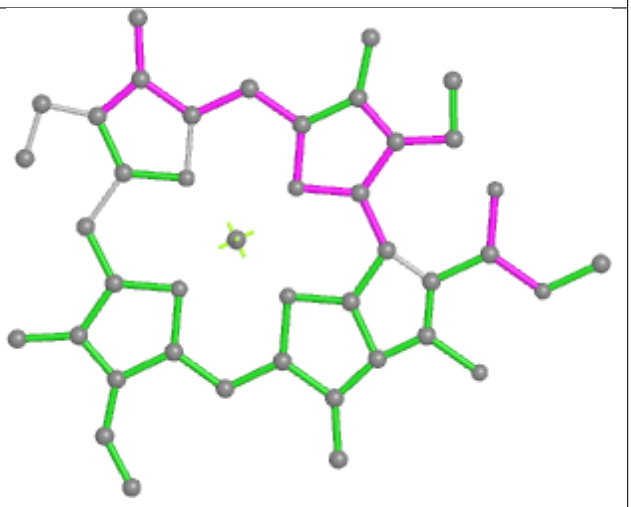

Bond angles

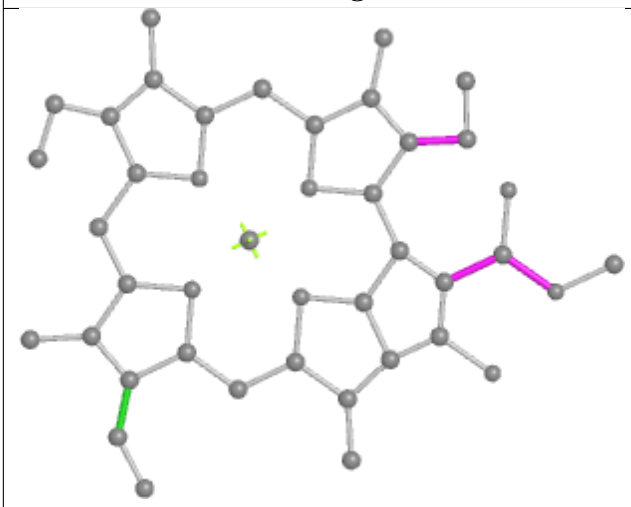

Torsions

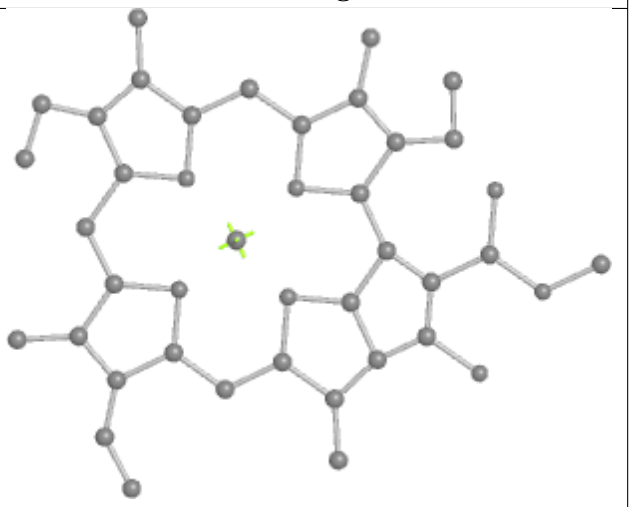

Rings

Ligand DGD BL 614

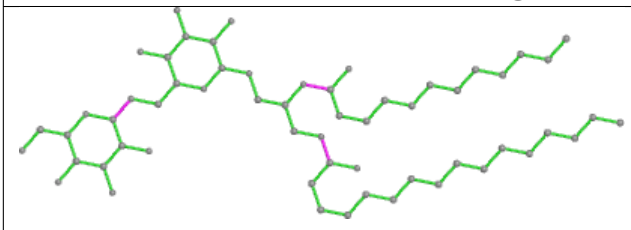

Bond lengths

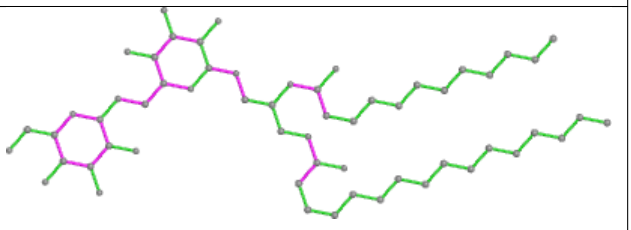

Bond angles

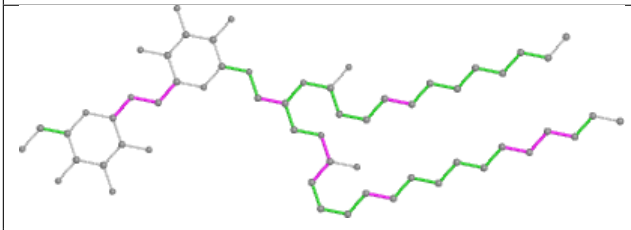

Torsions

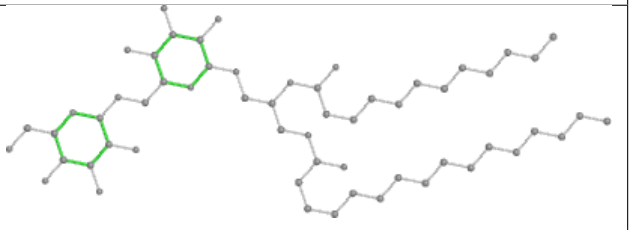

Rings

Ligand PEB SD 201

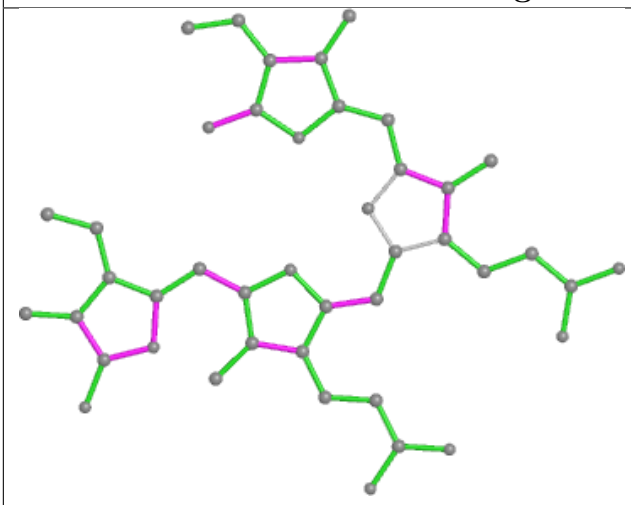

Bond lengths

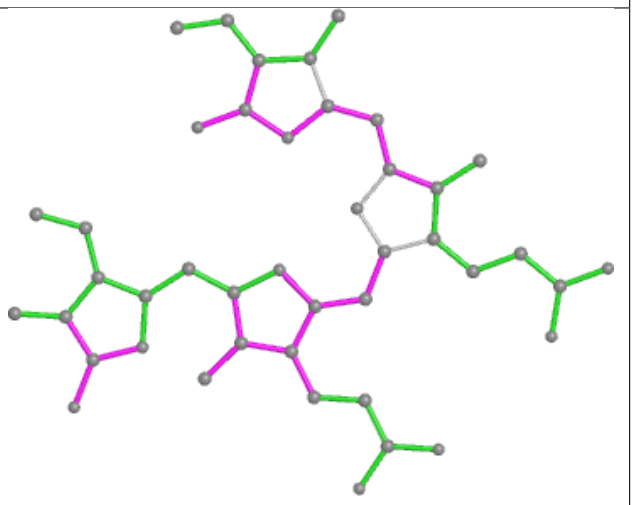

Bond angles

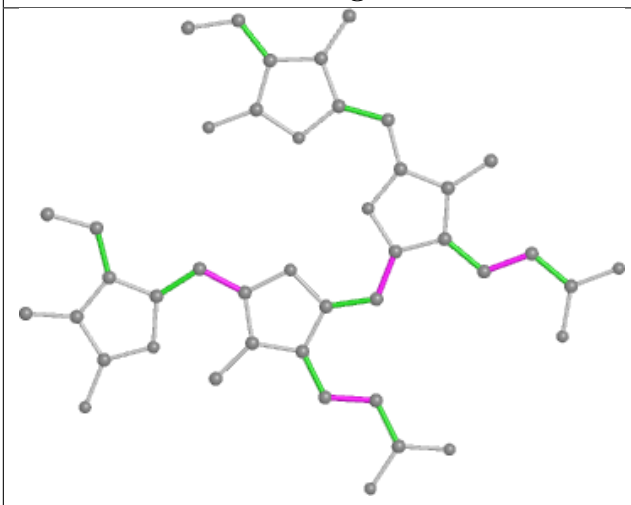

Torsions

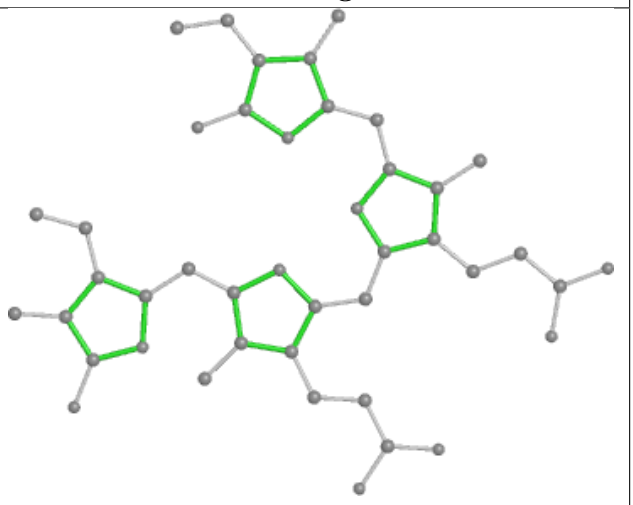

Rings

Ligand CYC B3 1001

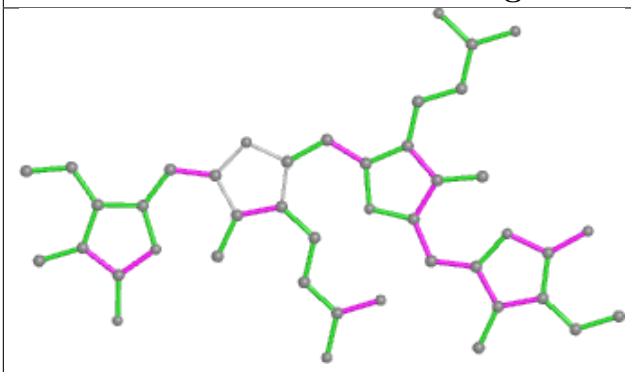

Bond lengths

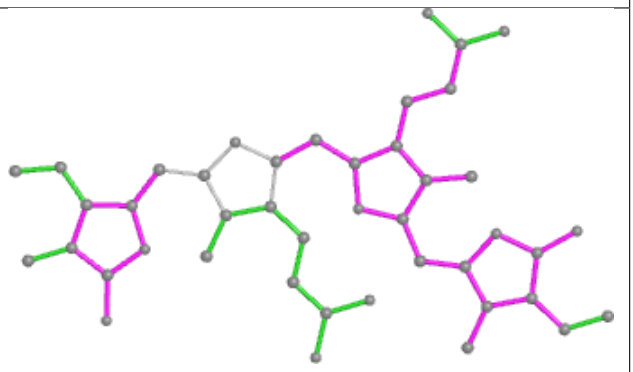

Bond angles

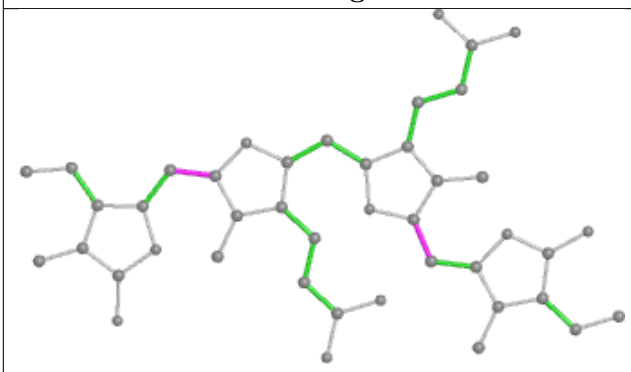

Torsions

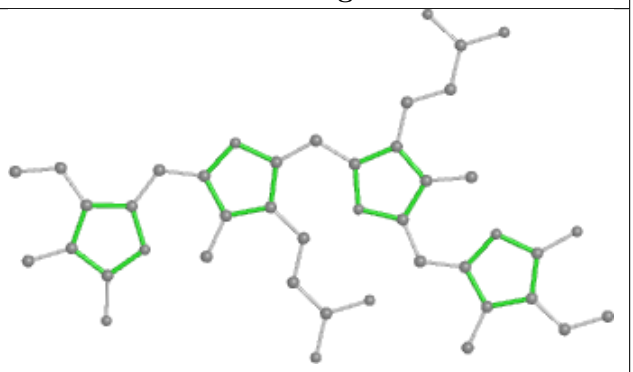

Rings

Ligand PEB TA 201

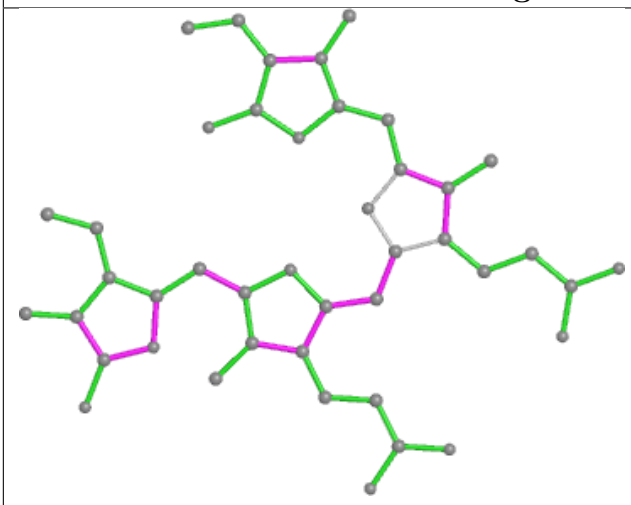

Bond lengths

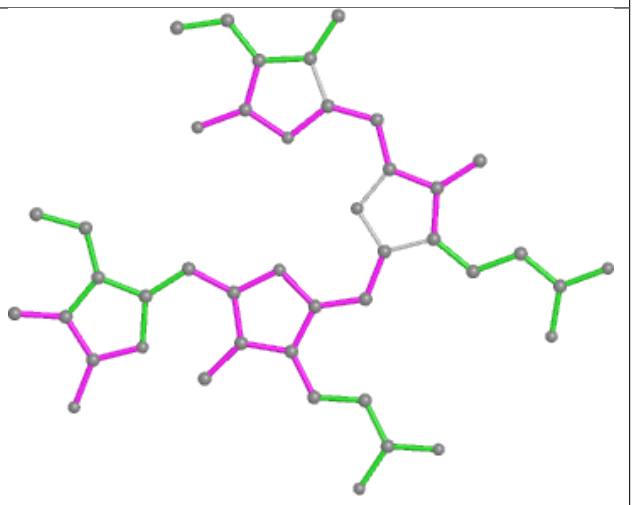

Bond angles

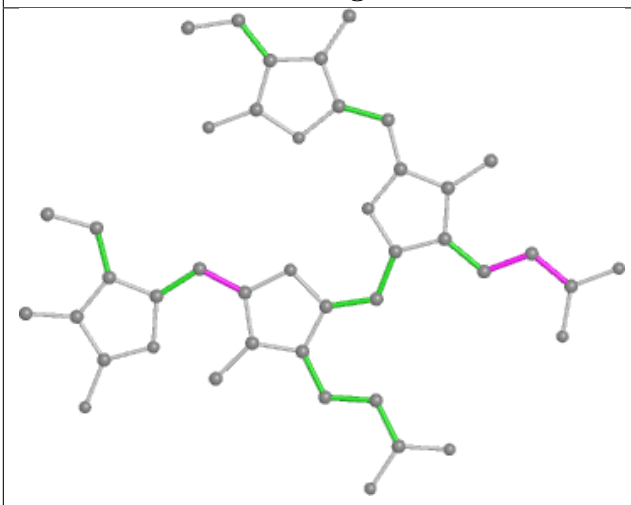

Torsions

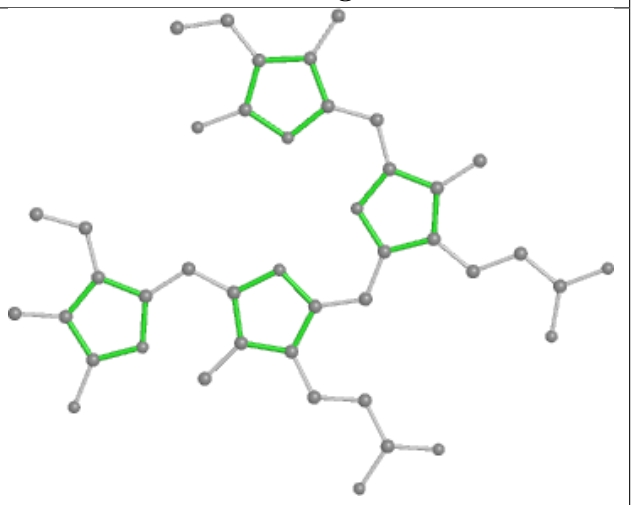

Rings

Ligand CLA AN 834

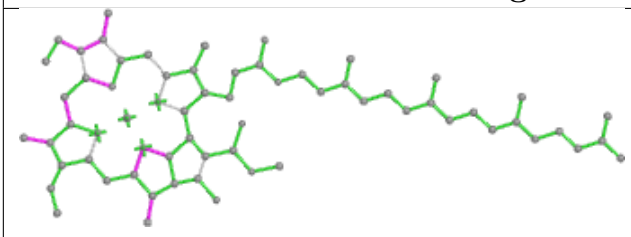

Bond lengths

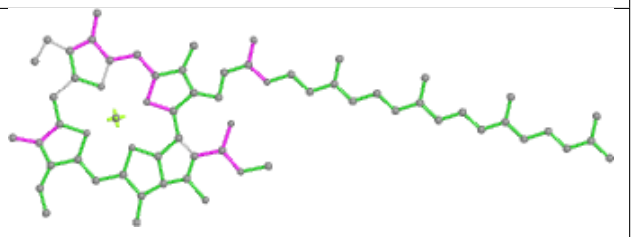

Bond angles

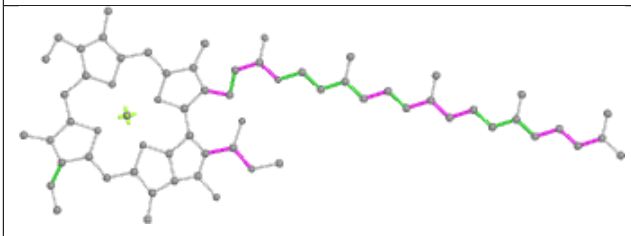

Torsions

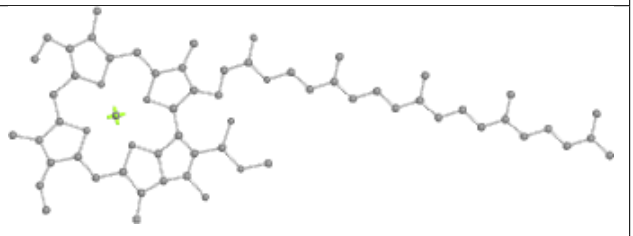

Rings

Ligand CLA d6 406

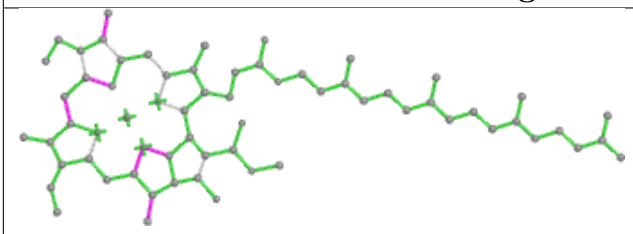

Bond lengths

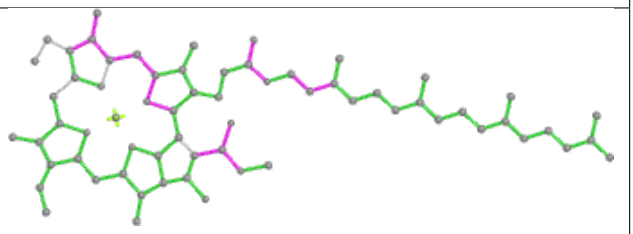

Bond angles

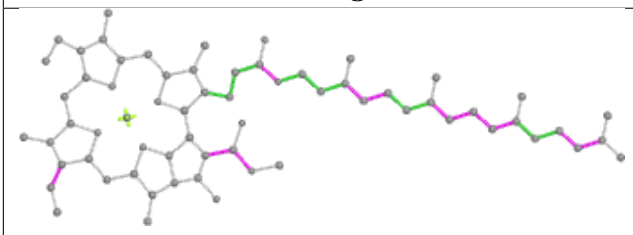

Torsions

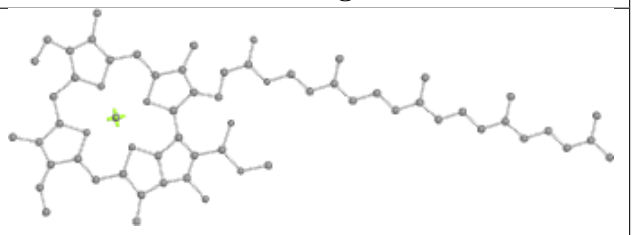

Rings

Ligand PEB T4 202

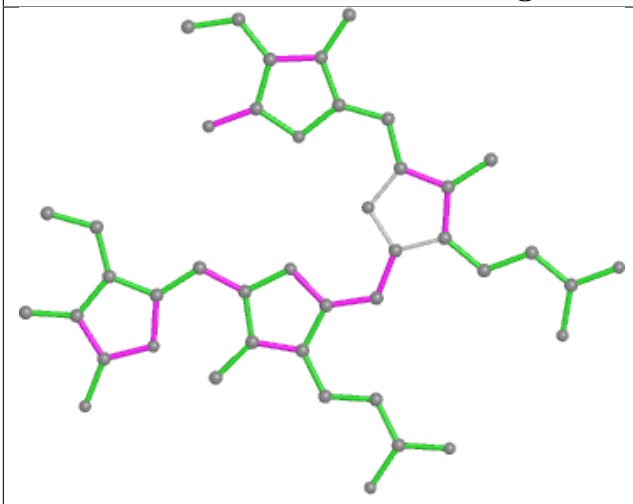

Bond lengths

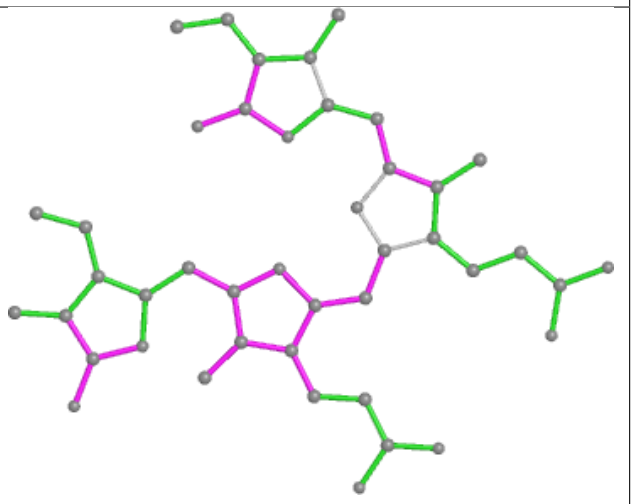

Bond angles

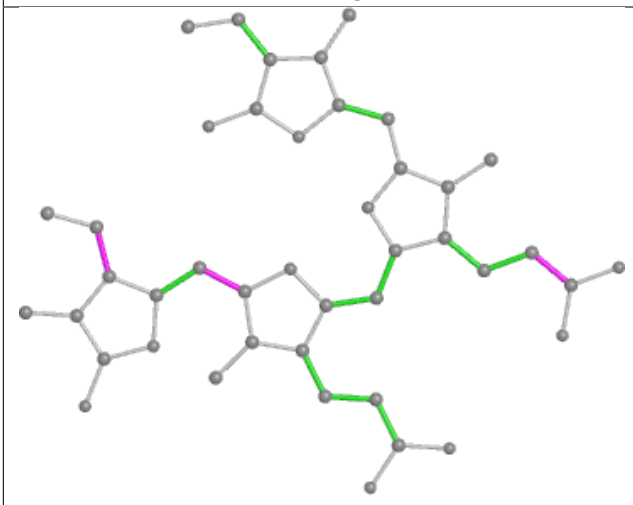

Torsions

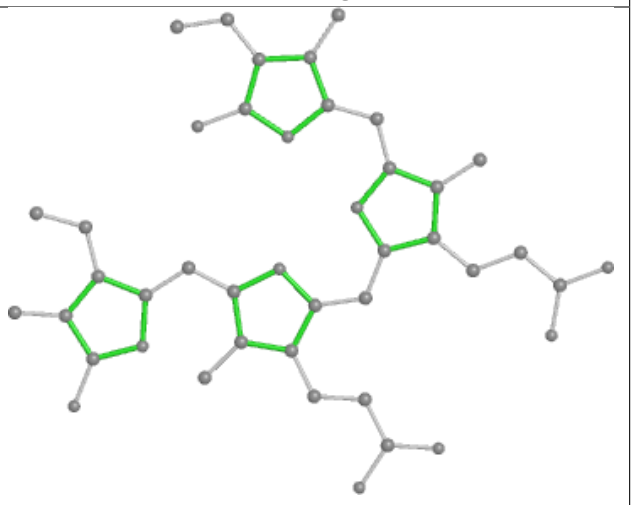

Rings

Ligand PEB W1 203

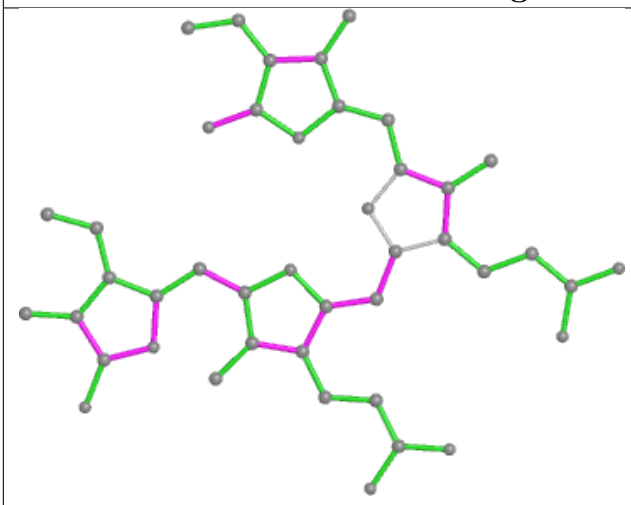

Bond lengths

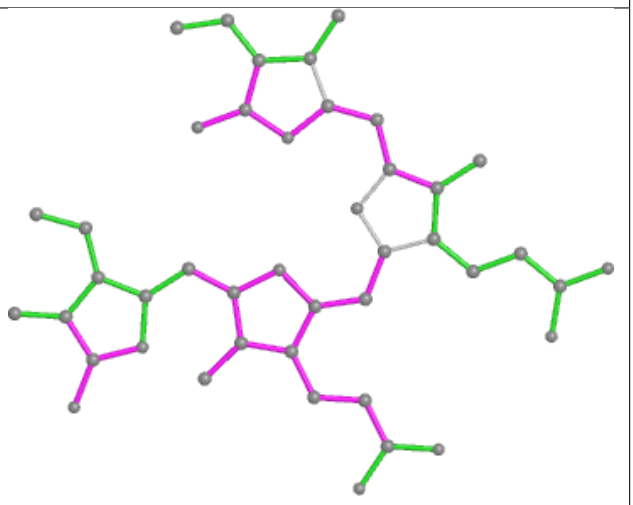

Bond angles

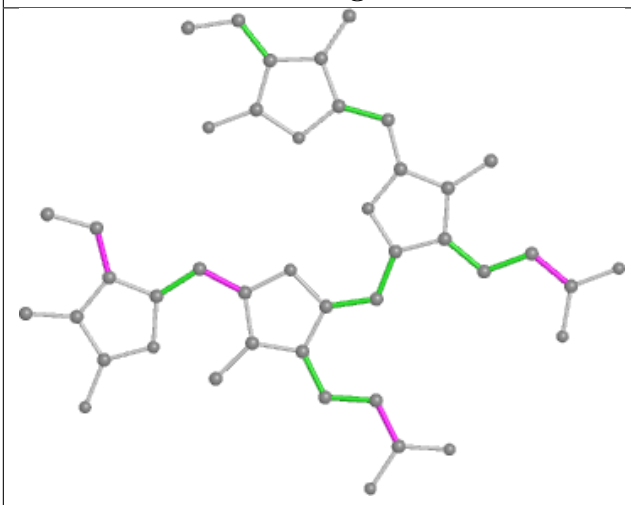

Torsions

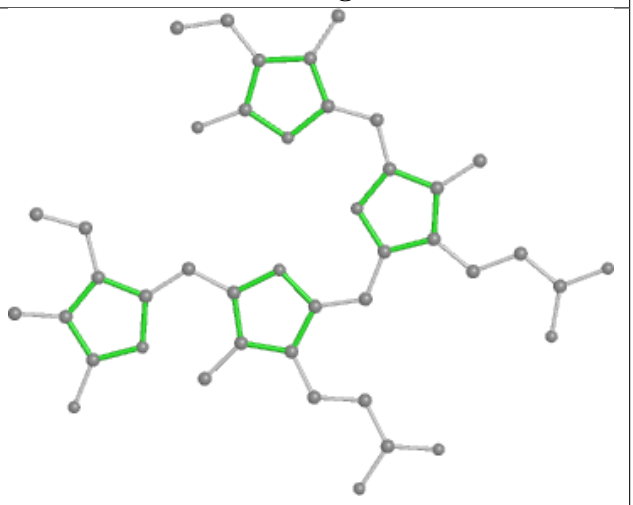

Rings

Ligand CYC v3 1001

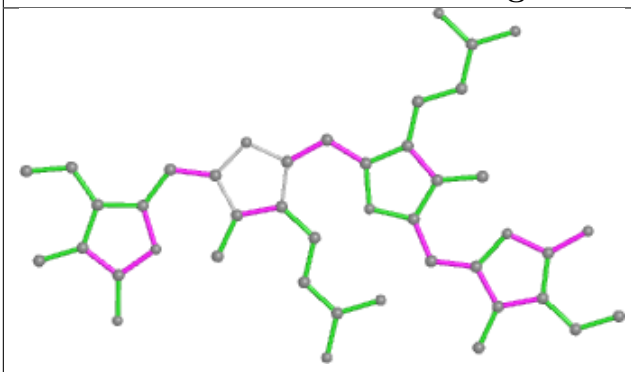

Bond lengths

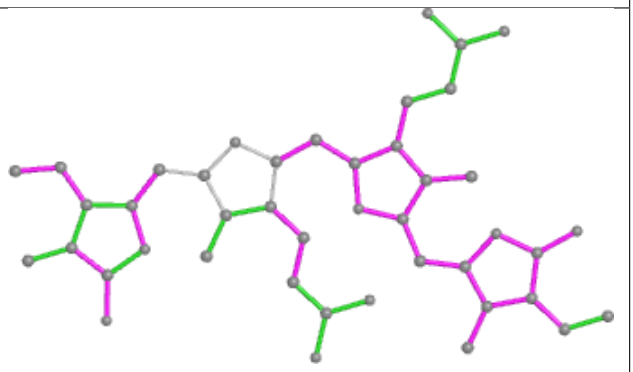

Bond angles

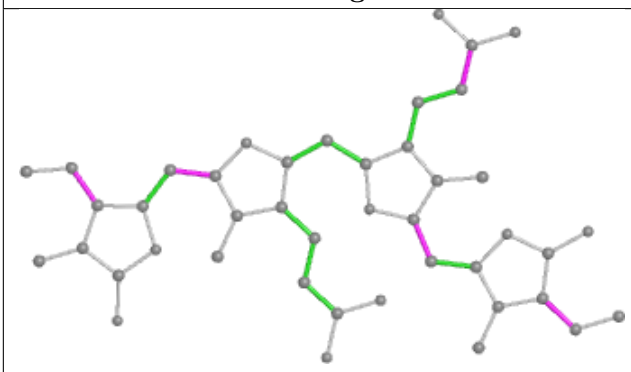

Torsions

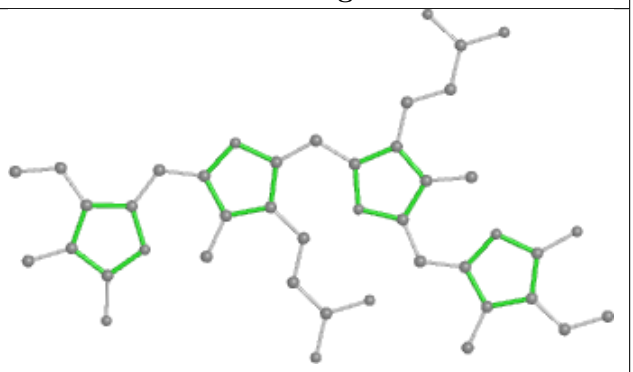

Rings

Ligand PEB PK 201

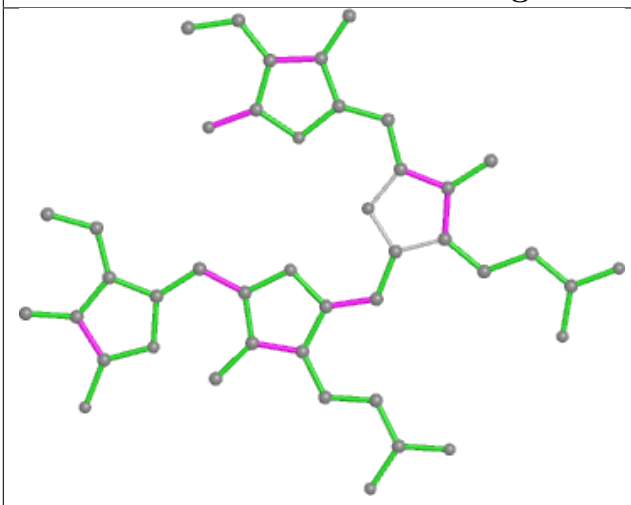

Bond lengths

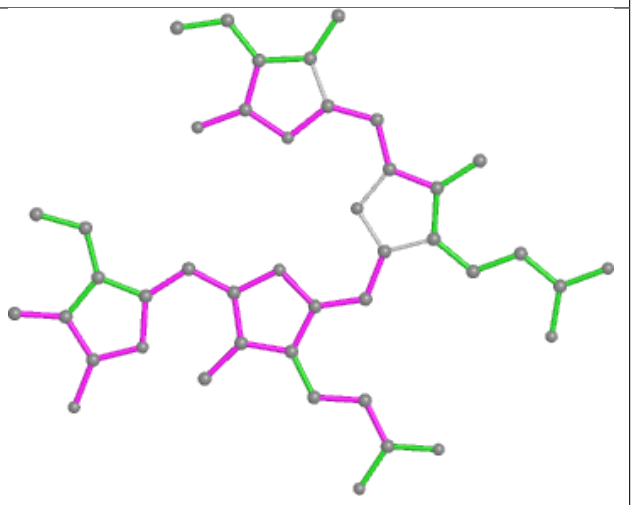

Bond angles

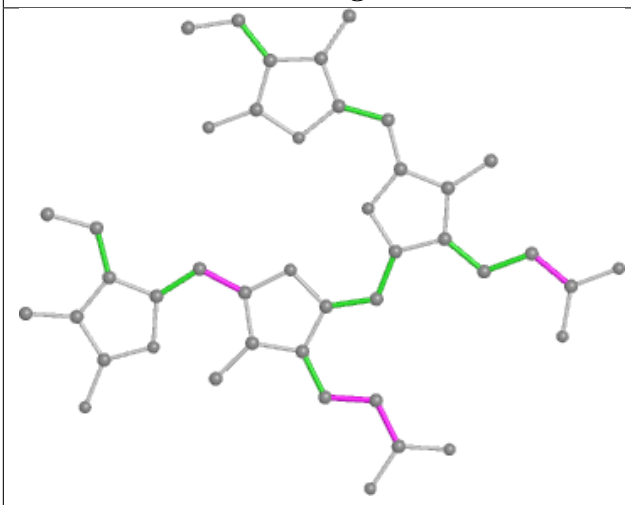

Torsions

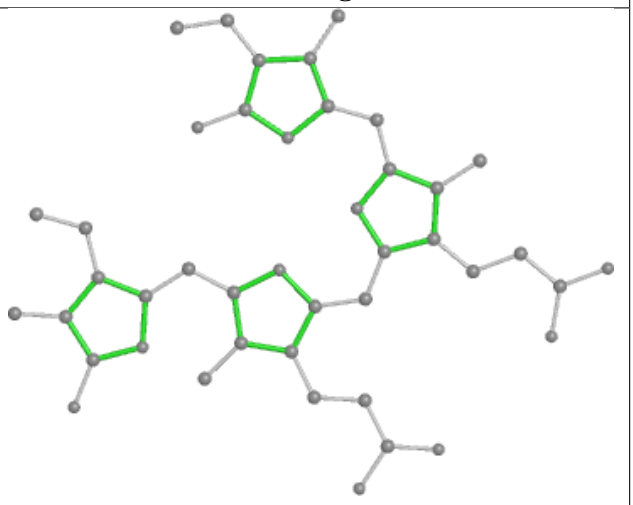

Rings

Ligand CLA b6 611

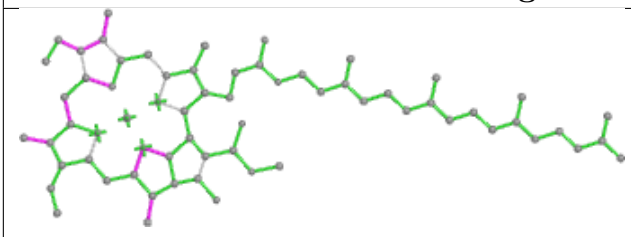

Bond lengths

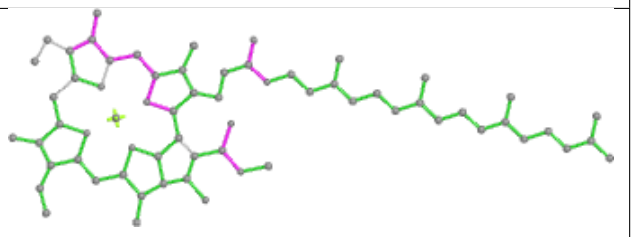

Bond angles

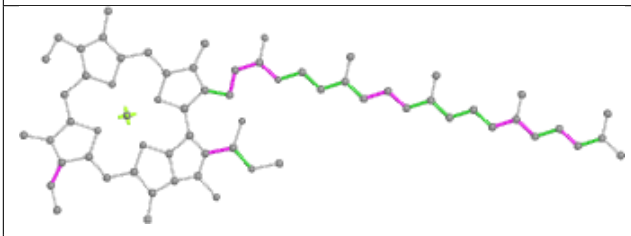

Torsions

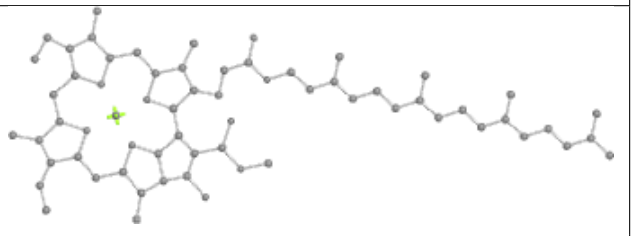

Rings

Ligand PEB SH 203

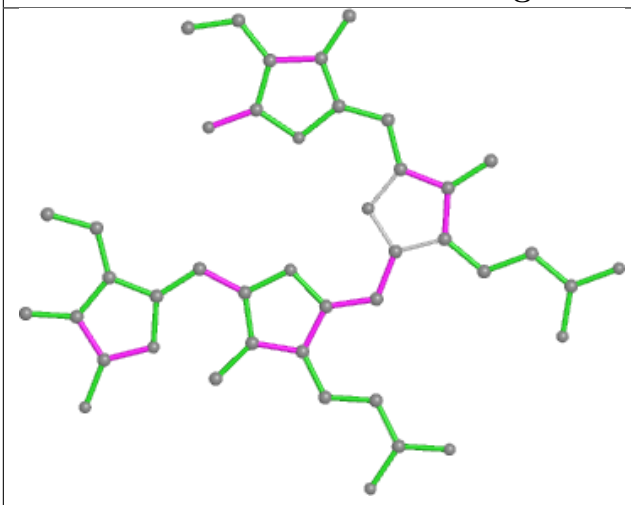

Bond lengths

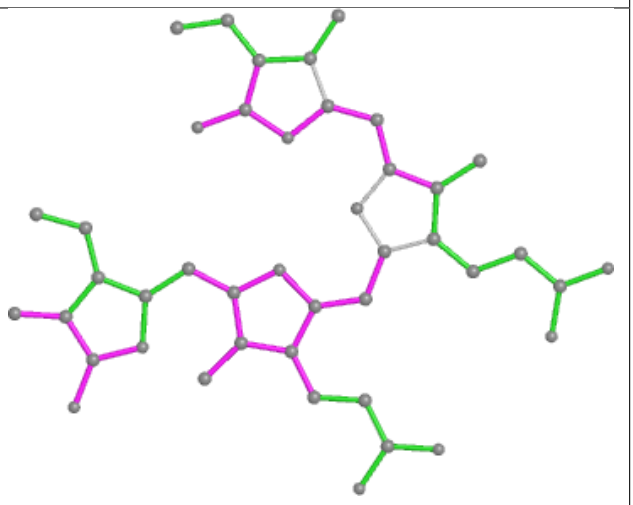

Bond angles

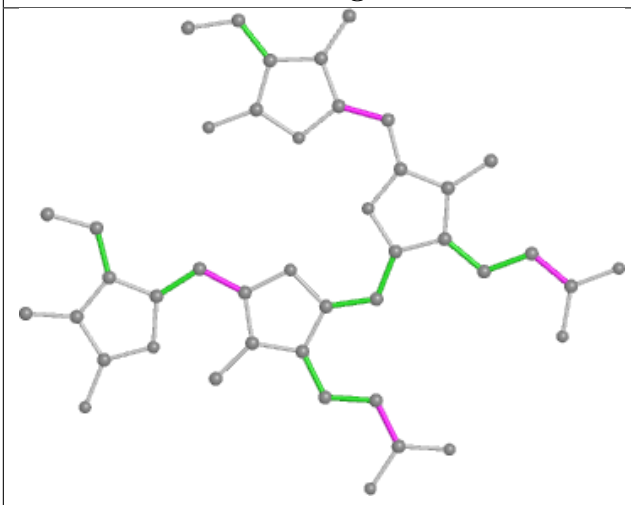

Torsions

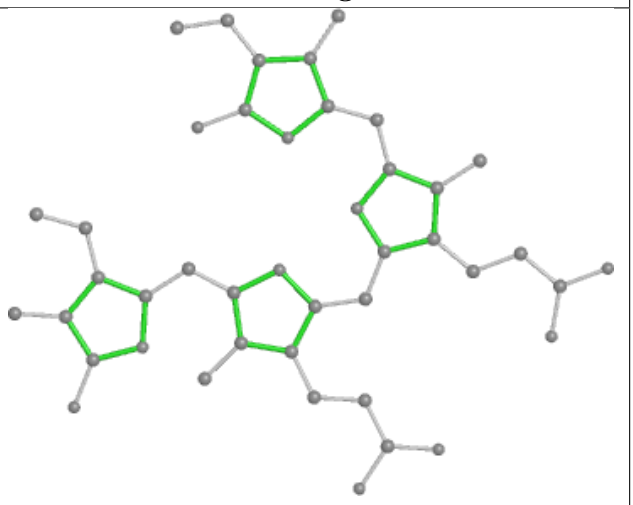

Rings

Ligand PEB AF 202

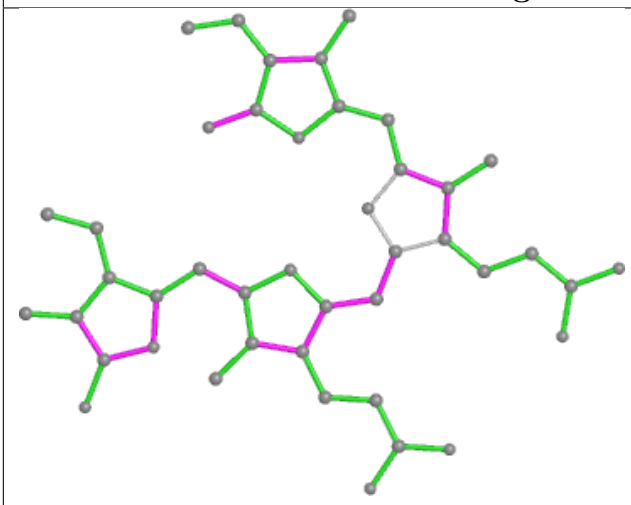

Bond lengths

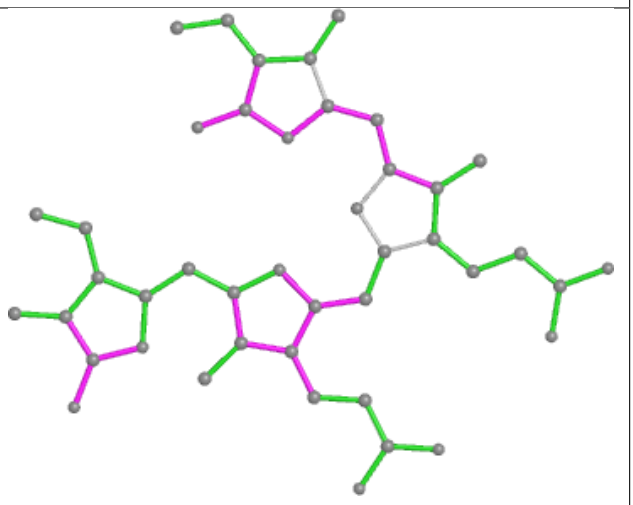

Bond angles

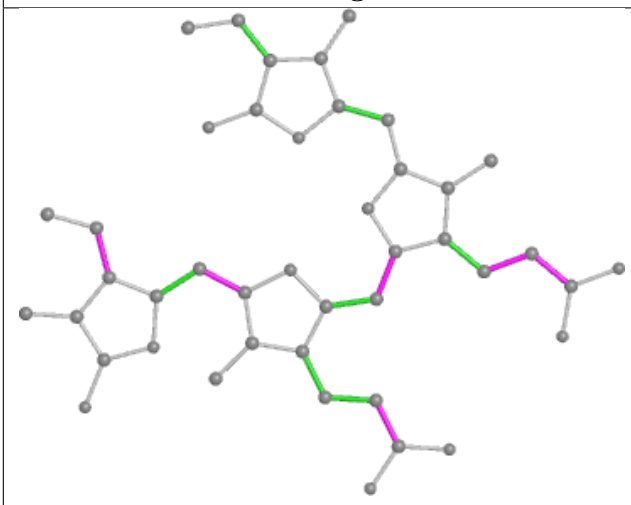

Torsions

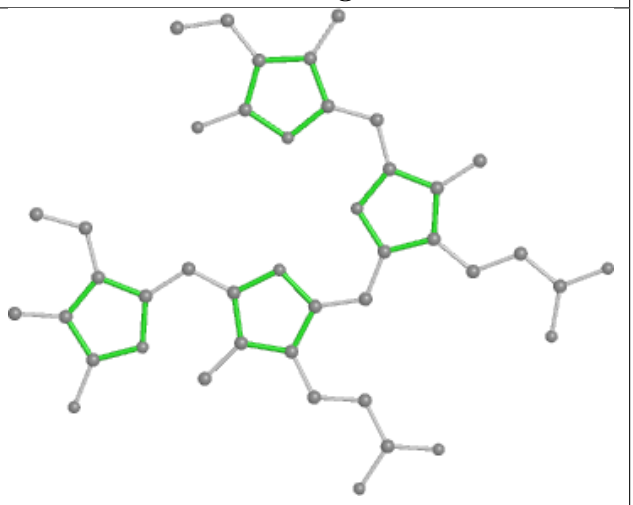

Rings

Ligand CLA BL 621

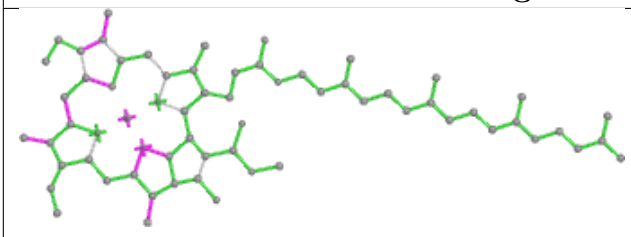

Bond lengths

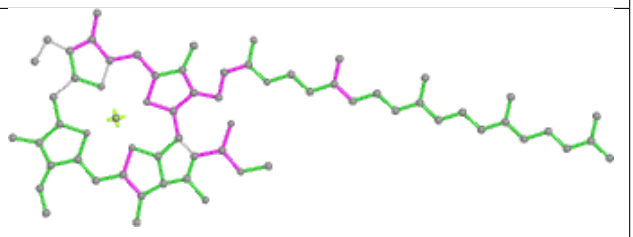

Bond angles

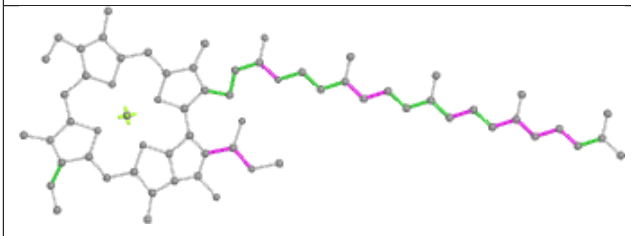

Torsions

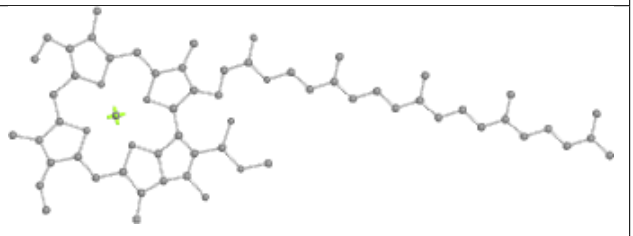

Rings

Ligand PEB dB 202

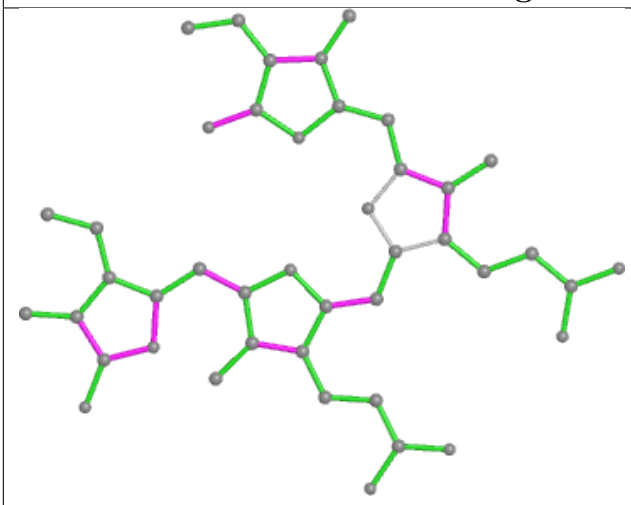

Bond lengths

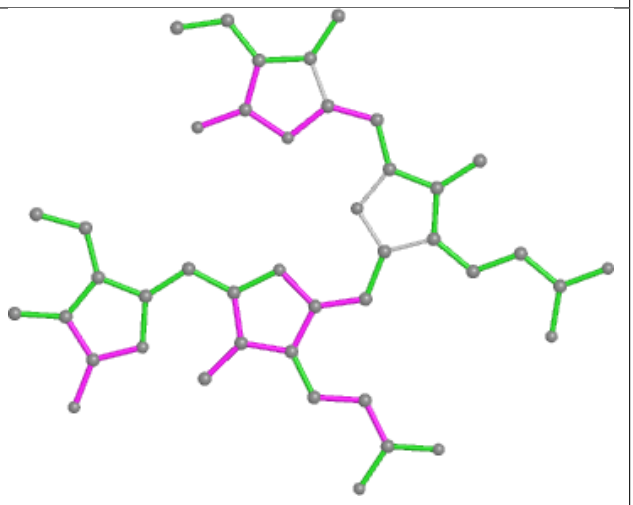

Bond angles

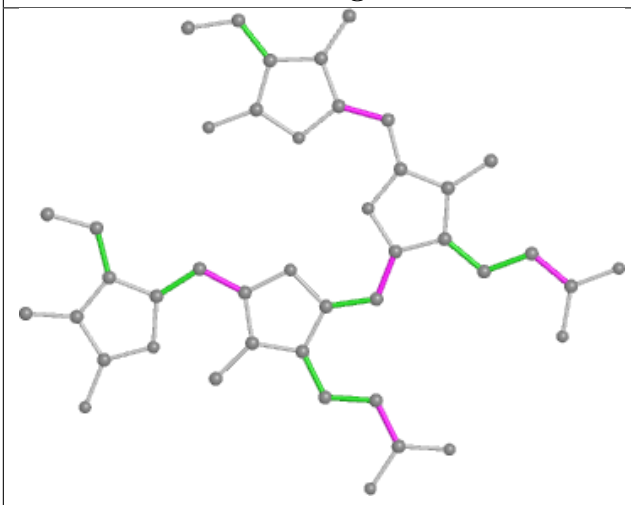

Torsions

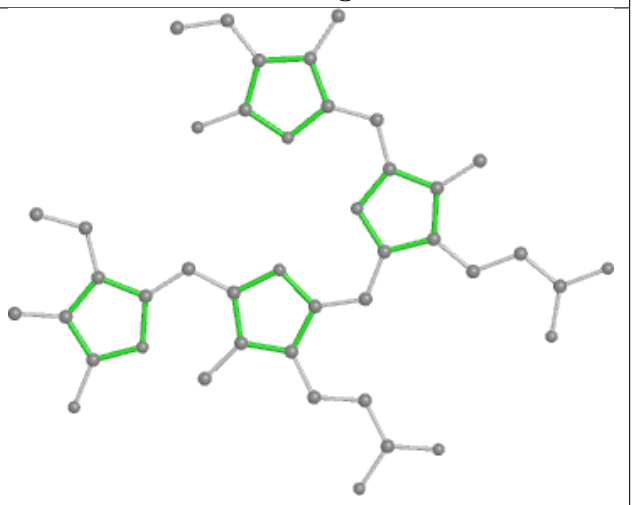

Rings

Ligand PEB A5 202

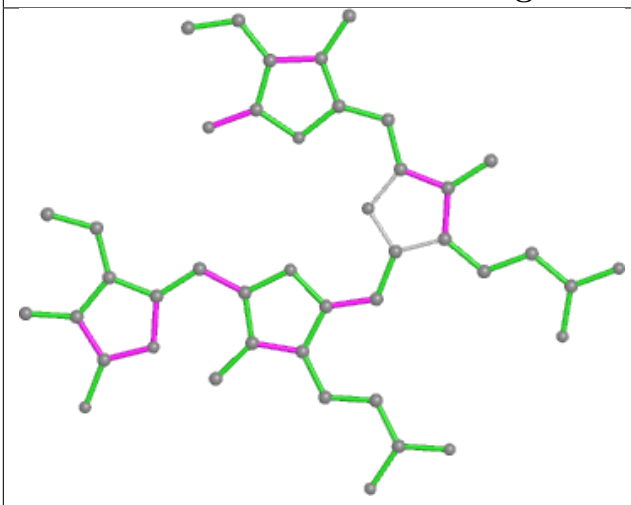

Bond lengths

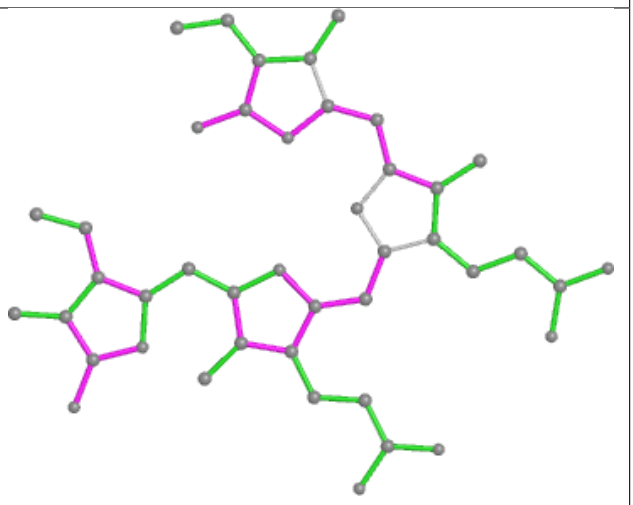

Bond angles

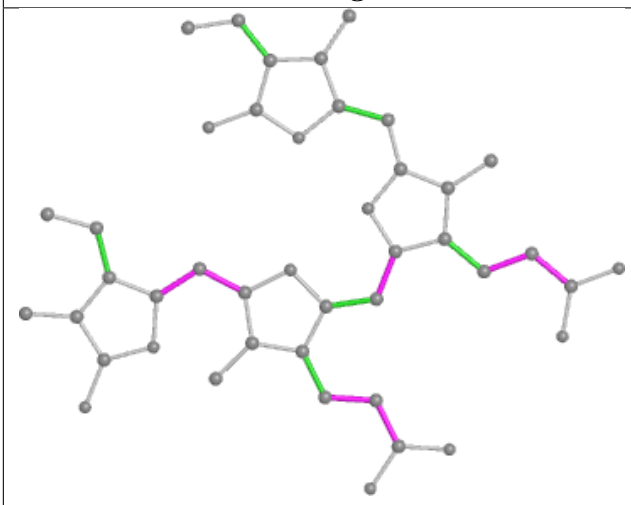

Torsions

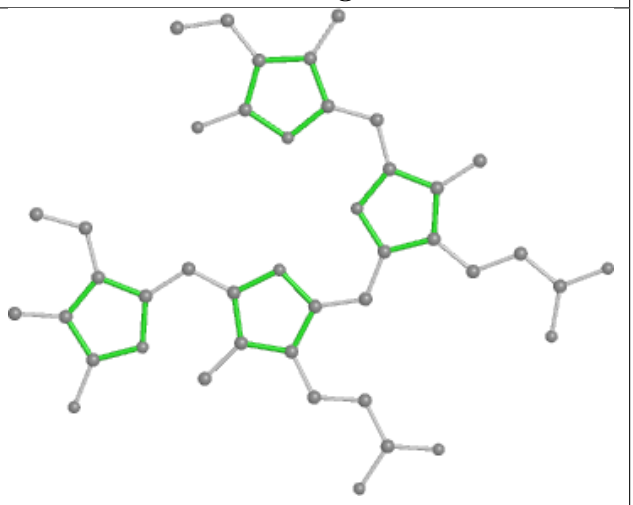

Rings

Ligand CLA 12 605

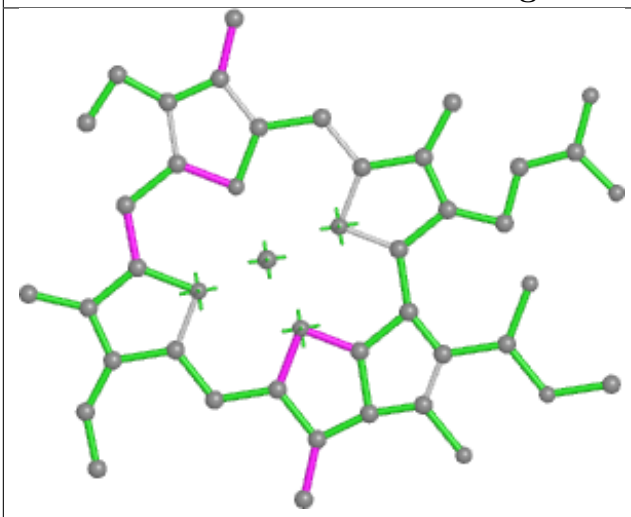

Bond lengths

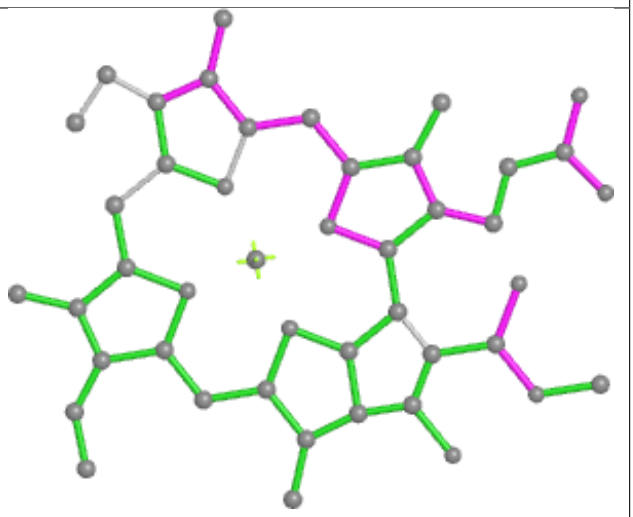

Bond angles

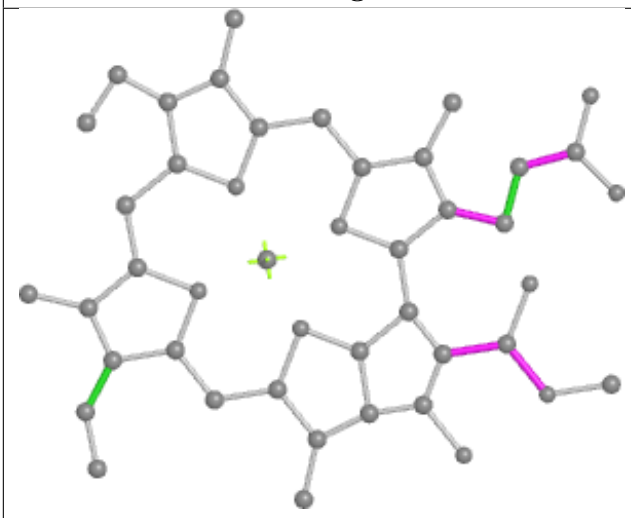

Torsions

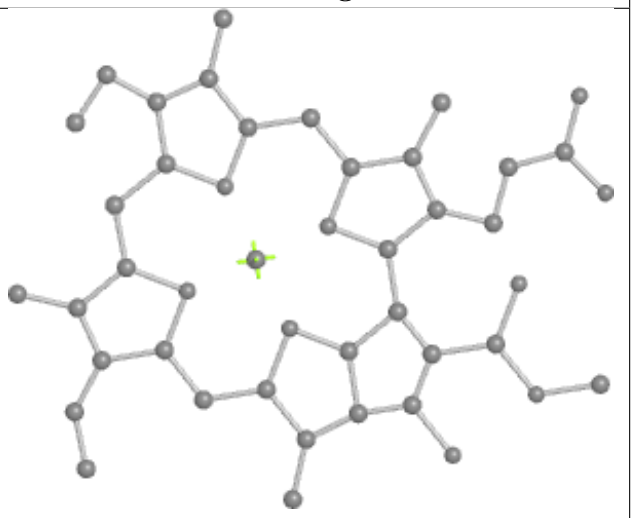

Rings

Ligand CLA cL 511

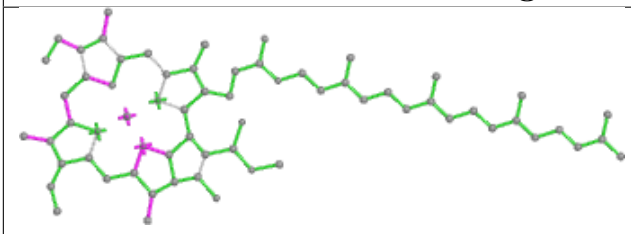

Bond lengths

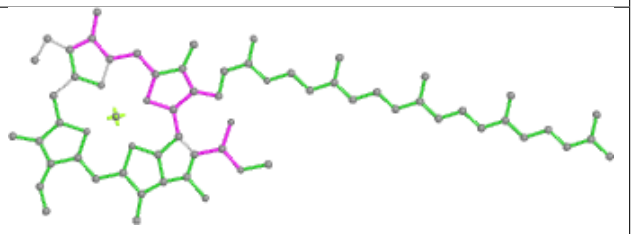

Bond angles

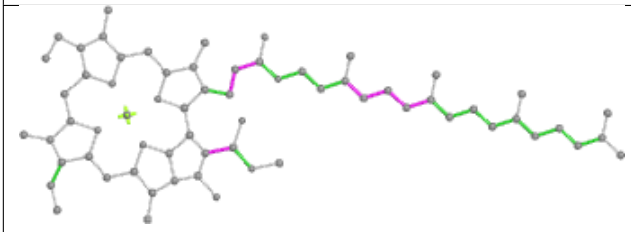

Torsions

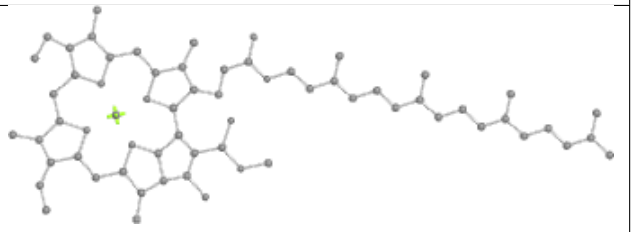

Rings

Ligand PEB pF 202

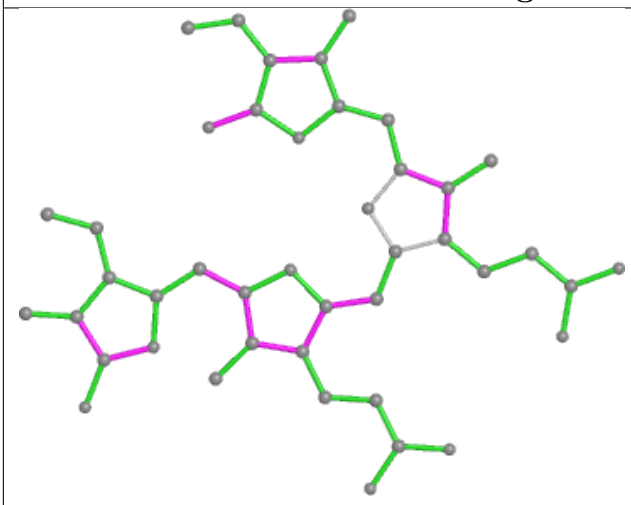

Bond lengths

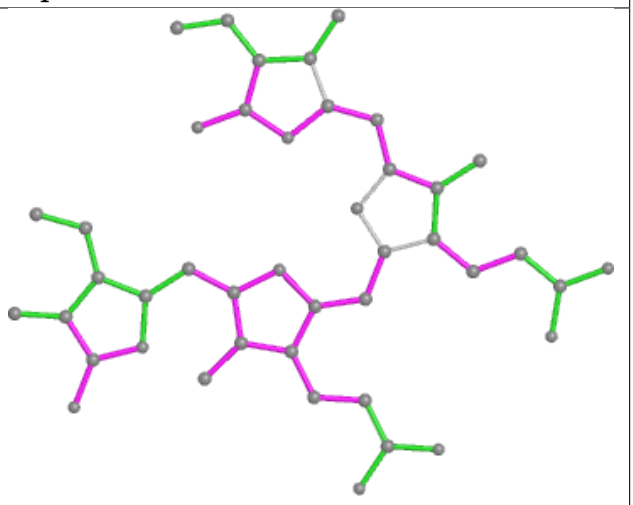

Bond angles

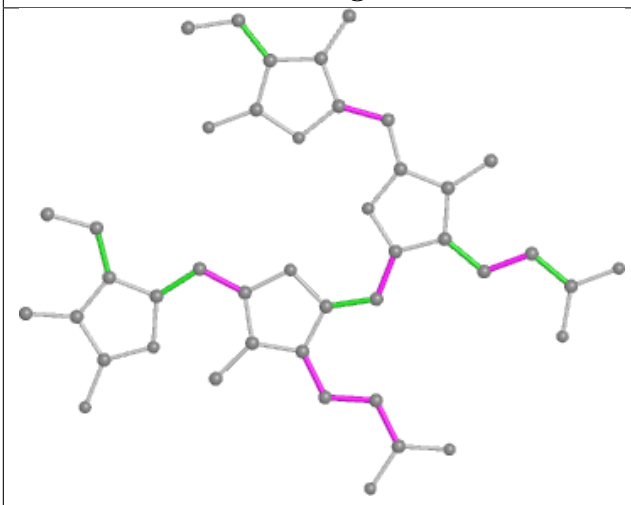

Torsions

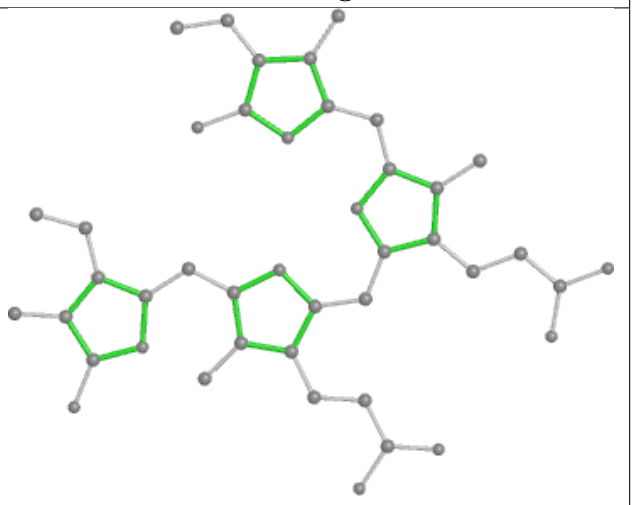

Rings

Ligand CLA D6 405

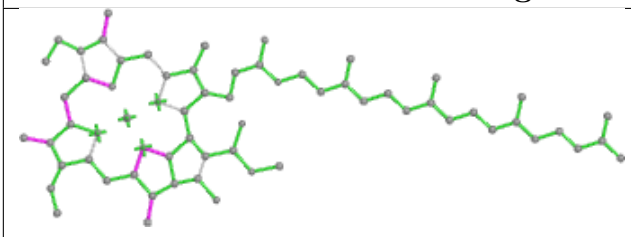

Bond lengths

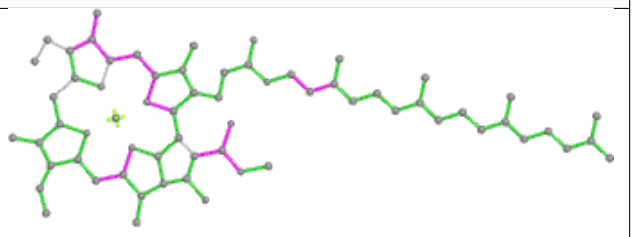

Bond angles

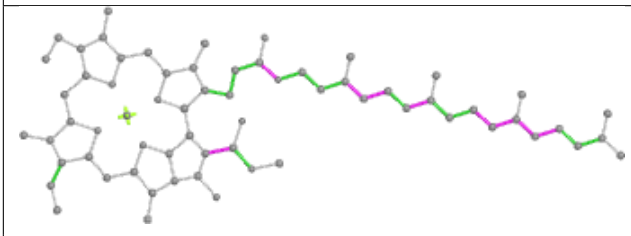

Torsions

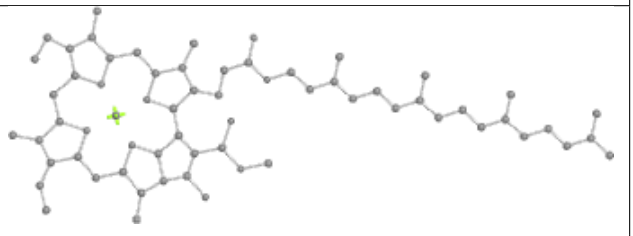

Rings

Ligand PEB wK 301

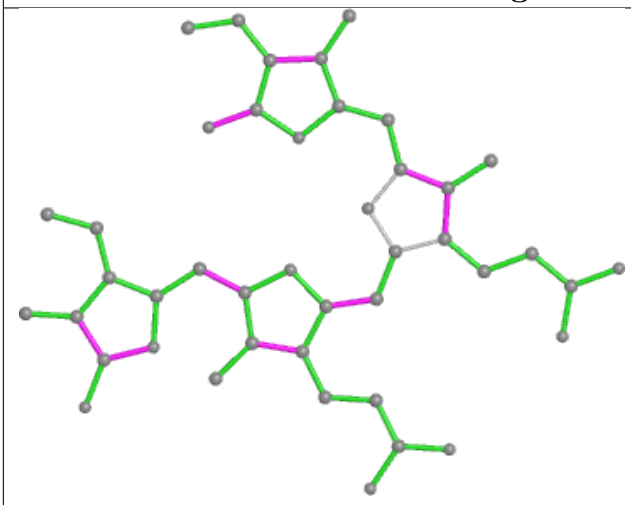

Bond lengths

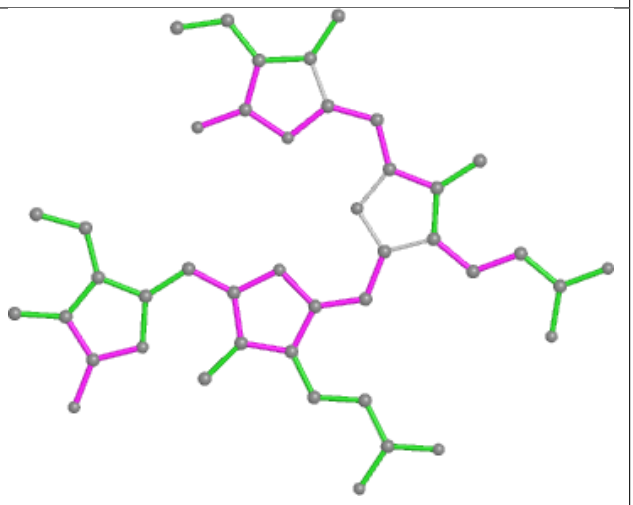

Bond angles

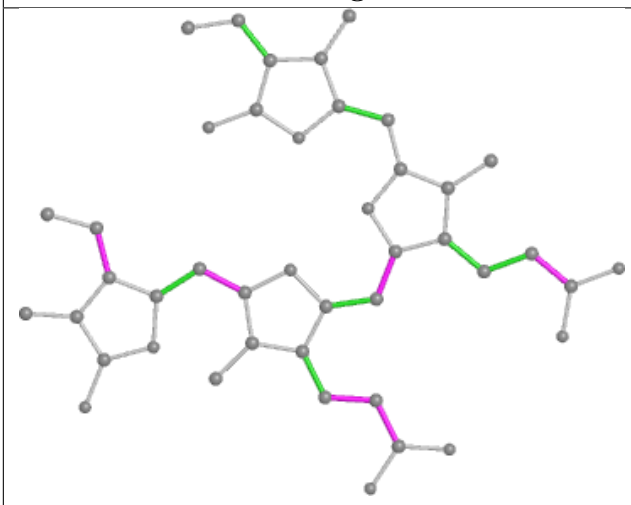

Torsions

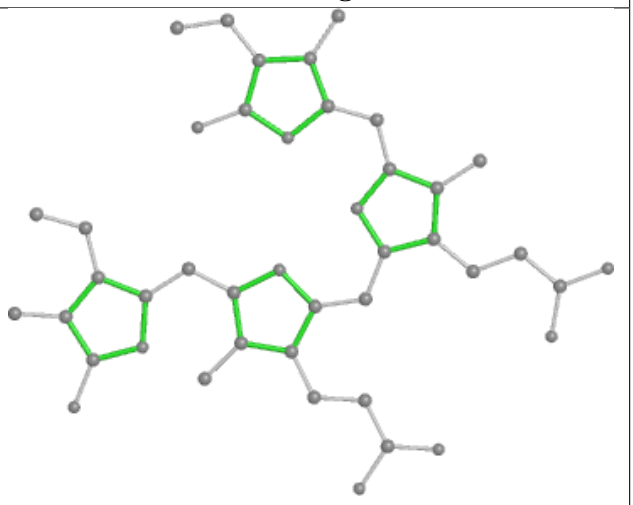

Rings

Ligand CLA A2 840

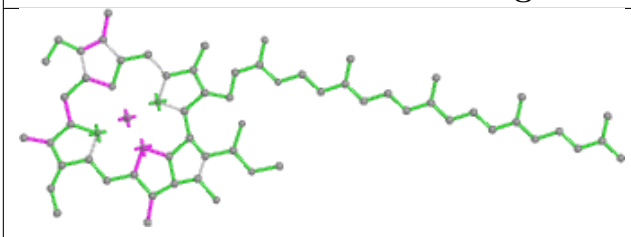

Bond lengths

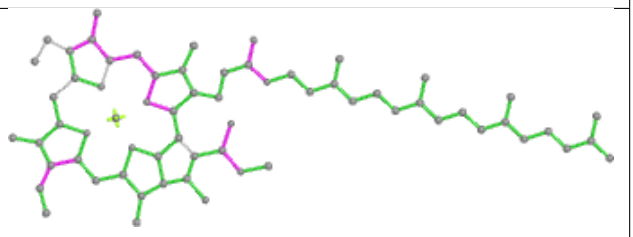

Bond angles

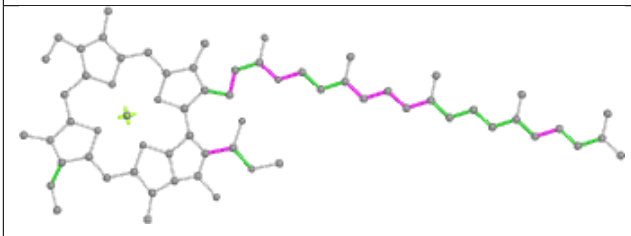

Torsions

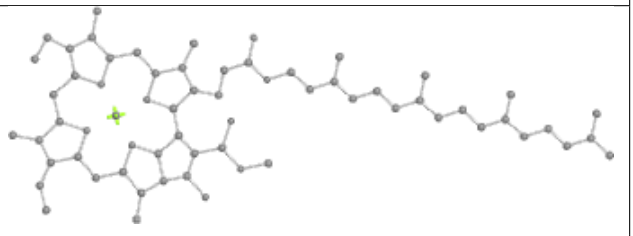

Rings

Ligand PEB LD 201

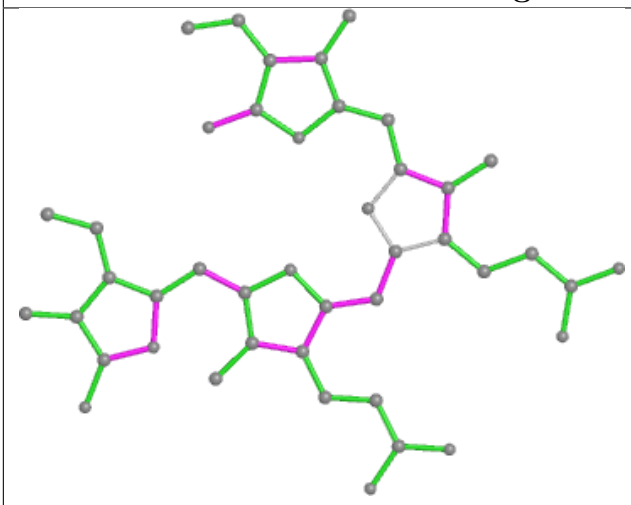

Bond lengths

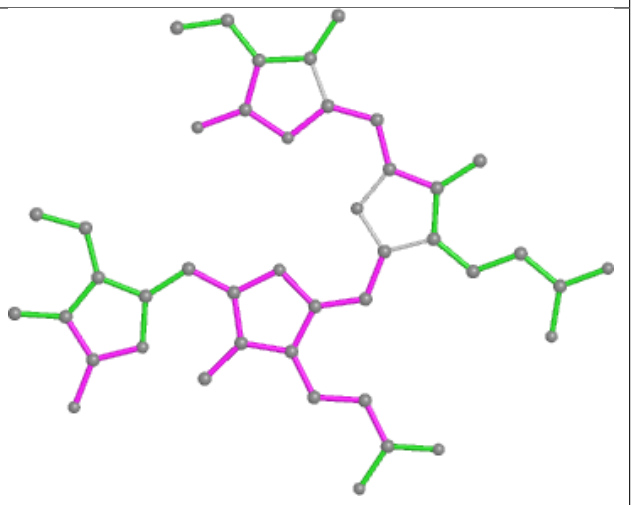

Bond angles

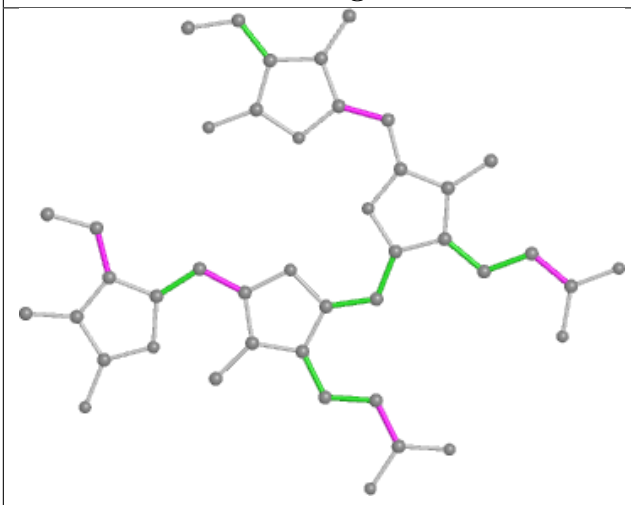

Torsions

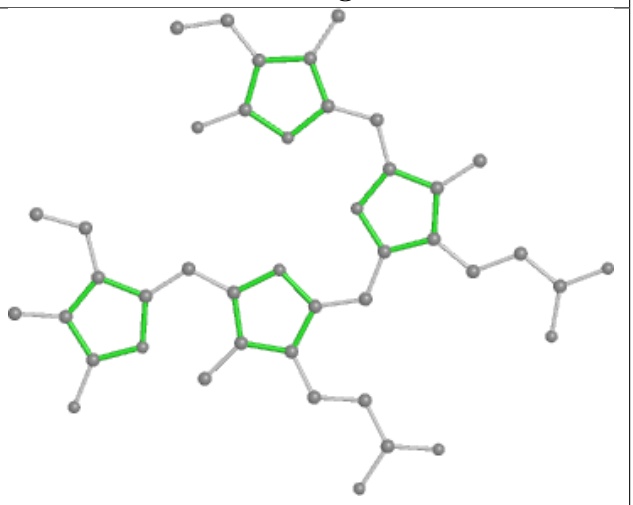

Rings

Ligand CLA D6 403

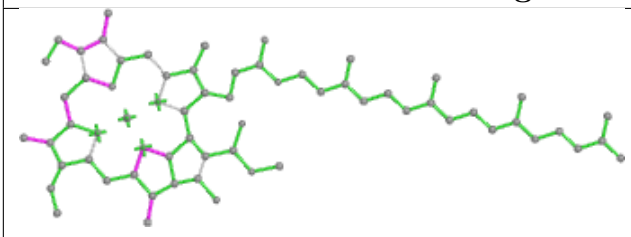

Bond lengths

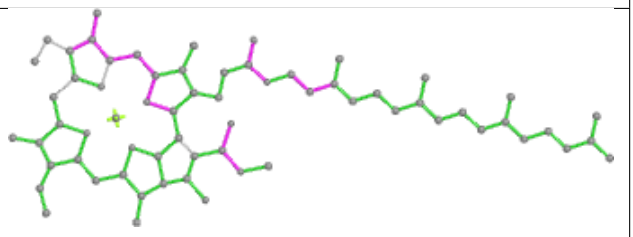

Bond angles

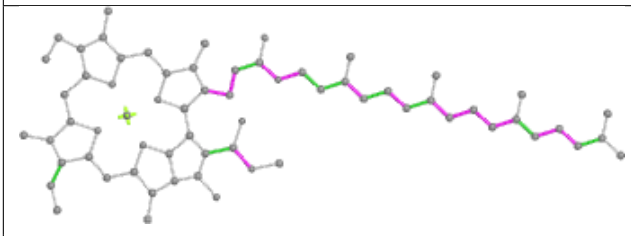

Torsions

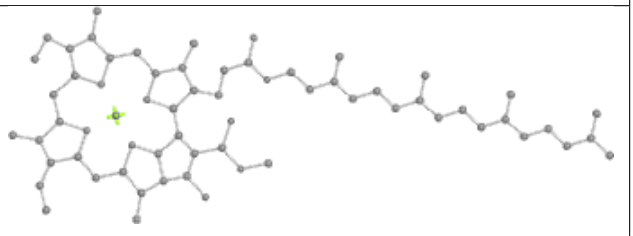

Rings

Ligand CLA AN 830

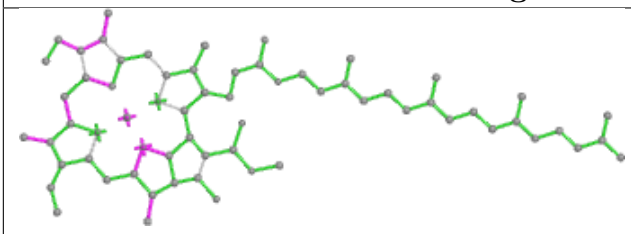

Bond lengths

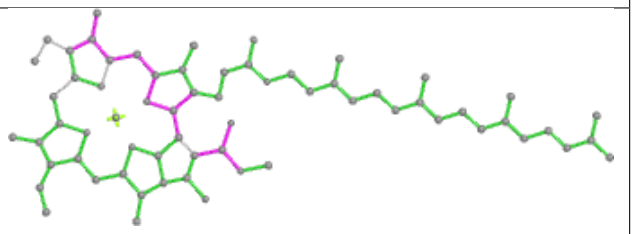

Bond angles

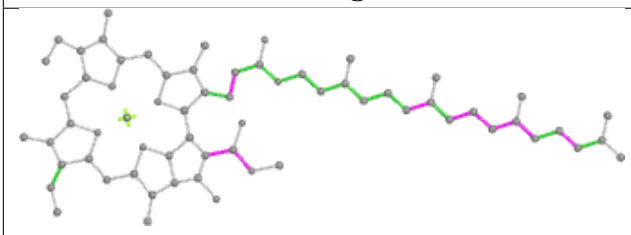

Torsions

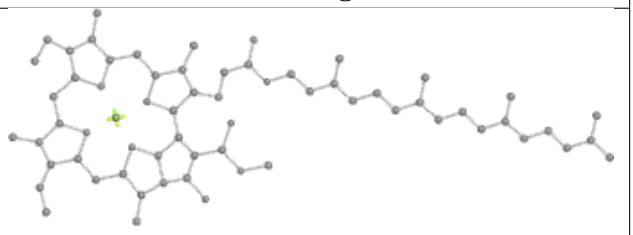

Rings

Ligand PEB JJ 201

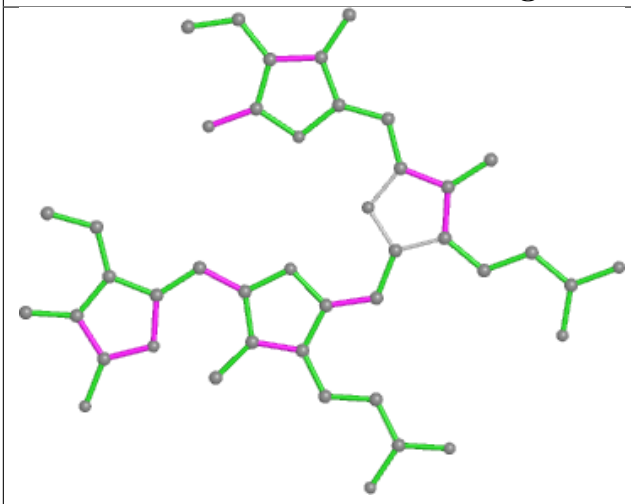

Bond lengths

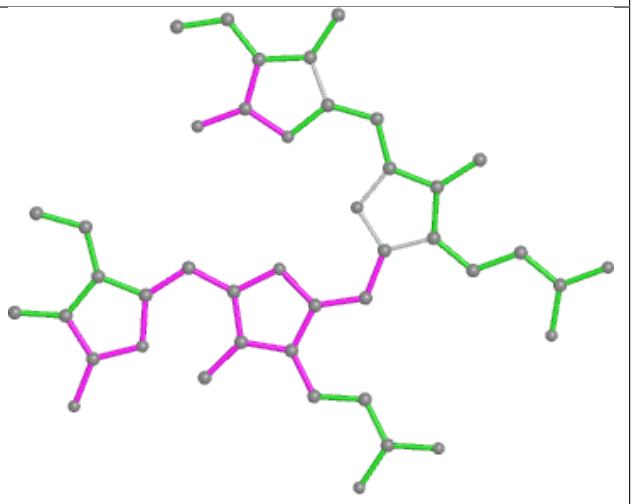

Bond angles

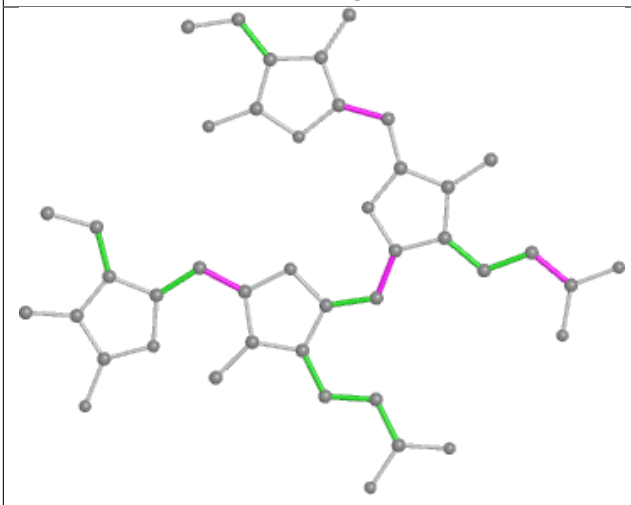

Torsions

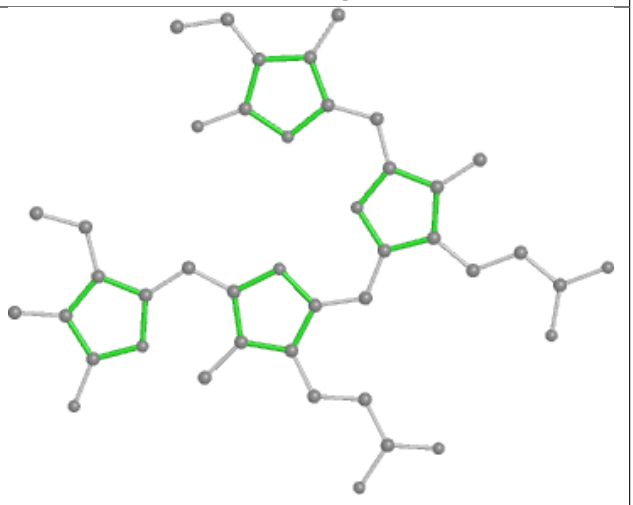

Rings

Ligand BCR cL 504

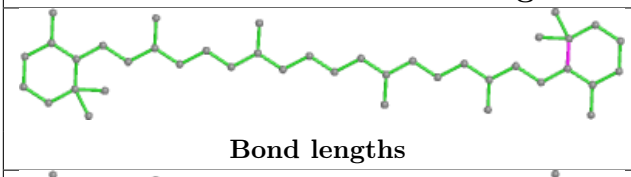

Bond lengths

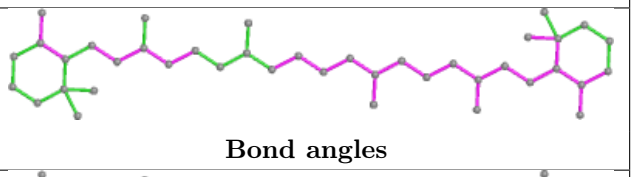

Bond angles

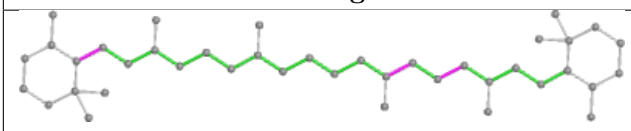

Torsions

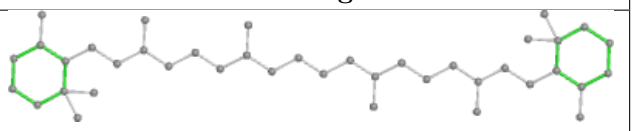

Rings

Ligand PEB WP 201

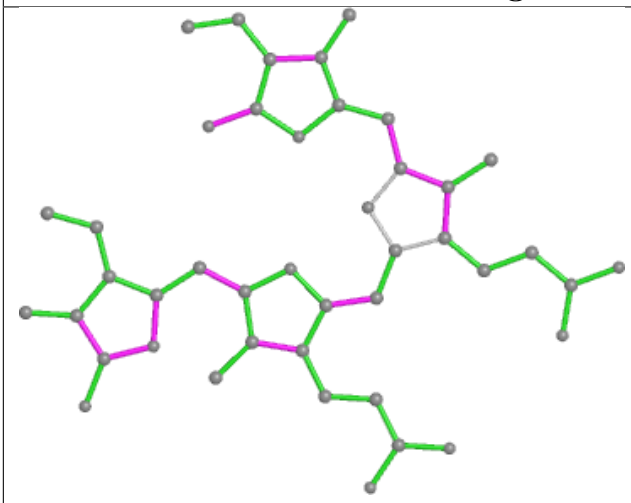

Bond lengths

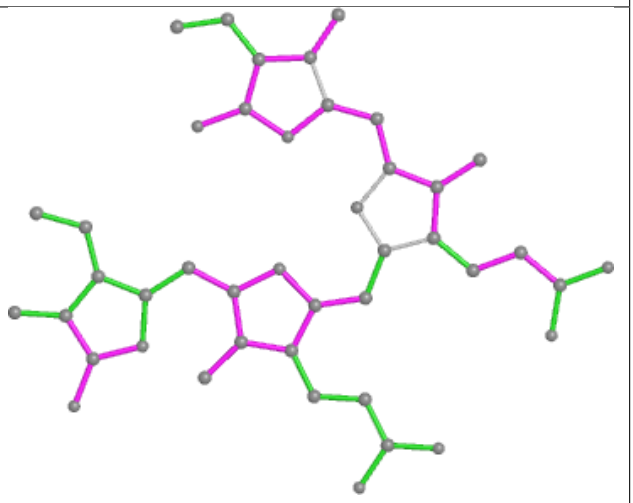

Bond angles

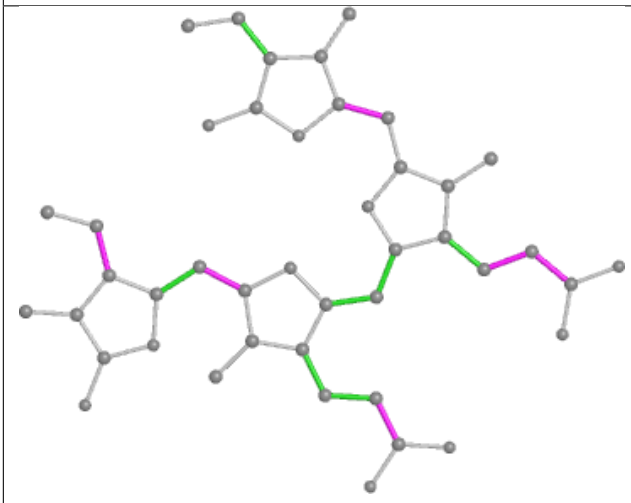

Torsions

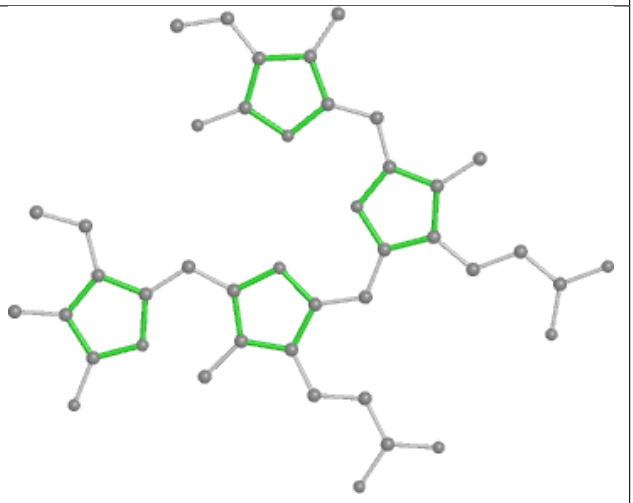

Rings

Ligand PEB eO 201

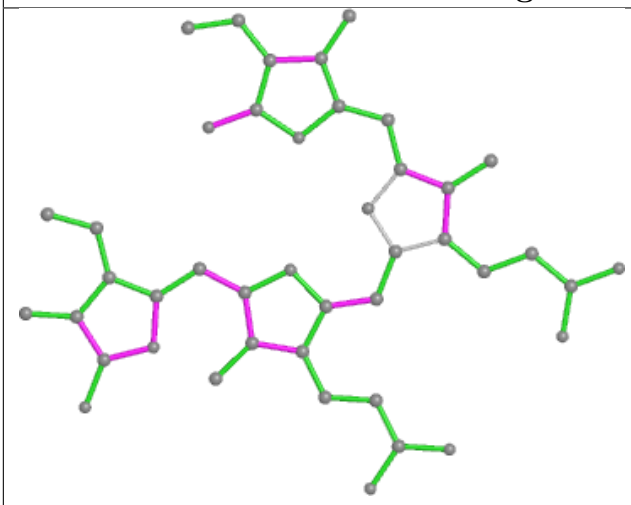

Bond lengths

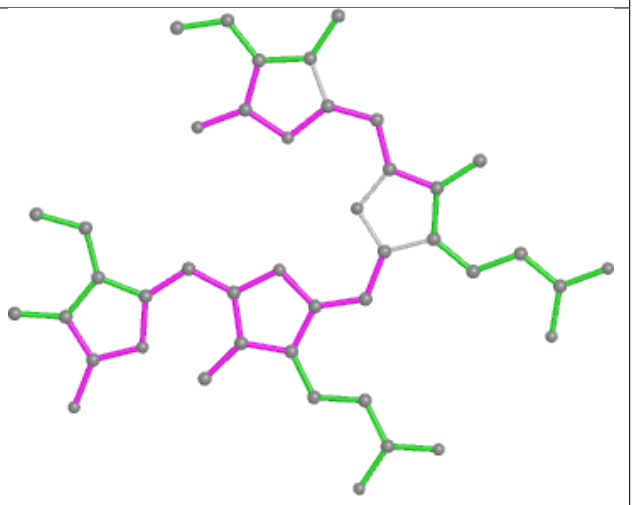

Bond angles

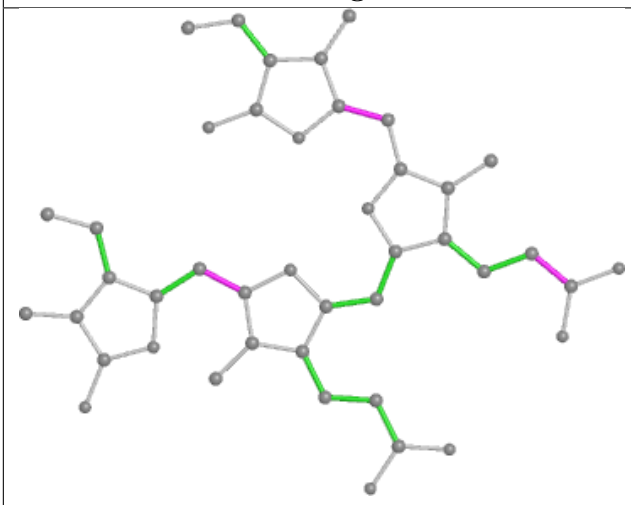

Torsions

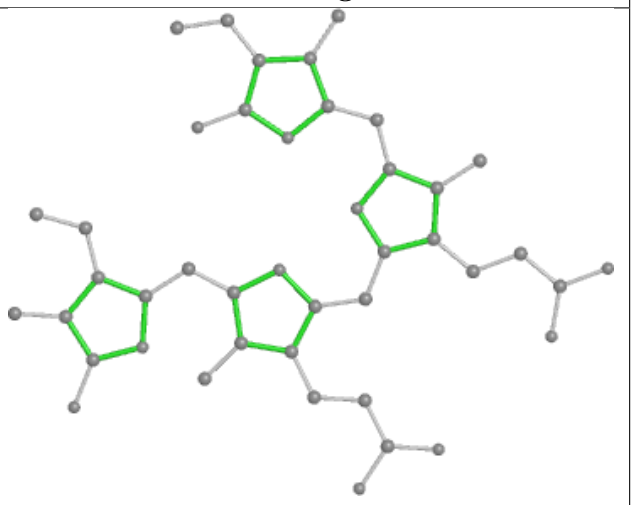

Rings

Ligand PEB S9 203

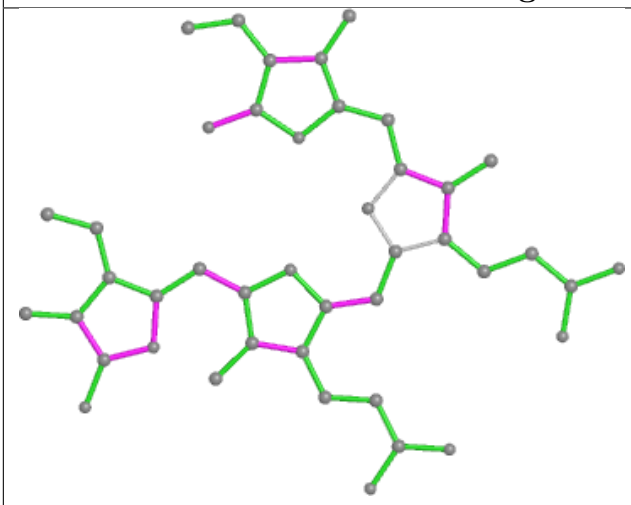

Bond lengths

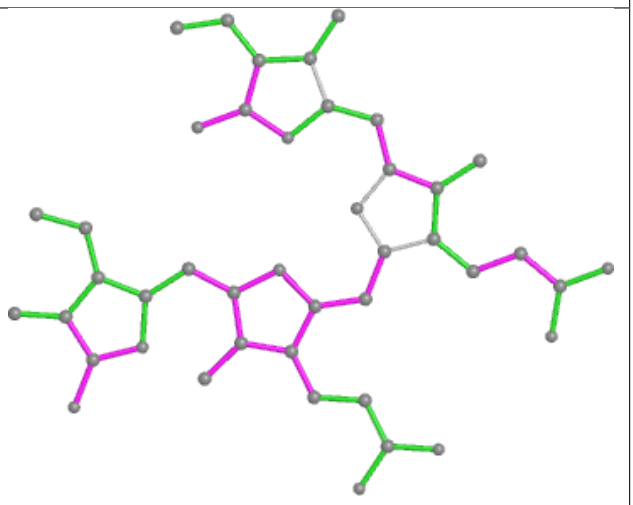

Bond angles

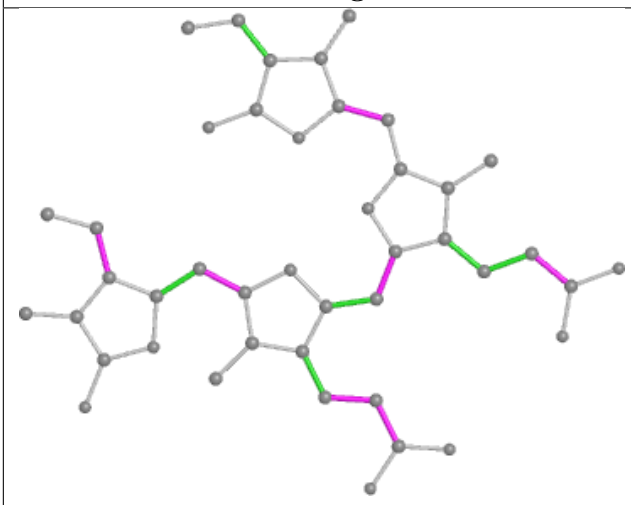

Torsions

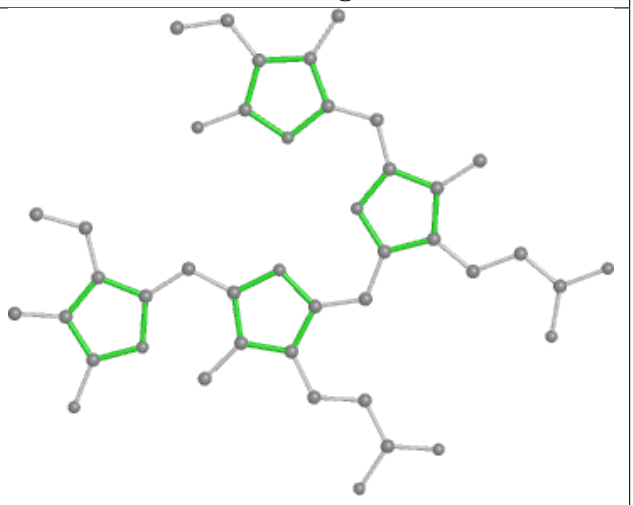

Rings

Ligand CLA A2 849

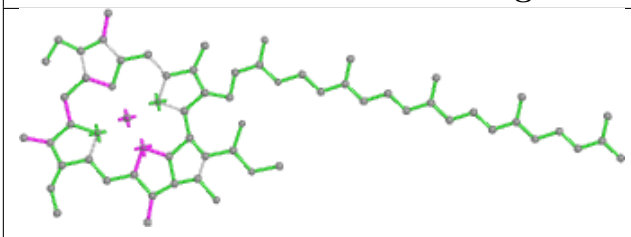

Bond lengths

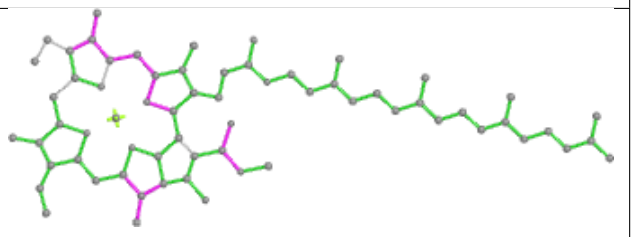

Bond angles

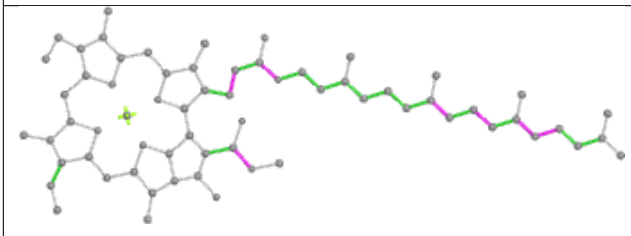

Torsions

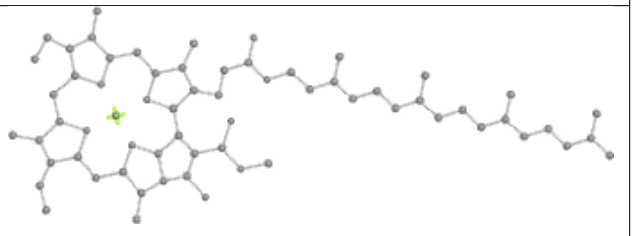

Rings

Ligand HEM GN 201

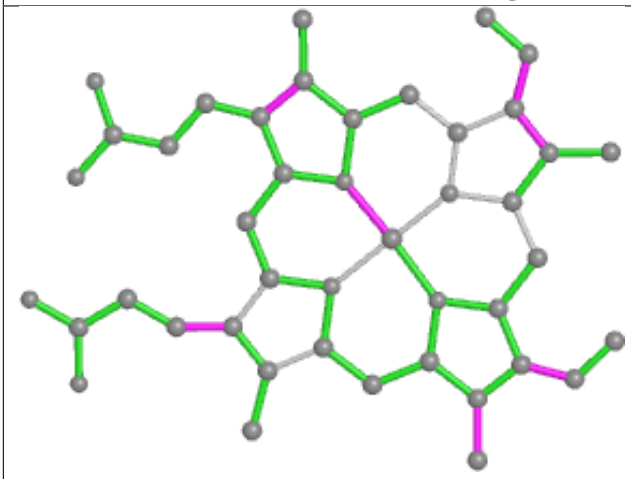

Bond lengths

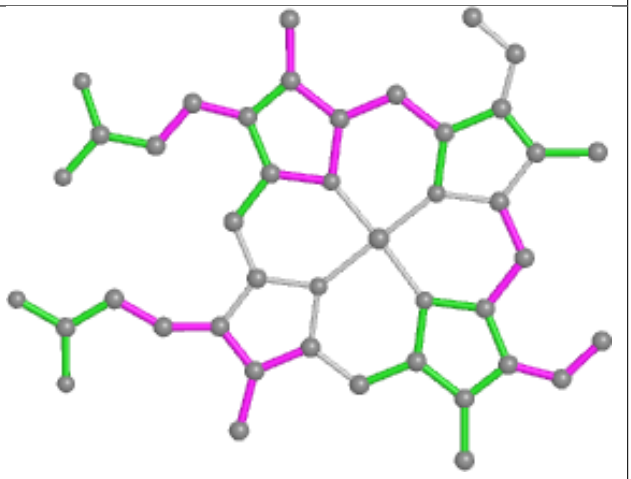

Bond angles

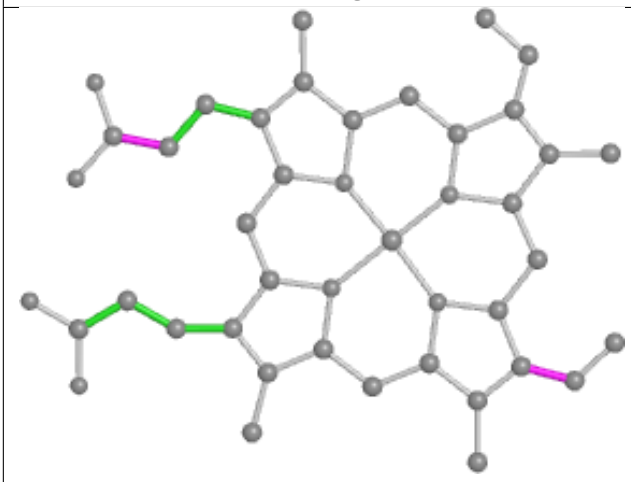

Torsions

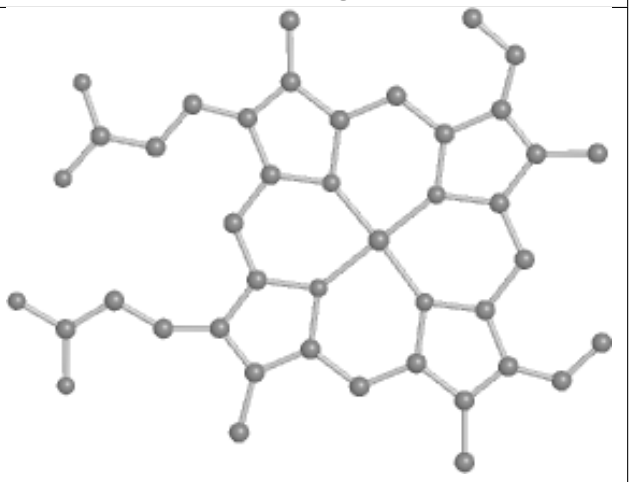

Rings

Ligand PEB J9 202

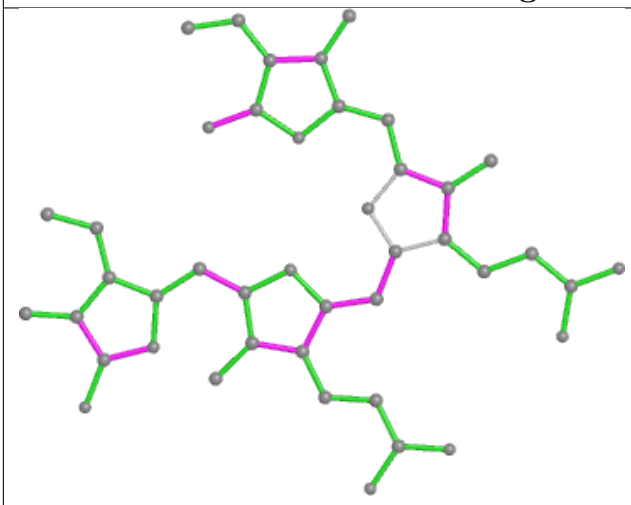

Bond lengths

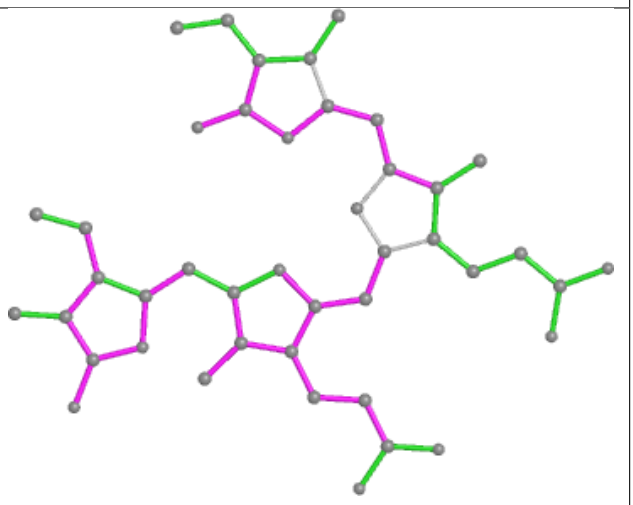

Bond angles

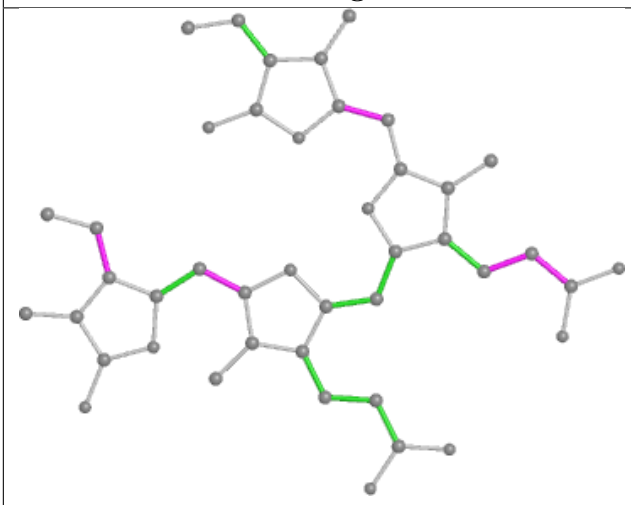

Torsions

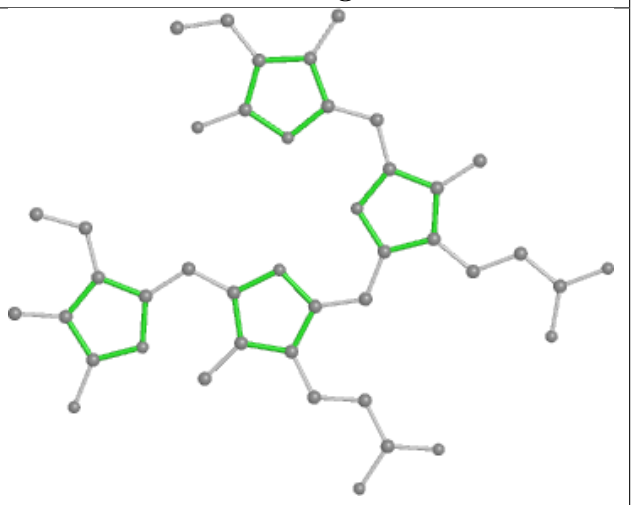

Rings

Ligand PEB QK 202

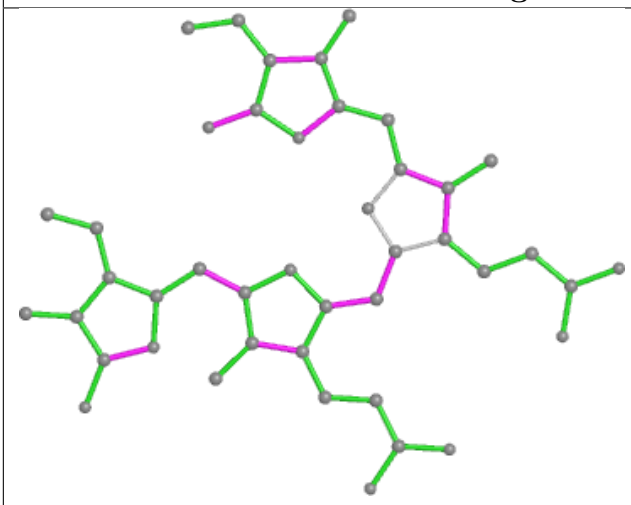

Bond lengths

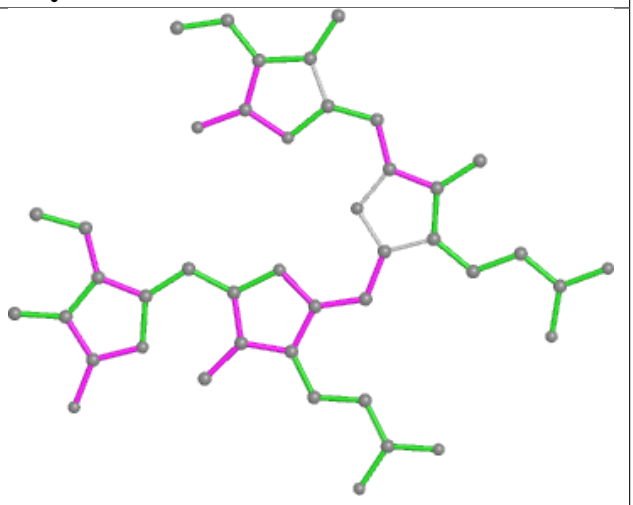

Bond angles

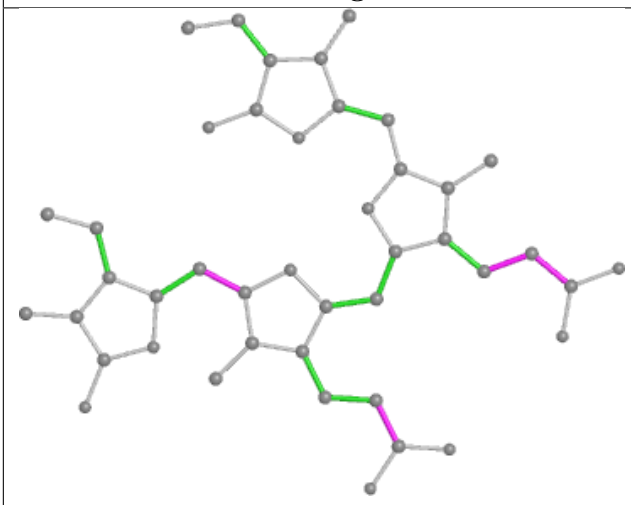

Torsions

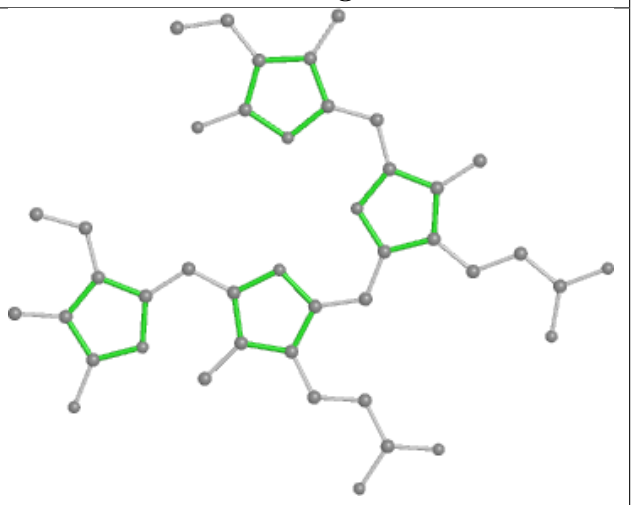

Rings

Ligand BCR FL 101

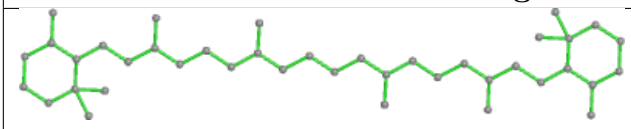

Bond lengths

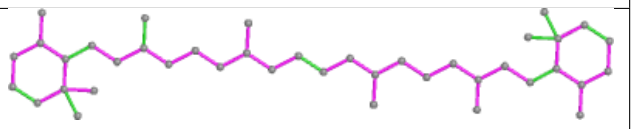

Bond angles

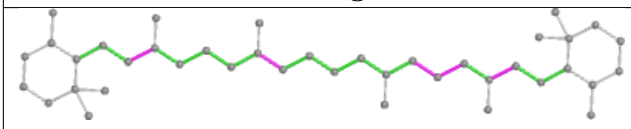

Torsions

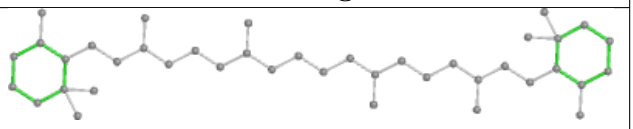

Rings

Ligand CLA A2 824

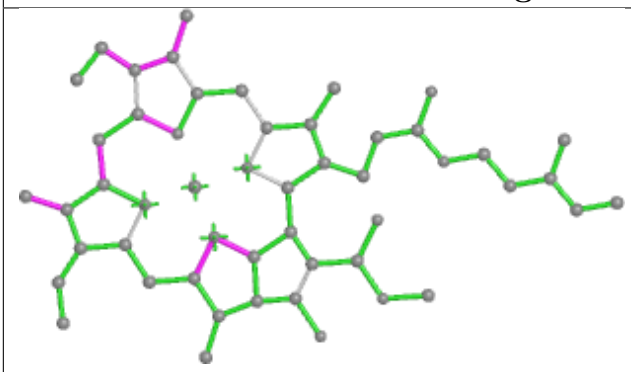

Bond lengths

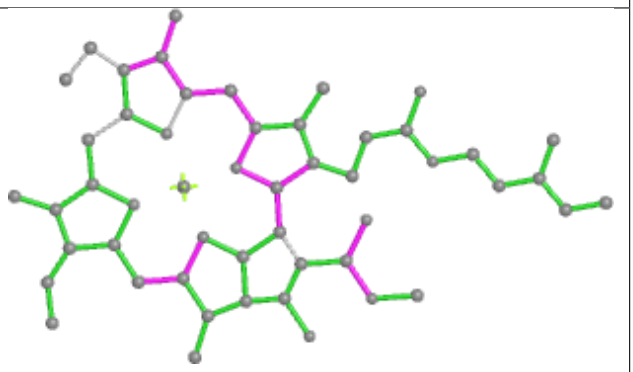

Bond angles

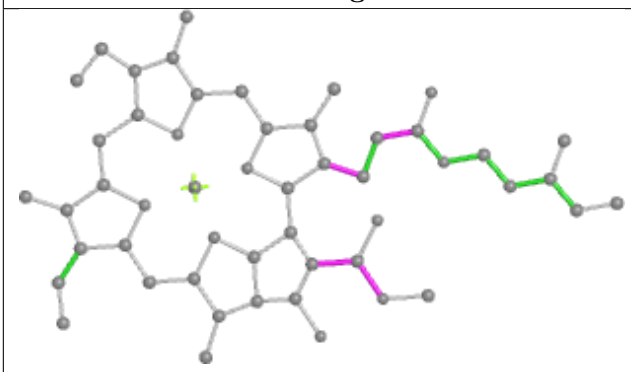

Torsions

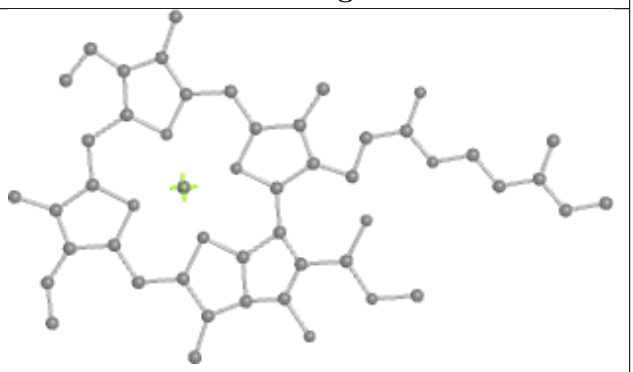

Rings

Ligand PEB WF 203

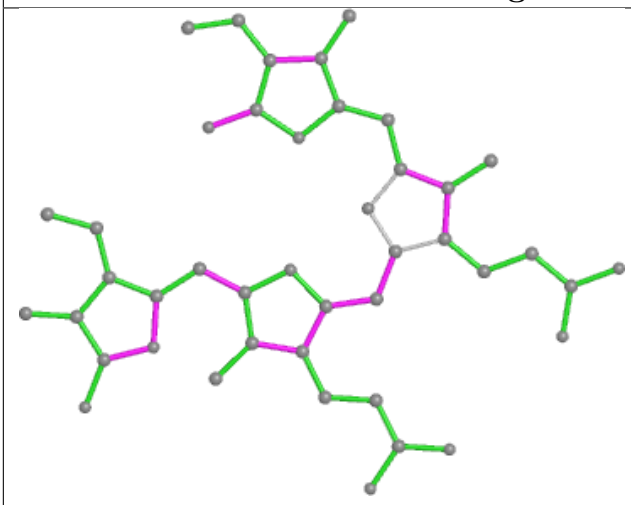

Bond lengths

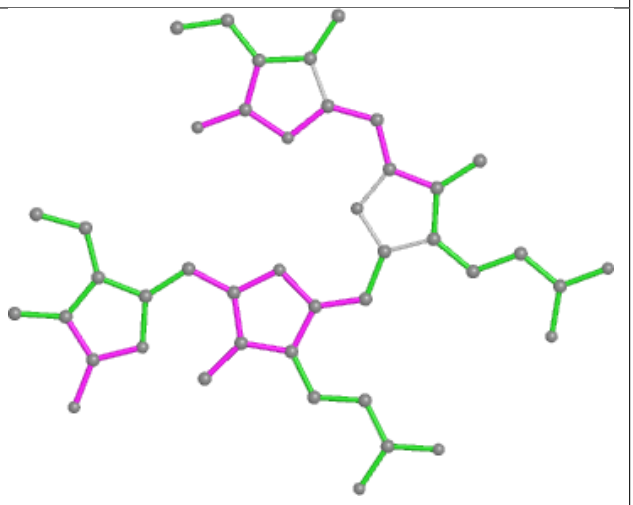

Bond angles

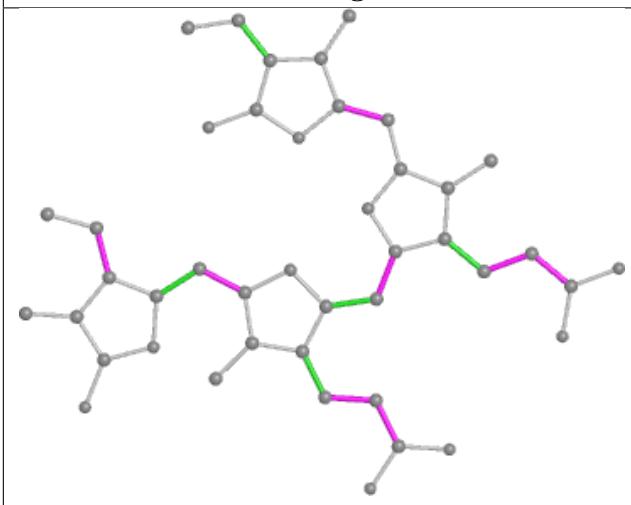

Torsions

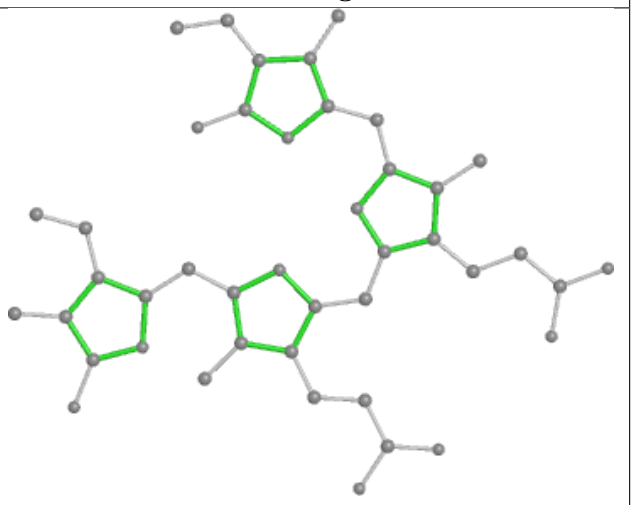

Rings

Ligand PEB FO 1002

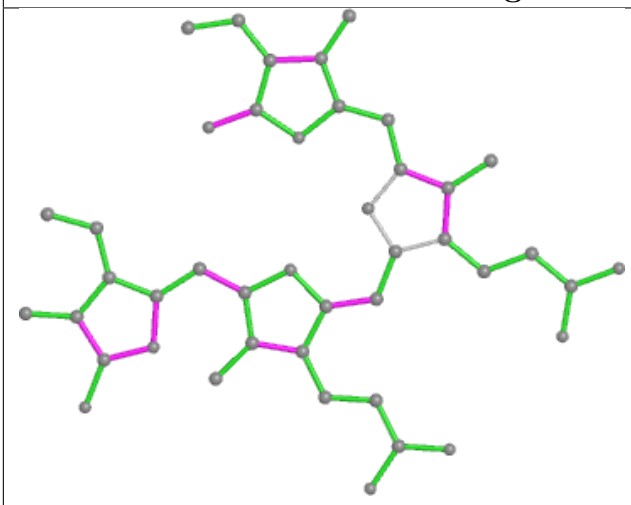

Bond lengths

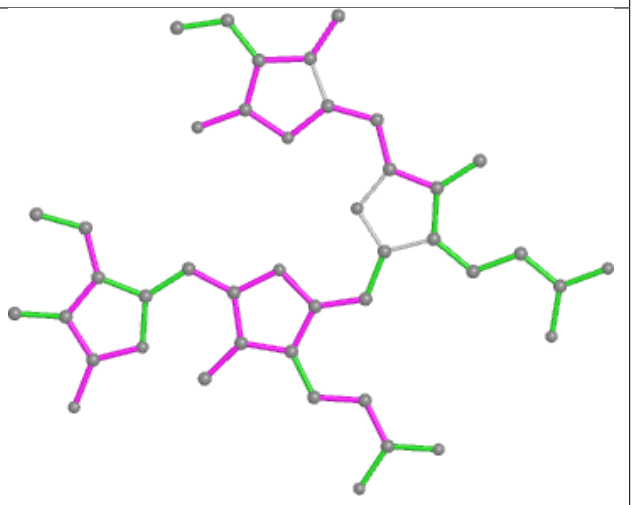

Bond angles

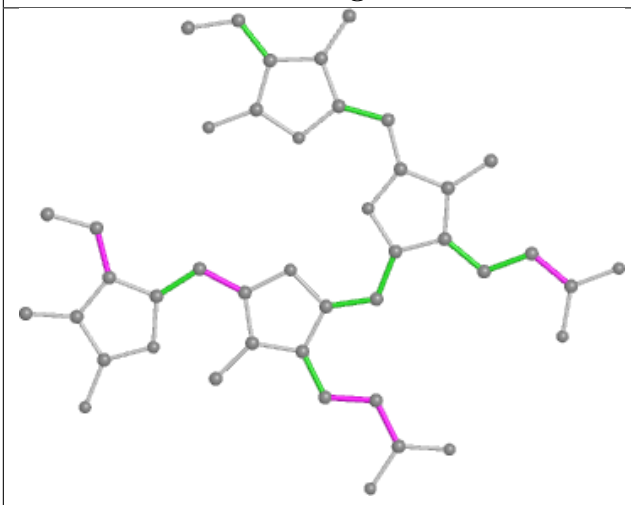

Torsions

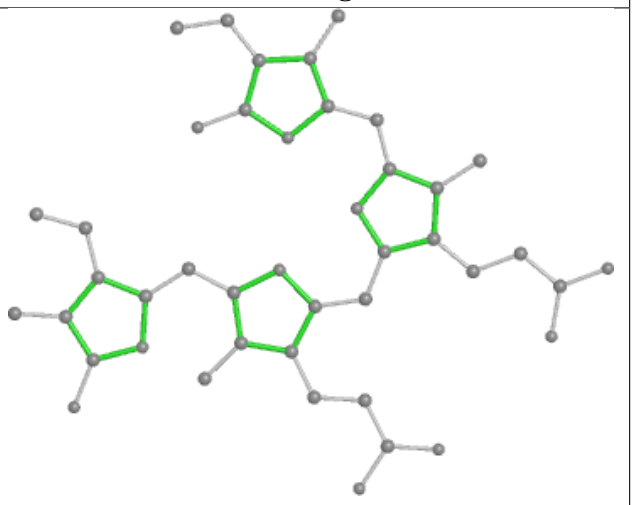

Rings

Ligand PUB QM 201

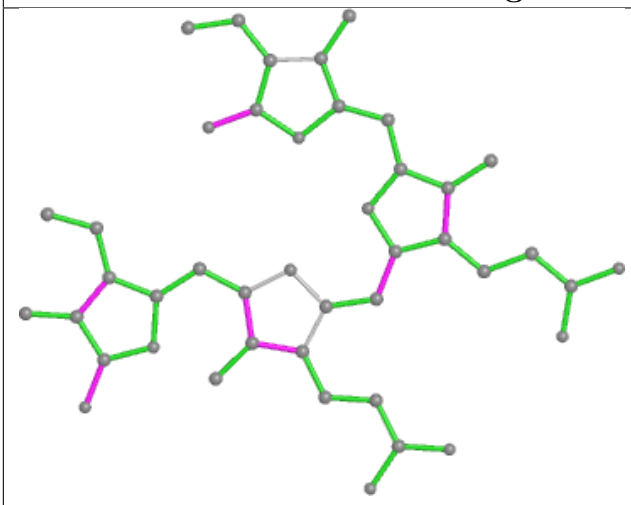

Bond lengths

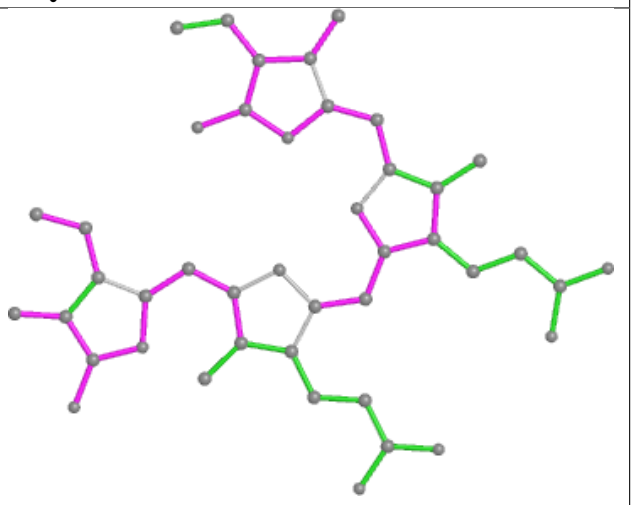

Bond angles

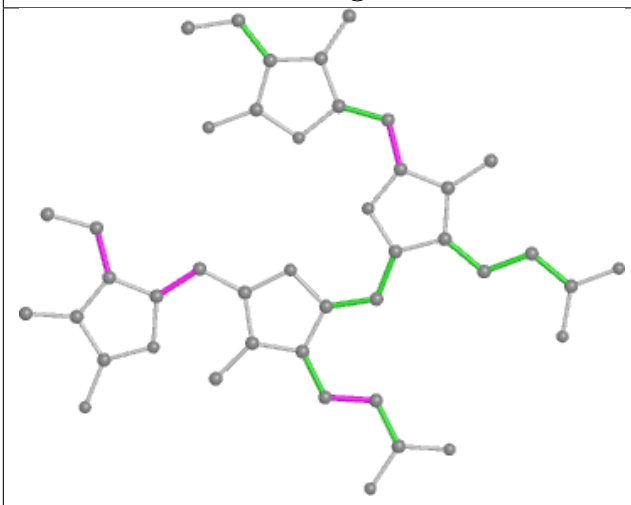

Torsions

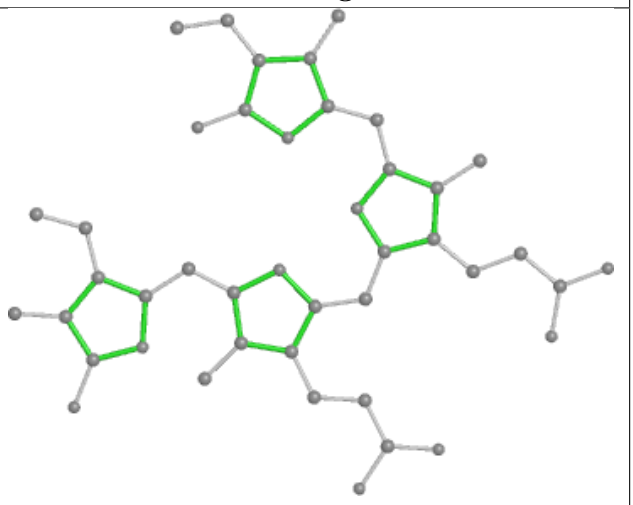

Rings

Ligand CYC L1 1001

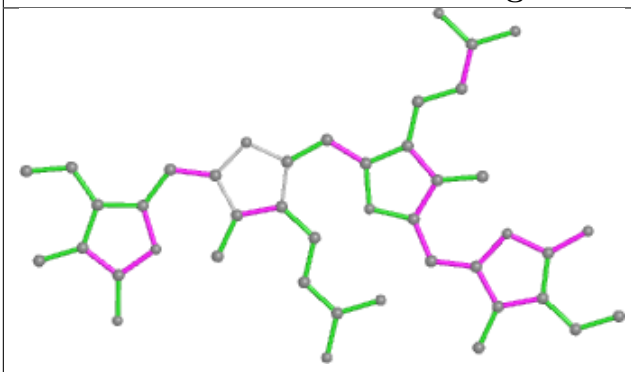

Bond lengths

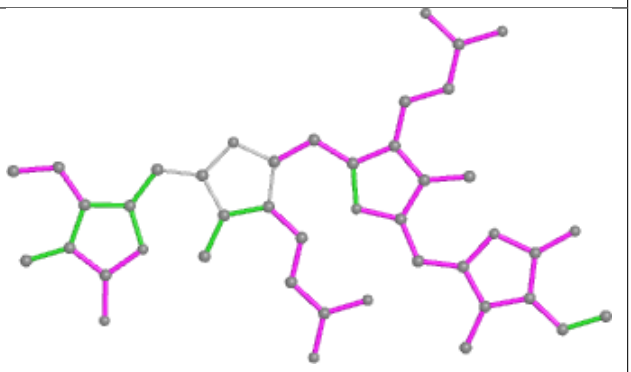

Bond angles

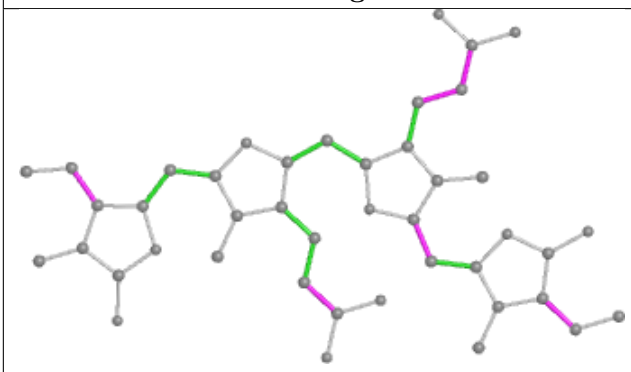

Torsions

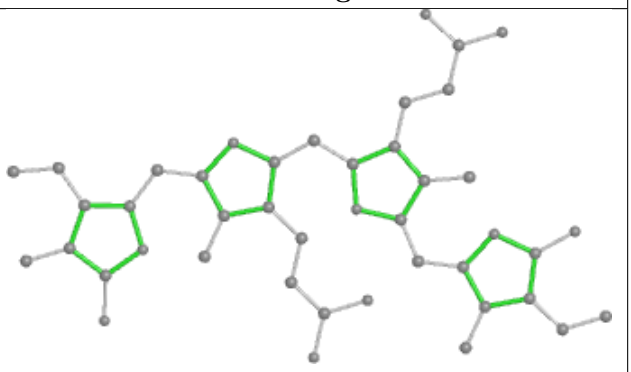

Rings

Ligand PEB W1 201

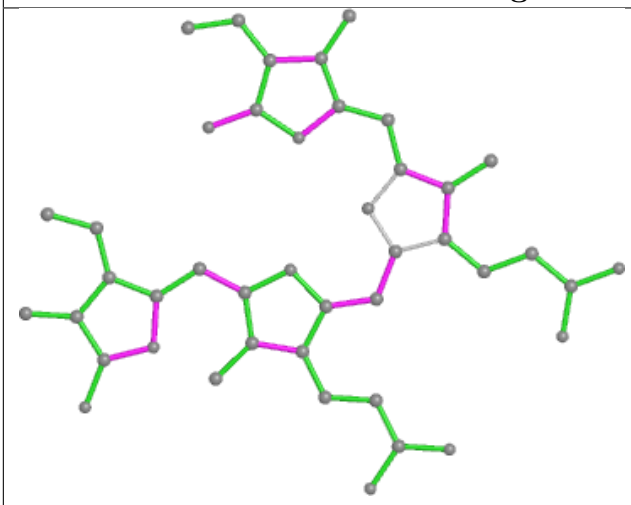

Bond lengths

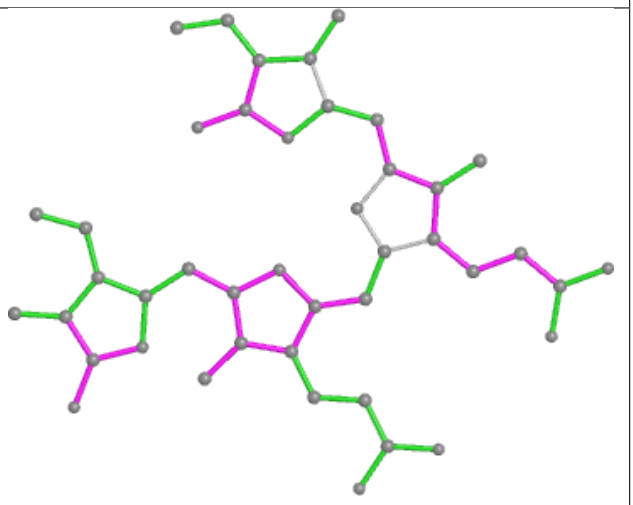

Bond angles

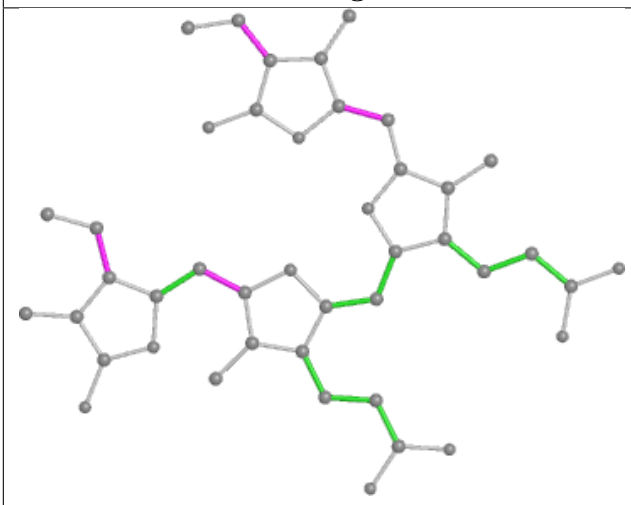

Torsions

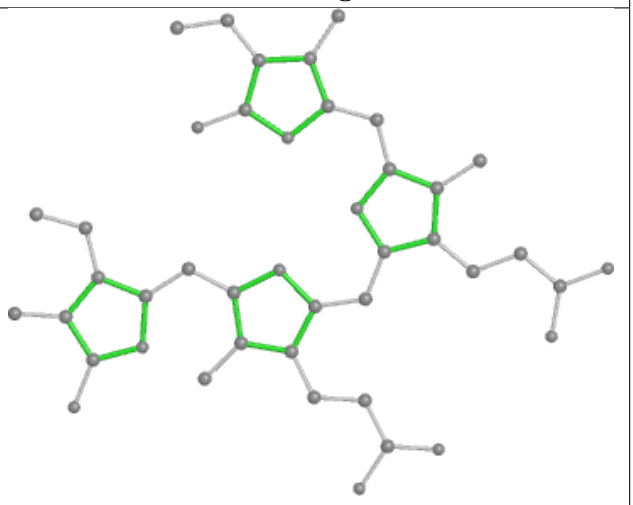

Rings

Ligand PUB K7 203

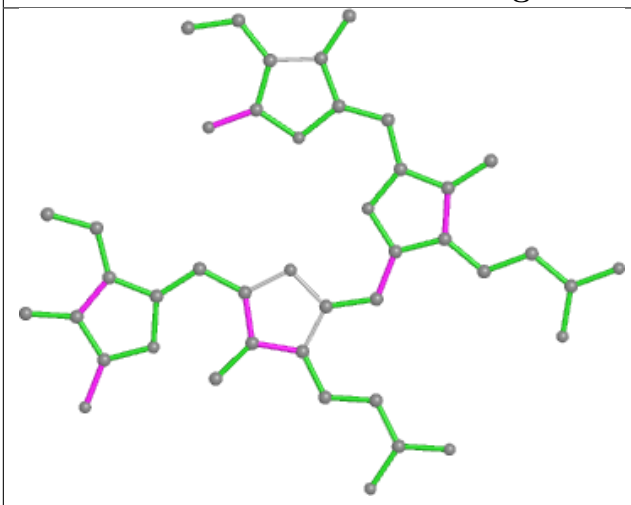

Bond lengths

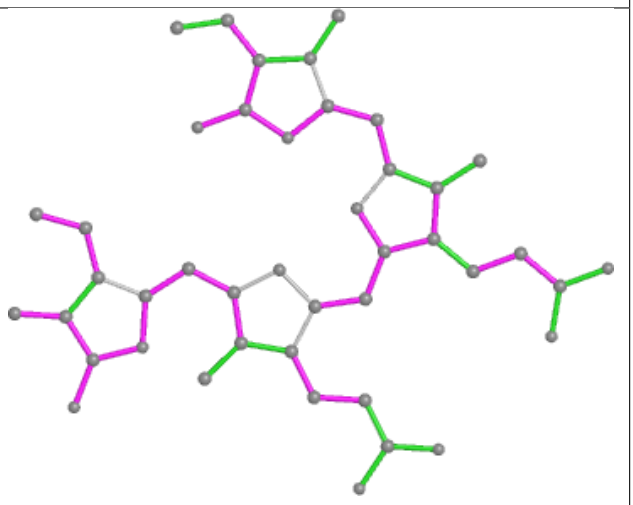

Bond angles

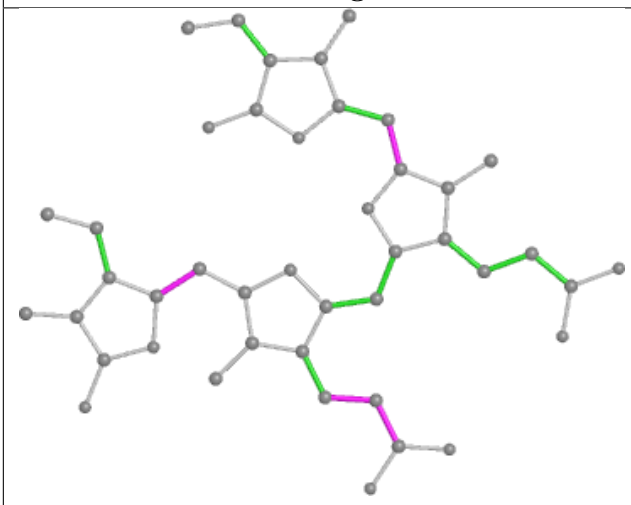

Torsions

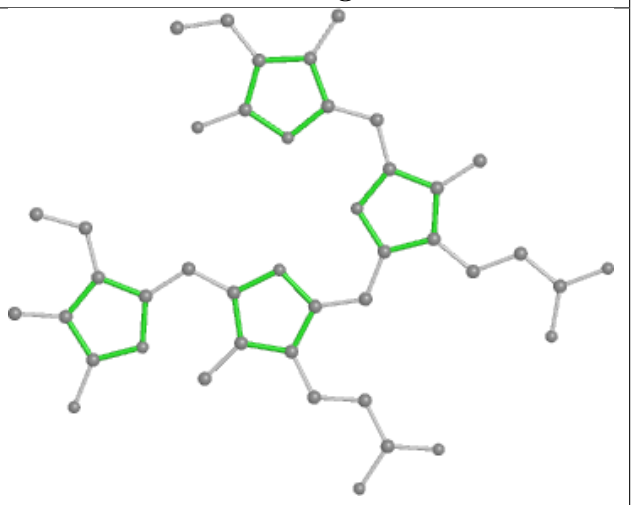

Rings

Ligand PEB BP 201

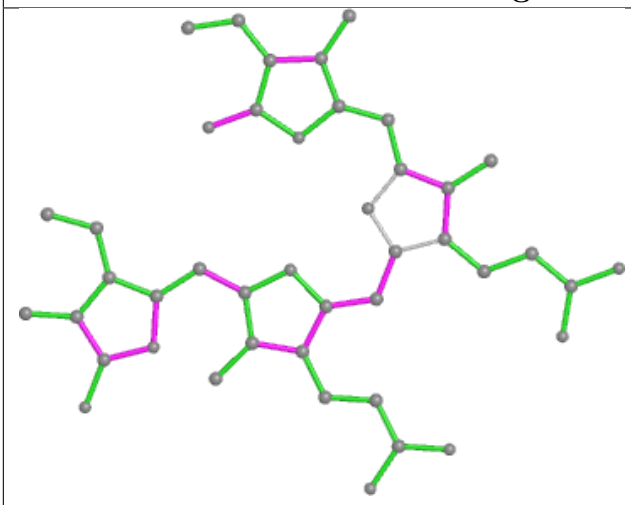

Bond lengths

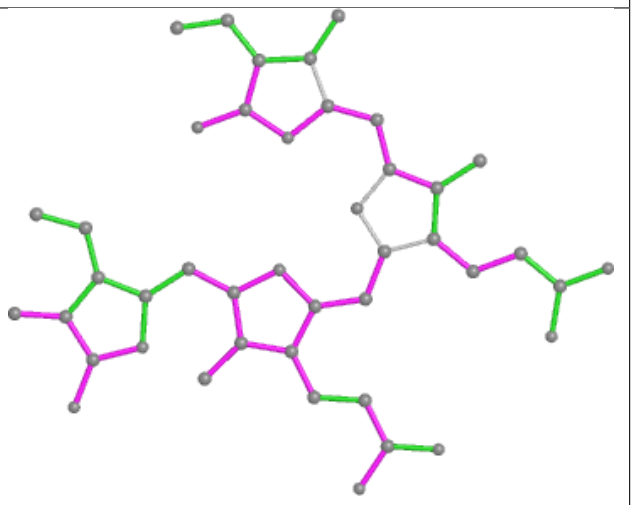

Bond angles

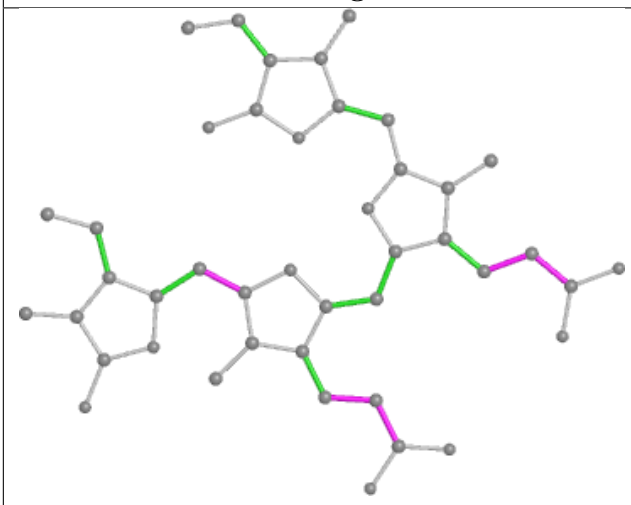

Torsions

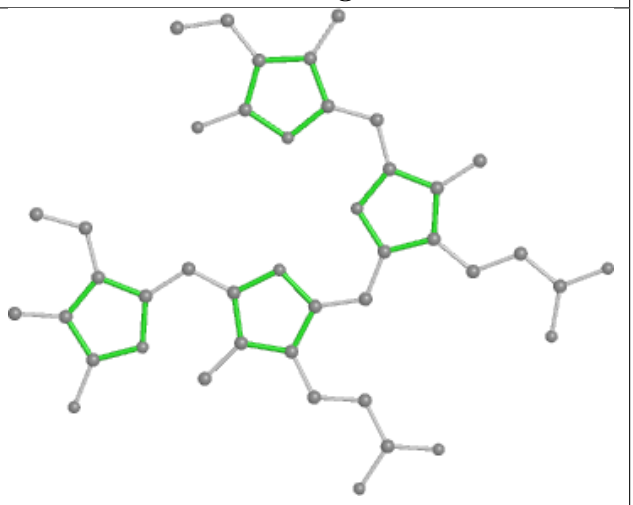

Rings

Ligand PEB DE 1002

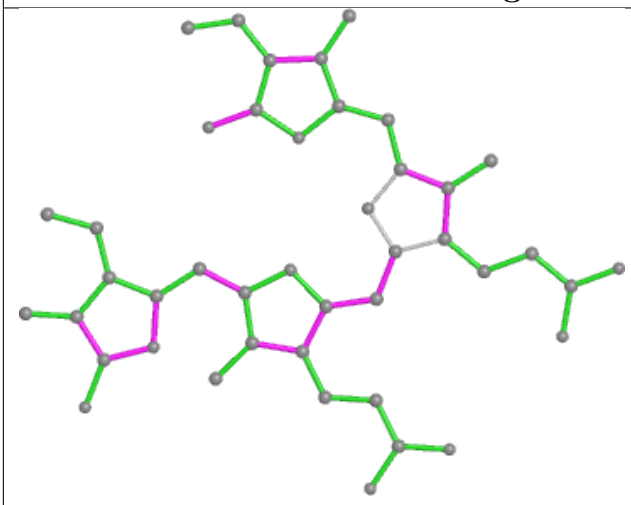

Bond lengths

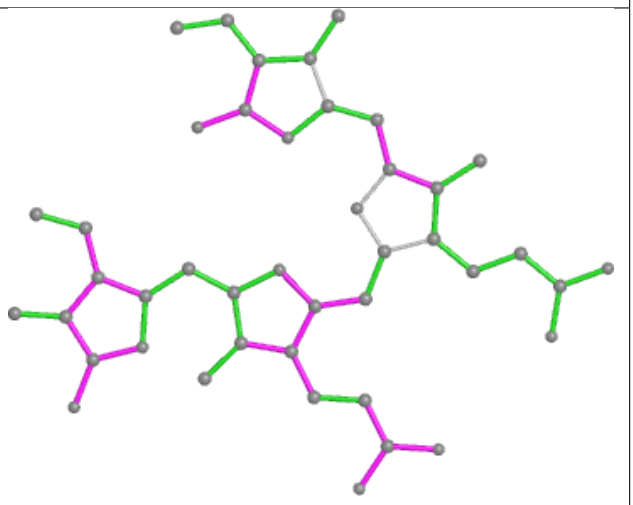

Bond angles

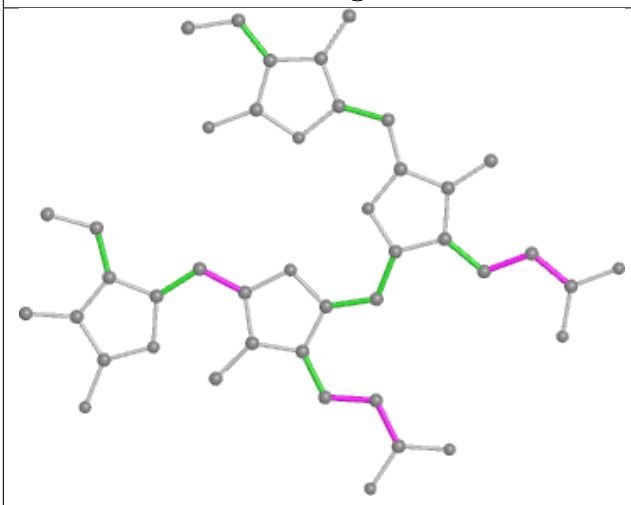

Torsions

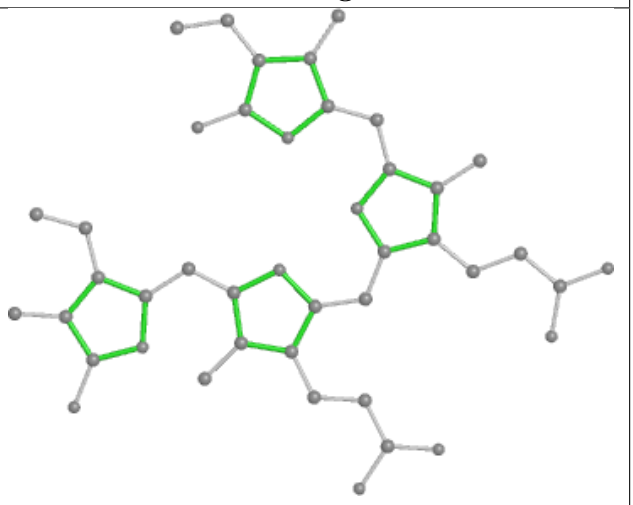

Rings

Ligand PEB R7 202

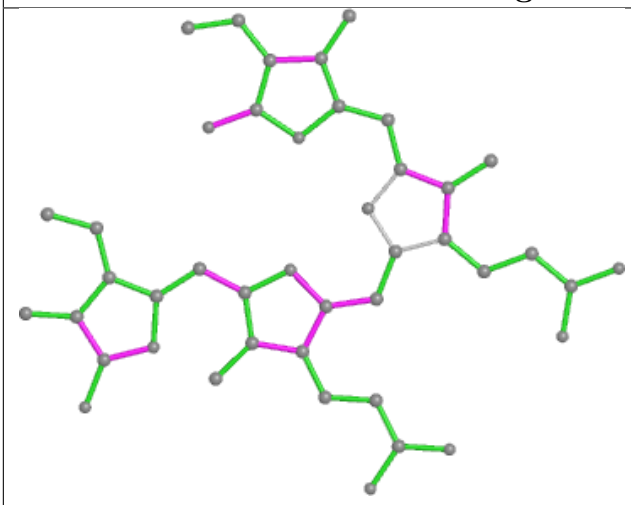

Bond lengths

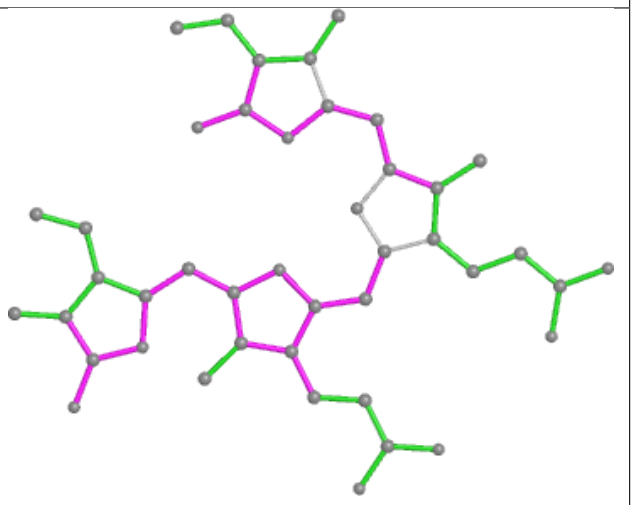

Bond angles

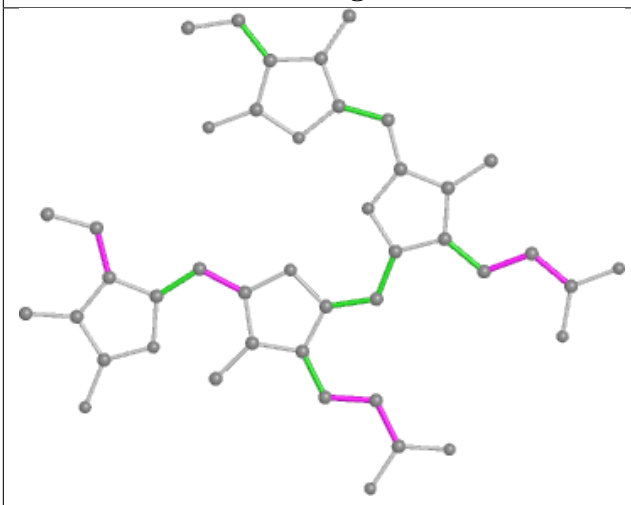

Torsions

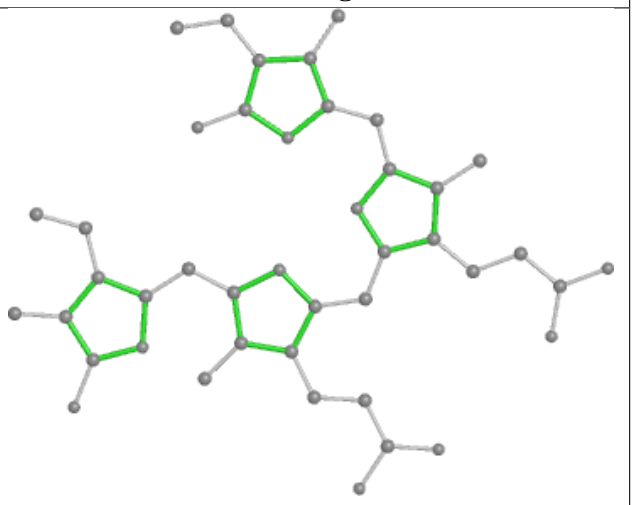

Rings

Ligand PHO A6 407

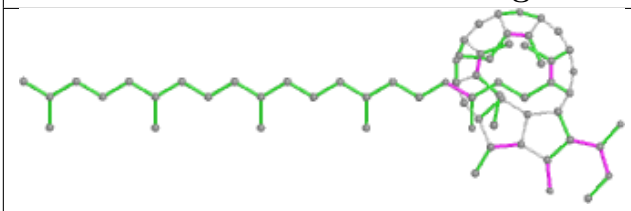

Bond lengths

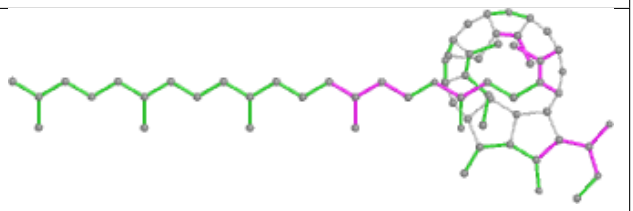

Bond angles

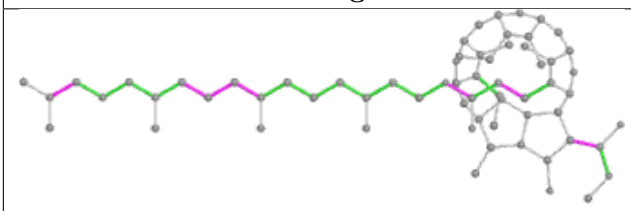

Torsions

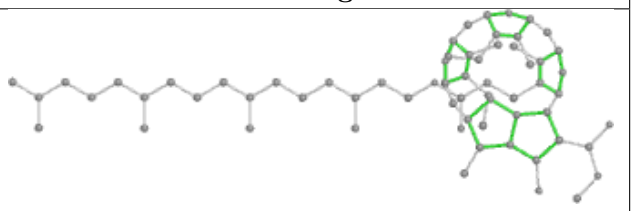

Rings

Ligand PEB UA 202

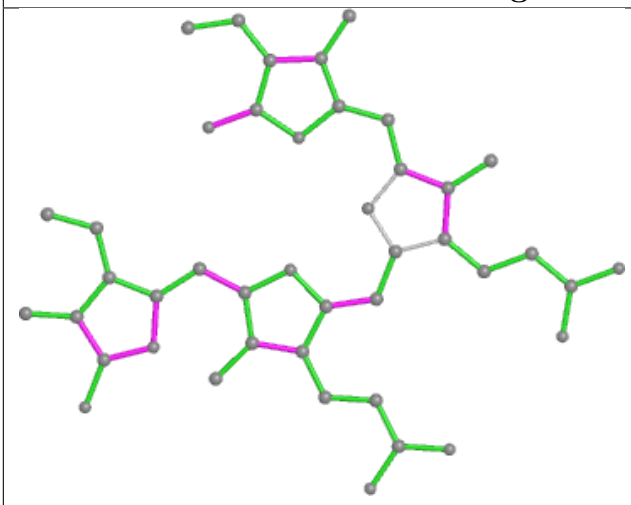

Bond lengths

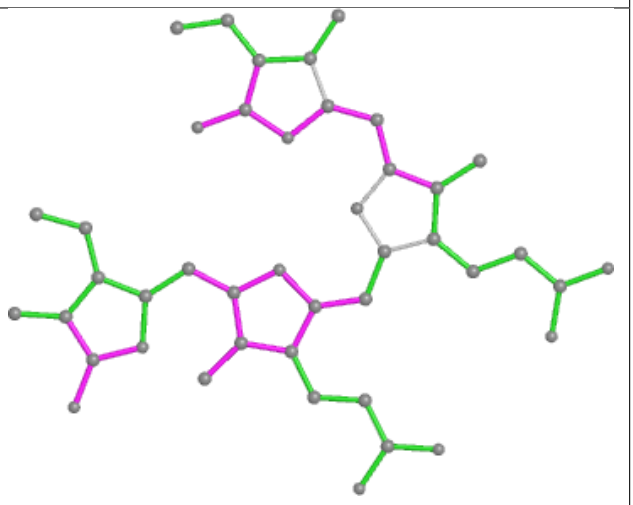

Bond angles

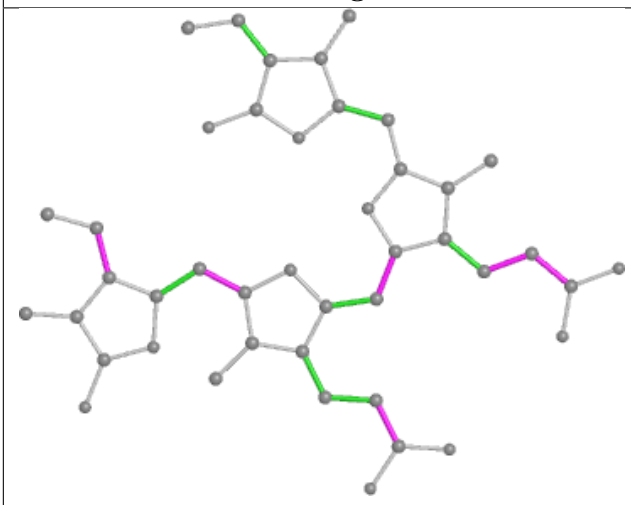

Torsions

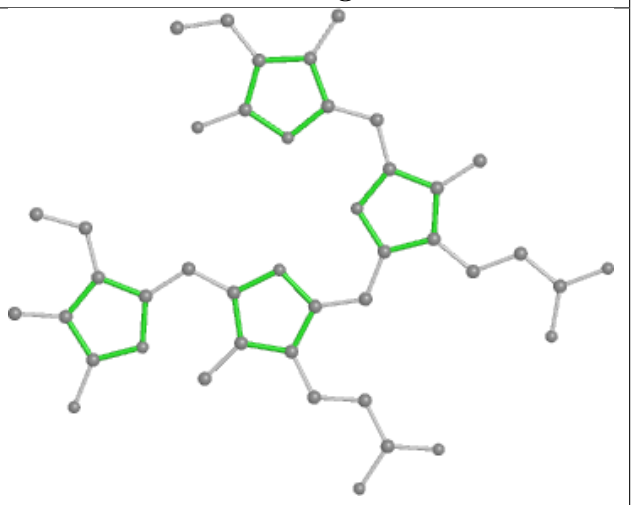

Rings

Ligand CLA 6N 601

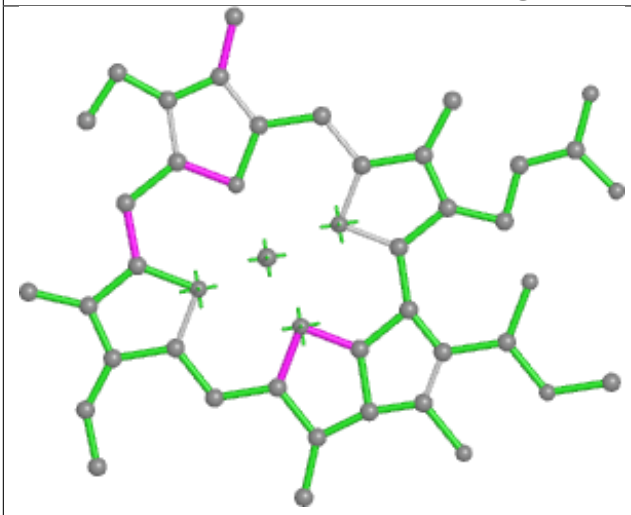

Bond lengths

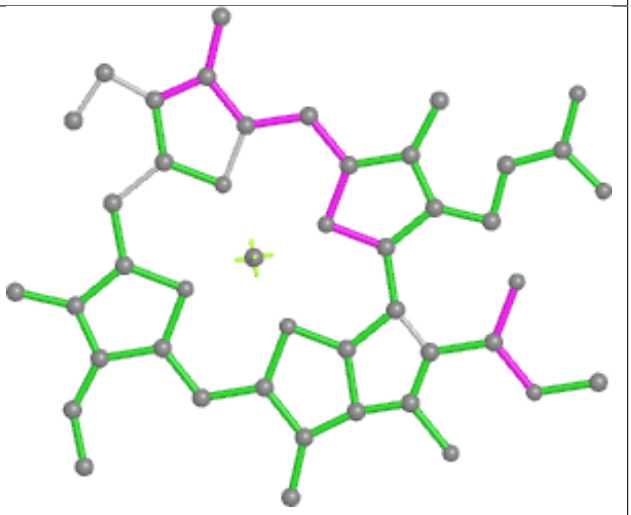

Bond angles

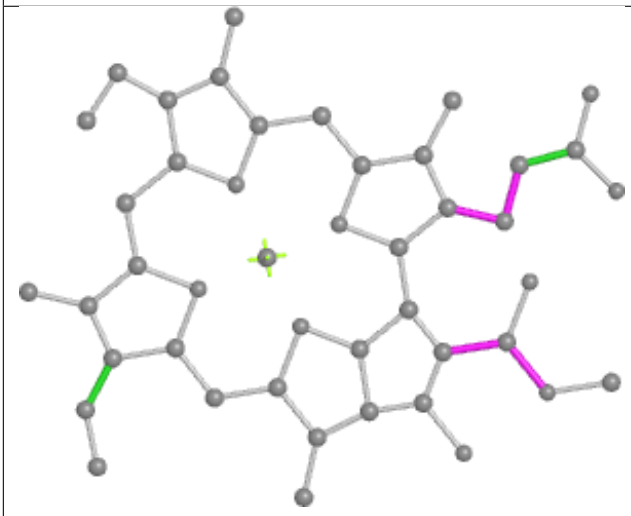

Torsions

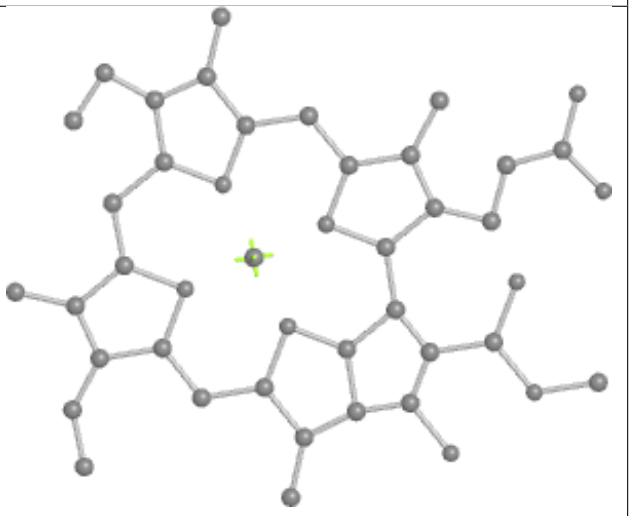

Rings

Ligand PEB TO 201

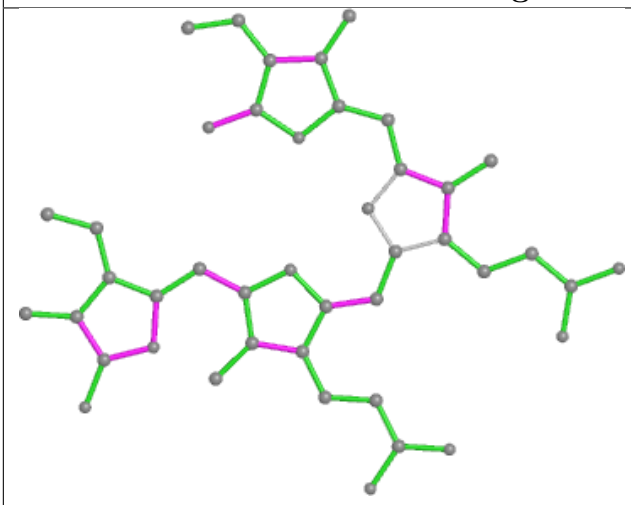

Bond lengths

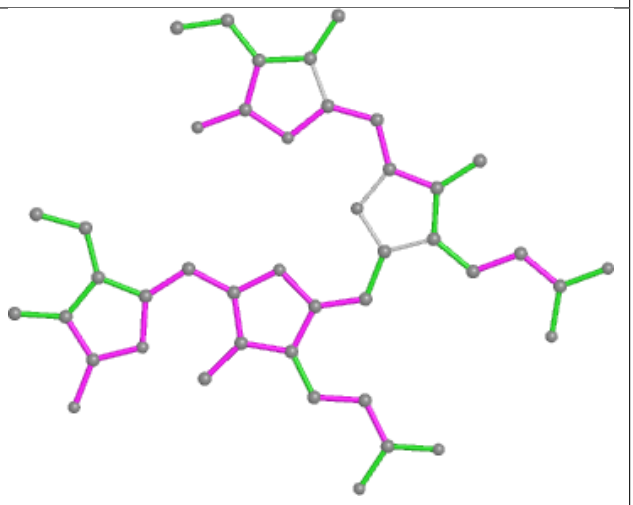

Bond angles

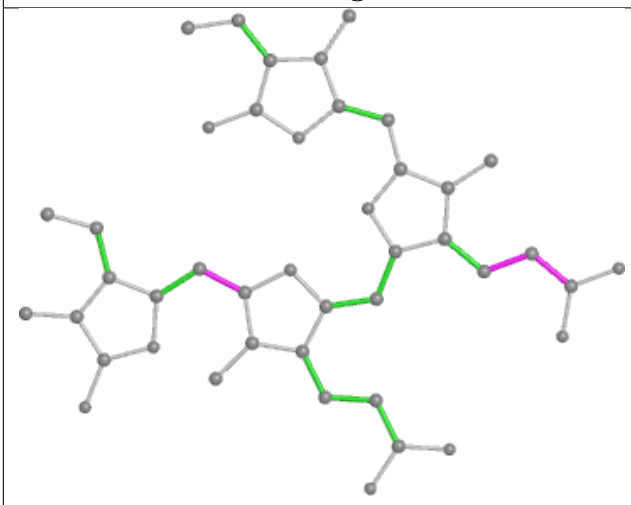

Torsions

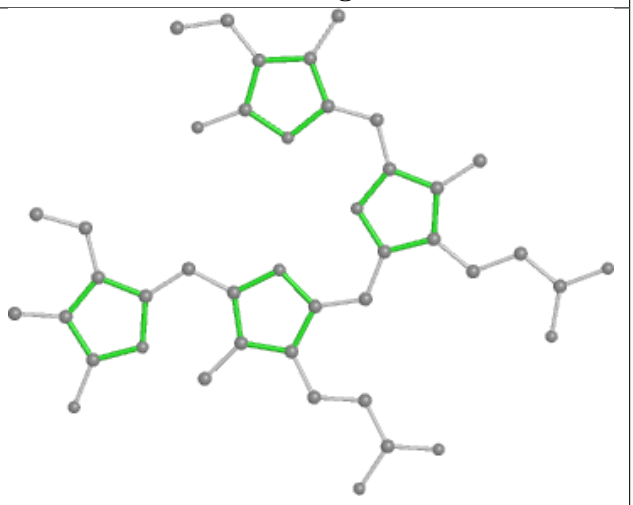

Rings

Ligand PEB L5 203

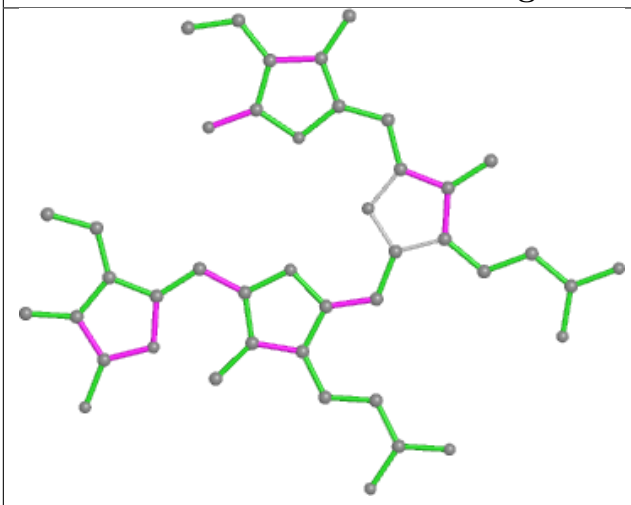

Bond lengths

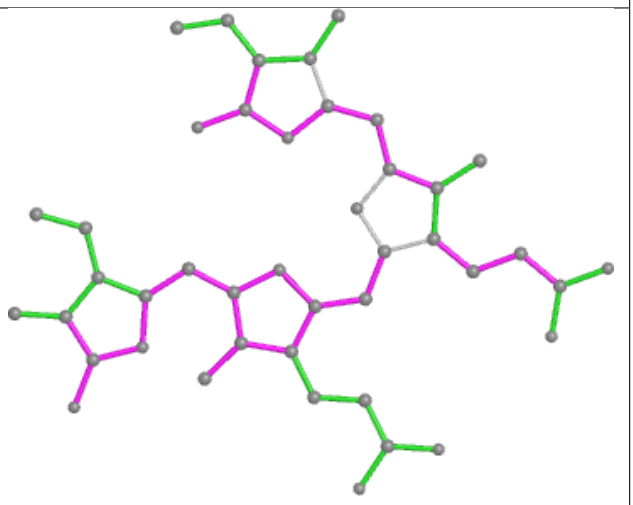

Bond angles

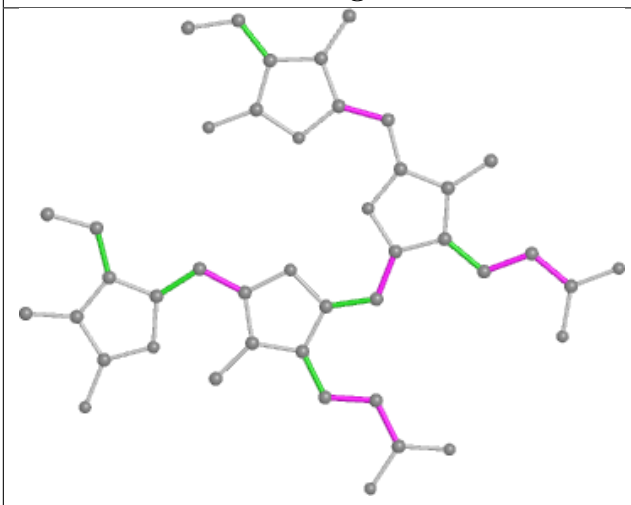

Torsions

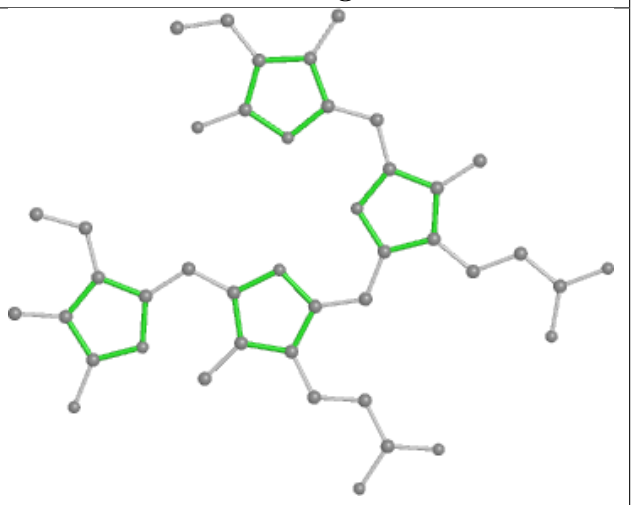

Rings

Ligand PUB YA 302

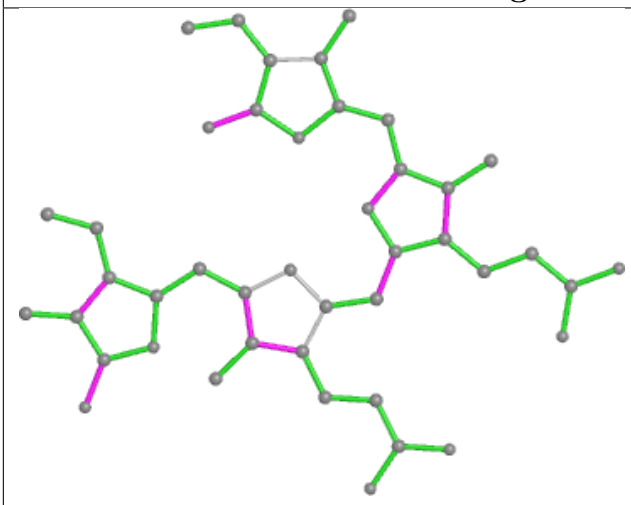

Bond lengths

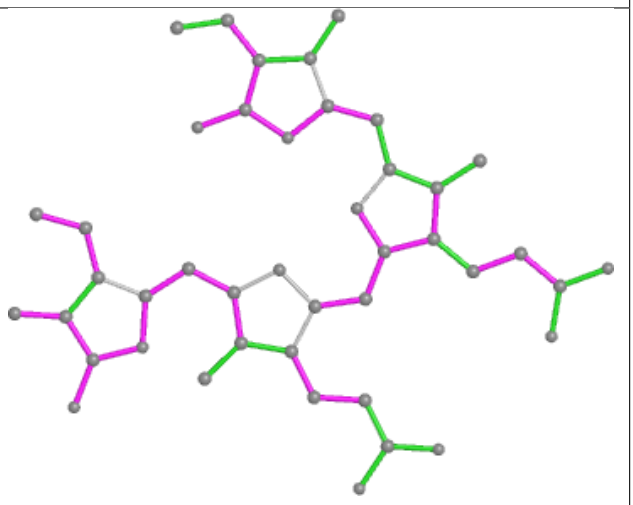

Bond angles

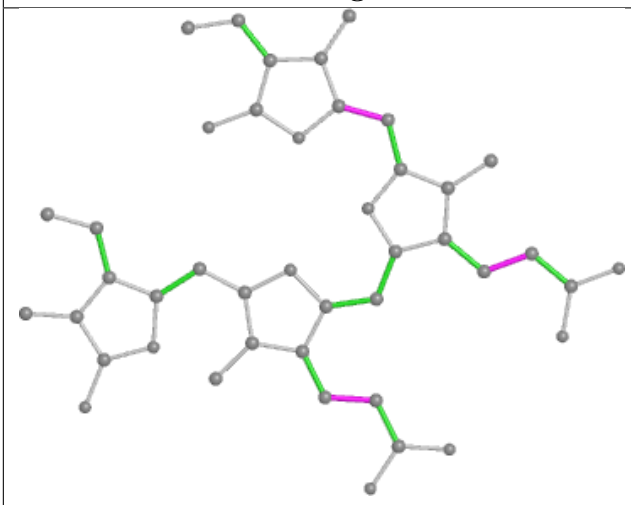

Torsions

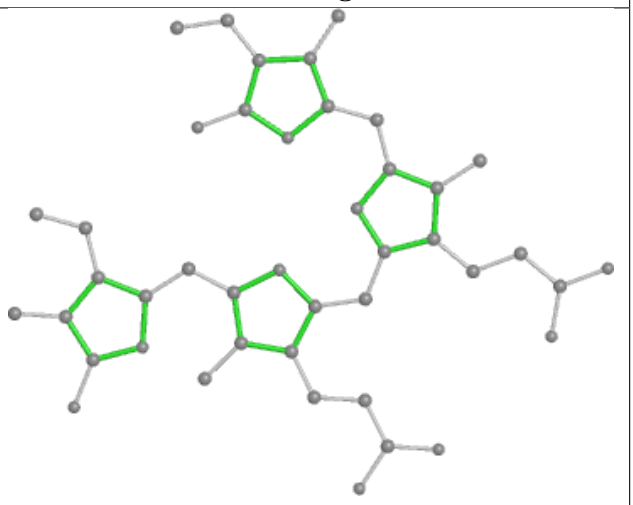

Rings

Ligand PEB NF 201

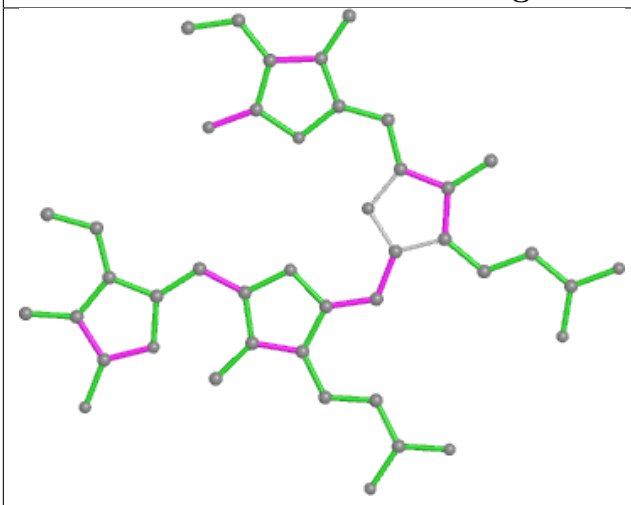

Bond lengths

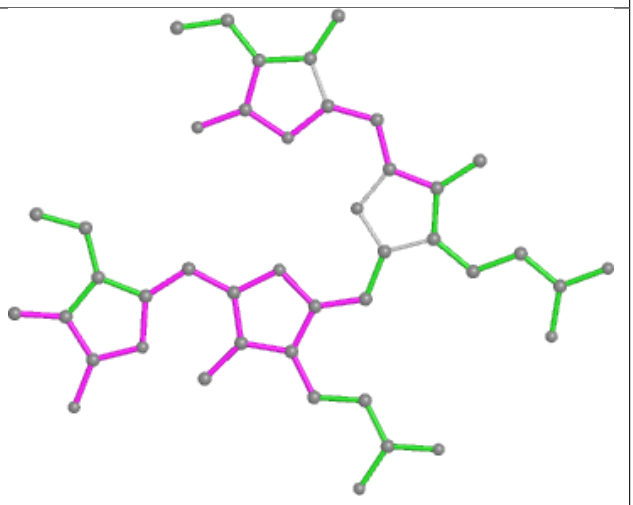

Bond angles

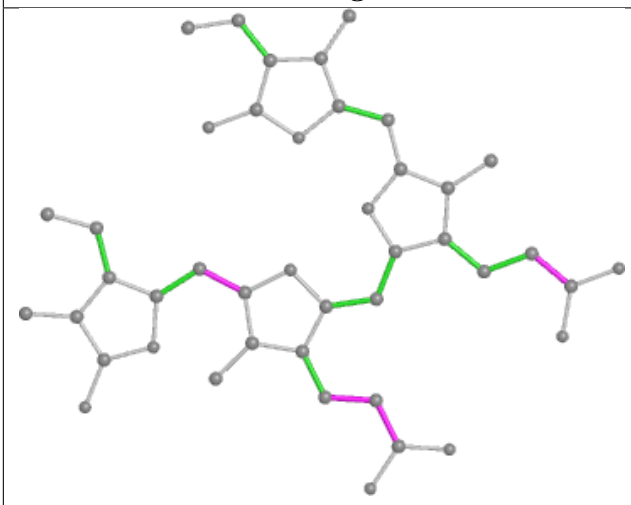

Torsions

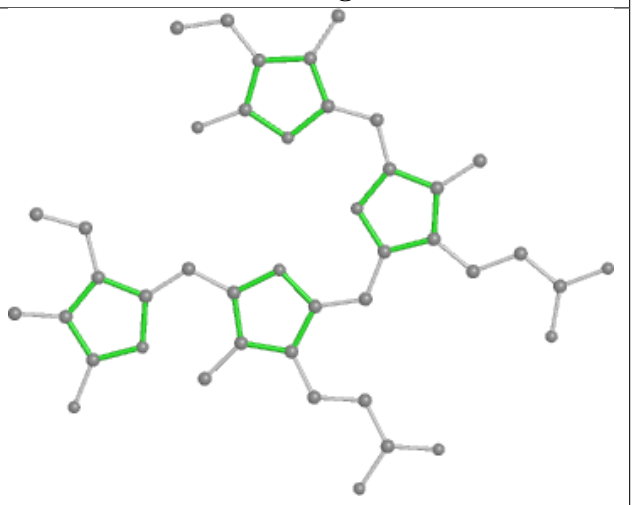

Rings

Ligand CLA AN 806

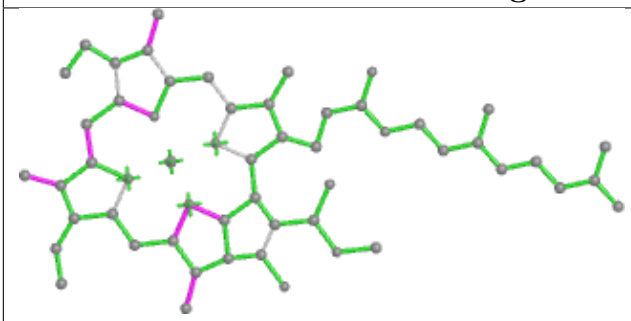

Bond lengths

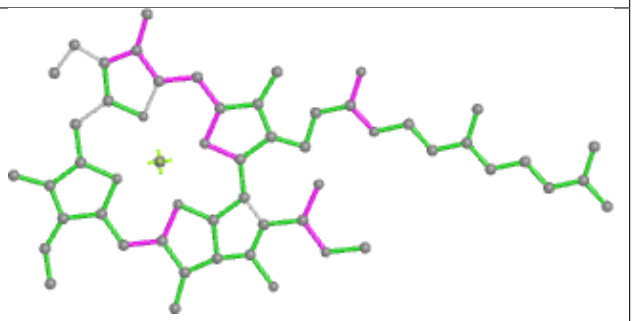

Bond angles

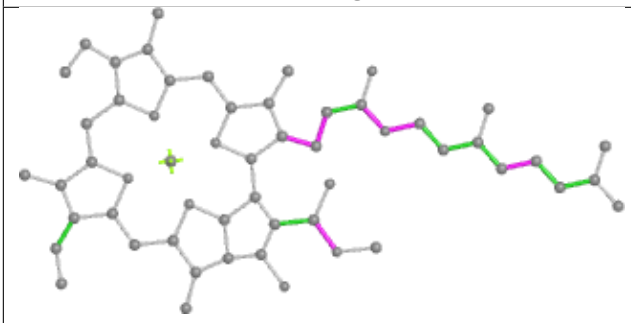

Torsions

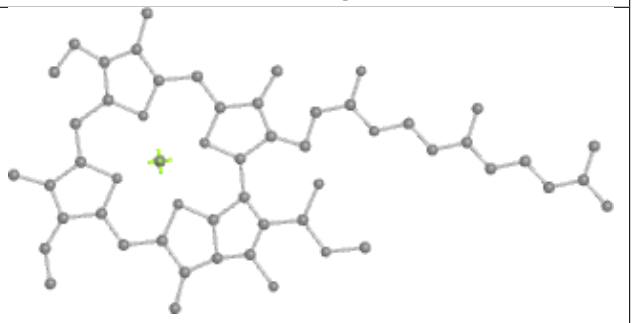

Rings

Ligand CLA 62 312

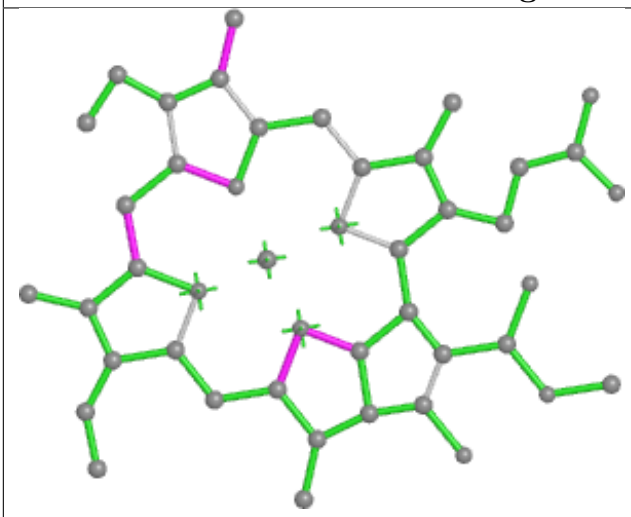

Bond lengths

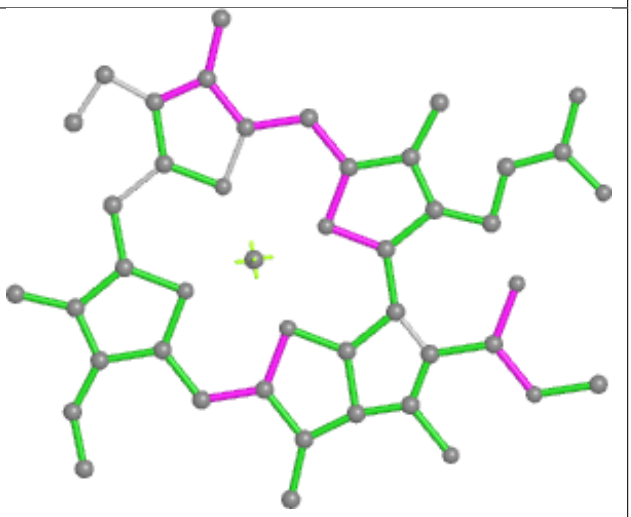

Bond angles

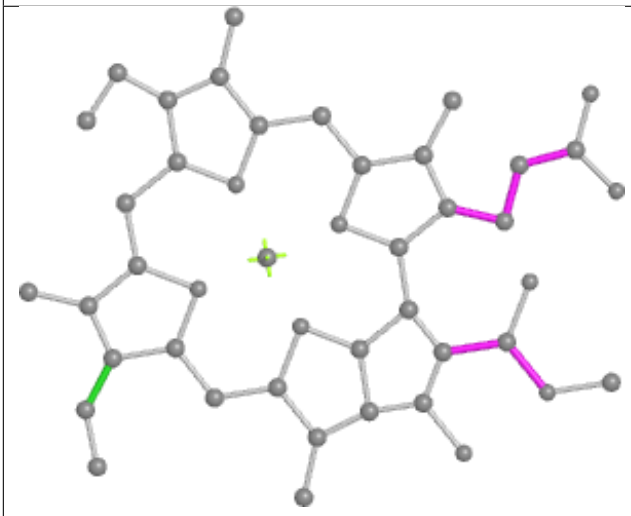

Torsions

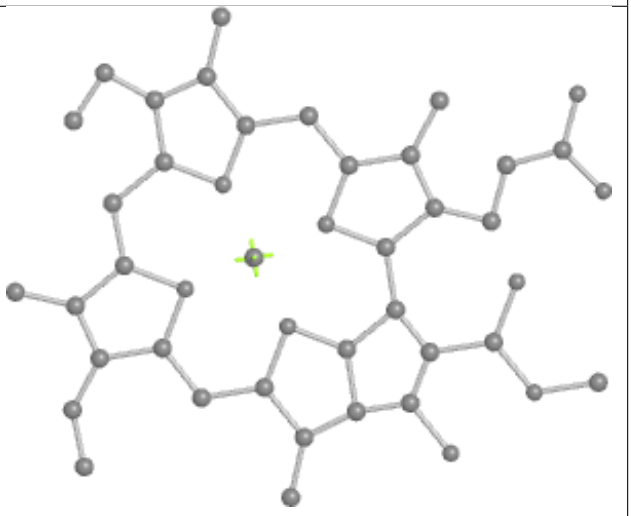

Rings

Ligand PEB NA 202

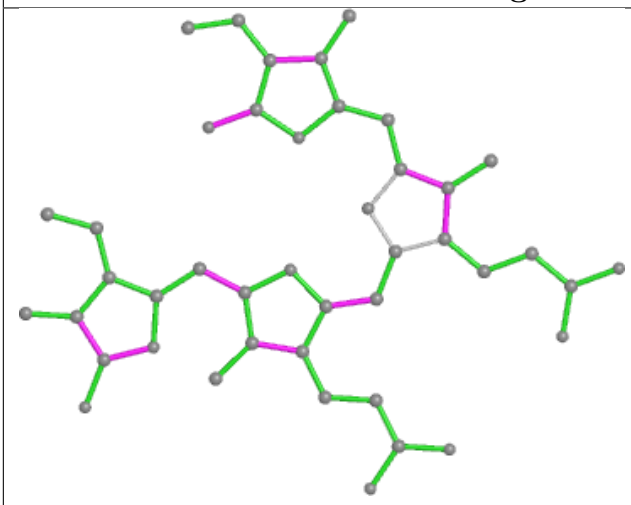

Bond lengths

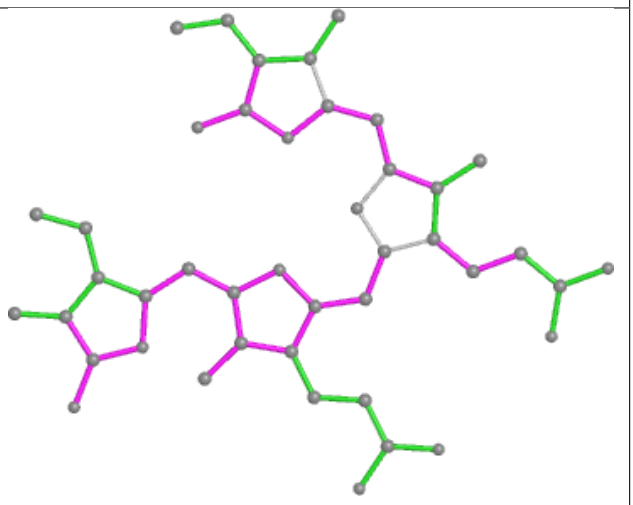

Bond angles

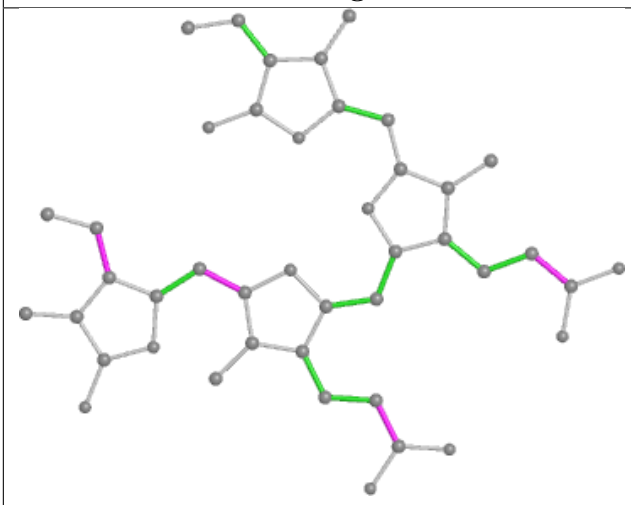

Torsions

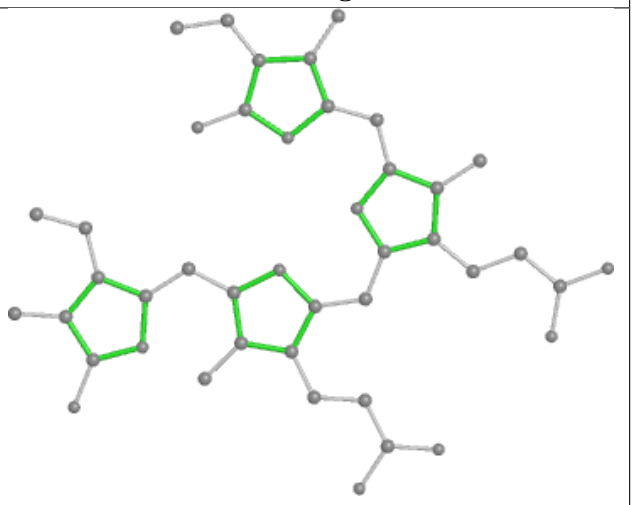

Rings

Ligand CLA A2 801

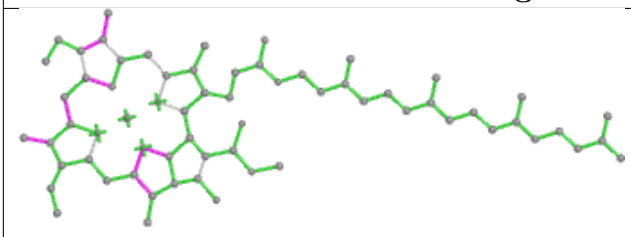

Bond lengths

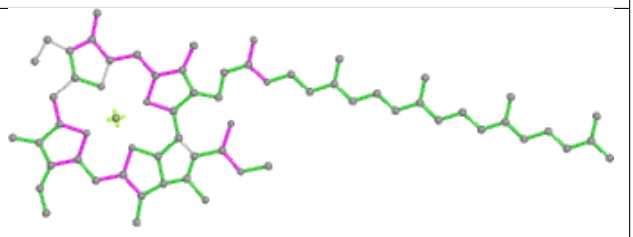

Bond angles

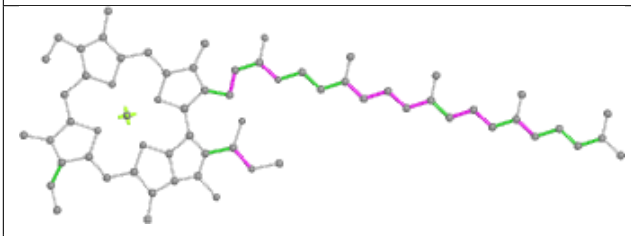

Torsions

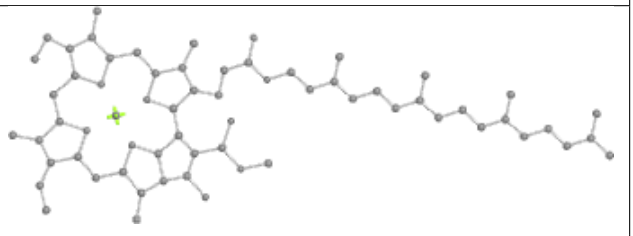

Rings

Ligand CLA b6 608

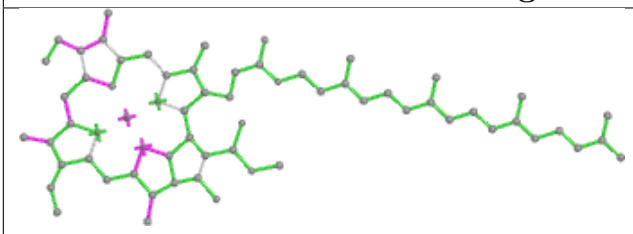

Bond lengths

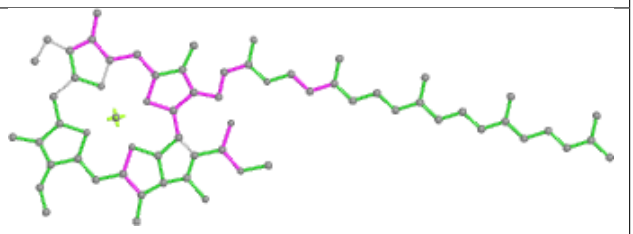

Bond angles

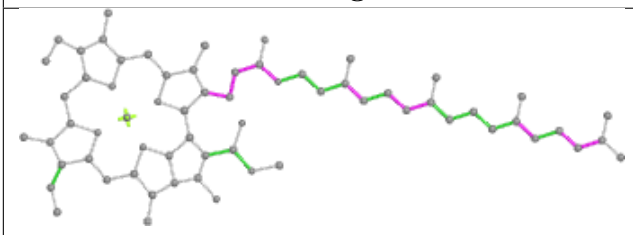

Torsions

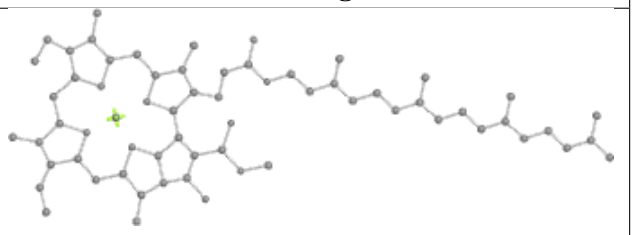

Rings

Ligand PEB lK 202

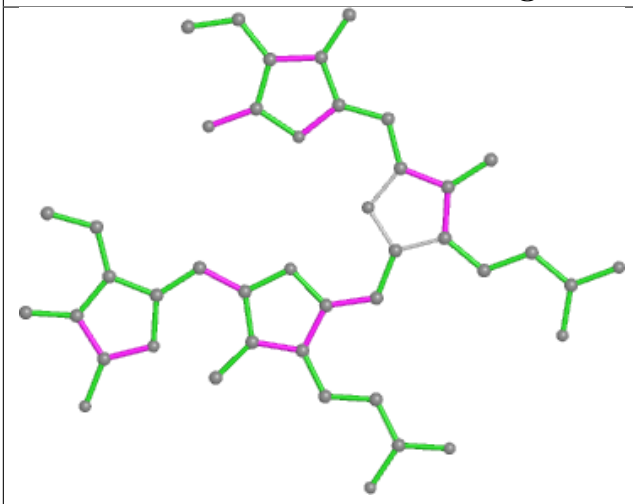

Bond lengths

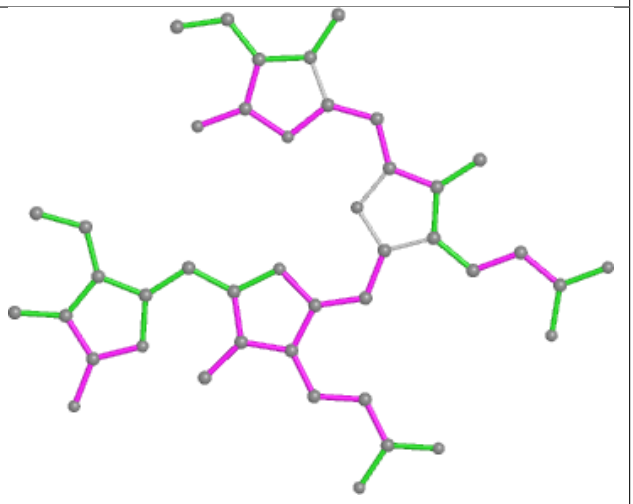

Bond angles

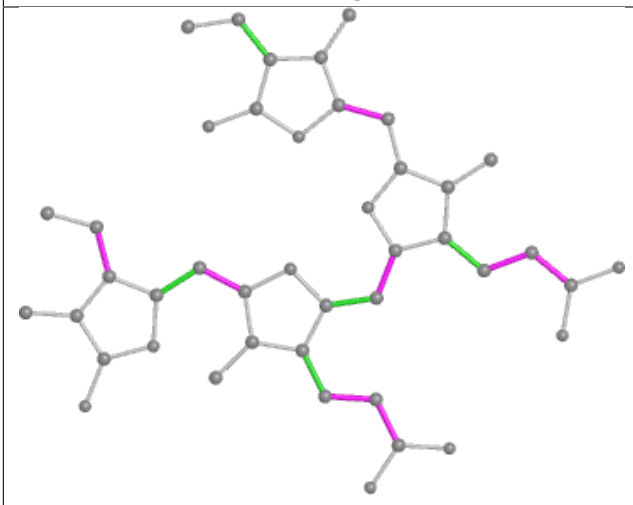

Torsions

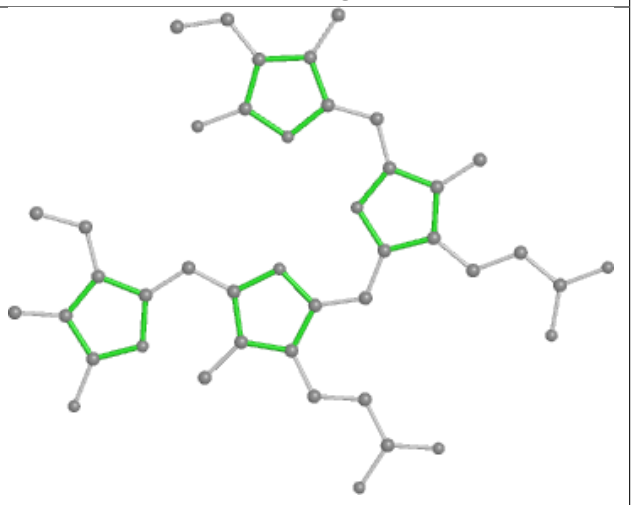

Rings

Ligand PEB JM 201

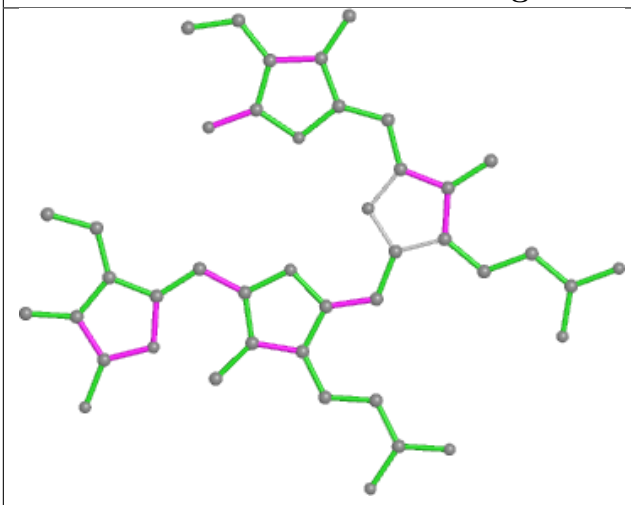

Bond lengths

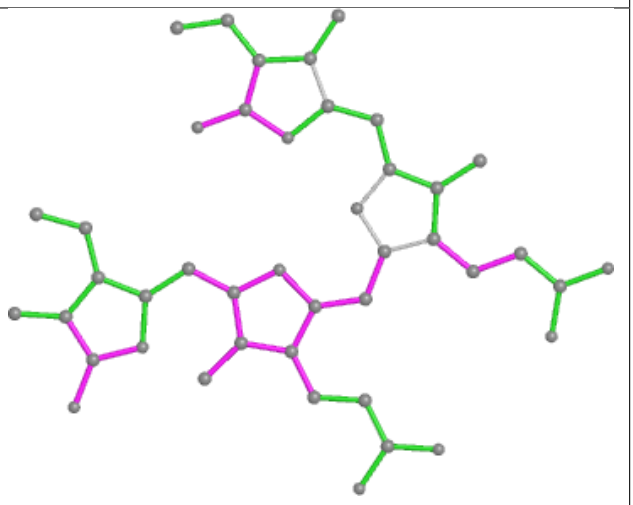

Bond angles

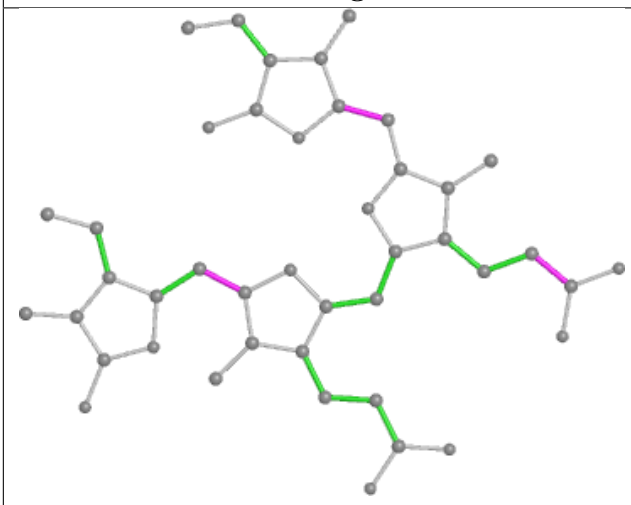

Torsions

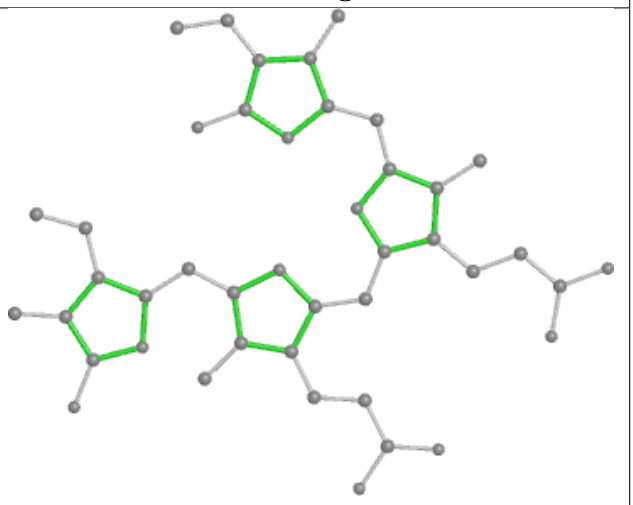

Rings

Ligand CLA 4N 603

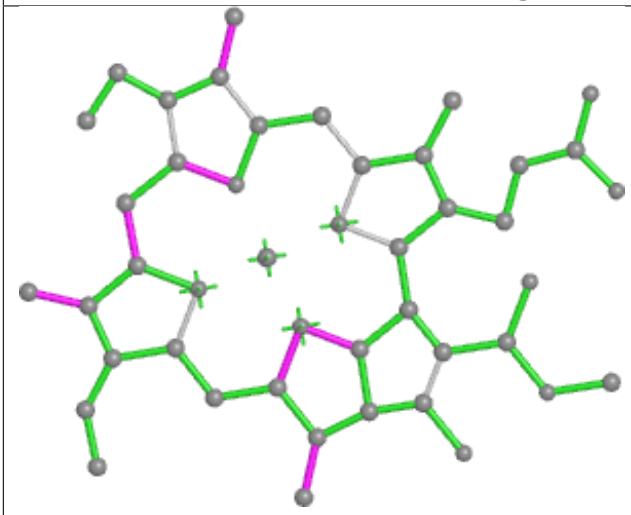

Bond lengths

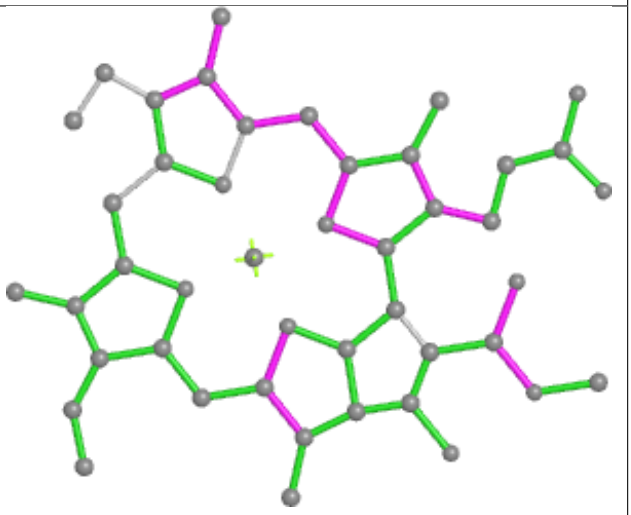

Bond angles

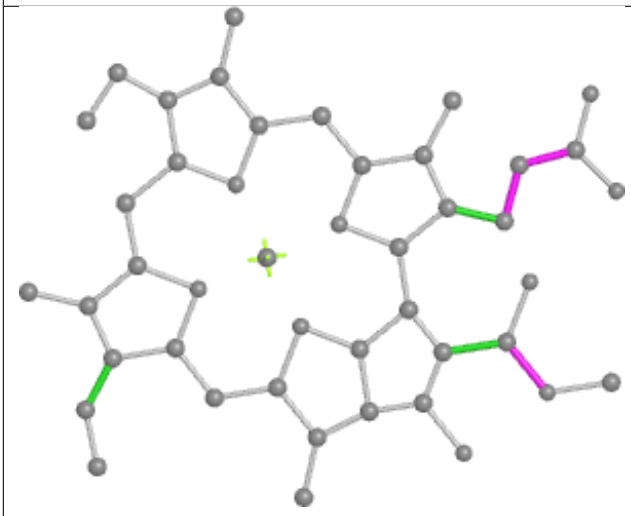

Torsions

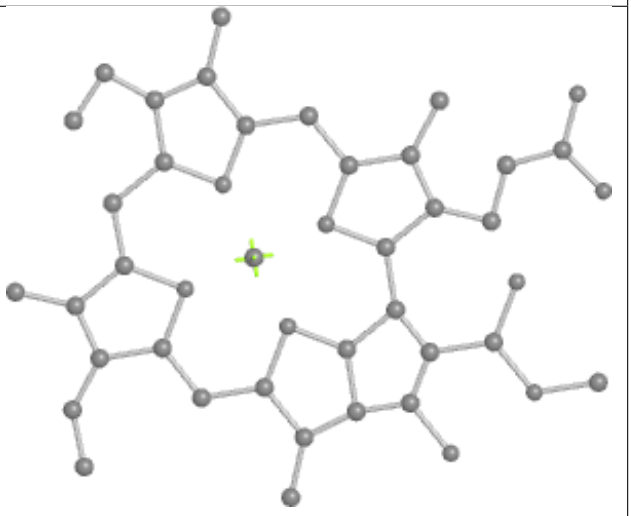

Rings

Ligand PEB h4 201

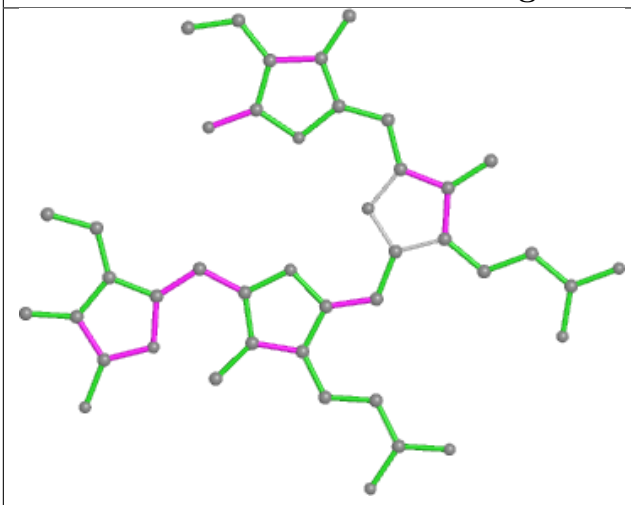

Bond lengths

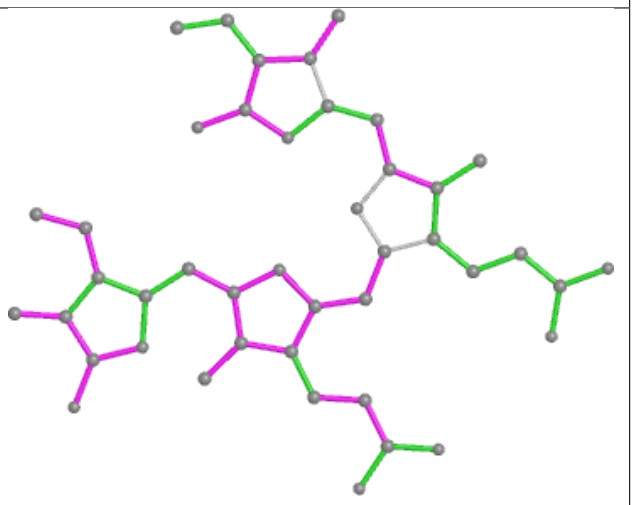

Bond angles

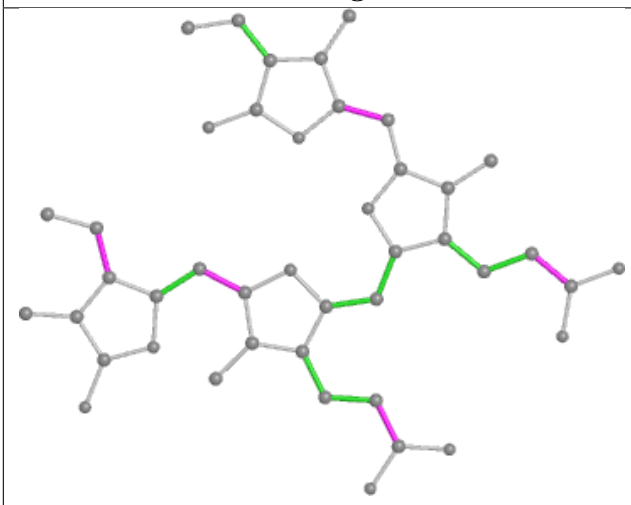

Torsions

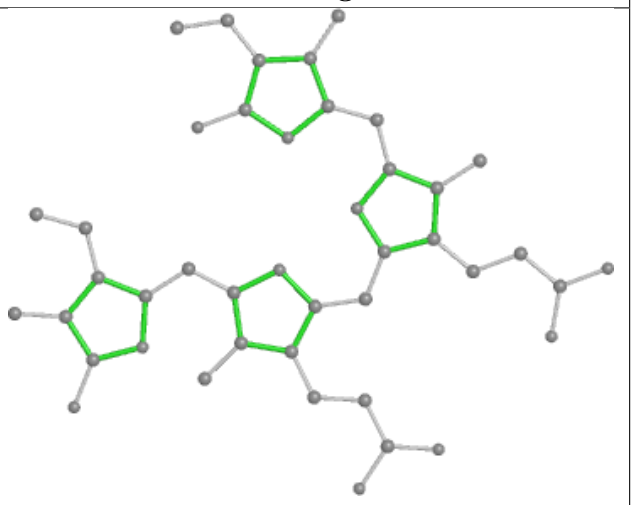

Rings

Ligand PEB DA 202

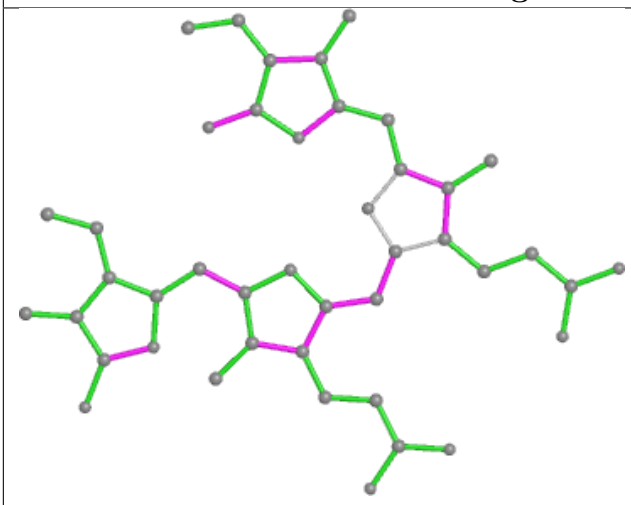

Bond lengths

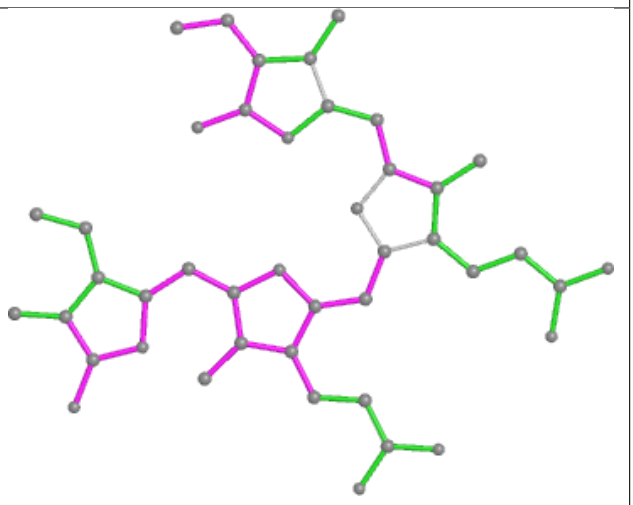

Bond angles

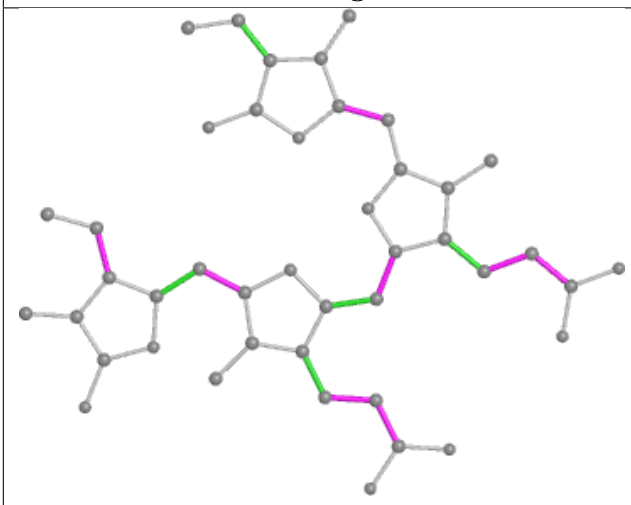

Torsions

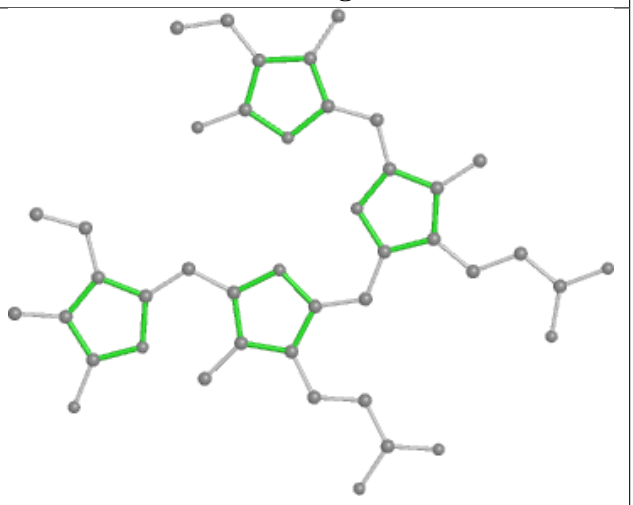

Rings

Ligand PEB U9 202

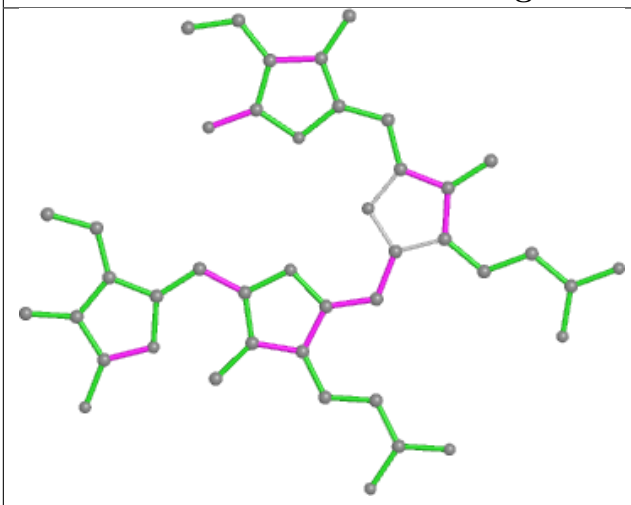

Bond lengths

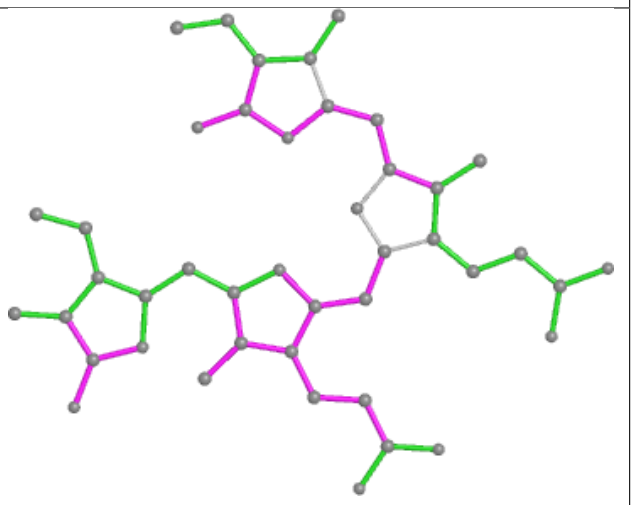

Bond angles

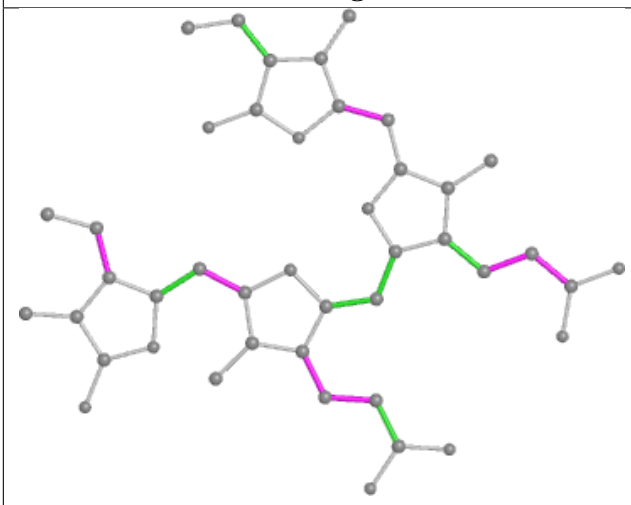

Torsions

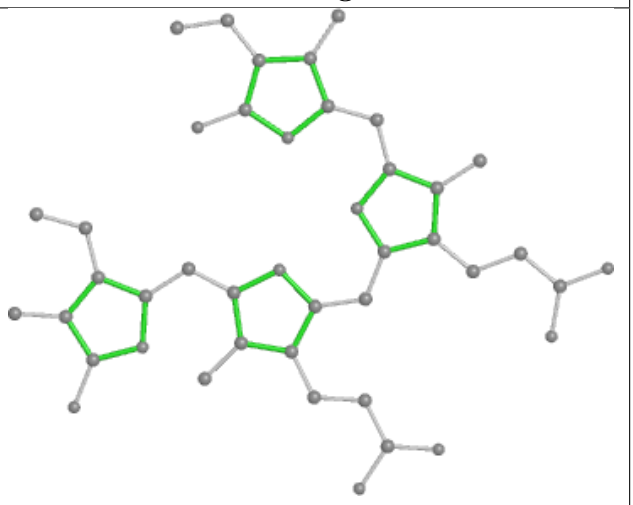

Rings

Ligand PEB eB 201

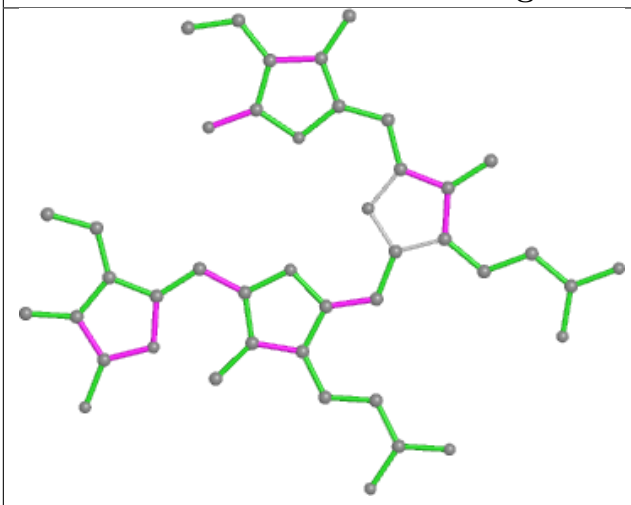

Bond lengths

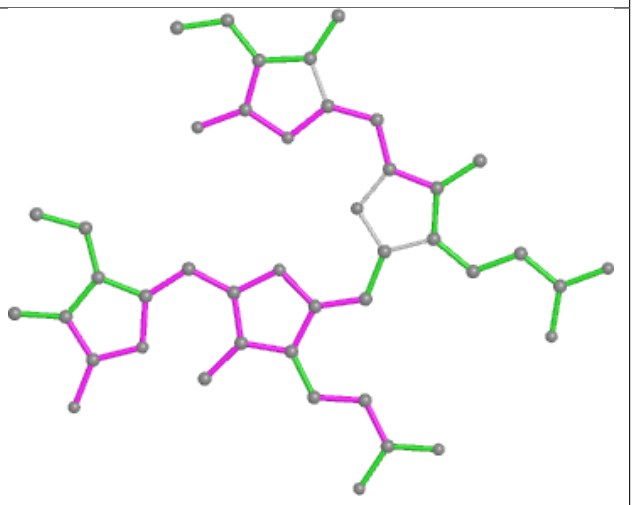

Bond angles

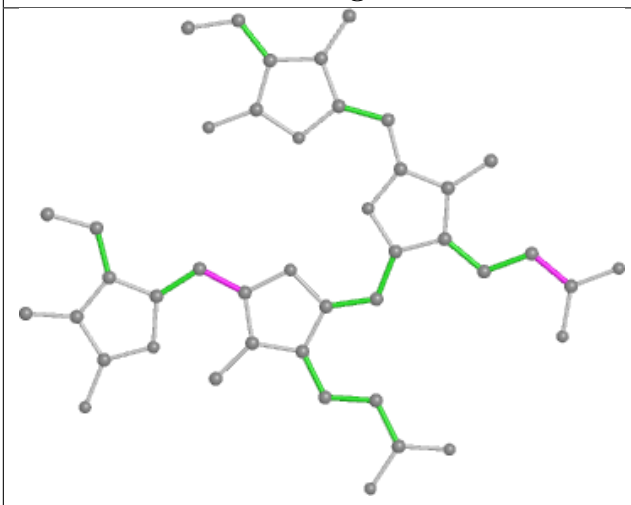

Torsions

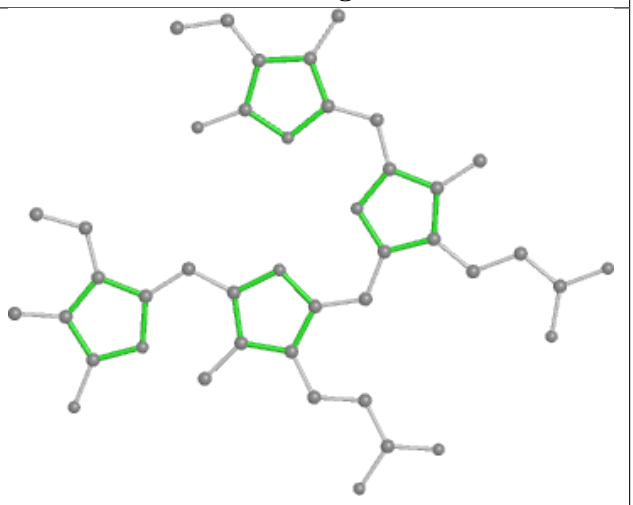

Rings

Ligand CLA IN 103

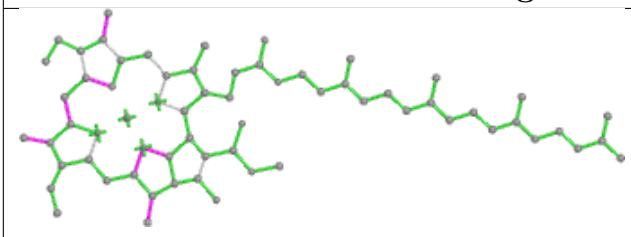

Bond lengths

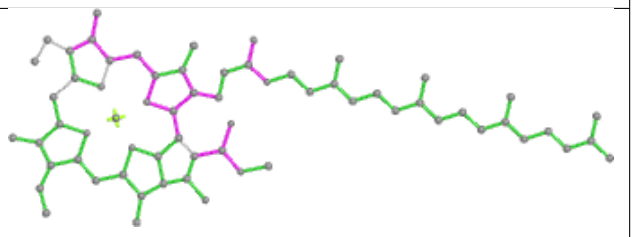

Bond angles

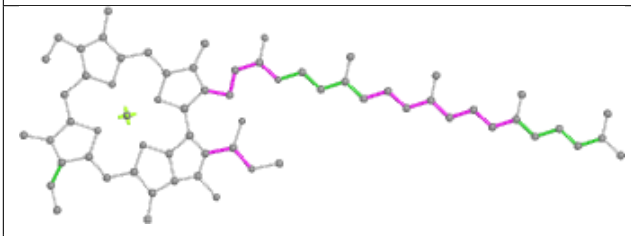

Torsions

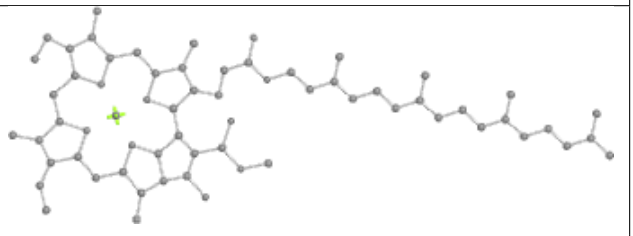

Rings

Ligand PEB BB 203

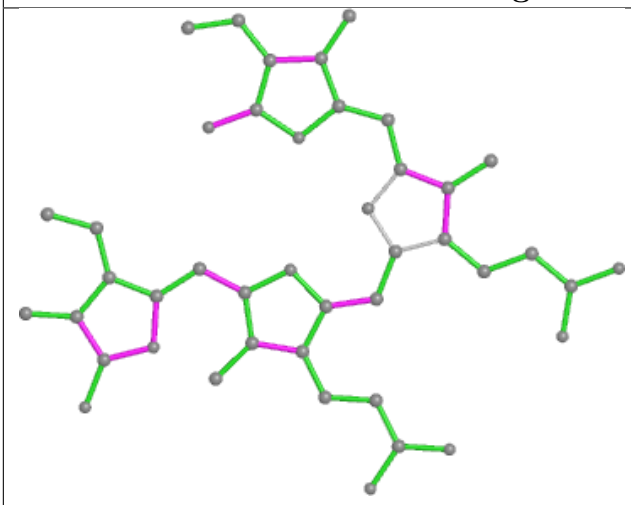

Bond lengths

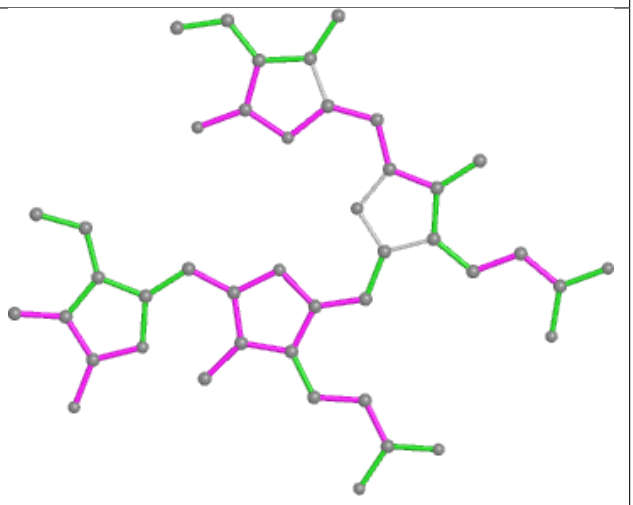

Bond angles

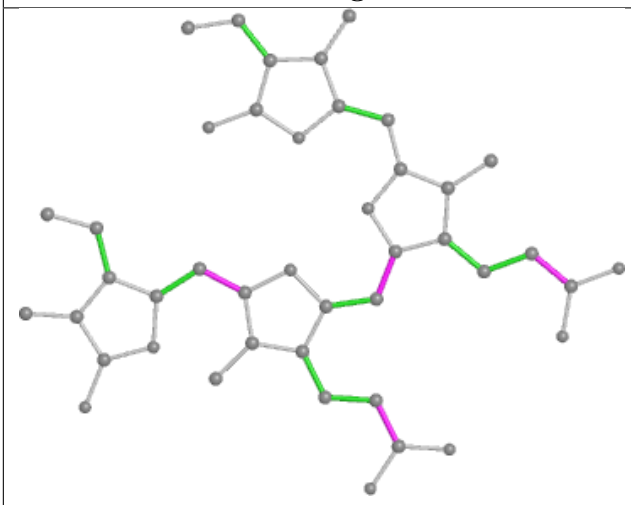

Torsions

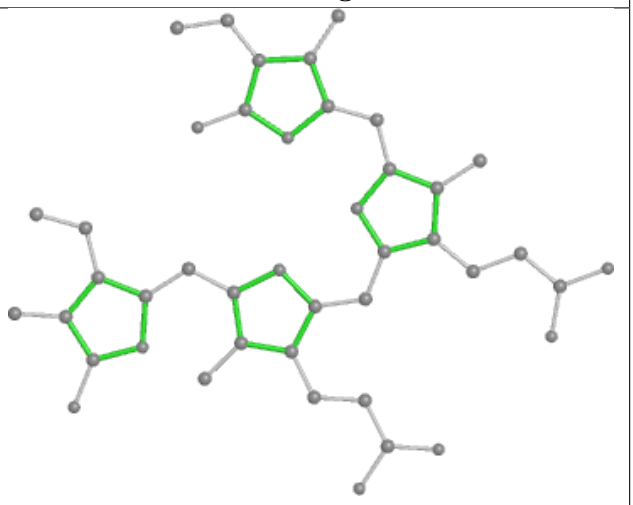

Rings

Ligand PEB RH 201

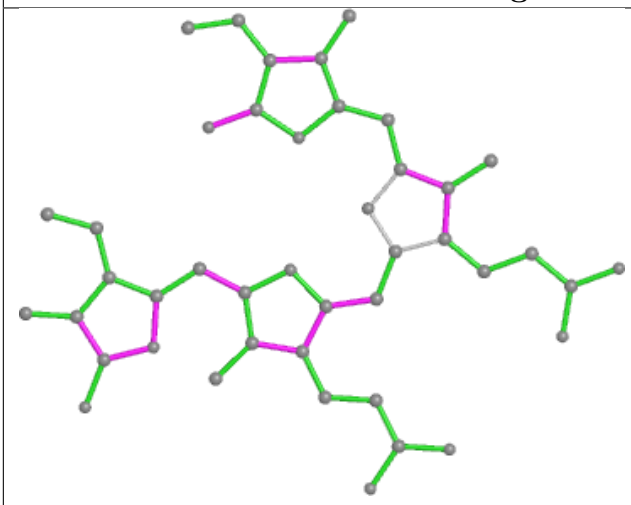

Bond lengths

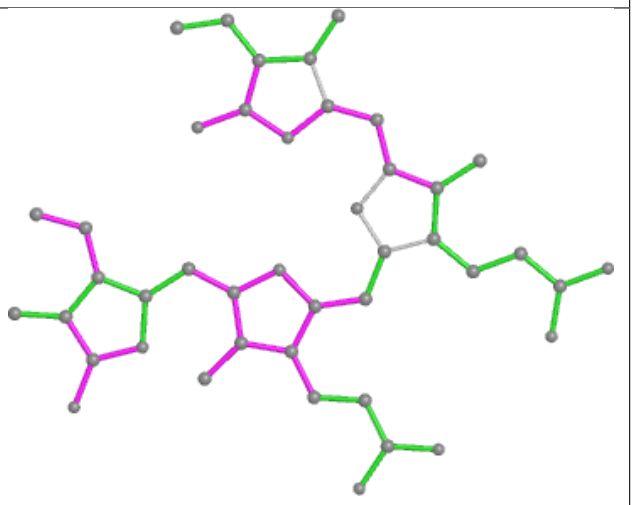

Bond angles

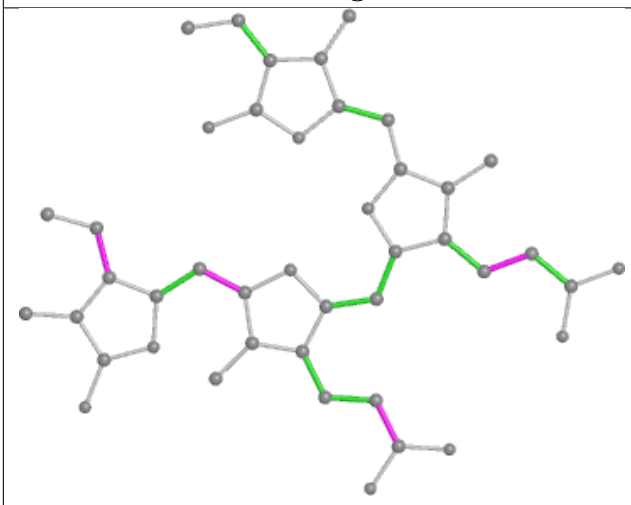

Torsions

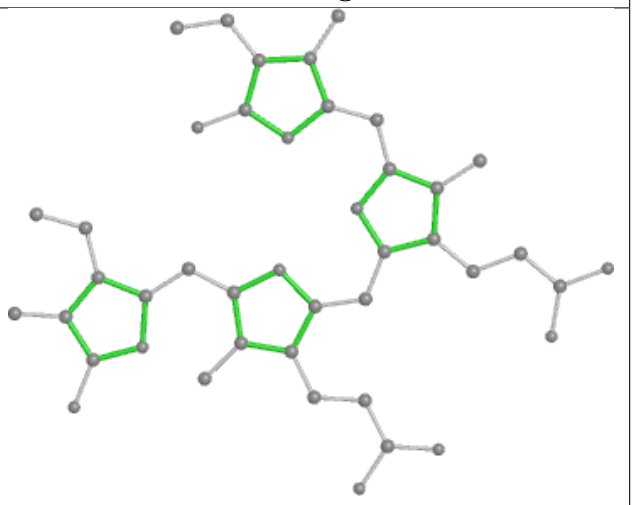

Rings

Ligand PEB y8 203

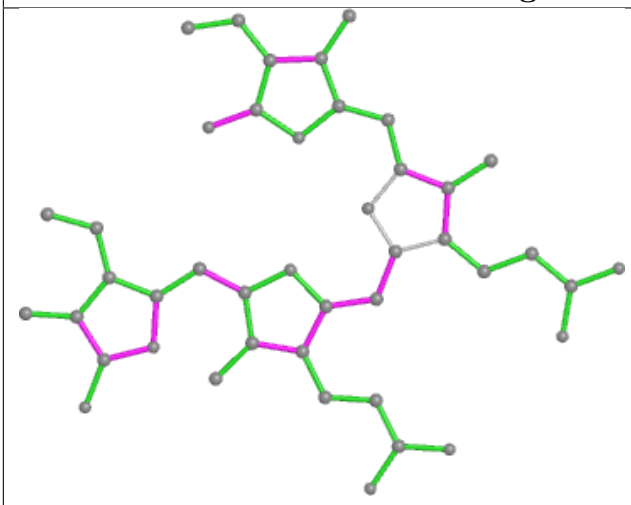

Bond lengths

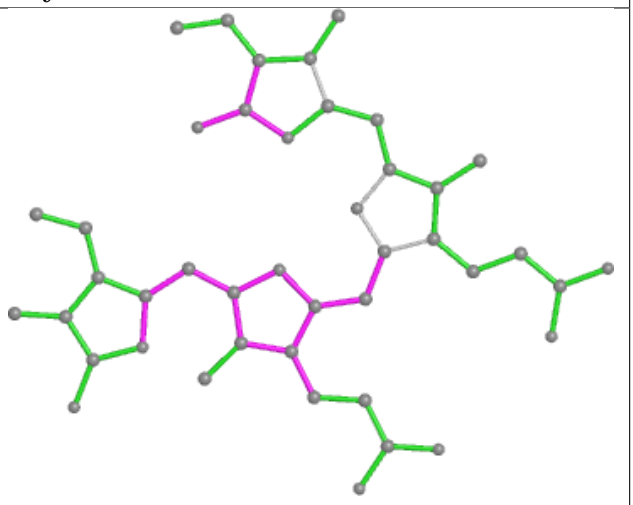

Bond angles

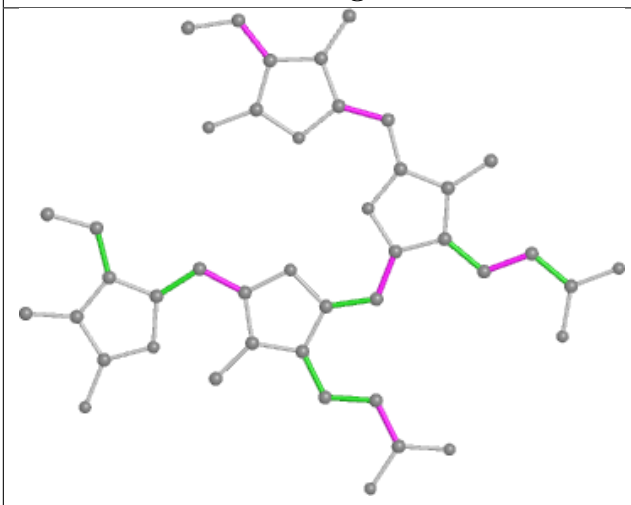

Torsions

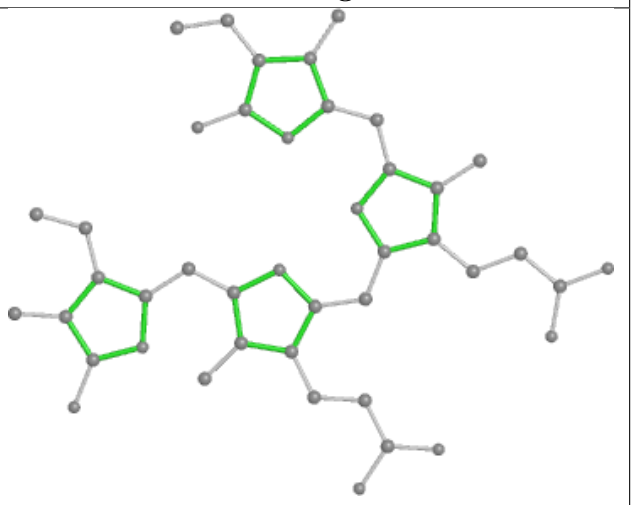

Rings

Ligand CLA BN 834

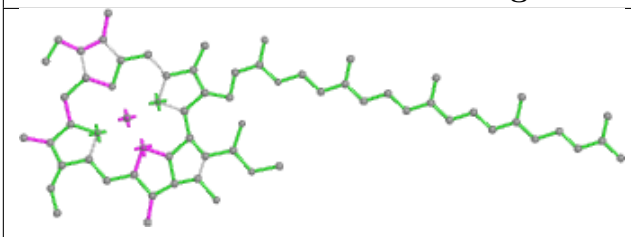

Bond lengths

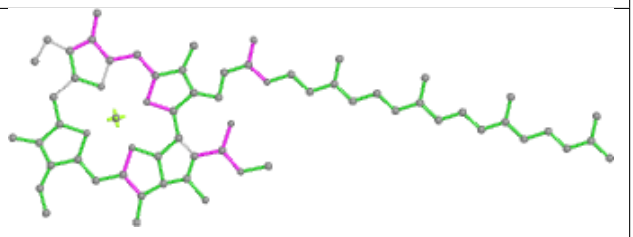

Bond angles

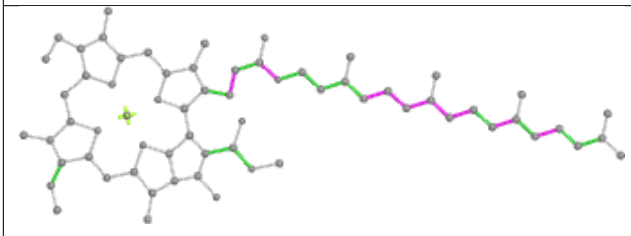

Torsions

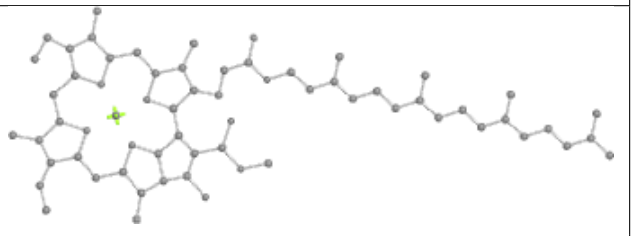

Rings

Ligand PEB hJ 203

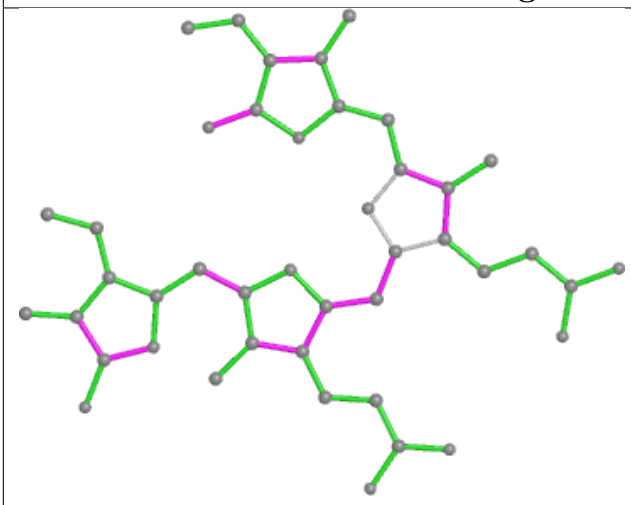

Bond lengths

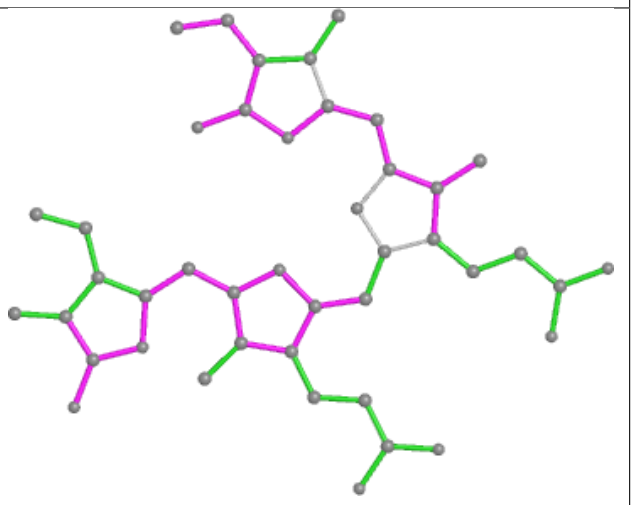

Bond angles

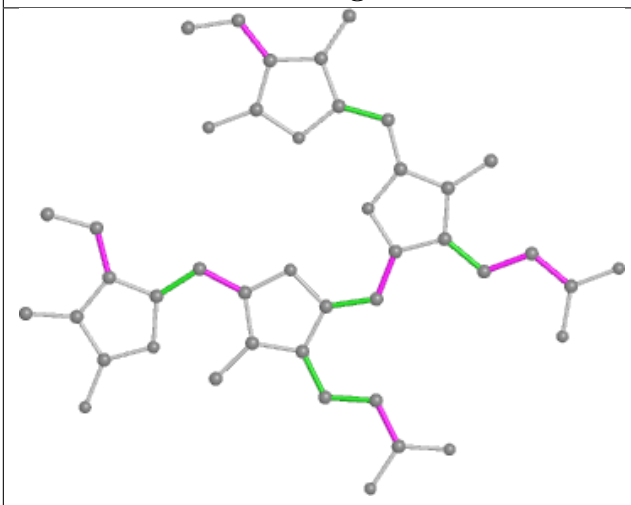

Torsions

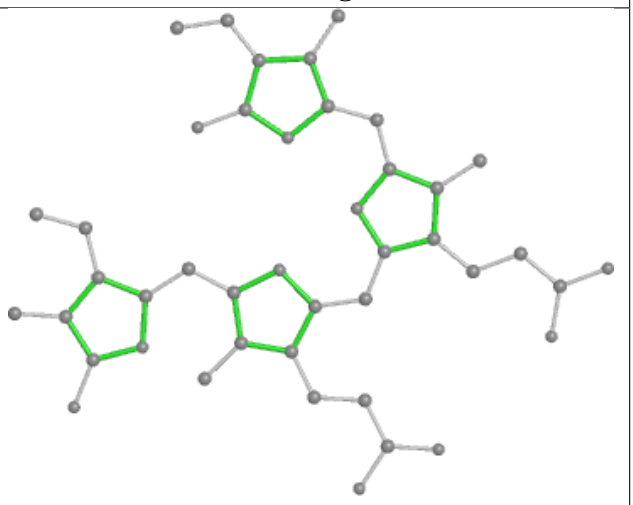

Rings

Ligand CLA dL 404

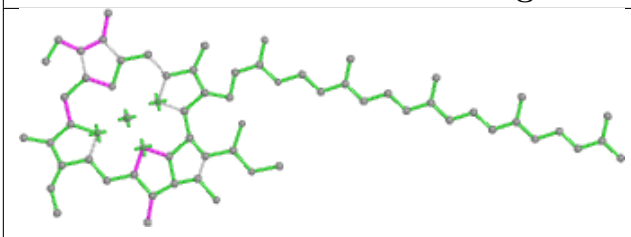

Bond lengths

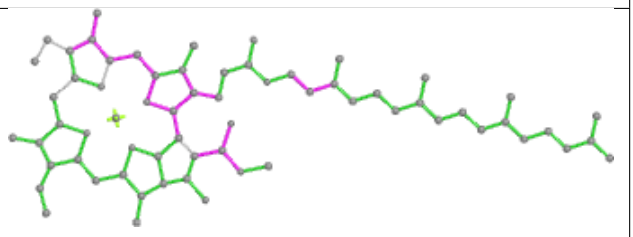

Bond angles

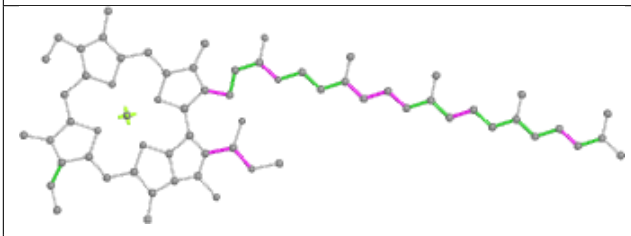

Torsions

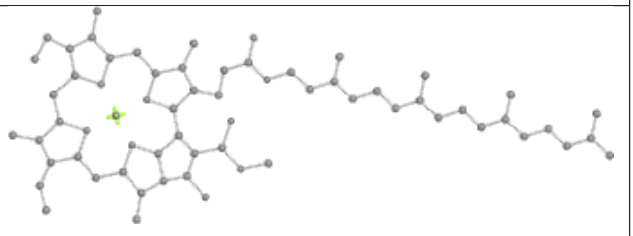

Rings

Ligand PEB SE 201

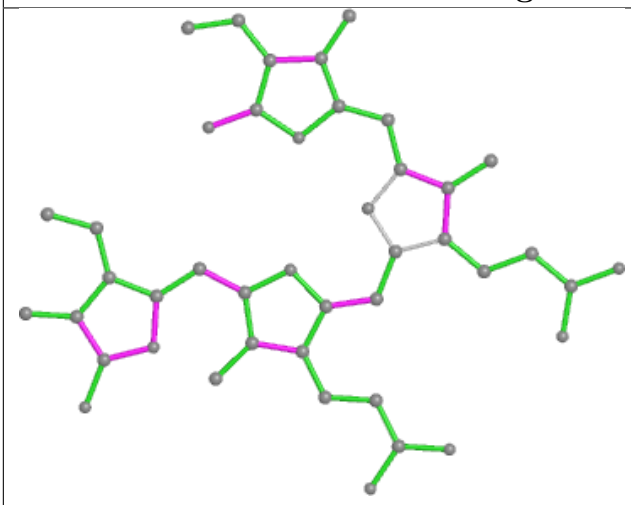

Bond lengths

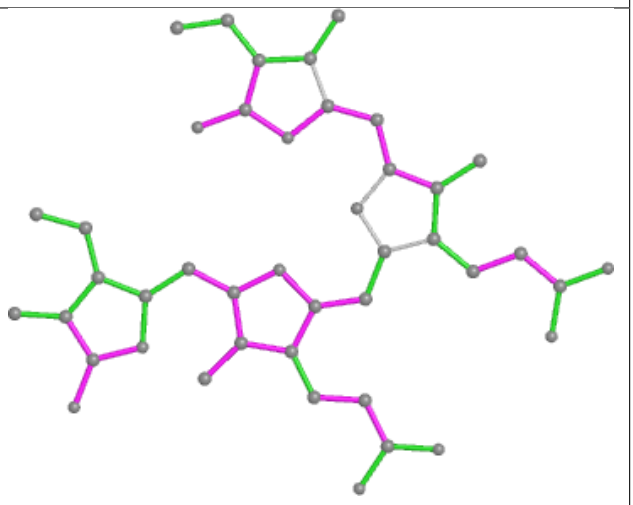

Bond angles

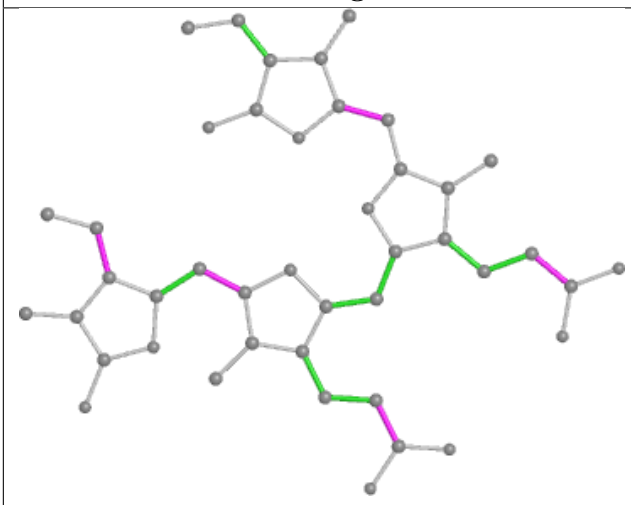

Torsions

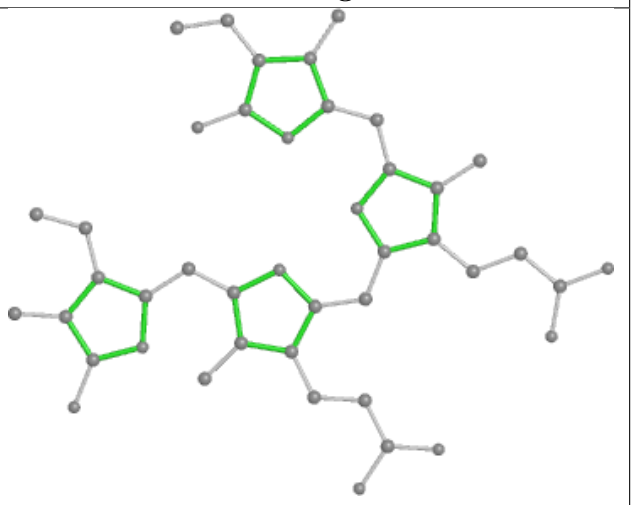

Rings

Ligand PEB PD 201

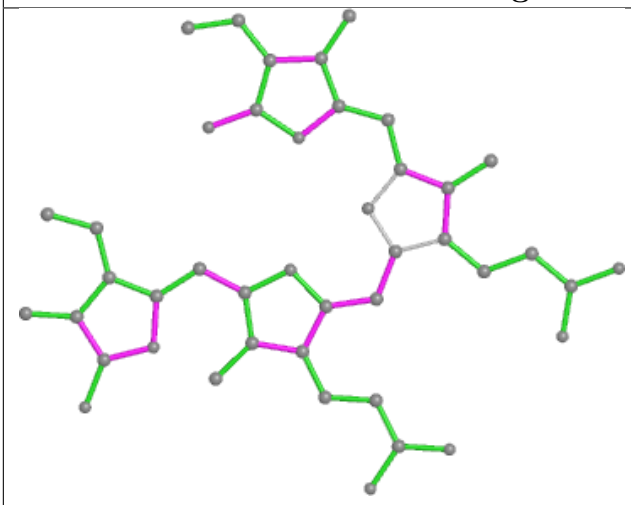

Bond lengths

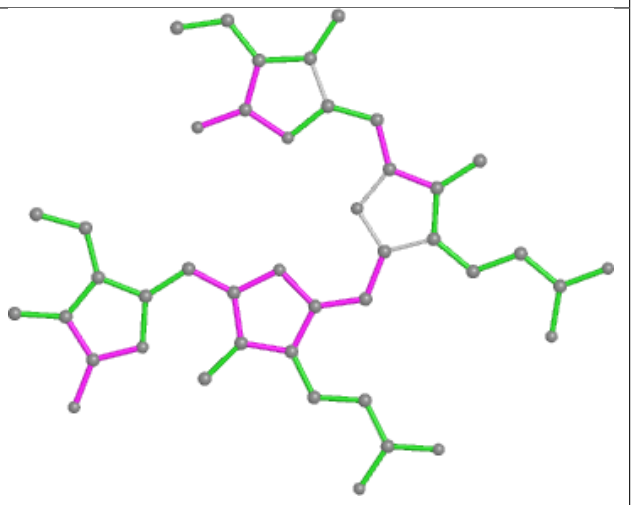

Bond angles

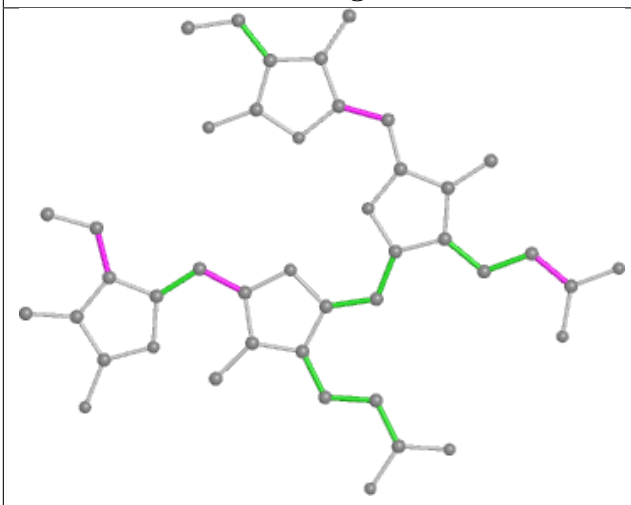

Torsions

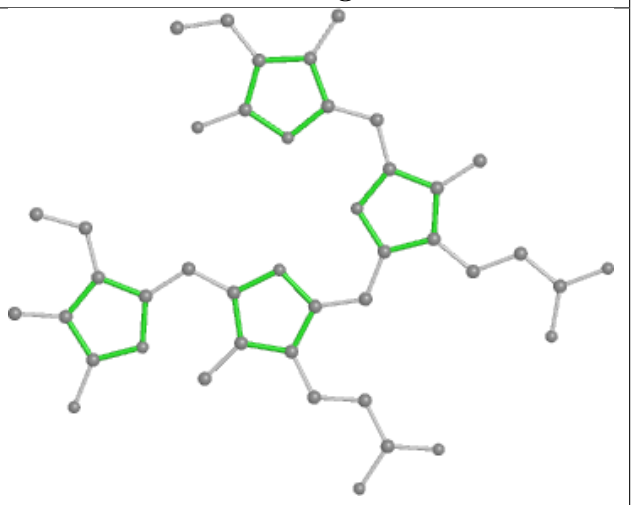

Rings

Ligand PL9 A6 410

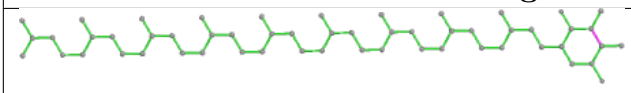

Bond lengths

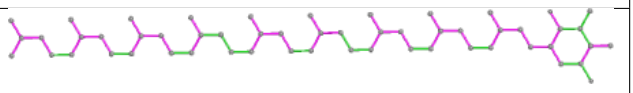

Bond angles

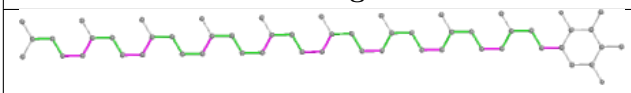

Torsions

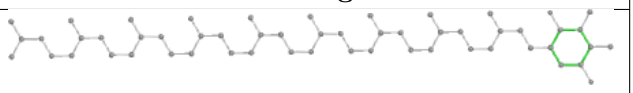

Rings

Ligand CYC HH 1001

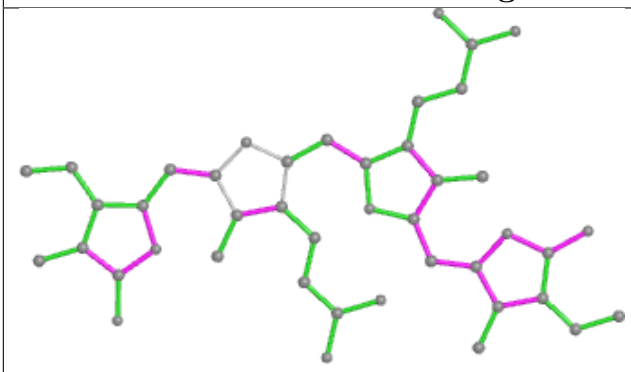

Bond lengths

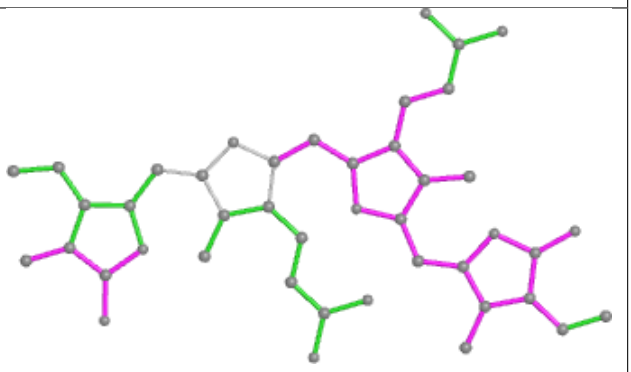

Bond angles

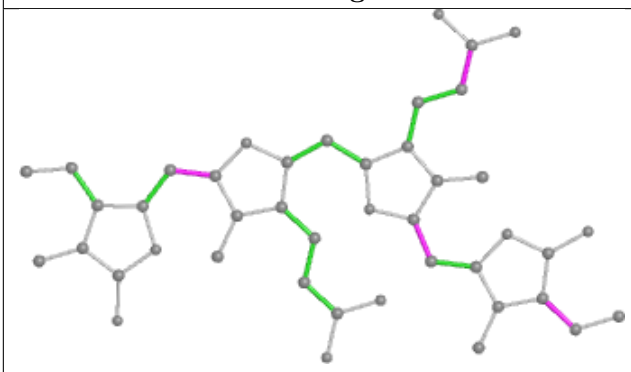

Torsions

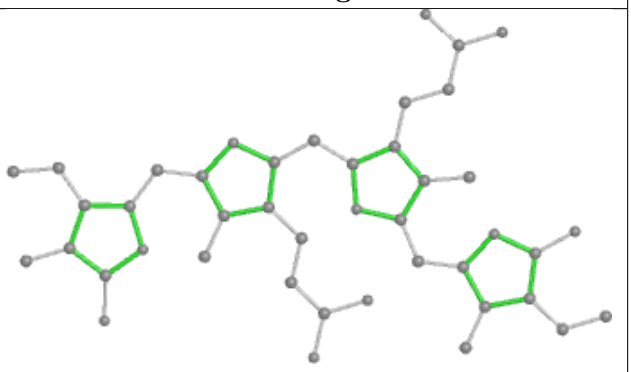

Rings

Ligand PEB HI 202

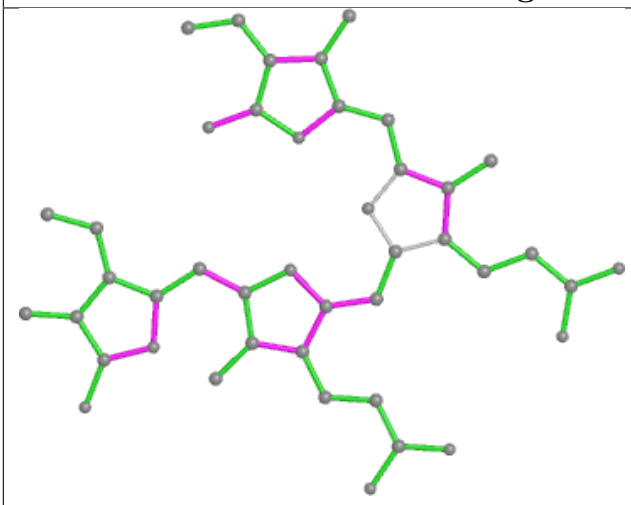

Bond lengths

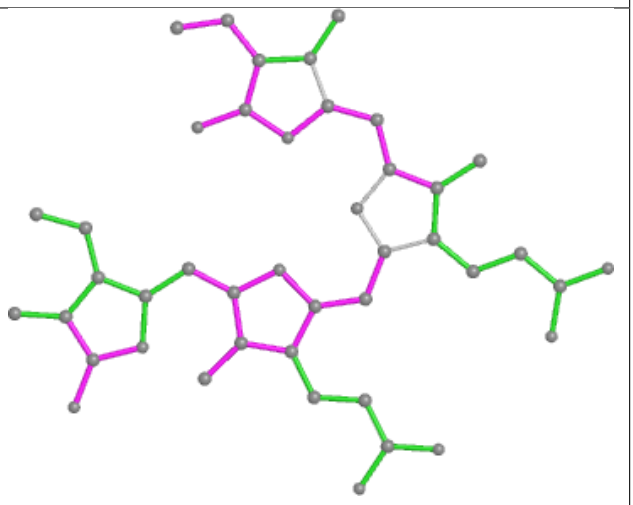

Bond angles

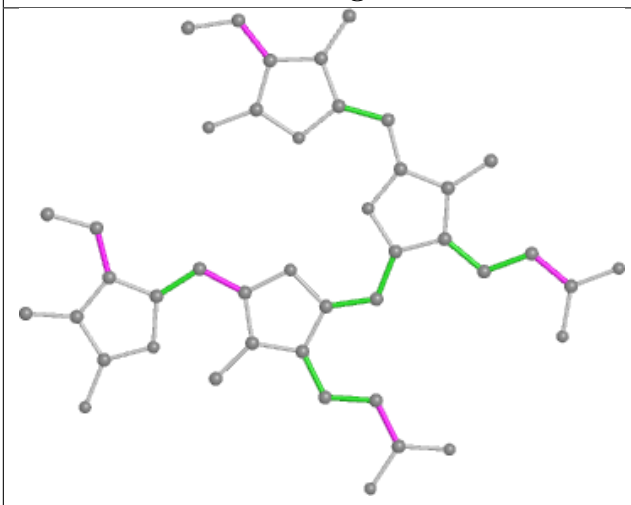

Torsions

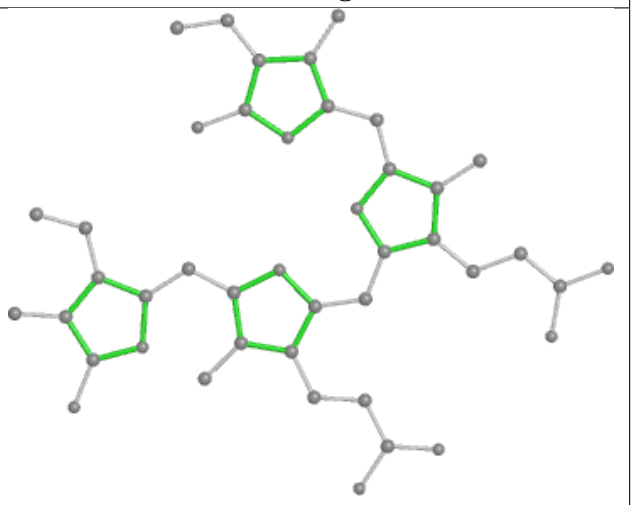

Rings

Ligand CLA B2 832

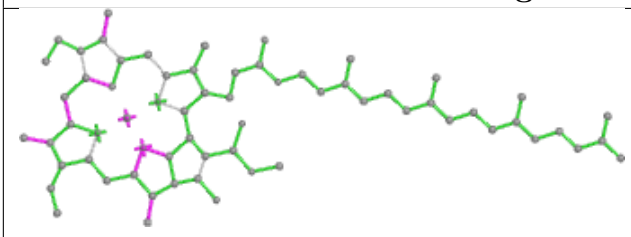

Bond lengths

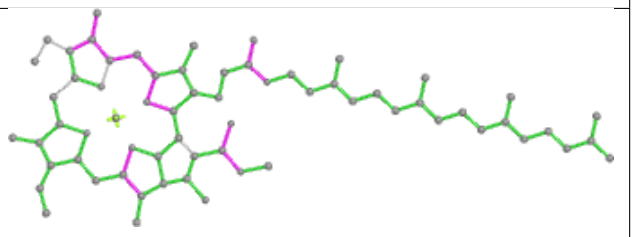

Bond angles

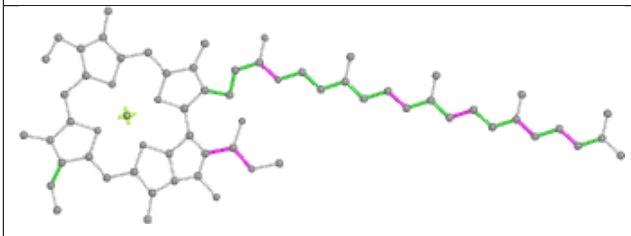

Torsions

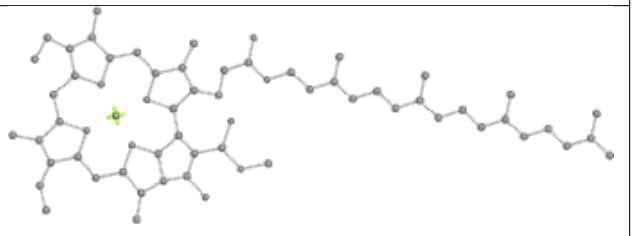

Rings

Ligand PEB WD 202

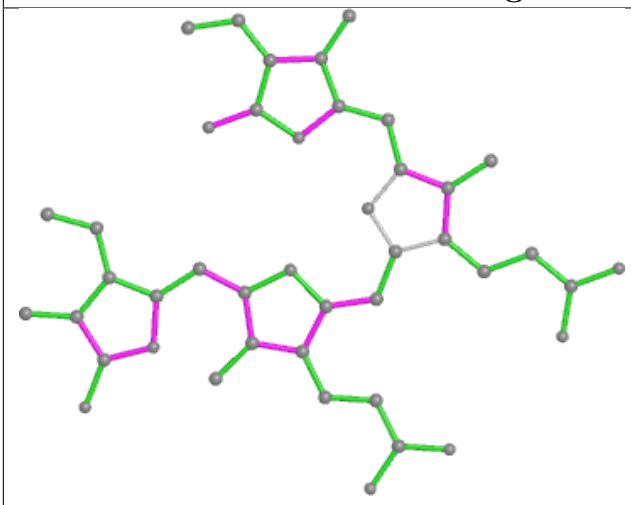

Bond lengths

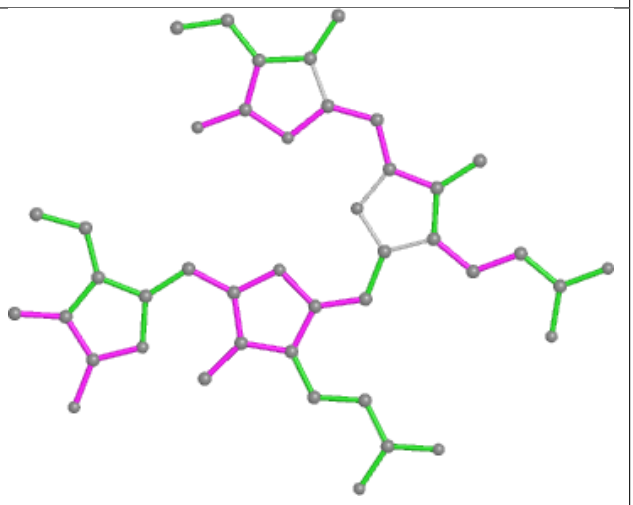

Bond angles

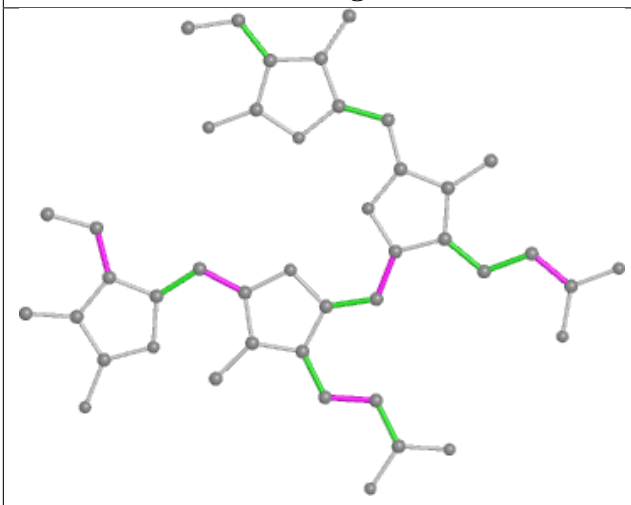

Torsions

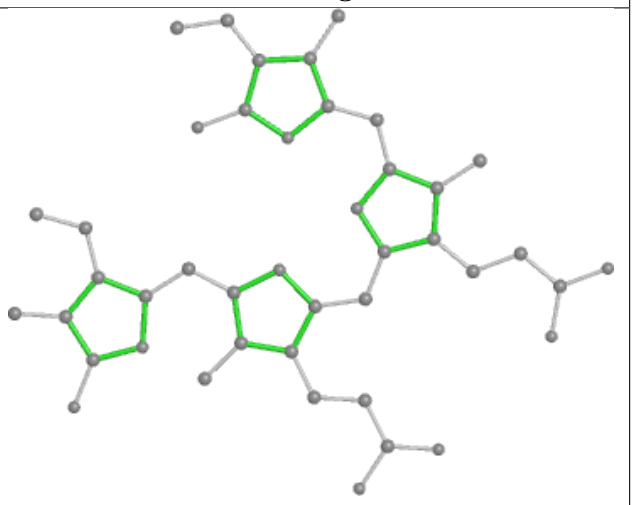

Rings

Ligand PEB QH 203

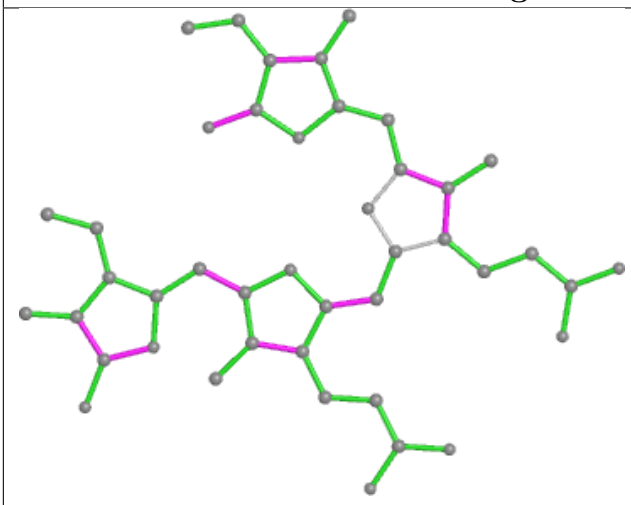

Bond lengths

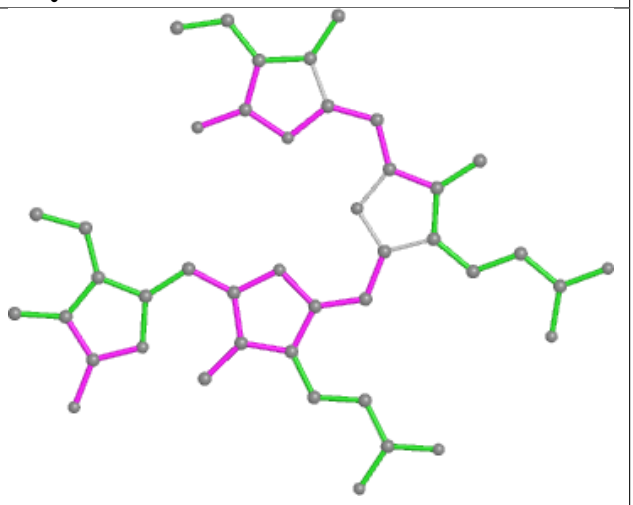

Bond angles

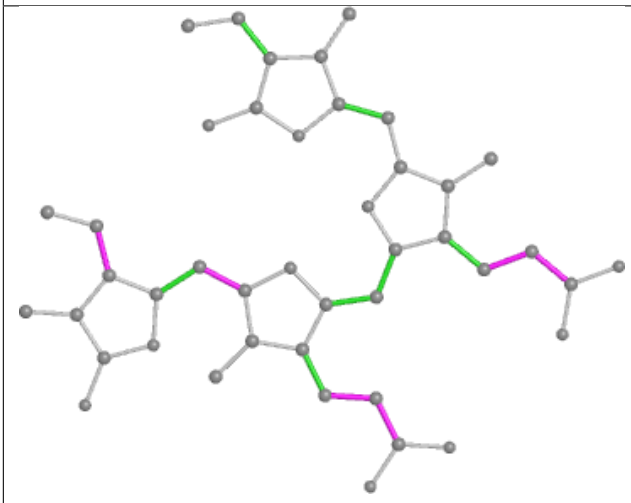

Torsions

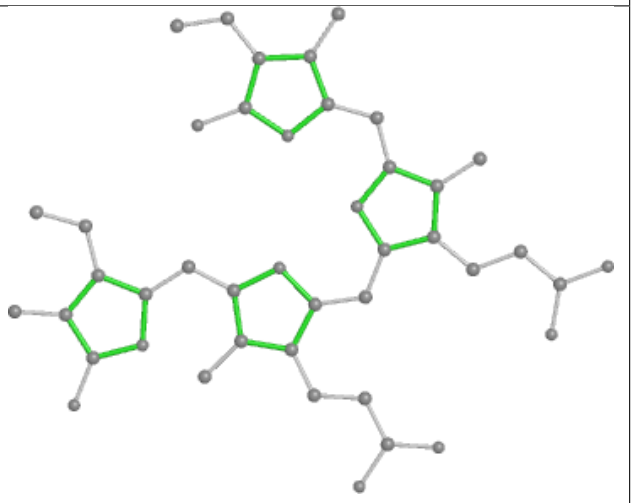

Rings

Ligand PEB O1 201

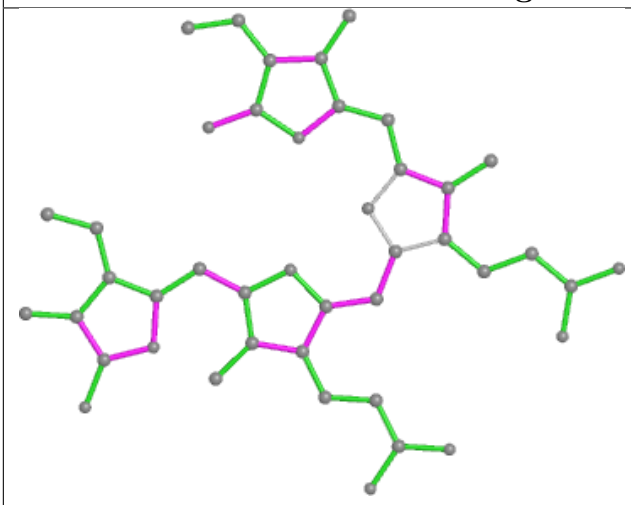

Bond lengths

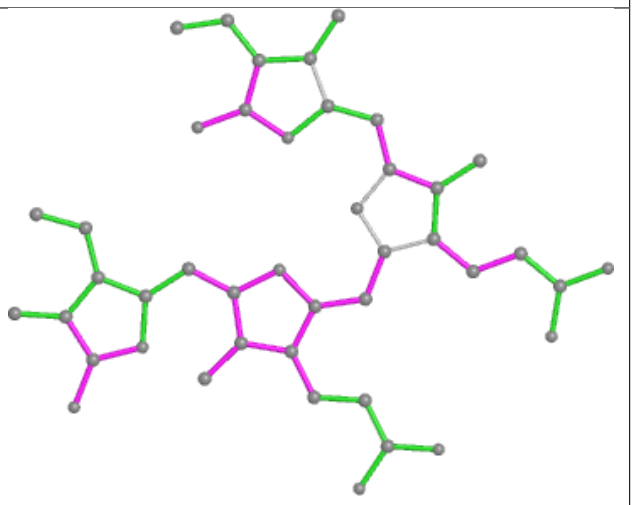

Bond angles

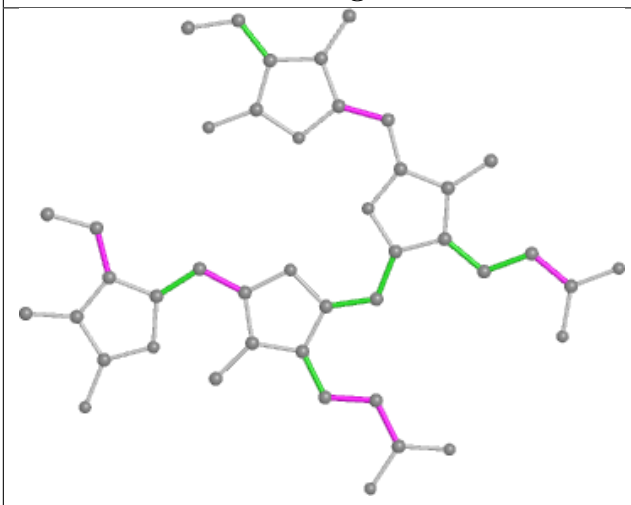

Torsions

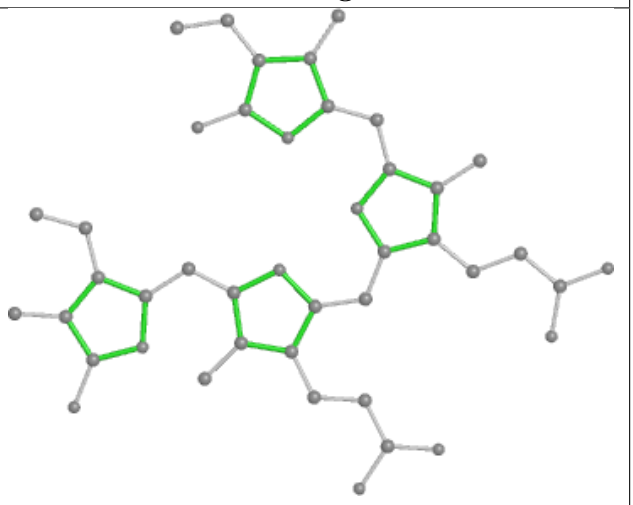

Rings

Ligand PEB VH 202

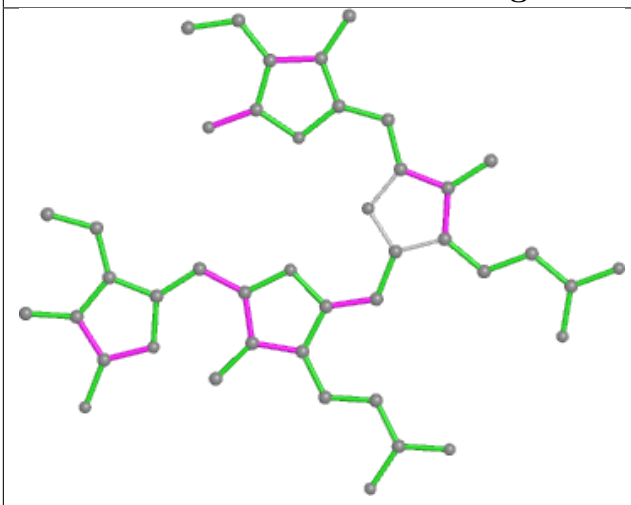

Bond lengths

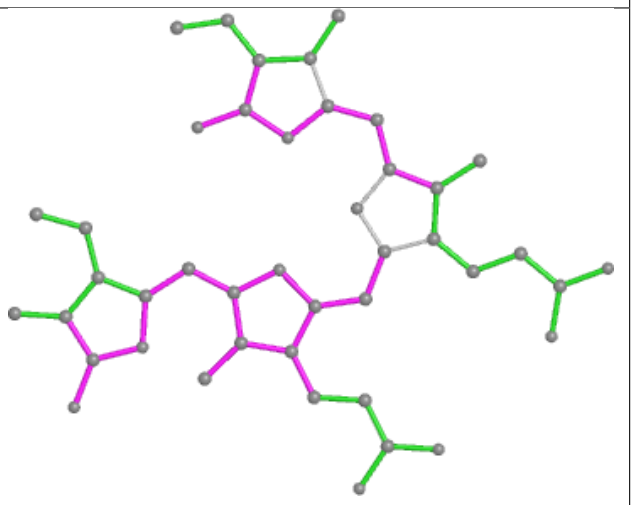

Bond angles

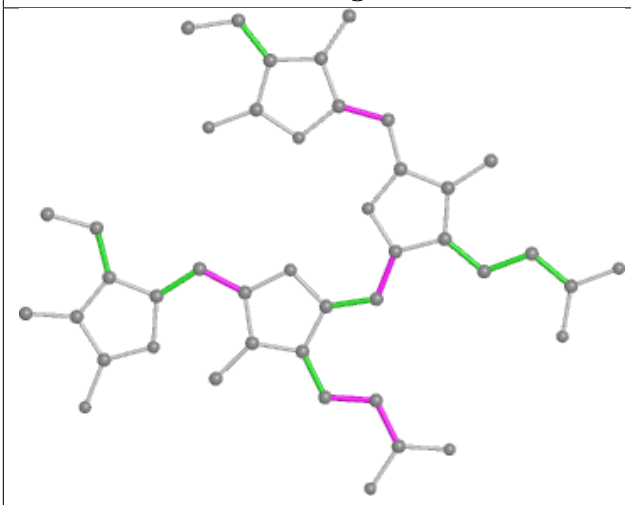

Torsions

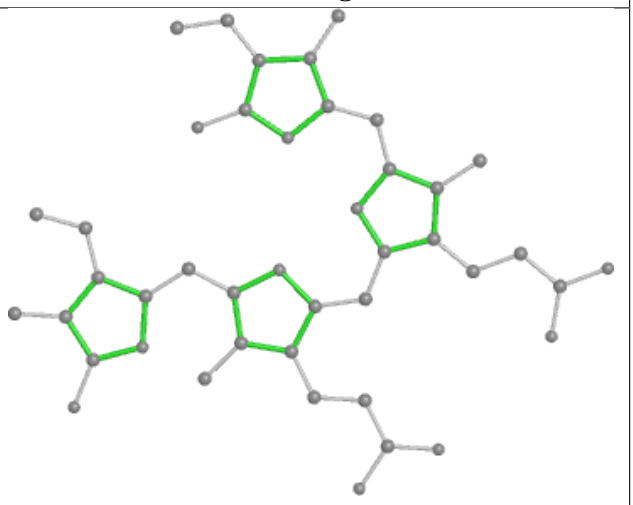

Rings

Ligand PEB XK 201

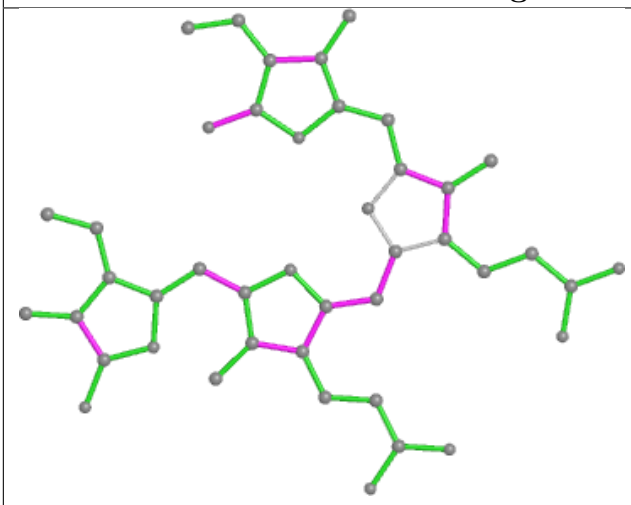

Bond lengths

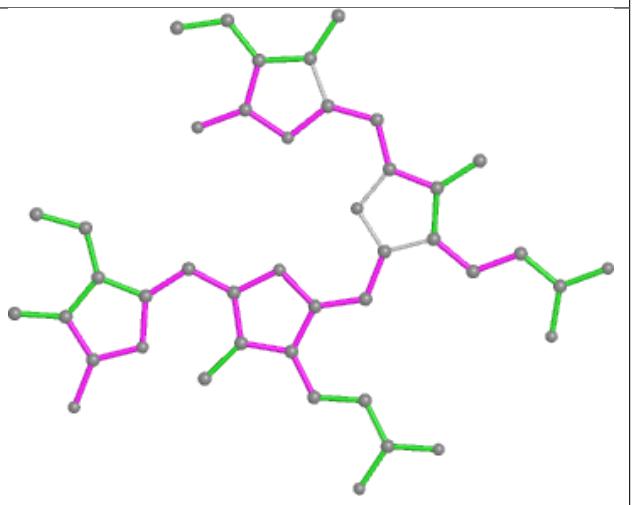

Bond angles

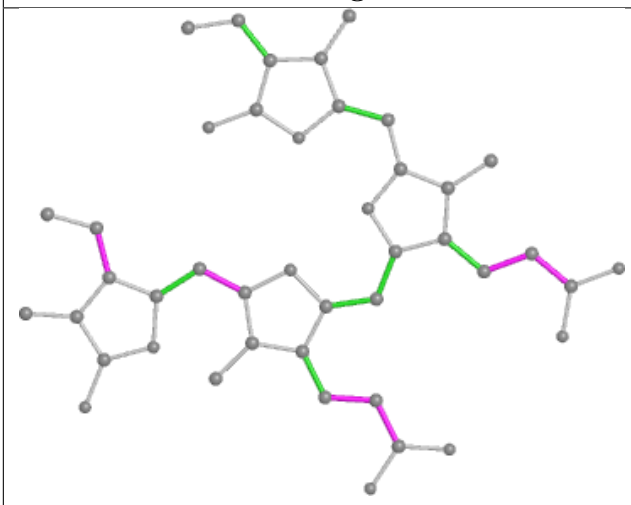

Torsions

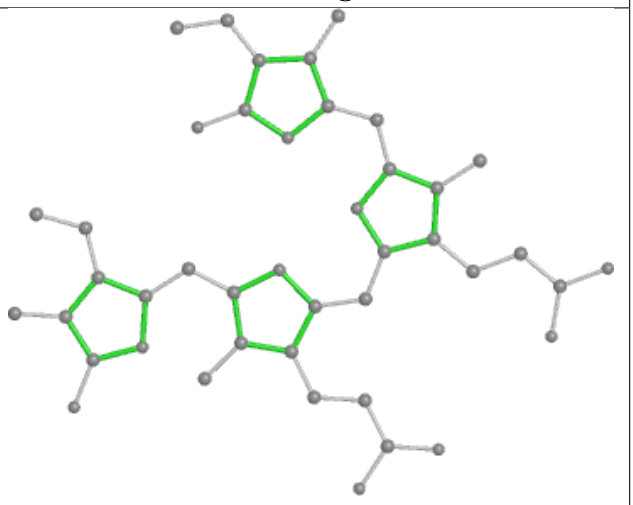

Rings

Ligand PEB FD 202

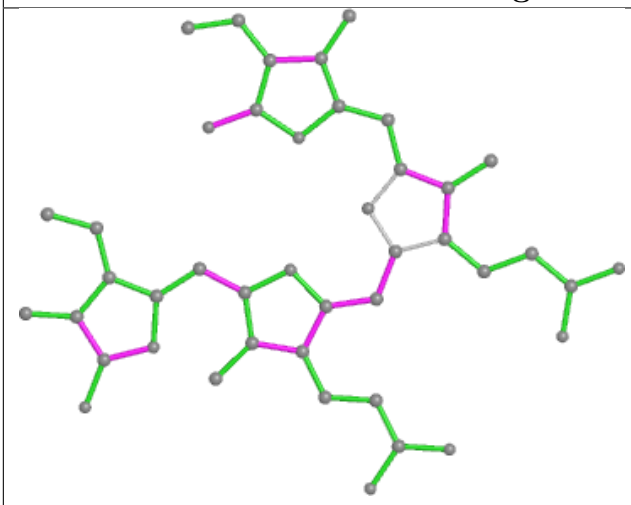

Bond lengths

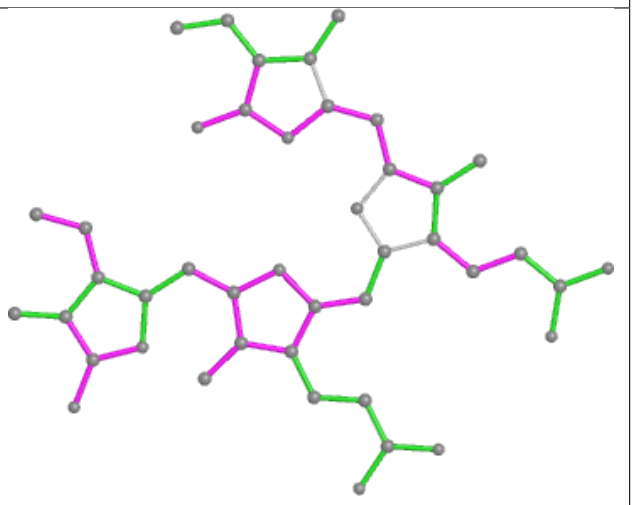

Bond angles

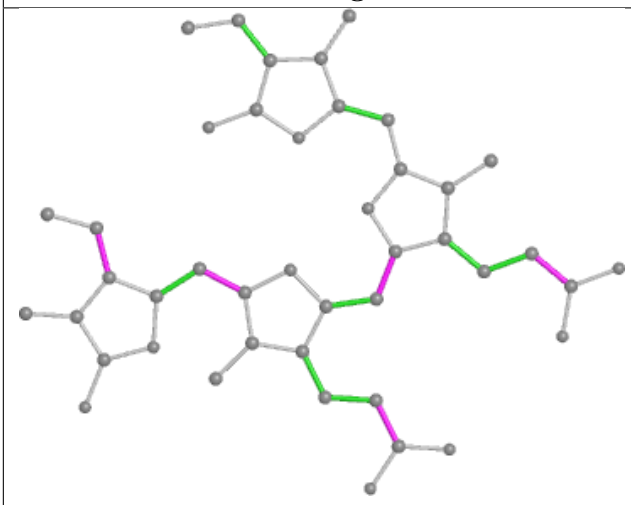

Torsions

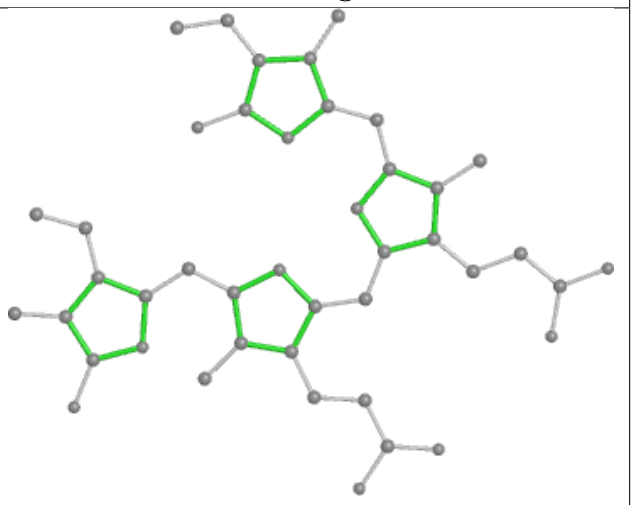

Rings

Ligand CLA BL 608

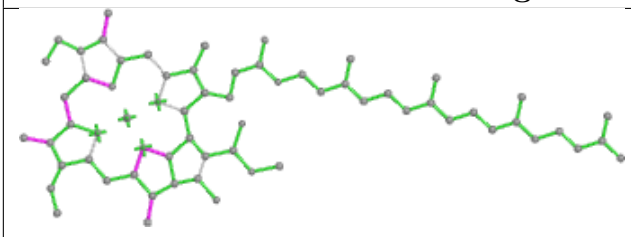

Bond lengths

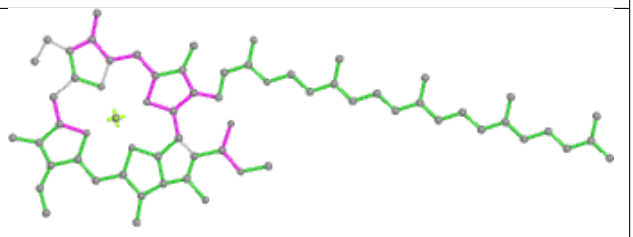

Bond angles

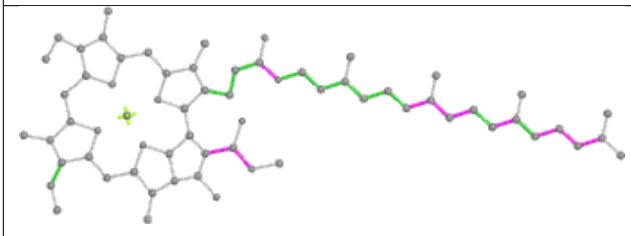

Torsions

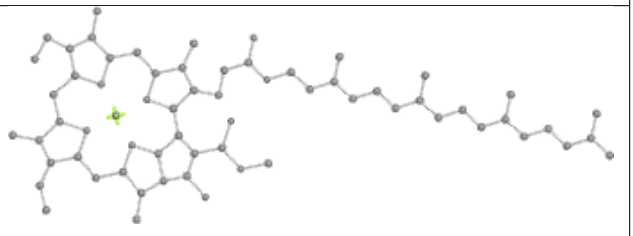

Rings

Ligand BCR FN 204

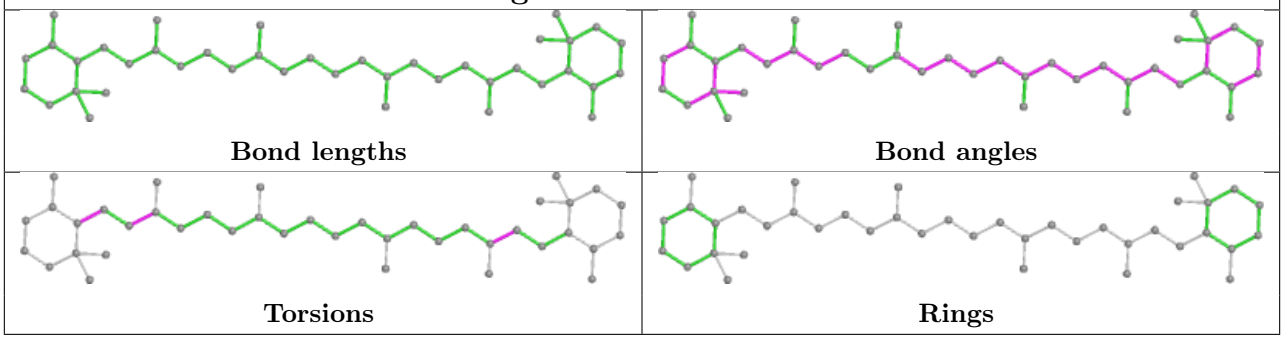

5.7 Other polymers

There are no such residues in this entry.

5.8 Polymer linkage issues

There are no chain breaks in this entry.

6 Map visualisation

This section contains visualisations of the EMDB entry EMD-33618. These allow visual inspection of the internal detail of the map and identification of artifacts.

No raw map or half-maps were deposited for this entry and therefore no images, graphs, etc. pertaining to the raw map can be shown.

6.1 Orthogonal projections

6.1.1 Primary map



X

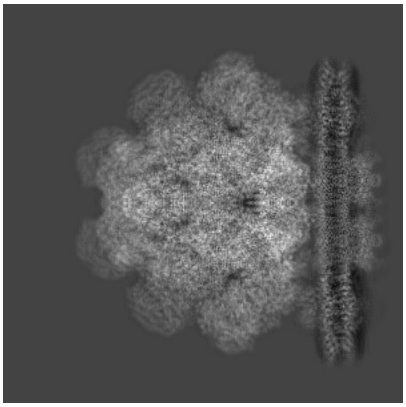

Y

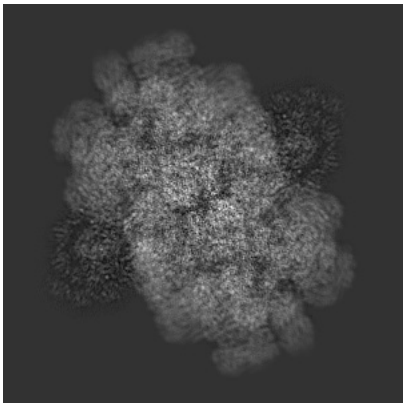

Z

The images above show the map projected in three orthogonal directions.

6.2 Central slices

6.2.1 Primary map



X Index: 192



Y Index: 192



Z Index: 192

The images above show central slices of the map in three orthogonal directions.

6.3 Largest variance slices (i)

6.3.1 Primary map



X Index: 200



Y Index: 174



Z Index: 251

The images above show the largest variance slices of the map in three orthogonal directions.

6.4 Orthogonal standard-deviation projections (False-color) (i)

6.4.1 Primary map



X



Y



Z

The images above show the map standard deviation projections with false color in three orthogonal directions. Minimum values are shown in green, max in blue, and dark to light orange shades represent small to large values respectively.

6.5 Orthogonal surface views (i)

6.5.1 Primary map

X Y Z

The images above show the 3D surface view of the map at the recommended contour level 1.0. These images, in conjunction with the slice images, may facilitate assessment of whether an appropriate contour level has been provided.

6.6 Mask visualisation (i)

This section was not generated. No masks/segmentation were deposited.

7 Map analysis

This section contains the results of statistical analysis of the map.

7.1 Map-value distribution

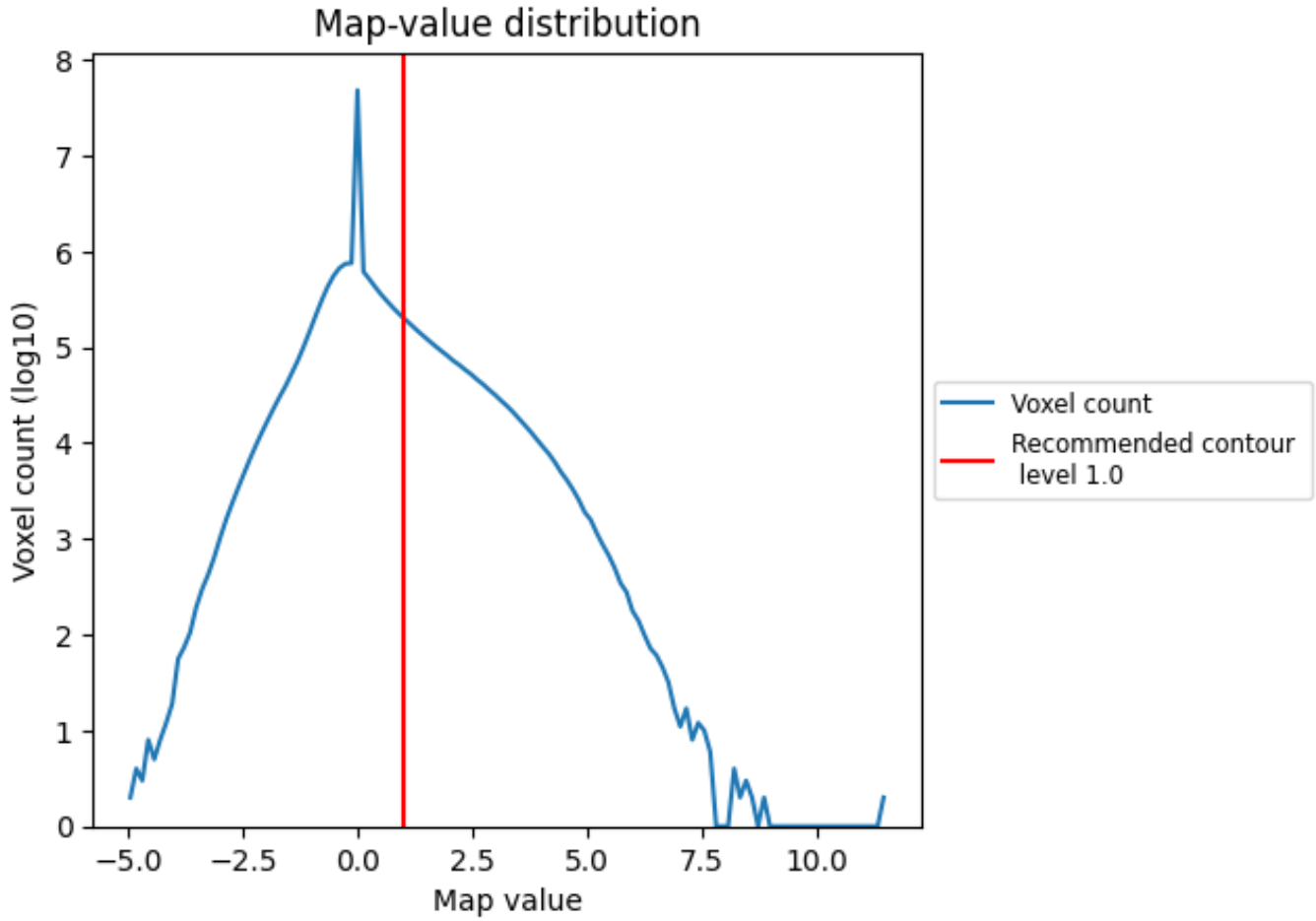

The map-value distribution is plotted in 128 intervals along the x-axis. The y-axis is logarithmic. A spike in this graph at zero usually indicates that the volume has been masked.

7.2 Volume estimate

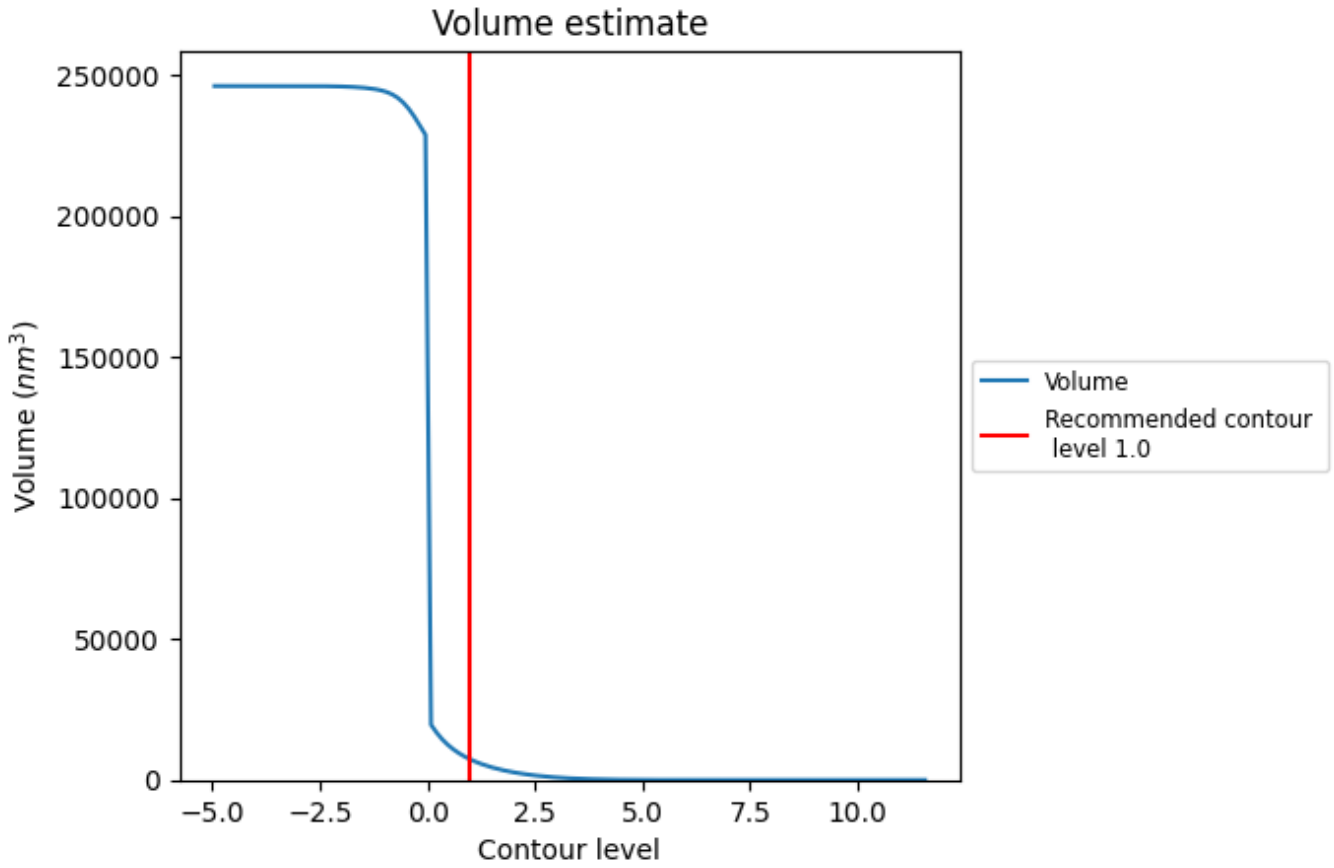

The volume at the recommended contour level is 7288 nm^3; this corresponds to an approximate mass of 6584 kDa.

The volume estimate graph shows how the enclosed volume varies with the contour level. The recommended contour level is shown as a vertical line and the intersection between the line and the curve gives the volume of the enclosed surface at the given level.

7.3 Rotationally averaged power spectrum (i)

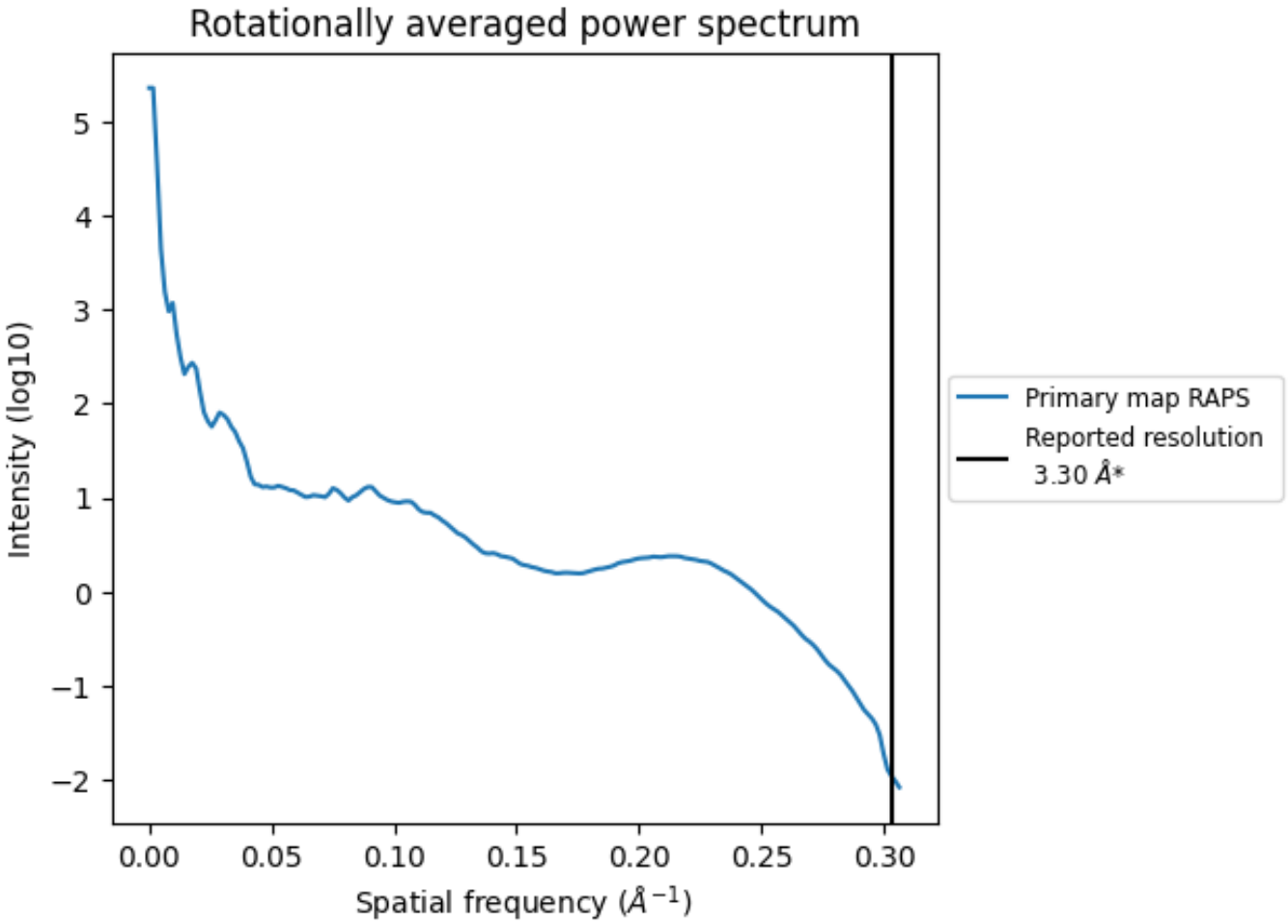

*Reported resolution corresponds to spatial frequency of 0.303 Å^{-1}

8 Fourier-Shell correlation

This section was not generated. No FSC curve or half-maps provided.

9 Map-model fit

This section contains information regarding the fit between EMDB map EMD-33618 and PDB model 7Y5E. Per-residue inclusion information can be found in section 3 on page 227.

9.1 Map-model overlay

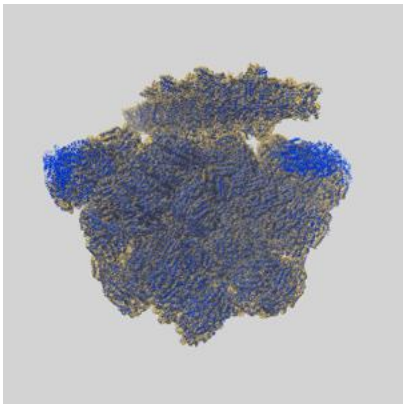

X

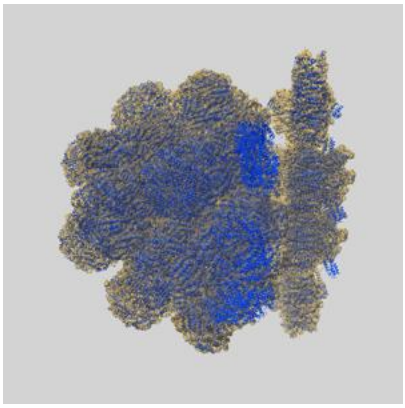

Y

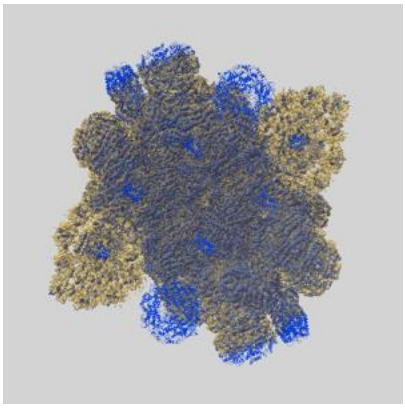

Z

The images above show the 3D surface view of the map at the recommended contour level 1.0 at 50% transparency in yellow overlaid with a ribbon representation of the model coloured in blue. These images allow for the visual assessment of the quality of fit between the atomic model and the map.

9.2 Q-score mapped to coordinate model (i)

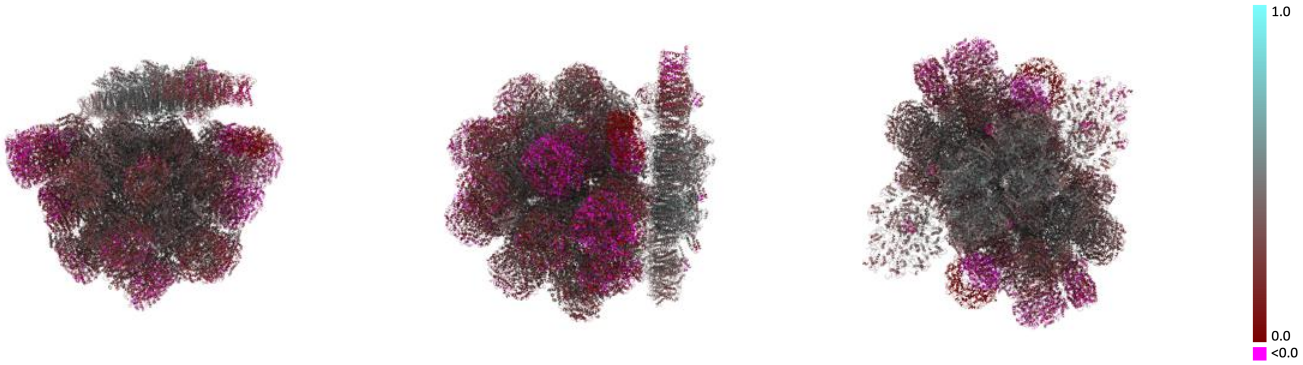

X Y Z

The images above show the model with each residue coloured according its Q-score. This shows their resolvability in the map with higher Q-score values reflecting better resolvability. Please note: Q-score is calculating the resolvability of atoms, and thus high values are only expected at resolutions at which atoms can be resolved. Low Q-score values may therefore be expected for many entries.

9.3 Atom inclusion mapped to coordinate model (i)

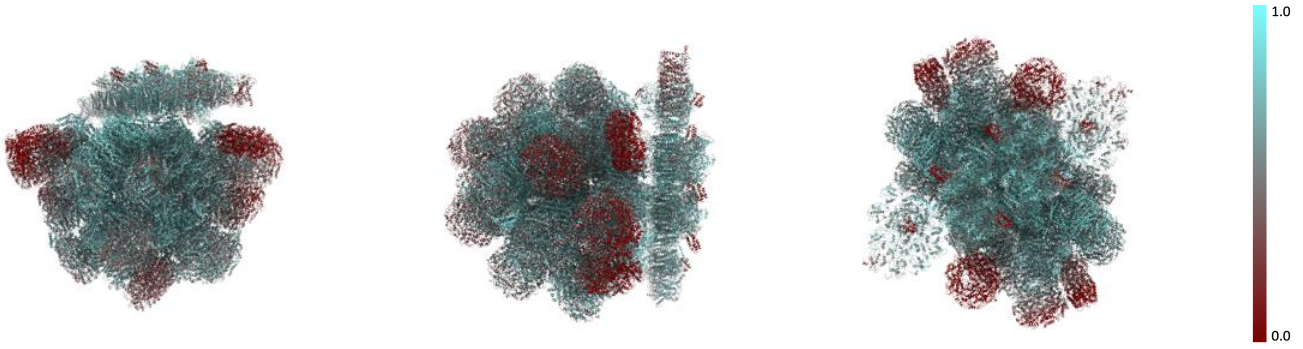

X Y Z

The images above show the model with each residue coloured according to its atom inclusion. This shows to what extent they are inside the map at the recommended contour level (1.0).

9.4 Atom inclusion (i)

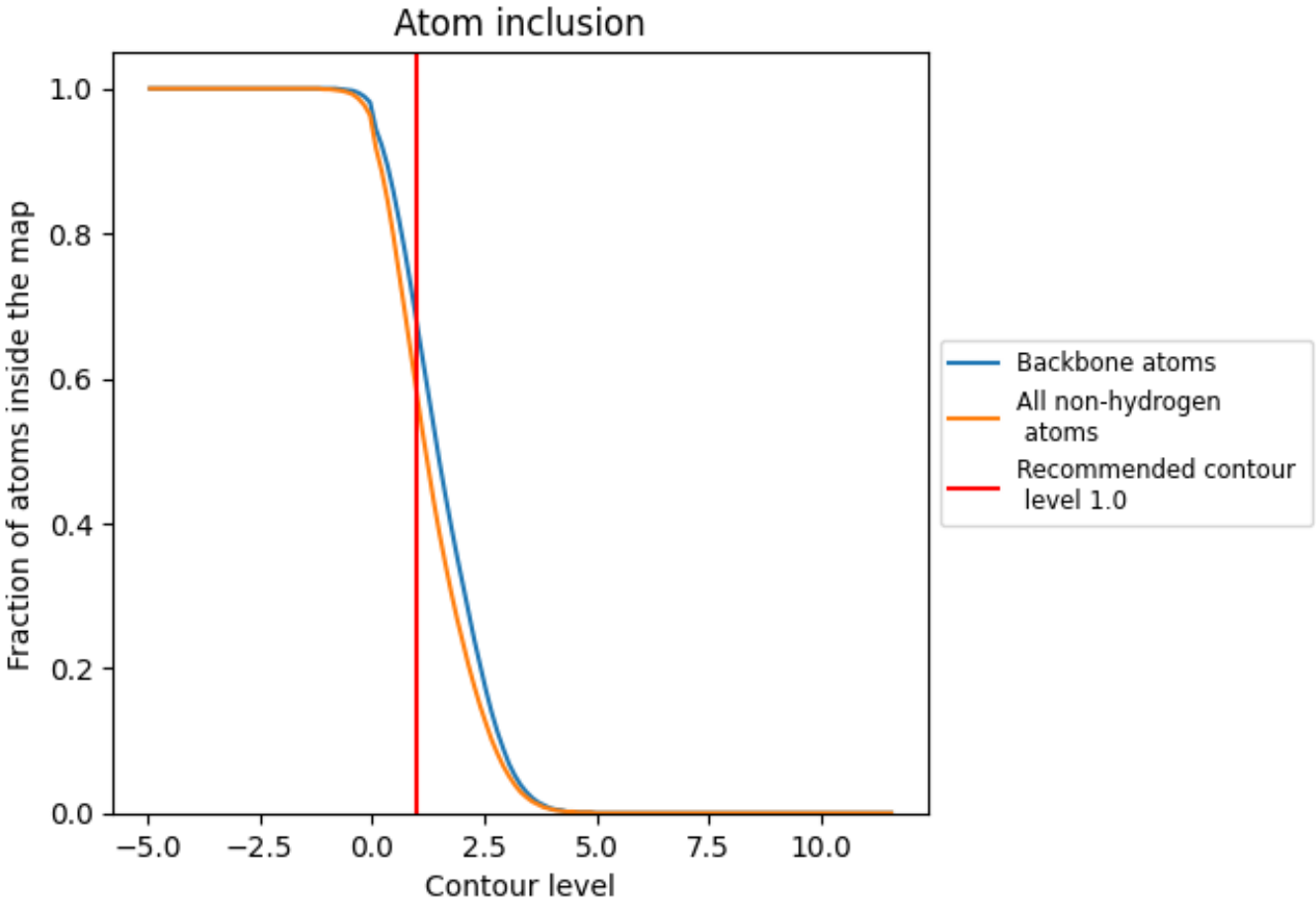

At the recommended contour level, 68% of all backbone atoms, 58% of all non-hydrogen atoms, are inside the map.

9.5 Map-model fit summary

The table lists the average atom inclusion at the recommended contour level (1.0) and Q-score for the entire model and for each chain.

Chain	Atom inclusion	Q-score
All	0.5780	0.3180
12	0.4390	0.1560
16	0.6930	0.3980
18	0.0110	-0.0030
1C	0.0170	-0.0110
1L	0.7440	0.3220
1N	0.5630	0.3160
22	0.4570	0.2120
23	0.7100	0.4200
2N	0.5750	0.3340
32	0.5830	0.3060
33	0.7710	0.4620
3N	0.6100	0.3390
42	0.5180	0.2400
43	0.7670	0.4570
46	0.6220	0.3040
4L	0.7420	0.3330
4N	0.6040	0.3430
52	0.4250	0.1850
53	0.5220	0.3660
5N	0.5400	0.3230
62	0.2890	0.1130
63	0.7710	0.4570
6N	0.4040	0.3020
72	0.3360	0.1330
73	0.7600	0.4500
7N	0.4790	0.3070
82	0.5420	0.3030
8N	0.6140	0.3720
A1	0.2940	0.1230
A2	0.5660	0.3550
A3	0.7480	0.4250
A4	0.6230	0.2700
A5	0.4380	0.2330
A6	0.7110	0.5100

Continued on next page...

Continued from previous page...

Chain	Atom inclusion	Q-score
A7	0.4250	0.1810
A8	0.0280	0.0110
A9	0.0050	0.0550
AA	0.4270	0.1540
AB	0.7440	0.4230
AC	0.0050	0.0160
AD	0.3150	0.1960
AE	0.6080	0.2810
AF	0.6700	0.3390
AG	0.6080	0.2770
AH	0.2880	0.1260
AI	0.4730	0.1950
AJ	0.6220	0.3700
AK	0.6660	0.3200
AL	0.7190	0.4980
AM	0.5900	0.3450
AN	0.5700	0.3960
AO	0.6270	0.2740
AP	0.7570	0.4450
AQ	0.3140	0.1880
B1	0.6570	0.3550
B2	0.5120	0.2830
B3	0.7720	0.4310
B4	0.7680	0.4330
B5	0.4910	0.2780
B6	0.6820	0.4980
B7	0.4380	0.1570
B9	0.0710	0.1180
BA	0.4400	0.1630
BB	0.7280	0.4430
BD	0.6180	0.3060
BE	0.7100	0.3920
BF	0.6910	0.3840
BG	0.7080	0.3940
BH	0.6550	0.3530
BI	0.5150	0.2070
BJ	0.7100	0.4380
BK	0.6790	0.3580
BL	0.7160	0.4930
BM	0.6970	0.4280
BN	0.5750	0.3930
BO	0.7710	0.4350

Continued on next page...

Continued from previous page...

Chain	Atom inclusion	Q-score
BP	0.7680	0.4370
BQ	0.6120	0.3060
C1	0.6210	0.2880
C2	0.7000	0.2570
C3	0.7960	0.3880
C4	0.7610	0.4170
C5	0.4900	0.1950
C6	0.6720	0.5120
C7	0.5040	0.2400
C9	0.0110	0.0710
CA	0.4910	0.2550
CB	0.7160	0.3770
CD	0.6560	0.3670
CE	0.7220	0.3850
CF	0.6920	0.3250
CG	0.7280	0.3970
CH	0.6140	0.2740
CI	0.5440	0.2480
CJ	0.7800	0.4500
CK	0.6720	0.3040
CL	0.7230	0.4980
CM	0.7670	0.4340
CN	0.7970	0.3750
CO	0.7530	0.4070
CP	0.7120	0.3890
CQ	0.6590	0.3630
D1	0.6280	0.2840
D2	0.7190	0.2960
D3	0.7460	0.4070
D4	0.7450	0.4460
D5	0.4860	0.2430
D6	0.6750	0.5030
D7	0.5410	0.2910
D9	0.0320	0.0840
DA	0.5090	0.2690
DB	0.7450	0.4660
DD	0.6850	0.3910
DE	0.7470	0.4180
DF	0.6900	0.3330
DG	0.7480	0.4270
DH	0.6310	0.2850
DI	0.5530	0.2840

Continued on next page...

Continued from previous page...

Chain	Atom inclusion	Q-score
DJ	0.7490	0.4190
DK	0.6790	0.3140
DL	0.7190	0.5040
DM	0.7490	0.4140
DN	0.7970	0.3960
DO	0.7500	0.4520
DP	0.7680	0.4440
DQ	0.6870	0.3870
E1	0.7200	0.4030
E2	0.6670	0.2100
E3	0.7260	0.4050
E4	0.7210	0.3840
E5	0.5170	0.2380
E6	0.6500	0.4730
E7	0.4670	0.2150
E9	0.2320	0.1390
EA	0.4640	0.2190
EB	0.7650	0.4090
ED	0.6680	0.3760
EE	0.7490	0.4070
EF	0.6980	0.3540
EG	0.7560	0.4000
EH	0.7310	0.4080
EI	0.4870	0.2160
EJ	0.7680	0.3980
EK	0.7070	0.3560
EL	0.7140	0.4750
EM	0.7710	0.3980
EN	0.7540	0.3700
EO	0.7330	0.3910
EP	0.7240	0.3840
EQ	0.6710	0.3740
F1	0.6780	0.3980
F2	0.4910	0.2310
F3	0.7630	0.4560
F4	0.7390	0.4120
F5	0.5900	0.3360
F6	0.6270	0.4700
F7	0.4130	0.1770
F9	0.3980	0.2610
FA	0.4070	0.1570
FB	0.6520	0.4040

Continued on next page...

Continued from previous page...

Chain	Atom inclusion	Q-score
FD	0.6570	0.3510
FE	0.7380	0.4040
FF	0.7200	0.4140
FG	0.7370	0.4110
FH	0.6850	0.3850
FI	0.5210	0.2390
FJ	0.7950	0.4480
FK	0.7370	0.4340
FL	0.6950	0.4770
FM	0.8000	0.4450
FN	0.5630	0.3470
FO	0.7420	0.4180
FP	0.7410	0.4150
FQ	0.6740	0.3560
G1	0.6390	0.2780
G2	0.0110	0.0720
G3	0.7550	0.4300
G4	0.7530	0.4220
G5	0.5760	0.2980
G6	0.0600	0.3190
G7	0.4500	0.2370
G9	0.3250	0.1930
GA	0.4390	0.2220
GB	0.7290	0.4480
GD	0.6260	0.3100
GE	0.7740	0.4330
GF	0.6890	0.3570
GG	0.7610	0.4270
GH	0.6540	0.2780
GI	0.5480	0.2920
GJ	0.7400	0.3910
GK	0.6980	0.3740
GL	0.2180	0.3740
GM	0.7420	0.3840
GN	0.0060	0.0830
GO	0.7570	0.4260
GP	0.7150	0.3740
GQ	0.6320	0.3200
H1	0.6460	0.3120
H3	0.7880	0.4350
H4	0.7270	0.4210
H5	0.5440	0.2540

Continued on next page...

Continued from previous page...

Chain	Atom inclusion	Q-score
H6	0.6180	0.4890
H7	0.5480	0.3290
H9	0.2580	0.1700
HA	0.5300	0.3250
HB	0.7410	0.4420
HD	0.6410	0.2980
HE	0.7390	0.4350
HF	0.7230	0.3570
HG	0.7460	0.4320
HH	0.6530	0.3250
HI	0.5360	0.2960
HJ	0.7300	0.4350
HK	0.7270	0.3650
HL	0.6780	0.4770
HM	0.7090	0.4300
HO	0.7270	0.4240
HP	0.7250	0.3940
HQ	0.6350	0.2910
I1	0.6600	0.3090
I2	0.4960	0.3430
I3	0.7740	0.4590
I4	0.7210	0.3640
I5	0.5170	0.2950
I6	0.6460	0.4830
I7	0.4220	0.1720
I9	0.2770	0.1560
IA	0.4090	0.1640
IB	0.7670	0.4560
ID	0.7130	0.3890
IE	0.7650	0.4080
IF	0.7220	0.4070
IG	0.7610	0.3980
IH	0.6700	0.3230
II	0.5320	0.2740
IJ	0.7390	0.4290
IK	0.7330	0.4050
IL	0.7450	0.4990
IM	0.7390	0.4260
IN	0.5260	0.4050
IO	0.7170	0.3660
IP	0.7410	0.4200
IQ	0.7220	0.3940

Continued on next page...

Continued from previous page...

Chain	Atom inclusion	Q-score
J1	0.6520	0.2870
J2	0.4720	0.3000
J3	0.7620	0.4380
J4	0.7090	0.3750
J5	0.4780	0.3140
J6	0.5690	0.4910
J7	0.4290	0.1720
J9	0.1950	0.1400
JA	0.4210	0.1550
JB	0.7690	0.4640
JD	0.5980	0.2520
JE	0.7390	0.3780
JF	0.7260	0.4140
JG	0.7420	0.3780
JH	0.6790	0.3180
JI	0.4530	0.1860
JJ	0.7820	0.4220
JK	0.7240	0.4020
JL	0.6670	0.5040
JM	0.7830	0.4260
JN	0.4900	0.3870
JO	0.7110	0.3720
JP	0.7920	0.4610
JQ	0.6080	0.2440
K1	0.6710	0.3640
K2	0.5780	0.3520
K3	0.7840	0.4200
K4	0.7250	0.3600
K5	0.4820	0.2770
K6	0.6160	0.4950
K7	0.4440	0.1950
K9	0.1260	0.0840
KA	0.4240	0.1810
KB	0.6620	0.4160
KD	0.6150	0.2870
KE	0.7080	0.3380
KF	0.6890	0.3600
KG	0.7070	0.3390
KH	0.6480	0.3400
KI	0.4650	0.2090
KJ	0.7480	0.4680
KK	0.6650	0.3460

Continued on next page...

Continued from previous page...

Chain	Atom inclusion	Q-score
KL	0.6760	0.4910
KM	0.7440	0.4560
KN	0.6150	0.3590
KO	0.7090	0.3410
KP	0.7760	0.4570
KQ	0.6130	0.2900
L1	0.6910	0.3750
L2	0.5930	0.3790
L3	0.8090	0.4610
L4	0.6930	0.3380
L5	0.5480	0.2920
L6	0.5980	0.4920
L7	0.5000	0.2640
L9	0.2430	0.1370
LA	0.5010	0.2610
LB	0.7090	0.3730
LD	0.6180	0.2740
LE	0.7280	0.3730
LF	0.7210	0.3700
LG	0.7210	0.3780
LH	0.6710	0.3580
LI	0.5870	0.3410
LJ	0.7500	0.4680
LK	0.7140	0.3750
LL	0.7250	0.4950
LM	0.7580	0.4700
LN	0.6400	0.4050
LO	0.6800	0.3310
LP	0.7710	0.4400
LQ	0.6110	0.2800
M1	0.6630	0.2500
M2	0.5290	0.3000
M3	0.7490	0.4190
M4	0.7530	0.4140
M5	0.5460	0.3270
M6	0.5600	0.4780
M7	0.6690	0.3310
M9	0.3150	0.2180
MA	0.6500	0.3180
MB	0.7320	0.3950
MD	0.6320	0.3020
ME	0.7460	0.3930

Continued on next page...

Continued from previous page...

Chain	Atom inclusion	Q-score
MF	0.6270	0.2830
MG	0.7450	0.3990
MH	0.6430	0.2570
MI	0.5700	0.3280
MJ	0.7810	0.4760
MK	0.6000	0.2580
ML	0.5600	0.4780
MM	0.7760	0.4710
MN	0.5750	0.3730
MO	0.7370	0.4010
MP	0.7790	0.4490
MQ	0.6320	0.2990
N1	0.6430	0.2840
N2	0.2940	0.1860
N3	0.7790	0.4520
N4	0.7210	0.3850
N5	0.4200	0.2170
N6	0.8690	0.4710
N7	0.7080	0.3850
N9	0.0070	0.0600
NA	0.6920	0.3590
NB	0.7470	0.4600
ND	0.2390	0.1150
NE	0.7060	0.3660
NF	0.6310	0.3190
NG	0.7120	0.3740
NH	0.6210	0.2680
NI	0.4880	0.1890
NJ	0.7880	0.4800
NK	0.6070	0.2930
NL	0.8760	0.4730
NM	0.7700	0.4780
NN	0.3500	0.2660
NO	0.7180	0.3740
NP	0.7720	0.4450
NQ	0.2230	0.0980
O1	0.5620	0.2530
O2	0.6240	0.3700
O3	0.8180	0.4250
O4	0.7110	0.3840
O5	0.4900	0.2910
O6	0.6570	0.4820

Continued on next page...

Continued from previous page...

Chain	Atom inclusion	Q-score
O7	0.7180	0.3890
O9	0.0700	0.1180
OA	0.7220	0.3910
OB	0.6480	0.4070
OD	0.2720	0.1190
OE	0.7270	0.3900
OF	0.6450	0.3220
OG	0.7250	0.4040
OH	0.5310	0.2350
OI	0.5140	0.2040
OJ	0.7210	0.4020
OK	0.6360	0.3080
OL	0.6790	0.4520
OM	0.7160	0.3900
ON	0.7070	0.3790
OO	0.7190	0.3810
OP	0.7180	0.4080
OQ	0.2750	0.1040
P1	0.6430	0.3680
P3	0.7890	0.4340
P4	0.7260	0.3910
P5	0.4720	0.2080
P7	0.7030	0.3710
P9	0.0110	0.0580
PA	0.6890	0.3660
PB	0.7740	0.4450
PD	0.2960	0.1730
PE	0.7400	0.4270
PF	0.6850	0.3610
PG	0.7460	0.4340
PH	0.6260	0.3510
PI	0.5370	0.2330
PJ	0.6950	0.4030
PK	0.6740	0.3390
PM	0.6820	0.3860
PO	0.7150	0.3920
PP	0.7730	0.4490
PQ	0.3180	0.1890
Q1	0.5540	0.2570
Q3	0.7810	0.4540
Q4	0.7310	0.4040
Q5	0.5010	0.2450

Continued on next page...

Continued from previous page...

Chain	Atom inclusion	Q-score
Q6	0.5820	0.4370
Q7	0.7230	0.4150
Q9	0.0320	0.1040
QA	0.7170	0.4150
QB	0.7290	0.4300
QD	0.3580	0.2180
QE	0.6920	0.3540
QF	0.6570	0.3490
QG	0.6870	0.3520
QH	0.5560	0.2480
QI	0.5570	0.2900
QJ	0.6900	0.3780
QK	0.6570	0.3490
QL	0.6490	0.4210
QM	0.7060	0.3730
QO	0.7210	0.4130
QP	0.7160	0.3810
QQ	0.3470	0.1910
R1	0.5010	0.2200
R2	0.4400	0.1690
R3	0.7570	0.4320
R4	0.7600	0.4430
R5	0.5290	0.2510
R6	0.4860	0.4130
R7	0.7100	0.4050
R9	0.2250	0.1540
RA	0.7070	0.4070
RB	0.7010	0.3170
RD	0.2840	0.1240
RE	0.7020	0.3700
RF	0.6800	0.3790
RG	0.7040	0.3800
RH	0.4700	0.2060
RI	0.4840	0.2220
RJ	0.7320	0.4260
RK	0.6820	0.3980
RL	0.6040	0.4280
RM	0.7260	0.4150
RN	0.5810	0.3530
RO	0.7550	0.4460
RP	0.7510	0.4180
RQ	0.3010	0.1230

Continued on next page...

Continued from previous page...

Chain	Atom inclusion	Q-score
S1	0.5600	0.2580
S3	0.7940	0.4500
S4	0.7240	0.3950
S5	0.5870	0.3280
S6	0.7500	0.4170
S7	0.7270	0.4040
S9	0.3910	0.2720
SA	0.7240	0.4080
SB	0.7720	0.4590
SD	0.2880	0.0990
SE	0.6850	0.3560
SF	0.7100	0.3950
SG	0.6740	0.3520
SH	0.5710	0.2700
SI	0.5190	0.2630
SJ	0.6880	0.3830
SK	0.7030	0.4000
SL	0.8170	0.4300
SM	0.6690	0.3700
SO	0.7280	0.3990
SP	0.7230	0.3830
SQ	0.3060	0.0970
T1	0.6080	0.2940
T3	0.7820	0.4270
T4	0.7220	0.3960
T5	0.5800	0.3030
T6	0.6100	0.4700
T7	0.7410	0.4240
T9	0.3250	0.1890
TA	0.7430	0.4340
TB	0.7690	0.4630
TD	0.3060	0.1040
TE	0.7310	0.4150
TF	0.6970	0.4080
TG	0.7340	0.4120
TH	0.6150	0.3040
TI	0.5680	0.3210
TJ	0.7290	0.4280
TK	0.7050	0.4180
TL	0.6510	0.4900
TM	0.6960	0.4160
TO	0.7150	0.4010

Continued on next page...

Continued from previous page...

Chain	Atom inclusion	Q-score
TP	0.7320	0.4010
TQ	0.2830	0.1160
U1	0.5340	0.1900
U3	0.7820	0.4650
U4	0.7320	0.4020
U5	0.5610	0.2720
U6	0.7230	0.4830
U7	0.6800	0.3500
U9	0.2560	0.1650
UA	0.6880	0.3560
UB	0.6830	0.4220
UD	0.4010	0.2320
UE	0.6980	0.3480
UF	0.6920	0.3810
UG	0.6940	0.3470
UH	0.5370	0.2140
UI	0.5470	0.3030
UJ	0.7210	0.4320
UK	0.7040	0.3850
UL	0.7660	0.4570
UM	0.7060	0.4210
UO	0.7360	0.4050
UP	0.7560	0.4300
UQ	0.4260	0.2460
V1	0.4730	0.2170
V3	0.8100	0.4390
V4	0.7420	0.4440
V5	0.5380	0.3090
V6	0.6850	0.4510
V7	0.6740	0.3450
V9	0.2730	0.1480
VA	0.6570	0.3360
VB	0.6540	0.3360
VD	0.3050	0.1070
VE	0.6780	0.3410
VF	0.6560	0.3460
VG	0.6740	0.3320
VH	0.4940	0.2210
VI	0.5540	0.2830
VJ	0.6940	0.4060
VK	0.6560	0.3400
VL	0.7370	0.4530

Continued on next page...

Continued from previous page...

Chain	Atom inclusion	Q-score
VM	0.6860	0.3990
VO	0.7490	0.4440
VP	0.7910	0.4630
VQ	0.3050	0.1000
W1	0.6000	0.2190
W3	0.7840	0.4530
W4	0.7160	0.3830
W5	0.4850	0.3140
W6	0.7740	0.4690
W7	0.6740	0.3180
W9	0.1900	0.1360
WA	0.6700	0.3220
WB	0.7040	0.3740
WD	0.2690	0.1110
WE	0.6920	0.3710
WF	0.6780	0.3460
WG	0.6910	0.3630
WH	0.5950	0.2170
WI	0.4620	0.2090
WJ	0.7530	0.4700
WK	0.6620	0.3250
WL	0.8010	0.4500
WM	0.7430	0.4610
WO	0.7130	0.3890
WP	0.7880	0.4570
WQ	0.2750	0.1110
X1	0.6160	0.3490
X3	0.8020	0.4840
X4	0.7710	0.4640
X5	0.4750	0.2740
X6	0.5860	0.4440
X7	0.7050	0.3670
X9	0.1420	0.0960
XA	0.7210	0.3700
XB	0.7170	0.3530
XD	0.2630	0.1340
XE	0.7670	0.4540
XF	0.7190	0.4280
XG	0.7620	0.4510
XH	0.6100	0.3470
XI	0.4900	0.2240
XJ	0.7290	0.4450

Continued on next page...

Continued from previous page...

Chain	Atom inclusion	Q-score
XK	0.7210	0.4190
XL	0.6160	0.4550
XM	0.7170	0.4360
XO	0.7770	0.4670
XP	0.7590	0.4410
XQ	0.2550	0.1350
Y1	0.6040	0.2850
Y3	0.6630	0.4760
Y4	0.7260	0.3940
Y5	0.5360	0.2940
Y6	0.5320	0.3820
Y7	0.5110	0.2800
Y9	0.2760	0.1570
YA	0.4970	0.2620
YB	0.7460	0.4220
YD	0.3790	0.2160
YE	0.7450	0.4360
YF	0.4110	0.1010
YG	0.7530	0.4280
YH	0.5790	0.2800
YI	0.5910	0.3400
YJ	0.7360	0.4560
YK	0.3940	0.0840
YL	0.6120	0.4690
YM	0.7280	0.4450
YO	0.7410	0.4070
YP	0.7620	0.4350
YQ	0.3590	0.1990
Z1	0.5160	0.1800
Z2	0.5880	0.3520
Z3	0.7080	0.4380
Z4	0.7520	0.4260
Z5	0.5570	0.3260
Z6	0.5430	0.4400
Z9	0.3130	0.2170
ZB	0.3370	0.3380
ZE	0.6890	0.3630
ZF	0.3780	0.1060
ZG	0.7090	0.3870
ZH	0.5000	0.1630
ZI	0.5750	0.3260
ZJ	0.7490	0.4650

Continued on next page...

Continued from previous page...

Chain	Atom inclusion	Q-score
ZK	0.3720	0.0990
ZL	0.6150	0.4430
ZM	0.7350	0.4600
ZN	0.7540	0.3610
ZO	0.7500	0.4240
a1	0.4870	0.1970
a3	0.7590	0.4700
a4	0.7470	0.4510
a6	0.6530	0.4980
a8	0.3520	0.1150
aB	0.7600	0.4400
aC	0.4990	0.2680
aE	0.6870	0.3650
aF	0.4650	0.1710
aG	0.6980	0.3610
aH	0.5020	0.1950
aJ	0.6280	0.3560
aK	0.4670	0.1670
aL	0.6750	0.4680
aM	0.6250	0.3570
aO	0.7510	0.4570
b1	0.2820	0.0700
b3	0.7410	0.4140
b4	0.5530	0.1820
b6	0.7000	0.5180
bB	0.6790	0.2930
bE	0.5870	0.2540
bF	0.5440	0.2490
bG	0.5980	0.2500
bH	0.3100	0.1050
bJ	0.7500	0.4510
bK	0.5350	0.2350
bL	0.7050	0.4850
bM	0.7550	0.4560
bO	0.5600	0.2040
bP	0.7650	0.4340
c1	0.3740	0.1170
c3	0.7530	0.4250
c4	0.5110	0.1600
c6	0.5880	0.4770
cB	0.6940	0.3560
cE	0.6150	0.2870

Continued on next page...

Continued from previous page...

Chain	Atom inclusion	Q-score
cF	0.4670	0.1850
cG	0.6130	0.2790
cH	0.3750	0.1200
cJ	0.5680	0.2760
cK	0.4690	0.1880
cL	0.6040	0.4370
cM	0.5850	0.2810
cO	0.5120	0.1570
d1	0.3150	0.0630
d3	0.7390	0.4060
d4	0.5890	0.2480
d6	0.6840	0.5120
dB	0.7020	0.3360
dD	0.6800	0.3680
dE	0.5500	0.1940
dF	0.4750	0.2030
dG	0.5540	0.1990
dH	0.3010	0.0640
dJ	0.6050	0.3480
dK	0.4800	0.2070
dL	0.6780	0.4700
dM	0.5890	0.3400
dO	0.5780	0.2480
dQ	0.6790	0.3750
e1	0.1700	0.0350
e3	0.7820	0.4020
e4	0.6330	0.3020
e6	0.6610	0.4780
e7	0.7190	0.4040
eA	0.7160	0.4020
eB	0.7150	0.4150
eE	0.5290	0.1900
eF	0.5100	0.2410
eG	0.5360	0.1760
eH	0.1840	0.0490
eJ	0.6650	0.4260
eK	0.5230	0.2470
eL	0.6540	0.4300
eM	0.6600	0.4170
eO	0.6450	0.3050
f1	0.3020	0.0670
f3	0.7700	0.4550

Continued on next page...

Continued from previous page...

Chain	Atom inclusion	Q-score
f4	0.5350	0.1820
f6	0.6670	0.4760
fB	0.7800	0.4790
fE	0.5450	0.2170
fF	0.5540	0.2740
fG	0.5830	0.2330
fH	0.2930	0.0670
fJ	0.5410	0.2610
fK	0.5740	0.2830
fL	0.6650	0.4550
fM	0.5590	0.2650
fO	0.5420	0.1840
g1	0.3550	0.1320
g3	0.7320	0.4180
g4	0.5190	0.1580
g6	0.1460	0.3750
gB	0.3370	0.3270
gE	0.6220	0.2890
gF	0.5370	0.2350
gG	0.6220	0.2810
gH	0.3590	0.1340
gJ	0.5380	0.2730
gK	0.5500	0.2540
gL	0.1350	0.2730
gM	0.5300	0.2490
gO	0.5360	0.1690
h1	0.1530	0.0680
h3	0.7840	0.4290
h4	0.5810	0.2240
h6	0.6870	0.5110
hB	0.7750	0.4690
hE	0.5610	0.1810
hF	0.4540	0.1450
hG	0.5630	0.1860
hH	0.1470	0.0530
hJ	0.5750	0.2870
hK	0.4440	0.1600
hL	0.6820	0.4680
hM	0.5780	0.2870
hO	0.6020	0.2400
i1	0.2370	0.0570
i3	0.7630	0.4330

Continued on next page...

Continued from previous page...

Chain	Atom inclusion	Q-score
i4	0.6200	0.2860
i6	0.5540	0.4770
iE	0.5320	0.1660
iF	0.5480	0.2250
iG	0.5300	0.1730
iH	0.2440	0.0330
iJ	0.6000	0.3470
iK	0.5290	0.2060
iL	0.5990	0.4500
iM	0.6070	0.3320
iO	0.6270	0.2990
j1	0.1260	0.0900
j3	0.7850	0.4290
j4	0.5630	0.2040
j6	0.5490	0.4700
jE	0.5570	0.2150
jF	0.6300	0.3420
jG	0.5630	0.1980
jH	0.1190	0.0950
jJ	0.5700	0.2810
jK	0.6280	0.3390
jL	0.5800	0.4240
jM	0.5800	0.2830
jO	0.5660	0.1960
k1	0.3170	0.1100
k3	0.7730	0.4580
k4	0.5600	0.1920
k6	0.4880	0.4630
kE	0.6310	0.2800
kF	0.1260	0.0090
kG	0.6190	0.2790
kH	0.3100	0.1000
kJ	0.6510	0.3190
kK	0.1400	0.0080
kL	0.5420	0.4120
kM	0.6160	0.3000
kO	0.5320	0.1710
l1	0.0490	0.0540
l3	0.7490	0.4410
l4	0.6070	0.2620
l6	0.6450	0.4930
lE	0.5820	0.2340

Continued on next page...

Continued from previous page...

Chain	Atom inclusion	Q-score
lF	0.2230	0.0570
lG	0.5750	0.2080
lH	0.0360	0.0630
lJ	0.6840	0.3750
lK	0.1910	0.0440
lL	0.6850	0.4840
lM	0.6700	0.3800
lO	0.6140	0.2670
m1	0.0030	0.0570
m3	0.7860	0.4220
m4	0.6430	0.2930
m6	0.5060	0.5010
mE	0.5030	0.1390
mF	0.2190	0.0680
mG	0.4910	0.1360
mH	0.0010	0.0610
mJ	0.6390	0.3770
mK	0.2040	0.0440
mL	0.5840	0.4760
mM	0.6320	0.3620
mO	0.6480	0.3050
n3	0.8230	0.4560
n6	0.7480	0.4930
nF	0.1830	0.0400
nK	0.1850	0.0390
nL	0.7400	0.4950
o3	0.7540	0.4240
o6	0.6360	0.4400
oF	0.2140	0.0770
oK	0.2130	0.0680
oL	0.6450	0.4420
p3	0.7700	0.4460
p8	0.0000	0.0000
pC	0.0000	0.0000
pF	0.2600	0.0810
pK	0.2460	0.0740
q3	0.8340	0.4000
q6	0.5180	0.3830
q8	0.0000	-0.0000
qC	0.0000	0.0000
qF	0.2580	0.0910
qK	0.2640	0.1010

Continued on next page...

Continued from previous page...

Chain	Atom inclusion	Q-score
qL	0.5460	0.3710
r3	0.7860	0.4390
r6	0.4940	0.3860
r8	0.0000	0.0000
rC	0.0000	0.0000
rF	0.2750	0.1310
rK	0.2770	0.1490
rL	0.5570	0.3750
s3	0.7800	0.4480
s8	0.0000	-0.0000
sC	0.0000	-0.0000
sF	0.2400	0.0460
sK	0.2430	0.0370
t3	0.7600	0.4320
t6	0.6020	0.4910
t8	0.0020	-0.0030
tC	0.0000	-0.0030
tF	0.1870	0.0300
tK	0.1840	0.0350
tL	0.6100	0.4580
u3	0.7720	0.4450
u6	0.6870	0.4520
u8	0.0040	-0.0200
uC	0.0010	-0.0140
uF	0.2050	0.0130
uK	0.1930	0.0330
uL	0.7000	0.4250
v3	0.7830	0.4250
v6	0.6570	0.4320
v8	0.0140	-0.0030
vC	0.0150	0.0020
vF	0.3260	0.1030
vK	0.3180	0.0950
vL	0.6930	0.4120
w3	0.7830	0.4690
w6	0.7610	0.4330
w8	0.0000	-0.0090
wC	0.0000	-0.0120
wF	0.5660	0.2820
wK	0.5630	0.2810
wL	0.8010	0.4000
x3	0.8550	0.4420

Continued on next page...

Continued from previous page...

Chain	Atom inclusion	Q-score
x6	0.5890	0.4660
x8	0.0080	0.0150
xC	0.0090	0.0240
xF	0.2050	0.0790
xK	0.2060	0.0810
xL	0.6010	0.3920
y3	0.8030	0.4660
y6	0.4120	0.3390
y8	0.0010	-0.0210
yC	0.0030	-0.0150
yF	0.7090	0.4320
yK	0.7040	0.4190
yL	0.4430	0.3820
z3	0.7840	0.4810
z6	0.4230	0.3880
z8	0.0010	-0.0000
zC	0.0010	-0.0100
zF	0.5460	0.2600
zK	0.6340	0.3350
zL	0.4610	0.3670