



# Full wwPDB X-ray Structure Validation Report ⓘ

Sep 17, 2023 – 05:52 PM EDT

PDB ID : 4Y7N  
Title : The Structure Insight into 5-Carboxycytosine Recognition by RNA Polymerase II during Transcription Elongation.  
Authors : Wang, L.; Chong, J.; Wang, D.  
Deposited on : 2015-02-15  
Resolution : 3.30 Å(reported)

This is a Full wwPDB X-ray Structure Validation Report for a publicly released PDB entry.

We welcome your comments at [validation@mail.wwpdb.org](mailto:validation@mail.wwpdb.org)

A user guide is available at

<https://www.wwpdb.org/validation/2017/XrayValidationReportHelp>

with specific help available everywhere you see the ⓘ symbol.

The types of validation reports are described at

<http://www.wwpdb.org/validation/2017/FAQs#types>.

---

The following versions of software and data (see [references ⓘ](#)) were used in the production of this report:

MolProbity : 4.02b-467  
Mogul : 1.8.5 (274361), CSD as541be (2020)  
Xtriage (Phenix) : 1.13  
EDS : 2.35.1  
buster-report : 1.1.7 (2018)  
Percentile statistics : 20191225.v01 (using entries in the PDB archive December 25th 2019)  
Refmac : 5.8.0158  
CCP4 : 7.0.044 (Gargrove)  
Ideal geometry (proteins) : Engh & Huber (2001)  
Ideal geometry (DNA, RNA) : Parkinson et al. (1996)  
Validation Pipeline (wwPDB-VP) : 2.35.1

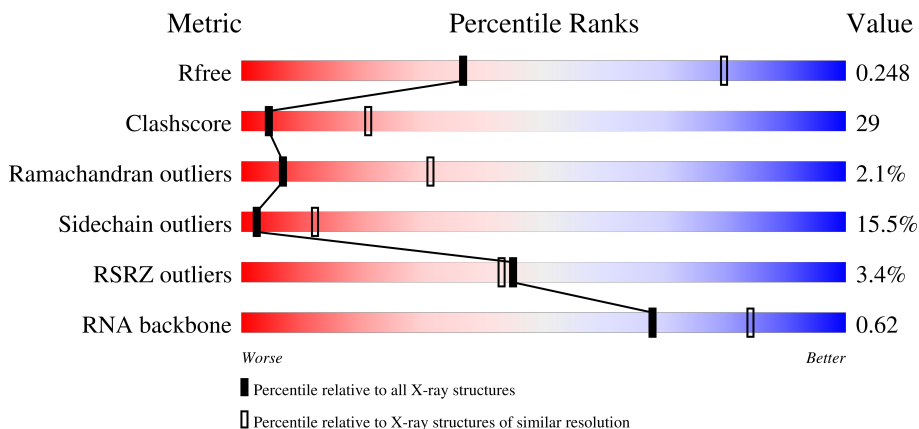
# 1 Overall quality at a glance i

The following experimental techniques were used to determine the structure:

*X-RAY DIFFRACTION*

The reported resolution of this entry is 3.30 Å.

Percentile scores (ranging between 0-100) for global validation metrics of the entry are shown in the following graphic. The table shows the number of entries on which the scores are based.



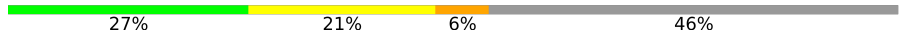





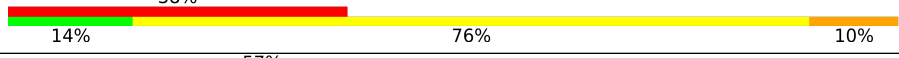
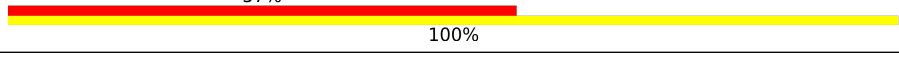
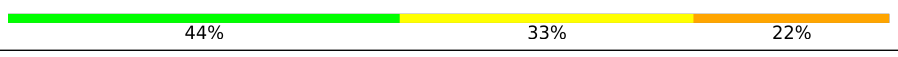
Metric	Whole archive (#Entries)	Similar resolution (#Entries, resolution range(Å))
$R_{free}$	130704	1149 (3.34-3.26)
Clashscore	141614	1205 (3.34-3.26)
Ramachandran outliers	138981	1183 (3.34-3.26)
Sidechain outliers	138945	1182 (3.34-3.26)
RSRZ outliers	127900	1115 (3.34-3.26)
RNA backbone	3102	1117 (3.70-2.90)

The table below summarises the geometric issues observed across the polymeric chains and their fit to the electron density. The red, orange, yellow and green segments of the lower bar indicate the fraction of residues that contain outliers for  $\geq 3$ , 2, 1 and 0 types of geometric quality criteria respectively. A grey segment represents the fraction of residues that are not modelled. The numeric value for each fraction is indicated below the corresponding segment, with a dot representing fractions  $\leq 5\%$ . The upper red bar (where present) indicates the fraction of residues that have poor fit to the electron density. The numeric value is given above the bar.

Mol	Chain	Length	Quality of chain
1	A	1733	3% (Poor fit) 43% (0 outliers)   30% (1 outlier)   7% (2 outliers)   20% (3+ outliers)
2	B	1224	2% (Poor fit) 48% (0 outliers)   35% (1 outlier)   6% (2 outliers)   10% (3+ outliers)
3	C	318	44% (0 outliers)   34% (1 outlier)   6% (2 outliers)   16% (3+ outliers)
4	E	215	5% (Poor fit) 59% (0 outliers)   35% (1 outlier)   6% (2 outliers)

*Continued on next page...*

*Continued from previous page...*

Mol	Chain	Length	Quality of chain
5	F	155	
6	H	146	
7	I	122	
8	J	70	
9	K	120	
10	L	70	
11	T	29	
12	N	14	
13	R	9	

## 2 Entry composition [i](#)

There are 16 unique types of molecules in this entry. The entry contains 29193 atoms, of which 0 are hydrogens and 0 are deuteriums.

In the tables below, the ZeroOcc column contains the number of atoms modelled with zero occupancy, the AltConf column contains the number of residues with at least one atom in alternate conformation and the Trace column contains the number of residues modelled with at most 2 atoms.

- Molecule 1 is a protein called DNA-directed RNA polymerase II subunit RPB1.

Mol	Chain	Residues	Atoms					ZeroOcc	AltConf	Trace
			Total	C	N	O	S			
1	A	1393	10953	6908	1921	2063	61	0	0	0

- Molecule 2 is a protein called DNA-directed RNA polymerase II subunit RPB2,DNA-directed RNA polymerase II subunit RPB2.

Mol	Chain	Residues	Atoms					ZeroOcc	AltConf	Trace
			Total	C	N	O	S			
2	B	1103	8762	5549	1532	1626	55	0	0	0

- Molecule 3 is a protein called DNA-directed RNA polymerase II subunit RPB3.

Mol	Chain	Residues	Atoms					ZeroOcc	AltConf	Trace
			Total	C	N	O	S			
3	C	266	2095	1317	348	417	13	0	0	0

- Molecule 4 is a protein called DNA-directed RNA polymerases I, II, and III subunit RPABC1.

Mol	Chain	Residues	Atoms					ZeroOcc	AltConf	Trace
			Total	C	N	O	S			
4	E	214	1752	1111	309	321	11	0	0	0

- Molecule 5 is a protein called DNA-directed RNA polymerases I, II, and III subunit RPABC2.

Mol	Chain	Residues	Atoms					ZeroOcc	AltConf	Trace
			Total	C	N	O	S			
5	F	84	679	434	115	127	3	0	0	0

- Molecule 6 is a protein called DNA-directed RNA polymerases I, II, and III subunit RPABC3.

Mol	Chain	Residues	Atoms					ZeroOcc	AltConf	Trace
			Total	C	N	O	S			
6	H	133	1068	673	180	211	4	0	0	0

- Molecule 7 is a protein called DNA-directed RNA polymerase II subunit RPB9.

Mol	Chain	Residues	Atoms					ZeroOcc	AltConf	Trace
			Total	C	N	O	S			
7	I	119	971	596	179	186	10	0	0	0

- Molecule 8 is a protein called DNA-directed RNA polymerases I, II, and III subunit RPABC5.

Mol	Chain	Residues	Atoms					ZeroOcc	AltConf	Trace
			Total	C	N	O	S			
8	J	65	532	339	93	94	6	0	0	0

- Molecule 9 is a protein called DNA-directed RNA polymerase II subunit RPB11.

Mol	Chain	Residues	Atoms					ZeroOcc	AltConf	Trace
			Total	C	N	O	S			
9	K	114	919	590	156	171	2	0	0	0

- Molecule 10 is a protein called DNA-directed RNA polymerases I, II, and III subunit RPABC4.

Mol	Chain	Residues	Atoms					ZeroOcc	AltConf	Trace
			Total	C	N	O	S			
10	L	44	351	217	70	60	4	0	0	0

- Molecule 11 is a DNA chain called DNA (29-MER).

Mol	Chain	Residues	Atoms					ZeroOcc	AltConf	Trace
			Total	C	N	O	P			
11	T	29	587	280	108	171	28	0	0	0

- Molecule 12 is a DNA chain called DNA (5'-D(\*CP\*TP\*GP\*CP\*TP\*TP\*AP\*TP\*CP\*GP\*GP\*TP\*AP\*G)-3').

Mol	Chain	Residues	Atoms					ZeroOcc	AltConf	Trace
			Total	C	N	O	P			
12	N	14	284	137	49	85	13	0	0	0

- Molecule 13 is a RNA chain called RNA (5'-D(\*AP\*UP\*GP\*GP\*AP\*GP\*AP\*GP\*G)-3').

Mol	Chain	Residues	Atoms				ZeroOcc	AltConf	Trace	
			Total	C	N	O				P
13	R	9	198	89	42	59	8	0	0	0

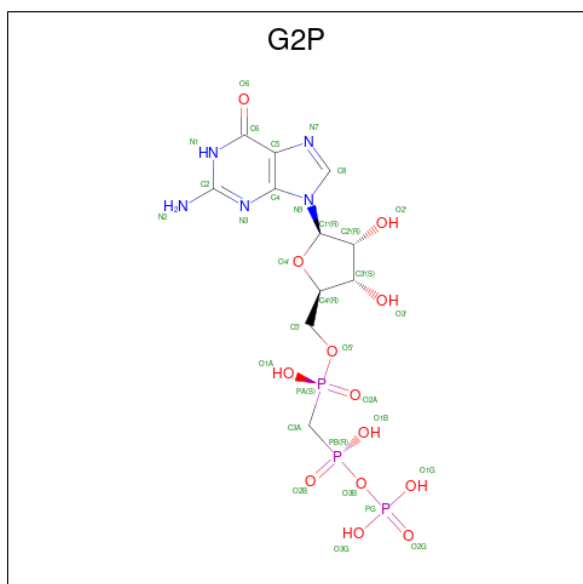
- Molecule 14 is ZINC ION (three-letter code: ZN) (formula: Zn).

Mol	Chain	Residues	Atoms		ZeroOcc	AltConf
14	A	2	Total	Zn	0	0
			2	2		
14	B	1	Total	Zn	0	0
			1	1		
14	C	1	Total	Zn	0	0
			1	1		
14	I	2	Total	Zn	0	0
			2	2		
14	J	1	Total	Zn	0	0
			1	1		
14	L	1	Total	Zn	0	0
			1	1		

- Molecule 15 is MAGNESIUM ION (three-letter code: MG) (formula: Mg).

Mol	Chain	Residues	Atoms		ZeroOcc	AltConf
15	A	2	Total	Mg	0	0
			2	2		

- Molecule 16 is PHOSPHOMETHYLPHOSPHONIC ACID GUANYLATE ESTER (three-letter code: G2P) (formula: C<sub>11</sub>H<sub>18</sub>N<sub>5</sub>O<sub>13</sub>P<sub>3</sub>).

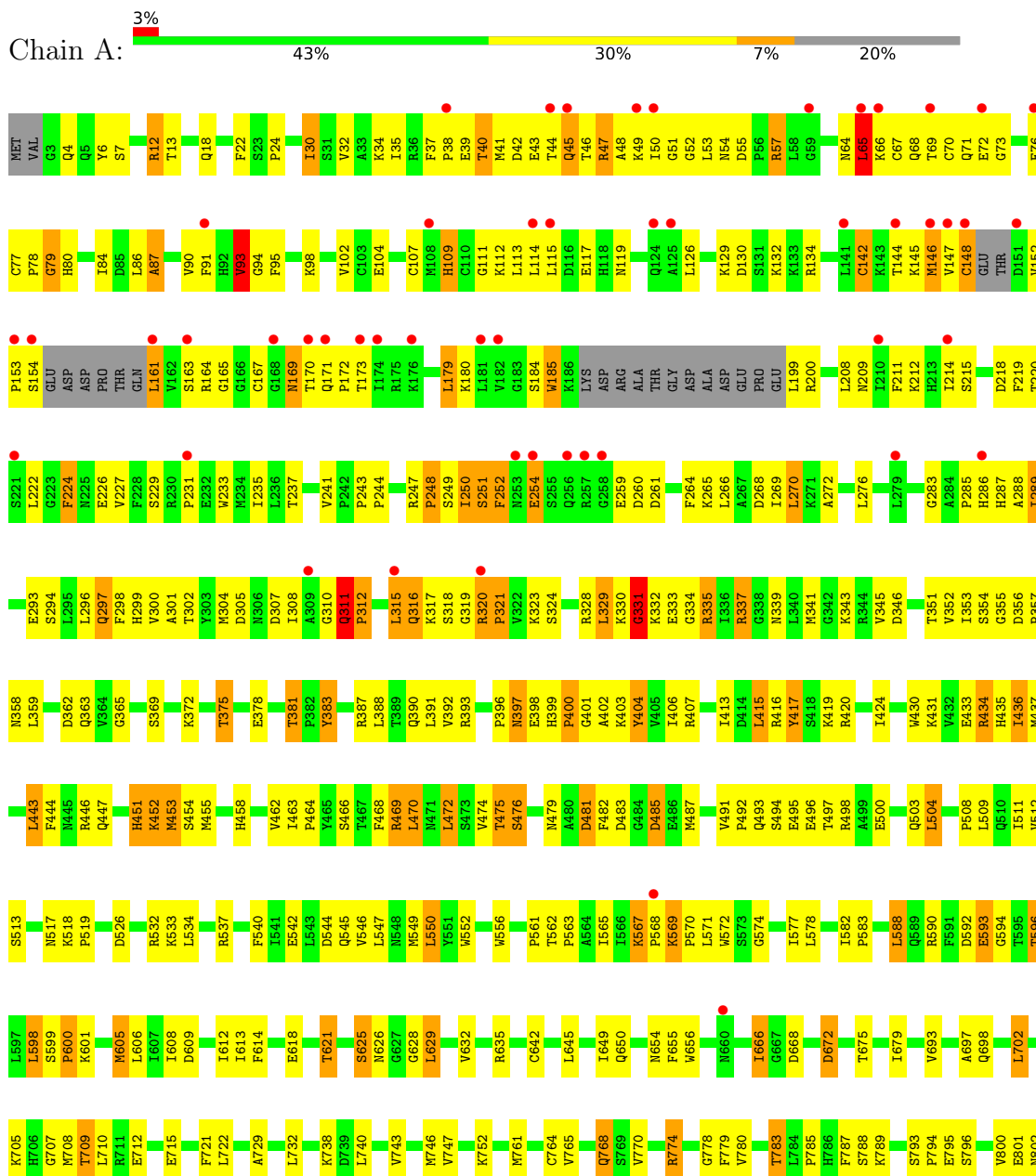


Mol	Chain	Residues	Atoms					ZeroOcc	AltConf
			Total	C	N	O	P		
16	T	1	32	11	5	13	3	0	0

### 3 Residue-property plots

These plots are drawn for all protein, RNA, DNA and oligosaccharide chains in the entry. The first graphic for a chain summarises the proportions of the various outlier classes displayed in the second graphic. The second graphic shows the sequence view annotated by issues in geometry and electron density. Residues are color-coded according to the number of geometric quality criteria for which they contain at least one outlier: green = 0, yellow = 1, orange = 2 and red = 3 or more. A red dot above a residue indicates a poor fit to the electron density ( $RSRZ > 2$ ). Stretches of 2 or more consecutive residues without any outlier are shown as a green connector. Residues present in the sample, but not in the model, are shown in grey.

- Molecule 1: DNA-directed RNA polymerase II subunit RPB1

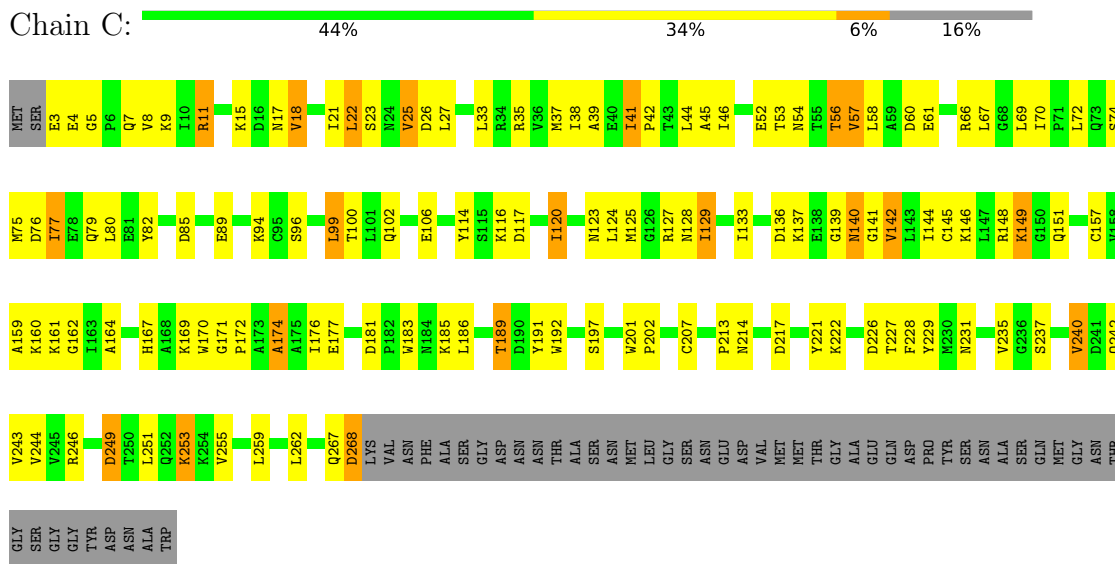




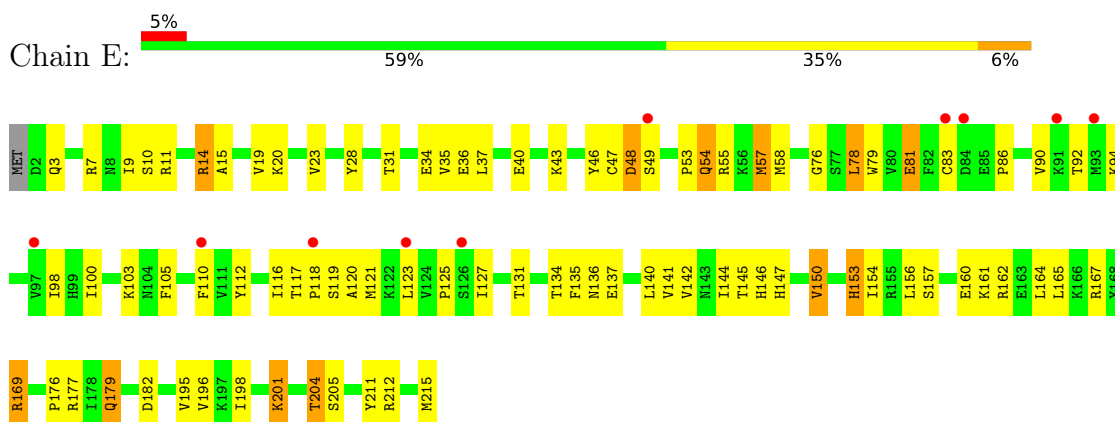




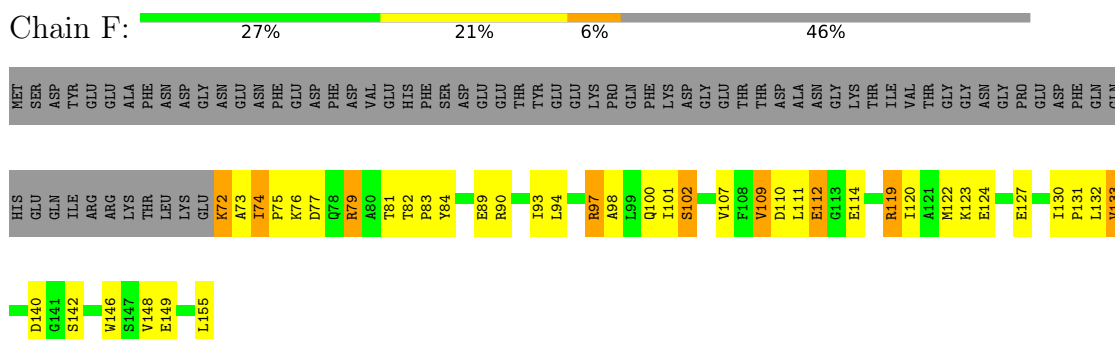
- Molecule 3: DNA-directed RNA polymerase II subunit RPB3



- Molecule 4: DNA-directed RNA polymerases I, II, and III subunit RPABC1

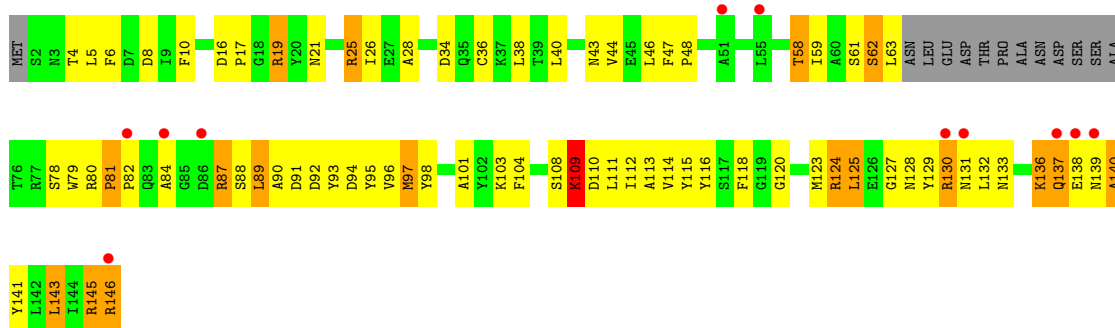


- Molecule 5: DNA-directed RNA polymerases I, II, and III subunit RPABC2

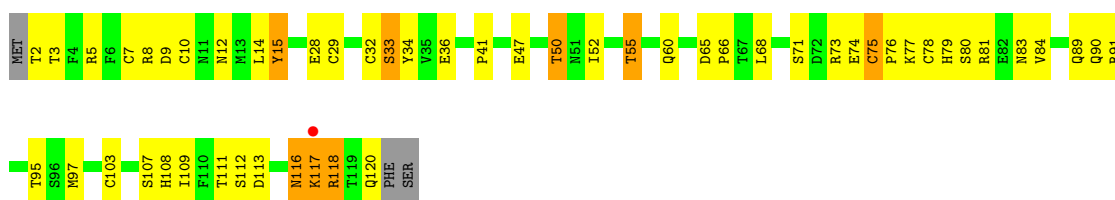


- Molecule 6: DNA-directed RNA polymerases I, II, and III subunit RPABC3

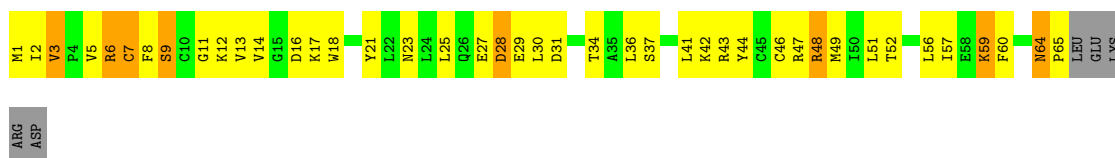




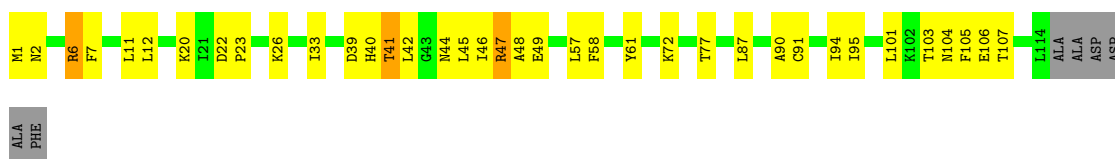
• Molecule 7: DNA-directed RNA polymerase II subunit RPB9



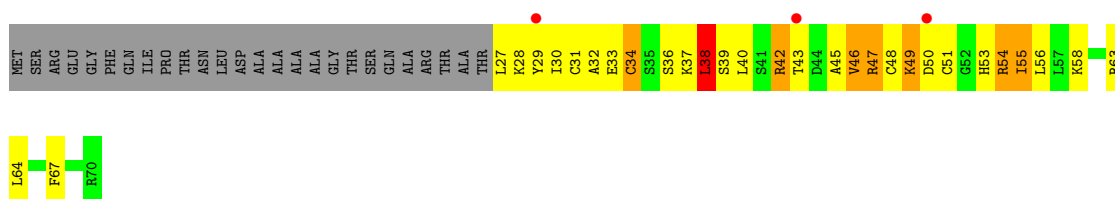
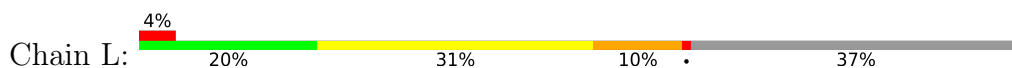
• Molecule 8: DNA-directed RNA polymerases I, II, and III subunit RPABC5



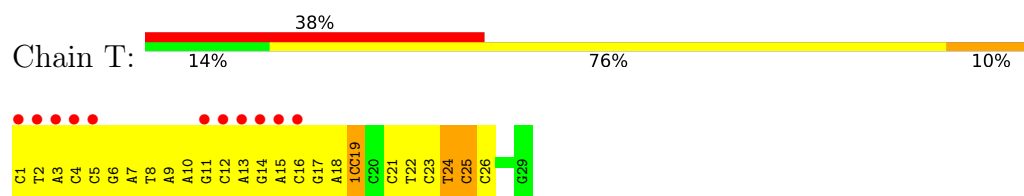
• Molecule 9: DNA-directed RNA polymerase II subunit RPB11



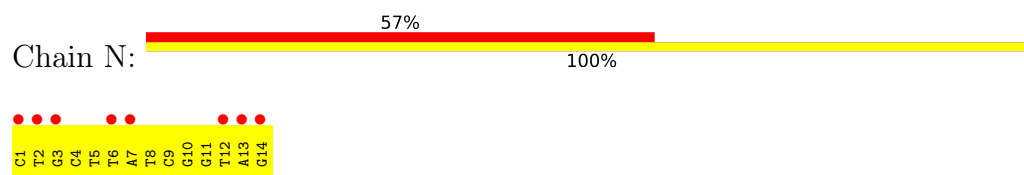
• Molecule 10: DNA-directed RNA polymerases I, II, and III subunit RPABC4



- Molecule 11: DNA (29-MER)



- Molecule 12: DNA (5'-D(\*CP\*TP\*GP\*CP\*TP\*TP\*AP\*TP\*CP\*GP\*GP\*TP\*AP\*G)-3')



- Molecule 13: RNA (5'-D(\*AP\*UP\*GP\*GP\*AP\*GP\*AP\*GP\*G)-3')



## 4 Data and refinement statistics

Property	Value	Source
Space group	C 1 2 1	Depositor
Cell constants a, b, c, $\alpha$ , $\beta$ , $\gamma$	168.18Å 222.61Å 192.83Å 90.00° 101.59° 90.00°	Depositor
Resolution (Å)	48.88 – 3.30 48.88 – 3.26	Depositor EDS
% Data completeness (in resolution range)	98.0 (48.88-3.30) 98.1 (48.88-3.26)	Depositor EDS
$R_{merge}$	0.15	Depositor
$R_{sym}$	(Not available)	Depositor
$\langle I/\sigma(I) \rangle$ <sup>1</sup>	1.64 (at 3.25Å)	Xtrriage
Refinement program	PHENIX	Depositor
R, $R_{free}$	0.207 , 0.250 0.205 , 0.248	Depositor DCC
$R_{free}$ test set	5268 reflections (4.98%)	wwPDB-VP
Wilson B-factor (Å <sup>2</sup> )	83.9	Xtrriage
Anisotropy	0.481	Xtrriage
Bulk solvent $k_{sol}$ (e/Å <sup>3</sup> ), $B_{sol}$ (Å <sup>2</sup> )	0.27 , 52.7	EDS
L-test for twinning <sup>2</sup>	$\langle  L  \rangle = 0.47$ , $\langle L^2 \rangle = 0.30$	Xtrriage
Estimated twinning fraction	No twinning to report.	Xtrriage
$F_o, F_c$ correlation	0.93	EDS
Total number of atoms	29193	wwPDB-VP
Average B, all atoms (Å <sup>2</sup> )	102.0	wwPDB-VP

Xtrriage's analysis on translational NCS is as follows: *The largest off-origin peak in the Patterson function is 2.70% of the height of the origin peak. No significant pseudotranslation is detected.*

<sup>1</sup>Intensities estimated from amplitudes.

<sup>2</sup>Theoretical values of  $\langle |L| \rangle$ ,  $\langle L^2 \rangle$  for acentric reflections are 0.5, 0.333 respectively for untwinned datasets, and 0.375, 0.2 for perfectly twinned datasets.

## 5 Model quality i

### 5.1 Standard geometry i

Bond lengths and bond angles in the following residue types are not validated in this section: 1CC, ZN, MG, G2P

The Z score for a bond length (or angle) is the number of standard deviations the observed value is removed from the expected value. A bond length (or angle) with  $|Z| > 5$  is considered an outlier worth inspection. RMSZ is the root-mean-square of all Z scores of the bond lengths (or angles).

Mol	Chain	Bond lengths		Bond angles	
		RMSZ	# Z  >5	RMSZ	# Z  >5
1	A	0.43	1/11146 (0.0%)	0.65	5/15066 (0.0%)
2	B	0.47	1/8932 (0.0%)	0.67	3/12045 (0.0%)
3	C	0.47	0/2133	0.71	1/2891 (0.0%)
4	E	0.38	0/1788	0.55	0/2406
5	F	0.40	0/691	0.61	0/933
6	H	0.38	0/1086	0.56	0/1470
7	I	0.40	0/989	0.64	1/1331 (0.1%)
8	J	0.49	0/541	0.69	0/727
9	K	0.46	0/937	0.61	0/1265
10	L	0.32	0/353	0.63	0/468
11	T	0.61	0/632	1.17	7/969 (0.7%)
12	N	0.18	0/317	0.56	0/488
13	R	0.56	0/223	1.01	0/348
All	All	0.44	2/29768 (0.0%)	0.67	17/40407 (0.0%)

All (2) bond length outliers are listed below:

Mol	Chain	Res	Type	Atoms	Z	Observed(Å)	Ideal(Å)
2	B	707	PRO	N-CD	5.28	1.55	1.47
1	A	400	PRO	N-CD	5.19	1.55	1.47

All (17) bond angle outliers are listed below:

Mol	Chain	Res	Type	Atoms	Z	Observed(°)	Ideal(°)
1	A	331	GLY	N-CA-C	7.95	132.97	113.10
11	T	24	DT	N3-C4-O4	7.17	124.20	119.90
11	T	24	DT	P-O5'-C5'	-6.69	110.20	120.90
1	A	919	ILE	CB-CA-C	-6.33	98.94	111.60
11	T	25	DC	O4'-C4'-C3'	-6.09	102.06	104.50
1	A	311	GLN	C-N-CD	6.05	141.10	128.40

*Continued on next page...*

*Continued from previous page...*

Mol	Chain	Res	Type	Atoms	Z	Observed(°)	Ideal(°)
3	C	174	ALA	N-CA-C	-5.96	94.90	111.00
11	T	22	DT	P-O5'-C5'	-5.95	111.38	120.90
2	B	248	SER	N-CA-C	-5.78	95.40	111.00
11	T	26	DC	O4'-C1'-N1	5.76	112.03	108.00
1	A	598	LEU	N-CA-C	-5.71	95.58	111.00
1	A	77	CYS	N-CA-C	-5.52	96.10	111.00
11	T	23	DC	C4'-C3'-C2'	-5.38	98.25	103.10
2	B	712	PRO	CA-N-CD	-5.31	104.07	111.50
11	T	24	DT	C5-C4-O4	-5.28	121.20	124.90
7	I	75	CYS	C-N-CD	-5.15	109.27	120.60
2	B	780	VAL	CB-CA-C	-5.09	101.73	111.40

There are no chirality outliers.

There are no planarity outliers.

## 5.2 Too-close contacts [i](#)

In the following table, the Non-H and H(model) columns list the number of non-hydrogen atoms and hydrogen atoms in the chain respectively. The H(added) column lists the number of hydrogen atoms added and optimized by MolProbity. The Clashes column lists the number of clashes within the asymmetric unit, whereas Symm-Clashes lists symmetry-related clashes.

Mol	Chain	Non-H	H(model)	H(added)	Clashes	Symm-Clashes
1	A	10953	0	11053	681	0
2	B	8762	0	8797	459	0
3	C	2095	0	2051	104	0
4	E	1752	0	1776	60	0
5	F	679	0	701	31	0
6	H	1068	0	1040	88	0
7	I	971	0	927	36	0
8	J	532	0	542	66	0
9	K	919	0	929	29	0
10	L	351	0	374	65	0
11	T	587	0	326	123	0
12	N	284	0	161	49	0
13	R	198	0	99	9	0
14	A	2	0	0	0	0
14	B	1	0	0	0	0
14	C	1	0	0	0	0
14	I	2	0	0	0	0
14	J	1	0	0	0	0

*Continued on next page...*



*Continued from previous page...*

Mol	Chain	Non-H	H(model)	H(added)	Clashes	Symm-Clashes
14	L	1	0	0	0	0
15	A	2	0	0	0	0
16	T	32	0	14	2	0
All	All	29193	0	28790	1651	0

The all-atom clashscore is defined as the number of clashes found per 1000 atoms (including hydrogen atoms). The all-atom clashscore for this structure is 29.

All (1651) close contacts within the same asymmetric unit are listed below, sorted by their clash magnitude.

Atom-1	Atom-2	Interatomic distance (Å)	Clash overlap (Å)
1:A:317:LYS:CG	1:A:318:SER:HB2	1.25	1.56
2:B:714:GLU:HA	2:B:715:ALA:CB	1.40	1.45
1:A:317:LYS:HG3	1:A:318:SER:CB	1.46	1.42
1:A:317:LYS:CG	1:A:318:SER:CB	1.98	1.42
10:L:38:LEU:HD12	10:L:40:LEU:CG	1.52	1.36
11:T:5:DC:C2'	11:T:6:DG:H5'	1.56	1.34
2:B:711:GLU:HB2	2:B:712:PRO:CA	1.57	1.33
1:A:317:LYS:CB	1:A:318:SER:HB2	1.62	1.30
1:A:43:GLU:HB2	1:A:50:ILE:CD1	1.61	1.30
1:A:43:GLU:CB	1:A:50:ILE:HD12	1.63	1.28
2:B:714:GLU:CA	2:B:715:ALA:HB2	1.62	1.28
1:A:1175:SER:HA	1:A:1176:LEU:C	1.37	1.27
1:A:57:ARG:HB3	1:A:68:GLN:CG	1.65	1.26
11:T:17:DG:H2''	11:T:18:DA:C5'	1.63	1.25
2:B:711:GLU:CB	2:B:712:PRO:HA	1.65	1.21
1:A:316:GLN:CB	1:A:318:SER:HA	1.72	1.18
1:A:403:LYS:HB3	1:A:404:TYR:CD1	1.80	1.17
3:C:41:ILE:HG13	3:C:172:PRO:HG3	1.26	1.16
1:A:38:PRO:HB3	1:A:270:LEU:HB3	1.19	1.15
1:A:57:ARG:HB3	1:A:68:GLN:CB	1.78	1.12
11:T:5:DC:H2''	11:T:6:DG:C5'	1.80	1.12
1:A:912:LEU:CD2	1:A:1036:ARG:HH21	1.62	1.11
6:H:137:GLN:HB2	6:H:138:GLU:HA	1.18	1.11
1:A:57:ARG:HB3	1:A:68:GLN:HG2	1.15	1.10
1:A:251:SER:HB2	1:A:252:PHE:HB3	1.33	1.09
6:H:62:SER:O	6:H:63:LEU:CD1	2.02	1.08
6:H:137:GLN:CB	6:H:138:GLU:HA	1.81	1.08
12:N:6:DT:H2''	12:N:7:DA:OP2	1.50	1.08
11:T:18:DA:H2''	11:T:19:1CC:OP2	1.49	1.07
1:A:1175:SER:CA	1:A:1176:LEU:C	2.23	1.07

*Continued on next page...*

*Continued from previous page...*

Atom-1	Atom-2	Interatomic distance (Å)	Clash overlap (Å)
11:T:12:DC:H1'	11:T:13:DA:N9	1.68	1.07
1:A:316:GLN:HB3	1:A:318:SER:HA	1.10	1.07
1:A:316:GLN:CB	1:A:317:LYS:HA	1.79	1.06
12:N:3:DG:H2''	12:N:4:DC:H5'	1.35	1.06
1:A:38:PRO:HB3	1:A:270:LEU:CB	1.85	1.06
1:A:57:ARG:CB	1:A:68:GLN:HG2	1.85	1.06
1:A:249:SER:HB2	1:A:250:ILE:HB	1.32	1.05
1:A:316:GLN:HB2	1:A:317:LYS:HA	1.08	1.05
5:F:74:ILE:HG13	5:F:75:PRO:HD2	1.39	1.04
1:A:399:HIS:CD2	1:A:400:PRO:HA	1.91	1.04
11:T:16:DC:H2''	11:T:17:DG:H5''	1.37	1.04
1:A:57:ARG:HB3	1:A:68:GLN:HB3	1.37	1.04
2:B:714:GLU:CA	2:B:715:ALA:CB	2.22	1.03
1:A:39:GLU:HA	1:A:40:THR:HB	1.37	1.03
10:L:46:VAL:HB	10:L:47:ARG:HA	1.36	1.03
11:T:8:DT:H1'	11:T:9:DA:C8	1.93	1.03
2:B:711:GLU:HB3	2:B:713:ALA:HA	1.41	1.02
10:L:47:ARG:HB3	10:L:54:ARG:HB3	1.41	1.02
1:A:38:PRO:HG2	1:A:39:GLU:OE1	1.58	1.02
10:L:38:LEU:HD12	10:L:40:LEU:HG	1.06	1.01
1:A:265:LYS:HE3	1:A:302:THR:HG23	1.40	1.01
10:L:38:LEU:CD1	10:L:40:LEU:HD21	1.91	1.01
2:B:710:LEU:O	2:B:711:GLU:HG2	1.59	1.00
11:T:17:DG:H2''	11:T:18:DA:H5'	1.43	1.00
1:A:912:LEU:HD23	1:A:1036:ARG:HH21	1.22	1.00
6:H:62:SER:O	6:H:63:LEU:HD13	1.61	1.00
1:A:570:PRO:HB2	1:A:572:TRP:CZ3	1.98	0.99
2:B:711:GLU:CB	2:B:713:ALA:HA	1.92	0.99
1:A:885:THR:CG2	1:A:943:LEU:HD12	1.90	0.99
1:A:317:LYS:HG3	1:A:318:SER:HB3	1.40	0.99
1:A:316:GLN:HB3	1:A:319:GLY:HA2	1.43	0.98
12:N:3:DG:C2'	12:N:4:DC:H5'	1.93	0.98
1:A:403:LYS:HB3	1:A:404:TYR:HD1	1.24	0.98
1:A:399:HIS:HD2	1:A:400:PRO:HA	1.29	0.97
10:L:38:LEU:HD12	10:L:40:LEU:CD2	1.95	0.97
11:T:13:DA:H5'	11:T:14:DG:OP2	1.65	0.97
1:A:46:THR:HG22	1:A:47:ARG:H	1.30	0.96
11:T:9:DA:N6	12:N:6:DT:H3	1.63	0.96
2:B:1187:ASN:HD21	2:B:1190:ASP:HB2	1.27	0.96
1:A:317:LYS:HG3	1:A:318:SER:HB2	1.09	0.95
1:A:68:GLN:NE2	1:A:80:HIS:HD2	1.64	0.95

*Continued on next page...*

Continued from previous page...

Atom-1	Atom-2	Interatomic distance (Å)	Clash overlap (Å)
1:A:406:ILE:HB	1:A:431:LYS:HB2	1.45	0.95
2:B:1187:ASN:HD21	2:B:1190:ASP:CB	1.80	0.95
1:A:317:LYS:HG2	1:A:318:SER:CB	1.94	0.95
13:R:1:A:H2'	13:R:2:U:H5''	1.46	0.95
1:A:563:PRO:HB3	1:A:572:TRP:CE2	2.01	0.94
10:L:38:LEU:HD11	10:L:49:LYS:CD	1.98	0.94
1:A:249:SER:CB	1:A:250:ILE:HB	1.97	0.94
10:L:38:LEU:CD1	10:L:40:LEU:CG	2.46	0.94
11:T:12:DC:H1'	11:T:13:DA:C1'	1.98	0.94
10:L:38:LEU:CD1	10:L:40:LEU:CD2	2.46	0.93
2:B:25:ILE:HD11	2:B:653:VAL:HB	1.48	0.93
1:A:38:PRO:CB	1:A:270:LEU:HB3	1.96	0.93
1:A:316:GLN:CB	1:A:319:GLY:HA2	1.98	0.93
10:L:46:VAL:CB	10:L:47:ARG:HA	1.95	0.93
2:B:708:GLU:O	2:B:712:PRO:HB3	1.70	0.92
11:T:6:DG:H1'	11:T:7:DA:C8	2.05	0.92
8:J:6:ARG:HG3	8:J:13:VAL:HA	1.52	0.92
13:R:1:A:H8	13:R:1:A:HO5'	0.98	0.92
1:A:563:PRO:HB3	1:A:572:TRP:CZ2	2.04	0.92
1:A:828:ALA:O	1:A:831:THR:HG22	1.69	0.92
1:A:317:LYS:CA	1:A:318:SER:HB2	2.00	0.92
1:A:392:VAL:HG13	1:A:415:LEU:HD11	1.50	0.91
1:A:1435:PRO:HA	1:A:1439:GLY:O	1.70	0.91
10:L:47:ARG:HG2	10:L:48:CYS:H	1.34	0.90
2:B:706:GLN:O	2:B:709:ASP:HB2	1.71	0.90
2:B:784:ASN:ND2	2:B:788:ARG:HD2	1.87	0.90
11:T:5:DC:H2''	11:T:6:DG:H5'	0.91	0.90
1:A:1435:PRO:C	1:A:1436:ILE:HD12	1.92	0.90
1:A:592:ASP:O	1:A:593:GLU:HB2	1.71	0.90
10:L:38:LEU:CD1	10:L:40:LEU:HG	2.00	0.90
2:B:884:ARG:HG3	2:B:935:ARG:HG2	1.53	0.90
2:B:1002:THR:HG23	2:B:1004:GLU:H	1.37	0.89
10:L:38:LEU:HD21	10:L:49:LYS:HB2	1.50	0.89
2:B:855:PHE:HZ	2:B:857:ARG:NH1	1.70	0.89
11:T:7:DA:H2'	11:T:8:DT:C6	2.08	0.89
1:A:912:LEU:HD23	1:A:1036:ARG:NH2	1.86	0.89
1:A:316:GLN:HB2	1:A:317:LYS:CA	2.01	0.89
11:T:5:DC:C1'	11:T:6:DG:H5'	2.02	0.89
1:A:323:LYS:HE2	1:A:328:ARG:HE	1.37	0.89
2:B:711:GLU:HB3	2:B:713:ALA:CA	2.03	0.89
1:A:317:LYS:HG2	1:A:318:SER:HB2	1.48	0.88

Continued on next page...

*Continued from previous page...*

Atom-1	Atom-2	Interatomic distance (Å)	Clash overlap (Å)
1:A:899:VAL:HB	1:A:929:LEU:HD13	1.56	0.88
1:A:57:ARG:CB	1:A:68:GLN:HB3	2.04	0.88
2:B:911:ILE:HD11	2:B:941:LEU:HD23	1.56	0.88
6:H:62:SER:O	6:H:63:LEU:HD12	1.71	0.88
1:A:50:ILE:HG23	1:A:51:GLY:H	1.39	0.88
1:A:316:GLN:HB3	1:A:319:GLY:CA	2.04	0.88
3:C:70:ILE:HD11	3:C:144:ILE:HD11	1.53	0.87
1:A:317:LYS:CG	1:A:318:SER:HB3	1.99	0.87
2:B:711:GLU:HB2	2:B:712:PRO:HA	0.87	0.87
6:H:137:GLN:HB2	6:H:138:GLU:CA	2.04	0.87
1:A:316:GLN:HG2	1:A:319:GLY:O	1.75	0.87
1:A:981:LEU:N	1:A:981:LEU:HD23	1.90	0.87
1:A:42:ASP:HB2	1:A:48:ALA:O	1.74	0.86
12:N:1:DC:H4'	12:N:2:DT:OP1	1.73	0.86
1:A:1116:LEU:H	1:A:1308:THR:HB	1.40	0.86
1:A:1161:THR:HG22	1:A:1163:ILE:H	1.38	0.86
6:H:130:ARG:HG2	6:H:130:ARG:HH11	1.40	0.86
11:T:7:DA:H2''	11:T:8:DT:H5'	1.56	0.86
11:T:10:DA:H2''	11:T:11:DG:OP2	1.76	0.86
11:T:6:DG:H1'	11:T:7:DA:N7	1.90	0.86
1:A:399:HIS:CD2	1:A:400:PRO:CA	2.58	0.85
1:A:407:ARG:HD2	1:A:413:ILE:HD11	1.57	0.85
1:A:35:ILE:HG23	1:A:52:GLY:O	1.75	0.85
2:B:648:HIS:CD2	2:B:711:GLU:HG3	2.10	0.85
1:A:403:LYS:HB3	1:A:404:TYR:CE1	2.10	0.85
1:A:979:SER:HB2	1:A:981:LEU:HD21	1.56	0.85
5:F:111:LEU:O	5:F:112:GLU:HG3	1.75	0.85
5:F:74:ILE:HG13	5:F:75:PRO:CD	2.07	0.85
1:A:250:ILE:HG23	1:A:251:SER:O	1.77	0.85
1:A:68:GLN:NE2	1:A:80:HIS:CD2	2.45	0.84
1:A:709:THR:HG23	1:A:712:GLU:HB2	1.60	0.84
12:N:2:DT:O2	12:N:3:DG:C6	2.30	0.84
1:A:981:LEU:HD12	1:A:986:ILE:HD11	1.57	0.84
1:A:251:SER:HB2	1:A:252:PHE:CB	2.06	0.83
2:B:29:ASP:HB3	2:B:658:ILE:HG12	1.61	0.83
12:N:9:DC:O2	12:N:10:DG:C6	2.31	0.83
2:B:855:PHE:HZ	2:B:857:ARG:HH12	1.24	0.83
1:A:46:THR:HG22	1:A:47:ARG:N	1.93	0.83
7:I:109:ILE:CG2	7:I:120:GLN:HG3	2.09	0.83
1:A:40:THR:HG23	1:A:41:MET:HG3	1.59	0.82
2:B:416:LEU:HD12	2:B:466:TRP:CZ2	2.14	0.82

*Continued on next page...*

*Continued from previous page...*

Atom-1	Atom-2	Interatomic distance (Å)	Clash overlap (Å)
2:B:710:LEU:O	2:B:712:PRO:HA	1.79	0.82
1:A:1132:LYS:HG3	1:A:1135:ARG:HH12	1.44	0.82
1:A:67:CYS:HB3	1:A:70:CYS:SG	2.19	0.82
1:A:407:ARG:CD	1:A:413:ILE:HD11	2.08	0.82
10:L:30:ILE:HA	10:L:36:SER:O	1.79	0.82
1:A:316:GLN:HB3	1:A:318:SER:CA	2.04	0.81
1:A:372:LYS:HA	1:A:435:HIS:ND1	1.94	0.81
2:B:108:VAL:HG12	2:B:109:THR:H	1.45	0.81
1:A:84:ILE:HD11	1:A:270:LEU:HG	1.63	0.81
1:A:912:LEU:CD2	1:A:1036:ARG:NH2	2.43	0.81
12:N:3:DG:C1'	12:N:4:DC:H5'	2.09	0.81
12:N:2:DT:H2''	12:N:3:DG:N7	1.96	0.81
1:A:1224:LEU:HD21	1:A:1240:CYS:HB3	1.62	0.80
6:H:137:GLN:CB	6:H:138:GLU:CA	2.60	0.80
1:A:67:CYS:SG	1:A:68:GLN:OE1	2.40	0.80
3:C:66:ARG:HA	8:J:5:VAL:HG21	1.62	0.80
2:B:635:ARG:HG3	2:B:637:LEU:HD21	1.64	0.80
2:B:843:GLN:HB2	2:B:993:THR:HB	1.61	0.80
11:T:12:DC:H1'	11:T:13:DA:C8	2.16	0.80
11:T:17:DG:H2''	11:T:18:DA:H5''	1.63	0.80
1:A:1063:MET:SD	1:A:1436:ILE:HG23	2.21	0.80
2:B:711:GLU:CB	2:B:712:PRO:CA	2.38	0.80
2:B:710:LEU:O	2:B:711:GLU:CG	2.30	0.80
10:L:31:CYS:HB3	10:L:34:CYS:SG	2.22	0.79
1:A:53:LEU:HD23	1:A:54:ASN:HB2	1.65	0.79
2:B:464:GLY:HA2	2:B:480:SER:OG	1.82	0.79
1:A:249:SER:CA	1:A:250:ILE:HB	2.13	0.79
1:A:323:LYS:CE	1:A:328:ARG:HE	1.95	0.79
1:A:1063:MET:CE	1:A:1436:ILE:HG13	2.12	0.79
6:H:111:LEU:O	6:H:112:ILE:HD13	1.83	0.79
12:N:3:DG:H1'	12:N:4:DC:H5'	1.62	0.79
1:A:316:GLN:CG	1:A:319:GLY:HA2	2.13	0.79
1:A:839:ARG:HG2	1:A:839:ARG:HH11	1.45	0.79
2:B:169:ARG:H	2:B:454:THR:HG23	1.48	0.78
12:N:3:DG:H1'	12:N:4:DC:C5'	2.13	0.78
1:A:316:GLN:HE21	1:A:319:GLY:HA2	1.47	0.78
2:B:436:VAL:O	2:B:437:GLU:HG3	1.82	0.78
1:A:147:VAL:HG12	1:A:170:THR:HA	1.65	0.78
1:A:666:ILE:HD11	2:B:1030:LEU:HD13	1.64	0.78
11:T:7:DA:P	11:T:7:DA:H8	2.06	0.78
1:A:444:PHE:HE2	1:A:470:LEU:HD23	1.47	0.78

*Continued on next page...*

*Continued from previous page...*

Atom-1	Atom-2	Interatomic distance (Å)	Clash overlap (Å)
1:A:885:THR:HG23	1:A:943:LEU:HD12	1.65	0.78
1:A:43:GLU:HB2	1:A:50:ILE:HD12	0.80	0.78
1:A:304:MET:O	1:A:324:SER:HB2	1.83	0.78
7:I:78:CYS:SG	7:I:80:SER:HB3	2.24	0.78
10:L:38:LEU:HD12	10:L:40:LEU:CD1	2.13	0.78
2:B:642:ASP:HB3	2:B:649:LYS:HG3	1.64	0.77
3:C:56:THR:HG23	3:C:58:LEU:H	1.48	0.77
2:B:195:CYS:HB2	2:B:784:ASN:OD1	1.85	0.77
2:B:711:GLU:HB2	2:B:712:PRO:C	2.04	0.77
6:H:136:LYS:O	6:H:137:GLN:HG2	1.85	0.77
2:B:1173:ALA:HA	2:B:1180:PHE:HD1	1.49	0.76
13:R:1:A:H2'	13:R:2:U:C5'	2.15	0.76
11:T:15:DA:C8	11:T:16:DC:C5	2.74	0.76
1:A:316:GLN:HB2	1:A:318:SER:HA	1.68	0.76
1:A:1176:LEU:HD12	1:A:1176:LEU:H	1.48	0.76
12:N:2:DT:C2	12:N:3:DG:O6	2.39	0.76
1:A:849:MET:HB3	1:A:1063:MET:CE	2.16	0.76
1:A:399:HIS:CE1	1:A:462:VAL:HG21	2.20	0.76
10:L:29:TYR:HE1	10:L:58:LYS:HD2	1.52	0.75
1:A:705:LYS:HD2	1:A:708:MET:HE1	1.69	0.75
1:A:1063:MET:HE2	1:A:1436:ILE:HG13	1.67	0.75
2:B:1072:MET:HG3	2:B:1085:ILE:HB	1.67	0.75
10:L:38:LEU:HD11	10:L:49:LYS:HD3	1.66	0.75
1:A:1435:PRO:O	1:A:1436:ILE:HD12	1.86	0.75
11:T:2:DT:O4	12:N:13:DA:N6	2.20	0.75
2:B:864:LYS:HD2	2:B:866:TYR:H	1.52	0.75
1:A:68:GLN:HE22	1:A:80:HIS:CD2	2.05	0.75
2:B:955:THR:HG23	2:B:956:THR:O	1.86	0.75
1:A:249:SER:HB2	1:A:250:ILE:CB	2.15	0.74
1:A:871:ASP:HB3	4:E:204:THR:HG23	1.68	0.74
2:B:257:LYS:NZ	2:B:279:ASP:OD2	2.20	0.74
2:B:1077:THR:HG23	2:B:1079:LYS:H	1.51	0.74
10:L:38:LEU:HD11	10:L:40:LEU:HD21	1.67	0.74
10:L:38:LEU:HD11	10:L:49:LYS:HD2	1.69	0.74
1:A:346:ASP:HB3	2:B:1107:ALA:O	1.87	0.74
3:C:41:ILE:HG13	3:C:172:PRO:CG	2.13	0.74
10:L:31:CYS:HB3	10:L:34:CYS:O	1.86	0.74
11:T:10:DA:H1'	11:T:11:DG:C8	2.22	0.74
2:B:640:VAL:HG22	2:B:651:LEU:HD23	1.68	0.74
2:B:1187:ASN:ND2	2:B:1190:ASP:HB2	2.03	0.74
1:A:821:ARG:O	1:A:825:ILE:HG12	1.87	0.74

*Continued on next page...*

*Continued from previous page...*

Atom-1	Atom-2	Interatomic distance (Å)	Clash overlap (Å)
2:B:702:LEU:HD23	2:B:737:THR:O	1.87	0.74
10:L:46:VAL:HB	10:L:47:ARG:CA	2.16	0.74
1:A:1035:TYR:O	1:A:1036:ARG:HB2	1.87	0.74
2:B:778:MET:HE1	2:B:1094:ARG:HD2	1.68	0.74
11:T:5:DC:C2'	11:T:6:DG:C5'	2.51	0.74
1:A:570:PRO:HB2	1:A:572:TRP:HZ3	1.53	0.73
2:B:883:LEU:O	2:B:884:ARG:HB2	1.86	0.73
6:H:80:ARG:HG2	9:K:57:LEU:HD22	1.69	0.73
8:J:8:PHE:CD1	8:J:49:MET:SD	2.82	0.73
11:T:6:DG:H1'	11:T:7:DA:C5	2.24	0.73
2:B:25:ILE:HG23	2:B:29:ASP:HB2	1.70	0.73
1:A:567:LYS:HB2	6:H:96:VAL:HB	1.69	0.73
1:A:1162:VAL:HG11	7:I:41:PRO:HG3	1.71	0.73
1:A:254:GLU:OE2	2:B:918:ILE:HD12	1.89	0.73
1:A:1420:ASP:HB3	1:A:1422:ARG:HG2	1.71	0.73
12:N:6:DT:C2'	12:N:7:DA:OP2	2.31	0.73
2:B:470:LYS:HB3	2:B:471:LYS:HA	1.71	0.72
1:A:1063:MET:SD	1:A:1436:ILE:HG13	2.28	0.72
2:B:714:GLU:CG	2:B:715:ALA:HB3	2.19	0.72
1:A:399:HIS:CD2	1:A:400:PRO:HB3	2.24	0.72
1:A:901:LEU:HD22	1:A:919:ILE:HG23	1.68	0.72
2:B:789:MET:HE2	2:B:965:LYS:HB3	1.72	0.72
1:A:164:ARG:HG2	1:A:165:GLY:H	1.54	0.72
2:B:801:LYS:O	8:J:52:THR:HG23	1.89	0.72
1:A:963:ILE:HD12	1:A:1049:ILE:HG13	1.71	0.72
1:A:469:ARG:NH2	2:B:991:GLY:O	2.23	0.72
11:T:5:DC:H1'	11:T:6:DG:C5'	2.20	0.72
1:A:849:MET:HB3	1:A:1063:MET:HE3	1.71	0.72
1:A:403:LYS:CB	1:A:404:TYR:HD1	2.01	0.71
2:B:213:ILE:O	2:B:215:GLN:NE2	2.23	0.71
2:B:244:LEU:HD12	2:B:244:LEU:H	1.55	0.71
4:E:169:ARG:HH11	4:E:169:ARG:HG2	1.55	0.71
1:A:606:LEU:HD23	1:A:614:PHE:CE2	2.25	0.71
1:A:330:LYS:O	1:A:334:GLY:HA3	1.90	0.71
1:A:853:ASP:OD1	1:A:855:THR:HB	1.90	0.71
4:E:169:ARG:HG2	4:E:169:ARG:NH1	2.04	0.71
2:B:460:ALA:HB1	2:B:466:TRP:CE3	2.25	0.71
2:B:642:ASP:HA	2:B:649:LYS:HA	1.73	0.71
2:B:899:ILE:HG21	2:B:949:VAL:HG21	1.72	0.71
2:B:1117:GLN:NE2	2:B:1199:ALA:HB2	2.06	0.71
2:B:487:THR:HG22	2:B:490:SER:H	1.55	0.71

*Continued on next page...*



*Continued from previous page...*

Atom-1	Atom-2	Interatomic distance (Å)	Clash overlap (Å)
6:H:38:LEU:HD12	6:H:125:LEU:HD21	1.72	0.71
10:L:47:ARG:HB3	10:L:54:ARG:CB	2.21	0.71
1:A:316:GLN:HE21	1:A:319:GLY:CA	2.03	0.70
1:A:317:LYS:CA	1:A:318:SER:CB	2.66	0.70
2:B:711:GLU:C	2:B:713:ALA:HA	2.12	0.70
1:A:152:VAL:CG1	1:A:153:PRO:HD2	2.22	0.70
1:A:316:GLN:CB	1:A:317:LYS:CA	2.66	0.70
1:A:981:LEU:HD23	1:A:981:LEU:H	1.55	0.70
11:T:5:DC:C5	11:T:6:DG:C5	2.80	0.70
1:A:57:ARG:CG	1:A:68:GLN:HB3	2.21	0.70
2:B:980:PHE:CE2	2:B:1094:ARG:HG3	2.26	0.70
3:C:45:ALA:HB3	3:C:170:TRP:NE1	2.07	0.70
1:A:84:ILE:CD1	1:A:270:LEU:HG	2.21	0.70
4:E:79:TRP:HB2	4:E:105:PHE:HD2	1.54	0.70
1:A:114:LEU:HD13	1:A:145:LYS:CB	2.22	0.69
1:A:1329:THR:HB	1:A:1331:SER:H	1.56	0.69
11:T:3:DA:N6	12:N:11:DG:C6	2.60	0.69
2:B:269:ILE:HD11	2:B:386:LEU:HD21	1.74	0.69
6:H:5:LEU:HB2	6:H:59:ILE:O	1.92	0.69
1:A:57:ARG:HG2	1:A:68:GLN:HB3	1.72	0.69
1:A:310:GLY:C	1:A:312:PRO:HD3	2.11	0.69
3:C:45:ALA:HB3	3:C:170:TRP:CD1	2.26	0.69
11:T:15:DA:C5	11:T:16:DC:C4	2.81	0.69
1:A:50:ILE:HG23	1:A:51:GLY:N	2.07	0.69
1:A:249:SER:HA	1:A:250:ILE:HB	1.72	0.69
1:A:875:ALA:HB2	1:A:1366:ARG:HD2	1.74	0.69
1:A:885:THR:CG2	1:A:943:LEU:CD1	2.68	0.69
11:T:10:DA:C2	11:T:11:DG:C2	2.81	0.69
1:A:1356:ILE:HG22	1:A:1361:SER:HB2	1.74	0.69
1:A:668:ASP:HB3	1:A:743:VAL:HG23	1.75	0.69
1:A:1111:MET:HG3	1:A:1114:PRO:HG3	1.74	0.69
2:B:378:LEU:O	2:B:382:ILE:HG12	1.92	0.69
11:T:2:DT:H2''	11:T:3:DA:OP2	1.92	0.69
11:T:17:DG:H2''	11:T:18:DA:O5'	1.93	0.69
12:N:7:DA:H2''	12:N:8:DT:H71	1.72	0.69
1:A:30:ILE:HG12	2:B:1170:THR:HG21	1.75	0.69
1:A:1277:GLU:O	1:A:1278:ASN:HB2	1.93	0.69
8:J:8:PHE:CE1	8:J:49:MET:SD	2.86	0.69
11:T:10:DA:H2''	11:T:11:DG:C8	2.28	0.69
11:T:10:DA:H1'	11:T:11:DG:N9	2.08	0.69
2:B:287:ARG:NH1	2:B:324:ILE:O	2.26	0.68

*Continued on next page...*



*Continued from previous page...*

Atom-1	Atom-2	Interatomic distance (Å)	Clash overlap (Å)
7:I:111:THR:HG22	7:I:113:ASP:H	1.56	0.68
1:A:919:ILE:CG2	1:A:920:LEU:N	2.56	0.68
11:T:5:DC:H1'	11:T:6:DG:H5'	1.75	0.68
8:J:3:VAL:HG21	8:J:18:TRP:HB2	1.75	0.68
1:A:57:ARG:CA	1:A:68:GLN:HG2	2.23	0.68
1:A:112:LYS:HG2	1:A:113:LEU:N	2.06	0.68
1:A:399:HIS:CD2	1:A:400:PRO:CB	2.77	0.68
1:A:779:PHE:CE2	1:A:785:PRO:HD3	2.29	0.68
1:A:343:LYS:HD2	2:B:1151:LEU:HA	1.76	0.68
1:A:901:LEU:HB2	1:A:926:GLN:HG2	1.75	0.68
2:B:824:ILE:HG12	8:J:48:ARG:HH22	1.59	0.68
11:T:6:DG:H2''	11:T:7:DA:N7	2.08	0.68
1:A:1345:ARG:HD2	1:A:1373:ASP:OD1	1.93	0.68
2:B:855:PHE:CZ	2:B:857:ARG:NH1	2.60	0.68
10:L:31:CYS:CB	10:L:34:CYS:SG	2.81	0.68
2:B:784:ASN:HD21	2:B:788:ARG:HD2	1.57	0.68
9:K:41:THR:HG22	9:K:42:LEU:N	2.07	0.68
2:B:475:SER:O	2:B:476:ARG:HB2	1.94	0.68
1:A:780:VAL:HG23	1:A:789:LYS:HE2	1.76	0.68
2:B:710:LEU:O	2:B:711:GLU:CB	2.41	0.68
12:N:2:DT:C2	12:N:3:DG:C6	2.81	0.68
2:B:1084:GLN:HE22	3:C:191:TYR:HA	1.58	0.67
2:B:1031:LEU:HD13	2:B:1055:ILE:HD13	1.76	0.67
3:C:69:LEU:HB2	8:J:5:VAL:HG11	1.76	0.67
11:T:10:DA:C2	11:T:11:DG:N3	2.62	0.67
1:A:129:LYS:HA	1:A:134:ARG:HH21	1.59	0.67
2:B:33:VAL:HG21	2:B:638:PHE:CZ	2.30	0.67
2:B:428:ILE:HD11	2:B:448:ILE:HA	1.76	0.67
3:C:66:ARG:NH2	8:J:3:VAL:O	2.27	0.67
1:A:550:LEU:HG	1:A:556:TRP:CE2	2.30	0.67
2:B:955:THR:OG1	10:L:55:ILE:HA	1.93	0.67
11:T:3:DA:C2	12:N:13:DA:N1	2.63	0.67
1:A:1134:ILE:O	1:A:1138:ILE:HG12	1.95	0.67
3:C:38:ILE:HG13	3:C:176:ILE:HD12	1.76	0.67
11:T:16:DC:C2'	11:T:17:DG:H5''	2.21	0.67
1:A:38:PRO:HD3	1:A:270:LEU:HD22	1.77	0.67
3:C:11:ARG:HH21	3:C:229:TYR:HD2	1.43	0.67
6:H:93:TYR:CG	6:H:145:ARG:HD3	2.30	0.67
1:A:351:THR:HG21	1:A:466:SER:O	1.95	0.67
2:B:356:LEU:HA	2:B:360:PHE:HB3	1.76	0.66
8:J:48:ARG:C	8:J:48:ARG:HD2	2.15	0.66

*Continued on next page...*

*Continued from previous page...*

Atom-1	Atom-2	Interatomic distance (Å)	Clash overlap (Å)
1:A:264:PHE:CE2	1:A:317:LYS:HD3	2.30	0.66
1:A:899:VAL:CB	1:A:929:LEU:HD13	2.25	0.66
2:B:648:HIS:CD2	2:B:711:GLU:CG	2.78	0.66
4:E:135:PHE:HD2	4:E:140:LEU:HD21	1.60	0.66
6:H:116:TYR:HB2	6:H:123:MET:HB3	1.77	0.66
11:T:6:DG:C1'	11:T:7:DA:N7	2.57	0.66
1:A:693:VAL:HG21	1:A:721:PHE:HE2	1.61	0.66
1:A:981:LEU:HD12	1:A:986:ILE:CD1	2.23	0.66
1:A:38:PRO:HG2	1:A:39:GLU:CD	2.15	0.66
2:B:1181:GLU:HG2	2:B:1188:LYS:HG3	1.78	0.66
3:C:142:VAL:H	8:J:16:ASP:HB3	1.60	0.66
10:L:47:ARG:CD	10:L:47:ARG:H	2.07	0.66
1:A:71:GLN:O	1:A:72:GLU:HB2	1.95	0.66
6:H:136:LYS:O	6:H:137:GLN:CG	2.44	0.66
1:A:343:LYS:O	1:A:345:VAL:HG13	1.96	0.65
7:I:78:CYS:O	7:I:79:HIS:HB2	1.97	0.65
1:A:67:CYS:O	1:A:70:CYS:SG	2.54	0.65
1:A:215:SER:HB3	1:A:218:ASP:HB2	1.78	0.65
2:B:784:ASN:ND2	2:B:788:ARG:CD	2.60	0.65
2:B:1084:GLN:HE22	3:C:192:TRP:H	1.41	0.65
3:C:57:VAL:HG12	3:C:58:LEU:HD23	1.79	0.65
1:A:378:GLU:OE1	1:A:434:ARG:HD3	1.96	0.65
1:A:392:VAL:CG1	1:A:415:LEU:HD11	2.25	0.65
2:B:465:ASN:N	2:B:465:ASN:HD22	1.94	0.65
2:B:976:ILE:O	2:B:1099:VAL:HG21	1.97	0.65
1:A:1174:PHE:O	1:A:1176:LEU:HB2	1.96	0.65
2:B:806:THR:HG22	2:B:808:ALA:H	1.61	0.65
1:A:563:PRO:CB	1:A:572:TRP:CZ2	2.79	0.64
11:T:15:DA:H2''	11:T:16:DC:H5'	1.79	0.64
2:B:460:ALA:HB1	2:B:466:TRP:CZ3	2.32	0.64
1:A:114:LEU:HD13	1:A:145:LYS:HB3	1.80	0.64
1:A:67:CYS:SG	1:A:68:GLN:CD	2.76	0.64
4:E:117:THR:O	4:E:120:ALA:N	2.31	0.64
7:I:34:TYR:HE1	7:I:36:GLU:HB3	1.63	0.64
8:J:6:ARG:HG2	8:J:11:GLY:O	1.96	0.64
12:N:9:DC:C2	12:N:10:DG:C6	2.85	0.64
12:N:13:DA:H2''	12:N:14:DG:C8	2.32	0.64
1:A:572:TRP:HH2	6:H:79:TRP:CZ3	2.15	0.64
2:B:711:GLU:CB	2:B:713:ALA:CA	2.68	0.64
2:B:969:ARG:NH1	3:C:61:GLU:OE1	2.31	0.64
6:H:93:TYR:CD2	6:H:145:ARG:HD3	2.33	0.64

*Continued on next page...*

*Continued from previous page...*

Atom-1	Atom-2	Interatomic distance (Å)	Clash overlap (Å)
8:J:42:LYS:HG3	8:J:43:ARG:H	1.63	0.64
1:A:145:LYS:HG3	1:A:146:MET:H	1.63	0.64
1:A:888:GLY:O	1:A:940:ARG:NH2	2.31	0.64
2:B:797:TYR:HB3	2:B:798:TYR:CD1	2.32	0.64
2:B:857:ARG:HD3	2:B:859:TYR:CZ	2.32	0.64
1:A:783:THR:HG21	1:A:796:SER:O	1.97	0.64
2:B:711:GLU:HB3	2:B:713:ALA:CB	2.28	0.64
11:T:6:DG:C1'	11:T:7:DA:C8	2.80	0.64
2:B:955:THR:HG23	2:B:956:THR:N	2.13	0.64
1:A:44:THR:O	1:A:45:GLN:HG3	1.98	0.64
6:H:91:ASP:O	6:H:93:TYR:CD1	2.51	0.64
10:L:38:LEU:HD21	10:L:49:LYS:HD2	1.80	0.64
11:T:12:DC:OP2	11:T:12:DC:H3'	1.97	0.64
5:F:110:ASP:O	5:F:111:LEU:HB2	1.97	0.63
1:A:761:MET:HG3	2:B:1021:MET:HG2	1.80	0.63
2:B:62:ILE:HG23	2:B:418:LYS:HG2	1.80	0.63
2:B:784:ASN:HD21	2:B:788:ARG:CD	2.11	0.63
7:I:74:GLU:HB3	7:I:81:ARG:NE	2.13	0.63
11:T:6:DG:O3'	11:T:7:DA:C8	2.51	0.63
2:B:301:ILE:HG21	2:B:314:LEU:HD11	1.81	0.63
1:A:134:ARG:NH1	1:A:220:THR:O	2.31	0.63
1:A:316:GLN:NE2	1:A:319:GLY:HA2	2.14	0.63
2:B:884:ARG:HB2	2:B:936:ASP:H	1.62	0.63
10:L:47:ARG:H	10:L:47:ARG:HD2	1.64	0.63
11:T:3:DA:H2''	11:T:4:DC:H5'	1.80	0.63
11:T:7:DA:C2'	11:T:8:DT:C6	2.80	0.63
1:A:41:MET:O	1:A:42:ASP:HB3	1.99	0.63
1:A:341:MET:HE1	1:A:1425:SER:HB3	1.81	0.63
1:A:629:LEU:HD13	1:A:645:LEU:HD21	1.78	0.63
1:A:977:LYS:HG3	1:A:978:PRO:HD2	1.81	0.63
2:B:33:VAL:HG21	2:B:638:PHE:HZ	1.64	0.63
4:E:79:TRP:HB2	4:E:105:PHE:CD2	2.32	0.63
6:H:137:GLN:CG	6:H:138:GLU:HA	2.29	0.63
1:A:420:ARG:O	1:A:424:ILE:HG13	1.99	0.63
2:B:708:GLU:O	2:B:712:PRO:CB	2.45	0.63
2:B:1051:THR:HG22	2:B:1053:GLU:H	1.62	0.63
8:J:3:VAL:HG21	8:J:18:TRP:CB	2.28	0.63
10:L:27:LEU:O	10:L:39:SER:HA	1.98	0.63
4:E:54:GLN:HG2	4:E:57:MET:HE3	1.81	0.63
7:I:109:ILE:HG21	7:I:120:GLN:HG3	1.79	0.63
10:L:40:LEU:HD11	10:L:49:LYS:HE3	1.81	0.63

*Continued on next page...*

*Continued from previous page...*

Atom-1	Atom-2	Interatomic distance (Å)	Clash overlap (Å)
1:A:1176:LEU:HD12	1:A:1176:LEU:N	2.13	0.63
11:T:1:DC:H2'	11:T:2:DT:C6	2.34	0.63
11:T:9:DA:H61	12:N:6:DT:H3	0.79	0.63
1:A:269:ILE:HD11	1:A:300:VAL:HA	1.80	0.63
2:B:1032:SER:HB3	2:B:1089:PRO:HB2	1.81	0.63
8:J:49:MET:HE2	8:J:49:MET:HA	1.81	0.63
11:T:7:DA:C2'	11:T:8:DT:H5'	2.28	0.63
1:A:42:ASP:HA	1:A:50:ILE:HB	1.81	0.62
1:A:563:PRO:CB	1:A:572:TRP:CE2	2.81	0.62
1:A:600:PRO:HA	6:H:25:ARG:NH1	2.13	0.62
2:B:710:LEU:C	2:B:711:GLU:HG2	2.18	0.62
1:A:79:GLY:O	1:A:243:PRO:HG3	1.99	0.62
1:A:472:LEU:O	1:A:475:THR:HB	1.99	0.62
2:B:416:LEU:HD12	2:B:466:TRP:CE2	2.33	0.62
6:H:38:LEU:C	6:H:38:LEU:HD23	2.19	0.62
1:A:42:ASP:OD1	1:A:43:GLU:N	2.31	0.62
1:A:870:GLU:HB2	4:E:204:THR:HG21	1.81	0.62
2:B:714:GLU:HA	2:B:715:ALA:HB2	0.65	0.62
4:E:20:LYS:NZ	4:E:34:GLU:O	2.32	0.62
6:H:91:ASP:O	6:H:93:TYR:HD1	1.83	0.62
10:L:29:TYR:HD1	10:L:58:LYS:HA	1.65	0.62
3:C:167:HIS:HD2	3:C:169:LYS:H	1.46	0.62
6:H:47:PHE:HB3	6:H:95:TYR:CD2	2.35	0.62
1:A:354:SER:HA	1:A:482:PHE:CD1	2.35	0.62
2:B:977:GLY:HA3	2:B:1099:VAL:CG2	2.30	0.62
1:A:57:ARG:CB	1:A:68:GLN:CG	2.55	0.61
1:A:1400:CYS:O	1:A:1405:THR:HG22	2.00	0.61
2:B:987:LYS:NZ	13:R:9:G:OP1	2.27	0.61
8:J:28:ASP:OD1	8:J:28:ASP:N	2.32	0.61
11:T:6:DG:N3	11:T:7:DA:C6	2.68	0.61
1:A:283:GLY:O	1:A:285:PRO:HD3	2.00	0.61
1:A:316:GLN:CB	1:A:318:SER:CA	2.65	0.61
11:T:6:DG:O3'	11:T:7:DA:H8	1.83	0.61
2:B:1048:THR:OG1	2:B:1050:ILE:HD12	1.99	0.61
5:F:97:ARG:NH1	5:F:100:GLN:OE1	2.33	0.61
1:A:317:LYS:HA	1:A:318:SER:CB	2.31	0.61
1:A:650:GLN:O	1:A:654:ASN:HB2	2.00	0.61
1:A:244:PRO:O	1:A:247:ARG:N	2.29	0.61
3:C:114:TYR:CG	3:C:140:ASN:HB2	2.35	0.61
1:A:981:LEU:CD1	1:A:986:ILE:HD11	2.28	0.61
2:B:1163:CYS:HA	2:B:1191:ILE:HD12	1.82	0.61

*Continued on next page...*

*Continued from previous page...*

Atom-1	Atom-2	Interatomic distance (Å)	Clash overlap (Å)
1:A:70:CYS:HA	2:B:1174:LYS:HD3	1.83	0.61
4:E:169:ARG:HH11	4:E:169:ARG:CG	2.14	0.61
10:L:55:ILE:HG23	10:L:55:ILE:O	2.01	0.61
11:T:6:DG:C2'	11:T:7:DA:C8	2.84	0.61
1:A:381:THR:HG23	1:A:383:TYR:H	1.66	0.61
1:A:466:SER:HB2	2:B:1099:VAL:HG11	1.82	0.61
1:A:981:LEU:HD12	1:A:986:ILE:CG1	2.30	0.61
2:B:114:PRO:HG2	2:B:181:LEU:HD11	1.81	0.60
1:A:479:ASN:ND2	16:T:101:G2P:O3'	2.34	0.60
1:A:563:PRO:HB3	1:A:572:TRP:CH2	2.36	0.60
2:B:435:THR:HG22	2:B:435:THR:O	2.00	0.60
1:A:114:LEU:HD12	1:A:142:CYS:SG	2.41	0.60
5:F:119:ARG:HG3	5:F:119:ARG:HH11	1.67	0.60
7:I:34:TYR:CE1	7:I:36:GLU:HB3	2.36	0.60
10:L:28:LYS:HA	10:L:39:SER:HA	1.82	0.60
1:A:147:VAL:O	1:A:148:CYS:C	2.39	0.60
2:B:724:ASP:HB3	2:B:727:LYS:HG3	1.84	0.60
1:A:38:PRO:CG	1:A:39:GLU:OE1	2.44	0.60
1:A:912:LEU:HD22	1:A:1036:ARG:HH21	1.61	0.60
1:A:901:LEU:HD22	1:A:919:ILE:CG2	2.32	0.60
2:B:470:LYS:CB	2:B:471:LYS:HA	2.29	0.60
11:T:6:DG:N2	11:T:7:DA:C2	2.70	0.60
6:H:47:PHE:HZ	6:H:146:ARG:HG3	1.65	0.60
1:A:869:GLY:O	4:E:204:THR:HG21	2.02	0.60
1:A:980:ASP:H	1:A:981:LEU:HD23	1.65	0.60
10:L:47:ARG:HB2	10:L:54:ARG:HA	1.83	0.60
11:T:18:DA:C2'	11:T:19:1CC:OP2	2.37	0.60
1:A:768:GLN:HG2	1:A:816:HIS:HA	1.82	0.60
1:A:963:ILE:HD13	1:A:1048:ASN:HB3	1.83	0.60
2:B:470:LYS:HB3	2:B:471:LYS:CA	2.32	0.60
2:B:884:ARG:O	2:B:936:ASP:HB3	2.02	0.60
6:H:91:ASP:OD1	6:H:92:ASP:N	2.35	0.60
11:T:6:DG:H2''	11:T:7:DA:C8	2.37	0.60
2:B:244:LEU:HD12	2:B:244:LEU:N	2.17	0.59
2:B:911:ILE:CD1	2:B:941:LEU:HD23	2.31	0.59
1:A:406:ILE:HD13	1:A:431:LYS:CB	2.32	0.59
1:A:470:LEU:HD21	1:A:487:MET:HE3	1.84	0.59
2:B:65:GLU:HG3	2:B:246:LYS:NZ	2.17	0.59
2:B:284:ILE:HG21	2:B:333:PHE:HD2	1.66	0.59
2:B:487:THR:O	2:B:490:SER:HB3	2.02	0.59
9:K:41:THR:CG2	9:K:42:LEU:N	2.65	0.59

*Continued on next page...*

*Continued from previous page...*

Atom-1	Atom-2	Interatomic distance (Å)	Clash overlap (Å)
1:A:406:ILE:CD1	1:A:431:LYS:HB2	2.32	0.59
2:B:1164:GLY:HA3	2:B:1190:ASP:HB3	1.83	0.59
1:A:265:LYS:CE	1:A:302:THR:HG23	2.23	0.59
1:A:355:GLY:CA	1:A:482:PHE:CZ	2.85	0.59
1:A:185:TRP:HZ3	1:A:200:ARG:HG2	1.68	0.59
6:H:130:ARG:HG2	6:H:130:ARG:NH1	2.15	0.59
11:T:10:DA:N3	11:T:11:DG:N3	2.51	0.59
1:A:920:LEU:HD23	1:A:921:GLY:H	1.66	0.59
1:A:977:LYS:HE3	1:A:977:LYS:HA	1.84	0.59
2:B:1220:ARG:O	2:B:1221:SER:HB2	2.01	0.59
5:F:119:ARG:HH11	5:F:119:ARG:CG	2.16	0.59
2:B:1162:ILE:HG22	2:B:1163:CYS:H	1.67	0.59
1:A:606:LEU:HG	1:A:613:ILE:HB	1.84	0.59
1:A:1155:ASP:O	1:A:1241:ARG:NH1	2.35	0.59
2:B:287:ARG:HG2	2:B:292:ILE:HA	1.84	0.59
2:B:977:GLY:HA3	2:B:1099:VAL:HG21	1.84	0.59
2:B:977:GLY:C	2:B:1099:VAL:HG23	2.23	0.59
1:A:247:ARG:N	1:A:248:PRO:HD3	2.18	0.59
2:B:30:SER:OG	2:B:743:ILE:O	2.21	0.59
2:B:714:GLU:CA	2:B:715:ALA:HB3	2.25	0.59
12:N:11:DG:H2 <sup>?</sup>	12:N:12:DT:C7	2.33	0.59
2:B:737:THR:O	2:B:737:THR:HG23	2.03	0.59
2:B:1084:GLN:NE2	3:C:191:TYR:HA	2.17	0.59
3:C:45:ALA:HA	3:C:72:LEU:HD12	1.84	0.59
1:A:565:ILE:O	1:A:570:PRO:HA	2.03	0.58
1:A:979:SER:HB2	1:A:981:LEU:CD2	2.30	0.58
2:B:696:GLU:O	2:B:699:GLU:HB2	2.03	0.58
2:B:778:MET:HE1	2:B:1094:ARG:CD	2.33	0.58
1:A:251:SER:CB	1:A:252:PHE:HB3	2.22	0.58
2:B:108:VAL:HG12	2:B:109:THR:N	2.16	0.58
12:N:11:DG:H2 <sup>?</sup>	12:N:12:DT:C5	2.38	0.58
1:A:1011:GLN:NE2	1:A:1015:VAL:HG21	2.17	0.58
9:K:49:GLU:HG3	9:K:94:ILE:HG12	1.84	0.58
1:A:244:PRO:O	1:A:248:PRO:HD3	2.03	0.58
1:A:316:GLN:CG	1:A:319:GLY:O	2.51	0.58
2:B:570:VAL:HB	2:B:573:GLN:HG2	1.84	0.58
10:L:47:ARG:HG2	10:L:48:CYS:N	2.12	0.58
1:A:323:LYS:HE2	1:A:328:ARG:NE	2.12	0.58
8:J:49:MET:HA	8:J:49:MET:CE	2.33	0.58
10:L:32:ALA:HB2	10:L:55:ILE:HG23	1.85	0.58
1:A:259:GLU:HB3	1:A:264:PHE:CZ	2.38	0.58

*Continued on next page...*

*Continued from previous page...*

Atom-1	Atom-2	Interatomic distance (Å)	Clash overlap (Å)
6:H:4:THR:HG22	6:H:5:LEU:N	2.18	0.58
6:H:139:ASN:O	6:H:140:ALA:HB2	2.03	0.58
7:I:113:ASP:OD2	7:I:116:ASN:ND2	2.37	0.58
1:A:316:GLN:HG2	1:A:319:GLY:CA	2.34	0.58
1:A:920:LEU:HD23	1:A:921:GLY:N	2.18	0.58
2:B:778:MET:HE1	2:B:1094:ARG:HH11	1.68	0.58
3:C:183:TRP:CZ2	3:C:207:CYS:HB3	2.39	0.58
1:A:45:GLN:HG3	1:A:45:GLN:O	2.02	0.58
1:A:316:GLN:HB3	1:A:319:GLY:C	2.24	0.58
1:A:946:VAL:HG22	4:E:201:LYS:HD3	1.86	0.58
11:T:3:DA:N6	12:N:11:DG:C5	2.72	0.58
1:A:606:LEU:HD23	1:A:614:PHE:HE2	1.68	0.58
1:A:709:THR:HG23	1:A:712:GLU:CB	2.33	0.58
1:A:1444:MET:HB2	5:F:133:VAL:HG12	1.84	0.58
2:B:1187:ASN:ND2	2:B:1190:ASP:CB	2.61	0.58
1:A:164:ARG:CG	1:A:165:GLY:H	2.16	0.57
9:K:42:LEU:CD1	9:K:46:ILE:HG13	2.34	0.57
11:T:1:DC:H2''	11:T:2:DT:O4'	2.04	0.57
2:B:824:ILE:HG12	8:J:48:ARG:NH2	2.19	0.57
8:J:48:ARG:HE	8:J:49:MET:HG2	1.69	0.57
1:A:588:LEU:HD23	1:A:632:VAL:HG21	1.86	0.57
2:B:106:ASP:OD1	2:B:107:GLY:N	2.36	0.57
3:C:66:ARG:HB3	8:J:5:VAL:CG2	2.34	0.57
10:L:30:ILE:HG22	10:L:36:SER:O	2.04	0.57
1:A:44:THR:O	1:A:45:GLN:C	2.42	0.57
2:B:1051:THR:HG22	2:B:1053:GLU:N	2.19	0.57
3:C:162:GLY:HA3	3:C:170:TRP:CD2	2.39	0.57
12:N:3:DG:H1'	12:N:4:DC:H5''	1.86	0.57
2:B:857:ARG:HH11	2:B:857:ARG:HB2	1.69	0.57
2:B:864:LYS:HB3	2:B:872:GLU:H	1.69	0.57
4:E:9:ILE:HD11	4:E:53:PRO:HD3	1.87	0.57
8:J:2:ILE:O	8:J:3:VAL:O	2.23	0.57
1:A:316:GLN:CG	1:A:319:GLY:CA	2.82	0.57
2:B:58:THR:O	2:B:62:ILE:HG12	2.04	0.57
2:B:475:SER:O	2:B:476:ARG:CB	2.52	0.57
3:C:77:ILE:HD12	3:C:161:LYS:HG3	1.86	0.57
1:A:251:SER:HB2	1:A:252:PHE:CA	2.35	0.57
2:B:280:ILE:HB	2:B:285:ILE:HD11	1.87	0.57
3:C:69:LEU:CB	8:J:5:VAL:HG11	2.35	0.57
1:A:152:VAL:HG12	1:A:153:PRO:HD2	1.86	0.57
1:A:173:THR:HB	1:A:184:SER:HB3	1.85	0.57

*Continued on next page...*



*Continued from previous page...*

Atom-1	Atom-2	Interatomic distance (Å)	Clash overlap (Å)
1:A:268:ASP:O	1:A:299:HIS:ND1	2.34	0.57
2:B:712:PRO:N	2:B:713:ALA:HA	2.16	0.57
3:C:148:ARG:HG2	3:C:149:LYS:H	1.70	0.57
6:H:130:ARG:HH11	6:H:130:ARG:CG	2.14	0.57
1:A:378:GLU:HG2	1:A:388:LEU:HD11	1.86	0.57
1:A:981:LEU:HD22	1:A:1038:THR:C	2.25	0.57
1:A:353:ILE:HD13	1:A:487:MET:HE3	1.87	0.56
2:B:31:TRP:HA	2:B:34:ILE:HD12	1.87	0.56
2:B:799:PRO:HB2	2:B:818:PRO:HG2	1.87	0.56
11:T:5:DC:N4	12:N:10:DG:H1	2.03	0.56
11:T:6:DG:C2	11:T:7:DA:N1	2.74	0.56
1:A:840:ARG:HG2	1:A:1402:PHE:HZ	1.70	0.56
1:A:1038:THR:O	1:A:1042:PHE:HB3	2.05	0.56
1:A:1441:PHE:CZ	5:F:89:GLU:HA	2.40	0.56
2:B:102:VAL:HG22	2:B:112:LEU:HD22	1.87	0.56
2:B:711:GLU:CA	2:B:713:ALA:HA	2.35	0.56
6:H:103:LYS:HB3	6:H:115:TYR:HD2	1.69	0.56
10:L:47:ARG:CB	10:L:54:ARG:HB3	2.26	0.56
11:T:10:DA:C4	11:T:11:DG:C4	2.93	0.56
2:B:205:ILE:HG13	2:B:461:LEU:HB3	1.87	0.56
2:B:258:LEU:HB2	2:B:385:LEU:HD21	1.86	0.56
4:E:157:SER:N	4:E:160:GLU:OE1	2.30	0.56
10:L:32:ALA:CB	10:L:55:ILE:HG23	2.35	0.56
11:T:3:DA:H2'	11:T:4:DC:O4'	2.05	0.56
1:A:152:VAL:HG13	1:A:153:PRO:HD2	1.87	0.56
1:A:1209:MET:SD	1:A:1236:LEU:HB3	2.45	0.56
11:T:8:DT:OP2	11:T:8:DT:H3'	2.05	0.56
1:A:32:VAL:HG21	1:A:57:ARG:O	2.06	0.56
1:A:980:ASP:N	1:A:981:LEU:HD23	2.21	0.56
2:B:370:PHE:HD2	2:B:373:ARG:HG3	1.71	0.56
2:B:373:ARG:HA	2:B:566:LEU:HD23	1.86	0.56
2:B:847:ASP:OD2	9:K:6:ARG:NH2	2.35	0.56
3:C:177:GLU:HB2	3:C:231:ASN:HB3	1.87	0.56
11:T:10:DA:C1'	11:T:11:DG:C8	2.87	0.56
1:A:563:PRO:HB3	1:A:572:TRP:CD2	2.38	0.56
2:B:246:LYS:O	2:B:246:LYS:HG3	2.05	0.56
2:B:762:ASN:ND2	2:B:1022:THR:HA	2.20	0.56
11:T:8:DT:C1'	11:T:9:DA:C8	2.80	0.56
1:A:302:THR:HA	1:A:305:ASP:O	2.06	0.56
1:A:1312:ASN:O	1:A:1316:VAL:HG23	2.06	0.56
11:T:12:DC:C1'	11:T:13:DA:C1'	2.81	0.56

*Continued on next page...*



*Continued from previous page...*

Atom-1	Atom-2	Interatomic distance (Å)	Clash overlap (Å)
1:A:679:ILE:HG23	1:A:729:ALA:HB1	1.88	0.55
2:B:844:SER:HB2	2:B:996:ARG:H	1.69	0.55
2:B:979:LYS:HE3	2:B:987:LYS:HG3	1.86	0.55
1:A:546:VAL:HG13	1:A:577:ILE:HG21	1.87	0.55
1:A:885:THR:HG21	1:A:943:LEU:HD12	1.84	0.55
11:T:5:DC:H42	12:N:10:DG:H1	1.55	0.55
11:T:6:DG:C2'	11:T:7:DA:N7	2.68	0.55
2:B:95:ILE:HD12	2:B:130:VAL:HG22	1.87	0.55
3:C:66:ARG:CA	8:J:5:VAL:HG21	2.33	0.55
3:C:251:LEU:O	3:C:255:VAL:HG23	2.05	0.55
1:A:795:GLU:HG2	1:A:796:SER:N	2.21	0.55
2:B:129:PHE:CE1	2:B:166:PHE:HB2	2.42	0.55
2:B:883:LEU:HD22	2:B:884:ARG:H	1.72	0.55
6:H:40:LEU:HD13	6:H:123:MET:HG3	1.89	0.55
7:I:47:GLU:HG2	7:I:50:THR:HG23	1.87	0.55
2:B:640:VAL:HG22	2:B:651:LEU:CD2	2.37	0.55
4:E:46:TYR:CD1	4:E:58:MET:HG3	2.42	0.55
1:A:406:ILE:CD1	1:A:431:LYS:CB	2.85	0.55
1:A:497:THR:HG21	2:B:1149:GLU:OE2	2.07	0.55
1:A:1118:VAL:HB	1:A:1306:LEU:HB2	1.87	0.55
2:B:469:GLN:HG3	2:B:469:GLN:O	2.05	0.55
2:B:1162:ILE:O	2:B:1191:ILE:HG13	2.06	0.55
6:H:38:LEU:CD1	6:H:125:LEU:HD21	2.37	0.55
11:T:13:DA:C5'	11:T:14:DG:OP2	2.48	0.55
1:A:447:GLN:NE2	11:T:21:DC:H4'	2.21	0.55
2:B:363:HIS:O	2:B:364:ILE:HB	2.07	0.55
2:B:486:TYR:CZ	2:B:1096:ARG:HB3	2.42	0.55
2:B:756:ILE:HG12	2:B:770:GLN:HG2	1.89	0.55
1:A:1161:THR:HG22	1:A:1163:ILE:N	2.15	0.55
1:A:1323:ASP:OD1	1:A:1325:THR:HG22	2.07	0.55
2:B:62:ILE:HD12	2:B:418:LYS:HG3	1.89	0.55
1:A:53:LEU:HD23	1:A:53:LEU:C	2.27	0.55
1:A:241:VAL:HG13	1:A:266:LEU:HD13	1.89	0.55
1:A:981:LEU:CD2	1:A:1038:THR:HA	2.37	0.55
5:F:123:LYS:NZ	5:F:127:GLU:OE2	2.39	0.55
1:A:949:ASP:OD1	1:A:949:ASP:N	2.40	0.55
3:C:7:GLN:HB2	3:C:23:SER:HB2	1.89	0.55
5:F:97:ARG:HE	5:F:124:GLU:CD	2.10	0.55
1:A:783:THR:HG22	1:A:787:PHE:CD2	2.43	0.54
9:K:45:LEU:HG	9:K:94:ILE:HD13	1.88	0.54
10:L:48:CYS:SG	10:L:49:LYS:N	2.80	0.54

*Continued on next page...*

*Continued from previous page...*

Atom-1	Atom-2	Interatomic distance (Å)	Clash overlap (Å)
1:A:545:GLN:HG2	1:A:549:MET:HE3	1.89	0.54
2:B:977:GLY:C	2:B:1099:VAL:CG2	2.76	0.54
11:T:3:DA:C2'	11:T:4:DC:O4'	2.56	0.54
1:A:899:VAL:CG1	1:A:929:LEU:HD13	2.37	0.54
1:A:1116:LEU:HD22	1:A:1311:VAL:HG22	1.88	0.54
2:B:345:LYS:HG2	2:B:348:ARG:HH12	1.73	0.54
3:C:22:LEU:HD22	3:C:25:VAL:HG21	1.88	0.54
1:A:436:ILE:HD11	1:A:491:VAL:HG11	1.88	0.54
2:B:955:THR:CG2	2:B:956:THR:O	2.55	0.54
11:T:5:DC:N4	12:N:10:DG:N1	2.56	0.54
1:A:145:LYS:HG3	1:A:146:MET:N	2.22	0.54
2:B:1002:THR:HG22	2:B:1006:ILE:N	2.22	0.54
4:E:179:GLN:O	4:E:182:ASP:HB2	2.08	0.54
2:B:714:GLU:CB	2:B:715:ALA:HB3	2.37	0.54
6:H:89:LEU:HD23	6:H:92:ASP:H	1.72	0.54
2:B:792:MET:HE1	11:T:25:DC:P	2.48	0.54
8:J:8:PHE:HD1	8:J:49:MET:SD	2.28	0.54
1:A:167:CYS:SG	1:A:169:ASN:OD1	2.66	0.54
2:B:590:HIS:HD2	2:B:596:LEU:HD22	1.72	0.54
2:B:1002:THR:HG23	2:B:1004:GLU:N	2.16	0.54
2:B:1084:GLN:NE2	3:C:192:TRP:H	2.04	0.54
1:A:1342:GLU:HG3	4:E:198:ILE:HD13	1.89	0.54
2:B:519:TRP:CZ2	2:B:705:MET:HE1	2.43	0.54
3:C:60:ASP:HB3	10:L:67:PHE:CE2	2.43	0.54
2:B:325:GLN:OE1	7:I:12:ASN:ND2	2.39	0.54
2:B:549:THR:HG21	2:B:610:ASN:HD22	1.73	0.54
2:B:1095:LEU:C	2:B:1097:HIS:H	2.12	0.54
3:C:120:ILE:HG21	3:C:124:LEU:HD21	1.90	0.54
6:H:44:VAL:HG13	6:H:48:PRO:HA	1.90	0.54
6:H:36:CYS:SG	6:H:130:ARG:NH2	2.82	0.53
11:T:9:DA:H2'	11:T:10:DA:C8	2.43	0.53
11:T:12:DC:N4	12:N:3:DG:O6	2.41	0.53
1:A:765:VAL:HG22	1:A:800:VAL:HB	1.88	0.53
1:A:981:LEU:N	1:A:981:LEU:CD2	2.64	0.53
5:F:111:LEU:O	5:F:112:GLU:CG	2.51	0.53
1:A:90:VAL:HB	1:A:297:GLN:NE2	2.24	0.53
1:A:401:GLY:C	1:A:435:HIS:CD2	2.82	0.53
1:A:492:PRO:HB2	1:A:497:THR:HG23	1.89	0.53
10:L:47:ARG:HD2	10:L:47:ARG:N	2.24	0.53
1:A:1376:THR:HG23	4:E:212:ARG:HH22	1.71	0.53
4:E:15:ALA:O	4:E:19:VAL:HG23	2.08	0.53

*Continued on next page...*

*Continued from previous page...*

Atom-1	Atom-2	Interatomic distance (Å)	Clash overlap (Å)
10:L:38:LEU:CD1	10:L:40:LEU:CD1	2.85	0.53
1:A:404:TYR:CD1	1:A:404:TYR:N	2.76	0.53
1:A:839:ARG:HH11	1:A:839:ARG:CG	2.14	0.53
2:B:247:GLY:HA3	2:B:418:LYS:HE3	1.90	0.53
6:H:58:THR:HG21	6:H:93:TYR:CZ	2.44	0.53
6:H:81:PRO:HB2	6:H:82:PRO:HD2	1.90	0.53
1:A:45:GLN:O	1:A:45:GLN:CG	2.52	0.53
10:L:38:LEU:CD1	10:L:40:LEU:HD11	2.38	0.53
11:T:11:DG:OP2	11:T:11:DG:H8	1.90	0.53
1:A:599:SER:O	1:A:601:LYS:N	2.41	0.53
1:A:1349:TYR:HB2	1:A:1372:VAL:HG21	1.91	0.53
2:B:714:GLU:HG3	2:B:715:ALA:HB3	1.91	0.53
11:T:15:DA:N7	11:T:16:DC:C5	2.77	0.53
1:A:114:LEU:HB3	1:A:145:LYS:HG2	1.91	0.53
1:A:335:ARG:NH1	2:B:1206:GLU:OE1	2.41	0.53
1:A:463:ILE:HB	1:A:464:PRO:HD2	1.91	0.53
1:A:1142:THR:O	1:A:1145:SER:OG	2.26	0.53
2:B:778:MET:CE	2:B:1094:ARG:HD2	2.38	0.53
2:B:983:ARG:NH1	2:B:1091:TYR:HB3	2.24	0.53
3:C:75:MET:O	3:C:246:ARG:NH2	2.42	0.53
7:I:117:LYS:HE2	7:I:117:LYS:O	2.08	0.53
8:J:30:LEU:HD22	8:J:34:THR:HG21	1.91	0.53
11:T:11:DG:C2	11:T:12:DC:N4	2.77	0.53
1:A:526:ASP:HB2	2:B:835:GLN:CD	2.30	0.53
2:B:541:LEU:HB2	2:B:747:MET:HE3	1.90	0.53
2:B:998:ASP:OD1	3:C:35:ARG:NH2	2.41	0.53
2:B:1095:LEU:O	2:B:1097:HIS:N	2.41	0.53
1:A:252:PHE:CD1	1:A:252:PHE:N	2.76	0.53
1:A:1038:THR:O	1:A:1042:PHE:CB	2.57	0.53
2:B:468:GLU:C	2:B:470:LYS:H	2.13	0.53
3:C:164:ALA:HB2	3:C:171:GLY:HA2	1.90	0.53
1:A:903:ASN:HD22	1:A:904:THR:H	1.57	0.52
2:B:842:ASN:ND2	2:B:845:SER:OG	2.42	0.52
7:I:103:CYS:HB3	7:I:108:HIS:H	1.73	0.52
1:A:39:GLU:HA	1:A:40:THR:CB	2.14	0.52
1:A:311:GLN:N	1:A:312:PRO:HD3	2.23	0.52
1:A:317:LYS:CB	1:A:318:SER:CB	2.58	0.52
1:A:1015:VAL:HG12	1:A:1019:CYS:SG	2.49	0.52
1:A:1324:PRO:HB2	4:E:142:VAL:HG11	1.90	0.52
6:H:58:THR:CG2	6:H:93:TYR:CE2	2.92	0.52
1:A:351:THR:HG23	2:B:1103:ILE:HG12	1.90	0.52

*Continued on next page...*

*Continued from previous page...*

Atom-1	Atom-2	Interatomic distance (Å)	Clash overlap (Å)
1:A:353:ILE:HG22	1:A:468:PHE:HB2	1.90	0.52
1:A:503:GLN:OE1	5:F:90:ARG:NH2	2.42	0.52
2:B:465:ASN:CG	2:B:477:ALA:HB2	2.29	0.52
2:B:1179:GLN:O	2:B:1180:PHE:CD1	2.62	0.52
3:C:76:ASP:OD2	3:C:128:ASN:N	2.35	0.52
4:E:55:ARG:HD2	4:E:83:CYS:O	2.10	0.52
4:E:100:ILE:HG23	4:E:105:PHE:HB2	1.90	0.52
7:I:116:ASN:OD1	7:I:116:ASN:N	2.41	0.52
1:A:594:GLY:O	1:A:596:THR:CG2	2.58	0.52
2:B:1081:LEU:O	3:C:189:THR:HG23	2.09	0.52
1:A:569:LYS:HG2	1:A:570:PRO:HD2	1.92	0.52
1:A:24:PRO:HD2	1:A:233:TRP:CD1	2.45	0.52
2:B:714:GLU:CB	2:B:715:ALA:CB	2.87	0.52
6:H:115:TYR:CE1	6:H:124:ARG:HG3	2.45	0.52
11:T:5:DC:H1'	11:T:6:DG:H5''	1.89	0.52
1:A:466:SER:HB2	2:B:1099:VAL:CG1	2.40	0.52
1:A:540:PHE:HB3	1:A:571:LEU:HB3	1.92	0.52
2:B:1002:THR:HG22	2:B:1006:ILE:H	1.74	0.52
4:E:156:LEU:HD11	4:E:195:VAL:HB	1.91	0.52
1:A:351:THR:HG22	1:A:352:VAL:N	2.25	0.52
1:A:1130:GLN:O	1:A:1134:ILE:HD12	2.10	0.52
2:B:710:LEU:C	2:B:711:GLU:CG	2.76	0.52
3:C:114:TYR:CD2	3:C:140:ASN:HB2	2.45	0.52
10:L:54:ARG:O	10:L:55:ILE:HB	2.10	0.52
1:A:114:LEU:HD11	1:A:171:GLN:OE1	2.10	0.52
1:A:1206:ASP:O	1:A:1274:ARG:NH1	2.43	0.52
1:A:1224:LEU:CD2	1:A:1240:CYS:HB3	2.37	0.52
2:B:293:PRO:HG2	2:B:296:GLU:HB3	1.92	0.52
2:B:1165:ILE:HB	2:B:1185:CYS:SG	2.50	0.52
12:N:3:DG:H2''	12:N:4:DC:C5'	2.24	0.52
12:N:9:DC:C2	12:N:10:DG:O6	2.63	0.52
2:B:661:LEU:HD11	2:B:684:LEU:HD11	1.91	0.52
1:A:250:ILE:CG1	1:A:251:SER:N	2.73	0.51
1:A:534:LEU:O	1:A:574:GLY:HA3	2.10	0.51
1:A:919:ILE:HG22	1:A:920:LEU:N	2.26	0.51
1:A:1132:LYS:HG3	1:A:1135:ARG:NH1	2.21	0.51
1:A:1176:LEU:N	1:A:1176:LEU:CD1	2.73	0.51
2:B:345:LYS:HG2	2:B:348:ARG:NH1	2.24	0.51
2:B:712:PRO:N	2:B:713:ALA:CA	2.73	0.51
6:H:47:PHE:HB3	6:H:95:TYR:HD2	1.75	0.51
6:H:129:TYR:CE1	6:H:130:ARG:NH1	2.77	0.51

*Continued on next page...*

*Continued from previous page...*

Atom-1	Atom-2	Interatomic distance (Å)	Clash overlap (Å)
1:A:50:ILE:HG23	1:A:52:GLY:H	1.74	0.51
1:A:399:HIS:HD2	1:A:400:PRO:CA	2.07	0.51
2:B:487:THR:HG22	2:B:490:SER:N	2.22	0.51
2:B:487:THR:H	2:B:490:SER:HB3	1.75	0.51
5:F:77:ASP:OD1	5:F:77:ASP:N	2.43	0.51
6:H:93:TYR:HA	6:H:145:ARG:HG3	1.91	0.51
11:T:3:DA:H2''	11:T:4:DC:C5'	2.39	0.51
1:A:65:LEU:HA	1:A:73:GLY:HA2	1.93	0.51
1:A:1004:ASN:ND2	4:E:167:ARG:HD2	2.26	0.51
1:A:50:ILE:CG2	1:A:51:GLY:H	2.18	0.51
1:A:185:TRP:HE3	1:A:199:LEU:HB2	1.74	0.51
1:A:219:PHE:HB3	1:A:224:PHE:HB2	1.93	0.51
1:A:500:GLU:O	1:A:504:LEU:HB2	2.11	0.51
1:A:828:ALA:O	1:A:831:THR:CG2	2.51	0.51
2:B:1002:THR:CG2	2:B:1006:ILE:HB	2.41	0.51
2:B:1162:ILE:HG22	2:B:1163:CYS:N	2.24	0.51
1:A:35:ILE:CG2	1:A:52:GLY:O	2.52	0.51
6:H:97:MET:HB2	6:H:118:PHE:CD2	2.46	0.51
7:I:32:CYS:SG	7:I:33:SER:N	2.78	0.51
1:A:482:PHE:HB2	2:B:838:SER:HB3	1.91	0.51
1:A:966:ASN:O	1:A:970:THR:HG22	2.10	0.51
3:C:17:ASN:HD22	3:C:231:ASN:HD21	1.58	0.51
11:T:10:DA:N3	11:T:11:DG:C4	2.79	0.51
1:A:785:PRO:HB2	2:B:703:ILE:HD12	1.93	0.51
1:A:1383:SER:O	1:A:1388:GLY:HA3	2.10	0.51
2:B:48:LEU:HD23	2:B:173:MET:SD	2.50	0.51
2:B:104:GLU:CD	10:L:54:ARG:NH1	2.64	0.51
2:B:840:ILE:HG12	2:B:992:ILE:HG22	1.93	0.51
2:B:1159:ARG:HE	2:B:1193:GLN:NE2	2.08	0.51
11:T:7:DA:H8	11:T:7:DA:OP2	1.93	0.51
1:A:51:GLY:HA2	1:A:55:ASP:HB2	1.93	0.51
1:A:871:ASP:OD1	1:A:1366:ARG:NH2	2.43	0.51
2:B:637:LEU:HD12	2:B:693:ILE:HG13	1.93	0.51
2:B:955:THR:HG22	2:B:963:PHE:HE1	1.75	0.51
3:C:3:GLU:HB3	9:K:104:ASN:OD1	2.11	0.51
11:T:7:DA:OP2	11:T:8:DT:H73	2.09	0.51
1:A:1345:ARG:HG2	1:A:1372:VAL:CG1	2.40	0.51
2:B:247:GLY:CA	2:B:418:LYS:HE3	2.39	0.51
2:B:651:LEU:HG	2:B:710:LEU:HD12	1.93	0.51
2:B:1135:ARG:NH2	2:B:1136:ASP:OD1	2.44	0.51
8:J:64:ASN:N	8:J:65:PRO:HD2	2.26	0.51

*Continued on next page...*

*Continued from previous page...*

Atom-1	Atom-2	Interatomic distance (Å)	Clash overlap (Å)
1:A:567:LYS:CB	6:H:96:VAL:HB	2.39	0.51
1:A:697:ALA:HA	1:A:702:LEU:HB2	1.93	0.51
1:A:1409:LEU:HD13	2:B:1207:LEU:HD21	1.92	0.51
6:H:103:LYS:HB3	6:H:115:TYR:CD2	2.46	0.51
1:A:746:MET:SD	2:B:1015:HIS:HD2	2.33	0.50
1:A:1072:ILE:HD11	1:A:1368:MET:HA	1.92	0.50
2:B:117:ALA:HA	2:B:122:LEU:HB2	1.93	0.50
2:B:784:ASN:ND2	2:B:784:ASN:O	2.44	0.50
6:H:36:CYS:HB2	6:H:130:ARG:NH2	2.25	0.50
6:H:127:GLY:HA3	6:H:130:ARG:CZ	2.41	0.50
9:K:91:CYS:O	9:K:95:ILE:HG13	2.11	0.50
12:N:4:DC:H2''	12:N:5:DT:H72	1.93	0.50
1:A:78:PRO:O	2:B:1205:GLN:NE2	2.43	0.50
1:A:145:LYS:CG	1:A:146:MET:H	2.24	0.50
2:B:100:PRO:HD2	2:B:180:TYR:CE2	2.46	0.50
2:B:912:ILE:HD11	2:B:966:VAL:HG23	1.93	0.50
6:H:128:ASN:OD1	6:H:129:TYR:N	2.44	0.50
1:A:67:CYS:CB	1:A:70:CYS:SG	2.92	0.50
1:A:407:ARG:HG2	1:A:430:TRP:CZ2	2.47	0.50
1:A:114:LEU:HB2	1:A:142:CYS:SG	2.52	0.50
1:A:494:SER:H	1:A:497:THR:CG2	2.24	0.50
1:A:1223:ASP:O	1:A:1224:LEU:HB2	2.12	0.50
2:B:550:ASP:OD1	2:B:551:PRO:HD2	2.12	0.50
3:C:44:LEU:HD12	3:C:160:LYS:C	2.32	0.50
6:H:130:ARG:NH1	6:H:130:ARG:CG	2.73	0.50
1:A:896:ARG:HD2	1:A:897:TYR:CE2	2.46	0.50
2:B:859:TYR:OH	2:B:941:LEU:HD22	2.11	0.50
2:B:977:GLY:CA	2:B:1099:VAL:CG2	2.90	0.50
10:L:47:ARG:NH1	10:L:54:ARG:HE	2.10	0.50
1:A:251:SER:CB	1:A:252:PHE:CA	2.89	0.50
1:A:778:GLY:HA3	2:B:516:ASN:HB2	1.92	0.50
2:B:361:LEU:HD21	2:B:377:PHE:CD2	2.47	0.50
3:C:69:LEU:CB	8:J:5:VAL:CG1	2.89	0.50
6:H:58:THR:HG23	6:H:143:LEU:HB2	1.92	0.50
3:C:145:CYS:SG	3:C:146:LYS:N	2.85	0.50
6:H:84:ALA:HA	6:H:87:ARG:HB2	1.92	0.50
2:B:637:LEU:HA	2:B:743:ILE:HG12	1.93	0.50
3:C:235:VAL:HG21	8:J:6:ARG:HH21	1.77	0.50
6:H:104:PHE:CE2	6:H:114:VAL:HG23	2.47	0.50
1:A:49:LYS:HD2	1:A:49:LYS:N	2.27	0.50
1:A:839:ARG:CG	1:A:839:ARG:NH1	2.73	0.50

*Continued on next page...*

*Continued from previous page...*

Atom-1	Atom-2	Interatomic distance (Å)	Clash overlap (Å)
2:B:899:ILE:HG13	2:B:911:ILE:HG23	1.94	0.50
3:C:185:LYS:HG2	3:C:213:PRO:HG3	1.94	0.50
7:I:73:ARG:O	7:I:83:ASN:ND2	2.44	0.50
8:J:13:VAL:O	8:J:13:VAL:HG13	2.12	0.50
10:L:29:TYR:CD1	10:L:58:LYS:HA	2.46	0.50
1:A:185:TRP:HB2	1:A:199:LEU:HD13	1.93	0.49
1:A:249:SER:HA	1:A:250:ILE:CB	2.36	0.49
1:A:746:MET:SD	2:B:1015:HIS:CD2	3.05	0.49
1:A:899:VAL:CG1	1:A:929:LEU:CD1	2.90	0.49
2:B:532:ALA:HB1	2:B:536:VAL:HG23	1.93	0.49
2:B:796:LEU:O	2:B:799:PRO:HD3	2.12	0.49
3:C:46:ILE:HA	3:C:159:ALA:HA	1.94	0.49
3:C:181:ASP:CG	3:C:186:LEU:HD13	2.32	0.49
1:A:38:PRO:HA	1:A:270:LEU:HD13	1.94	0.49
1:A:645:LEU:HD11	1:A:649:ILE:HD11	1.94	0.49
2:B:834:ASN:HB3	2:B:840:ILE:HG13	1.94	0.49
4:E:55:ARG:HG3	4:E:55:ARG:HH11	1.77	0.49
1:A:40:THR:HG23	1:A:41:MET:N	2.27	0.49
1:A:594:GLY:O	1:A:596:THR:HG23	2.12	0.49
1:A:605:MET:HG3	1:A:606:LEU:N	2.26	0.49
1:A:1169:ILE:HD12	1:A:1169:ILE:H	1.76	0.49
1:A:508:PRO:O	1:A:511:ILE:HG13	2.13	0.49
1:A:855:THR:CG2	1:A:857:ARG:HE	2.26	0.49
2:B:710:LEU:O	2:B:711:GLU:HB2	2.13	0.49
3:C:15:LYS:O	3:C:240:VAL:HG22	2.12	0.49
7:I:74:GLU:O	7:I:74:GLU:HG3	2.12	0.49
11:T:10:DA:H1'	11:T:11:DG:C1'	2.43	0.49
12:N:12:DT:H2''	12:N:13:DA:OP2	2.12	0.49
1:A:316:GLN:HG2	1:A:319:GLY:C	2.30	0.49
2:B:65:GLU:HG3	2:B:246:LYS:HZ3	1.78	0.49
2:B:251:ILE:O	2:B:251:ILE:HG23	2.12	0.49
2:B:651:LEU:HG	2:B:710:LEU:CD1	2.43	0.49
6:H:58:THR:HG21	6:H:93:TYR:CE2	2.47	0.49
1:A:64:ASN:O	1:A:66:LYS:N	2.38	0.49
1:A:339:ASN:HB3	2:B:1117:GLN:HE22	1.77	0.49
1:A:606:LEU:HD11	1:A:608:ILE:HG12	1.95	0.49
1:A:842:VAL:HG11	2:B:1136:ASP:OD2	2.12	0.49
2:B:732:SER:HB2	2:B:734:HIS:CE1	2.47	0.49
6:H:80:ARG:HG2	9:K:57:LEU:CD2	2.40	0.49
1:A:32:VAL:CG2	1:A:57:ARG:O	2.60	0.49
1:A:1017:LEU:HB2	4:E:205:SER:C	2.33	0.49

*Continued on next page...*



*Continued from previous page...*

Atom-1	Atom-2	Interatomic distance (Å)	Clash overlap (Å)
2:B:64:CYS:O	2:B:65:GLU:HB3	2.13	0.49
2:B:416:LEU:HD11	2:B:460:ALA:CB	2.42	0.49
2:B:899:ILE:HG22	2:B:900:ALA:N	2.28	0.49
4:E:161:LYS:HD2	4:E:195:VAL:HG23	1.95	0.49
11:T:5:DC:C5	11:T:6:DG:C6	3.00	0.49
1:A:357:PRO:HD2	2:B:833:TYR:CZ	2.47	0.49
2:B:65:GLU:HG3	2:B:246:LYS:CE	2.43	0.49
2:B:169:ARG:N	2:B:454:THR:HG23	2.24	0.49
2:B:776:GLN:HG2	2:B:1096:ARG:HD3	1.95	0.49
1:A:372:LYS:HA	1:A:435:HIS:CE1	2.47	0.49
1:A:912:LEU:HD11	1:A:1033:GLN:HG3	1.95	0.49
1:A:1325:THR:OG1	4:E:146:HIS:O	2.31	0.49
1:A:1438:THR:HG23	2:B:1142:GLY:O	2.13	0.49
2:B:275:TYR:HE1	2:B:355:ILE:HG12	1.78	0.49
2:B:287:ARG:NH1	2:B:321:GLY:O	2.46	0.49
3:C:167:HIS:HD2	3:C:169:LYS:N	2.10	0.49
6:H:26:ILE:HG22	6:H:40:LEU:HB3	1.93	0.49
7:I:109:ILE:HG22	7:I:120:GLN:HG3	1.92	0.49
11:T:5:DC:N4	12:N:10:DG:C6	2.81	0.49
12:N:12:DT:H1'	12:N:13:DA:C8	2.48	0.49
1:A:57:ARG:CB	1:A:68:GLN:CB	2.67	0.49
1:A:770:VAL:HA	1:A:822:GLU:OE2	2.13	0.49
1:A:1116:LEU:HD13	1:A:1329:THR:HG23	1.95	0.49
2:B:247:GLY:HA3	2:B:418:LYS:CE	2.42	0.49
2:B:358:LYS:HA	2:B:366:GLN:HG2	1.94	0.49
2:B:859:TYR:N	2:B:966:VAL:O	2.39	0.49
2:B:882:THR:O	2:B:882:THR:HG22	2.13	0.49
2:B:884:ARG:HG3	2:B:935:ARG:CG	2.32	0.49
2:B:896:ASP:OD2	10:L:29:TYR:OH	2.29	0.49
3:C:46:ILE:HG23	3:C:157:CYS:HB3	1.95	0.49
8:J:48:ARG:O	8:J:52:THR:HB	2.12	0.49
4:E:46:TYR:CE1	4:E:58:MET:HG2	2.47	0.48
5:F:83:PRO:HA	5:F:146:TRP:CZ3	2.47	0.48
1:A:261:ASP:HB2	1:A:323:LYS:NZ	2.28	0.48
2:B:955:THR:HG22	2:B:963:PHE:CE1	2.48	0.48
3:C:69:LEU:HB2	8:J:5:VAL:CG1	2.43	0.48
4:E:198:ILE:HD11	4:E:212:ARG:HG3	1.95	0.48
7:I:5:ARG:HH21	7:I:36:GLU:CD	2.16	0.48
9:K:7:PHE:HB2	9:K:11:LEU:HD22	1.95	0.48
9:K:42:LEU:HD13	9:K:46:ILE:HG13	1.95	0.48
1:A:46:THR:CG2	1:A:47:ARG:H	2.00	0.48

*Continued on next page...*



*Continued from previous page...*

Atom-1	Atom-2	Interatomic distance (Å)	Clash overlap (Å)
1:A:86:LEU:HD13	1:A:90:VAL:HG22	1.94	0.48
1:A:169:ASN:ND2	1:A:169:ASN:O	2.46	0.48
1:A:552:TRP:NE1	1:A:655:PHE:CD2	2.81	0.48
1:A:1155:ASP:OD1	1:A:1162:VAL:HG23	2.13	0.48
1:A:1215:ARG:HG2	1:A:1273:LEU:HA	1.95	0.48
2:B:849:GLY:C	8:J:8:PHE:HE2	2.16	0.48
2:B:708:GLU:O	2:B:712:PRO:HG3	2.13	0.48
3:C:52:GLU:HA	10:L:64:LEU:HD11	1.95	0.48
3:C:133:ILE:HD11	3:C:237:SER:HA	1.94	0.48
4:E:136:ASN:OD1	4:E:137:GLU:N	2.46	0.48
11:T:10:DA:C2'	11:T:11:DG:C8	2.94	0.48
1:A:53:LEU:CD2	1:A:54:ASN:HB2	2.41	0.48
1:A:268:ASP:HB3	1:A:299:HIS:CE1	2.49	0.48
1:A:962:ARG:O	1:A:966:ASN:HB2	2.13	0.48
2:B:582:VAL:HG22	2:B:626:ILE:HB	1.94	0.48
2:B:995:ARG:NH1	2:B:997:GLU:OE2	2.46	0.48
1:A:115:LEU:HD22	1:A:119:ASN:HB2	1.94	0.48
1:A:260:ASP:OD1	1:A:261:ASP:N	2.47	0.48
1:A:310:GLY:CA	1:A:312:PRO:HD3	2.43	0.48
1:A:315:LEU:HA	1:A:320:ARG:HG2	1.95	0.48
1:A:1402:PHE:CG	1:A:1403:GLU:HG2	2.47	0.48
11:T:6:DG:N2	12:N:10:DG:H1	2.11	0.48
1:A:406:ILE:CB	1:A:431:LYS:HB2	2.33	0.48
1:A:472:LEU:HD21	2:B:835:GLN:HB2	1.95	0.48
1:A:542:GLU:O	1:A:546:VAL:HG23	2.13	0.48
1:A:715:GLU:OE2	1:A:774:ARG:NH1	2.47	0.48
2:B:376:PHE:CE1	2:B:569:TYR:HD2	2.32	0.48
2:B:792:MET:HG3	2:B:855:PHE:HE1	1.79	0.48
2:B:1174:LYS:HB3	2:B:1179:GLN:HB2	1.95	0.48
11:T:7:DA:H2'	11:T:8:DT:C5	2.45	0.48
2:B:711:GLU:HB3	2:B:713:ALA:HB2	1.96	0.48
4:E:28:TYR:CE2	4:E:78:LEU:HD13	2.49	0.48
4:E:147:HIS:HB3	4:E:150:VAL:HG23	1.95	0.48
5:F:83:PRO:HG2	5:F:84:TYR:HD1	1.78	0.48
10:L:29:TYR:HE1	10:L:58:LYS:CD	2.22	0.48
1:A:24:PRO:HB3	1:A:237:THR:HB	1.96	0.48
1:A:1364:ASN:OD1	1:A:1366:ARG:HG2	2.14	0.48
8:J:8:PHE:HE1	8:J:49:MET:CE	2.27	0.48
9:K:39:ASP:OD1	9:K:39:ASP:N	2.45	0.48
11:T:3:DA:C2	12:N:13:DA:C2	3.01	0.48
1:A:109:HIS:HB3	1:A:167:CYS:SG	2.53	0.48

*Continued on next page...*

*Continued from previous page...*

Atom-1	Atom-2	Interatomic distance (Å)	Clash overlap (Å)
1:A:161:LEU:N	1:A:161:LEU:CD2	2.77	0.48
2:B:226:PHE:HA	2:B:395:GLN:HG3	1.95	0.48
2:B:1065:GLN:HE21	2:B:1069:PHE:HD2	1.62	0.48
6:H:131:ASN:OD1	6:H:132:LEU:HG	2.14	0.48
9:K:33:ILE:HD13	9:K:87:LEU:HD22	1.95	0.48
1:A:908:LEU:CD1	1:A:983:ILE:HD11	2.44	0.47
1:A:1392:SER:O	1:A:1394:THR:N	2.47	0.47
2:B:1173:ALA:HA	2:B:1180:PHE:CD1	2.40	0.47
3:C:136:ASP:OD1	3:C:139:GLY:N	2.47	0.47
1:A:672:ASP:HB3	1:A:675:THR:H	1.79	0.47
2:B:65:GLU:OE2	2:B:246:LYS:HE3	2.14	0.47
2:B:203:PHE:HE2	2:B:212:LEU:HD12	1.79	0.47
2:B:364:ILE:HD13	2:B:585:VAL:HG13	1.95	0.47
2:B:1117:GLN:HE21	2:B:1199:ALA:HB2	1.77	0.47
1:A:565:ILE:HG22	1:A:569:LYS:O	2.14	0.47
1:A:628:GLY:O	1:A:632:VAL:HG23	2.13	0.47
1:A:1095:THR:HG21	1:A:1112:LYS:HE2	1.96	0.47
1:A:1189:SER:OG	1:A:1190:PRO:HD2	2.14	0.47
3:C:214:ASN:HB2	3:C:217:ASP:OD2	2.14	0.47
11:T:15:DA:C8	11:T:16:DC:H5	2.31	0.47
11:T:15:DA:C5	11:T:16:DC:N4	2.83	0.47
1:A:37:PHE:HB2	1:A:52:GLY:HA3	1.96	0.47
2:B:394:ASP:OD1	2:B:394:ASP:N	2.35	0.47
2:B:476:ARG:O	2:B:477:ALA:C	2.51	0.47
2:B:492:LEU:HA	2:B:492:LEU:HD23	1.74	0.47
1:A:845:LEU:CD2	1:A:1374:VAL:HG11	2.45	0.47
2:B:209:GLU:OE1	2:B:788:ARG:NH2	2.47	0.47
2:B:598:GLU:O	2:B:598:GLU:HG3	2.13	0.47
11:T:16:DC:H1'	11:T:17:DG:O4'	2.15	0.47
1:A:705:LYS:HB2	1:A:708:MET:HE2	1.96	0.47
1:A:1011:GLN:HE22	1:A:1015:VAL:HG21	1.78	0.47
2:B:314:LEU:O	2:B:317:CYS:HB2	2.13	0.47
2:B:620:ARG:NH1	7:I:68:LEU:HD21	2.29	0.47
2:B:1187:ASN:OD1	2:B:1188:LYS:N	2.47	0.47
4:E:23:VAL:HG12	4:E:28:TYR:HB2	1.97	0.47
9:K:44:ASN:HA	9:K:47:ARG:HG2	1.97	0.47
1:A:39:GLU:CA	1:A:40:THR:HB	2.27	0.47
1:A:152:VAL:HG12	1:A:153:PRO:CD	2.44	0.47
1:A:415:LEU:CD2	1:A:415:LEU:N	2.77	0.47
1:A:495:GLU:O	1:A:498:ARG:HG3	2.14	0.47
2:B:43:LEU:HD11	2:B:811:TYR:O	2.14	0.47

*Continued on next page...*

*Continued from previous page...*

Atom-1	Atom-2	Interatomic distance (Å)	Clash overlap (Å)
2:B:195:CYS:HB3	2:B:782:LEU:HD22	1.96	0.47
2:B:408:LEU:HB3	2:B:409:ALA:H	1.58	0.47
2:B:830:TYR:CE2	2:B:1000:PRO:HD3	2.50	0.47
7:I:32:CYS:O	7:I:33:SER:OG	2.15	0.47
8:J:8:PHE:HE1	8:J:49:MET:SD	2.38	0.47
9:K:12:LEU:HD12	9:K:12:LEU:H	1.79	0.47
11:T:10:DA:H1'	11:T:11:DG:O4'	2.15	0.47
13:R:1:A:C2'	13:R:2:U:C5'	2.91	0.47
1:A:605:MET:SD	1:A:621:THR:HG21	2.55	0.47
2:B:783:THR:HG23	8:J:60:PHE:CD1	2.50	0.47
3:C:99:LEU:HD23	3:C:99:LEU:N	2.30	0.47
7:I:10:CYS:SG	7:I:32:CYS:HB3	2.55	0.47
1:A:1138:ILE:HG22	1:A:1279:ILE:HG21	1.97	0.47
1:A:1397:LEU:HB2	1:A:1426:GLU:OE2	2.15	0.47
2:B:702:LEU:HD21	2:B:735:ALA:HB1	1.97	0.47
5:F:107:VAL:HG11	5:F:111:LEU:HD11	1.96	0.47
1:A:399:HIS:NE2	1:A:400:PRO:HB3	2.29	0.47
1:A:492:PRO:CB	1:A:497:THR:HG23	2.44	0.47
1:A:1037:LEU:HD21	1:A:1045:VAL:HG21	1.96	0.47
2:B:465:ASN:N	2:B:465:ASN:ND2	2.61	0.47
2:B:468:GLU:CG	2:B:469:GLN:H	2.28	0.47
2:B:789:MET:CE	2:B:965:LYS:HB3	2.44	0.47
4:E:153:HIS:O	4:E:154:ILE:HD13	2.15	0.47
1:A:351:THR:CG2	2:B:1103:ILE:HG12	2.45	0.46
1:A:378:GLU:OE2	1:A:387:ARG:NH2	2.44	0.46
1:A:494:SER:O	1:A:497:THR:HG22	2.15	0.46
1:A:569:LYS:HZ1	3:C:221:TYR:HB2	1.80	0.46
1:A:569:LYS:NZ	3:C:221:TYR:HB2	2.30	0.46
2:B:211:VAL:O	2:B:480:SER:HA	2.14	0.46
10:L:31:CYS:SG	10:L:32:ALA:N	2.88	0.46
10:L:37:LYS:O	10:L:39:SER:N	2.47	0.46
11:T:12:DC:O2	11:T:13:DA:H1'	2.15	0.46
1:A:596:THR:O	1:A:596:THR:OG1	2.34	0.46
1:A:1402:PHE:CD1	1:A:1403:GLU:HG2	2.51	0.46
1:A:1431:GLY:HA3	2:B:1197:PRO:HD3	1.98	0.46
2:B:176:SER:O	2:B:182:SER:HB3	2.15	0.46
2:B:808:ALA:O	2:B:812:LEU:HG	2.16	0.46
4:E:19:VAL:O	4:E:23:VAL:HG23	2.15	0.46
1:A:7:SER:HB3	2:B:1193:GLN:OE1	2.16	0.46
1:A:68:GLN:O	1:A:69:THR:HB	2.16	0.46
1:A:1224:LEU:HD21	1:A:1240:CYS:CB	2.40	0.46

*Continued on next page...*

*Continued from previous page...*

Atom-1	Atom-2	Interatomic distance (Å)	Clash overlap (Å)
3:C:41:ILE:HD11	3:C:243:VAL:HG13	1.97	0.46
3:C:54:ASN:OD1	3:C:56:THR:HG22	2.15	0.46
7:I:50:THR:HG22	7:I:52:ILE:HG22	1.97	0.46
1:A:250:ILE:CG1	1:A:251:SER:H	2.29	0.46
1:A:285:PRO:HB2	1:A:288:ALA:HB3	1.97	0.46
1:A:938:LYS:HB2	1:A:938:LYS:HE3	1.78	0.46
2:B:797:TYR:HB3	2:B:798:TYR:HD1	1.80	0.46
2:B:834:ASN:O	2:B:1013:ASN:HB2	2.15	0.46
6:H:109:LYS:HE3	6:H:109:LYS:HA	1.98	0.46
11:T:8:DT:O2	11:T:9:DA:C5	2.69	0.46
1:A:35:ILE:HG23	1:A:53:LEU:HA	1.96	0.46
1:A:369:SER:HB3	9:K:2:ASN:OD1	2.15	0.46
1:A:402:ALA:CB	1:A:434:ARG:HA	2.46	0.46
1:A:845:LEU:HD21	1:A:1374:VAL:HG11	1.97	0.46
2:B:315:LYS:N	2:B:316:PRO:HD2	2.31	0.46
11:T:12:DC:HI'	11:T:13:DA:C4	2.44	0.46
1:A:577:ILE:HD12	1:A:578:LEU:N	2.29	0.46
2:B:487:THR:O	2:B:490:SER:N	2.47	0.46
2:B:848:ARG:HD2	8:J:7:CYS:O	2.16	0.46
3:C:167:HIS:CD2	3:C:169:LYS:H	2.31	0.46
8:J:36:LEU:HD11	8:J:51:LEU:HB2	1.98	0.46
10:L:33:GLU:OE2	10:L:53:HIS:CG	2.69	0.46
1:A:4:GLN:HB3	1:A:76:GLU:OE1	2.16	0.46
1:A:311:GLN:N	1:A:312:PRO:CD	2.79	0.46
1:A:642:CYS:O	1:A:645:LEU:HB3	2.15	0.46
1:A:761:MET:HG3	2:B:1021:MET:CG	2.46	0.46
1:A:848:ILE:HD11	1:A:1374:VAL:HG21	1.97	0.46
1:A:882:SER:HA	1:A:953:ASN:HA	1.97	0.46
1:A:1022:LEU:HD11	1:A:1026:LEU:HD12	1.97	0.46
1:A:1035:TYR:HB3	1:A:1037:LEU:HD12	1.97	0.46
2:B:576:ASP:OD1	2:B:576:ASP:N	2.48	0.46
3:C:74:SER:O	3:C:77:ILE:HB	2.16	0.46
5:F:76:LYS:O	5:F:79:ARG:HD3	2.15	0.46
1:A:35:ILE:HA	1:A:52:GLY:O	2.15	0.46
1:A:224:PHE:CZ	1:A:231:PRO:HG3	2.51	0.46
1:A:316:GLN:NE2	1:A:318:SER:OG	2.49	0.46
1:A:396:PRO:HD3	1:A:415:LEU:HB3	1.97	0.46
1:A:399:HIS:NE2	1:A:437:MET:HG2	2.31	0.46
1:A:537:ARG:HD3	6:H:120:GLY:O	2.15	0.46
2:B:1110:PRO:HB2	2:B:1119:VAL:HG13	1.98	0.46
5:F:132:LEU:O	5:F:148:VAL:HG23	2.16	0.46

*Continued on next page...*

*Continued from previous page...*

Atom-1	Atom-2	Interatomic distance (Å)	Clash overlap (Å)
7:I:78:CYS:O	7:I:79:HIS:CB	2.64	0.46
1:A:337:ARG:HB3	1:A:337:ARG:HH11	1.81	0.46
1:A:375:THR:HG21	1:A:433:GLU:OE1	2.15	0.46
1:A:768:GLN:CG	1:A:816:HIS:HA	2.45	0.46
1:A:908:LEU:HD11	1:A:983:ILE:HD11	1.96	0.46
2:B:261:ARG:HA	2:B:261:ARG:HD3	1.82	0.46
2:B:1077:THR:CG2	2:B:1079:LYS:H	2.26	0.46
8:J:1:MET:N	8:J:56:LEU:HD12	2.30	0.46
1:A:117:GLU:CD	1:A:117:GLU:H	2.19	0.46
1:A:164:ARG:CG	1:A:165:GLY:N	2.79	0.46
1:A:399:HIS:HE1	1:A:462:VAL:HG21	1.78	0.46
1:A:406:ILE:HD13	1:A:431:LYS:HB2	1.93	0.46
1:A:494:SER:O	1:A:498:ARG:HG2	2.15	0.46
1:A:592:ASP:O	1:A:593:GLU:CB	2.49	0.46
1:A:599:SER:C	1:A:601:LYS:N	2.66	0.46
1:A:839:ARG:HG2	1:A:839:ARG:NH1	2.21	0.46
2:B:1034:VAL:HG22	2:B:1059:LEU:HB2	1.98	0.46
4:E:79:TRP:HE1	4:E:81:GLU:HG3	1.81	0.46
5:F:119:ARG:CG	5:F:119:ARG:NH1	2.75	0.46
6:H:128:ASN:O	6:H:131:ASN:ND2	2.48	0.46
7:I:55:THR:HG21	7:I:120:GLN:HB3	1.98	0.46
10:L:42:ARG:H	10:L:42:ARG:HG3	1.43	0.46
10:L:47:ARG:CB	10:L:54:ARG:HA	2.44	0.46
11:T:24:DT:H2'	11:T:25:DC:O4'	2.16	0.46
1:A:363:GLN:O	1:A:458:HIS:ND1	2.48	0.45
1:A:550:LEU:HD21	1:A:561:PRO:HD2	1.98	0.45
2:B:434:ARG:O	2:B:434:ARG:HG2	2.16	0.45
2:B:864:LYS:HD2	2:B:866:TYR:N	2.24	0.45
4:E:116:ILE:CG2	4:E:121:MET:HG3	2.46	0.45
1:A:38:PRO:CA	1:A:270:LEU:HD13	2.47	0.45
1:A:406:ILE:HD13	1:A:431:LYS:HB3	1.96	0.45
1:A:868:TYR:CZ	1:A:1064:VAL:HG21	2.51	0.45
1:A:1410:PHE:HD1	2:B:1212:ILE:HD11	1.81	0.45
2:B:711:GLU:C	2:B:714:GLU:H	2.19	0.45
2:B:900:ALA:O	2:B:902:GLY:N	2.47	0.45
2:B:1084:GLN:OE1	2:B:1084:GLN:N	2.49	0.45
3:C:56:THR:HG23	3:C:58:LEU:N	2.25	0.45
4:E:204:THR:HG22	4:E:205:SER:N	2.31	0.45
1:A:738:LYS:HB3	6:H:19:ARG:HH22	1.81	0.45
1:A:810:PRO:HB2	2:B:705:MET:SD	2.55	0.45
1:A:868:TYR:CE1	1:A:1064:VAL:HG21	2.51	0.45

*Continued on next page...*

*Continued from previous page...*

Atom-1	Atom-2	Interatomic distance (Å)	Clash overlap (Å)
1:A:903:ASN:ND2	1:A:904:THR:H	2.14	0.45
2:B:256:VAL:HG11	2:B:382:ILE:HD13	1.98	0.45
6:H:10:PHE:HB3	6:H:28:ALA:HB1	1.97	0.45
6:H:109:LYS:HA	6:H:109:LYS:CE	2.46	0.45
11:T:6:DG:C4	11:T:7:DA:C6	3.05	0.45
1:A:318:SER:HA	1:A:319:GLY:HA2	1.64	0.45
1:A:765:VAL:HG13	1:A:802:ASN:O	2.16	0.45
1:A:833:GLU:O	1:A:837:ILE:HG12	2.17	0.45
2:B:620:ARG:CZ	7:I:68:LEU:HD21	2.47	0.45
2:B:763:GLN:HG2	2:B:765:PRO:HD2	1.99	0.45
8:J:2:ILE:O	8:J:3:VAL:C	2.55	0.45
1:A:209:ASN:HA	1:A:212:LYS:HB2	1.99	0.45
1:A:550:LEU:HG	1:A:556:TRP:NE1	2.32	0.45
2:B:31:TRP:CE3	2:B:34:ILE:HD13	2.52	0.45
2:B:313:MET:HE3	2:B:386:LEU:HD22	1.97	0.45
3:C:38:ILE:HG13	3:C:176:ILE:CD1	2.45	0.45
8:J:6:ARG:CG	8:J:12:LYS:O	2.64	0.45
4:E:164:LEU:HD13	4:E:211:TYR:CE2	2.51	0.45
8:J:25:LEU:HA	8:J:25:LEU:HD23	1.78	0.45
1:A:91:PHE:HA	1:A:235:ILE:HG22	1.99	0.45
1:A:399:HIS:HA	1:A:400:PRO:HA	1.68	0.45
1:A:606:LEU:CD2	1:A:614:PHE:CE2	2.99	0.45
1:A:1295:THR:OG1	1:A:1297:GLU:OE1	2.31	0.45
2:B:240:ILE:HG21	2:B:381:MET:HE1	1.97	0.45
2:B:436:VAL:O	2:B:436:VAL:HG13	2.17	0.45
2:B:554:ILE:HD11	2:B:609:ILE:HG23	1.98	0.45
3:C:8:VAL:HG11	9:K:105:PHE:CD1	2.51	0.45
3:C:67:LEU:HD23	3:C:144:ILE:HD11	1.99	0.45
4:E:48:ASP:O	4:E:49:SER:C	2.55	0.45
4:E:117:THR:O	4:E:119:SER:N	2.50	0.45
1:A:39:GLU:OE1	1:A:39:GLU:N	2.50	0.45
1:A:44:THR:O	1:A:46:THR:N	2.49	0.45
1:A:821:ARG:HG3	1:A:825:ILE:HD11	1.99	0.45
1:A:849:MET:SD	1:A:1061:GLY:HA2	2.56	0.45
1:A:981:LEU:HD22	1:A:1038:THR:HA	1.98	0.45
4:E:55:ARG:C	4:E:57:MET:H	2.18	0.45
4:E:112:TYR:CD1	4:E:116:ILE:HD11	2.52	0.45
5:F:94:LEU:HD13	5:F:122:MET:HG2	1.98	0.45
9:K:41:THR:HG22	9:K:42:LEU:H	1.80	0.45
11:T:12:DC:N4	12:N:3:DG:C6	2.84	0.45
1:A:404:TYR:HD1	1:A:404:TYR:N	2.14	0.45

*Continued on next page...*

*Continued from previous page...*

Atom-1	Atom-2	Interatomic distance (Å)	Clash overlap (Å)
1:A:483:ASP:HA	2:B:988:GLY:HA2	1.98	0.45
1:A:567:LYS:HA	1:A:568:PRO:HA	1.59	0.45
1:A:743:VAL:O	1:A:747:VAL:HG23	2.17	0.45
2:B:824:ILE:HG22	2:B:1008:PRO:HA	1.98	0.45
3:C:99:LEU:HB3	3:C:120:ILE:HA	1.99	0.45
4:E:28:TYR:HE1	4:E:76:GLY:O	1.99	0.45
10:L:42:ARG:NH2	10:L:43:THR:OG1	2.50	0.45
11:T:1:DC:H3'	11:T:1:DC:H6	1.80	0.45
11:T:18:DA:H2''	11:T:19:1CC:H2	1.75	0.45
1:A:261:ASP:HB2	1:A:323:LYS:HZ3	1.81	0.45
1:A:960:ILE:HG12	1:A:1049:ILE:HD11	1.99	0.45
1:A:1301:GLU:HA	1:A:1302:PRO:HD3	1.83	0.45
2:B:387:LEU:HD22	2:B:387:LEU:HA	1.85	0.45
2:B:778:MET:CE	2:B:1094:ARG:CD	2.94	0.45
2:B:1001:PHE:CZ	2:B:1073:TYR:HB2	2.52	0.45
2:B:1110:PRO:HB2	2:B:1119:VAL:CG1	2.46	0.45
2:B:1189:ILE:HD12	2:B:1190:ASP:H	1.81	0.45
5:F:130:ILE:HA	5:F:131:PRO:HD3	1.77	0.45
8:J:42:LYS:HG3	8:J:43:ARG:N	2.30	0.45
1:A:164:ARG:HG2	1:A:165:GLY:N	2.28	0.44
1:A:1138:ILE:HD11	1:A:1319:VAL:HG11	1.97	0.44
2:B:275:TYR:CE1	2:B:355:ILE:HG12	2.52	0.44
2:B:714:GLU:CD	2:B:715:ALA:HB3	2.38	0.44
2:B:955:THR:CG2	2:B:956:THR:N	2.73	0.44
11:T:15:DA:C2'	11:T:16:DC:H5'	2.44	0.44
1:A:12:ARG:HD3	2:B:1192:TYR:CD1	2.52	0.44
1:A:698:GLN:HA	7:I:97:MET:O	2.18	0.44
2:B:1174:LYS:HE3	2:B:1174:LYS:HB2	1.73	0.44
3:C:146:LYS:HB2	8:J:57:ILE:HD13	2.00	0.44
1:A:38:PRO:HB3	1:A:270:LEU:CG	2.45	0.44
1:A:298:PHE:O	1:A:302:THR:HG22	2.17	0.44
1:A:329:LEU:HA	1:A:335:ARG:H	1.82	0.44
1:A:403:LYS:O	1:A:415:LEU:HD23	2.18	0.44
1:A:446:ARG:HB2	1:A:487:MET:SD	2.57	0.44
1:A:588:LEU:CD2	1:A:632:VAL:HG21	2.46	0.44
1:A:840:ARG:HG2	1:A:1402:PHE:CZ	2.51	0.44
1:A:898:ARG:O	1:A:1029:ARG:NH1	2.51	0.44
2:B:637:LEU:CD1	2:B:693:ILE:HG13	2.47	0.44
2:B:1006:ILE:CG2	2:B:1087:PHE:HE2	2.30	0.44
6:H:4:THR:O	6:H:5:LEU:HD22	2.18	0.44
6:H:38:LEU:HD21	6:H:40:LEU:HB2	1.99	0.44

*Continued on next page...*



*Continued from previous page...*

Atom-1	Atom-2	Interatomic distance (Å)	Clash overlap (Å)
10:L:38:LEU:CD1	10:L:49:LYS:HD2	2.43	0.44
1:A:323:LYS:HE3	1:A:328:ARG:HE	1.80	0.44
1:A:599:SER:C	1:A:601:LYS:H	2.21	0.44
1:A:1212:VAL:O	1:A:1216:ILE:HG13	2.18	0.44
2:B:522:VAL:HG11	2:B:537:LYS:HD2	1.98	0.44
2:B:710:LEU:C	2:B:712:PRO:HA	2.37	0.44
2:B:1002:THR:HG21	2:B:1006:ILE:HB	1.98	0.44
2:B:1084:GLN:HE22	3:C:192:TRP:N	2.13	0.44
7:I:34:TYR:CD1	7:I:34:TYR:C	2.90	0.44
7:I:118:ARG:CG	7:I:118:ARG:HH11	2.31	0.44
12:N:4:DC:H2''	12:N:5:DT:OP2	2.18	0.44
1:A:793:SER:HB2	1:A:794:PRO:HD2	2.00	0.44
1:A:1345:ARG:HG2	1:A:1372:VAL:HG12	2.00	0.44
3:C:242:GLN:HB3	3:C:246:ARG:HD2	1.99	0.44
5:F:109:VAL:HG11	5:F:123:LYS:HG2	2.00	0.44
1:A:388:LEU:HD23	1:A:391:LEU:HD12	1.99	0.44
1:A:402:ALA:HA	1:A:435:HIS:HD2	1.83	0.44
1:A:451:HIS:CD2	1:A:451:HIS:H	2.36	0.44
1:A:1345:ARG:HG3	1:A:1376:THR:HG21	1.98	0.44
1:A:1389:PHE:O	1:A:1392:SER:OG	2.34	0.44
1:A:1389:PHE:HZ	1:A:1402:PHE:CE2	2.36	0.44
2:B:1036:ALA:O	8:J:47:ARG:HD3	2.18	0.44
11:T:15:DA:C5	11:T:16:DC:C5	3.05	0.44
12:N:7:DA:OP2	12:N:7:DA:C8	2.70	0.44
1:A:98:LYS:O	1:A:102:VAL:HG23	2.18	0.44
1:A:145:LYS:CG	1:A:146:MET:N	2.81	0.44
1:A:563:PRO:HD3	1:A:572:TRP:CZ2	2.52	0.44
2:B:800:GLN:HB3	8:J:52:THR:HG22	1.99	0.44
11:T:7:DA:C8	11:T:7:DA:OP2	2.71	0.44
13:R:1:A:C2'	13:R:2:U:H5''	2.33	0.44
1:A:54:ASN:OD1	1:A:247:ARG:NH1	2.49	0.44
1:A:57:ARG:C	1:A:68:GLN:HG2	2.37	0.44
1:A:810:PRO:HD3	2:B:1047:PHE:CD1	2.53	0.44
1:A:899:VAL:HG22	1:A:1029:ARG:HG2	2.00	0.44
1:A:1155:ASP:OD2	1:A:1161:THR:HG23	2.18	0.44
2:B:708:GLU:HG3	2:B:712:PRO:CG	2.48	0.44
2:B:973:ILE:HG22	2:B:974:PRO:HD2	2.00	0.44
2:B:1002:THR:HG23	2:B:1004:GLU:HG3	1.99	0.44
3:C:94:LYS:HE2	3:C:94:LYS:HB3	1.90	0.44
6:H:139:ASN:O	6:H:140:ALA:CB	2.66	0.44
11:T:12:DC:H4'	11:T:13:DA:OP1	2.17	0.44

*Continued on next page...*



*Continued from previous page...*

Atom-1	Atom-2	Interatomic distance (Å)	Clash overlap (Å)
1:A:485:ASP:OD1	1:A:485:ASP:N	2.49	0.44
2:B:600:LEU:HD22	2:B:615:MET:SD	2.58	0.44
2:B:953:LEU:HD11	10:L:55:ILE:HG13	2.00	0.44
2:B:1160:VAL:HG11	2:B:1169:MET:SD	2.57	0.44
3:C:66:ARG:HB3	8:J:5:VAL:HG22	2.00	0.44
1:A:247:ARG:N	1:A:248:PRO:CD	2.81	0.43
1:A:415:LEU:N	1:A:415:LEU:HD22	2.33	0.43
1:A:912:LEU:CD1	1:A:1033:GLN:HG3	2.48	0.43
1:A:919:ILE:HG23	1:A:920:LEU:N	2.26	0.43
1:A:925:LEU:O	1:A:928:LEU:N	2.50	0.43
1:A:1109:LYS:HB3	1:A:1109:LYS:HE3	1.76	0.43
5:F:72:LYS:HE2	5:F:73:ALA:HA	1.99	0.43
8:J:3:VAL:CG2	8:J:18:TRP:HB2	2.45	0.43
1:A:545:GLN:O	1:A:549:MET:HG3	2.17	0.43
1:A:568:PRO:HD3	6:H:94:ASP:O	2.19	0.43
1:A:582:ILE:HA	1:A:583:PRO:HD3	1.86	0.43
1:A:722:LEU:HD11	1:A:794:PRO:HB3	2.01	0.43
1:A:987:VAL:HG23	1:A:1028:THR:OG1	2.17	0.43
2:B:118:ARG:HA	2:B:207:GLY:HA2	2.01	0.43
10:L:28:LYS:O	10:L:29:TYR:CG	2.71	0.43
1:A:365:GLY:O	1:A:468:PHE:HA	2.19	0.43
1:A:847:ASP:OD2	1:A:858:ASN:HB2	2.17	0.43
2:B:248:SER:C	2:B:250:PHE:H	2.22	0.43
2:B:365:THR:HG21	2:B:370:PHE:CD1	2.54	0.43
2:B:464:GLY:CA	2:B:480:SER:OG	2.61	0.43
2:B:563:MET:HA	2:B:589:VAL:O	2.18	0.43
2:B:884:ARG:CB	2:B:936:ASP:H	2.27	0.43
2:B:1060:ARG:HD2	2:B:1060:ARG:HA	1.72	0.43
2:B:1187:ASN:HD21	2:B:1190:ASP:CA	2.30	0.43
8:J:21:TYR:CZ	8:J:25:LEU:HD11	2.53	0.43
11:T:12:DC:H2"	11:T:13:DA:C8	2.54	0.43
1:A:298:PHE:CE1	1:A:312:PRO:O	2.71	0.43
1:A:317:LYS:HG2	1:A:318:SER:N	2.33	0.43
1:A:518:LYS:HB2	1:A:519:PRO:HD2	2.00	0.43
1:A:994:GLN:HG2	1:A:1019:CYS:SG	2.58	0.43
1:A:1436:ILE:HD12	1:A:1436:ILE:N	2.33	0.43
2:B:188:ASP:O	2:B:192:LEU:HD12	2.18	0.43
2:B:216:GLU:OE1	2:B:500:THR:OG1	2.31	0.43
12:N:3:DG:H2"	12:N:4:DC:OP2	2.17	0.43
1:A:224:PHE:HB3	1:A:229:SER:O	2.18	0.43
1:A:289:ILE:O	1:A:293:GLU:HG3	2.18	0.43

*Continued on next page...*

*Continued from previous page...*

Atom-1	Atom-2	Interatomic distance (Å)	Clash overlap (Å)
1:A:549:MET:HE1	1:A:656:TRP:HD1	1.82	0.43
2:B:487:THR:O	2:B:488:TYR:C	2.55	0.43
2:B:707:PRO:C	2:B:709:ASP:N	2.71	0.43
2:B:848:ARG:NH1	8:J:8:PHE:O	2.50	0.43
2:B:1065:GLN:NE2	2:B:1069:PHE:HD2	2.15	0.43
6:H:141:TYR:N	6:H:141:TYR:CD1	2.86	0.43
11:T:12:DC:C1'	11:T:13:DA:C8	2.97	0.43
11:T:14:DG:H2''	11:T:15:DA:OP2	2.19	0.43
16:T:101:G2P:O4'	13:R:9:G:H2'	2.18	0.43
1:A:308:ILE:HD12	1:A:308:ILE:H	1.84	0.43
1:A:397:ASN:HA	1:A:398:GLU:HA	1.46	0.43
1:A:1021:LEU:HD11	1:A:1025:ARG:NH1	2.34	0.43
1:A:1389:PHE:CZ	1:A:1402:PHE:CE2	3.06	0.43
2:B:222:ILE:HD11	2:B:627:PHE:CE1	2.54	0.43
2:B:402:GLY:HA2	2:B:695:ALA:HB3	2.00	0.43
2:B:846:ILE:HA	2:B:850:LEU:HB3	2.01	0.43
2:B:1017:ILE:HA	2:B:1017:ILE:HD13	1.79	0.43
3:C:268:ASP:OD1	3:C:268:ASP:N	2.52	0.43
8:J:9:SER:OG	8:J:48:ARG:NH1	2.51	0.43
1:A:317:LYS:HG2	1:A:318:SER:HB3	1.83	0.43
1:A:331:GLY:HA2	1:A:337:ARG:HG3	2.01	0.43
1:A:346:ASP:H	2:B:1154:ALA:HB1	1.81	0.43
1:A:779:PHE:CE1	2:B:517:THR:HG22	2.53	0.43
1:A:831:THR:HG23	1:A:832:ALA:N	2.34	0.43
2:B:851:PHE:O	2:B:974:PRO:HD3	2.18	0.43
3:C:46:ILE:CG2	3:C:157:CYS:HB3	2.49	0.43
3:C:116:LYS:HG3	3:C:117:ASP:N	2.33	0.43
4:E:169:ARG:NH1	5:F:140:ASP:OD2	2.52	0.43
6:H:46:LEU:HD23	6:H:46:LEU:HA	1.76	0.43
6:H:89:LEU:HD22	6:H:91:ASP:H	1.84	0.43
8:J:37:SER:OG	8:J:47:ARG:NH2	2.48	0.43
12:N:2:DT:O2	12:N:3:DG:N1	2.51	0.43
1:A:550:LEU:HD23	1:A:556:TRP:CZ2	2.53	0.43
1:A:896:ARG:HB3	1:A:897:TYR:CD2	2.53	0.43
2:B:332:ASP:C	2:B:334:ILE:H	2.22	0.43
2:B:1152:MET:HE2	2:B:1197:PRO:HD3	2.01	0.43
5:F:83:PRO:HG2	5:F:84:TYR:CD1	2.53	0.43
8:J:6:ARG:HG3	8:J:12:LYS:O	2.19	0.43
1:A:272:ALA:O	1:A:296:LEU:HB2	2.19	0.43
1:A:590:ARG:HH22	1:A:592:ASP:HB2	1.83	0.43
1:A:810:PRO:CB	2:B:705:MET:SD	3.07	0.43

*Continued on next page...*

*Continued from previous page...*

Atom-1	Atom-2	Interatomic distance (Å)	Clash overlap (Å)
1:A:968:GLN:HB3	1:A:973:ILE:HD11	2.01	0.43
2:B:997:GLU:H	2:B:997:GLU:HG3	1.30	0.43
4:E:116:ILE:HG21	4:E:121:MET:HG3	2.00	0.43
8:J:8:PHE:CE1	8:J:49:MET:CE	3.02	0.43
8:J:23:ASN:O	8:J:27:GLU:HB3	2.18	0.43
11:T:11:DG:OP2	11:T:11:DG:C8	2.71	0.43
1:A:310:GLY:C	1:A:312:PRO:CD	2.86	0.43
1:A:407:ARG:HG2	1:A:430:TRP:CH2	2.54	0.43
1:A:598:LEU:HG	6:H:25:ARG:NH1	2.34	0.43
1:A:1094:VAL:HA	1:A:1113:THR:HG21	2.00	0.43
1:A:1402:PHE:CD2	1:A:1403:GLU:HG2	2.54	0.43
2:B:120:ARG:HG2	2:B:955:THR:HG21	2.00	0.43
2:B:190:TYR:CZ	2:B:196:PRO:HG3	2.54	0.43
2:B:512:ARG:NH2	2:B:531:GLN:O	2.49	0.43
2:B:1095:LEU:C	2:B:1097:HIS:N	2.73	0.43
8:J:1:MET:H1	8:J:56:LEU:HD12	1.84	0.43
8:J:36:LEU:HD13	8:J:47:ARG:CG	2.49	0.43
1:A:251:SER:CB	1:A:252:PHE:HA	2.48	0.42
1:A:780:VAL:HG22	2:B:699:GLU:OE2	2.18	0.42
1:A:963:ILE:HD12	1:A:1049:ILE:CG1	2.44	0.42
2:B:90:ILE:HA	2:B:133:LYS:O	2.18	0.42
2:B:664:THR:HG1	2:B:678:GLU:N	2.17	0.42
2:B:722:ASP:OD1	2:B:722:ASP:N	2.52	0.42
4:E:177:ARG:HD3	4:E:215:MET:SD	2.59	0.42
11:T:15:DA:N7	11:T:16:DC:N4	2.67	0.42
13:R:4:G:H2'	13:R:5:A:C8	2.54	0.42
1:A:172:PRO:HB3	1:A:185:TRP:CE2	2.54	0.42
1:A:562:THR:HG23	1:A:563:PRO:HD2	2.00	0.42
1:A:995:GLU:OE2	1:A:995:GLU:HA	2.19	0.42
1:A:1115:SER:HB3	1:A:1330:ASN:ND2	2.34	0.42
2:B:469:GLN:O	2:B:470:LYS:HG3	2.19	0.42
2:B:711:GLU:O	2:B:714:GLU:N	2.50	0.42
2:B:841:MET:HE3	2:B:990:ILE:HD11	2.01	0.42
4:E:43:LYS:O	4:E:47:CYS:HB2	2.20	0.42
4:E:57:MET:HE3	4:E:57:MET:HB2	1.90	0.42
4:E:176:PRO:O	4:E:212:ARG:HA	2.20	0.42
8:J:16:ASP:OD1	8:J:17:LYS:HG2	2.20	0.42
10:L:31:CYS:HA	10:L:56:LEU:HD23	2.01	0.42
1:A:355:GLY:HA3	1:A:482:PHE:CE2	2.54	0.42
1:A:388:LEU:HD23	1:A:388:LEU:HA	1.78	0.42
2:B:62:ILE:HD12	2:B:418:LYS:CG	2.48	0.42

*Continued on next page...*

*Continued from previous page...*

Atom-1	Atom-2	Interatomic distance (Å)	Clash overlap (Å)
2:B:779:GLY:HA2	2:B:796:LEU:HB2	2.01	0.42
2:B:783:THR:HG21	8:J:59:LYS:HB3	2.01	0.42
3:C:9:LYS:HB2	3:C:9:LYS:HE2	1.79	0.42
3:C:66:ARG:HB3	8:J:5:VAL:HG21	2.01	0.42
3:C:249:ASP:O	3:C:253:LYS:HB2	2.20	0.42
9:K:20:LYS:O	9:K:33:ILE:HA	2.19	0.42
9:K:47:ARG:HG3	9:K:48:ALA:N	2.33	0.42
1:A:316:GLN:CB	1:A:319:GLY:CA	2.77	0.42
1:A:577:ILE:HD12	1:A:578:LEU:H	1.85	0.42
1:A:783:THR:O	2:B:516:ASN:ND2	2.43	0.42
1:A:901:LEU:HD21	1:A:919:ILE:HD13	2.00	0.42
2:B:826:ALA:HB2	2:B:1087:PHE:CD1	2.54	0.42
1:A:179:LEU:HD22	1:A:297:GLN:HG3	2.02	0.42
1:A:315:LEU:HB2	1:A:316:GLN:H	1.63	0.42
1:A:329:LEU:HD12	1:A:1406:VAL:HG23	2.00	0.42
1:A:1342:GLU:HG2	4:E:212:ARG:HH11	1.84	0.42
2:B:402:GLY:CA	2:B:695:ALA:HB3	2.50	0.42
2:B:424:LEU:HD11	2:B:448:ILE:HG23	2.02	0.42
2:B:1023:VAL:O	2:B:1027:ILE:HG13	2.19	0.42
3:C:5:GLY:O	3:C:7:GLN:HG2	2.20	0.42
8:J:36:LEU:HD13	8:J:47:ARG:HG2	2.01	0.42
11:T:5:DC:C1'	11:T:6:DG:C5'	2.78	0.42
12:N:12:DT:H2''	12:N:13:DA:H8	1.83	0.42
1:A:129:LYS:HA	1:A:134:ARG:NH2	2.31	0.42
1:A:590:ARG:HG2	1:A:590:ARG:HH21	1.82	0.42
1:A:1044:TRP:O	1:A:1047:SER:N	2.53	0.42
2:B:244:LEU:O	2:B:246:LYS:N	2.50	0.42
2:B:423:LYS:O	2:B:427:ASP:HB2	2.19	0.42
6:H:16:ASP:HA	6:H:17:PRO:HD2	1.95	0.42
11:T:3:DA:O5'	11:T:3:DA:H8	2.03	0.42
12:N:12:DT:C2	12:N:13:DA:C5	3.08	0.42
1:A:42:ASP:HA	1:A:50:ILE:CB	2.48	0.42
1:A:494:SER:H	1:A:497:THR:HG22	1.85	0.42
1:A:598:LEU:O	1:A:599:SER:C	2.58	0.42
1:A:606:LEU:C	1:A:606:LEU:HD12	2.40	0.42
1:A:1424:VAL:HG11	2:B:1139:ILE:HD13	2.02	0.42
2:B:326:ASP:OD1	2:B:329:THR:OG1	2.24	0.42
2:B:654:ARG:HA	2:B:654:ARG:HD3	1.78	0.42
3:C:45:ALA:CB	3:C:170:TRP:CD1	2.97	0.42
4:E:144:ILE:HG13	4:E:145:THR:N	2.34	0.42
8:J:8:PHE:CE1	8:J:49:MET:HE3	2.55	0.42

*Continued on next page...*

*Continued from previous page...*

Atom-1	Atom-2	Interatomic distance (Å)	Clash overlap (Å)
11:T:12:DC:H1'	11:T:13:DA:O4'	2.18	0.42
1:A:353:ILE:HD13	1:A:487:MET:CE	2.49	0.42
1:A:356:ASP:C	1:A:358:ASN:H	2.23	0.42
1:A:390:GLN:O	1:A:393:ARG:HB3	2.20	0.42
1:A:406:ILE:CD1	1:A:431:LYS:HB3	2.49	0.42
1:A:879:GLU:OE1	1:A:962:ARG:NH2	2.53	0.42
1:A:902:LEU:HG	1:A:926:GLN:HG3	2.01	0.42
1:A:1424:VAL:HG22	1:A:1436:ILE:HD11	2.01	0.42
2:B:96:TYR:HB2	2:B:129:PHE:HB2	2.01	0.42
2:B:636:PRO:C	2:B:637:LEU:HG	2.40	0.42
2:B:651:LEU:CD2	2:B:710:LEU:HD11	2.50	0.42
2:B:727:LYS:HD3	2:B:1049:ASP:CG	2.40	0.42
3:C:129:ILE:HD12	3:C:129:ILE:HA	1.79	0.42
6:H:113:ALA:HA	6:H:125:LEU:O	2.20	0.42
1:A:94:GLY:O	1:A:95:PHE:CD1	2.73	0.42
1:A:152:VAL:HG12	1:A:153:PRO:N	2.35	0.42
1:A:169:ASN:ND2	1:A:169:ASN:C	2.73	0.42
1:A:475:THR:HG22	1:A:476:SER:N	2.35	0.42
1:A:804:TYR:HE2	2:B:1021:MET:HE2	1.85	0.42
2:B:295:GLY:H	2:B:298:LEU:HG	1.85	0.42
4:E:35:VAL:C	4:E:37:LEU:H	2.23	0.42
6:H:4:THR:CG2	6:H:5:LEU:N	2.82	0.42
9:K:42:LEU:HD13	9:K:46:ILE:CG1	2.50	0.42
11:T:6:DG:N2	12:N:10:DG:N1	2.68	0.42
12:N:12:DT:H2''	12:N:13:DA:C8	2.55	0.42
1:A:87:ALA:HB3	1:A:276:LEU:HD23	2.01	0.42
1:A:815:PHE:O	1:A:818:MET:N	2.53	0.42
1:A:1396:ALA:HA	1:A:1399:ARG:NH2	2.35	0.42
2:B:102:VAL:HG23	2:B:112:LEU:HB2	2.02	0.42
2:B:263:GLY:O	2:B:265:SER:N	2.52	0.42
2:B:431:TYR:CZ	2:B:447:ALA:HB3	2.55	0.42
2:B:558:LEU:HD13	2:B:580:VAL:HG11	2.01	0.42
2:B:708:GLU:O	2:B:712:PRO:CG	2.68	0.42
2:B:839:MET:HE2	2:B:1010:LEU:HD21	2.01	0.42
2:B:906:SER:HB3	2:B:946:ASN:HB2	2.01	0.42
6:H:61:SER:O	6:H:62:SER:HB3	2.20	0.42
7:I:78:CYS:SG	7:I:80:SER:CB	3.01	0.42
1:A:1341:ILE:HD13	1:A:1380:GLY:HA2	2.01	0.41
2:B:1189:ILE:HD12	2:B:1190:ASP:N	2.34	0.41
6:H:137:GLN:HG3	6:H:138:GLU:HA	2.01	0.41
8:J:14:VAL:HG12	8:J:41:LEU:HD21	2.01	0.41

*Continued on next page...*

Continued from previous page...

Atom-1	Atom-2	Interatomic distance (Å)	Clash overlap (Å)
1:A:35:ILE:HG22	1:A:270:LEU:HD11	2.01	0.41
2:B:980:PHE:CE2	2:B:1094:ARG:CG	2.98	0.41
2:B:1006:ILE:HG21	2:B:1087:PHE:HE2	1.85	0.41
2:B:1084:GLN:HG2	3:C:201:TRP:CH2	2.55	0.41
3:C:39:ALA:HA	3:C:164:ALA:HB3	2.02	0.41
3:C:41:ILE:HA	3:C:42:PRO:HD3	1.94	0.41
3:C:69:LEU:O	8:J:6:ARG:NH1	2.54	0.41
3:C:201:TRP:HA	3:C:202:PRO:HD3	1.87	0.41
1:A:53:LEU:C	1:A:55:ASP:H	2.23	0.41
1:A:250:ILE:HG13	1:A:251:SER:H	1.85	0.41
1:A:481:ASP:OD1	1:A:485:ASP:OD1	2.38	0.41
1:A:533:LYS:HA	1:A:533:LYS:HD2	1.84	0.41
1:A:852:TYR:O	5:F:81:THR:HG22	2.20	0.41
2:B:762:ASN:HD22	2:B:762:ASN:HA	1.55	0.41
2:B:857:ARG:O	2:B:967:ARG:HA	2.20	0.41
3:C:123:ASN:OD1	3:C:125:MET:HB3	2.20	0.41
4:E:7:ARG:O	4:E:10:SER:N	2.52	0.41
8:J:44:TYR:HA	8:J:47:ARG:HB3	2.02	0.41
11:T:9:DA:H2'	11:T:10:DA:N7	2.34	0.41
1:A:362:ASP:OD1	1:A:362:ASP:N	2.46	0.41
2:B:28:GLU:C	2:B:30:SER:H	2.23	0.41
2:B:174:LEU:HD21	2:B:204:ILE:HD11	2.01	0.41
2:B:367:LEU:HB3	2:B:368:GLU:H	1.55	0.41
2:B:831:SER:HG	2:B:994:TYR:HE2	1.66	0.41
3:C:27:LEU:HA	3:C:228:PHE:CZ	2.55	0.41
3:C:52:GLU:HA	10:L:64:LEU:CD1	2.51	0.41
3:C:69:LEU:HB3	8:J:5:VAL:CG1	2.49	0.41
6:H:108:SER:C	6:H:110:ASP:N	2.74	0.41
1:A:180:LYS:HE3	1:A:294:SER:HB3	2.01	0.41
1:A:294:SER:HA	1:A:297:GLN:HB3	2.01	0.41
1:A:416:ARG:C	1:A:417:TYR:CD1	2.94	0.41
1:A:1399:ARG:NH1	1:A:1408:ILE:HD12	2.36	0.41
2:B:46:GLN:H	2:B:46:GLN:HG3	1.49	0.41
2:B:96:TYR:N	2:B:129:PHE:O	2.52	0.41
2:B:758:PHE:CE1	2:B:1044:ALA:HA	2.55	0.41
2:B:1081:LEU:HD23	2:B:1081:LEU:HA	1.71	0.41
5:F:101:ILE:HG21	5:F:120:ILE:HD12	2.03	0.41
6:H:89:LEU:HB2	6:H:91:ASP:OD2	2.20	0.41
9:K:39:ASP:HB2	9:K:40:HIS:H	1.76	0.41
9:K:87:LEU:O	9:K:90:ALA:HB3	2.20	0.41
11:T:7:DA:H2''	11:T:8:DT:C5'	2.38	0.41

Continued on next page...

*Continued from previous page...*

Atom-1	Atom-2	Interatomic distance (Å)	Clash overlap (Å)
11:T:15:DA:N7	11:T:16:DC:C4	2.88	0.41
1:A:259:GLU:OE1	1:A:259:GLU:HA	2.18	0.41
1:A:407:ARG:HD3	1:A:413:ILE:HD11	1.99	0.41
1:A:606:LEU:HD11	1:A:608:ILE:CD1	2.49	0.41
1:A:954:TRP:HA	1:A:955:PRO:HD2	1.85	0.41
1:A:1098:VAL:N	1:A:1099:PRO:HD2	2.36	0.41
1:A:1154:TYR:CE1	1:A:1156:PRO:HG3	2.55	0.41
2:B:707:PRO:C	2:B:709:ASP:H	2.23	0.41
3:C:164:ALA:HA	3:C:167:HIS:O	2.21	0.41
4:E:46:TYR:CE1	4:E:58:MET:CG	3.03	0.41
5:F:109:VAL:O	5:F:111:LEU:HD22	2.20	0.41
7:I:111:THR:HG22	7:I:112:SER:N	2.35	0.41
9:K:12:LEU:HD12	9:K:12:LEU:N	2.34	0.41
2:B:217:ARG:HD3	2:B:407:ASP:OD2	2.21	0.41
2:B:1110:PRO:C	2:B:1111:MET:HG2	2.40	0.41
3:C:44:LEU:HD12	3:C:160:LYS:O	2.21	0.41
3:C:142:VAL:N	8:J:16:ASP:HB3	2.33	0.41
12:N:12:DT:C1'	12:N:13:DA:C8	3.04	0.41
2:B:241:ARG:HA	2:B:253:THR:HG22	2.01	0.41
3:C:18:VAL:HG22	3:C:240:VAL:HB	2.03	0.41
3:C:227:THR:HG22	3:C:229:TYR:CE1	2.56	0.41
6:H:8:ASP:HB3	6:H:10:PHE:CE1	2.56	0.41
6:H:61:SER:O	6:H:62:SER:CB	2.69	0.41
10:L:38:LEU:HD21	10:L:49:LYS:CD	2.48	0.41
11:T:8:DT:H3'	11:T:8:DT:P	2.60	0.41
1:A:93:VAL:HG22	1:A:301:ALA:HA	2.02	0.41
1:A:298:PHE:HE1	1:A:312:PRO:O	2.03	0.41
1:A:320:ARG:HA	1:A:321:PRO:HA	1.73	0.41
1:A:355:GLY:N	1:A:482:PHE:CZ	2.89	0.41
1:A:482:PHE:HD2	2:B:835:GLN:O	2.04	0.41
1:A:547:LEU:HB3	9:K:58:PHE:CE1	2.56	0.41
1:A:563:PRO:HD3	1:A:572:TRP:HZ2	1.85	0.41
1:A:852:TYR:CE1	1:A:1060:PRO:HB2	2.56	0.41
1:A:855:THR:HG22	1:A:857:ARG:HG2	2.03	0.41
1:A:925:LEU:HD23	1:A:925:LEU:HA	1.89	0.41
1:A:1209:MET:SD	1:A:1236:LEU:HD13	2.61	0.41
2:B:37:PHE:O	2:B:39:ARG:N	2.53	0.41
2:B:500:THR:HA	2:B:501:PRO:HD3	1.84	0.41
2:B:707:PRO:O	2:B:709:ASP:N	2.54	0.41
2:B:830:TYR:CZ	2:B:1000:PRO:HD3	2.55	0.41
2:B:996:ARG:NH2	3:C:174:ALA:O	2.53	0.41

*Continued on next page...*



*Continued from previous page...*

Atom-1	Atom-2	Interatomic distance (Å)	Clash overlap (Å)
5:F:109:VAL:HG12	5:F:110:ASP:H	1.85	0.41
10:L:37:LYS:HE2	10:L:37:LYS:HB3	1.91	0.41
1:A:43:GLU:CB	1:A:50:ILE:CD1	2.51	0.41
1:A:357:PRO:HG3	2:B:832:GLY:O	2.21	0.41
1:A:444:PHE:CE2	1:A:470:LEU:HD23	2.38	0.41
1:A:452:LYS:HG3	1:A:453:MET:N	2.36	0.41
1:A:563:PRO:CG	1:A:572:TRP:CZ2	3.04	0.41
1:A:707:GLY:C	1:A:708:MET:HG3	2.41	0.41
1:A:1291:VAL:HA	1:A:1292:PRO:HD3	1.94	0.41
3:C:33:LEU:HG	3:C:37:MET:CE	2.51	0.41
6:H:63:LEU:HA	6:H:90:ALA:CB	2.51	0.41
12:N:2:DT:H1'	12:N:3:DG:C5	2.56	0.41
1:A:1349:TYR:CD1	1:A:1349:TYR:C	2.94	0.40
2:B:973:ILE:CG2	2:B:974:PRO:HD2	2.51	0.40
6:H:6:PHE:CZ	6:H:8:ASP:HB2	2.56	0.40
7:I:65:ASP:HA	7:I:66:PRO:HD3	1.90	0.40
11:T:2:DT:H1'	11:T:3:DA:O5'	2.21	0.40
1:A:102:VAL:C	1:A:104:GLU:H	2.25	0.40
1:A:249:SER:HB2	1:A:250:ILE:CG2	2.49	0.40
1:A:259:GLU:HB3	1:A:264:PHE:CE1	2.56	0.40
1:A:455:MET:HE1	2:B:1130:PHE:CE1	2.56	0.40
1:A:625:SER:HB2	1:A:626:ASN:H	1.76	0.40
3:C:141:GLY:O	3:C:142:VAL:HB	2.20	0.40
6:H:137:GLN:HE21	6:H:137:GLN:HB3	1.61	0.40
7:I:15:TYR:CD1	7:I:15:TYR:N	2.89	0.40
1:A:357:PRO:HD2	2:B:833:TYR:CE2	2.55	0.40
1:A:485:ASP:OD2	13:R:9:G:O2'	2.38	0.40
1:A:779:PHE:CZ	2:B:517:THR:HA	2.56	0.40
1:A:873:MET:HB2	1:A:878:ILE:HD11	2.02	0.40
2:B:123:THR:O	2:B:125:SER:N	2.55	0.40
2:B:599:THR:O	2:B:603:LEU:HG	2.22	0.40
2:B:648:HIS:HB2	2:B:711:GLU:CD	2.42	0.40
2:B:843:GLN:O	2:B:843:GLN:NE2	2.54	0.40
4:E:54:GLN:HB3	4:E:57:MET:HB3	2.03	0.40
5:F:98:ALA:O	5:F:102:SER:HB3	2.22	0.40
6:H:101:ALA:HB2	6:H:116:TYR:CE1	2.57	0.40
7:I:75:CYS:SG	7:I:103:CYS:HB2	2.61	0.40
9:K:61:TYR:HA	9:K:72:LYS:O	2.21	0.40
10:L:47:ARG:CB	10:L:54:ARG:CA	2.99	0.40
11:T:7:DA:O5'	11:T:8:DT:H71	2.21	0.40
11:T:9:DA:C2'	11:T:10:DA:C8	3.04	0.40

*Continued on next page...*



Continued from previous page...

Atom-1	Atom-2	Interatomic distance (Å)	Clash overlap (Å)
12:N:7:DA:OP2	12:N:7:DA:H8	2.04	0.40
1:A:68:GLN:CD	1:A:80:HIS:CD2	2.94	0.40
1:A:455:MET:HE3	2:B:1134:GLU:HG3	2.03	0.40
1:A:1153:TYR:CE2	1:A:1163:ILE:HD11	2.56	0.40
2:B:228:LYS:HE2	2:B:228:LYS:HB3	1.90	0.40
2:B:745:PRO:HB2	2:B:1047:PHE:CD2	2.57	0.40
3:C:11:ARG:HE	3:C:21:ILE:HD11	1.87	0.40
3:C:262:LEU:HD11	9:K:87:LEU:HD23	2.03	0.40
4:E:14:ARG:NH1	4:E:141:VAL:HG12	2.37	0.40
4:E:20:LYS:HD2	4:E:34:GLU:HG2	2.02	0.40
6:H:91:ASP:C	6:H:93:TYR:HD1	2.24	0.40
6:H:98:TYR:CD1	6:H:98:TYR:C	2.94	0.40
1:A:443:LEU:HD23	1:A:443:LEU:HA	1.84	0.40
1:A:981:LEU:HD22	1:A:1038:THR:CA	2.51	0.40
1:A:1143:LEU:O	1:A:1146:VAL:HG23	2.22	0.40
2:B:213:ILE:N	2:B:479:VAL:O	2.49	0.40
2:B:426:LYS:HE2	2:B:430:ARG:HH12	1.86	0.40
3:C:82:TYR:O	3:C:85:ASP:HB2	2.20	0.40
3:C:127:ARG:HE	3:C:127:ARG:HB2	1.73	0.40
6:H:108:SER:O	6:H:110:ASP:N	2.55	0.40
7:I:75:CYS:HA	7:I:76:PRO:HD3	1.75	0.40
9:K:22:ASP:HA	9:K:23:PRO:HD3	1.87	0.40

There are no symmetry-related clashes.

## 5.3 Torsion angles [i](#)

### 5.3.1 Protein backbone [i](#)

In the following table, the Percentiles column shows the percent Ramachandran outliers of the chain as a percentile score with respect to all X-ray entries followed by that with respect to entries of similar resolution.

The Analysed column shows the number of residues for which the backbone conformation was analysed, and the total number of residues.

Mol	Chain	Analysed	Favoured	Allowed	Outliers	Percentiles
1	A	1379/1733 (80%)	1169 (85%)	177 (13%)	33 (2%)	<a href="#">6</a> <a href="#">28</a>
2	B	1085/1224 (89%)	927 (85%)	135 (12%)	23 (2%)	<a href="#">7</a> <a href="#">31</a>
3	C	264/318 (83%)	228 (86%)	35 (13%)	1 (0%)	<a href="#">34</a> <a href="#">66</a>

Continued on next page...

*Continued from previous page...*

Mol	Chain	Analysed	Favoured	Allowed	Outliers	Percentiles	
4	E	212/215 (99%)	183 (86%)	25 (12%)	4 (2%)	8	34
5	F	82/155 (53%)	72 (88%)	10 (12%)	0	100	100
6	H	129/146 (88%)	106 (82%)	16 (12%)	7 (5%)	2	12
7	I	117/122 (96%)	98 (84%)	17 (14%)	2 (2%)	9	35
8	J	63/70 (90%)	56 (89%)	6 (10%)	1 (2%)	9	36
9	K	112/120 (93%)	106 (95%)	6 (5%)	0	100	100
10	L	42/70 (60%)	28 (67%)	11 (26%)	3 (7%)	1	7
All	All	3485/4173 (84%)	2973 (85%)	438 (13%)	74 (2%)	7	31

All (74) Ramachandran outliers are listed below:

Mol	Chain	Res	Type
1	A	286	HIS
1	A	321	PRO
1	A	593	GLU
1	A	1393	ASN
2	B	230	ALA
2	B	266	ALA
2	B	367	LEU
2	B	711	GLU
2	B	1046	PRO
6	H	62	SER
6	H	140	ALA
7	I	33	SER
10	L	38	LEU
10	L	55	ILE
1	A	40	THR
1	A	65	LEU
1	A	79	GLY
1	A	93	VAL
1	A	142	CYS
1	A	250	ILE
1	A	307	ASP
1	A	311	GLN
1	A	331	GLY
1	A	1234	GLU
2	B	65	GLU
2	B	124	TYR
2	B	275	TYR
2	B	780	VAL

*Continued on next page...*

*Continued from previous page...*

<b>Mol</b>	<b>Chain</b>	<b>Res</b>	<b>Type</b>
2	B	864	LYS
4	E	36	GLU
6	H	87	ARG
7	I	9	ASP
10	L	45	ALA
1	A	87	ALA
1	A	214	ILE
1	A	609	ASP
1	A	1123	GLY
2	B	476	ARG
2	B	865	LYS
3	C	142	VAL
4	E	86	PRO
6	H	133	ASN
1	A	111	GLY
1	A	130	ASP
1	A	248	PRO
1	A	1093	LYS
2	B	466	TRP
2	B	648	HIS
2	B	901	PRO
4	E	125	PRO
8	J	3	VAL
1	A	45	GLN
1	A	224	PHE
1	A	453	MET
1	A	922	ASP
1	A	958	VAL
1	A	1361	SER
1	A	1392	SER
2	B	408	LEU
2	B	469	GLN
1	A	923	LEU
1	A	1156	PRO
2	B	462	ALA
2	B	708	GLU
6	H	43	ASN
6	H	81	PRO
6	H	109	LYS
4	E	118	PRO
2	B	731	VAL
2	B	1103	ILE

*Continued on next page...*

*Continued from previous page...*

Mol	Chain	Res	Type
1	A	312	PRO
1	A	600	PRO
2	B	167	ILE
2	B	593	PRO

### 5.3.2 Protein sidechains [i](#)

In the following table, the Percentiles column shows the percent sidechain outliers of the chain as a percentile score with respect to all X-ray entries followed by that with respect to entries of similar resolution.

The Analysed column shows the number of residues for which the sidechain conformation was analysed, and the total number of residues.

Mol	Chain	Analysed	Rotameric	Outliers	Percentiles
1	A	1216/1520 (80%)	1030 (85%)	186 (15%)	2 12
2	B	957/1061 (90%)	813 (85%)	144 (15%)	3 13
3	C	234/274 (85%)	198 (85%)	36 (15%)	2 12
4	E	196/197 (100%)	167 (85%)	29 (15%)	3 13
5	F	74/137 (54%)	59 (80%)	15 (20%)	1 5
6	H	117/128 (91%)	99 (85%)	18 (15%)	2 12
7	I	113/116 (97%)	91 (80%)	22 (20%)	1 5
8	J	60/65 (92%)	50 (83%)	10 (17%)	2 10
9	K	99/102 (97%)	89 (90%)	10 (10%)	7 27
10	L	39/57 (68%)	29 (74%)	10 (26%)	0 2
All	All	3105/3657 (85%)	2625 (84%)	480 (16%)	2 12

All (480) residues with a non-rotameric sidechain are listed below:

Mol	Chain	Res	Type
1	A	6	TYR
1	A	12	ARG
1	A	13	THR
1	A	18	GLN
1	A	22	PHE
1	A	30	ILE
1	A	34	LYS
1	A	47	ARG
1	A	57	ARG

*Continued on next page...*

*Continued from previous page...*

<b>Mol</b>	<b>Chain</b>	<b>Res</b>	<b>Type</b>
1	A	65	LEU
1	A	93	VAL
1	A	107	CYS
1	A	109	HIS
1	A	126	LEU
1	A	132	LYS
1	A	144	THR
1	A	146	MET
1	A	148	CYS
1	A	154	SER
1	A	161	LEU
1	A	163	SER
1	A	169	ASN
1	A	179	LEU
1	A	185	TRP
1	A	208	LEU
1	A	211	PHE
1	A	222	LEU
1	A	226	GLU
1	A	227	VAL
1	A	251	SER
1	A	252	PHE
1	A	254	GLU
1	A	270	LEU
1	A	287	HIS
1	A	289	ILE
1	A	297	GLN
1	A	315	LEU
1	A	316	GLN
1	A	320	ARG
1	A	329	LEU
1	A	332	LYS
1	A	333	GLU
1	A	335	ARG
1	A	337	ARG
1	A	359	LEU
1	A	375	THR
1	A	381	THR
1	A	383	TYR
1	A	397	ASN
1	A	404	TYR
1	A	415	LEU

*Continued on next page...*

*Continued from previous page...*

<b>Mol</b>	<b>Chain</b>	<b>Res</b>	<b>Type</b>
1	A	417	TYR
1	A	419	LYS
1	A	434	ARG
1	A	436	ILE
1	A	443	LEU
1	A	451	HIS
1	A	452	LYS
1	A	454	SER
1	A	469	ARG
1	A	470	LEU
1	A	472	LEU
1	A	474	VAL
1	A	475	THR
1	A	476	SER
1	A	481	ASP
1	A	485	ASP
1	A	493	GLN
1	A	496	GLU
1	A	504	LEU
1	A	509	LEU
1	A	512	VAL
1	A	513	SER
1	A	517	ASN
1	A	532	ARG
1	A	544	ASP
1	A	550	LEU
1	A	567	LYS
1	A	569	LYS
1	A	588	LEU
1	A	596	THR
1	A	605	MET
1	A	612	ILE
1	A	618	GLU
1	A	621	THR
1	A	625	SER
1	A	629	LEU
1	A	635	ARG
1	A	666	ILE
1	A	672	ASP
1	A	702	LEU
1	A	709	THR
1	A	710	LEU

*Continued on next page...*

*Continued from previous page...*

<b>Mol</b>	<b>Chain</b>	<b>Res</b>	<b>Type</b>
1	A	732	LEU
1	A	740	LEU
1	A	752	LYS
1	A	764	CYS
1	A	768	GLN
1	A	774	ARG
1	A	783	THR
1	A	788	SER
1	A	801	GLU
1	A	821	ARG
1	A	826	ASP
1	A	829	VAL
1	A	838	GLN
1	A	839	ARG
1	A	879	GLU
1	A	881	GLN
1	A	886	ILE
1	A	896	ARG
1	A	903	ASN
1	A	911	SER
1	A	913	LEU
1	A	917	SER
1	A	922	ASP
1	A	926	GLN
1	A	941	LYS
1	A	961	ARG
1	A	970	THR
1	A	976	THR
1	A	977	LYS
1	A	980	ASP
1	A	981	LEU
1	A	995	GLU
1	A	996	ASN
1	A	1000	LEU
1	A	1001	ARG
1	A	1017	LEU
1	A	1025	ARG
1	A	1029	ARG
1	A	1033	GLN
1	A	1036	ARG
1	A	1037	LEU
1	A	1062	GLU

*Continued on next page...*

*Continued from previous page...*

<b>Mol</b>	<b>Chain</b>	<b>Res</b>	<b>Type</b>
1	A	1063	MET
1	A	1064	VAL
1	A	1067	LEU
1	A	1081	LEU
1	A	1092	LYS
1	A	1093	LYS
1	A	1095	THR
1	A	1128	GLN
1	A	1135	ARG
1	A	1142	THR
1	A	1146	VAL
1	A	1165	GLU
1	A	1172	LEU
1	A	1187	GLN
1	A	1205	LYS
1	A	1206	ASP
1	A	1208	THR
1	A	1223	ASP
1	A	1237	ILE
1	A	1240	CYS
1	A	1257	ASP
1	A	1262	LYS
1	A	1264	GLU
1	A	1267	MET
1	A	1269	GLU
1	A	1288	ASP
1	A	1295	THR
1	A	1297	GLU
1	A	1299	VAL
1	A	1300	LYS
1	A	1322	ILE
1	A	1325	THR
1	A	1333	ILE
1	A	1351	GLU
1	A	1354	ASN
1	A	1359	ASP
1	A	1366	ARG
1	A	1374	VAL
1	A	1376	THR
1	A	1383	SER
1	A	1386	ARG
1	A	1391	ARG

*Continued on next page...*



*Continued from previous page...*

<b>Mol</b>	<b>Chain</b>	<b>Res</b>	<b>Type</b>
1	A	1405	THR
1	A	1406	VAL
1	A	1407	GLU
1	A	1410	PHE
1	A	1425	SER
1	A	1426	GLU
1	A	1442	ASP
1	A	1443	VAL
1	A	1445	ILE
2	B	20	ASP
2	B	28	GLU
2	B	46	GLN
2	B	63	ILE
2	B	65	GLU
2	B	97	VAL
2	B	98	THR
2	B	103	ASN
2	B	104	GLU
2	B	109	THR
2	B	128	LEU
2	B	134	LYS
2	B	165	VAL
2	B	167	ILE
2	B	175	ARG
2	B	176	SER
2	B	183	GLU
2	B	194	GLU
2	B	217	ARG
2	B	225	VAL
2	B	242	SER
2	B	244	LEU
2	B	248	SER
2	B	249	ARG
2	B	250	PHE
2	B	268	THR
2	B	275	TYR
2	B	277	LYS
2	B	315	LYS
2	B	319	GLU
2	B	328	GLU
2	B	345	LYS
2	B	346	GLU

*Continued on next page...*

*Continued from previous page...*

<b>Mol</b>	<b>Chain</b>	<b>Res</b>	<b>Type</b>
2	B	351	TYR
2	B	361	LEU
2	B	365	THR
2	B	368	GLU
2	B	387	LEU
2	B	393	LYS
2	B	394	ASP
2	B	398	ARG
2	B	412	LEU
2	B	416	LEU
2	B	425	THR
2	B	426	LYS
2	B	427	ASP
2	B	428	ILE
2	B	432	MET
2	B	437	GLU
2	B	448	ILE
2	B	454	THR
2	B	461	LEU
2	B	465	ASN
2	B	466	TRP
2	B	470	LYS
2	B	473	MET
2	B	475	SER
2	B	481	GLN
2	B	482	VAL
2	B	483	LEU
2	B	487	THR
2	B	510	LYS
2	B	513	GLN
2	B	527	THR
2	B	542	MET
2	B	549	THR
2	B	552	MET
2	B	556	THR
2	B	563	MET
2	B	570	VAL
2	B	598	GLU
2	B	617	ARG
2	B	637	LEU
2	B	653	VAL
2	B	655	LYS

*Continued on next page...*

*Continued from previous page...*

<b>Mol</b>	<b>Chain</b>	<b>Res</b>	<b>Type</b>
2	B	680	THR
2	B	705	MET
2	B	714	GLU
2	B	730	ARG
2	B	732	SER
2	B	751	VAL
2	B	754	SER
2	B	755	ILE
2	B	762	ASN
2	B	780	VAL
2	B	786	ASN
2	B	788	ARG
2	B	810	GLU
2	B	822	ASN
2	B	827	ILE
2	B	844	SER
2	B	857	ARG
2	B	866	TYR
2	B	878	GLN
2	B	879	ARG
2	B	880	THR
2	B	883	LEU
2	B	933	SER
2	B	935	ARG
2	B	943	SER
2	B	946	ASN
2	B	953	LEU
2	B	955	THR
2	B	957	ASN
2	B	963	PHE
2	B	970	THR
2	B	983	ARG
2	B	987	LYS
2	B	992	ILE
2	B	996	ARG
2	B	997	GLU
2	B	999	MET
2	B	1004	GLU
2	B	1007	VAL
2	B	1019	SER
2	B	1021	MET
2	B	1028	GLU

*Continued on next page...*

*Continued from previous page...*

<b>Mol</b>	<b>Chain</b>	<b>Res</b>	<b>Type</b>
2	B	1055	ILE
2	B	1065	GLN
2	B	1066	SER
2	B	1072	MET
2	B	1077	THR
2	B	1082	MET
2	B	1092	TYR
2	B	1094	ARG
2	B	1103	ILE
2	B	1113	VAL
2	B	1122	ARG
2	B	1124	ARG
2	B	1150	ARG
2	B	1151	LEU
2	B	1159	ARG
2	B	1160	VAL
2	B	1163	CYS
2	B	1174	LYS
2	B	1176	ASN
2	B	1182	CYS
2	B	1183	LYS
2	B	1185	CYS
2	B	1188	LYS
2	B	1194	ILE
2	B	1202	LEU
2	B	1205	GLN
2	B	1220	ARG
3	C	4	GLU
3	C	11	ARG
3	C	18	VAL
3	C	22	LEU
3	C	25	VAL
3	C	26	ASP
3	C	41	ILE
3	C	53	THR
3	C	56	THR
3	C	57	VAL
3	C	77	ILE
3	C	79	GLN
3	C	80	LEU
3	C	89	GLU
3	C	96	SER

*Continued on next page...*

*Continued from previous page...*

<b>Mol</b>	<b>Chain</b>	<b>Res</b>	<b>Type</b>
3	C	99	LEU
3	C	100	THR
3	C	102	GLN
3	C	106	GLU
3	C	120	ILE
3	C	129	ILE
3	C	137	LYS
3	C	140	ASN
3	C	149	LYS
3	C	151	GLN
3	C	189	THR
3	C	197	SER
3	C	222	LYS
3	C	226	ASP
3	C	240	VAL
3	C	244	VAL
3	C	249	ASP
3	C	253	LYS
3	C	259	LEU
3	C	267	GLN
3	C	268	ASP
4	E	3	GLN
4	E	11	ARG
4	E	14	ARG
4	E	31	THR
4	E	40	GLU
4	E	48	ASP
4	E	54	GLN
4	E	57	MET
4	E	78	LEU
4	E	81	GLU
4	E	90	VAL
4	E	92	THR
4	E	94	LYS
4	E	98	ILE
4	E	103	LYS
4	E	110	PHE
4	E	123	LEU
4	E	127	ILE
4	E	131	THR
4	E	134	THR
4	E	150	VAL

*Continued on next page...*

*Continued from previous page...*

<b>Mol</b>	<b>Chain</b>	<b>Res</b>	<b>Type</b>
4	E	153	HIS
4	E	162	ARG
4	E	165	LEU
4	E	169	ARG
4	E	179	GLN
4	E	196	VAL
4	E	201	LYS
4	E	204	THR
5	F	72	LYS
5	F	74	ILE
5	F	79	ARG
5	F	82	THR
5	F	93	ILE
5	F	97	ARG
5	F	102	SER
5	F	109	VAL
5	F	112	GLU
5	F	114	GLU
5	F	119	ARG
5	F	133	VAL
5	F	142	SER
5	F	149	GLU
5	F	155	LEU
6	H	19	ARG
6	H	21	ASN
6	H	25	ARG
6	H	34	ASP
6	H	58	THR
6	H	78	SER
6	H	88	SER
6	H	89	LEU
6	H	97	MET
6	H	109	LYS
6	H	124	ARG
6	H	125	LEU
6	H	130	ARG
6	H	136	LYS
6	H	137	GLN
6	H	143	LEU
6	H	145	ARG
6	H	146	ARG
7	I	2	THR

*Continued on next page...*

*Continued from previous page...*

<b>Mol</b>	<b>Chain</b>	<b>Res</b>	<b>Type</b>
7	I	3	THR
7	I	7	CYS
7	I	8	ARG
7	I	14	LEU
7	I	15	TYR
7	I	28	GLU
7	I	29	CYS
7	I	50	THR
7	I	55	THR
7	I	60	GLN
7	I	71	SER
7	I	77	LYS
7	I	84	VAL
7	I	89	GLN
7	I	90	GLN
7	I	91	ARG
7	I	95	THR
7	I	107	SER
7	I	116	ASN
7	I	117	LYS
7	I	118	ARG
8	J	6	ARG
8	J	7	CYS
8	J	9	SER
8	J	28	ASP
8	J	29	GLU
8	J	31	ASP
8	J	46	CYS
8	J	48	ARG
8	J	59	LYS
8	J	64	ASN
9	K	1	MET
9	K	6	ARG
9	K	26	LYS
9	K	41	THR
9	K	47	ARG
9	K	77	THR
9	K	101	LEU
9	K	103	THR
9	K	106	GLU
9	K	107	THR
10	L	34	CYS

*Continued on next page...*

*Continued from previous page...*

Mol	Chain	Res	Type
10	L	38	LEU
10	L	42	ARG
10	L	46	VAL
10	L	47	ARG
10	L	49	LYS
10	L	50	ASP
10	L	51	CYS
10	L	54	ARG
10	L	63	ARG

Sometimes sidechains can be flipped to improve hydrogen bonding and reduce clashes. All (35) such sidechains are listed below:

Mol	Chain	Res	Type
1	A	18	GLN
1	A	80	HIS
1	A	256	GLN
1	A	306	ASN
1	A	316	GLN
1	A	399	HIS
1	A	435	HIS
1	A	479	ASN
1	A	493	GLN
1	A	903	ASN
1	A	1173	HIS
2	B	395	GLN
2	B	465	ASN
2	B	531	GLN
2	B	590	HIS
2	B	734	HIS
2	B	762	ASN
2	B	842	ASN
2	B	843	GLN
2	B	878	GLN
2	B	975	GLN
2	B	1015	HIS
2	B	1025	HIS
2	B	1084	GLN
2	B	1093	GLN
2	B	1193	GLN
3	C	17	ASN
3	C	167	HIS
3	C	195	GLN

*Continued on next page...*



Continued from previous page...

Mol	Chain	Res	Type
3	C	231	ASN
4	E	54	GLN
6	H	134	ASN
6	H	137	GLN
7	I	60	GLN
7	I	108	HIS

### 5.3.3 RNA [i](#)

Mol	Chain	Analysed	Backbone Outliers	Pucker Outliers
13	R	8/9 (88%)	2 (25%)	0

All (2) RNA backbone outliers are listed below:

Mol	Chain	Res	Type
13	R	2	U
13	R	9	G

There are no RNA pucker outliers to report.

## 5.4 Non-standard residues in protein, DNA, RNA chains [i](#)

1 non-standard protein/DNA/RNA residue is modelled in this entry.

In the following table, the Counts columns list the number of bonds (or angles) for which Mogul statistics could be retrieved, the number of bonds (or angles) that are observed in the model and the number of bonds (or angles) that are defined in the Chemical Component Dictionary. The Link column lists molecule types, if any, to which the group is linked. The Z score for a bond length (or angle) is the number of standard deviations the observed value is removed from the expected value. A bond length (or angle) with  $|Z| > 2$  is considered an outlier worth inspection. RMSZ is the root-mean-square of all Z scores of the bond lengths (or angles).

Mol	Type	Chain	Res	Link	Bond lengths			Bond angles		
					Counts	RMSZ	# $ Z  > 2$	Counts	RMSZ	# $ Z  > 2$
11	1CC	T	19	11	20,23,24	1.23	3 (15%)	26,33,36	1.39	3 (11%)

In the following table, the Chirals column lists the number of chiral outliers, the number of chiral centers analysed, the number of these observed in the model and the number defined in the Chemical Component Dictionary. Similar counts are reported in the Torsion and Rings columns. '2' means no outliers of that kind were identified.

Mol	Type	Chain	Res	Link	Chirals	Torsions	Rings
11	1CC	T	19	11	-	0/11/25/26	0/2/2/2

All (3) bond length outliers are listed below:

Mol	Chain	Res	Type	Atoms	Z	Observed(Å)	Ideal(Å)
11	T	19	1CC	O5'-C5'	-2.51	1.38	1.44
11	T	19	1CC	C5-C4	2.23	1.47	1.43
11	T	19	1CC	C2-N1	-2.20	1.35	1.40

All (3) bond angle outliers are listed below:

Mol	Chain	Res	Type	Atoms	Z	Observed(°)	Ideal(°)
11	T	19	1CC	C5-C6-N1	-2.87	119.28	123.10
11	T	19	1CC	C2'-C1'-N1	-2.65	107.67	113.77
11	T	19	1CC	O2-C2-N3	-2.57	118.15	122.33

There are no chirality outliers.

There are no torsion outliers.

There are no ring outliers.

1 monomer is involved in 3 short contacts:

Mol	Chain	Res	Type	Clashes	Symm-Clashes
11	T	19	1CC	3	0

## 5.5 Carbohydrates [i](#)

There are no monosaccharides in this entry.

## 5.6 Ligand geometry [i](#)

Of 11 ligands modelled in this entry, 10 are monoatomic - leaving 1 for Mogul analysis.

In the following table, the Counts columns list the number of bonds (or angles) for which Mogul statistics could be retrieved, the number of bonds (or angles) that are observed in the model and the number of bonds (or angles) that are defined in the Chemical Component Dictionary. The Link column lists molecule types, if any, to which the group is linked. The Z score for a bond length (or angle) is the number of standard deviations the observed value is removed from the expected value. A bond length (or angle) with  $|Z| > 2$  is considered an outlier worth inspection. RMSZ is the root-mean-square of all Z scores of the bond lengths (or angles).

Mol	Type	Chain	Res	Link	Bond lengths			Bond angles		
					Counts	RMSZ	# Z  > 2	Counts	RMSZ	# Z  > 2
16	G2P	T	101	15	27,34,34	2.36	10 (37%)	33,54,54	1.94	5 (15%)

In the following table, the Chirals column lists the number of chiral outliers, the number of chiral centers analysed, the number of these observed in the model and the number defined in the Chemical Component Dictionary. Similar counts are reported in the Torsion and Rings columns. '-' means no outliers of that kind were identified.

Mol	Type	Chain	Res	Link	Chirals	Torsions	Rings
16	G2P	T	101	15	-	4/15/38/38	0/3/3/3

All (10) bond length outliers are listed below:

Mol	Chain	Res	Type	Atoms	Z	Observed(Å)	Ideal(Å)
16	T	101	G2P	C6-N1	4.89	1.41	1.33
16	T	101	G2P	PB-O2B	4.31	1.61	1.51
16	T	101	G2P	C2-N1	4.19	1.42	1.35
16	T	101	G2P	PA-O2A	4.15	1.61	1.51
16	T	101	G2P	O4'-C1'	4.10	1.46	1.41
16	T	101	G2P	PG-O2G	3.58	1.62	1.50
16	T	101	G2P	PB-O3B	3.03	1.61	1.58
16	T	101	G2P	PB-O1B	-2.57	1.50	1.56
16	T	101	G2P	C5-C6	2.51	1.45	1.41
16	T	101	G2P	PA-O5'	2.12	1.60	1.57

All (5) bond angle outliers are listed below:

Mol	Chain	Res	Type	Atoms	Z	Observed(°)	Ideal(°)
16	T	101	G2P	C5-C6-N1	-7.52	113.15	123.43
16	T	101	G2P	C2-N1-C6	3.29	121.15	115.93
16	T	101	G2P	O1G-PG-O3B	3.03	114.81	104.64
16	T	101	G2P	C1'-N9-C4	-2.26	122.67	126.64
16	T	101	G2P	O2B-PB-C3A	-2.13	103.44	109.07

There are no chirality outliers.

All (4) torsion outliers are listed below:

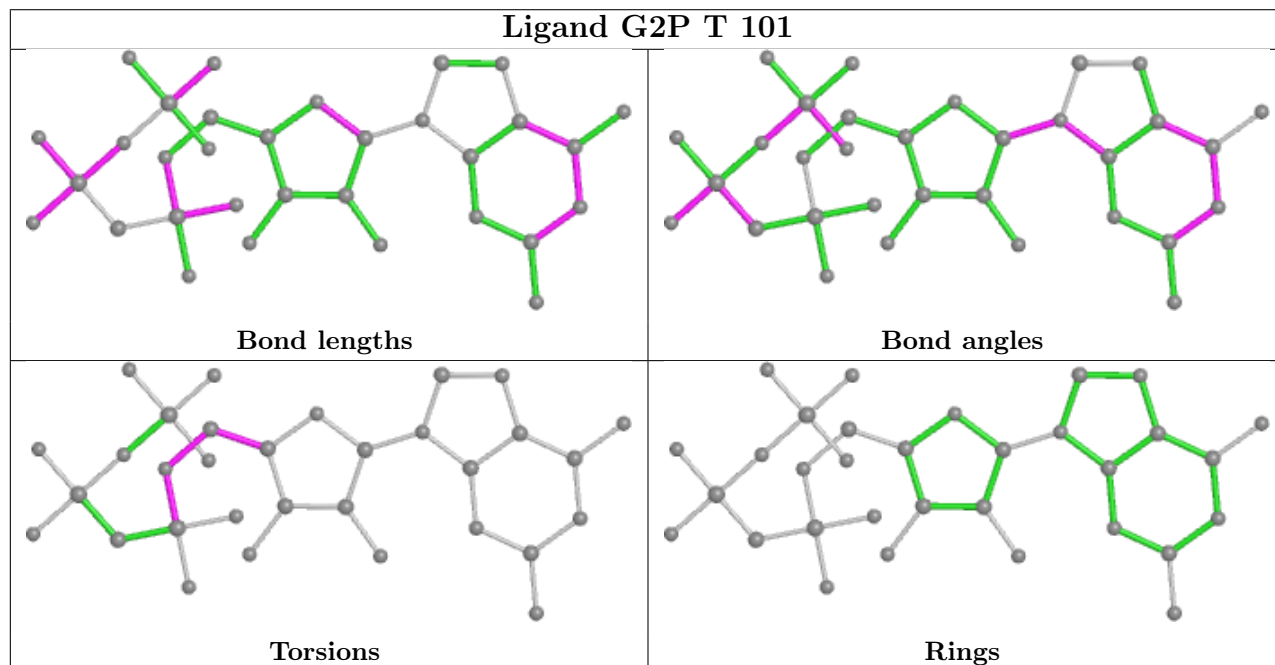
Mol	Chain	Res	Type	Atoms
16	T	101	G2P	O4'-C4'-C5'-O5'
16	T	101	G2P	C3'-C4'-C5'-O5'
16	T	101	G2P	C5'-O5'-PA-O1A
16	T	101	G2P	C4'-C5'-O5'-PA

There are no ring outliers.

1 monomer is involved in 2 short contacts:

Mol	Chain	Res	Type	Clashes	Symm-Clashes
16	T	101	G2P	2	0

The following is a two-dimensional graphical depiction of Mogul quality analysis of bond lengths, bond angles, torsion angles, and ring geometry for all instances of the Ligand of Interest. In addition, ligands with molecular weight > 250 and outliers as shown on the validation Tables will also be included. For torsion angles, if less than 5% of the Mogul distribution of torsion angles is within 10 degrees of the torsion angle in question, then that torsion angle is considered an outlier. Any bond that is central to one or more torsion angles identified as an outlier by Mogul will be highlighted in the graph. For rings, the root-mean-square deviation (RMSD) between the ring in question and similar rings identified by Mogul is calculated over all ring torsion angles. If the average RMSD is greater than 60 degrees and the minimal RMSD between the ring in question and any Mogul-identified rings is also greater than 60 degrees, then that ring is considered an outlier. The outliers are highlighted in purple. The color gray indicates Mogul did not find sufficient equivalents in the CSD to analyse the geometry.



## 5.7 Other polymers [i](#)

There are no such residues in this entry.

## 5.8 Polymer linkage issues [i](#)

There are no chain breaks in this entry.

## 6 Fit of model and data [i](#)

### 6.1 Protein, DNA and RNA chains [i](#)

In the following table, the column labelled ‘#RSRZ > 2’ contains the number (and percentage) of RSRZ outliers, followed by percent RSRZ outliers for the chain as percentile scores relative to all X-ray entries and entries of similar resolution. The OWAB column contains the minimum, median, 95<sup>th</sup> percentile and maximum values of the occupancy-weighted average B-factor per residue. The column labelled ‘Q < 0.9’ lists the number of (and percentage) of residues with an average occupancy less than 0.9.

Mol	Chain	Analysed	<RSRZ>	#RSRZ>2	OWAB(Å <sup>2</sup> )	Q<0.9
1	A	1393/1733 (80%)	0.05	58 (4%) 36 34	45, 88, 191, 305	0
2	B	1103/1224 (90%)	-0.08	21 (1%) 66 65	42, 79, 153, 277	0
3	C	266/318 (83%)	-0.31	0 100 100	50, 79, 117, 170	0
4	E	214/215 (99%)	0.04	10 (4%) 31 29	63, 114, 201, 236	0
5	F	84/155 (54%)	-0.24	0 100 100	65, 93, 138, 182	0
6	H	133/146 (91%)	0.46	11 (8%) 11 11	75, 116, 207, 288	0
7	I	119/122 (97%)	-0.18	1 (0%) 86 86	58, 97, 139, 186	0
8	J	65/70 (92%)	-0.23	0 100 100	56, 74, 113, 131	0
9	K	114/120 (95%)	-0.13	0 100 100	54, 86, 115, 164	0
10	L	44/70 (62%)	0.69	3 (6%) 17 17	73, 158, 247, 292	0
11	T	28/29 (96%)	1.43	11 (39%) 0 0	60, 289, 368, 372	0
12	N	14/14 (100%)	1.82	8 (57%) 0 0	249, 290, 330, 348	0
13	R	9/9 (100%)	-0.47	0 100 100	54, 66, 111, 116	0
All	All	3586/4225 (84%)	-0.00	123 (3%) 45 43	42, 87, 187, 372	0

All (123) RSRZ outliers are listed below:

Mol	Chain	Res	Type	RSRZ
1	A	257	ARG	6.9
6	H	86	ASP	6.5
2	B	1221	SER	6.1
2	B	250	PHE	5.8
10	L	50	ASP	5.7
11	T	4	DC	5.7
1	A	69	THR	5.3
1	A	253	ASN	5.2
6	H	139	ASN	5.1

*Continued on next page...*

*Continued from previous page...*

<b>Mol</b>	<b>Chain</b>	<b>Res</b>	<b>Type</b>	<b>RSRZ</b>
1	A	151	ASP	4.8
2	B	249	ARG	4.8
1	A	141	LEU	4.7
1	A	168	GLY	4.6
1	A	146	MET	4.4
11	T	3	DA	4.1
11	T	16	DC	4.0
1	A	320	ARG	4.0
1	A	49	LYS	3.9
4	E	93	MET	3.9
1	A	1176	LEU	3.8
11	T	1	DC	3.7
11	T	15	DA	3.6
1	A	65	LEU	3.5
1	A	173	THR	3.5
4	E	83	CYS	3.5
1	A	254	GLU	3.4
1	A	258	GLY	3.4
2	B	711	GLU	3.4
1	A	72	GLU	3.3
11	T	11	DG	3.3
1	A	125	ALA	3.3
1	A	50	ILE	3.3
1	A	108	MET	3.2
4	E	118	PRO	3.2
4	E	126	SER	3.2
1	A	45	GLN	3.2
1	A	214	ILE	3.2
11	T	2	DT	3.1
2	B	869	SER	3.1
12	N	2	DT	3.1
2	B	865	LYS	3.1
1	A	309	ALA	3.1
6	H	146	ARG	3.0
1	A	147	VAL	3.0
1	A	163	SER	3.0
1	A	174	ILE	2.9
1	A	210	ILE	2.9
2	B	1220	ARG	2.9
12	N	14	DG	2.9
4	E	110	PHE	2.8
1	A	182	VAL	2.8

*Continued on next page...*

*Continued from previous page...*

<b>Mol</b>	<b>Chain</b>	<b>Res</b>	<b>Type</b>	<b>RSRZ</b>
1	A	176	LYS	2.8
2	B	643	ASP	2.8
2	B	715	ALA	2.8
1	A	1040	GLN	2.8
11	T	14	DG	2.8
1	A	38	PRO	2.7
4	E	97	VAL	2.7
1	A	154	SER	2.6
1	A	221	SER	2.6
4	E	123	LEU	2.6
1	A	181	LEU	2.6
1	A	1256	GLU	2.6
10	L	43	THR	2.6
1	A	170	THR	2.5
11	T	12	DC	2.5
12	N	1	DC	2.5
1	A	124	GLN	2.5
2	B	356	LEU	2.5
1	A	91	PHE	2.4
12	N	12	DT	2.4
2	B	69	LEU	2.4
1	A	44	THR	2.4
11	T	13	DA	2.4
1	A	153	PRO	2.4
1	A	148	CYS	2.4
1	A	59	GLY	2.4
1	A	286	HIS	2.4
2	B	92	PHE	2.4
2	B	866	TYR	2.4
2	B	247	GLY	2.3
6	H	82	PRO	2.3
1	A	231	PRO	2.3
6	H	84	ALA	2.3
2	B	437	GLU	2.3
12	N	3	DG	2.3
1	A	1126	ALA	2.3
6	H	131	ASN	2.3
11	T	5	DC	2.3
1	A	66	LYS	2.3
6	H	55	LEU	2.3
1	A	115	LEU	2.3
1	A	1169	ILE	2.3

*Continued on next page...*

*Continued from previous page...*

Mol	Chain	Res	Type	RSRZ
10	L	29	TYR	2.2
2	B	425	THR	2.2
6	H	51	ALA	2.2
6	H	138	GLU	2.2
1	A	76	GLU	2.2
1	A	315	LEU	2.2
1	A	114	LEU	2.2
2	B	248	SER	2.2
2	B	713	ALA	2.2
7	I	117	LYS	2.2
6	H	137	GLN	2.2
4	E	49	SER	2.1
1	A	1080	THR	2.1
1	A	568	PRO	2.1
1	A	144	THR	2.1
4	E	91	LYS	2.1
1	A	279	LEU	2.1
12	N	13	DA	2.1
1	A	256	GLN	2.1
6	H	130	ARG	2.1
2	B	666	TYR	2.0
1	A	161	LEU	2.0
1	A	1125	ALA	2.0
12	N	6	DT	2.0
2	B	275	TYR	2.0
12	N	7	DA	2.0
2	B	45	SER	2.0
4	E	84	ASP	2.0
1	A	660	ASN	2.0
1	A	171	GLN	2.0

## 6.2 Non-standard residues in protein, DNA, RNA chains [i](#)

In the following table, the Atoms column lists the number of modelled atoms in the group and the number defined in the chemical component dictionary. The B-factors column lists the minimum, median, 95<sup>th</sup> percentile and maximum values of B factors of atoms in the group. The column labelled 'Q<0.9' lists the number of atoms with occupancy less than 0.9.

Mol	Type	Chain	Res	Atoms	RSCC	RSR	B-factors(Å <sup>2</sup> )	Q<0.9
11	1CC	T	19	22/23	0.95	0.13	71,87,132,144	0



### 6.3 Carbohydrates [i](#)

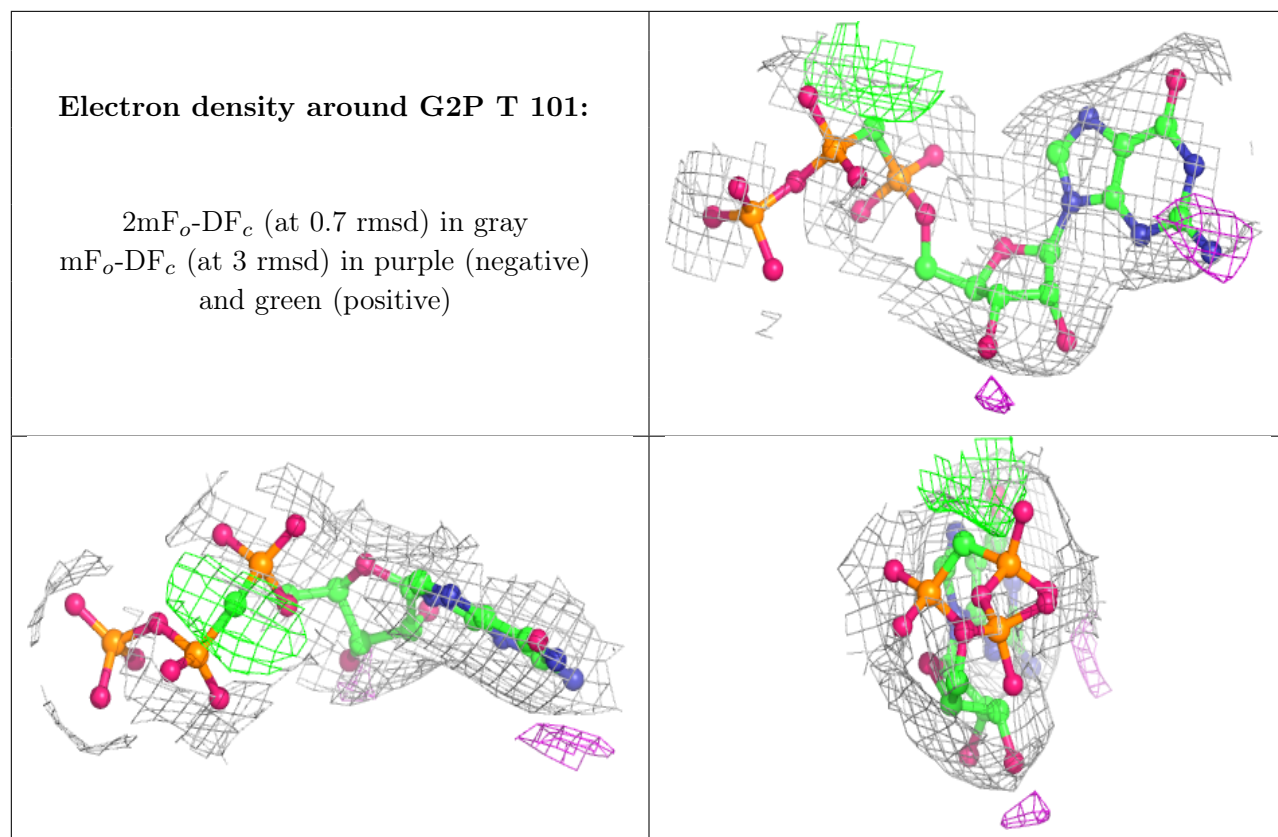
There are no monosaccharides in this entry.

### 6.4 Ligands [i](#)

In the following table, the Atoms column lists the number of modelled atoms in the group and the number defined in the chemical component dictionary. The B-factors column lists the minimum, median, 95<sup>th</sup> percentile and maximum values of B factors of atoms in the group. The column labelled 'Q< 0.9' lists the number of atoms with occupancy less than 0.9.

Mol	Type	Chain	Res	Atoms	RSCC	RSR	B-factors( $\text{\AA}^2$ )	Q<0.9
14	ZN	A	1801	1/1	0.70	0.08	266,266,266,266	0
15	MG	A	1804	1/1	0.83	0.20	87,87,87,87	0
14	ZN	L	101	1/1	0.87	0.06	172,172,172,172	0
16	G2P	T	101	32/32	0.91	0.18	59,73,127,131	0
14	ZN	A	1802	1/1	0.94	0.08	136,136,136,136	0
14	ZN	B	1301	1/1	0.97	0.12	123,123,123,123	0
15	MG	A	1803	1/1	0.97	0.17	42,42,42,42	0
14	ZN	I	202	1/1	0.97	0.13	93,93,93,93	0
14	ZN	J	101	1/1	0.97	0.19	92,92,92,92	0
14	ZN	I	201	1/1	0.98	0.09	104,104,104,104	0
14	ZN	C	401	1/1	0.99	0.12	107,107,107,107	0

The following is a graphical depiction of the model fit to experimental electron density of all instances of the Ligand of Interest. In addition, ligands with molecular weight > 250 and outliers as shown on the geometry validation Tables will also be included. Each fit is shown from different orientation to approximate a three-dimensional view.



## 6.5 Other polymers [i](#)

There are no such residues in this entry.