



Full wwPDB EM Validation Report ⓘ

Nov 20, 2022 – 03:47 pm GMT

PDB ID : 2Y9K
EMDB ID : EMD-1871
Title : Three-dimensional model of Salmonella's needle complex at subnanometer resolution
Authors : Schraidt, O.; Marlovits, T.C.
Deposited on : 2011-02-15
Resolution : 8.30 Å (reported)
Based on initial model : 3GR5

This is a Full wwPDB EM Validation Report for a publicly released PDB entry.

We welcome your comments at validation@mail.wwpdb.org

A user guide is available at

<https://www.wwpdb.org/validation/2017/EMValidationReportHelp>

with specific help available everywhere you see the ⓘ symbol.

The types of validation reports are described at

<http://www.wwpdb.org/validation/2017/FAQs#types>.

The following versions of software and data (see [references ⓘ](#)) were used in the production of this report:

EMDB validation analysis : 0.0.1.dev43
MolProbity : 4.02b-467
Percentile statistics : 20191225.v01 (using entries in the PDB archive December 25th 2019)
MapQ : 1.9.9
Ideal geometry (proteins) : Engh & Huber (2001)
Ideal geometry (DNA, RNA) : Parkinson et al. (1996)
Validation Pipeline (wwPDB-VP) : 2.31.2

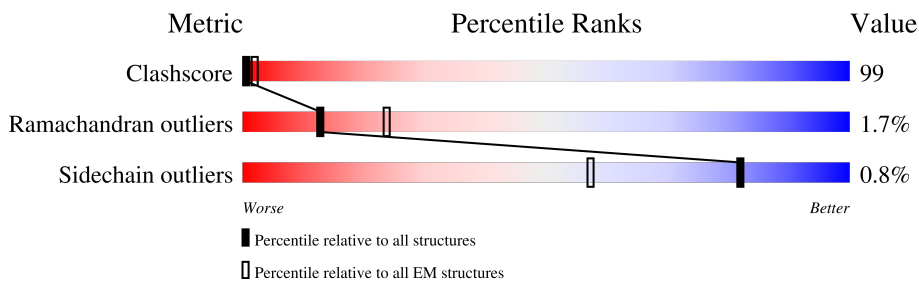
1 Overall quality at a glance i

The following experimental techniques were used to determine the structure:

ELECTRON MICROSCOPY

The reported resolution of this entry is 8.30 Å.

Percentile scores (ranging between 0-100) for global validation metrics of the entry are shown in the following graphic. The table shows the number of entries on which the scores are based.






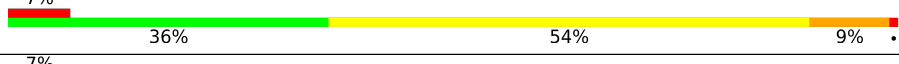
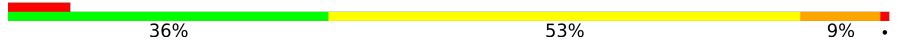
Metric	Whole archive (#Entries)	EM structures (#Entries)
Clashscore	158937	4297
Ramachandran outliers	154571	4023
Sidechain outliers	154315	3826

The table below summarises the geometric issues observed across the polymeric chains and their fit to the map. The red, orange, yellow and green segments of the bar indicate the fraction of residues that contain outliers for ≥ 3 , 2, 1 and 0 types of geometric quality criteria respectively. A grey segment represents the fraction of residues that are not modelled. The numeric value for each fraction is indicated below the corresponding segment, with a dot representing fractions $\leq 5\%$. The upper red bar (where present) indicates the fraction of residues that have poor fit to the EM map (all-atom inclusion $< 40\%$). The numeric value is given above the bar.

Mol	Chain	Length	Quality of chain
1	A	137	<div style="display: flex; align-items: center;"> <div style="width: 7%; height: 10px; background-color: red; margin-right: 5px;"></div> <div style="width: 36%; height: 10px; background-color: green; margin-right: 5px;"></div> <div style="width: 54%; height: 10px; background-color: yellow; margin-right: 5px;"></div> <div style="width: 9%; height: 10px; background-color: orange; margin-right: 5px;"></div> <div style="width: 5%; height: 10px; background-color: grey;"></div> </div> <p style="margin-left: 10px;">7% 36% 54% 9% .</p>
1	B	137	<div style="display: flex; align-items: center;"> <div style="width: 7%; height: 10px; background-color: red; margin-right: 5px;"></div> <div style="width: 36%; height: 10px; background-color: green; margin-right: 5px;"></div> <div style="width: 54%; height: 10px; background-color: yellow; margin-right: 5px;"></div> <div style="width: 9%; height: 10px; background-color: orange; margin-right: 5px;"></div> <div style="width: 5%; height: 10px; background-color: grey;"></div> </div> <p style="margin-left: 10px;">7% 36% 54% 9% .</p>
1	C	137	<div style="display: flex; align-items: center;"> <div style="width: 7%; height: 10px; background-color: red; margin-right: 5px;"></div> <div style="width: 37%; height: 10px; background-color: green; margin-right: 5px;"></div> <div style="width: 53%; height: 10px; background-color: yellow; margin-right: 5px;"></div> <div style="width: 9%; height: 10px; background-color: orange; margin-right: 5px;"></div> <div style="width: 5%; height: 10px; background-color: grey;"></div> </div> <p style="margin-left: 10px;">7% 37% 53% 9% .</p>
1	D	137	<div style="display: flex; align-items: center;"> <div style="width: 7%; height: 10px; background-color: red; margin-right: 5px;"></div> <div style="width: 36%; height: 10px; background-color: green; margin-right: 5px;"></div> <div style="width: 54%; height: 10px; background-color: yellow; margin-right: 5px;"></div> <div style="width: 9%; height: 10px; background-color: orange; margin-right: 5px;"></div> <div style="width: 5%; height: 10px; background-color: grey;"></div> </div> <p style="margin-left: 10px;">7% 36% 54% 9% .</p>
1	E	137	<div style="display: flex; align-items: center;"> <div style="width: 7%; height: 10px; background-color: red; margin-right: 5px;"></div> <div style="width: 36%; height: 10px; background-color: green; margin-right: 5px;"></div> <div style="width: 54%; height: 10px; background-color: yellow; margin-right: 5px;"></div> <div style="width: 9%; height: 10px; background-color: orange; margin-right: 5px;"></div> <div style="width: 5%; height: 10px; background-color: grey;"></div> </div> <p style="margin-left: 10px;">7% 36% 54% 9% .</p>
1	F	137	<div style="display: flex; align-items: center;"> <div style="width: 7%; height: 10px; background-color: red; margin-right: 5px;"></div> <div style="width: 35%; height: 10px; background-color: green; margin-right: 5px;"></div> <div style="width: 55%; height: 10px; background-color: yellow; margin-right: 5px;"></div> <div style="width: 9%; height: 10px; background-color: orange; margin-right: 5px;"></div> <div style="width: 5%; height: 10px; background-color: grey;"></div> </div> <p style="margin-left: 10px;">7% 35% 55% 9% .</p>
1	G	137	<div style="display: flex; align-items: center;"> <div style="width: 7%; height: 10px; background-color: red; margin-right: 5px;"></div> <div style="width: 36%; height: 10px; background-color: green; margin-right: 5px;"></div> <div style="width: 53%; height: 10px; background-color: yellow; margin-right: 5px;"></div> <div style="width: 9%; height: 10px; background-color: orange; margin-right: 5px;"></div> <div style="width: 5%; height: 10px; background-color: grey;"></div> </div> <p style="margin-left: 10px;">7% 36% 53% 9% .</p>
1	H	137	<div style="display: flex; align-items: center;"> <div style="width: 7%; height: 10px; background-color: red; margin-right: 5px;"></div> <div style="width: 36%; height: 10px; background-color: green; margin-right: 5px;"></div> <div style="width: 54%; height: 10px; background-color: yellow; margin-right: 5px;"></div> <div style="width: 9%; height: 10px; background-color: orange; margin-right: 5px;"></div> <div style="width: 5%; height: 10px; background-color: grey;"></div> </div> <p style="margin-left: 10px;">7% 36% 54% 9% .</p>

Continued on next page...

Continued from previous page...

Mol	Chain	Length	Quality of chain
1	I	137	
1	J	137	
1	K	137	
1	L	137	
1	M	137	
1	N	137	
1	O	137	

2 Entry composition [i](#)

There is only 1 type of molecule in this entry. The entry contains 16485 atoms, of which 0 are hydrogens and 0 are deuteriums.

In the tables below, the AltConf column contains the number of residues with at least one atom in alternate conformation and the Trace column contains the number of residues modelled with at most 2 atoms.

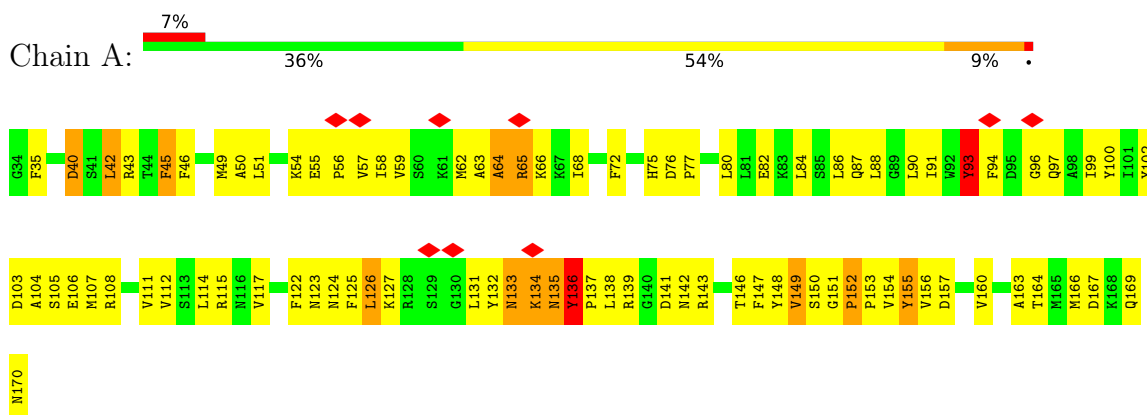
- Molecule 1 is a protein called PROTEIN INVG.

Mol	Chain	Residues	Atoms					AltConf	Trace
			Total	C	N	O	S		
1	A	137	1099	705	187	201	6	0	0
1	B	137	1099	705	187	201	6	0	0
1	C	137	1099	705	187	201	6	0	0
1	D	137	1099	705	187	201	6	0	0
1	E	137	1099	705	187	201	6	0	0
1	F	137	1099	705	187	201	6	0	0
1	G	137	1099	705	187	201	6	0	0
1	H	137	1099	705	187	201	6	0	0
1	I	137	1099	705	187	201	6	0	0
1	J	137	1099	705	187	201	6	0	0
1	K	137	1099	705	187	201	6	0	0
1	L	137	1099	705	187	201	6	0	0
1	M	137	1099	705	187	201	6	0	0
1	N	137	1099	705	187	201	6	0	0
1	O	137	1099	705	187	201	6	0	0

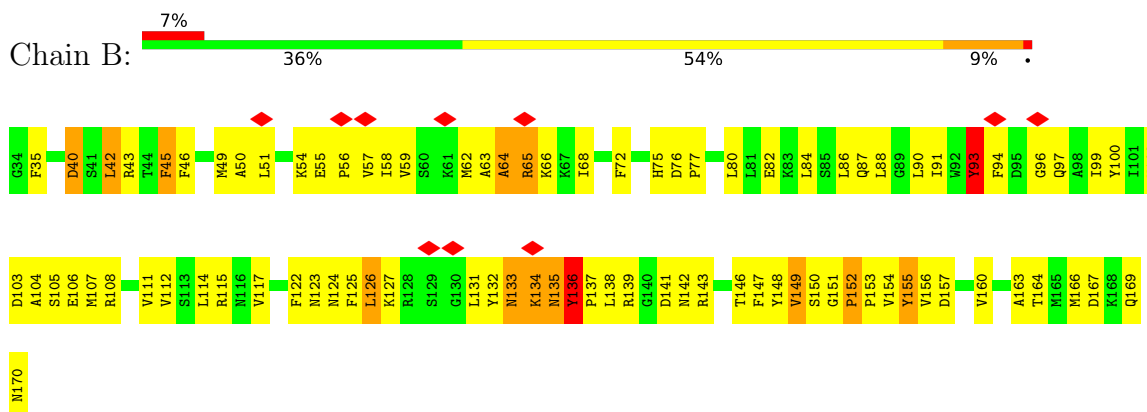
3 Residue-property plots [i](#)

These plots are drawn for all protein, RNA, DNA and oligosaccharide chains in the entry. The first graphic for a chain summarises the proportions of the various outlier classes displayed in the second graphic. The second graphic shows the sequence view annotated by issues in geometry and atom inclusion in map density. Residues are color-coded according to the number of geometric quality criteria for which they contain at least one outlier: green = 0, yellow = 1, orange = 2 and red = 3 or more. A red diamond above a residue indicates a poor fit to the EM map for this residue (all-atom inclusion < 40%). Stretches of 2 or more consecutive residues without any outlier are shown as a green connector. Residues present in the sample, but not in the model, are shown in grey.

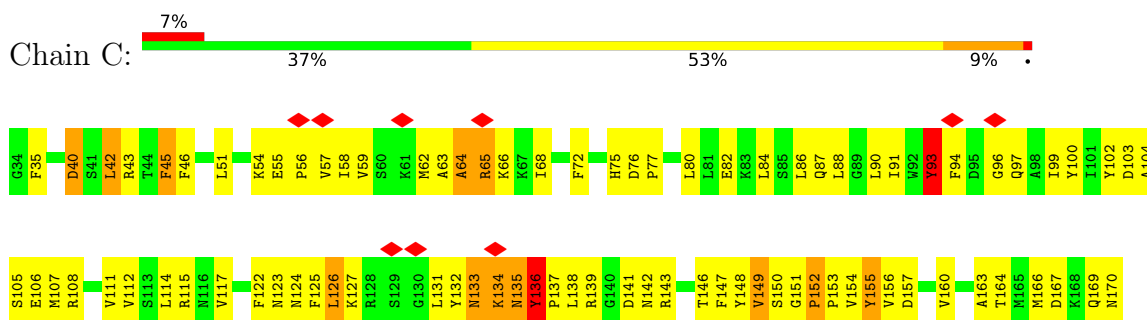
- Molecule 1: PROTEIN INVG



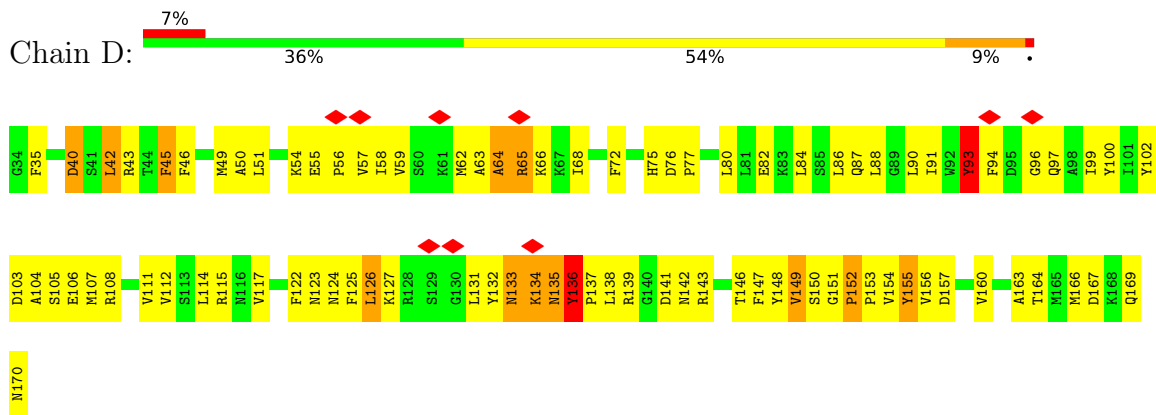
- Molecule 1: PROTEIN INVG



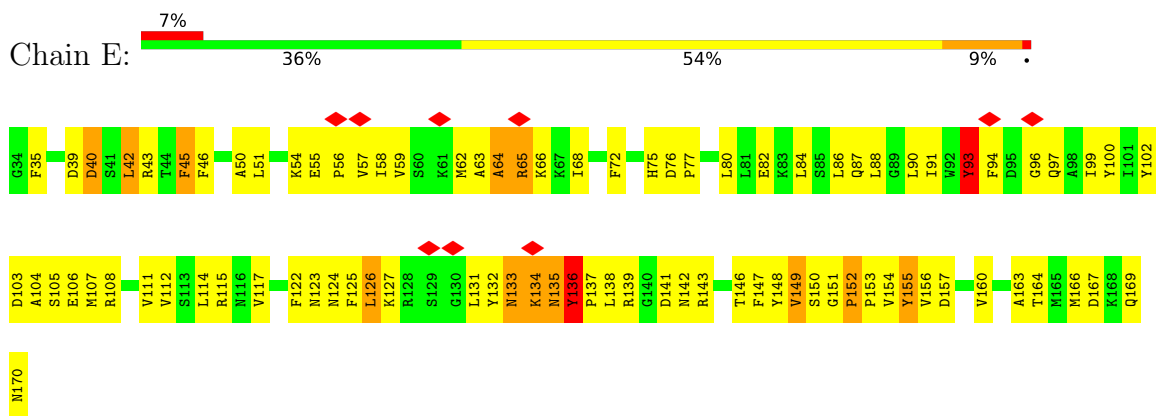
- Molecule 1: PROTEIN INVG



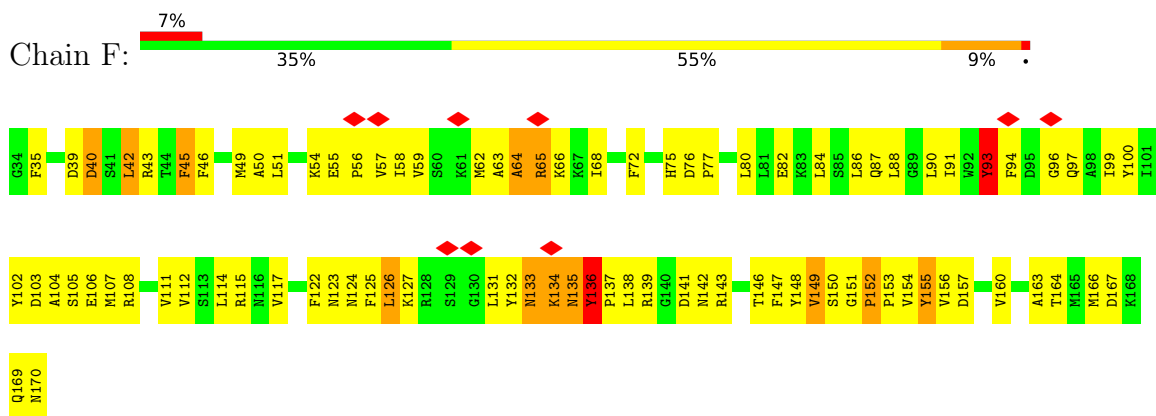
• Molecule 1: PROTEIN INVG



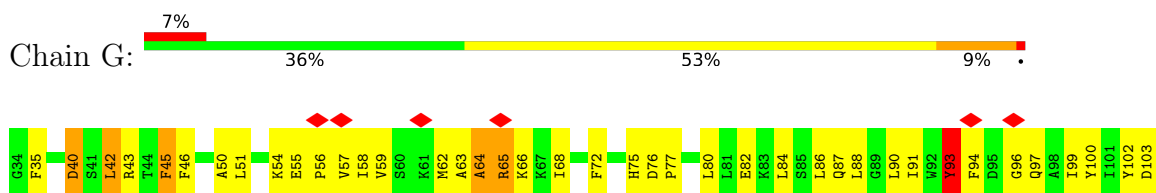
• Molecule 1: PROTEIN INVG



• Molecule 1: PROTEIN INVG

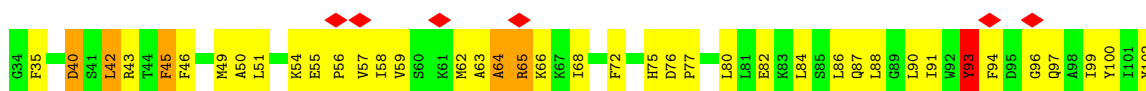


• Molecule 1: PROTEIN INVG



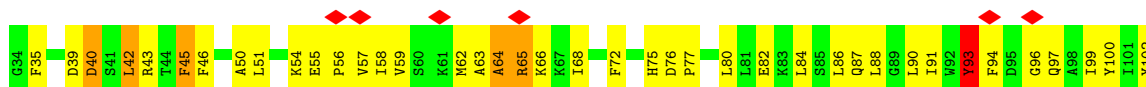


• Molecule 1: PROTEIN INVG



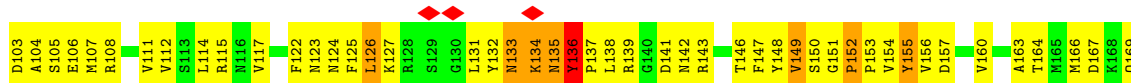
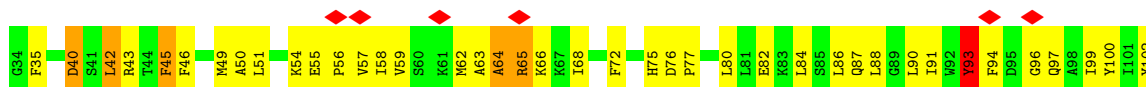
M170

• Molecule 1: PROTEIN INVG



M170

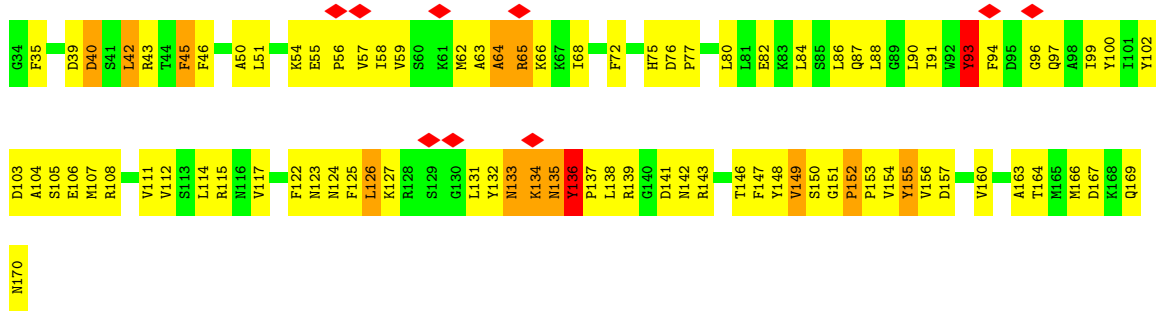
• Molecule 1: PROTEIN INVG



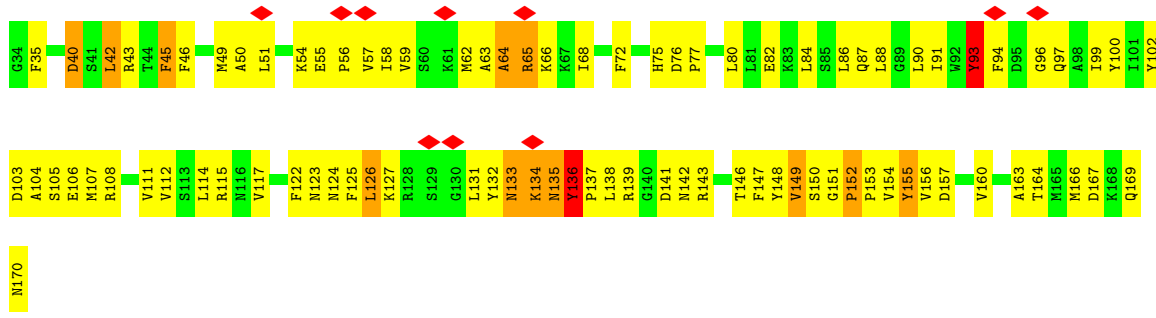
M170

• Molecule 1: PROTEIN INVG

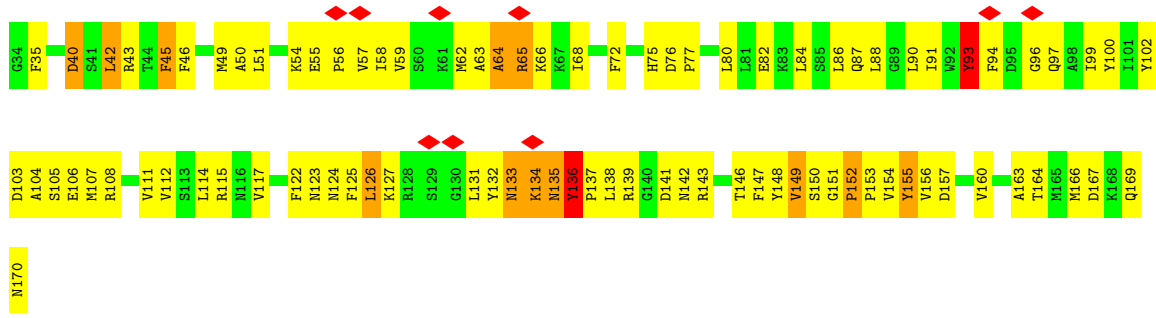




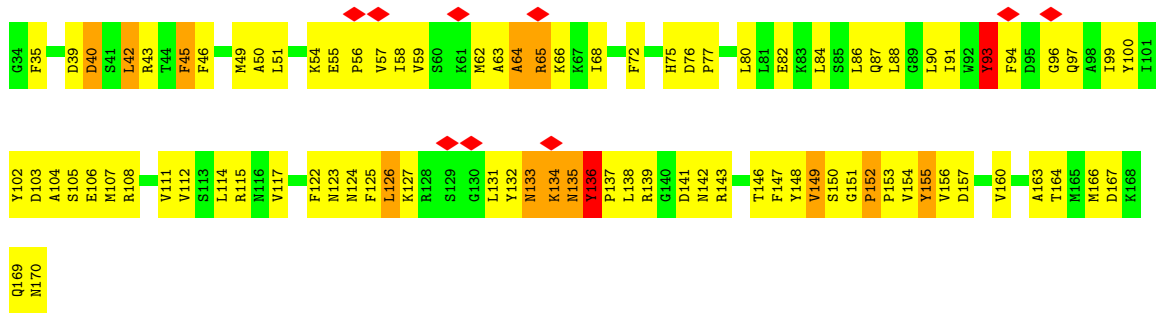
• Molecule 1: PROTEIN INVG



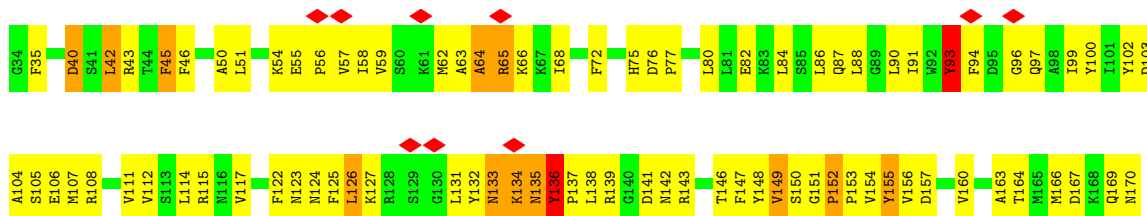
• Molecule 1: PROTEIN INVG



• Molecule 1: PROTEIN INVG



● Molecule 1: PROTEIN INVG

Chain O: 

4 Experimental information

Property	Value	Source
EM reconstruction method	SINGLE PARTICLE	Depositor
Imposed symmetry	POINT, C15	Depositor
Number of particles used	Not provided	
Resolution determination method	FSC 0.5 CUT-OFF	Depositor
CTF correction method	EACH CCD FRAME	Depositor
Microscope	FEI POLARA 300	Depositor
Voltage (kV)	300	Depositor
Electron dose ($e^-/\text{\AA}^2$)	Not provided	
Minimum defocus (nm)	1000	Depositor
Maximum defocus (nm)	2500	Depositor
Magnification	93000	Depositor
Image detector	GENERIC GATAN (4k x 4k)	Depositor
Maximum map value	0.205	Depositor
Minimum map value	-0.231	Depositor
Average map value	-0.000	Depositor
Map value standard deviation	0.010	Depositor
Recommended contour level	0.06	Depositor
Map size (\AA)	399, 399, 399	wwPDB
Map dimensions	300, 300, 300	wwPDB
Map angles ($^\circ$)	90, 90, 90	wwPDB
Pixel spacing (\AA)	1.33, 1.33, 1.33	Depositor

5 Model quality [i](#)

5.1 Standard geometry [i](#)

The Z score for a bond length (or angle) is the number of standard deviations the observed value is removed from the expected value. A bond length (or angle) with $|Z| > 5$ is considered an outlier worth inspection. RMSZ is the root-mean-square of all Z scores of the bond lengths (or angles).

Mol	Chain	Bond lengths		Bond angles	
		RMSZ	# Z >5	RMSZ	# Z >5
1	A	1.06	8/1122 (0.7%)	1.94	19/1512 (1.3%)
1	B	1.06	8/1122 (0.7%)	1.94	19/1512 (1.3%)
1	C	1.06	8/1122 (0.7%)	1.94	19/1512 (1.3%)
1	D	1.06	7/1122 (0.6%)	1.94	19/1512 (1.3%)
1	E	1.06	8/1122 (0.7%)	1.94	19/1512 (1.3%)
1	F	1.06	8/1122 (0.7%)	1.94	19/1512 (1.3%)
1	G	1.06	8/1122 (0.7%)	1.94	19/1512 (1.3%)
1	H	1.06	8/1122 (0.7%)	1.94	19/1512 (1.3%)
1	I	1.06	8/1122 (0.7%)	1.94	19/1512 (1.3%)
1	J	1.06	7/1122 (0.6%)	1.94	19/1512 (1.3%)
1	K	1.05	8/1122 (0.7%)	1.94	19/1512 (1.3%)
1	L	1.06	8/1122 (0.7%)	1.94	19/1512 (1.3%)
1	M	1.06	8/1122 (0.7%)	1.93	19/1512 (1.3%)
1	N	1.06	7/1122 (0.6%)	1.94	19/1512 (1.3%)
1	O	1.06	7/1122 (0.6%)	1.94	19/1512 (1.3%)
All	All	1.06	116/16830 (0.7%)	1.94	285/22680 (1.3%)

Chiral center outliers are detected by calculating the chiral volume of a chiral center and verifying if the center is modelled as a planar moiety or with the opposite hand. A planarity outlier is detected by checking planarity of atoms in a peptide group, atoms in a mainchain group or atoms of a sidechain that are expected to be planar.

Mol	Chain	#Chirality outliers	#Planarity outliers
1	A	0	4
1	B	0	4
1	C	0	4
1	D	0	4
1	E	0	4
1	F	0	4
1	G	0	4
1	H	0	4
1	I	0	4
1	J	0	4

Continued on next page...

Continued from previous page...

Mol	Chain	#Chirality outliers	#Planarity outliers
1	K	0	4
1	L	0	4
1	M	0	4
1	N	0	4
1	O	0	4
All	All	0	60

All (116) bond length outliers are listed below:

Mol	Chain	Res	Type	Atoms	Z	Observed(Å)	Ideal(Å)
1	O	136	TYR	CD2-CE2	-14.13	1.18	1.39
1	E	136	TYR	CD2-CE2	-14.11	1.18	1.39
1	L	136	TYR	CD2-CE2	-14.08	1.18	1.39
1	C	136	TYR	CD2-CE2	-14.07	1.18	1.39
1	N	136	TYR	CD2-CE2	-14.07	1.18	1.39
1	F	136	TYR	CD2-CE2	-14.06	1.18	1.39
1	J	136	TYR	CD2-CE2	-14.04	1.18	1.39
1	K	136	TYR	CD2-CE2	-14.04	1.18	1.39
1	D	136	TYR	CD2-CE2	-14.03	1.18	1.39
1	B	136	TYR	CD2-CE2	-14.02	1.18	1.39
1	I	136	TYR	CD2-CE2	-14.01	1.18	1.39
1	M	136	TYR	CD2-CE2	-14.01	1.18	1.39
1	A	136	TYR	CD2-CE2	-14.00	1.18	1.39
1	G	136	TYR	CD2-CE2	-14.00	1.18	1.39
1	H	136	TYR	CD2-CE2	-14.00	1.18	1.39
1	G	93	TYR	CE1-CZ	10.77	1.52	1.38
1	B	93	TYR	CE1-CZ	10.73	1.52	1.38
1	O	93	TYR	CE1-CZ	10.73	1.52	1.38
1	D	93	TYR	CE1-CZ	10.71	1.52	1.38
1	J	93	TYR	CE1-CZ	10.69	1.52	1.38
1	L	93	TYR	CE1-CZ	10.68	1.52	1.38
1	C	93	TYR	CE1-CZ	10.66	1.52	1.38
1	A	93	TYR	CE1-CZ	10.66	1.52	1.38
1	F	93	TYR	CE1-CZ	10.64	1.52	1.38
1	K	93	TYR	CE1-CZ	10.64	1.52	1.38
1	N	93	TYR	CE1-CZ	10.63	1.52	1.38
1	I	93	TYR	CE1-CZ	10.63	1.52	1.38
1	E	93	TYR	CE1-CZ	10.61	1.52	1.38
1	M	93	TYR	CE1-CZ	10.61	1.52	1.38
1	H	93	TYR	CE1-CZ	10.59	1.52	1.38
1	A	65	ARG	C-O	-9.59	1.05	1.23
1	N	65	ARG	C-O	-9.56	1.05	1.23

Continued on next page...

Continued from previous page...

Mol	Chain	Res	Type	Atoms	Z	Observed(Å)	Ideal(Å)
1	E	65	ARG	C-O	-9.56	1.05	1.23
1	L	65	ARG	C-O	-9.55	1.05	1.23
1	K	65	ARG	C-O	-9.55	1.05	1.23
1	F	65	ARG	C-O	-9.55	1.05	1.23
1	J	65	ARG	C-O	-9.55	1.05	1.23
1	M	65	ARG	C-O	-9.54	1.05	1.23
1	O	65	ARG	C-O	-9.54	1.05	1.23
1	C	65	ARG	C-O	-9.53	1.05	1.23
1	D	65	ARG	C-O	-9.52	1.05	1.23
1	H	65	ARG	C-O	-9.52	1.05	1.23
1	B	65	ARG	C-O	-9.49	1.05	1.23
1	G	65	ARG	C-O	-9.48	1.05	1.23
1	I	65	ARG	C-O	-9.48	1.05	1.23
1	B	93	TYR	CD1-CE1	-9.36	1.25	1.39
1	N	93	TYR	CD1-CE1	-9.35	1.25	1.39
1	D	93	TYR	CD1-CE1	-9.34	1.25	1.39
1	C	93	TYR	CD1-CE1	-9.31	1.25	1.39
1	O	93	TYR	CD1-CE1	-9.31	1.25	1.39
1	L	93	TYR	CD1-CE1	-9.29	1.25	1.39
1	A	93	TYR	CD1-CE1	-9.29	1.25	1.39
1	I	93	TYR	CD1-CE1	-9.29	1.25	1.39
1	K	93	TYR	CD1-CE1	-9.28	1.25	1.39
1	J	93	TYR	CD1-CE1	-9.28	1.25	1.39
1	M	93	TYR	CD1-CE1	-9.28	1.25	1.39
1	F	93	TYR	CD1-CE1	-9.28	1.25	1.39
1	E	93	TYR	CD1-CE1	-9.27	1.25	1.39
1	H	93	TYR	CD1-CE1	-9.26	1.25	1.39
1	G	93	TYR	CD1-CE1	-9.26	1.25	1.39
1	O	136	TYR	CG-CD2	8.18	1.49	1.39
1	H	136	TYR	CG-CD2	8.14	1.49	1.39
1	J	136	TYR	CG-CD2	8.14	1.49	1.39
1	C	136	TYR	CG-CD2	8.10	1.49	1.39
1	N	136	TYR	CG-CD2	8.09	1.49	1.39
1	F	136	TYR	CG-CD2	8.09	1.49	1.39
1	M	136	TYR	CG-CD2	8.09	1.49	1.39
1	E	136	TYR	CG-CD2	8.08	1.49	1.39
1	G	136	TYR	CG-CD2	8.08	1.49	1.39
1	L	136	TYR	CG-CD2	8.04	1.49	1.39
1	D	136	TYR	CG-CD2	8.03	1.49	1.39
1	K	136	TYR	CG-CD2	8.03	1.49	1.39
1	B	136	TYR	CG-CD2	8.02	1.49	1.39
1	I	136	TYR	CG-CD2	7.99	1.49	1.39

Continued on next page...

Continued from previous page...

Mol	Chain	Res	Type	Atoms	Z	Observed(Å)	Ideal(Å)
1	A	136	TYR	CG-CD2	7.96	1.49	1.39
1	L	136	TYR	CZ-OH	-7.31	1.25	1.37
1	F	136	TYR	CZ-OH	-7.31	1.25	1.37
1	O	136	TYR	CZ-OH	-7.28	1.25	1.37
1	H	136	TYR	CZ-OH	-7.27	1.25	1.37
1	I	136	TYR	CZ-OH	-7.25	1.25	1.37
1	J	136	TYR	CZ-OH	-7.25	1.25	1.37
1	A	136	TYR	CZ-OH	-7.25	1.25	1.37
1	C	136	TYR	CZ-OH	-7.25	1.25	1.37
1	E	136	TYR	CZ-OH	-7.25	1.25	1.37
1	G	136	TYR	CZ-OH	-7.24	1.25	1.37
1	D	136	TYR	CZ-OH	-7.24	1.25	1.37
1	N	136	TYR	CZ-OH	-7.24	1.25	1.37
1	B	136	TYR	CZ-OH	-7.20	1.25	1.37
1	K	136	TYR	CZ-OH	-7.17	1.25	1.37
1	M	136	TYR	CZ-OH	-7.17	1.25	1.37
1	N	93	TYR	CG-CD1	6.67	1.47	1.39
1	O	93	TYR	CG-CD1	6.63	1.47	1.39
1	F	93	TYR	CG-CD1	6.62	1.47	1.39
1	I	93	TYR	CG-CD1	6.60	1.47	1.39
1	K	93	TYR	CG-CD1	6.60	1.47	1.39
1	D	93	TYR	CG-CD1	6.59	1.47	1.39
1	G	93	TYR	CG-CD1	6.57	1.47	1.39
1	C	93	TYR	CG-CD1	6.56	1.47	1.39
1	A	93	TYR	CG-CD1	6.56	1.47	1.39
1	M	93	TYR	CG-CD1	6.55	1.47	1.39
1	B	93	TYR	CG-CD1	6.54	1.47	1.39
1	E	93	TYR	CG-CD1	6.51	1.47	1.39
1	J	93	TYR	CG-CD1	6.50	1.47	1.39
1	L	93	TYR	CG-CD1	6.48	1.47	1.39
1	H	93	TYR	CG-CD1	6.40	1.47	1.39
1	A	136	TYR	CD1-CE1	-5.08	1.31	1.39
1	E	136	TYR	CD1-CE1	-5.08	1.31	1.39
1	M	136	TYR	CD1-CE1	-5.07	1.31	1.39
1	L	136	TYR	CD1-CE1	-5.07	1.31	1.39
1	H	136	TYR	CD1-CE1	-5.05	1.31	1.39
1	F	136	TYR	CD1-CE1	-5.04	1.31	1.39
1	B	136	TYR	CD1-CE1	-5.04	1.31	1.39
1	K	136	TYR	CD1-CE1	-5.04	1.31	1.39
1	C	136	TYR	CD1-CE1	-5.03	1.31	1.39
1	G	136	TYR	CD1-CE1	-5.03	1.31	1.39
1	I	136	TYR	CD1-CE1	-5.03	1.31	1.39

All (285) bond angle outliers are listed below:

Mol	Chain	Res	Type	Atoms	Z	Observed(°)	Ideal(°)
1	E	136	TYR	CB-CG-CD2	28.96	138.38	121.00
1	A	136	TYR	CB-CG-CD2	28.88	138.33	121.00
1	G	136	TYR	CB-CG-CD2	28.88	138.33	121.00
1	I	136	TYR	CB-CG-CD2	28.84	138.31	121.00
1	D	136	TYR	CB-CG-CD2	28.83	138.30	121.00
1	F	136	TYR	CB-CG-CD2	28.81	138.28	121.00
1	C	136	TYR	CB-CG-CD2	28.80	138.28	121.00
1	K	136	TYR	CB-CG-CD2	28.79	138.27	121.00
1	M	136	TYR	CB-CG-CD2	28.79	138.27	121.00
1	O	136	TYR	CB-CG-CD2	28.78	138.27	121.00
1	L	136	TYR	CB-CG-CD2	28.77	138.26	121.00
1	H	136	TYR	CB-CG-CD2	28.77	138.26	121.00
1	B	136	TYR	CB-CG-CD2	28.75	138.25	121.00
1	N	136	TYR	CB-CG-CD2	28.74	138.25	121.00
1	J	136	TYR	CB-CG-CD2	28.72	138.23	121.00
1	F	155	TYR	CB-CG-CD1	28.49	138.09	121.00
1	D	155	TYR	CB-CG-CD1	28.40	138.04	121.00
1	I	155	TYR	CB-CG-CD1	28.39	138.04	121.00
1	G	155	TYR	CB-CG-CD1	28.38	138.03	121.00
1	A	155	TYR	CB-CG-CD1	28.36	138.01	121.00
1	N	155	TYR	CB-CG-CD1	28.34	138.01	121.00
1	E	155	TYR	CB-CG-CD1	28.32	137.99	121.00
1	O	155	TYR	CB-CG-CD1	28.31	137.99	121.00
1	L	155	TYR	CB-CG-CD1	28.30	137.98	121.00
1	K	155	TYR	CB-CG-CD1	28.28	137.97	121.00
1	C	155	TYR	CB-CG-CD1	28.26	137.96	121.00
1	J	155	TYR	CB-CG-CD1	28.26	137.96	121.00
1	H	155	TYR	CB-CG-CD1	28.23	137.94	121.00
1	B	155	TYR	CB-CG-CD1	28.23	137.94	121.00
1	M	155	TYR	CB-CG-CD1	28.19	137.91	121.00
1	G	155	TYR	CG-CD1-CE1	18.27	135.91	121.30
1	I	155	TYR	CG-CD1-CE1	18.22	135.88	121.30
1	D	155	TYR	CG-CD1-CE1	18.21	135.87	121.30
1	O	155	TYR	CG-CD1-CE1	18.19	135.85	121.30
1	C	155	TYR	CG-CD1-CE1	18.19	135.85	121.30
1	F	155	TYR	CG-CD1-CE1	18.18	135.85	121.30
1	E	155	TYR	CG-CD1-CE1	18.18	135.84	121.30
1	A	155	TYR	CG-CD1-CE1	18.15	135.82	121.30
1	H	155	TYR	CG-CD1-CE1	18.15	135.82	121.30
1	L	155	TYR	CG-CD1-CE1	18.13	135.81	121.30
1	K	155	TYR	CG-CD1-CE1	18.13	135.81	121.30
1	M	155	TYR	CG-CD1-CE1	18.10	135.78	121.30

Continued on next page...

Continued from previous page...

Mol	Chain	Res	Type	Atoms	Z	Observed(°)	Ideal(°)
1	N	155	TYR	CG-CD1-CE1	18.09	135.77	121.30
1	J	155	TYR	CG-CD1-CE1	18.08	135.77	121.30
1	B	155	TYR	CG-CD1-CE1	18.08	135.76	121.30
1	D	155	TYR	CB-CG-CD2	-17.51	110.50	121.00
1	N	155	TYR	CB-CG-CD2	-17.48	110.51	121.00
1	G	155	TYR	CB-CG-CD2	-17.46	110.52	121.00
1	J	155	TYR	CB-CG-CD2	-17.45	110.53	121.00
1	F	155	TYR	CB-CG-CD2	-17.43	110.54	121.00
1	A	155	TYR	CB-CG-CD2	-17.42	110.55	121.00
1	B	155	TYR	CB-CG-CD2	-17.41	110.55	121.00
1	L	155	TYR	CB-CG-CD2	-17.36	110.58	121.00
1	O	155	TYR	CB-CG-CD2	-17.34	110.60	121.00
1	I	155	TYR	CB-CG-CD2	-17.32	110.61	121.00
1	K	155	TYR	CB-CG-CD2	-17.30	110.62	121.00
1	E	155	TYR	CB-CG-CD2	-17.29	110.62	121.00
1	C	155	TYR	CB-CG-CD2	-17.29	110.63	121.00
1	M	155	TYR	CB-CG-CD2	-17.27	110.64	121.00
1	H	155	TYR	CB-CG-CD2	-17.20	110.68	121.00
1	B	93	TYR	CB-CG-CD1	14.75	129.85	121.00
1	H	93	TYR	CB-CG-CD1	14.74	129.85	121.00
1	K	93	TYR	CB-CG-CD1	14.74	129.85	121.00
1	N	93	TYR	CB-CG-CD1	14.65	129.79	121.00
1	L	93	TYR	CB-CG-CD1	14.64	129.79	121.00
1	J	93	TYR	CB-CG-CD1	14.64	129.78	121.00
1	O	93	TYR	CB-CG-CD1	14.63	129.78	121.00
1	D	93	TYR	CB-CG-CD1	14.63	129.78	121.00
1	F	93	TYR	CB-CG-CD1	14.62	129.77	121.00
1	M	93	TYR	CB-CG-CD1	14.62	129.77	121.00
1	G	93	TYR	CB-CG-CD1	14.60	129.76	121.00
1	E	93	TYR	CB-CG-CD1	14.57	129.75	121.00
1	I	93	TYR	CB-CG-CD1	14.57	129.74	121.00
1	C	93	TYR	CB-CG-CD1	14.57	129.74	121.00
1	A	93	TYR	CB-CG-CD1	14.56	129.74	121.00
1	K	136	TYR	CD1-CG-CD2	-14.00	102.50	117.90
1	C	136	TYR	CD1-CG-CD2	-13.99	102.51	117.90
1	H	136	TYR	CD1-CG-CD2	-13.98	102.52	117.90
1	E	136	TYR	CD1-CG-CD2	-13.98	102.53	117.90
1	M	136	TYR	CD1-CG-CD2	-13.98	102.53	117.90
1	O	136	TYR	CD1-CG-CD2	-13.97	102.54	117.90
1	G	136	TYR	CD1-CG-CD2	-13.94	102.57	117.90
1	N	136	TYR	CD1-CG-CD2	-13.94	102.57	117.90
1	D	136	TYR	CD1-CG-CD2	-13.93	102.58	117.90

Continued on next page...

Continued from previous page...

Mol	Chain	Res	Type	Atoms	Z	Observed(°)	Ideal(°)
1	L	136	TYR	CD1-CG-CD2	-13.93	102.58	117.90
1	J	136	TYR	CD1-CG-CD2	-13.92	102.59	117.90
1	A	136	TYR	CD1-CG-CD2	-13.91	102.60	117.90
1	I	136	TYR	CD1-CG-CD2	-13.89	102.62	117.90
1	B	136	TYR	CD1-CG-CD2	-13.88	102.63	117.90
1	F	136	TYR	CD1-CG-CD2	-13.87	102.64	117.90
1	H	93	TYR	CB-CG-CD2	-12.99	113.21	121.00
1	E	93	TYR	CB-CG-CD2	-12.92	113.25	121.00
1	J	93	TYR	CB-CG-CD2	-12.91	113.25	121.00
1	B	93	TYR	CB-CG-CD2	-12.91	113.25	121.00
1	K	93	TYR	CB-CG-CD2	-12.88	113.27	121.00
1	A	93	TYR	CB-CG-CD2	-12.87	113.28	121.00
1	D	93	TYR	CB-CG-CD2	-12.86	113.28	121.00
1	C	93	TYR	CB-CG-CD2	-12.85	113.29	121.00
1	G	93	TYR	CB-CG-CD2	-12.85	113.29	121.00
1	F	93	TYR	CB-CG-CD2	-12.84	113.29	121.00
1	L	93	TYR	CB-CG-CD2	-12.82	113.31	121.00
1	N	93	TYR	CB-CG-CD2	-12.82	113.31	121.00
1	M	93	TYR	CB-CG-CD2	-12.79	113.33	121.00
1	I	93	TYR	CB-CG-CD2	-12.78	113.33	121.00
1	O	93	TYR	CB-CG-CD2	-12.78	113.33	121.00
1	E	136	TYR	CG-CD2-CE2	12.56	131.35	121.30
1	I	136	TYR	CG-CD2-CE2	12.54	131.33	121.30
1	K	136	TYR	CG-CD2-CE2	12.54	131.33	121.30
1	N	136	TYR	CG-CD2-CE2	12.50	131.30	121.30
1	L	136	TYR	CG-CD2-CE2	12.50	131.30	121.30
1	H	136	TYR	CG-CD2-CE2	12.49	131.29	121.30
1	M	136	TYR	CG-CD2-CE2	12.49	131.29	121.30
1	D	136	TYR	CG-CD2-CE2	12.48	131.29	121.30
1	C	136	TYR	CG-CD2-CE2	12.48	131.28	121.30
1	A	136	TYR	CG-CD2-CE2	12.48	131.28	121.30
1	O	136	TYR	CG-CD2-CE2	12.46	131.27	121.30
1	J	136	TYR	CG-CD2-CE2	12.43	131.24	121.30
1	G	136	TYR	CG-CD2-CE2	12.43	131.24	121.30
1	B	136	TYR	CG-CD2-CE2	12.38	131.20	121.30
1	F	136	TYR	CG-CD2-CE2	12.32	131.16	121.30
1	C	126	LEU	CB-CG-CD1	-11.18	92.00	111.00
1	D	126	LEU	CB-CG-CD1	-11.16	92.03	111.00
1	G	126	LEU	CB-CG-CD1	-11.16	92.02	111.00
1	E	126	LEU	CB-CG-CD1	-11.16	92.03	111.00
1	H	126	LEU	CB-CG-CD1	-11.14	92.06	111.00
1	F	126	LEU	CB-CG-CD1	-11.14	92.06	111.00

Continued on next page...

Continued from previous page...

Mol	Chain	Res	Type	Atoms	Z	Observed(°)	Ideal(°)
1	M	126	LEU	CB-CG-CD1	-11.14	92.06	111.00
1	B	126	LEU	CB-CG-CD1	-11.13	92.08	111.00
1	J	126	LEU	CB-CG-CD1	-11.13	92.09	111.00
1	L	126	LEU	CB-CG-CD1	-11.12	92.10	111.00
1	O	126	LEU	CB-CG-CD1	-11.12	92.10	111.00
1	A	126	LEU	CB-CG-CD1	-11.12	92.10	111.00
1	I	126	LEU	CB-CG-CD1	-11.12	92.10	111.00
1	N	126	LEU	CB-CG-CD1	-11.11	92.11	111.00
1	K	126	LEU	CB-CG-CD1	-11.09	92.15	111.00
1	C	136	TYR	CG-CD1-CE1	11.03	130.12	121.30
1	K	136	TYR	CG-CD1-CE1	11.03	130.12	121.30
1	O	136	TYR	CG-CD1-CE1	11.00	130.10	121.30
1	M	136	TYR	CG-CD1-CE1	10.99	130.09	121.30
1	G	136	TYR	CG-CD1-CE1	10.99	130.09	121.30
1	J	136	TYR	CG-CD1-CE1	10.98	130.09	121.30
1	B	136	TYR	CG-CD1-CE1	10.98	130.09	121.30
1	H	136	TYR	CG-CD1-CE1	10.98	130.08	121.30
1	L	136	TYR	CG-CD1-CE1	10.97	130.07	121.30
1	N	136	TYR	CG-CD1-CE1	10.96	130.06	121.30
1	F	136	TYR	CG-CD1-CE1	10.92	130.04	121.30
1	E	155	TYR	CD1-CE1-CZ	-10.91	109.98	119.80
1	D	136	TYR	CG-CD1-CE1	10.90	130.02	121.30
1	E	136	TYR	CG-CD1-CE1	10.89	130.01	121.30
1	A	136	TYR	CG-CD1-CE1	10.88	130.01	121.30
1	O	155	TYR	CD1-CE1-CZ	-10.87	110.02	119.80
1	A	155	TYR	CD1-CE1-CZ	-10.86	110.02	119.80
1	I	136	TYR	CG-CD1-CE1	10.86	129.99	121.30
1	L	155	TYR	CD1-CE1-CZ	-10.85	110.04	119.80
1	D	155	TYR	CD1-CE1-CZ	-10.84	110.05	119.80
1	G	155	TYR	CD1-CE1-CZ	-10.83	110.05	119.80
1	K	155	TYR	CD1-CE1-CZ	-10.83	110.05	119.80
1	C	155	TYR	CD1-CE1-CZ	-10.82	110.06	119.80
1	H	155	TYR	CD1-CE1-CZ	-10.80	110.08	119.80
1	B	155	TYR	CD1-CE1-CZ	-10.80	110.08	119.80
1	F	155	TYR	CD1-CE1-CZ	-10.79	110.09	119.80
1	N	155	TYR	CD1-CE1-CZ	-10.77	110.10	119.80
1	M	155	TYR	CD1-CE1-CZ	-10.76	110.11	119.80
1	I	155	TYR	CD1-CE1-CZ	-10.76	110.11	119.80
1	J	155	TYR	CD1-CE1-CZ	-10.73	110.14	119.80
1	B	155	TYR	CZ-CE2-CD2	9.21	128.09	119.80
1	C	155	TYR	CZ-CE2-CD2	9.17	128.05	119.80
1	I	155	TYR	CZ-CE2-CD2	9.16	128.05	119.80

Continued on next page...

Continued from previous page...

Mol	Chain	Res	Type	Atoms	Z	Observed(°)	Ideal(°)
1	M	155	TYR	CZ-CE2-CD2	9.15	128.03	119.80
1	G	155	TYR	CZ-CE2-CD2	9.14	128.03	119.80
1	K	155	TYR	CZ-CE2-CD2	9.13	128.01	119.80
1	F	155	TYR	CZ-CE2-CD2	9.12	128.01	119.80
1	D	155	TYR	CZ-CE2-CD2	9.12	128.01	119.80
1	H	155	TYR	CZ-CE2-CD2	9.12	128.01	119.80
1	N	155	TYR	CZ-CE2-CD2	9.12	128.01	119.80
1	E	155	TYR	CZ-CE2-CD2	9.11	128.00	119.80
1	A	155	TYR	CZ-CE2-CD2	9.11	128.00	119.80
1	J	155	TYR	CZ-CE2-CD2	9.11	128.00	119.80
1	L	155	TYR	CZ-CE2-CD2	9.11	128.00	119.80
1	O	155	TYR	CZ-CE2-CD2	9.11	128.00	119.80
1	G	40	ASP	CB-CG-OD1	-7.60	111.46	118.30
1	O	40	ASP	CB-CG-OD1	-7.58	111.48	118.30
1	E	40	ASP	CB-CG-OD1	-7.56	111.50	118.30
1	D	40	ASP	CB-CG-OD1	-7.55	111.50	118.30
1	I	40	ASP	CB-CG-OD1	-7.55	111.50	118.30
1	K	40	ASP	CB-CG-OD1	-7.53	111.52	118.30
1	N	40	ASP	CB-CG-OD1	-7.50	111.55	118.30
1	L	40	ASP	CB-CG-OD1	-7.49	111.56	118.30
1	F	40	ASP	CB-CG-OD1	-7.47	111.57	118.30
1	A	40	ASP	CB-CG-OD1	-7.47	111.58	118.30
1	C	40	ASP	CB-CG-OD1	-7.46	111.58	118.30
1	B	40	ASP	CB-CG-OD1	-7.45	111.59	118.30
1	H	40	ASP	CB-CG-OD1	-7.44	111.60	118.30
1	J	40	ASP	CB-CG-OD1	-7.42	111.62	118.30
1	M	40	ASP	CB-CG-OD1	-7.41	111.63	118.30
1	F	155	TYR	CD1-CG-CD2	-6.47	110.78	117.90
1	I	155	TYR	CD1-CG-CD2	-6.46	110.79	117.90
1	H	155	TYR	CD1-CG-CD2	-6.45	110.80	117.90
1	E	155	TYR	CD1-CG-CD2	-6.45	110.81	117.90
1	C	155	TYR	CD1-CG-CD2	-6.44	110.82	117.90
1	K	155	TYR	CD1-CG-CD2	-6.42	110.83	117.90
1	O	155	TYR	CD1-CG-CD2	-6.42	110.83	117.90
1	G	155	TYR	CD1-CG-CD2	-6.41	110.85	117.90
1	M	155	TYR	CD1-CG-CD2	-6.40	110.86	117.90
1	A	155	TYR	CD1-CG-CD2	-6.40	110.86	117.90
1	L	155	TYR	CD1-CG-CD2	-6.39	110.87	117.90
1	D	155	TYR	CD1-CG-CD2	-6.39	110.87	117.90
1	B	155	TYR	CD1-CG-CD2	-6.35	110.92	117.90
1	N	155	TYR	CD1-CG-CD2	-6.34	110.92	117.90
1	J	155	TYR	CD1-CG-CD2	-6.32	110.94	117.90

Continued on next page...

Continued from previous page...

Mol	Chain	Res	Type	Atoms	Z	Observed(°)	Ideal(°)
1	G	155	TYR	CG-CD2-CE2	-6.02	116.48	121.30
1	N	155	TYR	CG-CD2-CE2	-6.00	116.50	121.30
1	D	155	TYR	CG-CD2-CE2	-6.00	116.50	121.30
1	J	155	TYR	CG-CD2-CE2	-6.00	116.50	121.30
1	B	155	TYR	CG-CD2-CE2	-5.99	116.51	121.30
1	I	155	TYR	CG-CD2-CE2	-5.96	116.53	121.30
1	A	155	TYR	CG-CD2-CE2	-5.94	116.55	121.30
1	C	155	TYR	CG-CD2-CE2	-5.94	116.55	121.30
1	F	155	TYR	CG-CD2-CE2	-5.93	116.56	121.30
1	H	155	TYR	CG-CD2-CE2	-5.93	116.56	121.30
1	L	155	TYR	CG-CD2-CE2	-5.93	116.56	121.30
1	M	155	TYR	CG-CD2-CE2	-5.92	116.56	121.30
1	K	155	TYR	CG-CD2-CE2	-5.92	116.56	121.30
1	O	155	TYR	CG-CD2-CE2	-5.89	116.58	121.30
1	E	155	TYR	CG-CD2-CE2	-5.86	116.61	121.30
1	D	149	VAL	CG1-CB-CG2	-5.79	101.64	110.90
1	B	149	VAL	CG1-CB-CG2	-5.76	101.68	110.90
1	J	149	VAL	CG1-CB-CG2	-5.75	101.71	110.90
1	M	149	VAL	CG1-CB-CG2	-5.74	101.71	110.90
1	C	149	VAL	CG1-CB-CG2	-5.74	101.72	110.90
1	H	149	VAL	CG1-CB-CG2	-5.74	101.72	110.90
1	K	149	VAL	CG1-CB-CG2	-5.72	101.75	110.90
1	I	149	VAL	CG1-CB-CG2	-5.72	101.75	110.90
1	O	149	VAL	CG1-CB-CG2	-5.71	101.77	110.90
1	G	149	VAL	CG1-CB-CG2	-5.70	101.78	110.90
1	E	149	VAL	CG1-CB-CG2	-5.69	101.80	110.90
1	L	149	VAL	CG1-CB-CG2	-5.69	101.80	110.90
1	N	149	VAL	CG1-CB-CG2	-5.68	101.81	110.90
1	F	149	VAL	CG1-CB-CG2	-5.66	101.84	110.90
1	A	149	VAL	CG1-CB-CG2	-5.63	101.89	110.90
1	F	45	PHE	CD1-CE1-CZ	5.63	126.85	120.10
1	L	45	PHE	CD1-CE1-CZ	5.61	126.83	120.10
1	G	45	PHE	CD1-CE1-CZ	5.60	126.82	120.10
1	A	45	PHE	CD1-CE1-CZ	5.57	126.78	120.10
1	C	45	PHE	CD1-CE1-CZ	5.57	126.78	120.10
1	O	45	PHE	CD1-CE1-CZ	5.56	126.78	120.10
1	K	45	PHE	CD1-CE1-CZ	5.55	126.77	120.10
1	M	45	PHE	CD1-CE1-CZ	5.55	126.76	120.10
1	D	45	PHE	CD1-CE1-CZ	5.54	126.74	120.10
1	J	45	PHE	CD1-CE1-CZ	5.53	126.74	120.10
1	I	45	PHE	CD1-CE1-CZ	5.51	126.71	120.10
1	N	45	PHE	CD1-CE1-CZ	5.51	126.71	120.10

Continued on next page...

Continued from previous page...

Mol	Chain	Res	Type	Atoms	Z	Observed(°)	Ideal(°)
1	E	45	PHE	CD1-CE1-CZ	5.50	126.70	120.10
1	B	45	PHE	CD1-CE1-CZ	5.48	126.67	120.10
1	H	45	PHE	CD1-CE1-CZ	5.47	126.67	120.10
1	J	135	ASN	CB-CA-C	5.46	121.31	110.40
1	K	135	ASN	CB-CA-C	5.44	121.28	110.40
1	N	135	ASN	CB-CA-C	5.44	121.28	110.40
1	F	135	ASN	CB-CA-C	5.43	121.27	110.40
1	H	135	ASN	CB-CA-C	5.43	121.26	110.40
1	L	135	ASN	CB-CA-C	5.43	121.26	110.40
1	M	135	ASN	CB-CA-C	5.41	121.23	110.40
1	D	135	ASN	CB-CA-C	5.41	121.22	110.40
1	C	135	ASN	CB-CA-C	5.41	121.21	110.40
1	A	135	ASN	CB-CA-C	5.40	121.20	110.40
1	B	135	ASN	CB-CA-C	5.39	121.19	110.40
1	G	135	ASN	CB-CA-C	5.38	121.17	110.40
1	I	135	ASN	CB-CA-C	5.38	121.16	110.40
1	O	135	ASN	CB-CA-C	5.37	121.14	110.40
1	E	135	ASN	CB-CA-C	5.37	121.13	110.40
1	N	42	LEU	CD1-CG-CD2	5.09	125.76	110.50
1	J	42	LEU	CD1-CG-CD2	5.08	125.74	110.50
1	M	42	LEU	CD1-CG-CD2	5.08	125.73	110.50
1	F	42	LEU	CD1-CG-CD2	5.07	125.71	110.50
1	C	42	LEU	CD1-CG-CD2	5.07	125.71	110.50
1	E	42	LEU	CD1-CG-CD2	5.07	125.69	110.50
1	A	42	LEU	CD1-CG-CD2	5.06	125.68	110.50
1	L	42	LEU	CD1-CG-CD2	5.06	125.67	110.50
1	G	42	LEU	CD1-CG-CD2	5.05	125.65	110.50
1	O	42	LEU	CD1-CG-CD2	5.05	125.65	110.50
1	D	42	LEU	CD1-CG-CD2	5.05	125.64	110.50
1	K	42	LEU	CD1-CG-CD2	5.05	125.64	110.50
1	H	42	LEU	CD1-CG-CD2	5.04	125.63	110.50
1	I	42	LEU	CD1-CG-CD2	5.04	125.63	110.50
1	B	42	LEU	CD1-CG-CD2	5.04	125.62	110.50

There are no chirality outliers.

All (60) planarity outliers are listed below:

Mol	Chain	Res	Type	Group
1	A	133	ASN	Peptide
1	A	136	TYR	Sidechain
1	A	64	ALA	Peptide
1	A	93	TYR	Sidechain

Continued on next page...

Continued from previous page...

Mol	Chain	Res	Type	Group
1	B	133	ASN	Peptide
1	B	136	TYR	Sidechain
1	B	64	ALA	Peptide
1	B	93	TYR	Sidechain
1	C	133	ASN	Peptide
1	C	136	TYR	Sidechain
1	C	64	ALA	Peptide
1	C	93	TYR	Sidechain
1	D	133	ASN	Peptide
1	D	136	TYR	Sidechain
1	D	64	ALA	Peptide
1	D	93	TYR	Sidechain
1	E	133	ASN	Peptide
1	E	136	TYR	Sidechain
1	E	64	ALA	Peptide
1	E	93	TYR	Sidechain
1	F	133	ASN	Peptide
1	F	136	TYR	Sidechain
1	F	64	ALA	Peptide
1	F	93	TYR	Sidechain
1	G	133	ASN	Peptide
1	G	136	TYR	Sidechain
1	G	64	ALA	Peptide
1	G	93	TYR	Sidechain
1	H	133	ASN	Peptide
1	H	136	TYR	Sidechain
1	H	64	ALA	Peptide
1	H	93	TYR	Sidechain
1	I	133	ASN	Peptide
1	I	136	TYR	Sidechain
1	I	64	ALA	Peptide
1	I	93	TYR	Sidechain
1	J	133	ASN	Peptide
1	J	136	TYR	Sidechain
1	J	64	ALA	Peptide
1	J	93	TYR	Sidechain
1	K	133	ASN	Peptide
1	K	136	TYR	Sidechain
1	K	64	ALA	Peptide
1	K	93	TYR	Sidechain
1	L	133	ASN	Peptide
1	L	136	TYR	Sidechain

Continued on next page...

Continued from previous page...

Mol	Chain	Res	Type	Group
1	L	64	ALA	Peptide
1	L	93	TYR	Sidechain
1	M	133	ASN	Peptide
1	M	136	TYR	Sidechain
1	M	64	ALA	Peptide
1	M	93	TYR	Sidechain
1	N	133	ASN	Peptide
1	N	136	TYR	Sidechain
1	N	64	ALA	Peptide
1	N	93	TYR	Sidechain
1	O	133	ASN	Peptide
1	O	136	TYR	Sidechain
1	O	64	ALA	Peptide
1	O	93	TYR	Sidechain

5.2 Too-close contacts [i](#)

In the following table, the Non-H and H(model) columns list the number of non-hydrogen atoms and hydrogen atoms in the chain respectively. The H(added) column lists the number of hydrogen atoms added and optimized by MolProbity. The Clashes column lists the number of clashes within the asymmetric unit, whereas Symm-Clashes lists symmetry-related clashes.

Mol	Chain	Non-H	H(model)	H(added)	Clashes	Symm-Clashes
1	A	1099	0	1094	278	0
1	B	1099	0	1094	285	0
1	C	1099	0	1094	277	0
1	D	1099	0	1094	280	0
1	E	1099	0	1094	284	0
1	F	1099	0	1094	277	0
1	G	1099	0	1094	278	0
1	H	1099	0	1094	277	0
1	I	1099	0	1094	278	0
1	J	1099	0	1094	283	0
1	K	1099	0	1094	274	0
1	L	1099	0	1094	278	0
1	M	1099	0	1094	284	0
1	N	1099	0	1094	279	0
1	O	1099	0	1094	280	0
All	All	16485	0	16410	3269	0

The all-atom clashscore is defined as the number of clashes found per 1000 atoms (including hydrogen atoms). The all-atom clashscore for this structure is 99.

All (3269) close contacts within the same asymmetric unit are listed below, sorted by their clash magnitude.

Atom-1	Atom-2	Interatomic distance (Å)	Clash overlap (Å)
1:F:97:GLN:HG3	1:H:105:SER:CB	1.23	1.66
1:M:143:ARG:HH22	1:N:166:MET:CG	1.06	1.65
1:I:166:MET:CG	1:O:143:ARG:HH22	1.08	1.63
1:B:166:MET:CG	1:I:143:ARG:HH22	1.06	1.63
1:A:97:GLN:HG3	1:D:105:SER:CB	1.24	1.63
1:L:166:MET:CG	1:N:143:ARG:HH22	1.05	1.62
1:G:105:SER:CA	1:K:97:GLN:HG3	1.24	1.62
1:I:97:GLN:HG3	1:O:105:SER:CA	1.24	1.61
1:C:105:SER:CB	1:E:97:GLN:HG3	1.26	1.61
1:I:97:GLN:CG	1:O:105:SER:HB2	1.14	1.61
1:A:105:SER:CB	1:J:97:GLN:HG3	1.24	1.60
1:F:166:MET:CG	1:H:143:ARG:HH22	1.08	1.60
1:G:97:GLN:CG	1:J:105:SER:HB2	1.16	1.60
1:B:97:GLN:HG3	1:I:105:SER:CA	1.24	1.60
1:G:143:ARG:HH22	1:K:166:MET:CG	1.10	1.60
1:H:166:MET:CG	1:L:143:ARG:HH22	1.09	1.60
1:B:143:ARG:HH22	1:M:166:MET:CG	1.09	1.59
1:K:143:ARG:HH22	1:O:166:MET:CG	1.07	1.59
1:D:97:GLN:HG3	1:E:105:SER:CB	1.22	1.59
1:I:97:GLN:HG3	1:O:105:SER:CB	1.25	1.59
1:C:143:ARG:HH22	1:E:166:MET:CG	1.07	1.59
1:C:166:MET:CG	1:F:143:ARG:HH22	1.05	1.59
1:A:143:ARG:HH22	1:J:166:MET:CG	1.08	1.59
1:A:166:MET:CG	1:D:143:ARG:HH22	1.05	1.59
1:B:97:GLN:CG	1:I:105:SER:HB2	1.17	1.59
1:C:97:GLN:HG3	1:F:105:SER:CB	1.26	1.59
1:G:97:GLN:HG3	1:J:105:SER:CB	1.26	1.58
1:H:97:GLN:HG3	1:L:105:SER:CB	1.25	1.58
1:C:97:GLN:CG	1:F:105:SER:HB2	1.15	1.58
1:L:97:GLN:HG3	1:N:105:SER:CB	1.24	1.58
1:L:97:GLN:CG	1:N:105:SER:HB2	1.14	1.58
1:K:105:SER:HB2	1:O:97:GLN:CG	1.14	1.58
1:G:105:SER:CB	1:K:97:GLN:HG3	1.23	1.57
1:G:166:MET:CG	1:J:143:ARG:HH22	1.06	1.57
1:B:97:GLN:HG3	1:I:105:SER:CB	1.27	1.57
1:F:97:GLN:CG	1:H:105:SER:HB2	1.13	1.57
1:L:97:GLN:HG3	1:N:105:SER:CA	1.23	1.57
1:M:105:SER:CB	1:N:97:GLN:HG3	1.26	1.56
1:C:105:SER:HB2	1:E:97:GLN:CG	1.16	1.56
1:A:105:SER:HB2	1:J:97:GLN:CG	1.14	1.55

Continued on next page...

Continued from previous page...

Atom-1	Atom-2	Interatomic distance (Å)	Clash overlap (Å)
1:H:97:GLN:CG	1:L:105:SER:HB2	1.14	1.55
1:A:97:GLN:CG	1:D:105:SER:HB2	1.13	1.55
1:B:105:SER:CB	1:M:97:GLN:HG3	1.20	1.55
1:D:97:GLN:CG	1:E:105:SER:HB2	1.11	1.54
1:D:166:MET:CG	1:E:143:ARG:HH22	1.09	1.54
1:M:105:SER:HB2	1:N:97:GLN:CG	1.15	1.54
1:B:105:SER:CA	1:M:97:GLN:HG3	1.23	1.54
1:K:105:SER:CB	1:O:97:GLN:HG3	1.25	1.54
1:B:105:SER:HB2	1:M:97:GLN:CG	1.10	1.53
1:G:105:SER:HB2	1:K:97:GLN:CG	1.12	1.53
1:M:105:SER:CA	1:N:97:GLN:HG3	1.22	1.53
1:F:97:GLN:HG3	1:H:105:SER:CA	1.23	1.49
1:H:97:GLN:HG3	1:L:105:SER:CA	1.24	1.49
1:C:105:SER:CA	1:E:97:GLN:HG3	1.25	1.49
1:B:143:ARG:NH2	1:M:166:MET:HG2	1.20	1.49
1:C:97:GLN:HG3	1:F:105:SER:CA	1.23	1.48
1:A:97:GLN:HG3	1:D:105:SER:CA	1.20	1.48
1:L:166:MET:HG2	1:N:143:ARG:NH2	1.18	1.47
1:G:166:MET:HG2	1:J:143:ARG:NH2	1.16	1.47
1:D:97:GLN:HG3	1:E:105:SER:CA	1.24	1.46
1:A:143:ARG:NH2	1:J:166:MET:HG2	1.17	1.46
1:M:143:ARG:NH2	1:N:166:MET:HG2	1.13	1.46
1:A:105:SER:CA	1:J:97:GLN:HG3	1.24	1.45
1:G:97:GLN:HG3	1:J:105:SER:CA	1.25	1.45
1:K:143:ARG:NH2	1:O:166:MET:HG2	1.16	1.44
1:G:143:ARG:NH2	1:K:166:MET:HG2	1.18	1.43
1:B:166:MET:HG2	1:I:143:ARG:NH2	1.15	1.43
1:C:166:MET:HG2	1:F:143:ARG:NH2	1.14	1.42
1:D:166:MET:HG2	1:E:143:ARG:NH2	1.19	1.42
1:I:166:MET:HG2	1:O:143:ARG:NH2	1.17	1.42
1:A:166:MET:HG2	1:D:143:ARG:NH2	1.15	1.42
1:C:143:ARG:NH2	1:E:166:MET:HG2	1.16	1.42
1:F:166:MET:HG2	1:H:143:ARG:NH2	1.17	1.41
1:B:97:GLN:CG	1:I:105:SER:CB	1.89	1.40
1:H:166:MET:HG2	1:L:143:ARG:NH2	1.14	1.40
1:K:105:SER:CA	1:O:97:GLN:HG3	1.23	1.38
1:G:105:SER:CB	1:K:97:GLN:CG	1.86	1.37
1:M:88:LEU:HD23	1:N:54:LYS:NZ	1.38	1.37
1:L:97:GLN:CG	1:N:105:SER:CB	1.87	1.36
1:F:54:LYS:NZ	1:H:88:LEU:HD23	1.39	1.36
1:A:97:GLN:CG	1:D:105:SER:CB	1.85	1.35

Continued on next page...

Continued from previous page...

Atom-1	Atom-2	Interatomic distance (Å)	Clash overlap (Å)
1:C:54:LYS:NZ	1:F:88:LEU:HD23	1.40	1.35
1:A:54:LYS:NZ	1:D:88:LEU:HD23	1.37	1.35
1:G:88:LEU:HD23	1:K:54:LYS:NZ	1.39	1.35
1:I:97:GLN:CG	1:O:105:SER:CB	1.88	1.35
1:H:54:LYS:NZ	1:L:88:LEU:HD23	1.41	1.34
1:A:54:LYS:NZ	1:D:88:LEU:CD2	1.89	1.34
1:B:105:SER:CB	1:M:97:GLN:CG	1.84	1.33
1:F:54:LYS:NZ	1:H:88:LEU:CD2	1.92	1.33
1:B:88:LEU:HD23	1:M:54:LYS:NZ	1.40	1.33
1:A:88:LEU:HD23	1:J:54:LYS:NZ	1.41	1.32
1:B:88:LEU:HD23	1:M:54:LYS:CE	1.59	1.32
1:K:88:LEU:HD23	1:O:54:LYS:NZ	1.41	1.32
1:A:54:LYS:CE	1:D:88:LEU:HD23	1.59	1.32
1:A:88:LEU:CD2	1:J:54:LYS:NZ	1.93	1.32
1:L:54:LYS:NZ	1:N:88:LEU:HD23	1.43	1.32
1:M:88:LEU:CD2	1:N:54:LYS:NZ	1.91	1.32
1:B:54:LYS:NZ	1:I:88:LEU:HD23	1.42	1.32
1:D:54:LYS:NZ	1:E:88:LEU:HD23	1.42	1.32
1:G:88:LEU:CD2	1:K:54:LYS:NZ	1.93	1.32
1:K:88:LEU:HD23	1:O:54:LYS:CE	1.60	1.32
1:C:97:GLN:CG	1:F:105:SER:CB	1.88	1.32
1:G:54:LYS:CE	1:J:88:LEU:HD23	1.60	1.32
1:I:54:LYS:CE	1:O:88:LEU:HD23	1.60	1.32
1:C:88:LEU:HD23	1:E:54:LYS:NZ	1.44	1.31
1:D:54:LYS:NZ	1:E:88:LEU:CD2	1.93	1.31
1:D:54:LYS:CE	1:E:88:LEU:HD23	1.59	1.31
1:C:88:LEU:HD23	1:E:54:LYS:CE	1.61	1.31
1:A:88:LEU:HD23	1:J:54:LYS:CE	1.61	1.31
1:C:54:LYS:NZ	1:F:88:LEU:CD2	1.92	1.31
1:K:88:LEU:CD2	1:O:54:LYS:NZ	1.92	1.31
1:B:88:LEU:CD2	1:M:54:LYS:NZ	1.92	1.31
1:C:54:LYS:CE	1:F:88:LEU:HD23	1.61	1.31
1:G:54:LYS:NZ	1:J:66:LYS:HG3	1.45	1.31
1:C:88:LEU:CD2	1:E:54:LYS:NZ	1.95	1.30
1:L:54:LYS:NZ	1:N:88:LEU:CD2	1.93	1.30
1:D:97:GLN:CG	1:E:105:SER:CB	1.85	1.30
1:L:54:LYS:CE	1:N:88:LEU:HD23	1.59	1.30
1:I:54:LYS:NZ	1:O:88:LEU:HD23	1.43	1.30
1:B:54:LYS:NZ	1:I:88:LEU:CD2	1.94	1.30
1:H:54:LYS:CE	1:L:88:LEU:HD23	1.62	1.30
1:I:54:LYS:NZ	1:O:88:LEU:CD2	1.94	1.30

Continued on next page...

Continued from previous page...

Atom-1	Atom-2	Interatomic distance (Å)	Clash overlap (Å)
1:A:105:SER:CB	1:J:97:GLN:CG	1.87	1.29
1:C:66:LYS:HG3	1:E:54:LYS:NZ	1.47	1.29
1:G:97:GLN:CG	1:J:105:SER:CB	1.89	1.29
1:G:54:LYS:NZ	1:J:88:LEU:CD2	1.95	1.29
1:G:88:LEU:HD23	1:K:54:LYS:CE	1.61	1.29
1:M:88:LEU:HD23	1:N:54:LYS:CE	1.61	1.29
1:F:54:LYS:CE	1:H:88:LEU:HD23	1.60	1.29
1:H:54:LYS:NZ	1:L:88:LEU:CD2	1.94	1.29
1:F:97:GLN:CG	1:H:105:SER:CB	1.86	1.29
1:C:105:SER:CB	1:E:97:GLN:CG	1.89	1.28
1:B:54:LYS:CE	1:I:88:LEU:HD23	1.62	1.28
1:G:54:LYS:NZ	1:J:88:LEU:HD23	1.45	1.28
1:D:54:LYS:NZ	1:E:66:LYS:HG3	1.49	1.27
1:I:54:LYS:NZ	1:O:66:LYS:HG3	1.47	1.27
1:K:105:SER:CB	1:O:97:GLN:CG	1.87	1.27
1:L:54:LYS:NZ	1:N:66:LYS:HG3	1.47	1.27
1:G:54:LYS:HZ1	1:J:88:LEU:CD2	1.46	1.26
1:A:66:LYS:HG3	1:J:54:LYS:NZ	1.51	1.26
1:B:54:LYS:NZ	1:I:66:LYS:HG3	1.49	1.25
1:C:54:LYS:NZ	1:F:66:LYS:HG3	1.51	1.25
1:K:66:LYS:HG3	1:O:54:LYS:NZ	1.50	1.24
1:B:66:LYS:HG3	1:M:54:LYS:NZ	1.50	1.24
1:H:97:GLN:CG	1:L:105:SER:CB	1.88	1.23
1:A:54:LYS:NZ	1:D:66:LYS:HG3	1.54	1.23
1:F:54:LYS:NZ	1:H:66:LYS:HG3	1.53	1.23
1:G:66:LYS:HG3	1:K:54:LYS:NZ	1.53	1.23
1:H:54:LYS:NZ	1:L:66:LYS:HG3	1.52	1.23
1:M:105:SER:CB	1:N:97:GLN:CG	1.88	1.22
1:M:66:LYS:HG3	1:N:54:LYS:NZ	1.53	1.20
1:L:166:MET:CG	1:N:143:ARG:NH2	1.84	1.19
1:B:143:ARG:NH2	1:M:166:MET:CG	1.87	1.17
1:K:143:ARG:NH2	1:O:166:MET:CG	1.84	1.15
1:G:166:MET:CG	1:J:143:ARG:NH2	1.84	1.14
1:A:97:GLN:CG	1:D:105:SER:CA	2.16	1.14
1:F:166:MET:CG	1:H:143:ARG:NH2	1.85	1.12
1:C:166:MET:CG	1:F:143:ARG:NH2	1.82	1.12
1:D:54:LYS:HE2	1:E:88:LEU:HD23	1.33	1.11
1:I:166:MET:CG	1:O:143:ARG:NH2	1.85	1.11
1:L:54:LYS:HE2	1:N:88:LEU:HD23	1.32	1.11
1:B:88:LEU:HD23	1:M:54:LYS:HE2	1.33	1.11
1:A:105:SER:CA	1:J:97:GLN:CG	2.20	1.10

Continued on next page...

Continued from previous page...

Atom-1	Atom-2	Interatomic distance (Å)	Clash overlap (Å)
1:D:97:GLN:CG	1:E:105:SER:CA	2.19	1.10
1:M:88:LEU:CD2	1:N:54:LYS:HZ1	1.59	1.10
1:C:105:SER:CA	1:E:97:GLN:CG	2.21	1.09
1:C:88:LEU:CD2	1:E:54:LYS:HZ1	1.56	1.09
1:I:54:LYS:HE2	1:O:88:LEU:HD23	1.33	1.08
1:A:143:ARG:NH2	1:J:166:MET:CG	1.85	1.08
1:C:97:GLN:CG	1:F:105:SER:CA	2.19	1.08
1:D:166:MET:CG	1:E:143:ARG:NH2	1.87	1.08
1:F:54:LYS:HZ2	1:H:66:LYS:HG3	1.07	1.08
1:F:97:GLN:CG	1:H:105:SER:CA	2.19	1.08
1:G:97:GLN:CG	1:J:105:SER:CA	2.21	1.08
1:A:166:MET:CG	1:D:143:ARG:NH2	1.82	1.08
1:G:54:LYS:HZ1	1:J:88:LEU:HD22	1.10	1.08
1:C:54:LYS:HE2	1:F:88:LEU:HD23	1.37	1.07
1:A:88:LEU:HD23	1:J:54:LYS:HE2	1.36	1.07
1:G:54:LYS:HZ2	1:J:66:LYS:HG3	0.95	1.07
1:G:105:SER:CA	1:K:97:GLN:CG	2.20	1.06
1:C:143:ARG:NH2	1:E:166:MET:CG	1.84	1.06
1:C:88:LEU:HD23	1:E:54:LYS:HE2	1.34	1.06
1:D:54:LYS:HZ2	1:E:66:LYS:HG3	1.07	1.06
1:G:88:LEU:HD23	1:K:54:LYS:HE2	1.37	1.06
1:K:105:SER:CA	1:O:97:GLN:CG	2.19	1.06
1:H:54:LYS:HE2	1:L:88:LEU:HD23	1.37	1.05
1:A:54:LYS:HE2	1:D:88:LEU:HD23	1.36	1.05
1:B:166:MET:CG	1:I:143:ARG:NH2	1.83	1.05
1:M:143:ARG:NH2	1:N:166:MET:CG	1.82	1.05
1:A:88:LEU:HA	1:J:54:LYS:HE2	1.39	1.05
1:G:143:ARG:NH2	1:K:166:MET:CG	1.87	1.05
1:A:54:LYS:HE2	1:D:88:LEU:HA	1.37	1.04
1:G:54:LYS:HE2	1:J:88:LEU:HA	1.37	1.04
1:B:54:LYS:HE2	1:I:88:LEU:HA	1.36	1.04
1:H:97:GLN:CG	1:L:105:SER:CA	2.20	1.04
1:K:88:LEU:HA	1:O:54:LYS:HE2	1.38	1.04
1:M:105:SER:CA	1:N:97:GLN:CG	2.19	1.04
1:C:88:LEU:HD22	1:E:54:LYS:HZ1	1.20	1.04
1:G:54:LYS:HE2	1:J:88:LEU:HD23	1.32	1.04
1:K:66:LYS:HG3	1:O:54:LYS:HZ2	1.04	1.04
1:M:88:LEU:HD23	1:N:54:LYS:HE2	1.38	1.04
1:F:54:LYS:HE2	1:H:88:LEU:HD23	1.36	1.04
1:C:54:LYS:HE2	1:F:88:LEU:HA	1.37	1.03
1:C:88:LEU:HA	1:E:54:LYS:HE2	1.37	1.03

Continued on next page...

Continued from previous page...

Atom-1	Atom-2	Interatomic distance (Å)	Clash overlap (Å)
1:G:88:LEU:HA	1:K:54:LYS:HE2	1.40	1.03
1:H:166:MET:CG	1:L:143:ARG:NH2	1.84	1.03
1:L:54:LYS:HE2	1:N:88:LEU:HA	1.38	1.03
1:B:54:LYS:HE2	1:I:88:LEU:HD23	1.36	1.03
1:L:97:GLN:CG	1:N:105:SER:CA	2.19	1.03
1:M:66:LYS:HG3	1:N:54:LYS:HZ2	1.06	1.03
1:I:54:LYS:HE2	1:O:88:LEU:HA	1.38	1.03
1:M:88:LEU:HA	1:N:54:LYS:HE2	1.36	1.02
1:B:97:GLN:CG	1:I:105:SER:CA	2.21	1.02
1:K:88:LEU:HD23	1:O:54:LYS:HE2	1.35	1.02
1:D:54:LYS:HE2	1:E:88:LEU:HA	1.40	1.01
1:M:88:LEU:HA	1:N:54:LYS:CE	1.90	1.01
1:I:54:LYS:HZ1	1:O:88:LEU:CD2	1.64	1.01
1:B:88:LEU:CD2	1:M:54:LYS:HZ1	1.63	1.01
1:C:54:LYS:HZ3	1:F:88:LEU:CD2	1.57	1.01
1:L:54:LYS:NZ	1:N:88:LEU:HD22	1.75	1.01
1:F:54:LYS:NZ	1:H:88:LEU:HD22	1.76	1.00
1:F:54:LYS:HE2	1:H:88:LEU:HA	1.38	1.00
1:A:54:LYS:CE	1:D:88:LEU:HA	1.91	1.00
1:H:54:LYS:HE2	1:L:88:LEU:HA	1.38	1.00
1:C:54:LYS:CE	1:F:88:LEU:HA	1.92	1.00
1:I:54:LYS:HZ2	1:O:66:LYS:HG3	1.02	1.00
1:I:97:GLN:CG	1:O:105:SER:CA	2.20	1.00
1:D:54:LYS:NZ	1:E:88:LEU:HD22	1.75	1.00
1:I:54:LYS:NZ	1:O:88:LEU:HD22	1.76	1.00
1:B:54:LYS:NZ	1:I:88:LEU:HD22	1.77	1.00
1:H:54:LYS:HZ1	1:L:88:LEU:CD2	1.69	0.99
1:M:88:LEU:HD22	1:N:54:LYS:NZ	1.76	0.99
1:M:105:SER:HA	1:N:97:GLN:HG3	1.41	0.99
1:B:88:LEU:HA	1:M:54:LYS:HE2	1.41	0.99
1:K:88:LEU:HA	1:O:54:LYS:CE	1.93	0.99
1:B:66:LYS:HG3	1:M:54:LYS:HZ2	1.05	0.99
1:G:88:LEU:CD2	1:K:54:LYS:HZ1	1.68	0.99
1:B:54:LYS:CE	1:I:88:LEU:HA	1.93	0.99
1:B:88:LEU:HD22	1:M:54:LYS:NZ	1.75	0.99
1:G:88:LEU:CD2	1:K:54:LYS:HZ3	1.64	0.99
1:A:97:GLN:HG3	1:D:105:SER:HA	1.42	0.98
1:C:54:LYS:NZ	1:F:88:LEU:HD22	1.76	0.98
1:L:54:LYS:HZ1	1:N:88:LEU:HD22	1.25	0.98
1:A:54:LYS:HZ3	1:D:88:LEU:CD2	1.62	0.98
1:H:54:LYS:CE	1:L:88:LEU:HA	1.94	0.98

Continued on next page...

Continued from previous page...

Atom-1	Atom-2	Interatomic distance (Å)	Clash overlap (Å)
1:K:88:LEU:CD2	1:O:54:LYS:HZ3	1.69	0.98
1:A:54:LYS:NZ	1:D:88:LEU:HD22	1.74	0.98
1:L:54:LYS:HZ2	1:N:66:LYS:HG3	1.01	0.98
1:A:88:LEU:HD22	1:J:54:LYS:NZ	1.76	0.97
1:C:66:LYS:HG3	1:E:54:LYS:HZ2	0.99	0.97
1:F:54:LYS:CE	1:H:88:LEU:HA	1.93	0.97
1:A:54:LYS:HZ1	1:D:88:LEU:CD2	1.65	0.97
1:A:88:LEU:HA	1:J:54:LYS:CE	1.94	0.97
1:D:54:LYS:HZ3	1:E:88:LEU:CD2	1.62	0.97
1:A:66:LYS:HG3	1:J:54:LYS:HZ2	1.07	0.97
1:A:88:LEU:CD2	1:J:54:LYS:HZ3	1.64	0.97
1:B:97:GLN:HG3	1:I:105:SER:HA	1.45	0.97
1:H:54:LYS:HZ2	1:L:66:LYS:HG3	1.08	0.97
1:H:54:LYS:HZ3	1:L:88:LEU:CD2	1.66	0.97
1:G:105:SER:HA	1:K:97:GLN:HG3	1.45	0.97
1:B:105:SER:CA	1:M:97:GLN:CG	2.19	0.97
1:B:88:LEU:HD22	1:M:54:LYS:HZ1	1.26	0.97
1:G:54:LYS:CE	1:J:88:LEU:HA	1.95	0.97
1:G:88:LEU:HD22	1:K:54:LYS:NZ	1.78	0.97
1:L:54:LYS:CE	1:N:88:LEU:HA	1.94	0.97
1:C:88:LEU:HA	1:E:54:LYS:CE	1.94	0.96
1:I:54:LYS:CE	1:O:88:LEU:HA	1.95	0.96
1:F:54:LYS:HZ1	1:H:88:LEU:CD2	1.63	0.96
1:L:54:LYS:HZ1	1:N:88:LEU:CD2	1.63	0.96
1:D:54:LYS:CE	1:E:88:LEU:HA	1.96	0.96
1:G:88:LEU:HA	1:K:54:LYS:CE	1.95	0.96
1:H:54:LYS:NZ	1:L:88:LEU:HD22	1.77	0.96
1:B:54:LYS:HZ2	1:I:66:LYS:HG3	1.05	0.95
1:I:54:LYS:HZ1	1:O:88:LEU:HD22	1.26	0.95
1:B:58:ILE:HG21	1:B:100:TYR:CD2	2.02	0.95
1:L:58:ILE:HG21	1:L:100:TYR:CD2	2.02	0.95
1:C:58:ILE:HG21	1:C:100:TYR:CD2	2.02	0.95
1:I:97:GLN:HG3	1:O:105:SER:HA	1.47	0.95
1:K:58:ILE:HG21	1:K:100:TYR:CD2	2.02	0.95
1:M:88:LEU:HD22	1:N:54:LYS:HZ1	1.25	0.95
1:B:54:LYS:HZ3	1:I:88:LEU:CD2	1.67	0.95
1:B:105:SER:HA	1:M:97:GLN:HG3	1.47	0.95
1:K:88:LEU:CD2	1:O:54:LYS:HZ1	1.64	0.95
1:C:97:GLN:HG3	1:F:105:SER:HA	1.43	0.95
1:M:143:ARG:HD3	1:N:169:GLN:OE1	1.67	0.95
1:N:58:ILE:HG21	1:N:100:TYR:CD2	2.02	0.95

Continued on next page...

Continued from previous page...

Atom-1	Atom-2	Interatomic distance (Å)	Clash overlap (Å)
1:D:58:ILE:HG21	1:D:100:TYR:CD2	2.02	0.94
1:H:169:GLN:OE1	1:L:143:ARG:HD3	1.67	0.94
1:I:58:ILE:HG21	1:I:100:TYR:CD2	2.02	0.94
1:K:105:SER:HA	1:O:97:GLN:HG3	1.45	0.94
1:D:54:LYS:HZ1	1:E:88:LEU:CD2	1.72	0.94
1:J:58:ILE:HG21	1:J:100:TYR:CD2	2.02	0.94
1:L:54:LYS:HZ2	1:N:66:LYS:CG	1.80	0.94
1:F:58:ILE:HG21	1:F:100:TYR:CD2	2.02	0.94
1:F:97:GLN:HG3	1:H:105:SER:HA	1.44	0.94
1:L:97:GLN:HG3	1:N:105:SER:HA	1.48	0.94
1:B:88:LEU:HA	1:M:54:LYS:CE	1.96	0.94
1:G:54:LYS:HZ2	1:J:66:LYS:CG	1.80	0.94
1:H:58:ILE:HG21	1:H:100:TYR:CD2	2.02	0.94
1:H:97:GLN:HG3	1:L:105:SER:HA	1.44	0.94
1:M:58:ILE:HG21	1:M:100:TYR:CD2	2.02	0.94
1:A:105:SER:HA	1:J:97:GLN:HG3	1.45	0.94
1:L:93:TYR:CE1	1:L:136:TYR:CD2	2.56	0.94
1:O:58:ILE:HG21	1:O:100:TYR:CD2	2.02	0.94
1:O:93:TYR:CE1	1:O:136:TYR:CD2	2.56	0.94
1:B:93:TYR:CE1	1:B:136:TYR:CD2	2.56	0.94
1:C:88:LEU:CD2	1:E:54:LYS:HZ3	1.81	0.94
1:G:58:ILE:HG21	1:G:100:TYR:CD2	2.02	0.93
1:K:93:TYR:CE1	1:K:136:TYR:CD2	2.56	0.93
1:M:93:TYR:CE1	1:M:136:TYR:CD2	2.56	0.93
1:E:58:ILE:HG21	1:E:100:TYR:CD2	2.02	0.93
1:F:54:LYS:HZ1	1:H:88:LEU:HD22	1.28	0.93
1:A:58:ILE:HG21	1:A:100:TYR:CD2	2.02	0.93
1:A:54:LYS:HZ2	1:D:66:LYS:HG3	1.07	0.93
1:C:93:TYR:CE1	1:C:136:TYR:CD2	2.56	0.93
1:N:93:TYR:CE1	1:N:136:TYR:CD2	2.56	0.93
1:H:93:TYR:CE1	1:H:136:TYR:CD2	2.56	0.93
1:J:93:TYR:CE1	1:J:136:TYR:CD2	2.56	0.93
1:D:54:LYS:HZ2	1:E:66:LYS:CG	1.82	0.93
1:K:88:LEU:HD22	1:O:54:LYS:HZ1	1.27	0.93
1:F:93:TYR:CE1	1:F:136:TYR:CD2	2.56	0.93
1:C:54:LYS:HZ1	1:F:88:LEU:CD2	1.76	0.93
1:A:93:TYR:CE1	1:A:136:TYR:CD2	2.56	0.92
1:B:66:LYS:CG	1:M:54:LYS:HZ2	1.82	0.92
1:C:88:LEU:HD22	1:E:54:LYS:NZ	1.76	0.92
1:G:93:TYR:CE1	1:G:136:TYR:CD2	2.56	0.92
1:I:54:LYS:HZ2	1:O:66:LYS:CG	1.81	0.92

Continued on next page...

Continued from previous page...

Atom-1	Atom-2	Interatomic distance (Å)	Clash overlap (Å)
1:I:93:TYR:CE1	1:I:136:TYR:CD2	2.56	0.92
1:M:143:ARG:HD3	1:N:169:GLN:CD	1.89	0.92
1:C:54:LYS:HZ2	1:F:66:LYS:HG3	1.09	0.92
1:K:88:LEU:HD22	1:O:54:LYS:NZ	1.75	0.92
1:D:93:TYR:CE1	1:D:136:TYR:CD2	2.56	0.92
1:E:93:TYR:CE1	1:E:136:TYR:CD2	2.56	0.92
1:C:66:LYS:CG	1:E:54:LYS:HZ2	1.81	0.92
1:G:97:GLN:HG3	1:J:105:SER:HA	1.48	0.92
1:H:169:GLN:CD	1:L:143:ARG:HD3	1.89	0.92
1:A:88:LEU:CD2	1:J:54:LYS:HZ1	1.69	0.92
1:N:122:PHE:CE2	1:N:126:LEU:HD11	2.05	0.92
1:B:54:LYS:HZ1	1:I:88:LEU:CD2	1.69	0.92
1:D:97:GLN:HG3	1:E:105:SER:HA	1.47	0.92
1:M:122:PHE:CE2	1:M:126:LEU:HD11	2.05	0.92
1:B:54:LYS:HZ1	1:I:88:LEU:HD22	1.32	0.91
1:F:54:LYS:HZ3	1:H:88:LEU:CD2	1.67	0.91
1:B:88:LEU:CD2	1:M:54:LYS:HZ3	1.69	0.91
1:I:122:PHE:CE2	1:I:126:LEU:HD11	2.05	0.91
1:A:122:PHE:CE2	1:A:126:LEU:HD11	2.05	0.91
1:B:122:PHE:CE2	1:B:126:LEU:HD11	2.05	0.91
1:J:122:PHE:CE2	1:J:126:LEU:HD11	2.05	0.91
1:K:122:PHE:CE2	1:K:126:LEU:HD11	2.05	0.91
1:L:122:PHE:CE2	1:L:126:LEU:HD11	2.05	0.91
1:A:166:MET:CB	1:D:143:ARG:NH2	2.33	0.91
1:G:143:ARG:HD3	1:K:169:GLN:CD	1.91	0.91
1:D:122:PHE:CE2	1:D:126:LEU:HD11	2.05	0.91
1:I:54:LYS:HZ3	1:O:88:LEU:CD2	1.72	0.91
1:C:169:GLN:OE1	1:F:143:ARG:HD3	1.71	0.91
1:H:122:PHE:CE2	1:H:126:LEU:HD11	2.05	0.91
1:E:122:PHE:CE2	1:E:126:LEU:HD11	2.05	0.91
1:A:169:GLN:OE1	1:D:143:ARG:HD3	1.71	0.90
1:F:122:PHE:CE2	1:F:126:LEU:HD11	2.05	0.90
1:G:66:LYS:HG3	1:K:54:LYS:HZ2	1.09	0.90
1:L:54:LYS:HZ3	1:N:88:LEU:CD2	1.72	0.90
1:G:122:PHE:CE2	1:G:126:LEU:HD11	2.05	0.90
1:C:166:MET:CB	1:F:143:ARG:NH2	2.35	0.90
1:B:54:LYS:HZ2	1:I:66:LYS:CG	1.83	0.90
1:K:66:LYS:CG	1:O:54:LYS:HZ2	1.83	0.90
1:M:143:ARG:NH2	1:N:166:MET:CB	2.35	0.90
1:M:88:LEU:CD2	1:N:54:LYS:HZ3	1.72	0.90
1:O:122:PHE:CE2	1:O:126:LEU:HD11	2.05	0.90

Continued on next page...

Continued from previous page...

Atom-1	Atom-2	Interatomic distance (Å)	Clash overlap (Å)
1:A:66:LYS:CG	1:J:54:LYS:HZ2	1.84	0.90
1:C:122:PHE:CE2	1:C:126:LEU:HD11	2.05	0.90
1:B:169:GLN:OE1	1:I:143:ARG:HD3	1.71	0.90
1:C:54:LYS:HZ2	1:F:66:LYS:CG	1.86	0.89
1:A:143:ARG:HD3	1:J:169:GLN:OE1	1.72	0.89
1:C:114:LEU:HD22	1:C:167:ASP:HB2	1.55	0.89
1:G:143:ARG:HD3	1:K:169:GLN:OE1	1.71	0.89
1:H:54:LYS:HZ2	1:L:66:LYS:CG	1.86	0.89
1:M:114:LEU:HD22	1:M:167:ASP:HB2	1.55	0.89
1:E:114:LEU:HD22	1:E:167:ASP:HB2	1.55	0.89
1:I:114:LEU:HD22	1:I:167:ASP:HB2	1.55	0.89
1:M:105:SER:CB	1:N:97:GLN:HG2	1.78	0.89
1:B:114:LEU:HD22	1:B:167:ASP:HB2	1.55	0.89
1:C:105:SER:HA	1:E:97:GLN:HG3	1.47	0.89
1:D:114:LEU:HD22	1:D:167:ASP:HB2	1.55	0.89
1:F:54:LYS:HZ2	1:H:66:LYS:CG	1.85	0.89
1:F:114:LEU:HD22	1:F:167:ASP:HB2	1.55	0.89
1:K:143:ARG:HD3	1:O:169:GLN:OE1	1.72	0.89
1:C:143:ARG:HD3	1:E:169:GLN:OE1	1.72	0.89
1:H:114:LEU:HD22	1:H:167:ASP:HB2	1.55	0.89
1:H:166:MET:CB	1:L:143:ARG:NH2	2.36	0.89
1:K:105:SER:CB	1:O:97:GLN:HG2	1.79	0.89
1:O:114:LEU:HD22	1:O:167:ASP:HB2	1.55	0.89
1:A:143:ARG:HD3	1:J:169:GLN:CD	1.93	0.89
1:N:114:LEU:HD22	1:N:167:ASP:HB2	1.55	0.89
1:G:54:LYS:NZ	1:J:66:LYS:CG	2.35	0.88
1:H:54:LYS:HZ1	1:L:88:LEU:HD22	1.33	0.88
1:K:143:ARG:NH2	1:O:166:MET:CB	2.36	0.88
1:L:114:LEU:HD22	1:L:167:ASP:HB2	1.55	0.88
1:L:166:MET:CB	1:N:143:ARG:NH2	2.36	0.88
1:A:114:LEU:HD22	1:A:167:ASP:HB2	1.55	0.88
1:G:88:LEU:HD22	1:K:54:LYS:HZ1	1.33	0.88
1:A:169:GLN:CD	1:D:143:ARG:HD3	1.93	0.88
1:K:114:LEU:HD22	1:K:167:ASP:HB2	1.55	0.88
1:B:166:MET:CB	1:I:143:ARG:NH2	2.37	0.88
1:F:169:GLN:OE1	1:H:143:ARG:HD3	1.72	0.88
1:I:169:GLN:OE1	1:O:143:ARG:HD3	1.73	0.88
1:L:97:GLN:HG2	1:N:105:SER:CB	1.80	0.88
1:D:166:MET:CB	1:E:143:ARG:NH2	2.37	0.88
1:A:143:ARG:NH2	1:J:166:MET:CB	2.37	0.88
1:G:114:LEU:HD22	1:G:167:ASP:HB2	1.55	0.88

Continued on next page...

Continued from previous page...

Atom-1	Atom-2	Interatomic distance (Å)	Clash overlap (Å)
1:G:166:MET:CB	1:J:143:ARG:NH2	2.36	0.88
1:G:169:GLN:OE1	1:J:143:ARG:HD3	1.74	0.88
1:J:114:LEU:HD22	1:J:167:ASP:HB2	1.55	0.87
1:F:166:MET:CB	1:H:143:ARG:NH2	2.36	0.87
1:B:143:ARG:NH2	1:M:166:MET:CB	2.36	0.87
1:D:54:LYS:HZ1	1:E:88:LEU:HD22	1.33	0.87
1:B:169:GLN:CD	1:I:143:ARG:HD3	1.95	0.87
1:I:54:LYS:NZ	1:O:66:LYS:CG	2.37	0.87
1:K:143:ARG:HD3	1:O:169:GLN:CD	1.95	0.87
1:A:88:LEU:HD22	1:J:54:LYS:HZ1	1.32	0.87
1:A:97:GLN:HG2	1:D:105:SER:CB	1.76	0.87
1:F:169:GLN:CD	1:H:143:ARG:HD3	1.94	0.87
1:I:40:ASP:HB2	1:I:45:PHE:HE1	1.40	0.87
1:I:166:MET:CB	1:O:143:ARG:NH2	2.38	0.87
1:B:143:ARG:HD3	1:M:169:GLN:CD	1.96	0.86
1:D:169:GLN:OE1	1:E:143:ARG:HD3	1.75	0.86
1:G:143:ARG:NH2	1:K:166:MET:CB	2.38	0.86
1:H:97:GLN:HG2	1:L:105:SER:CB	1.80	0.86
1:I:169:GLN:CD	1:O:143:ARG:HD3	1.96	0.86
1:G:40:ASP:HB2	1:G:45:PHE:HE1	1.40	0.86
1:N:40:ASP:HB2	1:N:45:PHE:HE1	1.40	0.86
1:I:97:GLN:HG2	1:O:105:SER:CB	1.80	0.86
1:B:143:ARG:HD3	1:M:169:GLN:OE1	1.75	0.86
1:G:66:LYS:CG	1:K:54:LYS:HZ2	1.86	0.86
1:A:54:LYS:HZ2	1:D:66:LYS:CG	1.86	0.86
1:C:143:ARG:NH2	1:E:166:MET:CB	2.37	0.86
1:D:40:ASP:HB2	1:D:45:PHE:HE1	1.40	0.86
1:J:40:ASP:HB2	1:J:45:PHE:HE1	1.40	0.86
1:A:54:LYS:HZ1	1:D:88:LEU:HD22	1.29	0.86
1:B:105:SER:CB	1:M:97:GLN:HG2	1.78	0.86
1:F:135:ASN:ND2	1:F:152:PRO:HG2	1.91	0.86
1:C:135:ASN:ND2	1:C:152:PRO:HG2	1.91	0.86
1:J:135:ASN:ND2	1:J:152:PRO:HG2	1.91	0.86
1:C:169:GLN:CD	1:F:143:ARG:HD3	1.95	0.86
1:A:135:ASN:ND2	1:A:152:PRO:HG2	1.91	0.86
1:E:135:ASN:ND2	1:E:152:PRO:HG2	1.91	0.86
1:H:135:ASN:ND2	1:H:152:PRO:HG2	1.91	0.86
1:N:135:ASN:ND2	1:N:152:PRO:HG2	1.91	0.86
1:D:169:GLN:CD	1:E:143:ARG:HD3	1.96	0.85
1:K:135:ASN:ND2	1:K:152:PRO:HG2	1.91	0.85
1:M:66:LYS:CG	1:N:54:LYS:HZ2	1.87	0.85

Continued on next page...

Continued from previous page...

Atom-1	Atom-2	Interatomic distance (Å)	Clash overlap (Å)
1:G:97:GLN:HG2	1:J:105:SER:HB2	0.85	0.85
1:C:143:ARG:HD3	1:E:169:GLN:CD	1.95	0.85
1:L:135:ASN:ND2	1:L:152:PRO:HG2	1.91	0.85
1:B:40:ASP:HB2	1:B:45:PHE:HE1	1.40	0.85
1:B:97:GLN:HG2	1:I:105:SER:CB	1.81	0.85
1:L:54:LYS:NZ	1:N:66:LYS:CG	2.37	0.85
1:O:40:ASP:HB2	1:O:45:PHE:HE1	1.40	0.85
1:D:135:ASN:ND2	1:D:152:PRO:HG2	1.91	0.85
1:B:135:ASN:ND2	1:B:152:PRO:HG2	1.91	0.85
1:F:40:ASP:HB2	1:F:45:PHE:HE1	1.40	0.85
1:G:105:SER:CB	1:K:97:GLN:HG2	1.79	0.85
1:K:40:ASP:HB2	1:K:45:PHE:HE1	1.40	0.85
1:M:40:ASP:HB2	1:M:45:PHE:HE1	1.40	0.85
1:A:40:ASP:HB2	1:A:45:PHE:HE1	1.40	0.85
1:G:169:GLN:CD	1:J:143:ARG:HD3	1.97	0.85
1:C:166:MET:HG2	1:F:143:ARG:CZ	2.07	0.85
1:G:135:ASN:ND2	1:G:152:PRO:HG2	1.91	0.85
1:H:40:ASP:HB2	1:H:45:PHE:HE1	1.40	0.85
1:E:40:ASP:HB2	1:E:45:PHE:HE1	1.40	0.84
1:A:166:MET:HG2	1:D:143:ARG:CZ	2.08	0.84
1:B:97:GLN:HG2	1:I:105:SER:HB2	0.85	0.84
1:I:135:ASN:ND2	1:I:152:PRO:HG2	1.91	0.84
1:G:166:MET:HG2	1:J:143:ARG:CZ	2.08	0.84
1:L:169:GLN:OE1	1:N:143:ARG:HD3	1.77	0.84
1:O:135:ASN:ND2	1:O:152:PRO:HG2	1.91	0.84
1:C:40:ASP:HB2	1:C:45:PHE:HE1	1.40	0.84
1:C:66:LYS:CG	1:E:54:LYS:NZ	2.37	0.84
1:C:105:SER:HB2	1:E:97:GLN:HG2	0.85	0.84
1:L:97:GLN:HG2	1:N:105:SER:HB2	0.84	0.84
1:L:40:ASP:HB2	1:L:45:PHE:HE1	1.40	0.84
1:G:54:LYS:NZ	1:J:88:LEU:HD22	1.75	0.84
1:B:66:LYS:CG	1:M:54:LYS:NZ	2.39	0.84
1:B:166:MET:HG2	1:I:143:ARG:CZ	2.08	0.84
1:M:135:ASN:ND2	1:M:152:PRO:HG2	1.91	0.84
1:K:42:LEU:HD11	1:K:46:PHE:CE1	2.14	0.83
1:O:42:LEU:HD11	1:O:46:PHE:CE1	2.14	0.83
1:B:42:LEU:HD11	1:B:46:PHE:CE1	2.14	0.83
1:C:42:LEU:HD11	1:C:46:PHE:CE1	2.14	0.83
1:A:42:LEU:HD11	1:A:46:PHE:CE1	2.14	0.83
1:A:105:SER:HB2	1:J:97:GLN:HG2	0.83	0.83
1:L:42:LEU:HD11	1:L:46:PHE:CE1	2.14	0.83

Continued on next page...

Continued from previous page...

Atom-1	Atom-2	Interatomic distance (Å)	Clash overlap (Å)
1:C:143:ARG:CZ	1:E:166:MET:HG2	2.09	0.83
1:E:42:LEU:HD11	1:E:46:PHE:CE1	2.14	0.83
1:H:42:LEU:HD11	1:H:46:PHE:CE1	2.14	0.83
1:I:97:GLN:HG2	1:O:105:SER:HB2	0.84	0.83
1:K:136:TYR:OH	1:K:154:VAL:HG13	1.79	0.83
1:A:66:LYS:CG	1:J:54:LYS:NZ	2.40	0.83
1:B:136:TYR:OH	1:B:154:VAL:HG13	1.79	0.83
1:D:97:GLN:HG2	1:E:105:SER:HB2	0.83	0.83
1:I:42:LEU:HD11	1:I:46:PHE:CE1	2.14	0.83
1:K:143:ARG:CZ	1:O:166:MET:HG2	2.09	0.83
1:G:42:LEU:HD11	1:G:46:PHE:CE1	2.14	0.82
1:M:143:ARG:CZ	1:N:166:MET:HG2	2.09	0.82
1:A:133:ASN:HA	1:A:136:TYR:H	1.45	0.82
1:A:136:TYR:OH	1:A:154:VAL:HG13	1.79	0.82
1:F:97:GLN:HG2	1:H:105:SER:CB	1.78	0.82
1:M:42:LEU:HD11	1:M:46:PHE:CE1	2.14	0.82
1:D:42:LEU:HD11	1:D:46:PHE:CE1	2.14	0.82
1:H:133:ASN:HA	1:H:136:TYR:H	1.45	0.82
1:L:166:MET:HG2	1:N:143:ARG:CZ	2.07	0.82
1:C:54:LYS:HZ1	1:F:88:LEU:HD22	1.38	0.82
1:E:133:ASN:HA	1:E:136:TYR:H	1.45	0.82
1:G:122:PHE:HE1	1:G:163:ALA:HA	1.45	0.82
1:H:97:GLN:HG2	1:L:105:SER:HB2	0.83	0.82
1:M:133:ASN:HA	1:M:136:TYR:H	1.45	0.82
1:D:136:TYR:OH	1:D:154:VAL:HG13	1.79	0.82
1:F:42:LEU:HD11	1:F:46:PHE:CE1	2.14	0.82
1:J:42:LEU:HD11	1:J:46:PHE:CE1	2.14	0.82
1:J:122:PHE:HE1	1:J:163:ALA:HA	1.45	0.82
1:K:105:SER:HB2	1:O:97:GLN:HG2	0.83	0.82
1:B:122:PHE:HE1	1:B:163:ALA:HA	1.45	0.82
1:C:136:TYR:OH	1:C:154:VAL:HG13	1.79	0.82
1:G:136:TYR:OH	1:G:154:VAL:HG13	1.79	0.82
1:J:133:ASN:HA	1:J:136:TYR:H	1.45	0.82
1:M:136:TYR:OH	1:M:154:VAL:HG13	1.79	0.82
1:N:42:LEU:HD11	1:N:46:PHE:CE1	2.14	0.82
1:D:133:ASN:HA	1:D:136:TYR:H	1.45	0.82
1:O:122:PHE:HE1	1:O:163:ALA:HA	1.45	0.82
1:O:136:TYR:OH	1:O:154:VAL:HG13	1.79	0.82
1:N:133:ASN:HA	1:N:136:TYR:H	1.45	0.82
1:L:136:TYR:OH	1:L:154:VAL:HG13	1.79	0.82
1:K:122:PHE:HE1	1:K:163:ALA:HA	1.45	0.81

Continued on next page...

Continued from previous page...

Atom-1	Atom-2	Interatomic distance (Å)	Clash overlap (Å)
1:B:133:ASN:HA	1:B:136:TYR:H	1.45	0.81
1:B:105:SER:HB2	1:M:97:GLN:HG2	0.82	0.81
1:C:97:GLN:HG2	1:F:105:SER:HB2	0.83	0.81
1:C:133:ASN:HA	1:C:136:TYR:H	1.45	0.81
1:D:54:LYS:NZ	1:E:66:LYS:CG	2.38	0.81
1:I:136:TYR:OH	1:I:154:VAL:HG13	1.79	0.81
1:M:105:SER:HB2	1:N:97:GLN:HG2	0.82	0.81
1:G:105:SER:HB2	1:K:97:GLN:HG2	0.83	0.81
1:H:112:VAL:HB	1:H:147:PHE:CZ	2.16	0.81
1:I:166:MET:HG2	1:O:143:ARG:CZ	2.10	0.81
1:L:169:GLN:CD	1:N:143:ARG:HD3	2.01	0.81
1:E:136:TYR:OH	1:E:154:VAL:HG13	1.79	0.81
1:H:122:PHE:HE1	1:H:163:ALA:HA	1.45	0.81
1:J:136:TYR:OH	1:J:154:VAL:HG13	1.79	0.81
1:L:112:VAL:HB	1:L:147:PHE:CZ	2.16	0.81
1:L:122:PHE:HE1	1:L:163:ALA:HA	1.45	0.81
1:A:122:PHE:HE1	1:A:163:ALA:HA	1.45	0.81
1:F:112:VAL:HB	1:F:147:PHE:CZ	2.16	0.81
1:F:133:ASN:HA	1:F:136:TYR:H	1.45	0.81
1:I:112:VAL:HB	1:I:147:PHE:CZ	2.16	0.81
1:B:112:VAL:HB	1:B:147:PHE:CZ	2.16	0.81
1:C:112:VAL:HB	1:C:147:PHE:CZ	2.16	0.81
1:F:97:GLN:HG2	1:H:105:SER:HB2	0.82	0.81
1:F:136:TYR:OH	1:F:154:VAL:HG13	1.79	0.81
1:K:133:ASN:HA	1:K:136:TYR:H	1.45	0.81
1:F:166:MET:HG2	1:H:143:ARG:CZ	2.10	0.81
1:N:112:VAL:HB	1:N:147:PHE:CZ	2.16	0.81
1:N:136:TYR:OH	1:N:154:VAL:HG13	1.79	0.81
1:G:97:GLN:HG2	1:J:105:SER:CB	1.81	0.81
1:G:133:ASN:HA	1:G:136:TYR:H	1.45	0.81
1:E:112:VAL:HB	1:E:147:PHE:CZ	2.16	0.81
1:I:133:ASN:HA	1:I:136:TYR:H	1.45	0.81
1:L:133:ASN:HA	1:L:136:TYR:H	1.45	0.81
1:F:122:PHE:HE1	1:F:163:ALA:HA	1.45	0.80
1:H:136:TYR:OH	1:H:154:VAL:HG13	1.79	0.80
1:M:112:VAL:HB	1:M:147:PHE:CZ	2.16	0.80
1:M:122:PHE:HE1	1:M:163:ALA:HA	1.45	0.80
1:N:122:PHE:HE1	1:N:163:ALA:HA	1.45	0.80
1:A:112:VAL:HB	1:A:147:PHE:CZ	2.16	0.80
1:D:112:VAL:HB	1:D:147:PHE:CZ	2.16	0.80
1:G:112:VAL:HB	1:G:147:PHE:CZ	2.16	0.80

Continued on next page...

Continued from previous page...

Atom-1	Atom-2	Interatomic distance (Å)	Clash overlap (Å)
1:I:135:ASN:O	1:I:152:PRO:HD2	1.82	0.80
1:B:135:ASN:O	1:B:152:PRO:HD2	1.82	0.80
1:I:122:PHE:HE1	1:I:163:ALA:HA	1.45	0.80
1:J:112:VAL:HB	1:J:147:PHE:CZ	2.16	0.80
1:O:135:ASN:O	1:O:152:PRO:HD2	1.82	0.80
1:A:143:ARG:CZ	1:J:166:MET:HG2	2.11	0.80
1:C:54:LYS:NZ	1:F:66:LYS:CG	2.41	0.80
1:M:135:ASN:O	1:M:152:PRO:HD2	1.82	0.80
1:D:122:PHE:HE1	1:D:163:ALA:HA	1.45	0.80
1:G:54:LYS:HZ3	1:J:88:LEU:CD2	1.93	0.80
1:K:112:VAL:HB	1:K:147:PHE:CZ	2.16	0.80
1:A:135:ASN:O	1:A:152:PRO:HD2	1.82	0.80
1:D:135:ASN:O	1:D:152:PRO:HD2	1.82	0.80
1:F:135:ASN:O	1:F:152:PRO:HD2	1.82	0.80
1:H:135:ASN:O	1:H:152:PRO:HD2	1.82	0.80
1:O:112:VAL:HB	1:O:147:PHE:CZ	2.16	0.80
1:E:122:PHE:HE1	1:E:163:ALA:HA	1.45	0.79
1:H:54:LYS:NZ	1:L:66:LYS:CG	2.41	0.79
1:K:135:ASN:O	1:K:152:PRO:HD2	1.82	0.79
1:E:135:ASN:O	1:E:152:PRO:HD2	1.82	0.79
1:J:135:ASN:O	1:J:152:PRO:HD2	1.82	0.79
1:A:97:GLN:HG2	1:D:105:SER:HB2	0.80	0.79
1:C:122:PHE:HE1	1:C:163:ALA:HA	1.45	0.79
1:A:136:TYR:CE2	1:A:155:TYR:HA	2.18	0.79
1:N:135:ASN:O	1:N:152:PRO:HD2	1.82	0.79
1:O:133:ASN:HA	1:O:136:TYR:H	1.45	0.79
1:N:136:TYR:CE2	1:N:155:TYR:HA	2.18	0.79
1:C:135:ASN:O	1:C:152:PRO:HD2	1.82	0.79
1:F:54:LYS:NZ	1:H:66:LYS:CG	2.42	0.79
1:F:136:TYR:CE2	1:F:155:TYR:HA	2.18	0.79
1:J:136:TYR:CE2	1:J:155:TYR:HA	2.18	0.79
1:L:135:ASN:O	1:L:152:PRO:HD2	1.82	0.79
1:D:136:TYR:CE2	1:D:155:TYR:HA	2.18	0.78
1:B:143:ARG:CZ	1:M:166:MET:HG2	2.12	0.78
1:C:136:TYR:CE2	1:C:155:TYR:HA	2.18	0.78
1:C:93:TYR:HB2	1:C:135:ASN:OD1	1.84	0.78
1:A:54:LYS:NZ	1:D:66:LYS:CG	2.43	0.78
1:E:136:TYR:CE2	1:E:155:TYR:HA	2.18	0.78
1:H:93:TYR:HB2	1:H:135:ASN:OD1	1.84	0.78
1:H:136:TYR:CE2	1:H:155:TYR:HA	2.18	0.78
1:M:93:TYR:HB2	1:M:135:ASN:OD1	1.84	0.78

Continued on next page...

Continued from previous page...

Atom-1	Atom-2	Interatomic distance (Å)	Clash overlap (Å)
1:M:136:TYR:CE2	1:M:155:TYR:HA	2.18	0.78
1:G:135:ASN:O	1:G:152:PRO:HD2	1.82	0.78
1:L:93:TYR:HB2	1:L:135:ASN:OD1	1.84	0.78
1:L:136:TYR:CE2	1:L:155:TYR:HA	2.18	0.78
1:O:93:TYR:HB2	1:O:135:ASN:OD1	1.84	0.78
1:O:136:TYR:CE2	1:O:155:TYR:HA	2.18	0.78
1:D:166:MET:HG2	1:E:143:ARG:CZ	2.11	0.78
1:E:93:TYR:HB2	1:E:135:ASN:OD1	1.84	0.78
1:G:136:TYR:CE2	1:G:155:TYR:HA	2.18	0.78
1:I:136:TYR:CE2	1:I:155:TYR:HA	2.18	0.78
1:H:54:LYS:HZ3	1:L:88:LEU:HD23	1.33	0.77
1:I:93:TYR:HB2	1:I:135:ASN:OD1	1.84	0.77
1:M:143:ARG:CD	1:N:169:GLN:OE1	2.31	0.77
1:B:136:TYR:CE2	1:B:155:TYR:HA	2.18	0.77
1:H:166:MET:HG2	1:L:143:ARG:CZ	2.11	0.77
1:A:93:TYR:HB2	1:A:135:ASN:OD1	1.84	0.77
1:D:93:TYR:HB2	1:D:135:ASN:OD1	1.84	0.77
1:N:133:ASN:HB2	1:N:137:PRO:HD3	1.67	0.77
1:B:93:TYR:HB2	1:B:135:ASN:OD1	1.84	0.77
1:M:133:ASN:HB2	1:M:137:PRO:HD3	1.67	0.77
1:B:133:ASN:HB2	1:B:137:PRO:HD3	1.67	0.77
1:I:133:ASN:HB2	1:I:137:PRO:HD3	1.67	0.77
1:K:93:TYR:HB2	1:K:135:ASN:OD1	1.84	0.77
1:N:93:TYR:HB2	1:N:135:ASN:OD1	1.84	0.77
1:K:136:TYR:CE2	1:K:155:TYR:HA	2.18	0.77
1:O:133:ASN:HB2	1:O:137:PRO:HD3	1.67	0.77
1:D:54:LYS:HZ1	1:E:66:LYS:HG3	1.48	0.77
1:F:93:TYR:HB2	1:F:135:ASN:OD1	1.84	0.77
1:G:133:ASN:HB2	1:G:137:PRO:HD3	1.67	0.77
1:H:169:GLN:OE1	1:L:143:ARG:CD	2.31	0.77
1:J:93:TYR:HB2	1:J:135:ASN:OD1	1.84	0.77
1:K:133:ASN:HB2	1:K:137:PRO:HD3	1.67	0.77
1:L:133:ASN:HB2	1:L:137:PRO:HD3	1.67	0.76
1:J:133:ASN:HB2	1:J:137:PRO:HD3	1.67	0.76
1:G:93:TYR:HB2	1:G:135:ASN:OD1	1.84	0.76
1:H:133:ASN:HB2	1:H:137:PRO:HD3	1.67	0.76
1:A:133:ASN:HB2	1:A:137:PRO:HD3	1.67	0.76
1:D:133:ASN:HB2	1:D:137:PRO:HD3	1.67	0.75
1:E:133:ASN:HB2	1:E:137:PRO:HD3	1.67	0.75
1:F:133:ASN:HB2	1:F:137:PRO:HD3	1.67	0.75
1:B:54:LYS:NZ	1:I:66:LYS:CG	2.39	0.75

Continued on next page...

Continued from previous page...

Atom-1	Atom-2	Interatomic distance (Å)	Clash overlap (Å)
1:C:133:ASN:HB2	1:C:137:PRO:HD3	1.67	0.75
1:G:88:LEU:HD23	1:K:54:LYS:HZ3	1.31	0.75
1:C:97:GLN:HG2	1:F:105:SER:CB	1.79	0.75
1:H:63:ALA:HA	1:H:103:ASP:OD1	1.87	0.75
1:K:66:LYS:CG	1:O:54:LYS:NZ	2.40	0.75
1:G:63:ALA:HA	1:G:103:ASP:OD1	1.87	0.74
1:O:132:TYR:O	1:O:136:TYR:HB2	1.87	0.74
1:G:132:TYR:O	1:G:136:TYR:HB2	1.87	0.74
1:I:132:TYR:O	1:I:136:TYR:HB2	1.88	0.74
1:J:63:ALA:HA	1:J:103:ASP:OD1	1.87	0.74
1:K:132:TYR:O	1:K:136:TYR:HB2	1.87	0.74
1:B:132:TYR:O	1:B:136:TYR:HB2	1.87	0.74
1:F:63:ALA:HA	1:F:103:ASP:OD1	1.87	0.74
1:M:63:ALA:HA	1:M:103:ASP:OD1	1.87	0.74
1:G:143:ARG:CD	1:K:169:GLN:OE1	2.35	0.74
1:K:63:ALA:HA	1:K:103:ASP:OD1	1.87	0.74
1:A:54:LYS:HZ3	1:D:88:LEU:HD23	1.30	0.74
1:I:93:TYR:CD1	1:I:136:TYR:CD2	2.76	0.74
1:M:132:TYR:O	1:M:136:TYR:HB2	1.87	0.74
1:B:93:TYR:CD1	1:B:136:TYR:CD2	2.76	0.74
1:B:143:ARG:HH22	1:M:166:MET:CB	1.93	0.74
1:M:93:TYR:CD1	1:M:136:TYR:CD2	2.76	0.74
1:A:63:ALA:HA	1:A:103:ASP:OD1	1.87	0.74
1:A:169:GLN:OE1	1:D:143:ARG:CD	2.34	0.74
1:D:97:GLN:HG2	1:E:105:SER:CB	1.79	0.74
1:J:132:TYR:O	1:J:136:TYR:HB2	1.87	0.74
1:K:93:TYR:CD1	1:K:136:TYR:CD2	2.75	0.74
1:N:63:ALA:HA	1:N:103:ASP:OD1	1.87	0.74
1:O:63:ALA:HA	1:O:103:ASP:OD1	1.87	0.74
1:O:93:TYR:CD1	1:O:136:TYR:CD2	2.76	0.74
1:C:63:ALA:HA	1:C:103:ASP:OD1	1.87	0.74
1:L:132:TYR:O	1:L:136:TYR:HB2	1.87	0.74
1:K:122:PHE:CE2	1:K:147:PHE:CZ	2.76	0.73
1:N:93:TYR:CD1	1:N:136:TYR:CD2	2.76	0.73
1:C:122:PHE:CE2	1:C:147:PHE:CZ	2.76	0.73
1:E:63:ALA:HA	1:E:103:ASP:OD1	1.87	0.73
1:E:122:PHE:CE2	1:E:147:PHE:CZ	2.76	0.73
1:G:122:PHE:CE2	1:G:147:PHE:CZ	2.77	0.73
1:N:132:TYR:O	1:N:136:TYR:HB2	1.88	0.73
1:O:122:PHE:CE2	1:O:147:PHE:CZ	2.76	0.73
1:A:122:PHE:CE2	1:A:147:PHE:CZ	2.76	0.73

Continued on next page...

Continued from previous page...

Atom-1	Atom-2	Interatomic distance (Å)	Clash overlap (Å)
1:B:54:LYS:HZ1	1:I:66:LYS:HG3	1.53	0.73
1:C:93:TYR:CD1	1:C:136:TYR:CD2	2.76	0.73
1:C:169:GLN:OE1	1:F:143:ARG:CD	2.36	0.73
1:D:63:ALA:HA	1:D:103:ASP:OD1	1.87	0.73
1:D:93:TYR:CD1	1:D:136:TYR:CD2	2.75	0.73
1:E:93:TYR:CD1	1:E:136:TYR:CD2	2.76	0.73
1:L:93:TYR:CD1	1:L:136:TYR:CD2	2.76	0.73
1:B:63:ALA:HA	1:B:103:ASP:OD1	1.87	0.73
1:D:122:PHE:CE2	1:D:147:PHE:CZ	2.76	0.73
1:G:93:TYR:CD1	1:G:136:TYR:CD2	2.76	0.73
1:H:122:PHE:CE2	1:H:147:PHE:CZ	2.77	0.73
1:A:132:TYR:O	1:A:136:TYR:HB2	1.88	0.73
1:F:122:PHE:CE2	1:F:147:PHE:CZ	2.77	0.73
1:L:63:ALA:HA	1:L:103:ASP:OD1	1.87	0.73
1:B:169:GLN:OE1	1:I:143:ARG:CD	2.36	0.73
1:J:122:PHE:CE2	1:J:147:PHE:CZ	2.77	0.73
1:A:93:TYR:CD1	1:A:136:TYR:CD2	2.76	0.73
1:C:54:LYS:HZ1	1:F:66:LYS:HG3	1.51	0.73
1:F:93:TYR:CD1	1:F:136:TYR:CD2	2.76	0.73
1:I:122:PHE:CE2	1:I:147:PHE:CZ	2.77	0.73
1:B:122:PHE:CE2	1:B:147:PHE:CZ	2.77	0.73
1:I:63:ALA:HA	1:I:103:ASP:OD1	1.87	0.73
1:L:122:PHE:CE2	1:L:147:PHE:CZ	2.77	0.73
1:N:122:PHE:CE2	1:N:147:PHE:CZ	2.77	0.73
1:A:143:ARG:CD	1:J:169:GLN:OE1	2.36	0.73
1:J:93:TYR:CD1	1:J:136:TYR:CD2	2.76	0.73
1:K:143:ARG:CD	1:O:169:GLN:OE1	2.37	0.73
1:E:132:TYR:O	1:E:136:TYR:HB2	1.88	0.73
1:D:132:TYR:O	1:D:136:TYR:HB2	1.87	0.72
1:H:93:TYR:CD1	1:H:136:TYR:CD2	2.76	0.72
1:M:122:PHE:CE2	1:M:147:PHE:CZ	2.77	0.72
1:F:169:GLN:OE1	1:H:143:ARG:CD	2.36	0.72
1:A:105:SER:CB	1:J:97:GLN:HG2	1.79	0.72
1:H:132:TYR:O	1:H:136:TYR:HB2	1.88	0.72
1:F:122:PHE:CE1	1:F:163:ALA:HA	2.25	0.72
1:C:143:ARG:CD	1:E:169:GLN:OE1	2.37	0.72
1:F:55:GLU:OE2	1:F:99:ILE:HD13	1.90	0.72
1:G:143:ARG:CZ	1:K:166:MET:HG2	2.13	0.72
1:J:55:GLU:OE2	1:J:99:ILE:HD13	1.90	0.72
1:A:55:GLU:OE2	1:A:99:ILE:HD13	1.90	0.72
1:C:132:TYR:O	1:C:136:TYR:HB2	1.87	0.72

Continued on next page...

Continued from previous page...

Atom-1	Atom-2	Interatomic distance (Å)	Clash overlap (Å)
1:D:108:ARG:NH2	1:D:156:VAL:HG21	2.05	0.72
1:L:108:ARG:NH2	1:L:156:VAL:HG21	2.05	0.72
1:H:122:PHE:CE1	1:H:163:ALA:HA	2.25	0.72
1:A:51:LEU:CD2	1:D:66:LYS:NZ	2.53	0.72
1:C:55:GLU:OE2	1:C:99:ILE:HD13	1.90	0.72
1:G:108:ARG:NH2	1:G:156:VAL:HG21	2.05	0.72
1:H:55:GLU:OE2	1:H:99:ILE:HD13	1.90	0.72
1:C:108:ARG:NH2	1:C:156:VAL:HG21	2.05	0.72
1:I:169:GLN:OE1	1:O:143:ARG:CD	2.38	0.72
1:C:122:PHE:CE1	1:C:163:ALA:HA	2.25	0.72
1:E:108:ARG:NH2	1:E:156:VAL:HG21	2.05	0.72
1:L:55:GLU:OE2	1:L:99:ILE:HD13	1.90	0.72
1:A:108:ARG:NH2	1:A:156:VAL:HG21	2.05	0.71
1:J:108:ARG:NH2	1:J:156:VAL:HG21	2.05	0.71
1:G:55:GLU:OE2	1:G:99:ILE:HD13	1.90	0.71
1:H:108:ARG:NH2	1:H:156:VAL:HG21	2.05	0.71
1:M:108:ARG:NH2	1:M:156:VAL:HG21	2.05	0.71
1:N:108:ARG:NH2	1:N:156:VAL:HG21	2.05	0.71
1:B:55:GLU:OE2	1:B:99:ILE:HD13	1.90	0.71
1:B:122:PHE:CE1	1:B:163:ALA:HA	2.25	0.71
1:E:122:PHE:CE1	1:E:163:ALA:HA	2.25	0.71
1:F:108:ARG:NH2	1:F:156:VAL:HG21	2.05	0.71
1:F:132:TYR:O	1:F:136:TYR:HB2	1.87	0.71
1:G:58:ILE:HG23	1:G:100:TYR:HA	1.72	0.71
1:I:58:ILE:HG23	1:I:100:TYR:HA	1.73	0.71
1:I:122:PHE:CE1	1:I:163:ALA:HA	2.25	0.71
1:K:108:ARG:NH2	1:K:156:VAL:HG21	2.05	0.71
1:M:55:GLU:OE2	1:M:99:ILE:HD13	1.90	0.71
1:O:58:ILE:HG23	1:O:100:TYR:HA	1.72	0.71
1:O:122:PHE:CE1	1:O:163:ALA:HA	2.25	0.71
1:C:105:SER:CB	1:E:97:GLN:HG2	1.81	0.71
1:G:66:LYS:HG3	1:K:54:LYS:HZ1	1.53	0.71
1:I:108:ARG:NH2	1:I:156:VAL:HG21	2.05	0.71
1:K:55:GLU:OE2	1:K:99:ILE:HD13	1.90	0.71
1:M:66:LYS:NZ	1:N:51:LEU:CD2	2.53	0.71
1:G:66:LYS:CG	1:K:54:LYS:NZ	2.42	0.71
1:J:122:PHE:CE1	1:J:163:ALA:HA	2.25	0.71
1:N:55:GLU:OE2	1:N:99:ILE:HD13	1.90	0.71
1:B:143:ARG:CD	1:M:169:GLN:OE1	2.39	0.71
1:I:55:GLU:OE2	1:I:99:ILE:HD13	1.90	0.71
1:M:122:PHE:CE1	1:M:163:ALA:HA	2.25	0.71

Continued on next page...

Continued from previous page...

Atom-1	Atom-2	Interatomic distance (Å)	Clash overlap (Å)
1:O:108:ARG:NH2	1:O:156:VAL:HG21	2.05	0.71
1:B:136:TYR:CD2	1:B:155:TYR:CD1	2.79	0.71
1:G:122:PHE:CE1	1:G:163:ALA:HA	2.25	0.71
1:K:58:ILE:HG23	1:K:100:TYR:HA	1.73	0.71
1:K:122:PHE:CE1	1:K:163:ALA:HA	2.25	0.71
1:M:58:ILE:HG23	1:M:100:TYR:HA	1.73	0.71
1:B:58:ILE:HG23	1:B:100:TYR:HA	1.72	0.71
1:D:55:GLU:OE2	1:D:99:ILE:HD13	1.90	0.71
1:D:122:PHE:CE1	1:D:163:ALA:HA	2.25	0.71
1:E:55:GLU:OE2	1:E:99:ILE:HD13	1.90	0.71
1:I:136:TYR:CD2	1:I:155:TYR:CD1	2.79	0.71
1:J:58:ILE:HG23	1:J:100:TYR:HA	1.72	0.71
1:L:136:TYR:CD2	1:L:155:TYR:CD1	2.79	0.71
1:B:108:ARG:NH2	1:B:156:VAL:HG21	2.05	0.71
1:M:66:LYS:NZ	1:N:51:LEU:HD21	2.06	0.70
1:N:136:TYR:CD2	1:N:155:TYR:CD1	2.79	0.70
1:N:58:ILE:HG23	1:N:100:TYR:HA	1.72	0.70
1:N:122:PHE:CE1	1:N:163:ALA:HA	2.25	0.70
1:A:58:ILE:HG23	1:A:100:TYR:HA	1.72	0.70
1:B:66:LYS:HG3	1:M:54:LYS:HZ1	1.54	0.70
1:C:51:LEU:CD2	1:F:66:LYS:NZ	2.54	0.70
1:G:136:TYR:CD2	1:G:155:TYR:CD1	2.79	0.70
1:G:169:GLN:OE1	1:J:143:ARG:CD	2.38	0.70
1:K:136:TYR:CD2	1:K:155:TYR:CD1	2.79	0.70
1:O:55:GLU:OE2	1:O:99:ILE:HD13	1.90	0.70
1:H:136:TYR:CD2	1:H:155:TYR:CD1	2.79	0.70
1:I:93:TYR:CZ	1:I:136:TYR:CE2	2.80	0.70
1:K:66:LYS:NZ	1:O:51:LEU:CD2	2.54	0.70
1:K:136:TYR:CE1	1:K:155:TYR:HB2	2.27	0.70
1:L:93:TYR:CZ	1:L:136:TYR:CE2	2.80	0.70
1:O:93:TYR:CZ	1:O:136:TYR:CE2	2.80	0.70
1:B:51:LEU:CD2	1:I:66:LYS:NZ	2.55	0.70
1:G:136:TYR:CE1	1:G:155:TYR:HB2	2.27	0.70
1:A:136:TYR:CE1	1:A:155:TYR:HB2	2.27	0.70
1:F:51:LEU:CD2	1:H:66:LYS:NZ	2.55	0.70
1:H:93:TYR:CZ	1:H:136:TYR:CE2	2.80	0.70
1:J:136:TYR:CD2	1:J:155:TYR:CD1	2.79	0.70
1:J:136:TYR:CE1	1:J:155:TYR:HB2	2.27	0.70
1:O:136:TYR:CE1	1:O:155:TYR:HB2	2.27	0.70
1:A:122:PHE:CE1	1:A:163:ALA:HA	2.25	0.70
1:I:136:TYR:CE1	1:I:155:TYR:HB2	2.27	0.70

Continued on next page...

Continued from previous page...

Atom-1	Atom-2	Interatomic distance (Å)	Clash overlap (Å)
1:L:136:TYR:CE1	1:L:155:TYR:HB2	2.27	0.70
1:N:93:TYR:CZ	1:N:136:TYR:CE2	2.80	0.70
1:D:58:ILE:HG23	1:D:100:TYR:HA	1.73	0.70
1:D:169:GLN:OE1	1:E:143:ARG:CD	2.39	0.70
1:K:93:TYR:CZ	1:K:136:TYR:CE2	2.80	0.70
1:L:51:LEU:CD2	1:N:66:LYS:NZ	2.55	0.70
1:M:136:TYR:CD2	1:M:155:TYR:CD1	2.79	0.70
1:O:136:TYR:CD2	1:O:155:TYR:CD1	2.79	0.70
1:M:136:TYR:CE1	1:M:155:TYR:HB2	2.27	0.70
1:A:136:TYR:CD2	1:A:155:TYR:CD1	2.79	0.69
1:B:136:TYR:CE1	1:B:155:TYR:HB2	2.27	0.69
1:C:58:ILE:HG23	1:C:100:TYR:HA	1.72	0.69
1:C:88:LEU:CD2	1:E:54:LYS:CE	2.54	0.69
1:E:136:TYR:CD2	1:E:155:TYR:CD1	2.79	0.69
1:H:136:TYR:CE1	1:H:155:TYR:HB2	2.27	0.69
1:I:54:LYS:HZ1	1:O:66:LYS:HG3	1.53	0.69
1:L:58:ILE:HG23	1:L:100:TYR:HA	1.72	0.69
1:L:122:PHE:CE1	1:L:163:ALA:HA	2.25	0.69
1:B:93:TYR:CZ	1:B:136:TYR:CE2	2.80	0.69
1:E:93:TYR:CZ	1:E:136:TYR:CE2	2.80	0.69
1:N:136:TYR:CE1	1:N:155:TYR:HB2	2.27	0.69
1:D:93:TYR:CZ	1:D:136:TYR:CE2	2.80	0.69
1:H:54:LYS:HZ1	1:L:66:LYS:HG3	1.54	0.69
1:H:58:ILE:HG23	1:H:100:TYR:HA	1.73	0.69
1:M:93:TYR:CZ	1:M:136:TYR:CE2	2.80	0.69
1:A:93:TYR:CZ	1:A:136:TYR:CE2	2.80	0.69
1:C:66:LYS:NZ	1:E:51:LEU:CD2	2.55	0.69
1:C:135:ASN:O	1:C:151:GLY:HA3	1.93	0.69
1:C:136:TYR:CE1	1:C:155:TYR:HB2	2.27	0.69
1:E:58:ILE:HG23	1:E:100:TYR:HA	1.73	0.69
1:F:58:ILE:HG23	1:F:100:TYR:HA	1.72	0.69
1:F:136:TYR:CD2	1:F:155:TYR:CD1	2.79	0.69
1:F:136:TYR:CE1	1:F:155:TYR:HB2	2.27	0.69
1:H:136:TYR:CE2	1:H:155:TYR:CA	2.76	0.69
1:I:135:ASN:O	1:I:151:GLY:HA3	1.93	0.69
1:J:136:TYR:CE2	1:J:155:TYR:CA	2.76	0.69
1:O:135:ASN:O	1:O:151:GLY:HA3	1.93	0.69
1:F:93:TYR:CZ	1:F:136:TYR:CE2	2.80	0.69
1:L:135:ASN:O	1:L:151:GLY:HA3	1.93	0.69
1:M:135:ASN:O	1:M:151:GLY:HA3	1.93	0.69
1:N:136:TYR:CE2	1:N:155:TYR:CA	2.76	0.69

Continued on next page...

Continued from previous page...

Atom-1	Atom-2	Interatomic distance (Å)	Clash overlap (Å)
1:A:51:LEU:HD21	1:D:66:LYS:NZ	2.07	0.69
1:A:135:ASN:O	1:A:151:GLY:HA3	1.93	0.69
1:B:135:ASN:O	1:B:151:GLY:HA3	1.93	0.69
1:C:93:TYR:CZ	1:C:136:TYR:CE2	2.80	0.69
1:C:136:TYR:CD2	1:C:155:TYR:CD1	2.79	0.69
1:H:46:PHE:CE1	1:H:84:LEU:HD13	2.28	0.69
1:J:93:TYR:CZ	1:J:136:TYR:CE2	2.80	0.69
1:K:135:ASN:O	1:K:151:GLY:HA3	1.93	0.69
1:K:136:TYR:CE2	1:K:155:TYR:CA	2.76	0.69
1:L:46:PHE:CE1	1:L:84:LEU:HD13	2.28	0.69
1:N:135:ASN:O	1:N:151:GLY:HA3	1.93	0.69
1:A:66:LYS:NZ	1:J:51:LEU:CD2	2.56	0.69
1:B:136:TYR:CE2	1:B:155:TYR:CA	2.76	0.69
1:C:46:PHE:CE1	1:C:84:LEU:HD13	2.28	0.69
1:C:136:TYR:CE2	1:C:155:TYR:CA	2.76	0.69
1:D:46:PHE:CE1	1:D:84:LEU:HD13	2.28	0.69
1:D:136:TYR:CD2	1:D:155:TYR:CD1	2.79	0.69
1:D:136:TYR:CE2	1:D:155:TYR:CA	2.76	0.69
1:D:136:TYR:CE1	1:D:155:TYR:HB2	2.27	0.69
1:E:46:PHE:CE1	1:E:84:LEU:HD13	2.28	0.69
1:F:46:PHE:CE1	1:F:84:LEU:HD13	2.28	0.69
1:I:51:LEU:CD2	1:O:66:LYS:NZ	2.56	0.69
1:J:135:ASN:O	1:J:151:GLY:HA3	1.93	0.69
1:L:54:LYS:HZ1	1:N:66:LYS:HG3	1.53	0.69
1:N:46:PHE:CE1	1:N:84:LEU:HD13	2.28	0.69
1:A:136:TYR:CE2	1:A:155:TYR:CA	2.76	0.69
1:E:136:TYR:CE2	1:E:155:TYR:CA	2.76	0.69
1:F:135:ASN:O	1:F:151:GLY:HA3	1.93	0.69
1:G:93:TYR:CZ	1:G:136:TYR:CE2	2.80	0.69
1:G:135:ASN:O	1:G:151:GLY:HA3	1.93	0.69
1:I:136:TYR:CE2	1:I:155:TYR:CA	2.76	0.69
1:G:51:LEU:CD2	1:J:66:LYS:NZ	2.55	0.69
1:G:136:TYR:CE2	1:G:155:TYR:CA	2.76	0.69
1:M:66:LYS:CG	1:N:54:LYS:NZ	2.43	0.69
1:A:46:PHE:CE1	1:A:84:LEU:HD13	2.28	0.68
1:C:66:LYS:HG3	1:E:54:LYS:HZ1	1.57	0.68
1:D:149:VAL:HG13	1:D:155:TYR:CE2	2.29	0.68
1:E:135:ASN:O	1:E:151:GLY:HA3	1.93	0.68
1:E:136:TYR:CE1	1:E:155:TYR:HB2	2.27	0.68
1:J:135:ASN:C	1:J:136:TYR:HD1	1.97	0.68
1:L:136:TYR:CE2	1:L:155:TYR:CA	2.76	0.68

Continued on next page...

Continued from previous page...

Atom-1	Atom-2	Interatomic distance (Å)	Clash overlap (Å)
1:M:136:TYR:CE2	1:M:155:TYR:CA	2.76	0.68
1:E:149:VAL:HG13	1:E:155:TYR:CE2	2.28	0.68
1:F:136:TYR:CE2	1:F:155:TYR:CA	2.76	0.68
1:G:46:PHE:CE1	1:G:84:LEU:HD13	2.28	0.68
1:H:149:VAL:HG13	1:H:155:TYR:CE2	2.29	0.68
1:K:46:PHE:CE1	1:K:84:LEU:HD13	2.28	0.68
1:B:66:LYS:NZ	1:M:51:LEU:CD2	2.57	0.68
1:B:135:ASN:C	1:B:136:TYR:HD1	1.97	0.68
1:H:51:LEU:CD2	1:L:66:LYS:NZ	2.56	0.68
1:H:135:ASN:O	1:H:151:GLY:HA3	1.93	0.68
1:I:135:ASN:C	1:I:136:TYR:HD1	1.97	0.68
1:M:46:PHE:CE1	1:M:84:LEU:HD13	2.28	0.68
1:O:135:ASN:C	1:O:136:TYR:HD1	1.97	0.68
1:B:51:LEU:HD21	1:I:66:LYS:NZ	2.09	0.68
1:E:135:ASN:C	1:E:136:TYR:HD1	1.97	0.68
1:J:46:PHE:CE1	1:J:84:LEU:HD13	2.28	0.68
1:F:149:VAL:HG13	1:F:155:TYR:CE2	2.29	0.68
1:M:135:ASN:C	1:M:136:TYR:HD1	1.97	0.68
1:O:149:VAL:HG13	1:O:155:TYR:CE2	2.29	0.68
1:A:149:VAL:HG13	1:A:155:TYR:CE2	2.28	0.68
1:B:46:PHE:CE1	1:B:84:LEU:HD13	2.28	0.68
1:D:135:ASN:C	1:D:136:TYR:HD1	1.97	0.68
1:F:135:ASN:C	1:F:136:TYR:HD1	1.97	0.68
1:M:149:VAL:HG13	1:M:155:TYR:CE2	2.28	0.68
1:C:51:LEU:HD21	1:F:66:LYS:NZ	2.08	0.68
1:C:54:LYS:HZ3	1:F:88:LEU:HD23	1.26	0.68
1:D:135:ASN:O	1:D:151:GLY:HA3	1.93	0.68
1:I:100:TYR:CD2	1:I:154:VAL:HG11	2.29	0.68
1:K:135:ASN:C	1:K:136:TYR:HD1	1.97	0.68
1:O:46:PHE:CE1	1:O:84:LEU:HD13	2.28	0.68
1:F:100:TYR:CD2	1:F:154:VAL:HG11	2.29	0.68
1:I:149:VAL:HG13	1:I:155:TYR:CE2	2.28	0.68
1:L:149:VAL:HG13	1:L:155:TYR:CE2	2.28	0.68
1:O:136:TYR:CE2	1:O:155:TYR:CA	2.76	0.68
1:B:149:VAL:HG13	1:B:155:TYR:CE2	2.28	0.68
1:L:100:TYR:CD2	1:L:154:VAL:HG11	2.29	0.68
1:L:135:ASN:C	1:L:136:TYR:HD1	1.97	0.68
1:O:100:TYR:CD2	1:O:154:VAL:HG11	2.29	0.68
1:A:135:ASN:C	1:A:136:TYR:HD1	1.97	0.67
1:B:100:TYR:CD2	1:B:154:VAL:HG11	2.29	0.67
1:C:149:VAL:HG13	1:C:155:TYR:CE2	2.28	0.67

Continued on next page...

Continued from previous page...

Atom-1	Atom-2	Interatomic distance (Å)	Clash overlap (Å)
1:D:51:LEU:CD2	1:E:66:LYS:NZ	2.57	0.67
1:M:100:TYR:CD2	1:M:154:VAL:HG11	2.29	0.67
1:G:135:ASN:C	1:G:136:TYR:HD1	1.97	0.67
1:G:149:VAL:HG13	1:G:155:TYR:CE2	2.28	0.67
1:K:136:TYR:HB3	1:K:155:TYR:CE1	2.30	0.67
1:L:166:MET:SD	1:N:143:ARG:NH2	2.66	0.67
1:C:100:TYR:CD2	1:C:154:VAL:HG11	2.29	0.67
1:C:135:ASN:C	1:C:136:TYR:HD1	1.97	0.67
1:D:100:TYR:CD2	1:D:154:VAL:HG11	2.29	0.67
1:E:100:TYR:CD2	1:E:154:VAL:HG11	2.29	0.67
1:I:46:PHE:CE1	1:I:84:LEU:HD13	2.28	0.67
1:J:149:VAL:HG13	1:J:155:TYR:CE2	2.28	0.67
1:N:135:ASN:C	1:N:136:TYR:HD1	1.97	0.67
1:A:114:LEU:HD13	1:A:117:VAL:HG13	1.77	0.67
1:K:100:TYR:CD2	1:K:154:VAL:HG11	2.29	0.67
1:O:114:LEU:HD13	1:O:117:VAL:HG13	1.77	0.67
1:G:66:LYS:NZ	1:K:51:LEU:CD2	2.57	0.67
1:G:100:TYR:CD2	1:G:154:VAL:HG11	2.29	0.67
1:J:136:TYR:HB3	1:J:155:TYR:CE1	2.30	0.67
1:K:114:LEU:HD13	1:K:117:VAL:HG13	1.77	0.67
1:N:100:TYR:CD2	1:N:154:VAL:HG11	2.29	0.67
1:G:54:LYS:CE	1:J:88:LEU:CD2	2.53	0.67
1:H:135:ASN:C	1:H:136:TYR:HD1	1.97	0.67
1:I:136:TYR:HB3	1:I:155:TYR:CE1	2.30	0.67
1:B:136:TYR:HB3	1:B:155:TYR:CE1	2.30	0.67
1:F:51:LEU:HD21	1:H:66:LYS:NZ	2.09	0.67
1:K:66:LYS:NZ	1:O:51:LEU:HD21	2.09	0.67
1:K:149:VAL:HG13	1:K:155:TYR:CE2	2.28	0.67
1:A:100:TYR:CD2	1:A:154:VAL:HG11	2.29	0.67
1:J:114:LEU:HD13	1:J:117:VAL:HG13	1.77	0.67
1:O:136:TYR:HB3	1:O:155:TYR:CE1	2.29	0.67
1:F:136:TYR:HB3	1:F:155:TYR:CE1	2.30	0.67
1:L:51:LEU:HD21	1:N:66:LYS:NZ	2.10	0.67
1:N:149:VAL:HG13	1:N:155:TYR:CE2	2.28	0.67
1:C:136:TYR:HB3	1:C:155:TYR:CE1	2.30	0.66
1:D:114:LEU:HD13	1:D:117:VAL:HG13	1.77	0.66
1:H:51:LEU:HD21	1:L:66:LYS:NZ	2.09	0.66
1:H:100:TYR:CD2	1:H:154:VAL:HG11	2.29	0.66
1:I:114:LEU:HD13	1:I:117:VAL:HG13	1.76	0.66
1:L:169:GLN:OE1	1:N:143:ARG:CD	2.42	0.66
1:N:136:TYR:HB3	1:N:155:TYR:CE1	2.29	0.66

Continued on next page...

Continued from previous page...

Atom-1	Atom-2	Interatomic distance (Å)	Clash overlap (Å)
1:A:136:TYR:HB3	1:A:155:TYR:CE1	2.30	0.66
1:G:166:MET:SD	1:J:143:ARG:NH2	2.68	0.66
1:K:66:LYS:HG3	1:O:54:LYS:HZ1	1.55	0.66
1:M:114:LEU:HD13	1:M:117:VAL:HG13	1.77	0.66
1:B:58:ILE:CG2	1:B:100:TYR:HA	2.26	0.66
1:C:93:TYR:CE1	1:C:136:TYR:CE2	2.84	0.66
1:I:58:ILE:CG2	1:I:100:TYR:HA	2.26	0.66
1:J:100:TYR:CD2	1:J:154:VAL:HG11	2.29	0.66
1:C:58:ILE:CG2	1:C:100:TYR:HA	2.26	0.66
1:G:136:TYR:HB3	1:G:155:TYR:CE1	2.30	0.66
1:H:136:TYR:HB3	1:H:155:TYR:CE1	2.30	0.66
1:M:136:TYR:HB3	1:M:155:TYR:CE1	2.30	0.66
1:D:136:TYR:HB3	1:D:155:TYR:CE1	2.30	0.66
1:E:93:TYR:CE1	1:E:136:TYR:CE2	2.84	0.66
1:G:51:LEU:HD21	1:J:66:LYS:NZ	2.10	0.66
1:G:114:LEU:HD13	1:G:117:VAL:HG13	1.76	0.66
1:O:58:ILE:CG2	1:O:100:TYR:HA	2.26	0.66
1:A:88:LEU:CD2	1:J:54:LYS:CE	2.54	0.66
1:B:166:MET:SD	1:I:143:ARG:NH2	2.69	0.66
1:F:58:ILE:CG2	1:F:100:TYR:HA	2.26	0.66
1:G:93:TYR:CE1	1:G:136:TYR:CE2	2.84	0.66
1:L:122:PHE:CE2	1:L:147:PHE:CE2	2.84	0.66
1:C:166:MET:SD	1:F:143:ARG:NH2	2.69	0.66
1:E:136:TYR:HB3	1:E:155:TYR:CE1	2.30	0.66
1:G:58:ILE:CG2	1:G:100:TYR:HA	2.26	0.66
1:I:122:PHE:CE2	1:I:147:PHE:CE2	2.84	0.66
1:K:58:ILE:CG2	1:K:100:TYR:HA	2.26	0.66
1:K:93:TYR:CE1	1:K:136:TYR:CE2	2.84	0.66
1:M:122:PHE:CE2	1:M:147:PHE:CE2	2.84	0.66
1:N:114:LEU:HD13	1:N:117:VAL:HG13	1.77	0.66
1:O:122:PHE:CE2	1:O:147:PHE:CE2	2.84	0.66
1:B:114:LEU:HD13	1:B:117:VAL:HG13	1.77	0.66
1:B:122:PHE:CE2	1:B:147:PHE:CE2	2.84	0.66
1:E:58:ILE:CG2	1:E:100:TYR:HA	2.26	0.66
1:F:93:TYR:CE1	1:F:136:TYR:CE2	2.84	0.66
1:J:93:TYR:CE1	1:J:136:TYR:CE2	2.84	0.66
1:C:66:LYS:NZ	1:E:51:LEU:HD21	2.10	0.66
1:H:122:PHE:CE2	1:H:147:PHE:CE2	2.84	0.66
1:J:58:ILE:CG2	1:J:100:TYR:HA	2.26	0.66
1:L:136:TYR:HB3	1:L:155:TYR:CE1	2.30	0.66
1:N:122:PHE:CE2	1:N:147:PHE:CE2	2.84	0.66

Continued on next page...

Continued from previous page...

Atom-1	Atom-2	Interatomic distance (Å)	Clash overlap (Å)
1:D:93:TYR:CE1	1:D:136:TYR:CE2	2.84	0.65
1:L:114:LEU:HD13	1:L:117:VAL:HG13	1.76	0.65
1:M:58:ILE:CG2	1:M:100:TYR:HA	2.26	0.65
1:N:43:ARG:HH11	1:N:59:VAL:HG23	1.61	0.65
1:B:43:ARG:HH11	1:B:59:VAL:HG23	1.61	0.65
1:C:143:ARG:NH2	1:E:166:MET:SD	2.70	0.65
1:D:58:ILE:CG2	1:D:100:TYR:HA	2.26	0.65
1:H:58:ILE:CG2	1:H:100:TYR:HA	2.26	0.65
1:M:93:TYR:CE1	1:M:136:TYR:CE2	2.84	0.65
1:N:93:TYR:CE1	1:N:136:TYR:CE2	2.84	0.65
1:F:114:LEU:HD13	1:F:117:VAL:HG13	1.76	0.65
1:F:122:PHE:CE2	1:F:147:PHE:CE2	2.84	0.65
1:J:43:ARG:HH11	1:J:59:VAL:HG23	1.61	0.65
1:K:122:PHE:CE2	1:K:147:PHE:CE2	2.84	0.65
1:L:93:TYR:CE1	1:L:136:TYR:CE2	2.84	0.65
1:O:43:ARG:HH11	1:O:59:VAL:HG23	1.61	0.65
1:D:43:ARG:HH11	1:D:59:VAL:HG23	1.61	0.65
1:E:43:ARG:HH11	1:E:59:VAL:HG23	1.61	0.65
1:F:43:ARG:HH11	1:F:59:VAL:HG23	1.61	0.65
1:I:43:ARG:HH11	1:I:59:VAL:HG23	1.61	0.65
1:J:135:ASN:O	1:J:136:TYR:CD1	2.50	0.65
1:A:66:LYS:NZ	1:J:51:LEU:HD21	2.10	0.65
1:C:122:PHE:CE2	1:C:147:PHE:CE2	2.84	0.65
1:G:135:ASN:O	1:G:136:TYR:CD1	2.50	0.65
1:O:93:TYR:CE1	1:O:136:TYR:CE2	2.84	0.65
1:A:93:TYR:CE1	1:A:136:TYR:CE2	2.84	0.65
1:C:76:ASP:OD1	1:C:77:PRO:HD2	1.97	0.65
1:D:76:ASP:OD1	1:D:77:PRO:HD2	1.97	0.65
1:E:76:ASP:OD1	1:E:77:PRO:HD2	1.97	0.65
1:E:114:LEU:HD13	1:E:117:VAL:HG13	1.77	0.65
1:E:135:ASN:O	1:E:136:TYR:CD1	2.50	0.65
1:F:76:ASP:OD1	1:F:77:PRO:HD2	1.97	0.65
1:F:135:ASN:O	1:F:136:TYR:CD1	2.50	0.65
1:G:122:PHE:CE2	1:G:147:PHE:CE2	2.84	0.65
1:H:93:TYR:CE1	1:H:136:TYR:CE2	2.84	0.65
1:H:114:LEU:HD13	1:H:117:VAL:HG13	1.76	0.65
1:K:43:ARG:HH11	1:K:59:VAL:HG23	1.61	0.65
1:K:75:HIS:HB3	1:K:80:LEU:HD11	1.79	0.65
1:L:58:ILE:CG2	1:L:100:TYR:HA	2.26	0.65
1:N:58:ILE:CG2	1:N:100:TYR:HA	2.26	0.65
1:O:43:ARG:NH1	1:O:59:VAL:HG23	2.12	0.65

Continued on next page...

Continued from previous page...

Atom-1	Atom-2	Interatomic distance (Å)	Clash overlap (Å)
1:O:75:HIS:HB3	1:O:80:LEU:HD11	1.79	0.65
1:A:58:ILE:CG2	1:A:100:TYR:HA	2.26	0.65
1:B:93:TYR:CE1	1:B:136:TYR:CE2	2.84	0.65
1:D:135:ASN:O	1:D:136:TYR:CD1	2.50	0.65
1:E:114:LEU:HD11	1:E:122:PHE:CD1	2.32	0.65
1:G:66:LYS:NZ	1:K:51:LEU:HD21	2.10	0.65
1:H:114:LEU:HD11	1:H:122:PHE:CD1	2.32	0.65
1:H:135:ASN:O	1:H:136:TYR:CD1	2.50	0.65
1:M:43:ARG:HH11	1:M:59:VAL:HG23	1.61	0.65
1:N:43:ARG:NH1	1:N:59:VAL:HG23	2.12	0.65
1:O:135:ASN:O	1:O:136:TYR:CD1	2.50	0.65
1:B:135:ASN:O	1:B:136:TYR:CD1	2.50	0.65
1:C:114:LEU:HD11	1:C:122:PHE:CD1	2.32	0.65
1:G:43:ARG:HH11	1:G:59:VAL:HG23	1.61	0.65
1:I:43:ARG:NH1	1:I:59:VAL:HG23	2.12	0.65
1:J:114:LEU:HD11	1:J:122:PHE:CD1	2.32	0.65
1:K:135:ASN:O	1:K:136:TYR:CD1	2.50	0.65
1:L:43:ARG:HH11	1:L:59:VAL:HG23	1.61	0.65
1:M:135:ASN:O	1:M:136:TYR:CD1	2.50	0.65
1:A:43:ARG:NH1	1:A:59:VAL:HG23	2.12	0.65
1:A:122:PHE:CE2	1:A:147:PHE:CE2	2.84	0.65
1:B:66:LYS:NZ	1:M:51:LEU:HD21	2.12	0.65
1:C:135:ASN:O	1:C:136:TYR:CD1	2.50	0.65
1:D:43:ARG:NH1	1:D:59:VAL:HG23	2.12	0.65
1:D:114:LEU:HD11	1:D:122:PHE:CD1	2.32	0.65
1:E:122:PHE:CE2	1:E:147:PHE:CE2	2.84	0.65
1:F:43:ARG:NH1	1:F:59:VAL:HG23	2.12	0.65
1:G:114:LEU:HD11	1:G:122:PHE:CD1	2.32	0.65
1:H:43:ARG:HH11	1:H:59:VAL:HG23	1.61	0.65
1:J:43:ARG:NH1	1:J:59:VAL:HG23	2.12	0.65
1:M:76:ASP:OD1	1:M:77:PRO:HD2	1.97	0.65
1:N:76:ASP:OD1	1:N:77:PRO:HD2	1.97	0.65
1:C:114:LEU:HD13	1:C:117:VAL:HG13	1.76	0.65
1:H:76:ASP:OD1	1:H:77:PRO:HD2	1.97	0.65
1:I:51:LEU:HD21	1:O:66:LYS:NZ	2.10	0.65
1:K:143:ARG:NH2	1:O:166:MET:SD	2.70	0.65
1:M:43:ARG:NH1	1:M:59:VAL:HG23	2.12	0.65
1:O:111:VAL:HG12	1:O:148:TYR:CD1	2.32	0.65
1:O:114:LEU:HD11	1:O:122:PHE:CD1	2.32	0.65
1:A:43:ARG:HH11	1:A:59:VAL:HG23	1.61	0.64
1:A:66:LYS:HG3	1:J:54:LYS:HZ1	1.52	0.64

Continued on next page...

Continued from previous page...

Atom-1	Atom-2	Interatomic distance (Å)	Clash overlap (Å)
1:A:76:ASP:OD1	1:A:77:PRO:HD2	1.97	0.64
1:A:135:ASN:O	1:A:136:TYR:CD1	2.50	0.64
1:B:76:ASP:OD1	1:B:77:PRO:HD2	1.97	0.64
1:B:111:VAL:HG12	1:B:148:TYR:CD1	2.32	0.64
1:E:75:HIS:HB3	1:E:80:LEU:HD11	1.79	0.64
1:I:75:HIS:HB3	1:I:80:LEU:HD11	1.79	0.64
1:I:111:VAL:HG12	1:I:148:TYR:CD1	2.32	0.64
1:J:122:PHE:CE2	1:J:147:PHE:CE2	2.84	0.64
1:C:43:ARG:NH1	1:C:59:VAL:HG23	2.12	0.64
1:D:75:HIS:HB3	1:D:80:LEU:HD11	1.79	0.64
1:E:43:ARG:NH1	1:E:59:VAL:HG23	2.12	0.64
1:F:54:LYS:HZ1	1:H:66:LYS:HG3	1.56	0.64
1:G:75:HIS:HB3	1:G:80:LEU:HD11	1.79	0.64
1:K:114:LEU:HD11	1:K:122:PHE:CD1	2.32	0.64
1:M:114:LEU:HD11	1:M:122:PHE:CD1	2.32	0.64
1:N:111:VAL:HG12	1:N:148:TYR:CD1	2.32	0.64
1:D:122:PHE:CE2	1:D:147:PHE:CE2	2.84	0.64
1:I:135:ASN:O	1:I:136:TYR:CD1	2.50	0.64
1:I:166:MET:SD	1:O:143:ARG:NH2	2.71	0.64
1:J:111:VAL:HG12	1:J:148:TYR:CD1	2.32	0.64
1:L:114:LEU:HD11	1:L:122:PHE:CD1	2.32	0.64
1:N:114:LEU:HD11	1:N:122:PHE:CD1	2.32	0.64
1:A:54:LYS:HZ1	1:D:66:LYS:HG3	1.57	0.64
1:A:166:MET:SD	1:D:143:ARG:NH2	2.71	0.64
1:F:114:LEU:HD11	1:F:122:PHE:CD1	2.32	0.64
1:G:111:VAL:HG12	1:G:148:TYR:CD1	2.32	0.64
1:I:76:ASP:OD1	1:I:77:PRO:HD2	1.97	0.64
1:L:43:ARG:NH1	1:L:59:VAL:HG23	2.12	0.64
1:L:76:ASP:OD1	1:L:77:PRO:HD2	1.97	0.64
1:M:111:VAL:HG12	1:M:148:TYR:CD1	2.32	0.64
1:C:75:HIS:HB3	1:C:80:LEU:HD11	1.79	0.64
1:I:114:LEU:HD11	1:I:122:PHE:CD1	2.32	0.64
1:A:75:HIS:HB3	1:A:80:LEU:HD11	1.79	0.64
1:C:43:ARG:HH11	1:C:59:VAL:HG23	1.61	0.64
1:C:63:ALA:HA	1:C:103:ASP:CG	2.18	0.64
1:N:135:ASN:O	1:N:136:TYR:CD1	2.50	0.64
1:O:63:ALA:HA	1:O:103:ASP:CG	2.18	0.64
1:D:63:ALA:HA	1:D:103:ASP:CG	2.18	0.64
1:E:63:ALA:HA	1:E:103:ASP:CG	2.18	0.64
1:G:63:ALA:HA	1:G:103:ASP:CG	2.18	0.64
1:I:93:TYR:CE1	1:I:136:TYR:CE2	2.84	0.64

Continued on next page...

Continued from previous page...

Atom-1	Atom-2	Interatomic distance (Å)	Clash overlap (Å)
1:I:137:PRO:HG2	1:I:150:SER:OG	1.98	0.64
1:K:76:ASP:OD1	1:K:77:PRO:HD2	1.97	0.64
1:O:76:ASP:OD1	1:O:77:PRO:HD2	1.97	0.64
1:B:75:HIS:HB3	1:B:80:LEU:HD11	1.79	0.64
1:B:137:PRO:HG2	1:B:150:SER:OG	1.98	0.64
1:F:111:VAL:HG12	1:F:148:TYR:CD1	2.32	0.64
1:G:43:ARG:NH1	1:G:59:VAL:HG23	2.12	0.64
1:H:43:ARG:NH1	1:H:59:VAL:HG23	2.12	0.64
1:L:135:ASN:O	1:L:136:TYR:CD1	2.50	0.64
1:A:114:LEU:HD11	1:A:122:PHE:CD1	2.32	0.64
1:B:63:ALA:HA	1:B:103:ASP:CG	2.18	0.64
1:B:114:LEU:HD11	1:B:122:PHE:CD1	2.32	0.64
1:D:51:LEU:HD21	1:E:66:LYS:NZ	2.12	0.64
1:D:111:VAL:HG12	1:D:148:TYR:CD1	2.32	0.64
1:F:75:HIS:HB3	1:F:80:LEU:HD11	1.79	0.64
1:J:75:HIS:HB3	1:J:80:LEU:HD11	1.79	0.64
1:H:111:VAL:HG12	1:H:148:TYR:CD1	2.32	0.64
1:I:63:ALA:HA	1:I:103:ASP:CG	2.18	0.64
1:K:43:ARG:NH1	1:K:59:VAL:HG23	2.12	0.64
1:A:63:ALA:HA	1:A:103:ASP:CG	2.19	0.63
1:C:111:VAL:HG12	1:C:148:TYR:CD1	2.32	0.63
1:E:133:ASN:C	1:E:135:ASN:H	2.02	0.63
1:J:76:ASP:OD1	1:J:77:PRO:HD2	1.97	0.63
1:K:111:VAL:HG12	1:K:148:TYR:CD1	2.33	0.63
1:M:63:ALA:HA	1:M:103:ASP:CG	2.18	0.63
1:E:111:VAL:HG12	1:E:148:TYR:CD1	2.32	0.63
1:O:137:PRO:HG2	1:O:150:SER:OG	1.98	0.63
1:F:63:ALA:HA	1:F:103:ASP:CG	2.18	0.63
1:H:75:HIS:HB3	1:H:80:LEU:HD11	1.79	0.63
1:J:63:ALA:HA	1:J:103:ASP:CG	2.18	0.63
1:K:133:ASN:C	1:K:135:ASN:H	2.02	0.63
1:L:111:VAL:HG12	1:L:148:TYR:CD1	2.32	0.63
1:M:137:PRO:HG2	1:M:150:SER:OG	1.98	0.63
1:B:43:ARG:NH1	1:B:59:VAL:HG23	2.12	0.63
1:G:76:ASP:OD1	1:G:77:PRO:HD2	1.97	0.63
1:H:133:ASN:C	1:H:135:ASN:H	2.02	0.63
1:M:88:LEU:HD23	1:N:54:LYS:HZ3	1.37	0.63
1:B:133:ASN:C	1:B:135:ASN:H	2.02	0.63
1:H:63:ALA:HA	1:H:103:ASP:CG	2.18	0.63
1:N:63:ALA:HA	1:N:103:ASP:CG	2.18	0.63
1:D:166:MET:SD	1:E:143:ARG:NH2	2.72	0.63

Continued on next page...

Continued from previous page...

Atom-1	Atom-2	Interatomic distance (Å)	Clash overlap (Å)
1:I:133:ASN:C	1:I:135:ASN:H	2.02	0.63
1:J:133:ASN:C	1:J:135:ASN:H	2.02	0.63
1:N:133:ASN:C	1:N:135:ASN:H	2.02	0.63
1:N:137:PRO:HG2	1:N:150:SER:OG	1.98	0.63
1:C:133:ASN:C	1:C:135:ASN:H	2.02	0.63
1:C:137:PRO:HG2	1:C:150:SER:OG	1.98	0.63
1:H:137:PRO:HG2	1:H:150:SER:OG	1.98	0.63
1:L:75:HIS:HB3	1:L:80:LEU:HD11	1.79	0.63
1:L:133:ASN:C	1:L:135:ASN:H	2.02	0.63
1:A:137:PRO:HG2	1:A:150:SER:OG	1.98	0.63
1:F:137:PRO:HG2	1:F:150:SER:OG	1.98	0.63
1:K:137:PRO:HG2	1:K:150:SER:OG	1.98	0.63
1:O:133:ASN:C	1:O:135:ASN:H	2.02	0.63
1:A:111:VAL:HG12	1:A:148:TYR:CD1	2.33	0.63
1:D:117:VAL:HB	1:D:170:ASN:CG	2.20	0.63
1:F:166:MET:SD	1:H:143:ARG:NH2	2.72	0.63
1:K:63:ALA:HA	1:K:103:ASP:CG	2.18	0.63
1:D:137:PRO:HG2	1:D:150:SER:OG	1.98	0.62
1:M:75:HIS:HB3	1:M:80:LEU:HD11	1.79	0.62
1:D:133:ASN:C	1:D:135:ASN:H	2.02	0.62
1:E:137:PRO:HG2	1:E:150:SER:OG	1.98	0.62
1:L:63:ALA:HA	1:L:103:ASP:CG	2.18	0.62
1:N:117:VAL:HB	1:N:170:ASN:CG	2.20	0.62
1:G:117:VAL:HB	1:G:170:ASN:CG	2.20	0.62
1:I:117:VAL:HB	1:I:170:ASN:CG	2.20	0.62
1:J:137:PRO:HG2	1:J:150:SER:OG	1.98	0.62
1:L:137:PRO:HG2	1:L:150:SER:OG	1.98	0.62
1:N:75:HIS:HB3	1:N:80:LEU:HD11	1.79	0.62
1:B:143:ARG:NH2	1:M:166:MET:SD	2.72	0.62
1:F:117:VAL:HB	1:F:170:ASN:CG	2.20	0.62
1:H:117:VAL:HB	1:H:170:ASN:CG	2.20	0.62
1:A:143:ARG:NH2	1:J:166:MET:SD	2.72	0.62
1:A:169:GLN:HE22	1:D:146:THR:HG21	1.64	0.62
1:L:117:VAL:HB	1:L:170:ASN:CG	2.20	0.62
1:M:117:VAL:HB	1:M:170:ASN:CG	2.20	0.62
1:M:143:ARG:NH2	1:N:166:MET:SD	2.73	0.62
1:B:117:VAL:HB	1:B:170:ASN:CG	2.20	0.62
1:G:133:ASN:C	1:G:135:ASN:H	2.02	0.62
1:G:137:PRO:HG2	1:G:150:SER:OG	1.98	0.62
1:M:133:ASN:C	1:M:135:ASN:H	2.02	0.62
1:A:133:ASN:C	1:A:135:ASN:H	2.02	0.62

Continued on next page...

Continued from previous page...

Atom-1	Atom-2	Interatomic distance (Å)	Clash overlap (Å)
1:F:133:ASN:C	1:F:135:ASN:H	2.02	0.62
1:H:169:GLN:OE1	1:L:143:ARG:NH1	2.32	0.62
1:A:117:VAL:HB	1:A:170:ASN:CG	2.20	0.62
1:C:117:VAL:HB	1:C:170:ASN:CG	2.20	0.62
1:E:117:VAL:HB	1:E:170:ASN:CG	2.20	0.62
1:J:117:VAL:HB	1:J:170:ASN:CG	2.20	0.62
1:K:117:VAL:HB	1:K:170:ASN:CG	2.20	0.62
1:O:117:VAL:HB	1:O:170:ASN:CG	2.20	0.62
1:B:146:THR:HG21	1:M:169:GLN:HE22	1.64	0.61
1:A:51:LEU:HG	1:D:66:LYS:NZ	2.15	0.61
1:L:169:GLN:HE22	1:N:146:THR:HG21	1.65	0.61
1:A:93:TYR:CD1	1:A:136:TYR:CE2	2.89	0.61
1:K:88:LEU:HD23	1:O:54:LYS:HZ3	1.37	0.61
1:A:54:LYS:HG3	1:D:87:GLN:O	2.01	0.61
1:D:93:TYR:CD1	1:D:136:TYR:CE2	2.89	0.61
1:F:93:TYR:CD1	1:F:136:TYR:CE2	2.89	0.61
1:F:169:GLN:HE22	1:H:146:THR:HG21	1.66	0.61
1:N:93:TYR:CD1	1:N:136:TYR:CE2	2.89	0.61
1:G:143:ARG:NH1	1:K:169:GLN:OE1	2.31	0.61
1:L:93:TYR:CD1	1:L:136:TYR:CE2	2.89	0.61
1:A:54:LYS:HE3	1:D:88:LEU:HA	1.82	0.61
1:G:93:TYR:CD1	1:G:136:TYR:CE2	2.89	0.61
1:K:93:TYR:CD1	1:K:136:TYR:CE2	2.89	0.61
1:M:87:GLN:O	1:N:54:LYS:HG3	2.01	0.61
1:C:54:LYS:HG3	1:F:87:GLN:O	2.01	0.61
1:C:93:TYR:CD1	1:C:136:TYR:CE2	2.89	0.61
1:B:54:LYS:HZ3	1:I:88:LEU:HD23	1.35	0.60
1:H:93:TYR:CD1	1:H:136:TYR:CE2	2.89	0.60
1:I:93:TYR:CD1	1:I:136:TYR:CE2	2.89	0.60
1:J:93:TYR:CD1	1:J:136:TYR:CE2	2.89	0.60
1:B:124:ASN:HA	1:B:127:LYS:HE3	1.84	0.60
1:G:54:LYS:HZ1	1:J:66:LYS:HG3	1.61	0.60
1:G:136:TYR:CD1	1:G:155:TYR:HB2	2.37	0.60
1:L:54:LYS:CE	1:N:88:LEU:CD2	2.52	0.60
1:M:66:LYS:HG3	1:N:54:LYS:HZ1	1.61	0.60
1:M:136:TYR:CD1	1:M:155:TYR:HB2	2.37	0.60
1:B:93:TYR:CD1	1:B:136:TYR:CE2	2.89	0.60
1:D:169:GLN:HE22	1:E:146:THR:HG21	1.65	0.60
1:F:169:GLN:OE1	1:H:143:ARG:NH1	2.34	0.60
1:M:93:TYR:CD1	1:M:136:TYR:CE2	2.89	0.60
1:O:136:TYR:CD1	1:O:155:TYR:HB2	2.37	0.60

Continued on next page...

Continued from previous page...

Atom-1	Atom-2	Interatomic distance (Å)	Clash overlap (Å)
1:G:169:GLN:HE22	1:J:146:THR:HG21	1.67	0.60
1:I:124:ASN:HA	1:I:127:LYS:HE3	1.84	0.60
1:K:146:THR:HG21	1:O:169:GLN:HE22	1.67	0.60
1:A:137:PRO:HD2	1:A:150:SER:O	2.02	0.60
1:E:93:TYR:CD1	1:E:136:TYR:CE2	2.89	0.60
1:I:136:TYR:CD1	1:I:155:TYR:HB2	2.37	0.60
1:O:124:ASN:HA	1:O:127:LYS:HE3	1.84	0.60
1:B:136:TYR:CD1	1:B:155:TYR:HB2	2.37	0.60
1:B:137:PRO:HD2	1:B:150:SER:O	2.02	0.60
1:D:137:PRO:HD2	1:D:150:SER:O	2.02	0.60
1:I:137:PRO:HD2	1:I:150:SER:O	2.02	0.60
1:M:124:ASN:HA	1:M:127:LYS:HE3	1.84	0.60
1:M:137:PRO:HD2	1:M:150:SER:O	2.02	0.60
1:F:51:LEU:HG	1:H:66:LYS:NZ	2.17	0.60
1:J:137:PRO:HD2	1:J:150:SER:O	2.02	0.60
1:O:137:PRO:HD2	1:O:150:SER:O	2.02	0.60
1:A:166:MET:HB3	1:D:143:ARG:NH2	2.16	0.60
1:B:136:TYR:CG	1:B:155:TYR:CD1	2.90	0.60
1:B:143:ARG:NH1	1:M:169:GLN:OE1	2.33	0.60
1:G:136:TYR:CG	1:G:155:TYR:CD1	2.90	0.60
1:H:166:MET:SD	1:L:143:ARG:NH2	2.74	0.60
1:M:143:ARG:HB3	1:N:169:GLN:NE2	2.16	0.60
1:O:136:TYR:CG	1:O:155:TYR:CD1	2.90	0.60
1:A:135:ASN:O	1:A:136:TYR:HD1	1.85	0.60
1:A:136:TYR:CG	1:A:155:TYR:CD1	2.90	0.60
1:H:136:TYR:CD1	1:H:155:TYR:HB2	2.37	0.60
1:I:135:ASN:O	1:I:136:TYR:HD1	1.85	0.60
1:L:137:PRO:HD2	1:L:150:SER:O	2.02	0.60
1:N:137:PRO:HD2	1:N:150:SER:O	2.02	0.60
1:E:137:PRO:HD2	1:E:150:SER:O	2.02	0.59
1:G:143:ARG:NH2	1:K:166:MET:SD	2.75	0.59
1:H:137:PRO:HD2	1:H:150:SER:O	2.02	0.59
1:K:124:ASN:HA	1:K:127:LYS:HE3	1.84	0.59
1:C:137:PRO:HD2	1:C:150:SER:O	2.02	0.59
1:D:136:TYR:CD1	1:D:155:TYR:HB2	2.37	0.59
1:F:136:TYR:CD1	1:F:155:TYR:HB2	2.37	0.59
1:N:124:ASN:HA	1:N:127:LYS:HE3	1.84	0.59
1:O:93:TYR:CD1	1:O:136:TYR:CE2	2.89	0.59
1:E:136:TYR:CD1	1:E:155:TYR:HB2	2.37	0.59
1:H:169:GLN:NE2	1:L:143:ARG:HB3	2.17	0.59
1:J:136:TYR:CD1	1:J:155:TYR:HB2	2.37	0.59

Continued on next page...

Continued from previous page...

Atom-1	Atom-2	Interatomic distance (Å)	Clash overlap (Å)
1:K:137:PRO:HD2	1:K:150:SER:O	2.02	0.59
1:L:43:ARG:HG3	1:L:59:VAL:HG21	1.85	0.59
1:L:124:ASN:HA	1:L:127:LYS:HE3	1.84	0.59
1:C:135:ASN:O	1:C:136:TYR:HD1	1.86	0.59
1:C:169:GLN:HE22	1:F:146:THR:HG21	1.67	0.59
1:G:137:PRO:HD2	1:G:150:SER:O	2.02	0.59
1:L:135:ASN:O	1:L:136:TYR:HD1	1.85	0.59
1:M:66:LYS:NZ	1:N:51:LEU:HG	2.17	0.59
1:M:143:ARG:NH1	1:N:169:GLN:OE1	2.34	0.59
1:C:35:PHE:CZ	1:C:72:PHE:CG	2.91	0.59
1:M:43:ARG:HG3	1:M:59:VAL:HG21	1.85	0.59
1:B:66:LYS:NZ	1:M:51:LEU:HG	2.17	0.59
1:F:35:PHE:CZ	1:F:72:PHE:CG	2.91	0.59
1:F:137:PRO:HD2	1:F:150:SER:O	2.02	0.59
1:G:66:LYS:NZ	1:K:51:LEU:HG	2.18	0.59
1:G:135:ASN:O	1:G:136:TYR:HD1	1.85	0.59
1:H:124:ASN:HA	1:H:127:LYS:HE3	1.84	0.59
1:K:87:GLN:O	1:O:54:LYS:HG3	2.02	0.59
1:K:136:TYR:CD1	1:K:155:TYR:HB2	2.37	0.59
1:M:35:PHE:CZ	1:M:72:PHE:CG	2.91	0.59
1:M:136:TYR:CG	1:M:155:TYR:CD1	2.90	0.59
1:N:35:PHE:CZ	1:N:72:PHE:CG	2.91	0.59
1:N:136:TYR:CG	1:N:155:TYR:CD1	2.90	0.59
1:B:43:ARG:HG3	1:B:59:VAL:HG21	1.85	0.59
1:B:88:LEU:CD2	1:M:54:LYS:CE	2.52	0.59
1:C:94:PHE:CD1	1:C:99:ILE:HG22	2.38	0.59
1:M:135:ASN:O	1:M:136:TYR:HD1	1.85	0.59
1:N:43:ARG:HG3	1:N:59:VAL:HG21	1.85	0.59
1:A:136:TYR:CD1	1:A:155:TYR:HB2	2.37	0.59
1:C:136:TYR:CG	1:C:155:TYR:CD1	2.90	0.59
1:D:136:TYR:CG	1:D:155:TYR:CD1	2.90	0.59
1:E:35:PHE:CZ	1:E:72:PHE:CG	2.91	0.59
1:E:136:TYR:CG	1:E:155:TYR:CD1	2.90	0.59
1:G:124:ASN:HA	1:G:127:LYS:HE3	1.84	0.59
1:I:136:TYR:CG	1:I:155:TYR:CD1	2.90	0.59
1:L:136:TYR:CG	1:L:155:TYR:CD1	2.90	0.59
1:B:54:LYS:HG3	1:I:87:GLN:O	2.03	0.59
1:C:136:TYR:CD1	1:C:155:TYR:HB2	2.36	0.59
1:F:43:ARG:HG3	1:F:59:VAL:HG21	1.85	0.59
1:H:43:ARG:HG3	1:H:59:VAL:HG21	1.85	0.59
1:K:66:LYS:NZ	1:O:51:LEU:HG	2.18	0.59

Continued on next page...

Continued from previous page...

Atom-1	Atom-2	Interatomic distance (Å)	Clash overlap (Å)
1:K:136:TYR:CG	1:K:155:TYR:CD1	2.90	0.59
1:N:136:TYR:CD1	1:N:155:TYR:HB2	2.37	0.59
1:B:35:PHE:CZ	1:B:72:PHE:CG	2.91	0.59
1:B:94:PHE:CD1	1:B:99:ILE:HG22	2.38	0.59
1:E:94:PHE:CD1	1:E:99:ILE:HG22	2.38	0.59
1:G:42:LEU:HD22	1:G:88:LEU:HD13	1.85	0.59
1:I:43:ARG:HG3	1:I:59:VAL:HG21	1.85	0.59
1:I:108:ARG:CZ	1:I:156:VAL:HG21	2.33	0.59
1:J:35:PHE:CZ	1:J:72:PHE:CG	2.91	0.59
1:J:124:ASN:HA	1:J:127:LYS:HE3	1.84	0.59
1:J:136:TYR:CG	1:J:155:TYR:CD1	2.90	0.59
1:L:108:ARG:CZ	1:L:156:VAL:HG21	2.33	0.59
1:M:108:ARG:CZ	1:M:156:VAL:HG21	2.33	0.59
1:O:43:ARG:HG3	1:O:59:VAL:HG21	1.85	0.59
1:C:146:THR:HG21	1:E:169:GLN:HE22	1.68	0.58
1:F:124:ASN:HA	1:F:127:LYS:HE3	1.84	0.58
1:G:35:PHE:CZ	1:G:72:PHE:CG	2.91	0.58
1:H:135:ASN:O	1:H:136:TYR:HD1	1.86	0.58
1:I:169:GLN:HE22	1:O:146:THR:HG21	1.67	0.58
1:L:35:PHE:CZ	1:L:72:PHE:CG	2.91	0.58
1:L:54:LYS:HG3	1:N:87:GLN:O	2.03	0.58
1:L:166:MET:HB3	1:N:143:ARG:NH2	2.18	0.58
1:C:43:ARG:HG3	1:C:59:VAL:HG21	1.85	0.58
1:C:124:ASN:HA	1:C:127:LYS:HE3	1.84	0.58
1:D:94:PHE:CD1	1:D:99:ILE:HG22	2.38	0.58
1:K:42:LEU:HD22	1:K:88:LEU:HD13	1.86	0.58
1:K:94:PHE:CD1	1:K:99:ILE:HG22	2.38	0.58
1:O:42:LEU:HD22	1:O:88:LEU:HD13	1.85	0.58
1:O:94:PHE:CD1	1:O:99:ILE:HG22	2.38	0.58
1:A:87:GLN:O	1:J:54:LYS:HG3	2.04	0.58
1:A:124:ASN:HA	1:A:127:LYS:HE3	1.84	0.58
1:B:143:ARG:NH2	1:M:166:MET:HB3	2.18	0.58
1:C:51:LEU:HG	1:F:66:LYS:NZ	2.18	0.58
1:D:35:PHE:CZ	1:D:72:PHE:CG	2.91	0.58
1:D:135:ASN:O	1:D:136:TYR:HD1	1.86	0.58
1:D:169:GLN:OE1	1:E:143:ARG:NH1	2.34	0.58
1:F:94:PHE:CD1	1:F:99:ILE:HG22	2.38	0.58
1:G:146:THR:HG21	1:K:169:GLN:HE22	1.67	0.58
1:H:35:PHE:CZ	1:H:72:PHE:CG	2.91	0.58
1:I:42:LEU:HD22	1:I:88:LEU:HD13	1.85	0.58
1:I:94:PHE:CD1	1:I:99:ILE:HG22	2.38	0.58

Continued on next page...

Continued from previous page...

Atom-1	Atom-2	Interatomic distance (Å)	Clash overlap (Å)
1:J:94:PHE:CD1	1:J:99:ILE:HG22	2.38	0.58
1:K:108:ARG:CZ	1:K:156:VAL:HG21	2.33	0.58
1:O:108:ARG:CZ	1:O:156:VAL:HG21	2.33	0.58
1:A:35:PHE:CZ	1:A:72:PHE:CG	2.91	0.58
1:A:94:PHE:CD1	1:A:99:ILE:HG22	2.38	0.58
1:E:43:ARG:HG3	1:E:59:VAL:HG21	1.85	0.58
1:F:108:ARG:CZ	1:F:156:VAL:HG21	2.33	0.58
1:I:42:LEU:CD1	1:I:46:PHE:CE1	2.87	0.58
1:L:42:LEU:CD1	1:L:46:PHE:CE1	2.87	0.58
1:M:94:PHE:CD1	1:M:99:ILE:HG22	2.38	0.58
1:O:135:ASN:O	1:O:136:TYR:HD1	1.85	0.58
1:C:87:GLN:O	1:E:54:LYS:HG3	2.04	0.58
1:F:54:LYS:HG3	1:H:87:GLN:O	2.03	0.58
1:G:108:ARG:CZ	1:G:156:VAL:HG21	2.33	0.58
1:H:136:TYR:HH	1:H:154:VAL:HG13	1.68	0.58
1:H:136:TYR:CG	1:H:155:TYR:CD1	2.90	0.58
1:K:43:ARG:HG3	1:K:59:VAL:HG21	1.85	0.58
1:F:136:TYR:CG	1:F:155:TYR:CD1	2.90	0.58
1:J:135:ASN:O	1:J:136:TYR:HD1	1.85	0.58
1:K:35:PHE:CZ	1:K:72:PHE:CG	2.91	0.58
1:L:94:PHE:CD1	1:L:99:ILE:HG22	2.38	0.58
1:L:136:TYR:CD1	1:L:155:TYR:HB2	2.37	0.58
1:A:42:LEU:HD22	1:A:88:LEU:HD13	1.85	0.58
1:B:42:LEU:HD22	1:B:88:LEU:HD13	1.85	0.58
1:E:124:ASN:HA	1:E:127:LYS:HE3	1.84	0.58
1:G:54:LYS:HG3	1:J:87:GLN:O	2.04	0.58
1:G:94:PHE:CD1	1:G:99:ILE:HG22	2.38	0.58
1:H:51:LEU:HG	1:L:66:LYS:NZ	2.19	0.58
1:H:94:PHE:CD1	1:H:99:ILE:HG22	2.38	0.58
1:J:42:LEU:HD22	1:J:88:LEU:HD13	1.86	0.58
1:C:54:LYS:HE3	1:F:88:LEU:HA	1.84	0.58
1:D:124:ASN:HA	1:D:127:LYS:HE3	1.84	0.58
1:H:169:GLN:HE22	1:L:146:THR:HG21	1.68	0.58
1:J:108:ARG:CZ	1:J:156:VAL:HG21	2.33	0.58
1:B:108:ARG:CZ	1:B:156:VAL:HG21	2.33	0.58
1:B:169:GLN:HE22	1:I:146:THR:HG21	1.68	0.58
1:D:42:LEU:HD22	1:D:88:LEU:HD13	1.85	0.58
1:D:51:LEU:HG	1:E:66:LYS:NZ	2.18	0.58
1:I:43:ARG:NH2	1:I:64:ALA:HB3	2.19	0.58
1:I:54:LYS:HG3	1:O:87:GLN:O	2.04	0.58
1:N:94:PHE:CD1	1:N:99:ILE:HG22	2.38	0.58

Continued on next page...

Continued from previous page...

Atom-1	Atom-2	Interatomic distance (Å)	Clash overlap (Å)
1:N:108:ARG:CZ	1:N:156:VAL:HG21	2.33	0.58
1:D:112:VAL:CB	1:D:147:PHE:CZ	2.87	0.58
1:G:43:ARG:HG3	1:G:59:VAL:HG21	1.85	0.58
1:I:35:PHE:CZ	1:I:72:PHE:CG	2.91	0.58
1:I:112:VAL:CB	1:I:147:PHE:CZ	2.87	0.58
1:J:43:ARG:NH2	1:J:64:ALA:HB3	2.19	0.58
1:N:42:LEU:CD1	1:N:46:PHE:CE1	2.87	0.58
1:O:35:PHE:CZ	1:O:72:PHE:CG	2.91	0.58
1:A:66:LYS:NZ	1:J:51:LEU:HG	2.19	0.57
1:A:146:THR:HG21	1:J:169:GLN:HE22	1.67	0.57
1:D:43:ARG:NH2	1:D:64:ALA:HB3	2.19	0.57
1:H:54:LYS:HG3	1:L:87:GLN:O	2.04	0.57
1:H:108:ARG:CZ	1:H:156:VAL:HG21	2.33	0.57
1:I:112:VAL:HB	1:I:147:PHE:CE2	2.39	0.57
1:L:51:LEU:HG	1:N:66:LYS:NZ	2.19	0.57
1:O:42:LEU:CD1	1:O:46:PHE:CE1	2.86	0.57
1:O:112:VAL:CB	1:O:147:PHE:CZ	2.87	0.57
1:B:42:LEU:HD13	1:B:68:ILE:HD11	1.87	0.57
1:D:42:LEU:HD13	1:D:68:ILE:HD11	1.87	0.57
1:E:43:ARG:NH2	1:E:64:ALA:HB3	2.19	0.57
1:E:108:ARG:CZ	1:E:156:VAL:HG21	2.33	0.57
1:J:43:ARG:HG3	1:J:59:VAL:HG21	1.85	0.57
1:K:43:ARG:NH2	1:K:64:ALA:HB3	2.20	0.57
1:N:112:VAL:HB	1:N:147:PHE:CE2	2.40	0.57
1:C:43:ARG:NH2	1:C:64:ALA:HB3	2.19	0.57
1:C:108:ARG:CZ	1:C:156:VAL:HG21	2.33	0.57
1:C:169:GLN:OE1	1:F:143:ARG:NH1	2.37	0.57
1:D:43:ARG:HG3	1:D:59:VAL:HG21	1.85	0.57
1:D:108:ARG:CZ	1:D:156:VAL:HG21	2.34	0.57
1:E:42:LEU:HD13	1:E:68:ILE:HD11	1.86	0.57
1:F:43:ARG:NH2	1:F:64:ALA:HB3	2.19	0.57
1:H:43:ARG:NH2	1:H:64:ALA:HB3	2.19	0.57
1:I:51:LEU:HG	1:O:66:LYS:NZ	2.19	0.57
1:K:42:LEU:HD13	1:K:68:ILE:HD11	1.87	0.57
1:L:43:ARG:NH2	1:L:64:ALA:HB3	2.19	0.57
1:M:43:ARG:NH2	1:M:64:ALA:HB3	2.19	0.57
1:O:112:VAL:HB	1:O:147:PHE:CE2	2.40	0.57
1:A:42:LEU:HD13	1:A:68:ILE:HD11	1.87	0.57
1:A:43:ARG:NH2	1:A:64:ALA:HB3	2.19	0.57
1:A:112:VAL:CB	1:A:147:PHE:CZ	2.87	0.57
1:C:42:LEU:HD13	1:C:68:ILE:HD11	1.87	0.57

Continued on next page...

Continued from previous page...

Atom-1	Atom-2	Interatomic distance (Å)	Clash overlap (Å)
1:E:42:LEU:HD22	1:E:88:LEU:HD13	1.85	0.57
1:F:135:ASN:O	1:F:136:TYR:HD1	1.85	0.57
1:G:42:LEU:HD13	1:G:68:ILE:HD11	1.87	0.57
1:G:112:VAL:HB	1:G:147:PHE:CE2	2.39	0.57
1:M:42:LEU:HD22	1:M:88:LEU:HD13	1.85	0.57
1:N:43:ARG:NH2	1:N:64:ALA:HB3	2.19	0.57
1:N:112:VAL:CB	1:N:147:PHE:CZ	2.87	0.57
1:A:169:GLN:NE2	1:D:143:ARG:HB3	2.19	0.57
1:B:88:LEU:CD2	1:M:54:LYS:HE2	2.23	0.57
1:F:42:LEU:HD13	1:F:68:ILE:HD11	1.87	0.57
1:F:112:VAL:HB	1:F:147:PHE:CE2	2.40	0.57
1:I:42:LEU:HD13	1:I:68:ILE:HD11	1.87	0.57
1:K:122:PHE:HE2	1:K:147:PHE:CZ	2.23	0.57
1:O:42:LEU:HD13	1:O:68:ILE:HD11	1.87	0.57
1:A:43:ARG:HG3	1:A:59:VAL:HG21	1.85	0.57
1:B:43:ARG:NH2	1:B:64:ALA:HB3	2.19	0.57
1:B:93:TYR:CG	1:B:136:TYR:CZ	2.93	0.57
1:C:42:LEU:HD22	1:C:88:LEU:HD13	1.85	0.57
1:C:166:MET:HB3	1:F:143:ARG:NH2	2.18	0.57
1:J:42:LEU:CD1	1:J:46:PHE:CE1	2.87	0.57
1:K:112:VAL:CB	1:K:147:PHE:CZ	2.87	0.57
1:L:42:LEU:HD13	1:L:68:ILE:HD11	1.86	0.57
1:L:75:HIS:CB	1:L:80:LEU:HD11	2.35	0.57
1:L:112:VAL:CB	1:L:147:PHE:CZ	2.87	0.57
1:M:112:VAL:HB	1:M:147:PHE:CE2	2.40	0.57
1:A:108:ARG:CZ	1:A:156:VAL:HG21	2.33	0.57
1:F:80:LEU:H	1:F:80:LEU:HD12	1.70	0.57
1:H:136:TYR:CZ	1:H:155:TYR:HB2	2.40	0.57
1:K:80:LEU:HD12	1:K:80:LEU:H	1.70	0.57
1:M:80:LEU:HD12	1:M:80:LEU:N	2.20	0.57
1:M:80:LEU:HD12	1:M:80:LEU:H	1.70	0.57
1:M:93:TYR:CG	1:M:136:TYR:CZ	2.93	0.57
1:O:93:TYR:CG	1:O:136:TYR:CZ	2.93	0.57
1:A:42:LEU:CD1	1:A:46:PHE:CE1	2.86	0.57
1:A:88:LEU:HA	1:J:54:LYS:HE3	1.86	0.57
1:B:112:VAL:CB	1:B:147:PHE:CZ	2.87	0.57
1:C:80:LEU:HD12	1:C:80:LEU:H	1.70	0.57
1:C:143:ARG:NH1	1:E:169:GLN:OE1	2.37	0.57
1:D:42:LEU:CD1	1:D:46:PHE:CE1	2.87	0.57
1:D:93:TYR:CG	1:D:136:TYR:CZ	2.93	0.57
1:F:75:HIS:CB	1:F:80:LEU:HD11	2.35	0.57

Continued on next page...

Continued from previous page...

Atom-1	Atom-2	Interatomic distance (Å)	Clash overlap (Å)
1:H:112:VAL:CB	1:H:147:PHE:CZ	2.87	0.57
1:J:42:LEU:HD13	1:J:68:ILE:HD11	1.87	0.57
1:L:112:VAL:HB	1:L:147:PHE:CE2	2.40	0.57
1:M:42:LEU:HD13	1:M:68:ILE:HD11	1.87	0.57
1:N:42:LEU:HD13	1:N:68:ILE:HD11	1.87	0.57
1:A:63:ALA:HB2	1:A:102:TYR:HA	1.87	0.57
1:B:169:GLN:OE1	1:I:143:ARG:NH1	2.37	0.57
1:C:42:LEU:CD1	1:C:46:PHE:CE1	2.87	0.57
1:E:93:TYR:CG	1:E:136:TYR:CZ	2.93	0.57
1:F:42:LEU:HD22	1:F:88:LEU:HD13	1.85	0.57
1:G:80:LEU:H	1:G:80:LEU:HD12	1.70	0.57
1:I:136:TYR:CZ	1:I:155:TYR:HB2	2.40	0.57
1:K:135:ASN:O	1:K:136:TYR:HD1	1.86	0.57
1:L:42:LEU:HD22	1:L:88:LEU:HD13	1.85	0.57
1:L:80:LEU:N	1:L:80:LEU:HD12	2.20	0.57
1:M:75:HIS:CB	1:M:80:LEU:HD11	2.35	0.57
1:M:136:TYR:CZ	1:M:155:TYR:HB2	2.40	0.57
1:N:42:LEU:HD22	1:N:88:LEU:HD13	1.86	0.57
1:B:135:ASN:O	1:B:136:TYR:HD1	1.85	0.57
1:C:93:TYR:CE2	1:C:136:TYR:CE2	2.93	0.57
1:C:136:TYR:CZ	1:C:155:TYR:HB2	2.40	0.57
1:D:75:HIS:CB	1:D:80:LEU:HD11	2.35	0.57
1:D:111:VAL:HG12	1:D:148:TYR:CE1	2.40	0.57
1:F:112:VAL:CB	1:F:147:PHE:CZ	2.87	0.57
1:F:136:TYR:CZ	1:F:155:TYR:HB2	2.40	0.57
1:H:42:LEU:HD13	1:H:68:ILE:HD11	1.87	0.57
1:H:42:LEU:HD22	1:H:88:LEU:HD13	1.85	0.57
1:H:112:VAL:HB	1:H:147:PHE:CE2	2.40	0.57
1:J:112:VAL:HB	1:J:147:PHE:CE2	2.40	0.57
1:L:93:TYR:CG	1:L:136:TYR:CZ	2.93	0.57
1:L:136:TYR:CZ	1:L:155:TYR:HB2	2.40	0.57
1:A:75:HIS:CB	1:A:80:LEU:HD11	2.35	0.56
1:A:93:TYR:CG	1:A:136:TYR:CZ	2.93	0.56
1:B:80:LEU:HD12	1:B:80:LEU:N	2.20	0.56
1:C:93:TYR:CG	1:C:136:TYR:CZ	2.93	0.56
1:E:75:HIS:CB	1:E:80:LEU:HD11	2.35	0.56
1:E:93:TYR:CE2	1:E:136:TYR:CE2	2.93	0.56
1:G:122:PHE:HE2	1:G:147:PHE:CZ	2.23	0.56
1:I:80:LEU:N	1:I:80:LEU:HD12	2.20	0.56
1:I:93:TYR:CG	1:I:136:TYR:CZ	2.93	0.56
1:M:42:LEU:CD1	1:M:46:PHE:CE1	2.86	0.56

Continued on next page...

Continued from previous page...

Atom-1	Atom-2	Interatomic distance (Å)	Clash overlap (Å)
1:M:146:THR:HG21	1:N:169:GLN:HE22	1.68	0.56
1:N:122:PHE:HE2	1:N:147:PHE:CZ	2.23	0.56
1:O:80:LEU:HD12	1:O:80:LEU:N	2.20	0.56
1:O:93:TYR:CE2	1:O:136:TYR:CE2	2.93	0.56
1:B:51:LEU:HG	1:I:66:LYS:NZ	2.20	0.56
1:B:80:LEU:HD12	1:B:80:LEU:H	1.70	0.56
1:D:112:VAL:HB	1:D:147:PHE:CE2	2.40	0.56
1:E:80:LEU:H	1:E:80:LEU:HD12	1.70	0.56
1:E:112:VAL:HB	1:E:147:PHE:CE2	2.39	0.56
1:F:93:TYR:CG	1:F:136:TYR:CZ	2.93	0.56
1:G:87:GLN:O	1:K:54:LYS:HG3	2.05	0.56
1:I:93:TYR:CE2	1:I:136:TYR:CE2	2.93	0.56
1:J:111:VAL:HG12	1:J:148:TYR:CE1	2.40	0.56
1:K:93:TYR:CE2	1:K:136:TYR:CE2	2.93	0.56
1:K:136:TYR:CZ	1:K:155:TYR:HB2	2.40	0.56
1:A:93:TYR:CE2	1:A:136:TYR:CE2	2.93	0.56
1:B:87:GLN:O	1:M:54:LYS:HG3	2.05	0.56
1:B:93:TYR:CE2	1:B:136:TYR:CE2	2.93	0.56
1:B:112:VAL:HB	1:B:147:PHE:CE2	2.40	0.56
1:C:63:ALA:HB2	1:C:102:TYR:HA	1.87	0.56
1:C:111:VAL:HG12	1:C:148:TYR:CE1	2.41	0.56
1:C:112:VAL:HB	1:C:147:PHE:CE2	2.39	0.56
1:D:93:TYR:CE2	1:D:136:TYR:CE2	2.93	0.56
1:D:166:MET:HB3	1:E:143:ARG:NH2	2.19	0.56
1:E:42:LEU:CD1	1:E:46:PHE:CE1	2.87	0.56
1:E:111:VAL:HG12	1:E:148:TYR:CE1	2.41	0.56
1:F:93:TYR:CE2	1:F:136:TYR:CE2	2.94	0.56
1:F:111:VAL:HG12	1:F:148:TYR:CE1	2.40	0.56
1:G:43:ARG:NH2	1:G:64:ALA:HB3	2.20	0.56
1:G:93:TYR:CE2	1:G:136:TYR:CE2	2.94	0.56
1:G:136:TYR:CZ	1:G:155:TYR:HB2	2.40	0.56
1:H:80:LEU:HD12	1:H:80:LEU:H	1.70	0.56
1:H:93:TYR:CE2	1:H:136:TYR:CE2	2.93	0.56
1:J:63:ALA:HB2	1:J:102:TYR:HA	1.87	0.56
1:J:93:TYR:CE2	1:J:136:TYR:CE2	2.93	0.56
1:J:93:TYR:CG	1:J:136:TYR:CZ	2.93	0.56
1:K:80:LEU:HD12	1:K:80:LEU:N	2.20	0.56
1:L:122:PHE:HE2	1:L:147:PHE:CZ	2.23	0.56
1:M:122:PHE:HE2	1:M:147:PHE:CZ	2.23	0.56
1:O:43:ARG:NH2	1:O:64:ALA:HB3	2.19	0.56
1:O:136:TYR:CZ	1:O:155:TYR:HB2	2.40	0.56

Continued on next page...

Continued from previous page...

Atom-1	Atom-2	Interatomic distance (Å)	Clash overlap (Å)
1:A:111:VAL:HG12	1:A:148:TYR:CE1	2.41	0.56
1:C:66:LYS:NZ	1:E:51:LEU:HG	2.20	0.56
1:D:141:ASP:CG	1:D:148:TYR:CE2	2.79	0.56
1:F:54:LYS:HE3	1:H:88:LEU:HA	1.84	0.56
1:G:80:LEU:HD12	1:G:80:LEU:N	2.20	0.56
1:G:143:ARG:HB3	1:K:169:GLN:NE2	2.20	0.56
1:H:75:HIS:CB	1:H:80:LEU:HD11	2.35	0.56
1:H:111:VAL:HG12	1:H:148:TYR:CE1	2.40	0.56
1:I:100:TYR:CG	1:I:154:VAL:HG11	2.41	0.56
1:J:112:VAL:CB	1:J:147:PHE:CZ	2.87	0.56
1:L:93:TYR:CE2	1:L:136:TYR:CE2	2.93	0.56
1:M:88:LEU:HA	1:N:54:LYS:HE3	1.82	0.56
1:M:93:TYR:CE2	1:M:136:TYR:CE2	2.93	0.56
1:N:100:TYR:CG	1:N:154:VAL:HG11	2.41	0.56
1:N:136:TYR:CZ	1:N:155:TYR:HB2	2.40	0.56
1:O:80:LEU:HD12	1:O:80:LEU:H	1.70	0.56
1:O:122:PHE:HE2	1:O:147:PHE:CZ	2.23	0.56
1:B:169:GLN:NE2	1:I:143:ARG:HB3	2.21	0.56
1:C:75:HIS:CB	1:C:80:LEU:HD11	2.35	0.56
1:D:63:ALA:HB2	1:D:102:TYR:HA	1.87	0.56
1:E:122:PHE:HE2	1:E:147:PHE:CZ	2.23	0.56
1:F:80:LEU:HD12	1:F:80:LEU:N	2.20	0.56
1:H:80:LEU:HD12	1:H:80:LEU:N	2.20	0.56
1:I:75:HIS:CB	1:I:80:LEU:HD11	2.35	0.56
1:K:42:LEU:CD1	1:K:46:PHE:CE1	2.86	0.56
1:K:93:TYR:CG	1:K:136:TYR:CZ	2.93	0.56
1:N:80:LEU:N	1:N:80:LEU:HD12	2.20	0.56
1:E:136:TYR:CZ	1:E:155:TYR:HB2	2.40	0.56
1:E:141:ASP:CG	1:E:148:TYR:CE2	2.79	0.56
1:G:111:VAL:HG12	1:G:148:TYR:CE1	2.41	0.56
1:H:51:LEU:HG	1:L:66:LYS:HZ3	1.69	0.56
1:H:93:TYR:CG	1:H:136:TYR:CZ	2.93	0.56
1:I:54:LYS:HE2	1:O:88:LEU:CD2	2.23	0.56
1:K:100:TYR:CG	1:K:154:VAL:HG11	2.41	0.56
1:M:111:VAL:HG12	1:M:148:TYR:CE1	2.41	0.56
1:M:112:VAL:CB	1:M:147:PHE:CZ	2.87	0.56
1:N:80:LEU:HD12	1:N:80:LEU:H	1.70	0.56
1:N:93:TYR:CE2	1:N:136:TYR:CE2	2.93	0.56
1:N:111:VAL:HG12	1:N:148:TYR:CE1	2.41	0.56
1:B:123:ASN:HD21	1:B:138:LEU:HD21	1.71	0.56
1:C:114:LEU:HD13	1:C:117:VAL:CG1	2.36	0.56

Continued on next page...

Continued from previous page...

Atom-1	Atom-2	Interatomic distance (Å)	Clash overlap (Å)
1:F:63:ALA:HB2	1:F:102:TYR:HA	1.87	0.56
1:G:93:TYR:CG	1:G:136:TYR:CZ	2.93	0.56
1:I:111:VAL:HG12	1:I:148:TYR:CE1	2.41	0.56
1:J:136:TYR:CZ	1:J:155:TYR:HB2	2.40	0.56
1:K:112:VAL:HB	1:K:147:PHE:CE2	2.40	0.56
1:L:111:VAL:HG12	1:L:148:TYR:CE1	2.41	0.56
1:M:123:ASN:HD21	1:M:138:LEU:HD21	1.71	0.56
1:N:93:TYR:CG	1:N:136:TYR:CZ	2.93	0.56
1:A:141:ASP:CG	1:A:148:TYR:CE2	2.79	0.56
1:A:143:ARG:NH1	1:J:169:GLN:OE1	2.34	0.56
1:B:75:HIS:CB	1:B:80:LEU:HD11	2.35	0.56
1:B:111:VAL:HG12	1:B:148:TYR:CE1	2.41	0.56
1:B:136:TYR:CZ	1:B:155:TYR:HB2	2.40	0.56
1:C:112:VAL:CB	1:C:147:PHE:CZ	2.87	0.56
1:G:75:HIS:CB	1:G:80:LEU:HD11	2.35	0.56
1:H:100:TYR:CG	1:H:154:VAL:HG11	2.41	0.56
1:K:63:ALA:HB2	1:K:102:TYR:HA	1.87	0.56
1:M:114:LEU:HD13	1:M:117:VAL:CG1	2.36	0.56
1:N:75:HIS:CB	1:N:80:LEU:HD11	2.35	0.56
1:O:63:ALA:HB2	1:O:102:TYR:HA	1.87	0.56
1:O:111:VAL:HG12	1:O:148:TYR:CE1	2.41	0.56
1:B:100:TYR:CG	1:B:154:VAL:HG11	2.41	0.56
1:C:88:LEU:HA	1:E:54:LYS:HE3	1.87	0.56
1:C:141:ASP:CG	1:C:148:TYR:CE2	2.79	0.56
1:D:80:LEU:H	1:D:80:LEU:HD12	1.70	0.56
1:D:136:TYR:HB3	1:D:155:TYR:CD1	2.41	0.56
1:E:63:ALA:HB2	1:E:102:TYR:HA	1.87	0.56
1:E:135:ASN:O	1:E:136:TYR:HD1	1.85	0.56
1:F:114:LEU:HD13	1:F:117:VAL:CG1	2.36	0.56
1:I:136:TYR:HB3	1:I:155:TYR:CD1	2.41	0.56
1:M:100:TYR:CG	1:M:154:VAL:HG11	2.41	0.56
1:N:114:LEU:HD13	1:N:117:VAL:CG1	2.36	0.56
1:A:51:LEU:HD21	1:D:66:LYS:HZ1	1.70	0.56
1:A:112:VAL:HB	1:A:147:PHE:CE2	2.40	0.56
1:A:136:TYR:HB3	1:A:155:TYR:CD1	2.41	0.56
1:D:54:LYS:HE3	1:E:88:LEU:HA	1.87	0.56
1:D:108:ARG:HH12	1:D:153:PRO:HG3	1.71	0.56
1:E:80:LEU:HD12	1:E:80:LEU:N	2.20	0.56
1:F:42:LEU:CD1	1:F:46:PHE:CE1	2.87	0.56
1:G:51:LEU:HG	1:J:66:LYS:NZ	2.21	0.56
1:G:54:LYS:HE3	1:J:88:LEU:HA	1.87	0.56

Continued on next page...

Continued from previous page...

Atom-1	Atom-2	Interatomic distance (Å)	Clash overlap (Å)
1:K:88:LEU:HA	1:O:54:LYS:HE3	1.84	0.56
1:L:54:LYS:HE2	1:N:88:LEU:CD2	2.22	0.56
1:M:136:TYR:HB3	1:M:155:TYR:CD1	2.41	0.56
1:N:141:ASP:CG	1:N:148:TYR:CE2	2.79	0.56
1:O:75:HIS:CB	1:O:80:LEU:HD11	2.35	0.56
1:A:80:LEU:N	1:A:80:LEU:HD12	2.20	0.55
1:B:51:LEU:HD21	1:I:66:LYS:HZ1	1.71	0.55
1:E:108:ARG:HH12	1:E:153:PRO:HG3	1.71	0.55
1:E:136:TYR:HB3	1:E:155:TYR:CD1	2.41	0.55
1:G:54:LYS:HE2	1:J:88:LEU:CD2	2.22	0.55
1:G:123:ASN:HD21	1:G:138:LEU:HD21	1.71	0.55
1:G:136:TYR:HB3	1:G:155:TYR:CD1	2.41	0.55
1:I:123:ASN:HD21	1:I:138:LEU:HD21	1.71	0.55
1:J:80:LEU:H	1:J:80:LEU:HD12	1.70	0.55
1:K:75:HIS:CB	1:K:80:LEU:HD11	2.35	0.55
1:N:136:TYR:HB3	1:N:155:TYR:CD1	2.41	0.55
1:A:169:GLN:OE1	1:D:143:ARG:NH1	2.36	0.55
1:B:114:LEU:HD13	1:B:117:VAL:CG1	2.36	0.55
1:C:80:LEU:HD12	1:C:80:LEU:N	2.20	0.55
1:C:136:TYR:HB3	1:C:155:TYR:CD1	2.41	0.55
1:D:122:PHE:HE2	1:D:147:PHE:CZ	2.23	0.55
1:E:114:LEU:HD13	1:E:117:VAL:CG1	2.36	0.55
1:G:166:MET:HB3	1:J:143:ARG:NH2	2.19	0.55
1:J:100:TYR:CG	1:J:154:VAL:HG11	2.41	0.55
1:K:111:VAL:HG12	1:K:148:TYR:CE1	2.41	0.55
1:M:115:ARG:HG2	1:M:167:ASP:OD2	2.07	0.55
1:M:141:ASP:CG	1:M:148:TYR:CE2	2.79	0.55
1:O:115:ARG:HG2	1:O:167:ASP:OD2	2.07	0.55
1:O:136:TYR:HB3	1:O:155:TYR:CD1	2.41	0.55
1:A:80:LEU:HD12	1:A:80:LEU:H	1.70	0.55
1:C:100:TYR:CG	1:C:154:VAL:HG11	2.41	0.55
1:C:123:ASN:HD21	1:C:138:LEU:HD21	1.71	0.55
1:C:169:GLN:NE2	1:F:143:ARG:HB3	2.21	0.55
1:D:54:LYS:HG3	1:E:87:GLN:O	2.05	0.55
1:D:136:TYR:CZ	1:D:155:TYR:HB2	2.40	0.55
1:F:141:ASP:CG	1:F:148:TYR:CE2	2.79	0.55
1:G:115:ARG:HG2	1:G:167:ASP:OD2	2.07	0.55
1:H:123:ASN:HD21	1:H:138:LEU:HD21	1.71	0.55
1:I:80:LEU:HD12	1:I:80:LEU:H	1.70	0.55
1:K:123:ASN:HD21	1:K:138:LEU:HD21	1.71	0.55
1:K:141:ASP:CG	1:K:148:TYR:CE2	2.79	0.55

Continued on next page...

Continued from previous page...

Atom-1	Atom-2	Interatomic distance (Å)	Clash overlap (Å)
1:A:115:ARG:HG2	1:A:167:ASP:OD2	2.07	0.55
1:A:136:TYR:CZ	1:A:155:TYR:HB2	2.40	0.55
1:A:143:ARG:HB3	1:J:169:GLN:NE2	2.21	0.55
1:E:40:ASP:HB2	1:E:45:PHE:CE1	2.32	0.55
1:F:123:ASN:HD21	1:F:138:LEU:HD21	1.71	0.55
1:G:63:ALA:HB2	1:G:102:TYR:HA	1.87	0.55
1:G:141:ASP:CG	1:G:148:TYR:CE2	2.79	0.55
1:J:136:TYR:HB3	1:J:155:TYR:CD1	2.41	0.55
1:J:141:ASP:CG	1:J:148:TYR:CE2	2.79	0.55
1:L:80:LEU:HD12	1:L:80:LEU:H	1.70	0.55
1:L:136:TYR:HB3	1:L:155:TYR:CD1	2.41	0.55
1:L:141:ASP:CG	1:L:148:TYR:CE2	2.79	0.55
1:N:108:ARG:HH12	1:N:153:PRO:HG3	1.71	0.55
1:N:123:ASN:HD21	1:N:138:LEU:HD21	1.71	0.55
1:N:135:ASN:O	1:N:136:TYR:HD1	1.86	0.55
1:A:54:LYS:HE2	1:D:88:LEU:CA	2.25	0.55
1:A:135:ASN:OD1	1:A:136:TYR:CD1	2.60	0.55
1:B:136:TYR:HB3	1:B:155:TYR:CD1	2.41	0.55
1:C:108:ARG:HH12	1:C:153:PRO:HG3	1.72	0.55
1:C:115:ARG:HG2	1:C:167:ASP:OD2	2.07	0.55
1:D:100:TYR:CG	1:D:154:VAL:HG11	2.41	0.55
1:D:114:LEU:HD13	1:D:117:VAL:CG1	2.36	0.55
1:E:123:ASN:HD21	1:E:138:LEU:HD21	1.71	0.55
1:H:117:VAL:HB	1:H:170:ASN:OD1	2.07	0.55
1:H:122:PHE:HE2	1:H:147:PHE:CZ	2.23	0.55
1:J:123:ASN:HD21	1:J:138:LEU:HD21	1.71	0.55
1:L:114:LEU:HD13	1:L:117:VAL:CG1	2.36	0.55
1:L:115:ARG:HG2	1:L:167:ASP:OD2	2.07	0.55
1:M:108:ARG:HH12	1:M:153:PRO:HG3	1.71	0.55
1:M:135:ASN:OD1	1:M:136:TYR:CD1	2.60	0.55
1:O:141:ASP:CG	1:O:148:TYR:CE2	2.79	0.55
1:G:100:TYR:CG	1:G:154:VAL:HG11	2.41	0.55
1:G:112:VAL:CB	1:G:147:PHE:CZ	2.87	0.55
1:H:54:LYS:CE	1:L:88:LEU:CD2	2.56	0.55
1:H:114:LEU:HD13	1:H:117:VAL:CG1	2.36	0.55
1:H:141:ASP:CG	1:H:148:TYR:CE2	2.79	0.55
1:I:63:ALA:HB2	1:I:102:TYR:HA	1.87	0.55
1:I:114:LEU:HD13	1:I:117:VAL:CG1	2.36	0.55
1:I:117:VAL:HB	1:I:170:ASN:OD1	2.07	0.55
1:J:135:ASN:OD1	1:J:136:TYR:CD1	2.60	0.55
1:L:123:ASN:HD21	1:L:138:LEU:HD21	1.71	0.55

Continued on next page...

Continued from previous page...

Atom-1	Atom-2	Interatomic distance (Å)	Clash overlap (Å)
1:N:63:ALA:HB2	1:N:102:TYR:HA	1.87	0.55
1:N:117:VAL:HB	1:N:170:ASN:OD1	2.07	0.55
1:N:135:ASN:OD1	1:N:136:TYR:CD1	2.60	0.55
1:O:123:ASN:HD21	1:O:138:LEU:HD21	1.71	0.55
1:O:135:ASN:OD1	1:O:136:TYR:CD1	2.60	0.55
1:B:135:ASN:OD1	1:B:136:TYR:CD1	2.60	0.55
1:C:88:LEU:CD2	1:E:54:LYS:HE2	2.23	0.55
1:E:117:VAL:HB	1:E:170:ASN:OD1	2.07	0.55
1:F:166:MET:HB3	1:H:143:ARG:NH2	2.19	0.55
1:G:135:ASN:OD1	1:G:136:TYR:CD1	2.60	0.55
1:H:63:ALA:HB2	1:H:102:TYR:HA	1.87	0.55
1:H:115:ARG:HG2	1:H:167:ASP:OD2	2.07	0.55
1:I:115:ARG:HG2	1:I:167:ASP:OD2	2.07	0.55
1:J:75:HIS:CB	1:J:80:LEU:HD11	2.35	0.55
1:K:143:ARG:HB3	1:O:169:GLN:NE2	2.22	0.55
1:L:100:TYR:CG	1:L:154:VAL:HG11	2.41	0.55
1:L:135:ASN:OD1	1:L:136:TYR:CE1	2.60	0.55
1:A:108:ARG:HH12	1:A:153:PRO:HG3	1.72	0.55
1:A:123:ASN:HD21	1:A:138:LEU:HD21	1.71	0.55
1:A:143:ARG:NH2	1:J:166:MET:HB3	2.20	0.55
1:B:63:ALA:HB2	1:B:102:TYR:HA	1.87	0.55
1:B:115:ARG:HG2	1:B:167:ASP:OD2	2.07	0.55
1:B:141:ASP:CG	1:B:148:TYR:CE2	2.79	0.55
1:B:143:ARG:HH22	1:M:166:MET:HG2	0.39	0.55
1:C:143:ARG:HB3	1:E:169:GLN:NE2	2.21	0.55
1:D:123:ASN:HD21	1:D:138:LEU:HD21	1.71	0.55
1:E:115:ARG:HG2	1:E:167:ASP:OD2	2.07	0.55
1:F:136:TYR:HB3	1:F:155:TYR:CD1	2.41	0.55
1:G:88:LEU:HA	1:K:54:LYS:HE3	1.86	0.55
1:I:51:LEU:HD21	1:O:66:LYS:HZ2	1.72	0.55
1:I:122:PHE:HE2	1:I:147:PHE:CZ	2.23	0.55
1:J:80:LEU:HD12	1:J:80:LEU:N	2.20	0.55
1:K:88:LEU:CA	1:O:54:LYS:HE2	2.26	0.55
1:M:117:VAL:HB	1:M:170:ASN:OD1	2.07	0.55
1:M:143:ARG:NH2	1:N:166:MET:HB3	2.19	0.55
1:O:100:TYR:CG	1:O:154:VAL:HG11	2.41	0.55
1:A:135:ASN:OD1	1:A:136:TYR:CE1	2.60	0.55
1:D:54:LYS:HZ2	1:E:66:LYS:CD	2.19	0.55
1:D:80:LEU:HD12	1:D:80:LEU:N	2.20	0.55
1:D:135:ASN:OD1	1:D:136:TYR:CD1	2.60	0.55
1:E:112:VAL:CB	1:E:147:PHE:CZ	2.87	0.55

Continued on next page...

Continued from previous page...

Atom-1	Atom-2	Interatomic distance (Å)	Clash overlap (Å)
1:F:115:ARG:HG2	1:F:167:ASP:OD2	2.07	0.55
1:F:135:ASN:OD1	1:F:136:TYR:CD1	2.60	0.55
1:F:169:GLN:NE2	1:H:143:ARG:HB3	2.22	0.55
1:H:136:TYR:HB3	1:H:155:TYR:CD1	2.41	0.55
1:I:141:ASP:CG	1:I:148:TYR:CE2	2.79	0.55
1:J:117:VAL:HB	1:J:170:ASN:OD1	2.07	0.55
1:L:63:ALA:HB2	1:L:102:TYR:HA	1.87	0.55
1:M:63:ALA:HB2	1:M:102:TYR:HA	1.87	0.55
1:M:135:ASN:OD1	1:M:136:TYR:CE1	2.60	0.55
1:O:108:ARG:HH12	1:O:153:PRO:HG3	1.72	0.55
1:O:117:VAL:HB	1:O:170:ASN:OD1	2.07	0.55
1:A:114:LEU:HD13	1:A:117:VAL:CG1	2.36	0.55
1:B:117:VAL:HB	1:B:170:ASN:OD1	2.07	0.55
1:E:100:TYR:CG	1:E:154:VAL:HG11	2.41	0.55
1:E:135:ASN:OD1	1:E:136:TYR:CE1	2.60	0.55
1:G:66:LYS:HZ3	1:K:51:LEU:HG	1.70	0.55
1:G:117:VAL:HB	1:G:170:ASN:OD1	2.07	0.55
1:J:122:PHE:CE2	1:J:126:LEU:CD1	2.88	0.55
1:K:108:ARG:HH12	1:K:153:PRO:HG3	1.72	0.55
1:K:136:TYR:HB3	1:K:155:TYR:CD1	2.41	0.55
1:L:117:VAL:HB	1:L:170:ASN:OD1	2.07	0.55
1:B:42:LEU:CD1	1:B:46:PHE:CE1	2.87	0.54
1:B:135:ASN:OD1	1:B:136:TYR:CE1	2.60	0.54
1:C:135:ASN:OD1	1:C:136:TYR:CD1	2.60	0.54
1:F:117:VAL:HB	1:F:170:ASN:OD1	2.07	0.54
1:F:135:ASN:OD1	1:F:136:TYR:CE1	2.60	0.54
1:G:135:ASN:OD1	1:G:136:TYR:CE1	2.60	0.54
1:I:135:ASN:OD1	1:I:136:TYR:CD1	2.60	0.54
1:I:135:ASN:OD1	1:I:136:TYR:CE1	2.60	0.54
1:L:108:ARG:HH12	1:L:153:PRO:HG3	1.72	0.54
1:A:66:LYS:HZ3	1:J:51:LEU:HG	1.71	0.54
1:A:100:TYR:CG	1:A:154:VAL:HG11	2.41	0.54
1:C:51:LEU:HD21	1:F:66:LYS:HZ1	1.72	0.54
1:F:108:ARG:HH12	1:F:153:PRO:HG3	1.72	0.54
1:G:42:LEU:CD1	1:G:46:PHE:CE1	2.87	0.54
1:H:156:VAL:O	1:H:160:VAL:HG13	2.08	0.54
1:I:108:ARG:HH12	1:I:153:PRO:HG3	1.72	0.54
1:K:143:ARG:NH1	1:O:169:GLN:OE1	2.36	0.54
1:O:46:PHE:HE2	1:O:90:LEU:HD13	1.73	0.54
1:O:135:ASN:OD1	1:O:136:TYR:CE1	2.60	0.54
1:A:54:LYS:HE2	1:D:88:LEU:CD2	2.25	0.54

Continued on next page...

Continued from previous page...

Atom-1	Atom-2	Interatomic distance (Å)	Clash overlap (Å)
1:A:122:PHE:HE2	1:A:147:PHE:CZ	2.23	0.54
1:C:54:LYS:HE2	1:F:88:LEU:CD2	2.25	0.54
1:D:115:ARG:HG2	1:D:167:ASP:OD2	2.07	0.54
1:D:117:VAL:HB	1:D:170:ASN:OD1	2.07	0.54
1:D:166:MET:HG2	1:E:143:ARG:HH22	0.37	0.54
1:F:100:TYR:CG	1:F:154:VAL:HG11	2.41	0.54
1:G:108:ARG:HH12	1:G:153:PRO:HG3	1.71	0.54
1:H:42:LEU:CD1	1:H:46:PHE:CE1	2.87	0.54
1:H:54:LYS:HE3	1:L:88:LEU:HA	1.86	0.54
1:I:54:LYS:CE	1:O:88:LEU:CD2	2.53	0.54
1:K:135:ASN:OD1	1:K:136:TYR:CE1	2.60	0.54
1:L:135:ASN:OD1	1:L:136:TYR:CD1	2.60	0.54
1:A:122:PHE:CE2	1:A:126:LEU:CD1	2.87	0.54
1:B:108:ARG:HH12	1:B:153:PRO:HG3	1.72	0.54
1:C:46:PHE:HE2	1:C:90:LEU:HD13	1.73	0.54
1:C:117:VAL:HB	1:C:170:ASN:OD1	2.07	0.54
1:C:143:ARG:NH2	1:E:166:MET:HB3	2.20	0.54
1:E:46:PHE:HE2	1:E:90:LEU:HD13	1.72	0.54
1:F:51:LEU:HD21	1:H:66:LYS:HZ1	1.71	0.54
1:G:114:LEU:HD13	1:G:117:VAL:CG1	2.36	0.54
1:H:93:TYR:CZ	1:H:136:TYR:CD2	2.96	0.54
1:H:135:ASN:OD1	1:H:136:TYR:CD1	2.60	0.54
1:K:135:ASN:OD1	1:K:136:TYR:CD1	2.60	0.54
1:L:156:VAL:O	1:L:160:VAL:HG13	2.08	0.54
1:A:156:VAL:O	1:A:160:VAL:HG13	2.08	0.54
1:C:104:ALA:O	1:C:107:MET:HE3	2.08	0.54
1:D:156:VAL:O	1:D:160:VAL:HG13	2.08	0.54
1:F:156:VAL:O	1:F:160:VAL:HG13	2.08	0.54
1:G:156:VAL:O	1:G:160:VAL:HG13	2.08	0.54
1:J:46:PHE:HE2	1:J:90:LEU:HD13	1.73	0.54
1:K:114:LEU:HD13	1:K:117:VAL:CG1	2.36	0.54
1:K:115:ARG:HG2	1:K:167:ASP:OD2	2.07	0.54
1:N:135:ASN:OD1	1:N:136:TYR:CE1	2.60	0.54
1:A:51:LEU:CG	1:D:66:LYS:NZ	2.71	0.54
1:B:54:LYS:HE2	1:I:88:LEU:CD2	2.25	0.54
1:C:122:PHE:HE2	1:C:147:PHE:CZ	2.23	0.54
1:D:54:LYS:HE2	1:E:88:LEU:CD2	2.22	0.54
1:G:107:MET:SD	1:G:134:LYS:HE3	2.48	0.54
1:I:93:TYR:CZ	1:I:136:TYR:CD2	2.96	0.54
1:I:166:MET:HB3	1:O:143:ARG:NH2	2.20	0.54
1:J:135:ASN:OD1	1:J:136:TYR:CE1	2.60	0.54

Continued on next page...

Continued from previous page...

Atom-1	Atom-2	Interatomic distance (Å)	Clash overlap (Å)
1:J:156:VAL:O	1:J:160:VAL:HG13	2.08	0.54
1:K:143:ARG:NH2	1:O:166:MET:HB3	2.19	0.54
1:L:107:MET:SD	1:L:134:LYS:HE3	2.48	0.54
1:N:115:ARG:HG2	1:N:167:ASP:OD2	2.07	0.54
1:O:114:LEU:HD13	1:O:117:VAL:CG1	2.36	0.54
1:A:107:MET:SD	1:A:134:LYS:HE3	2.48	0.54
1:B:54:LYS:CE	1:I:88:LEU:CD2	2.55	0.54
1:D:99:ILE:HG13	1:D:99:ILE:O	2.08	0.54
1:E:93:TYR:CZ	1:E:136:TYR:CD2	2.96	0.54
1:H:122:PHE:CE2	1:H:126:LEU:CD1	2.88	0.54
1:K:88:LEU:CD2	1:O:54:LYS:HE2	2.24	0.54
1:K:156:VAL:O	1:K:160:VAL:HG13	2.08	0.54
1:L:166:MET:HG2	1:N:143:ARG:HH22	0.37	0.54
1:A:75:HIS:HB3	1:A:80:LEU:CD1	2.38	0.54
1:D:104:ALA:O	1:D:107:MET:HE3	2.08	0.54
1:H:46:PHE:HE2	1:H:90:LEU:HD13	1.73	0.54
1:K:40:ASP:HB2	1:K:45:PHE:CE1	2.32	0.54
1:K:46:PHE:HE2	1:K:90:LEU:HD13	1.73	0.54
1:K:107:MET:SD	1:K:134:LYS:HE3	2.48	0.54
1:M:46:PHE:HE2	1:M:90:LEU:HD13	1.73	0.54
1:N:93:TYR:CZ	1:N:136:TYR:CD2	2.96	0.54
1:O:107:MET:SD	1:O:134:LYS:HE3	2.48	0.54
1:A:99:ILE:HG13	1:A:99:ILE:O	2.08	0.54
1:C:156:VAL:O	1:C:160:VAL:HG13	2.08	0.54
1:E:99:ILE:O	1:E:99:ILE:HG13	2.08	0.54
1:G:169:GLN:NE2	1:J:143:ARG:HB3	2.23	0.54
1:I:75:HIS:HB3	1:I:80:LEU:CD1	2.38	0.54
1:J:114:LEU:HD13	1:J:117:VAL:CG1	2.36	0.54
1:J:115:ARG:HG2	1:J:167:ASP:OD2	2.07	0.54
1:L:99:ILE:HG13	1:L:99:ILE:O	2.08	0.54
1:N:99:ILE:HG13	1:N:99:ILE:O	2.08	0.54
1:N:156:VAL:O	1:N:160:VAL:HG13	2.08	0.54
1:C:107:MET:SD	1:C:134:LYS:HE3	2.48	0.54
1:E:135:ASN:OD1	1:E:136:TYR:CD1	2.60	0.54
1:E:156:VAL:O	1:E:160:VAL:HG13	2.08	0.54
1:G:75:HIS:HB3	1:G:80:LEU:CD1	2.38	0.54
1:G:93:TYR:CZ	1:G:136:TYR:CD2	2.96	0.54
1:H:42:LEU:HD21	1:H:46:PHE:CZ	2.43	0.54
1:H:108:ARG:HH12	1:H:153:PRO:HG3	1.72	0.54
1:J:93:TYR:CZ	1:J:136:TYR:CD2	2.96	0.54
1:K:75:HIS:HB3	1:K:80:LEU:CD1	2.38	0.54

Continued on next page...

Continued from previous page...

Atom-1	Atom-2	Interatomic distance (Å)	Clash overlap (Å)
1:K:117:VAL:HB	1:K:170:ASN:OD1	2.07	0.54
1:L:46:PHE:HE2	1:L:90:LEU:HD13	1.73	0.54
1:A:46:PHE:HE2	1:A:90:LEU:HD13	1.73	0.53
1:B:107:MET:SD	1:B:134:LYS:HE3	2.48	0.53
1:C:54:LYS:HE2	1:F:88:LEU:CA	2.25	0.53
1:F:93:TYR:CZ	1:F:136:TYR:CD2	2.96	0.53
1:H:107:MET:SD	1:H:134:LYS:HE3	2.48	0.53
1:H:135:ASN:OD1	1:H:136:TYR:CE1	2.60	0.53
1:I:107:MET:SD	1:I:134:LYS:HE3	2.48	0.53
1:K:104:ALA:O	1:K:107:MET:HE3	2.08	0.53
1:M:107:MET:SD	1:M:134:LYS:HE3	2.48	0.53
1:M:156:VAL:O	1:M:160:VAL:HG13	2.07	0.53
1:O:156:VAL:O	1:O:160:VAL:HG13	2.08	0.53
1:A:117:VAL:HB	1:A:170:ASN:OD1	2.07	0.53
1:D:107:MET:SD	1:D:134:LYS:HE3	2.48	0.53
1:G:42:LEU:HD21	1:G:46:PHE:CZ	2.44	0.53
1:I:40:ASP:HB2	1:I:45:PHE:CE1	2.32	0.53
1:I:51:LEU:HG	1:O:66:LYS:HZ3	1.71	0.53
1:J:42:LEU:HD21	1:J:46:PHE:CZ	2.44	0.53
1:L:42:LEU:HD21	1:L:46:PHE:CZ	2.44	0.53
1:M:88:LEU:CA	1:N:54:LYS:HE2	2.24	0.53
1:N:107:MET:SD	1:N:134:LYS:HE3	2.48	0.53
1:C:99:ILE:O	1:C:99:ILE:HG13	2.08	0.53
1:C:135:ASN:OD1	1:C:136:TYR:CE1	2.60	0.53
1:D:46:PHE:HE2	1:D:90:LEU:HD13	1.73	0.53
1:F:42:LEU:HD21	1:F:46:PHE:CZ	2.43	0.53
1:F:46:PHE:HE2	1:F:90:LEU:HD13	1.73	0.53
1:J:108:ARG:HH12	1:J:153:PRO:HG3	1.72	0.53
1:N:42:LEU:HD21	1:N:46:PHE:CZ	2.44	0.53
1:O:99:ILE:HG13	1:O:99:ILE:O	2.08	0.53
1:B:42:LEU:HD21	1:B:46:PHE:CZ	2.43	0.53
1:C:42:LEU:HD21	1:C:46:PHE:CZ	2.44	0.53
1:D:75:HIS:HB3	1:D:80:LEU:CD1	2.38	0.53
1:D:93:TYR:CZ	1:D:136:TYR:CD2	2.96	0.53
1:D:135:ASN:OD1	1:D:136:TYR:CE1	2.61	0.53
1:E:104:ALA:O	1:E:107:MET:HE3	2.09	0.53
1:I:99:ILE:HG13	1:I:99:ILE:O	2.08	0.53
1:I:169:GLN:NE2	1:O:143:ARG:HB3	2.23	0.53
1:J:99:ILE:O	1:J:99:ILE:HG13	2.08	0.53
1:N:75:HIS:HB3	1:N:80:LEU:CD1	2.38	0.53
1:B:75:HIS:HB3	1:B:80:LEU:CD1	2.38	0.53

Continued on next page...

Continued from previous page...

Atom-1	Atom-2	Interatomic distance (Å)	Clash overlap (Å)
1:G:122:PHE:CE2	1:G:126:LEU:CD1	2.88	0.53
1:I:42:LEU:HD21	1:I:46:PHE:CZ	2.43	0.53
1:I:46:PHE:HE2	1:I:90:LEU:HD13	1.73	0.53
1:K:99:ILE:O	1:K:99:ILE:HG13	2.08	0.53
1:M:42:LEU:HD21	1:M:46:PHE:CZ	2.44	0.53
1:M:99:ILE:O	1:M:99:ILE:HG13	2.08	0.53
1:A:93:TYR:CZ	1:A:136:TYR:CD2	2.96	0.53
1:B:54:LYS:HE3	1:I:88:LEU:HA	1.86	0.53
1:B:156:VAL:O	1:B:160:VAL:HG13	2.08	0.53
1:D:122:PHE:CE2	1:D:126:LEU:CD1	2.88	0.53
1:F:40:ASP:HB2	1:F:45:PHE:CE1	2.32	0.53
1:F:107:MET:SD	1:F:134:LYS:HE3	2.48	0.53
1:F:122:PHE:CE2	1:F:126:LEU:CD1	2.87	0.53
1:F:122:PHE:HE2	1:F:147:PHE:CZ	2.24	0.53
1:H:99:ILE:O	1:H:99:ILE:HG13	2.08	0.53
1:K:42:LEU:HD21	1:K:46:PHE:CZ	2.43	0.53
1:L:125:PHE:HE2	1:N:143:ARG:HG3	1.74	0.53
1:B:46:PHE:HE2	1:B:90:LEU:HD13	1.73	0.53
1:C:75:HIS:HB3	1:C:80:LEU:CD1	2.38	0.53
1:E:42:LEU:HD21	1:E:46:PHE:CZ	2.44	0.53
1:G:46:PHE:HE2	1:G:90:LEU:HD13	1.73	0.53
1:I:54:LYS:HE3	1:O:88:LEU:HA	1.86	0.53
1:I:156:VAL:O	1:I:160:VAL:HG13	2.08	0.53
1:J:107:MET:SD	1:J:134:LYS:HE3	2.48	0.53
1:K:93:TYR:CZ	1:K:136:TYR:CD2	2.96	0.53
1:O:42:LEU:HD21	1:O:46:PHE:CZ	2.43	0.53
1:O:104:ALA:O	1:O:107:MET:HE3	2.09	0.53
1:B:93:TYR:CZ	1:B:136:TYR:CD2	2.96	0.53
1:E:122:PHE:CE2	1:E:126:LEU:CD1	2.87	0.53
1:J:40:ASP:HB2	1:J:45:PHE:CE1	2.32	0.53
1:L:75:HIS:HB3	1:L:80:LEU:CD1	2.38	0.53
1:L:122:PHE:CE2	1:L:126:LEU:CD1	2.88	0.53
1:M:104:ALA:O	1:M:107:MET:HE3	2.09	0.53
1:O:75:HIS:HB3	1:O:80:LEU:CD1	2.38	0.53
1:B:122:PHE:HE2	1:B:147:PHE:CZ	2.23	0.53
1:C:54:LYS:CE	1:F:88:LEU:CD2	2.55	0.53
1:E:107:MET:SD	1:E:134:LYS:HE3	2.48	0.53
1:F:54:LYS:CE	1:H:88:LEU:CD2	2.54	0.53
1:I:169:GLN:OE1	1:O:143:ARG:NH1	2.36	0.53
1:J:35:PHE:CE2	1:J:72:PHE:HB2	2.44	0.53
1:J:122:PHE:HE2	1:J:147:PHE:CZ	2.23	0.53

Continued on next page...

Continued from previous page...

Atom-1	Atom-2	Interatomic distance (Å)	Clash overlap (Å)
1:M:75:HIS:HB3	1:M:80:LEU:CD1	2.38	0.53
1:B:35:PHE:CE2	1:B:72:PHE:HB2	2.44	0.53
1:C:122:PHE:CE2	1:C:126:LEU:CD1	2.88	0.53
1:F:75:HIS:HB3	1:F:80:LEU:CD1	2.38	0.53
1:J:75:HIS:HB3	1:J:80:LEU:CD1	2.38	0.53
1:C:88:LEU:CA	1:E:54:LYS:HE2	2.26	0.52
1:D:42:LEU:HD21	1:D:46:PHE:CZ	2.44	0.52
1:E:75:HIS:HB3	1:E:80:LEU:CD1	2.38	0.52
1:F:136:TYR:CD2	1:F:155:TYR:CG	2.98	0.52
1:G:99:ILE:HG13	1:G:99:ILE:O	2.08	0.52
1:G:136:TYR:CD2	1:G:155:TYR:CG	2.98	0.52
1:G:143:ARG:NH2	1:K:166:MET:HB3	2.21	0.52
1:G:169:GLN:OE1	1:J:143:ARG:NH1	2.38	0.52
1:H:51:LEU:HD21	1:L:66:LYS:HZ2	1.73	0.52
1:K:35:PHE:CE2	1:K:72:PHE:HB2	2.44	0.52
1:L:125:PHE:CE2	1:N:143:ARG:NE	2.77	0.52
1:M:40:ASP:HB2	1:M:45:PHE:CE1	2.32	0.52
1:A:42:LEU:HD21	1:A:46:PHE:CZ	2.44	0.52
1:F:99:ILE:HG13	1:F:99:ILE:O	2.08	0.52
1:H:136:TYR:CD2	1:H:155:TYR:CG	2.98	0.52
1:J:136:TYR:CD2	1:J:155:TYR:CG	2.98	0.52
1:M:66:LYS:NZ	1:N:51:LEU:CG	2.72	0.52
1:O:35:PHE:CE2	1:O:72:PHE:HB2	2.44	0.52
1:A:136:TYR:CD2	1:A:155:TYR:CG	2.98	0.52
1:C:136:TYR:CD2	1:C:155:TYR:CG	2.98	0.52
1:E:136:TYR:CD2	1:E:155:TYR:CG	2.98	0.52
1:G:35:PHE:CE2	1:G:72:PHE:HB2	2.44	0.52
1:K:136:TYR:CD2	1:K:155:TYR:CG	2.98	0.52
1:N:46:PHE:HE2	1:N:90:LEU:HD13	1.73	0.52
1:B:136:TYR:CD2	1:B:155:TYR:CB	2.93	0.52
1:C:35:PHE:CE2	1:C:72:PHE:HB2	2.44	0.52
1:D:54:LYS:NZ	1:E:66:LYS:HE2	2.25	0.52
1:D:136:TYR:CD2	1:D:155:TYR:CB	2.93	0.52
1:D:136:TYR:CD2	1:D:155:TYR:CG	2.98	0.52
1:L:40:ASP:HB2	1:L:45:PHE:CE1	2.32	0.52
1:L:93:TYR:CZ	1:L:136:TYR:CD2	2.96	0.52
1:O:40:ASP:HB2	1:O:45:PHE:CE1	2.32	0.52
1:C:54:LYS:HZ2	1:F:66:LYS:CD	2.23	0.52
1:C:136:TYR:CD2	1:C:155:TYR:CB	2.93	0.52
1:H:104:ALA:O	1:H:107:MET:HE3	2.10	0.52
1:L:153:PRO:O	1:L:156:VAL:HG22	2.10	0.52

Continued on next page...

Continued from previous page...

Atom-1	Atom-2	Interatomic distance (Å)	Clash overlap (Å)
1:M:35:PHE:CE2	1:M:72:PHE:HB2	2.44	0.52
1:M:136:TYR:CD2	1:M:155:TYR:CB	2.93	0.52
1:O:136:TYR:CD2	1:O:155:TYR:CG	2.98	0.52
1:A:35:PHE:CE2	1:A:72:PHE:HB2	2.44	0.52
1:A:51:LEU:CG	1:D:66:LYS:HZ2	2.23	0.52
1:A:136:TYR:CD2	1:A:155:TYR:CB	2.93	0.52
1:B:66:LYS:HE2	1:M:54:LYS:NZ	2.24	0.52
1:B:99:ILE:O	1:B:99:ILE:HG13	2.08	0.52
1:D:153:PRO:O	1:D:156:VAL:HG22	2.10	0.52
1:H:75:HIS:HB3	1:H:80:LEU:CD1	2.38	0.52
1:J:153:PRO:O	1:J:156:VAL:HG22	2.10	0.52
1:K:153:PRO:O	1:K:156:VAL:HG22	2.10	0.52
1:L:136:TYR:CD2	1:L:155:TYR:CG	2.98	0.52
1:E:77:PRO:HA	1:E:80:LEU:HD13	1.92	0.52
1:E:104:ALA:O	1:E:107:MET:HG2	2.10	0.52
1:I:54:LYS:HE2	1:O:88:LEU:CA	2.27	0.52
1:I:136:TYR:CD2	1:I:155:TYR:CG	2.97	0.52
1:I:153:PRO:O	1:I:156:VAL:HG22	2.10	0.52
1:A:104:ALA:O	1:A:107:MET:HG2	2.10	0.52
1:B:66:LYS:CD	1:M:54:LYS:HZ2	2.23	0.52
1:B:136:TYR:CD2	1:B:155:TYR:CG	2.98	0.52
1:B:153:PRO:O	1:B:156:VAL:HG22	2.10	0.52
1:E:35:PHE:CE2	1:E:72:PHE:HB2	2.44	0.52
1:E:42:LEU:HD11	1:E:46:PHE:HE1	1.73	0.52
1:F:108:ARG:NH2	1:F:156:VAL:CG2	2.72	0.52
1:G:54:LYS:HZ3	1:J:66:LYS:HE2	1.74	0.52
1:I:136:TYR:CD2	1:I:155:TYR:CB	2.92	0.52
1:M:77:PRO:HA	1:M:80:LEU:HD13	1.92	0.52
1:N:153:PRO:O	1:N:156:VAL:HG22	2.10	0.52
1:O:136:TYR:CD2	1:O:155:TYR:CB	2.93	0.52
1:A:153:PRO:O	1:A:156:VAL:HG22	2.10	0.52
1:C:93:TYR:CZ	1:C:136:TYR:CD2	2.96	0.52
1:D:108:ARG:NH2	1:D:156:VAL:CG2	2.73	0.52
1:F:136:TYR:CD2	1:F:155:TYR:CB	2.93	0.52
1:G:66:LYS:HE2	1:K:54:LYS:NZ	2.25	0.52
1:G:153:PRO:O	1:G:156:VAL:HG22	2.10	0.52
1:I:35:PHE:CE2	1:I:72:PHE:HB2	2.44	0.52
1:J:104:ALA:O	1:J:107:MET:HE3	2.10	0.52
1:L:35:PHE:CE2	1:L:72:PHE:HB2	2.44	0.52
1:L:54:LYS:HE3	1:N:88:LEU:HA	1.86	0.52
1:L:77:PRO:HA	1:L:80:LEU:HD13	1.92	0.52

Continued on next page...

Continued from previous page...

Atom-1	Atom-2	Interatomic distance (Å)	Clash overlap (Å)
1:M:136:TYR:CD2	1:M:155:TYR:CG	2.98	0.52
1:N:136:TYR:CD2	1:N:155:TYR:CG	2.98	0.52
1:A:108:ARG:NH2	1:A:156:VAL:CG2	2.72	0.52
1:B:136:TYR:CD2	1:B:155:TYR:HD1	2.28	0.52
1:C:153:PRO:O	1:C:156:VAL:HG22	2.10	0.52
1:D:42:LEU:HD11	1:D:46:PHE:HE1	1.73	0.52
1:E:108:ARG:NH2	1:E:156:VAL:CG2	2.73	0.52
1:E:136:TYR:CD2	1:E:155:TYR:CB	2.93	0.52
1:E:153:PRO:O	1:E:156:VAL:HG22	2.10	0.52
1:F:77:PRO:HA	1:F:80:LEU:HD13	1.92	0.52
1:G:136:TYR:CD2	1:G:155:TYR:CB	2.93	0.52
1:H:108:ARG:NH2	1:H:156:VAL:CG2	2.73	0.52
1:I:77:PRO:HA	1:I:80:LEU:HD13	1.92	0.52
1:K:136:TYR:CD2	1:K:155:TYR:CB	2.93	0.52
1:A:88:LEU:CA	1:J:54:LYS:HE2	2.27	0.51
1:C:42:LEU:HD11	1:C:46:PHE:HE1	1.73	0.51
1:C:108:ARG:NH2	1:C:156:VAL:CG2	2.73	0.51
1:H:35:PHE:CE2	1:H:72:PHE:HB2	2.44	0.51
1:H:153:PRO:O	1:H:156:VAL:HG22	2.10	0.51
1:I:166:MET:HG2	1:O:143:ARG:HH22	0.35	0.51
1:L:108:ARG:NH2	1:L:156:VAL:CG2	2.73	0.51
1:L:136:TYR:CD2	1:L:155:TYR:CB	2.93	0.51
1:N:35:PHE:CE2	1:N:72:PHE:HB2	2.44	0.51
1:N:136:TYR:CD2	1:N:155:TYR:CB	2.93	0.51
1:O:153:PRO:O	1:O:156:VAL:HG22	2.10	0.51
1:A:42:LEU:HD11	1:A:46:PHE:HE1	1.73	0.51
1:B:104:ALA:O	1:B:107:MET:HE3	2.10	0.51
1:F:104:ALA:O	1:F:107:MET:HG2	2.10	0.51
1:G:104:ALA:O	1:G:107:MET:HG2	2.10	0.51
1:G:143:ARG:HH22	1:K:166:MET:HG2	0.35	0.51
1:J:136:TYR:CD2	1:J:155:TYR:CB	2.93	0.51
1:N:104:ALA:O	1:N:107:MET:HE3	2.10	0.51
1:A:66:LYS:HZ2	1:J:51:LEU:HD21	1.74	0.51
1:A:66:LYS:CD	1:J:54:LYS:HZ2	2.23	0.51
1:B:143:ARG:HB3	1:M:169:GLN:NE2	2.24	0.51
1:H:166:MET:HB3	1:L:143:ARG:NH2	2.21	0.51
1:J:108:ARG:NH2	1:J:156:VAL:CG2	2.72	0.51
1:K:77:PRO:HA	1:K:80:LEU:HD13	1.92	0.51
1:O:108:ARG:NH2	1:O:156:VAL:CG2	2.72	0.51
1:B:54:LYS:HE2	1:I:88:LEU:CA	2.25	0.51
1:C:125:PHE:HE2	1:F:143:ARG:HG3	1.75	0.51

Continued on next page...

Continued from previous page...

Atom-1	Atom-2	Interatomic distance (Å)	Clash overlap (Å)
1:D:35:PHE:CE2	1:D:72:PHE:HB2	2.44	0.51
1:F:54:LYS:HE2	1:H:88:LEU:CA	2.27	0.51
1:L:169:GLN:OE1	1:N:143:ARG:NH1	2.39	0.51
1:N:108:ARG:NH2	1:N:156:VAL:CG2	2.73	0.51
1:A:143:ARG:HH22	1:J:166:MET:HG2	0.35	0.51
1:A:166:MET:HG2	1:D:143:ARG:HH22	0.34	0.51
1:B:136:TYR:CG	1:B:155:TYR:CG	2.99	0.51
1:B:166:MET:HB3	1:I:143:ARG:NH2	2.20	0.51
1:D:136:TYR:CD2	1:D:155:TYR:HD1	2.29	0.51
1:E:136:TYR:HH	1:E:154:VAL:HG13	1.73	0.51
1:F:35:PHE:CE2	1:F:72:PHE:HB2	2.44	0.51
1:F:51:LEU:CG	1:H:66:LYS:NZ	2.73	0.51
1:G:136:TYR:CG	1:G:155:TYR:CG	2.99	0.51
1:H:136:TYR:CD2	1:H:155:TYR:CB	2.93	0.51
1:K:136:TYR:CG	1:K:155:TYR:CG	2.99	0.51
1:M:88:LEU:CD2	1:N:54:LYS:HE2	2.26	0.51
1:M:93:TYR:CZ	1:M:136:TYR:CD2	2.96	0.51
1:M:108:ARG:NH2	1:M:156:VAL:CG2	2.73	0.51
1:A:51:LEU:HG	1:D:66:LYS:HZ2	1.76	0.51
1:A:77:PRO:HA	1:A:80:LEU:HD13	1.92	0.51
1:G:66:LYS:CD	1:K:54:LYS:HZ2	2.24	0.51
1:G:88:LEU:CA	1:K:54:LYS:HE2	2.28	0.51
1:I:104:ALA:O	1:I:107:MET:HE3	2.09	0.51
1:I:104:ALA:O	1:I:107:MET:HG2	2.10	0.51
1:I:136:TYR:CG	1:I:155:TYR:CG	2.99	0.51
1:K:66:LYS:HZ1	1:O:51:LEU:HD21	1.75	0.51
1:K:136:TYR:CD2	1:K:155:TYR:HD1	2.29	0.51
1:L:125:PHE:HE2	1:N:143:ARG:NE	2.09	0.51
1:L:136:TYR:CG	1:L:155:TYR:CG	2.99	0.51
1:M:136:TYR:CG	1:M:155:TYR:CG	2.99	0.51
1:N:136:TYR:CG	1:N:155:TYR:CG	2.99	0.51
1:A:136:TYR:CG	1:A:155:TYR:CG	2.99	0.51
1:G:66:LYS:HZ2	1:K:51:LEU:HD21	1.76	0.51
1:G:125:PHE:HE2	1:J:143:ARG:HG3	1.76	0.51
1:I:108:ARG:NH2	1:I:156:VAL:CG2	2.73	0.51
1:K:108:ARG:NH2	1:K:156:VAL:CG2	2.72	0.51
1:O:93:TYR:CZ	1:O:136:TYR:CD2	2.96	0.51
1:A:66:LYS:HE2	1:J:54:LYS:NZ	2.26	0.51
1:B:108:ARG:NH2	1:B:156:VAL:CG2	2.73	0.51
1:D:169:GLN:NE2	1:E:143:ARG:HB3	2.24	0.51
1:F:104:ALA:O	1:F:107:MET:HE3	2.11	0.51

Continued on next page...

Continued from previous page...

Atom-1	Atom-2	Interatomic distance (Å)	Clash overlap (Å)
1:G:104:ALA:O	1:G:107:MET:HE3	2.11	0.51
1:G:108:ARG:NH2	1:G:156:VAL:CG2	2.72	0.51
1:H:54:LYS:HE2	1:L:88:LEU:CA	2.27	0.51
1:H:77:PRO:HA	1:H:80:LEU:HD13	1.92	0.51
1:J:136:TYR:CG	1:J:155:TYR:CG	2.99	0.51
1:K:88:LEU:CD2	1:O:54:LYS:CE	2.54	0.51
1:N:104:ALA:O	1:N:107:MET:HG2	2.10	0.51
1:O:136:TYR:CG	1:O:155:TYR:CG	2.99	0.51
1:B:66:LYS:NZ	1:M:51:LEU:CG	2.74	0.51
1:F:153:PRO:O	1:F:156:VAL:HG22	2.10	0.51
1:F:166:MET:HG2	1:H:143:ARG:HH22	0.35	0.51
1:G:54:LYS:CD	1:J:66:LYS:HE2	2.41	0.51
1:G:77:PRO:HA	1:G:80:LEU:HD13	1.92	0.51
1:H:104:ALA:O	1:H:107:MET:HG2	2.10	0.51
1:M:153:PRO:O	1:M:156:VAL:HG22	2.10	0.51
1:A:136:TYR:CD2	1:A:155:TYR:HD1	2.29	0.51
1:B:77:PRO:HA	1:B:80:LEU:HD13	1.92	0.51
1:B:104:ALA:O	1:B:107:MET:HG2	2.10	0.51
1:C:77:PRO:HA	1:C:80:LEU:HD13	1.92	0.51
1:E:136:TYR:CD2	1:E:155:TYR:HD1	2.29	0.51
1:H:136:TYR:CG	1:H:155:TYR:CG	2.99	0.51
1:I:54:LYS:NZ	1:O:66:LYS:HE2	2.26	0.51
1:M:136:TYR:CD2	1:M:155:TYR:HD1	2.29	0.51
1:N:77:PRO:HA	1:N:80:LEU:HD13	1.92	0.51
1:B:88:LEU:HA	1:M:54:LYS:HE3	1.86	0.50
1:E:136:TYR:CG	1:E:155:TYR:CG	2.99	0.50
1:F:42:LEU:HD11	1:F:46:PHE:HE1	1.73	0.50
1:F:136:TYR:CG	1:F:155:TYR:CG	2.99	0.50
1:I:54:LYS:HZ2	1:O:66:LYS:CD	2.24	0.50
1:K:66:LYS:NZ	1:O:51:LEU:CG	2.74	0.50
1:K:104:ALA:O	1:K:107:MET:HG2	2.10	0.50
1:O:77:PRO:HA	1:O:80:LEU:HD13	1.92	0.50
1:B:125:PHE:HE2	1:I:143:ARG:HG3	1.76	0.50
1:C:104:ALA:O	1:C:107:MET:HG2	2.10	0.50
1:D:136:TYR:CG	1:D:155:TYR:CG	2.99	0.50
1:F:51:LEU:CG	1:H:66:LYS:HZ2	2.24	0.50
1:H:54:LYS:HZ2	1:L:66:LYS:CD	2.25	0.50
1:J:42:LEU:HD11	1:J:46:PHE:HE1	1.73	0.50
1:J:77:PRO:HA	1:J:80:LEU:HD13	1.92	0.50
1:K:143:ARG:HH22	1:O:166:MET:HG2	0.34	0.50
1:D:104:ALA:O	1:D:107:MET:HG2	2.10	0.50

Continued on next page...

Continued from previous page...

Atom-1	Atom-2	Interatomic distance (Å)	Clash overlap (Å)
1:D:157:ASP:HA	1:D:160:VAL:HG22	1.94	0.50
1:G:157:ASP:HA	1:G:160:VAL:HG22	1.94	0.50
1:C:64:ALA:O	1:C:66:LYS:N	2.43	0.50
1:C:136:TYR:CG	1:C:155:TYR:CG	2.99	0.50
1:F:54:LYS:HZ3	1:H:88:LEU:HD23	1.34	0.50
1:G:125:PHE:CE2	1:J:143:ARG:NE	2.80	0.50
1:L:104:ALA:O	1:L:107:MET:HG2	2.10	0.50
1:M:104:ALA:O	1:M:107:MET:HG2	2.10	0.50
1:N:42:LEU:HD11	1:N:46:PHE:HE1	1.73	0.50
1:B:40:ASP:HB2	1:B:45:PHE:CE1	2.32	0.50
1:C:51:LEU:CG	1:F:66:LYS:NZ	2.73	0.50
1:D:40:ASP:HB2	1:D:45:PHE:CE1	2.32	0.50
1:F:54:LYS:NZ	1:H:66:LYS:HE2	2.27	0.50
1:G:166:MET:HG2	1:J:143:ARG:HH22	0.34	0.50
1:L:104:ALA:O	1:L:107:MET:HE3	2.12	0.50
1:O:104:ALA:O	1:O:107:MET:HG2	2.10	0.50
1:C:136:TYR:CD2	1:C:155:TYR:HD1	2.28	0.50
1:D:54:LYS:CE	1:E:88:LEU:CD2	2.53	0.50
1:G:40:ASP:HB2	1:G:45:PHE:CE1	2.32	0.50
1:G:135:ASN:C	1:G:136:TYR:CD1	2.84	0.50
1:J:104:ALA:O	1:J:107:MET:HG2	2.10	0.50
1:K:122:PHE:CE2	1:K:126:LEU:CD1	2.88	0.50
1:K:136:TYR:HH	1:K:154:VAL:HG13	1.76	0.50
1:L:136:TYR:HH	1:L:154:VAL:HG13	1.76	0.50
1:B:51:LEU:HG	1:I:66:LYS:HZ2	1.75	0.50
1:C:51:LEU:CG	1:F:66:LYS:HZ2	2.24	0.50
1:L:54:LYS:NZ	1:N:66:LYS:HE2	2.26	0.50
1:A:157:ASP:HA	1:A:160:VAL:HG22	1.94	0.50
1:B:51:LEU:CG	1:I:66:LYS:HZ2	2.24	0.50
1:C:66:LYS:HE2	1:E:54:LYS:NZ	2.27	0.50
1:G:54:LYS:NZ	1:J:66:LYS:HE2	2.26	0.50
1:G:102:TYR:OH	1:G:154:VAL:HG12	2.12	0.50
1:K:157:ASP:HA	1:K:160:VAL:HG22	1.94	0.50
1:L:54:LYS:CD	1:N:66:LYS:HE2	2.42	0.50
1:L:102:TYR:OH	1:L:154:VAL:HG12	2.12	0.50
1:B:54:LYS:HZ2	1:I:66:LYS:CD	2.24	0.50
1:C:143:ARG:HG3	1:E:125:PHE:HE2	1.77	0.50
1:K:102:TYR:OH	1:K:154:VAL:HG12	2.12	0.50
1:K:143:ARG:HG3	1:O:125:PHE:HE2	1.77	0.50
1:D:77:PRO:HA	1:D:80:LEU:HD13	1.92	0.49
1:F:51:LEU:HG	1:H:66:LYS:HZ2	1.76	0.49

Continued on next page...

Continued from previous page...

Atom-1	Atom-2	Interatomic distance (Å)	Clash overlap (Å)
1:J:102:TYR:OH	1:J:154:VAL:HG12	2.12	0.49
1:M:66:LYS:HZ1	1:N:51:LEU:HD21	1.76	0.49
1:N:102:TYR:OH	1:N:154:VAL:HG12	2.12	0.49
1:A:66:LYS:NZ	1:J:51:LEU:CG	2.74	0.49
1:C:143:ARG:HH22	1:E:166:MET:HG2	0.33	0.49
1:C:157:ASP:HA	1:C:160:VAL:HG22	1.94	0.49
1:D:64:ALA:O	1:D:66:LYS:N	2.42	0.49
1:H:42:LEU:HD11	1:H:46:PHE:HE1	1.73	0.49
1:H:136:TYR:CE2	1:H:155:TYR:HB2	2.48	0.49
1:I:157:ASP:HA	1:I:160:VAL:HG22	1.94	0.49
1:J:64:ALA:O	1:J:66:LYS:N	2.42	0.49
1:K:66:LYS:HE2	1:O:54:LYS:NZ	2.27	0.49
1:L:51:LEU:CG	1:N:66:LYS:NZ	2.75	0.49
1:D:51:LEU:CG	1:E:66:LYS:NZ	2.75	0.49
1:E:102:TYR:OH	1:E:154:VAL:HG12	2.12	0.49
1:E:136:TYR:CE2	1:E:155:TYR:CB	2.96	0.49
1:F:157:ASP:HA	1:F:160:VAL:HG22	1.94	0.49
1:H:51:LEU:CG	1:L:66:LYS:NZ	2.75	0.49
1:J:136:TYR:CE2	1:J:155:TYR:CB	2.96	0.49
1:O:136:TYR:CD2	1:O:155:TYR:HD1	2.29	0.49
1:A:136:TYR:CE2	1:A:155:TYR:CB	2.96	0.49
1:B:51:LEU:CG	1:I:66:LYS:NZ	2.75	0.49
1:C:136:TYR:CE2	1:C:155:TYR:CB	2.95	0.49
1:E:157:ASP:HA	1:E:160:VAL:HG22	1.94	0.49
1:G:136:TYR:CE2	1:G:155:TYR:CB	2.95	0.49
1:K:68:ILE:HD11	1:K:88:LEU:HD11	1.95	0.49
1:L:169:GLN:NE2	1:N:143:ARG:HB3	2.27	0.49
1:M:102:TYR:OH	1:M:154:VAL:HG12	2.12	0.49
1:N:122:PHE:CE2	1:N:126:LEU:CD1	2.87	0.49
1:O:68:ILE:HD11	1:O:88:LEU:HD11	1.95	0.49
1:B:88:LEU:HD23	1:M:54:LYS:HZ3	1.37	0.49
1:F:136:TYR:CD2	1:F:155:TYR:HD1	2.29	0.49
1:G:42:LEU:HD11	1:G:46:PHE:HE1	1.73	0.49
1:G:54:LYS:HE2	1:J:88:LEU:CA	2.26	0.49
1:I:102:TYR:OH	1:I:154:VAL:HG12	2.13	0.49
1:I:136:TYR:CE2	1:I:155:TYR:HB2	2.48	0.49
1:J:157:ASP:HA	1:J:160:VAL:HG22	1.94	0.49
1:A:125:PHE:HE2	1:D:143:ARG:HG3	1.77	0.49
1:C:102:TYR:OH	1:C:154:VAL:HG12	2.12	0.49
1:F:136:TYR:CE2	1:F:155:TYR:CB	2.96	0.49
1:G:66:LYS:NZ	1:K:51:LEU:CG	2.74	0.49

Continued on next page...

Continued from previous page...

Atom-1	Atom-2	Interatomic distance (Å)	Clash overlap (Å)
1:H:102:TYR:OH	1:H:154:VAL:HG12	2.12	0.49
1:I:68:ILE:HD11	1:I:88:LEU:HD11	1.95	0.49
1:N:136:TYR:CD2	1:N:155:TYR:HD1	2.29	0.49
1:B:68:ILE:HD11	1:B:88:LEU:HD11	1.95	0.49
1:C:51:LEU:HG	1:F:66:LYS:HZ2	1.78	0.49
1:C:136:TYR:CD2	1:C:155:TYR:HB2	2.48	0.49
1:C:166:MET:HG2	1:F:143:ARG:HH22	0.33	0.49
1:D:125:PHE:CE2	1:E:143:ARG:NE	2.81	0.49
1:D:136:TYR:CE2	1:D:155:TYR:CB	2.96	0.49
1:G:68:ILE:HD11	1:G:88:LEU:HD11	1.95	0.49
1:H:136:TYR:CE2	1:H:155:TYR:CB	2.95	0.49
1:L:54:LYS:HZ2	1:N:66:LYS:CD	2.24	0.49
1:M:42:LEU:HD13	1:M:88:LEU:HD11	1.95	0.49
1:M:136:TYR:CE2	1:M:155:TYR:HB2	2.48	0.49
1:M:136:TYR:CE2	1:M:155:TYR:CB	2.96	0.49
1:O:157:ASP:HA	1:O:160:VAL:HG22	1.94	0.49
1:B:42:LEU:HD13	1:B:88:LEU:HD11	1.95	0.49
1:G:136:TYR:CD2	1:G:155:TYR:HB2	2.48	0.49
1:H:54:LYS:HE2	1:L:88:LEU:CD2	2.26	0.49
1:I:136:TYR:CE2	1:I:155:TYR:CB	2.96	0.49
1:L:157:ASP:HA	1:L:160:VAL:HG22	1.94	0.49
1:M:157:ASP:HA	1:M:160:VAL:HG22	1.94	0.49
1:A:88:LEU:CD2	1:J:54:LYS:HE2	2.25	0.49
1:G:125:PHE:HE2	1:J:143:ARG:NE	2.11	0.49
1:H:42:LEU:HD13	1:H:88:LEU:HD11	1.95	0.49
1:H:54:LYS:NZ	1:L:66:LYS:HE2	2.27	0.49
1:H:166:MET:HG2	1:L:143:ARG:HH22	0.32	0.49
1:I:125:PHE:CE2	1:O:143:ARG:NE	2.80	0.49
1:I:125:PHE:HE2	1:O:143:ARG:HG3	1.78	0.49
1:J:136:TYR:CD2	1:J:155:TYR:HD1	2.29	0.49
1:M:68:ILE:HD11	1:M:88:LEU:HD11	1.95	0.49
1:N:136:TYR:CE2	1:N:155:TYR:CB	2.96	0.49
1:C:54:LYS:NZ	1:F:66:LYS:HE2	2.28	0.48
1:D:42:LEU:HD13	1:D:88:LEU:HD11	1.95	0.48
1:D:102:TYR:OH	1:D:154:VAL:HG12	2.12	0.48
1:E:42:LEU:HD13	1:E:88:LEU:HD11	1.95	0.48
1:F:42:LEU:HD13	1:F:88:LEU:HD11	1.95	0.48
1:F:136:TYR:CD2	1:F:155:TYR:HB2	2.49	0.48
1:H:136:TYR:CD2	1:H:155:TYR:HB2	2.48	0.48
1:J:136:TYR:CD2	1:J:155:TYR:HB2	2.48	0.48
1:L:42:LEU:HD11	1:L:46:PHE:HE1	1.73	0.48

Continued on next page...

Continued from previous page...

Atom-1	Atom-2	Interatomic distance (Å)	Clash overlap (Å)
1:L:136:TYR:CE2	1:L:155:TYR:HB2	2.48	0.48
1:N:136:TYR:CE2	1:N:155:TYR:HB2	2.48	0.48
1:O:102:TYR:OH	1:O:154:VAL:HG12	2.12	0.48
1:A:136:TYR:CD2	1:A:155:TYR:HB2	2.48	0.48
1:B:102:TYR:OH	1:B:154:VAL:HG12	2.12	0.48
1:D:136:TYR:CD2	1:D:155:TYR:HB2	2.48	0.48
1:I:42:LEU:HD13	1:I:88:LEU:HD11	1.95	0.48
1:J:68:ILE:HD11	1:J:88:LEU:HD11	1.95	0.48
1:N:157:ASP:HA	1:N:160:VAL:HG22	1.94	0.48
1:O:42:LEU:HD13	1:O:88:LEU:HD11	1.95	0.48
1:A:102:TYR:OH	1:A:154:VAL:HG12	2.12	0.48
1:A:136:TYR:HH	1:A:154:VAL:HG13	1.77	0.48
1:B:136:TYR:CE2	1:B:155:TYR:CB	2.96	0.48
1:B:157:ASP:HA	1:B:160:VAL:HG22	1.94	0.48
1:C:42:LEU:HD13	1:C:88:LEU:HD11	1.95	0.48
1:E:136:TYR:CD2	1:E:155:TYR:HB2	2.48	0.48
1:I:51:LEU:CG	1:O:66:LYS:NZ	2.75	0.48
1:I:54:LYS:CD	1:O:66:LYS:HE2	2.43	0.48
1:K:136:TYR:CD2	1:K:155:TYR:HB2	2.48	0.48
1:L:42:LEU:HD13	1:L:88:LEU:HD11	1.95	0.48
1:L:54:LYS:HE2	1:N:88:LEU:CA	2.27	0.48
1:L:136:TYR:CE2	1:L:155:TYR:CB	2.96	0.48
1:O:136:TYR:CE2	1:O:155:TYR:HB2	2.48	0.48
1:B:54:LYS:NZ	1:I:66:LYS:HE2	2.28	0.48
1:B:125:PHE:CE2	1:I:143:ARG:NE	2.82	0.48
1:B:166:MET:HG2	1:I:143:ARG:HH22	0.32	0.48
1:C:66:LYS:NZ	1:E:51:LEU:CG	2.76	0.48
1:C:66:LYS:HE2	1:E:54:LYS:CD	2.43	0.48
1:D:136:TYR:CE2	1:D:155:TYR:HB2	2.48	0.48
1:F:102:TYR:OH	1:F:154:VAL:HG12	2.12	0.48
1:G:136:TYR:CE2	1:G:155:TYR:HB2	2.48	0.48
1:K:42:LEU:HD13	1:K:88:LEU:HD11	1.95	0.48
1:K:136:TYR:CE2	1:K:155:TYR:CB	2.96	0.48
1:N:42:LEU:HD13	1:N:88:LEU:HD11	1.95	0.48
1:A:42:LEU:HD13	1:A:88:LEU:HD11	1.95	0.48
1:B:143:ARG:NE	1:M:125:PHE:HE2	2.12	0.48
1:F:125:PHE:HE2	1:H:143:ARG:HG3	1.79	0.48
1:F:136:TYR:CE2	1:F:155:TYR:HB2	2.48	0.48
1:N:68:ILE:HD11	1:N:88:LEU:HD11	1.95	0.48
1:O:136:TYR:CE2	1:O:155:TYR:CB	2.96	0.48
1:A:68:ILE:HD11	1:A:88:LEU:HD11	1.95	0.48

Continued on next page...

Continued from previous page...

Atom-1	Atom-2	Interatomic distance (Å)	Clash overlap (Å)
1:B:122:PHE:CE2	1:B:126:LEU:CD1	2.88	0.48
1:B:143:ARG:NE	1:M:125:PHE:CE2	2.81	0.48
1:D:54:LYS:CD	1:E:66:LYS:HE2	2.43	0.48
1:E:68:ILE:HD11	1:E:88:LEU:HD11	1.94	0.48
1:E:136:TYR:CE2	1:E:155:TYR:HB2	2.48	0.48
1:G:42:LEU:HD13	1:G:88:LEU:HD11	1.95	0.48
1:G:51:LEU:CG	1:J:66:LYS:NZ	2.76	0.48
1:J:42:LEU:HD13	1:J:88:LEU:HD11	1.95	0.48
1:M:66:LYS:HZ2	1:N:51:LEU:HD21	1.78	0.48
1:M:93:TYR:CG	1:M:136:TYR:CE2	3.02	0.48
1:N:57:VAL:HG23	1:N:99:ILE:HG13	1.96	0.48
1:A:104:ALA:O	1:A:107:MET:HE3	2.14	0.48
1:B:57:VAL:HG23	1:B:99:ILE:HG13	1.96	0.48
1:B:93:TYR:CG	1:B:136:TYR:CE2	3.02	0.48
1:B:136:TYR:CE2	1:B:155:TYR:HB2	2.48	0.48
1:D:125:PHE:HE2	1:E:143:ARG:HG3	1.79	0.48
1:H:157:ASP:HA	1:H:160:VAL:HG22	1.94	0.48
1:I:93:TYR:CG	1:I:136:TYR:CE2	3.02	0.48
1:J:136:TYR:CE2	1:J:155:TYR:HB2	2.48	0.48
1:K:66:LYS:HZ2	1:O:51:LEU:CG	2.26	0.48
1:O:93:TYR:CG	1:O:136:TYR:CE2	3.02	0.48
1:O:136:TYR:CD2	1:O:155:TYR:HB2	2.48	0.48
1:A:54:LYS:CE	1:D:88:LEU:CD2	2.53	0.48
1:C:135:ASN:HA	1:C:152:PRO:HD2	1.96	0.48
1:D:125:PHE:HE2	1:E:143:ARG:NE	2.11	0.48
1:H:68:ILE:HD11	1:H:88:LEU:HD11	1.95	0.48
1:I:57:VAL:HG23	1:I:99:ILE:HG13	1.96	0.48
1:I:136:TYR:CD2	1:I:155:TYR:HB2	2.48	0.48
1:K:57:VAL:HG23	1:K:99:ILE:HG13	1.96	0.48
1:L:93:TYR:CG	1:L:136:TYR:CE2	3.02	0.48
1:M:57:VAL:HG23	1:M:99:ILE:HG13	1.96	0.48
1:M:93:TYR:CB	1:M:135:ASN:OD1	2.60	0.48
1:M:117:VAL:HG12	1:M:167:ASP:OD1	2.14	0.48
1:N:93:TYR:CG	1:N:136:TYR:CE2	3.02	0.48
1:N:117:VAL:HG12	1:N:167:ASP:OD1	2.14	0.48
1:A:54:LYS:HZ2	1:D:66:LYS:CD	2.27	0.48
1:A:117:VAL:HG12	1:A:167:ASP:OD1	2.14	0.48
1:A:135:ASN:HA	1:A:152:PRO:HD2	1.96	0.48
1:B:117:VAL:HG12	1:B:167:ASP:OD1	2.14	0.48
1:C:136:TYR:CE2	1:C:155:TYR:HB2	2.48	0.48
1:D:68:ILE:HD11	1:D:88:LEU:HD11	1.95	0.48

Continued on next page...

Continued from previous page...

Atom-1	Atom-2	Interatomic distance (Å)	Clash overlap (Å)
1:D:135:ASN:HA	1:D:152:PRO:HD2	1.96	0.48
1:E:135:ASN:HA	1:E:152:PRO:HD2	1.96	0.48
1:G:93:TYR:CG	1:G:136:TYR:CE2	3.02	0.48
1:I:117:VAL:HG12	1:I:167:ASP:OD1	2.14	0.48
1:I:122:PHE:CE2	1:I:126:LEU:CD1	2.88	0.48
1:I:125:PHE:HE2	1:O:143:ARG:NE	2.12	0.48
1:K:42:LEU:HD11	1:K:46:PHE:HE1	1.73	0.48
1:K:93:TYR:CG	1:K:136:TYR:CE2	3.02	0.48
1:K:136:TYR:CE2	1:K:155:TYR:HB2	2.48	0.48
1:L:57:VAL:HG23	1:L:99:ILE:HG13	1.96	0.48
1:L:68:ILE:HD11	1:L:88:LEU:HD11	1.95	0.48
1:L:136:TYR:CD2	1:L:155:TYR:HD1	2.29	0.48
1:A:54:LYS:NZ	1:D:66:LYS:HE2	2.29	0.48
1:A:143:ARG:HG3	1:J:125:PHE:HE2	1.79	0.48
1:B:66:LYS:HE2	1:M:54:LYS:CD	2.44	0.48
1:B:136:TYR:CD2	1:B:155:TYR:HB2	2.48	0.48
1:B:136:TYR:HH	1:B:154:VAL:HG13	1.75	0.48
1:F:68:ILE:HD11	1:F:88:LEU:HD11	1.95	0.48
1:F:135:ASN:HA	1:F:152:PRO:HD2	1.96	0.48
1:H:57:VAL:HG23	1:H:99:ILE:HG13	1.96	0.48
1:J:93:TYR:CG	1:J:136:TYR:CE2	3.02	0.48
1:J:135:ASN:HA	1:J:152:PRO:HD2	1.96	0.48
1:K:66:LYS:CD	1:O:54:LYS:HZ2	2.26	0.48
1:O:117:VAL:HG12	1:O:167:ASP:OD1	2.14	0.48
1:G:143:ARG:HD3	1:K:169:GLN:NE2	2.29	0.47
1:H:135:ASN:HA	1:H:152:PRO:HD2	1.96	0.47
1:L:117:VAL:HG12	1:L:167:ASP:OD1	2.14	0.47
1:O:57:VAL:HG23	1:O:99:ILE:HG13	1.96	0.47
1:O:122:PHE:CE2	1:O:126:LEU:CD1	2.87	0.47
1:A:40:ASP:HB2	1:A:45:PHE:CE1	2.32	0.47
1:A:131:LEU:HD23	1:A:132:TYR:N	2.30	0.47
1:B:88:LEU:CA	1:M:54:LYS:HE2	2.29	0.47
1:B:93:TYR:CB	1:B:135:ASN:OD1	2.60	0.47
1:B:112:VAL:HB	1:B:147:PHE:CE1	2.49	0.47
1:K:117:VAL:HG12	1:K:167:ASP:OD1	2.14	0.47
1:K:143:ARG:NE	1:O:125:PHE:CE2	2.82	0.47
1:L:135:ASN:HA	1:L:152:PRO:HD2	1.96	0.47
1:M:136:TYR:CD2	1:M:155:TYR:HB2	2.48	0.47
1:N:135:ASN:HA	1:N:152:PRO:HD2	1.96	0.47
1:A:93:TYR:CG	1:A:136:TYR:CE2	3.02	0.47
1:B:143:ARG:HG3	1:M:125:PHE:HE2	1.79	0.47

Continued on next page...

Continued from previous page...

Atom-1	Atom-2	Interatomic distance (Å)	Clash overlap (Å)
1:C:68:ILE:HD11	1:C:88:LEU:HD11	1.95	0.47
1:F:57:VAL:HG23	1:F:99:ILE:HG13	1.96	0.47
1:F:117:VAL:HG12	1:F:167:ASP:OD1	2.14	0.47
1:G:51:LEU:HD21	1:J:66:LYS:HZ2	1.78	0.47
1:G:57:VAL:HG23	1:G:99:ILE:HG13	1.96	0.47
1:H:93:TYR:CG	1:H:136:TYR:CE2	3.02	0.47
1:H:117:VAL:HG12	1:H:167:ASP:OD1	2.14	0.47
1:M:135:ASN:HA	1:M:152:PRO:HD2	1.96	0.47
1:D:112:VAL:HB	1:D:147:PHE:CE1	2.49	0.47
1:E:112:VAL:HB	1:E:147:PHE:CE1	2.49	0.47
1:G:117:VAL:HG12	1:G:167:ASP:OD1	2.14	0.47
1:G:125:PHE:HE2	1:J:143:ARG:HE	1.62	0.47
1:J:117:VAL:HG12	1:J:167:ASP:OD1	2.14	0.47
1:A:136:TYR:CE2	1:A:155:TYR:HB2	2.48	0.47
1:B:135:ASN:HA	1:B:152:PRO:HD2	1.96	0.47
1:C:138:LEU:HD23	1:C:139:ARG:N	2.30	0.47
1:D:54:LYS:HE2	1:E:88:LEU:CA	2.29	0.47
1:F:54:LYS:HZ2	1:H:66:LYS:CD	2.26	0.47
1:H:135:ASN:C	1:H:136:TYR:CD1	2.84	0.47
1:D:93:TYR:CG	1:D:136:TYR:CE2	3.02	0.47
1:F:93:TYR:CG	1:F:136:TYR:CE2	3.02	0.47
1:M:112:VAL:HB	1:M:147:PHE:CE1	2.49	0.47
1:N:131:LEU:HD23	1:N:132:TYR:N	2.30	0.47
1:A:138:LEU:HD23	1:A:139:ARG:N	2.30	0.47
1:B:102:TYR:CE2	1:B:154:VAL:HG12	2.50	0.47
1:C:40:ASP:HB2	1:C:45:PHE:CE1	2.32	0.47
1:C:57:VAL:HG23	1:C:99:ILE:HG13	1.96	0.47
1:C:66:LYS:HZ2	1:E:51:LEU:HD21	1.78	0.47
1:C:93:TYR:CG	1:C:136:TYR:CE2	3.02	0.47
1:C:117:VAL:HG12	1:C:167:ASP:OD1	2.14	0.47
1:D:117:VAL:HG12	1:D:167:ASP:OD1	2.14	0.47
1:E:93:TYR:CG	1:E:136:TYR:CE2	3.02	0.47
1:F:112:VAL:HB	1:F:147:PHE:CE1	2.49	0.47
1:F:138:LEU:HD23	1:F:139:ARG:N	2.30	0.47
1:H:112:VAL:HB	1:H:147:PHE:CE1	2.49	0.47
1:H:131:LEU:HD23	1:H:132:TYR:N	2.30	0.47
1:I:93:TYR:CB	1:I:135:ASN:OD1	2.61	0.47
1:I:125:PHE:HE2	1:O:143:ARG:HE	1.62	0.47
1:I:135:ASN:HA	1:I:152:PRO:HD2	1.96	0.47
1:J:57:VAL:HG23	1:J:99:ILE:HG13	1.96	0.47
1:J:131:LEU:HD23	1:J:132:TYR:N	2.30	0.47

Continued on next page...

Continued from previous page...

Atom-1	Atom-2	Interatomic distance (Å)	Clash overlap (Å)
1:K:131:LEU:HD23	1:K:132:TYR:N	2.30	0.47
1:K:135:ASN:HA	1:K:152:PRO:HD2	1.96	0.47
1:K:138:LEU:HD23	1:K:139:ARG:N	2.30	0.47
1:L:131:LEU:HD23	1:L:132:TYR:N	2.30	0.47
1:L:135:ASN:C	1:L:136:TYR:CD1	2.84	0.47
1:L:136:TYR:CD2	1:L:155:TYR:HB2	2.48	0.47
1:O:64:ALA:O	1:O:66:LYS:N	2.43	0.47
1:B:54:LYS:CD	1:I:66:LYS:HE2	2.45	0.47
1:D:51:LEU:HG	1:E:66:LYS:HZ3	1.79	0.47
1:D:102:TYR:CE2	1:D:154:VAL:HG12	2.50	0.47
1:D:131:LEU:HD23	1:D:132:TYR:N	2.30	0.47
1:E:138:LEU:HD23	1:E:139:ARG:N	2.30	0.47
1:F:64:ALA:O	1:F:66:LYS:N	2.42	0.47
1:H:136:TYR:CD2	1:H:155:TYR:HD1	2.29	0.47
1:I:54:LYS:HZ3	1:O:88:LEU:HD23	1.40	0.47
1:K:102:TYR:CE2	1:K:154:VAL:HG12	2.50	0.47
1:M:131:LEU:HD23	1:M:132:TYR:N	2.30	0.47
1:O:131:LEU:HD23	1:O:132:TYR:N	2.30	0.47
1:O:135:ASN:HA	1:O:152:PRO:HD2	1.96	0.47
1:O:138:LEU:HD23	1:O:139:ARG:N	2.30	0.47
1:C:102:TYR:CE2	1:C:154:VAL:HG12	2.50	0.47
1:C:106:GLU:HA	1:E:97:GLN:HE22	1.54	0.47
1:C:131:LEU:HD23	1:C:132:TYR:N	2.30	0.47
1:C:143:ARG:NE	1:E:125:PHE:CE2	2.81	0.47
1:E:57:VAL:HG23	1:E:99:ILE:HG13	1.96	0.47
1:E:102:TYR:CE2	1:E:154:VAL:HG12	2.50	0.47
1:M:143:ARG:HG3	1:N:125:PHE:HE2	1.79	0.47
1:F:131:LEU:HD23	1:F:132:TYR:N	2.30	0.47
1:G:88:LEU:CD2	1:K:54:LYS:CE	2.56	0.47
1:H:133:ASN:C	1:H:135:ASN:N	2.69	0.47
1:I:138:LEU:HD23	1:I:139:ARG:N	2.30	0.47
1:J:102:TYR:CE2	1:J:154:VAL:HG12	2.50	0.47
1:L:64:ALA:O	1:L:66:LYS:N	2.42	0.47
1:N:40:ASP:HB2	1:N:45:PHE:CE1	2.32	0.47
1:N:112:VAL:HB	1:N:147:PHE:CE1	2.49	0.47
1:N:136:TYR:CD2	1:N:155:TYR:HB2	2.49	0.47
1:F:54:LYS:HE2	1:H:88:LEU:CD2	2.25	0.46
1:G:135:ASN:HA	1:G:152:PRO:HD2	1.96	0.46
1:H:102:TYR:CE2	1:H:154:VAL:HG12	2.50	0.46
1:I:102:TYR:CE2	1:I:154:VAL:HG12	2.50	0.46
1:K:143:ARG:NE	1:O:125:PHE:HE2	2.13	0.46

Continued on next page...

Continued from previous page...

Atom-1	Atom-2	Interatomic distance (Å)	Clash overlap (Å)
1:L:51:LEU:HD21	1:N:66:LYS:HZ2	1.78	0.46
1:N:102:TYR:CE2	1:N:154:VAL:HG12	2.50	0.46
1:O:102:TYR:CE2	1:O:154:VAL:HG12	2.50	0.46
1:A:57:VAL:HG23	1:A:99:ILE:HG13	1.96	0.46
1:B:131:LEU:HD23	1:B:132:TYR:N	2.30	0.46
1:C:66:LYS:CD	1:E:54:LYS:HZ2	2.29	0.46
1:D:57:VAL:HG23	1:D:99:ILE:HG13	1.96	0.46
1:D:97:GLN:CG	1:E:105:SER:HA	2.24	0.46
1:F:102:TYR:CE2	1:F:154:VAL:HG12	2.50	0.46
1:G:138:LEU:HD23	1:G:139:ARG:N	2.30	0.46
1:I:136:TYR:CD2	1:I:155:TYR:HD1	2.29	0.46
1:J:112:VAL:HB	1:J:147:PHE:CE1	2.49	0.46
1:L:102:TYR:CE2	1:L:154:VAL:HG12	2.50	0.46
1:M:66:LYS:HZ3	1:N:51:LEU:HG	1.77	0.46
1:A:97:GLN:HE22	1:D:106:GLU:HA	1.53	0.46
1:B:66:LYS:HZ1	1:M:51:LEU:HD21	1.80	0.46
1:E:117:VAL:HG12	1:E:167:ASP:OD1	2.14	0.46
1:G:112:VAL:HB	1:G:147:PHE:CE1	2.49	0.46
1:H:124:ASN:OD1	1:H:127:LYS:HE3	2.16	0.46
1:H:138:LEU:HD23	1:H:139:ARG:N	2.30	0.46
1:K:66:LYS:HE2	1:O:54:LYS:CD	2.46	0.46
1:M:102:TYR:CE2	1:M:154:VAL:HG12	2.50	0.46
1:A:112:VAL:HB	1:A:147:PHE:CE1	2.49	0.46
1:A:124:ASN:OD1	1:A:127:LYS:HE3	2.16	0.46
1:B:138:LEU:HD23	1:B:139:ARG:N	2.30	0.46
1:E:133:ASN:C	1:E:135:ASN:N	2.69	0.46
1:F:124:ASN:OD1	1:F:127:LYS:HE3	2.16	0.46
1:M:66:LYS:HZ2	1:N:51:LEU:CG	2.29	0.46
1:M:135:ASN:C	1:M:136:TYR:CD1	2.84	0.46
1:O:42:LEU:HD11	1:O:46:PHE:HE1	1.73	0.46
1:A:102:TYR:CE2	1:A:154:VAL:HG12	2.50	0.46
1:B:125:PHE:HE2	1:I:143:ARG:NE	2.13	0.46
1:D:124:ASN:OD1	1:D:127:LYS:HE3	2.16	0.46
1:D:138:LEU:HD23	1:D:139:ARG:N	2.30	0.46
1:F:125:PHE:CE2	1:H:143:ARG:NE	2.83	0.46
1:F:133:ASN:C	1:F:135:ASN:N	2.69	0.46
1:G:143:ARG:HE	1:K:125:PHE:HE2	1.64	0.46
1:J:124:ASN:OD1	1:J:127:LYS:HE3	2.16	0.46
1:J:133:ASN:C	1:J:135:ASN:N	2.69	0.46
1:K:66:LYS:HZ2	1:O:51:LEU:HG	1.80	0.46
1:L:124:ASN:OD1	1:L:127:LYS:HE3	2.16	0.46

Continued on next page...

Continued from previous page...

Atom-1	Atom-2	Interatomic distance (Å)	Clash overlap (Å)
1:L:138:LEU:HD23	1:L:139:ARG:N	2.30	0.46
1:N:135:ASN:C	1:N:136:TYR:CD1	2.84	0.46
1:O:93:TYR:CB	1:O:135:ASN:OD1	2.60	0.46
1:A:133:ASN:C	1:A:135:ASN:N	2.69	0.46
1:B:66:LYS:HZ3	1:M:51:LEU:HG	1.79	0.46
1:C:136:TYR:CB	1:C:155:TYR:CD1	2.99	0.46
1:G:131:LEU:HD23	1:G:132:TYR:N	2.30	0.46
1:E:64:ALA:O	1:E:66:LYS:N	2.42	0.46
1:E:131:LEU:HD23	1:E:132:TYR:N	2.30	0.46
1:H:136:TYR:CB	1:H:155:TYR:CD1	2.99	0.46
1:I:131:LEU:HD23	1:I:132:TYR:N	2.30	0.46
1:J:138:LEU:HD23	1:J:139:ARG:N	2.30	0.46
1:L:112:VAL:HB	1:L:147:PHE:CE1	2.49	0.46
1:N:124:ASN:OD1	1:N:127:LYS:HE3	2.16	0.46
1:N:133:ASN:C	1:N:135:ASN:N	2.69	0.46
1:N:136:TYR:CB	1:N:155:TYR:CD1	2.99	0.46
1:A:143:ARG:NE	1:J:125:PHE:CE2	2.83	0.46
1:C:112:VAL:HB	1:C:147:PHE:CE1	2.49	0.46
1:D:49:MET:HB2	1:D:49:MET:HE2	1.89	0.46
1:G:102:TYR:CE2	1:G:154:VAL:HG12	2.50	0.46
1:G:124:ASN:OD1	1:G:127:LYS:HE3	2.16	0.46
1:L:133:ASN:C	1:L:135:ASN:N	2.69	0.46
1:M:106:GLU:HA	1:N:97:GLN:HE22	1.57	0.46
1:N:138:LEU:HD23	1:N:139:ARG:N	2.30	0.46
1:B:122:PHE:CZ	1:B:163:ALA:HB2	2.51	0.46
1:F:135:ASN:C	1:F:136:TYR:CD1	2.84	0.46
1:K:122:PHE:CZ	1:K:163:ALA:HB2	2.51	0.46
1:M:66:LYS:HE2	1:N:54:LYS:NZ	2.29	0.46
1:M:122:PHE:CE2	1:M:126:LEU:CD1	2.88	0.46
1:M:143:ARG:HH22	1:N:166:MET:HG2	0.31	0.46
1:A:143:ARG:NE	1:J:125:PHE:HE2	2.14	0.46
1:C:135:ASN:C	1:C:136:TYR:CD1	2.84	0.46
1:E:124:ASN:OD1	1:E:127:LYS:HE3	2.16	0.46
1:E:136:TYR:CB	1:E:155:TYR:CD1	2.99	0.46
1:G:143:ARG:NE	1:K:125:PHE:CE2	2.84	0.46
1:I:124:ASN:OD1	1:I:127:LYS:HE3	2.16	0.46
1:I:133:ASN:C	1:I:135:ASN:N	2.69	0.46
1:K:112:VAL:HB	1:K:147:PHE:CE1	2.49	0.46
1:M:138:LEU:HD23	1:M:139:ARG:N	2.30	0.46
1:C:97:GLN:CG	1:F:105:SER:HA	2.21	0.45
1:C:125:PHE:HE2	1:F:143:ARG:NE	2.14	0.45

Continued on next page...

Continued from previous page...

Atom-1	Atom-2	Interatomic distance (Å)	Clash overlap (Å)
1:D:136:TYR:CB	1:D:155:TYR:CD1	2.99	0.45
1:E:123:ASN:HD21	1:E:138:LEU:CD2	2.30	0.45
1:F:125:PHE:HE2	1:H:143:ARG:NE	2.14	0.45
1:G:51:LEU:CG	1:J:66:LYS:HZ2	2.29	0.45
1:G:123:ASN:HD21	1:G:138:LEU:CD2	2.30	0.45
1:L:97:GLN:CA	1:N:105:SER:CB	2.94	0.45
1:O:94:PHE:HD1	1:O:99:ILE:HG22	1.82	0.45
1:A:136:TYR:CB	1:A:155:TYR:CD1	2.99	0.45
1:A:143:ARG:HD3	1:J:169:GLN:NE2	2.32	0.45
1:C:124:ASN:OD1	1:C:127:LYS:HE3	2.16	0.45
1:C:143:ARG:NE	1:E:125:PHE:HE2	2.12	0.45
1:D:122:PHE:HE2	1:D:126:LEU:HD11	1.76	0.45
1:F:136:TYR:CB	1:F:155:TYR:CD1	2.99	0.45
1:G:64:ALA:O	1:G:66:LYS:N	2.43	0.45
1:H:40:ASP:HB2	1:H:45:PHE:CE1	2.32	0.45
1:H:122:PHE:HE2	1:H:126:LEU:HD11	1.76	0.45
1:L:136:TYR:CB	1:L:155:TYR:CD1	2.99	0.45
1:O:124:ASN:OD1	1:O:127:LYS:HE3	2.16	0.45
1:B:66:LYS:HZ2	1:M:51:LEU:CG	2.29	0.45
1:F:122:PHE:CZ	1:F:163:ALA:HB2	2.51	0.45
1:G:106:GLU:HA	1:K:97:GLN:HE22	1.57	0.45
1:G:136:TYR:CD2	1:G:155:TYR:HD1	2.28	0.45
1:H:169:GLN:NE2	1:L:143:ARG:HD3	2.28	0.45
1:I:94:PHE:HD1	1:I:99:ILE:HG22	1.82	0.45
1:I:122:PHE:CZ	1:I:163:ALA:HB2	2.51	0.45
1:J:123:ASN:HD21	1:J:138:LEU:CD2	2.30	0.45
1:K:133:ASN:C	1:K:135:ASN:N	2.69	0.45
1:M:136:TYR:CB	1:M:155:TYR:CD1	2.99	0.45
1:M:143:ARG:HD3	1:N:169:GLN:NE2	2.30	0.45
1:A:66:LYS:HE2	1:J:54:LYS:CD	2.46	0.45
1:B:94:PHE:HD1	1:B:99:ILE:HG22	1.82	0.45
1:E:122:PHE:CZ	1:E:163:ALA:HB2	2.51	0.45
1:I:112:VAL:HB	1:I:147:PHE:CE1	2.49	0.45
1:K:124:ASN:OD1	1:K:127:LYS:HE3	2.16	0.45
1:L:169:GLN:NE2	1:N:146:THR:OG1	2.49	0.45
1:O:112:VAL:HB	1:O:147:PHE:CE1	2.49	0.45
1:A:64:ALA:O	1:A:66:LYS:N	2.42	0.45
1:B:136:TYR:CB	1:B:155:TYR:CD1	2.99	0.45
1:C:138:LEU:HD23	1:C:138:LEU:C	2.37	0.45
1:D:122:PHE:CZ	1:D:163:ALA:HB2	2.51	0.45
1:G:133:ASN:C	1:G:135:ASN:N	2.69	0.45

Continued on next page...

Continued from previous page...

Atom-1	Atom-2	Interatomic distance (Å)	Clash overlap (Å)
1:H:125:PHE:HE2	1:L:143:ARG:HG3	1.81	0.45
1:J:136:TYR:CB	1:J:155:TYR:CD1	2.99	0.45
1:M:133:ASN:C	1:M:135:ASN:N	2.69	0.45
1:A:136:TYR:CZ	1:A:155:TYR:N	2.85	0.45
1:B:135:ASN:C	1:B:136:TYR:CD1	2.83	0.45
1:C:123:ASN:HD21	1:C:138:LEU:CD2	2.30	0.45
1:D:125:PHE:HE2	1:E:143:ARG:HE	1.62	0.45
1:F:138:LEU:HD23	1:F:138:LEU:C	2.37	0.45
1:I:138:LEU:HD23	1:I:138:LEU:C	2.37	0.45
1:K:93:TYR:CB	1:K:135:ASN:OD1	2.61	0.45
1:K:138:LEU:HD23	1:K:138:LEU:C	2.37	0.45
1:L:122:PHE:CZ	1:L:163:ALA:HB2	2.51	0.45
1:M:124:ASN:OD1	1:M:127:LYS:HE3	2.16	0.45
1:N:136:TYR:CZ	1:N:155:TYR:N	2.85	0.45
1:A:97:GLN:CG	1:D:105:SER:HA	2.19	0.45
1:A:138:LEU:HD23	1:A:138:LEU:C	2.37	0.45
1:B:49:MET:HB2	1:B:49:MET:HE2	1.89	0.45
1:B:124:ASN:OD1	1:B:127:LYS:HE3	2.16	0.45
1:C:94:PHE:CE2	1:C:96:GLY:HA2	2.52	0.45
1:C:122:PHE:CZ	1:C:163:ALA:HB2	2.51	0.45
1:F:136:TYR:CZ	1:F:155:TYR:N	2.85	0.45
1:G:122:PHE:CZ	1:G:163:ALA:HB2	2.51	0.45
1:I:123:ASN:HD21	1:I:138:LEU:CD2	2.30	0.45
1:M:122:PHE:CZ	1:M:163:ALA:HB2	2.51	0.45
1:O:122:PHE:CZ	1:O:163:ALA:HB2	2.51	0.45
1:B:64:ALA:O	1:B:66:LYS:N	2.42	0.45
1:B:123:ASN:HD21	1:B:138:LEU:CD2	2.30	0.45
1:D:123:ASN:HD21	1:D:138:LEU:CD2	2.30	0.45
1:D:136:TYR:CZ	1:D:155:TYR:N	2.85	0.45
1:E:138:LEU:HD23	1:E:138:LEU:C	2.38	0.45
1:G:51:LEU:CD2	1:J:66:LYS:HZ2	2.30	0.45
1:H:54:LYS:CD	1:L:66:LYS:HE2	2.47	0.45
1:I:136:TYR:CB	1:I:155:TYR:CD1	2.99	0.45
1:K:136:TYR:CB	1:K:155:TYR:CD1	2.99	0.45
1:M:94:PHE:CE2	1:M:96:GLY:HA2	2.52	0.45
1:N:64:ALA:O	1:N:66:LYS:N	2.43	0.45
1:A:122:PHE:CZ	1:A:163:ALA:HB2	2.51	0.45
1:B:133:ASN:C	1:B:135:ASN:N	2.69	0.45
1:D:82:GLU:O	1:D:86:LEU:HG	2.17	0.45
1:M:64:ALA:O	1:M:66:LYS:N	2.42	0.45
1:M:138:LEU:HD23	1:M:138:LEU:C	2.37	0.45

Continued on next page...

Continued from previous page...

Atom-1	Atom-2	Interatomic distance (Å)	Clash overlap (Å)
1:A:82:GLU:O	1:A:86:LEU:HG	2.18	0.45
1:B:105:SER:CB	1:M:97:GLN:CA	2.95	0.45
1:C:94:PHE:HD1	1:C:99:ILE:HG22	1.81	0.45
1:C:136:TYR:CZ	1:C:155:TYR:N	2.85	0.45
1:D:51:LEU:CG	1:E:66:LYS:HZ2	2.30	0.45
1:E:135:ASN:C	1:E:136:TYR:CD1	2.84	0.45
1:H:123:ASN:HD21	1:H:138:LEU:CD2	2.30	0.45
1:H:138:LEU:HD23	1:H:138:LEU:C	2.37	0.45
1:I:42:LEU:HD11	1:I:46:PHE:HE1	1.73	0.45
1:I:64:ALA:O	1:I:66:LYS:N	2.42	0.45
1:K:123:ASN:HD21	1:K:138:LEU:CD2	2.30	0.45
1:L:54:LYS:HZ3	1:N:88:LEU:HD23	1.40	0.45
1:L:136:TYR:CZ	1:L:155:TYR:N	2.85	0.45
1:M:123:ASN:HD21	1:M:138:LEU:CD2	2.30	0.45
1:B:136:TYR:CZ	1:B:155:TYR:N	2.85	0.44
1:H:122:PHE:CZ	1:H:163:ALA:HB2	2.51	0.44
1:I:136:TYR:CZ	1:I:155:TYR:N	2.85	0.44
1:J:82:GLU:O	1:J:86:LEU:HG	2.17	0.44
1:J:138:LEU:HD23	1:J:138:LEU:C	2.37	0.44
1:K:136:TYR:CZ	1:K:155:TYR:N	2.85	0.44
1:L:51:LEU:CG	1:N:66:LYS:HZ2	2.30	0.44
1:L:138:LEU:HD23	1:L:138:LEU:C	2.38	0.44
1:M:94:PHE:HD1	1:M:99:ILE:HG22	1.82	0.44
1:N:94:PHE:CE2	1:N:96:GLY:HA2	2.52	0.44
1:O:136:TYR:CB	1:O:155:TYR:CD1	2.99	0.44
1:C:133:ASN:HA	1:C:135:ASN:N	2.33	0.44
1:D:133:ASN:HA	1:D:135:ASN:N	2.33	0.44
1:E:94:PHE:CE2	1:E:96:GLY:HA2	2.52	0.44
1:F:94:PHE:HD1	1:F:99:ILE:HG22	1.82	0.44
1:G:66:LYS:HE2	1:K:54:LYS:CD	2.48	0.44
1:G:97:GLN:CA	1:J:105:SER:CB	2.95	0.44
1:G:136:TYR:CZ	1:G:155:TYR:N	2.85	0.44
1:G:143:ARG:NE	1:K:125:PHE:HE2	2.14	0.44
1:H:94:PHE:HD1	1:H:99:ILE:HG22	1.82	0.44
1:H:160:VAL:O	1:H:164:THR:HG23	2.17	0.44
1:J:160:VAL:O	1:J:164:THR:HG23	2.18	0.44
1:K:94:PHE:CE2	1:K:96:GLY:HA2	2.52	0.44
1:K:133:ASN:HA	1:K:135:ASN:N	2.33	0.44
1:L:82:GLU:O	1:L:86:LEU:HG	2.17	0.44
1:L:94:PHE:CE2	1:L:96:GLY:HA2	2.52	0.44
1:M:136:TYR:CZ	1:M:155:TYR:N	2.85	0.44

Continued on next page...

Continued from previous page...

Atom-1	Atom-2	Interatomic distance (Å)	Clash overlap (Å)
1:M:160:VAL:O	1:M:164:THR:HG23	2.18	0.44
1:N:123:ASN:HD21	1:N:138:LEU:CD2	2.30	0.44
1:O:94:PHE:CE2	1:O:96:GLY:HA2	2.52	0.44
1:A:76:ASP:O	1:A:80:LEU:HD12	2.18	0.44
1:A:133:ASN:HA	1:A:135:ASN:N	2.33	0.44
1:F:94:PHE:CE2	1:F:96:GLY:HA2	2.52	0.44
1:G:105:SER:HA	1:K:97:GLN:CG	2.22	0.44
1:H:94:PHE:CE2	1:H:96:GLY:HA2	2.52	0.44
1:N:138:LEU:HD23	1:N:138:LEU:C	2.37	0.44
1:B:160:VAL:O	1:B:164:THR:HG23	2.18	0.44
1:C:88:LEU:HD23	1:E:54:LYS:HZ3	1.47	0.44
1:C:125:PHE:CE2	1:F:143:ARG:NE	2.83	0.44
1:E:133:ASN:HA	1:E:135:ASN:N	2.33	0.44
1:E:160:VAL:O	1:E:164:THR:HG23	2.18	0.44
1:F:54:LYS:CD	1:H:66:LYS:HE2	2.47	0.44
1:F:123:ASN:HD21	1:F:138:LEU:CD2	2.30	0.44
1:G:133:ASN:HA	1:G:135:ASN:N	2.33	0.44
1:G:138:LEU:HD23	1:G:138:LEU:C	2.37	0.44
1:H:136:TYR:CZ	1:H:155:TYR:N	2.85	0.44
1:I:94:PHE:CE2	1:I:96:GLY:HA2	2.52	0.44
1:J:122:PHE:CZ	1:J:163:ALA:HB2	2.51	0.44
1:J:136:TYR:CZ	1:J:155:TYR:N	2.85	0.44
1:N:93:TYR:CB	1:N:135:ASN:OD1	2.60	0.44
1:O:123:ASN:HD21	1:O:138:LEU:CD2	2.30	0.44
1:O:160:VAL:O	1:O:164:THR:HG23	2.18	0.44
1:A:88:LEU:HD23	1:J:54:LYS:HZ3	1.32	0.44
1:B:66:LYS:HZ2	1:M:51:LEU:HD21	1.82	0.44
1:B:82:GLU:O	1:B:86:LEU:HG	2.17	0.44
1:D:133:ASN:HA	1:D:135:ASN:H	1.83	0.44
1:F:133:ASN:HA	1:F:135:ASN:N	2.33	0.44
1:G:93:TYR:CB	1:G:135:ASN:OD1	2.60	0.44
1:I:76:ASP:O	1:I:80:LEU:HD12	2.18	0.44
1:J:133:ASN:HA	1:J:135:ASN:N	2.33	0.44
1:K:76:ASP:O	1:K:80:LEU:HD12	2.18	0.44
1:L:51:LEU:HG	1:N:66:LYS:HZ3	1.80	0.44
1:L:160:VAL:O	1:L:164:THR:HG23	2.18	0.44
1:M:76:ASP:O	1:M:80:LEU:HD12	2.18	0.44
1:A:123:ASN:HD21	1:A:138:LEU:CD2	2.30	0.44
1:B:106:GLU:HA	1:M:97:GLN:HE22	1.53	0.44
1:B:138:LEU:HD23	1:B:138:LEU:C	2.37	0.44
1:C:66:LYS:HZ3	1:E:51:LEU:HG	1.82	0.44

Continued on next page...

Continued from previous page...

Atom-1	Atom-2	Interatomic distance (Å)	Clash overlap (Å)
1:E:136:TYR:CZ	1:E:155:TYR:N	2.85	0.44
1:F:76:ASP:O	1:F:80:LEU:HD12	2.18	0.44
1:G:51:LEU:HD21	1:J:66:LYS:HZ1	1.81	0.44
1:G:136:TYR:CB	1:G:155:TYR:CD1	2.99	0.44
1:I:82:GLU:O	1:I:86:LEU:HG	2.18	0.44
1:I:160:VAL:O	1:I:164:THR:HG23	2.18	0.44
1:N:122:PHE:CZ	1:N:163:ALA:HB2	2.51	0.44
1:N:133:ASN:HA	1:N:135:ASN:H	1.83	0.44
1:O:136:TYR:CZ	1:O:155:TYR:N	2.85	0.44
1:A:93:TYR:CB	1:A:135:ASN:OD1	2.60	0.44
1:B:94:PHE:CE2	1:B:96:GLY:HA2	2.52	0.44
1:B:133:ASN:HA	1:B:135:ASN:H	1.83	0.44
1:C:54:LYS:CD	1:F:66:LYS:HE2	2.47	0.44
1:C:76:ASP:O	1:C:80:LEU:HD12	2.18	0.44
1:D:138:LEU:HD23	1:D:138:LEU:C	2.37	0.44
1:E:133:ASN:HA	1:E:135:ASN:H	1.83	0.44
1:G:82:GLU:O	1:G:86:LEU:HG	2.18	0.44
1:G:94:PHE:CE2	1:G:96:GLY:HA2	2.52	0.44
1:K:160:VAL:O	1:K:164:THR:HG23	2.18	0.44
1:M:133:ASN:HA	1:M:135:ASN:H	1.83	0.44
1:O:133:ASN:C	1:O:135:ASN:N	2.69	0.44
1:A:93:TYR:CD2	1:A:136:TYR:CE2	3.06	0.44
1:A:133:ASN:HA	1:A:135:ASN:H	1.83	0.44
1:C:133:ASN:HA	1:C:135:ASN:H	1.83	0.44
1:D:160:VAL:O	1:D:164:THR:HG23	2.18	0.44
1:E:82:GLU:O	1:E:86:LEU:HG	2.18	0.44
1:G:88:LEU:CD2	1:K:54:LYS:HE2	2.26	0.44
1:G:143:ARG:HG3	1:K:125:PHE:HE2	1.82	0.44
1:H:133:ASN:HA	1:H:135:ASN:N	2.33	0.44
1:J:76:ASP:O	1:J:80:LEU:HD12	2.18	0.44
1:L:76:ASP:O	1:L:80:LEU:HD12	2.18	0.44
1:M:49:MET:HB2	1:M:49:MET:HE2	1.89	0.44
1:O:133:ASN:HA	1:O:135:ASN:N	2.33	0.44
1:C:93:TYR:CD2	1:C:136:TYR:CE2	3.06	0.44
1:C:169:GLN:NE2	1:F:146:THR:OG1	2.51	0.44
1:D:169:GLN:NE2	1:E:143:ARG:HD3	2.33	0.44
1:F:125:PHE:HE2	1:H:143:ARG:HE	1.64	0.44
1:G:160:VAL:O	1:G:164:THR:HG23	2.18	0.44
1:H:82:GLU:O	1:H:86:LEU:HG	2.18	0.44
1:I:133:ASN:HA	1:I:135:ASN:N	2.32	0.44
1:M:82:GLU:O	1:M:86:LEU:HG	2.18	0.44

Continued on next page...

Continued from previous page...

Atom-1	Atom-2	Interatomic distance (Å)	Clash overlap (Å)
1:N:76:ASP:O	1:N:80:LEU:HD12	2.18	0.44
1:A:94:PHE:CE2	1:A:96:GLY:HA2	2.52	0.43
1:A:169:GLN:NE2	1:D:146:THR:OG1	2.50	0.43
1:B:42:LEU:HD11	1:B:46:PHE:HE1	1.73	0.43
1:B:76:ASP:O	1:B:80:LEU:HD12	2.18	0.43
1:C:160:VAL:O	1:C:164:THR:HG23	2.18	0.43
1:D:94:PHE:CE2	1:D:96:GLY:HA2	2.52	0.43
1:E:76:ASP:O	1:E:80:LEU:HD12	2.18	0.43
1:E:94:PHE:HD1	1:E:99:ILE:HG22	1.82	0.43
1:G:133:ASN:HA	1:G:135:ASN:H	1.83	0.43
1:J:94:PHE:CE2	1:J:96:GLY:HA2	2.52	0.43
1:N:160:VAL:O	1:N:164:THR:HG23	2.18	0.43
1:O:82:GLU:O	1:O:86:LEU:HG	2.18	0.43
1:D:51:LEU:HD21	1:E:66:LYS:HZ1	1.82	0.43
1:D:76:ASP:O	1:D:80:LEU:HD12	2.18	0.43
1:E:93:TYR:CD2	1:E:136:TYR:CE2	3.06	0.43
1:F:82:GLU:O	1:F:86:LEU:HG	2.18	0.43
1:H:76:ASP:O	1:H:80:LEU:HD12	2.18	0.43
1:J:93:TYR:CD2	1:J:136:TYR:CE2	3.06	0.43
1:J:133:ASN:HA	1:J:135:ASN:H	1.83	0.43
1:K:93:TYR:CD2	1:K:136:TYR:CE2	3.06	0.43
1:K:133:ASN:HA	1:K:135:ASN:H	1.83	0.43
1:O:76:ASP:O	1:O:80:LEU:HD12	2.18	0.43
1:O:138:LEU:HD23	1:O:138:LEU:C	2.38	0.43
1:A:66:LYS:HZ2	1:J:51:LEU:CD2	2.31	0.43
1:A:125:PHE:HE2	1:D:143:ARG:NE	2.16	0.43
1:A:125:PHE:CE2	1:D:143:ARG:NE	2.85	0.43
1:A:160:VAL:O	1:A:164:THR:HG23	2.18	0.43
1:C:66:LYS:HZ2	1:E:51:LEU:CG	2.30	0.43
1:C:133:ASN:C	1:C:135:ASN:N	2.69	0.43
1:D:93:TYR:CD2	1:D:136:TYR:CE2	3.06	0.43
1:D:133:ASN:C	1:D:135:ASN:N	2.69	0.43
1:G:76:ASP:O	1:G:80:LEU:HD12	2.18	0.43
1:L:133:ASN:HA	1:L:135:ASN:H	1.83	0.43
1:N:82:GLU:O	1:N:86:LEU:HG	2.17	0.43
1:O:122:PHE:HE2	1:O:126:LEU:HD11	1.76	0.43
1:B:97:GLN:CG	1:I:105:SER:HA	2.23	0.43
1:B:133:ASN:HA	1:B:135:ASN:N	2.33	0.43
1:C:82:GLU:O	1:C:86:LEU:HG	2.18	0.43
1:F:56:PRO:O	1:F:99:ILE:HG12	2.19	0.43
1:I:133:ASN:HA	1:I:135:ASN:H	1.83	0.43

Continued on next page...

Continued from previous page...

Atom-1	Atom-2	Interatomic distance (Å)	Clash overlap (Å)
1:I:135:ASN:C	1:I:136:TYR:CD1	2.83	0.43
1:K:82:GLU:O	1:K:86:LEU:HG	2.18	0.43
1:L:133:ASN:HA	1:L:135:ASN:N	2.33	0.43
1:M:66:LYS:HZ2	1:N:51:LEU:CD2	2.30	0.43
1:N:94:PHE:HD1	1:N:99:ILE:HG22	1.82	0.43
1:N:133:ASN:HA	1:N:135:ASN:N	2.33	0.43
1:B:56:PRO:O	1:B:99:ILE:HG12	2.19	0.43
1:B:169:GLN:NE2	1:I:146:THR:OG1	2.52	0.43
1:D:45:PHE:CE2	1:D:68:ILE:HB	2.54	0.43
1:D:51:LEU:HD21	1:E:66:LYS:HZ2	1.81	0.43
1:E:45:PHE:CE2	1:E:68:ILE:HB	2.54	0.43
1:F:133:ASN:HA	1:F:135:ASN:H	1.83	0.43
1:I:46:PHE:N	1:I:46:PHE:CD1	2.86	0.43
1:K:46:PHE:N	1:K:46:PHE:CD1	2.86	0.43
1:K:105:SER:HA	1:O:97:GLN:CG	2.22	0.43
1:M:42:LEU:HD11	1:M:46:PHE:HE1	1.73	0.43
1:M:56:PRO:O	1:M:99:ILE:HG12	2.19	0.43
1:O:46:PHE:CD1	1:O:46:PHE:N	2.86	0.43
1:B:46:PHE:N	1:B:46:PHE:CD1	2.86	0.43
1:C:45:PHE:CE2	1:C:68:ILE:HB	2.54	0.43
1:C:56:PRO:O	1:C:99:ILE:HG12	2.19	0.43
1:D:97:GLN:CA	1:E:105:SER:CB	2.95	0.43
1:F:160:VAL:O	1:F:164:THR:HG23	2.18	0.43
1:G:46:PHE:N	1:G:46:PHE:CD1	2.86	0.43
1:G:169:GLN:NE2	1:J:146:THR:OG1	2.51	0.43
1:I:56:PRO:O	1:I:99:ILE:HG12	2.19	0.43
1:L:56:PRO:O	1:L:99:ILE:HG12	2.19	0.43
1:L:123:ASN:HD21	1:L:138:LEU:CD2	2.30	0.43
1:M:93:TYR:CD2	1:M:136:TYR:CE2	3.06	0.43
1:N:56:PRO:O	1:N:99:ILE:HG12	2.19	0.43
1:A:46:PHE:N	1:A:46:PHE:CD1	2.86	0.43
1:A:49:MET:HB2	1:A:49:MET:HE2	1.89	0.43
1:D:46:PHE:N	1:D:46:PHE:CD1	2.86	0.43
1:G:93:TYR:CD2	1:G:136:TYR:CE2	3.06	0.43
1:H:64:ALA:O	1:H:66:LYS:N	2.42	0.43
1:J:46:PHE:N	1:J:46:PHE:CD1	2.86	0.43
1:B:93:TYR:CD2	1:B:136:TYR:CE2	3.06	0.43
1:B:105:SER:HA	1:M:97:GLN:CG	2.23	0.43
1:C:143:ARG:HE	1:E:125:PHE:HE2	1.62	0.43
1:F:45:PHE:CE2	1:F:68:ILE:HB	2.54	0.43
1:F:93:TYR:CD2	1:F:136:TYR:CE2	3.06	0.43

Continued on next page...

Continued from previous page...

Atom-1	Atom-2	Interatomic distance (Å)	Clash overlap (Å)
1:H:93:TYR:CD2	1:H:136:TYR:CE2	3.06	0.43
1:H:133:ASN:HA	1:H:135:ASN:H	1.83	0.43
1:I:97:GLN:CA	1:O:105:SER:CB	2.96	0.43
1:N:45:PHE:CE2	1:N:68:ILE:HB	2.54	0.43
1:N:46:PHE:N	1:N:46:PHE:CD1	2.86	0.43
1:O:56:PRO:O	1:O:99:ILE:HG12	2.19	0.43
1:A:45:PHE:CE2	1:A:68:ILE:HB	2.54	0.43
1:A:54:LYS:CD	1:D:66:LYS:HE2	2.48	0.43
1:A:56:PRO:O	1:A:99:ILE:HG12	2.19	0.43
1:C:46:PHE:N	1:C:46:PHE:CD1	2.86	0.43
1:E:46:PHE:N	1:E:46:PHE:CD1	2.86	0.43
1:J:93:TYR:CB	1:J:135:ASN:OD1	2.60	0.43
1:L:46:PHE:N	1:L:46:PHE:CD1	2.86	0.43
1:M:66:LYS:CD	1:N:54:LYS:HZ2	2.32	0.43
1:M:133:ASN:HA	1:M:135:ASN:N	2.33	0.43
1:B:45:PHE:CE2	1:B:68:ILE:HB	2.54	0.43
1:E:122:PHE:HE2	1:E:126:LEU:HD11	1.76	0.43
1:F:46:PHE:N	1:F:46:PHE:CD1	2.86	0.43
1:H:46:PHE:N	1:H:46:PHE:CD1	2.86	0.43
1:H:56:PRO:O	1:H:99:ILE:HG12	2.19	0.43
1:I:45:PHE:CE2	1:I:68:ILE:HB	2.54	0.43
1:J:45:PHE:CE2	1:J:68:ILE:HB	2.54	0.43
1:M:46:PHE:N	1:M:46:PHE:CD1	2.86	0.43
1:O:135:ASN:C	1:O:136:TYR:CD1	2.84	0.43
1:C:105:SER:CB	1:E:97:GLN:CA	2.97	0.42
1:D:56:PRO:O	1:D:99:ILE:HG12	2.19	0.42
1:D:94:PHE:HD1	1:D:99:ILE:HG22	1.82	0.42
1:F:42:LEU:HD12	1:F:68:ILE:HG13	2.01	0.42
1:H:45:PHE:CE2	1:H:68:ILE:HB	2.54	0.42
1:K:146:THR:OG1	1:O:169:GLN:NE2	2.52	0.42
1:L:45:PHE:CE2	1:L:68:ILE:HB	2.54	0.42
1:N:93:TYR:CD2	1:N:136:TYR:CE2	3.06	0.42
1:O:133:ASN:HA	1:O:135:ASN:H	1.83	0.42
1:I:93:TYR:CD2	1:I:136:TYR:CE2	3.06	0.42
1:L:51:LEU:HD21	1:N:66:LYS:HZ1	1.81	0.42
1:L:93:TYR:CD2	1:L:136:TYR:CE2	3.06	0.42
1:O:45:PHE:CE2	1:O:68:ILE:HB	2.54	0.42
1:C:46:PHE:N	1:C:46:PHE:HD1	2.18	0.42
1:H:42:LEU:HD12	1:H:68:ILE:HG13	2.02	0.42
1:K:105:SER:CB	1:O:97:GLN:CA	2.97	0.42
1:L:42:LEU:HD12	1:L:68:ILE:HG13	2.02	0.42

Continued on next page...

Continued from previous page...

Atom-1	Atom-2	Interatomic distance (Å)	Clash overlap (Å)
1:M:45:PHE:CE2	1:M:68:ILE:HB	2.54	0.42
1:O:93:TYR:CD2	1:O:136:TYR:CE2	3.06	0.42
1:A:105:SER:HA	1:J:97:GLN:CG	2.23	0.42
1:D:135:ASN:C	1:D:136:TYR:CD1	2.83	0.42
1:H:125:PHE:CE2	1:L:143:ARG:NE	2.87	0.42
1:I:46:PHE:N	1:I:46:PHE:HD1	2.18	0.42
1:K:56:PRO:O	1:K:99:ILE:HG12	2.19	0.42
1:K:143:ARG:HD3	1:O:169:GLN:NE2	2.34	0.42
1:C:146:THR:OG1	1:E:169:GLN:NE2	2.53	0.42
1:G:46:PHE:N	1:G:46:PHE:HD1	2.18	0.42
1:G:56:PRO:O	1:G:99:ILE:HG12	2.19	0.42
1:K:45:PHE:CE2	1:K:68:ILE:HB	2.54	0.42
1:A:46:PHE:N	1:A:46:PHE:HD1	2.18	0.42
1:A:135:ASN:C	1:A:136:TYR:CD1	2.84	0.42
1:D:46:PHE:N	1:D:46:PHE:HD1	2.18	0.42
1:G:45:PHE:CE2	1:G:68:ILE:HB	2.54	0.42
1:G:58:ILE:CG2	1:G:100:TYR:CD2	2.90	0.42
1:H:46:PHE:N	1:H:46:PHE:HD1	2.18	0.42
1:J:56:PRO:O	1:J:99:ILE:HG12	2.19	0.42
1:L:54:LYS:HD2	1:N:66:LYS:HE2	2.02	0.42
1:M:46:PHE:N	1:M:46:PHE:HD1	2.18	0.42
1:M:66:LYS:HE2	1:N:54:LYS:CD	2.50	0.42
1:N:42:LEU:HD12	1:N:68:ILE:HG13	2.02	0.42
1:B:42:LEU:CD2	1:B:88:LEU:HD13	2.50	0.42
1:D:111:VAL:CG1	1:D:148:TYR:CE1	3.03	0.42
1:G:51:LEU:HG	1:J:66:LYS:HZ3	1.84	0.42
1:H:42:LEU:HD13	1:H:88:LEU:CD1	2.50	0.42
1:H:42:LEU:HD12	1:H:42:LEU:HA	1.84	0.42
1:L:125:PHE:CE2	1:N:143:ARG:HG3	2.52	0.42
1:C:42:LEU:HD12	1:C:68:ILE:HG13	2.02	0.42
1:D:141:ASP:CG	1:D:142:ASN:H	2.23	0.42
1:E:56:PRO:O	1:E:99:ILE:HG12	2.19	0.42
1:F:97:GLN:CA	1:H:105:SER:CB	2.98	0.42
1:F:141:ASP:CG	1:F:142:ASN:H	2.23	0.42
1:I:42:LEU:CD2	1:I:88:LEU:HD13	2.50	0.42
1:I:169:GLN:NE2	1:O:143:ARG:HD3	2.34	0.42
1:J:46:PHE:N	1:J:46:PHE:HD1	2.18	0.42
1:K:46:PHE:CZ	1:K:84:LEU:HB3	2.55	0.42
1:A:91:ILE:HD13	1:A:107:MET:HE3	2.02	0.42
1:B:46:PHE:CZ	1:B:84:LEU:HB3	2.55	0.42
1:B:137:PRO:CD	1:B:150:SER:O	2.68	0.42

Continued on next page...

Continued from previous page...

Atom-1	Atom-2	Interatomic distance (Å)	Clash overlap (Å)
1:D:42:LEU:HD12	1:D:68:ILE:HG13	2.02	0.42
1:E:42:LEU:HD12	1:E:68:ILE:HG13	2.02	0.42
1:F:169:GLN:NE2	1:H:146:THR:OG1	2.53	0.42
1:G:66:LYS:HZ2	1:K:51:LEU:CD2	2.32	0.42
1:L:46:PHE:N	1:L:46:PHE:HD1	2.18	0.42
1:M:42:LEU:HA	1:M:42:LEU:HD12	1.84	0.42
1:O:46:PHE:N	1:O:46:PHE:HD1	2.18	0.42
1:A:94:PHE:HD1	1:A:99:ILE:HG22	1.82	0.42
1:A:97:GLN:CA	1:D:105:SER:CB	2.97	0.42
1:B:42:LEU:HD13	1:B:88:LEU:CD1	2.50	0.42
1:D:42:LEU:HD13	1:D:88:LEU:CD1	2.50	0.42
1:F:42:LEU:HD13	1:F:88:LEU:CD1	2.50	0.42
1:G:91:ILE:CD1	1:G:152:PRO:HG3	2.50	0.42
1:G:94:PHE:HD1	1:G:99:ILE:HG22	1.81	0.42
1:H:141:ASP:CG	1:H:142:ASN:H	2.23	0.42
1:I:46:PHE:CZ	1:I:84:LEU:HB3	2.55	0.42
1:J:122:PHE:HE2	1:J:126:LEU:HD11	1.76	0.42
1:K:46:PHE:N	1:K:46:PHE:HD1	2.18	0.42
1:M:42:LEU:HD12	1:M:68:ILE:HG13	2.02	0.42
1:M:42:LEU:CD2	1:M:88:LEU:HD13	2.50	0.42
1:M:46:PHE:CZ	1:M:84:LEU:HB3	2.55	0.42
1:M:136:TYR:HH	1:M:154:VAL:HG13	1.82	0.42
1:N:111:VAL:CG1	1:N:148:TYR:CE1	3.03	0.42
1:A:42:LEU:HD13	1:A:88:LEU:CD1	2.50	0.41
1:A:75:HIS:C	1:A:80:LEU:HD11	2.41	0.41
1:A:111:VAL:CG1	1:A:148:TYR:CE1	3.03	0.41
1:B:66:LYS:HZ2	1:M:51:LEU:HG	1.84	0.41
1:E:46:PHE:N	1:E:46:PHE:HD1	2.18	0.41
1:E:111:VAL:CG1	1:E:148:TYR:CE1	3.03	0.41
1:G:46:PHE:CZ	1:G:84:LEU:HB3	2.55	0.41
1:H:50:ALA:O	1:H:55:GLU:HG2	2.20	0.41
1:I:42:LEU:HD13	1:I:88:LEU:CD1	2.50	0.41
1:J:75:HIS:C	1:J:80:LEU:HD11	2.41	0.41
1:L:42:LEU:HD13	1:L:88:LEU:CD1	2.50	0.41
1:M:111:VAL:CG1	1:M:148:TYR:CE1	3.03	0.41
1:N:46:PHE:N	1:N:46:PHE:HD1	2.18	0.41
1:O:46:PHE:CZ	1:O:84:LEU:HB3	2.55	0.41
1:A:91:ILE:CD1	1:A:152:PRO:HG3	2.50	0.41
1:B:42:LEU:HD12	1:B:68:ILE:HG13	2.02	0.41
1:B:50:ALA:O	1:B:55:GLU:HG2	2.21	0.41
1:B:146:THR:OG1	1:M:169:GLN:NE2	2.53	0.41

Continued on next page...

Continued from previous page...

Atom-1	Atom-2	Interatomic distance (Å)	Clash overlap (Å)
1:D:75:HIS:C	1:D:80:LEU:HD11	2.41	0.41
1:D:91:ILE:CD1	1:D:152:PRO:HG3	2.50	0.41
1:D:136:TYR:HH	1:D:154:VAL:HG13	1.82	0.41
1:E:141:ASP:CG	1:E:142:ASN:H	2.23	0.41
1:F:62:MET:SD	1:F:106:GLU:CG	3.09	0.41
1:F:75:HIS:C	1:F:80:LEU:HD11	2.41	0.41
1:F:91:ILE:CD1	1:F:152:PRO:HG3	2.50	0.41
1:G:75:HIS:C	1:G:80:LEU:HD11	2.41	0.41
1:H:91:ILE:CD1	1:H:152:PRO:HG3	2.50	0.41
1:I:42:LEU:HD12	1:I:68:ILE:HG13	2.01	0.41
1:I:169:GLN:NE2	1:O:146:THR:OG1	2.53	0.41
1:J:135:ASN:C	1:J:136:TYR:CD1	2.83	0.41
1:K:42:LEU:HD13	1:K:88:LEU:CD1	2.50	0.41
1:L:141:ASP:CG	1:L:142:ASN:H	2.23	0.41
1:N:49:MET:HB2	1:N:49:MET:HE2	1.89	0.41
1:O:42:LEU:HD13	1:O:88:LEU:CD1	2.50	0.41
1:A:141:ASP:CG	1:A:142:ASN:H	2.23	0.41
1:C:75:HIS:C	1:C:80:LEU:HD11	2.41	0.41
1:E:91:ILE:CD1	1:E:152:PRO:HG3	2.50	0.41
1:I:137:PRO:CD	1:I:150:SER:O	2.68	0.41
1:I:141:ASP:CG	1:I:142:ASN:H	2.23	0.41
1:K:135:ASN:C	1:K:136:TYR:CD1	2.84	0.41
1:L:75:HIS:C	1:L:80:LEU:HD11	2.41	0.41
1:L:111:VAL:CG1	1:L:148:TYR:CE1	3.03	0.41
1:M:42:LEU:HD13	1:M:88:LEU:CD1	2.50	0.41
1:M:146:THR:OG1	1:N:169:GLN:NE2	2.54	0.41
1:N:42:LEU:CD2	1:N:88:LEU:HD13	2.50	0.41
1:N:46:PHE:CZ	1:N:84:LEU:HB3	2.55	0.41
1:A:62:MET:SD	1:A:106:GLU:CG	3.09	0.41
1:B:143:ARG:HD3	1:M:169:GLN:NE2	2.34	0.41
1:D:50:ALA:O	1:D:55:GLU:HG2	2.21	0.41
1:E:42:LEU:HD13	1:E:88:LEU:CD1	2.50	0.41
1:I:50:ALA:O	1:I:55:GLU:HG2	2.21	0.41
1:I:97:GLN:CG	1:O:105:SER:HA	2.24	0.41
1:J:62:MET:SD	1:J:106:GLU:CG	3.09	0.41
1:J:111:VAL:CG1	1:J:148:TYR:CE1	3.03	0.41
1:K:75:HIS:C	1:K:80:LEU:HD11	2.41	0.41
1:K:137:PRO:CD	1:K:150:SER:O	2.68	0.41
1:L:42:LEU:CD2	1:L:88:LEU:HD13	2.50	0.41
1:M:93:TYR:CD1	1:M:136:TYR:CG	3.08	0.41
1:O:141:ASP:CG	1:O:142:ASN:H	2.23	0.41

Continued on next page...

Continued from previous page...

Atom-1	Atom-2	Interatomic distance (Å)	Clash overlap (Å)
1:A:50:ALA:O	1:A:55:GLU:HG2	2.21	0.41
1:A:135:ASN:O	1:A:151:GLY:CA	2.67	0.41
1:B:51:LEU:CD2	1:I:66:LYS:HZ2	2.33	0.41
1:B:93:TYR:CD1	1:B:136:TYR:CG	3.08	0.41
1:C:66:LYS:HE2	1:E:54:LYS:HZ3	1.85	0.41
1:C:66:LYS:HZ1	1:E:51:LEU:HD21	1.81	0.41
1:C:91:ILE:CD1	1:C:152:PRO:HG3	2.50	0.41
1:C:93:TYR:CB	1:C:135:ASN:OD1	2.60	0.41
1:C:111:VAL:CG1	1:C:148:TYR:CE1	3.03	0.41
1:C:141:ASP:CG	1:C:142:ASN:H	2.23	0.41
1:D:54:LYS:HD2	1:E:66:LYS:HE2	2.03	0.41
1:E:75:HIS:C	1:E:80:LEU:HD11	2.41	0.41
1:F:46:PHE:N	1:F:46:PHE:HD1	2.18	0.41
1:F:50:ALA:O	1:F:55:GLU:HG2	2.21	0.41
1:G:54:LYS:HD2	1:J:66:LYS:HE2	2.01	0.41
1:G:137:PRO:CD	1:G:150:SER:O	2.68	0.41
1:H:62:MET:SD	1:H:106:GLU:CG	3.09	0.41
1:J:91:ILE:CD1	1:J:152:PRO:HG3	2.50	0.41
1:L:49:MET:HE2	1:L:49:MET:HB2	1.90	0.41
1:L:94:PHE:HD1	1:L:99:ILE:HG22	1.82	0.41
1:M:50:ALA:O	1:M:55:GLU:HG2	2.21	0.41
1:M:137:PRO:CD	1:M:150:SER:O	2.68	0.41
1:M:141:ASP:CG	1:M:142:ASN:H	2.23	0.41
1:N:91:ILE:CD1	1:N:152:PRO:HG3	2.50	0.41
1:O:75:HIS:C	1:O:80:LEU:HD11	2.41	0.41
1:A:42:LEU:HD12	1:A:68:ILE:HG13	2.02	0.41
1:A:93:TYR:CD1	1:A:136:TYR:CG	3.08	0.41
1:B:46:PHE:N	1:B:46:PHE:HD1	2.18	0.41
1:C:62:MET:SD	1:C:106:GLU:CG	3.09	0.41
1:D:46:PHE:CZ	1:D:84:LEU:HB3	2.55	0.41
1:D:169:GLN:NE2	1:E:146:THR:OG1	2.54	0.41
1:E:46:PHE:CZ	1:E:84:LEU:HB3	2.55	0.41
1:E:50:ALA:O	1:E:55:GLU:HG2	2.21	0.41
1:G:62:MET:SD	1:G:106:GLU:CG	3.09	0.41
1:G:125:PHE:CE2	1:J:143:ARG:HG3	2.54	0.41
1:H:42:LEU:CD2	1:H:88:LEU:HD13	2.50	0.41
1:H:49:MET:HB2	1:H:49:MET:HE2	1.89	0.41
1:I:93:TYR:CD1	1:I:136:TYR:CG	3.08	0.41
1:I:97:GLN:HE22	1:O:106:GLU:HA	1.54	0.41
1:K:62:MET:SD	1:K:106:GLU:CG	3.09	0.41
1:M:143:ARG:NE	1:N:125:PHE:CE2	2.87	0.41

Continued on next page...

Continued from previous page...

Atom-1	Atom-2	Interatomic distance (Å)	Clash overlap (Å)
1:N:93:TYR:CD1	1:N:136:TYR:CG	3.08	0.41
1:N:141:ASP:CG	1:N:142:ASN:H	2.23	0.41
1:O:42:LEU:HD12	1:O:68:ILE:HG13	2.02	0.41
1:A:46:PHE:CZ	1:A:84:LEU:HB3	2.55	0.41
1:B:91:ILE:CD1	1:B:152:PRO:HG3	2.50	0.41
1:B:111:VAL:CG1	1:B:148:TYR:CE1	3.03	0.41
1:B:141:ASP:CG	1:B:142:ASN:H	2.23	0.41
1:F:49:MET:HB2	1:F:49:MET:HE2	1.89	0.41
1:F:93:TYR:CB	1:F:135:ASN:OD1	2.61	0.41
1:F:111:VAL:CG1	1:F:148:TYR:CE1	3.03	0.41
1:F:135:ASN:O	1:F:151:GLY:CA	2.66	0.41
1:G:136:TYR:CG	1:G:155:TYR:HB2	2.56	0.41
1:H:75:HIS:C	1:H:80:LEU:HD11	2.41	0.41
1:J:46:PHE:CZ	1:J:84:LEU:HB3	2.55	0.41
1:K:66:LYS:HZ2	1:O:51:LEU:HD21	1.83	0.41
1:K:91:ILE:CD1	1:K:152:PRO:HG3	2.50	0.41
1:K:111:VAL:CG1	1:K:148:TYR:CE1	3.03	0.41
1:L:50:ALA:O	1:L:55:GLU:HG2	2.21	0.41
1:L:122:PHE:HE2	1:L:126:LEU:HD11	1.76	0.41
1:M:91:ILE:CD1	1:M:152:PRO:HG3	2.50	0.41
1:O:152:PRO:HA	1:O:153:PRO:HD3	1.96	0.41
1:B:66:LYS:HE2	1:M:54:LYS:HD2	2.03	0.41
1:C:42:LEU:HD13	1:C:88:LEU:CD1	2.50	0.41
1:D:62:MET:SD	1:D:106:GLU:CG	3.09	0.41
1:D:93:TYR:CD1	1:D:136:TYR:CG	3.08	0.41
1:E:93:TYR:CB	1:E:135:ASN:OD1	2.60	0.41
1:F:42:LEU:CD2	1:F:88:LEU:HD13	2.50	0.41
1:G:169:GLN:NE2	1:J:143:ARG:HD3	2.36	0.41
1:H:93:TYR:CB	1:H:135:ASN:OD1	2.60	0.41
1:H:125:PHE:HE2	1:L:143:ARG:NE	2.17	0.41
1:I:91:ILE:CD1	1:I:152:PRO:HG3	2.50	0.41
1:J:42:LEU:HD13	1:J:88:LEU:CD1	2.50	0.41
1:J:93:TYR:CD1	1:J:136:TYR:CG	3.08	0.41
1:J:94:PHE:HD1	1:J:99:ILE:HG22	1.81	0.41
1:K:42:LEU:HD12	1:K:68:ILE:HG13	2.01	0.41
1:K:64:ALA:O	1:K:66:LYS:N	2.42	0.41
1:L:46:PHE:CZ	1:L:84:LEU:HB3	2.55	0.41
1:M:143:ARG:NE	1:N:125:PHE:HE2	2.18	0.41
1:O:50:ALA:O	1:O:55:GLU:HG2	2.20	0.41
1:O:111:VAL:CG1	1:O:148:TYR:CE1	3.03	0.41
1:B:45:PHE:CE2	1:B:68:ILE:CG2	3.04	0.41

Continued on next page...

Continued from previous page...

Atom-1	Atom-2	Interatomic distance (Å)	Clash overlap (Å)
1:C:42:LEU:CD2	1:C:88:LEU:HD13	2.50	0.41
1:D:93:TYR:CB	1:D:135:ASN:OD1	2.60	0.41
1:E:62:MET:SD	1:E:106:GLU:CG	3.09	0.41
1:E:93:TYR:CD1	1:E:136:TYR:CG	3.08	0.41
1:G:42:LEU:HD12	1:G:68:ILE:HG13	2.02	0.41
1:G:93:TYR:CD1	1:G:136:TYR:CG	3.08	0.41
1:H:97:GLN:HE22	1:L:106:GLU:HA	1.58	0.41
1:H:111:VAL:CG1	1:H:148:TYR:CE1	3.03	0.41
1:I:62:MET:SD	1:I:106:GLU:CG	3.09	0.41
1:I:75:HIS:C	1:I:80:LEU:HD11	2.41	0.41
1:J:50:ALA:O	1:J:55:GLU:HG2	2.21	0.41
1:J:141:ASP:CG	1:J:142:ASN:N	2.75	0.41
1:K:136:TYR:CG	1:K:155:TYR:HB2	2.56	0.41
1:K:141:ASP:CG	1:K:142:ASN:H	2.23	0.41
1:L:62:MET:SD	1:L:106:GLU:CG	3.09	0.41
1:L:91:ILE:CD1	1:L:152:PRO:HG3	2.50	0.41
1:L:93:TYR:CD1	1:L:136:TYR:CG	3.08	0.41
1:L:97:GLN:O	1:N:105:SER:HB3	2.20	0.41
1:L:141:ASP:CG	1:L:142:ASN:N	2.75	0.41
1:M:62:MET:SD	1:M:106:GLU:CG	3.09	0.41
1:M:143:ARG:HE	1:N:125:PHE:HE2	1.68	0.41
1:N:62:MET:SD	1:N:106:GLU:CG	3.09	0.41
1:N:141:ASP:CG	1:N:142:ASN:N	2.75	0.41
1:O:62:MET:SD	1:O:106:GLU:CG	3.09	0.41
1:O:91:ILE:CD1	1:O:152:PRO:HG3	2.50	0.41
1:A:105:SER:CB	1:J:97:GLN:CA	2.98	0.41
1:B:75:HIS:C	1:B:80:LEU:HD11	2.41	0.41
1:B:169:GLN:NE2	1:I:143:ARG:HD3	2.34	0.41
1:E:141:ASP:CG	1:E:142:ASN:N	2.75	0.41
1:G:141:ASP:CG	1:G:142:ASN:N	2.75	0.41
1:H:45:PHE:CE2	1:H:68:ILE:CG2	3.04	0.41
1:H:97:GLN:CG	1:L:105:SER:HA	2.22	0.41
1:I:45:PHE:CE2	1:I:68:ILE:CG2	3.04	0.41
1:J:136:TYR:CG	1:J:155:TYR:HB2	2.56	0.41
1:J:141:ASP:CG	1:J:142:ASN:H	2.23	0.41
1:L:137:PRO:CD	1:L:150:SER:O	2.68	0.41
1:M:75:HIS:C	1:M:80:LEU:HD11	2.41	0.41
1:N:75:HIS:C	1:N:80:LEU:HD11	2.41	0.41
1:O:137:PRO:CD	1:O:150:SER:O	2.68	0.41
1:A:146:THR:OG1	1:J:169:GLN:NE2	2.54	0.40
1:B:62:MET:SD	1:B:106:GLU:CG	3.09	0.40

Continued on next page...

Continued from previous page...

Atom-1	Atom-2	Interatomic distance (Å)	Clash overlap (Å)
1:C:97:GLN:CA	1:F:105:SER:CB	2.98	0.40
1:C:136:TYR:CG	1:C:155:TYR:HB2	2.55	0.40
1:D:43:ARG:HB2	1:D:64:ALA:HB1	2.04	0.40
1:E:42:LEU:CD2	1:E:88:LEU:HD13	2.50	0.40
1:E:43:ARG:HB2	1:E:64:ALA:HB1	2.03	0.40
1:F:169:GLN:NE2	1:H:143:ARG:HD3	2.32	0.40
1:G:42:LEU:HD13	1:G:88:LEU:CD1	2.50	0.40
1:G:97:GLN:O	1:J:105:SER:HB3	2.21	0.40
1:G:111:VAL:CG1	1:G:148:TYR:CE1	3.03	0.40
1:H:136:TYR:CG	1:H:155:TYR:HB2	2.56	0.40
1:J:42:LEU:HD12	1:J:68:ILE:HG13	2.02	0.40
1:J:43:ARG:HB2	1:J:64:ALA:HB1	2.04	0.40
1:J:49:MET:HB2	1:J:49:MET:HE2	1.89	0.40
1:N:45:PHE:CE2	1:N:68:ILE:CG2	3.04	0.40
1:N:50:ALA:O	1:N:55:GLU:HG2	2.20	0.40
1:O:136:TYR:CG	1:O:155:TYR:HB2	2.56	0.40
1:O:136:TYR:HH	1:O:154:VAL:HG13	1.79	0.40
1:A:136:TYR:CG	1:A:155:TYR:HB2	2.56	0.40
1:B:97:GLN:CA	1:I:105:SER:CB	2.98	0.40
1:C:42:LEU:HD12	1:C:42:LEU:HA	1.84	0.40
1:C:93:TYR:CD1	1:C:136:TYR:CG	3.09	0.40
1:C:141:ASP:CG	1:C:142:ASN:N	2.75	0.40
1:D:136:TYR:CG	1:D:155:TYR:HB2	2.56	0.40
1:E:45:PHE:CE2	1:E:68:ILE:CG2	3.04	0.40
1:H:46:PHE:CZ	1:H:84:LEU:HB3	2.55	0.40
1:I:136:TYR:CG	1:I:155:TYR:HB2	2.56	0.40
1:N:42:LEU:HD13	1:N:88:LEU:CD1	2.50	0.40
1:B:125:PHE:CE2	1:I:143:ARG:HG3	2.55	0.40
1:C:125:PHE:CE2	1:F:143:ARG:HG3	2.55	0.40
1:F:35:PHE:CZ	1:F:72:PHE:CD1	3.10	0.40
1:F:45:PHE:CE2	1:F:68:ILE:CG2	3.05	0.40
1:F:93:TYR:CD1	1:F:136:TYR:CG	3.08	0.40
1:H:137:PRO:CD	1:H:150:SER:O	2.68	0.40
1:H:141:ASP:CG	1:H:142:ASN:N	2.75	0.40
1:I:111:VAL:CG1	1:I:148:TYR:CE1	3.03	0.40
1:J:58:ILE:CG2	1:J:100:TYR:CD2	2.90	0.40
1:J:137:PRO:CD	1:J:150:SER:O	2.68	0.40
1:K:43:ARG:HB2	1:K:64:ALA:HB1	2.04	0.40
1:K:50:ALA:O	1:K:55:GLU:HG2	2.20	0.40
1:L:45:PHE:CE2	1:L:68:ILE:CG2	3.04	0.40
1:L:136:TYR:CG	1:L:155:TYR:HB2	2.56	0.40

Continued on next page...

Continued from previous page...

Atom-1	Atom-2	Interatomic distance (Å)	Clash overlap (Å)
1:M:45:PHE:CE2	1:M:68:ILE:CG2	3.04	0.40
1:M:141:ASP:CG	1:M:142:ASN:N	2.75	0.40
1:N:136:TYR:CG	1:N:155:TYR:HB2	2.56	0.40
1:O:43:ARG:HB2	1:O:64:ALA:HB1	2.04	0.40
1:O:45:PHE:CE2	1:O:68:ILE:CG2	3.04	0.40
1:A:43:ARG:HB2	1:A:64:ALA:HB1	2.04	0.40
1:A:97:GLN:O	1:D:105:SER:HB3	2.21	0.40
1:A:141:ASP:CG	1:A:142:ASN:N	2.75	0.40
1:B:135:ASN:O	1:B:151:GLY:CA	2.67	0.40
1:B:136:TYR:CG	1:B:155:TYR:HB2	2.56	0.40
1:C:46:PHE:CZ	1:C:84:LEU:HB3	2.55	0.40
1:I:54:LYS:HD2	1:O:66:LYS:HE2	2.03	0.40
1:J:42:LEU:HD12	1:J:42:LEU:HA	1.84	0.40
1:J:152:PRO:HA	1:J:153:PRO:HD3	1.95	0.40
1:L:35:PHE:CZ	1:L:72:PHE:CD1	3.10	0.40
1:M:136:TYR:CG	1:M:155:TYR:HB2	2.56	0.40
1:N:137:PRO:CD	1:N:150:SER:O	2.68	0.40
1:B:46:PHE:CE2	1:B:90:LEU:HD13	2.55	0.40
1:C:66:LYS:HE2	1:E:54:LYS:HD2	2.04	0.40
1:C:143:ARG:HG3	1:E:125:PHE:CE2	2.55	0.40
1:D:42:LEU:CD2	1:D:88:LEU:HD13	2.50	0.40
1:D:51:LEU:HG	1:E:66:LYS:HZ2	1.86	0.40
1:E:136:TYR:CG	1:E:155:TYR:HB2	2.56	0.40
1:F:43:ARG:HB2	1:F:64:ALA:HB1	2.04	0.40
1:F:46:PHE:CZ	1:F:84:LEU:HB3	2.55	0.40
1:F:136:TYR:CG	1:F:155:TYR:HB2	2.56	0.40
1:G:43:ARG:HB2	1:G:64:ALA:HB1	2.04	0.40
1:G:50:ALA:O	1:G:55:GLU:HG2	2.20	0.40
1:H:35:PHE:CZ	1:H:72:PHE:CD1	3.10	0.40
1:K:93:TYR:CD1	1:K:136:TYR:CG	3.08	0.40
1:O:93:TYR:CD1	1:O:136:TYR:CG	3.08	0.40

There are no symmetry-related clashes.

5.3 Torsion angles

5.3.1 Protein backbone

In the following table, the Percentiles column shows the percent Ramachandran outliers of the chain as a percentile score with respect to all PDB entries followed by that with respect to all EM entries.

The Analysed column shows the number of residues for which the backbone conformation was analysed, and the total number of residues.

Mol	Chain	Analysed	Favoured	Allowed	Outliers	Percentiles	
1	A	135/137 (98%)	129 (96%)	4 (3%)	2 (2%)	10	46
1	B	135/137 (98%)	129 (96%)	4 (3%)	2 (2%)	10	46
1	C	135/137 (98%)	129 (96%)	4 (3%)	2 (2%)	10	46
1	D	135/137 (98%)	129 (96%)	4 (3%)	2 (2%)	10	46
1	E	135/137 (98%)	129 (96%)	3 (2%)	3 (2%)	6	35
1	F	135/137 (98%)	129 (96%)	3 (2%)	3 (2%)	6	35
1	G	135/137 (98%)	129 (96%)	4 (3%)	2 (2%)	10	46
1	H	135/137 (98%)	129 (96%)	4 (3%)	2 (2%)	10	46
1	I	135/137 (98%)	129 (96%)	3 (2%)	3 (2%)	6	35
1	J	135/137 (98%)	129 (96%)	4 (3%)	2 (2%)	10	46
1	K	135/137 (98%)	129 (96%)	3 (2%)	3 (2%)	6	35
1	L	135/137 (98%)	129 (96%)	4 (3%)	2 (2%)	10	46
1	M	135/137 (98%)	129 (96%)	4 (3%)	2 (2%)	10	46
1	N	135/137 (98%)	129 (96%)	3 (2%)	3 (2%)	6	35
1	O	135/137 (98%)	129 (96%)	4 (3%)	2 (2%)	10	46
All	All	2025/2055 (98%)	1935 (96%)	55 (3%)	35 (2%)	13	42

All (35) Ramachandran outliers are listed below:

Mol	Chain	Res	Type
1	A	65	ARG
1	A	134	LYS
1	B	65	ARG
1	B	134	LYS
1	C	65	ARG
1	C	134	LYS
1	D	65	ARG
1	D	134	LYS
1	E	65	ARG
1	E	134	LYS
1	F	65	ARG
1	F	134	LYS
1	G	65	ARG
1	G	134	LYS
1	H	65	ARG

Continued on next page...

Continued from previous page...

Mol	Chain	Res	Type
1	H	134	LYS
1	I	65	ARG
1	I	134	LYS
1	J	65	ARG
1	J	134	LYS
1	K	65	ARG
1	K	134	LYS
1	L	65	ARG
1	L	134	LYS
1	M	65	ARG
1	M	134	LYS
1	N	65	ARG
1	N	134	LYS
1	O	65	ARG
1	O	134	LYS
1	E	39	ASP
1	F	39	ASP
1	I	39	ASP
1	K	39	ASP
1	N	39	ASP

5.3.2 Protein sidechains [i](#)

In the following table, the Percentiles column shows the percent sidechain outliers of the chain as a percentile score with respect to all PDB entries followed by that with respect to all EM entries.

The Analysed column shows the number of residues for which the sidechain conformation was analysed, and the total number of residues.

Mol	Chain	Analysed	Rotameric	Outliers	Percentiles	
1	A	118/118 (100%)	117 (99%)	1 (1%)	81	89
1	B	118/118 (100%)	117 (99%)	1 (1%)	81	89
1	C	118/118 (100%)	117 (99%)	1 (1%)	81	89
1	D	118/118 (100%)	117 (99%)	1 (1%)	81	89
1	E	118/118 (100%)	117 (99%)	1 (1%)	81	89
1	F	118/118 (100%)	117 (99%)	1 (1%)	81	89
1	G	118/118 (100%)	117 (99%)	1 (1%)	81	89
1	H	118/118 (100%)	117 (99%)	1 (1%)	81	89

Continued on next page...

Continued from previous page...

Mol	Chain	Analysed	Rotameric	Outliers	Percentiles	
1	I	118/118 (100%)	117 (99%)	1 (1%)	81	89
1	J	118/118 (100%)	117 (99%)	1 (1%)	81	89
1	K	118/118 (100%)	117 (99%)	1 (1%)	81	89
1	L	118/118 (100%)	117 (99%)	1 (1%)	81	89
1	M	118/118 (100%)	117 (99%)	1 (1%)	81	89
1	N	118/118 (100%)	117 (99%)	1 (1%)	81	89
1	O	118/118 (100%)	117 (99%)	1 (1%)	81	89
All	All	1770/1770 (100%)	1755 (99%)	15 (1%)	82	89

All (15) residues with a non-rotameric sidechain are listed below:

Mol	Chain	Res	Type
1	A	152	PRO
1	B	152	PRO
1	C	152	PRO
1	D	152	PRO
1	E	152	PRO
1	F	152	PRO
1	G	152	PRO
1	H	152	PRO
1	I	152	PRO
1	J	152	PRO
1	K	152	PRO
1	L	152	PRO
1	M	152	PRO
1	N	152	PRO
1	O	152	PRO

Sometimes sidechains can be flipped to improve hydrogen bonding and reduce clashes. There are no such sidechains identified.

5.3.3 RNA [i](#)

There are no RNA molecules in this entry.

5.4 Non-standard residues in protein, DNA, RNA chains [i](#)

There are no non-standard protein/DNA/RNA residues in this entry.

5.5 Carbohydrates [i](#)

There are no monosaccharides in this entry.

5.6 Ligand geometry [i](#)

There are no ligands in this entry.

5.7 Other polymers [i](#)

There are no such residues in this entry.

5.8 Polymer linkage issues [i](#)

There are no chain breaks in this entry.


6 Map visualisation [i](#)

This section contains visualisations of the EMDB entry EMD-1871. These allow visual inspection of the internal detail of the map and identification of artifacts.

No raw map or half-maps were deposited for this entry and therefore no images, graphs, etc. pertaining to the raw map can be shown.

6.1 Orthogonal projections [i](#)


6.1.1 Primary map



The images above show the map projected in three orthogonal directions.

6.2 Central slices [i](#)


6.2.1 Primary map




The images above show central slices of the map in three orthogonal directions.

6.3 Largest variance slices [i](#)

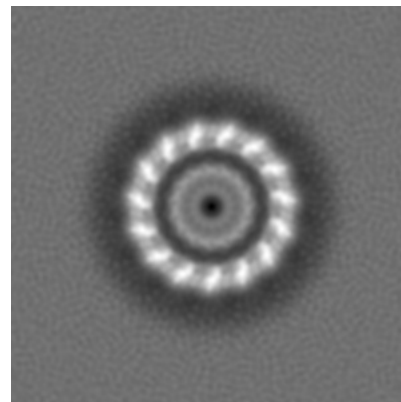
6.3.1 Primary map



X Index: 150



Y Index: 195



Z Index: 129

The images above show the largest variance slices of the map in three orthogonal directions.

6.4 Orthogonal surface views [i](#)


6.4.1 Primary map



X



Y



Z

The images above show the 3D surface view of the map at the recommended contour level 0.06. These images, in conjunction with the slice images, may facilitate assessment of whether an appropriate contour level has been provided.

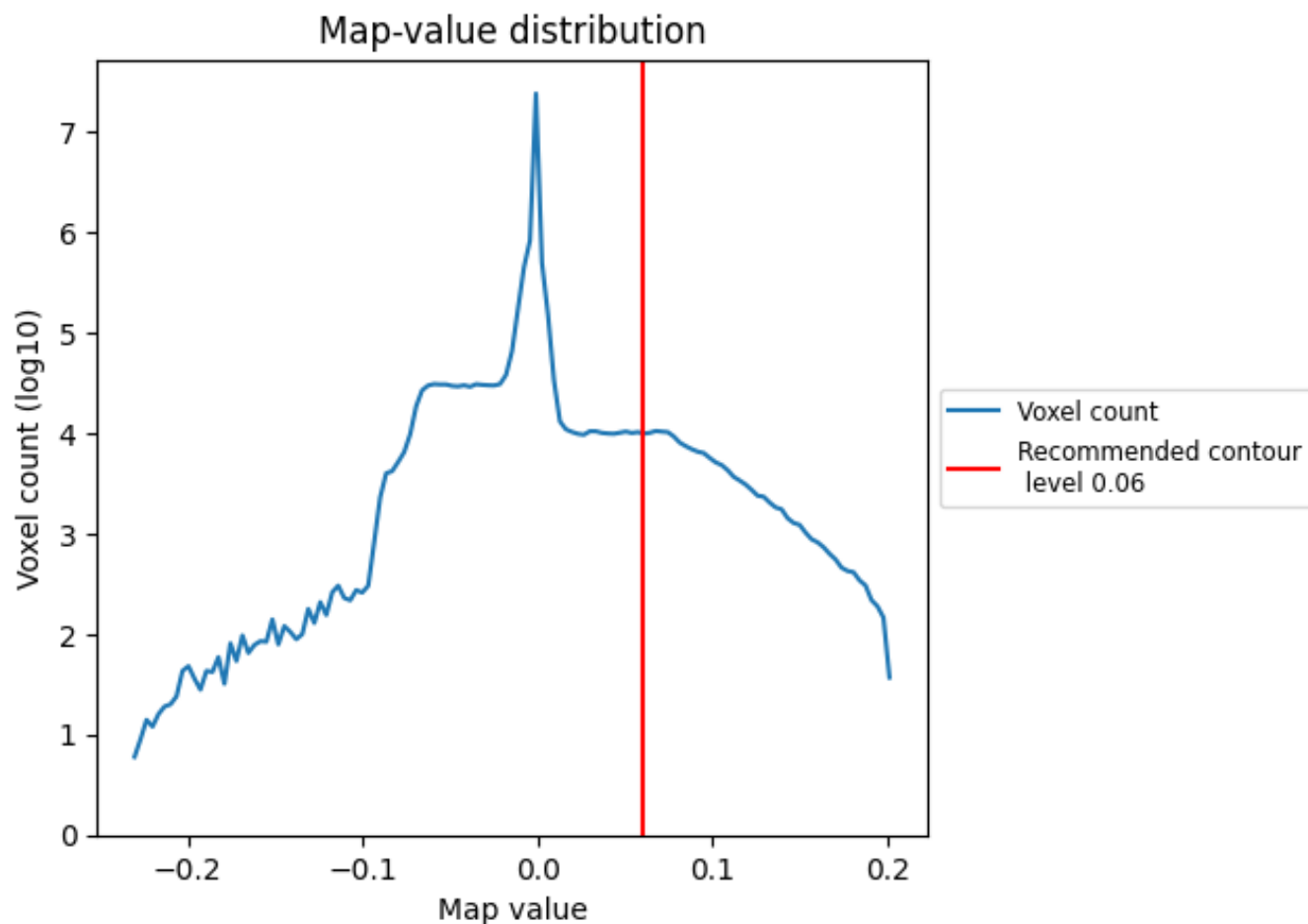
6.5 Mask visualisation

This section was not generated. No masks/segmentation were deposited.

7 Map analysis [i](#)

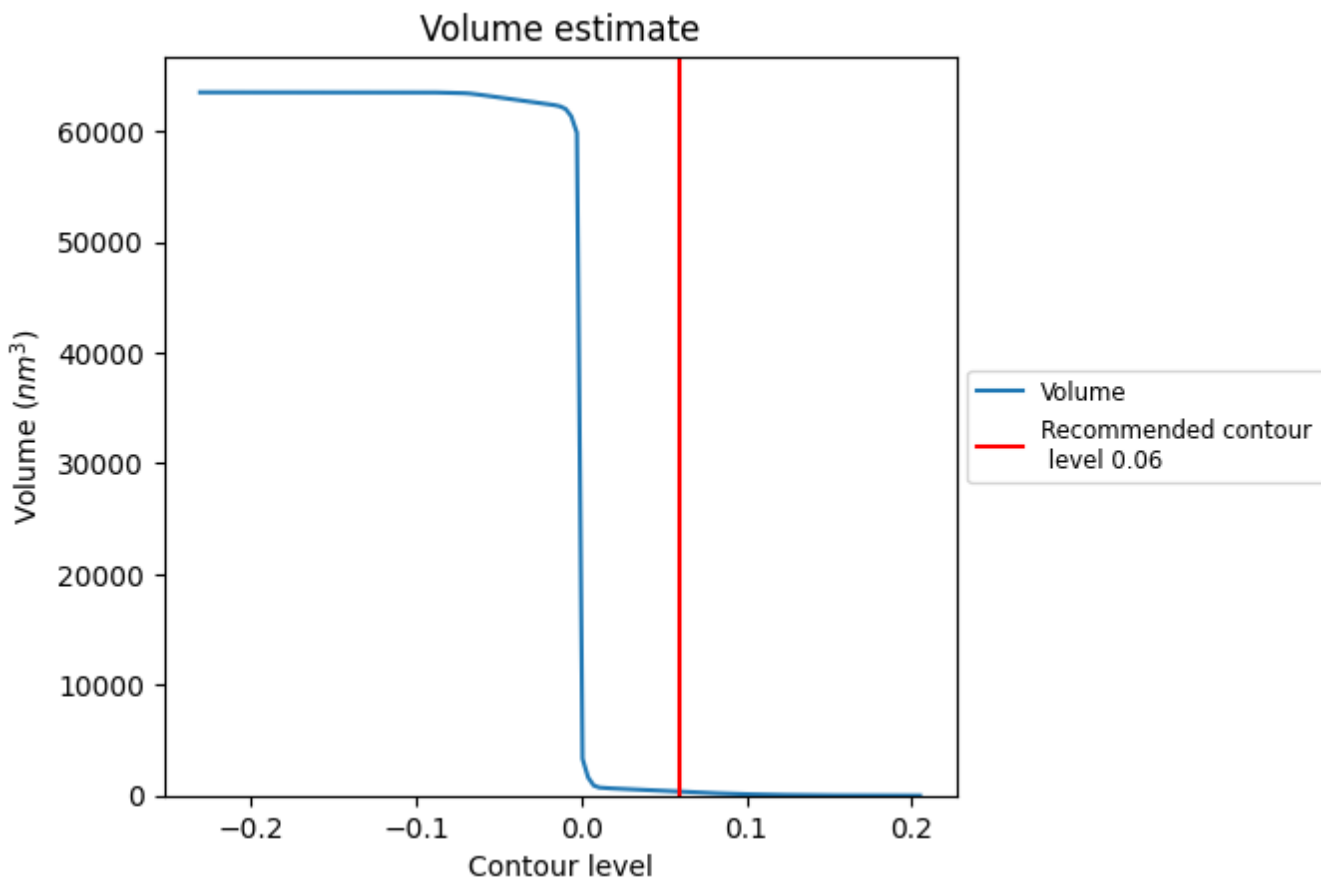
This section contains the results of statistical analysis of the map.

7.1 Map-value distribution [i](#)



The map-value distribution is plotted in 128 intervals along the x-axis. The y-axis is logarithmic. A spike in this graph at zero usually indicates that the volume has been masked.

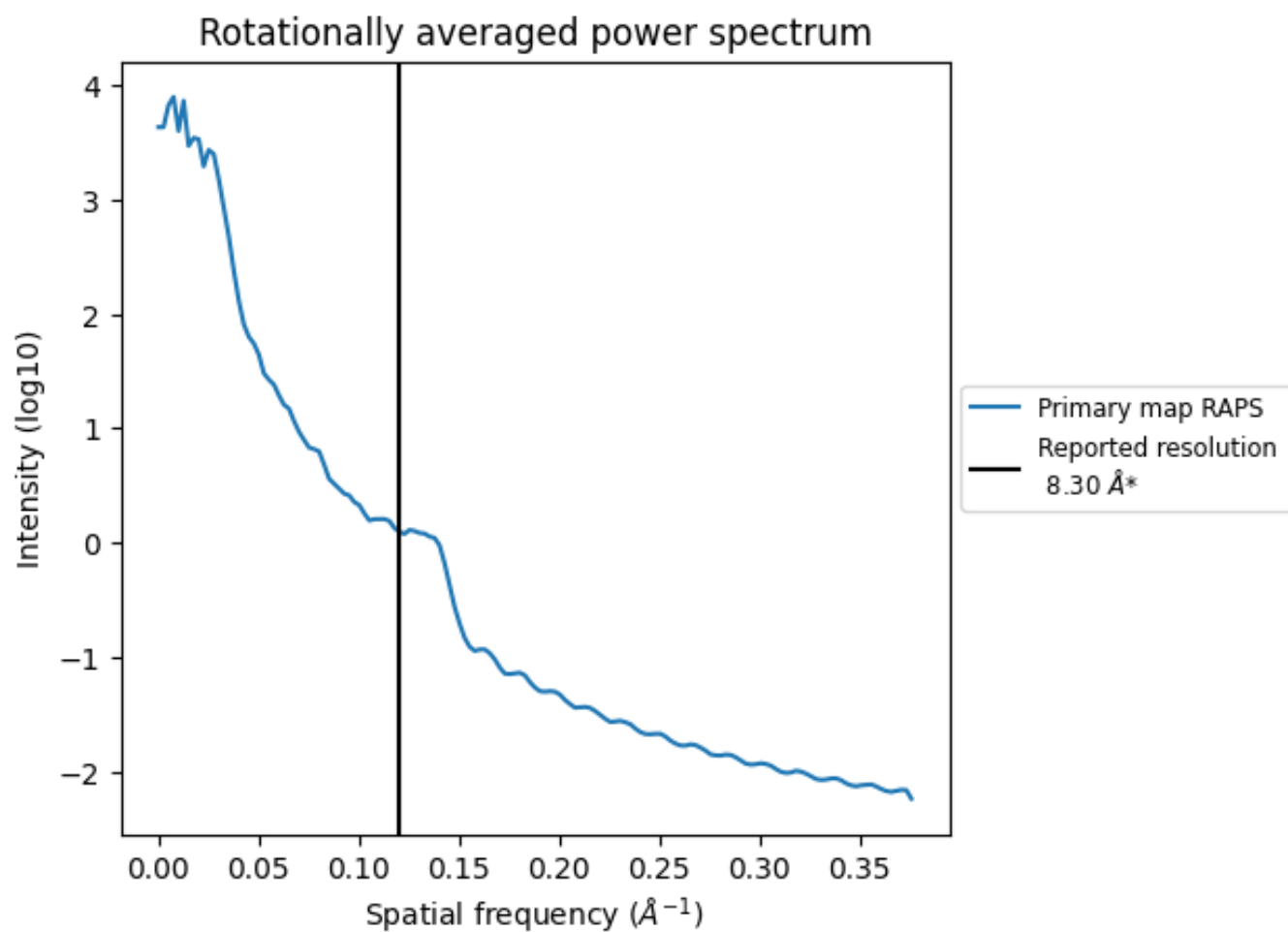
7.2 Volume estimate [i](#)



The volume at the recommended contour level is 359 nm³; this corresponds to an approximate mass of 324 kDa.

The volume estimate graph shows how the enclosed volume varies with the contour level. The recommended contour level is shown as a vertical line and the intersection between the line and the curve gives the volume of the enclosed surface at the given level.

7.3 Rotationally averaged power spectrum [i](#)



*Reported resolution corresponds to spatial frequency of 0.120\AA^{-1}

8 Fourier-Shell correlation

This section was not generated. No FSC curve or half-maps provided.

9 Map-model fit [i](#)

This section contains information regarding the fit between EMDB map EMD-1871 and PDB model 2Y9K. Per-residue inclusion information can be found in section 3 on page 5.

9.1 Map-model overlay [i](#)




The images above show the 3D surface view of the map at the recommended contour level 0.06 at 50% transparency in yellow overlaid with a ribbon representation of the model coloured in blue. These images allow for the visual assessment of the quality of fit between the atomic model and the map.

9.2 Q-score mapped to coordinate model [\(i\)](#)



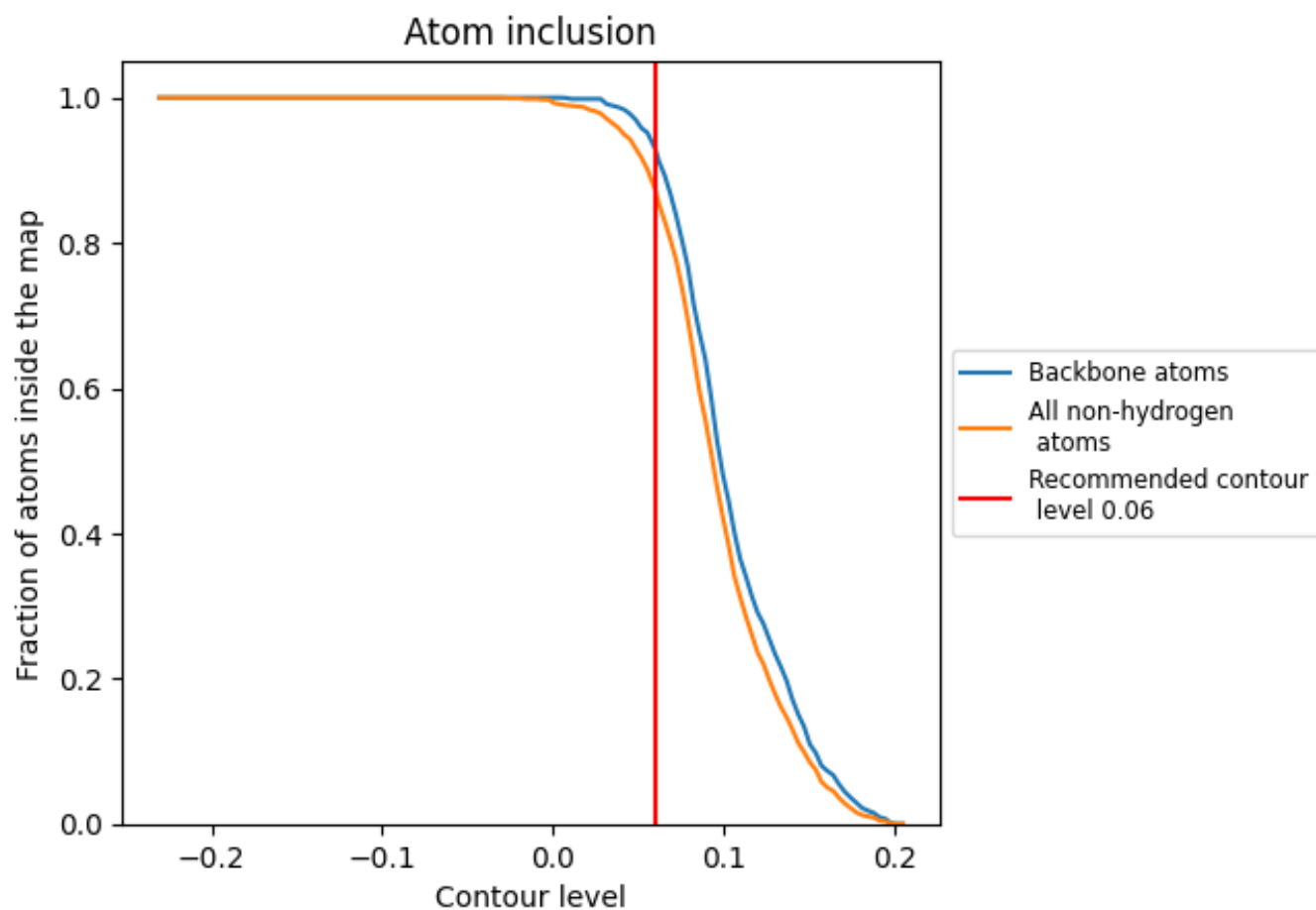
The images above show the model with each residue coloured according to its Q-score. This shows their resolvability in the map with higher Q-score values reflecting better resolvability. Please note: Q-score is calculating the resolvability of atoms, and thus high values are only expected at resolutions at which atoms can be resolved. Low Q-score values may therefore be expected for many entries.

9.3 Atom inclusion mapped to coordinate model [\(i\)](#)



The images above show the model with each residue coloured according to its atom inclusion. This shows to what extent they are inside the map at the recommended contour level (0.06).

































9.4 Atom inclusion [i](#)



At the recommended contour level, 93% of all backbone atoms, 87% of all non-hydrogen atoms, are inside the map.

9.5 Map-model fit summary

The table lists the average atom inclusion at the recommended contour level (0.06) and Q-score for the entire model and for each chain.

Chain	Atom inclusion	Q-score
All	 0.8724	 0.1500
A	 0.8728	 0.1480
B	 0.8728	 0.1510
C	 0.8728	 0.1490
D	 0.8719	 0.1490
E	 0.8728	 0.1490
F	 0.8728	 0.1500
G	 0.8728	 0.1480
H	 0.8709	 0.1500
I	 0.8737	 0.1500
J	 0.8728	 0.1490
K	 0.8719	 0.1500
L	 0.8709	 0.1510
M	 0.8719	 0.1520
N	 0.8728	 0.1530
O	 0.8728	 0.1510

