



Full wwPDB X-ray Structure Validation Report ⓘ

Oct 30, 2023 – 10:40 PM JST

PDB ID : 4YD9
Title : Crystal structure of squid hemocyanin
Authors : Matsuno, A.; Gai, Z.; Kato, K.; Tanaka, Y.; Yao, M.
Deposited on : 2015-02-21
Resolution : 3.00 Å(reported)

This is a Full wwPDB X-ray Structure Validation Report for a publicly released PDB entry.

We welcome your comments at validation@mail.wwpdb.org

A user guide is available at

<https://www.wwpdb.org/validation/2017/XrayValidationReportHelp>

with specific help available everywhere you see the ⓘ symbol.

The types of validation reports are described at

<http://www.wwpdb.org/validation/2017/FAQs#types>.

The following versions of software and data (see [references ⓘ](#)) were used in the production of this report:

MolProbity : 4.02b-467
Mogul : 1.8.5 (274361), CSD as541be (2020)
Xtrriage (Phenix) : 1.13
EDS : 2.36
Percentile statistics : 20191225.v01 (using entries in the PDB archive December 25th 2019)
Refmac : 5.8.0158
CCP4 : 7.0.044 (Gargrove)
Ideal geometry (proteins) : Engh & Huber (2001)
Ideal geometry (DNA, RNA) : Parkinson et al. (1996)
Validation Pipeline (wwPDB-VP) : 2.36

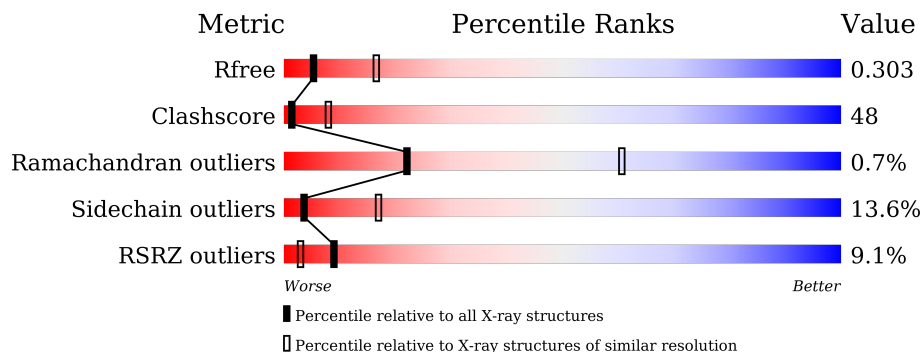
1 Overall quality at a glance i

The following experimental techniques were used to determine the structure:

X-RAY DIFFRACTION

The reported resolution of this entry is 3.00 Å.

Percentile scores (ranging between 0-100) for global validation metrics of the entry are shown in the following graphic. The table shows the number of entries on which the scores are based.



Metric	Whole archive (#Entries)	Similar resolution (#Entries, resolution range(Å))
R_{free}	130704	2092 (3.00-3.00)
Clashscore	141614	2416 (3.00-3.00)
Ramachandran outliers	138981	2333 (3.00-3.00)
Sidechain outliers	138945	2336 (3.00-3.00)
RSRZ outliers	127900	1990 (3.00-3.00)

The table below summarises the geometric issues observed across the polymeric chains and their fit to the electron density. The red, orange, yellow and green segments of the lower bar indicate the fraction of residues that contain outliers for ≥ 3 , 2, 1 and 0 types of geometric quality criteria respectively. A grey segment represents the fraction of residues that are not modelled. The numeric value for each fraction is indicated below the corresponding segment, with a dot representing fractions $\leq 5\%$. The upper red bar (where present) indicates the fraction of residues that have poor fit to the electron density. The numeric value is given above the bar.

Mol	Chain	Length	Quality of chain
1	A	2000	 2% 51% 27% 17%
1	D	2000	 2% 49% 29% 5% 17%
1	G	2000	 2% 48% 29% 5% 17%
1	J	2000	 2% 48% 30% 5% 17%
1	M	2000	 2% 52% 27% 5% 17%
1	P	2000	 2% 50% 28% 5% 17%

Continued on next page...

Continued from previous page...

Mol	Chain	Length	Quality of chain
1	S	2000	2% 51% 27% 17%
1	V	2000	1% 50% 29% 17%
1	Y	2000	1% 50% 28% 17%
1	b	2000	1% 75% 8% 17%
2	B	920	59% 27% 10%
2	E	920	1% 54% 32% 10%
2	H	920	1% 55% 29% 6% 10%
2	K	920	1% 54% 31% 10%
2	N	920	1% 57% 29% 10%
2	Q	920	58% 27% 5% 10%
2	T	920	56% 29% 10%
2	W	920	59% 27% 10%
2	Z	920	1% 57% 29% 10%
2	c	920	1% 81% 9% 10%
3	C	394	15% 59% 50% 26% 7%
3	F	394	16% 50% 49% 25% 7%
3	I	394	13% 52% 51% 26% 7%
3	L	394	15% 55% 50% 26% 7%
3	O	394	16% 49% 50% 25% 7%
3	R	394	14% 55% 50% 26% 7%
3	U	394	17% 43% 49% 24% 7%
3	X	394	16% 87% 49% 26% 7%
3	a	394	48% 62% 28% 7%
3	d	394	84% 62% 28% 7%
4	1	2	50% 50%

Continued on next page...

Continued from previous page...

Mol	Chain	Length	Quality of chain
4	2	2	50% 50%
4	4	2	100%
4	6	2	50% 50%
4	7	2	100%
4	8	2	100%
4	9	2	100%
4	BA	2	100%
4	HA	2	50% 50%
4	IA	2	100%
4	JA	2	50% 50%
4	MA	2	100%
4	OA	2	100%
4	QA	2	50% 50%
4	RA	2	50% 50%
4	e	2	50% 50%
4	f	2	100%
4	i	2	50% 50%
4	j	2	100%
4	m	2	100%
4	n	2	100%
4	o	2	100%
4	p	2	50% 50%
4	q	2	100%
4	s	2	50% 50%
4	t	2	50% 50%

Continued on next page...

Continued from previous page...

Mol	Chain	Length	Quality of chain
4	u	2	100%
4	v	2	100%
4	x	2	50% 50%
5	AA	4	25% 50% 25%
5	FA	4	100%
5	KA	4	75% 25%
5	PA	4	50% 50%
5	g	4	50% 50%
5	l	4	50% 50%
6	3	3	33% 33% 33%
6	5	3	100%
6	CA	3	33% 67%
6	DA	3	33% 67%
6	EA	3	33% 33% 33%
6	GA	3	100%
6	LA	3	100%
6	NA	3	67% 33%
6	h	3	100%
6	k	3	33% 67%
6	r	3	67% 33%
6	w	3	100%
6	y	3	100%
7	z	5	20% 80%
8	0	4	25% 75%

The following table lists non-polymeric compounds, carbohydrate monomers and non-standard residues in protein, DNA, RNA chains that are outliers for geometric or electron-density-fit crite-

ria:

Mol	Type	Chain	Res	Chirality	Geometry	Clashes	Electron density
6	NAG	GA	1	-	-	X	-
6	NAG	GA	2	-	-	X	-
6	BMA	NA	3	-	-	-	X
7	MAN	z	4	-	-	-	X
8	NAG	0	2	-	-	X	-
9	CUO	A	5001	-	-	X	-
9	CUO	C	3401[A]	-	-	X	-
9	CUO	C	3401[B]	-	-	X	-
9	CUO	C	3402[A]	-	-	X	-
9	CUO	C	3402[B]	-	-	X	-
9	CUO	F	3401[B]	-	-	X	-
9	CUO	F	3402[A]	-	-	X	-
9	CUO	I	3401[A]	-	-	X	-
9	CUO	I	3402[A]	-	-	X	-
9	CUO	M	2105	-	-	X	-
9	CUO	O	3401[A]	-	-	X	-
9	CUO	O	3401[B]	-	-	X	-
9	CUO	P	5015[C]	-	-	-	X
9	CUO	P	5015[D]	-	-	-	X
9	CUO	S	2104	-	-	X	-
9	CUO	U	3401[A]	-	-	X	-
9	CUO	U	3401[B]	-	-	X	-
9	CUO	X	3401[A]	-	-	X	X
9	CUO	X	3401[B]	-	-	X	X
9	CUO	d	3401[A]	-	-	-	X
9	CUO	d	3401[B]	-	-	-	X

2 Entry composition [i](#)

There are 9 unique types of molecules in this entry. The entry contains 261470 atoms, of which 0 are hydrogens and 0 are deuteriums.

In the tables below, the ZeroOcc column contains the number of atoms modelled with zero occupancy, the AltConf column contains the number of residues with at least one atom in alternate conformation and the Trace column contains the number of residues modelled with at most 2 atoms.

- Molecule 1 is a protein called hemocyanin.

Mol	Chain	Residues	Atoms					ZeroOcc	AltConf	Trace
			Total	C	N	O	S			
1	A	1656	13318	8513	2259	2478	68	0	0	0
1	D	1656	13318	8513	2259	2478	68	0	0	0
1	G	1656	13318	8513	2259	2478	68	0	0	0
1	J	1656	13318	8513	2259	2478	68	0	0	0
1	M	1656	13318	8513	2259	2478	68	0	0	0
1	P	1656	13318	8513	2259	2478	68	0	0	0
1	S	1656	13318	8513	2259	2478	68	0	0	0
1	V	1656	13318	8513	2259	2478	68	0	0	0
1	Y	1656	13318	8513	2259	2478	68	0	0	0
1	b	1656	13318	8513	2259	2478	68	0	0	0

- Molecule 2 is a protein called hemocyanin.

Mol	Chain	Residues	Atoms					ZeroOcc	AltConf	Trace
			Total	C	N	O	S			
2	B	825	6704	4311	1128	1224	41	0	0	0
2	E	825	6704	4311	1128	1224	41	0	0	0
2	H	825	6704	4311	1128	1224	41	0	0	0
2	K	825	6704	4311	1128	1224	41	0	0	0

Continued on next page...

Continued from previous page...

Mol	Chain	Residues	Atoms					ZeroOcc	AltConf	Trace
2	N	825	Total	C	N	O	S	0	0	0
			6704	4311	1128	1224	41			
2	Q	825	Total	C	N	O	S	0	0	0
			6704	4311	1128	1224	41			
2	T	825	Total	C	N	O	S	0	0	0
			6704	4311	1128	1224	41			
2	W	825	Total	C	N	O	S	0	0	0
			6704	4311	1128	1224	41			
2	Z	825	Total	C	N	O	S	0	0	0
			6704	4311	1128	1224	41			
2	c	825	Total	C	N	O	S	0	0	0
			6704	4311	1128	1224	41			

- Molecule 3 is a protein called hemocyanin.

Mol	Chain	Residues	Atoms					ZeroOcc	AltConf	Trace
3	C	366	Total	C	N	O	S	0	366	0
			5912	3808	994	1076	34			
3	F	366	Total	C	N	O	S	0	366	0
			5912	3808	994	1076	34			
3	I	366	Total	C	N	O	S	0	366	0
			5912	3808	994	1076	34			
3	L	366	Total	C	N	O	S	0	366	0
			5912	3808	994	1076	34			
3	O	366	Total	C	N	O	S	0	366	0
			5912	3808	994	1076	34			
3	R	366	Total	C	N	O	S	0	366	0
			5912	3808	994	1076	34			
3	U	366	Total	C	N	O	S	0	366	0
			5912	3808	994	1076	34			
3	X	366	Total	C	N	O	S	0	366	0
			5912	3808	994	1076	34			
3	a	366	Total	C	N	O	S	0	366	0
			5912	3808	994	1076	34			
3	d	366	Total	C	N	O	S	0	366	0
			5912	3808	994	1076	34			

- Molecule 4 is an oligosaccharide called 2-acetamido-2-deoxy-beta-D-glucopyranose-(1-4)-2-acetamido-2-deoxy-beta-D-glucopyranose.



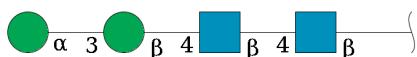
Mol	Chain	Residues	Atoms				ZeroOcc	AltConf	Trace
4	e	2	Total	C	N	O	0	0	0
			28	16	2	10			
4	f	2	Total	C	N	O	0	0	0
			28	16	2	10			
4	i	2	Total	C	N	O	0	0	0
			28	16	2	10			
4	j	2	Total	C	N	O	0	0	0
			28	16	2	10			
4	m	2	Total	C	N	O	0	0	0
			28	16	2	10			
4	n	2	Total	C	N	O	0	0	0
			28	16	2	10			
4	o	2	Total	C	N	O	0	0	0
			28	16	2	10			
4	p	2	Total	C	N	O	0	0	0
			28	16	2	10			
4	q	2	Total	C	N	O	0	0	0
			28	16	2	10			
4	s	2	Total	C	N	O	0	0	0
			28	16	2	10			
4	t	2	Total	C	N	O	0	0	0
			28	16	2	10			
4	u	2	Total	C	N	O	0	0	0
			28	16	2	10			
4	v	2	Total	C	N	O	0	0	0
			28	16	2	10			
4	x	2	Total	C	N	O	0	0	0
			28	16	2	10			
4	1	2	Total	C	N	O	0	0	0
			28	16	2	10			
4	2	2	Total	C	N	O	0	0	0
			28	16	2	10			
4	4	2	Total	C	N	O	0	0	0
			28	16	2	10			
4	6	2	Total	C	N	O	0	0	0
			28	16	2	10			
4	7	2	Total	C	N	O	0	0	0
			28	16	2	10			
4	8	2	Total	C	N	O	0	0	0
			28	16	2	10			
4	9	2	Total	C	N	O	0	0	0
			28	16	2	10			
4	BA	2	Total	C	N	O	0	0	0
			28	16	2	10			

Continued on next page...

Continued from previous page...

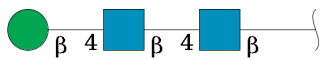
Mol	Chain	Residues	Atoms				ZeroOcc	AltConf	Trace
4	HA	2	Total	C	N	O	0	0	0
			28	16	2	10			
4	IA	2	Total	C	N	O	0	0	0
			28	16	2	10			
4	JA	2	Total	C	N	O	0	0	0
			28	16	2	10			
4	MA	2	Total	C	N	O	0	0	0
			28	16	2	10			
4	OA	2	Total	C	N	O	0	0	0
			28	16	2	10			
4	QA	2	Total	C	N	O	0	0	0
			28	16	2	10			
4	RA	2	Total	C	N	O	0	0	0
			28	16	2	10			

- Molecule 5 is an oligosaccharide called alpha-D-mannopyranose-(1-3)-beta-D-mannopyranose-(1-4)-2-acetamido-2-deoxy-beta-D-glucopyranose-(1-4)-2-acetamido-2-deoxy-beta-D-glucopyranose.



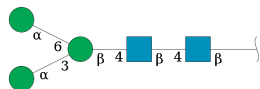
Mol	Chain	Residues	Atoms				ZeroOcc	AltConf	Trace
5	g	4	Total	C	N	O	0	0	0
			50	28	2	20			
5	l	4	Total	C	N	O	0	0	0
			50	28	2	20			
5	AA	4	Total	C	N	O	0	0	0
			50	28	2	20			
5	FA	4	Total	C	N	O	0	0	0
			50	28	2	20			
5	KA	4	Total	C	N	O	0	0	0
			50	28	2	20			
5	PA	4	Total	C	N	O	0	0	0
			50	28	2	20			

- Molecule 6 is an oligosaccharide called beta-D-mannopyranose-(1-4)-2-acetamido-2-deoxy-beta-D-glucopyranose-(1-4)-2-acetamido-2-deoxy-beta-D-glucopyranose.



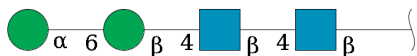
Mol	Chain	Residues	Atoms				ZeroOcc	AltConf	Trace
			Total	C	N	O			
6	h	3	39	22	2	15	0	0	0
6	k	3	39	22	2	15	0	0	0
6	r	3	39	22	2	15	0	0	0
6	w	3	39	22	2	15	0	0	0
6	y	3	39	22	2	15	0	0	0
6	3	3	39	22	2	15	0	0	0
6	5	3	39	22	2	15	0	0	0
6	CA	3	39	22	2	15	0	0	0
6	DA	3	39	22	2	15	0	0	0
6	EA	3	39	22	2	15	0	0	0
6	GA	3	39	22	2	15	0	0	0
6	LA	3	39	22	2	15	0	0	0
6	NA	3	39	22	2	15	0	0	0

- Molecule 7 is an oligosaccharide called alpha-D-mannopyranose-(1-3)-[alpha-D-mannopyranose-(1-6)]beta-D-mannopyranose-(1-4)-2-acetamido-2-deoxy-beta-D-glucopyranose-(1-4)-2-acetamido-2-deoxy-beta-D-glucopyranose.



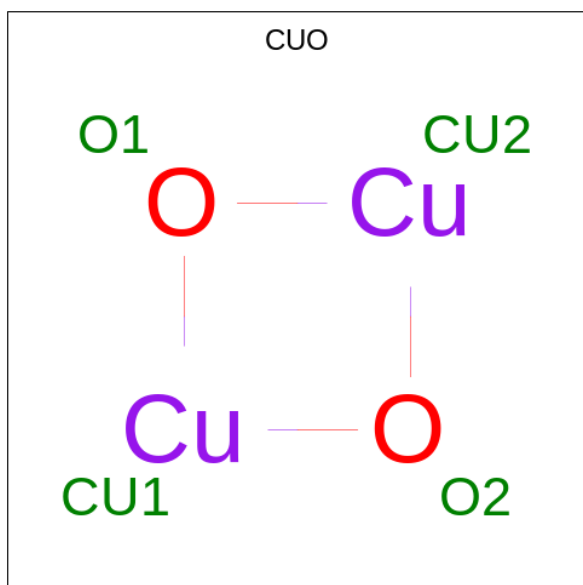
Mol	Chain	Residues	Atoms				ZeroOcc	AltConf	Trace
			Total	C	N	O			
7	z	5	61	34	2	25	0	0	0

- Molecule 8 is an oligosaccharide called alpha-D-mannopyranose-(1-6)-beta-D-mannopyranos e-(1-4)-2-acetamido-2-deoxy-beta-D-glucopyranose-(1-4)-2-acetamido-2-deoxy-beta-D-glucopyranose.



Mol	Chain	Residues	Atoms				ZeroOcc	AltConf	Trace
			Total	C	N	O			
8	0	4	50	28	2	20	0	0	0

- Molecule 9 is CU2-O2 CLUSTER (three-letter code: CUO) (formula: Cu₂O₂).



Mol	Chain	Residues	Atoms			ZeroOcc	AltConf
			Total	Cu	O		
9	A	1	4	2	2	0	0
9	A	1	4	2	2	0	0
9	A	1	4	2	2	0	0
9	A	1	4	2	2	0	0
9	A	1	8	4	4	0	1
9	B	1	4	2	2	0	0
9	B	1	4	2	2	0	0

Continued on next page...

Continued from previous page...

Mol	Chain	Residues	Atoms			ZeroOcc	AltConf
9	C	1	Total 8	Cu 4	O 4	0	1
9	C	1	Total 8	Cu 4	O 4	0	1
9	D	1	Total 4	Cu 2	O 2	0	0
9	D	1	Total 4	Cu 2	O 2	0	0
9	D	1	Total 4	Cu 2	O 2	0	0
9	D	1	Total 4	Cu 2	O 2	0	0
9	D	1	Total 8	Cu 4	O 4	0	1
9	E	1	Total 4	Cu 2	O 2	0	0
9	E	1	Total 4	Cu 2	O 2	0	0
9	F	1	Total 8	Cu 4	O 4	0	1
9	F	1	Total 8	Cu 4	O 4	0	1
9	G	1	Total 8	Cu 4	O 4	0	1
9	G	1	Total 4	Cu 2	O 2	0	0
9	G	1	Total 4	Cu 2	O 2	0	0
9	G	1	Total 4	Cu 2	O 2	0	0
9	G	1	Total 4	Cu 2	O 2	0	0
9	H	1	Total 4	Cu 2	O 2	0	0
9	H	1	Total 4	Cu 2	O 2	0	0
9	I	1	Total 8	Cu 4	O 4	0	1
9	I	1	Total 8	Cu 4	O 4	0	1
9	J	1	Total 4	Cu 2	O 2	0	0

Continued on next page...

Continued from previous page...

Mol	Chain	Residues	Atoms			ZeroOcc	AltConf
9	J	1	Total 4	Cu 2	O 2	0	0
9	J	1	Total 4	Cu 2	O 2	0	0
9	J	1	Total 4	Cu 2	O 2	0	0
9	J	1	Total 8	Cu 4	O 4	0	1
9	K	1	Total 4	Cu 2	O 2	0	0
9	K	1	Total 4	Cu 2	O 2	0	0
9	M	1	Total 8	Cu 4	O 4	0	1
9	M	1	Total 4	Cu 2	O 2	0	0
9	M	1	Total 4	Cu 2	O 2	0	0
9	M	1	Total 4	Cu 2	O 2	0	0
9	M	1	Total 4	Cu 2	O 2	0	0
9	N	1	Total 4	Cu 2	O 2	0	0
9	N	1	Total 4	Cu 2	O 2	0	0
9	O	1	Total 8	Cu 4	O 4	0	1
9	P	1	Total 4	Cu 2	O 2	0	0
9	P	1	Total 4	Cu 2	O 2	0	0
9	P	1	Total 4	Cu 2	O 2	0	0
9	P	1	Total 4	Cu 2	O 2	0	0
9	P	1	Total 8	Cu 4	O 4	0	1
9	Q	1	Total 4	Cu 2	O 2	0	0
9	Q	1	Total 4	Cu 2	O 2	0	0

Continued on next page...

Continued from previous page...

Mol	Chain	Residues	Atoms			ZeroOcc	AltConf
9	S	1	Total 8	Cu 4	O 4	0	1
9	S	1	Total 4	Cu 2	O 2	0	0
9	S	1	Total 4	Cu 2	O 2	0	0
9	S	1	Total 4	Cu 2	O 2	0	0
9	S	1	Total 4	Cu 2	O 2	0	0
9	T	1	Total 4	Cu 2	O 2	0	0
9	T	1	Total 4	Cu 2	O 2	0	0
9	U	1	Total 8	Cu 4	O 4	0	1
9	V	1	Total 4	Cu 2	O 2	0	0
9	V	1	Total 4	Cu 2	O 2	0	0
9	V	1	Total 4	Cu 2	O 2	0	0
9	V	1	Total 4	Cu 2	O 2	0	0
9	V	1	Total 8	Cu 4	O 4	0	1
9	W	1	Total 4	Cu 2	O 2	0	0
9	W	1	Total 4	Cu 2	O 2	0	0
9	X	1	Total 8	Cu 4	O 4	0	1
9	Y	1	Total 8	Cu 4	O 4	0	1
9	Y	1	Total 4	Cu 2	O 2	0	0
9	Y	1	Total 4	Cu 2	O 2	0	0
9	Y	1	Total 4	Cu 2	O 2	0	0
9	Y	1	Total 4	Cu 2	O 2	0	0

Continued on next page...

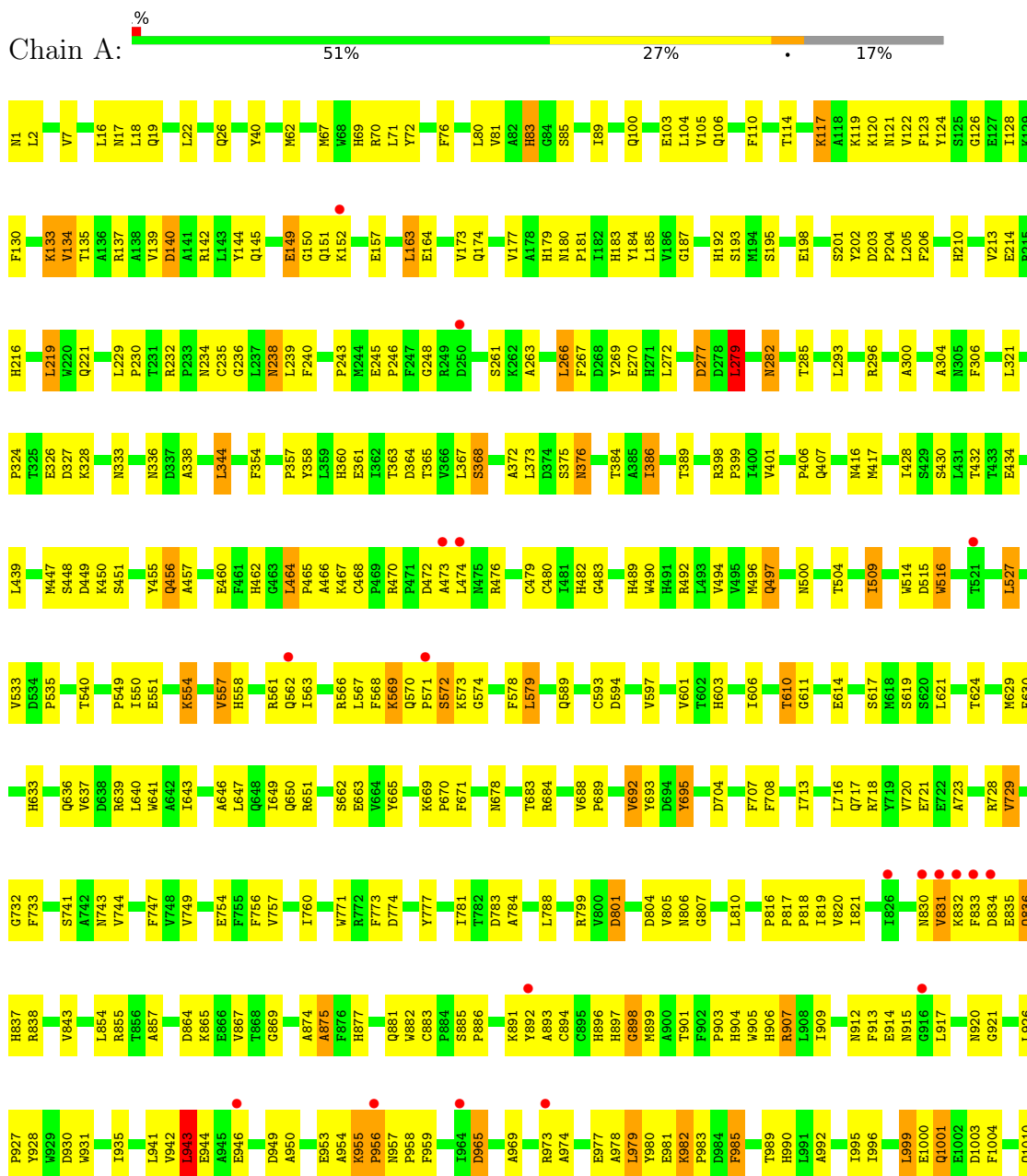
Continued from previous page...

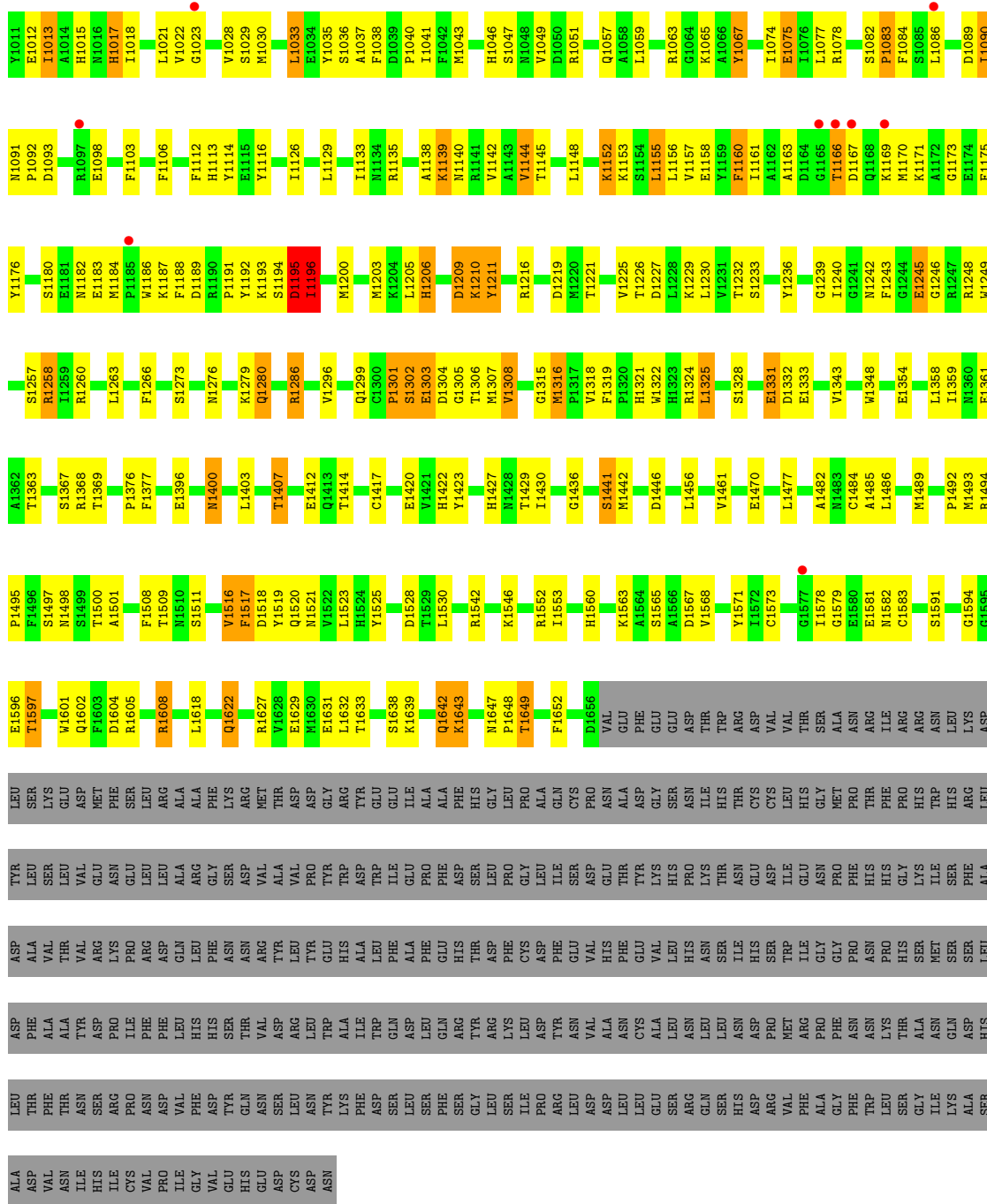
Mol	Chain	Residues	Atoms			ZeroOcc	AltConf
9	Z	1	Total 4	Cu 2	O 2	0	0
9	Z	1	Total 4	Cu 2	O 2	0	0
9	b	1	Total 8	Cu 4	O 4	0	1
9	b	1	Total 4	Cu 2	O 2	0	0
9	b	1	Total 4	Cu 2	O 2	0	0
9	b	1	Total 4	Cu 2	O 2	0	0
9	b	1	Total 4	Cu 2	O 2	0	0
9	c	1	Total 4	Cu 2	O 2	0	0
9	c	1	Total 4	Cu 2	O 2	0	0
9	d	1	Total 8	Cu 4	O 4	0	1

3 Residue-property plots i

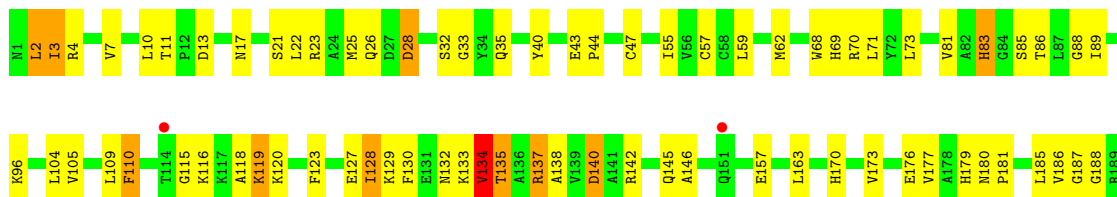
These plots are drawn for all protein, RNA, DNA and oligosaccharide chains in the entry. The first graphic for a chain summarises the proportions of the various outlier classes displayed in the second graphic. The second graphic shows the sequence view annotated by issues in geometry and electron density. Residues are color-coded according to the number of geometric quality criteria for which they contain at least one outlier: green = 0, yellow = 1, orange = 2 and red = 3 or more. A red dot above a residue indicates a poor fit to the electron density ($RSRZ > 2$). Stretches of 2 or more consecutive residues without any outlier are shown as a green connector. Residues present in the sample, but not in the model, are shown in grey.

• Molecule 1: hemocyanin

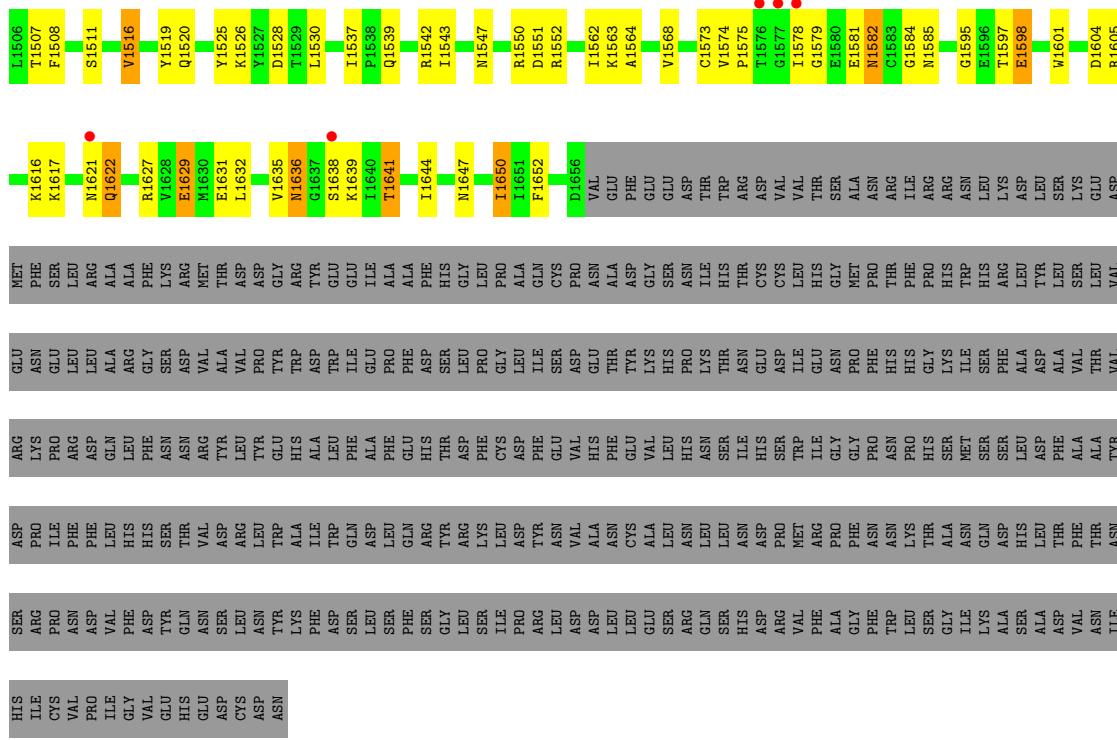




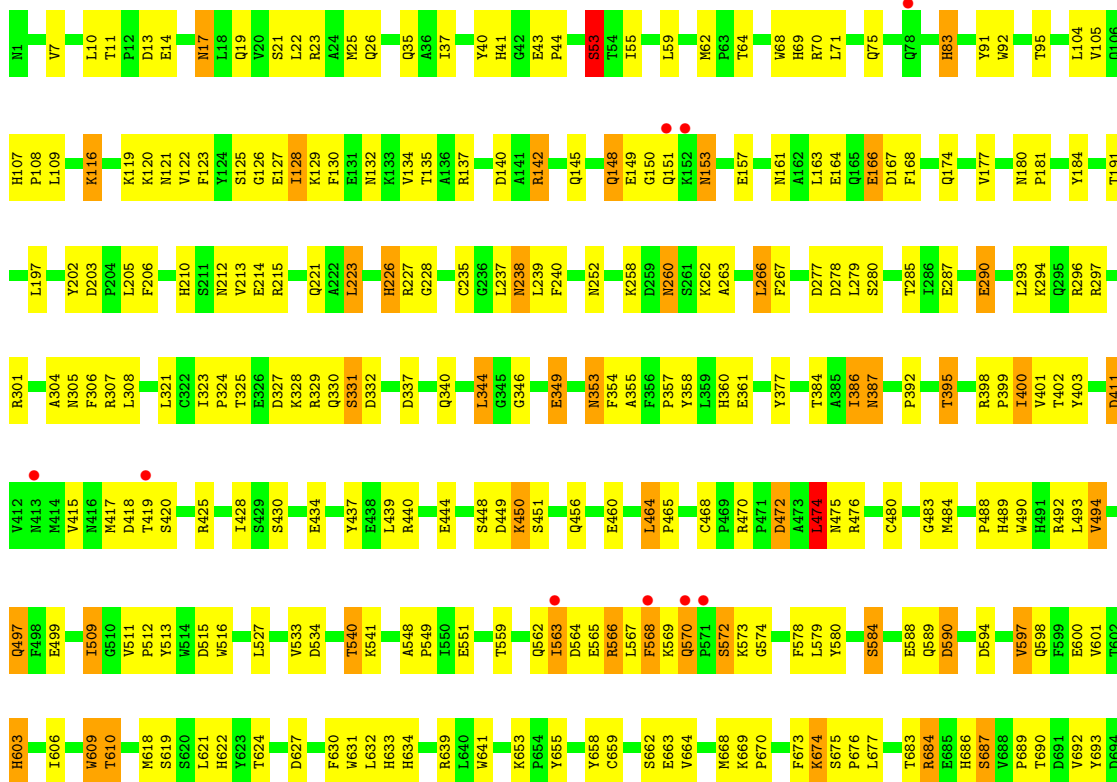
• Molecule 1: hemocyanin



T1407	V1308	I1217	I1035	Y1035	F960	Y870	G758	K669	G574	M484	V400	T285	F190
L1408	H1309	T1221	N1140	S1036	S961	H877	S789	P670	F579	P488	V401	T286	I191
F1409	T1310	L1228	V1144	A1037	G962	T880	I760	F671	L579	H489	Q407	L289	H192
F1411	C1311	K1229	L1148	I1041	I964	R881	K766	F673	L583	W490	G408	R296	S193
E1412	G1312	L1230	E1149	F1042	D965	W882	S767	S675	L633	L493	D411	R301	S194
G1413	H1313	L1231	L1156	H1045	S970	C883	W771	S676	L634	V494	R416	R302	S195
E1414	G1315	V1232	E1157	H1046	S971	P884	R772	L677	L635	Q497	M417	R303	T200
E1420	M1316	T1233	F1160	H1047	S972	S885	R773	N678	L636	Q498	M418	A304	D203
V1421	P1317	S1233	F1161	N1048	S973	S886	Y777	N679	L637	F498	D418	A305	D204
H1422	V1319	V1234	I1165	V1049	S974	P887	Y778	N679	L638	E499	T419	F306	L205
H1423	P1320	H1235	L1155	D1050	P975	D887	E780	K682	L639	S507	S420	F207	F206
E1424	H1321	Y1236	L1155	R1051	P976	K891	I781	T683	L640	S508	R423	N316	F207
V1425	W1322	G1239	L1156	T1055	L979	Y892	A784	R684	L641	P509	F424	V317	L208
H1427	H1323	I1240	V1157	A893	Y980	A893	L785	E685	L642	I509	F425	R318	H209
H1433	R1324	G1241	F1160	W1056	P983	C895	L788	P689	L643	G510	R425	I319	H210
L1434	L1329	H1242	I1161	Q1057	D884	C895	L788	P689	L644	P511	T432	K320	V213
G1436	L1332	F1243	G1165	H896	F985	H897	E795	V692	L645	P512	T433	L321	E214
G1437	D1333	G1244	T1166	Q1060	K987	G898	E795	Y695	L646	W514	E434	C322	R215
D1438	E1333	R1247	T1166	R1063	K988	M899	R799	W609	L647	W515	E435	T325	K225
D1439	E1334	R1248	Q1168	G1064	Y988	A900	R799	W609	L648	D516	E435	H226	H226
H1440	A1342	W1249	Q1169	K1065	T989	R901	D801	Y703	L649	T517	L439	R227	R227
D1446	V1343	S1257	M1170	A1066	F902	F903	I802	T705	L650	K518	R440	R329	R227
D1447	L1358	R1258	K1171	Y1067	L991	H904	A803	L706	L651	P519	V441	N333	T231
D1451	E1361	I1259	A1172	E1075	I995	W905	D804	W620	L652	A522	M443	N336	C235
H1457	A1362	R1260	E1174	I1076	I996	H906	W805	D804	L653	L527	E444	N337	C235
D1472	T1363	F1266	Y1176	L1077	S997	R907	N806	F708	L654	L622	L621	N338	D337
Q1473	E1366	M1271	V1177	R1078	A998	L908	G807	L711	L655	D534	F446	N339	M238
R1473	S1367	R1275	E1181	E1078	L999	Y909	T808	L716	L656	P535	M447	N340	L239
Y1474	T1368	R1276	N1182	F1084	E1000	N915	T813	L717	L657	Q636	D449	Q340	F240
K1475	R1369	A1277	M1186	S1085	Q1001	L926	P816	R718	L658	P637	K450	M350	H241
K1476	T1372	F1278	K1187	L1086	E1002	Y928	P817	Y719	L659	P549	S451	N352	H241
S1476	I1372	K1279	D1188	M1091	Q1003	W929	M830	E721	L660	K547	Y455	N353	R249
Y1479	M1375	D1189	D1189	P1092	E1007	Y929	W831	E722	L661	A548	Q456	Y358	D250
C1484	N1376	R1190	D1189	P1092	E1008	Y929	K832	A723	L662	P549	E460	E361	T256
P1482	F1377	A1282	R1191	T1096	E1009	Y929	F833	K724	L663	I550	E461	E362	T257
P1485	F1378	D1283	Y1192	M1016	E1010	Y929	D834	R728	L664	E551	F461	T363	K258
M1493	E1385	R1286	D1195	H1017	E1011	L941	Q836	F730	L665	H558	G463	D364	D259
M1494	E1385	I1290	I1196	H1017	E1012	Y942	R838	A731	L666	T559	L464	T365	N260
M1497	R1391	V1296	Y1197	H1018	E1013	E946	R838	G732	L667	R561	A466	L371	K262
S1499	D1392	Q1299	F1112	A1020	I1014	T943	K841	M736	L668	Q562	K467	V383	A263
T1500	E1393	C1300	H1113	V1022	I1015	T943	N842	G737	L669	D564	C468	T384	K262
H1505	P1395	P1301	D1117	G1024	H1016	A950	W843	V744	L670	E565	R470	A385	L266
H1505	E1396	P1302	T1118	T1025	H1017	A950	R855	D745	L671	R566	P471	I386	E270
H1505	L1397	E1302	F1121	S1028	E953	E953	F861	V748	L672	L567	D472	T386	E270
H1505	L1397	H1206	H1121	M1029	K955	K955	F861	V748	L673	F568	A473	Q394	F276
H1505	M1400	H1206	H1122	M1030	P956	P956	K865	Q570	L674	K569	F473	T395	D277
H1505	H1406	D1209	I1126	N957	N957	N957	K865	Q570	L675	Q570	C480	I396	D278
H1505	H1406	K1210	K1210	P958	P958	P958	V867	E754	L676	P571	L481	I397	L279
H1505	H1406	M1307	L1129	F959	F959	F959	V867	V757	L677	S572	H482	R398	L279
H1505	H1406	M1307	L1129	F959	F959	F959	V867	V757	L678	K573	G483	P399	N282

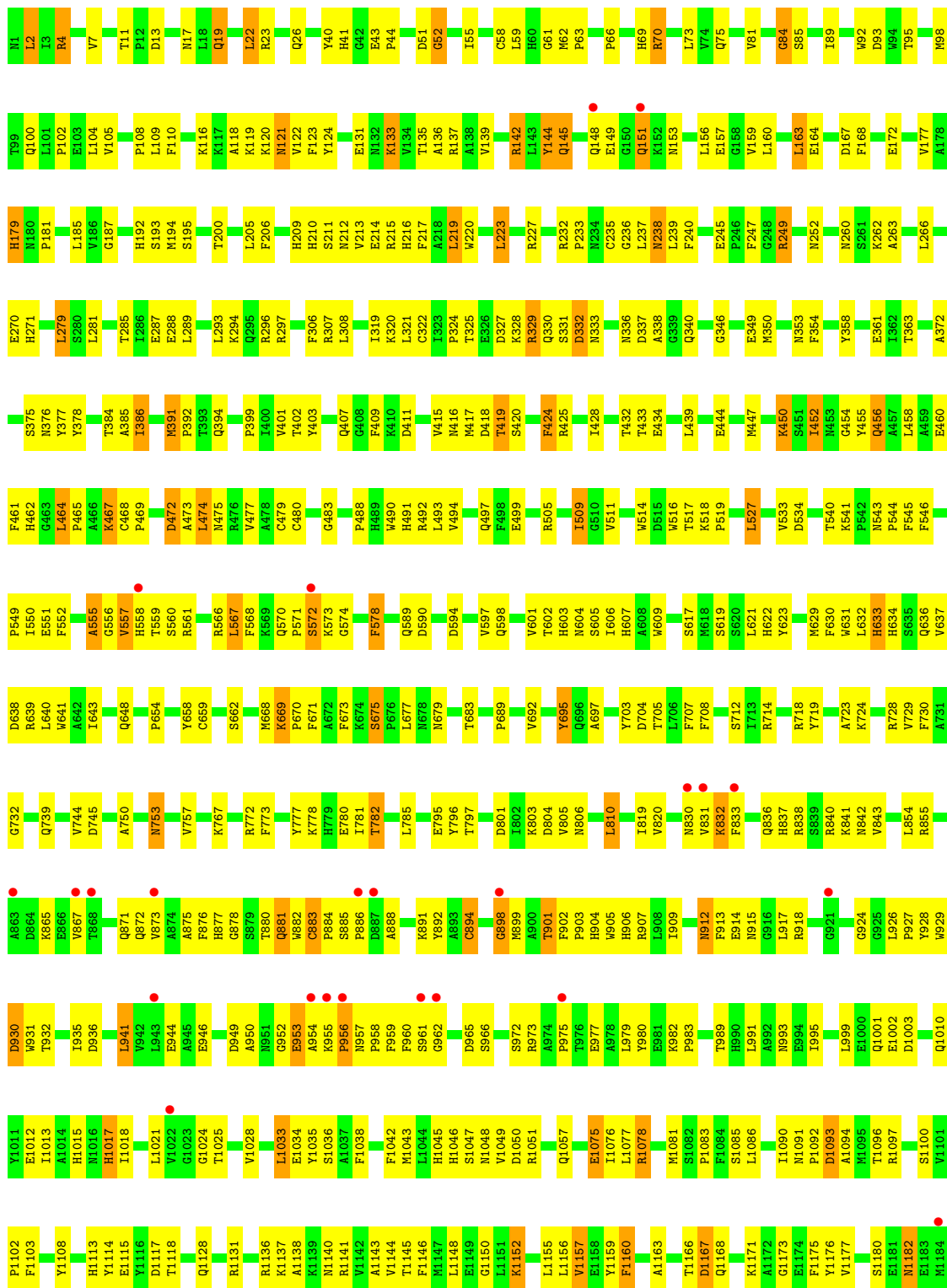


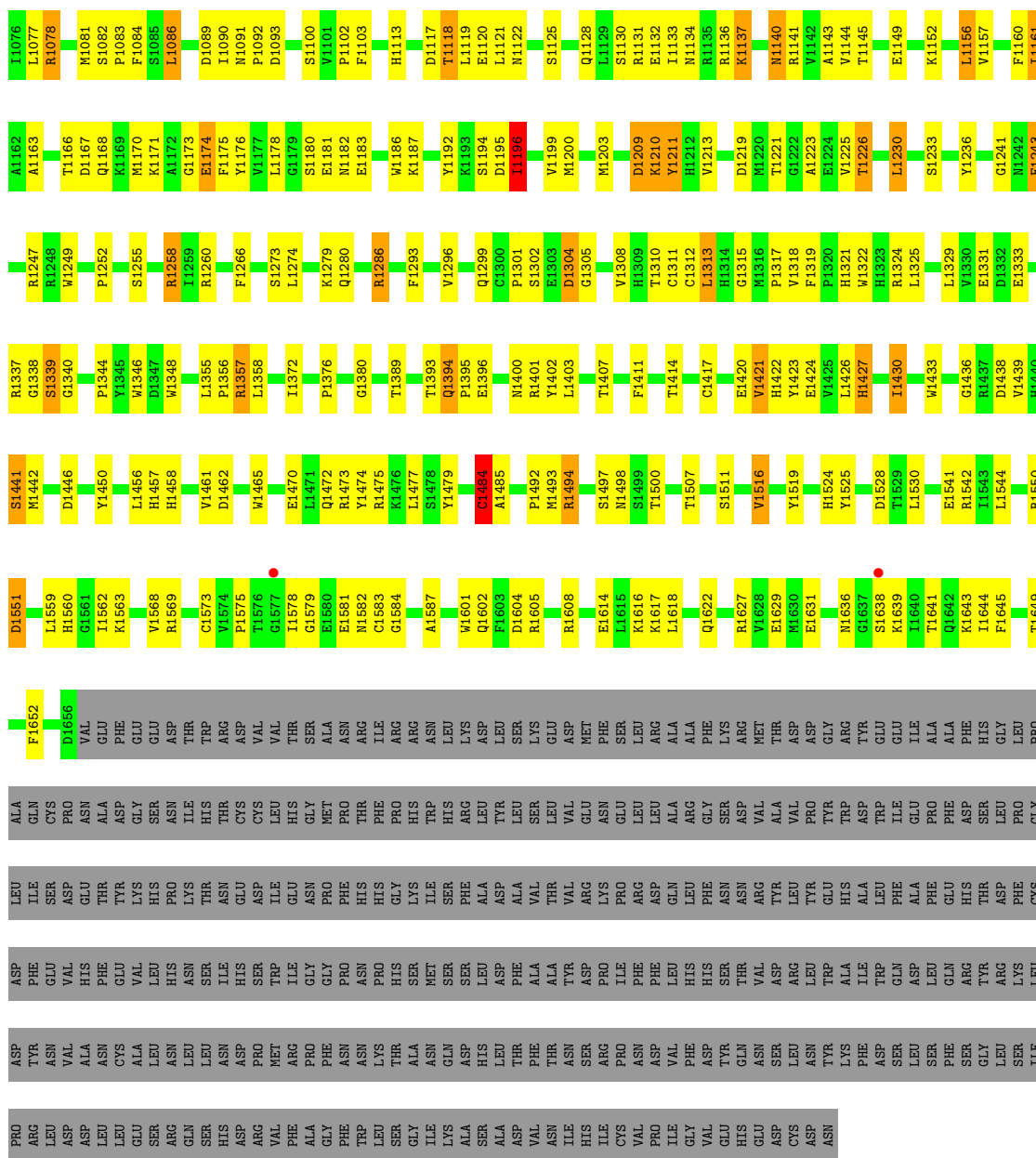
● Molecule 1: hemocyanin



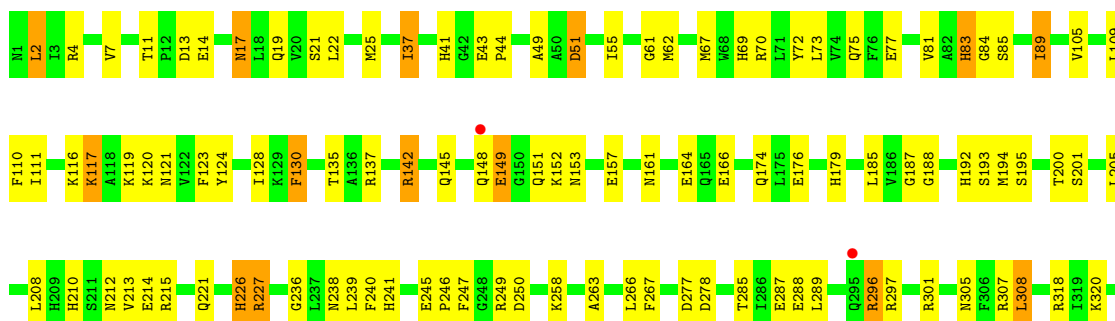
TRP
LEU
SER
GLY
ILE
LVS
ALA
SER
ALA
ASP
VAL
ASN
ILE
HIS
ILE
CYS
VAL
GLU
HIS
GLU
ASP
CYS
ASP
ASN

● Molecule 1: hemocyanin





• Molecule 1: hemocyanin




L1558	W1433	W1346	G1239	K1152	M1048	I964	A888	Y796	L7713	V623	R543	E326
L1559	G1436	D1347	N1242	K1153	V1049	D965	K891	T797	R714	I624	P644	D327
S1565	R1437	W1348	F1243	S1154	D1050	S966	Y892	L798	E715	F545	F545	K328
D1438	D1437	F1352	F1243	L1155	L1051	T971	C895	R900	L716	D627	P649	R329
D1567	V1439	D1353	R1248	L1156	T1055	S972	H896	D801	Q717	P628	S550	Q330
V1568	H1440	E1354	W1249	V1157	W1056	R975	H897	I802	R718	I452	E551	S331
S1441	S1441	I1250	I1250	F1160	Q1057	P975	H898	K803	W719	Y455	K554	D332
Y1574	D1446	R1357	R1258	I1161	A1058	T976	G898	D804	V720	Q456	R564	N336
P1575	L1358	R1258	R1258	A1162	L1059	E977	M899	W805	E722	E400	V557	N353
T1576	Y1447	I1359	R1260	A1163	A978	A978	N806	A978	A723	E600	H568	F354
I1577	Y1450	A1362	R1260	L1164	F1062	R979	G807	G807	K724	V637	T569	A355
G1578	Y1450	G1165	G1165	G1165	P903	Y808	T808	T808	R638	H462	S560	F461
G1579	L1456	T1166	T1166	E861	H904	H904	A809	A809	R639	G485	R566	A355
E1580	L1456	D1167	D1167	K982	K906	W905	W905	W905	R728	L464	R561	E361
E1581	M1460	Q1168	Q1168	P983	A1066	R983	H906	L810	V729	P465	Q562	I362
M1582	Y1461	K1169	K1169	P984	R907	F730	F730	A731	F730	T363	Q562	T363
C1583	D1462	M1170	M1170	F985	Y1067	F985	R813	A731	A731	D472	D564	I362
S1591	D1462	K1171	K1171	F985	I1074	I909	I909	L734	L734	A473	E565	A372
W1465	E1284	A1172	A1172	T989	E1075	P816	P816	L647	L647	L474	R566	A372
G1594	G1285	G1173	G1173	H990	R1078	P818	P818	Q739	Q739	M475	L567	S375
G1595	R1286	Y1176	Y1176	L991	E914	I819	I819	T740	T740	H482	F568	T380
I1467	R1286	Y1176	Y1176	L991	N915	W820	W820	S741	S741	C483	K569	A381
W1468	V1296	Y1176	Y1176	L991	G916	G916	G916	F747	F747	T486	Q570	A381
Q1469	Q1299	G1179	G1179	I995	S1082	I995	I995	V748	V748	P487	P571	E382
E1470	C1300	S1180	S1180	S997	P1083	S997	N920	I748	I748	R486	S572	E382
R1473	P1301	E1181	E1181	A998	F1084	A998	W831	V488	V488	P487	K573	A385
L1477	S1302	M1182	M1182	L999	S1085	L999	K832	R749	R749	P488	R574	I386
C1484	E1303	M1183	M1183	Q1000	L1086	Q1000	F833	A750	A750	H489	R574	I386
A1485	D1304	H1184	H1184	Q1001	A1087	Q1001	R926	I760	I760	H490	H576	M391
A1485	G1305	P1185	P1185	Q1002	S1088	Q1002	E835	E754	E754	W490	H576	M391
K1617	V1308	W1186	W1186	D1083	D1089	D1083	W829	F755	F755	H492	H492	P392
L1618	C1312	R1190	R1190	I1090	I1090	I1090	D930	F756	F756	L493	L493	T393
G1620	C1312	D1195	D1195	F1007	R1097	F1007	W931	W757	W757	V494	V494	Q394
H1621	G1315	I1196	I1196	Y1011	V1101	Y1011	I935	I760	I760	Q497	Q497	R398
Q1622	G1315	M1200	M1200	E1012	E1012	E1012	D836	L763	L763	N500	N500	I400
R1627	F1319	M1203	M1203	H1015	V1105	H1015	L941	K767	K767	T504	T504	V401
E1629	W1322	M1203	M1203	N1016	F1106	N1016	L854	L677	L677	R505	R505	Y402
L1632	T1407	I1217	I1217	H1017	H1113	H1017	R855	T683	T683	T509	T509	Q407
A1634	L1408	T1218	T1218	I1018	Y1114	I1018	F861	R684	R684	I509	I509	G408
V1635	T1414	L1219	L1219	H1019	E1115	H1019	E346	H886	H886	W514	W514	F409
M1636	D1219	D1219	D1219	A1020	E1120	A1020	Y947	S687	S687	D514	D514	K410
G1637	S1328	A1223	A1223	L1021	L1121	L1021	T948	V866	V866	D602	D602	D411
S1638	E1331	E1224	E1224	T1025	I1126	T1025	D949	T868	T868	H603	H603	N416
P1513	D1332	V1225	V1225	A1027	I1126	A1027	N951	T868	T868	I606	I606	T419
V1516	E1333	L1228	L1228	V1028	R1131	V1028	E953	Q871	Q871	W609	W609	S420
L1523	L1334	A1229	A1229	S1029	E1132	S1029	A954	Q872	Q872	L523	L523	P524
T1641	L1335	L1230	L1230	M1030	I1133	M1030	K955	R873	R873	P524	P524	R423
Q1642	A1336	V1231	V1231	M1030	I1133	M1030	F876	G785	G785	S525	S525	F424
F1532	L1337	T1232	T1232	N957	K1137	N957	H877	A787	A787	L526	L526	R423
I1644	G1338	S1233	S1233	P958	M1140	P958	G878	L788	L788	L527	L527	I428
D1656	S1339	V1234	V1234	S1036	T1145	S1036	S879	M792	M792	W533	W533	T432
VAL	G1340	Y1235	Y1235	H1046	T1145	H1046	Q880	Q880	Q880	T540	T540	E435
	V1341	I1236	I1236	S1047	A963	S1047	A963	Q880	Q880	S712	S712	

S972	S973	A974	P975	L979	E980	E981	K982	P983	D984	K987	Y988	L991	A992	N993	E994	L995	L999	Q1000	Q1001	E1002	C1005	E1008	V1009	Q1010	Y1011	E1012	I1013	A1014	H1015	H1016	H1017	H1019	A1020	L1021	V1022	G1023	G1024	T1025	V1028	S1029	M1030	A1031	L1033	E1034	Y1035	S1036	A1037	F1038	D1039
P1040	I1041	F1042	M1043	L1044	H1045	H1046	S1047	N1048	V1049	T1055	V1056	L1059	F1062	L991	R1063	G1064	K1065	M1068	M1071	I1074	E1075	R1078	D1164	M1081	S1082	P1083	L1086	A1087	S1088	P1089	I1090	M1091	P1092	D1093	T1096	S1100	V1101	P1102	V1105	F1106	M1107	Y1108	Y1116	D1117	T1118	L1119	M1122		
G1123	L1124	S1125	I1126	L1129	R1136	K1137	M1140	R1141	V1142	A1143	V1144	T1145	L1148	E1149	G1150	K1153	L1156	V1157	F1160	A1163	D1164	G1165	T1166	D1167	M1170	K1171	A1172	G1173	E1174	F1175	Y1176	V1177	S1180	E1181	M1182	W1186	K1187	P1191	Y1192	D1195	I1196	L1197	V1199	M1203	K1204				
L1205	H1206	Y1207	T1208	D1209	L1215	T1221	T1226	K1229	L1230	V1231	T1232	S1233	V1234	I1235	Y1236	I1240	F1243	G1244	E1245	G1246	R1247	R1248	W1249	I1250	R1258	I1259	R1260	E1267	L1274	Q1280	R1286	V1286	C1300	P1301	S1302	E1303	D1304	G1305	T1306	M1307	V1308	H1309	T1310	C1311	L1313				
H1314	G1315	M1316	P1317	V1318	H1321	W1322	H1323	R1324	S1328	E1331	D1332	L1333	L1334	V1343	W1348	V1349	E1350	P1351	P1356	R1357	R1358	I1359	S1367	R1368	I1372	I1373	K1381	D1390	R1391	D1392	E1396	L1397	M1400	H1406	T1407	V1410	F1411	T1414	R1415	V1421	H1422	Y1423	L1426						
H1427	I1430	W1433	L1434	G1435	G1436	D1438	S1441	M1442	D1446	F1455	L1456	H1457	V1461	I1467	E1470	L1471	Q1472	L1358	R1473	I1359	R1475	K1476	L1477	N1483	I1259	C1484	A1485	P1492	M1493	R1494	P1495	F1496	S1497	M1498	S1499	T1500	R1505	T1509	M1510	S1511	R1512	P1513	V1516	Y1519					
L1523	H1524	Y1525	K1526	L1527	D1528	F1529	L1530	M1531	F1532	I1537	P1538	Q1539	R1542	K1563	A1564	S1565	A1566	D1567	Y1474	I1568	R1569	I1570	Y1571	L1572	C1573	V1574	G1577	I1578	E1579	E1580	E1581	I1582	C1583	G1584	M1585	Y1586	A1587	F1590	S1591	G1594	M1599	P1600	W1601	D1604	R1605				
R1608	E1614	L1615	K1616	K1617	L1620	M1621	Q1622	R1627	V1628	M1629	M1630	E1631	L1632	M1636	K1639	I1640	T1641	Q1642	K1643	I1644	F1645	T1649	F1652	S1655	D1656	VAL	GLU	PHE	GLU	GLU	GLU	ASP	THR	TRP	ASN	VAL	VAL	VAL	VAL	THR	SER	ALA	ARG	THR	ARG	THR	TYR		
SER	LYS	GLU	ASP	MET	ASN	LEU	LEU	ARG	ALA	ALA	PHE	LYS	ASP	ARG	ASP	VAL	TRP	GLU	ILE	GLU	LEU	GLY	ALA	ALA	CYS	GLN	ASP	GLY	GLU	HIS	PRO	LEU	ALA	GLN	CYS	VAL	VAL	THR	SER	ALA	ARG	THR	ARG	THR	TYR				
LEU	SER	LEU	VAL	GLU	ASN	LEU	LEU	ARG	ALA	ALA	GLY	ASP	ASP	TRP	ASP	VAL	TRP	ALA	GLY	GLY	LEU	LEU	GLY	GLY	LEU	ILE	ASP	GLU	GLU	THR	TYR	LYS	THR	ASN	GLU	VAL	VAL	THR	THR	ASN	HIS	THR	THR	ARG	ALA	ASP			
ALA	VAL	THR	VAL	ARG	PRO	ARG	ASP	GLN	LEU	ALA	PHE	ASN	ASN	THR	ALA	TRP	GLY	ALA	ALA	ASP	LEU	ASP	ALA	ALA	GLN	THR	GLU	VAL	VAL	THR	THR	ALA	ASN	ASN	ASN	VAL	VAL	VAL	THR	THR	ASN	HIS	THR	THR	ALA	ASP			
PHE	ALA	TYR	ASP	PRO	ILE	PHE	ASP	LEU	LEU	HIS	HIS	SER	THR	VAL	VAL	ARG	ARG	LEU	TRP	TYR	LEU	ASP	ASP	TYR	THR	ASP	ASN	ALA	ASN	ASN	ASN	ASN	ASN	ASN	PRO	PRO	MET	ARG	ASN	ASN	ASN	ASN	ASN	ASP	LEU				
THR	PHE	THR	ASN	SER	ARG	PRO	ASN	ASP	ASP	PHE	GLN	ASN	ASN	VAL	VAL	ARG	LEU	TRP	TYR	GLN	ASN	ASP	THR	THR	THR	GLY	LEU	LEU	LEU	GLN	GLN	GLN	ASN	ASP	ARG	VAL	VAL	PHE	ALA	GLY	PHE	ASN	THR	THR	ASP	ALA			
ASP	VAL	ASN	ILE	ILE	ILE	CYS	VAL	PRO	PRO	GLY	VAL	HIS	HIS	GLU	GLU	GLY	ASP	ASP	ASP	ASN	ASP	ASP	ASP	ASP	ASP	ASP	ASP	ASP	ASP	ASP	ASP	ASP	ASP	ASP	ASP	ASP	ASP	ASP	ASP	ASP	ASP	ASP	ASP	ASP	ASP	ASP	ASP	ASP	

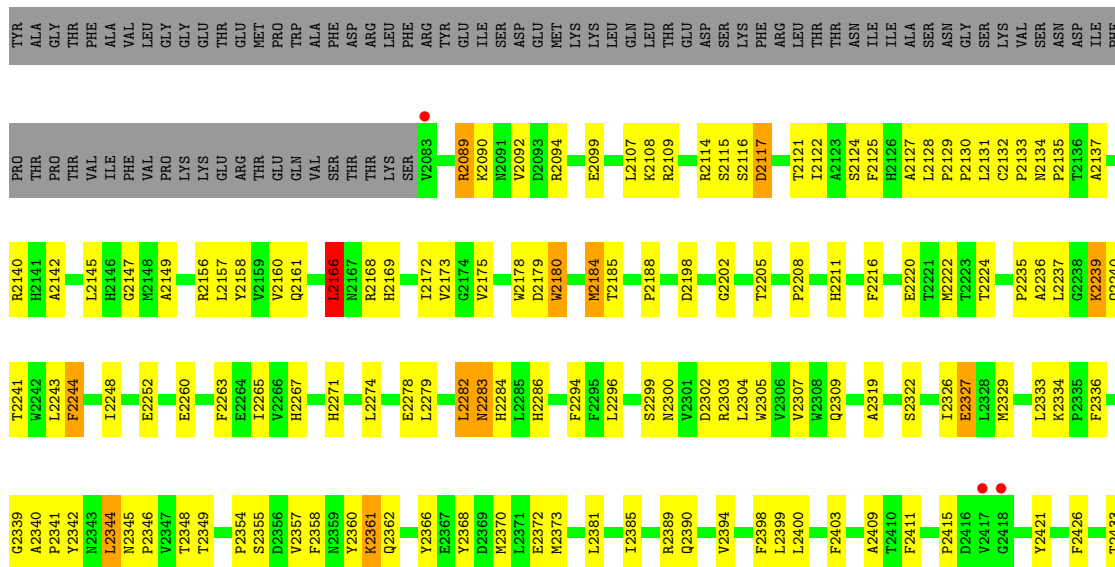
● Molecule 1: hemocyanin

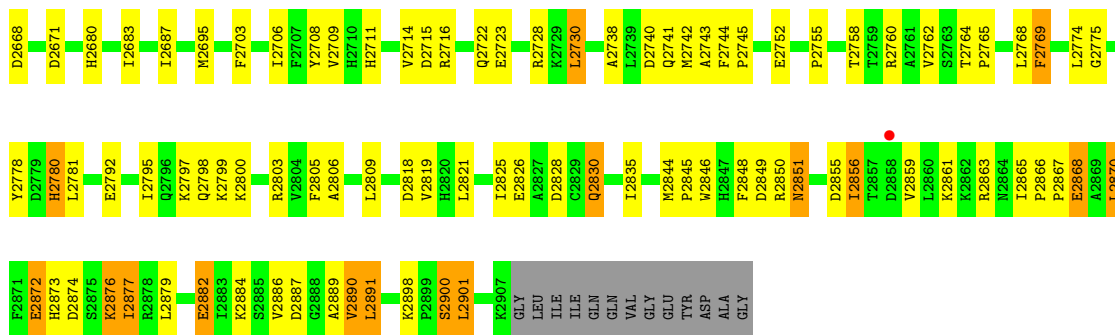


W1	L2	I3	R4	V7	T11	P12	D13	E14	M17	V20	S21	L22	M25	D28	E43	P44	K48	D51	G52	S53	T54	I55	V56	C57	C58	L59	M62	P63	M67	W68	H69	R70	L71	Y72	L73	E77	L80	V81	A82	H83	G84	S85	T86	L87	Y91
----	----	----	----	----	-----	-----	-----	-----	-----	-----	-----	-----	-----	-----	-----	-----	-----	-----	-----	-----	-----	-----	-----	-----	-----	-----	-----	-----	-----	-----	-----	-----	-----	-----	-----	-----	-----	-----	-----	-----	-----	-----	-----	-----	-----

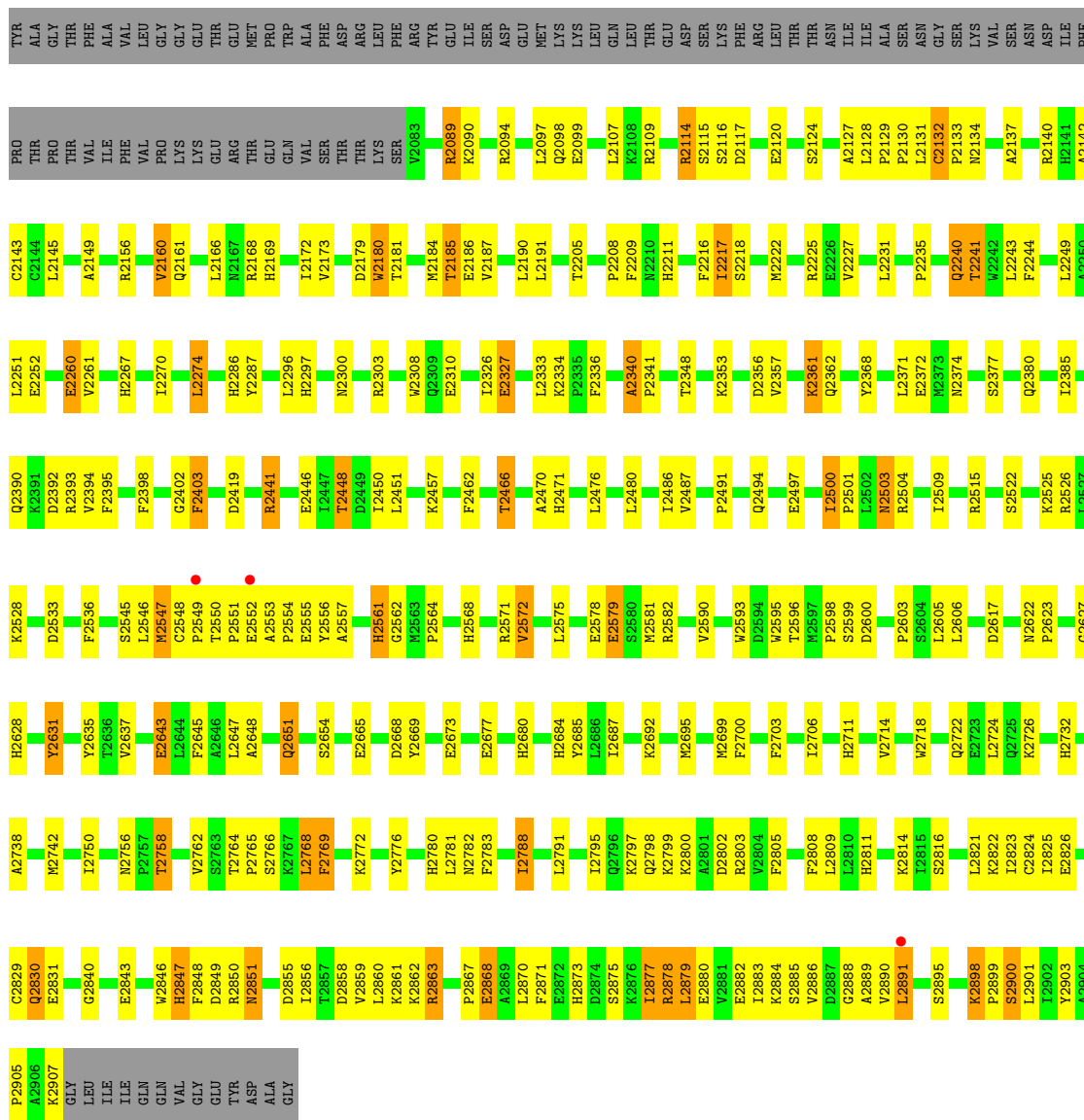


• Molecule 2: hemocyanin





• Molecule 2: hemocyanin



• Molecule 2: hemocyanin

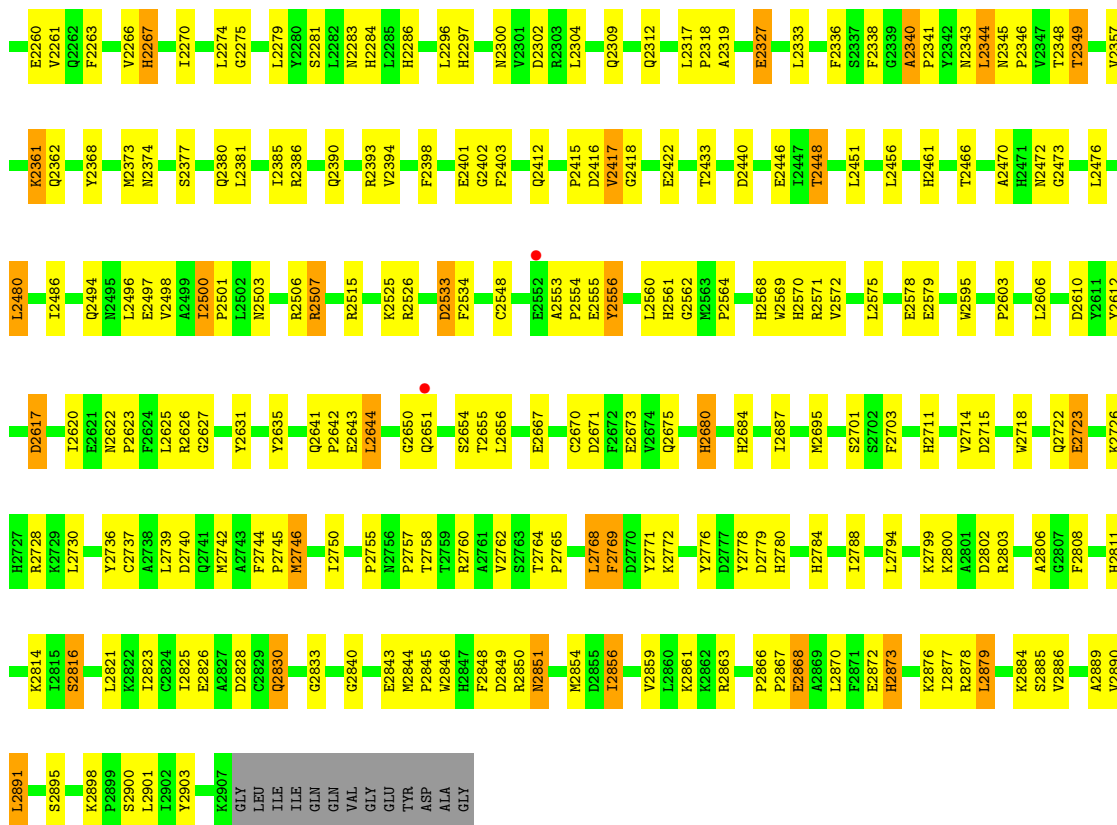


TYR	ALA	GLY	THR	PHE	THR	VAL	LEU	GLY	GLY	THR	GLU	GLY	THR	GLU	MET	PRO	TRP	ALA	PHE	ASP	ARG	LEU	PHE	ARG	GLY	ILE	SER	ASP	GLU	THR	GLU	ASP	LYS	PHE	ARG	LEU	THR	THR	ALA	SER	ASN	GLY	SER	LYS	VAL	SER	ASN	PHE			
PRO	THR	PRO	THR	VAL	ILE	PHE	VAL	PRO	LYS	LYS	GLU	ARG	GLU	THR	THR	GLN	VAL	VAL	SER	THR	THR	LYS	LEU	SER	ARG	TYR	ILE	SER	ASP	GLU	THR	GLU	ASP	LYS	PHE	ARG	LEU	THR	THR	ALA	SER	ASN	GLY	SER	LYS	VAL	SER	ASN	PHE		
C2143	C2144	L2145	R2156	V2160	Q2161	E2163	L2166	R2167	R2168	H2169	I2172	V2173	G2174	V2175	P2176	Y2177	W2178	W2180	T2181	M2184	T2185	E2186	L2191	T2201	G2202	I2203	W2207	P2208	S2215	F2216	I2217	S2218	T2221	G2222	R2225	F2232	E2233	Q2234	P2235	A2236	L2237	G2238	K2239	Q2240	T2241						
S2242	L2243	F2244	E2252	E2260	V2261	I2265	W2266	H2267	H2271	S2272	W2273	L2274	G2275	G2276	L2279	N2283	H2284	L2285	H2286	N2300	R2303	L2317	F2318	N2323	E2327	L2333	K2334	P2335	F2336	G2339	A2340	P2341	Y2342	N2343	W2345	P2346	V2347	T2348	T2349	V2357	F2358	N2359	K2361								
Q2362	L2370	M2370	E2372	M2373	L2381	I2385	R2386	R2389	Q2390	V2394	G2402	F2403	G2404	S2405	P2415	D2416	V2417	G2418	D2419	S2424	H2425	M2435	P2436	R2441	L2442	Y2443	K2444	M2445	E2446	T2447	T2448	L2451	M2454	H2461	L2476	F2477	E2478	S2479	L2480	L2481	R2488	P2491									
L2496	E2497	V2498	N2502	N2503	R2504	I2505	R2506	R2507	N2508	I2509	K2525	R2526	L2527	K2528	D2533	F2536	S2545	L2546	M2547	C2548	T2549	T2550	P2551	E2552	A2553	P2554	E2555	Y2556	A2557	C2558	C2559	L2560	H2561	H2568	W2569	H2570	R2571	V2572	L2575	H2576	F2577	E2578	E2579	M2581	F2703	D2704	H2584	W2595	T2596	M2597	P2598
N2601	L2605	L2606	D2617	N2622	L2625	G2626	G2627	H2628	I2629	K2630	Y2631	E2632	D2633	T2634	Y2635	R2638	E2643	L2644	L2647	A2648	E2649	G2650	Q2651	K2652	L2656	L2662	E2665	E2677	V2678	I2679	H2680	N2681	S2682	I2683	H2684	I2687	M2695	F2703	D2704	H2584	W2595	T2596	M2597	P2598							
H2711	V2714	W2718	Q2722	E2723	K2726	L2730	P2731	K2734	A2738	L2739	E2740	P2745	F2749	I2750	N2754	P2755	N2756	P2757	T2758	T2759	R2760	T2764	P2765	S2766	K2767	L2768	F2769	Y2771	K2772	S2773	L2774	G2775	Y2776	I2788	I2795	Q2798	K2799	K2800	R2803	V2804	F2805	A2806	G2807								
F2808	L2809	S2816	V2819	H2820	L2821	K2822	C2824	E2826	F2827	D2828	C2829	Q2830	F2831	A2832	G2833	F2836	G2840	E2843	N2844	F2845	H2846	F2848	F2848	D2849	R2850	N2851	N2854	D2855	L2856	T2857	V2858	K2862	R2863	N2864	L2865	P2866	P2867	F2871	E2872	H2873	D2874	S2875	L2877	R2878	L2879	E2882					
L2883	K2884	S2885	V2886	D2887	G2888	A2889	V2890	L2891	D2892	S2900	L2901	K2907	GLY	LEU	ILE	ILE	ILE	GLN	GLN	VAL	VAL	GLY	GLU	TYR	ASP	ALA	GLY																								

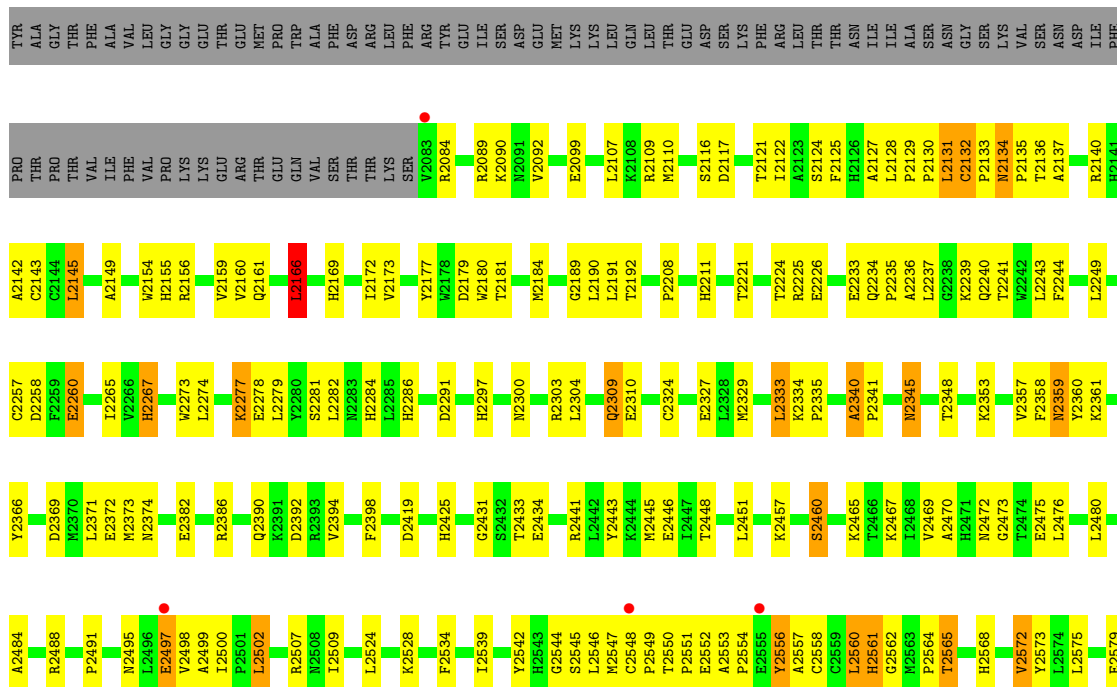
● Molecule 2: hemocyanin

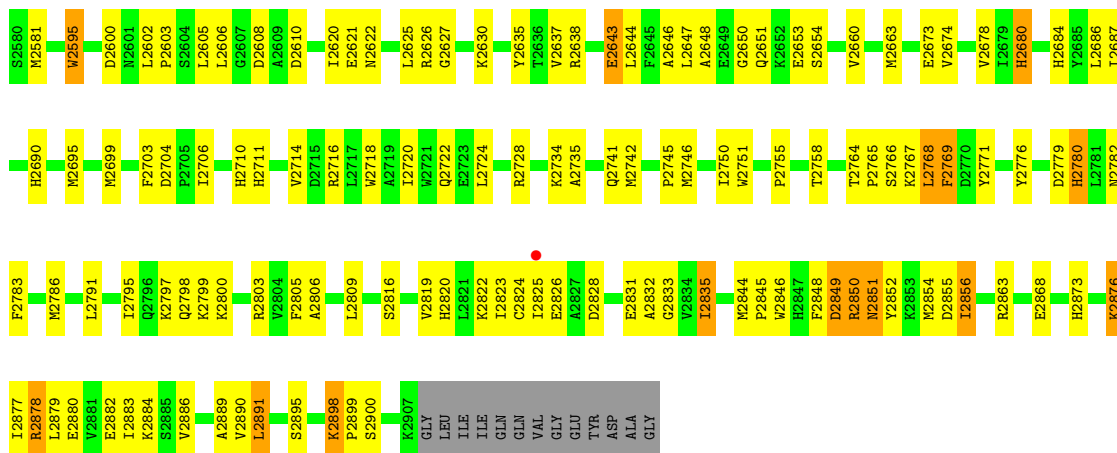


TYR	ALA	GLY	THR	PHE	THR	VAL	LEU	GLY	GLY	THR	GLU	GLY	THR	GLU	MET	PRO	TRP	ALA	PHE	ASP	ARG	LEU	PHE	ARG	GLY	ILE	SER	ASP	GLU	THR	GLU	ASP	LYS	PHE	ARG	LEU	THR	THR	ALA	SER	ASN	GLY	SER	LYS	VAL	SER	ASN	PHE	
PRO	THR	PRO	THR	VAL	ILE	PHE	VAL	PRO	LYS	LYS	GLU	ARG	GLU	THR	THR	GLN	VAL	VAL	SER	THR	THR	LYS	LEU	SER	ARG	TYR	ILE	SER	ASP	GLU	THR	GLU	ASP	LYS	PHE	ARG	LEU	THR	THR	ALA	SER	ASN	GLY	SER	LYS	VAL	SER	ASN	PHE
Q2161	F2162	E2163	L2166	H2169	V2175	P2176	Y2177	W2178	D2179	W2180	T2181	M2184	T2185	E2186	V2187	L2190	L2191	T2205	P2208	S2215	F2216	I2217	S2218	T2221	L2221	K2225	L2231	F2232	E2233	Q2234	P2235	A2236	L2237	Q2240	T2241	W2242	L2243	F2244	N2245	N2246	I2247	I2248	E2252	G2255	T2254	C2257			
R2089	K2090	N2091	D2093	R2094	E2099	L2107	K2108	Q2111	R2114	S2115	S2116	T2121	S2124	A2127	L2128	P2129	K2138	N2246	A2142	I2247	C2143	C2144	L2145	R2156	V2160																								

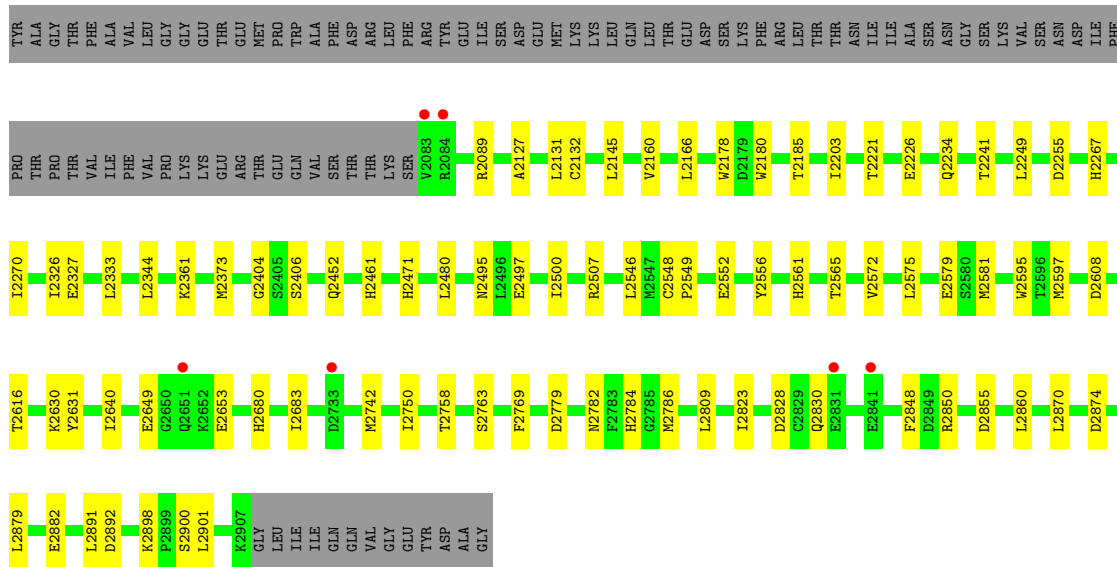
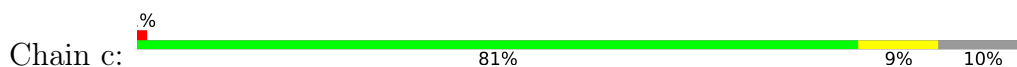


• Molecule 2: hemocyanin

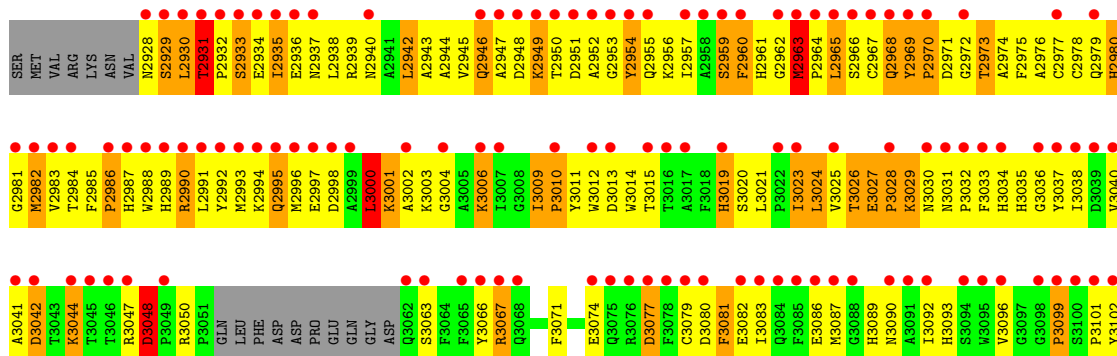
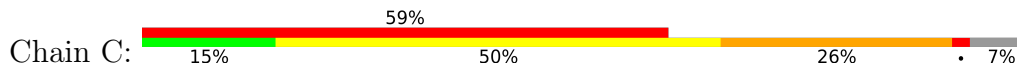


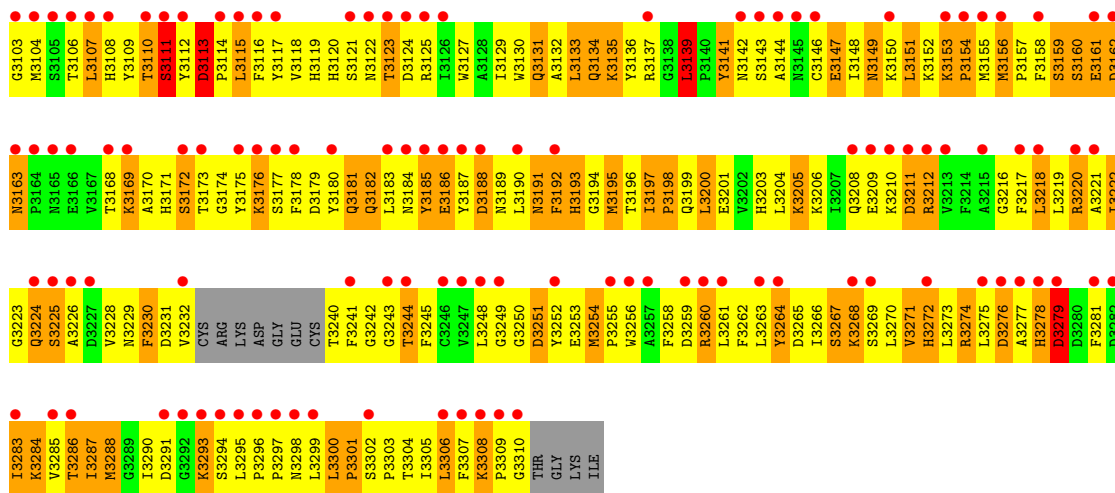


● Molecule 2: hemocyanin

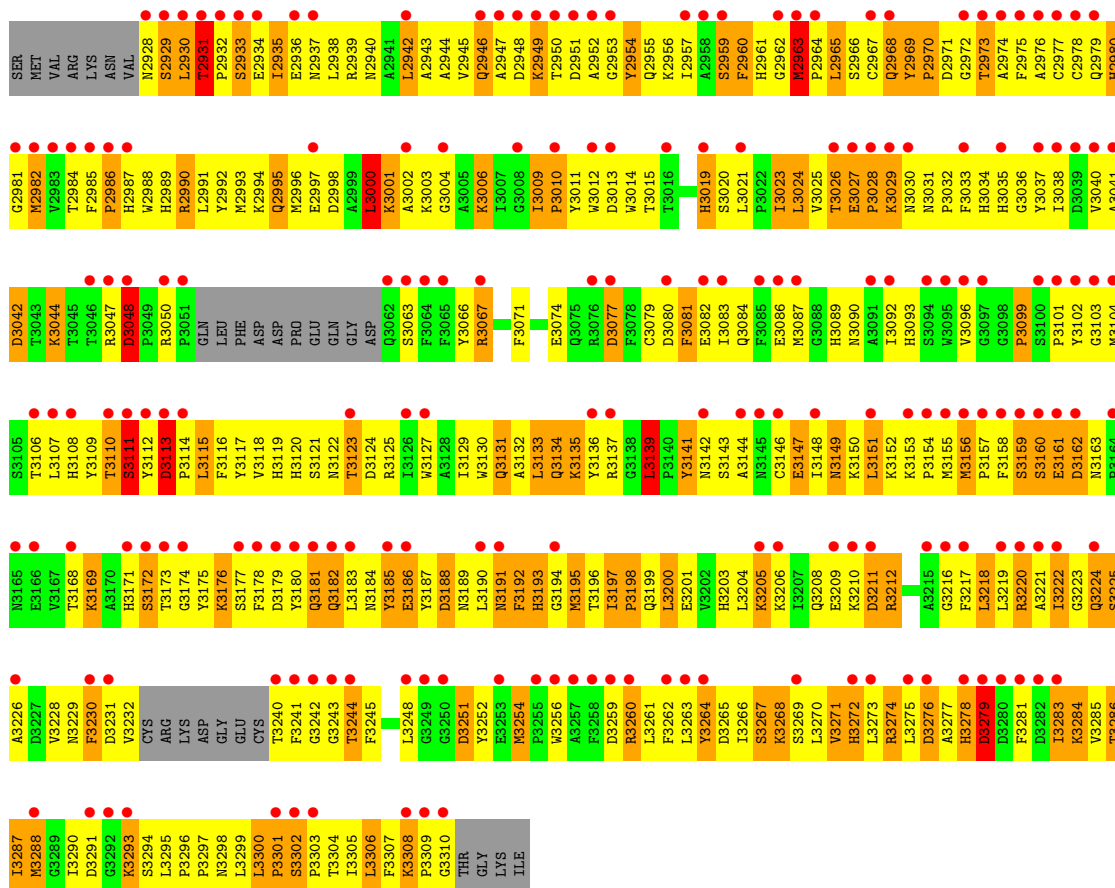
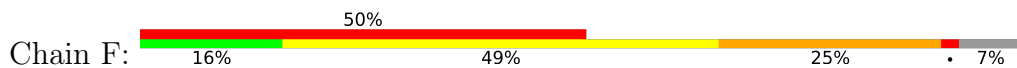


● Molecule 3: hemocyanin

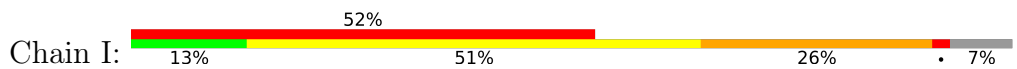




• Molecule 3: hemocyanin

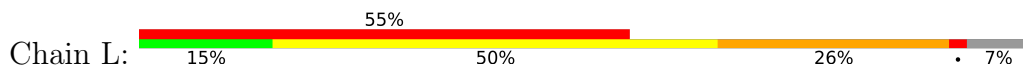


• Molecule 3: hemocyanin

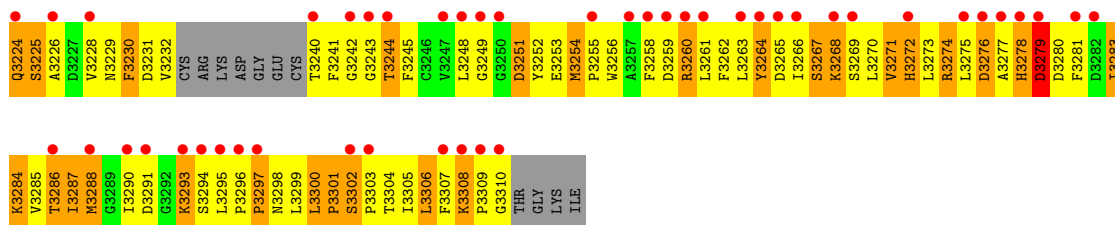


SER	MET	VAL	ARG	LYS	ASN	VAL	N2928	N2929	N2930	L2930	T2931	P2932	S2933	E2934	I2935	E2936	N2937	L2938	R2939	N2940	A2941	L2942	A2943	A2944	V2945	Q2946	A2947	D2948	K2949	T2950	D2951	A2952	G2953	Y2954	K2955	L2957	A2958	S2959	F2960	H2961	C2962	M2963	P2964	L2965	S2966	C2967	Q2968	Y2969	P2970	D2971	G2972	T2973	A2974	F2975	A2976	C2977	Q2978	V3040	A3041		
G2981	M2982	V2983	T2984	F2985	P2986	H2987	W2988	H2989	R2990	L2991	L2991	Y2992	W2993	K2994	Q2995	M2996	E2997	D2998	A2999	L3000	K3001	A3002	K3003	G3004	A3005	K3006	L3007	G3008	L3009	P3010	Y3011	W3012	D3013	W3014	T3015	L3016	H3019	S3020	L3021	F3022	E3023	M3024	V3025	T3026	E3027	P3028	K3029	N3030	N3031	F3032	H3033	H3034	H3035	G3036	Y3037	L3038	P3039	V3040	A3041		
D3042	T3043	K3044	T3045	T3046	R3047	D3048	F3049	R3050	P3051	GLN	GLN	LEU	PHE	ASP	ASP	PRO	GLU	GLN	GLY	Q3062	S3063	Y3066	R3067	F3071	E3074	Q3075	R3076	D3077	F3078	D3079	D3080	F3081	E3082	L3083	Q3084	F3085	E3086	M3087	G3088	H3089	M3090	A3091	I3092	H3093	S3094	W3095	V3096	G3097	F3098	P3099	H3035	S3100	P3101	Y3102	G3103	M3104	S3105				
T3106	L3107	H3108	T3109	A3170	S3111	Y3112	D3113	P3114	L3115	F3116	Y3117	F3118	Y3119	H3120	N3121	N3122	T3123	D3124	R3125	Q3131	A3132	L3133	Q3134	K3135	Y3136	R3137	G3138	L3139	P3140	Y3141	N3142	S3143	A3144	N3145	C3146	E3147	E3148	N3149	K3150	L3151	K3152	K3153	P3154	M3155	M3156	P3157	F3158	S3159	S3160	E3161	D3162	N3163	N3165								
E3166	V3167	K3168	K3169	A3170	H3171	S3172	K3173	G3174	Y3175	K3176	S3177	F3178	D3179	H3180	Q3181	G3242	Q3182	T3244	F3245	N3184	R3185	E3186	L3248	D3188	N3189	L3190	N3191	F3192	M3254	G3194	K3195	W3256	A3257	F3258	D3259	R3260	L3261	F3262	E3201	H3203	L3204	K3205	K3206	L3207	Q3208	F3209	K3210	R3211	A3215	F3217	L3218	L3219	R3220	A3221	S3160	E3161	D3162	G3223	Q3224	S3225	A3226
D3227	V3228	M3229	K3230	D3231	V3232	CYS	ARG	LYS	ASP	GLY	GLU	CYS	T3240	F3241	G3242	Q3243	T3244	F3245	G3246	V3247	E3253	L3248	D3255	G3249	G3250	D3251	Y3252	E3253	M3254	G3255	K3195	W3256	A3257	F3258	D3259	R3260	L3261	F3262	E3201	H3203	L3204	K3205	K3206	L3207	Q3208	F3209	K3210	R3211	A3215	F3217	L3218	L3219	R3220	A3221	S3160	E3161	D3162	G3223	Q3224	S3225	A3226
L3287	M3288	G3289	I3290	D3291	G3292	K3293	S3294	L3295	P3296	R3297	M3298	L3300	P3301	S3302	G3303	T3304	L3305	L3306	F3307	K3308	K3309	G3310	THR	GLY	LYS	ILE																																			

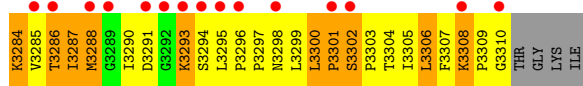
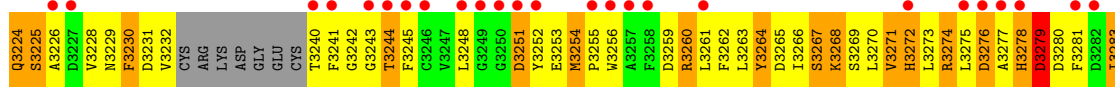
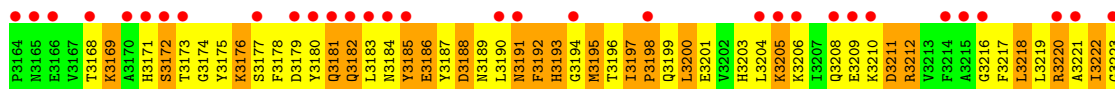
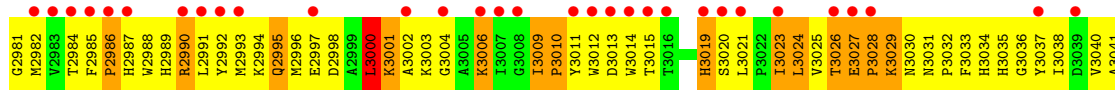
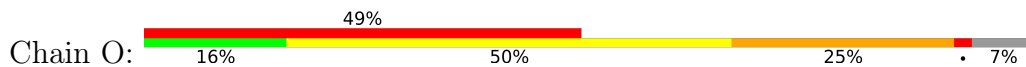
• Molecule 3: hemocyanin



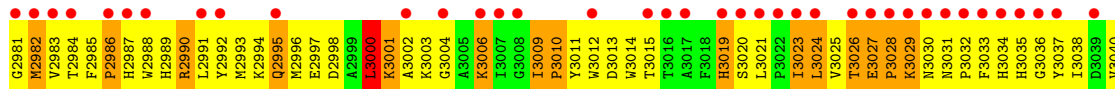
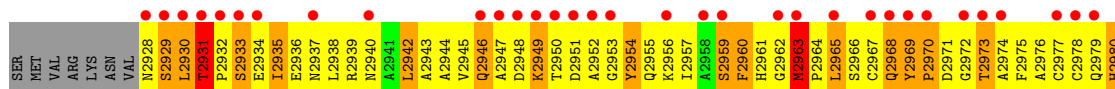
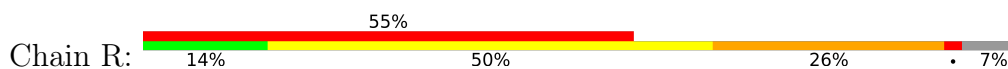
SER	MET	VAL	ARG	LYS	ASN	VAL	N2928	N2929	N2930	L2930	T2931	P2932	S2933	E2934	I2935	E2936	N2937	L2938	R2939	N2940	A2941	L2942	A2943	A2944	V2945	Q2946	A2947	D2948	K2949	T2950	D2951	A2952	G2953	Y2954	K2955	L2957	A2958	S2959	F2960	H2961	C2962	M2963	P2964	L2965	S2966	C2967	Q2968	Y2969	P2970	D2971	G2972	T2973	A2974	F2975	A2976	C2977	Q2978	V3040	A3041			
G2981	M2982	V2983	T2984	F2985	P2986	H2987	W2988	H2989	R2990	L2991	L2991	Y2992	W2993	K2994	Q2995	M2996	E2997	D2998	A2999	L3000	K3001	A3002	K3003	G3004	A3005	K3006	L3007	G3008	L3009	P3010	Y3011	W3012	D3013	W3014	T3015	L3016	H3019	S3020	L3021	F3022	E3023	M3024	V3025	T3026	E3027	P3028	K3029	N3030	N3031	F3032	H3033	H3034	H3035	G3036	Y3037	L3038	P3039	V3040	A3041			
D3042	T3043	K3044	T3045	T3046	R3047	D3048	F3049	R3050	P3051	GLN	GLN	LEU	PHE	ASP	ASP	PRO	GLU	GLN	GLY	Q3062	S3063	Y3066	R3067	F3071	E3074	Q3075	R3076	D3077	F3078	D3079	D3080	F3081	E3082	L3083	Q3084	F3085	E3086	M3087	G3088	H3089	M3090	A3091	I3092	H3093	S3094	W3095	V3096	G3097	F3098	P3099	H3035	S3100	P3101	Y3102	G3103	M3104	S3105					
M3104	S3105	L3107	T3109	H3108	S3111	Y3112	D3113	P3114	L3115	F3116	Y3117	F3118	D3179	H3180	Q3181	G3242	Q3182	T3244	F3245	N3184	R3185	E3186	L3248	D3188	N3189	L3190	N3191	F3192	M3254	G3194	K3195	W3256	A3257	F3258	D3259	R3260	L3261	F3262	E3201	H3203	L3204	K3205	K3206	L3207	Q3208	F3209	K3210	R3211	A3215	F3217	L3218	L3219	R3220	A3221	S3160	E3161	D3162	G3223	Q3224	S3225	A3226	
F3164	M3165	E3166	V3167	K3168	K3169	A3170	S3172	K3173	G3174	Y3175	K3176	S3177	F3178	D3179	H3180	Q3181	G3242	Q3182	T3244	F3245	N3184	R3185	E3186	L3248	D3188	N3189	L3190	N3191	F3192	M3254	G3194	K3195	W3256	A3257	F3258	D3259	R3260	L3261	F3262	E3201	H3203	L3204	K3205	K3206	L3207	Q3208	F3209	K3210	R3211	A3215	F3217	L3218	L3219	R3220	A3221	S3160	E3161	D3162	G3223	Q3224	S3225	A3226

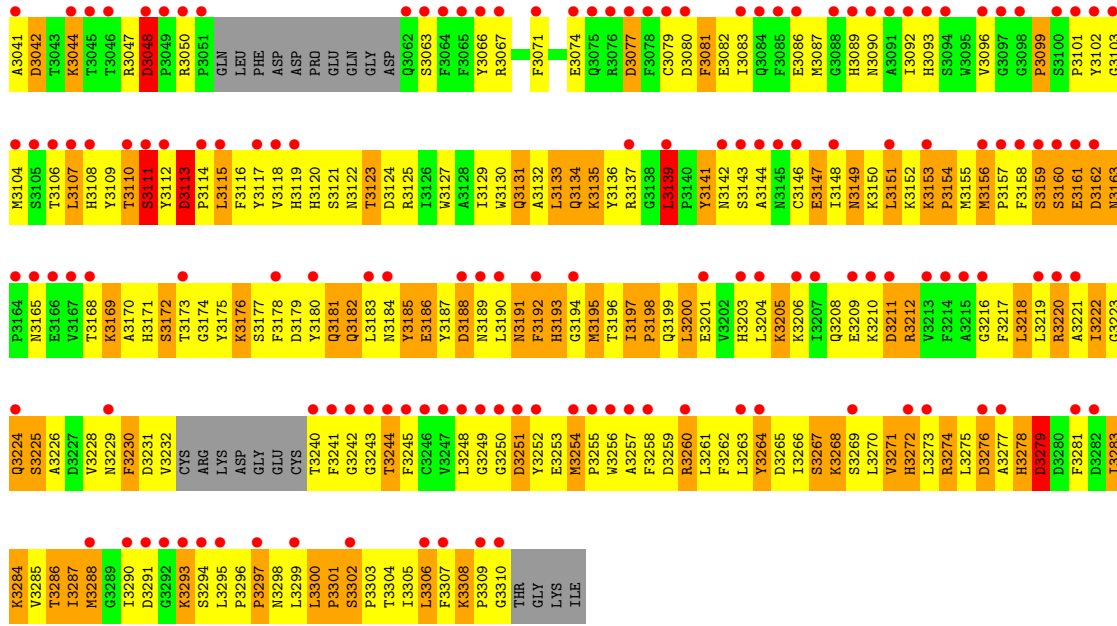


• Molecule 3: hemocyanin

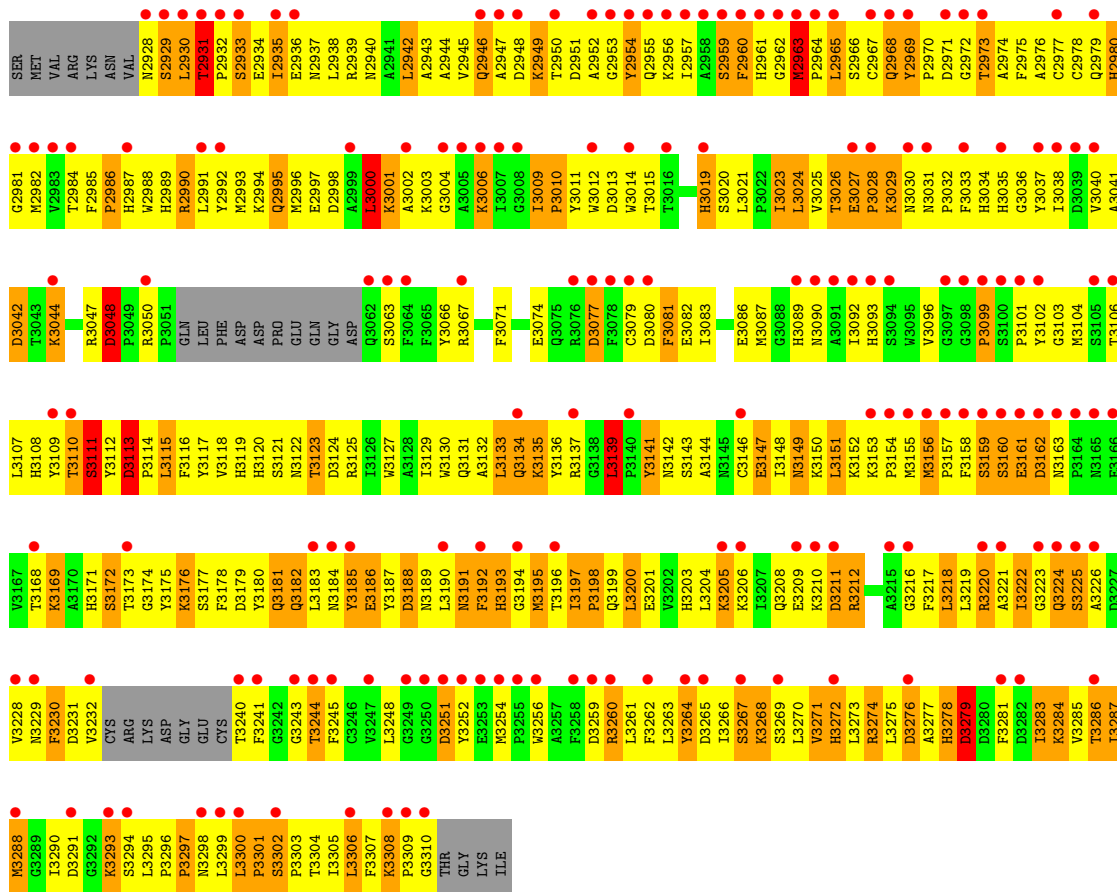
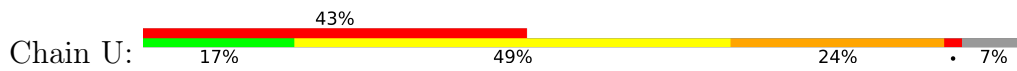


• Molecule 3: hemocyanin

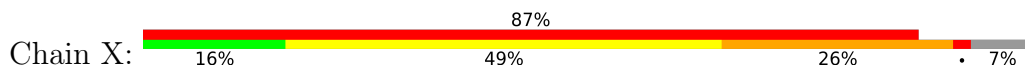




• Molecule 3: hemocyanin



• Molecule 3: hemocyanin



SER	MET	VAL	ARG	LYS	ASN	VAL	M2928	M2929	M2930	M2931	M2932	M2933	M2934	M2935	M2936	M2937	M2938	M2939	M2940	M2941	M2942	M2943	M2944	M2945	M2946	M2947	M2948	M2949	M2950	M2951	M2952	M2953	M2954	M2955	M2956	M2957	M2958	M2959	M2960	M2961	M2962	M2963	M2964	M2965	M2966	M2967	M2968	M2969	M2970	M2971	M2972	M2973	M2974	M2975	M2976	M2977	M2978	M2979	M2980																																																												
G2981	M2982	V2983	T2984	F2985	P2986	H2987	M2988	M2989	E2990	L2991	M2992	M2993	K2994	Q2995	M2996	D2997	L2998	R2999	L3000	K3001	A3002	K3003	G3004	A3005	K3006	I3007	G3008	I3009	P3010	Y3011	M3012	D3013	M3014	T3015	F3016	A3017	F3018	H3019	S3020	L3021	G3022	I3023	L3024	V3025	T3026	E3027	P3028	K3029	N3030	K3031	P3032	F3033	H3034	F2975	H3035	V3036	Y3037	I3038	P3039	V3040																																																											
A3041	D3042	K3043	K3044	T3045	T3046	R3047	R3048	R3049	R3050	R3051	G3052	L3053	P3054	P3055	P3056	P3057	P3058	P3059	P3060	P3061	P3062	P3063	P3064	P3065	P3066	P3067	P3068	P3069	P3070	P3071	P3072	P3073	P3074	P3075	P3076	P3077	P3078	P3079	P3080	P3081	P3082	P3083	P3084	P3085	P3086	P3087	P3088	P3089	P3090	P3091	P3092	P3093	P3094	P3095	P3096	P3097	P3098	P3099	P3100	P3101	P3102	P3103	P3104	P3105	P3106	P3107	P3108	P3109	P3110	P3111	P3112	P3113	P3114	P3115	P3116	P3117	P3118	P3119	P3120	P3121	P3122	P3123	P3124	P3125	P3126	P3127	P3128	P3129	P3130	P3131	P3132	P3133	P3134	P3135	P3136	P3137	P3138	P3139	P3140	P3141	P3142	P3143	P3144	P3145	P3146	P3147	P3148	P3149	P3150	P3151	P3152	P3153	P3154	P3155	P3156	P3157	P3158	P3159	P3160
E3161	D3162	N3163	P3164	S3165	E3166	V3167	T3168	K3169	M3170	A3171	H3172	S3173	T3174	G3175	K3176	S3177	F3178	H3179	Y3180	Q3181	N3182	L3183	N3184	Y3185	E3186	Y3187	A3188	N3189	L3190	N3191	F3192	L3193	M3194	T3195	G3196	M3197	P3198	Q3199	L3200	Y3201	V3202	H3203	L3204	K3205	K3206	I3207	E3208	Q3209	M3210	D3211	R3212	V3213	F3214	R3215	A3216	F3217	L3218	L3219	R3220																																																												
A3221	L3222	G3223	K3224	S3225	A3226	V3227	M3228	N3229	N3230	F3231	D3232	V3233	CYS	ARG	LYS	ASP	GLY	GLU	CYS	T3240	F3241	G3242	G3243	T3244	F3245	C3246	V3247	L3248	G3249	G3250	D3251	Y3252	F3253	K3254	P3255	V3256	F3257	P3258	D3259	R3260	L3261	F3262	L3263	D3264	D3265	I3266	K3267	X3268	S3269	L3270	V3271	H3272	L3273	R3274	L3275	D3276	A3277	R3278	R3279	D3280																																																											
F3281	D3282	K3283	K3284	V3285	T3286	I3287	M3288	G3289	L3290	D3291	G3292	K3293	S3294	L3295	P3296	P3297	N3298	L3299	L3300	P3301	S3302	P3303	T3304	L3305	L3306	F3307	K3308	P3309	G3310	THR	GLY	ILE																																																																																							

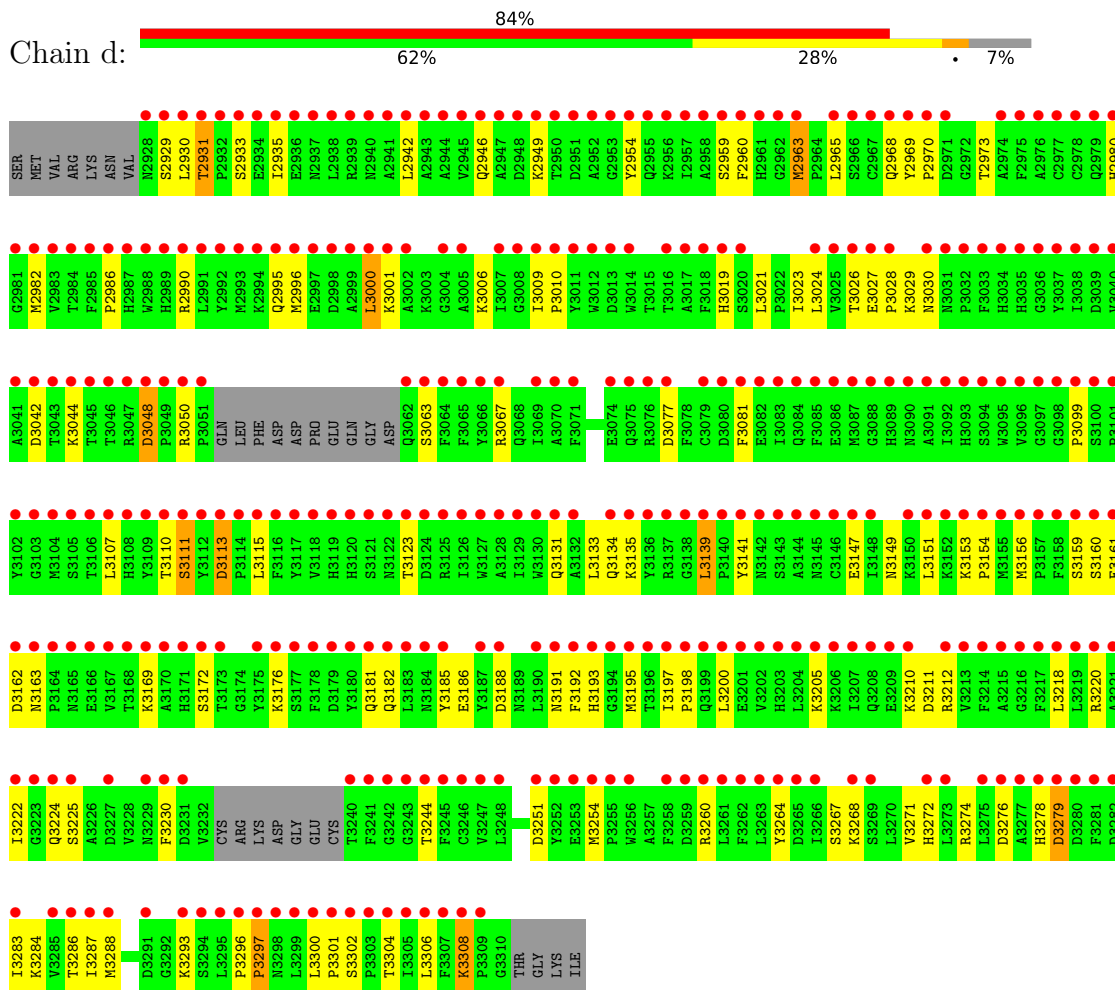
• Molecule 3: hemocyanin



SER	MET	VAL	ARG	LYS	ASN	VAL	M2928	M2929	M2930	M2931	M2932	M2933	M2934	M2935	M2936	M2937	M2938	M2939	M2940	M2941	M2942	M2943	M2944	M2945	M2946	M2947	M2948	M2949	M2950	M2951	M2952	M2953	M2954	M2955	M2956	M2957	M2958	M2959	M2960	M2961	M2962	M2963	M2964	M2965	M2966	M2967	M2968	M2969	M2970	M2971	M2972	M2973	M2974	M2975	M2976	M2977	M2978	M2979	M2980	M2981	M2982	M2983	M2984	M2985	M2986	M2987
H2988	H2989	R2990	L2991	K2994	Q2995	M2996	L3000	K3001	A3002	K3003	G3004	A3005	K3006	I3007	G3008	I3009	Y3011	M3012	D3013	M3014	T3015	T3016	H3019	A2946	A2947	G2953	Q2955	K2956	A2958	H2961	C2962	M2963	P2964	L2965	T2973	A2974	M2982	F2975	Q2979	H2980	G2981	M2982	Y2983	D3042	K3044	T3045	T3046	R3047	D3048	P3049	P3050	P3051														
G3052	L3053	P3054	P3055	P3056	P3057	P3058	P3059	P3060	P3061	P3062	P3063	P3064	P3065	P3066	P3067	P3068	P3069	P3070	P3071	P3072	P3073	P3074	P3075	P3076	P3077	P3078	P3079	P3080	P3081	E3082	L3083	Q3084	F3085	F3086	K3087	G3088	H3089	N3090	A3091	I3092	H3093	S3094	M3095	P3096	F3097	G3098	P3099	S3100	F3101	Y3102	G3103	M3104	S3105	F3106	L3107	H3108	F3109	T3110	R3111	Y3180	F3181	P3182	L3183	L3115		
F3116	Y3117	H3118	F3119	H3120	S3121	M3122	T3123	D3124	F3125	F3126	F3127	F3128	F3129	F3130	F3131	F3132	F3133	F3134	F3135	F3136	F3137	F3138	F3139	F3140	F3141	F3142	F3143	F3144	F3145	F3146	F3147	F3148	F3149	F3150	F3151	F3152	F3153	F3154	F3155	F3156	F3157	F3158	F3159	F3160	F3161	F3162	F3163	F3164	F3165	F3166	F3167	F3168	F3169	S3172	F3173	F3174	G3175	F3176	K3177	S3178	F3179	Y3180	Q3181	P3182	L3183	N3184
Y3185	E3186	Y3187	G3188	N3189	L3190	M3191	F3192	H3193	G3194	M3195	L3196	L3197	P3198	Q3199	L3200	L3204	K3205	K3206	E3209	K3210	D3211	R3212	V3213	F3214	A3215	G3216	F3217	L3218	L3219	R3220	I3221	S3222	G3223	Q3224	S3225	D3227	F3230	D3231	V3232	CYS	ARG	LYS	ASP	GLY	GLU	CYS	T3240	F3241	G3242	G3243	T3244	F3245	L3248	L3183	G3249											



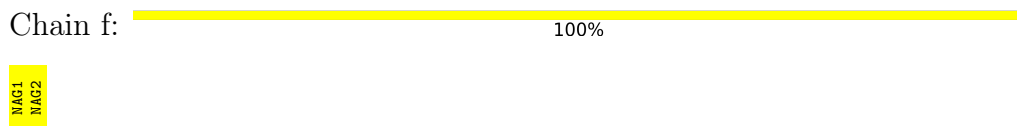
- Molecule 3: hemocyanin



- Molecule 4: 2-acetamido-2-deoxy-beta-D-glucopyranose-(1-4)-2-acetamido-2-deoxy-beta-D-glucopyranose



- Molecule 4: 2-acetamido-2-deoxy-beta-D-glucopyranose-(1-4)-2-acetamido-2-deoxy-beta-D-glucopyranose

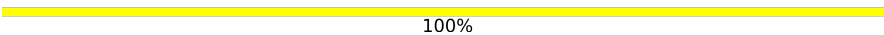


- Molecule 4: 2-acetamido-2-deoxy-beta-D-glucopyranose-(1-4)-2-acetamido-2-deoxy-beta-D-glucopyranose

Chain i:  50% 50%

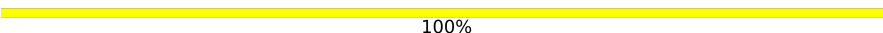
MAG1
MAG2

- Molecule 4: 2-acetamido-2-deoxy-beta-D-glucopyranose-(1-4)-2-acetamido-2-deoxy-beta-D-glucopyranose

Chain j:  100%

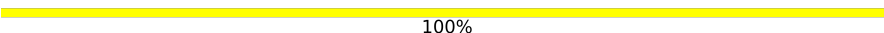
MAG1
MAG2

- Molecule 4: 2-acetamido-2-deoxy-beta-D-glucopyranose-(1-4)-2-acetamido-2-deoxy-beta-D-glucopyranose

Chain m:  100%

MAG1
MAG2

- Molecule 4: 2-acetamido-2-deoxy-beta-D-glucopyranose-(1-4)-2-acetamido-2-deoxy-beta-D-glucopyranose

Chain n:  100%

MAG1
MAG2

- Molecule 4: 2-acetamido-2-deoxy-beta-D-glucopyranose-(1-4)-2-acetamido-2-deoxy-beta-D-glucopyranose

Chain o:  100%


MAG1
MAG2

- Molecule 4: 2-acetamido-2-deoxy-beta-D-glucopyranose-(1-4)-2-acetamido-2-deoxy-beta-D-glucopyranose

Chain p:  50% 50%

MAG1
MAG2

- Molecule 4: 2-acetamido-2-deoxy-beta-D-glucopyranose-(1-4)-2-acetamido-2-deoxy-beta-D-glucopyranose

Chain q:  100%

MAG1
MAG2

- Molecule 4: 2-acetamido-2-deoxy-beta-D-glucopyranose-(1-4)-2-acetamido-2-deoxy-beta-D-glucopyranose

Chain s:  50% 50%

MAG1
MAG2

- Molecule 4: 2-acetamido-2-deoxy-beta-D-glucopyranose-(1-4)-2-acetamido-2-deoxy-beta-D-glucopyranose

Chain t:  50% 50%

MAG1
MAG2

- Molecule 4: 2-acetamido-2-deoxy-beta-D-glucopyranose-(1-4)-2-acetamido-2-deoxy-beta-D-glucopyranose

Chain u:  100%

MAG1
MAG2

- Molecule 4: 2-acetamido-2-deoxy-beta-D-glucopyranose-(1-4)-2-acetamido-2-deoxy-beta-D-glucopyranose

Chain v:  100%


MAG1
MAG2

- Molecule 4: 2-acetamido-2-deoxy-beta-D-glucopyranose-(1-4)-2-acetamido-2-deoxy-beta-D-glucopyranose

Chain x:  50% 50%

MAG3
MAG2

- Molecule 4: 2-acetamido-2-deoxy-beta-D-glucopyranose-(1-4)-2-acetamido-2-deoxy-beta-D-glucopyranose

Chain 1:  50% 50%


MAG1
MAG2

- Molecule 4: 2-acetamido-2-deoxy-beta-D-glucopyranose-(1-4)-2-acetamido-2-deoxy-beta-D-glucopyranose

Chain 2:  50% 50%


MAG1
MAG2

- Molecule 4: 2-acetamido-2-deoxy-beta-D-glucopyranose-(1-4)-2-acetamido-2-deoxy-beta-D-glucopyranose

Chain 4:  100%

MAG1
MAG2

- Molecule 4: 2-acetamido-2-deoxy-beta-D-glucopyranose-(1-4)-2-acetamido-2-deoxy-beta-D-glucopyranose

Chain 6:  50% 50%

MAG1
MAG2

- Molecule 4: 2-acetamido-2-deoxy-beta-D-glucopyranose-(1-4)-2-acetamido-2-deoxy-beta-D-glucopyranose

Chain 7:  100%

MAG1
MAG2

- Molecule 4: 2-acetamido-2-deoxy-beta-D-glucopyranose-(1-4)-2-acetamido-2-deoxy-beta-D-glucopyranose

Chain 8:  100%

MAG1
MAG2

- Molecule 4: 2-acetamido-2-deoxy-beta-D-glucopyranose-(1-4)-2-acetamido-2-deoxy-beta-D-glucopyranose

Chain 9:  100%


MAG1
MAG2

- Molecule 4: 2-acetamido-2-deoxy-beta-D-glucopyranose-(1-4)-2-acetamido-2-deoxy-beta-D-glucopyranose

Chain BA:  100%

MAG1
MAG2

- Molecule 4: 2-acetamido-2-deoxy-beta-D-glucopyranose-(1-4)-2-acetamido-2-deoxy-beta-D-glucopyranose

Chain HA:  50% 50%MAG1
MAG2

- Molecule 4: 2-acetamido-2-deoxy-beta-D-glucopyranose-(1-4)-2-acetamido-2-deoxy-beta-D-glucopyranose

Chain IA:  100%MAG1
MAG2

- Molecule 4: 2-acetamido-2-deoxy-beta-D-glucopyranose-(1-4)-2-acetamido-2-deoxy-beta-D-glucopyranose

Chain JA:  50% 50%MAG1
MAG2

- Molecule 4: 2-acetamido-2-deoxy-beta-D-glucopyranose-(1-4)-2-acetamido-2-deoxy-beta-D-glucopyranose

Chain MA:  100%MAG1
MAG2


- Molecule 4: 2-acetamido-2-deoxy-beta-D-glucopyranose-(1-4)-2-acetamido-2-deoxy-beta-D-glucopyranose

Chain OA:  100%MAG1
MAG2

- Molecule 4: 2-acetamido-2-deoxy-beta-D-glucopyranose-(1-4)-2-acetamido-2-deoxy-beta-D-glucopyranose

Chain QA:  50% 50%MAG1
MAG2

- Molecule 4: 2-acetamido-2-deoxy-beta-D-glucopyranose-(1-4)-2-acetamido-2-deoxy-beta-D-glucopyranose

Chain RA:  50% 50%

MAG1
MAG2

- Molecule 5: alpha-D-mannopyranose-(1-3)-beta-D-mannopyranose-(1-4)-2-acetamido-2-deoxy-beta-D-glucopyranose-(1-4)-2-acetamido-2-deoxy-beta-D-glucopyranose

Chain g:  50% 50%

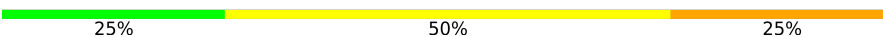
MAG1
MAG2
BMA3
MAN4

- Molecule 5: alpha-D-mannopyranose-(1-3)-beta-D-mannopyranose-(1-4)-2-acetamido-2-deoxy-beta-D-glucopyranose-(1-4)-2-acetamido-2-deoxy-beta-D-glucopyranose

Chain l:  50% 50%

MAG1
MAG2
BMA3
MAN4

- Molecule 5: alpha-D-mannopyranose-(1-3)-beta-D-mannopyranose-(1-4)-2-acetamido-2-deoxy-beta-D-glucopyranose-(1-4)-2-acetamido-2-deoxy-beta-D-glucopyranose

Chain AA:  25% 50% 25%

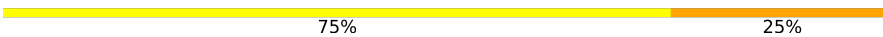
MAG1
MAG2
BMA3
MAN4

- Molecule 5: alpha-D-mannopyranose-(1-3)-beta-D-mannopyranose-(1-4)-2-acetamido-2-deoxy-beta-D-glucopyranose-(1-4)-2-acetamido-2-deoxy-beta-D-glucopyranose

Chain FA:  100%


MAG1
MAG2
BMA3
MAN4

- Molecule 5: alpha-D-mannopyranose-(1-3)-beta-D-mannopyranose-(1-4)-2-acetamido-2-deoxy-beta-D-glucopyranose-(1-4)-2-acetamido-2-deoxy-beta-D-glucopyranose

Chain KA:  75% 25%


MAG1
MAG2
BMA3
MAN4

- Molecule 5: alpha-D-mannopyranose-(1-3)-beta-D-mannopyranose-(1-4)-2-acetamido-2-deoxy-beta-D-glucopyranose-(1-4)-2-acetamido-2-deoxy-beta-D-glucopyranose

Chain PA:  50% 50%


MAG1
MAG2
BMA3
MAN4

- Molecule 6: beta-D-mannopyranose-(1-4)-2-acetamido-2-deoxy-beta-D-glucopyranose-(1-4)-2-acetamido-2-deoxy-beta-D-glucopyranose

Chain h:  100%

MAG1
MAG2
BMA3

- Molecule 6: beta-D-mannopyranose-(1-4)-2-acetamido-2-deoxy-beta-D-glucopyranose-(1-4)-2-acetamido-2-deoxy-beta-D-glucopyranose

Chain k:  33% 67%


MAG1
MAG2
BMA3

- Molecule 6: beta-D-mannopyranose-(1-4)-2-acetamido-2-deoxy-beta-D-glucopyranose-(1-4)-2-acetamido-2-deoxy-beta-D-glucopyranose

Chain r:  67% 33%

MAG1
MAG2
BMA3

- Molecule 6: beta-D-mannopyranose-(1-4)-2-acetamido-2-deoxy-beta-D-glucopyranose-(1-4)-2-acetamido-2-deoxy-beta-D-glucopyranose

Chain w:  100%

MAG1
MAG2
BMA3

- Molecule 6: beta-D-mannopyranose-(1-4)-2-acetamido-2-deoxy-beta-D-glucopyranose-(1-4)-2-acetamido-2-deoxy-beta-D-glucopyranose

Chain y:  100%

MAG1
MAG2
BMA3

- Molecule 6: beta-D-mannopyranose-(1-4)-2-acetamido-2-deoxy-beta-D-glucopyranose-(1-4)-2-acetamido-2-deoxy-beta-D-glucopyranose

Chain 3:  33% 33% 33%

MAG1
MAG2
BMA3

- Molecule 6: beta-D-mannopyranose-(1-4)-2-acetamido-2-deoxy-beta-D-glucopyranose-(1-4)-2-acetamido-2-deoxy-beta-D-glucopyranose

Chain 5:  100%

MAG1
MAG2
BMA3

- Molecule 6: beta-D-mannopyranose-(1-4)-2-acetamido-2-deoxy-beta-D-glucopyranose-(1-4)-2-acetamido-2-deoxy-beta-D-glucopyranose

Chain CA:  33% 67%

MAG1
MAG2
BMA3

- Molecule 6: beta-D-mannopyranose-(1-4)-2-acetamido-2-deoxy-beta-D-glucopyranose-(1-4)-2-acetamido-2-deoxy-beta-D-glucopyranose

Chain DA:  33% 67%

MAG1
MAG2
BMA3

- Molecule 6: beta-D-mannopyranose-(1-4)-2-acetamido-2-deoxy-beta-D-glucopyranose-(1-4)-2-acetamido-2-deoxy-beta-D-glucopyranose

Chain EA:  33% 33% 33%

MAG1
MAG2
BMA3

- Molecule 6: beta-D-mannopyranose-(1-4)-2-acetamido-2-deoxy-beta-D-glucopyranose-(1-4)-2-acetamido-2-deoxy-beta-D-glucopyranose

Chain GA:  100%

MAG1
MAG2
BMA3

- Molecule 6: beta-D-mannopyranose-(1-4)-2-acetamido-2-deoxy-beta-D-glucopyranose-(1-4)-2-acetamido-2-deoxy-beta-D-glucopyranose

Chain LA:  100%


MAG1
MAG2
BMA3

- Molecule 6: beta-D-mannopyranose-(1-4)-2-acetamido-2-deoxy-beta-D-glucopyranose-(1-4)-2-acetamido-2-deoxy-beta-D-glucopyranose

Chain NA:  67% 33%

MAG1
MAG2
BMA3

- Molecule 7: alpha-D-mannopyranose-(1-3)-[alpha-D-mannopyranose-(1-6)]beta-D-mannopyranose-(1-4)-2-acetamido-2-deoxy-beta-D-glucopyranose-(1-4)-2-acetamido-2-deoxy-beta-D-glucopyranose

Chain z:  20% 80%

MAG1
MAG2
BMA3
MAN4
MAN5

- Molecule 8: alpha-D-mannopyranose-(1-6)-beta-D-mannopyranose-(1-4)-2-acetamido-2-deoxy-beta-D-glucopyranose-(1-4)-2-acetamido-2-deoxy-beta-D-glucopyranose

Chain 0:  25% 75%

MAG1
MAG2
BMA3
MAN4

4 Data and refinement statistics i

Property	Value	Source
Space group	P 1 21 1	Depositor
Cell constants a, b, c, α , β , γ	171.37Å 538.66Å 310.92Å 90.00° 104.09° 90.00°	Depositor
Resolution (Å)	49.10 – 3.00 49.10 – 3.00	Depositor EDS
% Data completeness (in resolution range)	98.9 (49.10-3.00) 89.6 (49.10-3.00)	Depositor EDS
R_{merge}	(Not available)	Depositor
R_{sym}	0.11	Depositor
$\langle I/\sigma(I) \rangle$ ¹	1.74 (at 3.01Å)	Xtrriage
Refinement program	PHENIX 1.9_1692	Depositor
R, R_{free}	0.274 , 0.303 0.275 , 0.303	Depositor DCC
R_{free} test set	53588 reflections (5.00%)	wwPDB-VP
Wilson B-factor (Å ²)	64.8	Xtrriage
Anisotropy	0.538	Xtrriage
Bulk solvent k_{sol} (e/Å ³), B_{sol} (Å ²)	0.24 , 11.9	EDS
L-test for twinning ²	$\langle L \rangle = 0.42$, $\langle L^2 \rangle = 0.24$	Xtrriage
Estimated twinning fraction	0.055 for h,-k,-h-l	Xtrriage
F_o, F_c correlation	0.86	EDS
Total number of atoms	261470	wwPDB-VP
Average B, all atoms (Å ²)	68.0	wwPDB-VP

Xtrriage's analysis on translational NCS is as follows: *The largest off-origin peak in the Patterson function is 1.47% of the height of the origin peak. No significant pseudotranslation is detected.*

¹Intensities estimated from amplitudes.

²Theoretical values of $\langle |L| \rangle$, $\langle L^2 \rangle$ for acentric reflections are 0.5, 0.333 respectively for untwinned datasets, and 0.375, 0.2 for perfectly twinned datasets.

5 Model quality

5.1 Standard geometry

Bond lengths and bond angles in the following residue types are not validated in this section: CUO, MAN, NAG, BMA

The Z score for a bond length (or angle) is the number of standard deviations the observed value is removed from the expected value. A bond length (or angle) with $|Z| > 5$ is considered an outlier worth inspection. RMSZ is the root-mean-square of all Z scores of the bond lengths (or angles).

Mol	Chain	Bond lengths		Bond angles	
		RMSZ	# Z >5	RMSZ	# Z >5
1	A	0.29	0/13698	0.54	4/18607 (0.0%)
1	D	0.29	0/13698	0.54	4/18607 (0.0%)
1	G	0.28	0/13698	0.53	3/18607 (0.0%)
1	J	0.29	0/13698	0.53	2/18607 (0.0%)
1	M	0.28	0/13698	0.52	2/18607 (0.0%)
1	P	0.28	0/13698	0.53	3/18607 (0.0%)
1	S	0.27	0/13698	0.52	4/18607 (0.0%)
1	V	0.28	0/13698	0.52	4/18607 (0.0%)
1	Y	0.27	0/13698	0.51	3/18607 (0.0%)
1	b	0.27	0/13698	0.52	3/18607 (0.0%)
2	B	0.27	0/6909	0.51	2/9383 (0.0%)
2	E	0.28	0/6909	0.52	1/9383 (0.0%)
2	H	0.28	0/6909	0.51	2/9383 (0.0%)
2	K	0.28	0/6909	0.52	2/9383 (0.0%)
2	N	0.28	0/6909	0.50	1/9383 (0.0%)
2	Q	0.27	0/6909	0.50	0/9383
2	T	0.27	0/6909	0.50	2/9383 (0.0%)
2	W	0.26	0/6909	0.49	1/9383 (0.0%)
2	Z	0.27	0/6909	0.49	1/9383 (0.0%)
2	c	0.27	0/6909	0.49	0/9383
3	C	0.80	12/6100 (0.2%)	0.90	34/8282 (0.4%)
3	F	0.80	12/6100 (0.2%)	0.90	34/8282 (0.4%)
3	I	0.80	12/6100 (0.2%)	0.90	34/8282 (0.4%)
3	L	0.80	12/6100 (0.2%)	0.91	34/8282 (0.4%)
3	O	0.80	12/6100 (0.2%)	0.90	34/8282 (0.4%)
3	R	0.80	14/6100 (0.2%)	0.90	34/8282 (0.4%)
3	U	0.80	12/6100 (0.2%)	0.91	34/8282 (0.4%)
3	X	0.80	12/6100 (0.2%)	0.90	34/8282 (0.4%)
3	a	0.80	12/6100 (0.2%)	0.90	34/8282 (0.4%)
3	d	0.80	14/6100 (0.2%)	0.90	34/8282 (0.4%)
All	All	0.45	124/267070 (0.0%)	0.63	384/362720 (0.1%)

Chiral center outliers are detected by calculating the chiral volume of a chiral center and verifying if the center is modelled as a planar moiety or with the opposite hand. A planarity outlier is detected by checking planarity of atoms in a peptide group, atoms in a mainchain group or atoms of a sidechain that are expected to be planar.

Mol	Chain	#Chirality outliers	#Planarity outliers
1	A	0	2
1	D	0	3
1	G	0	1
1	J	0	2
1	M	0	1
1	S	0	3
1	Y	0	1
1	b	0	2
2	B	0	1
2	K	0	3
2	N	0	1
2	Q	0	1
2	T	0	2
2	W	0	1
2	Z	0	2
2	c	0	1
3	C	0	4
3	F	0	4
3	I	0	4
3	L	0	4
3	O	0	4
3	R	0	4
3	U	0	4
3	X	0	4
3	a	0	4
3	d	0	4
All	All	0	67

All (124) bond length outliers are listed below:

Mol	Chain	Res	Type	Atoms	Z	Observed(Å)	Ideal(Å)
3	C	3154[A]	PRO	N-CD	5.36	1.55	1.47
3	C	3154[B]	PRO	N-CD	5.36	1.55	1.47
3	X	3154[A]	PRO	N-CD	5.25	1.55	1.47
3	X	3154[B]	PRO	N-CD	5.25	1.55	1.47
3	O	3154[A]	PRO	N-CD	5.24	1.55	1.47
3	O	3154[B]	PRO	N-CD	5.24	1.55	1.47
3	R	3154[A]	PRO	N-CD	5.23	1.55	1.47
3	R	3154[B]	PRO	N-CD	5.23	1.55	1.47

Continued on next page...

Continued from previous page...

Mol	Chain	Res	Type	Atoms	Z	Observed(Å)	Ideal(Å)
3	d	3010[A]	PRO	N-CD	5.22	1.55	1.47
3	d	3010[B]	PRO	N-CD	5.22	1.55	1.47
3	a	3154[A]	PRO	N-CD	5.21	1.55	1.47
3	a	3154[B]	PRO	N-CD	5.21	1.55	1.47
3	F	3028[A]	PRO	N-CD	5.19	1.55	1.47
3	F	3028[B]	PRO	N-CD	5.19	1.55	1.47
3	U	2986[A]	PRO	N-CD	5.19	1.55	1.47
3	U	2986[B]	PRO	N-CD	5.19	1.55	1.47
3	L	3154[A]	PRO	N-CD	5.18	1.55	1.47
3	L	3154[B]	PRO	N-CD	5.18	1.55	1.47
3	X	3028[A]	PRO	N-CD	5.18	1.55	1.47
3	X	3028[B]	PRO	N-CD	5.18	1.55	1.47
3	L	3010[A]	PRO	N-CD	5.17	1.55	1.47
3	L	3010[B]	PRO	N-CD	5.17	1.55	1.47
3	d	3154[A]	PRO	N-CD	5.17	1.55	1.47
3	d	3154[B]	PRO	N-CD	5.17	1.55	1.47
3	R	3028[A]	PRO	N-CD	5.17	1.55	1.47
3	R	3028[B]	PRO	N-CD	5.17	1.55	1.47
3	a	3028[A]	PRO	N-CD	5.16	1.55	1.47
3	a	3028[B]	PRO	N-CD	5.16	1.55	1.47
3	I	3154[A]	PRO	N-CD	5.16	1.55	1.47
3	I	3154[B]	PRO	N-CD	5.16	1.55	1.47
3	U	3154[A]	PRO	N-CD	5.16	1.55	1.47
3	U	3154[B]	PRO	N-CD	5.16	1.55	1.47
3	L	3198[A]	PRO	N-CD	5.15	1.55	1.47
3	L	3198[B]	PRO	N-CD	5.15	1.55	1.47
3	U	3010[A]	PRO	N-CD	5.15	1.55	1.47
3	U	3010[B]	PRO	N-CD	5.15	1.55	1.47
3	a	3010[A]	PRO	N-CD	5.15	1.55	1.47
3	a	3010[B]	PRO	N-CD	5.15	1.55	1.47
3	F	3154[A]	PRO	N-CD	5.15	1.55	1.47
3	F	3154[B]	PRO	N-CD	5.15	1.55	1.47
3	I	3028[A]	PRO	N-CD	5.14	1.55	1.47
3	I	3028[B]	PRO	N-CD	5.14	1.55	1.47
3	O	3028[A]	PRO	N-CD	5.14	1.55	1.47
3	O	3028[B]	PRO	N-CD	5.14	1.55	1.47
3	C	2986[A]	PRO	N-CD	5.14	1.55	1.47
3	C	2986[B]	PRO	N-CD	5.14	1.55	1.47
3	a	2986[A]	PRO	N-CD	5.13	1.55	1.47
3	a	2986[B]	PRO	N-CD	5.13	1.55	1.47
3	C	3028[A]	PRO	N-CD	5.13	1.55	1.47
3	C	3028[B]	PRO	N-CD	5.13	1.55	1.47

Continued on next page...

Continued from previous page...

Mol	Chain	Res	Type	Atoms	Z	Observed(Å)	Ideal(Å)
3	X	3198[A]	PRO	N-CD	5.13	1.55	1.47
3	X	3198[B]	PRO	N-CD	5.13	1.55	1.47
3	O	2986[A]	PRO	N-CD	5.12	1.55	1.47
3	O	2986[B]	PRO	N-CD	5.12	1.55	1.47
3	L	2986[A]	PRO	N-CD	5.12	1.55	1.47
3	L	2986[B]	PRO	N-CD	5.12	1.55	1.47
3	X	3010[A]	PRO	N-CD	5.11	1.55	1.47
3	X	3010[B]	PRO	N-CD	5.11	1.55	1.47
3	C	3010[A]	PRO	N-CD	5.11	1.55	1.47
3	C	3010[B]	PRO	N-CD	5.11	1.55	1.47
3	R	3198[A]	PRO	N-CD	5.10	1.54	1.47
3	R	3198[B]	PRO	N-CD	5.10	1.54	1.47
3	d	3028[A]	PRO	N-CD	5.10	1.54	1.47
3	d	3028[B]	PRO	N-CD	5.10	1.54	1.47
3	I	3198[A]	PRO	N-CD	5.10	1.54	1.47
3	I	3198[B]	PRO	N-CD	5.10	1.54	1.47
3	L	3028[A]	PRO	N-CD	5.10	1.54	1.47
3	L	3028[B]	PRO	N-CD	5.10	1.54	1.47
3	O	3198[A]	PRO	N-CD	5.09	1.54	1.47
3	O	3198[B]	PRO	N-CD	5.09	1.54	1.47
3	X	2986[A]	PRO	N-CD	5.09	1.54	1.47
3	X	2986[B]	PRO	N-CD	5.09	1.54	1.47
3	I	2986[A]	PRO	N-CD	5.09	1.54	1.47
3	I	2986[B]	PRO	N-CD	5.09	1.54	1.47
3	F	3010[A]	PRO	N-CD	5.08	1.54	1.47
3	F	3010[B]	PRO	N-CD	5.08	1.54	1.47
3	R	3010[A]	PRO	N-CD	5.08	1.54	1.47
3	R	3010[B]	PRO	N-CD	5.08	1.54	1.47
3	F	2986[A]	PRO	N-CD	5.08	1.54	1.47
3	F	2986[B]	PRO	N-CD	5.08	1.54	1.47
3	O	3010[A]	PRO	N-CD	5.08	1.54	1.47
3	O	3010[B]	PRO	N-CD	5.08	1.54	1.47
3	R	2970[A]	PRO	N-CD	5.08	1.54	1.47
3	R	2970[B]	PRO	N-CD	5.08	1.54	1.47
3	U	3028[A]	PRO	N-CD	5.08	1.54	1.47
3	U	3028[B]	PRO	N-CD	5.08	1.54	1.47
3	d	3297[A]	PRO	N-CD	5.07	1.54	1.47
3	d	3297[B]	PRO	N-CD	5.07	1.54	1.47
3	I	3010[A]	PRO	N-CD	5.06	1.54	1.47
3	I	3010[B]	PRO	N-CD	5.06	1.54	1.47
3	U	3297[A]	PRO	N-CD	5.06	1.54	1.47
3	U	3297[B]	PRO	N-CD	5.06	1.54	1.47

Continued on next page...

Continued from previous page...

Mol	Chain	Res	Type	Atoms	Z	Observed(Å)	Ideal(Å)
3	R	2986[A]	PRO	N-CD	5.06	1.54	1.47
3	R	2986[B]	PRO	N-CD	5.06	1.54	1.47
3	X	3297[A]	PRO	N-CD	5.06	1.54	1.47
3	X	3297[B]	PRO	N-CD	5.06	1.54	1.47
3	C	2970[A]	PRO	N-CD	5.05	1.54	1.47
3	C	2970[B]	PRO	N-CD	5.05	1.54	1.47
3	d	2986[A]	PRO	N-CD	5.05	1.54	1.47
3	d	2986[B]	PRO	N-CD	5.05	1.54	1.47
3	a	3198[A]	PRO	N-CD	5.05	1.54	1.47
3	a	3198[B]	PRO	N-CD	5.05	1.54	1.47
3	C	3198[A]	PRO	N-CD	5.05	1.54	1.47
3	C	3198[B]	PRO	N-CD	5.05	1.54	1.47
3	I	3297[A]	PRO	N-CD	5.04	1.54	1.47
3	I	3297[B]	PRO	N-CD	5.04	1.54	1.47
3	d	3198[A]	PRO	N-CD	5.03	1.54	1.47
3	d	3198[B]	PRO	N-CD	5.03	1.54	1.47
3	a	3297[A]	PRO	N-CD	5.03	1.54	1.47
3	a	3297[B]	PRO	N-CD	5.03	1.54	1.47
3	L	3297[A]	PRO	N-CD	5.03	1.54	1.47
3	L	3297[B]	PRO	N-CD	5.03	1.54	1.47
3	R	3297[A]	PRO	N-CD	5.03	1.54	1.47
3	R	3297[B]	PRO	N-CD	5.03	1.54	1.47
3	U	3198[A]	PRO	N-CD	5.02	1.54	1.47
3	U	3198[B]	PRO	N-CD	5.02	1.54	1.47
3	d	2970[A]	PRO	N-CD	5.02	1.54	1.47
3	d	2970[B]	PRO	N-CD	5.02	1.54	1.47
3	F	2970[A]	PRO	N-CD	5.02	1.54	1.47
3	F	2970[B]	PRO	N-CD	5.02	1.54	1.47
3	F	3198[A]	PRO	N-CD	5.01	1.54	1.47
3	F	3198[B]	PRO	N-CD	5.01	1.54	1.47
3	O	3051[A]	PRO	N-CD	5.00	1.54	1.47
3	O	3051[B]	PRO	N-CD	5.00	1.54	1.47

All (384) bond angle outliers are listed below:

Mol	Chain	Res	Type	Atoms	Z	Observed(°)	Ideal(°)
1	P	979	LEU	CA-CB-CG	7.97	133.62	115.30
1	V	567	LEU	CA-CB-CG	7.90	133.47	115.30
1	A	279	LEU	CA-CB-CG	7.27	132.02	115.30
2	K	2546	LEU	CA-CB-CG	6.93	131.25	115.30
1	M	1230	LEU	CA-CB-CG	6.68	130.67	115.30
1	D	1494	ARG	NE-CZ-NH1	6.52	123.56	120.30

Continued on next page...

Continued from previous page...

Mol	Chain	Res	Type	Atoms	Z	Observed(°)	Ideal(°)
2	B	2546	LEU	CA-CB-CG	6.51	130.28	115.30
3	L	3113[A]	ASP	C-N-CD	-6.38	106.55	120.60
3	L	3113[B]	ASP	C-N-CD	-6.38	106.55	120.60
3	I	3113[A]	ASP	C-N-CD	-6.37	106.59	120.60
3	I	3113[B]	ASP	C-N-CD	-6.37	106.59	120.60
3	U	3113[A]	ASP	C-N-CD	-6.36	106.61	120.60
3	U	3113[B]	ASP	C-N-CD	-6.36	106.61	120.60
1	V	1230	LEU	CA-CB-CG	6.36	129.92	115.30
3	d	3113[A]	ASP	C-N-CD	-6.35	106.63	120.60
3	d	3113[B]	ASP	C-N-CD	-6.35	106.63	120.60
3	F	3113[A]	ASP	C-N-CD	-6.35	106.63	120.60
3	F	3113[B]	ASP	C-N-CD	-6.35	106.63	120.60
3	X	3113[A]	ASP	C-N-CD	-6.35	106.64	120.60
3	X	3113[B]	ASP	C-N-CD	-6.35	106.64	120.60
3	a	3113[A]	ASP	C-N-CD	-6.33	106.67	120.60
3	a	3113[B]	ASP	C-N-CD	-6.33	106.67	120.60
3	O	3113[A]	ASP	C-N-CD	-6.32	106.69	120.60
3	O	3113[B]	ASP	C-N-CD	-6.32	106.69	120.60
3	R	3113[A]	ASP	C-N-CD	-6.32	106.69	120.60
3	R	3113[B]	ASP	C-N-CD	-6.32	106.69	120.60
3	C	3113[A]	ASP	C-N-CD	-6.32	106.70	120.60
3	C	3113[B]	ASP	C-N-CD	-6.32	106.70	120.60
1	M	279	LEU	CA-CB-CG	6.13	129.40	115.30
2	T	2166	LEU	CA-CB-CG	6.07	129.25	115.30
2	H	2166	LEU	CA-CB-CG	6.06	129.24	115.30
3	X	2963[A]	MET	C-N-CD	5.99	140.98	128.40
3	X	2963[B]	MET	C-N-CD	5.99	140.98	128.40
3	L	2963[A]	MET	C-N-CD	5.99	140.98	128.40
3	L	2963[B]	MET	C-N-CD	5.99	140.98	128.40
3	U	2963[A]	MET	C-N-CD	5.99	140.98	128.40
3	U	2963[B]	MET	C-N-CD	5.99	140.98	128.40
1	Y	1228	LEU	CA-CB-CG	5.99	129.07	115.30
3	F	2963[A]	MET	C-N-CD	5.98	140.96	128.40
3	F	2963[B]	MET	C-N-CD	5.98	140.96	128.40
3	a	2963[A]	MET	C-N-CD	5.97	140.93	128.40
3	a	2963[B]	MET	C-N-CD	5.97	140.93	128.40
3	O	2963[A]	MET	C-N-CD	5.96	140.92	128.40
3	O	2963[B]	MET	C-N-CD	5.96	140.92	128.40
3	R	2963[A]	MET	C-N-CD	5.96	140.92	128.40
3	R	2963[B]	MET	C-N-CD	5.96	140.92	128.40
3	d	2963[A]	MET	C-N-CD	5.96	140.91	128.40
3	d	2963[B]	MET	C-N-CD	5.96	140.91	128.40

Continued on next page...

Continued from previous page...

Mol	Chain	Res	Type	Atoms	Z	Observed(°)	Ideal(°)
1	A	943	LEU	CA-CB-CG	5.96	129.00	115.30
3	R	3009[A]	ILE	C-N-CD	5.95	140.90	128.40
3	R	3009[B]	ILE	C-N-CD	5.95	140.90	128.40
3	O	3139[A]	LEU	C-N-CD	5.95	140.89	128.40
3	O	3139[B]	LEU	C-N-CD	5.95	140.89	128.40
3	d	3300[A]	LEU	C-N-CD	5.95	140.89	128.40
3	d	3300[B]	LEU	C-N-CD	5.95	140.89	128.40
3	I	2963[A]	MET	C-N-CD	5.95	140.88	128.40
3	I	2963[B]	MET	C-N-CD	5.95	140.88	128.40
1	A	898	GLY	N-CA-C	5.93	127.93	113.10
3	X	3300[A]	LEU	C-N-CD	5.93	140.86	128.40
3	X	3300[B]	LEU	C-N-CD	5.93	140.86	128.40
3	U	3300[A]	LEU	C-N-CD	5.93	140.85	128.40
3	U	3300[B]	LEU	C-N-CD	5.93	140.85	128.40
1	Y	279	LEU	CA-CB-CG	5.93	128.94	115.30
3	C	2969[A]	TYR	C-N-CD	5.92	140.84	128.40
3	C	2969[B]	TYR	C-N-CD	5.92	140.84	128.40
3	C	3300[A]	LEU	C-N-CD	5.92	140.84	128.40
3	C	3300[B]	LEU	C-N-CD	5.92	140.84	128.40
3	L	3139[A]	LEU	C-N-CD	5.92	140.84	128.40
3	L	3139[B]	LEU	C-N-CD	5.92	140.84	128.40
3	O	3300[A]	LEU	C-N-CD	5.92	140.84	128.40
3	O	3300[B]	LEU	C-N-CD	5.92	140.84	128.40
3	O	2969[A]	TYR	C-N-CD	5.92	140.83	128.40
3	O	2969[B]	TYR	C-N-CD	5.92	140.83	128.40
3	R	3300[A]	LEU	C-N-CD	5.92	140.82	128.40
3	R	3300[B]	LEU	C-N-CD	5.92	140.82	128.40
3	a	3300[A]	LEU	C-N-CD	5.92	140.82	128.40
3	a	3300[B]	LEU	C-N-CD	5.92	140.82	128.40
3	I	3009[A]	ILE	C-N-CD	5.91	140.82	128.40
3	I	3009[B]	ILE	C-N-CD	5.91	140.82	128.40
3	L	3300[A]	LEU	C-N-CD	5.91	140.82	128.40
3	L	3300[B]	LEU	C-N-CD	5.91	140.82	128.40
3	a	2969[A]	TYR	C-N-CD	5.91	140.82	128.40
3	a	2969[B]	TYR	C-N-CD	5.91	140.82	128.40
3	C	2963[A]	MET	C-N-CD	5.91	140.81	128.40
3	C	2963[B]	MET	C-N-CD	5.91	140.81	128.40
3	L	2969[A]	TYR	C-N-CD	5.91	140.81	128.40
3	L	2969[B]	TYR	C-N-CD	5.91	140.81	128.40
3	I	2969[A]	TYR	C-N-CD	5.91	140.80	128.40
3	I	2969[B]	TYR	C-N-CD	5.91	140.80	128.40
3	d	3009[A]	ILE	C-N-CD	5.91	140.80	128.40

Continued on next page...

Continued from previous page...

Mol	Chain	Res	Type	Atoms	Z	Observed(°)	Ideal(°)
3	d	3009[B]	ILE	C-N-CD	5.91	140.80	128.40
3	U	3009[A]	ILE	C-N-CD	5.91	140.80	128.40
3	U	3009[B]	ILE	C-N-CD	5.91	140.80	128.40
3	X	3009[A]	ILE	C-N-CD	5.91	140.80	128.40
3	X	3009[B]	ILE	C-N-CD	5.91	140.80	128.40
3	F	3300[A]	LEU	C-N-CD	5.90	140.80	128.40
3	F	3300[B]	LEU	C-N-CD	5.90	140.80	128.40
3	U	3139[A]	LEU	C-N-CD	5.90	140.79	128.40
3	U	3139[B]	LEU	C-N-CD	5.90	140.79	128.40
3	X	2969[A]	TYR	C-N-CD	5.89	140.78	128.40
3	X	2969[B]	TYR	C-N-CD	5.89	140.78	128.40
3	C	2931[A]	THR	C-N-CD	5.89	140.77	128.40
3	C	2931[B]	THR	C-N-CD	5.89	140.77	128.40
1	P	1230	LEU	CA-CB-CG	5.89	128.85	115.30
3	a	2931[A]	THR	C-N-CD	5.89	140.77	128.40
3	a	2931[B]	THR	C-N-CD	5.89	140.77	128.40
3	U	2969[A]	TYR	C-N-CD	5.89	140.76	128.40
3	U	2969[B]	TYR	C-N-CD	5.89	140.76	128.40
3	d	2969[A]	TYR	C-N-CD	5.89	140.76	128.40
3	d	2969[B]	TYR	C-N-CD	5.89	140.76	128.40
3	a	3009[A]	ILE	C-N-CD	5.88	140.76	128.40
3	a	3009[B]	ILE	C-N-CD	5.88	140.76	128.40
3	d	2931[A]	THR	C-N-CD	5.88	140.76	128.40
3	d	2931[B]	THR	C-N-CD	5.88	140.76	128.40
3	I	3139[A]	LEU	C-N-CD	5.88	140.75	128.40
3	I	3139[B]	LEU	C-N-CD	5.88	140.75	128.40
3	R	3139[A]	LEU	C-N-CD	5.88	140.75	128.40
3	R	3139[B]	LEU	C-N-CD	5.88	140.75	128.40
3	d	3139[A]	LEU	C-N-CD	5.88	140.75	128.40
3	d	3139[B]	LEU	C-N-CD	5.88	140.75	128.40
3	X	2931[A]	THR	C-N-CD	5.88	140.75	128.40
3	X	2931[B]	THR	C-N-CD	5.88	140.75	128.40
3	a	3139[A]	LEU	C-N-CD	5.88	140.75	128.40
3	a	3139[B]	LEU	C-N-CD	5.88	140.75	128.40
3	F	2969[A]	TYR	C-N-CD	5.88	140.75	128.40
3	F	2969[B]	TYR	C-N-CD	5.88	140.75	128.40
3	I	3308[A]	LYS	C-N-CD	5.88	140.75	128.40
3	I	3308[B]	LYS	C-N-CD	5.88	140.75	128.40
3	I	3300[A]	LEU	C-N-CD	5.87	140.74	128.40
3	I	3300[B]	LEU	C-N-CD	5.87	140.74	128.40
3	R	2969[A]	TYR	C-N-CD	5.87	140.73	128.40
3	R	2969[B]	TYR	C-N-CD	5.87	140.73	128.40

Continued on next page...

Continued from previous page...

Mol	Chain	Res	Type	Atoms	Z	Observed(°)	Ideal(°)
3	C	3048[A]	ASP	C-N-CD	5.87	140.73	128.40
3	C	3048[B]	ASP	C-N-CD	5.87	140.73	128.40
3	L	2931[A]	THR	C-N-CD	5.87	140.73	128.40
3	L	2931[B]	THR	C-N-CD	5.87	140.73	128.40
3	O	3009[A]	ILE	C-N-CD	5.87	140.73	128.40
3	O	3009[B]	ILE	C-N-CD	5.87	140.73	128.40
3	F	3139[A]	LEU	C-N-CD	5.87	140.73	128.40
3	F	3139[B]	LEU	C-N-CD	5.87	140.73	128.40
3	C	3009[A]	ILE	C-N-CD	5.87	140.72	128.40
3	C	3009[B]	ILE	C-N-CD	5.87	140.72	128.40
3	C	3139[A]	LEU	C-N-CD	5.87	140.72	128.40
3	C	3139[B]	LEU	C-N-CD	5.87	140.72	128.40
3	F	2931[A]	THR	C-N-CD	5.87	140.72	128.40
3	F	2931[B]	THR	C-N-CD	5.87	140.72	128.40
3	C	3308[A]	LYS	C-N-CD	5.86	140.71	128.40
3	C	3308[B]	LYS	C-N-CD	5.86	140.71	128.40
3	F	3048[A]	ASP	C-N-CD	5.86	140.71	128.40
3	F	3048[B]	ASP	C-N-CD	5.86	140.71	128.40
3	L	3009[A]	ILE	C-N-CD	5.86	140.71	128.40
3	L	3009[B]	ILE	C-N-CD	5.86	140.71	128.40
3	U	2931[A]	THR	C-N-CD	5.86	140.71	128.40
3	U	2931[B]	THR	C-N-CD	5.86	140.71	128.40
3	X	3139[A]	LEU	C-N-CD	5.86	140.71	128.40
3	X	3139[B]	LEU	C-N-CD	5.86	140.71	128.40
3	R	3308[A]	LYS	C-N-CD	5.86	140.70	128.40
3	R	3308[B]	LYS	C-N-CD	5.86	140.70	128.40
3	O	2931[A]	THR	C-N-CD	5.86	140.70	128.40
3	O	2931[B]	THR	C-N-CD	5.86	140.70	128.40
3	R	2931[A]	THR	C-N-CD	5.86	140.70	128.40
3	R	2931[B]	THR	C-N-CD	5.86	140.70	128.40
3	d	3048[A]	ASP	C-N-CD	5.86	140.70	128.40
3	d	3048[B]	ASP	C-N-CD	5.86	140.70	128.40
3	X	3048[A]	ASP	C-N-CD	5.85	140.69	128.40
3	X	3048[B]	ASP	C-N-CD	5.85	140.69	128.40
3	I	2931[A]	THR	C-N-CD	5.85	140.68	128.40
3	I	2931[B]	THR	C-N-CD	5.85	140.68	128.40
3	I	3048[A]	ASP	C-N-CD	5.85	140.68	128.40
3	I	3048[B]	ASP	C-N-CD	5.85	140.68	128.40
3	L	3048[A]	ASP	C-N-CD	5.85	140.68	128.40
3	L	3048[B]	ASP	C-N-CD	5.85	140.68	128.40
3	a	3048[A]	ASP	C-N-CD	5.84	140.67	128.40
3	a	3048[B]	ASP	C-N-CD	5.84	140.67	128.40

Continued on next page...

Continued from previous page...

Mol	Chain	Res	Type	Atoms	Z	Observed(°)	Ideal(°)
3	a	3308[A]	LYS	C-N-CD	5.84	140.67	128.40
3	a	3308[B]	LYS	C-N-CD	5.84	140.67	128.40
3	U	3048[A]	ASP	C-N-CD	5.84	140.67	128.40
3	U	3048[B]	ASP	C-N-CD	5.84	140.67	128.40
3	F	3009[A]	ILE	C-N-CD	5.84	140.66	128.40
3	F	3009[B]	ILE	C-N-CD	5.84	140.66	128.40
3	X	3308[A]	LYS	C-N-CD	5.83	140.65	128.40
3	X	3308[B]	LYS	C-N-CD	5.83	140.65	128.40
3	R	3048[A]	ASP	C-N-CD	5.83	140.64	128.40
3	R	3048[B]	ASP	C-N-CD	5.83	140.64	128.40
3	O	3048[A]	ASP	C-N-CD	5.83	140.63	128.40
3	O	3048[B]	ASP	C-N-CD	5.83	140.63	128.40
3	F	3308[A]	LYS	C-N-CD	5.82	140.63	128.40
3	F	3308[B]	LYS	C-N-CD	5.82	140.63	128.40
3	L	3308[A]	LYS	C-N-CD	5.82	140.62	128.40
3	L	3308[B]	LYS	C-N-CD	5.82	140.62	128.40
3	U	3308[A]	LYS	C-N-CD	5.82	140.61	128.40
3	U	3308[B]	LYS	C-N-CD	5.82	140.61	128.40
3	O	3308[A]	LYS	C-N-CD	5.81	140.60	128.40
3	O	3308[B]	LYS	C-N-CD	5.81	140.60	128.40
3	d	3308[A]	LYS	C-N-CD	5.80	140.59	128.40
3	d	3308[B]	LYS	C-N-CD	5.80	140.59	128.40
3	L	3254[A]	MET	C-N-CD	5.80	140.58	128.40
3	L	3254[B]	MET	C-N-CD	5.80	140.58	128.40
3	X	3254[A]	MET	C-N-CD	5.79	140.55	128.40
3	X	3254[B]	MET	C-N-CD	5.79	140.55	128.40
3	I	3254[A]	MET	C-N-CD	5.78	140.55	128.40
3	I	3254[B]	MET	C-N-CD	5.78	140.55	128.40
3	d	3254[A]	MET	C-N-CD	5.78	140.54	128.40
3	d	3254[B]	MET	C-N-CD	5.78	140.54	128.40
3	O	3254[A]	MET	C-N-CD	5.78	140.54	128.40
3	O	3254[B]	MET	C-N-CD	5.78	140.54	128.40
3	U	3254[A]	MET	C-N-CD	5.77	140.52	128.40
3	U	3254[B]	MET	C-N-CD	5.77	140.52	128.40
3	a	3027[A]	GLU	C-N-CD	5.77	140.51	128.40
3	a	3027[B]	GLU	C-N-CD	5.77	140.51	128.40
3	I	3027[A]	GLU	C-N-CD	5.77	140.51	128.40
3	I	3027[B]	GLU	C-N-CD	5.77	140.51	128.40
3	X	3197[A]	ILE	C-N-CD	5.76	140.50	128.40
3	X	3197[B]	ILE	C-N-CD	5.76	140.50	128.40
3	U	3027[A]	GLU	C-N-CD	5.76	140.50	128.40
3	U	3027[B]	GLU	C-N-CD	5.76	140.50	128.40

Continued on next page...

Continued from previous page...

Mol	Chain	Res	Type	Atoms	Z	Observed(°)	Ideal(°)
3	F	3254[A]	MET	C-N-CD	5.76	140.49	128.40
3	F	3254[B]	MET	C-N-CD	5.76	140.49	128.40
3	C	3254[A]	MET	C-N-CD	5.75	140.48	128.40
3	C	3254[B]	MET	C-N-CD	5.75	140.48	128.40
3	U	3197[A]	ILE	C-N-CD	5.75	140.47	128.40
3	U	3197[B]	ILE	C-N-CD	5.75	140.47	128.40
3	C	3197[A]	ILE	C-N-CD	5.75	140.47	128.40
3	C	3197[B]	ILE	C-N-CD	5.75	140.47	128.40
3	F	3197[A]	ILE	C-N-CD	5.75	140.47	128.40
3	F	3197[B]	ILE	C-N-CD	5.75	140.47	128.40
3	I	3197[A]	ILE	C-N-CD	5.75	140.47	128.40
3	I	3197[B]	ILE	C-N-CD	5.75	140.47	128.40
3	R	3254[A]	MET	C-N-CD	5.74	140.46	128.40
3	R	3254[B]	MET	C-N-CD	5.74	140.46	128.40
3	d	3027[A]	GLU	C-N-CD	5.74	140.46	128.40
3	d	3027[B]	GLU	C-N-CD	5.74	140.46	128.40
3	L	3027[A]	GLU	C-N-CD	5.74	140.44	128.40
3	L	3027[B]	GLU	C-N-CD	5.74	140.44	128.40
3	O	3027[A]	GLU	C-N-CD	5.74	140.44	128.40
3	O	3027[B]	GLU	C-N-CD	5.74	140.44	128.40
3	R	3027[A]	GLU	C-N-CD	5.74	140.45	128.40
3	R	3027[B]	GLU	C-N-CD	5.74	140.45	128.40
3	a	3254[A]	MET	C-N-CD	5.74	140.44	128.40
3	a	3254[B]	MET	C-N-CD	5.74	140.44	128.40
3	a	3197[A]	ILE	C-N-CD	5.73	140.44	128.40
3	a	3197[B]	ILE	C-N-CD	5.73	140.44	128.40
3	d	3197[A]	ILE	C-N-CD	5.73	140.44	128.40
3	d	3197[B]	ILE	C-N-CD	5.73	140.44	128.40
3	L	3197[A]	ILE	C-N-CD	5.72	140.42	128.40
3	L	3197[B]	ILE	C-N-CD	5.72	140.42	128.40
3	F	3027[A]	GLU	C-N-CD	5.72	140.41	128.40
3	F	3027[B]	GLU	C-N-CD	5.72	140.41	128.40
3	R	3197[A]	ILE	C-N-CD	5.71	140.38	128.40
3	R	3197[B]	ILE	C-N-CD	5.71	140.38	128.40
3	X	3027[A]	GLU	C-N-CD	5.70	140.38	128.40
3	X	3027[B]	GLU	C-N-CD	5.70	140.38	128.40
3	O	3197[A]	ILE	C-N-CD	5.70	140.37	128.40
3	O	3197[B]	ILE	C-N-CD	5.70	140.37	128.40
3	C	3027[A]	GLU	C-N-CD	5.70	140.37	128.40
3	C	3027[B]	GLU	C-N-CD	5.70	140.37	128.40
3	C	3296[A]	PRO	C-N-CD	5.70	140.37	128.40
3	C	3296[B]	PRO	C-N-CD	5.70	140.37	128.40

Continued on next page...

Continued from previous page...

Mol	Chain	Res	Type	Atoms	Z	Observed(°)	Ideal(°)
3	I	3296[A]	PRO	C-N-CD	5.70	140.36	128.40
3	I	3296[B]	PRO	C-N-CD	5.70	140.36	128.40
3	U	3296[A]	PRO	C-N-CD	5.67	140.32	128.40
3	U	3296[B]	PRO	C-N-CD	5.67	140.32	128.40
3	d	3296[A]	PRO	C-N-CD	5.67	140.32	128.40
3	d	3296[B]	PRO	C-N-CD	5.67	140.32	128.40
3	F	3296[A]	PRO	C-N-CD	5.67	140.31	128.40
3	F	3296[B]	PRO	C-N-CD	5.67	140.31	128.40
3	R	3296[A]	PRO	C-N-CD	5.67	140.31	128.40
3	R	3296[B]	PRO	C-N-CD	5.67	140.31	128.40
3	O	3296[A]	PRO	C-N-CD	5.67	140.31	128.40
3	O	3296[B]	PRO	C-N-CD	5.67	140.31	128.40
3	L	3296[A]	PRO	C-N-CD	5.67	140.30	128.40
3	L	3296[B]	PRO	C-N-CD	5.67	140.30	128.40
3	X	3296[A]	PRO	C-N-CD	5.67	140.30	128.40
3	X	3296[B]	PRO	C-N-CD	5.67	140.30	128.40
3	a	3153[A]	LYS	C-N-CD	5.66	140.29	128.40
3	a	3153[B]	LYS	C-N-CD	5.66	140.29	128.40
3	U	3050[A]	ARG	C-N-CD	5.66	140.28	128.40
3	U	3050[B]	ARG	C-N-CD	5.66	140.28	128.40
3	a	3296[A]	PRO	C-N-CD	5.65	140.26	128.40
3	a	3296[B]	PRO	C-N-CD	5.65	140.26	128.40
3	L	3153[A]	LYS	C-N-CD	5.65	140.26	128.40
3	L	3153[B]	LYS	C-N-CD	5.65	140.26	128.40
3	O	3050[A]	ARG	C-N-CD	5.65	140.26	128.40
3	O	3050[B]	ARG	C-N-CD	5.65	140.26	128.40
3	X	3050[A]	ARG	C-N-CD	5.64	140.25	128.40
3	X	3050[B]	ARG	C-N-CD	5.64	140.25	128.40
1	b	474	LEU	CA-CB-CG	5.64	128.28	115.30
3	a	3050[A]	ARG	C-N-CD	5.64	140.24	128.40
3	a	3050[B]	ARG	C-N-CD	5.64	140.24	128.40
3	R	3153[A]	LYS	C-N-CD	5.64	140.24	128.40
3	R	3153[B]	LYS	C-N-CD	5.64	140.24	128.40
3	X	3153[A]	LYS	C-N-CD	5.64	140.24	128.40
3	X	3153[B]	LYS	C-N-CD	5.64	140.24	128.40
3	R	3050[A]	ARG	C-N-CD	5.63	140.23	128.40
3	R	3050[B]	ARG	C-N-CD	5.63	140.23	128.40
3	F	3153[A]	LYS	C-N-CD	5.63	140.23	128.40
3	F	3153[B]	LYS	C-N-CD	5.63	140.23	128.40
3	I	3153[A]	LYS	C-N-CD	5.63	140.23	128.40
3	I	3153[B]	LYS	C-N-CD	5.63	140.23	128.40
3	U	3153[A]	LYS	C-N-CD	5.63	140.23	128.40

Continued on next page...

Continued from previous page...

Mol	Chain	Res	Type	Atoms	Z	Observed(°)	Ideal(°)
3	U	3153[B]	LYS	C-N-CD	5.63	140.23	128.40
3	O	3153[A]	LYS	C-N-CD	5.63	140.22	128.40
3	O	3153[B]	LYS	C-N-CD	5.63	140.22	128.40
3	d	3153[A]	LYS	C-N-CD	5.62	140.20	128.40
3	d	3153[B]	LYS	C-N-CD	5.62	140.20	128.40
3	C	3153[A]	LYS	C-N-CD	5.62	140.19	128.40
3	C	3153[B]	LYS	C-N-CD	5.62	140.19	128.40
3	I	3050[A]	ARG	C-N-CD	5.61	140.19	128.40
3	I	3050[B]	ARG	C-N-CD	5.61	140.19	128.40
3	L	3050[A]	ARG	C-N-CD	5.61	140.18	128.40
3	L	3050[B]	ARG	C-N-CD	5.61	140.18	128.40
3	F	3050[A]	ARG	C-N-CD	5.61	140.18	128.40
3	F	3050[B]	ARG	C-N-CD	5.61	140.18	128.40
3	C	3050[A]	ARG	C-N-CD	5.60	140.17	128.40
3	C	3050[B]	ARG	C-N-CD	5.60	140.17	128.40
3	d	3050[A]	ARG	C-N-CD	5.60	140.16	128.40
3	d	3050[B]	ARG	C-N-CD	5.60	140.16	128.40
1	Y	898	GLY	N-CA-C	5.58	127.05	113.10
2	Z	2166	LEU	CA-CB-CG	5.53	128.03	115.30
2	N	2625	LEU	CA-CB-CG	5.53	128.01	115.30
1	D	898	GLY	N-CA-C	5.51	126.89	113.10
2	H	2546	LEU	CA-CB-CG	5.46	127.86	115.30
2	W	2166	LEU	CA-CB-CG	5.42	127.76	115.30
2	K	2166	LEU	CA-CB-CG	5.39	127.69	115.30
1	b	675	SER	C-N-CD	5.38	139.69	128.40
1	A	1195	ASP	C-N-CA	5.36	135.10	121.70
2	B	2625	LEU	CA-CB-CG	5.35	127.61	115.30
3	d	3000[A]	LEU	N-CA-C	-5.34	96.59	111.00
3	d	3000[B]	LEU	N-CA-C	-5.34	96.59	111.00
1	J	898	GLY	N-CA-C	5.33	126.43	113.10
3	L	3000[A]	LEU	N-CA-C	-5.33	96.61	111.00
3	L	3000[B]	LEU	N-CA-C	-5.33	96.61	111.00
3	U	3000[A]	LEU	N-CA-C	-5.33	96.62	111.00
3	U	3000[B]	LEU	N-CA-C	-5.33	96.62	111.00
3	F	3000[A]	LEU	N-CA-C	-5.32	96.64	111.00
3	F	3000[B]	LEU	N-CA-C	-5.32	96.64	111.00
3	C	3000[A]	LEU	N-CA-C	-5.32	96.64	111.00
3	C	3000[B]	LEU	N-CA-C	-5.32	96.64	111.00
3	R	3000[A]	LEU	N-CA-C	-5.32	96.64	111.00
3	R	3000[B]	LEU	N-CA-C	-5.32	96.64	111.00
3	O	3000[A]	LEU	N-CA-C	-5.31	96.65	111.00
3	O	3000[B]	LEU	N-CA-C	-5.31	96.65	111.00

Continued on next page...

Continued from previous page...

Mol	Chain	Res	Type	Atoms	Z	Observed(°)	Ideal(°)
3	X	3000[A]	LEU	N-CA-C	-5.31	96.66	111.00
3	X	3000[B]	LEU	N-CA-C	-5.31	96.66	111.00
3	I	3000[A]	LEU	N-CA-C	-5.31	96.67	111.00
3	I	3000[B]	LEU	N-CA-C	-5.31	96.67	111.00
1	V	898	GLY	N-CA-C	5.30	126.36	113.10
3	a	3000[A]	LEU	N-CA-C	-5.29	96.71	111.00
3	a	3000[B]	LEU	N-CA-C	-5.29	96.71	111.00
1	D	464	LEU	C-N-CA	-5.28	99.82	122.00
2	E	2879	LEU	CA-CB-CG	5.23	127.33	115.30
3	C	3279[A]	ASP	N-CA-C	-5.21	96.94	111.00
3	C	3279[B]	ASP	N-CA-C	-5.21	96.94	111.00
3	a	3279[A]	ASP	N-CA-C	-5.20	96.97	111.00
3	a	3279[B]	ASP	N-CA-C	-5.20	96.97	111.00
3	L	3279[A]	ASP	N-CA-C	-5.19	96.99	111.00
3	L	3279[B]	ASP	N-CA-C	-5.19	96.99	111.00
2	T	2625	LEU	CA-CB-CG	5.19	127.23	115.30
1	P	1339	SER	CA-C-N	5.18	126.56	116.20
3	I	3279[A]	ASP	N-CA-C	-5.17	97.04	111.00
3	I	3279[B]	ASP	N-CA-C	-5.17	97.04	111.00
3	O	3279[A]	ASP	N-CA-C	-5.17	97.04	111.00
3	O	3279[B]	ASP	N-CA-C	-5.17	97.04	111.00
3	R	3279[A]	ASP	N-CA-C	-5.17	97.03	111.00
3	R	3279[B]	ASP	N-CA-C	-5.17	97.03	111.00
3	F	3279[A]	ASP	N-CA-C	-5.17	97.04	111.00
3	F	3279[B]	ASP	N-CA-C	-5.17	97.04	111.00
3	U	3279[A]	ASP	N-CA-C	-5.17	97.05	111.00
3	U	3279[B]	ASP	N-CA-C	-5.17	97.05	111.00
3	d	3279[A]	ASP	N-CA-C	-5.16	97.06	111.00
3	d	3279[B]	ASP	N-CA-C	-5.16	97.06	111.00
1	b	127	GLU	CA-CB-CG	5.16	124.75	113.40
3	X	3279[A]	ASP	N-CA-C	-5.15	97.09	111.00
3	X	3279[B]	ASP	N-CA-C	-5.15	97.09	111.00
1	S	1195	ASP	C-N-CA	5.14	134.56	121.70
1	G	1230	LEU	CA-CB-CG	5.14	127.11	115.30
1	G	474	LEU	CA-CB-CG	5.08	127.00	115.30
1	S	573	LYS	CA-C-N	5.08	126.36	116.20
1	D	279	LEU	CA-CB-CG	5.07	126.96	115.30
1	G	1339	SER	CA-C-N	5.04	126.29	116.20
1	J	1637	GLY	N-CA-C	-5.04	100.49	113.10
1	S	1339	SER	CA-C-N	5.03	126.26	116.20
1	S	1230	LEU	CA-CB-CG	5.03	126.86	115.30
1	V	1584	GLY	N-CA-C	5.01	125.62	113.10

There are no chirality outliers.

All (67) planarity outliers are listed below:

Mol	Chain	Res	Type	Group
1	A	464	LEU	Peptide
1	A	982	LYS	Peptide
2	B	2127	ALA	Peptide
3	C	3113[A]	ASP	Mainchain
3	C	3113[B]	ASP	Mainchain
3	C	3149[A]	ASN	Peptide
3	C	3149[B]	ASN	Peptide
1	D	464	LEU	Peptide
1	D	567	LEU	Peptide
1	D	883	CYS	Peptide
3	F	3113[A]	ASP	Mainchain
3	F	3113[B]	ASP	Mainchain
3	F	3149[A]	ASN	Peptide
3	F	3149[B]	ASN	Peptide
1	G	464	LEU	Peptide
3	I	3113[A]	ASP	Mainchain
3	I	3113[B]	ASP	Mainchain
3	I	3149[A]	ASN	Peptide
3	I	3149[B]	ASN	Peptide
1	J	1639	LYS	Peptide
1	J	464	LEU	Peptide
2	K	2127	ALA	Peptide
2	K	2830	GLN	Peptide
2	K	2889	ALA	Peptide
3	L	3113[A]	ASP	Mainchain
3	L	3113[B]	ASP	Mainchain
3	L	3149[A]	ASN	Peptide
3	L	3149[B]	ASN	Peptide
1	M	464	LEU	Peptide
2	N	2127	ALA	Peptide
3	O	3113[A]	ASP	Mainchain
3	O	3113[B]	ASP	Mainchain
3	O	3149[A]	ASN	Peptide
3	O	3149[B]	ASN	Peptide
2	Q	2127	ALA	Peptide
3	R	3113[A]	ASP	Mainchain
3	R	3113[B]	ASP	Mainchain
3	R	3149[A]	ASN	Peptide
3	R	3149[B]	ASN	Peptide
1	S	1638	SER	Peptide

Continued on next page...

Continued from previous page...

Mol	Chain	Res	Type	Group
1	S	464	LEU	Peptide
1	S	866	GLU	Peptide
2	T	2127	ALA	Peptide
2	T	2548	CYS	Peptide
3	U	3113[A]	ASP	Mainchain
3	U	3113[B]	ASP	Mainchain
3	U	3149[A]	ASN	Peptide
3	U	3149[B]	ASN	Peptide
2	W	2127	ALA	Peptide
3	X	3113[A]	ASP	Mainchain
3	X	3113[B]	ASP	Mainchain
3	X	3149[A]	ASN	Peptide
3	X	3149[B]	ASN	Peptide
1	Y	464	LEU	Peptide
2	Z	2127	ALA	Peptide
2	Z	2497	GLU	Peptide
3	a	3113[A]	ASP	Mainchain
3	a	3113[B]	ASP	Mainchain
3	a	3149[A]	ASN	Peptide
3	a	3149[B]	ASN	Peptide
1	b	127	GLU	Peptide
1	b	464	LEU	Peptide
2	c	2127	ALA	Peptide
3	d	3113[A]	ASP	Mainchain
3	d	3113[B]	ASP	Mainchain
3	d	3149[A]	ASN	Peptide
3	d	3149[B]	ASN	Peptide

5.2 Too-close contacts

In the following table, the Non-H and H(model) columns list the number of non-hydrogen atoms and hydrogen atoms in the chain respectively. The H(added) column lists the number of hydrogen atoms added and optimized by MolProbity. The Clashes column lists the number of clashes within the asymmetric unit, whereas Symm-Clashes lists symmetry-related clashes.

Mol	Chain	Non-H	H(model)	H(added)	Clashes	Symm-Clashes
1	A	13318	0	12755	440	1
1	D	13318	0	12755	458	0
1	G	13318	0	12754	478	0
1	J	13318	0	12755	484	0
1	M	13318	0	12755	427	0
1	P	13318	0	12755	438	0

Continued on next page...

Continued from previous page...

Mol	Chain	Non-H	H(model)	H(added)	Clashes	Symm-Clashes
1	S	13318	0	12755	437	0
1	V	13318	0	12755	434	0
1	Y	13318	0	12744	397	0
1	b	13318	0	12754	0	1
2	B	6704	0	6445	197	0
2	E	6704	0	6445	232	0
2	H	6704	0	6445	230	0
2	K	6704	0	6445	209	0
2	N	6704	0	6445	192	0
2	Q	6704	0	6445	207	0
2	T	6704	0	6445	214	0
2	W	6704	0	6445	214	0
2	Z	6704	0	6444	181	0
2	c	6704	0	6445	0	0
3	C	5912	0	5607	2272	0
3	F	5912	0	5599	1400	0
3	I	5912	0	5601	2391	0
3	L	5912	0	5604	2283	0
3	O	5912	0	5604	1994	0
3	R	5912	0	5597	2373	0
3	U	5912	0	5612	1410	0
3	X	5912	0	5598	1993	0
3	a	5912	0	5594	0	0
3	d	5912	0	5607	0	0
4	1	28	0	25	1	0
4	2	28	0	25	1	0
4	4	28	0	25	0	0
4	6	28	0	25	1	0
4	7	28	0	25	6	0
4	8	28	0	25	0	0
4	9	28	0	25	2	0
4	BA	28	0	25	5	0
4	HA	28	0	25	6	0
4	IA	28	0	25	0	0
4	JA	28	0	25	2	0
4	MA	28	0	25	8	0
4	OA	28	0	25	1	0
4	QA	28	0	25	0	0
4	RA	28	0	25	1	0
4	e	28	0	25	0	0
4	f	28	0	25	0	0
4	i	28	0	25	0	0

Continued on next page...

Continued from previous page...

Mol	Chain	Non-H	H(model)	H(added)	Clashes	Symm-Clashes
4	j	28	0	25	0	0
4	m	28	0	25	0	0
4	n	28	0	25	0	0
4	o	28	0	25	0	0
4	p	28	0	25	0	0
4	q	28	0	25	0	0
4	s	28	0	25	0	0
4	t	28	0	25	0	0
4	u	28	0	25	0	0
4	v	28	0	25	0	0
4	x	28	0	25	0	0
5	AA	50	0	43	1	0
5	FA	50	0	43	2	0
5	KA	50	0	43	1	0
5	PA	50	0	43	1	0
5	g	50	0	43	0	0
5	l	50	0	43	0	0
6	3	39	0	34	3	0
6	5	39	0	34	2	0
6	CA	39	0	34	3	0
6	DA	39	0	34	2	0
6	EA	39	0	34	1	0
6	GA	39	0	34	9	0
6	LA	39	0	34	5	0
6	NA	39	0	34	2	0
6	h	39	0	34	0	0
6	k	39	0	34	0	0
6	r	39	0	34	0	0
6	w	39	0	34	0	0
6	y	39	0	34	0	0
7	z	61	0	52	0	0
8	0	50	0	43	8	0
9	A	24	0	0	2	0
9	B	8	0	0	0	0
9	C	16	0	0	14	0
9	D	24	0	0	2	0
9	E	8	0	0	0	0
9	F	16	0	0	7	0
9	G	24	0	0	1	0
9	H	8	0	0	0	0
9	I	16	0	0	12	0
9	J	24	0	0	2	0

Continued on next page...

Continued from previous page...

Mol	Chain	Non-H	H(model)	H(added)	Clashes	Symm-Clashes
9	K	8	0	0	0	0
9	M	24	0	0	3	0
9	N	8	0	0	0	0
9	O	8	0	0	10	0
9	P	24	0	0	0	0
9	Q	8	0	0	0	0
9	S	24	0	0	3	0
9	T	8	0	0	1	0
9	U	8	0	0	10	0
9	V	24	0	0	2	0
9	W	8	0	0	1	0
9	X	8	0	0	10	0
9	Y	24	0	0	3	0
9	Z	8	0	0	0	0
9	b	24	0	0	0	0
9	c	8	0	0	0	0
9	d	8	0	0	0	0
All	All	261470	0	249529	19298	1

The all-atom clashscore is defined as the number of clashes found per 1000 atoms (including hydrogen atoms). The all-atom clashscore for this structure is 48.

All (19298) close contacts within the same asymmetric unit are listed below, sorted by their clash magnitude.

Atom-1	Atom-2	Interatomic distance (Å)	Clash overlap (Å)
3:C:3079[B]:CYS:CB	3:L:3161[B]:GLU:HG2	1.22	1.65
3:C:2982[B]:MET:SD	3:L:3156[B]:MET:HB2	1.37	1.64
3:C:2975[B]:PHE:CD1	3:L:3107[B]:LEU:HD11	1.28	1.63
3:I:3174[B]:GLY:CA	3:R:3154[B]:PRO:HB3	1.17	1.62
3:O:3153[B]:LYS:CD	3:X:3176[B]:LYS:HD3	1.31	1.60
3:C:3156[B]:MET:CE	3:L:2979[B]:GLN:HG3	1.25	1.59
3:I:3196[A]:THR:CG2	1:J:416:ASN:HD22	0.95	1.57
3:O:2968[B]:GLN:NE2	3:X:2985[B]:PHE:CA	1.68	1.56
3:O:2968[B]:GLN:CB	3:X:2988[B]:TRP:HB2	1.29	1.56
3:C:2985[B]:PHE:CZ	3:L:2970[B]:PRO:HA	1.07	1.56
3:I:2989[B]:HIS:CG	3:R:2970[B]:PRO:HD3	1.37	1.55
3:I:3163[B]:ASN:CB	3:R:3150[B]:LYS:HE3	1.28	1.55
3:O:2963[B]:MET:HE1	3:X:2975[B]:PHE:CD1	1.37	1.55
3:C:2985[B]:PHE:HZ	3:L:2970[B]:PRO:CA	0.91	1.55
3:O:2970[B]:PRO:CD	3:X:2991[B]:LEU:HB2	1.37	1.54
3:O:2970[B]:PRO:HG2	3:X:2991[B]:LEU:CA	1.12	1.54

Continued on next page...

Continued from previous page...

Atom-1	Atom-2	Interatomic distance (Å)	Clash overlap (Å)
3:C:3158[B]:PHE:CD2	3:L:3153[B]:LYS:CE	1.89	1.54
3:O:2963[B]:MET:HE1	3:X:2975[B]:PHE:CG	1.02	1.54
3:I:2975[B]:PHE:CD1	3:R:3107[B]:LEU:HD11	1.42	1.53
3:C:2974[B]:ALA:CB	3:L:3249[B]:GLY:CA	1.83	1.53
3:O:2970[B]:PRO:CG	3:X:2991[B]:LEU:N	1.69	1.52
3:C:2982[B]:MET:CG	3:L:3156[B]:MET:HB2	1.38	1.51
3:O:3153[B]:LYS:HD3	3:X:3176[B]:LYS:CD	1.35	1.51
3:I:3251[B]:ASP:CB	3:R:3251[B]:ASP:HB3	1.07	1.50
3:C:2965[B]:LEU:CD2	3:L:3253[B]:GLU:CD	1.79	1.50
3:O:2963[B]:MET:CE	3:X:2975[B]:PHE:CG	1.92	1.49
3:I:2989[B]:HIS:CD2	3:R:2970[B]:PRO:HD3	1.48	1.49
3:O:3169[B]:LYS:CG	3:X:3148[B]:ILE:CG2	1.81	1.48
3:R:2956[A]:LYS:O	3:R:2960[A]:PHE:CE1	1.67	1.48
3:I:3149[B]:ASN:CB	3:R:3163[B]:ASN:ND2	1.74	1.48
3:L:2956[A]:LYS:O	3:L:2960[A]:PHE:CE1	1.67	1.48
3:O:2965[B]:LEU:HD12	3:X:2979[B]:GLN:CD	1.15	1.48
3:I:2956[B]:LYS:O	3:I:2960[B]:PHE:CE1	1.67	1.47
3:I:3150[B]:LYS:C	3:R:3159[B]:SER:HA	1.18	1.47
3:L:3089[B]:HIS:CE1	3:L:3119[B]:HIS:NE2	1.83	1.47
3:U:3089[B]:HIS:CE1	3:U:3119[B]:HIS:NE2	1.83	1.47
3:C:3160[B]:SER:CB	3:L:3150[B]:LYS:NZ	1.75	1.47
3:I:3089[A]:HIS:CE1	3:I:3119[A]:HIS:NE2	1.83	1.47
3:L:3089[A]:HIS:CE1	3:L:3119[A]:HIS:NE2	1.82	1.47
3:U:3089[A]:HIS:CE1	3:U:3119[A]:HIS:NE2	1.83	1.47
3:I:3159[B]:SER:C	3:R:3150[B]:LYS:HB3	1.31	1.47
3:L:2956[B]:LYS:O	3:L:2960[B]:PHE:CE1	1.67	1.47
3:O:2968[B]:GLN:NE2	3:X:2985[B]:PHE:N	1.63	1.47
3:X:3089[B]:HIS:CE1	3:X:3119[B]:HIS:NE2	1.82	1.47
3:C:3089[A]:HIS:CE1	3:C:3119[A]:HIS:NE2	1.83	1.46
3:X:3089[A]:HIS:CE1	3:X:3119[A]:HIS:NE2	1.83	1.46
3:C:2956[B]:LYS:O	3:C:2960[B]:PHE:CE1	1.67	1.46
3:C:3089[B]:HIS:CE1	3:C:3119[B]:HIS:NE2	1.83	1.46
3:O:3089[B]:HIS:CE1	3:O:3119[B]:HIS:NE2	1.83	1.46
3:F:2956[A]:LYS:O	3:F:2960[A]:PHE:CE1	1.67	1.46
3:O:2956[A]:LYS:O	3:O:2960[A]:PHE:CE1	1.67	1.46
3:O:3153[B]:LYS:HG2	3:X:3176[B]:LYS:CE	1.41	1.46
3:C:3156[B]:MET:CE	3:L:2979[B]:GLN:CG	1.93	1.45
3:I:3150[B]:LYS:HB3	3:R:3159[B]:SER:C	1.11	1.45
3:I:3154[B]:PRO:HB3	3:R:3174[B]:GLY:CA	1.43	1.45
1:S:416:ASN:OD1	3:X:3196[A]:THR:CG2	1.64	1.45
3:F:3089[A]:HIS:CE1	3:F:3119[A]:HIS:NE2	1.83	1.45

Continued on next page...

Continued from previous page...

Atom-1	Atom-2	Interatomic distance (Å)	Clash overlap (Å)
3:I:2956[A]:LYS:O	3:I:2960[A]:PHE:CE1	1.67	1.45
3:U:2956[B]:LYS:O	3:U:2960[B]:PHE:CE1	1.67	1.45
3:C:2956[A]:LYS:O	3:C:2960[A]:PHE:CE1	1.67	1.45
3:F:3089[B]:HIS:CE1	3:F:3119[B]:HIS:NE2	1.83	1.45
3:I:2975[B]:PHE:HD1	3:R:3107[B]:LEU:CD1	1.28	1.44
3:O:2965[B]:LEU:CD1	3:X:2979[B]:GLN:NE2	1.75	1.44
3:U:2956[A]:LYS:O	3:U:2960[A]:PHE:CE1	1.67	1.44
3:C:3150[B]:LYS:NZ	3:L:3160[B]:SER:CB	1.80	1.44
3:C:3163[B]:ASN:ND2	3:L:3149[B]:ASN:CB	1.78	1.44
3:I:3089[B]:HIS:CE1	3:I:3119[B]:HIS:NE2	1.82	1.44
3:C:3079[B]:CYS:SG	3:L:3161[B]:GLU:CB	2.03	1.44
3:I:3251[B]:ASP:HB3	3:R:3251[B]:ASP:CB	0.98	1.44
3:X:2956[B]:LYS:O	3:X:2960[B]:PHE:CE1	1.68	1.44
3:I:2959[B]:SER:CB	3:R:3255[B]:PRO:HB2	1.46	1.44
3:I:3150[B]:LYS:HE3	3:R:3163[B]:ASN:CB	1.46	1.44
3:O:2956[B]:LYS:O	3:O:2960[B]:PHE:CE1	1.67	1.44
3:R:3089[A]:HIS:CE1	3:R:3119[A]:HIS:NE2	1.83	1.44
3:C:3153[B]:LYS:CE	3:L:3158[B]:PHE:CD2	1.99	1.43
3:C:3154[B]:PRO:CD	3:L:3174[B]:GLY:HA2	1.46	1.43
3:O:3089[A]:HIS:CE1	3:O:3119[A]:HIS:NE2	1.83	1.43
3:R:2956[B]:LYS:O	3:R:2960[B]:PHE:CE1	1.67	1.43
3:F:2956[B]:LYS:O	3:F:2960[B]:PHE:CE1	1.67	1.43
3:I:2969[B]:TYR:HD1	3:R:2961[B]:HIS:CG	1.35	1.43
3:I:3196[A]:THR:HG21	1:J:416:ASN:ND2	1.14	1.43
3:R:3089[B]:HIS:CE1	3:R:3119[B]:HIS:NE2	1.83	1.43
3:X:2956[A]:LYS:O	3:X:2960[A]:PHE:CE1	1.67	1.43
3:C:3090[B]:ASN:HD22	3:L:2972[B]:GLY:C	1.20	1.43
2:E:2868:GLU:CG	3:F:2932[A]:PRO:O	1.65	1.42
3:I:2968[B]:GLN:HE21	3:R:3086[B]:GLU:CG	1.31	1.42
3:I:3174[B]:GLY:CA	3:R:3154[B]:PRO:CB	1.94	1.41
3:I:3149[B]:ASN:HB2	3:R:3163[B]:ASN:ND2	1.09	1.41
1:S:416:ASN:CG	3:X:3196[A]:THR:HG21	1.41	1.41
3:C:2984[B]:THR:CG2	3:L:3159[B]:SER:OG	1.68	1.41
3:I:2989[B]:HIS:CD2	3:R:2970[B]:PRO:CD	2.00	1.41
3:C:3158[B]:PHE:CD2	3:L:3153[B]:LYS:HE2	1.44	1.40
3:O:2968[B]:GLN:NE2	3:X:2985[B]:PHE:HA	1.22	1.40
3:C:2983[B]:VAL:CG2	3:L:3160[B]:SER:HA	1.50	1.40
3:C:2984[B]:THR:HG23	3:L:3159[B]:SER:CB	1.50	1.40
3:I:3169[B]:LYS:O	3:R:3152[B]:LYS:CG	1.68	1.40
3:O:3108[B]:HIS:HB3	3:X:2969[B]:TYR:C	1.05	1.40
3:C:2969[B]:TYR:CE2	3:L:3120[B]:HIS:NE2	1.82	1.40

Continued on next page...

Continued from previous page...

Atom-1	Atom-2	Interatomic distance (Å)	Clash overlap (Å)
3:C:3172[B]:SER:N	3:L:3152[B]:LYS:HB2	1.27	1.40
3:C:2983[B]:VAL:HG21	3:L:3161[B]:GLU:N	1.15	1.40
3:C:3256[B]:TRP:CD2	3:L:2965[B]:LEU:O	1.72	1.39
3:C:2983[B]:VAL:HG23	3:L:3160[B]:SER:CA	1.49	1.39
3:O:3038[B]:ILE:CG1	3:X:2969[B]:TYR:OH	1.69	1.39
3:O:3169[B]:LYS:CB	3:X:3148[B]:ILE:HG21	1.52	1.39
3:C:2975[B]:PHE:CE1	3:L:3107[B]:LEU:HD11	1.57	1.38
3:O:2965[B]:LEU:CD1	3:X:2979[B]:GLN:OE1	1.72	1.38
3:O:3038[B]:ILE:HD13	3:X:2969[B]:TYR:CE2	1.59	1.38
3:C:2974[B]:ALA:HB3	3:L:3249[B]:GLY:CA	0.91	1.37
3:C:2982[B]:MET:CB	3:L:3156[B]:MET:CB	2.02	1.37
3:C:3150[B]:LYS:HZ3	3:L:3160[B]:SER:CB	1.30	1.37
3:C:3156[B]:MET:SD	3:L:2982[B]:MET:HB2	1.64	1.37
3:O:3169[B]:LYS:HG3	3:X:3148[B]:ILE:CG2	0.91	1.37
3:I:3154[B]:PRO:HG2	3:R:3155[B]:MET:SD	1.65	1.36
3:I:3174[B]:GLY:N	3:R:3154[B]:PRO:HB3	1.04	1.36
3:C:3154[B]:PRO:HD3	3:L:3174[B]:GLY:CA	1.53	1.36
3:O:2976[B]:ALA:HB2	3:X:3156[B]:MET:SD	1.63	1.36
3:O:2976[B]:ALA:N	3:X:3156[B]:MET:HG2	1.07	1.36
3:O:3108[B]:HIS:CB	3:X:2969[B]:TYR:C	1.92	1.36
3:C:2972[B]:GLY:C	3:L:3090[B]:ASN:HD22	1.25	1.36
3:I:3221[B]:ALA:CB	3:R:2965[B]:LEU:N	1.86	1.35
3:O:2965[B]:LEU:CD1	3:X:2979[B]:GLN:HE22	1.30	1.35
3:C:2975[B]:PHE:CD1	3:L:3107[B]:LEU:CD1	2.09	1.35
3:I:3155[B]:MET:HB2	3:R:3153[B]:LYS:CD	1.55	1.35
3:I:2961[B]:HIS:CD2	3:R:2969[B]:TYR:HD1	1.35	1.35
3:I:3152[B]:LYS:CB	3:R:3172[B]:SER:H	1.18	1.35
3:O:2970[B]:PRO:HD2	3:X:2991[B]:LEU:CB	1.54	1.35
3:I:3154[B]:PRO:HB3	3:R:3174[B]:GLY:N	1.38	1.35
3:I:3107[B]:LEU:HD11	3:R:2975[B]:PHE:CD1	1.61	1.34
3:I:3221[B]:ALA:HB1	3:R:2965[B]:LEU:N	1.03	1.34
3:C:3147[B]:GLU:CG	3:L:3160[B]:SER:O	1.75	1.34
3:C:2979[B]:GLN:HG3	3:L:3156[B]:MET:CE	1.56	1.34
3:I:2964[B]:PRO:C	3:R:3221[B]:ALA:HB1	1.45	1.34
3:C:3150[B]:LYS:CA	3:L:3172[B]:SER:HB3	1.58	1.33
3:I:2965[B]:LEU:N	3:R:3221[B]:ALA:HB1	1.01	1.33
3:I:3174[B]:GLY:N	3:R:3154[B]:PRO:CB	1.89	1.33
2:W:2868:GLU:OE1	3:X:2933[A]:SER:N	1.60	1.33
3:I:3173[B]:THR:OG1	3:R:3173[B]:THR:CG2	1.75	1.33
3:I:2982[B]:MET:SD	3:R:3157[B]:PRO:CA	2.15	1.33
3:C:2968[B]:GLN:NE2	3:L:3258[B]:PHE:HZ	1.27	1.33

Continued on next page...

Continued from previous page...

Atom-1	Atom-2	Interatomic distance (Å)	Clash overlap (Å)
3:C:2969[B]:TYR:C	3:L:2985[B]:PHE:CE2	1.80	1.32
3:O:2970[B]:PRO:HD2	3:X:2991[B]:LEU:CG	1.57	1.32
3:C:3155[B]:MET:CG	3:L:3153[B]:LYS:C	1.96	1.32
3:C:2982[B]:MET:CB	3:L:3156[B]:MET:HB3	1.59	1.32
3:I:3163[B]:ASN:ND2	3:R:3150[B]:LYS:HG3	1.43	1.32
3:I:3255[B]:PRO:HB2	3:R:2959[B]:SER:CB	1.58	1.32
3:I:2970[B]:PRO:HD3	3:R:2989[B]:HIS:CD2	1.64	1.31
3:C:3159[B]:SER:CB	3:L:2984[B]:THR:HG23	1.58	1.31
3:I:3153[B]:LYS:O	3:R:3155[B]:MET:N	1.64	1.31
3:I:3169[B]:LYS:CE	3:R:3149[B]:ASN:OD1	1.76	1.31
3:O:2963[B]:MET:SD	3:X:2975[B]:PHE:CD2	2.24	1.31
3:C:3160[B]:SER:OG	3:L:2983[B]:VAL:HG23	1.23	1.31
3:I:2982[B]:MET:SD	3:R:3157[B]:PRO:HA	1.70	1.31
3:I:3150[B]:LYS:O	3:R:3159[B]:SER:CA	1.78	1.31
3:L:3089[A]:HIS:HE1	3:L:3119[A]:HIS:NE2	1.20	1.30
3:O:2970[B]:PRO:CG	3:X:2991[B]:LEU:CA	2.02	1.30
3:O:3108[B]:HIS:C	3:X:2970[B]:PRO:CD	1.86	1.30
3:U:3089[A]:HIS:HE1	3:U:3119[A]:HIS:NE2	1.21	1.30
3:X:2952[B]:ALA:HB3	3:X:2953[B]:GLY:C	1.52	1.30
3:C:3160[B]:SER:HB2	3:L:3150[B]:LYS:NZ	1.33	1.30
3:O:2952[A]:ALA:HB3	3:O:2953[A]:GLY:C	1.52	1.30
3:C:3163[B]:ASN:N	3:L:3147[B]:GLU:OE1	1.62	1.30
3:I:2961[B]:HIS:HA	3:R:2975[B]:PHE:CZ	1.65	1.30
3:I:3150[B]:LYS:O	3:R:3159[B]:SER:HA	1.28	1.30
3:I:3159[B]:SER:HA	3:R:3150[B]:LYS:C	1.50	1.30
3:I:3161[B]:GLU:CG	3:R:3079[B]:CYS:SG	2.20	1.30
3:O:3169[B]:LYS:CG	3:X:3148[B]:ILE:HG21	1.41	1.30
3:U:2952[A]:ALA:HB3	3:U:2953[A]:GLY:C	1.52	1.30
3:C:3153[B]:LYS:O	3:L:3154[B]:PRO:HA	1.31	1.29
3:I:3159[B]:SER:CA	3:R:3150[B]:LYS:HB3	1.55	1.29
3:O:2970[B]:PRO:HG2	3:X:2991[B]:LEU:N	0.98	1.29
3:O:3153[B]:LYS:CG	3:X:3176[B]:LYS:HD3	1.62	1.29
3:R:3089[A]:HIS:HE1	3:R:3119[A]:HIS:NE2	1.21	1.29
3:I:2965[B]:LEU:N	3:R:3221[B]:ALA:CB	1.95	1.29
3:I:3150[B]:LYS:CB	3:R:3159[B]:SER:C	2.00	1.29
3:C:3156[B]:MET:HB2	3:L:2982[B]:MET:SD	1.70	1.29
3:O:2952[B]:ALA:HB3	3:O:2953[B]:GLY:C	1.52	1.29
3:C:3161[B]:GLU:N	3:L:2983[B]:VAL:HG21	1.45	1.29
3:X:3089[B]:HIS:HE1	3:X:3119[B]:HIS:NE2	1.20	1.29
3:C:2965[B]:LEU:CD2	3:L:3253[B]:GLU:OE1	1.74	1.28
3:C:3253[B]:GLU:HB2	3:L:2975[B]:PHE:C	1.51	1.28

Continued on next page...

Continued from previous page...

Atom-1	Atom-2	Interatomic distance (Å)	Clash overlap (Å)
3:I:2989[B]:HIS:CD2	3:R:2970[B]:PRO:N	2.00	1.28
3:O:3101[B]:PRO:CB	3:X:2971[B]:ASP:O	1.77	1.28
3:R:2952[B]:ALA:HB3	3:R:2953[B]:GLY:C	1.52	1.28
3:C:3147[B]:GLU:HG2	3:L:3161[B]:GLU:CA	1.52	1.28
3:C:3159[B]:SER:CB	3:L:2984[B]:THR:CG2	2.12	1.28
2:W:2868:GLU:HG2	3:X:2932[A]:PRO:O	1.22	1.28
3:I:2952[B]:ALA:HB3	3:I:2953[B]:GLY:C	1.52	1.28
3:O:3141[A]:TYR:HD2	3:O:3142[A]:ASN:N	1.32	1.28
3:F:2952[B]:ALA:HB3	3:F:2953[B]:GLY:C	1.52	1.28
3:I:2952[A]:ALA:HB3	3:I:2953[A]:GLY:C	1.52	1.28
3:I:3196[A]:THR:CB	1:J:416:ASN:HD22	1.46	1.28
3:R:3141[B]:TYR:HD2	3:R:3142[B]:ASN:N	1.32	1.28
3:C:2952[B]:ALA:HB3	3:C:2953[B]:GLY:C	1.52	1.28
3:C:2982[B]:MET:CG	3:L:3156[B]:MET:CB	2.06	1.28
3:L:2952[B]:ALA:HB3	3:L:2953[B]:GLY:C	1.52	1.28
3:O:3038[B]:ILE:HG12	3:X:2969[B]:TYR:OH	1.22	1.28
3:U:3141[B]:TYR:HD2	3:U:3142[B]:ASN:N	1.32	1.28
3:I:2975[B]:PHE:C	3:R:3253[B]:GLU:HB2	1.51	1.27
3:I:3173[B]:THR:OG1	3:R:3173[B]:THR:HG23	1.16	1.27
3:L:2952[A]:ALA:HB3	3:L:2953[A]:GLY:C	1.52	1.27
3:O:3157[B]:PRO:O	3:X:3149[B]:ASN:C	1.71	1.27
3:R:2952[A]:ALA:HB3	3:R:2953[A]:GLY:C	1.52	1.27
3:X:3141[B]:TYR:HD2	3:X:3142[B]:ASN:N	1.32	1.27
3:C:2983[B]:VAL:CG2	3:L:3161[B]:GLU:H	1.46	1.27
3:C:3154[B]:PRO:CD	3:L:3174[B]:GLY:CA	2.10	1.27
3:I:2975[B]:PHE:O	3:R:3253[B]:GLU:HB2	1.13	1.27
3:I:3149[B]:ASN:OD1	3:R:3169[B]:LYS:CE	1.83	1.27
3:I:3173[B]:THR:CG2	3:R:3173[B]:THR:OG1	1.80	1.27
3:I:3248[B]:LEU:CB	3:R:2972[B]:GLY:O	1.81	1.27
3:O:3163[B]:ASN:HB2	3:X:3149[B]:ASN:CA	1.62	1.27
3:U:2952[B]:ALA:HB3	3:U:2953[B]:GLY:C	1.52	1.27
3:C:3154[B]:PRO:CG	3:L:3174[B]:GLY:HA2	1.64	1.27
3:F:2952[A]:ALA:HB3	3:F:2953[A]:GLY:C	1.52	1.27
3:I:3150[B]:LYS:HB3	3:R:3159[B]:SER:CA	1.48	1.27
3:L:3141[B]:TYR:HD2	3:L:3142[B]:ASN:N	1.32	1.27
3:O:3141[B]:TYR:HD2	3:O:3142[B]:ASN:N	1.32	1.27
3:R:3141[A]:TYR:HD2	3:R:3142[A]:ASN:N	1.32	1.27
3:C:2972[B]:GLY:O	3:L:3090[B]:ASN:ND2	1.67	1.27
3:C:3089[A]:HIS:HE1	3:C:3119[A]:HIS:NE2	1.21	1.27
3:O:2967[B]:CYS:SG	3:X:3153[B]:LYS:HB3	1.74	1.27
3:X:2952[A]:ALA:HB3	3:X:2953[A]:GLY:C	1.52	1.27

Continued on next page...

Continued from previous page...

Atom-1	Atom-2	Interatomic distance (Å)	Clash overlap (Å)
3:C:2952[A]:ALA:HB3	3:C:2953[A]:GLY:C	1.52	1.27
3:I:3141[A]:TYR:HD2	3:I:3142[A]:ASN:N	1.32	1.27
3:C:3148[B]:ILE:O	3:L:3169[B]:LYS:C	1.71	1.26
3:O:3158[B]:PHE:O	3:X:3148[B]:ILE:HG22	1.22	1.26
3:C:3154[B]:PRO:CB	3:L:3174[B]:GLY:HA3	1.65	1.26
3:C:3169[B]:LYS:C	3:L:3148[B]:ILE:O	1.63	1.26
3:L:3141[A]:TYR:HD2	3:L:3142[A]:ASN:N	1.32	1.26
1:S:416:ASN:OD1	3:X:3196[A]:THR:HG21	1.18	1.26
3:C:3141[A]:TYR:HD2	3:C:3142[A]:ASN:N	1.32	1.26
3:C:3149[B]:ASN:HD22	3:L:3163[B]:ASN:ND2	1.34	1.26
3:C:3162[B]:ASP:C	3:L:3147[B]:GLU:OE1	1.73	1.26
3:I:3163[B]:ASN:ND2	3:R:3149[B]:ASN:HB2	1.50	1.26
3:O:3040[B]:VAL:HG21	3:X:2969[B]:TYR:CD1	1.68	1.26
3:U:3141[A]:TYR:HD2	3:U:3142[A]:ASN:N	1.32	1.26
3:C:2982[B]:MET:HG3	3:L:3156[B]:MET:SD	1.75	1.26
3:C:3090[B]:ASN:ND2	3:L:2972[B]:GLY:HA3	1.46	1.26
3:C:3147[B]:GLU:OE1	3:L:3163[B]:ASN:N	1.67	1.26
3:I:3153[B]:LYS:CG	3:R:3155[B]:MET:HB2	1.64	1.26
3:O:2976[B]:ALA:O	3:X:3154[B]:PRO:CG	1.83	1.26
3:O:3272[A]:HIS:NE2	1:P:1542:ARG:NH2	1.84	1.26
3:C:2978[B]:CYS:N	3:L:3254[B]:MET:CB	1.95	1.26
3:C:3024[A]:LEU:HD12	3:C:3025[A]:VAL:N	1.51	1.26
3:C:3159[B]:SER:OG	3:L:2984[B]:THR:CG2	1.83	1.26
3:I:2975[B]:PHE:CZ	3:R:2961[B]:HIS:HA	1.69	1.26
3:O:2969[B]:TYR:CG	3:X:3158[B]:PHE:CE1	2.24	1.26
3:O:3109[B]:TYR:CD1	3:X:2970[B]:PRO:N	2.03	1.26
3:I:2961[B]:HIS:CG	3:R:2969[B]:TYR:HD1	1.52	1.25
3:I:2982[B]:MET:SD	3:R:3157[B]:PRO:HB3	1.75	1.25
3:O:3163[B]:ASN:HB3	3:X:3149[B]:ASN:N	1.51	1.25
3:C:3152[B]:LYS:HB2	3:L:3172[B]:SER:N	1.49	1.25
3:F:3141[B]:TYR:HD2	3:F:3142[B]:ASN:N	1.32	1.25
3:I:3024[A]:LEU:HD12	3:I:3025[A]:VAL:N	1.51	1.25
3:I:3150[B]:LYS:C	3:R:3159[B]:SER:CA	2.01	1.25
3:O:3024[A]:LEU:HD12	3:O:3025[A]:VAL:N	1.51	1.25
3:X:3141[A]:TYR:HD2	3:X:3142[A]:ASN:N	1.32	1.25
3:L:3089[B]:HIS:HE1	3:L:3119[B]:HIS:NE2	1.21	1.25
3:O:3024[B]:LEU:HD12	3:O:3025[B]:VAL:N	1.51	1.25
3:C:3255[B]:PRO:HB2	3:L:2959[B]:SER:O	1.19	1.25
3:I:3172[B]:SER:N	3:R:3152[B]:LYS:HB2	1.41	1.25
3:C:2965[B]:LEU:O	3:L:3256[B]:TRP:O	1.55	1.25
3:C:3169[B]:LYS:O	3:L:3152[B]:LYS:HG3	1.37	1.25

Continued on next page...

Continued from previous page...

Atom-1	Atom-2	Interatomic distance (Å)	Clash overlap (Å)
3:F:3113[A]:ASP:OD2	3:F:3114[A]:PRO:HD2	1.07	1.25
3:F:3113[B]:ASP:OD2	3:F:3114[B]:PRO:HD2	1.07	1.25
3:I:3108[B]:HIS:CE1	3:R:3251[B]:ASP:OD1	1.88	1.25
3:I:3174[B]:GLY:HA2	3:R:3154[B]:PRO:CG	1.67	1.25
3:O:2970[B]:PRO:CD	3:X:2991[B]:LEU:CB	2.07	1.25
3:O:3038[B]:ILE:HG21	3:X:2969[B]:TYR:CZ	1.72	1.25
3:O:3102[B]:TYR:N	3:X:2971[B]:ASP:HA	1.51	1.25
3:R:3113[A]:ASP:OD2	3:R:3114[A]:PRO:HD2	1.07	1.25
3:R:3113[B]:ASP:OD2	3:R:3114[B]:PRO:HD2	1.07	1.25
3:C:3159[B]:SER:OG	3:L:2984[B]:THR:HG21	1.14	1.25
3:F:3141[A]:TYR:HD2	3:F:3142[A]:ASN:N	1.32	1.25
3:U:3113[A]:ASP:OD2	3:U:3114[A]:PRO:HD2	1.07	1.25
3:C:3113[B]:ASP:OD2	3:C:3114[B]:PRO:HD2	1.07	1.24
3:I:3135[A]:LYS:CG	3:I:3141[A]:TYR:HE1	1.50	1.24
3:I:3135[B]:LYS:CG	3:I:3141[B]:TYR:HE1	1.51	1.24
3:I:3141[B]:TYR:HD2	3:I:3142[B]:ASN:N	1.32	1.24
3:L:3113[A]:ASP:OD2	3:L:3114[A]:PRO:HD2	1.07	1.24
3:O:2970[B]:PRO:HD2	3:X:2991[B]:LEU:CD1	1.66	1.24
3:O:3158[B]:PHE:O	3:X:3148[B]:ILE:CG2	1.85	1.24
3:C:3162[B]:ASP:OD2	3:L:3259[B]:ASP:N	1.68	1.24
3:I:3113[B]:ASP:OD2	3:I:3114[B]:PRO:HD2	1.07	1.24
3:I:3169[B]:LYS:CD	3:R:3149[B]:ASN:OD1	1.85	1.24
3:I:3196[A]:THR:CB	1:J:416:ASN:ND2	1.98	1.24
3:O:3135[B]:LYS:CG	3:O:3141[B]:TYR:HE1	1.50	1.24
3:R:3024[B]:LEU:HD12	3:R:3025[B]:VAL:N	1.51	1.24
3:C:3156[B]:MET:HE2	3:L:2979[B]:GLN:CG	1.57	1.24
3:L:3135[B]:LYS:CG	3:L:3141[B]:TYR:HE1	1.51	1.24
3:U:3230[B]:PHE:HB2	3:U:3243[B]:GLY:CA	1.68	1.24
3:X:3089[A]:HIS:HE1	3:X:3119[A]:HIS:NE2	1.21	1.24
3:C:3153[B]:LYS:HE2	3:L:3158[B]:PHE:CD2	1.66	1.24
3:I:3089[B]:HIS:HE1	3:I:3119[B]:HIS:NE2	1.20	1.24
3:I:3230[A]:PHE:HB2	3:I:3243[A]:GLY:CA	1.68	1.24
3:R:3135[A]:LYS:CG	3:R:3141[A]:TYR:HE1	1.50	1.24
3:X:3230[B]:PHE:HB2	3:X:3243[B]:GLY:CA	1.68	1.24
3:C:3024[B]:LEU:HD12	3:C:3025[B]:VAL:N	1.51	1.24
3:C:3160[B]:SER:HA	3:L:2983[B]:VAL:CG2	1.67	1.24
3:F:3024[B]:LEU:HD12	3:F:3025[B]:VAL:N	1.51	1.24
3:I:3163[B]:ASN:CB	3:R:3150[B]:LYS:CE	2.14	1.24
3:L:3135[A]:LYS:CG	3:L:3141[A]:TYR:HE1	1.50	1.24
3:C:3090[B]:ASN:ND2	3:L:2972[B]:GLY:CA	2.01	1.23
3:I:3161[B]:GLU:HB3	3:R:3079[B]:CYS:SG	1.79	1.23

Continued on next page...

Continued from previous page...

Atom-1	Atom-2	Interatomic distance (Å)	Clash overlap (Å)
3:U:3135[A]:LYS:CG	3:U:3141[A]:TYR:HE1	1.50	1.23
3:C:3135[B]:LYS:CG	3:C:3141[B]:TYR:HE1	1.50	1.23
3:C:3248[B]:LEU:HD22	3:L:2971[B]:ASP:OD1	1.38	1.23
3:F:3089[A]:HIS:HE1	3:F:3119[A]:HIS:NE2	1.21	1.23
3:I:2961[B]:HIS:CG	3:R:2975[B]:PHE:CZ	2.26	1.23
3:I:3155[B]:MET:CB	3:R:3153[B]:LYS:HD2	1.66	1.23
3:I:3160[B]:SER:OG	3:R:2983[B]:VAL:N	1.71	1.23
3:O:2963[B]:MET:CE	3:X:2975[B]:PHE:CD1	2.10	1.23
3:O:2969[B]:TYR:CD1	3:X:3158[B]:PHE:CD1	2.25	1.23
3:O:3113[B]:ASP:OD2	3:O:3114[B]:PRO:HD2	1.07	1.23
3:X:3113[B]:ASP:OD2	3:X:3114[B]:PRO:HD2	1.07	1.23
3:F:3298[A]:ASN:CB	3:F:3300[A]:LEU:HD23	1.69	1.23
3:I:2982[B]:MET:CG	3:R:2967[B]:CYS:SG	2.27	1.23
3:I:3113[A]:ASP:OD2	3:I:3114[A]:PRO:HD2	1.07	1.23
3:I:3173[B]:THR:O	3:R:3154[B]:PRO:HD3	1.34	1.23
3:I:3221[B]:ALA:HB1	3:R:2964[B]:PRO:C	1.56	1.23
3:L:3024[A]:LEU:HD12	3:L:3025[A]:VAL:N	1.51	1.23
3:L:3024[B]:LEU:HD12	3:L:3025[B]:VAL:N	1.51	1.23
3:L:3217[A]:PHE:HE1	3:L:3230[A]:PHE:CZ	1.57	1.23
3:X:3024[A]:LEU:HD12	3:X:3025[A]:VAL:N	1.51	1.23
3:X:3298[A]:ASN:CB	3:X:3300[A]:LEU:HD23	1.69	1.23
3:C:2969[B]:TYR:OH	3:L:3120[B]:HIS:CD2	1.91	1.23
3:C:3141[B]:TYR:HD2	3:C:3142[B]:ASN:N	1.32	1.23
3:I:2969[B]:TYR:HD1	3:R:2961[B]:HIS:CD2	1.50	1.23
3:I:2970[B]:PRO:HD3	3:R:2989[B]:HIS:CG	1.71	1.23
3:I:3107[B]:LEU:CD1	3:R:2975[B]:PHE:HD1	1.50	1.23
3:I:3163[B]:ASN:HB2	3:R:3150[B]:LYS:CE	1.67	1.23
3:O:3135[A]:LYS:CG	3:O:3141[A]:TYR:HE1	1.51	1.23
3:O:3298[B]:ASN:CB	3:O:3300[B]:LEU:HD23	1.69	1.23
3:R:3217[A]:PHE:HE1	3:R:3230[A]:PHE:CZ	1.57	1.23
3:R:3217[B]:PHE:HE1	3:R:3230[B]:PHE:CZ	1.57	1.23
3:U:3298[B]:ASN:CB	3:U:3300[B]:LEU:HD23	1.69	1.23
3:X:3024[B]:LEU:HD12	3:X:3025[B]:VAL:N	1.51	1.23
3:X:3135[A]:LYS:CG	3:X:3141[A]:TYR:HE1	1.51	1.23
3:C:2970[B]:PRO:HD2	9:C:3401[B]:CUO:O1	1.36	1.23
3:C:3113[A]:ASP:OD2	3:C:3114[A]:PRO:HD2	1.07	1.23
3:L:3113[B]:ASP:OD2	3:L:3114[B]:PRO:HD2	1.07	1.23
3:O:3113[A]:ASP:OD2	3:O:3114[A]:PRO:HD2	1.07	1.23
3:R:3298[B]:ASN:CB	3:R:3300[B]:LEU:HD23	1.69	1.23
3:C:2982[B]:MET:HB2	3:L:3156[B]:MET:SD	1.79	1.22
3:I:2968[B]:GLN:NE2	3:R:3086[B]:GLU:HG2	1.21	1.22

Continued on next page...

Continued from previous page...

Atom-1	Atom-2	Interatomic distance (Å)	Clash overlap (Å)
3:R:2979[B]:GLN:HG2	3:R:3155[B]:MET:CE	1.69	1.22
3:C:3154[B]:PRO:HB3	3:L:3174[B]:GLY:CA	1.69	1.22
3:F:3024[A]:LEU:HD12	3:F:3025[A]:VAL:N	1.51	1.22
3:F:3230[A]:PHE:HB2	3:F:3243[A]:GLY:CA	1.68	1.22
3:I:2979[A]:GLN:HG2	3:I:3155[A]:MET:CE	1.69	1.22
3:I:3163[B]:ASN:N	3:R:3147[B]:GLU:OE1	1.69	1.22
3:L:3298[B]:ASN:CB	3:L:3300[B]:LEU:HD23	1.69	1.22
3:O:3135[B]:LYS:CG	3:O:3141[B]:TYR:CE1	2.23	1.22
3:O:3217[B]:PHE:HE1	3:O:3230[B]:PHE:CZ	1.57	1.22
3:R:3135[B]:LYS:CG	3:R:3141[B]:TYR:HE1	1.50	1.22
3:U:3024[A]:LEU:HD12	3:U:3025[A]:VAL:N	1.51	1.22
3:C:2979[A]:GLN:HG2	3:C:3155[A]:MET:CE	1.69	1.22
3:C:3153[B]:LYS:NZ	3:L:3158[B]:PHE:CD2	2.07	1.22
3:F:2979[A]:GLN:HG2	3:F:3155[A]:MET:CE	1.69	1.22
3:I:2969[B]:TYR:CD1	3:R:2961[B]:HIS:CG	2.27	1.22
3:I:3024[B]:LEU:HD12	3:I:3025[B]:VAL:N	1.51	1.22
3:I:3149[B]:ASN:CB	3:R:3163[B]:ASN:HD21	1.41	1.22
3:I:3259[B]:ASP:CB	3:R:3162[B]:ASP:HB3	1.70	1.22
3:I:3298[B]:ASN:CB	3:I:3300[B]:LEU:HD23	1.69	1.22
3:L:2979[B]:GLN:HG2	3:L:3155[B]:MET:CE	1.69	1.22
3:L:3230[B]:PHE:HB2	3:L:3243[B]:GLY:CA	1.68	1.22
3:O:3160[B]:SER:HB3	3:X:3149[B]:ASN:OD1	1.31	1.22
3:O:3217[A]:PHE:HE1	3:O:3230[A]:PHE:CZ	1.57	1.22
3:O:3230[A]:PHE:HB2	3:O:3243[A]:GLY:CA	1.68	1.22
3:O:3230[B]:PHE:HB2	3:O:3243[B]:GLY:CA	1.68	1.22
3:U:2979[B]:GLN:HG2	3:U:3155[B]:MET:CE	1.69	1.22
3:U:3135[A]:LYS:CG	3:U:3141[A]:TYR:CE1	2.23	1.22
3:X:3217[B]:PHE:HE1	3:X:3230[B]:PHE:CZ	1.57	1.22
3:C:3298[A]:ASN:CB	3:C:3300[A]:LEU:HD23	1.69	1.22
3:F:3230[B]:PHE:HB2	3:F:3243[B]:GLY:CA	1.68	1.22
3:I:3135[A]:LYS:CG	3:I:3141[A]:TYR:CE1	2.23	1.22
3:O:3298[A]:ASN:CB	3:O:3300[A]:LEU:HD23	1.69	1.22
3:U:3135[B]:LYS:CG	3:U:3141[B]:TYR:HE1	1.51	1.22
3:X:3135[B]:LYS:CG	3:X:3141[B]:TYR:HE1	1.50	1.22
3:C:2974[B]:ALA:CB	3:L:3249[B]:GLY:HA2	1.52	1.22
3:C:3135[A]:LYS:CG	3:C:3141[A]:TYR:HE1	1.50	1.22
3:C:3135[B]:LYS:CG	3:C:3141[B]:TYR:CE1	2.23	1.22
3:F:3217[A]:PHE:HE1	3:F:3230[A]:PHE:CZ	1.57	1.22
3:I:3169[B]:LYS:CG	3:R:3149[B]:ASN:OD1	1.87	1.22
3:L:3217[B]:PHE:HE1	3:L:3230[B]:PHE:CZ	1.57	1.22
3:O:2976[B]:ALA:N	3:X:3156[B]:MET:CG	2.00	1.22

Continued on next page...

Continued from previous page...

Atom-1	Atom-2	Interatomic distance (Å)	Clash overlap (Å)
2:Q:2868:GLU:OE2	3:R:2932[A]:PRO:O	1.58	1.22
3:R:2979[A]:GLN:HG2	3:R:3155[A]:MET:CE	1.69	1.22
3:R:3135[A]:LYS:CG	3:R:3141[A]:TYR:CE1	2.23	1.22
3:U:2979[A]:GLN:HG2	3:U:3155[A]:MET:CE	1.69	1.22
3:C:2964[B]:PRO:O	3:L:3255[B]:PRO:CB	1.86	1.21
3:C:3135[A]:LYS:CG	3:C:3141[A]:TYR:CE1	2.23	1.21
3:F:3135[A]:LYS:CG	3:F:3141[A]:TYR:HE1	1.51	1.21
3:I:2982[B]:MET:SD	3:R:3157[B]:PRO:CB	2.28	1.21
3:I:3217[B]:PHE:HE1	3:I:3230[B]:PHE:CZ	1.57	1.21
3:I:3230[B]:PHE:HB2	3:I:3243[B]:GLY:CA	1.68	1.21
3:O:3163[B]:ASN:CB	3:X:3149[B]:ASN:CA	2.18	1.21
3:R:3024[A]:LEU:HD12	3:R:3025[A]:VAL:N	1.51	1.21
3:U:3113[B]:ASP:OD2	3:U:3114[B]:PRO:HD2	1.07	1.21
3:U:3217[A]:PHE:HE1	3:U:3230[A]:PHE:CZ	1.57	1.21
3:U:3230[A]:PHE:HB2	3:U:3243[A]:GLY:CA	1.68	1.21
3:X:3230[A]:PHE:HB2	3:X:3243[A]:GLY:CA	1.68	1.21
3:I:2961[B]:HIS:CD2	3:R:2969[B]:TYR:CD1	2.13	1.21
3:L:3135[B]:LYS:CG	3:L:3141[B]:TYR:CE1	2.23	1.21
3:R:3230[A]:PHE:HB2	3:R:3243[A]:GLY:CA	1.68	1.21
3:U:3024[B]:LEU:HD12	3:U:3025[B]:VAL:N	1.51	1.21
3:F:3089[B]:HIS:HE1	3:F:3119[B]:HIS:NE2	1.21	1.21
3:F:3135[B]:LYS:CG	3:F:3141[B]:TYR:CE1	2.23	1.21
3:F:3298[B]:ASN:CB	3:F:3300[B]:LEU:HD23	1.69	1.21
3:I:3150[B]:LYS:HG2	3:R:3158[B]:PHE:CA	1.45	1.21
3:I:3252[B]:TYR:CB	3:R:3251[B]:ASP:O	1.74	1.21
3:L:3298[A]:ASN:CB	3:L:3300[A]:LEU:HD23	1.69	1.21
3:R:3230[B]:PHE:HB2	3:R:3243[B]:GLY:CA	1.68	1.21
3:X:3135[B]:LYS:CG	3:X:3141[B]:TYR:CE1	2.23	1.21
3:F:3135[A]:LYS:CG	3:F:3141[A]:TYR:CE1	2.23	1.21
3:F:3135[B]:LYS:CG	3:F:3141[B]:TYR:HE1	1.51	1.21
3:I:2975[B]:PHE:CZ	3:R:2961[B]:HIS:CG	2.29	1.21
3:I:2989[B]:HIS:CE1	3:R:2969[B]:TYR:HA	1.74	1.21
3:I:3221[B]:ALA:CB	3:R:2964[B]:PRO:C	2.08	1.21
3:O:3089[B]:HIS:HE1	3:O:3119[B]:HIS:NE2	1.21	1.21
3:U:3298[A]:ASN:CB	3:U:3300[A]:LEU:HD23	1.69	1.21
3:X:2979[A]:GLN:HG2	3:X:3155[A]:MET:CE	1.69	1.21
3:C:2969[B]:TYR:CZ	3:L:3120[B]:HIS:NE2	1.92	1.21
3:C:2979[B]:GLN:HG2	3:C:3155[B]:MET:CE	1.69	1.21
3:C:2984[B]:THR:CG2	3:L:3159[B]:SER:CB	2.15	1.21
3:C:3150[B]:LYS:CA	3:L:3172[B]:SER:CB	2.18	1.21
3:C:3217[B]:PHE:HE1	3:C:3230[B]:PHE:CZ	1.57	1.21

Continued on next page...

Continued from previous page...

Atom-1	Atom-2	Interatomic distance (Å)	Clash overlap (Å)
3:C:3252[B]:TYR:CZ	3:L:3223[B]:GLY:O	1.94	1.21
3:C:3293[A]:LYS:CB	3:C:3294[A]:SER:HB2	1.71	1.21
3:I:2982[B]:MET:CE	3:R:2966[B]:SER:HB3	1.68	1.21
3:I:3217[A]:PHE:HE1	3:I:3230[A]:PHE:CZ	1.57	1.21
3:L:3230[A]:PHE:HB2	3:L:3243[A]:GLY:CA	1.68	1.21
3:O:2979[A]:GLN:HG2	3:O:3155[A]:MET:CE	1.69	1.21
3:O:3135[A]:LYS:CG	3:O:3141[A]:TYR:CE1	2.23	1.21
1:S:1617:LYS:HE2	3:X:3135[B]:LYS:NZ	1.56	1.21
3:X:3113[A]:ASP:OD2	3:X:3114[A]:PRO:HD2	1.07	1.21
3:C:3230[B]:PHE:HB2	3:C:3243[B]:GLY:CA	1.68	1.20
3:C:3293[B]:LYS:CB	3:C:3294[B]:SER:HB2	1.71	1.20
3:F:3217[B]:PHE:HE1	3:F:3230[B]:PHE:CZ	1.57	1.20
3:F:3293[A]:LYS:CB	3:F:3294[A]:SER:HB2	1.71	1.20
3:I:2979[B]:GLN:HG2	3:I:3155[B]:MET:CE	1.69	1.20
3:O:2970[B]:PRO:CD	3:X:2991[B]:LEU:HD13	1.69	1.20
3:O:3160[B]:SER:HA	3:X:3151[B]:LEU:CD1	1.70	1.20
3:U:3217[B]:PHE:HE1	3:U:3230[B]:PHE:CZ	1.57	1.20
3:C:3217[A]:PHE:HE1	3:C:3230[A]:PHE:CZ	1.57	1.20
3:C:3256[B]:TRP:CZ2	3:L:2965[B]:LEU:HB3	1.75	1.20
3:C:3298[B]:ASN:CB	3:C:3300[B]:LEU:HD23	1.69	1.20
3:F:2979[B]:GLN:HG2	3:F:3155[B]:MET:CE	1.69	1.20
3:I:3293[B]:LYS:CB	3:I:3294[B]:SER:HB2	1.71	1.20
3:I:3298[A]:ASN:CB	3:I:3300[A]:LEU:HD23	1.69	1.20
3:O:2965[B]:LEU:H	3:X:3254[B]:MET:HE3	1.04	1.20
3:O:2979[B]:GLN:HG2	3:O:3155[B]:MET:CE	1.69	1.20
3:O:3101[B]:PRO:HB2	3:X:2971[B]:ASP:C	1.60	1.20
3:R:3089[B]:HIS:HE1	3:R:3119[B]:HIS:NE2	1.20	1.20
3:U:3104[B]:MET:HA	3:U:3110[B]:THR:HG23	1.23	1.20
3:U:3293[B]:LYS:CB	3:U:3294[B]:SER:HB2	1.71	1.20
3:C:2982[B]:MET:SD	3:L:3156[B]:MET:CB	2.29	1.20
3:C:3160[B]:SER:CB	3:L:3150[B]:LYS:HZ3	1.43	1.20
3:C:3230[A]:PHE:HB2	3:C:3243[A]:GLY:CA	1.68	1.20
3:I:3135[B]:LYS:CG	3:I:3141[B]:TYR:CE1	2.23	1.20
3:I:3293[A]:LYS:CB	3:I:3294[A]:SER:HB2	1.71	1.20
3:L:3135[A]:LYS:CG	3:L:3141[A]:TYR:CE1	2.23	1.20
3:O:3163[B]:ASN:CB	3:X:3149[B]:ASN:HA	1.71	1.20
3:O:3293[B]:LYS:CB	3:O:3294[B]:SER:HB2	1.71	1.20
3:R:3135[B]:LYS:CG	3:R:3141[B]:TYR:CE1	2.23	1.20
3:U:3089[B]:HIS:HE1	3:U:3119[B]:HIS:NE2	1.21	1.20
3:U:3135[B]:LYS:CG	3:U:3141[B]:TYR:CE1	2.23	1.20
3:X:3217[A]:PHE:HE1	3:X:3230[A]:PHE:CZ	1.57	1.20

Continued on next page...

Continued from previous page...

Atom-1	Atom-2	Interatomic distance (Å)	Clash overlap (Å)
3:C:3169[B]:LYS:HG3	3:L:3149[B]:ASN:OD1	1.04	1.20
3:I:3120[B]:HIS:NE2	3:R:2969[B]:TYR:CE2	2.10	1.20
3:I:3160[B]:SER:CA	3:R:2983[B]:VAL:H	1.52	1.20
3:L:2979[A]:GLN:HG2	3:L:3155[A]:MET:CE	1.69	1.20
3:O:3293[A]:LYS:CB	3:O:3294[A]:SER:HB2	1.71	1.20
2:E:2868:GLU:HG3	3:F:2932[A]:PRO:O	1.15	1.20
3:I:3150[B]:LYS:HD2	3:R:3160[B]:SER:N	1.53	1.20
3:I:3163[B]:ASN:HD22	3:R:3150[B]:LYS:CG	1.55	1.20
3:I:3255[B]:PRO:HD3	3:R:2962[B]:GLY:O	1.41	1.20
3:R:3298[A]:ASN:CB	3:R:3300[A]:LEU:HD23	1.69	1.20
3:X:3135[A]:LYS:CG	3:X:3141[A]:TYR:CE1	2.23	1.20
3:X:3293[B]:LYS:CB	3:X:3294[B]:SER:HB2	1.71	1.20
3:X:3298[B]:ASN:CB	3:X:3300[B]:LEU:HD23	1.69	1.20
3:F:3293[B]:LYS:HB2	3:F:3294[B]:SER:CB	1.72	1.19
3:I:2964[B]:PRO:C	3:R:3221[B]:ALA:CB	2.08	1.19
3:I:3293[B]:LYS:HB2	3:I:3294[B]:SER:CB	1.72	1.19
3:L:3293[A]:LYS:CB	3:L:3294[A]:SER:HB2	1.71	1.19
3:O:3293[A]:LYS:HB2	3:O:3294[A]:SER:CB	1.72	1.19
3:U:3293[A]:LYS:CB	3:U:3294[A]:SER:HB2	1.71	1.19
3:O:2968[B]:GLN:HB2	3:X:2988[B]:TRP:CB	1.71	1.19
3:O:3161[B]:GLU:OE2	3:X:3151[B]:LEU:CD1	1.88	1.19
3:O:3255[B]:PRO:HG2	3:X:3163[B]:ASN:HB3	1.22	1.19
3:R:3293[A]:LYS:CB	3:R:3294[A]:SER:HB2	1.71	1.19
3:O:3108[B]:HIS:O	3:X:2970[B]:PRO:CD	1.88	1.19
3:O:3109[B]:TYR:CD1	3:X:2970[B]:PRO:CD	2.08	1.19
2:Q:2868:GLU:OE2	3:R:2932[A]:PRO:C	1.80	1.19
3:R:3293[B]:LYS:CB	3:R:3294[B]:SER:HB2	1.71	1.19
3:C:3217[B]:PHE:CZ	3:C:3230[B]:PHE:HE1	1.61	1.19
3:F:3293[B]:LYS:CB	3:F:3294[B]:SER:HB2	1.71	1.19
3:I:3150[B]:LYS:CD	3:R:3160[B]:SER:N	2.05	1.19
3:R:3104[A]:MET:HA	3:R:3110[A]:THR:HG23	1.23	1.19
3:C:3174[B]:GLY:HA2	3:L:3154[B]:PRO:HD3	1.20	1.19
3:L:3217[A]:PHE:CZ	3:L:3230[A]:PHE:HE1	1.61	1.19
3:O:3159[B]:SER:O	3:X:3148[B]:ILE:HA	1.39	1.19
3:X:3293[A]:LYS:HB2	3:X:3294[A]:SER:CB	1.72	1.19
3:C:3251[B]:ASP:OD1	3:L:3108[B]:HIS:HE1	1.26	1.18
3:F:3217[A]:PHE:CZ	3:F:3230[A]:PHE:HE1	1.61	1.18
3:I:3160[B]:SER:N	3:R:3150[B]:LYS:CD	2.04	1.18
3:L:3217[B]:PHE:CZ	3:L:3230[B]:PHE:HE1	1.61	1.18
3:C:2985[B]:PHE:CZ	3:L:2970[B]:PRO:CA	1.80	1.18
3:C:3104[B]:MET:HA	3:C:3110[B]:THR:HG23	1.23	1.18

Continued on next page...

Continued from previous page...

Atom-1	Atom-2	Interatomic distance (Å)	Clash overlap (Å)
3:C:3156[B]:MET:HB2	3:L:2982[B]:MET:CG	1.73	1.18
3:C:3293[A]:LYS:HB2	3:C:3294[A]:SER:CB	1.72	1.18
3:L:3293[B]:LYS:CB	3:L:3294[B]:SER:HB2	1.71	1.18
3:O:2969[B]:TYR:OH	3:X:2994[B]:LYS:CB	1.92	1.18
3:O:3104[B]:MET:HA	3:O:3110[B]:THR:HG23	1.23	1.18
3:R:3217[A]:PHE:CZ	3:R:3230[A]:PHE:HE1	1.61	1.18
3:X:3293[A]:LYS:CB	3:X:3294[A]:SER:HB2	1.71	1.18
3:I:3159[B]:SER:HA	3:R:3150[B]:LYS:O	1.38	1.18
3:R:3293[A]:LYS:HB2	3:R:3294[A]:SER:CB	1.72	1.18
1:S:416:ASN:OD1	3:X:3196[A]:THR:CB	1.90	1.18
3:U:3217[A]:PHE:CZ	3:U:3230[A]:PHE:HE1	1.61	1.18
3:C:2965[B]:LEU:HD21	3:L:3253[B]:GLU:CD	1.41	1.18
3:C:3255[B]:PRO:HB3	3:L:2964[B]:PRO:O	1.40	1.18
3:C:3255[B]:PRO:CB	3:L:2959[B]:SER:O	1.90	1.18
3:C:3293[B]:LYS:HB2	3:C:3294[B]:SER:CB	1.72	1.18
3:F:3217[B]:PHE:CZ	3:F:3230[B]:PHE:HE1	1.61	1.18
3:I:3256[B]:TRP:HE1	3:R:2965[B]:LEU:CB	1.44	1.18
3:O:3153[B]:LYS:HG2	3:X:3176[B]:LYS:HE3	1.20	1.18
3:O:3154[B]:PRO:CG	3:X:3175[B]:TYR:HB3	1.74	1.18
3:R:3293[B]:LYS:HB2	3:R:3294[B]:SER:CB	1.72	1.18
3:C:3160[B]:SER:OG	3:L:2983[B]:VAL:CG2	1.92	1.18
3:I:3163[B]:ASN:HB3	3:R:3150[B]:LYS:HE3	1.24	1.18
3:L:3293[A]:LYS:HB2	3:L:3294[A]:SER:CB	1.72	1.18
3:O:3108[B]:HIS:C	3:X:2970[B]:PRO:HD3	1.32	1.18
3:C:3135[B]:LYS:HG3	3:C:3141[B]:TYR:CE1	1.80	1.17
3:C:3217[A]:PHE:CZ	3:C:3230[A]:PHE:HE1	1.61	1.17
3:I:3135[B]:LYS:HG3	3:I:3141[B]:TYR:CE1	1.80	1.17
3:I:3221[B]:ALA:HB3	3:R:2964[B]:PRO:CB	1.74	1.17
3:I:3248[B]:LEU:HB3	3:R:2972[B]:GLY:O	1.38	1.17
3:O:3217[A]:PHE:CZ	3:O:3230[A]:PHE:HE1	1.61	1.17
3:O:3217[B]:PHE:CZ	3:O:3230[B]:PHE:HE1	1.61	1.17
3:O:3293[B]:LYS:HB2	3:O:3294[B]:SER:CB	1.72	1.17
3:U:3293[A]:LYS:HB2	3:U:3294[A]:SER:CB	1.72	1.17
3:U:3293[B]:LYS:HB2	3:U:3294[B]:SER:CB	1.72	1.17
3:C:2972[B]:GLY:C	3:L:3090[B]:ASN:ND2	1.96	1.17
3:C:2974[B]:ALA:O	3:L:3107[B]:LEU:HD13	1.42	1.17
3:I:3293[A]:LYS:HB2	3:I:3294[A]:SER:CB	1.72	1.17
2:Q:2868:GLU:OE2	3:R:2933[A]:SER:N	1.77	1.17
3:R:3217[B]:PHE:CZ	3:R:3230[B]:PHE:HE1	1.61	1.17
3:U:3217[B]:PHE:CZ	3:U:3230[B]:PHE:HE1	1.61	1.17
3:X:3217[B]:PHE:CE1	3:X:3230[B]:PHE:CZ	2.32	1.17

Continued on next page...

Continued from previous page...

Atom-1	Atom-2	Interatomic distance (Å)	Clash overlap (Å)
3:C:3154[B]:PRO:CG	3:L:3174[B]:GLY:CA	2.23	1.17
3:C:3160[B]:SER:CB	3:L:2983[B]:VAL:HG23	1.72	1.17
3:C:3253[B]:GLU:HB2	3:L:2976[B]:ALA:N	1.22	1.17
9:C:3402[B]:CUO:O1	3:L:2970[B]:PRO:HD2	1.02	1.17
3:I:3217[B]:PHE:CZ	3:I:3230[B]:PHE:HE1	1.61	1.17
3:L:3217[B]:PHE:CE1	3:L:3230[B]:PHE:CZ	2.32	1.17
3:O:3038[B]:ILE:HD13	3:X:2969[B]:TYR:CZ	1.79	1.17
3:O:3158[B]:PHE:N	3:X:3152[B]:LYS:HB2	1.60	1.17
3:R:3217[A]:PHE:CE1	3:R:3230[A]:PHE:CZ	2.32	1.17
3:X:3104[A]:MET:HA	3:X:3110[A]:THR:HG23	1.23	1.17
3:C:3090[B]:ASN:ND2	3:L:2972[B]:GLY:O	1.75	1.17
3:C:3090[B]:ASN:CG	3:L:2972[B]:GLY:HA3	1.61	1.17
3:C:3159[B]:SER:OG	3:L:3150[B]:LYS:O	1.61	1.17
3:C:3163[B]:ASN:HB3	3:L:3149[B]:ASN:ND2	1.59	1.17
3:C:3217[B]:PHE:CE1	3:C:3230[B]:PHE:CZ	2.32	1.17
3:F:3217[B]:PHE:CE1	3:F:3230[B]:PHE:CZ	2.32	1.17
3:I:3089[A]:HIS:HE1	3:I:3119[A]:HIS:NE2	1.21	1.17
3:I:3160[B]:SER:N	3:R:3150[B]:LYS:HD2	1.58	1.17
3:I:3160[B]:SER:HA	3:R:2983[B]:VAL:H	1.03	1.17
3:O:3255[B]:PRO:CG	3:X:3163[B]:ASN:HB3	1.73	1.17
3:X:3217[B]:PHE:CZ	3:X:3230[B]:PHE:HE1	1.61	1.17
3:F:3135[B]:LYS:HG3	3:F:3141[B]:TYR:CE1	1.79	1.17
3:I:2966[B]:SER:CB	3:R:3254[B]:MET:HG3	1.73	1.17
3:O:2970[B]:PRO:N	3:X:2991[B]:LEU:HB2	1.59	1.17
3:O:3135[B]:LYS:HG3	3:O:3141[B]:TYR:CE1	1.80	1.17
3:X:3293[B]:LYS:HB2	3:X:3294[B]:SER:CB	1.72	1.17
3:C:3217[A]:PHE:CE1	3:C:3230[A]:PHE:CZ	2.32	1.16
3:F:3293[A]:LYS:HB2	3:F:3294[A]:SER:CB	1.72	1.16
3:I:2969[B]:TYR:CD1	3:R:2961[B]:HIS:CD2	2.20	1.16
3:L:3217[A]:PHE:CE1	3:L:3230[A]:PHE:CZ	2.32	1.16
3:O:2968[B]:GLN:CB	3:X:2988[B]:TRP:CB	2.22	1.16
3:O:3217[B]:PHE:CE1	3:O:3230[B]:PHE:CZ	2.32	1.16
3:U:3135[A]:LYS:HG3	3:U:3141[A]:TYR:CE1	1.79	1.16
3:U:3135[B]:LYS:HG3	3:U:3141[B]:TYR:CE1	1.80	1.16
3:X:3217[A]:PHE:CE1	3:X:3230[A]:PHE:CZ	2.33	1.16
3:X:3217[A]:PHE:CZ	3:X:3230[A]:PHE:HE1	1.61	1.16
2:Z:2472:ASN:HB3	4:MA:1:NAG:H82	1.27	1.16
3:C:2982[B]:MET:HG3	3:L:3156[B]:MET:CG	1.75	1.16
2:H:2800:LYS:O	3:I:3023[A]:ILE:HD11	1.42	1.16
3:I:3152[B]:LYS:HB2	3:R:3172[B]:SER:N	1.15	1.16
3:O:3217[A]:PHE:CE1	3:O:3230[A]:PHE:CZ	2.32	1.16

Continued on next page...

Continued from previous page...

Atom-1	Atom-2	Interatomic distance (Å)	Clash overlap (Å)
3:R:3217[B]:PHE:CE1	3:R:3230[B]:PHE:CZ	2.32	1.16
3:U:3217[A]:PHE:CE1	3:U:3230[A]:PHE:CZ	2.32	1.16
3:C:2984[B]:THR:HG21	3:L:3159[B]:SER:OG	1.01	1.16
3:C:3169[B]:LYS:CG	3:L:3149[B]:ASN:OD1	1.94	1.16
3:F:3196[B]:THR:N	3:F:3199[B]:GLN:OE1	1.79	1.16
3:I:3169[B]:LYS:O	3:R:3152[B]:LYS:HG3	1.01	1.16
3:I:3217[A]:PHE:CE1	3:I:3230[A]:PHE:CZ	2.32	1.16
3:L:3293[B]:LYS:HB2	3:L:3294[B]:SER:CB	1.72	1.16
3:O:2969[B]:TYR:OH	3:X:2994[B]:LYS:HB3	0.99	1.16
3:O:2970[B]:PRO:CB	3:X:2991[B]:LEU:N	2.09	1.16
3:R:2960[B]:PHE:HD2	3:R:3157[B]:PRO:HG3	1.10	1.16
3:L:2979[B]:GLN:HE21	3:L:3155[B]:MET:HE2	1.06	1.16
3:R:2937[A]:ASN:HB2	3:R:3006[A]:LYS:HE2	1.28	1.16
3:U:2937[B]:ASN:HB2	3:U:3006[B]:LYS:HE2	1.28	1.16
3:C:2968[B]:GLN:O	3:L:2985[B]:PHE:CD2	1.98	1.16
3:F:3196[A]:THR:N	3:F:3199[A]:GLN:OE1	1.79	1.16
3:I:3155[B]:MET:HG3	3:R:3154[B]:PRO:N	1.38	1.16
3:O:3153[B]:LYS:CG	3:X:3176[B]:LYS:CD	2.22	1.16
3:R:3196[A]:THR:N	3:R:3199[A]:GLN:OE1	1.79	1.16
3:R:3196[B]:THR:N	3:R:3199[B]:GLN:OE1	1.79	1.16
3:U:3196[A]:THR:N	3:U:3199[A]:GLN:OE1	1.79	1.16
3:U:3217[B]:PHE:CE1	3:U:3230[B]:PHE:CZ	2.32	1.16
3:C:3104[A]:MET:HA	3:C:3110[A]:THR:HG23	1.23	1.15
3:F:3135[A]:LYS:HG3	3:F:3141[A]:TYR:CE1	1.80	1.15
3:F:3217[A]:PHE:CE1	3:F:3230[A]:PHE:CZ	2.32	1.15
3:I:3104[B]:MET:HA	3:I:3110[B]:THR:HG23	1.23	1.15
3:I:3217[A]:PHE:CZ	3:I:3230[A]:PHE:HE1	1.61	1.15
3:O:3135[A]:LYS:HG3	3:O:3141[A]:TYR:CE1	1.80	1.15
3:R:3217[A]:PHE:CZ	3:R:3230[A]:PHE:CE1	2.35	1.15
3:U:2960[A]:PHE:HD2	3:U:3157[A]:PRO:HG3	1.10	1.15
6:GA:1:NAG:H4	6:GA:2:NAG:O7	1.46	1.15
3:C:3253[B]:GLU:CB	3:L:2976[B]:ALA:N	1.95	1.15
3:C:3256[B]:TRP:CE2	3:L:2965[B]:LEU:HB3	1.77	1.15
3:I:3135[A]:LYS:HG3	3:I:3141[A]:TYR:CE1	1.79	1.15
3:L:3196[B]:THR:N	3:L:3199[B]:GLN:OE1	1.79	1.15
3:O:2979[A]:GLN:HE21	3:O:3155[A]:MET:HE3	1.12	1.15
3:O:3089[A]:HIS:HE1	3:O:3119[A]:HIS:NE2	1.21	1.15
3:R:3135[B]:LYS:HG3	3:R:3141[B]:TYR:CE1	1.80	1.15
3:U:3217[A]:PHE:CZ	3:U:3230[A]:PHE:CE1	2.35	1.15
3:X:2937[A]:ASN:HB2	3:X:3006[A]:LYS:HE2	1.28	1.15
3:X:3196[A]:THR:N	3:X:3199[A]:GLN:OE1	1.79	1.15

Continued on next page...

Continued from previous page...

Atom-1	Atom-2	Interatomic distance (Å)	Clash overlap (Å)
3:I:3150[B]:LYS:HG3	3:R:3163[B]:ASN:ND2	1.61	1.15
3:I:3154[B]:PRO:CG	3:R:3155[B]:MET:SD	2.34	1.15
3:I:3155[B]:MET:HG3	3:R:3153[B]:LYS:C	1.67	1.15
3:L:3217[A]:PHE:CZ	3:L:3230[A]:PHE:CE1	2.35	1.15
3:L:3217[B]:PHE:CZ	3:L:3230[B]:PHE:CE1	2.35	1.15
3:C:2937[B]:ASN:HB2	3:C:3006[B]:LYS:HE2	1.28	1.15
3:C:3196[A]:THR:N	3:C:3199[A]:GLN:OE1	1.79	1.15
3:F:3217[A]:PHE:CZ	3:F:3230[A]:PHE:CE1	2.35	1.15
3:I:3161[B]:GLU:CB	3:R:3079[B]:CYS:SG	2.35	1.15
3:I:3217[B]:PHE:CZ	3:I:3230[B]:PHE:CE1	2.35	1.15
3:L:3135[B]:LYS:HG3	3:L:3141[B]:TYR:CE1	1.80	1.15
3:L:3196[A]:THR:N	3:L:3199[A]:GLN:OE1	1.79	1.15
3:R:3135[A]:LYS:HG3	3:R:3141[A]:TYR:CE1	1.80	1.15
3:R:3217[B]:PHE:CZ	3:R:3230[B]:PHE:CE1	2.35	1.15
3:F:3217[B]:PHE:CZ	3:F:3230[B]:PHE:CE1	2.35	1.15
3:O:3253[B]:GLU:OE1	3:X:3161[B]:GLU:OE1	1.62	1.15
3:X:2979[B]:GLN:HG2	3:X:3155[B]:MET:HE3	1.27	1.15
3:X:3217[B]:PHE:CZ	3:X:3230[B]:PHE:CE1	2.35	1.15
3:C:2983[B]:VAL:HG23	3:L:3160[B]:SER:CB	1.78	1.14
3:C:3156[B]:MET:HE1	3:L:2979[B]:GLN:CB	1.76	1.14
3:F:2937[A]:ASN:HB2	3:F:3006[A]:LYS:HE2	1.28	1.14
3:F:2960[B]:PHE:HD2	3:F:3157[B]:PRO:HG3	1.10	1.14
3:I:3256[B]:TRP:CE2	3:R:2965[B]:LEU:HB3	1.81	1.14
3:L:3135[A]:LYS:HG3	3:L:3141[A]:TYR:CE1	1.79	1.14
3:O:2965[B]:LEU:CB	3:X:3254[B]:MET:CE	2.25	1.14
3:O:2973[B]:THR:HB	3:X:3158[B]:PHE:HE2	1.11	1.14
3:X:2979[A]:GLN:HG2	3:X:3155[A]:MET:HE1	1.26	1.14
3:C:2959[B]:SER:O	3:L:3255[B]:PRO:HB2	1.43	1.14
3:C:3093[B]:HIS:CE1	3:L:2971[B]:ASP:HB3	1.42	1.14
3:I:3150[B]:LYS:CE	3:R:3163[B]:ASN:HB2	1.77	1.14
3:I:3173[B]:THR:HG23	3:R:3173[B]:THR:OG1	1.42	1.14
3:I:3217[B]:PHE:CE1	3:I:3230[B]:PHE:CZ	2.32	1.14
3:O:3154[B]:PRO:HD2	3:X:3176[B]:LYS:CE	1.77	1.14
3:O:3196[B]:THR:N	3:O:3199[B]:GLN:OE1	1.79	1.14
3:U:3217[B]:PHE:CZ	3:U:3230[B]:PHE:CE1	2.35	1.14
3:C:2976[B]:ALA:N	3:L:3253[B]:GLU:HB2	1.62	1.14
3:C:2979[B]:GLN:CG	3:L:3156[B]:MET:CE	2.14	1.14
3:C:3135[A]:LYS:HG3	3:C:3141[A]:TYR:CE1	1.79	1.14
3:C:3149[B]:ASN:O	3:L:3168[B]:THR:O	1.62	1.14
3:O:3217[B]:PHE:CZ	3:O:3230[B]:PHE:CE1	2.35	1.14
3:R:2937[B]:ASN:HB2	3:R:3006[B]:LYS:HE2	1.28	1.14

Continued on next page...

Continued from previous page...

Atom-1	Atom-2	Interatomic distance (Å)	Clash overlap (Å)
3:U:3196[B]:THR:N	3:U:3199[B]:GLN:OE1	1.79	1.14
3:C:3217[A]:PHE:CZ	3:C:3230[A]:PHE:CE1	2.35	1.14
3:C:3217[B]:PHE:CZ	3:C:3230[B]:PHE:CE1	2.35	1.14
3:I:2966[B]:SER:HA	3:R:3256[B]:TRP:CB	1.74	1.14
3:I:2970[B]:PRO:CD	3:R:2989[B]:HIS:CD2	2.29	1.14
3:I:2989[B]:HIS:NE2	3:R:2969[B]:TYR:C	2.01	1.14
3:L:3230[B]:PHE:HB2	3:L:3243[B]:GLY:HA2	1.14	1.14
3:X:3135[B]:LYS:HG3	3:X:3141[B]:TYR:CE1	1.79	1.14
3:X:3196[B]:THR:N	3:X:3199[B]:GLN:OE1	1.79	1.14
3:C:3149[B]:ASN:ND2	3:L:3163[B]:ASN:ND2	1.94	1.14
3:C:3154[B]:PRO:HA	3:L:3153[B]:LYS:O	1.48	1.14
3:I:3254[B]:MET:HG3	3:R:2966[B]:SER:CB	1.76	1.14
3:O:3196[A]:THR:N	3:O:3199[A]:GLN:OE1	1.79	1.14
3:O:3217[A]:PHE:CZ	3:O:3230[A]:PHE:CE1	2.35	1.14
3:U:2979[A]:GLN:HG2	3:U:3155[A]:MET:HE1	1.24	1.14
3:C:3156[B]:MET:CB	3:L:2982[B]:MET:CB	2.24	1.13
3:C:3160[B]:SER:CB	3:L:3150[B]:LYS:HZ2	1.44	1.13
3:C:3196[B]:THR:N	3:C:3199[B]:GLN:OE1	1.79	1.13
2:H:2797:LYS:NZ	3:I:3028[A]:PRO:HD3	1.60	1.13
3:I:3156[B]:MET:HB2	3:R:2982[B]:MET:HG3	1.14	1.13
3:O:2960[B]:PHE:HD2	3:O:3157[B]:PRO:HG3	1.10	1.13
3:O:3153[B]:LYS:CD	3:X:3176[B]:LYS:CD	2.04	1.13
3:R:3293[B]:LYS:HD3	3:R:3294[B]:SER:HB3	1.14	1.13
3:X:3217[A]:PHE:CZ	3:X:3230[A]:PHE:CE1	2.35	1.13
3:X:3230[B]:PHE:HB2	3:X:3243[B]:GLY:HA2	1.14	1.13
3:C:2983[B]:VAL:CG2	3:L:3160[B]:SER:CA	2.14	1.13
3:F:3293[B]:LYS:HD3	3:F:3294[B]:SER:HB3	1.13	1.13
3:I:3217[A]:PHE:CZ	3:I:3230[A]:PHE:CE1	2.35	1.13
3:U:3293[A]:LYS:HD3	3:U:3294[A]:SER:HB3	1.13	1.13
3:X:2979[B]:GLN:HG2	3:X:3155[B]:MET:CE	1.69	1.13
3:X:3135[A]:LYS:HG3	3:X:3141[A]:TYR:CE1	1.80	1.13
3:C:2965[B]:LEU:HD23	3:L:3253[B]:GLU:OE2	1.44	1.13
3:C:2975[B]:PHE:HD1	3:L:3107[B]:LEU:CD1	1.52	1.13
3:C:3230[B]:PHE:HB2	3:C:3243[B]:GLY:HA2	1.14	1.13
3:I:2966[B]:SER:HB2	3:R:3254[B]:MET:CG	1.79	1.13
3:I:3155[B]:MET:HB2	3:R:3153[B]:LYS:CG	1.76	1.13
3:I:2972[B]:GLY:CA	3:R:3090[B]:ASN:HB3	1.77	1.13
3:I:3160[B]:SER:OG	3:R:2982[B]:MET:CA	1.96	1.13
3:I:3196[A]:THR:N	3:I:3199[A]:GLN:OE1	1.79	1.13
3:L:2937[A]:ASN:HB2	3:L:3006[A]:LYS:HE2	1.28	1.13
3:O:3108[B]:HIS:HB3	3:X:2970[B]:PRO:N	1.63	1.13

Continued on next page...

Continued from previous page...

Atom-1	Atom-2	Interatomic distance (Å)	Clash overlap (Å)
3:O:3153[B]:LYS:CG	3:X:3176[B]:LYS:CE	2.27	1.13
3:C:2968[B]:GLN:NE2	3:L:3258[B]:PHE:CZ	2.17	1.13
3:C:3169[B]:LYS:O	3:L:3148[B]:ILE:O	1.65	1.13
3:C:3284[B]:LYS:HD3	3:C:3285[B]:VAL:N	1.64	1.13
3:C:3090[B]:ASN:ND2	3:L:2972[B]:GLY:C	1.99	1.12
3:C:3149[B]:ASN:CB	3:L:3163[B]:ASN:ND2	2.12	1.12
3:C:3252[B]:TYR:CE1	3:L:3223[B]:GLY:O	2.01	1.12
2:E:2800:LYS:O	3:F:3023[A]:ILE:CD1	1.97	1.12
3:F:3284[B]:LYS:HD3	3:F:3285[B]:VAL:N	1.64	1.13
3:I:3174[B]:GLY:HA2	3:R:3154[B]:PRO:HG3	1.29	1.13
2:E:2868:GLU:OE2	3:F:2933[A]:SER:N	1.80	1.12
3:I:3196[B]:THR:N	3:I:3199[B]:GLN:OE1	1.79	1.12
3:O:2965[B]:LEU:CD1	3:X:2979[B]:GLN:CD	1.92	1.12
3:R:3284[A]:LYS:HD3	3:R:3285[A]:VAL:N	1.64	1.12
3:C:3174[B]:GLY:HA2	3:L:3154[B]:PRO:CD	1.79	1.12
3:F:2979[A]:GLN:HG2	3:F:3155[A]:MET:HE1	1.20	1.12
3:I:3153[B]:LYS:CD	3:R:3155[B]:MET:HB2	1.79	1.12
3:O:2973[B]:THR:HB	3:X:3158[B]:PHE:CE2	1.84	1.12
3:O:2975[B]:PHE:HE2	3:X:3172[B]:SER:CB	1.61	1.12
3:R:2960[A]:PHE:HD2	3:R:3157[A]:PRO:HG3	1.10	1.12
3:C:2982[B]:MET:CG	3:L:3156[B]:MET:SD	2.36	1.12
3:I:2975[B]:PHE:HZ	3:R:2961[B]:HIS:CA	1.60	1.12
3:I:2979[A]:GLN:HE21	3:I:3155[A]:MET:HE3	1.07	1.12
3:I:3153[B]:LYS:C	3:R:3155[B]:MET:HG3	1.37	1.12
3:L:2937[B]:ASN:HB2	3:L:3006[B]:LYS:HE2	1.28	1.12
3:O:2963[B]:MET:SD	3:X:2975[B]:PHE:CE2	2.43	1.12
3:O:3230[B]:PHE:HB2	3:O:3243[B]:GLY:HA2	1.14	1.12
3:O:3284[B]:LYS:HD3	3:O:3285[B]:VAL:N	1.64	1.12
3:C:2964[B]:PRO:O	3:L:3255[B]:PRO:HB3	1.43	1.12
3:C:3154[B]:PRO:HB3	3:L:3151[B]:LEU:O	1.47	1.12
3:C:3156[B]:MET:SD	3:L:2982[B]:MET:CB	2.38	1.12
3:C:3156[B]:MET:HE1	3:L:2979[B]:GLN:CG	1.61	1.12
3:C:3254[B]:MET:O	3:L:2976[B]:ALA:CA	1.91	1.12
3:I:3153[B]:LYS:HB2	3:R:3158[B]:PHE:HB2	1.29	1.12
3:I:3165[B]:ASN:O	3:R:3149[B]:ASN:HB3	1.49	1.12
3:O:2979[A]:GLN:HG2	3:O:3155[A]:MET:HE1	1.27	1.12
3:C:3089[B]:HIS:HE1	3:C:3119[B]:HIS:NE2	1.21	1.12
3:C:3173[B]:THR:OG1	3:L:3152[B]:LYS:HA	1.42	1.12
3:F:2960[A]:PHE:HD2	3:F:3157[A]:PRO:HG3	1.10	1.12
3:I:2977[B]:CYS:SG	3:R:2978[B]:CYS:O	2.08	1.12
3:I:2989[B]:HIS:NE2	3:R:2970[B]:PRO:N	1.96	1.12

Continued on next page...

Continued from previous page...

Atom-1	Atom-2	Interatomic distance (Å)	Clash overlap (Å)
3:L:3293[A]:LYS:HD3	3:L:3294[A]:SER:HB3	1.14	1.12
3:L:3293[B]:LYS:HD3	3:L:3294[B]:SER:HB3	1.13	1.12
3:O:3040[B]:VAL:CG2	3:X:2969[B]:TYR:CD1	2.31	1.12
3:R:3104[B]:MET:HA	3:R:3110[B]:THR:HG23	1.23	1.12
3:C:3284[A]:LYS:HD3	3:C:3285[A]:VAL:N	1.64	1.11
3:F:3230[B]:PHE:HB2	3:F:3243[B]:GLY:HA2	1.14	1.11
3:L:3104[A]:MET:HA	3:L:3110[A]:THR:HG23	1.23	1.11
3:L:3104[B]:MET:HA	3:L:3110[B]:THR:HG23	1.24	1.11
3:O:3153[B]:LYS:HD3	3:X:3176[B]:LYS:HD2	1.28	1.11
3:O:3251[B]:ASP:HB2	3:X:2968[B]:GLN:OE1	1.47	1.11
3:X:2960[A]:PHE:HD2	3:X:3157[A]:PRO:HG3	1.10	1.11
3:X:2979[A]:GLN:HE21	3:X:3155[A]:MET:HE3	1.12	1.11
3:X:3284[A]:LYS:HD3	3:X:3285[A]:VAL:N	1.64	1.11
3:X:3284[B]:LYS:HD3	3:X:3285[B]:VAL:N	1.64	1.11
3:C:3147[B]:GLU:CG	3:L:3161[B]:GLU:HA	1.78	1.11
3:C:3256[B]:TRP:O	3:L:2965[B]:LEU:O	1.68	1.11
3:I:3284[A]:LYS:HD3	3:I:3285[A]:VAL:N	1.64	1.11
3:L:3284[A]:LYS:HD3	3:L:3285[A]:VAL:N	1.64	1.11
3:O:3101[B]:PRO:C	3:X:2971[B]:ASP:HA	1.68	1.11
3:U:3284[A]:LYS:HD3	3:U:3285[A]:VAL:N	1.64	1.11
3:C:2985[B]:PHE:CE2	3:L:2969[B]:TYR:C	2.23	1.11
3:C:3158[B]:PHE:HD2	3:L:3153[B]:LYS:CE	1.39	1.11
3:C:3163[B]:ASN:CB	3:L:3149[B]:ASN:HD22	1.63	1.11
3:F:3284[A]:LYS:HD3	3:F:3285[A]:VAL:N	1.64	1.11
3:I:2937[A]:ASN:HB2	3:I:3006[A]:LYS:HE2	1.28	1.11
3:I:3174[B]:GLY:HA2	3:R:3154[B]:PRO:CB	1.71	1.11
3:O:3253[B]:GLU:HG3	3:X:3160[B]:SER:HA	1.20	1.11
3:I:3149[B]:ASN:CG	3:R:3163[B]:ASN:ND2	2.04	1.11
3:I:3293[B]:LYS:HD3	3:I:3294[B]:SER:HB3	1.13	1.11
3:L:2979[A]:GLN:HE21	3:L:3155[A]:MET:HE3	1.09	1.11
3:O:3104[A]:MET:HA	3:O:3110[A]:THR:HG23	1.23	1.11
3:R:3284[B]:LYS:HD3	3:R:3285[B]:VAL:N	1.64	1.11
3:U:2979[B]:GLN:HE21	3:U:3155[B]:MET:HE2	1.14	1.11
3:U:3293[B]:LYS:HD3	3:U:3294[B]:SER:HB3	1.13	1.11
3:C:2979[B]:GLN:HE21	3:C:3155[B]:MET:HE2	1.06	1.11
3:C:3079[B]:CYS:SG	3:L:3161[B]:GLU:CD	2.27	1.11
3:C:3160[B]:SER:CA	3:L:2983[B]:VAL:HG23	1.79	1.11
3:C:3163[B]:ASN:ND2	3:L:3149[B]:ASN:HD22	1.48	1.11
3:C:3293[B]:LYS:HD3	3:C:3294[B]:SER:HB3	1.13	1.11
3:F:2937[B]:ASN:HB2	3:F:3006[B]:LYS:HE2	1.28	1.11
3:F:2979[A]:GLN:HE21	3:F:3155[A]:MET:HE3	1.16	1.11

Continued on next page...

Continued from previous page...

Atom-1	Atom-2	Interatomic distance (Å)	Clash overlap (Å)
3:I:3104[A]:MET:HA	3:I:3110[A]:THR:HG23	1.24	1.11
3:I:3252[B]:TYR:HB2	3:R:3251[B]:ASP:O	1.34	1.11
3:L:3135[A]:LYS:HG2	3:L:3141[A]:TYR:HE1	1.14	1.11
3:U:3230[A]:PHE:HB2	3:U:3243[A]:GLY:HA2	1.14	1.11
3:U:3230[B]:PHE:HB2	3:U:3243[B]:GLY:HA2	1.14	1.11
3:U:3284[B]:LYS:HD3	3:U:3285[B]:VAL:N	1.64	1.11
2:H:2800:LYS:O	3:I:3023[A]:ILE:CD1	1.97	1.10
3:I:2937[B]:ASN:HB2	3:I:3006[B]:LYS:HE2	1.28	1.10
3:I:3153[B]:LYS:NZ	3:R:3157[B]:PRO:HD2	1.65	1.10
3:O:2965[B]:LEU:HB2	3:X:3254[B]:MET:SD	1.90	1.10
3:O:3038[B]:ILE:CG2	3:X:2969[B]:TYR:CZ	2.33	1.10
3:O:3161[B]:GLU:OE2	3:X:3151[B]:LEU:HD11	0.95	1.10
3:C:2974[B]:ALA:CB	3:L:3249[B]:GLY:HA3	1.53	1.10
3:I:2961[B]:HIS:CG	3:R:2975[B]:PHE:HZ	1.64	1.10
3:I:3090[B]:ASN:HA	3:R:2971[B]:ASP:O	1.48	1.10
3:I:3251[B]:ASP:HB3	3:R:3251[B]:ASP:HB2	1.16	1.10
3:I:3284[B]:LYS:HD3	3:I:3285[B]:VAL:N	1.64	1.10
3:O:3293[A]:LYS:HD3	3:O:3294[A]:SER:HB3	1.13	1.10
3:C:3163[B]:ASN:ND2	3:L:3149[B]:ASN:HB3	1.52	1.10
3:I:3256[B]:TRP:CB	3:R:2966[B]:SER:HA	1.65	1.10
3:L:2960[A]:PHE:HD2	3:L:3157[A]:PRO:HG3	1.10	1.10
3:L:3284[B]:LYS:HD3	3:L:3285[B]:VAL:N	1.64	1.10
3:R:3230[B]:PHE:HB2	3:R:3243[B]:GLY:HA2	1.14	1.10
3:I:3120[B]:HIS:CD2	3:R:2969[B]:TYR:CE2	2.40	1.10
3:I:3253[B]:GLU:HB2	3:R:2975[B]:PHE:O	1.47	1.10
3:O:2976[B]:ALA:C	3:X:3154[B]:PRO:HG2	1.64	1.10
3:R:3230[A]:PHE:HB2	3:R:3243[A]:GLY:HA2	1.14	1.10
3:U:2960[B]:PHE:HD2	3:U:3157[B]:PRO:HG3	1.10	1.10
3:C:2988[B]:TRP:NE1	3:L:3153[B]:LYS:NZ	1.99	1.10
3:I:3169[B]:LYS:O	3:R:3152[B]:LYS:CB	2.00	1.10
3:I:3254[B]:MET:CG	3:R:2966[B]:SER:HB2	1.82	1.10
3:O:2960[A]:PHE:HD2	3:O:3157[A]:PRO:HG3	1.10	1.10
3:R:3135[A]:LYS:HG2	3:R:3141[A]:TYR:HE1	1.14	1.10
3:C:3107[B]:LEU:HD13	3:L:2974[B]:ALA:O	1.50	1.09
3:C:3149[B]:ASN:ND2	3:L:3163[B]:ASN:HD22	1.49	1.09
3:C:3174[B]:GLY:CA	3:L:3154[B]:PRO:HB3	1.82	1.09
3:I:2959[B]:SER:CB	3:R:3255[B]:PRO:CB	2.29	1.09
3:I:2975[B]:PHE:CD1	3:R:3107[B]:LEU:CD1	2.14	1.09
3:I:3149[B]:ASN:OD1	3:R:3169[B]:LYS:HE3	1.48	1.09
3:I:3160[B]:SER:HA	3:R:2983[B]:VAL:N	1.65	1.09
3:O:2967[B]:CYS:HB2	3:X:3155[B]:MET:HG2	1.10	1.09

Continued on next page...

Continued from previous page...

Atom-1	Atom-2	Interatomic distance (Å)	Clash overlap (Å)
3:O:3109[B]:TYR:CD1	3:X:2970[B]:PRO:HD2	1.80	1.09
3:O:3154[B]:PRO:HG2	3:X:3175[B]:TYR:CB	1.81	1.09
3:O:3284[A]:LYS:HD3	3:O:3285[A]:VAL:N	1.64	1.09
3:U:2937[A]:ASN:HB2	3:U:3006[A]:LYS:HE2	1.28	1.09
3:C:2937[A]:ASN:HB2	3:C:3006[A]:LYS:HE2	1.28	1.09
3:C:2975[B]:PHE:CE1	3:L:3107[B]:LEU:CD1	2.33	1.09
2:E:2868:GLU:OE2	3:F:2932[A]:PRO:C	1.89	1.09
3:F:3104[A]:MET:HA	3:F:3110[A]:THR:HG23	1.23	1.09
3:F:3104[B]:MET:HA	3:F:3110[B]:THR:HG23	1.23	1.09
3:I:2975[B]:PHE:HD1	3:R:3107[B]:LEU:CG	1.65	1.09
3:I:3293[A]:LYS:HD3	3:I:3294[A]:SER:HB3	1.14	1.09
3:O:3230[A]:PHE:HB2	3:O:3243[A]:GLY:HA2	1.14	1.09
3:R:3293[A]:LYS:HD3	3:R:3294[A]:SER:HB3	1.14	1.09
3:X:3135[A]:LYS:HG2	3:X:3141[A]:TYR:HE1	1.14	1.09
3:I:2979[B]:GLN:HE21	3:I:3155[B]:MET:HE3	1.07	1.09
3:I:3159[B]:SER:C	3:R:3150[B]:LYS:CB	2.20	1.09
3:I:3163[B]:ASN:ND2	3:R:3149[B]:ASN:CB	2.14	1.09
3:L:3135[B]:LYS:HG2	3:L:3141[B]:TYR:HE1	1.14	1.09
3:O:2968[B]:GLN:NE2	3:X:2984[B]:THR:C	2.00	1.09
3:O:3154[B]:PRO:CG	3:X:3175[B]:TYR:CB	2.28	1.09
3:O:3255[B]:PRO:HD2	3:X:3169[B]:LYS:HG3	1.33	1.09
3:R:2979[A]:GLN:HE21	3:R:3155[A]:MET:HE3	1.16	1.09
2:W:2800:LYS:O	3:X:3023[A]:ILE:CD1	2.01	1.09
3:X:3293[A]:LYS:HD3	3:X:3294[A]:SER:HB3	1.13	1.09
3:L:3230[A]:PHE:HB2	3:L:3243[A]:GLY:HA2	1.14	1.09
3:O:3038[B]:ILE:CD1	3:X:2969[B]:TYR:OH	2.01	1.09
3:O:3108[B]:HIS:O	3:X:2970[B]:PRO:HD3	0.92	1.09
3:O:3251[B]:ASP:HB3	3:X:2967[B]:CYS:CA	1.83	1.09
3:U:2930[B]:LEU:H	3:U:2930[B]:LEU:HD22	1.18	1.09
3:C:3163[B]:ASN:ND2	3:L:3149[B]:ASN:ND2	2.01	1.09
3:C:3174[B]:GLY:HA3	3:L:3154[B]:PRO:HB3	1.14	1.09
3:C:3258[B]:PHE:HZ	3:L:2968[B]:GLN:NE2	1.49	1.09
3:C:3293[A]:LYS:HD3	3:C:3294[A]:SER:HB3	1.13	1.09
3:I:3135[A]:LYS:HG2	3:I:3141[A]:TYR:HE1	1.14	1.09
3:I:3154[B]:PRO:CB	3:R:3174[B]:GLY:CA	2.29	1.09
3:O:2930[B]:LEU:HD22	3:O:2930[B]:LEU:H	1.18	1.09
3:O:2937[A]:ASN:HB2	3:O:3006[A]:LYS:HE2	1.28	1.09
3:X:3104[B]:MET:HA	3:X:3110[B]:THR:HG23	1.23	1.09
3:X:3135[B]:LYS:HG2	3:X:3141[B]:TYR:HE1	1.14	1.09
3:X:3217[B]:PHE:CE1	3:X:3230[B]:PHE:HZ	1.71	1.09
3:C:2971[B]:ASP:HB3	3:L:3093[B]:HIS:CE1	1.64	1.08

Continued on next page...

Continued from previous page...

Atom-1	Atom-2	Interatomic distance (Å)	Clash overlap (Å)
3:C:2979[A]:GLN:HG2	3:C:3155[A]:MET:HE1	1.32	1.08
3:C:2982[B]:MET:HB3	3:L:3156[B]:MET:HB3	1.10	1.08
3:C:2983[B]:VAL:CG2	3:L:3161[B]:GLU:OE2	1.68	1.08
3:I:2960[B]:PHE:HD2	3:I:3157[B]:PRO:HG3	1.10	1.08
3:O:2965[B]:LEU:CB	3:X:3254[B]:MET:SD	2.41	1.08
3:O:3196[A]:THR:HG21	1:P:416:ASN:ND2	1.68	1.08
3:R:2930[B]:LEU:HD22	3:R:2930[B]:LEU:H	1.18	1.08
3:R:2979[A]:GLN:HG2	3:R:3155[A]:MET:HE1	1.20	1.08
3:X:2930[A]:LEU:HD22	3:X:2930[A]:LEU:H	1.18	1.08
3:C:3152[B]:LYS:CA	3:L:3173[B]:THR:OG1	1.98	1.08
3:C:3160[B]:SER:CA	3:L:2983[B]:VAL:CG2	2.29	1.08
3:C:3161[B]:GLU:OE2	3:L:2983[B]:VAL:HG21	1.53	1.08
3:I:2982[B]:MET:HE3	3:R:2977[B]:CYS:CB	1.83	1.08
3:I:3255[B]:PRO:HB2	3:R:2959[B]:SER:HB2	1.26	1.08
3:O:3160[B]:SER:HA	3:X:3151[B]:LEU:CG	1.82	1.08
3:O:3162[B]:ASP:OD2	3:X:3150[B]:LYS:HD2	1.51	1.08
3:O:3217[A]:PHE:CE1	3:O:3230[A]:PHE:HZ	1.71	1.08
3:O:3293[B]:LYS:HD3	3:O:3294[B]:SER:HB3	1.13	1.08
3:U:2930[A]:LEU:HD22	3:U:2930[A]:LEU:H	1.18	1.08
3:U:3104[A]:MET:HA	3:U:3110[A]:THR:HG23	1.23	1.08
3:X:2937[B]:ASN:HB2	3:X:3006[B]:LYS:HE2	1.28	1.08
3:C:2979[A]:GLN:HE21	3:C:3155[A]:MET:HE3	1.10	1.08
3:C:2982[B]:MET:CB	3:L:3156[B]:MET:SD	2.41	1.08
3:C:2985[B]:PHE:CE1	3:L:2970[B]:PRO:HA	1.88	1.08
3:C:3217[A]:PHE:CE1	3:C:3230[A]:PHE:HZ	1.71	1.08
3:O:2930[A]:LEU:H	3:O:2930[A]:LEU:HD22	1.18	1.08
3:O:2937[B]:ASN:HB2	3:O:3006[B]:LYS:HE2	1.28	1.08
3:O:2969[B]:TYR:CD1	3:X:3158[B]:PHE:CE1	2.40	1.08
3:C:2960[A]:PHE:HD2	3:C:3157[A]:PRO:HG3	1.10	1.08
3:C:3120[B]:HIS:NE2	3:L:2969[B]:TYR:CE2	2.15	1.08
3:C:3163[B]:ASN:HD22	3:L:3149[B]:ASN:CG	1.56	1.08
3:O:2970[B]:PRO:CD	3:X:2991[B]:LEU:CD1	2.29	1.08
3:O:2979[B]:GLN:HG2	3:O:3155[B]:MET:HE1	1.29	1.08
3:O:3025[B]:VAL:HG22	3:O:3047[B]:ARG:HH12	1.19	1.08
3:O:3135[A]:LYS:HG2	3:O:3141[A]:TYR:HE1	1.14	1.08
3:O:3154[B]:PRO:HG2	3:X:3175[B]:TYR:HB2	1.30	1.08
3:R:2930[A]:LEU:H	3:R:2930[A]:LEU:HD22	1.18	1.08
3:U:3113[B]:ASP:OD2	3:U:3114[B]:PRO:CD	2.02	1.08
3:C:3152[B]:LYS:HG3	3:L:3169[B]:LYS:O	1.53	1.08
3:I:3254[B]:MET:C	3:R:2966[B]:SER:OG	1.92	1.08
3:L:2979[B]:GLN:HG2	3:L:3155[B]:MET:HE1	1.30	1.08

Continued on next page...

Continued from previous page...

Atom-1	Atom-2	Interatomic distance (Å)	Clash overlap (Å)
3:O:2963[B]:MET:HE1	3:X:2975[B]:PHE:CB	1.84	1.08
3:O:2979[B]:GLN:HE21	3:O:3155[B]:MET:HE3	1.11	1.08
3:O:3113[A]:ASP:OD2	3:O:3114[A]:PRO:CD	2.02	1.08
3:O:3135[B]:LYS:HG2	3:O:3141[B]:TYR:HE1	1.14	1.08
3:X:3113[B]:ASP:OD2	3:X:3114[B]:PRO:CD	2.02	1.08
3:X:3185[A]:TYR:O	3:X:3186[A]:GLU:OE2	1.72	1.08
3:X:3230[A]:PHE:HB2	3:X:3243[A]:GLY:HA2	1.14	1.08
3:C:2960[B]:PHE:HD2	3:C:3157[B]:PRO:HG3	1.10	1.07
3:C:2985[B]:PHE:CZ	3:L:2970[B]:PRO:N	2.22	1.07
3:C:3148[B]:ILE:O	3:L:3169[B]:LYS:O	1.71	1.07
3:C:3156[B]:MET:CB	3:L:2982[B]:MET:HB3	1.84	1.07
3:C:3160[B]:SER:HB3	3:L:3150[B]:LYS:HZ2	0.95	1.07
3:F:2930[A]:LEU:H	3:F:2930[A]:LEU:HD22	1.18	1.07
3:F:3230[A]:PHE:HB2	3:F:3243[A]:GLY:HA2	1.14	1.07
3:L:2979[A]:GLN:HG2	3:L:3155[A]:MET:HE1	1.33	1.07
3:L:3025[B]:VAL:HG22	3:L:3047[B]:ARG:HH12	1.19	1.07
3:O:3113[B]:ASP:OD2	3:O:3114[B]:PRO:CD	2.02	1.07
3:O:3154[B]:PRO:HG3	3:X:3175[B]:TYR:HB3	1.17	1.07
3:U:3113[A]:ASP:OD2	3:U:3114[A]:PRO:CD	2.02	1.07
3:C:2930[B]:LEU:HD22	3:C:2930[B]:LEU:H	1.18	1.07
3:C:3113[B]:ASP:OD2	3:C:3114[B]:PRO:CD	2.02	1.07
3:C:3150[B]:LYS:NZ	3:L:3160[B]:SER:HB3	1.56	1.07
3:C:3163[B]:ASN:HD22	3:L:3149[B]:ASN:ND2	1.51	1.07
3:C:3256[B]:TRP:CG	3:L:2965[B]:LEU:O	2.01	1.07
3:F:3113[A]:ASP:OD2	3:F:3114[A]:PRO:CD	2.02	1.07
3:F:3293[A]:LYS:HD3	3:F:3294[A]:SER:HB3	1.13	1.07
3:I:2971[B]:ASP:O	3:R:3090[B]:ASN:HA	1.54	1.07
3:I:3113[B]:ASP:OD2	3:I:3114[B]:PRO:CD	2.02	1.07
3:I:3256[B]:TRP:HB3	3:R:2966[B]:SER:HA	1.10	1.07
3:L:3025[A]:VAL:HG22	3:L:3047[A]:ARG:HH12	1.19	1.07
3:O:2968[B]:GLN:CA	3:X:2988[B]:TRP:HB2	1.82	1.07
3:O:3161[B]:GLU:OE2	3:O:3161[B]:GLU:N	1.88	1.07
3:O:3185[B]:TYR:O	3:O:3186[B]:GLU:OE2	1.72	1.07
3:R:3025[A]:VAL:HG22	3:R:3047[A]:ARG:HH12	1.19	1.07
3:U:3025[B]:VAL:HG22	3:U:3047[B]:ARG:HH12	1.19	1.07
3:U:3185[A]:TYR:O	3:U:3186[A]:GLU:OE2	1.72	1.07
3:X:3293[B]:LYS:HD3	3:X:3294[B]:SER:HB3	1.13	1.07
3:C:3113[A]:ASP:OD2	3:C:3114[A]:PRO:CD	2.02	1.07
3:C:3150[B]:LYS:NZ	3:L:3160[B]:SER:HB2	1.49	1.07
3:C:3172[B]:SER:HB3	3:L:3150[B]:LYS:CA	1.84	1.07
3:C:3230[A]:PHE:HB2	3:C:3243[A]:GLY:HA2	1.14	1.07

Continued on next page...

Continued from previous page...

Atom-1	Atom-2	Interatomic distance (Å)	Clash overlap (Å)
3:C:3255[B]:PRO:CB	3:L:2964[B]:PRO:O	2.02	1.07
3:F:2946[B]:GLN:OE1	3:F:2947[B]:ALA:N	1.88	1.07
3:F:3185[A]:TYR:O	3:F:3186[A]:GLU:OE2	1.72	1.07
2:H:2868:GLU:HG2	3:I:2932[A]:PRO:O	1.54	1.07
3:I:2968[B]:GLN:NE2	3:R:3086[B]:GLU:CG	1.86	1.07
3:I:3113[A]:ASP:OD2	3:I:3114[A]:PRO:CD	2.02	1.07
3:I:3161[A]:GLU:N	3:I:3161[A]:GLU:OE2	1.88	1.07
3:L:2960[B]:PHE:HD2	3:L:3157[B]:PRO:HG3	1.10	1.07
3:L:3113[A]:ASP:OD2	3:L:3114[A]:PRO:CD	2.02	1.07
3:L:3161[B]:GLU:N	3:L:3161[B]:GLU:OE2	1.88	1.07
3:O:2946[B]:GLN:OE1	3:O:2947[B]:ALA:N	1.88	1.07
3:O:3161[A]:GLU:OE2	3:O:3161[A]:GLU:N	1.88	1.07
3:R:3025[B]:VAL:HG22	3:R:3047[B]:ARG:HH12	1.19	1.07
3:R:3113[B]:ASP:OD2	3:R:3114[B]:PRO:CD	2.02	1.07
3:R:3185[B]:TYR:O	3:R:3186[B]:GLU:OE2	1.72	1.07
3:C:2988[B]:TRP:HD1	3:L:3153[B]:LYS:HD3	1.18	1.07
3:C:3093[B]:HIS:CE1	3:L:2971[B]:ASP:CB	2.33	1.07
3:C:3154[B]:PRO:HD3	3:L:3174[B]:GLY:N	1.69	1.07
3:C:3154[B]:PRO:CB	3:L:3174[B]:GLY:CA	2.25	1.07
3:C:3156[B]:MET:HE2	3:L:2979[B]:GLN:HG3	1.08	1.07
3:I:2961[B]:HIS:CG	3:R:2969[B]:TYR:CD1	2.40	1.07
3:I:3025[B]:VAL:HG22	3:I:3047[B]:ARG:HH12	1.19	1.07
3:I:3160[B]:SER:H	3:R:3150[B]:LYS:HD3	1.19	1.07
3:I:3172[B]:SER:H	3:R:3152[B]:LYS:CB	1.51	1.07
3:I:3230[A]:PHE:HB2	3:I:3243[A]:GLY:HA2	1.14	1.07
3:L:3113[B]:ASP:OD2	3:L:3114[B]:PRO:CD	2.02	1.07
3:L:3185[A]:TYR:O	3:L:3186[A]:GLU:OE2	1.72	1.07
3:L:3185[B]:TYR:O	3:L:3186[B]:GLU:OE2	1.72	1.07
3:O:2976[B]:ALA:O	3:X:3154[B]:PRO:HG2	0.90	1.07
3:O:3160[B]:SER:N	3:X:3148[B]:ILE:O	1.88	1.07
3:F:2946[A]:GLN:OE1	3:F:2947[A]:ALA:N	1.88	1.07
3:F:3135[B]:LYS:HG2	3:F:3141[B]:TYR:HE1	1.14	1.07
3:I:2956[B]:LYS:HD2	3:R:3257[B]:ALA:HB3	1.32	1.07
3:I:2982[B]:MET:HG2	3:R:2967[B]:CYS:SG	1.91	1.07
3:I:3160[B]:SER:CB	3:R:2983[B]:VAL:H	1.66	1.07
3:I:3217[B]:PHE:CE1	3:I:3230[B]:PHE:HZ	1.71	1.07
3:I:3230[B]:PHE:HB2	3:I:3243[B]:GLY:HA2	1.14	1.07
3:L:3135[B]:LYS:HG2	3:L:3141[B]:TYR:CE1	1.89	1.07
3:L:3161[A]:GLU:N	3:L:3161[A]:GLU:OE2	1.88	1.07
3:O:3185[A]:TYR:O	3:O:3186[A]:GLU:OE2	1.72	1.07
3:U:3161[A]:GLU:N	3:U:3161[A]:GLU:OE2	1.88	1.07

Continued on next page...

Continued from previous page...

Atom-1	Atom-2	Interatomic distance (Å)	Clash overlap (Å)
3:U:3185[B]:TYR:O	3:U:3186[B]:GLU:OE2	1.72	1.07
3:X:2946[B]:GLN:OE1	3:X:2947[B]:ALA:N	1.88	1.07
3:X:3025[A]:VAL:HG22	3:X:3047[A]:ARG:HH12	1.19	1.07
3:X:3217[A]:PHE:CE1	3:X:3230[A]:PHE:HZ	1.71	1.07
3:C:2969[B]:TYR:C	3:L:2985[B]:PHE:HE2	1.23	1.06
3:C:2979[B]:GLN:HG2	3:C:3155[B]:MET:HE1	1.29	1.06
3:C:3163[B]:ASN:CG	3:L:3149[B]:ASN:HD22	1.56	1.06
3:C:3185[B]:TYR:O	3:C:3186[B]:GLU:OE2	1.72	1.06
3:I:3135[B]:LYS:HG2	3:I:3141[B]:TYR:HE1	1.14	1.06
3:I:3152[B]:LYS:CB	3:R:3172[B]:SER:N	1.77	1.06
3:L:2946[B]:GLN:OE1	3:L:2947[B]:ALA:N	1.88	1.06
3:O:3251[B]:ASP:CB	3:X:2967[B]:CYS:HA	1.83	1.06
3:R:3113[A]:ASP:OD2	3:R:3114[A]:PRO:CD	2.02	1.06
3:U:2946[A]:GLN:OE1	3:U:2947[A]:ALA:N	1.88	1.06
3:X:3113[A]:ASP:OD2	3:X:3114[A]:PRO:CD	2.02	1.06
3:X:3161[A]:GLU:N	3:X:3161[A]:GLU:OE2	1.88	1.06
3:C:2983[B]:VAL:CG2	3:L:3161[B]:GLU:N	2.08	1.06
3:C:3150[B]:LYS:HA	3:L:3172[B]:SER:HB3	1.10	1.06
3:C:3161[A]:GLU:OE2	3:C:3161[A]:GLU:N	1.88	1.06
3:F:3135[A]:LYS:HG2	3:F:3141[A]:TYR:HE1	1.14	1.06
3:I:2946[B]:GLN:OE1	3:I:2947[B]:ALA:N	1.88	1.06
3:I:3153[B]:LYS:CB	3:R:3155[B]:MET:HB2	1.84	1.06
3:I:3259[B]:ASP:HB3	3:R:3162[B]:ASP:CB	1.84	1.06
3:R:2946[B]:GLN:OE1	3:R:2947[B]:ALA:N	1.88	1.06
3:R:3135[B]:LYS:HG2	3:R:3141[B]:TYR:CE1	1.89	1.06
3:R:3185[A]:TYR:O	3:R:3186[A]:GLU:OE2	1.72	1.06
3:U:3217[A]:PHE:CE1	3:U:3230[A]:PHE:HZ	1.71	1.06
3:X:3135[B]:LYS:HG2	3:X:3141[B]:TYR:CE1	1.89	1.06
3:C:2968[B]:GLN:CD	3:L:3258[B]:PHE:HZ	1.56	1.06
3:C:3135[A]:LYS:HG2	3:C:3141[A]:TYR:HE1	1.14	1.06
3:C:3256[B]:TRP:CD2	3:L:2965[B]:LEU:C	2.22	1.06
3:I:2975[B]:PHE:HZ	3:R:2961[B]:HIS:CG	1.66	1.06
3:I:2982[B]:MET:HE1	3:R:2966[B]:SER:HB3	1.37	1.06
3:I:3150[B]:LYS:NZ	3:R:3160[B]:SER:HB3	1.70	1.06
3:I:3160[B]:SER:OG	3:R:2982[B]:MET:HA	1.52	1.06
3:I:3185[B]:TYR:O	3:I:3186[B]:GLU:OE2	1.72	1.06
3:I:3251[B]:ASP:O	3:R:3252[B]:TYR:CB	1.88	1.06
3:O:2969[B]:TYR:CB	3:X:3158[B]:PHE:CE1	2.39	1.06
3:O:2970[B]:PRO:C	3:X:2989[B]:HIS:N	1.96	1.06
3:R:3217[A]:PHE:CE1	3:R:3230[A]:PHE:HZ	1.71	1.06
3:U:3025[A]:VAL:HG22	3:U:3047[A]:ARG:HH12	1.19	1.06

Continued on next page...

Continued from previous page...

Atom-1	Atom-2	Interatomic distance (Å)	Clash overlap (Å)
3:C:3024[B]:LEU:HD12	3:C:3025[B]:VAL:H	0.89	1.06
3:C:3154[B]:PRO:CA	3:L:3153[B]:LYS:O	2.04	1.06
3:C:3172[B]:SER:CB	3:L:3152[B]:LYS:H	1.68	1.06
3:F:3222[B]:ILE:HD12	3:F:3223[B]:GLY:H	1.20	1.06
3:I:3155[B]:MET:SD	3:R:3154[B]:PRO:HG2	1.96	1.06
3:I:3162[B]:ASP:HB3	3:R:3259[B]:ASP:CB	1.86	1.06
3:O:3108[B]:HIS:CB	3:X:2969[B]:TYR:O	2.00	1.06
3:U:2961[A]:HIS:NE2	3:U:2980[A]:HIS:NE2	2.04	1.06
3:U:2961[B]:HIS:NE2	3:U:2980[B]:HIS:NE2	2.03	1.06
3:U:2979[A]:GLN:HE21	3:U:3155[A]:MET:HE3	1.13	1.06
3:U:2979[B]:GLN:HG2	3:U:3155[B]:MET:HE1	1.08	1.06
3:U:3161[B]:GLU:OE2	3:U:3161[B]:GLU:N	1.88	1.06
3:X:2946[A]:GLN:OE1	3:X:2947[A]:ALA:N	1.88	1.06
3:X:3185[B]:TYR:O	3:X:3186[B]:GLU:OE2	1.72	1.06
3:C:2946[B]:GLN:OE1	3:C:2947[B]:ALA:N	1.88	1.06
3:C:3135[B]:LYS:HG2	3:C:3141[B]:TYR:HE1	1.14	1.06
3:C:3150[B]:LYS:C	3:L:3172[B]:SER:HB2	1.74	1.06
3:F:3113[B]:ASP:OD2	3:F:3114[B]:PRO:CD	2.02	1.06
3:I:2961[A]:HIS:NE2	3:I:2980[A]:HIS:NE2	2.03	1.06
3:I:2975[B]:PHE:CZ	3:R:2961[B]:HIS:CA	2.37	1.06
3:I:3135[A]:LYS:HG2	3:I:3141[A]:TYR:CE1	1.89	1.06
3:L:2930[A]:LEU:HD22	3:L:2930[A]:LEU:H	1.18	1.06
3:O:2961[A]:HIS:NE2	3:O:2980[A]:HIS:NE2	2.04	1.06
3:O:3135[A]:LYS:HG2	3:O:3141[A]:TYR:CE1	1.89	1.06
3:O:3252[B]:TYR:HB3	3:X:3156[B]:MET:HB2	1.31	1.06
3:R:3161[A]:GLU:OE2	3:R:3161[A]:GLU:N	1.88	1.06
3:U:3217[B]:PHE:CE1	3:U:3230[B]:PHE:HZ	1.71	1.06
3:C:2946[A]:GLN:OE1	3:C:2947[A]:ALA:N	1.88	1.05
3:C:2983[B]:VAL:HG21	3:L:3161[B]:GLU:OE2	1.26	1.05
3:C:3024[A]:LEU:HD12	3:C:3025[A]:VAL:H	0.89	1.05
3:C:3222[B]:ILE:HD12	3:C:3223[B]:GLY:H	1.20	1.05
3:F:3024[B]:LEU:HD12	3:F:3025[B]:VAL:H	0.89	1.05
3:I:2961[B]:HIS:CA	3:R:2975[B]:PHE:HZ	1.69	1.05
3:I:3256[B]:TRP:HB3	3:R:2966[B]:SER:CA	1.86	1.05
3:R:3024[A]:LEU:HD12	3:R:3025[A]:VAL:H	0.89	1.05
3:R:3222[A]:ILE:HD12	3:R:3223[A]:GLY:H	1.20	1.05
3:U:3024[A]:LEU:HD12	3:U:3025[A]:VAL:H	0.89	1.05
3:X:3222[A]:ILE:HD12	3:X:3223[A]:GLY:H	1.20	1.05
3:C:3155[B]:MET:SD	3:L:3154[B]:PRO:HD2	1.96	1.05
3:C:3156[B]:MET:SD	3:L:2982[B]:MET:HG3	1.96	1.05
3:C:3161[B]:GLU:N	3:C:3161[B]:GLU:OE2	1.88	1.05

Continued on next page...

Continued from previous page...

Atom-1	Atom-2	Interatomic distance (Å)	Clash overlap (Å)
3:C:3185[A]:TYR:O	3:C:3186[A]:GLU:OE2	1.72	1.05
3:F:3217[A]:PHE:CE1	3:F:3230[A]:PHE:HZ	1.71	1.05
3:I:2960[A]:PHE:HD2	3:I:3157[A]:PRO:HG3	1.10	1.05
3:I:2979[B]:GLN:HG2	3:I:3155[B]:MET:HE2	1.36	1.05
3:I:2989[B]:HIS:NE2	3:R:2969[B]:TYR:CA	2.20	1.05
3:I:3150[B]:LYS:HG2	3:R:3158[B]:PHE:HA	1.29	1.05
3:I:3160[B]:SER:HB3	3:R:3150[B]:LYS:HZ3	1.22	1.05
3:L:2930[B]:LEU:H	3:L:2930[B]:LEU:HD22	1.18	1.05
3:O:3160[B]:SER:CB	3:X:3151[B]:LEU:H	1.67	1.05
3:R:3222[B]:ILE:HD12	3:R:3223[B]:GLY:H	1.20	1.05
3:U:3135[B]:LYS:HG2	3:U:3141[B]:TYR:HE1	1.14	1.05
3:X:2960[B]:PHE:HD2	3:X:3157[B]:PRO:HG3	1.10	1.05
3:C:2930[A]:LEU:H	3:C:2930[A]:LEU:HD22	1.18	1.05
3:C:2961[A]:HIS:NE2	3:C:2980[A]:HIS:NE2	2.04	1.05
3:C:3174[B]:GLY:CA	3:L:3154[B]:PRO:HD3	1.86	1.05
3:C:3222[A]:ILE:HD12	3:C:3223[A]:GLY:H	1.20	1.05
3:I:2969[B]:TYR:OH	3:R:3116[B]:PHE:CD1	0.78	1.05
3:I:2975[B]:PHE:C	3:R:3253[B]:GLU:CB	2.25	1.05
3:I:3156[B]:MET:HB2	3:R:2982[B]:MET:CG	1.86	1.05
3:I:3251[B]:ASP:HB2	3:R:3251[B]:ASP:HB3	1.36	1.05
3:O:2946[A]:GLN:OE1	3:O:2947[A]:ALA:N	1.88	1.05
3:O:3156[B]:MET:CG	3:X:3173[B]:THR:HG23	1.86	1.05
3:O:3160[B]:SER:HA	3:X:3151[B]:LEU:HD12	1.34	1.05
3:R:2961[A]:HIS:NE2	3:R:2980[A]:HIS:NE2	2.04	1.05
3:U:3135[A]:LYS:HG2	3:U:3141[A]:TYR:CE1	1.89	1.05
3:X:2948[A]:ASP:HB3	3:X:2953[A]:GLY:HA3	1.39	1.05
3:X:2961[B]:HIS:NE2	3:X:2980[B]:HIS:NE2	2.04	1.05
3:X:3161[B]:GLU:N	3:X:3161[B]:GLU:OE2	1.88	1.05
3:C:2988[B]:TRP:HE1	3:L:3153[B]:LYS:NZ	1.55	1.05
3:C:3135[A]:LYS:HG2	3:C:3141[A]:TYR:CE1	1.89	1.05
3:C:3153[B]:LYS:O	3:L:3154[B]:PRO:CA	2.05	1.05
3:C:3160[B]:SER:HB3	3:L:3150[B]:LYS:NZ	1.53	1.05
3:F:3185[B]:TYR:O	3:F:3186[B]:GLU:OE2	1.72	1.05
3:I:3024[A]:LEU:HD12	3:I:3025[A]:VAL:H	0.89	1.05
3:I:3135[B]:LYS:HG2	3:I:3141[B]:TYR:CE1	1.89	1.05
3:I:3160[B]:SER:OG	3:R:2982[B]:MET:C	1.95	1.05
3:I:3259[B]:ASP:HB3	3:R:3162[B]:ASP:HB3	1.07	1.05
3:O:2961[B]:HIS:NE2	3:O:2980[B]:HIS:NE2	2.03	1.05
3:O:3158[B]:PHE:N	3:X:3152[B]:LYS:CB	2.19	1.05
3:O:3163[B]:ASN:CA	3:X:3149[B]:ASN:HB3	1.84	1.05
3:U:3135[A]:LYS:HG2	3:U:3141[A]:TYR:HE1	1.14	1.05

Continued on next page...

Continued from previous page...

Atom-1	Atom-2	Interatomic distance (Å)	Clash overlap (Å)
3:C:2948[B]:ASP:HB3	3:C:2953[B]:GLY:HA3	1.39	1.05
3:F:2961[A]:HIS:NE2	3:F:2980[A]:HIS:NE2	2.03	1.05
3:I:2959[B]:SER:CA	3:R:3255[B]:PRO:HB2	1.80	1.05
3:I:2964[B]:PRO:CB	3:R:3221[B]:ALA:HB3	1.86	1.05
3:I:2971[B]:ASP:OD2	3:R:3110[B]:THR:HG21	1.56	1.05
3:I:3141[B]:TYR:CD2	3:I:3142[B]:ASN:N	2.24	1.05
3:L:3024[B]:LEU:HD12	3:L:3025[B]:VAL:H	0.89	1.05
3:O:3101[B]:PRO:HB2	3:X:2971[B]:ASP:O	0.87	1.05
3:O:3141[A]:TYR:CD2	3:O:3142[A]:ASN:N	2.23	1.05
3:R:2948[A]:ASP:HB3	3:R:2953[A]:GLY:HA3	1.39	1.05
3:C:2978[B]:CYS:N	3:L:3254[B]:MET:HB3	1.19	1.04
3:C:3147[B]:GLU:CG	3:L:3161[B]:GLU:CA	2.29	1.04
3:C:3163[B]:ASN:ND2	3:L:3149[B]:ASN:HB2	1.68	1.04
3:C:3163[B]:ASN:HD21	3:L:3149[B]:ASN:HB3	1.09	1.04
3:C:3169[B]:LYS:HE3	3:L:3149[B]:ASN:OD1	1.51	1.04
3:C:3172[B]:SER:OG	3:L:3152[B]:LYS:HG3	1.57	1.04
3:F:2930[B]:LEU:H	3:F:2930[B]:LEU:HD22	1.18	1.04
3:F:2948[B]:ASP:HB3	3:F:2953[B]:GLY:HA3	1.39	1.04
3:I:2946[A]:GLN:OE1	3:I:2947[A]:ALA:N	1.88	1.04
3:I:3090[B]:ASN:HB3	3:R:2972[B]:GLY:HA3	1.37	1.04
3:I:3141[A]:TYR:CD2	3:I:3142[A]:ASN:N	2.24	1.04
3:I:3252[B]:TYR:HB2	3:R:3251[B]:ASP:C	1.73	1.04
3:L:2946[A]:GLN:OE1	3:L:2947[A]:ALA:N	1.88	1.04
3:L:2961[A]:HIS:NE2	3:L:2980[A]:HIS:NE2	2.04	1.04
3:L:2966[B]:SER:HB2	3:L:2977[B]:CYS:HB2	1.39	1.04
3:L:3135[A]:LYS:HG2	3:L:3141[A]:TYR:CE1	1.89	1.04
3:O:2948[A]:ASP:HB3	3:O:2953[A]:GLY:HA3	1.39	1.04
3:O:2970[B]:PRO:HG2	3:X:2991[B]:LEU:HA	1.32	1.04
3:R:2966[A]:SER:HB2	3:R:2977[A]:CYS:HB2	1.39	1.04
3:R:3135[B]:LYS:HG2	3:R:3141[B]:TYR:HE1	1.14	1.04
3:U:2946[B]:GLN:OE1	3:U:2947[B]:ALA:N	1.88	1.04
3:F:3161[A]:GLU:N	3:F:3161[A]:GLU:OE2	1.88	1.04
3:I:3025[A]:VAL:HG22	3:I:3047[A]:ARG:HH12	1.19	1.04
3:I:3038[B]:ILE:HG12	3:I:3112[B]:TYR:CD2	1.93	1.04
3:I:3173[B]:THR:HG1	3:R:3173[B]:THR:CG2	1.56	1.04
3:X:2948[B]:ASP:HB3	3:X:2953[B]:GLY:HA3	1.39	1.04
3:X:2961[A]:HIS:NE2	3:X:2980[A]:HIS:NE2	2.04	1.04
3:X:3024[A]:LEU:HD12	3:X:3025[A]:VAL:H	0.89	1.04
3:C:2985[B]:PHE:CE2	3:L:2970[B]:PRO:N	2.26	1.04
3:C:3147[B]:GLU:HG3	3:L:3160[B]:SER:O	0.87	1.04
2:E:2868:GLU:CD	3:F:2932[A]:PRO:O	1.95	1.04

Continued on next page...

Continued from previous page...

Atom-1	Atom-2	Interatomic distance (Å)	Clash overlap (Å)
3:I:2979[A]:GLN:HG2	3:I:3155[A]:MET:HE1	1.39	1.04
3:I:3153[B]:LYS:HD2	3:R:3155[B]:MET:CB	1.86	1.04
3:I:3185[A]:TYR:O	3:I:3186[A]:GLU:OE2	1.72	1.04
3:I:3256[B]:TRP:NE1	3:R:2965[B]:LEU:HB3	1.41	1.04
3:R:2946[A]:GLN:OE1	3:R:2947[A]:ALA:N	1.88	1.04
3:R:2966[B]:SER:HB2	3:R:2977[B]:CYS:HB2	1.39	1.04
3:R:3038[A]:ILE:HG12	3:R:3112[A]:TYR:CD2	1.93	1.04
3:R:3135[A]:LYS:HG2	3:R:3141[A]:TYR:CE1	1.89	1.04
3:R:3141[A]:TYR:CD2	3:R:3142[A]:ASN:N	2.24	1.04
3:C:3038[B]:ILE:HG12	3:C:3112[B]:TYR:CD2	1.93	1.04
3:C:3153[B]:LYS:NZ	3:L:3158[B]:PHE:HD2	1.49	1.04
3:F:3038[B]:ILE:HG12	3:F:3112[B]:TYR:CD2	1.93	1.04
2:H:2868:GLU:OE2	3:I:2932[A]:PRO:O	1.75	1.04
3:I:2930[B]:LEU:H	3:I:2930[B]:LEU:HD22	1.18	1.04
3:I:3024[B]:LEU:HD12	3:I:3025[B]:VAL:H	0.89	1.04
3:L:2948[B]:ASP:HB3	3:L:2953[B]:GLY:HA3	1.39	1.04
3:O:3106[B]:THR:HG21	3:X:2970[B]:PRO:O	1.57	1.04
3:C:3038[A]:ILE:HG12	3:C:3112[A]:TYR:CD2	1.93	1.04
3:C:3141[A]:TYR:CD2	3:C:3142[A]:ASN:N	2.24	1.04
3:I:3156[B]:MET:CB	3:R:2982[B]:MET:HG3	1.87	1.04
3:L:3038[A]:ILE:HG12	3:L:3112[A]:TYR:CD2	1.93	1.04
3:L:3307[A]:PHE:HE1	3:L:3309[A]:PRO:HG3	1.23	1.04
3:O:3025[A]:VAL:HG22	3:O:3047[A]:ARG:HH12	1.19	1.04
3:O:3135[B]:LYS:HG2	3:O:3141[B]:TYR:CE1	1.89	1.04
3:U:3307[B]:PHE:HE1	3:U:3309[B]:PRO:HG3	1.23	1.04
3:X:2930[B]:LEU:H	3:X:2930[B]:LEU:HD22	1.18	1.04
3:C:2961[B]:HIS:NE2	3:C:2980[B]:HIS:NE2	2.03	1.03
3:C:2966[A]:SER:HB2	3:C:2977[A]:CYS:HB2	1.39	1.03
3:C:3141[B]:TYR:CD2	3:C:3142[B]:ASN:N	2.24	1.03
3:C:3158[B]:PHE:CE2	3:L:3153[B]:LYS:HE2	1.92	1.03
3:F:3024[A]:LEU:HD12	3:F:3025[A]:VAL:H	0.89	1.03
3:I:2959[B]:SER:HB2	3:R:3255[B]:PRO:CB	1.86	1.03
3:I:3038[A]:ILE:HG12	3:I:3112[A]:TYR:CD2	1.93	1.03
3:L:3307[B]:PHE:HE1	3:L:3309[B]:PRO:HG3	1.23	1.03
3:O:2969[B]:TYR:CB	3:X:3158[B]:PHE:CZ	2.40	1.03
3:O:2975[B]:PHE:HE2	3:X:3172[B]:SER:CA	1.71	1.03
1:S:416:ASN:OD1	3:X:3196[A]:THR:OG1	1.74	1.03
3:X:3025[B]:VAL:HG22	3:X:3047[B]:ARG:HH12	1.19	1.03
3:C:3154[B]:PRO:CD	3:L:3174[B]:GLY:N	2.21	1.03
3:C:3161[B]:GLU:OE2	3:L:2983[B]:VAL:CG2	2.07	1.03
3:F:2948[B]:ASP:H	3:F:2949[B]:LYS:HA	1.23	1.03

Continued on next page...

Continued from previous page...

Atom-1	Atom-2	Interatomic distance (Å)	Clash overlap (Å)
3:I:2948[A]:ASP:H	3:I:2949[A]:LYS:HA	1.23	1.03
3:I:3159[B]:SER:CA	3:R:3150[B]:LYS:O	2.05	1.03
3:I:3162[B]:ASP:HB3	3:R:3259[B]:ASP:HB3	1.37	1.03
3:I:3251[B]:ASP:O	3:R:3252[B]:TYR:HB2	1.54	1.03
3:I:3253[B]:GLU:HB2	3:R:2975[B]:PHE:C	1.79	1.03
3:L:3217[A]:PHE:CE1	3:L:3230[A]:PHE:HZ	1.71	1.03
3:O:2965[B]:LEU:HD12	3:X:2979[B]:GLN:OE1	0.86	1.03
3:R:3307[B]:PHE:HE1	3:R:3309[B]:PRO:HG3	1.23	1.03
3:U:3024[B]:LEU:HD12	3:U:3025[B]:VAL:H	0.89	1.03
3:X:3038[A]:ILE:HG12	3:X:3112[A]:TYR:CD2	1.93	1.03
3:C:3025[B]:VAL:HG22	3:C:3047[B]:ARG:HH12	1.19	1.03
3:F:2979[B]:GLN:HG2	3:F:3155[B]:MET:HE1	1.05	1.03
3:I:2982[B]:MET:HE2	3:R:2967[B]:CYS:SG	1.98	1.03
3:I:2982[B]:MET:HG3	3:R:2967[B]:CYS:SG	1.94	1.03
3:I:3150[B]:LYS:HD3	3:R:3160[B]:SER:H	1.20	1.03
3:I:3154[B]:PRO:HB3	3:R:3174[B]:GLY:HA2	1.40	1.03
3:I:3222[A]:ILE:HD12	3:I:3223[A]:GLY:H	1.20	1.03
3:L:2948[A]:ASP:HB3	3:L:2953[A]:GLY:HA3	1.39	1.03
3:L:3222[B]:ILE:HD12	3:L:3223[B]:GLY:H	1.20	1.03
3:O:2971[B]:ASP:N	3:X:2988[B]:TRP:C	1.93	1.03
3:O:3040[B]:VAL:CG2	3:X:2969[B]:TYR:CE1	2.42	1.03
3:O:3222[A]:ILE:HD12	3:O:3223[A]:GLY:H	1.20	1.03
3:R:2951[B]:ASP:O	3:R:2956[B]:LYS:NZ	1.92	1.03
3:R:3038[B]:ILE:HG12	3:R:3112[B]:TYR:CD2	1.93	1.03
3:U:2966[B]:SER:HB2	3:U:2977[B]:CYS:HB2	1.39	1.03
3:C:2951[B]:ASP:O	3:C:2956[B]:LYS:NZ	1.92	1.03
3:C:2969[B]:TYR:CA	3:L:2985[B]:PHE:HE2	1.71	1.03
3:C:3156[B]:MET:CE	3:L:2979[B]:GLN:CB	2.15	1.03
3:F:3025[A]:VAL:HG22	3:F:3047[A]:ARG:HH12	1.19	1.03
3:F:3217[B]:PHE:CE1	3:F:3230[B]:PHE:HZ	1.71	1.03
3:F:3298[B]:ASN:ND2	3:F:3301[B]:PRO:HA	1.74	1.03
3:I:2951[B]:ASP:O	3:I:2956[B]:LYS:NZ	1.92	1.03
3:L:3298[A]:ASN:ND2	3:L:3301[A]:PRO:HA	1.74	1.03
3:O:3038[B]:ILE:HG12	3:O:3112[B]:TYR:CD2	1.93	1.03
3:O:3217[B]:PHE:CE1	3:O:3230[B]:PHE:HZ	1.71	1.03
3:R:2948[B]:ASP:HB3	3:R:2953[B]:GLY:HA3	1.39	1.03
3:U:2948[A]:ASP:HB3	3:U:2953[A]:GLY:HA3	1.39	1.03
3:U:3038[A]:ILE:HG12	3:U:3112[A]:TYR:CD2	1.93	1.03
3:X:3135[A]:LYS:HG2	3:X:3141[A]:TYR:CE1	1.89	1.03
3:C:2961[B]:HIS:CE1	3:C:2980[B]:HIS:HE2	1.77	1.03
3:C:2982[B]:MET:HB3	3:L:3156[B]:MET:CB	1.74	1.03

Continued on next page...

Continued from previous page...

Atom-1	Atom-2	Interatomic distance (Å)	Clash overlap (Å)
3:C:3156[B]:MET:HB3	3:L:2982[B]:MET:HB3	1.39	1.03
3:F:2948[A]:ASP:H	3:F:2949[A]:LYS:HA	1.23	1.03
3:F:3141[B]:TYR:CD2	3:F:3142[B]:ASN:N	2.23	1.03
3:I:2930[A]:LEU:HD22	3:I:2930[A]:LEU:H	1.18	1.03
3:I:2975[B]:PHE:HA	3:R:3107[B]:LEU:CD2	1.88	1.03
3:I:2979[B]:GLN:HA	3:R:2977[B]:CYS:SG	1.98	1.03
3:I:3155[B]:MET:HB2	3:R:3153[B]:LYS:HD2	1.07	1.03
3:I:3169[B]:LYS:C	3:R:3152[B]:LYS:HG3	1.65	1.03
3:L:3151[A]:LEU:HB2	3:L:3175[A]:TYR:CE2	1.94	1.03
3:L:3298[B]:ASN:ND2	3:L:3301[B]:PRO:HA	1.74	1.03
3:O:2948[A]:ASP:H	3:O:2949[A]:LYS:HA	1.23	1.03
3:O:3024[B]:LEU:HD12	3:O:3025[B]:VAL:H	0.89	1.03
3:R:3217[B]:PHE:CE1	3:R:3230[B]:PHE:HZ	1.71	1.03
3:U:3151[A]:LEU:HB2	3:U:3175[A]:TYR:CE2	1.94	1.03
3:X:2948[A]:ASP:H	3:X:2949[A]:LYS:HA	1.24	1.03
3:X:2951[B]:ASP:O	3:X:2956[B]:LYS:NZ	1.92	1.03
3:X:2966[A]:SER:HB2	3:X:2977[A]:CYS:HB2	1.39	1.03
3:X:3298[A]:ASN:ND2	3:X:3301[A]:PRO:HA	1.74	1.03
3:C:2965[B]:LEU:O	3:L:3256[B]:TRP:C	1.97	1.02
3:C:3153[B]:LYS:HB3	3:L:3155[B]:MET:N	1.71	1.02
3:C:3298[B]:ASN:HB3	3:C:3300[B]:LEU:HD23	1.41	1.02
3:F:3038[A]:ILE:HG12	3:F:3112[A]:TYR:CD2	1.93	1.02
3:F:3151[A]:LEU:HB2	3:F:3175[A]:TYR:CE2	1.94	1.02
3:I:2948[B]:ASP:H	3:I:2949[B]:LYS:HA	1.23	1.02
3:I:2961[B]:HIS:NE2	3:I:2980[B]:HIS:NE2	2.04	1.02
3:I:3222[B]:ILE:HD12	3:I:3223[B]:GLY:H	1.20	1.02
3:I:3255[B]:PRO:CD	3:R:2962[B]:GLY:O	2.07	1.02
3:L:3038[B]:ILE:HG12	3:L:3112[B]:TYR:CD2	1.93	1.02
3:O:2961[A]:HIS:CE1	3:O:2980[A]:HIS:HE2	1.77	1.02
3:O:2969[B]:TYR:HB3	3:X:3158[B]:PHE:CZ	1.95	1.02
3:O:3038[A]:ILE:HG12	3:O:3112[A]:TYR:CD2	1.93	1.02
3:O:3038[B]:ILE:CG2	3:X:2969[B]:TYR:CE1	2.42	1.02
3:O:3151[A]:LEU:HB2	3:O:3175[A]:TYR:CE2	1.94	1.02
3:X:2948[B]:ASP:H	3:X:2949[B]:LYS:HA	1.23	1.02
3:X:3222[B]:ILE:HD12	3:X:3223[B]:GLY:H	1.20	1.02
3:F:2951[B]:ASP:O	3:F:2956[B]:LYS:NZ	1.92	1.02
3:F:3293[B]:LYS:HD3	3:F:3294[B]:SER:CB	1.90	1.02
3:I:2961[B]:HIS:CA	3:R:2975[B]:PHE:CZ	2.41	1.02
3:I:3151[B]:LEU:HB2	3:I:3175[B]:TYR:CE2	1.94	1.02
3:I:3153[B]:LYS:CB	3:R:3158[B]:PHE:HB2	1.89	1.02
3:L:2961[A]:HIS:CE1	3:L:2980[A]:HIS:HE2	1.77	1.02

Continued on next page...

Continued from previous page...

Atom-1	Atom-2	Interatomic distance (Å)	Clash overlap (Å)
3:L:2961[B]:HIS:CE1	3:L:2980[B]:HIS:HE2	1.77	1.02
3:O:2968[B]:GLN:HB3	3:X:2988[B]:TRP:HB2	1.41	1.02
3:O:3254[B]:MET:HE3	3:X:3172[B]:SER:OG	1.58	1.02
3:O:3293[B]:LYS:HD3	3:O:3294[B]:SER:CB	1.90	1.02
3:R:3024[B]:LEU:HD12	3:R:3025[B]:VAL:H	0.89	1.02
3:R:3151[A]:LEU:HB2	3:R:3175[A]:TYR:CE2	1.94	1.02
3:C:2966[B]:SER:HB2	3:C:2977[B]:CYS:HB2	1.39	1.02
3:C:3135[B]:LYS:HG2	3:C:3141[B]:TYR:CE1	1.89	1.02
3:C:3158[B]:PHE:HD2	3:L:3153[B]:LYS:HE3	1.22	1.02
3:F:2961[A]:HIS:CE1	3:F:2980[A]:HIS:HE2	1.77	1.02
3:I:2948[B]:ASP:HB3	3:I:2953[B]:GLY:HA3	1.39	1.02
3:I:3173[B]:THR:HG21	3:R:3173[B]:THR:OG1	1.55	1.02
3:I:3217[A]:PHE:CE1	3:I:3230[A]:PHE:HZ	1.71	1.02
3:I:3298[A]:ASN:ND2	3:I:3301[A]:PRO:HA	1.74	1.02
3:L:3024[A]:LEU:HD12	3:L:3025[A]:VAL:H	0.89	1.02
3:L:3141[A]:TYR:CD2	3:L:3142[A]:ASN:N	2.24	1.02
3:O:2951[B]:ASP:O	3:O:2956[B]:LYS:NZ	1.92	1.02
3:O:2970[B]:PRO:O	3:X:2990[B]:ARG:N	1.63	1.02
3:O:2975[B]:PHE:C	3:X:3156[B]:MET:HG2	1.78	1.02
3:R:3298[B]:ASN:HB3	3:R:3300[B]:LEU:HD23	1.41	1.02
3:U:3038[B]:ILE:HG12	3:U:3112[B]:TYR:CD2	1.93	1.02
3:U:3151[B]:LEU:HB2	3:U:3175[B]:TYR:CE2	1.94	1.02
3:X:3038[B]:ILE:HG12	3:X:3112[B]:TYR:CD2	1.93	1.02
3:X:3307[A]:PHE:HE1	3:X:3309[A]:PRO:HG3	1.23	1.02
3:C:2951[A]:ASP:O	3:C:2956[A]:LYS:NZ	1.92	1.02
3:C:2972[B]:GLY:CA	3:L:3090[B]:ASN:ND2	2.22	1.02
3:C:3151[B]:LEU:HB2	3:C:3175[B]:TYR:CE2	1.94	1.02
3:F:2966[B]:SER:HB2	3:F:2977[B]:CYS:HB2	1.39	1.02
3:F:3298[A]:ASN:HB3	3:F:3300[A]:LEU:HD23	1.42	1.02
3:I:2961[A]:HIS:CE1	3:I:2980[A]:HIS:HE2	1.77	1.02
3:I:3155[B]:MET:HE1	3:R:3156[B]:MET:HG2	1.36	1.02
3:L:2966[A]:SER:HB2	3:L:2977[A]:CYS:HB2	1.39	1.02
3:L:3217[B]:PHE:CE1	3:L:3230[B]:PHE:HZ	1.71	1.02
3:O:2948[B]:ASP:H	3:O:2949[B]:LYS:HA	1.23	1.02
3:O:2966[A]:SER:CB	3:O:2977[A]:CYS:HB2	1.90	1.02
3:O:3228[A]:VAL:HG21	3:O:3245[A]:PHE:CZ	1.95	1.02
3:R:2961[A]:HIS:CE1	3:R:2980[A]:HIS:HE2	1.77	1.02
3:R:2966[A]:SER:CB	3:R:2977[A]:CYS:HB2	1.90	1.02
3:U:2961[A]:HIS:CE1	3:U:2980[A]:HIS:HE2	1.78	1.02
3:U:3293[A]:LYS:HD3	3:U:3294[A]:SER:CB	1.90	1.02
1:V:1582:ASN:HB3	1:V:1583:CYS:HB2	1.41	1.02

Continued on next page...

Continued from previous page...

Atom-1	Atom-2	Interatomic distance (Å)	Clash overlap (Å)
3:X:2961[B]:HIS:CE1	3:X:2980[B]:HIS:HE2	1.77	1.02
3:X:2966[B]:SER:HB2	3:X:2977[B]:CYS:HB2	1.39	1.02
3:X:3024[B]:LEU:HD12	3:X:3025[B]:VAL:H	0.89	1.02
3:X:3141[B]:TYR:CD2	3:X:3142[B]:ASN:N	2.24	1.02
4:BA:1:NAG:O3	4:BA:2:NAG:N2	1.92	1.02
3:C:2983[B]:VAL:HG23	3:L:3160[B]:SER:OG	1.57	1.02
3:C:3079[B]:CYS:SG	3:L:3161[B]:GLU:CG	0.92	1.02
3:C:3159[B]:SER:HB3	3:L:2984[B]:THR:HG23	1.03	1.02
3:I:2948[A]:ASP:HB3	3:I:2953[A]:GLY:HA3	1.39	1.02
3:I:3169[B]:LYS:HE3	3:R:3149[B]:ASN:OD1	1.60	1.02
3:I:3248[B]:LEU:HB2	3:R:2972[B]:GLY:O	1.53	1.02
3:L:2966[A]:SER:CB	3:L:2977[A]:CYS:HB2	1.90	1.02
3:L:3228[B]:VAL:HG21	3:L:3245[B]:PHE:CZ	1.95	1.02
3:L:3293[A]:LYS:HD3	3:L:3294[A]:SER:CB	1.90	1.02
3:L:3293[B]:LYS:HD3	3:L:3294[B]:SER:CB	1.90	1.02
3:O:2951[A]:ASP:O	3:O:2956[A]:LYS:NZ	1.92	1.02
3:O:2961[B]:HIS:CE1	3:O:2980[B]:HIS:HE2	1.77	1.02
3:O:2968[B]:GLN:HB2	3:X:2988[B]:TRP:HB2	1.04	1.02
3:O:2973[B]:THR:OG1	3:X:3158[B]:PHE:HZ	1.41	1.02
3:O:3024[A]:LEU:HD12	3:O:3025[A]:VAL:H	0.89	1.02
3:R:3141[B]:TYR:CD2	3:R:3142[B]:ASN:N	2.23	1.02
3:R:3151[B]:LEU:HB2	3:R:3175[B]:TYR:CE2	1.94	1.02
3:U:2951[B]:ASP:O	3:U:2956[B]:LYS:NZ	1.92	1.02
3:U:2966[B]:SER:CB	3:U:2977[B]:CYS:HB2	1.90	1.02
3:U:3222[A]:ILE:HD12	3:U:3223[A]:GLY:H	1.20	1.02
3:U:3298[A]:ASN:ND2	3:U:3301[A]:PRO:HA	1.74	1.02
3:U:3298[B]:ASN:ND2	3:U:3301[B]:PRO:HA	1.74	1.02
2:W:2868:GLU:CG	3:X:2932[A]:PRO:O	2.07	1.02
3:X:2966[A]:SER:CB	3:X:2977[A]:CYS:HB2	1.90	1.02
3:X:3151[A]:LEU:HB2	3:X:3175[A]:TYR:CE2	1.94	1.02
3:X:3307[B]:PHE:HE1	3:X:3309[B]:PRO:HG3	1.23	1.02
3:C:2985[B]:PHE:HE2	3:L:2969[B]:TYR:C	1.60	1.01
3:C:3149[B]:ASN:HD22	3:L:3163[B]:ASN:CG	1.63	1.01
3:C:3151[A]:LEU:HB2	3:C:3175[A]:TYR:CE2	1.94	1.01
3:C:3172[B]:SER:N	3:L:3152[B]:LYS:CB	2.22	1.01
3:F:3151[B]:LEU:HB2	3:F:3175[B]:TYR:CE2	1.94	1.01
3:F:3222[A]:ILE:HD12	3:F:3223[A]:GLY:H	1.20	1.01
3:I:2951[A]:ASP:O	3:I:2956[A]:LYS:NZ	1.92	1.01
3:O:2970[B]:PRO:CG	3:X:2991[B]:LEU:CB	2.36	1.01
3:O:3151[B]:LEU:HB2	3:O:3175[B]:TYR:CE2	1.94	1.01
3:O:3253[B]:GLU:CG	3:X:3160[B]:SER:HA	1.90	1.01

Continued on next page...

Continued from previous page...

Atom-1	Atom-2	Interatomic distance (Å)	Clash overlap (Å)
3:R:2951[A]:ASP:O	3:R:2956[A]:LYS:NZ	1.92	1.01
3:R:3293[A]:LYS:HD3	3:R:3294[A]:SER:CB	1.90	1.01
3:U:2951[A]:ASP:O	3:U:2956[A]:LYS:NZ	1.92	1.01
3:U:2961[B]:HIS:CE1	3:U:2980[B]:HIS:HE2	1.77	1.01
3:U:2966[A]:SER:HB2	3:U:2977[A]:CYS:HB2	1.39	1.01
3:X:3151[B]:LEU:HB2	3:X:3175[B]:TYR:CE2	1.94	1.01
3:X:3293[A]:LYS:HD3	3:X:3294[A]:SER:CB	1.90	1.01
3:C:3228[A]:VAL:HG21	3:C:3245[A]:PHE:CZ	1.95	1.01
3:C:3259[B]:ASP:OD2	3:L:3162[B]:ASP:OD1	1.78	1.01
3:C:3307[A]:PHE:HE1	3:C:3309[A]:PRO:HG3	1.23	1.01
3:F:2966[A]:SER:CB	3:F:2977[A]:CYS:HB2	1.90	1.01
3:F:3025[B]:VAL:HG22	3:F:3047[B]:ARG:HH12	1.19	1.01
3:I:2956[B]:LYS:C	3:I:2960[B]:PHE:HE1	1.63	1.01
3:I:2966[B]:SER:CB	3:I:2977[B]:CYS:HB2	1.90	1.01
3:I:3150[B]:LYS:HD2	3:R:3160[B]:SER:CA	1.90	1.01
3:I:3228[B]:VAL:HG21	3:I:3245[B]:PHE:CZ	1.95	1.01
3:I:3256[B]:TRP:NE1	3:R:2965[B]:LEU:CB	1.99	1.01
3:O:2948[B]:ASP:HB3	3:O:2953[B]:GLY:HA3	1.39	1.01
3:R:3298[B]:ASN:ND2	3:R:3301[B]:PRO:HA	1.74	1.01
3:U:3189[A]:ASN:OD1	3:U:3191[A]:ASN:ND2	1.94	1.01
3:U:3293[B]:LYS:HD3	3:U:3294[B]:SER:CB	1.90	1.01
3:C:2961[A]:HIS:CE1	3:C:2980[A]:HIS:HE2	1.77	1.01
3:C:3248[B]:LEU:CD2	3:L:2971[B]:ASP:OD1	2.08	1.01
3:C:3293[B]:LYS:HD3	3:C:3294[B]:SER:CB	1.90	1.01
3:F:2951[A]:ASP:O	3:F:2956[A]:LYS:NZ	1.92	1.01
3:F:2966[A]:SER:HB2	3:F:2977[A]:CYS:HB2	1.40	1.01
3:F:2966[B]:SER:CB	3:F:2977[B]:CYS:HB2	1.90	1.01
3:F:3228[B]:VAL:HG21	3:F:3245[B]:PHE:CZ	1.95	1.01
3:F:3293[A]:LYS:HD3	3:F:3294[A]:SER:CB	1.90	1.01
3:I:2961[B]:HIS:CD2	3:R:2975[B]:PHE:CZ	2.48	1.01
3:I:3150[B]:LYS:HG3	3:R:3163[B]:ASN:HD22	0.85	1.01
3:I:3293[B]:LYS:HD3	3:I:3294[B]:SER:CB	1.90	1.01
3:I:3298[B]:ASN:ND2	3:I:3301[B]:PRO:HA	1.74	1.01
3:L:2951[A]:ASP:O	3:L:2956[A]:LYS:NZ	1.92	1.01
3:L:3151[B]:LEU:HB2	3:L:3175[B]:TYR:CE2	1.94	1.01
3:L:3228[A]:VAL:HG21	3:L:3245[A]:PHE:CZ	1.95	1.01
3:O:2975[B]:PHE:CE2	3:X:3172[B]:SER:CB	2.43	1.01
3:O:3293[A]:LYS:HD3	3:O:3294[A]:SER:CB	1.90	1.01
3:R:2948[B]:ASP:H	3:R:2949[B]:LYS:HA	1.24	1.01
3:R:3189[B]:ASN:OD1	3:R:3191[B]:ASN:ND2	1.94	1.01
3:U:2948[B]:ASP:H	3:U:2949[B]:LYS:HA	1.23	1.01

Continued on next page...

Continued from previous page...

Atom-1	Atom-2	Interatomic distance (Å)	Clash overlap (Å)
3:U:2956[A]:LYS:C	3:U:2960[A]:PHE:HE1	1.64	1.01
3:U:3222[B]:ILE:HD12	3:U:3223[B]:GLY:H	1.20	1.01
3:U:3228[B]:VAL:HG21	3:U:3245[B]:PHE:CZ	1.95	1.01
3:X:2951[A]:ASP:O	3:X:2956[A]:LYS:NZ	1.92	1.01
3:F:2956[B]:LYS:C	3:F:2960[B]:PHE:HE1	1.64	1.01
3:I:2966[B]:SER:HB2	3:I:2977[B]:CYS:HB2	1.39	1.01
3:I:3154[B]:PRO:CD	3:R:3155[B]:MET:SD	2.49	1.01
3:I:3162[B]:ASP:HB3	3:R:3259[B]:ASP:N	1.75	1.01
3:L:2951[B]:ASP:O	3:L:2956[B]:LYS:NZ	1.92	1.01
3:L:3222[A]:ILE:HD12	3:L:3223[A]:GLY:H	1.20	1.01
3:O:3189[B]:ASN:OD1	3:O:3191[B]:ASN:ND2	1.94	1.01
3:O:3298[A]:ASN:ND2	3:O:3301[A]:PRO:HA	1.74	1.01
2:Q:2867:PRO:CG	3:R:2932[A]:PRO:HG2	1.90	1.01
3:R:2952[B]:ALA:H	3:R:2953[B]:GLY:HA2	1.26	1.01
3:R:3228[B]:VAL:HG21	3:R:3245[B]:PHE:CZ	1.95	1.01
3:R:3298[A]:ASN:ND2	3:R:3301[A]:PRO:HA	1.74	1.01
3:U:2952[B]:ALA:H	3:U:2953[B]:GLY:HA2	1.26	1.01
3:U:3228[A]:VAL:HG21	3:U:3245[A]:PHE:CZ	1.95	1.01
3:X:2966[B]:SER:CB	3:X:2977[B]:CYS:HB2	1.90	1.01
3:X:2969[A]:TYR:HD2	3:X:2971[A]:ASP:H	1.02	1.01
3:X:3228[A]:VAL:HG21	3:X:3245[A]:PHE:CZ	1.95	1.01
3:X:3228[B]:VAL:HG21	3:X:3245[B]:PHE:CZ	1.95	1.01
3:X:3293[B]:LYS:HD3	3:X:3294[B]:SER:CB	1.90	1.01
3:C:2948[A]:ASP:H	3:C:2949[A]:LYS:HA	1.24	1.01
3:C:2956[A]:LYS:C	3:C:2960[A]:PHE:HE1	1.64	1.01
3:C:2966[A]:SER:CB	3:C:2977[A]:CYS:HB2	1.90	1.01
3:C:3150[B]:LYS:HZ2	3:L:3160[B]:SER:CB	1.67	1.01
3:C:3158[B]:PHE:CD2	3:L:3153[B]:LYS:NZ	2.27	1.01
3:C:3217[B]:PHE:CE1	3:C:3230[B]:PHE:HZ	1.71	1.01
3:C:3298[A]:ASN:ND2	3:C:3301[A]:PRO:HA	1.74	1.01
3:F:3298[A]:ASN:ND2	3:F:3301[A]:PRO:HA	1.74	1.01
3:I:3228[A]:VAL:HG21	3:I:3245[A]:PHE:CZ	1.95	1.01
3:I:3293[A]:LYS:HD3	3:I:3294[A]:SER:CB	1.90	1.01
3:L:3298[A]:ASN:HB3	3:L:3300[A]:LEU:HD23	1.41	1.01
3:O:3228[B]:VAL:HG21	3:O:3245[B]:PHE:CZ	1.95	1.01
3:R:2956[A]:LYS:C	3:R:2960[A]:PHE:HE1	1.63	1.01
3:R:2969[A]:TYR:HD2	3:R:2971[A]:ASP:H	1.02	1.01
3:R:3189[A]:ASN:OD1	3:R:3191[A]:ASN:ND2	1.94	1.01
3:U:2956[B]:LYS:C	3:U:2960[B]:PHE:HE1	1.64	1.01
3:U:3189[B]:ASN:OD1	3:U:3191[B]:ASN:ND2	1.94	1.01
3:X:2961[A]:HIS:CE1	3:X:2980[A]:HIS:HE2	1.77	1.01

Continued on next page...

Continued from previous page...

Atom-1	Atom-2	Interatomic distance (Å)	Clash overlap (Å)
1:A:416:ASN:CG	3:F:3196[A]:THR:HG21	1.81	1.00
2:E:2868:GLU:OE2	3:F:2932[A]:PRO:O	1.79	1.00
3:F:2948[A]:ASP:HB3	3:F:2953[A]:GLY:HA3	1.39	1.00
3:I:2983[B]:VAL:HG23	3:R:3160[B]:SER:CB	1.90	1.00
3:I:3151[A]:LEU:HB2	3:I:3175[A]:TYR:CE2	1.94	1.00
3:O:2968[B]:GLN:OE1	3:X:2984[B]:THR:OG1	1.78	1.00
3:O:3298[B]:ASN:ND2	3:O:3301[B]:PRO:HA	1.74	1.00
2:Q:2800:LYS:O	3:R:3023[A]:ILE:CD1	2.08	1.00
3:R:3228[A]:VAL:HG21	3:R:3245[A]:PHE:CZ	1.95	1.00
3:U:2952[A]:ALA:H	3:U:2953[A]:GLY:HA2	1.26	1.00
3:U:3298[A]:ASN:HB3	3:U:3300[A]:LEU:HD23	1.42	1.00
3:X:2979[A]:GLN:HE21	3:X:3155[A]:MET:CE	1.74	1.00
3:X:3298[B]:ASN:ND2	3:X:3301[B]:PRO:HA	1.74	1.00
3:C:2966[B]:SER:CB	3:C:2977[B]:CYS:HB2	1.90	1.00
3:C:2967[B]:CYS:N	3:L:3256[B]:TRP:CD1	2.22	1.00
3:C:3150[B]:LYS:C	3:L:3172[B]:SER:CB	2.29	1.00
3:C:3152[B]:LYS:HA	3:L:3173[B]:THR:OG1	1.20	1.00
3:C:3189[B]:ASN:OD1	3:C:3191[B]:ASN:ND2	1.94	1.00
3:C:3298[B]:ASN:ND2	3:C:3301[B]:PRO:HA	1.74	1.00
3:F:2979[B]:GLN:HE21	3:F:3155[B]:MET:CE	1.74	1.00
3:F:3135[B]:LYS:HG2	3:F:3141[B]:TYR:CE1	1.89	1.00
3:F:3307[A]:PHE:HE1	3:F:3309[A]:PRO:HG3	1.23	1.00
3:I:2979[A]:GLN:HG2	3:I:3155[A]:MET:HE2	1.40	1.00
3:I:3149[B]:ASN:ND2	3:R:3163[B]:ASN:O	1.94	1.00
3:I:3150[B]:LYS:CE	3:R:3163[B]:ASN:CB	2.35	1.00
3:I:3153[B]:LYS:C	3:R:3155[B]:MET:CG	2.22	1.00
3:I:3163[B]:ASN:HD21	3:R:3149[B]:ASN:CB	1.71	1.00
3:L:3298[B]:ASN:HB3	3:L:3300[B]:LEU:HD23	1.42	1.00
3:O:2965[B]:LEU:N	3:X:3254[B]:MET:HE3	1.74	1.00
3:O:3222[B]:ILE:HD12	3:O:3223[B]:GLY:H	1.20	1.00
3:O:3307[A]:PHE:HE1	3:O:3309[A]:PRO:HG3	1.23	1.00
3:R:3293[B]:LYS:HD3	3:R:3294[B]:SER:CB	1.90	1.00
2:T:2800:LYS:O	3:U:3023[A]:ILE:HD11	1.60	1.00
3:X:2952[A]:ALA:H	3:X:2953[A]:GLY:HA2	1.26	1.00
3:C:2948[A]:ASP:HB3	3:C:2953[A]:GLY:HA3	1.39	1.00
3:C:3256[B]:TRP:CE2	3:L:2965[B]:LEU:CB	2.31	1.00
3:C:3293[A]:LYS:HD3	3:C:3294[A]:SER:CB	1.90	1.00
3:I:2956[A]:LYS:C	3:I:2960[A]:PHE:HE1	1.64	1.00
3:I:2966[B]:SER:HA	3:R:3256[B]:TRP:HB3	1.39	1.00
3:I:3149[B]:ASN:HD22	3:R:3163[B]:ASN:CG	1.65	1.00
3:I:3154[B]:PRO:CB	3:R:3174[B]:GLY:HA2	1.92	1.00

Continued on next page...

Continued from previous page...

Atom-1	Atom-2	Interatomic distance (Å)	Clash overlap (Å)
3:I:3189[A]:ASN:OD1	3:I:3191[A]:ASN:ND2	1.94	1.00
3:I:3254[B]:MET:HB2	3:R:2966[B]:SER:OG	1.60	1.00
3:I:3255[B]:PRO:HB2	3:R:2959[B]:SER:CA	1.90	1.00
3:I:3307[A]:PHE:HE1	3:I:3309[A]:PRO:HG3	1.23	1.00
3:L:2948[A]:ASP:H	3:L:2949[A]:LYS:HA	1.23	1.00
3:L:2960[A]:PHE:CD2	3:L:3157[A]:PRO:HG3	1.97	1.00
3:L:2966[B]:SER:CB	3:L:2977[B]:CYS:HB2	1.90	1.00
3:O:2965[B]:LEU:HD13	3:X:2979[B]:GLN:HE22	0.84	1.00
3:O:2972[B]:GLY:O	3:X:2979[B]:GLN:HB3	1.62	1.00
3:R:3307[A]:PHE:HE1	3:R:3309[A]:PRO:HG3	1.23	1.00
3:U:2948[A]:ASP:H	3:U:2949[A]:LYS:HA	1.24	1.00
3:U:2979[A]:GLN:HE21	3:U:3155[A]:MET:CE	1.74	1.00
3:X:3298[A]:ASN:HB3	3:X:3300[A]:LEU:HD23	1.42	1.00
3:C:3228[B]:VAL:HG21	3:C:3245[B]:PHE:CZ	1.95	1.00
3:C:3248[B]:LEU:HB2	3:L:2973[B]:THR:N	1.50	1.00
3:I:2966[A]:SER:CB	3:I:2977[A]:CYS:HB2	1.90	1.00
3:O:3253[B]:GLU:CD	3:X:3161[B]:GLU:OE1	1.99	1.00
3:O:3255[B]:PRO:HG2	3:X:3163[B]:ASN:CB	1.90	1.00
3:R:2966[B]:SER:CB	3:R:2977[B]:CYS:HB2	1.90	1.00
3:R:2979[B]:GLN:HE21	3:R:3155[B]:MET:CE	1.74	1.00
3:U:2966[A]:SER:CB	3:U:2977[A]:CYS:HB2	1.90	1.00
3:F:2952[B]:ALA:H	3:F:2953[B]:GLY:HA2	1.26	1.00
3:F:3228[A]:VAL:HG21	3:F:3245[A]:PHE:CZ	1.95	1.00
3:I:3150[B]:LYS:CG	3:R:3163[B]:ASN:HD22	1.74	1.00
3:I:3255[B]:PRO:HB3	3:R:2964[B]:PRO:HB2	1.42	1.00
3:I:3307[B]:PHE:HE1	3:I:3309[B]:PRO:HG3	1.23	1.00
3:L:2948[B]:ASP:H	3:L:2949[B]:LYS:HA	1.23	1.00
3:L:2956[A]:LYS:C	3:L:2960[A]:PHE:HE1	1.64	1.00
3:L:2956[B]:LYS:C	3:L:2960[B]:PHE:HE1	1.64	1.00
3:O:3141[B]:TYR:CD2	3:O:3142[B]:ASN:N	2.23	1.00
3:O:3307[B]:PHE:HE1	3:O:3309[B]:PRO:HG3	1.23	1.00
3:R:3298[A]:ASN:HB3	3:R:3300[A]:LEU:HD23	1.41	1.00
3:U:3298[B]:ASN:HB3	3:U:3300[B]:LEU:HD23	1.42	1.00
3:C:3025[A]:VAL:HG22	3:C:3047[A]:ARG:HH12	1.19	1.00
3:C:3154[B]:PRO:C	3:L:3153[B]:LYS:O	2.00	1.00
3:F:2956[A]:LYS:C	3:F:2960[A]:PHE:HE1	1.64	1.00
3:I:2960[A]:PHE:CD2	3:I:3157[A]:PRO:HG3	1.97	1.00
3:I:3150[B]:LYS:O	3:R:3159[B]:SER:N	1.94	1.00
3:R:2948[A]:ASP:H	3:R:2949[A]:LYS:HA	1.23	1.00
3:R:2956[B]:LYS:C	3:R:2960[B]:PHE:HE1	1.64	1.00
3:X:3189[B]:ASN:OD1	3:X:3191[B]:ASN:ND2	1.94	1.00

Continued on next page...

Continued from previous page...

Atom-1	Atom-2	Interatomic distance (Å)	Clash overlap (Å)
3:C:2952[A]:ALA:H	3:C:2953[A]:GLY:HA2	1.26	1.00
3:C:3189[A]:ASN:OD1	3:C:3191[A]:ASN:ND2	1.94	1.00
3:F:3307[B]:PHE:HE1	3:F:3309[B]:PRO:HG3	1.23	1.00
3:I:2979[B]:GLN:HE21	3:I:3155[B]:MET:CE	1.74	1.00
3:I:3196[A]:THR:HG21	1:J:416:ASN:CG	1.81	1.00
3:O:2956[A]:LYS:C	3:O:2960[A]:PHE:HE1	1.64	1.00
3:O:3298[B]:ASN:HB3	3:O:3300[B]:LEU:HD23	1.41	1.00
3:U:2948[B]:ASP:HB3	3:U:2953[B]:GLY:HA3	1.39	1.00
3:U:3141[B]:TYR:CD2	3:U:3142[B]:ASN:N	2.24	1.00
3:C:2956[B]:LYS:C	3:C:2960[B]:PHE:HE1	1.64	0.99
3:C:3120[B]:HIS:NE2	3:L:2969[B]:TYR:CZ	2.27	0.99
3:C:3159[B]:SER:HB3	3:L:2984[B]:THR:CG2	1.83	0.99
3:C:3307[B]:PHE:HE1	3:C:3309[B]:PRO:HG3	1.23	0.99
3:L:3189[A]:ASN:OD1	3:L:3191[A]:ASN:ND2	1.94	0.99
3:U:3135[B]:LYS:HG2	3:U:3141[B]:TYR:CE1	1.89	0.99
3:X:2960[B]:PHE:CD2	3:X:3157[B]:PRO:HG3	1.97	0.99
3:C:2979[B]:GLN:HE21	3:C:3155[B]:MET:CE	1.74	0.99
3:C:3169[B]:LYS:HG3	3:L:3149[B]:ASN:CG	1.67	0.99
3:F:3189[A]:ASN:OD1	3:F:3191[A]:ASN:ND2	1.94	0.99
2:H:2868:GLU:CG	3:I:2932[A]:PRO:O	2.09	0.99
3:I:2975[B]:PHE:O	3:R:3253[B]:GLU:CB	2.10	0.99
3:I:3149[B]:ASN:HB3	3:R:3165[B]:ASN:O	1.62	0.99
3:L:2952[B]:ALA:H	3:L:2953[B]:GLY:HA2	1.26	0.99
3:L:3013[A]:ASP:HA	3:L:3122[A]:ASN:HD21	1.27	0.99
3:O:2952[B]:ALA:H	3:O:2953[B]:GLY:HA2	1.26	0.99
3:O:3169[B]:LYS:HG3	3:X:3148[B]:ILE:HG23	1.01	0.99
1:S:1582:ASN:HB3	1:S:1583:CYS:HB2	1.44	0.99
3:C:3259[B]:ASP:CG	3:L:3162[B]:ASP:OD1	1.98	0.99
3:I:3149[B]:ASN:ND2	3:R:3163[B]:ASN:CG	2.14	0.99
3:L:3013[B]:ASP:HA	3:L:3122[B]:ASN:HD21	1.27	0.99
3:U:3307[A]:PHE:HE1	3:U:3309[A]:PRO:HG3	1.23	0.99
3:C:2967[B]:CYS:HB3	3:L:2982[B]:MET:N	1.72	0.99
3:C:2972[B]:GLY:HA3	3:L:3090[B]:ASN:ND2	1.74	0.99
3:I:2960[B]:PHE:CD2	3:I:3157[B]:PRO:HG3	1.97	0.99
3:I:3149[B]:ASN:ND2	3:R:3163[B]:ASN:CB	2.24	0.99
3:O:2960[A]:PHE:CD2	3:O:3157[A]:PRO:HG3	1.97	0.99
3:O:2966[A]:SER:HB2	3:O:2977[A]:CYS:HB2	1.39	0.99
3:X:2960[A]:PHE:CD2	3:X:3157[A]:PRO:HG3	1.97	0.99
3:X:3141[A]:TYR:CD2	3:X:3142[A]:ASN:N	2.24	0.99
3:X:3189[A]:ASN:OD1	3:X:3191[A]:ASN:ND2	1.94	0.99
3:C:2960[A]:PHE:CD2	3:C:3157[A]:PRO:HG3	1.97	0.99

Continued on next page...

Continued from previous page...

Atom-1	Atom-2	Interatomic distance (Å)	Clash overlap (Å)
3:F:3135[A]:LYS:HG2	3:F:3141[A]:TYR:CE1	1.89	0.99
3:I:2959[B]:SER:HB2	3:R:3255[B]:PRO:HB2	1.01	0.99
3:I:2972[B]:GLY:HA3	3:R:3090[B]:ASN:HB3	1.01	0.99
3:L:2960[B]:PHE:CD2	3:L:3157[B]:PRO:HG3	1.97	0.99
3:L:3141[B]:TYR:CD2	3:L:3142[B]:ASN:N	2.24	0.99
3:O:2956[B]:LYS:C	3:O:2960[B]:PHE:HE1	1.64	0.99
3:O:3252[B]:TYR:CB	3:X:3156[B]:MET:HB2	1.88	0.99
3:X:2956[A]:LYS:C	3:X:2960[A]:PHE:HE1	1.64	0.99
3:C:3013[A]:ASP:HA	3:C:3122[A]:ASN:HD21	1.28	0.99
3:F:2960[A]:PHE:CD2	3:F:3157[A]:PRO:HG3	1.97	0.99
3:U:2960[A]:PHE:CD2	3:U:3157[A]:PRO:HG3	1.97	0.99
3:U:2979[B]:GLN:HE21	3:U:3155[B]:MET:CE	1.74	0.99
3:U:3013[B]:ASP:HA	3:U:3122[B]:ASN:HD21	1.27	0.99
3:C:3255[B]:PRO:HD2	3:L:2960[B]:PHE:O	1.60	0.99
3:F:3038[A]:ILE:CG2	3:F:3040[A]:VAL:HG22	1.93	0.99
3:I:2982[B]:MET:HG3	3:R:3156[B]:MET:HB2	1.41	0.99
3:L:3038[B]:ILE:CG2	3:L:3040[B]:VAL:HG22	1.93	0.99
3:L:3189[B]:ASN:OD1	3:L:3191[B]:ASN:ND2	1.94	0.99
3:R:2969[B]:TYR:HD2	3:R:2971[B]:ASP:H	1.02	0.99
3:U:2969[B]:TYR:HD2	3:U:2971[B]:ASP:H	1.02	0.99
3:C:3160[B]:SER:HA	3:L:2983[B]:VAL:HG23	1.35	0.99
3:C:3298[A]:ASN:HB3	3:C:3300[A]:LEU:HD23	1.41	0.99
3:F:2979[A]:GLN:HE21	3:F:3155[A]:MET:CE	1.74	0.99
3:F:3141[A]:TYR:CD2	3:F:3142[A]:ASN:N	2.24	0.99
2:H:2868:GLU:CD	3:I:2932[A]:PRO:O	2.01	0.99
3:I:2966[A]:SER:HB2	3:I:2977[A]:CYS:HB2	1.39	0.99
3:I:2972[B]:GLY:HA3	3:R:3090[B]:ASN:CB	1.91	0.99
3:I:3298[B]:ASN:HB3	3:I:3300[B]:LEU:HD23	1.41	0.99
3:O:2963[B]:MET:HG2	3:X:2968[B]:GLN:O	1.20	0.99
3:R:2960[B]:PHE:CD2	3:R:3157[B]:PRO:HG3	1.97	0.99
3:R:3038[A]:ILE:CG2	3:R:3040[A]:VAL:HG22	1.93	0.99
3:X:3217[A]:PHE:CE1	3:X:3230[A]:PHE:CE1	2.51	0.99
3:F:2960[B]:PHE:CD2	3:F:3157[B]:PRO:HG3	1.97	0.99
3:O:2979[B]:GLN:HE21	3:O:3155[B]:MET:CE	1.74	0.99
3:O:3189[A]:ASN:OD1	3:O:3191[A]:ASN:ND2	1.94	0.99
3:C:3038[A]:ILE:CG2	3:C:3040[A]:VAL:HG22	1.93	0.99
3:I:2979[A]:GLN:HE21	3:I:3155[A]:MET:CE	1.74	0.99
3:O:3013[A]:ASP:HA	3:O:3122[A]:ASN:HD21	1.27	0.99
3:R:2979[A]:GLN:HE21	3:R:3155[A]:MET:CE	1.74	0.99
3:R:3013[B]:ASP:HA	3:R:3122[B]:ASN:HD21	1.27	0.99
3:X:2956[B]:LYS:C	3:X:2960[B]:PHE:HE1	1.64	0.99

Continued on next page...

Continued from previous page...

Atom-1	Atom-2	Interatomic distance (Å)	Clash overlap (Å)
3:X:3298[B]:ASN:HB3	3:X:3300[B]:LEU:HD23	1.42	0.99
3:C:2960[B]:PHE:CD2	3:C:3157[B]:PRO:HG3	1.97	0.98
3:C:2965[B]:LEU:HD21	3:L:3253[B]:GLU:OE1	0.81	0.98
3:C:3156[B]:MET:HB2	3:L:2982[B]:MET:CB	1.91	0.98
3:I:2952[A]:ALA:H	3:I:2953[A]:GLY:HA2	1.26	0.98
3:I:2975[B]:PHE:CG	3:R:3107[B]:LEU:HD11	1.97	0.98
3:I:3251[B]:ASP:CB	3:R:3251[B]:ASP:CB	1.86	0.98
3:L:2979[B]:GLN:HE21	3:L:3155[B]:MET:CE	1.74	0.98
3:O:2969[A]:TYR:HD2	3:O:2971[A]:ASP:H	1.02	0.98
3:R:2960[A]:PHE:CD2	3:R:3157[A]:PRO:HG3	1.97	0.98
3:U:2960[B]:PHE:CD2	3:U:3157[B]:PRO:HG3	1.97	0.98
3:U:3038[A]:ILE:CG2	3:U:3040[A]:VAL:HG22	1.93	0.98
3:C:2948[B]:ASP:H	3:C:2949[B]:LYS:HA	1.24	0.98
3:C:3154[B]:PRO:HB2	3:L:3151[B]:LEU:HA	1.44	0.98
3:C:3158[B]:PHE:CD2	3:L:3153[B]:LYS:HE3	1.94	0.98
3:C:3163[B]:ASN:H	3:L:3147[B]:GLU:CD	1.66	0.98
3:F:3038[B]:ILE:CG2	3:F:3040[B]:VAL:HG22	1.93	0.98
3:L:2969[A]:TYR:HD2	3:L:2971[A]:ASP:H	1.02	0.98
3:O:3298[A]:ASN:HB3	3:O:3300[A]:LEU:HD23	1.42	0.98
3:C:2975[B]:PHE:C	3:L:3253[B]:GLU:HB2	1.84	0.98
3:I:2952[B]:ALA:H	3:I:2953[B]:GLY:HA2	1.26	0.98
3:I:3038[A]:ILE:CG2	3:I:3040[A]:VAL:HG22	1.93	0.98
3:I:3169[B]:LYS:HG3	3:R:3149[B]:ASN:OD1	1.59	0.98
3:O:2960[B]:PHE:CD2	3:O:3157[B]:PRO:HG3	1.97	0.98
3:O:2963[B]:MET:CG	3:X:2968[B]:GLN:O	2.12	0.98
3:R:2979[B]:GLN:HG2	3:R:3155[B]:MET:HE1	0.98	0.98
3:U:2990[A]:ARG:NH2	3:U:3180[A]:TYR:HB3	1.79	0.98
3:X:3013[A]:ASP:HA	3:X:3122[A]:ASN:HD21	1.27	0.98
3:C:2990[A]:ARG:NH2	3:C:3180[A]:TYR:HB3	1.79	0.98
3:I:3174[B]:GLY:HA3	3:R:3154[B]:PRO:HB3	1.44	0.98
3:O:3034[A]:HIS:HB3	3:O:3035[A]:HIS:ND1	1.78	0.98
3:C:2979[A]:GLN:HE21	3:C:3155[A]:MET:CE	1.74	0.98
3:C:3254[B]:MET:O	3:L:2976[B]:ALA:HA	1.16	0.98
3:F:3066[A]:TYR:OH	3:F:3203[A]:HIS:NE2	1.97	0.98
3:I:2990[B]:ARG:NH2	3:I:3180[B]:TYR:HB3	1.79	0.98
3:O:2979[A]:GLN:HE21	3:O:3155[A]:MET:CE	1.74	0.98
3:O:3038[B]:ILE:HG21	3:X:2969[B]:TYR:CE1	1.97	0.98
3:F:3027[A]:GLU:OE1	3:F:3029[A]:LYS:N	1.97	0.98
3:F:3189[B]:ASN:OD1	3:F:3191[B]:ASN:ND2	1.94	0.98
3:I:3189[B]:ASN:OD1	3:I:3191[B]:ASN:ND2	1.94	0.98
3:I:3298[A]:ASN:HB3	3:I:3300[A]:LEU:HD23	1.42	0.98

Continued on next page...

Continued from previous page...

Atom-1	Atom-2	Interatomic distance (Å)	Clash overlap (Å)
3:R:2990[A]:ARG:NH2	3:R:3180[A]:TYR:HB3	1.79	0.98
3:X:2990[B]:ARG:NH2	3:X:3180[B]:TYR:HB3	1.79	0.98
3:C:2968[B]:GLN:OE1	3:L:3258[B]:PHE:CZ	2.17	0.98
3:C:2983[B]:VAL:HG21	3:L:3160[B]:SER:C	1.83	0.98
3:C:3150[B]:LYS:O	3:L:3159[B]:SER:OG	1.82	0.98
3:C:3161[B]:GLU:OE2	3:L:2983[B]:VAL:CB	2.04	0.98
3:C:3217[B]:PHE:CE1	3:C:3230[B]:PHE:CE1	2.51	0.98
3:F:3013[A]:ASP:HA	3:F:3122[A]:ASN:HD21	1.28	0.98
3:F:3027[B]:GLU:OE1	3:F:3029[B]:LYS:N	1.97	0.98
3:I:3038[B]:ILE:CG2	3:I:3040[B]:VAL:HG22	1.93	0.98
3:I:3161[B]:GLU:HG3	3:R:3079[B]:CYS:SG	1.99	0.98
3:L:3034[B]:HIS:HB3	3:L:3035[B]:HIS:ND1	1.79	0.98
3:O:2990[A]:ARG:NH2	3:O:3180[A]:TYR:HB3	1.79	0.98
3:O:2990[B]:ARG:NH2	3:O:3180[B]:TYR:HB3	1.79	0.98
3:O:3217[B]:PHE:CE1	3:O:3230[B]:PHE:CE1	2.51	0.98
3:C:3155[B]:MET:N	3:L:3153[B]:LYS:O	1.96	0.98
3:F:2990[B]:ARG:NH2	3:F:3180[B]:TYR:HB3	1.79	0.98
3:I:2991[A]:LEU:HD23	3:I:3158[A]:PHE:CD1	1.99	0.98
3:O:3038[B]:ILE:CG2	3:O:3040[B]:VAL:HG22	1.93	0.98
3:O:3160[B]:SER:N	3:X:3148[B]:ILE:C	2.16	0.98
3:O:3255[B]:PRO:HA	3:X:3161[B]:GLU:HA	1.42	0.98
3:R:2952[A]:ALA:H	3:R:2953[A]:GLY:HA2	1.26	0.98
3:U:3141[A]:TYR:CD2	3:U:3142[A]:ASN:N	2.24	0.98
3:C:2965[B]:LEU:HD23	3:L:3253[B]:GLU:CD	1.69	0.98
3:C:3173[A]:THR:HB	3:C:3176[A]:LYS:HD2	1.46	0.98
3:F:3173[A]:THR:HB	3:F:3176[A]:LYS:HD2	1.46	0.98
3:I:2968[B]:GLN:HG3	3:R:3086[B]:GLU:CG	1.89	0.98
3:I:3160[B]:SER:HB2	3:R:2982[B]:MET:HB3	1.46	0.98
3:I:3163[B]:ASN:HB3	3:R:3150[B]:LYS:CE	1.83	0.98
3:I:3217[B]:PHE:CE1	3:I:3230[B]:PHE:CE1	2.51	0.98
3:I:3253[B]:GLU:OE1	3:R:2974[B]:ALA:HB1	1.64	0.98
3:L:2961[B]:HIS:NE2	3:L:2980[B]:HIS:NE2	2.04	0.98
3:L:3298[A]:ASN:HB2	3:L:3300[A]:LEU:N	1.78	0.98
3:O:3160[B]:SER:HA	3:X:3151[B]:LEU:HG	1.44	0.98
3:R:3038[B]:ILE:CG2	3:R:3040[B]:VAL:HG22	1.93	0.98
3:R:3217[A]:PHE:CE1	3:R:3230[A]:PHE:CE1	2.51	0.98
3:C:3034[A]:HIS:HB3	3:C:3035[A]:HIS:ND1	1.79	0.98
3:C:3147[B]:GLU:HG3	3:L:3160[B]:SER:C	1.82	0.98
3:I:3163[B]:ASN:HD21	3:R:3149[B]:ASN:HB2	0.83	0.98
3:L:2990[A]:ARG:NH2	3:L:3180[A]:TYR:HB3	1.79	0.98
3:R:2991[B]:LEU:HD23	3:R:3158[B]:PHE:CD1	1.99	0.98

Continued on next page...

Continued from previous page...

Atom-1	Atom-2	Interatomic distance (Å)	Clash overlap (Å)
3:R:3217[B]:PHE:CE1	3:R:3230[B]:PHE:CE1	2.51	0.98
3:X:2952[B]:ALA:H	3:X:2953[B]:GLY:HA2	1.26	0.98
3:X:3173[A]:THR:HB	3:X:3176[A]:LYS:HD2	1.46	0.98
3:F:2991[A]:LEU:HD23	3:F:3158[A]:PHE:CD1	1.99	0.97
3:F:3217[A]:PHE:CE1	3:F:3230[A]:PHE:CE1	2.51	0.97
3:F:3217[B]:PHE:CE1	3:F:3230[B]:PHE:CE1	2.51	0.97
3:F:3298[B]:ASN:HB3	3:F:3300[B]:LEU:HD23	1.41	0.97
3:I:3066[B]:TYR:OH	3:I:3203[B]:HIS:NE2	1.97	0.97
3:L:2979[A]:GLN:HE21	3:L:3155[A]:MET:CE	1.74	0.97
3:L:3038[A]:ILE:CG2	3:L:3040[A]:VAL:HG22	1.93	0.97
3:O:2952[A]:ALA:H	3:O:2953[A]:GLY:HA2	1.26	0.97
3:O:3027[A]:GLU:OE1	3:O:3029[A]:LYS:N	1.97	0.97
3:X:2991[B]:LEU:HD23	3:X:3158[B]:PHE:CD1	1.99	0.97
3:C:3034[B]:HIS:HB3	3:C:3035[B]:HIS:ND1	1.79	0.97
3:C:3038[B]:ILE:CG2	3:C:3040[B]:VAL:HG22	1.93	0.97
3:C:3153[B]:LYS:NZ	3:L:3158[B]:PHE:CE2	2.32	0.97
3:C:3161[B]:GLU:H	3:L:2983[B]:VAL:CG2	1.76	0.97
3:C:3231[B]:ASP:O	3:C:3284[B]:LYS:N	1.98	0.97
3:C:3256[B]:TRP:CE3	3:L:2965[B]:LEU:O	2.17	0.97
3:I:2979[B]:GLN:HG2	3:I:3155[B]:MET:HE1	1.44	0.97
3:O:3027[B]:GLU:OE1	3:O:3029[B]:LYS:N	1.97	0.97
3:O:3038[A]:ILE:CG2	3:O:3040[A]:VAL:HG22	1.93	0.97
3:X:3038[B]:ILE:CG2	3:X:3040[B]:VAL:HG22	1.93	0.97
3:C:2968[B]:GLN:OE1	3:L:2981[B]:GLY:HA2	1.64	0.97
3:I:3013[A]:ASP:HA	3:I:3122[A]:ASN:HD21	1.28	0.97
3:L:3027[A]:GLU:OE1	3:L:3029[A]:LYS:N	1.97	0.97
3:O:2965[B]:LEU:HB2	3:X:3254[B]:MET:CE	1.89	0.97
3:R:2991[A]:LEU:HD23	3:R:3158[A]:PHE:CD1	1.99	0.97
3:U:3217[B]:PHE:CE1	3:U:3230[B]:PHE:CE1	2.51	0.97
3:C:2964[B]:PRO:O	3:L:3255[B]:PRO:CA	2.10	0.97
3:C:2991[A]:LEU:HD23	3:C:3158[A]:PHE:CD1	1.99	0.97
3:C:3066[A]:TYR:OH	3:C:3203[A]:HIS:NE2	1.97	0.97
3:C:3066[B]:TYR:OH	3:C:3203[B]:HIS:NE2	1.97	0.97
3:C:3155[B]:MET:HG2	3:L:3153[B]:LYS:C	1.81	0.97
3:F:2990[A]:ARG:NH2	3:F:3180[A]:TYR:HB3	1.78	0.97
3:I:2990[A]:ARG:NH2	3:I:3180[A]:TYR:HB3	1.79	0.97
3:I:3034[A]:HIS:HB3	3:I:3035[A]:HIS:ND1	1.79	0.97
3:O:3013[B]:ASP:HA	3:O:3122[B]:ASN:HD21	1.28	0.97
3:O:3109[B]:TYR:HD1	3:X:2970[B]:PRO:HD2	1.24	0.97
3:O:3109[B]:TYR:OH	3:X:2973[B]:THR:N	1.97	0.97
3:U:3027[A]:GLU:OE1	3:U:3029[A]:LYS:N	1.97	0.97

Continued on next page...

Continued from previous page...

Atom-1	Atom-2	Interatomic distance (Å)	Clash overlap (Å)
3:O:3154[B]:PRO:HD2	3:X:3176[B]:LYS:NZ	1.77	0.97
3:O:3157[B]:PRO:C	3:X:3152[B]:LYS:HG3	1.84	0.97
3:O:3158[B]:PHE:H	3:X:3152[B]:LYS:HB2	1.26	0.97
3:U:2990[B]:ARG:NH2	3:U:3180[B]:TYR:HB3	1.79	0.97
1:Y:806:ASN:O	1:Y:806:ASN:ND2	1.96	0.97
3:C:2983[B]:VAL:HG23	3:L:3160[B]:SER:HA	0.98	0.97
3:C:2990[B]:ARG:NH2	3:C:3180[B]:TYR:HB3	1.78	0.97
3:C:3027[B]:GLU:OE1	3:C:3029[B]:LYS:N	1.97	0.97
3:F:3034[A]:HIS:HB3	3:F:3035[A]:HIS:ND1	1.79	0.97
3:I:2968[B]:GLN:HB2	3:I:2972[B]:GLY:HA2	1.47	0.97
3:O:3173[B]:THR:HB	3:O:3176[B]:LYS:HD2	1.46	0.97
3:R:2990[B]:ARG:NH2	3:R:3180[B]:TYR:HB3	1.78	0.97
3:R:3173[A]:THR:HB	3:R:3176[A]:LYS:HD2	1.46	0.97
3:X:2968[A]:GLN:HB2	3:X:2972[A]:GLY:HA2	1.47	0.97
3:X:3013[B]:ASP:HA	3:X:3122[B]:ASN:HD21	1.28	0.97
3:X:3298[A]:ASN:HB2	3:X:3300[A]:LEU:N	1.78	0.97
3:C:3156[B]:MET:SD	3:L:2982[B]:MET:CG	2.53	0.97
3:F:2991[B]:LEU:HD23	3:F:3158[B]:PHE:CD1	1.99	0.97
3:I:3221[B]:ALA:HB3	3:R:2964[B]:PRO:HB3	1.42	0.97
3:L:3066[A]:TYR:OH	3:L:3203[A]:HIS:NE2	1.97	0.97
2:N:2868:GLU:OE2	3:O:2933[A]:SER:N	1.97	0.97
3:O:2974[B]:ALA:CB	3:X:2977[B]:CYS:C	2.33	0.97
3:O:3066[B]:TYR:OH	3:O:3203[B]:HIS:NE2	1.97	0.97
3:R:3013[A]:ASP:HA	3:R:3122[A]:ASN:HD21	1.27	0.97
3:R:3034[B]:HIS:HB3	3:R:3035[B]:HIS:ND1	1.79	0.97
3:X:3038[A]:ILE:CG2	3:X:3040[A]:VAL:HG22	1.93	0.97
3:C:3168[B]:THR:O	3:L:3149[B]:ASN:O	1.83	0.97
3:C:3172[B]:SER:CA	3:L:3152[B]:LYS:HB2	1.91	0.97
3:C:3173[B]:THR:HB	3:C:3176[B]:LYS:HD2	1.46	0.97
3:C:3217[A]:PHE:CE1	3:C:3230[A]:PHE:CE1	2.51	0.97
3:F:2979[B]:GLN:HE21	3:F:3155[B]:MET:HE3	1.30	0.97
3:I:2991[B]:LEU:HD23	3:I:3158[B]:PHE:CD1	1.99	0.97
3:I:3027[B]:GLU:OE1	3:I:3029[B]:LYS:N	1.97	0.97
3:I:3161[B]:GLU:HG2	3:R:3079[B]:CYS:SG	2.05	0.97
3:L:2952[A]:ALA:H	3:L:2953[A]:GLY:HA2	1.26	0.97
3:R:3066[B]:TYR:OH	3:R:3203[B]:HIS:NE2	1.97	0.97
3:U:3231[B]:ASP:O	3:U:3284[B]:LYS:N	1.98	0.97
3:C:2984[B]:THR:CG2	3:L:3159[B]:SER:HB3	1.88	0.97
3:F:3066[B]:TYR:OH	3:F:3203[B]:HIS:NE2	1.97	0.97
3:I:3107[B]:LEU:HD11	3:R:2975[B]:PHE:HD1	0.82	0.97
3:I:3173[B]:THR:HB	3:I:3176[B]:LYS:HD2	1.46	0.97

Continued on next page...

Continued from previous page...

Atom-1	Atom-2	Interatomic distance (Å)	Clash overlap (Å)
3:I:3217[A]:PHE:CE1	3:I:3230[A]:PHE:CE1	2.51	0.97
3:L:3027[B]:GLU:OE1	3:L:3029[B]:LYS:N	1.97	0.97
3:L:3217[A]:PHE:CE1	3:L:3230[A]:PHE:CE1	2.51	0.97
3:R:3231[A]:ASP:O	3:R:3284[A]:LYS:N	1.97	0.97
1:S:1636:ASN:HD22	1:S:1639:LYS:HD2	1.29	0.97
3:U:3027[B]:GLU:OE1	3:U:3029[B]:LYS:N	1.97	0.97
3:U:3034[A]:HIS:HB3	3:U:3035[A]:HIS:ND1	1.79	0.97
3:U:3034[B]:HIS:HB3	3:U:3035[B]:HIS:ND1	1.79	0.97
3:U:3066[B]:TYR:OH	3:U:3203[B]:HIS:NE2	1.97	0.97
3:X:2990[A]:ARG:NH2	3:X:3180[A]:TYR:HB3	1.79	0.97
3:C:2991[B]:LEU:HD23	3:C:3158[B]:PHE:CD1	1.99	0.97
3:C:3248[B]:LEU:HD22	3:L:2971[B]:ASP:CG	1.83	0.97
3:I:2975[B]:PHE:HA	3:R:3107[B]:LEU:HD21	1.47	0.97
3:I:3013[B]:ASP:HA	3:I:3122[B]:ASN:HD21	1.27	0.97
3:I:3150[B]:LYS:CD	3:R:3160[B]:SER:H	1.73	0.97
3:I:3231[B]:ASP:O	3:I:3284[B]:LYS:N	1.97	0.97
3:O:2991[A]:LEU:HD23	3:O:3158[A]:PHE:CD1	1.99	0.97
3:U:2991[B]:LEU:HD23	3:U:3158[B]:PHE:CD1	1.99	0.97
3:U:3038[B]:ILE:CG2	3:U:3040[B]:VAL:HG22	1.93	0.97
3:X:3231[A]:ASP:O	3:X:3284[A]:LYS:N	1.98	0.97
3:F:3034[B]:HIS:HB3	3:F:3035[B]:HIS:ND1	1.79	0.96
3:I:3159[B]:SER:CA	3:R:3150[B]:LYS:CB	2.42	0.96
3:I:3169[B]:LYS:HG2	3:R:3151[B]:LEU:H	1.29	0.96
3:L:2990[B]:ARG:NH2	3:L:3180[B]:TYR:HB3	1.79	0.96
3:L:2991[A]:LEU:HD23	3:L:3158[A]:PHE:CD1	1.99	0.96
3:O:3034[B]:HIS:HB3	3:O:3035[B]:HIS:ND1	1.79	0.96
3:O:3231[A]:ASP:O	3:O:3284[A]:LYS:N	1.98	0.96
3:R:2961[B]:HIS:NE2	3:R:2980[B]:HIS:NE2	2.04	0.96
3:R:2968[A]:GLN:HB2	3:R:2972[A]:GLY:HA2	1.47	0.96
3:R:3066[A]:TYR:OH	3:R:3203[A]:HIS:NE2	1.97	0.96
2:T:2800:LYS:O	3:U:3023[A]:ILE:CD1	2.13	0.96
3:C:2969[B]:TYR:OH	3:L:3120[B]:HIS:NE2	1.91	0.96
3:C:2971[B]:ASP:CB	3:L:3093[B]:HIS:CE1	2.46	0.96
3:C:3013[B]:ASP:HA	3:C:3122[B]:ASN:HD21	1.28	0.96
3:I:3231[A]:ASP:O	3:I:3284[A]:LYS:N	1.97	0.96
3:L:3034[A]:HIS:HB3	3:L:3035[A]:HIS:ND1	1.79	0.96
3:U:3013[A]:ASP:HA	3:U:3122[A]:ASN:HD21	1.27	0.96
3:C:3231[A]:ASP:O	3:C:3284[A]:LYS:N	1.97	0.96
3:I:3120[B]:HIS:CD2	3:R:2969[B]:TYR:HE2	1.83	0.96
3:I:3256[B]:TRP:HE1	3:R:2965[B]:LEU:CD1	1.79	0.96
3:L:2991[B]:LEU:HD23	3:L:3158[B]:PHE:CD1	1.99	0.96

Continued on next page...

Continued from previous page...

Atom-1	Atom-2	Interatomic distance (Å)	Clash overlap (Å)
3:R:3034[A]:HIS:HB3	3:R:3035[A]:HIS:ND1	1.79	0.96
2:T:2800:LYS:HB3	3:U:3023[A]:ILE:CD1	1.96	0.96
3:U:2969[A]:TYR:HD2	3:U:2971[A]:ASP:H	1.02	0.96
3:X:2968[B]:GLN:HB2	3:X:2972[B]:GLY:HA2	1.47	0.96
3:X:2991[A]:LEU:HD23	3:X:3158[A]:PHE:CD1	1.99	0.96
6:GA:2:NAG:H62	6:GA:3:BMA:C1	1.95	0.96
3:C:2952[B]:ALA:H	3:C:2953[B]:GLY:HA2	1.26	0.96
3:C:3172[B]:SER:HB3	3:L:3149[B]:ASN:O	1.65	0.96
3:O:3108[B]:HIS:HB3	3:X:2969[B]:TYR:CA	1.95	0.96
2:Q:2868:GLU:CG	3:R:2932[A]:PRO:O	2.14	0.96
3:U:3173[A]:THR:HB	3:U:3176[A]:LYS:HD2	1.46	0.96
3:U:3231[A]:ASP:O	3:U:3284[A]:LYS:N	1.98	0.96
3:X:3027[A]:GLU:OE1	3:X:3029[A]:LYS:N	1.97	0.96
3:X:3231[B]:ASP:O	3:X:3284[B]:LYS:N	1.98	0.96
3:C:2965[B]:LEU:CB	3:L:3256[B]:TRP:CZ2	2.35	0.96
3:F:3013[B]:ASP:HA	3:F:3122[B]:ASN:HD21	1.27	0.96
3:I:3160[B]:SER:HB3	3:R:3150[B]:LYS:NZ	1.80	0.96
3:O:2968[A]:GLN:HB2	3:O:2972[A]:GLY:HA2	1.47	0.96
3:O:2991[B]:LEU:HD23	3:O:3158[B]:PHE:CD1	1.99	0.96
3:R:3027[B]:GLU:OE1	3:R:3029[B]:LYS:N	1.97	0.96
3:X:3034[B]:HIS:HB3	3:X:3035[B]:HIS:ND1	1.79	0.96
3:X:3066[B]:TYR:OH	3:X:3203[B]:HIS:NE2	1.97	0.96
3:X:3293[A]:LYS:HD2	3:X:3294[A]:SER:N	1.81	0.96
3:C:2979[B]:GLN:CG	3:L:3156[B]:MET:HE2	1.82	0.96
3:I:3034[B]:HIS:HB3	3:I:3035[B]:HIS:ND1	1.79	0.96
3:I:3153[B]:LYS:HD2	3:R:3155[B]:MET:HB2	1.42	0.96
3:L:3173[B]:THR:HB	3:L:3176[B]:LYS:HD2	1.46	0.96
3:L:3231[A]:ASP:O	3:L:3284[A]:LYS:N	1.98	0.96
3:O:3293[B]:LYS:CD	3:O:3294[B]:SER:HB3	1.95	0.96
3:R:3027[A]:GLU:OE1	3:R:3029[A]:LYS:N	1.97	0.96
3:R:3231[B]:ASP:O	3:R:3284[B]:LYS:N	1.98	0.96
3:X:3066[A]:TYR:OH	3:X:3203[A]:HIS:NE2	1.97	0.96
3:C:3155[B]:MET:CG	3:L:3154[B]:PRO:N	2.27	0.96
3:I:3154[B]:PRO:CB	3:R:3174[B]:GLY:N	2.28	0.96
3:I:3162[B]:ASP:HB3	3:R:3259[B]:ASP:H	1.28	0.96
3:L:2968[B]:GLN:HB2	3:L:2972[B]:GLY:HA2	1.47	0.96
3:O:2975[B]:PHE:C	3:X:3156[B]:MET:CG	2.31	0.96
3:U:3066[A]:TYR:OH	3:U:3203[A]:HIS:NE2	1.97	0.96
3:C:3027[A]:GLU:OE1	3:C:3029[A]:LYS:N	1.97	0.96
3:L:3066[B]:TYR:OH	3:L:3203[B]:HIS:NE2	1.97	0.96
3:O:2973[B]:THR:OG1	3:X:3158[B]:PHE:CZ	2.17	0.96

Continued on next page...

Continued from previous page...

Atom-1	Atom-2	Interatomic distance (Å)	Clash overlap (Å)
3:O:3173[A]:THR:HB	3:O:3176[A]:LYS:HD2	1.46	0.96
3:U:3196[A]:THR:N	3:U:3199[A]:GLN:HB2	1.81	0.96
3:X:3293[A]:LYS:CD	3:X:3294[A]:SER:HB3	1.95	0.96
3:C:3161[B]:GLU:H	3:L:2983[B]:VAL:HG21	0.81	0.96
3:I:2982[B]:MET:HE2	3:R:2966[B]:SER:HB3	1.40	0.96
3:O:3109[B]:TYR:CZ	3:X:2969[B]:TYR:C	2.30	0.96
3:R:3293[A]:LYS:HD2	3:R:3294[A]:SER:N	1.81	0.96
3:U:3293[B]:LYS:CD	3:U:3294[B]:SER:HB3	1.95	0.96
3:X:3293[B]:LYS:CD	3:X:3294[B]:SER:HB3	1.95	0.96
3:C:2968[B]:GLN:CD	3:L:3258[B]:PHE:CZ	2.38	0.96
3:C:3284[B]:LYS:HE2	3:C:3284[B]:LYS:HA	1.48	0.96
3:F:3196[A]:THR:N	3:F:3199[A]:GLN:HB2	1.81	0.96
3:F:3231[B]:ASP:O	3:F:3284[B]:LYS:N	1.98	0.96
3:F:3293[B]:LYS:HD2	3:F:3294[B]:SER:N	1.81	0.96
3:I:3293[A]:LYS:HD2	3:I:3294[A]:SER:N	1.81	0.96
3:L:2968[A]:GLN:HB2	3:L:2972[A]:GLY:HA2	1.47	0.96
3:L:3173[A]:THR:HB	3:L:3176[A]:LYS:HD2	1.46	0.96
3:L:3293[A]:LYS:CD	3:L:3294[A]:SER:HB3	1.95	0.96
3:X:2988[A]:TRP:HE3	3:X:2989[A]:HIS:HD1	1.14	0.96
3:X:3027[B]:GLU:OE1	3:X:3029[B]:LYS:N	1.97	0.96
3:X:3034[A]:HIS:HB3	3:X:3035[A]:HIS:ND1	1.79	0.96
3:F:3231[A]:ASP:O	3:F:3284[A]:LYS:N	1.98	0.95
3:I:2968[A]:GLN:HB2	3:I:2972[A]:GLY:HA2	1.47	0.95
3:O:3024[B]:LEU:CD1	3:O:3025[B]:VAL:N	2.29	0.95
3:O:3066[A]:TYR:OH	3:O:3203[A]:HIS:NE2	1.97	0.95
3:O:3293[A]:LYS:CD	3:O:3294[A]:SER:HB3	1.95	0.95
3:C:2979[A]:GLN:HG2	3:C:3155[A]:MET:HE2	1.48	0.95
3:C:3149[B]:ASN:CB	3:L:3163[B]:ASN:HD21	1.77	0.95
3:I:3149[B]:ASN:OD1	3:R:3169[B]:LYS:CG	2.14	0.95
3:L:3293[B]:LYS:HD2	3:L:3294[B]:SER:N	1.81	0.95
3:O:2976[B]:ALA:CB	3:X:3156[B]:MET:SD	2.53	0.95
3:U:2991[A]:LEU:HD23	3:U:3158[A]:PHE:CD1	1.99	0.95
3:U:3173[B]:THR:HB	3:U:3176[B]:LYS:HD2	1.46	0.95
3:X:3196[B]:THR:N	3:X:3199[B]:GLN:HB2	1.81	0.95
3:C:3251[B]:ASP:OD1	3:L:3108[B]:HIS:CE1	2.19	0.95
1:D:2:LEU:HD21	1:D:81:VAL:HG21	1.47	0.95
3:F:2968[B]:GLN:HB2	3:F:2972[B]:GLY:HA2	1.47	0.95
3:I:3027[A]:GLU:OE1	3:I:3029[A]:LYS:N	1.97	0.95
3:O:3040[B]:VAL:HG22	3:X:2969[B]:TYR:CE1	2.01	0.95
3:R:3284[A]:LYS:HE2	3:R:3284[A]:LYS:HA	1.48	0.95
3:X:3024[A]:LEU:CD1	3:X:3025[A]:VAL:N	2.29	0.95

Continued on next page...

Continued from previous page...

Atom-1	Atom-2	Interatomic distance (Å)	Clash overlap (Å)
3:X:3113[B]:ASP:CG	3:X:3114[B]:PRO:HD2	1.87	0.95
3:X:3217[B]:PHE:CE1	3:X:3230[B]:PHE:CE1	2.51	0.95
3:X:3293[B]:LYS:HD2	3:X:3294[B]:SER:N	1.81	0.95
3:C:3113[A]:ASP:CG	3:C:3114[A]:PRO:HD2	1.87	0.95
3:C:3113[B]:ASP:CG	3:C:3114[B]:PRO:HD2	1.87	0.95
3:C:3163[B]:ASN:HD22	3:L:3149[B]:ASN:CB	1.59	0.95
3:C:3223[B]:GLY:H	3:L:2963[B]:MET:HE1	1.30	0.95
3:C:3293[A]:LYS:HD2	3:C:3294[A]:SER:N	1.81	0.95
3:C:3293[B]:LYS:HD2	3:C:3294[B]:SER:N	1.81	0.95
3:F:2952[A]:ALA:H	3:F:2953[A]:GLY:HA2	1.26	0.95
3:I:2965[A]:LEU:HD11	3:I:2975[A]:PHE:H	1.31	0.95
3:I:3173[A]:THR:HB	3:I:3176[A]:LYS:HD2	1.46	0.95
3:I:3293[A]:LYS:CD	3:I:3294[A]:SER:HB3	1.95	0.95
3:L:2988[B]:TRP:HE3	3:L:2989[B]:HIS:HD1	1.14	0.95
3:L:3284[A]:LYS:HE2	3:L:3284[A]:LYS:HA	1.48	0.95
3:O:3153[B]:LYS:HG2	3:X:3176[B]:LYS:NZ	1.80	0.95
3:R:2988[B]:TRP:HE3	3:R:2989[B]:HIS:HD1	1.14	0.95
3:R:3196[B]:THR:N	3:R:3199[B]:GLN:HB2	1.81	0.95
3:R:3293[A]:LYS:CD	3:R:3294[A]:SER:HB3	1.95	0.95
3:U:2968[A]:GLN:HB2	3:U:2972[A]:GLY:HA2	1.47	0.95
3:C:3024[A]:LEU:CD1	3:C:3025[A]:VAL:N	2.29	0.95
3:C:3196[A]:THR:N	3:C:3199[A]:GLN:HB2	1.81	0.95
3:C:3196[B]:THR:N	3:C:3199[B]:GLN:HB2	1.81	0.95
3:C:3293[A]:LYS:CD	3:C:3294[A]:SER:HB3	1.95	0.95
3:F:2965[B]:LEU:HD11	3:F:2975[B]:PHE:H	1.32	0.95
3:F:2987[A]:HIS:NE2	3:F:3178[A]:PHE:CE1	2.35	0.95
3:I:3024[B]:LEU:CD1	3:I:3025[B]:VAL:N	2.29	0.95
3:I:3113[A]:ASP:CG	3:I:3114[A]:PRO:HD2	1.87	0.95
3:I:3284[B]:LYS:HE2	3:I:3284[B]:LYS:HA	1.48	0.95
3:L:2965[B]:LEU:HD11	3:L:2975[B]:PHE:H	1.31	0.95
3:O:2963[B]:MET:HE1	3:X:2975[B]:PHE:CD2	1.98	0.95
3:O:2969[B]:TYR:HH	3:X:2994[B]:LYS:CB	1.69	0.95
3:O:3153[B]:LYS:HG2	3:X:3176[B]:LYS:CD	1.90	0.95
3:O:3254[B]:MET:CE	3:X:3172[B]:SER:OG	2.15	0.95
3:U:2948[B]:ASP:OD1	3:U:2950[B]:THR:OG1	1.85	0.95
3:U:2988[B]:TRP:HE3	3:U:2989[B]:HIS:HD1	1.14	0.95
3:C:2968[A]:GLN:HB2	3:C:2972[A]:GLY:HA2	1.47	0.95
3:C:2987[B]:HIS:NE2	3:C:3178[B]:PHE:CE1	2.35	0.95
3:C:3256[B]:TRP:CZ2	3:L:2965[B]:LEU:CB	2.45	0.95
3:C:3293[B]:LYS:CD	3:C:3294[B]:SER:HB3	1.95	0.95
3:I:3155[B]:MET:CG	3:R:3154[B]:PRO:N	2.26	0.95

Continued on next page...

Continued from previous page...

Atom-1	Atom-2	Interatomic distance (Å)	Clash overlap (Å)
3:L:2948[A]:ASP:OD1	3:L:2950[A]:THR:OG1	1.85	0.95
3:L:3196[B]:THR:N	3:L:3199[B]:GLN:HB2	1.81	0.95
3:O:3231[B]:ASP:O	3:O:3284[B]:LYS:N	1.98	0.95
3:O:3293[A]:LYS:HD2	3:O:3294[A]:SER:N	1.81	0.95
3:U:3024[B]:LEU:CD1	3:U:3025[B]:VAL:N	2.29	0.95
3:U:3217[A]:PHE:CE1	3:U:3230[A]:PHE:CE1	2.51	0.95
3:C:3163[B]:ASN:HD21	3:L:3149[B]:ASN:CB	1.56	0.95
3:F:3024[B]:LEU:CD1	3:F:3025[B]:VAL:N	2.29	0.95
3:F:3113[B]:ASP:CG	3:F:3114[B]:PRO:HD2	1.87	0.95
3:I:3024[A]:LEU:CD1	3:I:3025[A]:VAL:N	2.29	0.95
3:I:3066[A]:TYR:OH	3:I:3203[A]:HIS:NE2	1.97	0.95
3:L:3293[B]:LYS:CD	3:L:3294[B]:SER:HB3	1.95	0.95
3:O:2948[B]:ASP:OD1	3:O:2950[B]:THR:OG1	1.85	0.95
3:R:2946[A]:GLN:O	3:R:3037[A]:TYR:OH	1.85	0.95
3:R:3173[B]:THR:HB	3:R:3176[B]:LYS:HD2	1.46	0.95
3:C:3024[B]:LEU:CD1	3:C:3025[B]:VAL:N	2.29	0.95
3:F:3113[A]:ASP:CG	3:F:3114[A]:PRO:HD2	1.87	0.95
3:L:2987[A]:HIS:NE2	3:L:3178[A]:PHE:CE1	2.35	0.95
3:O:2970[B]:PRO:HG2	3:X:2991[B]:LEU:CB	1.94	0.95
3:O:3196[B]:THR:N	3:O:3199[B]:GLN:HB2	1.81	0.95
3:R:3024[B]:LEU:CD1	3:R:3025[B]:VAL:N	2.29	0.95
3:X:2987[B]:HIS:NE2	3:X:3178[B]:PHE:CE1	2.35	0.95
3:F:3293[B]:LYS:CD	3:F:3294[B]:SER:HB3	1.95	0.95
3:L:3196[A]:THR:N	3:L:3199[A]:GLN:HB2	1.81	0.95
3:U:2979[B]:GLN:CG	3:U:3155[B]:MET:HE1	1.97	0.95
3:U:2987[B]:HIS:NE2	3:U:3178[B]:PHE:CE1	2.34	0.95
3:U:3293[A]:LYS:HD2	3:U:3294[A]:SER:N	1.81	0.95
3:C:2987[A]:HIS:NE2	3:C:3178[A]:PHE:CE1	2.34	0.95
3:F:2948[B]:ASP:OD1	3:F:2950[B]:THR:OG1	1.85	0.95
3:I:3196[A]:THR:N	3:I:3199[A]:GLN:HB2	1.81	0.95
3:I:3196[B]:THR:N	3:I:3199[B]:GLN:HB2	1.81	0.95
3:L:2987[B]:HIS:NE2	3:L:3178[B]:PHE:CE1	2.35	0.95
3:L:3024[B]:LEU:CD1	3:L:3025[B]:VAL:N	2.29	0.95
3:L:3113[A]:ASP:CG	3:L:3114[A]:PRO:HD2	1.87	0.95
3:O:2987[A]:HIS:NE2	3:O:3178[A]:PHE:CE1	2.35	0.95
3:O:2988[B]:TRP:HE3	3:O:2989[B]:HIS:HD1	1.14	0.95
3:U:3113[A]:ASP:CG	3:U:3114[A]:PRO:HD2	1.87	0.95
3:F:2965[A]:LEU:HD11	3:F:2975[A]:PHE:H	1.31	0.94
3:I:2931[A]:THR:OG1	3:I:2934[A]:GLU:OE2	1.85	0.94
3:I:2965[B]:LEU:H	3:R:3221[B]:ALA:HB1	1.15	0.94
3:I:3174[B]:GLY:H	3:R:3154[B]:PRO:HB3	1.28	0.94

Continued on next page...

Continued from previous page...

Atom-1	Atom-2	Interatomic distance (Å)	Clash overlap (Å)
3:L:3231[B]:ASP:O	3:L:3284[B]:LYS:N	1.97	0.94
3:O:2946[A]:GLN:O	3:O:3037[A]:TYR:OH	1.85	0.94
3:O:2968[B]:GLN:HB2	3:O:2972[B]:GLY:HA2	1.47	0.94
3:O:2974[B]:ALA:HB3	3:X:2977[B]:CYS:CB	1.97	0.94
3:R:2948[A]:ASP:OD1	3:R:2950[A]:THR:OG1	1.85	0.94
3:R:3024[A]:LEU:CD1	3:R:3025[A]:VAL:N	2.29	0.94
3:R:3196[A]:THR:N	3:R:3199[A]:GLN:HB2	1.81	0.94
3:R:3298[A]:ASN:HB2	3:R:3300[A]:LEU:N	1.78	0.94
1:S:1617:LYS:HE2	3:X:3135[B]:LYS:HZ1	1.26	0.94
3:X:3113[A]:ASP:CG	3:X:3114[A]:PRO:HD2	1.87	0.94
3:F:2931[B]:THR:OG1	3:F:2934[B]:GLU:OE2	1.85	0.94
3:I:2946[A]:GLN:O	3:I:3037[A]:TYR:OH	1.85	0.94
3:I:2946[B]:GLN:O	3:I:3037[B]:TYR:OH	1.85	0.94
3:L:2931[B]:THR:OG1	3:L:2934[B]:GLU:OE2	1.85	0.94
3:L:2965[A]:LEU:HD11	3:L:2975[A]:PHE:H	1.31	0.94
3:O:2931[A]:THR:OG1	3:O:2934[A]:GLU:OE2	1.85	0.94
3:O:3106[A]:THR:O	3:O:3110[A]:THR:OG1	1.85	0.94
3:O:3169[B]:LYS:O	3:O:3172[B]:SER:OG	1.85	0.94
3:O:3217[A]:PHE:CE1	3:O:3230[A]:PHE:CE1	2.51	0.94
3:R:3113[B]:ASP:CG	3:R:3114[B]:PRO:HD2	1.87	0.94
3:U:2946[A]:GLN:O	3:U:3037[A]:TYR:OH	1.85	0.94
3:U:3113[B]:ASP:CG	3:U:3114[B]:PRO:HD2	1.87	0.94
3:U:3298[B]:ASN:HB2	3:U:3300[B]:LEU:N	1.78	0.94
3:C:2984[B]:THR:HG23	3:L:3159[B]:SER:HB3	0.97	0.94
3:C:3162[B]:ASP:OD1	3:L:3259[B]:ASP:CG	1.96	0.94
3:I:2987[B]:HIS:NE2	3:I:3178[B]:PHE:CE1	2.35	0.94
3:I:3169[A]:LYS:O	3:I:3172[A]:SER:OG	1.85	0.94
3:I:3293[B]:LYS:HD2	3:I:3294[B]:SER:N	1.81	0.94
3:O:2946[B]:GLN:O	3:O:3037[B]:TYR:OH	1.85	0.94
3:O:3284[B]:LYS:HE2	3:O:3284[B]:LYS:HA	1.48	0.94
3:O:3293[B]:LYS:HD2	3:O:3294[B]:SER:N	1.81	0.94
3:U:3293[A]:LYS:CD	3:U:3294[A]:SER:HB3	1.95	0.94
3:X:2946[A]:GLN:O	3:X:3037[A]:TYR:OH	1.85	0.94
3:X:3024[B]:LEU:CD1	3:X:3025[B]:VAL:N	2.29	0.94
3:F:3169[B]:LYS:O	3:F:3172[B]:SER:OG	1.85	0.94
3:F:3293[A]:LYS:HD2	3:F:3294[A]:SER:N	1.81	0.94
3:I:3106[A]:THR:O	3:I:3110[A]:THR:OG1	1.86	0.94
3:L:3024[A]:LEU:CD1	3:L:3025[A]:VAL:N	2.29	0.94
3:O:2965[B]:LEU:HD11	3:O:2975[B]:PHE:H	1.31	0.94
3:O:3024[A]:LEU:CD1	3:O:3025[A]:VAL:N	2.29	0.94
3:R:3106[B]:THR:O	3:R:3110[B]:THR:OG1	1.85	0.94

Continued on next page...

Continued from previous page...

Atom-1	Atom-2	Interatomic distance (Å)	Clash overlap (Å)
3:R:3169[B]:LYS:O	3:R:3172[B]:SER:OG	1.85	0.94
3:R:3293[B]:LYS:CD	3:R:3294[B]:SER:HB3	1.95	0.94
3:R:3293[B]:LYS:HD2	3:R:3294[B]:SER:N	1.81	0.94
3:U:2931[A]:THR:OG1	3:U:2934[A]:GLU:OE2	1.85	0.94
3:U:3284[A]:LYS:HA	3:U:3284[A]:LYS:HE2	1.48	0.94
3:X:2987[A]:HIS:NE2	3:X:3178[A]:PHE:CE1	2.35	0.94
3:C:2963[B]:MET:HE1	3:L:3223[B]:GLY:H	1.31	0.94
1:D:1494:ARG:HH11	1:D:1494:ARG:HG3	1.29	0.94
3:F:2988[B]:TRP:HE3	3:F:2989[B]:HIS:HD1	1.14	0.94
3:F:3173[B]:THR:HB	3:F:3176[B]:LYS:HD2	1.46	0.94
3:L:3217[B]:PHE:CE1	3:L:3230[B]:PHE:CE1	2.51	0.94
2:N:2800:LYS:O	3:O:3023[A]:ILE:CD1	2.14	0.94
3:O:3284[A]:LYS:HE2	3:O:3284[A]:LYS:HA	1.48	0.94
3:U:2931[B]:THR:OG1	3:U:2934[B]:GLU:OE2	1.85	0.94
3:U:3196[B]:THR:N	3:U:3199[B]:GLN:HB2	1.81	0.94
3:C:2979[B]:GLN:CG	3:L:3156[B]:MET:HE1	1.79	0.94
3:F:3024[A]:LEU:CD1	3:F:3025[A]:VAL:N	2.29	0.94
3:F:3106[B]:THR:O	3:F:3110[B]:THR:OG1	1.85	0.94
3:F:3196[B]:THR:N	3:F:3199[B]:GLN:HB2	1.81	0.94
3:I:2987[A]:HIS:NE2	3:I:3178[A]:PHE:CE1	2.35	0.94
3:I:2988[A]:TRP:HE3	3:I:2989[A]:HIS:HD1	1.13	0.94
3:L:2948[B]:ASP:OD1	3:L:2950[B]:THR:OG1	1.85	0.94
3:L:3293[A]:LYS:HD2	3:L:3294[A]:SER:N	1.81	0.94
3:O:2970[B]:PRO:O	3:X:2989[B]:HIS:N	1.99	0.94
3:O:3113[A]:ASP:CG	3:O:3114[A]:PRO:HD2	1.87	0.94
3:U:3024[A]:LEU:CD1	3:U:3025[A]:VAL:N	2.29	0.94
3:U:3293[B]:LYS:HD2	3:U:3294[B]:SER:N	1.81	0.94
3:X:3284[B]:LYS:HE2	3:X:3284[B]:LYS:HA	1.48	0.94
3:C:2965[B]:LEU:HD11	3:C:2975[B]:PHE:H	1.31	0.94
3:C:3079[B]:CYS:SG	3:L:3161[B]:GLU:HG3	0.93	0.94
3:I:2969[A]:TYR:HD2	3:I:2971[A]:ASP:H	1.02	0.94
3:I:3251[B]:ASP:OD1	3:R:3108[B]:HIS:CE1	2.20	0.94
3:O:2931[B]:THR:OG1	3:O:2934[B]:GLU:OE2	1.85	0.94
3:O:2987[B]:HIS:NE2	3:O:3178[B]:PHE:CE1	2.35	0.94
3:R:2948[B]:ASP:OD1	3:R:2950[B]:THR:OG1	1.85	0.94
3:U:3284[B]:LYS:HE2	3:U:3284[B]:LYS:HA	1.48	0.94
3:X:2931[A]:THR:OG1	3:X:2934[A]:GLU:OE2	1.85	0.94
3:C:2931[A]:THR:OG1	3:C:2934[A]:GLU:OE2	1.85	0.94
3:C:2968[B]:GLN:HB2	3:C:2972[B]:GLY:HA2	1.47	0.94
3:C:3150[B]:LYS:HA	3:L:3172[B]:SER:CB	1.89	0.94
3:C:3197[B]:ILE:HD12	1:D:1617:LYS:O	1.67	0.94

Continued on next page...

Continued from previous page...

Atom-1	Atom-2	Interatomic distance (Å)	Clash overlap (Å)
3:F:2987[B]:HIS:NE2	3:F:3178[B]:PHE:CE1	2.35	0.94
3:F:3284[B]:LYS:HE2	3:F:3284[B]:LYS:HA	1.48	0.94
3:I:2948[A]:ASP:OD1	3:I:2950[A]:THR:OG1	1.85	0.94
3:I:2969[B]:TYR:HD2	3:I:2971[B]:ASP:H	1.02	0.94
3:I:2976[B]:ALA:O	3:R:2976[B]:ALA:O	1.84	0.94
3:I:2989[B]:HIS:CG	3:R:2970[B]:PRO:CD	2.31	0.94
3:I:3255[B]:PRO:HB3	3:R:2964[B]:PRO:CB	1.96	0.94
3:I:3293[B]:LYS:CD	3:I:3294[B]:SER:HB3	1.95	0.94
3:L:2931[A]:THR:OG1	3:L:2934[A]:GLU:OE2	1.85	0.94
3:L:2946[B]:GLN:O	3:L:3037[B]:TYR:OH	1.85	0.94
3:L:3113[B]:ASP:CG	3:L:3114[B]:PRO:HD2	1.87	0.94
3:L:3298[B]:ASN:HB2	3:L:3300[B]:LEU:N	1.78	0.94
3:O:2988[A]:TRP:HE3	3:O:2989[A]:HIS:HD1	1.13	0.94
3:O:3160[B]:SER:OG	3:X:3150[B]:LYS:HB2	1.67	0.94
3:O:3163[B]:ASN:HB2	3:X:3149[B]:ASN:HA	0.94	0.94
3:R:2987[B]:HIS:NE2	3:R:3178[B]:PHE:CE1	2.35	0.94
3:R:3113[A]:ASP:CG	3:R:3114[A]:PRO:HD2	1.87	0.94
3:U:2987[A]:HIS:NE2	3:U:3178[A]:PHE:CE1	2.35	0.94
3:X:2931[B]:THR:OG1	3:X:2934[B]:GLU:OE2	1.85	0.94
3:X:3169[B]:LYS:O	3:X:3172[B]:SER:OG	1.85	0.94
3:C:2946[A]:GLN:O	3:C:3037[A]:TYR:OH	1.85	0.94
3:C:3154[B]:PRO:HG3	3:L:3174[B]:GLY:HA2	1.50	0.94
3:C:3174[B]:GLY:HA2	3:L:3154[B]:PRO:CG	1.98	0.94
3:C:3258[B]:PHE:HZ	3:L:2968[B]:GLN:CD	1.71	0.94
3:F:2969[B]:TYR:HD2	3:F:2971[B]:ASP:H	1.02	0.94
3:O:3113[B]:ASP:CG	3:O:3114[B]:PRO:HD2	1.87	0.94
3:O:3196[A]:THR:N	3:O:3199[A]:GLN:HB2	1.81	0.94
3:I:3113[B]:ASP:CG	3:I:3114[B]:PRO:HD2	1.87	0.94
3:I:3150[B]:LYS:CB	3:R:3159[B]:SER:CA	2.30	0.94
3:I:3169[B]:LYS:O	3:I:3172[B]:SER:OG	1.85	0.94
3:L:3106[A]:THR:O	3:L:3110[A]:THR:OG1	1.85	0.94
3:U:2968[B]:GLN:HB2	3:U:2972[B]:GLY:HA2	1.47	0.94
3:X:2965[A]:LEU:HD11	3:X:2975[A]:PHE:H	1.31	0.94
3:X:3173[B]:THR:HB	3:X:3176[B]:LYS:HD2	1.46	0.94
3:C:2948[A]:ASP:OD1	3:C:2950[A]:THR:OG1	1.85	0.93
3:C:3106[A]:THR:O	3:C:3110[A]:THR:OG1	1.85	0.93
3:C:3153[B]:LYS:C	3:L:3155[B]:MET:CG	2.36	0.93
3:C:3159[B]:SER:CA	3:L:3150[B]:LYS:C	2.17	0.93
3:C:3169[B]:LYS:O	3:C:3172[B]:SER:OG	1.85	0.93
3:I:2948[B]:ASP:OD1	3:I:2950[B]:THR:OG1	1.85	0.93
3:I:3148[B]:ILE:O	3:R:3169[B]:LYS:C	2.02	0.93

Continued on next page...

Continued from previous page...

Atom-1	Atom-2	Interatomic distance (Å)	Clash overlap (Å)
3:O:3253[B]:GLU:CD	3:X:3161[B]:GLU:CD	2.26	0.93
3:R:2946[B]:GLN:O	3:R:3037[B]:TYR:OH	1.85	0.93
3:R:2965[A]:LEU:HD11	3:R:2975[A]:PHE:H	1.31	0.93
3:R:2987[A]:HIS:NE2	3:R:3178[A]:PHE:CE1	2.35	0.93
3:R:3298[B]:ASN:HB2	3:R:3300[B]:LEU:N	1.78	0.93
2:W:2472:ASN:HD21	4:HA:1:NAG:H61	1.31	0.93
3:X:2946[B]:GLN:O	3:X:3037[B]:TYR:OH	1.85	0.93
3:X:3196[A]:THR:N	3:X:3199[A]:GLN:HB2	1.81	0.93
3:X:3284[A]:LYS:HE2	3:X:3284[A]:LYS:HA	1.48	0.93
3:C:2948[B]:ASP:OD1	3:C:2950[B]:THR:OG1	1.85	0.93
3:C:3159[B]:SER:OG	3:L:3150[B]:LYS:C	2.07	0.93
3:F:2968[A]:GLN:HB2	3:F:2972[A]:GLY:HA2	1.47	0.93
3:F:3293[A]:LYS:CD	3:F:3294[A]:SER:HB3	1.95	0.93
3:L:2946[A]:GLN:O	3:L:3037[A]:TYR:OH	1.85	0.93
3:L:3134[A]:GLN:O	3:L:3137[A]:ARG:N	2.02	0.93
3:R:2968[B]:GLN:HB2	3:R:2972[B]:GLY:HA2	1.47	0.93
3:F:3169[A]:LYS:O	3:F:3172[A]:SER:OG	1.85	0.93
3:F:3284[A]:LYS:HE2	3:F:3284[A]:LYS:HA	1.48	0.93
3:I:3172[B]:SER:N	3:R:3152[B]:LYS:CB	2.07	0.93
3:L:2960[A]:PHE:HD2	3:L:3157[A]:PRO:CG	1.82	0.93
3:L:2979[A]:GLN:HG2	3:L:3155[A]:MET:HE2	1.47	0.93
3:L:3106[B]:THR:O	3:L:3110[B]:THR:OG1	1.85	0.93
3:O:2973[B]:THR:HG1	3:X:3158[B]:PHE:HZ	0.94	0.93
3:U:2965[A]:LEU:HD11	3:U:2975[A]:PHE:H	1.31	0.93
3:U:3298[A]:ASN:HB2	3:U:3300[A]:LEU:N	1.78	0.93
3:X:2963[B]:MET:HG2	3:X:3108[B]:HIS:CD2	2.04	0.93
3:I:3196[A]:THR:CG2	1:J:416:ASN:ND2	1.75	0.93
3:L:2932[A]:PRO:HA	3:L:2935[A]:ILE:CD1	1.99	0.93
3:O:2967[B]:CYS:HB2	3:X:3155[B]:MET:CG	1.97	0.93
3:R:2931[B]:THR:OG1	3:R:2934[B]:GLU:OE2	1.85	0.93
3:U:2932[A]:PRO:HA	3:U:2935[A]:ILE:CD1	1.99	0.93
3:U:2948[A]:ASP:OD1	3:U:2950[A]:THR:OG1	1.85	0.93
3:U:3169[B]:LYS:O	3:U:3172[B]:SER:OG	1.85	0.93
3:C:2969[A]:TYR:HD2	3:C:2971[A]:ASP:H	1.02	0.93
3:C:3161[B]:GLU:HG3	3:L:3146[B]:CYS:O	1.69	0.93
3:C:3172[B]:SER:HB3	3:L:3150[B]:LYS:N	1.82	0.93
3:F:2946[B]:GLN:O	3:F:3037[B]:TYR:OH	1.85	0.93
3:F:2963[B]:MET:HG2	3:F:3108[B]:HIS:CD2	2.04	0.93
3:F:2988[A]:TRP:HE3	3:F:2989[A]:HIS:HD1	1.14	0.93
3:I:2932[B]:PRO:HA	3:I:2935[B]:ILE:HD12	1.51	0.93
3:O:2948[A]:ASP:OD1	3:O:2950[A]:THR:OG1	1.85	0.93

Continued on next page...

Continued from previous page...

Atom-1	Atom-2	Interatomic distance (Å)	Clash overlap (Å)
3:O:2960[B]:PHE:HD2	3:O:3157[B]:PRO:CG	1.82	0.93
3:O:2965[A]:LEU:HD11	3:O:2975[A]:PHE:H	1.31	0.93
3:O:3040[B]:VAL:HG21	3:X:2969[B]:TYR:HD1	1.21	0.93
3:R:2931[A]:THR:OG1	3:R:2934[A]:GLU:OE2	1.85	0.93
3:U:3106[B]:THR:O	3:U:3110[B]:THR:OG1	1.86	0.93
3:X:2948[B]:ASP:OD1	3:X:2950[B]:THR:OG1	1.85	0.93
3:C:2979[B]:GLN:HG3	3:L:3156[B]:MET:HE2	1.44	0.93
3:C:3163[B]:ASN:N	3:L:3147[B]:GLU:CD	2.20	0.93
3:F:2931[A]:THR:OG1	3:F:2934[A]:GLU:OE2	1.85	0.93
3:I:2932[A]:PRO:HA	3:I:2935[A]:ILE:HD12	1.51	0.93
3:I:3106[B]:THR:O	3:I:3110[B]:THR:OG1	1.85	0.93
3:I:3254[B]:MET:CB	3:R:2966[B]:SER:OG	2.16	0.93
3:L:3284[B]:LYS:HE2	3:L:3284[B]:LYS:HA	1.48	0.93
3:O:3106[B]:THR:O	3:O:3110[B]:THR:OG1	1.85	0.93
3:R:3106[A]:THR:O	3:R:3110[A]:THR:OG1	1.85	0.93
3:R:3169[A]:LYS:O	3:R:3172[A]:SER:OG	1.85	0.93
3:X:2948[A]:ASP:OD1	3:X:2950[A]:THR:OG1	1.85	0.93
3:C:2969[B]:TYR:HE2	3:L:3120[B]:HIS:NE2	1.62	0.93
3:C:3158[B]:PHE:CE2	3:L:3153[B]:LYS:CE	2.50	0.93
3:C:3283[A]:ILE:HG21	3:C:3305[A]:ILE:HD11	1.51	0.93
3:F:2932[A]:PRO:HA	3:F:2935[A]:ILE:CD1	1.99	0.93
3:F:2948[A]:ASP:OD1	3:F:2950[A]:THR:OG1	1.85	0.93
3:F:2969[A]:TYR:HD2	3:F:2971[A]:ASP:H	1.02	0.93
3:I:2967[B]:CYS:HA	3:R:2981[B]:GLY:HA3	1.51	0.93
3:O:3252[B]:TYR:HB2	3:X:3156[B]:MET:SD	2.09	0.93
3:R:2932[B]:PRO:HA	3:R:2935[B]:ILE:CD1	1.99	0.93
3:C:3079[B]:CYS:SG	3:L:3161[B]:GLU:HG2	0.80	0.93
3:C:3258[B]:PHE:CZ	3:L:2968[B]:GLN:NE2	2.37	0.93
2:H:2797:LYS:HZ1	3:I:3028[A]:PRO:HD3	1.14	0.93
3:O:3134[A]:GLN:O	3:O:3137[A]:ARG:N	2.02	0.93
3:O:3253[B]:GLU:HG3	3:X:3161[B]:GLU:OE2	1.69	0.93
3:O:3298[B]:ASN:HB2	3:O:3300[B]:LEU:HD23	1.50	0.93
3:R:3134[A]:GLN:O	3:R:3137[A]:ARG:N	2.02	0.93
3:U:3283[B]:ILE:HG21	3:U:3305[B]:ILE:HD11	1.51	0.93
3:X:2932[B]:PRO:HA	3:X:2935[B]:ILE:CD1	1.99	0.93
3:C:2963[A]:MET:HG2	3:C:3108[A]:HIS:CD2	2.04	0.93
3:C:2979[B]:GLN:HE22	3:L:2979[B]:GLN:HE22	0.97	0.93
3:C:3147[B]:GLU:OE1	3:L:3162[B]:ASP:C	2.07	0.93
3:C:3154[B]:PRO:HD3	3:L:3174[B]:GLY:HA2	1.02	0.93
3:C:3158[B]:PHE:CE2	3:L:3153[B]:LYS:NZ	2.36	0.93
3:C:3298[B]:ASN:HB2	3:C:3300[B]:LEU:HD23	1.50	0.93

Continued on next page...

Continued from previous page...

Atom-1	Atom-2	Interatomic distance (Å)	Clash overlap (Å)
3:F:3106[A]:THR:O	3:F:3110[A]:THR:OG1	1.85	0.93
3:I:3254[B]:MET:HG3	3:R:2966[B]:SER:HB2	0.93	0.93
3:L:2932[A]:PRO:HA	3:L:2935[A]:ILE:HD12	1.51	0.93
3:O:2932[B]:PRO:HA	3:O:2935[B]:ILE:CD1	1.99	0.93
3:O:3038[B]:ILE:HD13	3:X:2969[B]:TYR:HE2	1.27	0.93
3:X:3106[B]:THR:O	3:X:3110[B]:THR:OG1	1.85	0.93
3:C:2932[B]:PRO:HA	3:C:2935[B]:ILE:CD1	1.99	0.93
3:C:2946[B]:GLN:O	3:C:3037[B]:TYR:OH	1.85	0.93
3:C:2965[A]:LEU:HD11	3:C:2975[A]:PHE:H	1.31	0.93
3:C:3106[B]:THR:O	3:C:3110[B]:THR:OG1	1.85	0.93
3:F:2960[B]:PHE:HD2	3:F:3157[B]:PRO:CG	1.82	0.93
3:F:2963[A]:MET:HG2	3:F:3108[A]:HIS:CD2	2.04	0.93
3:I:3134[A]:GLN:O	3:I:3137[A]:ARG:N	2.02	0.93
3:I:3149[B]:ASN:OD1	3:R:3169[B]:LYS:HG3	1.69	0.93
3:L:2932[B]:PRO:HA	3:L:2935[B]:ILE:HD12	1.51	0.93
3:L:3096[A]:VAL:HG11	3:L:3115[A]:LEU:CD1	1.99	0.93
3:L:3283[B]:ILE:HG21	3:L:3305[B]:ILE:HD11	1.51	0.93
3:R:2948[A]:ASP:N	3:R:2949[A]:LYS:HA	1.81	0.93
3:U:3096[A]:VAL:HG11	3:U:3115[A]:LEU:CD1	1.99	0.93
3:X:2963[A]:MET:HG2	3:X:3108[A]:HIS:CD2	2.04	0.93
2:Z:2472:ASN:CB	4:MA:1:NAG:H82	1.98	0.93
3:C:2932[B]:PRO:HA	3:C:2935[B]:ILE:HD12	1.51	0.92
3:C:2960[B]:PHE:HD2	3:C:3157[B]:PRO:CG	1.82	0.92
3:I:2969[A]:TYR:CE2	3:I:2970[A]:PRO:HG2	2.05	0.92
3:I:3160[B]:SER:N	3:R:3150[B]:LYS:HD3	1.76	0.92
3:I:3163[B]:ASN:HB2	3:R:3150[B]:LYS:HE3	0.94	0.92
3:I:3298[A]:ASN:HB2	3:I:3300[A]:LEU:N	1.78	0.92
3:O:2965[B]:LEU:C	3:X:3153[B]:LYS:NZ	2.22	0.92
3:U:3074[A]:GLU:OE1	3:U:3212[A]:ARG:NH2	2.03	0.92
3:X:2932[A]:PRO:HA	3:X:2935[A]:ILE:CD1	1.99	0.92
3:F:2946[A]:GLN:O	3:F:3037[A]:TYR:OH	1.85	0.92
3:I:2982[B]:MET:CE	3:R:2967[B]:CYS:SG	2.58	0.92
3:I:2989[B]:HIS:NE2	3:R:2969[B]:TYR:HA	1.83	0.92
3:O:3102[B]:TYR:CA	3:X:2971[B]:ASP:HA	1.98	0.92
3:R:2979[B]:GLN:CG	3:R:3155[B]:MET:HE1	1.95	0.92
3:R:3134[B]:GLN:O	3:R:3137[B]:ARG:N	2.02	0.92
3:U:2963[A]:MET:HG2	3:U:3108[A]:HIS:CD2	2.04	0.92
3:C:2956[A]:LYS:O	3:C:2960[A]:PHE:HE1	1.22	0.92
3:C:3162[B]:ASP:CG	3:L:3259[B]:ASP:H	1.70	0.92
3:C:3252[B]:TYR:CE2	3:L:3223[B]:GLY:O	2.22	0.92
3:F:3298[B]:ASN:HB2	3:F:3300[B]:LEU:HD23	1.50	0.92

Continued on next page...

Continued from previous page...

Atom-1	Atom-2	Interatomic distance (Å)	Clash overlap (Å)
3:L:2935[B]:ILE:HD13	3:L:2936[B]:GLU:H	1.35	0.92
3:L:2963[B]:MET:HG2	3:L:3108[B]:HIS:CD2	2.04	0.92
3:L:3169[B]:LYS:O	3:L:3172[B]:SER:OG	1.85	0.92
3:O:2963[A]:MET:HG2	3:O:3108[A]:HIS:CD2	2.04	0.92
3:O:3169[A]:LYS:O	3:O:3172[A]:SER:OG	1.85	0.92
3:R:2931[B]:THR:N	3:R:2934[B]:GLU:OE2	2.02	0.92
3:R:3096[B]:VAL:HG11	3:R:3115[B]:LEU:CD1	1.99	0.92
3:U:3134[A]:GLN:O	3:U:3137[A]:ARG:N	2.02	0.92
3:X:3096[A]:VAL:HG11	3:X:3115[A]:LEU:CD1	1.99	0.92
3:X:3106[A]:THR:O	3:X:3110[A]:THR:OG1	1.85	0.92
3:C:2969[A]:TYR:CE2	3:C:2970[A]:PRO:HG2	2.05	0.92
3:C:3096[B]:VAL:HG11	3:C:3115[B]:LEU:CD1	1.99	0.92
3:F:2931[A]:THR:N	3:F:2934[A]:GLU:OE2	2.02	0.92
3:F:3074[A]:GLU:OE1	3:F:3212[A]:ARG:NH2	2.03	0.92
3:F:3096[A]:VAL:HG11	3:F:3115[A]:LEU:CD1	2.00	0.92
3:I:2931[B]:THR:OG1	3:I:2934[B]:GLU:OE2	1.85	0.92
3:I:3155[B]:MET:N	3:R:3153[B]:LYS:O	1.99	0.92
3:O:2970[B]:PRO:HD2	3:X:2991[B]:LEU:HB2	1.17	0.92
3:O:3154[B]:PRO:HG3	3:X:3175[B]:TYR:CB	1.95	0.92
3:O:3283[B]:ILE:HG21	3:O:3305[B]:ILE:HD11	1.51	0.92
3:U:3169[A]:LYS:O	3:U:3172[A]:SER:OG	1.85	0.92
3:X:2965[B]:LEU:HD11	3:X:2975[B]:PHE:H	1.32	0.92
3:C:2931[B]:THR:OG1	3:C:2934[B]:GLU:OE2	1.85	0.92
3:C:3134[B]:GLN:O	3:C:3137[B]:ARG:N	2.02	0.92
3:C:3154[B]:PRO:HB3	3:L:3174[B]:GLY:HA3	0.92	0.92
3:I:2982[B]:MET:CE	3:R:2977[B]:CYS:HB2	1.99	0.92
3:I:3074[B]:GLU:OE1	3:I:3212[B]:ARG:NH2	2.03	0.92
3:I:3096[A]:VAL:HG11	3:I:3115[A]:LEU:CD1	2.00	0.92
3:L:2931[A]:THR:N	3:L:2934[A]:GLU:OE2	2.02	0.92
3:O:2948[A]:ASP:HB3	3:O:2949[A]:LYS:HA	1.52	0.92
3:O:2969[A]:TYR:CE2	3:O:2970[A]:PRO:HG2	2.05	0.92
2:Q:2800:LYS:O	3:R:3023[A]:ILE:HD11	1.69	0.92
3:R:2963[A]:MET:HG2	3:R:3108[A]:HIS:CD2	2.04	0.92
3:R:2963[B]:MET:HG2	3:R:3108[B]:HIS:CD2	2.04	0.92
3:R:3284[B]:LYS:HE2	3:R:3284[B]:LYS:HA	1.48	0.92
3:U:2946[B]:GLN:O	3:U:3037[B]:TYR:OH	1.85	0.92
3:U:3134[B]:GLN:O	3:U:3137[B]:ARG:N	2.02	0.92
2:W:2800:LYS:O	3:X:3023[A]:ILE:HD13	1.69	0.92
3:X:2935[B]:ILE:HD13	3:X:2936[B]:GLU:H	1.35	0.92
3:F:3298[A]:ASN:HB2	3:F:3300[A]:LEU:N	1.78	0.92
3:I:2965[B]:LEU:HD11	3:I:2975[B]:PHE:H	1.31	0.92

Continued on next page...

Continued from previous page...

Atom-1	Atom-2	Interatomic distance (Å)	Clash overlap (Å)
3:I:2969[B]:TYR:CE2	3:I:2970[B]:PRO:HG2	2.05	0.92
3:I:3096[B]:VAL:HG11	3:I:3115[B]:LEU:CD1	1.99	0.92
3:I:3155[B]:MET:CB	3:R:3153[B]:LYS:CD	2.34	0.92
3:I:3298[A]:ASN:HB2	3:I:3300[A]:LEU:HD23	1.51	0.92
3:L:2965[A]:LEU:HD11	3:L:2975[A]:PHE:N	1.85	0.92
3:U:2932[B]:PRO:HA	3:U:2935[B]:ILE:CD1	1.99	0.92
3:U:3106[A]:THR:O	3:U:3110[A]:THR:OG1	1.85	0.92
3:X:2935[A]:ILE:HD13	3:X:2936[A]:GLU:H	1.35	0.92
3:X:2948[B]:ASP:HB3	3:X:2949[B]:LYS:HA	1.52	0.92
3:C:2988[B]:TRP:HE1	3:L:3153[B]:LYS:HZ3	1.01	0.92
3:C:3150[B]:LYS:N	3:L:3172[B]:SER:HB3	1.84	0.92
3:C:3298[A]:ASN:HB2	3:C:3300[A]:LEU:HD23	1.50	0.92
3:F:3283[A]:ILE:HG21	3:F:3305[A]:ILE:HD11	1.51	0.92
3:I:2963[A]:MET:HG2	3:I:3108[A]:HIS:CD2	2.03	0.92
3:I:2963[B]:MET:HG2	3:I:3108[B]:HIS:CD2	2.04	0.92
3:I:3074[A]:GLU:OE1	3:I:3212[A]:ARG:NH2	2.03	0.92
3:I:3284[A]:LYS:HA	3:I:3284[A]:LYS:HE2	1.48	0.92
3:L:2932[B]:PRO:HA	3:L:2935[B]:ILE:CD1	1.99	0.92
3:O:2963[B]:MET:HG2	3:O:3108[B]:HIS:CD2	2.04	0.92
3:U:3074[B]:GLU:OE1	3:U:3212[B]:ARG:NH2	2.03	0.92
3:C:3159[B]:SER:HA	3:L:3150[B]:LYS:C	1.53	0.92
3:F:3298[A]:ASN:HB2	3:F:3300[A]:LEU:HD23	1.50	0.92
3:I:2932[A]:PRO:HA	3:I:2935[A]:ILE:CD1	1.99	0.92
3:I:2960[A]:PHE:HD2	3:I:3157[A]:PRO:CG	1.82	0.92
3:I:2960[B]:PHE:HD2	3:I:3157[B]:PRO:CG	1.82	0.92
3:I:2982[B]:MET:HE3	3:R:2977[B]:CYS:HB3	1.52	0.92
3:I:3150[B]:LYS:HE3	3:R:3163[B]:ASN:HB3	1.48	0.92
3:I:3220[B]:ARG:HG3	3:I:3220[B]:ARG:HH11	1.35	0.92
3:L:2963[A]:MET:HG2	3:L:3108[A]:HIS:CD2	2.04	0.92
3:L:3169[A]:LYS:O	3:L:3172[A]:SER:OG	1.85	0.92
3:O:2960[A]:PHE:HD2	3:O:3157[A]:PRO:CG	1.82	0.92
3:O:3074[A]:GLU:OE1	3:O:3212[A]:ARG:NH2	2.02	0.92
3:R:2931[A]:THR:N	3:R:2934[A]:GLU:OE2	2.02	0.92
3:R:2969[A]:TYR:CE2	3:R:2970[A]:PRO:HG2	2.05	0.92
3:R:3298[A]:ASN:HB2	3:R:3300[A]:LEU:HD23	1.50	0.92
3:U:2960[B]:PHE:HD2	3:U:3157[B]:PRO:CG	1.82	0.92
3:U:2963[B]:MET:HG2	3:U:3108[B]:HIS:CD2	2.04	0.92
3:X:2948[A]:ASP:N	3:X:2949[A]:LYS:HA	1.81	0.92
3:X:3134[A]:GLN:O	3:X:3137[A]:ARG:N	2.02	0.92
3:C:3156[B]:MET:HA	3:L:3150[B]:LYS:HD3	1.50	0.92
3:C:3220[A]:ARG:HG3	3:C:3220[A]:ARG:HH11	1.35	0.92

Continued on next page...

Continued from previous page...

Atom-1	Atom-2	Interatomic distance (Å)	Clash overlap (Å)
3:F:3096[B]:VAL:HG11	3:F:3115[B]:LEU:CD1	1.99	0.92
3:F:3134[B]:GLN:O	3:F:3137[B]:ARG:N	2.02	0.92
3:F:3298[B]:ASN:HB2	3:F:3300[B]:LEU:N	1.78	0.92
3:I:3163[B]:ASN:O	3:R:3149[B]:ASN:ND2	2.02	0.92
3:L:3298[B]:ASN:HB2	3:L:3300[B]:LEU:HD23	1.50	0.92
3:O:2931[B]:THR:N	3:O:2934[B]:GLU:OE2	2.02	0.92
3:O:2971[B]:ASP:N	3:X:2988[B]:TRP:O	2.02	0.92
3:O:3096[A]:VAL:HG11	3:O:3115[A]:LEU:CD1	1.99	0.92
3:O:3108[B]:HIS:HB3	3:X:2969[B]:TYR:O	1.64	0.92
2:Q:2867:PRO:HG3	3:R:2932[A]:PRO:HG2	1.50	0.92
3:R:3074[A]:GLU:OE1	3:R:3212[A]:ARG:NH2	2.03	0.92
3:X:2960[B]:PHE:HD2	3:X:3157[B]:PRO:CG	1.82	0.92
3:X:2965[A]:LEU:HD11	3:X:2975[A]:PHE:N	1.85	0.92
3:C:2963[B]:MET:HG2	3:C:3108[B]:HIS:CD2	2.04	0.92
3:C:3169[B]:LYS:O	3:L:3152[B]:LYS:CG	2.18	0.92
3:C:3172[B]:SER:HB3	3:L:3149[B]:ASN:C	1.88	0.92
3:C:3298[A]:ASN:HB2	3:C:3300[A]:LEU:N	1.78	0.92
3:F:2960[A]:PHE:HD2	3:F:3157[A]:PRO:CG	1.82	0.92
3:I:2932[B]:PRO:HA	3:I:2935[B]:ILE:CD1	1.99	0.92
3:I:2982[B]:MET:CE	3:R:2977[B]:CYS:CB	2.48	0.92
3:I:3172[B]:SER:CB	3:R:3150[B]:LYS:C	2.39	0.92
3:L:2965[B]:LEU:HD11	3:L:2975[B]:PHE:N	1.85	0.92
3:O:2931[A]:THR:N	3:O:2934[A]:GLU:OE2	2.02	0.92
3:O:2970[B]:PRO:HD3	3:X:2991[B]:LEU:HD13	1.50	0.92
3:O:3096[B]:VAL:HG11	3:O:3115[B]:LEU:CD1	2.00	0.92
3:O:3220[B]:ARG:HH11	3:O:3220[B]:ARG:HG3	1.35	0.92
3:R:2935[A]:ILE:HD13	3:R:2936[A]:GLU:H	1.35	0.92
3:R:2960[A]:PHE:HD2	3:R:3157[A]:PRO:CG	1.82	0.92
3:R:2960[B]:PHE:HD2	3:R:3157[B]:PRO:CG	1.82	0.92
3:X:2931[A]:THR:N	3:X:2934[A]:GLU:OE2	2.02	0.92
3:X:2969[A]:TYR:CE2	3:X:2970[A]:PRO:HG2	2.05	0.92
3:X:3074[B]:GLU:OE1	3:X:3212[B]:ARG:NH2	2.03	0.92
3:C:2931[B]:THR:N	3:C:2934[B]:GLU:OE2	2.02	0.91
3:C:2960[A]:PHE:HD2	3:C:3157[A]:PRO:CG	1.82	0.91
3:C:3120[B]:HIS:CD2	3:L:2969[B]:TYR:OH	2.22	0.91
3:F:2932[A]:PRO:HA	3:F:2935[A]:ILE:HD12	1.51	0.91
3:F:3074[B]:GLU:OE1	3:F:3212[B]:ARG:NH2	2.03	0.91
3:I:2931[A]:THR:N	3:I:2934[A]:GLU:OE2	2.02	0.91
3:L:2960[B]:PHE:HD2	3:L:3157[B]:PRO:CG	1.82	0.91
3:O:2951[B]:ASP:OD2	3:O:2952[B]:ALA:N	2.03	0.91
3:O:2969[B]:TYR:HD2	3:O:2971[B]:ASP:H	1.02	0.91

Continued on next page...

Continued from previous page...

Atom-1	Atom-2	Interatomic distance (Å)	Clash overlap (Å)
3:O:3255[B]:PRO:CD	3:X:3169[B]:LYS:HG3	2.00	0.91
3:R:2932[A]:PRO:HA	3:R:2935[A]:ILE:HD12	1.51	0.91
3:R:3074[B]:GLU:OE1	3:R:3212[B]:ARG:NH2	2.03	0.91
3:R:3096[A]:VAL:HG11	3:R:3115[A]:LEU:CD1	1.99	0.91
3:R:3220[A]:ARG:HG3	3:R:3220[A]:ARG:HH11	1.35	0.91
3:U:2965[B]:LEU:HD11	3:U:2975[B]:PHE:H	1.31	0.91
3:X:2948[B]:ASP:N	3:X:2949[B]:LYS:HA	1.81	0.91
3:X:2956[B]:LYS:O	3:X:2960[B]:PHE:HE1	1.22	0.91
3:X:3096[B]:VAL:HG11	3:X:3115[B]:LEU:CD1	2.00	0.91
3:X:3283[B]:ILE:HG21	3:X:3305[B]:ILE:HD11	1.51	0.91
3:C:2951[B]:ASP:OD2	3:C:2952[B]:ALA:N	2.03	0.91
3:C:2965[A]:LEU:HD11	3:C:2975[A]:PHE:N	1.85	0.91
3:C:3172[B]:SER:CB	3:L:3150[B]:LYS:CA	2.48	0.91
3:I:3220[A]:ARG:HH11	3:I:3220[A]:ARG:HG3	1.35	0.91
3:L:2969[A]:TYR:CE2	3:L:2970[A]:PRO:HG2	2.05	0.91
3:L:3134[B]:GLN:O	3:L:3137[B]:ARG:N	2.02	0.91
3:L:3220[A]:ARG:HH11	3:L:3220[A]:ARG:HG3	1.35	0.91
3:O:2979[B]:GLN:HG2	3:O:3155[B]:MET:HE2	1.52	0.91
3:U:2935[A]:ILE:HD13	3:U:2936[A]:GLU:H	1.35	0.91
3:U:3096[B]:VAL:HG11	3:U:3115[B]:LEU:CD1	1.99	0.91
3:U:3283[A]:ILE:HG21	3:U:3305[A]:ILE:HD11	1.51	0.91
3:U:3298[B]:ASN:HB2	3:U:3300[B]:LEU:HD23	1.50	0.91
3:X:2956[A]:LYS:O	3:X:2960[A]:PHE:HE1	1.22	0.91
3:X:2960[A]:PHE:HD2	3:X:3157[A]:PRO:CG	1.82	0.91
3:X:3169[A]:LYS:O	3:X:3172[A]:SER:OG	1.85	0.91
3:X:3298[A]:ASN:HB2	3:X:3300[A]:LEU:HD23	1.50	0.91
3:C:2988[A]:TRP:HE3	3:C:2989[A]:HIS:HD1	1.14	0.91
3:C:3169[A]:LYS:O	3:C:3172[A]:SER:OG	1.85	0.91
3:F:2931[B]:THR:N	3:F:2934[B]:GLU:OE2	2.02	0.91
3:F:2932[B]:PRO:HA	3:F:2935[B]:ILE:CD1	1.99	0.91
3:L:2948[B]:ASP:N	3:L:2949[B]:LYS:HA	1.81	0.91
3:L:3298[A]:ASN:HB2	3:L:3300[A]:LEU:HD23	1.51	0.91
3:O:2932[A]:PRO:HA	3:O:2935[A]:ILE:CD1	1.99	0.91
2:Q:2868:GLU:CD	3:R:2932[A]:PRO:O	2.09	0.91
3:R:2932[A]:PRO:HA	3:R:2935[A]:ILE:CD1	1.99	0.91
3:X:2951[A]:ASP:OD2	3:X:2952[A]:ALA:N	2.03	0.91
3:C:2932[A]:PRO:HA	3:C:2935[A]:ILE:HD12	1.51	0.91
3:C:2951[A]:ASP:OD2	3:C:2952[A]:ALA:N	2.03	0.91
3:C:2982[B]:MET:SD	3:L:3157[B]:PRO:N	2.42	0.91
3:F:2951[A]:ASP:OD2	3:F:2952[A]:ALA:N	2.04	0.91
3:F:2965[B]:LEU:HD11	3:F:2975[B]:PHE:N	1.85	0.91

Continued on next page...

Continued from previous page...

Atom-1	Atom-2	Interatomic distance (Å)	Clash overlap (Å)
3:F:2969[A]:TYR:CE2	3:F:2970[A]:PRO:HG2	2.05	0.91
3:I:2970[B]:PRO:N	3:R:2989[B]:HIS:NE2	2.18	0.91
3:I:2988[B]:TRP:HE3	3:I:2989[B]:HIS:HD1	1.14	0.91
3:I:3134[B]:GLN:O	3:I:3137[B]:ARG:N	2.02	0.91
3:O:3158[B]:PHE:N	3:X:3152[B]:LYS:CG	2.20	0.91
3:X:2932[B]:PRO:HA	3:X:2935[B]:ILE:HD12	1.51	0.91
1:A:1161:ILE:HD11	1:A:1196:ILE:HD11	1.53	0.91
3:C:2968[B]:GLN:O	3:L:2985[B]:PHE:HD2	1.48	0.91
3:C:2988[B]:TRP:CD1	3:L:3153[B]:LYS:NZ	2.35	0.91
3:C:3096[A]:VAL:HG11	3:C:3115[A]:LEU:CD1	1.99	0.91
3:F:2948[A]:ASP:HB3	3:F:2949[A]:LYS:HA	1.52	0.91
3:I:3251[B]:ASP:CA	3:R:3251[B]:ASP:HB3	1.99	0.91
3:I:3298[B]:ASN:ND2	3:I:3301[B]:PRO:CA	2.34	0.91
3:L:2931[B]:THR:N	3:L:2934[B]:GLU:OE2	2.02	0.91
3:L:2979[B]:GLN:HG2	3:L:3155[B]:MET:HE3	1.49	0.91
3:L:3074[A]:GLU:OE1	3:L:3212[A]:ARG:NH2	2.03	0.91
1:M:1582:ASN:HB3	1:M:1583:CYS:HB2	1.52	0.91
3:U:2931[B]:THR:N	3:U:2934[B]:GLU:OE2	2.02	0.91
3:U:2960[A]:PHE:HD2	3:U:3157[A]:PRO:CG	1.82	0.91
3:X:2931[B]:THR:N	3:X:2934[B]:GLU:OE2	2.02	0.91
3:C:2931[A]:THR:N	3:C:2934[A]:GLU:OE2	2.02	0.91
3:C:2969[B]:TYR:O	3:L:2985[B]:PHE:CE2	2.21	0.91
3:C:3074[A]:GLU:OE1	3:C:3212[A]:ARG:NH2	2.02	0.91
3:C:3153[B]:LYS:HB3	3:L:3155[B]:MET:CA	1.78	0.91
3:F:2932[B]:PRO:HA	3:F:2935[B]:ILE:HD12	1.51	0.91
3:F:3134[A]:GLN:O	3:F:3137[A]:ARG:N	2.02	0.91
3:I:3162[B]:ASP:OD2	3:R:3258[B]:PHE:HA	1.70	0.91
3:I:3283[A]:ILE:HG21	3:I:3305[A]:ILE:HD11	1.52	0.91
3:O:2935[A]:ILE:HD13	3:O:2936[A]:GLU:H	1.35	0.91
3:O:2951[A]:ASP:OD2	3:O:2952[A]:ALA:N	2.03	0.91
3:O:2965[B]:LEU:HD11	3:O:2975[B]:PHE:N	1.85	0.91
3:O:3134[B]:GLN:O	3:O:3137[B]:ARG:N	2.02	0.91
3:O:3169[B]:LYS:HE3	3:X:3148[B]:ILE:CA	1.57	0.91
2:Q:2867:PRO:HG3	3:R:2932[A]:PRO:CG	2.01	0.91
3:R:2965[B]:LEU:HD11	3:R:2975[B]:PHE:H	1.31	0.91
3:R:3298[B]:ASN:HB2	3:R:3300[B]:LEU:HD23	1.50	0.91
3:U:2969[B]:TYR:CE2	3:U:2970[B]:PRO:HG2	2.05	0.91
3:X:3134[B]:GLN:O	3:X:3137[B]:ARG:N	2.02	0.91
3:C:2932[A]:PRO:HA	3:C:2935[A]:ILE:CD1	1.99	0.91
3:C:3284[A]:LYS:HE2	3:C:3284[A]:LYS:HA	1.49	0.91
3:I:2951[A]:ASP:OD2	3:I:2952[A]:ALA:N	2.03	0.91

Continued on next page...

Continued from previous page...

Atom-1	Atom-2	Interatomic distance (Å)	Clash overlap (Å)
3:I:3162[B]:ASP:CB	3:R:3259[B]:ASP:HB3	2.00	0.91
3:L:2948[B]:ASP:HB3	3:L:2949[B]:LYS:HA	1.52	0.91
3:L:3074[B]:GLU:OE1	3:L:3212[B]:ARG:NH2	2.02	0.91
3:L:3096[B]:VAL:HG11	3:L:3115[B]:LEU:CD1	1.99	0.91
3:O:2965[A]:LEU:HD11	3:O:2975[A]:PHE:N	1.85	0.91
3:O:3074[B]:GLU:OE1	3:O:3212[B]:ARG:NH2	2.03	0.91
3:O:3283[A]:ILE:HG21	3:O:3305[A]:ILE:HD11	1.51	0.91
3:U:2951[A]:ASP:OD2	3:U:2952[A]:ALA:N	2.04	0.91
3:U:3298[A]:ASN:HB2	3:U:3300[A]:LEU:HD23	1.51	0.91
3:X:3074[A]:GLU:OE1	3:X:3212[A]:ARG:NH2	2.03	0.91
3:X:3283[A]:ILE:HG21	3:X:3305[A]:ILE:HD11	1.51	0.91
3:X:3298[B]:ASN:HB2	3:X:3300[B]:LEU:N	1.78	0.91
3:C:2948[B]:ASP:HB3	3:C:2949[B]:LYS:HA	1.52	0.91
3:C:3158[B]:PHE:O	3:L:3149[B]:ASN:CB	2.19	0.91
3:C:3255[B]:PRO:CG	3:L:2959[B]:SER:O	2.17	0.91
3:F:2935[B]:ILE:HD13	3:F:2936[B]:GLU:H	1.35	0.91
3:F:2951[B]:ASP:OD2	3:F:2952[B]:ALA:N	2.03	0.91
3:I:2961[B]:HIS:CE1	3:I:2980[B]:HIS:HE2	1.77	0.91
3:L:2951[A]:ASP:OD2	3:L:2952[A]:ALA:N	2.03	0.91
3:O:2935[B]:ILE:HD13	3:O:2936[B]:GLU:H	1.35	0.91
3:U:2931[A]:THR:N	3:U:2934[A]:GLU:OE2	2.02	0.91
3:C:3172[B]:SER:HB3	3:L:3150[B]:LYS:HA	1.50	0.91
3:I:2965[B]:LEU:HD11	3:I:2975[B]:PHE:N	1.85	0.91
3:O:3220[A]:ARG:HG3	3:O:3220[A]:ARG:HH11	1.35	0.91
3:R:2948[B]:ASP:HB3	3:R:2949[B]:LYS:HA	1.52	0.91
3:X:2951[B]:ASP:OD2	3:X:2952[B]:ALA:N	2.03	0.91
3:C:2965[B]:LEU:HD11	3:C:2975[B]:PHE:N	1.85	0.91
3:F:3217[A]:PHE:HZ	3:F:3230[A]:PHE:CE1	1.89	0.91
3:I:2970[B]:PRO:N	3:R:2989[B]:HIS:CD2	2.38	0.91
3:I:2976[B]:ALA:HB3	3:R:3252[B]:TYR:O	1.71	0.91
3:I:3090[B]:ASN:HB3	3:R:2972[B]:GLY:CA	2.00	0.91
3:L:2948[A]:ASP:HB3	3:L:2949[A]:LYS:HA	1.52	0.91
3:O:2963[B]:MET:CE	3:X:2975[B]:PHE:CD2	2.48	0.91
3:O:3108[B]:HIS:CB	3:X:2970[B]:PRO:N	2.28	0.91
3:R:3220[B]:ARG:HH11	3:R:3220[B]:ARG:HG3	1.35	0.91
3:U:2948[A]:ASP:HB3	3:U:2949[A]:LYS:HA	1.52	0.91
3:U:3230[B]:PHE:HB2	3:U:3243[B]:GLY:N	1.86	0.91
3:C:3156[B]:MET:CB	3:L:2982[B]:MET:CG	2.46	0.90
3:C:3298[A]:ASN:ND2	3:C:3301[A]:PRO:CA	2.34	0.90
3:F:3298[B]:ASN:ND2	3:F:3301[B]:PRO:CA	2.34	0.90
3:I:2935[B]:ILE:HD13	3:I:2936[B]:GLU:H	1.35	0.90

Continued on next page...

Continued from previous page...

Atom-1	Atom-2	Interatomic distance (Å)	Clash overlap (Å)
3:I:3149[B]:ASN:OD1	3:R:3169[B]:LYS:CD	2.17	0.90
3:I:3150[B]:LYS:HZ3	3:R:3160[B]:SER:HB3	1.29	0.90
3:I:3173[B]:THR:O	3:R:3154[B]:PRO:CD	2.19	0.90
3:O:2974[B]:ALA:HB3	3:X:2977[B]:CYS:CA	2.01	0.90
3:O:3196[A]:THR:HB	3:O:3198[A]:PRO:HD2	1.54	0.90
3:R:2932[B]:PRO:HA	3:R:2935[B]:ILE:HD12	1.51	0.90
3:R:2951[B]:ASP:OD2	3:R:2952[B]:ALA:N	2.03	0.90
3:R:2965[A]:LEU:HD11	3:R:2975[A]:PHE:N	1.85	0.90
3:R:3283[A]:ILE:HG21	3:R:3305[A]:ILE:HD11	1.51	0.90
3:R:3298[A]:ASN:ND2	3:R:3301[A]:PRO:CA	2.34	0.90
3:U:2935[B]:ILE:HD13	3:U:2936[B]:GLU:H	1.35	0.90
3:U:3220[B]:ARG:HG3	3:U:3220[B]:ARG:HH11	1.35	0.90
3:X:3230[A]:PHE:HB2	3:X:3243[A]:GLY:N	1.86	0.90
3:C:3174[B]:GLY:HA3	3:L:3154[B]:PRO:CB	2.00	0.90
3:F:3230[A]:PHE:HB2	3:F:3243[A]:GLY:N	1.87	0.90
3:I:2967[B]:CYS:HA	3:R:2981[B]:GLY:CA	1.94	0.90
3:I:3298[A]:ASN:ND2	3:I:3301[A]:PRO:CA	2.34	0.90
3:L:2951[B]:ASP:OD2	3:L:2952[B]:ALA:N	2.03	0.90
3:O:2979[A]:GLN:HG2	3:O:3155[A]:MET:HE2	1.53	0.90
3:O:3157[B]:PRO:O	3:X:3148[B]:ILE:O	1.87	0.90
3:R:2988[A]:TRP:HE3	3:R:2989[A]:HIS:HD1	1.14	0.90
3:U:2969[A]:TYR:CE2	3:U:2970[A]:PRO:HG2	2.05	0.90
3:U:3196[A]:THR:HB	3:U:3198[A]:PRO:HD2	1.54	0.90
3:U:3298[A]:ASN:ND2	3:U:3301[A]:PRO:CA	2.34	0.90
3:C:2967[B]:CYS:HB3	3:L:2982[B]:MET:H	1.29	0.90
3:C:2974[B]:ALA:CA	3:L:3249[B]:GLY:HA2	2.01	0.90
3:C:3074[B]:GLU:OE1	3:C:3212[B]:ARG:NH2	2.02	0.90
3:C:3134[A]:GLN:O	3:C:3137[A]:ARG:N	2.02	0.90
1:D:695:TYR:HH	1:D:703:TYR:HD1	1.07	0.90
3:F:3283[B]:ILE:HG21	3:F:3305[B]:ILE:HD11	1.51	0.90
3:I:2931[B]:THR:N	3:I:2934[B]:GLU:OE2	2.02	0.90
3:I:3298[B]:ASN:HB2	3:I:3300[B]:LEU:HD23	1.51	0.90
3:R:2935[B]:ILE:HD13	3:R:2936[B]:GLU:H	1.35	0.90
3:U:2951[B]:ASP:OD2	3:U:2952[B]:ALA:N	2.03	0.90
3:X:2965[B]:LEU:HD11	3:X:2975[B]:PHE:N	1.85	0.90
3:X:3298[B]:ASN:HB2	3:X:3300[B]:LEU:HD23	1.51	0.90
3:C:3196[B]:THR:HB	3:C:3198[B]:PRO:HD2	1.54	0.90
3:I:2975[B]:PHE:HZ	3:R:2961[B]:HIS:CB	1.85	0.90
3:I:2978[B]:CYS:O	3:R:2977[B]:CYS:SG	2.28	0.90
3:I:2988[B]:TRP:CH2	3:R:2975[B]:PHE:HE2	1.88	0.90
3:O:2971[B]:ASP:N	3:X:2991[B]:LEU:N	2.19	0.90

Continued on next page...

Continued from previous page...

Atom-1	Atom-2	Interatomic distance (Å)	Clash overlap (Å)
3:F:2969[B]:TYR:CE2	3:F:2970[B]:PRO:HG2	2.05	0.90
3:I:2967[B]:CYS:SG	3:R:2982[B]:MET:HE2	2.10	0.90
3:O:3160[B]:SER:CA	3:X:3151[B]:LEU:HD12	2.01	0.90
3:R:3230[B]:PHE:HB2	3:R:3243[B]:GLY:N	1.87	0.90
3:C:3153[B]:LYS:NZ	3:L:2988[B]:TRP:CD1	2.40	0.90
3:F:2948[A]:ASP:N	3:F:2949[A]:LYS:HA	1.81	0.90
3:I:2935[A]:ILE:HD13	3:I:2936[A]:GLU:H	1.35	0.90
3:I:3196[A]:THR:HB	3:I:3198[A]:PRO:HD2	1.53	0.90
3:I:3230[B]:PHE:HB2	3:I:3243[B]:GLY:N	1.87	0.90
3:L:2988[A]:TRP:HE3	3:L:2989[A]:HIS:HD1	1.14	0.90
3:L:3298[B]:ASN:ND2	3:L:3301[B]:PRO:CA	2.34	0.90
3:O:3158[B]:PHE:C	3:X:3148[B]:ILE:O	2.10	0.90
3:O:3160[B]:SER:CB	3:X:3151[B]:LEU:N	2.30	0.90
3:R:3283[B]:ILE:HG21	3:R:3305[B]:ILE:HD11	1.51	0.90
3:U:3220[A]:ARG:HH11	3:U:3220[A]:ARG:HG3	1.35	0.90
3:X:2948[A]:ASP:HB3	3:X:2949[A]:LYS:HA	1.52	0.90
3:C:2979[B]:GLN:HG2	3:C:3155[B]:MET:HE3	1.52	0.90
3:I:3283[B]:ILE:HG21	3:I:3305[B]:ILE:HD11	1.51	0.90
3:U:3298[B]:ASN:ND2	3:U:3301[B]:PRO:CA	2.34	0.90
3:X:2932[A]:PRO:HA	3:X:2935[A]:ILE:HD12	1.51	0.90
3:X:3220[B]:ARG:HG3	3:X:3220[B]:ARG:HH11	1.35	0.90
3:C:3223[B]:GLY:O	3:L:3252[B]:TYR:CE1	2.24	0.90
3:C:3230[B]:PHE:HB2	3:C:3243[B]:GLY:N	1.87	0.90
3:F:2965[A]:LEU:HD11	3:F:2975[A]:PHE:N	1.85	0.90
3:F:3298[A]:ASN:ND2	3:F:3301[A]:PRO:CA	2.34	0.90
1:G:1582:ASN:HB3	1:G:1583:CYS:HB2	1.53	0.90
3:I:2967[B]:CYS:SG	3:R:2982[B]:MET:CG	2.60	0.90
3:L:3230[A]:PHE:HB2	3:L:3243[A]:GLY:N	1.86	0.90
3:L:3283[A]:ILE:HG21	3:L:3305[A]:ILE:HD11	1.51	0.90
3:O:2932[A]:PRO:HA	3:O:2935[A]:ILE:HD12	1.51	0.90
3:O:2932[B]:PRO:HA	3:O:2935[B]:ILE:HD12	1.51	0.90
3:O:2973[B]:THR:CB	3:X:3158[B]:PHE:CE2	2.54	0.90
3:O:3230[B]:PHE:HB2	3:O:3243[B]:GLY:N	1.87	0.90
3:U:2948[B]:ASP:HB3	3:U:2949[B]:LYS:HA	1.52	0.90
3:C:3220[B]:ARG:HH11	3:C:3220[B]:ARG:HG3	1.35	0.90
3:C:3223[B]:GLY:O	3:L:3252[B]:TYR:CZ	2.24	0.90
3:I:3153[B]:LYS:CD	3:R:3155[B]:MET:CB	2.46	0.90
3:L:3220[B]:ARG:HH11	3:L:3220[B]:ARG:HG3	1.35	0.90
3:O:2964[B]:PRO:HA	3:X:2975[B]:PHE:HE2	1.37	0.90
3:O:2965[B]:LEU:HD11	3:X:2979[B]:GLN:NE2	1.86	0.90
3:O:3298[A]:ASN:HB2	3:O:3300[A]:LEU:N	1.78	0.90

Continued on next page...

Continued from previous page...

Atom-1	Atom-2	Interatomic distance (Å)	Clash overlap (Å)
3:R:2951[A]:ASP:OD2	3:R:2952[A]:ALA:N	2.04	0.90
3:R:3196[A]:THR:HB	3:R:3198[A]:PRO:HD2	1.53	0.90
3:U:2932[A]:PRO:HA	3:U:2935[A]:ILE:HD12	1.51	0.90
3:U:2988[A]:TRP:HE3	3:U:2989[A]:HIS:HD1	1.14	0.90
3:X:3298[B]:ASN:ND2	3:X:3301[B]:PRO:CA	2.34	0.90
3:C:3252[B]:TYR:HB3	3:L:3253[B]:GLU:HB3	1.52	0.90
3:F:2948[B]:ASP:HB3	3:F:2949[B]:LYS:HA	1.52	0.90
3:F:3024[A]:LEU:CD1	3:F:3025[A]:VAL:H	1.83	0.90
3:F:3196[B]:THR:HB	3:F:3198[B]:PRO:HD2	1.54	0.90
3:F:3220[B]:ARG:HG3	3:F:3220[B]:ARG:HH11	1.35	0.90
3:I:2968[B]:GLN:HG3	3:R:3086[B]:GLU:HG3	1.53	0.90
3:I:3255[B]:PRO:CG	3:R:2964[B]:PRO:HD2	2.02	0.90
3:L:3217[B]:PHE:HZ	3:L:3230[B]:PHE:CE1	1.89	0.90
3:O:3230[A]:PHE:HB2	3:O:3243[A]:GLY:N	1.87	0.90
3:U:2979[B]:GLN:NE2	3:U:3155[B]:MET:HE2	1.87	0.90
2:Z:2472:ASN:HB3	4:MA:1:NAG:C8	2.01	0.90
3:F:2935[A]:ILE:HD13	3:F:2936[A]:GLU:H	1.35	0.89
3:I:2965[A]:LEU:HD11	3:I:2975[A]:PHE:N	1.85	0.89
3:O:2965[B]:LEU:HB3	3:X:3254[B]:MET:SD	2.12	0.89
3:C:2988[A]:TRP:HE3	3:C:2989[A]:HIS:ND1	1.70	0.89
3:I:2948[A]:ASP:HB3	3:I:2949[A]:LYS:HA	1.52	0.89
3:L:3298[A]:ASN:ND2	3:L:3301[A]:PRO:CA	2.34	0.89
3:R:2948[A]:ASP:HB3	3:R:2949[A]:LYS:HA	1.52	0.89
3:R:2988[A]:TRP:HE3	3:R:2989[A]:HIS:ND1	1.70	0.89
3:X:2979[A]:GLN:HG2	3:X:3155[A]:MET:HE2	1.54	0.89
3:X:3220[A]:ARG:HH11	3:X:3220[A]:ARG:HG3	1.35	0.89
3:C:2988[B]:TRP:HE3	3:C:2989[B]:HIS:HD1	1.14	0.89
3:C:3283[B]:ILE:HG21	3:C:3305[B]:ILE:HD11	1.51	0.89
3:I:2951[B]:ASP:OD2	3:I:2952[B]:ALA:N	2.03	0.89
3:L:2988[A]:TRP:HE3	3:L:2989[A]:HIS:ND1	1.70	0.89
3:L:3230[B]:PHE:HB2	3:L:3243[B]:GLY:N	1.87	0.89
3:O:2969[B]:TYR:HD1	3:X:3158[B]:PHE:CD1	1.80	0.89
3:O:2988[A]:TRP:HE3	3:O:2989[A]:HIS:ND1	1.70	0.89
1:P:1582:ASN:HB3	1:P:1583:CYS:HB2	1.54	0.89
3:U:3196[B]:THR:HB	3:U:3198[B]:PRO:HD2	1.53	0.89
3:C:2935[A]:ILE:HD13	3:C:2936[A]:GLU:H	1.35	0.89
3:C:2968[B]:GLN:HE21	3:L:3086[B]:GLU:HB3	1.37	0.89
1:M:427:ASP:OD2	1:M:518:LYS:NZ	2.05	0.89
3:O:2965[B]:LEU:CB	3:X:3254[B]:MET:HE1	2.00	0.89
3:O:3298[A]:ASN:ND2	3:O:3301[A]:PRO:CA	2.34	0.89
3:R:3298[B]:ASN:ND2	3:R:3301[B]:PRO:CA	2.34	0.89

Continued on next page...

Continued from previous page...

Atom-1	Atom-2	Interatomic distance (Å)	Clash overlap (Å)
3:U:2932[B]:PRO:HA	3:U:2935[B]:ILE:HD12	1.51	0.89
3:U:3230[A]:PHE:HB2	3:U:3243[A]:GLY:N	1.87	0.89
3:C:2969[B]:TYR:HA	3:L:2989[B]:HIS:NE2	1.88	0.89
3:C:3298[B]:ASN:ND2	3:C:3301[B]:PRO:CA	2.34	0.89
3:I:2948[B]:ASP:HB3	3:I:2949[B]:LYS:HA	1.52	0.89
3:I:2956[A]:LYS:O	3:I:2960[A]:PHE:HE1	1.22	0.89
3:I:2988[B]:TRP:HE3	3:I:2989[B]:HIS:ND1	1.70	0.89
3:I:3151[B]:LEU:N	3:R:3159[B]:SER:HA	1.86	0.89
3:R:2988[B]:TRP:HE3	3:R:2989[B]:HIS:ND1	1.70	0.89
3:R:3230[A]:PHE:HB2	3:R:3243[A]:GLY:N	1.87	0.89
3:U:2965[B]:LEU:HD11	3:U:2975[B]:PHE:N	1.85	0.89
3:X:2988[B]:TRP:HE3	3:X:2989[B]:HIS:ND1	1.70	0.89
3:C:2988[B]:TRP:HE3	3:C:2989[B]:HIS:ND1	1.70	0.89
3:C:3108[B]:HIS:HE1	3:L:3251[B]:ASP:OD1	1.56	0.89
3:C:3154[B]:PRO:O	3:L:3155[B]:MET:HG2	1.73	0.89
3:I:2976[B]:ALA:CB	3:R:3252[B]:TYR:O	2.19	0.89
3:I:3153[B]:LYS:HB3	3:R:3155[B]:MET:O	1.73	0.89
3:O:2965[B]:LEU:HD13	3:X:2979[B]:GLN:NE2	1.62	0.89
3:O:3196[B]:THR:H	3:O:3199[B]:GLN:HB2	1.38	0.89
3:O:3298[A]:ASN:HB2	3:O:3300[A]:LEU:HD23	1.50	0.89
3:U:2965[A]:LEU:HD11	3:U:2975[A]:PHE:N	1.85	0.89
3:U:2988[B]:TRP:HE3	3:U:2989[B]:HIS:ND1	1.70	0.89
3:X:3217[A]:PHE:HZ	3:X:3230[A]:PHE:CE1	1.89	0.89
3:C:3090[B]:ASN:CG	3:L:2972[B]:GLY:CA	2.36	0.89
3:C:3172[B]:SER:H	3:L:3152[B]:LYS:HB2	1.31	0.89
3:F:2948[B]:ASP:N	3:F:2949[B]:LYS:HA	1.81	0.89
3:I:2989[B]:HIS:CD2	3:R:2970[B]:PRO:CA	2.55	0.89
3:X:3298[A]:ASN:ND2	3:X:3301[A]:PRO:CA	2.34	0.89
1:A:180:ASN:HD22	1:A:344:LEU:HD22	1.38	0.89
3:C:2948[A]:ASP:HB3	3:C:2949[A]:LYS:HA	1.52	0.89
3:C:2959[B]:SER:O	3:L:3255[B]:PRO:CB	2.20	0.89
3:C:2974[B]:ALA:HB3	3:L:3249[B]:GLY:HA3	0.89	0.89
3:C:3150[B]:LYS:HZ2	3:L:3160[B]:SER:HB3	1.22	0.89
3:F:3196[A]:THR:HB	3:F:3198[A]:PRO:HD2	1.54	0.89
3:F:3230[B]:PHE:HB2	3:F:3243[B]:GLY:N	1.87	0.89
3:I:3273[B]:LEU:HB2	3:I:3275[B]:LEU:HD13	1.55	0.89
8:0:1:NAG:H61	8:0:2:NAG:HN2	1.37	0.89
3:F:3013[B]:ASP:HA	3:F:3122[B]:ASN:ND2	1.88	0.89
3:I:3273[A]:LEU:HB2	3:I:3275[A]:LEU:HD13	1.55	0.89
3:L:2935[A]:ILE:HD13	3:L:2936[A]:GLU:H	1.35	0.89
3:O:3298[B]:ASN:ND2	3:O:3301[B]:PRO:CA	2.34	0.89

Continued on next page...

Continued from previous page...

Atom-1	Atom-2	Interatomic distance (Å)	Clash overlap (Å)
3:R:2965[B]:LEU:HD11	3:R:2975[B]:PHE:N	1.85	0.89
6:GA:1:NAG:H4	6:GA:2:NAG:C7	2.02	0.89
3:C:3153[B]:LYS:HB3	3:L:3155[B]:MET:H	1.38	0.89
3:C:3273[A]:LEU:HB2	3:C:3275[A]:LEU:HD13	1.55	0.89
2:E:2800:LYS:O	3:F:3023[A]:ILE:HD13	1.73	0.89
3:F:3220[A]:ARG:HH11	3:F:3220[A]:ARG:HG3	1.35	0.89
3:F:3273[B]:LEU:HB2	3:F:3275[B]:LEU:HD13	1.55	0.89
3:I:3298[B]:ASN:HB2	3:I:3300[B]:LEU:N	1.78	0.89
3:O:2965[B]:LEU:HB3	3:X:3254[B]:MET:CE	2.02	0.89
3:U:2993[A]:MET:O	3:U:2997[A]:GLU:N	2.07	0.89
3:X:3230[B]:PHE:HB2	3:X:3243[B]:GLY:N	1.87	0.89
6:LA:1:NAG:O4	6:LA:2:NAG:O7	1.89	0.89
3:F:3273[A]:LEU:HB2	3:F:3275[A]:LEU:HD13	1.55	0.88
3:I:2993[A]:MET:O	3:I:2997[A]:GLU:N	2.07	0.88
3:I:2993[B]:MET:O	3:I:2997[B]:GLU:N	2.07	0.88
3:U:3013[B]:ASP:HA	3:U:3122[B]:ASN:ND2	1.88	0.88
3:C:2971[B]:ASP:HB3	3:L:3089[B]:HIS:CE1	2.06	0.88
3:C:2993[B]:MET:O	3:C:2997[B]:GLU:N	2.07	0.88
3:C:3154[B]:PRO:CB	3:L:3151[B]:LEU:O	2.20	0.88
3:C:3230[A]:PHE:HB2	3:C:3243[A]:GLY:N	1.87	0.88
3:C:3287[B]:ILE:O	3:C:3295[B]:LEU:HA	1.73	0.88
3:F:2993[A]:MET:O	3:F:2997[A]:GLU:N	2.07	0.88
3:I:2988[A]:TRP:HE3	3:I:2989[A]:HIS:ND1	1.70	0.88
3:I:3153[B]:LYS:HB2	3:R:3158[B]:PHE:CB	2.03	0.88
3:I:3154[B]:PRO:HD3	3:R:3173[B]:THR:O	1.73	0.88
3:O:2948[B]:ASP:N	3:O:2949[B]:LYS:HA	1.81	0.88
3:C:3162[B]:ASP:CA	3:L:3147[B]:GLU:OE1	1.94	0.88
3:I:2975[B]:PHE:CD1	3:R:3107[B]:LEU:CG	2.49	0.88
3:L:3196[B]:THR:HB	3:L:3198[B]:PRO:HD2	1.54	0.88
3:O:2988[B]:TRP:HE3	3:O:2989[B]:HIS:ND1	1.70	0.88
3:C:2983[B]:VAL:CB	3:L:3160[B]:SER:HA	2.03	0.88
3:C:3172[B]:SER:HB2	3:L:3150[B]:LYS:C	1.94	0.88
3:I:3013[A]:ASP:HA	3:I:3122[A]:ASN:ND2	1.88	0.88
3:I:3153[B]:LYS:HE3	3:R:3158[B]:PHE:H	1.37	0.88
3:I:3222[A]:ILE:HD12	3:I:3223[A]:GLY:N	1.89	0.88
3:L:2993[B]:MET:O	3:L:2997[B]:GLU:N	2.07	0.88
3:R:3196[B]:THR:HB	3:R:3198[B]:PRO:HD2	1.54	0.88
3:R:3222[A]:ILE:HD12	3:R:3223[A]:GLY:N	1.89	0.88
3:X:3196[B]:THR:HB	3:X:3198[B]:PRO:HD2	1.54	0.88
3:X:3273[A]:LEU:HB2	3:X:3275[A]:LEU:HD13	1.55	0.88
3:X:3287[A]:ILE:O	3:X:3295[A]:LEU:HA	1.73	0.88

Continued on next page...

Continued from previous page...

Atom-1	Atom-2	Interatomic distance (Å)	Clash overlap (Å)
1:A:1582:ASN:HB3	1:A:1583:CYS:HB2	1.55	0.88
3:I:3287[B]:ILE:O	3:I:3295[B]:LEU:HA	1.74	0.88
3:L:3013[B]:ASP:HA	3:L:3122[B]:ASN:ND2	1.88	0.88
3:O:2974[B]:ALA:HB3	3:X:2977[B]:CYS:HB3	1.55	0.88
3:O:2993[B]:MET:O	3:O:2997[B]:GLU:N	2.06	0.88
3:O:3255[B]:PRO:HA	3:X:3161[B]:GLU:CA	2.02	0.88
3:O:3273[B]:LEU:HB2	3:O:3275[B]:LEU:HD13	1.55	0.88
3:U:3013[A]:ASP:HA	3:U:3122[A]:ASN:ND2	1.88	0.88
3:U:3222[A]:ILE:HD12	3:U:3223[A]:GLY:N	1.89	0.88
3:C:3287[A]:ILE:O	3:C:3295[A]:LEU:HA	1.73	0.88
3:F:2943[B]:ALA:O	3:F:2946[B]:GLN:HG3	1.74	0.88
3:I:3013[B]:ASP:HA	3:I:3122[B]:ASN:ND2	1.88	0.88
3:O:2948[B]:ASP:HB3	3:O:2949[B]:LYS:HA	1.52	0.88
3:O:3173[A]:THR:HB	3:O:3176[A]:LYS:CD	2.04	0.88
3:R:3287[A]:ILE:O	3:R:3295[A]:LEU:HA	1.73	0.88
3:C:2948[B]:ASP:OD1	3:C:2950[B]:THR:N	2.07	0.88
3:C:3196[A]:THR:HB	3:C:3198[A]:PRO:HD2	1.54	0.88
3:C:3259[B]:ASP:OD2	3:L:3162[B]:ASP:CG	2.11	0.88
3:F:2988[B]:TRP:HE3	3:F:2989[B]:HIS:ND1	1.70	0.88
3:I:3163[B]:ASN:ND2	3:R:3149[B]:ASN:CG	2.26	0.88
3:I:3217[A]:PHE:HZ	3:I:3230[A]:PHE:CE1	1.89	0.88
3:I:3250[B]:GLY:HA2	3:R:3252[B]:TYR:CE2	2.06	0.88
3:L:3273[B]:LEU:HB2	3:L:3275[B]:LEU:HD13	1.55	0.88
3:O:3013[A]:ASP:HA	3:O:3122[A]:ASN:ND2	1.88	0.88
3:X:2988[A]:TRP:HE3	3:X:2989[A]:HIS:ND1	1.70	0.88
3:X:3173[A]:THR:HB	3:X:3176[A]:LYS:CD	2.04	0.88
3:C:2982[B]:MET:CG	3:L:3156[B]:MET:CG	2.41	0.88
3:C:3217[B]:PHE:HZ	3:C:3230[B]:PHE:CE1	1.89	0.88
3:F:2948[A]:ASP:OD1	3:F:2950[A]:THR:N	2.07	0.88
3:F:2993[B]:MET:O	3:F:2997[B]:GLU:N	2.07	0.88
3:F:2997[B]:GLU:OE2	3:F:3009[B]:ILE:HG13	1.74	0.88
3:F:3013[A]:ASP:HA	3:F:3122[A]:ASN:ND2	1.88	0.88
3:F:3173[A]:THR:HB	3:F:3176[A]:LYS:CD	2.04	0.88
3:I:2961[B]:HIS:CB	3:R:2975[B]:PHE:HZ	1.86	0.88
3:I:3230[A]:PHE:HB2	3:I:3243[A]:GLY:N	1.87	0.88
3:L:2997[A]:GLU:OE2	3:L:3009[A]:ILE:HG13	1.74	0.88
3:L:3173[B]:THR:HB	3:L:3176[B]:LYS:CD	2.04	0.88
3:O:2943[A]:ALA:O	3:O:2946[A]:GLN:HG3	1.74	0.88
3:R:2948[A]:ASP:OD1	3:R:2950[A]:THR:N	2.07	0.88
3:C:3013[B]:ASP:HA	3:C:3122[B]:ASN:ND2	1.88	0.88
3:I:2948[B]:ASP:OD1	3:I:2950[B]:THR:N	2.07	0.88

Continued on next page...

Continued from previous page...

Atom-1	Atom-2	Interatomic distance (Å)	Clash overlap (Å)
3:I:2967[B]:CYS:SG	3:R:2982[B]:MET:HG2	2.14	0.88
3:O:2997[A]:GLU:OE2	3:O:3009[A]:ILE:HG13	1.74	0.88
3:U:2948[A]:ASP:OD1	3:U:2950[A]:THR:N	2.07	0.88
3:U:2957[A]:ILE:HA	3:U:2960[A]:PHE:CE1	2.09	0.88
3:U:2988[A]:TRP:HE3	3:U:2989[A]:HIS:ND1	1.70	0.88
3:U:2997[B]:GLU:OE2	3:U:3009[B]:ILE:HG13	1.74	0.88
3:U:3222[B]:ILE:HD12	3:U:3223[B]:GLY:N	1.89	0.88
3:C:2943[B]:ALA:O	3:C:2946[B]:GLN:HG3	1.74	0.88
3:C:3174[B]:GLY:CA	3:L:3154[B]:PRO:CB	2.52	0.88
3:L:2948[B]:ASP:OD1	3:L:2950[B]:THR:N	2.07	0.88
3:L:3222[A]:ILE:HD12	3:L:3223[A]:GLY:N	1.89	0.88
3:U:2948[B]:ASP:OD1	3:U:2950[B]:THR:N	2.07	0.88
3:X:2957[B]:ILE:HA	3:X:2960[B]:PHE:CE1	2.09	0.88
3:X:3287[B]:ILE:O	3:X:3295[B]:LEU:HA	1.73	0.88
1:A:119:LYS:HB3	1:A:120:LYS:HA	1.54	0.87
3:C:3173[B]:THR:HB	3:C:3176[B]:LYS:CG	2.05	0.87
3:C:3176[A]:LYS:O	3:C:3177[A]:SER:OG	1.92	0.87
3:F:3287[B]:ILE:O	3:F:3295[B]:LEU:HA	1.74	0.87
3:I:3173[B]:THR:HB	3:I:3176[B]:LYS:CG	2.05	0.87
3:L:2957[A]:ILE:HA	3:L:2960[A]:PHE:CE1	2.09	0.87
3:L:3092[A]:ILE:O	3:L:3096[A]:VAL:HG23	1.75	0.87
3:O:3092[B]:ILE:O	3:O:3096[B]:VAL:HG23	1.74	0.87
3:R:2957[B]:ILE:HA	3:R:2960[B]:PHE:CE1	2.09	0.87
3:R:3173[A]:THR:HB	3:R:3176[A]:LYS:CG	2.04	0.87
3:U:3176[A]:LYS:O	3:U:3177[A]:SER:OG	1.92	0.87
3:U:3287[B]:ILE:O	3:U:3295[B]:LEU:HA	1.73	0.87
4:JA:1:NAG:O4	4:JA:2:NAG:O7	1.92	0.87
2:B:2345:ASN:H	2:E:2515:ARG:HD3	1.39	0.87
3:C:2957[B]:ILE:HA	3:C:2960[B]:PHE:CE1	2.09	0.87
3:C:3253[B]:GLU:HB2	3:L:2976[B]:ALA:H	1.34	0.87
3:C:3273[B]:LEU:HB2	3:C:3275[B]:LEU:HD13	1.55	0.87
3:I:2943[A]:ALA:O	3:I:2946[A]:GLN:HG3	1.74	0.87
3:I:3173[A]:THR:HB	3:I:3176[A]:LYS:CD	2.04	0.87
3:I:3173[B]:THR:OG1	3:R:3173[B]:THR:HG21	1.72	0.87
3:I:3255[B]:PRO:CG	3:R:2962[B]:GLY:C	2.43	0.87
3:L:3217[A]:PHE:HZ	3:L:3230[A]:PHE:CE1	1.89	0.87
3:L:3222[B]:ILE:HD12	3:L:3223[B]:GLY:N	1.89	0.87
2:N:2800:LYS:O	3:O:3023[A]:ILE:HD11	1.72	0.87
3:O:2976[B]:ALA:CA	3:X:3156[B]:MET:HG2	2.04	0.87
3:O:3161[B]:GLU:CD	3:X:3151[B]:LEU:HD11	1.94	0.87
3:O:3273[A]:LEU:HB2	3:O:3275[A]:LEU:HD13	1.55	0.87

Continued on next page...

Continued from previous page...

Atom-1	Atom-2	Interatomic distance (Å)	Clash overlap (Å)
3:R:2993[B]:MET:O	3:R:2997[B]:GLU:N	2.07	0.87
3:R:3013[A]:ASP:HA	3:R:3122[A]:ASN:ND2	1.88	0.87
3:R:3092[B]:ILE:O	3:R:3096[B]:VAL:HG23	1.75	0.87
3:U:2948[B]:ASP:N	3:U:2949[B]:LYS:HA	1.81	0.87
3:U:3092[B]:ILE:O	3:U:3096[B]:VAL:HG23	1.75	0.87
3:U:3273[B]:LEU:HB2	3:U:3275[B]:LEU:HD13	1.55	0.87
3:X:3173[B]:THR:HB	3:X:3176[B]:LYS:CD	2.04	0.87
3:C:3225[B]:SER:O	3:C:3290[B]:ILE:HG23	1.75	0.87
3:F:2988[A]:TRP:HE3	3:F:2989[A]:HIS:ND1	1.70	0.87
3:F:3196[B]:THR:H	3:F:3199[B]:GLN:HB2	1.38	0.87
3:L:2979[B]:GLN:NE2	3:L:3155[B]:MET:HE2	1.89	0.87
3:L:3147[A]:GLU:HB2	3:L:3149[A]:ASN:CG	1.95	0.87
3:O:3173[B]:THR:HB	3:O:3176[B]:LYS:CG	2.05	0.87
3:U:3287[A]:ILE:O	3:U:3295[A]:LEU:HA	1.73	0.87
3:X:3013[B]:ASP:HA	3:X:3122[B]:ASN:ND2	1.88	0.87
3:X:3176[A]:LYS:O	3:X:3177[A]:SER:OG	1.92	0.87
3:C:3090[B]:ASN:HB3	3:L:2972[B]:GLY:CA	1.93	0.87
3:C:3092[A]:ILE:O	3:C:3096[A]:VAL:HG23	1.74	0.87
3:C:3173[A]:THR:HB	3:C:3176[A]:LYS:CG	2.05	0.87
3:C:3217[A]:PHE:HZ	3:C:3230[A]:PHE:CE1	1.89	0.87
3:F:2997[A]:GLU:OE2	3:F:3009[A]:ILE:HG13	1.74	0.87
3:F:3173[B]:THR:HB	3:F:3176[B]:LYS:CD	2.04	0.87
3:F:3217[B]:PHE:HZ	3:F:3230[B]:PHE:CE1	1.89	0.87
2:H:2797:LYS:NZ	3:I:3028[A]:PRO:CD	2.36	0.87
3:I:3092[B]:ILE:O	3:I:3096[B]:VAL:HG23	1.74	0.87
3:I:3159[B]:SER:CA	3:R:3150[B]:LYS:C	2.39	0.87
3:I:3196[B]:THR:HB	3:I:3198[B]:PRO:HD2	1.54	0.87
3:I:3222[B]:ILE:HD12	3:I:3223[B]:GLY:N	1.89	0.87
3:I:3225[A]:SER:O	3:I:3290[A]:ILE:HG23	1.74	0.87
3:I:3256[B]:TRP:HE1	3:R:2965[B]:LEU:CG	1.86	0.87
3:L:3173[A]:THR:HB	3:L:3176[A]:LYS:CD	2.04	0.87
3:O:3038[B]:ILE:CD1	3:X:2969[B]:TYR:CZ	2.57	0.87
3:O:3156[B]:MET:HG2	3:X:3173[B]:THR:CG2	2.04	0.87
3:O:3159[B]:SER:C	3:X:3148[B]:ILE:O	2.11	0.87
3:O:3160[B]:SER:OG	3:X:3150[B]:LYS:CB	2.18	0.87
3:O:3176[A]:LYS:O	3:O:3177[A]:SER:OG	1.92	0.87
3:O:3222[B]:ILE:N	3:X:3161[B]:GLU:HB2	1.89	0.87
3:R:2965[B]:LEU:HD11	3:R:2974[B]:ALA:HA	1.57	0.87
3:R:3176[A]:LYS:O	3:R:3177[A]:SER:OG	1.92	0.87
3:R:3225[B]:SER:O	3:R:3290[B]:ILE:HG23	1.74	0.87
3:U:3147[A]:GLU:HB2	3:U:3149[A]:ASN:CG	1.95	0.87

Continued on next page...

Continued from previous page...

Atom-1	Atom-2	Interatomic distance (Å)	Clash overlap (Å)
3:U:3173[B]:THR:HB	3:U:3176[B]:LYS:CG	2.05	0.87
3:X:2948[A]:ASP:OD1	3:X:2950[A]:THR:N	2.07	0.87
3:X:3013[A]:ASP:HA	3:X:3122[A]:ASN:ND2	1.88	0.87
3:X:3173[A]:THR:HB	3:X:3176[A]:LYS:CG	2.05	0.87
3:X:3222[A]:ILE:HD12	3:X:3223[A]:GLY:N	1.89	0.87
1:Y:497:GLN:HG2	1:Y:683:THR:HG21	1.57	0.87
3:C:2993[A]:MET:O	3:C:2997[A]:GLU:N	2.07	0.87
3:C:3283[A]:ILE:CG2	3:C:3305[A]:ILE:HD11	2.05	0.87
3:L:2948[A]:ASP:N	3:L:2949[A]:LYS:HA	1.81	0.87
3:L:2988[B]:TRP:HE3	3:L:2989[B]:HIS:ND1	1.70	0.87
3:O:2957[A]:ILE:HA	3:O:2960[A]:PHE:CE1	2.09	0.87
3:O:2997[B]:GLU:OE2	3:O:3009[B]:ILE:HG13	1.74	0.87
3:O:3108[B]:HIS:HB2	3:X:2969[B]:TYR:O	1.73	0.87
3:O:3287[B]:ILE:O	3:O:3295[B]:LEU:HA	1.73	0.87
3:R:3147[A]:GLU:HB2	3:R:3149[A]:ASN:CG	1.95	0.87
3:U:3173[B]:THR:HB	3:U:3176[B]:LYS:CD	2.04	0.87
3:X:2993[A]:MET:O	3:X:2997[A]:GLU:N	2.07	0.87
3:X:3293[B]:LYS:CD	3:X:3294[B]:SER:CB	2.53	0.87
3:C:2976[B]:ALA:N	3:L:3253[B]:GLU:CB	2.38	0.87
3:C:3293[B]:LYS:CD	3:C:3294[B]:SER:CB	2.53	0.87
3:F:2948[B]:ASP:OD1	3:F:2950[B]:THR:N	2.07	0.87
3:F:3092[A]:ILE:O	3:F:3096[A]:VAL:HG23	1.74	0.87
3:I:2933[B]:SER:HB3	3:I:2936[B]:GLU:HB3	1.57	0.87
3:I:2957[A]:ILE:HA	3:I:2960[A]:PHE:CE1	2.09	0.87
3:I:2979[B]:GLN:C	3:R:2967[B]:CYS:CB	2.39	0.87
3:I:3196[A]:THR:HB	1:J:416:ASN:ND2	1.87	0.87
3:L:2943[B]:ALA:O	3:L:2946[B]:GLN:HG3	1.74	0.87
3:L:2997[B]:GLU:OE2	3:L:3009[B]:ILE:HG13	1.74	0.87
3:L:3176[B]:LYS:O	3:L:3177[B]:SER:OG	1.92	0.87
3:L:3225[A]:SER:O	3:L:3290[A]:ILE:HG23	1.75	0.87
3:L:3273[A]:LEU:HB2	3:L:3275[A]:LEU:HD13	1.55	0.87
3:L:3293[A]:LYS:CD	3:L:3294[A]:SER:CB	2.53	0.87
3:O:2948[A]:ASP:OD1	3:O:2950[A]:THR:N	2.07	0.87
3:O:2974[B]:ALA:HB3	3:X:2977[B]:CYS:C	1.92	0.87
3:O:2977[B]:CYS:N	3:X:3154[B]:PRO:O	2.07	0.87
3:O:3173[B]:THR:HB	3:O:3176[B]:LYS:CD	2.04	0.87
3:O:3176[B]:LYS:O	3:O:3177[B]:SER:OG	1.92	0.87
3:R:2943[B]:ALA:O	3:R:2946[B]:GLN:HG3	1.74	0.87
3:R:2957[A]:ILE:HA	3:R:2960[A]:PHE:CE1	2.09	0.87
3:R:3273[A]:LEU:HB2	3:R:3275[A]:LEU:HD13	1.55	0.87
3:R:3283[B]:ILE:CG2	3:R:3305[B]:ILE:HD11	2.05	0.87

Continued on next page...

Continued from previous page...

Atom-1	Atom-2	Interatomic distance (Å)	Clash overlap (Å)
3:R:3287[B]:ILE:O	3:R:3295[B]:LEU:HA	1.73	0.87
3:U:2965[A]:LEU:HD11	3:U:2974[A]:ALA:HA	1.57	0.87
3:U:3173[A]:THR:HB	3:U:3176[A]:LYS:CG	2.05	0.87
3:X:2957[A]:ILE:HA	3:X:2960[A]:PHE:CE1	2.10	0.87
3:X:3147[A]:GLU:HB2	3:X:3149[A]:ASN:CG	1.95	0.87
3:X:3196[A]:THR:HB	3:X:3198[A]:PRO:HD2	1.54	0.87
3:X:3225[B]:SER:O	3:X:3290[B]:ILE:HG23	1.75	0.87
3:C:2979[B]:GLN:NE2	3:C:3155[B]:MET:HE2	1.88	0.87
3:C:3124[A]:ASP:OD2	3:C:3185[A]:TYR:OH	1.93	0.87
3:F:2957[B]:ILE:HA	3:F:2960[B]:PHE:CE1	2.10	0.87
3:F:3283[B]:ILE:CG2	3:F:3305[B]:ILE:HD11	2.05	0.87
3:L:2965[B]:LEU:HD11	3:L:2974[B]:ALA:HA	1.57	0.87
3:L:3092[B]:ILE:O	3:L:3096[B]:VAL:HG23	1.75	0.87
3:L:3287[A]:ILE:O	3:L:3295[A]:LEU:HA	1.73	0.87
3:O:2948[B]:ASP:OD1	3:O:2950[B]:THR:N	2.07	0.87
3:O:3253[B]:GLU:CD	3:X:3161[B]:GLU:OE2	2.13	0.87
3:O:3284[A]:LYS:HD3	3:O:3285[A]:VAL:H	1.39	0.87
1:P:550:ILE:N	1:P:557:VAL:O	2.07	0.87
3:R:2948[B]:ASP:OD1	3:R:2950[B]:THR:N	2.07	0.87
3:U:3293[A]:LYS:CD	3:U:3294[A]:SER:CB	2.53	0.87
3:X:2993[B]:MET:O	3:X:2997[B]:GLU:N	2.07	0.87
3:X:2997[A]:GLU:OE2	3:X:3009[A]:ILE:HG13	1.74	0.87
3:X:2997[B]:GLU:OE2	3:X:3009[B]:ILE:HG13	1.74	0.87
3:C:2935[B]:ILE:HD13	3:C:2936[B]:GLU:H	1.35	0.87
3:C:2957[A]:ILE:HA	3:C:2960[A]:PHE:CE1	2.10	0.87
3:C:2971[B]:ASP:OD1	3:L:3248[B]:LEU:HD22	1.74	0.87
3:C:3013[A]:ASP:HA	3:C:3122[A]:ASN:ND2	1.88	0.87
3:F:2956[A]:LYS:O	3:F:2960[A]:PHE:HE1	1.22	0.87
3:F:2965[A]:LEU:HD11	3:F:2974[A]:ALA:HA	1.57	0.87
3:F:2979[B]:GLN:CG	3:F:3155[B]:MET:HE1	2.00	0.87
3:I:2933[A]:SER:HB3	3:I:2936[A]:GLU:HB3	1.57	0.87
3:I:2997[A]:GLU:OE2	3:I:3009[A]:ILE:HG13	1.74	0.87
3:L:2993[A]:MET:O	3:L:2997[A]:GLU:N	2.07	0.87
3:L:3283[A]:ILE:CG2	3:L:3305[A]:ILE:HD11	2.05	0.87
3:O:3147[A]:GLU:HB2	3:O:3149[A]:ASN:CG	1.95	0.87
3:R:3173[B]:THR:HB	3:R:3176[B]:LYS:CD	2.04	0.87
3:R:3225[A]:SER:O	3:R:3290[A]:ILE:HG23	1.74	0.87
3:U:3283[B]:ILE:CG2	3:U:3305[B]:ILE:HD11	2.05	0.87
3:X:3196[A]:THR:H	3:X:3199[A]:GLN:HB2	1.38	0.87
6:CA:1:NAG:H61	6:CA:2:NAG:C7	2.04	0.87
3:C:2948[A]:ASP:N	3:C:2949[A]:LYS:HA	1.81	0.87

Continued on next page...

Continued from previous page...

Atom-1	Atom-2	Interatomic distance (Å)	Clash overlap (Å)
3:C:3156[B]:MET:O	3:L:3153[B]:LYS:NZ	2.06	0.87
3:F:2965[B]:LEU:HD11	3:F:2974[B]:ALA:HA	1.57	0.87
3:F:3284[A]:LYS:HD3	3:F:3285[A]:VAL:H	1.39	0.87
3:F:3287[A]:ILE:O	3:F:3295[A]:LEU:HA	1.74	0.87
3:I:2957[B]:ILE:HA	3:I:2960[B]:PHE:CE1	2.10	0.87
3:I:3172[B]:SER:H	3:R:3152[B]:LYS:HB2	0.71	0.87
3:I:3173[B]:THR:HB	3:I:3176[B]:LYS:CD	2.04	0.87
3:I:3176[A]:LYS:O	3:I:3177[A]:SER:OG	1.92	0.87
1:J:566:ARG:HA	1:J:567:LEU:HD22	1.56	0.87
3:L:2933[B]:SER:HB3	3:L:2936[B]:GLU:HB3	1.57	0.87
3:L:3013[A]:ASP:HA	3:L:3122[A]:ASN:ND2	1.88	0.87
3:L:3147[B]:GLU:HB2	3:L:3149[B]:ASN:CG	1.95	0.87
3:O:2943[B]:ALA:O	3:O:2946[B]:GLN:HG3	1.74	0.87
3:O:3013[B]:ASP:HA	3:O:3122[B]:ASN:ND2	1.88	0.87
3:O:3092[A]:ILE:O	3:O:3096[A]:VAL:HG23	1.75	0.87
3:R:2956[B]:LYS:O	3:R:2960[B]:PHE:HE1	1.22	0.87
3:R:2993[A]:MET:O	3:R:2997[A]:GLU:N	2.07	0.87
3:R:3173[B]:THR:HB	3:R:3176[B]:LYS:CG	2.05	0.87
3:U:3147[B]:GLU:HB2	3:U:3149[B]:ASN:CG	1.95	0.87
3:X:2948[B]:ASP:OD1	3:X:2950[B]:THR:N	2.07	0.87
3:X:3283[A]:ILE:CG2	3:X:3305[A]:ILE:HD11	2.05	0.87
3:C:2982[B]:MET:SD	3:L:3156[B]:MET:C	2.53	0.86
3:C:2997[A]:GLU:OE2	3:C:3009[A]:ILE:HG13	1.74	0.86
3:C:3222[A]:ILE:HD12	3:C:3223[A]:GLY:N	1.89	0.86
3:F:3147[A]:GLU:HB2	3:F:3149[A]:ASN:CG	1.95	0.86
3:F:3222[A]:ILE:HD12	3:F:3223[A]:GLY:N	1.89	0.86
3:I:2966[B]:SER:HB3	3:R:2982[B]:MET:HE2	1.57	0.86
3:L:2943[A]:ALA:O	3:L:2946[A]:GLN:HG3	1.74	0.86
3:L:3176[A]:LYS:O	3:L:3177[A]:SER:OG	1.92	0.86
3:O:2933[A]:SER:HB3	3:O:2936[A]:GLU:HB3	1.57	0.86
3:O:2993[A]:MET:O	3:O:2997[A]:GLU:N	2.07	0.86
3:O:3173[A]:THR:HB	3:O:3176[A]:LYS:CG	2.04	0.86
3:O:3283[B]:ILE:CG2	3:O:3305[B]:ILE:HD11	2.05	0.86
3:U:3173[A]:THR:HB	3:U:3176[A]:LYS:CD	2.04	0.86
3:X:3092[A]:ILE:O	3:X:3096[A]:VAL:HG23	1.75	0.86
3:F:2933[A]:SER:HB3	3:F:2936[A]:GLU:HB3	1.57	0.86
3:F:2943[A]:ALA:O	3:F:2946[A]:GLN:HG3	1.74	0.86
3:F:2989[A]:HIS:O	3:F:2992[A]:TYR:N	2.08	0.86
3:I:2943[B]:ALA:O	3:I:2946[B]:GLN:HG3	1.74	0.86
3:I:2969[B]:TYR:OH	3:R:3116[B]:PHE:HD1	1.33	0.86
3:I:3283[B]:ILE:CG2	3:I:3305[B]:ILE:HD11	2.05	0.86

Continued on next page...

Continued from previous page...

Atom-1	Atom-2	Interatomic distance (Å)	Clash overlap (Å)
3:L:3196[A]:THR:HB	3:L:3198[A]:PRO:HD2	1.53	0.86
3:L:3283[B]:ILE:CG2	3:L:3305[B]:ILE:HD11	2.05	0.86
3:O:2948[A]:ASP:N	3:O:2949[A]:LYS:HA	1.81	0.86
3:O:2989[A]:HIS:O	3:O:2992[A]:TYR:N	2.09	0.86
3:O:3222[B]:ILE:HD12	3:O:3223[B]:GLY:N	1.89	0.86
3:O:3225[B]:SER:O	3:O:3290[B]:ILE:HG23	1.75	0.86
3:O:3287[A]:ILE:O	3:O:3295[A]:LEU:HA	1.73	0.86
3:R:2956[A]:LYS:O	3:R:2960[A]:PHE:HE1	1.22	0.86
3:R:3222[B]:ILE:HD12	3:R:3223[B]:GLY:N	1.89	0.86
3:R:3273[B]:LEU:HB2	3:R:3275[B]:LEU:HD13	1.55	0.86
3:U:2993[B]:MET:O	3:U:2997[B]:GLU:N	2.07	0.86
3:U:3092[A]:ILE:O	3:U:3096[A]:VAL:HG23	1.74	0.86
3:U:3225[B]:SER:O	3:U:3290[B]:ILE:HG23	1.74	0.86
3:C:2948[A]:ASP:OD1	3:C:2950[A]:THR:N	2.07	0.86
3:C:3252[B]:TYR:CE1	3:L:3223[B]:GLY:C	2.48	0.86
3:F:3173[B]:THR:HB	3:F:3176[B]:LYS:CG	2.04	0.86
3:F:3283[A]:ILE:CG2	3:F:3305[A]:ILE:HD11	2.05	0.86
3:I:2959[B]:SER:CA	3:R:3255[B]:PRO:CB	2.45	0.86
3:I:2965[A]:LEU:HD11	3:I:2974[A]:ALA:HA	1.57	0.86
3:I:2979[B]:GLN:NE2	3:I:3155[B]:MET:HE3	1.90	0.86
3:I:3147[B]:GLU:HB2	3:I:3149[B]:ASN:CG	1.95	0.86
3:I:3221[B]:ALA:CB	3:R:2964[B]:PRO:CA	2.53	0.86
3:O:3153[B]:LYS:CG	3:X:3176[B]:LYS:NZ	2.37	0.86
3:C:2943[A]:ALA:O	3:C:2946[A]:GLN:HG3	1.74	0.86
3:C:2965[B]:LEU:HD11	3:C:2974[B]:ALA:HA	1.57	0.86
3:F:2989[B]:HIS:O	3:F:2992[B]:TYR:N	2.08	0.86
3:I:3283[A]:ILE:CG2	3:I:3305[A]:ILE:HD11	2.05	0.86
3:I:3287[A]:ILE:O	3:I:3295[A]:LEU:HA	1.73	0.86
3:L:2957[B]:ILE:HA	3:L:2960[B]:PHE:CE1	2.10	0.86
3:L:2989[B]:HIS:O	3:L:2992[B]:TYR:N	2.08	0.86
3:L:3173[B]:THR:HB	3:L:3176[B]:LYS:CG	2.04	0.86
1:M:126:GLY:HA3	1:M:127:GLU:HB3	1.58	0.86
3:O:3225[A]:SER:O	3:O:3290[A]:ILE:HG23	1.75	0.86
3:R:2989[B]:HIS:O	3:R:2992[B]:TYR:N	2.08	0.86
3:U:2943[A]:ALA:O	3:U:2946[A]:GLN:HG3	1.74	0.86
3:U:2943[B]:ALA:O	3:U:2946[B]:GLN:HG3	1.74	0.86
3:U:2979[A]:GLN:HG2	3:U:3155[A]:MET:HE2	1.56	0.86
2:W:2507:ARG:HA	2:W:2779:ASP:HB2	1.57	0.86
3:X:3092[B]:ILE:O	3:X:3096[B]:VAL:HG23	1.74	0.86
3:X:3273[B]:LEU:HB2	3:X:3275[B]:LEU:HD13	1.55	0.86
3:C:2933[A]:SER:HB3	3:C:2936[A]:GLU:HB3	1.57	0.86

Continued on next page...

Continued from previous page...

Atom-1	Atom-2	Interatomic distance (Å)	Clash overlap (Å)
3:C:2952[A]:ALA:HB3	3:C:2953[A]:GLY:O	1.76	0.86
3:C:3024[A]:LEU:CD1	3:C:3025[A]:VAL:H	1.83	0.86
3:C:3173[A]:THR:HB	3:C:3176[A]:LYS:CD	2.04	0.86
3:C:3222[B]:ILE:HD12	3:C:3223[B]:GLY:N	1.89	0.86
3:F:2952[A]:ALA:HB3	3:F:2953[A]:GLY:O	1.76	0.86
3:F:3092[B]:ILE:O	3:F:3096[B]:VAL:HG23	1.75	0.86
3:F:3222[B]:ILE:HD12	3:F:3223[B]:GLY:N	1.89	0.86
3:I:2989[A]:HIS:O	3:I:2992[A]:TYR:N	2.08	0.86
3:I:3147[A]:GLU:HB2	3:I:3149[A]:ASN:CG	1.95	0.86
3:L:2948[A]:ASP:OD1	3:L:2950[A]:THR:N	2.07	0.86
3:L:3196[A]:THR:H	3:L:3199[A]:GLN:HB2	1.37	0.86
1:M:906:HIS:CD2	9:M:2104:CUO:O1	2.26	0.86
3:O:3293[A]:LYS:CD	3:O:3294[A]:SER:CB	2.53	0.86
3:R:3013[B]:ASP:HA	3:R:3122[B]:ASN:ND2	1.88	0.86
3:R:3176[B]:LYS:O	3:R:3177[B]:SER:OG	1.92	0.86
3:U:2989[A]:HIS:O	3:U:2992[A]:TYR:N	2.08	0.86
3:U:3225[A]:SER:O	3:U:3290[A]:ILE:HG23	1.75	0.86
3:C:2967[B]:CYS:CB	3:L:2982[B]:MET:N	2.37	0.86
3:C:3093[B]:HIS:NE2	3:L:2969[B]:TYR:CE2	2.44	0.86
3:C:3150[B]:LYS:N	3:L:3172[B]:SER:CB	2.35	0.86
3:C:3225[A]:SER:O	3:C:3290[A]:ILE:HG23	1.75	0.86
3:C:3293[A]:LYS:CD	3:C:3294[A]:SER:CB	2.53	0.86
3:C:3298[B]:ASN:HB2	3:C:3300[B]:LEU:N	1.78	0.86
1:G:456:GLN:NE2	1:G:549:PRO:O	2.08	0.86
3:I:3160[B]:SER:CA	3:R:3150[B]:LYS:HD2	2.05	0.86
3:I:3173[A]:THR:HB	3:I:3176[A]:LYS:CG	2.04	0.86
3:I:3196[A]:THR:H	3:I:3199[A]:GLN:HB2	1.37	0.86
3:I:3225[B]:SER:O	3:I:3290[B]:ILE:HG23	1.75	0.86
1:J:2:LEU:HD21	1:J:81:VAL:HG21	1.57	0.86
3:L:2989[A]:HIS:O	3:L:2992[A]:TYR:N	2.08	0.86
3:O:2965[B]:LEU:HB3	3:X:3254[B]:MET:HE1	1.55	0.86
3:O:3163[B]:ASN:HA	3:X:3149[B]:ASN:HB3	1.55	0.86
3:R:2943[A]:ALA:O	3:R:2946[A]:GLN:HG3	1.74	0.86
3:R:3173[A]:THR:HB	3:R:3176[A]:LYS:CD	2.04	0.86
3:U:3176[B]:LYS:O	3:U:3177[B]:SER:OG	1.92	0.86
3:U:3284[B]:LYS:HD3	3:U:3285[B]:VAL:H	1.39	0.86
3:X:2943[B]:ALA:O	3:X:2946[B]:GLN:HG3	1.74	0.86
3:X:2952[A]:ALA:HB3	3:X:2953[A]:GLY:O	1.76	0.86
3:X:3173[B]:THR:HB	3:X:3176[B]:LYS:CG	2.04	0.86
3:C:2989[B]:HIS:O	3:C:2992[B]:TYR:N	2.08	0.86
3:C:3196[B]:THR:H	3:C:3199[B]:GLN:HB2	1.38	0.86

Continued on next page...

Continued from previous page...

Atom-1	Atom-2	Interatomic distance (Å)	Clash overlap (Å)
3:C:3253[B]:GLU:HA	3:L:3253[B]:GLU:HA	1.57	0.86
3:F:2957[A]:ILE:HA	3:F:2960[A]:PHE:CE1	2.10	0.86
3:F:3147[B]:GLU:HB2	3:F:3149[B]:ASN:CG	1.95	0.86
3:F:3225[B]:SER:O	3:F:3290[B]:ILE:HG23	1.74	0.86
3:I:3248[B]:LEU:HD11	3:R:2973[B]:THR:HG23	1.57	0.86
3:I:3257[B]:ALA:HB3	3:R:2956[B]:LYS:HD2	1.58	0.86
3:O:2957[B]:ILE:HA	3:O:2960[B]:PHE:CE1	2.10	0.86
3:O:3160[B]:SER:CB	3:X:3149[B]:ASN:OD1	2.20	0.86
3:O:3251[B]:ASP:CB	3:X:2968[B]:GLN:OE1	2.23	0.86
3:U:2957[B]:ILE:HA	3:U:2960[B]:PHE:CE1	2.10	0.86
2:B:2394:VAL:H	2:B:2448:THR:HG22	1.41	0.86
3:C:3156[B]:MET:HB3	3:L:2982[B]:MET:CB	1.96	0.86
3:C:3252[B]:TYR:CB	3:L:3253[B]:GLU:HB3	1.99	0.86
3:F:3173[A]:THR:HB	3:F:3176[A]:LYS:CG	2.05	0.86
3:I:3284[B]:LYS:HD3	3:I:3285[B]:VAL:H	1.39	0.86
1:J:329:ARG:HB2	1:M:1583:CYS:H	1.39	0.86
3:L:3287[B]:ILE:O	3:L:3295[B]:LEU:HA	1.73	0.86
1:M:1427:HIS:HD1	1:M:1461:VAL:HG21	1.38	0.86
3:O:3217[A]:PHE:HZ	3:O:3230[A]:PHE:CE1	1.89	0.86
3:R:3124[B]:ASP:OD2	3:R:3185[B]:TYR:OH	1.93	0.86
3:R:3217[A]:PHE:HZ	3:R:3230[A]:PHE:CE1	1.89	0.86
3:U:3124[A]:ASP:OD2	3:U:3185[A]:TYR:OH	1.93	0.86
3:X:3196[B]:THR:H	3:X:3199[B]:GLN:HB2	1.38	0.86
3:C:2983[B]:VAL:CG2	3:L:3160[B]:SER:OG	2.23	0.86
3:C:3163[B]:ASN:ND2	3:L:3149[B]:ASN:CG	2.19	0.86
3:F:3176[B]:LYS:O	3:F:3177[B]:SER:OG	1.92	0.86
3:F:3225[A]:SER:O	3:F:3290[A]:ILE:HG23	1.75	0.86
3:I:2948[A]:ASP:OD1	3:I:2950[A]:THR:N	2.07	0.86
3:I:3173[B]:THR:C	3:R:3154[B]:PRO:HD3	1.96	0.86
3:L:3293[B]:LYS:CD	3:L:3294[B]:SER:CB	2.53	0.86
3:O:2933[B]:SER:HB3	3:O:2936[B]:GLU:HB3	1.57	0.86
3:O:3147[B]:GLU:HB2	3:O:3149[B]:ASN:CG	1.95	0.86
3:O:3298[A]:ASN:HA	3:O:3299[A]:LEU:CB	2.06	0.86
3:O:3298[B]:ASN:HB2	3:O:3300[B]:LEU:N	1.78	0.86
1:P:1140:ASN:ND2	1:P:1236:TYR:OH	2.09	0.86
3:R:3298[A]:ASN:HA	3:R:3299[A]:LEU:CB	2.06	0.86
3:X:2952[B]:ALA:HA	3:X:2956[B]:LYS:CB	2.06	0.86
3:X:2989[A]:HIS:O	3:X:2992[A]:TYR:N	2.08	0.86
3:X:3176[B]:LYS:O	3:X:3177[B]:SER:OG	1.92	0.86
3:X:3225[A]:SER:O	3:X:3290[A]:ILE:HG23	1.74	0.86
3:C:2933[B]:SER:HB3	3:C:2936[B]:GLU:HB3	1.57	0.86

Continued on next page...

Continued from previous page...

Atom-1	Atom-2	Interatomic distance (Å)	Clash overlap (Å)
3:F:3176[A]:LYS:O	3:F:3177[A]:SER:OG	1.92	0.86
3:I:2982[B]:MET:HE2	3:R:2966[B]:SER:CB	2.05	0.86
3:I:2997[B]:GLU:OE2	3:I:3009[B]:ILE:HG13	1.74	0.86
3:I:3153[B]:LYS:HB3	3:R:3155[B]:MET:HB2	1.56	0.86
3:I:3154[B]:PRO:CG	3:R:3174[B]:GLY:HA2	2.05	0.86
3:I:3162[B]:ASP:HA	3:R:3259[B]:ASP:HB3	1.58	0.86
3:I:3284[A]:LYS:HD3	3:I:3285[A]:VAL:H	1.39	0.86
3:L:3225[B]:SER:O	3:L:3290[B]:ILE:HG23	1.74	0.86
3:O:2989[B]:HIS:O	3:O:2992[B]:TYR:N	2.08	0.86
3:O:3172[B]:SER:HB3	3:X:3152[B]:LYS:HE2	1.58	0.86
3:O:3196[B]:THR:HB	3:O:3198[B]:PRO:HD2	1.54	0.86
3:R:2952[B]:ALA:HB3	3:R:2953[B]:GLY:O	1.76	0.86
3:R:3124[A]:ASP:OD2	3:R:3185[A]:TYR:OH	1.93	0.86
3:R:3147[B]:GLU:HB2	3:R:3149[B]:ASN:CG	1.95	0.86
3:X:2933[B]:SER:HB3	3:X:2936[B]:GLU:HB3	1.57	0.86
3:X:2965[A]:LEU:HD11	3:X:2974[A]:ALA:HA	1.57	0.86
3:C:2952[B]:ALA:HA	3:C:2956[B]:LYS:CB	2.06	0.85
3:C:2982[B]:MET:SD	3:L:3157[B]:PRO:CA	2.63	0.85
3:C:2997[B]:GLU:OE2	3:C:3009[B]:ILE:HG13	1.74	0.85
3:C:3079[B]:CYS:SG	3:L:3161[B]:GLU:HB3	2.16	0.85
2:E:2800:LYS:O	3:F:3023[A]:ILE:HD11	1.73	0.85
3:F:3293[B]:LYS:CD	3:F:3294[B]:SER:CB	2.53	0.85
3:L:2952[B]:ALA:HA	3:L:2956[B]:LYS:CB	2.06	0.85
3:L:2965[A]:LEU:HD11	3:L:2974[A]:ALA:HA	1.57	0.85
3:R:2997[A]:GLU:OE2	3:R:3009[A]:ILE:HG13	1.74	0.85
3:U:2997[A]:GLU:OE2	3:U:3009[A]:ILE:HG13	1.74	0.85
3:U:3273[A]:LEU:HB2	3:U:3275[A]:LEU:HD13	1.55	0.85
3:X:3222[B]:ILE:HD12	3:X:3223[B]:GLY:N	1.89	0.85
3:X:3298[A]:ASN:HA	3:X:3299[A]:LEU:CB	2.06	0.85
3:C:3090[B]:ASN:CB	3:L:2972[B]:GLY:CA	2.52	0.85
3:C:3147[A]:GLU:HB2	3:C:3149[A]:ASN:CG	1.95	0.85
3:C:3147[B]:GLU:HB2	3:C:3149[B]:ASN:CG	1.95	0.85
1:D:497:GLN:HG2	1:D:683:THR:HG21	1.56	0.85
3:I:2977[B]:CYS:SG	3:R:2979[B]:GLN:HA	2.15	0.85
3:I:3151[B]:LEU:H	3:R:3169[B]:LYS:HG2	1.40	0.85
3:I:3153[B]:LYS:NZ	3:R:3157[B]:PRO:CD	2.38	0.85
3:O:2956[B]:LYS:O	3:O:2960[B]:PHE:HE1	1.22	0.85
3:O:3156[B]:MET:HG3	3:X:3173[B]:THR:HG23	1.58	0.85
3:O:3222[A]:ILE:HD12	3:O:3223[A]:GLY:N	1.89	0.85
1:P:1033:LEU:HA	1:P:1036:SER:HB3	1.55	0.85
3:R:2965[A]:LEU:HD11	3:R:2974[A]:ALA:HA	1.57	0.85

Continued on next page...

Continued from previous page...

Atom-1	Atom-2	Interatomic distance (Å)	Clash overlap (Å)
3:R:3298[B]:ASN:HA	3:R:3299[B]:LEU:CB	2.06	0.85
3:U:2933[A]:SER:HB3	3:U:2936[A]:GLU:HB3	1.57	0.85
3:U:2989[B]:HIS:O	3:U:2992[B]:TYR:N	2.08	0.85
3:X:2948[B]:ASP:CB	3:X:2953[B]:GLY:HA3	2.07	0.85
3:C:3173[B]:THR:HB	3:C:3176[B]:LYS:CD	2.04	0.85
3:C:3283[B]:ILE:CG2	3:C:3305[B]:ILE:HD11	2.05	0.85
1:D:567:LEU:HB2	1:D:609:TRP:CD1	2.10	0.85
3:I:2948[B]:ASP:N	3:I:2949[B]:LYS:HA	1.81	0.85
3:I:3255[B]:PRO:CB	3:R:2959[B]:SER:CB	2.49	0.85
3:L:2952[A]:ALA:HB3	3:L:2953[A]:GLY:O	1.76	0.85
3:L:3173[A]:THR:HB	3:L:3176[A]:LYS:CG	2.05	0.85
3:O:3283[A]:ILE:CG2	3:O:3305[A]:ILE:HD11	2.05	0.85
3:R:3092[A]:ILE:O	3:R:3096[A]:VAL:HG23	1.75	0.85
3:X:2943[A]:ALA:O	3:X:2946[A]:GLN:HG3	1.74	0.85
3:X:3124[A]:ASP:OD2	3:X:3185[A]:TYR:OH	1.93	0.85
3:X:3217[B]:PHE:HZ	3:X:3230[B]:PHE:CE1	1.89	0.85
3:X:3293[A]:LYS:CD	3:X:3294[A]:SER:CB	2.53	0.85
3:C:3153[B]:LYS:HE3	3:L:3158[B]:PHE:CD2	2.10	0.85
3:C:3159[B]:SER:HG	3:L:3150[B]:LYS:C	1.78	0.85
3:F:3124[B]:ASP:OD2	3:F:3185[B]:TYR:OH	1.93	0.85
3:I:3092[A]:ILE:O	3:I:3096[A]:VAL:HG23	1.74	0.85
3:I:3169[B]:LYS:C	3:R:3148[B]:ILE:O	2.14	0.85
3:L:3124[B]:ASP:OD2	3:L:3185[B]:TYR:OH	1.93	0.85
3:L:3196[B]:THR:H	3:L:3199[B]:GLN:HB2	1.38	0.85
3:R:2989[A]:HIS:O	3:R:2992[A]:TYR:N	2.08	0.85
3:R:2997[B]:GLU:OE2	3:R:3009[B]:ILE:HG13	1.74	0.85
3:U:3283[A]:ILE:CG2	3:U:3305[A]:ILE:HD11	2.05	0.85
3:U:3284[A]:LYS:HD3	3:U:3285[A]:VAL:H	1.39	0.85
3:X:3298[B]:ASN:HA	3:X:3299[B]:LEU:CB	2.06	0.85
3:I:3124[B]:ASP:OD2	3:I:3185[B]:TYR:OH	1.93	0.85
3:I:3176[B]:LYS:O	3:I:3177[B]:SER:OG	1.92	0.85
1:J:1427:HIS:CE1	1:J:1458:HIS:NE2	2.43	0.85
3:L:3089[A]:HIS:ND1	3:L:3119[A]:HIS:NE2	2.25	0.85
3:L:3124[A]:ASP:OD2	3:L:3185[A]:TYR:OH	1.93	0.85
3:L:3298[A]:ASN:HA	3:L:3299[A]:LEU:CB	2.06	0.85
3:R:2952[B]:ALA:HA	3:R:2956[B]:LYS:CB	2.06	0.85
1:V:456:GLN:HG2	1:V:551:GLU:HB2	1.58	0.85
3:C:2978[B]:CYS:H	3:L:3254[B]:MET:HB3	1.02	0.85
3:C:2989[A]:HIS:O	3:C:2992[A]:TYR:N	2.08	0.85
3:C:3124[B]:ASP:OD2	3:C:3185[B]:TYR:OH	1.93	0.85
3:C:3176[B]:LYS:O	3:C:3177[B]:SER:OG	1.92	0.85

Continued on next page...

Continued from previous page...

Atom-1	Atom-2	Interatomic distance (Å)	Clash overlap (Å)
3:F:3124[A]:ASP:OD2	3:F:3185[A]:TYR:OH	1.93	0.85
2:H:2868:GLU:OE2	3:I:2932[A]:PRO:C	2.14	0.85
3:I:2956[B]:LYS:O	3:I:2960[B]:PHE:HE1	1.22	0.85
3:I:2966[B]:SER:C	3:R:3256[B]:TRP:CG	2.39	0.85
3:I:3150[B]:LYS:HE3	3:R:3163[B]:ASN:HB2	0.87	0.85
3:I:3150[B]:LYS:CG	3:R:3158[B]:PHE:CA	2.40	0.85
3:L:2948[B]:ASP:CB	3:L:2953[B]:GLY:HA3	2.07	0.85
1:M:497:GLN:HG2	1:M:683:THR:HG21	1.57	0.85
3:O:2967[B]:CYS:SG	3:X:3153[B]:LYS:CB	2.53	0.85
3:O:3298[B]:ASN:HA	3:O:3299[B]:LEU:CB	2.06	0.85
3:R:2933[A]:SER:HB3	3:R:2936[A]:GLU:HB3	1.57	0.85
3:R:3283[A]:ILE:CG2	3:R:3305[A]:ILE:HD11	2.05	0.85
3:U:3298[B]:ASN:HA	3:U:3299[B]:LEU:CB	2.06	0.85
3:F:2952[A]:ALA:HA	3:F:2956[A]:LYS:CB	2.06	0.85
3:F:3298[B]:ASN:HA	3:F:3299[B]:LEU:CB	2.06	0.85
2:H:2797:LYS:HZ1	3:I:3028[A]:PRO:CD	1.89	0.85
3:I:3150[B]:LYS:HB3	3:R:3160[B]:SER:N	1.90	0.85
3:O:2952[A]:ALA:HA	3:O:2956[A]:LYS:CB	2.06	0.85
3:O:3038[B]:ILE:CD1	3:X:2969[B]:TYR:CE2	2.54	0.85
3:O:3124[B]:ASP:OD2	3:O:3185[B]:TYR:OH	1.93	0.85
3:R:2952[A]:ALA:HA	3:R:2956[A]:LYS:CB	2.06	0.85
3:C:2948[B]:ASP:CB	3:C:2953[B]:GLY:HA3	2.07	0.85
3:C:3092[B]:ILE:O	3:C:3096[B]:VAL:HG23	1.75	0.85
3:C:3158[B]:PHE:O	3:L:3150[B]:LYS:N	2.05	0.85
3:C:3172[B]:SER:OG	3:L:3152[B]:LYS:CG	2.24	0.85
3:I:2952[B]:ALA:HB3	3:I:2953[B]:GLY:O	1.76	0.85
3:I:2989[B]:HIS:O	3:I:2992[B]:TYR:N	2.09	0.85
3:L:2952[A]:ALA:HA	3:L:2956[A]:LYS:CB	2.06	0.85
3:O:2933[B]:SER:CB	3:O:2936[B]:GLU:HB3	2.07	0.85
3:O:2948[A]:ASP:CB	3:O:2953[A]:GLY:HA3	2.07	0.85
3:R:2948[B]:ASP:N	3:R:2949[B]:LYS:HA	1.81	0.85
3:U:2952[A]:ALA:HB3	3:U:2953[A]:GLY:O	1.76	0.85
3:U:3293[B]:LYS:CD	3:U:3294[B]:SER:CB	2.53	0.85
3:X:2933[A]:SER:HB3	3:X:2936[A]:GLU:HB3	1.57	0.85
3:X:2933[B]:SER:CB	3:X:2936[B]:GLU:HB3	2.07	0.85
3:C:2933[B]:SER:CB	3:C:2936[B]:GLU:HB3	2.07	0.85
3:C:2972[B]:GLY:HA3	3:L:3090[B]:ASN:CG	1.96	0.85
3:C:3156[B]:MET:SD	3:L:2979[B]:GLN:HG3	2.17	0.85
3:C:3185[A]:TYR:CE2	3:C:3187[A]:TYR:CE2	2.65	0.85
3:C:3248[B]:LEU:HB2	3:L:2972[B]:GLY:C	1.96	0.85
3:I:2977[B]:CYS:CB	3:R:2982[B]:MET:HE3	2.07	0.85

Continued on next page...

Continued from previous page...

Atom-1	Atom-2	Interatomic distance (Å)	Clash overlap (Å)
3:L:2933[A]:SER:HB3	3:L:2936[A]:GLU:HB3	1.57	0.85
2:N:2556:TYR:HE1	2:N:2845:PRO:HD2	1.38	0.85
3:O:2952[A]:ALA:HB3	3:O:2953[A]:GLY:O	1.76	0.85
3:O:2976[B]:ALA:H	3:X:3156[B]:MET:HG2	1.10	0.85
3:O:3169[B]:LYS:HG3	3:X:3148[B]:ILE:HG21	1.04	0.85
3:R:3089[A]:HIS:ND1	3:R:3119[A]:HIS:NE2	2.25	0.85
3:R:3185[B]:TYR:CE2	3:R:3187[B]:TYR:CE2	2.65	0.85
3:U:2952[B]:ALA:HB3	3:U:2953[B]:GLY:O	1.76	0.85
3:U:3185[B]:TYR:CE2	3:U:3187[B]:TYR:CE2	2.65	0.85
3:X:3089[B]:HIS:ND1	3:X:3119[B]:HIS:NE2	2.25	0.85
3:X:3124[B]:ASP:OD2	3:X:3185[B]:TYR:OH	1.93	0.85
3:X:3283[B]:ILE:CG2	3:X:3305[B]:ILE:HD11	2.05	0.85
3:F:2952[B]:ALA:HB3	3:F:2953[B]:GLY:O	1.76	0.85
3:I:2933[A]:SER:CB	3:I:2936[A]:GLU:HB3	2.07	0.85
3:I:2965[B]:LEU:CD1	3:R:3256[B]:TRP:HE1	1.88	0.85
3:I:3124[A]:ASP:OD2	3:I:3185[A]:TYR:OH	1.93	0.85
3:I:3173[B]:THR:C	3:R:3154[B]:PRO:CD	2.44	0.85
3:L:2952[B]:ALA:HB3	3:L:2953[B]:GLY:O	1.76	0.85
3:L:3298[B]:ASN:HA	3:L:3299[B]:LEU:CB	2.06	0.85
3:O:3169[B]:LYS:HB2	3:X:3148[B]:ILE:HG21	1.57	0.85
3:O:3185[B]:TYR:CE2	3:O:3187[B]:TYR:CE2	2.65	0.85
3:O:3293[B]:LYS:CD	3:O:3294[B]:SER:CB	2.53	0.85
3:R:3284[A]:LYS:HD3	3:R:3285[A]:VAL:H	1.40	0.85
3:U:2933[B]:SER:HB3	3:U:2936[B]:GLU:HB3	1.57	0.85
3:X:2952[A]:ALA:HA	3:X:2956[A]:LYS:CB	2.06	0.85
3:X:3089[A]:HIS:ND1	3:X:3119[A]:HIS:NE2	2.25	0.85
4:MA:1:NAG:H61	4:MA:2:NAG:C1	2.07	0.85
3:C:3173[B]:THR:OG1	3:L:3152[B]:LYS:CA	2.24	0.84
3:C:3185[B]:TYR:CE2	3:C:3187[B]:TYR:CE2	2.65	0.84
3:C:3298[B]:ASN:HA	3:C:3299[B]:LEU:CB	2.06	0.84
3:L:3089[B]:HIS:ND1	3:L:3119[B]:HIS:NE2	2.25	0.84
3:L:3284[A]:LYS:HD3	3:L:3285[A]:VAL:H	1.39	0.84
3:O:2952[B]:ALA:HB3	3:O:2953[B]:GLY:O	1.76	0.84
3:O:2965[A]:LEU:HD11	3:O:2974[A]:ALA:HA	1.57	0.84
3:R:2952[A]:ALA:HB3	3:R:2953[A]:GLY:O	1.76	0.84
3:U:2952[A]:ALA:HA	3:U:2956[A]:LYS:CB	2.06	0.84
3:U:3185[A]:TYR:CE2	3:U:3187[A]:TYR:CE2	2.65	0.84
3:X:2965[B]:LEU:HD11	3:X:2974[B]:ALA:HA	1.57	0.84
3:C:2933[A]:SER:CB	3:C:2936[A]:GLU:HB3	2.07	0.84
3:C:2952[B]:ALA:HB3	3:C:2953[B]:GLY:O	1.76	0.84
3:C:2982[B]:MET:SD	3:L:3157[B]:PRO:HA	2.17	0.84

Continued on next page...

Continued from previous page...

Atom-1	Atom-2	Interatomic distance (Å)	Clash overlap (Å)
3:F:2952[B]:ALA:HA	3:F:2956[B]:LYS:CB	2.06	0.84
3:F:3089[A]:HIS:ND1	3:F:3119[A]:HIS:NE2	2.25	0.84
3:I:3293[B]:LYS:CD	3:I:3294[B]:SER:CB	2.53	0.84
3:I:3298[A]:ASN:HA	3:I:3299[A]:LEU:CB	2.06	0.84
3:O:3038[B]:ILE:HG12	3:X:2969[B]:TYR:HH	1.39	0.84
3:O:3038[B]:ILE:CG2	3:X:2969[B]:TYR:OH	2.22	0.84
3:O:3124[A]:ASP:OD2	3:O:3185[A]:TYR:OH	1.93	0.84
3:R:2948[A]:ASP:CB	3:R:2953[A]:GLY:HA3	2.07	0.84
3:R:3293[B]:LYS:CD	3:R:3294[B]:SER:CB	2.53	0.84
1:S:871:GLN:HE22	1:S:964:ILE:HG13	1.40	0.84
3:U:3217[B]:PHE:HZ	3:U:3230[B]:PHE:CE1	1.89	0.84
3:C:2965[A]:LEU:HD11	3:C:2974[A]:ALA:HA	1.57	0.84
3:C:3284[A]:LYS:HD3	3:C:3285[A]:VAL:H	1.39	0.84
3:F:2933[B]:SER:HB3	3:F:2936[B]:GLU:HB3	1.57	0.84
3:F:2948[A]:ASP:CB	3:F:2953[A]:GLY:HA3	2.07	0.84
3:I:2952[B]:ALA:HA	3:I:2956[B]:LYS:CB	2.06	0.84
3:I:3089[A]:HIS:ND1	3:I:3119[A]:HIS:NE2	2.25	0.84
3:I:3149[B]:ASN:ND2	3:R:3163[B]:ASN:HB3	1.92	0.84
3:O:2948[B]:ASP:CB	3:O:2953[B]:GLY:HA3	2.07	0.84
3:O:3038[B]:ILE:HG23	3:X:2969[B]:TYR:CE1	2.10	0.84
3:O:3251[B]:ASP:HB3	3:X:2967[B]:CYS:HA	0.90	0.84
3:F:2933[B]:SER:CB	3:F:2936[B]:GLU:HB3	2.07	0.84
3:F:3185[A]:TYR:CE2	3:F:3187[A]:TYR:CE2	2.65	0.84
3:I:2982[B]:MET:CG	3:R:3156[B]:MET:HB2	2.07	0.84
3:I:3185[A]:TYR:CE2	3:I:3187[A]:TYR:CE2	2.65	0.84
1:M:401:VAL:HG22	1:M:662:SER:HB3	1.59	0.84
3:O:3196[A]:THR:H	3:O:3199[A]:GLN:HB2	1.37	0.84
3:U:2952[B]:ALA:HA	3:U:2956[B]:LYS:CB	2.06	0.84
1:Y:883:CYS:N	1:Y:894:CYS:SG	2.51	0.84
3:F:3089[B]:HIS:ND1	3:F:3119[B]:HIS:NE2	2.25	0.84
3:I:2952[A]:ALA:HA	3:I:2956[A]:LYS:CB	2.06	0.84
3:I:2965[B]:LEU:HD11	3:I:2974[B]:ALA:HA	1.57	0.84
3:I:3185[B]:TYR:CE2	3:I:3187[B]:TYR:CE2	2.65	0.84
3:I:3230[A]:PHE:CB	3:I:3243[A]:GLY:HA2	2.06	0.84
3:L:2948[A]:ASP:CB	3:L:2953[A]:GLY:HA3	2.07	0.84
3:L:3185[A]:TYR:CE2	3:L:3187[A]:TYR:CE2	2.65	0.84
3:O:3254[B]:MET:HE3	3:X:3172[B]:SER:CB	2.08	0.84
3:U:3196[B]:THR:H	3:U:3199[B]:GLN:HB2	1.37	0.84
3:U:3298[A]:ASN:HA	3:U:3299[A]:LEU:CB	2.06	0.84
3:F:2933[A]:SER:CB	3:F:2936[A]:GLU:HB3	2.07	0.84
3:F:3185[B]:TYR:CE2	3:F:3187[B]:TYR:CE2	2.65	0.84

Continued on next page...

Continued from previous page...

Atom-1	Atom-2	Interatomic distance (Å)	Clash overlap (Å)
3:F:3298[A]:ASN:HA	3:F:3299[A]:LEU:CB	2.06	0.84
3:I:3089[B]:HIS:CD2	3:R:2972[B]:GLY:N	2.46	0.84
3:L:3185[B]:TYR:CE2	3:L:3187[B]:TYR:CE2	2.65	0.84
3:O:3255[B]:PRO:HD3	3:X:3158[B]:PHE:O	1.76	0.84
1:P:392:PRO:HB2	1:P:394:GLN:HG2	1.60	0.84
3:U:3217[A]:PHE:HZ	3:U:3230[A]:PHE:CE1	1.89	0.84
3:X:3185[A]:TYR:CE2	3:X:3187[A]:TYR:CE2	2.65	0.84
3:X:3212[B]:ARG:HG3	3:X:3212[B]:ARG:HH11	1.43	0.84
3:C:3089[B]:HIS:ND1	3:C:3119[B]:HIS:NE2	2.25	0.84
3:C:3152[B]:LYS:H	3:L:3172[B]:SER:CB	1.90	0.84
3:I:2948[A]:ASP:CB	3:I:2953[A]:GLY:HA3	2.07	0.84
3:I:2948[B]:ASP:CB	3:I:2953[B]:GLY:HA3	2.07	0.84
3:I:2952[A]:ALA:HB3	3:I:2953[A]:GLY:O	1.76	0.84
3:I:3162[B]:ASP:CB	3:R:3259[B]:ASP:H	1.89	0.84
3:I:3170[B]:ALA:N	3:R:3148[B]:ILE:O	2.10	0.84
3:I:3217[B]:PHE:HZ	3:I:3230[B]:PHE:CE1	1.89	0.84
3:L:3089[B]:HIS:HE1	3:L:3119[B]:HIS:CD2	1.96	0.84
3:O:3089[B]:HIS:HE1	3:O:3119[B]:HIS:CD2	1.96	0.84
3:U:2956[A]:LYS:O	3:U:2960[A]:PHE:HE1	1.22	0.84
3:U:2979[A]:GLN:CG	3:U:3155[A]:MET:CE	2.56	0.84
3:U:3124[B]:ASP:OD2	3:U:3185[B]:TYR:OH	1.93	0.84
3:X:2948[A]:ASP:CB	3:X:2953[A]:GLY:HA3	2.07	0.84
3:X:3176[A]:LYS:HE2	3:X:3176[A]:LYS:H	1.43	0.84
3:X:3284[B]:LYS:HD3	3:X:3285[B]:VAL:H	1.40	0.84
3:I:3163[B]:ASN:CG	3:R:3149[B]:ASN:ND2	2.31	0.84
3:L:3212[B]:ARG:HH11	3:L:3212[B]:ARG:HG3	1.43	0.84
1:P:456:GLN:HG2	1:P:551:GLU:HB2	1.57	0.84
3:R:3089[A]:HIS:HE1	3:R:3119[A]:HIS:CD2	1.96	0.84
3:U:2948[B]:ASP:CB	3:U:2953[B]:GLY:HA3	2.07	0.84
3:X:3089[B]:HIS:HE1	3:X:3119[B]:HIS:CD2	1.96	0.84
3:X:3173[A]:THR:HG22	3:X:3174[A]:GLY:N	1.93	0.84
2:Z:2648:ALA:HA	2:Z:2654:SER:HB2	1.60	0.84
3:C:2985[B]:PHE:CD2	3:L:2968[B]:GLN:O	2.30	0.84
3:C:3149[B]:ASN:CG	3:L:3163[B]:ASN:HD22	1.80	0.84
3:C:3154[B]:PRO:N	3:L:3174[B]:GLY:N	2.24	0.84
3:F:3196[A]:THR:H	3:F:3199[A]:GLN:HB2	1.38	0.84
3:I:3160[B]:SER:O	3:R:3150[B]:LYS:HD2	1.76	0.84
3:I:3172[B]:SER:HB3	3:R:3150[B]:LYS:C	1.96	0.84
3:O:2974[B]:ALA:HB2	3:X:2977[B]:CYS:C	1.97	0.84
3:O:2979[B]:GLN:CG	3:O:3155[B]:MET:CE	2.56	0.84
3:O:3089[B]:HIS:ND1	3:O:3119[B]:HIS:NE2	2.25	0.84

Continued on next page...

Continued from previous page...

Atom-1	Atom-2	Interatomic distance (Å)	Clash overlap (Å)
3:O:3176[B]:LYS:HE2	3:O:3176[B]:LYS:H	1.43	0.84
3:R:2933[A]:SER:CB	3:R:2936[A]:GLU:HB3	2.07	0.84
3:U:2948[A]:ASP:CB	3:U:2953[A]:GLY:HA3	2.07	0.84
3:C:2948[A]:ASP:CB	3:C:2953[A]:GLY:HA3	2.07	0.84
3:C:3160[B]:SER:HA	3:L:2983[B]:VAL:CB	2.06	0.84
3:I:2979[A]:GLN:NE2	3:I:3155[A]:MET:HE3	1.92	0.84
3:L:2933[B]:SER:CB	3:L:2936[B]:GLU:HB3	2.07	0.84
3:O:3159[B]:SER:C	3:X:3148[B]:ILE:HA	1.98	0.84
3:O:3176[A]:LYS:HE2	3:O:3176[A]:LYS:H	1.43	0.84
3:O:3222[B]:ILE:N	3:X:3161[B]:GLU:CB	2.40	0.84
3:R:2933[B]:SER:HB3	3:R:2936[B]:GLU:HB3	1.57	0.84
3:R:3173[A]:THR:HG22	3:R:3174[A]:GLY:N	1.93	0.84
3:X:2933[A]:SER:CB	3:X:2936[A]:GLU:HB3	2.07	0.84
3:X:3185[B]:TYR:CE2	3:X:3187[B]:TYR:CE2	2.65	0.84
3:C:2968[B]:GLN:HE22	3:L:3258[B]:PHE:HZ	1.03	0.83
3:C:3089[A]:HIS:ND1	3:C:3119[A]:HIS:NE2	2.25	0.83
3:C:3093[B]:HIS:NE2	3:L:2969[B]:TYR:CD2	2.46	0.83
3:I:2933[B]:SER:CB	3:I:2936[B]:GLU:HB3	2.07	0.83
3:I:3089[B]:HIS:ND1	3:I:3119[B]:HIS:NE2	2.25	0.83
3:I:3212[A]:ARG:HH11	3:I:3212[A]:ARG:HG3	1.43	0.83
3:O:2979[A]:GLN:CG	3:O:3155[A]:MET:CE	2.56	0.83
3:O:3156[B]:MET:CG	3:X:3173[B]:THR:CG2	2.56	0.83
3:O:3284[B]:LYS:HD3	3:O:3285[B]:VAL:H	1.40	0.83
3:U:2933[B]:SER:CB	3:U:2936[B]:GLU:HB3	2.07	0.83
3:U:3212[A]:ARG:HH11	3:U:3212[A]:ARG:HG3	1.42	0.83
3:X:3216[B]:GLY:HA2	3:X:3262[B]:PHE:O	1.78	0.83
3:C:3284[B]:LYS:HD3	3:C:3285[B]:VAL:H	1.40	0.83
3:F:2948[B]:ASP:N	3:F:2949[B]:LYS:CA	2.41	0.83
3:O:2933[A]:SER:CB	3:O:2936[A]:GLU:HB3	2.07	0.83
3:O:2969[B]:TYR:HB2	3:X:3158[B]:PHE:CE1	2.13	0.83
3:O:2975[B]:PHE:CE2	3:X:3172[B]:SER:CA	2.60	0.83
3:O:3157[B]:PRO:O	3:X:3150[B]:LYS:N	2.11	0.83
3:O:3216[B]:GLY:HA2	3:O:3262[B]:PHE:O	1.78	0.83
3:R:3089[B]:HIS:ND1	3:R:3119[B]:HIS:NE2	2.25	0.83
3:R:3196[B]:THR:H	3:R:3199[B]:GLN:HB2	1.37	0.83
3:X:3230[A]:PHE:CB	3:X:3243[A]:GLY:HA2	2.06	0.83
3:C:2969[B]:TYR:O	3:L:2985[B]:PHE:CZ	2.26	0.83
3:C:3222[B]:ILE:N	3:L:2965[B]:LEU:HB2	1.94	0.83
3:C:3230[A]:PHE:CB	3:C:3243[A]:GLY:HA2	2.06	0.83
3:F:2948[B]:ASP:CB	3:F:2953[B]:GLY:HA3	2.07	0.83
1:G:1339:SER:HB3	1:G:1340:GLY:HA2	1.60	0.83

Continued on next page...

Continued from previous page...

Atom-1	Atom-2	Interatomic distance (Å)	Clash overlap (Å)
3:I:3230[B]:PHE:CB	3:I:3243[B]:GLY:HA2	2.06	0.83
3:L:3176[B]:LYS:HE2	3:L:3176[B]:LYS:H	1.43	0.83
3:O:2973[B]:THR:CB	3:X:3158[B]:PHE:HE2	1.86	0.83
3:O:3185[A]:TYR:CE2	3:O:3187[A]:TYR:CE2	2.65	0.83
3:U:2965[A]:LEU:HG	3:U:2974[A]:ALA:HB1	1.61	0.83
3:C:2952[A]:ALA:HA	3:C:2956[A]:LYS:CB	2.06	0.83
3:C:3172[B]:SER:CB	3:L:3152[B]:LYS:N	2.41	0.83
2:E:2545:SER:HA	2:E:2546:LEU:HB2	1.59	0.83
3:I:3298[B]:ASN:HA	3:I:3299[B]:LEU:CB	2.06	0.83
3:O:3162[B]:ASP:OD2	3:X:3150[B]:LYS:CD	2.27	0.83
3:O:3212[A]:ARG:HG3	3:O:3212[A]:ARG:HH11	1.43	0.83
3:R:2948[A]:ASP:N	3:R:2949[A]:LYS:CA	2.41	0.83
3:R:2948[B]:ASP:CB	3:R:2953[B]:GLY:HA3	2.07	0.83
3:R:3230[A]:PHE:CB	3:R:3243[A]:GLY:HA2	2.06	0.83
3:U:3089[B]:HIS:ND1	3:U:3119[B]:HIS:NE2	2.25	0.83
2:W:2569:TRP:HD1	2:W:2746:MET:HG2	1.42	0.83
3:X:2952[B]:ALA:HB3	3:X:2953[B]:GLY:O	1.76	0.83
3:C:2963[B]:MET:HE1	3:L:3223[B]:GLY:N	1.94	0.83
3:C:3149[B]:ASN:HB3	3:L:3163[B]:ASN:HD21	1.43	0.83
3:F:2965[B]:LEU:HG	3:F:2974[B]:ALA:HB1	1.61	0.83
3:F:3173[B]:THR:HG22	3:F:3174[B]:GLY:N	1.93	0.83
3:I:3216[B]:GLY:HA2	3:I:3262[B]:PHE:O	1.78	0.83
3:L:2948[B]:ASP:N	3:L:2949[B]:LYS:CA	2.41	0.83
3:L:2965[A]:LEU:CG	3:L:2974[A]:ALA:HB1	2.09	0.83
3:L:2979[A]:GLN:CG	3:L:3155[A]:MET:CE	2.56	0.83
3:O:2970[B]:PRO:CG	3:X:2990[B]:ARG:C	2.47	0.83
3:O:3173[B]:THR:HG22	3:O:3174[B]:GLY:N	1.93	0.83
3:O:3272[A]:HIS:CD2	1:P:1542:ARG:NH2	2.46	0.83
3:R:2948[B]:ASP:N	3:R:2949[B]:LYS:CA	2.41	0.83
3:X:3176[B]:LYS:HE2	3:X:3176[B]:LYS:H	1.43	0.83
3:X:3216[A]:GLY:HA2	3:X:3262[A]:PHE:O	1.78	0.83
3:C:2979[B]:GLN:CG	3:C:3155[B]:MET:CE	2.56	0.83
3:C:3153[B]:LYS:NZ	3:L:2988[B]:TRP:NE1	2.27	0.83
3:F:3212[B]:ARG:HH11	3:F:3212[B]:ARG:HG3	1.43	0.83
3:F:3293[A]:LYS:CD	3:F:3294[A]:SER:CB	2.53	0.83
3:L:3216[B]:GLY:HA2	3:L:3262[B]:PHE:O	1.78	0.83
3:O:3253[B]:GLU:CG	3:X:3161[B]:GLU:OE2	2.25	0.83
3:R:2965[B]:LEU:HG	3:R:2974[B]:ALA:HB1	1.61	0.83
3:R:2979[A]:GLN:CG	3:R:3155[A]:MET:CE	2.56	0.83
3:R:2979[B]:GLN:HE21	3:R:3155[B]:MET:HE3	1.42	0.83
3:U:3089[A]:HIS:ND1	3:U:3119[A]:HIS:NE2	2.25	0.83

Continued on next page...

Continued from previous page...

Atom-1	Atom-2	Interatomic distance (Å)	Clash overlap (Å)
3:X:2951[A]:ASP:OD2	3:X:2953[A]:GLY:HA2	1.79	0.83
3:C:2951[A]:ASP:OD2	3:C:2953[A]:GLY:HA2	1.79	0.83
3:C:2965[A]:LEU:CG	3:C:2974[A]:ALA:HB1	2.09	0.83
3:C:2971[B]:ASP:CG	3:L:3248[B]:LEU:HD22	1.99	0.83
3:C:3155[B]:MET:SD	3:L:3154[B]:PRO:CD	2.66	0.83
3:F:2965[A]:LEU:CG	3:F:2974[A]:ALA:HB1	2.09	0.83
3:F:3228[A]:VAL:HG21	3:F:3245[A]:PHE:CE2	2.14	0.83
3:I:3089[A]:HIS:HE1	3:I:3119[A]:HIS:CD2	1.96	0.83
3:L:2933[A]:SER:CB	3:L:2936[A]:GLU:HB3	2.07	0.83
3:L:3089[A]:HIS:HE1	3:L:3119[A]:HIS:CD2	1.96	0.83
3:R:3284[B]:LYS:HD3	3:R:3285[B]:VAL:H	1.39	0.83
3:X:3173[B]:THR:HG22	3:X:3174[B]:GLY:N	1.93	0.83
3:C:3089[B]:HIS:HE1	3:C:3119[B]:HIS:CD2	1.96	0.83
3:C:3212[B]:ARG:HH11	3:C:3212[B]:ARG:HG3	1.43	0.83
3:C:3298[A]:ASN:HA	3:C:3299[A]:LEU:CB	2.06	0.83
3:F:3089[B]:HIS:HE1	3:F:3119[B]:HIS:CD2	1.96	0.83
3:F:3176[B]:LYS:H	3:F:3176[B]:LYS:HE2	1.43	0.83
3:I:2979[A]:GLN:CG	3:I:3155[A]:MET:CE	2.56	0.83
3:I:2989[B]:HIS:CE1	3:R:2969[B]:TYR:CA	2.58	0.83
3:I:3089[B]:HIS:HE1	3:I:3119[B]:HIS:CD2	1.96	0.83
3:I:3161[B]:GLU:HG2	3:R:3079[B]:CYS:HA	1.60	0.83
3:O:2952[B]:ALA:HA	3:O:2956[B]:LYS:CB	2.06	0.83
3:O:2965[B]:LEU:HD11	3:O:2974[B]:ALA:HA	1.57	0.83
3:O:2975[B]:PHE:CE2	3:X:3172[B]:SER:HB3	2.14	0.83
3:R:3185[A]:TYR:CE2	3:R:3187[A]:TYR:CE2	2.65	0.83
1:S:589:GLN:HG2	1:S:594:ASP:HB3	1.60	0.83
3:U:2965[A]:LEU:CG	3:U:2974[A]:ALA:HB1	2.09	0.83
3:U:3176[B]:LYS:HE2	3:U:3176[B]:LYS:H	1.43	0.83
3:U:3216[B]:GLY:HA2	3:U:3262[B]:PHE:O	1.78	0.83
3:U:3265[A]:ASP:OD1	3:U:3267[A]:SER:OG	1.97	0.83
1:Y:1365:TYR:HD1	1:Y:1372:ILE:HG22	1.44	0.83
6:GA:2:NAG:C6	6:GA:3:BMA:C1	2.57	0.83
3:C:3148[B]:ILE:C	3:L:3169[B]:LYS:C	2.37	0.83
3:C:3149[B]:ASN:HB2	3:L:3163[B]:ASN:ND2	1.93	0.83
3:F:2979[B]:GLN:CG	3:F:3155[B]:MET:CE	2.56	0.83
3:F:3265[B]:ASP:OD1	3:F:3267[B]:SER:OG	1.97	0.83
3:I:2966[B]:SER:HB3	3:R:2982[B]:MET:CE	2.08	0.83
3:L:2956[A]:LYS:O	3:L:2960[A]:PHE:HE1	1.22	0.83
3:L:2965[A]:LEU:HG	3:L:2974[A]:ALA:HB1	1.61	0.83
3:L:3173[A]:THR:HG22	3:L:3174[A]:GLY:N	1.93	0.83
3:O:3089[A]:HIS:ND1	3:O:3119[A]:HIS:NE2	2.25	0.83

Continued on next page...

Continued from previous page...

Atom-1	Atom-2	Interatomic distance (Å)	Clash overlap (Å)
3:O:3157[B]:PRO:C	3:X:3149[B]:ASN:C	2.33	0.83
3:R:3217[B]:PHE:HZ	3:R:3230[B]:PHE:CE1	1.89	0.83
1:S:423:ARG:NH1	1:S:500:ASN:OD1	2.12	0.83
3:U:3120[A]:HIS:HA	3:U:3123[A]:THR:OG1	1.79	0.83
3:X:2965[A]:LEU:CG	3:X:2974[A]:ALA:HB1	2.09	0.83
3:C:2965[A]:LEU:HG	3:C:2974[A]:ALA:HB1	1.61	0.83
3:C:2965[B]:LEU:HG	3:C:2974[B]:ALA:HB1	1.61	0.83
3:C:3216[B]:GLY:HA2	3:C:3262[B]:PHE:O	1.78	0.83
3:C:3222[B]:ILE:H	3:L:2965[B]:LEU:HB2	1.44	0.83
3:I:2965[A]:LEU:HG	3:I:2974[A]:ALA:HB1	1.61	0.83
3:L:3176[A]:LYS:HE2	3:L:3176[A]:LYS:H	1.43	0.83
3:O:3265[A]:ASP:OD1	3:O:3267[A]:SER:OG	1.97	0.83
2:Q:2867:PRO:HG2	3:R:2932[A]:PRO:HG2	1.58	0.83
3:R:2965[A]:LEU:HG	3:R:2974[A]:ALA:HB1	1.61	0.83
3:R:3120[A]:HIS:HA	3:R:3123[A]:THR:OG1	1.79	0.83
3:U:2933[A]:SER:CB	3:U:2936[A]:GLU:HB3	2.07	0.83
3:U:3176[A]:LYS:HE2	3:U:3176[A]:LYS:H	1.43	0.83
3:X:2965[A]:LEU:HG	3:X:2974[A]:ALA:HB1	1.61	0.83
3:X:3284[A]:LYS:HD3	3:X:3285[A]:VAL:H	1.39	0.83
8:O:1:NAG:C6	8:O:2:NAG:HN2	1.92	0.83
3:C:3120[B]:HIS:HA	3:C:3123[B]:THR:OG1	1.79	0.82
3:C:3172[B]:SER:HB2	3:L:3152[B]:LYS:H	1.42	0.82
2:E:2625:LEU:HG	2:E:2626:ARG:HG2	1.60	0.82
3:F:3183[B]:LEU:H	3:F:3184[B]:ASN:HA	1.44	0.82
3:F:3228[B]:VAL:HG21	3:F:3245[B]:PHE:CE2	2.14	0.82
3:I:2948[A]:ASP:N	3:I:2949[A]:LYS:HA	1.81	0.82
3:I:2965[B]:LEU:HG	3:I:2974[B]:ALA:HB1	1.61	0.82
3:I:3212[B]:ARG:HG3	3:I:3212[B]:ARG:HH11	1.43	0.82
3:I:3293[A]:LYS:CD	3:I:3294[A]:SER:CB	2.53	0.82
3:L:3228[A]:VAL:HG21	3:L:3245[A]:PHE:CE2	2.14	0.82
3:O:2965[A]:LEU:HG	3:O:2974[A]:ALA:HB1	1.61	0.82
3:O:3089[A]:HIS:HE1	3:O:3119[A]:HIS:CD2	1.96	0.82
3:R:2965[A]:LEU:CG	3:R:2974[A]:ALA:HB1	2.09	0.82
3:R:2965[B]:LEU:CG	3:R:2974[B]:ALA:HB1	2.09	0.82
3:R:3024[A]:LEU:CD1	3:R:3025[A]:VAL:H	1.84	0.82
3:R:3293[A]:LYS:CD	3:R:3294[A]:SER:CB	2.53	0.82
3:U:3196[A]:THR:H	3:U:3199[A]:GLN:HB2	1.37	0.82
3:U:3228[B]:VAL:HG21	3:U:3245[B]:PHE:CE2	2.14	0.82
2:W:2808:PHE:HZ	2:W:2821:LEU:HD13	1.43	0.82
3:X:2952[A]:ALA:HB3	3:X:2953[A]:GLY:CA	2.09	0.82
3:X:3183[A]:LEU:H	3:X:3184[A]:ASN:HA	1.44	0.82

Continued on next page...

Continued from previous page...

Atom-1	Atom-2	Interatomic distance (Å)	Clash overlap (Å)
3:X:3230[B]:PHE:CB	3:X:3243[B]:GLY:HA2	2.06	0.82
2:B:2877:ILE:H	1:D:1078:ARG:HH12	1.21	0.82
3:C:2951[B]:ASP:OD2	3:C:2953[B]:GLY:HA2	1.79	0.82
3:F:3216[B]:GLY:HA2	3:F:3262[B]:PHE:O	1.78	0.82
1:J:497:GLN:HG2	1:J:683:THR:HG21	1.59	0.82
3:O:2952[B]:ALA:HB3	3:O:2953[B]:GLY:CA	2.10	0.82
3:O:2975[B]:PHE:HE2	3:X:3172[B]:SER:HA	1.44	0.82
3:O:3230[B]:PHE:CB	3:O:3243[B]:GLY:HA2	2.06	0.82
1:P:497:GLN:HG2	1:P:683:THR:HG21	1.61	0.82
3:R:2933[B]:SER:CB	3:R:2936[B]:GLU:HB3	2.07	0.82
3:U:3183[A]:LEU:H	3:U:3184[A]:ASN:HA	1.44	0.82
3:U:3183[B]:LEU:H	3:U:3184[B]:ASN:HA	1.44	0.82
3:X:3228[A]:VAL:HG21	3:X:3245[A]:PHE:CE2	2.14	0.82
3:C:3089[A]:HIS:HE1	3:C:3119[A]:HIS:CD2	1.96	0.82
3:C:3147[B]:GLU:HG2	3:L:3161[B]:GLU:HA	0.83	0.82
3:C:3153[B]:LYS:CE	3:L:3158[B]:PHE:HD2	1.57	0.82
3:C:3183[A]:LEU:H	3:C:3184[A]:ASN:HA	1.44	0.82
3:F:2951[A]:ASP:OD2	3:F:2953[A]:GLY:HA2	1.79	0.82
3:F:2965[B]:LEU:CG	3:F:2974[B]:ALA:HB1	2.09	0.82
3:I:2951[A]:ASP:OD2	3:I:2953[A]:GLY:HA2	1.79	0.82
3:I:3120[B]:HIS:HA	3:I:3123[B]:THR:OG1	1.79	0.82
3:L:2965[B]:LEU:CG	3:L:2974[B]:ALA:HB1	2.09	0.82
3:L:3023[A]:ILE:O	3:L:3026[A]:THR:N	2.11	0.82
3:O:2951[A]:ASP:OD2	3:O:2953[A]:GLY:HA2	1.79	0.82
3:O:3120[A]:HIS:HA	3:O:3123[A]:THR:OG1	1.79	0.82
3:O:3216[A]:GLY:HA2	3:O:3262[A]:PHE:O	1.78	0.82
3:O:3217[B]:PHE:HZ	3:O:3230[B]:PHE:CE1	1.89	0.82
1:P:1584:GLY:HA3	1:S:329:ARG:HG2	1.61	0.82
3:R:3228[B]:VAL:HG21	3:R:3245[B]:PHE:CE2	2.14	0.82
3:R:3265[B]:ASP:OD1	3:R:3267[B]:SER:OG	1.97	0.82
3:R:3298[A]:ASN:HB3	3:R:3300[A]:LEU:CD2	2.09	0.82
3:U:2948[A]:ASP:N	3:U:2949[A]:LYS:HA	1.81	0.82
3:U:2956[B]:LYS:O	3:U:2960[B]:PHE:HE1	1.22	0.82
3:U:3089[B]:HIS:HE1	3:U:3119[B]:HIS:CD2	1.96	0.82
3:U:3298[A]:ASN:HB3	3:U:3300[A]:LEU:CD2	2.09	0.82
3:X:2989[B]:HIS:O	3:X:2992[B]:TYR:N	2.08	0.82
1:A:497:GLN:HG2	1:A:683:THR:HG21	1.58	0.82
3:C:3223[B]:GLY:O	3:L:3252[B]:TYR:CD1	2.33	0.82
3:C:3252[B]:TYR:HB2	3:L:3253[B]:GLU:HG2	1.61	0.82
3:F:2965[A]:LEU:HG	3:F:2974[A]:ALA:HB1	1.61	0.82
3:F:2979[A]:GLN:HG2	3:F:3155[A]:MET:HE2	1.61	0.82

Continued on next page...

Continued from previous page...

Atom-1	Atom-2	Interatomic distance (Å)	Clash overlap (Å)
3:F:3120[A]:HIS:HA	3:F:3123[A]:THR:OG1	1.79	0.82
3:F:3216[A]:GLY:HA2	3:F:3262[A]:PHE:O	1.78	0.82
3:I:2969[B]:TYR:HA	3:R:2989[B]:HIS:CE1	2.14	0.82
3:I:3228[B]:VAL:HG21	3:I:3245[B]:PHE:CE2	2.14	0.82
3:L:2965[B]:LEU:HG	3:L:2974[B]:ALA:HB1	1.61	0.82
3:L:3298[B]:ASN:HB3	3:L:3300[B]:LEU:CD2	2.09	0.82
3:O:2965[B]:LEU:CG	3:O:2974[B]:ALA:HB1	2.09	0.82
3:O:2969[B]:TYR:HB2	3:X:3158[B]:PHE:CD1	2.13	0.82
3:O:3101[B]:PRO:C	3:X:2971[B]:ASP:CA	2.46	0.82
3:O:3298[B]:ASN:HB3	3:O:3300[B]:LEU:CD2	2.09	0.82
3:R:2951[B]:ASP:OD2	3:R:2953[B]:GLY:HA2	1.79	0.82
1:S:1498:ASN:OD1	5:AA:1:NAG:H82	1.79	0.82
3:U:3089[A]:HIS:HE1	3:U:3119[A]:HIS:CD2	1.96	0.82
3:X:3298[A]:ASN:HB3	3:X:3300[A]:LEU:CD2	2.10	0.82
6:NA:1:NAG:H61	6:NA:2:NAG:HN2	1.44	0.82
3:C:2982[B]:MET:HB2	3:L:3156[B]:MET:HB3	1.59	0.82
2:E:2161:GLN:OE1	2:E:2345:ASN:ND2	2.13	0.82
3:F:2951[B]:ASP:OD2	3:F:2953[B]:GLY:HA2	1.79	0.82
3:F:3284[B]:LYS:HD3	3:F:3285[B]:VAL:H	1.39	0.82
3:I:2965[A]:LEU:CG	3:I:2974[A]:ALA:HB1	2.09	0.82
3:I:2965[B]:LEU:CG	3:I:2974[B]:ALA:HB1	2.09	0.82
3:I:2966[B]:SER:CA	3:R:3256[B]:TRP:HB3	2.08	0.82
3:I:2989[B]:HIS:NE2	3:R:2970[B]:PRO:CD	2.39	0.82
3:I:3093[B]:HIS:HD2	3:R:2973[B]:THR:OG1	1.62	0.82
3:I:3173[A]:THR:HG22	3:I:3174[A]:GLY:N	1.93	0.82
3:L:2951[B]:ASP:OD2	3:L:2953[B]:GLY:HA2	1.79	0.82
3:L:2956[B]:LYS:O	3:L:2960[B]:PHE:HE1	1.22	0.82
3:L:3216[A]:GLY:HA2	3:L:3262[A]:PHE:O	1.78	0.82
3:L:3265[B]:ASP:OD1	3:L:3267[B]:SER:OG	1.97	0.82
3:O:3212[B]:ARG:HH11	3:O:3212[B]:ARG:HG3	1.43	0.82
3:R:3176[A]:LYS:HE2	3:R:3176[A]:LYS:H	1.43	0.82
3:U:2952[B]:ALA:HB3	3:U:2953[B]:GLY:CA	2.10	0.82
3:U:3120[B]:HIS:HA	3:U:3123[B]:THR:OG1	1.79	0.82
3:C:2952[B]:ALA:HB3	3:C:2953[B]:GLY:CA	2.10	0.82
3:I:2965[B]:LEU:CD2	3:I:2974[B]:ALA:HB1	2.10	0.82
3:I:2983[B]:VAL:HG23	3:R:3160[B]:SER:OG	1.78	0.82
3:L:3173[B]:THR:HG22	3:L:3174[B]:GLY:N	1.93	0.82
3:O:2951[B]:ASP:OD2	3:O:2953[B]:GLY:HA2	1.79	0.82
3:O:2965[A]:LEU:CG	3:O:2974[A]:ALA:HB1	2.09	0.82
3:O:3120[B]:HIS:HA	3:O:3123[B]:THR:OG1	1.79	0.82
3:O:3173[A]:THR:HG22	3:O:3174[A]:GLY:N	1.93	0.82

Continued on next page...

Continued from previous page...

Atom-1	Atom-2	Interatomic distance (Å)	Clash overlap (Å)
3:O:3253[B]:GLU:HG3	3:X:3160[B]:SER:CA	2.08	0.82
3:U:3173[B]:THR:HG22	3:U:3174[B]:GLY:N	1.93	0.82
3:X:2951[B]:ASP:OD2	3:X:2953[B]:GLY:HA2	1.79	0.82
3:C:2952[A]:ALA:HB3	3:C:2953[A]:GLY:CA	2.10	0.82
3:C:2956[B]:LYS:O	3:C:2960[B]:PHE:CD1	2.33	0.82
3:C:3172[B]:SER:CB	3:L:3149[B]:ASN:O	2.27	0.82
3:C:3173[B]:THR:HG22	3:C:3174[B]:GLY:N	1.93	0.82
3:C:3216[A]:GLY:HA2	3:C:3262[A]:PHE:O	1.78	0.82
3:F:3089[A]:HIS:HE1	3:F:3119[A]:HIS:CD2	1.96	0.82
3:I:2963[B]:MET:CE	3:R:3223[B]:GLY:HA3	2.10	0.82
3:I:3153[B]:LYS:CG	3:R:3155[B]:MET:CB	2.55	0.82
3:I:3248[B]:LEU:CD1	3:R:2973[B]:THR:HG23	2.06	0.82
3:L:3120[B]:HIS:HA	3:L:3123[B]:THR:OG1	1.79	0.82
3:O:2965[B]:LEU:CD2	3:O:2974[B]:ALA:HB1	2.10	0.82
3:O:3023[B]:ILE:O	3:O:3026[B]:THR:N	2.11	0.82
3:O:3228[B]:VAL:HG21	3:O:3245[B]:PHE:CE2	2.14	0.82
3:R:3173[B]:THR:HG22	3:R:3174[B]:GLY:N	1.93	0.82
3:U:2951[B]:ASP:OD2	3:U:2953[B]:GLY:HA2	1.79	0.82
3:X:2965[B]:LEU:CG	3:X:2974[B]:ALA:HB1	2.09	0.82
3:C:3265[B]:ASP:OD1	3:C:3267[B]:SER:OG	1.97	0.82
3:F:2952[A]:ALA:HB3	3:F:2953[A]:GLY:CA	2.10	0.82
3:I:2956[A]:LYS:O	3:I:2960[A]:PHE:CD1	2.33	0.82
3:L:3228[B]:VAL:HG21	3:L:3245[B]:PHE:CE2	2.14	0.82
3:R:3216[A]:GLY:HA2	3:R:3262[A]:PHE:O	1.78	0.82
1:S:979:LEU:HB3	1:S:980:TYR:HA	1.61	0.82
3:U:2951[A]:ASP:OD2	3:U:2953[A]:GLY:HA2	1.79	0.82
1:A:883:CYS:N	1:A:894:CYS:SG	2.53	0.82
3:C:2965[B]:LEU:CG	3:C:2974[B]:ALA:HB1	2.09	0.82
3:C:3196[A]:THR:H	3:C:3199[A]:GLN:HB2	1.37	0.82
3:C:3212[A]:ARG:HG3	3:C:3212[A]:ARG:HH11	1.43	0.82
3:C:3228[B]:VAL:HG21	3:C:3245[B]:PHE:CE2	2.14	0.82
3:C:3265[A]:ASP:OD1	3:C:3267[A]:SER:OG	1.97	0.82
3:C:3298[B]:ASN:HB3	3:C:3300[B]:LEU:CD2	2.09	0.82
3:I:2952[B]:ALA:HB3	3:I:2953[B]:GLY:CA	2.10	0.82
3:I:2966[B]:SER:O	3:R:3256[B]:TRP:HB3	1.80	0.82
3:L:3027[A]:GLU:OE2	3:L:3028[A]:PRO:HD2	1.80	0.82
3:L:3218[A]:LEU:C	3:L:3219[A]:LEU:HD22	2.01	0.82
3:O:3027[A]:GLU:OE2	3:O:3028[A]:PRO:HD2	1.80	0.82
3:O:3183[A]:LEU:H	3:O:3184[A]:ASN:HA	1.44	0.82
3:R:2951[A]:ASP:OD2	3:R:2953[A]:GLY:HA2	1.79	0.82
3:R:3298[B]:ASN:HB3	3:R:3300[B]:LEU:CD2	2.09	0.82

Continued on next page...

Continued from previous page...

Atom-1	Atom-2	Interatomic distance (Å)	Clash overlap (Å)
3:U:3104[A]:MET:CA	3:U:3110[A]:THR:HG23	2.10	0.82
3:X:3089[A]:HIS:HE1	3:X:3119[A]:HIS:CD2	1.96	0.82
3:C:2956[B]:LYS:O	3:C:2960[B]:PHE:HE1	1.22	0.82
3:C:3173[A]:THR:HG22	3:C:3174[A]:GLY:N	1.93	0.82
3:C:3223[B]:GLY:O	3:L:3252[B]:TYR:CE2	2.33	0.82
3:I:2985[B]:PHE:CZ	3:R:2970[B]:PRO:HA	2.15	0.82
3:I:3173[B]:THR:HG22	3:I:3174[B]:GLY:N	1.93	0.82
3:I:3265[A]:ASP:OD1	3:I:3267[A]:SER:OG	1.97	0.82
3:O:2965[A]:LEU:CD2	3:O:2974[A]:ALA:HB1	2.10	0.82
3:O:3154[B]:PRO:HD2	3:X:3176[B]:LYS:HE3	1.61	0.82
3:O:3183[B]:LEU:H	3:O:3184[B]:ASN:HA	1.44	0.82
3:U:2956[B]:LYS:O	3:U:2960[B]:PHE:CD1	2.33	0.82
3:X:2956[B]:LYS:O	3:X:2960[B]:PHE:CD1	2.33	0.82
3:X:3298[B]:ASN:HB3	3:X:3300[B]:LEU:CD2	2.10	0.82
3:C:3158[B]:PHE:O	3:L:3149[B]:ASN:HB2	1.80	0.81
3:C:3218[B]:LEU:C	3:C:3219[B]:LEU:HD22	2.01	0.81
3:C:3230[B]:PHE:CB	3:C:3243[B]:GLY:HA2	2.06	0.81
3:I:2965[A]:LEU:CD2	3:I:2974[A]:ALA:HB1	2.10	0.81
3:I:2979[B]:GLN:CG	3:I:3155[B]:MET:CE	2.56	0.81
3:I:3027[B]:GLU:OE2	3:I:3028[B]:PRO:HD2	1.80	0.81
3:I:3248[B]:LEU:CB	3:R:2972[B]:GLY:C	2.45	0.81
2:K:2409:ALA:HB2	2:K:2468:ILE:HD12	1.59	0.81
3:L:2948[A]:ASP:N	3:L:2949[A]:LYS:CA	2.41	0.81
3:L:2965[B]:LEU:CD2	3:L:2974[B]:ALA:HB1	2.10	0.81
3:O:3255[B]:PRO:HB3	3:X:3161[B]:GLU:O	1.79	0.81
3:O:3298[A]:ASN:HB3	3:O:3300[A]:LEU:CD2	2.09	0.81
3:R:3023[A]:ILE:O	3:R:3026[A]:THR:N	2.11	0.81
3:U:2956[A]:LYS:O	3:U:2960[A]:PHE:CD1	2.33	0.81
3:U:3218[B]:LEU:C	3:U:3219[B]:LEU:HD22	2.01	0.81
3:U:3298[B]:ASN:HB3	3:U:3300[B]:LEU:CD2	2.09	0.81
2:W:2556:TYR:HE1	2:W:2845:PRO:HD2	1.44	0.81
3:X:3183[B]:LEU:H	3:X:3184[B]:ASN:HA	1.44	0.81
3:X:3228[B]:VAL:HG21	3:X:3245[B]:PHE:CE2	2.14	0.81
3:C:3104[A]:MET:CA	3:C:3110[A]:THR:HG23	2.10	0.81
3:F:3120[B]:HIS:HA	3:F:3123[B]:THR:OG1	1.79	0.81
3:I:3255[B]:PRO:HG3	3:R:2964[B]:PRO:N	1.95	0.81
3:I:3298[B]:ASN:HB3	3:I:3300[B]:LEU:CD2	2.09	0.81
3:O:2970[B]:PRO:HG2	3:X:2990[B]:ARG:C	1.97	0.81
3:R:2956[B]:LYS:O	3:R:2960[B]:PHE:CD1	2.33	0.81
3:R:2979[B]:GLN:CG	3:R:3155[B]:MET:CE	2.56	0.81
3:R:3218[A]:LEU:C	3:R:3219[A]:LEU:HD22	2.01	0.81

Continued on next page...

Continued from previous page...

Atom-1	Atom-2	Interatomic distance (Å)	Clash overlap (Å)
3:U:2963[B]:MET:N	3:U:3108[B]:HIS:O	2.13	0.81
3:X:2965[B]:LEU:HG	3:X:2974[B]:ALA:HB1	1.61	0.81
3:C:2974[B]:ALA:HB3	3:L:3249[B]:GLY:HA2	0.81	0.81
3:C:3027[B]:GLU:OE2	3:C:3028[B]:PRO:HD2	1.80	0.81
3:C:3120[A]:HIS:HA	3:C:3123[A]:THR:OG1	1.79	0.81
3:C:3147[B]:GLU:OE1	3:L:3162[B]:ASP:N	1.98	0.81
3:C:3149[B]:ASN:O	3:L:3172[B]:SER:CB	2.29	0.81
3:C:3176[B]:LYS:HE2	3:C:3176[B]:LYS:H	1.43	0.81
3:C:3228[A]:VAL:HG21	3:C:3245[A]:PHE:CE2	2.14	0.81
3:F:2952[B]:ALA:HB3	3:F:2953[B]:GLY:CA	2.10	0.81
3:F:2963[A]:MET:N	3:F:3108[A]:HIS:O	2.14	0.81
3:F:2971[B]:ASP:N	9:F:3401[B]:CUO:O2	2.14	0.81
3:F:3173[A]:THR:HG22	3:F:3174[A]:GLY:N	1.93	0.81
3:F:3176[A]:LYS:HE2	3:F:3176[A]:LYS:H	1.43	0.81
3:F:3298[B]:ASN:HB3	3:F:3300[B]:LEU:CD2	2.09	0.81
3:I:2962[B]:GLY:O	3:R:3255[B]:PRO:HD3	1.79	0.81
3:I:2963[B]:MET:N	3:I:3108[B]:HIS:O	2.14	0.81
3:I:3176[B]:LYS:HE2	3:I:3176[B]:LYS:H	1.43	0.81
3:I:3298[A]:ASN:HB3	3:I:3300[A]:LEU:CD2	2.09	0.81
3:L:3027[B]:GLU:OE2	3:L:3028[B]:PRO:HD2	1.80	0.81
3:L:3120[A]:HIS:HA	3:L:3123[A]:THR:OG1	1.79	0.81
3:L:3183[B]:LEU:H	3:L:3184[B]:ASN:HA	1.44	0.81
3:O:2939[B]:ARG:HB3	3:O:3032[B]:PRO:HG2	1.63	0.81
3:O:2963[A]:MET:N	3:O:3108[A]:HIS:O	2.14	0.81
3:O:2965[B]:LEU:HG	3:O:2974[B]:ALA:HB1	1.61	0.81
3:O:2970[B]:PRO:HB2	3:X:2990[B]:ARG:C	1.81	0.81
3:O:3228[A]:VAL:HG21	3:O:3245[A]:PHE:CE2	2.14	0.81
3:R:2952[A]:ALA:HB3	3:R:2953[A]:GLY:CA	2.09	0.81
3:R:2952[B]:ALA:HB3	3:R:2953[B]:GLY:CA	2.10	0.81
3:R:2965[A]:LEU:CD2	3:R:2974[A]:ALA:HB1	2.10	0.81
3:R:2979[A]:GLN:HG2	3:R:3155[A]:MET:HE2	1.60	0.81
3:R:3027[B]:GLU:OE2	3:R:3028[B]:PRO:HD2	1.80	0.81
3:R:3120[B]:HIS:HA	3:R:3123[B]:THR:OG1	1.79	0.81
3:R:3176[B]:LYS:HE2	3:R:3176[B]:LYS:H	1.43	0.81
3:R:3265[A]:ASP:OD1	3:R:3267[A]:SER:OG	1.97	0.81
3:U:2963[A]:MET:N	3:U:3108[A]:HIS:O	2.14	0.81
3:U:2965[B]:LEU:HG	3:U:2974[B]:ALA:HB1	1.61	0.81
3:U:3216[A]:GLY:HA2	3:U:3262[A]:PHE:O	1.78	0.81
1:V:589:GLN:HG2	1:V:594:ASP:HB3	1.62	0.81
3:X:2965[B]:LEU:CD2	3:X:2974[B]:ALA:HB1	2.10	0.81
3:X:3176[B]:LYS:HB3	3:X:3176[B]:LYS:HZ2	1.42	0.81

Continued on next page...

Continued from previous page...

Atom-1	Atom-2	Interatomic distance (Å)	Clash overlap (Å)
3:C:2979[B]:GLN:CG	3:C:3155[B]:MET:HE1	2.09	0.81
3:C:3155[B]:MET:HG2	3:L:3154[B]:PRO:O	1.81	0.81
3:F:2948[A]:ASP:N	3:F:2949[A]:LYS:CA	2.41	0.81
3:F:2965[A]:LEU:CD2	3:F:2974[A]:ALA:HB1	2.10	0.81
3:F:3298[A]:ASN:HB3	3:F:3300[A]:LEU:CD2	2.10	0.81
3:I:2967[B]:CYS:SG	3:R:2982[B]:MET:CE	2.67	0.81
3:I:2983[B]:VAL:CB	3:R:3160[B]:SER:HA	2.09	0.81
3:L:2952[A]:ALA:HB3	3:L:2953[A]:GLY:CA	2.10	0.81
3:L:2952[B]:ALA:HB3	3:L:2953[B]:GLY:CA	2.09	0.81
3:L:2979[B]:GLN:CG	3:L:3155[B]:MET:HE1	2.11	0.81
3:O:2963[B]:MET:N	3:O:3108[B]:HIS:O	2.13	0.81
3:O:2963[B]:MET:HE3	3:X:2975[B]:PHE:CD1	2.15	0.81
3:R:3089[B]:HIS:HE1	3:R:3119[B]:HIS:CD2	1.96	0.81
3:R:3212[A]:ARG:HG3	3:R:3212[A]:ARG:HH11	1.43	0.81
3:R:3218[B]:LEU:C	3:R:3219[B]:LEU:HD22	2.01	0.81
3:R:3228[A]:VAL:HG21	3:R:3245[A]:PHE:CE2	2.14	0.81
2:T:2545:SER:HA	2:T:2546:LEU:HB2	1.62	0.81
3:U:2979[B]:GLN:CG	3:U:3155[B]:MET:CE	2.56	0.81
3:U:3228[A]:VAL:HG21	3:U:3245[A]:PHE:CE2	2.14	0.81
3:X:2948[A]:ASP:N	3:X:2949[A]:LYS:CA	2.41	0.81
3:X:2969[B]:TYR:CE2	3:X:2970[B]:PRO:HG2	2.05	0.81
3:X:3120[A]:HIS:HA	3:X:3123[A]:THR:OG1	1.79	0.81
3:X:3120[B]:HIS:HA	3:X:3123[B]:THR:OG1	1.79	0.81
3:C:2939[A]:ARG:HB3	3:C:3032[A]:PRO:HG2	1.63	0.81
3:C:2939[B]:ARG:HB3	3:C:3032[B]:PRO:HG2	1.63	0.81
3:C:2979[B]:GLN:HG3	3:L:3156[B]:MET:SD	2.20	0.81
3:C:3023[A]:ILE:O	3:C:3026[A]:THR:N	2.11	0.81
3:C:3218[A]:LEU:C	3:C:3219[A]:LEU:HD22	2.01	0.81
3:C:3248[B]:LEU:CD2	3:L:2971[B]:ASP:CG	2.48	0.81
3:F:3027[B]:GLU:OE2	3:F:3028[B]:PRO:HD2	1.80	0.81
3:I:3027[A]:GLU:OE2	3:I:3028[A]:PRO:HD2	1.80	0.81
3:I:3120[A]:HIS:HA	3:I:3123[A]:THR:OG1	1.79	0.81
3:L:2963[A]:MET:N	3:L:3108[A]:HIS:O	2.14	0.81
3:L:3212[A]:ARG:HH11	3:L:3212[A]:ARG:HG3	1.43	0.81
3:L:3218[B]:LEU:C	3:L:3219[B]:LEU:HD22	2.01	0.81
3:L:3284[B]:LYS:HD3	3:L:3285[B]:VAL:H	1.39	0.81
3:L:3298[A]:ASN:HB3	3:L:3300[A]:LEU:CD2	2.09	0.81
3:O:3218[A]:LEU:C	3:O:3219[A]:LEU:HD22	2.01	0.81
3:O:3265[B]:ASP:OD1	3:O:3267[B]:SER:OG	1.97	0.81
1:P:387:ASN:ND2	6:3:1:NAG:O7	2.13	0.81
3:R:2963[B]:MET:N	3:R:3108[B]:HIS:O	2.14	0.81

Continued on next page...

Continued from previous page...

Atom-1	Atom-2	Interatomic distance (Å)	Clash overlap (Å)
3:R:3183[A]:LEU:H	3:R:3184[A]:ASN:HA	1.44	0.81
3:R:3183[B]:LEU:H	3:R:3184[B]:ASN:HA	1.44	0.81
3:R:3216[B]:GLY:HA2	3:R:3262[B]:PHE:O	1.78	0.81
3:C:3154[B]:PRO:HD3	3:L:3173[B]:THR:C	2.01	0.81
3:F:3218[B]:LEU:C	3:F:3219[B]:LEU:HD22	2.01	0.81
3:I:3154[B]:PRO:HD2	3:R:3155[B]:MET:SD	2.21	0.81
3:I:3183[B]:LEU:H	3:I:3184[B]:ASN:HA	1.44	0.81
3:I:3223[B]:GLY:HA3	3:R:2963[B]:MET:CE	2.09	0.81
3:I:3228[A]:VAL:HG21	3:I:3245[A]:PHE:CE2	2.14	0.81
3:I:3265[B]:ASP:OD1	3:I:3267[B]:SER:OG	1.97	0.81
1:J:401:VAL:HG22	1:J:662:SER:HB3	1.62	0.81
3:L:2951[A]:ASP:OD2	3:L:2953[A]:GLY:HA2	1.79	0.81
3:O:3157[B]:PRO:C	3:X:3152[B]:LYS:CG	2.47	0.81
3:O:3160[B]:SER:HB2	3:X:3151[B]:LEU:N	1.80	0.81
3:R:3212[B]:ARG:HH11	3:R:3212[B]:ARG:HG3	1.43	0.81
1:S:527:LEU:O	1:S:561:ARG:NH1	2.12	0.81
3:X:2963[B]:MET:N	3:X:3108[B]:HIS:O	2.13	0.81
3:X:3218[A]:LEU:C	3:X:3219[A]:LEU:HD22	2.01	0.81
3:C:2956[A]:LYS:O	3:C:2960[A]:PHE:CD1	2.33	0.81
3:C:2963[A]:MET:N	3:C:3108[A]:HIS:O	2.14	0.81
3:C:3176[A]:LYS:HE2	3:C:3176[A]:LYS:H	1.43	0.81
3:F:3025[A]:VAL:CG2	3:F:3047[A]:ARG:HH12	1.94	0.81
3:F:3025[B]:VAL:CG2	3:F:3047[B]:ARG:HH12	1.94	0.81
3:F:3265[A]:ASP:OD1	3:F:3267[A]:SER:OG	1.97	0.81
3:I:3104[B]:MET:CA	3:I:3110[B]:THR:HG23	2.10	0.81
3:I:3180[A]:TYR:O	3:I:3183[A]:LEU:HD22	1.81	0.81
3:I:3216[A]:GLY:HA2	3:I:3262[A]:PHE:O	1.78	0.81
3:O:2952[A]:ALA:HB3	3:O:2953[A]:GLY:CA	2.09	0.81
3:O:3169[B]:LYS:CA	3:X:3148[B]:ILE:HG21	2.10	0.81
3:O:3180[B]:TYR:O	3:O:3183[B]:LEU:HD22	1.81	0.81
3:R:2939[A]:ARG:HB3	3:R:3032[A]:PRO:HG2	1.63	0.81
3:R:3027[A]:GLU:OE2	3:R:3028[A]:PRO:HD2	1.80	0.81
3:U:3265[B]:ASP:OD1	3:U:3267[B]:SER:OG	1.97	0.81
2:W:2823:ILE:HG13	2:W:2830:GLN:HE22	1.46	0.81
3:X:2952[B]:ALA:HB3	3:X:2953[B]:GLY:CA	2.10	0.81
3:X:3180[A]:TYR:O	3:X:3183[A]:LEU:HD22	1.81	0.81
3:C:3149[B]:ASN:HB3	3:L:3163[B]:ASN:ND2	1.95	0.81
3:C:3180[A]:TYR:O	3:C:3183[A]:LEU:HD22	1.81	0.81
1:D:1641:THR:HG21	1:D:1644:ILE:HD11	1.63	0.81
3:F:2956[B]:LYS:O	3:F:2960[B]:PHE:CD1	2.33	0.81
3:F:2963[B]:MET:N	3:F:3108[B]:HIS:O	2.14	0.81

Continued on next page...

Continued from previous page...

Atom-1	Atom-2	Interatomic distance (Å)	Clash overlap (Å)
3:F:3101[A]:PRO:O	3:F:3106[A]:THR:HG21	1.81	0.81
3:F:3104[A]:MET:CA	3:F:3110[A]:THR:HG23	2.10	0.81
3:I:2963[A]:MET:N	3:I:3108[A]:HIS:O	2.14	0.81
3:I:3172[B]:SER:CB	3:R:3150[B]:LYS:O	2.29	0.81
3:I:3180[B]:TYR:O	3:I:3183[B]:LEU:HD22	1.81	0.81
3:I:3218[B]:LEU:C	3:I:3219[B]:LEU:HD22	2.01	0.81
3:L:2965[A]:LEU:CD2	3:L:2974[A]:ALA:HB1	2.10	0.81
3:L:3025[A]:VAL:CG2	3:L:3047[A]:ARG:HH12	1.94	0.81
3:L:3180[B]:TYR:O	3:L:3183[B]:LEU:HD22	1.81	0.81
3:L:3265[A]:ASP:OD1	3:L:3267[A]:SER:OG	1.97	0.81
3:O:3104[A]:MET:CA	3:O:3110[A]:THR:HG23	2.10	0.81
3:R:2963[A]:MET:N	3:R:3108[A]:HIS:O	2.14	0.81
3:U:3173[A]:THR:HG22	3:U:3174[A]:GLY:N	1.93	0.81
3:X:2956[A]:LYS:O	3:X:2960[A]:PHE:CD1	2.33	0.81
3:X:3212[A]:ARG:HH11	3:X:3212[A]:ARG:HG3	1.43	0.81
3:X:3265[B]:ASP:OD1	3:X:3267[B]:SER:OG	1.97	0.81
3:F:2939[B]:ARG:HB3	3:F:3032[B]:PRO:HG2	1.63	0.81
3:F:3231[A]:ASP:N	3:F:3284[A]:LYS:O	2.14	0.81
3:I:3163[B]:ASN:CG	3:R:3149[B]:ASN:HD22	1.82	0.81
3:L:3230[A]:PHE:CB	3:L:3243[A]:GLY:HA2	2.06	0.81
3:L:3231[A]:ASP:N	3:L:3284[A]:LYS:O	2.14	0.81
3:O:3023[A]:ILE:O	3:O:3026[A]:THR:N	2.11	0.81
3:O:3024[B]:LEU:CD1	3:O:3025[B]:VAL:H	1.83	0.81
3:O:3027[B]:GLU:OE2	3:O:3028[B]:PRO:HD2	1.80	0.81
3:O:3218[B]:LEU:C	3:O:3219[B]:LEU:HD22	2.01	0.81
3:R:3180[A]:TYR:O	3:R:3183[A]:LEU:HD22	1.81	0.81
3:R:3231[A]:ASP:N	3:R:3284[A]:LYS:O	2.14	0.81
3:U:2952[A]:ALA:HB3	3:U:2953[A]:GLY:CA	2.10	0.81
3:X:3025[B]:VAL:CG2	3:X:3047[B]:ARG:HH12	1.94	0.81
3:X:3027[B]:GLU:OE2	3:X:3028[B]:PRO:HD2	1.80	0.81
3:C:3298[A]:ASN:HB3	3:C:3300[A]:LEU:CD2	2.09	0.81
3:I:2939[B]:ARG:HB3	3:I:3032[B]:PRO:HG2	1.63	0.81
3:I:3101[B]:PRO:O	3:I:3106[B]:THR:HG21	1.81	0.81
3:I:3108[B]:HIS:HE1	3:R:3251[B]:ASP:OD1	1.59	0.81
3:I:3218[A]:LEU:C	3:I:3219[A]:LEU:HD22	2.01	0.81
3:O:2965[B]:LEU:C	3:X:3153[B]:LYS:HZ2	1.80	0.81
3:O:3163[B]:ASN:CB	3:X:3149[B]:ASN:N	2.30	0.81
3:O:3180[A]:TYR:O	3:O:3183[A]:LEU:HD22	1.81	0.81
3:R:3101[A]:PRO:O	3:R:3106[A]:THR:HG21	1.81	0.81
1:S:1636:ASN:ND2	1:S:1639:LYS:HD2	1.95	0.81
3:X:3265[A]:ASP:OD1	3:X:3267[A]:SER:OG	1.97	0.81

Continued on next page...

Continued from previous page...

Atom-1	Atom-2	Interatomic distance (Å)	Clash overlap (Å)
3:C:2948[B]:ASP:N	3:C:2949[B]:LYS:HA	1.81	0.80
3:C:3025[B]:VAL:CG2	3:C:3047[B]:ARG:HH12	1.94	0.80
3:F:3023[B]:ILE:O	3:F:3026[B]:THR:N	2.11	0.80
3:F:3027[A]:GLU:OE2	3:F:3028[A]:PRO:HD2	1.80	0.80
3:F:3183[A]:LEU:H	3:F:3184[A]:ASN:HA	1.44	0.80
3:F:3231[B]:ASP:N	3:F:3284[B]:LYS:O	2.14	0.80
3:I:2939[A]:ARG:HB3	3:I:3032[A]:PRO:HG2	1.63	0.80
3:I:2951[B]:ASP:OD2	3:I:2953[B]:GLY:HA2	1.79	0.80
3:I:2952[A]:ALA:HB3	3:I:2953[A]:GLY:CA	2.10	0.80
3:I:2956[B]:LYS:O	3:I:2960[B]:PHE:CD1	2.33	0.80
3:I:2966[B]:SER:O	3:R:3256[B]:TRP:CB	2.29	0.80
3:I:3180[B]:TYR:HB2	3:I:3183[B]:LEU:HD22	1.63	0.80
3:L:3101[B]:PRO:O	3:L:3106[B]:THR:HG21	1.81	0.80
3:O:3101[A]:PRO:O	3:O:3106[A]:THR:HG21	1.81	0.80
3:U:3180[A]:TYR:O	3:U:3183[A]:LEU:HD22	1.81	0.80
3:X:2965[A]:LEU:CD2	3:X:2974[A]:ALA:HB1	2.10	0.80
3:C:3023[B]:ILE:O	3:C:3026[B]:THR:N	2.11	0.80
3:C:3027[A]:GLU:OE2	3:C:3028[A]:PRO:HD2	1.80	0.80
3:C:3169[B]:LYS:CE	3:L:3149[B]:ASN:OD1	2.29	0.80
3:C:3174[B]:GLY:CA	3:L:3154[B]:PRO:CD	2.50	0.80
3:C:3183[B]:LEU:H	3:C:3184[B]:ASN:HA	1.44	0.80
3:C:3231[B]:ASP:N	3:C:3284[B]:LYS:O	2.14	0.80
3:F:2965[B]:LEU:CD2	3:F:2974[B]:ALA:HB1	2.10	0.80
3:F:3104[B]:MET:CA	3:F:3110[B]:THR:HG23	2.10	0.80
3:F:3180[A]:TYR:O	3:F:3183[A]:LEU:HD22	1.81	0.80
3:F:3218[A]:LEU:C	3:F:3219[A]:LEU:HD22	2.01	0.80
3:I:3171[B]:HIS:N	3:R:3152[B]:LYS:HB2	1.88	0.80
3:L:2963[B]:MET:N	3:L:3108[B]:HIS:O	2.14	0.80
3:L:3025[B]:VAL:CG2	3:L:3047[B]:ARG:HH12	1.94	0.80
3:O:2970[B]:PRO:CB	3:X:2990[B]:ARG:C	2.44	0.80
3:R:3025[B]:VAL:CG2	3:R:3047[B]:ARG:HH12	1.94	0.80
3:U:2965[B]:LEU:CD2	3:U:2974[B]:ALA:HB1	2.10	0.80
3:U:3025[B]:VAL:CG2	3:U:3047[B]:ARG:HH12	1.94	0.80
3:U:3231[A]:ASP:N	3:U:3284[A]:LYS:O	2.14	0.80
3:C:2965[B]:LEU:CD2	3:C:2974[B]:ALA:HB1	2.10	0.80
3:C:2969[A]:TYR:HB3	3:C:2971[A]:ASP:OD1	1.82	0.80
3:C:3147[B]:GLU:OE1	3:L:3162[B]:ASP:CA	2.30	0.80
3:C:3172[B]:SER:CB	3:L:3150[B]:LYS:N	2.45	0.80
3:C:3180[B]:TYR:O	3:C:3183[B]:LEU:HD22	1.81	0.80
3:C:3258[B]:PHE:CZ	3:L:2968[B]:GLN:CD	2.54	0.80
1:D:1574:VAL:H	1:G:329:ARG:HH12	1.29	0.80

Continued on next page...

Continued from previous page...

Atom-1	Atom-2	Interatomic distance (Å)	Clash overlap (Å)
3:I:3176[A]:LYS:HE2	3:I:3176[A]:LYS:H	1.43	0.80
3:L:2939[A]:ARG:HB3	3:L:3032[A]:PRO:HG2	1.62	0.80
3:L:3101[A]:PRO:O	3:L:3106[A]:THR:HG21	1.81	0.80
3:O:2939[A]:ARG:HB3	3:O:3032[A]:PRO:HG2	1.63	0.80
3:O:2956[B]:LYS:O	3:O:2960[B]:PHE:CD1	2.33	0.80
3:O:3180[A]:TYR:HB2	3:O:3183[A]:LEU:HD22	1.63	0.80
3:O:3231[A]:ASP:N	3:O:3284[A]:LYS:O	2.14	0.80
3:R:3025[A]:VAL:CG2	3:R:3047[A]:ARG:HH12	1.94	0.80
3:X:2963[A]:MET:N	3:X:3108[A]:HIS:O	2.14	0.80
3:X:2965[B]:LEU:HD11	3:X:2974[B]:ALA:CA	2.11	0.80
3:X:3180[A]:TYR:HB2	3:X:3183[A]:LEU:HD22	1.63	0.80
3:X:3231[A]:ASP:N	3:X:3284[A]:LYS:O	2.14	0.80
3:C:2963[B]:MET:N	3:C:3108[B]:HIS:O	2.14	0.80
3:C:2965[A]:LEU:CD2	3:C:2974[A]:ALA:HB1	2.10	0.80
3:C:3149[B]:ASN:CG	3:L:3163[B]:ASN:ND2	2.32	0.80
3:C:3150[B]:LYS:HZ3	3:L:3160[B]:SER:HB2	0.64	0.80
3:C:3231[A]:ASP:N	3:C:3284[A]:LYS:O	2.14	0.80
3:I:2973[B]:THR:HG23	3:R:3248[B]:LEU:HD11	1.63	0.80
3:I:2975[B]:PHE:CZ	3:R:2961[B]:HIS:CD2	2.68	0.80
3:I:3149[B]:ASN:OD1	3:R:3169[B]:LYS:NZ	2.15	0.80
3:I:3163[B]:ASN:H	3:R:3147[B]:GLU:CD	1.85	0.80
3:I:3231[A]:ASP:N	3:I:3284[A]:LYS:O	2.14	0.80
3:I:3251[B]:ASP:C	3:R:3252[B]:TYR:HB2	2.00	0.80
3:L:2965[A]:LEU:HD11	3:L:2974[A]:ALA:CA	2.12	0.80
3:O:2956[A]:LYS:O	3:O:2960[A]:PHE:CD1	2.33	0.80
3:O:3255[B]:PRO:CA	3:X:3161[B]:GLU:HA	2.12	0.80
3:R:3231[B]:ASP:N	3:R:3284[B]:LYS:O	2.14	0.80
1:S:497:GLN:HG2	1:S:683:THR:HG21	1.63	0.80
3:U:3180[A]:TYR:HB2	3:U:3183[A]:LEU:HD22	1.63	0.80
3:C:3160[B]:SER:HB2	3:L:3150[B]:LYS:HZ3	0.65	0.80
3:F:3180[B]:TYR:O	3:F:3183[B]:LEU:HD22	1.81	0.80
3:I:2948[A]:ASP:N	3:I:2949[A]:LYS:CA	2.41	0.80
3:I:2969[A]:TYR:HB3	3:I:2971[A]:ASP:OD1	1.82	0.80
3:I:2969[B]:TYR:HB3	3:I:2971[B]:ASP:OD1	1.82	0.80
3:I:3101[A]:PRO:O	3:I:3106[A]:THR:HG21	1.81	0.80
3:O:2965[B]:LEU:N	3:X:3254[B]:MET:CE	2.43	0.80
3:O:3101[B]:PRO:O	3:O:3106[B]:THR:HG21	1.81	0.80
3:O:3104[B]:MET:CA	3:O:3110[B]:THR:HG23	2.10	0.80
3:R:3180[B]:TYR:O	3:R:3183[B]:LEU:HD22	1.81	0.80
3:U:2965[A]:LEU:CD2	3:U:2974[A]:ALA:HB1	2.10	0.80
3:X:3025[A]:VAL:CG2	3:X:3047[A]:ARG:HH12	1.94	0.80

Continued on next page...

Continued from previous page...

Atom-1	Atom-2	Interatomic distance (Å)	Clash overlap (Å)
3:X:3101[A]:PRO:O	3:X:3106[A]:THR:HG21	1.81	0.80
3:C:3149[B]:ASN:O	3:L:3168[B]:THR:C	2.12	0.80
3:C:3152[B]:LYS:HB2	3:L:3172[B]:SER:H	1.43	0.80
3:C:3163[B]:ASN:CB	3:L:3149[B]:ASN:ND2	2.30	0.80
1:D:115:GLY:HA2	1:D:116:LYS:HB2	1.64	0.80
3:I:3169[B]:LYS:NZ	3:R:3149[B]:ASN:OD1	2.14	0.80
3:L:2955[A]:GLN:CD	3:L:3037[A]:TYR:CE1	2.55	0.80
1:P:589:GLN:HG2	1:P:594:ASP:HB3	1.62	0.80
3:R:3101[B]:PRO:O	3:R:3106[B]:THR:HG21	1.81	0.80
3:U:3101[A]:PRO:O	3:U:3106[A]:THR:HG21	1.81	0.80
3:X:3023[A]:ILE:O	3:X:3026[A]:THR:N	2.11	0.80
3:X:3218[B]:LEU:C	3:X:3219[B]:LEU:HD22	2.01	0.80
1:Y:855:ARG:O	1:Y:957:ASN:ND2	2.15	0.80
3:I:3162[B]:ASP:HB3	3:R:3259[B]:ASP:CA	2.11	0.80
2:K:2870:LEU:HD21	2:K:2901:LEU:HD23	1.63	0.80
3:R:2955[A]:GLN:CD	3:R:3037[A]:TYR:CE1	2.55	0.80
3:R:3196[A]:THR:H	3:R:3199[A]:GLN:HB2	1.37	0.80
3:U:2939[B]:ARG:HB3	3:U:3032[B]:PRO:HG2	1.63	0.80
3:X:2939[B]:ARG:HB3	3:X:3032[B]:PRO:HG2	1.63	0.80
3:X:3231[B]:ASP:N	3:X:3284[B]:LYS:O	2.14	0.80
3:C:2955[B]:GLN:CD	3:C:3037[B]:TYR:CE1	2.55	0.80
3:C:2979[B]:GLN:HE22	3:L:2979[B]:GLN:NE2	1.79	0.80
3:C:3149[B]:ASN:C	3:L:3172[B]:SER:HB3	2.02	0.80
3:C:3256[B]:TRP:CE2	3:L:2965[B]:LEU:C	2.52	0.80
3:F:3230[A]:PHE:CB	3:F:3243[A]:GLY:HA2	2.06	0.80
3:I:2955[B]:GLN:CD	3:I:3037[B]:TYR:CE1	2.55	0.80
3:I:3183[A]:LEU:H	3:I:3184[A]:ASN:HA	1.44	0.80
3:O:2972[B]:GLY:O	3:X:2979[B]:GLN:CB	2.30	0.80
3:R:2939[B]:ARG:HB3	3:R:3032[B]:PRO:HG2	1.63	0.80
3:R:2956[A]:LYS:O	3:R:2960[A]:PHE:CD1	2.33	0.80
3:R:3180[A]:TYR:HB2	3:R:3183[A]:LEU:HD22	1.63	0.80
3:U:3023[B]:ILE:O	3:U:3026[B]:THR:N	2.11	0.80
3:U:3101[B]:PRO:O	3:U:3106[B]:THR:HG21	1.82	0.80
3:U:3212[B]:ARG:HG3	3:U:3212[B]:ARG:HH11	1.43	0.80
3:X:3027[A]:GLU:OE2	3:X:3028[A]:PRO:HD2	1.80	0.80
1:Y:1397:LEU:O	1:Y:1400:ASN:ND2	2.15	0.80
3:C:2965[A]:LEU:HD11	3:C:2974[A]:ALA:CA	2.12	0.80
3:C:2966[B]:SER:O	3:L:2981[B]:GLY:O	2.00	0.80
3:I:2965[A]:LEU:HD11	3:I:2974[A]:ALA:CA	2.12	0.80
3:I:2969[B]:TYR:C	3:R:2989[B]:HIS:NE2	2.35	0.80
3:I:3155[B]:MET:CE	3:R:3156[B]:MET:HG2	2.12	0.80

Continued on next page...

Continued from previous page...

Atom-1	Atom-2	Interatomic distance (Å)	Clash overlap (Å)
3:L:2969[B]:TYR:HB3	3:L:2971[B]:ASP:OD1	1.82	0.80
3:L:3183[A]:LEU:H	3:L:3184[A]:ASN:HA	1.44	0.80
3:O:2968[B]:GLN:HB2	3:X:2988[B]:TRP:H	1.47	0.80
3:R:2969[A]:TYR:HB3	3:R:2971[A]:ASP:OD1	1.82	0.80
3:R:3135[A]:LYS:CG	3:R:3141[A]:TYR:CD1	2.65	0.80
1:S:1019:HIS:HE2	1:S:1046:HIS:CE1	1.98	0.80
1:S:1618:LEU:HD22	3:X:3136[B]:TYR:CE2	2.17	0.80
3:U:3025[A]:VAL:CG2	3:U:3047[A]:ARG:HH12	1.94	0.80
3:U:3027[A]:GLU:OE2	3:U:3028[A]:PRO:HD2	1.80	0.80
3:U:3027[B]:GLU:OE2	3:U:3028[B]:PRO:HD2	1.80	0.80
3:U:3104[B]:MET:CA	3:U:3110[B]:THR:HG23	2.10	0.80
3:U:3218[A]:LEU:C	3:U:3219[A]:LEU:HD22	2.01	0.80
1:V:497:GLN:HG2	1:V:683:THR:HG21	1.63	0.80
1:V:961:SER:HB2	1:V:973:ARG:HA	1.64	0.80
3:X:2955[B]:GLN:CD	3:X:3037[B]:TYR:CE1	2.55	0.80
3:X:2969[A]:TYR:HB3	3:X:2971[A]:ASP:OD1	1.82	0.80
3:C:2948[A]:ASP:N	3:C:2949[A]:LYS:CA	2.41	0.80
3:C:2968[B]:GLN:HG2	3:L:2981[B]:GLY:N	1.97	0.80
3:C:2982[B]:MET:CB	3:L:3156[B]:MET:HB2	1.85	0.80
3:C:3154[B]:PRO:HB2	3:L:3151[B]:LEU:CA	2.11	0.80
3:C:3180[B]:TYR:HB2	3:C:3183[B]:LEU:HD22	1.63	0.80
3:F:2939[A]:ARG:HB3	3:F:3032[A]:PRO:HG2	1.63	0.80
3:I:2965[B]:LEU:HD11	3:I:2974[B]:ALA:CA	2.12	0.80
3:I:3135[B]:LYS:CG	3:I:3141[B]:TYR:CD1	2.65	0.80
3:I:3158[B]:PHE:HB2	3:R:3153[B]:LYS:HB2	1.64	0.80
3:L:2956[A]:LYS:O	3:L:2960[A]:PHE:CD1	2.33	0.80
3:L:3231[B]:ASP:N	3:L:3284[B]:LYS:O	2.14	0.80
3:R:2965[A]:LEU:HD11	3:R:2974[A]:ALA:CA	2.12	0.80
3:U:2965[A]:LEU:HD11	3:U:2974[A]:ALA:CA	2.12	0.80
3:U:3180[B]:TYR:O	3:U:3183[B]:LEU:HD22	1.81	0.80
3:C:2969[B]:TYR:HB3	3:C:2971[B]:ASP:OD1	1.82	0.79
3:C:2988[B]:TRP:CD1	3:L:3153[B]:LYS:HD3	2.10	0.79
3:C:3180[A]:TYR:HB2	3:C:3183[A]:LEU:HD22	1.63	0.79
3:F:2979[A]:GLN:CG	3:F:3155[A]:MET:CE	2.56	0.79
3:I:3255[B]:PRO:HG2	3:R:2959[B]:SER:HA	1.64	0.79
3:O:2965[A]:LEU:HD11	3:O:2974[A]:ALA:CA	2.12	0.79
3:R:2949[A]:LYS:O	3:R:2949[A]:LYS:NZ	2.15	0.79
3:U:2969[A]:TYR:HB3	3:U:2971[A]:ASP:OD1	1.82	0.79
3:U:3231[B]:ASP:N	3:U:3284[B]:LYS:O	2.14	0.79
3:X:2939[A]:ARG:HB3	3:X:3032[A]:PRO:HG2	1.63	0.79
3:X:3101[B]:PRO:O	3:X:3106[B]:THR:HG21	1.81	0.79

Continued on next page...

Continued from previous page...

Atom-1	Atom-2	Interatomic distance (Å)	Clash overlap (Å)
3:C:3101[A]:PRO:O	3:C:3106[A]:THR:HG21	1.81	0.79
3:C:3162[B]:ASP:OD1	3:L:3259[B]:ASP:OD2	1.98	0.79
3:F:2956[B]:LYS:O	3:F:2960[B]:PHE:HE1	1.22	0.79
3:F:3135[A]:LYS:CG	3:F:3141[A]:TYR:CD1	2.65	0.79
3:I:2961[B]:HIS:ND1	3:R:2975[B]:PHE:CE1	2.50	0.79
3:I:2965[B]:LEU:HB3	3:R:3256[B]:TRP:CE2	2.14	0.79
3:I:3104[A]:MET:CA	3:I:3110[A]:THR:HG23	2.10	0.79
3:I:3196[B]:THR:H	3:I:3199[B]:GLN:HB2	1.38	0.79
3:L:3180[A]:TYR:O	3:L:3183[A]:LEU:HD22	1.81	0.79
3:O:2949[A]:LYS:NZ	3:O:2949[A]:LYS:O	2.16	0.79
3:O:3135[B]:LYS:CG	3:O:3141[B]:TYR:CD1	2.65	0.79
3:R:2965[B]:LEU:HD11	3:R:2974[B]:ALA:CA	2.12	0.79
3:U:3135[A]:LYS:CG	3:U:3141[A]:TYR:CD1	2.65	0.79
3:U:3135[B]:LYS:CG	3:U:3141[B]:TYR:CD1	2.65	0.79
3:C:2965[B]:LEU:O	3:L:3256[B]:TRP:CA	2.19	0.79
3:C:3090[B]:ASN:HD22	3:L:2972[B]:GLY:CA	1.76	0.79
3:F:2965[B]:LEU:HD11	3:F:2974[B]:ALA:CA	2.12	0.79
3:F:3180[B]:TYR:HB2	3:F:3183[B]:LEU:HD22	1.63	0.79
3:F:3212[A]:ARG:HG3	3:F:3212[A]:ARG:HH11	1.43	0.79
3:I:3023[B]:ILE:O	3:I:3026[B]:THR:N	2.11	0.79
1:M:915:ASN:ND2	1:M:1095:MET:SD	2.56	0.79
3:O:2948[A]:ASP:N	3:O:2949[A]:LYS:CA	2.41	0.79
3:O:2955[A]:GLN:CD	3:O:3037[A]:TYR:CE1	2.55	0.79
3:O:2968[B]:GLN:CD	3:X:2984[B]:THR:OG1	2.20	0.79
3:U:2948[B]:ASP:N	3:U:2949[B]:LYS:CA	2.41	0.79
3:U:3180[B]:TYR:HB2	3:U:3183[B]:LEU:HD22	1.63	0.79
3:X:3180[B]:TYR:O	3:X:3183[B]:LEU:HD22	1.81	0.79
1:A:456:GLN:NE2	1:A:549:PRO:O	2.16	0.79
3:C:2965[B]:LEU:HD11	3:C:2974[B]:ALA:CA	2.12	0.79
3:C:3101[B]:PRO:O	3:C:3106[B]:THR:HG21	1.81	0.79
3:F:3151[B]:LEU:HB2	3:F:3175[B]:TYR:CD2	2.18	0.79
3:I:3173[B]:THR:C	3:R:3154[B]:PRO:N	2.35	0.79
3:R:3148[A]:ILE:O	3:R:3152[A]:LYS:HE3	1.83	0.79
3:R:3151[B]:LEU:HB2	3:R:3175[B]:TYR:CD2	2.18	0.79
3:C:2979[A]:GLN:CG	3:C:3155[A]:MET:CE	2.56	0.79
3:C:3149[B]:ASN:ND2	3:L:3163[B]:ASN:HB3	1.97	0.79
3:C:3151[A]:LEU:HB2	3:C:3175[A]:TYR:CD2	2.18	0.79
3:F:2965[A]:LEU:HD11	3:F:2974[A]:ALA:CA	2.12	0.79
3:F:3101[B]:PRO:O	3:F:3106[B]:THR:HG21	1.81	0.79
3:F:3148[A]:ILE:O	3:F:3152[A]:LYS:HE3	1.83	0.79
3:I:3160[B]:SER:CB	3:R:2983[B]:VAL:HG23	2.07	0.79

Continued on next page...

Continued from previous page...

Atom-1	Atom-2	Interatomic distance (Å)	Clash overlap (Å)
3:L:2965[B]:LEU:HD11	3:L:2974[B]:ALA:CA	2.12	0.79
3:L:3135[A]:LYS:CG	3:L:3141[A]:TYR:CD1	2.65	0.79
3:O:2969[A]:TYR:HB3	3:O:2971[A]:ASP:OD1	1.82	0.79
3:O:3173[B]:THR:CB	3:O:3176[B]:LYS:HD2	2.13	0.79
3:U:3025[B]:VAL:HG23	3:U:3033[B]:PHE:O	1.83	0.79
3:X:2948[B]:ASP:N	3:X:2949[B]:LYS:CA	2.41	0.79
3:X:2979[A]:GLN:CG	3:X:3155[A]:MET:CE	2.56	0.79
3:C:3151[B]:LEU:HB2	3:C:3175[B]:TYR:CD2	2.18	0.79
3:C:3151[B]:LEU:O	3:L:3154[B]:PRO:HB3	1.81	0.79
3:C:3158[B]:PHE:O	3:L:3149[B]:ASN:CG	2.21	0.79
3:C:3252[B]:TYR:CD1	3:L:3223[B]:GLY:O	2.35	0.79
3:C:3255[B]:PRO:CA	3:L:2964[B]:PRO:O	2.30	0.79
3:F:2969[B]:TYR:HB3	3:F:2971[B]:ASP:OD1	1.82	0.79
1:G:1063:ARG:HB3	1:G:1065:LYS:HD2	1.61	0.79
3:I:2976[B]:ALA:N	3:R:3253[B]:GLU:CB	2.38	0.79
3:I:3158[B]:PHE:HB2	3:R:3153[B]:LYS:CB	2.13	0.79
3:I:3180[A]:TYR:HB2	3:I:3183[A]:LEU:HD22	1.63	0.79
3:L:2979[B]:GLN:CG	3:L:3155[B]:MET:CE	2.56	0.79
2:N:2180:TRP:HB2	2:N:2243:LEU:HD13	1.64	0.79
3:O:2969[B]:TYR:HB3	3:O:2971[B]:ASP:OD1	1.82	0.79
1:S:1275:ARG:HH12	1:S:1357:ARG:HH12	1.26	0.79
3:C:3147[B]:GLU:CD	3:L:3163[B]:ASN:H	1.85	0.79
3:F:3135[B]:LYS:CG	3:F:3141[B]:TYR:CD1	2.65	0.79
3:F:3151[A]:LEU:HB2	3:F:3175[A]:TYR:CD2	2.18	0.79
3:I:2974[B]:ALA:H	3:R:3249[B]:GLY:N	1.79	0.79
3:I:2982[B]:MET:CE	3:R:2966[B]:SER:CB	2.55	0.79
3:I:3148[B]:ILE:O	3:I:3152[B]:LYS:HE3	1.83	0.79
3:I:3156[B]:MET:H	3:R:2979[B]:GLN:NE2	1.79	0.79
3:L:3151[B]:LEU:HB2	3:L:3175[B]:TYR:CD2	2.18	0.79
3:O:2956[A]:LYS:O	3:O:2960[A]:PHE:HE1	1.22	0.79
3:O:3231[B]:ASP:N	3:O:3284[B]:LYS:O	2.14	0.79
3:O:3255[B]:PRO:HG3	3:X:3163[B]:ASN:HB3	1.62	0.79
3:R:3180[B]:TYR:HB2	3:R:3183[B]:LEU:HD22	1.64	0.79
3:U:2955[B]:GLN:CD	3:U:3037[B]:TYR:CE1	2.55	0.79
1:V:1137:LYS:HA	1:V:1141:ARG:HH12	1.47	0.79
1:V:1140:ASN:ND2	1:V:1236:TYR:OH	2.16	0.79
3:C:3256[B]:TRP:CZ2	3:L:2965[B]:LEU:CG	2.47	0.79
3:F:3230[B]:PHE:CB	3:F:3243[B]:GLY:HA2	2.06	0.79
1:G:724:LYS:HA	1:G:728:ARG:HH12	1.47	0.79
2:H:2797:LYS:HZ3	3:I:3028[A]:PRO:HD3	1.48	0.79
3:I:2949[B]:LYS:O	3:I:2949[B]:LYS:NZ	2.16	0.79

Continued on next page...

Continued from previous page...

Atom-1	Atom-2	Interatomic distance (Å)	Clash overlap (Å)
3:I:3025[B]:VAL:CG2	3:I:3047[B]:ARG:HH12	1.94	0.79
3:I:3162[B]:ASP:CA	3:R:3259[B]:ASP:HB3	2.13	0.79
3:I:3231[B]:ASP:N	3:I:3284[B]:LYS:O	2.14	0.79
2:K:2625:LEU:HD13	2:K:2626:ARG:HG2	1.64	0.79
3:L:2956[B]:LYS:O	3:L:2960[B]:PHE:CD1	2.33	0.79
3:O:2956[A]:LYS:C	3:O:2960[A]:PHE:CE1	2.47	0.79
3:O:3025[B]:VAL:HG23	3:O:3033[B]:PHE:O	1.83	0.79
3:O:3157[B]:PRO:C	3:X:3152[B]:LYS:CB	2.50	0.79
3:O:3173[A]:THR:CB	3:O:3176[A]:LYS:HD2	2.13	0.79
3:R:2949[B]:LYS:O	3:R:2949[B]:LYS:NZ	2.16	0.79
3:R:3135[B]:LYS:CG	3:R:3141[B]:TYR:CD1	2.65	0.79
3:R:3151[A]:LEU:HB2	3:R:3175[A]:TYR:CD2	2.18	0.79
3:U:2956[A]:LYS:C	3:U:2960[A]:PHE:CE1	2.47	0.79
3:U:3148[B]:ILE:O	3:U:3152[B]:LYS:HE3	1.83	0.79
3:X:3151[A]:LEU:HB2	3:X:3175[A]:TYR:CD2	2.18	0.79
3:C:2965[B]:LEU:HB3	3:L:3256[B]:TRP:CZ2	1.72	0.79
3:F:2969[A]:TYR:HB3	3:F:2971[A]:ASP:OD1	1.82	0.79
3:I:2956[B]:LYS:HD2	3:R:3257[B]:ALA:CB	2.13	0.79
3:I:2975[B]:PHE:CE2	3:R:2961[B]:HIS:HA	2.18	0.79
1:J:589:GLN:HG2	1:J:594:ASP:HB3	1.65	0.79
3:L:2939[B]:ARG:HB3	3:L:3032[B]:PRO:HG2	1.63	0.79
3:L:3025[B]:VAL:HG23	3:L:3033[B]:PHE:O	1.83	0.79
3:L:3148[A]:ILE:O	3:L:3152[A]:LYS:HE3	1.83	0.79
3:O:2965[B]:LEU:HD11	3:O:2974[B]:ALA:CA	2.12	0.79
3:O:3153[B]:LYS:NZ	3:X:3170[B]:ALA:O	2.13	0.79
2:Q:2114:ARG:HH12	2:Q:2120:GLU:HG3	1.47	0.79
3:X:3135[B]:LYS:CG	3:X:3141[B]:TYR:CD1	2.65	0.79
3:C:2988[B]:TRP:HD1	3:L:3153[B]:LYS:CD	1.95	0.79
3:C:3025[A]:VAL:CG2	3:C:3047[A]:ARG:HH12	1.94	0.79
3:C:3025[A]:VAL:HG23	3:C:3033[A]:PHE:O	1.83	0.79
3:C:3104[B]:MET:CA	3:C:3110[B]:THR:HG23	2.10	0.79
3:C:3148[B]:ILE:O	3:C:3152[B]:LYS:HE3	1.83	0.79
3:I:2955[A]:GLN:CD	3:I:3037[A]:TYR:CE1	2.55	0.79
3:I:3173[B]:THR:CB	3:I:3176[B]:LYS:HD2	2.13	0.79
3:I:3223[B]:GLY:HA3	3:R:2963[B]:MET:HE1	1.63	0.79
1:J:210:HIS:HA	1:J:213:VAL:HG22	1.64	0.79
3:L:3180[A]:TYR:HB2	3:L:3183[A]:LEU:HD22	1.63	0.79
2:N:2868:GLU:OE2	3:O:2932[A]:PRO:C	2.15	0.79
3:O:3135[A]:LYS:CG	3:O:3141[A]:TYR:CD1	2.65	0.79
3:O:3148[B]:ILE:O	3:O:3152[B]:LYS:HE3	1.83	0.79
3:O:3180[B]:TYR:HB2	3:O:3183[B]:LEU:HD22	1.64	0.79

Continued on next page...

Continued from previous page...

Atom-1	Atom-2	Interatomic distance (Å)	Clash overlap (Å)
3:R:2969[B]:TYR:HB3	3:R:2971[B]:ASP:OD1	1.82	0.79
3:C:3135[B]:LYS:CG	3:C:3141[B]:TYR:CD1	2.65	0.78
3:C:3150[B]:LYS:H	3:L:3169[B]:LYS:HG2	1.46	0.78
3:C:3153[B]:LYS:C	3:L:3173[B]:THR:HA	1.95	0.78
3:F:3173[A]:THR:CB	3:F:3176[A]:LYS:HD2	2.13	0.78
3:I:2949[A]:LYS:O	3:I:2949[A]:LYS:NZ	2.16	0.78
3:I:2956[A]:LYS:C	3:I:2960[A]:PHE:CE1	2.47	0.78
3:I:2982[B]:MET:HB3	3:R:3160[B]:SER:HB2	1.65	0.78
3:I:2989[B]:HIS:HD2	3:R:2970[B]:PRO:CA	1.96	0.78
3:I:3155[B]:MET:HB2	3:R:3153[B]:LYS:CB	2.13	0.78
3:L:3230[B]:PHE:CB	3:L:3243[B]:GLY:HA2	2.06	0.78
3:O:3148[A]:ILE:O	3:O:3152[A]:LYS:HE3	1.83	0.78
3:U:3151[A]:LEU:HB2	3:U:3175[A]:TYR:CD2	2.18	0.78
3:U:3173[B]:THR:CB	3:U:3176[B]:LYS:HD2	2.13	0.78
3:X:2949[A]:LYS:NZ	3:X:2949[A]:LYS:O	2.16	0.78
3:X:2965[A]:LEU:HD11	3:X:2974[A]:ALA:CA	2.12	0.78
3:X:3025[B]:VAL:HG23	3:X:3033[B]:PHE:O	1.83	0.78
3:X:3180[B]:TYR:HB2	3:X:3183[B]:LEU:HD22	1.63	0.78
3:C:2949[B]:LYS:NZ	3:C:2949[B]:LYS:O	2.16	0.78
3:C:3159[B]:SER:CB	3:L:2984[B]:THR:HG21	1.96	0.78
3:C:3258[B]:PHE:CZ	3:L:2968[B]:GLN:OE1	2.36	0.78
3:F:3180[A]:TYR:HB2	3:F:3183[A]:LEU:HD22	1.64	0.78
3:I:2948[B]:ASP:N	3:I:2949[B]:LYS:CA	2.41	0.78
3:I:2961[A]:HIS:HD2	3:I:2988[A]:TRP:HZ3	1.32	0.78
3:I:2964[B]:PRO:HB2	3:R:3255[B]:PRO:HB3	1.63	0.78
3:I:3024[A]:LEU:CD1	3:I:3025[A]:VAL:H	1.84	0.78
3:L:2949[A]:LYS:O	3:L:2949[A]:LYS:NZ	2.16	0.78
3:L:3185[A]:TYR:HE2	3:L:3187[A]:TYR:CE2	2.01	0.78
3:O:2970[B]:PRO:CG	3:X:2991[B]:LEU:HB2	2.03	0.78
3:O:3157[B]:PRO:C	3:X:3152[B]:LYS:HB2	1.89	0.78
1:V:527:LEU:HD22	1:V:629:MET:HG3	1.66	0.78
1:V:1046:HIS:HA	1:V:1049:VAL:HB	1.64	0.78
2:Z:2545:SER:HA	2:Z:2546:LEU:HB2	1.65	0.78
3:C:3135[A]:LYS:CG	3:C:3141[A]:TYR:CD1	2.65	0.78
1:D:567:LEU:HB2	1:D:609:TRP:HD1	1.45	0.78
3:I:2961[B]:HIS:HD2	3:I:2988[B]:TRP:HZ3	1.31	0.78
3:L:3104[B]:MET:CA	3:L:3110[B]:THR:HG23	2.10	0.78
3:O:3025[A]:VAL:HG23	3:O:3033[A]:PHE:O	1.83	0.78
3:O:3025[B]:VAL:CG2	3:O:3047[B]:ARG:HH12	1.94	0.78
1:P:979:LEU:HB2	1:P:980:TYR:HA	1.65	0.78
3:R:3025[A]:VAL:HG23	3:R:3033[A]:PHE:O	1.83	0.78

Continued on next page...

Continued from previous page...

Atom-1	Atom-2	Interatomic distance (Å)	Clash overlap (Å)
3:R:3173[A]:THR:CB	3:R:3176[A]:LYS:HD2	2.13	0.78
3:U:2949[B]:LYS:NZ	3:U:2949[B]:LYS:O	2.16	0.78
3:U:3148[A]:ILE:O	3:U:3152[A]:LYS:HE3	1.83	0.78
3:U:3151[B]:LEU:HB2	3:U:3175[B]:TYR:CD2	2.18	0.78
3:U:3185[A]:TYR:HE2	3:U:3187[A]:TYR:CE2	2.01	0.78
3:X:3135[A]:LYS:CG	3:X:3141[A]:TYR:CD1	2.65	0.78
3:X:3173[B]:THR:CB	3:X:3176[B]:LYS:HD2	2.13	0.78
2:Z:2898:LYS:HE2	2:Z:2898:LYS:H	1.48	0.78
3:C:3141[A]:TYR:HD2	3:C:3142[A]:ASN:H	0.78	0.78
3:F:2961[B]:HIS:HD2	3:F:2988[B]:TRP:HZ3	1.31	0.78
3:F:3025[B]:VAL:HG23	3:F:3033[B]:PHE:O	1.83	0.78
3:F:3185[A]:TYR:HE2	3:F:3187[A]:TYR:CE2	2.01	0.78
3:I:2966[B]:SER:HB2	3:R:3254[B]:MET:HG3	0.85	0.78
3:I:3135[A]:LYS:CG	3:I:3141[A]:TYR:CD1	2.65	0.78
3:O:3141[A]:TYR:HD2	3:O:3142[A]:ASN:H	0.78	0.78
3:O:3251[B]:ASP:HB2	3:X:2968[B]:GLN:CD	2.04	0.78
1:P:161:ASN:OD1	1:P:174:GLN:NE2	2.16	0.78
3:R:2955[B]:GLN:CD	3:R:3037[B]:TYR:CE1	2.55	0.78
3:R:3185[A]:TYR:HE2	3:R:3187[A]:TYR:CE2	2.02	0.78
3:R:3259[B]:ASP:OD2	3:R:3260[B]:ARG:HG2	1.84	0.78
3:U:2949[A]:LYS:O	3:U:2949[A]:LYS:NZ	2.16	0.78
3:U:3259[B]:ASP:CG	3:U:3260[B]:ARG:HG2	2.04	0.78
3:X:3185[B]:TYR:HE2	3:X:3187[B]:TYR:CE2	2.02	0.78
3:C:2964[B]:PRO:C	3:L:3255[B]:PRO:HB3	2.04	0.78
3:F:2956[A]:LYS:O	3:F:2960[A]:PHE:CD1	2.33	0.78
3:F:3185[B]:TYR:HE2	3:F:3187[B]:TYR:CE2	2.01	0.78
3:I:3141[A]:TYR:HD2	3:I:3142[A]:ASN:H	0.78	0.78
3:I:3148[A]:ILE:O	3:I:3152[A]:LYS:HE3	1.83	0.78
3:I:3150[B]:LYS:HB2	3:R:3169[B]:LYS:HG3	1.64	0.78
3:L:2969[A]:TYR:HB3	3:L:2971[A]:ASP:OD1	1.82	0.78
3:L:3185[B]:TYR:HE2	3:L:3187[B]:TYR:CE2	2.01	0.78
3:O:3151[B]:LEU:HB2	3:O:3175[B]:TYR:CD2	2.18	0.78
3:R:3259[B]:ASP:CG	3:R:3260[B]:ARG:HG2	2.04	0.78
1:S:573:LYS:HB3	1:S:574:GLY:HA2	1.66	0.78
1:S:1618:LEU:HD22	3:X:3136[B]:TYR:HE2	1.49	0.78
3:U:3259[A]:ASP:OD2	3:U:3260[A]:ARG:HG2	1.84	0.78
3:C:2981[B]:GLY:N	3:L:2968[B]:GLN:HG2	1.97	0.78
3:C:3173[B]:THR:CB	3:C:3176[B]:LYS:HD2	2.13	0.78
3:I:3025[A]:VAL:HG23	3:I:3033[A]:PHE:O	1.83	0.78
3:I:3151[A]:LEU:HB2	3:I:3175[A]:TYR:CD2	2.18	0.78
3:I:3185[B]:TYR:HE2	3:I:3187[B]:TYR:CE2	2.01	0.78

Continued on next page...

Continued from previous page...

Atom-1	Atom-2	Interatomic distance (Å)	Clash overlap (Å)
3:I:3259[B]:ASP:CG	3:I:3260[B]:ARG:HG2	2.04	0.78
1:J:1137:LYS:HA	1:J:1141:ARG:HH12	1.48	0.78
3:L:3173[A]:THR:CB	3:L:3176[A]:LYS:HD2	2.13	0.78
3:L:3259[B]:ASP:OD2	3:L:3260[B]:ARG:HG2	1.84	0.78
3:O:2979[A]:GLN:NE2	3:O:3155[A]:MET:CE	2.47	0.78
3:R:2961[A]:HIS:HD2	3:R:2988[A]:TRP:HZ3	1.31	0.78
3:U:2948[A]:ASP:N	3:U:2949[A]:LYS:CA	2.41	0.78
3:U:3259[B]:ASP:OD2	3:U:3260[B]:ARG:HG2	1.84	0.78
3:X:3141[A]:TYR:HD2	3:X:3142[A]:ASN:H	0.78	0.78
3:X:3259[A]:ASP:CG	3:X:3260[A]:ARG:HG2	2.04	0.78
2:B:2867:PRO:HG2	3:C:2932[A]:PRO:CG	2.14	0.78
3:C:3155[B]:MET:CE	3:L:3154[B]:PRO:O	2.31	0.78
3:I:3141[B]:TYR:HD2	3:I:3142[B]:ASN:H	0.78	0.78
3:L:3104[A]:MET:CA	3:L:3110[A]:THR:HG23	2.10	0.78
3:L:3173[B]:THR:CB	3:L:3176[B]:LYS:HD2	2.13	0.78
3:O:2974[B]:ALA:CB	3:X:2977[B]:CYS:CA	2.62	0.78
3:O:3185[B]:TYR:HE2	3:O:3187[B]:TYR:CE2	2.01	0.78
3:O:3259[B]:ASP:OD2	3:O:3260[B]:ARG:HG2	1.84	0.78
3:R:2979[B]:GLN:HE21	3:R:3155[B]:MET:HE2	1.48	0.78
3:R:3023[B]:ILE:O	3:R:3026[B]:THR:N	2.11	0.78
3:R:3173[B]:THR:CB	3:R:3176[B]:LYS:HD2	2.13	0.78
3:R:3259[A]:ASP:CG	3:R:3260[A]:ARG:HG2	2.04	0.78
3:U:2939[A]:ARG:HB3	3:U:3032[A]:PRO:HG2	1.63	0.78
3:U:3025[A]:VAL:HG23	3:U:3033[A]:PHE:O	1.83	0.78
3:C:2961[B]:HIS:HD2	3:C:2988[B]:TRP:HZ3	1.31	0.78
3:C:2965[B]:LEU:O	3:L:3256[B]:TRP:CE3	2.13	0.78
1:D:1296:VAL:HB	1:D:1446:ASP:HB3	1.65	0.78
3:F:2949[A]:LYS:O	3:F:2949[A]:LYS:NZ	2.16	0.78
3:F:3259[A]:ASP:CG	3:F:3260[A]:ARG:HG2	2.04	0.78
3:L:3148[B]:ILE:O	3:L:3152[B]:LYS:HE3	1.83	0.78
3:O:3259[A]:ASP:CG	3:O:3260[A]:ARG:HG2	2.04	0.78
3:O:3259[B]:ASP:CG	3:O:3260[B]:ARG:HG2	2.04	0.78
1:P:142:ARG:NH1	1:P:340:GLN:OE1	2.16	0.78
3:R:3259[A]:ASP:OD2	3:R:3260[A]:ARG:HG2	1.84	0.78
2:T:2711:HIS:HA	2:T:2714:VAL:HG22	1.66	0.78
3:U:3173[A]:THR:CB	3:U:3176[A]:LYS:HD2	2.13	0.78
3:U:3284[A]:LYS:CD	3:U:3285[A]:VAL:N	2.47	0.78
3:X:2949[B]:LYS:O	3:X:2949[B]:LYS:NZ	2.16	0.78
3:X:3151[B]:LEU:HB2	3:X:3175[B]:TYR:CD2	2.18	0.78
1:Y:898:GLY:HA2	1:Y:1186:TRP:HB2	1.64	0.78
1:A:401:VAL:HG22	1:A:662:SER:HB3	1.66	0.78

Continued on next page...

Continued from previous page...

Atom-1	Atom-2	Interatomic distance (Å)	Clash overlap (Å)
3:C:3093[B]:HIS:ND1	3:L:2971[B]:ASP:HB3	1.72	0.78
3:C:3150[B]:LYS:HD3	3:L:3156[B]:MET:HA	1.66	0.78
3:C:3185[A]:TYR:HE2	3:C:3187[A]:TYR:CE2	2.01	0.78
3:F:3173[B]:THR:CB	3:F:3176[B]:LYS:HD2	2.13	0.78
3:F:3259[B]:ASP:CG	3:F:3260[B]:ARG:HG2	2.04	0.78
3:I:3153[B]:LYS:HD3	3:R:2988[B]:TRP:CD1	2.18	0.78
3:I:3259[B]:ASP:OD2	3:I:3260[B]:ARG:HG2	1.84	0.78
3:L:2949[B]:LYS:O	3:L:2949[B]:LYS:NZ	2.16	0.78
3:L:3259[B]:ASP:CG	3:L:3260[B]:ARG:HG2	2.04	0.78
3:R:3025[B]:VAL:HG23	3:R:3033[B]:PHE:O	1.83	0.78
3:U:2969[B]:TYR:HB3	3:U:2971[B]:ASP:OD1	1.82	0.78
1:V:401:VAL:HG22	1:V:662:SER:HB3	1.65	0.78
3:X:3104[A]:MET:CA	3:X:3110[A]:THR:HG23	2.10	0.78
3:X:3259[B]:ASP:OD2	3:X:3260[B]:ARG:HG2	1.84	0.78
3:C:2974[B]:ALA:HB2	3:L:3249[B]:GLY:HA3	1.66	0.78
3:C:2979[A]:GLN:NE2	3:C:3155[A]:MET:CE	2.47	0.78
3:C:3173[A]:THR:CB	3:C:3176[A]:LYS:HD2	2.13	0.78
3:C:3259[A]:ASP:OD2	3:C:3260[A]:ARG:HG2	1.84	0.78
3:C:3259[B]:ASP:CG	3:C:3260[B]:ARG:HG2	2.04	0.78
3:F:2949[B]:LYS:O	3:F:2949[B]:LYS:NZ	2.16	0.78
3:I:2979[A]:GLN:NE2	3:I:3155[A]:MET:CE	2.47	0.78
3:I:2988[B]:TRP:CH2	3:R:2975[B]:PHE:CE2	2.71	0.78
3:I:3189[A]:ASN:CG	3:I:3191[A]:ASN:HD21	1.87	0.78
3:L:3180[B]:TYR:HB2	3:L:3183[B]:LEU:HD22	1.63	0.78
3:O:3151[A]:LEU:HB2	3:O:3175[A]:TYR:CD2	2.18	0.78
3:R:3104[A]:MET:CA	3:R:3110[A]:THR:HG23	2.10	0.78
3:R:3148[B]:ILE:O	3:R:3152[B]:LYS:HE3	1.83	0.78
1:S:19:GLN:NE2	1:S:121:ASN:OD1	2.17	0.78
3:U:3141[A]:TYR:HD2	3:U:3142[A]:ASN:H	0.78	0.78
3:X:3025[A]:VAL:HG23	3:X:3033[A]:PHE:O	1.83	0.78
3:X:3189[B]:ASN:CG	3:X:3191[B]:ASN:HD21	1.87	0.78
2:B:2107:LEU:HD23	2:B:2208:PRO:HB2	1.64	0.77
3:C:2982[B]:MET:N	3:L:2967[B]:CYS:HB3	1.99	0.77
3:C:3149[B]:ASN:O	3:L:3172[B]:SER:HB3	1.83	0.77
3:C:3162[B]:ASP:CG	3:L:3259[B]:ASP:OD2	2.16	0.77
3:C:3172[B]:SER:OG	3:L:3152[B]:LYS:N	2.15	0.77
3:F:3189[A]:ASN:CG	3:F:3191[A]:ASN:HD21	1.87	0.77
3:F:3259[A]:ASP:OD2	3:F:3260[A]:ARG:HG2	1.84	0.77
3:I:3023[A]:ILE:O	3:I:3026[A]:THR:N	2.11	0.77
3:I:3148[B]:ILE:O	3:R:3170[B]:ALA:N	2.17	0.77
3:L:2948[A]:ASP:H	3:L:2949[A]:LYS:CA	1.98	0.77

Continued on next page...

Continued from previous page...

Atom-1	Atom-2	Interatomic distance (Å)	Clash overlap (Å)
3:L:3135[B]:LYS:CG	3:L:3141[B]:TYR:CD1	2.65	0.77
3:L:3284[B]:LYS:CD	3:L:3285[B]:VAL:N	2.47	0.77
3:O:3230[A]:PHE:CB	3:O:3243[A]:GLY:HA2	2.06	0.77
3:U:3284[B]:LYS:CD	3:U:3285[B]:VAL:N	2.47	0.77
3:U:3306[B]:LEU:HD12	3:U:3307[B]:PHE:N	2.00	0.77
3:C:3284[B]:LYS:CD	3:C:3285[B]:VAL:N	2.47	0.77
3:F:3023[A]:ILE:O	3:F:3026[A]:THR:N	2.11	0.77
3:I:3151[B]:LEU:HB2	3:I:3175[B]:TYR:CD2	2.18	0.77
1:J:325:THR:OG1	1:J:332:ASP:N	2.17	0.77
3:L:3025[A]:VAL:HG23	3:L:3033[A]:PHE:O	1.83	0.77
3:L:3141[A]:TYR:HD2	3:L:3142[A]:ASN:H	0.78	0.77
3:L:3151[A]:LEU:HB2	3:L:3175[A]:TYR:CD2	2.18	0.77
1:M:456:GLN:NE2	1:M:549:PRO:O	2.17	0.77
1:M:1280:GLN:HE22	1:M:1337:ARG:HB3	1.47	0.77
2:N:2528:LYS:NZ	2:N:2626:ARG:O	2.16	0.77
3:F:3189[B]:ASN:CG	3:F:3191[B]:ASN:HD21	1.88	0.77
3:I:3160[B]:SER:HA	3:R:2983[B]:VAL:CA	2.14	0.77
3:I:3173[A]:THR:CB	3:I:3176[A]:LYS:HD2	2.13	0.77
3:I:3189[B]:ASN:CG	3:I:3191[B]:ASN:HD21	1.87	0.77
3:I:3259[A]:ASP:CG	3:I:3260[A]:ARG:HG2	2.04	0.77
3:L:2961[B]:HIS:HD2	3:L:2988[B]:TRP:HZ3	1.32	0.77
3:O:2968[B]:GLN:HA	3:X:2988[B]:TRP:CD1	2.20	0.77
3:O:2969[B]:TYR:HA	3:X:2991[B]:LEU:HD22	1.67	0.77
3:O:3185[A]:TYR:HE2	3:O:3187[A]:TYR:CE2	2.01	0.77
3:R:3284[A]:LYS:CD	3:R:3285[A]:VAL:N	2.47	0.77
3:R:3284[B]:LYS:CD	3:R:3285[B]:VAL:N	2.47	0.77
1:S:161:ASN:ND2	1:S:174:GLN:OE1	2.17	0.77
3:U:3259[A]:ASP:CG	3:U:3260[A]:ARG:HG2	2.04	0.77
3:X:3284[B]:LYS:CD	3:X:3285[B]:VAL:N	2.47	0.77
3:C:3148[A]:ILE:O	3:C:3152[A]:LYS:HE3	1.83	0.77
3:C:3155[B]:MET:HG3	3:L:3154[B]:PRO:N	1.92	0.77
3:C:3252[B]:TYR:OH	3:L:3224[B]:GLN:HA	1.85	0.77
3:F:3148[B]:ILE:O	3:F:3152[B]:LYS:HE3	1.83	0.77
3:I:2975[B]:PHE:CE1	3:R:2961[B]:HIS:O	2.37	0.77
3:I:2983[B]:VAL:HB	3:R:3160[B]:SER:HA	1.65	0.77
3:I:3120[B]:HIS:NE2	3:R:2969[B]:TYR:CD2	2.53	0.77
3:L:3306[B]:LEU:HD12	3:L:3307[B]:PHE:N	2.00	0.77
3:O:2948[A]:ASP:H	3:O:2949[A]:LYS:CA	1.98	0.77
3:O:2948[B]:ASP:N	3:O:2949[B]:LYS:CA	2.41	0.77
3:O:2949[B]:LYS:NZ	3:O:2949[B]:LYS:O	2.16	0.77
3:O:2975[B]:PHE:CE2	3:X:3172[B]:SER:HA	2.17	0.77

Continued on next page...

Continued from previous page...

Atom-1	Atom-2	Interatomic distance (Å)	Clash overlap (Å)
3:R:3185[B]:TYR:HE2	3:R:3187[B]:TYR:CE2	2.01	0.77
1:S:724:LYS:HA	1:S:728:ARG:HH12	1.49	0.77
3:X:3259[A]:ASP:OD2	3:X:3260[A]:ARG:HG2	1.84	0.77
3:C:3172[B]:SER:HG	3:L:3152[B]:LYS:HG3	1.43	0.77
3:C:3306[A]:LEU:HD12	3:C:3307[A]:PHE:N	2.00	0.77
3:F:2961[B]:HIS:HB3	3:F:3111[B]:SER:OG	1.85	0.77
3:F:3141[A]:TYR:HD2	3:F:3142[A]:ASN:H	0.78	0.77
3:F:3284[B]:LYS:CD	3:F:3285[B]:VAL:N	2.47	0.77
3:I:2937[A]:ASN:HB2	3:I:3006[A]:LYS:CE	2.14	0.77
3:I:2975[B]:PHE:CE1	3:R:2961[B]:HIS:ND1	2.53	0.77
3:L:2961[A]:HIS:HD2	3:L:2988[A]:TRP:HZ3	1.31	0.77
3:O:2937[B]:ASN:CB	3:O:3006[B]:LYS:HE2	2.14	0.77
1:P:2:LEU:HD21	1:P:81:VAL:HG21	1.66	0.77
3:X:3173[A]:THR:CB	3:X:3176[A]:LYS:HD2	2.13	0.77
3:X:3306[B]:LEU:HD12	3:X:3307[B]:PHE:N	2.00	0.77
3:C:2981[B]:GLY:HA2	3:L:2968[B]:GLN:OE1	1.83	0.77
3:C:3185[B]:TYR:HE2	3:C:3187[B]:TYR:CE2	2.01	0.77
3:C:3259[A]:ASP:CG	3:C:3260[A]:ARG:HG2	2.04	0.77
3:F:2955[B]:GLN:CD	3:F:3037[B]:TYR:CE1	2.55	0.77
3:F:3025[A]:VAL:HG23	3:F:3033[A]:PHE:O	1.83	0.77
3:I:3025[B]:VAL:HG23	3:I:3033[B]:PHE:O	1.83	0.77
3:I:3154[B]:PRO:HB3	3:R:3174[B]:GLY:HA3	1.64	0.77
3:L:3189[A]:ASN:CG	3:L:3191[A]:ASN:HD21	1.87	0.77
2:N:2549:PRO:HD3	2:N:2556:TYR:HD2	1.50	0.77
3:O:3189[B]:ASN:CG	3:O:3191[B]:ASN:HD21	1.87	0.77
3:U:3185[B]:TYR:HE2	3:U:3187[B]:TYR:CE2	2.01	0.77
3:U:3189[A]:ASN:CG	3:U:3191[A]:ASN:HD21	1.87	0.77
3:U:3306[A]:LEU:HD12	3:U:3307[A]:PHE:N	2.00	0.77
1:Y:401:VAL:HG22	1:Y:662:SER:HB3	1.65	0.77
3:C:2937[A]:ASN:HB2	3:C:3006[A]:LYS:CE	2.14	0.77
3:F:2979[B]:GLN:NE2	3:F:3155[B]:MET:CE	2.47	0.77
3:I:3090[B]:ASN:CA	3:R:2971[B]:ASP:O	2.31	0.77
3:I:3306[B]:LEU:HD12	3:I:3307[B]:PHE:N	2.00	0.77
2:K:2236:ALA:HB3	2:K:2239:LYS:HB2	1.66	0.77
3:L:3211[B]:ASP:HB3	3:L:3309[B]:PRO:HA	1.67	0.77
3:O:3259[A]:ASP:OD2	3:O:3260[A]:ARG:HG2	1.84	0.77
3:R:2961[B]:HIS:HB3	3:R:3111[B]:SER:OG	1.85	0.77
3:R:2979[B]:GLN:NE2	3:R:3155[B]:MET:CE	2.47	0.77
1:S:1617:LYS:CE	3:X:3135[B]:LYS:NZ	2.43	0.77
3:U:2948[B]:ASP:HB3	3:U:2949[B]:LYS:CA	2.15	0.77
3:X:2961[B]:HIS:HD2	3:X:2988[B]:TRP:HZ3	1.31	0.77

Continued on next page...

Continued from previous page...

Atom-1	Atom-2	Interatomic distance (Å)	Clash overlap (Å)
1:Y:567:LEU:N	1:Y:568:PHE:HA	2.00	0.77
3:C:2961[A]:HIS:HB3	3:C:3111[A]:SER:OG	1.85	0.77
3:C:3089[B]:HIS:ND1	3:L:2971[B]:ASP:HA	1.95	0.77
3:C:3211[A]:ASP:HB3	3:C:3309[A]:PRO:HA	1.67	0.77
3:F:2961[A]:HIS:HD2	3:F:2988[A]:TRP:HZ3	1.32	0.77
3:F:3259[B]:ASP:OD2	3:F:3260[B]:ARG:HG2	1.84	0.77
3:I:2964[B]:PRO:HB3	3:R:3221[B]:ALA:HB3	1.65	0.77
1:J:164:GLU:O	1:J:297:ARG:NH2	2.17	0.77
3:L:2961[B]:HIS:HB3	3:L:3111[B]:SER:OG	1.85	0.77
3:L:3306[A]:LEU:HD12	3:L:3307[A]:PHE:N	2.00	0.77
3:O:3025[A]:VAL:CG2	3:O:3047[A]:ARG:HH12	1.94	0.77
3:R:2979[A]:GLN:NE2	3:R:3155[A]:MET:CE	2.47	0.77
3:R:3211[B]:ASP:HB3	3:R:3309[B]:PRO:HA	1.67	0.77
3:U:3211[B]:ASP:HB3	3:U:3309[B]:PRO:HA	1.67	0.77
3:X:2948[A]:ASP:HB3	3:X:2949[A]:LYS:CA	2.15	0.77
3:X:2961[A]:HIS:HD2	3:X:2988[A]:TRP:HZ3	1.31	0.77
3:X:3141[B]:TYR:HD2	3:X:3142[B]:ASN:H	0.78	0.77
3:X:3148[A]:ILE:O	3:X:3152[A]:LYS:HE3	1.83	0.77
3:X:3288[B]:MET:HG2	3:X:3295[B]:LEU:HD21	1.67	0.77
3:X:3306[A]:LEU:HD12	3:X:3307[A]:PHE:N	2.00	0.77
4:HA:1:NAG:O7	4:HA:1:NAG:O3	2.02	0.77
3:C:3156[B]:MET:CG	3:L:2982[B]:MET:HG3	2.14	0.77
3:C:3172[B]:SER:HB2	3:L:3152[B]:LYS:N	1.99	0.77
3:F:3306[A]:LEU:HD12	3:F:3307[A]:PHE:N	2.00	0.77
2:H:2868:GLU:CD	3:I:2933[A]:SER:H	1.88	0.77
3:I:2961[A]:HIS:HB3	3:I:3111[A]:SER:OG	1.85	0.77
3:I:2969[B]:TYR:CE2	3:R:3120[B]:HIS:CD2	2.72	0.77
2:K:2394:VAL:H	2:K:2448:THR:HG22	1.50	0.77
3:O:3284[A]:LYS:CD	3:O:3285[A]:VAL:N	2.47	0.77
3:O:3288[A]:MET:HG2	3:O:3295[A]:LEU:HD21	1.67	0.77
3:U:2955[A]:GLN:CD	3:U:3037[A]:TYR:CE1	2.55	0.77
3:U:3288[A]:MET:HG2	3:U:3295[A]:LEU:HD21	1.67	0.77
1:Y:105:VAL:HG12	1:Y:123:PHE:HB3	1.67	0.77
3:C:3151[B]:LEU:HA	3:L:3154[B]:PRO:HB2	1.66	0.77
3:C:3172[B]:SER:CB	3:L:3150[B]:LYS:C	2.53	0.77
3:C:3212[B]:ARG:HG3	3:C:3212[B]:ARG:NH1	2.00	0.77
3:F:3211[A]:ASP:HB3	3:F:3309[A]:PRO:HA	1.67	0.77
3:F:3220[A]:ARG:HG3	3:F:3220[A]:ARG:NH1	1.98	0.77
3:I:3025[A]:VAL:CG2	3:I:3047[A]:ARG:HH12	1.94	0.77
3:I:3204[A]:LEU:O	3:I:3208[A]:GLN:HG3	1.85	0.77
3:I:3255[B]:PRO:HG3	3:R:2962[B]:GLY:C	2.05	0.77

Continued on next page...

Continued from previous page...

Atom-1	Atom-2	Interatomic distance (Å)	Clash overlap (Å)
3:I:3284[A]:LYS:CD	3:I:3285[A]:VAL:N	2.47	0.77
3:L:2948[A]:ASP:HB3	3:L:2949[A]:LYS:CA	2.15	0.77
3:L:3023[B]:ILE:O	3:L:3026[B]:THR:N	2.11	0.77
3:C:2979[B]:GLN:NE2	3:C:3155[B]:MET:CE	2.47	0.76
3:C:3152[B]:LYS:N	3:L:3172[B]:SER:OG	2.16	0.76
3:C:3161[B]:GLU:HG3	3:L:3146[B]:CYS:C	2.06	0.76
3:I:2961[B]:HIS:HB3	3:I:3111[B]:SER:OG	1.85	0.76
3:I:3211[A]:ASP:HB3	3:I:3309[A]:PRO:HA	1.67	0.76
3:I:3211[B]:ASP:HB3	3:I:3309[B]:PRO:HA	1.67	0.76
3:L:3259[A]:ASP:OD2	3:L:3260[A]:ARG:HG2	1.84	0.76
3:L:3307[B]:PHE:CE1	3:L:3309[B]:PRO:HG3	2.16	0.76
1:M:1301:PRO:O	1:M:1494:ARG:NH2	2.18	0.76
2:N:2370:MET:HE1	2:Q:2094:ARG:HD3	1.67	0.76
3:O:2961[B]:HIS:HD2	3:O:2988[B]:TRP:HZ3	1.31	0.76
3:O:3109[B]:TYR:CE2	3:X:2969[B]:TYR:C	2.58	0.76
3:O:3160[B]:SER:CA	3:X:3151[B]:LEU:H	1.97	0.76
3:O:3189[A]:ASN:CG	3:O:3191[A]:ASN:HD21	1.87	0.76
3:R:2948[B]:ASP:H	3:R:2949[B]:LYS:CA	1.98	0.76
2:T:2800:LYS:HB3	3:U:3023[A]:ILE:HD11	1.67	0.76
1:V:1636:ASN:HB3	1:V:1639:LYS:HD3	1.67	0.76
3:X:2955[A]:GLN:CD	3:X:3037[A]:TYR:CE1	2.55	0.76
3:X:2979[A]:GLN:NE2	3:X:3155[A]:MET:CE	2.47	0.76
3:X:3104[B]:MET:CA	3:X:3110[B]:THR:HG23	2.10	0.76
3:X:3185[A]:TYR:HE2	3:X:3187[A]:TYR:CE2	2.01	0.76
3:X:3189[A]:ASN:CG	3:X:3191[A]:ASN:HD21	1.87	0.76
3:C:2955[A]:GLN:CD	3:C:3037[A]:TYR:CE1	2.55	0.76
3:C:3025[B]:VAL:HG23	3:C:3033[B]:PHE:O	1.83	0.76
3:C:3156[B]:MET:CB	3:L:2982[B]:MET:SD	2.64	0.76
3:C:3189[A]:ASN:CG	3:C:3191[A]:ASN:HD21	1.87	0.76
3:F:2948[B]:ASP:HB3	3:F:2949[B]:LYS:CA	2.15	0.76
3:F:2979[A]:GLN:NE2	3:F:3155[A]:MET:CE	2.47	0.76
1:G:417:MET:SD	3:L:3199[A]:GLN:NE2	2.58	0.76
3:I:2961[B]:HIS:CG	3:R:2975[B]:PHE:CE1	2.74	0.76
3:I:2970[B]:PRO:CD	3:R:2989[B]:HIS:NE2	2.47	0.76
3:I:3155[B]:MET:SD	3:R:3154[B]:PRO:CG	2.71	0.76
3:L:3147[A]:GLU:HB2	3:L:3149[A]:ASN:OD1	1.86	0.76
3:O:2967[B]:CYS:CB	3:X:3155[B]:MET:HG2	2.04	0.76
3:O:3163[B]:ASN:CB	3:X:3149[B]:ASN:CB	2.62	0.76
3:O:3306[A]:LEU:HD12	3:O:3307[A]:PHE:N	2.00	0.76
3:R:3141[A]:TYR:HD2	3:R:3142[A]:ASN:H	0.78	0.76
3:R:3288[B]:MET:HG2	3:R:3295[B]:LEU:HD21	1.67	0.76

Continued on next page...

Continued from previous page...

Atom-1	Atom-2	Interatomic distance (Å)	Clash overlap (Å)
1:S:1617:LYS:CE	3:X:3135[B]:LYS:HZ1	1.98	0.76
2:T:2546:LEU:H	2:T:2557:ALA:HA	1.49	0.76
3:X:3023[B]:ILE:O	3:X:3026[B]:THR:N	2.11	0.76
3:X:3259[B]:ASP:CG	3:X:3260[B]:ARG:HG2	2.04	0.76
1:A:324:PRO:HG2	1:A:376:ASN:HD21	1.50	0.76
3:C:3159[B]:SER:HA	3:L:3151[B]:LEU:N	2.01	0.76
3:F:2961[A]:HIS:HB3	3:F:3111[A]:SER:OG	1.85	0.76
3:F:3288[B]:MET:HG2	3:F:3295[B]:LEU:HD21	1.67	0.76
3:I:2988[B]:TRP:CE3	3:I:2989[B]:HIS:ND1	2.53	0.76
3:L:2988[A]:TRP:CE3	3:L:2989[A]:HIS:ND1	2.53	0.76
3:L:3024[A]:LEU:CD1	3:L:3025[A]:VAL:H	1.84	0.76
3:L:3204[A]:LEU:O	3:L:3208[A]:GLN:HG3	1.86	0.76
3:L:3212[B]:ARG:HG3	3:L:3212[B]:ARG:NH1	2.00	0.76
3:L:3259[A]:ASP:CG	3:L:3260[A]:ARG:HG2	2.04	0.76
3:O:2952[B]:ALA:HA	3:O:2956[B]:LYS:HB3	1.67	0.76
3:O:2955[B]:GLN:CD	3:O:3037[B]:TYR:CE1	2.55	0.76
3:O:2961[A]:HIS:HD2	3:O:2988[A]:TRP:HZ3	1.31	0.76
3:O:2979[B]:GLN:NE2	3:O:3155[B]:MET:CE	2.47	0.76
3:O:3108[B]:HIS:CB	3:X:2970[B]:PRO:CA	2.63	0.76
3:O:3211[A]:ASP:HB3	3:O:3309[A]:PRO:HA	1.67	0.76
3:R:3189[A]:ASN:CG	3:R:3191[A]:ASN:HD21	1.87	0.76
3:R:3230[B]:PHE:CB	3:R:3243[B]:GLY:HA2	2.06	0.76
3:U:2961[B]:HIS:HB3	3:U:3111[B]:SER:OG	1.85	0.76
3:X:3148[B]:ILE:O	3:X:3152[B]:LYS:HE3	1.83	0.76
2:Z:2135:PRO:O	2:Z:2140:ARG:NH2	2.18	0.76
3:C:2937[A]:ASN:CB	3:C:3006[A]:LYS:HE2	2.14	0.76
3:C:3147[A]:GLU:HB2	3:C:3149[A]:ASN:OD1	1.86	0.76
3:F:3147[A]:GLU:HB2	3:F:3149[A]:ASN:OD1	1.86	0.76
3:F:3180[B]:TYR:HB2	3:F:3183[B]:LEU:CD2	2.16	0.76
2:H:2168:ARG:NH1	2:K:2587:SER:OG	2.18	0.76
3:I:2948[A]:ASP:HB3	3:I:2949[A]:LYS:CA	2.15	0.76
3:I:3147[A]:GLU:HB2	3:I:3149[A]:ASN:OD1	1.86	0.76
3:I:3185[A]:TYR:HE2	3:I:3187[A]:TYR:CE2	2.01	0.76
1:J:456:GLN:NE2	1:J:549:PRO:O	2.17	0.76
2:K:2545:SER:HA	2:K:2546:LEU:HG	1.68	0.76
3:L:3288[A]:MET:HG2	3:L:3295[A]:LEU:HD21	1.67	0.76
3:O:3284[B]:LYS:CD	3:O:3285[B]:VAL:N	2.47	0.76
3:R:3147[A]:GLU:HB2	3:R:3149[A]:ASN:OD1	1.86	0.76
3:R:3204[A]:LEU:O	3:R:3208[A]:GLN:HG3	1.86	0.76
3:R:3211[A]:ASP:HB3	3:R:3309[A]:PRO:HA	1.67	0.76
3:R:3307[B]:PHE:CE1	3:R:3309[B]:PRO:HG3	2.16	0.76

Continued on next page...

Continued from previous page...

Atom-1	Atom-2	Interatomic distance (Å)	Clash overlap (Å)
3:U:2948[A]:ASP:H	3:U:2949[A]:LYS:CA	1.98	0.76
3:U:2979[A]:GLN:NE2	3:U:3155[A]:MET:CE	2.47	0.76
3:U:3147[A]:GLU:HB2	3:U:3149[A]:ASN:OD1	1.86	0.76
1:V:1372:ILE:HD11	1:Y:1392:ASP:HB2	1.66	0.76
3:X:3204[B]:LEU:O	3:X:3208[B]:GLN:HG3	1.86	0.76
3:X:3211[B]:ASP:HB3	3:X:3309[B]:PRO:HA	1.67	0.76
1:A:22:LEU:HG	1:A:122:VAL:HG11	1.68	0.76
3:C:2949[A]:LYS:O	3:C:2949[A]:LYS:NZ	2.16	0.76
3:C:2952[B]:ALA:HA	3:C:2956[B]:LYS:HB3	1.67	0.76
3:C:2961[A]:HIS:HD2	3:C:2988[A]:TRP:HZ3	1.32	0.76
3:C:3306[B]:LEU:HD12	3:C:3307[B]:PHE:N	2.00	0.76
3:F:3180[A]:TYR:HB2	3:F:3183[A]:LEU:CD2	2.16	0.76
3:I:2974[B]:ALA:N	3:R:3249[B]:GLY:N	2.30	0.76
3:I:3180[A]:TYR:HB2	3:I:3183[A]:LEU:CD2	2.16	0.76
3:I:3256[B]:TRP:CZ2	3:R:2965[B]:LEU:HB3	2.19	0.76
3:L:3212[A]:ARG:HG3	3:L:3212[A]:ARG:NH1	2.00	0.76
3:O:2961[A]:HIS:HB3	3:O:3111[A]:SER:OG	1.85	0.76
3:O:3163[B]:ASN:HD22	3:X:3148[B]:ILE:HG22	1.50	0.76
3:O:3169[B]:LYS:HZ1	3:X:3148[B]:ILE:H	1.31	0.76
3:O:3204[A]:LEU:O	3:O:3208[A]:GLN:HG3	1.85	0.76
3:O:3307[A]:PHE:CE1	3:O:3309[A]:PRO:HG3	2.16	0.76
3:R:2988[B]:TRP:CE3	3:R:2989[B]:HIS:ND1	2.53	0.76
3:R:3306[A]:LEU:HD12	3:R:3307[A]:PHE:N	2.00	0.76
3:U:2961[B]:HIS:HD2	3:U:2988[B]:TRP:HZ3	1.31	0.76
3:U:3204[B]:LEU:O	3:U:3208[B]:GLN:HG3	1.86	0.76
3:U:3230[B]:PHE:CB	3:U:3243[B]:GLY:HA2	2.06	0.76
3:X:3288[A]:MET:HG2	3:X:3295[A]:LEU:HD21	1.67	0.76
3:C:2948[A]:ASP:HB3	3:C:2949[A]:LYS:CA	2.15	0.76
3:C:2988[A]:TRP:CE3	3:C:2989[A]:HIS:ND1	2.53	0.76
3:C:3156[B]:MET:HG2	3:L:2984[B]:THR:OG1	1.86	0.76
3:F:3306[B]:LEU:HD12	3:F:3307[B]:PHE:N	2.00	0.76
3:I:3107[B]:LEU:HD21	3:R:2975[B]:PHE:HA	1.67	0.76
3:L:2952[A]:ALA:HA	3:L:2956[A]:LYS:HB3	1.67	0.76
3:O:2971[B]:ASP:H	3:X:2991[B]:LEU:N	1.82	0.76
3:O:2971[B]:ASP:O	3:X:2988[B]:TRP:HE3	1.68	0.76
3:R:3114[A]:PRO:HD2	3:R:3115[A]:LEU:H	1.51	0.76
3:R:3180[B]:TYR:HB2	3:R:3183[B]:LEU:CD2	2.16	0.76
3:U:3204[A]:LEU:O	3:U:3208[A]:GLN:HG3	1.86	0.76
3:U:3230[A]:PHE:CB	3:U:3243[A]:GLY:HA2	2.06	0.76
3:X:3220[B]:ARG:HG3	3:X:3220[B]:ARG:NH1	1.98	0.76
1:A:550:ILE:N	1:A:557:VAL:O	2.15	0.76

Continued on next page...

Continued from previous page...

Atom-1	Atom-2	Interatomic distance (Å)	Clash overlap (Å)
3:C:2988[B]:TRP:CE3	3:C:2989[B]:HIS:ND1	2.53	0.76
3:C:3156[B]:MET:HE1	3:L:2979[B]:GLN:HB3	1.64	0.76
3:C:3253[B]:GLU:CG	3:L:2976[B]:ALA:HB2	2.14	0.76
3:F:2952[B]:ALA:HA	3:F:2956[B]:LYS:HB3	1.67	0.76
3:F:3220[B]:ARG:HG3	3:F:3220[B]:ARG:NH1	1.98	0.76
3:I:2974[B]:ALA:HB1	3:R:3253[B]:GLU:OE1	1.84	0.76
3:I:2979[B]:GLN:CG	3:I:3155[B]:MET:HE2	2.14	0.76
3:I:3150[B]:LYS:C	3:R:3172[B]:SER:HB3	2.06	0.76
1:J:723:ALA:O	1:J:728:ARG:NH1	2.19	0.76
3:L:2948[B]:ASP:H	3:L:2949[B]:LYS:CA	1.98	0.76
1:M:1210:LYS:HA	1:M:1211:TYR:CB	2.15	0.76
3:O:3141[B]:TYR:HD2	3:O:3142[B]:ASN:H	0.78	0.76
3:R:2948[A]:ASP:HB3	3:R:2949[A]:LYS:CA	2.15	0.76
3:R:2948[B]:ASP:HB3	3:R:2949[B]:LYS:CA	2.15	0.76
1:S:898:GLY:HA2	1:S:1186:TRP:HB2	1.66	0.76
3:U:3180[B]:TYR:HB2	3:U:3183[B]:LEU:CD2	2.16	0.76
3:X:2937[B]:ASN:CB	3:X:3006[B]:LYS:HE2	2.14	0.76
3:X:2952[A]:ALA:HA	3:X:2956[A]:LYS:HB3	1.67	0.76
3:X:2952[B]:ALA:HA	3:X:2956[B]:LYS:HB3	1.67	0.76
3:X:2961[A]:HIS:HB3	3:X:3111[A]:SER:OG	1.85	0.76
3:X:2961[B]:HIS:HB3	3:X:3111[B]:SER:OG	1.85	0.76
3:X:3089[B]:HIS:HD1	3:X:3119[B]:HIS:CE1	2.04	0.76
3:C:3114[B]:PRO:HD2	3:C:3115[B]:LEU:H	1.51	0.76
3:C:3160[B]:SER:C	3:L:2983[B]:VAL:HG21	2.06	0.76
3:F:2952[A]:ALA:HA	3:F:2956[A]:LYS:HB3	1.67	0.76
3:F:2979[A]:GLN:CG	3:F:3155[A]:MET:HE1	2.11	0.76
3:I:2971[B]:ASP:OD1	3:I:2973[B]:THR:OG1	2.04	0.76
3:I:2979[B]:GLN:C	3:R:2967[B]:CYS:HB3	1.96	0.76
3:I:3153[B]:LYS:CE	3:R:3158[B]:PHE:H	1.98	0.76
3:I:3221[B]:ALA:HB3	3:R:2964[B]:PRO:CA	2.12	0.76
3:I:3259[A]:ASP:OD2	3:I:3260[A]:ARG:HG2	1.84	0.76
3:I:3306[A]:LEU:HD12	3:I:3307[A]:PHE:N	2.00	0.76
3:L:2961[A]:HIS:HB3	3:L:3111[A]:SER:OG	1.85	0.76
3:L:3189[B]:ASN:CG	3:L:3191[B]:ASN:HD21	1.87	0.76
3:O:3089[A]:HIS:HD1	3:O:3119[A]:HIS:CE1	2.04	0.76
3:O:3114[B]:PRO:HD2	3:O:3115[B]:LEU:H	1.51	0.76
3:O:3204[B]:LEU:O	3:O:3208[B]:GLN:HG3	1.85	0.76
3:X:3114[B]:PRO:HD2	3:X:3115[B]:LEU:H	1.51	0.76
3:C:2952[A]:ALA:HA	3:C:2956[A]:LYS:HB3	1.67	0.76
3:C:3252[B]:TYR:CE2	3:L:3249[B]:GLY:O	2.35	0.76
2:E:2394:VAL:H	2:E:2448:THR:HG22	1.50	0.76

Continued on next page...

Continued from previous page...

Atom-1	Atom-2	Interatomic distance (Å)	Clash overlap (Å)
3:F:2948[A]:ASP:HB3	3:F:2949[A]:LYS:CA	2.15	0.76
3:I:2969[B]:TYR:CE2	3:R:3120[B]:HIS:NE2	2.48	0.76
3:I:3255[B]:PRO:CB	3:R:2959[B]:SER:CA	2.64	0.76
3:L:2955[B]:GLN:CD	3:L:3037[B]:TYR:CE1	2.55	0.76
3:L:2988[B]:TRP:CE3	3:L:2989[B]:HIS:ND1	2.53	0.76
3:L:3089[A]:HIS:HD1	3:L:3119[A]:HIS:CE1	2.04	0.76
3:L:3220[A]:ARG:HG3	3:L:3220[A]:ARG:NH1	1.98	0.76
3:O:2971[B]:ASP:OD1	3:O:2973[B]:THR:OG1	2.04	0.76
1:P:1296:VAL:HB	1:P:1446:ASP:HB3	1.66	0.76
3:R:2930[B]:LEU:H	3:R:2930[B]:LEU:CD2	1.98	0.76
3:R:2952[A]:ALA:HA	3:R:2956[A]:LYS:HB3	1.67	0.76
3:C:2956[B]:LYS:C	3:C:2960[B]:PHE:CE1	2.47	0.76
3:C:3089[B]:HIS:HD1	3:C:3119[B]:HIS:CE1	2.04	0.76
3:F:2971[A]:ASP:OD1	3:F:2973[A]:THR:OG1	2.04	0.76
3:F:3089[A]:HIS:HD1	3:F:3119[A]:HIS:CE1	2.04	0.76
3:F:3114[B]:PRO:HD2	3:F:3115[B]:LEU:H	1.51	0.76
3:I:2948[A]:ASP:H	3:I:2949[A]:LYS:CA	1.98	0.76
3:I:3114[B]:PRO:HD2	3:I:3115[B]:LEU:H	1.51	0.76
3:I:3180[B]:TYR:HB2	3:I:3183[B]:LEU:CD2	2.16	0.76
3:I:3204[B]:LEU:O	3:I:3208[B]:GLN:HG3	1.86	0.76
3:I:3288[A]:MET:HG2	3:I:3295[A]:LEU:HD21	1.67	0.76
3:L:3089[B]:HIS:HD1	3:L:3119[B]:HIS:CE1	2.04	0.76
3:L:3114[B]:PRO:HD2	3:L:3115[B]:LEU:H	1.51	0.76
3:L:3220[B]:ARG:HG3	3:L:3220[B]:ARG:NH1	1.98	0.76
3:O:2948[B]:ASP:H	3:O:2949[B]:LYS:CA	1.98	0.76
3:O:2952[A]:ALA:HA	3:O:2956[A]:LYS:HB3	1.67	0.76
3:O:2961[B]:HIS:HB3	3:O:3111[B]:SER:OG	1.85	0.76
3:R:2988[A]:TRP:CE3	3:R:2989[A]:HIS:ND1	2.53	0.76
3:U:2930[B]:LEU:H	3:U:2930[B]:LEU:CD2	1.97	0.76
3:U:2952[A]:ALA:HA	3:U:2956[A]:LYS:HB3	1.67	0.76
3:U:2961[A]:HIS:HB3	3:U:3111[A]:SER:OG	1.85	0.76
3:U:3023[A]:ILE:O	3:U:3026[A]:THR:N	2.11	0.76
3:X:2948[A]:ASP:H	3:X:2949[A]:LYS:CA	1.98	0.76
3:X:2988[B]:TRP:CE3	3:X:2989[B]:HIS:ND1	2.53	0.76
3:X:3114[A]:PRO:HD2	3:X:3115[A]:LEU:H	1.51	0.76
1:Y:14:GLU:O	1:Y:17:ASN:ND2	2.18	0.76
3:C:3089[A]:HIS:HD1	3:C:3119[A]:HIS:CE1	2.04	0.75
3:C:3189[B]:ASN:CG	3:C:3191[B]:ASN:HD21	1.87	0.75
3:C:3259[B]:ASP:OD2	3:C:3260[B]:ARG:HG2	1.84	0.75
3:F:2937[A]:ASN:CB	3:F:3006[A]:LYS:HE2	2.14	0.75
3:O:2968[B]:GLN:HG2	3:X:2984[B]:THR:CB	2.16	0.75

Continued on next page...

Continued from previous page...

Atom-1	Atom-2	Interatomic distance (Å)	Clash overlap (Å)
3:O:2969[B]:TYR:CD1	3:X:3158[B]:PHE:HD1	1.97	0.75
3:O:2969[B]:TYR:HB2	3:X:3158[B]:PHE:CZ	2.19	0.75
3:O:3180[B]:TYR:HB2	3:O:3183[B]:LEU:CD2	2.16	0.75
3:R:2937[B]:ASN:HB2	3:R:3006[B]:LYS:CE	2.14	0.75
3:R:2965[B]:LEU:CD2	3:R:2974[B]:ALA:HB1	2.10	0.75
1:S:1046:HIS:HA	1:S:1049:VAL:HB	1.67	0.75
3:C:3024[B]:LEU:CD1	3:C:3025[B]:VAL:H	1.84	0.75
3:C:3180[B]:TYR:HB2	3:C:3183[B]:LEU:CD2	2.16	0.75
3:C:3204[B]:LEU:O	3:C:3208[B]:GLN:HG3	1.86	0.75
3:C:3223[B]:GLY:C	3:L:3252[B]:TYR:CE1	2.60	0.75
3:C:3288[A]:MET:HG2	3:C:3295[A]:LEU:HD21	1.67	0.75
3:F:2971[B]:ASP:OD1	3:F:2973[B]:THR:OG1	2.04	0.75
1:G:92:TRP:O	1:G:212:ASN:ND2	2.20	0.75
3:I:3288[B]:MET:HG2	3:I:3295[B]:LEU:HD21	1.67	0.75
1:J:975:PRO:HG2	1:J:1024:GLY:HA3	1.67	0.75
3:L:3288[B]:MET:HG2	3:L:3295[B]:LEU:HD21	1.67	0.75
3:O:2948[A]:ASP:HB3	3:O:2949[A]:LYS:CA	2.15	0.75
3:O:2948[B]:ASP:HB3	3:O:2949[B]:LYS:CA	2.15	0.75
3:O:2988[B]:TRP:CE3	3:O:2989[B]:HIS:ND1	2.53	0.75
3:R:3180[A]:TYR:HB2	3:R:3183[A]:LEU:CD2	2.16	0.75
3:U:3288[B]:MET:HG2	3:U:3295[B]:LEU:HD21	1.67	0.75
1:V:456:GLN:NE2	1:V:549:PRO:O	2.19	0.75
3:C:2930[A]:LEU:H	3:C:2930[A]:LEU:CD2	1.98	0.75
3:C:2961[B]:HIS:HB3	3:C:3111[B]:SER:OG	1.85	0.75
3:C:3150[B]:LYS:N	3:L:3172[B]:SER:OG	2.19	0.75
3:C:3174[B]:GLY:CA	3:L:3154[B]:PRO:CG	2.63	0.75
1:D:1046:HIS:HA	1:D:1049:VAL:HB	1.69	0.75
1:D:1240:ILE:HG23	1:D:1247:ARG:HG3	1.66	0.75
3:I:2971[A]:ASP:OD1	3:I:2973[A]:THR:OG1	2.04	0.75
3:L:3141[B]:TYR:HD2	3:L:3142[B]:ASN:H	0.78	0.75
3:L:3180[A]:TYR:HB2	3:L:3183[A]:LEU:CD2	2.16	0.75
3:L:3211[A]:ASP:HB3	3:L:3309[A]:PRO:HA	1.67	0.75
1:M:999:LEU:O	1:M:1063:ARG:NH2	2.20	0.75
3:O:2954[B]:TYR:O	3:O:2957[B]:ILE:HG22	1.87	0.75
3:O:3180[A]:TYR:HB2	3:O:3183[A]:LEU:CD2	2.16	0.75
3:R:2952[B]:ALA:HA	3:R:2956[B]:LYS:HB3	1.67	0.75
3:R:2961[A]:HIS:HB3	3:R:3111[A]:SER:OG	1.85	0.75
3:R:3114[B]:PRO:HD2	3:R:3115[B]:LEU:H	1.51	0.75
3:R:3204[B]:LEU:O	3:R:3208[B]:GLN:HG3	1.86	0.75
3:U:2956[B]:LYS:C	3:U:2960[B]:PHE:CE1	2.47	0.75
3:U:2988[B]:TRP:CE3	3:U:2989[B]:HIS:ND1	2.53	0.75

Continued on next page...

Continued from previous page...

Atom-1	Atom-2	Interatomic distance (Å)	Clash overlap (Å)
3:U:3038[B]:ILE:HG22	3:U:3040[B]:VAL:HG22	1.68	0.75
3:U:3089[B]:HIS:HD1	3:U:3119[B]:HIS:CE1	2.04	0.75
3:U:3180[A]:TYR:HB2	3:U:3183[A]:LEU:CD2	2.16	0.75
3:U:3212[A]:ARG:HG3	3:U:3212[A]:ARG:NH1	2.00	0.75
3:X:3180[A]:TYR:HB2	3:X:3183[A]:LEU:CD2	2.16	0.75
1:A:979:LEU:HB3	1:A:980:TYR:HA	1.69	0.75
3:C:3079[B]:CYS:CA	3:L:3161[B]:GLU:HG2	2.16	0.75
3:C:3153[B]:LYS:C	3:L:3155[B]:MET:HG3	1.69	0.75
3:F:2955[A]:GLN:CD	3:F:3037[A]:TYR:CE1	2.55	0.75
3:F:3204[A]:LEU:O	3:F:3208[A]:GLN:HG3	1.86	0.75
3:F:3293[A]:LYS:HB2	3:F:3294[A]:SER:HB2	0.82	0.75
1:G:527:LEU:HD21	1:G:632:LEU:HD12	1.68	0.75
3:I:3114[A]:PRO:HD2	3:I:3115[A]:LEU:H	1.51	0.75
3:L:3114[A]:PRO:HD2	3:L:3115[A]:LEU:H	1.51	0.75
3:O:3147[B]:GLU:HB2	3:O:3149[B]:ASN:OD1	1.86	0.75
3:R:3141[B]:TYR:HD2	3:R:3142[B]:ASN:H	0.78	0.75
3:U:3114[B]:PRO:HD2	3:U:3115[B]:LEU:H	1.51	0.75
3:U:3189[B]:ASN:CG	3:U:3191[B]:ASN:HD21	1.88	0.75
3:X:2948[B]:ASP:HB3	3:X:2949[B]:LYS:CA	2.15	0.75
3:X:3089[A]:HIS:HD1	3:X:3119[A]:HIS:CE1	2.04	0.75
3:C:2954[B]:TYR:O	3:C:2957[B]:ILE:HG22	1.87	0.75
3:C:3204[A]:LEU:O	3:C:3208[A]:GLN:HG3	1.86	0.75
3:C:3288[B]:MET:HG2	3:C:3295[B]:LEU:HD21	1.67	0.75
3:F:3038[B]:ILE:HG22	3:F:3040[B]:VAL:HG22	1.68	0.75
3:I:2948[B]:ASP:HB3	3:I:2949[B]:LYS:CA	2.15	0.75
3:I:2954[A]:TYR:O	3:I:2957[A]:ILE:HG22	1.87	0.75
3:I:2965[B]:LEU:HA	3:R:3253[B]:GLU:HG3	1.69	0.75
3:I:2968[B]:GLN:CG	3:R:3086[B]:GLU:CG	2.53	0.75
3:I:3137[B]:ARG:HB3	3:I:3139[B]:LEU:CD2	2.17	0.75
3:L:2937[A]:ASN:HB2	3:L:3006[A]:LYS:CE	2.14	0.75
3:L:3180[B]:TYR:HB2	3:L:3183[B]:LEU:CD2	2.16	0.75
3:O:2969[B]:TYR:HB2	3:X:3158[B]:PHE:CG	2.22	0.75
3:O:3162[B]:ASP:N	3:X:3149[B]:ASN:OD1	2.15	0.75
3:O:3288[B]:MET:HG2	3:O:3295[B]:LEU:HD21	1.67	0.75
3:O:3306[B]:LEU:HD12	3:O:3307[B]:PHE:N	2.00	0.75
2:Q:2124:SER:HB2	2:Q:2129:PRO:HG2	1.67	0.75
3:R:3189[B]:ASN:CG	3:R:3191[B]:ASN:HD21	1.87	0.75
3:R:3220[A]:ARG:HG3	3:R:3220[A]:ARG:NH1	1.98	0.75
3:R:3306[B]:LEU:HD12	3:R:3307[B]:PHE:N	2.00	0.75
3:U:2948[A]:ASP:HB3	3:U:2949[A]:LYS:CA	2.15	0.75
3:U:3219[B]:LEU:HD22	3:U:3219[B]:LEU:N	2.02	0.75

Continued on next page...

Continued from previous page...

Atom-1	Atom-2	Interatomic distance (Å)	Clash overlap (Å)
3:C:2948[B]:ASP:HB3	3:C:2949[B]:LYS:CA	2.15	0.75
3:C:2979[B]:GLN:HG3	3:L:3156[B]:MET:CG	2.17	0.75
3:C:2982[B]:MET:CB	3:L:3156[B]:MET:CG	2.64	0.75
3:C:2983[B]:VAL:CG2	3:L:3160[B]:SER:C	2.48	0.75
3:F:3204[B]:LEU:O	3:F:3208[B]:GLN:HG3	1.86	0.75
3:F:3288[A]:MET:HG2	3:F:3295[A]:LEU:HD21	1.67	0.75
2:H:2400:LEU:HB2	2:H:2439:PHE:HD2	1.50	0.75
2:H:2868:GLU:CD	3:I:2933[A]:SER:N	2.40	0.75
3:I:2954[B]:TYR:O	3:I:2957[B]:ILE:HG22	1.87	0.75
3:I:3089[A]:HIS:HD1	3:I:3119[A]:HIS:CE1	2.04	0.75
3:I:3219[B]:LEU:HD22	3:I:3219[B]:LEU:N	2.02	0.75
3:L:2954[B]:TYR:O	3:L:2957[B]:ILE:HG22	1.87	0.75
3:O:2971[A]:ASP:OD1	3:O:2973[A]:THR:OG1	2.04	0.75
3:O:2976[B]:ALA:HB2	3:X:3156[B]:MET:CE	2.15	0.75
3:O:3089[B]:HIS:HD1	3:O:3119[B]:HIS:CE1	2.04	0.75
3:O:3147[A]:GLU:HB2	3:O:3149[A]:ASN:OD1	1.86	0.75
3:O:3219[A]:LEU:HD22	3:O:3219[A]:LEU:N	2.02	0.75
3:U:2961[A]:HIS:HD2	3:U:2988[A]:TRP:HZ3	1.32	0.75
3:U:3219[A]:LEU:HD22	3:U:3219[A]:LEU:N	2.02	0.75
1:V:907:ARG:NH2	1:V:1106:PHE:O	2.20	0.75
2:W:2472:ASN:ND2	4:HA:1:NAG:H61	1.99	0.75
2:W:2823:ILE:O	2:W:2830:GLN:NE2	2.20	0.75
3:X:2979[B]:GLN:HG2	3:X:3155[B]:MET:HE1	1.53	0.75
3:X:3147[A]:GLU:HB2	3:X:3149[A]:ASN:OD1	1.86	0.75
3:C:2948[A]:ASP:H	3:C:2949[A]:LYS:CA	1.98	0.75
3:C:3211[B]:ASP:HB3	3:C:3309[B]:PRO:HA	1.67	0.75
3:F:3212[B]:ARG:HG3	3:F:3212[B]:ARG:NH1	2.00	0.75
3:I:2937[B]:ASN:HB2	3:I:3006[B]:LYS:CE	2.14	0.75
3:I:2952[A]:ALA:HA	3:I:2956[A]:LYS:HB3	1.67	0.75
3:I:3250[B]:GLY:CA	3:R:3252[B]:TYR:CE2	2.40	0.75
3:L:3147[A]:GLU:CG	3:L:3149[A]:ASN:HD21	2.00	0.75
1:M:1046:HIS:HA	1:M:1049:VAL:HB	1.69	0.75
3:O:3012[B]:TRP:O	3:O:3122[B]:ASN:ND2	2.20	0.75
3:R:2937[A]:ASN:CB	3:R:3006[A]:LYS:HE2	2.14	0.75
3:R:3038[B]:ILE:HG22	3:R:3040[B]:VAL:HG22	1.68	0.75
3:U:2937[B]:ASN:HB2	3:U:3006[B]:LYS:CE	2.14	0.75
3:X:3176[B]:LYS:HE2	3:X:3176[B]:LYS:N	2.02	0.75
3:C:2954[A]:TYR:O	3:C:2957[A]:ILE:HG22	1.87	0.75
3:F:2952[B]:ALA:HA	3:F:2956[B]:LYS:HB2	1.69	0.75
3:I:3137[A]:ARG:HB3	3:I:3139[A]:LEU:CD2	2.17	0.75
3:L:2979[A]:GLN:NE2	3:L:3155[A]:MET:CE	2.47	0.75

Continued on next page...

Continued from previous page...

Atom-1	Atom-2	Interatomic distance (Å)	Clash overlap (Å)
1:P:499:GLU:HG3	1:P:511:VAL:HG12	1.67	0.75
3:R:2930[A]:LEU:H	3:R:2930[A]:LEU:CD2	1.98	0.75
3:X:3137[A]:ARG:HB3	3:X:3139[A]:LEU:CD2	2.17	0.75
3:X:3180[B]:TYR:HB2	3:X:3183[B]:LEU:CD2	2.16	0.75
3:X:3219[B]:LEU:HD22	3:X:3219[B]:LEU:N	2.02	0.75
2:B:2867:PRO:HG2	3:C:2932[A]:PRO:HG2	1.69	0.75
3:C:3137[A]:ARG:HB3	3:C:3139[A]:LEU:HD23	1.69	0.75
3:C:3137[B]:ARG:HB3	3:C:3139[B]:LEU:CD2	2.17	0.75
3:F:2988[B]:TRP:CE3	3:F:2989[B]:HIS:ND1	2.53	0.75
3:F:3176[A]:LYS:HE2	3:F:3176[A]:LYS:N	2.02	0.75
3:I:2952[A]:ALA:HA	3:I:2956[A]:LYS:HB2	1.69	0.75
3:I:3107[B]:LEU:CD1	3:R:2975[B]:PHE:CD1	2.41	0.75
3:I:3147[B]:GLU:HB2	3:I:3149[B]:ASN:OD1	1.86	0.75
3:I:3154[B]:PRO:HG3	3:R:3174[B]:GLY:HA2	1.67	0.75
3:L:3137[A]:ARG:HB3	3:L:3139[A]:LEU:CD2	2.17	0.75
3:L:3176[B]:LYS:HE2	3:L:3176[B]:LYS:N	2.02	0.75
3:O:3137[B]:ARG:HB3	3:O:3139[B]:LEU:CD2	2.17	0.75
3:R:3104[B]:MET:CA	3:R:3110[B]:THR:HG23	2.10	0.75
3:U:3141[B]:TYR:HD2	3:U:3142[B]:ASN:H	0.78	0.75
3:X:2971[A]:ASP:OD1	3:X:2973[A]:THR:OG1	2.04	0.75
3:X:3204[A]:LEU:O	3:X:3208[A]:GLN:HG3	1.86	0.75
3:X:3307[A]:PHE:CE1	3:X:3309[A]:PRO:HG3	2.16	0.75
3:C:3180[A]:TYR:HB2	3:C:3183[A]:LEU:CD2	2.16	0.74
3:C:3219[A]:LEU:HD22	3:C:3219[A]:LEU:N	2.02	0.74
3:C:3219[B]:LEU:HD22	3:C:3219[B]:LEU:N	2.02	0.74
3:I:3174[B]:GLY:N	3:R:3154[B]:PRO:CA	2.49	0.74
3:I:3176[B]:LYS:HE2	3:I:3176[B]:LYS:N	2.02	0.74
3:I:3220[A]:ARG:HG3	3:I:3220[A]:ARG:NH1	1.98	0.74
3:I:3293[B]:LYS:HB2	3:I:3294[B]:SER:HB2	0.82	0.74
9:I:3402[B]:CUO:O2	3:R:2971[B]:ASP:N	2.19	0.74
1:J:1627:ARG:NH2	1:J:1629:GLU:OE1	2.19	0.74
3:L:2954[A]:TYR:O	3:L:2957[A]:ILE:HG22	1.87	0.74
3:L:3204[B]:LEU:O	3:L:3208[B]:GLN:HG3	1.86	0.74
3:L:3219[B]:LEU:HD22	3:L:3219[B]:LEU:N	2.02	0.74
3:O:2952[A]:ALA:HA	3:O:2956[A]:LYS:HB2	1.69	0.74
3:O:3109[B]:TYR:CD1	3:X:2969[B]:TYR:C	2.56	0.74
3:O:3211[B]:ASP:HB3	3:O:3309[B]:PRO:HA	1.67	0.74
3:R:3137[A]:ARG:HB3	3:R:3139[A]:LEU:HD23	1.69	0.74
3:R:3147[B]:GLU:HB2	3:R:3149[B]:ASN:OD1	1.86	0.74
3:R:3288[A]:MET:HG2	3:R:3295[A]:LEU:HD21	1.67	0.74
3:X:2952[A]:ALA:HA	3:X:2956[A]:LYS:HB2	1.69	0.74

Continued on next page...

Continued from previous page...

Atom-1	Atom-2	Interatomic distance (Å)	Clash overlap (Å)
3:X:3211[A]:ASP:HB3	3:X:3309[A]:PRO:HA	1.67	0.74
3:C:3114[A]:PRO:HD2	3:C:3115[A]:LEU:H	1.51	0.74
3:F:3012[A]:TRP:O	3:F:3122[A]:ASN:ND2	2.20	0.74
3:F:3137[A]:ARG:HB3	3:F:3139[A]:LEU:HD23	1.69	0.74
3:I:2971[B]:ASP:N	9:I:3401[B]:CUO:O2	2.20	0.74
3:I:3150[B]:LYS:NZ	3:R:3162[B]:ASP:O	2.19	0.74
3:I:3155[B]:MET:O	3:I:3159[B]:SER:N	2.20	0.74
3:I:3219[A]:LEU:HD22	3:I:3219[A]:LEU:N	2.02	0.74
3:L:2952[B]:ALA:HA	3:L:2956[B]:LYS:HB3	1.67	0.74
3:L:3012[B]:TRP:O	3:L:3122[B]:ASN:ND2	2.20	0.74
3:O:2965[A]:LEU:HD21	3:O:2974[A]:ALA:HB1	1.70	0.74
3:O:2968[B]:GLN:HB3	3:X:2979[B]:GLN:HB3	1.69	0.74
3:O:3219[B]:LEU:HD22	3:O:3219[B]:LEU:N	2.02	0.74
3:R:2971[A]:ASP:OD1	3:R:2973[A]:THR:OG1	2.04	0.74
3:U:2952[A]:ALA:HA	3:U:2956[A]:LYS:HB2	1.69	0.74
3:U:2965[B]:LEU:CG	3:U:2974[B]:ALA:HB1	2.09	0.74
3:U:3114[A]:PRO:HD2	3:U:3115[A]:LEU:H	1.51	0.74
3:X:2954[A]:TYR:O	3:X:2957[A]:ILE:HG22	1.87	0.74
3:X:3012[A]:TRP:O	3:X:3122[A]:ASN:ND2	2.20	0.74
3:X:3307[B]:PHE:CE1	3:X:3309[B]:PRO:HG3	2.16	0.74
1:A:527:LEU:O	1:A:561:ARG:NH1	2.19	0.74
1:A:1063:ARG:HB3	1:A:1065:LYS:HD2	1.68	0.74
3:C:2969[B]:TYR:HD2	3:C:2971[B]:ASP:N	1.84	0.74
3:C:3137[B]:ARG:HB3	3:C:3139[B]:LEU:HD23	1.69	0.74
3:C:3147[B]:GLU:CG	3:C:3149[B]:ASN:HD21	2.00	0.74
3:C:3284[A]:LYS:CD	3:C:3285[A]:VAL:N	2.47	0.74
3:F:3038[A]:ILE:HG22	3:F:3040[A]:VAL:HG22	1.68	0.74
3:F:3089[B]:HIS:HD1	3:F:3119[B]:HIS:CE1	2.04	0.74
3:F:3147[A]:GLU:CG	3:F:3149[A]:ASN:HD21	2.00	0.74
3:F:3176[B]:LYS:HE2	3:F:3176[B]:LYS:N	2.02	0.74
3:F:3219[B]:LEU:HD22	3:F:3219[B]:LEU:N	2.02	0.74
2:H:2142:ALA:HB2	2:H:2433:THR:HG23	1.68	0.74
3:I:3024[B]:LEU:CD1	3:I:3025[B]:VAL:H	1.83	0.74
3:I:3038[A]:ILE:HG22	3:I:3040[A]:VAL:HG22	1.68	0.74
3:I:3089[B]:HIS:HD1	3:I:3119[B]:HIS:CE1	2.04	0.74
3:I:3137[A]:ARG:HB3	3:I:3139[A]:LEU:HD23	1.69	0.74
3:I:3137[B]:ARG:HB3	3:I:3139[B]:LEU:HD23	1.69	0.74
3:I:3157[B]:PRO:HD3	3:R:3254[B]:MET:CE	2.16	0.74
3:I:3157[B]:PRO:HD3	3:R:3254[B]:MET:HE1	1.69	0.74
3:L:2948[B]:ASP:HB3	3:L:2949[B]:LYS:CA	2.15	0.74
3:O:2965[B]:LEU:C	3:X:3153[B]:LYS:HZ3	1.91	0.74

Continued on next page...

Continued from previous page...

Atom-1	Atom-2	Interatomic distance (Å)	Clash overlap (Å)
3:O:2969[B]:TYR:HB3	3:X:2988[B]:TRP:O	1.88	0.74
3:O:3137[A]:ARG:HB3	3:O:3139[A]:LEU:HD23	1.69	0.74
3:X:2969[A]:TYR:O	3:X:2972[A]:GLY:N	2.21	0.74
3:X:2969[B]:TYR:O	3:X:2972[B]:GLY:N	2.20	0.74
3:X:3155[B]:MET:O	3:X:3159[B]:SER:N	2.20	0.74
3:F:2954[B]:TYR:O	3:F:2957[B]:ILE:HG22	1.87	0.74
3:F:2988[A]:TRP:CE3	3:F:2989[A]:HIS:ND1	2.53	0.74
3:F:3137[A]:ARG:HB3	3:F:3139[A]:LEU:CD2	2.17	0.74
3:F:3211[B]:ASP:HB3	3:F:3309[B]:PRO:HA	1.67	0.74
1:G:1145:THR:HG1	1:G:1233:SER:HG	1.33	0.74
3:I:2952[B]:ALA:HA	3:I:2956[B]:LYS:HB3	1.67	0.74
3:I:2977[B]:CYS:CB	3:R:2982[B]:MET:CE	2.65	0.74
3:I:2979[A]:GLN:CG	3:I:3155[A]:MET:HE2	2.17	0.74
3:I:3012[A]:TRP:O	3:I:3122[A]:ASN:ND2	2.20	0.74
3:I:3012[B]:TRP:O	3:I:3122[B]:ASN:ND2	2.20	0.74
3:O:2975[B]:PHE:C	3:X:3156[B]:MET:HG3	2.06	0.74
3:R:2954[B]:TYR:O	3:R:2957[B]:ILE:HG22	1.87	0.74
3:R:2963[A]:MET:HG2	3:R:3108[A]:HIS:CG	2.23	0.74
3:R:3012[A]:TRP:O	3:R:3122[A]:ASN:ND2	2.20	0.74
3:R:3089[B]:HIS:HD1	3:R:3119[B]:HIS:CE1	2.04	0.74
3:R:3134[A]:GLN:HG3	3:R:3139[A]:LEU:HB2	1.70	0.74
3:R:3147[A]:GLU:CG	3:R:3149[A]:ASN:HD21	2.00	0.74
3:R:3219[A]:LEU:HD22	3:R:3219[A]:LEU:N	2.02	0.74
3:R:3219[B]:LEU:HD22	3:R:3219[B]:LEU:N	2.02	0.74
3:U:2988[A]:TRP:CE3	3:U:2989[A]:HIS:ND1	2.53	0.74
3:U:3137[A]:ARG:HB3	3:U:3139[A]:LEU:CD2	2.17	0.74
3:U:3147[A]:GLU:CG	3:U:3149[A]:ASN:HD21	2.00	0.74
3:X:3176[A]:LYS:HE2	3:X:3176[A]:LYS:N	2.02	0.74
1:Y:133:LYS:HE3	1:Y:134:VAL:H	1.53	0.74
3:C:3012[A]:TRP:O	3:C:3122[A]:ASN:ND2	2.20	0.74
3:C:3137[A]:ARG:HB3	3:C:3139[A]:LEU:CD2	2.17	0.74
3:C:3152[B]:LYS:CB	3:L:3173[B]:THR:N	2.30	0.74
3:F:2937[B]:ASN:HB2	3:F:3006[B]:LYS:CE	2.14	0.74
3:F:2963[B]:MET:HG2	3:F:3108[B]:HIS:CG	2.23	0.74
3:F:3137[B]:ARG:HB3	3:F:3139[B]:LEU:CD2	2.17	0.74
3:I:2963[A]:MET:HG2	3:I:3108[A]:HIS:CG	2.23	0.74
3:I:2988[A]:TRP:CE3	3:I:2989[A]:HIS:ND1	2.53	0.74
3:I:3196[A]:THR:HG21	1:J:416:ASN:HD22	0.68	0.74
3:I:3307[A]:PHE:CE1	3:I:3309[A]:PRO:HG3	2.16	0.74
1:J:1392:ASP:HB2	1:M:1372:ILE:HD11	1.70	0.74
3:O:2970[B]:PRO:C	3:X:2988[B]:TRP:C	2.40	0.74

Continued on next page...

Continued from previous page...

Atom-1	Atom-2	Interatomic distance (Å)	Clash overlap (Å)
3:O:3038[B]:ILE:CB	3:X:2969[B]:TYR:OH	2.35	0.74
1:P:240:PHE:HA	1:P:263:ALA:HB3	1.69	0.74
1:P:1357:ARG:HH11	1:P:1357:ARG:HB3	1.53	0.74
3:R:2952[A]:ALA:HA	3:R:2956[A]:LYS:HB2	1.70	0.74
3:R:2961[B]:HIS:HD2	3:R:2988[B]:TRP:HZ3	1.31	0.74
3:R:2969[B]:TYR:O	3:R:2972[B]:GLY:N	2.20	0.74
3:R:2971[B]:ASP:OD1	3:R:2973[B]:THR:OG1	2.04	0.74
3:U:2954[B]:TYR:O	3:U:2957[B]:ILE:HG22	1.87	0.74
3:U:2971[A]:ASP:OD1	3:U:2973[A]:THR:OG1	2.04	0.74
3:U:3147[B]:GLU:HB2	3:U:3149[B]:ASN:OD1	1.86	0.74
3:U:3155[B]:MET:O	3:U:3159[B]:SER:N	2.20	0.74
3:X:2937[A]:ASN:CB	3:X:3006[A]:LYS:HE2	2.14	0.74
3:X:2952[B]:ALA:HA	3:X:2956[B]:LYS:HB2	1.70	0.74
3:X:2963[B]:MET:HG2	3:X:3108[B]:HIS:CG	2.23	0.74
3:X:2965[A]:LEU:HD21	3:X:2974[A]:ALA:HB1	1.69	0.74
3:X:3038[A]:ILE:HG22	3:X:3040[A]:VAL:HG22	1.68	0.74
3:X:3212[B]:ARG:HG3	3:X:3212[B]:ARG:NH1	2.00	0.74
1:Y:136:ALA:O	1:Y:193:SER:OG	2.04	0.74
8:O:2:NAG:O3	8:O:3:BMA:H2	1.86	0.74
3:C:2963[A]:MET:HG2	3:C:3108[A]:HIS:CG	2.23	0.74
3:C:3012[B]:TRP:O	3:C:3122[B]:ASN:ND2	2.20	0.74
3:C:3171[B]:HIS:C	3:L:3152[B]:LYS:HB2	2.06	0.74
3:C:3255[B]:PRO:HB2	3:L:2959[B]:SER:C	2.07	0.74
3:F:3147[B]:GLU:CG	3:F:3149[B]:ASN:HD21	2.00	0.74
3:F:3155[A]:MET:O	3:F:3159[A]:SER:N	2.20	0.74
2:H:2869:ALA:O	2:H:2875:SER:OG	2.05	0.74
3:I:2971[B]:ASP:O	3:R:3093[B]:HIS:CG	2.40	0.74
3:I:3256[B]:TRP:NE1	3:R:2965[B]:LEU:CD1	2.50	0.74
1:J:187:GLY:HA3	1:J:195:SER:HB3	1.70	0.74
3:O:2954[A]:TYR:O	3:O:2957[A]:ILE:HG22	1.87	0.74
3:O:3147[A]:GLU:CG	3:O:3149[A]:ASN:HD21	2.00	0.74
3:O:3159[B]:SER:O	3:X:3148[B]:ILE:CA	2.30	0.74
3:O:3163[B]:ASN:HB2	3:X:3149[B]:ASN:CB	2.17	0.74
3:R:3089[A]:HIS:HD1	3:R:3119[A]:HIS:CE1	2.04	0.74
3:U:2963[A]:MET:HG2	3:U:3108[A]:HIS:CG	2.23	0.74
3:U:3211[A]:ASP:HB3	3:U:3309[A]:PRO:HA	1.67	0.74
1:A:1187:LYS:HD3	2:E:2897:PRO:HG3	1.70	0.74
3:C:2965[A]:LEU:HD21	3:C:2974[A]:ALA:HB1	1.70	0.74
3:C:3155[B]:MET:O	3:C:3159[B]:SER:N	2.20	0.74
3:F:2937[B]:ASN:CB	3:F:3006[B]:LYS:HE2	2.14	0.74
3:F:3134[A]:GLN:HG3	3:F:3139[A]:LEU:HB2	1.70	0.74

Continued on next page...

Continued from previous page...

Atom-1	Atom-2	Interatomic distance (Å)	Clash overlap (Å)
3:I:2979[B]:GLN:NE2	3:I:3155[B]:MET:CE	2.47	0.74
3:L:2971[A]:ASP:OD1	3:L:2973[A]:THR:OG1	2.04	0.74
3:L:3137[A]:ARG:HB3	3:L:3139[A]:LEU:HD23	1.69	0.74
3:L:3219[A]:LEU:HD22	3:L:3219[A]:LEU:N	2.02	0.74
3:O:3134[A]:GLN:HG3	3:O:3139[A]:LEU:HB2	1.70	0.74
3:O:3147[B]:GLU:CG	3:O:3149[B]:ASN:HD21	2.00	0.74
3:O:3155[A]:MET:O	3:O:3159[A]:SER:N	2.20	0.74
3:O:3176[A]:LYS:HE2	3:O:3176[A]:LYS:N	2.02	0.74
3:O:3252[B]:TYR:HB3	3:X:3156[B]:MET:CB	2.13	0.74
3:R:2965[B]:LEU:HD21	3:R:2974[B]:ALA:HB1	1.70	0.74
3:R:3137[B]:ARG:HB3	3:R:3139[B]:LEU:HD23	1.69	0.74
3:R:3176[A]:LYS:HE2	3:R:3176[A]:LYS:N	2.02	0.74
3:U:2952[B]:ALA:HA	3:U:2956[B]:LYS:HB3	1.67	0.74
3:U:2954[A]:TYR:O	3:U:2957[A]:ILE:HG22	1.87	0.74
3:U:3137[B]:ARG:HB3	3:U:3139[B]:LEU:CD2	2.17	0.74
3:U:3137[B]:ARG:HB3	3:U:3139[B]:LEU:HD23	1.69	0.74
3:U:3155[A]:MET:O	3:U:3159[A]:SER:N	2.20	0.74
3:U:3220[B]:ARG:HG3	3:U:3220[B]:ARG:NH1	1.98	0.74
3:X:3012[B]:TRP:O	3:X:3122[B]:ASN:ND2	2.20	0.74
3:X:3038[B]:ILE:HG22	3:X:3040[B]:VAL:HG22	1.68	0.74
3:X:3137[B]:ARG:HB3	3:X:3139[B]:LEU:CD2	2.17	0.74
3:X:3220[A]:ARG:HG3	3:X:3220[A]:ARG:NH1	1.98	0.74
3:C:2963[B]:MET:HG2	3:C:3108[B]:HIS:CG	2.23	0.74
3:C:3147[A]:GLU:CG	3:C:3149[A]:ASN:HD21	2.00	0.74
3:C:3307[B]:PHE:CE1	3:C:3309[B]:PRO:HG3	2.16	0.74
3:F:2954[A]:TYR:O	3:F:2957[A]:ILE:HG22	1.87	0.74
3:F:3012[B]:TRP:O	3:F:3122[B]:ASN:ND2	2.20	0.74
3:F:3155[B]:MET:O	3:F:3159[B]:SER:N	2.20	0.74
3:F:3284[A]:LYS:CD	3:F:3285[A]:VAL:N	2.47	0.74
2:K:2124:SER:HB2	2:K:2129:PRO:HG2	1.70	0.74
3:L:3038[A]:ILE:HG22	3:L:3040[A]:VAL:HG22	1.68	0.74
3:L:3038[B]:ILE:HG22	3:L:3040[B]:VAL:HG22	1.68	0.74
3:O:3196[A]:THR:HG21	1:P:416:ASN:CG	2.06	0.74
3:U:3212[B]:ARG:HG3	3:U:3212[B]:ARG:NH1	2.00	0.74
3:X:2954[B]:TYR:O	3:X:2957[B]:ILE:HG22	1.87	0.74
3:X:2963[A]:MET:HG2	3:X:3108[A]:HIS:CG	2.23	0.74
3:X:3155[A]:MET:O	3:X:3159[A]:SER:N	2.20	0.74
1:A:1302:SER:HB3	1:A:1303:GLU:HA	1.68	0.74
3:C:2968[B]:GLN:HE21	3:L:3086[B]:GLU:CB	2.00	0.74
3:F:3114[A]:PRO:HD2	3:F:3115[A]:LEU:H	1.51	0.74
3:I:2965[A]:LEU:HD21	3:I:2974[A]:ALA:HB1	1.70	0.74

Continued on next page...

Continued from previous page...

Atom-1	Atom-2	Interatomic distance (Å)	Clash overlap (Å)
3:L:3012[A]:TRP:O	3:L:3122[A]:ASN:ND2	2.20	0.74
3:L:3093[B]:HIS:HE1	3:L:3119[B]:HIS:CD2	2.06	0.74
3:O:2930[B]:LEU:H	3:O:2930[B]:LEU:CD2	1.97	0.74
3:O:3160[B]:SER:CA	3:X:3151[B]:LEU:HG	2.18	0.74
3:R:3012[B]:TRP:O	3:R:3122[B]:ASN:ND2	2.20	0.74
3:R:3137[B]:ARG:HB3	3:R:3139[B]:LEU:CD2	2.17	0.74
3:U:2965[A]:LEU:HD21	3:U:2974[A]:ALA:HB1	1.69	0.74
3:U:3012[B]:TRP:O	3:U:3122[B]:ASN:ND2	2.20	0.74
3:U:3089[A]:HIS:HD1	3:U:3119[A]:HIS:CE1	2.04	0.74
3:U:3093[A]:HIS:HE1	3:U:3119[A]:HIS:CD2	2.06	0.74
3:U:3176[A]:LYS:HE2	3:U:3176[A]:LYS:N	2.02	0.74
3:X:2971[B]:ASP:OD1	3:X:2973[B]:THR:OG1	2.04	0.74
1:A:105:VAL:HG12	1:A:123:PHE:HB3	1.70	0.74
1:A:589:GLN:HG2	1:A:594:ASP:HB3	1.68	0.74
1:A:1036:SER:OG	1:A:1037:ALA:N	2.20	0.74
3:C:2952[A]:ALA:HA	3:C:2956[A]:LYS:HB2	1.70	0.74
3:C:2971[A]:ASP:OD1	3:C:2973[A]:THR:OG1	2.04	0.74
3:F:2963[A]:MET:HG2	3:F:3108[A]:HIS:CG	2.23	0.74
3:I:3147[B]:GLU:CG	3:I:3149[B]:ASN:HD21	2.00	0.74
3:L:2952[B]:ALA:HA	3:L:2956[B]:LYS:HB2	1.69	0.74
3:L:2963[A]:MET:HG2	3:L:3108[A]:HIS:CG	2.23	0.74
3:L:3137[B]:ARG:HB3	3:L:3139[B]:LEU:CD2	2.17	0.74
3:L:3147[B]:GLU:HB2	3:L:3149[B]:ASN:OD1	1.86	0.74
1:M:898:GLY:N	1:M:899:MET:SD	2.56	0.74
3:O:3025[A]:VAL:HG22	3:O:3047[A]:ARG:NH1	2.02	0.74
3:O:3137[A]:ARG:HB3	3:O:3139[A]:LEU:CD2	2.17	0.74
1:P:1301:PRO:HB3	1:P:1308:VAL:HG12	1.69	0.74
3:R:3137[A]:ARG:HB3	3:R:3139[A]:LEU:CD2	2.17	0.74
3:U:2937[B]:ASN:CB	3:U:3006[B]:LYS:HE2	2.14	0.74
3:U:3134[B]:GLN:HG3	3:U:3139[B]:LEU:HB2	1.70	0.74
3:X:3212[A]:ARG:HG3	3:X:3212[A]:ARG:NH1	2.00	0.74
3:C:2969[A]:TYR:HD2	3:C:2971[A]:ASP:N	1.85	0.73
3:C:3038[B]:ILE:HG22	3:C:3040[B]:VAL:HG22	1.68	0.73
3:C:3212[A]:ARG:HG3	3:C:3212[A]:ARG:NH1	2.00	0.73
3:C:3223[B]:GLY:O	3:L:3252[B]:TYR:CD2	2.40	0.73
3:C:3293[B]:LYS:HB2	3:C:3294[B]:SER:HB2	0.82	0.73
1:D:1161:ILE:HD11	1:D:1196:ILE:HD11	1.69	0.73
3:F:2937[A]:ASN:HB2	3:F:3006[A]:LYS:CE	2.14	0.73
3:F:3141[B]:TYR:HD2	3:F:3142[B]:ASN:H	0.78	0.73
3:F:3219[A]:LEU:HD22	3:F:3219[A]:LEU:N	2.02	0.73
1:J:142:ARG:NH1	1:J:340:GLN:OE1	2.21	0.73

Continued on next page...

Continued from previous page...

Atom-1	Atom-2	Interatomic distance (Å)	Clash overlap (Å)
3:L:3155[A]:MET:O	3:L:3159[A]:SER:N	2.20	0.73
3:L:3176[A]:LYS:HE2	3:L:3176[A]:LYS:N	2.02	0.73
3:L:3307[A]:PHE:CE1	3:L:3309[A]:PRO:HG3	2.16	0.73
3:O:3134[B]:GLN:HG3	3:O:3139[B]:LEU:HB2	1.70	0.73
1:S:573:LYS:HB3	1:S:574:GLY:CA	2.18	0.73
3:X:2937[A]:ASN:HB2	3:X:3006[A]:LYS:CE	2.14	0.73
3:X:3219[A]:LEU:HD22	3:X:3219[A]:LEU:N	2.02	0.73
3:X:3284[A]:LYS:CD	3:X:3285[A]:VAL:N	2.47	0.73
3:C:2937[B]:ASN:HB2	3:C:3006[B]:LYS:CE	2.14	0.73
3:C:3038[A]:ILE:HG22	3:C:3040[A]:VAL:HG22	1.68	0.73
3:C:3172[B]:SER:OG	3:L:3152[B]:LYS:CB	2.36	0.73
1:D:1144:VAL:HB	1:D:1196:ILE:HD12	1.70	0.73
1:D:1631:GLU:OE1	1:G:328:LYS:NZ	2.21	0.73
3:F:3093[B]:HIS:HE1	3:F:3119[B]:HIS:CD2	2.06	0.73
3:I:3093[A]:HIS:HE1	3:I:3119[A]:HIS:CD2	2.06	0.73
3:I:3147[A]:GLU:CG	3:I:3149[A]:ASN:HD21	2.00	0.73
3:I:3155[A]:MET:O	3:I:3159[A]:SER:N	2.20	0.73
3:I:3221[B]:ALA:HB1	3:R:2964[B]:PRO:CA	2.13	0.73
3:I:3255[B]:PRO:CG	3:R:2964[B]:PRO:CD	2.66	0.73
3:I:3293[A]:LYS:HB2	3:I:3294[A]:SER:HB2	0.82	0.73
1:J:639:ARG:NH2	1:J:707:PHE:O	2.21	0.73
2:K:2722:GLN:NE2	2:K:2769:PHE:O	2.20	0.73
3:R:3093[A]:HIS:HE1	3:R:3119[A]:HIS:CD2	2.06	0.73
3:U:3012[A]:TRP:O	3:U:3122[A]:ASN:ND2	2.20	0.73
3:U:3147[B]:GLU:CG	3:U:3149[B]:ASN:HD21	2.00	0.73
3:U:3275[A]:LEU:N	3:U:3275[A]:LEU:HD12	2.04	0.73
3:X:3134[A]:GLN:HG3	3:X:3139[A]:LEU:HB2	1.70	0.73
3:C:2937[B]:ASN:CB	3:C:3006[B]:LYS:HE2	2.14	0.73
3:C:3159[B]:SER:CB	3:L:3150[B]:LYS:C	2.57	0.73
3:C:3176[B]:LYS:HE2	3:C:3176[B]:LYS:N	2.02	0.73
3:I:2985[B]:PHE:HZ	3:R:2970[B]:PRO:HA	1.52	0.73
1:J:164:GLU:OE1	1:J:296:ARG:NH1	2.21	0.73
3:L:2968[A]:GLN:CB	3:L:2972[A]:GLY:HA2	2.18	0.73
3:L:3137[B]:ARG:HB3	3:L:3139[B]:LEU:HD23	1.69	0.73
3:L:3155[B]:MET:O	3:L:3159[B]:SER:N	2.20	0.73
3:O:3089[B]:HIS:NE2	9:O:3401[B]:CUO:CU1	1.54	0.73
3:O:3093[B]:HIS:HE1	3:O:3119[B]:HIS:CD2	2.06	0.73
3:R:2937[A]:ASN:HB2	3:R:3006[A]:LYS:CE	2.14	0.73
3:R:2968[B]:GLN:CB	3:R:2972[B]:GLY:HA2	2.19	0.73
3:R:3155[A]:MET:O	3:R:3159[A]:SER:N	2.20	0.73
3:R:3275[A]:LEU:HD12	3:R:3275[A]:LEU:N	2.04	0.73

Continued on next page...

Continued from previous page...

Atom-1	Atom-2	Interatomic distance (Å)	Clash overlap (Å)
3:U:2952[B]:ALA:HA	3:U:2956[B]:LYS:HB2	1.69	0.73
3:U:3025[A]:VAL:HG22	3:U:3047[A]:ARG:NH1	2.02	0.73
3:U:3038[A]:ILE:HG22	3:U:3040[A]:VAL:HG22	1.68	0.73
3:U:3093[B]:HIS:HE1	3:U:3119[B]:HIS:CD2	2.06	0.73
3:X:3025[B]:VAL:HG22	3:X:3047[B]:ARG:NH1	2.02	0.73
3:X:3093[B]:HIS:HE1	3:X:3119[B]:HIS:CD2	2.06	0.73
3:X:3134[B]:GLN:HG3	3:X:3139[B]:LEU:HB2	1.70	0.73
1:A:898:GLY:HA2	1:A:1186:TRP:HB2	1.68	0.73
3:C:3158[B]:PHE:HD2	3:L:3153[B]:LYS:NZ	1.72	0.73
3:F:3275[B]:LEU:HD12	3:F:3275[B]:LEU:N	2.04	0.73
3:I:2968[B]:GLN:CB	3:I:2972[B]:GLY:HA2	2.18	0.73
1:J:572:SER:HB2	1:J:578:PHE:HB2	1.68	0.73
3:L:2965[B]:LEU:HD21	3:L:2974[B]:ALA:HB1	1.70	0.73
3:O:3038[B]:ILE:HD13	3:X:2969[B]:TYR:OH	1.75	0.73
3:O:3114[A]:PRO:HD2	3:O:3115[A]:LEU:H	1.51	0.73
3:O:3154[B]:PRO:CD	3:X:3176[B]:LYS:CE	2.64	0.73
3:O:3176[B]:LYS:HE2	3:O:3176[B]:LYS:N	2.02	0.73
3:O:3196[A]:THR:HG21	1:P:416:ASN:HD21	1.50	0.73
3:R:3147[B]:GLU:CG	3:R:3149[B]:ASN:HD21	2.00	0.73
1:S:1636:ASN:HD22	1:S:1639:LYS:CD	2.01	0.73
3:U:3293[B]:LYS:HB2	3:U:3294[B]:SER:HB2	0.82	0.73
3:I:2948[B]:ASP:H	3:I:2949[B]:LYS:CA	1.98	0.73
3:I:2983[B]:VAL:CG2	3:R:3162[B]:ASP:H	2.01	0.73
3:I:3149[B]:ASN:ND2	3:R:3163[B]:ASN:ND2	2.34	0.73
3:L:3293[A]:LYS:HB2	3:L:3294[A]:SER:HB2	0.82	0.73
1:M:557:VAL:HG23	1:M:558:HIS:HA	1.69	0.73
1:M:838:ARG:NH2	1:M:1112:PHE:O	2.21	0.73
3:O:3012[A]:TRP:O	3:O:3122[A]:ASN:ND2	2.20	0.73
1:P:984:ASP:OD1	1:P:984:ASP:N	2.22	0.73
3:R:3275[B]:LEU:HD12	3:R:3275[B]:LEU:N	2.04	0.73
3:U:2963[B]:MET:HG2	3:U:3108[B]:HIS:CG	2.23	0.73
2:W:2806:ALA:HB2	2:W:2856:ILE:HD11	1.70	0.73
3:C:3307[A]:PHE:CE1	3:C:3309[A]:PRO:HG3	2.16	0.73
1:D:1195:ASP:O	1:D:1197:THR:N	2.22	0.73
3:F:3134[B]:GLN:HG3	3:F:3139[B]:LEU:HB2	1.70	0.73
3:F:3137[B]:ARG:HB3	3:F:3139[B]:LEU:HD23	1.69	0.73
3:I:2963[B]:MET:HG2	3:I:3108[B]:HIS:CG	2.23	0.73
3:I:2975[B]:PHE:CD1	3:R:3107[B]:LEU:HG	2.22	0.73
3:I:2981[B]:GLY:H	3:R:2968[B]:GLN:HG2	1.53	0.73
3:I:3093[B]:HIS:HE1	3:I:3119[B]:HIS:CD2	2.06	0.73
3:I:3150[B]:LYS:HZ2	3:R:3160[B]:SER:HB3	1.52	0.73

Continued on next page...

Continued from previous page...

Atom-1	Atom-2	Interatomic distance (Å)	Clash overlap (Å)
3:I:3159[B]:SER:O	3:R:3150[B]:LYS:HB3	1.88	0.73
3:I:3212[A]:ARG:HG3	3:I:3212[A]:ARG:NH1	2.00	0.73
3:L:3025[A]:VAL:HG22	3:L:3047[A]:ARG:NH1	2.02	0.73
3:L:3134[A]:GLN:HG3	3:L:3139[A]:LEU:HB2	1.70	0.73
3:O:2963[A]:MET:HG2	3:O:3108[A]:HIS:CG	2.23	0.73
3:O:3038[A]:ILE:HG22	3:O:3040[A]:VAL:HG22	1.68	0.73
3:O:3089[A]:HIS:NE2	9:O:3401[A]:CUO:CU1	1.54	0.73
3:R:2948[A]:ASP:H	3:R:2949[A]:LYS:CA	1.98	0.73
3:R:2963[B]:MET:HG2	3:R:3108[B]:HIS:CG	2.23	0.73
2:W:2252:GLU:OE2	2:W:2393:ARG:NH1	2.21	0.73
3:X:3275[B]:LEU:HD12	3:X:3275[B]:LEU:N	2.04	0.73
6:GA:1:NAG:C4	6:GA:2:NAG:O7	2.33	0.73
3:C:2965[B]:LEU:HD21	3:C:2974[B]:ALA:HB1	1.70	0.73
3:C:3093[B]:HIS:HE1	3:C:3119[B]:HIS:CD2	2.06	0.73
3:C:3223[B]:GLY:O	3:L:3252[B]:TYR:CG	2.42	0.73
1:D:1209:ASP:OD1	1:D:1210:LYS:N	2.21	0.73
3:F:2948[A]:ASP:H	3:F:2949[A]:LYS:CA	1.98	0.73
3:I:3134[B]:GLN:HG3	3:I:3139[B]:LEU:HB2	1.70	0.73
3:L:2937[A]:ASN:CB	3:L:3006[A]:LYS:HE2	2.14	0.73
3:O:3212[A]:ARG:HG3	3:O:3212[A]:ARG:NH1	2.00	0.73
3:R:2954[A]:TYR:O	3:R:2957[A]:ILE:HG22	1.87	0.73
1:S:456:GLN:NE2	1:S:549:PRO:O	2.22	0.73
3:X:3147[A]:GLU:CG	3:X:3149[A]:ASN:HD21	2.00	0.73
3:C:3154[B]:PRO:CB	3:L:3151[B]:LEU:C	2.57	0.73
3:C:3154[B]:PRO:CB	3:L:3151[B]:LEU:HA	2.18	0.73
3:C:3154[B]:PRO:HG3	3:L:3174[B]:GLY:CA	2.13	0.73
3:C:3174[B]:GLY:N	3:L:3154[B]:PRO:HD3	2.03	0.73
3:C:3176[A]:LYS:HE2	3:C:3176[A]:LYS:N	2.02	0.73
1:D:1152:LYS:HB3	1:D:1181:GLU:HA	1.71	0.73
3:F:2968[B]:GLN:CB	3:F:2972[B]:GLY:HA2	2.19	0.73
3:L:3275[A]:LEU:HD12	3:L:3275[A]:LEU:N	2.04	0.73
3:L:3293[B]:LYS:HB2	3:L:3294[B]:SER:HB2	0.82	0.73
3:O:2969[A]:TYR:O	3:O:2972[A]:GLY:N	2.20	0.73
3:O:2976[B]:ALA:C	3:X:3154[B]:PRO:O	2.27	0.73
3:O:3293[A]:LYS:HB2	3:O:3294[A]:SER:HB2	0.82	0.73
3:U:3176[A]:LYS:HB3	3:U:3176[A]:LYS:HZ2	1.53	0.73
3:X:2968[B]:GLN:CB	3:X:2972[B]:GLY:HA2	2.19	0.73
3:X:3024[B]:LEU:CD1	3:X:3025[B]:VAL:H	1.83	0.73
3:X:3093[A]:HIS:HE1	3:X:3119[A]:HIS:CD2	2.06	0.73
3:C:2971[B]:ASP:OD1	3:C:2973[B]:THR:OG1	2.04	0.73
3:C:3093[A]:HIS:HE1	3:C:3119[A]:HIS:CD2	2.06	0.73

Continued on next page...

Continued from previous page...

Atom-1	Atom-2	Interatomic distance (Å)	Clash overlap (Å)
3:C:3150[B]:LYS:N	3:L:3169[B]:LYS:CG	2.52	0.73
3:C:3285[A]:VAL:HG22	3:C:3286[A]:THR:N	2.04	0.73
2:E:2889:ALA:N	2:E:2890:VAL:HA	2.03	0.73
3:F:2955[B]:GLN:CD	3:F:3037[B]:TYR:HE1	1.92	0.73
3:F:2969[B]:TYR:HD2	3:F:2971[B]:ASP:N	1.84	0.73
3:F:3093[A]:HIS:HE1	3:F:3119[A]:HIS:CD2	2.06	0.73
2:H:2340:ALA:HB1	2:H:2341:PRO:HD2	1.70	0.73
3:I:2968[A]:GLN:CB	3:I:2972[A]:GLY:HA2	2.18	0.73
3:I:2977[B]:CYS:HB3	3:R:2982[B]:MET:HE3	1.70	0.73
3:I:3149[B]:ASN:CB	3:R:3163[B]:ASN:CG	2.55	0.73
3:I:3169[B]:LYS:O	3:R:3152[B]:LYS:HB2	1.86	0.73
3:I:3174[B]:GLY:HA3	3:R:3154[B]:PRO:CB	2.04	0.73
1:P:1358:LEU:HD23	1:P:1456:LEU:HD21	1.71	0.73
2:Q:2868:GLU:HG2	3:R:2932[A]:PRO:O	1.89	0.73
3:R:3155[B]:MET:O	3:R:3159[B]:SER:N	2.20	0.73
3:R:3176[B]:LYS:HE2	3:R:3176[B]:LYS:N	2.02	0.73
3:R:3220[B]:ARG:HG3	3:R:3220[B]:ARG:NH1	1.98	0.73
1:V:1604:ASP:OD1	1:V:1605:ARG:NH1	2.22	0.73
3:X:3137[A]:ARG:HB3	3:X:3139[A]:LEU:HD23	1.69	0.73
3:C:2949[A]:LYS:O	3:C:2953[A]:GLY:N	2.22	0.73
3:C:3255[B]:PRO:HD2	3:L:2960[B]:PHE:C	2.10	0.73
1:D:17:ASN:HD21	1:D:86:THR:H	1.37	0.73
3:F:2965[A]:LEU:HD21	3:F:2974[A]:ALA:HB1	1.70	0.73
1:G:838:ARG:HD3	1:G:918:ARG:HD3	1.71	0.73
3:I:3157[B]:PRO:HD2	3:R:3153[B]:LYS:NZ	2.04	0.73
3:I:3172[B]:SER:HB2	3:R:3150[B]:LYS:O	1.89	0.73
3:I:3176[A]:LYS:HE2	3:I:3176[A]:LYS:N	2.02	0.73
3:I:3220[B]:ARG:HG3	3:I:3220[B]:ARG:NH1	1.98	0.73
3:I:3256[B]:TRP:HB3	3:R:2966[B]:SER:O	1.89	0.73
9:I:3401[A]:CUO:CU1	3:R:3089[A]:HIS:NE2	1.54	0.73
3:L:2979[B]:GLN:NE2	3:L:3155[B]:MET:CE	2.47	0.73
3:O:3038[B]:ILE:HG22	3:O:3040[B]:VAL:HG22	1.68	0.73
3:O:3093[A]:HIS:HE1	3:O:3119[A]:HIS:CD2	2.06	0.73
3:O:3212[B]:ARG:HG3	3:O:3212[B]:ARG:NH1	2.00	0.73
1:P:557:VAL:HG23	1:P:558:HIS:HA	1.71	0.73
3:R:2952[B]:ALA:HA	3:R:2956[B]:LYS:HB2	1.69	0.73
3:R:2956[B]:LYS:C	3:R:2960[B]:PHE:CE1	2.47	0.73
3:U:2937[A]:ASN:HB2	3:U:3006[A]:LYS:CE	2.14	0.73
3:U:2955[B]:GLN:CD	3:U:3037[B]:TYR:HE1	1.92	0.73
3:U:2965[B]:LEU:HD21	3:U:2974[B]:ALA:HB1	1.70	0.73
3:U:3176[B]:LYS:HE2	3:U:3176[B]:LYS:N	2.02	0.73

Continued on next page...

Continued from previous page...

Atom-1	Atom-2	Interatomic distance (Å)	Clash overlap (Å)
1:V:949:ASP:HB3	1:V:953:GLU:HB2	1.71	0.73
3:C:2972[B]:GLY:HA2	3:L:3086[B]:GLU:HG2	1.71	0.72
9:C:3401[A]:CUO:CU1	3:L:3089[A]:HIS:NE2	1.54	0.72
1:D:1140:ASN:ND2	1:D:1236:TYR:OH	2.22	0.72
3:F:2949[A]:LYS:O	3:F:2953[A]:GLY:N	2.22	0.72
3:F:2955[A]:GLN:CD	3:F:3037[A]:TYR:HE1	1.92	0.72
3:F:2965[B]:LEU:HD21	3:F:2974[B]:ALA:HB1	1.69	0.72
3:F:3212[A]:ARG:HG3	3:F:3212[A]:ARG:NH1	2.00	0.72
3:L:3147[B]:GLU:CG	3:L:3149[B]:ASN:HD21	2.00	0.72
3:L:3196[A]:THR:H	3:L:3199[A]:GLN:CB	2.02	0.72
3:L:3284[A]:LYS:CD	3:L:3285[A]:VAL:N	2.47	0.72
3:O:2952[B]:ALA:HA	3:O:2956[B]:LYS:HB2	1.69	0.72
3:O:2965[B]:LEU:HB2	3:X:3254[B]:MET:HE3	1.69	0.72
3:O:3137[B]:ARG:HB3	3:O:3139[B]:LEU:HD23	1.69	0.72
3:O:3255[B]:PRO:HD2	3:X:3169[B]:LYS:CG	2.17	0.72
3:R:3038[A]:ILE:HG22	3:R:3040[A]:VAL:HG22	1.68	0.72
3:X:2965[B]:LEU:HD21	3:X:2974[B]:ALA:HB1	1.69	0.72
3:X:3293[A]:LYS:HB2	3:X:3294[A]:SER:HB2	0.82	0.72
3:C:2952[B]:ALA:HA	3:C:2956[B]:LYS:HB2	1.70	0.72
3:C:3141[B]:TYR:HD2	3:C:3142[B]:ASN:H	0.78	0.72
3:C:3149[B]:ASN:HD22	3:L:3163[B]:ASN:CB	2.01	0.72
3:C:3155[A]:MET:O	3:C:3159[A]:SER:N	2.20	0.72
3:C:3196[A]:THR:H	3:C:3199[A]:GLN:CB	2.02	0.72
3:C:3196[B]:THR:H	3:C:3199[B]:GLN:CB	2.02	0.72
2:H:2650:GLY:HA3	2:H:2653:GLU:O	1.89	0.72
3:I:3038[B]:ILE:HG22	3:I:3040[B]:VAL:HG22	1.68	0.72
3:I:3134[A]:GLN:HG3	3:I:3139[A]:LEU:HB2	1.70	0.72
3:I:3150[B]:LYS:C	3:R:3172[B]:SER:CB	2.57	0.72
3:I:3152[B]:LYS:CB	3:R:3171[B]:HIS:C	2.55	0.72
3:L:2969[A]:TYR:O	3:L:2972[A]:GLY:N	2.20	0.72
3:O:2955[A]:GLN:CD	3:O:3037[A]:TYR:HE1	1.92	0.72
3:O:3285[B]:VAL:HG22	3:O:3286[B]:THR:N	2.04	0.72
3:R:3134[B]:GLN:HG3	3:R:3139[B]:LEU:HB2	1.70	0.72
3:R:3196[B]:THR:H	3:R:3199[B]:GLN:CB	2.02	0.72
1:S:1617:LYS:HE2	3:X:3135[B]:LYS:HZ3	1.51	0.72
3:U:2930[A]:LEU:H	3:U:2930[A]:LEU:CD2	1.98	0.72
3:U:2949[A]:LYS:O	3:U:2953[A]:GLY:N	2.22	0.72
3:U:3196[B]:THR:H	3:U:3199[B]:GLN:CB	2.02	0.72
2:W:2340:ALA:HB1	2:W:2341:PRO:HD2	1.71	0.72
3:C:2984[B]:THR:HB	3:L:3154[B]:PRO:HG2	1.70	0.72
3:C:3152[B]:LYS:HB2	3:L:3171[B]:HIS:C	2.09	0.72

Continued on next page...

Continued from previous page...

Atom-1	Atom-2	Interatomic distance (Å)	Clash overlap (Å)
3:F:3196[B]:THR:H	3:F:3199[B]:GLN:CB	2.02	0.72
3:I:2981[B]:GLY:HA2	3:R:2968[B]:GLN:OE1	1.89	0.72
3:I:3163[B]:ASN:ND2	3:R:3149[B]:ASN:ND2	2.37	0.72
3:L:2949[B]:LYS:O	3:L:2953[B]:GLY:N	2.22	0.72
3:L:3093[A]:HIS:HE1	3:L:3119[A]:HIS:CD2	2.06	0.72
3:L:3285[B]:VAL:HG22	3:L:3286[B]:THR:N	2.04	0.72
3:U:2949[B]:LYS:O	3:U:2953[B]:GLY:N	2.22	0.72
1:Y:1046:HIS:HA	1:Y:1049:VAL:HB	1.71	0.72
3:C:2968[B]:GLN:CB	3:C:2972[B]:GLY:HA2	2.18	0.72
3:C:3153[B]:LYS:HE2	3:L:3158[B]:PHE:CE2	2.25	0.72
3:C:3220[B]:ARG:HG3	3:C:3220[B]:ARG:NH1	1.98	0.72
3:F:2969[A]:TYR:O	3:F:2972[A]:GLY:N	2.21	0.72
3:I:3196[A]:THR:HG21	1:J:416:ASN:CB	2.19	0.72
3:I:3285[A]:VAL:HG22	3:I:3286[A]:THR:N	2.04	0.72
3:O:2968[B]:GLN:OE1	3:X:2979[B]:GLN:HG3	1.90	0.72
1:S:755:PHE:HB2	1:S:788:LEU:HD21	1.69	0.72
1:V:142:ARG:NH1	1:V:340:GLN:OE1	2.23	0.72
2:W:2711:HIS:HA	2:W:2714:VAL:HG22	1.71	0.72
3:X:2937[B]:ASN:HB2	3:X:3006[B]:LYS:CE	2.14	0.72
3:X:2949[B]:LYS:O	3:X:2953[B]:GLY:N	2.22	0.72
3:X:3137[B]:ARG:HB3	3:X:3139[B]:LEU:HD23	1.69	0.72
3:C:3285[B]:VAL:HG22	3:C:3286[B]:THR:N	2.04	0.72
3:I:3156[B]:MET:CB	3:R:2982[B]:MET:CG	2.57	0.72
3:L:2968[B]:GLN:CB	3:L:2972[B]:GLY:HA2	2.19	0.72
3:L:2969[B]:TYR:O	3:L:2972[B]:GLY:N	2.20	0.72
3:O:2963[B]:MET:HB2	3:X:2970[B]:PRO:CD	2.19	0.72
3:O:3158[B]:PHE:O	3:X:3148[B]:ILE:HG23	1.86	0.72
3:U:2968[A]:GLN:CB	3:U:2972[A]:GLY:HA2	2.18	0.72
3:U:2969[A]:TYR:O	3:U:2972[A]:GLY:N	2.20	0.72
3:X:3217[A]:PHE:HE1	3:X:3230[A]:PHE:HZ	0.81	0.72
3:X:3285[A]:VAL:HG22	3:X:3286[A]:THR:N	2.04	0.72
1:A:1153:LYS:HB2	1:A:1155:LEU:HD23	1.72	0.72
3:C:2935[B]:ILE:HD13	3:C:2936[B]:GLU:N	2.05	0.72
3:C:2969[B]:TYR:CD2	3:L:3089[B]:HIS:NE2	2.58	0.72
3:C:3089[A]:HIS:NE2	9:C:3402[A]:CUO:CU1	1.54	0.72
3:C:3223[B]:GLY:N	3:L:2963[B]:MET:HE1	2.03	0.72
3:F:3025[B]:VAL:HG22	3:F:3047[B]:ARG:NH1	2.01	0.72
3:F:3285[B]:VAL:HG22	3:F:3286[B]:THR:N	2.04	0.72
1:G:589:GLN:HG2	1:G:594:ASP:HB3	1.71	0.72
3:I:2969[A]:TYR:O	3:I:2972[A]:GLY:N	2.21	0.72
3:I:2973[B]:THR:HG21	3:R:3106[B]:THR:C	2.09	0.72

Continued on next page...

Continued from previous page...

Atom-1	Atom-2	Interatomic distance (Å)	Clash overlap (Å)
3:I:3149[B]:ASN:HD22	3:R:3163[B]:ASN:CB	1.97	0.72
3:I:3150[B]:LYS:CA	3:R:3159[B]:SER:CA	2.61	0.72
3:I:3275[A]:LEU:HD12	3:I:3275[A]:LEU:N	2.04	0.72
1:J:417:MET:HG2	1:J:419:THR:HG23	1.71	0.72
1:J:836:GLN:HG3	1:J:838:ARG:HH21	1.53	0.72
3:O:2965[B]:LEU:CA	3:X:3254[B]:MET:CE	2.67	0.72
3:O:2968[A]:GLN:CB	3:O:2972[A]:GLY:HA2	2.18	0.72
3:O:3153[B]:LYS:HD3	3:X:3176[B]:LYS:HD3	0.92	0.72
3:O:3196[A]:THR:H	3:O:3199[A]:GLN:CB	2.02	0.72
3:R:2949[B]:LYS:O	3:R:2953[B]:GLY:N	2.22	0.72
2:T:2900:SER:HA	1:V:1075:GLU:HG2	1.72	0.72
3:U:2968[B]:GLN:CB	3:U:2972[B]:GLY:HA2	2.19	0.72
2:B:2851:ASN:ND2	1:D:1189:ASP:HB2	2.04	0.72
3:C:3134[B]:GLN:HG3	3:C:3139[B]:LEU:HB2	1.70	0.72
3:C:3169[B]:LYS:O	3:L:3152[B]:LYS:CE	2.37	0.72
3:I:2961[A]:HIS:HD2	3:I:2988[A]:TRP:CZ3	2.08	0.72
3:I:3160[B]:SER:CB	3:R:3150[B]:LYS:HZ3	2.00	0.72
3:I:3285[B]:VAL:HG22	3:I:3286[B]:THR:N	2.04	0.72
3:I:3307[B]:PHE:CE1	3:I:3309[B]:PRO:HG3	2.16	0.72
3:L:2963[B]:MET:HG2	3:L:3108[B]:HIS:CG	2.23	0.72
3:L:3134[B]:GLN:HG3	3:L:3139[B]:LEU:HB2	1.70	0.72
3:L:3228[A]:VAL:HG22	3:L:3245[A]:PHE:O	1.90	0.72
1:M:965:ASP:OD2	1:M:968:GLY:N	2.22	0.72
3:O:2949[A]:LYS:O	3:O:2953[A]:GLY:N	2.22	0.72
3:O:2969[B]:TYR:HB2	3:X:3158[B]:PHE:CE2	2.25	0.72
3:O:3157[B]:PRO:O	3:X:3152[B]:LYS:HG3	1.89	0.72
1:P:456:GLN:NE2	1:P:549:PRO:O	2.21	0.72
3:R:2937[B]:ASN:CB	3:R:3006[B]:LYS:HE2	2.14	0.72
3:R:3293[A]:LYS:HB2	3:R:3294[A]:SER:HB2	0.82	0.72
3:U:2969[B]:TYR:O	3:U:2972[B]:GLY:N	2.20	0.72
3:U:3024[A]:LEU:CD1	3:U:3025[A]:VAL:H	1.84	0.72
3:C:2948[B]:ASP:N	3:C:2949[B]:LYS:CA	2.41	0.72
3:C:3149[B]:ASN:C	3:L:3172[B]:SER:CB	2.57	0.72
3:F:2935[B]:ILE:HD13	3:F:2936[B]:GLU:N	2.05	0.72
3:I:3284[B]:LYS:CD	3:I:3285[B]:VAL:N	2.47	0.72
3:L:2955[A]:GLN:CD	3:L:3037[A]:TYR:HE1	1.92	0.72
3:O:2949[B]:LYS:O	3:O:2953[B]:GLY:N	2.22	0.72
3:O:2967[B]:CYS:C	3:X:2979[B]:GLN:HG2	1.91	0.72
3:O:2977[B]:CYS:CA	3:X:3154[B]:PRO:O	2.38	0.72
3:O:2988[A]:TRP:CE3	3:O:2989[A]:HIS:ND1	2.53	0.72
3:R:2965[A]:LEU:HD21	3:R:2974[A]:ALA:HB1	1.69	0.72

Continued on next page...

Continued from previous page...

Atom-1	Atom-2	Interatomic distance (Å)	Clash overlap (Å)
3:R:3093[B]:HIS:HE1	3:R:3119[B]:HIS:CD2	2.06	0.72
3:R:3212[B]:ARG:HG3	3:R:3212[B]:ARG:NH1	2.00	0.72
1:S:1618:LEU:CD2	3:X:3136[B]:TYR:CE2	2.72	0.72
3:U:3134[A]:GLN:HG3	3:U:3139[A]:LEU:HB2	1.70	0.72
1:V:1520:GLN:HE21	1:V:1526:LYS:HG3	1.55	0.72
3:X:2949[A]:LYS:O	3:X:2953[A]:GLY:N	2.22	0.72
3:X:2988[A]:TRP:CE3	3:X:2989[A]:HIS:ND1	2.53	0.72
3:X:3196[A]:THR:H	3:X:3199[A]:GLN:CB	2.03	0.72
1:A:830:ASN:HA	1:A:831:VAL:HB	1.71	0.72
3:C:3134[A]:GLN:HG3	3:C:3139[A]:LEU:HB2	1.70	0.72
3:C:3275[A]:LEU:HD12	3:C:3275[A]:LEU:N	2.04	0.72
3:C:3275[B]:LEU:HD12	3:C:3275[B]:LEU:N	2.04	0.72
3:F:2961[B]:HIS:HD2	3:F:2988[B]:TRP:CZ3	2.08	0.72
3:F:3228[A]:VAL:HG22	3:F:3245[A]:PHE:O	1.90	0.72
3:F:3275[A]:LEU:HD12	3:F:3275[A]:LEU:N	2.04	0.72
3:F:3285[A]:VAL:HG22	3:F:3286[A]:THR:N	2.04	0.72
3:I:2962[B]:GLY:C	3:R:3255[B]:PRO:HG3	2.09	0.72
3:I:2969[B]:TYR:O	3:I:2972[B]:GLY:N	2.21	0.72
3:I:3160[B]:SER:CB	3:R:2983[B]:VAL:N	2.40	0.72
3:I:3196[B]:THR:H	3:I:3199[B]:GLN:CB	2.02	0.72
3:L:2955[B]:GLN:CD	3:L:3037[B]:TYR:HE1	1.92	0.72
3:O:2968[B]:GLN:HE22	3:X:2985[B]:PHE:CA	1.94	0.72
3:O:3228[A]:VAL:HG22	3:O:3245[A]:PHE:O	1.90	0.72
1:S:157:GLU:OE2	1:S:296:ARG:NH2	2.22	0.72
1:S:1019:HIS:NE2	1:S:1046:HIS:CE1	2.57	0.72
3:U:2965[B]:LEU:HD11	3:U:2974[B]:ALA:HA	1.57	0.72
3:U:3228[A]:VAL:HG22	3:U:3245[A]:PHE:O	1.90	0.72
3:X:3089[A]:HIS:NE2	9:X:3401[A]:CUO:CU1	1.54	0.72
3:F:3307[B]:PHE:CE1	3:F:3309[B]:PRO:HG3	2.16	0.72
2:H:2727:HIS:HB2	2:H:2788:ILE:HD11	1.70	0.72
3:I:2933[B]:SER:O	3:I:2936[B]:GLU:N	2.23	0.72
3:I:2965[A]:LEU:HG	3:I:2974[A]:ALA:CB	2.20	0.72
3:L:2935[B]:ILE:HD13	3:L:2936[B]:GLU:N	2.04	0.72
3:L:2965[A]:LEU:HD21	3:L:2974[A]:ALA:HB1	1.70	0.72
3:L:3228[B]:VAL:HG22	3:L:3245[B]:PHE:O	1.90	0.72
1:M:804:ASP:OD1	1:M:805:VAL:N	2.23	0.72
3:O:2933[B]:SER:O	3:O:2936[B]:GLU:N	2.23	0.72
3:O:3255[B]:PRO:CD	3:X:3158[B]:PHE:O	2.37	0.72
3:O:3285[A]:VAL:HG22	3:O:3286[A]:THR:N	2.04	0.72
1:P:926:LEU:HD11	1:P:1043:MET:HB3	1.71	0.72
2:Q:2340:ALA:HB1	2:Q:2341:PRO:HD2	1.72	0.72

Continued on next page...

Continued from previous page...

Atom-1	Atom-2	Interatomic distance (Å)	Clash overlap (Å)
3:R:2961[B]:HIS:HD2	3:R:2988[B]:TRP:CZ3	2.08	0.72
3:R:3025[A]:VAL:HG22	3:R:3047[A]:ARG:NH1	2.02	0.72
3:U:3137[A]:ARG:HB3	3:U:3139[A]:LEU:HD23	1.69	0.72
3:U:3285[A]:VAL:HG22	3:U:3286[A]:THR:N	2.04	0.72
1:V:121:ASN:HD21	1:V:124:TYR:HB2	1.54	0.72
3:X:2956[A]:LYS:C	3:X:2960[A]:PHE:CE1	2.47	0.72
2:B:2547:MET:HB3	2:B:2558:CYS:HB2	1.72	0.71
3:C:2933[B]:SER:O	3:C:2936[B]:GLU:N	2.23	0.71
3:C:2949[B]:LYS:O	3:C:2953[B]:GLY:N	2.22	0.71
3:C:2955[A]:GLN:CD	3:C:3037[A]:TYR:HE1	1.92	0.71
3:C:2974[B]:ALA:HB1	3:L:3253[B]:GLU:OE1	1.89	0.71
3:C:3293[A]:LYS:HB2	3:C:3294[A]:SER:HB2	0.82	0.71
3:F:2930[A]:LEU:H	3:F:2930[A]:LEU:CD2	1.98	0.71
3:F:2935[A]:ILE:HD13	3:F:2936[A]:GLU:N	2.05	0.71
1:G:965:ASP:OD1	1:G:965:ASP:N	2.22	0.71
3:I:2949[B]:LYS:O	3:I:2953[B]:GLY:N	2.22	0.71
3:I:3160[B]:SER:HA	3:R:2983[B]:VAL:CB	2.19	0.71
1:J:1296:VAL:HB	1:J:1446:ASP:HB3	1.72	0.71
1:M:17:ASN:HD21	1:M:86:THR:H	1.37	0.71
3:O:2969[A]:TYR:HD2	3:O:2971[A]:ASP:N	1.84	0.71
3:O:2971[B]:ASP:OD1	3:X:3158[B]:PHE:CZ	2.42	0.71
3:R:2949[A]:LYS:O	3:R:2953[A]:GLY:N	2.22	0.71
3:R:2968[A]:GLN:CB	3:R:2972[A]:GLY:HA2	2.19	0.71
3:U:2933[B]:SER:O	3:U:2936[B]:GLU:N	2.23	0.71
3:U:2935[B]:ILE:HD13	3:U:2936[B]:GLU:N	2.05	0.71
3:U:2965[B]:LEU:HG	3:U:2974[B]:ALA:CB	2.20	0.71
3:U:3220[A]:ARG:HG3	3:U:3220[A]:ARG:NH1	1.98	0.71
3:X:3228[B]:VAL:HG22	3:X:3245[B]:PHE:O	1.90	0.71
3:C:2969[B]:TYR:CA	3:L:2989[B]:HIS:NE2	2.52	0.71
3:F:2952[A]:ALA:HA	3:F:2956[A]:LYS:HB2	1.69	0.71
3:F:2961[A]:HIS:HD2	3:F:2988[A]:TRP:CZ3	2.08	0.71
3:F:2965[B]:LEU:HG	3:F:2974[B]:ALA:CB	2.21	0.71
2:H:2541:GLY:O	2:H:2545:SER:OG	2.07	0.71
3:I:2935[B]:ILE:HD13	3:I:2936[B]:GLU:N	2.05	0.71
3:I:2965[B]:LEU:HD21	3:I:2974[B]:ALA:HB1	1.69	0.71
3:I:3196[A]:THR:HB	1:J:416:ASN:HD21	1.53	0.71
3:I:3253[B]:GLU:CB	3:R:2975[B]:PHE:C	2.58	0.71
3:L:3226[B]:ALA:HB1	3:L:3288[B]:MET:O	1.91	0.71
3:O:2961[B]:HIS:HD2	3:O:2988[B]:TRP:CZ3	2.08	0.71
3:O:2965[B]:LEU:HD21	3:O:2974[B]:ALA:HB1	1.69	0.71
3:O:3251[B]:ASP:OD2	3:X:2968[B]:GLN:OE1	2.08	0.71

Continued on next page...

Continued from previous page...

Atom-1	Atom-2	Interatomic distance (Å)	Clash overlap (Å)
3:R:3285[B]:VAL:HG22	3:R:3286[B]:THR:N	2.04	0.71
3:U:2955[A]:GLN:CD	3:U:3037[A]:TYR:HE1	1.92	0.71
3:U:2961[B]:HIS:HD2	3:U:2988[B]:TRP:CZ3	2.08	0.71
3:C:2933[A]:SER:O	3:C:2936[A]:GLU:N	2.23	0.71
3:C:2935[A]:ILE:HD13	3:C:2936[A]:GLU:N	2.05	0.71
3:C:2961[A]:HIS:HD2	3:C:2988[A]:TRP:CZ3	2.08	0.71
3:C:2969[A]:TYR:O	3:C:2972[A]:GLY:N	2.20	0.71
3:C:3228[A]:VAL:HG22	3:C:3245[A]:PHE:O	1.90	0.71
3:F:2949[B]:LYS:O	3:F:2953[B]:GLY:N	2.22	0.71
3:I:2933[A]:SER:O	3:I:2936[A]:GLU:N	2.23	0.71
3:I:3256[B]:TRP:HB3	3:R:2966[B]:SER:C	2.10	0.71
3:I:3275[B]:LEU:HD12	3:I:3275[B]:LEU:N	2.04	0.71
1:J:163:LEU:HD21	1:J:219:LEU:HD13	1.72	0.71
3:L:2933[A]:SER:O	3:L:2936[A]:GLU:N	2.23	0.71
3:L:2949[A]:LYS:O	3:L:2953[A]:GLY:N	2.22	0.71
3:L:2952[A]:ALA:HA	3:L:2956[A]:LYS:HB2	1.69	0.71
3:L:2961[B]:HIS:HD2	3:L:2988[B]:TRP:CZ3	2.08	0.71
1:M:1618:LEU:O	3:R:3198[B]:PRO:HD3	1.90	0.71
3:O:2968[B]:GLN:CA	3:X:2979[B]:GLN:HG2	2.19	0.71
3:O:3226[A]:ALA:HB1	3:O:3288[A]:MET:O	1.91	0.71
3:O:3307[B]:PHE:CE1	3:O:3309[B]:PRO:HG3	2.16	0.71
1:P:428:ILE:HD12	1:P:514:TRP:HB3	1.72	0.71
3:R:2933[A]:SER:O	3:R:2936[A]:GLU:N	2.23	0.71
3:R:3226[B]:ALA:HB1	3:R:3288[B]:MET:O	1.90	0.71
3:R:3228[B]:VAL:HG22	3:R:3245[B]:PHE:O	1.90	0.71
3:R:3285[A]:VAL:HG22	3:R:3286[A]:THR:N	2.04	0.71
3:U:2961[A]:HIS:HD2	3:U:2988[A]:TRP:CZ3	2.08	0.71
3:U:3089[B]:HIS:NE2	9:U:3401[B]:CUO:CU1	1.54	0.71
3:U:3196[A]:THR:H	3:U:3199[A]:GLN:CB	2.02	0.71
3:U:3275[B]:LEU:HD12	3:U:3275[B]:LEU:N	2.04	0.71
2:B:2598:PRO:HG3	2:B:2651:GLN:HB3	1.71	0.71
3:C:2965[B]:LEU:HG	3:C:2974[B]:ALA:CB	2.21	0.71
3:C:3222[B]:ILE:HD12	3:L:2963[B]:MET:CE	2.20	0.71
3:C:3226[B]:ALA:HB1	3:C:3288[B]:MET:O	1.91	0.71
3:F:3089[A]:HIS:NE2	9:F:3402[A]:CUO:CU1	1.54	0.71
3:I:2961[B]:HIS:CE1	3:R:2975[B]:PHE:CE1	2.78	0.71
3:L:2933[B]:SER:O	3:L:2936[B]:GLU:N	2.23	0.71
3:L:3226[A]:ALA:HB1	3:L:3288[A]:MET:O	1.91	0.71
3:L:3285[A]:VAL:HG22	3:L:3286[A]:THR:N	2.04	0.71
2:N:2090:LYS:NZ	2:N:2099:GLU:OE2	2.23	0.71
3:O:2933[A]:SER:O	3:O:2936[A]:GLU:N	2.23	0.71

Continued on next page...

Continued from previous page...

Atom-1	Atom-2	Interatomic distance (Å)	Clash overlap (Å)
3:O:2965[B]:LEU:CA	3:X:3254[B]:MET:HE1	2.20	0.71
3:O:3163[B]:ASN:CB	3:X:3149[B]:ASN:HB3	2.20	0.71
3:O:3275[A]:LEU:HD12	3:O:3275[A]:LEU:N	2.04	0.71
3:R:3161[B]:GLU:OE2	3:R:3161[B]:GLU:N	1.88	0.71
1:S:164:GLU:OE2	1:S:301:ARG:NH2	2.22	0.71
3:U:2935[A]:ILE:HD13	3:U:2936[A]:GLU:N	2.05	0.71
3:U:3285[B]:VAL:HG22	3:U:3286[B]:THR:N	2.04	0.71
3:X:3196[B]:THR:H	3:X:3199[B]:GLN:CB	2.02	0.71
3:X:3228[A]:VAL:HG22	3:X:3245[A]:PHE:O	1.90	0.71
3:X:3285[B]:VAL:HG22	3:X:3286[B]:THR:N	2.04	0.71
1:Y:2:LEU:HD21	1:Y:81:VAL:HG21	1.72	0.71
1:Y:1421:VAL:HG23	1:Y:1422:HIS:HD1	1.55	0.71
3:C:3163[B]:ASN:HB3	3:L:3149[B]:ASN:HD21	1.56	0.71
3:F:2956[B]:LYS:C	3:F:2960[B]:PHE:CE1	2.47	0.71
3:F:2965[A]:LEU:HG	3:F:2974[A]:ALA:CB	2.20	0.71
3:F:3025[A]:VAL:HG22	3:F:3047[A]:ARG:NH1	2.01	0.71
3:I:2937[B]:ASN:CB	3:I:3006[B]:LYS:HE2	2.14	0.71
3:I:2952[B]:ALA:HA	3:I:2956[B]:LYS:HB2	1.70	0.71
3:I:2956[B]:LYS:C	3:I:2960[B]:PHE:CE1	2.47	0.71
3:I:2964[B]:PRO:HB2	3:R:3221[B]:ALA:HB3	1.71	0.71
3:I:3089[A]:HIS:NE2	9:I:3402[A]:CUO:CU1	1.54	0.71
3:I:3107[B]:LEU:CD2	3:R:2975[B]:PHE:HA	2.21	0.71
3:I:3212[B]:ARG:HG3	3:I:3212[B]:ARG:NH1	2.00	0.71
3:L:3275[B]:LEU:HD12	3:L:3275[B]:LEU:N	2.04	0.71
3:O:2965[B]:LEU:H	3:X:3254[B]:MET:CE	1.92	0.71
3:O:3041[B]:ALA:HB2	3:X:2971[B]:ASP:OD2	1.89	0.71
3:O:3163[B]:ASN:CA	3:X:3149[B]:ASN:CB	2.66	0.71
1:P:1636:ASN:HB3	1:P:1638:SER:O	1.91	0.71
3:R:2965[A]:LEU:HG	3:R:2974[A]:ALA:CB	2.21	0.71
3:U:2979[B]:GLN:NE2	3:U:3155[B]:MET:CE	2.47	0.71
3:U:3228[B]:VAL:HG22	3:U:3245[B]:PHE:O	1.90	0.71
3:X:2933[B]:SER:O	3:X:2936[B]:GLU:N	2.23	0.71
3:X:3275[A]:LEU:HD12	3:X:3275[A]:LEU:N	2.04	0.71
3:C:2968[B]:GLN:O	3:L:2985[B]:PHE:CE2	2.44	0.71
3:C:3025[B]:VAL:HG22	3:C:3047[B]:ARG:NH1	2.01	0.71
3:C:3226[A]:ALA:HB1	3:C:3288[A]:MET:O	1.91	0.71
3:C:3252[B]:TYR:CB	3:L:3253[B]:GLU:CB	2.68	0.71
3:F:2933[A]:SER:O	3:F:2936[A]:GLU:N	2.23	0.71
3:F:3120[A]:HIS:O	3:F:3121[A]:SER:C	2.29	0.71
3:I:2935[A]:ILE:HD13	3:I:2936[A]:GLU:N	2.05	0.71
3:I:2949[A]:LYS:O	3:I:2953[A]:GLY:N	2.22	0.71

Continued on next page...

Continued from previous page...

Atom-1	Atom-2	Interatomic distance (Å)	Clash overlap (Å)
3:I:3172[B]:SER:HB3	3:R:3150[B]:LYS:CA	2.21	0.71
3:I:3196[B]:THR:H	3:I:3199[B]:GLN:CD	1.94	0.71
1:J:1140:ASN:ND2	1:J:1236:TYR:OH	2.22	0.71
3:L:2930[A]:LEU:HD22	3:L:2930[A]:LEU:N	2.02	0.71
1:M:975:PRO:HG2	1:M:1024:GLY:HA3	1.73	0.71
3:O:3108[B]:HIS:CB	3:X:2970[B]:PRO:HA	2.20	0.71
3:O:3228[B]:VAL:HG22	3:O:3245[B]:PHE:O	1.90	0.71
3:R:3196[B]:THR:H	3:R:3199[B]:GLN:CD	1.94	0.71
3:U:2965[A]:LEU:HG	3:U:2974[A]:ALA:CB	2.20	0.71
3:X:2961[A]:HIS:HD2	3:X:2988[A]:TRP:CZ3	2.08	0.71
1:Y:1284:GLU:HG3	1:Y:1337:ARG:HH12	1.55	0.71
3:C:2969[B]:TYR:HD2	3:L:3089[B]:HIS:NE2	1.87	0.71
3:C:2985[B]:PHE:CZ	3:L:2969[B]:TYR:C	2.58	0.71
3:C:3172[B]:SER:CB	3:L:3149[B]:ASN:C	2.58	0.71
3:F:3293[B]:LYS:HB2	3:F:3294[B]:SER:HB2	0.82	0.71
2:H:2180:TRP:HB2	2:H:2243:LEU:HD13	1.73	0.71
3:I:3162[B]:ASP:C	3:R:3150[B]:LYS:HZ1	1.93	0.71
3:I:3226[A]:ALA:HB1	3:I:3288[A]:MET:O	1.91	0.71
3:I:3228[A]:VAL:HG22	3:I:3245[A]:PHE:O	1.90	0.71
1:J:1152:LYS:NZ	1:J:1180:SER:O	2.21	0.71
3:O:3158[B]:PHE:H	3:X:3152[B]:LYS:CB	1.92	0.71
3:O:3160[B]:SER:OG	3:X:3151[B]:LEU:HG	1.89	0.71
3:R:3228[A]:VAL:HG22	3:R:3245[A]:PHE:O	1.90	0.71
2:T:2133:PRO:HG2	2:T:2140:ARG:HA	1.71	0.71
3:F:2933[B]:SER:O	3:F:2936[B]:GLU:N	2.23	0.71
3:I:2962[B]:GLY:O	3:R:3255[B]:PRO:CD	2.38	0.71
3:I:3228[B]:VAL:HG22	3:I:3245[B]:PHE:O	1.90	0.71
3:I:3255[B]:PRO:HD3	3:R:2962[B]:GLY:C	2.11	0.71
3:L:2965[B]:LEU:HG	3:L:2974[B]:ALA:CB	2.20	0.71
3:O:2969[B]:TYR:HD2	3:O:2971[B]:ASP:N	1.84	0.71
3:O:3275[B]:LEU:HD12	3:O:3275[B]:LEU:N	2.04	0.71
1:P:975:PRO:HG2	1:P:1024:GLY:HA3	1.72	0.71
3:R:2935[A]:ILE:HD13	3:R:2936[A]:GLU:N	2.05	0.71
3:R:2955[A]:GLN:CD	3:R:3037[A]:TYR:HE1	1.92	0.71
3:R:2979[B]:GLN:NE2	3:R:3155[B]:MET:HE2	2.05	0.71
3:X:2965[A]:LEU:HG	3:X:2974[A]:ALA:CB	2.20	0.71
3:X:3089[B]:HIS:NE2	9:X:3401[B]:CUO:CU1	1.54	0.71
2:B:2671:ASP:OD1	2:B:2850:ARG:NH1	2.23	0.71
3:C:2955[B]:GLN:CD	3:C:3037[B]:TYR:HE1	1.92	0.71
3:C:2961[B]:HIS:HD2	3:C:2988[B]:TRP:CZ3	2.08	0.71
3:C:2964[B]:PRO:O	3:L:3256[B]:TRP:N	2.24	0.71

Continued on next page...

Continued from previous page...

Atom-1	Atom-2	Interatomic distance (Å)	Clash overlap (Å)
3:C:2979[B]:GLN:NE2	3:L:2979[B]:GLN:HE22	1.82	0.71
3:C:3228[B]:VAL:HG22	3:C:3245[B]:PHE:O	1.90	0.71
3:C:3252[B]:TYR:HB2	3:L:3253[B]:GLU:CG	2.20	0.71
2:E:2806:ALA:HB2	2:E:2856:ILE:HD11	1.73	0.71
3:F:2968[A]:GLN:CB	3:F:2972[A]:GLY:HA2	2.19	0.71
3:L:2979[A]:GLN:NE2	3:L:3155[A]:MET:HE3	1.94	0.71
3:L:3024[B]:LEU:CD1	3:L:3025[B]:VAL:H	1.83	0.71
3:L:3120[B]:HIS:O	3:L:3121[B]:SER:C	2.29	0.71
3:O:2935[A]:ILE:HD13	3:O:2936[A]:GLU:N	2.05	0.71
3:O:2935[B]:ILE:HD13	3:O:2936[B]:GLU:N	2.04	0.71
3:O:2969[B]:TYR:HE1	3:X:3168[B]:THR:HG22	1.55	0.71
3:R:3226[A]:ALA:HB1	3:R:3288[A]:MET:O	1.91	0.71
3:X:2933[A]:SER:O	3:X:2936[A]:GLU:N	2.23	0.71
1:Y:439:LEU:HD23	1:Y:509:ILE:HD12	1.71	0.71
1:Y:1470:GLU:HG3	1:Y:1530:LEU:HD12	1.73	0.71
3:F:3226[B]:ALA:HB1	3:F:3288[B]:MET:O	1.91	0.71
3:I:3113[A]:ASP:CG	3:I:3114[A]:PRO:CD	2.56	0.71
1:J:622:HIS:CE1	1:J:767:LYS:H	2.09	0.71
3:L:2937[B]:ASN:CB	3:L:3006[B]:LYS:HE2	2.14	0.71
3:R:2969[A]:TYR:O	3:R:2972[A]:GLY:N	2.20	0.71
3:R:3066[B]:TYR:CD1	3:R:3193[B]:HIS:CE1	2.79	0.71
3:R:3307[A]:PHE:CE1	3:R:3309[A]:PRO:HG3	2.16	0.71
3:X:2968[A]:GLN:CB	3:X:2972[A]:GLY:HA2	2.18	0.71
3:X:3226[A]:ALA:HB1	3:X:3288[A]:MET:O	1.90	0.71
3:X:3226[B]:ALA:HB1	3:X:3288[B]:MET:O	1.90	0.71
3:C:2974[B]:ALA:O	3:L:3107[B]:LEU:CD1	2.33	0.70
3:C:3090[B]:ASN:HB3	3:L:2972[B]:GLY:C	2.10	0.70
1:D:1258:ARG:NH2	1:D:1332:ASP:OD1	2.23	0.70
3:F:3113[A]:ASP:CG	3:F:3114[A]:PRO:CD	2.56	0.70
3:I:2955[A]:GLN:CD	3:I:3037[A]:TYR:HE1	1.92	0.70
3:I:3066[A]:TYR:CD1	3:I:3193[A]:HIS:CE1	2.79	0.70
3:I:3162[B]:ASP:CB	3:R:3259[B]:ASP:N	2.49	0.70
3:I:3166[B]:GLU:O	3:R:3149[B]:ASN:HA	1.90	0.70
3:I:3179[A]:ASP:OD1	3:I:3181[A]:GLN:HB2	1.91	0.70
3:I:3196[A]:THR:H	3:I:3199[A]:GLN:CB	2.02	0.70
3:I:3252[B]:TYR:CE2	3:R:3250[B]:GLY:HA2	2.26	0.70
3:L:3066[B]:TYR:CD1	3:L:3193[B]:HIS:CE1	2.79	0.70
3:R:2930[A]:LEU:HD22	3:R:2930[A]:LEU:N	2.02	0.70
3:R:2961[A]:HIS:HD2	3:R:2988[A]:TRP:CZ3	2.08	0.70
3:U:3066[A]:TYR:CD1	3:U:3193[A]:HIS:CE1	2.79	0.70
3:U:3089[A]:HIS:NE2	9:U:3401[A]:CUO:CU1	1.54	0.70

Continued on next page...

Continued from previous page...

Atom-1	Atom-2	Interatomic distance (Å)	Clash overlap (Å)
3:U:3226[A]:ALA:HB1	3:U:3288[A]:MET:O	1.91	0.70
1:V:1137:LYS:HG2	1:V:1240:ILE:HG13	1.73	0.70
3:X:2965[B]:LEU:HG	3:X:2974[B]:ALA:CB	2.21	0.70
3:X:3179[B]:ASP:OD1	3:X:3181[B]:GLN:HB2	1.91	0.70
3:X:3221[B]:ALA:HB2	3:X:3256[B]:TRP:H	1.56	0.70
1:A:1242:ASN:ND2	1:A:1245:GLU:OE2	2.23	0.70
3:C:3066[B]:TYR:CD1	3:C:3193[B]:HIS:CE1	2.79	0.70
3:C:3287[B]:ILE:O	3:C:3287[B]:ILE:HD13	1.92	0.70
1:D:401:VAL:HG22	1:D:662:SER:HB3	1.73	0.70
3:F:3287[B]:ILE:O	3:F:3287[B]:ILE:HD13	1.91	0.70
2:K:2556:TYR:HD1	2:K:2557:ALA:H	1.39	0.70
3:L:2935[A]:ILE:HD13	3:L:2936[A]:GLU:N	2.05	0.70
3:O:2961[A]:HIS:HD2	3:O:2988[A]:TRP:CZ3	2.08	0.70
3:O:3120[B]:HIS:O	3:O:3121[B]:SER:C	2.29	0.70
3:O:3221[B]:ALA:HB2	3:O:3256[B]:TRP:H	1.56	0.70
2:Q:2598:PRO:HD3	2:Q:2651:GLN:HB2	1.73	0.70
3:R:2933[B]:SER:O	3:R:2936[B]:GLU:N	2.23	0.70
3:U:2952[A]:ALA:H	3:U:2953[A]:GLY:CA	2.04	0.70
3:U:3066[B]:TYR:CD1	3:U:3193[B]:HIS:CE1	2.79	0.70
3:U:3221[B]:ALA:HB2	3:U:3256[B]:TRP:H	1.57	0.70
3:X:2955[A]:GLN:CD	3:X:3037[A]:TYR:HE1	1.93	0.70
3:X:3066[A]:TYR:CD1	3:X:3193[A]:HIS:CE1	2.79	0.70
3:C:2965[A]:LEU:HG	3:C:2974[A]:ALA:CB	2.21	0.70
3:F:3120[B]:HIS:O	3:F:3121[B]:SER:C	2.29	0.70
3:I:2948[A]:ASP:CB	3:I:2949[A]:LYS:HA	2.16	0.70
3:I:3153[B]:LYS:HG2	3:R:3155[B]:MET:HB2	1.67	0.70
3:I:3254[B]:MET:CG	3:R:2966[B]:SER:CB	2.55	0.70
3:I:3287[A]:ILE:O	3:I:3287[A]:ILE:HD13	1.92	0.70
1:M:456:GLN:HG2	1:M:551:GLU:HB2	1.72	0.70
3:O:2952[A]:ALA:H	3:O:2953[A]:GLY:CA	2.04	0.70
2:Q:2890:VAL:N	2:Q:2891:LEU:HA	2.07	0.70
3:R:2930[B]:LEU:HD22	3:R:2930[B]:LEU:N	2.02	0.70
3:R:2965[B]:LEU:HG	3:R:2974[B]:ALA:CB	2.20	0.70
3:R:3221[A]:ALA:HB2	3:R:3256[A]:TRP:H	1.57	0.70
3:U:3179[A]:ASP:OD1	3:U:3181[A]:GLN:HB2	1.91	0.70
3:X:2935[A]:ILE:HD13	3:X:2936[A]:GLU:N	2.05	0.70
3:X:2956[B]:LYS:C	3:X:2960[B]:PHE:CE1	2.47	0.70
3:X:3025[A]:VAL:HG22	3:X:3047[A]:ARG:NH1	2.01	0.70
3:C:2948[A]:ASP:CB	3:C:2949[A]:LYS:HA	2.15	0.70
3:F:2969[B]:TYR:O	3:F:2972[B]:GLY:N	2.21	0.70
3:I:2937[A]:ASN:CB	3:I:3006[A]:LYS:HE2	2.14	0.70

Continued on next page...

Continued from previous page...

Atom-1	Atom-2	Interatomic distance (Å)	Clash overlap (Å)
3:I:2962[B]:GLY:C	3:R:3255[B]:PRO:CG	2.60	0.70
3:I:3066[B]:TYR:CD1	3:I:3193[B]:HIS:CE1	2.80	0.70
3:L:2965[A]:LEU:HG	3:L:2974[A]:ALA:CB	2.21	0.70
3:O:2956[B]:LYS:C	3:O:2960[B]:PHE:CE1	2.47	0.70
3:O:2965[A]:LEU:HG	3:O:2974[A]:ALA:CB	2.21	0.70
3:O:2969[B]:TYR:HB2	3:X:3158[B]:PHE:CD2	2.26	0.70
3:O:3179[B]:ASP:OD1	3:O:3181[B]:GLN:HB2	1.92	0.70
3:O:3221[A]:ALA:HB2	3:O:3256[A]:TRP:H	1.56	0.70
3:R:3173[B]:THR:CG2	3:R:3174[B]:GLY:N	2.55	0.70
1:S:838:ARG:NH1	1:S:915:ASN:OD1	2.24	0.70
3:U:2933[A]:SER:O	3:U:2936[A]:GLU:N	2.23	0.70
1:A:898:GLY:N	1:A:899:MET:HA	2.06	0.70
3:C:3179[A]:ASP:OD1	3:C:3181[A]:GLN:HB2	1.92	0.70
3:F:3066[A]:TYR:CD1	3:F:3193[A]:HIS:CE1	2.79	0.70
3:I:2961[B]:HIS:HD2	3:I:2988[B]:TRP:CZ3	2.08	0.70
3:I:2965[B]:LEU:HG	3:I:2974[B]:ALA:CB	2.20	0.70
3:I:2969[B]:TYR:HD2	3:I:2971[B]:ASP:N	1.84	0.70
3:I:2971[B]:ASP:O	3:R:3090[B]:ASN:CA	2.38	0.70
3:I:3159[B]:SER:C	3:R:3150[B]:LYS:CD	2.60	0.70
3:I:3221[B]:ALA:HB1	3:R:2965[B]:LEU:H	0.87	0.70
3:L:3196[B]:THR:H	3:L:3199[B]:GLN:CD	1.94	0.70
3:L:3196[B]:THR:H	3:L:3199[B]:GLN:CB	2.02	0.70
1:M:871:GLN:NE2	1:M:964:ILE:O	2.24	0.70
2:N:2130:PRO:HB2	2:N:2142:ALA:HB3	1.72	0.70
3:O:3196[A]:THR:H	3:O:3199[A]:GLN:CD	1.94	0.70
1:S:515:ASP:O	1:S:518:LYS:NZ	2.19	0.70
1:S:780:GLU:O	1:S:782:THR:N	2.24	0.70
3:U:3226[B]:ALA:HB1	3:U:3288[B]:MET:O	1.90	0.70
3:X:2935[B]:ILE:HD13	3:X:2936[B]:GLU:N	2.05	0.70
3:X:2948[B]:ASP:H	3:X:2949[B]:LYS:CA	1.98	0.70
3:X:3221[A]:ALA:HB2	3:X:3256[A]:TRP:H	1.56	0.70
2:Z:2149:ALA:HA	2:Z:2260:GLU:HG2	1.72	0.70
3:C:2968[A]:GLN:CB	3:C:2972[A]:GLY:HA2	2.19	0.70
3:C:3156[B]:MET:HB2	3:L:2982[B]:MET:HB3	1.59	0.70
3:C:3279[B]:ASP:OD1	3:C:3279[B]:ASP:N	2.25	0.70
3:F:3066[B]:TYR:CD1	3:F:3193[B]:HIS:CE1	2.79	0.70
3:F:3179[B]:ASP:OD1	3:F:3181[B]:GLN:HB2	1.92	0.70
3:F:3228[B]:VAL:HG22	3:F:3245[B]:PHE:O	1.90	0.70
3:F:3279[B]:ASP:OD1	3:F:3279[B]:ASP:N	2.25	0.70
1:G:854:LEU:HD23	1:G:941:LEU:HD21	1.72	0.70
3:I:2963[B]:MET:HE2	3:R:3223[B]:GLY:HA3	1.74	0.70

Continued on next page...

Continued from previous page...

Atom-1	Atom-2	Interatomic distance (Å)	Clash overlap (Å)
3:I:2964[B]:PRO:CA	3:R:3221[B]:ALA:CB	2.69	0.70
3:I:3120[A]:HIS:O	3:I:3121[A]:SER:C	2.29	0.70
3:I:3173[A]:THR:CG2	3:I:3174[A]:GLY:N	2.55	0.70
3:O:3252[B]:TYR:CB	3:X:3156[B]:MET:SD	2.79	0.70
2:Q:2564:PRO:HA	2:Q:2673:GLU:HG3	1.73	0.70
3:U:3179[B]:ASP:OD1	3:U:3181[B]:GLN:HB2	1.92	0.70
1:V:855:ARG:HH21	1:V:941:LEU:HA	1.55	0.70
3:X:3066[B]:TYR:CD1	3:X:3193[B]:HIS:CE1	2.79	0.70
3:X:3279[B]:ASP:OD1	3:X:3279[B]:ASP:N	2.25	0.70
3:X:3284[A]:LYS:HA	3:X:3284[A]:LYS:CE	2.22	0.70
1:Y:848:VAL:O	1:Y:852:ASN:ND2	2.24	0.70
1:Y:999:LEU:O	1:Y:1063:ARG:NH2	2.24	0.70
2:Z:2225:ARG:HD2	2:Z:2274:LEU:HD22	1.74	0.70
3:C:2965[B]:LEU:CD1	3:C:2974[B]:ALA:HA	2.22	0.70
1:G:911:LEU:O	1:G:915:ASN:ND2	2.24	0.70
2:H:2605:LEU:O	2:H:2622:ASN:ND2	2.25	0.70
3:I:3226[B]:ALA:HB1	3:I:3288[B]:MET:O	1.91	0.70
1:J:262:LYS:NZ	1:J:795:GLU:OE1	2.25	0.70
3:L:3221[A]:ALA:HB2	3:L:3256[A]:TRP:H	1.56	0.70
3:O:3112[B]:TYR:CD2	3:X:2969[B]:TYR:OH	2.45	0.70
3:U:2937[A]:ASN:CB	3:U:3006[A]:LYS:HE2	2.14	0.70
3:U:3173[A]:THR:CG2	3:U:3174[A]:GLY:N	2.55	0.70
1:V:1033:LEU:HA	1:V:1036:SER:HB3	1.74	0.70
3:X:2930[A]:LEU:H	3:X:2930[A]:LEU:CD2	1.98	0.70
3:X:3196[A]:THR:H	3:X:3199[A]:GLN:CD	1.94	0.70
3:C:3066[A]:TYR:CD1	3:C:3193[A]:HIS:CE1	2.79	0.70
3:F:2965[A]:LEU:CD1	3:F:2974[A]:ALA:HA	2.22	0.70
3:F:3287[A]:ILE:O	3:F:3287[A]:ILE:HD13	1.92	0.70
1:G:401:VAL:HG22	1:G:662:SER:HB3	1.74	0.70
1:G:619:SER:HB2	1:G:805:VAL:HG11	1.72	0.70
3:I:3255[B]:PRO:CG	3:R:2962[B]:GLY:O	2.38	0.70
1:J:757:VAL:HG21	1:J:781:ILE:HG22	1.73	0.70
1:J:1215:LEU:HD13	1:J:1229:LYS:HE3	1.72	0.70
3:O:2937[A]:ASN:CB	3:O:3006[A]:LYS:HE2	2.14	0.70
3:O:2955[B]:GLN:CD	3:O:3037[B]:TYR:HE1	1.92	0.70
3:R:3196[A]:THR:H	3:R:3199[A]:GLN:CB	2.02	0.70
3:R:3221[B]:ALA:HB2	3:R:3256[B]:TRP:H	1.56	0.70
3:R:3287[B]:ILE:O	3:R:3287[B]:ILE:HD13	1.92	0.70
1:S:1000:GLU:HG2	1:S:1133:ILE:HG23	1.74	0.70
2:T:2826:GLU:HA	2:T:2876:LYS:HE3	1.73	0.70
1:V:609:TRP:HZ3	1:V:761:ALA:HB2	1.56	0.70

Continued on next page...

Continued from previous page...

Atom-1	Atom-2	Interatomic distance (Å)	Clash overlap (Å)
1:V:1583:CYS:SG	1:V:1584:GLY:N	2.63	0.70
3:X:2961[B]:HIS:HD2	3:X:2988[B]:TRP:CZ3	2.08	0.70
2:B:2191:LEU:O	2:B:2225:ARG:NH2	2.25	0.70
3:C:2965[A]:LEU:CD1	3:C:2974[A]:ALA:HA	2.22	0.70
3:C:3222[B]:ILE:HD12	3:L:2963[B]:MET:HE1	1.74	0.70
3:I:3221[B]:ALA:HB2	3:I:3256[B]:TRP:H	1.56	0.70
3:L:2930[B]:LEU:H	3:L:2930[B]:LEU:CD2	1.98	0.70
3:L:2952[A]:ALA:H	3:L:2953[A]:GLY:CA	2.04	0.70
3:L:2965[A]:LEU:CD1	3:L:2974[A]:ALA:HA	2.22	0.70
3:L:3025[B]:VAL:HG22	3:L:3047[B]:ARG:NH1	2.01	0.70
3:O:3066[B]:TYR:CD1	3:O:3193[B]:HIS:CE1	2.79	0.70
3:O:3196[B]:THR:H	3:O:3199[B]:GLN:CB	2.03	0.70
3:O:3226[B]:ALA:HB1	3:O:3288[B]:MET:O	1.91	0.70
2:Q:2090:LYS:NZ	2:Q:2099:GLU:OE2	2.25	0.70
1:S:456:GLN:HG2	1:S:551:GLU:HB3	1.74	0.70
3:U:3120[A]:HIS:O	3:U:3121[A]:SER:C	2.29	0.70
3:U:3293[A]:LYS:HB2	3:U:3294[A]:SER:HB2	0.82	0.70
3:X:2952[A]:ALA:H	3:X:2953[A]:GLY:CA	2.04	0.70
3:X:3179[A]:ASP:OD1	3:X:3181[A]:GLN:HB2	1.92	0.70
3:C:2969[B]:TYR:O	3:C:2972[B]:GLY:N	2.20	0.70
3:C:3113[A]:ASP:CG	3:C:3114[A]:PRO:CD	2.56	0.70
1:D:724:LYS:HA	1:D:728:ARG:HH11	1.57	0.70
3:I:2966[B]:SER:O	3:R:3256[B]:TRP:CG	2.44	0.70
3:I:3173[B]:THR:CG2	3:I:3174[B]:GLY:N	2.55	0.70
3:L:2937[B]:ASN:HB2	3:L:3006[B]:LYS:CE	2.14	0.70
3:L:3173[B]:THR:CG2	3:L:3174[B]:GLY:N	2.55	0.70
3:L:3179[B]:ASP:OD1	3:L:3181[B]:GLN:HB2	1.91	0.70
3:O:3169[B]:LYS:HE3	3:X:3148[B]:ILE:HA	1.69	0.70
3:O:3169[B]:LYS:NZ	3:X:3148[B]:ILE:H	1.90	0.70
3:O:3254[B]:MET:CG	3:X:3159[B]:SER:OG	2.40	0.70
1:P:997:SER:O	1:P:1001:GLN:NE2	2.24	0.70
3:R:2955[B]:GLN:CD	3:R:3037[B]:TYR:HE1	1.92	0.70
1:S:1019:HIS:NE2	1:S:1046:HIS:HE1	1.90	0.70
2:T:2806:ALA:HB2	2:T:2856:ILE:HD11	1.74	0.70
3:U:3173[B]:THR:CG2	3:U:3174[B]:GLY:N	2.55	0.70
3:U:3284[B]:LYS:HA	3:U:3284[B]:LYS:CE	2.22	0.70
3:U:3287[A]:ILE:O	3:U:3287[A]:ILE:HD13	1.92	0.70
2:W:2166:LEU:HA	2:W:2169:HIS:HB2	1.73	0.70
3:X:2979[A]:GLN:CG	3:X:3155[A]:MET:HE1	2.15	0.70
1:Y:1471:LEU:HD11	1:Y:1540:LEU:HD23	1.73	0.70
3:C:3153[B]:LYS:O	3:L:3154[B]:PRO:C	2.29	0.69

Continued on next page...

Continued from previous page...

Atom-1	Atom-2	Interatomic distance (Å)	Clash overlap (Å)
3:C:3160[B]:SER:HA	3:L:2983[B]:VAL:HB	1.74	0.69
3:F:3113[B]:ASP:CG	3:F:3114[B]:PRO:CD	2.56	0.69
3:F:3196[A]:THR:H	3:F:3199[A]:GLN:CB	2.02	0.69
3:I:2965[B]:LEU:CD1	3:I:2974[B]:ALA:HA	2.22	0.69
3:L:2961[A]:HIS:HD2	3:L:2988[A]:TRP:CZ3	2.08	0.69
3:L:3287[B]:ILE:O	3:L:3287[B]:ILE:HD13	1.92	0.69
3:O:2965[B]:LEU:HG	3:O:2974[B]:ALA:CB	2.21	0.69
3:O:3109[B]:TYR:CE2	3:X:2969[B]:TYR:O	2.44	0.69
1:S:1582:ASN:HB3	1:S:1583:CYS:CB	2.22	0.69
1:V:1390:ASP:HB3	1:Y:1372:ILE:HD11	1.74	0.69
3:X:2965[B]:LEU:CD1	3:X:2974[B]:ALA:HA	2.22	0.69
3:X:2979[B]:GLN:CG	3:X:3155[B]:MET:HE3	2.16	0.69
3:X:3173[A]:THR:CG2	3:X:3174[A]:GLY:N	2.55	0.69
2:B:2711:HIS:HA	2:B:2714:VAL:HG22	1.74	0.69
3:C:3173[B]:THR:CG2	3:C:3174[B]:GLY:N	2.55	0.69
3:I:3150[B]:LYS:HZ3	3:R:3160[B]:SER:CB	2.04	0.69
3:L:3179[A]:ASP:OD1	3:L:3181[A]:GLN:HB2	1.92	0.69
3:O:2965[B]:LEU:CD1	3:O:2974[B]:ALA:HA	2.22	0.69
3:O:3066[A]:TYR:CD1	3:O:3193[A]:HIS:CE1	2.79	0.69
2:Q:2180:TRP:HB2	2:Q:2243:LEU:HD13	1.72	0.69
3:R:3173[A]:THR:CG2	3:R:3174[A]:GLY:N	2.55	0.69
3:R:3230[A]:PHE:CB	3:R:3243[A]:GLY:N	2.56	0.69
1:V:337:ASP:OD1	1:V:337:ASP:N	2.24	0.69
2:W:2890:VAL:N	2:W:2891:LEU:HA	2.06	0.69
3:X:2955[B]:GLN:CD	3:X:3037[B]:TYR:HE1	1.92	0.69
3:X:3279[A]:ASP:OD1	3:X:3279[A]:ASP:N	2.25	0.69
3:C:3169[B]:LYS:O	3:L:3152[B]:LYS:HE3	1.91	0.69
3:F:3226[A]:ALA:HB1	3:F:3288[A]:MET:O	1.91	0.69
3:F:3284[A]:LYS:HA	3:F:3284[A]:LYS:CE	2.22	0.69
1:G:1470:GLU:HG2	1:G:1537:ILE:HD12	1.73	0.69
3:I:3120[B]:HIS:O	3:I:3121[B]:SER:C	2.29	0.69
3:I:3196[A]:THR:H	3:I:3199[A]:GLN:CD	1.94	0.69
3:I:3255[B]:PRO:CB	3:R:2964[B]:PRO:HD2	2.22	0.69
1:M:984:ASP:OD1	1:M:985:PHE:N	2.25	0.69
3:O:3113[A]:ASP:CG	3:O:3114[A]:PRO:CD	2.56	0.69
3:O:3173[A]:THR:CG2	3:O:3174[A]:GLY:N	2.55	0.69
3:O:3220[A]:ARG:HG3	3:O:3220[A]:ARG:NH1	1.98	0.69
3:O:3287[A]:ILE:O	3:O:3287[A]:ILE:HD13	1.92	0.69
1:P:21:SER:HB2	1:P:83:HIS:O	1.92	0.69
3:X:3287[B]:ILE:O	3:X:3287[B]:ILE:HD13	1.92	0.69
1:A:678:ASN:O	1:A:684:ARG:NH2	2.23	0.69

Continued on next page...

Continued from previous page...

Atom-1	Atom-2	Interatomic distance (Å)	Clash overlap (Å)
3:C:2930[B]:LEU:H	3:C:2930[B]:LEU:CD2	1.98	0.69
3:C:3284[B]:LYS:HA	3:C:3284[B]:LYS:CE	2.22	0.69
3:F:2948[B]:ASP:H	3:F:2949[B]:LYS:CA	1.98	0.69
3:F:3307[A]:PHE:CE1	3:F:3309[A]:PRO:HG3	2.16	0.69
2:H:2868:GLU:CD	3:I:2932[A]:PRO:C	2.49	0.69
3:I:2974[B]:ALA:N	3:R:3248[B]:LEU:C	2.45	0.69
3:I:3230[B]:PHE:CB	3:I:3243[B]:GLY:N	2.56	0.69
3:I:3287[B]:ILE:O	3:I:3287[B]:ILE:HD13	1.92	0.69
3:L:3066[A]:TYR:CD1	3:L:3193[A]:HIS:CE1	2.80	0.69
3:L:3077[B]:ASP:HB2	3:L:3080[B]:ASP:OD2	1.93	0.69
3:L:3287[A]:ILE:O	3:L:3287[A]:ILE:HD13	1.92	0.69
1:M:1358:LEU:HD23	1:M:1456:LEU:HD21	1.74	0.69
3:O:2930[A]:LEU:H	3:O:2930[A]:LEU:CD2	1.98	0.69
3:O:2961[B]:HIS:CE1	3:O:2980[B]:HIS:NE2	2.57	0.69
3:O:2965[A]:LEU:CD1	3:O:2974[A]:ALA:HA	2.22	0.69
3:O:3154[B]:PRO:CD	3:X:3176[B]:LYS:HE3	2.22	0.69
3:O:3196[B]:THR:H	3:O:3199[B]:GLN:CD	1.94	0.69
3:O:3284[B]:LYS:HA	3:O:3284[B]:LYS:CE	2.22	0.69
3:R:3077[B]:ASP:HB2	3:R:3080[B]:ASP:OD2	1.93	0.69
3:R:3230[B]:PHE:CB	3:R:3243[B]:GLY:N	2.56	0.69
3:R:3284[B]:LYS:HA	3:R:3284[B]:LYS:CE	2.22	0.69
1:S:723:ALA:O	1:S:728:ARG:NH1	2.25	0.69
1:V:588:GLU:OE2	1:V:728:ARG:NH1	2.25	0.69
3:X:2930[B]:LEU:H	3:X:2930[B]:LEU:CD2	1.98	0.69
3:X:3230[A]:PHE:CB	3:X:3243[A]:GLY:N	2.56	0.69
3:X:3230[B]:PHE:CB	3:X:3243[B]:GLY:N	2.56	0.69
1:A:416:ASN:OD1	3:F:3196[A]:THR:HG21	1.92	0.69
1:A:567:LEU:HB3	1:A:571:PRO:HG2	1.72	0.69
3:C:2930[B]:LEU:HD22	3:C:2930[B]:LEU:N	2.02	0.69
3:C:3158[B]:PHE:O	3:L:3149[B]:ASN:C	2.31	0.69
3:C:3179[B]:ASP:OD1	3:C:3181[B]:GLN:HB2	1.91	0.69
3:F:2966[B]:SER:HB2	3:F:2977[B]:CYS:CB	2.21	0.69
3:F:3077[B]:ASP:HB2	3:F:3080[B]:ASP:OD2	1.93	0.69
3:I:2937[A]:ASN:CB	3:I:3006[A]:LYS:HD3	2.23	0.69
3:I:2955[B]:GLN:CD	3:I:3037[B]:TYR:HE1	1.92	0.69
3:I:3161[B]:GLU:HG2	3:R:3079[B]:CYS:CA	2.20	0.69
3:I:3179[B]:ASP:OD1	3:I:3181[B]:GLN:HB2	1.92	0.69
3:L:3196[A]:THR:H	3:L:3199[A]:GLN:CD	1.94	0.69
3:L:3284[A]:LYS:HA	3:L:3284[A]:LYS:CE	2.21	0.69
1:M:1239:GLY:O	1:M:1242:ASN:ND2	2.25	0.69
3:O:2937[B]:ASN:HB2	3:O:3006[B]:LYS:CE	2.14	0.69

Continued on next page...

Continued from previous page...

Atom-1	Atom-2	Interatomic distance (Å)	Clash overlap (Å)
3:O:3109[B]:TYR:CG	3:X:2970[B]:PRO:N	1.97	0.69
3:O:3159[B]:SER:C	3:X:3148[B]:ILE:CA	2.60	0.69
3:O:3230[B]:PHE:CB	3:O:3243[B]:GLY:N	2.56	0.69
2:Q:2166:LEU:HA	2:Q:2169:HIS:HB2	1.73	0.69
3:R:2935[B]:ILE:HD13	3:R:2936[B]:GLU:N	2.05	0.69
3:R:3179[A]:ASP:OD1	3:R:3181[A]:GLN:HB2	1.92	0.69
3:U:2948[B]:ASP:H	3:U:2949[B]:LYS:CA	1.98	0.69
3:U:3113[A]:ASP:CG	3:U:3114[A]:PRO:CD	2.56	0.69
1:V:355:ALA:HA	1:V:734:LEU:HD12	1.74	0.69
3:X:3287[A]:ILE:O	3:X:3287[A]:ILE:HD13	1.92	0.69
3:C:3173[A]:THR:CG2	3:C:3174[A]:GLY:N	2.55	0.69
3:C:3287[A]:ILE:O	3:C:3287[A]:ILE:HD13	1.92	0.69
1:D:534:ASP:HB2	1:D:541:LYS:HE2	1.74	0.69
3:F:2942[A]:LEU:HD13	3:F:3033[A]:PHE:CE1	2.28	0.69
3:F:2965[B]:LEU:CD1	3:F:2974[B]:ALA:HA	2.22	0.69
3:F:3024[B]:LEU:CD1	3:F:3025[B]:VAL:H	1.84	0.69
3:I:2937[B]:ASN:CB	3:I:3006[B]:LYS:HD3	2.23	0.69
3:I:2973[B]:THR:HG23	3:R:3248[B]:LEU:CD1	2.20	0.69
3:I:3160[B]:SER:CB	3:R:2982[B]:MET:HB3	2.20	0.69
3:L:2937[A]:ASN:CB	3:L:3006[A]:LYS:HD3	2.23	0.69
3:L:2965[B]:LEU:CD1	3:L:2974[B]:ALA:HA	2.22	0.69
3:L:3113[B]:ASP:CG	3:L:3114[B]:PRO:CD	2.56	0.69
3:L:3230[B]:PHE:CB	3:L:3243[B]:GLY:N	2.56	0.69
3:O:3040[B]:VAL:HG21	3:X:2969[B]:TYR:CE1	2.11	0.69
3:O:3077[B]:ASP:HB2	3:O:3080[B]:ASP:OD2	1.93	0.69
3:O:3179[A]:ASP:OD1	3:O:3181[A]:GLN:HB2	1.92	0.69
3:O:3230[A]:PHE:CB	3:O:3243[A]:GLY:N	2.56	0.69
2:Q:2797:LYS:HA	2:Q:2800:LYS:HD3	1.75	0.69
3:R:2937[B]:ASN:CB	3:R:3006[B]:LYS:HD3	2.23	0.69
3:R:3077[A]:ASP:HB2	3:R:3080[A]:ASP:OD2	1.93	0.69
3:U:3077[A]:ASP:HB2	3:U:3080[A]:ASP:OD2	1.93	0.69
3:U:3196[A]:THR:H	3:U:3199[A]:GLN:CD	1.94	0.69
2:W:2851:ASN:OD1	2:W:2851:ASN:N	2.24	0.69
3:X:2942[A]:LEU:HD13	3:X:3033[A]:PHE:CE1	2.28	0.69
3:X:2942[B]:LEU:HD13	3:X:3033[B]:PHE:CE1	2.28	0.69
3:X:3077[B]:ASP:HB2	3:X:3080[B]:ASP:OD2	1.93	0.69
3:X:3120[A]:HIS:O	3:X:3121[A]:SER:C	2.29	0.69
3:C:3196[A]:THR:H	3:C:3199[A]:GLN:CD	1.94	0.69
3:F:2956[A]:LYS:C	3:F:2960[A]:PHE:CE1	2.47	0.69
3:F:3077[A]:ASP:HB2	3:F:3080[A]:ASP:OD2	1.93	0.69
3:F:3173[A]:THR:CG2	3:F:3174[A]:GLY:N	2.55	0.69

Continued on next page...

Continued from previous page...

Atom-1	Atom-2	Interatomic distance (Å)	Clash overlap (Å)
1:G:1046:HIS:HA	1:G:1049:VAL:HB	1.75	0.69
3:I:3077[B]:ASP:HB2	3:I:3080[B]:ASP:OD2	1.93	0.69
3:I:3110[A]:THR:O	3:I:3112[A]:TYR:N	2.26	0.69
3:I:3153[B]:LYS:HD2	3:R:3155[B]:MET:HB3	1.72	0.69
3:O:2937[A]:ASN:CB	3:O:3006[A]:LYS:HD3	2.23	0.69
3:O:2966[B]:SER:HB2	3:O:2977[B]:CYS:HB2	1.39	0.69
3:O:3077[A]:ASP:HB2	3:O:3080[A]:ASP:OD2	1.93	0.69
3:O:3255[B]:PRO:CD	3:X:3163[B]:ASN:HD22	2.06	0.69
2:Q:2546:LEU:H	2:Q:2557:ALA:HA	1.58	0.69
3:R:2942[A]:LEU:HD13	3:R:3033[A]:PHE:CE1	2.28	0.69
3:R:2965[B]:LEU:CD1	3:R:2974[B]:ALA:HA	2.22	0.69
3:R:3066[A]:TYR:CD1	3:R:3193[A]:HIS:CE1	2.79	0.69
3:R:3179[B]:ASP:OD1	3:R:3181[B]:GLN:HB2	1.91	0.69
3:R:3212[A]:ARG:HG3	3:R:3212[A]:ARG:NH1	2.00	0.69
3:U:2937[A]:ASN:CB	3:U:3006[A]:LYS:HD3	2.23	0.69
3:U:3024[B]:LEU:CD1	3:U:3025[B]:VAL:H	1.84	0.69
3:X:3113[A]:ASP:CG	3:X:3114[A]:PRO:CD	2.56	0.69
1:Y:527:LEU:O	1:Y:561:ARG:NH1	2.26	0.69
2:Z:2823:ILE:HD11	2:Z:2856:ILE:HD12	1.74	0.69
1:A:557:VAL:HG23	1:A:558:HIS:HA	1.74	0.69
2:B:2240:GLN:HE21	2:B:2241:THR:H	1.41	0.69
2:B:2550:THR:O	2:B:2553:ALA:N	2.22	0.69
3:C:2942[B]:LEU:HD13	3:C:3033[B]:PHE:CE1	2.28	0.69
3:C:2966[B]:SER:HB2	3:C:2977[B]:CYS:CB	2.21	0.69
3:C:2975[B]:PHE:CE2	3:L:2979[B]:GLN:N	2.57	0.69
3:C:2975[B]:PHE:O	3:L:3256[B]:TRP:CD1	2.46	0.69
3:C:3110[A]:THR:O	3:C:3112[A]:TYR:N	2.26	0.69
3:C:3217[A]:PHE:HE1	3:C:3230[A]:PHE:HZ	0.80	0.69
3:C:3220[A]:ARG:HG3	3:C:3220[A]:ARG:NH1	1.98	0.69
3:F:2942[B]:LEU:HD13	3:F:3033[B]:PHE:CE1	2.28	0.69
3:F:3110[A]:THR:O	3:F:3112[A]:TYR:N	2.26	0.69
3:F:3179[A]:ASP:OD1	3:F:3181[A]:GLN:HB2	1.92	0.69
3:F:3221[B]:ALA:HB2	3:F:3256[B]:TRP:H	1.56	0.69
3:I:2966[B]:SER:O	3:R:2981[B]:GLY:HA3	1.93	0.69
3:I:3155[B]:MET:CB	3:R:3153[B]:LYS:CG	2.66	0.69
3:I:3155[B]:MET:CG	3:R:3153[B]:LYS:C	2.56	0.69
3:I:3158[B]:PHE:H	3:R:3153[B]:LYS:NZ	1.89	0.69
3:L:2942[A]:LEU:HD13	3:L:3033[A]:PHE:CE1	2.28	0.69
3:L:2966[B]:SER:HB2	3:L:2977[B]:CYS:CB	2.21	0.69
3:L:3110[B]:THR:O	3:L:3112[B]:TYR:N	2.26	0.69
2:N:2225:ARG:HD2	2:N:2274:LEU:HD22	1.74	0.69

Continued on next page...

Continued from previous page...

Atom-1	Atom-2	Interatomic distance (Å)	Clash overlap (Å)
3:O:2942[B]:LEU:HD13	3:O:3033[B]:PHE:CE1	2.28	0.69
3:O:2952[B]:ALA:H	3:O:2953[B]:GLY:CA	2.04	0.69
3:O:2970[B]:PRO:HD2	3:X:2991[B]:LEU:CD2	2.22	0.69
3:O:2970[B]:PRO:CA	3:X:2991[B]:LEU:N	2.56	0.69
3:O:2979[B]:GLN:CG	3:O:3155[B]:MET:HE1	2.16	0.69
3:O:3156[B]:MET:CE	3:X:3173[B]:THR:CG2	2.70	0.69
3:R:3025[B]:VAL:HG22	3:R:3047[B]:ARG:NH1	2.01	0.69
3:R:3089[B]:HIS:ND1	3:R:3119[B]:HIS:CE1	2.61	0.69
3:R:3287[A]:ILE:O	3:R:3287[A]:ILE:HD13	1.92	0.69
3:U:2942[A]:LEU:HD13	3:U:3033[A]:PHE:CE1	2.28	0.69
3:U:2969[B]:TYR:HD2	3:U:2971[B]:ASP:N	1.85	0.69
3:U:3113[B]:ASP:CG	3:U:3114[B]:PRO:CD	2.56	0.69
3:U:3307[B]:PHE:CE1	3:U:3309[B]:PRO:HG3	2.16	0.69
1:V:622:HIS:CE1	1:V:767:LYS:H	2.10	0.69
1:V:944:GLU:O	1:V:957:ASN:ND2	2.25	0.69
3:X:3077[A]:ASP:HB2	3:X:3080[A]:ASP:OD2	1.93	0.69
3:X:3110[B]:THR:O	3:X:3112[B]:TYR:N	2.26	0.69
3:X:3176[A]:LYS:HB3	3:X:3176[A]:LYS:NZ	2.08	0.69
2:Z:2267:HIS:HD2	2:Z:2297:HIS:HE1	1.40	0.69
3:C:2948[B]:ASP:H	3:C:2949[B]:LYS:CA	1.98	0.69
3:C:3150[B]:LYS:O	3:L:3172[B]:SER:HB2	1.92	0.69
1:D:329:ARG:HB2	1:G:1583:CYS:H	1.57	0.69
3:F:3110[B]:THR:O	3:F:3112[B]:TYR:N	2.26	0.69
3:F:3196[A]:THR:H	3:F:3199[A]:GLN:CD	1.94	0.69
3:I:3113[B]:ASP:CG	3:I:3114[B]:PRO:CD	2.56	0.69
3:I:3284[A]:LYS:HA	3:I:3284[A]:LYS:CE	2.22	0.69
3:O:2937[B]:ASN:CB	3:O:3006[B]:LYS:HD3	2.23	0.69
3:O:3031[A]:ASN:OD1	3:O:3033[A]:PHE:N	2.26	0.69
3:R:2979[A]:GLN:CG	3:R:3155[A]:MET:HE1	2.11	0.69
3:R:3089[A]:HIS:ND1	3:R:3119[A]:HIS:CE1	2.61	0.69
3:R:3110[B]:THR:O	3:R:3112[B]:TYR:N	2.26	0.69
3:R:3120[A]:HIS:O	3:R:3121[A]:SER:C	2.29	0.69
1:S:460:GLU:HB3	1:S:465:PRO:HG2	1.74	0.69
3:U:2961[A]:HIS:HB3	3:U:3111[A]:SER:HG	1.56	0.69
3:U:3176[B]:LYS:NZ	3:U:3176[B]:LYS:HB3	2.08	0.69
3:U:3287[B]:ILE:O	3:U:3287[B]:ILE:HD13	1.92	0.69
3:X:2965[A]:LEU:CD1	3:X:2974[A]:ALA:HA	2.22	0.69
3:C:3230[A]:PHE:CB	3:C:3243[A]:GLY:N	2.56	0.69
3:F:3031[A]:ASN:OD1	3:F:3033[A]:PHE:N	2.26	0.69
3:F:3217[A]:PHE:HE1	3:F:3230[A]:PHE:HZ	0.80	0.69
3:F:3279[A]:ASP:OD1	3:F:3279[A]:ASP:N	2.25	0.69

Continued on next page...

Continued from previous page...

Atom-1	Atom-2	Interatomic distance (Å)	Clash overlap (Å)
1:G:1650:ILE:HB	2:K:2326:ILE:HG22	1.74	0.69
3:I:2966[B]:SER:HB2	3:I:2977[B]:CYS:CB	2.21	0.69
3:I:2983[B]:VAL:HG22	3:R:3162[B]:ASP:OD1	1.92	0.69
3:I:3176[A]:LYS:HB3	3:I:3176[A]:LYS:NZ	2.08	0.69
1:J:1148:LEU:HB2	1:J:1188:PHE:HD2	1.57	0.69
3:O:2968[B]:GLN:HB2	3:X:2988[B]:TRP:N	2.08	0.69
3:O:3176[B]:LYS:HB3	3:O:3176[B]:LYS:NZ	2.08	0.69
3:O:3287[B]:ILE:O	3:O:3287[B]:ILE:HD13	1.92	0.69
1:P:744:VAL:HG22	1:P:760:ILE:HG12	1.73	0.69
3:R:2942[B]:LEU:HD13	3:R:3033[B]:PHE:CE1	2.28	0.69
3:R:3293[B]:LYS:HB2	3:R:3294[B]:SER:HB2	0.82	0.69
3:U:2937[B]:ASN:CB	3:U:3006[B]:LYS:HD3	2.23	0.69
3:U:3077[B]:ASP:HB2	3:U:3080[B]:ASP:OD2	1.93	0.69
3:U:3110[B]:THR:O	3:U:3112[B]:TYR:N	2.26	0.69
3:X:3089[B]:HIS:ND1	3:X:3119[B]:HIS:CE1	2.61	0.69
3:X:3196[B]:THR:H	3:X:3199[B]:GLN:CD	1.94	0.69
3:C:2942[A]:LEU:HD13	3:C:3033[A]:PHE:CE1	2.28	0.68
3:C:2979[A]:GLN:NE2	3:C:3155[A]:MET:HE3	1.95	0.68
3:C:3077[A]:ASP:HB2	3:C:3080[A]:ASP:OD2	1.93	0.68
3:F:3031[B]:ASN:OD1	3:F:3033[B]:PHE:N	2.27	0.68
1:G:210:HIS:HA	1:G:213:VAL:HG22	1.74	0.68
3:I:2942[A]:LEU:HD13	3:I:3033[A]:PHE:CE1	2.28	0.68
3:I:2942[B]:LEU:HD13	3:I:3033[B]:PHE:CE1	2.28	0.68
3:L:3176[A]:LYS:NZ	3:L:3176[A]:LYS:HB3	2.08	0.68
1:M:550:ILE:N	1:M:557:VAL:O	2.26	0.68
3:O:3255[B]:PRO:HA	3:X:3160[B]:SER:C	2.12	0.68
1:P:105:VAL:HG12	1:P:123:PHE:HB3	1.73	0.68
1:P:152:LYS:HE3	1:P:153:ASN:H	1.58	0.68
3:R:2965[A]:LEU:CD1	3:R:2974[A]:ALA:HA	2.22	0.68
3:X:2937[B]:ASN:CB	3:X:3006[B]:LYS:HD3	2.23	0.68
1:Y:958:PRO:HA	1:Y:959:PHE:HB2	1.74	0.68
3:C:2964[B]:PRO:N	3:L:3255[B]:PRO:HB3	2.08	0.68
3:F:3221[A]:ALA:HB2	3:F:3256[A]:TRP:H	1.56	0.68
3:I:2965[A]:LEU:CD1	3:I:2974[A]:ALA:HA	2.22	0.68
3:I:3217[B]:PHE:HE1	3:I:3230[B]:PHE:HZ	0.80	0.68
3:I:3230[A]:PHE:CB	3:I:3243[A]:GLY:N	2.56	0.68
3:L:3031[A]:ASN:OD1	3:L:3033[A]:PHE:N	2.27	0.68
3:O:2942[A]:LEU:HD13	3:O:3033[A]:PHE:CE1	2.28	0.68
3:O:3173[B]:THR:CG2	3:O:3174[B]:GLY:N	2.55	0.68
1:P:105:VAL:HB	1:P:137:ARG:HH22	1.58	0.68
1:P:1000:GLU:HG2	1:P:1133:ILE:HG23	1.75	0.68

Continued on next page...

Continued from previous page...

Atom-1	Atom-2	Interatomic distance (Å)	Clash overlap (Å)
3:R:3196[A]:THR:H	3:R:3199[A]:GLN:CD	1.94	0.68
2:T:2872:GLU:O	1:V:1078:ARG:NH1	2.26	0.68
3:U:2952[B]:ALA:H	3:U:2953[B]:GLY:CA	2.04	0.68
3:U:3221[A]:ALA:HB2	3:U:3256[A]:TRP:H	1.57	0.68
1:V:439:LEU:HD23	1:V:509:ILE:HD12	1.72	0.68
2:W:2180:TRP:HB2	2:W:2243:LEU:HD13	1.75	0.68
1:A:1304:ASP:OD1	1:A:1305:GLY:N	2.26	0.68
3:C:3153[B]:LYS:HD3	3:L:2988[B]:TRP:HD1	1.56	0.68
3:C:3221[A]:ALA:HB2	3:C:3256[A]:TRP:H	1.56	0.68
3:F:2966[A]:SER:HB2	3:F:2977[A]:CYS:CB	2.21	0.68
3:F:3230[A]:PHE:CB	3:F:3243[A]:GLY:N	2.56	0.68
1:G:355:ALA:HA	1:G:734:LEU:HD12	1.74	0.68
1:G:1296:VAL:HB	1:G:1446:ASP:HB3	1.75	0.68
2:H:2806:ALA:HB2	2:H:2856:ILE:HD11	1.75	0.68
3:I:3089[A]:HIS:ND1	3:I:3119[A]:HIS:CE1	2.61	0.68
2:K:2794:LEU:HD12	2:K:2797:LYS:HD2	1.75	0.68
3:L:3089[A]:HIS:ND1	3:L:3119[A]:HIS:CE1	2.61	0.68
3:L:3176[B]:LYS:NZ	3:L:3176[B]:LYS:HB3	2.08	0.68
3:O:3110[B]:THR:O	3:O:3112[B]:TYR:N	2.26	0.68
3:O:3159[B]:SER:C	3:X:3148[B]:ILE:C	2.51	0.68
1:S:164:GLU:OE1	1:S:296:ARG:NH1	2.22	0.68
1:S:871:GLN:NE2	1:S:964:ILE:O	2.26	0.68
1:S:1030:MET:HA	1:S:1036:SER:HA	1.75	0.68
3:U:2965[A]:LEU:CD1	3:U:2974[A]:ALA:HA	2.22	0.68
3:X:3113[B]:ASP:CG	3:X:3114[B]:PRO:CD	2.56	0.68
1:Y:194:MET:HA	1:Y:200:THR:HA	1.75	0.68
1:A:912:ASN:HD21	1:A:1091:ASN:HD21	1.41	0.68
3:C:3089[B]:HIS:ND1	3:C:3119[B]:HIS:CE1	2.61	0.68
3:C:3253[B]:GLU:HB2	3:L:2975[B]:PHE:CA	2.23	0.68
3:C:3256[B]:TRP:C	3:L:2965[B]:LEU:O	2.30	0.68
3:I:2961[B]:HIS:CE1	3:I:2980[B]:HIS:NE2	2.57	0.68
3:I:3077[A]:ASP:HB2	3:I:3080[A]:ASP:OD2	1.93	0.68
3:I:3110[B]:THR:HG21	3:R:2971[B]:ASP:OD2	1.93	0.68
3:L:2966[A]:SER:HB2	3:L:2977[A]:CYS:CB	2.21	0.68
3:L:2969[A]:TYR:HD2	3:L:2971[A]:ASP:N	1.84	0.68
3:L:3173[A]:THR:CG2	3:L:3174[A]:GLY:N	2.55	0.68
1:P:46:ASP:OD2	1:P:249:ARG:NH2	2.26	0.68
3:R:3176[A]:LYS:NZ	3:R:3176[A]:LYS:HB3	2.08	0.68
3:U:2960[A]:PHE:HD1	3:U:2960[A]:PHE:H	1.41	0.68
3:U:3089[A]:HIS:ND1	3:U:3119[A]:HIS:CE1	2.61	0.68
3:U:3230[A]:PHE:CB	3:U:3243[A]:GLY:N	2.56	0.68

Continued on next page...

Continued from previous page...

Atom-1	Atom-2	Interatomic distance (Å)	Clash overlap (Å)
3:X:3173[B]:THR:CG2	3:X:3174[B]:GLY:N	2.55	0.68
1:A:460:GLU:HB3	1:A:465:PRO:HG2	1.75	0.68
1:A:830:ASN:HB3	1:A:832:LYS:N	2.09	0.68
2:B:2573:TYR:HE2	2:B:2707:PHE:HE2	1.42	0.68
3:C:3150[B]:LYS:NZ	3:L:3160[B]:SER:CA	2.51	0.68
3:F:2937[B]:ASN:CB	3:F:3006[B]:LYS:HD3	2.23	0.68
2:H:2191:LEU:O	2:H:2225:ARG:NH2	2.25	0.68
3:I:2930[A]:LEU:HD22	3:I:2930[A]:LEU:N	2.02	0.68
3:I:2975[B]:PHE:CZ	3:R:2961[B]:HIS:ND1	2.62	0.68
2:K:2648:ALA:HA	2:K:2654:SER:HB2	1.75	0.68
3:L:2930[A]:LEU:H	3:L:2930[A]:LEU:CD2	1.98	0.68
2:N:2344:LEU:HB3	2:Q:2515:ARG:HB3	1.74	0.68
3:O:2930[B]:LEU:HD22	3:O:2930[B]:LEU:N	2.02	0.68
3:O:2965[B]:LEU:O	3:X:3153[B]:LYS:NZ	2.24	0.68
3:O:3110[A]:THR:O	3:O:3112[A]:TYR:N	2.26	0.68
1:P:1414:THR:HG23	1:P:1477:LEU:HD13	1.76	0.68
3:R:3077[A]:ASP:CB	3:R:3080[A]:ASP:OD2	2.42	0.68
2:T:2890:VAL:N	2:T:2891:LEU:HA	2.08	0.68
3:U:2960[B]:PHE:H	3:U:2960[B]:PHE:HD1	1.41	0.68
3:U:3196[B]:THR:H	3:U:3199[B]:GLN:CD	1.94	0.68
3:X:2937[A]:ASN:CB	3:X:3006[A]:LYS:HD3	2.23	0.68
3:X:3110[A]:THR:O	3:X:3112[A]:TYR:N	2.26	0.68
3:C:2972[B]:GLY:CA	3:L:3090[B]:ASN:CG	2.60	0.68
3:C:2972[B]:GLY:HA2	3:L:3086[B]:GLU:CG	2.24	0.68
3:C:3077[A]:ASP:CB	3:C:3080[A]:ASP:OD2	2.42	0.68
3:C:3149[B]:ASN:CG	3:L:3158[B]:PHE:O	2.32	0.68
3:C:3230[B]:PHE:CB	3:C:3243[B]:GLY:N	2.56	0.68
3:I:3221[A]:ALA:HB2	3:I:3256[A]:TRP:H	1.57	0.68
3:L:3077[A]:ASP:HB2	3:L:3080[A]:ASP:OD2	1.93	0.68
1:M:622:HIS:CE1	1:M:767:LYS:H	2.12	0.68
2:N:2900:SER:HA	1:P:1075:GLU:HG2	1.74	0.68
3:O:2937[A]:ASN:HB2	3:O:3006[A]:LYS:CE	2.14	0.68
3:O:3108[B]:HIS:HB2	3:X:2970[B]:PRO:HA	1.75	0.68
3:O:3163[B]:ASN:HB3	3:X:3148[B]:ILE:C	2.14	0.68
3:O:3220[B]:ARG:HG2	3:O:3221[B]:ALA:N	2.09	0.68
1:P:695:TYR:HH	1:P:703:TYR:HD2	1.38	0.68
3:R:2966[B]:SER:HB2	3:R:2977[B]:CYS:CB	2.21	0.68
3:R:3113[B]:ASP:CG	3:R:3114[B]:PRO:CD	2.56	0.68
2:W:2267:HIS:HD2	2:W:2297:HIS:HE1	1.42	0.68
3:X:3031[B]:ASN:OD1	3:X:3033[B]:PHE:N	2.27	0.68
3:X:3284[B]:LYS:HA	3:X:3284[B]:LYS:CE	2.22	0.68

Continued on next page...

Continued from previous page...

Atom-1	Atom-2	Interatomic distance (Å)	Clash overlap (Å)
1:Y:1414:THR:HG23	1:Y:1477:LEU:HD13	1.74	0.68
3:C:2937[B]:ASN:CB	3:C:3006[B]:LYS:HD3	2.23	0.68
3:C:3031[B]:ASN:OD1	3:C:3033[B]:PHE:N	2.26	0.68
3:C:3220[B]:ARG:HG2	3:C:3221[B]:ALA:N	2.09	0.68
3:L:2937[B]:ASN:CB	3:L:3006[B]:LYS:HD3	2.23	0.68
3:L:2948[B]:ASP:CB	3:L:2949[B]:LYS:HA	2.16	0.68
3:L:3089[B]:HIS:ND1	3:L:3119[B]:HIS:CE1	2.61	0.68
3:L:3230[A]:PHE:CB	3:L:3243[A]:GLY:N	2.56	0.68
3:O:2960[B]:PHE:HD1	3:O:2960[B]:PHE:H	1.41	0.68
3:O:2968[B]:GLN:HG2	3:X:2984[B]:THR:HB	1.75	0.68
3:O:2970[B]:PRO:CG	3:X:2991[B]:LEU:HA	1.99	0.68
3:O:3163[B]:ASN:HB3	3:X:3149[B]:ASN:CA	1.99	0.68
3:O:3220[B]:ARG:HG3	3:O:3220[B]:ARG:NH1	1.98	0.68
3:R:3133[B]:LEU:O	3:R:3134[B]:GLN:C	2.32	0.68
3:U:3230[B]:PHE:CB	3:U:3243[B]:GLY:N	2.56	0.68
3:U:3284[A]:LYS:HA	3:U:3284[A]:LYS:CE	2.22	0.68
3:U:3307[A]:PHE:CE1	3:U:3309[A]:PRO:HG3	2.16	0.68
1:V:1304:ASP:N	1:V:1305:GLY:HA2	2.08	0.68
3:X:2960[B]:PHE:H	3:X:2960[B]:PHE:HD1	1.41	0.68
3:X:3031[A]:ASN:OD1	3:X:3033[A]:PHE:N	2.26	0.68
3:X:3176[B]:LYS:NZ	3:X:3176[B]:LYS:HB3	2.08	0.68
2:Z:2722:GLN:NE2	2:Z:2769:PHE:O	2.24	0.68
3:C:3077[B]:ASP:HB2	3:C:3080[B]:ASP:OD2	1.93	0.68
3:C:3133[A]:LEU:O	3:C:3134[A]:GLN:C	2.32	0.68
3:F:2937[A]:ASN:CB	3:F:3006[A]:LYS:HD3	2.23	0.68
3:F:3089[B]:HIS:ND1	3:F:3119[B]:HIS:CE1	2.61	0.68
3:I:2983[B]:VAL:CB	3:R:3160[B]:SER:CA	2.70	0.68
3:I:3077[A]:ASP:CB	3:I:3080[A]:ASP:OD2	2.42	0.68
3:I:3107[B]:LEU:CG	3:R:2975[B]:PHE:HD1	2.06	0.68
3:I:3171[B]:HIS:C	3:R:3152[B]:LYS:HB2	2.14	0.68
2:K:2824:CYS:HA	2:K:2829:CYS:HA	1.75	0.68
3:L:2960[A]:PHE:H	3:L:2960[A]:PHE:HD1	1.41	0.68
3:L:2960[B]:PHE:HD1	3:L:2960[B]:PHE:H	1.41	0.68
3:L:3110[A]:THR:O	3:L:3112[A]:TYR:N	2.26	0.68
2:N:2149:ALA:HA	2:N:2260:GLU:HG2	1.75	0.68
3:O:2968[B]:GLN:HA	3:X:2988[B]:TRP:HD1	1.58	0.68
3:O:3024[A]:LEU:CD1	3:O:3025[A]:VAL:H	1.83	0.68
3:O:3077[B]:ASP:CB	3:O:3080[B]:ASP:OD2	2.42	0.68
3:O:3089[B]:HIS:ND1	3:O:3119[B]:HIS:CE1	2.61	0.68
2:Q:2172:ILE:HG13	2:Q:2173:VAL:HG13	1.74	0.68
2:Q:2903:TYR:OH	3:R:2932[A]:PRO:HD2	1.94	0.68

Continued on next page...

Continued from previous page...

Atom-1	Atom-2	Interatomic distance (Å)	Clash overlap (Å)
3:R:2937[A]:ASN:CB	3:R:3006[A]:LYS:HD3	2.23	0.68
3:R:2952[B]:ALA:H	3:R:2953[B]:GLY:CA	2.04	0.68
3:R:3077[B]:ASP:CB	3:R:3080[B]:ASP:OD2	2.42	0.68
3:R:3133[A]:LEU:O	3:R:3134[A]:GLN:C	2.32	0.68
3:U:3110[A]:THR:O	3:U:3112[A]:TYR:N	2.26	0.68
3:U:3220[A]:ARG:HG2	3:U:3221[A]:ALA:N	2.09	0.68
2:W:2235:PRO:HG3	2:W:2240:GLN:HE22	1.58	0.68
3:X:3089[A]:HIS:ND1	3:X:3119[A]:HIS:CE1	2.61	0.68
3:X:3298[A]:ASN:HA	3:X:3299[A]:LEU:HB2	1.76	0.68
1:A:1140:ASN:ND2	1:A:1236:TYR:OH	2.27	0.68
2:B:2226:GLU:OE2	2:B:2277:LYS:N	2.27	0.68
3:C:3110[B]:THR:O	3:C:3112[B]:TYR:N	2.26	0.68
3:C:3120[B]:HIS:O	3:C:3121[B]:SER:C	2.29	0.68
3:C:3153[B]:LYS:O	3:L:3155[B]:MET:N	2.27	0.68
3:C:3196[B]:THR:H	3:C:3199[B]:GLN:CD	1.94	0.68
3:C:3253[B]:GLU:CB	3:L:2975[B]:PHE:C	2.43	0.68
3:C:3298[B]:ASN:HA	3:C:3299[B]:LEU:HB2	1.76	0.68
3:F:3077[A]:ASP:CB	3:F:3080[A]:ASP:OD2	2.42	0.68
3:F:3298[B]:ASN:HA	3:F:3299[B]:LEU:HB2	1.76	0.68
1:G:474:LEU:H	1:G:474:LEU:HD13	1.59	0.68
3:I:3110[B]:THR:O	3:I:3112[B]:TYR:N	2.26	0.68
3:I:3176[B]:LYS:NZ	3:I:3176[B]:LYS:HB3	2.08	0.68
3:I:3221[B]:ALA:CB	3:R:2965[B]:LEU:H	1.77	0.68
3:I:3288[A]:MET:HA	3:I:3295[A]:LEU:HG	1.76	0.68
1:M:1078:ARG:NH2	2:Q:2875:SER:O	2.26	0.68
1:M:1357:ARG:HH11	1:M:1357:ARG:HB3	1.59	0.68
2:N:2476:LEU:HG	2:N:2480:LEU:HG	1.76	0.68
3:O:3025[B]:VAL:HG22	3:O:3047[B]:ARG:NH1	2.01	0.68
3:O:3298[B]:ASN:HA	3:O:3299[B]:LEU:HB2	1.76	0.68
2:Q:2680:HIS:HD1	2:Q:2714:VAL:HG11	1.57	0.68
3:U:3031[A]:ASN:OD1	3:U:3033[A]:PHE:N	2.26	0.68
3:U:3077[B]:ASP:CB	3:U:3080[B]:ASP:OD2	2.42	0.68
3:C:2937[A]:ASN:CB	3:C:3006[A]:LYS:HD3	2.23	0.68
3:C:3288[A]:MET:HA	3:C:3295[A]:LEU:HG	1.76	0.68
3:F:3173[B]:THR:CG2	3:F:3174[B]:GLY:N	2.55	0.68
3:F:3196[B]:THR:H	3:F:3199[B]:GLN:CD	1.94	0.68
3:F:3288[A]:MET:HA	3:F:3295[A]:LEU:HG	1.76	0.68
3:L:2942[B]:LEU:HD13	3:L:3033[B]:PHE:CE1	2.28	0.68
3:L:3031[B]:ASN:OD1	3:L:3033[B]:PHE:N	2.26	0.68
3:O:3112[B]:TYR:CE2	3:X:2969[B]:TYR:OH	2.46	0.68
3:O:3288[A]:MET:HA	3:O:3295[A]:LEU:HG	1.76	0.68

Continued on next page...

Continued from previous page...

Atom-1	Atom-2	Interatomic distance (Å)	Clash overlap (Å)
1:P:883:CYS:N	1:P:894:CYS:SG	2.67	0.68
3:R:2960[B]:PHE:H	3:R:2960[B]:PHE:HD1	1.41	0.68
3:R:3031[B]:ASN:OD1	3:R:3033[B]:PHE:N	2.26	0.68
3:R:3120[B]:HIS:O	3:R:3121[B]:SER:C	2.29	0.68
3:U:2966[A]:SER:HB2	3:U:2977[A]:CYS:CB	2.21	0.68
3:U:2986[B]:PRO:HB2	3:U:3127[B]:TRP:CZ3	2.29	0.68
3:X:2986[B]:PRO:HB2	3:X:3127[B]:TRP:CZ3	2.29	0.68
3:X:3120[B]:HIS:O	3:X:3121[B]:SER:C	2.29	0.68
3:X:3220[B]:ARG:HG2	3:X:3221[B]:ALA:N	2.08	0.68
3:X:3298[B]:ASN:HA	3:X:3299[B]:LEU:HB2	1.76	0.68
1:Y:418:ASP:OD1	1:Y:418:ASP:N	2.26	0.68
2:Z:2236:ALA:HB3	2:Z:2239:LYS:HB2	1.76	0.68
1:A:449:ASP:OD2	1:A:1280:GLN:NE2	2.28	0.67
1:A:1189:ASP:HA	2:E:2809:LEU:HD12	1.76	0.67
3:C:2986[A]:PRO:HB2	3:C:3127[A]:TRP:CZ3	2.30	0.67
3:C:3176[B]:LYS:HB3	3:C:3176[B]:LYS:NZ	2.08	0.67
3:C:3288[B]:MET:HA	3:C:3295[B]:LEU:HG	1.76	0.67
3:F:3176[B]:LYS:NZ	3:F:3176[B]:LYS:HB3	2.08	0.67
3:F:3298[A]:ASN:HA	3:F:3299[A]:LEU:HB2	1.76	0.67
3:I:3152[B]:LYS:CB	3:R:3171[B]:HIS:N	2.53	0.67
3:I:3293[A]:LYS:HD2	3:I:3293[A]:LYS:C	2.15	0.67
3:I:3293[B]:LYS:HD2	3:I:3293[B]:LYS:C	2.15	0.67
3:L:3133[B]:LEU:O	3:L:3134[B]:GLN:C	2.32	0.67
3:O:2965[B]:LEU:CG	3:X:2979[B]:GLN:OE1	2.43	0.67
3:O:2986[A]:PRO:HB2	3:O:3127[A]:TRP:CZ3	2.30	0.67
3:O:3176[A]:LYS:HZ2	3:O:3176[A]:LYS:HB3	1.56	0.67
1:P:556:GLY:H	1:P:558:HIS:CE1	2.12	0.67
2:Q:2870:LEU:HA	2:Q:2877:ILE:HD11	1.76	0.67
3:U:2942[B]:LEU:HD13	3:U:3033[B]:PHE:CE1	2.28	0.67
1:V:804:ASP:OD1	1:V:805:VAL:N	2.27	0.67
2:W:2650:GLY:N	2:W:2651:GLN:HA	2.09	0.67
2:Z:2890:VAL:N	2:Z:2891:LEU:HA	2.08	0.67
1:A:566:ARG:HH12	1:A:743:ASN:HB3	1.58	0.67
3:C:3025[A]:VAL:HG22	3:C:3047[A]:ARG:NH1	2.02	0.67
3:C:3147[B]:GLU:HB2	3:C:3149[B]:ASN:ND2	2.09	0.67
3:C:3153[B]:LYS:HE2	3:L:3158[B]:PHE:CG	2.25	0.67
3:C:3253[B]:GLU:CA	3:L:3253[B]:GLU:HA	2.24	0.67
1:D:238:ASN:OD1	1:D:238:ASN:N	2.20	0.67
1:D:566:ARG:NH1	1:D:759:SER:OG	2.27	0.67
2:E:2124:SER:HB2	2:E:2129:PRO:HG2	1.75	0.67
3:I:3173[B]:THR:HG1	3:R:3173[B]:THR:HG23	0.64	0.67

Continued on next page...

Continued from previous page...

Atom-1	Atom-2	Interatomic distance (Å)	Clash overlap (Å)
3:L:2986[B]:PRO:HB2	3:L:3127[B]:TRP:CZ3	2.29	0.67
3:O:2986[B]:PRO:HB2	3:O:3127[B]:TRP:CZ3	2.29	0.67
3:R:3110[A]:THR:O	3:R:3112[A]:TYR:N	2.26	0.67
3:X:3011[A]:TYR:HB3	3:X:3121[A]:SER:HB2	1.77	0.67
3:X:3288[B]:MET:HA	3:X:3295[B]:LEU:HG	1.77	0.67
2:Z:2687:ILE:HD11	2:Z:2695:MET:HG2	1.75	0.67
3:C:3031[A]:ASN:OD1	3:C:3033[A]:PHE:N	2.26	0.67
3:C:3077[B]:ASP:CB	3:C:3080[B]:ASP:OD2	2.42	0.67
3:C:3168[B]:THR:C	3:L:3149[B]:ASN:O	2.25	0.67
3:C:3176[A]:LYS:HZ2	3:C:3176[A]:LYS:HB3	1.59	0.67
3:C:3254[B]:MET:O	3:L:2977[B]:CYS:N	2.03	0.67
3:F:2952[B]:ALA:CB	3:F:2953[B]:GLY:C	2.48	0.67
3:F:2986[A]:PRO:HB2	3:F:3127[A]:TRP:CZ3	2.30	0.67
3:F:3283[A]:ILE:HD13	3:F:3283[A]:ILE:C	2.15	0.67
1:G:492:ARG:HD2	1:G:692:VAL:HG13	1.76	0.67
1:G:1140:ASN:ND2	1:G:1236:TYR:OH	2.28	0.67
3:I:3077[B]:ASP:CB	3:I:3080[B]:ASP:OD2	2.42	0.67
3:I:3108[B]:HIS:CE1	3:R:3251[B]:ASP:CG	2.67	0.67
3:I:3150[B]:LYS:CB	3:R:3169[B]:LYS:HG3	2.22	0.67
3:I:3220[B]:ARG:HG2	3:I:3221[B]:ALA:N	2.08	0.67
3:I:3255[B]:PRO:HG2	3:R:2964[B]:PRO:HD2	1.74	0.67
3:L:3293[B]:LYS:HD2	3:L:3293[B]:LYS:C	2.15	0.67
3:O:2961[A]:HIS:CE1	3:O:2980[A]:HIS:NE2	2.57	0.67
3:O:3254[B]:MET:CB	3:X:3159[B]:SER:OG	2.40	0.67
3:O:3283[A]:ILE:C	3:O:3283[A]:ILE:HD13	2.15	0.67
3:R:3176[B]:LYS:NZ	3:R:3176[B]:LYS:HB3	2.08	0.67
3:U:2969[A]:TYR:HD2	3:U:2971[A]:ASP:N	1.85	0.67
3:U:3197[B]:ILE:HD12	1:V:1617:LYS:O	1.94	0.67
3:U:3279[B]:ASP:OD1	3:U:3279[B]:ASP:N	2.25	0.67
3:U:3293[A]:LYS:HD2	3:U:3293[A]:LYS:C	2.15	0.67
2:Z:2457:LYS:O	2:Z:2460:SER:OG	2.12	0.67
2:B:2554:PRO:HB3	2:B:2556:TYR:HB2	1.75	0.67
3:C:2982[B]:MET:HB2	3:L:3156[B]:MET:CG	2.23	0.67
3:C:3160[B]:SER:CA	3:L:2983[B]:VAL:HG21	2.13	0.67
3:F:2986[B]:PRO:HB2	3:F:3127[B]:TRP:CZ3	2.30	0.67
3:F:3089[A]:HIS:ND1	3:F:3119[A]:HIS:CE1	2.61	0.67
3:F:3220[A]:ARG:HG2	3:F:3221[A]:ALA:N	2.09	0.67
3:I:3255[B]:PRO:HB3	3:R:2964[B]:PRO:CA	2.20	0.67
3:I:3283[B]:ILE:C	3:I:3283[B]:ILE:HD13	2.15	0.67
3:I:3288[B]:MET:HA	3:I:3295[B]:LEU:HG	1.77	0.67
2:K:2690:HIS:ND1	2:K:2886:VAL:O	2.23	0.67

Continued on next page...

Continued from previous page...

Atom-1	Atom-2	Interatomic distance (Å)	Clash overlap (Å)
3:L:2956[A]:LYS:C	3:L:2960[A]:PHE:CE1	2.47	0.67
3:L:2961[A]:HIS:HB3	3:L:3111[A]:SER:HG	1.58	0.67
3:L:3011[B]:TYR:HB3	3:L:3121[B]:SER:HB2	1.77	0.67
3:L:3137[B]:ARG:CB	3:L:3139[B]:LEU:HD23	2.25	0.67
3:O:2971[B]:ASP:OD1	3:X:3158[B]:PHE:HZ	1.78	0.67
3:O:3176[A]:LYS:HB3	3:O:3176[A]:LYS:NZ	2.08	0.67
1:P:567:LEU:H	1:P:571:PRO:HB3	1.59	0.67
1:P:588:GLU:HG3	1:P:724:LYS:HD2	1.76	0.67
3:R:3011[A]:TYR:HB3	3:R:3121[A]:SER:HB2	1.76	0.67
3:R:3288[B]:MET:HA	3:R:3295[B]:LEU:HG	1.76	0.67
2:B:2252:GLU:HG2	2:B:2385:ILE:HG23	1.75	0.67
3:C:2961[B]:HIS:HB2	3:C:2992[B]:TYR:CE2	2.30	0.67
3:C:3023[B]:ILE:HA	3:C:3026[B]:THR:OG1	1.95	0.67
2:E:2340:ALA:HB1	2:E:2341:PRO:HD2	1.77	0.67
1:G:534:ASP:HB2	1:G:541:LYS:HE2	1.76	0.67
1:G:930:ASP:OD1	1:G:1051:ARG:NH2	2.27	0.67
3:I:3023[B]:ILE:HA	3:I:3026[B]:THR:OG1	1.95	0.67
3:I:3298[B]:ASN:HA	3:I:3299[B]:LEU:HB2	1.76	0.67
3:L:3011[A]:TYR:HB3	3:L:3121[A]:SER:HB2	1.76	0.67
3:L:3023[B]:ILE:HA	3:L:3026[B]:THR:OG1	1.95	0.67
1:M:864:ASP:HB3	1:M:869:GLY:HA3	1.76	0.67
3:O:2969[B]:TYR:HD2	3:X:2988[B]:TRP:O	1.78	0.67
3:O:3133[B]:LEU:O	3:O:3134[B]:GLN:C	2.32	0.67
3:O:3293[B]:LYS:HB2	3:O:3294[B]:SER:HB2	0.82	0.67
3:R:3283[A]:ILE:C	3:R:3283[A]:ILE:HD13	2.15	0.67
1:S:533:VAL:HG12	1:S:540:THR:HG22	1.76	0.67
3:U:2961[B]:HIS:CE1	3:U:2980[B]:HIS:NE2	2.57	0.67
3:U:3089[B]:HIS:ND1	3:U:3119[B]:HIS:CE1	2.61	0.67
3:C:2986[B]:PRO:HB2	3:C:3127[B]:TRP:CZ3	2.30	0.67
3:C:3089[A]:HIS:ND1	3:C:3119[A]:HIS:CE1	2.61	0.67
3:C:3120[A]:HIS:O	3:C:3121[A]:SER:C	2.29	0.67
3:C:3176[A]:LYS:HB3	3:C:3176[A]:LYS:NZ	2.08	0.67
3:C:3220[A]:ARG:HG2	3:C:3221[A]:ALA:N	2.09	0.67
2:E:2303:ARG:NH2	2:E:2372:GLU:O	2.27	0.67
3:F:3137[B]:ARG:CB	3:F:3139[B]:LEU:HD23	2.25	0.67
3:F:3230[B]:PHE:CB	3:F:3243[B]:GLY:N	2.56	0.67
3:I:2986[A]:PRO:HB2	3:I:3127[A]:TRP:CZ3	2.29	0.67
3:I:3031[B]:ASN:OD1	3:I:3033[B]:PHE:N	2.26	0.67
3:I:3160[B]:SER:C	3:R:3150[B]:LYS:HD2	2.13	0.67
1:J:479:CYS:HB3	1:J:670:PRO:HG3	1.76	0.67
2:K:2107:LEU:HD23	2:K:2208:PRO:HB2	1.76	0.67

Continued on next page...

Continued from previous page...

Atom-1	Atom-2	Interatomic distance (Å)	Clash overlap (Å)
2:K:2235:PRO:HG3	2:K:2240:GLN:HE22	1.58	0.67
3:L:2961[A]:HIS:HB2	3:L:2992[A]:TYR:CE2	2.30	0.67
3:L:3147[A]:GLU:HB2	3:L:3149[A]:ASN:ND2	2.09	0.67
1:M:46:ASP:OD2	1:M:249:ARG:NH2	2.28	0.67
2:N:2806:ALA:HB2	2:N:2856:ILE:HD11	1.77	0.67
3:O:2979[A]:GLN:CG	3:O:3155[A]:MET:HE1	2.16	0.67
3:O:3031[B]:ASN:OD1	3:O:3033[B]:PHE:N	2.26	0.67
3:O:3306[A]:LEU:HD12	3:O:3306[A]:LEU:C	2.15	0.67
3:R:2961[A]:HIS:HB2	3:R:2992[A]:TYR:CE2	2.30	0.67
3:R:2984[B]:THR:HG22	3:R:3151[B]:LEU:HD23	1.77	0.67
3:R:2986[B]:PRO:HB2	3:R:3127[B]:TRP:CZ3	2.30	0.67
3:R:3113[A]:ASP:CG	3:R:3114[A]:PRO:CD	2.56	0.67
3:R:3220[B]:ARG:HG2	3:R:3221[B]:ALA:N	2.08	0.67
3:R:3279[B]:ASP:OD1	3:R:3279[B]:ASP:N	2.25	0.67
3:R:3283[B]:ILE:C	3:R:3283[B]:ILE:HD13	2.15	0.67
3:U:3023[A]:ILE:HA	3:U:3026[A]:THR:OG1	1.95	0.67
3:U:3077[A]:ASP:CB	3:U:3080[A]:ASP:OD2	2.42	0.67
3:U:3306[A]:LEU:HD12	3:U:3306[A]:LEU:C	2.15	0.67
3:X:2984[A]:THR:HG22	3:X:3151[A]:LEU:HD23	1.77	0.67
3:X:3077[A]:ASP:CB	3:X:3080[A]:ASP:OD2	2.42	0.67
3:X:3306[B]:LEU:HD12	3:X:3306[B]:LEU:C	2.15	0.67
2:B:2877:ILE:H	1:D:1078:ARG:NH1	1.92	0.67
3:C:2960[A]:PHE:H	3:C:2960[A]:PHE:HD1	1.41	0.67
3:C:3011[B]:TYR:HB3	3:C:3121[B]:SER:HB2	1.77	0.67
3:C:3156[B]:MET:CG	3:L:2982[B]:MET:CG	2.73	0.67
3:C:3283[A]:ILE:C	3:C:3283[A]:ILE:HD13	2.15	0.67
3:C:3293[A]:LYS:HD2	3:C:3293[A]:LYS:C	2.15	0.67
3:C:3293[B]:LYS:HD2	3:C:3293[B]:LYS:C	2.15	0.67
1:D:1498:ASN:ND2	1:D:1500:THR:O	2.27	0.67
3:F:3011[B]:TYR:HB3	3:F:3121[B]:SER:HB2	1.77	0.67
3:F:3023[A]:ILE:HA	3:F:3026[A]:THR:OG1	1.95	0.67
3:F:3077[B]:ASP:CB	3:F:3080[B]:ASP:OD2	2.42	0.67
3:F:3133[B]:LEU:O	3:F:3134[B]:GLN:C	2.32	0.67
3:F:3137[A]:ARG:CB	3:F:3139[A]:LEU:HD23	2.25	0.67
3:F:3293[B]:LYS:HD2	3:F:3293[B]:LYS:C	2.15	0.67
3:I:3152[B]:LYS:HB2	3:R:3171[B]:HIS:C	2.09	0.67
3:I:3176[A]:LYS:HB3	3:I:3176[A]:LYS:HZ2	1.59	0.67
3:I:3306[B]:LEU:HD12	3:I:3306[B]:LEU:C	2.15	0.67
1:J:245:GLU:OE2	1:J:249:ARG:NH1	2.27	0.67
3:L:2930[B]:LEU:HD22	3:L:2930[B]:LEU:N	2.02	0.67
3:L:2984[B]:THR:HG22	3:L:3151[B]:LEU:HD23	1.77	0.67

Continued on next page...

Continued from previous page...

Atom-1	Atom-2	Interatomic distance (Å)	Clash overlap (Å)
3:L:3023[A]:ILE:HA	3:L:3026[A]:THR:OG1	1.95	0.67
3:O:3077[A]:ASP:CB	3:O:3080[A]:ASP:OD2	2.42	0.67
3:O:3120[A]:HIS:O	3:O:3121[A]:SER:C	2.29	0.67
3:O:3137[B]:ARG:CB	3:O:3139[B]:LEU:HD23	2.25	0.67
3:O:3255[B]:PRO:HA	3:X:3161[B]:GLU:N	2.09	0.67
1:P:1304:ASP:N	1:P:1305:GLY:HA2	2.10	0.67
3:R:3023[A]:ILE:HA	3:R:3026[A]:THR:OG1	1.95	0.67
1:S:11:THR:HG22	1:S:13:ASP:H	1.58	0.67
3:U:3279[A]:ASP:OD1	3:U:3279[A]:ASP:N	2.25	0.67
3:X:3220[A]:ARG:HG2	3:X:3221[A]:ALA:N	2.08	0.67
3:F:3147[A]:GLU:HB2	3:F:3149[A]:ASN:ND2	2.10	0.67
3:I:2960[A]:PHE:HD1	3:I:2960[A]:PHE:H	1.41	0.67
3:I:2988[A]:TRP:CE3	3:I:2989[A]:HIS:CE1	2.83	0.67
3:I:3159[B]:SER:C	3:R:3150[B]:LYS:HD2	2.14	0.67
3:I:3255[B]:PRO:HB3	3:R:2964[B]:PRO:CD	2.24	0.67
3:I:3298[A]:ASN:HD21	3:I:3301[A]:PRO:HA	1.60	0.67
3:L:2956[B]:LYS:C	3:L:2960[B]:PHE:CE1	2.47	0.67
3:L:3220[A]:ARG:HG2	3:L:3221[A]:ALA:N	2.08	0.67
3:O:3147[B]:GLU:HB2	3:O:3149[B]:ASN:ND2	2.09	0.67
1:P:965:ASP:N	1:P:965:ASP:OD1	2.26	0.67
3:R:2960[A]:PHE:H	3:R:2960[A]:PHE:HD1	1.41	0.67
3:R:3147[B]:GLU:HB2	3:R:3149[B]:ASN:ND2	2.09	0.67
3:R:3293[A]:LYS:HD2	3:R:3293[A]:LYS:C	2.15	0.67
3:R:3293[B]:LYS:HD2	3:R:3293[B]:LYS:C	2.15	0.67
1:S:401:VAL:HG22	1:S:662:SER:HB3	1.76	0.67
3:U:3031[B]:ASN:OD1	3:U:3033[B]:PHE:N	2.26	0.67
1:V:325:THR:OG1	1:V:329:ARG:O	2.07	0.67
3:X:2965[A]:LEU:CD1	3:X:2975[A]:PHE:H	2.08	0.67
3:X:2986[A]:PRO:HB2	3:X:3127[A]:TRP:CZ3	2.30	0.67
3:C:2930[A]:LEU:HD22	3:C:2930[A]:LEU:N	2.02	0.67
3:C:2966[A]:SER:HB2	3:C:2977[A]:CYS:CB	2.21	0.67
3:C:3133[B]:LEU:O	3:C:3134[B]:GLN:C	2.32	0.67
3:C:3306[A]:LEU:HD12	3:C:3306[A]:LEU:C	2.15	0.67
3:C:3306[B]:LEU:HD12	3:C:3306[B]:LEU:C	2.15	0.67
1:D:1520:GLN:HE21	1:D:1526:LYS:HG3	1.60	0.67
2:E:2525:LYS:HE2	2:E:2620:ILE:HG21	1.76	0.67
3:F:2969[A]:TYR:HD2	3:F:2971[A]:ASP:N	1.84	0.67
3:F:2984[A]:THR:HG22	3:F:3151[A]:LEU:HD23	1.77	0.67
1:G:164:GLU:OE1	1:G:296:ARG:NH1	2.27	0.67
3:I:3176[B]:LYS:HB3	3:I:3176[B]:LYS:HZ2	1.59	0.67
3:I:3220[A]:ARG:HG2	3:I:3221[A]:ALA:N	2.09	0.67

Continued on next page...

Continued from previous page...

Atom-1	Atom-2	Interatomic distance (Å)	Clash overlap (Å)
3:I:3221[B]:ALA:HB2	3:R:2965[B]:LEU:N	2.05	0.67
3:I:3306[A]:LEU:HD12	3:I:3306[A]:LEU:C	2.15	0.67
3:L:2988[A]:TRP:CE3	3:L:2989[A]:HIS:CE1	2.83	0.67
3:L:3077[B]:ASP:CB	3:L:3080[B]:ASP:OD2	2.42	0.67
3:L:3120[A]:HIS:O	3:L:3121[A]:SER:C	2.29	0.67
3:L:3284[B]:LYS:HA	3:L:3284[B]:LYS:CE	2.22	0.67
3:O:2930[A]:LEU:HD22	3:O:2930[A]:LEU:N	2.02	0.67
3:O:2988[B]:TRP:CE3	3:O:2989[B]:HIS:CE1	2.83	0.67
3:O:3137[A]:ARG:CB	3:O:3139[A]:LEU:HD23	2.25	0.67
3:O:3284[A]:LYS:HA	3:O:3284[A]:LYS:CE	2.22	0.67
3:O:3293[A]:LYS:HD2	3:O:3293[A]:LYS:C	2.15	0.67
3:R:2957[B]:ILE:CA	3:R:2960[B]:PHE:CE1	2.78	0.67
3:U:3011[A]:TYR:HB3	3:U:3121[A]:SER:HB2	1.77	0.67
3:U:3137[A]:ARG:CB	3:U:3139[A]:LEU:HD23	2.25	0.67
2:W:2569:TRP:CD1	2:W:2746:MET:HG2	2.29	0.67
2:W:2800:LYS:HB3	3:X:3023[A]:ILE:HD13	1.77	0.67
3:X:2960[A]:PHE:H	3:X:2960[A]:PHE:HD1	1.41	0.67
3:X:3011[B]:TYR:HB3	3:X:3121[B]:SER:HB2	1.77	0.67
3:X:3077[B]:ASP:CB	3:X:3080[B]:ASP:OD2	2.42	0.67
2:B:2226:GLU:N	2:B:2226:GLU:OE1	2.28	0.67
3:C:2961[A]:HIS:HB2	3:C:2992[A]:TYR:CE2	2.30	0.67
3:C:3283[B]:ILE:HD13	3:C:3283[B]:ILE:C	2.15	0.67
3:F:3023[B]:ILE:HA	3:F:3026[B]:THR:OG1	1.95	0.67
3:F:3283[B]:ILE:C	3:F:3283[B]:ILE:HD13	2.15	0.67
1:G:240:PHE:HA	1:G:263:ALA:HB3	1.76	0.67
3:I:2961[A]:HIS:HB2	3:I:2992[A]:TYR:CE2	2.30	0.67
3:I:3011[B]:TYR:HB3	3:I:3121[B]:SER:HB2	1.77	0.67
3:I:3089[B]:HIS:ND1	3:I:3119[B]:HIS:CE1	2.61	0.67
3:I:3090[B]:ASN:CB	3:R:2972[B]:GLY:HA3	2.20	0.67
3:I:3147[A]:GLU:HB2	3:I:3149[A]:ASN:ND2	2.09	0.67
1:M:92:TRP:O	1:M:212:ASN:ND2	2.27	0.67
1:M:944:GLU:O	1:M:957:ASN:ND2	2.28	0.67
2:N:2565:THR:HA	2:N:2568:HIS:HD2	1.59	0.67
3:O:2961[B]:HIS:HB2	3:O:2992[B]:TYR:CE2	2.30	0.67
3:O:2963[B]:MET:CE	3:X:2975[B]:PHE:CE1	2.78	0.67
3:O:3011[B]:TYR:HB3	3:O:3121[B]:SER:HB2	1.77	0.67
3:O:3113[B]:ASP:CG	3:O:3114[B]:PRO:CD	2.56	0.67
3:O:3220[A]:ARG:HG2	3:O:3221[A]:ALA:N	2.09	0.67
3:O:3254[B]:MET:HG2	3:X:3159[B]:SER:OG	1.95	0.67
3:O:3298[A]:ASN:HA	3:O:3299[A]:LEU:HB2	1.76	0.67
3:R:2988[A]:TRP:CE3	3:R:2989[A]:HIS:CE1	2.83	0.67

Continued on next page...

Continued from previous page...

Atom-1	Atom-2	Interatomic distance (Å)	Clash overlap (Å)
3:R:2988[B]:TRP:CE3	3:R:2989[B]:HIS:CE1	2.83	0.67
2:T:2107:LEU:HA	2:T:2110:MET:HG2	1.77	0.67
3:U:2961[A]:HIS:HB2	3:U:2992[A]:TYR:CE2	2.30	0.67
3:U:2961[B]:HIS:HB2	3:U:2992[B]:TYR:CE2	2.30	0.67
3:U:2986[A]:PRO:HB2	3:U:3127[A]:TRP:CZ3	2.29	0.67
3:U:3025[B]:VAL:HG22	3:U:3047[B]:ARG:NH1	2.01	0.67
3:X:2984[B]:THR:HG22	3:X:3151[B]:LEU:HD23	1.77	0.67
3:X:3293[B]:LYS:HD2	3:X:3293[B]:LYS:C	2.15	0.67
3:C:3090[B]:ASN:CB	3:L:2972[B]:GLY:C	2.63	0.66
3:C:3150[B]:LYS:N	3:L:3169[B]:LYS:HG2	2.10	0.66
1:D:1019:HIS:NE2	1:D:1046:HIS:CE1	2.63	0.66
2:E:2570:HIS:CD2	2:E:2711:HIS:HE1	2.13	0.66
2:E:2711:HIS:HA	2:E:2714:VAL:HG22	1.77	0.66
3:F:2961[B]:HIS:HB2	3:F:2992[B]:TYR:CE2	2.30	0.66
3:F:2988[B]:TRP:CE3	3:F:2989[B]:HIS:CE1	2.83	0.66
3:F:3133[A]:LEU:O	3:F:3134[A]:GLN:C	2.32	0.66
3:F:3306[A]:LEU:HD12	3:F:3306[A]:LEU:C	2.15	0.66
3:F:3306[B]:LEU:HD12	3:F:3306[B]:LEU:C	2.15	0.66
3:I:2960[B]:PHE:H	3:I:2960[B]:PHE:HD1	1.41	0.66
3:I:2970[B]:PRO:HA	3:R:2985[B]:PHE:HZ	1.60	0.66
3:I:2984[A]:THR:HG22	3:I:3151[A]:LEU:HD23	1.77	0.66
3:I:3137[B]:ARG:CB	3:I:3139[B]:LEU:HD23	2.25	0.66
3:L:3288[B]:MET:HA	3:L:3295[B]:LEU:HG	1.76	0.66
1:M:327:ASP:OD1	1:M:328:LYS:N	2.27	0.66
3:O:3023[B]:ILE:HA	3:O:3026[B]:THR:OG1	1.95	0.66
3:O:3149[B]:ASN:OD1	3:O:3150[B]:LYS:HB2	1.96	0.66
3:O:3196[B]:THR:OG1	3:O:3199[B]:GLN:CG	2.44	0.66
3:O:3211[A]:ASP:OD1	3:O:3211[A]:ASP:N	2.27	0.66
2:Q:2217:ILE:HG22	2:Q:2218:SER:H	1.60	0.66
3:R:2961[B]:HIS:HB2	3:R:2992[B]:TYR:CE2	2.30	0.66
3:R:3176[A]:LYS:HB3	3:R:3176[A]:LYS:HZ2	1.60	0.66
3:R:3220[A]:ARG:HG2	3:R:3221[A]:ALA:N	2.09	0.66
2:T:2107:LEU:HD23	2:T:2208:PRO:HB2	1.76	0.66
3:U:3176[A]:LYS:HB3	3:U:3176[A]:LYS:NZ	2.09	0.66
1:V:492:ARG:NH1	1:V:701:TYR:OH	2.27	0.66
3:X:2961[A]:HIS:HB2	3:X:2992[A]:TYR:CE2	2.30	0.66
3:X:2988[A]:TRP:CE3	3:X:2989[A]:HIS:CE1	2.83	0.66
3:X:3036[B]:GLY:O	3:X:3044[B]:LYS:HA	1.96	0.66
1:A:562:GLN:HG3	1:A:563:ILE:HG13	1.77	0.66
3:F:2961[A]:HIS:HB2	3:F:2992[A]:TYR:CE2	2.30	0.66
3:F:3036[B]:GLY:O	3:F:3044[B]:LYS:HA	1.96	0.66

Continued on next page...

Continued from previous page...

Atom-1	Atom-2	Interatomic distance (Å)	Clash overlap (Å)
2:H:2643:GLU:HA	2:H:2646:ALA:HB3	1.75	0.66
3:I:2961[B]:HIS:HB2	3:I:2992[B]:TYR:CE2	2.30	0.66
3:I:2966[A]:SER:HB2	3:I:2977[A]:CYS:CB	2.21	0.66
3:I:2967[B]:CYS:SG	3:R:2982[B]:MET:HG3	2.34	0.66
3:I:2969[B]:TYR:CD1	3:R:2961[B]:HIS:ND1	2.44	0.66
3:I:3093[B]:HIS:CD2	3:R:2973[B]:THR:OG1	2.44	0.66
3:L:3077[A]:ASP:CB	3:L:3080[A]:ASP:OD2	2.42	0.66
3:L:3113[A]:ASP:CG	3:L:3114[A]:PRO:CD	2.56	0.66
3:L:3298[B]:ASN:HA	3:L:3299[B]:LEU:HB2	1.77	0.66
3:L:3306[A]:LEU:HD12	3:L:3306[A]:LEU:C	2.15	0.66
3:O:2975[B]:PHE:CE2	3:X:3172[B]:SER:HB2	2.30	0.66
3:O:3023[A]:ILE:HA	3:O:3026[A]:THR:OG1	1.95	0.66
3:R:3011[B]:TYR:HB3	3:R:3121[B]:SER:HB2	1.77	0.66
3:U:3133[A]:LEU:O	3:U:3134[A]:GLN:C	2.32	0.66
3:U:3147[B]:GLU:HB2	3:U:3149[B]:ASN:ND2	2.09	0.66
3:U:3259[A]:ASP:OD1	3:U:3260[A]:ARG:HD2	1.96	0.66
3:U:3293[B]:LYS:HD2	3:U:3293[B]:LYS:C	2.15	0.66
2:W:2823:ILE:HG22	2:W:2879:LEU:HG	1.75	0.66
3:X:2961[B]:HIS:HB2	3:X:2992[B]:TYR:CE2	2.30	0.66
3:X:3147[A]:GLU:HB2	3:X:3149[A]:ASN:ND2	2.10	0.66
3:X:3283[B]:ILE:HD13	3:X:3283[B]:ILE:C	2.15	0.66
3:X:3298[B]:ASN:HD21	3:X:3301[B]:PRO:HA	1.60	0.66
3:C:2984[B]:THR:HG22	3:C:3151[B]:LEU:HD23	1.77	0.66
3:C:3023[A]:ILE:HA	3:C:3026[A]:THR:OG1	1.95	0.66
3:C:3036[B]:GLY:O	3:C:3044[B]:LYS:HA	1.96	0.66
3:C:3137[A]:ARG:CB	3:C:3139[A]:LEU:HD23	2.25	0.66
3:C:3154[B]:PRO:O	3:L:3155[B]:MET:CG	2.43	0.66
3:F:3259[A]:ASP:OD1	3:F:3260[A]:ARG:HD2	1.96	0.66
1:G:1166:THR:N	1:G:1167:ASP:HA	2.08	0.66
3:I:3196[B]:THR:OG1	3:I:3199[B]:GLN:CG	2.44	0.66
3:I:3255[B]:PRO:HB2	3:R:2959[B]:SER:C	2.13	0.66
1:J:881:GLN:NE2	1:J:888:ALA:O	2.28	0.66
3:L:2961[B]:HIS:HB2	3:L:2992[B]:TYR:CE2	2.30	0.66
3:L:3036[B]:GLY:O	3:L:3044[B]:LYS:HA	1.95	0.66
3:L:3137[A]:ARG:CB	3:L:3139[A]:LEU:HD23	2.25	0.66
3:L:3283[A]:ILE:C	3:L:3283[A]:ILE:HD13	2.15	0.66
3:L:3298[A]:ASN:HA	3:L:3299[A]:LEU:HB2	1.76	0.66
3:O:2967[B]:CYS:N	3:X:2979[B]:GLN:NE2	2.42	0.66
3:O:2971[B]:ASP:H	3:X:2992[B]:TYR:H	1.44	0.66
2:Q:2500:ILE:HG12	2:Q:2501:PRO:HD2	1.76	0.66
3:U:3149[A]:ASN:OD1	3:U:3150[A]:LYS:HB2	1.96	0.66

Continued on next page...

Continued from previous page...

Atom-1	Atom-2	Interatomic distance (Å)	Clash overlap (Å)
3:U:3259[B]:ASP:OD1	3:U:3260[B]:ARG:HD2	1.96	0.66
3:U:3283[A]:ILE:HD13	3:U:3283[A]:ILE:C	2.15	0.66
2:W:2142:ALA:HB2	2:W:2433:THR:HG23	1.77	0.66
3:X:3137[B]:ARG:CB	3:X:3139[B]:LEU:HD23	2.25	0.66
3:X:3283[A]:ILE:HD13	3:X:3283[A]:ILE:C	2.15	0.66
3:X:3306[A]:LEU:HD12	3:X:3306[A]:LEU:C	2.15	0.66
3:C:3036[A]:GLY:O	3:C:3044[A]:LYS:HA	1.95	0.66
3:C:3153[B]:LYS:HZ3	3:L:2988[B]:TRP:HE1	1.44	0.66
3:F:2960[A]:PHE:HD1	3:F:2960[A]:PHE:H	1.41	0.66
3:F:2960[B]:PHE:H	3:F:2960[B]:PHE:HD1	1.41	0.66
3:F:2988[A]:TRP:CE3	3:F:2989[A]:HIS:CE1	2.83	0.66
3:F:3284[B]:LYS:HA	3:F:3284[B]:LYS:CE	2.22	0.66
1:G:1263:LEU:HD11	1:G:1358:LEU:HD22	1.76	0.66
3:I:2960[B]:PHE:C	3:R:3255[B]:PRO:HD2	2.16	0.66
3:I:2966[B]:SER:HB3	3:I:2977[B]:CYS:HB2	1.78	0.66
3:I:2979[B]:GLN:OE1	3:R:2977[B]:CYS:SG	2.53	0.66
3:I:3132[A]:ALA:HB1	3:I:3197[A]:ILE:CD1	2.26	0.66
3:I:3252[B]:TYR:CG	3:R:3108[B]:HIS:CE1	2.84	0.66
3:I:3283[A]:ILE:HD13	3:I:3283[A]:ILE:C	2.15	0.66
1:J:949:ASP:HB2	1:J:953:GLU:HB2	1.76	0.66
3:L:2957[A]:ILE:CA	3:L:2960[A]:PHE:CE1	2.78	0.66
3:L:2984[A]:THR:HG22	3:L:3151[A]:LEU:HD23	1.77	0.66
3:L:3036[A]:GLY:O	3:L:3044[A]:LYS:HA	1.96	0.66
3:L:3149[B]:ASN:OD1	3:L:3150[B]:LYS:HB2	1.96	0.66
3:L:3288[A]:MET:HA	3:L:3295[A]:LEU:HG	1.76	0.66
3:O:2975[B]:PHE:HE2	3:X:3172[B]:SER:HB3	1.49	0.66
3:O:3036[A]:GLY:O	3:O:3044[A]:LYS:HA	1.96	0.66
3:O:3180[B]:TYR:CA	3:O:3183[B]:LEU:HD22	2.26	0.66
3:O:3283[B]:ILE:HD13	3:O:3283[B]:ILE:C	2.15	0.66
3:O:3306[B]:LEU:HD12	3:O:3306[B]:LEU:C	2.15	0.66
3:R:2965[A]:LEU:CD1	3:R:2975[A]:PHE:H	2.08	0.66
3:R:3298[B]:ASN:HA	3:R:3299[B]:LEU:HB2	1.76	0.66
3:U:3196[B]:THR:OG1	3:U:3199[B]:GLN:CG	2.44	0.66
3:U:3283[B]:ILE:C	3:U:3283[B]:ILE:HD13	2.15	0.66
3:U:3298[B]:ASN:HA	3:U:3299[B]:LEU:HB2	1.76	0.66
1:V:240:PHE:HA	1:V:263:ALA:HB3	1.77	0.66
1:V:450:LYS:HB3	1:V:454:GLY:HA3	1.75	0.66
3:X:3023[A]:ILE:HA	3:X:3026[A]:THR:OG1	1.95	0.66
3:X:3137[A]:ARG:CB	3:X:3139[A]:LEU:HD23	2.25	0.66
1:A:516:TRP:HB2	1:A:579:LEU:HD13	1.77	0.66
3:C:2975[B]:PHE:CD2	3:L:2979[B]:GLN:N	2.37	0.66

Continued on next page...

Continued from previous page...

Atom-1	Atom-2	Interatomic distance (Å)	Clash overlap (Å)
3:C:3153[B]:LYS:CE	3:L:3158[B]:PHE:CE2	2.71	0.66
3:F:3036[A]:GLY:O	3:F:3044[A]:LYS:HA	1.95	0.66
3:F:3196[B]:THR:OG1	3:F:3199[B]:GLN:CG	2.44	0.66
2:H:2251:LEU:O	2:H:2315:ARG:NH2	2.27	0.66
3:I:2961[B]:HIS:HB3	3:I:3111[B]:SER:HG	1.59	0.66
3:I:2970[B]:PRO:CA	3:R:2989[B]:HIS:CD2	2.79	0.66
3:I:3152[B]:LYS:HB3	3:R:3171[B]:HIS:CA	2.25	0.66
1:J:875:ALA:O	1:J:878:GLY:N	2.20	0.66
1:J:1258:ARG:NH2	1:J:1332:ASP:OD1	2.29	0.66
3:L:2986[A]:PRO:HB2	3:L:3127[A]:TRP:CZ3	2.29	0.66
3:L:3147[B]:GLU:HB2	3:L:3149[B]:ASN:ND2	2.09	0.66
3:L:3180[A]:TYR:CA	3:L:3183[A]:LEU:HD22	2.26	0.66
3:O:2933[B]:SER:O	3:O:2936[B]:GLU:HB3	1.96	0.66
3:O:2961[A]:HIS:HB2	3:O:2992[A]:TYR:CE2	2.30	0.66
3:O:3011[A]:TYR:HB3	3:O:3121[A]:SER:HB2	1.77	0.66
3:O:3036[B]:GLY:O	3:O:3044[B]:LYS:HA	1.95	0.66
3:O:3253[B]:GLU:HG2	3:X:3160[B]:SER:OG	1.96	0.66
2:Q:2824:CYS:HB2	2:Q:2878:ARG:HD2	1.77	0.66
3:U:2966[B]:SER:HB2	3:U:2977[B]:CYS:CB	2.21	0.66
3:U:2984[A]:THR:HG22	3:U:3151[A]:LEU:HD23	1.77	0.66
3:U:2984[B]:THR:HG22	3:U:3151[B]:LEU:HD23	1.77	0.66
3:U:3147[A]:GLU:HB2	3:U:3149[A]:ASN:ND2	2.09	0.66
3:X:2933[A]:SER:O	3:X:2936[A]:GLU:HB3	1.96	0.66
3:X:2988[B]:TRP:CE3	3:X:2989[B]:HIS:CE1	2.83	0.66
3:X:3132[A]:ALA:HB1	3:X:3197[A]:ILE:CD1	2.26	0.66
3:X:3259[B]:ASP:OD1	3:X:3260[B]:ARG:HD2	1.95	0.66
1:Y:863:ALA:O	1:Y:865:LYS:NZ	2.27	0.66
3:C:2988[B]:TRP:CE3	3:C:2989[B]:HIS:CE1	2.83	0.66
3:C:3132[A]:ALA:HB1	3:C:3197[A]:ILE:CD1	2.26	0.66
3:C:3132[B]:ALA:HB1	3:C:3197[B]:ILE:CD1	2.26	0.66
1:D:930:ASP:OD1	1:D:1051:ARG:NH2	2.29	0.66
2:E:2252:GLU:HG2	2:E:2385:ILE:HG23	1.77	0.66
3:F:3132[B]:ALA:HB1	3:F:3197[B]:ILE:CD1	2.26	0.66
3:F:3196[A]:THR:OG1	3:F:3199[A]:GLN:CG	2.44	0.66
3:F:3259[B]:ASP:OD1	3:F:3260[B]:ARG:HD2	1.96	0.66
2:H:2903:TYR:OH	3:I:2932[A]:PRO:HD2	1.96	0.66
3:I:2964[B]:PRO:CB	3:R:3221[B]:ALA:CB	2.70	0.66
3:I:2986[B]:PRO:HB2	3:I:3127[B]:TRP:CZ3	2.30	0.66
3:I:2988[B]:TRP:CE3	3:I:2989[B]:HIS:CE1	2.83	0.66
3:I:3137[A]:ARG:CB	3:I:3139[A]:LEU:HD23	2.25	0.66
3:I:3150[B]:LYS:HD2	3:R:3160[B]:SER:O	1.96	0.66

Continued on next page...

Continued from previous page...

Atom-1	Atom-2	Interatomic distance (Å)	Clash overlap (Å)
3:I:3163[B]:ASN:CB	3:R:3150[B]:LYS:NZ	2.58	0.66
3:I:3194[A]:GLY:C	3:I:3195[A]:MET:HG2	2.16	0.66
3:I:3259[B]:ASP:OD1	3:I:3260[B]:ARG:HD2	1.96	0.66
1:J:1427:HIS:CE1	1:J:1458:HIS:HE2	2.13	0.66
3:L:3132[A]:ALA:HB1	3:L:3197[A]:ILE:CD1	2.26	0.66
3:L:3196[A]:THR:OG1	3:L:3199[A]:GLN:CG	2.43	0.66
2:N:2472:ASN:ND2	4:2:1:NAG:O7	2.29	0.66
3:O:2988[A]:TRP:CE3	3:O:2989[A]:HIS:CE1	2.83	0.66
3:O:3038[B]:ILE:HG23	3:X:2969[B]:TYR:CZ	2.26	0.66
3:O:3133[A]:LEU:O	3:O:3134[A]:GLN:C	2.32	0.66
3:O:3196[A]:THR:OG1	3:O:3199[A]:GLN:CG	2.44	0.66
3:O:3259[B]:ASP:OD1	3:O:3260[B]:ARG:HD2	1.96	0.66
3:O:3279[A]:ASP:OD1	3:O:3279[A]:ASP:N	2.25	0.66
1:P:673:PHE:HB3	1:P:677:LEU:HB2	1.78	0.66
3:R:2933[A]:SER:O	3:R:2936[A]:GLU:HB3	1.96	0.66
3:R:3306[A]:LEU:HD12	3:R:3306[A]:LEU:C	2.15	0.66
3:X:3036[A]:GLY:O	3:X:3044[A]:LYS:HA	1.95	0.66
3:X:3169[A]:LYS:C	3:X:3172[A]:SER:HG	1.98	0.66
1:A:70:ARG:HA	1:A:214:GLU:OE1	1.95	0.66
3:C:2979[A]:GLN:CG	3:C:3155[A]:MET:HE2	2.23	0.66
3:C:3161[B]:GLU:HA	3:L:3147[B]:GLU:N	2.09	0.66
3:C:3298[A]:ASN:HA	3:C:3299[A]:LEU:HB2	1.76	0.66
3:F:2965[A]:LEU:CD1	3:F:2975[A]:PHE:H	2.08	0.66
3:F:3176[A]:LYS:NZ	3:F:3176[A]:LYS:HB3	2.08	0.66
3:F:3180[A]:TYR:CA	3:F:3183[A]:LEU:HD22	2.26	0.66
3:F:3288[B]:MET:HA	3:F:3295[B]:LEU:HG	1.76	0.66
3:F:3293[A]:LYS:HD2	3:F:3293[A]:LYS:C	2.15	0.66
1:G:305:ASN:HB3	1:G:400:ILE:HG12	1.76	0.66
3:I:3150[B]:LYS:HD2	3:R:3160[B]:SER:C	2.16	0.66
3:L:2933[B]:SER:O	3:L:2936[B]:GLU:HB3	1.96	0.66
3:L:3279[A]:ASP:N	3:L:3279[A]:ASP:OD1	2.25	0.66
1:M:533:VAL:HG12	1:M:540:THR:HG22	1.77	0.66
3:O:2969[B]:TYR:CB	3:X:3158[B]:PHE:CE2	2.79	0.66
1:P:1315:GLY:HA3	1:P:1601:TRP:HB2	1.78	0.66
3:R:2986[A]:PRO:HB2	3:R:3127[A]:TRP:CZ3	2.30	0.66
3:R:3023[B]:ILE:HA	3:R:3026[B]:THR:OG1	1.95	0.66
3:R:3137[A]:ARG:CB	3:R:3139[A]:LEU:HD23	2.25	0.66
3:R:3137[B]:ARG:CB	3:R:3139[B]:LEU:HD23	2.25	0.66
3:R:3288[A]:MET:HA	3:R:3295[A]:LEU:HG	1.77	0.66
3:U:2988[A]:TRP:CE3	3:U:2989[A]:HIS:CE1	2.83	0.66
3:U:2988[B]:TRP:CE3	3:U:2989[B]:HIS:CE1	2.83	0.66

Continued on next page...

Continued from previous page...

Atom-1	Atom-2	Interatomic distance (Å)	Clash overlap (Å)
3:U:3036[B]:GLY:O	3:U:3044[B]:LYS:HA	1.95	0.66
3:U:3132[A]:ALA:HB1	3:U:3197[A]:ILE:CD1	2.26	0.66
3:U:3194[B]:GLY:C	3:U:3195[B]:MET:HG2	2.16	0.66
3:U:3298[A]:ASN:HA	3:U:3299[A]:LEU:HB2	1.76	0.66
1:V:105:VAL:HG12	1:V:123:PHE:HB3	1.77	0.66
1:V:1023:GLY:HA3	1:V:1031:ALA:HB2	1.77	0.66
3:X:2957[B]:ILE:CA	3:X:2960[B]:PHE:CE1	2.78	0.66
3:X:3133[B]:LEU:O	3:X:3134[B]:GLN:C	2.32	0.66
3:X:3293[A]:LYS:HD2	3:X:3293[A]:LYS:C	2.15	0.66
1:A:221:GLN:NE2	1:A:267:PHE:O	2.27	0.66
3:C:2966[A]:SER:HB3	3:C:2977[A]:CYS:HB2	1.78	0.66
3:C:3148[B]:ILE:HG22	3:L:3170[B]:ALA:HA	1.77	0.66
3:C:3196[B]:THR:OG1	3:C:3199[B]:GLN:CG	2.44	0.66
2:E:2799:LYS:HA	2:E:2803:ARG:HH12	1.60	0.66
3:F:3147[B]:GLU:HB2	3:F:3149[B]:ASN:ND2	2.09	0.66
3:F:3149[A]:ASN:OD1	3:F:3150[A]:LYS:HB2	1.96	0.66
3:I:3031[A]:ASN:OD1	3:I:3033[A]:PHE:N	2.26	0.66
3:I:3132[B]:ALA:HB1	3:I:3197[B]:ILE:CD1	2.26	0.66
3:L:3283[B]:ILE:HD13	3:L:3283[B]:ILE:C	2.15	0.66
3:L:3293[A]:LYS:HD2	3:L:3293[A]:LYS:C	2.15	0.66
3:O:2957[B]:ILE:CA	3:O:2960[B]:PHE:CE1	2.78	0.66
3:O:2984[B]:THR:HG22	3:O:3151[B]:LEU:HD23	1.77	0.66
3:O:3169[B]:LYS:C	3:O:3172[B]:SER:HG	1.98	0.66
3:O:3293[B]:LYS:HD2	3:O:3293[B]:LYS:C	2.15	0.66
3:R:3031[A]:ASN:OD1	3:R:3033[A]:PHE:N	2.26	0.66
3:R:3149[A]:ASN:OD1	3:R:3150[A]:LYS:HB2	1.96	0.66
1:S:1567:ASP:OD1	1:S:1591:SER:OG	2.11	0.66
2:T:2090:LYS:NZ	2:T:2099:GLU:OE2	2.28	0.66
3:U:3011[B]:TYR:HB3	3:U:3121[B]:SER:HB2	1.76	0.66
3:U:3023[B]:ILE:HA	3:U:3026[B]:THR:OG1	1.95	0.66
3:U:3120[B]:HIS:O	3:U:3121[B]:SER:C	2.29	0.66
3:X:2957[A]:ILE:CA	3:X:2960[A]:PHE:CE1	2.78	0.66
3:C:2952[B]:ALA:CB	3:C:2953[B]:GLY:C	2.48	0.66
3:C:3147[A]:GLU:HB2	3:C:3149[A]:ASN:ND2	2.10	0.66
1:D:110:PHE:N	1:D:119:LYS:O	2.29	0.66
1:D:1329:LEU:HB2	1:D:1507:THR:HG21	1.78	0.66
3:F:2937[B]:ASN:ND2	3:F:3006[B]:LYS:HD3	2.11	0.66
1:G:606:ILE:O	1:G:610:THR:OG1	2.12	0.66
3:I:2937[B]:ASN:HD22	3:I:3006[B]:LYS:HD3	1.61	0.66
3:I:3116[B]:PHE:CE2	3:R:2969[B]:TYR:CG	2.36	0.66
3:I:3147[B]:GLU:HB2	3:I:3149[B]:ASN:ND2	2.09	0.66

Continued on next page...

Continued from previous page...

Atom-1	Atom-2	Interatomic distance (Å)	Clash overlap (Å)
1:J:527:LEU:HD22	1:J:629:MET:HG3	1.77	0.66
2:K:2800:LYS:HB3	3:L:3023[A]:ILE:HD13	1.78	0.66
3:L:2933[A]:SER:O	3:L:2936[A]:GLU:HB3	1.96	0.66
3:L:2937[A]:ASN:HB3	3:L:3006[A]:LYS:HD3	1.78	0.66
3:L:2988[B]:TRP:CE3	3:L:2989[B]:HIS:CE1	2.83	0.66
3:L:3132[B]:ALA:HB1	3:L:3197[B]:ILE:CD1	2.26	0.66
3:L:3180[B]:TYR:CA	3:L:3183[B]:LEU:HD22	2.26	0.66
3:L:3259[B]:ASP:OD1	3:L:3260[B]:ARG:HD2	1.96	0.66
1:M:1617:LYS:O	3:R:3197[B]:ILE:HD12	1.96	0.66
3:O:2960[A]:PHE:H	3:O:2960[A]:PHE:HD1	1.41	0.66
3:O:3147[A]:GLU:HB2	3:O:3149[A]:ASN:ND2	2.09	0.66
1:P:1639:LYS:HD2	1:S:472:ASP:HB3	1.77	0.66
3:R:3194[B]:GLY:C	3:R:3195[B]:MET:HG2	2.16	0.66
1:S:1639:LYS:HD2	4:BA:1:NAG:C1	2.26	0.66
3:U:2937[A]:ASN:ND2	3:U:3006[A]:LYS:HD3	2.11	0.66
3:U:3180[B]:TYR:CA	3:U:3183[B]:LEU:HD22	2.26	0.66
3:X:2930[B]:LEU:HD22	3:X:2930[B]:LEU:N	2.02	0.66
3:X:2952[B]:ALA:H	3:X:2953[B]:GLY:CA	2.04	0.66
1:Y:1348:TRP:HD1	1:Y:1403:LEU:HD13	1.61	0.66
3:C:2937[A]:ASN:HD22	3:C:3006[A]:LYS:HD3	1.61	0.66
3:C:2966[B]:SER:HB3	3:C:2977[B]:CYS:HB2	1.77	0.66
3:C:3113[B]:ASP:CG	3:C:3114[B]:PRO:CD	2.56	0.66
3:C:3152[B]:LYS:HB2	3:L:3173[B]:THR:N	2.11	0.66
3:C:3180[B]:TYR:CA	3:C:3183[B]:LEU:HD22	2.26	0.66
1:D:456:GLN:NE2	1:D:549:PRO:O	2.29	0.66
1:D:518:LYS:NZ	1:D:519:PRO:O	2.29	0.66
2:E:2412:GLN:HG2	2:E:2422:GLU:HA	1.77	0.66
3:F:3220[B]:ARG:HG2	3:F:3221[B]:ALA:N	2.09	0.66
1:G:126:GLY:HA3	1:G:127:GLU:HG3	1.77	0.66
3:I:3150[B]:LYS:CE	3:R:3163[B]:ASN:HB3	2.12	0.66
3:L:3220[B]:ARG:HG2	3:L:3221[B]:ALA:N	2.08	0.66
2:N:2830:GLN:OE1	2:N:2863:ARG:NH1	2.27	0.66
3:O:2968[B]:GLN:CA	3:X:2988[B]:TRP:CB	2.67	0.66
3:O:3160[B]:SER:CA	3:X:3151[B]:LEU:CD1	2.59	0.66
1:P:841:LYS:HA	1:P:1117:ASP:HB2	1.78	0.66
3:R:3196[A]:THR:OG1	3:R:3199[A]:GLN:CG	2.44	0.66
3:R:3196[B]:THR:OG1	3:R:3199[B]:GLN:CG	2.44	0.66
1:S:1618:LEU:CD2	3:X:3136[B]:TYR:HE2	2.08	0.66
3:U:2930[B]:LEU:HD22	3:U:2930[B]:LEU:N	2.02	0.66
3:U:2957[B]:ILE:CA	3:U:2960[B]:PHE:CE1	2.78	0.66
3:U:3132[B]:ALA:HB1	3:U:3197[B]:ILE:CD1	2.26	0.66

Continued on next page...

Continued from previous page...

Atom-1	Atom-2	Interatomic distance (Å)	Clash overlap (Å)
3:U:3217[B]:PHE:HB2	3:U:3219[B]:LEU:HD21	1.78	0.66
3:U:3306[B]:LEU:HD12	3:U:3306[B]:LEU:C	2.15	0.66
3:X:2937[B]:ASN:ND2	3:X:3006[B]:LYS:HD3	2.11	0.66
3:X:3151[A]:LEU:O	3:X:3174[A]:GLY:HA3	1.96	0.66
1:Y:1250:ILE:O	1:Y:1473:ARG:NH2	2.29	0.66
3:C:2957[B]:ILE:CA	3:C:2960[B]:PHE:CE1	2.78	0.65
3:C:2968[B]:GLN:HE21	3:L:3086[B]:GLU:CG	2.09	0.65
3:C:2988[A]:TRP:CE3	3:C:2989[A]:HIS:CE1	2.83	0.65
3:C:3217[B]:PHE:HE1	3:C:3230[B]:PHE:HZ	0.80	0.65
3:C:3259[B]:ASP:OD1	3:C:3260[B]:ARG:HD2	1.96	0.65
2:E:2149:ALA:HA	2:E:2260:GLU:HG2	1.79	0.65
3:I:2952[B]:ALA:CB	3:I:2953[B]:GLY:C	2.48	0.65
3:I:2964[B]:PRO:CA	3:R:3221[B]:ALA:HB1	2.24	0.65
3:I:2984[B]:THR:HG22	3:I:3151[B]:LEU:HD23	1.77	0.65
3:I:3298[A]:ASN:HA	3:I:3299[A]:LEU:HB2	1.76	0.65
3:L:2957[B]:ILE:CA	3:L:2960[B]:PHE:CE1	2.78	0.65
3:L:3259[A]:ASP:OD1	3:L:3260[A]:ARG:HD2	1.96	0.65
3:L:3298[B]:ASN:HD21	3:L:3301[B]:PRO:HA	1.60	0.65
3:L:3306[B]:LEU:HD12	3:L:3306[B]:LEU:C	2.15	0.65
1:M:926:LEU:HD11	1:M:1043:MET:HB3	1.77	0.65
3:O:2937[A]:ASN:ND2	3:O:3006[A]:LYS:HD3	2.11	0.65
3:O:2937[B]:ASN:ND2	3:O:3006[B]:LYS:HD3	2.11	0.65
3:O:2952[B]:ALA:CB	3:O:2953[B]:GLY:C	2.48	0.65
3:O:2975[B]:PHE:HD1	3:X:3156[B]:MET:C	1.98	0.65
3:R:2937[B]:ASN:ND2	3:R:3006[B]:LYS:HD3	2.11	0.65
3:R:3036[A]:GLY:O	3:R:3044[A]:LYS:HA	1.95	0.65
3:R:3180[B]:TYR:CA	3:R:3183[B]:LEU:HD22	2.26	0.65
2:T:2885:SER:HB3	2:T:2890:VAL:HG22	1.77	0.65
3:U:2933[B]:SER:O	3:U:2936[B]:GLU:HB3	1.96	0.65
3:U:2979[A]:GLN:CG	3:U:3155[A]:MET:HE1	2.13	0.65
3:U:3180[A]:TYR:CA	3:U:3183[A]:LEU:HD22	2.26	0.65
3:U:3196[A]:THR:OG1	3:U:3199[A]:GLN:CG	2.44	0.65
1:V:1573:CYS:HB2	1:V:1627:ARG:HG2	1.78	0.65
3:X:2937[A]:ASN:ND2	3:X:3006[A]:LYS:HD3	2.11	0.65
1:Y:958:PRO:HB2	1:Y:960:PHE:N	2.12	0.65
1:A:70:ARG:NH1	1:A:266:LEU:O	2.29	0.65
2:B:2833:GLY:HA3	2:B:2854:MET:HE1	1.78	0.65
3:C:2933[B]:SER:O	3:C:2936[B]:GLU:HB3	1.96	0.65
3:C:2937[B]:ASN:HD22	3:C:3006[B]:LYS:HD3	1.61	0.65
3:C:3011[A]:TYR:HB3	3:C:3121[A]:SER:HB2	1.77	0.65
3:C:3151[B]:LEU:O	3:C:3174[B]:GLY:HA3	1.97	0.65

Continued on next page...

Continued from previous page...

Atom-1	Atom-2	Interatomic distance (Å)	Clash overlap (Å)
3:F:2957[A]:ILE:CA	3:F:2960[A]:PHE:CE1	2.78	0.65
3:F:2984[B]:THR:HG22	3:F:3151[B]:LEU:HD23	1.77	0.65
3:F:3180[B]:TYR:CA	3:F:3183[B]:LEU:HD22	2.26	0.65
3:F:3298[B]:ASN:HD21	3:F:3301[B]:PRO:HA	1.60	0.65
3:I:2957[A]:ILE:CA	3:I:2960[A]:PHE:CE1	2.78	0.65
3:I:3023[A]:ILE:HA	3:I:3026[A]:THR:OG1	1.95	0.65
3:I:3149[A]:ASN:OD1	3:I:3150[A]:LYS:HB2	1.96	0.65
3:I:3255[B]:PRO:HG3	3:R:2963[B]:MET:C	2.16	0.65
3:L:2937[A]:ASN:ND2	3:L:3006[A]:LYS:HD3	2.11	0.65
3:L:3176[A]:LYS:HB3	3:L:3176[A]:LYS:HZ2	1.60	0.65
3:O:3151[A]:LEU:O	3:O:3174[A]:GLY:HA3	1.96	0.65
3:O:3180[A]:TYR:CA	3:O:3183[A]:LEU:HD22	2.26	0.65
3:O:3288[B]:MET:HA	3:O:3295[B]:LEU:HG	1.76	0.65
1:P:534:ASP:HB2	1:P:541:LYS:HE2	1.79	0.65
3:R:2952[B]:ALA:CB	3:R:2953[B]:GLY:C	2.48	0.65
3:R:3036[B]:GLY:O	3:R:3044[B]:LYS:HA	1.96	0.65
3:R:3147[A]:GLU:HB2	3:R:3149[A]:ASN:ND2	2.09	0.65
3:R:3194[A]:GLY:C	3:R:3195[A]:MET:HG2	2.16	0.65
3:U:2937[B]:ASN:ND2	3:U:3006[B]:LYS:HD3	2.11	0.65
3:U:3194[A]:GLY:C	3:U:3195[A]:MET:HG2	2.16	0.65
2:W:2687:ILE:HD11	2:W:2695:MET:HG2	1.79	0.65
3:X:3196[B]:THR:OG1	3:X:3199[B]:GLN:CG	2.43	0.65
3:C:2937[A]:ASN:ND2	3:C:3006[A]:LYS:HD3	2.11	0.65
1:D:1573:CYS:HB2	1:D:1627:ARG:HG2	1.79	0.65
3:F:2933[B]:SER:O	3:F:2936[B]:GLU:HB3	1.96	0.65
3:F:2951[B]:ASP:O	3:F:2956[B]:LYS:CE	2.45	0.65
3:F:2952[A]:ALA:H	3:F:2953[A]:GLY:CA	2.04	0.65
3:F:2965[B]:LEU:CD1	3:F:2975[B]:PHE:H	2.08	0.65
3:F:3011[A]:TYR:HB3	3:F:3121[A]:SER:HB2	1.77	0.65
3:F:3149[B]:ASN:OD1	3:F:3150[B]:LYS:HB2	1.95	0.65
3:I:2937[A]:ASN:HD22	3:I:3006[A]:LYS:HD3	1.61	0.65
3:I:3151[A]:LEU:O	3:I:3174[A]:GLY:HA3	1.97	0.65
3:I:3171[B]:HIS:CA	3:R:3152[B]:LYS:CB	2.74	0.65
3:I:3180[A]:TYR:CA	3:I:3183[A]:LEU:HD22	2.26	0.65
3:I:3196[A]:THR:OG1	3:I:3199[A]:GLN:CG	2.44	0.65
3:I:3217[A]:PHE:HB2	3:I:3219[A]:LEU:HD21	1.78	0.65
1:J:450:LYS:HB3	1:J:454:GLY:HA3	1.79	0.65
1:J:898:GLY:N	1:J:899:MET:HA	2.10	0.65
3:L:2937[B]:ASN:ND2	3:L:3006[B]:LYS:HD3	2.11	0.65
1:M:1280:GLN:NE2	1:M:1337:ARG:HB3	2.10	0.65
3:O:2963[B]:MET:HG2	3:O:3108[B]:HIS:CG	2.23	0.65

Continued on next page...

Continued from previous page...

Atom-1	Atom-2	Interatomic distance (Å)	Clash overlap (Å)
3:O:2979[B]:GLN:CG	3:O:3155[B]:MET:HE2	2.25	0.65
3:R:2933[B]:SER:O	3:R:2936[B]:GLU:HB3	1.96	0.65
3:R:2969[A]:TYR:HD2	3:R:2971[A]:ASP:N	1.84	0.65
3:R:3089[B]:HIS:CE1	3:R:3119[B]:HIS:CE1	2.81	0.65
3:R:3132[B]:ALA:HB1	3:R:3197[B]:ILE:CD1	2.26	0.65
3:R:3259[A]:ASP:OD1	3:R:3260[A]:ARG:HD2	1.96	0.65
3:R:3259[B]:ASP:OD1	3:R:3260[B]:ARG:HD2	1.96	0.65
3:R:3306[B]:LEU:HD12	3:R:3306[B]:LEU:C	2.15	0.65
3:U:2951[A]:ASP:O	3:U:2956[A]:LYS:CE	2.45	0.65
3:U:3288[A]:MET:HA	3:U:3295[A]:LEU:HG	1.76	0.65
2:W:2889:ALA:N	2:W:2890:VAL:HA	2.12	0.65
3:X:2952[A]:ALA:CB	3:X:2953[A]:GLY:C	2.48	0.65
3:X:2966[A]:SER:HB3	3:X:2977[A]:CYS:HB2	1.78	0.65
3:X:3293[B]:LYS:HB2	3:X:3294[B]:SER:HB2	0.82	0.65
1:Y:492:ARG:HD2	1:Y:692:VAL:HG22	1.78	0.65
1:Y:1140:ASN:ND2	1:Y:1236:TYR:OH	2.30	0.65
3:C:2933[A]:SER:C	3:C:2935[A]:ILE:HD13	2.17	0.65
3:C:3137[B]:ARG:CB	3:C:3139[B]:LEU:HD23	2.25	0.65
3:C:3180[A]:TYR:CA	3:C:3183[A]:LEU:HD22	2.26	0.65
3:C:3196[A]:THR:OG1	3:C:3199[A]:GLN:CG	2.44	0.65
3:C:3284[A]:LYS:HA	3:C:3284[A]:LYS:CE	2.22	0.65
1:D:1019:HIS:NE2	1:D:1046:HIS:HE1	1.95	0.65
1:D:1153:LYS:HB2	1:D:1155:LEU:HD23	1.78	0.65
3:F:2937[B]:ASN:HB3	3:F:3006[B]:LYS:HD3	1.79	0.65
3:F:2957[B]:ILE:CA	3:F:2960[B]:PHE:CE1	2.78	0.65
2:H:2889:ALA:N	2:H:2890:VAL:HA	2.11	0.65
3:I:2933[A]:SER:O	3:I:2936[A]:GLU:HB3	1.96	0.65
3:I:2957[B]:ILE:CA	3:I:2960[B]:PHE:CE1	2.78	0.65
3:I:2970[B]:PRO:HA	3:R:2985[B]:PHE:CZ	2.31	0.65
3:I:2982[B]:MET:SD	3:R:3157[B]:PRO:N	2.70	0.65
3:I:3036[B]:GLY:O	3:I:3044[B]:LYS:HA	1.95	0.65
3:I:3217[B]:PHE:HB2	3:I:3219[B]:LEU:HD21	1.78	0.65
3:I:3256[B]:TRP:HE1	3:R:2965[B]:LEU:HB3	1.15	0.65
3:L:2933[A]:SER:C	3:L:2935[A]:ILE:HD13	2.17	0.65
3:L:3066[B]:TYR:CE1	3:L:3193[B]:HIS:HE1	2.15	0.65
3:L:3149[A]:ASN:OD1	3:L:3150[A]:LYS:HB2	1.96	0.65
3:L:3217[A]:PHE:HB2	3:L:3219[A]:LEU:HD21	1.78	0.65
3:O:2966[A]:SER:HB3	3:O:2977[A]:CYS:HB2	1.78	0.65
3:O:3132[A]:ALA:HB1	3:O:3197[A]:ILE:CD1	2.26	0.65
3:O:3194[A]:GLY:C	3:O:3195[A]:MET:HG2	2.16	0.65
3:O:3217[B]:PHE:HB2	3:O:3219[B]:LEU:HD21	1.78	0.65

Continued on next page...

Continued from previous page...

Atom-1	Atom-2	Interatomic distance (Å)	Clash overlap (Å)
3:O:3255[B]:PRO:CA	3:X:3160[B]:SER:C	2.50	0.65
3:O:3259[A]:ASP:OD1	3:O:3260[A]:ARG:HD2	1.96	0.65
1:P:1195:ASP:OD1	1:P:1196:ILE:N	2.29	0.65
1:P:1280:GLN:HG2	1:P:1337:ARG:HD2	1.77	0.65
3:R:3285[B]:VAL:HG22	3:R:3286[B]:THR:H	1.62	0.65
3:U:2933[A]:SER:O	3:U:2936[A]:GLU:HB3	1.96	0.65
3:U:2933[B]:SER:C	3:U:2935[B]:ILE:HD13	2.17	0.65
3:U:2937[A]:ASN:HD22	3:U:3006[A]:LYS:HD3	1.61	0.65
3:U:2937[B]:ASN:HD22	3:U:3006[B]:LYS:HD3	1.61	0.65
3:U:3151[B]:LEU:O	3:U:3174[B]:GLY:HA3	1.97	0.65
2:W:2317:LEU:HB3	2:W:2318:PRO:HD2	1.79	0.65
3:X:2933[A]:SER:C	3:X:2935[A]:ILE:HD13	2.17	0.65
3:X:2951[A]:ASP:O	3:X:2956[A]:LYS:CE	2.45	0.65
3:X:3023[B]:ILE:HA	3:X:3026[B]:THR:OG1	1.95	0.65
2:Z:2509:ILE:HD11	2:Z:2605:LEU:HD23	1.78	0.65
3:C:2937[B]:ASN:ND2	3:C:3006[B]:LYS:HD3	2.11	0.65
3:C:3151[A]:LEU:O	3:C:3174[A]:GLY:HA3	1.97	0.65
3:C:3174[B]:GLY:HA2	3:L:3154[B]:PRO:HG3	1.79	0.65
3:C:3217[B]:PHE:HB2	3:C:3219[B]:LEU:HD21	1.78	0.65
3:F:2937[A]:ASN:ND2	3:F:3006[A]:LYS:HD3	2.11	0.65
3:I:2966[B]:SER:CB	3:R:3254[B]:MET:CG	2.54	0.65
3:I:3011[A]:TYR:HB3	3:I:3121[A]:SER:HB2	1.76	0.65
1:J:327:ASP:OD1	1:J:328:LYS:N	2.27	0.65
1:J:1286:ARG:NH1	1:J:1333:GLU:OE1	2.30	0.65
2:K:2470:ALA:HB2	2:K:2476:LEU:HD11	1.77	0.65
3:L:3133[A]:LEU:O	3:L:3134[A]:GLN:C	2.32	0.65
3:L:3285[B]:VAL:HG22	3:L:3286[B]:THR:H	1.62	0.65
1:M:1421:VAL:HG23	1:M:1422:HIS:HD1	1.61	0.65
2:N:2687:ILE:HD11	2:N:2695:MET:HG2	1.79	0.65
3:O:3089[A]:HIS:ND1	3:O:3119[A]:HIS:CE1	2.61	0.65
3:O:3156[B]:MET:HG2	3:X:3173[B]:THR:HG23	1.61	0.65
1:P:891:LYS:HB3	1:P:892:TYR:CD2	2.31	0.65
1:P:1143:ALA:HA	1:P:1195:ASP:HA	1.77	0.65
2:Q:2394:VAL:H	2:Q:2448:THR:HG22	1.60	0.65
3:R:2933[A]:SER:C	3:R:2935[A]:ILE:HD13	2.17	0.65
3:R:2937[A]:ASN:HD22	3:R:3006[A]:LYS:HD3	1.62	0.65
3:R:3228[B]:VAL:HG21	3:R:3245[B]:PHE:CE1	2.32	0.65
3:R:3298[A]:ASN:HD21	3:R:3301[A]:PRO:HA	1.60	0.65
1:S:1414:THR:HG23	1:S:1477:LEU:HD13	1.78	0.65
2:T:2252:GLU:O	2:T:2389:ARG:NH2	2.28	0.65
3:U:2933[A]:SER:C	3:U:2935[A]:ILE:HD13	2.17	0.65

Continued on next page...

Continued from previous page...

Atom-1	Atom-2	Interatomic distance (Å)	Clash overlap (Å)
3:U:2957[A]:ILE:CA	3:U:2960[A]:PHE:CE1	2.78	0.65
3:U:3133[B]:LEU:O	3:U:3134[B]:GLN:C	2.32	0.65
3:U:3137[B]:ARG:CB	3:U:3139[B]:LEU:HD23	2.25	0.65
3:U:3284[A]:LYS:CD	3:U:3285[A]:VAL:H	2.10	0.65
3:U:3288[B]:MET:HA	3:U:3295[B]:LEU:HG	1.76	0.65
3:X:3066[A]:TYR:CE1	3:X:3193[A]:HIS:HE1	2.15	0.65
3:X:3217[B]:PHE:HB2	3:X:3219[B]:LEU:HD21	1.78	0.65
3:X:3228[B]:VAL:HG21	3:X:3245[B]:PHE:CE1	2.32	0.65
1:A:1492:PRO:HB2	1:A:1497:SER:HB2	1.78	0.65
3:C:2933[B]:SER:C	3:C:2935[B]:ILE:HD13	2.17	0.65
3:C:2988[B]:TRP:CD1	3:L:3153[B]:LYS:CE	2.79	0.65
3:C:3149[B]:ASN:CB	3:L:3158[B]:PHE:O	2.45	0.65
3:C:3149[B]:ASN:OD1	3:C:3150[B]:LYS:HB2	1.96	0.65
3:C:3228[A]:VAL:HG21	3:C:3245[A]:PHE:CE1	2.32	0.65
3:F:3228[A]:VAL:HG21	3:F:3245[A]:PHE:CE1	2.32	0.65
3:I:2937[B]:ASN:ND2	3:I:3006[B]:LYS:HD3	2.11	0.65
3:I:3180[B]:TYR:CA	3:I:3183[B]:LEU:HD22	2.26	0.65
1:J:1219:ASP:OD1	1:J:1223:ALA:N	2.30	0.65
3:L:3200[A]:LEU:HD22	3:L:3204[A]:LEU:CD1	2.27	0.65
1:M:1060:GLN:OE1	1:M:1063:ARG:NH1	2.30	0.65
3:O:2933[A]:SER:O	3:O:2936[A]:GLU:HB3	1.96	0.65
3:O:2937[A]:ASN:HB3	3:O:3006[A]:LYS:HD3	1.79	0.65
3:O:2957[A]:ILE:CA	3:O:2960[A]:PHE:CE1	2.78	0.65
3:O:2984[A]:THR:HG22	3:O:3151[A]:LEU:HD23	1.77	0.65
3:O:3149[A]:ASN:OD1	3:O:3150[A]:LYS:HB2	1.96	0.65
3:O:3158[B]:PHE:O	3:X:3148[B]:ILE:O	2.13	0.65
3:O:3194[B]:GLY:C	3:O:3195[B]:MET:HG2	2.16	0.65
3:O:3217[A]:PHE:HB2	3:O:3219[A]:LEU:HD21	1.79	0.65
2:Q:2545:SER:HA	2:Q:2546:LEU:HB3	1.78	0.65
3:R:2984[A]:THR:HG22	3:R:3151[A]:LEU:HD23	1.77	0.65
3:R:3132[A]:ALA:HB1	3:R:3197[A]:ILE:CD1	2.26	0.65
3:R:3217[B]:PHE:HB2	3:R:3219[B]:LEU:HD21	1.78	0.65
2:T:2403:PHE:HD1	2:T:2405:SER:H	1.45	0.65
3:X:2937[B]:ASN:HD22	3:X:3006[B]:LYS:HD3	1.61	0.65
3:X:3194[B]:GLY:C	3:X:3195[B]:MET:HG2	2.16	0.65
3:X:3288[A]:MET:HA	3:X:3295[A]:LEU:HG	1.76	0.65
1:A:133:LYS:HG3	1:A:134:VAL:HG22	1.78	0.65
1:A:327:ASP:OD1	1:A:328:LYS:N	2.29	0.65
2:B:2283:ASN:O	2:B:2406:SER:OG	2.07	0.65
3:C:3154[B]:PRO:CD	3:L:3173[B]:THR:C	2.63	0.65
3:C:3154[B]:PRO:HD2	3:L:3155[B]:MET:SD	2.37	0.65

Continued on next page...

Continued from previous page...

Atom-1	Atom-2	Interatomic distance (Å)	Clash overlap (Å)
3:C:3156[B]:MET:HE1	3:L:2979[B]:GLN:HG3	1.26	0.65
3:C:3194[B]:GLY:C	3:C:3195[B]:MET:HG2	2.16	0.65
3:C:3217[A]:PHE:HB2	3:C:3219[A]:LEU:HD21	1.79	0.65
3:C:3255[B]:PRO:HG2	3:L:2959[B]:SER:O	1.96	0.65
3:F:2937[A]:ASN:HD22	3:F:3006[A]:LYS:HD3	1.62	0.65
3:F:3176[A]:LYS:HB3	3:F:3176[A]:LYS:HZ2	1.60	0.65
3:F:3298[B]:ASN:ND2	3:F:3301[B]:PRO:O	2.30	0.65
3:I:2933[A]:SER:C	3:I:2935[A]:ILE:HD13	2.17	0.65
3:I:2951[A]:ASP:O	3:I:2956[A]:LYS:CE	2.45	0.65
3:I:2965[B]:LEU:CD1	3:I:2975[B]:PHE:H	2.08	0.65
3:I:3036[A]:GLY:O	3:I:3044[A]:LYS:HA	1.96	0.65
3:I:3171[B]:HIS:N	3:R:3152[B]:LYS:CB	2.45	0.65
3:I:3256[B]:TRP:CB	3:R:2966[B]:SER:O	2.45	0.65
3:I:3259[A]:ASP:OD1	3:I:3260[A]:ARG:HD2	1.96	0.65
3:L:3089[B]:HIS:CE1	3:L:3119[B]:HIS:CE1	2.81	0.65
3:L:3151[A]:LEU:O	3:L:3174[A]:GLY:HA3	1.97	0.65
3:L:3196[B]:THR:OG1	3:L:3199[B]:GLN:CG	2.44	0.65
3:L:3217[B]:PHE:HB2	3:L:3219[B]:LEU:HD21	1.78	0.65
1:M:664:VAL:HG12	1:M:690:THR:HG22	1.79	0.65
3:O:2965[B]:LEU:HD12	3:X:2979[B]:GLN:NE2	1.60	0.65
1:P:450:LYS:NZ	1:P:1273:SER:OG	2.26	0.65
1:P:1304:ASP:N	1:P:1304:ASP:OD1	2.23	0.65
3:R:2957[A]:ILE:CA	3:R:2960[A]:PHE:CE1	2.78	0.65
3:R:3180[A]:TYR:CA	3:R:3183[A]:LEU:HD22	2.26	0.65
3:R:3217[A]:PHE:HB2	3:R:3219[A]:LEU:HD21	1.79	0.65
3:R:3298[A]:ASN:HA	3:R:3299[A]:LEU:HB2	1.76	0.65
3:U:2965[B]:LEU:CD1	3:U:2975[B]:PHE:H	2.08	0.65
3:U:3036[A]:GLY:O	3:U:3044[A]:LYS:HA	1.95	0.65
1:V:1631:GLU:OE1	1:Y:328:LYS:NZ	2.29	0.65
3:X:3180[B]:TYR:CA	3:X:3183[B]:LEU:HD22	2.26	0.65
6:GA:1:NAG:O3	6:GA:2:NAG:N2	2.30	0.65
1:A:931:TRP:CG	1:A:1018:ILE:HD11	2.32	0.65
3:C:3160[B]:SER:CB	3:L:2983[B]:VAL:CG2	2.55	0.65
3:C:3298[A]:ASN:ND2	3:C:3301[A]:PRO:O	2.30	0.65
3:C:3298[B]:ASN:ND2	3:C:3301[B]:PRO:O	2.30	0.65
3:F:3066[B]:TYR:CE1	3:F:3193[B]:HIS:HE1	2.15	0.65
3:F:3194[B]:GLY:C	3:F:3195[B]:MET:HG2	2.16	0.65
3:F:3217[B]:PHE:HE1	3:F:3230[B]:PHE:HZ	0.80	0.65
1:G:580:TYR:O	1:G:584:SER:OG	2.14	0.65
3:I:3014[A]:TRP:CG	3:I:3092[A]:ILE:HD11	2.32	0.65
3:I:3014[B]:TRP:CG	3:I:3092[B]:ILE:HD11	2.32	0.65

Continued on next page...

Continued from previous page...

Atom-1	Atom-2	Interatomic distance (Å)	Clash overlap (Å)
3:I:3194[B]:GLY:C	3:I:3195[B]:MET:HG2	2.16	0.65
3:I:3228[A]:VAL:HG21	3:I:3245[A]:PHE:CE1	2.32	0.65
3:I:3298[B]:ASN:ND2	3:I:3301[B]:PRO:O	2.30	0.65
3:L:3176[B]:LYS:HB3	3:L:3176[B]:LYS:HZ2	1.60	0.65
3:L:3228[B]:VAL:HG21	3:L:3245[B]:PHE:CE1	2.32	0.65
3:L:3298[A]:ASN:HD21	3:L:3301[A]:PRO:HA	1.60	0.65
3:O:3217[A]:PHE:HE1	3:O:3230[A]:PHE:HZ	0.81	0.65
2:Q:2648:ALA:HA	2:Q:2654:SER:HB2	1.78	0.65
3:R:2966[A]:SER:HB3	3:R:2977[A]:CYS:HB2	1.78	0.65
3:R:3014[B]:TRP:CG	3:R:3092[B]:ILE:HD11	2.32	0.65
3:R:3149[B]:ASN:OD1	3:R:3150[B]:LYS:HB2	1.96	0.65
3:R:3284[A]:LYS:HA	3:R:3284[A]:LYS:CE	2.22	0.65
3:R:3285[A]:VAL:HG22	3:R:3286[A]:THR:H	1.61	0.65
2:T:2638:ARG:NH2	2:T:2704:ASP:OD1	2.30	0.65
3:U:3066[B]:TYR:CE1	3:U:3193[B]:HIS:HE1	2.15	0.65
2:W:2867:PRO:HB2	3:X:2932[A]:PRO:HG2	1.79	0.65
3:X:3180[A]:TYR:CB	3:X:3183[A]:LEU:HD22	2.27	0.65
3:X:3259[A]:ASP:OD1	3:X:3260[A]:ARG:HD2	1.96	0.65
1:A:930:ASP:OD1	1:A:1051:ARG:NH2	2.29	0.65
3:C:2957[A]:ILE:CA	3:C:2960[A]:PHE:CE1	2.78	0.65
3:C:3149[A]:ASN:OD1	3:C:3150[A]:LYS:HB2	1.96	0.65
3:C:3248[B]:LEU:HD21	3:L:2971[B]:ASP:OD2	1.97	0.65
3:C:3285[A]:VAL:HG22	3:C:3286[A]:THR:H	1.61	0.65
3:F:2979[B]:GLN:HE21	3:F:3155[B]:MET:HE2	1.62	0.65
3:F:3117[B]:TYR:O	3:F:3120[B]:HIS:HB2	1.97	0.65
3:F:3194[A]:GLY:C	3:F:3195[A]:MET:HG2	2.16	0.65
3:F:3200[B]:LEU:HD22	3:F:3204[B]:LEU:CD1	2.27	0.65
3:F:3217[B]:PHE:HB2	3:F:3219[B]:LEU:HD21	1.79	0.65
2:H:2509:ILE:HD11	2:H:2605:LEU:HD23	1.78	0.65
3:I:2965[B]:LEU:HB3	3:R:3256[B]:TRP:CZ2	2.31	0.65
3:I:3025[B]:VAL:HG22	3:I:3047[B]:ARG:NH1	2.02	0.65
3:I:3153[B]:LYS:HZ2	3:R:3157[B]:PRO:HD2	1.58	0.65
1:J:1576:THR:H	1:J:1581:GLU:HB3	1.60	0.65
3:L:2961[B]:HIS:CE1	3:L:2980[B]:HIS:NE2	2.57	0.65
3:L:3014[A]:TRP:CG	3:L:3092[A]:ILE:HD11	2.32	0.65
1:M:460:GLU:HB3	1:M:465:PRO:HG2	1.79	0.65
3:O:2937[A]:ASN:HD22	3:O:3006[A]:LYS:HD3	1.61	0.65
1:P:329:ARG:O	1:S:1583:CYS:N	2.29	0.65
1:P:883:CYS:O	1:P:885:SER:OG	2.14	0.65
2:Q:2109:ARG:NH1	2:Q:2169:HIS:O	2.30	0.65
3:R:2937[B]:ASN:HD22	3:R:3006[B]:LYS:HD3	1.62	0.65

Continued on next page...

Continued from previous page...

Atom-1	Atom-2	Interatomic distance (Å)	Clash overlap (Å)
3:R:3180[A]:TYR:CB	3:R:3183[A]:LEU:HD22	2.27	0.65
1:S:545:PHE:O	1:S:561:ARG:NH2	2.28	0.65
3:U:3228[B]:VAL:HG21	3:U:3245[B]:PHE:CE1	2.32	0.65
1:V:452:ILE:HD12	1:V:1367:SER:HB2	1.79	0.65
8:0:1:NAG:C6	8:0:2:NAG:N2	2.59	0.65
3:C:3147[B]:GLU:CG	3:L:3160[B]:SER:C	2.55	0.65
3:C:3153[B]:LYS:NZ	3:L:2988[B]:TRP:HE1	1.93	0.65
3:C:3154[B]:PRO:CG	3:L:3174[B]:GLY:HA3	2.09	0.65
3:C:3232[A]:VAL:CG2	3:C:3273[A]:LEU:HD11	2.27	0.65
3:C:3251[B]:ASP:O	3:L:3253[B]:GLU:N	2.22	0.65
1:D:855:ARG:NH2	1:D:941:LEU:O	2.30	0.65
2:E:2858:ASP:OD2	2:E:2862:LYS:NZ	2.30	0.65
3:F:3200[A]:LEU:HD22	3:F:3204[A]:LEU:CD1	2.27	0.65
2:H:2185:THR:HG23	2:H:2186:GLU:HG3	1.79	0.65
3:I:2937[B]:ASN:HB3	3:I:3006[B]:LYS:HD3	1.79	0.65
3:I:2955[B]:GLN:OE1	3:I:3037[B]:TYR:CE1	2.50	0.65
3:I:2965[B]:LEU:CA	3:R:3221[B]:ALA:HB1	2.18	0.65
3:I:2975[B]:PHE:CZ	3:R:2961[B]:HIS:O	2.50	0.65
3:I:3133[A]:LEU:O	3:I:3134[A]:GLN:C	2.32	0.65
3:I:3146[B]:CYS:O	3:R:3161[B]:GLU:HG3	1.97	0.65
3:I:3153[B]:LYS:HB3	3:R:3155[B]:MET:CB	2.26	0.65
3:I:3160[B]:SER:HG	3:R:2982[B]:MET:HA	1.60	0.65
1:J:1182:ASN:HD22	1:J:1182:ASN:H	1.44	0.65
3:L:2937[A]:ASN:HD22	3:L:3006[A]:LYS:HD3	1.62	0.65
1:M:450:LYS:NZ	1:M:1273:SER:OG	2.30	0.65
3:O:3066[B]:TYR:CE1	3:O:3193[B]:HIS:HE1	2.15	0.65
3:O:3089[B]:HIS:CE1	3:O:3119[B]:HIS:CE1	2.81	0.65
1:P:61:GLY:HA3	1:P:352:TRP:HB2	1.78	0.65
3:R:2933[B]:SER:C	3:R:2935[B]:ILE:HD13	2.17	0.65
3:R:2951[B]:ASP:O	3:R:2956[B]:LYS:CE	2.45	0.65
3:R:3066[A]:TYR:CE1	3:R:3193[A]:HIS:HE1	2.15	0.65
3:R:3298[B]:ASN:HD21	3:R:3301[B]:PRO:HA	1.60	0.65
3:U:3232[B]:VAL:CG2	3:U:3273[B]:LEU:HD11	2.27	0.65
3:U:3298[B]:ASN:ND2	3:U:3301[B]:PRO:O	2.30	0.65
3:X:2933[B]:SER:C	3:X:2935[B]:ILE:HD13	2.17	0.65
3:X:3014[A]:TRP:CG	3:X:3092[A]:ILE:HD11	2.32	0.65
3:X:3014[B]:TRP:CG	3:X:3092[B]:ILE:HD11	2.32	0.65
3:X:3298[B]:ASN:ND2	3:X:3301[B]:PRO:O	2.30	0.65
1:A:1013:ILE:HD11	1:A:1175:PHE:CD2	2.31	0.64
1:A:1604:ASP:OD1	1:A:1605:ARG:NH1	2.30	0.64
3:C:3014[B]:TRP:CG	3:C:3092[B]:ILE:HD11	2.32	0.64

Continued on next page...

Continued from previous page...

Atom-1	Atom-2	Interatomic distance (Å)	Clash overlap (Å)
1:D:984:ASP:N	1:D:984:ASP:OD1	2.30	0.64
3:F:2933[A]:SER:O	3:F:2936[A]:GLU:HB3	1.96	0.64
3:F:2933[A]:SER:C	3:F:2935[A]:ILE:HD13	2.17	0.64
3:F:3124[B]:ASP:OD2	3:F:3187[B]:TYR:OH	2.15	0.64
3:F:3151[B]:LEU:O	3:F:3174[B]:GLY:HA3	1.97	0.64
3:I:2960[B]:PHE:CA	3:R:3255[B]:PRO:HD2	2.18	0.64
3:I:2969[A]:TYR:HD2	3:I:2971[A]:ASP:N	1.84	0.64
3:I:3153[B]:LYS:C	3:R:3155[B]:MET:H	1.90	0.64
3:I:3259[B]:ASP:N	3:R:3162[B]:ASP:HB3	2.11	0.64
1:J:534:ASP:HB2	1:J:541:LYS:HE2	1.77	0.64
3:L:3151[B]:LEU:O	3:L:3174[B]:GLY:HA3	1.97	0.64
3:L:3298[A]:ASN:ND2	3:L:3301[A]:PRO:O	2.30	0.64
3:O:2933[A]:SER:C	3:O:2935[A]:ILE:HD13	2.17	0.64
3:O:2951[A]:ASP:O	3:O:2956[A]:LYS:CE	2.45	0.64
3:O:2963[B]:MET:CE	3:X:2975[B]:PHE:CB	2.56	0.64
3:O:3117[B]:TYR:O	3:O:3120[B]:HIS:HB2	1.98	0.64
3:R:3298[B]:ASN:ND2	3:R:3301[B]:PRO:O	2.30	0.64
3:U:3124[B]:ASP:OD2	3:U:3187[B]:TYR:OH	2.15	0.64
3:U:3217[A]:PHE:HB2	3:U:3219[A]:LEU:HD21	1.79	0.64
3:U:3285[A]:VAL:HG22	3:U:3286[A]:THR:H	1.62	0.64
1:V:136:ALA:O	1:V:193:SER:OG	2.14	0.64
3:X:2955[A]:GLN:OE1	3:X:3037[A]:TYR:CE1	2.51	0.64
3:X:3132[B]:ALA:HB1	3:X:3197[B]:ILE:CD1	2.26	0.64
3:X:3180[A]:TYR:CA	3:X:3183[A]:LEU:HD22	2.26	0.64
3:X:3180[B]:TYR:CB	3:X:3183[B]:LEU:HD22	2.27	0.64
3:X:3232[B]:VAL:CG2	3:X:3273[B]:LEU:HD11	2.27	0.64
1:A:1618:LEU:O	3:F:3198[B]:PRO:HD3	1.98	0.64
3:C:2952[A]:ALA:H	3:C:2953[A]:GLY:CA	2.04	0.64
3:C:3066[A]:TYR:CE1	3:C:3193[A]:HIS:HE1	2.15	0.64
3:C:3149[B]:ASN:ND2	3:L:3163[B]:ASN:CB	2.60	0.64
1:D:1013:ILE:HD11	1:D:1175:PHE:CD2	2.32	0.64
3:F:2933[B]:SER:C	3:F:2935[B]:ILE:HD13	2.17	0.64
3:F:3217[A]:PHE:HB2	3:F:3219[A]:LEU:HD21	1.78	0.64
3:I:2930[B]:LEU:HD22	3:I:2930[B]:LEU:N	2.02	0.64
3:I:3120[A]:HIS:NE2	9:I:3402[A]:CUO:O1	2.30	0.64
3:I:3298[A]:ASN:ND2	3:I:3301[A]:PRO:O	2.30	0.64
3:L:2952[A]:ALA:CB	3:L:2953[A]:GLY:C	2.48	0.64
3:L:2966[B]:SER:HB3	3:L:2977[B]:CYS:HB2	1.78	0.64
3:L:2979[A]:GLN:CG	3:L:3155[A]:MET:HE2	2.22	0.64
3:L:3200[B]:LEU:HD22	3:L:3204[B]:LEU:CD1	2.27	0.64
3:O:2951[B]:ASP:O	3:O:2956[B]:LYS:CE	2.45	0.64

Continued on next page...

Continued from previous page...

Atom-1	Atom-2	Interatomic distance (Å)	Clash overlap (Å)
3:O:3132[B]:ALA:HB1	3:O:3197[B]:ILE:CD1	2.26	0.64
3:O:3157[B]:PRO:HD3	3:X:3153[B]:LYS:HA	1.80	0.64
3:O:3298[A]:ASN:ND2	3:O:3301[A]:PRO:O	2.30	0.64
3:O:3298[B]:ASN:ND2	3:O:3301[B]:PRO:O	2.30	0.64
3:R:3151[B]:LEU:O	3:R:3174[B]:GLY:HA3	1.97	0.64
3:R:3232[B]:VAL:CG2	3:R:3273[B]:LEU:HD11	2.27	0.64
3:R:3298[A]:ASN:ND2	3:R:3301[A]:PRO:O	2.30	0.64
1:S:573:LYS:HD2	1:S:574:GLY:HA2	1.77	0.64
3:U:2937[A]:ASN:HB3	3:U:3006[A]:LYS:HD3	1.78	0.64
3:U:3117[A]:TYR:O	3:U:3120[A]:HIS:HB2	1.97	0.64
3:U:3228[A]:VAL:HG21	3:U:3245[A]:PHE:CE1	2.32	0.64
1:V:912:ASN:ND2	1:V:1093:ASP:OD2	2.30	0.64
1:V:1029:SER:OG	1:V:1030:MET:N	2.30	0.64
3:X:2961[A]:HIS:CE1	3:X:2980[A]:HIS:NE2	2.57	0.64
3:X:3149[A]:ASN:OD1	3:X:3150[A]:LYS:HB2	1.96	0.64
3:X:3232[A]:VAL:CG2	3:X:3273[A]:LEU:HD11	2.27	0.64
3:C:2971[B]:ASP:CB	3:L:3089[B]:HIS:CE1	2.59	0.64
3:C:3180[A]:TYR:CB	3:C:3183[A]:LEU:HD22	2.27	0.64
3:C:3194[A]:GLY:C	3:C:3195[A]:MET:HG2	2.16	0.64
3:C:3259[A]:ASP:OD1	3:C:3260[A]:ARG:HD2	1.96	0.64
2:E:2142:ALA:HB1	2:E:2143:CYS:HB2	1.77	0.64
3:F:2937[B]:ASN:HD22	3:F:3006[B]:LYS:HD3	1.61	0.64
3:F:3014[A]:TRP:CG	3:F:3092[A]:ILE:HD11	2.32	0.64
3:F:3014[B]:TRP:CG	3:F:3092[B]:ILE:HD11	2.32	0.64
3:F:3180[A]:TYR:CB	3:F:3183[A]:LEU:HD22	2.27	0.64
3:I:2965[A]:LEU:CD1	3:I:2975[A]:PHE:H	2.08	0.64
3:I:3180[A]:TYR:CB	3:I:3183[A]:LEU:HD22	2.27	0.64
3:I:3259[B]:ASP:CA	3:R:3162[B]:ASP:HB3	2.26	0.64
1:J:105:VAL:HG12	1:J:123:PHE:HB3	1.80	0.64
3:L:2933[B]:SER:C	3:L:2935[B]:ILE:HD13	2.17	0.64
3:L:2951[A]:ASP:O	3:L:2956[A]:LYS:CE	2.45	0.64
3:L:2961[A]:HIS:CE1	3:L:2980[A]:HIS:NE2	2.57	0.64
3:L:3180[B]:TYR:CB	3:L:3183[B]:LEU:HD22	2.27	0.64
3:L:3232[B]:VAL:CG2	3:L:3273[B]:LEU:HD11	2.27	0.64
3:O:2969[B]:TYR:CG	3:X:3158[B]:PHE:HE1	2.12	0.64
3:O:3120[B]:HIS:NE2	9:O:3401[B]:CUO:O1	2.30	0.64
3:O:3180[A]:TYR:CB	3:O:3183[A]:LEU:HD22	2.27	0.64
1:P:450:LYS:HB3	1:P:454:GLY:HA3	1.79	0.64
3:R:2955[B]:GLN:OE1	3:R:3037[B]:TYR:CE1	2.51	0.64
3:R:2966[A]:SER:HB2	3:R:2977[A]:CYS:CB	2.21	0.64
1:S:1284:GLU:OE1	1:S:1337:ARG:NH1	2.30	0.64

Continued on next page...

Continued from previous page...

Atom-1	Atom-2	Interatomic distance (Å)	Clash overlap (Å)
3:U:2955[B]:GLN:OE1	3:U:3037[B]:TYR:CE1	2.51	0.64
3:U:3014[A]:TRP:CG	3:U:3092[A]:ILE:HD11	2.32	0.64
3:U:3151[A]:LEU:O	3:U:3174[A]:GLY:HA3	1.97	0.64
1:V:804:ASP:OD2	6:EA:1:NAG:O6	2.14	0.64
3:X:3298[A]:ASN:ND2	3:X:3301[A]:PRO:O	2.30	0.64
1:A:533:VAL:HG12	1:A:540:THR:HG22	1.80	0.64
3:C:2937[B]:ASN:HB3	3:C:3006[B]:LYS:HD3	1.79	0.64
3:C:2955[A]:GLN:OE1	3:C:3037[A]:TYR:CE1	2.51	0.64
3:C:2975[B]:PHE:HD1	3:L:3107[B]:LEU:HD13	1.54	0.64
3:C:3066[B]:TYR:CE1	3:C:3193[B]:HIS:HE1	2.15	0.64
3:F:2954[A]:TYR:HA	3:F:2957[A]:ILE:HG22	1.80	0.64
3:F:3117[A]:TYR:O	3:F:3120[A]:HIS:HB2	1.98	0.64
3:F:3151[A]:LEU:O	3:F:3174[A]:GLY:HA3	1.97	0.64
3:F:3232[A]:VAL:CG2	3:F:3273[A]:LEU:HD11	2.27	0.64
3:F:3285[A]:VAL:HG22	3:F:3286[A]:THR:H	1.62	0.64
1:G:164:GLU:HG3	1:G:297:ARG:HE	1.63	0.64
3:I:2933[B]:SER:C	3:I:2935[B]:ILE:HD13	2.17	0.64
3:I:2961[A]:HIS:CE1	3:I:2980[A]:HIS:NE2	2.57	0.64
3:I:3025[A]:VAL:HG22	3:I:3047[A]:ARG:NH1	2.01	0.64
3:I:3151[B]:LEU:O	3:I:3174[B]:GLY:HA3	1.96	0.64
3:I:3153[B]:LYS:CB	3:R:3155[B]:MET:CB	2.71	0.64
3:L:3194[A]:GLY:C	3:L:3195[A]:MET:HG2	2.16	0.64
3:L:3240[A]:THR:HG22	3:L:3241[A]:PHE:N	2.13	0.64
3:L:3279[B]:ASP:OD1	3:L:3279[B]:ASP:N	2.25	0.64
3:L:3285[A]:VAL:HG22	3:L:3286[A]:THR:H	1.62	0.64
1:M:439:LEU:HD23	1:M:509:ILE:HD12	1.80	0.64
1:M:873:VAL:HA	1:M:876:PHE:CE1	2.32	0.64
3:O:2937[B]:ASN:HB3	3:O:3006[B]:LYS:HD3	1.79	0.64
3:O:2969[B]:TYR:CD2	3:X:2988[B]:TRP:O	2.50	0.64
3:O:3285[B]:VAL:HG22	3:O:3286[B]:THR:H	1.62	0.64
1:P:325:THR:HB	1:P:332:ASP:H	1.62	0.64
2:Q:2687:ILE:HD11	2:Q:2695:MET:HG2	1.77	0.64
3:R:2961[B]:HIS:CE1	3:R:2980[B]:HIS:NE2	2.57	0.64
3:U:2937[B]:ASN:HB3	3:U:3006[B]:LYS:HD3	1.79	0.64
3:U:3124[A]:ASP:OD2	3:U:3187[A]:TYR:OH	2.15	0.64
3:U:3149[B]:ASN:OD1	3:U:3150[B]:LYS:HB2	1.96	0.64
3:U:3157[B]:PRO:O	3:U:3160[B]:SER:N	2.30	0.64
3:U:3298[A]:ASN:ND2	3:U:3301[A]:PRO:O	2.30	0.64
1:V:426:LYS:NZ	1:V:1123:GLY:O	2.21	0.64
1:Y:1505:ARG:HG3	1:Y:1508:PHE:HB3	1.79	0.64
6:LA:2:NAG:H62	6:LA:3:BMA:H2	1.80	0.64

Continued on next page...

Continued from previous page...

Atom-1	Atom-2	Interatomic distance (Å)	Clash overlap (Å)
3:C:2933[A]:SER:O	3:C:2936[A]:GLU:HB3	1.96	0.64
3:C:2951[A]:ASP:O	3:C:2956[A]:LYS:CE	2.45	0.64
3:C:2984[A]:THR:HG22	3:C:3151[A]:LEU:HD23	1.77	0.64
3:C:3211[B]:ASP:OD1	3:C:3211[B]:ASP:N	2.27	0.64
3:C:3223[B]:GLY:H	3:L:2963[B]:MET:CE	2.07	0.64
3:C:3252[B]:TYR:HB3	3:L:3253[B]:GLU:CB	2.27	0.64
3:F:2952[A]:ALA:CB	3:F:2953[A]:GLY:C	2.48	0.64
3:F:2955[B]:GLN:OE1	3:F:3037[B]:TYR:CE1	2.51	0.64
3:F:3298[A]:ASN:ND2	3:F:3301[A]:PRO:O	2.30	0.64
1:G:834:ASP:OD1	1:G:834:ASP:N	2.20	0.64
3:I:2969[B]:TYR:CA	3:R:2989[B]:HIS:NE2	2.61	0.64
3:I:3066[B]:TYR:CE1	3:I:3193[B]:HIS:HE1	2.15	0.64
3:I:3149[B]:ASN:OD1	3:I:3150[B]:LYS:HB2	1.96	0.64
3:I:3169[B]:LYS:HG2	3:R:3151[B]:LEU:N	2.06	0.64
3:I:3200[A]:LEU:HD22	3:I:3204[A]:LEU:CD1	2.27	0.64
3:I:3200[B]:LEU:HD22	3:I:3204[B]:LEU:CD1	2.27	0.64
3:I:3228[B]:VAL:HG21	3:I:3245[B]:PHE:CE1	2.32	0.64
2:K:2549:PRO:HG2	2:K:2747:LYS:HD2	1.78	0.64
3:L:2937[B]:ASN:HD22	3:L:3006[B]:LYS:HD3	1.61	0.64
3:L:2965[A]:LEU:CD1	3:L:2975[A]:PHE:H	2.08	0.64
3:L:3066[A]:TYR:CE1	3:L:3193[A]:HIS:HE1	2.15	0.64
3:L:3066[B]:TYR:HD1	3:L:3193[B]:HIS:CE1	2.16	0.64
1:M:260:ASN:OD1	1:M:271:HIS:NE2	2.30	0.64
2:N:2133:PRO:HD3	2:N:2142:ALA:HB2	1.78	0.64
2:N:2390:GLN:NE2	2:N:2494:GLN:O	2.29	0.64
3:O:2937[B]:ASN:HD22	3:O:3006[B]:LYS:HD3	1.61	0.64
3:O:2957[B]:ILE:CA	3:O:2960[B]:PHE:HE1	2.11	0.64
3:O:2965[A]:LEU:CD1	3:O:2975[A]:PHE:H	2.08	0.64
3:O:3014[A]:TRP:CG	3:O:3092[A]:ILE:HD11	2.32	0.64
1:P:588:GLU:OE2	1:P:728:ARG:NH2	2.30	0.64
3:R:2955[A]:GLN:OE1	3:R:3037[A]:TYR:CE1	2.51	0.64
3:R:2969[B]:TYR:HD2	3:R:2971[B]:ASP:N	1.84	0.64
3:R:3066[B]:TYR:CE1	3:R:3193[B]:HIS:HE1	2.15	0.64
3:R:3200[A]:LEU:HD22	3:R:3204[A]:LEU:CD1	2.27	0.64
1:S:37:ILE:HD13	1:S:75:GLN:HG3	1.80	0.64
1:S:909:ILE:HG12	1:S:1084:PHE:HZ	1.62	0.64
3:U:3180[A]:TYR:CB	3:U:3183[A]:LEU:HD22	2.27	0.64
1:V:1441:SER:OG	1:V:1442:MET:N	2.30	0.64
2:W:2548:CYS:O	2:W:2554:PRO:HB3	1.97	0.64
2:W:2868:GLU:OE1	3:X:2932[A]:PRO:C	2.34	0.64
3:X:2937[B]:ASN:HB3	3:X:3006[B]:LYS:HD3	1.79	0.64

Continued on next page...

Continued from previous page...

Atom-1	Atom-2	Interatomic distance (Å)	Clash overlap (Å)
3:X:3149[B]:ASN:OD1	3:X:3150[B]:LYS:HB2	1.96	0.64
3:X:3194[A]:GLY:C	3:X:3195[A]:MET:HG2	2.16	0.64
3:X:3196[A]:THR:OG1	3:X:3199[A]:GLN:CG	2.44	0.64
3:X:3200[B]:LEU:HD22	3:X:3204[B]:LEU:CD1	2.27	0.64
1:A:157:GLU:OE2	1:A:296:ARG:NH2	2.31	0.64
3:C:3066[A]:TYR:HD1	3:C:3193[A]:HIS:CE1	2.16	0.64
3:C:3285[B]:VAL:HG22	3:C:3286[B]:THR:H	1.62	0.64
3:F:2951[A]:ASP:O	3:F:2956[A]:LYS:CE	2.45	0.64
3:F:2955[A]:GLN:OE1	3:F:3037[A]:TYR:CE1	2.51	0.64
3:F:3066[A]:TYR:HD1	3:F:3193[A]:HIS:CE1	2.16	0.64
3:F:3120[A]:HIS:NE2	9:F:3402[A]:CUO:O1	2.30	0.64
3:F:3132[A]:ALA:HB1	3:F:3197[A]:ILE:CD1	2.26	0.64
1:G:104:LEU:O	1:G:121:ASN:ND2	2.30	0.64
1:G:127:GLU:HG2	1:G:135:THR:H	1.61	0.64
3:I:2937[A]:ASN:ND2	3:I:3006[A]:LYS:HD3	2.11	0.64
3:I:2951[B]:ASP:O	3:I:2956[B]:LYS:CE	2.45	0.64
3:I:2954[A]:TYR:HA	3:I:2957[A]:ILE:HG22	1.80	0.64
3:I:2975[B]:PHE:HA	3:R:3107[B]:LEU:HD22	1.80	0.64
3:I:3066[A]:TYR:CE1	3:I:3193[A]:HIS:HE1	2.15	0.64
3:I:3089[B]:HIS:CE1	3:I:3119[B]:HIS:CE1	2.81	0.64
3:I:3163[B]:ASN:CB	3:R:3149[B]:ASN:ND2	2.61	0.64
9:I:3401[A]:CUO:O1	3:R:3120[A]:HIS:NE2	2.30	0.64
1:J:118:ALA:HB1	1:J:119:LYS:HA	1.79	0.64
3:L:2965[B]:LEU:CD1	3:L:2975[B]:PHE:H	2.08	0.64
3:O:2955[A]:GLN:OE1	3:O:3037[A]:TYR:CE1	2.51	0.64
3:O:2965[B]:LEU:CD1	3:O:2975[B]:PHE:H	2.08	0.64
3:O:2971[B]:ASP:N	3:X:2992[B]:TYR:H	1.96	0.64
3:O:3200[A]:LEU:HD22	3:O:3204[A]:LEU:CD1	2.27	0.64
3:O:3200[B]:LEU:HD22	3:O:3204[B]:LEU:CD1	2.27	0.64
3:O:3284[A]:LYS:CD	3:O:3285[A]:VAL:H	2.10	0.64
1:P:1355:LEU:HD11	1:P:1393:THR:HG21	1.77	0.64
3:R:3151[A]:LEU:O	3:R:3174[A]:GLY:HA3	1.96	0.64
3:R:3180[B]:TYR:CB	3:R:3183[B]:LEU:HD22	2.27	0.64
3:R:3228[A]:VAL:HG21	3:R:3245[A]:PHE:CE1	2.32	0.64
1:S:896:HIS:HB2	1:S:905:TRP:CG	2.32	0.64
3:U:2961[A]:HIS:CE1	3:U:2980[A]:HIS:NE2	2.57	0.64
3:U:3240[B]:THR:HG22	3:U:3241[B]:PHE:N	2.13	0.64
1:V:450:LYS:HE3	1:V:505:ARG:HH21	1.61	0.64
2:W:2572:VAL:HG22	2:W:2768:LEU:HD22	1.80	0.64
3:X:2933[B]:SER:O	3:X:2936[B]:GLU:HB3	1.96	0.64
3:X:2951[B]:ASP:O	3:X:2956[B]:LYS:CE	2.45	0.64

Continued on next page...

Continued from previous page...

Atom-1	Atom-2	Interatomic distance (Å)	Clash overlap (Å)
3:X:2954[A]:TYR:HA	3:X:2957[A]:ILE:HG22	1.80	0.64
3:X:2955[B]:GLN:OE1	3:X:3037[B]:TYR:CE1	2.50	0.64
3:X:2966[B]:SER:HB2	3:X:2977[B]:CYS:CB	2.21	0.64
3:X:3200[A]:LEU:HD22	3:X:3204[A]:LEU:CD1	2.27	0.64
3:X:3217[B]:PHE:HE1	3:X:3230[B]:PHE:HZ	0.80	0.64
3:X:3298[A]:ASN:HD21	3:X:3301[A]:PRO:HA	1.60	0.64
2:Z:2711:HIS:HA	2:Z:2714:VAL:HG22	1.79	0.64
1:A:630:PHE:O	1:A:633:HIS:HB3	1.98	0.64
2:B:2149:ALA:HA	2:B:2260:GLU:HG2	1.77	0.64
3:C:2979[B]:GLN:HG3	3:L:3156[B]:MET:HE1	1.47	0.64
3:C:2982[B]:MET:H	3:L:2967[B]:CYS:HB3	1.62	0.64
3:C:3066[B]:TYR:HD1	3:C:3193[B]:HIS:CE1	2.16	0.64
3:C:3154[B]:PRO:HB3	3:L:3151[B]:LEU:C	2.17	0.64
3:C:3224[B]:GLN:HA	3:L:3252[B]:TYR:OH	1.97	0.64
1:D:1301:PRO:HB3	1:D:1308:VAL:HG12	1.79	0.64
3:F:3092[A]:ILE:HG23	3:F:3096[A]:VAL:CG2	2.28	0.64
3:F:3232[B]:VAL:CG2	3:F:3273[B]:LEU:HD11	2.27	0.64
1:G:166:GLU:OE2	1:G:297:ARG:NH1	2.31	0.64
3:I:2933[B]:SER:O	3:I:2936[B]:GLU:HB3	1.96	0.64
3:I:2937[A]:ASN:HB3	3:I:3006[A]:LYS:HD3	1.79	0.64
3:I:2949[B]:LYS:HZ2	3:I:2950[B]:THR:HA	1.63	0.64
3:I:2952[A]:ALA:H	3:I:2953[A]:GLY:CA	2.04	0.64
3:I:3156[B]:MET:HB3	3:R:2982[B]:MET:HB2	1.80	0.64
3:I:3159[B]:SER:N	3:R:3150[B]:LYS:O	2.31	0.64
1:M:1018:ILE:HA	1:M:1021:LEU:HB2	1.78	0.64
2:N:2889:ALA:N	2:N:2890:VAL:HA	2.12	0.64
3:O:3255[B]:PRO:HB3	3:X:3161[B]:GLU:C	2.18	0.64
3:R:2937[A]:ASN:HB3	3:R:3006[A]:LYS:HD3	1.79	0.64
3:R:3240[A]:THR:HG22	3:R:3241[A]:PHE:N	2.13	0.64
3:R:3279[A]:ASP:OD1	3:R:3279[A]:ASP:N	2.25	0.64
3:U:3117[B]:TYR:O	3:U:3120[B]:HIS:HB2	1.98	0.64
3:X:3066[A]:TYR:HD1	3:X:3193[A]:HIS:CE1	2.16	0.64
3:C:2937[A]:ASN:HB3	3:C:3006[A]:LYS:HD3	1.79	0.64
3:C:3200[A]:LEU:HD22	3:C:3204[A]:LEU:CD1	2.27	0.64
3:C:3200[B]:LEU:HD22	3:C:3204[B]:LEU:CD1	2.27	0.64
3:F:3180[B]:TYR:CB	3:F:3183[B]:LEU:HD22	2.27	0.64
3:F:3240[B]:THR:HG22	3:F:3241[B]:PHE:N	2.13	0.64
1:G:729:VAL:HG11	1:G:785:LEU:HD12	1.80	0.64
3:I:2954[B]:TYR:HA	3:I:2957[B]:ILE:HG22	1.80	0.64
3:I:2988[B]:TRP:NE1	3:I:3158[B]:PHE:HE2	1.96	0.64
3:I:2990[A]:ARG:CZ	3:I:3180[A]:TYR:HB3	2.28	0.64

Continued on next page...

Continued from previous page...

Atom-1	Atom-2	Interatomic distance (Å)	Clash overlap (Å)
3:I:3108[B]:HIS:HE1	3:R:3251[B]:ASP:CG	2.00	0.64
3:I:3116[B]:PHE:HE2	3:R:2969[B]:TYR:CG	1.98	0.64
3:I:3240[B]:THR:HG22	3:I:3241[B]:PHE:N	2.13	0.64
3:I:3254[B]:MET:O	3:R:2966[B]:SER:OG	2.15	0.64
3:I:3259[B]:ASP:HB3	3:R:3162[B]:ASP:CA	2.27	0.64
3:L:2952[B]:ALA:H	3:L:2953[B]:GLY:CA	2.04	0.64
3:L:2957[A]:ILE:CA	3:L:2960[A]:PHE:HE1	2.11	0.64
3:L:2966[A]:SER:HB3	3:L:2977[A]:CYS:HB2	1.78	0.64
3:L:3232[A]:VAL:CG2	3:L:3273[A]:LEU:HD11	2.27	0.64
3:L:3240[B]:THR:HG22	3:L:3241[B]:PHE:N	2.13	0.64
1:M:567:LEU:HB3	1:M:570:GLN:O	1.97	0.64
3:O:3066[A]:TYR:CE1	3:O:3193[A]:HIS:HE1	2.15	0.64
3:O:3066[B]:TYR:HD1	3:O:3193[B]:HIS:CE1	2.16	0.64
1:P:1348:TRP:HH2	1:P:1461:VAL:HG23	1.63	0.64
1:P:1492:PRO:HB2	1:P:1497:SER:HB3	1.78	0.64
3:R:3014[A]:TRP:CG	3:R:3092[A]:ILE:HD11	2.32	0.64
2:T:2180:TRP:HB2	2:T:2243:LEU:HD22	1.79	0.64
2:T:2240:GLN:HE21	2:T:2241:THR:HG22	1.61	0.64
3:U:2966[B]:SER:HB3	3:U:2977[B]:CYS:HB2	1.78	0.64
3:U:2988[A]:TRP:NE1	3:U:3158[A]:PHE:HE2	1.96	0.64
3:U:3014[B]:TRP:CG	3:U:3092[B]:ILE:HD11	2.32	0.64
3:U:3285[B]:VAL:HG22	3:U:3286[B]:THR:H	1.62	0.64
3:X:2948[A]:ASP:HB3	3:X:2953[A]:GLY:CA	2.24	0.64
3:X:2954[B]:TYR:HA	3:X:2957[B]:ILE:HG22	1.80	0.64
3:X:2969[A]:TYR:HD2	3:X:2971[A]:ASP:N	1.84	0.64
3:X:3228[A]:VAL:HG21	3:X:3245[A]:PHE:CE1	2.32	0.64
3:X:3284[B]:LYS:CD	3:X:3285[B]:VAL:H	2.10	0.64
3:C:2928[A]:ASN:OD1	3:C:2929[A]:SER:N	2.31	0.64
3:C:2928[B]:ASN:OD1	3:C:2929[B]:SER:N	2.31	0.64
3:C:2955[B]:GLN:OE1	3:C:3037[B]:TYR:CE1	2.51	0.64
3:C:3157[B]:PRO:N	3:L:2982[B]:MET:SD	2.71	0.64
3:F:3066[A]:TYR:CE1	3:F:3193[A]:HIS:HE1	2.15	0.64
1:G:567:LEU:HB3	1:G:570:GLN:O	1.97	0.64
1:G:1031:ALA:O	1:G:1154:SER:OG	2.10	0.64
3:I:2981[B]:GLY:CA	3:R:2968[B]:GLN:OE1	2.46	0.64
1:J:1358:LEU:HD23	1:J:1456:LEU:HD21	1.79	0.64
1:J:1565:SER:HB3	1:J:1594:GLY:H	1.63	0.64
3:L:3014[B]:TRP:CG	3:L:3092[B]:ILE:HD11	2.32	0.64
3:L:3194[B]:GLY:C	3:L:3195[B]:MET:HG2	2.16	0.64
3:L:3298[B]:ASN:ND2	3:L:3301[B]:PRO:O	2.30	0.64
3:O:3120[A]:HIS:NE2	9:O:3401[A]:CUO:O1	2.30	0.64

Continued on next page...

Continued from previous page...

Atom-1	Atom-2	Interatomic distance (Å)	Clash overlap (Å)
3:O:3151[B]:LEU:O	3:O:3174[B]:GLY:HA3	1.97	0.64
3:O:3240[B]:THR:HG22	3:O:3241[B]:PHE:N	2.13	0.64
3:R:2951[A]:ASP:O	3:R:2956[A]:LYS:CE	2.45	0.64
3:R:3092[A]:ILE:HG23	3:R:3096[A]:VAL:CG2	2.28	0.64
3:R:3200[B]:LEU:HD22	3:R:3204[B]:LEU:CD1	2.27	0.64
3:R:3273[A]:LEU:CB	3:R:3275[A]:LEU:HD13	2.28	0.64
1:S:749:VAL:HB	1:S:754:GLU:HB3	1.80	0.64
3:U:2948[A]:ASP:CB	3:U:2949[A]:LYS:HA	2.15	0.64
3:U:2952[B]:ALA:CB	3:U:2953[B]:GLY:C	2.48	0.64
3:U:3212[A]:ARG:HH11	3:U:3212[A]:ARG:CG	2.11	0.64
3:U:3217[A]:PHE:CE2	3:U:3303[A]:PRO:HG3	2.33	0.64
3:U:3298[B]:ASN:HD21	3:U:3301[B]:PRO:HA	1.60	0.64
2:W:2800:LYS:O	3:X:3023[A]:ILE:HD11	1.97	0.64
3:X:2928[B]:ASN:OD1	3:X:2929[B]:SER:N	2.31	0.64
3:X:2988[A]:TRP:NE1	3:X:3158[A]:PHE:HE2	1.96	0.64
3:X:2988[B]:TRP:NE1	3:X:3158[B]:PHE:HE2	1.96	0.64
3:X:3120[A]:HIS:NE2	9:X:3401[A]:CUO:O1	2.30	0.64
3:X:3217[B]:PHE:CE2	3:X:3303[B]:PRO:HG3	2.33	0.64
1:A:928:TYR:HB3	1:A:1047:SER:HB3	1.80	0.64
3:C:2982[B]:MET:SD	3:L:3156[B]:MET:CA	2.85	0.64
3:C:2990[A]:ARG:CZ	3:C:3180[A]:TYR:HB3	2.28	0.64
3:C:3092[B]:ILE:HG23	3:C:3096[B]:VAL:CG2	2.28	0.64
3:C:3117[A]:TYR:O	3:C:3120[A]:HIS:HB2	1.97	0.64
3:C:3228[B]:VAL:HG21	3:C:3245[B]:PHE:CE1	2.32	0.64
1:D:1585:ASN:OD1	1:G:329:ARG:NH2	2.32	0.64
3:F:2961[B]:HIS:HB3	3:F:3111[B]:SER:CB	2.28	0.64
3:F:3217[B]:PHE:CE2	3:F:3303[B]:PRO:HG3	2.33	0.64
3:F:3240[A]:THR:HG22	3:F:3241[A]:PHE:N	2.13	0.64
1:G:911:LEU:HG	1:G:915:ASN:HD21	1.63	0.64
1:G:1471:LEU:HD12	1:G:1537:ILE:HG23	1.79	0.64
3:I:3117[A]:TYR:O	3:I:3120[A]:HIS:HB2	1.98	0.64
2:K:2451:LEU:HD22	2:K:2456:LEU:HD11	1.78	0.64
3:O:2933[B]:SER:C	3:O:2935[B]:ILE:HD13	2.17	0.64
3:O:2955[B]:GLN:OE1	3:O:3037[B]:TYR:CE1	2.51	0.64
3:O:2971[B]:ASP:O	3:X:2988[B]:TRP:CE3	2.50	0.64
3:O:3014[B]:TRP:CG	3:O:3092[B]:ILE:HD11	2.32	0.64
3:O:3089[A]:HIS:CE1	3:O:3119[A]:HIS:CE1	2.81	0.64
3:O:3106[B]:THR:HG21	3:X:2970[B]:PRO:C	2.18	0.64
3:O:3169[A]:LYS:C	3:O:3172[A]:SER:HG	1.98	0.64
3:O:3254[B]:MET:SD	3:X:3154[B]:PRO:HB2	2.37	0.64
1:P:1130:SER:O	1:P:1134:ASN:ND2	2.31	0.64

Continued on next page...

Continued from previous page...

Atom-1	Atom-2	Interatomic distance (Å)	Clash overlap (Å)
1:P:1301:PRO:O	1:P:1494:ARG:NH2	2.29	0.64
3:R:2937[B]:ASN:HB3	3:R:3006[B]:LYS:HD3	1.79	0.64
3:R:3066[A]:TYR:HD1	3:R:3193[A]:HIS:CE1	2.16	0.64
1:S:678:ASN:O	1:S:684:ARG:NH1	2.31	0.64
3:U:2928[B]:ASN:OD1	3:U:2929[B]:SER:N	2.31	0.64
3:U:2957[B]:ILE:CA	3:U:2960[B]:PHE:HE1	2.11	0.64
3:U:3066[A]:TYR:CE1	3:U:3193[A]:HIS:HE1	2.15	0.64
3:U:3298[A]:ASN:HD21	3:U:3301[A]:PRO:HA	1.60	0.64
3:X:2990[B]:ARG:CZ	3:X:3180[B]:TYR:HB3	2.28	0.64
3:X:3117[B]:TYR:O	3:X:3120[B]:HIS:HB2	1.98	0.64
3:X:3217[A]:PHE:HB2	3:X:3219[A]:LEU:HD21	1.78	0.64
3:C:2951[B]:ASP:O	3:C:2956[B]:LYS:CE	2.45	0.63
3:C:2985[B]:PHE:HE2	3:L:2970[B]:PRO:N	1.81	0.63
3:C:3014[A]:TRP:CG	3:C:3092[A]:ILE:HD11	2.32	0.63
3:C:3120[B]:HIS:NE2	3:L:2969[B]:TYR:OH	2.26	0.63
3:C:3124[A]:ASP:OD2	3:C:3187[A]:TYR:OH	2.15	0.63
3:C:3162[B]:ASP:OD1	3:C:3162[B]:ASP:N	2.31	0.63
3:C:3217[B]:PHE:CE2	3:C:3303[B]:PRO:HG3	2.33	0.63
3:C:3284[B]:LYS:CD	3:C:3285[B]:VAL:H	2.10	0.63
3:F:3176[B]:LYS:HB3	3:F:3176[B]:LYS:HZ2	1.60	0.63
3:F:3217[A]:PHE:CE2	3:F:3303[A]:PRO:HG3	2.33	0.63
1:G:468:CYS:SG	1:G:669:LYS:HB3	2.39	0.63
2:H:2252:GLU:O	2:H:2389:ARG:NH2	2.31	0.63
3:I:2962[B]:GLY:O	3:R:3255[B]:PRO:HG3	1.98	0.63
3:I:2977[B]:CYS:HB2	3:R:2982[B]:MET:CE	2.28	0.63
3:I:3211[A]:ASP:OD1	3:I:3211[A]:ASP:N	2.27	0.63
3:I:3255[B]:PRO:CB	3:R:2959[B]:SER:HB2	2.15	0.63
1:J:883:CYS:N	1:J:894:CYS:SG	2.70	0.63
1:J:1506:LEU:O	1:J:1510:ASN:ND2	2.28	0.63
3:L:3162[A]:ASP:N	3:L:3162[A]:ASP:OD1	2.31	0.63
3:L:3217[B]:PHE:CE2	3:L:3303[B]:PRO:HG3	2.33	0.63
3:O:2966[A]:SER:HB2	3:O:2977[A]:CYS:CB	2.21	0.63
3:O:2970[B]:PRO:HD2	3:X:2991[B]:LEU:HD13	1.35	0.63
3:O:3092[A]:ILE:HG23	3:O:3096[A]:VAL:CG2	2.28	0.63
3:O:3157[A]:PRO:O	3:O:3160[A]:SER:N	2.30	0.63
3:O:3157[B]:PRO:O	3:O:3160[B]:SER:N	2.30	0.63
3:O:3180[B]:TYR:CB	3:O:3183[B]:LEU:HD22	2.27	0.63
3:R:2937[A]:ASN:ND2	3:R:3006[A]:LYS:HD3	2.11	0.63
3:R:2954[A]:TYR:HA	3:R:2957[A]:ILE:HG22	1.80	0.63
3:R:2965[B]:LEU:CD1	3:R:2975[B]:PHE:H	2.08	0.63
3:R:2987[B]:HIS:NE2	3:R:3178[B]:PHE:HE1	1.96	0.63

Continued on next page...

Continued from previous page...

Atom-1	Atom-2	Interatomic distance (Å)	Clash overlap (Å)
3:R:3232[A]:VAL:CG2	3:R:3273[A]:LEU:HD11	2.27	0.63
1:S:806:ASN:OD1	4:9:1:NAG:N2	2.30	0.63
3:U:3066[A]:TYR:HD1	3:U:3193[A]:HIS:CE1	2.16	0.63
1:V:327:ASP:OD1	1:V:328:LYS:N	2.31	0.63
3:X:2928[A]:ASN:OD1	3:X:2929[A]:SER:N	2.31	0.63
3:X:2957[B]:ILE:CA	3:X:2960[B]:PHE:HE1	2.11	0.63
1:Y:534:ASP:HB2	1:Y:541:LYS:HE2	1.80	0.63
8:0:1:NAG:H61	8:0:2:NAG:N2	2.11	0.63
6:GA:1:NAG:C4	6:GA:2:NAG:C7	2.75	0.63
3:C:2952[B]:ALA:H	3:C:2953[B]:GLY:CA	2.04	0.63
3:C:2954[B]:TYR:HA	3:C:2957[B]:ILE:HG22	1.80	0.63
3:C:2957[A]:ILE:CA	3:C:2960[A]:PHE:HE1	2.11	0.63
3:C:3090[B]:ASN:CB	3:L:2972[B]:GLY:HA3	2.25	0.63
3:C:3150[B]:LYS:HZ2	3:L:3160[B]:SER:CA	2.07	0.63
3:C:3217[A]:PHE:CE2	3:C:3303[A]:PRO:HG3	2.33	0.63
3:F:2928[B]:ASN:OD1	3:F:2929[B]:SER:N	2.31	0.63
3:F:3273[B]:LEU:CB	3:F:3275[B]:LEU:HD13	2.28	0.63
1:G:983:PRO:HG3	1:G:989:THR:HB	1.81	0.63
3:I:2955[A]:GLN:OE1	3:I:3037[A]:TYR:CE1	2.51	0.63
3:I:2957[A]:ILE:CA	3:I:2960[A]:PHE:HE1	2.11	0.63
3:I:3066[B]:TYR:HD1	3:I:3193[B]:HIS:CE1	2.16	0.63
3:I:3124[A]:ASP:OD2	3:I:3187[A]:TYR:OH	2.15	0.63
3:I:3176[A]:LYS:C	3:I:3177[A]:SER:HG	1.98	0.63
3:L:2937[B]:ASN:HB3	3:L:3006[B]:LYS:HD3	1.79	0.63
3:L:2957[B]:ILE:CA	3:L:2960[B]:PHE:HE1	2.11	0.63
3:L:3066[A]:TYR:HD1	3:L:3193[A]:HIS:CE1	2.16	0.63
3:L:3092[B]:ILE:HG23	3:L:3096[B]:VAL:CG2	2.28	0.63
3:L:3117[A]:TYR:O	3:L:3120[A]:HIS:HB2	1.98	0.63
3:L:3117[B]:TYR:O	3:L:3120[B]:HIS:HB2	1.97	0.63
3:L:3180[A]:TYR:CB	3:L:3183[A]:LEU:HD22	2.27	0.63
2:N:2107:LEU:HD23	2:N:2208:PRO:HB2	1.80	0.63
3:O:2928[A]:ASN:OD1	3:O:2929[A]:SER:N	2.31	0.63
3:O:2988[A]:TRP:NE1	3:O:3158[A]:PHE:HE2	1.96	0.63
3:O:2990[B]:ARG:CZ	3:O:3180[B]:TYR:HB3	2.28	0.63
3:O:3228[A]:VAL:HG21	3:O:3245[A]:PHE:CE1	2.32	0.63
3:R:2952[A]:ALA:CB	3:R:2953[A]:GLY:C	2.48	0.63
3:R:3092[B]:ILE:HG23	3:R:3096[B]:VAL:CG2	2.28	0.63
3:R:3117[B]:TYR:O	3:R:3120[B]:HIS:HB2	1.98	0.63
3:R:3240[B]:THR:HG22	3:R:3241[B]:PHE:N	2.13	0.63
2:T:2117:ASP:OD2	2:T:2168:ARG:NH2	2.30	0.63
3:U:2951[B]:ASP:O	3:U:2956[B]:LYS:CE	2.45	0.63

Continued on next page...

Continued from previous page...

Atom-1	Atom-2	Interatomic distance (Å)	Clash overlap (Å)
3:U:2979[B]:GLN:HG2	3:U:3155[B]:MET:HE3	1.76	0.63
3:U:3066[B]:TYR:HD1	3:U:3193[B]:HIS:CE1	2.16	0.63
3:U:3173[A]:THR:CG2	3:U:3174[A]:GLY:H	2.12	0.63
3:U:3232[A]:VAL:CG2	3:U:3273[A]:LEU:HD11	2.27	0.63
1:V:1627:ARG:NH2	1:V:1629:GLU:OE1	2.30	0.63
3:X:3092[A]:ILE:HG23	3:X:3096[A]:VAL:CG2	2.28	0.63
3:X:3157[B]:PRO:O	3:X:3160[B]:SER:N	2.30	0.63
1:Y:465:PRO:HG2	1:Y:467:LYS:HG2	1.79	0.63
1:Y:563:ILE:HG23	1:Y:565:GLU:HB2	1.80	0.63
1:Y:622:HIS:HE1	1:Y:767:LYS:H	1.46	0.63
1:A:907:ARG:NH2	1:A:1057:GLN:OE1	2.31	0.63
1:A:1286:ARG:NH2	1:A:1333:GLU:OE2	2.30	0.63
3:C:3120[A]:HIS:NE2	9:C:3402[A]:CUO:O1	2.30	0.63
3:C:3157[A]:PRO:O	3:C:3160[A]:SER:N	2.30	0.63
3:C:3180[B]:TYR:CB	3:C:3183[B]:LEU:HD22	2.27	0.63
3:C:3232[B]:VAL:CG2	3:C:3273[B]:LEU:HD11	2.27	0.63
1:D:411:ASP:OD1	1:D:658:TYR:OH	2.16	0.63
3:F:3173[B]:THR:HB	3:F:3176[B]:LYS:HG2	1.81	0.63
3:F:3211[A]:ASP:OD1	3:F:3211[A]:ASP:N	2.28	0.63
1:G:460:GLU:HB3	1:G:465:PRO:HG2	1.81	0.63
1:G:757:VAL:HG21	1:G:781:ILE:HG22	1.79	0.63
3:I:2957[B]:ILE:CA	3:I:2960[B]:PHE:HE1	2.11	0.63
3:I:3150[B]:LYS:HZ1	3:R:3162[B]:ASP:C	2.01	0.63
3:I:3180[B]:TYR:CB	3:I:3183[B]:LEU:HD22	2.27	0.63
3:I:3232[B]:VAL:CG2	3:I:3273[B]:LEU:HD11	2.27	0.63
3:L:2951[B]:ASP:O	3:L:2956[B]:LYS:CE	2.45	0.63
3:L:2954[A]:TYR:HA	3:L:2957[A]:ILE:HG22	1.80	0.63
3:L:2955[B]:GLN:OE1	3:L:3037[B]:TYR:CE1	2.51	0.63
3:L:2987[A]:HIS:NE2	3:L:3178[A]:PHE:HE1	1.96	0.63
3:L:2988[A]:TRP:NE1	3:L:3158[A]:PHE:HE2	1.96	0.63
3:O:2954[A]:TYR:HA	3:O:2957[A]:ILE:HG22	1.80	0.63
3:O:2961[B]:HIS:HB3	3:O:3111[B]:SER:CB	2.28	0.63
3:O:3298[A]:ASN:HD21	3:O:3301[A]:PRO:HA	1.60	0.63
1:P:843:VAL:HG13	1:P:927:PRO:HB2	1.81	0.63
3:R:3066[B]:TYR:HD1	3:R:3193[B]:HIS:CE1	2.16	0.63
3:R:3117[A]:TYR:O	3:R:3120[A]:HIS:HB2	1.98	0.63
3:U:2955[A]:GLN:OE1	3:U:3037[A]:TYR:CE1	2.51	0.63
3:U:2961[B]:HIS:HB3	3:U:3111[B]:SER:CB	2.28	0.63
3:U:3200[B]:LEU:HD22	3:U:3204[B]:LEU:CD1	2.27	0.63
1:V:972:SER:HA	1:V:1028:VAL:HG22	1.80	0.63
3:X:2961[B]:HIS:CE1	3:X:2980[B]:HIS:NE2	2.57	0.63

Continued on next page...

Continued from previous page...

Atom-1	Atom-2	Interatomic distance (Å)	Clash overlap (Å)
3:X:2961[B]:HIS:HB3	3:X:3111[B]:SER:CB	2.29	0.63
3:X:3066[B]:TYR:CE1	3:X:3193[B]:HIS:HE1	2.15	0.63
3:X:3089[A]:HIS:CE1	3:X:3119[A]:HIS:CE1	2.81	0.63
1:Y:675:SER:O	1:Y:679:ASN:ND2	2.31	0.63
1:A:1210:LYS:HA	1:A:1211:TYR:CD2	2.34	0.63
3:C:2971[A]:ASP:CG	3:C:2973[A]:THR:OG1	2.37	0.63
3:C:3096[B]:VAL:HG11	3:C:3115[B]:LEU:HD13	1.81	0.63
3:C:3150[B]:LYS:C	3:L:3159[B]:SER:OG	2.37	0.63
3:C:3298[B]:ASN:CB	3:C:3300[B]:LEU:N	2.60	0.63
3:F:3228[B]:VAL:HG21	3:F:3245[B]:PHE:CE1	2.32	0.63
1:G:1321:HIS:HD2	1:G:1465:TRP:CH2	2.17	0.63
3:I:3089[B]:HIS:CD2	3:R:2971[B]:ASP:C	2.70	0.63
3:I:3092[B]:ILE:HG23	3:I:3096[B]:VAL:CG2	2.28	0.63
3:I:3173[A]:THR:CG2	3:I:3174[A]:GLY:H	2.12	0.63
3:I:3232[A]:VAL:CG2	3:I:3273[A]:LEU:HD11	2.27	0.63
3:L:2954[B]:TYR:HA	3:L:2957[B]:ILE:HG22	1.80	0.63
1:M:167:ASP:OD1	1:M:167:ASP:N	2.31	0.63
2:N:2166:LEU:HA	2:N:2169:HIS:HB2	1.80	0.63
3:O:2990[A]:ARG:CZ	3:O:3180[A]:TYR:HB3	2.28	0.63
3:O:3155[B]:MET:HG3	3:O:3172[B]:SER:O	1.99	0.63
1:P:757:VAL:HG21	1:P:781:ILE:HG23	1.80	0.63
3:R:2928[B]:ASN:OD1	3:R:2929[B]:SER:N	2.31	0.63
3:R:2988[B]:TRP:NE1	3:R:3158[B]:PHE:HE2	1.96	0.63
1:S:566:ARG:HG3	1:S:567:LEU:HB2	1.79	0.63
3:U:2988[B]:TRP:NE1	3:U:3158[B]:PHE:HE2	1.96	0.63
3:U:3092[A]:ILE:HG23	3:U:3096[A]:VAL:CG2	2.28	0.63
3:U:3155[B]:MET:HG3	3:U:3172[B]:SER:O	1.99	0.63
2:W:2472:ASN:HD21	4:HA:1:NAG:C6	2.06	0.63
3:X:2957[A]:ILE:CA	3:X:2960[A]:PHE:HE1	2.11	0.63
3:X:2966[A]:SER:HB2	3:X:2977[A]:CYS:CB	2.21	0.63
3:X:3120[B]:HIS:NE2	9:X:3401[B]:CUO:O1	2.30	0.63
3:X:3124[B]:ASP:OD2	3:X:3187[B]:TYR:OH	2.15	0.63
3:X:3217[A]:PHE:CE2	3:X:3303[A]:PRO:HG3	2.33	0.63
3:X:3285[B]:VAL:HG22	3:X:3286[B]:THR:H	1.62	0.63
1:Y:1301:PRO:HB3	1:Y:1308:VAL:HG12	1.81	0.63
2:Z:2166:LEU:HA	2:Z:2169:HIS:HB2	1.80	0.63
3:C:3162[A]:ASP:OD1	3:C:3162[A]:ASP:N	2.31	0.63
1:D:1067:TYR:H	1:D:1067:TYR:HD1	1.45	0.63
3:F:2928[A]:ASN:OD1	3:F:2929[A]:SER:N	2.31	0.63
3:F:2961[A]:HIS:HB3	3:F:3111[A]:SER:CB	2.29	0.63
3:F:2988[B]:TRP:NE1	3:F:3158[B]:PHE:HE2	1.96	0.63

Continued on next page...

Continued from previous page...

Atom-1	Atom-2	Interatomic distance (Å)	Clash overlap (Å)
3:F:3096[B]:VAL:HG11	3:F:3115[B]:LEU:HD13	1.81	0.63
1:G:437:TYR:HB3	1:G:985:PHE:HZ	1.64	0.63
3:I:2961[A]:HIS:HB3	3:I:3111[A]:SER:CB	2.29	0.63
3:I:2961[B]:HIS:HB3	3:I:3111[B]:SER:CB	2.29	0.63
3:I:2969[B]:TYR:HD2	3:R:3093[B]:HIS:NE2	1.95	0.63
3:I:3066[A]:TYR:HD1	3:I:3193[A]:HIS:CE1	2.16	0.63
3:I:3133[B]:LEU:O	3:I:3134[B]:GLN:C	2.32	0.63
3:I:3252[B]:TYR:O	3:R:2976[B]:ALA:CB	2.47	0.63
3:I:3273[B]:LEU:CB	3:I:3275[B]:LEU:HD13	2.28	0.63
3:I:3285[B]:VAL:HG22	3:I:3286[B]:THR:H	1.61	0.63
1:J:1427:HIS:HE1	1:J:1458:HIS:NE2	1.95	0.63
3:L:2955[A]:GLN:OE1	3:L:3037[A]:TYR:CE1	2.51	0.63
3:L:3212[B]:ARG:HH11	3:L:3212[B]:ARG:CG	2.12	0.63
3:L:3217[A]:PHE:HE1	3:L:3230[A]:PHE:HZ	0.81	0.63
3:L:3284[A]:LYS:CD	3:L:3285[A]:VAL:H	2.10	0.63
1:M:961:SER:OG	1:M:974:ALA:N	2.31	0.63
3:O:2954[B]:TYR:HA	3:O:2957[B]:ILE:HG22	1.80	0.63
3:O:2957[A]:ILE:CA	3:O:2960[A]:PHE:HE1	2.11	0.63
3:O:3117[A]:TYR:O	3:O:3120[A]:HIS:HB2	1.97	0.63
3:O:3155[A]:MET:HG3	3:O:3172[A]:SER:O	1.99	0.63
3:O:3198[B]:PRO:HD3	1:P:1618:LEU:O	1.97	0.63
3:O:3228[A]:VAL:HG12	3:O:3287[A]:ILE:CG1	2.29	0.63
3:O:3232[B]:VAL:CG2	3:O:3273[B]:LEU:HD11	2.27	0.63
3:O:3285[A]:VAL:HG22	3:O:3286[A]:THR:H	1.62	0.63
3:R:3066[B]:TYR:CD1	3:R:3193[B]:HIS:HE1	2.17	0.63
2:T:2630:LYS:O	2:T:2632:GLU:N	2.30	0.63
3:U:2928[A]:ASN:OD1	3:U:2929[A]:SER:N	2.31	0.63
3:U:3155[A]:MET:HG3	3:U:3172[A]:SER:O	1.99	0.63
3:U:3162[B]:ASP:N	3:U:3162[B]:ASP:OD1	2.31	0.63
3:U:3217[B]:PHE:CE2	3:U:3303[B]:PRO:HG3	2.33	0.63
3:U:3228[A]:VAL:HG12	3:U:3287[A]:ILE:CG1	2.29	0.63
3:U:3284[B]:LYS:CD	3:U:3285[B]:VAL:H	2.09	0.63
2:W:2684:HIS:NE2	2:W:2711:HIS:CE1	2.66	0.63
3:X:2965[B]:LEU:CD1	3:X:2975[B]:PHE:H	2.08	0.63
3:X:3173[B]:THR:HB	3:X:3176[B]:LYS:HG2	1.81	0.63
3:X:3285[A]:VAL:HG22	3:X:3286[A]:THR:H	1.62	0.63
1:Y:932:THR:HG22	1:Y:995:ILE:HD12	1.80	0.63
2:B:2799:LYS:HB3	2:B:2907:LYS:HD3	1.79	0.63
3:C:2965[B]:LEU:CD1	3:C:2975[B]:PHE:H	2.08	0.63
3:C:2979[A]:GLN:CG	3:C:3155[A]:MET:HE1	2.19	0.63
3:C:3149[B]:ASN:CB	3:L:3169[B]:LYS:N	2.34	0.63

Continued on next page...

Continued from previous page...

Atom-1	Atom-2	Interatomic distance (Å)	Clash overlap (Å)
3:C:3153[B]:LYS:HZ1	3:L:3158[B]:PHE:HD2	1.10	0.63
3:C:3211[A]:ASP:OD1	3:C:3211[A]:ASP:N	2.28	0.63
1:D:898:GLY:HA2	1:D:1186:TRP:HB2	1.80	0.63
1:D:1244:GLY:HA2	1:D:1476:LYS:HD3	1.79	0.63
3:F:3135[B]:LYS:HG3	3:F:3141[B]:TYR:CD1	2.33	0.63
1:G:931:TRP:CG	1:G:1018:ILE:HD11	2.34	0.63
1:G:1396:GLU:OE2	1:G:1569:ARG:NH2	2.32	0.63
3:I:2988[A]:TRP:NE1	3:I:3158[A]:PHE:HE2	1.96	0.63
3:I:3092[A]:ILE:HG23	3:I:3096[A]:VAL:CG2	2.28	0.63
3:I:3161[B]:GLU:HG2	3:R:3079[B]:CYS:CB	2.29	0.63
3:I:3217[B]:PHE:CE2	3:I:3303[B]:PRO:HG3	2.33	0.63
3:I:3240[A]:THR:HG22	3:I:3241[A]:PHE:N	2.13	0.63
3:I:3284[B]:LYS:HA	3:I:3284[B]:LYS:CE	2.22	0.63
3:I:3285[A]:VAL:HG22	3:I:3286[A]:THR:H	1.62	0.63
1:J:838:ARG:NH2	1:J:915:ASN:OD1	2.31	0.63
3:L:2988[B]:TRP:NE1	3:L:3158[B]:PHE:HE2	1.96	0.63
3:L:3092[A]:ILE:HG23	3:L:3096[A]:VAL:CG2	2.28	0.63
3:L:3124[B]:ASP:OD2	3:L:3187[B]:TYR:OH	2.15	0.63
3:L:3228[A]:VAL:HG21	3:L:3245[A]:PHE:CE1	2.32	0.63
3:L:3228[A]:VAL:HG12	3:L:3287[A]:ILE:CG1	2.29	0.63
3:O:2961[A]:HIS:HB3	3:O:3111[A]:SER:CB	2.29	0.63
3:O:2988[B]:TRP:NE1	3:O:3158[B]:PHE:HE2	1.96	0.63
3:O:3066[A]:TYR:CD1	3:O:3193[A]:HIS:HE1	2.17	0.63
3:O:3109[B]:TYR:CZ	3:X:2969[B]:TYR:O	2.52	0.63
3:O:3185[B]:TYR:C	3:O:3186[B]:GLU:OE2	2.37	0.63
3:O:3284[B]:LYS:CD	3:O:3285[B]:VAL:H	2.10	0.63
1:P:401:VAL:HG22	1:P:662:SER:HB3	1.80	0.63
1:P:1470:GLU:HG3	1:P:1530:LEU:HD12	1.80	0.63
3:R:2957[B]:ILE:CA	3:R:2960[B]:PHE:HE1	2.11	0.63
3:U:3200[A]:LEU:HD22	3:U:3204[A]:LEU:CD1	2.27	0.63
3:X:2937[A]:ASN:HD22	3:X:3006[A]:LYS:HD3	1.61	0.63
3:X:2961[A]:HIS:HB3	3:X:3111[A]:SER:CB	2.29	0.63
3:X:3133[A]:LEU:O	3:X:3134[A]:GLN:C	2.32	0.63
1:Y:327:ASP:OD1	1:Y:328:LYS:N	2.30	0.63
1:Y:622:HIS:CE1	1:Y:767:LYS:H	2.16	0.63
2:B:2851:ASN:HD21	1:D:1189:ASP:HB2	1.62	0.63
3:C:3086[B]:GLU:CG	3:L:2968[B]:GLN:HE21	2.12	0.63
3:C:3228[B]:VAL:HG12	3:C:3287[B]:ILE:CG1	2.29	0.63
1:D:1290:ILE:HD13	1:D:1329:LEU:HG	1.79	0.63
3:F:2954[B]:TYR:HA	3:F:2957[B]:ILE:HG22	1.80	0.63
3:F:3092[B]:ILE:HG23	3:F:3096[B]:VAL:CG2	2.28	0.63

Continued on next page...

Continued from previous page...

Atom-1	Atom-2	Interatomic distance (Å)	Clash overlap (Å)
3:F:3273[A]:LEU:CB	3:F:3275[A]:LEU:HD13	2.28	0.63
3:I:2990[B]:ARG:CZ	3:I:3180[B]:TYR:HB3	2.28	0.63
3:I:3228[A]:VAL:HG12	3:I:3287[A]:ILE:CG1	2.29	0.63
1:J:590:ASP:O	1:J:648:GLN:NE2	2.32	0.63
3:L:2961[B]:HIS:HB3	3:L:3111[B]:SER:CB	2.28	0.63
1:M:965:ASP:OD2	1:M:969:ALA:N	2.31	0.63
1:M:1212:HIS:H	1:M:1212:HIS:CD2	2.15	0.63
1:M:1427:HIS:CE1	1:M:1458:HIS:NE2	2.66	0.63
3:O:3124[B]:ASP:OD2	3:O:3187[B]:TYR:OH	2.15	0.63
3:O:3232[A]:VAL:CG2	3:O:3273[A]:LEU:HD11	2.27	0.63
3:R:2957[A]:ILE:HA	3:R:2960[A]:PHE:HE1	1.64	0.63
3:U:3173[A]:THR:HB	3:U:3176[A]:LYS:HG2	1.81	0.63
3:U:3173[B]:THR:HB	3:U:3176[B]:LYS:HG2	1.81	0.63
3:U:3240[A]:THR:HG22	3:U:3241[A]:PHE:N	2.13	0.63
3:X:2990[A]:ARG:CZ	3:X:3180[A]:TYR:HB3	2.28	0.63
3:X:3155[B]:MET:HG3	3:X:3172[B]:SER:O	1.99	0.63
1:Y:1335:LEU:HD23	1:Y:1339:SER:HB3	1.80	0.63
1:A:460:GLU:OE2	1:A:1368:ARG:NH2	2.30	0.63
3:C:3092[A]:ILE:HG23	3:C:3096[A]:VAL:CG2	2.28	0.63
3:C:3146[B]:CYS:SG	3:L:3161[B]:GLU:HG3	2.34	0.63
3:C:3159[B]:SER:CB	3:L:3150[B]:LYS:O	2.46	0.63
3:C:3173[A]:THR:CG2	3:C:3174[A]:GLY:H	2.12	0.63
3:C:3240[B]:THR:HG22	3:C:3241[B]:PHE:N	2.13	0.63
1:D:949:ASP:OD1	1:D:950:ALA:N	2.26	0.63
3:F:2930[A]:LEU:HD22	3:F:2930[A]:LEU:N	2.02	0.63
3:F:2979[B]:GLN:NE2	3:F:3155[B]:MET:HE2	2.14	0.63
3:F:3066[B]:TYR:HD1	3:F:3193[B]:HIS:CE1	2.16	0.63
3:F:3284[B]:LYS:CD	3:F:3285[B]:VAL:H	2.10	0.63
1:G:1576:THR:HG23	1:G:1581:GLU:HG2	1.80	0.63
3:I:2971[B]:ASP:CG	3:I:2973[B]:THR:OG1	2.37	0.63
3:I:3147[B]:GLU:HG3	3:R:3160[B]:SER:O	1.97	0.63
3:I:3149[B]:ASN:CG	3:R:3163[B]:ASN:HD22	1.96	0.63
1:J:730:PHE:HA	1:J:780:GLU:HA	1.79	0.63
1:J:804:ASP:OD1	1:J:805:VAL:N	2.32	0.63
1:J:1472:GLN:OE1	1:J:1475:ARG:NH1	2.32	0.63
3:L:3124[A]:ASP:OD2	3:L:3187[A]:TYR:OH	2.15	0.63
3:L:3176[B]:LYS:C	3:L:3177[B]:SER:HG	1.98	0.63
3:L:3217[A]:PHE:CE2	3:L:3303[A]:PRO:HG3	2.33	0.63
3:O:3240[A]:THR:HG22	3:O:3241[A]:PHE:N	2.13	0.63
3:O:3298[B]:ASN:HB2	3:O:3299[B]:LEU:C	2.20	0.63
3:R:2957[A]:ILE:CA	3:R:2960[A]:PHE:HE1	2.11	0.63

Continued on next page...

Continued from previous page...

Atom-1	Atom-2	Interatomic distance (Å)	Clash overlap (Å)
3:U:2957[A]:ILE:CA	3:U:2960[A]:PHE:HE1	2.11	0.63
3:U:2965[A]:LEU:CD1	3:U:2975[A]:PHE:H	2.08	0.63
3:U:3089[B]:HIS:CE1	3:U:3119[B]:HIS:CE1	2.81	0.63
3:U:3092[B]:ILE:HG23	3:U:3096[B]:VAL:CG2	2.28	0.63
3:U:3096[B]:VAL:HG11	3:U:3115[B]:LEU:HD13	1.81	0.63
3:U:3120[B]:HIS:NE2	9:U:3401[B]:CUO:O1	2.30	0.63
3:U:3173[B]:THR:CG2	3:U:3174[B]:GLY:H	2.12	0.63
3:U:3185[A]:TYR:C	3:U:3186[A]:GLU:OE2	2.37	0.63
1:V:898:GLY:N	1:V:899:MET:HA	2.14	0.63
2:W:2833:GLY:HA3	2:W:2854:MET:HE1	1.81	0.63
3:X:3155[A]:MET:HG3	3:X:3172[A]:SER:O	1.99	0.63
3:X:3173[A]:THR:HB	3:X:3176[A]:LYS:HG2	1.81	0.63
3:X:3173[A]:THR:CG2	3:X:3174[A]:GLY:H	2.12	0.63
3:X:3240[A]:THR:HG22	3:X:3241[A]:PHE:N	2.13	0.63
2:Z:2345:ASN:HB3	2:Z:2348:THR:HB	1.81	0.63
1:A:639:ARG:NH2	1:A:707:PHE:O	2.31	0.63
3:C:2965[A]:LEU:CD1	3:C:2975[A]:PHE:H	2.08	0.63
3:C:2971[B]:ASP:CG	3:C:2973[B]:THR:OG1	2.37	0.63
3:C:3155[B]:MET:HE2	3:L:3154[B]:PRO:O	1.99	0.63
3:C:3156[B]:MET:CG	3:L:2982[B]:MET:CB	2.77	0.63
3:C:3253[B]:GLU:HG3	3:L:2976[B]:ALA:HB2	1.79	0.63
1:D:1494:ARG:HG3	1:D:1494:ARG:NH1	2.05	0.63
3:F:3212[A]:ARG:HH11	3:F:3212[A]:ARG:CG	2.11	0.63
1:G:804:ASP:OD2	1:G:806:ASN:ND2	2.32	0.63
3:I:2982[B]:MET:HG3	3:R:3156[B]:MET:CB	2.21	0.63
3:I:3117[B]:TYR:O	3:I:3120[B]:HIS:HB2	1.98	0.63
3:I:3279[B]:ASP:OD1	3:I:3279[B]:ASP:N	2.25	0.63
2:K:2128:LEU:HD23	2:K:2216:PHE:HZ	1.62	0.63
2:K:2885:SER:OG	2:K:2886:VAL:N	2.32	0.63
3:L:2928[A]:ASN:OD1	3:L:2929[A]:SER:N	2.31	0.63
3:L:2961[A]:HIS:HB3	3:L:3111[A]:SER:CB	2.29	0.63
2:N:2446:GLU:HG2	2:N:2448:THR:HG22	1.81	0.63
3:O:2971[B]:ASP:CG	3:O:2973[B]:THR:OG1	2.37	0.63
3:O:3066[B]:TYR:CD1	3:O:3193[B]:HIS:HE1	2.17	0.63
3:O:3135[B]:LYS:CB	3:O:3141[B]:TYR:HD1	2.12	0.63
3:O:3162[A]:ASP:N	3:O:3162[A]:ASP:OD1	2.31	0.63
3:O:3211[B]:ASP:OD1	3:O:3211[B]:ASP:N	2.28	0.63
3:O:3212[B]:ARG:HH11	3:O:3212[B]:ARG:CG	2.12	0.63
3:O:3256[B]:TRP:NE1	3:X:3161[B]:GLU:CD	2.52	0.63
3:R:2988[A]:TRP:NE1	3:R:3158[A]:PHE:HE2	1.96	0.63
3:R:3114[A]:PRO:CD	3:R:3115[A]:LEU:H	2.12	0.63

Continued on next page...

Continued from previous page...

Atom-1	Atom-2	Interatomic distance (Å)	Clash overlap (Å)
3:R:3217[A]:PHE:CE2	3:R:3303[A]:PRO:HG3	2.33	0.63
3:R:3273[B]:LEU:CB	3:R:3275[B]:LEU:HD13	2.28	0.63
3:U:2990[B]:ARG:CZ	3:U:3180[B]:TYR:HB3	2.28	0.63
3:U:3066[A]:TYR:CD1	3:U:3193[A]:HIS:HE1	2.17	0.63
3:U:3066[B]:TYR:CD1	3:U:3193[B]:HIS:HE1	2.17	0.63
3:U:3120[A]:HIS:NE2	9:U:3401[A]:CUO:O1	2.30	0.63
3:U:3157[A]:PRO:O	3:U:3160[A]:SER:N	2.30	0.63
3:U:3298[A]:ASN:HB2	3:U:3299[A]:LEU:C	2.19	0.63
3:U:3307[B]:PHE:HE1	3:U:3309[B]:PRO:CG	2.08	0.63
1:V:965:ASP:OD1	1:V:965:ASP:N	2.28	0.63
3:X:2971[A]:ASP:CG	3:X:2973[A]:THR:OG1	2.37	0.63
1:Y:930:ASP:OD1	1:Y:1051:ARG:NH2	2.32	0.63
2:Z:2107:LEU:HD23	2:Z:2208:PRO:HB2	1.80	0.63
3:C:2960[B]:PHE:H	3:C:2960[B]:PHE:HD1	1.41	0.62
3:C:2988[B]:TRP:NE1	3:C:3158[B]:PHE:HE2	1.96	0.62
3:C:2990[B]:ARG:CZ	3:C:3180[B]:TYR:HB3	2.28	0.62
3:C:3066[B]:TYR:CD1	3:C:3193[B]:HIS:HE1	2.17	0.62
3:C:3173[B]:THR:CG2	3:C:3174[B]:GLY:H	2.12	0.62
3:C:3185[B]:TYR:C	3:C:3186[B]:GLU:OE2	2.37	0.62
1:D:1636:ASN:OD1	1:D:1636:ASN:N	2.29	0.62
3:F:2937[A]:ASN:HB3	3:F:3006[A]:LYS:HD3	1.78	0.62
3:F:2957[A]:ILE:N	3:F:2960[A]:PHE:HE1	1.97	0.62
3:F:2971[A]:ASP:CG	3:F:2973[A]:THR:OG1	2.37	0.62
3:F:2990[A]:ARG:CZ	3:F:3180[A]:TYR:HB3	2.28	0.62
1:G:104:LEU:HB3	1:G:123:PHE:HD2	1.64	0.62
1:G:1240:ILE:HG13	1:G:1247:ARG:HG3	1.80	0.62
1:G:1329:LEU:HB2	1:G:1507:THR:HG21	1.80	0.62
3:I:2928[A]:ASN:OD1	3:I:2929[A]:SER:N	2.31	0.62
3:I:2965[B]:LEU:CB	3:R:3253[B]:GLU:OE2	2.40	0.62
3:I:2987[A]:HIS:NE2	3:I:3178[A]:PHE:HE1	1.96	0.62
3:I:3066[B]:TYR:CD1	3:I:3193[B]:HIS:HE1	2.17	0.62
3:I:3162[B]:ASP:H	3:R:2983[B]:VAL:CG2	2.12	0.62
3:I:3212[B]:ARG:HH11	3:I:3212[B]:ARG:CG	2.12	0.62
3:I:3217[A]:PHE:CE2	3:I:3303[A]:PRO:HG3	2.33	0.62
1:J:392:PRO:HB2	1:J:394:GLN:HG2	1.79	0.62
1:J:1013:ILE:HD11	1:J:1175:PHE:CD2	2.33	0.62
3:L:2971[A]:ASP:CG	3:L:2973[A]:THR:OG1	2.37	0.62
1:M:1441:SER:OG	1:M:1442:MET:N	2.31	0.62
2:N:2728:ARG:NH1	2:N:2792:GLU:OE1	2.28	0.62
2:N:2825:ILE:HB	2:N:2865:ILE:HD11	1.80	0.62
2:N:2890:VAL:N	2:N:2891:LEU:HA	2.12	0.62

Continued on next page...

Continued from previous page...

Atom-1	Atom-2	Interatomic distance (Å)	Clash overlap (Å)
3:O:2957[A]:ILE:HA	3:O:2960[A]:PHE:HE1	1.64	0.62
3:O:2957[B]:ILE:HA	3:O:2960[B]:PHE:HE1	1.64	0.62
3:O:3169[B]:LYS:CG	3:X:3148[B]:ILE:HG23	1.85	0.62
3:R:2966[B]:SER:HB3	3:R:2977[B]:CYS:HB2	1.78	0.62
3:R:2971[A]:ASP:CG	3:R:2973[A]:THR:OG1	2.37	0.62
3:R:2990[B]:ARG:CZ	3:R:3180[B]:TYR:HB3	2.28	0.62
3:R:3066[A]:TYR:CD1	3:R:3193[A]:HIS:HE1	2.17	0.62
3:R:3135[B]:LYS:HG3	3:R:3141[B]:TYR:CD1	2.33	0.62
3:R:3298[B]:ASN:HB2	3:R:3299[B]:LEU:C	2.20	0.62
3:U:2954[A]:TYR:HA	3:U:2957[A]:ILE:HG22	1.80	0.62
3:X:3092[B]:ILE:HG23	3:X:3096[B]:VAL:CG2	2.28	0.62
3:X:3117[A]:TYR:O	3:X:3120[A]:HIS:HB2	1.98	0.62
3:C:2954[A]:TYR:HA	3:C:2957[A]:ILE:HG22	1.80	0.62
3:C:3148[B]:ILE:O	3:L:3170[B]:ALA:N	2.30	0.62
3:C:3153[B]:LYS:NZ	3:L:3156[B]:MET:O	2.27	0.62
3:C:3153[B]:LYS:C	3:L:3173[B]:THR:CA	2.65	0.62
3:C:3155[B]:MET:SD	3:L:3154[B]:PRO:O	2.57	0.62
1:D:898:GLY:N	1:D:899:MET:HA	2.12	0.62
2:E:2507:ARG:HA	2:E:2779:ASP:HB2	1.81	0.62
3:F:2988[A]:TRP:NE1	3:F:3158[A]:PHE:HE2	1.96	0.62
3:F:3173[B]:THR:CG2	3:F:3174[B]:GLY:H	2.12	0.62
3:F:3285[B]:VAL:HG22	3:F:3286[B]:THR:H	1.62	0.62
3:F:3298[B]:ASN:HB2	3:F:3299[B]:LEU:C	2.20	0.62
1:G:1358:LEU:HD23	1:G:1456:LEU:HD21	1.80	0.62
3:I:3185[A]:TYR:C	3:I:3186[A]:GLU:OE2	2.37	0.62
3:I:3259[B]:ASP:H	3:R:3162[B]:ASP:HB3	1.65	0.62
1:J:195:SER:HB2	1:J:386:ILE:HD11	1.81	0.62
3:L:3066[B]:TYR:CD1	3:L:3193[B]:HIS:HE1	2.17	0.62
3:L:3162[B]:ASP:OD1	3:L:3162[B]:ASP:N	2.31	0.62
3:O:3092[B]:ILE:HG23	3:O:3096[B]:VAL:CG2	2.28	0.62
3:O:3217[B]:PHE:CE2	3:O:3303[B]:PRO:HG3	2.33	0.62
3:O:3228[B]:VAL:HG21	3:O:3245[B]:PHE:CE1	2.32	0.62
3:R:2928[A]:ASN:OD1	3:R:2929[A]:SER:N	2.31	0.62
3:R:2971[B]:ASP:CG	3:R:2973[B]:THR:OG1	2.37	0.62
3:R:3217[A]:PHE:HE1	3:R:3230[A]:PHE:HZ	0.80	0.62
3:R:3228[A]:VAL:HG12	3:R:3287[A]:ILE:CG1	2.29	0.62
3:U:3135[A]:LYS:CB	3:U:3141[A]:TYR:HD1	2.13	0.62
3:U:3162[A]:ASP:OD1	3:U:3162[A]:ASP:N	2.31	0.62
1:A:804:ASP:OD1	1:A:805:VAL:N	2.32	0.62
3:C:2957[B]:ILE:CA	3:C:2960[B]:PHE:HE1	2.11	0.62
3:C:2961[A]:HIS:HB3	3:C:3111[A]:SER:CB	2.29	0.62

Continued on next page...

Continued from previous page...

Atom-1	Atom-2	Interatomic distance (Å)	Clash overlap (Å)
3:C:3155[A]:MET:HG3	3:C:3172[A]:SER:O	1.99	0.62
3:C:3160[B]:SER:O	3:L:3149[B]:ASN:ND2	2.30	0.62
9:C:3401[A]:CUO:O1	3:L:3120[A]:HIS:NE2	2.30	0.62
1:D:1140:ASN:OD1	1:D:1239:GLY:N	2.25	0.62
3:F:2957[B]:ILE:CA	3:F:2960[B]:PHE:HE1	2.11	0.62
3:F:2990[B]:ARG:CZ	3:F:3180[B]:TYR:HB3	2.28	0.62
3:F:3173[A]:THR:CG2	3:F:3174[A]:GLY:H	2.12	0.62
1:G:104:LEU:HD23	1:G:123:PHE:HE2	1.64	0.62
2:H:2887:ASP:OD1	2:H:2887:ASP:N	2.32	0.62
3:I:2957[B]:ILE:HA	3:I:2960[B]:PHE:HE1	1.64	0.62
3:I:2962[B]:GLY:O	3:R:3255[B]:PRO:CG	2.47	0.62
3:I:3038[A]:ILE:HG22	3:I:3041[A]:ALA:H	1.65	0.62
3:I:3124[B]:ASP:OD2	3:I:3187[B]:TYR:OH	2.15	0.62
3:I:3155[B]:MET:HB2	3:R:3153[B]:LYS:HB3	1.80	0.62
3:I:3173[B]:THR:CG2	3:I:3174[B]:GLY:H	2.12	0.62
3:I:3174[B]:GLY:CA	3:R:3154[B]:PRO:CG	2.47	0.62
1:J:240:PHE:HA	1:J:263:ALA:HB3	1.81	0.62
3:L:2957[A]:ILE:N	3:L:2960[A]:PHE:HE1	1.97	0.62
3:L:2990[A]:ARG:CZ	3:L:3180[A]:TYR:HB3	2.28	0.62
3:L:2990[B]:ARG:CZ	3:L:3180[B]:TYR:HB3	2.28	0.62
3:L:3135[B]:LYS:HG3	3:L:3141[B]:TYR:CD1	2.33	0.62
3:L:3185[B]:TYR:C	3:L:3186[B]:GLU:OE2	2.37	0.62
3:L:3228[B]:VAL:HG12	3:L:3287[B]:ILE:CG1	2.29	0.62
1:M:450:LYS:HB3	1:M:454:GLY:HA3	1.80	0.62
2:N:2625:LEU:O	2:N:2638:ARG:NH1	2.32	0.62
2:N:2643:GLU:O	2:N:2647:LEU:N	2.32	0.62
3:O:2971[A]:ASP:CG	3:O:2973[A]:THR:OG1	2.37	0.62
3:O:3153[B]:LYS:HG3	3:X:3176[B]:LYS:NZ	2.12	0.62
3:O:3228[B]:VAL:HG12	3:O:3287[B]:ILE:CG1	2.29	0.62
1:P:1582:ASN:HB3	1:P:1583:CYS:CB	2.27	0.62
3:R:2957[B]:ILE:N	3:R:2960[B]:PHE:HE1	1.97	0.62
3:R:3162[B]:ASP:OD1	3:R:3162[B]:ASP:N	2.31	0.62
3:R:3211[A]:ASP:OD1	3:R:3211[A]:ASP:N	2.28	0.62
1:S:2:LEU:HD21	1:S:81:VAL:HG21	1.81	0.62
2:T:2191:LEU:O	2:T:2225:ARG:NH2	2.31	0.62
3:U:3135[B]:LYS:CB	3:U:3141[B]:TYR:HD1	2.12	0.62
3:U:3180[B]:TYR:CB	3:U:3183[B]:LEU:HD22	2.27	0.62
1:V:127:GLU:HG3	1:V:133:LYS:HB3	1.80	0.62
3:X:2971[B]:ASP:CG	3:X:2973[B]:THR:OG1	2.37	0.62
3:X:3038[B]:ILE:HG22	3:X:3041[B]:ALA:H	1.65	0.62
1:Y:932:THR:O	1:Y:989:THR:OG1	2.17	0.62

Continued on next page...

Continued from previous page...

Atom-1	Atom-2	Interatomic distance (Å)	Clash overlap (Å)
1:Y:1019:HIS:HE2	1:Y:1046:HIS:CE1	2.16	0.62
2:Z:2142:ALA:HB2	2:Z:2433:THR:HG23	1.82	0.62
6:5:1:NAG:O4	6:5:2:NAG:O7	2.16	0.62
2:B:2667:GLU:HB3	2:B:2730:LEU:HD22	1.81	0.62
3:C:2989[B]:HIS:NE2	3:L:2969[B]:TYR:HA	2.15	0.62
3:C:3096[A]:VAL:HG11	3:C:3115[A]:LEU:HD13	1.81	0.62
3:C:3114[A]:PRO:CD	3:C:3115[A]:LEU:H	2.12	0.62
3:C:3151[B]:LEU:HA	3:L:3154[B]:PRO:CB	2.30	0.62
3:C:3252[B]:TYR:CD2	3:L:3223[B]:GLY:O	2.53	0.62
2:E:2665:GLU:OE1	2:E:2798:GLN:NE2	2.31	0.62
1:G:11:THR:HG22	1:G:13:ASP:H	1.63	0.62
1:G:64:THR:HG21	1:G:239:LEU:HB2	1.81	0.62
1:G:157:GLU:OE2	1:G:296:ARG:NH2	2.32	0.62
3:I:2930[A]:LEU:H	3:I:2930[A]:LEU:CD2	1.98	0.62
3:I:3066[A]:TYR:CD1	3:I:3193[A]:HIS:HE1	2.17	0.62
3:I:3096[A]:VAL:HG11	3:I:3115[A]:LEU:HD13	1.81	0.62
3:I:3107[B]:LEU:HD11	3:R:2975[B]:PHE:CG	2.30	0.62
3:I:3155[B]:MET:O	3:R:3153[B]:LYS:HB3	2.00	0.62
3:I:3256[B]:TRP:CG	3:R:2966[B]:SER:C	2.60	0.62
3:L:2928[B]:ASN:OD1	3:L:2929[B]:SER:N	2.31	0.62
3:L:3135[B]:LYS:CB	3:L:3141[B]:TYR:HD1	2.13	0.62
3:L:3155[A]:MET:HG3	3:L:3172[A]:SER:O	1.99	0.62
2:N:2650:GLY:HA3	2:N:2653:GLU:H	1.63	0.62
3:O:2928[B]:ASN:OD1	3:O:2929[B]:SER:N	2.31	0.62
3:O:2970[B]:PRO:C	3:X:2991[B]:LEU:N	2.52	0.62
3:O:3066[A]:TYR:HD1	3:O:3193[A]:HIS:CE1	2.16	0.62
3:O:3273[A]:LEU:CB	3:O:3275[A]:LEU:HD13	2.28	0.62
3:R:2961[A]:HIS:CE1	3:R:2980[A]:HIS:NE2	2.57	0.62
3:R:2961[B]:HIS:HB3	3:R:3111[B]:SER:HG	1.63	0.62
3:R:3212[B]:ARG:HH11	3:R:3212[B]:ARG:CG	2.11	0.62
3:U:3038[B]:ILE:HG22	3:U:3041[B]:ALA:H	1.65	0.62
1:V:926:LEU:HD12	1:V:927:PRO:HD2	1.80	0.62
2:W:2090:LYS:NZ	2:W:2099:GLU:OE2	2.32	0.62
3:X:2987[B]:HIS:NE2	3:X:3178[B]:PHE:HE1	1.95	0.62
3:X:3135[B]:LYS:CB	3:X:3141[B]:TYR:HD1	2.13	0.62
3:X:3240[B]:THR:HG22	3:X:3241[B]:PHE:N	2.13	0.62
3:X:3298[A]:ASN:HB2	3:X:3299[A]:LEU:C	2.20	0.62
1:Y:757:VAL:HG21	1:Y:781:ILE:HG22	1.81	0.62
1:Y:829:ALA:HA	1:Y:830:ASN:C	2.19	0.62
1:A:883:CYS:HB2	1:A:891:LYS:HD3	1.81	0.62
2:B:2877:ILE:O	1:D:1078:ARG:NH1	2.32	0.62

Continued on next page...

Continued from previous page...

Atom-1	Atom-2	Interatomic distance (Å)	Clash overlap (Å)
3:F:3155[A]:MET:HG3	3:F:3172[A]:SER:O	1.99	0.62
3:F:3228[B]:VAL:HG12	3:F:3287[B]:ILE:CG1	2.29	0.62
1:G:161:ASN:ND2	1:G:174:GLN:OE1	2.32	0.62
1:G:164:GLU:OE2	1:G:301:ARG:NH2	2.33	0.62
1:G:304:ALA:HB1	1:G:306:PHE:HE1	1.65	0.62
3:I:2928[B]:ASN:OD1	3:I:2929[B]:SER:N	2.32	0.62
3:I:2966[B]:SER:C	3:R:3256[B]:TRP:HB3	2.20	0.62
3:I:3162[A]:ASP:OD1	3:I:3162[A]:ASP:N	2.31	0.62
3:I:3298[B]:ASN:CB	3:I:3300[B]:LEU:N	2.60	0.62
3:L:3114[B]:PRO:CD	3:L:3115[B]:LEU:H	2.12	0.62
3:L:3173[B]:THR:CG2	3:L:3174[B]:GLY:H	2.12	0.62
1:M:527:LEU:HD13	1:M:629:MET:HG3	1.82	0.62
3:O:2957[A]:ILE:N	3:O:2960[A]:PHE:HE1	1.97	0.62
3:O:3041[B]:ALA:CB	3:X:2971[B]:ASP:OD2	2.48	0.62
1:P:500:ASN:O	1:P:504:THR:OG1	2.18	0.62
1:P:1372:ILE:HD12	1:S:1438:ASP:HB2	1.80	0.62
3:R:3135[B]:LYS:CB	3:R:3141[B]:TYR:HD1	2.12	0.62
3:U:2949[B]:LYS:HZ2	3:U:2950[B]:THR:HA	1.64	0.62
3:U:2954[B]:TYR:HA	3:U:2957[B]:ILE:HG22	1.80	0.62
3:U:2994[A]:LYS:HD2	3:U:2998[A]:ASP:OD2	2.00	0.62
3:U:3228[B]:VAL:HG12	3:U:3287[B]:ILE:CG1	2.29	0.62
3:U:3273[A]:LEU:CB	3:U:3275[A]:LEU:HD13	2.28	0.62
3:U:3273[B]:LEU:CB	3:U:3275[B]:LEU:HD13	2.28	0.62
3:X:3300[A]:LEU:HD23	3:X:3300[A]:LEU:N	2.15	0.62
1:Y:157:GLU:OE2	1:Y:296:ARG:NH2	2.33	0.62
3:C:2959[B]:SER:O	3:L:3255[B]:PRO:CG	2.47	0.62
3:C:3117[B]:TYR:O	3:C:3120[B]:HIS:HB2	1.98	0.62
3:C:3149[B]:ASN:HB2	3:L:3158[B]:PHE:O	1.99	0.62
3:C:3156[B]:MET:CG	3:L:2979[B]:GLN:HG3	2.30	0.62
3:C:3156[B]:MET:CG	3:L:2982[B]:MET:HB2	2.30	0.62
3:C:3220[B]:ARG:HH11	3:C:3220[B]:ARG:CG	2.12	0.62
3:C:3240[A]:THR:HG22	3:C:3241[A]:PHE:N	2.13	0.62
3:C:3298[B]:ASN:HB2	3:C:3299[B]:LEU:C	2.20	0.62
3:C:3298[B]:ASN:HD21	3:C:3301[B]:PRO:HA	1.60	0.62
3:F:2957[B]:ILE:N	3:F:2960[B]:PHE:HE1	1.98	0.62
3:F:3114[A]:PRO:CD	3:F:3115[A]:LEU:H	2.12	0.62
3:F:3270[A]:LEU:O	3:F:3274[A]:ARG:N	2.33	0.62
3:I:2994[B]:LYS:HD2	3:I:2998[B]:ASP:OD2	2.00	0.62
3:I:3149[B]:ASN:HD22	3:R:3163[B]:ASN:C	2.02	0.62
3:I:3152[B]:LYS:HB2	3:R:3171[B]:HIS:N	2.10	0.62
3:L:2948[A]:ASP:HB3	3:L:2953[A]:GLY:CA	2.24	0.62

Continued on next page...

Continued from previous page...

Atom-1	Atom-2	Interatomic distance (Å)	Clash overlap (Å)
3:L:3173[B]:THR:HB	3:L:3176[B]:LYS:HG2	1.81	0.62
1:M:1219:ASP:OD1	1:M:1223:ALA:N	2.33	0.62
1:P:447:MET:HA	1:P:455:TYR:HB2	1.82	0.62
3:U:2957[A]:ILE:N	3:U:2960[A]:PHE:HE1	1.97	0.62
3:U:3185[B]:TYR:C	3:U:3186[B]:GLU:OE2	2.37	0.62
3:U:3222[A]:ILE:HD11	3:U:3224[A]:GLN:OE1	2.00	0.62
3:X:2994[A]:LYS:HD2	3:X:2998[A]:ASP:OD2	2.00	0.62
3:X:3162[A]:ASP:OD1	3:X:3162[A]:ASP:N	2.32	0.62
3:X:3220[A]:ARG:HH11	3:X:3220[A]:ARG:CG	2.12	0.62
3:X:3298[B]:ASN:HB2	3:X:3299[B]:LEU:C	2.20	0.62
3:C:2961[B]:HIS:HB3	3:C:3111[B]:SER:CB	2.28	0.62
3:C:2994[B]:LYS:HD2	3:C:2998[B]:ASP:OD2	2.00	0.62
3:C:3038[B]:ILE:HG12	3:C:3112[B]:TYR:CE2	2.35	0.62
3:C:3155[B]:MET:CG	3:L:3154[B]:PRO:O	2.47	0.62
3:C:3252[B]:TYR:CB	3:L:3253[B]:GLU:CG	2.77	0.62
3:C:3279[A]:ASP:OD1	3:C:3279[A]:ASP:N	2.25	0.62
1:D:1499:SER:HA	1:D:1508:PHE:HE2	1.65	0.62
3:F:2957[A]:ILE:CA	3:F:2960[A]:PHE:HE1	2.11	0.62
3:F:2971[B]:ASP:CG	3:F:2973[B]:THR:OG1	2.37	0.62
3:F:3038[B]:ILE:HG22	3:F:3041[B]:ALA:H	1.65	0.62
3:F:3124[A]:ASP:OD2	3:F:3187[A]:TYR:OH	2.15	0.62
3:F:3135[A]:LYS:CB	3:F:3141[A]:TYR:HD1	2.12	0.62
3:F:3222[A]:ILE:HD11	3:F:3224[A]:GLN:OE1	2.00	0.62
1:G:1286:ARG:NH2	1:G:1333:GLU:OE2	2.33	0.62
3:I:3135[A]:LYS:CB	3:I:3141[A]:TYR:HD1	2.13	0.62
3:I:3135[B]:LYS:CB	3:I:3141[B]:TYR:HD1	2.12	0.62
3:I:3157[A]:PRO:O	3:I:3160[A]:SER:N	2.30	0.62
3:I:3222[A]:ILE:HD11	3:I:3224[A]:GLN:OE1	2.00	0.62
3:I:3270[A]:LEU:O	3:I:3274[A]:ARG:N	2.33	0.62
3:I:3298[B]:ASN:HD21	3:I:3301[B]:PRO:HA	1.60	0.62
3:L:3066[A]:TYR:CD1	3:L:3193[A]:HIS:HE1	2.17	0.62
3:L:3114[A]:PRO:CD	3:L:3115[A]:LEU:H	2.12	0.62
3:L:3270[A]:LEU:O	3:L:3274[A]:ARG:N	2.33	0.62
3:L:3270[B]:LEU:O	3:L:3274[B]:ARG:N	2.33	0.62
3:O:2968[B]:GLN:CB	3:O:2972[B]:GLY:HA2	2.19	0.62
3:O:2994[B]:LYS:HD2	3:O:2998[B]:ASP:OD2	2.00	0.62
3:O:3038[B]:ILE:HG12	3:O:3112[B]:TYR:CE2	2.35	0.62
3:O:3217[A]:PHE:CE2	3:O:3303[A]:PRO:HG3	2.33	0.62
1:P:452:ILE:HD11	1:P:676:PRO:O	2.00	0.62
1:P:909:ILE:HG12	1:P:1084:PHE:HZ	1.64	0.62
3:R:2990[A]:ARG:CZ	3:R:3180[A]:TYR:HB3	2.28	0.62

Continued on next page...

Continued from previous page...

Atom-1	Atom-2	Interatomic distance (Å)	Clash overlap (Å)
3:R:2994[A]:LYS:HD2	3:R:2998[A]:ASP:OD2	2.00	0.62
3:R:3155[A]:MET:HG3	3:R:3172[A]:SER:O	1.99	0.62
3:R:3173[B]:THR:CG2	3:R:3174[B]:GLY:H	2.12	0.62
3:R:3212[A]:ARG:HH11	3:R:3212[A]:ARG:CG	2.12	0.62
3:R:3270[A]:LEU:O	3:R:3274[A]:ARG:N	2.33	0.62
3:R:3284[A]:LYS:CD	3:R:3285[A]:VAL:H	2.10	0.62
1:S:1140:ASN:OD1	1:S:1239:GLY:N	2.22	0.62
2:T:2345:ASN:O	2:T:2349:THR:OG1	2.16	0.62
2:T:2756:ASN:HD21	2:T:2759:THR:HG23	1.65	0.62
3:U:3038[A]:ILE:HG22	3:U:3041[A]:ALA:H	1.65	0.62
3:U:3038[B]:ILE:HG12	3:U:3112[B]:TYR:CE2	2.35	0.62
3:U:3270[A]:LEU:O	3:U:3274[A]:ARG:N	2.33	0.62
1:V:1195:ASP:O	1:V:1196:ILE:HG12	1.99	0.62
1:V:1286:ARG:NH2	1:V:1333:GLU:OE2	2.33	0.62
2:W:2345:ASN:O	2:W:2349:THR:OG1	2.18	0.62
3:X:2937[A]:ASN:HB3	3:X:3006[A]:LYS:HD3	1.79	0.62
3:X:3222[A]:ILE:HD11	3:X:3224[A]:GLN:OE1	2.00	0.62
3:X:3228[B]:VAL:HG12	3:X:3287[B]:ILE:CG1	2.29	0.62
1:Y:589:GLN:HG2	1:Y:594:ASP:HB3	1.82	0.62
1:Y:1317:PRO:HD2	1:Y:1488:LEU:HD12	1.82	0.62
3:C:2948[B]:ASP:HB3	3:C:2953[B]:GLY:CA	2.24	0.62
3:C:3086[B]:GLU:HB3	3:L:2968[B]:GLN:HE21	1.63	0.62
3:C:3114[B]:PRO:CD	3:C:3115[B]:LEU:H	2.12	0.62
3:C:3135[B]:LYS:CB	3:C:3141[B]:TYR:HD1	2.13	0.62
3:C:3173[B]:THR:HB	3:C:3176[B]:LYS:HG2	1.81	0.62
3:F:3066[B]:TYR:CD1	3:F:3193[B]:HIS:HE1	2.17	0.62
3:F:3162[A]:ASP:OD1	3:F:3162[A]:ASP:N	2.31	0.62
3:F:3222[B]:ILE:HD11	3:F:3224[B]:GLN:OE1	2.00	0.62
3:F:3298[A]:ASN:HB2	3:F:3299[A]:LEU:C	2.19	0.62
1:G:1441:SER:OG	1:G:1442:MET:N	2.31	0.62
2:H:2868:GLU:OE2	3:I:2933[A]:SER:N	2.32	0.62
3:I:2957[A]:ILE:N	3:I:2960[A]:PHE:HE1	1.97	0.62
3:I:3114[A]:PRO:CD	3:I:3115[A]:LEU:H	2.12	0.62
3:I:3155[B]:MET:SD	3:R:3154[B]:PRO:CD	2.88	0.62
3:I:3249[B]:GLY:N	3:R:2974[B]:ALA:H	1.96	0.62
3:L:3038[A]:ILE:HG12	3:L:3112[A]:TYR:CE2	2.35	0.62
3:L:3038[B]:ILE:HG22	3:L:3041[B]:ALA:H	1.65	0.62
2:N:2882:GLU:OE1	2:N:2884:LYS:NZ	2.32	0.62
3:O:2974[B]:ALA:HB2	3:X:2978[B]:CYS:N	2.15	0.62
3:O:3135[A]:LYS:CB	3:O:3141[A]:TYR:HD1	2.13	0.62
3:O:3270[B]:LEU:O	3:O:3274[B]:ARG:N	2.33	0.62

Continued on next page...

Continued from previous page...

Atom-1	Atom-2	Interatomic distance (Å)	Clash overlap (Å)
3:R:2954[B]:TYR:HA	3:R:2957[B]:ILE:HG22	1.80	0.62
3:R:2961[B]:HIS:HB3	3:R:3111[B]:SER:CB	2.29	0.62
3:U:2971[A]:ASP:CG	3:U:2973[A]:THR:OG1	2.37	0.62
3:U:3114[B]:PRO:CD	3:U:3115[B]:LEU:H	2.12	0.62
2:W:2500:ILE:HG12	2:W:2501:PRO:HD2	1.81	0.62
3:X:2957[A]:ILE:N	3:X:2960[A]:PHE:HE1	1.98	0.62
3:X:3038[A]:ILE:HG22	3:X:3041[A]:ALA:H	1.65	0.62
3:X:3066[B]:TYR:HD1	3:X:3193[B]:HIS:CE1	2.16	0.62
3:X:3185[A]:TYR:C	3:X:3186[A]:GLU:OE2	2.37	0.62
2:Z:2564:PRO:HA	2:Z:2673:GLU:HG3	1.82	0.62
1:A:492:ARG:HD2	1:A:692:VAL:HG22	1.82	0.62
3:C:3152[B]:LYS:HG3	3:L:3172[B]:SER:OG	1.99	0.62
3:C:3154[B]:PRO:HB3	3:L:3174[B]:GLY:N	2.14	0.62
3:C:3212[B]:ARG:HH11	3:C:3212[B]:ARG:CG	2.12	0.62
1:D:43:GLU:HG3	1:D:44:PRO:HA	1.82	0.62
3:F:2966[B]:SER:HB3	3:F:2977[B]:CYS:HB2	1.78	0.62
3:I:2965[B]:LEU:HB2	3:R:3253[B]:GLU:OE2	1.99	0.62
3:I:2971[A]:ASP:CG	3:I:2973[A]:THR:OG1	2.37	0.62
3:I:2975[B]:PHE:CE1	3:R:2961[B]:HIS:CE1	2.87	0.62
3:I:3155[A]:MET:HG3	3:I:3172[A]:SER:O	1.99	0.62
3:I:3162[B]:ASP:OD1	3:I:3162[B]:ASP:N	2.31	0.62
3:I:3228[B]:VAL:HG12	3:I:3287[B]:ILE:CG1	2.29	0.62
1:J:238:ASN:OD1	1:J:238:ASN:N	2.33	0.62
1:J:325:THR:HG22	1:J:327:ASP:H	1.62	0.62
3:L:3038[A]:ILE:HG22	3:L:3041[A]:ALA:H	1.65	0.62
3:L:3273[A]:LEU:CB	3:L:3275[A]:LEU:HD13	2.28	0.62
3:R:2994[B]:LYS:HD2	3:R:2998[B]:ASP:OD2	2.00	0.62
1:S:164:GLU:O	1:S:297:ARG:NH2	2.32	0.62
1:V:329:ARG:HH22	1:Y:1574:VAL:H	1.46	0.62
2:W:2128:LEU:HB2	2:W:2286:HIS:HB3	1.82	0.62
3:X:3066[A]:TYR:CD1	3:X:3193[A]:HIS:HE1	2.17	0.62
3:X:3066[B]:TYR:CD1	3:X:3193[B]:HIS:HE1	2.17	0.62
3:X:3270[B]:LEU:O	3:X:3274[B]:ARG:N	2.33	0.62
2:Z:2497:GLU:HB2	2:Z:2498:VAL:HA	1.82	0.62
2:B:2109:ARG:NH1	2:B:2169:HIS:O	2.33	0.62
3:C:2956[A]:LYS:C	3:C:2960[A]:PHE:CE1	2.47	0.62
3:C:2957[B]:ILE:N	3:C:2960[B]:PHE:HE1	1.97	0.62
3:C:3147[A]:GLU:HG3	3:C:3149[A]:ASN:HD21	1.65	0.62
3:C:3212[A]:ARG:HH11	3:C:3212[A]:ARG:CG	2.12	0.62
3:C:3256[B]:TRP:HZ2	3:L:2965[B]:LEU:CG	2.10	0.62
3:F:3228[A]:VAL:HG12	3:F:3287[A]:ILE:CG1	2.29	0.62

Continued on next page...

Continued from previous page...

Atom-1	Atom-2	Interatomic distance (Å)	Clash overlap (Å)
1:G:402:THR:HG23	1:G:659:CYS:HA	1.81	0.62
3:I:2948[B]:ASP:HB3	3:I:2953[B]:GLY:CA	2.24	0.62
3:I:3270[B]:LEU:O	3:I:3274[B]:ARG:N	2.33	0.62
3:L:3147[A]:GLU:HG3	3:L:3149[A]:ASN:HD21	1.65	0.62
3:L:3173[A]:THR:CG2	3:L:3174[A]:GLY:H	2.12	0.62
3:L:3222[B]:ILE:HD11	3:L:3224[B]:GLN:OE1	2.00	0.62
3:L:3300[B]:LEU:HD23	3:L:3300[B]:LEU:N	2.15	0.62
2:N:2252:GLU:CD	2:N:2393:ARG:HH12	2.03	0.62
3:O:2964[A]:PRO:HG3	3:O:3040[A]:VAL:HG11	1.82	0.62
3:O:2994[B]:LYS:O	3:O:2995[B]:GLN:C	2.38	0.62
3:O:3173[A]:THR:CG2	3:O:3174[A]:GLY:H	2.12	0.62
3:O:3298[A]:ASN:CB	3:O:3300[A]:LEU:CD2	2.61	0.62
1:P:474:LEU:HD23	1:P:475:ASN:H	1.65	0.62
2:Q:2889:ALA:N	2:Q:2890:VAL:HA	2.14	0.62
3:R:2961[A]:HIS:HB3	3:R:3111[A]:SER:CB	2.29	0.62
3:R:3024[B]:LEU:CD1	3:R:3025[B]:VAL:H	1.84	0.62
3:R:3147[A]:GLU:HG3	3:R:3149[A]:ASN:HD21	1.65	0.62
3:R:3173[A]:THR:HB	3:R:3176[A]:LYS:HG2	1.81	0.62
3:R:3222[B]:ILE:HD11	3:R:3224[B]:GLN:OE1	2.00	0.62
3:R:3298[A]:ASN:CB	3:R:3300[A]:LEU:N	2.60	0.62
1:S:757:VAL:HG21	1:S:781:ILE:HG13	1.80	0.62
2:T:2800:LYS:HB3	3:U:3023[A]:ILE:HD13	1.76	0.62
3:U:2990[A]:ARG:CZ	3:U:3180[A]:TYR:HB3	2.28	0.62
3:U:3298[B]:ASN:HB2	3:U:3299[B]:LEU:C	2.20	0.62
2:W:2884:LYS:HG3	2:W:2889:ALA:O	2.00	0.62
3:X:2957[A]:ILE:HA	3:X:2960[A]:PHE:HE1	1.64	0.62
3:X:3228[A]:VAL:HG12	3:X:3287[A]:ILE:CG1	2.29	0.62
3:X:3270[A]:LEU:O	3:X:3274[A]:ARG:N	2.33	0.62
1:Y:673:PHE:HB3	1:Y:677:LEU:HB2	1.82	0.62
6:DA:1:NAG:H61	6:DA:2:NAG:C7	2.30	0.62
3:C:2976[B]:ALA:N	3:L:3253[B]:GLU:CA	2.61	0.61
3:C:3025[A]:VAL:HG22	3:C:3025[A]:VAL:O	2.00	0.61
3:C:3273[A]:LEU:CB	3:C:3275[A]:LEU:HD13	2.28	0.61
1:D:1317:PRO:HA	1:D:1420:GLU:HG3	1.82	0.61
3:F:3114[B]:PRO:CD	3:F:3115[B]:LEU:H	2.12	0.61
3:F:3155[B]:MET:HG3	3:F:3172[B]:SER:O	1.99	0.61
3:F:3169[A]:LYS:C	3:F:3172[A]:SER:HG	1.98	0.61
1:G:1082:SER:O	1:G:1086:LEU:HG	2.00	0.61
1:G:1163:ALA:O	1:G:1167:ASP:HB2	2.00	0.61
2:H:2226:GLU:HG2	2:H:2276:GLY:HA3	1.81	0.61
2:H:2725:GLN:OE1	2:H:2728:ARG:NH2	2.31	0.61

Continued on next page...

Continued from previous page...

Atom-1	Atom-2	Interatomic distance (Å)	Clash overlap (Å)
3:I:2964[B]:PRO:CB	3:R:3255[B]:PRO:HB3	2.30	0.61
3:I:2966[A]:SER:HB3	3:I:2977[A]:CYS:HB2	1.78	0.61
3:I:3025[B]:VAL:HG22	3:I:3025[B]:VAL:O	2.00	0.61
3:I:3171[B]:HIS:CA	3:R:3152[B]:LYS:HB3	2.30	0.61
3:L:3185[A]:TYR:C	3:L:3186[A]:GLU:OE2	2.37	0.61
1:M:931:TRP:CG	1:M:1018:ILE:HD11	2.34	0.61
3:O:2977[B]:CYS:N	3:X:3153[B]:LYS:HG2	2.15	0.61
3:O:3025[B]:VAL:HG22	3:O:3025[B]:VAL:O	2.00	0.61
3:O:3173[B]:THR:CG2	3:O:3174[B]:GLY:H	2.12	0.61
1:S:492:ARG:NH1	1:S:701:TYR:OH	2.32	0.61
1:S:946:GLU:HG2	1:S:955:LYS:HD2	1.81	0.61
3:U:2961[A]:HIS:HB3	3:U:3111[A]:SER:CB	2.29	0.61
3:U:3114[A]:PRO:CD	3:U:3115[A]:LEU:H	2.12	0.61
2:W:2625:LEU:HG	2:W:2626:ARG:HG2	1.81	0.61
3:X:2987[A]:HIS:NE2	3:X:3178[A]:PHE:HE1	1.95	0.61
1:Y:946:GLU:HA	1:Y:956:PRO:HB3	1.82	0.61
2:Z:2545:SER:CA	2:Z:2546:LEU:HB2	2.30	0.61
3:C:2957[A]:ILE:N	3:C:2960[A]:PHE:HE1	1.97	0.61
3:C:2975[B]:PHE:HE1	3:L:3107[B]:LEU:CD1	2.03	0.61
3:C:3155[B]:MET:HG2	3:L:3154[B]:PRO:N	2.07	0.61
3:C:3158[B]:PHE:HE2	3:L:3153[B]:LYS:NZ	1.93	0.61
3:C:3300[A]:LEU:HD23	3:C:3300[A]:LEU:N	2.15	0.61
2:E:2394:VAL:HG11	2:E:2451:LEU:HD12	1.82	0.61
3:F:2964[A]:PRO:HG3	3:F:3040[A]:VAL:HG11	1.82	0.61
3:F:2994[B]:LYS:HD2	3:F:2998[B]:ASP:OD2	2.00	0.61
3:F:3066[A]:TYR:CD1	3:F:3193[A]:HIS:HE1	2.17	0.61
3:I:2964[B]:PRO:HD2	3:R:3255[B]:PRO:CG	2.30	0.61
3:I:2994[A]:LYS:O	3:I:2995[A]:GLN:C	2.38	0.61
3:I:2994[A]:LYS:HD2	3:I:2998[A]:ASP:OD2	2.00	0.61
3:I:3169[B]:LYS:O	3:R:3152[B]:LYS:N	2.30	0.61
3:L:2994[A]:LYS:HD2	3:L:2998[A]:ASP:OD2	2.00	0.61
3:L:3135[A]:LYS:CB	3:L:3141[A]:TYR:HD1	2.13	0.61
1:M:293:LEU:HB3	1:M:297:ARG:HH21	1.65	0.61
3:O:2949[A]:LYS:HZ2	3:O:2950[A]:THR:HA	1.65	0.61
3:O:3025[A]:VAL:HG22	3:O:3025[A]:VAL:O	2.00	0.61
3:O:3038[A]:ILE:HG12	3:O:3112[A]:TYR:CE2	2.35	0.61
3:O:3038[A]:ILE:HG22	3:O:3041[A]:ALA:H	1.65	0.61
3:O:3038[B]:ILE:HG22	3:O:3041[B]:ALA:H	1.65	0.61
3:O:3298[A]:ASN:HB2	3:O:3299[A]:LEU:C	2.20	0.61
1:P:780:GLU:O	1:P:782:THR:N	2.33	0.61
3:R:3038[A]:ILE:HG12	3:R:3112[A]:TYR:CE2	2.35	0.61

Continued on next page...

Continued from previous page...

Atom-1	Atom-2	Interatomic distance (Å)	Clash overlap (Å)
3:R:3200[A]:LEU:HD22	3:R:3204[A]:LEU:HD13	1.82	0.61
3:R:3228[B]:VAL:HG12	3:R:3287[B]:ILE:CG1	2.29	0.61
1:V:957:ASN:HD22	1:V:960:PHE:HB2	1.64	0.61
3:X:3038[B]:ILE:HG12	3:X:3112[B]:TYR:CE2	2.35	0.61
3:C:3038[B]:ILE:HG22	3:C:3041[B]:ALA:H	1.65	0.61
3:C:3185[A]:TYR:C	3:C:3186[A]:GLU:OE2	2.37	0.61
1:D:1304:ASP:N	1:D:1305:GLY:HA2	2.15	0.61
2:E:2107:LEU:HD23	2:E:2208:PRO:HB2	1.80	0.61
3:F:3270[B]:LEU:O	3:F:3274[B]:ARG:N	2.33	0.61
3:I:2969[B]:TYR:O	3:R:2980[B]:HIS:HD2	1.84	0.61
3:I:3185[B]:TYR:C	3:I:3186[B]:GLU:OE2	2.37	0.61
1:J:573:LYS:HB3	1:J:574:GLY:HA2	1.83	0.61
1:J:930:ASP:OD1	1:J:1051:ARG:NH2	2.34	0.61
1:J:1144:VAL:HG23	1:J:1234:VAL:HG22	1.82	0.61
3:L:3200[B]:LEU:HD22	3:L:3204[B]:LEU:HD13	1.83	0.61
1:M:1414:THR:HG23	1:M:1477:LEU:HD13	1.82	0.61
3:O:3256[B]:TRP:CE2	3:X:3161[B]:GLU:HG3	2.35	0.61
3:O:3276[B]:ASP:HB3	3:O:3278[B]:HIS:HB2	1.83	0.61
3:O:3298[B]:ASN:CB	3:O:3300[B]:LEU:N	2.60	0.61
1:P:1641:THR:HG21	1:P:1644:ILE:HD11	1.83	0.61
3:R:3124[B]:ASP:OD2	3:R:3187[B]:TYR:OH	2.15	0.61
3:R:3217[B]:PHE:CE2	3:R:3303[B]:PRO:HG3	2.33	0.61
3:R:3298[A]:ASN:HB2	3:R:3299[A]:LEU:C	2.20	0.61
3:R:3300[B]:LEU:HD23	3:R:3300[B]:LEU:N	2.15	0.61
1:S:221:GLN:NE2	1:S:267:PHE:O	2.30	0.61
1:S:865:LYS:HE2	1:S:964:ILE:HD11	1.81	0.61
3:U:2930[A]:LEU:HD22	3:U:2930[A]:LEU:N	2.02	0.61
3:U:2957[B]:ILE:N	3:U:2960[B]:PHE:HE1	1.98	0.61
3:U:2994[A]:LYS:O	3:U:2995[A]:GLN:C	2.38	0.61
3:U:3025[A]:VAL:HG22	3:U:3025[A]:VAL:O	2.00	0.61
1:V:11:THR:HG22	1:V:13:ASP:H	1.65	0.61
3:X:3024[A]:LEU:CD1	3:X:3025[A]:VAL:H	1.83	0.61
3:X:3025[A]:VAL:HG22	3:X:3025[A]:VAL:O	2.00	0.61
3:X:3124[A]:ASP:OD2	3:X:3187[A]:TYR:OH	2.15	0.61
1:Y:1358:LEU:HD23	1:Y:1456:LEU:HD21	1.80	0.61
1:A:304:ALA:HB1	1:A:306:PHE:HE1	1.64	0.61
3:C:2961[A]:HIS:CE1	3:C:2980[A]:HIS:NE2	2.57	0.61
3:C:2988[A]:TRP:NE1	3:C:3158[A]:PHE:HE2	1.96	0.61
3:C:3270[A]:LEU:O	3:C:3274[A]:ARG:N	2.33	0.61
3:C:3298[A]:ASN:HB2	3:C:3299[A]:LEU:C	2.20	0.61
1:D:1462:ASP:OD2	1:D:1525:TYR:OH	2.14	0.61

Continued on next page...

Continued from previous page...

Atom-1	Atom-2	Interatomic distance (Å)	Clash overlap (Å)
2:E:2344:LEU:HD23	2:E:2346:PRO:HA	1.82	0.61
3:F:3276[A]:ASP:HB3	3:F:3278[A]:HIS:HB2	1.83	0.61
3:F:3276[B]:ASP:HB3	3:F:3278[B]:HIS:HB2	1.83	0.61
3:F:3300[A]:LEU:HD23	3:F:3300[A]:LEU:N	2.14	0.61
1:G:456:GLN:HG2	1:G:551:GLU:HB2	1.81	0.61
1:G:1026:GLU:OE1	1:G:1029:SER:N	2.32	0.61
3:I:3038[B]:ILE:HG12	3:I:3112[B]:TYR:CE2	2.35	0.61
3:I:3150[B]:LYS:NZ	3:R:3160[B]:SER:CB	2.55	0.61
3:I:3152[B]:LYS:HB3	3:R:3172[B]:SER:N	2.04	0.61
3:I:3155[B]:MET:HB3	3:R:3153[B]:LYS:HD2	1.74	0.61
3:I:3222[B]:ILE:HD11	3:I:3224[B]:GLN:OE1	2.00	0.61
3:I:3298[B]:ASN:HB2	3:I:3299[B]:LEU:C	2.19	0.61
3:I:3300[B]:LEU:HD23	3:I:3300[B]:LEU:N	2.15	0.61
2:K:2122:ILE:O	2:K:2125:PHE:HB2	1.99	0.61
2:K:2472:ASN:N	2:K:2473:GLY:HA2	2.16	0.61
3:O:2969[B]:TYR:HH	3:X:2994[B]:LYS:HB3	0.79	0.61
3:O:2987[A]:HIS:NE2	3:O:3178[A]:PHE:HE1	1.95	0.61
3:O:2994[A]:LYS:HD2	3:O:2998[A]:ASP:OD2	2.00	0.61
3:O:3114[B]:PRO:CD	3:O:3115[B]:LEU:H	2.12	0.61
3:O:3147[A]:GLU:HG3	3:O:3149[A]:ASN:HD21	1.65	0.61
3:O:3273[B]:LEU:CB	3:O:3275[B]:LEU:HD13	2.28	0.61
2:Q:2419:ASP:OD1	2:Q:2419:ASP:N	2.33	0.61
3:R:3038[A]:ILE:HG22	3:R:3041[A]:ALA:H	1.65	0.61
3:U:2994[B]:LYS:O	3:U:2995[B]:GLN:C	2.38	0.61
3:U:3300[A]:LEU:HD23	3:U:3300[A]:LEU:N	2.15	0.61
3:X:2949[A]:LYS:HZ2	3:X:2950[A]:THR:HA	1.64	0.61
3:X:3096[A]:VAL:HG11	3:X:3115[A]:LEU:HD13	1.81	0.61
3:X:3300[B]:LEU:HD23	3:X:3300[B]:LEU:N	2.15	0.61
1:Y:1627:ARG:NH2	1:Y:1629:GLU:OE1	2.31	0.61
3:C:2984[B]:THR:HB	3:L:3154[B]:PRO:CG	2.30	0.61
3:C:2994[A]:LYS:HD2	3:C:2998[A]:ASP:OD2	2.00	0.61
3:C:3200[B]:LEU:HD22	3:C:3204[B]:LEU:HD13	1.83	0.61
3:F:2949[A]:LYS:HZ2	3:F:2950[A]:THR:HA	1.66	0.61
3:F:3157[A]:PRO:O	3:F:3160[A]:SER:N	2.30	0.61
3:F:3185[A]:TYR:C	3:F:3186[A]:GLU:OE2	2.37	0.61
2:H:2820:HIS:HB3	2:H:2822:LYS:HE2	1.83	0.61
3:I:2957[B]:ILE:N	3:I:2960[B]:PHE:HE1	1.98	0.61
3:I:2964[A]:PRO:HG3	3:I:3040[A]:VAL:HG11	1.82	0.61
3:I:2987[B]:HIS:NE2	3:I:3178[B]:PHE:HE1	1.96	0.61
3:I:3147[B]:GLU:HG3	3:I:3149[B]:ASN:HD21	1.65	0.61
3:I:3150[B]:LYS:CA	3:R:3159[B]:SER:HA	2.18	0.61

Continued on next page...

Continued from previous page...

Atom-1	Atom-2	Interatomic distance (Å)	Clash overlap (Å)
3:I:3194[A]:GLY:O	3:I:3195[A]:MET:HG2	2.01	0.61
1:J:332:ASP:OD2	1:J:378:TYR:OH	2.16	0.61
3:L:3194[B]:GLY:O	3:L:3195[B]:MET:HG2	2.01	0.61
3:L:3298[B]:ASN:HB2	3:L:3299[B]:LEU:C	2.20	0.61
1:M:1140:ASN:ND2	1:M:1236:TYR:OH	2.34	0.61
1:M:1210:LYS:HA	1:M:1211:TYR:HB2	1.82	0.61
3:O:2952[A]:ALA:CB	3:O:2953[A]:GLY:C	2.48	0.61
3:O:3173[A]:THR:HB	3:O:3176[A]:LYS:HG2	1.81	0.61
3:O:3270[A]:LEU:O	3:O:3274[A]:ARG:N	2.33	0.61
3:O:3300[B]:LEU:HD23	3:O:3300[B]:LEU:N	2.15	0.61
1:P:1639:LYS:HE3	1:S:473:ALA:HA	1.81	0.61
3:R:3124[A]:ASP:OD2	3:R:3187[A]:TYR:OH	2.16	0.61
3:R:3135[A]:LYS:CB	3:R:3141[A]:TYR:HD1	2.13	0.61
3:R:3173[A]:THR:CG2	3:R:3174[A]:GLY:H	2.12	0.61
3:R:3293[B]:LYS:CB	3:R:3294[B]:SER:CB	2.54	0.61
3:U:3300[B]:LEU:HD23	3:U:3300[B]:LEU:N	2.15	0.61
2:W:2263:PHE:HE1	2:W:2304:LEU:HB3	1.65	0.61
3:X:2994[B]:LYS:HD2	3:X:2998[B]:ASP:OD2	2.00	0.61
3:X:3139[A]:LEU:N	3:X:3139[A]:LEU:HD22	2.16	0.61
2:Z:2878:ARG:NH1	2:Z:2880:GLU:OE2	2.34	0.61
1:A:126:GLY:HA3	1:A:202:TYR:O	2.00	0.61
1:A:1486:LEU:HB2	2:E:2486:ILE:HB	1.81	0.61
3:C:2964[B]:PRO:O	3:L:3255[B]:PRO:C	2.38	0.61
3:C:3147[B]:GLU:HG3	3:C:3149[B]:ASN:HD21	1.65	0.61
3:C:3200[A]:LEU:HD22	3:C:3204[A]:LEU:HD13	1.83	0.61
3:C:3228[A]:VAL:HG12	3:C:3287[A]:ILE:CG1	2.29	0.61
1:G:1492:PRO:HB2	1:G:1497:SER:HB3	1.82	0.61
3:I:3173[B]:THR:HB	3:I:3176[B]:LYS:HG2	1.81	0.61
3:I:3200[B]:LEU:HD22	3:I:3204[B]:LEU:HD13	1.83	0.61
3:I:3254[B]:MET:CA	3:R:2966[B]:SER:OG	2.48	0.61
3:I:3273[A]:LEU:CB	3:I:3275[A]:LEU:HD13	2.28	0.61
3:I:3298[A]:ASN:HB2	3:I:3299[A]:LEU:C	2.20	0.61
3:L:2957[B]:ILE:N	3:L:2960[B]:PHE:HE1	1.97	0.61
3:L:2994[B]:LYS:HD2	3:L:2998[B]:ASP:OD2	2.00	0.61
3:O:2968[B]:GLN:HB2	3:X:2988[B]:TRP:CA	2.29	0.61
3:O:2973[B]:THR:C	3:X:2979[B]:GLN:HB2	2.21	0.61
1:P:1321:HIS:HD2	1:P:1465:TRP:CH2	2.18	0.61
1:P:1562:ILE:HD13	1:P:1644:ILE:HD12	1.81	0.61
2:Q:2181:THR:HB	2:Q:2374:ASN:H	1.66	0.61
3:R:3147[B]:GLU:HG3	3:R:3149[B]:ASN:HD21	1.65	0.61
3:R:3194[A]:GLY:O	3:R:3195[A]:MET:HG2	2.01	0.61

Continued on next page...

Continued from previous page...

Atom-1	Atom-2	Interatomic distance (Å)	Clash overlap (Å)
3:R:3200[B]:LEU:HD22	3:R:3204[B]:LEU:HD13	1.83	0.61
3:R:3300[A]:LEU:HD23	3:R:3300[A]:LEU:N	2.15	0.61
1:S:505:ARG:NE	1:S:1339:SER:OG	2.33	0.61
2:T:2128:LEU:HD23	2:T:2216:PHE:HZ	1.65	0.61
3:U:3270[B]:LEU:O	3:U:3274[B]:ARG:N	2.33	0.61
1:V:1018:ILE:HA	1:V:1021:LEU:HB2	1.81	0.61
1:V:1143:ALA:HB3	1:V:1235:ILE:HG13	1.83	0.61
2:W:2849:ASP:OD2	2:W:2850:ARG:NH2	2.33	0.61
3:X:3096[B]:VAL:HG11	3:X:3115[B]:LEU:HD13	1.81	0.61
3:X:3114[B]:PRO:CD	3:X:3115[B]:LEU:H	2.12	0.61
3:X:3135[A]:LYS:CB	3:X:3141[A]:TYR:HD1	2.13	0.61
2:Z:2394:VAL:HG11	2:Z:2451:LEU:HD12	1.82	0.61
3:C:3152[B]:LYS:N	3:L:3172[B]:SER:CB	2.62	0.61
3:C:3173[A]:THR:HB	3:C:3176[A]:LYS:HG2	1.81	0.61
3:C:3300[B]:LEU:HD23	3:C:3300[B]:LEU:N	2.15	0.61
3:F:2948[A]:ASP:HB3	3:F:2953[A]:GLY:CA	2.24	0.61
3:F:3025[A]:VAL:HG22	3:F:3025[A]:VAL:O	2.00	0.61
3:F:3194[A]:GLY:O	3:F:3195[A]:MET:HG2	2.01	0.61
2:K:2819:VAL:HB	2:K:2835:ILE:HG23	1.82	0.61
3:L:3025[A]:VAL:HG22	3:L:3025[A]:VAL:O	2.00	0.61
3:L:3194[A]:GLY:O	3:L:3195[A]:MET:HG2	2.01	0.61
1:P:439:LEU:HD23	1:P:509:ILE:HD12	1.82	0.61
1:P:488:PRO:HB2	1:P:641:TRP:CE3	2.36	0.61
1:P:935:ILE:HD11	1:P:980:TYR:HE2	1.65	0.61
3:R:3038[B]:ILE:HG12	3:R:3112[B]:TYR:CE2	2.35	0.61
3:R:3114[B]:PRO:CD	3:R:3115[B]:LEU:H	2.13	0.61
1:S:1429:THR:HG23	1:S:1433:TRP:CZ2	2.36	0.61
3:U:3274[A]:ARG:NE	3:U:3274[A]:ARG:HA	2.16	0.61
1:V:906:HIS:CD2	9:V:5003:CUO:O1	2.53	0.61
3:X:2949[B]:LYS:HZ2	3:X:2950[B]:THR:HA	1.65	0.61
3:C:3276[B]:ASP:HB3	3:C:3278[B]:HIS:HB2	1.83	0.61
1:D:909:ILE:HG12	1:D:1084:PHE:HZ	1.64	0.61
2:E:2356:ASP:O	2:E:2363:ASN:ND2	2.33	0.61
3:F:3038[A]:ILE:HG12	3:F:3112[A]:TYR:CE2	2.35	0.61
3:F:3162[B]:ASP:N	3:F:3162[B]:ASP:OD1	2.31	0.61
1:G:684:ARG:O	1:G:687:SER:OG	2.18	0.61
3:I:3156[B]:MET:HB3	3:R:2982[B]:MET:CB	2.31	0.61
3:I:3220[B]:ARG:HH11	3:I:3220[B]:ARG:CG	2.12	0.61
3:I:3248[B]:LEU:C	3:R:2974[B]:ALA:N	2.54	0.61
2:K:2109:ARG:NH1	2:K:2169:HIS:O	2.34	0.61
3:L:3222[A]:ILE:HD11	3:L:3224[A]:GLN:OE1	2.00	0.61

Continued on next page...

Continued from previous page...

Atom-1	Atom-2	Interatomic distance (Å)	Clash overlap (Å)
1:M:946:GLU:HA	1:M:955:LYS:HB3	1.82	0.61
3:O:3194[B]:GLY:O	3:O:3195[B]:MET:HG2	2.01	0.61
3:O:3254[B]:MET:HB3	3:X:3159[B]:SER:OG	2.00	0.61
1:P:1498:ASN:ND2	1:P:1500:THR:O	2.33	0.61
3:R:3270[B]:LEU:O	3:R:3274[B]:ARG:N	2.33	0.61
3:R:3276[B]:ASP:HB3	3:R:3278[B]:HIS:HB2	1.83	0.61
1:S:1162:ALA:HB2	1:S:1169:LYS:HG2	1.83	0.61
1:S:1394:GLN:HB2	1:S:1433:TRP:HB2	1.83	0.61
3:U:3200[A]:LEU:HD22	3:U:3204[A]:LEU:HD13	1.83	0.61
1:V:133:LYS:HB2	1:V:134:VAL:HG22	1.82	0.61
3:X:2957[B]:ILE:HA	3:X:2960[B]:PHE:HE1	1.64	0.61
3:X:3185[B]:TYR:C	3:X:3186[B]:GLU:OE2	2.37	0.61
1:Y:594:ASP:OD1	1:Y:775:ARG:NH1	2.34	0.61
1:Y:639:ARG:NH2	1:Y:707:PHE:O	2.33	0.61
2:Z:2243:LEU:HD11	2:Z:2273:TRP:HZ3	1.64	0.61
3:C:2985[B]:PHE:HE2	3:L:2969[B]:TYR:CA	2.12	0.61
3:C:3222[B]:ILE:HD11	3:C:3224[B]:GLN:OE1	2.00	0.61
3:C:3270[B]:LEU:O	3:C:3274[B]:ARG:N	2.33	0.61
3:C:3272[A]:HIS:CD2	1:D:1543:ILE:HD11	2.36	0.61
3:C:3281[A]:PHE:CE1	3:C:3305[A]:ILE:HG21	2.36	0.61
9:C:3401[B]:CUO:O1	3:L:3120[B]:HIS:NE2	2.30	0.61
1:D:465:PRO:HD2	1:D:467:LYS:NZ	2.16	0.61
1:D:619:SER:HB2	1:D:805:VAL:HG11	1.81	0.61
1:D:804:ASP:OD1	1:D:805:VAL:N	2.33	0.61
3:F:3038[B]:ILE:HG12	3:F:3112[B]:TYR:CE2	2.35	0.61
3:F:3173[A]:THR:HB	3:F:3176[A]:LYS:HG2	1.81	0.61
2:H:2472:ASN:N	2:H:2473:GLY:HA2	2.16	0.61
3:I:2964[B]:PRO:HG3	3:I:3040[B]:VAL:HG11	1.82	0.61
3:I:2969[B]:TYR:CD2	3:R:3093[B]:HIS:NE2	2.68	0.61
3:I:3114[B]:PRO:CD	3:I:3115[B]:LEU:H	2.12	0.61
3:I:3139[A]:LEU:N	3:I:3139[A]:LEU:HD22	2.16	0.61
3:I:3147[A]:GLU:HG3	3:I:3149[A]:ASN:HD21	1.65	0.61
3:I:3163[B]:ASN:HB3	3:R:3150[B]:LYS:NZ	2.16	0.61
1:J:517:THR:HG21	1:J:708:PHE:HE1	1.65	0.61
1:J:926:LEU:HD11	1:J:1043:MET:HB3	1.83	0.61
3:O:2967[B]:CYS:H	3:X:2979[B]:GLN:NE2	1.98	0.61
3:O:3038[B]:ILE:CD1	3:X:2969[B]:TYR:HE2	2.05	0.61
3:O:3157[B]:PRO:CA	3:X:3153[B]:LYS:H	2.11	0.61
3:O:3185[A]:TYR:C	3:O:3186[A]:GLU:OE2	2.37	0.61
3:O:3300[A]:LEU:HD23	3:O:3300[A]:LEU:N	2.14	0.61
2:Q:2130:PRO:O	2:Q:2140:ARG:HD2	2.01	0.61

Continued on next page...

Continued from previous page...

Atom-1	Atom-2	Interatomic distance (Å)	Clash overlap (Å)
3:R:2948[A]:ASP:CB	3:R:2949[A]:LYS:CA	2.78	0.61
3:R:2987[A]:HIS:NE2	3:R:3178[A]:PHE:HE1	1.96	0.61
3:R:3173[B]:THR:HB	3:R:3176[B]:LYS:HG2	1.81	0.61
3:R:3194[B]:GLY:O	3:R:3195[B]:MET:HG2	2.01	0.61
2:T:2201:THR:O	2:T:2203:ILE:N	2.32	0.61
3:U:2994[B]:LYS:HD2	3:U:2998[B]:ASP:OD2	2.00	0.61
3:U:3194[B]:GLY:O	3:U:3195[B]:MET:HG2	2.01	0.61
3:X:2957[B]:ILE:N	3:X:2960[B]:PHE:HE1	1.98	0.61
3:X:2964[A]:PRO:HG3	3:X:3040[A]:VAL:HG11	1.82	0.61
3:X:3222[B]:ILE:HD11	3:X:3224[B]:GLN:OE1	2.00	0.61
3:X:3298[B]:ASN:CA	3:X:3300[B]:LEU:HD23	2.31	0.61
1:A:562:GLN:HG2	1:A:614:GLU:HG3	1.81	0.61
3:C:2949[B]:LYS:HZ2	3:C:2950[B]:THR:HA	1.65	0.61
3:C:2964[A]:PRO:HG3	3:C:3040[A]:VAL:HG11	1.82	0.61
3:C:3038[A]:ILE:HG22	3:C:3041[A]:ALA:H	1.65	0.61
3:F:3135[B]:LYS:CB	3:F:3141[B]:TYR:HD1	2.13	0.61
3:F:3300[B]:LEU:HD23	3:F:3300[B]:LEU:N	2.15	0.61
3:I:2998[B]:ASP:O	3:I:3001[B]:LYS:HB2	2.01	0.61
3:I:3171[B]:HIS:C	3:R:3152[B]:LYS:CB	2.68	0.61
3:I:3171[B]:HIS:CA	3:R:3152[B]:LYS:HB2	2.30	0.61
3:L:3157[A]:PRO:O	3:L:3160[A]:SER:N	2.30	0.61
3:L:3200[A]:LEU:HD22	3:L:3204[A]:LEU:HD13	1.83	0.61
2:N:2851:ASN:OD1	2:N:2851:ASN:N	2.34	0.61
3:O:3139[B]:LEU:N	3:O:3139[B]:LEU:HD22	2.16	0.61
2:Q:2795:ILE:O	2:Q:2798:GLN:HG2	2.00	0.61
3:R:2948[A]:ASP:HB3	3:R:2953[A]:GLY:CA	2.24	0.61
1:S:240:PHE:HA	1:S:263:ALA:HB3	1.82	0.61
1:S:1301:PRO:HB3	1:S:1308:VAL:HG12	1.83	0.61
3:U:2939[A]:ARG:HH11	3:U:2939[A]:ARG:HG3	1.66	0.61
3:X:2948[A]:ASP:CB	3:X:2949[A]:LYS:CA	2.78	0.61
3:X:3194[A]:GLY:O	3:X:3195[A]:MET:HG2	2.01	0.61
3:X:3274[B]:ARG:NE	3:X:3274[B]:ARG:HA	2.16	0.61
3:X:3276[A]:ASP:HB3	3:X:3278[A]:HIS:HB2	1.83	0.61
2:Z:2889:ALA:N	2:Z:2890:VAL:HA	2.15	0.61
2:B:2094:ARG:HH21	2:E:2094:ARG:HH21	1.49	0.60
3:C:2985[B]:PHE:CE2	3:L:2968[B]:GLN:O	2.54	0.60
3:C:3066[A]:TYR:CD1	3:C:3193[A]:HIS:HE1	2.17	0.60
3:C:3276[A]:ASP:HB3	3:C:3278[A]:HIS:HB2	1.83	0.60
1:D:135:THR:HG21	1:D:192:HIS:HB3	1.83	0.60
3:F:2964[B]:PRO:HG3	3:F:3040[B]:VAL:HG11	1.82	0.60
3:F:3147[A]:GLU:HG3	3:F:3149[A]:ASN:HD21	1.65	0.60

Continued on next page...

Continued from previous page...

Atom-1	Atom-2	Interatomic distance (Å)	Clash overlap (Å)
1:G:1242:ASN:HB3	1:G:1479:TYR:OH	2.02	0.60
3:I:2965[B]:LEU:HA	3:R:3253[B]:GLU:CG	2.31	0.60
3:I:3162[B]:ASP:C	3:R:3150[B]:LYS:NZ	2.54	0.60
3:I:3191[A]:ASN:ND2	3:I:3191[A]:ASN:H	1.99	0.60
3:I:3281[B]:PHE:CE1	3:I:3305[B]:ILE:HG21	2.36	0.60
3:I:3298[B]:ASN:CA	3:I:3300[B]:LEU:HD23	2.31	0.60
2:K:2166:LEU:HA	2:K:2169:HIS:HB2	1.83	0.60
3:L:2939[A]:ARG:HG3	3:L:2939[A]:ARG:HH11	1.66	0.60
3:L:2945[A]:VAL:HG22	3:L:2945[A]:VAL:O	2.01	0.60
3:L:2952[B]:ALA:CB	3:L:2953[B]:GLY:C	2.48	0.60
3:L:2964[A]:PRO:HG3	3:L:3040[A]:VAL:HG11	1.82	0.60
3:L:3025[B]:VAL:HG22	3:L:3025[B]:VAL:O	2.00	0.60
3:L:3211[B]:ASP:OD1	3:L:3211[B]:ASP:N	2.28	0.60
3:L:3212[A]:ARG:HH11	3:L:3212[A]:ARG:CG	2.12	0.60
3:O:2967[B]:CYS:C	3:X:2979[B]:GLN:CG	2.61	0.60
3:O:3114[A]:PRO:CD	3:O:3115[A]:LEU:H	2.12	0.60
3:O:3218[A]:LEU:O	3:O:3219[A]:LEU:HD13	2.01	0.60
3:R:3025[B]:VAL:HG22	3:R:3025[B]:VAL:O	2.00	0.60
1:S:452:ILE:HD12	1:S:1367:SER:HB2	1.83	0.60
1:S:881:GLN:OE1	1:S:888:ALA:HB3	2.01	0.60
1:V:1019:HIS:HE2	1:V:1046:HIS:CE1	2.19	0.60
1:V:1582:ASN:HB3	1:V:1583:CYS:CB	2.26	0.60
3:X:2964[B]:PRO:HG3	3:X:3040[B]:VAL:HG11	1.82	0.60
3:X:3114[A]:PRO:CD	3:X:3115[A]:LEU:H	2.12	0.60
3:X:3218[A]:LEU:O	3:X:3219[A]:LEU:HD13	2.01	0.60
3:C:2963[B]:MET:CE	3:L:3222[B]:ILE:HD12	2.31	0.60
3:C:2998[B]:ASP:O	3:C:3001[B]:LYS:HB2	2.01	0.60
3:C:3135[A]:LYS:CB	3:C:3141[A]:TYR:HD1	2.12	0.60
3:C:3169[B]:LYS:C	3:C:3172[B]:SER:HG	1.99	0.60
3:C:3218[A]:LEU:O	3:C:3219[A]:LEU:HD13	2.01	0.60
3:C:3222[A]:ILE:HD11	3:C:3224[A]:GLN:OE1	2.00	0.60
3:C:3281[B]:PHE:CE1	3:C:3305[B]:ILE:HG21	2.36	0.60
3:F:3212[B]:ARG:HH11	3:F:3212[B]:ARG:CG	2.12	0.60
3:F:3281[A]:PHE:CE1	3:F:3305[A]:ILE:HG21	2.36	0.60
1:G:488:PRO:HB2	1:G:641:TRP:CE3	2.36	0.60
2:H:2670:CYS:N	2:H:2737:CYS:SG	2.74	0.60
3:I:2945[A]:VAL:HG22	3:I:2945[A]:VAL:O	2.02	0.60
3:I:2948[A]:ASP:HB3	3:I:2953[A]:GLY:CA	2.24	0.60
3:I:2948[A]:ASP:CB	3:I:2949[A]:LYS:CA	2.78	0.60
3:I:3150[B]:LYS:NZ	3:R:3162[B]:ASP:C	2.54	0.60
3:I:3194[B]:GLY:O	3:I:3195[B]:MET:HG2	2.01	0.60

Continued on next page...

Continued from previous page...

Atom-1	Atom-2	Interatomic distance (Å)	Clash overlap (Å)
3:I:3300[A]:LEU:HD23	3:I:3300[A]:LEU:N	2.15	0.60
3:L:3298[A]:ASN:CA	3:L:3300[A]:LEU:HD23	2.31	0.60
3:O:3169[B]:LYS:NZ	3:X:3148[B]:ILE:CB	2.33	0.60
3:O:3222[A]:ILE:HD11	3:O:3224[A]:GLN:OE1	2.00	0.60
3:O:3222[B]:ILE:HD11	3:O:3224[B]:GLN:OE1	2.00	0.60
3:O:3274[B]:ARG:NE	3:O:3274[B]:ARG:HA	2.16	0.60
3:O:3307[A]:PHE:HE1	3:O:3309[A]:PRO:CG	2.08	0.60
2:Q:2225:ARG:HD2	2:Q:2274:LEU:HD22	1.83	0.60
3:R:2957[A]:ILE:N	3:R:2960[A]:PHE:HE1	1.97	0.60
3:R:2964[A]:PRO:HG3	3:R:3040[A]:VAL:HG11	1.82	0.60
3:R:3218[A]:LEU:O	3:R:3219[A]:LEU:HD13	2.01	0.60
3:R:3281[B]:PHE:CE1	3:R:3305[B]:ILE:HG21	2.36	0.60
1:S:1195:ASP:HA	1:S:1196:ILE:HB	1.82	0.60
1:S:1304:ASP:N	1:S:1305:GLY:HA2	2.15	0.60
3:U:2949[A]:LYS:HZ2	3:U:2950[A]:THR:HA	1.66	0.60
3:U:3038[A]:ILE:HG12	3:U:3112[A]:TYR:CE2	2.35	0.60
3:U:3139[A]:LEU:N	3:U:3139[A]:LEU:HD22	2.16	0.60
3:U:3176[B]:LYS:HB3	3:U:3176[B]:LYS:HZ2	1.66	0.60
3:U:3194[A]:GLY:O	3:U:3195[A]:MET:HG2	2.01	0.60
3:U:3222[B]:ILE:HD11	3:U:3224[B]:GLN:OE1	2.00	0.60
3:X:2939[B]:ARG:HH11	3:X:2939[B]:ARG:HG3	1.66	0.60
3:X:3200[B]:LEU:HD22	3:X:3204[B]:LEU:HD13	1.83	0.60
2:Z:2849:ASP:OD2	2:Z:2850:ARG:NH2	2.34	0.60
2:B:2830:GLN:HB2	2:B:2863:ARG:HH12	1.66	0.60
3:C:2945[B]:VAL:HG22	3:C:2945[B]:VAL:O	2.02	0.60
3:C:3124[B]:ASP:OD2	3:C:3187[B]:TYR:OH	2.15	0.60
3:C:3154[B]:PRO:CB	3:L:3174[B]:GLY:N	2.65	0.60
3:C:3273[B]:LEU:CB	3:C:3275[B]:LEU:HD13	2.28	0.60
3:C:3284[A]:LYS:CD	3:C:3285[A]:VAL:H	2.09	0.60
1:D:325:THR:HG21	1:D:329:ARG:O	2.00	0.60
2:E:2210:ASN:O	2:E:2225:ARG:NH2	2.34	0.60
3:F:2939[A]:ARG:HH11	3:F:2939[A]:ARG:HG3	1.66	0.60
3:F:2939[B]:ARG:HG3	3:F:2939[B]:ARG:HH11	1.66	0.60
3:F:2994[A]:LYS:HD2	3:F:2998[A]:ASP:OD2	2.00	0.60
3:F:3038[A]:ILE:HG22	3:F:3041[A]:ALA:H	1.65	0.60
3:F:3135[A]:LYS:HG3	3:F:3141[A]:TYR:CD1	2.33	0.60
3:F:3139[B]:LEU:N	3:F:3139[B]:LEU:HD22	2.16	0.60
3:F:3185[B]:TYR:C	3:F:3186[B]:GLU:OE2	2.37	0.60
1:G:71:LEU:HD22	1:G:266:LEU:HD21	1.82	0.60
3:I:2965[B]:LEU:HD21	3:R:3250[B]:GLY:H	1.65	0.60
3:I:3169[A]:LYS:C	3:I:3172[A]:SER:HG	1.98	0.60

Continued on next page...

Continued from previous page...

Atom-1	Atom-2	Interatomic distance (Å)	Clash overlap (Å)
3:I:3221[B]:ALA:CB	3:R:2964[B]:PRO:CB	2.62	0.60
2:K:2300:ASN:OD1	2:K:2303:ARG:NH1	2.34	0.60
3:L:2961[B]:HIS:HB3	3:L:3111[B]:SER:HG	1.66	0.60
3:L:3038[B]:ILE:HG12	3:L:3112[B]:TYR:CE2	2.35	0.60
1:M:898:GLY:N	1:M:899:MET:HA	2.16	0.60
3:O:2973[B]:THR:CB	3:X:3158[B]:PHE:CZ	2.82	0.60
3:O:2998[B]:ASP:O	3:O:3001[B]:LYS:HB2	2.01	0.60
3:O:3272[A]:HIS:CD2	1:P:1542:ARG:HH22	2.19	0.60
1:P:622:HIS:CE1	1:P:767:LYS:H	2.19	0.60
3:R:3096[B]:VAL:HG11	3:R:3115[B]:LEU:HD13	1.81	0.60
3:R:3139[B]:LEU:N	3:R:3139[B]:LEU:HD22	2.16	0.60
3:R:3191[B]:ASN:ND2	3:R:3191[B]:ASN:H	1.99	0.60
3:R:3274[B]:ARG:HA	3:R:3274[B]:ARG:NE	2.16	0.60
3:R:3307[A]:PHE:HE1	3:R:3309[A]:PRO:CG	2.08	0.60
1:S:494:VAL:HG23	1:S:671:PHE:HZ	1.67	0.60
1:S:1639:LYS:HE3	4:BA:2:NAG:H82	1.83	0.60
2:T:2830:GLN:HE22	2:T:2863:ARG:HH11	1.49	0.60
2:T:2879:LEU:HD21	2:T:2901:LEU:HD11	1.83	0.60
3:U:2945[B]:VAL:HG22	3:U:2945[B]:VAL:O	2.02	0.60
3:U:2987[B]:HIS:NE2	3:U:3178[B]:PHE:HE1	1.95	0.60
3:U:3218[B]:LEU:O	3:U:3219[B]:LEU:HD13	2.01	0.60
1:V:555:ALA:HB3	1:V:557:VAL:HG12	1.83	0.60
3:X:3212[B]:ARG:HH11	3:X:3212[B]:ARG:CG	2.12	0.60
3:X:3276[B]:ASP:HB3	3:X:3278[B]:HIS:HB2	1.83	0.60
1:Y:545:PHE:O	1:Y:561:ARG:NH2	2.34	0.60
1:Y:606:ILE:O	1:Y:610:THR:OG1	2.18	0.60
1:Y:729:VAL:HG11	1:Y:785:LEU:HD12	1.84	0.60
2:Z:2745:PRO:HB2	2:Z:2750:ILE:HD11	1.82	0.60
6:LA:1:NAG:O4	6:LA:2:NAG:C7	2.49	0.60
3:C:3139[A]:LEU:HD22	3:C:3139[A]:LEU:N	2.16	0.60
3:C:3194[A]:GLY:O	3:C:3195[A]:MET:HG2	2.01	0.60
1:D:262:LYS:NZ	1:D:795:GLU:OE1	2.35	0.60
1:G:238:ASN:OD1	1:G:238:ASN:N	2.33	0.60
3:I:2964[B]:PRO:CA	3:R:3221[B]:ALA:HB3	2.30	0.60
3:I:3025[A]:VAL:HG22	3:I:3025[A]:VAL:O	2.00	0.60
3:I:3222[A]:ILE:HG13	3:I:3224[A]:GLN:HG2	1.84	0.60
1:J:444:GLU:HG3	1:J:544:PRO:HG3	1.84	0.60
1:J:456:GLN:HG2	1:J:551:GLU:HB2	1.84	0.60
3:L:2998[B]:ASP:O	3:L:3001[B]:LYS:HB2	2.01	0.60
3:L:3139[A]:LEU:N	3:L:3139[A]:LEU:HD22	2.16	0.60
3:L:3274[A]:ARG:HA	3:L:3274[A]:ARG:NE	2.16	0.60

Continued on next page...

Continued from previous page...

Atom-1	Atom-2	Interatomic distance (Å)	Clash overlap (Å)
3:L:3300[A]:LEU:HD23	3:L:3300[A]:LEU:N	2.15	0.60
3:O:3102[B]:TYR:CA	3:X:2971[B]:ASP:CA	2.78	0.60
3:O:3139[A]:LEU:N	3:O:3139[A]:LEU:HD22	2.16	0.60
3:O:3169[B]:LYS:HZ1	3:X:3148[B]:ILE:CB	2.10	0.60
3:O:3254[B]:MET:HE3	3:X:3172[B]:SER:HB2	1.81	0.60
3:R:2939[A]:ARG:HH11	3:R:2939[A]:ARG:HG3	1.66	0.60
3:R:3038[B]:ILE:HG22	3:R:3041[B]:ALA:H	1.65	0.60
3:R:3185[A]:TYR:C	3:R:3186[A]:GLU:OE2	2.37	0.60
3:R:3222[A]:ILE:HD11	3:R:3224[A]:GLN:OE1	2.00	0.60
3:R:3222[B]:ILE:HG13	3:R:3224[B]:GLN:HG2	1.84	0.60
3:R:3298[B]:ASN:CB	3:R:3300[B]:LEU:CD2	2.61	0.60
1:S:575:ASP:N	1:S:576:HIS:HA	2.16	0.60
3:U:2971[B]:ASP:OD1	3:U:2973[B]:THR:OG1	2.04	0.60
1:V:533:VAL:HG12	1:V:540:THR:HG22	1.82	0.60
1:V:1143:ALA:HA	1:V:1195:ASP:O	2.01	0.60
3:X:3025[B]:VAL:HG22	3:X:3025[B]:VAL:O	2.00	0.60
1:Y:1296:VAL:HB	1:Y:1446:ASP:HB3	1.82	0.60
1:A:1242:ASN:OD1	1:A:1243:PHE:N	2.35	0.60
2:B:2133:PRO:HG2	2:B:2140:ARG:HA	1.82	0.60
3:C:2978[B]:CYS:H	3:L:3254[B]:MET:CB	1.76	0.60
3:C:3154[B]:PRO:N	3:L:3155[B]:MET:CG	2.64	0.60
3:C:3194[B]:GLY:O	3:C:3195[B]:MET:HG2	2.01	0.60
1:D:979:LEU:HB3	1:D:980:TYR:CD2	2.36	0.60
3:F:2948[B]:ASP:CB	3:F:2949[B]:LYS:CA	2.78	0.60
3:F:3220[A]:ARG:HH11	3:F:3220[A]:ARG:CG	2.12	0.60
1:G:221:GLN:NE2	1:G:267:PHE:O	2.32	0.60
1:G:1427:HIS:HD2	1:G:1457:HIS:HE1	1.49	0.60
3:I:3160[B]:SER:CB	3:R:2982[B]:MET:CA	2.79	0.60
3:L:2949[A]:LYS:HZ2	3:L:2950[A]:THR:HA	1.66	0.60
3:L:3218[B]:LEU:O	3:L:3219[B]:LEU:HD13	2.01	0.60
3:L:3274[B]:ARG:NE	3:L:3274[B]:ARG:HA	2.16	0.60
3:O:2957[B]:ILE:N	3:O:2960[B]:PHE:HE1	1.97	0.60
3:O:2963[B]:MET:CE	3:X:2975[B]:PHE:HB2	2.30	0.60
3:O:2994[A]:LYS:O	3:O:2995[A]:GLN:C	2.38	0.60
3:O:3101[B]:PRO:CG	3:X:2971[B]:ASP:O	2.48	0.60
3:O:3173[B]:THR:HB	3:O:3176[B]:LYS:HG2	1.81	0.60
3:O:3274[A]:ARG:HA	3:O:3274[A]:ARG:NE	2.16	0.60
3:O:3276[A]:ASP:HB3	3:O:3278[A]:HIS:HB2	1.83	0.60
3:O:3281[B]:PHE:CE1	3:O:3305[B]:ILE:HG21	2.36	0.60
1:P:23:ARG:HD3	1:P:120:LYS:HD3	1.83	0.60
1:P:1417:CYS:N	1:P:1484:CYS:SG	2.73	0.60

Continued on next page...

Continued from previous page...

Atom-1	Atom-2	Interatomic distance (Å)	Clash overlap (Å)
1:P:1639:LYS:HG2	4:6:1:NAG:HN2	1.66	0.60
2:Q:2684:HIS:HA	2:Q:2695:MET:HG3	1.84	0.60
3:R:2964[B]:PRO:HG3	3:R:3040[B]:VAL:HG11	1.82	0.60
3:R:3025[A]:VAL:HG22	3:R:3025[A]:VAL:O	2.00	0.60
3:R:3191[A]:ASN:ND2	3:R:3191[A]:ASN:H	2.00	0.60
1:S:975:PRO:HG3	1:S:1026:GLU:HG3	1.83	0.60
1:S:1296:VAL:HB	1:S:1446:ASP:HB3	1.83	0.60
3:U:3025[B]:VAL:HG22	3:U:3025[B]:VAL:O	2.00	0.60
3:U:3220[A]:ARG:HH11	3:U:3220[A]:ARG:CG	2.12	0.60
3:U:3298[A]:ASN:CA	3:U:3300[A]:LEU:HD23	2.31	0.60
3:X:3273[B]:LEU:CB	3:X:3275[B]:LEU:HD13	2.28	0.60
1:A:717:GLN:O	1:A:721:GLU:HG2	2.02	0.60
2:B:2863:ARG:HB2	2:B:2865:ILE:HG13	1.83	0.60
3:C:3222[A]:ILE:HG13	3:C:3224[A]:GLN:HG2	1.84	0.60
3:C:3253[B]:GLU:OE1	3:L:2974[B]:ALA:HB1	2.01	0.60
1:D:177:VAL:HA	1:D:180:ASN:HD22	1.65	0.60
1:D:931:TRP:CG	1:D:1018:ILE:HD11	2.36	0.60
3:F:2966[A]:SER:HB3	3:F:2977[A]:CYS:HB2	1.78	0.60
3:F:3025[B]:VAL:HG22	3:F:3025[B]:VAL:O	2.00	0.60
3:F:3281[B]:PHE:CE1	3:F:3305[B]:ILE:HG21	2.36	0.60
3:F:3298[A]:ASN:CB	3:F:3300[A]:LEU:N	2.60	0.60
3:F:3298[A]:ASN:HD21	3:F:3301[A]:PRO:HA	1.60	0.60
3:I:2983[B]:VAL:CG2	3:R:3162[B]:ASP:N	2.65	0.60
3:I:3158[B]:PHE:H	3:R:3153[B]:LYS:CE	2.13	0.60
3:I:3281[A]:PHE:CE1	3:I:3305[A]:ILE:HG21	2.36	0.60
3:I:3284[B]:LYS:CD	3:I:3285[B]:VAL:H	2.10	0.60
3:I:3298[A]:ASN:CB	3:I:3300[A]:LEU:N	2.60	0.60
3:L:3298[A]:ASN:HB2	3:L:3299[A]:LEU:C	2.20	0.60
1:M:392:PRO:O	1:M:395:THR:OG1	2.18	0.60
1:M:896:HIS:HB2	1:M:905:TRP:CG	2.36	0.60
3:O:2979[A]:GLN:CG	3:O:3155[A]:MET:HE2	2.26	0.60
3:O:3194[A]:GLY:O	3:O:3195[A]:MET:HG2	2.01	0.60
3:O:3298[B]:ASN:HD21	3:O:3301[B]:PRO:HA	1.60	0.60
3:R:2939[B]:ARG:HG3	3:R:2939[B]:ARG:HH11	1.66	0.60
3:R:3139[A]:LEU:HD22	3:R:3139[A]:LEU:N	2.16	0.60
3:U:2964[A]:PRO:HG3	3:U:3040[A]:VAL:HG11	1.83	0.60
3:U:2964[B]:PRO:HG3	3:U:3040[B]:VAL:HG11	1.82	0.60
3:U:3200[B]:LEU:HD22	3:U:3204[B]:LEU:HD13	1.82	0.60
3:U:3276[A]:ASP:HB3	3:U:3278[A]:HIS:HB2	1.83	0.60
3:U:3281[A]:PHE:CE1	3:U:3305[A]:ILE:HG21	2.36	0.60
3:U:3281[B]:PHE:CE1	3:U:3305[B]:ILE:HG21	2.36	0.60

Continued on next page...

Continued from previous page...

Atom-1	Atom-2	Interatomic distance (Å)	Clash overlap (Å)
3:X:3281[B]:PHE:CE1	3:X:3305[B]:ILE:HG21	2.36	0.60
1:Y:1411:PHE:O	1:Y:1475:ARG:NH2	2.29	0.60
2:B:2166:LEU:HA	2:B:2169:HIS:HB2	1.82	0.60
3:C:2972[B]:GLY:CA	3:L:3090[B]:ASN:HB3	2.31	0.60
3:C:3139[B]:LEU:N	3:C:3139[B]:LEU:HD22	2.16	0.60
3:C:3274[B]:ARG:HA	3:C:3274[B]:ARG:NE	2.16	0.60
3:C:3307[A]:PHE:HE1	3:C:3309[A]:PRO:CG	2.08	0.60
2:E:2141:HIS:ND1	2:E:2141:HIS:O	2.35	0.60
3:F:3191[A]:ASN:ND2	3:F:3191[A]:ASN:H	1.99	0.60
3:F:3200[B]:LEU:HD22	3:F:3204[B]:LEU:HD13	1.83	0.60
3:F:3218[A]:LEU:O	3:F:3219[A]:LEU:HD13	2.01	0.60
1:G:1138:ALA:HA	1:G:1240:ILE:HG22	1.84	0.60
3:I:3139[B]:LEU:HD22	3:I:3139[B]:LEU:N	2.16	0.60
1:J:133:LYS:HA	1:J:133:LYS:HE3	1.82	0.60
3:L:2964[B]:PRO:HG3	3:L:3040[B]:VAL:HG11	1.82	0.60
3:L:3014[A]:TRP:CE3	3:L:3092[A]:ILE:HD12	2.37	0.60
3:O:2970[B]:PRO:CG	3:X:2991[B]:LEU:CD1	2.80	0.60
3:O:3253[B]:GLU:OE2	3:X:3161[B]:GLU:CD	2.40	0.60
3:O:3298[A]:ASN:CA	3:O:3300[A]:LEU:HD23	2.31	0.60
2:Q:2303:ARG:NH2	2:Q:2372:GLU:O	2.34	0.60
2:Q:2830:GLN:HB2	2:Q:2863:ARG:HH12	1.67	0.60
3:R:2998[A]:ASP:O	3:R:3001[A]:LYS:HB2	2.01	0.60
3:R:3182[B]:GLN:O	3:R:3183[B]:LEU:HD12	2.02	0.60
3:R:3185[B]:TYR:C	3:R:3186[B]:GLU:OE2	2.37	0.60
1:S:871:GLN:NE2	1:S:964:ILE:HG13	2.13	0.60
1:S:1157:VAL:HB	1:S:1217:ILE:HD13	1.84	0.60
3:U:3218[A]:LEU:O	3:U:3219[A]:LEU:HD13	2.01	0.60
3:U:3274[B]:ARG:HA	3:U:3274[B]:ARG:NE	2.16	0.60
3:X:2998[A]:ASP:O	3:X:3001[A]:LYS:HB2	2.01	0.60
3:X:3104[A]:MET:SD	3:X:3110[A]:THR:HG22	2.42	0.60
1:A:1156:LEU:HD13	1:A:1176:TYR:CZ	2.36	0.60
3:C:2952[A]:ALA:N	3:C:2953[A]:GLY:HA2	2.06	0.60
3:C:2998[A]:ASP:O	3:C:3001[A]:LYS:HB2	2.01	0.60
3:C:3224[B]:GLN:HA	3:L:3252[B]:TYR:CZ	2.36	0.60
1:D:1304:ASP:OD2	1:D:1306:THR:OG1	2.20	0.60
2:E:2828:ASP:OD2	2:E:2830:GLN:NE2	2.35	0.60
3:F:3182[B]:GLN:O	3:F:3183[B]:LEU:HD12	2.02	0.60
3:F:3218[B]:LEU:O	3:F:3219[B]:LEU:HD13	2.01	0.60
1:G:327:ASP:OD1	1:G:328:LYS:N	2.32	0.60
3:I:2966[B]:SER:C	3:R:3256[B]:TRP:CB	2.70	0.60
3:I:2975[B]:PHE:HE2	3:R:2988[B]:TRP:CH2	2.19	0.60

Continued on next page...

Continued from previous page...

Atom-1	Atom-2	Interatomic distance (Å)	Clash overlap (Å)
3:I:3158[B]:PHE:H	3:R:3153[B]:LYS:HE3	1.67	0.60
3:I:3200[A]:LEU:HD22	3:I:3204[A]:LEU:HD13	1.83	0.60
1:J:898:GLY:HA2	1:J:1186:TRP:HB2	1.84	0.60
3:L:3096[B]:VAL:HG11	3:L:3115[B]:LEU:HD13	1.81	0.60
3:L:3222[A]:ILE:HG13	3:L:3224[A]:GLN:HG2	1.84	0.60
1:M:126:GLY:CA	1:M:127:GLU:HB3	2.31	0.60
1:M:757:VAL:HG21	1:M:781:ILE:HG22	1.83	0.60
1:M:881:GLN:HE21	1:M:888:ALA:HB3	1.65	0.60
3:O:2939[A]:ARG:HG3	3:O:2939[A]:ARG:HH11	1.67	0.60
3:O:2945[B]:VAL:HG22	3:O:2945[B]:VAL:O	2.01	0.60
3:O:2964[B]:PRO:HG3	3:O:3040[B]:VAL:HG11	1.82	0.60
3:O:3169[B]:LYS:NZ	3:X:3148[B]:ILE:HB	2.17	0.60
3:O:3218[B]:LEU:O	3:O:3219[B]:LEU:HD13	2.01	0.60
3:R:3176[A]:LYS:C	3:R:3177[A]:SER:HG	1.98	0.60
3:R:3182[A]:GLN:O	3:R:3183[A]:LEU:HD12	2.02	0.60
2:T:2901:LEU:HB2	1:V:1074:ILE:HB	1.84	0.60
3:U:2998[B]:ASP:O	3:U:3001[B]:LYS:HB2	2.01	0.60
3:U:3147[B]:GLU:HG3	3:U:3149[B]:ASN:HD21	1.65	0.60
3:U:3222[A]:ILE:HG13	3:U:3224[A]:GLN:HG2	1.84	0.60
1:V:317:VAL:HG22	1:V:383:VAL:HG22	1.82	0.60
2:W:2394:VAL:H	2:W:2448:THR:HG22	1.67	0.60
3:X:2998[B]:ASP:O	3:X:3001[B]:LYS:HB2	2.01	0.60
3:X:3194[B]:GLY:O	3:X:3195[B]:MET:HG2	2.01	0.60
3:C:3025[B]:VAL:HG22	3:C:3025[B]:VAL:O	2.00	0.60
3:C:3182[B]:GLN:O	3:C:3183[B]:LEU:HD12	2.02	0.60
3:F:2948[B]:ASP:HB3	3:F:2953[B]:GLY:CA	2.24	0.60
3:F:3104[B]:MET:SD	3:F:3110[B]:THR:HG22	2.42	0.60
3:F:3200[A]:LEU:HD22	3:F:3204[A]:LEU:HD13	1.83	0.60
3:F:3284[A]:LYS:CD	3:F:3285[A]:VAL:H	2.09	0.60
1:G:448:SER:O	1:G:450:LYS:NZ	2.35	0.60
1:G:1414:THR:HG23	1:G:1477:LEU:HD13	1.84	0.60
2:H:2373:MET:HB3	2:H:2381:LEU:HD11	1.84	0.60
3:I:2945[B]:VAL:HG22	3:I:2945[B]:VAL:O	2.01	0.60
3:I:3218[A]:LEU:O	3:I:3219[A]:LEU:HD13	2.01	0.60
3:L:2994[A]:LYS:O	3:L:2995[A]:GLN:C	2.38	0.60
3:L:3288[A]:MET:CG	3:L:3295[A]:LEU:HD21	2.32	0.60
3:O:2939[B]:ARG:HH11	3:O:2939[B]:ARG:HG3	1.66	0.60
3:O:3135[B]:LYS:CB	3:O:3141[B]:TYR:CD1	2.85	0.60
3:O:3147[B]:GLU:HG3	3:O:3149[B]:ASN:HD21	1.65	0.60
3:O:3197[B]:ILE:HD12	1:P:1617:LYS:O	2.02	0.60
3:O:3212[A]:ARG:HH11	3:O:3212[A]:ARG:CG	2.12	0.60

Continued on next page...

Continued from previous page...

Atom-1	Atom-2	Interatomic distance (Å)	Clash overlap (Å)
3:O:3222[A]:ILE:HG13	3:O:3224[A]:GLN:HG2	1.84	0.60
1:P:149:GLU:OE1	1:P:152:LYS:NZ	2.28	0.60
2:Q:2722:GLN:NE2	2:Q:2769:PHE:O	2.31	0.60
1:S:1074:ILE:HB	2:W:2901:LEU:HB2	1.83	0.60
3:U:3104[B]:MET:SD	3:U:3110[B]:THR:HG22	2.42	0.60
3:U:3139[B]:LEU:HD22	3:U:3139[B]:LEU:N	2.16	0.60
3:U:3307[A]:PHE:HE1	3:U:3309[A]:PRO:CG	2.08	0.60
2:W:2506:ARG:NE	2:W:2578:GLU:OE2	2.29	0.60
2:W:2603:PRO:HG2	2:W:2606:LEU:HD12	1.84	0.60
3:X:2942[B]:LEU:CD1	3:X:3033[B]:PHE:CE1	2.85	0.60
3:X:3200[A]:LEU:HD22	3:X:3204[A]:LEU:HD13	1.83	0.60
3:X:3288[A]:MET:CG	3:X:3295[A]:LEU:HD21	2.32	0.60
3:X:3298[A]:ASN:CB	3:X:3300[A]:LEU:N	2.60	0.60
1:Y:1063:ARG:HB3	1:Y:1065:LYS:HD2	1.84	0.60
3:C:2963[B]:MET:CE	3:L:3223[B]:GLY:H	2.08	0.60
3:C:3014[A]:TRP:CE3	3:C:3092[A]:ILE:HD12	2.37	0.60
3:C:3104[B]:MET:SD	3:C:3110[B]:THR:HG22	2.42	0.60
3:C:3135[A]:LYS:CB	3:C:3141[A]:TYR:CD1	2.85	0.60
3:C:3191[A]:ASN:ND2	3:C:3191[A]:ASN:H	1.99	0.60
3:C:3274[A]:ARG:HA	3:C:3274[A]:ARG:NE	2.16	0.60
2:E:2564:PRO:HA	2:E:2673:GLU:HG3	1.84	0.60
3:F:3104[A]:MET:SD	3:F:3110[A]:THR:HG22	2.42	0.60
3:F:3194[B]:GLY:O	3:F:3195[B]:MET:HG2	2.01	0.60
3:I:2942[B]:LEU:CD1	3:I:3033[B]:PHE:CE1	2.85	0.60
3:I:3014[B]:TRP:CE3	3:I:3092[B]:ILE:HD12	2.37	0.60
3:I:3071[B]:PHE:O	3:I:3074[B]:GLU:HB2	2.02	0.60
3:I:3104[B]:MET:SD	3:I:3110[B]:THR:HG22	2.42	0.60
3:I:3196[A]:THR:OG1	1:J:416:ASN:ND2	2.34	0.60
3:L:2957[A]:ILE:HA	3:L:2960[A]:PHE:HE1	1.64	0.60
3:R:2942[B]:LEU:CD1	3:R:3033[B]:PHE:CE1	2.85	0.60
3:R:3096[A]:VAL:HG11	3:R:3115[A]:LEU:HD13	1.81	0.60
3:R:3281[A]:PHE:CE1	3:R:3305[A]:ILE:HG21	2.36	0.60
3:R:3298[B]:ASN:CB	3:R:3300[B]:LEU:N	2.60	0.60
1:S:212:ASN:OD1	1:S:215:ARG:NH1	2.35	0.60
1:S:832:LYS:HB2	1:S:834:ASP:OD1	2.02	0.60
3:U:2932[A]:PRO:CA	3:U:2935[A]:ILE:HD12	2.31	0.60
3:U:2969[A]:TYR:CD2	3:U:2970[A]:PRO:CD	2.85	0.60
3:U:3135[A]:LYS:CB	3:U:3141[A]:TYR:CD1	2.85	0.60
3:U:3182[A]:GLN:O	3:U:3183[A]:LEU:HD12	2.02	0.60
3:U:3222[B]:ILE:HG13	3:U:3224[B]:GLN:HG2	1.84	0.60
3:X:2930[A]:LEU:HD22	3:X:2930[A]:LEU:N	2.02	0.60

Continued on next page...

Continued from previous page...

Atom-1	Atom-2	Interatomic distance (Å)	Clash overlap (Å)
3:X:2942[A]:LEU:CD1	3:X:3033[A]:PHE:CE1	2.85	0.60
3:X:3014[A]:TRP:CE3	3:X:3092[A]:ILE:HD12	2.37	0.60
3:X:3139[B]:LEU:N	3:X:3139[B]:LEU:HD22	2.16	0.60
3:X:3162[B]:ASP:OD1	3:X:3162[B]:ASP:N	2.31	0.60
3:X:3284[A]:LYS:HE2	3:X:3284[A]:LYS:CA	2.30	0.60
1:A:7:VAL:HG13	1:A:104:LEU:HD22	1.84	0.59
1:A:483:GLY:HA3	1:A:771:TRP:CE3	2.37	0.59
3:C:3218[B]:LEU:O	3:C:3219[B]:LEU:HD13	2.01	0.59
1:D:81:VAL:HA	1:D:85:SER:HB3	1.84	0.59
1:D:321:LEU:HB2	1:D:338:ALA:HB2	1.83	0.59
3:F:2942[A]:LEU:CD1	3:F:3033[A]:PHE:CE1	2.85	0.59
3:F:2998[B]:ASP:O	3:F:3001[B]:LYS:HB2	2.01	0.59
1:G:128:ILE:HG22	1:G:202:TYR:CG	2.37	0.59
1:G:567:LEU:HD22	1:G:568:PHE:H	1.67	0.59
3:I:2932[B]:PRO:CA	3:I:2935[B]:ILE:HD12	2.30	0.59
3:I:3014[A]:TRP:CE3	3:I:3092[A]:ILE:HD12	2.37	0.59
3:I:3038[A]:ILE:HG12	3:I:3112[A]:TYR:CE2	2.35	0.59
3:I:3071[A]:PHE:O	3:I:3074[A]:GLU:HB2	2.02	0.59
3:I:3096[B]:VAL:HG11	3:I:3115[B]:LEU:HD13	1.81	0.59
3:I:3172[B]:SER:HB3	3:R:3150[B]:LYS:HA	1.82	0.59
1:J:450:LYS:NZ	1:J:505:ARG:HH21	2.00	0.59
2:K:2545:SER:HB3	2:K:2547:MET:N	2.17	0.59
3:L:3173[A]:THR:HB	3:L:3176[A]:LYS:HG2	1.81	0.59
3:L:3276[B]:ASP:HB3	3:L:3278[B]:HIS:HB2	1.83	0.59
3:L:3281[B]:PHE:CE1	3:L:3305[B]:ILE:HG21	2.36	0.59
3:L:3293[B]:LYS:CB	3:L:3294[B]:SER:CB	2.54	0.59
3:O:3135[A]:LYS:CB	3:O:3141[A]:TYR:CD1	2.85	0.59
3:O:3200[A]:LEU:HD22	3:O:3204[A]:LEU:HD13	1.83	0.59
3:O:3200[B]:LEU:HD22	3:O:3204[B]:LEU:HD13	1.83	0.59
3:O:3222[B]:ILE:HG13	3:O:3224[B]:GLN:HG2	1.84	0.59
1:P:1372:ILE:HD11	1:S:1392:ASP:HB2	1.84	0.59
3:R:2998[B]:ASP:O	3:R:3001[B]:LYS:HB2	2.02	0.59
3:R:3162[A]:ASP:OD1	3:R:3162[A]:ASP:N	2.31	0.59
3:R:3288[A]:MET:CG	3:R:3295[A]:LEU:HD21	2.32	0.59
2:T:2889:ALA:N	2:T:2890:VAL:HA	2.16	0.59
3:U:3071[B]:PHE:O	3:U:3074[B]:GLU:HB2	2.02	0.59
3:U:3147[A]:GLU:HG3	3:U:3149[A]:ASN:HD21	1.65	0.59
3:U:3182[B]:GLN:O	3:U:3183[B]:LEU:HD12	2.02	0.59
1:V:567:LEU:HA	1:V:571:PRO:HD2	1.84	0.59
3:X:3182[A]:GLN:O	3:X:3183[A]:LEU:HD12	2.02	0.59
1:Y:462:HIS:HA	1:Y:490:TRP:HH2	1.67	0.59

Continued on next page...

Continued from previous page...

Atom-1	Atom-2	Interatomic distance (Å)	Clash overlap (Å)
1:Y:1348:TRP:CD1	1:Y:1403:LEU:HD13	2.37	0.59
1:A:69:HIS:NE2	9:A:5001:CUO:O1	2.35	0.59
1:A:1210:LYS:HG3	2:E:2743:ALA:HB3	1.84	0.59
3:C:3071[A]:PHE:O	3:C:3074[A]:GLU:HB2	2.02	0.59
3:C:3222[B]:ILE:HG13	3:C:3224[B]:GLN:HG2	1.84	0.59
3:C:3293[A]:LYS:CB	3:C:3294[A]:SER:CB	2.54	0.59
1:D:1029:SER:OG	1:D:1030:MET:N	2.34	0.59
3:F:3014[B]:TRP:CE3	3:F:3092[B]:ILE:HD12	2.37	0.59
3:F:3182[A]:GLN:O	3:F:3183[A]:LEU:HD12	2.02	0.59
3:I:2942[A]:LEU:CD1	3:I:3033[A]:PHE:CE1	2.85	0.59
3:I:3038[B]:ILE:HG22	3:I:3041[B]:ALA:H	1.65	0.59
3:I:3276[B]:ASP:HB3	3:I:3278[B]:HIS:HB2	1.83	0.59
2:K:2545:SER:HA	2:K:2546:LEU:CG	2.31	0.59
3:L:2939[B]:ARG:HH11	3:L:2939[B]:ARG:HG3	1.66	0.59
3:L:3014[B]:TRP:CE3	3:L:3092[B]:ILE:HD12	2.37	0.59
3:L:3135[B]:LYS:CB	3:L:3141[B]:TYR:CD1	2.85	0.59
2:N:2644:LEU:HD22	2:N:2687:ILE:HG22	1.82	0.59
3:R:3274[A]:ARG:HA	3:R:3274[A]:ARG:NE	2.16	0.59
3:R:3298[A]:ASN:CA	3:R:3300[A]:LEU:HD23	2.31	0.59
3:R:3298[B]:ASN:CA	3:R:3300[B]:LEU:HD23	2.31	0.59
3:U:3096[A]:VAL:HG11	3:U:3115[A]:LEU:HD13	1.81	0.59
3:U:3298[B]:ASN:CA	3:U:3300[B]:LEU:HD23	2.31	0.59
3:X:2939[A]:ARG:HH11	3:X:2939[A]:ARG:HG3	1.67	0.59
3:X:3071[B]:PHE:O	3:X:3074[B]:GLU:HB2	2.02	0.59
2:B:2722:GLN:NE2	2:B:2769:PHE:O	2.32	0.59
3:C:2969[B]:TYR:CZ	3:L:3120[B]:HIS:CD2	2.71	0.59
3:C:3147[B]:GLU:CD	3:L:3160[B]:SER:O	2.40	0.59
3:C:3173[B]:THR:HG22	3:C:3174[B]:GLY:H	1.67	0.59
3:C:3249[B]:GLY:HA2	3:L:2974[B]:ALA:O	1.90	0.59
1:D:942:VAL:HG21	1:D:1041:ILE:HD11	1.84	0.59
3:F:3132[B]:ALA:CB	3:F:3197[B]:ILE:HD13	2.33	0.59
3:F:3135[A]:LYS:CB	3:F:3141[A]:TYR:CD1	2.85	0.59
3:F:3135[B]:LYS:CB	3:F:3141[B]:TYR:CD1	2.85	0.59
3:F:3274[B]:ARG:HA	3:F:3274[B]:ARG:NE	2.16	0.59
3:F:3298[B]:ASN:CA	3:F:3300[B]:LEU:HD23	2.31	0.59
3:I:2989[B]:HIS:CE1	3:R:2970[B]:PRO:CD	2.84	0.59
3:I:3135[A]:LYS:CB	3:I:3141[A]:TYR:CD1	2.85	0.59
3:I:3191[B]:ASN:ND2	3:I:3191[B]:ASN:H	1.99	0.59
3:I:3222[B]:ILE:HG13	3:I:3224[B]:GLN:HG2	1.84	0.59
3:I:3251[B]:ASP:HB2	3:R:3251[B]:ASP:CB	2.09	0.59
3:L:3104[B]:MET:SD	3:L:3110[B]:THR:HG22	2.42	0.59

Continued on next page...

Continued from previous page...

Atom-1	Atom-2	Interatomic distance (Å)	Clash overlap (Å)
3:L:3139[B]:LEU:N	3:L:3139[B]:LEU:HD22	2.16	0.59
3:L:3217[B]:PHE:HE1	3:L:3230[B]:PHE:HZ	0.80	0.59
3:L:3298[A]:ASN:CB	3:L:3300[A]:LEU:N	2.60	0.59
3:O:2970[B]:PRO:O	3:X:2989[B]:HIS:CA	2.35	0.59
3:O:3157[B]:PRO:HA	3:X:3152[B]:LYS:N	2.16	0.59
3:R:2969[A]:TYR:CD2	3:R:2970[A]:PRO:CD	2.85	0.59
3:R:3071[A]:PHE:O	3:R:3074[A]:GLU:HB2	2.02	0.59
3:R:3188[A]:ASP:N	3:R:3188[A]:ASP:OD2	2.36	0.59
3:R:3217[B]:PHE:HE1	3:R:3230[B]:PHE:HZ	0.80	0.59
3:R:3276[A]:ASP:HB3	3:R:3278[A]:HIS:HB2	1.83	0.59
3:U:3276[B]:ASP:HB3	3:U:3278[B]:HIS:HB2	1.83	0.59
1:V:760:ILE:HG21	1:V:777:TYR:HE2	1.67	0.59
1:V:830:ASN:OD1	1:V:830:ASN:N	2.34	0.59
3:X:2928[A]:ASN:N	3:X:2930[A]:LEU:HD21	2.18	0.59
3:X:3024[B]:LEU:O	3:X:3031[B]:ASN:ND2	2.36	0.59
3:X:3104[B]:MET:SD	3:X:3110[B]:THR:HG22	2.42	0.59
3:X:3218[B]:LEU:O	3:X:3219[B]:LEU:HD13	2.01	0.59
2:Z:2806:ALA:HB2	2:Z:2856:ILE:HD11	1.84	0.59
1:A:558:HIS:ND1	1:A:558:HIS:O	2.35	0.59
3:C:3071[B]:PHE:O	3:C:3074[B]:GLU:HB2	2.02	0.59
3:C:3104[A]:MET:SD	3:C:3110[A]:THR:HG22	2.42	0.59
3:C:3135[B]:LYS:CB	3:C:3141[B]:TYR:CD1	2.85	0.59
3:C:3152[B]:LYS:CG	3:L:3169[B]:LYS:O	2.40	0.59
3:C:3174[B]:GLY:N	3:L:3154[B]:PRO:CD	2.62	0.59
3:C:3191[B]:ASN:ND2	3:C:3191[B]:ASN:H	1.99	0.59
3:F:2928[A]:ASN:N	3:F:2930[A]:LEU:HD21	2.18	0.59
3:F:2969[A]:TYR:CD2	3:F:2970[A]:PRO:CD	2.85	0.59
1:G:330:GLN:O	1:G:332:ASP:N	2.35	0.59
1:G:898:GLY:N	1:G:899:MET:HA	2.18	0.59
3:I:2985[B]:PHE:CE2	3:R:2968[B]:GLN:O	2.54	0.59
3:I:3024[A]:LEU:O	3:I:3031[A]:ASN:ND2	2.36	0.59
3:I:3218[B]:LEU:O	3:I:3219[B]:LEU:HD13	2.01	0.59
3:I:3255[B]:PRO:HB2	3:R:2959[B]:SER:HB3	1.74	0.59
3:I:3255[B]:PRO:CG	3:R:2959[B]:SER:CA	2.80	0.59
3:L:3222[B]:ILE:HG13	3:L:3224[B]:GLN:HG2	1.84	0.59
3:L:3276[A]:ASP:HB3	3:L:3278[A]:HIS:HB2	1.83	0.59
1:M:1164:ASP:CG	1:M:1212:HIS:HE2	2.06	0.59
2:N:2556:TYR:CE1	2:N:2845:PRO:HD2	2.30	0.59
3:O:2928[B]:ASN:N	3:O:2930[B]:LEU:HD21	2.17	0.59
3:O:2945[A]:VAL:HG22	3:O:2945[A]:VAL:O	2.01	0.59
3:O:3024[A]:LEU:O	3:O:3031[A]:ASN:ND2	2.36	0.59

Continued on next page...

Continued from previous page...

Atom-1	Atom-2	Interatomic distance (Å)	Clash overlap (Å)
3:O:3071[A]:PHE:O	3:O:3074[A]:GLU:HB2	2.02	0.59
3:O:3182[A]:GLN:O	3:O:3183[A]:LEU:HD12	2.02	0.59
3:O:3281[A]:PHE:CE1	3:O:3305[A]:ILE:HG21	2.36	0.59
3:R:2935[A]:ILE:HD13	3:R:2935[A]:ILE:N	2.18	0.59
3:R:2945[A]:VAL:HG22	3:R:2945[A]:VAL:O	2.01	0.59
3:R:2945[B]:VAL:HG22	3:R:2945[B]:VAL:O	2.01	0.59
3:R:3024[A]:LEU:O	3:R:3031[A]:ASN:ND2	2.36	0.59
3:R:3104[A]:MET:SD	3:R:3110[A]:THR:HG22	2.42	0.59
3:R:3284[B]:LYS:CD	3:R:3285[B]:VAL:H	2.10	0.59
1:S:1358:LEU:HD23	1:S:1456:LEU:HD21	1.83	0.59
2:T:2094:ARG:HH21	2:W:2094:ARG:HH21	1.49	0.59
3:U:3188[B]:ASP:N	3:U:3188[B]:ASP:OD2	2.36	0.59
3:U:3191[A]:ASN:ND2	3:U:3191[A]:ASN:H	1.99	0.59
3:X:3001[A]:LYS:HE3	3:X:3002[A]:ALA:HB2	1.85	0.59
3:X:3157[A]:PRO:O	3:X:3160[A]:SER:N	2.30	0.59
3:X:3222[A]:ILE:HG13	3:X:3224[A]:GLN:HG2	1.84	0.59
3:X:3222[B]:ILE:HG13	3:X:3224[B]:GLN:HG2	1.84	0.59
3:X:3281[A]:PHE:CE1	3:X:3305[A]:ILE:HG21	2.36	0.59
1:Y:830:ASN:HA	1:Y:831:VAL:C	2.22	0.59
2:B:2571:ARG:NH1	2:B:2771:TYR:HB3	2.18	0.59
3:C:2939[A]:ARG:HG3	3:C:2939[A]:ARG:HH11	1.66	0.59
3:C:3182[A]:GLN:O	3:C:3183[A]:LEU:HD12	2.02	0.59
1:D:142:ARG:NH1	1:D:340:GLN:HE22	2.01	0.59
2:E:2218:SER:HB3	2:E:2221:THR:HG23	1.84	0.59
3:F:3096[A]:VAL:HG11	3:F:3115[A]:LEU:HD13	1.81	0.59
3:F:3147[B]:GLU:HG3	3:F:3149[B]:ASN:HD21	1.65	0.59
3:I:2928[A]:ASN:N	3:I:2930[A]:LEU:HD21	2.17	0.59
3:I:3150[B]:LYS:HB3	3:R:3159[B]:SER:O	1.92	0.59
3:I:3182[B]:GLN:O	3:I:3183[B]:LEU:HD12	2.02	0.59
3:I:3274[B]:ARG:HA	3:I:3274[B]:ARG:NE	2.16	0.59
2:K:2252:GLU:O	2:K:2389:ARG:NH2	2.35	0.59
3:L:2945[B]:VAL:HG22	3:L:2945[B]:VAL:O	2.01	0.59
3:L:2994[B]:LYS:O	3:L:2995[B]:GLN:C	2.38	0.59
3:L:2998[A]:ASP:O	3:L:3001[A]:LYS:HB2	2.01	0.59
3:L:3182[B]:GLN:O	3:L:3183[B]:LEU:HD12	2.02	0.59
3:L:3191[B]:ASN:ND2	3:L:3191[B]:ASN:H	2.00	0.59
1:M:492:ARG:HD2	1:M:692:VAL:HG13	1.85	0.59
3:O:3135[B]:LYS:HG3	3:O:3141[B]:TYR:CD1	2.33	0.59
3:O:3279[B]:ASP:OD1	3:O:3279[B]:ASP:N	2.25	0.59
3:R:2942[A]:LEU:CD1	3:R:3033[A]:PHE:CE1	2.85	0.59
3:U:2935[A]:ILE:HD13	3:U:2935[A]:ILE:N	2.18	0.59

Continued on next page...

Continued from previous page...

Atom-1	Atom-2	Interatomic distance (Å)	Clash overlap (Å)
1:V:402:THR:HG23	1:V:659:CYS:HA	1.84	0.59
1:V:673:PHE:HB3	1:V:677:LEU:HB2	1.84	0.59
2:W:2856:ILE:HG22	2:W:2859:VAL:HB	1.85	0.59
3:X:2969[A]:TYR:CD2	3:X:2970[A]:PRO:CD	2.85	0.59
1:Y:898:GLY:N	1:Y:899:MET:HA	2.16	0.59
1:Y:1286:ARG:NH2	1:Y:1333:GLU:OE2	2.35	0.59
3:C:2964[B]:PRO:HG3	3:C:3040[B]:VAL:HG11	1.82	0.59
3:C:3038[A]:ILE:HG12	3:C:3112[A]:TYR:CE2	2.35	0.59
3:F:2945[B]:VAL:HG22	3:F:2945[B]:VAL:O	2.01	0.59
3:F:2949[B]:LYS:HZ2	3:F:2950[B]:THR:HA	1.67	0.59
3:F:3024[A]:LEU:O	3:F:3031[A]:ASN:ND2	2.36	0.59
3:F:3139[A]:LEU:N	3:F:3139[A]:LEU:HD22	2.16	0.59
3:F:3284[A]:LYS:HE2	3:F:3284[A]:LYS:CA	2.30	0.59
3:F:3307[A]:PHE:HE1	3:F:3309[A]:PRO:CG	2.08	0.59
3:I:2969[A]:TYR:CD2	3:I:2970[A]:PRO:HG2	2.38	0.59
3:I:2998[A]:ASP:O	3:I:3001[A]:LYS:HB2	2.02	0.59
3:I:3147[B]:GLU:H	3:R:3161[B]:GLU:HA	1.66	0.59
3:I:3150[B]:LYS:O	3:R:3159[B]:SER:CB	2.48	0.59
3:I:3255[B]:PRO:CG	3:R:2959[B]:SER:HA	2.31	0.59
3:I:3274[A]:ARG:NE	3:I:3274[A]:ARG:HA	2.16	0.59
3:I:3288[B]:MET:CG	3:I:3295[B]:LEU:HD21	2.32	0.59
3:I:3298[A]:ASN:CA	3:I:3300[A]:LEU:HD23	2.31	0.59
2:K:2509:ILE:HD11	2:K:2605:LEU:HD23	1.84	0.59
3:L:3024[A]:LEU:O	3:L:3031[A]:ASN:ND2	2.36	0.59
3:L:3071[A]:PHE:O	3:L:3074[A]:GLU:HB2	2.02	0.59
3:L:3071[B]:PHE:O	3:L:3074[B]:GLU:HB2	2.02	0.59
3:O:2949[B]:LYS:HZ2	3:O:2950[B]:THR:HA	1.68	0.59
3:O:3104[B]:MET:SD	3:O:3110[B]:THR:HG22	2.42	0.59
3:R:2928[A]:ASN:N	3:R:2930[A]:LEU:HD21	2.17	0.59
3:R:3001[A]:LYS:HE3	3:R:3002[A]:ALA:HB2	1.85	0.59
3:R:3024[B]:LEU:O	3:R:3031[B]:ASN:ND2	2.36	0.59
3:R:3135[A]:LYS:CB	3:R:3141[A]:TYR:CD1	2.85	0.59
3:R:3218[B]:LEU:O	3:R:3219[B]:LEU:HD13	2.01	0.59
3:R:3222[A]:ILE:HG13	3:R:3224[A]:GLN:HG2	1.84	0.59
1:S:1324:ARG:NH1	1:S:1516:VAL:O	2.35	0.59
3:U:3071[A]:PHE:O	3:U:3074[A]:GLU:HB2	2.02	0.59
3:U:3191[B]:ASN:ND2	3:U:3191[B]:ASN:H	1.99	0.59
2:W:2252:GLU:HG2	2:W:2385:ILE:HG23	1.83	0.59
3:X:2932[A]:PRO:CA	3:X:2935[A]:ILE:HD12	2.30	0.59
3:X:2945[A]:VAL:HG22	3:X:2945[A]:VAL:O	2.01	0.59
3:X:3169[B]:LYS:C	3:X:3172[B]:SER:HG	1.99	0.59

Continued on next page...

Continued from previous page...

Atom-1	Atom-2	Interatomic distance (Å)	Clash overlap (Å)
1:Y:553:LEU:HB2	1:Y:557:VAL:HG11	1.84	0.59
2:Z:2851:ASN:OD1	2:Z:2851:ASN:N	2.32	0.59
2:B:2141:HIS:ND1	2:B:2141:HIS:O	2.36	0.59
3:C:2981[B]:GLY:O	3:L:2966[B]:SER:O	2.21	0.59
3:C:3132[B]:ALA:CB	3:C:3197[B]:ILE:HD13	2.33	0.59
1:D:240:PHE:HA	1:D:263:ALA:HB3	1.83	0.59
3:F:2928[B]:ASN:N	3:F:2930[B]:LEU:HD21	2.18	0.59
3:F:2935[A]:ILE:HD13	3:F:2935[A]:ILE:N	2.18	0.59
3:F:3014[A]:TRP:CE3	3:F:3092[A]:ILE:HD12	2.37	0.59
1:G:105:VAL:HG12	1:G:123:PHE:HB3	1.85	0.59
1:G:957:ASN:HB3	1:G:960:PHE:H	1.67	0.59
2:H:2090:LYS:NZ	2:H:2099:GLU:OE2	2.34	0.59
3:I:2935[A]:ILE:HD13	3:I:2935[A]:ILE:N	2.18	0.59
3:I:2939[B]:ARG:HH11	3:I:2939[B]:ARG:HG3	1.67	0.59
3:I:2961[B]:HIS:ND1	3:R:2975[B]:PHE:HE1	1.98	0.59
3:I:3153[B]:LYS:C	3:R:3155[B]:MET:N	2.53	0.59
3:I:3276[A]:ASP:HB3	3:I:3278[A]:HIS:HB2	1.83	0.59
2:K:2731:PRO:HB3	2:K:2734:LYS:HG3	1.82	0.59
3:L:2942[B]:LEU:CD1	3:L:3033[B]:PHE:CE1	2.85	0.59
3:L:3014[A]:TRP:CD2	3:L:3092[A]:ILE:HD12	2.38	0.59
3:L:3281[A]:PHE:CE1	3:L:3305[A]:ILE:HG21	2.36	0.59
3:O:2987[B]:HIS:NE2	3:O:3178[B]:PHE:HE1	1.95	0.59
3:O:3071[B]:PHE:O	3:O:3074[B]:GLU:HB2	2.02	0.59
3:U:3024[A]:LEU:O	3:U:3031[A]:ASN:ND2	2.36	0.59
3:U:3104[A]:MET:SD	3:U:3110[A]:THR:HG22	2.42	0.59
3:X:2979[B]:GLN:CG	3:X:3155[B]:MET:HE1	2.26	0.59
3:X:3014[B]:TRP:CE3	3:X:3092[B]:ILE:HD12	2.37	0.59
2:B:2550:THR:H	2:B:2553:ALA:HB3	1.66	0.59
3:C:2945[A]:VAL:HG22	3:C:2945[A]:VAL:O	2.01	0.59
3:C:2961[B]:HIS:CE1	3:C:2980[B]:HIS:NE2	2.57	0.59
3:C:3093[B]:HIS:ND1	3:L:2971[B]:ASP:CB	2.25	0.59
3:F:2961[B]:HIS:HB3	3:F:3111[B]:SER:HG	1.68	0.59
3:F:2969[A]:TYR:CD2	3:F:2970[A]:PRO:HG2	2.38	0.59
3:F:3071[B]:PHE:O	3:F:3074[B]:GLU:HB2	2.02	0.59
3:F:3274[A]:ARG:NE	3:F:3274[A]:ARG:HA	2.16	0.59
3:I:3090[B]:ASN:HB3	3:R:2972[B]:GLY:C	2.23	0.59
3:I:3152[B]:LYS:CB	3:R:3171[B]:HIS:CA	2.81	0.59
3:I:3256[B]:TRP:CB	3:R:2966[B]:SER:C	2.70	0.59
2:K:2497:GLU:HB2	2:K:2498:VAL:HA	1.84	0.59
2:K:2507:ARG:HA	2:K:2779:ASP:HB2	1.85	0.59
3:L:3000[B]:LEU:N	3:L:3000[B]:LEU:HD23	2.18	0.59

Continued on next page...

Continued from previous page...

Atom-1	Atom-2	Interatomic distance (Å)	Clash overlap (Å)
3:O:2942[A]:LEU:CD1	3:O:3033[A]:PHE:CE1	2.85	0.59
3:O:3038[B]:ILE:HG23	3:X:2969[B]:TYR:OH	2.02	0.59
3:O:3104[A]:MET:SD	3:O:3110[A]:THR:HG22	2.42	0.59
3:O:3191[A]:ASN:ND2	3:O:3191[A]:ASN:H	1.99	0.59
1:P:871:GLN:NE2	1:P:964:ILE:O	2.33	0.59
1:P:898:GLY:N	1:P:899:MET:HA	2.17	0.59
2:Q:2128:LEU:HD23	2:Q:2216:PHE:HZ	1.68	0.59
2:Q:2133:PRO:HG2	2:Q:2140:ARG:HA	1.83	0.59
3:R:3288[B]:MET:CG	3:R:3295[B]:LEU:HD21	2.32	0.59
1:S:804:ASP:OD1	1:S:805:VAL:N	2.36	0.59
2:T:2386:ARG:HB3	2:T:2496:LEU:HD21	1.82	0.59
3:U:2928[B]:ASN:N	3:U:2930[B]:LEU:HD21	2.17	0.59
3:U:2942[B]:LEU:CD1	3:U:3033[B]:PHE:CE1	2.85	0.59
3:U:3014[B]:TRP:CE3	3:U:3092[B]:ILE:HD12	2.37	0.59
3:U:3132[B]:ALA:CB	3:U:3197[B]:ILE:HD13	2.33	0.59
3:X:2948[B]:ASP:CB	3:X:2949[B]:LYS:CA	2.78	0.59
3:X:3014[B]:TRP:CD2	3:X:3092[B]:ILE:HD12	2.38	0.59
3:X:3071[A]:PHE:O	3:X:3074[A]:GLU:HB2	2.03	0.59
3:X:3135[A]:LYS:CB	3:X:3141[A]:TYR:CD1	2.85	0.59
3:X:3135[B]:LYS:CB	3:X:3141[B]:TYR:CD1	2.85	0.59
3:X:3288[B]:MET:CG	3:X:3295[B]:LEU:HD21	2.32	0.59
3:X:3298[B]:ASN:CB	3:X:3300[B]:LEU:N	2.60	0.59
1:Y:1323:HIS:CD2	9:Y:2105:CUO:O2	2.54	0.59
2:B:2128:LEU:HD13	2:B:2286:HIS:CG	2.38	0.59
3:C:2942[A]:LEU:CD1	3:C:3033[A]:PHE:CE1	2.85	0.59
3:C:2942[B]:LEU:CD1	3:C:3033[B]:PHE:CE1	2.85	0.59
3:C:2969[A]:TYR:CD2	3:C:2970[A]:PRO:HG2	2.38	0.59
3:C:2987[A]:HIS:NE2	3:C:3178[A]:PHE:HE1	1.95	0.59
3:C:3014[B]:TRP:CE3	3:C:3092[B]:ILE:HD12	2.37	0.59
3:C:3149[B]:ASN:C	3:L:3172[B]:SER:HG	2.05	0.59
3:C:3154[B]:PRO:N	3:L:3155[B]:MET:HG3	2.17	0.59
2:E:2816:SER:HB2	2:E:2886:VAL:HG21	1.85	0.59
3:F:2942[B]:LEU:CD1	3:F:3033[B]:PHE:CE1	2.85	0.59
3:F:3000[B]:LEU:HD23	3:F:3000[B]:LEU:N	2.18	0.59
3:I:3001[A]:LYS:HE3	3:I:3002[A]:ALA:HB2	1.85	0.59
3:I:3223[B]:GLY:CA	3:R:2963[B]:MET:CE	2.80	0.59
1:J:109:LEU:HD12	1:J:119:LYS:HB3	1.84	0.59
1:J:546:PHE:O	1:J:561:ARG:NH1	2.29	0.59
3:L:2969[A]:TYR:CD2	3:L:2970[A]:PRO:CD	2.85	0.59
3:L:3104[A]:MET:SD	3:L:3110[A]:THR:HG22	2.42	0.59
1:M:1492:PRO:HB2	1:M:1497:SER:HB3	1.85	0.59

Continued on next page...

Continued from previous page...

Atom-1	Atom-2	Interatomic distance (Å)	Clash overlap (Å)
2:N:2856:ILE:HG22	2:N:2859:VAL:HB	1.83	0.59
3:O:2935[B]:ILE:HD13	3:O:2935[B]:ILE:N	2.18	0.59
3:O:2969[B]:TYR:CB	3:X:3158[B]:PHE:CD1	2.78	0.59
3:O:3014[B]:TRP:CE3	3:O:3092[B]:ILE:HD12	2.37	0.59
3:O:3288[A]:MET:CG	3:O:3295[A]:LEU:HD21	2.32	0.59
2:Q:2128:LEU:HD13	2:Q:2286:HIS:CG	2.38	0.59
3:R:3014[A]:TRP:CE3	3:R:3092[A]:ILE:HD12	2.37	0.59
3:R:3071[B]:PHE:O	3:R:3074[B]:GLU:HB2	2.02	0.59
3:R:3157[A]:PRO:O	3:R:3160[A]:SER:N	2.30	0.59
3:R:3220[A]:ARG:HH11	3:R:3220[A]:ARG:CG	2.12	0.59
3:R:3284[A]:LYS:HE2	3:R:3284[A]:LYS:CA	2.30	0.59
1:S:1627:ARG:NH2	1:S:1629:GLU:OE1	2.35	0.59
3:U:2939[B]:ARG:HG3	3:U:2939[B]:ARG:HH11	1.67	0.59
3:U:2945[A]:VAL:HG22	3:U:2945[A]:VAL:O	2.01	0.59
3:U:2969[B]:TYR:CD2	3:U:2970[B]:PRO:CD	2.86	0.59
3:U:2969[B]:TYR:CD2	3:U:2970[B]:PRO:HG2	2.38	0.59
3:U:2998[A]:ASP:O	3:U:3001[A]:LYS:HB2	2.01	0.59
3:U:3113[B]:ASP:O	3:U:3115[B]:LEU:N	2.36	0.59
3:U:3288[A]:MET:CG	3:U:3295[A]:LEU:HD21	2.32	0.59
1:V:1000:GLU:OE1	1:V:1141:ARG:NH2	2.36	0.59
1:V:1505:ARG:O	1:V:1509:THR:OG1	2.21	0.59
3:X:3000[B]:LEU:HD23	3:X:3000[B]:LEU:N	2.18	0.59
3:X:3274[A]:ARG:HA	3:X:3274[A]:ARG:NE	2.16	0.59
1:A:1210:LYS:HD3	2:E:2744:PHE:CE1	2.37	0.59
2:B:2541:GLY:O	2:B:2545:SER:OG	2.13	0.59
3:C:2935[A]:ILE:HD13	3:C:2935[A]:ILE:N	2.18	0.59
3:C:3000[B]:LEU:N	3:C:3000[B]:LEU:HD23	2.18	0.59
3:C:3113[B]:ASP:O	3:C:3115[B]:LEU:N	2.36	0.59
3:C:3146[B]:CYS:O	3:L:3161[B]:GLU:HG3	2.03	0.59
3:C:3149[B]:ASN:C	3:L:3172[B]:SER:OG	2.40	0.59
3:C:3288[B]:MET:CG	3:C:3295[B]:LEU:HD21	2.32	0.59
1:D:490:TRP:CZ3	1:D:494:VAL:HG21	2.38	0.59
1:D:896:HIS:HB2	1:D:905:TRP:CD1	2.38	0.59
3:F:2991[B]:LEU:O	3:F:2994[B]:LYS:HB3	2.03	0.59
3:F:3103[A]:GLY:O	3:F:3106[A]:THR:HG22	2.03	0.59
3:F:3222[A]:ILE:HG13	3:F:3224[A]:GLN:HG2	1.84	0.59
1:G:898:GLY:N	1:G:899:MET:SD	2.68	0.59
3:I:2930[B]:LEU:H	3:I:2930[B]:LEU:CD2	1.98	0.59
3:I:2969[A]:TYR:CD2	3:I:2970[A]:PRO:CD	2.85	0.59
3:I:3153[B]:LYS:HD3	3:R:2988[B]:TRP:HD1	1.68	0.59
3:I:3159[B]:SER:HA	3:R:3150[B]:LYS:CA	2.32	0.59

Continued on next page...

Continued from previous page...

Atom-1	Atom-2	Interatomic distance (Å)	Clash overlap (Å)
3:I:3288[A]:MET:CG	3:I:3295[A]:LEU:HD21	2.32	0.59
1:J:1302:SER:HB2	1:J:1303:GLU:HB2	1.85	0.59
3:L:2949[B]:LYS:HD3	3:L:2949[B]:LYS:C	2.23	0.59
3:L:2949[B]:LYS:HZ2	3:L:2950[B]:THR:HA	1.66	0.59
3:L:3014[B]:TRP:CD2	3:L:3092[B]:ILE:HD12	2.38	0.59
1:M:1013:ILE:HD11	1:M:1175:PHE:CD2	2.37	0.59
3:O:2942[B]:LEU:CD1	3:O:3033[B]:PHE:CE1	2.85	0.59
3:O:2969[A]:TYR:CD2	3:O:2970[A]:PRO:CD	2.86	0.59
3:O:2975[B]:PHE:CD1	3:X:3156[B]:MET:C	2.77	0.59
3:O:3288[B]:MET:CG	3:O:3295[B]:LEU:HD21	2.32	0.59
3:R:3014[A]:TRP:CD2	3:R:3092[A]:ILE:HD12	2.38	0.59
2:T:2166:LEU:HA	2:T:2169:HIS:HB2	1.83	0.59
3:U:2995[B]:GLN:HG2	3:U:3168[B]:THR:HG21	1.85	0.59
1:V:79:ALA:O	1:V:83:HIS:ND1	2.27	0.59
1:V:566:ARG:HB2	1:V:609:TRP:NE1	2.18	0.59
1:V:864:ASP:HB3	1:V:869:GLY:HA3	1.85	0.59
3:X:3000[A]:LEU:N	3:X:3000[A]:LEU:HD23	2.18	0.59
3:X:3038[A]:ILE:HG12	3:X:3112[A]:TYR:CE2	2.35	0.59
3:X:3113[A]:ASP:O	3:X:3115[A]:LEU:N	2.36	0.59
3:X:3113[B]:ASP:O	3:X:3115[B]:LEU:N	2.36	0.59
3:X:3147[A]:GLU:HG3	3:X:3149[A]:ASN:HD21	1.65	0.59
2:B:2361:LYS:HD2	2:B:2362:GLN:HG3	1.84	0.58
3:C:2928[B]:ASN:N	3:C:2930[B]:LEU:HD21	2.17	0.58
3:C:2939[B]:ARG:HH11	3:C:2939[B]:ARG:HG3	1.66	0.58
3:C:3001[B]:LYS:HE3	3:C:3002[B]:ALA:HB2	1.85	0.58
3:C:3014[A]:TRP:CD2	3:C:3092[A]:ILE:HD12	2.38	0.58
3:C:3132[A]:ALA:CB	3:C:3197[A]:ILE:HD13	2.33	0.58
3:C:3293[B]:LYS:CB	3:C:3294[B]:SER:CB	2.54	0.58
3:F:2986[A]:PRO:HB3	3:F:3127[A]:TRP:CE3	2.38	0.58
3:I:2968[B]:GLN:HG2	3:R:2981[B]:GLY:H	1.67	0.58
3:I:2981[B]:GLY:HA3	3:R:2966[B]:SER:O	2.02	0.58
3:I:3014[B]:TRP:CD2	3:I:3092[B]:ILE:HD12	2.38	0.58
3:I:3024[B]:LEU:O	3:I:3031[B]:ASN:ND2	2.36	0.58
3:I:3104[A]:MET:SD	3:I:3110[A]:THR:HG22	2.42	0.58
1:J:11:THR:HG22	1:J:13:ASP:H	1.68	0.58
2:K:2179:ASP:HA	2:K:2300:ASN:ND2	2.17	0.58
3:L:2928[A]:ASN:N	3:L:2930[A]:LEU:HD21	2.18	0.58
3:L:2935[B]:ILE:HD13	3:L:2935[B]:ILE:N	2.18	0.58
3:L:2942[A]:LEU:CD1	3:L:3033[A]:PHE:CE1	2.85	0.58
3:L:2949[A]:LYS:HD3	3:L:2949[A]:LYS:C	2.24	0.58
3:L:2991[A]:LEU:O	3:L:2994[A]:LYS:HB3	2.03	0.58

Continued on next page...

Continued from previous page...

Atom-1	Atom-2	Interatomic distance (Å)	Clash overlap (Å)
3:L:3000[A]:LEU:N	3:L:3000[A]:LEU:HD23	2.18	0.58
3:L:3001[B]:LYS:HE3	3:L:3002[B]:ALA:HB2	1.85	0.58
3:L:3113[A]:ASP:O	3:L:3115[A]:LEU:N	2.36	0.58
3:L:3182[A]:GLN:O	3:L:3183[A]:LEU:HD12	2.02	0.58
2:N:2265:ILE:HD12	2:N:2443:TYR:CD1	2.38	0.58
2:N:2303:ARG:NH2	2:N:2372:GLU:O	2.36	0.58
3:O:2998[A]:ASP:O	3:O:3001[A]:LYS:HB2	2.02	0.58
3:O:3014[A]:TRP:CE3	3:O:3092[A]:ILE:HD12	2.37	0.58
1:P:899:MET:HE2	1:P:1012:GLU:OE1	2.02	0.58
3:R:3113[B]:ASP:O	3:R:3115[B]:LEU:N	2.36	0.58
3:R:3132[B]:ALA:CB	3:R:3197[B]:ILE:HD13	2.33	0.58
2:T:2625:LEU:HA	2:T:2638:ARG:HH22	1.65	0.58
3:U:2942[A]:LEU:CD1	3:U:3033[A]:PHE:CE1	2.85	0.58
3:U:2987[A]:HIS:NE2	3:U:3178[A]:PHE:HE1	1.95	0.58
3:U:3212[B]:ARG:HH11	3:U:3212[B]:ARG:CG	2.12	0.58
3:U:3298[B]:ASN:CB	3:U:3300[B]:LEU:N	2.60	0.58
2:W:2254:THR:HG23	2:W:2317:LEU:HD13	1.85	0.58
2:W:2830:GLN:HG2	2:W:2863:ARG:NE	2.18	0.58
3:X:2948[B]:ASP:HB3	3:X:2953[B]:GLY:CA	2.24	0.58
3:X:2949[B]:LYS:HD3	3:X:2949[B]:LYS:C	2.23	0.58
3:X:2986[A]:PRO:HB3	3:X:3127[A]:TRP:CE3	2.38	0.58
3:X:2994[A]:LYS:O	3:X:2995[A]:GLN:C	2.38	0.58
3:X:3001[B]:LYS:HE3	3:X:3002[B]:ALA:HB2	1.85	0.58
1:A:71:LEU:HD21	1:A:261:SER:HA	1.84	0.58
1:A:619:SER:HB2	1:A:805:VAL:HG11	1.85	0.58
1:A:1148:LEU:HB2	1:A:1188:PHE:HD2	1.67	0.58
3:C:2960[B]:PHE:O	3:L:3255[B]:PRO:HD2	2.03	0.58
3:C:2969[A]:TYR:CD2	3:C:2970[A]:PRO:CD	2.86	0.58
3:F:3001[B]:LYS:HE3	3:F:3002[B]:ALA:HB2	1.85	0.58
3:F:3014[A]:TRP:CD2	3:F:3092[A]:ILE:HD12	2.38	0.58
3:F:3183[B]:LEU:N	3:F:3184[B]:ASN:HA	2.11	0.58
3:F:3188[A]:ASP:N	3:F:3188[A]:ASP:OD2	2.36	0.58
2:H:2109:ARG:NH1	2:H:2169:HIS:O	2.36	0.58
3:I:2928[B]:ASN:N	3:I:2930[B]:LEU:HD21	2.18	0.58
3:I:3173[A]:THR:HB	3:I:3176[A]:LYS:HG2	1.81	0.58
3:I:3182[A]:GLN:O	3:I:3183[A]:LEU:HD12	2.02	0.58
3:I:3258[B]:PHE:HA	3:R:3162[B]:ASP:OD2	2.02	0.58
1:J:285:THR:HB	1:J:288:GLU:H	1.68	0.58
3:L:2979[A]:GLN:CG	3:L:3155[A]:MET:HE1	2.20	0.58
3:L:2995[A]:GLN:HG2	3:L:3168[A]:THR:HG21	1.85	0.58
3:L:3024[B]:LEU:O	3:L:3031[B]:ASN:ND2	2.36	0.58

Continued on next page...

Continued from previous page...

Atom-1	Atom-2	Interatomic distance (Å)	Clash overlap (Å)
3:L:3273[B]:LEU:CB	3:L:3275[B]:LEU:HD13	2.28	0.58
3:L:3298[B]:ASN:CA	3:L:3300[B]:LEU:HD23	2.31	0.58
3:O:2949[A]:LYS:C	3:O:2949[A]:LYS:HD3	2.24	0.58
3:O:2965[B]:LEU:HD11	3:X:2979[B]:GLN:CD	2.12	0.58
3:O:2968[B]:GLN:HE22	3:X:2985[B]:PHE:HA	1.51	0.58
3:O:2995[B]:GLN:HG2	3:O:3168[B]:THR:HG21	1.85	0.58
3:O:3096[A]:VAL:HG11	3:O:3115[A]:LEU:HD13	1.81	0.58
3:O:3096[B]:VAL:HG11	3:O:3115[B]:LEU:HD13	1.81	0.58
3:O:3182[B]:GLN:O	3:O:3183[B]:LEU:HD12	2.02	0.58
3:O:3298[B]:ASN:CA	3:O:3300[B]:LEU:HD23	2.31	0.58
3:R:3014[B]:TRP:CE3	3:R:3092[B]:ILE:HD12	2.37	0.58
3:R:3183[A]:LEU:N	3:R:3184[A]:ASN:HA	2.12	0.58
1:S:984:ASP:OD1	1:S:985:PHE:N	2.29	0.58
1:S:1348:TRP:CG	1:S:1430:ILE:HD11	2.38	0.58
3:U:2935[B]:ILE:HD13	3:U:2935[B]:ILE:N	2.18	0.58
3:U:2969[A]:TYR:CD2	3:U:2970[A]:PRO:HG2	2.38	0.58
3:U:3113[A]:ASP:O	3:U:3115[A]:LEU:N	2.36	0.58
3:U:3132[A]:ALA:CB	3:U:3197[A]:ILE:HD13	2.33	0.58
1:V:121:ASN:HD21	1:V:124:TYR:CB	2.17	0.58
3:X:2949[A]:LYS:HD3	3:X:2949[A]:LYS:C	2.24	0.58
3:X:2991[B]:LEU:O	3:X:2994[B]:LYS:HB3	2.03	0.58
3:X:3191[B]:ASN:ND2	3:X:3191[B]:ASN:H	1.99	0.58
1:Y:166:GLU:OE2	1:Y:297:ARG:NH1	2.37	0.58
1:Y:1302:SER:OG	1:Y:1494:ARG:NH1	2.31	0.58
3:C:2971[B]:ASP:CG	3:L:3248[B]:LEU:CD2	2.71	0.58
3:C:2972[B]:GLY:C	3:L:3090[B]:ASN:HB3	2.23	0.58
3:C:2994[B]:LYS:O	3:C:2995[B]:GLN:C	2.38	0.58
3:C:3108[B]:HIS:CE1	3:L:3251[B]:ASP:OD1	2.47	0.58
3:C:3154[B]:PRO:HB2	3:L:3151[B]:LEU:C	2.22	0.58
3:C:3288[A]:MET:CG	3:C:3295[A]:LEU:HD21	2.32	0.58
2:E:2866:PRO:HB2	2:E:2868:GLU:OE1	2.02	0.58
3:F:2998[A]:ASP:O	3:F:3001[A]:LYS:HB2	2.02	0.58
3:F:3014[B]:TRP:CD2	3:F:3092[B]:ILE:HD12	2.38	0.58
3:F:3024[B]:LEU:O	3:F:3031[B]:ASN:ND2	2.36	0.58
3:F:3113[A]:ASP:O	3:F:3115[A]:LEU:N	2.36	0.58
3:F:3113[B]:ASP:O	3:F:3115[B]:LEU:N	2.36	0.58
1:G:573:LYS:HB3	1:G:574:GLY:HA2	1.85	0.58
3:I:2969[B]:TYR:HE2	3:R:3120[B]:HIS:CD2	2.21	0.58
3:I:2979[A]:GLN:CG	3:I:3155[A]:MET:HE1	2.24	0.58
3:I:2994[B]:LYS:O	3:I:2995[B]:GLN:C	2.38	0.58
3:I:3000[A]:LEU:N	3:I:3000[A]:LEU:HD23	2.18	0.58

Continued on next page...

Continued from previous page...

Atom-1	Atom-2	Interatomic distance (Å)	Clash overlap (Å)
3:I:3103[A]:GLY:O	3:I:3106[A]:THR:HG22	2.03	0.58
3:I:3113[A]:ASP:O	3:I:3115[A]:LEU:N	2.36	0.58
3:I:3132[B]:ALA:CB	3:I:3197[B]:ILE:HD13	2.33	0.58
3:I:3156[B]:MET:HG2	3:R:3155[B]:MET:CE	2.32	0.58
3:I:3279[A]:ASP:OD1	3:I:3279[A]:ASP:N	2.25	0.58
1:J:567:LEU:HD23	1:J:571:PRO:HG2	1.85	0.58
3:L:2969[A]:TYR:CD2	3:L:2970[A]:PRO:HG2	2.38	0.58
3:L:3001[A]:LYS:HE3	3:L:3002[A]:ALA:HB2	1.85	0.58
3:L:3096[A]:VAL:HG11	3:L:3115[A]:LEU:HD13	1.81	0.58
3:L:3132[B]:ALA:CB	3:L:3197[B]:ILE:HD13	2.33	0.58
3:L:3135[A]:LYS:CB	3:L:3141[A]:TYR:CD1	2.85	0.58
3:L:3218[A]:LEU:O	3:L:3219[A]:LEU:HD13	2.01	0.58
1:M:361:GLU:HG2	1:M:363:THR:HG22	1.84	0.58
1:M:527:LEU:O	1:M:561:ARG:NH1	2.36	0.58
1:M:1321:HIS:HD2	1:M:1465:TRP:CH2	2.21	0.58
3:O:2928[A]:ASN:N	3:O:2930[A]:LEU:HD21	2.17	0.58
3:O:2969[A]:TYR:CD2	3:O:2970[A]:PRO:HG2	2.38	0.58
3:O:3014[A]:TRP:CD2	3:O:3092[A]:ILE:HD12	2.38	0.58
3:O:3191[B]:ASN:ND2	3:O:3191[B]:ASN:H	1.99	0.58
3:O:3255[B]:PRO:HG2	3:X:3163[B]:ASN:CG	2.24	0.58
1:P:110:PHE:N	1:P:119:LYS:O	2.35	0.58
1:P:972:SER:HA	1:P:1028:VAL:HG22	1.84	0.58
3:R:2935[B]:ILE:HD13	3:R:2935[B]:ILE:N	2.18	0.58
3:R:2952[A]:ALA:H	3:R:2953[A]:GLY:CA	2.04	0.58
3:R:3176[B]:LYS:HB3	3:R:3176[B]:LYS:HZ2	1.66	0.58
1:S:1407:THR:HG22	1:S:1426:LEU:HD21	1.86	0.58
3:U:2991[B]:LEU:O	3:U:2994[B]:LYS:HB3	2.03	0.58
3:U:3014[A]:TRP:CD2	3:U:3092[A]:ILE:HD12	2.38	0.58
3:U:3014[B]:TRP:CD2	3:U:3092[B]:ILE:HD12	2.38	0.58
3:U:3103[A]:GLY:O	3:U:3106[A]:THR:HG22	2.03	0.58
1:V:527:LEU:HD23	1:V:632:LEU:HD12	1.86	0.58
1:V:941:LEU:HD22	1:V:941:LEU:H	1.69	0.58
3:X:3120[B]:HIS:C	3:X:3122[B]:ASN:N	2.55	0.58
3:X:3188[B]:ASP:N	3:X:3188[B]:ASP:OD2	2.36	0.58
1:Y:456:GLN:NE2	1:Y:549:PRO:O	2.30	0.58
1:A:573:LYS:HB3	1:A:574:GLY:HA2	1.86	0.58
3:C:2928[A]:ASN:N	3:C:2930[A]:LEU:HD21	2.18	0.58
3:C:3129[B]:ILE:HD13	3:C:3190[B]:LEU:O	2.04	0.58
3:C:3176[B]:LYS:C	3:C:3177[B]:SER:HG	2.01	0.58
2:E:2890:VAL:N	2:E:2891:LEU:HA	2.19	0.58
3:F:2945[A]:VAL:HG22	3:F:2945[A]:VAL:O	2.01	0.58

Continued on next page...

Continued from previous page...

Atom-1	Atom-2	Interatomic distance (Å)	Clash overlap (Å)
3:F:3298[B]:ASN:CB	3:F:3300[B]:LEU:CD2	2.61	0.58
1:G:1078:ARG:NH2	2:K:2876:LYS:O	2.36	0.58
1:G:1199:VAL:O	1:G:1203:MET:HG2	2.03	0.58
3:I:2949[A]:LYS:HZ2	3:I:2950[A]:THR:HA	1.67	0.58
3:I:2995[A]:GLN:HG2	3:I:3168[A]:THR:HG21	1.85	0.58
3:I:3001[B]:LYS:HE3	3:I:3002[B]:ALA:HB2	1.85	0.58
3:I:3129[B]:ILE:HD13	3:I:3190[B]:LEU:O	2.04	0.58
1:J:119:LYS:HB2	1:J:120:LYS:C	2.24	0.58
1:J:167:ASP:OD1	1:J:168:PHE:N	2.37	0.58
3:L:3298[B]:ASN:CB	3:L:3300[B]:LEU:N	2.60	0.58
3:O:2948[A]:ASP:CB	3:O:2949[A]:LYS:CA	2.78	0.58
3:O:2978[B]:CYS:O	3:X:3154[B]:PRO:HG3	2.01	0.58
3:O:3113[A]:ASP:O	3:O:3115[A]:LEU:N	2.36	0.58
3:O:3132[A]:ALA:CB	3:O:3197[A]:ILE:HD13	2.33	0.58
3:O:3256[B]:TRP:HE1	3:X:3161[B]:GLU:CD	2.07	0.58
3:O:3298[A]:ASN:CB	3:O:3300[A]:LEU:N	2.60	0.58
2:Q:2107:LEU:HD23	2:Q:2208:PRO:HB2	1.85	0.58
1:S:128:ILE:HG22	1:S:130:PHE:O	2.02	0.58
1:S:997:SER:O	1:S:1001:GLN:NE2	2.34	0.58
3:U:2957[A]:ILE:HA	3:U:2960[A]:PHE:HE1	1.64	0.58
3:U:2966[A]:SER:HB3	3:U:2977[A]:CYS:HB2	1.78	0.58
3:U:3103[B]:GLY:O	3:U:3106[B]:THR:HG22	2.03	0.58
3:U:3288[B]:MET:CG	3:U:3295[B]:LEU:HD21	2.32	0.58
3:X:2945[B]:VAL:HG22	3:X:2945[B]:VAL:O	2.01	0.58
3:X:3014[A]:TRP:CD2	3:X:3092[A]:ILE:HD12	2.38	0.58
3:X:3182[B]:GLN:O	3:X:3183[B]:LEU:HD12	2.02	0.58
3:X:3211[A]:ASP:OD1	3:X:3211[A]:ASP:N	2.27	0.58
1:Y:1304:ASP:N	1:Y:1305:GLY:HA2	2.19	0.58
6:GA:1:NAG:O3	6:GA:2:NAG:C7	2.51	0.58
1:A:801:ASP:N	1:A:801:ASP:OD1	2.35	0.58
3:C:2965[B]:LEU:HD22	3:L:3253[B]:GLU:CD	2.11	0.58
3:C:2991[A]:LEU:O	3:C:2994[A]:LYS:HB3	2.03	0.58
3:C:2995[B]:GLN:HG2	3:C:3168[B]:THR:HG21	1.85	0.58
3:C:3024[A]:LEU:O	3:C:3031[A]:ASN:ND2	2.36	0.58
3:C:3113[A]:ASP:O	3:C:3115[A]:LEU:N	2.36	0.58
1:D:105:VAL:HG12	1:D:123:PHE:HB3	1.86	0.58
2:E:2680:HIS:NE2	2:E:2684:HIS:CD2	2.70	0.58
3:F:2949[A]:LYS:HD3	3:F:2949[A]:LYS:C	2.24	0.58
3:F:2986[B]:PRO:HB3	3:F:3127[B]:TRP:CE3	2.38	0.58
3:F:3129[B]:ILE:HD13	3:F:3190[B]:LEU:O	2.04	0.58
3:F:3188[B]:ASP:N	3:F:3188[B]:ASP:OD2	2.36	0.58

Continued on next page...

Continued from previous page...

Atom-1	Atom-2	Interatomic distance (Å)	Clash overlap (Å)
3:F:3225[A]:SER:OG	3:F:3290[A]:ILE:HD13	2.04	0.58
2:H:2252:GLU:HG3	2:H:2389:ARG:HE	1.69	0.58
3:I:3173[B]:THR:CA	3:R:3154[B]:PRO:N	2.67	0.58
1:J:61:GLY:HA2	1:J:354:PHE:HE1	1.68	0.58
1:J:474:LEU:H	1:J:474:LEU:HD13	1.68	0.58
3:L:3188[B]:ASP:N	3:L:3188[B]:ASP:OD2	2.36	0.58
3:L:3191[A]:ASN:ND2	3:L:3191[A]:ASN:H	1.99	0.58
3:O:2932[B]:PRO:CA	3:O:2935[B]:ILE:HD12	2.30	0.58
3:O:2948[B]:ASP:HB3	3:O:2953[B]:GLY:CA	2.24	0.58
3:O:2969[B]:TYR:CG	3:X:3158[B]:PHE:CD1	2.70	0.58
3:O:2974[B]:ALA:HB3	3:X:2977[B]:CYS:O	2.02	0.58
3:O:2991[A]:LEU:O	3:O:2994[A]:LYS:HB3	2.03	0.58
3:O:3108[B]:HIS:HE2	3:X:2967[B]:CYS:HB3	1.67	0.58
3:O:3124[A]:ASP:OD2	3:O:3187[A]:TYR:OH	2.15	0.58
3:O:3188[A]:ASP:N	3:O:3188[A]:ASP:OD2	2.36	0.58
1:P:472:ASP:HB3	1:S:1638:SER:HB2	1.85	0.58
3:R:3014[B]:TRP:CD2	3:R:3092[B]:ILE:HD12	2.38	0.58
3:R:3104[B]:MET:SD	3:R:3110[B]:THR:HG22	2.42	0.58
3:R:3188[B]:ASP:OD2	3:R:3188[B]:ASP:N	2.36	0.58
2:T:2598:PRO:HD3	2:T:2651:GLN:HB3	1.85	0.58
2:T:2643:GLU:O	2:T:2647:LEU:N	2.37	0.58
3:U:2928[A]:ASN:N	3:U:2930[A]:LEU:HD21	2.18	0.58
3:U:3135[B]:LYS:CB	3:U:3141[B]:TYR:CD1	2.85	0.58
1:V:444:GLU:HG3	1:V:544:PRO:HG3	1.85	0.58
1:V:754:GLU:OE2	1:V:799:ARG:NH2	2.33	0.58
3:X:3103[B]:GLY:O	3:X:3106[B]:THR:HG22	2.03	0.58
3:X:3132[A]:ALA:CB	3:X:3197[A]:ILE:HD13	2.33	0.58
3:X:3132[B]:ALA:CB	3:X:3197[B]:ILE:HD13	2.33	0.58
3:X:3176[A]:LYS:HB3	3:X:3176[A]:LYS:HZ2	1.68	0.58
3:X:3191[A]:ASN:ND2	3:X:3191[A]:ASN:H	1.99	0.58
1:Y:456:GLN:HG2	1:Y:551:GLU:HB2	1.83	0.58
3:C:2960[A]:PHE:CD1	3:C:2960[A]:PHE:N	2.72	0.58
3:C:2986[A]:PRO:HB3	3:C:3127[A]:TRP:CE3	2.38	0.58
3:C:2987[B]:HIS:NE2	3:C:3178[B]:PHE:HE1	1.95	0.58
3:C:3103[B]:GLY:O	3:C:3106[B]:THR:HG22	2.03	0.58
3:C:3253[B]:GLU:OE1	3:L:2975[B]:PHE:N	2.37	0.58
3:C:3298[A]:ASN:CB	3:C:3300[A]:LEU:N	2.60	0.58
1:D:946:GLU:HG2	1:D:955:LYS:HB3	1.85	0.58
3:F:2930[B]:LEU:HD22	3:F:2930[B]:LEU:N	2.02	0.58
3:F:2935[B]:ILE:HD13	3:F:2935[B]:ILE:N	2.18	0.58
3:F:2961[A]:HIS:HB3	3:F:3111[A]:SER:HG	1.65	0.58

Continued on next page...

Continued from previous page...

Atom-1	Atom-2	Interatomic distance (Å)	Clash overlap (Å)
3:F:3132[A]:ALA:CB	3:F:3197[A]:ILE:HD13	2.33	0.58
3:F:3222[B]:ILE:HG13	3:F:3224[B]:GLN:HG2	1.84	0.58
1:G:105:VAL:HB	1:G:137:ARG:HH12	1.68	0.58
2:H:2309:GLN:HE21	2:H:2320:TYR:HD1	1.52	0.58
3:I:2952[A]:ALA:CB	3:I:2953[A]:GLY:C	2.48	0.58
3:I:2961[B]:HIS:O	3:R:2975[B]:PHE:CE1	2.57	0.58
3:I:2983[B]:VAL:CA	3:R:3160[B]:SER:HA	2.26	0.58
3:I:2986[A]:PRO:HB3	3:I:3127[A]:TRP:CE3	2.38	0.58
3:I:3157[B]:PRO:CD	3:R:3254[B]:MET:HE1	2.33	0.58
3:I:3158[B]:PHE:CB	3:R:3153[B]:LYS:HB2	2.32	0.58
3:I:3173[B]:THR:CB	3:R:3173[B]:THR:HG23	2.28	0.58
3:L:2935[A]:ILE:HD13	3:L:2935[A]:ILE:N	2.18	0.58
3:L:2986[B]:PRO:HB3	3:L:3127[B]:TRP:CE3	2.38	0.58
3:L:3103[A]:GLY:O	3:L:3106[A]:THR:HG22	2.03	0.58
3:L:3129[A]:ILE:HD13	3:L:3190[A]:LEU:O	2.04	0.58
3:L:3132[A]:ALA:CB	3:L:3197[A]:ILE:HD13	2.33	0.58
3:L:3188[A]:ASP:N	3:L:3188[A]:ASP:OD2	2.36	0.58
3:O:3001[B]:LYS:HE3	3:O:3002[B]:ALA:HB2	1.85	0.58
3:O:3129[A]:ILE:HD13	3:O:3190[A]:LEU:O	2.04	0.58
3:O:3132[B]:ALA:CB	3:O:3197[B]:ILE:HD13	2.33	0.58
3:O:3293[B]:LYS:CB	3:O:3294[B]:SER:CB	2.54	0.58
1:P:1472:GLN:OE1	1:P:1475:ARG:NH1	2.36	0.58
2:Q:2128:LEU:HD23	2:Q:2216:PHE:CZ	2.39	0.58
2:Q:2825:ILE:HG23	2:Q:2826:GLU:H	1.67	0.58
3:R:2986[B]:PRO:HB3	3:R:3127[B]:TRP:CE3	2.38	0.58
3:R:3135[B]:LYS:CB	3:R:3141[B]:TYR:CD1	2.85	0.58
2:T:2533:ASP:HB3	2:T:2755:PRO:HG3	1.84	0.58
3:U:2986[B]:PRO:HB3	3:U:3127[B]:TRP:CE3	2.38	0.58
3:U:2995[A]:GLN:HG2	3:U:3168[A]:THR:HG21	1.85	0.58
1:V:105:VAL:HB	1:V:137:ARG:NH2	2.18	0.58
3:X:2928[B]:ASN:N	3:X:2930[B]:LEU:HD21	2.18	0.58
3:X:2995[A]:GLN:HG2	3:X:3168[A]:THR:HG21	1.85	0.58
3:X:3225[A]:SER:OG	3:X:3290[A]:ILE:HD13	2.04	0.58
3:X:3273[A]:LEU:CB	3:X:3275[A]:LEU:HD13	2.28	0.58
1:Y:588:GLU:OE2	1:Y:728:ARG:NH2	2.33	0.58
1:A:140:ASP:OD2	1:A:142:ARG:NE	2.27	0.58
1:A:219:LEU:HG	1:A:279:LEU:O	2.04	0.58
3:C:2991[B]:LEU:O	3:C:2994[B]:LYS:HB3	2.03	0.58
3:C:2995[A]:GLN:HG2	3:C:3168[A]:THR:HG21	1.85	0.58
3:C:3001[A]:LYS:HE3	3:C:3002[A]:ALA:HB2	1.85	0.58
1:D:10:LEU:HD12	1:D:104:LEU:HD21	1.86	0.58

Continued on next page...

Continued from previous page...

Atom-1	Atom-2	Interatomic distance (Å)	Clash overlap (Å)
1:D:499:GLU:HG3	1:D:511:VAL:HG12	1.85	0.58
2:E:2868:GLU:CD	2:E:2868:GLU:H	2.07	0.58
3:F:3288[A]:MET:CG	3:F:3295[A]:LEU:HD21	2.32	0.58
3:I:2935[B]:ILE:HD13	3:I:2935[B]:ILE:N	2.18	0.58
3:I:2939[A]:ARG:HH11	3:I:2939[A]:ARG:HG3	1.66	0.58
3:I:3113[B]:ASP:O	3:I:3115[B]:LEU:N	2.36	0.58
3:I:3135[B]:LYS:CB	3:I:3141[B]:TYR:CD1	2.85	0.58
3:I:3160[B]:SER:CB	3:R:2982[B]:MET:HA	2.33	0.58
3:I:3217[A]:PHE:HE1	3:I:3230[A]:PHE:HZ	0.80	0.58
3:I:3225[B]:SER:OG	3:I:3290[B]:ILE:HD13	2.04	0.58
1:J:714:ARG:NH1	1:J:1115:GLU:OE1	2.37	0.58
1:J:907:ARG:NH2	1:J:1057:GLN:OE1	2.37	0.58
3:L:2995[B]:GLN:HG2	3:L:3168[B]:THR:HG21	1.85	0.58
2:N:2667:GLU:HB3	2:N:2730:LEU:HD22	1.85	0.58
3:O:3000[B]:LEU:N	3:O:3000[B]:LEU:HD23	2.18	0.58
3:O:3109[B]:TYR:OH	3:X:2973[B]:THR:OG1	2.14	0.58
3:R:3000[A]:LEU:HD23	3:R:3000[A]:LEU:N	2.18	0.58
3:R:3103[B]:GLY:O	3:R:3106[B]:THR:HG22	2.03	0.58
1:S:51:ASP:OD2	1:S:813:THR:OG1	2.21	0.58
1:S:854:LEU:HD23	1:S:941:LEU:HD21	1.85	0.58
1:S:1152:LYS:HB3	1:S:1181:GLU:HA	1.85	0.58
3:U:3024[B]:LEU:O	3:U:3031[B]:ASN:ND2	2.36	0.58
3:U:3217[B]:PHE:HE1	3:U:3230[B]:PHE:HZ	0.80	0.58
1:V:488:PRO:HB2	1:V:641:TRP:CE3	2.39	0.58
2:W:2802:ASP:OD2	3:X:2932[A]:PRO:HD3	2.03	0.58
3:X:2935[A]:ILE:HD13	3:X:2935[A]:ILE:N	2.18	0.58
2:Z:2560:LEU:HD23	2:Z:2565:THR:HB	1.85	0.58
2:Z:2690:HIS:HA	2:Z:2886:VAL:O	2.03	0.58
1:A:942:VAL:HG11	1:A:1041:ILE:HD11	1.85	0.58
3:C:2968[B]:GLN:NE2	3:L:3086[B]:GLU:CG	2.66	0.58
3:C:3103[A]:GLY:O	3:C:3106[A]:THR:HG22	2.03	0.58
3:C:3225[B]:SER:OG	3:C:3290[B]:ILE:HD13	2.04	0.58
1:D:1397:LEU:HB2	1:D:1433:TRP:HB3	1.86	0.58
1:D:1472:GLN:OE1	1:D:1475:ARG:NH1	2.37	0.58
3:F:3000[A]:LEU:N	3:F:3000[A]:LEU:HD23	2.18	0.58
3:F:3071[A]:PHE:O	3:F:3074[A]:GLU:HB2	2.02	0.58
3:F:3191[B]:ASN:ND2	3:F:3191[B]:ASN:H	1.99	0.58
3:I:2976[B]:ALA:H	3:R:2976[B]:ALA:HB3	1.67	0.58
3:I:2991[B]:LEU:O	3:I:2994[B]:LYS:HB3	2.03	0.58
1:J:1138:ALA:HA	1:J:1240:ILE:HG22	1.84	0.58
3:L:2928[B]:ASN:N	3:L:2930[B]:LEU:HD21	2.18	0.58

Continued on next page...

Continued from previous page...

Atom-1	Atom-2	Interatomic distance (Å)	Clash overlap (Å)
3:L:2952[B]:ALA:HB3	3:L:2954[B]:TYR:N	2.17	0.58
3:L:2991[A]:LEU:O	3:L:2994[A]:LYS:N	2.37	0.58
2:N:2711:HIS:HA	2:N:2714:VAL:HG22	1.86	0.58
2:N:2803:ARG:HH21	2:N:2805:PHE:HZ	1.52	0.58
3:O:2935[A]:ILE:HD13	3:O:2935[A]:ILE:N	2.18	0.58
3:O:3103[B]:GLY:O	3:O:3106[B]:THR:HG22	2.03	0.58
1:P:935:ILE:HD11	1:P:980:TYR:CE2	2.39	0.58
3:R:2960[B]:PHE:CD1	3:R:2960[B]:PHE:N	2.72	0.58
3:R:2995[B]:GLN:HG2	3:R:3168[B]:THR:HG21	1.85	0.58
3:U:2932[B]:PRO:CA	3:U:2935[B]:ILE:HD12	2.30	0.58
3:U:3014[A]:TRP:CE3	3:U:3092[A]:ILE:HD12	2.37	0.58
3:U:3298[A]:ASN:CB	3:U:3300[A]:LEU:N	2.60	0.58
3:X:2986[B]:PRO:HB3	3:X:3127[B]:TRP:CE3	2.38	0.58
3:X:2991[A]:LEU:O	3:X:2994[A]:LYS:HB3	2.03	0.58
3:C:2935[B]:ILE:HD13	3:C:2935[B]:ILE:N	2.18	0.58
3:C:3024[B]:LEU:O	3:C:3031[B]:ASN:ND2	2.36	0.58
3:C:3027[B]:GLU:CD	3:C:3028[B]:PRO:HD2	2.25	0.58
3:C:3129[A]:ILE:HD13	3:C:3190[A]:LEU:O	2.04	0.58
3:C:3293[A]:LYS:CD	3:C:3294[A]:SER:N	2.63	0.58
1:D:104:LEU:HD23	1:D:123:PHE:HE2	1.69	0.58
1:D:317:VAL:HG22	1:D:383:VAL:HG22	1.85	0.58
1:D:462:HIS:HA	1:D:490:TRP:HH2	1.68	0.58
1:D:1315:GLY:HA3	1:D:1601:TRP:HB2	1.85	0.58
1:D:1397:LEU:HA	1:D:1433:TRP:HD1	1.68	0.58
3:F:2995[B]:GLN:HG2	3:F:3168[B]:THR:HG21	1.85	0.58
3:F:3027[B]:GLU:CD	3:F:3028[B]:PRO:HD2	2.24	0.58
1:G:1162:ALA:HB1	1:G:1167:ASP:OD2	2.04	0.58
3:I:2991[A]:LEU:O	3:I:2994[A]:LYS:HB3	2.03	0.58
3:I:2991[A]:LEU:O	3:I:2994[A]:LYS:N	2.37	0.58
3:I:3000[B]:LEU:HD23	3:I:3000[B]:LEU:N	2.18	0.58
3:I:3014[A]:TRP:CD2	3:I:3092[A]:ILE:HD12	2.38	0.58
3:I:3129[A]:ILE:HD13	3:I:3190[A]:LEU:O	2.04	0.58
3:L:2932[A]:PRO:CA	3:L:2935[A]:ILE:HD12	2.30	0.58
3:L:3113[B]:ASP:O	3:L:3115[B]:LEU:N	2.36	0.58
3:L:3225[A]:SER:OG	3:L:3290[A]:ILE:HD13	2.04	0.58
1:M:105:VAL:HG12	1:M:123:PHE:HB3	1.84	0.58
3:O:3027[A]:GLU:CD	3:O:3028[A]:PRO:HD2	2.24	0.58
3:O:3129[B]:ILE:HD13	3:O:3190[B]:LEU:O	2.04	0.58
3:O:3293[A]:LYS:CD	3:O:3294[A]:SER:N	2.64	0.58
1:P:1421:VAL:HG23	1:P:1422:HIS:HD1	1.68	0.58
3:R:2928[B]:ASN:N	3:R:2930[B]:LEU:HD21	2.17	0.58

Continued on next page...

Continued from previous page...

Atom-1	Atom-2	Interatomic distance (Å)	Clash overlap (Å)
3:R:2969[A]:TYR:CD2	3:R:2970[A]:PRO:HG2	2.38	0.58
3:R:2995[A]:GLN:HG2	3:R:3168[A]:THR:HG21	1.85	0.58
3:R:3113[A]:ASP:O	3:R:3115[A]:LEU:N	2.36	0.58
3:R:3132[A]:ALA:CB	3:R:3197[A]:ILE:HD13	2.33	0.58
3:R:3225[A]:SER:OG	3:R:3290[A]:ILE:HD13	2.04	0.58
1:S:1018:ILE:HA	1:S:1021:LEU:HG	1.85	0.58
3:U:3129[B]:ILE:HD13	3:U:3190[B]:LEU:O	2.04	0.58
1:V:472:ASP:OD1	1:V:472:ASP:N	2.37	0.58
2:W:2089:ARG:HD2	2:W:2175:VAL:O	2.04	0.58
1:A:781:ILE:HG23	1:A:784:ALA:HB3	1.85	0.58
1:A:1642:GLN:NE2	1:A:1642:GLN:O	2.36	0.58
3:C:3014[B]:TRP:CD2	3:C:3092[B]:ILE:HD12	2.38	0.58
3:C:3135[A]:LYS:HG3	3:C:3141[A]:TYR:CD1	2.33	0.58
1:D:744:VAL:HG12	1:D:802:ILE:HG23	1.85	0.58
3:F:2991[A]:LEU:O	3:F:2994[A]:LYS:HB3	2.03	0.58
3:F:3019[B]:HIS:CD2	3:F:3019[B]:HIS:H	2.22	0.58
3:F:3103[B]:GLY:O	3:F:3106[B]:THR:HG22	2.03	0.58
1:G:949:ASP:OD1	1:G:950:ALA:N	2.37	0.58
1:G:1467:ILE:HD13	1:G:1532:PHE:HB2	1.85	0.58
2:H:2181:THR:HB	2:H:2374:ASN:H	1.69	0.58
2:H:2851:ASN:OD1	2:H:2851:ASN:N	2.36	0.58
3:I:2960[B]:PHE:CD2	3:I:3157[B]:PRO:CG	2.74	0.58
3:I:2965[B]:LEU:HG	3:R:3249[B]:GLY:CA	2.33	0.58
3:I:3150[B]:LYS:CB	3:R:3159[B]:SER:O	2.51	0.58
3:I:3154[B]:PRO:HB3	3:R:3174[B]:GLY:H	1.60	0.58
3:I:3255[B]:PRO:CG	3:R:2964[B]:PRO:N	2.65	0.58
3:I:3293[B]:LYS:CD	3:I:3294[B]:SER:N	2.64	0.58
3:L:2986[A]:PRO:HB3	3:L:3127[A]:TRP:CE3	2.38	0.58
3:O:2949[B]:LYS:HD3	3:O:2949[B]:LYS:C	2.24	0.58
3:O:3019[B]:HIS:H	3:O:3019[B]:HIS:CD2	2.22	0.58
3:O:3024[B]:LEU:O	3:O:3031[B]:ASN:ND2	2.36	0.58
3:R:2949[A]:LYS:HD3	3:R:2949[A]:LYS:C	2.24	0.58
3:R:3001[B]:LYS:HE3	3:R:3002[B]:ALA:HB2	1.85	0.58
3:R:3293[B]:LYS:CD	3:R:3294[B]:SER:N	2.64	0.58
1:S:979:LEU:HB2	1:S:980:TYR:CD2	2.38	0.58
2:T:2687:ILE:HD11	2:T:2695:MET:HG2	1.84	0.58
3:U:2949[A]:LYS:HD3	3:U:2949[A]:LYS:C	2.24	0.58
3:U:3001[A]:LYS:HE3	3:U:3002[A]:ALA:HB2	1.85	0.58
1:V:1013:ILE:HD11	1:V:1148:LEU:HD11	1.85	0.58
3:X:2991[B]:LEU:O	3:X:2994[B]:LYS:N	2.37	0.58
3:X:3225[B]:SER:OG	3:X:3290[B]:ILE:HD13	2.04	0.58

Continued on next page...

Continued from previous page...

Atom-1	Atom-2	Interatomic distance (Å)	Clash overlap (Å)
2:Z:2544:GLY:HA3	2:Z:2699:MET:O	2.04	0.58
1:A:926:LEU:HD11	1:A:1043:MET:HB3	1.85	0.57
3:C:2965[B]:LEU:CD2	3:L:3253[B]:GLU:CG	2.79	0.57
1:D:639:ARG:NH2	1:D:707:PHE:O	2.37	0.57
1:D:900:ALA:HB3	1:D:1076:ILE:HD12	1.85	0.57
3:I:3019[B]:HIS:CD2	3:I:3019[B]:HIS:H	2.22	0.57
3:I:3103[B]:GLY:O	3:I:3106[B]:THR:HG22	2.03	0.57
3:I:3132[A]:ALA:CB	3:I:3197[A]:ILE:HD13	2.33	0.57
3:I:3293[A]:LYS:CB	3:I:3294[A]:SER:CB	2.54	0.57
1:J:425:ARG:NE	1:J:499:GLU:OE2	2.35	0.57
1:J:460:GLU:HB3	1:J:465:PRO:HG2	1.85	0.57
1:J:1492:PRO:HB2	1:J:1497:SER:HB3	1.86	0.57
2:K:2601:ASN:OD1	2:K:2601:ASN:N	2.36	0.57
2:K:2606:LEU:HD13	2:K:2706:ILE:HG13	1.85	0.57
3:L:3027[A]:GLU:CD	3:L:3028[A]:PRO:HD2	2.24	0.57
3:L:3284[B]:LYS:CD	3:L:3285[B]:VAL:H	2.10	0.57
2:N:2722:GLN:NE2	2:N:2769:PHE:O	2.34	0.57
3:O:2991[A]:LEU:O	3:O:2994[A]:LYS:N	2.37	0.57
3:O:2991[B]:LEU:O	3:O:2994[B]:LYS:N	2.37	0.57
3:O:3113[B]:ASP:O	3:O:3115[B]:LEU:N	2.36	0.57
3:O:3120[A]:HIS:C	3:O:3122[A]:ASN:N	2.55	0.57
3:O:3176[B]:LYS:HB3	3:O:3176[B]:LYS:HZ2	1.68	0.57
1:P:567:LEU:HD13	1:P:571:PRO:HA	1.86	0.57
2:Q:2117:ASP:OD2	2:Q:2168:ARG:NH1	2.36	0.57
2:Q:2142:ALA:HB1	2:Q:2143:CYS:HB2	1.86	0.57
3:R:2949[A]:LYS:HZ2	3:R:2950[A]:THR:HA	1.69	0.57
3:R:2960[B]:PHE:CD2	3:R:3157[B]:PRO:CG	2.74	0.57
3:R:2991[A]:LEU:O	3:R:2994[A]:LYS:HB3	2.03	0.57
3:R:2994[A]:LYS:O	3:R:2995[A]:GLN:C	2.38	0.57
1:S:187:GLY:HA3	1:S:195:SER:HB3	1.85	0.57
1:S:565:GLU:HG3	1:S:566:ARG:H	1.69	0.57
3:U:2951[A]:ASP:C	3:U:2956[A]:LYS:HZ1	2.03	0.57
3:U:2991[B]:LEU:O	3:U:2994[B]:LYS:N	2.37	0.57
3:U:3001[B]:LYS:HE3	3:U:3002[B]:ALA:HB2	1.85	0.57
3:U:3129[A]:ILE:HD13	3:U:3190[A]:LEU:O	2.04	0.57
3:U:3225[B]:SER:OG	3:U:3290[B]:ILE:HD13	2.04	0.57
1:V:984:ASP:OD1	1:V:984:ASP:N	2.36	0.57
1:Y:372:ALA:O	1:Y:375:SER:OG	2.21	0.57
1:Y:1348:TRP:CG	1:Y:1430:ILE:HD11	2.39	0.57
1:A:124:TYR:O	1:A:137:ARG:NH2	2.37	0.57
1:A:979:LEU:HD22	1:A:979:LEU:H	1.69	0.57

Continued on next page...

Continued from previous page...

Atom-1	Atom-2	Interatomic distance (Å)	Clash overlap (Å)
1:A:1144:VAL:HG22	1:A:1196:ILE:HD12	1.86	0.57
2:B:2544:GLY:HA3	2:B:2699:MET:O	2.05	0.57
3:C:2948[A]:ASP:HB3	3:C:2953[A]:GLY:CA	2.24	0.57
3:C:2991[A]:LEU:O	3:C:2994[A]:LYS:N	2.37	0.57
3:C:3135[B]:LYS:HG3	3:C:3141[B]:TYR:CD1	2.33	0.57
3:C:3155[B]:MET:CE	3:L:3153[B]:LYS:HD3	2.33	0.57
3:C:3225[A]:SER:OG	3:C:3290[A]:ILE:HD13	2.04	0.57
3:C:3298[B]:ASN:CA	3:C:3300[B]:LEU:HD23	2.31	0.57
1:G:1018:ILE:HB	1:G:1045:HIS:CD2	2.39	0.57
2:H:2756:ASN:HD21	2:H:2759:THR:HG23	1.69	0.57
3:I:2949[A]:LYS:HD3	3:I:2949[A]:LYS:C	2.23	0.57
3:I:3130[B]:TRP:CE2	3:I:3134[B]:GLN:NE2	2.72	0.57
3:I:3160[B]:SER:HB2	3:R:2982[B]:MET:CB	2.28	0.57
3:I:3169[B]:LYS:HE3	3:R:3150[B]:LYS:HB2	1.86	0.57
2:K:2394:VAL:HG11	2:K:2451:LEU:HD12	1.85	0.57
1:M:704:ASP:OD1	1:M:704:ASP:N	2.37	0.57
2:N:2506:ARG:NE	2:N:2578:GLU:OE2	2.27	0.57
3:O:3130[B]:TRP:CE2	3:O:3134[B]:GLN:NE2	2.72	0.57
3:R:2932[A]:PRO:CA	3:R:2935[A]:ILE:HD12	2.31	0.57
3:R:2952[B]:ALA:N	3:R:2953[B]:GLY:HA2	2.06	0.57
3:U:2991[A]:LEU:O	3:U:2994[A]:LYS:N	2.37	0.57
3:U:3019[A]:HIS:CD2	3:U:3019[A]:HIS:H	2.22	0.57
1:V:157:GLU:OE2	1:V:296:ARG:NH2	2.37	0.57
1:V:262:LYS:NZ	1:V:795:GLU:OE1	2.37	0.57
3:X:2995[B]:GLN:HG2	3:X:3168[B]:THR:HG21	1.85	0.57
3:X:3024[A]:LEU:O	3:X:3031[A]:ASN:ND2	2.36	0.57
3:X:3103[A]:GLY:O	3:X:3106[A]:THR:HG22	2.03	0.57
1:A:447:MET:HA	1:A:455:TYR:HB2	1.86	0.57
2:B:2179:ASP:HA	2:B:2300:ASN:ND2	2.18	0.57
2:B:2226:GLU:OE2	2:B:2278:GLU:N	2.37	0.57
2:B:2830:GLN:HB2	2:B:2863:ARG:HH22	1.69	0.57
3:C:2952[A]:ALA:CB	3:C:2953[A]:GLY:C	2.48	0.57
3:C:2985[B]:PHE:HD2	3:L:2968[B]:GLN:O	1.87	0.57
3:C:3019[A]:HIS:CD2	3:C:3019[A]:HIS:H	2.22	0.57
3:C:3130[A]:TRP:CE2	3:C:3134[A]:GLN:NE2	2.72	0.57
1:D:518:LYS:HD2	1:D:519:PRO:HD2	1.86	0.57
1:D:757:VAL:HG21	1:D:781:ILE:HG13	1.86	0.57
1:D:1627:ARG:NH2	1:D:1629:GLU:OE1	2.37	0.57
2:E:2242:TRP:O	2:E:2246:ASN:ND2	2.34	0.57
3:F:2952[B]:ALA:H	3:F:2953[B]:GLY:CA	2.04	0.57
3:F:2991[B]:LEU:O	3:F:2994[B]:LYS:N	2.37	0.57

Continued on next page...

Continued from previous page...

Atom-1	Atom-2	Interatomic distance (Å)	Clash overlap (Å)
3:F:3001[A]:LYS:HE3	3:F:3002[A]:ALA:HB2	1.85	0.57
1:G:439:LEU:HD23	1:G:509:ILE:HD12	1.86	0.57
1:G:1486:LEU:HB2	2:K:2486:ILE:HB	1.85	0.57
3:I:2964[B]:PRO:C	3:R:3221[B]:ALA:HB3	2.16	0.57
3:I:2966[B]:SER:CB	3:R:2982[B]:MET:HE2	2.33	0.57
3:I:2981[B]:GLY:N	3:R:2968[B]:GLN:HG2	2.19	0.57
3:I:3027[A]:GLU:CD	3:I:3028[A]:PRO:HD2	2.24	0.57
3:I:3173[B]:THR:C	3:R:3154[B]:PRO:CB	2.68	0.57
3:I:3188[A]:ASP:N	3:I:3188[A]:ASP:OD2	2.36	0.57
1:J:469:PRO:O	1:J:669:LYS:HD2	2.04	0.57
1:J:1150:GLY:N	1:J:1186:TRP:O	2.36	0.57
1:J:1324:ARG:NE	1:J:1462:ASP:OD1	2.37	0.57
3:L:2991[B]:LEU:O	3:L:2994[B]:LYS:HB3	2.03	0.57
3:L:2991[B]:LEU:O	3:L:2994[B]:LYS:N	2.37	0.57
3:L:3019[A]:HIS:CD2	3:L:3019[A]:HIS:H	2.22	0.57
3:L:3129[B]:ILE:HD13	3:L:3190[B]:LEU:O	2.04	0.57
3:O:2960[B]:PHE:CD1	3:O:2960[B]:PHE:N	2.72	0.57
3:O:2986[A]:PRO:HB3	3:O:3127[A]:TRP:CE3	2.38	0.57
3:O:3284[A]:LYS:HE2	3:O:3284[A]:LYS:CA	2.29	0.57
1:P:1171:LYS:HG2	1:P:1173:GLY:H	1.69	0.57
3:R:3000[B]:LEU:HD23	3:R:3000[B]:LEU:N	2.18	0.57
3:R:3027[A]:GLU:CD	3:R:3028[A]:PRO:HD2	2.24	0.57
3:R:3103[A]:GLY:O	3:R:3106[A]:THR:HG22	2.03	0.57
3:R:3284[B]:LYS:HE2	3:R:3284[B]:LYS:CA	2.30	0.57
3:U:2948[B]:ASP:CB	3:U:2949[B]:LYS:CA	2.78	0.57
3:U:3225[A]:SER:OG	3:U:3290[A]:ILE:HD13	2.04	0.57
1:V:545:PHE:O	1:V:561:ARG:NH2	2.36	0.57
3:X:3129[B]:ILE:HD13	3:X:3190[B]:LEU:O	2.04	0.57
3:X:3307[A]:PHE:HE1	3:X:3309[A]:PRO:CG	2.08	0.57
2:B:2345:ASN:N	2:E:2515:ARG:HD3	2.16	0.57
2:B:2515:ARG:HD3	2:E:2345:ASN:H	1.70	0.57
3:C:2994[A]:LYS:O	3:C:2995[A]:GLN:C	2.38	0.57
3:C:3000[A]:LEU:HD23	3:C:3000[A]:LEU:N	2.18	0.57
3:C:3079[B]:CYS:HB3	3:L:3161[B]:GLU:CG	2.30	0.57
3:C:3252[B]:TYR:CZ	3:L:3223[B]:GLY:C	2.72	0.57
1:D:329:ARG:HB2	1:G:1583:CYS:N	2.18	0.57
3:F:2949[B]:LYS:C	3:F:2949[B]:LYS:HD3	2.24	0.57
2:H:2158:TYR:O	2:H:2161:GLN:HB3	2.04	0.57
3:I:2966[B]:SER:CB	3:R:3254[B]:MET:CB	2.81	0.57
3:I:3225[A]:SER:OG	3:I:3290[A]:ILE:HD13	2.04	0.57
1:J:979:LEU:HB3	1:J:980:TYR:CD1	2.39	0.57

Continued on next page...

Continued from previous page...

Atom-1	Atom-2	Interatomic distance (Å)	Clash overlap (Å)
3:L:2987[B]:HIS:NE2	3:L:3178[B]:PHE:HE1	1.95	0.57
3:L:3120[B]:HIS:C	3:L:3122[B]:ASN:N	2.55	0.57
3:L:3130[A]:TRP:CE2	3:L:3134[A]:GLN:NE2	2.72	0.57
3:L:3225[B]:SER:OG	3:L:3290[B]:ILE:HD13	2.04	0.57
3:O:3014[B]:TRP:CD2	3:O:3092[B]:ILE:HD12	2.38	0.57
3:O:3225[A]:SER:OG	3:O:3290[A]:ILE:HD13	2.04	0.57
1:P:1458:HIS:HA	1:P:1461:VAL:HB	1.86	0.57
3:R:3130[B]:TRP:CE2	3:R:3134[B]:GLN:NE2	2.73	0.57
3:R:3135[B]:LYS:HG3	3:R:3141[B]:TYR:HE1	1.29	0.57
3:U:3027[B]:GLU:CD	3:U:3028[B]:PRO:HD2	2.25	0.57
1:V:450:LYS:NZ	1:V:451:SER:H	2.01	0.57
1:V:949:ASP:OD1	1:V:950:ALA:N	2.36	0.57
3:X:2932[B]:PRO:CA	3:X:2935[B]:ILE:HD12	2.30	0.57
1:Y:804:ASP:OD1	1:Y:805:VAL:N	2.37	0.57
1:Y:928:TYR:HB2	1:Y:1048:ASN:HB2	1.86	0.57
1:Y:947:TYR:HE1	1:Y:957:ASN:H	1.51	0.57
1:Y:1137:LYS:HA	1:Y:1141:ARG:HH12	1.69	0.57
1:A:959:PHE:HA	1:A:1040:PRO:HG2	1.86	0.57
3:C:2969[B]:TYR:CA	3:L:2985[B]:PHE:CE2	2.61	0.57
3:C:3160[B]:SER:OG	3:L:2983[B]:VAL:HG22	2.00	0.57
1:D:460:GLU:O	1:D:467:LYS:NZ	2.33	0.57
3:F:2948[A]:ASP:CB	3:F:2949[A]:LYS:CA	2.78	0.57
3:F:2995[A]:GLN:HG2	3:F:3168[A]:THR:HG21	1.86	0.57
3:F:3176[B]:LYS:C	3:F:3177[B]:SER:HG	2.01	0.57
3:F:3283[A]:ILE:CB	3:F:3305[A]:ILE:HD11	2.35	0.57
3:F:3298[A]:ASN:CA	3:F:3300[A]:LEU:HD23	2.31	0.57
1:G:493:LEU:HD12	1:G:668:MET:HG3	1.86	0.57
1:G:1361:GLU:HG3	1:G:1363:THR:H	1.69	0.57
3:I:2965[B]:LEU:HD13	3:R:3256[B]:TRP:HE1	1.66	0.57
3:I:2989[B]:HIS:ND1	3:R:2970[B]:PRO:HD3	2.08	0.57
3:L:2960[A]:PHE:CD2	3:L:3157[A]:PRO:CG	2.74	0.57
3:L:3019[B]:HIS:CD2	3:L:3019[B]:HIS:H	2.22	0.57
3:L:3103[B]:GLY:O	3:L:3106[B]:THR:HG22	2.03	0.57
3:O:2968[B]:GLN:CG	3:X:2984[B]:THR:CB	2.79	0.57
3:O:2969[B]:TYR:N	3:X:2988[B]:TRP:CB	2.55	0.57
3:O:3001[A]:LYS:HE3	3:O:3002[A]:ALA:HB2	1.85	0.57
3:O:3130[A]:TRP:CE2	3:O:3134[A]:GLN:NE2	2.72	0.57
3:R:2991[B]:LEU:O	3:R:2994[B]:LYS:N	2.37	0.57
3:R:3089[A]:HIS:CE1	3:R:3119[A]:HIS:CE1	2.81	0.57
2:T:2872:GLU:OE1	2:T:2874:ASP:N	2.36	0.57
3:U:2948[B]:ASP:HB3	3:U:2953[B]:GLY:CA	2.24	0.57

Continued on next page...

Continued from previous page...

Atom-1	Atom-2	Interatomic distance (Å)	Clash overlap (Å)
3:U:2991[A]:LEU:O	3:U:2994[A]:LYS:HB3	2.03	0.57
3:U:3027[A]:GLU:CD	3:U:3028[A]:PRO:HD2	2.24	0.57
3:U:3130[B]:TRP:CE2	3:U:3134[B]:GLN:NE2	2.72	0.57
3:U:3217[A]:PHE:HE1	3:U:3230[A]:PHE:HZ	0.80	0.57
3:X:2935[B]:ILE:HD13	3:X:2935[B]:ILE:N	2.18	0.57
3:X:2994[B]:LYS:O	3:X:2995[B]:GLN:C	2.38	0.57
3:X:3130[A]:TRP:CE2	3:X:3134[A]:GLN:NE2	2.72	0.57
3:X:3130[B]:TRP:CE2	3:X:3134[B]:GLN:NE2	2.72	0.57
3:X:3284[A]:LYS:CD	3:X:3285[A]:VAL:H	2.10	0.57
3:X:3298[A]:ASN:CA	3:X:3300[A]:LEU:HD23	2.31	0.57
3:C:2949[B]:LYS:HD3	3:C:2949[B]:LYS:C	2.24	0.57
3:C:3130[B]:TRP:CE2	3:C:3134[B]:GLN:NE2	2.72	0.57
3:C:3155[B]:MET:N	3:L:3153[B]:LYS:C	2.57	0.57
3:C:3169[B]:LYS:HG2	3:L:3150[B]:LYS:H	1.69	0.57
3:C:3298[A]:ASN:CA	3:C:3300[A]:LEU:HD23	2.31	0.57
1:D:488:PRO:HB2	1:D:641:TRP:CE3	2.39	0.57
1:D:1372:ILE:HD11	1:G:1392:ASP:HB2	1.85	0.57
3:F:2960[A]:PHE:CD1	3:F:2960[A]:PHE:N	2.72	0.57
3:F:2961[A]:HIS:CE1	3:F:2980[A]:HIS:NE2	2.57	0.57
3:F:3130[B]:TRP:CZ2	3:F:3134[B]:GLN:NE2	2.73	0.57
1:G:760:ILE:HG21	1:G:777:TYR:HE2	1.68	0.57
1:G:1101:VAL:HG21	2:K:2873:HIS:ND1	2.19	0.57
2:H:2086:ASN:N	2:H:2086:ASN:OD1	2.37	0.57
2:H:2885:SER:OG	2:H:2886:VAL:N	2.37	0.57
3:I:2986[B]:PRO:HB3	3:I:3127[B]:TRP:CE3	2.38	0.57
3:I:2989[B]:HIS:HE1	3:R:2969[B]:TYR:HA	1.56	0.57
3:I:2991[B]:LEU:O	3:I:2994[B]:LYS:N	2.37	0.57
3:I:3130[A]:TRP:CZ2	3:I:3134[A]:GLN:NE2	2.73	0.57
3:I:3169[B]:LYS:CB	3:R:3149[B]:ASN:OD1	2.44	0.57
3:I:3256[B]:TRP:CA	3:R:2966[B]:SER:HA	2.33	0.57
2:K:2795:ILE:O	2:K:2798:GLN:HG2	2.05	0.57
3:L:3027[B]:GLU:CD	3:L:3028[B]:PRO:HD2	2.24	0.57
1:M:240:PHE:HA	1:M:263:ALA:HB3	1.87	0.57
3:O:2932[A]:PRO:CA	3:O:2935[A]:ILE:HD12	2.31	0.57
3:O:2948[A]:ASP:HB3	3:O:2953[A]:GLY:CA	2.24	0.57
3:O:3000[A]:LEU:HD23	3:O:3000[A]:LEU:N	2.18	0.57
1:P:1394:GLN:HG2	1:P:1395:PRO:HD2	1.86	0.57
3:R:2961[A]:HIS:NE2	3:R:2980[A]:HIS:CE1	2.73	0.57
3:R:3019[B]:HIS:CD2	3:R:3019[B]:HIS:H	2.22	0.57
3:R:3129[B]:ILE:HD13	3:R:3190[B]:LEU:O	2.04	0.57
3:R:3130[A]:TRP:CE2	3:R:3134[A]:GLN:NE2	2.72	0.57

Continued on next page...

Continued from previous page...

Atom-1	Atom-2	Interatomic distance (Å)	Clash overlap (Å)
3:R:3130[B]:TRP:CZ2	3:R:3134[B]:GLN:NE2	2.73	0.57
1:S:946:GLU:HG2	1:S:955:LYS:HB3	1.85	0.57
1:S:1140:ASN:ND2	1:S:1236:TYR:OH	2.37	0.57
3:U:2986[A]:PRO:HB3	3:U:3127[A]:TRP:CE3	2.38	0.57
3:U:3000[B]:LEU:HD23	3:U:3000[B]:LEU:N	2.18	0.57
3:U:3130[B]:TRP:CZ2	3:U:3134[B]:GLN:NE2	2.73	0.57
3:X:2952[B]:ALA:CB	3:X:2953[B]:GLY:C	2.48	0.57
3:X:3183[A]:LEU:N	3:X:3184[A]:ASN:HA	2.11	0.57
1:Y:688:VAL:HG12	1:Y:690:THR:HG23	1.87	0.57
2:Z:2128:LEU:HD13	2:Z:2286:HIS:CG	2.40	0.57
3:C:2991[B]:LEU:O	3:C:2994[B]:LYS:N	2.37	0.57
3:C:3293[B]:LYS:CD	3:C:3294[B]:SER:N	2.63	0.57
3:C:3298[A]:ASN:HD21	3:C:3301[A]:PRO:HA	1.60	0.57
1:D:908:LEU:HD22	1:D:1096:THR:HG23	1.85	0.57
1:G:639:ARG:NH2	1:G:707:PHE:O	2.37	0.57
1:G:943:LEU:HD13	1:G:944:GLU:HG3	1.86	0.57
3:I:2949[B]:LYS:HD3	3:I:2949[B]:LYS:C	2.24	0.57
3:I:3220[A]:ARG:HH11	3:I:3220[A]:ARG:CG	2.12	0.57
1:J:572:SER:OG	1:J:573:LYS:N	2.35	0.57
1:J:619:SER:HB2	1:J:805:VAL:HG11	1.86	0.57
3:L:2961[B]:HIS:NE2	3:L:2980[B]:HIS:CE1	2.73	0.57
3:L:3173[A]:THR:HG22	3:L:3174[A]:GLY:H	1.67	0.57
3:O:2986[B]:PRO:HB3	3:O:3127[B]:TRP:CE3	2.38	0.57
3:O:3027[B]:GLU:CD	3:O:3028[B]:PRO:HD2	2.25	0.57
3:O:3103[A]:GLY:O	3:O:3106[A]:THR:HG22	2.03	0.57
3:O:3188[B]:ASP:N	3:O:3188[B]:ASP:OD2	2.36	0.57
3:O:3217[B]:PHE:HE1	3:O:3230[B]:PHE:HZ	0.81	0.57
3:O:3283[B]:ILE:CB	3:O:3305[B]:ILE:HD11	2.35	0.57
1:P:163:LEU:HB3	1:P:293:LEU:HD21	1.86	0.57
3:R:2949[B]:LYS:HD3	3:R:2949[B]:LYS:C	2.24	0.57
3:R:3283[B]:ILE:CB	3:R:3305[B]:ILE:HD11	2.35	0.57
1:S:622:HIS:CE1	1:S:767:LYS:H	2.23	0.57
1:S:879:SER:HB2	1:S:1182:ASN:ND2	2.18	0.57
3:X:3129[A]:ILE:HD13	3:X:3190[A]:LEU:O	2.04	0.57
1:Y:533:VAL:HG12	1:Y:540:THR:HG22	1.87	0.57
1:A:1263:LEU:HD11	1:A:1358:LEU:HD22	1.86	0.57
2:B:2879:LEU:HD13	2:B:2901:LEU:HD11	1.85	0.57
3:C:2942[B]:LEU:HD13	3:C:3033[B]:PHE:CZ	2.40	0.57
3:C:2986[B]:PRO:HB3	3:C:3127[B]:TRP:CE3	2.38	0.57
3:C:3130[A]:TRP:CZ2	3:C:3134[A]:GLN:NE2	2.73	0.57
3:C:3152[B]:LYS:HB2	3:L:3172[B]:SER:CA	2.32	0.57

Continued on next page...

Continued from previous page...

Atom-1	Atom-2	Interatomic distance (Å)	Clash overlap (Å)
1:D:929:TRP:O	1:D:1048:ASN:ND2	2.37	0.57
1:D:1155:LEU:HD13	1:D:1217:ILE:HG21	1.87	0.57
1:D:1166:THR:HB	1:D:1168:GLN:N	2.20	0.57
3:F:3013[B]:ASP:OD1	3:F:3015[B]:THR:OG1	2.23	0.57
3:F:3093[A]:HIS:CE1	3:F:3119[A]:HIS:CD2	2.92	0.57
1:G:444:GLU:O	1:G:448:SER:OG	2.13	0.57
2:H:2598:PRO:HG3	2:H:2651:GLN:HB2	1.85	0.57
3:I:2942[B]:LEU:HD13	3:I:3033[B]:PHE:CZ	2.40	0.57
3:I:3130[A]:TRP:CE2	3:I:3134[A]:GLN:NE2	2.72	0.57
3:I:3293[B]:LYS:CB	3:I:3294[B]:SER:CB	2.54	0.57
1:J:566:ARG:H	1:J:567:LEU:HD13	1.69	0.57
1:J:1462:ASP:OD2	1:J:1525:TYR:OH	2.17	0.57
1:M:11:THR:HG22	1:M:13:ASP:H	1.68	0.57
1:M:1472:GLN:OE1	1:M:1475:ARG:NH1	2.38	0.57
3:O:2969[B]:TYR:CE1	3:X:3168[B]:THR:HG22	2.38	0.57
3:O:3013[B]:ASP:OD1	3:O:3015[B]:THR:OG1	2.23	0.57
1:P:832:LYS:HD3	1:P:833:PHE:H	1.69	0.57
3:R:2952[B]:ALA:HB3	3:R:2954[B]:TYR:N	2.18	0.57
3:R:2994[B]:LYS:O	3:R:2995[B]:GLN:C	2.38	0.57
3:R:3225[B]:SER:OG	3:R:3290[B]:ILE:HD13	2.04	0.57
1:S:1493:MET:HG2	1:S:1511:SER:O	2.04	0.57
2:T:2803:ARG:HE	2:T:2805:PHE:HZ	1.53	0.57
3:U:2969[A]:TYR:CE2	3:U:2970[A]:PRO:CG	2.86	0.57
1:V:126:GLY:HA3	1:V:202:TYR:O	2.04	0.57
3:X:3019[B]:HIS:CD2	3:X:3019[B]:HIS:H	2.22	0.57
3:X:3220[B]:ARG:HG2	3:X:3221[B]:ALA:H	1.70	0.57
3:X:3283[B]:ILE:CB	3:X:3305[B]:ILE:HD11	2.35	0.57
1:Y:1019:HIS:NE2	1:Y:1046:HIS:CE1	2.73	0.57
2:B:2500:ILE:HG13	2:B:2501:PRO:HD2	1.87	0.57
3:C:2971[B]:ASP:CB	3:L:3093[B]:HIS:ND1	2.56	0.57
3:C:3019[B]:HIS:H	3:C:3019[B]:HIS:CD2	2.22	0.57
3:C:3027[A]:GLU:CD	3:C:3028[A]:PRO:HD2	2.24	0.57
3:C:3130[B]:TRP:CZ2	3:C:3134[B]:GLN:NE2	2.73	0.57
2:E:2687:ILE:HD11	2:E:2695:MET:HG2	1.87	0.57
3:F:2942[B]:LEU:HD13	3:F:3033[B]:PHE:CZ	2.40	0.57
3:F:2994[A]:LYS:O	3:F:2995[A]:GLN:C	2.38	0.57
3:F:3129[A]:ILE:HD13	3:F:3190[A]:LEU:O	2.04	0.57
3:F:3288[B]:MET:CG	3:F:3295[B]:LEU:HD21	2.32	0.57
1:G:1427:HIS:CD2	1:G:1457:HIS:HE1	2.23	0.57
3:I:2942[A]:LEU:HD13	3:I:3033[A]:PHE:CZ	2.40	0.57
3:I:2979[B]:GLN:NE2	3:R:3156[B]:MET:H	2.02	0.57

Continued on next page...

Continued from previous page...

Atom-1	Atom-2	Interatomic distance (Å)	Clash overlap (Å)
3:I:2995[B]:GLN:HG2	3:I:3168[B]:THR:HG21	1.86	0.57
3:I:3130[B]:TRP:CZ2	3:I:3134[B]:GLN:NE2	2.73	0.57
3:I:3255[B]:PRO:CB	3:R:2964[B]:PRO:CD	2.83	0.57
1:J:179:HIS:HB2	1:J:213:VAL:HG11	1.86	0.57
2:K:2344:LEU:HA	2:K:2345:ASN:C	2.25	0.57
3:L:2942[B]:LEU:HD13	3:L:3033[B]:PHE:CZ	2.40	0.57
3:L:3130[B]:TRP:CE2	3:L:3134[B]:GLN:NE2	2.72	0.57
3:L:3130[B]:TRP:CZ2	3:L:3134[B]:GLN:NE2	2.73	0.57
3:L:3288[B]:MET:CG	3:L:3295[B]:LEU:HD21	2.32	0.57
3:L:3293[A]:LYS:CB	3:L:3294[A]:SER:CB	2.54	0.57
2:N:2133:PRO:HG2	2:N:2140:ARG:HA	1.84	0.57
3:O:2991[B]:LEU:O	3:O:2994[B]:LYS:HB3	2.03	0.57
3:O:3108[B]:HIS:HB2	3:X:2970[B]:PRO:CA	2.33	0.57
3:O:3130[A]:TRP:CZ2	3:O:3134[A]:GLN:NE2	2.73	0.57
3:O:3225[B]:SER:OG	3:O:3290[B]:ILE:HD13	2.04	0.57
3:O:3284[B]:LYS:HE2	3:O:3284[B]:LYS:CA	2.29	0.57
3:R:2942[A]:LEU:HD13	3:R:3033[A]:PHE:CZ	2.40	0.57
3:R:2961[B]:HIS:NE2	3:R:2980[B]:HIS:CE1	2.73	0.57
3:R:3013[A]:ASP:OD1	3:R:3015[A]:THR:OG1	2.23	0.57
3:R:3019[A]:HIS:CD2	3:R:3019[A]:HIS:H	2.22	0.57
3:R:3129[A]:ILE:HD13	3:R:3190[A]:LEU:O	2.04	0.57
1:S:124:TYR:O	1:S:137:ARG:NH2	2.38	0.57
1:S:837:HIS:HA	1:S:1113:HIS:O	2.04	0.57
1:S:898:GLY:N	1:S:899:MET:HA	2.20	0.57
2:T:2177:TYR:HB2	2:T:2300:ASN:HB2	1.87	0.57
3:U:3000[A]:LEU:N	3:U:3000[A]:LEU:HD23	2.18	0.57
3:U:3130[A]:TRP:CZ2	3:U:3134[A]:GLN:NE2	2.73	0.57
1:V:1358:LEU:HD23	1:V:1456:LEU:HD21	1.86	0.57
3:X:3027[B]:GLU:CD	3:X:3028[B]:PRO:HD2	2.24	0.57
1:Y:187:GLY:HA3	1:Y:195:SER:HB3	1.87	0.57
2:Z:2832:ALA:HB1	2:Z:2856:ILE:HG21	1.86	0.57
1:A:904:HIS:O	1:A:907:ARG:HB3	2.05	0.57
1:A:941:LEU:HD11	1:A:959:PHE:CD2	2.40	0.57
2:B:2142:ALA:HB1	2:B:2143:CYS:HB2	1.85	0.57
3:C:2942[A]:LEU:HD13	3:C:3033[A]:PHE:CZ	2.40	0.57
3:F:2979[B]:GLN:HG2	3:F:3155[B]:MET:HE2	1.78	0.57
1:G:883:CYS:N	1:G:894:CYS:SG	2.78	0.57
3:I:3150[B]:LYS:CA	3:R:3172[B]:SER:HB3	2.35	0.57
3:I:3284[B]:LYS:HE2	3:I:3284[B]:LYS:CA	2.29	0.57
1:J:1241:GLY:HA2	1:J:1252:PRO:HB3	1.87	0.57
1:M:43:GLU:HG3	1:M:44:PRO:HA	1.87	0.57

Continued on next page...

Continued from previous page...

Atom-1	Atom-2	Interatomic distance (Å)	Clash overlap (Å)
1:M:127:GLU:HG3	1:M:135:THR:HG23	1.86	0.57
1:M:589:GLN:HG2	1:M:594:ASP:HB3	1.87	0.57
1:M:602:THR:O	1:M:605:SER:OG	2.19	0.57
3:O:3160[B]:SER:CB	3:X:3151[B]:LEU:HG	2.35	0.57
3:O:3251[B]:ASP:O	3:X:2967[B]:CYS:HB3	2.04	0.57
2:Q:2799:LYS:HA	2:Q:2803:ARG:HH12	1.69	0.57
3:R:2986[A]:PRO:HB3	3:R:3127[A]:TRP:CE3	2.38	0.57
3:R:3251[B]:ASP:HB3	3:R:3252[B]:TYR:CD1	2.40	0.57
1:S:1498:ASN:ND2	1:S:1500:THR:O	2.37	0.57
3:U:2949[B]:LYS:HD3	3:U:2949[B]:LYS:C	2.24	0.57
3:U:3130[A]:TRP:CE2	3:U:3134[A]:GLN:NE2	2.72	0.57
3:U:3176[B]:LYS:H	3:U:3176[B]:LYS:CE	2.17	0.57
3:U:3251[A]:ASP:HB3	3:U:3252[A]:TYR:CD1	2.40	0.57
1:V:329:ARG:HA	1:Y:1583:CYS:O	2.04	0.57
3:X:2942[B]:LEU:HD13	3:X:3033[B]:PHE:CZ	2.40	0.57
3:X:3307[B]:PHE:HE1	3:X:3309[B]:PRO:CG	2.08	0.57
1:Y:859:ALA:O	1:Y:863:ALA:N	2.38	0.57
2:B:2516:ASP:OD1	2:E:2168:ARG:NH2	2.35	0.56
3:C:2982[B]:MET:N	3:L:2967[B]:CYS:CB	2.67	0.56
3:C:3153[B]:LYS:HD3	3:L:3155[B]:MET:CE	2.30	0.56
3:F:2942[A]:LEU:HD13	3:F:3033[A]:PHE:CZ	2.40	0.56
3:F:3130[B]:TRP:CE2	3:F:3134[B]:GLN:NE2	2.72	0.56
3:F:3173[A]:THR:HG22	3:F:3174[A]:GLY:H	1.67	0.56
3:F:3284[B]:LYS:HE2	3:F:3284[B]:LYS:CA	2.30	0.56
1:G:262:LYS:NZ	1:G:795:GLU:OE1	2.36	0.56
2:H:2128:LEU:HD13	2:H:2286:HIS:CG	2.40	0.56
3:I:3027[B]:GLU:CD	3:I:3028[B]:PRO:HD2	2.24	0.56
3:I:3093[B]:HIS:CE1	3:I:3119[B]:HIS:CD2	2.92	0.56
3:I:3251[B]:ASP:CB	3:R:3251[B]:ASP:CG	2.70	0.56
1:J:903:PRO:HG2	1:J:904:HIS:HD2	1.70	0.56
2:K:2800:LYS:O	3:L:3023[A]:ILE:CD1	2.53	0.56
3:L:3220[B]:ARG:HG2	3:L:3221[B]:ALA:H	1.70	0.56
1:M:136:ALA:H	1:M:190:PHE:HE2	1.51	0.56
3:O:2942[B]:LEU:HD13	3:O:3033[B]:PHE:CZ	2.40	0.56
3:O:3153[B]:LYS:HG3	3:X:3176[B]:LYS:HD3	1.76	0.56
3:R:2960[A]:PHE:CD1	3:R:2960[A]:PHE:N	2.72	0.56
3:R:2991[A]:LEU:O	3:R:2994[A]:LYS:N	2.37	0.56
3:R:3027[B]:GLU:CD	3:R:3028[B]:PRO:HD2	2.24	0.56
3:R:3251[A]:ASP:HB3	3:R:3252[A]:TYR:CD1	2.40	0.56
3:R:3283[A]:ILE:CB	3:R:3305[A]:ILE:HD11	2.35	0.56
1:S:879:SER:HB2	1:S:1182:ASN:HD22	1.70	0.56

Continued on next page...

Continued from previous page...

Atom-1	Atom-2	Interatomic distance (Å)	Clash overlap (Å)
2:W:2808:PHE:CZ	2:W:2821:LEU:HD13	2.33	0.56
3:X:2991[A]:LEU:O	3:X:2994[A]:LYS:N	2.37	0.56
3:X:3027[A]:GLU:CD	3:X:3028[A]:PRO:HD2	2.24	0.56
3:X:3283[A]:ILE:CB	3:X:3305[A]:ILE:HD11	2.35	0.56
1:Y:151:GLN:N	1:Y:151:GLN:OE1	2.38	0.56
2:B:2627:GLY:HA3	2:B:2703:PHE:O	2.05	0.56
3:C:2974[B]:ALA:C	3:L:3249[B]:GLY:HA2	2.25	0.56
3:F:2987[B]:HIS:NE2	3:F:3178[B]:PHE:HE1	1.95	0.56
3:F:2991[A]:LEU:O	3:F:2994[A]:LYS:N	2.37	0.56
3:F:3027[A]:GLU:CD	3:F:3028[A]:PRO:HD2	2.25	0.56
1:G:1543:ILE:HD11	3:L:3272[A]:HIS:CD2	2.40	0.56
2:H:2863:ARG:HB3	2:H:2865:ILE:HG13	1.87	0.56
3:I:2932[A]:PRO:CA	3:I:2935[A]:ILE:HD12	2.30	0.56
3:I:2966[B]:SER:HA	3:R:3256[B]:TRP:CA	2.34	0.56
3:I:3255[B]:PRO:HB3	3:R:2964[B]:PRO:HD2	1.86	0.56
3:I:3293[A]:LYS:CD	3:I:3294[A]:SER:N	2.64	0.56
1:J:361:GLU:HG2	1:J:363:THR:HG22	1.87	0.56
3:L:2942[A]:LEU:HD13	3:L:3033[A]:PHE:CZ	2.40	0.56
3:L:3013[B]:ASP:OD1	3:L:3015[B]:THR:OG1	2.23	0.56
3:O:3130[B]:TRP:CZ2	3:O:3134[B]:GLN:NE2	2.73	0.56
1:P:105:VAL:HB	1:P:137:ARG:NH2	2.20	0.56
3:R:3120[B]:HIS:C	3:R:3122[B]:ASN:N	2.55	0.56
3:U:3135[B]:LYS:HG3	3:U:3141[B]:TYR:CD1	2.33	0.56
3:U:3284[A]:LYS:HE2	3:U:3284[A]:LYS:CA	2.29	0.56
3:X:2969[A]:TYR:CD2	3:X:2970[A]:PRO:HG2	2.38	0.56
3:X:3251[A]:ASP:HB3	3:X:3252[A]:TYR:CD1	2.40	0.56
3:X:3293[A]:LYS:CD	3:X:3294[A]:SER:N	2.64	0.56
1:A:128:ILE:HG22	1:A:130:PHE:O	2.05	0.56
1:A:1195:ASP:HA	1:A:1196:ILE:HG22	1.86	0.56
2:B:2161:GLN:HE22	2:B:2348:THR:HG21	1.71	0.56
2:B:2300:ASN:OD1	2:B:2303:ARG:NH1	2.38	0.56
2:B:2344:LEU:HA	2:B:2345:ASN:O	2.05	0.56
3:C:2949[A]:LYS:HD3	3:C:2949[A]:LYS:C	2.23	0.56
3:C:2983[B]:VAL:HB	3:L:3160[B]:SER:HA	1.86	0.56
3:C:3154[B]:PRO:CB	3:L:3151[B]:LEU:CA	2.79	0.56
3:C:3220[B]:ARG:HG2	3:C:3221[B]:ALA:H	1.70	0.56
3:C:3255[B]:PRO:HG2	3:L:2962[B]:GLY:N	2.05	0.56
3:C:3283[B]:ILE:CB	3:C:3305[B]:ILE:HD11	2.35	0.56
1:D:885:SER:HB3	1:D:886:PRO:HA	1.86	0.56
1:D:1170:MET:HB3	1:D:1203:MET:HE2	1.86	0.56
2:E:2568:HIS:ND1	2:E:2765:PRO:HB3	2.20	0.56

Continued on next page...

Continued from previous page...

Atom-1	Atom-2	Interatomic distance (Å)	Clash overlap (Å)
3:F:3130[A]:TRP:CE2	3:F:3134[A]:GLN:NE2	2.72	0.56
3:F:3225[B]:SER:OG	3:F:3290[B]:ILE:HD13	2.04	0.56
1:G:480:CYS:SG	1:G:621:LEU:HD11	2.45	0.56
2:H:2180:TRP:HD1	2:H:2247:ILE:HD11	1.69	0.56
3:I:2965[B]:LEU:CD1	3:R:3256[B]:TRP:NE1	2.66	0.56
3:I:2973[B]:THR:OG1	3:R:3093[B]:HIS:HD2	1.88	0.56
3:I:2981[B]:GLY:N	3:R:2968[B]:GLN:OE1	2.38	0.56
3:I:3013[A]:ASP:OD1	3:I:3015[A]:THR:OG1	2.23	0.56
3:I:3120[B]:HIS:C	3:I:3122[B]:ASN:N	2.55	0.56
3:I:3259[B]:ASP:H	3:R:3162[B]:ASP:CB	2.18	0.56
3:I:3283[B]:ILE:CB	3:I:3305[B]:ILE:HD11	2.35	0.56
1:J:353:ASN:HD22	1:J:772:ARG:HH22	1.51	0.56
1:J:602:THR:O	1:J:605:SER:OG	2.20	0.56
1:J:729:VAL:HG12	1:J:782:THR:HG23	1.86	0.56
1:J:836:GLN:HG3	1:J:838:ARG:NH2	2.20	0.56
1:J:841:LYS:HA	1:J:1117:ASP:HB2	1.86	0.56
1:J:871:GLN:NE2	1:J:966:SER:OG	2.36	0.56
1:J:1013:ILE:HG21	1:J:1192:TYR:CD1	2.40	0.56
1:J:1034:GLU:HB2	1:J:1182:ASN:HD21	1.71	0.56
1:J:1439:VAL:HG22	1:J:1440:HIS:HD2	1.71	0.56
1:J:1587:ALA:HA	1:J:1614:GLU:HG2	1.88	0.56
3:L:2960[A]:PHE:CD1	3:L:2960[A]:PHE:N	2.72	0.56
3:L:3093[A]:HIS:CE1	3:L:3119[A]:HIS:CD2	2.92	0.56
3:L:3120[A]:HIS:C	3:L:3122[A]:ASN:N	2.55	0.56
3:L:3298[A]:ASN:HA	3:L:3299[A]:LEU:HB3	1.88	0.56
1:M:479:CYS:HB3	1:M:670:PRO:HD3	1.87	0.56
3:O:2979[B]:GLN:NE2	3:O:3155[B]:MET:HE3	1.97	0.56
3:O:2995[A]:GLN:HG2	3:O:3168[A]:THR:HG21	1.85	0.56
3:O:3252[B]:TYR:HA	3:X:3157[B]:PRO:HA	1.86	0.56
3:O:3256[B]:TRP:NE1	3:X:3161[B]:GLU:CG	2.68	0.56
3:O:3256[B]:TRP:NE1	3:X:3161[B]:GLU:HG3	2.21	0.56
3:O:3283[A]:ILE:CB	3:O:3305[A]:ILE:HD11	2.35	0.56
3:O:3293[B]:LYS:CD	3:O:3294[B]:SER:N	2.64	0.56
1:P:931:TRP:CG	1:P:1018:ILE:HD11	2.39	0.56
3:R:2948[B]:ASP:HB3	3:R:2953[B]:GLY:CA	2.24	0.56
3:R:2991[B]:LEU:O	3:R:2994[B]:LYS:HB3	2.03	0.56
3:R:3013[B]:ASP:OD1	3:R:3015[B]:THR:OG1	2.23	0.56
3:R:3130[A]:TRP:CZ2	3:R:3134[A]:GLN:NE2	2.73	0.56
3:R:3220[A]:ARG:HG2	3:R:3221[A]:ALA:H	1.70	0.56
3:R:3268[A]:LYS:O	3:R:3271[A]:VAL:HG23	2.06	0.56
3:U:3169[A]:LYS:C	3:U:3172[A]:SER:HG	2.02	0.56

Continued on next page...

Continued from previous page...

Atom-1	Atom-2	Interatomic distance (Å)	Clash overlap (Å)
3:U:3188[A]:ASP:N	3:U:3188[A]:ASP:OD2	2.36	0.56
3:U:3268[A]:LYS:O	3:U:3271[A]:VAL:HG23	2.06	0.56
3:U:3283[A]:ILE:CB	3:U:3305[A]:ILE:HD11	2.35	0.56
3:U:3283[B]:ILE:CB	3:U:3305[B]:ILE:HD11	2.35	0.56
3:U:3293[B]:LYS:CB	3:U:3294[B]:SER:CB	2.54	0.56
1:V:392:PRO:O	1:V:395:THR:OG1	2.23	0.56
1:V:1296:VAL:HB	1:V:1446:ASP:HB3	1.88	0.56
2:W:2234:GLN:HG3	2:W:2235:PRO:HD2	1.86	0.56
2:W:2235:PRO:HG3	2:W:2240:GLN:NE2	2.20	0.56
3:X:3130[A]:TRP:CZ2	3:X:3134[A]:GLN:NE2	2.73	0.56
3:X:3130[B]:TRP:CZ2	3:X:3134[B]:GLN:NE2	2.73	0.56
1:Y:190:PHE:HB3	1:Y:193:SER:HB2	1.87	0.56
2:Z:2542:TYR:HB2	2:Z:2573:TYR:HE1	1.70	0.56
2:Z:2764:THR:HB	2:Z:2767:LYS:HG3	1.87	0.56
3:C:3284[A]:LYS:HE2	3:C:3284[A]:LYS:CA	2.30	0.56
1:D:137:ARG:NH1	1:D:203:ASP:OD1	2.39	0.56
1:D:883:CYS:N	1:D:894:CYS:SG	2.78	0.56
3:F:3298[A]:ASN:HA	3:F:3299[A]:LEU:HB3	1.88	0.56
3:I:3120[A]:HIS:C	3:I:3122[A]:ASN:N	2.55	0.56
3:I:3212[A]:ARG:HH11	3:I:3212[A]:ARG:CG	2.12	0.56
3:I:3268[A]:LYS:O	3:I:3271[A]:VAL:HG23	2.06	0.56
3:I:3284[A]:LYS:CD	3:I:3285[A]:VAL:H	2.09	0.56
2:K:2092:VAL:HG11	2:K:2188:PRO:HB3	1.87	0.56
3:L:3183[A]:LEU:N	3:L:3184[A]:ASN:HA	2.12	0.56
3:L:3251[A]:ASP:HB3	3:L:3252[A]:TYR:CD1	2.40	0.56
3:L:3268[A]:LYS:O	3:L:3271[A]:VAL:HG23	2.06	0.56
2:N:2128:LEU:HD23	2:N:2216:PHE:HZ	1.70	0.56
3:O:3120[B]:HIS:C	3:O:3122[B]:ASN:N	2.55	0.56
3:O:3157[B]:PRO:CB	3:X:3150[B]:LYS:HA	2.36	0.56
3:O:3162[B]:ASP:N	3:O:3162[B]:ASP:OD1	2.31	0.56
3:O:3281[A]:PHE:HE1	3:O:3305[A]:ILE:HD13	1.71	0.56
1:P:157:GLU:OE2	1:P:296:ARG:NH2	2.39	0.56
2:Q:2596:THR:HG21	2:Q:2783:PHE:HZ	1.71	0.56
3:R:2942[B]:LEU:HD13	3:R:3033[B]:PHE:CZ	2.40	0.56
2:Z:2568:HIS:ND1	2:Z:2765:PRO:HB3	2.20	0.56
1:A:1195:ASP:HA	1:A:1196:ILE:CB	2.36	0.56
3:C:2971[B]:ASP:HB2	3:L:3090[B]:ASN:HA	1.88	0.56
1:D:1209:ASP:O	1:D:1211:TYR:HB3	2.05	0.56
2:E:2641:GLN:HB3	2:E:2643:GLU:OE1	2.05	0.56
3:F:3013[A]:ASP:OD1	3:F:3015[A]:THR:OG1	2.23	0.56
3:F:3019[A]:HIS:CD2	3:F:3019[A]:HIS:H	2.22	0.56

Continued on next page...

Continued from previous page...

Atom-1	Atom-2	Interatomic distance (Å)	Clash overlap (Å)
3:F:3293[A]:LYS:CB	3:F:3294[A]:SER:CB	2.54	0.56
3:I:3255[B]:PRO:HG3	3:R:2964[B]:PRO:CD	2.36	0.56
1:J:533:VAL:HG12	1:J:540:THR:HG22	1.87	0.56
1:J:1028:VAL:HA	1:J:1035:TYR:CD2	2.40	0.56
2:K:2799:LYS:HA	2:K:2803:ARG:HH12	1.70	0.56
3:L:3130[A]:TRP:CZ2	3:L:3134[A]:GLN:NE2	2.73	0.56
3:L:3283[A]:ILE:CB	3:L:3305[A]:ILE:HD11	2.35	0.56
3:L:3283[B]:ILE:CB	3:L:3305[B]:ILE:HD11	2.35	0.56
3:O:3013[A]:ASP:OD1	3:O:3015[A]:THR:OG1	2.23	0.56
3:O:3156[B]:MET:HA	3:O:3157[B]:PRO:C	2.26	0.56
2:Q:2830:GLN:O	2:Q:2863:ARG:NH2	2.38	0.56
3:R:2956[A]:LYS:C	3:R:2960[A]:PHE:CE1	2.47	0.56
3:R:3093[B]:HIS:CE1	3:R:3119[B]:HIS:CD2	2.92	0.56
2:T:2799:LYS:HA	2:T:2803:ARG:HH12	1.70	0.56
3:U:2948[A]:ASP:HB3	3:U:2953[A]:GLY:CA	2.24	0.56
3:U:2961[A]:HIS:NE2	3:U:2980[A]:HIS:CE1	2.73	0.56
3:U:3220[A]:ARG:HG2	3:U:3221[A]:ALA:H	1.70	0.56
1:V:109:LEU:HG	1:V:118:ALA:HB1	1.87	0.56
3:X:3019[A]:HIS:H	3:X:3019[A]:HIS:CD2	2.22	0.56
3:X:3188[A]:ASP:N	3:X:3188[A]:ASP:OD2	2.36	0.56
3:C:2949[A]:LYS:NZ	3:C:2950[A]:THR:HA	2.21	0.56
3:C:3156[B]:MET:HE2	3:L:2979[B]:GLN:CD	2.21	0.56
3:C:3255[B]:PRO:HD3	3:L:2961[B]:HIS:O	2.05	0.56
1:D:1242:ASN:ND2	1:D:1479:TYR:OH	2.38	0.56
2:E:2122:ILE:O	2:E:2125:PHE:HB2	2.05	0.56
3:F:3130[A]:TRP:CZ2	3:F:3134[A]:GLN:NE2	2.73	0.56
3:F:3200[B]:LEU:O	3:F:3204[B]:LEU:HD13	2.06	0.56
3:I:2956[B]:LYS:CD	3:R:3257[B]:ALA:HB3	2.22	0.56
3:I:2969[B]:TYR:HA	3:R:2989[B]:HIS:NE2	2.19	0.56
3:I:3093[A]:HIS:CE1	3:I:3119[A]:HIS:CD2	2.92	0.56
3:I:3154[B]:PRO:HA	3:R:3153[B]:LYS:O	2.05	0.56
3:I:3255[B]:PRO:HG3	3:R:2962[B]:GLY:O	2.05	0.56
3:L:2960[B]:PHE:CD1	3:L:2960[B]:PHE:N	2.72	0.56
3:L:3268[B]:LYS:O	3:L:3271[B]:VAL:HG23	2.06	0.56
3:L:3281[B]:PHE:HE1	3:L:3305[B]:ILE:HD13	1.71	0.56
1:M:684:ARG:O	1:M:687:SER:OG	2.23	0.56
1:M:1164:ASP:OD1	1:M:1164:ASP:N	2.37	0.56
1:M:1182:ASN:OD1	1:M:1182:ASN:N	2.34	0.56
1:M:1604:ASP:OD1	1:M:1605:ARG:NH1	2.39	0.56
3:O:2966[B]:SER:HB2	3:O:2977[B]:CYS:CB	2.21	0.56
3:O:2974[B]:ALA:CB	3:X:2977[B]:CYS:HA	2.36	0.56

Continued on next page...

Continued from previous page...

Atom-1	Atom-2	Interatomic distance (Å)	Clash overlap (Å)
3:O:3173[B]:THR:HG22	3:O:3174[B]:GLY:H	1.67	0.56
3:O:3200[A]:LEU:O	3:O:3204[A]:LEU:HD13	2.06	0.56
3:O:3220[A]:ARG:HG2	3:O:3221[A]:ALA:H	1.70	0.56
1:P:302:ALA:H	1:P:363:THR:HB	1.70	0.56
3:R:3268[B]:LYS:O	3:R:3271[B]:VAL:HG23	2.06	0.56
2:T:2142:ALA:HB1	2:T:2143:CYS:HB2	1.88	0.56
2:T:2757:PRO:HB3	2:T:2760:ARG:HH21	1.70	0.56
3:U:2942[B]:LEU:HD13	3:U:3033[B]:PHE:CZ	2.40	0.56
3:U:3251[B]:ASP:HB3	3:U:3252[B]:TYR:CD1	2.40	0.56
2:W:2161:GLN:OE1	2:W:2345:ASN:ND2	2.38	0.56
3:X:3120[A]:HIS:C	3:X:3122[A]:ASN:N	2.55	0.56
3:X:3220[B]:ARG:HH11	3:X:3220[B]:ARG:CG	2.12	0.56
2:Z:2476:LEU:HD22	4:MA:2:NAG:H82	1.86	0.56
2:Z:2644:LEU:HB2	2:Z:2686:LEU:HB3	1.88	0.56
3:C:3013[A]:ASP:OD1	3:C:3015[A]:THR:OG1	2.23	0.56
3:C:3281[A]:PHE:HE1	3:C:3305[A]:ILE:HD13	1.71	0.56
1:D:830:ASN:N	1:D:830:ASN:OD1	2.30	0.56
3:F:3251[A]:ASP:HB3	3:F:3252[A]:TYR:CD1	2.40	0.56
1:G:460:GLU:OE2	1:G:1368:ARG:NH2	2.38	0.56
2:H:2179:ASP:HA	2:H:2300:ASN:ND2	2.21	0.56
3:I:3172[B]:SER:HB3	3:R:3150[B]:LYS:O	2.00	0.56
3:I:3220[A]:ARG:HG2	3:I:3221[A]:ALA:H	1.70	0.56
3:I:3255[B]:PRO:CB	3:R:2959[B]:SER:C	2.69	0.56
3:I:3255[B]:PRO:O	3:R:2966[B]:SER:OG	2.21	0.56
3:I:3268[B]:LYS:O	3:I:3271[B]:VAL:HG23	2.06	0.56
1:J:873:VAL:CG2	1:J:912:ASN:HB3	2.35	0.56
2:K:2128:LEU:HD13	2:K:2286:HIS:CG	2.41	0.56
2:K:2680:HIS:CE1	2:K:2711:HIS:NE2	2.73	0.56
3:L:3083[B]:ILE:HD12	3:L:3260[B]:ARG:HB2	1.88	0.56
1:M:1553:ILE:HD11	1:M:1622:GLN:HG3	1.88	0.56
2:N:2795:ILE:O	2:N:2799:LYS:HG3	2.06	0.56
3:O:2969[B]:TYR:HE1	3:X:3168[B]:THR:CG2	2.18	0.56
3:O:3251[A]:ASP:HB3	3:O:3252[A]:TYR:CD1	2.40	0.56
3:O:3298[B]:ASN:CB	3:O:3300[B]:LEU:CD2	2.61	0.56
1:P:372:ALA:O	1:P:375:SER:OG	2.21	0.56
1:P:946:GLU:HG2	1:P:955:LYS:HB3	1.88	0.56
3:R:3134[B]:GLN:O	3:R:3135[B]:LYS:C	2.44	0.56
2:T:2089:ARG:HD2	2:T:2175:VAL:O	2.06	0.56
2:T:2554:PRO:HA	2:T:2555:GLU:HB2	1.87	0.56
3:U:2961[B]:HIS:NE2	3:U:2980[B]:HIS:CE1	2.73	0.56
2:W:2218:SER:HG	2:W:2221:THR:HG1	1.53	0.56

Continued on next page...

Continued from previous page...

Atom-1	Atom-2	Interatomic distance (Å)	Clash overlap (Å)
1:Y:912:ASN:ND2	1:Y:1091:ASN:OD1	2.38	0.56
3:C:3200[A]:LEU:O	3:C:3204[A]:LEU:HD13	2.06	0.56
3:C:3251[A]:ASP:HB3	3:C:3252[A]:TYR:CD1	2.40	0.56
3:C:3283[A]:ILE:CB	3:C:3305[A]:ILE:HD11	2.35	0.56
2:E:2398:PHE:HE1	2:E:2466:THR:HG21	1.70	0.56
3:F:2961[A]:HIS:NE2	3:F:2980[A]:HIS:CE1	2.73	0.56
3:F:3093[B]:HIS:CE1	3:F:3119[B]:HIS:CD2	2.92	0.56
1:G:1636:ASN:CB	1:G:1639:LYS:HD3	2.36	0.56
3:I:2975[B]:PHE:CZ	3:R:2961[B]:HIS:C	2.79	0.56
3:I:3154[B]:PRO:CD	3:R:3155[B]:MET:CG	2.67	0.56
3:I:3156[A]:MET:HA	3:I:3157[A]:PRO:C	2.26	0.56
3:I:3255[B]:PRO:CD	3:R:2962[B]:GLY:C	2.64	0.56
3:I:3281[A]:PHE:HE1	3:I:3305[A]:ILE:HD13	1.71	0.56
2:K:2133:PRO:HG2	2:K:2140:ARG:HA	1.87	0.56
3:L:3220[A]:ARG:HG2	3:L:3221[A]:ALA:H	1.70	0.56
1:M:452:ILE:HG21	1:M:1367:SER:HB2	1.88	0.56
1:M:673:PHE:HB3	1:M:677:LEU:HB2	1.88	0.56
1:M:1328:SER:HB2	1:M:1523:LEU:HD13	1.88	0.56
2:N:2867:PRO:O	2:N:2870:LEU:HB2	2.06	0.56
3:O:2963[B]:MET:HB2	3:X:2970[B]:PRO:HD2	1.88	0.56
3:O:2964[B]:PRO:HA	3:X:2975[B]:PHE:CE2	2.29	0.56
3:O:2977[B]:CYS:CA	3:X:3153[B]:LYS:HG2	2.05	0.56
3:O:3169[B]:LYS:CE	3:X:3148[B]:ILE:N	2.67	0.56
1:P:897:HIS:HA	1:P:899:MET:HE3	1.88	0.56
1:P:905:TRP:HE1	1:P:1083:PRO:HD2	1.70	0.56
1:P:1339:SER:CB	1:P:1340:GLY:HA2	2.36	0.56
2:Q:2711:HIS:HA	2:Q:2714:VAL:HG22	1.86	0.56
3:R:3200[B]:LEU:O	3:R:3204[B]:LEU:HD13	2.06	0.56
1:S:516:TRP:HB2	1:S:579:LEU:HD13	1.87	0.56
1:S:564:ASP:OD1	1:S:564:ASP:N	2.39	0.56
2:T:2115:SER:OG	2:T:2116:SER:N	2.39	0.56
3:U:3228[B]:VAL:CG2	3:U:3245[B]:PHE:CE2	2.89	0.56
3:U:3268[B]:LYS:O	3:U:3271[B]:VAL:HG23	2.06	0.56
1:V:492:ARG:HD2	1:V:692:VAL:HG13	1.87	0.56
2:W:2680:HIS:NE2	2:W:2684:HIS:CD2	2.74	0.56
3:X:3013[B]:ASP:OD1	3:X:3015[B]:THR:OG1	2.23	0.56
3:X:3083[B]:ILE:HD12	3:X:3260[B]:ARG:HB2	1.88	0.56
3:X:3135[A]:LYS:HG3	3:X:3141[A]:TYR:CD1	2.33	0.56
1:Y:148:GLN:HG3	1:Y:150:GLY:O	2.06	0.56
1:Y:215:ARG:HE	1:Y:279:LEU:HA	1.70	0.56
1:A:516:TRP:CD2	1:A:606:ILE:HD11	2.41	0.56

Continued on next page...

Continued from previous page...

Atom-1	Atom-2	Interatomic distance (Å)	Clash overlap (Å)
1:A:1573:CYS:HB2	1:A:1627:ARG:HG2	1.87	0.56
3:C:2969[B]:TYR:CG	3:C:2970[B]:PRO:HD2	2.41	0.56
3:C:3083[A]:ILE:HD12	3:C:3260[A]:ARG:HB2	1.88	0.56
3:C:3134[B]:GLN:O	3:C:3135[B]:LYS:C	2.44	0.56
2:E:2263:PHE:HE1	2:E:2304:LEU:HB3	1.71	0.56
3:F:2987[A]:HIS:NE2	3:F:3178[A]:PHE:HE1	1.95	0.56
1:G:906:HIS:CD2	9:G:2104:CUO:O1	2.59	0.56
1:G:1415:ASP:OD1	1:G:1416:PHE:N	2.38	0.56
1:G:1494:ARG:HG3	1:G:1494:ARG:HH11	1.70	0.56
3:I:2948[B]:ASP:CB	3:I:2949[B]:LYS:CA	2.78	0.56
3:I:2961[A]:HIS:NE2	3:I:2980[A]:HIS:CE1	2.73	0.56
3:I:2966[B]:SER:OG	3:R:3255[B]:PRO:O	2.24	0.56
3:I:3078[B]:PHE:CE2	3:R:3161[B]:GLU:OE1	2.58	0.56
1:J:157:GLU:OE2	1:J:296:ARG:NH2	2.39	0.56
2:K:2887:ASP:O	2:K:2890:VAL:N	2.38	0.56
3:L:3176[B]:LYS:H	3:L:3176[B]:LYS:CE	2.17	0.56
3:L:3200[A]:LEU:O	3:L:3204[A]:LEU:HD13	2.06	0.56
1:M:19:GLN:NE2	1:M:121:ASN:OD1	2.39	0.56
1:M:1261:LYS:HG3	1:M:1266:PHE:HE1	1.71	0.56
3:O:2968[B]:GLN:HB3	3:X:2988[B]:TRP:CB	2.16	0.56
3:O:3228[A]:VAL:CG2	3:O:3245[A]:PHE:CE2	2.89	0.56
1:P:494:VAL:HG23	1:P:671:PHE:HZ	1.71	0.56
1:P:1348:TRP:CD1	1:P:1403:LEU:HD13	2.41	0.56
2:Q:2643:GLU:O	2:Q:2647:LEU:N	2.39	0.56
3:R:2969[A]:TYR:CE2	3:R:2970[A]:PRO:CG	2.86	0.56
3:R:3120[A]:HIS:C	3:R:3122[A]:ASN:N	2.55	0.56
3:R:3156[B]:MET:HA	3:R:3157[B]:PRO:C	2.26	0.56
3:U:3013[A]:ASP:OD1	3:U:3015[A]:THR:OG1	2.23	0.56
3:U:3083[B]:ILE:HD12	3:U:3260[B]:ARG:HB2	1.88	0.56
3:U:3211[A]:ASP:OD1	3:U:3211[A]:ASP:N	2.27	0.56
3:U:3298[B]:ASN:CB	3:U:3300[B]:LEU:CD2	2.61	0.56
1:V:566:ARG:NH1	1:V:745:ASP:OD1	2.39	0.56
3:X:3156[B]:MET:HA	3:X:3157[B]:PRO:C	2.26	0.56
3:X:3200[B]:LEU:O	3:X:3204[B]:LEU:HD13	2.06	0.56
3:X:3251[B]:ASP:HB3	3:X:3252[B]:TYR:CD1	2.40	0.56
3:X:3268[A]:LYS:O	3:X:3271[A]:VAL:HG23	2.06	0.56
1:A:606:ILE:O	1:A:610:THR:OG1	2.23	0.56
1:A:897:HIS:HB3	1:A:899:MET:SD	2.45	0.56
1:A:990:HIS:O	1:A:992:ALA:N	2.38	0.56
2:B:2406:SER:HB3	2:B:2429:LEU:HA	1.87	0.56
3:C:2969[B]:TYR:OH	3:L:3120[B]:HIS:HD2	1.75	0.56

Continued on next page...

Continued from previous page...

Atom-1	Atom-2	Interatomic distance (Å)	Clash overlap (Å)
3:C:3083[B]:ILE:HD12	3:C:3260[B]:ARG:HB2	1.88	0.56
3:C:3154[B]:PRO:O	3:L:3155[B]:MET:SD	2.64	0.56
3:C:3154[B]:PRO:N	3:L:3173[B]:THR:C	2.59	0.56
3:C:3200[B]:LEU:O	3:C:3204[B]:LEU:HD13	2.06	0.56
2:E:2823:ILE:HG12	2:E:2832:ALA:HB2	1.86	0.56
3:F:2994[B]:LYS:O	3:F:2995[B]:GLN:C	2.38	0.56
3:F:3228[B]:VAL:CG2	3:F:3245[B]:PHE:CE2	2.89	0.56
1:G:1104:ASP:O	1:G:1111:ASN:ND2	2.39	0.56
2:H:2711:HIS:HA	2:H:2714:VAL:HG22	1.88	0.56
3:I:2949[A]:LYS:NZ	3:I:2950[A]:THR:HA	2.21	0.56
3:I:3019[A]:HIS:H	3:I:3019[A]:HIS:CD2	2.22	0.56
3:I:3200[A]:LEU:O	3:I:3204[A]:LEU:HD13	2.06	0.56
3:I:3200[B]:LEU:O	3:I:3204[B]:LEU:HD13	2.06	0.56
3:I:3250[B]:GLY:HA2	3:R:3252[B]:TYR:CZ	2.41	0.56
1:J:944:GLU:O	1:J:957:ASN:ND2	2.39	0.56
3:L:3033[B]:PHE:HD1	3:L:3114[B]:PRO:HB2	1.72	0.56
3:L:3134[B]:GLN:O	3:L:3135[B]:LYS:C	2.44	0.56
3:L:3183[B]:LEU:N	3:L:3184[B]:ASN:HA	2.11	0.56
3:L:3200[B]:LEU:O	3:L:3204[B]:LEU:HD13	2.06	0.56
2:N:2394:VAL:HA	2:N:2488:ARG:HA	1.86	0.56
2:N:2800:LYS:O	3:O:3023[A]:ILE:HD13	2.00	0.56
3:O:2942[A]:LEU:HD13	3:O:3033[A]:PHE:CZ	2.40	0.56
3:O:3019[A]:HIS:CD2	3:O:3019[A]:HIS:H	2.22	0.56
3:O:3093[A]:HIS:CE1	3:O:3119[A]:HIS:CD2	2.92	0.56
3:O:3200[B]:LEU:O	3:O:3204[B]:LEU:HD13	2.06	0.56
3:O:3298[B]:ASN:ND2	3:O:3301[B]:PRO:C	2.60	0.56
1:P:895:CYS:O	1:P:897:HIS:ND1	2.37	0.56
3:R:3083[A]:ILE:HD12	3:R:3260[A]:ARG:HB2	1.88	0.56
2:T:2276:GLY:O	2:T:2283:ASN:ND2	2.39	0.56
3:U:2942[A]:LEU:HD13	3:U:3033[A]:PHE:CZ	2.40	0.56
3:U:2952[A]:ALA:HB3	3:U:2954[A]:TYR:N	2.17	0.56
3:U:3200[B]:LEU:O	3:U:3204[B]:LEU:HD13	2.06	0.56
3:U:3298[A]:ASN:ND2	3:U:3301[A]:PRO:C	2.60	0.56
1:V:1206:HIS:CE1	1:V:1209:ASP:HB2	2.41	0.56
1:V:1414:THR:HG23	1:V:1477:LEU:HD13	1.87	0.56
3:X:2949[B]:LYS:NZ	3:X:2950[B]:THR:HA	2.21	0.56
3:X:2969[A]:TYR:CG	3:X:2970[A]:PRO:HD2	2.41	0.56
3:X:3033[A]:PHE:HD1	3:X:3114[A]:PRO:HB2	1.71	0.56
3:X:3228[B]:VAL:CG2	3:X:3245[B]:PHE:CE2	2.89	0.56
3:C:3220[A]:ARG:HG2	3:C:3221[A]:ALA:H	1.70	0.55
3:C:3268[B]:LYS:O	3:C:3271[B]:VAL:HG23	2.06	0.55

Continued on next page...

Continued from previous page...

Atom-1	Atom-2	Interatomic distance (Å)	Clash overlap (Å)
3:C:3307[B]:PHE:HE1	3:C:3309[B]:PRO:CG	2.08	0.55
1:D:215:ARG:HE	1:D:279:LEU:HA	1.71	0.55
2:E:2272:SER:HA	2:E:2283:ASN:HD22	1.71	0.55
3:F:3298[B]:ASN:ND2	3:F:3301[B]:PRO:C	2.60	0.55
1:G:215:ARG:HE	1:G:279:LEU:HA	1.70	0.55
1:G:490:TRP:HE1	1:G:670:PRO:HD3	1.70	0.55
1:G:893:ALA:HB2	1:G:1182:ASN:HB2	1.88	0.55
1:G:979:LEU:HD12	1:G:980:TYR:HA	1.87	0.55
3:I:3093[B]:HIS:HD2	3:R:2973[B]:THR:HG1	1.44	0.55
3:I:3169[B]:LYS:CD	3:R:3148[B]:ILE:C	2.64	0.55
3:I:3251[A]:ASP:HB3	3:I:3252[A]:TYR:CD1	2.40	0.55
3:I:3251[B]:ASP:OD1	3:R:3108[B]:HIS:HE1	1.83	0.55
3:I:3283[A]:ILE:CB	3:I:3305[A]:ILE:HD11	2.35	0.55
3:I:3298[B]:ASN:ND2	3:I:3301[B]:PRO:C	2.60	0.55
1:J:219:LEU:HG	1:J:279:LEU:O	2.06	0.55
2:K:2554:PRO:HA	2:K:2555:GLU:HB3	1.89	0.55
2:K:2627:GLY:HA3	2:K:2703:PHE:O	2.06	0.55
1:M:238:ASN:OD1	1:M:238:ASN:N	2.36	0.55
3:O:3033[A]:PHE:HD1	3:O:3114[A]:PRO:HB2	1.71	0.55
3:O:3281[B]:PHE:HE1	3:O:3305[B]:ILE:HD13	1.71	0.55
2:Q:2185:THR:HG23	2:Q:2186:GLU:HG2	1.87	0.55
3:R:3033[B]:PHE:HD1	3:R:3114[B]:PRO:HB2	1.72	0.55
3:R:3134[A]:GLN:O	3:R:3135[A]:LYS:C	2.44	0.55
1:S:802:ILE:O	1:S:810:LEU:N	2.37	0.55
3:U:2952[A]:ALA:N	3:U:2953[A]:GLY:HA2	2.06	0.55
1:V:895:CYS:SG	1:V:896:HIS:N	2.80	0.55
3:X:2942[A]:LEU:HD13	3:X:3033[A]:PHE:CZ	2.40	0.55
3:X:2979[A]:GLN:CG	3:X:3155[A]:MET:HE2	2.27	0.55
3:X:3083[A]:ILE:HD12	3:X:3260[A]:ARG:HB2	1.88	0.55
3:X:3212[A]:ARG:HH11	3:X:3212[A]:ARG:CG	2.12	0.55
3:X:3298[B]:ASN:ND2	3:X:3301[B]:PRO:C	2.60	0.55
1:Y:80:LEU:O	1:Y:84:GLY:HA2	2.05	0.55
3:C:2949[A]:LYS:C	3:C:2949[A]:LYS:HZ3	2.09	0.55
3:C:2961[B]:HIS:NE2	3:C:2980[B]:HIS:CE1	2.73	0.55
3:C:3153[B]:LYS:C	3:L:3155[B]:MET:HG2	2.22	0.55
3:C:3157[B]:PRO:HD2	3:L:3153[B]:LYS:HZ1	1.70	0.55
3:C:3268[A]:LYS:O	3:C:3271[A]:VAL:HG23	2.06	0.55
2:E:2107:LEU:O	2:E:2111:GLN:HB2	2.06	0.55
3:F:2969[A]:TYR:CG	3:F:2970[A]:PRO:HD2	2.41	0.55
3:F:3268[B]:LYS:O	3:F:3271[B]:VAL:HG23	2.06	0.55
3:F:3281[B]:PHE:HE1	3:F:3305[B]:ILE:HD13	1.71	0.55

Continued on next page...

Continued from previous page...

Atom-1	Atom-2	Interatomic distance (Å)	Clash overlap (Å)
3:F:3298[B]:ASN:CB	3:F:3300[B]:LEU:N	2.60	0.55
3:I:2952[B]:ALA:HB3	3:I:2954[B]:TYR:N	2.17	0.55
3:I:3162[B]:ASP:N	3:R:2983[B]:VAL:CG2	2.65	0.55
3:L:2952[A]:ALA:HB3	3:L:2954[A]:TYR:N	2.18	0.55
3:L:2969[A]:TYR:CG	3:L:2970[A]:PRO:HD2	2.41	0.55
3:L:3083[A]:ILE:HD12	3:L:3260[A]:ARG:HB2	1.88	0.55
1:M:49:ALA:HB3	1:M:55:ILE:HD12	1.88	0.55
2:N:2130:PRO:CB	2:N:2142:ALA:HB3	2.35	0.55
3:O:3268[A]:LYS:O	3:O:3271[A]:VAL:HG23	2.06	0.55
3:O:3268[B]:LYS:O	3:O:3271[B]:VAL:HG23	2.06	0.55
3:O:3298[A]:ASN:ND2	3:O:3301[A]:PRO:C	2.60	0.55
1:S:931:TRP:CG	1:S:1018:ILE:HD11	2.41	0.55
2:T:2509:ILE:HD11	2:T:2605:LEU:HD23	1.88	0.55
3:U:3019[B]:HIS:CD2	3:U:3019[B]:HIS:H	2.22	0.55
3:U:3281[A]:PHE:HE1	3:U:3305[A]:ILE:HD13	1.71	0.55
3:U:3281[B]:PHE:HE1	3:U:3305[B]:ILE:HD13	1.71	0.55
2:W:2571:ARG:NH1	2:W:2776:TYR:OH	2.33	0.55
2:W:2723:GLU:HG2	2:W:2788:ILE:HD13	1.88	0.55
3:X:3298[B]:ASN:HA	3:X:3299[B]:LEU:HB3	1.88	0.55
1:Y:1136:ARG:O	1:Y:1141:ARG:NH1	2.40	0.55
2:Z:2534:PHE:CD1	2:Z:2755:PRO:HB3	2.41	0.55
1:A:195:SER:HB2	1:A:386:ILE:HG13	1.89	0.55
1:A:270:GLU:N	1:A:270:GLU:OE1	2.35	0.55
2:B:2715:ASP:O	2:B:2718:TRP:HB3	2.07	0.55
3:C:3134[A]:GLN:O	3:C:3135[A]:LYS:C	2.44	0.55
3:C:3156[A]:MET:HA	3:C:3157[A]:PRO:C	2.26	0.55
3:C:3253[B]:GLU:HG2	3:L:3252[B]:TYR:HB2	1.89	0.55
3:F:3014[A]:TRP:CZ3	3:F:3119[A]:HIS:CE1	2.95	0.55
3:F:3083[B]:ILE:HD12	3:F:3260[B]:ARG:HB2	1.88	0.55
3:F:3281[A]:PHE:HE1	3:F:3305[A]:ILE:HD13	1.71	0.55
3:F:3283[B]:ILE:CB	3:F:3305[B]:ILE:HD11	2.35	0.55
1:G:829:ALA:HA	1:G:830:ASN:C	2.27	0.55
1:G:931:TRP:CD2	1:G:1018:ILE:HD11	2.41	0.55
2:H:2294:PHE:O	2:H:2297:HIS:HB3	2.05	0.55
3:I:3013[B]:ASP:OD1	3:I:3015[B]:THR:OG1	2.23	0.55
3:I:3156[B]:MET:HB2	3:R:2982[B]:MET:SD	2.45	0.55
1:J:516:TRP:HH2	1:J:637:VAL:HG22	1.71	0.55
1:J:1017:HIS:O	1:J:1021:LEU:HG	2.06	0.55
2:K:2562:GLY:H	2:K:2846:TRP:HB2	1.71	0.55
1:M:494:VAL:HG23	1:M:671:PHE:HZ	1.71	0.55
3:O:2969[A]:TYR:CG	3:O:2970[A]:PRO:HD2	2.42	0.55

Continued on next page...

Continued from previous page...

Atom-1	Atom-2	Interatomic distance (Å)	Clash overlap (Å)
3:O:2974[B]:ALA:CB	3:X:2977[B]:CYS:O	2.53	0.55
3:O:3157[B]:PRO:HA	3:X:3153[B]:LYS:H	1.70	0.55
1:S:549:PRO:HA	1:S:557:VAL:HG12	1.87	0.55
2:T:2218:SER:O	2:T:2221:THR:OG1	2.21	0.55
2:T:2849:ASP:OD2	2:T:2850:ARG:NH2	2.39	0.55
3:U:2952[B]:ALA:N	3:U:2953[B]:GLY:HA2	2.06	0.55
1:V:473:ALA:HB3	1:V:476:ARG:HB3	1.88	0.55
1:V:1019:HIS:NE2	1:V:1046:HIS:CE1	2.74	0.55
1:V:1397:LEU:HB2	1:V:1433:TRP:HB3	1.88	0.55
2:W:2823:ILE:CG1	2:W:2830:GLN:HE22	2.16	0.55
3:X:3014[A]:TRP:CZ3	3:X:3119[A]:HIS:CE1	2.95	0.55
2:Z:2470:ALA:HB2	2:Z:2476:LEU:HD11	1.87	0.55
1:A:357:PRO:HB3	1:A:774:ASP:HB2	1.88	0.55
1:A:439:LEU:HD23	1:A:509:ILE:HD12	1.88	0.55
2:B:2553:ALA:N	2:B:2554:PRO:HD3	2.21	0.55
3:C:2965[B]:LEU:HA	3:L:3255[B]:PRO:HA	1.89	0.55
3:C:3156[B]:MET:HB3	3:L:2982[B]:MET:HB2	1.86	0.55
3:C:3176[A]:LYS:H	3:C:3176[A]:LYS:CE	2.17	0.55
1:D:926:LEU:HD12	1:D:927:PRO:HD2	1.88	0.55
1:D:1324:ARG:NH1	1:D:1519:TYR:HB3	2.22	0.55
2:E:2180:TRP:HD1	2:E:2247:ILE:HD11	1.71	0.55
3:F:2932[A]:PRO:CA	3:F:2935[A]:ILE:HD12	2.30	0.55
3:F:3156[A]:MET:HA	3:F:3157[A]:PRO:C	2.26	0.55
3:F:3298[B]:ASN:HA	3:F:3299[B]:LEU:HB3	1.88	0.55
1:G:418:ASP:OD1	1:G:419:THR:N	2.40	0.55
1:G:740:THR:OG1	1:G:741:SER:N	2.39	0.55
1:G:904:HIS:HB3	1:G:1105:VAL:HG21	1.88	0.55
1:G:944:GLU:O	1:G:957:ASN:ND2	2.40	0.55
1:G:1207:TYR:O	1:G:1211:TYR:OH	2.16	0.55
3:I:2961[B]:HIS:NE2	3:I:2980[B]:HIS:CE1	2.73	0.55
3:I:2969[A]:TYR:CG	3:I:2970[A]:PRO:HD2	2.41	0.55
3:I:3033[B]:PHE:HD1	3:I:3114[B]:PRO:HB2	1.71	0.55
1:J:462:HIS:HA	1:J:490:TRP:HH2	1.71	0.55
3:L:2949[A]:LYS:NZ	3:L:2950[A]:THR:HA	2.21	0.55
3:L:3013[A]:ASP:OD1	3:L:3015[A]:THR:OG1	2.23	0.55
1:M:488:PRO:HB2	1:M:641:TRP:CE3	2.42	0.55
2:N:2548:CYS:O	2:N:2556:TYR:HB3	2.06	0.55
3:O:2947[A]:ALA:HA	3:O:2949[A]:LYS:HB3	1.89	0.55
3:O:3083[A]:ILE:HD12	3:O:3260[A]:ARG:HB2	1.88	0.55
3:O:3160[B]:SER:OG	3:X:3151[B]:LEU:N	2.39	0.55
2:T:2800:LYS:C	3:U:3023[A]:ILE:CD1	2.75	0.55

Continued on next page...

Continued from previous page...

Atom-1	Atom-2	Interatomic distance (Å)	Clash overlap (Å)
3:U:2969[B]:TYR:CG	3:U:2970[B]:PRO:HD2	2.41	0.55
1:V:1125:SER:O	1:V:1129:LEU:HB2	2.06	0.55
1:A:142:ARG:O	1:A:145:GLN:NE2	2.40	0.55
1:A:1166:THR:N	1:A:1167:ASP:HA	2.22	0.55
3:C:2947[B]:ALA:HA	3:C:2949[B]:LYS:HB3	1.89	0.55
3:C:3153[B]:LYS:CB	3:L:3155[B]:MET:H	2.13	0.55
3:C:3188[B]:ASP:N	3:C:3188[B]:ASP:OD2	2.36	0.55
3:C:3228[B]:VAL:CG2	3:C:3245[B]:PHE:CE2	2.89	0.55
2:E:2833:GLY:HA3	2:E:2854:MET:HE1	1.88	0.55
3:F:2949[B]:LYS:NZ	3:F:2950[B]:THR:HA	2.21	0.55
3:F:3023[A]:ILE:O	3:F:3024[A]:LEU:C	2.45	0.55
3:F:3183[A]:LEU:N	3:F:3184[A]:ASN:HA	2.11	0.55
3:F:3298[A]:ASN:ND2	3:F:3301[A]:PRO:C	2.60	0.55
1:G:164:GLU:O	1:G:297:ARG:NH2	2.39	0.55
2:H:2890:VAL:N	2:H:2891:LEU:HA	2.22	0.55
3:I:3134[B]:GLN:O	3:I:3135[B]:LYS:C	2.44	0.55
1:J:447:MET:HA	1:J:455:TYR:HB2	1.88	0.55
1:J:494:VAL:HG13	1:J:631:TRP:HZ3	1.72	0.55
3:L:3014[A]:TRP:CZ3	3:L:3119[A]:HIS:CE1	2.94	0.55
3:L:3023[B]:ILE:O	3:L:3024[B]:LEU:C	2.45	0.55
3:L:3033[A]:PHE:HD1	3:L:3114[A]:PRO:HB2	1.72	0.55
3:L:3298[A]:ASN:ND2	3:L:3301[A]:PRO:C	2.60	0.55
3:L:3298[B]:ASN:ND2	3:L:3301[B]:PRO:C	2.60	0.55
3:O:3083[B]:ILE:HD12	3:O:3260[B]:ARG:HB2	1.88	0.55
1:P:1493:MET:HG2	1:P:1511:SER:O	2.06	0.55
2:Q:2851:ASN:OD1	2:Q:2851:ASN:N	2.38	0.55
3:R:3281[B]:PHE:HE1	3:R:3305[B]:ILE:HD13	1.71	0.55
2:T:2680:HIS:NE2	2:T:2684:HIS:CD2	2.74	0.55
3:U:2947[A]:ALA:HA	3:U:2949[A]:LYS:HB3	1.89	0.55
3:U:3033[A]:PHE:HD1	3:U:3114[A]:PRO:HB2	1.72	0.55
3:U:3273[A]:LEU:HB2	3:U:3275[A]:LEU:CD1	2.34	0.55
1:V:17:ASN:HD21	1:V:86:THR:H	1.55	0.55
1:V:450:LYS:HZ2	1:V:451:SER:H	1.53	0.55
2:W:2562:GLY:H	2:W:2846:TRP:CB	2.19	0.55
3:X:2969[A]:TYR:CE2	3:X:2970[A]:PRO:CG	2.86	0.55
3:X:3293[B]:LYS:CB	3:X:3294[B]:SER:CB	2.54	0.55
1:A:723:ALA:O	1:A:728:ARG:NH1	2.40	0.55
1:A:1493:MET:HG2	1:A:1511:SER:O	2.06	0.55
3:C:2949[A]:LYS:HZ2	3:C:2950[A]:THR:HA	1.72	0.55
3:C:2969[A]:TYR:CG	3:C:2970[A]:PRO:HD2	2.42	0.55
3:C:3014[A]:TRP:CZ3	3:C:3119[A]:HIS:CE1	2.94	0.55

Continued on next page...

Continued from previous page...

Atom-1	Atom-2	Interatomic distance (Å)	Clash overlap (Å)
3:C:3014[B]:TRP:CZ3	3:C:3119[B]:HIS:CE1	2.94	0.55
3:F:2960[B]:PHE:CD1	3:F:2960[B]:PHE:N	2.72	0.55
1:G:559:THR:HG21	1:G:627:ASP:HA	1.88	0.55
1:G:664:VAL:HG12	1:G:690:THR:HG22	1.89	0.55
1:G:1576:THR:H	1:G:1581:GLU:HB3	1.71	0.55
3:I:3134[A]:GLN:O	3:I:3135[A]:LYS:C	2.44	0.55
3:I:3281[B]:PHE:HE1	3:I:3305[B]:ILE:HD13	1.71	0.55
1:J:307:ARG:NH1	1:J:772:ARG:O	2.40	0.55
3:L:3014[B]:TRP:CZ3	3:L:3119[B]:HIS:CE1	2.94	0.55
3:L:3284[A]:LYS:HE2	3:L:3284[A]:LYS:CA	2.30	0.55
1:M:883:CYS:N	1:M:894:CYS:SG	2.80	0.55
2:N:2128:LEU:HD23	2:N:2216:PHE:CZ	2.42	0.55
3:O:2949[B]:LYS:NZ	3:O:2950[B]:THR:HA	2.21	0.55
3:O:3014[A]:TRP:CZ3	3:O:3119[A]:HIS:CE1	2.95	0.55
3:O:3154[B]:PRO:HD2	3:X:3176[B]:LYS:HZ1	1.66	0.55
1:P:1002:GLU:HB2	1:P:1065:LYS:HD3	1.87	0.55
3:R:3220[B]:ARG:HG2	3:R:3221[B]:ALA:H	1.70	0.55
3:R:3281[A]:PHE:HE1	3:R:3305[A]:ILE:HD13	1.71	0.55
3:U:2952[B]:ALA:HB3	3:U:2954[B]:TYR:N	2.17	0.55
3:U:3014[A]:TRP:CZ3	3:U:3119[A]:HIS:CE1	2.95	0.55
3:U:3014[B]:TRP:CZ3	3:U:3119[B]:HIS:CE1	2.95	0.55
3:U:3023[A]:ILE:O	3:U:3024[A]:LEU:C	2.45	0.55
3:U:3033[B]:PHE:HD1	3:U:3114[B]:PRO:HB2	1.72	0.55
3:U:3093[B]:HIS:CE1	3:U:3119[B]:HIS:CD2	2.92	0.55
1:V:741:SER:HB2	1:V:764:GLY:H	1.71	0.55
1:V:1301:PRO:HB3	1:V:1308:VAL:HG12	1.88	0.55
3:X:3176[B]:LYS:CE	3:X:3176[B]:LYS:H	2.17	0.55
3:X:3268[B]:LYS:O	3:X:3271[B]:VAL:HG23	2.06	0.55
1:Y:164:GLU:HG3	1:Y:297:ARG:HE	1.72	0.55
2:Z:2480:LEU:HD22	4:MA:2:NAG:H81	1.87	0.55
1:A:2:LEU:HD21	1:A:81:VAL:HG21	1.87	0.55
1:A:573:LYS:HD3	1:A:757:VAL:O	2.06	0.55
1:A:1160:PHE:CD1	1:A:1169:LYS:HD3	2.41	0.55
1:A:1296:VAL:HB	1:A:1446:ASP:HB3	1.87	0.55
1:A:1358:LEU:HD23	1:A:1456:LEU:HD21	1.89	0.55
3:C:3253[B]:GLU:HA	3:L:3253[B]:GLU:CA	2.33	0.55
3:C:3298[A]:ASN:ND2	3:C:3301[A]:PRO:C	2.60	0.55
3:C:3298[B]:ASN:ND2	3:C:3301[B]:PRO:C	2.60	0.55
1:D:899:MET:HE2	1:D:1012:GLU:OE1	2.07	0.55
3:F:3014[B]:TRP:CZ3	3:F:3119[B]:HIS:CE1	2.95	0.55
3:F:3134[A]:GLN:O	3:F:3135[A]:LYS:C	2.44	0.55

Continued on next page...

Continued from previous page...

Atom-1	Atom-2	Interatomic distance (Å)	Clash overlap (Å)
3:I:3023[A]:ILE:O	3:I:3024[A]:LEU:C	2.45	0.55
3:I:3033[A]:PHE:HD1	3:I:3114[A]:PRO:HB2	1.72	0.55
1:J:630:PHE:O	1:J:633:HIS:HB3	2.07	0.55
3:L:2948[B]:ASP:HB3	3:L:2953[B]:GLY:CA	2.24	0.55
1:M:77:GLU:O	1:M:81:VAL:HG23	2.07	0.55
1:M:954:ALA:O	1:M:956:PRO:HD3	2.07	0.55
1:M:1074:ILE:HB	2:Q:2901:LEU:HB2	1.88	0.55
2:N:2265:ILE:HD12	2:N:2443:TYR:CG	2.42	0.55
3:O:2961[B]:HIS:NE2	3:O:2980[B]:HIS:CE1	2.73	0.55
3:O:2974[B]:ALA:HA	3:X:2979[B]:GLN:CD	2.27	0.55
3:O:2975[B]:PHE:CD1	3:X:3156[B]:MET:CA	2.89	0.55
3:O:3135[A]:LYS:HG3	3:O:3141[A]:TYR:CD1	2.33	0.55
3:O:3251[B]:ASP:HB3	3:O:3252[B]:TYR:CD1	2.40	0.55
3:R:2949[B]:LYS:NZ	3:R:2950[B]:THR:HA	2.21	0.55
3:R:3156[A]:MET:HA	3:R:3157[A]:PRO:C	2.26	0.55
3:R:3176[A]:LYS:H	3:R:3176[A]:LYS:CE	2.17	0.55
3:R:3183[B]:LEU:N	3:R:3184[B]:ASN:HA	2.12	0.55
3:R:3200[A]:LEU:O	3:R:3204[A]:LEU:HD13	2.06	0.55
1:S:1315:GLY:HA3	1:S:1601:TRP:CB	2.37	0.55
2:T:2114:ARG:HG3	2:W:2526:ARG:HE	1.72	0.55
2:T:2237:LEU:H	2:T:2237:LEU:HD13	1.71	0.55
3:U:3093[A]:HIS:CE1	3:U:3119[A]:HIS:CD2	2.92	0.55
1:V:1136:ARG:O	1:V:1141:ARG:NH1	2.39	0.55
2:W:2344:LEU:HA	2:W:2345:ASN:C	2.26	0.55
3:X:2960[B]:PHE:CD1	3:X:2960[B]:PHE:N	2.72	0.55
1:Y:11:THR:HG22	1:Y:13:ASP:H	1.71	0.55
1:D:140:ASP:OD2	1:D:142:ARG:NE	2.40	0.55
1:D:1206:HIS:N	1:D:1206:HIS:ND1	2.54	0.55
3:F:2947[B]:ALA:HA	3:F:2949[B]:LYS:HB3	1.89	0.55
3:F:2952[A]:ALA:HB3	3:F:2954[A]:TYR:N	2.17	0.55
3:F:3200[A]:LEU:O	3:F:3204[A]:LEU:HD13	2.06	0.55
1:G:21:SER:HB2	1:G:83:HIS:O	2.07	0.55
3:I:2947[B]:ALA:HA	3:I:2949[B]:LYS:HB3	1.89	0.55
3:I:2966[B]:SER:HA	3:R:3256[B]:TRP:N	2.22	0.55
3:I:3156[B]:MET:HA	3:I:3157[B]:PRO:C	2.26	0.55
3:I:3259[B]:ASP:HB3	3:R:3162[B]:ASP:HA	1.87	0.55
3:L:2932[B]:PRO:CA	3:L:2935[B]:ILE:HD12	2.30	0.55
3:L:3023[A]:ILE:O	3:L:3024[A]:LEU:C	2.45	0.55
3:O:3156[A]:MET:HA	3:O:3157[A]:PRO:C	2.26	0.55
3:O:3220[B]:ARG:HG2	3:O:3221[B]:ALA:H	1.70	0.55
3:R:2969[A]:TYR:CG	3:R:2970[A]:PRO:HD2	2.41	0.55

Continued on next page...

Continued from previous page...

Atom-1	Atom-2	Interatomic distance (Å)	Clash overlap (Å)
3:R:3273[B]:LEU:HB2	3:R:3275[B]:LEU:CD1	2.34	0.55
3:R:3298[A]:ASN:ND2	3:R:3301[A]:PRO:C	2.60	0.55
1:S:902:PHE:CE2	1:S:1012:GLU:HB2	2.41	0.55
3:U:3096[B]:VAL:HG11	3:U:3115[B]:LEU:HD12	1.89	0.55
1:V:714:ARG:HH11	1:V:837:HIS:CD2	2.24	0.55
3:X:2960[B]:PHE:CD2	3:X:3157[B]:PRO:CG	2.74	0.55
3:X:3013[A]:ASP:OD1	3:X:3015[A]:THR:OG1	2.23	0.55
3:X:3093[A]:HIS:CE1	3:X:3119[A]:HIS:CD2	2.92	0.55
3:X:3156[A]:MET:HA	3:X:3157[A]:PRO:C	2.26	0.55
3:X:3220[A]:ARG:HG2	3:X:3221[A]:ALA:H	1.70	0.55
3:X:3228[A]:VAL:CG2	3:X:3245[A]:PHE:CE2	2.89	0.55
1:Y:905:TRP:HZ2	1:Y:1083:PRO:HG2	1.70	0.55
1:A:71:LEU:HD22	1:A:266:LEU:HD21	1.88	0.55
1:A:877:HIS:HD2	1:A:1033:LEU:HD13	1.72	0.55
1:A:979:LEU:CB	1:A:980:TYR:HA	2.36	0.55
1:A:1135:ARG:O	1:A:1139:LYS:NZ	2.31	0.55
2:B:2606:LEU:HD22	2:B:2706:ILE:HG12	1.87	0.55
3:C:2985[B]:PHE:CE2	3:L:2969[B]:TYR:O	2.59	0.55
1:D:1304:ASP:H	1:D:1305:GLY:HA2	1.72	0.55
2:E:2089:ARG:HD2	2:E:2175:VAL:O	2.07	0.55
3:F:3019[B]:HIS:CD2	3:F:3019[B]:HIS:N	2.75	0.55
3:F:3033[B]:PHE:HD1	3:F:3114[B]:PRO:HB2	1.72	0.55
1:G:1576:THR:H	1:G:1581:GLU:HG2	1.72	0.55
2:H:2698:LEU:HD12	2:H:2838:LEU:HB3	1.89	0.55
3:I:2972[B]:GLY:C	3:R:3090[B]:ASN:HB3	2.26	0.55
3:I:3083[B]:ILE:HD12	3:I:3260[B]:ARG:HB2	1.88	0.55
3:I:3150[B]:LYS:CG	3:R:3158[B]:PHE:HA	2.20	0.55
3:I:3153[B]:LYS:HB3	3:R:3155[B]:MET:C	2.27	0.55
3:I:3220[B]:ARG:HG2	3:I:3221[B]:ALA:H	1.70	0.55
1:J:566:ARG:HH2	1:J:803:LYS:HZ1	1.54	0.55
3:L:3135[A]:LYS:HG3	3:L:3141[A]:TYR:CD1	2.33	0.55
3:L:3156[B]:MET:HA	3:L:3157[B]:PRO:C	2.26	0.55
1:M:1471:LEU:HD23	1:M:1541:GLU:HG2	1.89	0.55
1:M:1650:ILE:H	2:Q:2327:GLU:HG2	1.72	0.55
2:N:2795:ILE:O	2:N:2798:GLN:HG2	2.07	0.55
3:O:3157[B]:PRO:HD3	3:X:3153[B]:LYS:CA	2.37	0.55
1:P:957:ASN:N	1:P:958:PRO:HA	2.22	0.55
1:P:1627:ARG:NH2	1:P:1629:GLU:OE1	2.38	0.55
3:R:2949[A]:LYS:NZ	3:R:2950[A]:THR:HA	2.21	0.55
3:R:3019[A]:HIS:CD2	3:R:3019[A]:HIS:N	2.75	0.55
1:S:81:VAL:HA	1:S:85:SER:HB3	1.88	0.55

Continued on next page...

Continued from previous page...

Atom-1	Atom-2	Interatomic distance (Å)	Clash overlap (Å)
3:U:2949[B]:LYS:NZ	3:U:2950[B]:THR:HA	2.21	0.55
3:U:3284[B]:LYS:HE2	3:U:3284[B]:LYS:CA	2.30	0.55
2:W:2472:ASN:N	2:W:2473:GLY:HA2	2.21	0.55
3:X:2949[A]:LYS:NZ	3:X:2950[A]:THR:HA	2.21	0.55
3:X:2961[A]:HIS:NE2	3:X:2980[A]:HIS:CE1	2.73	0.55
3:X:3134[A]:GLN:O	3:X:3135[A]:LYS:C	2.44	0.55
3:X:3135[B]:LYS:HG3	3:X:3141[B]:TYR:CD1	2.33	0.55
3:X:3200[A]:LEU:O	3:X:3204[A]:LEU:HD13	2.06	0.55
2:Z:2132:CYS:O	2:Z:2334:LYS:HD3	2.07	0.55
1:A:931:TRP:CZ3	1:A:995:ILE:HD11	2.42	0.55
1:A:983:PRO:HB3	1:A:989:THR:HG22	1.88	0.55
2:B:2870:LEU:HD21	2:B:2901:LEU:HD23	1.89	0.55
3:C:2947[A]:ALA:HA	3:C:2949[A]:LYS:HB3	1.89	0.55
3:C:2961[B]:HIS:O	3:L:3255[B]:PRO:HD3	2.07	0.55
3:C:2965[B]:LEU:CD2	3:L:3253[B]:GLU:OE2	2.14	0.55
3:C:3298[A]:ASN:HA	3:C:3299[A]:LEU:HB3	1.88	0.55
1:D:105:VAL:HB	1:D:137:ARG:HH22	1.72	0.55
2:E:2265:ILE:HD12	2:E:2443:TYR:CG	2.42	0.55
2:E:2606:LEU:HD21	2:E:2709:VAL:HG21	1.88	0.55
2:E:2635:TYR:HB2	1:G:109:LEU:HD21	1.88	0.55
3:F:2932[B]:PRO:CA	3:F:2935[B]:ILE:HD12	2.30	0.55
3:F:3082[B]:GLU:OE2	3:F:3086[B]:GLU:HB2	2.07	0.55
3:F:3176[B]:LYS:H	3:F:3176[B]:LYS:CE	2.17	0.55
3:F:3228[A]:VAL:CG2	3:F:3245[A]:PHE:CE2	2.89	0.55
3:F:3307[B]:PHE:HE1	3:F:3309[B]:PRO:CG	2.08	0.55
1:G:235:CYS:HA	1:G:820:VAL:O	2.07	0.55
2:H:2107:LEU:HD23	2:H:2208:PRO:HB2	1.88	0.55
3:I:2947[A]:ALA:HA	3:I:2949[A]:LYS:HB3	1.89	0.55
3:I:2949[B]:LYS:NZ	3:I:2950[B]:THR:HA	2.21	0.55
3:I:3155[B]:MET:C	3:R:3153[B]:LYS:HD2	2.26	0.55
3:I:3293[A]:LYS:CG	3:I:3294[A]:SER:HB2	2.36	0.55
1:J:566:ARG:HH12	1:J:803:LYS:HZ3	1.55	0.55
1:J:928:TYR:HB3	1:J:1047:SER:HB3	1.89	0.55
2:K:2132:CYS:O	2:K:2334:LYS:HD3	2.07	0.55
2:K:2550:THR:O	2:K:2553:ALA:N	2.28	0.55
3:L:2960[B]:PHE:CD2	3:L:3157[B]:PRO:CG	2.74	0.55
3:L:3082[B]:GLU:OE2	3:L:3086[B]:GLU:HB2	2.07	0.55
3:L:3307[A]:PHE:HE1	3:L:3309[A]:PRO:CG	2.08	0.55
2:N:2094:ARG:HH21	2:Q:2094:ARG:HH21	1.53	0.55
3:O:2969[A]:TYR:CE2	3:O:2970[A]:PRO:CG	2.86	0.55
3:O:3033[B]:PHE:HD1	3:O:3114[B]:PRO:HB2	1.72	0.55

Continued on next page...

Continued from previous page...

Atom-1	Atom-2	Interatomic distance (Å)	Clash overlap (Å)
1:P:1441:SER:OG	1:P:1442:MET:N	2.34	0.55
3:R:2932[B]:PRO:CA	3:R:2935[B]:ILE:HD12	2.30	0.55
1:S:1195:ASP:HA	1:S:1196:ILE:CB	2.37	0.55
3:U:2969[A]:TYR:CG	3:U:2970[A]:PRO:HD2	2.41	0.55
3:U:3134[A]:GLN:O	3:U:3135[A]:LYS:C	2.44	0.55
3:U:3156[A]:MET:HA	3:U:3157[A]:PRO:C	2.26	0.55
3:U:3298[B]:ASN:ND2	3:U:3301[B]:PRO:C	2.60	0.55
1:V:979:LEU:HB3	1:V:980:TYR:CD2	2.42	0.55
2:W:2890:VAL:H	2:W:2891:LEU:HA	1.70	0.55
3:X:3281[A]:PHE:HE1	3:X:3305[A]:ILE:HD13	1.71	0.55
1:Y:747:PHE:HB2	1:Y:799:ARG:HB3	1.89	0.55
1:A:1257:SER:O	1:A:1525:TYR:HA	2.07	0.54
3:C:3033[B]:PHE:HD1	3:C:3114[B]:PRO:HB2	1.71	0.54
2:E:2294:PHE:O	2:E:2297:HIS:HB3	2.06	0.54
3:F:2937[B]:ASN:CB	3:F:3006[B]:LYS:CD	2.86	0.54
3:F:3156[B]:MET:HA	3:F:3157[B]:PRO:C	2.26	0.54
1:G:10:LEU:HD12	1:G:104:LEU:HD21	1.88	0.54
3:I:2981[B]:GLY:H	3:R:2968[B]:GLN:CG	2.19	0.54
3:I:3083[A]:ILE:HD12	3:I:3260[A]:ARG:HB2	1.88	0.54
3:I:3096[B]:VAL:HG11	3:I:3115[B]:LEU:HD12	1.89	0.54
3:I:3153[B]:LYS:C	3:R:3155[B]:MET:CB	2.74	0.54
3:I:3172[B]:SER:OG	3:R:3151[B]:LEU:N	2.41	0.54
3:I:3173[B]:THR:HG22	3:I:3174[B]:GLY:H	1.68	0.54
3:I:3176[B]:LYS:H	3:I:3176[B]:LYS:CE	2.17	0.54
3:I:3284[A]:LYS:HE2	3:I:3284[A]:LYS:CA	2.30	0.54
1:J:415:VAL:HG21	1:J:697:ALA:CB	2.36	0.54
1:J:899:MET:HB3	1:J:1012:GLU:OE1	2.07	0.54
1:J:1328:SER:HB2	1:J:1523:LEU:HD13	1.88	0.54
3:L:2969[B]:TYR:CG	3:L:2970[B]:PRO:HD2	2.41	0.54
3:L:3134[A]:GLN:O	3:L:3135[A]:LYS:C	2.44	0.54
3:L:3273[A]:LEU:CB	3:L:3275[A]:LEU:CD1	2.85	0.54
1:M:1296:VAL:HB	1:M:1446:ASP:HB3	1.89	0.54
3:O:3134[B]:GLN:O	3:O:3135[B]:LYS:C	2.44	0.54
3:O:3173[A]:THR:HG22	3:O:3174[A]:GLY:H	1.67	0.54
1:P:329:ARG:HA	1:S:1583:CYS:O	2.06	0.54
3:R:3014[A]:TRP:CZ3	3:R:3119[A]:HIS:CE1	2.94	0.54
3:R:3014[B]:TRP:CZ3	3:R:3119[B]:HIS:CE1	2.94	0.54
3:R:3096[B]:VAL:HG11	3:R:3115[B]:LEU:HD12	1.89	0.54
3:R:3132[A]:ALA:HB1	3:R:3197[A]:ILE:HD13	1.89	0.54
3:R:3293[A]:LYS:CG	3:R:3294[A]:SER:HB2	2.36	0.54
3:U:2933[B]:SER:HA	3:U:2935[B]:ILE:CD1	2.38	0.54

Continued on next page...

Continued from previous page...

Atom-1	Atom-2	Interatomic distance (Å)	Clash overlap (Å)
3:U:3132[B]:ALA:HB1	3:U:3197[B]:ILE:HD13	1.89	0.54
1:V:1470:GLU:HB3	1:V:1537:ILE:HD13	1.89	0.54
3:X:2933[A]:SER:HA	3:X:2935[A]:ILE:CD1	2.38	0.54
3:X:2952[B]:ALA:HB3	3:X:2954[B]:TYR:N	2.17	0.54
3:X:3033[B]:PHE:HD1	3:X:3114[B]:PRO:HB2	1.71	0.54
3:X:3211[B]:ASP:OD1	3:X:3211[B]:ASP:N	2.28	0.54
3:X:3293[B]:LYS:CG	3:X:3294[B]:SER:HB2	2.36	0.54
1:A:483:GLY:HA3	1:A:771:TRP:HE3	1.73	0.54
3:C:2949[B]:LYS:NZ	3:C:2950[B]:THR:HA	2.21	0.54
3:C:3079[B]:CYS:HA	3:L:3161[B]:GLU:OE1	2.07	0.54
3:C:3120[A]:HIS:C	3:C:3122[A]:ASN:N	2.55	0.54
3:C:3157[B]:PRO:CA	3:L:2982[B]:MET:SD	2.94	0.54
3:C:3255[B]:PRO:HB3	3:L:2964[B]:PRO:C	2.25	0.54
1:D:132:ASN:OD1	1:D:132:ASN:N	2.34	0.54
1:D:449:ASP:HB2	1:D:1280:GLN:NE2	2.22	0.54
1:D:1034:GLU:HG3	1:D:1182:ASN:HD21	1.72	0.54
1:D:1310:THR:HG23	1:D:1597:THR:HG23	1.89	0.54
3:F:2933[A]:SER:HA	3:F:2935[A]:ILE:CD1	2.37	0.54
3:F:2952[B]:ALA:HB3	3:F:2954[B]:TYR:N	2.17	0.54
3:F:3220[B]:ARG:HG2	3:F:3221[B]:ALA:H	1.70	0.54
2:H:2539:ILE:O	2:H:2573:TYR:OH	2.15	0.54
3:I:2937[A]:ASN:CB	3:I:3006[A]:LYS:CD	2.86	0.54
3:I:2983[B]:VAL:CG2	3:R:3160[B]:SER:OG	2.52	0.54
3:I:3014[A]:TRP:CZ3	3:I:3119[A]:HIS:CE1	2.94	0.54
3:I:3023[B]:ILE:O	3:I:3024[B]:LEU:C	2.45	0.54
1:J:1203:MET:HB2	1:J:1205:LEU:HB2	1.90	0.54
3:L:3196[A]:THR:OG1	3:L:3199[A]:GLN:CB	2.56	0.54
2:N:2180:TRP:CD1	2:N:2247:ILE:HD11	2.43	0.54
3:O:2933[B]:SER:HA	3:O:2935[B]:ILE:CD1	2.37	0.54
3:O:3014[B]:TRP:CZ3	3:O:3119[B]:HIS:CE1	2.95	0.54
3:O:3019[A]:HIS:CD2	3:O:3019[A]:HIS:N	2.75	0.54
3:O:3093[B]:HIS:CE1	3:O:3119[B]:HIS:CD2	2.92	0.54
3:O:3183[A]:LEU:N	3:O:3184[A]:ASN:HA	2.12	0.54
3:R:3019[B]:HIS:CD2	3:R:3019[B]:HIS:N	2.75	0.54
3:R:3082[B]:GLU:OE2	3:R:3086[B]:GLU:HB2	2.07	0.54
1:S:873:VAL:HA	1:S:876:PHE:CD2	2.42	0.54
1:S:1260:ARG:HD3	1:S:1331:GLU:OE1	2.07	0.54
2:T:2506:ARG:NE	2:T:2578:GLU:OE2	2.27	0.54
3:U:2952[A]:ALA:CB	3:U:2953[A]:GLY:C	2.48	0.54
3:U:3083[A]:ILE:HD12	3:U:3260[A]:ARG:HB2	1.88	0.54
3:U:3089[A]:HIS:CE1	3:U:3119[A]:HIS:CE1	2.81	0.54

Continued on next page...

Continued from previous page...

Atom-1	Atom-2	Interatomic distance (Å)	Clash overlap (Å)
3:U:3120[B]:HIS:C	3:U:3122[B]:ASN:N	2.55	0.54
3:U:3298[B]:ASN:HA	3:U:3299[B]:LEU:HB3	1.88	0.54
1:V:51:ASP:OD1	1:V:51:ASP:N	2.37	0.54
2:W:2556:TYR:CE1	2:W:2845:PRO:HD2	2.35	0.54
3:X:2960[A]:PHE:CD1	3:X:2960[A]:PHE:N	2.72	0.54
3:X:3082[A]:GLU:OE2	3:X:3086[A]:GLU:HB2	2.08	0.54
1:Y:402:THR:HG23	1:Y:659:CYS:HA	1.87	0.54
1:Y:1070:ALA:HB3	1:Y:1077:LEU:HD21	1.90	0.54
2:Z:2446:GLU:HG2	2:Z:2448:THR:HG22	1.89	0.54
2:B:2313:LYS:HD3	2:B:2320:TYR:HE2	1.72	0.54
3:C:2933[A]:SER:HA	3:C:2935[A]:ILE:CD1	2.37	0.54
3:C:2960[B]:PHE:CD2	3:C:3157[B]:PRO:CG	2.74	0.54
3:C:2988[B]:TRP:CD1	3:L:3153[B]:LYS:CD	2.81	0.54
3:C:3023[A]:ILE:O	3:C:3024[A]:LEU:C	2.45	0.54
3:C:3149[B]:ASN:HB2	3:L:3163[B]:ASN:HD21	1.54	0.54
3:C:3169[B]:LYS:CG	3:L:3150[B]:LYS:N	2.64	0.54
3:C:3252[B]:TYR:CG	3:L:3223[B]:GLY:O	2.60	0.54
3:C:3253[B]:GLU:OE1	3:L:2974[B]:ALA:C	2.46	0.54
3:C:3273[A]:LEU:CB	3:C:3275[A]:LEU:CD1	2.86	0.54
1:D:899:MET:HE2	1:D:1012:GLU:CD	2.28	0.54
1:D:983:PRO:HB3	1:D:989:THR:OG1	2.08	0.54
1:D:1315:GLY:HA3	1:D:1601:TRP:CB	2.37	0.54
2:E:2768:LEU:HD23	2:E:2774:LEU:HD21	1.88	0.54
3:F:2952[B]:ALA:N	3:F:2953[B]:GLY:HA2	2.06	0.54
3:I:2967[B]:CYS:CB	3:R:2979[B]:GLN:C	2.65	0.54
3:I:3153[B]:LYS:HG2	3:R:3155[B]:MET:CB	2.32	0.54
3:I:3196[A]:THR:OG1	3:I:3199[A]:GLN:CB	2.56	0.54
3:I:3253[B]:GLU:HG3	3:R:2965[B]:LEU:HA	1.89	0.54
3:I:3273[B]:LEU:HB2	3:I:3275[B]:LEU:CD1	2.34	0.54
1:J:673:PHE:HB3	1:J:677:LEU:HB2	1.89	0.54
3:L:2937[A]:ASN:CB	3:L:3006[A]:LYS:CD	2.85	0.54
3:L:3082[A]:GLU:OE2	3:L:3086[A]:GLU:HB2	2.08	0.54
3:L:3240[A]:THR:CG2	3:L:3241[A]:PHE:N	2.71	0.54
1:M:744:VAL:HG22	1:M:760:ILE:HG12	1.89	0.54
1:M:1438:ASP:HB3	1:M:1441:SER:HB2	1.88	0.54
3:O:2968[B]:GLN:CB	3:X:2979[B]:GLN:HG2	2.36	0.54
3:O:3162[B]:ASP:OD2	3:X:3150[B]:LYS:NZ	2.39	0.54
3:O:3196[B]:THR:OG1	3:O:3199[B]:GLN:CB	2.56	0.54
3:R:2933[B]:SER:HA	3:R:2935[B]:ILE:CD1	2.37	0.54
3:R:2949[B]:LYS:HZ2	3:R:2950[B]:THR:HA	1.71	0.54
3:R:3082[A]:GLU:OE2	3:R:3086[A]:GLU:HB2	2.08	0.54

Continued on next page...

Continued from previous page...

Atom-1	Atom-2	Interatomic distance (Å)	Clash overlap (Å)
3:U:3019[B]:HIS:CD2	3:U:3019[B]:HIS:N	2.75	0.54
3:U:3120[A]:HIS:C	3:U:3122[A]:ASN:N	2.55	0.54
3:U:3134[B]:GLN:O	3:U:3135[B]:LYS:C	2.44	0.54
3:U:3151[A]:LEU:HB2	3:U:3175[A]:TYR:HE2	1.68	0.54
3:U:3151[B]:LEU:HB2	3:U:3175[B]:TYR:HE2	1.68	0.54
3:U:3200[A]:LEU:O	3:U:3204[A]:LEU:HD13	2.06	0.54
1:V:664:VAL:O	1:V:689:PRO:HD2	2.06	0.54
3:X:2947[A]:ALA:HA	3:X:2949[A]:LYS:HB3	1.89	0.54
3:X:3196[B]:THR:OG1	3:X:3199[B]:GLN:CB	2.56	0.54
3:X:3298[A]:ASN:ND2	3:X:3301[A]:PRO:C	2.60	0.54
1:A:864:ASP:HB3	1:A:869:GLY:HA3	1.89	0.54
3:C:2969[A]:TYR:CE2	3:C:2970[A]:PRO:CG	2.86	0.54
3:C:3042[A]:ASP:N	3:C:3042[A]:ASP:OD2	2.41	0.54
3:C:3273[B]:LEU:CB	3:C:3275[B]:LEU:CD1	2.86	0.54
1:D:1638:SER:O	1:G:472:ASP:HB3	2.08	0.54
2:E:2115:SER:OG	2:E:2116:SER:N	2.41	0.54
2:E:2573:TYR:HE2	2:E:2707:PHE:HE2	1.54	0.54
2:E:2863:ARG:HB2	2:E:2865:ILE:HG13	1.90	0.54
3:F:2947[A]:ALA:HA	3:F:2949[A]:LYS:HB3	1.89	0.54
3:F:3196[B]:THR:OG1	3:F:3199[B]:GLN:CB	2.56	0.54
1:G:898:GLY:HA2	1:G:1186:TRP:HB2	1.90	0.54
3:I:2933[A]:SER:HA	3:I:2935[A]:ILE:CD1	2.38	0.54
3:I:3014[B]:TRP:CZ3	3:I:3119[B]:HIS:CE1	2.95	0.54
3:I:3082[B]:GLU:OE2	3:I:3086[B]:GLU:HB2	2.07	0.54
3:I:3157[B]:PRO:HD3	3:R:2982[B]:MET:HE1	1.89	0.54
3:I:3298[A]:ASN:ND2	3:I:3301[A]:PRO:C	2.60	0.54
1:J:402:THR:HG23	1:J:659:CYS:HA	1.88	0.54
2:K:2346:PRO:O	2:K:2349:THR:OG1	2.20	0.54
2:K:2569:TRP:O	2:K:2572:VAL:HG23	2.08	0.54
2:K:2828:ASP:HB2	2:K:2830:GLN:OE1	2.07	0.54
1:M:499:GLU:HG3	1:M:511:VAL:H	1.72	0.54
1:M:1209:ASP:O	1:M:1211:TYR:HB2	2.06	0.54
3:O:2937[B]:ASN:CB	3:O:3006[B]:LYS:CD	2.86	0.54
3:O:2949[A]:LYS:NZ	3:O:2950[A]:THR:HA	2.21	0.54
3:O:3228[B]:VAL:CG2	3:O:3245[B]:PHE:CE2	2.89	0.54
3:O:3256[B]:TRP:CE2	3:X:3161[B]:GLU:CG	2.90	0.54
1:P:22:LEU:HD12	1:P:25:MET:HG2	1.90	0.54
2:Q:2179:ASP:HA	2:Q:2300:ASN:ND2	2.23	0.54
3:R:3196[B]:THR:OG1	3:R:3199[B]:GLN:CB	2.56	0.54
1:S:105:VAL:HG12	1:S:123:PHE:HB3	1.89	0.54
2:T:2570:HIS:CD2	9:T:3002:CUO:O1	2.60	0.54

Continued on next page...

Continued from previous page...

Atom-1	Atom-2	Interatomic distance (Å)	Clash overlap (Å)
3:U:2937[A]:ASN:CB	3:U:3006[A]:LYS:CD	2.86	0.54
3:U:2947[B]:ALA:HA	3:U:2949[B]:LYS:HB3	1.89	0.54
3:U:3240[B]:THR:CG2	3:U:3241[B]:PHE:N	2.71	0.54
3:U:3273[B]:LEU:CB	3:U:3275[B]:LEU:CD1	2.85	0.54
1:V:1390:ASP:CB	1:Y:1372:ILE:HD11	2.36	0.54
3:X:3281[B]:PHE:HE1	3:X:3305[B]:ILE:HD13	1.71	0.54
3:X:3293[A]:LYS:CG	3:X:3294[A]:SER:HB2	2.36	0.54
1:A:1328:SER:HB2	1:A:1523:LEU:HD13	1.89	0.54
2:B:2122:ILE:O	2:B:2125:PHE:HB2	2.07	0.54
3:C:2952[A]:ALA:HB3	3:C:2954[A]:TYR:N	2.18	0.54
3:C:3033[A]:PHE:HD1	3:C:3114[A]:PRO:HB2	1.72	0.54
3:C:3082[A]:GLU:OE2	3:C:3086[A]:GLU:HB2	2.08	0.54
3:C:3188[A]:ASP:N	3:C:3188[A]:ASP:OD2	2.36	0.54
1:D:105:VAL:HB	1:D:137:ARG:NH2	2.22	0.54
2:E:2275:GLY:HA3	2:E:2283:ASN:HB2	1.90	0.54
3:F:3013[B]:ASP:OD1	3:F:3015[B]:THR:HG23	2.08	0.54
3:F:3083[A]:ILE:HD12	3:F:3260[A]:ARG:HB2	1.88	0.54
3:F:3134[B]:GLN:O	3:F:3135[B]:LYS:C	2.44	0.54
3:F:3268[A]:LYS:O	3:F:3271[A]:VAL:HG23	2.06	0.54
1:G:1034:GLU:HB2	1:G:1182:ASN:HD21	1.72	0.54
2:H:2446:GLU:HG2	2:H:2448:THR:HG22	1.90	0.54
3:I:2975[B]:PHE:CD1	3:R:3107[B]:LEU:HD21	2.42	0.54
3:I:3120[B]:HIS:HA	3:I:3123[B]:THR:HG1	1.72	0.54
3:I:3132[B]:ALA:HB1	3:I:3197[B]:ILE:HD13	1.89	0.54
3:I:3307[A]:PHE:HE1	3:I:3309[A]:PRO:CG	2.08	0.54
3:L:2949[B]:LYS:NZ	3:L:2950[B]:THR:HA	2.21	0.54
3:L:3156[A]:MET:HA	3:L:3157[A]:PRO:C	2.26	0.54
3:L:3196[B]:THR:OG1	3:L:3199[B]:GLN:CB	2.56	0.54
3:L:3240[B]:THR:CG2	3:L:3241[B]:PHE:N	2.71	0.54
3:L:3281[A]:PHE:HE1	3:L:3305[A]:ILE:HD13	1.71	0.54
3:L:3293[B]:LYS:CD	3:L:3294[B]:SER:N	2.64	0.54
1:M:1210:LYS:HA	1:M:1211:TYR:HB3	1.89	0.54
2:N:2768:LEU:HA	2:N:2774:LEU:HD11	1.89	0.54
3:O:3163[B]:ASN:ND2	3:X:3148[B]:ILE:HG22	2.22	0.54
1:P:128:ILE:HG22	1:P:130:PHE:O	2.07	0.54
3:R:2937[A]:ASN:CB	3:R:3006[A]:LYS:CD	2.86	0.54
3:R:2937[B]:ASN:CB	3:R:3006[B]:LYS:CD	2.86	0.54
3:R:3093[A]:HIS:CE1	3:R:3119[A]:HIS:CD2	2.92	0.54
3:R:3196[A]:THR:OG1	3:R:3199[A]:GLN:CB	2.56	0.54
1:S:1549:GLY:HA2	1:S:1656:ASP:HB3	1.89	0.54
3:U:2960[A]:PHE:CD1	3:U:2960[A]:PHE:N	2.72	0.54

Continued on next page...

Continued from previous page...

Atom-1	Atom-2	Interatomic distance (Å)	Clash overlap (Å)
3:U:3023[B]:ILE:O	3:U:3024[B]:LEU:C	2.45	0.54
1:V:419:THR:HG22	1:V:1062:PHE:HA	1.89	0.54
1:V:525:SER:HA	1:V:528:ALA:HB3	1.88	0.54
2:W:2180:TRP:HD1	2:W:2247:ILE:HD11	1.71	0.54
2:W:2757:PRO:HA	2:W:2760:ARG:HE	1.73	0.54
3:X:3134[B]:GLN:O	3:X:3135[B]:LYS:C	2.44	0.54
3:X:3240[A]:THR:CG2	3:X:3241[A]:PHE:N	2.71	0.54
2:Z:2179:ASP:HA	2:Z:2300:ASN:ND2	2.22	0.54
1:A:704:ASP:OD1	1:A:704:ASP:N	2.41	0.54
2:B:2271:HIS:O	2:B:2283:ASN:HB3	2.08	0.54
3:C:2932[A]:PRO:CA	3:C:2935[A]:ILE:HD12	2.30	0.54
3:C:2965[B]:LEU:HD11	3:C:2974[B]:ALA:C	2.28	0.54
3:C:3086[B]:GLU:CB	3:L:2968[B]:GLN:HE21	2.21	0.54
3:C:3153[B]:LYS:CE	3:L:3158[B]:PHE:CG	2.79	0.54
3:C:3255[B]:PRO:CD	3:L:2960[B]:PHE:O	2.46	0.54
3:C:3284[B]:LYS:HE2	3:C:3284[B]:LYS:CA	2.29	0.54
1:D:210:HIS:HA	1:D:213:VAL:HG22	1.90	0.54
3:F:3023[B]:ILE:O	3:F:3024[B]:LEU:C	2.45	0.54
3:F:3220[A]:ARG:HG2	3:F:3221[A]:ALA:H	1.70	0.54
3:F:3240[B]:THR:CG2	3:F:3241[B]:PHE:N	2.71	0.54
3:I:3155[B]:MET:HG3	3:R:3154[B]:PRO:CD	2.33	0.54
1:J:840:ARG:NH2	1:J:914:GLU:OE2	2.40	0.54
1:J:1108:TYR:HB2	1:J:1114:TYR:CE1	2.43	0.54
1:J:1470:GLU:HB3	1:J:1537:ILE:HD11	1.90	0.54
3:L:2965[B]:LEU:HD11	3:L:2974[B]:ALA:C	2.28	0.54
3:O:2968[B]:GLN:CG	3:X:2984[B]:THR:OG1	2.55	0.54
3:O:3096[A]:VAL:HG11	3:O:3115[A]:LEU:HD12	1.89	0.54
3:O:3254[B]:MET:SD	3:X:3154[B]:PRO:CB	2.96	0.54
3:O:3255[B]:PRO:N	3:X:3160[B]:SER:C	2.44	0.54
1:P:567:LEU:N	1:P:571:PRO:HB3	2.23	0.54
1:P:1396:GLU:OE2	1:P:1569:ARG:NH2	2.41	0.54
1:P:1639:LYS:HD2	1:S:472:ASP:HA	1.88	0.54
3:R:3220[B]:ARG:HH11	3:R:3220[B]:ARG:CG	2.12	0.54
3:R:3298[B]:ASN:ND2	3:R:3301[B]:PRO:C	2.60	0.54
3:U:2949[A]:LYS:NZ	3:U:2950[A]:THR:HA	2.21	0.54
3:U:2969[B]:TYR:CE2	3:U:2970[B]:PRO:CG	2.86	0.54
3:U:3156[B]:MET:HA	3:U:3157[B]:PRO:C	2.26	0.54
3:U:3293[A]:LYS:CD	3:U:3294[A]:SER:N	2.64	0.54
2:W:2179:ASP:HA	2:W:2300:ASN:ND2	2.22	0.54
2:W:2336:PHE:O	2:W:2343:ASN:ND2	2.40	0.54
3:X:3042[A]:ASP:N	3:X:3042[A]:ASP:OD2	2.41	0.54

Continued on next page...

Continued from previous page...

Atom-1	Atom-2	Interatomic distance (Å)	Clash overlap (Å)
3:X:3093[B]:HIS:CE1	3:X:3119[B]:HIS:CD2	2.92	0.54
3:X:3284[B]:LYS:HE2	3:X:3284[B]:LYS:CA	2.30	0.54
1:Y:712:SER:O	1:Y:716:LEU:N	2.35	0.54
1:A:494:VAL:HG23	1:A:671:PHE:HZ	1.72	0.54
1:A:915:ASN:ND2	1:A:1093:ASP:OD2	2.38	0.54
1:A:1028:VAL:HA	1:A:1035:TYR:CE2	2.43	0.54
3:C:3013[A]:ASP:OD1	3:C:3015[A]:THR:HG23	2.08	0.54
3:C:3079[B]:CYS:CB	3:L:3161[B]:GLU:CB	2.72	0.54
3:C:3169[A]:LYS:C	3:C:3172[A]:SER:HG	1.99	0.54
3:C:3176[B]:LYS:HB3	3:C:3176[B]:LYS:HZ2	1.71	0.54
3:C:3293[A]:LYS:CG	3:C:3294[A]:SER:HB2	2.36	0.54
1:D:241:HIS:CE1	1:D:795:GLU:HA	2.43	0.54
1:D:277:ASP:OD1	1:D:278:ASP:N	2.41	0.54
1:D:1414:THR:HG23	1:D:1477:LEU:HD13	1.89	0.54
3:F:3019[A]:HIS:CD2	3:F:3019[A]:HIS:N	2.75	0.54
1:G:567:LEU:HD13	1:G:569:LYS:H	1.73	0.54
3:I:2989[B]:HIS:CB	3:R:2970[B]:PRO:HD3	2.24	0.54
3:I:3132[A]:ALA:HB1	3:I:3197[A]:ILE:HD13	1.89	0.54
3:I:3240[A]:THR:CG2	3:I:3241[A]:PHE:N	2.71	0.54
3:I:3240[B]:THR:CG2	3:I:3241[B]:PHE:N	2.71	0.54
3:I:3273[A]:LEU:CB	3:I:3275[A]:LEU:CD1	2.86	0.54
1:J:92:TRP:O	1:J:212:ASN:ND2	2.37	0.54
1:J:675:SER:O	1:J:679:ASN:ND2	2.41	0.54
1:J:1490:ASN:O	1:J:1512:ARG:NE	2.41	0.54
1:J:1604:ASP:OD1	1:J:1605:ARG:NH1	2.40	0.54
3:L:2947[B]:ALA:HA	3:L:2949[B]:LYS:HB3	1.89	0.54
3:L:3013[B]:ASP:OD1	3:L:3015[B]:THR:HG23	2.08	0.54
2:N:2336:PHE:HB3	2:N:2348:THR:HG22	1.89	0.54
3:O:2952[B]:ALA:HB3	3:O:2954[B]:TYR:N	2.18	0.54
3:O:2969[B]:TYR:OH	3:X:2991[B]:LEU:O	1.94	0.54
3:O:3082[A]:GLU:OE2	3:O:3086[A]:GLU:HB2	2.07	0.54
3:O:3153[B]:LYS:HG3	3:X:3176[B]:LYS:HZ2	1.73	0.54
3:O:3173[A]:THR:HG22	3:O:3175[A]:TYR:H	1.73	0.54
1:P:84:GLY:HA2	1:P:85:SER:HB3	1.88	0.54
1:P:705:THR:HG22	1:P:1118:THR:HG23	1.90	0.54
1:P:1317:PRO:HA	1:P:1420:GLU:HG3	1.88	0.54
3:R:3273[A]:LEU:HB2	3:R:3275[A]:LEU:CD1	2.34	0.54
1:S:84:GLY:HA2	1:S:85:SER:HB3	1.90	0.54
2:T:2823:ILE:HG22	2:T:2879:LEU:HD22	1.90	0.54
3:U:3019[A]:HIS:CD2	3:U:3019[A]:HIS:N	2.75	0.54
3:U:3082[B]:GLU:OE2	3:U:3086[B]:GLU:HB2	2.08	0.54

Continued on next page...

Continued from previous page...

Atom-1	Atom-2	Interatomic distance (Å)	Clash overlap (Å)
3:U:3173[A]:THR:HG22	3:U:3175[A]:TYR:H	1.73	0.54
3:X:2933[B]:SER:HA	3:X:2935[B]:ILE:CD1	2.38	0.54
3:X:2937[A]:ASN:CB	3:X:3006[A]:LYS:CD	2.86	0.54
3:X:3014[B]:TRP:CZ3	3:X:3119[B]:HIS:CE1	2.95	0.54
1:Y:1556:GLY:HA3	1:Y:1606:LEU:HD13	1.90	0.54
2:Z:2528:LYS:NZ	2:Z:2626:ARG:O	2.40	0.54
1:A:838:ARG:NH1	1:A:914:GLU:OE2	2.41	0.54
2:B:2883:ILE:HG22	2:B:2894:ASN:HD22	1.72	0.54
3:C:2978[B]:CYS:CA	3:L:3254[B]:MET:HB3	2.26	0.54
3:C:3170[B]:ALA:HA	3:L:3148[B]:ILE:HG22	1.90	0.54
3:C:3196[B]:THR:OG1	3:C:3199[B]:GLN:CB	2.56	0.54
1:D:17:ASN:ND2	1:D:86:THR:H	2.06	0.54
2:E:2320:TYR:HA	2:E:2358:PHE:HB3	1.90	0.54
1:G:287:GLU:OE1	1:G:287:GLU:N	2.37	0.54
2:H:2651:GLN:HG2	2:H:2652:LYS:HD2	1.90	0.54
3:I:2937[B]:ASN:CB	3:I:3006[B]:LYS:CD	2.86	0.54
3:I:3196[B]:THR:OG1	3:I:3199[B]:GLN:CB	2.56	0.54
1:J:491:HIS:CD2	9:J:5002:CUO:O1	2.59	0.54
3:L:3019[B]:HIS:CD2	3:L:3019[B]:HIS:N	2.75	0.54
3:L:3273[B]:LEU:CB	3:L:3275[B]:LEU:CD1	2.86	0.54
1:M:603:HIS:NE2	1:M:607:HIS:CD2	2.76	0.54
2:N:2526:ARG:HE	2:Q:2114:ARG:HG3	1.73	0.54
3:O:2961[A]:HIS:NE2	3:O:2980[A]:HIS:CE1	2.73	0.54
3:O:3159[B]:SER:O	3:X:3151[B]:LEU:HD12	2.08	0.54
3:O:3293[B]:LYS:CG	3:O:3294[B]:SER:HB2	2.36	0.54
1:P:1011:TYR:OH	1:P:1049:VAL:O	2.22	0.54
3:R:2947[A]:ALA:HA	3:R:2949[A]:LYS:HB3	1.89	0.54
3:R:2960[A]:PHE:CD2	3:R:3157[A]:PRO:CG	2.74	0.54
2:T:2359:ASN:OD1	2:T:2359:ASN:N	2.39	0.54
2:T:2419:ASP:N	2:T:2419:ASP:OD1	2.41	0.54
2:T:2476:LEU:HD13	6:CA:2:NAG:H81	1.89	0.54
2:T:2723:GLU:HG2	2:T:2788:ILE:HD12	1.89	0.54
3:U:2933[A]:SER:HA	3:U:2935[A]:ILE:CD1	2.38	0.54
3:U:3173[B]:THR:HG22	3:U:3174[B]:GLY:H	1.67	0.54
1:V:1055:THR:HA	1:V:1119:LEU:HD13	1.89	0.54
3:X:2952[B]:ALA:CA	3:X:2956[B]:LYS:HB3	2.38	0.54
3:X:2961[B]:HIS:NE2	3:X:2980[B]:HIS:CE1	2.73	0.54
3:X:3273[A]:LEU:CB	3:X:3275[A]:LEU:CD1	2.86	0.54
1:Y:949:ASP:HB3	1:Y:955:LYS:HE3	1.89	0.54
6:5:2:NAG:H61	6:5:3:BMA:H2	1.90	0.54
1:A:1206:HIS:CE1	1:A:1209:ASP:HB2	2.43	0.54

Continued on next page...

Continued from previous page...

Atom-1	Atom-2	Interatomic distance (Å)	Clash overlap (Å)
1:A:1206:HIS:HE1	1:A:1209:ASP:HB2	1.72	0.54
2:B:2506:ARG:NE	2:B:2578:GLU:OE2	2.27	0.54
2:B:2690:HIS:ND1	2:B:2886:VAL:O	2.41	0.54
3:C:2937[B]:ASN:CB	3:C:3006[B]:LYS:CD	2.86	0.54
3:C:3013[B]:ASP:OD1	3:C:3015[B]:THR:HG23	2.08	0.54
3:C:3082[B]:GLU:OE2	3:C:3086[B]:GLU:HB2	2.07	0.54
3:C:3173[B]:THR:HG22	3:C:3175[B]:TYR:H	1.73	0.54
1:D:673:PHE:HB3	1:D:677:LEU:HB2	1.87	0.54
1:D:1492:PRO:HB2	1:D:1497:SER:HB3	1.90	0.54
1:G:1016:ASN:HD22	1:G:1177:VAL:HA	1.73	0.54
3:I:3082[A]:GLU:OE2	3:I:3086[A]:GLU:HB2	2.08	0.54
3:I:3152[B]:LYS:HB3	3:R:3171[B]:HIS:C	2.28	0.54
3:I:3154[B]:PRO:HD3	3:R:3173[B]:THR:C	2.28	0.54
3:I:3160[B]:SER:CB	3:R:3150[B]:LYS:NZ	2.62	0.54
3:I:3248[B]:LEU:HB2	3:R:2972[B]:GLY:C	2.19	0.54
1:J:1195:ASP:OD1	1:J:1196:ILE:N	2.40	0.54
2:K:2635:TYR:HB2	1:M:109:LEU:HD21	1.89	0.54
3:L:2933[A]:SER:HA	3:L:2935[A]:ILE:CD1	2.38	0.54
3:L:3173[B]:THR:HG22	3:L:3174[B]:GLY:H	1.67	0.54
1:M:489:HIS:HB3	1:M:689:PRO:HB3	1.88	0.54
3:O:2933[A]:SER:HA	3:O:2935[A]:ILE:CD1	2.38	0.54
3:O:2937[A]:ASN:CB	3:O:3006[A]:LYS:CD	2.86	0.54
3:O:3023[A]:ILE:O	3:O:3024[A]:LEU:C	2.45	0.54
3:O:3196[A]:THR:OG1	3:O:3199[A]:GLN:CB	2.56	0.54
3:O:3273[A]:LEU:CB	3:O:3275[A]:LEU:CD1	2.86	0.54
3:R:3273[B]:LEU:CB	3:R:3275[B]:LEU:CD1	2.85	0.54
1:S:843:VAL:HG13	1:S:927:PRO:HB2	1.90	0.54
1:S:1089:ASP:N	1:S:1089:ASP:OD1	2.40	0.54
2:T:2243:LEU:HD11	2:T:2273:TRP:HZ3	1.72	0.54
3:X:2965[B]:LEU:HD11	3:X:2974[B]:ALA:C	2.28	0.54
3:X:3082[B]:GLU:OE2	3:X:3086[B]:GLU:HB2	2.08	0.54
2:Z:2265:ILE:HD12	2:Z:2443:TYR:CD1	2.42	0.54
1:A:448:SER:OG	1:A:450:LYS:NZ	2.41	0.54
2:B:2603:PRO:HG2	2:B:2606:LEU:HD12	1.90	0.54
3:C:3023[B]:ILE:O	3:C:3024[B]:LEU:C	2.45	0.54
3:C:3132[A]:ALA:CB	3:C:3197[A]:ILE:CD1	2.86	0.54
3:C:3240[A]:THR:CG2	3:C:3241[A]:PHE:N	2.71	0.54
1:D:1394:GLN:HG2	1:D:1395:PRO:HD2	1.89	0.54
3:F:2930[B]:LEU:H	3:F:2930[B]:LEU:CD2	1.98	0.54
3:F:2933[B]:SER:HA	3:F:2935[B]:ILE:CD1	2.38	0.54
3:F:3042[B]:ASP:N	3:F:3042[B]:ASP:OD2	2.41	0.54

Continued on next page...

Continued from previous page...

Atom-1	Atom-2	Interatomic distance (Å)	Clash overlap (Å)
3:F:3173[B]:THR:HG22	3:F:3175[B]:TYR:H	1.73	0.54
3:F:3196[A]:THR:OG1	3:F:3199[A]:GLN:CB	2.56	0.54
3:F:3273[B]:LEU:CB	3:F:3275[B]:LEU:CD1	2.86	0.54
1:G:1273:SER:HB3	1:G:1340:GLY:H	1.72	0.54
3:I:2979[B]:GLN:C	3:R:2967[B]:CYS:HB2	2.10	0.54
1:J:325:THR:HG21	1:J:329:ARG:O	2.08	0.54
3:L:2961[A]:HIS:NE2	3:L:2980[A]:HIS:CE1	2.73	0.54
3:L:3104[B]:MET:HA	3:L:3110[B]:THR:CG2	2.17	0.54
3:L:3228[A]:VAL:CG2	3:L:3245[A]:PHE:CE2	2.89	0.54
3:L:3228[B]:VAL:CG2	3:L:3245[B]:PHE:CE2	2.89	0.54
1:M:1582:ASN:HB3	1:M:1583:CYS:CB	2.33	0.54
3:O:3042[A]:ASP:N	3:O:3042[A]:ASP:OD2	2.41	0.54
3:O:3153[B]:LYS:CD	3:X:3176[B]:LYS:HD2	2.07	0.54
1:P:1163:ALA:HA	1:P:1211:TYR:H	1.73	0.54
2:Q:2300:ASN:OD1	2:Q:2303:ARG:NH1	2.41	0.54
3:R:3240[A]:THR:CG2	3:R:3241[A]:PHE:N	2.71	0.54
1:S:1328:SER:HB2	1:S:1523:LEU:HD13	1.90	0.54
1:S:1352:PHE:O	1:S:1398:PHE:HB3	2.08	0.54
3:U:3042[B]:ASP:OD2	3:U:3042[B]:ASP:N	2.41	0.54
3:U:3135[A]:LYS:HG3	3:U:3141[A]:TYR:CD1	2.33	0.54
3:U:3240[A]:THR:CG2	3:U:3241[A]:PHE:N	2.71	0.54
3:U:3273[A]:LEU:CB	3:U:3275[A]:LEU:CD1	2.86	0.54
3:X:3132[A]:ALA:CB	3:X:3197[A]:ILE:CD1	2.87	0.54
3:X:3176[A]:LYS:H	3:X:3176[A]:LYS:CE	2.17	0.54
2:Z:2825:ILE:HA	2:Z:2877:ILE:HG22	1.90	0.54
1:A:238:ASN:HD21	1:A:820:VAL:HG23	1.72	0.53
3:C:2933[B]:SER:HA	3:C:2935[B]:ILE:CD1	2.38	0.53
3:C:3093[A]:HIS:CE1	3:C:3119[A]:HIS:CD2	2.92	0.53
3:F:2949[A]:LYS:NZ	3:F:2950[A]:THR:HA	2.21	0.53
3:F:3033[A]:PHE:HD1	3:F:3114[A]:PRO:HB2	1.72	0.53
2:H:2884:LYS:HB2	2:H:2889:ALA:O	2.09	0.53
3:I:2975[B]:PHE:CD1	3:R:3107[B]:LEU:CD2	2.91	0.53
1:J:450:LYS:HZ3	1:J:505:ARG:HH21	1.56	0.53
1:J:873:VAL:HG21	1:J:912:ASN:HB3	1.90	0.53
1:J:1093:ASP:OD1	1:J:1096:THR:OG1	2.20	0.53
3:L:2965[A]:LEU:HD11	3:L:2974[A]:ALA:C	2.28	0.53
3:L:3042[B]:ASP:N	3:L:3042[B]:ASP:OD2	2.41	0.53
1:M:135:THR:HB	1:M:192:HIS:O	2.07	0.53
1:M:613:SER:HA	1:M:805:VAL:HG12	1.90	0.53
1:M:1019:HIS:HE2	1:M:1046:HIS:CE1	2.26	0.53
3:O:3134[A]:GLN:O	3:O:3135[A]:LYS:C	2.44	0.53

Continued on next page...

Continued from previous page...

Atom-1	Atom-2	Interatomic distance (Å)	Clash overlap (Å)
3:O:3273[B]:LEU:CB	3:O:3275[B]:LEU:CD1	2.86	0.53
1:P:1573:CYS:HB2	1:P:1627:ARG:HG2	1.90	0.53
2:Q:2824:CYS:SG	2:Q:2878:ARG:NH1	2.81	0.53
2:Q:2849:ASP:OD2	2:Q:2850:ARG:NH1	2.40	0.53
3:R:3240[B]:THR:CG2	3:R:3241[B]:PHE:N	2.71	0.53
3:R:3273[A]:LEU:CB	3:R:3275[A]:LEU:CD1	2.85	0.53
1:S:1348:TRP:HD1	1:S:1403:LEU:HD13	1.73	0.53
2:T:2545:SER:CA	2:T:2546:LEU:HB2	2.35	0.53
3:U:3013[B]:ASP:OD1	3:U:3015[B]:THR:HG23	2.08	0.53
3:U:3196[B]:THR:OG1	3:U:3199[B]:GLN:CB	2.56	0.53
3:X:3019[A]:HIS:CD2	3:X:3019[A]:HIS:N	2.75	0.53
3:X:3019[B]:HIS:CD2	3:X:3019[B]:HIS:N	2.75	0.53
1:Y:28:ASP:OD2	1:Y:83:HIS:NE2	2.34	0.53
3:C:2937[A]:ASN:CB	3:C:3006[A]:LYS:CD	2.86	0.53
3:C:3281[B]:PHE:HE1	3:C:3305[B]:ILE:HD13	1.71	0.53
1:D:1595:GLY:O	1:D:1598:GLU:HG2	2.08	0.53
3:F:2965[B]:LEU:HD11	3:F:2974[B]:ALA:C	2.28	0.53
3:F:3082[A]:GLU:OE2	3:F:3086[A]:GLU:HB2	2.08	0.53
3:F:3120[A]:HIS:C	3:F:3122[A]:ASN:N	2.55	0.53
3:F:3132[B]:ALA:CB	3:F:3197[B]:ILE:CD1	2.86	0.53
3:F:3173[A]:THR:HG22	3:F:3175[A]:TYR:H	1.73	0.53
1:G:142:ARG:NH1	1:G:340:GLN:OE1	2.41	0.53
2:H:2739:LEU:HD13	1:J:1207:TYR:HD2	1.73	0.53
2:H:2856:ILE:HG22	2:H:2859:VAL:HB	1.90	0.53
3:I:3132[B]:ALA:CB	3:I:3197[B]:ILE:CD1	2.86	0.53
3:I:3151[A]:LEU:HB2	3:I:3175[A]:TYR:HE2	1.68	0.53
3:I:3153[B]:LYS:NZ	3:R:3158[B]:PHE:H	2.05	0.53
1:M:741:SER:HB3	1:M:764:GLY:H	1.73	0.53
1:M:1348:TRP:HD1	1:M:1403:LEU:HD13	1.74	0.53
2:N:2132:CYS:O	2:N:2334:LYS:HD3	2.07	0.53
2:N:2738:ALA:HB1	2:N:2741:GLN:HB2	1.90	0.53
3:O:3082[B]:GLU:OE2	3:O:3086[B]:GLU:HB2	2.08	0.53
3:O:3240[B]:THR:CG2	3:O:3241[B]:PHE:N	2.71	0.53
3:O:3293[A]:LYS:CB	3:O:3294[A]:SER:CB	2.54	0.53
2:Q:2578:GLU:HG3	2:Q:2590:VAL:HG23	1.90	0.53
2:Q:2724:LEU:HA	2:Q:2788:ILE:HD11	1.89	0.53
3:R:3173[A]:THR:HG22	3:R:3175[A]:TYR:H	1.73	0.53
3:U:3082[A]:GLU:OE2	3:U:3086[A]:GLU:HB2	2.08	0.53
3:U:3173[B]:THR:HG22	3:U:3175[B]:TYR:H	1.73	0.53
1:V:563:ILE:O	1:V:612:GLY:HA3	2.08	0.53
1:V:1102:PRO:HA	1:V:1105:VAL:HG22	1.91	0.53

Continued on next page...

Continued from previous page...

Atom-1	Atom-2	Interatomic distance (Å)	Clash overlap (Å)
3:X:3013[A]:ASP:OD1	3:X:3015[A]:THR:HG23	2.08	0.53
1:A:416:ASN:ND2	3:F:3196[A]:THR:HG21	2.23	0.53
2:B:2090:LYS:NZ	2:B:2099:GLU:OE2	2.37	0.53
2:B:2212:GLY:HA3	2:B:2290:TYR:O	2.08	0.53
2:B:2509:ILE:HD11	2:B:2605:LEU:HD23	1.89	0.53
2:B:2859:VAL:O	2:B:2863:ARG:HG2	2.07	0.53
3:C:3153[B]:LYS:HE3	3:L:3155[B]:MET:O	2.09	0.53
3:C:3156[B]:MET:C	3:L:2982[B]:MET:SD	2.87	0.53
1:D:451:SER:OG	1:D:452:ILE:N	2.40	0.53
3:F:2933[B]:SER:CB	3:F:2936[B]:GLU:CB	2.85	0.53
3:F:3273[B]:LEU:HB2	3:F:3275[B]:LEU:CD1	2.34	0.53
1:G:704:ASP:HB2	1:G:1118:THR:HG21	1.90	0.53
2:H:2504:ARG:HD3	2:H:2775:GLY:O	2.08	0.53
3:I:3042[A]:ASP:N	3:I:3042[A]:ASP:OD2	2.41	0.53
3:I:3273[B]:LEU:CB	3:I:3275[B]:LEU:CD1	2.85	0.53
3:I:3307[B]:PHE:HE1	3:I:3309[B]:PRO:CG	2.08	0.53
1:J:372:ALA:O	1:J:375:SER:OG	2.23	0.53
3:L:3093[B]:HIS:CE1	3:L:3119[B]:HIS:CD2	2.92	0.53
1:M:843:VAL:HG13	1:M:927:PRO:HB2	1.90	0.53
3:O:2975[B]:PHE:H	3:X:2979[B]:GLN:NE2	2.07	0.53
3:O:3240[A]:THR:CG2	3:O:3241[A]:PHE:N	2.71	0.53
3:O:3284[A]:LYS:CE	3:O:3284[A]:LYS:CA	2.85	0.53
3:R:2965[A]:LEU:HD11	3:R:2974[A]:ALA:C	2.28	0.53
3:R:3013[B]:ASP:OD1	3:R:3015[B]:THR:HG23	2.08	0.53
3:R:3042[A]:ASP:N	3:R:3042[A]:ASP:OD2	2.41	0.53
3:R:3083[B]:ILE:HD12	3:R:3260[B]:ARG:HB2	1.88	0.53
3:R:3228[A]:VAL:CG2	3:R:3245[A]:PHE:CE2	2.89	0.53
1:S:1166:THR:OG1	1:S:1168:GLN:OE1	2.25	0.53
2:T:2265:ILE:HD12	2:T:2443:TYR:CG	2.43	0.53
2:W:2344:LEU:HA	2:W:2345:ASN:O	2.08	0.53
2:W:2470:ALA:HB2	2:W:2476:LEU:HD11	1.91	0.53
2:W:2571:ARG:HG3	2:W:2715:ASP:OD1	2.08	0.53
3:X:2952[A]:ALA:HB3	3:X:2954[A]:TYR:N	2.17	0.53
3:X:3023[B]:ILE:O	3:X:3024[B]:LEU:C	2.45	0.53
1:Y:210:HIS:HA	1:Y:213:VAL:HG22	1.89	0.53
2:Z:2419:ASP:OD1	2:Z:2419:ASP:N	2.41	0.53
3:C:3169[B]:LYS:CD	3:L:3149[B]:ASN:OD1	2.56	0.53
3:C:3176[A]:LYS:C	3:C:3177[A]:SER:HG	2.01	0.53
1:D:194:MET:HA	1:D:200:THR:HA	1.90	0.53
3:F:2937[A]:ASN:CB	3:F:3006[A]:LYS:CD	2.85	0.53
3:F:3293[B]:LYS:CB	3:F:3294[B]:SER:CB	2.54	0.53

Continued on next page...

Continued from previous page...

Atom-1	Atom-2	Interatomic distance (Å)	Clash overlap (Å)
1:G:59:LEU:HD13	1:G:68:TRP:CD1	2.44	0.53
3:I:2952[B]:ALA:H	3:I:2953[B]:GLY:CA	2.04	0.53
3:I:2966[B]:SER:HB3	3:R:2982[B]:MET:HE1	1.89	0.53
3:I:2982[B]:MET:HE2	3:R:2977[B]:CYS:HB2	1.86	0.53
3:I:3019[A]:HIS:CD2	3:I:3019[A]:HIS:N	2.75	0.53
3:I:3173[A]:THR:HG22	3:I:3175[A]:TYR:H	1.73	0.53
1:J:561:ARG:HH11	1:J:561:ARG:HG2	1.74	0.53
1:J:1210:LYS:HA	1:J:1211:TYR:HB3	1.91	0.53
1:J:1470:GLU:HG3	1:J:1530:LEU:HD12	1.91	0.53
3:L:2937[B]:ASN:CB	3:L:3006[B]:LYS:CD	2.86	0.53
1:M:914:GLU:OE1	1:M:926:LEU:N	2.34	0.53
3:O:2965[A]:LEU:HD11	3:O:2974[A]:ALA:C	2.28	0.53
3:O:3132[A]:ALA:HB1	3:O:3197[A]:ILE:HD13	1.89	0.53
3:O:3132[B]:ALA:HB1	3:O:3197[B]:ILE:HD13	1.89	0.53
3:O:3151[B]:LEU:HB2	3:O:3175[B]:TYR:HE2	1.68	0.53
3:O:3169[B]:LYS:HZ1	3:X:3148[B]:ILE:HB	1.72	0.53
2:Q:2161:GLN:NE2	2:Q:2348:THR:HG21	2.24	0.53
2:Q:2528:LYS:HA	2:Q:2536:PHE:HB3	1.90	0.53
3:R:3132[A]:ALA:CB	3:R:3197[A]:ILE:CD1	2.86	0.53
3:R:3293[A]:LYS:CD	3:R:3294[A]:SER:N	2.64	0.53
1:S:494:VAL:HG23	1:S:671:PHE:CZ	2.43	0.53
1:S:1470:GLU:OE1	1:S:1473:ARG:NH1	2.42	0.53
3:U:3132[B]:ALA:CB	3:U:3197[B]:ILE:CD1	2.86	0.53
3:U:3293[A]:LYS:CB	3:U:3294[A]:SER:CB	2.54	0.53
1:V:195:SER:HB2	1:V:386:ILE:HD11	1.91	0.53
1:V:294:LYS:HA	1:V:297:ARG:HD2	1.90	0.53
3:X:3173[A]:THR:HG22	3:X:3175[A]:TYR:H	1.73	0.53
1:A:906:HIS:HA	1:A:909:ILE:HB	1.91	0.53
1:A:1195:ASP:HA	1:A:1196:ILE:HB	1.90	0.53
3:C:3019[B]:HIS:CD2	3:C:3019[B]:HIS:N	2.75	0.53
3:C:3042[B]:ASP:N	3:C:3042[B]:ASP:OD2	2.41	0.53
3:C:3132[B]:ALA:HB1	3:C:3197[B]:ILE:HD13	1.89	0.53
3:C:3132[B]:ALA:CB	3:C:3197[B]:ILE:CD1	2.86	0.53
3:C:3154[B]:PRO:HG2	3:L:2984[B]:THR:HB	1.90	0.53
3:C:3249[B]:GLY:O	3:L:3252[B]:TYR:CE2	2.60	0.53
3:C:3298[B]:ASN:HA	3:C:3299[B]:LEU:HB3	1.88	0.53
3:F:3240[A]:THR:CG2	3:F:3241[A]:PHE:N	2.71	0.53
3:F:3293[A]:LYS:CD	3:F:3294[A]:SER:N	2.64	0.53
1:G:308:LEU:O	1:G:772:ARG:NH2	2.41	0.53
1:G:1543:ILE:HD11	3:L:3272[A]:HIS:HD2	1.73	0.53
3:I:3014[A]:TRP:CZ3	3:I:3119[A]:HIS:ND1	2.77	0.53

Continued on next page...

Continued from previous page...

Atom-1	Atom-2	Interatomic distance (Å)	Clash overlap (Å)
2:K:2740:ASP:OD1	2:K:2740:ASP:N	2.41	0.53
3:L:3132[B]:ALA:HB1	3:L:3197[B]:ILE:HD13	1.89	0.53
1:M:415:VAL:HB	1:M:697:ALA:HB2	1.90	0.53
1:M:545:PHE:O	1:M:561:ARG:NH2	2.38	0.53
1:M:907:ARG:NH1	1:M:1050:ASP:OD1	2.42	0.53
1:P:61:GLY:HA3	1:P:352:TRP:CB	2.37	0.53
1:P:1196:ILE:O	1:P:1199:VAL:HG12	2.09	0.53
2:Q:2795:ILE:O	2:Q:2799:LYS:HG3	2.08	0.53
3:R:2933[A]:SER:HA	3:R:2935[A]:ILE:CD1	2.38	0.53
3:R:2947[B]:ALA:HA	3:R:2949[B]:LYS:HB3	1.89	0.53
3:R:2965[B]:LEU:HD11	3:R:2974[B]:ALA:C	2.28	0.53
3:R:3013[A]:ASP:OD1	3:R:3015[A]:THR:HG23	2.08	0.53
3:R:3033[A]:PHE:HD1	3:R:3114[A]:PRO:HB2	1.72	0.53
3:R:3132[B]:ALA:HB1	3:R:3197[B]:ILE:HD13	1.89	0.53
1:S:410:LYS:HE2	1:S:652:GLY:HA2	1.90	0.53
1:S:574:GLY:C	1:S:576:HIS:HA	2.28	0.53
1:S:747:PHE:HB2	1:S:799:ARG:HB3	1.91	0.53
3:U:2965[A]:LEU:HD11	3:U:2974[A]:ALA:C	2.28	0.53
3:U:3293[B]:LYS:CD	3:U:3294[B]:SER:N	2.64	0.53
1:V:474:LEU:HD23	1:V:474:LEU:H	1.74	0.53
3:X:2937[B]:ASN:CB	3:X:3006[B]:LYS:CD	2.86	0.53
3:X:3151[A]:LEU:HB2	3:X:3175[A]:TYR:HE2	1.67	0.53
3:X:3196[A]:THR:OG1	3:X:3199[A]:GLN:CB	2.56	0.53
3:X:3273[B]:LEU:CB	3:X:3275[B]:LEU:CD1	2.86	0.53
1:Y:124:TYR:O	1:Y:137:ARG:NH2	2.41	0.53
1:Y:1576:THR:OG1	1:Y:1581:GLU:HB2	2.09	0.53
1:A:1082:SER:OG	1:A:1083:PRO:HD3	2.08	0.53
3:C:2933[B]:SER:CB	3:C:2936[B]:GLU:CB	2.86	0.53
3:C:3153[B]:LYS:HE3	3:L:3158[B]:PHE:HD2	1.52	0.53
3:C:3183[A]:LEU:N	3:C:3184[A]:ASN:HA	2.11	0.53
3:C:3228[A]:VAL:CG2	3:C:3245[A]:PHE:CE2	2.89	0.53
1:D:704:ASP:OD1	1:D:705:THR:N	2.41	0.53
3:F:3013[A]:ASP:OD1	3:F:3015[A]:THR:HG23	2.08	0.53
3:F:3132[A]:ALA:CB	3:F:3197[A]:ILE:CD1	2.86	0.53
1:G:177:VAL:HG11	1:G:358:TYR:CZ	2.44	0.53
3:I:3013[A]:ASP:OD1	3:I:3015[A]:THR:HG23	2.08	0.53
3:I:3019[B]:HIS:CD2	3:I:3019[B]:HIS:N	2.75	0.53
3:I:3107[B]:LEU:CG	3:R:2975[B]:PHE:CD1	2.88	0.53
1:J:830:ASN:OD1	1:J:831:VAL:N	2.41	0.53
1:J:949:ASP:OD1	1:J:950:ALA:N	2.40	0.53
1:J:993:ASN:OD1	1:J:1136:ARG:NH2	2.42	0.53

Continued on next page...

Continued from previous page...

Atom-1	Atom-2	Interatomic distance (Å)	Clash overlap (Å)
3:L:3132[A]:ALA:HB1	3:L:3197[A]:ILE:HD13	1.89	0.53
3:L:3132[B]:ALA:CB	3:L:3197[B]:ILE:CD1	2.86	0.53
3:L:3151[B]:LEU:HB2	3:L:3175[B]:TYR:HE2	1.67	0.53
3:L:3293[A]:LYS:CD	3:L:3294[A]:SER:N	2.64	0.53
1:M:1587:ALA:HA	1:M:1614:GLU:HG2	1.91	0.53
3:O:2947[B]:ALA:HA	3:O:2949[B]:LYS:HB3	1.89	0.53
3:O:2968[B]:GLN:HG2	3:X:2984[B]:THR:OG1	2.07	0.53
3:O:3013[B]:ASP:OD1	3:O:3015[B]:THR:HG23	2.08	0.53
1:P:494:VAL:HG13	1:P:631:TRP:HZ3	1.73	0.53
2:T:2795:ILE:O	2:T:2798:GLN:HG2	2.08	0.53
3:U:3269[A]:SER:O	3:U:3272[A]:HIS:HB2	2.09	0.53
1:V:449:ASP:OD1	1:V:1280:GLN:NE2	2.42	0.53
1:V:483:GLY:HA2	1:V:773:PHE:CZ	2.44	0.53
1:V:732:GLY:N	1:V:819:ILE:O	2.30	0.53
3:X:3013[B]:ASP:OD1	3:X:3015[B]:THR:HG23	2.08	0.53
3:X:3173[B]:THR:HG22	3:X:3175[B]:TYR:H	1.73	0.53
1:Y:17:ASN:OD1	1:Y:85:SER:HB3	2.09	0.53
1:Y:1472:GLN:OE1	1:Y:1475:ARG:NH1	2.42	0.53
1:A:1171:LYS:HG2	1:A:1173:GLY:H	1.73	0.53
3:C:2952[B]:ALA:HB3	3:C:2954[B]:TYR:N	2.17	0.53
3:C:3014[B]:TRP:CZ3	3:C:3119[B]:HIS:ND1	2.77	0.53
3:C:3196[A]:THR:OG1	3:C:3199[A]:GLN:CB	2.56	0.53
3:C:3273[B]:LEU:HB2	3:C:3275[B]:LEU:CD1	2.34	0.53
1:D:535:PRO:HG3	1:D:985:PHE:CZ	2.44	0.53
1:D:603:HIS:O	1:D:606:ILE:HG22	2.08	0.53
3:I:2952[A]:ALA:HB3	3:I:2954[A]:TYR:N	2.17	0.53
3:I:3135[A]:LYS:HG3	3:I:3141[A]:TYR:CD1	2.33	0.53
3:I:3173[B]:THR:HG23	3:R:3173[B]:THR:CB	2.37	0.53
3:L:3014[B]:TRP:CZ3	3:L:3119[B]:HIS:ND1	2.77	0.53
1:M:308:LEU:O	1:M:772:ARG:NH2	2.42	0.53
1:P:1315:GLY:HA3	1:P:1601:TRP:CB	2.39	0.53
1:S:831:VAL:HG12	1:S:832:LYS:H	1.72	0.53
1:S:1638:SER:OG	1:S:1639:LYS:N	2.41	0.53
2:T:2571:ARG:NH1	2:T:2776:TYR:OH	2.39	0.53
3:U:2979[A]:GLN:CG	3:U:3155[A]:MET:HE2	2.29	0.53
3:U:3014[B]:TRP:CZ3	3:U:3119[B]:HIS:ND1	2.77	0.53
3:U:3269[B]:SER:O	3:U:3272[B]:HIS:HB2	2.09	0.53
1:V:568:PHE:N	1:V:568:PHE:HD1	2.07	0.53
1:V:570:GLN:HB3	1:V:571:PRO:HD3	1.91	0.53
1:V:1166:THR:N	1:V:1167:ASP:HA	2.24	0.53
2:W:2635:TYR:HB2	1:Y:109:LEU:HD21	1.89	0.53

Continued on next page...

Continued from previous page...

Atom-1	Atom-2	Interatomic distance (Å)	Clash overlap (Å)
3:X:3023[A]:ILE:O	3:X:3024[A]:LEU:C	2.45	0.53
3:X:3042[B]:ASP:N	3:X:3042[B]:ASP:OD2	2.41	0.53
3:X:3132[B]:ALA:HB1	3:X:3197[B]:ILE:HD13	1.89	0.53
3:X:3132[B]:ALA:CB	3:X:3197[B]:ILE:CD1	2.86	0.53
3:X:3240[B]:THR:CG2	3:X:3241[B]:PHE:N	2.71	0.53
1:Y:1013:ILE:HD11	1:Y:1175:PHE:CD2	2.44	0.53
2:Z:2822:LYS:HG2	2:Z:2831:GLU:HA	1.90	0.53
2:B:2553:ALA:H	2:B:2554:PRO:HD3	1.74	0.53
2:B:2624:PHE:O	2:B:2638:ARG:NH2	2.34	0.53
3:C:2945[B]:VAL:HG22	3:C:2954[B]:TYR:HB2	1.91	0.53
3:C:3149[B]:ASN:CB	3:L:3163[B]:ASN:HD22	2.01	0.53
3:C:3253[B]:GLU:HB3	3:L:3252[B]:TYR:HB3	1.91	0.53
2:E:2545:SER:CA	2:E:2546:LEU:HB2	2.34	0.53
3:F:2965[A]:LEU:HD11	3:F:2974[A]:ALA:C	2.28	0.53
1:G:1171:LYS:HG2	1:G:1173:GLY:H	1.73	0.53
2:H:2394:VAL:HG11	2:H:2451:LEU:HD12	1.90	0.53
2:H:2506:ARG:NE	2:H:2578:GLU:OE2	2.39	0.53
3:I:3252[B]:TYR:O	3:R:2976[B]:ALA:HB3	2.08	0.53
1:J:93:ASP:HA	1:J:212:ASN:HD21	1.73	0.53
1:J:929:TRP:O	1:J:1048:ASN:ND2	2.41	0.53
2:K:2568:HIS:HD2	2:K:2718:TRP:HH2	1.56	0.53
3:L:2933[B]:SER:HA	3:L:2935[B]:ILE:CD1	2.38	0.53
3:L:3042[A]:ASP:N	3:L:3042[A]:ASP:OD2	2.41	0.53
3:L:3173[A]:THR:HG22	3:L:3175[A]:TYR:H	1.73	0.53
1:M:245:GLU:HG2	1:M:249:ARG:HH11	1.73	0.53
1:M:372:ALA:O	1:M:375:SER:OG	2.26	0.53
1:M:956:PRO:HB2	1:M:958:PRO:HD3	1.91	0.53
3:R:2951[A]:ASP:O	3:R:2956[A]:LYS:HE2	2.09	0.53
3:R:3023[A]:ILE:O	3:R:3024[A]:LEU:C	2.45	0.53
3:R:3173[A]:THR:HG22	3:R:3174[A]:GLY:H	1.67	0.53
3:R:3176[B]:LYS:H	3:R:3176[B]:LYS:CE	2.17	0.53
3:R:3284[B]:LYS:CE	3:R:3284[B]:LYS:CA	2.85	0.53
1:S:119:LYS:HD3	1:S:120:LYS:HD3	1.91	0.53
3:U:3230[B]:PHE:H	3:U:3243[B]:GLY:CA	2.22	0.53
2:W:2107:LEU:O	2:W:2111:GLN:HB2	2.09	0.53
2:W:2570:HIS:CD2	9:W:3002:CUO:O1	2.62	0.53
3:X:2947[B]:ALA:HA	3:X:2949[B]:LYS:HB3	1.89	0.53
3:X:3298[A]:ASN:HA	3:X:3299[A]:LEU:HB3	1.88	0.53
1:A:892:TYR:CE2	1:A:1184:MET:HG3	2.44	0.53
2:B:2326:ILE:HG13	1:D:1650:ILE:HG23	1.91	0.53
3:C:2961[A]:HIS:NE2	3:C:2980[A]:HIS:CE1	2.73	0.53

Continued on next page...

Continued from previous page...

Atom-1	Atom-2	Interatomic distance (Å)	Clash overlap (Å)
3:C:3132[A]:ALA:HB1	3:C:3197[A]:ILE:HD13	1.89	0.53
3:C:3147[B]:GLU:CD	3:L:3163[B]:ASN:N	2.46	0.53
3:C:3150[B]:LYS:H	3:L:3169[B]:LYS:CG	2.12	0.53
3:C:3248[B]:LEU:CD2	3:L:2971[B]:ASP:OD2	2.54	0.53
1:D:301:ARG:HD2	1:D:361:GLU:OE2	2.09	0.53
1:D:589:GLN:O	1:D:651:ARG:NH1	2.42	0.53
1:D:675:SER:O	1:D:679:ASN:ND2	2.42	0.53
1:D:1470:GLU:HG3	1:D:1530:LEU:HD12	1.91	0.53
3:F:3269[A]:SER:O	3:F:3272[A]:HIS:HB2	2.09	0.53
3:F:3273[A]:LEU:CB	3:F:3275[A]:LEU:CD1	2.86	0.53
1:G:167:ASP:OD1	1:G:168:PHE:N	2.42	0.53
1:G:1315:GLY:HA3	1:G:1601:TRP:CB	2.39	0.53
3:I:2951[B]:ASP:O	3:I:2956[B]:LYS:HE2	2.09	0.53
3:I:3013[B]:ASP:OD1	3:I:3015[B]:THR:HG23	2.08	0.53
3:I:3230[B]:PHE:H	3:I:3243[B]:GLY:CA	2.22	0.53
1:J:465:PRO:HG2	1:J:467:LYS:HE2	1.89	0.53
1:J:926:LEU:HD12	1:J:927:PRO:HD2	1.91	0.53
2:K:2157:LEU:O	2:K:2160:VAL:HG22	2.09	0.53
3:L:2945[B]:VAL:HG22	3:L:2954[B]:TYR:HB2	1.91	0.53
3:L:3013[A]:ASP:OD1	3:L:3015[A]:THR:HG23	2.08	0.53
1:M:1075:GLU:HG2	2:Q:2900:SER:HA	1.90	0.53
1:M:1215:LEU:HD23	1:M:1231:VAL:HG11	1.91	0.53
3:O:2960[A]:PHE:CD2	3:O:3157[A]:PRO:CG	2.74	0.53
3:O:3042[B]:ASP:N	3:O:3042[B]:ASP:OD2	2.41	0.53
1:P:804:ASP:OD1	1:P:805:VAL:N	2.42	0.53
1:S:686:HIS:CE1	1:S:698:GLU:HB3	2.44	0.53
3:U:2945[A]:VAL:HG22	3:U:2954[A]:TYR:HB2	1.91	0.53
3:U:3013[A]:ASP:OD1	3:U:3015[A]:THR:HG23	2.08	0.53
3:U:3014[A]:TRP:CZ3	3:U:3119[A]:HIS:ND1	2.77	0.53
3:U:3132[A]:ALA:CB	3:U:3197[A]:ILE:CD1	2.86	0.53
3:U:3196[A]:THR:OG1	3:U:3199[A]:GLN:CB	2.56	0.53
1:V:579:LEU:H	1:V:579:LEU:HD12	1.74	0.53
2:W:2115:SER:OG	2:W:2116:SER:N	2.42	0.53
3:X:2945[A]:VAL:HG22	3:X:2954[A]:TYR:HB2	1.91	0.53
3:X:3230[A]:PHE:H	3:X:3243[A]:GLY:CA	2.22	0.53
2:Z:2382:GLU:O	2:Z:2386:ARG:HG3	2.09	0.53
1:A:304:ALA:HB3	1:A:360:HIS:HB3	1.91	0.53
1:A:1138:ALA:HA	1:A:1240:ILE:HG22	1.91	0.53
3:C:3019[A]:HIS:CD2	3:C:3019[A]:HIS:N	2.75	0.53
3:C:3120[B]:HIS:C	3:C:3122[B]:ASN:N	2.55	0.53
3:C:3169[B]:LYS:CG	3:L:3150[B]:LYS:H	2.22	0.53

Continued on next page...

Continued from previous page...

Atom-1	Atom-2	Interatomic distance (Å)	Clash overlap (Å)
3:F:2945[A]:VAL:HG22	3:F:2954[A]:TYR:HB2	1.91	0.53
3:F:2945[B]:VAL:HG22	3:F:2954[B]:TYR:HB2	1.91	0.53
3:F:3014[B]:TRP:CZ3	3:F:3119[B]:HIS:ND1	2.77	0.53
3:F:3132[A]:ALA:HB1	3:F:3197[A]:ILE:HD13	1.89	0.53
1:G:1498:ASN:ND2	1:G:1500:THR:O	2.42	0.53
2:H:2094:ARG:HH21	2:K:2094:ARG:HH21	1.57	0.53
3:I:2979[B]:GLN:CG	3:I:3155[B]:MET:HE1	2.28	0.53
3:I:3042[B]:ASP:N	3:I:3042[B]:ASP:OD2	2.41	0.53
3:I:3173[B]:THR:HG22	3:I:3175[B]:TYR:H	1.73	0.53
3:I:3298[A]:ASN:HA	3:I:3299[A]:LEU:HB3	1.88	0.53
1:J:902:PHE:CD2	1:J:1012:GLU:HG3	2.44	0.53
2:K:2180:TRP:HB3	2:K:2184:MET:HE2	1.90	0.53
2:K:2643:GLU:O	2:K:2647:LEU:HB2	2.09	0.53
3:L:2979[B]:GLN:CG	3:L:3155[B]:MET:HE3	2.32	0.53
1:M:664:VAL:O	1:M:689:PRO:HD2	2.09	0.53
3:O:2945[B]:VAL:HG22	3:O:2954[B]:TYR:HB2	1.91	0.53
3:O:3013[A]:ASP:OD1	3:O:3015[A]:THR:HG23	2.08	0.53
1:P:483:GLY:HA3	1:P:771:TRP:CE3	2.44	0.53
1:P:1152:LYS:NZ	1:P:1183:GLU:HG2	2.23	0.53
1:P:1348:TRP:HD1	1:P:1403:LEU:HD13	1.72	0.53
3:R:3173[B]:THR:HG22	3:R:3175[B]:TYR:H	1.73	0.53
3:R:3230[A]:PHE:H	3:R:3243[A]:GLY:CA	2.22	0.53
3:R:3287[B]:ILE:O	3:R:3287[B]:ILE:HG23	2.09	0.53
3:U:2937[B]:ASN:CB	3:U:3006[B]:LYS:CD	2.86	0.53
3:U:3230[A]:PHE:H	3:U:3243[A]:GLY:CA	2.22	0.53
3:U:3293[B]:LYS:CG	3:U:3294[B]:SER:HB2	2.36	0.53
1:V:51:ASP:CG	1:V:52:GLY:HA2	2.29	0.53
3:X:2945[B]:VAL:HG22	3:X:2954[B]:TYR:HB2	1.91	0.53
3:X:3132[A]:ALA:HB1	3:X:3197[A]:ILE:HD13	1.89	0.53
3:X:3269[A]:SER:O	3:X:3272[A]:HIS:HB2	2.09	0.53
1:A:121:ASN:HD22	1:A:124:TYR:H	1.57	0.52
1:A:857:ALA:HB1	1:A:920:ASN:O	2.09	0.52
1:A:1086:LEU:HB3	1:A:1090:ILE:CD1	2.39	0.52
3:C:3176[B]:LYS:H	3:C:3176[B]:LYS:CE	2.17	0.52
3:C:3240[B]:THR:CG2	3:C:3241[B]:PHE:N	2.71	0.52
1:D:398:ARG:NH2	1:D:484:MET:HE2	2.24	0.52
2:E:2166:LEU:HA	2:E:2169:HIS:HB2	1.91	0.52
3:F:3114[B]:PRO:CD	3:F:3115[B]:LEU:N	2.72	0.52
3:F:3230[A]:PHE:H	3:F:3243[A]:GLY:CA	2.22	0.52
3:F:3284[B]:LYS:CE	3:F:3284[B]:LYS:CA	2.85	0.52
1:G:564:ASP:HA	1:G:609:TRP:O	2.09	0.52

Continued on next page...

Continued from previous page...

Atom-1	Atom-2	Interatomic distance (Å)	Clash overlap (Å)
2:H:2359:ASN:OD1	2:H:2359:ASN:N	2.42	0.52
3:I:2933[B]:SER:HA	3:I:2935[B]:ILE:CD1	2.38	0.52
3:I:2951[A]:ASP:C	3:I:2956[A]:LYS:HZ1	2.06	0.52
3:I:2960[B]:PHE:CD1	3:I:2960[B]:PHE:N	2.72	0.52
3:I:3120[B]:HIS:CD2	3:R:2969[B]:TYR:CZ	2.97	0.52
3:I:3287[B]:ILE:O	3:I:3287[B]:ILE:HG23	2.10	0.52
1:J:43:GLU:HG3	1:J:44:PRO:HA	1.92	0.52
2:K:2539:ILE:O	2:K:2573:TYR:OH	2.11	0.52
1:M:103:GLU:OE2	1:M:106:GLN:NE2	2.42	0.52
1:M:972:SER:HA	1:M:1028:VAL:HG22	1.90	0.52
2:N:2648:ALA:HA	2:N:2654:SER:HB3	1.90	0.52
2:N:2716:ARG:NH2	2:N:2780:HIS:O	2.39	0.52
3:O:2975[B]:PHE:C	3:X:3155[B]:MET:HA	2.09	0.52
3:O:3132[B]:ALA:CB	3:O:3197[B]:ILE:CD1	2.87	0.52
3:O:3169[B]:LYS:NZ	3:X:3148[B]:ILE:N	2.56	0.52
3:O:3176[A]:LYS:H	3:O:3176[A]:LYS:CE	2.17	0.52
3:O:3273[A]:LEU:HB2	3:O:3275[A]:LEU:CD1	2.34	0.52
2:Q:2403:PHE:CZ	2:Q:2480:LEU:HD11	2.44	0.52
3:R:2945[A]:VAL:HG22	3:R:2954[A]:TYR:HB2	1.91	0.52
3:R:2945[B]:VAL:HG22	3:R:2954[B]:TYR:HB2	1.91	0.52
3:R:2952[A]:ALA:CA	3:R:2956[A]:LYS:HB3	2.38	0.52
3:R:3014[B]:TRP:CZ3	3:R:3119[B]:HIS:ND1	2.77	0.52
3:R:3269[B]:SER:O	3:R:3272[B]:HIS:HB2	2.09	0.52
3:U:2951[B]:ASP:O	3:U:2956[B]:LYS:HE2	2.09	0.52
3:U:3132[A]:ALA:HB1	3:U:3197[A]:ILE:HD13	1.89	0.52
1:V:980:TYR:HE2	1:V:1021:LEU:HB3	1.73	0.52
2:W:2684:HIS:NE2	2:W:2711:HIS:HE1	2.07	0.52
3:X:2979[A]:GLN:NE2	3:X:3155[A]:MET:HE3	1.98	0.52
1:Y:915:ASN:ND2	1:Y:1093:ASP:OD1	2.40	0.52
2:Z:2237:LEU:H	2:Z:2237:LEU:HD22	1.74	0.52
2:B:2344:LEU:HA	2:B:2345:ASN:C	2.29	0.52
3:C:2932[B]:PRO:CA	3:C:2935[B]:ILE:HD12	2.31	0.52
3:C:2933[A]:SER:CB	3:C:2936[A]:GLU:CB	2.86	0.52
3:C:2969[B]:TYR:HA	3:L:2989[B]:HIS:CE1	2.44	0.52
3:C:2979[B]:GLN:CG	3:C:3155[B]:MET:HE3	2.34	0.52
3:C:3156[B]:MET:HA	3:C:3157[B]:PRO:C	2.26	0.52
3:C:3272[A]:HIS:HD2	1:D:1543:ILE:HD11	1.74	0.52
1:D:104:LEU:HD23	1:D:123:PHE:CE2	2.43	0.52
2:E:2795:ILE:O	2:E:2799:LYS:HG3	2.08	0.52
3:F:3269[B]:SER:O	3:F:3272[B]:HIS:HB2	2.09	0.52
1:G:871:GLN:NE2	1:G:964:ILE:HG13	2.24	0.52

Continued on next page...

Continued from previous page...

Atom-1	Atom-2	Interatomic distance (Å)	Clash overlap (Å)
1:G:891:LYS:HB2	1:G:892:TYR:CD2	2.44	0.52
1:G:1324:ARG:NH1	1:G:1519:TYR:HB3	2.24	0.52
1:G:1528:ASP:N	1:G:1528:ASP:OD1	2.42	0.52
3:I:2975[B]:PHE:CE1	3:R:3107[B]:LEU:HG	2.43	0.52
3:I:3092[A]:ILE:CG2	3:I:3096[A]:VAL:CG2	2.87	0.52
3:I:3162[B]:ASP:CG	3:R:3259[B]:ASP:H	2.12	0.52
3:I:3230[A]:PHE:H	3:I:3243[A]:GLY:CA	2.22	0.52
3:I:3293[B]:LYS:CG	3:I:3294[B]:SER:HB2	2.36	0.52
1:J:914:GLU:OE1	1:J:926:LEU:N	2.40	0.52
1:J:1432:SER:OG	1:J:1567:ASP:OD2	2.27	0.52
3:L:3092[B]:ILE:CG2	3:L:3096[B]:VAL:CG2	2.88	0.52
3:L:3173[B]:THR:HG22	3:L:3175[B]:TYR:H	1.73	0.52
3:O:3014[A]:TRP:CZ3	3:O:3119[A]:HIS:ND1	2.77	0.52
3:O:3269[A]:SER:O	3:O:3272[A]:HIS:HB2	2.09	0.52
1:P:566:ARG:N	1:P:567:LEU:HA	2.25	0.52
1:P:597:VAL:HG12	1:P:773:PHE:CD1	2.45	0.52
1:P:1339:SER:HB2	1:P:1340:GLY:HA2	1.90	0.52
1:P:1551:ASP:HB3	1:P:1652:PHE:HE1	1.73	0.52
3:R:3092[B]:ILE:CG2	3:R:3096[B]:VAL:CG2	2.88	0.52
3:R:3114[A]:PRO:CD	3:R:3115[A]:LEU:N	2.72	0.52
3:R:3269[A]:SER:O	3:R:3272[A]:HIS:HB2	2.09	0.52
3:R:3298[A]:ASN:HA	3:R:3299[A]:LEU:HB3	1.88	0.52
1:S:785:LEU:HD13	1:S:792:MET:HA	1.90	0.52
1:S:1301:PRO:HA	1:S:1308:VAL:HA	1.90	0.52
3:U:2933[B]:SER:CB	3:U:2936[B]:GLU:CB	2.85	0.52
3:U:2935[B]:ILE:CD1	3:U:2935[B]:ILE:N	2.73	0.52
3:U:2965[B]:LEU:HD11	3:U:2974[B]:ALA:C	2.28	0.52
3:U:3180[A]:TYR:C	3:U:3183[A]:LEU:HD22	2.30	0.52
1:V:306:PHE:HB3	1:V:308:LEU:HD13	1.91	0.52
1:V:1542:ARG:O	1:V:1546:LYS:HG2	2.09	0.52
2:W:2533:ASP:OD1	2:W:2533:ASP:N	2.41	0.52
3:X:3114[A]:PRO:CD	3:X:3115[A]:LEU:N	2.72	0.52
3:X:3293[B]:LYS:CD	3:X:3294[B]:SER:N	2.64	0.52
1:Y:897:HIS:HB3	1:Y:899:MET:SD	2.50	0.52
4:7:1:NAG:C6	4:7:2:NAG:HN2	2.22	0.52
1:A:1075:GLU:HG2	2:E:2900:SER:HA	1.91	0.52
3:C:3066[A]:TYR:CE1	3:C:3193[A]:HIS:CE1	2.98	0.52
3:C:3147[B]:GLU:OE2	3:L:3169[B]:LYS:NZ	2.40	0.52
3:C:3148[B]:ILE:HG22	3:L:3170[B]:ALA:CA	2.38	0.52
3:C:3153[B]:LYS:HA	3:L:3173[B]:THR:C	2.30	0.52
1:D:482:HIS:CE1	1:D:621:LEU:HD11	2.44	0.52

Continued on next page...

Continued from previous page...

Atom-1	Atom-2	Interatomic distance (Å)	Clash overlap (Å)
2:E:2822:LYS:HG2	2:E:2829:CYS:HB3	1.91	0.52
3:F:2951[B]:ASP:O	3:F:2956[B]:LYS:HE2	2.09	0.52
3:F:2971[B]:ASP:N	9:F:3401[B]:CUO:CU1	1.40	0.52
3:F:3114[A]:PRO:CD	3:F:3115[A]:LEU:N	2.72	0.52
3:F:3300[A]:LEU:N	3:F:3300[A]:LEU:CD2	2.73	0.52
1:G:957:ASN:N	1:G:958:PRO:HA	2.24	0.52
3:I:2935[A]:ILE:CD1	3:I:2935[A]:ILE:N	2.73	0.52
3:I:2945[A]:VAL:HG22	3:I:2954[A]:TYR:HB2	1.91	0.52
3:I:3156[B]:MET:HG2	3:R:3155[B]:MET:HE1	1.87	0.52
3:I:3159[B]:SER:CA	3:R:3150[B]:LYS:CA	2.87	0.52
3:I:3173[B]:THR:C	3:R:3154[B]:PRO:CA	2.77	0.52
3:I:3180[B]:TYR:C	3:I:3183[B]:LEU:HD22	2.30	0.52
3:I:3228[A]:VAL:CG2	3:I:3245[A]:PHE:CE2	2.89	0.52
3:I:3269[B]:SER:O	3:I:3272[B]:HIS:HB2	2.09	0.52
3:I:3287[A]:ILE:O	3:I:3287[A]:ILE:HG23	2.10	0.52
3:I:3298[B]:ASN:HA	3:I:3299[B]:LEU:HB3	1.88	0.52
2:K:2823:ILE:HG12	2:K:2832:ALA:HB2	1.91	0.52
3:L:2961[A]:HIS:HB3	3:L:3111[A]:SER:HB3	1.92	0.52
3:L:3275[A]:LEU:N	3:L:3275[A]:LEU:CD1	2.73	0.52
3:L:3284[B]:LYS:HE2	3:L:3284[B]:LYS:CA	2.29	0.52
2:N:2252:GLU:HG3	2:N:2385:ILE:HG23	1.91	0.52
2:N:2361:LYS:HD2	2:N:2362:GLN:HG3	1.92	0.52
3:O:2935[A]:ILE:CD1	3:O:2935[A]:ILE:N	2.73	0.52
3:O:2951[A]:ASP:O	3:O:2956[A]:LYS:HE2	2.09	0.52
3:O:3023[B]:ILE:O	3:O:3024[B]:LEU:C	2.45	0.52
3:O:3092[A]:ILE:CG2	3:O:3096[A]:VAL:CG2	2.88	0.52
3:O:3230[A]:PHE:H	3:O:3243[A]:GLY:CA	2.22	0.52
3:O:3252[B]:TYR:CG	3:X:2966[B]:SER:O	2.49	0.52
3:O:3300[A]:LEU:N	3:O:3300[A]:LEU:CD2	2.73	0.52
3:R:3023[B]:ILE:O	3:R:3024[B]:LEU:C	2.45	0.52
3:R:3132[B]:ALA:CB	3:R:3197[B]:ILE:CD1	2.86	0.52
3:R:3230[B]:PHE:H	3:R:3243[B]:GLY:CA	2.22	0.52
1:S:483:GLY:HA2	1:S:773:PHE:CZ	2.45	0.52
1:S:897:HIS:HB3	1:S:899:MET:SD	2.50	0.52
2:T:2684:HIS:NE2	2:T:2711:HIS:CE1	2.77	0.52
1:V:1081:MET:HG2	1:V:1100:SER:O	2.09	0.52
1:V:1163:ALA:HB2	1:V:1205:LEU:HD21	1.90	0.52
3:X:2935[A]:ILE:CD1	3:X:2936[A]:GLU:N	2.73	0.52
3:X:2951[A]:ASP:O	3:X:2956[A]:LYS:HE2	2.09	0.52
3:X:3139[A]:LEU:CD2	3:X:3139[A]:LEU:N	2.73	0.52
3:X:3230[B]:PHE:H	3:X:3243[B]:GLY:CA	2.22	0.52

Continued on next page...

Continued from previous page...

Atom-1	Atom-2	Interatomic distance (Å)	Clash overlap (Å)
3:X:3284[B]:LYS:CE	3:X:3284[B]:LYS:CA	2.85	0.52
1:Y:142:ARG:NH1	1:Y:340:GLN:OE1	2.40	0.52
1:A:164:GLU:OE1	1:A:296:ARG:NH1	2.42	0.52
1:A:905:TRP:HE1	1:A:1083:PRO:CD	2.22	0.52
3:C:2976[B]:ALA:HB2	3:L:3253[B]:GLU:CG	2.39	0.52
3:C:3155[B]:MET:HE1	3:L:3153[B]:LYS:HD3	1.90	0.52
3:C:3180[B]:TYR:C	3:C:3183[B]:LEU:HD22	2.30	0.52
3:C:3269[A]:SER:O	3:C:3272[A]:HIS:HB2	2.09	0.52
1:D:1248:ARG:HG3	1:D:1249:TRP:N	2.24	0.52
1:D:1574:VAL:H	1:G:329:ARG:NH1	2.01	0.52
1:D:1582:ASN:HD21	1:D:1627:ARG:HE	1.57	0.52
2:E:2393:ARG:HH21	2:E:2489:ILE:HD11	1.75	0.52
2:E:2670:CYS:N	2:E:2737:CYS:SG	2.82	0.52
3:F:2951[A]:ASP:O	3:F:2956[A]:LYS:HE2	2.09	0.52
3:F:2960[B]:PHE:CD2	3:F:3157[B]:PRO:CG	2.74	0.52
3:F:2979[A]:GLN:NE2	3:F:3155[A]:MET:HE3	2.02	0.52
3:F:3115[B]:LEU:HD22	3:F:3115[B]:LEU:O	2.10	0.52
3:F:3139[A]:LEU:CD2	3:F:3139[A]:LEU:N	2.73	0.52
1:G:1070:ALA:HB3	1:G:1077:LEU:HD21	1.92	0.52
2:H:2554:PRO:HA	2:H:2555:GLU:HB2	1.90	0.52
3:I:3157[B]:PRO:CD	3:R:3153[B]:LYS:NZ	2.73	0.52
3:I:3162[B]:ASP:CA	3:R:3147[B]:GLU:OE1	2.58	0.52
3:I:3162[B]:ASP:O	3:R:3150[B]:LYS:NZ	2.36	0.52
3:I:3248[B]:LEU:HB3	3:R:2972[B]:GLY:C	2.07	0.52
3:I:3253[B]:GLU:CB	3:R:2976[B]:ALA:N	2.70	0.52
3:L:2947[A]:ALA:HA	3:L:2949[A]:LYS:HB3	1.89	0.52
3:L:3230[B]:PHE:H	3:L:3243[B]:GLY:CA	2.22	0.52
1:M:630:PHE:O	1:M:633:HIS:HB3	2.09	0.52
3:O:3014[B]:TRP:CZ3	3:O:3119[B]:HIS:ND1	2.77	0.52
3:O:3132[A]:ALA:CB	3:O:3197[A]:ILE:CD1	2.86	0.52
3:O:3139[A]:LEU:CD2	3:O:3139[A]:LEU:N	2.73	0.52
3:O:3173[B]:THR:HG22	3:O:3175[B]:TYR:H	1.73	0.52
3:O:3255[B]:PRO:CA	3:X:3161[B]:GLU:CA	2.79	0.52
1:P:1036:SER:OG	1:P:1037:ALA:N	2.41	0.52
3:R:2935[A]:ILE:CD1	3:R:2935[A]:ILE:N	2.73	0.52
3:R:3028[B]:PRO:HG2	3:R:3029[B]:LYS:CG	2.40	0.52
3:R:3092[A]:ILE:CG2	3:R:3096[A]:VAL:CG2	2.88	0.52
3:R:3147[A]:GLU:CB	3:R:3149[A]:ASN:ND2	2.73	0.52
1:S:69:HIS:NE2	9:S:2102:CUO:O2	2.43	0.52
3:U:2951[A]:ASP:O	3:U:2956[A]:LYS:HE2	2.09	0.52
1:V:329:ARG:NH1	1:Y:1582:ASN:O	2.42	0.52

Continued on next page...

Continued from previous page...

Atom-1	Atom-2	Interatomic distance (Å)	Clash overlap (Å)
1:V:1260:ARG:HD3	1:V:1331:GLU:OE1	2.10	0.52
3:X:2935[A]:ILE:CD1	3:X:2935[A]:ILE:N	2.73	0.52
3:X:3014[B]:TRP:CZ3	3:X:3119[B]:HIS:ND1	2.77	0.52
1:Y:17:ASN:HA	1:Y:20:VAL:HG12	1.90	0.52
2:Z:2603:PRO:HG2	2:Z:2606:LEU:HD12	1.91	0.52
8:O:1:NAG:H62	8:O:2:NAG:N2	2.24	0.52
4:7:1:NAG:H61	4:7:2:NAG:HN2	1.74	0.52
6:CA:1:NAG:H61	6:CA:2:NAG:C8	2.39	0.52
1:A:326:GLU:CD	1:A:326:GLU:H	2.13	0.52
3:C:2952[B]:ALA:CB	3:C:2956[B]:LYS:HB3	2.40	0.52
3:C:3014[A]:TRP:CZ3	3:C:3119[A]:HIS:ND1	2.77	0.52
1:D:137:ARG:HB2	1:D:186:VAL:O	2.10	0.52
3:F:2961[B]:HIS:HB3	3:F:3111[B]:SER:HB3	1.92	0.52
3:F:3120[B]:HIS:C	3:F:3122[B]:ASN:N	2.55	0.52
3:F:3287[B]:ILE:O	3:F:3287[B]:ILE:HG23	2.10	0.52
1:G:1234:VAL:H	2:K:2738:ALA:HA	1.74	0.52
2:H:2336:PHE:HB3	2:H:2348:THR:HG22	1.92	0.52
3:I:2970[B]:PRO:CD	3:R:2989[B]:HIS:CE1	2.93	0.52
3:I:3298[A]:ASN:CA	3:I:3299[A]:LEU:CB	2.85	0.52
3:I:3300[B]:LEU:N	3:I:3300[B]:LEU:CD2	2.73	0.52
1:J:227:ARG:NH2	1:J:297:ARG:HH22	2.07	0.52
1:J:439:LEU:HD23	1:J:509:ILE:HD12	1.91	0.52
1:J:1136:ARG:O	1:J:1141:ARG:NH1	2.43	0.52
3:L:2935[B]:ILE:CD1	3:L:2935[B]:ILE:N	2.73	0.52
3:L:3014[A]:TRP:CZ3	3:L:3119[A]:HIS:ND1	2.77	0.52
3:L:3038[A]:ILE:HG23	3:L:3040[A]:VAL:HG22	1.90	0.52
3:L:3132[A]:ALA:CB	3:L:3197[A]:ILE:CD1	2.87	0.52
3:L:3147[B]:GLU:CB	3:L:3149[B]:ASN:ND2	2.73	0.52
3:L:3151[A]:LEU:HB2	3:L:3175[A]:TYR:HE2	1.68	0.52
3:L:3269[A]:SER:O	3:L:3272[A]:HIS:HB2	2.09	0.52
3:L:3285[A]:VAL:CG2	3:L:3286[A]:THR:N	2.73	0.52
3:L:3287[A]:ILE:O	3:L:3287[A]:ILE:HG23	2.09	0.52
3:O:2977[B]:CYS:H	3:X:3153[B]:LYS:HG2	1.74	0.52
3:O:3114[A]:PRO:CD	3:O:3115[A]:LEU:N	2.72	0.52
3:O:3115[B]:LEU:HD22	3:O:3115[B]:LEU:O	2.10	0.52
3:O:3230[B]:PHE:H	3:O:3243[B]:GLY:CA	2.22	0.52
3:O:3287[B]:ILE:O	3:O:3287[B]:ILE:HG23	2.10	0.52
3:O:3300[B]:LEU:N	3:O:3300[B]:LEU:CD2	2.73	0.52
1:P:1013:ILE:HD11	1:P:1175:PHE:CD2	2.45	0.52
2:Q:2392:ASP:HB2	2:Q:2491:PRO:HG3	1.90	0.52
2:Q:2821:LEU:HD11	2:Q:2879:LEU:HG	1.92	0.52

Continued on next page...

Continued from previous page...

Atom-1	Atom-2	Interatomic distance (Å)	Clash overlap (Å)
3:R:2951[B]:ASP:O	3:R:2956[B]:LYS:HE2	2.09	0.52
3:R:3028[A]:PRO:HG2	3:R:3029[A]:LYS:CG	2.40	0.52
3:R:3285[A]:VAL:CG2	3:R:3286[A]:THR:N	2.73	0.52
3:R:3293[A]:LYS:CB	3:R:3294[A]:SER:CB	2.54	0.52
3:R:3293[B]:LYS:CG	3:R:3294[B]:SER:HB2	2.36	0.52
3:U:3135[A]:LYS:HG3	3:U:3141[A]:TYR:HE1	1.29	0.52
1:V:22:LEU:HB3	1:V:122:VAL:HG21	1.92	0.52
1:V:730:PHE:CD1	1:V:780:GLU:HA	2.44	0.52
3:X:2965[A]:LEU:HD11	3:X:2974[A]:ALA:C	2.28	0.52
1:A:1144:VAL:HG23	1:A:1194:SER:O	2.09	0.52
1:A:1195:ASP:HA	1:A:1196:ILE:CG2	2.40	0.52
3:C:2961[A]:HIS:HB3	3:C:3111[A]:SER:HB3	1.92	0.52
3:C:3107[B]:LEU:CD1	3:L:2974[B]:ALA:O	2.41	0.52
3:C:3114[A]:PRO:CD	3:C:3115[A]:LEU:N	2.72	0.52
3:C:3147[B]:GLU:CD	3:L:3169[B]:LYS:HZ2	1.91	0.52
3:C:3173[A]:THR:HG22	3:C:3175[A]:TYR:H	1.73	0.52
3:C:3176[B]:LYS:NZ	3:C:3176[B]:LYS:CB	2.73	0.52
3:C:3248[B]:LEU:CB	3:L:2972[B]:GLY:C	2.54	0.52
3:C:3293[B]:LYS:CG	3:C:3294[B]:SER:HB2	2.36	0.52
1:D:855:ARG:HD3	1:D:959:PHE:HD2	1.75	0.52
3:F:3115[A]:LEU:O	3:F:3115[A]:LEU:HD22	2.10	0.52
3:F:3139[B]:LEU:CD2	3:F:3139[B]:LEU:N	2.73	0.52
3:F:3180[B]:TYR:C	3:F:3183[B]:LEU:HD22	2.30	0.52
3:F:3287[A]:ILE:O	3:F:3287[A]:ILE:HG23	2.09	0.52
3:I:2937[B]:ASN:ND2	3:I:3006[B]:LYS:CD	2.73	0.52
3:I:2952[A]:ALA:CA	3:I:2956[A]:LYS:HB3	2.38	0.52
3:I:2952[B]:ALA:CB	3:I:2956[B]:LYS:HB3	2.40	0.52
3:I:2961[B]:HIS:HA	3:R:2975[B]:PHE:CE2	2.33	0.52
3:I:2970[B]:PRO:HD3	3:R:2989[B]:HIS:CE1	2.45	0.52
3:I:2983[B]:VAL:CG2	3:R:3162[B]:ASP:OD1	2.57	0.52
3:I:3089[A]:HIS:CE1	3:I:3119[A]:HIS:CE1	2.81	0.52
3:I:3115[A]:LEU:HD22	3:I:3115[A]:LEU:O	2.10	0.52
3:I:3135[B]:LYS:HG3	3:I:3141[B]:TYR:CD1	2.33	0.52
3:I:3180[A]:TYR:C	3:I:3183[A]:LEU:HD22	2.30	0.52
1:J:960:PHE:HD1	1:J:962:GLY:H	1.58	0.52
3:L:3038[B]:ILE:HG23	3:L:3040[B]:VAL:HG22	1.90	0.52
3:L:3115[A]:LEU:HD22	3:L:3115[A]:LEU:O	2.10	0.52
3:L:3300[A]:LEU:N	3:L:3300[A]:LEU:CD2	2.73	0.52
1:M:892:TYR:CE1	1:M:1184:MET:HG3	2.45	0.52
2:N:2270:ILE:HB	2:N:2297:HIS:CD2	2.44	0.52
3:O:3176[B]:LYS:NZ	3:O:3176[B]:LYS:CB	2.73	0.52

Continued on next page...

Continued from previous page...

Atom-1	Atom-2	Interatomic distance (Å)	Clash overlap (Å)
3:O:3183[B]:LEU:N	3:O:3184[B]:ASN:HA	2.11	0.52
2:Q:2822:LYS:HD3	2:Q:2829:CYS:HB2	1.91	0.52
2:Q:2884:LYS:HG2	2:Q:2891:LEU:HD23	1.92	0.52
3:R:2935[B]:ILE:CD1	3:R:2935[B]:ILE:N	2.73	0.52
3:R:3287[A]:ILE:O	3:R:3287[A]:ILE:HG23	2.09	0.52
3:U:3092[A]:ILE:CG2	3:U:3096[A]:VAL:CG2	2.88	0.52
3:U:3139[A]:LEU:CD2	3:U:3139[A]:LEU:N	2.73	0.52
3:U:3219[A]:LEU:N	3:U:3219[A]:LEU:CD2	2.73	0.52
3:U:3287[A]:ILE:O	3:U:3287[A]:ILE:HG23	2.09	0.52
2:W:2107:LEU:HD23	2:W:2208:PRO:HB2	1.90	0.52
3:X:2951[B]:ASP:O	3:X:2956[B]:LYS:HE2	2.09	0.52
3:X:3273[A]:LEU:HB2	3:X:3275[A]:LEU:CD1	2.34	0.52
3:X:3287[A]:ILE:O	3:X:3287[A]:ILE:HG23	2.10	0.52
1:Y:71:LEU:HD22	1:Y:266:LEU:HD21	1.91	0.52
1:Y:516:TRP:HH2	1:Y:637:VAL:HG22	1.75	0.52
1:A:1028:VAL:HA	1:A:1035:TYR:CD2	2.43	0.52
2:B:2332:PRO:HB2	2:B:2337:SER:HB2	1.91	0.52
3:C:2937[B]:ASN:ND2	3:C:3006[B]:LYS:CD	2.73	0.52
3:C:2960[B]:PHE:CD1	3:C:2960[B]:PHE:N	2.72	0.52
3:C:2968[B]:GLN:NE2	3:L:3086[B]:GLU:HB3	2.18	0.52
3:C:2972[B]:GLY:CA	3:L:3090[B]:ASN:CB	2.88	0.52
3:C:3155[B]:MET:HG2	3:L:3154[B]:PRO:C	2.30	0.52
3:C:3273[A]:LEU:HB2	3:C:3275[A]:LEU:CD1	2.34	0.52
3:F:2948[A]:ASP:CB	3:F:2949[A]:LYS:HA	2.16	0.52
3:F:2961[A]:HIS:HB3	3:F:3111[A]:SER:HB3	1.92	0.52
3:F:3014[A]:TRP:CZ3	3:F:3119[A]:HIS:ND1	2.77	0.52
3:F:3092[A]:ILE:CG2	3:F:3096[A]:VAL:CG2	2.87	0.52
3:F:3228[B]:VAL:HG23	3:F:3228[B]:VAL:O	2.10	0.52
1:G:387:ASN:OD1	1:G:387:ASN:N	2.40	0.52
1:G:1286:ARG:HG3	1:G:1337:ARG:NH2	2.25	0.52
2:H:2811:HIS:HB3	2:H:2847:HIS:HD2	1.75	0.52
2:H:2903:TYR:HH	3:I:2932[A]:PRO:HD2	1.74	0.52
3:I:3028[A]:PRO:HG2	3:I:3029[A]:LYS:CG	2.40	0.52
1:J:95:THR:O	1:J:153:ASN:ND2	2.43	0.52
1:J:217:PHE:O	1:J:220:TRP:HB3	2.10	0.52
1:J:695:TYR:H	1:J:695:TYR:HD1	1.56	0.52
1:J:729:VAL:HG11	1:J:785:LEU:HD12	1.92	0.52
1:J:1018:ILE:HA	1:J:1021:LEU:HB2	1.91	0.52
1:J:1182:ASN:O	1:J:1182:ASN:ND2	2.43	0.52
2:K:2571:ARG:NH1	2:K:2771:TYR:HB3	2.25	0.52
3:L:2945[A]:VAL:HG22	3:L:2954[A]:TYR:HB2	1.91	0.52

Continued on next page...

Continued from previous page...

Atom-1	Atom-2	Interatomic distance (Å)	Clash overlap (Å)
3:L:2961[B]:HIS:HB3	3:L:3111[B]:SER:HB3	1.91	0.52
3:L:3096[B]:VAL:HG11	3:L:3115[B]:LEU:HD12	1.89	0.52
2:N:2394:VAL:HG11	2:N:2451:LEU:HD12	1.90	0.52
3:O:2945[A]:VAL:HG22	3:O:2954[A]:TYR:HB2	1.91	0.52
3:O:2970[B]:PRO:O	3:X:2989[B]:HIS:HB2	2.10	0.52
3:O:3307[B]:PHE:HE1	3:O:3309[B]:PRO:CG	2.08	0.52
1:P:724:LYS:HA	1:P:728:ARG:NH1	2.25	0.52
2:Q:2692:LYS:HE2	2:Q:2700:PHE:HE2	1.74	0.52
2:Q:2800:LYS:O	3:R:3023[A]:ILE:HD13	2.02	0.52
3:R:2933[A]:SER:CB	3:R:2936[A]:GLU:CB	2.86	0.52
3:R:3139[B]:LEU:CD2	3:R:3139[B]:LEU:N	2.73	0.52
3:R:3300[B]:LEU:N	3:R:3300[B]:LEU:CD2	2.73	0.52
1:S:142:ARG:O	1:S:145:GLN:NE2	2.42	0.52
3:U:3066[B]:TYR:CE1	3:U:3193[B]:HIS:CE1	2.98	0.52
3:X:2933[A]:SER:CB	3:X:2936[A]:GLU:CB	2.85	0.52
3:X:3014[A]:TRP:CZ3	3:X:3119[A]:HIS:ND1	2.77	0.52
3:X:3038[A]:ILE:HG23	3:X:3040[A]:VAL:HG22	1.90	0.52
3:X:3115[A]:LEU:HD22	3:X:3115[A]:LEU:O	2.10	0.52
3:X:3115[B]:LEU:O	3:X:3115[B]:LEU:HD22	2.10	0.52
1:Y:865:LYS:HG3	1:Y:871:GLN:HG3	1.92	0.52
1:A:1017:HIS:O	1:A:1021:LEU:HG	2.08	0.52
3:C:2935[A]:ILE:CD1	3:C:2936[A]:GLU:N	2.73	0.52
3:C:3092[B]:ILE:CG2	3:C:3096[B]:VAL:CG2	2.88	0.52
3:C:3139[A]:LEU:CD2	3:C:3139[A]:LEU:N	2.73	0.52
3:C:3230[B]:PHE:H	3:C:3243[B]:GLY:CA	2.22	0.52
3:C:3269[B]:SER:O	3:C:3272[B]:HIS:HB2	2.09	0.52
3:C:3287[B]:ILE:O	3:C:3287[B]:ILE:HG23	2.10	0.52
1:D:109:LEU:HD21	2:H:2635:TYR:HB2	1.91	0.52
1:D:972:SER:HA	1:D:1028:VAL:HG22	1.92	0.52
3:F:2935[B]:ILE:CD1	3:F:2935[B]:ILE:N	2.73	0.52
3:F:2969[A]:TYR:CE2	3:F:2970[A]:PRO:CG	2.86	0.52
1:G:125:SER:OG	1:G:127:GLU:OE2	2.27	0.52
1:G:1299:GLN:HB2	1:G:1311:CYS:SG	2.50	0.52
3:I:2965[A]:LEU:HD11	3:I:2974[A]:ALA:C	2.28	0.52
3:I:2965[B]:LEU:HA	3:R:3253[B]:GLU:CD	2.30	0.52
3:I:3115[B]:LEU:HD22	3:I:3115[B]:LEU:O	2.10	0.52
3:I:3132[A]:ALA:CB	3:I:3197[A]:ILE:CD1	2.86	0.52
3:I:3160[B]:SER:CB	3:R:2982[B]:MET:CB	2.88	0.52
3:I:3176[B]:LYS:NZ	3:I:3176[B]:LYS:CB	2.73	0.52
3:I:3269[A]:SER:O	3:I:3272[A]:HIS:HB2	2.09	0.52
3:I:3275[B]:LEU:N	3:I:3275[B]:LEU:CD1	2.73	0.52

Continued on next page...

Continued from previous page...

Atom-1	Atom-2	Interatomic distance (Å)	Clash overlap (Å)
1:J:980:TYR:HE1	1:J:1021:LEU:HD13	1.74	0.52
2:K:2172:ILE:HG13	2:K:2173:VAL:HG13	1.92	0.52
3:L:2952[A]:ALA:CB	3:L:2956[A]:LYS:HB3	2.40	0.52
3:L:3028[A]:PRO:HG2	3:L:3029[A]:LYS:CG	2.40	0.52
3:L:3028[B]:PRO:HG2	3:L:3029[B]:LYS:CG	2.40	0.52
3:L:3269[B]:SER:O	3:L:3272[B]:HIS:HB2	2.09	0.52
3:L:3293[B]:LYS:CG	3:L:3294[B]:SER:HB2	2.36	0.52
1:M:1583:CYS:SG	1:M:1584:GLY:N	2.80	0.52
3:O:2935[B]:ILE:CD1	3:O:2936[B]:GLU:N	2.73	0.52
1:P:468:CYS:SG	1:P:669:LYS:HB3	2.50	0.52
3:R:2937[A]:ASN:ND2	3:R:3006[A]:LYS:CD	2.73	0.52
3:R:3014[A]:TRP:CZ3	3:R:3119[A]:HIS:ND1	2.77	0.52
3:R:3139[A]:LEU:CD2	3:R:3139[A]:LEU:N	2.73	0.52
3:R:3147[B]:GLU:CB	3:R:3149[B]:ASN:ND2	2.73	0.52
3:R:3176[B]:LYS:NZ	3:R:3176[B]:LYS:CB	2.73	0.52
3:R:3228[B]:VAL:CG2	3:R:3245[B]:PHE:CE2	2.89	0.52
3:R:3300[A]:LEU:N	3:R:3300[A]:LEU:CD2	2.73	0.52
2:T:2403:PHE:CZ	2:T:2480:LEU:HD21	2.45	0.52
3:U:3275[A]:LEU:N	3:U:3275[A]:LEU:CD1	2.73	0.52
1:V:563:ILE:HG22	1:V:565:GLU:HG3	1.91	0.52
2:W:2627:GLY:HA3	2:W:2703:PHE:O	2.09	0.52
3:X:2935[B]:ILE:CD1	3:X:2936[B]:GLU:N	2.73	0.52
3:X:2952[A]:ALA:CA	3:X:2956[A]:LYS:HB3	2.38	0.52
3:X:3028[A]:PRO:HG2	3:X:3029[A]:LYS:CG	2.40	0.52
3:X:3096[A]:VAL:HG11	3:X:3115[A]:LEU:HD12	1.89	0.52
3:X:3180[B]:TYR:C	3:X:3183[B]:LEU:HD22	2.30	0.52
3:X:3287[B]:ILE:O	3:X:3287[B]:ILE:HG23	2.10	0.52
3:X:3300[B]:LEU:N	3:X:3300[B]:LEU:CD2	2.73	0.52
1:Y:904:HIS:HB3	1:Y:1105:VAL:HG21	1.91	0.52
1:Y:904:HIS:O	1:Y:907:ARG:HB3	2.10	0.52
1:Y:914:GLU:OE1	1:Y:926:LEU:N	2.39	0.52
1:Y:1000:GLU:HG2	1:Y:1133:ILE:HG23	1.91	0.52
1:Y:1301:PRO:HA	1:Y:1308:VAL:HA	1.92	0.52
2:Z:2595:TRP:HE1	2:Z:2710:HIS:HD2	1.57	0.52
1:A:198:GLU:OE1	1:A:198:GLU:N	2.36	0.52
1:A:996:ILE:HG23	1:A:1133:ILE:HG22	1.90	0.52
1:A:1414:THR:HG23	1:A:1477:LEU:HD13	1.91	0.52
3:C:2935[B]:ILE:CD1	3:C:2936[B]:GLU:N	2.73	0.52
3:C:3028[B]:PRO:HG2	3:C:3029[B]:LYS:CG	2.40	0.52
3:C:3256[B]:TRP:CE2	3:L:2965[B]:LEU:CA	2.93	0.52
3:C:3275[B]:LEU:N	3:C:3275[B]:LEU:CD1	2.73	0.52

Continued on next page...

Continued from previous page...

Atom-1	Atom-2	Interatomic distance (Å)	Clash overlap (Å)
3:C:3284[B]:LYS:CE	3:C:3284[B]:LYS:CA	2.85	0.52
3:C:3285[B]:VAL:CG2	3:C:3286[B]:THR:N	2.73	0.52
3:C:3287[A]:ILE:O	3:C:3287[A]:ILE:HG23	2.09	0.52
3:C:3300[A]:LEU:N	3:C:3300[A]:LEU:CD2	2.73	0.52
3:C:3300[B]:LEU:N	3:C:3300[B]:LEU:CD2	2.73	0.52
1:D:439:LEU:HD23	1:D:509:ILE:HD12	1.91	0.52
1:D:1582:ASN:ND2	1:D:1627:ARG:HE	2.07	0.52
2:E:2181:THR:HB	2:E:2374:ASN:H	1.73	0.52
3:F:2952[A]:ALA:CA	3:F:2956[A]:LYS:HB3	2.38	0.52
3:F:3147[A]:GLU:CB	3:F:3149[A]:ASN:ND2	2.73	0.52
3:F:3180[A]:TYR:C	3:F:3183[A]:LEU:HD22	2.30	0.52
3:F:3196[A]:THR:CA	3:F:3199[A]:GLN:OE1	2.58	0.52
3:F:3228[A]:VAL:O	3:F:3228[A]:VAL:HG23	2.10	0.52
3:F:3230[B]:PHE:H	3:F:3243[B]:GLY:CA	2.22	0.52
1:G:237:LEU:HB2	1:G:820:VAL:HB	1.92	0.52
3:I:2967[B]:CYS:N	3:R:3256[B]:TRP:CD1	2.59	0.52
3:I:2989[B]:HIS:CD2	3:R:2970[B]:PRO:CB	2.92	0.52
3:I:3139[A]:LEU:CD2	3:I:3139[A]:LEU:N	2.73	0.52
3:I:3147[B]:GLU:CB	3:I:3149[B]:ASN:ND2	2.73	0.52
3:I:3284[A]:LYS:CE	3:I:3284[A]:LYS:CA	2.85	0.52
1:J:121:ASN:HD22	1:J:124:TYR:H	1.57	0.52
1:J:1441:SER:OG	1:J:1442:MET:N	2.41	0.52
3:L:3092[A]:ILE:CG2	3:L:3096[A]:VAL:CG2	2.88	0.52
3:L:3114[A]:PRO:CD	3:L:3115[A]:LEU:N	2.72	0.52
3:L:3219[B]:LEU:N	3:L:3219[B]:LEU:CD2	2.73	0.52
3:L:3228[B]:VAL:O	3:L:3228[B]:VAL:HG23	2.10	0.52
1:M:873:VAL:HA	1:M:876:PHE:CD1	2.45	0.52
1:M:965:ASP:N	1:M:966:SER:HA	2.24	0.52
2:N:2179:ASP:HA	2:N:2300:ASN:ND2	2.24	0.52
3:O:2933[B]:SER:CB	3:O:2936[B]:GLU:CB	2.85	0.52
3:O:2952[A]:ALA:CB	3:O:2956[A]:LYS:HB3	2.40	0.52
3:O:2961[A]:HIS:HB3	3:O:3111[A]:SER:HB3	1.92	0.52
3:O:2965[B]:LEU:HD11	3:O:2974[B]:ALA:C	2.28	0.52
3:O:3153[B]:LYS:CG	3:X:3176[B]:LYS:HZ1	2.22	0.52
3:O:3176[A]:LYS:NZ	3:O:3176[A]:LYS:CB	2.73	0.52
3:O:3285[A]:VAL:CG2	3:O:3286[A]:THR:N	2.73	0.52
1:S:110:PHE:N	1:S:119:LYS:O	2.37	0.52
1:S:972:SER:HA	1:S:1028:VAL:HG22	1.92	0.52
2:T:2394:VAL:HG11	2:T:2451:LEU:HD12	1.91	0.52
2:T:2825:ILE:HG22	2:T:2863:ARG:NH2	2.24	0.52
3:U:2952[B]:ALA:CB	3:U:2956[B]:LYS:HB3	2.40	0.52

Continued on next page...

Continued from previous page...

Atom-1	Atom-2	Interatomic distance (Å)	Clash overlap (Å)
3:U:2961[A]:HIS:HB3	3:U:3111[A]:SER:HB3	1.92	0.52
3:U:3183[B]:LEU:N	3:U:3184[B]:ASN:HA	2.12	0.52
1:V:22:LEU:HD12	1:V:25:MET:HG2	1.92	0.52
1:V:945:ALA:O	1:V:957:ASN:ND2	2.43	0.52
1:V:993:ASN:OD1	1:V:1136:ARG:NH2	2.23	0.52
2:W:2184:MET:HE3	2:W:2231:LEU:HD11	1.91	0.52
3:X:2952[B]:ALA:CB	3:X:2956[B]:LYS:HB3	2.40	0.52
1:Y:1470:GLU:OE2	1:Y:1473:ARG:NH1	2.43	0.52
1:A:885:SER:HB2	1:A:886:PRO:HA	1.91	0.52
1:A:973:ARG:O	1:A:1028:VAL:HG13	2.10	0.52
3:C:2935[A]:ILE:CD1	3:C:2935[A]:ILE:N	2.73	0.52
3:C:3115[B]:LEU:HD22	3:C:3115[B]:LEU:O	2.10	0.52
3:C:3147[B]:GLU:CB	3:C:3149[B]:ASN:ND2	2.73	0.52
3:C:3180[A]:TYR:C	3:C:3183[A]:LEU:HD22	2.30	0.52
1:D:1470:GLU:HB3	1:D:1537:ILE:CD1	2.40	0.52
1:D:1604:ASP:OD1	1:D:1605:ARG:NH1	2.43	0.52
2:E:2156:ARG:HD2	2:E:2357:VAL:HG12	1.91	0.52
2:E:2509:ILE:HD11	2:E:2605:LEU:HD23	1.92	0.52
2:E:2568:HIS:HD2	2:E:2718:TRP:CH2	2.28	0.52
3:F:3028[A]:PRO:HG2	3:F:3029[A]:LYS:CG	2.40	0.52
3:F:3042[A]:ASP:N	3:F:3042[A]:ASP:OD2	2.41	0.52
3:F:3291[A]:ASP:OD2	3:F:3293[A]:LYS:NZ	2.43	0.52
1:G:564:ASP:HB3	1:G:610:THR:HA	1.92	0.52
3:I:3014[B]:TRP:CZ3	3:I:3119[B]:HIS:ND1	2.77	0.52
3:I:3028[B]:PRO:HG2	3:I:3029[B]:LYS:CG	2.40	0.52
2:K:2800:LYS:HB3	3:L:3023[A]:ILE:CD1	2.39	0.52
3:L:2952[B]:ALA:N	3:L:2953[B]:GLY:HA2	2.06	0.52
3:L:2952[B]:ALA:CA	3:L:2956[B]:LYS:HB3	2.38	0.52
3:L:3019[A]:HIS:CD2	3:L:3019[A]:HIS:N	2.75	0.52
3:L:3139[A]:LEU:CD2	3:L:3139[A]:LEU:N	2.73	0.52
3:L:3147[A]:GLU:CB	3:L:3149[A]:ASN:ND2	2.73	0.52
1:M:293:LEU:O	1:M:296:ARG:HG2	2.10	0.52
1:M:480:CYS:SG	1:M:621:LEU:HD11	2.49	0.52
1:M:885:SER:HB3	1:M:886:PRO:HA	1.92	0.52
3:O:2935[B]:ILE:CD1	3:O:2935[B]:ILE:N	2.73	0.52
3:O:2952[A]:ALA:HB3	3:O:2954[A]:TYR:N	2.17	0.52
3:O:2965[B]:LEU:O	3:X:3254[B]:MET:HE1	2.10	0.52
3:O:2971[B]:ASP:CG	3:O:2973[B]:THR:HG1	2.12	0.52
3:O:2975[B]:PHE:CD1	3:X:3158[B]:PHE:N	2.60	0.52
3:O:3102[B]:TYR:HA	3:X:2971[B]:ASP:HA	1.86	0.52
3:O:3253[B]:GLU:OE2	3:X:3161[B]:GLU:OE1	2.26	0.52

Continued on next page...

Continued from previous page...

Atom-1	Atom-2	Interatomic distance (Å)	Clash overlap (Å)
1:P:11:THR:HG22	1:P:13:ASP:H	1.75	0.52
1:P:517:THR:HG21	1:P:708:PHE:HE1	1.74	0.52
3:R:3115[A]:LEU:O	3:R:3115[A]:LEU:HD22	2.10	0.52
3:R:3147[A]:GLU:CG	3:R:3149[A]:ASN:ND2	2.73	0.52
3:R:3307[B]:PHE:HE1	3:R:3309[B]:PRO:CG	2.08	0.52
1:S:954:ALA:O	1:S:956:PRO:HD3	2.09	0.52
2:T:2606:LEU:HD21	2:T:2709:VAL:HG21	1.92	0.52
3:U:3028[A]:PRO:HG2	3:U:3029[A]:LYS:CG	2.40	0.52
3:U:3028[B]:PRO:HG2	3:U:3029[B]:LYS:CG	2.40	0.52
1:V:929:TRP:O	1:V:1048:ASN:ND2	2.43	0.52
3:X:3176[A]:LYS:N	3:X:3176[A]:LYS:CE	2.73	0.52
3:X:3176[B]:LYS:NZ	3:X:3176[B]:LYS:CB	2.73	0.52
3:X:3219[B]:LEU:N	3:X:3219[B]:LEU:CD2	2.73	0.52
3:X:3269[B]:SER:O	3:X:3272[B]:HIS:HB2	2.09	0.52
2:Z:2359:ASN:OD1	2:Z:2359:ASN:N	2.43	0.52
1:A:941:LEU:HD11	1:A:959:PHE:HD2	1.75	0.51
3:C:3092[A]:ILE:CG2	3:C:3096[A]:VAL:CG2	2.88	0.51
3:C:3114[B]:PRO:CD	3:C:3115[B]:LEU:N	2.72	0.51
3:C:3147[B]:GLU:OE2	3:L:3163[B]:ASN:O	2.27	0.51
2:E:2808:PHE:CE2	2:E:2899:PRO:HG3	2.45	0.51
3:F:2935[A]:ILE:CD1	3:F:2935[A]:ILE:N	2.73	0.51
3:F:3066[B]:TYR:CE1	3:F:3193[B]:HIS:CE1	2.98	0.51
3:F:3147[B]:GLU:CB	3:F:3149[B]:ASN:ND2	2.73	0.51
3:F:3176[B]:LYS:N	3:F:3176[B]:LYS:CE	2.73	0.51
1:G:22:LEU:HD12	1:G:25:MET:HG2	1.92	0.51
1:G:1072:CYS:HA	2:K:2902:ILE:HG22	1.92	0.51
2:H:2161:GLN:NE2	2:H:2345:ASN:OD1	2.43	0.51
3:I:3139[B]:LEU:CD2	3:I:3139[B]:LEU:N	2.73	0.51
3:I:3147[A]:GLU:CB	3:I:3149[A]:ASN:ND2	2.73	0.51
3:I:3147[B]:GLU:CG	3:I:3149[B]:ASN:ND2	2.73	0.51
3:I:3196[B]:THR:CA	3:I:3199[B]:GLN:OE1	2.58	0.51
3:I:3275[A]:LEU:N	3:I:3275[A]:LEU:CD1	2.73	0.51
1:J:61:GLY:HA2	1:J:354:PHE:CE1	2.45	0.51
1:J:473:ALA:HB3	1:M:1639:LYS:HE3	1.92	0.51
1:J:1046:HIS:HA	1:J:1049:VAL:HB	1.92	0.51
2:K:2512:LEU:HD11	2:K:2591:PRO:HG3	1.91	0.51
2:K:2551:PRO:HD3	2:K:2751:TRP:CH2	2.45	0.51
3:L:2951[B]:ASP:O	3:L:2956[B]:LYS:HE2	2.10	0.51
3:L:2988[B]:TRP:HE3	3:L:2989[B]:HIS:CE1	2.25	0.51
3:L:3101[A]:PRO:HG2	3:L:3102[A]:TYR:CD1	2.46	0.51
3:L:3176[A]:LYS:H	3:L:3176[A]:LYS:CE	2.17	0.51

Continued on next page...

Continued from previous page...

Atom-1	Atom-2	Interatomic distance (Å)	Clash overlap (Å)
3:L:3180[A]:TYR:C	3:L:3183[A]:LEU:HD22	2.30	0.51
3:L:3180[B]:TYR:C	3:L:3183[B]:LEU:HD22	2.30	0.51
3:L:3230[A]:PHE:H	3:L:3243[A]:GLY:CA	2.22	0.51
1:M:1262:ASN:OD1	1:M:1263:LEU:N	2.43	0.51
1:M:1315:GLY:HA3	1:M:1601:TRP:CB	2.40	0.51
1:M:1427:HIS:CE1	1:M:1457:HIS:CE1	2.98	0.51
1:M:1458:HIS:NE2	9:M:2105:CUO:O1	2.43	0.51
1:M:1493:MET:HG2	1:M:1511:SER:O	2.10	0.51
2:N:2128:LEU:HD13	2:N:2286:HIS:CG	2.45	0.51
3:O:3092[B]:ILE:CG2	3:O:3096[B]:VAL:CG2	2.88	0.51
3:O:3101[A]:PRO:HG2	3:O:3102[A]:TYR:CD1	2.46	0.51
3:O:3147[B]:GLU:CB	3:O:3149[B]:ASN:ND2	2.73	0.51
3:O:3180[A]:TYR:C	3:O:3183[A]:LEU:HD22	2.30	0.51
1:P:37:ILE:HD13	1:P:75:GLN:HG3	1.91	0.51
3:R:2935[A]:ILE:CD1	3:R:2936[A]:GLU:N	2.73	0.51
3:R:3219[B]:LEU:N	3:R:3219[B]:LEU:CD2	2.73	0.51
1:S:419:THR:O	1:S:1062:PHE:HE1	1.93	0.51
1:S:928:TYR:HB2	1:S:1048:ASN:HB2	1.91	0.51
3:U:2935[B]:ILE:CD1	3:U:2936[B]:GLU:N	2.73	0.51
3:U:3285[A]:VAL:CG2	3:U:3286[A]:THR:N	2.73	0.51
1:V:1411:PHE:O	1:V:1475:ARG:NH2	2.41	0.51
1:V:1421:VAL:HG23	1:V:1422:HIS:HD1	1.75	0.51
3:X:3101[B]:PRO:HG2	3:X:3102[B]:TYR:CD1	2.46	0.51
3:X:3139[B]:LEU:CD2	3:X:3139[B]:LEU:N	2.73	0.51
1:Y:422:LEU:HD13	1:Y:696:GLN:HG2	1.90	0.51
2:Z:2605:LEU:O	2:Z:2622:ASN:ND2	2.40	0.51
4:7:1:NAG:C6	4:7:2:NAG:N2	2.73	0.51
4:MA:1:NAG:C6	4:MA:2:NAG:C1	2.86	0.51
2:B:2168:ARG:NH2	2:E:2515:ARG:HD2	2.26	0.51
3:C:2952[A]:ALA:CB	3:C:2956[A]:LYS:HB3	2.40	0.51
3:C:3096[A]:VAL:HG11	3:C:3115[A]:LEU:HD12	1.89	0.51
2:E:2234:GLN:HG3	2:E:2235:PRO:HD2	1.91	0.51
2:E:2265:ILE:HD11	2:E:2400:LEU:CD1	2.40	0.51
3:F:2937[B]:ASN:ND2	3:F:3006[B]:LYS:CD	2.73	0.51
3:F:2979[A]:GLN:CG	3:F:3155[A]:MET:HE2	2.32	0.51
3:F:3092[B]:ILE:CG2	3:F:3096[B]:VAL:CG2	2.88	0.51
3:F:3176[A]:LYS:N	3:F:3176[A]:LYS:CE	2.73	0.51
1:G:979:LEU:HB3	1:G:980:TYR:CD2	2.44	0.51
3:I:2952[A]:ALA:CB	3:I:2956[A]:LYS:HB3	2.40	0.51
3:I:3150[B]:LYS:HD2	3:R:3160[B]:SER:CB	2.39	0.51
3:I:3153[B]:LYS:HD2	3:R:3155[B]:MET:C	2.31	0.51

Continued on next page...

Continued from previous page...

Atom-1	Atom-2	Interatomic distance (Å)	Clash overlap (Å)
3:I:3188[B]:ASP:N	3:I:3188[B]:ASP:OD2	2.36	0.51
1:J:1171:LYS:HG2	1:J:1173:GLY:H	1.75	0.51
3:L:2935[A]:ILE:CD1	3:L:2935[A]:ILE:N	2.73	0.51
3:L:3176[A]:LYS:NZ	3:L:3176[A]:LYS:CB	2.73	0.51
3:L:3291[B]:ASP:OD2	3:L:3293[B]:LYS:NZ	2.43	0.51
1:M:1335:LEU:HD23	1:M:1339:SER:HA	1.92	0.51
2:N:2172:ILE:HG13	2:N:2173:VAL:HG13	1.92	0.51
3:O:2968[B]:GLN:HB3	3:X:2979[B]:GLN:CB	2.39	0.51
3:O:3019[B]:HIS:CD2	3:O:3019[B]:HIS:N	2.75	0.51
3:O:3101[B]:PRO:HG2	3:O:3102[B]:TYR:CD1	2.45	0.51
3:O:3114[B]:PRO:CD	3:O:3115[B]:LEU:N	2.72	0.51
3:O:3273[A]:LEU:O	3:O:3275[A]:LEU:HD12	2.11	0.51
3:O:3293[A]:LYS:CG	3:O:3294[A]:SER:HB2	2.36	0.51
1:P:607:HIS:HE2	1:P:634:HIS:CE1	2.28	0.51
1:P:1400:ASN:ND2	1:P:1433:TRP:HZ3	2.07	0.51
3:R:2952[B]:ALA:CA	3:R:2956[B]:LYS:HB3	2.38	0.51
2:T:2622:ASN:HB3	2:T:2625:LEU:HD12	1.93	0.51
3:U:3115[A]:LEU:HD22	3:U:3115[A]:LEU:O	2.10	0.51
3:U:3139[B]:LEU:CD2	3:U:3139[B]:LEU:N	2.73	0.51
3:U:3176[A]:LYS:H	3:U:3176[A]:LYS:CE	2.17	0.51
3:U:3228[A]:VAL:CG2	3:U:3245[A]:PHE:CE2	2.89	0.51
3:U:3275[B]:LEU:N	3:U:3275[B]:LEU:CD1	2.73	0.51
3:U:3284[A]:LYS:CE	3:U:3284[A]:LYS:CA	2.85	0.51
3:U:3287[B]:ILE:O	3:U:3287[B]:ILE:HG23	2.09	0.51
3:U:3298[A]:ASN:HA	3:U:3299[A]:LEU:HB3	1.87	0.51
3:U:3300[A]:LEU:N	3:U:3300[A]:LEU:CD2	2.73	0.51
2:W:2476:LEU:HD22	4:HA:2:NAG:H81	1.92	0.51
2:W:2823:ILE:HD13	2:W:2856:ILE:HG21	1.91	0.51
3:X:3147[A]:GLU:CB	3:X:3149[A]:ASN:ND2	2.73	0.51
3:X:3176[A]:LYS:NZ	3:X:3176[A]:LYS:CB	2.73	0.51
3:X:3273[B]:LEU:O	3:X:3275[B]:LEU:HD12	2.11	0.51
3:X:3300[A]:LEU:N	3:X:3300[A]:LEU:CD2	2.73	0.51
1:Y:7:VAL:HG23	1:Y:91:TYR:O	2.10	0.51
2:Z:2651:GLN:CD	2:Z:2651:GLN:H	2.13	0.51
1:A:300:ALA:HB2	1:A:406:PRO:HD3	1.92	0.51
1:A:989:THR:OG1	1:A:990:HIS:N	2.44	0.51
1:A:1245:GLU:OE1	1:A:1246:GLY:N	2.28	0.51
2:B:2569:TRP:O	2:B:2572:VAL:HG23	2.10	0.51
3:C:2945[A]:VAL:HG22	3:C:2954[A]:TYR:HB2	1.91	0.51
3:C:2965[A]:LEU:HD11	3:C:2974[A]:ALA:C	2.28	0.51
3:C:3157[B]:PRO:HA	3:L:2982[B]:MET:SD	2.50	0.51

Continued on next page...

Continued from previous page...

Atom-1	Atom-2	Interatomic distance (Å)	Clash overlap (Å)
3:C:3230[A]:PHE:H	3:C:3243[A]:GLY:CA	2.22	0.51
1:D:157:GLU:OE2	1:D:296:ARG:NH2	2.43	0.51
1:D:329:ARG:HD3	1:G:1583:CYS:H	1.76	0.51
1:D:1018:ILE:HD12	1:D:1045:HIS:CD2	2.45	0.51
1:D:1129:LEU:O	1:D:1133:ILE:HG12	2.11	0.51
1:D:1421:VAL:HG23	1:D:1422:HIS:HD1	1.75	0.51
2:E:2179:ASP:HA	2:E:2300:ASN:ND2	2.26	0.51
2:E:2798:GLN:O	2:E:2803:ARG:NH1	2.44	0.51
3:F:2952[B]:ALA:CB	3:F:2956[B]:LYS:HB3	2.40	0.51
3:F:2960[A]:PHE:CD2	3:F:3157[A]:PRO:CG	2.74	0.51
3:F:3275[A]:LEU:N	3:F:3275[A]:LEU:CD1	2.73	0.51
3:F:3285[A]:VAL:CG2	3:F:3286[A]:THR:N	2.73	0.51
3:F:3300[B]:LEU:N	3:F:3300[B]:LEU:CD2	2.73	0.51
1:G:1102:PRO:HA	1:G:1105:VAL:HG22	1.91	0.51
1:G:1558:LEU:HD13	2:K:2440:ASP:HA	1.92	0.51
2:H:2275:GLY:HA3	2:H:2283:ASN:HB2	1.93	0.51
2:H:2568:HIS:ND1	2:H:2765:PRO:HB3	2.24	0.51
2:H:2738:ALA:HB2	1:J:1233:SER:HA	1.92	0.51
3:I:2945[B]:VAL:HG22	3:I:2954[B]:TYR:HB2	1.91	0.51
3:I:2961[B]:HIS:HB3	3:I:3111[B]:SER:HB3	1.92	0.51
3:I:2972[B]:GLY:N	3:R:3089[B]:HIS:CD2	2.78	0.51
3:I:2973[B]:THR:OG1	3:R:3093[B]:HIS:CD2	2.64	0.51
3:I:3101[B]:PRO:HG2	3:I:3102[B]:TYR:CD1	2.46	0.51
3:I:3157[B]:PRO:HD3	3:R:3254[B]:MET:HE2	1.91	0.51
3:I:3176[A]:LYS:NZ	3:I:3176[A]:LYS:CB	2.73	0.51
3:I:3254[B]:MET:CB	3:R:2966[B]:SER:CB	2.88	0.51
3:I:3285[A]:VAL:CG2	3:I:3286[A]:THR:N	2.73	0.51
3:I:3291[A]:ASP:OD2	3:I:3293[A]:LYS:NZ	2.43	0.51
1:J:424:PHE:HB2	1:J:1128:GLN:HE22	1.75	0.51
1:J:493:LEU:HD12	1:J:668:MET:HG3	1.92	0.51
1:J:550:ILE:N	1:J:557:VAL:O	2.30	0.51
3:L:3115[B]:LEU:HD22	3:L:3115[B]:LEU:O	2.10	0.51
3:L:3287[B]:ILE:O	3:L:3287[B]:ILE:HG23	2.10	0.51
1:M:1229:LYS:HD2	1:M:1229:LYS:H	1.76	0.51
1:M:1242:ASN:OD1	1:M:1244:GLY:N	2.40	0.51
2:N:2901:LEU:HB2	1:P:1074:ILE:HB	1.91	0.51
3:O:3028[A]:PRO:HG2	3:O:3029[A]:LYS:CG	2.40	0.51
3:O:3269[B]:SER:O	3:O:3272[B]:HIS:HB2	2.09	0.51
2:Q:2830:GLN:HB2	2:Q:2863:ARG:NH1	2.25	0.51
3:R:3180[A]:TYR:C	3:R:3183[A]:LEU:HD22	2.30	0.51
3:U:2933[A]:SER:CB	3:U:2936[A]:GLU:CB	2.86	0.51

Continued on next page...

Continued from previous page...

Atom-1	Atom-2	Interatomic distance (Å)	Clash overlap (Å)
3:U:2935[A]:ILE:CD1	3:U:2935[A]:ILE:N	2.73	0.51
3:U:2937[A]:ASN:ND2	3:U:3006[A]:LYS:CD	2.73	0.51
3:U:2937[B]:ASN:ND2	3:U:3006[B]:LYS:CD	2.73	0.51
3:U:3114[A]:PRO:CD	3:U:3115[A]:LEU:N	2.72	0.51
3:U:3115[B]:LEU:HD22	3:U:3115[B]:LEU:O	2.10	0.51
3:U:3180[B]:TYR:C	3:U:3183[B]:LEU:HD22	2.30	0.51
3:U:3293[A]:LYS:CG	3:U:3294[A]:SER:HB2	2.36	0.51
1:V:210:HIS:HA	1:V:213:VAL:HG22	1.92	0.51
1:V:1582:ASN:CB	1:V:1583:CYS:HB2	2.28	0.51
3:X:3298[B]:ASN:CA	3:X:3299[B]:LEU:CB	2.85	0.51
1:Y:639:ARG:HB2	1:Y:703:TYR:CE1	2.46	0.51
1:A:473:ALA:H	1:A:474:LEU:HD23	1.76	0.51
1:A:571:PRO:O	1:A:573:LYS:NZ	2.44	0.51
1:A:946:GLU:HA	1:A:955:LYS:HB3	1.93	0.51
3:C:2975[B]:PHE:CE1	3:L:3107[B]:LEU:HD12	2.39	0.51
3:C:2984[B]:THR:CB	3:L:3154[B]:PRO:HG2	2.40	0.51
3:C:3028[A]:PRO:HG2	3:C:3029[A]:LYS:CG	2.40	0.51
3:C:3255[B]:PRO:CD	3:L:2961[B]:HIS:C	2.78	0.51
3:C:3273[A]:LEU:O	3:C:3275[A]:LEU:HD12	2.11	0.51
1:D:1055:THR:HG21	1:D:1121:LEU:HD13	1.91	0.51
1:D:1407:THR:HG22	1:D:1426:LEU:HD21	1.93	0.51
3:F:2935[B]:ILE:CD1	3:F:2936[B]:GLU:N	2.73	0.51
3:F:2952[A]:ALA:CB	3:F:2956[A]:LYS:HB3	2.40	0.51
3:F:2952[B]:ALA:CA	3:F:2956[B]:LYS:HB3	2.38	0.51
3:F:2962[A]:GLY:N	3:F:3111[A]:SER:OG	2.44	0.51
3:F:3101[B]:PRO:HG2	3:F:3102[B]:TYR:CD1	2.46	0.51
3:F:3132[B]:ALA:HB1	3:F:3197[B]:ILE:HD13	1.89	0.51
3:F:3273[A]:LEU:O	3:F:3275[A]:LEU:HD12	2.11	0.51
1:G:865:LYS:NZ	1:G:966:SER:OG	2.43	0.51
1:G:1059:LEU:HD13	1:G:1063:ARG:HH21	1.74	0.51
2:H:2457:LYS:HZ1	1:J:1206:HIS:HB3	1.75	0.51
3:I:2965[B]:LEU:HD11	3:I:2974[B]:ALA:C	2.29	0.51
3:I:2985[B]:PHE:HE2	3:R:2968[B]:GLN:O	1.93	0.51
3:I:3219[B]:LEU:N	3:I:3219[B]:LEU:CD2	2.73	0.51
3:I:3285[B]:VAL:CG2	3:I:3286[B]:THR:N	2.73	0.51
3:I:3291[B]:ASP:OD2	3:I:3293[B]:LYS:NZ	2.43	0.51
3:I:3300[A]:LEU:N	3:I:3300[A]:LEU:CD2	2.73	0.51
1:J:566:ARG:HH12	1:J:803:LYS:NZ	2.09	0.51
3:L:2962[A]:GLY:N	3:L:3111[A]:SER:OG	2.44	0.51
3:L:3139[B]:LEU:CD2	3:L:3139[B]:LEU:N	2.73	0.51
3:L:3273[B]:LEU:O	3:L:3275[B]:LEU:HD12	2.11	0.51

Continued on next page...

Continued from previous page...

Atom-1	Atom-2	Interatomic distance (Å)	Clash overlap (Å)
1:M:23:ARG:HA	1:M:122:VAL:HG11	1.93	0.51
1:M:148:GLN:C	1:M:150:GLY:H	2.13	0.51
1:M:980:TYR:CE1	1:M:1021:LEU:HB3	2.45	0.51
3:O:2948[B]:ASP:CB	3:O:2949[B]:LYS:HA	2.16	0.51
3:O:2952[A]:ALA:N	3:O:2953[A]:GLY:HA2	2.06	0.51
3:O:3219[B]:LEU:N	3:O:3219[B]:LEU:CD2	2.73	0.51
3:O:3273[B]:LEU:O	3:O:3275[B]:LEU:HD12	2.11	0.51
3:O:3287[A]:ILE:O	3:O:3287[A]:ILE:HG23	2.10	0.51
3:O:3298[A]:ASN:HA	3:O:3299[A]:LEU:HB3	1.88	0.51
3:O:3298[B]:ASN:HA	3:O:3299[B]:LEU:HB3	1.88	0.51
1:P:1210:LYS:HA	1:P:1211:TYR:HB3	1.93	0.51
3:R:3104[B]:MET:HA	3:R:3110[B]:THR:CG2	2.17	0.51
3:R:3151[B]:LEU:HB2	3:R:3175[B]:TYR:HE2	1.68	0.51
3:R:3228[B]:VAL:O	3:R:3228[B]:VAL:HG23	2.10	0.51
3:R:3273[B]:LEU:O	3:R:3275[B]:LEU:HD12	2.11	0.51
1:S:1348:TRP:CD1	1:S:1403:LEU:HD13	2.45	0.51
2:T:2625:LEU:HD22	2:T:2626:ARG:HB2	1.92	0.51
3:U:2945[B]:VAL:HG22	3:U:2954[B]:TYR:HB2	1.91	0.51
3:U:3096[A]:VAL:HG11	3:U:3115[A]:LEU:HD12	1.89	0.51
1:V:568:PHE:N	1:V:568:PHE:CD1	2.78	0.51
1:V:846:MET:HE1	1:V:854:LEU:HD22	1.93	0.51
2:W:2610:ASP:OD1	2:W:2610:ASP:N	2.44	0.51
3:X:3092[B]:ILE:CG2	3:X:3096[B]:VAL:CG2	2.88	0.51
3:X:3293[A]:LYS:CB	3:X:3294[A]:SER:CB	2.54	0.51
1:A:1302:SER:HB3	1:A:1303:GLU:CA	2.37	0.51
1:A:1348:TRP:CD1	1:A:1403:LEU:HD13	2.45	0.51
2:B:2802:ASP:OD2	2:B:2903:TYR:OH	2.20	0.51
3:C:2961[B]:HIS:HB3	3:C:3111[B]:SER:HB3	1.91	0.51
3:C:3079[B]:CYS:HB3	3:L:3161[B]:GLU:CB	2.41	0.51
3:C:3120[B]:HIS:NE2	3:L:2969[B]:TYR:HE2	1.94	0.51
1:D:573:LYS:HB3	1:D:574:GLY:HA2	1.93	0.51
1:D:1082:SER:O	1:D:1086:LEU:HG	2.09	0.51
2:E:2546:LEU:H	2:E:2557:ALA:HA	1.75	0.51
2:E:2728:ARG:HE	2:E:2730:LEU:HD12	1.75	0.51
1:G:203:ASP:O	1:G:206:PHE:HB3	2.11	0.51
2:H:2667:GLU:HB3	2:H:2730:LEU:HD22	1.91	0.51
3:I:2935[A]:ILE:CD1	3:I:2936[A]:GLU:N	2.73	0.51
3:I:3135[B]:LYS:HB2	3:I:3141[B]:TYR:HD1	1.76	0.51
3:I:3155[B]:MET:HB3	3:R:3153[B]:LYS:CD	2.35	0.51
1:J:527:LEU:HD23	1:J:632:LEU:HD12	1.92	0.51
1:J:982:LYS:N	1:J:983:PRO:HD3	2.25	0.51

Continued on next page...

Continued from previous page...

Atom-1	Atom-2	Interatomic distance (Å)	Clash overlap (Å)
1:J:1033:LEU:HA	1:J:1036:SER:HB3	1.92	0.51
1:J:1145:THR:HB	1:J:1191:PRO:HB2	1.92	0.51
3:L:3101[B]:PRO:HG2	3:L:3102[B]:TYR:CD1	2.46	0.51
3:L:3176[A]:LYS:N	3:L:3176[A]:LYS:CE	2.73	0.51
3:O:2971[A]:ASP:CG	3:O:2973[A]:THR:HG1	2.09	0.51
3:O:2986[B]:PRO:CB	3:O:3127[B]:TRP:CZ3	2.94	0.51
3:O:3176[B]:LYS:N	3:O:3176[B]:LYS:CE	2.73	0.51
3:O:3285[B]:VAL:CG2	3:O:3286[B]:THR:N	2.73	0.51
1:P:132:ASN:HB2	1:P:133:LYS:HA	1.92	0.51
1:P:494:VAL:HG23	1:P:671:PHE:CZ	2.45	0.51
2:Q:2631:TYR:HD1	2:Q:2631:TYR:H	1.58	0.51
3:R:2986[B]:PRO:CB	3:R:3127[B]:TRP:CZ3	2.94	0.51
3:R:3176[A]:LYS:NZ	3:R:3176[A]:LYS:CB	2.73	0.51
3:R:3180[B]:TYR:C	3:R:3183[B]:LEU:HD22	2.30	0.51
3:R:3273[A]:LEU:O	3:R:3275[A]:LEU:HD12	2.11	0.51
3:U:2935[A]:ILE:CD1	3:U:2936[A]:GLU:N	2.73	0.51
1:V:43:GLU:HG3	1:V:44:PRO:HA	1.92	0.51
3:X:2935[B]:ILE:CD1	3:X:2935[B]:ILE:N	2.73	0.51
3:X:2961[A]:HIS:HB3	3:X:3111[A]:SER:HB3	1.92	0.51
3:X:2986[A]:PRO:CB	3:X:3127[A]:TRP:CZ3	2.94	0.51
3:X:3092[A]:ILE:CG2	3:X:3096[A]:VAL:CG2	2.88	0.51
3:X:3104[B]:MET:HA	3:X:3110[B]:THR:CG2	2.17	0.51
3:X:3196[A]:THR:CA	3:X:3199[A]:GLN:OE1	2.58	0.51
3:X:3285[A]:VAL:CG2	3:X:3286[A]:THR:N	2.73	0.51
3:X:3291[B]:ASP:OD2	3:X:3293[B]:LYS:NZ	2.44	0.51
2:Z:2128:LEU:HB2	2:Z:2286:HIS:HB3	1.91	0.51
3:C:2975[B]:PHE:O	3:L:3254[B]:MET:O	2.29	0.51
3:C:3139[B]:LEU:CD2	3:C:3139[B]:LEU:N	2.73	0.51
3:C:3147[B]:GLU:CG	3:C:3149[B]:ASN:ND2	2.73	0.51
3:C:3176[A]:LYS:NZ	3:C:3176[A]:LYS:CB	2.73	0.51
1:D:583:LEU:O	1:D:587:PHE:HD1	1.92	0.51
1:D:1276:ASN:OD1	1:D:1280:GLN:NE2	2.43	0.51
1:D:1321:HIS:CD2	1:D:1321:HIS:H	2.28	0.51
2:E:2180:TRP:HB2	2:E:2243:LEU:HD13	1.93	0.51
3:F:2937[A]:ASN:ND2	3:F:3006[A]:LYS:CD	2.73	0.51
3:F:3291[B]:ASP:OD2	3:F:3293[B]:LYS:NZ	2.43	0.51
3:I:2935[B]:ILE:CD1	3:I:2935[B]:ILE:N	2.73	0.51
3:I:2937[A]:ASN:ND2	3:I:3006[A]:LYS:CD	2.73	0.51
3:I:2982[B]:MET:HB3	3:R:3160[B]:SER:CB	2.40	0.51
3:I:3092[B]:ILE:CG2	3:I:3096[B]:VAL:CG2	2.88	0.51
3:I:3093[B]:HIS:CG	3:R:2971[B]:ASP:O	2.64	0.51

Continued on next page...

Continued from previous page...

Atom-1	Atom-2	Interatomic distance (Å)	Clash overlap (Å)
3:I:3249[B]:GLY:N	3:R:2974[B]:ALA:N	2.58	0.51
1:J:320:LYS:NZ	1:J:337:ASP:HB3	2.25	0.51
1:J:598:GLN:HE22	1:J:778:LYS:H	1.58	0.51
1:J:1470:GLU:HB3	1:J:1537:ILE:CD1	2.41	0.51
3:L:2933[A]:SER:CB	3:L:2936[A]:GLU:CB	2.86	0.51
3:L:2937[A]:ASN:ND2	3:L:3006[A]:LYS:CD	2.73	0.51
3:L:2988[A]:TRP:HE3	3:L:2989[A]:HIS:CE1	2.25	0.51
3:L:3211[A]:ASP:OD1	3:L:3211[A]:ASP:N	2.28	0.51
3:L:3273[A]:LEU:HB2	3:L:3275[A]:LEU:CD1	2.34	0.51
3:L:3273[A]:LEU:O	3:L:3275[A]:LEU:HD12	2.11	0.51
3:L:3291[A]:ASP:OD2	3:L:3293[A]:LYS:NZ	2.43	0.51
1:M:2:LEU:H	1:M:274:TYR:HA	1.76	0.51
1:M:1230:LEU:H	1:M:1230:LEU:HD13	1.76	0.51
2:N:2821:LEU:HD11	2:N:2879:LEU:HD23	1.91	0.51
3:O:2937[A]:ASN:ND2	3:O:3006[A]:LYS:CD	2.73	0.51
3:O:2961[B]:HIS:HB3	3:O:3111[B]:SER:HB3	1.92	0.51
3:O:2962[B]:GLY:N	3:O:3111[B]:SER:OG	2.44	0.51
3:O:2986[A]:PRO:CB	3:O:3127[A]:TRP:CZ3	2.94	0.51
3:O:3219[A]:LEU:N	3:O:3219[A]:LEU:CD2	2.73	0.51
1:P:212:ASN:OD1	1:P:215:ARG:NH1	2.43	0.51
1:P:728:ARG:HE	1:P:730:PHE:HZ	1.58	0.51
1:P:1587:ALA:HA	1:P:1614:GLU:HG2	1.91	0.51
3:R:2933[B]:SER:CB	3:R:2936[B]:GLU:CB	2.85	0.51
3:R:2961[A]:HIS:HB3	3:R:3111[A]:SER:HB3	1.92	0.51
3:R:3101[B]:PRO:HG2	3:R:3102[B]:TYR:CD1	2.46	0.51
3:R:3176[B]:LYS:N	3:R:3176[B]:LYS:CE	2.73	0.51
2:T:2128:LEU:HD13	2:T:2286:HIS:CG	2.46	0.51
3:U:2986[B]:PRO:CB	3:U:3127[B]:TRP:CZ3	2.94	0.51
3:U:3147[A]:GLU:CG	3:U:3149[A]:ASN:ND2	2.73	0.51
3:U:3176[A]:LYS:N	3:U:3176[A]:LYS:CE	2.73	0.51
3:U:3183[A]:LEU:N	3:U:3184[A]:ASN:HA	2.12	0.51
3:U:3300[B]:LEU:N	3:U:3300[B]:LEU:CD2	2.73	0.51
1:V:1470:GLU:HG3	1:V:1530:LEU:HD12	1.92	0.51
2:W:2650:GLY:H	2:W:2654:SER:HB3	1.76	0.51
3:X:3151[B]:LEU:HB2	3:X:3175[B]:TYR:HE2	1.67	0.51
3:X:3228[B]:VAL:O	3:X:3228[B]:VAL:HG23	2.10	0.51
1:Y:527:LEU:HD23	1:Y:632:LEU:HD12	1.92	0.51
1:A:1013:ILE:HG21	1:A:1192:TYR:CD1	2.45	0.51
3:C:2937[A]:ASN:ND2	3:C:3006[A]:LYS:CD	2.73	0.51
3:C:2951[A]:ASP:O	3:C:2956[A]:LYS:HE2	2.09	0.51
3:C:2951[B]:ASP:O	3:C:2956[B]:LYS:HE2	2.09	0.51

Continued on next page...

Continued from previous page...

Atom-1	Atom-2	Interatomic distance (Å)	Clash overlap (Å)
3:C:2986[A]:PRO:CB	3:C:3127[A]:TRP:CZ3	2.94	0.51
3:C:3173[B]:THR:C	3:L:3154[B]:PRO:HD3	2.30	0.51
2:E:2172:ILE:HG13	2:E:2173:VAL:HG13	1.93	0.51
2:E:2580:SER:O	2:E:2583:ARG:HB3	2.11	0.51
3:F:2961[B]:HIS:CD2	3:F:2988[B]:TRP:CZ3	2.96	0.51
3:F:3101[A]:PRO:HG2	3:F:3102[A]:TYR:CD1	2.45	0.51
3:F:3196[B]:THR:O	3:F:3199[B]:GLN:HB2	2.11	0.51
1:G:108:PRO:O	1:G:121:ASN:N	2.42	0.51
1:G:128:ILE:HG13	1:G:130:PHE:O	2.10	0.51
1:G:1060:GLN:HB2	1:G:1067:TYR:HB3	1.92	0.51
1:G:1471:LEU:HD11	1:G:1540:LEU:HD23	1.92	0.51
2:H:2551:PRO:HA	2:H:2554:PRO:HD2	1.91	0.51
2:H:2695:MET:HE2	2:H:2695:MET:HA	1.93	0.51
3:I:2962[A]:GLY:N	3:I:3111[A]:SER:OG	2.44	0.51
3:I:3104[B]:MET:HA	3:I:3110[B]:THR:CG2	2.17	0.51
3:I:3163[B]:ASN:CG	3:R:3150[B]:LYS:HE3	2.19	0.51
1:J:7:VAL:HG13	1:J:104:LEU:HD22	1.93	0.51
1:J:555:ALA:HB3	1:J:558:HIS:CE1	2.46	0.51
3:L:2962[B]:GLY:N	3:L:3111[B]:SER:OG	2.44	0.51
3:L:3293[A]:LYS:CG	3:L:3294[A]:SER:HB2	2.36	0.51
1:M:402:THR:HG23	1:M:659:CYS:HA	1.92	0.51
1:M:643:ILE:HD13	1:M:708:PHE:HB2	1.91	0.51
2:N:2562:GLY:H	2:N:2846:TRP:HB2	1.76	0.51
3:O:2951[B]:ASP:O	3:O:2956[B]:LYS:HE2	2.09	0.51
3:O:3096[B]:VAL:HG11	3:O:3115[B]:LEU:HD12	1.89	0.51
3:O:3180[B]:TYR:C	3:O:3183[B]:LEU:HD22	2.30	0.51
3:O:3300[B]:LEU:CD2	3:O:3300[B]:LEU:H	2.24	0.51
3:R:2952[A]:ALA:CB	3:R:2956[A]:LYS:HB3	2.40	0.51
3:R:3023[B]:ILE:O	3:R:3025[B]:VAL:N	2.44	0.51
3:R:3114[B]:PRO:CD	3:R:3115[B]:LEU:N	2.73	0.51
1:S:77:GLU:O	1:S:81:VAL:HG23	2.11	0.51
1:S:979:LEU:CB	1:S:980:TYR:HA	2.38	0.51
3:U:2962[A]:GLY:N	3:U:3111[A]:SER:OG	2.44	0.51
3:U:3291[A]:ASP:OD2	3:U:3293[A]:LYS:NZ	2.43	0.51
1:V:1315:GLY:HA3	1:V:1601:TRP:HB2	1.91	0.51
3:X:2952[A]:ALA:CB	3:X:2956[A]:LYS:HB3	2.40	0.51
3:X:3275[B]:LEU:N	3:X:3275[B]:LEU:CD1	2.73	0.51
1:Y:361:GLU:HG2	1:Y:363:THR:HG22	1.92	0.51
1:Y:1315:GLY:HA3	1:Y:1601:TRP:CG	2.46	0.51
1:A:965:ASP:O	1:A:969:ALA:N	2.44	0.51
1:A:1067:TYR:H	1:A:1067:TYR:HD1	1.58	0.51

Continued on next page...

Continued from previous page...

Atom-1	Atom-2	Interatomic distance (Å)	Clash overlap (Å)
2:B:2115:SER:OG	2:B:2116:SER:N	2.41	0.51
3:C:2935[B]:ILE:CD1	3:C:2935[B]:ILE:N	2.73	0.51
3:C:3023[A]:ILE:O	3:C:3025[A]:VAL:N	2.44	0.51
3:C:3115[A]:LEU:HD22	3:C:3115[A]:LEU:O	2.10	0.51
3:C:3153[B]:LYS:O	3:L:3153[B]:LYS:O	2.28	0.51
3:C:3196[A]:THR:O	3:C:3199[A]:GLN:HB2	2.11	0.51
3:F:3176[A]:LYS:H	3:F:3176[A]:LYS:CE	2.17	0.51
3:I:2982[B]:MET:HE3	3:I:3254[B]:MET:CE	2.37	0.51
3:I:2986[A]:PRO:CB	3:I:3127[A]:TRP:CZ3	2.94	0.51
3:I:3273[A]:LEU:O	3:I:3275[A]:LEU:HD12	2.11	0.51
1:J:552:PHE:HZ	1:J:623:TYR:HE1	1.58	0.51
1:J:837:HIS:HA	1:J:1113:HIS:O	2.10	0.51
1:J:1155:LEU:HB2	1:J:1177:VAL:CG1	2.41	0.51
2:K:2556:TYR:HD1	2:K:2557:ALA:N	2.08	0.51
3:L:3151[B]:LEU:CB	3:L:3175[B]:TYR:CD2	2.93	0.51
3:L:3196[B]:THR:O	3:L:3200[B]:LEU:N	2.44	0.51
3:L:3300[B]:LEU:N	3:L:3300[B]:LEU:CD2	2.73	0.51
1:M:563:ILE:O	1:M:612:GLY:HA3	2.11	0.51
1:M:1164:ASP:OD1	1:M:1212:HIS:NE2	2.27	0.51
3:O:2952[B]:ALA:CB	3:O:2956[B]:LYS:HB3	2.40	0.51
3:O:3023[B]:ILE:O	3:O:3025[B]:VAL:N	2.44	0.51
3:O:3028[B]:PRO:HG2	3:O:3029[B]:LYS:CG	2.40	0.51
3:O:3139[B]:LEU:CD2	3:O:3139[B]:LEU:N	2.73	0.51
3:O:3147[A]:GLU:CB	3:O:3149[A]:ASN:ND2	2.73	0.51
3:R:3101[A]:PRO:HG2	3:R:3102[A]:TYR:CD1	2.46	0.51
3:R:3228[A]:VAL:O	3:R:3228[A]:VAL:HG23	2.10	0.51
3:R:3275[A]:LEU:N	3:R:3275[A]:LEU:CD1	2.73	0.51
3:U:2986[A]:PRO:CB	3:U:3127[A]:TRP:CZ3	2.94	0.51
3:U:3092[B]:ILE:CG2	3:U:3096[B]:VAL:CG2	2.88	0.51
3:U:3147[A]:GLU:CB	3:U:3149[A]:ASN:ND2	2.73	0.51
3:U:3228[B]:VAL:HG23	3:U:3228[B]:VAL:O	2.10	0.51
2:W:2361:LYS:HD2	2:W:2362:GLN:N	2.26	0.51
2:W:2554:PRO:HA	2:W:2555:GLU:HB2	1.93	0.51
2:W:2816:SER:HB2	2:W:2886:VAL:HG21	1.92	0.51
3:X:2937[A]:ASN:ND2	3:X:3006[A]:LYS:CD	2.73	0.51
3:X:2961[B]:HIS:HB3	3:X:3111[B]:SER:HB3	1.92	0.51
3:X:2969[B]:TYR:CG	3:X:2970[B]:PRO:HD2	2.42	0.51
3:X:3028[B]:PRO:HG2	3:X:3029[B]:LYS:CG	2.40	0.51
3:X:3104[A]:MET:HA	3:X:3110[A]:THR:CG2	2.17	0.51
1:A:1573:CYS:HA	1:A:1583:CYS:O	2.11	0.51
2:B:2497:GLU:HB2	2:B:2498:VAL:HA	1.91	0.51

Continued on next page...

Continued from previous page...

Atom-1	Atom-2	Interatomic distance (Å)	Clash overlap (Å)
3:C:2963[B]:MET:HE1	3:L:3222[B]:ILE:HD12	1.92	0.51
3:C:3160[B]:SER:CA	3:L:3150[B]:LYS:HZ2	2.17	0.51
3:C:3219[B]:LEU:N	3:C:3219[B]:LEU:CD2	2.73	0.51
3:C:3300[B]:LEU:CD2	3:C:3300[B]:LEU:H	2.24	0.51
1:D:1082:SER:HB3	1:D:1083:PRO:HD3	1.93	0.51
1:D:1358:LEU:O	1:D:1375:ASN:ND2	2.38	0.51
2:E:2554:PRO:HA	2:E:2555:GLU:CB	2.41	0.51
3:F:3023[B]:ILE:O	3:F:3025[B]:VAL:N	2.44	0.51
3:F:3300[A]:LEU:CD2	3:F:3300[A]:LEU:H	2.24	0.51
3:I:3023[A]:ILE:O	3:I:3025[A]:VAL:N	2.44	0.51
3:I:3114[A]:PRO:CD	3:I:3115[A]:LEU:N	2.72	0.51
3:I:3150[B]:LYS:O	3:R:3172[B]:SER:CB	2.59	0.51
3:I:3255[B]:PRO:HG3	3:R:2963[B]:MET:N	2.25	0.51
1:J:898:GLY:HA2	1:J:1186:TRP:CB	2.41	0.51
2:K:2795:ILE:O	2:K:2799:LYS:HG3	2.10	0.51
2:K:2816:SER:HB2	2:K:2886:VAL:HG22	1.93	0.51
3:L:2969[A]:TYR:CE2	3:L:2970[A]:PRO:CG	2.86	0.51
1:M:1013:ILE:HG21	1:M:1192:TYR:CD1	2.46	0.51
3:O:2952[A]:ALA:CA	3:O:2956[A]:LYS:HB3	2.38	0.51
3:O:2971[B]:ASP:CG	3:X:3158[B]:PHE:HZ	2.13	0.51
3:O:3153[B]:LYS:HG2	3:X:3176[B]:LYS:HZ1	1.73	0.51
3:O:3196[B]:THR:O	3:O:3200[B]:LEU:N	2.44	0.51
3:O:3300[A]:LEU:CD2	3:O:3300[A]:LEU:H	2.24	0.51
1:P:480:CYS:HA	1:P:490:TRP:CE2	2.45	0.51
1:P:533:VAL:HG12	1:P:540:THR:HG22	1.93	0.51
1:P:883:CYS:HB3	1:P:884:PRO:HD2	1.93	0.51
2:Q:2446:GLU:HG2	2:Q:2448:THR:HG23	1.93	0.51
2:Q:2665:GLU:OE1	2:Q:2798:GLN:NE2	2.39	0.51
3:R:2952[B]:ALA:CB	3:R:2956[B]:LYS:HB3	2.40	0.51
3:R:3201[A]:GLU:O	3:R:3205[A]:LYS:HB2	2.11	0.51
3:R:3275[B]:LEU:N	3:R:3275[B]:LEU:CD1	2.73	0.51
3:U:2952[B]:ALA:CA	3:U:2956[B]:LYS:HB3	2.38	0.51
3:U:3101[B]:PRO:HG2	3:U:3102[B]:TYR:CD1	2.45	0.51
3:U:3228[A]:VAL:O	3:U:3228[A]:VAL:HG23	2.10	0.51
1:V:1195:ASP:OD1	1:V:1196:ILE:N	2.44	0.51
2:W:2394:VAL:HG11	2:W:2451:LEU:HD12	1.93	0.51
3:X:3101[A]:PRO:HG2	3:X:3102[A]:TYR:CD1	2.46	0.51
1:Y:411:ASP:OD1	1:Y:411:ASP:N	2.35	0.51
1:Y:706:LEU:HB2	1:Y:713:ILE:HD11	1.93	0.51
2:Z:2224:THR:HG23	2:Z:2278:GLU:HB3	1.93	0.51
1:A:1046:HIS:HA	1:A:1049:VAL:HB	1.93	0.51

Continued on next page...

Continued from previous page...

Atom-1	Atom-2	Interatomic distance (Å)	Clash overlap (Å)
3:C:3093[B]:HIS:CE1	3:C:3119[B]:HIS:CD2	2.92	0.51
3:C:3147[A]:GLU:CB	3:C:3149[A]:ASN:ND2	2.73	0.51
3:C:3176[B]:LYS:N	3:C:3176[B]:LYS:CE	2.73	0.51
3:C:3268[A]:LYS:HG2	1:D:1539:GLN:HE22	1.76	0.51
3:C:3273[B]:LEU:O	3:C:3275[B]:LEU:HD12	2.11	0.51
1:D:135:THR:O	1:D:135:THR:OG1	2.28	0.51
1:D:316:ASN:HD21	1:D:340:GLN:HE21	1.59	0.51
2:E:2802:ASP:OD2	2:E:2903:TYR:OH	2.18	0.51
3:F:3273[B]:LEU:O	3:F:3275[B]:LEU:HD12	2.11	0.51
2:H:2500:ILE:HG13	2:H:2501:PRO:HD2	1.92	0.51
2:H:2830:GLN:H	2:H:2863:ARG:NH2	2.09	0.51
3:I:2982[B]:MET:HE3	3:R:2977[B]:CYS:SG	2.51	0.51
3:I:3023[B]:ILE:O	3:I:3025[B]:VAL:N	2.44	0.51
3:I:3101[A]:PRO:HG2	3:I:3102[A]:TYR:CD1	2.46	0.51
3:I:3120[B]:HIS:HD2	3:R:2969[B]:TYR:HE2	1.52	0.51
3:I:3172[B]:SER:OG	3:R:3150[B]:LYS:C	2.49	0.51
3:I:3196[A]:THR:OG1	3:I:3199[A]:GLN:HB2	2.11	0.51
3:I:3228[B]:VAL:O	3:I:3228[B]:VAL:HG23	2.10	0.51
3:I:3300[A]:LEU:CD2	3:I:3300[A]:LEU:H	2.24	0.51
1:J:483:GLY:HA2	1:J:773:PHE:CZ	2.46	0.51
1:J:1300:CYS:HB3	1:J:1494:ARG:NH1	2.26	0.51
2:K:2547:MET:O	2:K:2751:TRP:HH2	1.94	0.51
2:K:2863:ARG:HB2	2:K:2865:ILE:HG12	1.93	0.51
3:L:3023[A]:ILE:O	3:L:3025[A]:VAL:N	2.44	0.51
3:O:2952[B]:ALA:CA	3:O:2956[B]:LYS:HB3	2.38	0.51
3:O:2969[B]:TYR:CB	3:X:2988[B]:TRP:O	2.59	0.51
3:O:2976[B]:ALA:CB	3:X:3156[B]:MET:HG2	2.41	0.51
3:O:3023[A]:ILE:O	3:O:3025[A]:VAL:N	2.44	0.51
3:O:3115[A]:LEU:HD22	3:O:3115[A]:LEU:O	2.10	0.51
3:O:3176[A]:LYS:N	3:O:3176[A]:LYS:CE	2.73	0.51
3:O:3196[B]:THR:OG1	3:O:3199[B]:GLN:HB2	2.11	0.51
1:P:59:LEU:HD13	1:P:68:TRP:CD1	2.45	0.51
1:P:1286:ARG:HD2	1:P:1333:GLU:OE1	2.11	0.51
2:Q:2191:LEU:HD13	2:Q:2296:LEU:HD22	1.93	0.51
3:R:3023[A]:ILE:O	3:R:3025[A]:VAL:N	2.44	0.51
3:R:3300[A]:LEU:CD2	3:R:3300[A]:LEU:H	2.24	0.51
1:S:895:CYS:O	1:S:897:HIS:ND1	2.42	0.51
2:T:2856:ILE:HG22	2:T:2859:VAL:HB	1.92	0.51
3:U:2952[A]:ALA:CB	3:U:2956[A]:LYS:HB3	2.40	0.51
3:U:2961[B]:HIS:HB3	3:U:3111[B]:SER:HB3	1.92	0.51
3:U:2962[B]:GLY:N	3:U:3111[B]:SER:OG	2.44	0.51

Continued on next page...

Continued from previous page...

Atom-1	Atom-2	Interatomic distance (Å)	Clash overlap (Å)
3:U:3042[A]:ASP:N	3:U:3042[A]:ASP:OD2	2.41	0.51
3:U:3114[B]:PRO:CD	3:U:3115[B]:LEU:N	2.72	0.51
3:U:3147[B]:GLU:CB	3:U:3149[B]:ASN:ND2	2.73	0.51
3:U:3196[A]:THR:O	3:U:3199[A]:GLN:HB2	2.11	0.51
3:U:3201[B]:GLU:O	3:U:3205[B]:LYS:HB2	2.11	0.51
3:U:3300[B]:LEU:CD2	3:U:3300[B]:LEU:H	2.24	0.51
1:V:841:LYS:HA	1:V:1117:ASP:HB2	1.92	0.51
1:V:926:LEU:HD11	1:V:1043:MET:HB3	1.92	0.51
1:V:980:TYR:CE2	1:V:1021:LEU:HB3	2.46	0.51
1:V:1472:GLN:OE1	1:V:1475:ARG:NH1	2.44	0.51
2:W:2415:PRO:HG2	2:W:2417:VAL:O	2.12	0.51
2:W:2497:GLU:HB2	2:W:2498:VAL:HA	1.92	0.51
3:X:3023[A]:ILE:O	3:X:3025[A]:VAL:N	2.44	0.51
3:X:3096[B]:VAL:HG11	3:X:3115[B]:LEU:HD12	1.89	0.51
3:X:3114[B]:PRO:CD	3:X:3115[B]:LEU:N	2.72	0.51
3:X:3196[B]:THR:O	3:X:3199[B]:GLN:HB2	2.11	0.51
1:Y:905:TRP:CZ2	1:Y:1083:PRO:HG2	2.46	0.51
2:Z:2172:ILE:HG13	2:Z:2173:VAL:HG13	1.93	0.51
1:A:1596:GLU:O	1:A:1597:THR:HG22	2.12	0.50
3:C:2975[B]:PHE:HZ	3:L:2961[B]:HIS:CD2	2.28	0.50
3:C:2977[B]:CYS:N	3:L:3254[B]:MET:O	2.39	0.50
3:C:3101[A]:PRO:HG2	3:C:3102[A]:TYR:CD1	2.46	0.50
3:C:3196[B]:THR:OG1	3:C:3199[B]:GLN:HB2	2.11	0.50
3:C:3196[B]:THR:CA	3:C:3199[B]:GLN:OE1	2.58	0.50
3:C:3291[A]:ASP:OD2	3:C:3293[A]:LYS:NZ	2.43	0.50
1:D:490:TRP:HE1	1:D:670:PRO:HD3	1.76	0.50
1:D:1299:GLN:HB2	1:D:1311:CYS:SG	2.52	0.50
2:E:2224:THR:HG23	2:E:2278:GLU:HB3	1.93	0.50
2:E:2795:ILE:O	2:E:2798:GLN:HG2	2.11	0.50
3:F:2935[A]:ILE:CD1	3:F:2936[A]:GLU:N	2.73	0.50
3:F:3196[B]:THR:O	3:F:3200[B]:LEU:N	2.43	0.50
3:F:3201[A]:GLU:O	3:F:3205[A]:LYS:HB2	2.11	0.50
3:F:3293[B]:LYS:CG	3:F:3294[B]:SER:HB2	2.36	0.50
3:I:3254[B]:MET:CE	3:R:3157[B]:PRO:HD3	2.41	0.50
3:I:3300[B]:LEU:CD2	3:I:3300[B]:LEU:H	2.24	0.50
1:J:622:HIS:HE1	1:J:767:LYS:H	1.54	0.50
3:L:2952[A]:ALA:CA	3:L:2956[A]:LYS:HB3	2.38	0.50
3:L:3147[A]:GLU:CG	3:L:3149[A]:ASN:ND2	2.73	0.50
3:L:3217[A]:PHE:CB	3:L:3219[A]:LEU:HD21	2.42	0.50
1:M:447:MET:HA	1:M:455:TYR:HB2	1.93	0.50
1:M:449:ASP:OD2	1:M:1280:GLN:NE2	2.44	0.50

Continued on next page...

Continued from previous page...

Atom-1	Atom-2	Interatomic distance (Å)	Clash overlap (Å)
1:M:965:ASP:H	1:M:966:SER:HA	1.76	0.50
1:M:1542:ARG:O	1:M:1546:LYS:HG2	2.11	0.50
2:N:2132:CYS:HB2	2:N:2142:ALA:CB	2.41	0.50
2:N:2556:TYR:CE1	2:N:2844:MET:HG3	2.46	0.50
3:O:2935[A]:ILE:CD1	3:O:2936[A]:GLU:N	2.73	0.50
3:O:2937[B]:ASN:ND2	3:O:3006[B]:LYS:CD	2.73	0.50
3:O:3176[B]:LYS:H	3:O:3176[B]:LYS:CE	2.17	0.50
3:O:3228[A]:VAL:HG23	3:O:3228[A]:VAL:O	2.10	0.50
3:O:3251[B]:ASP:CG	3:X:2968[B]:GLN:OE1	2.49	0.50
1:P:928:TYR:HB2	1:P:1048:ASN:HB2	1.92	0.50
2:Q:2361:LYS:HD2	2:Q:2362:GLN:N	2.26	0.50
3:R:2961[B]:HIS:HB3	3:R:3111[B]:SER:HB3	1.92	0.50
3:R:3115[B]:LEU:HD22	3:R:3115[B]:LEU:O	2.10	0.50
3:R:3196[B]:THR:O	3:R:3199[B]:GLN:HB2	2.11	0.50
1:S:516:TRP:CD1	1:S:579:LEU:HB3	2.45	0.50
3:U:3201[A]:GLU:O	3:U:3205[A]:LYS:HB2	2.11	0.50
3:U:3285[B]:VAL:CG2	3:U:3286[B]:THR:N	2.73	0.50
1:V:905:TRP:HE1	1:V:1083:PRO:CD	2.24	0.50
3:X:2961[A]:HIS:CD2	3:X:2988[A]:TRP:CZ3	2.96	0.50
3:X:2962[B]:GLY:N	3:X:3111[B]:SER:OG	2.44	0.50
3:X:3066[B]:TYR:CE1	3:X:3193[B]:HIS:CE1	2.98	0.50
3:X:3228[A]:VAL:O	3:X:3228[A]:VAL:HG23	2.10	0.50
1:Y:462:HIS:HA	1:Y:490:TRP:CH2	2.45	0.50
1:Y:565:GLU:C	1:Y:567:LEU:HA	2.32	0.50
2:Z:2610:ASP:HA	2:Z:2621:GLU:HA	1.93	0.50
3:C:2964[B]:PRO:O	3:L:3255[B]:PRO:HA	2.07	0.50
3:C:3101[B]:PRO:HG2	3:C:3102[B]:TYR:CD1	2.46	0.50
3:C:3154[B]:PRO:HD3	3:L:3173[B]:THR:O	2.10	0.50
3:C:3228[A]:VAL:HG23	3:C:3228[A]:VAL:O	2.10	0.50
3:C:3291[B]:ASP:OD2	3:C:3293[B]:LYS:NZ	2.43	0.50
1:D:957:ASN:N	1:D:958:PRO:HA	2.26	0.50
1:D:1030:MET:HA	1:D:1036:SER:HA	1.93	0.50
3:F:3135[A]:LYS:HB2	3:F:3141[A]:TYR:HD1	1.76	0.50
3:F:3176[A]:LYS:NZ	3:F:3176[A]:LYS:CB	2.73	0.50
2:H:2134:ASN:OD1	2:H:2137:ALA:N	2.45	0.50
3:I:2960[A]:PHE:CD2	3:I:3157[A]:PRO:CG	2.74	0.50
3:I:2980[B]:HIS:CA	3:R:2968[B]:GLN:HG2	2.36	0.50
3:I:2983[B]:VAL:HB	3:R:3160[B]:SER:CA	2.23	0.50
3:I:2986[B]:PRO:CB	3:I:3127[B]:TRP:CZ3	2.94	0.50
3:I:3221[B]:ALA:HB2	3:R:2964[B]:PRO:C	2.23	0.50
3:I:3228[B]:VAL:CG2	3:I:3245[B]:PHE:CE2	2.89	0.50

Continued on next page...

Continued from previous page...

Atom-1	Atom-2	Interatomic distance (Å)	Clash overlap (Å)
1:J:346:GLY:O	1:J:349:GLU:HB2	2.12	0.50
1:J:982:LYS:H	1:J:983:PRO:HD3	1.76	0.50
1:J:1280:GLN:NE2	1:J:1337:ARG:HB3	2.26	0.50
2:K:2680:HIS:NE2	2:K:2684:HIS:CD2	2.79	0.50
3:L:2948[B]:ASP:CB	3:L:2949[B]:LYS:CA	2.78	0.50
1:M:387:ASN:OD1	1:M:387:ASN:N	2.43	0.50
1:M:765:GLY:O	1:M:768:GLU:HG2	2.10	0.50
2:N:2571:ARG:NH1	2:N:2715:ASP:OD1	2.44	0.50
3:O:3163[B]:ASN:HD22	3:X:3148[B]:ILE:CG2	2.22	0.50
3:O:3196[A]:THR:O	3:O:3199[A]:GLN:HB2	2.11	0.50
3:O:3254[B]:MET:HG2	3:X:3159[B]:SER:CB	2.40	0.50
1:P:550:ILE:HG13	1:P:558:HIS:H	1.75	0.50
1:P:1438:ASP:OD1	1:P:1439:VAL:N	2.44	0.50
2:Q:2390:GLN:NE2	2:Q:2494:GLN:O	2.44	0.50
3:R:3135[B]:LYS:HB2	3:R:3141[B]:TYR:HD1	1.76	0.50
3:R:3201[B]:GLU:O	3:R:3205[B]:LYS:HB2	2.12	0.50
1:S:166:GLU:OE2	1:S:297:ARG:NH1	2.44	0.50
1:S:517:THR:HG21	1:S:708:PHE:HE1	1.76	0.50
1:S:1565:SER:HB3	1:S:1594:GLY:H	1.75	0.50
1:S:1618:LEU:HD23	3:X:3136[B]:TYR:CE2	2.47	0.50
2:T:2816:SER:HB2	2:T:2886:VAL:HG21	1.93	0.50
3:U:3196[B]:THR:CA	3:U:3199[B]:GLN:OE1	2.58	0.50
1:V:1170:MET:SD	1:V:1199:VAL:HG23	2.51	0.50
1:V:1315:GLY:HA3	1:V:1601:TRP:CB	2.41	0.50
2:W:2799:LYS:HA	2:W:2803:ARG:HH12	1.77	0.50
3:X:2937[B]:ASN:ND2	3:X:3006[B]:LYS:CD	2.73	0.50
3:X:2986[B]:PRO:CB	3:X:3127[B]:TRP:CZ3	2.94	0.50
3:X:3273[A]:LEU:O	3:X:3275[A]:LEU:HD12	2.11	0.50
1:Y:643:ILE:HD13	1:Y:708:PHE:HB2	1.93	0.50
1:Y:705:THR:HG22	1:Y:1118:THR:HG23	1.92	0.50
1:Y:906:HIS:HA	1:Y:909:ILE:HB	1.92	0.50
1:A:943:LEU:HD13	1:A:944:GLU:N	2.26	0.50
1:A:1299:GLN:O	1:A:1301:PRO:HD3	2.11	0.50
3:C:2962[A]:GLY:N	3:C:3111[A]:SER:OG	2.44	0.50
3:C:2963[B]:MET:C	3:L:3255[B]:PRO:HB3	2.32	0.50
3:C:2969[B]:TYR:CD2	3:C:2970[B]:PRO:CD	2.85	0.50
3:C:2973[B]:THR:N	3:L:3090[B]:ASN:HB3	2.26	0.50
3:C:3196[A]:THR:OG1	3:C:3199[A]:GLN:HB2	2.12	0.50
3:C:3201[A]:GLU:O	3:C:3205[A]:LYS:HB2	2.11	0.50
1:D:4:ARG:HD2	1:D:89:ILE:O	2.11	0.50
1:D:395:THR:HG22	1:D:396:ILE:HG13	1.92	0.50

Continued on next page...

Continued from previous page...

Atom-1	Atom-2	Interatomic distance (Å)	Clash overlap (Å)
1:D:754:GLU:OE2	1:D:799:ARG:NH2	2.43	0.50
1:D:1206:HIS:CE1	1:D:1209:ASP:HB3	2.47	0.50
2:E:2472:ASN:N	2:E:2473:GLY:HA2	2.26	0.50
3:F:3004[A]:GLY:O	3:F:3006[A]:LYS:N	2.44	0.50
3:F:3023[A]:ILE:O	3:F:3025[A]:VAL:N	2.44	0.50
3:F:3066[A]:TYR:CE1	3:F:3193[A]:HIS:CE1	2.98	0.50
3:F:3217[B]:PHE:CB	3:F:3219[B]:LEU:HD21	2.42	0.50
1:G:120:LYS:H	1:G:121:ASN:HA	1.75	0.50
1:G:975:PRO:HG2	1:G:1024:GLY:HA3	1.91	0.50
2:H:2683:ILE:O	2:H:2687:ILE:HG12	2.11	0.50
2:H:2811:HIS:HB3	2:H:2847:HIS:CD2	2.46	0.50
3:I:2962[B]:GLY:N	3:I:3111[B]:SER:OG	2.44	0.50
3:I:2973[B]:THR:O	3:R:3107[B]:LEU:HD12	2.10	0.50
3:I:3159[B]:SER:HA	3:R:3150[B]:LYS:CB	2.30	0.50
3:I:3161[B]:GLU:HA	3:R:3147[B]:GLU:HG2	1.93	0.50
3:I:3196[B]:THR:OG1	3:I:3199[B]:GLN:HB2	2.11	0.50
3:I:3201[A]:GLU:O	3:I:3205[A]:LYS:HB2	2.11	0.50
3:I:3228[A]:VAL:O	3:I:3228[A]:VAL:HG23	2.10	0.50
3:I:3273[B]:LEU:O	3:I:3275[B]:LEU:HD12	2.11	0.50
1:J:480:CYS:SG	1:J:621:LEU:HD11	2.51	0.50
1:J:724:LYS:HA	1:J:728:ARG:HH12	1.77	0.50
2:K:2868:GLU:N	2:K:2868:GLU:OE1	2.45	0.50
3:L:2937[B]:ASN:ND2	3:L:3006[B]:LYS:CD	2.73	0.50
3:L:2957[B]:ILE:HA	3:L:2960[B]:PHE:HE1	1.64	0.50
3:L:3196[B]:THR:OG1	3:L:3199[B]:GLN:HB2	2.11	0.50
3:L:3307[B]:PHE:HE1	3:L:3309[B]:PRO:CG	2.08	0.50
1:M:1348:TRP:HH2	1:M:1461:VAL:HG23	1.77	0.50
2:N:2180:TRP:HD1	2:N:2247:ILE:HD11	1.76	0.50
3:O:3220[A]:ARG:HH11	3:O:3220[A]:ARG:CG	2.12	0.50
1:P:597:VAL:O	1:P:601:VAL:HG12	2.11	0.50
1:P:1407:THR:HG22	1:P:1426:LEU:HD21	1.93	0.50
2:Q:2132:CYS:O	2:Q:2334:LYS:HD3	2.11	0.50
3:R:3004[B]:GLY:O	3:R:3006[B]:LYS:N	2.44	0.50
3:R:3135[A]:LYS:HG3	3:R:3141[A]:TYR:CD1	2.33	0.50
3:R:3196[B]:THR:OG1	3:R:3199[B]:GLN:HB2	2.11	0.50
3:U:3196[B]:THR:OG1	3:U:3199[B]:GLN:HB2	2.11	0.50
3:U:3219[B]:LEU:N	3:U:3219[B]:LEU:CD2	2.73	0.50
3:U:3276[A]:ASP:O	3:U:3277[A]:ALA:HB3	2.12	0.50
1:V:1427:HIS:HD2	1:V:1457:HIS:CE1	2.28	0.50
3:X:2952[B]:ALA:CB	3:X:2953[B]:GLY:CA	2.82	0.50
3:X:3180[A]:TYR:C	3:X:3183[A]:LEU:HD22	2.30	0.50

Continued on next page...

Continued from previous page...

Atom-1	Atom-2	Interatomic distance (Å)	Clash overlap (Å)
3:X:3196[A]:THR:O	3:X:3199[A]:GLN:HB2	2.11	0.50
1:Y:566:ARG:HH11	1:Y:803:LYS:NZ	2.09	0.50
1:A:269:TYR:HA	1:A:272:LEU:HD13	1.91	0.50
1:A:747:PHE:HB2	1:A:799:ARG:HB3	1.93	0.50
1:A:1210:LYS:HA	1:A:1211:TYR:HD2	1.76	0.50
3:C:3156[B]:MET:CG	3:L:2984[B]:THR:OG1	2.59	0.50
1:D:73:LEU:HD11	1:D:210:HIS:O	2.12	0.50
1:D:1249:TRP:HZ2	1:D:1537:ILE:HD12	1.76	0.50
2:E:2500:ILE:HD11	2:E:2775:GLY:O	2.12	0.50
2:E:2533:ASP:OD1	2:E:2533:ASP:N	2.44	0.50
3:F:3147[A]:GLU:CG	3:F:3149[A]:ASN:ND2	2.73	0.50
3:F:3176[B]:LYS:NZ	3:F:3176[B]:LYS:CB	2.73	0.50
3:F:3196[A]:THR:O	3:F:3199[A]:GLN:HB2	2.11	0.50
3:F:3276[A]:ASP:O	3:F:3277[A]:ALA:HB3	2.12	0.50
1:G:1324:ARG:HG2	1:G:1516:VAL:HG12	1.93	0.50
3:I:3160[B]:SER:HA	3:R:2983[B]:VAL:HB	1.92	0.50
1:J:110:PHE:N	1:J:119:LYS:O	2.37	0.50
3:L:2951[A]:ASP:O	3:L:2956[A]:LYS:HE2	2.09	0.50
3:L:3196[A]:THR:OG1	3:L:3199[A]:GLN:HB2	2.11	0.50
3:L:3228[A]:VAL:O	3:L:3228[A]:VAL:HG23	2.10	0.50
3:L:3276[B]:ASP:O	3:L:3277[B]:ALA:HB3	2.12	0.50
1:M:979:LEU:HB3	1:M:980:TYR:CA	2.42	0.50
3:O:2962[A]:GLY:N	3:O:3111[A]:SER:OG	2.44	0.50
3:O:3196[A]:THR:OG1	3:O:3199[A]:GLN:HB2	2.11	0.50
3:O:3276[B]:ASP:O	3:O:3277[B]:ALA:HB3	2.12	0.50
3:O:3288[A]:MET:CA	3:O:3295[A]:LEU:HG	2.42	0.50
1:P:566:ARG:HH22	1:P:803:LYS:HD3	1.76	0.50
1:P:1348:TRP:CH2	1:P:1461:VAL:HG23	2.46	0.50
1:P:1631:GLU:OE1	1:S:329:ARG:NH1	2.44	0.50
3:R:2949[B]:LYS:C	3:R:2949[B]:LYS:HZ3	2.10	0.50
3:R:2951[B]:ASP:C	3:R:2956[B]:LYS:HZ1	2.07	0.50
3:R:2986[A]:PRO:CB	3:R:3127[A]:TRP:CZ3	2.94	0.50
3:R:3183[A]:LEU:H	3:R:3184[A]:ASN:CA	2.22	0.50
3:R:3196[A]:THR:OG1	3:R:3199[A]:GLN:HB2	2.11	0.50
3:R:3196[A]:THR:O	3:R:3199[A]:GLN:HB2	2.11	0.50
3:R:3196[B]:THR:N	3:R:3199[B]:GLN:CB	2.65	0.50
3:R:3276[B]:ASP:O	3:R:3277[B]:ALA:HB3	2.12	0.50
3:U:3135[B]:LYS:HB2	3:U:3141[B]:TYR:HD1	1.76	0.50
3:U:3273[B]:LEU:O	3:U:3275[B]:LEU:HD12	2.11	0.50
1:V:548:ALA:H	1:V:559:THR:HG22	1.76	0.50
1:V:866:GLU:C	1:V:868:THR:H	2.13	0.50

Continued on next page...

Continued from previous page...

Atom-1	Atom-2	Interatomic distance (Å)	Clash overlap (Å)
1:V:957:ASN:ND2	1:V:960:PHE:HB2	2.26	0.50
3:X:2962[A]:GLY:N	3:X:3111[A]:SER:OG	2.44	0.50
3:X:3023[B]:ILE:O	3:X:3025[B]:VAL:N	2.44	0.50
3:X:3196[A]:THR:O	3:X:3200[A]:LEU:N	2.44	0.50
1:Y:305:ASN:N	1:Y:400:ILE:O	2.27	0.50
1:Y:1018:ILE:HA	1:Y:1021:LEU:HB2	1.93	0.50
1:Y:1162:ALA:HA	1:Y:1168:GLN:O	2.12	0.50
1:Y:1321:HIS:CD2	1:Y:1465:TRP:HH2	2.30	0.50
2:Z:2265:ILE:HD12	2:Z:2443:TYR:CG	2.46	0.50
1:A:716:LEU:O	1:A:720:VAL:HG13	2.11	0.50
1:A:875:ALA:C	1:A:877:HIS:H	2.15	0.50
1:A:1486:LEU:HD12	2:E:2486:ILE:HG22	1.92	0.50
3:C:2974[B]:ALA:CB	3:L:3253[B]:GLU:OE1	2.58	0.50
3:C:3023[B]:ILE:O	3:C:3025[B]:VAL:N	2.44	0.50
3:C:3038[A]:ILE:HG23	3:C:3040[A]:VAL:HG22	1.90	0.50
3:C:3183[A]:LEU:H	3:C:3184[A]:ASN:CA	2.21	0.50
3:C:3220[B]:ARG:HD3	3:L:2964[B]:PRO:HB3	1.93	0.50
3:C:3256[B]:TRP:CA	3:L:2965[B]:LEU:O	2.56	0.50
1:D:1189:ASP:OD2	1:D:1190:ARG:NH1	2.44	0.50
3:F:2933[A]:SER:CB	3:F:2936[A]:GLU:CB	2.85	0.50
3:F:2986[B]:PRO:CB	3:F:3127[B]:TRP:CZ3	2.94	0.50
3:F:3038[A]:ILE:HG23	3:F:3040[A]:VAL:HG22	1.90	0.50
3:F:3285[B]:VAL:CG2	3:F:3286[B]:THR:N	2.73	0.50
1:G:197:LEU:HB3	1:G:344:LEU:HD13	1.94	0.50
1:G:1275:ARG:HH22	1:G:1357:ARG:NH1	2.10	0.50
3:I:2951[A]:ASP:O	3:I:2956[A]:LYS:HE2	2.09	0.50
3:I:2961[A]:HIS:HB3	3:I:3111[A]:SER:HB3	1.92	0.50
3:I:3114[B]:PRO:CD	3:I:3115[B]:LEU:N	2.72	0.50
1:J:488:PRO:HB2	1:J:641:TRP:CE3	2.46	0.50
1:J:854:LEU:HG	1:J:959:PHE:HE2	1.76	0.50
2:K:2687:ILE:HD11	2:K:2695:MET:HG2	1.93	0.50
3:L:3196[A]:THR:O	3:L:3200[A]:LEU:N	2.44	0.50
3:L:3196[B]:THR:O	3:L:3199[B]:GLN:HB2	2.11	0.50
3:L:3201[B]:GLU:O	3:L:3205[B]:LYS:HB2	2.11	0.50
2:N:2849:ASP:OD2	2:N:2850:ARG:NH2	2.45	0.50
3:O:3135[B]:LYS:HB2	3:O:3141[B]:TYR:HD1	1.76	0.50
2:Q:2240:GLN:HG3	2:Q:2241:THR:N	2.26	0.50
3:R:2962[B]:GLY:N	3:R:3111[B]:SER:OG	2.44	0.50
3:R:2965[B]:LEU:CG	3:R:2974[B]:ALA:CB	2.85	0.50
3:R:3217[B]:PHE:CB	3:R:3219[B]:LEU:HD21	2.42	0.50
3:R:3276[A]:ASP:O	3:R:3277[A]:ALA:HB3	2.12	0.50

Continued on next page...

Continued from previous page...

Atom-1	Atom-2	Interatomic distance (Å)	Clash overlap (Å)
1:S:432:THR:HG23	1:S:435:GLU:H	1.77	0.50
1:S:551:GLU:OE2	1:S:1368:ARG:NH1	2.44	0.50
1:S:1161:ILE:HB	1:S:1203:MET:HE3	1.92	0.50
3:U:2969[A]:TYR:CD2	3:U:2970[A]:PRO:HD2	2.47	0.50
3:U:3066[A]:TYR:CE1	3:U:3193[A]:HIS:CE1	2.98	0.50
3:U:3101[A]:PRO:HG2	3:U:3102[A]:TYR:CD1	2.46	0.50
3:U:3176[B]:LYS:N	3:U:3176[B]:LYS:CE	2.73	0.50
3:U:3217[A]:PHE:CB	3:U:3219[A]:LEU:HD21	2.42	0.50
3:U:3288[A]:MET:CA	3:U:3295[A]:LEU:HG	2.42	0.50
3:U:3300[A]:LEU:CD2	3:U:3300[A]:LEU:H	2.24	0.50
1:V:622:HIS:HE1	1:V:767:LYS:H	1.60	0.50
1:V:963:ALA:HB3	1:V:1038:PHE:O	2.10	0.50
3:X:3276[B]:ASP:O	3:X:3277[B]:ALA:HB3	2.12	0.50
1:Y:492:ARG:NH1	1:Y:638:ASP:OD1	2.45	0.50
1:Y:566:ARG:N	1:Y:567:LEU:HA	2.25	0.50
3:C:3285[A]:VAL:CG2	3:C:3286[A]:THR:N	2.73	0.50
3:F:3014[A]:TRP:C	3:F:3014[A]:TRP:CD1	2.85	0.50
3:F:3028[B]:PRO:HG2	3:F:3029[B]:LYS:CG	2.40	0.50
3:F:3219[B]:LEU:N	3:F:3219[B]:LEU:CD2	2.73	0.50
3:F:3288[A]:MET:CA	3:F:3295[A]:LEU:HG	2.42	0.50
1:G:474:LEU:HD22	1:G:475:ASN:H	1.77	0.50
1:G:594:ASP:OD1	1:G:775:ARG:NH1	2.45	0.50
1:G:896:HIS:HB2	1:G:905:TRP:CG	2.47	0.50
1:G:931:TRP:CZ3	1:G:995:ILE:HD11	2.46	0.50
2:H:2568:HIS:NE2	2:H:2669:TYR:OH	2.44	0.50
2:H:2800:LYS:O	3:I:3023[A]:ILE:HD13	2.03	0.50
3:I:3147[A]:GLU:CG	3:I:3149[A]:ASN:ND2	2.73	0.50
3:I:3252[B]:TYR:CD1	3:R:3108[B]:HIS:CE1	2.99	0.50
1:J:1427:HIS:CE1	1:J:1457:HIS:CE1	2.99	0.50
3:L:2952[B]:ALA:CB	3:L:2956[B]:LYS:HB3	2.40	0.50
3:L:2969[A]:TYR:CD2	3:L:2970[A]:PRO:HD2	2.47	0.50
3:L:3217[B]:PHE:CB	3:L:3219[B]:LEU:HD21	2.42	0.50
3:L:3300[A]:LEU:CD2	3:L:3300[A]:LEU:H	2.24	0.50
3:L:3300[B]:LEU:CD2	3:L:3300[B]:LEU:H	2.24	0.50
1:M:157:GLU:OE2	1:M:296:ARG:NH2	2.41	0.50
1:M:1323:HIS:CD2	1:M:1458:HIS:CE1	3.00	0.50
1:M:1339:SER:CB	1:M:1340:GLY:HA2	2.42	0.50
2:N:2548:CYS:HB2	2:N:2558:CYS:HA	1.93	0.50
2:N:2647:LEU:HD12	2:N:2656:LEU:HB2	1.94	0.50
3:O:2965[B]:LEU:CG	3:O:2974[B]:ALA:CB	2.85	0.50
3:O:3101[B]:PRO:CB	3:X:2971[B]:ASP:C	2.53	0.50

Continued on next page...

Continued from previous page...

Atom-1	Atom-2	Interatomic distance (Å)	Clash overlap (Å)
3:O:3276[A]:ASP:O	3:O:3277[A]:ALA:HB3	2.12	0.50
2:Q:2394:VAL:HG11	2:Q:2451:LEU:HD12	1.93	0.50
3:R:3217[A]:PHE:CB	3:R:3219[A]:LEU:HD21	2.42	0.50
3:R:3300[B]:LEU:CD2	3:R:3300[B]:LEU:H	2.24	0.50
2:T:2303:ARG:NH2	2:T:2372:GLU:O	2.44	0.50
3:U:3023[B]:ILE:O	3:U:3025[B]:VAL:N	2.44	0.50
3:U:3176[B]:LYS:NZ	3:U:3176[B]:LYS:CB	2.73	0.50
3:U:3196[B]:THR:O	3:U:3199[B]:GLN:HB2	2.11	0.50
3:U:3273[A]:LEU:O	3:U:3275[A]:LEU:HD12	2.11	0.50
3:U:3291[B]:ASP:OD2	3:U:3293[B]:LYS:NZ	2.43	0.50
1:V:904:HIS:O	1:V:907:ARG:HB3	2.12	0.50
2:W:2390:GLN:NE2	2:W:2494:GLN:O	2.44	0.50
3:X:3196[A]:THR:OG1	3:X:3199[A]:GLN:HB2	2.12	0.50
3:X:3196[B]:THR:OG1	3:X:3199[B]:GLN:HB2	2.11	0.50
3:X:3285[B]:VAL:CG2	3:X:3286[B]:THR:N	2.73	0.50
3:X:3300[B]:LEU:CD2	3:X:3300[B]:LEU:H	2.24	0.50
1:Y:1315:GLY:HA3	1:Y:1601:TRP:CB	2.42	0.50
1:A:500:ASN:O	1:A:504:THR:OG1	2.23	0.50
2:B:2242:TRP:O	2:B:2246:ASN:ND2	2.36	0.50
3:C:2972[B]:GLY:C	3:L:3090[B]:ASN:CB	2.80	0.50
3:C:3196[A]:THR:CA	3:C:3199[A]:GLN:OE1	2.58	0.50
3:C:3196[B]:THR:O	3:C:3199[B]:GLN:HB2	2.11	0.50
3:C:3249[B]:GLY:O	3:L:3252[B]:TYR:CD2	2.65	0.50
1:D:1279:LYS:O	1:D:1282:ALA:N	2.42	0.50
3:F:2969[A]:TYR:CD2	3:F:2970[A]:PRO:HD2	2.47	0.50
3:F:3307[B]:PHE:C	3:F:3307[B]:PHE:CD1	2.85	0.50
2:H:2546:LEU:HA	2:H:2557:ALA:HA	1.93	0.50
3:I:3135[A]:LYS:HB2	3:I:3141[A]:TYR:HD1	1.76	0.50
3:I:3156[B]:MET:N	3:R:2979[B]:GLN:NE2	2.56	0.50
1:J:516:TRP:HZ3	1:J:633:HIS:HD1	1.60	0.50
1:J:718:ARG:HG3	1:J:832:LYS:HB2	1.92	0.50
3:L:3201[A]:GLU:O	3:L:3205[A]:LYS:HB2	2.11	0.50
3:L:3288[B]:MET:CA	3:L:3295[B]:LEU:HG	2.42	0.50
1:M:1141:ARG:HB2	1:M:1197:THR:OG1	2.12	0.50
3:O:3147[A]:GLU:CG	3:O:3149[A]:ASN:ND2	2.73	0.50
3:O:3291[B]:ASP:OD2	3:O:3293[B]:LYS:NZ	2.43	0.50
3:O:3307[A]:PHE:C	3:O:3307[A]:PHE:CD1	2.85	0.50
1:P:898:GLY:HA2	1:P:1186:TRP:HB2	1.93	0.50
3:R:3298[B]:ASN:HA	3:R:3299[B]:LEU:HB3	1.88	0.50
3:R:3307[B]:PHE:C	3:R:3307[B]:PHE:CD1	2.85	0.50
2:T:2261:VAL:HG21	2:T:2441:ARG:HG3	1.93	0.50

Continued on next page...

Continued from previous page...

Atom-1	Atom-2	Interatomic distance (Å)	Clash overlap (Å)
2:T:2830:GLN:OE1	2:T:2863:ARG:NH1	2.44	0.50
1:V:166:GLU:OE2	1:V:297:ARG:NH1	2.45	0.50
1:V:718:ARG:HH11	1:V:830:ASN:ND2	2.10	0.50
3:X:3196[B]:THR:CA	3:X:3199[B]:GLN:OE1	2.58	0.50
1:A:119:LYS:HB3	1:A:120:LYS:HD2	1.93	0.50
1:A:637:VAL:HA	1:A:640:LEU:HD12	1.94	0.50
1:A:1078:ARG:NH2	2:E:2877:ILE:O	2.45	0.50
2:B:2749:PHE:O	2:B:2754:ASN:ND2	2.31	0.50
3:C:2933[B]:SER:C	3:C:2936[B]:GLU:H	2.16	0.50
3:C:2935[A]:ILE:CD1	3:C:2935[A]:ILE:H	2.25	0.50
3:C:3135[B]:LYS:HB2	3:C:3141[B]:TYR:HD1	1.76	0.50
3:C:3185[B]:TYR:C	3:C:3185[B]:TYR:CD2	2.86	0.50
3:C:3256[B]:TRP:CE2	3:L:2965[B]:LEU:O	2.51	0.50
2:E:2157:LEU:O	2:E:2160:VAL:HG22	2.12	0.50
3:F:2939[B]:ARG:NE	3:F:3031[B]:ASN:ND2	2.60	0.50
3:F:2962[B]:GLY:N	3:F:3111[B]:SER:OG	2.44	0.50
3:F:2986[A]:PRO:CB	3:F:3127[A]:TRP:CZ3	2.94	0.50
3:F:3273[A]:LEU:HB2	3:F:3275[A]:LEU:CD1	2.34	0.50
3:F:3300[B]:LEU:CD2	3:F:3300[B]:LEU:H	2.24	0.50
1:G:120:LYS:HB3	1:G:122:VAL:N	2.27	0.50
1:G:1087:ALA:HB3	1:G:1090:ILE:HG13	1.92	0.50
3:I:2960[A]:PHE:CD1	3:I:2960[A]:PHE:N	2.72	0.50
3:I:3251[B]:ASP:C	3:R:3251[B]:ASP:HB3	2.32	0.50
1:J:1582:ASN:HB3	1:J:1583:CYS:HB3	1.94	0.50
3:L:3220[A]:ARG:HH11	3:L:3220[A]:ARG:CG	2.12	0.50
3:L:3293[B]:LYS:HB2	3:L:3294[B]:SER:CA	2.41	0.50
3:O:2969[A]:TYR:CD2	3:O:2970[A]:PRO:HD2	2.47	0.50
3:O:3228[B]:VAL:O	3:O:3228[B]:VAL:HG23	2.10	0.50
1:P:450:LYS:HE3	1:P:451:SER:H	1.77	0.50
1:P:843:VAL:HG22	1:P:928:TYR:O	2.12	0.50
1:P:1132:GLU:OE2	1:P:1136:ARG:NE	2.31	0.50
3:R:2937[B]:ASN:ND2	3:R:3006[B]:LYS:CD	2.73	0.50
3:R:2962[A]:GLY:N	3:R:3111[A]:SER:OG	2.44	0.50
3:R:3042[B]:ASP:N	3:R:3042[B]:ASP:OD2	2.41	0.50
3:R:3151[B]:LEU:CB	3:R:3175[B]:TYR:CD2	2.93	0.50
1:S:855:ARG:HD2	1:S:947:TYR:CD2	2.46	0.50
1:S:930:ASP:OD1	1:S:1051:ARG:NH2	2.44	0.50
2:T:2097:LEU:HD12	2:W:2235:PRO:HG2	1.94	0.50
3:U:2948[A]:ASP:CB	3:U:2949[A]:LYS:CA	2.78	0.50
3:U:2960[B]:PHE:CD1	3:U:2960[B]:PHE:N	2.72	0.50
3:U:3293[B]:LYS:HB2	3:U:3294[B]:SER:CA	2.41	0.50

Continued on next page...

Continued from previous page...

Atom-1	Atom-2	Interatomic distance (Å)	Clash overlap (Å)
1:V:1423:TYR:OH	1:V:1461:VAL:O	2.25	0.50
1:V:1427:HIS:HD2	1:V:1457:HIS:HE1	1.59	0.50
2:W:2128:LEU:HD23	2:W:2216:PHE:HZ	1.76	0.50
3:X:3004[B]:GLY:O	3:X:3006[B]:LYS:N	2.44	0.50
3:X:3135[A]:LYS:HB2	3:X:3141[A]:TYR:HD1	1.76	0.50
3:X:3217[A]:PHE:CB	3:X:3219[A]:LEU:HD21	2.42	0.50
3:X:3288[A]:MET:CA	3:X:3295[A]:LEU:HG	2.42	0.50
1:Y:305:ASN:HB3	1:Y:400:ILE:HB	1.94	0.50
1:Y:1008:GLU:HA	1:Y:1011:TYR:HB3	1.93	0.50
2:B:2161:GLN:NE2	2:B:2348:THR:HG21	2.27	0.50
3:C:3151[B]:LEU:CA	3:L:3154[B]:PRO:HB2	2.40	0.50
3:C:3152[B]:LYS:HG3	3:L:3172[B]:SER:HG	1.75	0.50
3:C:3276[A]:ASP:O	3:C:3277[A]:ALA:HB3	2.12	0.50
1:D:1321:HIS:O	1:D:1324:ARG:HB3	2.11	0.50
2:E:2603:PRO:HG2	2:E:2606:LEU:HD12	1.93	0.50
3:F:3196[B]:THR:OG1	3:F:3199[B]:GLN:HG3	2.12	0.50
1:G:127:GLU:CG	1:G:135:THR:H	2.24	0.50
3:I:2952[B]:ALA:CA	3:I:2956[B]:LYS:HB3	2.38	0.50
3:I:2969[A]:TYR:CE2	3:I:2970[A]:PRO:CG	2.86	0.50
3:I:3276[A]:ASP:O	3:I:3277[A]:ALA:HB3	2.12	0.50
1:J:41:HIS:NE2	1:J:58:CYS:SG	2.85	0.50
1:J:69:HIS:CD2	9:J:5001:CUO:O1	2.64	0.50
1:J:931:TRP:CZ3	1:J:995:ILE:HD11	2.46	0.50
2:K:2282:LEU:HD21	2:K:2294:PHE:HA	1.94	0.50
3:L:2933[A]:SER:C	3:L:2936[A]:GLU:H	2.15	0.50
3:L:2981[A]:GLY:N	3:L:3086[A]:GLU:OE1	2.45	0.50
3:L:3307[B]:PHE:CD1	3:L:3307[B]:PHE:C	2.85	0.50
3:O:2960[B]:PHE:CD2	3:O:3157[B]:PRO:CG	2.74	0.50
3:O:3102[B]:TYR:HA	3:X:2971[B]:ASP:CA	2.42	0.50
3:O:3196[B]:THR:O	3:O:3199[B]:GLN:HB2	2.11	0.50
1:P:1604:ASP:OD1	1:P:1605:ARG:NH1	2.44	0.50
3:R:3014[B]:TRP:C	3:R:3014[B]:TRP:CD1	2.85	0.50
1:S:514:TRP:CZ2	1:S:606:ILE:HD11	2.47	0.50
1:S:1231:VAL:O	1:S:1233:SER:N	2.44	0.50
1:S:1467:ILE:HD13	1:S:1532:PHE:HB2	1.93	0.50
2:T:2107:LEU:O	2:T:2111:GLN:HB2	2.12	0.50
3:U:2935[B]:ILE:CD1	3:U:2935[B]:ILE:H	2.25	0.50
3:U:2969[B]:TYR:CD2	3:U:2970[B]:PRO:HD2	2.47	0.50
1:V:372:ALA:O	1:V:375:SER:OG	2.26	0.50
1:V:730:PHE:N	1:V:821:ILE:O	2.27	0.50
1:V:882:TRP:CD1	1:V:1086:LEU:HD11	2.47	0.50

Continued on next page...

Continued from previous page...

Atom-1	Atom-2	Interatomic distance (Å)	Clash overlap (Å)
1:V:1324:ARG:NH1	1:V:1519:TYR:HB3	2.26	0.50
3:X:3093[B]:HIS:HB2	3:X:3248[B]:LEU:HD13	1.94	0.50
1:A:874:ALA:HA	1:A:913:PHE:HZ	1.76	0.49
2:B:2184:MET:HE3	2:B:2231:LEU:HD11	1.94	0.49
3:C:2952[A]:ALA:CA	3:C:2956[A]:LYS:HB3	2.38	0.49
3:C:2962[B]:GLY:N	3:C:3111[B]:SER:OG	2.44	0.49
3:C:3014[A]:TRP:C	3:C:3014[A]:TRP:CD1	2.85	0.49
3:C:3135[A]:LYS:HB2	3:C:3141[A]:TYR:HD1	1.76	0.49
3:C:3183[B]:LEU:N	3:C:3184[B]:ASN:HA	2.12	0.49
3:C:3201[B]:GLU:O	3:C:3205[B]:LYS:HB2	2.11	0.49
3:C:3222[B]:ILE:CD1	3:L:2963[B]:MET:HE3	2.42	0.49
1:D:567:LEU:HD11	1:D:579:LEU:HD11	1.93	0.49
1:D:891:LYS:HB2	1:D:892:TYR:CD2	2.47	0.49
1:D:1361:GLU:HG3	1:D:1363:THR:H	1.77	0.49
3:F:3151[A]:LEU:CB	3:F:3175[A]:TYR:CD2	2.93	0.49
3:F:3151[B]:LEU:CB	3:F:3175[B]:TYR:CD2	2.93	0.49
3:F:3173[B]:THR:HG22	3:F:3174[B]:GLY:H	1.67	0.49
3:F:3185[A]:TYR:C	3:F:3185[A]:TYR:CD2	2.86	0.49
1:G:1033:LEU:HD11	1:G:1183:GLU:HB2	1.93	0.49
3:I:2952[A]:ALA:N	3:I:2953[A]:GLY:HA2	2.06	0.49
3:I:3014[B]:TRP:C	3:I:3014[B]:TRP:CD1	2.85	0.49
3:I:3196[B]:THR:O	3:I:3199[B]:GLN:HB2	2.11	0.49
3:I:3288[B]:MET:CA	3:I:3295[B]:LEU:HG	2.42	0.49
3:I:3307[B]:PHE:CD1	3:I:3307[B]:PHE:C	2.85	0.49
1:J:329:ARG:HB3	1:M:1584:GLY:N	2.26	0.49
1:J:972:SER:HA	1:J:1028:VAL:HG22	1.94	0.49
1:J:1316:MET:HB3	1:J:1318:VAL:HG22	1.94	0.49
3:L:2986[A]:PRO:CB	3:L:3127[A]:TRP:CZ3	2.94	0.49
3:L:2986[B]:PRO:CB	3:L:3127[B]:TRP:CZ3	2.94	0.49
3:L:3176[B]:LYS:NZ	3:L:3176[B]:LYS:CB	2.73	0.49
3:O:2939[B]:ARG:NE	3:O:3031[B]:ASN:ND2	2.60	0.49
3:O:2969[B]:TYR:CG	3:O:2970[B]:PRO:HD2	2.42	0.49
3:O:3038[A]:ILE:HG23	3:O:3040[A]:VAL:HG22	1.90	0.49
3:O:3093[A]:HIS:HB2	3:O:3248[A]:LEU:HD13	1.94	0.49
1:P:1034:GLU:HB2	1:P:1180:SER:OG	2.12	0.49
1:P:1475:ARG:NE	1:P:1541:GLU:OE2	2.30	0.49
3:R:3066[A]:TYR:CE1	3:R:3193[A]:HIS:CE1	2.98	0.49
3:R:3176[A]:LYS:N	3:R:3176[A]:LYS:CE	2.73	0.49
3:R:3196[B]:THR:OG1	3:R:3199[B]:GLN:HG3	2.12	0.49
3:R:3293[A]:LYS:HB2	3:R:3294[A]:SER:CA	2.41	0.49
1:S:899:MET:HE2	1:S:1012:GLU:CD	2.33	0.49

Continued on next page...

Continued from previous page...

Atom-1	Atom-2	Interatomic distance (Å)	Clash overlap (Å)
3:U:2939[A]:ARG:NE	3:U:3031[A]:ASN:ND2	2.60	0.49
3:U:3093[B]:HIS:HB2	3:U:3248[B]:LEU:HD13	1.94	0.49
3:U:3104[A]:MET:HA	3:U:3110[A]:THR:CG2	2.17	0.49
3:U:3135[A]:LYS:HB2	3:U:3141[A]:TYR:HD1	1.76	0.49
3:U:3196[A]:THR:OG1	3:U:3199[A]:GLN:HB2	2.12	0.49
1:V:843:VAL:HG11	1:V:1044:LEU:HD13	1.93	0.49
1:V:1396:GLU:OE2	1:V:1569:ARG:NH2	2.45	0.49
2:W:2257:CYS:O	2:W:2261:VAL:HG23	2.12	0.49
3:X:2935[A]:ILE:CD1	3:X:2935[A]:ILE:H	2.25	0.49
3:X:2939[A]:ARG:NE	3:X:3031[A]:ASN:ND2	2.60	0.49
3:X:3135[B]:LYS:HB2	3:X:3141[B]:TYR:HD1	1.76	0.49
1:Y:126:GLY:HA3	1:Y:202:TYR:O	2.11	0.49
1:Y:238:ASN:OD1	1:Y:238:ASN:N	2.40	0.49
1:Y:1492:PRO:HA	1:Y:1512:ARG:HA	1.94	0.49
2:Z:2154:TRP:HD1	2:Z:2333:LEU:HD12	1.77	0.49
1:A:460:GLU:CD	1:A:1368:ARG:HH22	2.12	0.49
3:C:2935[B]:ILE:CD1	3:C:2935[B]:ILE:H	2.25	0.49
3:C:2966[B]:SER:HB3	3:L:2982[B]:MET:HE1	1.94	0.49
3:C:3217[B]:PHE:CB	3:C:3219[B]:LEU:HD21	2.42	0.49
3:C:3307[B]:PHE:C	3:C:3307[B]:PHE:CD1	2.85	0.49
1:D:711:LEU:HD21	1:D:719:TYR:HD2	1.76	0.49
2:E:2647:LEU:HG	2:E:2656:LEU:HG	1.93	0.49
3:F:2935[B]:ILE:CD1	3:F:2935[B]:ILE:H	2.25	0.49
3:F:3196[B]:THR:OG1	3:F:3199[B]:GLN:HB2	2.11	0.49
1:G:37:ILE:HD13	1:G:75:GLN:HG3	1.94	0.49
3:I:2935[A]:ILE:CD1	3:I:2935[A]:ILE:H	2.25	0.49
3:I:2939[A]:ARG:NE	3:I:3031[A]:ASN:ND2	2.60	0.49
3:I:3066[A]:TYR:CE1	3:I:3193[A]:HIS:CE1	2.98	0.49
3:I:3155[B]:MET:HA	3:R:2979[B]:GLN:HE21	1.77	0.49
3:I:3196[A]:THR:O	3:I:3199[A]:GLN:HB2	2.11	0.49
3:I:3219[A]:LEU:N	3:I:3219[A]:LEU:CD2	2.73	0.49
1:J:145:GLN:HG2	1:J:151:GLN:CD	2.31	0.49
1:J:1583:CYS:O	1:M:329:ARG:HA	2.12	0.49
3:L:2935[A]:ILE:CD1	3:L:2936[A]:GLU:N	2.73	0.49
3:L:2935[B]:ILE:CD1	3:L:2936[B]:GLU:N	2.73	0.49
3:L:3014[B]:TRP:CD1	3:L:3014[B]:TRP:C	2.85	0.49
3:L:3066[B]:TYR:CE1	3:L:3193[B]:HIS:CE1	2.98	0.49
3:L:3096[A]:VAL:HG11	3:L:3115[A]:LEU:HD12	1.89	0.49
3:L:3185[B]:TYR:C	3:L:3185[B]:TYR:CD2	2.85	0.49
3:L:3284[B]:LYS:CE	3:L:3284[B]:LYS:CA	2.85	0.49
1:M:81:VAL:HA	1:M:85:SER:HB3	1.94	0.49

Continued on next page...

Continued from previous page...

Atom-1	Atom-2	Interatomic distance (Å)	Clash overlap (Å)
1:M:137:ARG:NH2	1:M:203:ASP:OD1	2.37	0.49
1:M:329:ARG:HH11	1:M:329:ARG:HB3	1.76	0.49
1:M:804:ASP:H	1:M:810:LEU:HD13	1.77	0.49
1:M:861:PHE:CD2	1:M:870:TYR:HB2	2.47	0.49
1:M:1622:GLN:HG2	1:M:1652:PHE:CD1	2.47	0.49
3:O:2948[B]:ASP:CB	3:O:2949[B]:LYS:CA	2.78	0.49
3:O:3066[B]:TYR:CE1	3:O:3193[B]:HIS:CE1	2.98	0.49
3:O:3135[A]:LYS:HB2	3:O:3141[A]:TYR:HD1	1.76	0.49
3:O:3176[B]:LYS:C	3:O:3177[B]:SER:HG	1.99	0.49
3:O:3185[B]:TYR:C	3:O:3185[B]:TYR:CD2	2.86	0.49
3:O:3201[B]:GLU:O	3:O:3205[B]:LYS:HB2	2.11	0.49
3:O:3275[A]:LEU:N	3:O:3275[A]:LEU:CD1	2.73	0.49
3:O:3275[B]:LEU:N	3:O:3275[B]:LEU:CD1	2.73	0.49
3:R:3232[B]:VAL:HG23	3:R:3273[B]:LEU:HD11	1.94	0.49
3:R:3291[A]:ASP:OD2	3:R:3293[A]:LYS:NZ	2.43	0.49
1:S:1219:ASP:N	1:S:1223:ALA:O	2.36	0.49
1:S:1362:ALA:HA	1:S:1378:PHE:CG	2.47	0.49
2:T:2867:PRO:HG2	3:U:2932[A]:PRO:HG2	1.93	0.49
3:U:2939[B]:ARG:NE	3:U:3031[B]:ASN:ND2	2.60	0.49
3:U:3023[A]:ILE:O	3:U:3025[A]:VAL:N	2.44	0.49
3:U:3232[A]:VAL:HG23	3:U:3273[A]:LEU:HD11	1.94	0.49
3:U:3276[B]:ASP:O	3:U:3277[B]:ALA:HB3	2.12	0.49
1:V:559:THR:HG21	1:V:627:ASP:HA	1.94	0.49
1:V:1322:TRP:CD1	1:V:1493:MET:HB3	2.47	0.49
3:X:3176[B]:LYS:CE	3:X:3176[B]:LYS:N	2.73	0.49
1:Y:483:GLY:HA2	1:Y:773:PHE:CZ	2.46	0.49
1:Y:499:GLU:HG3	1:Y:511:VAL:HG12	1.95	0.49
1:A:449:ASP:HB3	1:A:1276:ASN:OD1	2.12	0.49
1:A:572:SER:O	1:A:578:PHE:HB2	2.12	0.49
3:C:3151[B]:LEU:CB	3:C:3175[B]:TYR:CD2	2.93	0.49
1:D:256:ILE:O	1:D:260:ASN:ND2	2.45	0.49
2:E:2451:LEU:HD22	2:E:2456:LEU:HD11	1.94	0.49
3:F:2933[A]:SER:C	3:F:2936[A]:GLU:H	2.16	0.49
3:F:3196[A]:THR:OG1	3:F:3199[A]:GLN:HB2	2.11	0.49
3:F:3276[B]:ASP:O	3:F:3277[B]:ALA:HB3	2.12	0.49
1:G:489:HIS:HB3	1:G:689:PRO:HB3	1.95	0.49
2:H:2542:TYR:HB2	2:H:2573:TYR:HE1	1.77	0.49
2:H:2650:GLY:N	2:H:2651:GLN:HA	2.27	0.49
3:I:3160[B]:SER:CA	3:R:2983[B]:VAL:HB	2.42	0.49
3:I:3176[A]:LYS:H	3:I:3176[A]:LYS:CE	2.17	0.49
3:I:3185[A]:TYR:C	3:I:3185[A]:TYR:CD2	2.85	0.49

Continued on next page...

Continued from previous page...

Atom-1	Atom-2	Interatomic distance (Å)	Clash overlap (Å)
3:I:3196[A]:THR:OG1	3:I:3199[A]:GLN:HG3	2.12	0.49
3:I:3201[B]:GLU:O	3:I:3205[B]:LYS:HB2	2.11	0.49
2:K:2735:ALA:HB2	2:K:2769:PHE:CZ	2.47	0.49
3:L:2933[B]:SER:C	3:L:2936[B]:GLU:H	2.16	0.49
3:L:3014[A]:TRP:C	3:L:3014[A]:TRP:CD1	2.85	0.49
3:L:3023[B]:ILE:O	3:L:3025[B]:VAL:N	2.44	0.49
1:M:633:HIS:C	1:M:633:HIS:HD1	2.15	0.49
1:M:639:ARG:HB2	1:M:703:TYR:CE2	2.47	0.49
2:N:2595:TRP:CE2	2:N:2683:ILE:HG13	2.47	0.49
3:O:3014[A]:TRP:C	3:O:3014[A]:TRP:CD1	2.85	0.49
3:O:3185[A]:TYR:C	3:O:3185[A]:TYR:CD2	2.86	0.49
3:O:3217[A]:PHE:CB	3:O:3219[A]:LEU:HD21	2.42	0.49
1:P:324:PRO:HG2	1:P:376:ASN:OD1	2.12	0.49
1:P:744:VAL:HG12	1:P:802:ILE:HG23	1.94	0.49
3:R:2939[A]:ARG:NE	3:R:3031[A]:ASN:ND2	2.60	0.49
3:R:2969[A]:TYR:CD2	3:R:2970[A]:PRO:HD2	2.47	0.49
3:R:2981[B]:GLY:N	3:R:3086[B]:GLU:OE1	2.45	0.49
3:R:3169[A]:LYS:C	3:R:3172[A]:SER:HG	2.04	0.49
3:U:2935[A]:ILE:CD1	3:U:2935[A]:ILE:H	2.25	0.49
3:U:2952[A]:ALA:CA	3:U:2956[A]:LYS:HB3	2.38	0.49
3:U:3004[A]:GLY:O	3:U:3006[A]:LYS:N	2.44	0.49
1:V:567:LEU:HD13	1:V:609:TRP:CD1	2.46	0.49
3:X:2935[B]:ILE:CD1	3:X:2935[B]:ILE:H	2.25	0.49
3:X:3201[B]:GLU:O	3:X:3205[B]:LYS:HB2	2.11	0.49
3:X:3307[B]:PHE:CD1	3:X:3307[B]:PHE:C	2.85	0.49
1:Y:1312:CYS:HA	1:Y:1322:TRP:CE2	2.47	0.49
1:Y:1492:PRO:HB2	1:Y:1497:SER:HB3	1.94	0.49
1:A:456:GLN:HG2	1:A:551:GLU:HB3	1.95	0.49
1:A:1441:SER:OG	1:A:1442:MET:N	2.43	0.49
2:B:2680:HIS:CD2	2:B:2684:HIS:HD2	2.31	0.49
3:C:2960[A]:PHE:CD2	3:C:3157[A]:PRO:CG	2.74	0.49
3:C:3066[B]:TYR:CE1	3:C:3193[B]:HIS:CE1	2.98	0.49
1:D:730:PHE:CE1	1:D:780:GLU:HG2	2.47	0.49
1:D:1324:ARG:NH1	1:D:1516:VAL:O	2.46	0.49
3:F:3135[B]:LYS:HB2	3:F:3141[B]:TYR:HD1	1.76	0.49
2:H:2361:LYS:HD2	2:H:2362:GLN:H	1.77	0.49
3:I:2935[B]:ILE:CD1	3:I:2935[B]:ILE:H	2.25	0.49
3:I:2965[B]:LEU:CD2	3:R:3250[B]:GLY:H	2.25	0.49
3:I:3066[B]:TYR:CE1	3:I:3193[B]:HIS:CE1	2.98	0.49
3:I:3268[A]:LYS:CG	1:J:1539:GLN:HE22	2.25	0.49
1:J:194:MET:HA	1:J:200:THR:HA	1.95	0.49

Continued on next page...

Continued from previous page...

Atom-1	Atom-2	Interatomic distance (Å)	Clash overlap (Å)
3:L:3014[B]:TRP:HH2	3:L:3123[B]:THR:HG23	1.78	0.49
3:L:3276[A]:ASP:O	3:L:3277[A]:ALA:HB3	2.12	0.49
1:M:127:GLU:OE2	1:M:135:THR:N	2.42	0.49
3:O:2963[B]:MET:SD	3:X:2975[B]:PHE:CZ	3.02	0.49
3:O:3196[A]:THR:O	3:O:3200[A]:LEU:N	2.43	0.49
3:O:3201[A]:GLU:O	3:O:3205[A]:LYS:HB2	2.11	0.49
3:O:3252[B]:TYR:CB	3:X:3156[B]:MET:CB	2.66	0.49
3:O:3291[A]:ASP:OD2	3:O:3293[A]:LYS:NZ	2.43	0.49
1:P:432:THR:HG23	1:P:435:GLU:H	1.76	0.49
1:P:1562:ILE:HD11	1:P:1645:PHE:CZ	2.48	0.49
2:Q:2252:GLU:CD	2:Q:2393:ARG:HH12	2.16	0.49
2:Q:2568:HIS:ND1	2:Q:2765:PRO:HB3	2.28	0.49
3:R:3014[B]:TRP:HH2	3:R:3123[B]:THR:HG23	1.78	0.49
1:S:598:GLN:O	1:S:602:THR:OG1	2.23	0.49
1:S:949:ASP:OD1	1:S:950:ALA:N	2.40	0.49
3:U:3147[B]:GLU:CG	3:U:3149[B]:ASN:ND2	2.73	0.49
1:V:460:GLU:O	1:V:467:LYS:NZ	2.36	0.49
1:V:1019:HIS:CE1	1:V:1046:HIS:HE1	2.31	0.49
3:X:2939[B]:ARG:HG3	3:X:2939[B]:ARG:NH1	2.28	0.49
3:X:2939[B]:ARG:NE	3:X:3031[B]:ASN:ND2	2.60	0.49
3:X:2969[A]:TYR:CD2	3:X:2970[A]:PRO:HD2	2.47	0.49
3:X:3047[B]:ARG:HH21	3:X:3113[B]:ASP:CG	2.16	0.49
1:Y:1470:GLU:HB3	1:Y:1537:ILE:CD1	2.42	0.49
1:A:1301:PRO:HA	1:A:1308:VAL:HA	1.95	0.49
2:B:2680:HIS:HB2	2:B:2714:VAL:HG11	1.93	0.49
3:C:2969[A]:TYR:CD2	3:C:2970[A]:PRO:HD2	2.47	0.49
3:C:2986[B]:PRO:CB	3:C:3127[B]:TRP:CZ3	2.94	0.49
3:C:3014[A]:TRP:HH2	3:C:3123[A]:THR:HG23	1.78	0.49
3:C:3086[B]:GLU:CG	3:L:2968[B]:GLN:NE2	2.70	0.49
3:C:3217[A]:PHE:CB	3:C:3219[A]:LEU:HD21	2.42	0.49
3:C:3256[B]:TRP:CD1	3:L:2975[B]:PHE:O	2.65	0.49
1:G:1339:SER:CB	1:G:1340:GLY:HA2	2.38	0.49
2:H:2541:GLY:O	2:H:2547:MET:HE1	2.13	0.49
2:H:2553:ALA:N	2:H:2554:PRO:HD2	2.28	0.49
3:I:2933[B]:SER:CB	3:I:2936[B]:GLU:CB	2.85	0.49
3:I:2933[B]:SER:C	3:I:2936[B]:GLU:H	2.16	0.49
3:I:2977[B]:CYS:SG	3:R:2982[B]:MET:HE3	2.52	0.49
3:I:2980[B]:HIS:HD2	3:R:2969[B]:TYR:O	1.94	0.49
3:I:3185[B]:TYR:C	3:I:3185[B]:TYR:CD2	2.86	0.49
3:I:3252[B]:TYR:CD2	3:R:3108[B]:HIS:CE1	3.00	0.49
3:I:3264[A]:TYR:C	3:I:3264[A]:TYR:HD1	2.16	0.49

Continued on next page...

Continued from previous page...

Atom-1	Atom-2	Interatomic distance (Å)	Clash overlap (Å)
3:I:3288[A]:MET:CA	3:I:3295[A]:LEU:HG	2.42	0.49
1:J:428:ILE:HD12	1:J:514:TRP:HB3	1.94	0.49
1:J:1215:LEU:HD22	1:J:1229:LYS:NZ	2.27	0.49
3:L:3285[B]:VAL:CG2	3:L:3286[B]:THR:N	2.73	0.49
3:L:3298[B]:ASN:HA	3:L:3299[B]:LEU:HB3	1.88	0.49
2:N:2866:PRO:HB2	2:N:2868:GLU:OE1	2.11	0.49
3:O:3183[B]:LEU:H	3:O:3184[B]:ASN:CA	2.22	0.49
3:O:3264[B]:TYR:C	3:O:3264[B]:TYR:HD1	2.16	0.49
1:P:483:GLY:HA2	1:P:773:PHE:CZ	2.48	0.49
1:P:1015:HIS:CD2	1:P:1045:HIS:HE1	2.31	0.49
2:Q:2525:LYS:NZ	2:Q:2526:ARG:HH12	2.11	0.49
2:Q:2553:ALA:N	2:Q:2554:PRO:HD2	2.28	0.49
2:Q:2805:PHE:CE1	2:Q:2855:ASP:HB3	2.47	0.49
3:R:2939[A]:ARG:HG3	3:R:2939[A]:ARG:NH1	2.28	0.49
3:R:2979[A]:GLN:NE2	3:R:3155[A]:MET:HE2	2.27	0.49
3:R:3185[A]:TYR:C	3:R:3185[A]:TYR:CD2	2.86	0.49
1:S:462:HIS:HA	1:S:490:TRP:CH2	2.47	0.49
2:T:2825:ILE:HG22	2:T:2863:ARG:HH21	1.76	0.49
3:U:3014[B]:TRP:C	3:U:3014[B]:TRP:CD1	2.85	0.49
1:V:898:GLY:N	1:V:899:MET:SD	2.73	0.49
1:V:1351:PRO:HA	1:V:1400:ASN:HB2	1.92	0.49
2:W:2180:TRP:CH2	2:W:2300:ASN:HB3	2.48	0.49
2:W:2571:ARG:NH1	2:W:2771:TYR:HB3	2.27	0.49
3:X:3232[B]:VAL:HG23	3:X:3273[B]:LEU:HD11	1.95	0.49
3:X:3276[A]:ASP:O	3:X:3277[A]:ALA:HB3	2.12	0.49
1:Y:215:ARG:NE	1:Y:279:LEU:HA	2.28	0.49
2:Z:2090:LYS:NZ	2:Z:2099:GLU:OE2	2.45	0.49
2:Z:2121:THR:O	2:Z:2124:SER:HB3	2.13	0.49
4:RA:1:NAG:O3	4:RA:2:NAG:O5	2.23	0.49
1:A:105:VAL:HB	1:A:137:ARG:HH12	1.77	0.49
1:A:646:ALA:O	1:A:649:ILE:HG12	2.12	0.49
3:C:2971[B]:ASP:OD2	3:L:3248[B]:LEU:CD2	2.60	0.49
3:C:3228[B]:VAL:O	3:C:3228[B]:VAL:HG23	2.10	0.49
3:C:3232[A]:VAL:HG23	3:C:3273[A]:LEU:HD11	1.95	0.49
3:C:3275[A]:LEU:N	3:C:3275[A]:LEU:CD1	2.73	0.49
3:C:3300[A]:LEU:CD2	3:C:3300[A]:LEU:H	2.24	0.49
9:C:3401[A]:CUO:O1	3:L:3120[A]:HIS:CE1	2.66	0.49
1:D:467:LYS:HB2	1:D:471:PRO:HG3	1.94	0.49
2:E:2472:ASN:HB2	2:E:2474:THR:N	2.28	0.49
3:F:3120[A]:HIS:CE1	9:F:3402[A]:CUO:O1	2.66	0.49
3:F:3201[B]:GLU:O	3:F:3205[B]:LYS:HB2	2.11	0.49

Continued on next page...

Continued from previous page...

Atom-1	Atom-2	Interatomic distance (Å)	Clash overlap (Å)
1:G:145:GLN:HG2	1:G:151:GLN:HB2	1.95	0.49
1:G:293:LEU:O	1:G:296:ARG:HG2	2.12	0.49
2:H:2866:PRO:CB	2:H:2868:GLU:HG3	2.43	0.49
3:I:3259[B]:ASP:CG	3:R:3162[B]:ASP:HB3	2.30	0.49
3:I:3264[B]:TYR:C	3:I:3264[B]:TYR:HD1	2.16	0.49
3:L:3151[A]:LEU:CB	3:L:3175[A]:TYR:CD2	2.93	0.49
3:L:3307[A]:PHE:C	3:L:3307[A]:PHE:CD1	2.85	0.49
1:M:899:MET:HB3	1:M:1012:GLU:OE1	2.13	0.49
1:M:901:THR:HG22	1:M:904:HIS:HB2	1.94	0.49
1:M:1166:THR:H	1:M:1167:ASP:HA	1.77	0.49
1:M:1290:ILE:HD13	1:M:1329:LEU:HG	1.93	0.49
1:M:1315:GLY:HA3	1:M:1601:TRP:CG	2.47	0.49
3:O:2939[B]:ARG:HG3	3:O:2939[B]:ARG:NH1	2.28	0.49
3:O:3014[A]:TRP:HH2	3:O:3123[A]:THR:HG23	1.78	0.49
3:O:3101[B]:PRO:O	3:X:2971[B]:ASP:HA	2.10	0.49
3:O:3120[B]:HIS:CE1	9:O:3401[B]:CUO:O1	2.66	0.49
3:O:3196[B]:THR:OG1	3:O:3199[B]:GLN:HG3	2.12	0.49
3:O:3232[A]:VAL:HG23	3:O:3273[A]:LEU:HD11	1.94	0.49
3:R:2935[B]:ILE:CD1	3:R:2936[B]:GLU:N	2.73	0.49
3:R:2939[B]:ARG:NE	3:R:3031[B]:ASN:ND2	2.60	0.49
3:R:3196[A]:THR:CA	3:R:3199[A]:GLN:OE1	2.58	0.49
3:R:3264[A]:TYR:C	3:R:3264[A]:TYR:HD1	2.16	0.49
1:S:49:ALA:H	1:S:55:ILE:HD12	1.78	0.49
1:S:462:HIS:HA	1:S:490:TRP:HH2	1.77	0.49
2:T:2808:PHE:HZ	2:T:2821:LEU:HD13	1.78	0.49
3:U:3089[B]:HIS:CE1	3:U:3093[B]:HIS:CE1	3.01	0.49
3:U:3191[A]:ASN:ND2	3:U:3191[A]:ASN:N	2.60	0.49
3:U:3211[B]:ASP:OD1	3:U:3211[B]:ASP:N	2.28	0.49
3:U:3307[A]:PHE:C	3:U:3307[A]:PHE:CD1	2.85	0.49
1:V:41:HIS:O	1:V:201:SER:OG	2.27	0.49
2:W:2762:VAL:O	2:W:2768:LEU:HD23	2.13	0.49
3:X:2954[B]:TYR:CD2	3:X:2954[B]:TYR:C	2.86	0.49
3:X:3089[B]:HIS:CE1	3:X:3093[B]:HIS:CE1	3.01	0.49
3:X:3293[A]:LYS:HB2	3:X:3294[A]:SER:CA	2.41	0.49
3:X:3300[A]:LEU:CD2	3:X:3300[A]:LEU:H	2.24	0.49
3:X:3307[A]:PHE:C	3:X:3307[A]:PHE:CD1	2.85	0.49
2:Z:2849:ASP:HB3	2:Z:2850:ARG:NE	2.27	0.49
1:A:480:CYS:HA	1:A:490:TRP:CE2	2.48	0.49
1:A:717:GLN:O	1:A:720:VAL:HG22	2.13	0.49
1:A:1074:ILE:HB	2:E:2901:LEU:HB2	1.94	0.49
2:B:2573:TYR:CE2	2:B:2707:PHE:HE2	2.28	0.49

Continued on next page...

Continued from previous page...

Atom-1	Atom-2	Interatomic distance (Å)	Clash overlap (Å)
3:C:2939[B]:ARG:NE	3:C:3031[B]:ASN:ND2	2.60	0.49
3:C:3014[B]:TRP:CD1	3:C:3014[B]:TRP:C	2.85	0.49
3:C:3089[A]:HIS:CE1	3:C:3093[A]:HIS:CE1	3.01	0.49
3:C:3120[B]:HIS:NE2	9:C:3402[B]:CUO:O1	2.30	0.49
3:C:3185[A]:TYR:C	3:C:3185[A]:TYR:CD2	2.86	0.49
3:C:3196[B]:THR:O	3:C:3200[B]:LEU:N	2.43	0.49
3:C:3264[A]:TYR:C	3:C:3264[A]:TYR:HD1	2.16	0.49
1:D:644:TRP:O	1:D:647:LEU:HB2	2.12	0.49
1:D:830:ASN:HB3	1:D:832:LYS:HB2	1.95	0.49
3:F:3014[B]:TRP:HH2	3:F:3123[B]:THR:HG23	1.78	0.49
3:F:3093[A]:HIS:HB2	3:F:3248[A]:LEU:HD13	1.94	0.49
3:F:3264[B]:TYR:CD1	3:F:3264[B]:TYR:C	2.86	0.49
3:F:3307[A]:PHE:CD1	3:F:3307[A]:PHE:C	2.85	0.49
1:G:306:PHE:HB3	1:G:308:LEU:HD13	1.94	0.49
1:G:655:TYR:HE2	1:G:693:TYR:HB3	1.78	0.49
1:G:1284:GLU:OE1	1:G:1337:ARG:NH1	2.46	0.49
2:H:2680:HIS:NE2	2:H:2684:HIS:CD2	2.81	0.49
1:J:63:PRO:HA	1:J:172:GLU:HG3	1.94	0.49
1:J:1361:GLU:HG3	1:J:1363:THR:H	1.77	0.49
2:K:2279:LEU:HD12	2:K:2284:HIS:HD2	1.78	0.49
3:L:2935[B]:ILE:CD1	3:L:2935[B]:ILE:H	2.25	0.49
3:L:2939[B]:ARG:NE	3:L:3031[B]:ASN:ND2	2.60	0.49
3:L:3196[B]:THR:OG1	3:L:3199[B]:GLN:HG3	2.12	0.49
1:M:1103:PHE:HE2	2:Q:2871:PHE:HA	1.78	0.49
2:N:2536:PHE:HE1	2:N:2708:TYR:HE2	1.60	0.49
3:O:2933[A]:SER:C	3:O:2936[A]:GLU:H	2.16	0.49
3:O:2981[A]:GLY:N	3:O:3086[A]:GLU:OE1	2.45	0.49
3:O:3120[A]:HIS:CE1	9:O:3401[A]:CUO:O1	2.66	0.49
3:O:3307[B]:PHE:C	3:O:3307[B]:PHE:CD1	2.85	0.49
2:Q:2336:PHE:HB3	2:Q:2348:THR:HG22	1.94	0.49
3:R:2935[A]:ILE:CD1	3:R:2935[A]:ILE:H	2.25	0.49
3:R:2935[B]:ILE:CD1	3:R:2935[B]:ILE:H	2.25	0.49
3:R:3093[A]:HIS:HB2	3:R:3248[A]:LEU:HD13	1.94	0.49
3:R:3288[B]:MET:CA	3:R:3295[B]:LEU:HG	2.42	0.49
1:S:1063:ARG:HB3	1:S:1065:LYS:HE3	1.95	0.49
1:S:1558:LEU:HD13	2:W:2440:ASP:HA	1.94	0.49
2:T:2665:GLU:OE1	2:T:2798:GLN:NE2	2.46	0.49
3:U:2939[B]:ARG:HG3	3:U:2939[B]:ARG:NH1	2.28	0.49
3:U:3176[A]:LYS:NZ	3:U:3176[A]:LYS:CB	2.73	0.49
3:U:3196[A]:THR:CA	3:U:3199[A]:GLN:OE1	2.58	0.49
3:X:2933[B]:SER:C	3:X:2936[B]:GLU:H	2.15	0.49

Continued on next page...

Continued from previous page...

Atom-1	Atom-2	Interatomic distance (Å)	Clash overlap (Å)
3:X:2960[A]:PHE:CD2	3:X:3157[A]:PRO:CG	2.74	0.49
3:X:3014[B]:TRP:C	3:X:3014[B]:TRP:CD1	2.85	0.49
3:X:3014[B]:TRP:HH2	3:X:3123[B]:THR:HG23	1.78	0.49
3:X:3201[A]:GLU:O	3:X:3205[A]:LYS:HB2	2.11	0.49
3:X:3217[B]:PHE:CB	3:X:3219[B]:LEU:HD21	2.42	0.49
1:A:611:GLY:HA2	1:A:617:SER:HB2	1.94	0.49
1:A:1018:ILE:HA	1:A:1021:LEU:HB2	1.95	0.49
1:D:1200:MET:HE2	1:D:1205:LEU:HB3	1.95	0.49
2:E:2099:GLU:HA	2:E:2172:ILE:HD11	1.95	0.49
3:F:2939[B]:ARG:HG3	3:F:2939[B]:ARG:NH1	2.28	0.49
3:F:3047[A]:ARG:HH21	3:F:3113[A]:ASP:CG	2.16	0.49
3:F:3293[A]:LYS:CG	3:F:3294[A]:SER:HB2	2.36	0.49
3:I:2963[B]:MET:HE1	3:R:3223[B]:GLY:HA3	1.91	0.49
3:I:2989[B]:HIS:HD2	3:R:2970[B]:PRO:HA	1.72	0.49
3:I:3014[A]:TRP:HH2	3:I:3123[A]:THR:HG23	1.78	0.49
3:I:3264[A]:TYR:C	3:I:3264[A]:TYR:CD1	2.86	0.49
3:I:3307[A]:PHE:C	3:I:3307[A]:PHE:CD1	2.85	0.49
1:J:135:THR:HG22	1:J:192:HIS:HB3	1.94	0.49
1:J:139:VAL:HG11	1:J:144:TYR:OH	2.13	0.49
1:J:1279:LYS:HE3	1:J:1376:PRO:HG3	1.93	0.49
3:L:3147[B]:GLU:CG	3:L:3149[B]:ASN:ND2	2.73	0.49
3:L:3219[A]:LEU:N	3:L:3219[A]:LEU:CD2	2.73	0.49
1:M:142:ARG:NH1	1:M:340:GLN:OE1	2.45	0.49
1:M:552:PHE:HZ	1:M:623:TYR:HE1	1.61	0.49
1:M:801:ASP:N	1:M:801:ASP:OD1	2.45	0.49
1:M:1081:MET:HG2	1:M:1100:SER:O	2.12	0.49
3:O:3157[B]:PRO:HB3	3:X:3150[B]:LYS:HA	1.93	0.49
3:O:3169[B]:LYS:HA	3:X:3148[B]:ILE:HG21	1.91	0.49
3:O:3255[B]:PRO:N	3:X:3169[B]:LYS:HG3	2.27	0.49
3:R:2961[B]:HIS:CD2	3:R:2988[B]:TRP:CZ3	2.96	0.49
3:R:3185[B]:TYR:C	3:R:3185[B]:TYR:CD2	2.86	0.49
1:S:1315:GLY:HA3	1:S:1601:TRP:HB2	1.94	0.49
1:S:1333:GLU:O	1:S:1337:ARG:HG3	2.12	0.49
2:T:2625:LEU:HA	2:T:2638:ARG:NH2	2.27	0.49
3:U:2933[A]:SER:C	3:U:2936[A]:GLU:H	2.16	0.49
3:U:2954[B]:TYR:CA	3:U:2957[B]:ILE:HG22	2.43	0.49
3:U:2960[B]:PHE:CD2	3:U:3157[B]:PRO:CG	2.74	0.49
3:U:3014[B]:TRP:HH2	3:U:3123[B]:THR:HG23	1.78	0.49
3:U:3089[A]:HIS:CE1	3:U:3093[A]:HIS:CE1	3.01	0.49
3:U:3288[B]:MET:CA	3:U:3295[B]:LEU:HG	2.42	0.49
2:W:2903:TYR:OH	3:X:2932[A]:PRO:HD2	2.12	0.49

Continued on next page...

Continued from previous page...

Atom-1	Atom-2	Interatomic distance (Å)	Clash overlap (Å)
3:X:3014[A]:TRP:CD1	3:X:3014[A]:TRP:C	2.85	0.49
3:X:3014[A]:TRP:HH2	3:X:3123[A]:THR:HG23	1.77	0.49
1:A:980:TYR:HE1	1:A:1021:LEU:HD13	1.77	0.49
1:A:1205:LEU:HD23	1:A:1211:TYR:HB2	1.94	0.49
1:A:1348:TRP:HD1	1:A:1403:LEU:HD13	1.76	0.49
3:C:2969[B]:TYR:CD2	3:L:3093[B]:HIS:NE2	2.79	0.49
3:C:3004[A]:GLY:O	3:C:3006[A]:LYS:N	2.44	0.49
3:C:3014[B]:TRP:HH2	3:C:3123[B]:THR:HG23	1.78	0.49
3:C:3196[A]:THR:O	3:C:3200[A]:LEU:N	2.44	0.49
3:C:3232[B]:VAL:HG23	3:C:3273[B]:LEU:HD11	1.94	0.49
3:C:3255[B]:PRO:CD	3:L:2959[B]:SER:O	2.61	0.49
3:C:3276[B]:ASP:O	3:C:3277[B]:ALA:HB3	2.12	0.49
3:C:3293[B]:LYS:HB2	3:C:3294[B]:SER:CA	2.41	0.49
3:C:3307[A]:PHE:CD1	3:C:3307[A]:PHE:C	2.85	0.49
3:F:2954[B]:TYR:CD2	3:F:2954[B]:TYR:C	2.86	0.49
3:F:3196[B]:THR:CA	3:F:3199[B]:GLN:OE1	2.58	0.49
2:H:2615:TRP:NE1	2:K:2121:THR:HG23	2.28	0.49
2:H:2813:ILE:CG2	2:H:2896:LEU:HD21	2.42	0.49
3:I:2935[B]:ILE:CD1	3:I:2936[B]:GLU:N	2.73	0.49
3:I:2969[A]:TYR:CD2	3:I:2970[A]:PRO:HD2	2.47	0.49
3:I:2970[B]:PRO:HD3	3:R:2989[B]:HIS:ND1	2.21	0.49
3:I:3093[B]:HIS:CD2	3:R:2971[B]:ASP:O	2.62	0.49
3:I:3183[B]:LEU:N	3:I:3184[B]:ASN:HA	2.11	0.49
3:I:3298[B]:ASN:CA	3:I:3299[B]:LEU:CB	2.85	0.49
1:J:195:SER:CB	1:J:386:ILE:HD11	2.43	0.49
1:J:328:LYS:NZ	1:M:1631:GLU:OE1	2.30	0.49
2:K:2679:ILE:O	2:K:2682:SER:HB3	2.13	0.49
3:L:2933[B]:SER:CB	3:L:2936[B]:GLU:CB	2.85	0.49
3:L:2954[A]:TYR:CD2	3:L:2954[A]:TYR:C	2.86	0.49
3:L:3066[A]:TYR:CE1	3:L:3193[A]:HIS:CE1	2.98	0.49
3:L:3196[B]:THR:CA	3:L:3199[B]:GLN:HB2	2.43	0.49
3:L:3264[A]:TYR:C	3:L:3264[A]:TYR:CD1	2.86	0.49
3:L:3275[B]:LEU:N	3:L:3275[B]:LEU:CD1	2.73	0.49
1:M:289:LEU:HD22	1:M:293:LEU:HD13	1.93	0.49
1:M:425:ARG:NE	1:M:499:GLU:OE2	2.38	0.49
1:M:898:GLY:HA2	1:M:1186:TRP:HB2	1.95	0.49
2:N:2329:MET:HA	2:N:2354:PRO:HG2	1.95	0.49
3:O:2933[B]:SER:C	3:O:2936[B]:GLU:H	2.15	0.49
3:O:3014[B]:TRP:CD1	3:O:3014[B]:TRP:C	2.85	0.49
3:O:3089[A]:HIS:CE1	3:O:3093[A]:HIS:CE1	3.01	0.49
3:O:3196[A]:THR:CG2	1:P:416:ASN:ND2	2.59	0.49

Continued on next page...

Continued from previous page...

Atom-1	Atom-2	Interatomic distance (Å)	Clash overlap (Å)
3:O:3196[B]:THR:CA	3:O:3199[B]:GLN:OE1	2.58	0.49
1:P:449:ASP:HB3	1:P:1280:GLN:NE2	2.28	0.49
1:P:1086:LEU:CD1	1:P:1090:ILE:HD11	2.43	0.49
2:Q:2340:ALA:HB1	2:Q:2341:PRO:CD	2.42	0.49
3:R:2954[B]:TYR:CD2	3:R:2954[B]:TYR:C	2.86	0.49
3:R:3089[A]:HIS:CE1	3:R:3093[A]:HIS:CE1	3.01	0.49
3:R:3211[B]:ASP:OD1	3:R:3211[B]:ASP:N	2.28	0.49
1:S:557:VAL:HB	1:S:558:HIS:HA	1.95	0.49
3:U:2933[B]:SER:C	3:U:2936[B]:GLU:H	2.15	0.49
3:U:2954[B]:TYR:CD2	3:U:2954[B]:TYR:C	2.86	0.49
3:U:3047[B]:ARG:HH21	3:U:3113[B]:ASP:CG	2.16	0.49
3:U:3120[A]:HIS:CE1	9:U:3401[A]:CUO:O1	2.66	0.49
3:U:3196[B]:THR:OG1	3:U:3199[B]:GLN:HG3	2.12	0.49
3:U:3217[B]:PHE:CB	3:U:3219[B]:LEU:HD21	2.42	0.49
3:U:3264[B]:TYR:CD1	3:U:3264[B]:TYR:C	2.86	0.49
2:W:2240:GLN:HE21	2:W:2241:THR:HG22	1.78	0.49
2:W:2451:LEU:HD22	2:W:2456:LEU:HD11	1.95	0.49
3:X:2961[B]:HIS:CD2	3:X:2988[B]:TRP:CZ3	2.96	0.49
3:X:3151[A]:LEU:CB	3:X:3175[A]:TYR:CD2	2.93	0.49
3:X:3200[A]:LEU:HD22	3:X:3204[A]:LEU:HD11	1.95	0.49
3:X:3264[B]:TYR:C	3:X:3264[B]:TYR:CD1	2.86	0.49
1:Y:1422:HIS:NE2	1:Y:1608:ARG:HB2	2.28	0.49
2:Z:2240:GLN:HG2	2:Z:2244:PHE:CD1	2.48	0.49
2:B:2887:ASP:OD1	2:B:2887:ASP:N	2.34	0.49
3:C:3086[B]:GLU:HG2	3:L:2968[B]:GLN:HE21	1.78	0.49
3:C:3151[A]:LEU:CB	3:C:3175[A]:TYR:CD2	2.93	0.49
3:C:3253[B]:GLU:HB3	3:L:3252[B]:TYR:CB	2.42	0.49
1:D:215:ARG:NE	1:D:279:LEU:HA	2.27	0.49
1:D:947:TYR:HE1	1:D:956:PRO:HG2	1.78	0.49
2:E:2819:VAL:HG22	2:E:2883:ILE:HG13	1.94	0.49
3:F:2933[B]:SER:C	3:F:2936[B]:GLU:H	2.16	0.49
3:F:3089[A]:HIS:CE1	3:F:3093[A]:HIS:CE1	3.01	0.49
3:F:3143[B]:SER:OG	3:F:3144[B]:ALA:N	2.46	0.49
3:F:3185[B]:TYR:C	3:F:3185[B]:TYR:CD2	2.86	0.49
3:F:3232[A]:VAL:HG23	3:F:3273[A]:LEU:HD11	1.94	0.49
1:G:277:ASP:OD1	1:G:278:ASP:N	2.46	0.49
1:G:1260:ARG:HD3	1:G:1331:GLU:OE1	2.13	0.49
2:H:2572:VAL:HG22	2:H:2768:LEU:HD22	1.95	0.49
2:H:2744:PHE:HZ	1:J:1212:HIS:HB3	1.78	0.49
3:I:2933[A]:SER:C	3:I:2936[A]:GLU:H	2.16	0.49
3:I:2939[A]:ARG:HG3	3:I:2939[A]:ARG:NH1	2.28	0.49

Continued on next page...

Continued from previous page...

Atom-1	Atom-2	Interatomic distance (Å)	Clash overlap (Å)
3:I:2965[B]:LEU:CG	3:I:2974[B]:ALA:CB	2.85	0.49
3:I:2967[B]:CYS:HB3	3:R:2979[B]:GLN:C	2.15	0.49
3:I:3096[A]:VAL:HG11	3:I:3115[A]:LEU:HD12	1.89	0.49
3:I:3151[B]:LEU:HB2	3:I:3175[B]:TYR:HE2	1.68	0.49
3:I:3155[B]:MET:SD	3:R:3154[B]:PRO:HD2	2.53	0.49
3:I:3183[A]:LEU:H	3:I:3184[A]:ASN:CA	2.22	0.49
3:I:3217[A]:PHE:CB	3:I:3219[A]:LEU:HD21	2.42	0.49
1:J:120:LYS:N	1:J:121:ASN:HA	2.27	0.49
1:J:1335:LEU:HA	1:J:1339:SER:HB3	1.93	0.49
3:L:3176[B]:LYS:N	3:L:3176[B]:LYS:CE	2.73	0.49
3:L:3264[A]:TYR:C	3:L:3264[A]:TYR:HD1	2.16	0.49
3:L:3264[B]:TYR:C	3:L:3264[B]:TYR:CD1	2.86	0.49
1:M:1400:ASN:ND2	1:M:1433:TRP:HZ3	2.11	0.49
2:N:2374:ASN:ND2	2:Q:2098:GLN:HE22	2.11	0.49
2:N:2805:PHE:CE1	2:N:2855:ASP:HB3	2.48	0.49
3:O:3196[A]:THR:OG1	3:O:3199[A]:GLN:HG3	2.12	0.49
3:O:3196[A]:THR:CA	3:O:3199[A]:GLN:HB2	2.43	0.49
3:O:3217[B]:PHE:HD2	3:O:3300[B]:LEU:HD12	1.78	0.49
3:O:3264[A]:TYR:C	3:O:3264[A]:TYR:HD1	2.16	0.49
1:P:899:MET:HE2	1:P:1012:GLU:CD	2.33	0.49
3:R:3196[A]:THR:O	3:R:3200[A]:LEU:N	2.43	0.49
3:R:3219[A]:LEU:N	3:R:3219[A]:LEU:CD2	2.73	0.49
1:S:834:ASP:OD1	1:S:834:ASP:N	2.38	0.49
3:U:2952[A]:ALA:CB	3:U:2953[A]:GLY:CA	2.82	0.49
3:U:3185[B]:TYR:C	3:U:3185[B]:TYR:CD2	2.86	0.49
3:U:3191[B]:ASN:ND2	3:U:3191[B]:ASN:N	2.60	0.49
3:U:3196[A]:THR:OG1	3:U:3199[A]:GLN:HG3	2.12	0.49
3:U:3196[A]:THR:O	3:U:3200[A]:LEU:N	2.43	0.49
3:U:3264[A]:TYR:C	3:U:3264[A]:TYR:HD1	2.16	0.49
1:V:49:ALA:HB3	1:V:55:ILE:HD12	1.94	0.49
1:V:137:ARG:NH1	1:V:203:ASP:OD1	2.46	0.49
1:V:745:ASP:HB2	1:V:801:ASP:OD1	2.12	0.49
3:X:2933[B]:SER:HA	3:X:2935[B]:ILE:HD11	1.95	0.49
3:X:3185[A]:TYR:C	3:X:3185[A]:TYR:CD2	2.86	0.49
3:X:3185[B]:TYR:C	3:X:3185[B]:TYR:CD2	2.86	0.49
1:Y:22:LEU:HG	1:Y:122:VAL:HG11	1.94	0.49
1:Y:392:PRO:HB2	1:Y:394:GLN:HG2	1.95	0.49
1:Y:1299:GLN:HB2	1:Y:1311:CYS:SG	2.53	0.49
1:Y:1365:TYR:CD1	1:Y:1372:ILE:HG22	2.35	0.49
1:Y:1639:LYS:NZ	1:Y:1642:GLN:HG3	2.28	0.49
1:A:187:GLY:HA3	1:A:195:SER:N	2.27	0.48

Continued on next page...

Continued from previous page...

Atom-1	Atom-2	Interatomic distance (Å)	Clash overlap (Å)
1:A:1627:ARG:NH2	1:A:1629:GLU:OE1	2.43	0.48
2:B:2670:CYS:N	2:B:2737:CYS:SG	2.86	0.48
3:C:2939[B]:ARG:HG3	3:C:2939[B]:ARG:NH1	2.28	0.48
3:C:2961[B]:HIS:CD2	3:C:2988[B]:TRP:CZ3	2.96	0.48
3:C:3047[B]:ARG:HH21	3:C:3113[B]:ASP:CG	2.16	0.48
3:C:3089[B]:HIS:CE1	3:L:2971[B]:ASP:HB3	2.47	0.48
3:C:3153[B]:LYS:CA	3:L:3173[B]:THR:C	2.78	0.48
3:C:3288[A]:MET:CA	3:C:3295[A]:LEU:HG	2.42	0.48
1:D:104:LEU:HB3	1:D:123:PHE:HD2	1.77	0.48
1:D:514:TRP:CZ2	1:D:606:ILE:HD11	2.48	0.48
1:D:664:VAL:O	1:D:689:PRO:HD2	2.13	0.48
1:D:902:PHE:HB3	1:D:903:PRO:HD3	1.93	0.48
1:D:1296:VAL:HG13	1:D:1384:PHE:HZ	1.78	0.48
3:F:3089[B]:HIS:CE1	3:F:3093[B]:HIS:CE1	3.01	0.48
3:F:3147[B]:GLU:CG	3:F:3149[B]:ASN:ND2	2.73	0.48
3:F:3217[A]:PHE:CB	3:F:3219[A]:LEU:HD21	2.42	0.48
1:G:954:ALA:O	1:G:956:PRO:HD3	2.13	0.48
2:H:2402:GLY:HA3	2:H:2403:PHE:HD1	1.78	0.48
2:H:2695:MET:CE	2:H:2707:PHE:HB2	2.43	0.48
3:I:2954[B]:TYR:CD2	3:I:2954[B]:TYR:C	2.86	0.48
3:I:2971[B]:ASP:O	3:R:3093[B]:HIS:HB2	2.13	0.48
3:I:2981[A]:GLY:N	3:I:3086[A]:GLU:OE1	2.45	0.48
3:I:2991[A]:LEU:HD23	3:I:3158[A]:PHE:CE1	2.48	0.48
3:I:3014[A]:TRP:CD1	3:I:3014[A]:TRP:C	2.85	0.48
3:I:3089[A]:HIS:CE1	3:I:3093[A]:HIS:CE1	3.01	0.48
3:I:3163[B]:ASN:O	3:R:3147[B]:GLU:CD	2.52	0.48
3:I:3256[B]:TRP:NE1	3:R:2965[B]:LEU:HD12	2.26	0.48
3:I:3264[B]:TYR:C	3:I:3264[B]:TYR:CD1	2.86	0.48
1:J:1302:SER:HB3	1:J:1494:ARG:NH2	2.28	0.48
2:K:2411:PHE:HE2	2:K:2445:MET:HE2	1.78	0.48
3:L:2939[B]:ARG:HG3	3:L:2939[B]:ARG:NH1	2.28	0.48
3:L:2948[A]:ASP:CB	3:L:2949[A]:LYS:CA	2.78	0.48
3:L:3114[B]:PRO:CD	3:L:3115[B]:LEU:N	2.72	0.48
3:L:3135[B]:LYS:HB2	3:L:3141[B]:TYR:HD1	1.76	0.48
3:L:3191[A]:ASN:ND2	3:L:3191[A]:ASN:N	2.60	0.48
3:L:3284[A]:LYS:CE	3:L:3284[A]:LYS:CA	2.85	0.48
1:M:622:HIS:HE1	1:M:767:LYS:H	1.59	0.48
1:M:1324:ARG:NH1	1:M:1519:TYR:HB3	2.28	0.48
1:M:1427:HIS:CE1	1:M:1458:HIS:CE1	3.00	0.48
3:O:2935[B]:ILE:CD1	3:O:2935[B]:ILE:H	2.25	0.48
3:O:2954[B]:TYR:CA	3:O:2957[B]:ILE:HG22	2.43	0.48

Continued on next page...

Continued from previous page...

Atom-1	Atom-2	Interatomic distance (Å)	Clash overlap (Å)
3:O:3157[B]:PRO:O	3:X:3149[B]:ASN:CA	2.57	0.48
3:O:3157[B]:PRO:CA	3:X:3153[B]:LYS:N	2.60	0.48
3:O:3252[B]:TYR:CD2	3:X:2966[B]:SER:O	2.53	0.48
1:P:563:ILE:O	1:P:612:GLY:HA3	2.13	0.48
3:R:2937[B]:ASN:CB	3:R:3006[B]:LYS:CE	2.86	0.48
3:R:2952[A]:ALA:CB	3:R:2953[A]:GLY:CA	2.82	0.48
3:R:2979[A]:GLN:CG	3:R:3155[A]:MET:HE2	2.32	0.48
3:R:3014[A]:TRP:C	3:R:3014[A]:TRP:CD1	2.85	0.48
3:R:3135[A]:LYS:HB2	3:R:3141[A]:TYR:HD1	1.76	0.48
3:R:3147[B]:GLU:CG	3:R:3149[B]:ASN:ND2	2.73	0.48
3:R:3191[A]:ASN:ND2	3:R:3191[A]:ASN:N	2.60	0.48
3:R:3196[A]:THR:OG1	3:R:3199[A]:GLN:HG3	2.12	0.48
3:R:3307[A]:PHE:CD1	3:R:3307[A]:PHE:C	2.85	0.48
1:S:14:GLU:O	1:S:17:ASN:ND2	2.46	0.48
2:T:2341:PRO:HG2	2:T:2342:TYR:CD1	2.47	0.48
3:U:3183[B]:LEU:H	3:U:3184[B]:ASN:CA	2.22	0.48
3:U:3185[A]:TYR:C	3:U:3185[A]:TYR:CD2	2.86	0.48
3:U:3217[A]:PHE:HD2	3:U:3300[A]:LEU:HD12	1.79	0.48
1:V:140:ASP:OD1	1:V:142:ARG:NE	2.38	0.48
1:V:1156:LEU:HD13	1:V:1176:TYR:CE1	2.48	0.48
3:X:3047[A]:ARG:HH21	3:X:3113[A]:ASP:CG	2.16	0.48
3:X:3120[B]:HIS:CE1	9:X:3401[B]:CUO:O1	2.66	0.48
3:X:3232[A]:VAL:HG23	3:X:3273[A]:LEU:HD11	1.94	0.48
3:X:3264[A]:TYR:C	3:X:3264[A]:TYR:CD1	2.86	0.48
3:X:3264[A]:TYR:C	3:X:3264[A]:TYR:HD1	2.16	0.48
1:Y:826:ILE:HG12	1:Y:827:ALA:N	2.28	0.48
1:Y:975:PRO:HG3	1:Y:1026:GLU:HG3	1.95	0.48
6:GA:1:NAG:O3	6:GA:2:NAG:C1	2.60	0.48
1:A:398:ARG:HH21	1:A:663:GLU:CD	2.16	0.48
3:C:2933[B]:SER:HA	3:C:2935[B]:ILE:HD11	1.95	0.48
3:C:3047[A]:ARG:HH21	3:C:3113[A]:ASP:CG	2.16	0.48
3:C:3149[B]:ASN:O	3:L:3172[B]:SER:CA	2.60	0.48
3:C:3191[B]:ASN:ND2	3:C:3191[B]:ASN:N	2.60	0.48
3:C:3264[B]:TYR:C	3:C:3264[B]:TYR:CD1	2.86	0.48
3:C:3264[B]:TYR:C	3:C:3264[B]:TYR:HD1	2.16	0.48
1:D:462:HIS:HA	1:D:490:TRP:CH2	2.47	0.48
3:F:2939[A]:ARG:NE	3:F:3031[A]:ASN:ND2	2.60	0.48
3:F:2954[B]:TYR:CA	3:F:2957[B]:ILE:HG22	2.43	0.48
3:F:3014[B]:TRP:C	3:F:3014[B]:TRP:CD1	2.85	0.48
3:F:3047[B]:ARG:HH21	3:F:3113[B]:ASP:CG	2.16	0.48
1:G:902:PHE:HB3	1:G:903:PRO:HD3	1.93	0.48

Continued on next page...

Continued from previous page...

Atom-1	Atom-2	Interatomic distance (Å)	Clash overlap (Å)
3:I:2939[B]:ARG:NE	3:I:3031[B]:ASN:ND2	2.60	0.48
3:I:2985[B]:PHE:CD2	3:R:2968[B]:GLN:O	2.67	0.48
3:I:3047[B]:ARG:HH21	3:I:3113[B]:ASP:CG	2.16	0.48
3:I:3150[B]:LYS:CD	3:R:3160[B]:SER:CB	2.91	0.48
3:I:3157[B]:PRO:HD3	3:R:2982[B]:MET:CE	2.43	0.48
3:I:3171[B]:HIS:HA	3:R:3152[B]:LYS:HB3	1.95	0.48
3:I:3176[B]:LYS:N	3:I:3176[B]:LYS:CE	2.73	0.48
3:I:3217[B]:PHE:CB	3:I:3219[B]:LEU:HD21	2.42	0.48
2:K:2179:ASP:HB3	2:K:2303:ARG:HH12	1.78	0.48
3:L:3014[A]:TRP:HH2	3:L:3123[A]:THR:HG23	1.78	0.48
3:L:3185[A]:TYR:C	3:L:3185[A]:TYR:CD2	2.86	0.48
3:L:3196[A]:THR:O	3:L:3199[A]:GLN:HB2	2.11	0.48
1:M:294:LYS:HA	1:M:297:ARG:HD2	1.95	0.48
2:N:2373:MET:HB3	2:N:2381:LEU:HD11	1.96	0.48
3:O:2939[A]:ARG:NE	3:O:3031[A]:ASN:ND2	2.60	0.48
3:O:3143[A]:SER:OG	3:O:3144[A]:ALA:N	2.46	0.48
3:O:3217[A]:PHE:HD2	3:O:3300[A]:LEU:HD12	1.79	0.48
1:P:1145:THR:OG1	1:P:1233:SER:HB3	2.13	0.48
3:R:2933[A]:SER:C	3:R:2936[A]:GLU:H	2.15	0.48
3:R:2933[A]:SER:HA	3:R:2935[A]:ILE:HD11	1.95	0.48
3:R:2933[B]:SER:C	3:R:2936[B]:GLU:H	2.16	0.48
3:R:2939[B]:ARG:HG3	3:R:2939[B]:ARG:NH1	2.28	0.48
3:R:3183[B]:LEU:H	3:R:3184[B]:ASN:CA	2.22	0.48
3:R:3264[B]:TYR:CD1	3:R:3264[B]:TYR:C	2.86	0.48
1:S:597:VAL:O	1:S:601:VAL:HG12	2.13	0.48
2:T:2172:ILE:HG13	2:T:2173:VAL:HG13	1.95	0.48
2:T:2265:ILE:HD12	2:T:2443:TYR:CD1	2.47	0.48
2:T:2279:LEU:HD12	2:T:2284:HIS:HD2	1.78	0.48
2:T:2504:ARG:HD3	2:T:2775:GLY:O	2.13	0.48
3:U:2954[A]:TYR:C	3:U:2954[A]:TYR:CD2	2.86	0.48
3:U:3004[B]:GLY:O	3:U:3006[B]:LYS:N	2.44	0.48
3:U:3047[A]:ARG:HH21	3:U:3113[A]:ASP:CG	2.16	0.48
3:U:3307[B]:PHE:C	3:U:3307[B]:PHE:CD1	2.85	0.48
1:V:904:HIS:HB3	1:V:1105:VAL:HG21	1.95	0.48
2:Z:2562:GLY:H	2:Z:2846:TRP:HB2	1.78	0.48
1:A:213:VAL:HA	1:A:216:HIS:ND1	2.29	0.48
1:A:494:VAL:HG23	1:A:671:PHE:CZ	2.48	0.48
1:A:1148:LEU:HB2	1:A:1188:PHE:CD2	2.48	0.48
2:B:2268:ASN:HD22	2:B:2428:VAL:HA	1.78	0.48
3:C:2939[A]:ARG:NE	3:C:3031[A]:ASN:ND2	2.60	0.48
3:C:2961[A]:HIS:CD2	3:C:2988[A]:TRP:CZ3	2.97	0.48

Continued on next page...

Continued from previous page...

Atom-1	Atom-2	Interatomic distance (Å)	Clash overlap (Å)
3:C:3093[B]:HIS:HB2	3:C:3248[B]:LEU:HD13	1.94	0.48
3:C:3196[B]:THR:OG1	3:C:3199[B]:GLN:HG3	2.12	0.48
3:C:3219[A]:LEU:N	3:C:3219[A]:LEU:CD2	2.73	0.48
1:D:145:GLN:HB3	1:D:146:ALA:H	1.48	0.48
1:D:449:ASP:OD1	1:D:449:ASP:N	2.46	0.48
3:F:2933[B]:SER:HA	3:F:2935[B]:ILE:HD11	1.95	0.48
3:F:3228[B]:VAL:CG2	3:F:3245[B]:PHE:CE1	2.97	0.48
2:H:2300:ASN:OD1	2:H:2303:ARG:NH1	2.47	0.48
2:H:2887:ASP:HB2	2:H:2890:VAL:HG23	1.95	0.48
3:I:2933[A]:SER:CB	3:I:2936[A]:GLU:CB	2.85	0.48
3:I:2975[B]:PHE:CB	3:R:3107[B]:LEU:HD11	2.19	0.48
3:I:3014[B]:TRP:HH2	3:I:3123[B]:THR:HG23	1.78	0.48
3:I:3090[B]:ASN:CB	3:R:2971[B]:ASP:O	2.61	0.48
3:I:3147[A]:GLU:CD	3:I:3149[A]:ASN:HD21	2.17	0.48
3:I:3153[B]:LYS:HB3	3:R:3155[B]:MET:CA	2.42	0.48
3:I:3196[B]:THR:O	3:I:3200[B]:LEU:N	2.44	0.48
3:I:3276[B]:ASP:O	3:I:3277[B]:ALA:HB3	2.12	0.48
1:J:308:LEU:O	1:J:772:ARG:NH2	2.46	0.48
1:J:411:ASP:OD1	1:J:658:TYR:OH	2.23	0.48
1:J:555:ALA:HB3	1:J:558:HIS:HE1	1.77	0.48
1:J:1157:VAL:HG21	1:J:1229:LYS:HE2	1.93	0.48
1:J:1403:LEU:HD21	1:J:1429:THR:HG21	1.96	0.48
1:J:1563:LYS:H	1:J:1563:LYS:HG2	1.38	0.48
2:K:2336:PHE:HB3	2:K:2348:THR:HG22	1.95	0.48
2:K:2903:TYR:OH	3:L:2932[A]:PRO:HD2	2.13	0.48
3:L:3093[B]:HIS:HB2	3:L:3248[B]:LEU:HD13	1.94	0.48
3:L:3196[A]:THR:CA	3:L:3199[A]:GLN:HB2	2.43	0.48
3:L:3220[B]:ARG:HH11	3:L:3220[B]:ARG:CG	2.12	0.48
1:M:1028:VAL:HA	1:M:1035:TYR:CD2	2.48	0.48
1:M:1078:ARG:NH1	2:Q:2870:LEU:O	2.45	0.48
2:N:2240:GLN:HG2	2:N:2244:PHE:CD1	2.48	0.48
3:O:2933[A]:SER:CB	3:O:2936[A]:GLU:CB	2.85	0.48
3:O:2935[A]:ILE:CD1	3:O:2935[A]:ILE:H	2.25	0.48
3:O:2991[B]:LEU:HD23	3:O:3158[B]:PHE:CE1	2.47	0.48
3:O:3109[B]:TYR:CG	3:X:2969[B]:TYR:C	2.82	0.48
3:O:3255[B]:PRO:HD3	3:X:3158[B]:PHE:C	2.33	0.48
3:O:3284[A]:LYS:HD3	3:O:3284[A]:LYS:C	2.32	0.48
1:P:4:ARG:HD3	1:P:77:GLU:OE2	2.13	0.48
1:P:879:SER:O	1:P:879:SER:OG	2.31	0.48
1:P:999:LEU:HB3	1:P:1133:ILE:HD11	1.95	0.48
1:P:1348:TRP:CG	1:P:1430:ILE:HD11	2.48	0.48

Continued on next page...

Continued from previous page...

Atom-1	Atom-2	Interatomic distance (Å)	Clash overlap (Å)
2:Q:2627:GLY:HA3	2:Q:2703:PHE:O	2.13	0.48
3:R:2952[A]:ALA:HB3	3:R:2954[A]:TYR:N	2.17	0.48
3:R:3047[A]:ARG:HH21	3:R:3113[A]:ASP:CG	2.16	0.48
3:R:3143[A]:SER:OG	3:R:3144[A]:ALA:N	2.46	0.48
3:R:3196[B]:THR:HG23	3:R:3199[B]:GLN:OE1	2.14	0.48
3:R:3228[A]:VAL:CG2	3:R:3245[A]:PHE:CE1	2.97	0.48
3:R:3264[A]:TYR:C	3:R:3264[A]:TYR:CD1	2.86	0.48
3:R:3291[B]:ASP:OD2	3:R:3293[B]:LYS:NZ	2.43	0.48
1:S:1465:TRP:O	1:S:1469:GLN:HG3	2.12	0.48
2:T:2730:LEU:HA	1:V:1245:GLU:HB3	1.95	0.48
3:U:3120[B]:HIS:CE1	9:U:3401[B]:CUO:O1	2.66	0.48
3:U:3196[A]:THR:CA	3:U:3199[A]:GLN:HB2	2.43	0.48
3:U:3264[B]:TYR:C	3:U:3264[B]:TYR:HD1	2.16	0.48
1:V:307:ARG:HH21	1:V:397:PRO:HB3	1.78	0.48
1:V:914:GLU:OE1	1:V:926:LEU:N	2.35	0.48
1:V:1013:ILE:HD11	1:V:1148:LEU:CD1	2.43	0.48
1:V:1150:GLY:N	1:V:1186:TRP:O	2.41	0.48
1:V:1427:HIS:CD2	1:V:1457:HIS:HE1	2.31	0.48
3:X:2933[A]:SER:C	3:X:2936[A]:GLU:H	2.16	0.48
3:X:3081[B]:PHE:C	3:X:3081[B]:PHE:CD1	2.87	0.48
3:X:3143[A]:SER:OG	3:X:3144[A]:ALA:N	2.46	0.48
3:X:3217[A]:PHE:HD2	3:X:3300[A]:LEU:HD12	1.78	0.48
3:C:2954[B]:TYR:CD2	3:C:2954[B]:TYR:C	2.86	0.48
3:C:3089[B]:HIS:CE1	3:C:3093[B]:HIS:CE1	3.01	0.48
3:C:3153[B]:LYS:NZ	3:L:3158[B]:PHE:HE2	2.03	0.48
3:C:3196[B]:THR:CA	3:C:3199[B]:GLN:HB2	2.43	0.48
3:F:2935[A]:ILE:CD1	3:F:2935[A]:ILE:H	2.25	0.48
3:F:3143[A]:SER:OG	3:F:3144[A]:ALA:N	2.46	0.48
3:F:3200[B]:LEU:HD22	3:F:3204[B]:LEU:HD11	1.95	0.48
3:F:3219[A]:LEU:N	3:F:3219[A]:LEU:CD2	2.73	0.48
1:G:572:SER:O	1:G:578:PHE:HB2	2.13	0.48
1:G:1494:ARG:HG3	1:G:1494:ARG:NH1	2.28	0.48
2:H:2797:LYS:HZ3	3:I:3028[A]:PRO:CD	2.13	0.48
3:I:2954[A]:TYR:C	3:I:2954[A]:TYR:CD2	2.86	0.48
3:I:2961[A]:HIS:CD2	3:I:2988[A]:TRP:CZ3	2.96	0.48
3:I:2982[B]:MET:CG	3:R:3156[B]:MET:CB	2.84	0.48
3:I:3120[A]:HIS:CE1	9:I:3402[A]:CUO:O1	2.66	0.48
3:I:3143[A]:SER:OG	3:I:3144[A]:ALA:N	2.46	0.48
3:I:3147[B]:GLU:N	3:R:3161[B]:GLU:HA	2.27	0.48
3:I:3149[B]:ASN:ND2	3:R:3163[B]:ASN:CA	2.76	0.48
3:I:3153[B]:LYS:O	3:R:3154[B]:PRO:C	2.45	0.48

Continued on next page...

Continued from previous page...

Atom-1	Atom-2	Interatomic distance (Å)	Clash overlap (Å)
3:I:3196[B]:THR:HG23	3:I:3199[B]:GLN:OE1	2.14	0.48
1:J:1414:THR:HG23	1:J:1477:LEU:HD13	1.95	0.48
1:J:1427:HIS:HE1	1:J:1458:HIS:CD2	2.32	0.48
3:L:3089[A]:HIS:CE1	3:L:3093[A]:HIS:CE1	3.01	0.48
3:L:3196[A]:THR:OG1	3:L:3199[A]:GLN:HG3	2.12	0.48
3:L:3228[B]:VAL:CG2	3:L:3245[B]:PHE:CE1	2.97	0.48
3:L:3232[B]:VAL:HG23	3:L:3273[B]:LEU:HD11	1.95	0.48
1:M:841:LYS:HA	1:M:1117:ASP:HB2	1.95	0.48
1:M:1195:ASP:OD1	1:M:1197:THR:OG1	2.24	0.48
3:O:2939[A]:ARG:HG3	3:O:2939[A]:ARG:NH1	2.28	0.48
3:O:2969[B]:TYR:HD1	3:X:3158[B]:PHE:HD1	1.44	0.48
3:O:3101[B]:PRO:O	3:X:2971[B]:ASP:CA	2.59	0.48
3:O:3163[B]:ASN:HB2	3:X:3149[B]:ASN:HB3	1.91	0.48
1:P:61:GLY:HA3	1:P:352:TRP:CG	2.47	0.48
1:P:112:ASP:N	1:P:112:ASP:OD1	2.42	0.48
2:Q:2509:ILE:HD11	2:Q:2605:LEU:HD23	1.94	0.48
3:R:2949[A]:LYS:C	3:R:2949[A]:LYS:HZ3	2.12	0.48
3:R:3143[B]:SER:OG	3:R:3144[B]:ALA:N	2.47	0.48
3:R:3196[B]:THR:CA	3:R:3199[B]:GLN:HB2	2.43	0.48
3:R:3284[A]:LYS:HD3	3:R:3284[A]:LYS:C	2.31	0.48
1:S:717:GLN:O	1:S:721:GLU:HG2	2.14	0.48
2:T:2502:LEU:HD12	2:T:2505:ILE:HD11	1.96	0.48
2:T:2825:ILE:HG13	2:T:2877:ILE:HG12	1.94	0.48
3:U:2954[A]:TYR:CA	3:U:2957[A]:ILE:HG22	2.43	0.48
3:U:3014[A]:TRP:HH2	3:U:3123[A]:THR:HG23	1.78	0.48
3:U:3183[A]:LEU:H	3:U:3184[A]:ASN:CA	2.22	0.48
3:U:3196[B]:THR:HG23	3:U:3199[B]:GLN:OE1	2.14	0.48
1:V:468:CYS:SG	1:V:669:LYS:HB3	2.53	0.48
1:V:597:VAL:HG11	1:V:775:ARG:HB2	1.95	0.48
1:V:1143:ALA:HA	1:V:1195:ASP:HA	1.96	0.48
2:W:2671:ASP:O	2:W:2675:GLN:HG2	2.14	0.48
3:X:3004[A]:GLY:O	3:X:3006[A]:LYS:N	2.44	0.48
3:X:3066[A]:TYR:CE1	3:X:3193[A]:HIS:CE1	2.98	0.48
3:X:3275[A]:LEU:N	3:X:3275[A]:LEU:CD1	2.73	0.48
1:Y:668:MET:N	1:Y:687:SER:O	2.27	0.48
1:Y:1074:ILE:HA	1:Y:1077:LEU:HB2	1.96	0.48
3:C:2939[A]:ARG:HG3	3:C:2939[A]:ARG:NH1	2.28	0.48
3:C:2952[B]:ALA:CA	3:C:2956[B]:LYS:HB3	2.38	0.48
3:C:2965[B]:LEU:HB3	3:L:3256[B]:TRP:CH2	2.39	0.48
3:C:2982[B]:MET:HG3	3:L:3156[B]:MET:HG3	1.84	0.48
3:C:3149[B]:ASN:CB	3:L:3169[B]:LYS:H	2.22	0.48

Continued on next page...

Continued from previous page...

Atom-1	Atom-2	Interatomic distance (Å)	Clash overlap (Å)
3:C:3155[B]:MET:H	3:L:3153[B]:LYS:CA	2.25	0.48
3:C:3170[B]:ALA:CA	3:L:3148[B]:ILE:HG22	2.44	0.48
3:C:3180[B]:TYR:CB	3:C:3183[B]:LEU:CD2	2.90	0.48
3:C:3264[A]:TYR:C	3:C:3264[A]:TYR:CD1	2.86	0.48
3:C:3298[A]:ASN:CB	3:C:3300[A]:LEU:CD2	2.61	0.48
1:D:447:MET:HA	1:D:455:TYR:HB3	1.96	0.48
1:D:806:ASN:OD1	1:D:808:THR:OG1	2.28	0.48
1:D:965:ASP:O	1:D:966:SER:OG	2.30	0.48
3:F:3264[A]:TYR:C	3:F:3264[A]:TYR:HD1	2.16	0.48
3:F:3293[B]:LYS:CD	3:F:3294[B]:SER:N	2.64	0.48
3:I:2939[B]:ARG:HG3	3:I:2939[B]:ARG:NH1	2.28	0.48
3:I:3093[B]:HIS:HB2	3:I:3248[B]:LEU:HD13	1.94	0.48
3:I:3173[A]:THR:HG22	3:I:3174[A]:GLY:H	1.67	0.48
3:I:3196[A]:THR:CA	3:I:3199[A]:GLN:HB2	2.43	0.48
1:J:92:TRP:CE3	1:J:102:PRO:HD3	2.49	0.48
1:J:497:GLN:NE2	1:J:683:THR:OG1	2.46	0.48
1:J:885:SER:HB2	1:J:886:PRO:HA	1.96	0.48
3:L:3196[A]:THR:HG23	3:L:3199[A]:GLN:OE1	2.14	0.48
1:M:473:ALA:O	1:M:476:ARG:NH1	2.45	0.48
1:M:904:HIS:HB3	1:M:1105:VAL:HG21	1.96	0.48
1:M:1520:GLN:HE21	1:M:1526:LYS:HG3	1.78	0.48
3:O:3089[B]:HIS:CE1	3:O:3093[B]:HIS:CE1	3.01	0.48
3:O:3217[B]:PHE:CB	3:O:3219[B]:LEU:HD21	2.42	0.48
3:O:3264[A]:TYR:C	3:O:3264[A]:TYR:CD1	2.86	0.48
3:O:3264[B]:TYR:C	3:O:3264[B]:TYR:CD1	2.86	0.48
1:P:120:LYS:H	1:P:121:ASN:HA	1.78	0.48
1:P:956:PRO:HB2	1:P:957:ASN:C	2.34	0.48
2:Q:2310:GLU:HG3	2:Q:2371:LEU:HD13	1.94	0.48
2:Q:2628:HIS:HB2	2:Q:2635:TYR:CE2	2.49	0.48
3:R:2933[B]:SER:HA	3:R:2935[B]:ILE:HD11	1.95	0.48
3:R:2991[A]:LEU:HD23	3:R:3158[A]:PHE:CE1	2.48	0.48
3:R:3004[A]:GLY:O	3:R:3006[A]:LYS:N	2.44	0.48
3:R:3093[B]:HIS:HB2	3:R:3248[B]:LEU:HD13	1.94	0.48
3:R:3232[A]:VAL:HG23	3:R:3273[A]:LEU:HD11	1.95	0.48
1:S:691:ASP:O	1:S:698:GLU:HG3	2.14	0.48
1:S:1002:GLU:HG3	1:S:1065:LYS:HD2	1.93	0.48
1:S:1163:ALA:O	1:S:1167:ASP:HB3	2.13	0.48
2:T:2156:ARG:HD2	2:T:2357:VAL:HG12	1.95	0.48
3:U:3014[A]:TRP:CD1	3:U:3014[A]:TRP:C	2.85	0.48
3:U:3232[B]:VAL:HG23	3:U:3273[B]:LEU:HD11	1.94	0.48
1:V:1356:PRO:HD2	1:V:1359:ILE:HD11	1.94	0.48

Continued on next page...

Continued from previous page...

Atom-1	Atom-2	Interatomic distance (Å)	Clash overlap (Å)
3:X:3120[A]:HIS:CE1	9:X:3401[A]:CUO:O1	2.66	0.48
3:X:3147[A]:GLU:CD	3:X:3149[A]:ASN:HD21	2.17	0.48
1:Y:306:PHE:HB3	1:Y:308:LEU:HD13	1.96	0.48
2:Z:2116:SER:HA	2:Z:2121:THR:HG21	1.94	0.48
1:A:201:SER:HA	1:A:206:PHE:CD2	2.49	0.48
1:A:240:PHE:HA	1:A:263:ALA:HB3	1.94	0.48
2:B:2263:PHE:HE1	2:B:2304:LEU:HB3	1.79	0.48
2:B:2412:GLN:HG2	2:B:2422:GLU:HA	1.94	0.48
3:C:2933[A]:SER:C	3:C:2936[A]:GLU:H	2.16	0.48
3:C:2954[A]:TYR:CD2	3:C:2954[A]:TYR:C	2.86	0.48
3:C:2963[B]:MET:HE3	3:L:3222[B]:ILE:HD12	1.94	0.48
3:C:2968[B]:GLN:HA	3:C:2973[B]:THR:O	2.14	0.48
3:C:3081[B]:PHE:CD1	3:C:3081[B]:PHE:C	2.87	0.48
3:C:3217[A]:PHE:HD2	3:C:3300[A]:LEU:HD12	1.79	0.48
3:C:3220[A]:ARG:HH11	3:C:3220[A]:ARG:CG	2.12	0.48
1:D:1149:GLU:HG3	1:D:1187:LYS:HB3	1.95	0.48
3:F:2939[A]:ARG:HG3	3:F:2939[A]:ARG:NH1	2.28	0.48
3:F:2949[B]:LYS:C	3:F:2953[B]:GLY:H	2.17	0.48
3:F:2994[B]:LYS:HE2	3:F:3183[B]:LEU:O	2.14	0.48
3:F:3196[A]:THR:OG1	3:F:3199[A]:GLN:HG3	2.12	0.48
1:G:430:SER:O	1:G:933:ARG:NH2	2.46	0.48
3:I:2954[B]:TYR:CA	3:I:2957[B]:ILE:HG22	2.43	0.48
3:I:2982[B]:MET:HB2	3:R:3156[B]:MET:HB3	1.94	0.48
3:I:3153[B]:LYS:HE3	3:R:3158[B]:PHE:N	1.92	0.48
3:I:3160[B]:SER:OG	3:R:2983[B]:VAL:HG23	2.13	0.48
3:I:3254[B]:MET:HE1	3:R:3157[B]:PRO:HD3	1.94	0.48
9:I:3401[A]:CUO:O1	3:R:3120[A]:HIS:CE1	2.66	0.48
1:J:903:PRO:HG2	1:J:904:HIS:CD2	2.49	0.48
1:J:991:LEU:O	1:J:995:ILE:HG13	2.14	0.48
2:K:2457:LYS:O	2:K:2460:SER:OG	2.30	0.48
3:L:2939[A]:ARG:NE	3:L:3031[A]:ASN:ND2	2.60	0.48
3:L:2994[B]:LYS:HE2	3:L:3183[B]:LEU:O	2.14	0.48
3:L:3217[A]:PHE:HD2	3:L:3300[A]:LEU:HD12	1.78	0.48
1:M:1361:GLU:HG3	1:M:1363:THR:H	1.78	0.48
2:N:2128:LEU:HD13	2:N:2286:HIS:HB3	1.96	0.48
3:O:2963[B]:MET:HE2	3:X:2975[B]:PHE:HB2	1.94	0.48
3:O:3004[A]:GLY:O	3:O:3006[A]:LYS:N	2.44	0.48
3:O:3038[B]:ILE:HG23	3:X:2969[B]:TYR:HE1	1.71	0.48
3:O:3093[B]:HIS:HB2	3:O:3248[B]:LEU:HD13	1.94	0.48
1:P:164:GLU:OE1	1:P:296:ARG:NH1	2.46	0.48
1:P:361:GLU:HG2	1:P:363:THR:HG22	1.94	0.48

Continued on next page...

Continued from previous page...

Atom-1	Atom-2	Interatomic distance (Å)	Clash overlap (Å)
1:P:954:ALA:O	1:P:956:PRO:HD3	2.13	0.48
3:R:3200[A]:LEU:HD22	3:R:3204[A]:LEU:HD11	1.95	0.48
3:R:3217[A]:PHE:HD2	3:R:3300[A]:LEU:HD12	1.79	0.48
3:R:3264[B]:TYR:C	3:R:3264[B]:TYR:HD1	2.16	0.48
3:U:3143[B]:SER:OG	3:U:3144[B]:ALA:N	2.47	0.48
1:V:450:LYS:HD2	1:V:450:LYS:HA	1.40	0.48
1:V:757:VAL:HG21	1:V:781:ILE:HG22	1.94	0.48
1:V:858:MET:HG3	1:V:959:PHE:CZ	2.48	0.48
3:X:2949[A]:LYS:C	3:X:2953[A]:GLY:H	2.17	0.48
3:X:3081[A]:PHE:CD1	3:X:3081[A]:PHE:C	2.87	0.48
1:Y:133:LYS:HE3	1:Y:134:VAL:HG23	1.95	0.48
1:Y:547:LYS:HD2	1:Y:558:HIS:HD2	1.78	0.48
1:Y:854:LEU:HD23	1:Y:941:LEU:HD21	1.96	0.48
1:Y:862:ALA:HA	1:Y:870:TYR:HB3	1.95	0.48
2:Z:2189:GLY:HA2	2:Z:2192:THR:HG22	1.94	0.48
4:7:1:NAG:H61	4:7:2:NAG:C1	2.43	0.48
4:OA:1:NAG:O4	4:OA:2:NAG:O7	2.31	0.48
1:A:554:LYS:HD3	1:A:554:LYS:HA	1.72	0.48
2:B:2500:ILE:HD11	2:B:2775:GLY:O	2.13	0.48
3:C:3120[A]:HIS:CE1	9:C:3402[A]:CUO:O1	2.66	0.48
3:C:3176[A]:LYS:N	3:C:3176[A]:LYS:CE	2.73	0.48
3:C:3200[A]:LEU:HD22	3:C:3204[A]:LEU:HD11	1.95	0.48
1:D:69:HIS:NE2	9:D:5001:CUO:O1	2.47	0.48
2:E:2086:ASN:OD1	2:E:2086:ASN:N	2.44	0.48
3:F:3081[B]:PHE:CD1	3:F:3081[B]:PHE:C	2.87	0.48
3:F:3148[B]:ILE:HG22	3:F:3152[B]:LYS:CE	2.44	0.48
3:F:3183[B]:LEU:H	3:F:3184[B]:ASN:CA	2.21	0.48
3:F:3229[A]:ASN:OD1	3:F:3244[A]:THR:HB	2.14	0.48
1:G:1392:ASP:OD2	1:G:1437:ARG:NE	2.46	0.48
2:H:2097:LEU:HD12	2:K:2235:PRO:HG2	1.96	0.48
2:H:2130:PRO:HG2	2:H:2140:ARG:HB2	1.94	0.48
2:H:2515:ARG:HD2	2:K:2168:ARG:NH2	2.29	0.48
3:I:3093[A]:HIS:HB2	3:I:3248[A]:LEU:HD13	1.94	0.48
3:I:3153[B]:LYS:NZ	3:R:3157[B]:PRO:N	2.62	0.48
3:I:3159[B]:SER:O	3:R:3150[B]:LYS:CB	2.55	0.48
3:I:3217[A]:PHE:HD2	3:I:3300[A]:LEU:HD12	1.78	0.48
3:I:3221[B]:ALA:HB3	3:R:2964[B]:PRO:HB2	1.81	0.48
3:I:3285[B]:VAL:CG2	3:I:3286[B]:THR:H	2.27	0.48
1:J:447:MET:HA	1:J:455:TYR:CB	2.43	0.48
1:J:956:PRO:HB2	1:J:957:ASN:C	2.33	0.48
3:L:2933[A]:SER:HA	3:L:2935[A]:ILE:HD11	1.95	0.48

Continued on next page...

Continued from previous page...

Atom-1	Atom-2	Interatomic distance (Å)	Clash overlap (Å)
3:L:3093[A]:HIS:HB2	3:L:3248[A]:LEU:HD13	1.94	0.48
3:L:3143[A]:SER:OG	3:L:3144[A]:ALA:N	2.47	0.48
3:L:3217[B]:PHE:HD2	3:L:3300[B]:LEU:HD12	1.79	0.48
3:L:3264[B]:TYR:C	3:L:3264[B]:TYR:HD1	2.16	0.48
1:M:494:VAL:HG13	1:M:631:TRP:HZ3	1.79	0.48
2:N:2440:ASP:OD2	2:N:2441:ARG:NH1	2.47	0.48
2:N:2819:VAL:HB	2:N:2835:ILE:HB	1.96	0.48
3:O:2937[A]:ASN:CB	3:O:3006[A]:LYS:CE	2.86	0.48
3:O:2981[B]:GLY:N	3:O:3086[B]:GLU:OE1	2.45	0.48
3:O:2994[A]:LYS:HE2	3:O:3183[A]:LEU:O	2.14	0.48
3:O:3161[B]:GLU:HG2	3:X:3146[B]:CYS:SG	2.54	0.48
3:O:3196[A]:THR:HG23	3:O:3199[A]:GLN:OE1	2.14	0.48
3:O:3196[B]:THR:CA	3:O:3199[B]:GLN:HB2	2.43	0.48
1:P:43:GLU:HG3	1:P:44:PRO:HA	1.94	0.48
3:R:3066[B]:TYR:CE1	3:R:3193[B]:HIS:CE1	2.98	0.48
3:R:3147[A]:GLU:CD	3:R:3149[A]:ASN:HD21	2.17	0.48
3:R:3228[B]:VAL:CG2	3:R:3245[B]:PHE:CE1	2.97	0.48
3:R:3229[A]:ASN:OD1	3:R:3244[A]:THR:HB	2.14	0.48
1:S:236:GLY:HA2	1:S:819:ILE:HB	1.96	0.48
1:S:980:TYR:OH	1:S:1021:LEU:HD22	2.14	0.48
1:S:1346:TRP:O	1:S:1460:ASN:ND2	2.47	0.48
3:U:2937[A]:ASN:CB	3:U:3006[A]:LYS:CE	2.86	0.48
3:U:2994[B]:LYS:HE2	3:U:3183[B]:LEU:O	2.14	0.48
3:U:3081[A]:PHE:C	3:U:3081[A]:PHE:CD1	2.87	0.48
1:V:597:VAL:HG12	1:V:773:PHE:CD1	2.49	0.48
1:V:1005:CYS:O	1:V:1009:VAL:HG23	2.14	0.48
3:X:2933[A]:SER:HA	3:X:2935[A]:ILE:HD11	1.95	0.48
1:Y:527:LEU:HD22	1:Y:629:MET:HG3	1.96	0.48
2:Z:2546:LEU:H	2:Z:2557:ALA:HA	1.79	0.48
1:A:572:SER:HA	1:A:573:LYS:HA	1.47	0.48
2:B:2157:LEU:O	2:B:2160:VAL:HG22	2.14	0.48
3:C:3081[A]:PHE:CD1	3:C:3081[A]:PHE:C	2.87	0.48
3:C:3196[A]:THR:CA	3:C:3199[A]:GLN:HB2	2.43	0.48
3:C:3196[B]:THR:HG23	3:C:3199[B]:GLN:OE1	2.14	0.48
1:D:47:CYS:N	1:D:57:CYS:SG	2.87	0.48
1:D:203:ASP:O	1:D:206:PHE:HB3	2.14	0.48
1:D:480:CYS:HA	1:D:490:TRP:CE2	2.49	0.48
1:D:1013:ILE:HG21	1:D:1192:TYR:CD1	2.48	0.48
1:D:1584:GLY:HA3	1:G:329:ARG:HB2	1.96	0.48
3:F:2952[B]:ALA:HB1	3:F:2957[B]:ILE:H	1.79	0.48
3:F:3081[A]:PHE:C	3:F:3081[A]:PHE:CD1	2.87	0.48

Continued on next page...

Continued from previous page...

Atom-1	Atom-2	Interatomic distance (Å)	Clash overlap (Å)
3:F:3220[B]:ARG:HH11	3:F:3220[B]:ARG:CG	2.12	0.48
2:H:2807:GLY:O	2:H:2899:PRO:HA	2.14	0.48
3:I:2988[B]:TRP:CZ2	3:R:2975[B]:PHE:HE2	2.31	0.48
3:I:3148[A]:ILE:HG22	3:I:3152[A]:LYS:CE	2.44	0.48
3:I:3183[B]:LEU:H	3:I:3184[B]:ASN:CA	2.22	0.48
3:I:3196[B]:THR:OG1	3:I:3199[B]:GLN:HG3	2.12	0.48
3:I:3217[B]:PHE:HD2	3:I:3300[B]:LEU:HD12	1.78	0.48
2:K:2265:ILE:HD12	2:K:2443:TYR:CD1	2.49	0.48
3:L:2935[A]:ILE:CD1	3:L:2935[A]:ILE:H	2.25	0.48
3:L:2954[B]:TYR:C	3:L:2954[B]:TYR:CD2	2.86	0.48
3:L:3089[B]:HIS:CE1	3:L:3093[B]:HIS:CE1	3.01	0.48
3:L:3147[B]:GLU:CD	3:L:3149[B]:ASN:HD21	2.17	0.48
3:L:3228[A]:VAL:CG2	3:L:3245[A]:PHE:CE1	2.97	0.48
3:O:2954[A]:TYR:CA	3:O:2957[A]:ILE:HG22	2.43	0.48
3:O:2954[A]:TYR:CD2	3:O:2954[A]:TYR:C	2.86	0.48
3:O:2954[B]:TYR:C	3:O:2954[B]:TYR:CD2	2.86	0.48
3:O:2976[B]:ALA:CB	3:X:3156[B]:MET:CG	2.91	0.48
3:O:2979[A]:GLN:NE2	3:O:3155[A]:MET:HE3	1.97	0.48
3:O:3157[B]:PRO:HA	3:X:3150[B]:LYS:C	2.33	0.48
3:O:3200[A]:LEU:HD22	3:O:3204[A]:LEU:HD11	1.95	0.48
3:O:3228[A]:VAL:CG2	3:O:3245[A]:PHE:CE1	2.97	0.48
1:P:855:ARG:HH21	1:P:941:LEU:HA	1.79	0.48
2:Q:2668:ASP:OD1	2:Q:2669:TYR:N	2.47	0.48
2:Q:2825:ILE:HG23	2:Q:2826:GLU:N	2.28	0.48
2:Q:2856:ILE:HG22	2:Q:2859:VAL:HB	1.95	0.48
3:R:3047[B]:ARG:HH21	3:R:3113[B]:ASP:CG	2.16	0.48
1:S:873:VAL:HA	1:S:876:PHE:CE2	2.48	0.48
1:S:1239:GLY:O	1:S:1242:ASN:ND2	2.46	0.48
1:S:1491:GLN:OE1	1:S:1491:GLN:N	2.46	0.48
2:T:2682:SER:HA	2:T:2836:PHE:CD1	2.48	0.48
2:T:2824:CYS:O	2:T:2877:ILE:HA	2.13	0.48
3:U:2952[B]:ALA:HB1	3:U:2957[B]:ILE:H	1.79	0.48
3:U:2961[A]:HIS:CD2	3:U:2988[A]:TRP:CZ3	2.97	0.48
3:U:2965[B]:LEU:CD1	3:U:2974[B]:ALA:HA	2.22	0.48
3:U:3143[A]:SER:OG	3:U:3144[A]:ALA:N	2.47	0.48
3:U:3151[B]:LEU:CB	3:U:3175[B]:TYR:CD2	2.93	0.48
3:U:3229[A]:ASN:OD1	3:U:3244[A]:THR:HB	2.14	0.48
1:V:951:ASN:N	1:V:951:ASN:OD1	2.46	0.48
3:X:2952[B]:ALA:N	3:X:2953[B]:GLY:CA	2.71	0.48
3:X:2994[A]:LYS:HE2	3:X:3183[A]:LEU:O	2.14	0.48
3:X:3089[A]:HIS:CE1	3:X:3093[A]:HIS:CE1	3.01	0.48

Continued on next page...

Continued from previous page...

Atom-1	Atom-2	Interatomic distance (Å)	Clash overlap (Å)
3:X:3196[A]:THR:OG1	3:X:3199[A]:GLN:HG3	2.12	0.48
3:X:3264[B]:TYR:C	3:X:3264[B]:TYR:HD1	2.16	0.48
1:Y:972:SER:HA	1:Y:1028:VAL:HG22	1.96	0.48
1:A:646:ALA:HB1	1:A:713:ILE:HD12	1.95	0.48
1:A:893:ALA:HB2	1:A:1182:ASN:HB2	1.96	0.48
1:A:1145:THR:HB	1:A:1191:PRO:HB2	1.96	0.48
2:B:2826:GLU:OE1	2:B:2876:LYS:NZ	2.44	0.48
3:C:2976[B]:ALA:HB2	3:L:3253[B]:GLU:HG3	1.96	0.48
3:C:2985[B]:PHE:CZ	3:L:2969[B]:TYR:O	2.66	0.48
1:D:258:LYS:O	1:D:261:SER:OG	2.32	0.48
1:D:630:PHE:O	1:D:633:HIS:HB3	2.14	0.48
1:D:1058:ALA:HB1	1:D:1126:ILE:HD12	1.95	0.48
1:D:1171:LYS:HG2	1:D:1173:GLY:H	1.79	0.48
2:E:2225:ARG:NH1	2:E:2291:ASP:OD1	2.47	0.48
2:E:2575:LEU:HD23	2:E:2575:LEU:HA	1.73	0.48
3:F:2952[A]:ALA:N	3:F:2953[A]:GLY:HA2	2.06	0.48
3:F:3217[A]:PHE:HD2	3:F:3300[A]:LEU:HD12	1.78	0.48
1:G:278:ASP:O	1:G:279:LEU:HG	2.13	0.48
1:G:1574:VAL:HG22	1:G:1620:LEU:HD21	1.95	0.48
3:I:2954[A]:TYR:CA	3:I:2957[A]:ILE:HG22	2.43	0.48
3:I:3004[A]:GLY:O	3:I:3006[A]:LYS:N	2.44	0.48
3:I:3108[B]:HIS:CE1	3:R:3251[B]:ASP:CB	2.97	0.48
3:I:3151[A]:LEU:CB	3:I:3175[A]:TYR:CD2	2.93	0.48
3:I:3196[A]:THR:HG23	3:I:3199[A]:GLN:OE1	2.14	0.48
3:I:3211[B]:ASP:OD1	3:I:3211[B]:ASP:N	2.27	0.48
1:J:331:SER:HA	1:M:1581:GLU:HG3	1.94	0.48
1:J:753:ASN:OD1	1:J:753:ASN:N	2.46	0.48
1:J:1400:ASN:HD22	1:J:1403:LEU:HG	1.79	0.48
3:L:2937[A]:ASN:CB	3:L:3006[A]:LYS:CE	2.85	0.48
3:L:2952[B]:ALA:HB1	3:L:2957[B]:ILE:H	1.79	0.48
3:L:3081[B]:PHE:C	3:L:3081[B]:PHE:CD1	2.87	0.48
3:L:3104[A]:MET:HA	3:L:3110[A]:THR:CG2	2.17	0.48
3:L:3148[A]:ILE:HG22	3:L:3152[A]:LYS:CE	2.44	0.48
1:M:151:GLN:N	1:M:151:GLN:OE1	2.47	0.48
1:M:588:GLU:OE2	1:M:728:ARG:NH2	2.36	0.48
1:M:1348:TRP:CH2	1:M:1461:VAL:HG23	2.49	0.48
3:O:2949[B]:LYS:C	3:O:2953[B]:GLY:H	2.17	0.48
3:O:3014[B]:TRP:HH2	3:O:3123[B]:THR:HG23	1.78	0.48
3:R:2949[A]:LYS:C	3:R:2953[A]:GLY:H	2.17	0.48
3:R:2954[A]:TYR:CD2	3:R:2954[A]:TYR:C	2.86	0.48
3:R:3284[A]:LYS:CE	3:R:3284[A]:LYS:CA	2.85	0.48

Continued on next page...

Continued from previous page...

Atom-1	Atom-2	Interatomic distance (Å)	Clash overlap (Å)
1:S:906:HIS:CD2	9:S:2104:CUO:O1	2.67	0.48
1:S:1421:VAL:HG23	1:S:1422:HIS:HD1	1.78	0.48
1:S:1596:GLU:O	1:S:1597:THR:HG22	2.14	0.48
1:S:1604:ASP:OD1	1:S:1605:ARG:NH1	2.47	0.48
2:T:2168:ARG:NH2	2:W:2515:ARG:HD2	2.28	0.48
3:U:2933[A]:SER:HA	3:U:2935[A]:ILE:HD11	1.96	0.48
3:U:2968[A]:GLN:HA	3:U:2973[A]:THR:O	2.14	0.48
3:U:2994[A]:LYS:HE2	3:U:3183[A]:LEU:O	2.14	0.48
3:U:3081[B]:PHE:CD1	3:U:3081[B]:PHE:C	2.87	0.48
3:U:3151[A]:LEU:CB	3:U:3175[A]:TYR:CD2	2.93	0.48
3:U:3196[A]:THR:HG23	3:U:3199[A]:GLN:OE1	2.14	0.48
2:W:2336:PHE:HB3	2:W:2348:THR:HG22	1.95	0.48
2:W:2343:ASN:HD22	2:W:2349:THR:HG23	1.77	0.48
2:W:2802:ASP:OD2	3:X:2932[A]:PRO:CD	2.62	0.48
3:X:3217[B]:PHE:HD2	3:X:3300[B]:LEU:HD12	1.78	0.48
1:Y:1471:LEU:HD12	1:Y:1537:ILE:HD13	1.95	0.48
1:Y:1565:SER:HB3	1:Y:1594:GLY:H	1.79	0.48
2:Z:2746:MET:O	2:Z:2750:ILE:HG13	2.14	0.48
1:A:177:VAL:HA	1:A:180:ASN:OD1	2.14	0.48
1:A:944:GLU:O	1:A:957:ASN:ND2	2.47	0.48
1:A:954:ALA:O	1:A:956:PRO:HD3	2.13	0.48
2:B:2650:GLY:N	2:B:2651:GLN:HA	2.29	0.48
3:C:2949[B]:LYS:C	3:C:2953[B]:GLY:H	2.17	0.48
3:C:2952[B]:ALA:N	3:C:2953[B]:GLY:HA2	2.06	0.48
3:C:3093[A]:HIS:HB2	3:C:3248[A]:LEU:HD13	1.94	0.48
3:C:3104[B]:MET:HA	3:C:3110[B]:THR:CG2	2.17	0.48
3:C:3172[B]:SER:CB	3:L:3152[B]:LYS:HB2	2.42	0.48
3:C:3196[A]:THR:HG23	3:C:3199[A]:GLN:OE1	2.14	0.48
3:C:3285[B]:VAL:CG2	3:C:3286[B]:THR:H	2.27	0.48
1:D:456:GLN:HG2	1:D:551:GLU:HB3	1.96	0.48
1:D:928:TYR:HB2	1:D:1048:ASN:HB2	1.95	0.48
1:D:1257:SER:O	1:D:1525:TYR:HA	2.13	0.48
1:D:1396:GLU:O	1:D:1400:ASN:ND2	2.47	0.48
2:E:2158:TYR:O	2:E:2161:GLN:HB3	2.14	0.48
2:E:2652:LYS:HE2	2:E:2657:PHE:CZ	2.49	0.48
2:E:2800:LYS:HB3	3:F:3023[A]:ILE:HD13	1.95	0.48
3:F:3125[B]:ARG:O	3:F:3129[B]:ILE:HG13	2.14	0.48
3:F:3196[A]:THR:HG23	3:F:3199[A]:GLN:OE1	2.14	0.48
3:F:3196[B]:THR:CA	3:F:3199[B]:GLN:HB2	2.43	0.48
3:F:3217[B]:PHE:HD2	3:F:3300[B]:LEU:HD12	1.78	0.48
3:F:3264[A]:TYR:C	3:F:3264[A]:TYR:CD1	2.86	0.48

Continued on next page...

Continued from previous page...

Atom-1	Atom-2	Interatomic distance (Å)	Clash overlap (Å)
3:F:3275[B]:LEU:N	3:F:3275[B]:LEU:CD1	2.73	0.48
1:G:346:GLY:O	1:G:349:GLU:HB3	2.14	0.48
2:H:2414:CYS:SG	2:H:2465:LYS:HD2	2.54	0.48
2:H:2622:ASN:O	2:H:2625:LEU:HD12	2.14	0.48
2:H:2866:PRO:HB2	2:H:2868:GLU:HG3	1.96	0.48
3:I:3081[A]:PHE:CD1	3:I:3081[A]:PHE:C	2.87	0.48
1:J:415:VAL:HG21	1:J:697:ALA:HB2	1.94	0.48
2:K:2653:GLU:H	2:K:2653:GLU:HG3	1.53	0.48
3:L:2933[B]:SER:HA	3:L:2935[B]:ILE:HD11	1.96	0.48
3:L:2952[A]:ALA:HB1	3:L:2957[A]:ILE:H	1.79	0.48
3:L:2994[A]:LYS:HE2	3:L:3183[A]:LEU:O	2.14	0.48
3:L:3135[A]:LYS:HB2	3:L:3141[A]:TYR:HD1	1.76	0.48
1:M:494:VAL:HG23	1:M:671:PHE:CZ	2.49	0.48
2:N:2153:GLN:HG3	2:N:2305:TRP:HH2	1.79	0.48
3:O:3066[A]:TYR:CE1	3:O:3193[A]:HIS:CE1	2.98	0.48
3:O:3081[A]:PHE:CD1	3:O:3081[A]:PHE:C	2.87	0.48
3:O:3232[B]:VAL:HG23	3:O:3273[B]:LEU:HD11	1.94	0.48
1:P:447:MET:HA	1:P:455:TYR:CB	2.42	0.48
1:P:904:HIS:O	1:P:907:ARG:HB3	2.14	0.48
2:Q:2504:ARG:HG2	2:Q:2582:ARG:HH21	1.79	0.48
3:R:2968[A]:GLN:HA	3:R:2973[A]:THR:O	2.14	0.48
3:R:2968[B]:GLN:HA	3:R:2973[B]:THR:O	2.14	0.48
3:R:3014[A]:TRP:HH2	3:R:3123[A]:THR:HG23	1.78	0.48
3:R:3151[A]:LEU:CB	3:R:3175[A]:TYR:CD2	2.93	0.48
3:R:3196[B]:THR:O	3:R:3200[B]:LEU:N	2.44	0.48
1:S:904:HIS:O	1:S:907:ARG:HB3	2.13	0.48
2:T:2800:LYS:C	3:U:3023[A]:ILE:HD11	2.29	0.48
1:V:560:SER:O	1:V:617:SER:HB3	2.14	0.48
1:V:597:VAL:O	1:V:601:VAL:HG12	2.14	0.48
3:X:2954[A]:TYR:C	3:X:2954[A]:TYR:CD2	2.86	0.48
3:X:2994[B]:LYS:HE2	3:X:3183[B]:LEU:O	2.14	0.48
3:X:3196[B]:THR:OG1	3:X:3199[B]:GLN:HG3	2.12	0.48
3:X:3288[B]:MET:CA	3:X:3295[B]:LEU:HG	2.42	0.48
1:Y:593:CYS:HB3	1:Y:775:ARG:NE	2.29	0.48
1:Y:896:HIS:HB2	1:Y:905:TRP:CG	2.48	0.48
1:Y:1055:THR:HA	1:Y:1119:LEU:HD13	1.95	0.48
1:Y:1315:GLY:HA3	1:Y:1601:TRP:HB2	1.95	0.48
2:Z:2131:LEU:HD12	2:Z:2335:PRO:HB3	1.95	0.48
2:Z:2805:PHE:CE1	2:Z:2855:ASP:HB3	2.49	0.48
1:A:611:GLY:HA3	1:A:619:SER:HB3	1.96	0.47
1:A:905:TRP:HE1	1:A:1083:PRO:HD2	1.79	0.47

Continued on next page...

Continued from previous page...

Atom-1	Atom-2	Interatomic distance (Å)	Clash overlap (Å)
1:A:1571:TYR:HE1	1:A:1631:GLU:HB3	1.78	0.47
3:C:2981[A]:GLY:N	3:C:3086[A]:GLU:OE1	2.45	0.47
3:C:3125[A]:ARG:O	3:C:3129[A]:ILE:HG13	2.14	0.47
3:C:3125[B]:ARG:O	3:C:3129[B]:ILE:HG13	2.14	0.47
3:C:3147[B]:GLU:CD	3:C:3149[B]:ASN:HD21	2.17	0.47
3:C:3191[A]:ASN:ND2	3:C:3191[A]:ASN:N	2.60	0.47
3:C:3217[B]:PHE:HD2	3:C:3300[B]:LEU:HD12	1.78	0.47
1:D:464:LEU:HD11	1:D:767:LYS:HD3	1.96	0.47
2:E:2783:PHE:HB3	2:E:2791:LEU:HD21	1.95	0.47
3:F:2949[A]:LYS:C	3:F:2953[A]:GLY:H	2.17	0.47
3:F:3196[A]:THR:CA	3:F:3199[A]:GLN:HB2	2.43	0.47
3:F:3284[A]:LYS:CE	3:F:3284[A]:LYS:CA	2.85	0.47
1:G:301:ARG:HD2	1:G:361:GLU:OE2	2.14	0.47
3:I:2968[B]:GLN:HG2	3:R:2981[B]:GLY:N	2.28	0.47
3:I:3284[B]:LYS:HD3	3:I:3284[B]:LYS:C	2.32	0.47
1:J:1085:SER:HB2	1:J:1100:SER:HB2	1.96	0.47
3:L:3200[A]:LEU:HD22	3:L:3204[A]:LEU:HD11	1.95	0.47
1:M:1018:ILE:HD12	1:M:1045:HIS:CD2	2.49	0.47
1:M:1348:TRP:CZ3	1:M:1460:ASN:HB3	2.49	0.47
2:N:2603:PRO:HG2	2:N:2606:LEU:HD12	1.96	0.47
2:N:2665:GLU:HB2	2:N:2798:GLN:NE2	2.29	0.47
3:O:2975[B]:PHE:CA	3:X:3156[B]:MET:CG	2.90	0.47
3:O:2991[A]:LEU:HD23	3:O:3158[A]:PHE:CE1	2.48	0.47
3:O:3104[B]:MET:HA	3:O:3110[B]:THR:CG2	2.17	0.47
3:O:3160[B]:SER:HB3	3:X:3149[B]:ASN:N	2.28	0.47
3:O:3196[A]:THR:CA	3:O:3199[A]:GLN:OE1	2.58	0.47
1:P:979:LEU:HB2	1:P:980:TYR:CA	2.38	0.47
1:P:1033:LEU:HG	1:P:1180:SER:HB3	1.96	0.47
3:R:2949[B]:LYS:C	3:R:2953[B]:GLY:H	2.17	0.47
3:R:2971[B]:ASP:CG	3:R:2973[B]:THR:HG1	2.08	0.47
3:R:3125[B]:ARG:O	3:R:3129[B]:ILE:HG13	2.14	0.47
3:R:3147[B]:GLU:CD	3:R:3149[B]:ASN:HD21	2.17	0.47
1:S:194:MET:HA	1:S:200:THR:HA	1.96	0.47
1:S:906:HIS:NE2	9:S:2104:CUO:O1	2.47	0.47
1:S:1228:LEU:H	1:S:1228:LEU:HD13	1.78	0.47
2:T:2361:LYS:HD2	2:T:2362:GLN:N	2.29	0.47
3:U:3093[A]:HIS:HB2	3:U:3248[A]:LEU:HD13	1.95	0.47
3:U:3229[B]:ASN:OD1	3:U:3244[B]:THR:HB	2.14	0.47
3:U:3230[A]:PHE:H	3:U:3243[A]:GLY:HA3	1.79	0.47
3:X:2968[A]:GLN:HA	3:X:2973[A]:THR:O	2.14	0.47
3:X:3093[A]:HIS:HB2	3:X:3248[A]:LEU:HD13	1.95	0.47

Continued on next page...

Continued from previous page...

Atom-1	Atom-2	Interatomic distance (Å)	Clash overlap (Å)
3:X:3125[A]:ARG:O	3:X:3129[A]:ILE:HG13	2.14	0.47
3:X:3228[B]:VAL:CG2	3:X:3245[B]:PHE:CE1	2.97	0.47
3:X:3291[A]:ASP:OD2	3:X:3293[A]:LYS:NZ	2.43	0.47
1:Y:321:LEU:HD11	1:Y:377:TYR:CD1	2.49	0.47
1:Y:664:VAL:O	1:Y:689:PRO:HD2	2.14	0.47
1:Y:684:ARG:HH11	1:Y:684:ARG:HB3	1.78	0.47
1:Y:906:HIS:CD2	9:Y:2104:CUO:O1	2.66	0.47
1:Y:1013:ILE:HG21	1:Y:1192:TYR:CD1	2.49	0.47
1:Y:1563:LYS:HE3	6:LA:2:NAG:H3	1.96	0.47
2:Z:2823:ILE:HG13	2:Z:2832:ALA:HB2	1.96	0.47
1:A:72:TYR:HE2	1:A:206:PHE:HE2	1.61	0.47
2:B:2551:PRO:HA	2:B:2552:GLU:HA	1.49	0.47
3:C:2937[A]:ASN:CB	3:C:3006[A]:LYS:CE	2.86	0.47
3:C:2949[A]:LYS:C	3:C:2953[A]:GLY:H	2.17	0.47
3:C:2954[A]:TYR:CA	3:C:2957[A]:ILE:HG22	2.43	0.47
3:C:2972[B]:GLY:CA	3:L:3086[B]:GLU:HG2	2.42	0.47
3:C:2985[B]:PHE:CZ	3:L:2970[B]:PRO:CB	2.84	0.47
3:C:3120[B]:HIS:HD2	3:L:2969[B]:TYR:OH	1.91	0.47
3:C:3147[A]:GLU:CD	3:C:3149[A]:ASN:HD21	2.17	0.47
1:D:670:PRO:HD2	1:D:671:PHE:HD1	1.79	0.47
1:D:1002:GLU:HB3	1:D:1065:LYS:NZ	2.29	0.47
2:E:2651:GLN:HE21	2:E:2652:LYS:HG3	1.78	0.47
2:E:2672:PHE:HZ	2:E:2718:TRP:HA	1.79	0.47
3:F:2968[B]:GLN:HA	3:F:2973[B]:THR:O	2.14	0.47
3:F:3229[B]:ASN:OD1	3:F:3244[B]:THR:HB	2.14	0.47
3:F:3230[A]:PHE:H	3:F:3243[A]:GLY:HA3	1.79	0.47
1:G:177:VAL:HG11	1:G:358:TYR:CE1	2.50	0.47
1:G:1034:GLU:HB2	1:G:1182:ASN:ND2	2.29	0.47
2:H:2122:ILE:O	2:H:2125:PHE:HB2	2.13	0.47
2:H:2644:LEU:HB2	2:H:2686:LEU:HB3	1.96	0.47
3:I:2952[B]:ALA:HB1	3:I:2957[B]:ILE:H	1.79	0.47
3:I:3004[B]:GLY:O	3:I:3006[B]:LYS:N	2.44	0.47
3:I:3196[A]:THR:O	3:I:3200[A]:LEU:N	2.43	0.47
3:I:3200[B]:LEU:HD22	3:I:3204[B]:LEU:HD11	1.95	0.47
3:I:3228[B]:VAL:CG2	3:I:3245[B]:PHE:CE1	2.97	0.47
3:I:3232[A]:VAL:HG23	3:I:3273[A]:LEU:HD11	1.95	0.47
1:J:1438:ASP:HB2	1:M:1372:ILE:HD12	1.96	0.47
2:K:2496:LEU:HB3	2:K:2498:VAL:HG22	1.95	0.47
3:L:2968[B]:GLN:HA	3:L:2973[B]:THR:O	2.14	0.47
3:L:3081[A]:PHE:CD1	3:L:3081[A]:PHE:C	2.87	0.47
3:L:3196[B]:THR:HG23	3:L:3199[B]:GLN:OE1	2.14	0.47

Continued on next page...

Continued from previous page...

Atom-1	Atom-2	Interatomic distance (Å)	Clash overlap (Å)
1:M:1575:PRO:HA	1:M:1581:GLU:O	2.14	0.47
2:N:2129:PRO:O	2:N:2131:LEU:HD23	2.14	0.47
3:O:2933[B]:SER:HA	3:O:2935[B]:ILE:HD11	1.95	0.47
3:O:2976[B]:ALA:H	3:X:3156[B]:MET:CG	1.99	0.47
3:O:3047[B]:ARG:HH21	3:O:3113[B]:ASP:CG	2.16	0.47
3:O:3125[A]:ARG:O	3:O:3129[A]:ILE:HG13	2.14	0.47
3:O:3143[B]:SER:OG	3:O:3144[B]:ALA:N	2.46	0.47
3:O:3151[B]:LEU:CB	3:O:3175[B]:TYR:CD2	2.93	0.47
3:O:3293[A]:LYS:HB2	3:O:3294[A]:SER:CA	2.41	0.47
1:P:961:SER:HB2	1:P:973:ARG:HA	1.95	0.47
1:P:981:GLU:HG2	1:P:983:PRO:HD2	1.96	0.47
1:P:1551:ASP:OD1	1:P:1551:ASP:N	2.47	0.47
2:Q:2240:GLN:HG2	2:Q:2244:PHE:CD1	2.49	0.47
2:Q:2840:GLY:O	2:Q:2843:GLU:HB2	2.15	0.47
3:R:2994[A]:LYS:HE2	3:R:3183[A]:LEU:O	2.14	0.47
3:R:3125[A]:ARG:O	3:R:3129[A]:ILE:HG13	2.14	0.47
3:R:3298[A]:ASN:CA	3:R:3299[A]:LEU:CB	2.85	0.47
1:S:411:ASP:HB2	1:S:654:PRO:HA	1.95	0.47
1:S:750:ALA:HA	1:S:796:TYR:HB3	1.96	0.47
1:S:929:TRP:O	1:S:1048:ASN:ND2	2.47	0.47
1:S:1181:GLU:CD	1:S:1181:GLU:H	2.17	0.47
2:T:2327:GLU:H	2:T:2327:GLU:HG3	1.44	0.47
2:T:2597:MET:SD	2:T:2651:GLN:NE2	2.76	0.47
3:U:2933[B]:SER:HA	3:U:2935[B]:ILE:HD11	1.95	0.47
3:U:3200[A]:LEU:HD22	3:U:3204[A]:LEU:HD11	1.95	0.47
1:V:215:ARG:HE	1:V:279:LEU:HA	1.78	0.47
1:V:564:ASP:OD1	1:V:564:ASP:N	2.38	0.47
3:X:2991[A]:LEU:HD23	3:X:3158[A]:PHE:CE1	2.47	0.47
3:X:3110[B]:THR:C	3:X:3112[B]:TYR:N	2.68	0.47
3:X:3143[B]:SER:OG	3:X:3144[B]:ALA:N	2.47	0.47
3:X:3147[A]:GLU:CG	3:X:3149[A]:ASN:ND2	2.73	0.47
3:X:3196[A]:THR:HG23	3:X:3199[A]:GLN:OE1	2.14	0.47
3:X:3196[B]:THR:HG23	3:X:3199[B]:GLN:OE1	2.14	0.47
1:Y:127:GLU:HA	1:Y:134:VAL:HG13	1.95	0.47
1:Y:760:ILE:HG21	1:Y:777:TYR:HE2	1.79	0.47
1:Y:871:GLN:NE2	1:Y:964:ILE:O	2.47	0.47
2:Z:2879:LEU:HD12	2:Z:2899:PRO:HB2	1.96	0.47
4:7:1:NAG:H61	4:7:2:NAG:N2	2.30	0.47
1:A:466:ALA:HB1	1:A:476:ARG:HG3	1.95	0.47
1:A:1145:THR:OG1	1:A:1233:SER:HB3	2.14	0.47
1:A:1578:ILE:HA	1:A:1579:GLY:HA2	1.58	0.47

Continued on next page...

Continued from previous page...

Atom-1	Atom-2	Interatomic distance (Å)	Clash overlap (Å)
2:B:2568:HIS:HD2	2:B:2765:PRO:HB3	1.79	0.47
3:C:2952[B]:ALA:HB1	3:C:2957[B]:ILE:H	1.79	0.47
3:C:2965[B]:LEU:C	3:L:3256[B]:TRP:O	2.45	0.47
3:C:3143[B]:SER:OG	3:C:3144[B]:ALA:N	2.47	0.47
3:C:3169[B]:LYS:O	3:L:3152[B]:LYS:CD	2.62	0.47
3:C:3172[B]:SER:CB	3:L:3150[B]:LYS:HA	2.27	0.47
3:C:3228[B]:VAL:CG2	3:C:3245[B]:PHE:CE1	2.97	0.47
3:F:2991[B]:LEU:HD23	3:F:3158[B]:PHE:CE1	2.48	0.47
3:F:3110[B]:THR:C	3:F:3112[B]:TYR:N	2.68	0.47
3:F:3228[A]:VAL:CG2	3:F:3245[A]:PHE:CE1	2.97	0.47
3:F:3285[A]:VAL:CG2	3:F:3286[A]:THR:H	2.27	0.47
1:G:801:ASP:OD1	1:G:801:ASP:N	2.46	0.47
1:G:872:GLN:O	1:G:875:ALA:N	2.45	0.47
1:G:1358:LEU:O	1:G:1375:ASN:ND2	2.42	0.47
1:G:1559:LEU:HD21	1:G:1590:PHE:CE1	2.49	0.47
2:H:2166:LEU:HA	2:H:2169:HIS:HB2	1.95	0.47
2:H:2728:ARG:HB3	2:H:2730:LEU:HD12	1.96	0.47
3:I:2933[A]:SER:HA	3:I:2935[A]:ILE:HD11	1.95	0.47
3:I:2959[B]:SER:HA	3:R:3255[B]:PRO:HG2	1.50	0.47
3:I:3148[B]:ILE:HG22	3:I:3152[B]:LYS:CE	2.44	0.47
3:I:3223[B]:GLY:HA3	3:R:2963[B]:MET:HE3	1.91	0.47
3:I:3293[A]:LYS:HB2	3:I:3294[A]:SER:CA	2.41	0.47
1:J:40:TYR:HE2	1:J:75:GLN:HE21	1.61	0.47
1:J:324:PRO:HA	1:J:332:ASP:OD1	2.14	0.47
1:J:855:ARG:HH21	1:J:941:LEU:HA	1.79	0.47
1:J:946:GLU:HA	1:J:955:LYS:HB3	1.96	0.47
2:K:2240:GLN:HE21	2:K:2241:THR:HG22	1.79	0.47
3:L:2954[A]:TYR:CA	3:L:2957[A]:ILE:HG22	2.43	0.47
3:L:3047[B]:ARG:HH21	3:L:3113[B]:ASP:CG	2.16	0.47
3:L:3125[A]:ARG:O	3:L:3129[A]:ILE:HG13	2.14	0.47
3:L:3143[B]:SER:OG	3:L:3144[B]:ALA:N	2.46	0.47
3:L:3200[B]:LEU:HD22	3:L:3204[B]:LEU:HD11	1.95	0.47
3:L:3229[B]:ASN:OD1	3:L:3244[B]:THR:HB	2.14	0.47
3:L:3230[A]:PHE:H	3:L:3243[A]:GLY:HA3	1.80	0.47
3:O:2968[A]:GLN:HA	3:O:2973[A]:THR:O	2.14	0.47
3:O:3196[B]:THR:HG23	3:O:3199[B]:GLN:OE1	2.14	0.47
1:P:837:HIS:HA	1:P:1113:HIS:O	2.13	0.47
1:P:1279:LYS:HB2	1:P:1376:PRO:HG3	1.96	0.47
1:P:1324:ARG:NE	1:P:1462:ASP:OD1	2.44	0.47
3:R:2994[B]:LYS:HE2	3:R:3183[B]:LEU:O	2.14	0.47
3:R:3148[A]:ILE:HG22	3:R:3152[A]:LYS:CE	2.44	0.47

Continued on next page...

Continued from previous page...

Atom-1	Atom-2	Interatomic distance (Å)	Clash overlap (Å)
3:R:3217[B]:PHE:HD2	3:R:3300[B]:LEU:HD12	1.78	0.47
1:S:898:GLY:N	1:S:899:MET:SD	2.74	0.47
1:S:1179:GLY:HA2	1:S:1183:GLU:OE1	2.14	0.47
1:S:1286:ARG:HG3	1:S:1337:ARG:NH2	2.29	0.47
2:T:2435:MET:SD	2:T:2436:PRO:HD2	2.54	0.47
1:V:1578:ILE:HA	1:V:1579:GLY:HA2	1.55	0.47
2:W:2728:ARG:HB3	2:W:2730:LEU:HD12	1.96	0.47
3:X:2968[B]:GLN:HA	3:X:2973[B]:THR:O	2.14	0.47
3:X:2981[B]:GLY:N	3:X:3086[B]:GLU:OE1	2.45	0.47
3:X:3200[B]:LEU:HD22	3:X:3204[B]:LEU:HD11	1.95	0.47
3:X:3230[A]:PHE:H	3:X:3243[A]:GLY:HA3	1.79	0.47
3:X:3230[B]:PHE:H	3:X:3243[B]:GLY:HA3	1.79	0.47
1:Y:325:THR:N	1:Y:332:ASP:OD1	2.47	0.47
1:Y:1475:ARG:NE	1:Y:1541:GLU:OE2	2.32	0.47
2:Z:2286:HIS:NE2	2:Z:2433:THR:HG22	2.29	0.47
2:Z:2625:LEU:O	2:Z:2638:ARG:NH2	2.47	0.47
3:C:3110[A]:THR:O	3:C:3111[A]:SER:C	2.53	0.47
3:C:3154[B]:PRO:CA	3:L:3174[B]:GLY:N	2.77	0.47
1:D:841:LYS:HA	1:D:1117:ASP:HB2	1.95	0.47
2:E:2823:ILE:HD11	2:E:2859:VAL:HG12	1.96	0.47
3:F:2994[A]:LYS:HE2	3:F:3183[A]:LEU:O	2.14	0.47
3:F:3147[B]:GLU:CD	3:F:3149[B]:ASN:HD21	2.17	0.47
1:G:293:LEU:O	1:G:297:ARG:HG3	2.14	0.47
1:G:1348:TRP:HD1	1:G:1403:LEU:HD13	1.78	0.47
1:G:1578:ILE:HA	1:G:1579:GLY:HA2	1.55	0.47
2:H:2340:ALA:HB1	2:H:2341:PRO:CD	2.41	0.47
3:I:2933[B]:SER:HA	3:I:2935[B]:ILE:HD11	1.96	0.47
3:I:2966[B]:SER:HA	3:R:3255[B]:PRO:C	2.35	0.47
3:I:2994[A]:LYS:HE2	3:I:3183[A]:LEU:O	2.14	0.47
3:I:2994[B]:LYS:HE2	3:I:3183[B]:LEU:O	2.14	0.47
3:I:3146[A]:CYS:HA	3:I:3147[A]:GLU:HA	1.70	0.47
3:I:3169[B]:LYS:HE2	3:R:3147[B]:GLU:H	1.07	0.47
3:I:3196[B]:THR:CA	3:I:3199[B]:GLN:HB2	2.43	0.47
1:J:73:LEU:HD21	1:J:210:HIS:HB2	1.96	0.47
2:K:2400:LEU:HB2	2:K:2439:PHE:HD2	1.80	0.47
3:L:2932[B]:PRO:CA	3:L:2935[B]:ILE:CD1	2.85	0.47
3:L:3298[A]:ASN:CA	3:L:3299[A]:LEU:CB	2.85	0.47
1:M:394:GLN:H	1:M:394:GLN:HG3	1.36	0.47
1:M:516:TRP:CD1	1:M:579:LEU:HD22	2.50	0.47
1:M:979:LEU:HB3	1:M:980:TYR:HA	1.96	0.47
1:M:1470:GLU:OE2	1:M:1473:ARG:NH1	2.47	0.47

Continued on next page...

Continued from previous page...

Atom-1	Atom-2	Interatomic distance (Å)	Clash overlap (Å)
3:O:2952[A]:ALA:HB1	3:O:2957[A]:ILE:H	1.79	0.47
3:O:3183[A]:LEU:H	3:O:3184[A]:ASN:CA	2.22	0.47
3:O:3229[A]:ASN:OD1	3:O:3244[A]:THR:HB	2.14	0.47
3:O:3288[B]:MET:CA	3:O:3295[B]:LEU:HG	2.42	0.47
1:P:1258:ARG:HD2	1:P:1524:HIS:O	2.14	0.47
3:R:2981[A]:GLY:N	3:R:3086[A]:GLU:OE1	2.45	0.47
3:R:3081[A]:PHE:C	3:R:3081[A]:PHE:CD1	2.87	0.47
3:R:3196[A]:THR:HG23	3:R:3199[A]:GLN:OE1	2.14	0.47
3:R:3229[B]:ASN:OD1	3:R:3244[B]:THR:HB	2.14	0.47
1:S:151:GLN:OE1	1:S:151:GLN:N	2.42	0.47
3:U:3147[A]:GLU:CD	3:U:3149[A]:ASN:HD21	2.17	0.47
3:U:3147[B]:GLU:CD	3:U:3149[B]:ASN:HD21	2.17	0.47
1:V:838:ARG:NH2	1:V:915:ASN:OD1	2.47	0.47
3:X:3229[B]:ASN:OD1	3:X:3244[B]:THR:HB	2.14	0.47
1:Y:387:ASN:OD1	1:Y:387:ASN:N	2.39	0.47
1:Y:836:GLN:HB2	1:Y:1113:HIS:CG	2.49	0.47
2:Z:2565:THR:OG1	2:Z:2741:GLN:NE2	2.47	0.47
4:MA:1:NAG:C6	4:MA:2:NAG:HN2	2.27	0.47
1:A:907:ARG:HG3	1:A:1112:PHE:HE2	1.79	0.47
3:C:2940[A]:ASN:O	3:C:2944[A]:ALA:N	2.48	0.47
3:C:2991[B]:LEU:HD23	3:C:3158[B]:PHE:CE1	2.48	0.47
3:C:2994[B]:LYS:HE2	3:C:3183[B]:LEU:O	2.14	0.47
3:C:3089[B]:HIS:CE1	3:C:3119[B]:HIS:CE1	2.81	0.47
3:C:3096[B]:VAL:HG11	3:C:3115[B]:LEU:HD12	1.89	0.47
3:C:3228[A]:VAL:CG2	3:C:3245[A]:PHE:CE1	2.97	0.47
1:D:1156:LEU:HB2	1:D:1176:TYR:CE1	2.50	0.47
2:E:2090:LYS:NZ	2:E:2099:GLU:OE2	2.46	0.47
2:E:2570:HIS:CD2	2:E:2711:HIS:CE1	2.98	0.47
3:F:2968[A]:GLN:HA	3:F:2973[A]:THR:O	2.14	0.47
3:F:3096[A]:VAL:HG11	3:F:3115[A]:LEU:HD12	1.89	0.47
3:F:3148[A]:ILE:HG22	3:F:3152[A]:LYS:CE	2.44	0.47
3:F:3200[A]:LEU:HD22	3:F:3204[A]:LEU:HD11	1.95	0.47
3:F:3293[B]:LYS:HB2	3:F:3294[B]:SER:CA	2.41	0.47
1:G:497:GLN:HG2	1:G:683:THR:HG21	1.96	0.47
2:H:2704:ASP:O	2:H:2707:PHE:HB3	2.15	0.47
3:I:3047[A]:ARG:HH21	3:I:3113[A]:ASP:CG	2.16	0.47
3:I:3191[A]:ASN:ND2	3:I:3191[A]:ASN:N	2.60	0.47
3:I:3285[A]:VAL:CG2	3:I:3286[A]:THR:H	2.27	0.47
1:J:1280:GLN:NE2	1:J:1337:ARG:HD3	2.30	0.47
2:K:2128:LEU:O	2:K:2130:PRO:HD3	2.13	0.47
2:K:2158:TYR:O	2:K:2161:GLN:HB3	2.14	0.47

Continued on next page...

Continued from previous page...

Atom-1	Atom-2	Interatomic distance (Å)	Clash overlap (Å)
2:K:2309:GLN:NE2	2:K:2319:ALA:O	2.40	0.47
2:K:2572:VAL:HG22	2:K:2768:LEU:HD13	1.96	0.47
3:L:2949[A]:LYS:C	3:L:2953[A]:GLY:H	2.17	0.47
3:L:2961[A]:HIS:CD2	3:L:2988[A]:TRP:CZ3	2.96	0.47
3:L:3110[B]:THR:C	3:L:3112[B]:TYR:N	2.68	0.47
3:L:3180[B]:TYR:CB	3:L:3183[B]:LEU:CD2	2.90	0.47
3:L:3191[B]:ASN:ND2	3:L:3191[B]:ASN:N	2.60	0.47
3:O:2960[A]:PHE:CD1	3:O:2960[A]:PHE:N	2.72	0.47
3:O:3191[B]:ASN:ND2	3:O:3191[B]:ASN:N	2.60	0.47
3:O:3229[B]:ASN:OD1	3:O:3244[B]:THR:HB	2.14	0.47
3:O:3283[A]:ILE:HB	3:O:3305[A]:ILE:HD11	1.97	0.47
1:P:1166:THR:HB	1:P:1167:ASP:C	2.35	0.47
1:P:1638:SER:OG	1:S:472:ASP:OD2	2.29	0.47
3:R:3081[B]:PHE:CD1	3:R:3081[B]:PHE:C	2.87	0.47
3:R:3110[B]:THR:O	3:R:3111[B]:SER:C	2.52	0.47
3:R:3230[A]:PHE:H	3:R:3243[A]:GLY:HA3	1.80	0.47
1:S:43:GLU:HG3	1:S:44:PRO:HA	1.97	0.47
1:S:187:GLY:HA2	1:S:193:SER:HB2	1.97	0.47
1:S:277:ASP:OD1	1:S:278:ASP:N	2.46	0.47
1:S:876:PHE:CD1	1:S:1083:PRO:HB2	2.48	0.47
2:T:2844:MET:O	2:T:2846:TRP:HD1	1.98	0.47
3:U:2940[B]:ASN:O	3:U:2944[B]:ALA:N	2.48	0.47
3:U:3264[A]:TYR:C	3:U:3264[A]:TYR:CD1	2.86	0.47
1:V:92:TRP:CE3	1:V:102:PRO:HD3	2.49	0.47
1:V:547:LYS:HE2	1:V:558:HIS:CD2	2.50	0.47
1:V:843:VAL:HG13	1:V:927:PRO:HB2	1.97	0.47
1:V:1407:THR:HG22	1:V:1426:LEU:HD21	1.96	0.47
1:V:1574:VAL:HG22	1:V:1620:LEU:HD21	1.96	0.47
3:X:2935[A]:ILE:CG1	3:X:2936[A]:GLU:N	2.78	0.47
3:X:3110[A]:THR:O	3:X:3111[A]:SER:C	2.53	0.47
2:Z:2279:LEU:HD12	2:Z:2284:HIS:HD2	1.77	0.47
1:A:490:TRP:HE1	1:A:670:PRO:HD3	1.79	0.47
2:B:2294:PHE:O	2:B:2297:HIS:HB3	2.14	0.47
3:C:2933[A]:SER:HA	3:C:2935[A]:ILE:HD11	1.95	0.47
3:C:2937[B]:ASN:CB	3:C:3006[B]:LYS:CE	2.86	0.47
3:C:2952[A]:ALA:HB1	3:C:2957[A]:ILE:H	1.79	0.47
3:C:2968[A]:GLN:HA	3:C:2973[A]:THR:O	2.14	0.47
3:C:3255[B]:PRO:HA	3:L:2964[B]:PRO:O	2.12	0.47
1:D:745:ASP:HB2	1:D:801:ASP:OD1	2.14	0.47
1:D:855:ARG:HD3	1:D:959:PHE:CD2	2.49	0.47
1:D:1018:ILE:HA	1:D:1021:LEU:HB2	1.96	0.47

Continued on next page...

Continued from previous page...

Atom-1	Atom-2	Interatomic distance (Å)	Clash overlap (Å)
1:D:1258:ARG:HB3	1:D:1342:ALA:HB2	1.97	0.47
1:D:1283:ASP:OD1	1:D:1283:ASP:N	2.48	0.47
3:F:3014[A]:TRP:HH2	3:F:3123[A]:THR:HG23	1.78	0.47
3:F:3151[A]:LEU:HB2	3:F:3175[A]:TYR:HE2	1.68	0.47
1:G:321:LEU:HD11	1:G:377:TYR:CD2	2.50	0.47
1:G:597:VAL:O	1:G:601:VAL:HG12	2.14	0.47
2:H:2660:VAL:HG13	2:H:2663:MET:HE2	1.96	0.47
2:H:2800:LYS:HB3	3:I:3023[A]:ILE:CD1	2.45	0.47
3:I:2959[B]:SER:HB3	3:R:3255[B]:PRO:CB	2.36	0.47
3:I:2985[B]:PHE:CE2	3:I:2989[B]:HIS:NE2	2.83	0.47
3:I:3078[B]:PHE:HE2	3:R:3161[B]:GLU:OE1	1.98	0.47
3:I:3110[B]:THR:C	3:I:3112[B]:TYR:N	2.68	0.47
3:I:3154[B]:PRO:CD	3:R:3173[B]:THR:C	2.83	0.47
3:I:3155[B]:MET:HA	3:R:2979[B]:GLN:NE2	2.29	0.47
3:I:3173[B]:THR:HA	3:R:3154[B]:PRO:HA	1.96	0.47
3:I:3255[B]:PRO:N	3:R:2966[B]:SER:OG	2.47	0.47
1:J:177:VAL:O	1:J:181:PRO:HD3	2.14	0.47
1:J:980:TYR:CE1	1:J:1021:LEU:HD13	2.49	0.47
2:K:2616:THR:HB	2:K:2618:SER:H	1.78	0.47
3:L:2935[B]:ILE:CG1	3:L:2936[B]:GLU:N	2.78	0.47
3:L:2949[B]:LYS:C	3:L:2953[B]:GLY:H	2.17	0.47
3:L:3183[B]:LEU:H	3:L:3184[B]:ASN:CA	2.22	0.47
3:L:3229[A]:ASN:OD1	3:L:3244[A]:THR:HB	2.14	0.47
3:L:3230[B]:PHE:H	3:L:3243[B]:GLY:HA3	1.79	0.47
1:M:909:ILE:HG12	1:M:1084:PHE:HZ	1.79	0.47
3:O:3047[A]:ARG:HH21	3:O:3113[A]:ASP:CG	2.16	0.47
3:O:3081[B]:PHE:C	3:O:3081[B]:PHE:CD1	2.87	0.47
3:O:3110[A]:THR:C	3:O:3112[A]:TYR:N	2.68	0.47
3:O:3113[A]:ASP:O	3:O:3114[A]:PRO:C	2.53	0.47
3:R:2952[A]:ALA:N	3:R:2953[A]:GLY:HA2	2.06	0.47
1:S:416:ASN:CG	3:X:3196[A]:THR:CG2	2.32	0.47
3:U:2935[A]:ILE:CG1	3:U:2936[A]:GLU:N	2.78	0.47
3:U:2939[A]:ARG:HG3	3:U:2939[A]:ARG:NH1	2.28	0.47
3:U:2949[A]:LYS:C	3:U:2953[A]:GLY:H	2.17	0.47
3:U:3110[B]:THR:O	3:U:3111[B]:SER:C	2.53	0.47
1:V:149:GLU:HG3	1:V:150:GLY:N	2.29	0.47
1:V:840:ARG:HD2	1:V:1116:TYR:CZ	2.50	0.47
2:W:2225:ARG:HD2	2:W:2274:LEU:HD22	1.96	0.47
2:W:2560:LEU:HD13	2:W:2569:TRP:CD1	2.50	0.47
2:W:2867:PRO:HG2	3:X:2932[A]:PRO:CG	2.45	0.47
2:W:2885:SER:OG	2:W:2886:VAL:N	2.47	0.47

Continued on next page...

Continued from previous page...

Atom-1	Atom-2	Interatomic distance (Å)	Clash overlap (Å)
3:X:3148[A]:ILE:HG22	3:X:3152[A]:LYS:CE	2.44	0.47
3:X:3228[A]:VAL:CG2	3:X:3245[A]:PHE:CE1	2.97	0.47
1:Y:4:ARG:NH1	1:Y:77:GLU:OE1	2.48	0.47
1:Y:81:VAL:HA	1:Y:85:SER:H	1.79	0.47
1:A:81:VAL:HA	1:A:85:SER:HB3	1.96	0.47
1:A:482:HIS:CE1	1:A:621:LEU:HD11	2.50	0.47
1:A:760:ILE:HG21	1:A:777:TYR:HE2	1.80	0.47
1:A:965:ASP:HB3	1:A:1038:PHE:CE2	2.50	0.47
1:A:1156:LEU:HB2	1:A:1176:TYR:CE2	2.50	0.47
1:A:1403:LEU:HD21	1:A:1429:THR:HG21	1.96	0.47
2:B:2554:PRO:HA	2:B:2555:GLU:CB	2.45	0.47
2:B:2903:TYR:OH	3:C:2932[A]:PRO:HD2	2.14	0.47
3:C:2966[B]:SER:O	3:L:2981[B]:GLY:C	2.53	0.47
3:C:2968[B]:GLN:CG	3:L:2981[B]:GLY:N	2.75	0.47
3:C:2994[A]:LYS:HE2	3:C:3183[A]:LEU:O	2.14	0.47
3:C:3113[B]:ASP:O	3:C:3114[B]:PRO:C	2.53	0.47
3:C:3148[A]:ILE:HG22	3:C:3152[A]:LYS:CE	2.44	0.47
3:C:3200[B]:LEU:CD2	3:C:3204[B]:LEU:CD1	2.93	0.47
3:C:3229[A]:ASN:OD1	3:C:3244[A]:THR:HB	2.14	0.47
1:D:118:ALA:HB1	1:D:119:LYS:HA	1.96	0.47
1:D:353:ASN:HD22	1:D:772:ARG:NH2	2.13	0.47
1:D:460:GLU:CD	1:D:1368:ARG:HH21	2.18	0.47
1:D:961:SER:HB3	1:D:972:SER:O	2.14	0.47
3:F:2935[B]:ILE:CG1	3:F:2936[B]:GLU:N	2.78	0.47
3:F:2952[A]:ALA:CB	3:F:2953[A]:GLY:CA	2.82	0.47
3:F:2969[B]:TYR:CE2	3:F:2970[B]:PRO:CG	2.86	0.47
3:F:2985[B]:PHE:CE2	3:F:2989[B]:HIS:NE2	2.83	0.47
3:F:3183[A]:LEU:H	3:F:3184[A]:ASN:CA	2.22	0.47
3:F:3196[B]:THR:HG23	3:F:3199[B]:GLN:OE1	2.14	0.47
3:F:3232[B]:VAL:HG23	3:F:3273[B]:LEU:HD11	1.95	0.47
3:F:3264[B]:TYR:C	3:F:3264[B]:TYR:HD1	2.16	0.47
1:G:440:ARG:O	1:G:444:GLU:HB2	2.14	0.47
1:G:664:VAL:O	1:G:689:PRO:HD2	2.15	0.47
1:G:1404:TYR:O	1:G:1407:THR:OG1	2.28	0.47
1:G:1636:ASN:HB3	1:G:1639:LYS:HD3	1.95	0.47
2:H:2564:PRO:HA	2:H:2673:GLU:HG3	1.97	0.47
2:H:2900:SER:HA	1:J:1075:GLU:HG2	1.97	0.47
3:I:2935[A]:ILE:CG1	3:I:2936[A]:GLU:N	2.78	0.47
3:I:2935[B]:ILE:CG1	3:I:2936[B]:GLU:N	2.78	0.47
3:I:2949[A]:LYS:C	3:I:2953[A]:GLY:H	2.17	0.47
3:I:2952[A]:ALA:HB1	3:I:2957[A]:ILE:H	1.79	0.47

Continued on next page...

Continued from previous page...

Atom-1	Atom-2	Interatomic distance (Å)	Clash overlap (Å)
3:I:2964[B]:PRO:N	3:R:3255[B]:PRO:HG3	2.30	0.47
3:I:2968[B]:GLN:HA	3:I:2973[B]:THR:O	2.14	0.47
3:I:2969[A]:TYR:CD2	3:I:2970[A]:PRO:N	2.83	0.47
3:I:2982[B]:MET:CE	3:I:3254[B]:MET:HE2	2.45	0.47
3:I:2985[A]:PHE:CE2	3:I:2989[A]:HIS:NE2	2.83	0.47
3:I:2992[B]:TYR:CE2	3:R:2969[B]:TYR:HE1	2.31	0.47
3:I:3081[B]:PHE:C	3:I:3081[B]:PHE:CD1	2.87	0.47
3:I:3107[B]:LEU:HD22	3:R:3252[B]:TYR:HB3	1.97	0.47
3:I:3110[A]:THR:C	3:I:3112[A]:TYR:N	2.68	0.47
3:I:3110[B]:THR:O	3:I:3111[B]:SER:C	2.53	0.47
3:I:3125[A]:ARG:O	3:I:3129[A]:ILE:HG13	2.14	0.47
3:I:3125[B]:ARG:O	3:I:3129[B]:ILE:HG13	2.14	0.47
3:I:3143[B]:SER:OG	3:I:3144[B]:ALA:N	2.46	0.47
3:I:3147[B]:GLU:CD	3:I:3149[B]:ASN:HD21	2.17	0.47
3:I:3155[B]:MET:HB2	3:R:3153[B]:LYS:HG2	1.83	0.47
3:I:3229[B]:ASN:OD1	3:I:3244[B]:THR:HB	2.14	0.47
3:I:3232[B]:VAL:HG23	3:I:3273[B]:LEU:HD11	1.94	0.47
1:J:163:LEU:HB3	1:J:293:LEU:HD21	1.96	0.47
1:J:882:TRP:HB3	1:J:1086:LEU:HD11	1.97	0.47
1:J:1596:GLU:O	1:J:1597:THR:HG22	2.14	0.47
2:K:2149:ALA:HA	2:K:2260:GLU:HG2	1.97	0.47
2:K:2235:PRO:HG3	2:K:2240:GLN:NE2	2.27	0.47
2:K:2568:HIS:HD2	2:K:2718:TRP:CH2	2.33	0.47
3:L:2954[B]:TYR:CA	3:L:2957[B]:ILE:HG22	2.43	0.47
3:L:2985[B]:PHE:CE2	3:L:2989[B]:HIS:NE2	2.83	0.47
3:L:3125[B]:ARG:O	3:L:3129[B]:ILE:HG13	2.14	0.47
3:L:3147[A]:GLU:CD	3:L:3149[A]:ASN:HD21	2.17	0.47
3:L:3182[B]:GLN:H	3:L:3182[B]:GLN:HG2	1.56	0.47
3:L:3200[B]:LEU:CD2	3:L:3204[B]:LEU:CD1	2.93	0.47
3:L:3285[A]:VAL:CG2	3:L:3286[A]:THR:H	2.27	0.47
1:M:1019:HIS:NE2	1:M:1046:HIS:CE1	2.83	0.47
1:M:1274:LEU:HD21	1:M:1344:PRO:HD3	1.96	0.47
2:N:2509:ILE:HD11	2:N:2605:LEU:HD23	1.97	0.47
3:O:2933[A]:SER:HA	3:O:2935[A]:ILE:HD11	1.95	0.47
3:O:3109[B]:TYR:CD2	3:X:2969[B]:TYR:C	2.81	0.47
3:O:3147[A]:GLU:CD	3:O:3149[A]:ASN:HD21	2.17	0.47
3:O:3148[B]:ILE:HG22	3:O:3152[B]:LYS:CE	2.44	0.47
3:O:3154[B]:PRO:CG	3:X:3175[B]:TYR:CG	2.94	0.47
3:O:3162[B]:ASP:OD2	3:X:3150[B]:LYS:CE	2.62	0.47
1:P:419:THR:HA	1:P:420:SER:HA	1.68	0.47
1:P:480:CYS:SG	1:P:621:LEU:HD11	2.54	0.47

Continued on next page...

Continued from previous page...

Atom-1	Atom-2	Interatomic distance (Å)	Clash overlap (Å)
1:P:832:LYS:HA	1:P:832:LYS:NZ	2.29	0.47
1:P:879:SER:HA	1:P:893:ALA:HA	1.96	0.47
1:P:979:LEU:HD23	1:P:980:TYR:HD1	1.80	0.47
1:P:1199:VAL:O	1:P:1203:MET:HG3	2.15	0.47
1:P:1528:ASP:OD1	1:P:1528:ASP:N	2.48	0.47
2:Q:2149:ALA:HA	2:Q:2260:GLU:HG2	1.97	0.47
2:Q:2551:PRO:HA	2:Q:2552:GLU:HA	1.56	0.47
2:Q:2726:LYS:HB2	2:Q:2726:LYS:HE3	1.77	0.47
3:R:2935[A]:ILE:CG1	3:R:2936[A]:GLU:N	2.78	0.47
3:R:2937[A]:ASN:CB	3:R:3006[A]:LYS:CE	2.85	0.47
3:R:2940[A]:ASN:O	3:R:2944[A]:ALA:N	2.48	0.47
3:R:2952[A]:ALA:HB1	3:R:2957[A]:ILE:H	1.79	0.47
3:R:2952[B]:ALA:HB1	3:R:2957[B]:ILE:H	1.79	0.47
3:R:3200[B]:LEU:HD22	3:R:3204[B]:LEU:HD11	1.95	0.47
3:R:3285[B]:VAL:CG2	3:R:3286[B]:THR:H	2.27	0.47
1:S:931:TRP:CZ3	1:S:995:ILE:HD11	2.50	0.47
1:S:962:GLY:HA2	1:S:971:THR:HB	1.97	0.47
2:T:2240:GLN:HG2	2:T:2244:PHE:CD1	2.50	0.47
2:T:2749:PHE:HA	2:T:2754:ASN:HD22	1.79	0.47
3:U:2985[A]:PHE:CE2	3:U:2989[A]:HIS:NE2	2.83	0.47
3:U:3125[A]:ARG:O	3:U:3129[A]:ILE:HG13	2.14	0.47
3:U:3228[A]:VAL:CG2	3:U:3245[A]:PHE:CE1	2.97	0.47
1:V:547:LYS:HG3	1:V:559:THR:O	2.15	0.47
1:V:583:LEU:HG	1:V:602:THR:HG21	1.97	0.47
1:V:843:VAL:HG22	1:V:928:TYR:O	2.14	0.47
1:V:1302:SER:HA	1:V:1303:GLU:HA	1.66	0.47
1:V:1493:MET:HG2	1:V:1511:SER:O	2.14	0.47
2:W:2177:TYR:HB2	2:W:2300:ASN:HB2	1.97	0.47
3:X:2935[B]:ILE:CG1	3:X:2936[B]:GLU:N	2.78	0.47
3:X:2954[B]:TYR:CA	3:X:2957[B]:ILE:HG22	2.43	0.47
3:X:2988[B]:TRP:HE3	3:X:2989[B]:HIS:CE1	2.25	0.47
3:X:3014[B]:TRP:CD2	3:X:3092[B]:ILE:CD1	2.98	0.47
3:X:3125[B]:ARG:O	3:X:3129[B]:ILE:HG13	2.14	0.47
3:X:3137[A]:ARG:HB3	3:X:3139[A]:LEU:HD21	1.97	0.47
3:X:3182[A]:GLN:H	3:X:3182[A]:GLN:HG2	1.56	0.47
3:X:3196[A]:THR:CA	3:X:3199[A]:GLN:HB2	2.43	0.47
1:Y:327:ASP:HB3	1:Y:329:ARG:HG3	1.97	0.47
1:Y:860:ALA:HB3	1:Y:920:ASN:ND2	2.29	0.47
1:Y:867:VAL:HG12	1:Y:872:GLN:NE2	2.30	0.47
1:Y:977:GLU:HG2	1:Y:1021:LEU:HD22	1.97	0.47
1:Y:1536:SER:O	1:Y:1539:GLN:HG2	2.15	0.47

Continued on next page...

Continued from previous page...

Atom-1	Atom-2	Interatomic distance (Å)	Clash overlap (Å)
2:Z:2556:TYR:HE1	2:Z:2845:PRO:HD2	1.78	0.47
4:BA:1:NAG:O7	4:BA:1:NAG:H3	2.15	0.47
5:PA:1:NAG:H62	5:PA:2:NAG:C7	2.45	0.47
1:A:1211:TYR:O	1:A:1211:TYR:CG	2.67	0.47
1:A:1316:MET:SD	1:A:1316:MET:N	2.88	0.47
3:C:2940[B]:ASN:O	3:C:2944[B]:ALA:N	2.48	0.47
3:C:2984[B]:THR:OG1	3:L:3156[B]:MET:HG2	2.15	0.47
3:C:2985[A]:PHE:CE2	3:C:2989[A]:HIS:NE2	2.83	0.47
3:C:3169[B]:LYS:HG3	3:L:3150[B]:LYS:N	2.30	0.47
3:C:3222[B]:ILE:CD1	3:L:2963[B]:MET:CE	2.91	0.47
3:C:3230[A]:PHE:H	3:C:3243[A]:GLY:HA3	1.79	0.47
3:C:3230[B]:PHE:H	3:C:3243[B]:GLY:HA3	1.80	0.47
3:C:3252[B]:TYR:CZ	3:L:3224[B]:GLN:HA	2.49	0.47
3:C:3285[A]:VAL:CG2	3:C:3286[A]:THR:H	2.27	0.47
3:C:3288[B]:MET:CA	3:C:3295[B]:LEU:HG	2.42	0.47
1:D:188:GLY:O	1:D:386:ILE:HD11	2.15	0.47
1:D:589:GLN:HG2	1:D:594:ASP:HB3	1.97	0.47
2:E:2272:SER:HA	2:E:2283:ASN:ND2	2.29	0.47
2:E:2844:MET:O	2:E:2846:TRP:HD1	1.97	0.47
3:F:2952[A]:ALA:HB1	3:F:2957[A]:ILE:H	1.79	0.47
3:F:2954[A]:TYR:CD2	3:F:2954[A]:TYR:C	2.86	0.47
3:F:2979[A]:GLN:NE2	3:F:3155[A]:MET:HE2	2.27	0.47
3:F:2985[A]:PHE:CE2	3:F:2989[A]:HIS:NE2	2.83	0.47
3:F:3004[B]:GLY:O	3:F:3006[B]:LYS:N	2.44	0.47
3:F:3147[A]:GLU:CD	3:F:3149[A]:ASN:HD21	2.17	0.47
3:F:3196[A]:THR:O	3:F:3200[A]:LEU:N	2.44	0.47
1:G:1321:HIS:ND1	1:G:1513:PRO:HB3	2.29	0.47
1:G:1348:TRP:CD1	1:G:1403:LEU:HD13	2.50	0.47
2:H:2270:ILE:HB	2:H:2297:HIS:CD2	2.50	0.47
3:I:2981[B]:GLY:N	3:I:3086[B]:GLU:OE1	2.45	0.47
3:I:3089[B]:HIS:CD2	3:R:2972[B]:GLY:H	2.32	0.47
3:I:3147[B]:GLU:OE2	3:R:3163[B]:ASN:O	2.33	0.47
1:J:634:HIS:HA	1:J:637:VAL:HG23	1.95	0.47
1:J:745:ASP:HB2	1:J:801:ASP:OD1	2.15	0.47
1:J:1242:ASN:HB3	1:J:1479:TYR:OH	2.15	0.47
2:K:2302:ASP:HB3	2:K:2368:TYR:OH	2.15	0.47
2:K:2506:ARG:HG3	2:K:2589:ALA:HB1	1.97	0.47
2:K:2879:LEU:HD22	2:K:2901:LEU:HD11	1.96	0.47
3:L:2968[A]:GLN:HA	3:L:2973[A]:THR:O	2.14	0.47
3:L:3074[B]:GLU:OE2	3:L:3208[B]:GLN:HG2	2.15	0.47
1:M:995:ILE:HG22	1:M:999:LEU:HD22	1.97	0.47

Continued on next page...

Continued from previous page...

Atom-1	Atom-2	Interatomic distance (Å)	Clash overlap (Å)
3:O:2965[B]:LEU:HD22	3:X:3156[B]:MET:HE2	1.97	0.47
3:O:3137[A]:ARG:HB3	3:O:3139[A]:LEU:HD21	1.97	0.47
1:P:4:ARG:HD2	1:P:89:ILE:O	2.14	0.47
1:P:329:ARG:NH2	1:S:1574:VAL:H	2.13	0.47
1:P:411:ASP:HB3	1:P:658:TYR:OH	2.15	0.47
1:P:473:ALA:HB3	1:P:476:ARG:HG2	1.96	0.47
2:Q:2685:TYR:OH	2:Q:2886:VAL:HA	2.15	0.47
3:R:2935[B]:ILE:CG1	3:R:2936[B]:GLU:N	2.78	0.47
3:R:3230[B]:PHE:H	3:R:3243[B]:GLY:HA3	1.80	0.47
1:S:210:HIS:HA	1:S:213:VAL:HG22	1.97	0.47
1:S:245:GLU:OE1	1:S:249:ARG:NH1	2.48	0.47
1:S:428:ILE:HD12	1:S:514:TRP:HB3	1.96	0.47
1:S:904:HIS:HB3	1:S:1105:VAL:HG21	1.96	0.47
1:S:920:ASN:OD1	1:S:920:ASN:N	2.47	0.47
3:U:2935[B]:ILE:CG1	3:U:2936[B]:GLU:N	2.78	0.47
3:U:2960[A]:PHE:CD2	3:U:3157[A]:PRO:CG	2.74	0.47
3:U:3180[A]:TYR:CB	3:U:3183[A]:LEU:CD2	2.90	0.47
3:U:3196[B]:THR:CA	3:U:3199[B]:GLN:HB2	2.43	0.47
3:U:3200[B]:LEU:CD2	3:U:3204[B]:LEU:CD1	2.93	0.47
3:U:3217[B]:PHE:HD2	3:U:3300[B]:LEU:HD12	1.78	0.47
3:U:3228[B]:VAL:CG2	3:U:3245[B]:PHE:CE1	2.97	0.47
1:V:103:GLU:OE2	1:V:106:GLN:NE2	2.48	0.47
1:V:847:THR:O	1:V:851:MET:HG3	2.14	0.47
2:W:2286:HIS:CD2	2:W:2433:THR:HG22	2.50	0.47
3:X:2952[B]:ALA:N	3:X:2953[B]:GLY:HA2	2.06	0.47
3:X:3173[A]:THR:HG22	3:X:3174[A]:GLY:H	1.67	0.47
3:X:3196[B]:THR:O	3:X:3200[B]:LEU:N	2.44	0.47
3:X:3229[A]:ASN:OD1	3:X:3244[A]:THR:HB	2.14	0.47
3:X:3298[A]:ASN:CA	3:X:3299[A]:LEU:HB2	2.44	0.47
1:Y:59:LEU:HD13	1:Y:68:TRP:CD1	2.49	0.47
1:A:566:ARG:HH12	1:A:743:ASN:CB	2.25	0.47
1:A:854:LEU:HG	1:A:959:PHE:HE2	1.80	0.47
1:A:1493:MET:O	1:A:1497:SER:HB3	2.15	0.47
1:A:1500:THR:HA	1:A:1501:ALA:HA	1.67	0.47
2:B:2189:GLY:HA2	2:B:2192:THR:HG22	1.96	0.47
3:C:2985[B]:PHE:CE2	3:C:2989[B]:HIS:NE2	2.83	0.47
3:C:3196[A]:THR:OG1	3:C:3199[A]:GLN:HG3	2.12	0.47
2:E:2504:ARG:HD3	2:E:2775:GLY:O	2.15	0.47
3:F:3074[B]:GLU:OE2	3:F:3208[B]:GLN:HG2	2.15	0.47
3:F:3093[B]:HIS:HB2	3:F:3248[B]:LEU:HD13	1.94	0.47
3:F:3096[B]:VAL:HG11	3:F:3115[B]:LEU:HD12	1.89	0.47

Continued on next page...

Continued from previous page...

Atom-1	Atom-2	Interatomic distance (Å)	Clash overlap (Å)
3:F:3110[A]:THR:O	3:F:3111[A]:SER:C	2.53	0.47
3:F:3125[A]:ARG:O	3:F:3129[A]:ILE:HG13	2.14	0.47
3:F:3283[B]:ILE:HB	3:F:3305[B]:ILE:HD11	1.97	0.47
3:F:3284[A]:LYS:CE	3:F:3285[A]:VAL:H	2.28	0.47
1:G:180:ASN:OD1	1:G:344:LEU:HB2	2.15	0.47
1:G:223:LEU:HG	1:G:290:GLU:OE2	2.14	0.47
1:G:533:VAL:HG12	1:G:540:THR:HG22	1.96	0.47
1:G:852:ASN:O	1:G:856:THR:OG1	2.33	0.47
1:G:1302:SER:OG	1:G:1494:ARG:NH2	2.48	0.47
2:H:2151:PHE:HB3	2:H:2152:PRO:HD3	1.96	0.47
2:H:2161:GLN:OE1	2:H:2348:THR:HG21	2.14	0.47
2:H:2603:PRO:HG2	2:H:2606:LEU:HD12	1.96	0.47
3:I:3150[B]:LYS:HB2	3:R:3159[B]:SER:C	2.23	0.47
3:I:3176[A]:LYS:N	3:I:3176[A]:LYS:CE	2.73	0.47
3:I:3196[A]:THR:CA	3:I:3199[A]:GLN:OE1	2.58	0.47
1:J:458:LEU:O	1:J:461:PHE:HB2	2.15	0.47
2:K:2571:ARG:HG3	2:K:2715:ASP:OD1	2.15	0.47
3:L:3004[B]:GLY:O	3:L:3006[B]:LYS:N	2.44	0.47
3:L:3014[B]:TRP:CD2	3:L:3092[B]:ILE:CD1	2.98	0.47
3:L:3196[A]:THR:CA	3:L:3199[A]:GLN:OE1	2.58	0.47
3:L:3284[A]:LYS:HD3	3:L:3284[A]:LYS:C	2.32	0.47
1:M:51:ASP:HA	1:M:52:GLY:HA2	1.58	0.47
1:M:931:TRP:HE3	1:M:991:LEU:HD13	1.80	0.47
1:M:958:PRO:O	1:M:959:PHE:HB2	2.15	0.47
1:M:1596:GLU:O	1:M:1597:THR:HG22	2.14	0.47
3:O:2928[B]:ASN:C	3:O:2930[B]:LEU:HD22	2.36	0.47
3:O:2949[A]:LYS:C	3:O:2953[A]:GLY:H	2.17	0.47
3:O:2952[B]:ALA:HB1	3:O:2957[B]:ILE:H	1.79	0.47
3:O:3014[B]:TRP:CG	3:O:3092[B]:ILE:CD1	2.98	0.47
3:O:3110[B]:THR:O	3:O:3111[B]:SER:C	2.53	0.47
3:O:3147[B]:GLU:CD	3:O:3149[B]:ASN:HD21	2.17	0.47
1:P:1018:ILE:HD12	1:P:1045:HIS:HD2	1.80	0.47
1:P:1171:LYS:NZ	1:P:1174:GLU:OE2	2.29	0.47
3:R:2985[A]:PHE:CE2	3:R:2989[A]:HIS:NE2	2.83	0.47
1:S:372:ALA:HB3	1:S:375:SER:HB3	1.96	0.47
1:S:855:ARG:HH21	1:S:941:LEU:HA	1.79	0.47
1:S:1639:LYS:HZ1	4:BA:2:NAG:C8	2.28	0.47
2:T:2556:TYR:CE1	2:T:2844:MET:HG3	2.50	0.47
2:T:2745:PRO:HB2	2:T:2750:ILE:HD12	1.97	0.47
3:U:3110[A]:THR:C	3:U:3112[A]:TYR:N	2.68	0.47
3:U:3125[B]:ARG:O	3:U:3129[B]:ILE:HG13	2.14	0.47

Continued on next page...

Continued from previous page...

Atom-1	Atom-2	Interatomic distance (Å)	Clash overlap (Å)
3:U:3148[A]:ILE:HG22	3:U:3152[A]:LYS:CE	2.44	0.47
1:V:1231:VAL:C	1:V:1233:SER:H	2.18	0.47
3:X:2933[B]:SER:CB	3:X:2936[B]:GLU:CB	2.85	0.47
3:X:2939[A]:ARG:HG3	3:X:2939[A]:ARG:NH1	2.28	0.47
3:X:2949[B]:LYS:C	3:X:2953[B]:GLY:H	2.17	0.47
3:X:2952[A]:ALA:HB1	3:X:2957[A]:ILE:H	1.79	0.47
3:X:3137[B]:ARG:HB3	3:X:3139[B]:LEU:HD21	1.97	0.47
3:X:3183[B]:LEU:N	3:X:3184[B]:ASN:HA	2.12	0.47
1:Y:531:THR:HG22	1:Y:542:PRO:HA	1.95	0.47
1:Y:602:THR:O	1:Y:605:SER:OG	2.29	0.47
1:A:467:LYS:HB2	1:A:479:CYS:SG	2.54	0.47
1:A:874:ALA:HA	1:A:913:PHE:CZ	2.50	0.47
1:A:949:ASP:OD1	1:A:950:ALA:N	2.47	0.47
3:C:3298[B]:ASN:CA	3:C:3299[B]:LEU:HB2	2.44	0.47
1:D:17:ASN:OD1	1:D:85:SER:N	2.47	0.47
1:D:456:GLN:O	1:D:460:GLU:HG3	2.15	0.47
2:E:2344:LEU:HA	2:E:2345:ASN:C	2.34	0.47
3:F:2933[A]:SER:HA	3:F:2935[A]:ILE:HD11	1.95	0.47
3:F:2965[A]:LEU:HD22	3:F:2975[A]:PHE:O	2.15	0.47
3:F:2966[B]:SER:C	3:F:2967[B]:CYS:SG	2.94	0.47
3:F:3200[B]:LEU:CD2	3:F:3204[B]:LEU:CD1	2.93	0.47
1:G:1319:PHE:CE2	1:G:1424:GLU:HG3	2.50	0.47
2:H:2800:LYS:C	3:I:3023[A]:ILE:CD1	2.78	0.47
3:I:3283[A]:ILE:HB	3:I:3305[A]:ILE:HD11	1.97	0.47
1:J:1209:ASP:O	1:J:1211:TYR:HD2	1.98	0.47
2:K:2132:CYS:HB2	2:K:2142:ALA:CB	2.45	0.47
3:L:2935[A]:ILE:CG1	3:L:2936[A]:GLU:N	2.78	0.47
3:L:2940[B]:ASN:O	3:L:2944[B]:ALA:N	2.48	0.47
3:L:3148[B]:ILE:HG22	3:L:3152[B]:LYS:CE	2.44	0.47
2:N:2115:SER:OG	2:N:2116:SER:N	2.47	0.47
2:N:2382:GLU:O	2:N:2386:ARG:HG3	2.14	0.47
3:O:2940[A]:ASN:O	3:O:2944[A]:ALA:N	2.48	0.47
3:O:2968[B]:GLN:C	3:X:2988[B]:TRP:HB2	2.35	0.47
3:O:2985[A]:PHE:CE2	3:O:2989[A]:HIS:NE2	2.83	0.47
3:O:3200[B]:LEU:CD2	3:O:3204[B]:LEU:CD1	2.93	0.47
3:O:3220[B]:ARG:HH11	3:O:3220[B]:ARG:CG	2.12	0.47
3:O:3293[B]:LYS:HB2	3:O:3294[B]:SER:CA	2.41	0.47
1:P:103:GLU:OE2	1:P:106:GLN:NE2	2.48	0.47
1:P:739:GLN:N	1:P:739:GLN:OE1	2.48	0.47
1:P:797:THR:HG22	1:P:798:LEU:H	1.80	0.47
1:P:1161:ILE:HB	1:P:1203:MET:HE3	1.97	0.47

Continued on next page...

Continued from previous page...

Atom-1	Atom-2	Interatomic distance (Å)	Clash overlap (Å)
2:Q:2190:LEU:O	2:Q:2209:PHE:HB2	2.15	0.47
3:R:2954[A]:TYR:CA	3:R:2957[A]:ILE:HG22	2.43	0.47
3:R:2965[B]:LEU:HD22	3:R:2975[B]:PHE:O	2.15	0.47
3:R:2980[A]:HIS:ND1	3:R:2980[A]:HIS:N	2.60	0.47
3:R:3074[A]:GLU:OE2	3:R:3208[A]:GLN:HG2	2.15	0.47
1:S:712:SER:O	1:S:716:LEU:N	2.48	0.47
1:S:1019:HIS:CE1	1:S:1046:HIS:HE1	2.31	0.47
1:S:1462:ASP:O	1:S:1465:TRP:HB3	2.15	0.47
1:S:1578:ILE:HA	1:S:1579:GLY:HA2	1.64	0.47
2:T:2569:TRP:O	2:T:2572:VAL:HG23	2.14	0.47
3:U:2949[B]:LYS:C	3:U:2953[B]:GLY:H	2.17	0.47
3:U:2985[B]:PHE:CE2	3:U:2989[B]:HIS:NE2	2.83	0.47
3:U:3014[B]:TRP:CD2	3:U:3092[B]:ILE:CD1	2.98	0.47
3:U:3110[A]:THR:O	3:U:3111[A]:SER:C	2.53	0.47
3:U:3148[B]:ILE:HG22	3:U:3152[B]:LYS:CE	2.44	0.47
3:U:3196[B]:THR:O	3:U:3200[B]:LEU:N	2.43	0.47
3:U:3298[A]:ASN:CB	3:U:3300[A]:LEU:CD2	2.61	0.47
1:V:430:SER:O	1:V:933:ARG:NH2	2.41	0.47
1:V:554:LYS:HA	1:V:554:LYS:HD3	1.70	0.47
1:V:871:GLN:O	1:V:875:ALA:N	2.48	0.47
1:V:1019:HIS:NE2	1:V:1046:HIS:HE1	2.13	0.47
2:W:2089:ARG:HB2	2:W:2368:TYR:CD1	2.50	0.47
2:W:2344:LEU:HD23	2:W:2349:THR:OG1	2.15	0.47
2:W:2562:GLY:H	2:W:2846:TRP:HB2	1.79	0.47
3:X:2940[B]:ASN:O	3:X:2944[B]:ALA:N	2.48	0.47
3:X:2952[A]:ALA:N	3:X:2953[A]:GLY:HA2	2.06	0.47
3:X:2952[B]:ALA:HB1	3:X:2957[B]:ILE:H	1.79	0.47
3:X:3203[B]:HIS:O	3:X:3206[B]:LYS:HB3	2.15	0.47
3:X:3218[B]:LEU:HD12	3:X:3218[B]:LEU:HA	1.78	0.47
1:Y:830:ASN:OD1	1:Y:832:LYS:HB2	2.15	0.47
1:Y:1427:HIS:HD2	1:Y:1457:HIS:CE1	2.33	0.47
5:FA:1:NAG:H61	5:FA:2:NAG:C1	2.45	0.47
1:A:104:LEU:HD23	1:A:123:PHE:CE2	2.50	0.46
1:A:1158:GLU:CD	1:A:1216:ARG:HE	2.18	0.46
1:A:1160:PHE:HB3	1:A:1171:LYS:HA	1.97	0.46
1:A:1324:ARG:NH1	1:A:1516:VAL:O	2.48	0.46
3:C:2935[B]:ILE:CG1	3:C:2936[B]:GLU:N	2.78	0.46
3:C:2965[B]:LEU:HD22	3:C:2975[B]:PHE:O	2.16	0.46
3:C:2966[B]:SER:HB2	3:L:2982[B]:MET:HE2	1.97	0.46
3:C:3293[A]:LYS:HB2	3:C:3294[A]:SER:CA	2.41	0.46
1:D:637:VAL:HA	1:D:640:LEU:HD12	1.96	0.46

Continued on next page...

Continued from previous page...

Atom-1	Atom-2	Interatomic distance (Å)	Clash overlap (Å)
2:E:2128:LEU:HD13	2:E:2286:HIS:CG	2.50	0.46
2:E:2867:PRO:O	2:E:2870:LEU:HB3	2.14	0.46
3:F:3014[B]:TRP:CG	3:F:3092[B]:ILE:CD1	2.98	0.46
3:F:3079[A]:CYS:SG	3:F:3146[A]:CYS:O	2.73	0.46
1:G:695:TYR:N	1:G:695:TYR:CD1	2.81	0.46
1:G:883:CYS:O	1:G:885:SER:N	2.48	0.46
3:I:2940[A]:ASN:O	3:I:2944[A]:ALA:N	2.48	0.46
3:I:2940[B]:ASN:O	3:I:2944[B]:ALA:N	2.48	0.46
3:I:2966[A]:SER:C	3:I:2967[A]:CYS:SG	2.94	0.46
3:I:2968[B]:GLN:HE21	3:R:3086[B]:GLU:HG2	0.41	0.46
3:I:2982[B]:MET:SD	3:R:2967[B]:CYS:SG	3.13	0.46
3:I:3074[B]:GLU:OE2	3:I:3208[B]:GLN:HG2	2.15	0.46
3:I:3119[B]:HIS:NE2	3:R:2971[B]:ASP:HA	2.24	0.46
3:I:3160[B]:SER:CA	3:R:2983[B]:VAL:N	2.35	0.46
3:I:3229[A]:ASN:OD1	3:I:3244[A]:THR:HB	2.14	0.46
3:I:3283[B]:ILE:HB	3:I:3305[B]:ILE:HD11	1.97	0.46
1:J:232:ARG:HA	1:J:233:PRO:HD3	1.79	0.46
1:J:1299:GLN:O	1:J:1301:PRO:HD3	2.14	0.46
1:J:1404:TYR:O	1:J:1407:THR:OG1	2.29	0.46
2:K:2822:LYS:HG2	2:K:2831:GLU:HA	1.96	0.46
3:L:2966[A]:SER:C	3:L:2967[A]:CYS:SG	2.94	0.46
3:L:3014[A]:TRP:CD2	3:L:3092[A]:ILE:CD1	2.98	0.46
3:L:3014[B]:TRP:CG	3:L:3092[B]:ILE:CD1	2.98	0.46
3:L:3110[B]:THR:O	3:L:3111[B]:SER:C	2.53	0.46
3:L:3183[A]:LEU:H	3:L:3184[A]:ASN:CA	2.22	0.46
3:L:3284[A]:LYS:CE	3:L:3285[A]:VAL:H	2.28	0.46
3:L:3284[B]:LYS:HD3	3:L:3285[B]:VAL:O	2.16	0.46
1:M:306:PHE:HB3	1:M:308:LEU:HD13	1.96	0.46
1:M:330:GLN:H	1:M:330:GLN:HG3	1.49	0.46
1:M:1505:ARG:O	1:M:1509:THR:OG1	2.33	0.46
2:N:2377:SER:HB3	2:N:2380:GLN:HG3	1.96	0.46
2:N:2622:ASN:O	2:N:2625:LEU:HD12	2.15	0.46
3:O:2994[B]:LYS:HE2	3:O:3183[B]:LEU:O	2.14	0.46
3:O:3200[A]:LEU:CD2	3:O:3204[A]:LEU:CD1	2.93	0.46
3:O:3230[A]:PHE:H	3:O:3243[A]:GLY:HA3	1.79	0.46
3:O:3255[B]:PRO:HG2	3:X:3163[B]:ASN:ND2	2.29	0.46
1:P:643:ILE:HD13	1:P:708:PHE:HB2	1.97	0.46
1:P:656:LYS:HB2	1:P:658:TYR:CE1	2.50	0.46
1:P:867:VAL:O	1:P:868:THR:OG1	2.22	0.46
1:P:1046:HIS:HA	1:P:1049:VAL:HB	1.97	0.46
1:P:1143:ALA:HA	1:P:1195:ASP:O	2.15	0.46

Continued on next page...

Continued from previous page...

Atom-1	Atom-2	Interatomic distance (Å)	Clash overlap (Å)
1:P:1180:SER:OG	1:P:1181:GLU:N	2.47	0.46
1:P:1313:LEU:HD23	1:P:1318:VAL:HG23	1.96	0.46
2:Q:2572:VAL:HG13	2:Q:2768:LEU:HD21	1.95	0.46
2:Q:2599:SER:O	2:Q:2645:PHE:HB3	2.15	0.46
3:R:2965[B]:LEU:CD1	3:R:2974[B]:ALA:CA	2.89	0.46
3:R:2966[B]:SER:C	3:R:2967[B]:CYS:SG	2.94	0.46
3:R:2987[A]:HIS:O	3:R:2991[A]:LEU:HB2	2.15	0.46
3:R:3014[A]:TRP:CD2	3:R:3092[A]:ILE:CD1	2.98	0.46
3:R:3079[B]:CYS:SG	3:R:3146[B]:CYS:O	2.74	0.46
3:R:3148[B]:ILE:HG22	3:R:3152[B]:LYS:CE	2.44	0.46
1:S:353:ASN:HD22	1:S:772:ARG:NH2	2.12	0.46
1:S:588:GLU:HG3	1:S:724:LYS:HD2	1.97	0.46
2:T:2871:PHE:HZ	1:V:1071:ASN:HD22	1.61	0.46
3:U:2961[B]:HIS:CD2	3:U:2988[B]:TRP:CZ3	2.96	0.46
3:U:3014[A]:TRP:CG	3:U:3092[A]:ILE:CD1	2.98	0.46
3:U:3191[A]:ASN:C	3:U:3192[A]:PHE:O	2.52	0.46
1:V:324:PRO:HG2	1:V:376:ASN:ND2	2.30	0.46
1:V:331:SER:HB2	1:Y:1581:GLU:OE2	2.14	0.46
2:W:2218:SER:OG	2:W:2221:THR:OG1	2.24	0.46
3:X:2932[B]:PRO:CA	3:X:2935[B]:ILE:CD1	2.85	0.46
3:X:3074[A]:GLU:OE2	3:X:3208[A]:GLN:HG2	2.15	0.46
3:X:3074[B]:GLU:OE2	3:X:3208[B]:GLN:HG2	2.15	0.46
1:Y:630:PHE:O	1:Y:633:HIS:HB3	2.15	0.46
1:Y:859:ALA:N	1:Y:957:ASN:HD21	2.13	0.46
1:A:121:ASN:HD21	1:A:123:PHE:HB2	1.80	0.46
1:A:569:LYS:C	1:A:571:PRO:HD3	2.36	0.46
1:A:1163:ALA:HA	1:A:1211:TYR:H	1.80	0.46
2:B:2539:ILE:O	2:B:2573:TYR:OH	2.14	0.46
2:B:2830:GLN:HB2	2:B:2863:ARG:NH1	2.31	0.46
3:C:2969[B]:TYR:CD2	3:C:2970[B]:PRO:N	2.83	0.46
3:C:2975[B]:PHE:O	3:L:3256[B]:TRP:NE1	2.49	0.46
3:C:3110[B]:THR:C	3:C:3112[B]:TYR:N	2.68	0.46
3:C:3229[B]:ASN:OD1	3:C:3244[B]:THR:HB	2.14	0.46
1:D:452:ILE:HD11	1:D:676:PRO:O	2.16	0.46
1:D:729:VAL:HG11	1:D:785:LEU:HD12	1.97	0.46
1:D:1551:ASP:HB3	1:D:1652:PHE:HE1	1.79	0.46
2:E:2131:LEU:HD12	2:E:2335:PRO:HG3	1.97	0.46
3:F:2928[B]:ASN:C	3:F:2930[B]:LEU:HD22	2.36	0.46
3:F:2940[B]:ASN:O	3:F:2944[B]:ALA:N	2.48	0.46
3:F:2954[A]:TYR:CA	3:F:2957[A]:ILE:HG22	2.43	0.46
3:F:2987[B]:HIS:O	3:F:2991[B]:LEU:HB2	2.16	0.46

Continued on next page...

Continued from previous page...

Atom-1	Atom-2	Interatomic distance (Å)	Clash overlap (Å)
3:F:3014[A]:TRP:CG	3:F:3092[A]:ILE:CD1	2.98	0.46
3:F:3151[B]:LEU:HB2	3:F:3175[B]:TYR:HE2	1.68	0.46
3:F:3284[B]:LYS:HD3	3:F:3285[B]:VAL:O	2.15	0.46
1:G:1013:ILE:HG21	1:G:1192:TYR:CD1	2.50	0.46
1:G:1482:ALA:HB2	1:G:1517:PHE:HZ	1.80	0.46
3:I:3014[B]:TRP:CD2	3:I:3092[B]:ILE:CD1	2.98	0.46
3:I:3079[A]:CYS:SG	3:I:3146[A]:CYS:O	2.74	0.46
1:J:136:ALA:HB3	2:N:2619:VAL:HB	1.97	0.46
3:L:3146[A]:CYS:HA	3:L:3147[A]:GLU:HA	1.70	0.46
3:L:3146[B]:CYS:HA	3:L:3147[B]:GLU:HA	1.70	0.46
3:L:3288[A]:MET:CA	3:L:3295[A]:LEU:HG	2.42	0.46
1:M:302:ALA:H	1:M:363:THR:HB	1.81	0.46
1:M:464:LEU:HD22	1:M:622:HIS:HB3	1.97	0.46
1:M:996:ILE:HG23	1:M:1133:ILE:HG22	1.97	0.46
1:M:1045:HIS:HB3	1:M:1046:HIS:HD1	1.81	0.46
1:M:1303:GLU:N	1:M:1303:GLU:OE1	2.48	0.46
1:M:1331:GLU:HB2	1:M:1343:VAL:CG2	2.45	0.46
2:N:2590:VAL:HA	2:N:2591:PRO:HD3	1.81	0.46
3:O:3014[B]:TRP:CD2	3:O:3092[B]:ILE:CD1	2.98	0.46
3:O:3147[B]:GLU:CG	3:O:3149[B]:ASN:ND2	2.73	0.46
3:O:3151[A]:LEU:CB	3:O:3175[A]:TYR:CD2	2.93	0.46
3:O:3203[B]:HIS:O	3:O:3206[B]:LYS:HB3	2.16	0.46
3:O:3298[B]:ASN:CA	3:O:3299[B]:LEU:HB2	2.44	0.46
1:P:416:ASN:HD22	1:P:416:ASN:H	1.62	0.46
2:Q:2903:TYR:O	2:Q:2905:PRO:HD3	2.16	0.46
3:R:2965[A]:LEU:HD13	3:R:2975[A]:PHE:O	2.16	0.46
3:R:3110[A]:THR:O	3:R:3111[A]:SER:C	2.53	0.46
3:R:3151[A]:LEU:HB2	3:R:3175[A]:TYR:HE2	1.68	0.46
3:R:3284[A]:LYS:HD3	3:R:3285[A]:VAL:O	2.16	0.46
3:R:3298[B]:ASN:CA	3:R:3299[B]:LEU:CB	2.85	0.46
1:S:4:ARG:HD2	1:S:89:ILE:O	2.15	0.46
1:S:956:PRO:HB2	1:S:957:ASN:C	2.36	0.46
1:S:1438:ASP:OD1	1:S:1439:VAL:N	2.48	0.46
2:T:2131:LEU:CD1	2:T:2335:PRO:HB3	2.46	0.46
3:U:3074[B]:GLU:OE2	3:U:3208[B]:GLN:HG2	2.15	0.46
3:U:3137[A]:ARG:HB3	3:U:3139[A]:LEU:HD21	1.97	0.46
3:X:3219[A]:LEU:N	3:X:3219[A]:LEU:CD2	2.73	0.46
3:X:3284[A]:LYS:HD3	3:X:3285[A]:VAL:O	2.16	0.46
1:Y:220:TRP:CZ3	1:Y:223:LEU:HD22	2.50	0.46
1:A:733:PHE:CE2	1:A:818:PRO:HG3	2.51	0.46
2:B:2743:ALA:HB1	1:D:1210:LYS:HG3	1.97	0.46

Continued on next page...

Continued from previous page...

Atom-1	Atom-2	Interatomic distance (Å)	Clash overlap (Å)
3:C:2965[A]:LEU:HD13	3:C:2975[A]:PHE:O	2.16	0.46
3:C:2966[B]:SER:C	3:C:2967[B]:CYS:SG	2.94	0.46
3:C:2968[B]:GLN:C	3:L:2985[B]:PHE:CE2	2.89	0.46
3:C:2969[A]:TYR:CD2	3:C:2970[A]:PRO:N	2.83	0.46
3:C:3014[A]:TRP:CD2	3:C:3092[A]:ILE:CD1	2.98	0.46
3:C:3137[A]:ARG:HD3	3:C:3137[A]:ARG:HA	1.71	0.46
3:C:3153[B]:LYS:HE3	3:L:3155[B]:MET:C	2.36	0.46
3:C:3284[B]:LYS:CE	3:C:3285[B]:VAL:H	2.29	0.46
1:D:493:LEU:HD12	1:D:668:MET:HG3	1.97	0.46
1:D:1271:MET:HG2	1:D:1358:LEU:HD13	1.97	0.46
1:D:1323:HIS:CD2	9:D:5004:CUO:O1	2.68	0.46
1:D:1622:GLN:HG2	1:D:1652:PHE:CD1	2.50	0.46
2:E:2582:ARG:HA	2:E:2586:ALA:HB3	1.97	0.46
2:E:2720:ILE:HG12	2:E:2781:LEU:HG	1.97	0.46
3:F:3074[A]:GLU:OE2	3:F:3208[A]:GLN:HG2	2.16	0.46
3:F:3110[B]:THR:O	3:F:3111[B]:SER:C	2.53	0.46
3:F:3113[A]:ASP:O	3:F:3114[A]:PRO:C	2.53	0.46
3:F:3230[B]:PHE:H	3:F:3243[B]:GLY:HA3	1.80	0.46
1:G:140:ASP:CG	1:G:142:ARG:HE	2.19	0.46
1:G:252:ASN:HD22	1:G:258:LYS:HB2	1.81	0.46
1:G:357:PRO:HB3	1:G:774:ASP:HB2	1.97	0.46
1:G:403:TYR:O	1:G:658:TYR:HB3	2.15	0.46
1:G:928:TYR:HB2	1:G:1048:ASN:HB2	1.98	0.46
1:G:1146:PHE:HZ	1:G:1159:TYR:CG	2.33	0.46
1:G:1250:ILE:O	1:G:1473:ARG:NH2	2.47	0.46
3:I:2965[A]:LEU:HD22	3:I:2975[A]:PHE:O	2.15	0.46
3:I:2968[A]:GLN:HA	3:I:2973[A]:THR:O	2.14	0.46
3:I:2968[B]:GLN:OE1	3:R:2981[B]:GLY:HA2	2.15	0.46
3:I:2988[B]:TRP:CD1	3:R:3153[B]:LYS:HD3	2.51	0.46
3:I:2992[B]:TYR:HE2	3:R:2969[B]:TYR:CE1	2.33	0.46
3:I:3074[A]:GLU:OE2	3:I:3208[A]:GLN:HG2	2.15	0.46
3:I:3113[B]:ASP:O	3:I:3114[B]:PRO:C	2.53	0.46
3:I:3176[B]:LYS:C	3:I:3177[B]:SER:HG	2.00	0.46
1:J:55:ILE:HG21	1:J:350:MET:HA	1.97	0.46
1:J:640:LEU:HD23	1:J:643:ILE:HD12	1.98	0.46
2:K:2533:ASP:OD1	2:K:2533:ASP:N	2.49	0.46
3:L:2965[A]:LEU:HD22	3:L:2975[A]:PHE:O	2.15	0.46
3:L:3074[A]:GLU:OE2	3:L:3208[A]:GLN:HG2	2.15	0.46
3:L:3110[A]:THR:O	3:L:3111[A]:SER:C	2.53	0.46
3:L:3200[A]:LEU:CD2	3:L:3204[A]:LEU:CD1	2.93	0.46
1:M:4:ARG:NH1	1:M:77:GLU:OE1	2.48	0.46

Continued on next page...

Continued from previous page...

Atom-1	Atom-2	Interatomic distance (Å)	Clash overlap (Å)
1:M:148:GLN:O	1:M:150:GLY:N	2.49	0.46
1:M:450:LYS:HE3	1:M:451:SER:H	1.80	0.46
3:O:2935[A]:ILE:CG1	3:O:2936[A]:GLU:N	2.78	0.46
3:O:2935[B]:ILE:CG1	3:O:2936[B]:GLU:N	2.78	0.46
3:O:2970[B]:PRO:O	3:X:2989[B]:HIS:CB	2.63	0.46
3:O:3079[B]:CYS:SG	3:O:3146[B]:CYS:O	2.73	0.46
3:O:3156[B]:MET:CE	3:X:3173[B]:THR:HG23	2.45	0.46
3:O:3159[B]:SER:N	3:X:3148[B]:ILE:O	2.47	0.46
3:O:3203[A]:HIS:O	3:O:3206[A]:LYS:HB3	2.16	0.46
3:O:3284[A]:LYS:HD3	3:O:3285[A]:VAL:O	2.16	0.46
1:P:53:SER:O	1:P:55:ILE:HG13	2.15	0.46
3:R:2985[B]:PHE:CE2	3:R:2989[B]:HIS:NE2	2.83	0.46
3:R:3014[A]:TRP:CG	3:R:3092[A]:ILE:CD1	2.98	0.46
3:R:3110[B]:THR:C	3:R:3112[B]:TYR:N	2.68	0.46
1:S:227:ARG:HE	1:S:227:ARG:HB2	1.34	0.46
1:S:355:ALA:HA	1:S:734:LEU:HD12	1.97	0.46
1:S:881:GLN:OE1	1:S:891:LYS:HE2	2.15	0.46
1:S:1403:LEU:HD21	1:S:1429:THR:HG21	1.95	0.46
2:T:2168:ARG:O	2:W:2503:ASN:HB3	2.15	0.46
2:T:2235:PRO:HG3	2:T:2240:GLN:NE2	2.30	0.46
2:T:2528:LYS:HA	2:T:2536:PHE:HB3	1.97	0.46
2:T:2651:GLN:H	2:T:2652:LYS:HE2	1.79	0.46
3:U:2966[A]:SER:C	3:U:2967[A]:CYS:SG	2.94	0.46
3:U:2987[B]:HIS:O	3:U:2991[B]:LEU:HB2	2.16	0.46
3:U:3014[A]:TRP:CD2	3:U:3092[A]:ILE:CD1	2.98	0.46
3:U:3220[B]:ARG:HG2	3:U:3221[B]:ALA:N	2.09	0.46
3:U:3220[B]:ARG:HH11	3:U:3220[B]:ARG:CG	2.12	0.46
3:U:3284[A]:LYS:HD3	3:U:3284[A]:LYS:C	2.32	0.46
3:U:3293[A]:LYS:HB2	3:U:3294[A]:SER:CA	2.41	0.46
1:V:133:LYS:HA	1:V:134:VAL:HA	1.82	0.46
1:V:1016:ASN:HD22	1:V:1177:VAL:HA	1.81	0.46
3:X:2985[B]:PHE:CE2	3:X:2989[B]:HIS:NE2	2.83	0.46
3:X:3014[B]:TRP:CG	3:X:3092[B]:ILE:CD1	2.98	0.46
3:X:3079[A]:CYS:SG	3:X:3146[A]:CYS:O	2.74	0.46
3:X:3151[B]:LEU:CB	3:X:3175[B]:TYR:CD2	2.93	0.46
3:X:3203[A]:HIS:O	3:X:3206[A]:LYS:HB3	2.16	0.46
1:Y:250:ASP:HA	1:Y:258:LYS:NZ	2.30	0.46
1:Y:1149:GLU:HG3	1:Y:1187:LYS:HB3	1.97	0.46
1:Y:1166:THR:N	1:Y:1167:ASP:HA	2.30	0.46
2:Z:2156:ARG:HD2	2:Z:2357:VAL:HG12	1.97	0.46
2:Z:2572:VAL:HG22	2:Z:2768:LEU:CD2	2.44	0.46

Continued on next page...

Continued from previous page...

Atom-1	Atom-2	Interatomic distance (Å)	Clash overlap (Å)
2:Z:2816:SER:HB2	2:Z:2886:VAL:HB	1.97	0.46
4:7:1:NAG:H62	4:7:2:NAG:N2	2.31	0.46
1:A:150:GLY:HA2	1:A:152:LYS:N	2.30	0.46
1:A:361:GLU:HG2	1:A:363:THR:HG22	1.97	0.46
1:A:885:SER:HB3	1:A:891:LYS:NZ	2.29	0.46
1:A:1059:LEU:HD11	1:A:1129:LEU:HD23	1.97	0.46
1:A:1485:ALA:O	1:A:1489:MET:HG2	2.15	0.46
2:B:2394:VAL:HG11	2:B:2451:LEU:HD12	1.98	0.46
3:C:2987[B]:HIS:O	3:C:2991[B]:LEU:HB2	2.16	0.46
3:C:3079[A]:CYS:SG	3:C:3146[A]:CYS:O	2.74	0.46
3:C:3159[B]:SER:OG	3:L:3151[B]:LEU:HA	2.15	0.46
3:C:3173[B]:THR:HG23	3:L:3173[B]:THR:OG1	2.16	0.46
3:C:3283[B]:ILE:HB	3:C:3305[B]:ILE:HD11	1.97	0.46
3:C:3284[B]:LYS:HD3	3:C:3285[B]:VAL:O	2.16	0.46
1:D:987:LYS:HD2	1:D:988:TYR:CE1	2.51	0.46
2:E:2472:ASN:HB2	2:E:2474:THR:H	1.80	0.46
3:F:2940[A]:ASN:O	3:F:2944[A]:ALA:N	2.48	0.46
3:F:3288[B]:MET:CA	3:F:3295[B]:LEU:HG	2.42	0.46
1:G:1617:LYS:O	3:L:3197[B]:ILE:HD12	2.14	0.46
3:I:2937[A]:ASN:CB	3:I:3006[A]:LYS:CE	2.86	0.46
3:I:3161[B]:GLU:CA	3:R:3147[B]:GLU:HG2	2.46	0.46
3:I:3255[B]:PRO:CB	3:R:2959[B]:SER:HB3	2.40	0.46
3:I:3264[A]:TYR:HD1	3:I:3265[A]:ASP:N	2.14	0.46
3:I:3284[B]:LYS:HD3	3:I:3285[B]:VAL:O	2.15	0.46
1:J:164:GLU:CG	1:J:297:ARG:HE	2.28	0.46
1:J:518:LYS:HD2	1:J:519:PRO:HD2	1.96	0.46
1:J:912:ASN:ND2	1:J:1093:ASP:OD2	2.48	0.46
1:J:1163:ALA:O	1:J:1167:ASP:HB3	2.16	0.46
2:K:2682:SER:HA	2:K:2836:PHE:CD2	2.51	0.46
2:K:2792:GLU:OE2	2:K:2796:GLN:NE2	2.41	0.46
3:L:2928[B]:ASN:C	3:L:2930[B]:LEU:HD22	2.36	0.46
3:L:2965[B]:LEU:HD13	3:L:2975[B]:PHE:O	2.16	0.46
3:L:2969[A]:TYR:CD2	3:L:2970[A]:PRO:N	2.83	0.46
3:L:2985[A]:PHE:CE2	3:L:2989[A]:HIS:NE2	2.83	0.46
3:L:3113[B]:ASP:O	3:L:3114[B]:PRO:C	2.53	0.46
3:L:3196[B]:THR:CA	3:L:3199[B]:GLN:OE1	2.58	0.46
3:L:3203[B]:HIS:O	3:L:3206[B]:LYS:HB3	2.16	0.46
3:L:3232[A]:VAL:HG23	3:L:3273[A]:LEU:HD11	1.95	0.46
3:L:3298[B]:ASN:CA	3:L:3299[B]:LEU:CB	2.86	0.46
1:M:729:VAL:HG11	1:M:785:LEU:HD12	1.98	0.46
2:N:2631:TYR:H	2:N:2631:TYR:HD1	1.63	0.46

Continued on next page...

Continued from previous page...

Atom-1	Atom-2	Interatomic distance (Å)	Clash overlap (Å)
3:O:2928[A]:ASN:C	3:O:2930[A]:LEU:HD22	2.36	0.46
3:O:2965[A]:LEU:HD22	3:O:2975[A]:PHE:O	2.15	0.46
3:O:2966[B]:SER:C	3:O:2967[B]:CYS:SG	2.94	0.46
3:O:2969[A]:TYR:CD2	3:O:2970[A]:PRO:N	2.83	0.46
3:O:2985[B]:PHE:CE2	3:O:2989[B]:HIS:NE2	2.83	0.46
3:O:3014[A]:TRP:CD2	3:O:3092[A]:ILE:CD1	2.98	0.46
3:O:3038[B]:ILE:HG23	3:O:3040[B]:VAL:HG22	1.90	0.46
3:O:3074[A]:GLU:OE2	3:O:3208[A]:GLN:HG2	2.15	0.46
3:O:3284[B]:LYS:HD3	3:O:3285[B]:VAL:O	2.16	0.46
1:P:187:GLY:HA3	1:P:195:SER:HB3	1.97	0.46
1:P:575:ASP:OD1	1:P:575:ASP:N	2.42	0.46
1:P:792:MET:HB2	1:P:793:PHE:HD1	1.80	0.46
3:R:3014[B]:TRP:CD2	3:R:3092[B]:ILE:CD1	2.98	0.46
3:R:3203[B]:HIS:O	3:R:3206[B]:LYS:HB3	2.16	0.46
3:R:3288[A]:MET:CA	3:R:3295[A]:LEU:HG	2.42	0.46
3:R:3298[A]:ASN:CA	3:R:3299[A]:LEU:HB2	2.44	0.46
1:S:120:LYS:HB3	1:S:121:ASN:HA	1.98	0.46
1:S:226:HIS:HA	1:S:227:ARG:HB2	1.97	0.46
3:U:2928[B]:ASN:C	3:U:2930[B]:LEU:HD22	2.36	0.46
3:U:3079[A]:CYS:SG	3:U:3146[A]:CYS:O	2.74	0.46
3:U:3079[B]:CYS:SG	3:U:3146[B]:CYS:O	2.74	0.46
3:U:3284[B]:LYS:CE	3:U:3285[B]:VAL:H	2.28	0.46
1:V:949:ASP:CB	1:V:953:GLU:HB2	2.41	0.46
1:V:1250:ILE:O	1:V:1473:ARG:NH2	2.49	0.46
2:W:2398:PHE:HE1	2:W:2466:THR:HG21	1.79	0.46
3:X:2965[B]:LEU:HD22	3:X:2975[B]:PHE:O	2.15	0.46
3:X:2987[A]:HIS:O	3:X:2991[A]:LEU:HB2	2.16	0.46
3:X:3113[A]:ASP:O	3:X:3114[A]:PRO:C	2.53	0.46
3:X:3196[B]:THR:CA	3:X:3199[B]:GLN:HB2	2.43	0.46
3:X:3298[B]:ASN:CA	3:X:3299[B]:LEU:HB2	2.44	0.46
1:Y:212:ASN:OD1	1:Y:215:ARG:NH1	2.48	0.46
2:Z:2225:ARG:NH1	2:Z:2291:ASP:OD1	2.48	0.46
1:A:184:TYR:CE2	1:A:386:ILE:HG12	2.50	0.46
1:A:877:HIS:CE1	1:A:905:TRP:HZ3	2.33	0.46
1:A:979:LEU:HB2	1:A:980:TYR:CD1	2.50	0.46
2:B:2472:ASN:N	2:B:2473:GLY:HA2	2.31	0.46
3:C:2966[A]:SER:C	3:C:2967[A]:CYS:SG	2.94	0.46
3:C:3110[A]:THR:C	3:C:3112[A]:TYR:N	2.68	0.46
3:C:3203[A]:HIS:O	3:C:3206[A]:LYS:HB3	2.16	0.46
1:D:432:THR:HG23	1:D:435:GLU:H	1.81	0.46
1:D:440:ARG:O	1:D:444:GLU:HB2	2.15	0.46

Continued on next page...

Continued from previous page...

Atom-1	Atom-2	Interatomic distance (Å)	Clash overlap (Å)
3:F:2935[A]:ILE:CG1	3:F:2936[A]:GLU:N	2.78	0.46
3:F:2985[A]:PHE:CE2	3:F:2989[A]:HIS:CD2	3.04	0.46
3:F:3180[B]:TYR:CB	3:F:3183[B]:LEU:CD2	2.90	0.46
3:F:3264[B]:TYR:HD1	3:F:3265[B]:ASP:N	2.14	0.46
3:F:3284[B]:LYS:HD3	3:F:3284[B]:LYS:C	2.32	0.46
1:G:163:LEU:HB3	1:G:293:LEU:HD21	1.96	0.46
1:G:630:PHE:O	1:G:633:HIS:HB3	2.16	0.46
2:H:2779:ASP:HA	2:H:2780:HIS:HA	1.45	0.46
3:I:3150[B]:LYS:HE2	3:R:3157[B]:PRO:HB2	1.96	0.46
3:I:3200[A]:LEU:HD22	3:I:3204[A]:LEU:HD11	1.95	0.46
3:I:3200[B]:LEU:CD2	3:I:3204[B]:LEU:CD1	2.93	0.46
3:I:3203[B]:HIS:O	3:I:3206[B]:LYS:HB3	2.16	0.46
3:I:3228[A]:VAL:CG2	3:I:3245[A]:PHE:CE1	2.96	0.46
3:I:3230[B]:PHE:H	3:I:3243[B]:GLY:HA3	1.79	0.46
3:I:3284[B]:LYS:CE	3:I:3284[B]:LYS:CA	2.85	0.46
3:I:3293[B]:LYS:HB2	3:I:3294[B]:SER:CA	2.41	0.46
3:I:3298[A]:ASN:CA	3:I:3299[A]:LEU:HB2	2.44	0.46
3:L:3284[B]:LYS:CE	3:L:3285[B]:VAL:H	2.28	0.46
3:L:3298[B]:ASN:CA	3:L:3299[B]:LEU:HB2	2.45	0.46
1:M:1059:LEU:HD13	1:M:1063:ARG:NH2	2.31	0.46
2:N:2234:GLN:HG3	2:N:2235:PRO:HD2	1.98	0.46
2:N:2235:PRO:HG3	2:N:2240:GLN:NE2	2.31	0.46
3:O:2966[A]:SER:C	3:O:2967[A]:CYS:SG	2.94	0.46
3:O:2968[B]:GLN:HA	3:X:2979[B]:GLN:HG2	1.96	0.46
3:O:2976[A]:ALA:O	3:O:2978[A]:CYS:N	2.46	0.46
3:O:2987[A]:HIS:O	3:O:2991[A]:LEU:HB2	2.15	0.46
3:O:3284[A]:LYS:CE	3:O:3285[A]:VAL:H	2.28	0.46
3:O:3284[B]:LYS:CE	3:O:3285[B]:VAL:H	2.28	0.46
1:P:1339:SER:HB2	1:P:1340:GLY:CA	2.46	0.46
2:Q:2885:SER:HB3	2:Q:2890:VAL:HG12	1.96	0.46
3:R:2928[A]:ASN:C	3:R:2930[A]:LEU:HD22	2.36	0.46
3:R:3146[B]:CYS:HA	3:R:3147[B]:GLU:HA	1.70	0.46
3:R:3196[B]:THR:CA	3:R:3199[B]:GLN:OE1	2.58	0.46
3:R:3281[A]:PHE:HE1	3:R:3305[A]:ILE:HG21	1.81	0.46
3:R:3293[B]:LYS:HB2	3:R:3294[B]:SER:CA	2.41	0.46
1:S:618:MET:HA	1:S:624:THR:HB	1.97	0.46
1:S:673:PHE:HB3	1:S:677:LEU:HB2	1.97	0.46
1:S:748:VAL:HG22	1:S:781:ILE:HD11	1.97	0.46
1:S:760:ILE:HG21	1:S:777:TYR:HE2	1.80	0.46
1:S:899:MET:HE2	1:S:1012:GLU:OE2	2.15	0.46
1:S:1487:PRO:HD3	2:W:2486:ILE:HB	1.97	0.46

Continued on next page...

Continued from previous page...

Atom-1	Atom-2	Interatomic distance (Å)	Clash overlap (Å)
3:U:3113[B]:ASP:O	3:U:3114[B]:PRO:C	2.53	0.46
3:U:3264[A]:TYR:HD1	3:U:3265[A]:ASP:N	2.14	0.46
3:U:3284[A]:LYS:HD3	3:U:3285[A]:VAL:O	2.16	0.46
3:U:3284[B]:LYS:HD3	3:U:3285[B]:VAL:O	2.16	0.46
1:V:883:CYS:N	1:V:894:CYS:SG	2.88	0.46
1:V:899:MET:HE2	1:V:1012:GLU:OE2	2.15	0.46
1:V:1002:GLU:HB3	1:V:1065:LYS:HD3	1.97	0.46
1:V:1082:SER:OG	1:V:1083:PRO:HD3	2.16	0.46
3:X:2928[B]:ASN:C	3:X:2930[B]:LEU:HD22	2.36	0.46
3:X:2965[A]:LEU:HD22	3:X:2975[A]:PHE:O	2.15	0.46
3:X:3284[A]:LYS:CE	3:X:3285[A]:VAL:H	2.29	0.46
3:X:3284[B]:LYS:HD3	3:X:3285[B]:VAL:O	2.16	0.46
1:Y:958:PRO:CA	1:Y:959:PHE:HB2	2.44	0.46
2:Z:2155:HIS:O	2:Z:2159:VAL:HG23	2.15	0.46
2:Z:2795:ILE:O	2:Z:2799:LYS:HG3	2.16	0.46
1:A:135:THR:HB	1:A:193:SER:HB3	1.96	0.46
1:A:904:HIS:HE2	1:A:1004:PHE:HE2	1.62	0.46
1:A:1210:LYS:HG3	2:E:2743:ALA:CB	2.46	0.46
2:B:2086:ASN:ND2	2:B:2086:ASN:H	2.14	0.46
2:B:2344:LEU:O	2:E:2515:ARG:HB3	2.15	0.46
3:C:2935[A]:ILE:CG1	3:C:2936[A]:GLU:N	2.78	0.46
3:C:2985[B]:PHE:CE2	3:C:2989[B]:HIS:CD2	3.04	0.46
3:C:2987[A]:HIS:O	3:C:2991[A]:LEU:HB2	2.15	0.46
3:C:2991[A]:LEU:HD23	3:C:3158[A]:PHE:CE1	2.48	0.46
3:C:3090[B]:ASN:HB3	3:L:2973[B]:THR:N	2.29	0.46
3:C:3104[A]:MET:HA	3:C:3110[A]:THR:CG2	2.17	0.46
3:C:3151[A]:LEU:HB2	3:C:3175[A]:TYR:HE2	1.68	0.46
3:C:3283[A]:ILE:HB	3:C:3305[A]:ILE:HD11	1.97	0.46
3:C:3284[A]:LYS:CE	3:C:3285[A]:VAL:H	2.28	0.46
1:D:673:PHE:HB3	1:D:677:LEU:HD13	1.98	0.46
3:F:2961[A]:HIS:CD2	3:F:2988[A]:TRP:CZ3	2.96	0.46
3:F:2987[A]:HIS:O	3:F:2991[A]:LEU:HB2	2.16	0.46
3:F:3014[A]:TRP:CD2	3:F:3092[A]:ILE:CD1	2.98	0.46
3:F:3113[B]:ASP:O	3:F:3114[B]:PRO:C	2.53	0.46
1:G:177:VAL:O	1:G:181:PRO:HD3	2.15	0.46
1:G:307:ARG:HH12	1:G:484:MET:HE1	1.80	0.46
1:G:1576:THR:H	1:G:1581:GLU:CB	2.28	0.46
2:H:2094:ARG:HE	2:K:2094:ARG:HH21	1.63	0.46
3:I:2965[A]:LEU:HD13	3:I:2975[A]:PHE:O	2.16	0.46
3:I:3153[B]:LYS:O	3:R:3154[B]:PRO:HA	2.15	0.46
3:I:3203[A]:HIS:O	3:I:3206[A]:LYS:HB3	2.16	0.46

Continued on next page...

Continued from previous page...

Atom-1	Atom-2	Interatomic distance (Å)	Clash overlap (Å)
3:I:3264[B]:TYR:HD1	3:I:3265[B]:ASP:N	2.14	0.46
1:J:1077:LEU:HB3	1:J:1103:PHE:CE1	2.51	0.46
1:J:1494:ARG:NH1	1:J:1494:ARG:HG3	2.30	0.46
3:L:2976[A]:ALA:O	3:L:2978[A]:CYS:N	2.46	0.46
3:L:2987[A]:HIS:O	3:L:2991[A]:LEU:HB2	2.15	0.46
1:M:1315:GLY:HA3	1:M:1601:TRP:HB2	1.96	0.46
2:N:2550:THR:O	2:N:2554:PRO:HD3	2.16	0.46
3:O:2965[B]:LEU:CD1	3:O:2974[B]:ALA:CA	2.89	0.46
3:O:2969[B]:TYR:HB3	3:X:3158[B]:PHE:CE2	2.45	0.46
3:O:3264[B]:TYR:HD1	3:O:3265[B]:ASP:N	2.14	0.46
1:P:64:THR:HG21	1:P:239:LEU:HB2	1.97	0.46
1:P:625:SER:HA	1:P:630:PHE:CG	2.51	0.46
2:Q:2180:TRP:HH2	2:Q:2297:HIS:O	1.99	0.46
3:R:2952[A]:ALA:N	3:R:2953[A]:GLY:CA	2.71	0.46
3:R:2954[B]:TYR:CA	3:R:2957[B]:ILE:HG22	2.43	0.46
3:R:3074[B]:GLU:OE2	3:R:3208[B]:GLN:HG2	2.15	0.46
3:R:3104[A]:MET:HA	3:R:3110[A]:THR:CG2	2.17	0.46
3:R:3191[B]:ASN:C	3:R:3192[B]:PHE:O	2.52	0.46
3:R:3264[B]:TYR:HD1	3:R:3265[B]:ASP:N	2.14	0.46
1:S:807:GLY:HA2	1:S:808:THR:C	2.36	0.46
2:T:2644:LEU:HD11	2:T:2683:ILE:HD13	1.96	0.46
3:U:2966[B]:SER:C	3:U:2967[B]:CYS:SG	2.94	0.46
3:U:2981[A]:GLY:N	3:U:3086[A]:GLU:OE1	2.45	0.46
3:U:3203[A]:HIS:O	3:U:3206[A]:LYS:HB3	2.16	0.46
3:U:3283[B]:ILE:HB	3:U:3305[B]:ILE:HD11	1.97	0.46
1:V:514:TRP:CZ2	1:V:606:ILE:HD11	2.50	0.46
1:V:717:GLN:O	1:V:720:VAL:HG22	2.15	0.46
2:W:2401:GLU:HG2	2:W:2402:GLY:H	1.80	0.46
3:X:3079[B]:CYS:SG	3:X:3146[B]:CYS:O	2.74	0.46
3:X:3191[A]:ASN:ND2	3:X:3191[A]:ASN:N	2.60	0.46
3:X:3263[B]:LEU:N	3:X:3263[B]:LEU:CD1	2.79	0.46
3:X:3283[B]:ILE:HB	3:X:3305[B]:ILE:HD11	1.97	0.46
1:Y:578:PHE:H	1:Y:578:PHE:HD1	1.63	0.46
2:Z:2109:ARG:NH1	2:Z:2169:HIS:O	2.48	0.46
2:Z:2572:VAL:HG22	2:Z:2768:LEU:HD22	1.97	0.46
1:A:120:LYS:HB3	1:A:121:ASN:HA	1.97	0.46
1:A:462:HIS:HA	1:A:490:TRP:HH2	1.80	0.46
1:A:949:ASP:HB2	1:A:953:GLU:HB2	1.98	0.46
2:B:2158:TYR:O	2:B:2161:GLN:HB3	2.15	0.46
2:B:2802:ASP:OD1	2:B:2906:ALA:N	2.44	0.46
3:C:3148[B]:ILE:HG22	3:C:3152[B]:LYS:CE	2.44	0.46

Continued on next page...

Continued from previous page...

Atom-1	Atom-2	Interatomic distance (Å)	Clash overlap (Å)
3:C:3200[B]:LEU:HD22	3:C:3204[B]:LEU:HD11	1.95	0.46
3:C:3284[B]:LYS:HD3	3:C:3284[B]:LYS:C	2.32	0.46
1:D:447:MET:HA	1:D:455:TYR:CB	2.46	0.46
1:D:905:TRP:HE1	1:D:1083:PRO:HD2	1.81	0.46
2:E:2525:LYS:NZ	2:E:2526:ARG:HH12	2.14	0.46
2:E:2715:ASP:HB3	2:E:2778:TYR:OH	2.16	0.46
3:F:2928[A]:ASN:C	3:F:2930[A]:LEU:HD22	2.36	0.46
3:F:2982[B]:MET:CE	3:F:3254[B]:MET:HE2	2.45	0.46
3:F:3110[A]:THR:C	3:F:3112[A]:TYR:N	2.68	0.46
3:F:3284[B]:LYS:CE	3:F:3285[B]:VAL:H	2.29	0.46
1:G:548:ALA:O	1:G:559:THR:HG22	2.15	0.46
1:G:999:LEU:HD12	1:G:1059:LEU:HD12	1.98	0.46
1:G:1166:THR:OG1	1:G:1168:GLN:OE1	2.30	0.46
1:G:1315:GLY:HA3	1:G:1601:TRP:HB2	1.98	0.46
2:H:2121:THR:O	2:H:2124:SER:HB3	2.16	0.46
2:H:2286:HIS:NE2	2:H:2433:THR:HG22	2.31	0.46
3:I:2928[A]:ASN:C	3:I:2930[A]:LEU:HD22	2.36	0.46
3:I:2928[B]:ASN:C	3:I:2930[B]:LEU:HD22	2.36	0.46
3:I:3155[B]:MET:HE3	3:R:3155[B]:MET:HA	1.96	0.46
1:J:22:LEU:HG	1:J:122:VAL:HB	1.97	0.46
3:L:2940[A]:ASN:O	3:L:2944[A]:ALA:N	2.48	0.46
3:L:2966[B]:SER:C	3:L:2967[B]:CYS:SG	2.94	0.46
3:L:3264[A]:TYR:HD1	3:L:3265[A]:ASP:N	2.14	0.46
3:L:3281[A]:PHE:HE1	3:L:3305[A]:ILE:HG21	1.81	0.46
3:L:3284[A]:LYS:HD3	3:L:3285[A]:VAL:O	2.16	0.46
1:M:1129:LEU:O	1:M:1133:ILE:HG23	2.16	0.46
1:M:1189:ASP:HA	2:Q:2809:LEU:HD12	1.96	0.46
1:M:1394:GLN:HG3	1:M:1433:TRP:HA	1.98	0.46
1:M:1438:ASP:OD1	1:M:1439:VAL:N	2.49	0.46
2:N:2116:SER:HA	2:N:2121:THR:HG21	1.97	0.46
3:O:2940[B]:ASN:O	3:O:2944[B]:ALA:N	2.48	0.46
3:O:2965[A]:LEU:HD13	3:O:2975[A]:PHE:O	2.16	0.46
3:O:2965[B]:LEU:HD13	3:O:2975[B]:PHE:O	2.16	0.46
3:O:2987[B]:HIS:O	3:O:2991[B]:LEU:HB2	2.16	0.46
3:O:3074[B]:GLU:OE2	3:O:3208[B]:GLN:HG2	2.15	0.46
3:O:3125[B]:ARG:O	3:O:3129[B]:ILE:HG13	2.14	0.46
3:O:3141[A]:TYR:CD2	3:O:3141[A]:TYR:C	2.86	0.46
3:O:3148[A]:ILE:HG22	3:O:3152[A]:LYS:CE	2.44	0.46
3:O:3200[B]:LEU:HD22	3:O:3204[B]:LEU:HD11	1.95	0.46
3:O:3298[A]:ASN:CA	3:O:3299[A]:LEU:HB2	2.44	0.46
1:P:1462:ASP:OD2	1:P:1525:TYR:OH	2.23	0.46

Continued on next page...

Continued from previous page...

Atom-1	Atom-2	Interatomic distance (Å)	Clash overlap (Å)
2:Q:2568:HIS:HE1	2:Q:2742:MET:SD	2.38	0.46
3:R:3283[A]:ILE:HB	3:R:3305[A]:ILE:HD11	1.97	0.46
1:S:250:ASP:HA	1:S:258:LYS:NZ	2.31	0.46
1:S:807:GLY:HA2	1:S:808:THR:HB	1.97	0.46
1:S:931:TRP:CE3	1:S:991:LEU:HD13	2.51	0.46
3:U:2928[A]:ASN:C	3:U:2930[A]:LEU:HD22	2.36	0.46
3:U:2961[A]:HIS:HB2	3:U:2992[A]:TYR:HE2	1.81	0.46
3:U:2965[B]:LEU:HD22	3:U:2975[B]:PHE:O	2.16	0.46
3:U:3203[B]:HIS:O	3:U:3206[B]:LYS:HB3	2.16	0.46
3:U:3298[A]:ASN:CA	3:U:3299[A]:LEU:HB2	2.44	0.46
1:V:1260:ARG:HD2	1:V:1343:VAL:O	2.16	0.46
1:V:1309:HIS:N	1:V:1309:HIS:CD2	2.83	0.46
1:V:1390:ASP:HB2	1:V:1438:ASP:OD2	2.15	0.46
2:W:2327:GLU:H	2:W:2327:GLU:HG3	1.57	0.46
3:X:2940[A]:ASN:O	3:X:2944[A]:ALA:N	2.48	0.46
3:X:2954[A]:TYR:CA	3:X:2957[A]:ILE:HG22	2.43	0.46
3:X:3200[A]:LEU:CD2	3:X:3204[A]:LEU:CD1	2.93	0.46
3:X:3285[A]:VAL:CG2	3:X:3286[A]:THR:H	2.27	0.46
3:X:3298[B]:ASN:CB	3:X:3300[B]:LEU:CD2	2.61	0.46
1:Y:472:ASP:HA	1:Y:473:ALA:HA	1.67	0.46
2:Z:2128:LEU:HD22	2:Z:2286:HIS:HB3	1.98	0.46
2:Z:2680:HIS:NE2	2:Z:2684:HIS:CD2	2.83	0.46
4:9:1:NAG:O6	4:9:2:NAG:C1	2.63	0.46
1:A:183:HIS:CG	1:A:344:LEU:HD21	2.51	0.46
1:A:234:ASN:O	1:A:821:ILE:HA	2.16	0.46
1:A:376:ASN:HB2	1:A:665:TYR:CG	2.51	0.46
1:A:483:GLY:HA2	1:A:773:PHE:CZ	2.51	0.46
1:A:980:TYR:CE1	1:A:1021:LEU:HD13	2.50	0.46
3:C:2956[A]:LYS:O	3:C:2959[A]:SER:OG	2.33	0.46
3:C:2965[A]:LEU:HD22	3:C:2975[A]:PHE:O	2.15	0.46
3:C:2971[B]:ASP:OD2	3:L:3248[B]:LEU:HD21	2.16	0.46
3:C:3079[B]:CYS:SG	3:C:3146[B]:CYS:O	2.74	0.46
3:C:3143[A]:SER:OG	3:C:3144[A]:ALA:N	2.46	0.46
1:D:22:LEU:HD12	1:D:25:MET:HG2	1.97	0.46
1:D:468:CYS:HA	1:D:469:PRO:C	2.37	0.46
2:E:2657:PHE:O	2:E:2661:MET:HG2	2.15	0.46
3:F:3137[B]:ARG:O	3:F:3139[B]:LEU:HD22	2.16	0.46
1:G:23:ARG:HD3	1:G:120:LYS:HD3	1.97	0.46
1:G:597:VAL:HG23	1:G:598:GLN:H	1.81	0.46
1:G:1287:TYR:HA	1:G:1290:ILE:HB	1.98	0.46
2:H:2803:ARG:HH21	2:H:2805:PHE:HZ	1.64	0.46

Continued on next page...

Continued from previous page...

Atom-1	Atom-2	Interatomic distance (Å)	Clash overlap (Å)
3:I:2949[B]:LYS:C	3:I:2953[B]:GLY:H	2.17	0.46
3:I:2961[B]:HIS:CD2	3:I:2988[B]:TRP:CZ3	2.96	0.46
3:I:2985[B]:PHE:CE2	3:I:2989[B]:HIS:CD2	3.04	0.46
3:I:2987[A]:HIS:O	3:I:2991[A]:LEU:HB2	2.16	0.46
3:I:3079[B]:CYS:SG	3:I:3146[B]:CYS:O	2.74	0.46
3:I:3284[B]:LYS:CE	3:I:3285[B]:VAL:H	2.29	0.46
3:I:3301[B]:PRO:HB2	3:I:3302[B]:SER:H	1.33	0.46
1:J:1324:ARG:NH1	1:J:1519:TYR:HB3	2.31	0.46
3:L:3283[A]:ILE:HB	3:L:3305[A]:ILE:HD11	1.97	0.46
1:M:525:SER:HA	1:M:528:ALA:HB3	1.98	0.46
1:M:1206:HIS:CD2	1:M:1207:TYR:H	2.34	0.46
1:M:1578:ILE:HA	1:M:1579:GLY:HA2	1.64	0.46
2:N:2177:TYR:HB2	2:N:2300:ASN:HB2	1.98	0.46
2:N:2325:ALA:HA	1:P:1649:THR:HG23	1.97	0.46
2:N:2638:ARG:HG2	2:N:2687:ILE:O	2.15	0.46
2:N:2762:VAL:O	2:N:2768:LEU:HD23	2.16	0.46
3:O:2961[A]:HIS:CD2	3:O:2988[A]:TRP:CZ3	2.96	0.46
3:O:2961[B]:HIS:CD2	3:O:2988[B]:TRP:CZ3	2.96	0.46
3:O:3196[B]:THR:CB	3:O:3199[B]:GLN:OE1	2.64	0.46
1:P:109:LEU:HD21	2:T:2635:TYR:HB2	1.98	0.46
3:R:2991[B]:LEU:HD23	3:R:3158[B]:PHE:CE1	2.48	0.46
3:R:3079[A]:CYS:SG	3:R:3146[A]:CYS:O	2.74	0.46
3:R:3110[A]:THR:C	3:R:3112[A]:TYR:N	2.68	0.46
3:R:3284[B]:LYS:HD3	3:R:3285[B]:VAL:O	2.16	0.46
1:S:1156:LEU:HB2	1:S:1176:TYR:CE1	2.51	0.46
3:U:2940[A]:ASN:O	3:U:2944[A]:ALA:N	2.48	0.46
3:U:2969[A]:TYR:CD2	3:U:2970[A]:PRO:N	2.83	0.46
3:U:2994[A]:LYS:O	3:U:2997[A]:GLU:N	2.49	0.46
3:U:3196[A]:THR:CB	3:U:3199[A]:GLN:OE1	2.64	0.46
3:U:3263[B]:LEU:N	3:U:3263[B]:LEU:CD1	2.79	0.46
3:U:3285[B]:VAL:CG2	3:U:3286[B]:THR:H	2.27	0.46
1:V:150:GLY:HA2	1:V:151:GLN:C	2.35	0.46
1:V:854:LEU:HG	1:V:959:PHE:CE2	2.51	0.46
2:W:2089:ARG:HD3	2:W:2163:GLU:OE2	2.16	0.46
3:X:2928[A]:ASN:C	3:X:2930[A]:LEU:HD22	2.36	0.46
3:X:2966[A]:SER:C	3:X:2967[A]:CYS:SG	2.94	0.46
3:X:2969[A]:TYR:CD2	3:X:2970[A]:PRO:N	2.83	0.46
3:X:2981[A]:GLY:N	3:X:3086[A]:GLU:OE1	2.45	0.46
3:X:3137[B]:ARG:O	3:X:3139[B]:LEU:HD22	2.16	0.46
3:X:3196[A]:THR:CB	3:X:3199[A]:GLN:OE1	2.64	0.46
3:X:3263[A]:LEU:CD1	3:X:3263[A]:LEU:N	2.79	0.46

Continued on next page...

Continued from previous page...

Atom-1	Atom-2	Interatomic distance (Å)	Clash overlap (Å)
3:X:3284[B]:LYS:CE	3:X:3285[B]:VAL:H	2.28	0.46
1:Y:669:LYS:HB2	1:Y:670:PRO:HD3	1.98	0.46
2:B:2126:HIS:O	2:B:2143:CYS:HB3	2.16	0.46
2:B:2218:SER:HB2	2:B:2221:THR:HG23	1.98	0.46
2:B:2888:GLY:N	2:B:2889:ALA:HA	2.31	0.46
3:C:2994[B]:LYS:O	3:C:2997[B]:GLU:N	2.49	0.46
3:C:3013[B]:ASP:CG	3:C:3015[B]:THR:HG1	2.16	0.46
3:C:3196[A]:THR:CB	3:C:3199[A]:GLN:OE1	2.64	0.46
1:D:956:PRO:HD2	1:D:957:ASN:HA	1.97	0.46
1:D:1433:TRP:HE3	1:D:1433:TRP:N	2.14	0.46
2:E:2639:GLU:OE1	2:E:2690:HIS:HB2	2.16	0.46
2:E:2805:PHE:CE1	2:E:2855:ASP:HB3	2.51	0.46
3:F:2965[B]:LEU:HD13	3:F:2975[B]:PHE:O	2.16	0.46
3:F:2985[B]:PHE:CE2	3:F:2989[B]:HIS:CD2	3.04	0.46
3:F:2994[B]:LYS:O	3:F:2997[B]:GLU:N	2.49	0.46
3:F:3203[B]:HIS:O	3:F:3206[B]:LYS:HB3	2.16	0.46
1:G:53:SER:O	1:G:55:ILE:HG13	2.16	0.46
1:G:792:MET:HB2	1:G:793:PHE:CD1	2.51	0.46
1:G:877:HIS:CE1	1:G:905:TRP:HZ3	2.34	0.46
2:H:2870:LEU:HD11	2:H:2901:LEU:HD23	1.97	0.46
3:I:2965[B]:LEU:CA	3:R:3253[B]:GLU:CD	2.68	0.46
3:I:2971[A]:ASP:CG	3:I:2973[A]:THR:HG1	2.12	0.46
3:I:3014[A]:TRP:CD2	3:I:3092[A]:ILE:CD1	2.98	0.46
3:I:3135[A]:LYS:HB2	3:I:3141[A]:TYR:CD1	2.51	0.46
3:I:3157[B]:PRO:CD	3:R:2982[B]:MET:CE	2.93	0.46
1:J:730:PHE:CE2	1:J:780:GLU:HB3	2.51	0.46
1:J:913:PHE:HE2	1:J:1042:PHE:CD1	2.33	0.46
1:J:1494:ARG:HG3	1:J:1494:ARG:HH11	1.80	0.46
2:K:2115:SER:OG	2:K:2116:SER:N	2.49	0.46
3:L:2985[A]:PHE:CE2	3:L:2989[A]:HIS:CD2	3.04	0.46
3:L:3113[A]:ASP:O	3:L:3114[A]:PRO:C	2.53	0.46
1:M:854:LEU:HD23	1:M:941:LEU:HD21	1.98	0.46
2:N:2625:LEU:HD13	2:N:2626:ARG:HB2	1.98	0.46
2:N:2743:ALA:HB1	1:P:1210:LYS:HG3	1.98	0.46
2:N:2866:PRO:HA	2:N:2867:PRO:HD3	1.78	0.46
3:O:3014[A]:TRP:CG	3:O:3092[A]:ILE:CD1	2.98	0.46
3:O:3025[A]:VAL:CG2	3:O:3047[A]:ARG:NH1	2.73	0.46
3:O:3137[B]:ARG:O	3:O:3139[B]:LEU:HD22	2.16	0.46
3:O:3230[B]:PHE:H	3:O:3243[B]:GLY:HA3	1.79	0.46
3:O:3255[B]:PRO:HB3	3:X:3161[B]:GLU:CA	2.46	0.46
3:O:3283[B]:ILE:HB	3:O:3305[B]:ILE:HD11	1.97	0.46

Continued on next page...

Continued from previous page...

Atom-1	Atom-2	Interatomic distance (Å)	Clash overlap (Å)
1:P:239:LEU:H	1:P:239:LEU:HD12	1.80	0.46
1:P:636:GLN:OE1	1:P:639:ARG:NH1	2.48	0.46
2:Q:2545:SER:CA	2:Q:2546:LEU:HB3	2.44	0.46
3:R:2940[B]:ASN:O	3:R:2944[B]:ALA:N	2.48	0.46
3:R:2965[A]:LEU:HD22	3:R:2975[A]:PHE:O	2.15	0.46
3:R:3023[B]:ILE:O	3:R:3026[B]:THR:OG1	2.34	0.46
3:R:3185[B]:TYR:CE2	3:R:3187[B]:TYR:HE2	2.31	0.46
3:R:3196[A]:THR:CB	3:R:3199[A]:GLN:OE1	2.64	0.46
3:R:3283[B]:ILE:HB	3:R:3305[B]:ILE:HD11	1.97	0.46
3:U:2952[A]:ALA:HB1	3:U:2957[A]:ILE:H	1.79	0.46
3:U:2991[B]:LEU:HD23	3:U:3158[B]:PHE:CE1	2.48	0.46
3:U:3074[A]:GLU:OE2	3:U:3208[A]:GLN:HG2	2.15	0.46
3:U:3106[B]:THR:O	3:U:3106[B]:THR:HG23	2.16	0.46
3:U:3200[B]:LEU:HD22	3:U:3204[B]:LEU:HD11	1.95	0.46
1:V:780:GLU:O	1:V:781:ILE:HG12	2.14	0.46
1:V:902:PHE:CD2	1:V:1012:GLU:HB2	2.50	0.46
1:V:1321:HIS:ND1	1:V:1513:PRO:HB3	2.31	0.46
3:X:2985[A]:PHE:CE2	3:X:2989[A]:HIS:NE2	2.83	0.46
3:X:3137[A]:ARG:O	3:X:3139[A]:LEU:HD22	2.16	0.46
3:X:3281[B]:PHE:HE1	3:X:3305[B]:ILE:HG21	1.81	0.46
1:A:321:LEU:HB2	1:A:338:ALA:HB2	1.98	0.46
1:A:747:PHE:HE1	1:A:756:PHE:HD2	1.64	0.46
1:A:832:LYS:O	1:A:832:LYS:HG3	2.15	0.46
1:A:912:ASN:HD21	1:A:1091:ASN:ND2	2.12	0.46
1:A:1225:VAL:HG12	1:A:1226:THR:H	1.80	0.46
1:A:1423:TYR:OH	1:A:1461:VAL:HG13	2.16	0.46
2:B:2394:VAL:H	2:B:2448:THR:CG2	2.20	0.46
2:B:2609:ALA:HA	2:B:2625:LEU:HD23	1.97	0.46
3:C:2994[A]:LYS:O	3:C:2997[A]:GLU:N	2.49	0.46
3:C:3014[A]:TRP:CG	3:C:3092[A]:ILE:CD1	2.98	0.46
3:C:3284[A]:LYS:HD3	3:C:3285[A]:VAL:O	2.16	0.46
1:D:904:HIS:HB3	1:D:1105:VAL:HG21	1.96	0.46
2:E:2627:GLY:HA3	2:E:2703:PHE:O	2.16	0.46
3:F:3263[B]:LEU:N	3:F:3263[B]:LEU:CD1	2.79	0.46
1:G:742:ALA:HA	1:G:805:VAL:HG23	1.97	0.46
1:G:1026:GLU:OE1	1:G:1028:VAL:N	2.49	0.46
1:G:1325:LEU:O	1:G:1328:SER:HB3	2.16	0.46
1:G:1636:ASN:HB2	1:G:1639:LYS:HD3	1.98	0.46
2:H:2128:LEU:HB2	2:H:2286:HIS:HB3	1.98	0.46
3:I:2987[B]:HIS:O	3:I:2991[B]:LEU:HB2	2.15	0.46
3:I:2994[B]:LYS:O	3:I:2997[B]:GLU:N	2.49	0.46

Continued on next page...

Continued from previous page...

Atom-1	Atom-2	Interatomic distance (Å)	Clash overlap (Å)
3:I:3191[B]:ASN:ND2	3:I:3191[B]:ASN:N	2.60	0.46
3:I:3251[B]:ASP:HB3	3:I:3252[B]:TYR:CD1	2.40	0.46
3:I:3263[B]:LEU:N	3:I:3263[B]:LEU:CD1	2.79	0.46
1:J:480:CYS:HA	1:J:490:TRP:CE2	2.51	0.46
1:J:880:THR:HB	1:J:882:TRP:CZ2	2.50	0.46
3:L:2948[A]:ASP:CB	3:L:2949[A]:LYS:HA	2.16	0.46
3:L:3137[A]:ARG:HB3	3:L:3139[A]:LEU:HD21	1.97	0.46
1:M:589:GLN:HG2	1:M:594:ASP:CB	2.46	0.46
1:M:935:ILE:HD11	1:M:980:TYR:HD2	1.80	0.46
1:P:329:ARG:HH22	1:S:1574:VAL:H	1.63	0.46
1:P:376:ASN:HB2	1:P:665:TYR:CE1	2.51	0.46
2:Q:2115:SER:OG	2:Q:2116:SER:N	2.49	0.46
3:R:2985[A]:PHE:CE2	3:R:2989[A]:HIS:CD2	3.04	0.46
3:R:3106[B]:THR:O	3:R:3106[B]:THR:HG23	2.16	0.46
3:R:3182[A]:GLN:H	3:R:3182[A]:GLN:HG2	1.56	0.46
3:R:3196[A]:THR:CA	3:R:3199[A]:GLN:HB2	2.43	0.46
3:R:3196[B]:THR:CB	3:R:3199[B]:GLN:OE1	2.64	0.46
3:R:3285[B]:VAL:CG2	3:R:3286[B]:THR:N	2.73	0.46
1:S:61:GLY:N	1:S:176:GLU:OE2	2.43	0.46
1:S:664:VAL:O	1:S:689:PRO:HD2	2.16	0.46
1:S:801:ASP:OD1	1:S:801:ASP:N	2.48	0.46
3:U:2979[A]:GLN:NE2	3:U:3155[A]:MET:HE2	2.31	0.46
3:U:3014[B]:TRP:CG	3:U:3092[B]:ILE:CD1	2.98	0.46
3:U:3191[B]:ASN:C	3:U:3192[B]:PHE:O	2.52	0.46
3:U:3263[A]:LEU:N	3:U:3263[A]:LEU:CD1	2.79	0.46
3:U:3284[A]:LYS:CE	3:U:3285[A]:VAL:H	2.28	0.46
1:V:48:LYS:HE3	1:V:54:THR:HG22	1.97	0.46
1:V:1316:MET:HB3	1:V:1318:VAL:HG22	1.97	0.46
1:V:1498:ASN:ND2	1:V:1500:THR:O	2.49	0.46
2:W:2568:HIS:HD2	2:W:2718:TRP:CH2	2.34	0.46
2:W:2740:ASP:OD1	2:W:2740:ASP:N	2.49	0.46
3:X:2965[B]:LEU:HD13	3:X:2975[B]:PHE:O	2.16	0.46
3:X:2994[A]:LYS:O	3:X:2997[A]:GLU:N	2.49	0.46
3:X:3110[B]:THR:O	3:X:3111[B]:SER:C	2.53	0.46
3:X:3134[A]:GLN:O	3:X:3136[A]:TYR:N	2.49	0.46
3:X:3283[A]:ILE:HB	3:X:3305[A]:ILE:HD11	1.97	0.46
1:Y:92:TRP:O	1:Y:212:ASN:ND2	2.49	0.46
2:Z:2128:LEU:O	2:Z:2130:PRO:HD3	2.16	0.46
2:Z:2783:PHE:HB3	2:Z:2791:LEU:HD21	1.97	0.46
8:0:1:NAG:H62	8:0:2:NAG:HN2	1.75	0.46
1:A:958:PRO:O	1:A:959:PHE:HB2	2.15	0.45

Continued on next page...

Continued from previous page...

Atom-1	Atom-2	Interatomic distance (Å)	Clash overlap (Å)
1:A:1145:THR:HG22	1:A:1193:LYS:HG2	1.97	0.45
2:B:2145:LEU:HG	2:B:2148:MET:SD	2.55	0.45
3:C:2928[A]:ASN:C	3:C:2930[A]:LEU:HD22	2.36	0.45
3:C:2932[A]:PRO:CA	3:C:2935[A]:ILE:CD1	2.85	0.45
3:C:2954[B]:TYR:CA	3:C:2957[B]:ILE:HG22	2.43	0.45
3:C:3119[B]:HIS:O	3:C:3122[B]:ASN:HB3	2.17	0.45
3:C:3204[B]:LEU:CD1	3:C:3204[B]:LEU:N	2.80	0.45
3:C:3263[B]:LEU:CD1	3:C:3263[B]:LEU:N	2.79	0.45
1:D:465:PRO:HD2	1:D:467:LYS:HZ1	1.79	0.45
1:D:522:ALA:HA	1:D:568:PHE:CZ	2.51	0.45
1:D:784:ALA:O	1:D:788:LEU:HG	2.16	0.45
1:D:1391:ARG:NH1	1:D:1451:ASP:OD1	2.49	0.45
2:E:2403:PHE:CZ	2:E:2428:VAL:HG21	2.51	0.45
3:F:2937[A]:ASN:CB	3:F:3006[A]:LYS:CE	2.85	0.45
3:F:3135[A]:LYS:HG3	3:F:3141[A]:TYR:HE1	1.29	0.45
3:F:3137[A]:ARG:HB3	3:F:3139[A]:LEU:HD21	1.97	0.45
3:F:3264[A]:TYR:HD1	3:F:3265[A]:ASP:N	2.14	0.45
3:F:3284[A]:LYS:HD3	3:F:3284[A]:LYS:C	2.32	0.45
1:G:22:LEU:HD23	1:G:123:PHE:CE1	2.51	0.45
1:G:1026:GLU:OE2	1:G:1028:VAL:HG12	2.15	0.45
1:G:1301:PRO:HA	1:G:1308:VAL:HA	1.99	0.45
2:H:2217:ILE:HD11	2:H:2287:TYR:HE1	1.81	0.45
2:H:2625:LEU:O	2:H:2638:ARG:NH2	2.49	0.45
2:H:2663:MET:HG3	2:H:2675:GLN:HB2	1.98	0.45
2:H:2822:LYS:HD2	2:H:2831:GLU:HA	1.97	0.45
3:I:2979[B]:GLN:O	3:R:2967[B]:CYS:HB3	2.16	0.45
3:I:3110[A]:THR:O	3:I:3111[A]:SER:C	2.53	0.45
3:I:3162[B]:ASP:C	3:R:3147[B]:GLU:OE1	2.48	0.45
3:I:3196[B]:THR:CB	3:I:3199[B]:GLN:OE1	2.64	0.45
3:I:3256[B]:TRP:NE1	3:R:2965[B]:LEU:HD13	2.29	0.45
1:J:494:VAL:HG23	1:J:671:PHE:HZ	1.81	0.45
1:J:901:THR:HG23	1:J:1077:LEU:HD12	1.97	0.45
1:J:949:ASP:CB	1:J:953:GLU:HB2	2.44	0.45
1:J:1578:ILE:HA	1:J:1579:GLY:HA2	1.59	0.45
3:L:2961[B]:HIS:CD2	3:L:2988[B]:TRP:CZ3	2.97	0.45
3:L:2987[B]:HIS:O	3:L:2991[B]:LEU:HB2	2.15	0.45
3:L:3137[B]:ARG:HB3	3:L:3139[B]:LEU:HD21	1.97	0.45
3:L:3264[B]:TYR:HD1	3:L:3265[B]:ASP:N	2.14	0.45
1:M:1145:THR:OG1	1:M:1233:SER:HB3	2.16	0.45
2:N:2778:TYR:HB2	2:N:2781:LEU:HD12	1.97	0.45
3:O:3004[B]:GLY:O	3:O:3006[B]:LYS:N	2.44	0.45

Continued on next page...

Continued from previous page...

Atom-1	Atom-2	Interatomic distance (Å)	Clash overlap (Å)
3:O:3079[A]:CYS:SG	3:O:3146[A]:CYS:O	2.74	0.45
3:O:3196[A]:THR:CB	3:O:3199[A]:GLN:OE1	2.64	0.45
3:O:3263[B]:LEU:CD1	3:O:3263[B]:LEU:N	2.79	0.45
3:O:3294[A]:SER:O	3:O:3294[A]:SER:OG	2.34	0.45
1:P:40:TYR:CE2	1:P:75:GLN:HG2	2.50	0.45
1:P:76:PHE:CD2	1:P:89:ILE:HG21	2.51	0.45
1:P:262:LYS:NZ	1:P:795:GLU:OE1	2.49	0.45
1:P:1241:GLY:HA2	1:P:1252:PRO:HB3	1.97	0.45
3:R:2994[A]:LYS:O	3:R:2997[A]:GLU:N	2.49	0.45
3:R:3119[A]:HIS:O	3:R:3122[A]:ASN:HB3	2.17	0.45
3:R:3134[A]:GLN:O	3:R:3136[A]:TYR:N	2.49	0.45
3:R:3263[A]:LEU:N	3:R:3263[A]:LEU:CD1	2.79	0.45
1:S:308:LEU:O	1:S:772:ARG:NH2	2.50	0.45
1:S:961:SER:HB3	1:S:972:SER:O	2.16	0.45
1:S:1171:LYS:HG2	1:S:1173:GLY:H	1.81	0.45
2:T:2867:PRO:HG2	3:U:2932[A]:PRO:CG	2.45	0.45
2:T:2887:ASP:OD1	2:T:2887:ASP:N	2.48	0.45
3:U:2969[B]:TYR:CD2	3:U:2970[B]:PRO:N	2.83	0.45
3:U:2985[B]:PHE:CE2	3:U:2989[B]:HIS:CD2	3.04	0.45
3:U:2987[A]:HIS:O	3:U:2991[A]:LEU:HB2	2.16	0.45
3:U:3087[B]:MET:HA	3:U:3090[B]:ASN:OD1	2.17	0.45
3:U:3134[A]:GLN:O	3:U:3136[A]:TYR:N	2.49	0.45
3:U:3134[B]:GLN:O	3:U:3136[B]:TYR:N	2.49	0.45
3:U:3264[B]:TYR:HD1	3:U:3265[B]:ASP:N	2.14	0.45
3:U:3298[A]:ASN:CA	3:U:3299[A]:LEU:CB	2.85	0.45
1:V:1170:MET:N	1:V:1203:MET:HE1	2.30	0.45
2:W:2723:GLU:HG2	2:W:2788:ILE:CD1	2.46	0.45
3:X:2937[A]:ASN:CB	3:X:3006[A]:LYS:CE	2.86	0.45
3:X:3014[A]:TRP:CG	3:X:3092[A]:ILE:CD1	2.98	0.45
3:X:3014[A]:TRP:CD2	3:X:3092[A]:ILE:CD1	2.98	0.45
3:X:3119[A]:HIS:O	3:X:3122[A]:ASN:HB3	2.16	0.45
3:X:3134[B]:GLN:O	3:X:3136[B]:TYR:N	2.49	0.45
3:X:3137[A]:ARG:HD3	3:X:3137[A]:ARG:HA	1.71	0.45
3:X:3196[A]:THR:N	3:X:3199[A]:GLN:CB	2.65	0.45
3:X:3281[A]:PHE:HE1	3:X:3305[A]:ILE:HG21	1.81	0.45
1:A:428:ILE:HD12	1:A:514:TRP:HB3	1.99	0.45
1:A:1211:TYR:OH	2:E:2739:LEU:HD12	2.16	0.45
2:B:2462:PHE:CE1	2:B:2486:ILE:HD13	2.51	0.45
3:C:2965[B]:LEU:HD13	3:C:2975[B]:PHE:O	2.16	0.45
3:C:2973[B]:THR:HG22	3:L:3249[B]:GLY:N	2.31	0.45
3:C:3256[B]:TRP:NE1	3:L:2975[B]:PHE:O	2.49	0.45

Continued on next page...

Continued from previous page...

Atom-1	Atom-2	Interatomic distance (Å)	Clash overlap (Å)
1:D:28:ASP:HB3	1:D:33:GLY:HA2	1.98	0.45
1:D:613:SER:HA	1:D:805:VAL:HG12	1.97	0.45
1:D:962:GLY:HA2	1:D:971:THR:HB	1.97	0.45
1:D:1313:LEU:HD13	1:D:1322:TRP:CD1	2.51	0.45
2:E:2737:CYS:O	2:E:2739:LEU:HD23	2.15	0.45
3:F:3148[A]:ILE:O	3:F:3148[A]:ILE:HG22	2.17	0.45
1:G:1302:SER:HA	1:G:1303:GLU:HA	1.68	0.45
1:G:1331:GLU:OE1	1:G:1342:ALA:HB1	2.16	0.45
2:H:2114:ARG:HG3	2:K:2526:ARG:HE	1.81	0.45
2:H:2500:ILE:HD11	2:H:2775:GLY:O	2.16	0.45
3:I:2965[B]:LEU:HD22	3:I:2975[B]:PHE:O	2.15	0.45
3:I:2985[A]:PHE:CE2	3:I:2989[A]:HIS:CD2	3.04	0.45
3:I:2992[B]:TYR:HE2	3:R:2969[B]:TYR:HE1	1.62	0.45
3:I:3113[A]:ASP:O	3:I:3114[A]:PRO:C	2.53	0.45
3:I:3134[B]:GLN:O	3:I:3136[B]:TYR:N	2.49	0.45
3:I:3137[B]:ARG:O	3:I:3139[B]:LEU:HD22	2.16	0.45
3:I:3151[B]:LEU:CB	3:I:3175[B]:TYR:CD2	2.93	0.45
1:J:1424:GLU:O	1:J:1427:HIS:HB3	2.16	0.45
2:K:2329:MET:HA	2:K:2354:PRO:HG2	1.96	0.45
3:L:2961[B]:HIS:HB2	3:L:2992[B]:TYR:HE2	1.81	0.45
3:L:2965[B]:LEU:HD22	3:L:2975[B]:PHE:O	2.15	0.45
3:L:3137[B]:ARG:O	3:L:3139[B]:LEU:HD22	2.16	0.45
3:L:3196[B]:THR:CB	3:L:3199[B]:GLN:OE1	2.64	0.45
2:N:2244:PHE:HE2	2:N:2374:ASN:HD22	1.64	0.45
3:O:2956[A]:LYS:O	3:O:2959[A]:SER:OG	2.33	0.45
3:O:2965[B]:LEU:HD22	3:O:2975[B]:PHE:O	2.15	0.45
3:O:2985[B]:PHE:CE2	3:O:2989[B]:HIS:CD2	3.04	0.45
3:O:3137[B]:ARG:HB3	3:O:3139[B]:LEU:HD21	1.97	0.45
3:O:3244[A]:THR:H	3:O:3264[A]:TYR:HE2	1.65	0.45
3:O:3301[B]:PRO:HB2	3:O:3302[B]:SER:H	1.33	0.45
1:P:931:TRP:CZ3	1:P:995:ILE:HD11	2.51	0.45
2:Q:2888:GLY:HA2	2:Q:2889:ALA:HA	1.70	0.45
3:R:2994[B]:LYS:O	3:R:2997[B]:GLU:N	2.49	0.45
3:R:3191[B]:ASN:ND2	3:R:3191[B]:ASN:N	2.60	0.45
1:S:731:ALA:HB2	1:S:781:ILE:HD12	1.99	0.45
2:T:2180:TRP:HB3	2:T:2184:MET:HE1	1.97	0.45
2:T:2630:LYS:C	2:T:2632:GLU:H	2.18	0.45
3:U:3113[A]:ASP:O	3:U:3114[A]:PRO:C	2.53	0.45
3:U:3135[A]:LYS:HB2	3:U:3141[A]:TYR:CD1	2.51	0.45
1:V:133:LYS:HD2	1:V:134:VAL:HG22	1.98	0.45
1:V:428:ILE:HD12	1:V:514:TRP:HB3	1.97	0.45

Continued on next page...

Continued from previous page...

Atom-1	Atom-2	Interatomic distance (Å)	Clash overlap (Å)
1:V:688:VAL:HA	1:V:689:PRO:HD3	1.74	0.45
1:V:896:HIS:HB2	1:V:905:TRP:CD1	2.52	0.45
2:W:2340:ALA:HB1	2:W:2341:PRO:CD	2.42	0.45
3:X:3047[B]:ARG:NH2	3:X:3113[B]:ASP:OD1	2.43	0.45
3:X:3135[B]:LYS:HB2	3:X:3141[B]:TYR:CD1	2.51	0.45
1:Y:25:MET:HA	1:Y:83:HIS:CD2	2.51	0.45
1:Y:950:ALA:HA	1:Y:951:ASN:HA	1.55	0.45
2:Z:2606:LEU:HD13	2:Z:2706:ILE:HG13	1.96	0.45
2:B:2610:ASP:OD1	2:B:2610:ASP:N	2.49	0.45
3:C:3134[B]:GLN:O	3:C:3136[B]:TYR:N	2.49	0.45
3:C:3196[B]:THR:CB	3:C:3199[B]:GLN:OE1	2.64	0.45
3:C:3264[A]:TYR:HD1	3:C:3265[A]:ASP:N	2.14	0.45
1:D:17:ASN:HD21	1:D:86:THR:N	2.11	0.45
1:D:176:GLU:O	1:D:180:ASN:ND2	2.49	0.45
1:D:304:ALA:HB1	1:D:306:PHE:HE1	1.82	0.45
1:D:732:GLY:HA2	1:D:777:TYR:O	2.16	0.45
1:D:1167:ASP:OD1	1:D:1167:ASP:N	2.45	0.45
2:E:2274:LEU:HD23	2:E:2274:LEU:HA	1.77	0.45
2:E:2344:LEU:HA	2:E:2345:ASN:O	2.17	0.45
2:E:2672:PHE:CZ	2:E:2718:TRP:HA	2.52	0.45
3:F:2966[A]:SER:C	3:F:2967[A]:CYS:SG	2.94	0.45
3:F:2969[A]:TYR:CD2	3:F:2970[A]:PRO:N	2.83	0.45
3:F:3079[B]:CYS:SG	3:F:3146[B]:CYS:O	2.73	0.45
3:F:3106[A]:THR:O	3:F:3106[A]:THR:HG23	2.16	0.45
3:F:3196[A]:THR:CB	3:F:3199[A]:GLN:OE1	2.64	0.45
3:F:3263[A]:LEU:N	3:F:3263[A]:LEU:CD1	2.79	0.45
3:F:3284[A]:LYS:HD3	3:F:3285[A]:VAL:O	2.16	0.45
1:G:883:CYS:HB3	1:G:884:PRO:CD	2.47	0.45
1:G:1169:LYS:HE3	1:G:1169:LYS:HB2	1.70	0.45
1:G:1189:ASP:HB2	2:K:2851:ASN:OD1	2.16	0.45
2:H:2625:LEU:HD13	2:H:2626:ARG:N	2.30	0.45
3:I:2949[A]:LYS:C	3:I:2949[A]:LYS:CD	2.85	0.45
3:I:2966[B]:SER:C	3:I:2967[B]:CYS:SG	2.94	0.45
3:I:2991[B]:LEU:HD23	3:I:3158[B]:PHE:CE1	2.48	0.45
3:I:3025[B]:VAL:CG2	3:I:3047[B]:ARG:NH1	2.73	0.45
3:I:3087[A]:MET:HA	3:I:3090[A]:ASN:OD1	2.17	0.45
3:I:3153[B]:LYS:CD	3:R:3155[B]:MET:HB3	2.33	0.45
3:I:3204[A]:LEU:CD1	3:I:3204[A]:LEU:N	2.80	0.45
3:I:3253[B]:GLU:HB2	3:R:2965[B]:LEU:HD22	1.42	0.45
3:I:3284[A]:LYS:HD3	3:I:3284[A]:LYS:C	2.32	0.45
3:I:3284[A]:LYS:CE	3:I:3285[A]:VAL:H	2.28	0.45

Continued on next page...

Continued from previous page...

Atom-1	Atom-2	Interatomic distance (Å)	Clash overlap (Å)
1:J:961:SER:HB2	1:J:972:SER:O	2.16	0.45
1:J:1445:LEU:HD13	1:J:1594:GLY:HA2	1.99	0.45
2:K:2180:TRP:HB2	2:K:2243:LEU:HD13	1.98	0.45
2:K:2561:HIS:HA	2:K:2562:GLY:HA2	1.71	0.45
2:K:2783:PHE:HB3	2:K:2791:LEU:HD21	1.98	0.45
3:L:2928[A]:ASN:C	3:L:2930[A]:LEU:HD22	2.36	0.45
3:L:2994[B]:LYS:O	3:L:2997[B]:GLU:N	2.49	0.45
3:L:3134[A]:GLN:O	3:L:3136[A]:TYR:N	2.50	0.45
3:L:3135[B]:LYS:HB2	3:L:3141[B]:TYR:CD1	2.52	0.45
3:L:3204[A]:LEU:CD1	3:L:3204[A]:LEU:N	2.80	0.45
1:M:931:TRP:CZ3	1:M:995:ILE:HD11	2.52	0.45
1:M:1279:LYS:O	1:M:1283:ASP:N	2.45	0.45
1:M:1280:GLN:HG2	1:M:1337:ARG:HH11	1.80	0.45
3:O:2994[B]:LYS:O	3:O:2997[B]:GLU:N	2.49	0.45
3:O:3087[A]:MET:HA	3:O:3090[A]:ASN:OD1	2.17	0.45
3:O:3146[B]:CYS:HA	3:O:3147[B]:GLU:HA	1.70	0.45
3:O:3156[B]:MET:SD	3:X:3173[B]:THR:CG2	3.05	0.45
3:O:3228[B]:VAL:CG2	3:O:3245[B]:PHE:CE1	2.97	0.45
1:P:944:GLU:O	1:P:957:ASN:ND2	2.48	0.45
1:P:1575:PRO:HA	1:P:1581:GLU:O	2.17	0.45
2:Q:2142:ALA:HA	2:Q:2143:CYS:HA	1.71	0.45
3:R:2965[B]:LEU:HD13	3:R:2975[B]:PHE:O	2.16	0.45
3:R:2985[B]:PHE:CE2	3:R:2989[B]:HIS:CD2	3.04	0.45
3:R:3148[B]:ILE:O	3:R:3148[B]:ILE:HG22	2.17	0.45
1:S:353:ASN:HD22	1:S:772:ARG:HH22	1.64	0.45
2:T:2225:ARG:HB2	2:T:2274:LEU:O	2.17	0.45
2:T:2822:LYS:HE2	2:T:2882:GLU:OE1	2.16	0.45
1:V:452:ILE:HD11	1:V:676:PRO:O	2.15	0.45
1:V:938:LEU:HD23	1:V:1041:ILE:HD12	1.97	0.45
2:W:2181:THR:HB	2:W:2374:ASN:H	1.81	0.45
2:W:2800:LYS:HB3	3:X:3023[A]:ILE:CD1	2.46	0.45
3:X:2937[B]:ASN:CB	3:X:3006[B]:LYS:CE	2.86	0.45
3:X:2965[A]:LEU:HD13	3:X:2975[A]:PHE:O	2.16	0.45
3:X:3106[B]:THR:O	3:X:3106[B]:THR:HG23	2.17	0.45
3:X:3285[B]:VAL:CG2	3:X:3286[B]:THR:H	2.27	0.45
1:Y:148:GLN:C	1:Y:150:GLY:H	2.18	0.45
1:Y:236:GLY:HA2	1:Y:819:ILE:HG13	1.98	0.45
1:Y:516:TRP:HD1	1:Y:579:LEU:HB3	1.82	0.45
1:Y:885:SER:HA	1:Y:888:ALA:H	1.80	0.45
1:Y:1427:HIS:CD2	1:Y:1457:HIS:HE1	2.33	0.45
1:Y:1596:GLU:O	1:Y:1597:THR:HG22	2.16	0.45

Continued on next page...

Continued from previous page...

Atom-1	Atom-2	Interatomic distance (Å)	Clash overlap (Å)
2:Z:2819:VAL:HG22	2:Z:2883:ILE:HG22	1.99	0.45
1:A:277:ASP:OD1	1:A:277:ASP:N	2.24	0.45
1:A:364:ASP:O	1:A:368:SER:OG	2.31	0.45
1:A:601:VAL:HG11	1:A:777:TYR:CG	2.51	0.45
1:A:943:LEU:HD13	1:A:944:GLU:H	1.82	0.45
1:A:1000:GLU:HG2	1:A:1133:ILE:HB	1.99	0.45
1:A:1403:LEU:O	1:A:1407:THR:OG1	2.35	0.45
1:A:1422:HIS:NE2	1:A:1608:ARG:HB2	2.32	0.45
2:B:2738:ALA:HB1	2:B:2740:ASP:OD1	2.17	0.45
3:C:2966[B]:SER:CB	3:L:2982[B]:MET:CE	2.93	0.45
3:C:2976[B]:ALA:H	3:L:3253[B]:GLU:CA	2.30	0.45
3:C:3014[B]:TRP:CD2	3:C:3092[B]:ILE:CD1	2.98	0.45
3:C:3074[A]:GLU:OE2	3:C:3208[A]:GLN:HG2	2.15	0.45
3:C:3074[B]:GLU:OE2	3:C:3208[B]:GLN:HG2	2.15	0.45
3:C:3147[B]:GLU:CG	3:L:3161[B]:GLU:N	2.79	0.45
3:C:3250[B]:GLY:H	3:L:3252[B]:TYR:HB3	1.49	0.45
3:C:3263[A]:LEU:N	3:C:3263[A]:LEU:CD1	2.79	0.45
1:D:564:ASP:OD1	1:D:564:ASP:N	2.49	0.45
1:D:1412:GLU:OE2	1:D:1552:ARG:NH1	2.40	0.45
3:F:2965[B]:LEU:HD22	3:F:2975[B]:PHE:O	2.15	0.45
3:F:2994[A]:LYS:O	3:F:2997[A]:GLU:N	2.49	0.45
3:F:3134[A]:GLN:O	3:F:3136[A]:TYR:N	2.50	0.45
3:F:3137[A]:ARG:O	3:F:3139[A]:LEU:HD22	2.16	0.45
3:F:3146[A]:CYS:HA	3:F:3147[A]:GLU:HA	1.70	0.45
3:F:3196[B]:THR:CB	3:F:3199[B]:GLN:OE1	2.64	0.45
3:F:3244[B]:THR:H	3:F:3264[B]:TYR:HE2	1.65	0.45
3:F:3283[A]:ILE:HB	3:F:3305[A]:ILE:HD11	1.97	0.45
1:G:95:THR:O	1:G:153:ASN:ND2	2.50	0.45
1:G:304:ALA:HB3	1:G:360:HIS:HB3	1.99	0.45
1:G:415:VAL:HG11	1:G:697:ALA:N	2.32	0.45
1:G:902:PHE:CD1	1:G:1012:GLU:HB2	2.52	0.45
2:H:2572:VAL:HG22	2:H:2768:LEU:CD2	2.46	0.45
3:I:3023[B]:ILE:O	3:I:3026[B]:THR:OG1	2.34	0.45
3:I:3119[B]:HIS:O	3:I:3122[B]:ASN:HB3	2.17	0.45
3:I:3156[B]:MET:H	3:R:2979[B]:GLN:HE21	1.63	0.45
3:I:3284[A]:LYS:HD3	3:I:3285[A]:VAL:O	2.16	0.45
3:L:2949[B]:LYS:C	3:L:2949[B]:LYS:CD	2.85	0.45
3:L:3047[B]:ARG:NH2	3:L:3113[B]:ASP:OD1	2.43	0.45
3:L:3079[A]:CYS:SG	3:L:3146[A]:CYS:O	2.74	0.45
3:L:3203[A]:HIS:O	3:L:3206[A]:LYS:HB3	2.15	0.45
3:L:3244[B]:THR:H	3:L:3264[B]:TYR:HE2	1.65	0.45

Continued on next page...

Continued from previous page...

Atom-1	Atom-2	Interatomic distance (Å)	Clash overlap (Å)
1:M:306:PHE:CE2	1:M:399:PRO:HG3	2.52	0.45
1:M:695:TYR:HB3	1:M:696:GLN:HG3	1.99	0.45
2:N:2872:GLU:O	1:P:1078:ARG:NH1	2.43	0.45
3:O:3134[B]:GLN:O	3:O:3136[B]:TYR:N	2.49	0.45
3:O:3204[A]:LEU:CD1	3:O:3204[A]:LEU:N	2.80	0.45
3:O:3264[A]:TYR:HD1	3:O:3265[A]:ASP:N	2.14	0.45
3:O:3281[B]:PHE:HE1	3:O:3305[B]:ILE:HG21	1.81	0.45
1:P:730:PHE:CD1	1:P:780:GLU:HA	2.52	0.45
1:P:1427:HIS:HD2	1:P:1457:HIS:HE1	1.63	0.45
2:Q:2402:GLY:HA3	2:Q:2403:PHE:HB2	1.98	0.45
2:Q:2732:HIS:CD2	2:Q:2732:HIS:H	2.35	0.45
3:R:2928[B]:ASN:C	3:R:2930[B]:LEU:HD22	2.36	0.45
3:R:3134[B]:GLN:O	3:R:3136[B]:TYR:N	2.49	0.45
3:R:3137[B]:ARG:O	3:R:3139[B]:LEU:HD22	2.16	0.45
3:R:3204[B]:LEU:CD1	3:R:3204[B]:LEU:N	2.80	0.45
3:R:3264[A]:TYR:HD1	3:R:3265[A]:ASP:N	2.14	0.45
1:S:622:HIS:HE1	1:S:767:LYS:H	1.64	0.45
1:S:1012:GLU:O	1:S:1015:HIS:N	2.50	0.45
2:T:2236:ALA:HB3	2:T:2239:LYS:HB3	1.98	0.45
2:T:2706:ILE:O	2:T:2710:HIS:N	2.44	0.45
3:U:2965[A]:LEU:HD13	3:U:2975[A]:PHE:O	2.16	0.45
3:U:2994[B]:LYS:O	3:U:2997[B]:GLU:N	2.49	0.45
3:U:3132[B]:ALA:HB3	3:U:3197[B]:ILE:HD13	1.98	0.45
3:U:3244[A]:THR:H	3:U:3264[A]:TYR:HE2	1.65	0.45
1:V:424:PHE:CZ	1:V:1125:SER:HB2	2.52	0.45
1:V:830:ASN:HB3	1:V:831:VAL:HA	1.98	0.45
1:V:1372:ILE:HD12	1:Y:1438:ASP:HB2	1.99	0.45
3:X:3087[B]:MET:HA	3:X:3090[B]:ASN:OD1	2.17	0.45
3:X:3191[A]:ASN:C	3:X:3192[A]:PHE:O	2.52	0.45
3:X:3204[A]:LEU:CD1	3:X:3204[A]:LEU:N	2.80	0.45
3:X:3264[A]:TYR:HD1	3:X:3265[A]:ASP:N	2.14	0.45
3:X:3294[B]:SER:O	3:X:3294[B]:SER:OG	2.34	0.45
1:Y:86:THR:HB	1:Y:87:LEU:HD12	1.98	0.45
1:Y:483:GLY:HA3	1:Y:771:TRP:CE3	2.52	0.45
1:Y:515:ASP:OD1	1:Y:517:THR:OG1	2.25	0.45
1:Y:931:TRP:CG	1:Y:1018:ILE:HD11	2.51	0.45
1:Y:1019:HIS:NE2	1:Y:1046:HIS:HE1	2.12	0.45
2:B:2572:VAL:HG22	2:B:2768:LEU:CD2	2.46	0.45
2:B:2702:SER:HA	2:B:2707:PHE:CD2	2.52	0.45
3:C:2952[B]:ALA:N	3:C:2953[B]:GLY:CA	2.71	0.45
3:C:2964[B]:PRO:CA	3:L:3255[B]:PRO:HB3	2.47	0.45

Continued on next page...

Continued from previous page...

Atom-1	Atom-2	Interatomic distance (Å)	Clash overlap (Å)
3:C:2985[A]:PHE:CE2	3:C:2989[A]:HIS:CD2	3.04	0.45
3:C:3110[B]:THR:O	3:C:3111[B]:SER:C	2.53	0.45
3:C:3137[A]:ARG:HB3	3:C:3139[A]:LEU:HD21	1.97	0.45
3:C:3173[A]:THR:HG22	3:C:3174[A]:GLY:H	1.67	0.45
1:D:465:PRO:HD2	1:D:467:LYS:HZ3	1.81	0.45
1:D:587:PHE:HE2	1:D:643:ILE:HB	1.81	0.45
1:D:760:ILE:HG21	1:D:777:TYR:HE2	1.82	0.45
1:D:834:ASP:N	1:D:834:ASP:OD1	2.48	0.45
1:D:1470:GLU:OE2	1:D:1473:ARG:NH1	2.50	0.45
1:D:1562:ILE:HG13	1:D:1564:ALA:O	2.15	0.45
3:F:2956[B]:LYS:O	3:F:2959[B]:SER:OG	2.33	0.45
3:F:2957[B]:ILE:HA	3:F:2960[B]:PHE:HE1	1.64	0.45
3:F:2961[B]:HIS:HB2	3:F:2992[B]:TYR:HE2	1.81	0.45
3:F:3134[B]:GLN:O	3:F:3136[B]:TYR:N	2.49	0.45
3:F:3148[B]:ILE:O	3:F:3148[B]:ILE:HG22	2.17	0.45
3:F:3281[B]:PHE:HE1	3:F:3305[B]:ILE:HG21	1.81	0.45
1:G:728:ARG:HE	1:G:730:PHE:HZ	1.65	0.45
1:G:1142:VAL:HG12	1:G:1143:ALA:N	2.32	0.45
2:H:2657:PHE:CD1	2:H:2783:PHE:HE2	2.35	0.45
3:I:2949[B]:LYS:C	3:I:2949[B]:LYS:CD	2.85	0.45
3:I:3135[B]:LYS:HB2	3:I:3141[B]:TYR:CD1	2.51	0.45
2:K:2286:HIS:CD2	2:K:2433:THR:HG22	2.52	0.45
3:L:2939[A]:ARG:HG3	3:L:2939[A]:ARG:NH1	2.28	0.45
3:L:3047[A]:ARG:HH21	3:L:3113[A]:ASP:CG	2.16	0.45
3:L:3119[A]:HIS:O	3:L:3122[A]:ASN:HB3	2.17	0.45
3:L:3263[A]:LEU:N	3:L:3263[A]:LEU:CD1	2.79	0.45
3:L:3281[B]:PHE:HE1	3:L:3305[B]:ILE:HG21	1.81	0.45
1:M:140:ASP:OD1	1:M:141:ALA:N	2.50	0.45
1:M:516:TRP:HH2	1:M:637:VAL:HG23	1.80	0.45
2:N:2132:CYS:H	2:N:2142:ALA:HB2	1.80	0.45
3:O:2937[B]:ASN:CB	3:O:3006[B]:LYS:CE	2.86	0.45
3:O:3159[B]:SER:C	3:X:3151[B]:LEU:HD12	2.37	0.45
3:R:2966[A]:SER:C	3:R:2967[A]:CYS:SG	2.94	0.45
3:R:2969[A]:TYR:CD2	3:R:2970[A]:PRO:N	2.83	0.45
3:R:3087[B]:MET:HA	3:R:3090[B]:ASN:OD1	2.17	0.45
3:R:3096[A]:VAL:HG11	3:R:3115[A]:LEU:HD12	1.89	0.45
3:R:3113[A]:ASP:O	3:R:3114[A]:PRO:C	2.53	0.45
3:R:3284[B]:LYS:CE	3:R:3285[B]:VAL:H	2.29	0.45
1:S:398:ARG:NH2	1:S:663:GLU:OE1	2.49	0.45
1:S:614:GLU:HA	1:S:615:PRO:HD3	1.87	0.45
1:S:903:PRO:HG2	1:S:904:HIS:CD2	2.52	0.45

Continued on next page...

Continued from previous page...

Atom-1	Atom-2	Interatomic distance (Å)	Clash overlap (Å)
1:S:1415:ASP:OD1	1:S:1416:PHE:N	2.48	0.45
2:T:2628:HIS:HB2	2:T:2635:TYR:CE2	2.52	0.45
3:U:2949[B]:LYS:C	3:U:2949[B]:LYS:CD	2.85	0.45
3:U:2965[B]:LEU:HD13	3:U:2975[B]:PHE:O	2.16	0.45
3:U:3119[B]:HIS:O	3:U:3122[B]:ASN:HB3	2.16	0.45
3:U:3137[A]:ARG:O	3:U:3139[A]:LEU:HD22	2.16	0.45
3:U:3283[A]:ILE:HB	3:U:3305[A]:ILE:HD11	1.97	0.45
1:V:59:LEU:HD13	1:V:68:TRP:CD1	2.51	0.45
1:V:1243:PHE:CD2	1:V:1249:TRP:HD1	2.34	0.45
1:V:1599:MET:HG3	1:V:1600:PRO:HD2	1.97	0.45
2:W:2866:PRO:HB2	2:W:2868:GLU:HG3	1.98	0.45
3:X:3110[A]:THR:C	3:X:3112[A]:TYR:H	2.20	0.45
1:Y:949:ASP:OD1	1:Y:950:ALA:N	2.49	0.45
1:Y:1077:LEU:HD23	1:Y:1103:PHE:HE1	1.82	0.45
2:Z:2568:HIS:CD2	2:Z:2718:TRP:CH2	3.05	0.45
2:Z:2568:HIS:HD2	2:Z:2718:TRP:CH2	2.35	0.45
2:Z:2568:HIS:HE1	2:Z:2742:MET:SD	2.40	0.45
1:A:567:LEU:CB	1:A:571:PRO:HG2	2.43	0.45
2:B:2114:ARG:HG3	2:E:2526:ARG:HH21	1.81	0.45
2:B:2382:GLU:O	2:B:2386:ARG:HG3	2.17	0.45
2:B:2805:PHE:CE1	2:B:2855:ASP:HB3	2.51	0.45
3:C:2928[B]:ASN:C	3:C:2930[B]:LEU:HD22	2.36	0.45
3:C:3004[B]:GLY:O	3:C:3006[B]:LYS:N	2.44	0.45
3:C:3014[B]:TRP:CG	3:C:3092[B]:ILE:CD1	2.98	0.45
3:C:3148[A]:ILE:O	3:C:3148[A]:ILE:HG22	2.17	0.45
3:C:3155[B]:MET:SD	3:L:3154[B]:PRO:N	2.88	0.45
3:C:3156[B]:MET:CB	3:L:2982[B]:MET:HB2	2.22	0.45
3:C:3163[B]:ASN:HD21	3:L:3149[B]:ASN:HB2	1.45	0.45
3:C:3222[B]:ILE:CD1	3:C:3223[B]:GLY:N	2.73	0.45
3:C:3253[B]:GLU:CB	3:L:2976[B]:ALA:H	1.90	0.45
3:F:3119[A]:HIS:O	3:F:3122[A]:ASN:HB3	2.17	0.45
3:F:3191[A]:ASN:C	3:F:3192[A]:PHE:O	2.52	0.45
3:F:3203[A]:HIS:O	3:F:3206[A]:LYS:HB3	2.16	0.45
3:F:3244[A]:THR:H	3:F:3264[A]:TYR:HE2	1.65	0.45
1:G:1166:THR:H	1:G:1166:THR:HG1	1.34	0.45
3:I:2952[B]:ALA:N	3:I:2953[B]:GLY:HA2	2.06	0.45
3:I:2962[B]:GLY:N	3:R:3255[B]:PRO:HD3	2.32	0.45
3:I:2979[A]:GLN:HB2	3:I:2988[A]:TRP:CD1	2.52	0.45
3:I:3087[B]:MET:HA	3:I:3090[B]:ASN:OD1	2.17	0.45
3:I:3119[A]:HIS:O	3:I:3122[A]:ASN:HB3	2.17	0.45
3:I:3134[A]:GLN:O	3:I:3136[A]:TYR:N	2.49	0.45

Continued on next page...

Continued from previous page...

Atom-1	Atom-2	Interatomic distance (Å)	Clash overlap (Å)
1:J:92:TRP:CZ3	1:J:102:PRO:HD3	2.51	0.45
3:L:3134[B]:GLN:O	3:L:3136[B]:TYR:N	2.49	0.45
3:L:3137[A]:ARG:O	3:L:3139[A]:LEU:HD22	2.16	0.45
3:L:3262[A]:PHE:C	3:L:3263[A]:LEU:HD12	2.37	0.45
3:L:3283[B]:ILE:HB	3:L:3305[B]:ILE:HD11	1.97	0.45
1:M:991:LEU:O	1:M:995:ILE:HG13	2.17	0.45
1:M:1166:THR:N	1:M:1167:ASP:HA	2.32	0.45
2:N:2128:LEU:HD22	2:N:2287:TYR:CE1	2.51	0.45
3:O:2969[B]:TYR:CD2	3:O:2970[B]:PRO:N	2.83	0.45
3:O:3119[B]:HIS:O	3:O:3122[B]:ASN:HB3	2.17	0.45
1:P:398:ARG:NH2	1:P:663:GLU:OE1	2.42	0.45
1:P:1075:GLU:H	1:P:1075:GLU:HG3	1.35	0.45
1:P:1082:SER:HB3	1:P:1083:PRO:HD3	1.98	0.45
1:P:1400:ASN:HD22	1:P:1433:TRP:HZ3	1.64	0.45
1:P:1423:TYR:OH	1:P:1461:VAL:O	2.28	0.45
3:R:2948[B]:ASP:CB	3:R:2949[B]:LYS:HA	2.16	0.45
1:S:730:PHE:O	1:S:820:VAL:HA	2.17	0.45
1:S:877:HIS:ND1	1:S:1036:SER:OG	2.49	0.45
1:S:1029:SER:OG	1:S:1030:MET:N	2.49	0.45
1:S:1153:LYS:H	1:S:1153:LYS:HG2	1.50	0.45
2:T:2217:ILE:HG22	2:T:2218:SER:H	1.81	0.45
2:T:2823:ILE:O	2:T:2823:ILE:HG13	2.16	0.45
3:U:2949[A]:LYS:C	3:U:2949[A]:LYS:CD	2.85	0.45
3:U:2965[A]:LEU:HD22	3:U:2975[A]:PHE:O	2.15	0.45
3:U:2979[A]:GLN:HB2	3:U:2988[A]:TRP:CD1	2.52	0.45
3:U:3180[B]:TYR:CB	3:U:3183[B]:LEU:CD2	2.90	0.45
3:U:3196[B]:THR:CB	3:U:3199[B]:GLN:OE1	2.64	0.45
3:U:3200[A]:LEU:CD2	3:U:3204[A]:LEU:CD1	2.93	0.45
3:U:3230[B]:PHE:H	3:U:3243[B]:GLY:HA3	1.79	0.45
3:U:3244[B]:THR:H	3:U:3264[B]:TYR:HE2	1.65	0.45
1:V:308:LEU:HG	1:V:343:ILE:HD11	1.98	0.45
2:W:2412:GLN:HG2	2:W:2422:GLU:HA	1.99	0.45
3:X:2979[A]:GLN:HB2	3:X:2988[A]:TRP:CD1	2.52	0.45
3:X:2986[A]:PRO:CB	3:X:3127[A]:TRP:CE3	3.00	0.45
3:X:3244[A]:THR:H	3:X:3264[A]:TYR:HE2	1.65	0.45
1:Y:277:ASP:OD1	1:Y:278:ASP:N	2.50	0.45
1:Y:991:LEU:HD12	1:Y:991:LEU:HA	1.69	0.45
1:Y:1473:ARG:HG3	1:Y:1479:TYR:CG	2.51	0.45
1:Y:1604:ASP:OD1	1:Y:1605:ARG:NH1	2.50	0.45
2:Z:2156:ARG:HH22	2:Z:2309:GLN:HE22	1.65	0.45
2:Z:2472:ASN:N	2:Z:2473:GLY:HA2	2.31	0.45

Continued on next page...

Continued from previous page...

Atom-1	Atom-2	Interatomic distance (Å)	Clash overlap (Å)
1:A:19:GLN:HG2	1:A:110:PHE:CD2	2.52	0.45
1:A:470:ARG:O	1:A:472:ASP:N	2.45	0.45
1:A:729:VAL:HG22	1:A:781:ILE:O	2.17	0.45
2:B:2638:ARG:NH2	2:B:2706:ILE:HG13	2.32	0.45
3:C:3101[A]:PRO:O	3:C:3109[A]:TYR:HD2	2.00	0.45
3:C:3152[B]:LYS:N	3:L:3172[B]:SER:HB2	2.32	0.45
3:C:3173[B]:THR:HA	3:L:3153[B]:LYS:C	2.37	0.45
3:C:3204[A]:LEU:CD1	3:C:3204[A]:LEU:N	2.79	0.45
3:C:3262[A]:PHE:C	3:C:3263[A]:LEU:HD12	2.37	0.45
1:D:464:LEU:HD13	1:D:622:HIS:CD2	2.51	0.45
1:D:905:TRP:CD1	1:D:1084:PHE:HE2	2.35	0.45
3:F:2937[B]:ASN:CB	3:F:3006[B]:LYS:CE	2.85	0.45
3:F:2986[A]:PRO:CB	3:F:3127[A]:TRP:CE3	3.00	0.45
3:F:3023[B]:ILE:HA	3:F:3026[B]:THR:HG1	1.82	0.45
3:F:3087[B]:MET:HA	3:F:3090[B]:ASN:OD1	2.17	0.45
3:F:3104[A]:MET:HA	3:F:3110[A]:THR:CG2	2.17	0.45
3:F:3110[A]:THR:C	3:F:3112[A]:TYR:H	2.20	0.45
3:F:3132[A]:ALA:HB3	3:F:3197[A]:ILE:HD13	1.98	0.45
3:F:3298[B]:ASN:CA	3:F:3299[B]:LEU:HB2	2.44	0.45
1:G:7:VAL:HG23	1:G:91:TYR:O	2.16	0.45
1:G:1604:ASP:OD1	1:G:1605:ARG:NH1	2.49	0.45
3:I:2952[A]:ALA:CB	3:I:2953[A]:GLY:CA	2.82	0.45
3:I:2965[B]:LEU:CD1	3:I:2974[B]:ALA:CA	2.89	0.45
3:I:2976[A]:ALA:O	3:I:2978[A]:CYS:N	2.46	0.45
3:I:3110[B]:THR:C	3:I:3112[B]:TYR:H	2.20	0.45
3:I:3150[B]:LYS:HG3	3:R:3163[B]:ASN:CB	2.46	0.45
3:I:3163[B]:ASN:HB3	3:R:3149[B]:ASN:ND2	2.30	0.45
1:J:93:ASP:HA	1:J:212:ASN:ND2	2.31	0.45
1:J:977:GLU:HG2	1:J:1021:LEU:O	2.17	0.45
1:J:1143:ALA:HA	1:J:1195:ASP:HA	1.99	0.45
2:K:2147:GLY:HA3	2:K:2437:TRP:CE3	2.51	0.45
2:K:2360:TYR:HB2	2:K:2366:TYR:CE1	2.52	0.45
3:L:2954[A]:TYR:C	3:L:2957[A]:ILE:HG22	2.37	0.45
3:L:2965[A]:LEU:HD13	3:L:2975[A]:PHE:O	2.16	0.45
3:L:2979[A]:GLN:HB2	3:L:2988[A]:TRP:CD1	2.52	0.45
3:L:3034[B]:HIS:HB3	3:L:3035[B]:HIS:CE1	2.50	0.45
3:L:3185[B]:TYR:CE2	3:L:3187[B]:TYR:HE2	2.31	0.45
3:L:3294[A]:SER:O	3:L:3294[A]:SER:OG	2.34	0.45
1:M:63:PRO:HA	1:M:172:GLU:HG3	1.97	0.45
1:M:904:HIS:O	1:M:907:ARG:HB3	2.17	0.45
1:M:1260:ARG:HD3	1:M:1331:GLU:OE1	2.16	0.45

Continued on next page...

Continued from previous page...

Atom-1	Atom-2	Interatomic distance (Å)	Clash overlap (Å)
1:M:1571:TYR:HE2	1:M:1631:GLU:HB3	1.81	0.45
2:N:2128:LEU:HB3	2:N:2129:PRO:HD3	1.98	0.45
2:N:2569:TRP:O	2:N:2572:VAL:HG23	2.16	0.45
3:O:3191[A]:ASN:ND2	3:O:3191[A]:ASN:N	2.60	0.45
2:Q:2606:LEU:HD13	2:Q:2706:ILE:HG13	1.98	0.45
3:R:2956[A]:LYS:O	3:R:2959[A]:SER:OG	2.33	0.45
3:R:3119[B]:HIS:O	3:R:3122[B]:ASN:HB3	2.17	0.45
3:R:3262[B]:PHE:C	3:R:3263[B]:LEU:HD12	2.37	0.45
1:S:593:CYS:O	1:S:597:VAL:HG22	2.17	0.45
1:S:601:VAL:HG11	1:S:777:TYR:CD1	2.52	0.45
1:S:601:VAL:HG11	1:S:777:TYR:CG	2.51	0.45
1:S:1271:MET:HG2	1:S:1358:LEU:HD13	1.99	0.45
1:S:1325:LEU:HG	1:S:1516:VAL:HG11	1.99	0.45
2:T:2186:GLU:HA	2:T:2232:PHE:HE1	1.82	0.45
2:T:2561:HIS:HB3	2:T:2677:GLU:OE2	2.17	0.45
3:U:2954[B]:TYR:C	3:U:2957[B]:ILE:HG22	2.37	0.45
3:U:3204[A]:LEU:CD1	3:U:3204[A]:LEU:N	2.80	0.45
1:V:495:VAL:HG12	1:V:511:VAL:HG11	1.99	0.45
1:V:1562:ILE:HD11	1:V:1645:PHE:CZ	2.52	0.45
2:W:2128:LEU:HD13	2:W:2286:HIS:CG	2.52	0.45
3:X:2951[B]:ASP:C	3:X:2956[B]:LYS:HZ1	2.13	0.45
3:X:2985[A]:PHE:CE2	3:X:2989[A]:HIS:CD2	3.04	0.45
3:X:2985[B]:PHE:CE2	3:X:2989[B]:HIS:CD2	3.04	0.45
3:X:3113[B]:ASP:O	3:X:3114[B]:PRO:C	2.53	0.45
3:X:3200[B]:LEU:CD2	3:X:3204[B]:LEU:CD1	2.93	0.45
3:X:3262[B]:PHE:C	3:X:3263[B]:LEU:HD12	2.37	0.45
1:Y:53:SER:O	1:Y:55:ILE:HG13	2.17	0.45
1:Y:469:PRO:O	1:Y:673:PHE:HZ	2.00	0.45
1:Y:1423:TYR:OH	1:Y:1461:VAL:HG12	2.16	0.45
1:A:163:LEU:HD21	1:A:219:LEU:HD13	1.97	0.45
1:A:407:GLN:OE1	1:A:407:GLN:N	2.39	0.45
1:A:647:LEU:O	1:A:651:ARG:HB2	2.17	0.45
2:B:2715:ASP:HB3	2:B:2778:TYR:OH	2.16	0.45
3:C:3019[A]:HIS:CD2	3:C:3020[A]:SER:H	2.35	0.45
3:C:3034[A]:HIS:HB3	3:C:3035[A]:HIS:CE1	2.50	0.45
3:C:3134[A]:GLN:O	3:C:3136[A]:TYR:N	2.49	0.45
3:C:3153[B]:LYS:HE3	3:L:3158[B]:PHE:HB2	1.98	0.45
3:C:3174[B]:GLY:N	3:L:3154[B]:PRO:N	2.64	0.45
3:C:3264[B]:TYR:HD1	3:C:3265[B]:ASP:N	2.14	0.45
1:D:838:ARG:NH1	1:D:915:ASN:OD1	2.50	0.45
1:D:1161:ILE:HD11	1:D:1196:ILE:CD1	2.42	0.45

Continued on next page...

Continued from previous page...

Atom-1	Atom-2	Interatomic distance (Å)	Clash overlap (Å)
1:D:1493:MET:HG2	1:D:1511:SER:O	2.16	0.45
3:F:2969[A]:TYR:CD2	3:F:2970[A]:PRO:CG	3.00	0.45
3:F:2981[A]:GLY:N	3:F:3086[A]:GLU:OE1	2.45	0.45
3:F:3014[B]:TRP:CD2	3:F:3092[B]:ILE:CD1	2.98	0.45
3:F:3119[B]:HIS:O	3:F:3122[B]:ASN:HB3	2.17	0.45
3:F:3262[A]:PHE:C	3:F:3263[A]:LEU:HD12	2.37	0.45
1:G:126:GLY:HA3	1:G:127:GLU:HA	1.72	0.45
2:H:2575:LEU:HD23	2:H:2575:LEU:HA	1.82	0.45
2:H:2870:LEU:O	1:J:1078:ARG:NH1	2.49	0.45
3:I:2965[B]:LEU:HD13	3:I:2975[B]:PHE:O	2.16	0.45
3:I:2994[A]:LYS:O	3:I:2997[A]:GLU:N	2.49	0.45
3:I:3038[B]:ILE:HG23	3:I:3040[B]:VAL:HG22	1.90	0.45
3:I:3044[A]:LYS:H	3:I:3044[A]:LYS:HG2	1.65	0.45
3:I:3132[B]:ALA:HB3	3:I:3197[B]:ILE:HD13	1.99	0.45
3:I:3148[B]:ILE:O	3:I:3148[B]:ILE:HG22	2.17	0.45
3:I:3230[A]:PHE:H	3:I:3243[A]:GLY:HA3	1.79	0.45
3:I:3263[A]:LEU:CD1	3:I:3263[A]:LEU:N	2.79	0.45
1:J:906:HIS:CD2	1:J:1046:HIS:CE1	3.05	0.45
1:J:1421:VAL:HG23	1:J:1422:HIS:HD1	1.82	0.45
3:L:2952[B]:ALA:CB	3:L:2953[B]:GLY:CA	2.82	0.45
3:L:2986[A]:PRO:CB	3:L:3127[A]:TRP:CE3	3.00	0.45
3:L:3101[A]:PRO:O	3:L:3109[A]:TYR:HD2	2.00	0.45
3:L:3106[B]:THR:O	3:L:3106[B]:THR:HG23	2.17	0.45
3:L:3110[A]:THR:C	3:L:3112[A]:TYR:N	2.68	0.45
3:L:3132[A]:ALA:HB3	3:L:3197[A]:ILE:HD13	1.99	0.45
3:L:3244[A]:THR:H	3:L:3264[A]:TYR:HE2	1.64	0.45
3:L:3298[A]:ASN:CA	3:L:3299[A]:LEU:C	2.85	0.45
1:M:896:HIS:HB2	1:M:905:TRP:CD1	2.52	0.45
1:M:1378:PHE:O	1:M:1391:ARG:NH1	2.50	0.45
1:M:1627:ARG:NH2	1:M:1629:GLU:OE1	2.50	0.45
2:N:2156:ARG:HD2	2:N:2357:VAL:HG12	1.99	0.45
2:N:2275:GLY:HA3	2:N:2283:ASN:HB2	1.98	0.45
3:O:2969[A]:TYR:CD2	3:O:2970[A]:PRO:CG	3.00	0.45
3:O:3106[A]:THR:O	3:O:3106[A]:THR:HG23	2.16	0.45
3:O:3137[A]:ARG:O	3:O:3139[A]:LEU:HD22	2.16	0.45
3:O:3262[A]:PHE:C	3:O:3263[A]:LEU:HD12	2.37	0.45
3:O:3263[A]:LEU:N	3:O:3263[A]:LEU:CD1	2.79	0.45
1:P:156:LEU:O	1:P:160:LEU:HB2	2.17	0.45
1:P:613:SER:HA	1:P:805:VAL:O	2.16	0.45
2:Q:2830:GLN:H	2:Q:2863:ARG:HH22	1.64	0.45
3:R:3132[A]:ALA:HB3	3:R:3197[A]:ILE:HD13	1.99	0.45

Continued on next page...

Continued from previous page...

Atom-1	Atom-2	Interatomic distance (Å)	Clash overlap (Å)
3:R:3203[A]:HIS:O	3:R:3206[A]:LYS:HB3	2.16	0.45
2:T:2274:LEU:HD23	2:T:2274:LEU:HA	1.78	0.45
3:U:2985[A]:PHE:CE2	3:U:2989[A]:HIS:CD2	3.04	0.45
3:U:3180[A]:TYR:CA	3:U:3183[A]:LEU:CD2	2.95	0.45
1:V:607:HIS:CE1	1:V:634:HIS:HE1	2.35	0.45
1:V:717:GLN:O	1:V:721:GLU:HG3	2.17	0.45
1:V:958:PRO:O	1:V:959:PHE:HB2	2.17	0.45
2:W:2361:LYS:HD2	2:W:2362:GLN:HG3	1.98	0.45
2:W:2564:PRO:HA	2:W:2673:GLU:HG3	1.99	0.45
3:X:2949[B]:LYS:C	3:X:2949[B]:LYS:CD	2.85	0.45
3:X:2954[A]:TYR:C	3:X:2957[A]:ILE:HG22	2.37	0.45
3:X:3027[B]:GLU:CD	3:X:3028[B]:PRO:CD	2.86	0.45
3:X:3241[A]:PHE:CZ	3:X:3243[A]:GLY:O	2.70	0.45
3:X:3298[B]:ASN:CA	3:X:3299[B]:LEU:C	2.86	0.45
1:Y:784:ALA:O	1:Y:788:LEU:HB2	2.16	0.45
1:Y:843:VAL:HG13	1:Y:927:PRO:HB2	1.99	0.45
1:Y:885:SER:HB3	1:Y:886:PRO:HA	1.99	0.45
1:Y:1286:ARG:HD2	1:Y:1286:ARG:HA	1.66	0.45
1:Y:1296:VAL:HG11	1:Y:1447:TYR:CE1	2.51	0.45
1:A:177:VAL:O	1:A:181:PRO:HD3	2.16	0.45
1:A:304:ALA:HB1	1:A:306:PHE:CE1	2.48	0.45
1:A:460:GLU:CB	1:A:465:PRO:HG2	2.44	0.45
3:C:2948[B]:ASP:CB	3:C:2949[B]:LYS:CA	2.78	0.45
3:C:2959[B]:SER:O	3:L:3255[B]:PRO:HD2	2.16	0.45
3:C:3038[B]:ILE:HG23	3:C:3040[B]:VAL:HG22	1.90	0.45
3:C:3203[B]:HIS:O	3:C:3206[B]:LYS:HB3	2.16	0.45
3:C:3241[B]:PHE:CZ	3:C:3243[B]:GLY:O	2.70	0.45
1:D:513:TYR:OH	1:D:704:ASP:OD1	2.28	0.45
1:D:953:GLU:OE2	1:D:956:PRO:HG3	2.17	0.45
1:D:1033:LEU:HA	1:D:1036:SER:HB3	1.98	0.45
1:D:1091:ASN:HA	1:D:1092:PRO:HD3	1.82	0.45
2:E:2465:LYS:HB2	2:E:2465:LYS:HE3	1.67	0.45
2:E:2786:MET:HE1	2:E:2794:LEU:HD22	1.99	0.45
3:F:2949[B]:LYS:C	3:F:2949[B]:LYS:CD	2.85	0.45
3:F:2965[A]:LEU:HD13	3:F:2975[A]:PHE:O	2.16	0.45
3:F:3025[A]:VAL:CG2	3:F:3047[A]:ARG:NH1	2.73	0.45
3:F:3283[B]:ILE:C	3:F:3283[B]:ILE:CD1	2.85	0.45
1:G:456:GLN:O	1:G:460:GLU:HG3	2.16	0.45
1:G:1019:HIS:CE1	1:G:1046:HIS:HE1	2.35	0.45
1:G:1150:GLY:N	1:G:1186:TRP:O	2.46	0.45
3:I:2954[A]:TYR:C	3:I:2957[A]:ILE:HG22	2.37	0.45

Continued on next page...

Continued from previous page...

Atom-1	Atom-2	Interatomic distance (Å)	Clash overlap (Å)
3:I:2976[B]:ALA:HB3	3:R:2976[B]:ALA:H	1.81	0.45
3:I:3101[B]:PRO:O	3:I:3109[B]:TYR:HD2	2.00	0.45
3:I:3108[B]:HIS:CE1	3:R:3252[B]:TYR:CG	3.05	0.45
3:I:3110[A]:THR:C	3:I:3112[A]:TYR:H	2.20	0.45
3:I:3133[B]:LEU:O	3:I:3136[B]:TYR:HB3	2.17	0.45
3:I:3137[B]:ARG:HB3	3:I:3139[B]:LEU:HD21	1.97	0.45
3:I:3152[B]:LYS:HB2	3:R:3172[B]:SER:H	0.33	0.45
3:I:3180[A]:TYR:CA	3:I:3183[A]:LEU:CD2	2.95	0.45
3:I:3191[B]:ASN:C	3:I:3192[B]:PHE:O	2.52	0.45
1:J:567:LEU:HD23	1:J:571:PRO:CG	2.47	0.45
1:J:639:ARG:HB2	1:J:703:TYR:CE1	2.52	0.45
1:J:832:LYS:HA	1:J:833:PHE:HA	1.57	0.45
1:J:905:TRP:HE1	1:J:1083:PRO:HD2	1.82	0.45
1:J:1075:GLU:OE2	1:J:1076:ILE:HG13	2.17	0.45
1:J:1427:HIS:CE1	1:J:1457:HIS:HE1	2.35	0.45
1:J:1530:LEU:HD23	1:J:1530:LEU:HA	1.78	0.45
3:L:2985[B]:PHE:CE2	3:L:2989[B]:HIS:CD2	3.04	0.45
3:L:3014[A]:TRP:CG	3:L:3092[A]:ILE:CD1	2.98	0.45
3:L:3101[B]:PRO:O	3:L:3109[B]:TYR:HD2	2.00	0.45
3:L:3110[B]:THR:C	3:L:3112[B]:TYR:H	2.21	0.45
3:L:3185[B]:TYR:HE2	3:L:3187[B]:TYR:CD2	2.35	0.45
3:L:3191[A]:ASN:C	3:L:3192[A]:PHE:O	2.52	0.45
3:L:3263[B]:LEU:N	3:L:3263[B]:LEU:CD1	2.79	0.45
1:M:2:LEU:O	1:M:275:ALA:N	2.47	0.45
1:M:294:LYS:HA	1:M:297:ARG:CD	2.46	0.45
1:M:483:GLY:HA2	1:M:773:PHE:CE1	2.52	0.45
3:O:3113[B]:ASP:O	3:O:3114[B]:PRO:C	2.53	0.45
3:O:3132[B]:ALA:HB3	3:O:3197[B]:ILE:HD13	1.99	0.45
3:O:3204[B]:LEU:CD1	3:O:3204[B]:LEU:N	2.79	0.45
1:P:838:ARG:NH1	1:P:915:ASN:OD1	2.31	0.45
3:R:2986[B]:PRO:CB	3:R:3127[B]:TRP:CE3	3.00	0.45
3:R:3101[A]:PRO:O	3:R:3109[A]:TYR:HD2	2.00	0.45
3:R:3137[A]:ARG:O	3:R:3139[A]:LEU:HD22	2.16	0.45
3:R:3137[B]:ARG:HB3	3:R:3139[B]:LEU:HD21	1.97	0.45
3:R:3196[A]:THR:N	3:R:3199[A]:GLN:CB	2.65	0.45
3:R:3241[A]:PHE:CZ	3:R:3243[A]:GLY:O	2.70	0.45
3:R:3263[B]:LEU:N	3:R:3263[B]:LEU:CD1	2.79	0.45
3:R:3285[A]:VAL:CG2	3:R:3286[A]:THR:H	2.27	0.45
3:R:3298[B]:ASN:CA	3:R:3299[B]:LEU:HB2	2.44	0.45
3:R:3301[A]:PRO:HB2	3:R:3302[A]:SER:H	1.33	0.45
1:S:1101:VAL:HG11	2:W:2873:HIS:HD2	1.81	0.45

Continued on next page...

Continued from previous page...

Atom-1	Atom-2	Interatomic distance (Å)	Clash overlap (Å)
1:S:1423:TYR:OH	1:S:1461:VAL:HG12	2.17	0.45
1:S:1489:MET:HA	1:S:1513:PRO:HB2	1.98	0.45
2:T:2546:LEU:N	2:T:2557:ALA:HA	2.26	0.45
3:U:3281[B]:PHE:HE1	3:U:3305[B]:ILE:HG21	1.81	0.45
1:V:107:HIS:O	1:V:121:ASN:ND2	2.50	0.45
1:V:1300:CYS:HB3	1:V:1494:ARG:NH1	2.32	0.45
3:X:3019[B]:HIS:CD2	3:X:3020[B]:SER:H	2.35	0.45
3:X:3023[B]:ILE:O	3:X:3026[B]:THR:OG1	2.34	0.45
3:X:3101[A]:PRO:O	3:X:3109[A]:TYR:HD2	2.00	0.45
3:X:3119[B]:HIS:O	3:X:3122[B]:ASN:HB3	2.17	0.45
3:X:3191[B]:ASN:C	3:X:3192[B]:PHE:O	2.52	0.45
3:X:3204[B]:LEU:CD1	3:X:3204[B]:LEU:N	2.80	0.45
3:X:3241[B]:PHE:CE2	3:X:3243[B]:GLY:O	2.70	0.45
3:X:3264[B]:TYR:HD1	3:X:3265[B]:ASP:N	2.14	0.45
1:Y:140:ASP:OD2	1:Y:142:ARG:NE	2.38	0.45
1:Y:490:TRP:HE1	1:Y:670:PRO:CD	2.29	0.45
2:Z:2161:GLN:NE2	2:Z:2348:THR:HG21	2.32	0.45
1:A:389:THR:HA	2:Z:2136:THR:HB	1.99	0.45
1:A:447:MET:HA	1:A:455:TYR:CB	2.46	0.45
1:A:1359:ILE:HG22	1:A:1377:PHE:HB3	1.99	0.45
3:C:2949[B]:LYS:C	3:C:2949[B]:LYS:CD	2.85	0.45
3:C:2969[B]:TYR:CE2	3:L:3120[B]:HIS:CD2	2.88	0.45
3:C:2979[A]:GLN:HB2	3:C:2988[A]:TRP:CD1	2.52	0.45
3:C:2986[B]:PRO:CB	3:C:3127[B]:TRP:CE3	3.00	0.45
3:C:3019[B]:HIS:CD2	3:C:3020[B]:SER:H	2.35	0.45
3:C:3047[B]:ARG:NH2	3:C:3113[B]:ASP:OD1	2.43	0.45
3:C:3135[A]:LYS:HB2	3:C:3141[A]:TYR:CD1	2.51	0.45
3:C:3172[B]:SER:CB	3:L:3152[B]:LYS:CA	2.95	0.45
3:C:3180[B]:TYR:CA	3:C:3183[B]:LEU:CD2	2.95	0.45
3:C:3241[B]:PHE:CE2	3:C:3243[B]:GLY:O	2.70	0.45
3:C:3249[B]:GLY:N	3:L:2973[B]:THR:HG22	2.32	0.45
3:C:3262[B]:PHE:C	3:C:3263[B]:LEU:HD12	2.37	0.45
1:D:447:MET:HE1	1:D:544:PRO:O	2.17	0.45
1:D:638:ASP:HB3	1:D:703:TYR:OH	2.17	0.45
1:D:1300:CYS:HB3	1:D:1494:ARG:NH1	2.32	0.45
1:D:1301:PRO:O	1:D:1494:ARG:NH2	2.50	0.45
2:E:2130:PRO:HG2	2:E:2140:ARG:HD2	1.98	0.45
2:E:2213:HIS:CD2	2:E:2222:MET:HG2	2.52	0.45
3:F:3241[B]:PHE:CE2	3:F:3243[B]:GLY:O	2.70	0.45
1:G:184:TYR:CE1	1:G:386:ILE:HG12	2.52	0.45
1:G:712:SER:O	1:G:716:LEU:N	2.40	0.45

Continued on next page...

Continued from previous page...

Atom-1	Atom-2	Interatomic distance (Å)	Clash overlap (Å)
1:G:982:LYS:N	1:G:983:PRO:CD	2.80	0.45
1:G:1475:ARG:NE	1:G:1541:GLU:OE2	2.30	0.45
2:H:2825:ILE:HG23	2:H:2826:GLU:H	1.81	0.45
3:I:2932[B]:PRO:CA	3:I:2935[B]:ILE:CD1	2.85	0.45
3:I:2954[B]:TYR:C	3:I:2957[B]:ILE:HG22	2.37	0.45
3:I:2956[B]:LYS:O	3:I:2959[B]:SER:OG	2.33	0.45
3:I:3014[B]:TRP:CG	3:I:3092[B]:ILE:CD1	2.98	0.45
1:J:732:GLY:HA2	1:J:777:TYR:O	2.17	0.45
2:K:2822:LYS:HG2	2:K:2831:GLU:H	1.81	0.45
3:L:2969[A]:TYR:CD2	3:L:2970[A]:PRO:CG	3.00	0.45
3:L:3119[B]:HIS:O	3:L:3122[B]:ASN:HB3	2.17	0.45
3:L:3132[B]:ALA:HB3	3:L:3197[B]:ILE:HD13	1.99	0.45
1:M:321:LEU:HD11	1:M:377:TYR:CD1	2.52	0.45
1:M:735:LEU:HB2	1:M:773:PHE:HD2	1.82	0.45
2:N:2327:GLU:H	2:N:2327:GLU:HG3	1.40	0.45
3:O:2986[B]:PRO:CB	3:O:3127[B]:TRP:CE3	3.00	0.45
3:O:2994[A]:LYS:O	3:O:2997[A]:GLU:N	2.49	0.45
3:O:3093[B]:HIS:HD2	3:O:3248[B]:LEU:CD2	2.30	0.45
3:O:3110[A]:THR:O	3:O:3111[A]:SER:C	2.53	0.45
3:O:3110[A]:THR:C	3:O:3112[A]:TYR:H	2.20	0.45
3:O:3157[B]:PRO:HA	3:X:3150[B]:LYS:CA	2.47	0.45
3:O:3182[B]:GLN:H	3:O:3182[B]:GLN:HG2	1.56	0.45
3:O:3241[B]:PHE:CE2	3:O:3243[B]:GLY:O	2.70	0.45
3:O:3266[B]:ILE:O	3:O:3269[B]:SER:HB2	2.17	0.45
2:Q:2451:LEU:HD11	2:Q:2462:PHE:CZ	2.51	0.45
2:Q:2500:ILE:HD11	2:Q:2776:TYR:HA	1.99	0.45
2:Q:2522:SER:O	2:Q:2526:ARG:HG2	2.16	0.45
2:Q:2791:LEU:HD23	2:Q:2791:LEU:HA	1.85	0.45
3:R:3027[B]:GLU:CD	3:R:3028[B]:PRO:CD	2.86	0.45
3:R:3146[A]:CYS:HA	3:R:3147[A]:GLU:HA	1.70	0.45
3:R:3183[A]:LEU:N	3:R:3184[A]:ASN:CA	2.80	0.45
3:R:3191[A]:ASN:C	3:R:3192[A]:PHE:O	2.52	0.45
3:R:3200[A]:LEU:CD2	3:R:3204[A]:LEU:CD1	2.93	0.45
3:R:3241[B]:PHE:CZ	3:R:3243[B]:GLY:O	2.70	0.45
3:R:3298[B]:ASN:CB	3:R:3299[B]:LEU:C	2.85	0.45
3:U:3023[B]:ILE:HA	3:U:3026[B]:THR:HG1	1.81	0.45
3:U:3106[A]:THR:O	3:U:3106[A]:THR:HG23	2.17	0.45
3:U:3110[A]:THR:C	3:U:3112[A]:TYR:H	2.20	0.45
3:U:3119[A]:HIS:O	3:U:3122[A]:ASN:HB3	2.17	0.45
3:U:3133[A]:LEU:O	3:U:3136[A]:TYR:HB3	2.17	0.45
3:U:3137[B]:ARG:HB3	3:U:3139[B]:LEU:HD21	1.97	0.45

Continued on next page...

Continued from previous page...

Atom-1	Atom-2	Interatomic distance (Å)	Clash overlap (Å)
3:U:3204[B]:LEU:CD1	3:U:3204[B]:LEU:N	2.80	0.45
3:U:3301[A]:PRO:HB2	3:U:3302[A]:SER:H	1.33	0.45
1:V:901:THR:HG22	1:V:904:HIS:HB2	1.99	0.45
1:V:907:ARG:CZ	1:V:1108:TYR:HB3	2.47	0.45
2:W:2556:TYR:CE1	2:W:2844:MET:HG3	2.52	0.45
3:X:3110[B]:THR:C	3:X:3112[B]:TYR:H	2.20	0.45
3:X:3135[A]:LYS:HB2	3:X:3141[A]:TYR:CD1	2.51	0.45
3:X:3148[A]:ILE:O	3:X:3148[A]:ILE:HG22	2.17	0.45
3:X:3298[A]:ASN:CA	3:X:3299[A]:LEU:C	2.85	0.45
1:Y:134:VAL:HG12	1:Y:135:THR:H	1.82	0.45
1:Y:142:ARG:HH22	1:Y:316:ASN:ND2	2.14	0.45
1:Y:516:TRP:CD1	1:Y:579:LEU:HB3	2.52	0.45
1:Y:684:ARG:HB3	1:Y:684:ARG:NH1	2.32	0.45
1:Y:1007:PHE:CE1	1:Y:1011:TYR:HB2	2.51	0.45
1:Y:1506:LEU:H	1:Y:1506:LEU:HG	1.39	0.45
2:Z:2181:THR:HB	2:Z:2374:ASN:H	1.82	0.45
2:Z:2278:GLU:O	2:Z:2281:SER:OG	2.32	0.45
2:B:2448:THR:OG1	2:B:2449:ASP:N	2.49	0.44
2:B:2630:LYS:HA	2:B:2630:LYS:HD2	1.77	0.44
2:B:2901:LEU:H	1:D:1075:GLU:HG3	1.81	0.44
3:C:2961[B]:HIS:HB2	3:C:2992[B]:TYR:HE2	1.80	0.44
3:C:2986[A]:PRO:CB	3:C:3127[A]:TRP:CE3	3.00	0.44
3:C:2989[A]:HIS:CD2	9:C:3402[A]:CUO:O1	2.70	0.44
3:C:3087[A]:MET:HA	3:C:3090[A]:ASN:OD1	2.17	0.44
3:C:3119[A]:HIS:O	3:C:3122[A]:ASN:HB3	2.17	0.44
3:C:3229[A]:ASN:O	3:C:3286[A]:THR:N	2.50	0.44
1:D:901:THR:HG22	1:D:904:HIS:HD2	1.82	0.44
1:D:905:TRP:HZ2	1:D:1083:PRO:HG2	1.82	0.44
1:D:906:HIS:HD2	1:D:1046:HIS:CD2	2.35	0.44
1:D:1393:THR:HG22	1:D:1434:LEU:HD12	1.99	0.44
2:E:2128:LEU:HD23	2:E:2216:PHE:HZ	1.80	0.44
3:F:3204[A]:LEU:CD1	3:F:3204[A]:LEU:N	2.80	0.44
3:F:3241[B]:PHE:CZ	3:F:3243[B]:GLY:O	2.70	0.44
3:F:3298[B]:ASN:CB	3:F:3299[B]:LEU:C	2.86	0.44
1:G:411:ASP:OD1	1:G:411:ASP:N	2.49	0.44
1:G:1075:GLU:H	1:G:1075:GLU:HG3	1.38	0.44
1:G:1302:SER:H	1:G:1494:ARG:HH22	1.64	0.44
3:I:2932[A]:PRO:CA	3:I:2935[A]:ILE:CD1	2.85	0.44
3:I:2977[B]:CYS:HB3	3:R:2982[B]:MET:CE	2.42	0.44
3:I:3027[B]:GLU:CD	3:I:3028[B]:PRO:CD	2.86	0.44
3:I:3106[A]:THR:O	3:I:3106[A]:THR:HG23	2.16	0.44

Continued on next page...

Continued from previous page...

Atom-1	Atom-2	Interatomic distance (Å)	Clash overlap (Å)
3:I:3137[A]:ARG:O	3:I:3139[A]:LEU:HD22	2.16	0.44
3:I:3150[B]:LYS:O	3:R:3172[B]:SER:HB2	2.15	0.44
3:I:3150[B]:LYS:HD3	3:R:3160[B]:SER:N	1.89	0.44
3:I:3162[B]:ASP:OD1	3:R:2983[B]:VAL:HG22	2.17	0.44
3:I:3241[B]:PHE:CZ	3:I:3243[B]:GLY:O	2.70	0.44
3:I:3244[B]:THR:H	3:I:3264[B]:TYR:HE2	1.65	0.44
3:I:3253[B]:GLU:HA	3:R:3252[B]:TYR:O	2.17	0.44
3:I:3266[B]:ILE:O	3:I:3269[B]:SER:HB2	2.17	0.44
3:I:3283[B]:ILE:C	3:I:3283[B]:ILE:CD1	2.85	0.44
1:J:23:ARG:HD3	1:J:120:LYS:HD3	1.99	0.44
1:J:452:ILE:HD11	1:J:679:ASN:HD21	1.82	0.44
1:J:957:ASN:N	1:J:958:PRO:HA	2.32	0.44
1:J:1321:HIS:CD2	1:J:1465:TRP:HH2	2.35	0.44
2:K:2541:GLY:O	2:K:2545:SER:OG	2.28	0.44
3:L:2986[B]:PRO:CB	3:L:3127[B]:TRP:CE3	3.00	0.44
3:L:3004[A]:GLY:O	3:L:3006[A]:LYS:N	2.44	0.44
3:L:3196[A]:THR:CB	3:L:3199[A]:GLN:OE1	2.64	0.44
1:M:148:GLN:O	1:M:149:GLU:HG2	2.17	0.44
1:M:1636:ASN:OD1	4:1:1:NAG:H82	2.17	0.44
3:O:2985[A]:PHE:CE2	3:O:2989[A]:HIS:CD2	3.04	0.44
3:O:3019[B]:HIS:CD2	3:O:3020[B]:SER:H	2.35	0.44
3:O:3106[B]:THR:O	3:O:3106[B]:THR:HG23	2.16	0.44
3:O:3110[B]:THR:C	3:O:3112[B]:TYR:H	2.20	0.44
3:O:3133[A]:LEU:O	3:O:3136[A]:TYR:HB3	2.17	0.44
3:O:3134[A]:GLN:O	3:O:3136[A]:TYR:N	2.49	0.44
3:O:3137[B]:ARG:HA	3:O:3137[B]:ARG:HD3	1.71	0.44
3:O:3157[B]:PRO:CA	3:X:3152[B]:LYS:N	2.80	0.44
3:O:3241[B]:PHE:CZ	3:O:3243[B]:GLY:O	2.70	0.44
1:P:300:ALA:HB2	1:P:406:PRO:HD3	2.00	0.44
1:P:1149:GLU:HG3	1:P:1187:LYS:HE2	2.00	0.44
1:P:1321:HIS:CD2	1:P:1465:TRP:CH2	3.01	0.44
3:R:2979[B]:GLN:HB2	3:R:2988[B]:TRP:CD1	2.52	0.44
3:R:3038[A]:ILE:HG23	3:R:3040[A]:VAL:HG22	1.90	0.44
3:R:3110[A]:THR:C	3:R:3112[A]:TYR:H	2.21	0.44
3:R:3241[A]:PHE:CE2	3:R:3243[A]:GLY:O	2.70	0.44
3:R:3266[B]:ILE:O	3:R:3269[B]:SER:HB2	2.18	0.44
1:S:472:ASP:HA	1:S:473:ALA:HA	1.69	0.44
1:S:957:ASN:N	1:S:958:PRO:HA	2.33	0.44
2:T:2252:GLU:HA	2:T:2385:ILE:HD13	1.99	0.44
2:T:2884:LYS:HB3	2:T:2889:ALA:O	2.17	0.44
3:U:3185[A]:TYR:HE2	3:U:3187[A]:TYR:CD2	2.35	0.44

Continued on next page...

Continued from previous page...

Atom-1	Atom-2	Interatomic distance (Å)	Clash overlap (Å)
2:W:2823:ILE:HG13	2:W:2830:GLN:NE2	2.23	0.44
3:X:2989[B]:HIS:CD2	9:X:3401[B]:CUO:O1	2.70	0.44
3:X:2994[B]:LYS:O	3:X:2997[B]:GLU:N	2.49	0.44
3:X:3019[A]:HIS:CD2	3:X:3020[A]:SER:H	2.35	0.44
3:X:3087[A]:MET:HA	3:X:3090[A]:ASN:OD1	2.17	0.44
3:X:3093[A]:HIS:HD2	3:X:3248[A]:LEU:CD2	2.31	0.44
3:X:3229[B]:ASN:O	3:X:3286[B]:THR:N	2.50	0.44
3:X:3241[A]:PHE:CE2	3:X:3243[A]:GLY:O	2.70	0.44
1:Y:1156:LEU:HB2	1:Y:1176:TYR:CE1	2.52	0.44
1:Y:1349:VAL:HG13	1:Y:1404:TYR:HA	2.00	0.44
2:Z:2340:ALA:HB1	2:Z:2341:PRO:CD	2.47	0.44
1:A:17:ASN:OD1	1:A:18:LEU:N	2.50	0.44
1:A:133:LYS:HG3	1:A:134:VAL:N	2.32	0.44
1:A:593:CYS:O	1:A:597:VAL:HG23	2.17	0.44
2:B:2135:PRO:HG3	2:B:2342:TYR:CE2	2.52	0.44
3:C:2954[B]:TYR:C	3:C:2957[B]:ILE:HG22	2.37	0.44
3:C:2988[B]:TRP:CD1	3:C:3158[B]:PHE:CE2	3.06	0.44
3:C:3014[A]:TRP:CH2	3:C:3123[A]:THR:HG23	2.53	0.44
3:C:3113[A]:ASP:O	3:C:3114[A]:PRO:C	2.53	0.44
3:C:3133[B]:LEU:O	3:C:3136[B]:TYR:HB3	2.17	0.44
3:C:3200[A]:LEU:CD2	3:C:3204[A]:LEU:CD1	2.93	0.44
3:C:3241[A]:PHE:CZ	3:C:3243[A]:GLY:O	2.70	0.44
3:C:3252[B]:TYR:HB3	3:L:3253[B]:GLU:CG	2.47	0.44
3:C:3256[B]:TRP:CZ2	3:L:2965[B]:LEU:HG	2.49	0.44
3:C:3266[A]:ILE:O	3:C:3269[A]:SER:HB2	2.17	0.44
1:D:170:HIS:O	1:D:173:VAL:HG22	2.17	0.44
1:D:748:VAL:HG22	1:D:781:ILE:HD11	1.99	0.44
1:D:957:ASN:CB	1:D:960:PHE:HB2	2.47	0.44
3:F:3014[B]:TRP:CH2	3:F:3123[B]:THR:HG23	2.53	0.44
3:F:3019[B]:HIS:CD2	3:F:3020[B]:SER:H	2.36	0.44
3:F:3027[B]:GLU:CD	3:F:3028[B]:PRO:CD	2.86	0.44
3:F:3191[B]:ASN:C	3:F:3192[B]:PHE:O	2.52	0.44
3:F:3241[A]:PHE:CE2	3:F:3243[A]:GLY:O	2.70	0.44
3:F:3241[A]:PHE:CZ	3:F:3243[A]:GLY:O	2.70	0.44
3:F:3262[B]:PHE:C	3:F:3263[B]:LEU:HD12	2.37	0.44
3:F:3283[A]:ILE:C	3:F:3283[A]:ILE:CD1	2.85	0.44
3:F:3293[A]:LYS:HB2	3:F:3294[A]:SER:CA	2.41	0.44
1:G:1000:GLU:OE1	1:G:1141:ARG:NH2	2.50	0.44
1:G:1324:ARG:NH1	1:G:1516:VAL:O	2.50	0.44
3:I:2992[B]:TYR:CE2	3:R:2969[B]:TYR:CE1	3.05	0.44
3:I:3107[B]:LEU:HD12	3:R:2973[B]:THR:C	2.37	0.44

Continued on next page...

Continued from previous page...

Atom-1	Atom-2	Interatomic distance (Å)	Clash overlap (Å)
3:I:3183[A]:LEU:N	3:I:3184[A]:ASN:HA	2.12	0.44
3:I:3229[B]:ASN:O	3:I:3286[B]:THR:N	2.50	0.44
1:J:247:PHE:O	1:J:252:ASN:ND2	2.37	0.44
1:J:906:HIS:HA	1:J:909:ILE:HG22	1.99	0.44
1:J:932:THR:O	1:J:989:THR:OG1	2.32	0.44
1:J:1160:PHE:HB3	1:J:1171:LYS:HA	1.98	0.44
3:L:2994[A]:LYS:O	3:L:2997[A]:GLU:N	2.49	0.44
3:L:3087[A]:MET:HA	3:L:3090[A]:ASN:OD1	2.17	0.44
3:L:3135[A]:LYS:HB2	3:L:3141[A]:TYR:CD1	2.51	0.44
3:L:3200[A]:LEU:CD2	3:L:3204[A]:LEU:HD11	2.48	0.44
3:L:3204[B]:LEU:CD1	3:L:3204[B]:LEU:N	2.80	0.44
1:M:956:PRO:HD2	1:M:957:ASN:O	2.17	0.44
1:M:1240:ILE:HD12	1:M:1247:ARG:HG3	2.00	0.44
2:N:2502:LEU:HB3	2:Q:2168:ARG:HA	1.99	0.44
3:O:2963[B]:MET:CE	3:X:2969[B]:TYR:N	2.81	0.44
3:O:2967[B]:CYS:CB	3:X:3155[B]:MET:CG	2.82	0.44
3:O:2974[B]:ALA:N	3:X:2977[B]:CYS:O	2.46	0.44
3:O:2989[A]:HIS:CD2	9:O:3401[A]:CUO:O1	2.71	0.44
3:O:2989[B]:HIS:CD2	9:O:3401[B]:CUO:O1	2.70	0.44
3:O:3027[B]:GLU:CD	3:O:3028[B]:PRO:CD	2.86	0.44
3:O:3087[B]:MET:HA	3:O:3090[B]:ASN:OD1	2.17	0.44
3:O:3132[A]:ALA:HB3	3:O:3197[A]:ILE:HD13	1.99	0.44
3:O:3180[A]:TYR:CB	3:O:3183[A]:LEU:CD2	2.89	0.44
1:P:842:ASN:HB3	1:P:928:TYR:CE1	2.52	0.44
2:Q:2270:ILE:HB	2:Q:2297:HIS:CD2	2.53	0.44
2:Q:2635:TYR:HB2	1:S:109:LEU:HD21	1.99	0.44
2:Q:2765:PRO:HA	2:Q:2768:LEU:HD12	1.98	0.44
3:R:2979[A]:GLN:HB2	3:R:2988[A]:TRP:CD1	2.52	0.44
3:R:3014[B]:TRP:CG	3:R:3092[B]:ILE:CD1	2.98	0.44
3:R:3093[A]:HIS:HB2	3:R:3248[A]:LEU:CD1	2.48	0.44
3:R:3180[B]:TYR:CA	3:R:3183[B]:LEU:CD2	2.95	0.44
3:R:3200[B]:LEU:CD2	3:R:3204[B]:LEU:CD1	2.93	0.44
3:R:3262[A]:PHE:C	3:R:3263[A]:LEU:HD12	2.37	0.44
3:R:3283[A]:ILE:C	3:R:3283[A]:ILE:CD1	2.85	0.44
1:S:385:ALA:HB2	1:S:391:MET:SD	2.57	0.44
1:S:1315:GLY:HA3	1:S:1601:TRP:CG	2.52	0.44
2:T:2571:ARG:NH1	2:T:2771:TYR:HB3	2.32	0.44
3:U:2956[B]:LYS:O	3:U:2959[B]:SER:OG	2.33	0.44
3:U:2961[B]:HIS:HB2	3:U:2992[B]:TYR:HE2	1.81	0.44
3:U:3013[B]:ASP:OD1	3:U:3015[B]:THR:OG1	2.23	0.44
3:U:3229[A]:ASN:O	3:U:3286[A]:THR:N	2.50	0.44

Continued on next page...

Continued from previous page...

Atom-1	Atom-2	Interatomic distance (Å)	Clash overlap (Å)
1:V:71:LEU:HD22	1:V:266:LEU:HD21	1.99	0.44
1:V:991:LEU:O	1:V:995:ILE:HG13	2.18	0.44
2:W:2644:LEU:HD22	2:W:2687:ILE:HG22	1.99	0.44
3:X:3148[B]:ILE:HG22	3:X:3148[B]:ILE:O	2.17	0.44
3:X:3149[B]:ASN:N	3:X:3149[B]:ASN:OD1	2.51	0.44
3:X:3244[B]:THR:H	3:X:3264[B]:TYR:HE2	1.65	0.44
3:X:3266[B]:ILE:O	3:X:3269[B]:SER:HB2	2.17	0.44
1:Y:183:HIS:O	1:Y:195:SER:HA	2.17	0.44
1:Y:1134:ASN:HB2	1:Y:1253:ILE:HD12	2.00	0.44
1:Y:1290:ILE:HD13	1:Y:1329:LEU:HG	1.99	0.44
1:A:40:TYR:CG	1:A:246:PRO:HG2	2.52	0.44
1:A:117:LYS:H	1:A:117:LYS:HG2	1.33	0.44
1:A:173:VAL:HG12	1:A:354:PHE:CD1	2.53	0.44
1:A:1209:ASP:HA	2:E:2743:ALA:HB1	1.99	0.44
1:A:1211:TYR:OH	2:E:2739:LEU:HB2	2.18	0.44
1:A:1305:GLY:HA3	1:A:1306:THR:HA	1.60	0.44
2:B:2252:GLU:CD	2:B:2393:ARG:HH12	2.20	0.44
3:C:2954[A]:TYR:C	3:C:2957[A]:ILE:HG22	2.37	0.44
3:C:2982[B]:MET:HB2	3:L:3156[B]:MET:CB	2.09	0.44
3:C:3089[B]:HIS:CD2	3:L:2970[B]:PRO:HB2	2.39	0.44
3:C:3132[B]:ALA:HB3	3:C:3197[B]:ILE:HD13	1.99	0.44
3:C:3133[A]:LEU:O	3:C:3136[A]:TYR:HB3	2.17	0.44
3:C:3154[B]:PRO:O	3:L:3155[B]:MET:CE	2.64	0.44
1:D:670:PRO:HD2	1:D:671:PHE:CD1	2.53	0.44
2:E:2147:GLY:N	2:E:2264:GLU:OE2	2.48	0.44
2:E:2573:TYR:CE2	2:E:2707:PHE:HE2	2.33	0.44
3:F:3180[A]:TYR:CB	3:F:3183[A]:LEU:CD2	2.90	0.44
3:F:3191[B]:ASN:ND2	3:F:3191[B]:ASN:N	2.60	0.44
3:F:3229[A]:ASN:O	3:F:3286[A]:THR:N	2.50	0.44
3:F:3232[A]:VAL:HG21	3:F:3273[A]:LEU:HD11	2.00	0.44
3:F:3298[B]:ASN:CA	3:F:3299[B]:LEU:C	2.86	0.44
1:G:562:GLN:HG2	1:G:563:ILE:N	2.33	0.44
1:G:784:ALA:O	1:G:788:LEU:HB2	2.17	0.44
1:G:1581:GLU:HG3	1:G:1582:ASN:N	2.31	0.44
2:H:2286:HIS:CD2	2:H:2433:THR:HG22	2.51	0.44
2:H:2450:ILE:O	2:H:2454:MET:HG3	2.17	0.44
3:I:2981[B]:GLY:CA	3:R:2966[B]:SER:O	2.65	0.44
3:I:2986[A]:PRO:CB	3:I:3127[A]:TRP:CE3	3.00	0.44
3:I:3137[A]:ARG:HA	3:I:3137[A]:ARG:HD3	1.72	0.44
3:I:3150[B]:LYS:HB2	3:R:3169[B]:LYS:HE3	1.99	0.44
3:I:3174[B]:GLY:H	3:R:3154[B]:PRO:CB	2.02	0.44

Continued on next page...

Continued from previous page...

Atom-1	Atom-2	Interatomic distance (Å)	Clash overlap (Å)
1:J:876:PHE:H	1:J:876:PHE:HD1	1.65	0.44
1:J:1315:GLY:HA3	1:J:1601:TRP:CG	2.53	0.44
2:K:2821:LEU:HD11	2:K:2879:LEU:HD23	1.98	0.44
3:L:2949[A]:LYS:C	3:L:2949[A]:LYS:CD	2.85	0.44
3:L:2991[B]:LEU:HD23	3:L:3158[B]:PHE:CE1	2.47	0.44
3:L:3019[B]:HIS:CD2	3:L:3020[B]:SER:H	2.35	0.44
3:L:3087[B]:MET:HA	3:L:3090[B]:ASN:OD1	2.17	0.44
1:M:883:CYS:HB3	1:M:884:PRO:CD	2.47	0.44
1:M:1240:ILE:HG22	1:M:1250:ILE:HG21	1.99	0.44
1:M:1348:TRP:CG	1:M:1430:ILE:HD11	2.51	0.44
2:N:2161:GLN:NE2	2:N:2348:THR:HG21	2.33	0.44
3:O:2969[B]:TYR:CA	3:X:2991[B]:LEU:HD22	2.36	0.44
3:O:3101[A]:PRO:O	3:O:3109[A]:TYR:HD2	2.00	0.44
3:O:3159[B]:SER:HB2	3:X:3152[B]:LYS:HG2	1.12	0.44
3:O:3241[A]:PHE:CZ	3:O:3243[A]:GLY:O	2.70	0.44
3:O:3255[B]:PRO:CB	3:X:3161[B]:GLU:HA	2.48	0.44
1:P:450:LYS:CE	1:P:451:SER:H	2.30	0.44
1:P:729:VAL:HG11	1:P:785:LEU:HD12	1.99	0.44
1:P:1209:ASP:O	1:P:1211:TYR:HD2	2.00	0.44
3:R:2954[A]:TYR:C	3:R:2957[A]:ILE:HG22	2.37	0.44
3:R:2961[A]:HIS:CD2	3:R:2988[A]:TRP:CZ3	2.96	0.44
3:R:2986[A]:PRO:CB	3:R:3127[A]:TRP:CE3	3.00	0.44
3:R:3019[B]:HIS:CD2	3:R:3020[B]:SER:H	2.35	0.44
3:R:3218[B]:LEU:HD12	3:R:3218[B]:LEU:HA	1.78	0.44
1:S:729:VAL:HG23	1:S:820:VAL:HG13	1.99	0.44
1:S:1575:PRO:HA	1:S:1581:GLU:O	2.18	0.44
2:T:2161:GLN:NE2	2:T:2348:THR:HG21	2.32	0.44
2:T:2317:LEU:HB3	2:T:2318:PRO:HD2	2.00	0.44
2:T:2833:GLY:HA3	2:T:2854:MET:HE1	1.99	0.44
3:U:3087[A]:MET:HA	3:U:3090[A]:ASN:OD1	2.17	0.44
3:U:3132[A]:ALA:HB3	3:U:3197[A]:ILE:HD13	1.98	0.44
3:U:3133[B]:LEU:O	3:U:3136[B]:TYR:HB3	2.17	0.44
3:U:3137[B]:ARG:O	3:U:3139[B]:LEU:HD22	2.16	0.44
3:U:3241[A]:PHE:CZ	3:U:3243[A]:GLY:O	2.70	0.44
3:U:3241[B]:PHE:CZ	3:U:3243[B]:GLY:O	2.70	0.44
3:U:3262[A]:PHE:C	3:U:3263[A]:LEU:HD12	2.37	0.44
3:U:3298[A]:ASN:CA	3:U:3299[A]:LEU:C	2.85	0.44
3:U:3301[B]:PRO:HB2	3:U:3302[B]:SER:H	1.33	0.44
1:V:111:ILE:HG23	2:Z:2637:VAL:HG11	1.99	0.44
1:V:1086:LEU:HD13	1:V:1090:ILE:HG21	1.98	0.44
2:W:2722:GLN:NE2	2:W:2769:PHE:O	2.33	0.44

Continued on next page...

Continued from previous page...

Atom-1	Atom-2	Interatomic distance (Å)	Clash overlap (Å)
3:X:2969[A]:TYR:CD2	3:X:2970[A]:PRO:CG	3.00	0.44
3:X:2986[B]:PRO:CB	3:X:3127[B]:TRP:CE3	3.00	0.44
3:X:3133[A]:LEU:O	3:X:3136[A]:TYR:HB3	2.17	0.44
3:X:3200[B]:LEU:CD2	3:X:3204[B]:LEU:HD11	2.47	0.44
3:X:3262[A]:PHE:C	3:X:3263[A]:LEU:HD12	2.37	0.44
1:Y:654:PRO:HB2	1:Y:658:TYR:HE2	1.82	0.44
1:Y:1156:LEU:HB2	1:Y:1176:TYR:HE1	1.83	0.44
2:Z:2142:ALA:HB3	2:Z:2434:GLU:HA	1.99	0.44
2:Z:2627:GLY:HA3	2:Z:2703:PHE:O	2.17	0.44
2:Z:2782:ASN:HB2	2:Z:2786:MET:O	2.17	0.44
1:A:192:HIS:O	1:A:193:SER:OG	2.30	0.44
1:A:903:PRO:HG2	1:A:904:HIS:CD2	2.53	0.44
1:A:974:ALA:HB1	1:A:1022:VAL:HG22	2.00	0.44
2:B:2155:HIS:CD2	2:B:2298:HIS:CE1	3.05	0.44
2:B:2739:LEU:HD12	1:D:1211:TYR:OH	2.17	0.44
3:C:2965[B]:LEU:HB2	3:L:3222[B]:ILE:N	2.31	0.44
3:C:3027[A]:GLU:CD	3:C:3028[A]:PRO:CD	2.86	0.44
3:C:3137[A]:ARG:O	3:C:3139[A]:LEU:HD22	2.16	0.44
3:C:3146[B]:CYS:HA	3:C:3147[B]:GLU:HA	1.70	0.44
3:C:3161[B]:GLU:N	3:L:2983[B]:VAL:CG2	2.41	0.44
3:C:3200[A]:LEU:CD2	3:C:3204[A]:LEU:HD11	2.48	0.44
3:C:3241[A]:PHE:CE2	3:C:3243[A]:GLY:O	2.70	0.44
1:D:350:MET:O	1:D:352:TRP:HD1	2.00	0.44
1:D:516:TRP:CD1	1:D:579:LEU:HD13	2.53	0.44
1:D:1494:ARG:HH11	1:D:1494:ARG:CG	2.16	0.44
2:E:2631:TYR:HD1	2:E:2631:TYR:H	1.64	0.44
3:F:3023[B]:ILE:O	3:F:3026[B]:THR:OG1	2.34	0.44
3:F:3087[A]:MET:HA	3:F:3090[A]:ASN:OD1	2.17	0.44
3:F:3104[B]:MET:HA	3:F:3110[B]:THR:CG2	2.17	0.44
3:F:3133[B]:LEU:O	3:F:3136[B]:TYR:HB3	2.17	0.44
3:F:3200[A]:LEU:CD2	3:F:3204[A]:LEU:CD1	2.93	0.44
3:F:3218[B]:LEU:HD12	3:F:3218[B]:LEU:HA	1.78	0.44
1:G:1055:THR:HA	1:G:1119:LEU:HD13	1.99	0.44
2:H:2424:SER:HB3	2:H:2445:MET:HG2	1.99	0.44
2:H:2527:LEU:HD22	2:H:2581:MET:HG3	2.00	0.44
2:H:2680:HIS:CD2	2:H:2684:HIS:HD2	2.36	0.44
3:I:3014[A]:TRP:CG	3:I:3092[A]:ILE:CD1	2.98	0.44
3:I:3014[A]:TRP:CH2	3:I:3123[A]:THR:HG23	2.53	0.44
3:I:3023[B]:ILE:HA	3:I:3026[B]:THR:HG1	1.83	0.44
3:I:3137[A]:ARG:HB3	3:I:3139[A]:LEU:HD21	1.97	0.44
3:I:3169[B]:LYS:O	3:R:3152[B]:LYS:CA	2.62	0.44

Continued on next page...

Continued from previous page...

Atom-1	Atom-2	Interatomic distance (Å)	Clash overlap (Å)
3:I:3180[B]:TYR:CB	3:I:3183[B]:LEU:CD2	2.89	0.44
3:I:3185[A]:TYR:HE2	3:I:3187[A]:TYR:CD2	2.35	0.44
3:I:3196[A]:THR:CB	3:I:3199[A]:GLN:OE1	2.64	0.44
3:I:3200[A]:LEU:CD2	3:I:3204[A]:LEU:CD1	2.93	0.44
3:I:3298[B]:ASN:CA	3:I:3299[B]:LEU:C	2.86	0.44
1:J:119:LYS:HB2	1:J:120:LYS:CA	2.48	0.44
1:J:1629:GLU:HG3	1:J:1630:MET:N	2.33	0.44
2:K:2390:GLN:O	2:K:2491:PRO:HB3	2.18	0.44
2:K:2602:LEU:HG	2:K:2603:PRO:HD2	2.00	0.44
3:L:2988[B]:TRP:CD1	3:L:3158[B]:PHE:CE2	3.06	0.44
3:L:3266[A]:ILE:O	3:L:3269[A]:SER:HB2	2.17	0.44
3:L:3283[B]:ILE:C	3:L:3283[B]:ILE:CD1	2.85	0.44
1:M:930:ASP:OD1	1:M:1051:ARG:NH2	2.51	0.44
1:M:1649:THR:HA	2:Q:2327:GLU:HG2	2.00	0.44
2:N:2797:LYS:HA	2:N:2800:LYS:HD3	1.98	0.44
3:O:2956[B]:LYS:O	3:O:2959[B]:SER:OG	2.33	0.44
3:O:2971[B]:ASP:OD2	3:X:3158[B]:PHE:HZ	2.00	0.44
3:O:2974[B]:ALA:HA	3:X:2979[B]:GLN:OE1	2.17	0.44
3:O:3027[A]:GLU:CD	3:O:3028[A]:PRO:CD	2.86	0.44
3:O:3093[A]:HIS:HD2	3:O:3248[A]:LEU:CD2	2.30	0.44
3:O:3135[B]:LYS:HB2	3:O:3141[B]:TYR:CD1	2.51	0.44
3:O:3262[B]:PHE:C	3:O:3263[B]:LEU:HD12	2.37	0.44
3:O:3300[A]:LEU:HD23	3:O:3300[A]:LEU:H	1.83	0.44
1:P:567:LEU:HB2	1:P:571:PRO:CA	2.46	0.44
1:P:745:ASP:HB2	1:P:801:ASP:OD1	2.16	0.44
1:P:962:GLY:HA2	1:P:971:THR:HB	1.99	0.44
1:P:1013:ILE:HG21	1:P:1192:TYR:CD1	2.53	0.44
3:R:2988[B]:TRP:CD1	3:R:3158[B]:PHE:CE2	3.06	0.44
3:R:3031[B]:ASN:HA	3:R:3032[B]:PRO:HD2	1.87	0.44
3:R:3047[A]:ARG:NH2	3:R:3113[A]:ASP:OD1	2.43	0.44
3:R:3106[A]:THR:O	3:R:3106[A]:THR:HG23	2.16	0.44
3:R:3110[B]:THR:C	3:R:3112[B]:TYR:H	2.20	0.44
3:R:3284[A]:LYS:CE	3:R:3285[A]:VAL:H	2.29	0.44
1:S:400:ILE:HG23	1:S:663:GLU:HG2	1.99	0.44
1:S:739:GLN:OE1	1:S:739:GLN:N	2.51	0.44
1:S:1485:ALA:O	1:S:1489:MET:HG2	2.18	0.44
2:T:2132:CYS:HB2	2:T:2142:ALA:HB1	1.99	0.44
2:T:2550:THR:O	2:T:2553:ALA:N	2.27	0.44
2:T:2799:LYS:HA	2:T:2803:ARG:NH1	2.32	0.44
3:U:2988[B]:TRP:CD1	3:U:3158[B]:PHE:CE2	3.06	0.44
3:U:3200[A]:LEU:CD2	3:U:3204[A]:LEU:HD11	2.48	0.44

Continued on next page...

Continued from previous page...

Atom-1	Atom-2	Interatomic distance (Å)	Clash overlap (Å)
1:V:639:ARG:HB2	1:V:703:TYR:CE1	2.52	0.44
2:W:2124:SER:HB2	2:W:2129:PRO:HG2	2.00	0.44
2:W:2745:PRO:HA	2:W:2764:THR:HA	1.99	0.44
3:X:2931[A]:THR:O	3:X:2934[A]:GLU:HG3	2.18	0.44
3:X:3093[A]:HIS:HB2	3:X:3248[A]:LEU:CD1	2.48	0.44
3:X:3183[A]:LEU:H	3:X:3184[A]:ASN:CA	2.21	0.44
3:X:3222[B]:ILE:CD1	3:X:3223[B]:GLY:N	2.73	0.44
3:X:3293[B]:LYS:HB2	3:X:3294[B]:SER:CA	2.41	0.44
1:Y:638:ASP:O	1:Y:641:TRP:HB3	2.18	0.44
1:Y:999:LEU:HB3	1:Y:1133:ILE:HD11	2.00	0.44
2:Z:2234:GLN:HG3	2:Z:2235:PRO:HD2	1.99	0.44
1:A:1145:THR:HB	1:A:1191:PRO:CB	2.47	0.44
1:A:1260:ARG:HD3	1:A:1331:GLU:OE1	2.17	0.44
1:A:1622:GLN:HG2	1:A:1652:PHE:CD1	2.53	0.44
2:B:2814:LYS:HE3	2:B:2843:GLU:HB3	1.99	0.44
3:C:2931[B]:THR:O	3:C:2934[B]:GLU:HG3	2.18	0.44
3:C:2951[B]:ASP:C	3:C:2956[B]:LYS:HZ1	2.09	0.44
3:C:2963[B]:MET:HE1	3:L:3223[B]:GLY:CA	2.47	0.44
3:C:3025[B]:VAL:CG2	3:C:3047[B]:ARG:NH1	2.73	0.44
3:C:3218[A]:LEU:HD12	3:C:3218[A]:LEU:HA	1.78	0.44
3:C:3229[B]:ASN:O	3:C:3286[B]:THR:N	2.50	0.44
3:C:3244[A]:THR:H	3:C:3264[A]:TYR:HE2	1.65	0.44
3:C:3298[A]:ASN:CB	3:C:3299[A]:LEU:C	2.86	0.44
1:D:464:LEU:HD13	1:D:622:HIS:CG	2.52	0.44
1:D:999:LEU:HD12	1:D:1056:TRP:HD1	1.82	0.44
2:E:2329:MET:HA	2:E:2354:PRO:HG2	2.00	0.44
2:E:2389:ARG:HG2	2:E:2393:ARG:HH22	1.82	0.44
3:F:2954[B]:TYR:C	3:F:2957[B]:ILE:HG22	2.37	0.44
3:F:2979[B]:GLN:HB2	3:F:2988[B]:TRP:CD1	2.52	0.44
3:F:2989[A]:HIS:CD2	9:F:3402[A]:CUO:O1	2.71	0.44
3:F:3110[B]:THR:C	3:F:3112[B]:TYR:H	2.20	0.44
3:F:3266[A]:ILE:O	3:F:3269[A]:SER:HB2	2.17	0.44
1:G:946:GLU:HG2	1:G:955:LYS:HB3	1.99	0.44
1:G:961:SER:HB3	1:G:974:ALA:HB3	2.00	0.44
1:G:1245:GLU:N	1:G:1245:GLU:OE1	2.45	0.44
3:I:2973[B]:THR:C	3:R:3107[B]:LEU:HD12	2.38	0.44
3:I:2989[A]:HIS:CD2	9:I:3402[A]:CUO:O1	2.71	0.44
3:I:3019[A]:HIS:CD2	3:I:3020[A]:SER:H	2.35	0.44
3:I:3101[A]:PRO:O	3:I:3109[A]:TYR:HD2	2.00	0.44
3:I:3106[B]:THR:O	3:I:3106[B]:THR:HG23	2.17	0.44
3:I:3160[B]:SER:O	3:R:3147[B]:GLU:HG3	2.18	0.44

Continued on next page...

Continued from previous page...

Atom-1	Atom-2	Interatomic distance (Å)	Clash overlap (Å)
3:I:3163[B]:ASN:HD22	3:R:3150[B]:LYS:HG3	0.59	0.44
3:I:3241[B]:PHE:CE2	3:I:3243[B]:GLY:O	2.70	0.44
3:I:3283[A]:ILE:C	3:I:3283[A]:ILE:CD1	2.85	0.44
3:I:3298[A]:ASN:CA	3:I:3299[A]:LEU:C	2.86	0.44
1:J:570:GLN:HA	1:J:571:PRO:C	2.38	0.44
2:K:2114:ARG:HA	2:K:2114:ARG:HD3	1.82	0.44
3:L:3106[A]:THR:O	3:L:3106[A]:THR:HG23	2.16	0.44
3:L:3169[B]:LYS:C	3:L:3172[B]:SER:HG	2.03	0.44
3:L:3241[A]:PHE:CE2	3:L:3243[A]:GLY:O	2.70	0.44
3:L:3241[B]:PHE:CZ	3:L:3243[B]:GLY:O	2.70	0.44
3:L:3293[A]:LYS:HB2	3:L:3294[A]:SER:CA	2.41	0.44
1:M:669:LYS:HA	1:M:669:LYS:HD2	1.63	0.44
2:N:2361:LYS:HD2	2:N:2362:GLN:N	2.32	0.44
2:N:2472:ASN:N	2:N:2473:GLY:HA2	2.33	0.44
2:N:2866:PRO:HB2	2:N:2868:GLU:CD	2.37	0.44
3:O:2954[A]:TYR:C	3:O:2957[A]:ILE:HG22	2.37	0.44
3:O:2972[B]:GLY:HA3	3:X:2985[B]:PHE:O	2.18	0.44
3:O:3104[A]:MET:SD	3:O:3110[A]:THR:CG2	3.06	0.44
3:O:3180[B]:TYR:CA	3:O:3183[B]:LEU:CD2	2.95	0.44
3:O:3285[B]:VAL:CG2	3:O:3286[B]:THR:H	2.27	0.44
1:P:788:LEU:HB3	1:P:790:VAL:HG23	1.99	0.44
1:P:1091:ASN:HA	1:P:1092:PRO:HD3	1.61	0.44
1:P:1279:LYS:HE3	1:P:1376:PRO:HG3	2.00	0.44
2:Q:2800:LYS:HB3	3:R:3023[A]:ILE:HD13	1.99	0.44
3:R:2940[A]:ASN:O	3:R:2943[A]:ALA:HB3	2.18	0.44
3:R:3014[A]:TRP:CH2	3:R:3123[A]:THR:HG23	2.53	0.44
3:R:3019[A]:HIS:CD2	3:R:3020[A]:SER:H	2.35	0.44
3:R:3093[A]:HIS:HD2	3:R:3248[A]:LEU:CD2	2.30	0.44
3:R:3093[B]:HIS:HD2	3:R:3248[B]:LEU:CD2	2.31	0.44
3:R:3133[B]:LEU:O	3:R:3136[B]:TYR:HB3	2.18	0.44
3:R:3204[A]:LEU:CD1	3:R:3204[A]:LEU:N	2.80	0.44
3:R:3244[A]:THR:H	3:R:3264[A]:TYR:HE2	1.65	0.44
3:R:3266[A]:ILE:O	3:R:3269[A]:SER:HB2	2.17	0.44
3:R:3298[A]:ASN:CB	3:R:3299[A]:LEU:C	2.86	0.44
1:S:22:LEU:HD12	1:S:25:MET:HG2	1.98	0.44
1:S:903:PRO:HG3	1:S:1004:PHE:HZ	1.83	0.44
1:S:1195:ASP:HA	1:S:1196:ILE:HG22	1.98	0.44
1:S:1335:LEU:HD23	1:S:1339:SER:HA	1.99	0.44
1:S:1634:ALA:HB2	1:S:1639:LYS:NZ	2.33	0.44
2:T:2873:HIS:ND1	1:V:1101:VAL:HG21	2.32	0.44
3:U:2979[B]:GLN:HB2	3:U:2988[B]:TRP:CD1	2.52	0.44

Continued on next page...

Continued from previous page...

Atom-1	Atom-2	Interatomic distance (Å)	Clash overlap (Å)
3:U:2986[A]:PRO:CB	3:U:3127[A]:TRP:CE3	3.00	0.44
3:U:3023[B]:ILE:O	3:U:3026[B]:THR:OG1	2.34	0.44
3:U:3110[B]:THR:C	3:U:3112[B]:TYR:N	2.68	0.44
3:U:3148[A]:ILE:O	3:U:3148[A]:ILE:HG22	2.17	0.44
1:V:1324:ARG:NH1	1:V:1516:VAL:O	2.50	0.44
1:V:1587:ALA:HA	1:V:1614:GLU:HG2	1.99	0.44
3:X:2954[B]:TYR:C	3:X:2957[B]:ILE:HG22	2.37	0.44
3:X:2956[B]:LYS:O	3:X:2959[B]:SER:OG	2.33	0.44
3:X:2971[A]:ASP:CG	3:X:2973[A]:THR:HG1	2.10	0.44
3:X:3028[B]:PRO:HG2	3:X:3029[B]:LYS:HG3	2.00	0.44
3:X:3146[A]:CYS:HA	3:X:3147[A]:GLU:HA	1.70	0.44
3:X:3146[B]:CYS:HA	3:X:3147[B]:GLU:HA	1.70	0.44
3:X:3196[B]:THR:CB	3:X:3199[B]:GLN:OE1	2.64	0.44
3:X:3200[A]:LEU:CD2	3:X:3204[A]:LEU:HD11	2.48	0.44
1:Y:1158:GLU:HB2	1:Y:1171:LYS:HE3	2.00	0.44
2:Z:2107:LEU:HA	2:Z:2110:MET:HG2	1.98	0.44
2:Z:2310:GLU:HG3	2:Z:2371:LEU:HD13	1.99	0.44
2:Z:2824:CYS:HB3	2:Z:2826:GLU:O	2.17	0.44
2:B:2089:ARG:HB3	2:B:2175:VAL:O	2.18	0.44
2:B:2745:PRO:HB2	2:B:2750:ILE:HD12	1.99	0.44
2:B:2791:LEU:HD23	2:B:2791:LEU:HA	1.84	0.44
3:C:2982[B]:MET:HE2	3:L:2966[B]:SER:CB	2.47	0.44
3:C:3087[B]:MET:HA	3:C:3090[B]:ASN:OD1	2.17	0.44
3:C:3106[A]:THR:O	3:C:3106[A]:THR:HG23	2.17	0.44
3:C:3110[A]:THR:C	3:C:3112[A]:TYR:H	2.20	0.44
3:C:3137[B]:ARG:O	3:C:3139[B]:LEU:HD22	2.16	0.44
3:C:3298[A]:ASN:CA	3:C:3299[A]:LEU:C	2.85	0.44
3:C:3299[A]:LEU:HB3	3:C:3300[A]:LEU:H	1.54	0.44
3:C:3300[B]:LEU:HD23	3:C:3300[B]:LEU:H	1.83	0.44
9:C:3401[A]:CUO:O1	3:L:2989[A]:HIS:CD2	2.70	0.44
1:D:737:GLY:HA2	1:D:771:TRP:CZ2	2.52	0.44
1:D:991:LEU:HD22	1:D:991:LEU:H	1.82	0.44
2:E:2554:PRO:HA	2:E:2555:GLU:HB3	1.98	0.44
3:F:2986[B]:PRO:CB	3:F:3127[B]:TRP:CE3	3.00	0.44
3:F:3093[B]:HIS:HB2	3:F:3248[B]:LEU:CD1	2.48	0.44
3:F:3185[B]:TYR:HE2	3:F:3187[B]:TYR:CD2	2.35	0.44
3:F:3300[B]:LEU:HD23	3:F:3300[B]:LEU:H	1.83	0.44
1:G:392:PRO:O	1:G:395:THR:OG1	2.31	0.44
1:G:899:MET:HE2	1:G:1012:GLU:CD	2.38	0.44
1:G:1172:ALA:CB	1:G:1196:ILE:HG13	2.48	0.44
1:G:1245:GLU:CD	1:G:1245:GLU:H	2.17	0.44

Continued on next page...

Continued from previous page...

Atom-1	Atom-2	Interatomic distance (Å)	Clash overlap (Å)
1:G:1470:GLU:HG2	1:G:1537:ILE:CD1	2.46	0.44
2:H:2107:LEU:O	2:H:2111:GLN:HB2	2.18	0.44
2:H:2133:PRO:HG2	2:H:2140:ARG:HA	1.99	0.44
2:H:2849:ASP:HB3	2:H:2850:ARG:NH1	2.33	0.44
3:I:2969[A]:TYR:CD2	3:I:2970[A]:PRO:CG	3.00	0.44
3:I:3169[B]:LYS:NZ	3:R:3149[B]:ASN:CG	2.62	0.44
3:I:3241[A]:PHE:CZ	3:I:3243[A]:GLY:O	2.70	0.44
3:I:3262[B]:PHE:C	3:I:3263[B]:LEU:HD12	2.37	0.44
1:J:270:GLU:OE1	1:J:270:GLU:N	2.47	0.44
1:J:464:LEU:HD22	1:J:622:HIS:CG	2.52	0.44
1:J:875:ALA:HA	1:J:1038:PHE:CZ	2.52	0.44
1:J:1315:GLY:HA3	1:J:1601:TRP:CB	2.48	0.44
2:K:2327:GLU:H	2:K:2327:GLU:HG3	1.45	0.44
2:K:2663:MET:HG3	2:K:2675:GLN:HB2	1.98	0.44
3:L:2979[B]:GLN:HB2	3:L:2988[B]:TRP:CD1	2.52	0.44
3:L:2988[A]:TRP:CD1	3:L:3158[A]:PHE:CE2	3.06	0.44
3:L:3019[A]:HIS:CD2	3:L:3020[A]:SER:H	2.36	0.44
3:L:3027[A]:GLU:CD	3:L:3028[A]:PRO:CD	2.86	0.44
3:L:3104[A]:MET:SD	3:L:3110[A]:THR:CG2	3.06	0.44
3:L:3104[B]:MET:SD	3:L:3110[B]:THR:CG2	3.06	0.44
3:L:3148[A]:ILE:O	3:L:3148[A]:ILE:HG22	2.17	0.44
3:L:3241[A]:PHE:CZ	3:L:3243[A]:GLY:O	2.70	0.44
3:L:3298[A]:ASN:CA	3:L:3299[A]:LEU:HB2	2.44	0.44
1:M:108:PRO:HA	1:M:124:TYR:CG	2.52	0.44
1:M:472:ASP:HA	1:M:473:ALA:HA	1.70	0.44
2:N:2562:GLY:H	2:N:2846:TRP:CB	2.30	0.44
3:O:2949[A]:LYS:C	3:O:2949[A]:LYS:CD	2.85	0.44
3:O:2949[B]:LYS:C	3:O:2949[B]:LYS:CD	2.85	0.44
3:O:2979[B]:GLN:HB2	3:O:2988[B]:TRP:CD1	2.52	0.44
3:O:3093[B]:HIS:HB2	3:O:3248[B]:LEU:CD1	2.48	0.44
3:O:3156[B]:MET:SD	3:X:3173[B]:THR:HG22	2.57	0.44
3:O:3244[B]:THR:H	3:O:3264[B]:TYR:HE2	1.65	0.44
1:P:140:ASP:OD1	1:P:142:ARG:NE	2.34	0.44
1:P:448:SER:O	1:P:450:LYS:HG2	2.18	0.44
1:P:587:PHE:HA	1:P:644:TRP:HD1	1.83	0.44
1:P:736:MET:HG2	1:P:772:ARG:HD2	2.00	0.44
1:P:1156:LEU:HB2	1:P:1176:TYR:CE1	2.53	0.44
1:P:1411:PHE:HB3	1:P:1544:LEU:HD21	1.99	0.44
2:Q:2879:LEU:HA	2:Q:2879:LEU:HD12	1.77	0.44
3:R:2948[B]:ASP:CB	3:R:2949[B]:LYS:CA	2.78	0.44
3:R:2969[A]:TYR:CD2	3:R:2970[A]:PRO:CG	3.00	0.44

Continued on next page...

Continued from previous page...

Atom-1	Atom-2	Interatomic distance (Å)	Clash overlap (Å)
3:R:3023[B]:ILE:HA	3:R:3026[B]:THR:HG1	1.82	0.44
3:R:3087[A]:MET:HA	3:R:3090[A]:ASN:OD1	2.17	0.44
3:R:3113[B]:ASP:O	3:R:3114[B]:PRO:C	2.53	0.44
3:R:3133[A]:LEU:O	3:R:3136[A]:TYR:HB3	2.18	0.44
3:R:3241[B]:PHE:CE2	3:R:3243[B]:GLY:O	2.71	0.44
3:R:3298[A]:ASN:CA	3:R:3299[A]:LEU:C	2.86	0.44
1:S:7:VAL:HG21	1:S:208:LEU:HD23	2.00	0.44
1:S:627:ASP:HA	1:S:628:PRO:HD3	1.86	0.44
1:S:1236:TYR:HB3	2:W:2736:TYR:HB3	1.99	0.44
2:T:2128:LEU:O	2:T:2130:PRO:HD3	2.18	0.44
2:T:2186:GLU:HA	2:T:2232:PHE:CE1	2.53	0.44
2:T:2526:ARG:HE	2:W:2114:ARG:HG3	1.82	0.44
2:T:2840:GLY:O	2:T:2843:GLU:HB2	2.17	0.44
3:U:2969[B]:TYR:CD2	3:U:2970[B]:PRO:CG	3.00	0.44
3:U:2976[B]:ALA:O	3:U:2978[B]:CYS:N	2.46	0.44
3:U:3027[B]:GLU:CD	3:U:3028[B]:PRO:CD	2.86	0.44
3:U:3028[B]:PRO:HG2	3:U:3029[B]:LYS:HG3	2.00	0.44
3:U:3093[A]:HIS:HB2	3:U:3248[A]:LEU:CD1	2.48	0.44
3:U:3101[A]:PRO:O	3:U:3109[A]:TYR:HD2	2.00	0.44
3:U:3101[B]:PRO:O	3:U:3109[B]:TYR:HD2	2.00	0.44
3:U:3262[B]:PHE:C	3:U:3263[B]:LEU:HD12	2.37	0.44
1:V:437:TYR:CE1	1:V:535:PRO:HD2	2.53	0.44
1:V:931:TRP:CB	1:V:1018:ILE:HD11	2.47	0.44
1:V:949:ASP:C	1:V:952:GLY:H	2.21	0.44
1:V:956:PRO:HD2	1:V:957:ASN:O	2.18	0.44
1:V:1037:ALA:C	1:V:1039:ASP:H	2.21	0.44
2:W:2286:HIS:NE2	2:W:2433:THR:HG22	2.32	0.44
2:W:2373:MET:HB3	2:W:2381:LEU:HD11	2.00	0.44
3:X:2949[A]:LYS:C	3:X:2949[A]:LYS:CD	2.85	0.44
3:X:3176[B]:LYS:C	3:X:3177[B]:SER:HG	2.06	0.44
3:X:3241[B]:PHE:CZ	3:X:3243[B]:GLY:O	2.70	0.44
1:Y:147:SER:O	1:Y:149:GLU:N	2.49	0.44
1:Y:262:LYS:NZ	1:Y:795:GLU:OE1	2.50	0.44
1:Y:492:ARG:NH2	1:Y:641:TRP:CE2	2.85	0.44
1:Y:817:PRO:HA	1:Y:818:PRO:HD3	1.87	0.44
1:Y:987:LYS:H	1:Y:987:LYS:HG2	1.51	0.44
1:Y:1302:SER:HB3	1:Y:1303:GLU:CD	2.37	0.44
6:NA:1:NAG:H61	6:NA:2:NAG:N2	2.24	0.44
1:A:76:PHE:HD2	1:A:89:ILE:HD13	1.83	0.44
1:A:372:ALA:O	1:A:375:SER:OG	2.31	0.44
1:A:457:ALA:O	1:A:460:GLU:HB2	2.17	0.44

Continued on next page...

Continued from previous page...

Atom-1	Atom-2	Interatomic distance (Å)	Clash overlap (Å)
1:A:855:ARG:HH21	1:A:941:LEU:HA	1.83	0.44
1:A:1163:ALA:HB2	1:A:1205:LEU:HD21	1.99	0.44
1:A:1315:GLY:HA3	1:A:1601:TRP:CB	2.48	0.44
1:A:1643:LYS:HA	1:A:1643:LYS:HD2	1.76	0.44
2:B:2782:ASN:HB2	2:B:2786:MET:O	2.18	0.44
2:B:2907:LYS:HB3	2:B:2907:LYS:HE2	1.66	0.44
3:C:2974[B]:ALA:O	3:L:3249[B]:GLY:HA2	2.18	0.44
3:C:3014[B]:TRP:CH2	3:C:3123[B]:THR:HG23	2.53	0.44
3:C:3101[B]:PRO:O	3:C:3109[B]:TYR:HD2	2.00	0.44
3:C:3293[A]:LYS:CB	3:C:3294[A]:SER:CA	2.96	0.44
1:D:120:LYS:HA	1:D:120:LYS:HD2	1.72	0.44
1:D:1166:THR:CB	1:D:1168:GLN:HG3	2.48	0.44
2:E:2651:GLN:NE2	2:E:2652:LYS:HG3	2.33	0.44
3:F:2931[A]:THR:O	3:F:2934[A]:GLU:HG3	2.18	0.44
3:F:2931[B]:THR:O	3:F:2934[B]:GLU:HG3	2.18	0.44
3:F:3093[B]:HIS:HD2	3:F:3248[B]:LEU:CD2	2.31	0.44
3:F:3106[B]:THR:O	3:F:3106[B]:THR:HG23	2.16	0.44
3:F:3135[A]:LYS:HB2	3:F:3141[A]:TYR:CD1	2.52	0.44
3:F:3200[B]:LEU:CD2	3:F:3204[B]:LEU:HD11	2.47	0.44
1:G:127:GLU:HG2	1:G:135:THR:N	2.31	0.44
2:H:2132:CYS:O	2:H:2334:LYS:HD3	2.18	0.44
2:H:2133:PRO:HG3	2:H:2141:HIS:CE1	2.53	0.44
3:I:2940[A]:ASN:O	3:I:2943[A]:ALA:HB3	2.18	0.44
3:I:2979[B]:GLN:HB2	3:I:2988[B]:TRP:CD1	2.52	0.44
3:I:3104[A]:MET:SD	3:I:3110[A]:THR:CG2	3.06	0.44
3:I:3204[B]:LEU:CD1	3:I:3204[B]:LEU:N	2.80	0.44
3:I:3262[A]:PHE:C	3:I:3263[A]:LEU:HD12	2.38	0.44
3:I:3298[B]:ASN:CA	3:I:3299[B]:LEU:HB2	2.44	0.44
1:J:1498:ASN:ND2	1:J:1500:THR:O	2.51	0.44
2:K:2158:TYR:HE2	2:K:2294:PHE:CE1	2.35	0.44
2:K:2265:ILE:HD12	2:K:2443:TYR:CG	2.53	0.44
2:K:2283:ASN:O	2:K:2283:ASN:ND2	2.51	0.44
3:L:3028[B]:PRO:HG2	3:L:3029[B]:LYS:HG3	2.00	0.44
3:L:3093[A]:HIS:HB2	3:L:3248[A]:LEU:CD1	2.48	0.44
3:L:3110[A]:THR:C	3:L:3112[A]:TYR:H	2.20	0.44
3:L:3133[A]:LEU:O	3:L:3136[A]:TYR:HB3	2.17	0.44
3:L:3148[B]:ILE:O	3:L:3148[B]:ILE:HG22	2.17	0.44
3:L:3180[A]:TYR:CA	3:L:3183[A]:LEU:CD2	2.95	0.44
3:L:3266[B]:ILE:O	3:L:3269[B]:SER:HB2	2.18	0.44
1:M:567:LEU:HD12	1:M:567:LEU:HA	1.89	0.44
1:M:1614:GLU:OE1	1:M:1614:GLU:N	2.50	0.44

Continued on next page...

Continued from previous page...

Atom-1	Atom-2	Interatomic distance (Å)	Clash overlap (Å)
2:N:2504:ARG:HD3	2:N:2775:GLY:O	2.17	0.44
3:O:2954[B]:TYR:C	3:O:2957[B]:ILE:HG22	2.37	0.44
3:O:2977[B]:CYS:SG	3:X:3154[B]:PRO:O	2.67	0.44
3:O:3119[A]:HIS:O	3:O:3122[A]:ASN:HB3	2.17	0.44
3:O:3229[B]:ASN:O	3:O:3286[B]:THR:N	2.50	0.44
3:O:3300[B]:LEU:HD23	3:O:3300[B]:LEU:H	1.83	0.44
1:P:746:LEU:HD21	1:P:781:ILE:HD11	1.99	0.44
1:P:1073:ALA:O	1:P:1077:LEU:HB2	2.18	0.44
1:P:1078:ARG:HB2	1:P:1078:ARG:HH11	1.82	0.44
2:Q:2107:LEU:HD22	2:Q:2209:PHE:CE2	2.53	0.44
2:Q:2568:HIS:HD2	2:Q:2718:TRP:CH2	2.35	0.44
3:R:2931[A]:THR:O	3:R:2934[A]:GLU:HG3	2.18	0.44
3:R:2951[B]:ASP:OD2	3:R:2952[B]:ALA:CB	2.66	0.44
3:R:3135[A]:LYS:HB2	3:R:3141[A]:TYR:CD1	2.52	0.44
3:R:3148[A]:ILE:O	3:R:3148[A]:ILE:HG22	2.17	0.44
3:R:3200[A]:LEU:CD2	3:R:3204[A]:LEU:HD11	2.48	0.44
3:R:3229[B]:ASN:O	3:R:3286[B]:THR:N	2.50	0.44
3:R:3293[A]:LYS:CB	3:R:3294[A]:SER:CA	2.96	0.44
3:R:3298[B]:ASN:CA	3:R:3299[B]:LEU:C	2.85	0.44
1:S:1082:SER:O	1:S:1086:LEU:HD23	2.18	0.44
3:U:2937[B]:ASN:CB	3:U:3006[B]:LYS:CE	2.86	0.44
3:U:2986[B]:PRO:CB	3:U:3127[B]:TRP:CE3	3.00	0.44
3:U:2988[A]:TRP:CD1	3:U:3158[A]:PHE:CE2	3.06	0.44
3:U:3014[A]:TRP:CH2	3:U:3123[A]:THR:HG23	2.53	0.44
3:U:3241[A]:PHE:CE2	3:U:3243[A]:GLY:O	2.70	0.44
3:U:3266[A]:ILE:O	3:U:3269[A]:SER:HB2	2.18	0.44
3:U:3266[B]:ILE:O	3:U:3269[B]:SER:HB2	2.17	0.44
1:V:329:ARG:NH2	1:Y:1584:GLY:HA2	2.33	0.44
1:V:1249:TRP:CZ2	1:V:1537:ILE:HD12	2.53	0.44
1:V:1583:CYS:C	1:Y:329:ARG:HB3	2.38	0.44
2:W:2446:GLU:HG2	2:W:2448:THR:HG23	2.00	0.44
3:X:2988[A]:TRP:CD1	3:X:3158[A]:PHE:CE2	3.06	0.44
3:X:3014[B]:TRP:CH2	3:X:3123[B]:THR:HG23	2.53	0.44
1:Y:490:TRP:HE1	1:Y:670:PRO:HD2	1.82	0.44
1:Y:1325:LEU:HD11	1:Y:1511:SER:HA	2.00	0.44
1:Y:1636:ASN:HB3	1:Y:1638:SER:O	2.16	0.44
1:A:643:ILE:HD13	1:A:708:PHE:HB2	1.99	0.44
1:A:817:PRO:HA	1:A:818:PRO:HD3	1.78	0.44
1:A:1412:GLU:OE2	1:A:1552:ARG:NH1	2.51	0.44
2:B:2780:HIS:HD2	2:B:2782:ASN:ND2	2.15	0.44
3:C:2931[A]:THR:O	3:C:2934[A]:GLU:HG3	2.18	0.44

Continued on next page...

Continued from previous page...

Atom-1	Atom-2	Interatomic distance (Å)	Clash overlap (Å)
3:C:2969[A]:TYR:CD2	3:C:2970[A]:PRO:CG	3.00	0.44
3:C:2988[A]:TRP:CD1	3:C:3158[A]:PHE:CE2	3.06	0.44
3:C:3093[A]:HIS:HB2	3:C:3248[A]:LEU:CD1	2.48	0.44
3:C:3133[B]:LEU:HD12	3:C:3133[B]:LEU:HA	1.86	0.44
3:C:3244[B]:THR:H	3:C:3264[B]:TYR:HE2	1.65	0.44
3:C:3283[A]:ILE:C	3:C:3283[A]:ILE:CD1	2.85	0.44
3:C:3298[B]:ASN:CA	3:C:3299[B]:LEU:C	2.85	0.44
1:D:23:ARG:HD3	1:D:120:LYS:HG2	2.00	0.44
1:D:320:LYS:HD3	1:D:337:ASP:HB3	2.00	0.44
1:D:1231:VAL:HG22	1:D:1231:VAL:O	2.18	0.44
1:D:1286:ARG:NH2	1:D:1333:GLU:OE2	2.49	0.44
2:E:2180:TRP:CD1	2:E:2247:ILE:HD11	2.53	0.44
2:E:2345:ASN:HA	2:E:2346:PRO:HD2	1.86	0.44
2:E:2680:HIS:CD2	2:E:2684:HIS:HD2	2.35	0.44
2:E:2723:GLU:HG2	2:E:2788:ILE:CD1	2.47	0.44
3:F:2933[A]:SER:CA	3:F:2936[A]:GLU:HB3	2.48	0.44
3:F:2979[A]:GLN:HB2	3:F:2988[A]:TRP:CD1	2.52	0.44
3:F:3027[A]:GLU:CD	3:F:3028[A]:PRO:CD	2.86	0.44
3:F:3047[A]:ARG:NH2	3:F:3113[A]:ASP:OD1	2.43	0.44
3:F:3101[A]:PRO:O	3:F:3109[A]:TYR:HD2	2.00	0.44
3:F:3133[A]:LEU:O	3:F:3136[A]:TYR:HB3	2.17	0.44
3:F:3204[B]:LEU:CD1	3:F:3204[B]:LEU:N	2.80	0.44
3:F:3222[B]:ILE:CD1	3:F:3223[B]:GLY:N	2.73	0.44
3:F:3281[A]:PHE:HE1	3:F:3305[A]:ILE:HG21	1.81	0.44
1:G:470:ARG:HD2	1:G:470:ARG:HA	1.80	0.44
1:G:566:ARG:HA	1:G:567:LEU:HB2	2.00	0.44
1:G:710:GLY:H	1:G:711:LEU:HD12	1.82	0.44
1:G:1145:THR:HB	1:G:1191:PRO:HB2	1.99	0.44
1:G:1324:ARG:NE	1:G:1462:ASP:OD1	2.42	0.44
1:G:1536:SER:O	1:G:1539:GLN:HG2	2.18	0.44
3:I:2931[A]:THR:O	3:I:2934[A]:GLU:HG3	2.18	0.44
3:I:2973[B]:THR:HG21	3:R:3106[B]:THR:O	2.18	0.44
3:I:2988[A]:TRP:CD1	3:I:3158[A]:PHE:CE2	3.06	0.44
3:I:3155[B]:MET:H	3:R:3153[B]:LYS:C	2.10	0.44
3:I:3241[A]:PHE:CE2	3:I:3243[A]:GLY:O	2.71	0.44
3:I:3281[B]:PHE:HE1	3:I:3305[B]:ILE:HG21	1.81	0.44
3:I:3298[B]:ASN:CB	3:I:3299[B]:LEU:C	2.85	0.44
1:J:2:LEU:HD12	1:J:2:LEU:HA	1.88	0.44
1:J:1552:ARG:HB2	1:J:1653:VAL:HG22	1.98	0.44
2:K:2574:LEU:HD12	2:K:2574:LEU:HA	1.85	0.44
3:L:2937[B]:ASN:CB	3:L:3006[B]:LYS:CE	2.86	0.44

Continued on next page...

Continued from previous page...

Atom-1	Atom-2	Interatomic distance (Å)	Clash overlap (Å)
3:L:2940[A]:ASN:O	3:L:2943[A]:ALA:HB3	2.18	0.44
3:L:3014[A]:TRP:CH2	3:L:3123[A]:THR:HG23	2.53	0.44
3:L:3014[B]:TRP:CH2	3:L:3123[B]:THR:HG23	2.53	0.44
3:L:3034[A]:HIS:HB3	3:L:3035[A]:HIS:CE1	2.50	0.44
3:L:3200[B]:LEU:CD2	3:L:3204[B]:LEU:HD11	2.48	0.44
1:M:173:VAL:HG23	1:M:174:GLN:HG2	1.99	0.44
1:M:1030:MET:HA	1:M:1036:SER:HA	2.00	0.44
1:M:1093:ASP:HB2	1:M:1096:THR:OG1	2.17	0.44
1:M:1331:GLU:HB2	1:M:1343:VAL:HG23	1.99	0.44
2:N:2263:PHE:HE1	2:N:2304:LEU:HB3	1.82	0.44
2:N:2554:PRO:HA	2:N:2555:GLU:HB3	2.00	0.44
2:N:2627:GLY:HA3	2:N:2703:PHE:O	2.18	0.44
3:O:2931[B]:THR:O	3:O:2934[B]:GLU:HG3	2.18	0.44
3:O:2988[A]:TRP:CD1	3:O:3158[A]:PHE:CE2	3.06	0.44
3:O:3110[B]:THR:C	3:O:3112[B]:TYR:N	2.68	0.44
3:O:3133[B]:LEU:O	3:O:3136[B]:TYR:HB3	2.17	0.44
3:O:3200[B]:LEU:CD2	3:O:3204[B]:LEU:HD11	2.48	0.44
3:O:3266[A]:ILE:O	3:O:3269[A]:SER:HB2	2.18	0.44
1:P:781:ILE:HG22	1:P:781:ILE:O	2.18	0.44
1:P:870:TYR:OH	1:P:963:ALA:HB1	2.18	0.44
1:P:1274:LEU:HD21	1:P:1344:PRO:HD3	1.99	0.44
2:Q:2327:GLU:H	2:Q:2327:GLU:HG3	1.44	0.44
2:Q:2799:LYS:HA	2:Q:2803:ARG:NH1	2.33	0.44
3:R:2987[B]:HIS:O	3:R:2991[B]:LEU:HB2	2.16	0.44
3:R:3027[A]:GLU:CD	3:R:3028[A]:PRO:CD	2.86	0.44
3:R:3101[B]:PRO:O	3:R:3109[B]:TYR:HD2	2.00	0.44
1:S:516:TRP:HH2	1:S:637:VAL:HG22	1.82	0.44
1:S:905:TRP:CZ3	1:S:909:ILE:HG13	2.53	0.44
1:S:980:TYR:CE2	1:S:1021:LEU:HD13	2.53	0.44
2:T:2873:HIS:CD2	2:T:2873:HIS:H	2.36	0.44
3:U:3019[B]:HIS:CD2	3:U:3020[B]:SER:H	2.35	0.44
3:U:3298[A]:ASN:CB	3:U:3299[A]:LEU:C	2.85	0.44
3:U:3298[B]:ASN:CA	3:U:3299[B]:LEU:C	2.85	0.44
1:V:282:ASN:OD1	1:V:282:ASN:N	2.49	0.44
3:X:2933[A]:SER:CA	3:X:2936[A]:GLU:HB3	2.48	0.44
3:X:2985[B]:PHE:HE2	3:X:2989[B]:HIS:HE2	1.66	0.44
3:X:3024[A]:LEU:CD1	3:X:3024[A]:LEU:C	2.85	0.44
3:X:3044[A]:LYS:H	3:X:3044[A]:LYS:HG2	1.64	0.44
2:Z:2134:ASN:ND2	2:Z:2137:ALA:HB2	2.33	0.44
2:Z:2539:ILE:O	2:Z:2573:TYR:OH	2.23	0.44
2:Z:2844:MET:O	2:Z:2846:TRP:HD1	2.01	0.44

Continued on next page...

Continued from previous page...

Atom-1	Atom-2	Interatomic distance (Å)	Clash overlap (Å)
1:A:282:ASN:N	1:A:282:ASN:OD1	2.51	0.44
1:A:1161:ILE:HB	1:A:1203:MET:HE3	1.99	0.44
1:A:1258:ARG:NH2	1:A:1332:ASP:OD1	2.50	0.44
1:A:1482:ALA:HB2	1:A:1517:PHE:HZ	1.83	0.44
3:C:2951[A]:ASP:OD2	3:C:2952[A]:ALA:CB	2.66	0.44
3:C:3023[A]:ILE:O	3:C:3026[A]:THR:OG1	2.34	0.44
3:C:3132[A]:ALA:HB3	3:C:3197[A]:ILE:HD13	1.99	0.44
3:C:3147[A]:GLU:CG	3:C:3149[A]:ASN:ND2	2.73	0.44
3:C:3155[B]:MET:HG2	3:L:3153[B]:LYS:O	2.15	0.44
3:C:3172[B]:SER:OG	3:L:3150[B]:LYS:N	2.49	0.44
1:D:35:GLN:HG3	1:D:129:LYS:HB2	2.00	0.44
1:D:226:HIS:HA	1:D:227:ARG:HA	1.55	0.44
1:D:353:ASN:HD22	1:D:772:ARG:HH22	1.66	0.44
1:D:446:PHE:CZ	1:D:455:TYR:HA	2.53	0.44
1:D:527:LEU:O	1:D:561:ARG:NH1	2.51	0.44
1:D:836:GLN:O	1:D:1113:HIS:HB3	2.18	0.44
1:D:843:VAL:HG22	1:D:928:TYR:O	2.18	0.44
1:D:995:ILE:O	1:D:999:LEU:HD22	2.18	0.44
2:E:2415:PRO:HD2	2:E:2418:GLY:O	2.17	0.44
3:F:2995[B]:GLN:CG	3:F:3168[B]:THR:HG21	2.48	0.44
3:F:3034[B]:HIS:HB3	3:F:3035[B]:HIS:CE1	2.50	0.44
3:F:3137[B]:ARG:HD3	3:F:3137[B]:ARG:HA	1.72	0.44
1:G:105:VAL:HB	1:G:137:ARG:NH1	2.32	0.44
1:G:398:ARG:HH21	1:G:663:GLU:CD	2.21	0.44
1:G:434:GLU:H	1:G:434:GLU:HG3	1.55	0.44
1:G:949:ASP:HB2	1:G:953:GLU:HB2	2.00	0.44
2:H:2128:LEU:O	2:H:2130:PRO:HD3	2.18	0.44
3:I:2971[B]:ASP:O	3:R:3090[B]:ASN:CB	2.66	0.44
3:I:3093[A]:HIS:HB2	3:I:3248[A]:LEU:CD1	2.48	0.44
3:I:3093[A]:HIS:HD2	3:I:3248[A]:LEU:CD2	2.30	0.44
3:I:3155[B]:MET:CB	3:R:3153[B]:LYS:HB3	2.47	0.44
3:I:3163[B]:ASN:O	3:R:3147[B]:GLU:OE2	2.36	0.44
3:I:3200[B]:LEU:CD2	3:I:3204[B]:LEU:HD11	2.48	0.44
3:I:3266[A]:ILE:O	3:I:3269[A]:SER:HB2	2.18	0.44
3:I:3298[A]:ASN:CB	3:I:3299[A]:LEU:C	2.86	0.44
9:I:3401[A]:CUO:O1	3:R:2989[A]:HIS:CD2	2.70	0.44
1:J:293:LEU:O	1:J:296:ARG:HG2	2.18	0.44
1:J:840:ARG:HD3	1:J:926:LEU:O	2.17	0.44
1:J:1347:ASP:HA	1:J:1460:ASN:ND2	2.33	0.44
3:L:3025[A]:VAL:CG2	3:L:3047[A]:ARG:NH1	2.73	0.44
3:L:3191[B]:ASN:C	3:L:3192[B]:PHE:O	2.52	0.44

Continued on next page...

Continued from previous page...

Atom-1	Atom-2	Interatomic distance (Å)	Clash overlap (Å)
3:L:3241[B]:PHE:CE2	3:L:3243[B]:GLY:O	2.70	0.44
1:M:873:VAL:HA	1:M:876:PHE:HE1	1.80	0.44
1:M:1212:HIS:CD2	1:M:1212:HIS:N	2.86	0.44
3:O:2933[B]:SER:CA	3:O:2936[B]:GLU:HB3	2.48	0.44
3:O:2940[A]:ASN:O	3:O:2943[A]:ALA:HB3	2.18	0.44
3:O:2951[B]:ASP:OD2	3:O:2952[B]:ALA:CB	2.66	0.44
3:O:3148[A]:ILE:O	3:O:3148[A]:ILE:HG22	2.17	0.44
3:O:3148[B]:ILE:O	3:O:3148[B]:ILE:HG22	2.17	0.44
1:P:979:LEU:HD23	1:P:980:TYR:CD1	2.52	0.44
1:P:1639:LYS:HD2	1:S:472:ASP:CB	2.45	0.44
2:Q:2830:GLN:H	2:Q:2863:ARG:NH2	2.15	0.44
3:R:2949[A]:LYS:C	3:R:2949[A]:LYS:CD	2.85	0.44
3:R:2988[A]:TRP:CD1	3:R:3158[A]:PHE:CE2	3.06	0.44
3:R:3149[B]:ASN:OD1	3:R:3149[B]:ASN:N	2.51	0.44
1:S:318:ARG:HB2	1:S:382:GLU:HB2	1.98	0.44
1:S:464:LEU:HD22	1:S:622:HIS:CG	2.53	0.44
1:S:1160:PHE:HB3	1:S:1171:LYS:HA	2.00	0.44
1:S:1390:ASP:HB2	1:S:1438:ASP:OD2	2.17	0.44
1:S:1622:GLN:H	1:S:1622:GLN:HG3	1.47	0.44
2:T:2239:LYS:HG2	2:T:2240:GLN:N	2.33	0.44
2:T:2877:ILE:HB	1:V:1078:ARG:HH21	1.82	0.44
3:U:2969[A]:TYR:CD2	3:U:2970[A]:PRO:CG	3.00	0.44
3:U:3014[B]:TRP:CH2	3:U:3123[B]:THR:HG23	2.53	0.44
3:U:3093[A]:HIS:HD2	3:U:3248[A]:LEU:CD2	2.31	0.44
3:U:3104[B]:MET:SD	3:U:3110[B]:THR:CG2	3.06	0.44
3:U:3110[B]:THR:C	3:U:3112[B]:TYR:H	2.21	0.44
3:U:3148[B]:ILE:O	3:U:3148[B]:ILE:HG22	2.17	0.44
3:U:3183[A]:LEU:N	3:U:3184[A]:ASN:CA	2.80	0.44
3:U:3217[B]:PHE:CD2	3:U:3300[B]:LEU:HD12	2.53	0.44
3:U:3281[A]:PHE:HE1	3:U:3305[A]:ILE:HG21	1.81	0.44
3:U:3284[B]:LYS:CE	3:U:3284[B]:LYS:CA	2.85	0.44
3:U:3298[B]:ASN:CA	3:U:3299[B]:LEU:HB2	2.44	0.44
1:V:464:LEU:HG	1:V:465:PRO:HA	1.99	0.44
2:W:2765:PRO:HA	2:W:2768:LEU:HD11	2.00	0.44
3:X:2989[A]:HIS:CD2	9:X:3401[A]:CUO:O1	2.70	0.44
3:X:3001[B]:LYS:H	3:X:3003[B]:LYS:HG3	1.83	0.44
3:X:3093[B]:HIS:HB2	3:X:3248[B]:LEU:CD1	2.47	0.44
3:X:3229[A]:ASN:O	3:X:3286[A]:THR:N	2.50	0.44
1:Y:114:THR:O	1:Y:116:LYS:HG3	2.18	0.44
2:Z:2803:ARG:HH21	2:Z:2805:PHE:HZ	1.66	0.44
2:B:2549:PRO:HA	2:B:2550:THR:HG23	1.99	0.43

Continued on next page...

Continued from previous page...

Atom-1	Atom-2	Interatomic distance (Å)	Clash overlap (Å)
2:B:2680:HIS:CD2	2:B:2684:HIS:CD2	3.06	0.43
3:C:2975[B]:PHE:CA	3:L:3253[B]:GLU:HB2	2.46	0.43
3:C:3028[B]:PRO:HG2	3:C:3029[B]:LYS:HG3	2.00	0.43
3:C:3191[B]:ASN:C	3:C:3192[B]:PHE:O	2.52	0.43
3:C:3217[A]:PHE:CD2	3:C:3300[A]:LEU:HD12	2.53	0.43
1:D:717:GLN:O	1:D:720:VAL:HG22	2.18	0.43
1:D:997:SER:O	1:D:1000:GLU:HB2	2.18	0.43
1:D:1390:ASP:HB3	1:G:1372:ILE:CD1	2.49	0.43
3:F:3019[A]:HIS:CD2	3:F:3020[A]:SER:H	2.35	0.43
3:F:3093[A]:HIS:HD2	3:F:3248[A]:LEU:CD2	2.31	0.43
3:F:3101[B]:PRO:O	3:F:3109[B]:TYR:HD2	2.00	0.43
1:G:419:THR:HA	1:G:420:SER:HA	1.65	0.43
1:G:464:LEU:HD22	1:G:622:HIS:HB3	1.99	0.43
1:G:494:VAL:HG13	1:G:631:TRP:HZ3	1.82	0.43
1:G:704:ASP:N	1:G:704:ASP:OD1	2.50	0.43
1:G:717:GLN:HA	1:G:720:VAL:HG22	1.99	0.43
1:G:939:PRO:O	1:G:943:LEU:HG	2.17	0.43
1:G:979:LEU:HB3	1:G:980:TYR:CG	2.52	0.43
2:H:2339:GLY:HA2	2:H:2349:THR:HG21	2.00	0.43
2:H:2780:HIS:CE1	2:H:2782:ASN:HD21	2.35	0.43
3:I:2931[B]:THR:O	3:I:2934[B]:GLU:HG3	2.18	0.43
3:I:2986[B]:PRO:CB	3:I:3127[B]:TRP:CE3	3.00	0.43
3:I:3019[B]:HIS:CD2	3:I:3020[B]:SER:H	2.35	0.43
3:I:3047[A]:ARG:NH2	3:I:3113[A]:ASP:OD1	2.43	0.43
3:I:3133[A]:LEU:O	3:I:3136[A]:TYR:HB3	2.17	0.43
3:I:3232[A]:VAL:HG21	3:I:3273[A]:LEU:HD11	2.00	0.43
2:K:2130:PRO:HB2	2:K:2142:ALA:HB3	2.00	0.43
3:L:2933[A]:SER:CA	3:L:2936[A]:GLU:HB3	2.48	0.43
3:L:3229[A]:ASN:O	3:L:3286[A]:THR:N	2.50	0.43
3:L:3298[B]:ASN:CA	3:L:3299[B]:LEU:C	2.85	0.43
1:M:882:TRP:HE1	1:M:1090:ILE:HD13	1.83	0.43
2:N:2628:HIS:HB2	2:N:2635:TYR:CE2	2.53	0.43
2:N:2866:PRO:HB2	2:N:2868:GLU:OE2	2.18	0.43
3:O:2951[A]:ASP:OD2	3:O:2952[A]:ALA:CB	2.66	0.43
3:O:2968[B]:GLN:HB3	3:X:2979[B]:GLN:CG	2.48	0.43
3:O:2975[B]:PHE:HD1	3:X:3156[B]:MET:O	2.00	0.43
3:O:2979[A]:GLN:HB2	3:O:2988[A]:TRP:CD1	2.52	0.43
3:O:3014[B]:TRP:CH2	3:O:3123[B]:THR:HG23	2.53	0.43
3:O:3217[B]:PHE:CD2	3:O:3300[B]:LEU:HD12	2.53	0.43
3:O:3298[B]:ASN:CB	3:O:3299[B]:LEU:C	2.86	0.43
1:P:728:ARG:HD2	1:P:780:GLU:OE2	2.18	0.43

Continued on next page...

Continued from previous page...

Atom-1	Atom-2	Interatomic distance (Å)	Clash overlap (Å)
1:P:733:PHE:CZ	1:P:746:LEU:HD22	2.53	0.43
1:P:899:MET:HB3	1:P:1012:GLU:OE1	2.18	0.43
1:P:945:ALA:C	1:P:957:ASN:HD22	2.21	0.43
3:R:3044[A]:LYS:H	3:R:3044[A]:LYS:HG2	1.65	0.43
3:R:3104[B]:MET:SD	3:R:3110[B]:THR:CG2	3.06	0.43
3:R:3200[B]:LEU:CD2	3:R:3204[B]:LEU:HD11	2.48	0.43
1:S:21:SER:HB2	1:S:83:HIS:O	2.18	0.43
1:S:482:HIS:CE1	1:S:621:LEU:HD11	2.53	0.43
1:S:633:HIS:C	1:S:633:HIS:HD1	2.20	0.43
2:T:2644:LEU:HD22	2:T:2687:ILE:HG22	2.00	0.43
3:U:3241[B]:PHE:CE2	3:U:3243[B]:GLY:O	2.70	0.43
3:U:3284[B]:LYS:HD3	3:U:3284[B]:LYS:C	2.31	0.43
1:V:988:TYR:O	1:V:992:ALA:HB3	2.18	0.43
2:W:2156:ARG:HD2	2:W:2357:VAL:HG12	1.99	0.43
2:W:2267:HIS:CD2	2:W:2297:HIS:HE1	2.29	0.43
2:W:2472:ASN:N	2:W:2472:ASN:OD1	2.48	0.43
2:W:2870:LEU:HA	2:W:2877:ILE:HD11	1.99	0.43
3:X:2940[A]:ASN:O	3:X:2943[A]:ALA:HB3	2.18	0.43
3:X:2965[A]:LEU:CG	3:X:2974[A]:ALA:CB	2.85	0.43
3:X:3028[A]:PRO:HG2	3:X:3029[A]:LYS:HG3	2.00	0.43
3:X:3133[B]:LEU:O	3:X:3136[B]:TYR:HB3	2.17	0.43
3:X:3180[A]:TYR:CA	3:X:3183[A]:LEU:CD2	2.95	0.43
3:X:3183[A]:LEU:N	3:X:3184[A]:ASN:CA	2.80	0.43
3:X:3283[B]:ILE:C	3:X:3283[B]:ILE:CD1	2.85	0.43
1:Y:566:ARG:HH12	1:Y:745:ASP:CG	2.21	0.43
1:Y:567:LEU:N	1:Y:568:PHE:CA	2.77	0.43
1:Y:1171:LYS:HG2	1:Y:1173:GLY:H	1.83	0.43
2:Z:2303:ARG:NH2	2:Z:2372:GLU:O	2.51	0.43
2:Z:2551:PRO:HA	2:Z:2552:GLU:HA	1.49	0.43
1:A:1210:LYS:HG2	2:E:2744:PHE:CD2	2.53	0.43
3:C:2982[B]:MET:HE2	3:L:2966[B]:SER:HB2	1.99	0.43
3:C:3185[A]:TYR:HE2	3:C:3187[A]:TYR:CD2	2.35	0.43
3:C:3200[B]:LEU:CD2	3:C:3204[B]:LEU:HD11	2.48	0.43
3:C:3266[B]:ILE:O	3:C:3269[B]:SER:HB2	2.17	0.43
3:C:3298[B]:ASN:CB	3:C:3299[B]:LEU:C	2.85	0.43
1:D:480:CYS:SG	1:D:621:LEU:HD11	2.58	0.43
1:D:572:SER:HA	1:D:573:LYS:HA	1.42	0.43
1:D:588:GLU:HG3	1:D:724:LYS:HD2	1.99	0.43
1:D:893:ALA:HB2	1:D:1182:ASN:HB2	1.99	0.43
3:F:2951[A]:ASP:OD2	3:F:2952[A]:ALA:CB	2.66	0.43
3:F:2954[A]:TYR:C	3:F:2957[A]:ILE:HG22	2.37	0.43

Continued on next page...

Continued from previous page...

Atom-1	Atom-2	Interatomic distance (Å)	Clash overlap (Å)
3:F:2976[A]:ALA:O	3:F:2978[A]:CYS:N	2.46	0.43
3:F:2991[A]:LEU:HD23	3:F:3158[A]:PHE:CE1	2.48	0.43
3:F:3014[A]:TRP:CH2	3:F:3123[A]:THR:HG23	2.53	0.43
3:F:3093[A]:HIS:HB2	3:F:3248[A]:LEU:CD1	2.48	0.43
3:F:3131[B]:GLN:HE21	3:F:3131[B]:GLN:HB3	1.66	0.43
3:F:3217[A]:PHE:CD2	3:F:3300[A]:LEU:HD12	2.53	0.43
3:F:3266[B]:ILE:O	3:F:3269[B]:SER:HB2	2.18	0.43
1:G:22:LEU:HD23	1:G:123:PHE:HE1	1.83	0.43
1:G:125:SER:OG	1:G:125:SER:O	2.31	0.43
1:G:1262:ASN:OD1	1:G:1263:LEU:N	2.52	0.43
1:G:1346:TRP:O	1:G:1460:ASN:ND2	2.51	0.43
2:H:2381:LEU:HD23	2:H:2381:LEU:HA	1.84	0.43
2:H:2679:ILE:O	2:H:2682:SER:HB3	2.18	0.43
3:I:2988[B]:TRP:CD1	3:I:3158[B]:PHE:CE2	3.06	0.43
3:I:3086[B]:GLU:HG3	3:R:2968[B]:GLN:HG3	1.47	0.43
3:I:3093[B]:HIS:HB2	3:I:3248[B]:LEU:CD1	2.48	0.43
3:I:3104[B]:MET:SD	3:I:3110[B]:THR:CG2	3.06	0.43
3:I:3132[A]:ALA:HB3	3:I:3197[A]:ILE:HD13	1.98	0.43
3:I:3200[A]:LEU:CD2	3:I:3204[A]:LEU:HD11	2.48	0.43
3:I:3293[A]:LYS:CB	3:I:3294[A]:SER:CA	2.96	0.43
1:J:98:MET:O	1:J:144:TYR:HB3	2.18	0.43
1:J:237:LEU:HB2	1:J:820:VAL:HB	2.00	0.43
1:J:918:ARG:HD3	1:J:924:GLY:O	2.18	0.43
1:J:1230:LEU:H	1:J:1230:LEU:HD23	1.83	0.43
1:J:1390:ASP:HB2	1:J:1438:ASP:OD2	2.18	0.43
1:J:1438:ASP:OD1	1:J:1439:VAL:N	2.50	0.43
1:J:1519:TYR:OH	1:J:1530:LEU:HD11	2.18	0.43
2:K:2089:ARG:HD2	2:K:2175:VAL:O	2.18	0.43
2:K:2198:ASP:O	2:K:2202:GLY:N	2.50	0.43
2:K:2403:PHE:CD2	2:K:2476:LEU:HD13	2.52	0.43
2:K:2826:GLU:HB3	2:K:2827:ALA:H	1.51	0.43
3:L:2991[A]:LEU:HD23	3:L:3158[A]:PHE:CE1	2.48	0.43
3:L:3217[B]:PHE:CD2	3:L:3300[B]:LEU:HD12	2.53	0.43
3:L:3262[B]:PHE:C	3:L:3263[B]:LEU:HD12	2.37	0.43
3:L:3285[B]:VAL:CG2	3:L:3286[B]:THR:H	2.27	0.43
1:M:935:ILE:HD11	1:M:980:TYR:CD2	2.53	0.43
1:M:1427:HIS:CE1	1:M:1457:HIS:HE1	2.35	0.43
3:O:2995[A]:GLN:CG	3:O:3168[A]:THR:HG21	2.48	0.43
3:O:3023[B]:ILE:HA	3:O:3026[B]:THR:HG1	1.82	0.43
3:O:3034[B]:HIS:HB3	3:O:3035[B]:HIS:CE1	2.50	0.43
3:O:3093[A]:HIS:HB2	3:O:3248[A]:LEU:CD1	2.48	0.43

Continued on next page...

Continued from previous page...

Atom-1	Atom-2	Interatomic distance (Å)	Clash overlap (Å)
3:O:3191[A]:ASN:C	3:O:3192[A]:PHE:O	2.52	0.43
3:O:3298[B]:ASN:CA	3:O:3299[B]:LEU:C	2.86	0.43
1:P:387:ASN:ND2	6:3:1:NAG:C7	2.79	0.43
1:P:977:GLU:HG3	1:P:978:ALA:H	1.83	0.43
1:P:1578:ILE:HA	1:P:1579:GLY:HA2	1.58	0.43
3:R:2949[B]:LYS:C	3:R:2949[B]:LYS:CD	2.85	0.43
3:R:2952[A]:ALA:CA	3:R:2956[A]:LYS:CB	2.89	0.43
3:R:3001[B]:LYS:H	3:R:3003[B]:LYS:HG3	1.83	0.43
3:R:3023[A]:ILE:HA	3:R:3026[A]:THR:HG1	1.82	0.43
3:R:3149[A]:ASN:OD1	3:R:3149[A]:ASN:N	2.51	0.43
1:S:1296:VAL:HG13	1:S:1384:PHE:HZ	1.83	0.43
2:T:2572:VAL:HG13	2:T:2768:LEU:HD23	1.99	0.43
2:T:2627:GLY:HA3	2:T:2703:PHE:O	2.18	0.43
3:U:2931[A]:THR:O	3:U:2934[A]:GLU:HG3	2.18	0.43
3:U:2989[A]:HIS:CD2	9:U:3401[A]:CUO:O1	2.71	0.43
3:U:2989[B]:HIS:CD2	9:U:3401[B]:CUO:O1	2.71	0.43
3:U:3096[B]:VAL:CG1	3:U:3115[B]:LEU:CD1	2.86	0.43
3:U:3149[B]:ASN:OD1	3:U:3149[B]:ASN:N	2.51	0.43
3:U:3217[A]:PHE:CD2	3:U:3300[A]:LEU:HD12	2.53	0.43
1:V:385:ALA:HB2	1:V:391:MET:SD	2.58	0.43
1:V:1286:ARG:HD2	1:V:1286:ARG:HA	1.74	0.43
2:W:2237:LEU:H	2:W:2237:LEU:HD13	1.82	0.43
3:X:2979[B]:GLN:HB2	3:X:2988[B]:TRP:CD1	2.52	0.43
3:X:3027[A]:GLU:CD	3:X:3028[A]:PRO:CD	2.86	0.43
3:X:3096[A]:VAL:CG1	3:X:3115[A]:LEU:CD1	2.86	0.43
3:X:3101[B]:PRO:O	3:X:3109[B]:TYR:HD2	2.00	0.43
3:X:3104[A]:MET:SD	3:X:3110[A]:THR:CG2	3.06	0.43
3:X:3104[B]:MET:SD	3:X:3110[B]:THR:CG2	3.06	0.43
3:X:3132[A]:ALA:HB3	3:X:3197[A]:ILE:HD13	1.99	0.43
3:X:3196[A]:THR:OG1	3:X:3199[A]:GLN:CD	2.57	0.43
2:Z:2226:GLU:OE1	2:Z:2277:LYS:HG2	2.17	0.43
1:A:206:PHE:HE1	9:A:5001:CUO:O2	2.01	0.43
1:A:806:ASN:OD1	1:A:807:GLY:N	2.51	0.43
1:A:1325:LEU:O	1:A:1328:SER:HB3	2.17	0.43
2:B:2553:ALA:N	2:B:2554:PRO:CD	2.81	0.43
3:C:2940[A]:ASN:O	3:C:2943[A]:ALA:HB3	2.18	0.43
3:C:2948[A]:ASP:CB	3:C:2949[A]:LYS:CA	2.78	0.43
3:C:3104[A]:MET:SD	3:C:3110[A]:THR:CG2	3.06	0.43
3:C:3110[B]:THR:C	3:C:3112[B]:TYR:H	2.20	0.43
1:D:322:CYS:HA	1:D:333:ASN:O	2.18	0.43
1:D:456:GLN:HG2	1:D:551:GLU:CB	2.48	0.43

Continued on next page...

Continued from previous page...

Atom-1	Atom-2	Interatomic distance (Å)	Clash overlap (Å)
1:D:816:PRO:HA	1:D:817:PRO:HD3	1.89	0.43
1:D:975:PRO:HB2	1:D:1024:GLY:HA3	2.00	0.43
3:F:2949[A]:LYS:C	3:F:2949[A]:LYS:CD	2.85	0.43
3:F:2988[A]:TRP:CD1	3:F:3158[A]:PHE:CE2	3.06	0.43
3:F:2988[B]:TRP:CD1	3:F:3158[B]:PHE:CE2	3.06	0.43
3:F:3148[B]:ILE:HG22	3:F:3152[B]:LYS:HE3	2.01	0.43
3:F:3180[A]:TYR:CA	3:F:3183[A]:LEU:CD2	2.95	0.43
3:F:3200[A]:LEU:CD2	3:F:3204[A]:LEU:HD11	2.48	0.43
3:F:3232[B]:VAL:HG21	3:F:3273[B]:LEU:HD11	2.00	0.43
3:F:3284[B]:LYS:CD	3:F:3284[B]:LYS:C	2.86	0.43
1:G:14:GLU:O	1:G:17:ASN:ND2	2.48	0.43
1:G:353:ASN:HB3	1:G:772:ARG:NH2	2.33	0.43
1:G:630:PHE:CE2	1:G:634:HIS:CE1	3.06	0.43
1:G:1148:LEU:HB2	1:G:1188:PHE:HD2	1.83	0.43
2:H:2666:GLN:HG3	2:H:2671:ASP:O	2.18	0.43
3:I:2965[B]:LEU:HG	3:R:3249[B]:GLY:HA3	1.98	0.43
3:I:3034[B]:HIS:HB3	3:I:3035[B]:HIS:CE1	2.50	0.43
3:I:3148[A]:ILE:O	3:I:3148[A]:ILE:HG22	2.17	0.43
3:I:3217[B]:PHE:CD2	3:I:3300[B]:LEU:HD12	2.53	0.43
3:I:3232[B]:VAL:HG21	3:I:3273[B]:LEU:HD11	2.00	0.43
3:I:3251[B]:ASP:HB2	3:R:3251[B]:ASP:CG	2.38	0.43
1:J:954:ALA:O	1:J:956:PRO:HD3	2.18	0.43
1:J:1010:GLN:HE22	1:J:1193:LYS:H	1.66	0.43
2:K:2090:LYS:NZ	2:K:2099:GLU:OE2	2.32	0.43
2:K:2341:PRO:HG2	2:K:2342:TYR:CD2	2.53	0.43
3:L:3027[B]:GLU:CD	3:L:3028[B]:PRO:CD	2.86	0.43
3:L:3196[A]:THR:OG1	3:L:3199[A]:GLN:CD	2.57	0.43
3:L:3229[B]:ASN:O	3:L:3286[B]:THR:N	2.50	0.43
3:L:3232[B]:VAL:HG21	3:L:3273[B]:LEU:HD11	2.00	0.43
1:M:187:GLY:HA3	1:M:195:SER:HB3	1.99	0.43
1:M:891:LYS:HB2	1:M:892:TYR:CD2	2.53	0.43
1:M:906:HIS:HA	1:M:909:ILE:HB	2.00	0.43
2:N:2168:ARG:O	2:Q:2503:ASN:HB3	2.19	0.43
3:O:2940[B]:ASN:O	3:O:2943[B]:ALA:HB3	2.18	0.43
3:O:2979[A]:GLN:NE2	3:O:3155[A]:MET:HE2	2.33	0.43
3:O:2986[A]:PRO:CB	3:O:3127[A]:TRP:CE3	3.00	0.43
3:O:2995[B]:GLN:CG	3:O:3168[B]:THR:HG21	2.48	0.43
3:O:3019[A]:HIS:CD2	3:O:3020[A]:SER:H	2.35	0.43
3:O:3028[B]:PRO:HG2	3:O:3029[B]:LYS:HG3	2.00	0.43
3:O:3196[A]:THR:OG1	3:O:3199[A]:GLN:CD	2.57	0.43
3:O:3217[A]:PHE:CD2	3:O:3300[A]:LEU:HD12	2.53	0.43

Continued on next page...

Continued from previous page...

Atom-1	Atom-2	Interatomic distance (Å)	Clash overlap (Å)
1:P:415:VAL:HB	1:P:697:ALA:HB2	1.99	0.43
1:P:568:PHE:CD1	1:P:568:PHE:N	2.85	0.43
1:P:1427:HIS:CD2	1:P:1457:HIS:HE1	2.37	0.43
2:Q:2249:LEU:HD11	2:Q:2395:PHE:HE2	1.83	0.43
2:Q:2561:HIS:HB3	2:Q:2677:GLU:OE2	2.18	0.43
3:R:3025[B]:VAL:CG2	3:R:3047[B]:ARG:NH1	2.73	0.43
3:R:3298[A]:ASN:CB	3:R:3300[A]:LEU:CD2	2.61	0.43
1:S:515:ASP:O	1:S:518:LYS:HG2	2.17	0.43
1:S:1074:ILE:O	1:S:1078:ARG:HG2	2.18	0.43
1:S:1195:ASP:HA	1:S:1196:ILE:CG2	2.49	0.43
3:U:2956[A]:LYS:O	3:U:2959[A]:SER:OG	2.33	0.43
3:U:2991[A]:LEU:HD23	3:U:3158[A]:PHE:CE1	2.47	0.43
3:U:3027[A]:GLU:CD	3:U:3028[A]:PRO:CD	2.86	0.43
3:U:3148[A]:ILE:HG22	3:U:3152[A]:LYS:HE3	2.01	0.43
3:U:3200[B]:LEU:CD2	3:U:3204[B]:LEU:HD11	2.48	0.43
1:V:452:ILE:HD12	1:V:1367:SER:CB	2.48	0.43
1:V:1156:LEU:HD11	1:V:1174:GLU:HG3	2.00	0.43
1:V:1512:ARG:HA	1:V:1513:PRO:HD3	1.86	0.43
2:W:2345:ASN:HA	2:W:2346:PRO:HD2	1.71	0.43
3:X:3014[A]:TRP:CH2	3:X:3123[A]:THR:HG23	2.52	0.43
3:X:3093[B]:HIS:HD2	3:X:3248[B]:LEU:CD2	2.31	0.43
3:X:3106[A]:THR:O	3:X:3106[A]:THR:HG23	2.17	0.43
3:X:3110[A]:THR:C	3:X:3112[A]:TYR:N	2.68	0.43
1:Y:603:HIS:O	1:Y:606:ILE:HG22	2.19	0.43
2:Z:2500:ILE:HD11	2:Z:2776:TYR:HA	1.99	0.43
2:Z:2524:LEU:HA	2:Z:2581:MET:HE1	1.99	0.43
5:FA:3:BMA:O4	5:FA:4:MAN:H2	2.17	0.43
1:A:229:LEU:HB3	1:A:230:PRO:HD2	1.99	0.43
2:B:2163:GLU:HG3	2:B:2175:VAL:HG23	2.00	0.43
3:C:2963[B]:MET:HE3	3:L:3222[B]:ILE:CD1	2.48	0.43
3:C:3001[B]:LYS:N	3:C:3003[B]:LYS:HG3	2.34	0.43
3:C:3028[A]:PRO:HG2	3:C:3029[A]:LYS:HG3	2.00	0.43
3:C:3093[B]:HIS:HB2	3:C:3248[B]:LEU:CD1	2.48	0.43
3:C:3104[B]:MET:SD	3:C:3110[B]:THR:CG2	3.06	0.43
3:C:3149[A]:ASN:OD1	3:C:3149[A]:ASN:N	2.51	0.43
3:C:3163[B]:ASN:HD22	3:L:3149[B]:ASN:HB2	1.48	0.43
1:D:71:LEU:HD22	1:D:266:LEU:HD21	1.99	0.43
1:D:547:LYS:HD2	1:D:558:HIS:HB3	1.99	0.43
1:D:1060:GLN:OE1	1:D:1063:ARG:NH1	2.51	0.43
1:D:1210:LYS:O	1:D:1210:LYS:HD2	2.18	0.43
3:F:2940[A]:ASN:O	3:F:2943[A]:ALA:HB3	2.18	0.43

Continued on next page...

Continued from previous page...

Atom-1	Atom-2	Interatomic distance (Å)	Clash overlap (Å)
3:F:2940[B]:ASN:O	3:F:2943[B]:ALA:HB3	2.18	0.43
3:F:3001[B]:LYS:H	3:F:3003[B]:LYS:HG3	1.83	0.43
3:F:3001[B]:LYS:N	3:F:3003[B]:LYS:HG3	2.34	0.43
3:F:3149[A]:ASN:OD1	3:F:3149[A]:ASN:N	2.51	0.43
3:F:3185[B]:TYR:CE2	3:F:3187[B]:TYR:HE2	2.31	0.43
3:F:3217[B]:PHE:CD2	3:F:3300[B]:LEU:HD12	2.53	0.43
1:G:1356:PRO:HD2	1:G:1359:ILE:HD11	2.01	0.43
2:H:2156:ARG:O	2:H:2160:VAL:HG13	2.17	0.43
3:I:2933[B]:SER:CA	3:I:2936[B]:GLU:HB3	2.48	0.43
3:I:3014[B]:TRP:CH2	3:I:3123[B]:THR:HG23	2.53	0.43
3:I:3120[B]:HIS:HD2	3:R:2969[B]:TYR:CE2	2.21	0.43
3:I:3244[A]:THR:H	3:I:3264[A]:TYR:HE2	1.65	0.43
3:I:3248[B]:LEU:C	3:R:2974[B]:ALA:H	2.20	0.43
3:I:3255[B]:PRO:CB	3:R:2964[B]:PRO:CA	2.95	0.43
1:J:108:PRO:HB3	1:J:124:TYR:CE2	2.53	0.43
1:J:462:HIS:HA	1:J:490:TRP:CH2	2.52	0.43
1:J:638:ASP:HB3	1:J:703:TYR:OH	2.18	0.43
1:J:979:LEU:HD12	1:J:1021:LEU:HD22	2.01	0.43
1:J:1271:MET:HG2	1:J:1358:LEU:HD13	2.00	0.43
3:L:2931[B]:THR:O	3:L:2934[B]:GLU:HG3	2.18	0.43
3:L:2933[B]:SER:CA	3:L:2936[B]:GLU:HB3	2.48	0.43
3:L:2982[A]:MET:HE1	3:L:3254[A]:MET:HE2	2.00	0.43
3:L:3133[B]:LEU:O	3:L:3136[B]:TYR:HB3	2.17	0.43
3:L:3169[A]:LYS:C	3:L:3172[A]:SER:HG	2.03	0.43
3:L:3232[A]:VAL:HG21	3:L:3273[A]:LEU:HD11	2.00	0.43
1:M:450:LYS:HD3	1:M:1338:GLY:O	2.18	0.43
1:M:1250:ILE:O	1:M:1473:ARG:NH2	2.51	0.43
2:N:2132:CYS:HB2	2:N:2142:ALA:HB1	2.00	0.43
2:N:2247:ILE:HG12	2:N:2266:VAL:HG11	1.99	0.43
2:N:2462:PHE:CE2	2:N:2486:ILE:HD13	2.53	0.43
3:O:3023[A]:ILE:HA	3:O:3026[A]:THR:HG1	1.82	0.43
3:O:3104[B]:MET:SD	3:O:3110[B]:THR:CG2	3.06	0.43
3:O:3183[B]:LEU:N	3:O:3184[B]:ASN:CA	2.80	0.43
3:O:3241[A]:PHE:CE2	3:O:3243[A]:GLY:O	2.70	0.43
3:O:3252[B]:TYR:HB3	3:X:3156[B]:MET:CG	2.49	0.43
1:P:603:HIS:O	1:P:606:ILE:HG22	2.19	0.43
2:Q:2156:ARG:O	2:Q:2160:VAL:HG13	2.18	0.43
2:Q:2545:SER:HB2	2:Q:2547:MET:HG2	1.99	0.43
2:Q:2549:PRO:HA	2:Q:2550:THR:HA	1.49	0.43
3:R:2961[A]:HIS:HB2	3:R:2992[A]:TYR:HE2	1.81	0.43
3:R:3001[B]:LYS:N	3:R:3003[B]:LYS:HG3	2.34	0.43

Continued on next page...

Continued from previous page...

Atom-1	Atom-2	Interatomic distance (Å)	Clash overlap (Å)
3:R:3180[A]:TYR:CA	3:R:3183[A]:LEU:CD2	2.95	0.43
3:R:3222[B]:ILE:CD1	3:R:3223[B]:GLY:N	2.73	0.43
3:R:3244[B]:THR:H	3:R:3264[B]:TYR:HE2	1.65	0.43
3:R:3293[B]:LYS:CB	3:R:3294[B]:SER:CA	2.96	0.43
1:S:450:LYS:HE2	1:S:450:LYS:N	2.33	0.43
1:S:1380:GLY:HA3	1:S:1450:TYR:O	2.19	0.43
1:S:1422:HIS:NE2	1:S:1608:ARG:HB2	2.34	0.43
2:T:2488:ARG:O	1:V:1483:ASN:HB3	2.18	0.43
3:U:2940[B]:ASN:O	3:U:2943[B]:ALA:HB3	2.18	0.43
3:U:3180[B]:TYR:CA	3:U:3183[B]:LEU:CD2	2.95	0.43
3:U:3196[B]:THR:N	3:U:3199[B]:GLN:CB	2.64	0.43
3:U:3285[A]:VAL:CG2	3:U:3286[A]:THR:H	2.27	0.43
1:V:499:GLU:HG3	1:V:511:VAL:H	1.83	0.43
2:W:2799:LYS:HA	2:W:2803:ARG:NH1	2.34	0.43
3:X:2940[B]:ASN:O	3:X:2943[B]:ALA:HB3	2.18	0.43
3:X:2951[A]:ASP:OD2	3:X:2952[A]:ALA:CB	2.66	0.43
3:X:3132[B]:ALA:HB3	3:X:3197[B]:ILE:HD13	1.99	0.43
3:X:3196[B]:THR:OG1	3:X:3199[B]:GLN:CD	2.57	0.43
3:X:3266[A]:ILE:O	3:X:3269[A]:SER:HB2	2.18	0.43
1:Y:797:THR:HG22	1:Y:798:LEU:H	1.83	0.43
1:Y:961:SER:HB2	1:Y:972:SER:O	2.18	0.43
2:Z:2129:PRO:O	2:Z:2131:LEU:HD23	2.18	0.43
2:Z:2156:ARG:O	2:Z:2160:VAL:HG13	2.18	0.43
1:A:451:SER:HB3	1:A:1273:SER:HA	1.99	0.43
1:A:695:TYR:N	1:A:695:TYR:CD1	2.87	0.43
1:A:732:GLY:HA2	1:A:777:TYR:O	2.18	0.43
1:A:835:GLU:C	1:A:836:GLN:HE21	2.21	0.43
2:B:2522:SER:O	2:B:2526:ARG:HG2	2.18	0.43
2:B:2799:LYS:HA	2:B:2803:ARG:HH12	1.83	0.43
2:B:2823:ILE:HG22	2:B:2879:LEU:HD12	2.00	0.43
3:C:2940[B]:ASN:O	3:C:2943[B]:ALA:HB3	2.18	0.43
3:C:2979[B]:GLN:HB2	3:C:2988[B]:TRP:CD1	2.52	0.43
3:C:3001[A]:LYS:N	3:C:3003[A]:LYS:HG3	2.34	0.43
3:C:3090[B]:ASN:CG	3:L:2972[B]:GLY:C	2.67	0.43
3:C:3135[B]:LYS:HB2	3:C:3141[B]:TYR:CD1	2.52	0.43
3:C:3148[B]:ILE:HG22	3:C:3152[B]:LYS:HE3	2.01	0.43
3:C:3161[B]:GLU:OE1	3:L:3079[B]:CYS:HA	2.18	0.43
1:D:138:ALA:O	1:D:188:GLY:HA3	2.19	0.43
1:D:563:ILE:HD12	1:D:613:SER:OG	2.18	0.43
1:D:957:ASN:HB3	1:D:960:PHE:HB2	2.00	0.43
1:D:987:LYS:HB3	1:D:988:TYR:HD1	1.84	0.43

Continued on next page...

Continued from previous page...

Atom-1	Atom-2	Interatomic distance (Å)	Clash overlap (Å)
2:E:2546:LEU:HG	2:E:2842:THR:HG21	2.00	0.43
3:F:2951[B]:ASP:OD2	3:F:2952[B]:ALA:CB	2.66	0.43
3:F:3001[A]:LYS:N	3:F:3003[A]:LYS:HG3	2.34	0.43
3:F:3132[B]:ALA:HB3	3:F:3197[B]:ILE:HD13	1.98	0.43
3:F:3135[B]:LYS:HB2	3:F:3141[B]:TYR:CD1	2.52	0.43
3:F:3196[A]:THR:OG1	3:F:3199[A]:GLN:CD	2.57	0.43
3:F:3228[A]:VAL:CG2	3:F:3245[A]:PHE:CD2	3.02	0.43
3:F:3298[A]:ASN:CB	3:F:3299[A]:LEU:C	2.85	0.43
1:G:226:HIS:HA	1:G:227:ARG:HB2	2.00	0.43
1:G:732:GLY:HA2	1:G:777:TYR:O	2.18	0.43
2:H:2179:ASP:HB3	2:H:2303:ARG:NH1	2.33	0.43
3:I:2995[A]:GLN:CG	3:I:3168[A]:THR:HG21	2.48	0.43
3:I:3001[B]:LYS:H	3:I:3003[B]:LYS:HG3	1.83	0.43
3:I:3148[A]:ILE:HG22	3:I:3152[A]:LYS:HE3	2.01	0.43
3:I:3196[A]:THR:OG1	3:I:3199[A]:GLN:CD	2.57	0.43
3:I:3196[B]:THR:OG1	3:I:3199[B]:GLN:CD	2.57	0.43
1:J:206:PHE:O	1:J:209:HIS:HB3	2.19	0.43
1:J:294:LYS:HA	1:J:297:ARG:HD2	2.00	0.43
2:K:2644:LEU:H	2:K:2644:LEU:HD23	1.84	0.43
3:L:3001[B]:LYS:N	3:L:3003[B]:LYS:HG3	2.34	0.43
3:L:3028[A]:PRO:HG2	3:L:3029[A]:LYS:HG3	2.00	0.43
1:M:293:LEU:O	1:M:297:ARG:HG3	2.18	0.43
1:M:480:CYS:HA	1:M:490:TRP:CE2	2.53	0.43
1:M:566:ARG:O	1:M:609:TRP:NE1	2.52	0.43
1:M:1247:ARG:HD3	1:M:1247:ARG:HA	1.78	0.43
1:M:1621:ASN:HB3	1:M:1624:SER:H	1.83	0.43
3:O:2968[B]:GLN:C	3:X:2988[B]:TRP:CA	2.70	0.43
3:O:3001[B]:LYS:N	3:O:3003[B]:LYS:HG3	2.34	0.43
3:O:3047[A]:ARG:NH2	3:O:3113[A]:ASP:OD1	2.43	0.43
3:O:3192[A]:PHE:HD2	3:O:3192[A]:PHE:HA	1.77	0.43
3:O:3218[B]:LEU:HD13	3:O:3261[B]:LEU:HD23	2.01	0.43
1:P:17:ASN:OD1	1:P:85:SER:N	2.52	0.43
1:P:947:TYR:HE1	1:P:956:PRO:HG2	1.83	0.43
1:P:1427:HIS:HD2	1:P:1457:HIS:CE1	2.36	0.43
2:Q:2089:ARG:HB2	2:Q:2368:TYR:CD1	2.54	0.43
3:R:2931[B]:THR:O	3:R:2934[B]:GLU:HG3	2.18	0.43
3:R:2995[B]:GLN:CG	3:R:3168[B]:THR:HG21	2.48	0.43
3:R:3001[A]:LYS:N	3:R:3003[A]:LYS:HG3	2.34	0.43
3:R:3228[A]:VAL:CG2	3:R:3245[A]:PHE:CD2	3.02	0.43
3:R:3229[A]:ASN:O	3:R:3286[A]:THR:N	2.50	0.43
1:S:89:ILE:H	1:S:89:ILE:HG12	1.63	0.43

Continued on next page...

Continued from previous page...

Atom-1	Atom-2	Interatomic distance (Å)	Clash overlap (Å)
1:S:1075:GLU:HG2	2:W:2900:SER:HA	2.01	0.43
2:T:2207:ASN:HA	2:T:2208:PRO:HD2	1.84	0.43
2:T:2525:LYS:HE3	2:T:2526:ARG:HH12	1.83	0.43
3:U:2940[A]:ASN:O	3:U:2943[A]:ALA:HB3	2.18	0.43
3:U:3001[B]:LYS:H	3:U:3003[B]:LYS:HG3	1.83	0.43
3:U:3019[A]:HIS:CD2	3:U:3020[A]:SER:H	2.35	0.43
3:U:3283[B]:ILE:C	3:U:3283[B]:ILE:CD1	2.85	0.43
3:U:3293[B]:LYS:CB	3:U:3294[B]:SER:CA	2.96	0.43
1:V:376:ASN:HB3	1:V:665:TYR:CE1	2.52	0.43
1:V:1171:LYS:HG2	1:V:1173:GLY:H	1.83	0.43
1:V:1397:LEU:HA	1:V:1433:TRP:HD1	1.84	0.43
1:V:1467:ILE:HD13	1:V:1532:PHE:HB2	2.00	0.43
2:W:2480:LEU:HD21	4:HA:2:NAG:H83	2.00	0.43
2:W:2641:GLN:HB3	2:W:2643:GLU:OE1	2.18	0.43
2:W:2726:LYS:HB2	2:W:2726:LYS:HE3	1.64	0.43
3:X:3218[B]:LEU:HD13	3:X:3261[B]:LEU:HD23	2.01	0.43
1:Y:7:VAL:HG21	1:Y:208:LEU:HD23	1.99	0.43
1:Y:357:PRO:HB3	1:Y:774:ASP:HB2	2.00	0.43
1:Y:448:SER:HA	1:Y:449:ASP:HA	1.54	0.43
2:Z:2134:ASN:HD22	2:Z:2134:ASN:C	2.22	0.43
2:Z:2549:PRO:HA	2:Z:2550:THR:HA	1.41	0.43
2:Z:2734:LYS:HG2	2:Z:2735:ALA:H	1.82	0.43
2:B:2446:GLU:HG2	2:B:2448:THR:HG23	2.01	0.43
2:B:2502:LEU:O	2:B:2505:ILE:HG12	2.19	0.43
3:C:3106[B]:THR:O	3:C:3106[B]:THR:HG23	2.17	0.43
3:C:3228[A]:VAL:CG2	3:C:3245[A]:PHE:CD2	3.02	0.43
3:C:3256[B]:TRP:HZ2	3:L:2965[B]:LEU:HG	1.81	0.43
1:D:270:GLU:N	1:D:270:GLU:OE1	2.51	0.43
1:D:1296:VAL:HG11	1:D:1447:TYR:CE1	2.53	0.43
3:F:3028[B]:PRO:HG2	3:F:3029[B]:LYS:HG3	2.00	0.43
3:F:3104[B]:MET:SD	3:F:3110[B]:THR:CG2	3.06	0.43
3:F:3218[B]:LEU:HD13	3:F:3261[B]:LEU:HD23	2.01	0.43
3:F:3298[A]:ASN:CA	3:F:3299[A]:LEU:C	2.85	0.43
1:G:122:VAL:HG23	1:G:123:PHE:CD1	2.54	0.43
1:G:728:ARG:HD2	1:G:780:GLU:OE2	2.17	0.43
1:G:1411:PHE:HB3	1:G:1544:LEU:HD21	2.00	0.43
2:H:2549:PRO:HA	2:H:2550:THR:HA	1.39	0.43
2:H:2803:ARG:HE	2:H:2805:PHE:HZ	1.66	0.43
2:H:2814:LYS:HD2	2:H:2814:LYS:HA	1.87	0.43
3:I:2965[B]:LEU:CA	3:R:3221[B]:ALA:CB	2.86	0.43
3:I:3028[A]:PRO:HG2	3:I:3029[A]:LYS:HG3	2.00	0.43

Continued on next page...

Continued from previous page...

Atom-1	Atom-2	Interatomic distance (Å)	Clash overlap (Å)
3:I:3083[B]:ILE:HD11	3:I:3260[B]:ARG:CG	2.49	0.43
3:I:3108[B]:HIS:CE1	3:R:3252[B]:TYR:CD1	3.06	0.43
3:I:3131[A]:GLN:HE21	3:I:3131[A]:GLN:HB3	1.66	0.43
3:I:3148[B]:ILE:HG22	3:I:3152[B]:LYS:HE3	2.01	0.43
1:J:66:PRO:O	1:J:70:ARG:HB3	2.18	0.43
1:J:159:VAL:HG11	1:J:216:HIS:CE1	2.54	0.43
1:J:1622:GLN:HG2	1:J:1652:PHE:CD1	2.54	0.43
3:L:2961[A]:HIS:HB2	3:L:2992[A]:TYR:HE2	1.81	0.43
3:L:3141[B]:TYR:CD2	3:L:3141[B]:TYR:C	2.86	0.43
3:L:3183[A]:LEU:N	3:L:3184[A]:ASN:CA	2.80	0.43
3:L:3293[A]:LYS:CB	3:L:3294[A]:SER:CA	2.96	0.43
2:N:2089:ARG:HB3	2:N:2175:VAL:O	2.19	0.43
3:O:2968[B]:GLN:C	3:X:2988[B]:TRP:CB	2.87	0.43
3:O:3014[A]:TRP:CH2	3:O:3123[A]:THR:HG23	2.53	0.43
3:O:3023[A]:ILE:O	3:O:3026[A]:THR:OG1	2.34	0.43
3:O:3180[B]:TYR:CB	3:O:3183[B]:LEU:CD2	2.90	0.43
3:O:3183[A]:LEU:N	3:O:3184[A]:ASN:CA	2.80	0.43
3:O:3191[B]:ASN:C	3:O:3192[B]:PHE:O	2.52	0.43
1:P:321:LEU:HD11	1:P:377:TYR:CD2	2.54	0.43
1:P:729:VAL:O	1:P:780:GLU:O	2.36	0.43
3:R:2970[A]:PRO:C	3:R:2972[A]:GLY:N	2.72	0.43
3:R:3028[A]:PRO:HG2	3:R:3029[A]:LYS:HG3	2.00	0.43
1:S:1248:ARG:O	1:S:1250:ILE:HG13	2.19	0.43
2:T:2271:HIS:O	2:T:2283:ASN:HB3	2.19	0.43
2:T:2858:ASP:O	2:T:2862:LYS:HG2	2.18	0.43
3:U:2931[B]:THR:O	3:U:2934[B]:GLU:HG3	2.18	0.43
3:U:2952[B]:ALA:CB	3:U:2953[B]:GLY:CA	2.82	0.43
3:U:3093[B]:HIS:HD2	3:U:3248[B]:LEU:CD2	2.31	0.43
3:U:3267[B]:SER:H	3:U:3267[B]:SER:HG	1.26	0.43
1:V:883:CYS:HA	1:V:884:PRO:HA	1.70	0.43
1:V:1455:PHE:CE1	1:V:1456:LEU:HD12	2.53	0.43
2:W:2161:GLN:NE2	2:W:2348:THR:HG21	2.33	0.43
3:X:3001[B]:LYS:N	3:X:3003[B]:LYS:HG3	2.34	0.43
3:X:3183[B]:LEU:H	3:X:3184[B]:ASN:CA	2.22	0.43
3:X:3185[A]:TYR:HE2	3:X:3187[A]:TYR:CD2	2.35	0.43
3:X:3217[A]:PHE:CD2	3:X:3300[A]:LEU:HD12	2.53	0.43
3:X:3218[A]:LEU:HD13	3:X:3261[A]:LEU:HD23	2.01	0.43
1:Y:100:GLN:NE2	1:Y:103:GLU:OE1	2.47	0.43
1:Y:308:LEU:O	1:Y:772:ARG:NH2	2.51	0.43
1:Y:708:PHE:HB3	1:Y:716:LEU:HD22	2.01	0.43
1:Y:999:LEU:HD12	1:Y:1056:TRP:HD1	1.82	0.43

Continued on next page...

Continued from previous page...

Atom-1	Atom-2	Interatomic distance (Å)	Clash overlap (Å)
1:Y:1179:GLY:HA2	1:Y:1183:GLU:OE1	2.19	0.43
2:Z:2470:ALA:HB2	2:Z:2476:LEU:HD21	2.00	0.43
1:A:641:TRP:CD1	1:A:641:TRP:C	2.91	0.43
1:A:830:ASN:HB3	1:A:832:LYS:H	1.82	0.43
1:A:831:VAL:HG12	1:A:831:VAL:O	2.18	0.43
1:A:1114:TYR:HE2	1:A:1116:TYR:CE2	2.37	0.43
1:A:1318:VAL:HA	1:A:1321:HIS:ND1	2.33	0.43
2:B:2302:ASP:HB3	2:B:2368:TYR:OH	2.18	0.43
2:B:2648:ALA:HA	2:B:2654:SER:HB2	2.00	0.43
3:C:2949[A]:LYS:C	3:C:2949[A]:LYS:CD	2.85	0.43
3:C:2970[B]:PRO:C	3:C:2972[B]:GLY:N	2.72	0.43
3:C:3083[A]:ILE:HD11	3:C:3260[A]:ARG:CG	2.49	0.43
3:C:3293[B]:LYS:CB	3:C:3294[B]:SER:CA	2.96	0.43
1:D:448:SER:HA	1:D:449:ASP:HA	1.40	0.43
1:D:449:ASP:HB2	1:D:1280:GLN:HE22	1.82	0.43
1:D:460:GLU:OE2	1:D:1368:ARG:NH2	2.51	0.43
1:D:1286:ARG:NE	1:D:1333:GLU:OE1	2.51	0.43
1:D:1362:ALA:HA	1:D:1378:PHE:CG	2.54	0.43
2:E:2666:GLN:OE1	2:E:2671:ASP:HB3	2.19	0.43
2:E:2840:GLY:O	2:E:2843:GLU:HB2	2.19	0.43
2:E:2848:PHE:HD1	2:E:2848:PHE:HA	1.70	0.43
3:F:3083[A]:ILE:HD11	3:F:3260[A]:ARG:CG	2.49	0.43
3:F:3285[B]:VAL:CG2	3:F:3286[B]:THR:H	2.27	0.43
1:G:37:ILE:O	1:G:40:TYR:HB2	2.19	0.43
1:G:148:GLN:HA	1:G:149:GLU:C	2.38	0.43
1:G:590:ASP:HB3	1:G:653:LYS:NZ	2.33	0.43
1:G:816:PRO:HA	1:G:817:PRO:HD3	1.92	0.43
1:G:926:LEU:HD11	1:G:1043:MET:HB3	2.01	0.43
1:G:946:GLU:HG2	1:G:955:LYS:HD3	2.01	0.43
1:G:988:TYR:HB3	1:G:992:ALA:HB3	2.00	0.43
1:G:1147:MET:HB3	1:G:1230:LEU:HD11	2.01	0.43
1:G:1247:ARG:HA	1:G:1247:ARG:HD3	1.85	0.43
1:G:1315:GLY:HA3	1:G:1601:TRP:CG	2.53	0.43
2:H:2356:ASP:O	2:H:2363:ASN:ND2	2.51	0.43
2:H:2571:ARG:HG3	2:H:2715:ASP:OD1	2.19	0.43
2:H:2782:ASN:O	2:H:2782:ASN:ND2	2.50	0.43
3:I:2940[B]:ASN:O	3:I:2943[B]:ALA:HB3	2.18	0.43
3:I:2951[B]:ASP:OD2	3:I:2952[B]:ALA:CB	2.66	0.43
3:I:3013[B]:ASP:CA	3:I:3122[B]:ASN:ND2	2.74	0.43
3:I:3093[B]:HIS:HD2	3:I:3248[B]:LEU:CD2	2.31	0.43
3:I:3151[B]:LEU:H	3:R:3169[B]:LYS:CG	2.19	0.43

Continued on next page...

Continued from previous page...

Atom-1	Atom-2	Interatomic distance (Å)	Clash overlap (Å)
3:I:3217[A]:PHE:CD2	3:I:3300[A]:LEU:HD12	2.53	0.43
3:I:3218[B]:LEU:HD13	3:I:3261[B]:LEU:HD23	2.01	0.43
3:I:3293[B]:LYS:CB	3:I:3294[B]:SER:CA	2.96	0.43
1:J:409:PHE:O	1:J:654:PRO:HG3	2.18	0.43
1:J:982:LYS:N	1:J:983:PRO:CD	2.81	0.43
1:J:1094:ALA:O	1:J:1097:ARG:HB3	2.18	0.43
1:J:1286:ARG:O	1:J:1289:GLU:HB3	2.18	0.43
1:J:1528:ASP:OD1	1:J:1528:ASP:N	2.51	0.43
3:L:2951[B]:ASP:OD2	3:L:2952[B]:ALA:CB	2.66	0.43
3:L:3182[A]:GLN:H	3:L:3182[A]:GLN:HG2	1.56	0.43
1:M:127:GLU:CD	1:M:134:VAL:HB	2.39	0.43
1:M:573:LYS:HB3	1:M:574:GLY:HA2	2.01	0.43
1:M:945:ALA:O	1:M:957:ASN:ND2	2.51	0.43
2:N:2477:PRO:O	2:N:2479:SER:N	2.51	0.43
2:N:2861:LYS:HE3	3:O:2936[A]:GLU:OE1	2.19	0.43
3:O:3083[B]:ILE:HD11	3:O:3260[B]:ARG:CG	2.49	0.43
3:O:3196[A]:THR:N	3:O:3199[A]:GLN:CB	2.65	0.43
1:P:552:PHE:HZ	1:P:623:TYR:HE1	1.65	0.43
1:P:1144:VAL:N	1:P:1194:SER:O	2.49	0.43
1:P:1219:ASP:N	1:P:1223:ALA:O	2.38	0.43
1:P:1321:HIS:HD2	1:P:1465:TRP:HH2	1.64	0.43
1:P:1638:SER:HA	1:P:1639:LYS:HA	1.62	0.43
2:Q:2252:GLU:HG3	2:Q:2385:ILE:HG23	2.00	0.43
3:R:2933[B]:SER:CA	3:R:2936[B]:GLU:HB3	2.48	0.43
3:R:2940[B]:ASN:O	3:R:2943[B]:ALA:HB3	2.18	0.43
3:R:3148[B]:ILE:HG22	3:R:3152[B]:LYS:HE3	2.01	0.43
3:R:3218[A]:LEU:HD13	3:R:3261[A]:LEU:HD23	2.01	0.43
1:S:135:THR:HG22	1:S:192:HIS:HB3	2.00	0.43
1:S:1299:GLN:O	1:S:1301:PRO:HD3	2.19	0.43
3:U:3023[A]:ILE:HA	3:U:3026[A]:THR:HG1	1.82	0.43
3:U:3135[B]:LYS:HB2	3:U:3141[B]:TYR:CD1	2.51	0.43
3:U:3148[B]:ILE:HG22	3:U:3152[B]:LYS:HE3	2.01	0.43
3:U:3218[A]:LEU:HD12	3:U:3218[A]:LEU:HA	1.78	0.43
1:V:228:GLY:H	1:V:229:LEU:HG	1.83	0.43
2:W:2116:SER:HA	2:W:2121:THR:HG21	2.01	0.43
2:W:2246:ASN:HB3	2:W:2266:VAL:HG22	2.01	0.43
2:W:2312:GLN:HB2	2:W:2319:ALA:HB2	2.00	0.43
3:X:2970[A]:PRO:C	3:X:2972[A]:GLY:N	2.72	0.43
3:X:2988[B]:TRP:CD1	3:X:3158[B]:PHE:CE2	3.06	0.43
3:X:2995[B]:GLN:CG	3:X:3168[B]:THR:HG21	2.48	0.43
3:X:3001[A]:LYS:H	3:X:3003[A]:LYS:HG3	1.83	0.43

Continued on next page...

Continued from previous page...

Atom-1	Atom-2	Interatomic distance (Å)	Clash overlap (Å)
3:X:3149[A]:ASN:OD1	3:X:3149[A]:ASN:N	2.51	0.43
3:X:3293[B]:LYS:CB	3:X:3294[B]:SER:CA	2.96	0.43
3:X:3298[A]:ASN:CB	3:X:3299[A]:LEU:C	2.85	0.43
1:Y:195:SER:HB2	1:Y:386:ILE:HD11	2.00	0.43
1:Y:514:TRP:CZ3	1:Y:606:ILE:HD11	2.53	0.43
1:Y:931:TRP:CB	1:Y:1018:ILE:HD11	2.48	0.43
1:Y:1018:ILE:HD12	1:Y:1045:HIS:HD2	1.84	0.43
1:Y:1025:THR:HG23	1:Y:1221:THR:HA	2.01	0.43
1:Y:1401:ARG:HH11	1:Y:1401:ARG:HB3	1.84	0.43
1:Y:1427:HIS:HD2	1:Y:1457:HIS:HE1	1.67	0.43
1:Y:1599:MET:SD	1:Y:1600:PRO:HD2	2.59	0.43
2:Z:2562:GLY:H	2:Z:2846:TRP:CB	2.31	0.43
6:3:1:NAG:O3	6:3:2:NAG:N2	2.51	0.43
1:A:183:HIS:CD2	1:A:344:LEU:HD21	2.54	0.43
1:A:535:PRO:HG3	1:A:985:PHE:CE1	2.53	0.43
1:A:784:ALA:O	1:A:788:LEU:HB2	2.18	0.43
1:A:838:ARG:HD3	1:A:1114:TYR:HB3	2.00	0.43
1:A:854:LEU:HG	1:A:959:PHE:CE2	2.53	0.43
1:A:899:MET:HB3	1:A:1012:GLU:OE1	2.19	0.43
1:A:1638:SER:HA	1:A:1639:LYS:HA	1.74	0.43
2:B:2361:LYS:H	2:B:2361:LYS:HG3	1.53	0.43
3:C:2949[B]:LYS:C	3:C:2953[B]:GLY:N	2.72	0.43
3:C:2972[B]:GLY:HA3	3:L:3086[B]:GLU:O	2.19	0.43
3:C:3083[B]:ILE:HD11	3:C:3260[B]:ARG:CG	2.49	0.43
3:C:3093[A]:HIS:HD2	3:C:3248[A]:LEU:CD2	2.31	0.43
3:C:3172[B]:SER:CB	3:L:3152[B]:LYS:CB	2.96	0.43
3:C:3180[A]:TYR:CB	3:C:3183[A]:LEU:CD2	2.89	0.43
3:C:3183[B]:LEU:N	3:C:3184[B]:ASN:CA	2.80	0.43
3:C:3217[B]:PHE:CD2	3:C:3300[B]:LEU:HD12	2.53	0.43
3:C:3284[A]:LYS:CE	3:C:3284[A]:LYS:CA	2.86	0.43
1:D:132:ASN:HA	1:D:133:LYS:HA	1.86	0.43
1:D:361:GLU:HG2	1:D:363:THR:HG22	2.00	0.43
2:E:2270:ILE:HB	2:E:2297:HIS:CD2	2.54	0.43
2:E:2830:GLN:N	2:E:2830:GLN:OE1	2.52	0.43
3:F:2933[B]:SER:CA	3:F:2936[B]:GLU:HB3	2.48	0.43
3:F:2965[A]:LEU:CG	3:F:2974[A]:ALA:CB	2.85	0.43
3:F:2988[A]:TRP:CZ3	3:F:2989[A]:HIS:CE1	3.07	0.43
3:F:3148[A]:ILE:HG22	3:F:3152[A]:LYS:HE3	2.01	0.43
1:G:1369:THR:HB	1:G:1371:GLN:HG2	2.01	0.43
2:H:2454:MET:HB3	2:H:2454:MET:HE2	1.97	0.43
2:H:2808:PHE:HZ	2:H:2821:LEU:HD13	1.83	0.43

Continued on next page...

Continued from previous page...

Atom-1	Atom-2	Interatomic distance (Å)	Clash overlap (Å)
3:I:3001[A]:LYS:H	3:I:3003[A]:LYS:HG3	1.83	0.43
3:I:3001[A]:LYS:N	3:I:3003[A]:LYS:HG3	2.34	0.43
3:I:3149[A]:ASN:OD1	3:I:3149[A]:ASN:N	2.51	0.43
3:I:3173[B]:THR:HA	3:R:3154[B]:PRO:CA	2.48	0.43
3:I:3228[B]:VAL:CG2	3:I:3245[B]:PHE:CD2	3.02	0.43
1:J:1315:GLY:HA3	1:J:1601:TRP:HB2	2.00	0.43
2:K:2403:PHE:CE2	2:K:2476:LEU:HD13	2.54	0.43
3:L:2954[B]:TYR:C	3:L:2957[B]:ILE:HG22	2.37	0.43
3:L:3023[B]:ILE:HA	3:L:3026[B]:THR:HG1	1.82	0.43
3:L:3180[A]:TYR:CB	3:L:3183[A]:LEU:CD2	2.89	0.43
3:L:3218[A]:LEU:HD13	3:L:3261[A]:LEU:HD23	2.01	0.43
1:M:17:ASN:ND2	1:M:86:THR:H	2.10	0.43
1:M:494:VAL:HG13	1:M:631:TRP:CZ3	2.54	0.43
2:N:2117:ASP:OD1	2:N:2168:ARG:NH2	2.52	0.43
2:N:2231:LEU:HD12	2:N:2273:TRP:HE3	1.83	0.43
2:N:2286:HIS:NE2	2:N:2433:THR:HG22	2.34	0.43
2:N:2311:LEU:O	2:N:2315:ARG:HG3	2.19	0.43
3:O:2976[B]:ALA:O	3:O:2978[B]:CYS:N	2.46	0.43
3:O:2988[B]:TRP:CZ3	3:O:2989[B]:HIS:CE1	3.07	0.43
3:O:3028[A]:PRO:HG2	3:O:3029[A]:LYS:HG3	2.00	0.43
3:O:3185[A]:TYR:HE2	3:O:3187[A]:TYR:CD2	2.35	0.43
3:O:3200[A]:LEU:CD2	3:O:3204[A]:LEU:HD11	2.48	0.43
3:O:3283[A]:ILE:C	3:O:3283[A]:ILE:CD1	2.85	0.43
3:O:3284[B]:LYS:HD3	3:O:3284[B]:LYS:C	2.31	0.43
3:O:3293[A]:LYS:CB	3:O:3294[A]:SER:CA	2.96	0.43
1:P:195:SER:HB2	1:P:386:ILE:HD11	2.00	0.43
1:P:669:LYS:HB2	1:P:670:PRO:HD3	2.01	0.43
1:P:977:GLU:HB3	1:P:979:LEU:HD21	2.00	0.43
1:P:1329:LEU:HB2	1:P:1507:THR:HG21	2.01	0.43
2:Q:2596:THR:HG21	2:Q:2783:PHE:CZ	2.53	0.43
3:R:2951[A]:ASP:OD2	3:R:2952[A]:ALA:CB	2.66	0.43
3:R:3044[B]:LYS:H	3:R:3044[B]:LYS:HG2	1.64	0.43
3:R:3047[B]:ARG:NH2	3:R:3113[B]:ASP:OD1	2.43	0.43
3:R:3217[B]:PHE:CD2	3:R:3300[B]:LEU:HD12	2.53	0.43
1:S:926:LEU:HA	1:S:927:PRO:HD3	1.81	0.43
1:S:1394:GLN:HB2	1:S:1433:TRP:CB	2.48	0.43
2:T:2370:MET:HE2	2:T:2370:MET:HB2	1.70	0.43
3:U:2933[A]:SER:CA	3:U:2936[A]:GLU:HB3	2.48	0.43
3:U:3001[B]:LYS:N	3:U:3003[B]:LYS:HG3	2.34	0.43
3:U:3047[B]:ARG:NH2	3:U:3113[B]:ASP:OD1	2.43	0.43
3:U:3083[B]:ILE:HD11	3:U:3260[B]:ARG:CG	2.49	0.43

Continued on next page...

Continued from previous page...

Atom-1	Atom-2	Interatomic distance (Å)	Clash overlap (Å)
3:U:3146[B]:CYS:HA	3:U:3147[B]:GLU:HA	1.70	0.43
3:U:3228[A]:VAL:CG2	3:U:3245[A]:PHE:CD2	3.02	0.43
3:U:3228[B]:VAL:CG2	3:U:3245[B]:PHE:CD2	3.02	0.43
1:V:226:HIS:O	1:V:227:ARG:HG2	2.19	0.43
1:V:562:GLN:HG2	1:V:614:GLU:HG3	2.00	0.43
1:V:1559:LEU:HD21	1:V:1590:PHE:HE1	1.83	0.43
2:W:2275:GLY:HA3	2:W:2283:ASN:H	1.84	0.43
2:W:2840:GLY:O	2:W:2843:GLU:HB2	2.19	0.43
3:X:3023[A]:ILE:O	3:X:3026[A]:THR:OG1	2.34	0.43
3:X:3228[A]:VAL:CG2	3:X:3245[A]:PHE:CD2	3.02	0.43
3:X:3284[A]:LYS:CE	3:X:3284[A]:LYS:CA	2.85	0.43
1:Y:63:PRO:HA	1:Y:172:GLU:HG3	2.00	0.43
1:Y:1108:TYR:HB2	1:Y:1114:TYR:CE1	2.54	0.43
1:Y:1313:LEU:HD13	1:Y:1322:TRP:CD1	2.53	0.43
2:Z:2390:GLN:O	2:Z:2491:PRO:HB3	2.18	0.43
2:Z:2547:MET:O	2:Z:2751:TRP:HH2	2.02	0.43
2:Z:2695:MET:HE2	2:Z:2704:ASP:HB3	2.01	0.43
6:LA:1:NAG:H62	6:LA:2:NAG:C8	2.48	0.43
1:A:177:VAL:HG11	1:A:358:TYR:CE1	2.54	0.43
1:A:398:ARG:HA	1:A:399:PRO:HD3	1.87	0.43
1:A:641:TRP:HZ2	1:A:693:TYR:HD1	1.65	0.43
1:A:904:HIS:HE1	1:A:1106:PHE:CZ	2.37	0.43
2:B:2887:ASP:C	2:B:2889:ALA:HA	2.40	0.43
3:C:2969[B]:TYR:CG	3:L:2989[B]:HIS:NE2	2.87	0.43
3:C:2971[A]:ASP:CG	3:C:2973[A]:THR:HG1	2.18	0.43
3:C:2971[B]:ASP:HA	3:L:3089[B]:HIS:C	2.38	0.43
1:D:956:PRO:CD	1:D:957:ASN:HA	2.48	0.43
1:D:1427:HIS:HD2	1:D:1457:HIS:HE2	1.66	0.43
2:E:2240:GLN:HG2	2:E:2244:PHE:CD1	2.53	0.43
3:F:2995[A]:GLN:CG	3:F:3168[A]:THR:HG21	2.48	0.43
3:F:3083[B]:ILE:HD11	3:F:3260[B]:ARG:CG	2.49	0.43
3:F:3183[B]:LEU:N	3:F:3184[B]:ASN:CA	2.80	0.43
3:F:3228[B]:VAL:CG2	3:F:3245[B]:PHE:CD2	3.02	0.43
3:F:3294[A]:SER:O	3:F:3294[A]:SER:OG	2.34	0.43
1:G:260:ASN:OD1	1:G:260:ASN:N	2.50	0.43
1:G:425:ARG:NE	1:G:499:GLU:OE2	2.51	0.43
1:G:1028:VAL:HA	1:G:1035:TYR:CD2	2.53	0.43
1:G:1078:ARG:NH2	2:K:2875:SER:O	2.33	0.43
1:G:1146:PHE:CE2	1:G:1175:PHE:HE1	2.37	0.43
1:G:1158:GLU:HG2	1:G:1174:GLU:HB3	2.01	0.43
2:H:2156:ARG:HD2	2:H:2357:VAL:HG12	2.01	0.43

Continued on next page...

Continued from previous page...

Atom-1	Atom-2	Interatomic distance (Å)	Clash overlap (Å)
3:I:2951[A]:ASP:OD2	3:I:2952[A]:ALA:CB	2.66	0.43
3:I:3169[B]:LYS:NZ	3:R:3149[B]:ASN:ND2	2.66	0.43
3:I:3174[B]:GLY:HA3	3:R:3154[B]:PRO:HB2	1.96	0.43
3:I:3255[B]:PRO:HB3	3:R:2964[B]:PRO:N	2.33	0.43
3:I:3299[B]:LEU:HB3	3:I:3300[B]:LEU:H	1.53	0.43
1:J:121:ASN:ND2	1:J:124:TYR:H	2.16	0.43
1:J:1146:PHE:HZ	1:J:1159:TYR:CG	2.36	0.43
1:J:1215:LEU:HD22	1:J:1229:LYS:HZ1	1.84	0.43
1:J:1303:GLU:HA	1:J:1304:ASP:HA	1.80	0.43
3:L:2951[A]:ASP:OD2	3:L:2952[A]:ALA:CB	2.66	0.43
3:L:3001[A]:LYS:N	3:L:3003[A]:LYS:HG3	2.34	0.43
3:L:3093[B]:HIS:HB2	3:L:3248[B]:LEU:CD1	2.48	0.43
3:L:3148[A]:ILE:HG22	3:L:3152[A]:LYS:HE3	2.01	0.43
3:L:3148[B]:ILE:HG22	3:L:3152[B]:LYS:HE3	2.01	0.43
3:L:3217[A]:PHE:CD2	3:L:3300[A]:LEU:HD12	2.53	0.43
3:L:3228[B]:VAL:CG2	3:L:3245[B]:PHE:CD2	3.02	0.43
3:L:3300[B]:LEU:HD23	3:L:3300[B]:LEU:H	1.83	0.43
3:O:2931[A]:THR:O	3:O:2934[A]:GLU:HG3	2.18	0.43
3:O:3031[A]:ASN:HA	3:O:3032[A]:PRO:HD2	1.87	0.43
3:O:3149[B]:ASN:OD1	3:O:3149[B]:ASN:N	2.51	0.43
3:O:3284[B]:LYS:CE	3:O:3284[B]:LYS:CA	2.85	0.43
1:P:278:ASP:O	1:P:279:LEU:HG	2.19	0.43
1:P:829:ALA:HA	1:P:830:ASN:CG	2.39	0.43
1:P:1170:MET:HB3	1:P:1203:MET:HE2	2.01	0.43
2:Q:2603:PRO:HG2	2:Q:2606:LEU:HD12	2.00	0.43
2:Q:2808:PHE:CZ	2:Q:2899:PRO:HG3	2.54	0.43
2:Q:2890:VAL:H	2:Q:2891:LEU:HA	1.81	0.43
3:R:2954[B]:TYR:C	3:R:2957[B]:ILE:HG22	2.37	0.43
3:R:2956[B]:LYS:O	3:R:2959[B]:SER:OG	2.33	0.43
3:R:3013[B]:ASP:CA	3:R:3122[B]:ASN:ND2	2.73	0.43
3:R:3048[B]:ASP:HB3	3:R:3099[B]:PRO:HD2	2.01	0.43
3:R:3104[A]:MET:SD	3:R:3110[A]:THR:CG2	3.06	0.43
1:S:792:MET:O	1:S:796:TYR:OH	2.16	0.43
2:T:2722:GLN:NE2	2:T:2769:PHE:O	2.45	0.43
3:U:2951[B]:ASP:OD2	3:U:2952[B]:ALA:CB	2.66	0.43
3:U:2954[A]:TYR:C	3:U:2957[A]:ILE:HG22	2.37	0.43
3:U:2988[A]:TRP:CZ3	3:U:2989[A]:HIS:CE1	3.07	0.43
3:U:2995[A]:GLN:CG	3:U:3168[A]:THR:HG21	2.48	0.43
3:U:3001[A]:LYS:H	3:U:3003[A]:LYS:HG3	1.83	0.43
3:U:3093[B]:HIS:HB2	3:U:3248[B]:LEU:CD1	2.48	0.43
1:V:7:VAL:HG23	1:V:91:TYR:O	2.19	0.43

Continued on next page...

Continued from previous page...

Atom-1	Atom-2	Interatomic distance (Å)	Clash overlap (Å)
1:V:943:LEU:HD12	1:V:944:GLU:N	2.33	0.43
1:V:1274:LEU:HD11	1:V:1334:LEU:HD21	2.00	0.43
1:V:1581:GLU:HG3	1:V:1582:ASN:H	1.84	0.43
1:V:1642:GLN:H	1:V:1642:GLN:CD	2.21	0.43
2:W:2244:PHE:CE1	2:W:2248:ILE:HG13	2.53	0.43
3:X:2932[A]:PRO:CA	3:X:2935[A]:ILE:CD1	2.85	0.43
3:X:2933[B]:SER:CA	3:X:2936[B]:GLU:HB3	2.48	0.43
3:X:2951[B]:ASP:OD2	3:X:2952[B]:ALA:CB	2.66	0.43
3:X:3228[B]:VAL:CG2	3:X:3245[B]:PHE:CD2	3.02	0.43
1:Y:564:ASP:HA	1:Y:609:TRP:O	2.19	0.43
2:Z:2257:CYS:N	2:Z:2324:CYS:SG	2.91	0.43
2:Z:2833:GLY:HA3	2:Z:2854:MET:HE1	2.01	0.43
1:A:1152:LYS:HD2	1:A:1152:LYS:N	2.34	0.43
1:A:1286:ARG:HA	1:A:1286:ARG:HD2	1.58	0.43
1:A:1417:CYS:N	1:A:1484:CYS:SG	2.92	0.43
2:B:2094:ARG:NH2	2:E:2094:ARG:HH21	2.15	0.43
2:B:2114:ARG:HG3	2:E:2526:ARG:HE	1.83	0.43
2:B:2549:PRO:HA	2:B:2550:THR:HA	1.89	0.43
2:B:2716:ARG:NH2	2:B:2780:HIS:O	2.44	0.43
3:C:2956[B]:LYS:O	3:C:2959[B]:SER:OG	2.33	0.43
3:C:2979[A]:GLN:HA	3:C:2979[A]:GLN:OE1	2.19	0.43
3:C:3001[B]:LYS:H	3:C:3003[B]:LYS:HG3	1.83	0.43
3:C:3027[B]:GLU:CD	3:C:3028[B]:PRO:CD	2.86	0.43
3:C:3048[B]:ASP:HB3	3:C:3099[B]:PRO:HD2	2.01	0.43
3:C:3229[B]:ASN:N	3:C:3286[B]:THR:O	2.52	0.43
1:D:801:ASP:OD1	1:D:801:ASP:N	2.49	0.43
2:E:2435:MET:HA	2:E:2436:PRO:HD3	1.91	0.43
2:E:2807:GLY:O	2:E:2899:PRO:HA	2.18	0.43
3:F:2956[A]:LYS:O	3:F:2959[A]:SER:OG	2.33	0.43
3:F:2988[B]:TRP:CZ3	3:F:2989[B]:HIS:CE1	3.07	0.43
1:G:483:GLY:HA3	1:G:771:TRP:CE3	2.54	0.43
1:G:499:GLU:HG3	1:G:511:VAL:H	1.83	0.43
1:G:1161:ILE:HG13	1:G:1196:ILE:HD11	2.01	0.43
2:H:2266:VAL:O	2:H:2269:SER:OG	2.24	0.43
3:I:2949[B]:LYS:C	3:I:2953[B]:GLY:N	2.72	0.43
3:I:2970[A]:PRO:C	3:I:2972[A]:GLY:N	2.72	0.43
3:I:3225[B]:SER:C	3:I:3290[B]:ILE:HG23	2.39	0.43
3:I:3229[A]:ASN:O	3:I:3286[A]:THR:N	2.50	0.43
3:I:3255[B]:PRO:HD3	3:R:2962[B]:GLY:N	2.34	0.43
1:J:473:ALA:HB2	1:M:1639:LYS:HG3	2.01	0.43
3:L:3083[A]:ILE:HD11	3:L:3260[A]:ARG:CG	2.49	0.43

Continued on next page...

Continued from previous page...

Atom-1	Atom-2	Interatomic distance (Å)	Clash overlap (Å)
3:L:3093[A]:HIS:HD2	3:L:3248[A]:LEU:CD2	2.31	0.43
3:L:3196[B]:THR:OG1	3:L:3199[B]:GLN:CD	2.57	0.43
3:L:3218[B]:LEU:HD13	3:L:3261[B]:LEU:HD23	2.01	0.43
3:L:3293[B]:LYS:CB	3:L:3294[B]:SER:CA	2.96	0.43
1:M:877:HIS:HB3	1:M:1034:GLU:HA	2.01	0.43
2:N:2280:TYR:HD1	2:N:2287:TYR:CD1	2.37	0.43
2:N:2740:ASP:OD1	2:N:2740:ASP:N	2.51	0.43
3:O:2988[B]:TRP:CD1	3:O:3158[B]:PHE:CE2	3.06	0.43
3:O:3298[A]:ASN:CB	3:O:3299[A]:LEU:C	2.85	0.43
3:O:3301[A]:PRO:HB2	3:O:3302[A]:SER:H	1.33	0.43
1:P:117:LYS:HG3	2:T:2634:THR:OG1	2.18	0.43
1:P:605:SER:HA	1:P:761:ALA:HB3	2.01	0.43
1:P:622:HIS:HE1	1:P:767:LYS:H	1.63	0.43
1:P:1209:ASP:O	1:P:1211:TYR:HB3	2.19	0.43
3:R:2976[B]:ALA:O	3:R:2978[B]:CYS:N	2.46	0.43
3:R:3083[B]:ILE:HD11	3:R:3260[B]:ARG:CG	2.49	0.43
3:R:3135[B]:LYS:HB2	3:R:3141[B]:TYR:CD1	2.51	0.43
3:R:3141[A]:TYR:CD2	3:R:3141[A]:TYR:C	2.86	0.43
3:R:3183[B]:LEU:N	3:R:3184[B]:ASN:CA	2.80	0.43
1:S:543:ASN:HA	1:S:544:PRO:HD3	1.86	0.43
1:S:803:LYS:HA	1:S:809:ALA:HA	2.00	0.43
1:S:931:TRP:HE3	1:S:991:LEU:HD13	1.83	0.43
2:T:2109:ARG:O	2:T:2113:ASP:N	2.51	0.43
2:T:2130:PRO:CB	2:T:2142:ALA:HB3	2.49	0.43
2:T:2336:PHE:HB3	2:T:2348:THR:HG22	2.00	0.43
2:T:2390:GLN:O	2:T:2491:PRO:HB3	2.19	0.43
2:T:2559:CYS:SG	2:T:2560:LEU:N	2.91	0.43
2:T:2568:HIS:CD2	2:T:2718:TRP:HH2	2.36	0.43
2:T:2684:HIS:CE1	2:T:2711:HIS:HE1	2.37	0.43
3:U:2933[B]:SER:CA	3:U:2936[B]:GLU:HB3	2.48	0.43
3:U:2951[A]:ASP:OD2	3:U:2952[A]:ALA:CB	2.66	0.43
3:U:3294[B]:SER:O	3:U:3294[B]:SER:OG	2.34	0.43
1:V:435:GLU:HB3	1:V:509:ILE:HD11	2.01	0.43
2:W:2275:GLY:HA3	2:W:2283:ASN:HB2	2.01	0.43
2:W:2830:GLN:HE21	2:W:2830:GLN:H	1.67	0.43
3:X:2979[A]:GLN:NE2	3:X:3155[A]:MET:HE2	2.32	0.43
3:X:2988[B]:TRP:CZ3	3:X:2989[B]:HIS:CE1	3.07	0.43
3:X:3013[A]:ASP:CA	3:X:3122[A]:ASN:ND2	2.73	0.43
3:X:3047[A]:ARG:NH2	3:X:3113[A]:ASP:OD1	2.43	0.43
1:Y:744:VAL:HG12	1:Y:802:ILE:HG23	2.01	0.43
1:Y:1059:LEU:O	1:Y:1063:ARG:N	2.50	0.43

Continued on next page...

Continued from previous page...

Atom-1	Atom-2	Interatomic distance (Å)	Clash overlap (Å)
1:Y:1407:THR:HG22	1:Y:1426:LEU:HD21	2.01	0.43
2:B:2884:LYS:HG3	2:B:2891:LEU:HG	2.01	0.42
3:C:2933[A]:SER:CA	3:C:2936[A]:GLU:HB3	2.48	0.42
3:C:3090[B]:ASN:HA	3:L:2971[B]:ASP:HB2	2.01	0.42
3:C:3150[B]:LYS:N	3:L:3158[B]:PHE:O	2.42	0.42
3:C:3153[B]:LYS:CD	3:L:2988[B]:TRP:HD1	2.29	0.42
3:C:3218[A]:LEU:HD13	3:C:3261[A]:LEU:HD23	2.01	0.42
1:D:905:TRP:HE1	1:D:1083:PRO:CD	2.32	0.42
1:D:1155:LEU:HD11	1:D:1228:LEU:HD11	2.00	0.42
1:D:1578:ILE:HA	1:D:1579:GLY:HA2	1.63	0.42
1:D:1616:LYS:HA	1:D:1616:LYS:HD3	1.90	0.42
2:E:2446:GLU:HG2	2:E:2448:THR:HG23	2.01	0.42
2:E:2866:PRO:HA	2:E:2867:PRO:HD3	1.65	0.42
3:F:2938[B]:LEU:HD12	3:F:2938[B]:LEU:HA	1.85	0.42
3:F:2949[B]:LYS:NZ	3:F:2949[B]:LYS:C	2.73	0.42
3:F:3185[A]:TYR:HE2	3:F:3187[A]:TYR:CD2	2.35	0.42
3:F:3293[A]:LYS:CB	3:F:3294[A]:SER:CA	2.96	0.42
1:G:449:ASP:HB2	1:G:1338:GLY:HA3	1.99	0.42
1:G:979:LEU:HD23	1:G:1021:LEU:HD22	2.01	0.42
1:G:1500:THR:HA	1:G:1501:ALA:HA	1.76	0.42
2:H:2252:GLU:HA	2:H:2385:ILE:HD13	2.01	0.42
2:H:2304:LEU:HA	2:H:2304:LEU:HD12	1.76	0.42
3:I:2965[B]:LEU:O	3:R:3221[B]:ALA:HB2	2.19	0.42
3:I:2969[B]:TYR:CE2	3:I:2970[B]:PRO:CG	2.86	0.42
3:I:2970[B]:PRO:C	3:I:2972[B]:GLY:N	2.72	0.42
3:I:3001[B]:LYS:N	3:I:3003[B]:LYS:HG3	2.34	0.42
3:I:3028[B]:PRO:HG2	3:I:3029[B]:LYS:HG3	2.00	0.42
3:I:3108[B]:HIS:HE1	3:R:3251[B]:ASP:CB	2.32	0.42
3:I:3149[B]:ASN:OD1	3:I:3149[B]:ASN:N	2.50	0.42
3:I:3152[B]:LYS:HB2	3:R:3171[B]:HIS:CA	2.49	0.42
3:I:3155[B]:MET:CG	3:R:3153[B]:LYS:HG2	2.49	0.42
3:I:3165[B]:ASN:O	3:R:3149[B]:ASN:CB	2.42	0.42
1:J:1323:HIS:CD2	1:J:1458:HIS:CE1	3.07	0.42
3:L:2931[A]:THR:O	3:L:2934[A]:GLU:HG3	2.18	0.42
3:L:2949[A]:LYS:C	3:L:2953[A]:GLY:N	2.72	0.42
3:L:3023[A]:ILE:HA	3:L:3026[A]:THR:HG1	1.84	0.42
3:L:3299[B]:LEU:HB3	3:L:3300[B]:LEU:H	1.54	0.42
1:M:868:THR:HG23	1:M:919:ARG:NE	2.34	0.42
3:O:3001[A]:LYS:H	3:O:3003[A]:LYS:HG3	1.83	0.42
3:O:3083[A]:ILE:HD11	3:O:3260[A]:ARG:CG	2.49	0.42
3:O:3101[B]:PRO:C	3:X:2971[B]:ASP:C	2.78	0.42

Continued on next page...

Continued from previous page...

Atom-1	Atom-2	Interatomic distance (Å)	Clash overlap (Å)
3:O:3148[B]:ILE:HG22	3:O:3152[B]:LYS:HE3	2.01	0.42
3:O:3229[A]:ASN:O	3:O:3286[A]:THR:N	2.50	0.42
3:O:3298[A]:ASN:CA	3:O:3299[A]:LEU:C	2.85	0.42
1:P:695:TYR:OH	1:P:703:TYR:HD2	1.97	0.42
1:P:929:TRP:CZ3	1:P:935:ILE:HD12	2.54	0.42
1:P:999:LEU:HD21	1:P:1121:LEU:HD22	1.99	0.42
1:P:1243:PHE:HD2	1:P:1474:TYR:HA	1.84	0.42
2:Q:2758:THR:O	2:Q:2762:VAL:HG22	2.19	0.42
3:R:2932[A]:PRO:CA	3:R:2935[A]:ILE:CD1	2.85	0.42
3:R:3028[B]:PRO:HG2	3:R:3029[B]:LYS:HG3	2.00	0.42
3:R:3132[B]:ALA:HB3	3:R:3197[B]:ILE:HD13	1.99	0.42
3:R:3301[B]:PRO:HB2	3:R:3302[B]:SER:H	1.33	0.42
1:S:488:PRO:HB2	1:S:641:TRP:CE3	2.53	0.42
1:S:741:SER:OG	1:S:763:LEU:HA	2.19	0.42
1:S:896:HIS:HB2	1:S:905:TRP:CD1	2.54	0.42
2:T:2497:GLU:HB2	2:T:2498:VAL:HA	2.00	0.42
2:T:2726:LYS:HE3	2:T:2726:LYS:HB2	1.71	0.42
3:U:2970[A]:PRO:C	3:U:2972[A]:GLY:N	2.72	0.42
3:U:2988[B]:TRP:CZ3	3:U:2989[B]:HIS:CE1	3.07	0.42
3:U:3038[B]:ILE:HG23	3:U:3040[B]:VAL:HG22	1.90	0.42
3:U:3218[B]:LEU:HD13	3:U:3261[B]:LEU:HD23	2.01	0.42
1:V:7:VAL:HG21	1:V:208:LEU:HD23	2.00	0.42
1:V:424:PHE:CE1	1:V:1125:SER:HB2	2.54	0.42
1:V:980:TYR:CD2	1:V:1021:LEU:HD13	2.54	0.42
1:V:1328:SER:HB2	1:V:1523:LEU:HD13	2.00	0.42
1:V:1539:GLN:O	1:V:1542:ARG:HB3	2.19	0.42
1:V:1549:GLY:O	1:V:1655:SER:HB2	2.18	0.42
2:W:2386:ARG:HB3	2:W:2496:LEU:HD21	2.01	0.42
3:X:3048[A]:ASP:HB3	3:X:3099[A]:PRO:HD2	2.01	0.42
3:X:3148[A]:ILE:HG22	3:X:3152[A]:LYS:HE3	2.01	0.42
3:X:3217[B]:PHE:CD2	3:X:3300[B]:LEU:HD12	2.53	0.42
3:X:3298[B]:ASN:CB	3:X:3299[B]:LEU:C	2.86	0.42
1:Y:137:ARG:HA	1:Y:193:SER:OG	2.18	0.42
1:Y:1382:ILE:N	1:Y:1387:ALA:O	2.38	0.42
2:Z:2795:ILE:O	2:Z:2798:GLN:HG2	2.19	0.42
2:Z:2820:HIS:HB2	2:Z:2882:GLU:HG3	2.01	0.42
1:A:995:ILE:HG22	1:A:999:LEU:HD22	2.00	0.42
1:A:1553:ILE:HD11	1:A:1622:GLN:HG3	2.01	0.42
3:C:2938[A]:LEU:HD12	3:C:2938[A]:LEU:HA	1.85	0.42
3:C:2951[B]:ASP:OD2	3:C:2952[B]:ALA:CB	2.66	0.42
3:C:2967[B]:CYS:SG	3:L:2982[B]:MET:N	2.89	0.42

Continued on next page...

Continued from previous page...

Atom-1	Atom-2	Interatomic distance (Å)	Clash overlap (Å)
3:C:2988[A]:TRP:CZ3	3:C:2989[A]:HIS:CE1	3.07	0.42
3:C:3023[B]:ILE:HA	3:C:3026[B]:THR:HG1	1.83	0.42
3:C:3086[B]:GLU:HG2	3:L:2968[B]:GLN:NE2	2.34	0.42
3:C:3131[B]:GLN:HE21	3:C:3131[B]:GLN:HB3	1.66	0.42
3:C:3196[B]:THR:OG1	3:C:3199[B]:GLN:CD	2.57	0.42
3:C:3223[B]:GLY:C	3:L:3252[B]:TYR:CD1	2.88	0.42
3:C:3228[B]:VAL:CG2	3:C:3245[B]:PHE:CD2	3.02	0.42
3:C:3283[B]:ILE:C	3:C:3283[B]:ILE:CD1	2.85	0.42
1:D:468:CYS:SG	1:D:669:LYS:HB3	2.59	0.42
3:F:3137[A]:ARG:HD3	3:F:3137[A]:ARG:HA	1.71	0.42
3:F:3141[A]:TYR:CD2	3:F:3141[A]:TYR:C	2.86	0.42
3:F:3196[B]:THR:OG1	3:F:3199[B]:GLN:OE1	2.38	0.42
3:F:3218[A]:LEU:HD13	3:F:3261[A]:LEU:HD23	2.01	0.42
3:F:3232[B]:VAL:HG21	3:F:3273[B]:LEU:CD1	2.49	0.42
3:F:3299[B]:LEU:HB3	3:F:3300[B]:LEU:H	1.54	0.42
1:G:40:TYR:CE2	1:G:75:GLN:HG2	2.54	0.42
1:G:323:ILE:HA	1:G:324:PRO:HD3	1.92	0.42
1:G:449:ASP:OD2	1:G:1280:GLN:NE2	2.51	0.42
1:G:767:LYS:HE2	1:G:767:LYS:HB3	1.94	0.42
1:G:929:TRP:CZ3	1:G:935:ILE:HD12	2.53	0.42
1:G:1582:ASN:HB3	1:G:1583:CYS:CB	2.37	0.42
2:H:2457:LYS:NZ	1:J:1206:HIS:HB3	2.34	0.42
2:H:2470:ALA:HB2	2:H:2476:LEU:HD11	2.00	0.42
2:H:2647:LEU:HD12	2:H:2647:LEU:HA	1.81	0.42
3:I:2961[B]:HIS:HB2	3:I:2992[B]:TYR:HE2	1.81	0.42
3:I:2974[B]:ALA:CA	3:R:3248[B]:LEU:C	2.87	0.42
3:I:2976[B]:ALA:O	3:I:2978[B]:CYS:N	2.46	0.42
3:I:3027[A]:GLU:CD	3:I:3028[A]:PRO:CD	2.86	0.42
3:I:3150[B]:LYS:HG3	3:R:3163[B]:ASN:CG	2.34	0.42
3:I:3281[A]:PHE:HE1	3:I:3305[A]:ILE:HG21	1.81	0.42
1:J:219:LEU:O	1:J:223:LEU:HB2	2.19	0.42
1:J:285:THR:HG22	1:J:287:GLU:H	1.83	0.42
1:J:567:LEU:HD13	1:J:567:LEU:HA	1.79	0.42
1:J:634:HIS:HA	1:J:637:VAL:CG2	2.49	0.42
1:J:689:PRO:HA	1:J:692:VAL:HG23	2.01	0.42
1:J:1263:LEU:HD11	1:J:1358:LEU:HD22	2.01	0.42
2:K:2128:LEU:HD12	2:K:2128:LEU:HA	1.78	0.42
2:K:2822:LYS:HB3	2:K:2829:CYS:HB3	2.01	0.42
3:L:2979[B]:GLN:HA	3:L:2979[B]:GLN:OE1	2.19	0.42
3:L:2988[A]:TRP:CZ3	3:L:2989[A]:HIS:CE1	3.07	0.42
3:L:2995[A]:GLN:CG	3:L:3168[A]:THR:HG21	2.48	0.42

Continued on next page...

Continued from previous page...

Atom-1	Atom-2	Interatomic distance (Å)	Clash overlap (Å)
3:L:3096[B]:VAL:CG1	3:L:3115[B]:LEU:CD1	2.86	0.42
3:L:3149[A]:ASN:OD1	3:L:3149[A]:ASN:N	2.51	0.42
3:L:3301[B]:PRO:HB2	3:L:3302[B]:SER:H	1.33	0.42
1:M:597:VAL:O	1:M:601:VAL:HG13	2.19	0.42
1:M:893:ALA:HB2	1:M:1182:ASN:HB2	2.01	0.42
1:M:1424:GLU:O	1:M:1427:HIS:HB3	2.19	0.42
2:N:2180:TRP:CH2	2:N:2300:ASN:HB3	2.55	0.42
2:N:2744:PHE:HA	2:N:2745:PRO:HD3	1.87	0.42
2:N:2874:ASP:O	2:N:2876:LYS:HG3	2.19	0.42
3:O:2949[B]:LYS:C	3:O:2953[B]:GLY:N	2.72	0.42
3:O:3160[B]:SER:HG	3:X:3150[B]:LYS:HB2	1.81	0.42
3:O:3228[B]:VAL:CG2	3:O:3245[B]:PHE:CD2	3.02	0.42
1:P:145:GLN:OE1	1:P:151:GLN:HG3	2.19	0.42
1:P:607:HIS:NE2	1:P:634:HIS:CE1	2.88	0.42
1:P:1473:ARG:HG3	1:P:1479:TYR:CG	2.55	0.42
2:Q:2128:LEU:HD22	2:Q:2287:TYR:CE1	2.55	0.42
3:R:2988[A]:TRP:CZ3	3:R:2989[A]:HIS:CE1	3.07	0.42
3:R:2995[A]:GLN:CG	3:R:3168[A]:THR:HG21	2.49	0.42
3:R:3182[B]:GLN:H	3:R:3182[B]:GLN:HG2	1.56	0.42
3:R:3185[B]:TYR:HE2	3:R:3187[B]:TYR:CD2	2.35	0.42
3:R:3196[B]:THR:OG1	3:R:3199[B]:GLN:OE1	2.37	0.42
3:R:3225[B]:SER:C	3:R:3290[B]:ILE:HG23	2.39	0.42
3:R:3281[B]:PHE:HE1	3:R:3305[B]:ILE:HG21	1.81	0.42
1:S:361:GLU:HG2	1:S:363:THR:HG22	2.01	0.42
1:S:516:TRP:HD1	1:S:579:LEU:HB3	1.84	0.42
1:S:1382:ILE:HD13	1:S:1447:TYR:HD2	1.84	0.42
1:S:1398:PHE:HA	1:S:1399:GLY:HA2	1.53	0.42
2:T:2576:HIS:CD2	2:T:2759:THR:HG21	2.54	0.42
3:U:3013[B]:ASP:CG	3:U:3015[B]:THR:HG1	2.18	0.42
3:U:3083[A]:ILE:HD11	3:U:3260[A]:ARG:CG	2.49	0.42
3:U:3232[B]:VAL:HG21	3:U:3273[B]:LEU:CD1	2.49	0.42
3:U:3298[B]:ASN:CB	3:U:3299[B]:LEU:C	2.86	0.42
3:U:3299[B]:LEU:HB3	3:U:3300[B]:LEU:H	1.54	0.42
3:U:3300[A]:LEU:HD23	3:U:3300[A]:LEU:H	1.83	0.42
1:V:80:LEU:HD12	1:V:80:LEU:HA	1.81	0.42
1:V:109:LEU:HD13	2:Z:2626:ARG:NH1	2.34	0.42
1:V:163:LEU:HB3	1:V:293:LEU:HD21	2.00	0.42
3:X:3038[B]:ILE:HG23	3:X:3040[B]:VAL:HG22	1.90	0.42
3:X:3196[A]:THR:OG1	3:X:3199[A]:GLN:OE1	2.38	0.42
1:Y:450:LYS:H	1:Y:450:LYS:HG3	1.54	0.42
1:Y:1190:ARG:HA	1:Y:1191:PRO:HD3	1.92	0.42

Continued on next page...

Continued from previous page...

Atom-1	Atom-2	Interatomic distance (Å)	Clash overlap (Å)
2:Z:2542:TYR:HB2	2:Z:2573:TYR:CE1	2.51	0.42
2:Z:2561:HIS:ND1	2:Z:2561:HIS:N	2.67	0.42
1:A:496:MET:O	1:A:500:ASN:ND2	2.50	0.42
1:A:843:VAL:HG13	1:A:927:PRO:HB2	1.99	0.42
1:A:905:TRP:CZ3	1:A:909:ILE:HG13	2.53	0.42
1:A:1158:GLU:HG2	1:A:1216:ARG:O	2.19	0.42
1:A:1321:HIS:O	1:A:1324:ARG:HB3	2.19	0.42
1:A:1633:THR:HA	1:A:1639:LYS:O	2.19	0.42
2:B:2107:LEU:O	2:B:2111:GLN:HB2	2.19	0.42
2:B:2181:THR:HB	2:B:2373:MET:SD	2.59	0.42
2:B:2505:ILE:HD12	2:B:2507:ARG:HH21	1.84	0.42
2:B:2643:GLU:O	2:B:2647:LEU:N	2.46	0.42
2:B:2884:LYS:HD2	2:B:2889:ALA:HB3	2.02	0.42
3:C:2979[B]:GLN:HA	3:C:2979[B]:GLN:OE1	2.19	0.42
3:C:3149[B]:ASN:HD21	3:L:3163[B]:ASN:HB3	1.82	0.42
3:C:3151[B]:LEU:C	3:L:3154[B]:PRO:HB3	2.36	0.42
3:C:3174[B]:GLY:N	3:L:3154[B]:PRO:HB3	2.30	0.42
3:C:3232[A]:VAL:HG21	3:C:3273[A]:LEU:CD1	2.50	0.42
1:D:931:TRP:CZ3	1:D:995:ILE:HD11	2.54	0.42
1:D:1385:GLU:OE1	1:D:1440:HIS:HE1	2.02	0.42
2:E:2549:PRO:HA	2:E:2550:THR:HA	1.56	0.42
2:E:2660:VAL:HG11	2:E:2783:PHE:CE1	2.54	0.42
2:E:2660:VAL:HG13	2:E:2663:MET:HE2	2.01	0.42
3:F:3023[A]:ILE:HA	3:F:3026[A]:THR:HG1	1.84	0.42
3:F:3104[A]:MET:SD	3:F:3110[A]:THR:CG2	3.06	0.42
1:G:497:GLN:CG	1:G:683:THR:HG21	2.50	0.42
1:G:736:MET:HG3	1:G:772:ARG:HD2	2.00	0.42
1:G:1321:HIS:HE1	1:G:1489:MET:SD	2.42	0.42
3:I:3038[A]:ILE:HG23	3:I:3040[A]:VAL:HG22	1.89	0.42
3:I:3228[A]:VAL:CG2	3:I:3245[A]:PHE:CD2	3.02	0.42
3:I:3255[B]:PRO:CB	3:R:2959[B]:SER:HA	2.46	0.42
1:J:227:ARG:HH22	1:J:297:ARG:HH22	1.67	0.42
1:J:514:TRP:CZ2	1:J:606:ILE:HD11	2.54	0.42
1:J:545:PHE:O	1:J:561:ARG:NH2	2.52	0.42
1:J:902:PHE:N	1:J:903:PRO:HD2	2.34	0.42
1:J:1002:GLU:HG3	1:J:1003:ASP:N	2.34	0.42
2:K:2536:PHE:HE1	2:K:2708:TYR:HE2	1.67	0.42
2:K:2545:SER:HB3	2:K:2547:MET:HB3	2.01	0.42
3:L:2940[B]:ASN:O	3:L:2943[B]:ALA:HB3	2.18	0.42
3:L:3096[A]:VAL:CG1	3:L:3115[A]:LEU:CD1	2.86	0.42
3:L:3185[A]:TYR:CE2	3:L:3187[A]:TYR:HE2	2.31	0.42

Continued on next page...

Continued from previous page...

Atom-1	Atom-2	Interatomic distance (Å)	Clash overlap (Å)
3:L:3228[A]:VAL:CG2	3:L:3245[A]:PHE:CD2	3.02	0.42
1:M:127:GLU:CD	1:M:135:THR:H	2.22	0.42
1:M:797:THR:HG22	1:M:798:LEU:H	1.84	0.42
1:M:1077:LEU:HB3	1:M:1103:PHE:CE1	2.53	0.42
1:M:1435:GLY:O	1:M:1441:SER:OG	2.29	0.42
2:N:2126:HIS:O	2:N:2143:CYS:HB3	2.20	0.42
2:N:2844:MET:O	2:N:2846:TRP:HD1	2.03	0.42
3:O:2949[A]:LYS:NZ	3:O:2949[A]:LYS:C	2.73	0.42
3:O:2971[B]:ASP:OD2	3:X:3158[B]:PHE:CZ	2.73	0.42
3:O:3001[A]:LYS:N	3:O:3003[A]:LYS:HG3	2.34	0.42
3:O:3013[A]:ASP:CA	3:O:3122[A]:ASN:ND2	2.74	0.42
1:P:554:LYS:HA	1:P:554:LYS:HD3	1.76	0.42
1:P:566:ARG:HH22	1:P:803:LYS:CD	2.31	0.42
1:P:816:PRO:HA	1:P:817:PRO:HD3	1.87	0.42
1:P:865:LYS:HA	1:P:865:LYS:HD2	1.80	0.42
1:P:1001:GLN:HG3	1:P:1007:PHE:HA	2.00	0.42
1:P:1438:ASP:HB3	1:P:1441:SER:HB3	2.01	0.42
2:Q:2184:MET:HE3	2:Q:2231:LEU:HD11	2.00	0.42
2:Q:2579:GLU:HG2	2:Q:2756:ASN:HD22	1.84	0.42
3:R:2949[B]:LYS:C	3:R:2953[B]:GLY:N	2.72	0.42
3:R:2979[B]:GLN:HA	3:R:2979[B]:GLN:OE1	2.19	0.42
3:R:2988[B]:TRP:CZ3	3:R:2989[B]:HIS:CE1	3.07	0.42
3:R:3148[A]:ILE:HG22	3:R:3152[A]:LYS:HE3	2.01	0.42
1:S:554:LYS:HA	1:S:554:LYS:HD2	1.63	0.42
1:S:585:LEU:O	1:S:588:GLU:HB3	2.19	0.42
1:S:1081:MET:O	1:S:1085:SER:HB3	2.20	0.42
1:S:1491:GLN:HA	1:S:1492:PRO:HD3	1.90	0.42
2:T:2402:GLY:HA3	2:T:2403:PHE:HB2	2.02	0.42
2:T:2551:PRO:HA	2:T:2552:GLU:HA	1.51	0.42
3:U:2976[A]:ALA:O	3:U:2978[A]:CYS:N	2.46	0.42
3:U:3048[B]:ASP:HB3	3:U:3099[B]:PRO:HD2	2.01	0.42
3:U:3104[A]:MET:SD	3:U:3110[A]:THR:CG2	3.06	0.42
3:U:3196[B]:THR:OG1	3:U:3199[B]:GLN:CD	2.57	0.42
3:U:3196[B]:THR:OG1	3:U:3199[B]:GLN:OE1	2.38	0.42
3:U:3229[B]:ASN:O	3:U:3286[B]:THR:N	2.50	0.42
3:U:3284[B]:LYS:CD	3:U:3284[B]:LYS:C	2.86	0.42
1:V:302:ALA:H	1:V:363:THR:HB	1.84	0.42
2:W:2825:ILE:HG23	2:W:2826:GLU:H	1.83	0.42
3:X:2931[B]:THR:O	3:X:2934[B]:GLU:HG3	2.18	0.42
3:X:2965[B]:LEU:CG	3:X:2974[B]:ALA:CB	2.85	0.42
3:X:2988[A]:TRP:CZ3	3:X:2989[A]:HIS:CE1	3.07	0.42

Continued on next page...

Continued from previous page...

Atom-1	Atom-2	Interatomic distance (Å)	Clash overlap (Å)
3:X:3180[B]:TYR:CB	3:X:3183[B]:LEU:CD2	2.90	0.42
3:X:3196[B]:THR:OG1	3:X:3199[B]:GLN:OE1	2.38	0.42
3:X:3232[B]:VAL:HG21	3:X:3273[B]:LEU:CD1	2.50	0.42
3:X:3232[B]:VAL:HG21	3:X:3273[B]:LEU:HD11	2.00	0.42
3:X:3283[A]:ILE:C	3:X:3283[A]:ILE:CD1	2.85	0.42
1:Y:516:TRP:CD1	1:Y:579:LEU:HD13	2.54	0.42
1:Y:568:PHE:CE2	1:Y:609:TRP:HD1	2.37	0.42
1:Y:637:VAL:HA	1:Y:640:LEU:HD12	2.01	0.42
1:Y:801:ASP:N	1:Y:801:ASP:OD1	2.52	0.42
1:Y:1018:ILE:O	1:Y:1022:VAL:HG12	2.19	0.42
1:A:177:VAL:HG11	1:A:358:TYR:CZ	2.54	0.42
1:A:909:ILE:HG12	1:A:1084:PHE:HZ	1.85	0.42
1:A:1518:ASP:OD2	1:A:1521:ASN:HB2	2.19	0.42
2:B:2336:PHE:HA	2:B:2343:ASN:ND2	2.34	0.42
2:B:2904:ALA:HA	2:B:2905:PRO:HD2	1.95	0.42
3:C:2952[B]:ALA:CA	3:C:2956[B]:LYS:CB	2.89	0.42
3:C:2965[B]:LEU:CG	3:C:2974[B]:ALA:CB	2.85	0.42
3:C:2970[B]:PRO:C	3:C:2972[B]:GLY:H	2.23	0.42
3:C:3001[A]:LYS:H	3:C:3003[A]:LYS:HG3	1.83	0.42
3:C:3025[A]:VAL:CG2	3:C:3047[A]:ARG:NH1	2.73	0.42
3:C:3148[B]:ILE:O	3:C:3148[B]:ILE:HG22	2.17	0.42
3:C:3172[B]:SER:CA	3:L:3149[B]:ASN:O	2.66	0.42
3:C:3183[A]:LEU:N	3:C:3184[A]:ASN:CA	2.80	0.42
3:C:3196[B]:THR:OG1	3:C:3199[B]:GLN:OE1	2.38	0.42
3:C:3299[B]:LEU:HB3	3:C:3300[B]:LEU:H	1.54	0.42
1:D:398:ARG:HA	1:D:399:PRO:HD3	1.90	0.42
2:E:2814:LYS:HD3	2:E:2814:LYS:HA	1.83	0.42
2:E:2879:LEU:HG	2:E:2901:LEU:HD11	2.02	0.42
3:F:2979[B]:GLN:HA	3:F:2979[B]:GLN:OE1	2.19	0.42
3:F:3001[A]:LYS:H	3:F:3003[A]:LYS:HG3	1.83	0.42
3:F:3211[B]:ASP:OD1	3:F:3211[B]:ASP:N	2.28	0.42
3:F:3218[A]:LEU:HD12	3:F:3218[A]:LEU:HA	1.78	0.42
1:G:107:HIS:CE1	1:G:109:LEU:HB2	2.54	0.42
1:G:572:SER:HA	1:G:573:LYS:HA	1.54	0.42
1:G:1137:LYS:HA	1:G:1141:ARG:NH1	2.35	0.42
2:H:2317:LEU:HB3	2:H:2318:PRO:HD2	2.00	0.42
2:H:2402:GLY:HA3	2:H:2403:PHE:CD1	2.54	0.42
2:H:2651:GLN:HE21	2:H:2652:LYS:HD3	1.84	0.42
3:I:2952[A]:ALA:N	3:I:2953[A]:GLY:CA	2.71	0.42
3:I:2963[B]:MET:CE	3:R:3223[B]:GLY:CA	2.89	0.42
3:I:3153[B]:LYS:CB	3:R:3158[B]:PHE:CB	2.76	0.42

Continued on next page...

Continued from previous page...

Atom-1	Atom-2	Interatomic distance (Å)	Clash overlap (Å)
3:I:3174[B]:GLY:N	3:R:3154[B]:PRO:CD	2.78	0.42
3:I:3183[A]:LEU:N	3:I:3184[A]:ASN:CA	2.80	0.42
1:J:95:THR:HB	1:J:156:LEU:HD13	2.01	0.42
1:J:403:TYR:O	1:J:658:TYR:HB3	2.20	0.42
1:J:904:HIS:O	1:J:907:ARG:HB3	2.19	0.42
1:J:1206:HIS:CE1	1:J:1209:ASP:HB2	2.54	0.42
2:K:2156:ARG:HD2	2:K:2357:VAL:HG12	2.01	0.42
3:L:3141[A]:TYR:CD2	3:L:3141[A]:TYR:C	2.86	0.42
3:L:3225[B]:SER:C	3:L:3290[B]:ILE:HG23	2.39	0.42
3:L:3283[A]:ILE:C	3:L:3283[A]:ILE:CD1	2.85	0.42
1:M:133:LYS:HB3	1:M:134:VAL:H	1.48	0.42
1:M:518:LYS:O	1:M:520:PHE:HD1	2.01	0.42
1:M:982:LYS:N	1:M:983:PRO:HD3	2.34	0.42
1:M:1210:LYS:CA	1:M:1211:TYR:HB2	2.46	0.42
1:M:1486:LEU:HD12	2:Q:2486:ILE:HG22	2.02	0.42
3:O:2979[B]:GLN:HA	3:O:2979[B]:GLN:OE1	2.20	0.42
3:O:3135[A]:LYS:HB2	3:O:3141[A]:TYR:CD1	2.51	0.42
1:P:1039:ASP:OD1	1:P:1041:ILE:HG12	2.18	0.42
2:Q:2637:VAL:HG11	1:S:111:ILE:HG23	2.02	0.42
3:R:3196[B]:THR:OG1	3:R:3199[B]:GLN:CD	2.57	0.42
2:T:2179:ASP:HB3	2:T:2303:ARG:HH12	1.85	0.42
3:U:3133[A]:LEU:HD12	3:U:3133[A]:LEU:HA	1.86	0.42
3:U:3185[A]:TYR:CE2	3:U:3187[A]:TYR:HE2	2.31	0.42
3:U:3232[A]:VAL:HG21	3:U:3273[A]:LEU:CD1	2.50	0.42
1:V:426:LYS:HE3	1:V:435:GLU:OE2	2.19	0.42
1:V:464:LEU:HD22	1:V:622:HIS:HB3	2.02	0.42
1:V:760:ILE:HG21	1:V:777:TYR:CE2	2.52	0.42
1:V:1034:GLU:HB2	1:V:1180:SER:OG	2.20	0.42
1:V:1528:ASP:OD1	1:V:1528:ASP:N	2.53	0.42
2:W:2612:TYR:OH	2:W:2617:ASP:OD1	2.28	0.42
2:W:2641:GLN:HA	2:W:2642:PRO:HD3	1.85	0.42
3:X:2949[B]:LYS:NZ	3:X:2949[B]:LYS:C	2.73	0.42
3:X:2979[A]:GLN:HA	3:X:2979[A]:GLN:OE1	2.19	0.42
3:X:3180[A]:TYR:CB	3:X:3183[A]:LEU:CD2	2.90	0.42
1:Y:142:ARG:O	1:Y:145:GLN:HG2	2.18	0.42
1:Y:170:HIS:O	1:Y:174:GLN:HG3	2.19	0.42
1:Y:282:ASN:OD1	1:Y:282:ASN:N	2.52	0.42
2:Z:2797:LYS:HA	2:Z:2800:LYS:HD3	2.02	0.42
1:A:882:TRP:CD1	1:A:1086:LEU:HD13	2.54	0.42
1:A:977:GLU:OE1	1:A:978:ALA:N	2.49	0.42
2:B:2128:LEU:O	2:B:2130:PRO:HD3	2.20	0.42

Continued on next page...

Continued from previous page...

Atom-1	Atom-2	Interatomic distance (Å)	Clash overlap (Å)
3:C:2969[B]:TYR:HH	3:L:3120[B]:HIS:CD2	2.26	0.42
3:C:3133[B]:LEU:HD13	3:C:3197[B]:ILE:HG23	2.02	0.42
3:C:3196[A]:THR:OG1	3:C:3199[A]:GLN:CD	2.57	0.42
1:D:109:LEU:HG	1:D:119:LYS:HB3	2.01	0.42
1:D:177:VAL:HG11	1:D:358:TYR:CZ	2.55	0.42
1:D:964:ILE:HG22	1:D:970:SER:C	2.40	0.42
1:D:1575:PRO:HA	1:D:1581:GLU:O	2.20	0.42
2:E:2092:VAL:HG23	2:E:2177:TYR:O	2.20	0.42
2:E:2128:LEU:O	2:E:2130:PRO:HD3	2.19	0.42
3:F:2979[A]:GLN:HA	3:F:2979[A]:GLN:OE1	2.19	0.42
3:F:3028[A]:PRO:HG2	3:F:3029[A]:LYS:HG3	2.00	0.42
3:F:3048[A]:ASP:HB3	3:F:3099[A]:PRO:HD2	2.01	0.42
3:F:3222[A]:ILE:CD1	3:F:3223[A]:GLY:N	2.73	0.42
3:F:3299[A]:LEU:HB3	3:F:3300[A]:LEU:H	1.54	0.42
1:G:516:TRP:CD1	1:G:579:LEU:HD13	2.54	0.42
1:G:603:HIS:O	1:G:606:ILE:HG22	2.19	0.42
1:G:673:PHE:HB3	1:G:677:LEU:HB2	2.01	0.42
1:G:858:MET:HG3	1:G:959:PHE:CZ	2.54	0.42
1:G:1275:ARG:HH22	1:G:1357:ARG:HH11	1.65	0.42
1:G:1323:HIS:CD2	1:G:1458:HIS:CE1	3.07	0.42
2:H:2132:CYS:CB	2:H:2143:CYS:HA	2.47	0.42
2:H:2234:GLN:HG3	2:H:2235:PRO:HD2	2.02	0.42
2:H:2344:LEU:HA	2:H:2345:ASN:C	2.40	0.42
2:H:2573:TYR:HE2	2:H:2707:PHE:CE2	2.37	0.42
3:I:3155[B]:MET:CA	3:R:3153[B]:LYS:HD2	2.40	0.42
3:I:3300[A]:LEU:HD23	3:I:3300[A]:LEU:H	1.83	0.42
1:J:704:ASP:OD1	1:J:704:ASP:N	2.51	0.42
1:J:714:ARG:HH11	1:J:837:HIS:CE1	2.37	0.42
1:J:907:ARG:HD3	1:J:1050:ASP:OD1	2.19	0.42
1:J:1156:LEU:HB2	1:J:1176:TYR:CE1	2.55	0.42
1:J:1196:ILE:O	1:J:1199:VAL:HG13	2.20	0.42
2:K:2504:ARG:HD2	2:K:2775:GLY:O	2.20	0.42
2:K:2545:SER:O	2:K:2558:CYS:N	2.48	0.42
3:L:2970[A]:PRO:C	3:L:2972[A]:GLY:N	2.72	0.42
3:L:3133[B]:LEU:HD12	3:L:3133[B]:LEU:HA	1.85	0.42
3:L:3151[A]:LEU:CB	3:L:3175[A]:TYR:CE2	2.86	0.42
1:M:535:PRO:O	1:M:538:LYS:HE3	2.19	0.42
1:M:1308:VAL:HG11	8:O:2:NAG:O6	2.19	0.42
1:M:1473:ARG:HG3	1:M:1479:TYR:CG	2.54	0.42
2:N:2178:TRP:CZ3	2:N:2188:PRO:HD3	2.55	0.42
2:N:2870:LEU:HA	2:N:2877:ILE:HD11	2.00	0.42

Continued on next page...

Continued from previous page...

Atom-1	Atom-2	Interatomic distance (Å)	Clash overlap (Å)
3:O:2961[A]:HIS:HB2	3:O:2992[A]:TYR:HE2	1.80	0.42
3:O:3048[B]:ASP:HB3	3:O:3099[B]:PRO:HD2	2.01	0.42
3:O:3154[B]:PRO:HD2	3:X:3176[B]:LYS:HE2	1.86	0.42
3:O:3196[B]:THR:OG1	3:O:3199[B]:GLN:CD	2.57	0.42
3:O:3232[B]:VAL:HG21	3:O:3273[B]:LEU:CD1	2.50	0.42
1:P:77:GLU:O	1:P:81:VAL:HG23	2.19	0.42
1:P:450:LYS:HZ1	1:P:1273:SER:CB	2.29	0.42
1:P:1319:PHE:CE2	1:P:1424:GLU:HG3	2.55	0.42
2:Q:2562:GLY:H	2:Q:2846:TRP:HB2	1.85	0.42
2:Q:2783:PHE:HB2	2:Q:2791:LEU:HD11	2.02	0.42
2:Q:2808:PHE:CE2	2:Q:2899:PRO:HG3	2.54	0.42
2:Q:2889:ALA:H	2:Q:2890:VAL:HA	1.82	0.42
3:R:2982[B]:MET:HE3	3:R:3254[B]:MET:CE	2.47	0.42
3:R:3083[A]:ILE:HD11	3:R:3260[A]:ARG:CG	2.49	0.42
3:R:3093[B]:HIS:HB2	3:R:3248[B]:LEU:CD1	2.48	0.42
3:R:3196[A]:THR:OG1	3:R:3199[A]:GLN:CD	2.57	0.42
3:R:3217[A]:PHE:CD2	3:R:3300[A]:LEU:HD12	2.53	0.42
3:R:3225[A]:SER:C	3:R:3290[A]:ILE:HG23	2.39	0.42
1:S:401:VAL:HG23	1:S:661:ASN:HB3	2.00	0.42
1:S:633:HIS:O	1:S:636:GLN:HB3	2.19	0.42
1:S:980:TYR:CZ	1:S:1021:LEU:HD22	2.54	0.42
2:T:2606:LEU:HD22	2:T:2706:ILE:HG12	2.02	0.42
2:T:2731:PRO:HB3	2:T:2734:LYS:HG3	1.99	0.42
2:T:2819:VAL:HG13	2:T:2883:ILE:HG12	2.02	0.42
1:V:904:HIS:HE1	1:V:1106:PHE:CZ	2.37	0.42
1:V:975:PRO:HG2	1:V:1024:GLY:H	1.84	0.42
2:W:2670:CYS:N	2:W:2737:CYS:SG	2.93	0.42
2:W:2830:GLN:HG2	2:W:2863:ARG:CZ	2.50	0.42
3:X:2949[A]:LYS:NZ	3:X:2949[A]:LYS:C	2.73	0.42
3:X:2995[A]:GLN:CG	3:X:3168[A]:THR:HG21	2.48	0.42
3:X:3034[B]:HIS:HB3	3:X:3035[B]:HIS:CE1	2.50	0.42
3:X:3041[B]:ALA:O	3:X:3042[B]:ASP:HB2	2.20	0.42
3:X:3074[A]:GLU:CD	3:X:3212[A]:ARG:NH2	2.73	0.42
3:X:3083[B]:ILE:HD11	3:X:3260[B]:ARG:CG	2.49	0.42
3:X:3133[A]:LEU:HD13	3:X:3197[A]:ILE:HG23	2.02	0.42
3:X:3293[A]:LYS:CB	3:X:3294[A]:SER:CA	2.96	0.42
1:Y:48:LYS:HE3	1:Y:54:THR:HG22	2.02	0.42
1:Y:1263:LEU:HD11	1:Y:1358:LEU:HD22	2.01	0.42
1:Y:1630:MET:HE2	1:Y:1648:PRO:HG3	2.02	0.42
2:Z:2431:GLY:O	2:Z:2434:GLU:HG2	2.19	0.42
2:Z:2647:LEU:HD12	2:Z:2647:LEU:HA	1.75	0.42

Continued on next page...

Continued from previous page...

Atom-1	Atom-2	Interatomic distance (Å)	Clash overlap (Å)
1:A:561:ARG:NH2	1:A:629:MET:HB2	2.35	0.42
1:A:979:LEU:CD2	1:A:1021:LEU:HD22	2.50	0.42
1:A:1140:ASN:OD1	1:A:1239:GLY:N	2.52	0.42
3:C:2965[B]:LEU:HB2	3:L:3221[B]:ALA:HA	0.84	0.42
3:C:2966[B]:SER:HB2	3:C:2977[B]:CYS:H	1.85	0.42
3:C:2969[B]:TYR:CD2	3:C:2971[B]:ASP:N	2.73	0.42
3:C:3148[A]:ILE:HG22	3:C:3152[A]:LYS:HE3	2.01	0.42
3:C:3152[B]:LYS:CG	3:L:3172[B]:SER:OG	2.66	0.42
3:C:3172[B]:SER:OG	3:L:3152[B]:LYS:HB2	2.11	0.42
3:C:3196[A]:THR:OG1	3:C:3199[A]:GLN:OE1	2.38	0.42
1:D:1438:ASP:OD1	1:D:1439:VAL:N	2.52	0.42
2:E:2403:PHE:N	2:E:2403:PHE:CD1	2.85	0.42
2:E:2544:GLY:HA3	2:E:2699:MET:O	2.18	0.42
2:E:2550:THR:N	2:E:2554:PRO:HD3	2.34	0.42
2:E:2568:HIS:HE1	2:E:2742:MET:SD	2.43	0.42
3:F:2970[A]:PRO:C	3:F:2972[A]:GLY:N	2.72	0.42
3:F:3028[A]:PRO:HG2	3:F:3029[A]:LYS:HG2	2.02	0.42
3:F:3146[A]:CYS:O	3:F:3146[A]:CYS:SG	2.78	0.42
3:F:3191[A]:ASN:ND2	3:F:3191[A]:ASN:N	2.60	0.42
1:G:127:GLU:HG2	1:G:135:THR:HG23	2.02	0.42
1:G:304:ALA:HB1	1:G:306:PHE:CE1	2.51	0.42
1:G:460:GLU:CD	1:G:1368:ARG:HH21	2.23	0.42
2:H:2746:MET:HG3	2:H:2765:PRO:HD3	2.02	0.42
2:H:2808:PHE:HB3	2:H:2810:LEU:HD21	2.01	0.42
2:H:2888:GLY:HA2	2:H:2889:ALA:HA	1.86	0.42
3:I:2973[B]:THR:CG2	3:R:3106[B]:THR:C	2.82	0.42
3:I:2985[B]:PHE:CE2	3:R:2969[B]:TYR:O	2.73	0.42
3:I:3090[B]:ASN:HB3	3:R:2971[B]:ASP:O	2.20	0.42
3:I:3146[A]:CYS:O	3:I:3146[A]:CYS:SG	2.78	0.42
3:I:3171[B]:HIS:C	3:R:3152[B]:LYS:O	2.53	0.42
3:I:3196[B]:THR:OG1	3:I:3199[B]:GLN:OE1	2.37	0.42
3:I:3218[B]:LEU:HD12	3:I:3218[B]:LEU:HA	1.78	0.42
1:J:468:CYS:HB2	1:J:477:VAL:O	2.20	0.42
1:J:1034:GLU:CB	1:J:1182:ASN:HD21	2.33	0.42
2:K:2667:GLU:HB3	2:K:2730:LEU:CD2	2.50	0.42
2:K:2805:PHE:HB2	2:K:2902:ILE:CG1	2.50	0.42
3:L:2979[A]:GLN:HA	3:L:2979[A]:GLN:OE1	2.19	0.42
1:M:282:ASN:OD1	1:M:282:ASN:N	2.51	0.42
1:M:843:VAL:HG22	1:M:928:TYR:O	2.20	0.42
1:M:1146:PHE:HZ	1:M:1159:TYR:CG	2.38	0.42
1:M:1427:HIS:HE1	1:M:1458:HIS:CD2	2.38	0.42

Continued on next page...

Continued from previous page...

Atom-1	Atom-2	Interatomic distance (Å)	Clash overlap (Å)
2:N:2168:ARG:CZ	2:Q:2515:ARG:HD2	2.49	0.42
2:N:2664:PHE:HB3	2:N:2795:ILE:HD11	2.01	0.42
3:O:2970[B]:PRO:HD2	3:X:2991[B]:LEU:HD22	2.01	0.42
3:O:3023[B]:ILE:O	3:O:3026[B]:THR:OG1	2.34	0.42
3:O:3251[B]:ASP:HB2	3:X:2968[B]:GLN:CG	2.49	0.42
2:Q:2562:GLY:H	2:Q:2846:TRP:CB	2.33	0.42
2:Q:2780:HIS:ND1	2:Q:2782:ASN:OD1	2.53	0.42
3:R:2970[B]:PRO:C	3:R:2972[B]:GLY:H	2.23	0.42
1:S:630:PHE:O	1:S:633:HIS:HB3	2.19	0.42
1:S:647:LEU:HD13	1:S:651:ARG:NH2	2.34	0.42
2:T:2181:THR:HB	2:T:2373:MET:SD	2.60	0.42
2:T:2884:LYS:HG2	2:T:2891:LEU:HB3	2.01	0.42
3:U:3025[B]:VAL:CG2	3:U:3047[B]:ARG:NH1	2.73	0.42
3:U:3048[A]:ASP:HB3	3:U:3099[A]:PRO:HD2	2.01	0.42
3:U:3133[A]:LEU:HD13	3:U:3197[A]:ILE:HG23	2.02	0.42
3:U:3183[B]:LEU:N	3:U:3184[B]:ASN:CA	2.80	0.42
1:V:386:ILE:HD13	1:V:386:ILE:O	2.20	0.42
1:V:387:ASN:OD1	1:V:387:ASN:N	2.41	0.42
1:V:563:ILE:HG13	1:V:614:GLU:HG2	2.02	0.42
1:V:630:PHE:CE2	1:V:634:HIS:CE1	3.08	0.42
1:V:938:LEU:H	1:V:938:LEU:HD12	1.85	0.42
1:V:1323:HIS:CD2	9:V:5004:CUO:O1	2.72	0.42
2:W:2275:GLY:HA2	2:W:2281:SER:HB2	2.01	0.42
2:W:2279:LEU:HD12	2:W:2284:HIS:HD2	1.84	0.42
1:Y:51:ASP:HA	1:Y:52:GLY:HA3	1.70	0.42
1:Y:177:VAL:O	1:Y:181:PRO:HD3	2.20	0.42
1:Y:880:THR:O	1:Y:882:TRP:N	2.51	0.42
1:Y:915:ASN:O	1:Y:919:ARG:N	2.31	0.42
1:Y:1327:VAL:O	1:Y:1331:GLU:HB3	2.20	0.42
2:Z:2329:MET:HE2	2:Z:2358:PHE:HE2	1.85	0.42
2:Z:2643:GLU:HA	2:Z:2646:ALA:HB3	2.00	0.42
2:Z:2678:VAL:HG11	2:Z:2852:TYR:CE2	2.55	0.42
1:A:1077:LEU:HB3	1:A:1103:PHE:CE1	2.55	0.42
1:A:1542:ARG:O	1:A:1546:LYS:HG2	2.19	0.42
1:A:1567:ASP:OD1	1:A:1591:SER:OG	2.21	0.42
2:B:2718:TRP:HZ3	2:B:2721:TRP:CE3	2.37	0.42
3:C:2989[B]:HIS:NE2	3:L:2969[B]:TYR:CA	2.81	0.42
3:C:3155[B]:MET:O	3:L:3150[B]:LYS:O	2.37	0.42
3:C:3225[A]:SER:C	3:C:3290[A]:ILE:HG23	2.39	0.42
3:C:3232[B]:VAL:HG21	3:C:3273[B]:LEU:CD1	2.50	0.42
1:D:21:SER:HB2	1:D:83:HIS:O	2.19	0.42

Continued on next page...

Continued from previous page...

Atom-1	Atom-2	Interatomic distance (Å)	Clash overlap (Å)
1:D:276:PHE:HB2	1:D:279:LEU:HD23	2.02	0.42
1:D:682:LYS:O	1:D:685:GLU:HB3	2.19	0.42
2:E:2116:SER:HA	2:E:2121:THR:HG21	2.02	0.42
2:E:2333:LEU:HB3	2:E:2336:PHE:HD2	1.84	0.42
3:F:2932[A]:PRO:CA	3:F:2935[A]:ILE:CD1	2.85	0.42
3:F:2970[B]:PRO:C	3:F:2972[B]:GLY:N	2.72	0.42
3:F:3034[A]:HIS:HB3	3:F:3035[A]:HIS:CE1	2.50	0.42
3:F:3196[A]:THR:OG1	3:F:3199[A]:GLN:OE1	2.38	0.42
3:F:3196[B]:THR:OG1	3:F:3199[B]:GLN:CD	2.57	0.42
1:G:428:ILE:HG13	1:G:513:TYR:O	2.20	0.42
1:G:483:GLY:HA2	1:G:773:PHE:CZ	2.54	0.42
1:G:1028:VAL:HA	1:G:1035:TYR:HD2	1.85	0.42
1:G:1245:GLU:HG2	2:K:2729:LYS:O	2.20	0.42
1:G:1638:SER:OG	1:G:1639:LYS:N	2.53	0.42
2:H:2129:PRO:O	2:H:2131:LEU:HD23	2.20	0.42
2:H:2667:GLU:HG2	2:H:2728:ARG:NH2	2.34	0.42
3:I:2933[A]:SER:CA	3:I:2936[A]:GLU:HB3	2.48	0.42
3:I:2979[B]:GLN:HA	3:I:2979[B]:GLN:OE1	2.20	0.42
3:I:2988[A]:TRP:CZ3	3:I:2989[A]:HIS:CE1	3.07	0.42
3:I:3048[B]:ASP:HB3	3:I:3099[B]:PRO:HD2	2.01	0.42
3:I:3083[A]:ILE:HD11	3:I:3260[A]:ARG:CG	2.49	0.42
3:I:3146[B]:CYS:O	3:I:3146[B]:CYS:SG	2.78	0.42
3:I:3155[B]:MET:HA	3:R:3155[B]:MET:HE3	2.01	0.42
1:J:499:GLU:HG3	1:J:511:VAL:H	1.85	0.42
1:J:872:GLN:O	1:J:875:ALA:HB3	2.19	0.42
2:K:2426:PHE:HB3	2:K:2445:MET:HE1	2.00	0.42
2:K:2758:THR:O	2:K:2762:VAL:HG22	2.20	0.42
3:L:2939[A]:ARG:CB	3:L:3032[A]:PRO:HG2	2.44	0.42
3:L:3083[B]:ILE:HD11	3:L:3260[B]:ARG:CG	2.49	0.42
3:L:3133[B]:LEU:HD13	3:L:3197[B]:ILE:HG23	2.02	0.42
3:L:3232[B]:VAL:HG21	3:L:3273[B]:LEU:CD1	2.50	0.42
3:L:3298[A]:ASN:CB	3:L:3299[A]:LEU:C	2.86	0.42
3:L:3298[B]:ASN:CB	3:L:3299[B]:LEU:C	2.86	0.42
1:M:187:GLY:HA2	1:M:193:SER:HB2	2.02	0.42
1:M:492:ARG:HG3	1:M:638:ASP:OD1	2.18	0.42
1:M:618:MET:HE3	1:M:618:MET:HB3	1.56	0.42
1:M:639:ARG:NH2	1:M:707:PHE:O	2.53	0.42
1:M:870:TYR:HA	1:M:873:VAL:HG12	2.02	0.42
1:M:1171:LYS:HG2	1:M:1173:GLY:H	1.85	0.42
1:M:1243:PHE:O	1:M:1476:LYS:HD3	2.19	0.42
3:O:3001[B]:LYS:H	3:O:3003[B]:LYS:HG3	1.83	0.42

Continued on next page...

Continued from previous page...

Atom-1	Atom-2	Interatomic distance (Å)	Clash overlap (Å)
3:O:3048[A]:ASP:HB3	3:O:3099[A]:PRO:HD2	2.01	0.42
3:O:3108[B]:HIS:CG	3:X:2969[B]:TYR:O	2.70	0.42
3:O:3133[B]:LEU:HD13	3:O:3197[B]:ILE:HG23	2.02	0.42
3:O:3159[B]:SER:CB	3:X:3151[B]:LEU:HB2	2.42	0.42
3:O:3196[A]:THR:OG1	3:O:3199[A]:GLN:OE1	2.38	0.42
3:O:3228[A]:VAL:CG2	3:O:3245[A]:PHE:CD2	3.02	0.42
3:O:3229[A]:ASN:N	3:O:3286[A]:THR:O	2.52	0.42
3:O:3232[A]:VAL:HG21	3:O:3273[A]:LEU:CD1	2.49	0.42
1:P:131:GLU:OE2	1:P:192:HIS:HE1	2.02	0.42
1:P:929:TRP:CE3	1:P:939:PRO:HD3	2.54	0.42
1:P:1035:TYR:O	1:P:1038:PHE:HD1	2.02	0.42
1:P:1086:LEU:HD13	1:P:1090:ILE:HD11	2.01	0.42
2:Q:2680:HIS:CE1	2:Q:2711:HIS:CE1	3.08	0.42
3:R:2965[A]:LEU:CG	3:R:2974[A]:ALA:CB	2.85	0.42
3:R:2966[A]:SER:HB2	3:R:2977[A]:CYS:H	1.85	0.42
3:R:3001[A]:LYS:H	3:R:3003[A]:LYS:HG3	1.83	0.42
3:R:3014[B]:TRP:CH2	3:R:3123[B]:THR:HG23	2.53	0.42
3:R:3028[A]:PRO:HG2	3:R:3029[A]:LYS:HG2	2.02	0.42
3:R:3180[A]:TYR:CB	3:R:3183[A]:LEU:CD2	2.90	0.42
3:R:3185[A]:TYR:HE2	3:R:3187[A]:TYR:CD2	2.36	0.42
1:S:446:PHE:CZ	1:S:455:TYR:HA	2.55	0.42
2:T:2234:GLN:HG3	2:T:2235:PRO:HD2	2.00	0.42
2:T:2442:LEU:HG	1:V:1604:ASP:HB2	2.01	0.42
3:U:2979[A]:GLN:HA	3:U:2979[A]:GLN:OE1	2.19	0.42
3:U:3196[A]:THR:OG1	3:U:3199[A]:GLN:CD	2.57	0.42
1:V:452:ILE:HA	1:V:1368:ARG:HD3	2.00	0.42
1:V:899:MET:HE2	1:V:1012:GLU:OE1	2.20	0.42
1:V:995:ILE:O	1:V:999:LEU:HD22	2.20	0.42
1:V:1392:ASP:H	1:V:1435:GLY:HA2	1.85	0.42
2:W:2533:ASP:HB2	2:W:2755:PRO:HG3	2.01	0.42
2:W:2625:LEU:HD23	2:W:2625:LEU:H	1.85	0.42
3:X:2966[B]:SER:HB2	3:X:2977[B]:CYS:H	1.85	0.42
3:X:2979[B]:GLN:OE1	3:X:2979[B]:GLN:HA	2.19	0.42
3:X:3146[B]:CYS:SG	3:X:3146[B]:CYS:O	2.78	0.42
3:X:3232[A]:VAL:HG21	3:X:3273[A]:LEU:CD1	2.50	0.42
1:Y:217:PHE:O	1:Y:220:TRP:HB3	2.19	0.42
1:Y:1172:ALA:CB	1:Y:1196:ILE:HG13	2.50	0.42
2:Z:2177:TYR:HB2	2:Z:2300:ASN:HB2	2.01	0.42
1:A:1023:GLY:HA2	1:A:1029:SER:HB3	2.00	0.42
1:A:1067:TYR:CD1	1:A:1067:TYR:N	2.87	0.42
2:B:2089:ARG:HD2	2:B:2175:VAL:O	2.20	0.42

Continued on next page...

Continued from previous page...

Atom-1	Atom-2	Interatomic distance (Å)	Clash overlap (Å)
2:B:2726:LYS:HB2	2:B:2726:LYS:HE3	1.84	0.42
2:B:2830:GLN:HB2	2:B:2863:ARG:NH2	2.33	0.42
3:C:2966[A]:SER:HB2	3:C:2977[A]:CYS:H	1.85	0.42
3:C:2988[B]:TRP:CZ3	3:C:2989[B]:HIS:CE1	3.07	0.42
3:C:3048[A]:ASP:HB3	3:C:3099[A]:PRO:HD2	2.01	0.42
3:C:3113[A]:ASP:OD2	3:C:3115[A]:LEU:HB2	2.20	0.42
3:C:3152[B]:LYS:CB	3:L:3172[B]:SER:OG	2.67	0.42
3:C:3218[B]:LEU:HD13	3:C:3261[B]:LEU:HD23	2.01	0.42
3:C:3252[B]:TYR:HB2	3:L:3253[B]:GLU:CB	2.43	0.42
1:D:187:GLY:HA3	1:D:195:SER:HB3	2.02	0.42
1:D:205:LEU:HD23	1:D:205:LEU:HA	1.88	0.42
1:D:597:VAL:O	1:D:601:VAL:HG12	2.19	0.42
1:D:639:ARG:HB2	1:D:703:TYR:CE2	2.55	0.42
1:D:1319:PHE:CZ	1:D:1424:GLU:HG3	2.55	0.42
2:E:2447:ILE:O	2:E:2450:ILE:HG22	2.20	0.42
3:F:2949[A]:LYS:C	3:F:2953[A]:GLY:N	2.73	0.42
3:F:2949[B]:LYS:C	3:F:2953[B]:GLY:N	2.72	0.42
3:F:3182[A]:GLN:H	3:F:3182[A]:GLN:HG2	1.56	0.42
3:F:3293[B]:LYS:CG	3:F:3294[B]:SER:CB	2.98	0.42
1:G:105:VAL:CG1	1:G:123:PHE:HB3	2.48	0.42
1:G:127:GLU:OE2	1:G:134:VAL:HG13	2.19	0.42
1:G:212:ASN:O	1:G:215:ARG:HB3	2.19	0.42
1:G:227:ARG:HA	1:G:228:GLY:HA2	1.85	0.42
1:G:838:ARG:NH1	1:G:915:ASN:OD1	2.50	0.42
2:H:2302:ASP:OD2	2:H:2366:TYR:OH	2.30	0.42
2:H:2303:ARG:NH2	2:H:2372:GLU:O	2.53	0.42
2:H:2656:LEU:HD23	2:H:2656:LEU:HA	1.81	0.42
3:I:2937[B]:ASN:CB	3:I:3006[B]:LYS:CE	2.86	0.42
3:I:2956[A]:LYS:O	3:I:2959[A]:SER:OG	2.33	0.42
3:I:2961[B]:HIS:ND1	3:R:2969[B]:TYR:CD1	2.72	0.42
3:I:3041[A]:ALA:O	3:I:3042[A]:ASP:HB2	2.20	0.42
3:I:3041[B]:ALA:O	3:I:3042[B]:ASP:HB2	2.20	0.42
3:I:3149[B]:ASN:HD22	3:R:3163[B]:ASN:CA	2.31	0.42
3:I:3196[A]:THR:OG1	3:I:3199[A]:GLN:OE1	2.38	0.42
1:J:1166:THR:N	1:J:1167:ASP:HA	2.34	0.42
1:J:1286:ARG:HA	1:J:1286:ARG:HD3	1.82	0.42
1:J:1427:HIS:HD1	1:J:1461:VAL:HG21	1.85	0.42
2:K:2849:ASP:HB3	2:K:2850:ARG:NH1	2.34	0.42
2:K:2888:GLY:HA2	2:K:2889:ALA:HA	1.83	0.42
2:K:2898:LYS:H	2:K:2898:LYS:HG3	1.47	0.42
3:L:3001[A]:LYS:H	3:L:3003[A]:LYS:HG3	1.83	0.42

Continued on next page...

Continued from previous page...

Atom-1	Atom-2	Interatomic distance (Å)	Clash overlap (Å)
3:L:3001[B]:LYS:H	3:L:3003[B]:LYS:HG3	1.83	0.42
3:L:3146[A]:CYS:O	3:L:3146[A]:CYS:SG	2.78	0.42
3:L:3183[B]:LEU:N	3:L:3184[B]:ASN:CA	2.80	0.42
1:M:415:VAL:CB	1:M:697:ALA:HB2	2.50	0.42
1:M:1392:ASP:H	1:M:1435:GLY:HA2	1.84	0.42
2:N:2235:PRO:HG2	2:Q:2097:LEU:HD12	2.02	0.42
2:N:2764:THR:HA	2:N:2765:PRO:HD3	1.95	0.42
3:O:2961[B]:HIS:HB2	3:O:2992[B]:TYR:HE2	1.81	0.42
3:O:3041[B]:ALA:O	3:O:3042[B]:ASP:HB2	2.20	0.42
3:O:3096[A]:VAL:CG1	3:O:3115[A]:LEU:CD1	2.86	0.42
3:O:3148[A]:ILE:HG22	3:O:3152[A]:LYS:HE3	2.01	0.42
3:O:3154[B]:PRO:HG3	3:X:3175[B]:TYR:CG	2.51	0.42
3:O:3232[A]:VAL:HG21	3:O:3273[A]:LEU:HD11	2.00	0.42
3:O:3232[B]:VAL:HG21	3:O:3273[B]:LEU:HD11	2.00	0.42
3:O:3285[A]:VAL:CG2	3:O:3286[A]:THR:H	2.27	0.42
1:P:353:ASN:HD22	1:P:772:ARG:NH2	2.17	0.42
1:P:416:ASN:ND2	1:P:416:ASN:H	2.17	0.42
1:P:990:HIS:O	1:P:991:LEU:HB2	2.20	0.42
1:P:1562:ILE:HG22	1:P:1563:LYS:N	2.35	0.42
2:Q:2128:LEU:HB2	2:Q:2286:HIS:HB3	2.02	0.42
2:Q:2353:LYS:HB2	2:Q:2356:ASP:OD2	2.19	0.42
2:Q:2545:SER:HA	2:Q:2546:LEU:CB	2.49	0.42
2:Q:2811:HIS:HB3	2:Q:2847:HIS:CD2	2.54	0.42
3:R:3004[A]:GLY:C	3:R:3006[A]:LYS:N	2.74	0.42
3:R:3041[B]:ALA:O	3:R:3042[B]:ASP:HB2	2.20	0.42
1:S:639:ARG:O	1:S:643:ILE:HG13	2.20	0.42
2:T:2089:ARG:HD3	2:T:2163:GLU:OE2	2.20	0.42
2:T:2556:TYR:HE1	2:T:2845:PRO:HD2	1.84	0.42
3:U:3028[A]:PRO:HG2	3:U:3029[A]:LYS:HG3	2.00	0.42
3:U:3044[A]:LYS:H	3:U:3044[A]:LYS:HG2	1.64	0.42
3:U:3182[B]:GLN:H	3:U:3182[B]:GLN:HG2	1.56	0.42
1:V:1059:LEU:HD22	1:V:1063:ARG:HH21	1.85	0.42
1:V:1203:MET:HB2	1:V:1205:LEU:HB2	2.00	0.42
1:V:1562:ILE:HG22	1:V:1563:LYS:N	2.35	0.42
2:W:2092:VAL:HG13	2:W:2190:LEU:HD23	2.01	0.42
3:X:2938[B]:LEU:HD12	3:X:2938[B]:LEU:HA	1.85	0.42
3:X:3004[B]:GLY:C	3:X:3006[B]:LYS:N	2.73	0.42
3:X:3133[A]:LEU:HD12	3:X:3133[A]:LEU:HA	1.86	0.42
3:X:3200[A]:LEU:O	3:X:3203[A]:HIS:HB3	2.20	0.42
3:X:3273[B]:LEU:HB2	3:X:3275[B]:LEU:CD1	2.34	0.42
3:X:3284[A]:LYS:HD3	3:X:3284[A]:LYS:C	2.32	0.42

Continued on next page...

Continued from previous page...

Atom-1	Atom-2	Interatomic distance (Å)	Clash overlap (Å)
1:Y:486:THR:HA	1:Y:489:HIS:ND1	2.35	0.42
1:Y:1345:TYR:HB2	1:Y:1460:ASN:HB2	2.02	0.42
1:Y:1578:ILE:HA	1:Y:1579:GLY:HA2	1.53	0.42
1:A:80:LEU:HD12	1:A:80:LEU:HA	1.92	0.42
1:A:566:ARG:HA	1:A:567:LEU:HB2	2.02	0.42
1:A:956:PRO:HD2	1:A:957:ASN:O	2.20	0.42
1:A:1142:VAL:O	1:A:1195:ASP:HB2	2.19	0.42
2:B:2086:ASN:H	2:B:2086:ASN:HD22	1.67	0.42
2:B:2121:THR:O	2:B:2124:SER:HB3	2.20	0.42
2:B:2779:ASP:HA	2:B:2780:HIS:HA	1.66	0.42
3:C:2933[B]:SER:CA	3:C:2936[B]:GLU:HB3	2.48	0.42
3:C:2949[A]:LYS:C	3:C:2953[A]:GLY:N	2.72	0.42
3:C:3182[A]:GLN:H	3:C:3182[A]:GLN:HG2	1.56	0.42
1:D:319:ILE:O	1:D:338:ALA:N	2.51	0.42
1:D:716:LEU:O	1:D:720:VAL:HG13	2.20	0.42
2:E:2257:CYS:O	2:E:2261:VAL:HG23	2.20	0.42
2:E:2551:PRO:HA	2:E:2552:GLU:HA	1.60	0.42
3:F:3171[A]:HIS:C	3:F:3173[A]:THR:N	2.73	0.42
3:F:3229[B]:ASN:O	3:F:3286[B]:THR:N	2.50	0.42
3:F:3293[B]:LYS:CB	3:F:3294[B]:SER:CA	2.96	0.42
1:G:43:GLU:HG3	1:G:44:PRO:HA	2.02	0.42
1:G:832:LYS:HE2	1:G:832:LYS:HB3	1.77	0.42
1:G:858:MET:HG3	1:G:959:PHE:CE1	2.55	0.42
1:G:1078:ARG:NH1	2:K:2872:GLU:O	2.43	0.42
1:G:1091:ASN:HA	1:G:1092:PRO:HD3	1.79	0.42
1:G:1438:ASP:OD1	1:G:1439:VAL:N	2.53	0.42
3:I:2970[A]:PRO:C	3:I:2972[A]:GLY:H	2.23	0.42
3:I:2988[B]:TRP:CZ3	3:I:2989[B]:HIS:CE1	3.07	0.42
3:I:3183[B]:LEU:N	3:I:3184[B]:ASN:CA	2.80	0.42
1:J:84:GLY:CA	1:J:85:SER:HB3	2.50	0.42
1:J:187:GLY:HA2	1:J:193:SER:HB2	2.02	0.42
1:J:843:VAL:HG22	1:J:929:TRP:HB3	2.02	0.42
1:J:1145:THR:OG1	1:J:1233:SER:HB3	2.20	0.42
1:J:1325:LEU:HG	1:J:1516:VAL:HG11	2.02	0.42
2:K:2502:LEU:HD12	2:K:2502:LEU:HA	1.85	0.42
2:K:2805:PHE:HA	2:K:2855:ASP:HA	2.01	0.42
2:K:2808:PHE:HB3	2:K:2810:LEU:HD21	2.02	0.42
3:L:2988[B]:TRP:CZ3	3:L:2989[B]:HIS:CE1	3.07	0.42
3:L:2995[B]:GLN:CG	3:L:3168[B]:THR:HG21	2.48	0.42
3:L:3028[B]:PRO:HG2	3:L:3029[B]:LYS:HG2	2.02	0.42
3:L:3041[B]:ALA:O	3:L:3042[B]:ASP:HB2	2.20	0.42

Continued on next page...

Continued from previous page...

Atom-1	Atom-2	Interatomic distance (Å)	Clash overlap (Å)
3:L:3048[A]:ASP:HB3	3:L:3099[A]:PRO:HD2	2.01	0.42
3:L:3146[B]:CYS:O	3:L:3146[B]:CYS:SG	2.78	0.42
1:M:855:ARG:HD2	1:M:947:TYR:CG	2.55	0.42
2:N:2565:THR:HG21	2:N:2741:GLN:HB3	2.02	0.42
3:O:2967[B]:CYS:CB	3:X:3155[B]:MET:SD	3.08	0.42
3:O:3096[B]:VAL:CG1	3:O:3115[B]:LEU:CD1	2.86	0.42
3:O:3113[B]:ASP:OD2	3:O:3115[B]:LEU:HB2	2.20	0.42
3:O:3133[A]:LEU:HD13	3:O:3197[A]:ILE:HG23	2.02	0.42
3:O:3185[B]:TYR:HE2	3:O:3187[B]:TYR:CD2	2.35	0.42
3:O:3293[B]:LYS:CB	3:O:3294[B]:SER:CA	2.96	0.42
1:P:73:LEU:HD11	1:P:210:HIS:O	2.19	0.42
1:P:949:ASP:CG	1:P:950:ALA:H	2.22	0.42
1:P:1400:ASN:OD1	1:P:1402:TYR:N	2.52	0.42
2:Q:2244:PHE:HE2	2:Q:2374:ASN:HD22	1.66	0.42
2:Q:2251:LEU:HA	2:Q:2308:TRP:HD1	1.85	0.42
3:R:3133[A]:LEU:HD13	3:R:3197[A]:ILE:HG23	2.02	0.42
3:R:3146[B]:CYS:O	3:R:3146[B]:CYS:SG	2.78	0.42
3:R:3200[A]:LEU:O	3:R:3203[A]:HIS:HB3	2.20	0.42
1:S:116:LYS:O	1:S:117:LYS:HD2	2.20	0.42
1:S:1347:ASP:HA	1:S:1460:ASN:ND2	2.34	0.42
3:U:3001[A]:LYS:N	3:U:3003[A]:LYS:HG3	2.34	0.42
3:U:3074[B]:GLU:CD	3:U:3212[B]:ARG:NH2	2.73	0.42
3:U:3196[A]:THR:N	3:U:3199[A]:GLN:CB	2.64	0.42
1:V:1248:ARG:HD2	1:V:1249:TRP:H	1.84	0.42
1:V:1567:ASP:OD1	1:V:1591:SER:OG	2.33	0.42
2:W:2302:ASP:HB3	2:W:2368:TYR:OH	2.20	0.42
2:W:2377:SER:HB3	2:W:2380:GLN:HG3	2.02	0.42
2:W:2500:ILE:HD11	2:W:2776:TYR:HA	2.00	0.42
3:X:3001[A]:LYS:N	3:X:3003[A]:LYS:HG3	2.34	0.42
3:X:3048[B]:ASP:HB3	3:X:3099[B]:PRO:HD2	2.01	0.42
3:X:3083[A]:ILE:HD11	3:X:3260[A]:ARG:CG	2.49	0.42
3:X:3113[A]:ASP:OD2	3:X:3115[A]:LEU:HB2	2.20	0.42
3:X:3113[B]:ASP:OD2	3:X:3115[B]:LEU:HB2	2.20	0.42
3:X:3146[A]:CYS:O	3:X:3146[A]:CYS:SG	2.78	0.42
3:X:3148[A]:ILE:HD12	3:X:3175[A]:TYR:OH	2.20	0.42
3:X:3200[B]:LEU:O	3:X:3203[B]:HIS:HB3	2.20	0.42
3:X:3225[B]:SER:C	3:X:3290[B]:ILE:HG23	2.39	0.42
1:Y:73:LEU:HD11	1:Y:210:HIS:O	2.20	0.42
1:Y:98:MET:HB3	1:Y:144:TYR:HD1	1.85	0.42
2:Z:2142:ALA:N	2:Z:2433:THR:O	2.36	0.42
1:A:956:PRO:HB2	1:A:957:ASN:C	2.40	0.42

Continued on next page...

Continued from previous page...

Atom-1	Atom-2	Interatomic distance (Å)	Clash overlap (Å)
1:A:1030:MET:HB3	1:A:1030:MET:HE2	1.90	0.42
1:A:1279:LYS:HE3	1:A:1376:PRO:HG3	2.02	0.42
2:B:2326:ILE:HD11	1:D:1650:ILE:HG12	2.01	0.42
2:B:2606:LEU:HB3	2:B:2706:ILE:HD11	2.02	0.42
3:C:2995[B]:GLN:CG	3:C:3168[B]:THR:HG21	2.48	0.42
3:C:3004[A]:GLY:C	3:C:3006[A]:LYS:N	2.74	0.42
3:C:3041[A]:ALA:O	3:C:3042[A]:ASP:HB2	2.20	0.42
3:C:3161[B]:GLU:HA	3:L:3147[B]:GLU:HG2	0.76	0.42
3:C:3196[A]:THR:HG21	1:D:416:ASN:HB2	2.01	0.42
1:D:128:ILE:HG22	1:D:134:VAL:HA	2.01	0.42
1:D:593:CYS:O	1:D:597:VAL:HG23	2.20	0.42
1:D:830:ASN:HA	1:D:831:VAL:C	2.39	0.42
2:E:2830:GLN:HB2	2:E:2863:ARG:NH2	2.35	0.42
3:F:2949[A]:LYS:NZ	3:F:2949[A]:LYS:C	2.73	0.42
3:F:3004[B]:GLY:C	3:F:3006[B]:LYS:N	2.74	0.42
3:F:3133[B]:LEU:HD13	3:F:3197[B]:ILE:HG23	2.02	0.42
3:F:3242[B]:GLY:C	3:F:3243[B]:GLY:O	2.58	0.42
1:G:904:HIS:O	1:G:907:ARG:HB3	2.20	0.42
1:G:907:ARG:HD3	1:G:1050:ASP:OD1	2.20	0.42
1:G:907:ARG:NH1	1:G:1114:TYR:OH	2.50	0.42
1:G:956:PRO:HB2	1:G:957:ASN:C	2.40	0.42
1:G:1231:VAL:O	1:G:1233:SER:N	2.53	0.42
1:G:1304:ASP:N	1:G:1305:GLY:HA2	2.35	0.42
1:G:1328:SER:HB2	1:G:1523:LEU:HD13	2.01	0.42
3:I:2970[B]:PRO:C	3:I:2972[B]:GLY:H	2.23	0.42
3:I:2982[B]:MET:CB	3:R:3156[B]:MET:HB3	2.50	0.42
3:I:3028[A]:PRO:HG2	3:I:3029[A]:LYS:HG2	2.02	0.42
3:I:3048[A]:ASP:HB3	3:I:3099[A]:PRO:HD2	2.01	0.42
3:I:3137[B]:ARG:HD3	3:I:3137[B]:ARG:HA	1.72	0.42
3:I:3149[B]:ASN:HB2	3:R:3163[B]:ASN:HD21	0.46	0.42
3:I:3155[B]:MET:CG	3:R:3154[B]:PRO:CD	2.96	0.42
3:I:3200[B]:LEU:O	3:I:3203[B]:HIS:HB3	2.20	0.42
3:I:3272[A]:HIS:CD2	1:J:1543:ILE:HD11	2.55	0.42
1:J:601:VAL:HG11	1:J:777:TYR:CG	2.55	0.42
1:J:730:PHE:CD2	1:J:780:GLU:HB3	2.54	0.42
1:J:1150:GLY:HA2	1:J:1186:TRP:CE2	2.55	0.42
3:L:3148[B]:ILE:HD12	3:L:3175[B]:TYR:OH	2.20	0.42
3:L:3180[B]:TYR:CA	3:L:3183[B]:LEU:CD2	2.95	0.42
3:L:3196[A]:THR:OG1	3:L:3199[A]:GLN:OE1	2.37	0.42
3:L:3200[B]:LEU:O	3:L:3203[B]:HIS:HB3	2.20	0.42
3:L:3294[B]:SER:O	3:L:3294[B]:SER:OG	2.34	0.42

Continued on next page...

Continued from previous page...

Atom-1	Atom-2	Interatomic distance (Å)	Clash overlap (Å)
1:M:1140:ASN:OD1	1:M:1239:GLY:N	2.43	0.42
1:M:1369:THR:HB	1:M:1371:GLN:HG2	2.00	0.42
1:M:1406:HIS:O	1:M:1410:VAL:HG23	2.20	0.42
2:N:2207:ASN:HA	2:N:2208:PRO:HD2	1.92	0.42
3:O:2949[A]:LYS:C	3:O:2953[A]:GLY:N	2.72	0.42
3:O:2966[A]:SER:HB2	3:O:2977[A]:CYS:H	1.85	0.42
3:O:2970[A]:PRO:C	3:O:2972[A]:GLY:H	2.23	0.42
3:O:2979[A]:GLN:OE1	3:O:2979[A]:GLN:HA	2.19	0.42
3:O:2989[A]:HIS:NE2	9:O:3401[A]:CUO:O1	2.53	0.42
3:O:3146[A]:CYS:O	3:O:3146[A]:CYS:SG	2.78	0.42
3:O:3200[A]:LEU:O	3:O:3203[A]:HIS:HB3	2.20	0.42
3:O:3218[A]:LEU:HD13	3:O:3261[A]:LEU:HD23	2.01	0.42
3:O:3222[B]:ILE:H	3:X:3161[B]:GLU:HG2	1.85	0.42
3:O:3229[B]:ASN:N	3:O:3286[B]:THR:O	2.52	0.42
3:O:3283[B]:ILE:C	3:O:3283[B]:ILE:CD1	2.85	0.42
1:P:307:ARG:NH1	1:P:400:ILE:HD11	2.35	0.42
1:P:718:ARG:HD2	1:P:718:ARG:HA	1.89	0.42
1:P:1077:LEU:HD12	1:P:1077:LEU:HA	1.92	0.42
1:P:1178:LEU:HD12	1:P:1178:LEU:HA	1.90	0.42
1:P:1346:TRP:CE3	1:P:1356:PRO:HG3	2.54	0.42
2:Q:2622:ASN:HA	2:Q:2623:PRO:HD3	1.94	0.42
3:R:3222[A]:ILE:CD1	3:R:3223[A]:GLY:N	2.73	0.42
1:S:523:LEU:HA	1:S:524:PRO:HD3	1.94	0.42
1:S:1007:PHE:CE1	1:S:1011:TYR:HB2	2.54	0.42
1:S:1275:ARG:HH12	1:S:1357:ARG:NH1	2.06	0.42
3:U:2949[A]:LYS:NZ	3:U:2949[A]:LYS:C	2.73	0.42
3:U:2949[B]:LYS:NZ	3:U:2949[B]:LYS:C	2.73	0.42
3:U:2979[B]:GLN:HA	3:U:2979[B]:GLN:OE1	2.20	0.42
3:U:3004[B]:GLY:C	3:U:3006[B]:LYS:N	2.74	0.42
3:U:3028[B]:PRO:HG2	3:U:3029[B]:LYS:HG2	2.02	0.42
3:U:3149[A]:ASN:OD1	3:U:3149[A]:ASN:N	2.51	0.42
3:U:3200[B]:LEU:O	3:U:3203[B]:HIS:HB3	2.20	0.42
1:V:173:VAL:HG23	1:V:174:GLN:HG2	2.01	0.42
1:V:897:HIS:HB3	1:V:899:MET:CE	2.48	0.42
1:V:1406:HIS:HB3	1:V:1426:LEU:HD13	2.01	0.42
3:X:3025[B]:VAL:CG2	3:X:3047[B]:ARG:NH1	2.73	0.42
3:X:3133[B]:LEU:HD13	3:X:3197[B]:ILE:HG23	2.02	0.42
3:X:3151[A]:LEU:CB	3:X:3175[A]:TYR:CE2	2.86	0.42
1:Y:494:VAL:CG2	1:Y:671:PHE:HZ	2.33	0.42
1:Y:866:GLU:HG3	1:Y:867:VAL:N	2.35	0.42
1:Y:891:LYS:HB2	1:Y:892:TYR:HA	2.02	0.42

Continued on next page...

Continued from previous page...

Atom-1	Atom-2	Interatomic distance (Å)	Clash overlap (Å)
1:Y:1171:LYS:NZ	1:Y:1174:GLU:OE2	2.50	0.42
1:Y:1228:LEU:HD22	1:Y:1228:LEU:O	2.20	0.42
1:Y:1415:ASP:OD1	1:Y:1416:PHE:N	2.53	0.42
2:Z:2092:VAL:HG23	2:Z:2177:TYR:O	2.20	0.42
2:Z:2145:LEU:HD22	2:Z:2154:TRP:CD1	2.55	0.42
2:Z:2876:LYS:NZ	2:Z:2876:LYS:HB3	2.34	0.42
1:A:480:CYS:SG	1:A:621:LEU:HD11	2.59	0.41
1:A:816:PRO:HA	1:A:817:PRO:HD3	1.95	0.41
2:B:2600:ASP:OD1	2:B:2601:ASN:N	2.53	0.41
3:C:2959[B]:SER:O	3:L:3255[B]:PRO:CD	2.68	0.41
3:C:2995[A]:GLN:CG	3:C:3168[A]:THR:HG21	2.48	0.41
3:C:3067[B]:ARG:HA	3:C:3067[B]:ARG:HD3	1.87	0.41
3:C:3158[B]:PHE:CG	3:L:3153[B]:LYS:HE2	2.29	0.41
3:C:3182[B]:GLN:H	3:C:3182[B]:GLN:HG2	1.56	0.41
3:C:3185[B]:TYR:CE2	3:C:3187[B]:TYR:HE2	2.31	0.41
3:C:3193[B]:HIS:ND1	3:C:3193[B]:HIS:N	2.68	0.41
1:D:517:THR:HG21	1:D:708:PHE:HE1	1.85	0.41
1:D:671:PHE:O	1:D:684:ARG:HG3	2.20	0.41
1:D:1156:LEU:HD13	1:D:1176:TYR:CE1	2.55	0.41
1:D:1211:TYR:OH	1:D:1234:VAL:HB	2.20	0.41
1:D:1528:ASP:OD1	1:D:1528:ASP:N	2.53	0.41
2:E:2180:TRP:CD1	2:E:2243:LEU:HD22	2.55	0.41
2:E:2400:LEU:HB2	2:E:2439:PHE:HD2	1.84	0.41
2:E:2644:LEU:HD13	2:E:2686:LEU:HB3	2.01	0.41
2:E:2667:GLU:HB3	2:E:2730:LEU:HD13	2.02	0.41
3:F:2982[A]:MET:HE1	3:F:3254[A]:MET:HE2	2.02	0.41
3:F:3146[B]:CYS:HA	3:F:3147[B]:GLU:HA	1.70	0.41
1:G:1148:LEU:HD23	1:G:1229:LYS:HE2	2.01	0.41
3:I:2995[B]:GLN:CG	3:I:3168[B]:THR:HG21	2.48	0.41
3:I:3185[B]:TYR:HE2	3:I:3187[B]:TYR:CD2	2.35	0.41
3:I:3232[B]:VAL:HG21	3:I:3273[B]:LEU:CD1	2.50	0.41
1:J:322:CYS:HA	1:J:333:ASN:O	2.20	0.41
1:J:464:LEU:HA	1:J:464:LEU:HD12	1.85	0.41
1:J:566:ARG:HH22	1:J:803:LYS:NZ	2.18	0.41
1:J:913:PHE:CD2	1:J:1043:MET:HG2	2.55	0.41
1:J:1148:LEU:HB2	1:J:1188:PHE:CD2	2.46	0.41
1:J:1494:ARG:HH11	1:J:1494:ARG:CG	2.33	0.41
1:J:1562:ILE:HG13	1:J:1564:ALA:O	2.20	0.41
2:K:2561:HIS:HB3	2:K:2677:GLU:OE2	2.20	0.41
2:K:2711:HIS:HA	2:K:2714:VAL:HG22	2.01	0.41
3:L:3200[A]:LEU:O	3:L:3203[A]:HIS:HB3	2.20	0.41

Continued on next page...

Continued from previous page...

Atom-1	Atom-2	Interatomic distance (Å)	Clash overlap (Å)
3:L:3232[A]:VAL:HG21	3:L:3273[A]:LEU:CD1	2.50	0.41
1:M:84:GLY:HA2	1:M:85:SER:HB3	2.02	0.41
1:M:1484:CYS:O	2:Q:2487:VAL:HG22	2.20	0.41
1:M:1485:ALA:O	1:M:1489:MET:HG2	2.20	0.41
2:N:2778:TYR:HB2	2:N:2781:LEU:CD1	2.50	0.41
3:O:2971[B]:ASP:C	3:X:2988[B]:TRP:HE3	2.23	0.41
3:O:2988[A]:TRP:CZ3	3:O:2989[A]:HIS:CE1	3.07	0.41
3:O:3149[A]:ASN:OD1	3:O:3149[A]:ASN:N	2.51	0.41
3:O:3185[A]:TYR:CE2	3:O:3187[A]:TYR:HE2	2.31	0.41
1:P:40:TYR:HE2	1:P:75:GLN:HG2	1.85	0.41
1:P:71:LEU:HD13	1:P:266:LEU:HD21	2.01	0.41
1:P:107:HIS:HA	1:P:108:PRO:HD3	1.89	0.41
1:P:524:PRO:HD2	1:P:527:LEU:HD11	2.01	0.41
1:P:930:ASP:OD1	1:P:1051:ARG:NH2	2.53	0.41
2:Q:2261:VAL:HG21	2:Q:2441:ARG:HG3	2.01	0.41
2:Q:2398:PHE:HE1	2:Q:2466:THR:HG21	1.85	0.41
2:Q:2568:HIS:CD2	2:Q:2718:TRP:CH2	3.08	0.41
3:R:2952[B]:ALA:CA	3:R:2956[B]:LYS:CB	2.89	0.41
3:R:3048[A]:ASP:HB3	3:R:3099[A]:PRO:HD2	2.01	0.41
3:R:3133[B]:LEU:HD13	3:R:3197[B]:ILE:HG23	2.02	0.41
3:R:3228[B]:VAL:CG2	3:R:3245[B]:PHE:CD2	3.02	0.41
3:R:3232[B]:VAL:HG21	3:R:3273[B]:LEU:CD1	2.49	0.41
3:R:3281[A]:PHE:CZ	3:R:3305[A]:ILE:HG21	2.55	0.41
3:R:3284[B]:LYS:HD3	3:R:3284[B]:LYS:C	2.32	0.41
1:S:285:THR:HB	1:S:288:GLU:H	1.85	0.41
1:S:932:THR:O	1:S:989:THR:OG1	2.37	0.41
1:S:1019:HIS:CE1	1:S:1046:HIS:CE1	3.08	0.41
1:S:1055:THR:HG21	1:S:1121:LEU:HD13	2.01	0.41
1:S:1263:LEU:HD11	1:S:1358:LEU:HD22	2.02	0.41
2:T:2104:ILE:O	2:T:2108:LYS:HB2	2.20	0.41
3:U:2987[B]:HIS:CD2	3:U:3178[B]:PHE:CE1	3.08	0.41
3:U:2989[B]:HIS:NE2	9:U:3401[B]:CUO:O1	2.53	0.41
3:U:3041[B]:ALA:O	3:U:3042[B]:ASP:HB2	2.20	0.41
3:U:3096[A]:VAL:CG1	3:U:3115[A]:LEU:CD1	2.86	0.41
3:U:3171[A]:HIS:C	3:U:3173[A]:THR:N	2.73	0.41
3:U:3193[B]:HIS:ND1	3:U:3193[B]:HIS:N	2.68	0.41
1:V:109:LEU:HD21	2:Z:2635:TYR:HB2	2.02	0.41
1:V:128:ILE:HG12	1:V:130:PHE:O	2.20	0.41
1:V:664:VAL:HG12	1:V:690:THR:HG22	2.00	0.41
2:W:2191:LEU:HD13	2:W:2296:LEU:HD22	2.01	0.41
2:W:2381:LEU:HD23	2:W:2381:LEU:HA	1.92	0.41

Continued on next page...

Continued from previous page...

Atom-1	Atom-2	Interatomic distance (Å)	Clash overlap (Å)
1:Y:843:VAL:CG1	1:Y:927:PRO:HB2	2.50	0.41
1:Y:1019:HIS:CE1	1:Y:1046:HIS:HE1	2.37	0.41
1:A:119:LYS:CB	1:A:120:LYS:HA	2.34	0.41
1:A:139:VAL:HG11	1:A:144:TYR:CZ	2.55	0.41
1:A:718:ARG:HD3	1:A:834:ASP:OD2	2.19	0.41
1:A:1091:ASN:HA	1:A:1092:PRO:HD3	1.76	0.41
1:A:1361:GLU:HG3	1:A:1363:THR:H	1.85	0.41
3:C:2970[A]:PRO:C	3:C:2972[A]:GLY:N	2.72	0.41
3:C:3004[B]:GLY:C	3:C:3006[B]:LYS:N	2.73	0.41
3:C:3146[B]:CYS:SG	3:C:3146[B]:CYS:O	2.78	0.41
3:C:3163[B]:ASN:O	3:L:3147[B]:GLU:OE2	2.38	0.41
3:C:3169[B]:LYS:CG	3:L:3149[B]:ASN:CG	2.49	0.41
3:C:3180[A]:TYR:CA	3:C:3183[A]:LEU:CD2	2.95	0.41
3:C:3185[A]:TYR:CE2	3:C:3187[A]:TYR:HE2	2.31	0.41
3:C:3200[B]:LEU:O	3:C:3203[B]:HIS:HB3	2.20	0.41
3:C:3222[A]:ILE:CD1	3:C:3223[A]:GLY:N	2.73	0.41
9:C:3401[A]:CUO:O1	3:L:2989[A]:HIS:NE2	2.53	0.41
1:D:23:ARG:HD3	1:D:120:LYS:HD3	2.02	0.41
1:D:472:ASP:HA	1:D:473:ALA:HA	1.74	0.41
2:E:2107:LEU:HA	2:E:2110:MET:HG2	2.02	0.41
3:F:3041[A]:ALA:O	3:F:3042[A]:ASP:HB2	2.20	0.41
3:F:3193[B]:HIS:ND1	3:F:3193[B]:HIS:N	2.68	0.41
1:G:149:GLU:O	1:G:151:GLN:N	2.53	0.41
1:G:806:ASN:OD1	1:G:808:THR:HG22	2.20	0.41
1:G:1144:VAL:HG12	1:G:1194:SER:O	2.19	0.41
1:G:1339:SER:HB3	1:G:1340:GLY:CA	2.40	0.41
2:H:2406:SER:OG	2:H:2430:GLY:N	2.33	0.41
2:H:2744:PHE:CZ	1:J:1212:HIS:HB3	2.55	0.41
2:H:2800:LYS:HB3	3:I:3023[A]:ILE:HD13	2.02	0.41
3:I:3004[B]:GLY:C	3:I:3006[B]:LYS:N	2.74	0.41
3:I:3153[B]:LYS:HG2	3:R:3155[B]:MET:CG	2.50	0.41
3:I:3161[B]:GLU:C	3:R:3147[B]:GLU:HG3	2.40	0.41
3:I:3242[A]:GLY:C	3:I:3243[A]:GLY:O	2.58	0.41
3:I:3259[B]:ASP:N	3:R:3162[B]:ASP:CB	2.77	0.41
1:J:19:GLN:HG2	1:J:110:PHE:CD2	2.55	0.41
1:J:494:VAL:HG23	1:J:671:PHE:CZ	2.56	0.41
1:J:946:GLU:HG2	1:J:955:LYS:HD3	2.01	0.41
2:K:2481:LEU:HA	2:K:2482:PRO:HD3	1.94	0.41
2:K:2568:HIS:CD2	2:K:2718:TRP:CH2	3.08	0.41
3:L:3041[A]:ALA:O	3:L:3042[A]:ASP:HB2	2.20	0.41
3:L:3048[B]:ASP:HB3	3:L:3099[B]:PRO:HD2	2.01	0.41

Continued on next page...

Continued from previous page...

Atom-1	Atom-2	Interatomic distance (Å)	Clash overlap (Å)
3:L:3176[A]:LYS:C	3:L:3177[A]:SER:HG	1.98	0.41
3:L:3299[A]:LEU:HB3	3:L:3300[A]:LEU:H	1.54	0.41
1:M:603:HIS:HD2	1:M:633:HIS:CE1	2.38	0.41
1:M:1636:ASN:HB2	1:M:1638:SER:O	2.19	0.41
2:N:2155:HIS:O	2:N:2159:VAL:HG23	2.21	0.41
3:O:2966[B]:SER:HB2	3:O:2977[B]:CYS:H	1.85	0.41
3:O:2979[B]:GLN:NE2	3:O:3155[B]:MET:HE2	2.34	0.41
3:O:3004[A]:GLY:C	3:O:3006[A]:LYS:N	2.74	0.41
3:O:3148[B]:ILE:HD12	3:O:3175[B]:TYR:OH	2.20	0.41
3:O:3200[B]:LEU:O	3:O:3203[B]:HIS:HB3	2.20	0.41
1:P:64:THR:HG22	1:P:240:PHE:CE1	2.55	0.41
1:P:92:TRP:CE3	1:P:102:PRO:HD3	2.55	0.41
1:P:489:HIS:CD2	1:P:689:PRO:HB2	2.56	0.41
1:P:492:ARG:HD2	1:P:692:VAL:HG13	2.01	0.41
1:P:1324:ARG:NH1	1:P:1519:TYR:HB3	2.34	0.41
1:S:72:TYR:HD1	1:S:247:PHE:HZ	1.67	0.41
1:S:305:ASN:HB3	1:S:400:ILE:HB	2.02	0.41
1:S:714:ARG:NH1	1:S:1115:GLU:OE1	2.52	0.41
1:S:1166:THR:N	1:S:1167:ASP:HA	2.35	0.41
1:S:1312:CYS:HA	1:S:1322:TRP:CE2	2.54	0.41
1:S:1438:ASP:HB3	1:S:1441:SER:HB3	2.01	0.41
2:T:2132:CYS:O	2:T:2334:LYS:HD3	2.21	0.41
3:U:2949[B]:LYS:C	3:U:2953[B]:GLY:N	2.73	0.41
3:U:2970[B]:PRO:C	3:U:2972[B]:GLY:H	2.23	0.41
3:U:3011[A]:TYR:CB	3:U:3121[A]:SER:HB2	2.49	0.41
3:U:3133[B]:LEU:HD13	3:U:3197[B]:ILE:HG23	2.02	0.41
3:U:3148[A]:ILE:HD12	3:U:3175[A]:TYR:OH	2.20	0.41
1:V:482:HIS:CE1	1:V:621:LEU:HD11	2.55	0.41
1:V:949:ASP:O	1:V:952:GLY:N	2.52	0.41
2:W:2553:ALA:N	2:W:2554:PRO:CD	2.84	0.41
3:X:2952[B]:ALA:CA	3:X:2956[B]:LYS:CB	2.89	0.41
3:X:2987[B]:HIS:CD2	3:X:3178[B]:PHE:CE1	3.08	0.41
3:X:2988[A]:TRP:HE3	3:X:2989[A]:HIS:CE1	2.25	0.41
3:X:3028[A]:PRO:HG2	3:X:3029[A]:LYS:HG2	2.02	0.41
3:X:3209[A]:GLU:O	3:X:3310[A]:GLY:C	2.59	0.41
3:X:3281[A]:PHE:CZ	3:X:3305[A]:ILE:HG21	2.55	0.41
3:X:3299[A]:LEU:HB3	3:X:3300[A]:LEU:H	1.54	0.41
3:X:3301[A]:PRO:HB2	3:X:3302[A]:SER:H	1.33	0.41
1:Y:1319:PHE:CE2	1:Y:1424:GLU:HG3	2.55	0.41
1:Y:1489:MET:HB3	1:Y:1514:ASN:ND2	2.36	0.41
2:Z:2469:VAL:HG12	2:Z:2475:GLU:HG2	2.02	0.41

Continued on next page...

Continued from previous page...

Atom-1	Atom-2	Interatomic distance (Å)	Clash overlap (Å)
1:A:1010:GLN:H	1:A:1010:GLN:HG2	1.67	0.41
2:B:2191:LEU:HD12	2:B:2191:LEU:HA	1.87	0.41
2:B:2406:SER:O	2:B:2471:HIS:HB2	2.20	0.41
3:C:2938[A]:LEU:O	3:C:2939[A]:ARG:C	2.58	0.41
3:C:3023[A]:ILE:HA	3:C:3026[A]:THR:HG1	1.82	0.41
3:C:3028[A]:PRO:HG2	3:C:3029[A]:LYS:HG2	2.02	0.41
3:C:3146[A]:CYS:HA	3:C:3147[A]:GLU:HA	1.70	0.41
1:D:40:TYR:CD1	1:D:246:PRO:HG2	2.54	0.41
1:D:282:ASN:OD1	1:D:282:ASN:N	2.53	0.41
1:D:601:VAL:HG11	1:D:777:TYR:CG	2.56	0.41
1:D:899:MET:HE2	1:D:1012:GLU:OE2	2.20	0.41
1:D:1023:GLY:HA2	1:D:1029:SER:OG	2.21	0.41
1:D:1248:ARG:HG3	1:D:1249:TRP:H	1.85	0.41
1:D:1260:ARG:HD2	1:D:1343:VAL:O	2.21	0.41
2:E:2089:ARG:HD3	2:E:2163:GLU:OE2	2.20	0.41
2:E:2304:LEU:HD12	2:E:2304:LEU:HA	1.89	0.41
2:E:2554:PRO:CB	2:E:2556:TYR:HB2	2.51	0.41
3:F:3004[A]:GLY:C	3:F:3006[A]:LYS:N	2.73	0.41
3:F:3209[B]:GLU:O	3:F:3310[B]:GLY:C	2.59	0.41
1:G:104:LEU:HD23	1:G:123:PHE:CE2	2.51	0.41
1:G:590:ASP:OD1	1:G:590:ASP:N	2.54	0.41
1:G:938:LEU:HD11	1:G:976:THR:HG21	2.02	0.41
2:H:2089:ARG:HB2	2:H:2368:TYR:CD1	2.56	0.41
2:H:2157:LEU:O	2:H:2160:VAL:HG22	2.20	0.41
2:H:2680:HIS:CD2	2:H:2684:HIS:CD2	3.08	0.41
3:I:2949[A]:LYS:NZ	3:I:2949[A]:LYS:C	2.73	0.41
3:I:2949[B]:LYS:NZ	3:I:2949[B]:LYS:C	2.73	0.41
3:I:2963[A]:MET:SD	3:I:2963[A]:MET:O	2.79	0.41
3:I:2968[B]:GLN:O	3:R:2985[B]:PHE:CE2	2.74	0.41
3:I:2971[B]:ASP:O	3:R:3093[B]:HIS:CB	2.67	0.41
3:I:2979[A]:GLN:HA	3:I:2979[A]:GLN:OE1	2.19	0.41
3:I:2989[A]:HIS:NE2	9:I:3402[A]:CUO:O1	2.53	0.41
3:I:3148[A]:ILE:HD12	3:I:3175[A]:TYR:OH	2.20	0.41
3:I:3200[A]:LEU:O	3:I:3203[A]:HIS:HB3	2.20	0.41
3:I:3218[A]:LEU:HD13	3:I:3261[A]:LEU:HD23	2.01	0.41
1:J:464:LEU:HD22	1:J:622:HIS:CD2	2.54	0.41
1:J:728:ARG:HE	1:J:730:PHE:HZ	1.68	0.41
2:K:2361:LYS:HE2	2:K:2362:GLN:HG3	2.01	0.41
2:K:2575:LEU:HD23	2:K:2575:LEU:HA	1.87	0.41
3:L:2963[A]:MET:SD	3:L:2963[A]:MET:O	2.78	0.41
3:L:2963[B]:MET:O	3:L:2963[B]:MET:SD	2.79	0.41

Continued on next page...

Continued from previous page...

Atom-1	Atom-2	Interatomic distance (Å)	Clash overlap (Å)
3:L:3196[A]:THR:N	3:L:3199[A]:GLN:CB	2.65	0.41
3:L:3196[B]:THR:OG1	3:L:3199[B]:GLN:OE1	2.38	0.41
3:L:3281[B]:PHE:CZ	3:L:3305[B]:ILE:HG21	2.55	0.41
1:M:164:GLU:OE2	1:M:301:ARG:NH2	2.53	0.41
1:M:705:THR:HG22	1:M:1118:THR:HG22	2.02	0.41
1:M:862:ALA:HA	1:M:870:TYR:HD2	1.85	0.41
1:M:1458:HIS:CE1	9:M:2105:CUO:O1	2.74	0.41
2:N:2641:GLN:HA	2:N:2642:PRO:HD3	1.87	0.41
3:O:2949[B]:LYS:C	3:O:2949[B]:LYS:HZ3	2.14	0.41
3:O:3047[B]:ARG:NH2	3:O:3113[B]:ASP:OD1	2.43	0.41
3:O:3131[A]:GLN:HE21	3:O:3131[A]:GLN:HB3	1.66	0.41
3:O:3180[B]:TYR:HA	3:O:3183[B]:LEU:CD2	2.51	0.41
1:P:150:GLY:HA2	1:P:151:GLN:HA	1.77	0.41
1:P:177:VAL:HA	1:P:180:ASN:ND2	2.35	0.41
1:P:450:LYS:HZ2	1:P:505:ARG:HH21	1.67	0.41
3:R:2949[A]:LYS:C	3:R:2953[A]:GLY:N	2.73	0.41
3:R:2970[A]:PRO:C	3:R:2972[A]:GLY:H	2.23	0.41
3:R:2979[A]:GLN:HA	3:R:2979[A]:GLN:OE1	2.19	0.41
3:R:2987[A]:HIS:CD2	3:R:3178[A]:PHE:CE1	3.08	0.41
3:R:3041[A]:ALA:O	3:R:3042[A]:ASP:HB2	2.20	0.41
3:R:3083[B]:ILE:HD11	3:R:3260[B]:ARG:HG3	2.03	0.41
3:R:3173[B]:THR:HG22	3:R:3174[B]:GLY:H	1.67	0.41
3:R:3180[B]:TYR:CB	3:R:3183[B]:LEU:CD2	2.90	0.41
3:R:3294[B]:SER:O	3:R:3294[B]:SER:OG	2.34	0.41
1:S:980:TYR:CE1	1:S:1021:LEU:HB3	2.55	0.41
1:S:1166:THR:OG1	1:S:1168:GLN:N	2.52	0.41
2:T:2549:PRO:HA	2:T:2550:THR:HA	1.56	0.41
2:T:2575:LEU:HD11	2:T:2774:LEU:HB3	2.01	0.41
3:U:2963[A]:MET:SD	3:U:2963[A]:MET:O	2.79	0.41
3:U:3034[A]:HIS:HB3	3:U:3035[A]:HIS:CE1	2.50	0.41
3:U:3182[A]:GLN:H	3:U:3182[A]:GLN:HG2	1.56	0.41
3:U:3200[A]:LEU:O	3:U:3203[A]:HIS:HB3	2.20	0.41
3:U:3218[A]:LEU:HD13	3:U:3261[A]:LEU:HD23	2.01	0.41
3:U:3222[B]:ILE:CD1	3:U:3223[B]:GLY:N	2.73	0.41
1:V:225:LYS:HE2	1:V:225:LYS:HB2	1.93	0.41
1:V:518:LYS:HE2	1:V:520:PHE:HB3	2.00	0.41
1:V:567:LEU:HB2	1:V:571:PRO:HD2	2.01	0.41
1:V:1249:TRP:HZ2	1:V:1537:ILE:HD12	1.85	0.41
1:V:1304:ASP:OD1	1:V:1306:THR:N	2.53	0.41
1:V:1573:CYS:HB2	1:V:1627:ARG:CG	2.49	0.41
2:W:2180:TRP:HH2	2:W:2297:HIS:O	2.02	0.41

Continued on next page...

Continued from previous page...

Atom-1	Atom-2	Interatomic distance (Å)	Clash overlap (Å)
3:X:3185[B]:TYR:HE2	3:X:3187[B]:TYR:CD2	2.35	0.41
3:X:3209[B]:GLU:O	3:X:3310[B]:GLY:C	2.59	0.41
1:Y:859:ALA:HB2	1:Y:957:ASN:ND2	2.35	0.41
1:Y:898:GLY:HA2	1:Y:1186:TRP:CB	2.44	0.41
1:Y:1166:THR:HB	1:Y:1167:ASP:C	2.40	0.41
2:Z:2638:ARG:HG2	2:Z:2687:ILE:O	2.20	0.41
1:A:100:GLN:HA	1:A:100:GLN:HE21	1.85	0.41
1:A:103:GLU:OE2	1:A:106:GLN:NE2	2.54	0.41
1:A:119:LYS:HA	1:A:119:LYS:HD2	1.86	0.41
1:A:232:ARG:NE	1:A:267:PHE:HE2	2.19	0.41
1:A:1180:SER:N	1:A:1183:GLU:OE1	2.53	0.41
1:A:1322:TRP:HZ2	1:A:1495:PRO:HG3	1.85	0.41
1:A:1498:ASN:ND2	1:A:1500:THR:O	2.54	0.41
3:C:2961[B]:HIS:C	3:L:3255[B]:PRO:CD	2.88	0.41
3:C:2987[B]:HIS:CD2	3:C:3178[B]:PHE:CE1	3.08	0.41
3:C:3141[A]:TYR:CD2	3:C:3141[A]:TYR:C	2.86	0.41
3:C:3151[B]:LEU:C	3:L:3154[B]:PRO:CB	2.88	0.41
3:C:3153[B]:LYS:HD3	3:L:3155[B]:MET:HE1	2.01	0.41
3:C:3171[B]:HIS:C	3:C:3173[B]:THR:N	2.73	0.41
3:C:3232[B]:VAL:HG21	3:C:3273[B]:LEU:HD11	2.00	0.41
3:C:3281[A]:PHE:HE1	3:C:3305[A]:ILE:HG21	1.81	0.41
3:C:3300[A]:LEU:HD23	3:C:3300[A]:LEU:H	1.83	0.41
1:D:442:ALA:HB2	1:D:507:SER:HB3	2.01	0.41
1:D:1099:TYR:CD2	1:D:1112:PHE:HE1	2.39	0.41
1:D:1170:MET:SD	1:D:1199:VAL:HG23	2.60	0.41
1:D:1275:ARG:HH21	1:D:1375:ASN:ND2	2.17	0.41
1:D:1319:PHE:CE2	1:D:1424:GLU:HG3	2.54	0.41
1:D:1562:ILE:CG2	1:D:1644:ILE:HG21	2.50	0.41
2:E:2240:GLN:HG3	2:E:2241:THR:N	2.35	0.41
3:F:3083[A]:ILE:HD11	3:F:3260[A]:ARG:HG3	2.03	0.41
3:F:3232[A]:VAL:HG21	3:F:3273[A]:LEU:CD1	2.50	0.41
3:F:3232[B]:VAL:CG2	3:F:3273[B]:LEU:CD1	2.98	0.41
1:G:69:HIS:CD2	1:G:210:HIS:CE1	3.08	0.41
1:G:104:LEU:HB3	1:G:123:PHE:CD2	2.50	0.41
1:G:686:HIS:NE2	1:G:698:GLU:HB3	2.35	0.41
1:G:1018:ILE:HD12	1:G:1045:HIS:CD2	2.55	0.41
1:G:1280:GLN:HE21	1:G:1280:GLN:HB3	1.66	0.41
2:H:2502:LEU:HD12	2:H:2502:LEU:HA	1.89	0.41
3:I:3232[A]:VAL:HG21	3:I:3273[A]:LEU:CD1	2.50	0.41
1:J:385:ALA:HB2	1:J:391:MET:SD	2.60	0.41
2:K:2263:PHE:HE1	2:K:2304:LEU:HB3	1.85	0.41

Continued on next page...

Continued from previous page...

Atom-1	Atom-2	Interatomic distance (Å)	Clash overlap (Å)
2:K:2304:LEU:O	2:K:2307:VAL:HB	2.20	0.41
2:K:2536:PHE:HE1	2:K:2708:TYR:CE2	2.38	0.41
2:K:2549:PRO:HA	2:K:2550:THR:HA	1.48	0.41
3:L:2952[B]:ALA:CA	3:L:2956[B]:LYS:CB	2.89	0.41
3:L:2965[A]:LEU:CG	3:L:2974[A]:ALA:CB	2.85	0.41
3:L:2970[A]:PRO:C	3:L:2972[A]:GLY:H	2.23	0.41
3:L:3229[A]:ASN:N	3:L:3286[A]:THR:O	2.52	0.41
1:M:84:GLY:CA	1:M:85:SER:HB3	2.50	0.41
1:M:132:ASN:HB2	1:M:133:LYS:HG2	2.02	0.41
1:M:200:THR:O	1:M:206:PHE:HB2	2.20	0.41
1:M:419:THR:HA	1:M:420:SER:HA	1.60	0.41
1:M:979:LEU:CB	1:M:980:TYR:HD1	2.33	0.41
1:M:1207:TYR:O	1:M:1207:TYR:HD1	2.03	0.41
1:M:1256:ALA:HB1	1:M:1526:LYS:HB2	2.02	0.41
2:N:2107:LEU:O	2:N:2111:GLN:HB2	2.20	0.41
2:N:2181:THR:HB	2:N:2374:ASN:H	1.86	0.41
2:N:2187:VAL:HG12	2:N:2188:PRO:HD2	2.02	0.41
2:N:2638:ARG:NH2	2:N:2706:ILE:HD11	2.35	0.41
3:O:2952[B]:ALA:CA	3:O:2956[B]:LYS:CB	2.89	0.41
3:O:2963[B]:MET:SD	3:O:2963[B]:MET:O	2.79	0.41
3:O:2980[B]:HIS:HA	3:O:2985[B]:PHE:HD2	1.86	0.41
3:O:3028[B]:PRO:HG2	3:O:3029[B]:LYS:HG2	2.02	0.41
3:O:3116[A]:PHE:CD1	3:O:3116[A]:PHE:C	2.94	0.41
3:O:3146[B]:CYS:O	3:O:3146[B]:CYS:SG	2.78	0.41
3:O:3148[A]:ILE:HD12	3:O:3175[A]:TYR:OH	2.20	0.41
3:O:3161[B]:GLU:OE1	3:X:3144[B]:ALA:CB	2.68	0.41
3:O:3196[B]:THR:OG1	3:O:3199[B]:GLN:OE1	2.37	0.41
1:P:1118:THR:HB	1:P:1120:GLU:HG2	2.02	0.41
2:Q:2764:THR:HG22	2:Q:2766:SER:H	1.84	0.41
2:Q:2823:ILE:HD12	2:Q:2860:LEU:HD21	2.03	0.41
3:R:2963[B]:MET:O	3:R:2963[B]:MET:SD	2.79	0.41
3:R:3229[A]:ASN:N	3:R:3286[A]:THR:O	2.52	0.41
3:R:3232[A]:VAL:HG21	3:R:3273[A]:LEU:CD1	2.50	0.41
3:R:3300[B]:LEU:HD23	3:R:3300[B]:LEU:H	1.83	0.41
1:S:407:GLN:HA	1:S:408:GLY:HA2	1.68	0.41
1:S:834:ASP:HB2	1:S:837:HIS:HB3	2.02	0.41
1:S:977:GLU:HG3	1:S:978:ALA:H	1.84	0.41
1:S:995:ILE:HG22	1:S:999:LEU:HD22	2.02	0.41
1:S:1248:ARG:HG3	1:S:1249:TRP:H	1.86	0.41
1:S:1634:ALA:HB3	1:S:1639:LYS:HD3	2.02	0.41
2:T:2339:GLY:HA2	2:T:2349:THR:HG21	2.03	0.41

Continued on next page...

Continued from previous page...

Atom-1	Atom-2	Interatomic distance (Å)	Clash overlap (Å)
2:T:2866:PRO:HA	2:T:2867:PRO:HD3	1.96	0.41
3:U:2963[B]:MET:O	3:U:2963[B]:MET:SD	2.79	0.41
3:U:2995[B]:GLN:CG	3:U:3168[B]:THR:HG21	2.48	0.41
3:U:3013[B]:ASP:CA	3:U:3122[B]:ASN:ND2	2.73	0.41
3:U:3137[A]:ARG:HD3	3:U:3137[A]:ARG:HA	1.71	0.41
3:U:3146[A]:CYS:O	3:U:3146[A]:CYS:SG	2.78	0.41
3:U:3148[B]:ILE:HD12	3:U:3175[B]:TYR:OH	2.20	0.41
3:U:3196[A]:THR:OG1	3:U:3199[A]:GLN:OE1	2.38	0.41
1:V:407:GLN:HA	1:V:408:GLY:HA2	1.73	0.41
1:V:480:CYS:HA	1:V:490:TRP:CE2	2.54	0.41
1:V:547:LYS:HG2	1:V:558:HIS:HB3	2.02	0.41
1:V:587:PHE:HA	1:V:644:TRP:HD1	1.86	0.41
1:V:879:SER:O	1:V:879:SER:OG	2.34	0.41
2:W:2092:VAL:HG23	2:W:2177:TYR:O	2.19	0.41
2:W:2191:LEU:O	2:W:2225:ARG:NH2	2.53	0.41
3:X:3004[A]:GLY:C	3:X:3006[A]:LYS:N	2.74	0.41
3:X:3137[B]:ARG:HD3	3:X:3137[B]:ARG:HA	1.71	0.41
3:X:3192[A]:PHE:HD2	3:X:3192[A]:PHE:HA	1.77	0.41
3:X:3218[A]:LEU:HD12	3:X:3218[A]:LEU:HA	1.78	0.41
1:Y:266:LEU:HD12	1:Y:266:LEU:HA	1.90	0.41
2:Z:2398:PHE:CE1	2:Z:2484:ALA:HB2	2.55	0.41
2:Z:2575:LEU:HD23	2:Z:2575:LEU:HA	1.94	0.41
2:Z:2745:PRO:HA	2:Z:2764:THR:HA	2.02	0.41
1:A:1470:GLU:HG3	1:A:1530:LEU:HD12	2.02	0.41
1:A:1649:THR:HG22	2:E:2325:ALA:HA	2.02	0.41
3:C:3146[A]:CYS:O	3:C:3146[A]:CYS:SG	2.78	0.41
3:C:3148[B]:ILE:HD12	3:C:3175[B]:TYR:OH	2.21	0.41
3:C:3151[B]:LEU:O	3:L:3154[B]:PRO:CB	2.61	0.41
3:C:3281[B]:PHE:CZ	3:C:3305[B]:ILE:HG21	2.55	0.41
3:C:3284[A]:LYS:HD3	3:C:3284[A]:LYS:C	2.32	0.41
1:D:11:THR:HG22	1:D:13:ASP:H	1.86	0.41
1:D:407:GLN:HA	1:D:408:GLY:HA2	1.69	0.41
2:E:2725:GLN:OE1	2:E:2728:ARG:NH2	2.31	0.41
2:E:2858:ASP:O	2:E:2862:LYS:HG2	2.20	0.41
3:F:2961[A]:HIS:HB2	3:F:2992[A]:TYR:HE2	1.80	0.41
3:F:2976[B]:ALA:O	3:F:2978[B]:CYS:N	2.46	0.41
3:F:3067[A]:ARG:HA	3:F:3067[A]:ARG:HD3	1.87	0.41
3:F:3298[A]:ASN:CA	3:F:3299[A]:LEU:HB2	2.44	0.41
1:G:897:HIS:HB3	1:G:899:MET:SD	2.61	0.41
1:G:1108:TYR:HB2	1:G:1114:TYR:CE1	2.55	0.41
1:G:1275:ARG:HH21	1:G:1375:ASN:ND2	2.18	0.41

Continued on next page...

Continued from previous page...

Atom-1	Atom-2	Interatomic distance (Å)	Clash overlap (Å)
1:G:1415:ASP:OD1	1:G:1484:CYS:HB2	2.19	0.41
2:H:2554:PRO:HB3	2:H:2556:TYR:HB2	2.01	0.41
3:I:2938[B]:LEU:HD12	3:I:2938[B]:LEU:HA	1.85	0.41
3:I:2966[A]:SER:HB2	3:I:2977[A]:CYS:H	1.85	0.41
3:I:2975[B]:PHE:CE2	3:R:2988[B]:TRP:CH2	3.04	0.41
3:I:3180[A]:TYR:HA	3:I:3183[A]:LEU:CD2	2.51	0.41
1:J:4:ARG:HD2	1:J:89:ILE:O	2.20	0.41
1:J:212:ASN:O	1:J:215:ARG:HB3	2.21	0.41
1:J:474:LEU:HD22	1:J:475:ASN:H	1.85	0.41
1:J:543:ASN:HA	1:J:544:PRO:HD3	1.87	0.41
1:J:604:ASN:O	1:J:607:HIS:HB2	2.20	0.41
2:K:2322:SER:HB3	2:K:2329:MET:HE2	2.02	0.41
2:K:2650:GLY:N	2:K:2651:GLN:HA	2.35	0.41
3:L:3010[B]:PRO:HG2	3:L:3118[B]:VAL:HG13	2.03	0.41
3:L:3013[A]:ASP:CG	3:L:3015[A]:THR:HG1	2.22	0.41
3:L:3133[A]:LEU:HD12	3:L:3133[A]:LEU:HA	1.86	0.41
3:L:3133[A]:LEU:HD13	3:L:3197[A]:ILE:HG23	2.02	0.41
3:L:3185[A]:TYR:HD2	3:L:3186[A]:GLU:N	2.19	0.41
3:L:3185[B]:TYR:HD2	3:L:3186[B]:GLU:N	2.19	0.41
3:L:3242[A]:GLY:C	3:L:3243[A]:GLY:O	2.58	0.41
1:M:294:LYS:O	1:M:297:ARG:HB2	2.20	0.41
1:M:319:ILE:HG23	1:M:379:VAL:HG13	2.01	0.41
1:M:323:ILE:HA	1:M:324:PRO:HD3	1.84	0.41
1:M:627:ASP:HA	1:M:628:PRO:HD3	1.88	0.41
1:M:1301:PRO:HB3	1:M:1308:VAL:HG12	2.03	0.41
1:M:1528:ASP:OD1	1:M:1528:ASP:N	2.54	0.41
2:N:2454:MET:HB3	2:N:2456:LEU:HG	2.03	0.41
3:O:2965[A]:LEU:CG	3:O:2974[A]:ALA:CB	2.85	0.41
3:O:2970[A]:PRO:C	3:O:2972[A]:GLY:N	2.72	0.41
3:O:3116[B]:PHE:CD1	3:O:3116[B]:PHE:C	2.94	0.41
3:O:3209[A]:GLU:O	3:O:3310[A]:GLY:C	2.59	0.41
3:O:3281[A]:PHE:CZ	3:O:3305[A]:ILE:HG21	2.55	0.41
1:P:35:GLN:HE22	1:P:127:GLU:HG3	1.86	0.41
1:P:604:ASN:ND2	1:P:763:LEU:H	2.19	0.41
1:P:1081:MET:HG2	1:P:1100:SER:O	2.20	0.41
2:Q:2858:ASP:O	2:Q:2862:LYS:HG2	2.20	0.41
3:R:2933[A]:SER:CA	3:R:2936[A]:GLU:HB3	2.48	0.41
3:R:2939[B]:ARG:CB	3:R:3032[B]:PRO:HG2	2.44	0.41
3:R:3148[B]:ILE:HD12	3:R:3175[B]:TYR:OH	2.20	0.41
3:R:3196[A]:THR:OG1	3:R:3199[A]:GLN:OE1	2.38	0.41
1:S:320:LYS:HB2	1:S:380:THR:HG23	2.01	0.41

Continued on next page...

Continued from previous page...

Atom-1	Atom-2	Interatomic distance (Å)	Clash overlap (Å)
1:S:486:THR:HA	1:S:489:HIS:ND1	2.35	0.41
1:S:490:TRP:HE1	1:S:670:PRO:CD	2.33	0.41
1:S:780:GLU:C	1:S:782:THR:H	2.24	0.41
2:T:2415:PRO:HD3	2:T:2454:MET:HE3	2.01	0.41
3:U:3023[A]:ILE:O	3:U:3026[A]:THR:OG1	2.34	0.41
3:U:3074[A]:GLU:CD	3:U:3212[A]:ARG:NH2	2.73	0.41
3:U:3113[A]:ASP:OD2	3:U:3115[A]:LEU:HB2	2.20	0.41
3:U:3113[B]:ASP:OD2	3:U:3115[B]:LEU:HB2	2.20	0.41
3:U:3116[B]:PHE:CD1	3:U:3116[B]:PHE:C	2.94	0.41
3:U:3225[B]:SER:C	3:U:3290[B]:ILE:HG23	2.39	0.41
3:U:3229[B]:ASN:N	3:U:3286[B]:THR:O	2.52	0.41
1:V:151:GLN:H	1:V:151:GLN:HG3	1.54	0.41
1:V:1013:ILE:HG21	1:V:1192:TYR:CE1	2.54	0.41
1:V:1311:CYS:HB3	1:V:1495:PRO:HD3	2.01	0.41
2:W:2534:PHE:CE2	2:W:2755:PRO:HB3	2.55	0.41
3:X:2963[B]:MET:O	3:X:2963[B]:MET:SD	2.79	0.41
3:X:2989[A]:HIS:NE2	9:X:3401[A]:CUO:O1	2.54	0.41
3:X:3171[B]:HIS:C	3:X:3173[B]:THR:N	2.73	0.41
3:X:3185[B]:TYR:CZ	3:X:3187[B]:TYR:CE2	3.09	0.41
1:Y:893:ALA:HB2	1:Y:1182:ASN:HD22	1.85	0.41
1:Y:1029:SER:OG	1:Y:1030:MET:N	2.51	0.41
1:Y:1458:HIS:HA	1:Y:1461:VAL:HB	2.01	0.41
1:Y:1568:VAL:HB	1:Y:1632:LEU:HG	2.02	0.41
2:Z:2360:TYR:HB2	2:Z:2366:TYR:CE1	2.55	0.41
2:Z:2392:ASP:OD2	2:Z:2488:ARG:NH2	2.49	0.41
1:A:71:LEU:HA	1:A:71:LEU:HD12	1.83	0.41
1:A:120:LYS:HB3	1:A:121:ASN:CA	2.50	0.41
1:A:451:SER:CB	1:A:1273:SER:HA	2.51	0.41
1:A:1033:LEU:H	1:A:1180:SER:HB2	1.85	0.41
1:A:1090:ILE:H	1:A:1090:ILE:HG12	1.60	0.41
2:B:2867:PRO:CG	3:C:2932[A]:PRO:HG2	2.42	0.41
3:C:3028[B]:PRO:HG2	3:C:3029[B]:LYS:HG2	2.02	0.41
3:C:3113[B]:ASP:OD2	3:C:3115[B]:LEU:HB2	2.20	0.41
3:C:3200[A]:LEU:O	3:C:3203[A]:HIS:HB3	2.20	0.41
3:C:3209[A]:GLU:O	3:C:3310[A]:GLY:C	2.59	0.41
1:D:398:ARG:HH21	1:D:663:GLU:CD	2.23	0.41
1:D:1148:LEU:HD23	1:D:1229:LYS:HD2	2.02	0.41
1:D:1406:HIS:O	1:D:1410:VAL:HG23	2.20	0.41
2:E:2890:VAL:HG13	2:E:2891:LEU:C	2.40	0.41
3:F:2970[A]:PRO:C	3:F:2972[A]:GLY:H	2.23	0.41
3:F:3146[B]:CYS:O	3:F:3146[B]:CYS:SG	2.78	0.41

Continued on next page...

Continued from previous page...

Atom-1	Atom-2	Interatomic distance (Å)	Clash overlap (Å)
3:F:3148[A]:ILE:HD12	3:F:3175[A]:TYR:OH	2.20	0.41
3:F:3281[B]:PHE:CZ	3:F:3305[B]:ILE:HG21	2.55	0.41
1:G:456:GLN:HG2	1:G:551:GLU:CB	2.47	0.41
1:G:733:PHE:HZ	1:G:746:LEU:HD13	1.86	0.41
1:G:891:LYS:HB2	1:G:892:TYR:HB3	2.01	0.41
1:G:1074:ILE:HG21	2:K:2870:LEU:HD22	2.02	0.41
1:G:1082:SER:OG	1:G:1083:PRO:HD3	2.20	0.41
2:H:2110:MET:O	2:H:2119:PHE:N	2.52	0.41
3:I:2963[B]:MET:O	3:I:2963[B]:MET:SD	2.79	0.41
3:I:2966[B]:SER:CA	3:R:3255[B]:PRO:C	2.89	0.41
3:I:3004[A]:GLY:C	3:I:3006[A]:LYS:N	2.74	0.41
3:I:3096[A]:VAL:CG1	3:I:3115[A]:LEU:CD1	2.86	0.41
3:I:3113[A]:ASP:OD2	3:I:3115[A]:LEU:HB2	2.20	0.41
3:I:3133[A]:LEU:HD13	3:I:3197[A]:ILE:HG23	2.02	0.41
3:I:3154[B]:PRO:N	3:R:3173[B]:THR:C	2.74	0.41
3:I:3191[A]:ASN:C	3:I:3192[A]:PHE:O	2.52	0.41
3:I:3196[A]:THR:N	3:I:3199[A]:GLN:CB	2.64	0.41
3:I:3209[A]:GLU:O	3:I:3310[A]:GLY:C	2.59	0.41
3:I:3225[A]:SER:C	3:I:3290[A]:ILE:HG23	2.39	0.41
1:J:260:ASN:OD1	1:J:271:HIS:NE2	2.51	0.41
1:J:319:ILE:HG22	1:J:338:ALA:HB3	2.03	0.41
1:J:415:VAL:HG11	1:J:697:ALA:HB2	2.03	0.41
1:J:767:LYS:HE2	1:J:767:LYS:HB3	1.83	0.41
1:J:1018:ILE:HB	1:J:1045:HIS:NE2	2.35	0.41
1:J:1182:ASN:HD22	1:J:1182:ASN:N	2.09	0.41
2:K:2179:ASP:HB3	2:K:2303:ARG:NH1	2.35	0.41
2:K:2296:LEU:O	2:K:2299:SER:HB3	2.20	0.41
3:L:2970[B]:PRO:C	3:L:2972[B]:GLY:N	2.72	0.41
3:L:3028[B]:PRO:HG2	3:L:3029[B]:LYS:N	2.36	0.41
1:M:804:ASP:HB2	1:M:810:LEU:HD11	2.02	0.41
1:M:1207:TYR:O	1:M:1207:TYR:CD1	2.74	0.41
1:M:1215:LEU:HD11	1:M:1228:LEU:HD21	2.03	0.41
1:M:1300:CYS:HB3	1:M:1494:ARG:NH1	2.34	0.41
2:N:2097:LEU:HD12	2:Q:2235:PRO:HG2	2.03	0.41
2:N:2742:MET:HA	2:N:2765:PRO:HB2	2.03	0.41
3:O:2971[B]:ASP:CG	3:X:3158[B]:PHE:CZ	2.92	0.41
3:O:3041[A]:ALA:O	3:O:3042[A]:ASP:HB2	2.20	0.41
3:O:3185[B]:TYR:HD2	3:O:3186[B]:GLU:N	2.19	0.41
3:O:3209[B]:GLU:O	3:O:3310[B]:GLY:C	2.59	0.41
1:P:1225:VAL:HG12	1:P:1226:THR:H	1.85	0.41
1:P:1299:GLN:HB2	1:P:1311:CYS:SG	2.60	0.41

Continued on next page...

Continued from previous page...

Atom-1	Atom-2	Interatomic distance (Å)	Clash overlap (Å)
2:Q:2451:LEU:HD23	2:Q:2451:LEU:HA	1.87	0.41
2:Q:2561:HIS:HA	2:Q:2562:GLY:HA2	1.80	0.41
3:R:2938[B]:LEU:O	3:R:2939[B]:ARG:C	2.58	0.41
3:R:3028[B]:PRO:HG2	3:R:3029[B]:LYS:HG2	2.02	0.41
3:R:3148[A]:ILE:HD12	3:R:3175[A]:TYR:OH	2.20	0.41
1:S:41:HIS:O	1:S:201:SER:OG	2.27	0.41
1:S:241:HIS:CD2	1:S:795:GLU:HA	2.56	0.41
2:T:2740:ASP:OD2	1:V:1232:THR:HA	2.20	0.41
3:U:2952[B]:ALA:CA	3:U:2956[B]:LYS:CB	2.89	0.41
3:U:2970[B]:PRO:C	3:U:2972[B]:GLY:N	2.72	0.41
3:U:3028[B]:PRO:HG2	3:U:3029[B]:LYS:N	2.36	0.41
3:U:3041[A]:ALA:O	3:U:3042[A]:ASP:HB2	2.20	0.41
1:V:4:ARG:HD2	1:V:89:ILE:O	2.20	0.41
1:V:319:ILE:HG22	1:V:338:ALA:HB3	2.02	0.41
1:V:669:LYS:HB2	1:V:670:PRO:HD3	2.03	0.41
1:V:1018:ILE:HB	1:V:1045:HIS:NE2	2.36	0.41
2:W:2525:LYS:NZ	2:W:2526:ARG:HH12	2.18	0.41
2:W:2656:LEU:HA	2:W:2656:LEU:HD23	1.84	0.41
3:X:2949[A]:LYS:C	3:X:2953[A]:GLY:N	2.72	0.41
3:X:2970[A]:PRO:C	3:X:2972[A]:GLY:H	2.23	0.41
3:X:3010[B]:PRO:HG2	3:X:3118[B]:VAL:HG13	2.03	0.41
3:X:3182[B]:GLN:H	3:X:3182[B]:GLN:HG2	1.56	0.41
3:X:3298[A]:ASN:CB	3:X:3300[A]:LEU:CD2	2.61	0.41
1:Y:260:ASN:OD1	1:Y:271:HIS:NE2	2.49	0.41
1:Y:385:ALA:HB2	1:Y:391:MET:SD	2.61	0.41
1:Y:474:LEU:HD12	1:Y:474:LEU:HA	1.78	0.41
2:Z:2394:VAL:H	2:Z:2448:THR:HB	1.85	0.41
1:A:293:LEU:O	1:A:296:ARG:HG2	2.20	0.41
1:A:1319:PHE:HB3	1:A:1420:GLU:OE2	2.21	0.41
1:A:1647:ASN:HA	1:A:1648:PRO:HD3	1.93	0.41
2:B:2469:VAL:HG12	2:B:2475:GLU:HG2	2.03	0.41
3:C:2969[B]:TYR:CE2	3:L:3093[B]:HIS:NE2	2.78	0.41
3:C:2970[A]:PRO:C	3:C:2972[A]:GLY:H	2.23	0.41
3:C:2989[A]:HIS:NE2	9:C:3402[A]:CUO:O1	2.54	0.41
3:C:3041[B]:ALA:O	3:C:3042[B]:ASP:HB2	2.20	0.41
1:D:425:ARG:HB2	1:D:703:TYR:CD2	2.55	0.41
1:D:622:HIS:HE1	1:D:766:SER:HB3	1.85	0.41
2:E:2415:PRO:HD3	2:E:2454:MET:HE1	2.02	0.41
2:E:2822:LYS:HG3	2:E:2830:GLN:C	2.41	0.41
3:F:2970[B]:PRO:C	3:F:2972[B]:GLY:H	2.23	0.41
3:F:3180[B]:TYR:CA	3:F:3183[B]:LEU:CD2	2.95	0.41

Continued on next page...

Continued from previous page...

Atom-1	Atom-2	Interatomic distance (Å)	Clash overlap (Å)
3:F:3200[A]:LEU:O	3:F:3203[A]:HIS:HB3	2.20	0.41
1:G:905:TRP:HE1	1:G:1083:PRO:HD2	1.85	0.41
1:G:1576:THR:H	1:G:1581:GLU:CG	2.32	0.41
2:H:2765:PRO:HA	2:H:2768:LEU:HD11	2.01	0.41
3:I:3028[A]:PRO:HG2	3:I:3029[A]:LYS:N	2.36	0.41
3:I:3185[B]:TYR:CE2	3:I:3187[B]:TYR:HE2	2.31	0.41
1:J:1312:CYS:HA	1:J:1322:TRP:CE2	2.56	0.41
1:J:1599:MET:HA	1:J:1600:PRO:HD2	1.93	0.41
2:K:2398:PHE:HE2	2:K:2466:THR:HG21	1.86	0.41
3:L:2966[B]:SER:HB2	3:L:2977[B]:CYS:H	1.85	0.41
3:L:3028[A]:PRO:HG2	3:L:3029[A]:LYS:N	2.36	0.41
3:L:3067[B]:ARG:HA	3:L:3067[B]:ARG:HD3	1.87	0.41
3:L:3180[A]:TYR:HA	3:L:3183[A]:LEU:CD2	2.51	0.41
3:L:3185[A]:TYR:HE2	3:L:3187[A]:TYR:CD2	2.35	0.41
1:M:89:ILE:H	1:M:89:ILE:HG12	1.69	0.41
1:M:436:GLU:O	1:M:440:ARG:HB2	2.20	0.41
1:M:450:LYS:NZ	1:M:505:ARG:HH21	2.18	0.41
1:M:548:ALA:HA	1:M:549:PRO:HD3	1.94	0.41
1:M:597:VAL:HG23	1:M:598:GLN:H	1.85	0.41
1:M:1146:PHE:CD2	1:M:1231:VAL:HG12	2.55	0.41
1:M:1156:LEU:HB2	1:M:1176:TYR:CE1	2.56	0.41
2:N:2515:ARG:HD2	2:Q:2168:ARG:NH2	2.36	0.41
3:O:2933[A]:SER:CA	3:O:2936[A]:GLU:HB3	2.48	0.41
3:O:2989[B]:HIS:NE2	9:O:3401[B]:CUO:O1	2.53	0.41
3:O:3028[A]:PRO:HG2	3:O:3029[A]:LYS:HG2	2.02	0.41
3:O:3083[A]:ILE:HD11	3:O:3260[A]:ARG:HG3	2.03	0.41
3:O:3113[A]:ASP:OD2	3:O:3115[A]:LEU:HB2	2.20	0.41
3:O:3293[B]:LYS:CG	3:O:3294[B]:SER:CB	2.98	0.41
1:P:639:ARG:HB2	1:P:703:TYR:CE1	2.55	0.41
1:P:745:ASP:OD1	1:P:759:SER:OG	2.31	0.41
1:P:975:PRO:HG3	1:P:1026:GLU:HG2	2.03	0.41
1:P:1152:LYS:HZ3	1:P:1183:GLU:HG2	1.85	0.41
1:P:1560:HIS:HB3	1:P:1602:GLN:HG3	2.03	0.41
2:Q:2156:ARG:HD2	2:Q:2357:VAL:HG12	2.02	0.41
2:Q:2800:LYS:HB3	3:R:3023[A]:ILE:CD1	2.51	0.41
2:Q:2898:LYS:H	2:Q:2898:LYS:HG3	1.43	0.41
3:R:3004[B]:GLY:C	3:R:3006[B]:LYS:N	2.74	0.41
3:R:3034[B]:HIS:HB3	3:R:3035[B]:HIS:CE1	2.50	0.41
3:R:3113[A]:ASP:OD2	3:R:3115[A]:LEU:HB2	2.20	0.41
3:R:3133[B]:LEU:HD12	3:R:3133[B]:LEU:HA	1.86	0.41
3:R:3193[A]:HIS:ND1	3:R:3193[A]:HIS:N	2.68	0.41

Continued on next page...

Continued from previous page...

Atom-1	Atom-2	Interatomic distance (Å)	Clash overlap (Å)
3:R:3232[B]:VAL:HG21	3:R:3273[B]:LEU:HD11	2.00	0.41
1:S:285:THR:HG22	1:S:287:GLU:H	1.85	0.41
1:S:817:PRO:HA	1:S:818:PRO:HD3	1.87	0.41
1:S:1234:VAL:O	2:W:2739:LEU:HG	2.21	0.41
1:S:1339:SER:CB	1:S:1340:GLY:HA2	2.51	0.41
2:T:2323:ASN:HB3	1:V:1652:PHE:O	2.21	0.41
2:T:2345:ASN:HA	2:T:2346:PRO:HD2	1.96	0.41
2:T:2648:ALA:HB2	2:T:2656:LEU:HD12	2.03	0.41
3:U:2966[A]:SER:HB2	3:U:2977[A]:CYS:H	1.85	0.41
3:U:2989[A]:HIS:NE2	9:U:3401[A]:CUO:O1	2.53	0.41
3:U:3116[A]:PHE:CD1	3:U:3116[A]:PHE:C	2.94	0.41
3:U:3146[B]:CYS:O	3:U:3146[B]:CYS:SG	2.78	0.41
3:U:3185[B]:TYR:HD2	3:U:3186[B]:GLU:N	2.19	0.41
1:V:40:TYR:HE2	1:V:75:GLN:HG2	1.85	0.41
1:V:95:THR:HG21	1:V:159:VAL:HG21	2.02	0.41
1:V:816:PRO:HA	1:V:817:PRO:HD3	1.95	0.41
1:V:877:HIS:HE1	1:V:1042:PHE:CE2	2.39	0.41
2:W:2622:ASN:HA	2:W:2623:PRO:HD3	1.94	0.41
3:X:2989[B]:HIS:O	3:X:2991[B]:LEU:N	2.54	0.41
3:X:3031[B]:ASN:HA	3:X:3032[B]:PRO:HD2	1.87	0.41
3:X:3183[B]:LEU:N	3:X:3184[B]:ASN:CA	2.80	0.41
3:X:3193[A]:HIS:ND1	3:X:3193[A]:HIS:N	2.68	0.41
1:Y:183:HIS:HE1	1:Y:206:PHE:HD1	1.69	0.41
1:Y:407:GLN:HA	1:Y:408:GLY:HA2	1.78	0.41
1:Y:1229:LYS:HD3	1:Y:1230:LEU:N	2.34	0.41
1:Y:1417:CYS:O	1:Y:1421:VAL:HG22	2.20	0.41
2:Z:2133:PRO:HG2	2:Z:2140:ARG:HA	2.03	0.41
2:Z:2779:ASP:HA	2:Z:2780:HIS:HA	1.73	0.41
1:A:450:LYS:HG3	1:A:551:GLU:OE1	2.20	0.41
1:A:456:GLN:O	1:A:460:GLU:HG3	2.21	0.41
1:A:747:PHE:CE1	1:A:756:PHE:HD2	2.38	0.41
1:A:901:THR:HG22	1:A:904:HIS:HB2	2.01	0.41
1:A:1560:HIS:HB3	1:A:1602:GLN:HG3	2.03	0.41
2:B:2824:CYS:HB3	2:B:2826:GLU:O	2.20	0.41
2:B:2885:SER:OG	2:B:2886:VAL:N	2.54	0.41
3:C:2979[B]:GLN:CD	3:L:3156[B]:MET:HE2	2.36	0.41
3:C:3077[B]:ASP:HB3	3:C:3080[B]:ASP:OD2	2.21	0.41
3:C:3137[B]:ARG:HB3	3:C:3139[B]:LEU:HD21	1.97	0.41
3:C:3156[B]:MET:C	3:L:3153[B]:LYS:NZ	2.72	0.41
3:C:3180[A]:TYR:HA	3:C:3183[A]:LEU:CD2	2.51	0.41
3:C:3281[B]:PHE:HE1	3:C:3305[B]:ILE:HG21	1.81	0.41

Continued on next page...

Continued from previous page...

Atom-1	Atom-2	Interatomic distance (Å)	Clash overlap (Å)
1:D:514:TRP:HZ2	1:D:606:ILE:HD11	1.86	0.41
2:E:2097:LEU:HD23	2:E:2097:LEU:HA	1.92	0.41
2:E:2104:ILE:HG21	2:E:2196:TYR:CD2	2.56	0.41
2:E:2145:LEU:HD22	2:E:2154:TRP:CD1	2.56	0.41
3:F:2963[B]:MET:O	3:F:2963[B]:MET:SD	2.79	0.41
3:F:3116[B]:PHE:CD1	3:F:3116[B]:PHE:C	2.94	0.41
3:F:3180[A]:TYR:HA	3:F:3183[A]:LEU:CD2	2.51	0.41
3:F:3209[A]:GLU:O	3:F:3310[A]:GLY:C	2.59	0.41
3:F:3274[B]:ARG:NE	3:F:3274[B]:ARG:CA	2.84	0.41
3:F:3300[A]:LEU:HD23	3:F:3300[A]:LEU:H	1.83	0.41
1:G:41:HIS:HD2	1:G:68:TRP:CZ3	2.38	0.41
1:G:674:LYS:HE3	1:G:674:LYS:HB2	1.89	0.41
1:G:737:GLY:HA2	1:G:771:TRP:CZ2	2.55	0.41
2:H:2625:LEU:HD13	2:H:2626:ARG:HG2	2.01	0.41
2:H:2811:HIS:NE2	2:H:2896:LEU:HD22	2.36	0.41
3:I:2980[B]:HIS:HA	3:I:2985[B]:PHE:HD2	1.86	0.41
3:I:3024[A]:LEU:CD1	3:I:3024[A]:LEU:C	2.85	0.41
3:I:3116[A]:PHE:CD1	3:I:3116[A]:PHE:C	2.94	0.41
3:I:3139[A]:LEU:CD2	3:I:3139[A]:LEU:H	2.34	0.41
3:I:3180[B]:TYR:CA	3:I:3183[B]:LEU:CD2	2.95	0.41
9:I:3401[A]:CUO:O1	3:R:2989[A]:HIS:NE2	2.54	0.41
1:J:306:PHE:CE2	1:J:399:PRO:HG3	2.56	0.41
1:J:705:THR:HG22	1:J:1118:THR:HG23	2.02	0.41
1:J:1252:PRO:HD3	1:J:1473:ARG:NH2	2.36	0.41
1:J:1647:ASN:HA	1:J:1648:PRO:HD3	1.93	0.41
2:K:2562:GLY:H	2:K:2846:TRP:CB	2.34	0.41
2:K:2569:TRP:HZ2	2:K:2748:PRO:HG3	1.86	0.41
2:K:2677:GLU:O	2:K:2680:HIS:HB3	2.20	0.41
3:L:3011[A]:TYR:CB	3:L:3121[A]:SER:HB2	2.49	0.41
3:L:3116[A]:PHE:CD1	3:L:3116[A]:PHE:C	2.94	0.41
3:L:3137[B]:ARG:HA	3:L:3137[B]:ARG:HD3	1.71	0.41
3:L:3192[A]:PHE:HD2	3:L:3192[A]:PHE:HA	1.77	0.41
3:L:3274[A]:ARG:NE	3:L:3274[A]:ARG:CA	2.84	0.41
3:L:3281[A]:PHE:CZ	3:L:3305[A]:ILE:HG21	2.55	0.41
1:M:447:MET:HA	1:M:455:TYR:CB	2.50	0.41
3:O:2968[B]:GLN:HB3	3:X:2979[B]:GLN:HG2	2.03	0.41
3:O:2989[B]:HIS:O	3:O:2991[B]:LEU:N	2.54	0.41
3:O:3028[A]:PRO:HG2	3:O:3029[A]:LYS:N	2.36	0.41
3:O:3034[A]:HIS:HB3	3:O:3035[A]:HIS:CE1	2.50	0.41
3:O:3083[B]:ILE:HD11	3:O:3260[B]:ARG:HG3	2.03	0.41
3:O:3180[A]:TYR:HA	3:O:3183[A]:LEU:CD2	2.51	0.41

Continued on next page...

Continued from previous page...

Atom-1	Atom-2	Interatomic distance (Å)	Clash overlap (Å)
3:O:3221[B]:ALA:HA	3:X:3161[B]:GLU:HG2	1.21	0.41
3:O:3281[A]:PHE:HE1	3:O:3305[A]:ILE:HG21	1.81	0.41
3:O:3281[B]:PHE:CZ	3:O:3305[B]:ILE:HG21	2.56	0.41
1:P:187:GLY:HA2	1:P:193:SER:HB2	2.03	0.41
1:P:327:ASP:OD1	1:P:328:LYS:N	2.54	0.41
1:P:732:GLY:HA2	1:P:777:TYR:O	2.20	0.41
1:P:891:LYS:HB3	1:P:892:TYR:HD2	1.81	0.41
1:P:1077:LEU:O	1:P:1102:PRO:HG2	2.21	0.41
1:P:1380:GLY:HA3	1:P:1450:TYR:O	2.21	0.41
1:P:1562:ILE:HG22	1:P:1563:LYS:H	1.85	0.41
2:Q:2377:SER:HB3	2:Q:2380:GLN:HG3	2.02	0.41
3:R:2963[A]:MET:O	3:R:2963[A]:MET:SD	2.79	0.41
3:R:3074[A]:GLU:CD	3:R:3212[A]:ARG:NH2	2.73	0.41
3:R:3139[B]:LEU:CD2	3:R:3139[B]:LEU:H	2.34	0.41
1:S:120:LYS:H	1:S:121:ASN:HA	1.86	0.41
2:T:2527:LEU:HD22	2:T:2581:MET:HG2	2.02	0.41
3:U:2949[A]:LYS:C	3:U:2953[A]:GLY:N	2.73	0.41
3:U:2965[A]:LEU:CG	3:U:2974[A]:ALA:CB	2.85	0.41
3:U:3004[A]:GLY:C	3:U:3006[A]:LYS:N	2.74	0.41
3:U:3180[B]:TYR:HA	3:U:3183[B]:LEU:CD2	2.51	0.41
3:U:3281[B]:PHE:CZ	3:U:3305[B]:ILE:HG21	2.55	0.41
1:V:548:ALA:N	1:V:559:THR:HG22	2.35	0.41
1:V:904:HIS:CD2	1:V:904:HIS:H	2.38	0.41
3:X:2948[B]:ASP:HB2	3:X:2953[B]:GLY:HA3	1.99	0.41
3:X:2980[B]:HIS:HA	3:X:2985[B]:PHE:HD2	1.86	0.41
3:X:2989[B]:HIS:NE2	9:X:3401[B]:CUO:O1	2.53	0.41
3:X:3023[A]:ILE:HA	3:X:3026[A]:THR:HG1	1.81	0.41
3:X:3028[B]:PRO:HG2	3:X:3029[B]:LYS:N	2.36	0.41
3:X:3083[A]:ILE:HD11	3:X:3260[A]:ARG:HG3	2.03	0.41
3:X:3087[B]:MET:HE3	3:X:3246[B]:CYS:O	2.21	0.41
1:Y:554:LYS:HD3	1:Y:554:LYS:HA	1.79	0.41
2:Z:2602:LEU:HG	2:Z:2603:PRO:HD2	2.02	0.41
2:Z:2716:ARG:O	2:Z:2720:ILE:HG13	2.21	0.41
1:A:236:GLY:HA2	1:A:819:ILE:HB	2.03	0.41
1:A:468:CYS:SG	1:A:669:LYS:HB3	2.61	0.41
1:A:749:VAL:HB	1:A:754:GLU:HB3	2.03	0.41
1:A:837:HIS:HA	1:A:1113:HIS:O	2.21	0.41
1:A:1059:LEU:HB3	1:A:1063:ARG:NH2	2.36	0.41
1:A:1075:GLU:H	1:A:1075:GLU:HG3	1.61	0.41
2:B:2582:ARG:HG2	2:E:2109:ARG:HD3	2.02	0.41
3:C:2969[B]:TYR:CE2	3:L:3089[B]:HIS:NE2	2.86	0.41

Continued on next page...

Continued from previous page...

Atom-1	Atom-2	Interatomic distance (Å)	Clash overlap (Å)
3:C:2975[B]:PHE:CZ	3:L:2961[B]:HIS:CD2	3.09	0.41
3:C:2976[A]:ALA:O	3:C:2978[A]:CYS:N	2.46	0.41
3:C:2980[A]:HIS:HA	3:C:2985[A]:PHE:HD2	1.86	0.41
3:C:2980[B]:HIS:HA	3:C:2985[B]:PHE:HD2	1.86	0.41
3:C:3028[A]:PRO:HG2	3:C:3029[A]:LYS:N	2.36	0.41
3:C:3116[A]:PHE:CD1	3:C:3116[A]:PHE:C	2.94	0.41
3:C:3116[B]:PHE:CD1	3:C:3116[B]:PHE:C	2.94	0.41
3:C:3148[A]:ILE:HD12	3:C:3175[A]:TYR:OH	2.20	0.41
3:C:3155[B]:MET:C	3:L:3153[B]:LYS:HE3	2.40	0.41
3:C:3180[B]:TYR:HA	3:C:3183[B]:LEU:CD2	2.51	0.41
3:C:3185[B]:TYR:HD2	3:C:3186[B]:GLU:N	2.19	0.41
3:C:3192[B]:PHE:HD2	3:C:3192[B]:PHE:HA	1.77	0.41
3:C:3232[B]:VAL:CG2	3:C:3273[B]:LEU:CD1	2.99	0.41
3:C:3298[B]:ASN:HA	3:C:3300[B]:LEU:N	2.36	0.41
1:D:588:GLU:OE2	1:D:728:ARG:NH1	2.53	0.41
1:D:946:GLU:CG	1:D:955:LYS:HB3	2.51	0.41
1:D:1278:PHE:HD2	1:D:1376:PRO:HB2	1.85	0.41
2:E:2100:ILE:O	2:E:2104:ILE:HG12	2.21	0.41
2:E:2361:LYS:HD3	2:E:2367:GLU:HG2	2.03	0.41
2:E:2568:HIS:CD2	2:E:2718:TRP:CH2	3.08	0.41
2:E:2647:LEU:HD12	2:E:2647:LEU:HA	1.64	0.41
3:F:3028[A]:PRO:HG2	3:F:3029[A]:LYS:N	2.36	0.41
3:F:3113[B]:ASP:OD2	3:F:3115[B]:LEU:HB2	2.20	0.41
3:F:3133[A]:LEU:HD13	3:F:3197[A]:ILE:HG23	2.02	0.41
3:F:3139[A]:LEU:CD2	3:F:3139[A]:LEU:H	2.34	0.41
1:G:294:LYS:HA	1:G:297:ARG:HD2	2.03	0.41
1:G:792:MET:HB2	1:G:793:PHE:HD1	1.86	0.41
1:G:943:LEU:HD12	1:G:944:GLU:H	1.86	0.41
1:G:977:GLU:OE1	1:G:978:ALA:N	2.54	0.41
1:G:1002:GLU:HG3	1:G:1065:LYS:HD3	2.01	0.41
1:G:1037:ALA:HA	1:G:1042:PHE:CG	2.56	0.41
1:G:1081:MET:HG2	1:G:1100:SER:O	2.21	0.41
1:G:1302:SER:CB	1:G:1494:ARG:HH22	2.34	0.41
1:G:1319:PHE:CZ	1:G:1424:GLU:HG3	2.55	0.41
2:H:2309:GLN:HG2	2:H:2319:ALA:HB1	2.02	0.41
2:H:2442:LEU:HG	1:J:1604:ASP:HB2	2.02	0.41
2:H:2527:LEU:HG	2:H:2536:PHE:HB2	2.03	0.41
2:H:2561:HIS:HA	2:H:2562:GLY:HA2	1.83	0.41
2:H:2742:MET:HA	2:H:2765:PRO:HB2	2.02	0.41
2:H:2816:SER:HB2	2:H:2886:VAL:HG21	2.03	0.41
3:I:2954[B]:TYR:HA	3:I:2957[B]:ILE:CG2	2.50	0.41

Continued on next page...

Continued from previous page...

Atom-1	Atom-2	Interatomic distance (Å)	Clash overlap (Å)
3:I:2965[A]:LEU:CG	3:I:2974[A]:ALA:CB	2.85	0.41
3:I:2971[B]:ASP:O	3:R:3093[B]:HIS:CD2	2.51	0.41
3:I:2982[B]:MET:SD	3:R:3156[B]:MET:HB2	2.60	0.41
3:I:2987[B]:HIS:CD2	3:I:3178[B]:PHE:CE1	3.08	0.41
3:I:3096[B]:VAL:CG1	3:I:3115[B]:LEU:CD1	2.86	0.41
3:I:3148[B]:ILE:HD12	3:I:3175[B]:TYR:OH	2.20	0.41
3:I:3163[B]:ASN:ND2	3:R:3150[B]:LYS:CG	2.37	0.41
3:I:3171[A]:HIS:C	3:I:3173[A]:THR:N	2.73	0.41
3:I:3180[B]:TYR:HA	3:I:3183[B]:LEU:CD2	2.51	0.41
3:I:3185[B]:TYR:HD2	3:I:3186[B]:GLU:N	2.19	0.41
3:I:3209[B]:GLU:O	3:I:3310[B]:GLY:C	2.59	0.41
3:I:3281[A]:PHE:CZ	3:I:3305[A]:ILE:HG21	2.55	0.41
1:J:51:ASP:HA	1:J:52:GLY:HA2	1.66	0.41
1:J:418:ASP:OD1	1:J:418:ASP:N	2.53	0.41
1:J:572:SER:OG	1:J:574:GLY:HA3	2.21	0.41
1:J:876:PHE:CD2	1:J:1083:PRO:HB2	2.56	0.41
1:J:877:HIS:CE1	1:J:905:TRP:HZ3	2.39	0.41
1:J:1258:ARG:HG2	1:J:1335:LEU:HD11	2.01	0.41
1:J:1480:ASN:ND2	1:J:1518:ASP:HB3	2.34	0.41
1:J:1550:ARG:HD2	1:J:1551:ASP:H	1.86	0.41
2:K:2130:PRO:CB	2:K:2142:ALA:HB3	2.51	0.41
2:K:2305:TRP:HZ2	2:K:2358:PHE:CE1	2.39	0.41
2:K:2746:MET:HG2	2:K:2763:SER:O	2.20	0.41
3:L:2970[B]:PRO:C	3:L:2972[B]:GLY:H	2.23	0.41
3:L:2980[A]:HIS:HA	3:L:2985[A]:PHE:HD2	1.86	0.41
3:L:2980[B]:HIS:HA	3:L:2985[B]:PHE:HD2	1.86	0.41
3:L:3004[B]:GLY:C	3:L:3006[B]:LYS:N	2.74	0.41
3:L:3028[A]:PRO:HG2	3:L:3029[A]:LYS:HG2	2.02	0.41
3:L:3067[A]:ARG:HA	3:L:3067[A]:ARG:HD3	1.87	0.41
3:L:3083[A]:ILE:HD11	3:L:3260[A]:ARG:HG3	2.03	0.41
3:L:3089[A]:HIS:HD1	3:L:3119[A]:HIS:HE1	1.65	0.41
3:L:3139[B]:LEU:CD2	3:L:3139[B]:LEU:H	2.34	0.41
3:L:3196[B]:THR:N	3:L:3199[B]:GLN:CB	2.64	0.41
3:L:3209[A]:GLU:O	3:L:3310[A]:GLY:C	2.59	0.41
3:L:3209[B]:GLU:O	3:L:3310[B]:GLY:C	2.59	0.41
3:L:3218[A]:LEU:HD12	3:L:3218[A]:LEU:HA	1.78	0.41
3:L:3218[B]:LEU:HD12	3:L:3218[B]:LEU:HA	1.78	0.41
1:M:67:MET:H	1:M:67:MET:HG2	1.57	0.41
1:M:92:TRP:CE3	1:M:102:PRO:HD3	2.55	0.41
1:M:416:ASN:N	1:M:416:ASN:HD22	2.17	0.41
1:M:988:TYR:HB3	1:M:992:ALA:HB3	2.02	0.41

Continued on next page...

Continued from previous page...

Atom-1	Atom-2	Interatomic distance (Å)	Clash overlap (Å)
1:M:1007:PHE:CE1	1:M:1011:TYR:HB2	2.55	0.41
1:M:1080:PRO:HB2	1:M:1085:SER:CB	2.50	0.41
1:M:1156:LEU:HD13	1:M:1176:TYR:CE1	2.56	0.41
2:N:2184:MET:HB2	2:N:2231:LEU:O	2.20	0.41
2:N:2398:PHE:CE2	2:N:2484:ALA:HB2	2.56	0.41
2:N:2570:HIS:CD2	2:N:2711:HIS:CE1	3.09	0.41
2:N:2595:TRP:CD2	2:N:2683:ILE:HG13	2.56	0.41
2:N:2606:LEU:HD21	2:N:2709:VAL:HG21	2.03	0.41
3:O:2970[B]:PRO:CG	3:X:2991[B]:LEU:HD12	2.50	0.41
3:O:2989[A]:HIS:O	3:O:2991[A]:LEU:N	2.54	0.41
3:O:3004[B]:GLY:C	3:O:3006[B]:LYS:N	2.74	0.41
3:O:3031[B]:ASN:HA	3:O:3032[B]:PRO:HD2	1.87	0.41
3:O:3084[A]:GLN:HE21	3:O:3084[A]:GLN:HB3	1.71	0.41
3:O:3106[B]:THR:CG2	3:X:2970[B]:PRO:O	2.46	0.41
3:O:3139[B]:LEU:CD2	3:O:3139[B]:LEU:H	2.34	0.41
3:O:3151[A]:LEU:HB2	3:O:3175[A]:TYR:HE2	1.68	0.41
3:O:3218[B]:LEU:HD12	3:O:3218[B]:LEU:HA	1.79	0.41
3:O:3223[B]:GLY:N	3:X:3162[B]:ASP:OD1	2.53	0.41
1:P:16:LEU:HD12	1:P:113:PRO:HG2	2.02	0.41
1:P:119:LYS:H	1:P:119:LYS:HG2	1.71	0.41
1:P:567:LEU:HB2	1:P:571:PRO:HB3	2.01	0.41
1:P:1573:CYS:HA	1:P:1583:CYS:O	2.21	0.41
2:Q:2134:ASN:OD1	2:Q:2137:ALA:HB2	2.20	0.41
2:Q:2471:HIS:O	2:Q:2471:HIS:ND1	2.47	0.41
3:R:2980[B]:HIS:HA	3:R:2985[B]:PHE:HD2	1.86	0.41
3:R:3010[A]:PRO:HG2	3:R:3118[A]:VAL:HG13	2.03	0.41
3:R:3023[A]:ILE:O	3:R:3026[A]:THR:OG1	2.34	0.41
3:R:3028[A]:PRO:HG2	3:R:3029[A]:LYS:N	2.36	0.41
3:R:3028[B]:PRO:HG2	3:R:3029[B]:LYS:N	2.36	0.41
3:R:3074[B]:GLU:CD	3:R:3212[B]:ARG:NH2	2.73	0.41
3:R:3113[B]:ASP:OD2	3:R:3115[B]:LEU:HB2	2.20	0.41
3:R:3146[A]:CYS:O	3:R:3146[A]:CYS:SG	2.78	0.41
3:R:3151[B]:LEU:CB	3:R:3175[B]:TYR:CE2	2.85	0.41
3:R:3180[A]:TYR:HA	3:R:3183[A]:LEU:CD2	2.51	0.41
3:R:3200[B]:LEU:O	3:R:3203[B]:HIS:HB3	2.20	0.41
3:R:3218[B]:LEU:HD13	3:R:3261[B]:LEU:HD23	2.01	0.41
3:R:3265[A]:ASP:OD1	3:R:3266[A]:ILE:N	2.54	0.41
1:S:664:VAL:HG12	1:S:690:THR:HG22	2.02	0.41
1:S:718:ARG:HD2	1:S:718:ARG:HA	1.81	0.41
1:S:902:PHE:N	1:S:903:PRO:HD2	2.36	0.41
1:S:913:PHE:O	1:S:917:LEU:HB2	2.21	0.41

Continued on next page...

Continued from previous page...

Atom-1	Atom-2	Interatomic distance (Å)	Clash overlap (Å)
1:S:1057:GLN:NE2	1:S:1067:TYR:O	2.43	0.41
1:S:1078:ARG:NH1	2:W:2872:GLU:O	2.45	0.41
1:S:1086:LEU:HB3	1:S:1090:ILE:HD12	2.03	0.41
1:S:1170:MET:HB3	1:S:1203:MET:HE2	2.03	0.41
1:S:1348:TRP:CZ3	1:S:1460:ASN:HB3	2.56	0.41
1:S:1359:ILE:O	1:S:1391:ARG:NH2	2.54	0.41
1:S:1426:LEU:O	1:S:1429:THR:HB	2.20	0.41
1:S:1487:PRO:O	1:S:1491:GLN:NE2	2.52	0.41
2:T:2361:LYS:HD2	2:T:2362:GLN:H	1.85	0.41
2:T:2381:LEU:HD23	2:T:2381:LEU:HA	1.90	0.41
2:T:2481:LEU:HD23	2:T:2481:LEU:HA	1.96	0.41
2:T:2679:ILE:O	2:T:2682:SER:HB3	2.21	0.41
2:T:2749:PHE:HA	2:T:2754:ASN:ND2	2.36	0.41
3:U:3010[A]:PRO:HG2	3:U:3118[A]:VAL:HG13	2.03	0.41
3:U:3034[B]:HIS:HB3	3:U:3035[B]:HIS:CE1	2.50	0.41
3:U:3077[B]:ASP:HB3	3:U:3080[B]:ASP:OD2	2.21	0.41
3:U:3193[A]:HIS:ND1	3:U:3193[A]:HIS:N	2.69	0.41
3:U:3281[A]:PHE:CZ	3:U:3305[A]:ILE:HG21	2.55	0.41
1:V:227:ARG:HA	1:V:228:GLY:HA2	1.84	0.41
1:V:237:LEU:HA	1:V:240:PHE:CD2	2.56	0.41
1:V:425:ARG:HD2	1:V:703:TYR:CE1	2.56	0.41
1:V:912:ASN:OD1	1:V:1096:THR:HG21	2.21	0.41
1:V:1008:GLU:HA	1:V:1011:TYR:HB3	2.03	0.41
1:V:1145:THR:HB	1:V:1191:PRO:HB2	2.03	0.41
1:V:1149:GLU:HG3	1:V:1187:LYS:HB3	2.02	0.41
1:V:1267:GLU:H	1:V:1267:GLU:HG2	1.74	0.41
1:V:1492:PRO:HB2	1:V:1497:SER:HB3	2.03	0.41
2:W:2506:ARG:NH1	2:W:2778:TYR:OH	2.51	0.41
2:W:2612:TYR:HB2	1:Y:138:ALA:HB1	2.02	0.41
2:W:2667:GLU:HB3	2:W:2730:LEU:HD13	2.03	0.41
2:W:2744:PHE:HA	2:W:2745:PRO:HD3	1.84	0.41
2:W:2745:PRO:HB2	2:W:2750:ILE:HD12	2.03	0.41
3:X:2942[A]:LEU:CD1	3:X:3033[A]:PHE:CZ	3.04	0.41
3:X:2951[A]:ASP:C	3:X:2956[A]:LYS:HZ1	2.13	0.41
3:X:2963[A]:MET:O	3:X:2963[A]:MET:SD	2.79	0.41
3:X:2966[A]:SER:HB2	3:X:2977[A]:CYS:H	1.85	0.41
3:X:3010[A]:PRO:HG2	3:X:3118[A]:VAL:HG13	2.03	0.41
3:X:3023[B]:ILE:HA	3:X:3026[B]:THR:HG1	1.83	0.41
3:X:3067[B]:ARG:HA	3:X:3067[B]:ARG:HD3	1.87	0.41
3:X:3116[B]:PHE:CD1	3:X:3116[B]:PHE:C	2.94	0.41
3:X:3171[A]:HIS:C	3:X:3173[A]:THR:N	2.73	0.41

Continued on next page...

Continued from previous page...

Atom-1	Atom-2	Interatomic distance (Å)	Clash overlap (Å)
3:X:3180[A]:TYR:HA	3:X:3183[A]:LEU:CD2	2.51	0.41
3:X:3265[A]:ASP:OD1	3:X:3266[A]:ILE:N	2.54	0.41
1:Y:398:ARG:HA	1:Y:399:PRO:HD3	1.91	0.41
1:Y:548:ALA:HA	1:Y:549:PRO:HD3	1.97	0.41
1:Y:834:ASP:OD1	1:Y:834:ASP:N	2.54	0.41
1:Y:899:MET:HB3	1:Y:1012:GLU:OE1	2.21	0.41
1:Y:913:PHE:O	1:Y:917:LEU:HB2	2.20	0.41
1:Y:1300:CYS:SG	1:Y:1494:ARG:HB3	2.61	0.41
1:Y:1301:PRO:HD2	5:KA:1:NAG:H83	2.02	0.41
1:Y:1403:LEU:HD21	1:Y:1429:THR:HG21	2.03	0.41
1:Y:1493:MET:HG2	1:Y:1511:SER:O	2.21	0.41
1:Y:1573:CYS:HB2	1:Y:1627:ARG:HG2	2.03	0.41
2:Z:2122:ILE:O	2:Z:2125:PHE:HB2	2.21	0.41
2:Z:2660:VAL:HG13	2:Z:2663:MET:HE2	2.01	0.41
2:Z:2724:LEU:O	2:Z:2728:ARG:HG3	2.21	0.41
1:A:40:TYR:CD1	1:A:246:PRO:HG2	2.56	0.41
1:A:203:ASP:HA	1:A:204:PRO:HD2	1.92	0.41
1:A:1492:PRO:HB2	1:A:1497:SER:CB	2.48	0.41
2:B:2786:MET:HB3	2:B:2786:MET:HE2	1.93	0.41
3:C:2954[A]:TYR:HA	3:C:2957[A]:ILE:CG2	2.50	0.41
3:C:2963[A]:MET:O	3:C:2963[A]:MET:SD	2.79	0.41
3:C:3242[A]:GLY:O	3:C:3243[A]:GLY:O	2.39	0.41
3:C:3274[A]:ARG:NE	3:C:3274[A]:ARG:CA	2.84	0.41
1:D:59:LEU:HD13	1:D:68:TRP:CD1	2.56	0.41
1:D:225:LYS:HD2	1:D:231:THR:HG21	2.03	0.41
1:D:568:PHE:O	1:D:569:LYS:HD2	2.20	0.41
1:D:587:PHE:O	1:D:651:ARG:NH2	2.43	0.41
1:D:717:GLN:NE2	1:D:832:LYS:HE3	2.35	0.41
1:D:1562:ILE:C	1:D:1564:ALA:H	2.23	0.41
2:E:2582:ARG:HG2	2:E:2586:ALA:O	2.20	0.41
2:E:2764:THR:HA	2:E:2765:PRO:HD3	1.96	0.41
3:F:2952[B]:ALA:N	3:F:2953[B]:GLY:CA	2.71	0.41
3:F:2966[A]:SER:HB2	3:F:2977[A]:CYS:H	1.85	0.41
3:F:3048[B]:ASP:HB3	3:F:3099[B]:PRO:HD2	2.01	0.41
3:F:3116[A]:PHE:CD1	3:F:3116[A]:PHE:C	2.94	0.41
3:F:3137[B]:ARG:HB3	3:F:3139[B]:LEU:HD21	1.97	0.41
3:F:3229[A]:ASN:N	3:F:3286[A]:THR:O	2.52	0.41
3:F:3265[B]:ASP:OD1	3:F:3266[B]:ILE:N	2.54	0.41
1:G:35:GLN:NE2	1:G:129:LYS:HB2	2.36	0.41
1:G:164:GLU:OE2	1:G:297:ARG:HG2	2.21	0.41
1:G:1033:LEU:HA	1:G:1036:SER:OG	2.21	0.41

Continued on next page...

Continued from previous page...

Atom-1	Atom-2	Interatomic distance (Å)	Clash overlap (Å)
1:G:1149:GLU:HG3	1:G:1187:LYS:HE2	2.03	0.41
1:G:1380:GLY:O	1:G:1389:THR:HG23	2.21	0.41
3:I:2949[A]:LYS:C	3:I:2953[A]:GLY:N	2.73	0.41
3:I:2980[A]:HIS:HA	3:I:2985[A]:PHE:HD2	1.86	0.41
3:I:2989[B]:HIS:O	3:I:2991[B]:LEU:N	2.54	0.41
3:I:2991[B]:LEU:CD2	3:R:3153[B]:LYS:HG3	2.51	0.41
3:I:3028[B]:PRO:HG2	3:I:3029[B]:LYS:HG2	2.02	0.41
3:I:3106[B]:THR:C	3:R:2973[B]:THR:HG21	2.40	0.41
3:I:3193[A]:HIS:ND1	3:I:3193[A]:HIS:N	2.69	0.41
3:I:3281[B]:PHE:CZ	3:I:3305[B]:ILE:HG21	2.55	0.41
1:J:750:ALA:HA	1:J:796:TYR:HB3	2.02	0.41
1:J:842:ASN:OD1	1:J:843:VAL:N	2.54	0.41
1:J:891:LYS:HA	1:J:892:TYR:HA	1.92	0.41
1:J:1302:SER:HA	1:J:1303:GLU:HA	1.90	0.41
2:K:2399:LEU:HA	2:K:2399:LEU:HD12	1.87	0.41
2:K:2818:ASP:OD2	2:K:2820:HIS:NE2	2.54	0.41
3:L:2989[A]:HIS:O	3:L:2991[A]:LEU:N	2.54	0.41
3:L:3010[A]:PRO:HG2	3:L:3118[A]:VAL:HG13	2.03	0.41
3:L:3074[B]:GLU:CD	3:L:3212[B]:ARG:NH2	2.73	0.41
3:L:3083[B]:ILE:HD11	3:L:3260[B]:ARG:HG3	2.03	0.41
3:L:3116[B]:PHE:CD1	3:L:3116[B]:PHE:C	2.94	0.41
3:L:3139[A]:LEU:CD2	3:L:3139[A]:LEU:H	2.34	0.41
3:L:3242[A]:GLY:O	3:L:3243[A]:GLY:O	2.39	0.41
3:L:3242[B]:GLY:C	3:L:3243[B]:GLY:O	2.58	0.41
1:M:131:GLU:OE2	1:M:192:HIS:HE1	2.04	0.41
1:M:876:PHE:CE2	1:M:1083:PRO:HB2	2.56	0.41
2:N:2534:PHE:CD2	2:N:2755:PRO:HB3	2.56	0.41
2:N:2539:ILE:O	2:N:2573:TYR:OH	2.28	0.41
3:O:2975[B]:PHE:CD2	3:X:3172[B]:SER:O	2.74	0.41
3:O:3028[B]:PRO:HG2	3:O:3029[B]:LYS:N	2.36	0.41
3:O:3160[B]:SER:OG	3:X:3150[B]:LYS:HB3	2.15	0.41
3:O:3180[A]:TYR:CA	3:O:3183[A]:LEU:CD2	2.95	0.41
3:O:3182[A]:GLN:H	3:O:3182[A]:GLN:HG2	1.56	0.41
1:P:305:ASN:HB3	1:P:400:ILE:HB	2.03	0.41
1:P:450:LYS:HD3	1:P:1338:GLY:O	2.20	0.41
1:P:1086:LEU:HD12	1:P:1086:LEU:N	2.36	0.41
3:R:2942[A]:LEU:CD1	3:R:3033[A]:PHE:CZ	3.04	0.41
3:R:3171[A]:HIS:C	3:R:3173[A]:THR:N	2.73	0.41
3:R:3193[B]:HIS:ND1	3:R:3193[B]:HIS:N	2.68	0.41
3:R:3209[B]:GLU:O	3:R:3310[B]:GLY:C	2.59	0.41
1:S:188:GLY:O	1:S:386:ILE:HD11	2.20	0.41

Continued on next page...

Continued from previous page...

Atom-1	Atom-2	Interatomic distance (Å)	Clash overlap (Å)
1:S:1017:HIS:C	1:S:1021:LEU:HG	2.41	0.41
1:S:1258:ARG:HG2	1:S:1335:LEU:CD1	2.51	0.41
1:S:1319:PHE:CE2	1:S:1424:GLU:HG3	2.56	0.41
2:T:2132:CYS:HB2	2:T:2142:ALA:CB	2.51	0.41
2:T:2764:THR:HG22	2:T:2766:SER:H	1.84	0.41
2:T:2889:ALA:H	2:T:2890:VAL:HA	1.84	0.41
3:U:3013[A]:ASP:CG	3:U:3015[A]:THR:HG1	2.21	0.41
3:U:3232[B]:VAL:HG21	3:U:3273[B]:LEU:HD11	2.00	0.41
3:U:3298[B]:ASN:HA	3:U:3300[B]:LEU:N	2.36	0.41
1:V:570:GLN:HE21	1:V:570:GLN:HB2	1.54	0.41
1:V:1258:ARG:HD2	1:V:1524:HIS:O	2.20	0.41
1:V:1350:GLU:HA	1:V:1351:PRO:HD2	1.93	0.41
1:V:1410:VAL:HG22	1:V:1422:HIS:HB3	2.03	0.41
1:V:1571:TYR:HA	1:V:1585:ASN:O	2.21	0.41
2:W:2156:ARG:O	2:W:2160:VAL:HG13	2.21	0.41
3:X:2938[B]:LEU:O	3:X:2939[B]:ARG:C	2.58	0.41
3:X:2976[B]:ALA:O	3:X:2978[B]:CYS:N	2.46	0.41
3:X:2980[A]:HIS:HA	3:X:2985[A]:PHE:HD2	1.86	0.41
3:X:2980[A]:HIS:ND1	3:X:2980[A]:HIS:N	2.59	0.41
3:X:3025[A]:VAL:CG2	3:X:3047[A]:ARG:NH1	2.73	0.41
3:X:3041[A]:ALA:O	3:X:3042[A]:ASP:HB2	2.20	0.41
3:X:3281[B]:PHE:CZ	3:X:3305[B]:ILE:HG21	2.55	0.41
1:Y:69:HIS:NE2	9:Y:2102:CUO:O2	2.53	0.41
1:Y:589:GLN:HG2	1:Y:594:ASP:CB	2.49	0.41
1:Y:704:ASP:OD1	1:Y:705:THR:N	2.49	0.41
1:Y:907:ARG:NH1	1:Y:1114:TYR:OH	2.54	0.41
1:Y:1195:ASP:O	1:Y:1197:THR:N	2.54	0.41
1:Y:1334:LEU:HD12	1:Y:1334:LEU:HA	1.90	0.41
1:Y:1622:GLN:H	1:Y:1622:GLN:HG3	1.43	0.41
1:A:128:ILE:N	1:A:133:LYS:O	2.49	0.40
1:A:462:HIS:HA	1:A:490:TRP:CH2	2.56	0.40
1:A:1400:ASN:HD22	1:A:1400:ASN:HA	1.53	0.40
1:A:1519:TYR:CE2	1:A:1520:GLN:HG3	2.56	0.40
1:A:1528:ASP:N	1:A:1528:ASP:OD1	2.55	0.40
1:A:1565:SER:HB3	1:A:1594:GLY:H	1.86	0.40
2:B:2647:LEU:O	2:B:2654:SER:HB2	2.20	0.40
2:B:2687:ILE:HD11	2:B:2695:MET:HG2	2.04	0.40
3:C:2963[B]:MET:SD	3:C:2963[B]:MET:O	2.79	0.40
3:C:3010[B]:PRO:HG2	3:C:3118[B]:VAL:HG13	2.03	0.40
3:C:3023[B]:ILE:O	3:C:3026[B]:THR:OG1	2.34	0.40
3:C:3133[A]:LEU:HD13	3:C:3197[A]:ILE:HG23	2.02	0.40

Continued on next page...

Continued from previous page...

Atom-1	Atom-2	Interatomic distance (Å)	Clash overlap (Å)
3:C:3183[B]:LEU:H	3:C:3184[B]:ASN:CA	2.22	0.40
3:C:3191[A]:ASN:C	3:C:3192[A]:PHE:O	2.52	0.40
3:C:3306[A]:LEU:C	3:C:3306[A]:LEU:CD1	2.86	0.40
1:D:7:VAL:HG21	1:D:208:LEU:HD23	2.03	0.40
3:F:2931[A]:THR:O	3:F:2934[A]:GLU:HB2	2.22	0.40
3:F:3028[B]:PRO:HG2	3:F:3029[B]:LYS:HG2	2.02	0.40
3:F:3084[A]:GLN:HE21	3:F:3084[A]:GLN:HB3	1.71	0.40
1:G:695:TYR:N	1:G:695:TYR:HD1	2.19	0.40
1:G:1025:THR:HG23	1:G:1221:THR:HA	2.02	0.40
1:G:1156:LEU:HB2	1:G:1176:TYR:CE1	2.55	0.40
1:G:1248:ARG:HG3	1:G:1249:TRP:N	2.36	0.40
2:H:2107:LEU:HD22	2:H:2209:PHE:CE1	2.55	0.40
2:H:2145:LEU:HD12	2:H:2145:LEU:HA	1.93	0.40
2:H:2311:LEU:HD23	2:H:2311:LEU:HA	1.98	0.40
2:H:2568:HIS:HD2	2:H:2718:TRP:CH2	2.40	0.40
2:H:2590:VAL:HA	2:H:2591:PRO:HD3	1.90	0.40
2:H:2901:LEU:H	1:J:1075:GLU:HG3	1.86	0.40
3:I:2951[B]:ASP:CG	3:I:2952[B]:ALA:N	2.74	0.40
3:I:2952[A]:ALA:CA	3:I:2956[A]:LYS:CB	2.89	0.40
3:I:2970[B]:PRO:CA	3:R:2989[B]:HIS:HD2	2.29	0.40
3:I:3010[B]:PRO:HG2	3:I:3118[B]:VAL:HG13	2.03	0.40
3:I:3037[B]:TYR:C	3:I:3038[B]:ILE:HG13	2.42	0.40
3:I:3093[B]:HIS:NE2	3:R:2969[B]:TYR:CD2	2.90	0.40
3:I:3113[B]:ASP:OD2	3:I:3115[B]:LEU:HB2	2.20	0.40
3:I:3139[B]:LEU:CD2	3:I:3139[B]:LEU:H	2.34	0.40
3:I:3153[B]:LYS:O	3:R:3154[B]:PRO:CA	2.68	0.40
3:I:3229[B]:ASN:N	3:I:3286[B]:THR:O	2.52	0.40
3:I:3265[B]:ASP:OD1	3:I:3266[B]:ILE:N	2.54	0.40
3:I:3299[A]:LEU:HB3	3:I:3300[A]:LEU:H	1.54	0.40
1:J:1051:ARG:HD2	1:J:1118:THR:O	2.20	0.40
2:K:2303:ARG:NH2	2:K:2372:GLU:O	2.53	0.40
3:L:3031[B]:ASN:HA	3:L:3032[B]:PRO:HD2	1.87	0.40
3:L:3113[A]:ASP:OD2	3:L:3115[A]:LEU:HB2	2.20	0.40
3:L:3113[B]:ASP:OD2	3:L:3115[B]:LEU:HB2	2.20	0.40
1:M:1339:SER:OG	1:M:1340:GLY:HA2	2.21	0.40
2:N:2403:PHE:CZ	2:N:2428:VAL:HG21	2.56	0.40
2:N:2579:GLU:CD	2:N:2582:ARG:HH12	2.24	0.40
2:N:2622:ASN:HA	2:N:2623:PRO:HD3	1.96	0.40
3:O:2963[A]:MET:O	3:O:2963[A]:MET:SD	2.79	0.40
3:O:2965[B]:LEU:CB	3:X:3254[B]:MET:HE3	2.24	0.40
3:O:2965[B]:LEU:CA	3:X:3254[B]:MET:HE3	2.37	0.40

Continued on next page...

Continued from previous page...

Atom-1	Atom-2	Interatomic distance (Å)	Clash overlap (Å)
3:O:2987[A]:HIS:CD2	3:O:3178[A]:PHE:CE1	3.08	0.40
3:O:2987[B]:HIS:CD2	3:O:3178[B]:PHE:CE1	3.08	0.40
3:O:3010[B]:PRO:HG2	3:O:3118[B]:VAL:HG13	2.03	0.40
3:O:3139[A]:LEU:CD2	3:O:3139[A]:LEU:H	2.34	0.40
1:P:398:ARG:HH21	1:P:663:GLU:CD	2.23	0.40
1:P:424:PHE:HB2	1:P:1128:GLN:NE2	2.36	0.40
1:P:953:GLU:HG3	1:P:954:ALA:O	2.21	0.40
1:P:1137:LYS:HA	1:P:1141:ARG:NH1	2.36	0.40
1:P:1293:PHE:O	1:P:1311:CYS:HB2	2.20	0.40
2:Q:2361:LYS:HD2	2:Q:2362:GLN:H	1.85	0.40
2:Q:2470:ALA:HB2	2:Q:2476:LEU:HD21	2.02	0.40
3:R:3116[A]:PHE:CD1	3:R:3116[A]:PHE:C	2.94	0.40
3:R:3180[B]:TYR:HA	3:R:3183[B]:LEU:CD2	2.51	0.40
3:R:3232[A]:VAL:HG21	3:R:3273[A]:LEU:HD11	2.00	0.40
3:R:3298[A]:ASN:HA	3:R:3300[A]:LEU:N	2.36	0.40
1:S:474:LEU:HD12	1:S:475:ASN:N	2.36	0.40
1:S:909:ILE:HG12	1:S:1084:PHE:CZ	2.50	0.40
1:S:1034:GLU:HG3	1:S:1182:ASN:HD21	1.86	0.40
2:T:2344:LEU:HA	2:T:2344:LEU:HD13	1.89	0.40
2:T:2446:GLU:HG2	2:T:2448:THR:HG22	2.04	0.40
3:U:2966[B]:SER:HB2	3:U:2977[B]:CYS:H	1.85	0.40
3:U:2970[A]:PRO:C	3:U:2972[A]:GLY:H	2.23	0.40
3:U:2989[A]:HIS:O	3:U:2991[A]:LEU:N	2.54	0.40
3:U:2989[B]:HIS:O	3:U:2991[B]:LEU:N	2.54	0.40
3:U:3028[A]:PRO:HG2	3:U:3029[A]:LYS:HG2	2.02	0.40
3:U:3083[B]:ILE:CD1	3:U:3260[B]:ARG:HB2	2.52	0.40
3:U:3274[A]:ARG:NE	3:U:3274[A]:ARG:CA	2.84	0.40
3:U:3283[A]:ILE:C	3:U:3283[A]:ILE:CD1	2.85	0.40
1:V:78:GLN:HE21	1:V:256:ILE:HG21	1.85	0.40
1:V:1572:ILE:HD13	1:V:1615:LEU:HD23	2.02	0.40
3:X:2989[A]:HIS:O	3:X:2991[A]:LEU:N	2.54	0.40
3:X:3028[B]:PRO:HG2	3:X:3029[B]:LYS:HG2	2.02	0.40
3:X:3180[B]:TYR:HA	3:X:3183[B]:LEU:CD2	2.51	0.40
1:Y:194:MET:HA	1:Y:200:THR:CA	2.48	0.40
1:Y:710:GLY:O	1:Y:841:LYS:HE2	2.21	0.40
1:Y:1347:ASP:HA	1:Y:1460:ASN:ND2	2.36	0.40
1:Y:1356:PRO:HD2	1:Y:1359:ILE:HD11	2.04	0.40
2:Z:2353:LYS:O	2:Z:2357:VAL:HG23	2.21	0.40
1:A:1260:ARG:HD2	1:A:1343:VAL:O	2.21	0.40
2:B:2528:LYS:NZ	2:B:2626:ARG:O	2.54	0.40
2:B:2547:MET:O	2:B:2554:PRO:HG2	2.21	0.40

Continued on next page...

Continued from previous page...

Atom-1	Atom-2	Interatomic distance (Å)	Clash overlap (Å)
2:B:2556:TYR:CE1	2:B:2844:MET:HG3	2.57	0.40
2:B:2840:GLY:O	2:B:2843:GLU:HB2	2.21	0.40
3:C:3013[A]:ASP:CA	3:C:3122[A]:ASN:ND2	2.74	0.40
3:C:3155[B]:MET:CE	3:L:3153[B]:LYS:CD	2.88	0.40
3:C:3185[B]:TYR:CZ	3:C:3187[B]:TYR:CE2	3.09	0.40
3:C:3281[A]:PHE:CZ	3:C:3305[A]:ILE:HG21	2.55	0.40
3:C:3298[A]:ASN:HA	3:C:3300[A]:LEU:N	2.36	0.40
1:D:177:VAL:O	1:D:181:PRO:HD3	2.20	0.40
1:D:278:ASP:O	1:D:279:LEU:HG	2.21	0.40
1:D:417:MET:HB3	1:D:418:ASP:H	1.59	0.40
1:D:512:PRO:HG2	1:D:632:LEU:HD23	2.02	0.40
1:D:564:ASP:HA	1:D:609:TRP:O	2.21	0.40
1:D:639:ARG:O	1:D:642:ALA:HB3	2.21	0.40
1:D:979:LEU:CB	1:D:980:TYR:HA	2.51	0.40
1:D:1016:ASN:HD22	1:D:1177:VAL:HA	1.85	0.40
1:D:1037:ALA:HA	1:D:1042:PHE:CD2	2.57	0.40
2:E:2403:PHE:HD2	2:E:2480:LEU:HG	1.87	0.40
3:F:2938[A]:LEU:O	3:F:2939[A]:ARG:C	2.58	0.40
3:F:2942[A]:LEU:CD1	3:F:3033[A]:PHE:CZ	3.04	0.40
3:F:2963[A]:MET:O	3:F:2963[A]:MET:SD	2.79	0.40
3:F:2965[B]:LEU:CG	3:F:2974[B]:ALA:CB	2.85	0.40
3:F:2989[B]:HIS:O	3:F:2991[B]:LEU:N	2.54	0.40
3:F:3067[B]:ARG:HA	3:F:3067[B]:ARG:HD3	1.87	0.40
3:F:3299[B]:LEU:O	3:F:3300[B]:LEU:C	2.60	0.40
1:G:930:ASP:HB3	1:G:933:ARG:HD2	2.03	0.40
1:G:1290:ILE:HD11	1:G:1333:GLU:HG3	2.03	0.40
1:G:1454:PHE:O	1:G:1457:HIS:HB3	2.21	0.40
1:G:1512:ARG:O	1:G:1516:VAL:HG23	2.21	0.40
2:H:2275:GLY:HA2	2:H:2281:SER:HB2	2.03	0.40
2:H:2398:PHE:HE2	2:H:2466:THR:HG21	1.86	0.40
2:H:2400:LEU:HD23	2:H:2400:LEU:HA	1.85	0.40
2:H:2695:MET:HE1	2:H:2707:PHE:HB2	2.01	0.40
2:H:2825:ILE:HG23	2:H:2826:GLU:N	2.36	0.40
3:I:2965[B]:LEU:HD12	3:R:3256[B]:TRP:HE1	1.81	0.40
3:I:3083[A]:ILE:HD11	3:I:3260[A]:ARG:HG3	2.03	0.40
3:I:3083[B]:ILE:CD1	3:I:3260[B]:ARG:HB2	2.52	0.40
3:I:3185[A]:TYR:HD2	3:I:3186[A]:GLU:N	2.19	0.40
3:I:3185[B]:TYR:CZ	3:I:3187[B]:TYR:CE2	3.09	0.40
3:I:3193[B]:HIS:ND1	3:I:3193[B]:HIS:N	2.69	0.40
3:I:3301[A]:PRO:HB2	3:I:3302[A]:SER:H	1.33	0.40
1:J:148:GLN:O	1:J:149:GLU:HB2	2.22	0.40

Continued on next page...

Continued from previous page...

Atom-1	Atom-2	Interatomic distance (Å)	Clash overlap (Å)
1:J:320:LYS:HZ3	1:J:337:ASP:HB3	1.85	0.40
1:J:639:ARG:O	1:J:643:ILE:HG13	2.21	0.40
1:J:810:LEU:HD12	1:J:810:LEU:HA	1.93	0.40
1:J:876:PHE:N	1:J:876:PHE:CD1	2.90	0.40
1:J:1081:MET:SD	1:J:1102:PRO:HG3	2.62	0.40
2:K:2135:PRO:HG2	2:K:2342:TYR:CZ	2.56	0.40
2:K:2224:THR:HG23	2:K:2278:GLU:HG3	2.04	0.40
2:K:2271:HIS:O	2:K:2283:ASN:HB3	2.21	0.40
2:K:2631:TYR:HH	2:K:2700:PHE:HE1	1.68	0.40
3:L:2938[B]:LEU:HD12	3:L:2938[B]:LEU:HA	1.85	0.40
3:L:2966[A]:SER:HB2	3:L:2977[A]:CYS:H	1.85	0.40
3:L:3037[A]:TYR:C	3:L:3038[A]:ILE:HG13	2.42	0.40
3:L:3180[B]:TYR:HA	3:L:3183[B]:LEU:CD2	2.51	0.40
3:L:3276[A]:ASP:C	3:L:3278[A]:HIS:N	2.75	0.40
3:L:3300[A]:LEU:HD23	3:L:3300[A]:LEU:H	1.83	0.40
1:M:95:THR:O	1:M:153:ASN:ND2	2.54	0.40
1:M:318:ARG:HB2	1:M:382:GLU:HB2	2.02	0.40
1:M:320:LYS:HB2	1:M:380:THR:HG23	2.02	0.40
1:M:324:PRO:HA	1:M:332:ASP:OD2	2.21	0.40
1:M:747:PHE:HD1	1:M:756:PHE:HA	1.87	0.40
1:M:876:PHE:CD2	1:M:1083:PRO:HB2	2.56	0.40
1:M:884:PRO:O	1:M:888:ALA:HB2	2.22	0.40
1:M:1005:CYS:O	1:M:1009:VAL:HG23	2.21	0.40
1:M:1019:HIS:CE1	1:M:1046:HIS:HE1	2.38	0.40
1:M:1091:ASN:HA	1:M:1092:PRO:HD3	1.83	0.40
1:M:1390:ASP:HB2	1:M:1438:ASP:OD2	2.22	0.40
2:N:2235:PRO:HG3	2:N:2240:GLN:HE22	1.85	0.40
2:N:2668:ASP:HB3	2:N:2671:ASP:HB2	2.04	0.40
3:O:2980[A]:HIS:HA	3:O:2985[A]:PHE:HD2	1.86	0.40
3:O:3037[A]:TYR:C	3:O:3038[A]:ILE:HG13	2.42	0.40
3:O:3112[B]:TYR:CZ	3:X:2969[B]:TYR:CE1	3.09	0.40
3:O:3157[B]:PRO:CD	3:X:3153[B]:LYS:CA	2.99	0.40
3:O:3171[A]:HIS:C	3:O:3173[A]:THR:N	2.73	0.40
3:O:3242[B]:GLY:O	3:O:3243[B]:GLY:O	2.39	0.40
1:P:450:LYS:HA	1:P:450:LYS:HD2	1.71	0.40
1:P:1380:GLY:O	1:P:1389:THR:HG23	2.22	0.40
1:P:1616:LYS:HA	1:P:1616:LYS:HD3	1.89	0.40
2:Q:2891:LEU:HD12	2:Q:2891:LEU:H	1.86	0.40
3:R:2989[A]:HIS:O	3:R:2991[A]:LEU:N	2.54	0.40
3:R:3209[A]:GLU:O	3:R:3310[A]:GLY:C	2.59	0.40
3:R:3242[B]:GLY:O	3:R:3243[B]:GLY:O	2.40	0.40

Continued on next page...

Continued from previous page...

Atom-1	Atom-2	Interatomic distance (Å)	Clash overlap (Å)
3:R:3254[A]:MET:HB2	3:R:3254[A]:MET:HE2	1.88	0.40
3:R:3283[B]:ILE:C	3:R:3283[B]:ILE:CD1	2.85	0.40
1:S:982:LYS:N	1:S:983:PRO:CD	2.84	0.40
2:T:2092:VAL:HG23	2:T:2177:TYR:O	2.22	0.40
3:U:2931[B]:THR:O	3:U:2934[B]:GLU:HB2	2.22	0.40
3:U:3185[A]:TYR:HD2	3:U:3186[A]:GLU:N	2.19	0.40
1:V:71:LEU:HB2	1:V:266:LEU:HD21	2.03	0.40
1:V:524:PRO:HD2	1:V:527:LEU:HD11	2.03	0.40
1:V:729:VAL:HG11	1:V:785:LEU:HD12	2.03	0.40
2:W:2184:MET:HB2	2:W:2231:LEU:O	2.21	0.40
2:W:2684:HIS:HA	2:W:2695:MET:HG3	2.03	0.40
3:X:3044[B]:LYS:H	3:X:3044[B]:LYS:HG2	1.65	0.40
3:X:3176[B]:LYS:O	3:X:3177[B]:SER:CB	2.70	0.40
3:X:3180[B]:TYR:CA	3:X:3183[B]:LEU:CD2	2.95	0.40
3:X:3191[B]:ASN:ND2	3:X:3191[B]:ASN:N	2.60	0.40
1:Y:810:LEU:HD11	4:JA:1:NAG:O6	2.21	0.40
2:Z:2771:TYR:HB2	2:Z:2776:TYR:CE1	2.56	0.40
2:Z:2819:VAL:HB	2:Z:2835:ILE:HG23	2.03	0.40
1:A:243:PRO:HB2	1:A:248:GLY:HA3	2.02	0.40
1:A:597:VAL:O	1:A:601:VAL:HG12	2.21	0.40
1:A:896:HIS:HB2	1:A:905:TRP:CD1	2.56	0.40
1:A:1001:GLN:HE21	1:A:1001:GLN:HB3	1.77	0.40
2:B:2145:LEU:HD12	2:B:2145:LEU:HA	1.84	0.40
2:B:2848:PHE:HD1	2:B:2848:PHE:HA	1.76	0.40
3:C:2949[B]:LYS:NZ	3:C:2949[B]:LYS:C	2.73	0.40
3:C:2965[B]:LEU:HB3	3:L:3256[B]:TRP:CD2	2.11	0.40
3:C:2989[A]:HIS:O	3:C:2991[A]:LEU:N	2.54	0.40
3:C:3139[A]:LEU:CD2	3:C:3139[A]:LEU:H	2.34	0.40
3:C:3168[A]:THR:O	3:C:3172[A]:SER:N	2.55	0.40
3:C:3265[A]:ASP:OD1	3:C:3266[A]:ILE:N	2.54	0.40
1:D:3:ILE:O	1:D:88:GLY:N	2.48	0.40
1:D:450:LYS:O	1:D:450:LYS:HD3	2.22	0.40
1:D:513:TYR:HB2	1:D:636:GLN:HB2	2.02	0.40
1:D:843:VAL:HG13	1:D:927:PRO:HB2	2.03	0.40
1:D:907:ARG:HD3	1:D:1050:ASP:OD1	2.22	0.40
1:D:1249:TRP:CZ2	1:D:1537:ILE:HD12	2.55	0.40
1:D:1470:GLU:HB3	1:D:1537:ILE:HD11	2.03	0.40
2:E:2122:ILE:HD11	2:E:2165:SER:OG	2.21	0.40
3:F:2931[B]:THR:O	3:F:2934[B]:GLU:HB2	2.22	0.40
3:F:2979[B]:GLN:CG	3:F:3155[B]:MET:HE2	2.46	0.40
3:F:2987[B]:HIS:CD2	3:F:3178[B]:PHE:CE1	3.08	0.40

Continued on next page...

Continued from previous page...

Atom-1	Atom-2	Interatomic distance (Å)	Clash overlap (Å)
3:F:3010[B]:PRO:HG2	3:F:3118[B]:VAL:HG13	2.03	0.40
3:F:3041[B]:ALA:O	3:F:3042[B]:ASP:HB2	2.20	0.40
3:F:3298[A]:ASN:HA	3:F:3300[A]:LEU:N	2.37	0.40
3:F:3301[B]:PRO:HB2	3:F:3302[B]:SER:H	1.33	0.40
1:G:1408:LEU:HD23	1:G:1547:ASN:HD21	1.86	0.40
1:G:1473:ARG:HG3	1:G:1479:TYR:CG	2.56	0.40
2:H:2089:ARG:HD3	2:H:2163:GLU:OE2	2.21	0.40
3:I:2938[B]:LEU:O	3:I:2939[B]:ARG:C	2.58	0.40
3:I:2989[B]:HIS:C	3:I:2991[B]:LEU:N	2.75	0.40
3:I:3011[B]:TYR:CB	3:I:3121[B]:SER:HB2	2.49	0.40
3:I:3133[B]:LEU:HD13	3:I:3197[B]:ILE:HG23	2.02	0.40
3:I:3150[B]:LYS:CD	3:R:3160[B]:SER:CA	2.73	0.40
3:I:3223[B]:GLY:CA	3:R:2963[B]:MET:HE3	2.51	0.40
1:J:177:VAL:HG11	1:J:358:TYR:CZ	2.56	0.40
1:J:321:LEU:HD11	1:J:377:TYR:CD1	2.55	0.40
1:J:902:PHE:CE2	1:J:1012:GLU:HG3	2.56	0.40
2:K:2117:ASP:OD2	2:K:2168:ARG:NH2	2.54	0.40
2:K:2448:THR:OG1	2:K:2449:ASP:N	2.55	0.40
3:L:2949[B]:LYS:NZ	3:L:2949[B]:LYS:C	2.73	0.40
3:L:3004[A]:GLY:C	3:L:3006[A]:LYS:N	2.74	0.40
3:L:3176[A]:LYS:O	3:L:3177[A]:SER:CB	2.70	0.40
3:L:3222[A]:ILE:CD1	3:L:3223[A]:GLY:N	2.73	0.40
1:M:398:ARG:HA	1:M:399:PRO:HD3	1.85	0.40
1:M:651:ARG:HG3	1:M:717:GLN:HE22	1.87	0.40
1:M:979:LEU:HB3	1:M:980:TYR:CB	2.52	0.40
1:M:1210:LYS:CA	1:M:1211:TYR:CB	2.96	0.40
1:M:1492:PRO:HA	1:M:1512:ARG:HA	2.02	0.40
2:N:2224:THR:HG23	2:N:2278:GLU:HB3	2.03	0.40
2:N:2527:LEU:HD11	2:N:2580:SER:HB3	2.03	0.40
3:O:3265[B]:ASP:OD1	3:O:3266[B]:ILE:N	2.54	0.40
1:P:754:GLU:OE2	1:P:799:ARG:NH2	2.53	0.40
3:R:2991[A]:LEU:O	3:R:2994[A]:LYS:CB	2.70	0.40
3:R:3083[B]:ILE:CD1	3:R:3260[B]:ARG:HB2	2.52	0.40
3:R:3211[A]:ASP:CB	3:R:3309[A]:PRO:HA	2.46	0.40
3:R:3274[B]:ARG:NE	3:R:3274[B]:ARG:CA	2.84	0.40
3:R:3299[A]:LEU:HB3	3:R:3300[A]:LEU:H	1.54	0.40
1:S:307:ARG:HG2	1:S:774:ASP:HA	2.04	0.40
1:S:403:TYR:HD2	1:S:658:TYR:CD1	2.39	0.40
1:S:500:ASN:O	1:S:504:THR:OG1	2.32	0.40
1:S:843:VAL:HG22	1:S:928:TYR:O	2.21	0.40
1:S:1384:PHE:CZ	1:S:1385:GLU:HG3	2.56	0.40

Continued on next page...

Continued from previous page...

Atom-1	Atom-2	Interatomic distance (Å)	Clash overlap (Å)
1:S:1632:LEU:HD22	1:S:1644:ILE:HD11	2.02	0.40
2:T:2526:ARG:HB3	2:T:2584:HIS:CD2	2.57	0.40
2:T:2890:VAL:H	2:T:2891:LEU:HA	1.83	0.40
3:U:2991[A]:LEU:O	3:U:2994[A]:LYS:CB	2.70	0.40
3:U:3024[B]:LEU:CD1	3:U:3024[B]:LEU:C	2.85	0.40
3:U:3037[A]:TYR:C	3:U:3038[A]:ILE:HG13	2.42	0.40
3:U:3083[B]:ILE:HD11	3:U:3260[B]:ARG:HG3	2.03	0.40
3:U:3137[B]:ARG:HD3	3:U:3137[B]:ARG:HA	1.71	0.40
3:U:3209[B]:GLU:O	3:U:3310[B]:GLY:C	2.59	0.40
1:V:215:ARG:NE	1:V:279:LEU:HA	2.35	0.40
1:V:1565:SER:HB3	1:V:1594:GLY:H	1.86	0.40
2:W:2338:PHE:O	2:W:2343:ASN:HB3	2.20	0.40
3:X:2949[B]:LYS:C	3:X:2953[B]:GLY:N	2.72	0.40
3:X:2954[B]:TYR:HA	3:X:2957[B]:ILE:CG2	2.50	0.40
3:X:3131[B]:GLN:HE21	3:X:3131[B]:GLN:HB3	1.66	0.40
3:X:3185[B]:TYR:HD2	3:X:3186[B]:GLU:N	2.19	0.40
1:Y:1293:PHE:O	1:Y:1311:CYS:HB2	2.22	0.40
2:Z:2553:ALA:N	2:Z:2554:PRO:CD	2.84	0.40
1:A:83:HIS:O	1:A:85:SER:HB3	2.21	0.40
1:A:489:HIS:CD2	1:A:689:PRO:HB3	2.57	0.40
1:A:695:TYR:N	1:A:695:TYR:HD1	2.19	0.40
2:B:2214:ILE:HD13	2:B:2287:TYR:HD1	1.86	0.40
2:B:2502:LEU:HA	2:B:2502:LEU:HD12	1.84	0.40
3:C:3083[B]:ILE:HD11	3:C:3260[B]:ARG:HG3	2.03	0.40
3:C:3163[B]:ASN:N	3:L:3147[B]:GLU:OE2	2.32	0.40
3:C:3242[A]:GLY:C	3:C:3243[A]:GLY:O	2.58	0.40
1:D:572:SER:HB2	1:D:578:PHE:HB2	2.03	0.40
1:D:627:ASP:HA	1:D:628:PRO:HD3	1.95	0.40
1:D:1017:HIS:CD2	1:D:1176:TYR:HD2	2.39	0.40
2:E:2181:THR:HB	2:E:2374:ASN:N	2.36	0.40
2:E:2262:GLN:O	2:E:2266:VAL:HG23	2.20	0.40
3:F:2980[A]:HIS:HA	3:F:2985[A]:PHE:HD2	1.86	0.40
3:F:2989[A]:HIS:NE2	9:F:3402[A]:CUO:O1	2.54	0.40
3:F:3031[B]:ASN:HA	3:F:3032[B]:PRO:HD2	1.87	0.40
3:F:3083[B]:ILE:HD11	3:F:3260[B]:ARG:HG3	2.03	0.40
3:F:3113[A]:ASP:OD2	3:F:3115[A]:LEU:HB2	2.20	0.40
3:F:3148[B]:ILE:HD12	3:F:3175[B]:TYR:OH	2.20	0.40
3:F:3185[A]:TYR:HD2	3:F:3186[A]:GLU:N	2.19	0.40
3:F:3193[A]:HIS:ND1	3:F:3193[A]:HIS:N	2.68	0.40
3:F:3242[A]:GLY:C	3:F:3243[A]:GLY:O	2.58	0.40
3:F:3242[B]:GLY:O	3:F:3243[B]:GLY:O	2.40	0.40

Continued on next page...

Continued from previous page...

Atom-1	Atom-2	Interatomic distance (Å)	Clash overlap (Å)
3:F:3281[A]:PHE:CZ	3:F:3305[A]:ILE:HG21	2.55	0.40
1:G:398:ARG:HA	1:G:399:PRO:HD3	1.93	0.40
1:G:597:VAL:HG12	1:G:773:PHE:CD1	2.57	0.40
2:H:2168:ARG:O	2:K:2503:ASN:HB3	2.22	0.40
3:I:2931[A]:THR:O	3:I:2934[A]:GLU:HB2	2.22	0.40
3:I:2951[A]:ASP:CG	3:I:2952[A]:ALA:N	2.74	0.40
3:I:2961[A]:HIS:HB2	3:I:2992[A]:TYR:HE2	1.80	0.40
3:I:3010[A]:PRO:HG2	3:I:3118[A]:VAL:HG13	2.03	0.40
3:I:3037[A]:TYR:C	3:I:3038[A]:ILE:HG13	2.42	0.40
3:I:3083[B]:ILE:HD11	3:I:3260[B]:ARG:HG3	2.03	0.40
3:I:3150[B]:LYS:CG	3:R:3163[B]:ASN:ND2	2.52	0.40
3:I:3229[A]:ASN:N	3:I:3286[A]:THR:O	2.52	0.40
3:I:3265[A]:ASP:OD1	3:I:3266[A]:ILE:N	2.54	0.40
3:I:3298[B]:ASN:HA	3:I:3300[B]:LEU:N	2.37	0.40
1:J:472:ASP:HA	1:J:473:ALA:HA	1.82	0.40
1:J:633:HIS:O	1:J:636:GLN:HB3	2.21	0.40
1:J:872:GLN:NE2	1:J:1090:ILE:O	2.47	0.40
2:K:2134:ASN:OD1	2:K:2137:ALA:HB2	2.21	0.40
2:K:2156:ARG:NH1	2:K:2360:TYR:HB3	2.36	0.40
2:K:2241:THR:HG23	2:K:2244:PHE:HB2	2.02	0.40
2:K:2381:LEU:O	2:K:2385:ILE:HG13	2.21	0.40
3:L:2930[A]:LEU:N	3:L:2930[A]:LEU:HD13	2.36	0.40
3:L:2938[A]:LEU:HD12	3:L:2938[A]:LEU:HA	1.85	0.40
3:L:2989[B]:HIS:O	3:L:2991[B]:LEU:N	2.54	0.40
3:L:2991[B]:LEU:O	3:L:2994[B]:LYS:CB	2.70	0.40
3:L:3023[B]:ILE:O	3:L:3026[B]:THR:OG1	2.34	0.40
3:L:3265[B]:ASP:OD1	3:L:3266[B]:ILE:N	2.54	0.40
3:L:3301[A]:PRO:HB2	3:L:3302[A]:SER:H	1.33	0.40
1:M:73:LEU:HD22	1:M:89:ILE:HD12	2.03	0.40
1:M:837:HIS:HA	1:M:1113:HIS:O	2.21	0.40
1:M:881:GLN:NE2	1:M:888:ALA:HB3	2.34	0.40
1:M:897:HIS:HB3	1:M:899:MET:CE	2.51	0.40
1:M:1022:VAL:HG13	1:M:1030:MET:HB2	2.03	0.40
1:M:1296:VAL:N	1:M:1446:ASP:O	2.54	0.40
3:O:2931[B]:THR:O	3:O:2934[B]:GLU:HB2	2.22	0.40
3:O:2967[B]:CYS:SG	3:X:3150[B]:LYS:O	2.79	0.40
3:O:3176[A]:LYS:C	3:O:3177[A]:SER:HG	2.04	0.40
3:O:3185[A]:TYR:HD2	3:O:3186[A]:GLU:N	2.19	0.40
3:O:3193[A]:HIS:ND1	3:O:3193[A]:HIS:N	2.68	0.40
3:O:3228[A]:VAL:CG2	3:O:3245[A]:PHE:CZ	2.86	0.40
3:O:3242[B]:GLY:C	3:O:3243[B]:GLY:O	2.58	0.40

Continued on next page...

Continued from previous page...

Atom-1	Atom-2	Interatomic distance (Å)	Clash overlap (Å)
1:P:92:TRP:CZ3	1:P:102:PRO:HD3	2.56	0.40
1:P:514:TRP:CZ2	1:P:606:ILE:HD11	2.56	0.40
1:P:550:ILE:HG22	1:P:552:PHE:CE1	2.57	0.40
1:P:633:HIS:O	1:P:636:GLN:HB3	2.21	0.40
1:P:991:LEU:HD21	1:P:1017:HIS:CG	2.56	0.40
2:Q:2235:PRO:HG3	2:Q:2240:GLN:OE1	2.21	0.40
2:Q:2861:LYS:NZ	3:R:2936[A]:GLU:OE1	2.52	0.40
3:R:2931[A]:THR:O	3:R:2934[A]:GLU:HB2	2.22	0.40
3:R:2989[A]:HIS:C	3:R:2991[A]:LEU:N	2.75	0.40
3:R:3010[B]:PRO:HG2	3:R:3118[B]:VAL:HG13	2.03	0.40
3:R:3037[A]:TYR:C	3:R:3038[A]:ILE:HG13	2.42	0.40
3:R:3131[B]:GLN:HE21	3:R:3131[B]:GLN:HB3	1.66	0.40
3:R:3133[A]:LEU:HD12	3:R:3133[A]:LEU:HA	1.86	0.40
3:R:3168[B]:THR:O	3:R:3172[B]:SER:N	2.55	0.40
3:R:3176[B]:LYS:O	3:R:3177[B]:SER:CB	2.70	0.40
1:S:717:GLN:O	1:S:720:VAL:HG22	2.21	0.40
1:S:816:PRO:HA	1:S:817:PRO:HD3	1.88	0.40
1:S:897:HIS:C	1:S:899:MET:HA	2.42	0.40
1:S:1348:TRP:CD2	1:S:1430:ILE:HD11	2.56	0.40
3:U:2989[B]:HIS:C	3:U:2991[B]:LEU:N	2.75	0.40
3:U:3180[A]:TYR:HA	3:U:3183[A]:LEU:CD2	2.51	0.40
3:U:3273[B]:LEU:C	3:U:3275[B]:LEU:HD12	2.42	0.40
3:U:3298[A]:ASN:HA	3:U:3300[A]:LEU:N	2.36	0.40
1:V:279:LEU:HD12	1:V:279:LEU:O	2.20	0.40
1:V:361:GLU:HG2	1:V:363:THR:HG22	2.03	0.40
1:V:573:LYS:HD2	1:V:573:LYS:HA	1.93	0.40
1:V:1015:HIS:NE2	1:V:1019:HIS:CD2	2.89	0.40
1:V:1143:ALA:O	1:V:1235:ILE:N	2.52	0.40
1:V:1153:LYS:H	1:V:1153:LYS:HG2	1.48	0.40
1:V:1300:CYS:SG	1:V:1494:ARG:HD2	2.62	0.40
1:V:1622:GLN:H	1:V:1622:GLN:HG3	1.45	0.40
2:W:2695:MET:SD	2:W:2701:SER:HB2	2.61	0.40
3:X:2931[A]:THR:O	3:X:2934[A]:GLU:HB2	2.22	0.40
3:X:3028[A]:PRO:HG2	3:X:3029[A]:LYS:N	2.36	0.40
3:X:3148[B]:ILE:HD12	3:X:3175[B]:TYR:OH	2.20	0.40
3:X:3242[B]:GLY:C	3:X:3243[B]:GLY:O	2.58	0.40
3:X:3265[B]:ASP:OD1	3:X:3266[B]:ILE:N	2.54	0.40
1:Y:563:ILE:O	1:Y:612:GLY:N	2.54	0.40
1:Y:975:PRO:HG2	1:Y:1024:GLY:HA3	2.03	0.40
1:Y:1359:ILE:O	1:Y:1391:ARG:NH2	2.53	0.40
2:Z:2369:ASP:N	2:Z:2369:ASP:OD1	2.55	0.40

Continued on next page...

Continued from previous page...

Atom-1	Atom-2	Interatomic distance (Å)	Clash overlap (Å)
2:Z:2465:LYS:HE2	2:Z:2467:LYS:HE3	2.04	0.40
2:Z:2889:ALA:HB3	2:Z:2890:VAL:C	2.41	0.40
1:A:76:PHE:CE2	1:A:89:ILE:HG21	2.56	0.40
1:A:210:HIS:ND1	1:A:213:VAL:HG21	2.37	0.40
1:A:636:GLN:O	1:A:640:LEU:HG	2.21	0.40
2:B:2500:ILE:HG13	2:B:2501:PRO:CD	2.50	0.40
2:B:2561:HIS:HA	2:B:2562:GLY:HA2	1.85	0.40
3:C:2991[B]:LEU:O	3:C:2994[B]:LYS:CB	2.70	0.40
3:C:3013[B]:ASP:OD1	3:C:3015[B]:THR:OG1	2.23	0.40
3:C:3139[B]:LEU:CD2	3:C:3139[B]:LEU:H	2.34	0.40
3:C:3159[B]:SER:OG	3:L:3151[B]:LEU:N	2.52	0.40
3:C:3185[A]:TYR:HD2	3:C:3186[A]:GLU:N	2.19	0.40
3:C:3185[A]:TYR:CZ	3:C:3187[A]:TYR:CE2	3.09	0.40
3:C:3185[B]:TYR:HE2	3:C:3187[B]:TYR:CD2	2.35	0.40
3:C:3231[A]:ASP:CA	3:C:3284[A]:LYS:O	2.70	0.40
3:C:3298[A]:ASN:CA	3:C:3299[A]:LEU:HB2	2.44	0.40
1:D:35:GLN:NE2	1:D:127:GLU:O	2.52	0.40
1:D:434:GLU:H	1:D:434:GLU:HG3	1.64	0.40
1:D:882:TRP:HB3	1:D:1086:LEU:HD11	2.03	0.40
2:E:2450:ILE:O	2:E:2454:MET:HG3	2.21	0.40
3:F:3028[B]:PRO:HG2	3:F:3029[B]:LYS:N	2.36	0.40
3:F:3083[B]:ILE:CD1	3:F:3260[B]:ARG:HB2	2.51	0.40
3:F:3139[B]:LEU:CD2	3:F:3139[B]:LEU:H	2.34	0.40
3:F:3200[B]:LEU:O	3:F:3203[B]:HIS:HB3	2.20	0.40
1:G:512:PRO:HG2	1:G:632:LEU:HD22	2.03	0.40
1:G:892:TYR:HB2	1:G:893:ALA:H	1.70	0.40
1:G:1380:GLY:HA3	1:G:1450:TYR:O	2.21	0.40
3:I:2930[B]:LEU:N	3:I:2930[B]:LEU:HD13	2.36	0.40
3:I:2942[A]:LEU:CD1	3:I:3033[A]:PHE:CZ	3.04	0.40
3:I:2968[B]:GLN:O	3:R:2985[B]:PHE:HE2	2.04	0.40
3:I:3028[B]:PRO:HG2	3:I:3029[B]:LYS:N	2.36	0.40
3:I:3094[B]:SER:HG	3:I:3227[B]:ASP:CG	2.25	0.40
3:I:3133[B]:LEU:HD12	3:I:3133[B]:LEU:HA	1.86	0.40
3:I:3149[B]:ASN:ND2	3:R:3163[B]:ASN:C	2.67	0.40
3:I:3242[B]:GLY:O	3:I:3243[B]:GLY:O	2.40	0.40
3:I:3268[A]:LYS:HG2	1:J:1539:GLN:HE22	1.86	0.40
1:J:236:GLY:HA2	1:J:819:ILE:HB	2.04	0.40
1:J:492:ARG:HG3	1:J:638:ASP:OD1	2.21	0.40
1:J:1091:ASN:HA	1:J:1092:PRO:HD3	1.78	0.40
1:J:1618:LEU:O	1:J:1620:LEU:HD13	2.20	0.40
2:K:2800:LYS:O	3:L:3023[A]:ILE:HD11	2.21	0.40

Continued on next page...

Continued from previous page...

Atom-1	Atom-2	Interatomic distance (Å)	Clash overlap (Å)
2:K:2814:LYS:HD3	2:K:2814:LYS:HA	1.91	0.40
3:L:2931[A]:THR:O	3:L:2934[A]:GLU:HB2	2.22	0.40
3:L:3122[B]:ASN:O	3:L:3126[B]:ILE:HG13	2.22	0.40
3:L:3148[A]:ILE:HD12	3:L:3175[A]:TYR:OH	2.20	0.40
3:L:3176[B]:LYS:O	3:L:3177[B]:SER:CB	2.70	0.40
3:L:3185[B]:TYR:CZ	3:L:3187[B]:TYR:CE2	3.09	0.40
1:M:425:ARG:HD2	1:M:703:TYR:CZ	2.57	0.40
2:N:2500:ILE:HD11	2:N:2504:ARG:O	2.21	0.40
3:O:3010[A]:PRO:HG2	3:O:3118[A]:VAL:HG13	2.03	0.40
3:O:3037[B]:TYR:C	3:O:3038[B]:ILE:HG13	2.42	0.40
3:O:3158[B]:PHE:HB2	3:X:3152[B]:LYS:HD2	0.94	0.40
3:O:3168[B]:THR:O	3:O:3172[B]:SER:N	2.55	0.40
3:O:3193[B]:HIS:ND1	3:O:3193[B]:HIS:N	2.69	0.40
3:O:3298[B]:ASN:HA	3:O:3300[B]:LEU:N	2.37	0.40
1:P:599:PHE:HZ	1:P:637:VAL:O	2.04	0.40
1:P:1002:GLU:HB2	1:P:1065:LYS:CD	2.51	0.40
1:P:1055:THR:HA	1:P:1119:LEU:HD13	2.02	0.40
1:P:1312:CYS:HA	1:P:1322:TRP:CE2	2.56	0.40
1:P:1325:LEU:HG	1:P:1516:VAL:HG11	2.03	0.40
2:Q:2457:LYS:HB2	2:Q:2457:LYS:HE2	1.92	0.40
3:R:3037[B]:TYR:C	3:R:3038[B]:ILE:HG13	2.42	0.40
3:R:3242[B]:GLY:C	3:R:3243[B]:GLY:O	2.58	0.40
3:R:3265[B]:ASP:OD1	3:R:3266[B]:ILE:N	2.54	0.40
3:R:3273[B]:LEU:C	3:R:3275[B]:LEU:HD12	2.42	0.40
1:S:73:LEU:HD11	1:S:210:HIS:O	2.21	0.40
1:S:246:PRO:HB3	1:S:249:ARG:NE	2.35	0.40
1:S:1557:PHE:HB3	1:S:1559:LEU:HD13	2.04	0.40
2:T:2816:SER:HB2	2:T:2886:VAL:CG2	2.51	0.40
2:T:2823:ILE:HD11	2:T:2863:ARG:HD3	2.04	0.40
3:U:2938[A]:LEU:O	3:U:2939[A]:ARG:C	2.58	0.40
3:U:2991[B]:LEU:O	3:U:2994[B]:LYS:CB	2.69	0.40
3:U:3028[A]:PRO:HG2	3:U:3029[A]:LYS:N	2.36	0.40
3:U:3139[A]:LEU:CD2	3:U:3139[A]:LEU:H	2.34	0.40
3:U:3185[B]:TYR:HE2	3:U:3187[B]:TYR:CD2	2.35	0.40
3:U:3209[A]:GLU:O	3:U:3310[A]:GLY:C	2.59	0.40
3:U:3231[A]:ASP:CA	3:U:3284[A]:LYS:O	2.70	0.40
3:U:3293[B]:LYS:CG	3:U:3294[B]:SER:CB	2.98	0.40
1:V:109:LEU:HD12	1:V:109:LEU:HA	1.92	0.40
1:V:999:LEU:HA	1:V:1056:TRP:HD1	1.86	0.40
1:V:1166:THR:HB	1:V:1167:ASP:C	2.42	0.40
2:W:2121:THR:O	2:W:2124:SER:OG	2.24	0.40

Continued on next page...

Continued from previous page...

Atom-1	Atom-2	Interatomic distance (Å)	Clash overlap (Å)
3:X:3139[A]:LEU:CD2	3:X:3139[A]:LEU:H	2.34	0.40
3:X:3242[B]:GLY:O	3:X:3243[B]:GLY:O	2.40	0.40
3:X:3298[A]:ASN:HA	3:X:3300[A]:LEU:N	2.37	0.40
1:Y:43:GLU:HG3	1:Y:44:PRO:HA	2.04	0.40
1:Y:978:ALA:HB1	1:Y:979:LEU:HD13	2.04	0.40
1:Y:1429:THR:HG23	1:Y:1433:TRP:CE2	2.56	0.40
1:Y:1647:ASN:HA	1:Y:1648:PRO:HD3	1.98	0.40
2:Z:2116:SER:CA	2:Z:2121:THR:HG21	2.52	0.40
2:Z:2304:LEU:HD12	2:Z:2304:LEU:HA	1.95	0.40
2:Z:2502:LEU:HD12	2:Z:2502:LEU:HA	1.85	0.40
2:Z:2764:THR:HG22	2:Z:2766:SER:H	1.87	0.40
6:DA:1:NAG:O4	6:DA:2:NAG:O7	2.39	0.40

All (1) symmetry-related close contacts are listed below. The label for Atom-2 includes the symmetry operator and encoded unit-cell translations to be applied.

Atom-1	Atom-2	Interatomic distance (Å)	Clash overlap (Å)
1:A:1:ASN:N	1:b:887:ASP:OD1[1_455]	2.19	0.01

5.3 Torsion angles [i](#)

5.3.1 Protein backbone [i](#)

In the following table, the Percentiles column shows the percent Ramachandran outliers of the chain as a percentile score with respect to all X-ray entries followed by that with respect to entries of similar resolution.

The Analysed column shows the number of residues for which the backbone conformation was analysed, and the total number of residues.

Mol	Chain	Analysed	Favoured	Allowed	Outliers	Percentiles	
1	A	1654/2000 (83%)	1552 (94%)	89 (5%)	13 (1%)	19	57
1	D	1654/2000 (83%)	1541 (93%)	100 (6%)	13 (1%)	19	57
1	G	1654/2000 (83%)	1560 (94%)	78 (5%)	16 (1%)	15	53
1	J	1654/2000 (83%)	1537 (93%)	103 (6%)	14 (1%)	19	57
1	M	1654/2000 (83%)	1569 (95%)	73 (4%)	12 (1%)	22	60
1	P	1654/2000 (83%)	1562 (94%)	78 (5%)	14 (1%)	19	57
1	S	1654/2000 (83%)	1581 (96%)	64 (4%)	9 (0%)	29	68

Continued on next page...

Continued from previous page...

Mol	Chain	Analysed	Favoured	Allowed	Outliers	Percentiles	
1	V	1654/2000 (83%)	1570 (95%)	68 (4%)	16 (1%)	15	53
1	Y	1654/2000 (83%)	1580 (96%)	66 (4%)	8 (0%)	29	68
1	b	1654/2000 (83%)	1564 (95%)	80 (5%)	10 (1%)	25	64
2	B	823/920 (90%)	778 (94%)	40 (5%)	5 (1%)	25	64
2	E	823/920 (90%)	781 (95%)	34 (4%)	8 (1%)	15	53
2	H	823/920 (90%)	787 (96%)	33 (4%)	3 (0%)	34	72
2	K	823/920 (90%)	778 (94%)	37 (4%)	8 (1%)	15	53
2	N	823/920 (90%)	789 (96%)	32 (4%)	2 (0%)	47	82
2	Q	823/920 (90%)	787 (96%)	32 (4%)	4 (0%)	29	68
2	T	823/920 (90%)	794 (96%)	22 (3%)	7 (1%)	17	55
2	W	823/920 (90%)	791 (96%)	28 (3%)	4 (0%)	29	68
2	Z	823/920 (90%)	797 (97%)	23 (3%)	3 (0%)	34	72
2	c	823/920 (90%)	791 (96%)	29 (4%)	3 (0%)	34	72
3	C	720/394 (183%)	666 (92%)	48 (7%)	6 (1%)	19	57
3	F	720/394 (183%)	666 (92%)	48 (7%)	6 (1%)	19	57
3	I	720/394 (183%)	666 (92%)	48 (7%)	6 (1%)	19	57
3	L	720/394 (183%)	666 (92%)	48 (7%)	6 (1%)	19	57
3	O	720/394 (183%)	666 (92%)	48 (7%)	6 (1%)	19	57
3	R	720/394 (183%)	666 (92%)	48 (7%)	6 (1%)	19	57
3	U	720/394 (183%)	666 (92%)	48 (7%)	6 (1%)	19	57
3	X	720/394 (183%)	666 (92%)	48 (7%)	6 (1%)	19	57
3	a	720/394 (183%)	666 (92%)	48 (7%)	6 (1%)	19	57
3	d	720/394 (183%)	666 (92%)	48 (7%)	6 (1%)	19	57
All	All	31970/33140 (96%)	30149 (94%)	1589 (5%)	232 (1%)	22	60

All (232) Ramachandran outliers are listed below:

Mol	Chain	Res	Type
1	A	1196	ILE
1	D	695	TYR
1	D	1196	ILE
1	G	331	SER
1	G	1086	LEU
1	J	883	CYS

Continued on next page...

Continued from previous page...

Mol	Chain	Res	Type
1	M	127	GLU
1	M	695	TYR
2	N	2340	ALA
1	P	781	ILE
1	P	1436	GLY
1	S	51	ASP
1	S	1196	ILE
2	T	2424	SER
2	T	2631	TYR
1	V	867	VAL
1	Y	148	GLN
2	Z	2340	ALA
1	b	134	VAL
1	b	331	SER
1	b	675	SER
1	b	1301	PRO
1	A	149	GLU
1	A	831	VAL
1	A	1436	GLY
2	B	2343	ASN
2	B	2404	GLY
3	C	3111[A]	SER
3	C	3111[B]	SER
3	C	3301[A]	PRO
3	C	3301[B]	PRO
2	E	2340	ALA
2	E	2419	ASP
3	F	3111[A]	SER
3	F	3111[B]	SER
3	F	3301[A]	PRO
3	F	3301[B]	PRO
1	G	116	LYS
1	G	150	GLY
1	G	563	ILE
1	G	674	LYS
2	H	2340	ALA
3	I	3111[A]	SER
3	I	3111[B]	SER
3	I	3301[A]	PRO
3	I	3301[B]	PRO
1	J	84	GLY
1	J	952	GLY

Continued on next page...

Continued from previous page...

Mol	Chain	Res	Type
1	J	1436	GLY
2	K	2738	ALA
2	K	2831	GLU
2	K	2877	ILE
2	K	2894	ASN
3	L	3111[A]	SER
3	L	3111[B]	SER
3	L	3301[A]	PRO
3	L	3301[B]	PRO
1	M	84	GLY
1	M	149	GLU
1	M	447	MET
1	M	1436	GLY
3	O	3111[A]	SER
3	O	3111[B]	SER
3	O	3301[A]	PRO
3	O	3301[B]	PRO
1	P	962	GLY
1	P	1484	CYS
1	P	1485	ALA
2	Q	2340	ALA
3	R	3111[A]	SER
3	R	3111[B]	SER
3	R	3301[A]	PRO
3	R	3301[B]	PRO
1	S	153	ASN
1	S	781	ILE
1	S	1232	THR
1	S	1436	GLY
2	T	2202	GLY
3	U	3111[A]	SER
3	U	3111[B]	SER
3	U	3301[A]	PRO
3	U	3301[B]	PRO
1	V	753	ASN
1	V	1436	GLY
1	V	1485	ALA
3	X	3111[A]	SER
3	X	3111[B]	SER
3	X	3301[A]	PRO
3	X	3301[B]	PRO
1	Y	611	GLY

Continued on next page...

Continued from previous page...

Mol	Chain	Res	Type
1	Y	807	GLY
3	a	3111[A]	SER
3	a	3111[B]	SER
3	a	3301[A]	PRO
3	a	3301[B]	PRO
1	b	867	VAL
1	b	1485	ALA
2	c	2404	GLY
2	c	2461	HIS
3	d	3111[A]	SER
3	d	3111[B]	SER
3	d	3301[A]	PRO
3	d	3301[B]	PRO
1	A	333	ASN
2	B	2547	MET
1	D	134	VAL
1	D	417	MET
1	D	867	VAL
1	D	1484	CYS
1	D	1485	ALA
2	E	2779	ASP
1	G	867	VAL
1	G	1211	TYR
1	G	1436	GLY
2	H	2738	ALA
1	M	227	ARG
1	M	867	VAL
1	P	227	ARG
1	P	881	GLN
1	S	149	GLU
2	T	2461	HIS
1	V	781	ILE
1	V	834	ASP
1	V	1037	ALA
1	V	1232	THR
2	W	2344	LEU
2	W	2418	GLY
1	Y	153	ASN
1	Y	881	GLN
1	Y	1228	LEU
1	A	867	VAL
1	A	875	ALA

Continued on next page...

Continued from previous page...

Mol	Chain	Res	Type
1	A	1232	THR
2	B	2738	ALA
3	C	3099[A]	PRO
3	C	3099[B]	PRO
1	D	884	PRO
1	D	956	PRO
1	D	1436	GLY
2	E	2344	LEU
2	E	2461	HIS
2	E	2548	CYS
3	F	3099[A]	PRO
3	F	3099[B]	PRO
1	G	153	ASN
3	I	3099[A]	PRO
3	I	3099[B]	PRO
1	J	555	ALA
1	J	867	VAL
1	J	1301	PRO
1	J	1582	ASN
2	K	2830	GLN
3	L	3099[A]	PRO
3	L	3099[B]	PRO
1	M	464	LEU
1	M	1211	TYR
3	O	3099[A]	PRO
3	O	3099[B]	PRO
1	P	571	PRO
1	P	1036	SER
3	R	3099[A]	PRO
3	R	3099[B]	PRO
1	S	1301	PRO
3	U	3099[A]	PRO
3	U	3099[B]	PRO
1	V	116	LYS
1	V	330	GLN
1	V	1583	CYS
2	W	2461	HIS
3	X	3099[A]	PRO
3	X	3099[B]	PRO
3	a	3099[A]	PRO
3	a	3099[B]	PRO
1	b	962	GLY

Continued on next page...

Continued from previous page...

Mol	Chain	Res	Type
3	d	3099[A]	PRO
3	d	3099[B]	PRO
1	A	464	LEU
2	B	2548	CYS
1	G	53	SER
1	G	983	PRO
2	H	2894	ASN
1	J	884	PRO
1	J	956	PRO
2	Q	2831	GLU
1	S	1432	SER
2	T	2738	ALA
1	V	570	GLN
2	W	2340	ALA
1	Y	884	PRO
1	A	956	PRO
2	E	2738	ALA
1	G	883	CYS
1	G	956	PRO
1	J	116	LYS
2	K	2340	ALA
1	P	884	PRO
2	Q	2738	ALA
2	T	2237	LEU
2	T	2650	GLY
1	V	153	ASN
2	Z	2499	ALA
1	D	831	VAL
1	G	676	PRO
1	P	956	PRO
2	Q	2217	ILE
1	V	982	LYS
1	b	956	PRO
1	b	1196	ILE
1	G	1196	ILE
1	J	1196	ILE
1	M	982	LYS
1	Y	1196	ILE
1	b	52	GLY
1	M	126	GLY
1	P	867	VAL
1	P	982	LYS

Continued on next page...

Continued from previous page...

Mol	Chain	Res	Type
1	V	1083	PRO
2	Z	2650	GLY
2	c	2549	PRO
1	A	921	GLY
1	A	1083	PRO
1	A	1301	PRO
1	D	464	LEU
2	E	2418	GLY
1	J	52	GLY
2	K	2415	PRO
1	P	1196	ILE
1	J	556	GLY
2	K	2339	GLY
1	V	1196	ILE
2	N	2477	PRO
1	D	571	PRO

5.3.2 Protein sidechains [i](#)

In the following table, the Percentiles column shows the percent sidechain outliers of the chain as a percentile score with respect to all X-ray entries followed by that with respect to entries of similar resolution.

The Analysed column shows the number of residues for which the sidechain conformation was analysed, and the total number of residues.

Mol	Chain	Analysed	Rotameric	Outliers	Percentiles	
1	A	1429/1738 (82%)	1278 (89%)	151 (11%)	6	26
1	D	1429/1738 (82%)	1267 (89%)	162 (11%)	6	24
1	G	1429/1738 (82%)	1264 (88%)	165 (12%)	5	24
1	J	1429/1738 (82%)	1266 (89%)	163 (11%)	5	24
1	M	1429/1738 (82%)	1284 (90%)	145 (10%)	7	29
1	P	1429/1738 (82%)	1264 (88%)	165 (12%)	5	24
1	S	1429/1738 (82%)	1269 (89%)	160 (11%)	6	24
1	V	1429/1738 (82%)	1270 (89%)	159 (11%)	6	25
1	Y	1429/1738 (82%)	1261 (88%)	168 (12%)	5	22
1	b	1429/1738 (82%)	1277 (89%)	152 (11%)	6	26
2	B	731/814 (90%)	666 (91%)	65 (9%)	9	35

Continued on next page...

Continued from previous page...

Mol	Chain	Analysed	Rotameric	Outliers	Percentiles	
2	E	731/814 (90%)	655 (90%)	76 (10%)	7	27
2	H	731/814 (90%)	634 (87%)	97 (13%)	4	17
2	K	731/814 (90%)	656 (90%)	75 (10%)	7	28
2	N	731/814 (90%)	652 (89%)	79 (11%)	6	26
2	Q	731/814 (90%)	654 (90%)	77 (10%)	7	27
2	T	731/814 (90%)	660 (90%)	71 (10%)	8	31
2	W	731/814 (90%)	659 (90%)	72 (10%)	8	30
2	Z	731/814 (90%)	655 (90%)	76 (10%)	7	27
2	c	731/814 (90%)	652 (89%)	79 (11%)	6	26
3	C	636/343 (185%)	432 (68%)	204 (32%)	0	1
3	F	636/343 (185%)	432 (68%)	204 (32%)	0	1
3	I	636/343 (185%)	432 (68%)	204 (32%)	0	1
3	L	636/343 (185%)	430 (68%)	206 (32%)	0	1
3	O	636/343 (185%)	430 (68%)	206 (32%)	0	1
3	R	636/343 (185%)	432 (68%)	204 (32%)	0	1
3	U	636/343 (185%)	432 (68%)	204 (32%)	0	1
3	X	636/343 (185%)	432 (68%)	204 (32%)	0	1
3	a	636/343 (185%)	432 (68%)	204 (32%)	0	1
3	d	636/343 (185%)	432 (68%)	204 (32%)	0	1
All	All	27960/28950 (97%)	23559 (84%)	4401 (16%)	3	13

All (4401) residues with a non-rotameric sidechain are listed below:

Mol	Chain	Res	Type
1	A	16	LEU
1	A	26	GLN
1	A	62	MET
1	A	67	MET
1	A	83	HIS
1	A	114	THR
1	A	117	LYS
1	A	133	LYS
1	A	134	VAL
1	A	140	ASP
1	A	149	GLU

Continued on next page...

Continued from previous page...

Mol	Chain	Res	Type
1	A	151	GLN
1	A	163	LEU
1	A	174	GLN
1	A	179	HIS
1	A	185	LEU
1	A	205	LEU
1	A	219	LEU
1	A	235	CYS
1	A	238	ASN
1	A	239	LEU
1	A	245	GLU
1	A	266	LEU
1	A	277	ASP
1	A	279	LEU
1	A	282	ASN
1	A	285	THR
1	A	336	ASN
1	A	344	LEU
1	A	365	THR
1	A	367	LEU
1	A	368	SER
1	A	373	LEU
1	A	376	ASN
1	A	384	THR
1	A	386	ILE
1	A	417	MET
1	A	430	SER
1	A	432	THR
1	A	434	GLU
1	A	456	GLN
1	A	497	GLN
1	A	509	ILE
1	A	515	ASP
1	A	516	TRP
1	A	527	LEU
1	A	554	LYS
1	A	557	VAL
1	A	568	PHE
1	A	569	LYS
1	A	570	GLN
1	A	572	SER
1	A	579	LEU

Continued on next page...

Continued from previous page...

Mol	Chain	Res	Type
1	A	603	HIS
1	A	610	THR
1	A	624	THR
1	A	650	GLN
1	A	688	VAL
1	A	692	VAL
1	A	695	TYR
1	A	729	VAL
1	A	741	SER
1	A	744	VAL
1	A	783	ASP
1	A	801	ASP
1	A	810	LEU
1	A	833	PHE
1	A	836	GLN
1	A	865	LYS
1	A	881	GLN
1	A	907	ARG
1	A	917	LEU
1	A	935	ILE
1	A	943	LEU
1	A	955	LYS
1	A	965	ASP
1	A	979	LEU
1	A	981	GLU
1	A	982	LYS
1	A	985	PHE
1	A	999	LEU
1	A	1001	GLN
1	A	1003	ASP
1	A	1013	ILE
1	A	1015	HIS
1	A	1017	HIS
1	A	1033	LEU
1	A	1067	TYR
1	A	1075	GLU
1	A	1089	ASP
1	A	1090	ILE
1	A	1098	GLU
1	A	1126	ILE
1	A	1139	LYS
1	A	1144	VAL

Continued on next page...

Continued from previous page...

Mol	Chain	Res	Type
1	A	1152	LYS
1	A	1155	LEU
1	A	1157	VAL
1	A	1160	PHE
1	A	1166	THR
1	A	1170	MET
1	A	1195	ASP
1	A	1196	ILE
1	A	1200	MET
1	A	1206	HIS
1	A	1209	ASP
1	A	1210	LYS
1	A	1211	TYR
1	A	1219	ASP
1	A	1221	THR
1	A	1227	ASP
1	A	1229	LYS
1	A	1230	LEU
1	A	1245	GLU
1	A	1248	ARG
1	A	1249	TRP
1	A	1258	ARG
1	A	1266	PHE
1	A	1280	GLN
1	A	1286	ARG
1	A	1302	SER
1	A	1303	GLU
1	A	1307	MET
1	A	1308	VAL
1	A	1316	MET
1	A	1325	LEU
1	A	1331	GLU
1	A	1354	GLU
1	A	1367	SER
1	A	1369	THR
1	A	1396	GLU
1	A	1400	ASN
1	A	1407	THR
1	A	1427	HIS
1	A	1430	ILE
1	A	1441	SER
1	A	1494	ARG

Continued on next page...

Continued from previous page...

Mol	Chain	Res	Type
1	A	1508	PHE
1	A	1509	THR
1	A	1516	VAL
1	A	1517	PHE
1	A	1563	LYS
1	A	1568	VAL
1	A	1581	GLU
1	A	1597	THR
1	A	1608	ARG
1	A	1622	GLN
1	A	1632	LEU
1	A	1642	GLN
1	A	1643	LYS
1	A	1649	THR
2	B	2084	ARG
2	B	2089	ARG
2	B	2094	ARG
2	B	2131	LEU
2	B	2132	CYS
2	B	2145	LEU
2	B	2160	VAL
2	B	2166	LEU
2	B	2180	TRP
2	B	2184	MET
2	B	2185	THR
2	B	2191	LEU
2	B	2205	THR
2	B	2216	PHE
2	B	2237	LEU
2	B	2240	GLN
2	B	2241	THR
2	B	2260	GLU
2	B	2267	HIS
2	B	2274	LEU
2	B	2285	LEU
2	B	2326	ILE
2	B	2327	GLU
2	B	2329	MET
2	B	2333	LEU
2	B	2361	LYS
2	B	2406	SER
2	B	2411	PHE

Continued on next page...

Continued from previous page...

Mol	Chain	Res	Type
2	B	2456	LEU
2	B	2500	ILE
2	B	2507	ARG
2	B	2546	LEU
2	B	2547	MET
2	B	2550	THR
2	B	2555	GLU
2	B	2556	TYR
2	B	2561	HIS
2	B	2572	VAL
2	B	2595	TRP
2	B	2597	MET
2	B	2616	THR
2	B	2617	ASP
2	B	2625	LEU
2	B	2644	LEU
2	B	2658	LYS
2	B	2680	HIS
2	B	2718	TRP
2	B	2728	ARG
2	B	2752	GLU
2	B	2758	THR
2	B	2768	LEU
2	B	2769	PHE
2	B	2772	LYS
2	B	2809	LEU
2	B	2814	LYS
2	B	2822	LYS
2	B	2828	ASP
2	B	2850	ARG
2	B	2851	ASN
2	B	2876	LYS
2	B	2883	ILE
2	B	2887	ASP
2	B	2894	ASN
2	B	2900	SER
2	B	2907	LYS
3	C	2929[A]	SER
3	C	2929[B]	SER
3	C	2930[A]	LEU
3	C	2930[B]	LEU
3	C	2931[A]	THR

Continued on next page...

Continued from previous page...

Mol	Chain	Res	Type
3	C	2931[B]	THR
3	C	2933[A]	SER
3	C	2933[B]	SER
3	C	2935[A]	ILE
3	C	2935[B]	ILE
3	C	2942[A]	LEU
3	C	2942[B]	LEU
3	C	2946[A]	GLN
3	C	2946[B]	GLN
3	C	2949[A]	LYS
3	C	2949[B]	LYS
3	C	2954[A]	TYR
3	C	2954[B]	TYR
3	C	2959[A]	SER
3	C	2959[B]	SER
3	C	2960[A]	PHE
3	C	2960[B]	PHE
3	C	2963[A]	MET
3	C	2963[B]	MET
3	C	2965[A]	LEU
3	C	2965[B]	LEU
3	C	2968[A]	GLN
3	C	2968[B]	GLN
3	C	2973[A]	THR
3	C	2973[B]	THR
3	C	2980[A]	HIS
3	C	2980[B]	HIS
3	C	2982[A]	MET
3	C	2982[B]	MET
3	C	2990[A]	ARG
3	C	2990[B]	ARG
3	C	2995[A]	GLN
3	C	2995[B]	GLN
3	C	2996[A]	MET
3	C	2996[B]	MET
3	C	3000[A]	LEU
3	C	3000[B]	LEU
3	C	3001[A]	LYS
3	C	3001[B]	LYS
3	C	3006[A]	LYS
3	C	3006[B]	LYS
3	C	3019[A]	HIS

Continued on next page...

Continued from previous page...

Mol	Chain	Res	Type
3	C	3019[B]	HIS
3	C	3021[A]	LEU
3	C	3021[B]	LEU
3	C	3023[A]	ILE
3	C	3023[B]	ILE
3	C	3024[A]	LEU
3	C	3024[B]	LEU
3	C	3026[A]	THR
3	C	3026[B]	THR
3	C	3029[A]	LYS
3	C	3029[B]	LYS
3	C	3030[A]	ASN
3	C	3030[B]	ASN
3	C	3042[A]	ASP
3	C	3042[B]	ASP
3	C	3044[A]	LYS
3	C	3044[B]	LYS
3	C	3048[A]	ASP
3	C	3048[B]	ASP
3	C	3063[A]	SER
3	C	3063[B]	SER
3	C	3067[A]	ARG
3	C	3067[B]	ARG
3	C	3077[A]	ASP
3	C	3077[B]	ASP
3	C	3081[A]	PHE
3	C	3081[B]	PHE
3	C	3107[A]	LEU
3	C	3107[B]	LEU
3	C	3110[A]	THR
3	C	3110[B]	THR
3	C	3111[A]	SER
3	C	3111[B]	SER
3	C	3115[A]	LEU
3	C	3115[B]	LEU
3	C	3123[A]	THR
3	C	3123[B]	THR
3	C	3131[A]	GLN
3	C	3131[B]	GLN
3	C	3133[A]	LEU
3	C	3133[B]	LEU
3	C	3134[A]	GLN

Continued on next page...

Continued from previous page...

Mol	Chain	Res	Type
3	C	3134[B]	GLN
3	C	3135[A]	LYS
3	C	3135[B]	LYS
3	C	3139[A]	LEU
3	C	3139[B]	LEU
3	C	3141[A]	TYR
3	C	3141[B]	TYR
3	C	3147[A]	GLU
3	C	3147[B]	GLU
3	C	3151[A]	LEU
3	C	3151[B]	LEU
3	C	3156[A]	MET
3	C	3156[B]	MET
3	C	3159[A]	SER
3	C	3159[B]	SER
3	C	3160[A]	SER
3	C	3160[B]	SER
3	C	3161[A]	GLU
3	C	3161[B]	GLU
3	C	3162[A]	ASP
3	C	3162[B]	ASP
3	C	3163[A]	ASN
3	C	3163[B]	ASN
3	C	3169[A]	LYS
3	C	3169[B]	LYS
3	C	3172[A]	SER
3	C	3172[B]	SER
3	C	3176[A]	LYS
3	C	3176[B]	LYS
3	C	3181[A]	GLN
3	C	3181[B]	GLN
3	C	3182[A]	GLN
3	C	3182[B]	GLN
3	C	3185[A]	TYR
3	C	3185[B]	TYR
3	C	3186[A]	GLU
3	C	3186[B]	GLU
3	C	3188[A]	ASP
3	C	3188[B]	ASP
3	C	3191[A]	ASN
3	C	3191[B]	ASN
3	C	3192[A]	PHE

Continued on next page...

Continued from previous page...

Mol	Chain	Res	Type
3	C	3192[B]	PHE
3	C	3193[A]	HIS
3	C	3193[B]	HIS
3	C	3195[A]	MET
3	C	3195[B]	MET
3	C	3200[A]	LEU
3	C	3200[B]	LEU
3	C	3205[A]	LYS
3	C	3205[B]	LYS
3	C	3210[A]	LYS
3	C	3210[B]	LYS
3	C	3211[A]	ASP
3	C	3211[B]	ASP
3	C	3212[A]	ARG
3	C	3212[B]	ARG
3	C	3218[A]	LEU
3	C	3218[B]	LEU
3	C	3220[A]	ARG
3	C	3220[B]	ARG
3	C	3222[A]	ILE
3	C	3222[B]	ILE
3	C	3224[A]	GLN
3	C	3224[B]	GLN
3	C	3225[A]	SER
3	C	3225[B]	SER
3	C	3230[A]	PHE
3	C	3230[B]	PHE
3	C	3244[A]	THR
3	C	3244[B]	THR
3	C	3251[A]	ASP
3	C	3251[B]	ASP
3	C	3260[A]	ARG
3	C	3260[B]	ARG
3	C	3264[A]	TYR
3	C	3264[B]	TYR
3	C	3267[A]	SER
3	C	3267[B]	SER
3	C	3268[A]	LYS
3	C	3268[B]	LYS
3	C	3271[A]	VAL
3	C	3271[B]	VAL
3	C	3272[A]	HIS

Continued on next page...

Continued from previous page...

Mol	Chain	Res	Type
3	C	3272[B]	HIS
3	C	3274[A]	ARG
3	C	3274[B]	ARG
3	C	3276[A]	ASP
3	C	3276[B]	ASP
3	C	3278[A]	HIS
3	C	3278[B]	HIS
3	C	3279[A]	ASP
3	C	3279[B]	ASP
3	C	3283[A]	ILE
3	C	3283[B]	ILE
3	C	3284[A]	LYS
3	C	3284[B]	LYS
3	C	3286[A]	THR
3	C	3286[B]	THR
3	C	3287[A]	ILE
3	C	3287[B]	ILE
3	C	3288[A]	MET
3	C	3288[B]	MET
3	C	3293[A]	LYS
3	C	3293[B]	LYS
3	C	3297[A]	PRO
3	C	3297[B]	PRO
3	C	3302[A]	SER
3	C	3302[B]	SER
3	C	3304[A]	THR
3	C	3304[B]	THR
3	C	3306[A]	LEU
3	C	3306[B]	LEU
3	C	3308[A]	LYS
3	C	3308[B]	LYS
1	D	2	LEU
1	D	3	ILE
1	D	26	GLN
1	D	28	ASP
1	D	32	SER
1	D	55	ILE
1	D	62	MET
1	D	70	ARG
1	D	83	HIS
1	D	96	LYS
1	D	110	PHE

Continued on next page...

Continued from previous page...

Mol	Chain	Res	Type
1	D	119	LYS
1	D	128	ILE
1	D	130	PHE
1	D	134	VAL
1	D	135	THR
1	D	137	ARG
1	D	140	ASP
1	D	163	LEU
1	D	179	HIS
1	D	185	LEU
1	D	190	PHE
1	D	205	LEU
1	D	214	GLU
1	D	225	LYS
1	D	226	HIS
1	D	235	CYS
1	D	238	ASN
1	D	249	ARG
1	D	251	THR
1	D	261	SER
1	D	266	LEU
1	D	285	THR
1	D	289	LEU
1	D	296	ARG
1	D	325	THR
1	D	336	ASN
1	D	337	ASP
1	D	365	THR
1	D	371	LEU
1	D	384	THR
1	D	386	ILE
1	D	394	GLN
1	D	416	ASN
1	D	419	THR
1	D	423	ARG
1	D	449	ASP
1	D	450	LYS
1	D	456	GLN
1	D	499	GLU
1	D	509	ILE
1	D	515	ASP
1	D	527	LEU

Continued on next page...

Continued from previous page...

Mol	Chain	Res	Type
1	D	560	SER
1	D	567	LEU
1	D	568	PHE
1	D	570	GLN
1	D	572	SER
1	D	573	LYS
1	D	579	LEU
1	D	589	GLN
1	D	603	HIS
1	D	609	TRP
1	D	633	HIS
1	D	677	LEU
1	D	692	VAL
1	D	695	TYR
1	D	719	TYR
1	D	729	VAL
1	D	736	MET
1	D	744	VAL
1	D	753	ASN
1	D	781	ILE
1	D	808	THR
1	D	813	THR
1	D	830	ASN
1	D	835	GLU
1	D	836	GLN
1	D	842	ASN
1	D	861	PHE
1	D	865	LYS
1	D	870	TYR
1	D	877	HIS
1	D	880	THR
1	D	891	LYS
1	D	892	TYR
1	D	896	HIS
1	D	901	THR
1	D	907	ARG
1	D	935	ILE
1	D	964	ILE
1	D	979	LEU
1	D	984	ASP
1	D	990	HIS
1	D	999	LEU

Continued on next page...

Continued from previous page...

Mol	Chain	Res	Type
1	D	1001	GLN
1	D	1007	PHE
1	D	1008	GLU
1	D	1013	ILE
1	D	1015	HIS
1	D	1017	HIS
1	D	1033	LEU
1	D	1067	TYR
1	D	1075	GLU
1	D	1077	LEU
1	D	1091	ASN
1	D	1096	THR
1	D	1118	THR
1	D	1122	ASN
1	D	1126	ILE
1	D	1133	ILE
1	D	1140	ASN
1	D	1155	LEU
1	D	1157	VAL
1	D	1160	PHE
1	D	1167	ASP
1	D	1174	GLU
1	D	1195	ASP
1	D	1206	HIS
1	D	1210	LYS
1	D	1221	THR
1	D	1228	LEU
1	D	1230	LEU
1	D	1232	THR
1	D	1234	VAL
1	D	1249	TRP
1	D	1258	ARG
1	D	1266	PHE
1	D	1283	ASP
1	D	1286	ARG
1	D	1302	SER
1	D	1304	ASP
1	D	1306	THR
1	D	1307	MET
1	D	1328	SER
1	D	1366	ASN
1	D	1369	THR

Continued on next page...

Continued from previous page...

Mol	Chain	Res	Type
1	D	1408	LEU
1	D	1427	HIS
1	D	1433	TRP
1	D	1478	SER
1	D	1484	CYS
1	D	1494	ARG
1	D	1505	ARG
1	D	1516	VAL
1	D	1542	ARG
1	D	1547	ASN
1	D	1550	ARG
1	D	1563	LYS
1	D	1568	VAL
1	D	1582	ASN
1	D	1598	GLU
1	D	1621	ASN
1	D	1622	GLN
1	D	1629	GLU
1	D	1632	LEU
1	D	1635	VAL
1	D	1636	ASN
1	D	1639	LYS
1	D	1641	THR
1	D	1647	ASN
1	D	1650	ILE
2	E	2086	ASN
2	E	2089	ARG
2	E	2117	ASP
2	E	2134	ASN
2	E	2145	LEU
2	E	2184	MET
2	E	2191	LEU
2	E	2205	THR
2	E	2211	HIS
2	E	2220	GLU
2	E	2233	GLU
2	E	2237	LEU
2	E	2239	LYS
2	E	2254	THR
2	E	2260	GLU
2	E	2267	HIS
2	E	2274	LEU

Continued on next page...

Continued from previous page...

Mol	Chain	Res	Type
2	E	2277	LYS
2	E	2326	ILE
2	E	2327	GLU
2	E	2328	LEU
2	E	2333	LEU
2	E	2344	LEU
2	E	2354	PRO
2	E	2378	ILE
2	E	2403	PHE
2	E	2435	MET
2	E	2457	LYS
2	E	2459	ASP
2	E	2474	THR
2	E	2480	LEU
2	E	2489	ILE
2	E	2496	LEU
2	E	2500	ILE
2	E	2533	ASP
2	E	2548	CYS
2	E	2556	TYR
2	E	2561	HIS
2	E	2572	VAL
2	E	2575	LEU
2	E	2579	GLU
2	E	2581	MET
2	E	2595	TRP
2	E	2597	MET
2	E	2600	ASP
2	E	2616	THR
2	E	2617	ASP
2	E	2630	LYS
2	E	2631	TYR
2	E	2647	LEU
2	E	2652	LYS
2	E	2653	GLU
2	E	2680	HIS
2	E	2684	HIS
2	E	2686	LEU
2	E	2739	LEU
2	E	2742	MET
2	E	2758	THR
2	E	2769	PHE

Continued on next page...

Continued from previous page...

Mol	Chain	Res	Type
2	E	2772	LYS
2	E	2780	HIS
2	E	2784	HIS
2	E	2814	LYS
2	E	2816	SER
2	E	2824	CYS
2	E	2826	GLU
2	E	2828	ASP
2	E	2847	HIS
2	E	2848	PHE
2	E	2851	ASN
2	E	2858	ASP
2	E	2868	GLU
2	E	2876	LYS
2	E	2879	LEU
2	E	2898	LYS
2	E	2901	LEU
3	F	2929[A]	SER
3	F	2929[B]	SER
3	F	2930[A]	LEU
3	F	2930[B]	LEU
3	F	2931[A]	THR
3	F	2931[B]	THR
3	F	2933[A]	SER
3	F	2933[B]	SER
3	F	2935[A]	ILE
3	F	2935[B]	ILE
3	F	2942[A]	LEU
3	F	2942[B]	LEU
3	F	2946[A]	GLN
3	F	2946[B]	GLN
3	F	2949[A]	LYS
3	F	2949[B]	LYS
3	F	2954[A]	TYR
3	F	2954[B]	TYR
3	F	2959[A]	SER
3	F	2959[B]	SER
3	F	2960[A]	PHE
3	F	2960[B]	PHE
3	F	2963[A]	MET
3	F	2963[B]	MET
3	F	2965[A]	LEU

Continued on next page...

Continued from previous page...

Mol	Chain	Res	Type
3	F	2965[B]	LEU
3	F	2968[A]	GLN
3	F	2968[B]	GLN
3	F	2973[A]	THR
3	F	2973[B]	THR
3	F	2980[A]	HIS
3	F	2980[B]	HIS
3	F	2982[A]	MET
3	F	2982[B]	MET
3	F	2990[A]	ARG
3	F	2990[B]	ARG
3	F	2995[A]	GLN
3	F	2995[B]	GLN
3	F	2996[A]	MET
3	F	2996[B]	MET
3	F	3000[A]	LEU
3	F	3000[B]	LEU
3	F	3001[A]	LYS
3	F	3001[B]	LYS
3	F	3006[A]	LYS
3	F	3006[B]	LYS
3	F	3019[A]	HIS
3	F	3019[B]	HIS
3	F	3021[A]	LEU
3	F	3021[B]	LEU
3	F	3023[A]	ILE
3	F	3023[B]	ILE
3	F	3024[A]	LEU
3	F	3024[B]	LEU
3	F	3026[A]	THR
3	F	3026[B]	THR
3	F	3029[A]	LYS
3	F	3029[B]	LYS
3	F	3030[A]	ASN
3	F	3030[B]	ASN
3	F	3042[A]	ASP
3	F	3042[B]	ASP
3	F	3044[A]	LYS
3	F	3044[B]	LYS
3	F	3048[A]	ASP
3	F	3048[B]	ASP
3	F	3063[A]	SER

Continued on next page...

Continued from previous page...

Mol	Chain	Res	Type
3	F	3063[B]	SER
3	F	3067[A]	ARG
3	F	3067[B]	ARG
3	F	3077[A]	ASP
3	F	3077[B]	ASP
3	F	3081[A]	PHE
3	F	3081[B]	PHE
3	F	3107[A]	LEU
3	F	3107[B]	LEU
3	F	3110[A]	THR
3	F	3110[B]	THR
3	F	3111[A]	SER
3	F	3111[B]	SER
3	F	3115[A]	LEU
3	F	3115[B]	LEU
3	F	3123[A]	THR
3	F	3123[B]	THR
3	F	3131[A]	GLN
3	F	3131[B]	GLN
3	F	3133[A]	LEU
3	F	3133[B]	LEU
3	F	3134[A]	GLN
3	F	3134[B]	GLN
3	F	3135[A]	LYS
3	F	3135[B]	LYS
3	F	3139[A]	LEU
3	F	3139[B]	LEU
3	F	3141[A]	TYR
3	F	3141[B]	TYR
3	F	3147[A]	GLU
3	F	3147[B]	GLU
3	F	3151[A]	LEU
3	F	3151[B]	LEU
3	F	3156[A]	MET
3	F	3156[B]	MET
3	F	3159[A]	SER
3	F	3159[B]	SER
3	F	3160[A]	SER
3	F	3160[B]	SER
3	F	3161[A]	GLU
3	F	3161[B]	GLU
3	F	3162[A]	ASP

Continued on next page...

Continued from previous page...

Mol	Chain	Res	Type
3	F	3162[B]	ASP
3	F	3163[A]	ASN
3	F	3163[B]	ASN
3	F	3169[A]	LYS
3	F	3169[B]	LYS
3	F	3172[A]	SER
3	F	3172[B]	SER
3	F	3176[A]	LYS
3	F	3176[B]	LYS
3	F	3181[A]	GLN
3	F	3181[B]	GLN
3	F	3182[A]	GLN
3	F	3182[B]	GLN
3	F	3185[A]	TYR
3	F	3185[B]	TYR
3	F	3186[A]	GLU
3	F	3186[B]	GLU
3	F	3188[A]	ASP
3	F	3188[B]	ASP
3	F	3191[A]	ASN
3	F	3191[B]	ASN
3	F	3192[A]	PHE
3	F	3192[B]	PHE
3	F	3193[A]	HIS
3	F	3193[B]	HIS
3	F	3195[A]	MET
3	F	3195[B]	MET
3	F	3200[A]	LEU
3	F	3200[B]	LEU
3	F	3205[A]	LYS
3	F	3205[B]	LYS
3	F	3210[A]	LYS
3	F	3210[B]	LYS
3	F	3211[A]	ASP
3	F	3211[B]	ASP
3	F	3212[A]	ARG
3	F	3212[B]	ARG
3	F	3218[A]	LEU
3	F	3218[B]	LEU
3	F	3220[A]	ARG
3	F	3220[B]	ARG
3	F	3222[A]	ILE

Continued on next page...

Continued from previous page...

Mol	Chain	Res	Type
3	F	3222[B]	ILE
3	F	3224[A]	GLN
3	F	3224[B]	GLN
3	F	3225[A]	SER
3	F	3225[B]	SER
3	F	3230[A]	PHE
3	F	3230[B]	PHE
3	F	3244[A]	THR
3	F	3244[B]	THR
3	F	3251[A]	ASP
3	F	3251[B]	ASP
3	F	3260[A]	ARG
3	F	3260[B]	ARG
3	F	3264[A]	TYR
3	F	3264[B]	TYR
3	F	3267[A]	SER
3	F	3267[B]	SER
3	F	3268[A]	LYS
3	F	3268[B]	LYS
3	F	3271[A]	VAL
3	F	3271[B]	VAL
3	F	3272[A]	HIS
3	F	3272[B]	HIS
3	F	3274[A]	ARG
3	F	3274[B]	ARG
3	F	3276[A]	ASP
3	F	3276[B]	ASP
3	F	3278[A]	HIS
3	F	3278[B]	HIS
3	F	3279[A]	ASP
3	F	3279[B]	ASP
3	F	3283[A]	ILE
3	F	3283[B]	ILE
3	F	3284[A]	LYS
3	F	3284[B]	LYS
3	F	3286[A]	THR
3	F	3286[B]	THR
3	F	3287[A]	ILE
3	F	3287[B]	ILE
3	F	3288[A]	MET
3	F	3288[B]	MET
3	F	3293[A]	LYS

Continued on next page...

Continued from previous page...

Mol	Chain	Res	Type
3	F	3293[B]	LYS
3	F	3297[A]	PRO
3	F	3297[B]	PRO
3	F	3302[A]	SER
3	F	3302[B]	SER
3	F	3304[A]	THR
3	F	3304[B]	THR
3	F	3306[A]	LEU
3	F	3306[B]	LEU
3	F	3308[A]	LYS
3	F	3308[B]	LYS
1	G	17	ASN
1	G	19	GLN
1	G	26	GLN
1	G	53	SER
1	G	62	MET
1	G	70	ARG
1	G	83	HIS
1	G	116	LYS
1	G	119	LYS
1	G	128	ILE
1	G	132	ASN
1	G	142	ARG
1	G	148	GLN
1	G	166	GLU
1	G	191	THR
1	G	205	LEU
1	G	214	GLU
1	G	223	LEU
1	G	226	HIS
1	G	238	ASN
1	G	260	ASN
1	G	266	LEU
1	G	280	SER
1	G	285	THR
1	G	290	GLU
1	G	325	THR
1	G	331	SER
1	G	337	ASP
1	G	344	LEU
1	G	349	GLU
1	G	353	ASN

Continued on next page...

Continued from previous page...

Mol	Chain	Res	Type
1	G	354	PHE
1	G	384	THR
1	G	386	ILE
1	G	387	ASN
1	G	395	THR
1	G	400	ILE
1	G	411	ASP
1	G	450	LYS
1	G	451	SER
1	G	472	ASP
1	G	474	LEU
1	G	476	ARG
1	G	494	VAL
1	G	497	GLN
1	G	509	ILE
1	G	515	ASP
1	G	540	THR
1	G	565	GLU
1	G	566	ARG
1	G	568	PHE
1	G	570	GLN
1	G	572	SER
1	G	584	SER
1	G	588	GLU
1	G	590	ASP
1	G	597	VAL
1	G	600	GLU
1	G	603	HIS
1	G	609	TRP
1	G	610	THR
1	G	618	MET
1	G	624	THR
1	G	675	SER
1	G	684	ARG
1	G	687	SER
1	G	695	TYR
1	G	722	GLU
1	G	726	LYS
1	G	727	ASP
1	G	744	VAL
1	G	753	ASN
1	G	783	ASP

Continued on next page...

Continued from previous page...

Mol	Chain	Res	Type
1	G	788	LEU
1	G	797	THR
1	G	808	THR
1	G	821	ILE
1	G	832	LYS
1	G	834	ASP
1	G	842	ASN
1	G	856	THR
1	G	861	PHE
1	G	866	GLU
1	G	885	SER
1	G	892	TYR
1	G	894	CYS
1	G	896	HIS
1	G	901	THR
1	G	930	ASP
1	G	935	ILE
1	G	943	LEU
1	G	953	GLU
1	G	961	SER
1	G	965	ASP
1	G	973	ARG
1	G	979	LEU
1	G	987	LYS
1	G	988	TYR
1	G	999	LEU
1	G	1001	GLN
1	G	1012	GLU
1	G	1015	HIS
1	G	1017	HIS
1	G	1026	GLU
1	G	1033	LEU
1	G	1075	GLU
1	G	1078	ARG
1	G	1097	ARG
1	G	1106	PHE
1	G	1118	THR
1	G	1126	ILE
1	G	1140	ASN
1	G	1154	SER
1	G	1156	LEU
1	G	1157	VAL

Continued on next page...

Continued from previous page...

Mol	Chain	Res	Type
1	G	1160	PHE
1	G	1166	THR
1	G	1167	ASP
1	G	1174	GLU
1	G	1182	ASN
1	G	1183	GLU
1	G	1195	ASP
1	G	1210	LYS
1	G	1226	THR
1	G	1228	LEU
1	G	1230	LEU
1	G	1240	ILE
1	G	1243	PHE
1	G	1245	GLU
1	G	1254	THR
1	G	1255	SER
1	G	1258	ARG
1	G	1260	ARG
1	G	1280	GLN
1	G	1286	ARG
1	G	1304	ASP
1	G	1339	SER
1	G	1354	GLU
1	G	1366	ASN
1	G	1368	ARG
1	G	1369	THR
1	G	1372	ILE
1	G	1381	LYS
1	G	1401	ARG
1	G	1427	HIS
1	G	1441	SER
1	G	1445	LEU
1	G	1456	LEU
1	G	1470	GLU
1	G	1471	LEU
1	G	1476	LYS
1	G	1478	SER
1	G	1494	ARG
1	G	1559	LEU
1	G	1563	LYS
1	G	1568	VAL
1	G	1578	ILE

Continued on next page...

Continued from previous page...

Mol	Chain	Res	Type
1	G	1585	ASN
1	G	1599	MET
1	G	1621	ASN
1	G	1622	GLN
1	G	1632	LEU
1	G	1642	GLN
1	G	1643	LYS
1	G	1655	SER
2	H	2083	VAL
2	H	2086	ASN
2	H	2089	ARG
2	H	2131	LEU
2	H	2143	CYS
2	H	2145	LEU
2	H	2166	LEU
2	H	2168	ARG
2	H	2180	TRP
2	H	2186	GLU
2	H	2187	VAL
2	H	2203	ILE
2	H	2204	GLU
2	H	2205	THR
2	H	2224	THR
2	H	2226	GLU
2	H	2231	LEU
2	H	2233	GLU
2	H	2237	LEU
2	H	2241	THR
2	H	2260	GLU
2	H	2267	HIS
2	H	2274	LEU
2	H	2277	LYS
2	H	2327	GLU
2	H	2328	LEU
2	H	2333	LEU
2	H	2345	ASN
2	H	2359	ASN
2	H	2361	LYS
2	H	2373	MET
2	H	2403	PHE
2	H	2456	LEU
2	H	2457	LYS

Continued on next page...

Continued from previous page...

Mol	Chain	Res	Type
2	H	2469	VAL
2	H	2480	LEU
2	H	2497	GLU
2	H	2500	ILE
2	H	2505	ILE
2	H	2545	SER
2	H	2547	MET
2	H	2548	CYS
2	H	2556	TYR
2	H	2561	HIS
2	H	2572	VAL
2	H	2575	LEU
2	H	2595	TRP
2	H	2597	MET
2	H	2600	ASP
2	H	2615	TRP
2	H	2616	THR
2	H	2617	ASP
2	H	2625	LEU
2	H	2630	LYS
2	H	2631	TYR
2	H	2635	TYR
2	H	2637	VAL
2	H	2644	LEU
2	H	2652	LYS
2	H	2654	SER
2	H	2662	LEU
2	H	2680	HIS
2	H	2687	ILE
2	H	2739	LEU
2	H	2742	MET
2	H	2750	ILE
2	H	2758	THR
2	H	2768	LEU
2	H	2769	PHE
2	H	2772	LYS
2	H	2780	HIS
2	H	2782	ASN
2	H	2788	ILE
2	H	2809	LEU
2	H	2822	LYS
2	H	2826	GLU

Continued on next page...

Continued from previous page...

Mol	Chain	Res	Type
2	H	2831	GLU
2	H	2842	THR
2	H	2844	MET
2	H	2848	PHE
2	H	2849	ASP
2	H	2851	ASN
2	H	2858	ASP
2	H	2863	ARG
2	H	2864	ASN
2	H	2868	GLU
2	H	2871	PHE
2	H	2876	LYS
2	H	2878	ARG
2	H	2883	ILE
2	H	2884	LYS
2	H	2887	ASP
2	H	2890	VAL
2	H	2891	LEU
2	H	2898	LYS
2	H	2900	SER
2	H	2903	TYR
3	I	2929[A]	SER
3	I	2929[B]	SER
3	I	2930[A]	LEU
3	I	2930[B]	LEU
3	I	2931[A]	THR
3	I	2931[B]	THR
3	I	2933[A]	SER
3	I	2933[B]	SER
3	I	2935[A]	ILE
3	I	2935[B]	ILE
3	I	2942[A]	LEU
3	I	2942[B]	LEU
3	I	2946[A]	GLN
3	I	2946[B]	GLN
3	I	2949[A]	LYS
3	I	2949[B]	LYS
3	I	2954[A]	TYR
3	I	2954[B]	TYR
3	I	2959[A]	SER
3	I	2959[B]	SER
3	I	2960[A]	PHE

Continued on next page...

Continued from previous page...

Mol	Chain	Res	Type
3	I	2960[B]	PHE
3	I	2963[A]	MET
3	I	2963[B]	MET
3	I	2965[A]	LEU
3	I	2965[B]	LEU
3	I	2968[A]	GLN
3	I	2968[B]	GLN
3	I	2973[A]	THR
3	I	2973[B]	THR
3	I	2980[A]	HIS
3	I	2980[B]	HIS
3	I	2982[A]	MET
3	I	2982[B]	MET
3	I	2990[A]	ARG
3	I	2990[B]	ARG
3	I	2995[A]	GLN
3	I	2995[B]	GLN
3	I	2996[A]	MET
3	I	2996[B]	MET
3	I	3000[A]	LEU
3	I	3000[B]	LEU
3	I	3001[A]	LYS
3	I	3001[B]	LYS
3	I	3006[A]	LYS
3	I	3006[B]	LYS
3	I	3019[A]	HIS
3	I	3019[B]	HIS
3	I	3021[A]	LEU
3	I	3021[B]	LEU
3	I	3023[A]	ILE
3	I	3023[B]	ILE
3	I	3024[A]	LEU
3	I	3024[B]	LEU
3	I	3026[A]	THR
3	I	3026[B]	THR
3	I	3029[A]	LYS
3	I	3029[B]	LYS
3	I	3030[A]	ASN
3	I	3030[B]	ASN
3	I	3042[A]	ASP
3	I	3042[B]	ASP
3	I	3044[A]	LYS

Continued on next page...

Continued from previous page...

Mol	Chain	Res	Type
3	I	3044[B]	LYS
3	I	3048[A]	ASP
3	I	3048[B]	ASP
3	I	3063[A]	SER
3	I	3063[B]	SER
3	I	3067[A]	ARG
3	I	3067[B]	ARG
3	I	3077[A]	ASP
3	I	3077[B]	ASP
3	I	3081[A]	PHE
3	I	3081[B]	PHE
3	I	3107[A]	LEU
3	I	3107[B]	LEU
3	I	3110[A]	THR
3	I	3110[B]	THR
3	I	3111[A]	SER
3	I	3111[B]	SER
3	I	3115[A]	LEU
3	I	3115[B]	LEU
3	I	3123[A]	THR
3	I	3123[B]	THR
3	I	3131[A]	GLN
3	I	3131[B]	GLN
3	I	3133[A]	LEU
3	I	3133[B]	LEU
3	I	3134[A]	GLN
3	I	3134[B]	GLN
3	I	3135[A]	LYS
3	I	3135[B]	LYS
3	I	3139[A]	LEU
3	I	3139[B]	LEU
3	I	3141[A]	TYR
3	I	3141[B]	TYR
3	I	3147[A]	GLU
3	I	3147[B]	GLU
3	I	3151[A]	LEU
3	I	3151[B]	LEU
3	I	3156[A]	MET
3	I	3156[B]	MET
3	I	3159[A]	SER
3	I	3159[B]	SER
3	I	3160[A]	SER

Continued on next page...

Continued from previous page...

Mol	Chain	Res	Type
3	I	3160[B]	SER
3	I	3161[A]	GLU
3	I	3161[B]	GLU
3	I	3162[A]	ASP
3	I	3162[B]	ASP
3	I	3163[A]	ASN
3	I	3163[B]	ASN
3	I	3169[A]	LYS
3	I	3169[B]	LYS
3	I	3172[A]	SER
3	I	3172[B]	SER
3	I	3176[A]	LYS
3	I	3176[B]	LYS
3	I	3181[A]	GLN
3	I	3181[B]	GLN
3	I	3182[A]	GLN
3	I	3182[B]	GLN
3	I	3185[A]	TYR
3	I	3185[B]	TYR
3	I	3186[A]	GLU
3	I	3186[B]	GLU
3	I	3188[A]	ASP
3	I	3188[B]	ASP
3	I	3191[A]	ASN
3	I	3191[B]	ASN
3	I	3192[A]	PHE
3	I	3192[B]	PHE
3	I	3193[A]	HIS
3	I	3193[B]	HIS
3	I	3195[A]	MET
3	I	3195[B]	MET
3	I	3200[A]	LEU
3	I	3200[B]	LEU
3	I	3205[A]	LYS
3	I	3205[B]	LYS
3	I	3210[A]	LYS
3	I	3210[B]	LYS
3	I	3211[A]	ASP
3	I	3211[B]	ASP
3	I	3212[A]	ARG
3	I	3212[B]	ARG
3	I	3218[A]	LEU

Continued on next page...

Continued from previous page...

Mol	Chain	Res	Type
3	I	3218[B]	LEU
3	I	3220[A]	ARG
3	I	3220[B]	ARG
3	I	3222[A]	ILE
3	I	3222[B]	ILE
3	I	3224[A]	GLN
3	I	3224[B]	GLN
3	I	3225[A]	SER
3	I	3225[B]	SER
3	I	3230[A]	PHE
3	I	3230[B]	PHE
3	I	3244[A]	THR
3	I	3244[B]	THR
3	I	3251[A]	ASP
3	I	3251[B]	ASP
3	I	3260[A]	ARG
3	I	3260[B]	ARG
3	I	3264[A]	TYR
3	I	3264[B]	TYR
3	I	3267[A]	SER
3	I	3267[B]	SER
3	I	3268[A]	LYS
3	I	3268[B]	LYS
3	I	3271[A]	VAL
3	I	3271[B]	VAL
3	I	3272[A]	HIS
3	I	3272[B]	HIS
3	I	3274[A]	ARG
3	I	3274[B]	ARG
3	I	3276[A]	ASP
3	I	3276[B]	ASP
3	I	3278[A]	HIS
3	I	3278[B]	HIS
3	I	3279[A]	ASP
3	I	3279[B]	ASP
3	I	3283[A]	ILE
3	I	3283[B]	ILE
3	I	3284[A]	LYS
3	I	3284[B]	LYS
3	I	3286[A]	THR
3	I	3286[B]	THR
3	I	3287[A]	ILE

Continued on next page...

Continued from previous page...

Mol	Chain	Res	Type
3	I	3287[B]	ILE
3	I	3288[A]	MET
3	I	3288[B]	MET
3	I	3293[A]	LYS
3	I	3293[B]	LYS
3	I	3297[A]	PRO
3	I	3297[B]	PRO
3	I	3302[A]	SER
3	I	3302[B]	SER
3	I	3304[A]	THR
3	I	3304[B]	THR
3	I	3306[A]	LEU
3	I	3306[B]	LEU
3	I	3308[A]	LYS
3	I	3308[B]	LYS
1	J	2	LEU
1	J	4	ARG
1	J	17	ASN
1	J	19	GLN
1	J	22	LEU
1	J	26	GLN
1	J	59	LEU
1	J	62	MET
1	J	70	ARG
1	J	100	GLN
1	J	121	ASN
1	J	131	GLU
1	J	133	LYS
1	J	137	ARG
1	J	142	ARG
1	J	144	TYR
1	J	145	GLN
1	J	151	GLN
1	J	160	LEU
1	J	163	LEU
1	J	179	HIS
1	J	185	LEU
1	J	205	LEU
1	J	211	SER
1	J	214	GLU
1	J	219	LEU
1	J	223	LEU

Continued on next page...

Continued from previous page...

Mol	Chain	Res	Type
1	J	235	CYS
1	J	238	ASN
1	J	239	LEU
1	J	249	ARG
1	J	266	LEU
1	J	279	LEU
1	J	281	LEU
1	J	289	LEU
1	J	329	ARG
1	J	330	GLN
1	J	332	ASP
1	J	336	ASN
1	J	376	ASN
1	J	384	THR
1	J	386	ILE
1	J	391	MET
1	J	407	GLN
1	J	419	THR
1	J	420	SER
1	J	424	PHE
1	J	432	THR
1	J	433	THR
1	J	434	GLU
1	J	450	LYS
1	J	452	ILE
1	J	456	GLN
1	J	467	LYS
1	J	472	ASP
1	J	474	LEU
1	J	509	ILE
1	J	527	LEU
1	J	557	VAL
1	J	559	THR
1	J	560	SER
1	J	567	LEU
1	J	568	PHE
1	J	572	SER
1	J	578	PHE
1	J	597	VAL
1	J	603	HIS
1	J	609	TRP
1	J	617	SER

Continued on next page...

Continued from previous page...

Mol	Chain	Res	Type
1	J	633	HIS
1	J	669	LYS
1	J	675	SER
1	J	695	TYR
1	J	712	SER
1	J	719	TYR
1	J	739	GLN
1	J	744	VAL
1	J	753	ASN
1	J	782	THR
1	J	797	THR
1	J	806	ASN
1	J	810	LEU
1	J	832	LYS
1	J	865	LYS
1	J	881	GLN
1	J	894	CYS
1	J	901	THR
1	J	912	ASN
1	J	917	LEU
1	J	930	ASP
1	J	935	ILE
1	J	936	ASP
1	J	941	LEU
1	J	953	GLU
1	J	965	ASP
1	J	973	ARG
1	J	999	LEU
1	J	1001	GLN
1	J	1015	HIS
1	J	1017	HIS
1	J	1025	THR
1	J	1033	LEU
1	J	1075	GLU
1	J	1078	ARG
1	J	1093	ASP
1	J	1131	ARG
1	J	1152	LYS
1	J	1157	VAL
1	J	1160	PHE
1	J	1167	ASP
1	J	1168	GLN

Continued on next page...

Continued from previous page...

Mol	Chain	Res	Type
1	J	1182	ASN
1	J	1199	VAL
1	J	1200	MET
1	J	1206	HIS
1	J	1210	LYS
1	J	1215	LEU
1	J	1221	THR
1	J	1228	LEU
1	J	1231	VAL
1	J	1233	SER
1	J	1243	PHE
1	J	1249	TRP
1	J	1258	ARG
1	J	1260	ARG
1	J	1266	PHE
1	J	1280	GLN
1	J	1284	GLU
1	J	1286	ARG
1	J	1307	MET
1	J	1331	GLU
1	J	1339	SER
1	J	1341	VAL
1	J	1348	TRP
1	J	1372	ILE
1	J	1393	THR
1	J	1396	GLU
1	J	1430	ILE
1	J	1441	SER
1	J	1458	HIS
1	J	1473	ARG
1	J	1478	SER
1	J	1494	ARG
1	J	1516	VAL
1	J	1550	ARG
1	J	1553	ILE
1	J	1559	LEU
1	J	1562	ILE
1	J	1563	LYS
1	J	1567	ASP
1	J	1568	VAL
1	J	1580	GLU
1	J	1583	CYS

Continued on next page...

Continued from previous page...

Mol	Chain	Res	Type
1	J	1597	THR
1	J	1599	MET
1	J	1602	GLN
1	J	1608	ARG
1	J	1620	LEU
1	J	1629	GLU
1	J	1632	LEU
1	J	1633	THR
1	J	1639	LYS
1	J	1642	GLN
2	K	2089	ARG
2	K	2108	LYS
2	K	2117	ASP
2	K	2131	LEU
2	K	2145	LEU
2	K	2166	LEU
2	K	2178	TRP
2	K	2180	TRP
2	K	2184	MET
2	K	2185	THR
2	K	2205	THR
2	K	2211	HIS
2	K	2220	GLU
2	K	2222	MET
2	K	2237	LEU
2	K	2239	LYS
2	K	2244	PHE
2	K	2248	ILE
2	K	2267	HIS
2	K	2274	LEU
2	K	2282	LEU
2	K	2283	ASN
2	K	2327	GLU
2	K	2333	LEU
2	K	2344	LEU
2	K	2355	SER
2	K	2361	LYS
2	K	2370	MET
2	K	2373	MET
2	K	2421	TYR
2	K	2460	SER
2	K	2471	HIS

Continued on next page...

Continued from previous page...

Mol	Chain	Res	Type
2	K	2480	LEU
2	K	2489	ILE
2	K	2507	ARG
2	K	2533	ASP
2	K	2546	LEU
2	K	2547	MET
2	K	2548	CYS
2	K	2556	TYR
2	K	2561	HIS
2	K	2572	VAL
2	K	2579	GLU
2	K	2581	MET
2	K	2595	TRP
2	K	2600	ASP
2	K	2616	THR
2	K	2620	ILE
2	K	2625	LEU
2	K	2644	LEU
2	K	2653	GLU
2	K	2714	VAL
2	K	2758	THR
2	K	2769	PHE
2	K	2780	HIS
2	K	2809	LEU
2	K	2814	LYS
2	K	2826	GLU
2	K	2835	ILE
2	K	2848	PHE
2	K	2849	ASP
2	K	2862	LYS
2	K	2868	GLU
2	K	2870	LEU
2	K	2873	HIS
2	K	2875	SER
2	K	2876	LYS
2	K	2880	GLU
2	K	2881	VAL
2	K	2883	ILE
2	K	2891	LEU
2	K	2895	SER
2	K	2898	LYS
2	K	2900	SER

Continued on next page...

Continued from previous page...

Mol	Chain	Res	Type
2	K	2902	ILE
3	L	2929[A]	SER
3	L	2929[B]	SER
3	L	2930[A]	LEU
3	L	2930[B]	LEU
3	L	2931[A]	THR
3	L	2931[B]	THR
3	L	2933[A]	SER
3	L	2933[B]	SER
3	L	2935[A]	ILE
3	L	2935[B]	ILE
3	L	2942[A]	LEU
3	L	2942[B]	LEU
3	L	2946[A]	GLN
3	L	2946[B]	GLN
3	L	2949[A]	LYS
3	L	2949[B]	LYS
3	L	2954[A]	TYR
3	L	2954[B]	TYR
3	L	2959[A]	SER
3	L	2959[B]	SER
3	L	2960[A]	PHE
3	L	2960[B]	PHE
3	L	2963[A]	MET
3	L	2963[B]	MET
3	L	2965[A]	LEU
3	L	2965[B]	LEU
3	L	2968[A]	GLN
3	L	2968[B]	GLN
3	L	2973[A]	THR
3	L	2973[B]	THR
3	L	2980[A]	HIS
3	L	2980[B]	HIS
3	L	2982[A]	MET
3	L	2982[B]	MET
3	L	2990[A]	ARG
3	L	2990[B]	ARG
3	L	2995[A]	GLN
3	L	2995[B]	GLN
3	L	2996[A]	MET
3	L	2996[B]	MET
3	L	3000[A]	LEU

Continued on next page...

Continued from previous page...

Mol	Chain	Res	Type
3	L	3000[B]	LEU
3	L	3001[A]	LYS
3	L	3001[B]	LYS
3	L	3006[A]	LYS
3	L	3006[B]	LYS
3	L	3019[A]	HIS
3	L	3019[B]	HIS
3	L	3021[A]	LEU
3	L	3021[B]	LEU
3	L	3023[A]	ILE
3	L	3023[B]	ILE
3	L	3024[A]	LEU
3	L	3024[B]	LEU
3	L	3026[A]	THR
3	L	3026[B]	THR
3	L	3029[A]	LYS
3	L	3029[B]	LYS
3	L	3030[A]	ASN
3	L	3030[B]	ASN
3	L	3042[A]	ASP
3	L	3042[B]	ASP
3	L	3044[A]	LYS
3	L	3044[B]	LYS
3	L	3048[A]	ASP
3	L	3048[B]	ASP
3	L	3063[A]	SER
3	L	3063[B]	SER
3	L	3067[A]	ARG
3	L	3067[B]	ARG
3	L	3077[A]	ASP
3	L	3077[B]	ASP
3	L	3081[A]	PHE
3	L	3081[B]	PHE
3	L	3107[A]	LEU
3	L	3107[B]	LEU
3	L	3110[A]	THR
3	L	3110[B]	THR
3	L	3111[A]	SER
3	L	3111[B]	SER
3	L	3115[A]	LEU
3	L	3115[B]	LEU
3	L	3123[A]	THR

Continued on next page...

Continued from previous page...

Mol	Chain	Res	Type
3	L	3123[B]	THR
3	L	3131[A]	GLN
3	L	3131[B]	GLN
3	L	3133[A]	LEU
3	L	3133[B]	LEU
3	L	3134[A]	GLN
3	L	3134[B]	GLN
3	L	3135[A]	LYS
3	L	3135[B]	LYS
3	L	3139[A]	LEU
3	L	3139[B]	LEU
3	L	3141[A]	TYR
3	L	3141[B]	TYR
3	L	3147[A]	GLU
3	L	3147[B]	GLU
3	L	3151[A]	LEU
3	L	3151[B]	LEU
3	L	3156[A]	MET
3	L	3156[B]	MET
3	L	3159[A]	SER
3	L	3159[B]	SER
3	L	3160[A]	SER
3	L	3160[B]	SER
3	L	3161[A]	GLU
3	L	3161[B]	GLU
3	L	3162[A]	ASP
3	L	3162[B]	ASP
3	L	3163[A]	ASN
3	L	3163[B]	ASN
3	L	3169[A]	LYS
3	L	3169[B]	LYS
3	L	3172[A]	SER
3	L	3172[B]	SER
3	L	3176[A]	LYS
3	L	3176[B]	LYS
3	L	3181[A]	GLN
3	L	3181[B]	GLN
3	L	3182[A]	GLN
3	L	3182[B]	GLN
3	L	3185[A]	TYR
3	L	3185[B]	TYR
3	L	3186[A]	GLU

Continued on next page...

Continued from previous page...

Mol	Chain	Res	Type
3	L	3186[B]	GLU
3	L	3188[A]	ASP
3	L	3188[B]	ASP
3	L	3191[A]	ASN
3	L	3191[B]	ASN
3	L	3192[A]	PHE
3	L	3192[B]	PHE
3	L	3193[A]	HIS
3	L	3193[B]	HIS
3	L	3195[A]	MET
3	L	3195[B]	MET
3	L	3200[A]	LEU
3	L	3200[B]	LEU
3	L	3205[A]	LYS
3	L	3205[B]	LYS
3	L	3210[A]	LYS
3	L	3210[B]	LYS
3	L	3211[A]	ASP
3	L	3211[B]	ASP
3	L	3212[A]	ARG
3	L	3212[B]	ARG
3	L	3218[A]	LEU
3	L	3218[B]	LEU
3	L	3220[A]	ARG
3	L	3220[B]	ARG
3	L	3222[A]	ILE
3	L	3222[B]	ILE
3	L	3224[A]	GLN
3	L	3224[B]	GLN
3	L	3225[A]	SER
3	L	3225[B]	SER
3	L	3230[A]	PHE
3	L	3230[B]	PHE
3	L	3244[A]	THR
3	L	3244[B]	THR
3	L	3251[A]	ASP
3	L	3251[B]	ASP
3	L	3260[A]	ARG
3	L	3260[B]	ARG
3	L	3264[A]	TYR
3	L	3264[B]	TYR
3	L	3267[A]	SER

Continued on next page...

Continued from previous page...

Mol	Chain	Res	Type
3	L	3267[B]	SER
3	L	3268[A]	LYS
3	L	3268[B]	LYS
3	L	3271[A]	VAL
3	L	3271[B]	VAL
3	L	3272[A]	HIS
3	L	3272[B]	HIS
3	L	3274[A]	ARG
3	L	3274[B]	ARG
3	L	3276[A]	ASP
3	L	3276[B]	ASP
3	L	3278[A]	HIS
3	L	3278[B]	HIS
3	L	3279[A]	ASP
3	L	3279[B]	ASP
3	L	3280[A]	ASP
3	L	3280[B]	ASP
3	L	3283[A]	ILE
3	L	3283[B]	ILE
3	L	3284[A]	LYS
3	L	3284[B]	LYS
3	L	3286[A]	THR
3	L	3286[B]	THR
3	L	3287[A]	ILE
3	L	3287[B]	ILE
3	L	3288[A]	MET
3	L	3288[B]	MET
3	L	3293[A]	LYS
3	L	3293[B]	LYS
3	L	3297[A]	PRO
3	L	3297[B]	PRO
3	L	3302[A]	SER
3	L	3302[B]	SER
3	L	3304[A]	THR
3	L	3304[B]	THR
3	L	3306[A]	LEU
3	L	3306[B]	LEU
3	L	3308[A]	LYS
3	L	3308[B]	LYS
1	M	4	ARG
1	M	26	GLN
1	M	51	ASP

Continued on next page...

Continued from previous page...

Mol	Chain	Res	Type
1	M	67	MET
1	M	70	ARG
1	M	100	GLN
1	M	109	LEU
1	M	114	THR
1	M	119	LYS
1	M	130	PHE
1	M	133	LYS
1	M	142	ARG
1	M	160	LEU
1	M	163	LEU
1	M	167	ASP
1	M	179	HIS
1	M	185	LEU
1	M	205	LEU
1	M	227	ARG
1	M	235	CYS
1	M	238	ASN
1	M	266	LEU
1	M	281	LEU
1	M	289	LEU
1	M	290	GLU
1	M	308	LEU
1	M	313	THR
1	M	329	ARG
1	M	330	GLN
1	M	336	ASN
1	M	365	THR
1	M	376	ASN
1	M	386	ILE
1	M	387	ASN
1	M	394	GLN
1	M	395	THR
1	M	407	GLN
1	M	416	ASN
1	M	424	PHE
1	M	448	SER
1	M	474	LEU
1	M	494	VAL
1	M	509	ILE
1	M	515	ASP
1	M	527	LEU

Continued on next page...

Continued from previous page...

Mol	Chain	Res	Type
1	M	539	GLU
1	M	557	VAL
1	M	562	GLN
1	M	565	GLU
1	M	568	PHE
1	M	572	SER
1	M	589	GLN
1	M	595	PHE
1	M	597	VAL
1	M	603	HIS
1	M	606	ILE
1	M	609	TRP
1	M	633	HIS
1	M	650	GLN
1	M	677	LEU
1	M	687	SER
1	M	688	VAL
1	M	695	TYR
1	M	705	THR
1	M	711	LEU
1	M	729	VAL
1	M	744	VAL
1	M	783	ASP
1	M	797	THR
1	M	808	THR
1	M	828	ASP
1	M	834	ASP
1	M	836	GLN
1	M	841	LYS
1	M	861	PHE
1	M	864	ASP
1	M	870	TYR
1	M	887	ASP
1	M	891	LYS
1	M	892	TYR
1	M	896	HIS
1	M	901	THR
1	M	909	ILE
1	M	913	PHE
1	M	922	TRP
1	M	930	ASP
1	M	935	ILE

Continued on next page...

Continued from previous page...

Mol	Chain	Res	Type
1	M	943	LEU
1	M	965	ASP
1	M	980	TYR
1	M	999	LEU
1	M	1002	GLU
1	M	1015	HIS
1	M	1017	HIS
1	M	1075	GLU
1	M	1086	LEU
1	M	1093	ASP
1	M	1098	GLU
1	M	1106	PHE
1	M	1110	LYS
1	M	1126	ILE
1	M	1139	LYS
1	M	1141	ARG
1	M	1157	VAL
1	M	1160	PHE
1	M	1164	ASP
1	M	1182	ASN
1	M	1205	LEU
1	M	1207	TYR
1	M	1210	LYS
1	M	1211	TYR
1	M	1212	HIS
1	M	1221	THR
1	M	1229	LYS
1	M	1230	LEU
1	M	1233	SER
1	M	1248	ARG
1	M	1258	ARG
1	M	1266	PHE
1	M	1280	GLN
1	M	1286	ARG
1	M	1307	MET
1	M	1343	VAL
1	M	1357	ARG
1	M	1366	ASN
1	M	1430	ILE
1	M	1439	VAL
1	M	1471	LEU
1	M	1494	ARG

Continued on next page...

Continued from previous page...

Mol	Chain	Res	Type
1	M	1509	THR
1	M	1516	VAL
1	M	1550	ARG
1	M	1559	LEU
1	M	1567	ASP
1	M	1568	VAL
1	M	1580	GLU
1	M	1597	THR
1	M	1622	GLN
1	M	1632	LEU
1	M	1640	ILE
1	M	1642	GLN
1	M	1643	LYS
1	M	1649	THR
1	M	1653	VAL
1	M	1656	ASP
2	N	2089	ARG
2	N	2094	ARG
2	N	2098	GLN
2	N	2131	LEU
2	N	2132	CYS
2	N	2141	HIS
2	N	2145	LEU
2	N	2160	VAL
2	N	2185	THR
2	N	2187	VAL
2	N	2190	LEU
2	N	2205	THR
2	N	2211	HIS
2	N	2221	THR
2	N	2231	LEU
2	N	2241	THR
2	N	2260	GLU
2	N	2267	HIS
2	N	2327	GLU
2	N	2333	LEU
2	N	2344	LEU
2	N	2359	ASN
2	N	2361	LYS
2	N	2432	SER
2	N	2471	HIS
2	N	2476	LEU

Continued on next page...

Continued from previous page...

Mol	Chain	Res	Type
2	N	2479	SER
2	N	2495	ASN
2	N	2505	ILE
2	N	2507	ARG
2	N	2531	GLU
2	N	2552	GLU
2	N	2556	TYR
2	N	2561	HIS
2	N	2566	PHE
2	N	2571	ARG
2	N	2572	VAL
2	N	2575	LEU
2	N	2579	GLU
2	N	2581	MET
2	N	2595	TRP
2	N	2597	MET
2	N	2616	THR
2	N	2617	ASP
2	N	2621	GLU
2	N	2625	LEU
2	N	2631	TYR
2	N	2647	LEU
2	N	2649	GLU
2	N	2680	HIS
2	N	2723	GLU
2	N	2730	LEU
2	N	2752	GLU
2	N	2758	THR
2	N	2760	ARG
2	N	2769	PHE
2	N	2780	HIS
2	N	2809	LEU
2	N	2818	ASP
2	N	2826	GLU
2	N	2828	ASP
2	N	2830	GLN
2	N	2848	PHE
2	N	2851	ASN
2	N	2856	ILE
2	N	2868	GLU
2	N	2870	LEU
2	N	2872	GLU

Continued on next page...

Continued from previous page...

Mol	Chain	Res	Type
2	N	2873	HIS
2	N	2876	LYS
2	N	2877	ILE
2	N	2882	GLU
2	N	2886	VAL
2	N	2887	ASP
2	N	2890	VAL
2	N	2891	LEU
2	N	2898	LYS
2	N	2900	SER
2	N	2901	LEU
3	O	2929[A]	SER
3	O	2929[B]	SER
3	O	2930[A]	LEU
3	O	2930[B]	LEU
3	O	2931[A]	THR
3	O	2931[B]	THR
3	O	2933[A]	SER
3	O	2933[B]	SER
3	O	2935[A]	ILE
3	O	2935[B]	ILE
3	O	2942[A]	LEU
3	O	2942[B]	LEU
3	O	2946[A]	GLN
3	O	2946[B]	GLN
3	O	2949[A]	LYS
3	O	2949[B]	LYS
3	O	2954[A]	TYR
3	O	2954[B]	TYR
3	O	2959[A]	SER
3	O	2959[B]	SER
3	O	2960[A]	PHE
3	O	2960[B]	PHE
3	O	2963[A]	MET
3	O	2963[B]	MET
3	O	2965[A]	LEU
3	O	2965[B]	LEU
3	O	2968[A]	GLN
3	O	2968[B]	GLN
3	O	2973[A]	THR
3	O	2973[B]	THR
3	O	2980[A]	HIS

Continued on next page...

Continued from previous page...

Mol	Chain	Res	Type
3	O	2980[B]	HIS
3	O	2982[A]	MET
3	O	2982[B]	MET
3	O	2990[A]	ARG
3	O	2990[B]	ARG
3	O	2995[A]	GLN
3	O	2995[B]	GLN
3	O	2996[A]	MET
3	O	2996[B]	MET
3	O	3000[A]	LEU
3	O	3000[B]	LEU
3	O	3001[A]	LYS
3	O	3001[B]	LYS
3	O	3006[A]	LYS
3	O	3006[B]	LYS
3	O	3019[A]	HIS
3	O	3019[B]	HIS
3	O	3021[A]	LEU
3	O	3021[B]	LEU
3	O	3023[A]	ILE
3	O	3023[B]	ILE
3	O	3024[A]	LEU
3	O	3024[B]	LEU
3	O	3026[A]	THR
3	O	3026[B]	THR
3	O	3029[A]	LYS
3	O	3029[B]	LYS
3	O	3030[A]	ASN
3	O	3030[B]	ASN
3	O	3042[A]	ASP
3	O	3042[B]	ASP
3	O	3044[A]	LYS
3	O	3044[B]	LYS
3	O	3048[A]	ASP
3	O	3048[B]	ASP
3	O	3063[A]	SER
3	O	3063[B]	SER
3	O	3067[A]	ARG
3	O	3067[B]	ARG
3	O	3077[A]	ASP
3	O	3077[B]	ASP
3	O	3081[A]	PHE

Continued on next page...

Continued from previous page...

Mol	Chain	Res	Type
3	O	3081[B]	PHE
3	O	3107[A]	LEU
3	O	3107[B]	LEU
3	O	3110[A]	THR
3	O	3110[B]	THR
3	O	3111[A]	SER
3	O	3111[B]	SER
3	O	3115[A]	LEU
3	O	3115[B]	LEU
3	O	3123[A]	THR
3	O	3123[B]	THR
3	O	3131[A]	GLN
3	O	3131[B]	GLN
3	O	3133[A]	LEU
3	O	3133[B]	LEU
3	O	3134[A]	GLN
3	O	3134[B]	GLN
3	O	3135[A]	LYS
3	O	3135[B]	LYS
3	O	3139[A]	LEU
3	O	3139[B]	LEU
3	O	3141[A]	TYR
3	O	3141[B]	TYR
3	O	3147[A]	GLU
3	O	3147[B]	GLU
3	O	3151[A]	LEU
3	O	3151[B]	LEU
3	O	3156[A]	MET
3	O	3156[B]	MET
3	O	3159[A]	SER
3	O	3159[B]	SER
3	O	3160[A]	SER
3	O	3160[B]	SER
3	O	3161[A]	GLU
3	O	3161[B]	GLU
3	O	3162[A]	ASP
3	O	3162[B]	ASP
3	O	3163[A]	ASN
3	O	3163[B]	ASN
3	O	3169[A]	LYS
3	O	3169[B]	LYS
3	O	3172[A]	SER

Continued on next page...

Continued from previous page...

Mol	Chain	Res	Type
3	O	3172[B]	SER
3	O	3176[A]	LYS
3	O	3176[B]	LYS
3	O	3181[A]	GLN
3	O	3181[B]	GLN
3	O	3182[A]	GLN
3	O	3182[B]	GLN
3	O	3185[A]	TYR
3	O	3185[B]	TYR
3	O	3186[A]	GLU
3	O	3186[B]	GLU
3	O	3188[A]	ASP
3	O	3188[B]	ASP
3	O	3191[A]	ASN
3	O	3191[B]	ASN
3	O	3192[A]	PHE
3	O	3192[B]	PHE
3	O	3193[A]	HIS
3	O	3193[B]	HIS
3	O	3195[A]	MET
3	O	3195[B]	MET
3	O	3200[A]	LEU
3	O	3200[B]	LEU
3	O	3205[A]	LYS
3	O	3205[B]	LYS
3	O	3210[A]	LYS
3	O	3210[B]	LYS
3	O	3211[A]	ASP
3	O	3211[B]	ASP
3	O	3212[A]	ARG
3	O	3212[B]	ARG
3	O	3218[A]	LEU
3	O	3218[B]	LEU
3	O	3220[A]	ARG
3	O	3220[B]	ARG
3	O	3222[A]	ILE
3	O	3222[B]	ILE
3	O	3224[A]	GLN
3	O	3224[B]	GLN
3	O	3225[A]	SER
3	O	3225[B]	SER
3	O	3230[A]	PHE

Continued on next page...

Continued from previous page...

Mol	Chain	Res	Type
3	O	3230[B]	PHE
3	O	3244[A]	THR
3	O	3244[B]	THR
3	O	3251[A]	ASP
3	O	3251[B]	ASP
3	O	3260[A]	ARG
3	O	3260[B]	ARG
3	O	3264[A]	TYR
3	O	3264[B]	TYR
3	O	3267[A]	SER
3	O	3267[B]	SER
3	O	3268[A]	LYS
3	O	3268[B]	LYS
3	O	3271[A]	VAL
3	O	3271[B]	VAL
3	O	3272[A]	HIS
3	O	3272[B]	HIS
3	O	3274[A]	ARG
3	O	3274[B]	ARG
3	O	3276[A]	ASP
3	O	3276[B]	ASP
3	O	3278[A]	HIS
3	O	3278[B]	HIS
3	O	3279[A]	ASP
3	O	3279[B]	ASP
3	O	3280[A]	ASP
3	O	3280[B]	ASP
3	O	3283[A]	ILE
3	O	3283[B]	ILE
3	O	3284[A]	LYS
3	O	3284[B]	LYS
3	O	3286[A]	THR
3	O	3286[B]	THR
3	O	3287[A]	ILE
3	O	3287[B]	ILE
3	O	3288[A]	MET
3	O	3288[B]	MET
3	O	3293[A]	LYS
3	O	3293[B]	LYS
3	O	3297[A]	PRO
3	O	3297[B]	PRO
3	O	3302[A]	SER

Continued on next page...

Continued from previous page...

Mol	Chain	Res	Type
3	O	3302[B]	SER
3	O	3304[A]	THR
3	O	3304[B]	THR
3	O	3306[A]	LEU
3	O	3306[B]	LEU
3	O	3308[A]	LYS
3	O	3308[B]	LYS
1	P	2	LEU
1	P	4	ARG
1	P	17	ASN
1	P	19	GLN
1	P	23	ARG
1	P	28	ASP
1	P	37	ILE
1	P	62	MET
1	P	67	MET
1	P	70	ARG
1	P	83	HIS
1	P	104	LEU
1	P	109	LEU
1	P	114	THR
1	P	116	LYS
1	P	119	LYS
1	P	120	LYS
1	P	130	PHE
1	P	142	ARG
1	P	151	GLN
1	P	152	LYS
1	P	160	LEU
1	P	179	HIS
1	P	185	LEU
1	P	190	PHE
1	P	205	LEU
1	P	214	GLU
1	P	239	LEU
1	P	266	LEU
1	P	289	LEU
1	P	325	THR
1	P	329	ARG
1	P	365	THR
1	P	376	ASN
1	P	386	ILE

Continued on next page...

Continued from previous page...

Mol	Chain	Res	Type
1	P	407	GLN
1	P	411	ASP
1	P	418	ASP
1	P	420	SER
1	P	423	ARG
1	P	424	PHE
1	P	448	SER
1	P	449	ASP
1	P	450	LYS
1	P	452	ILE
1	P	464	LEU
1	P	474	LEU
1	P	504	THR
1	P	515	ASP
1	P	516	TRP
1	P	527	LEU
1	P	547	LYS
1	P	557	VAL
1	P	560	SER
1	P	562	GLN
1	P	565	GLU
1	P	568	PHE
1	P	575	ASP
1	P	576	HIS
1	P	579	LEU
1	P	583	LEU
1	P	584	SER
1	P	589	GLN
1	P	603	HIS
1	P	609	TRP
1	P	624	THR
1	P	633	HIS
1	P	666	ARG
1	P	674	LYS
1	P	692	VAL
1	P	729	VAL
1	P	734	LEU
1	P	736	MET
1	P	744	VAL
1	P	775	ARG
1	P	776	VAL
1	P	788	LEU

Continued on next page...

Continued from previous page...

Mol	Chain	Res	Type
1	P	797	THR
1	P	832	LYS
1	P	841	LYS
1	P	847	THR
1	P	861	PHE
1	P	870	TYR
1	P	877	HIS
1	P	881	GLN
1	P	885	SER
1	P	892	TYR
1	P	901	THR
1	P	917	LEU
1	P	930	ASP
1	P	935	ILE
1	P	955	LYS
1	P	961	SER
1	P	965	ASP
1	P	979	LEU
1	P	980	TYR
1	P	984	ASP
1	P	987	LYS
1	P	999	LEU
1	P	1001	GLN
1	P	1003	ASP
1	P	1015	HIS
1	P	1017	HIS
1	P	1033	LEU
1	P	1034	GLU
1	P	1067	TYR
1	P	1068	ASN
1	P	1075	GLU
1	P	1078	ARG
1	P	1086	LEU
1	P	1089	ASP
1	P	1093	ASP
1	P	1103	PHE
1	P	1118	THR
1	P	1122	ASN
1	P	1125	SER
1	P	1131	ARG
1	P	1137	LYS
1	P	1140	ASN

Continued on next page...

Continued from previous page...

Mol	Chain	Res	Type
1	P	1156	LEU
1	P	1157	VAL
1	P	1160	PHE
1	P	1161	ILE
1	P	1168	GLN
1	P	1174	GLU
1	P	1182	ASN
1	P	1196	ILE
1	P	1200	MET
1	P	1209	ASP
1	P	1210	LYS
1	P	1211	TYR
1	P	1213	VAL
1	P	1221	THR
1	P	1226	THR
1	P	1230	LEU
1	P	1243	PHE
1	P	1247	ARG
1	P	1249	TRP
1	P	1255	SER
1	P	1258	ARG
1	P	1260	ARG
1	P	1266	PHE
1	P	1286	ARG
1	P	1302	SER
1	P	1304	ASP
1	P	1310	THR
1	P	1313	LEU
1	P	1331	GLU
1	P	1357	ARG
1	P	1394	GLN
1	P	1401	ARG
1	P	1421	VAL
1	P	1427	HIS
1	P	1430	ILE
1	P	1441	SER
1	P	1484	CYS
1	P	1494	ARG
1	P	1516	VAL
1	P	1550	ARG
1	P	1551	ASP
1	P	1559	LEU

Continued on next page...

Continued from previous page...

Mol	Chain	Res	Type
1	P	1568	VAL
1	P	1608	ARG
1	P	1622	GLN
1	P	1643	LYS
2	Q	2089	ARG
2	Q	2114	ARG
2	Q	2131	LEU
2	Q	2132	CYS
2	Q	2145	LEU
2	Q	2160	VAL
2	Q	2180	TRP
2	Q	2185	THR
2	Q	2187	VAL
2	Q	2205	THR
2	Q	2211	HIS
2	Q	2222	MET
2	Q	2227	VAL
2	Q	2240	GLN
2	Q	2241	THR
2	Q	2260	GLU
2	Q	2267	HIS
2	Q	2274	LEU
2	Q	2326	ILE
2	Q	2327	GLU
2	Q	2333	LEU
2	Q	2361	LYS
2	Q	2403	PHE
2	Q	2441	ARG
2	Q	2448	THR
2	Q	2450	ILE
2	Q	2466	THR
2	Q	2497	GLU
2	Q	2500	ILE
2	Q	2503	ASN
2	Q	2533	ASP
2	Q	2547	MET
2	Q	2548	CYS
2	Q	2555	GLU
2	Q	2556	TYR
2	Q	2561	HIS
2	Q	2571	ARG
2	Q	2572	VAL

Continued on next page...

Continued from previous page...

Mol	Chain	Res	Type
2	Q	2575	LEU
2	Q	2579	GLU
2	Q	2581	MET
2	Q	2593	TRP
2	Q	2595	TRP
2	Q	2600	ASP
2	Q	2617	ASP
2	Q	2631	TYR
2	Q	2643	GLU
2	Q	2651	GLN
2	Q	2699	MET
2	Q	2750	ILE
2	Q	2758	THR
2	Q	2768	LEU
2	Q	2769	PHE
2	Q	2772	LYS
2	Q	2781	LEU
2	Q	2788	ILE
2	Q	2802	ASP
2	Q	2814	LYS
2	Q	2816	SER
2	Q	2830	GLN
2	Q	2847	HIS
2	Q	2848	PHE
2	Q	2851	ASN
2	Q	2863	ARG
2	Q	2868	GLU
2	Q	2873	HIS
2	Q	2877	ILE
2	Q	2878	ARG
2	Q	2879	LEU
2	Q	2880	GLU
2	Q	2882	GLU
2	Q	2883	ILE
2	Q	2891	LEU
2	Q	2895	SER
2	Q	2898	LYS
2	Q	2900	SER
2	Q	2907	LYS
3	R	2929[A]	SER
3	R	2929[B]	SER
3	R	2930[A]	LEU

Continued on next page...

Continued from previous page...

Mol	Chain	Res	Type
3	R	2930[B]	LEU
3	R	2931[A]	THR
3	R	2931[B]	THR
3	R	2933[A]	SER
3	R	2933[B]	SER
3	R	2935[A]	ILE
3	R	2935[B]	ILE
3	R	2942[A]	LEU
3	R	2942[B]	LEU
3	R	2946[A]	GLN
3	R	2946[B]	GLN
3	R	2949[A]	LYS
3	R	2949[B]	LYS
3	R	2954[A]	TYR
3	R	2954[B]	TYR
3	R	2959[A]	SER
3	R	2959[B]	SER
3	R	2960[A]	PHE
3	R	2960[B]	PHE
3	R	2963[A]	MET
3	R	2963[B]	MET
3	R	2965[A]	LEU
3	R	2965[B]	LEU
3	R	2968[A]	GLN
3	R	2968[B]	GLN
3	R	2973[A]	THR
3	R	2973[B]	THR
3	R	2980[A]	HIS
3	R	2980[B]	HIS
3	R	2982[A]	MET
3	R	2982[B]	MET
3	R	2990[A]	ARG
3	R	2990[B]	ARG
3	R	2995[A]	GLN
3	R	2995[B]	GLN
3	R	2996[A]	MET
3	R	2996[B]	MET
3	R	3000[A]	LEU
3	R	3000[B]	LEU
3	R	3001[A]	LYS
3	R	3001[B]	LYS
3	R	3006[A]	LYS

Continued on next page...

Continued from previous page...

Mol	Chain	Res	Type
3	R	3006[B]	LYS
3	R	3019[A]	HIS
3	R	3019[B]	HIS
3	R	3021[A]	LEU
3	R	3021[B]	LEU
3	R	3023[A]	ILE
3	R	3023[B]	ILE
3	R	3024[A]	LEU
3	R	3024[B]	LEU
3	R	3026[A]	THR
3	R	3026[B]	THR
3	R	3029[A]	LYS
3	R	3029[B]	LYS
3	R	3030[A]	ASN
3	R	3030[B]	ASN
3	R	3042[A]	ASP
3	R	3042[B]	ASP
3	R	3044[A]	LYS
3	R	3044[B]	LYS
3	R	3048[A]	ASP
3	R	3048[B]	ASP
3	R	3063[A]	SER
3	R	3063[B]	SER
3	R	3067[A]	ARG
3	R	3067[B]	ARG
3	R	3077[A]	ASP
3	R	3077[B]	ASP
3	R	3081[A]	PHE
3	R	3081[B]	PHE
3	R	3107[A]	LEU
3	R	3107[B]	LEU
3	R	3110[A]	THR
3	R	3110[B]	THR
3	R	3111[A]	SER
3	R	3111[B]	SER
3	R	3115[A]	LEU
3	R	3115[B]	LEU
3	R	3123[A]	THR
3	R	3123[B]	THR
3	R	3131[A]	GLN
3	R	3131[B]	GLN
3	R	3133[A]	LEU

Continued on next page...

Continued from previous page...

Mol	Chain	Res	Type
3	R	3133[B]	LEU
3	R	3134[A]	GLN
3	R	3134[B]	GLN
3	R	3135[A]	LYS
3	R	3135[B]	LYS
3	R	3139[A]	LEU
3	R	3139[B]	LEU
3	R	3141[A]	TYR
3	R	3141[B]	TYR
3	R	3147[A]	GLU
3	R	3147[B]	GLU
3	R	3151[A]	LEU
3	R	3151[B]	LEU
3	R	3156[A]	MET
3	R	3156[B]	MET
3	R	3159[A]	SER
3	R	3159[B]	SER
3	R	3160[A]	SER
3	R	3160[B]	SER
3	R	3161[A]	GLU
3	R	3161[B]	GLU
3	R	3162[A]	ASP
3	R	3162[B]	ASP
3	R	3163[A]	ASN
3	R	3163[B]	ASN
3	R	3169[A]	LYS
3	R	3169[B]	LYS
3	R	3172[A]	SER
3	R	3172[B]	SER
3	R	3176[A]	LYS
3	R	3176[B]	LYS
3	R	3181[A]	GLN
3	R	3181[B]	GLN
3	R	3182[A]	GLN
3	R	3182[B]	GLN
3	R	3185[A]	TYR
3	R	3185[B]	TYR
3	R	3186[A]	GLU
3	R	3186[B]	GLU
3	R	3188[A]	ASP
3	R	3188[B]	ASP
3	R	3191[A]	ASN

Continued on next page...

Continued from previous page...

Mol	Chain	Res	Type
3	R	3191[B]	ASN
3	R	3192[A]	PHE
3	R	3192[B]	PHE
3	R	3193[A]	HIS
3	R	3193[B]	HIS
3	R	3195[A]	MET
3	R	3195[B]	MET
3	R	3200[A]	LEU
3	R	3200[B]	LEU
3	R	3205[A]	LYS
3	R	3205[B]	LYS
3	R	3210[A]	LYS
3	R	3210[B]	LYS
3	R	3211[A]	ASP
3	R	3211[B]	ASP
3	R	3212[A]	ARG
3	R	3212[B]	ARG
3	R	3218[A]	LEU
3	R	3218[B]	LEU
3	R	3220[A]	ARG
3	R	3220[B]	ARG
3	R	3222[A]	ILE
3	R	3222[B]	ILE
3	R	3224[A]	GLN
3	R	3224[B]	GLN
3	R	3225[A]	SER
3	R	3225[B]	SER
3	R	3230[A]	PHE
3	R	3230[B]	PHE
3	R	3244[A]	THR
3	R	3244[B]	THR
3	R	3251[A]	ASP
3	R	3251[B]	ASP
3	R	3260[A]	ARG
3	R	3260[B]	ARG
3	R	3264[A]	TYR
3	R	3264[B]	TYR
3	R	3267[A]	SER
3	R	3267[B]	SER
3	R	3268[A]	LYS
3	R	3268[B]	LYS
3	R	3271[A]	VAL

Continued on next page...

Continued from previous page...

Mol	Chain	Res	Type
3	R	3271[B]	VAL
3	R	3272[A]	HIS
3	R	3272[B]	HIS
3	R	3274[A]	ARG
3	R	3274[B]	ARG
3	R	3276[A]	ASP
3	R	3276[B]	ASP
3	R	3278[A]	HIS
3	R	3278[B]	HIS
3	R	3279[A]	ASP
3	R	3279[B]	ASP
3	R	3283[A]	ILE
3	R	3283[B]	ILE
3	R	3284[A]	LYS
3	R	3284[B]	LYS
3	R	3286[A]	THR
3	R	3286[B]	THR
3	R	3287[A]	ILE
3	R	3287[B]	ILE
3	R	3288[A]	MET
3	R	3288[B]	MET
3	R	3293[A]	LYS
3	R	3293[B]	LYS
3	R	3297[A]	PRO
3	R	3297[B]	PRO
3	R	3302[A]	SER
3	R	3302[B]	SER
3	R	3304[A]	THR
3	R	3304[B]	THR
3	R	3306[A]	LEU
3	R	3306[B]	LEU
3	R	3308[A]	LYS
3	R	3308[B]	LYS
1	S	2	LEU
1	S	17	ASN
1	S	37	ILE
1	S	62	MET
1	S	67	MET
1	S	70	ARG
1	S	83	HIS
1	S	89	ILE
1	S	117	LYS

Continued on next page...

Continued from previous page...

Mol	Chain	Res	Type
1	S	130	PHE
1	S	142	ARG
1	S	148	GLN
1	S	149	GLU
1	S	152	LYS
1	S	179	HIS
1	S	185	LEU
1	S	205	LEU
1	S	214	GLU
1	S	226	HIS
1	S	227	ARG
1	S	238	ASN
1	S	239	LEU
1	S	266	LEU
1	S	289	LEU
1	S	296	ARG
1	S	308	LEU
1	S	326	GLU
1	S	327	ASP
1	S	329	ARG
1	S	331	SER
1	S	332	ASP
1	S	336	ASN
1	S	386	ILE
1	S	391	MET
1	S	393	THR
1	S	394	GLN
1	S	398	ARG
1	S	407	GLN
1	S	420	SER
1	S	424	PHE
1	S	450	LYS
1	S	456	GLN
1	S	472	ASP
1	S	474	LEU
1	S	486	THR
1	S	509	ILE
1	S	525	SER
1	S	559	THR
1	S	562	GLN
1	S	564	ASP
1	S	568	PHE

Continued on next page...

Continued from previous page...

Mol	Chain	Res	Type
1	S	569	LYS
1	S	570	GLN
1	S	572	SER
1	S	573	LYS
1	S	576	HIS
1	S	597	VAL
1	S	603	HIS
1	S	609	TRP
1	S	613	SER
1	S	618	MET
1	S	624	THR
1	S	633	HIS
1	S	688	VAL
1	S	705	THR
1	S	729	VAL
1	S	741	SER
1	S	754	GLU
1	S	775	ARG
1	S	797	THR
1	S	803	LYS
1	S	806	ASN
1	S	810	LEU
1	S	813	THR
1	S	828	ASP
1	S	831	VAL
1	S	832	LYS
1	S	836	GLN
1	S	838	ARG
1	S	841	LYS
1	S	861	PHE
1	S	865	LYS
1	S	868	THR
1	S	877	HIS
1	S	880	THR
1	S	881	GLN
1	S	891	LYS
1	S	896	HIS
1	S	917	LEU
1	S	920	ASN
1	S	929	TRP
1	S	930	ASP
1	S	935	ILE

Continued on next page...

Continued from previous page...

Mol	Chain	Res	Type
1	S	943	LEU
1	S	953	GLU
1	S	955	LYS
1	S	977	GLU
1	S	989	THR
1	S	999	LEU
1	S	1015	HIS
1	S	1017	HIS
1	S	1025	THR
1	S	1059	LEU
1	S	1075	GLU
1	S	1078	ARG
1	S	1089	ASP
1	S	1097	ARG
1	S	1106	PHE
1	S	1120	GLU
1	S	1121	LEU
1	S	1126	ILE
1	S	1131	ARG
1	S	1137	LYS
1	S	1145	THR
1	S	1153	LYS
1	S	1155	LEU
1	S	1157	VAL
1	S	1160	PHE
1	S	1164	ASP
1	S	1166	THR
1	S	1167	ASP
1	S	1181	GLU
1	S	1190	ARG
1	S	1196	ILE
1	S	1200	MET
1	S	1217	ILE
1	S	1219	ASP
1	S	1224	GLU
1	S	1225	VAL
1	S	1228	LEU
1	S	1230	LEU
1	S	1242	ASN
1	S	1243	PHE
1	S	1258	ARG
1	S	1260	ARG

Continued on next page...

Continued from previous page...

Mol	Chain	Res	Type
1	S	1284	GLU
1	S	1286	ARG
1	S	1302	SER
1	S	1325	LEU
1	S	1341	VAL
1	S	1354	GLU
1	S	1371	GLN
1	S	1396	GLU
1	S	1398	PHE
1	S	1408	LEU
1	S	1427	HIS
1	S	1441	SER
1	S	1465	TRP
1	S	1484	CYS
1	S	1494	ARG
1	S	1500	THR
1	S	1559	LEU
1	S	1568	VAL
1	S	1597	THR
1	S	1620	LEU
1	S	1622	GLN
1	S	1632	LEU
1	S	1641	THR
1	S	1643	LYS
1	S	1644	ILE
2	T	2089	ARG
2	T	2114	ARG
2	T	2117	ASP
2	T	2131	LEU
2	T	2132	CYS
2	T	2145	LEU
2	T	2160	VAL
2	T	2166	LEU
2	T	2180	TRP
2	T	2185	THR
2	T	2186	GLU
2	T	2215	SER
2	T	2222	MET
2	T	2237	LEU
2	T	2241	THR
2	T	2260	GLU
2	T	2267	HIS

Continued on next page...

Continued from previous page...

Mol	Chain	Res	Type
2	T	2327	GLU
2	T	2333	LEU
2	T	2344	LEU
2	T	2349	THR
2	T	2359	ASN
2	T	2361	LYS
2	T	2370	MET
2	T	2424	SER
2	T	2425	HIS
2	T	2441	ARG
2	T	2445	MET
2	T	2478	GLU
2	T	2505	ILE
2	T	2507	ARG
2	T	2548	CYS
2	T	2556	TYR
2	T	2558	CYS
2	T	2561	HIS
2	T	2572	VAL
2	T	2575	LEU
2	T	2579	GLU
2	T	2580	SER
2	T	2581	MET
2	T	2595	TRP
2	T	2601	ASN
2	T	2617	ASP
2	T	2625	LEU
2	T	2630	LYS
2	T	2643	GLU
2	T	2652	LYS
2	T	2662	LEU
2	T	2680	HIS
2	T	2723	GLU
2	T	2739	LEU
2	T	2758	THR
2	T	2768	LEU
2	T	2769	PHE
2	T	2772	LYS
2	T	2809	LEU
2	T	2823	ILE
2	T	2828	ASP
2	T	2831	GLU

Continued on next page...

Continued from previous page...

Mol	Chain	Res	Type
2	T	2848	PHE
2	T	2851	ASN
2	T	2865	ILE
2	T	2872	GLU
2	T	2873	HIS
2	T	2876	LYS
2	T	2878	ARG
2	T	2882	GLU
2	T	2890	VAL
2	T	2891	LEU
2	T	2892	ASP
2	T	2901	LEU
3	U	2929[A]	SER
3	U	2929[B]	SER
3	U	2930[A]	LEU
3	U	2930[B]	LEU
3	U	2931[A]	THR
3	U	2931[B]	THR
3	U	2933[A]	SER
3	U	2933[B]	SER
3	U	2935[A]	ILE
3	U	2935[B]	ILE
3	U	2942[A]	LEU
3	U	2942[B]	LEU
3	U	2946[A]	GLN
3	U	2946[B]	GLN
3	U	2949[A]	LYS
3	U	2949[B]	LYS
3	U	2954[A]	TYR
3	U	2954[B]	TYR
3	U	2959[A]	SER
3	U	2959[B]	SER
3	U	2960[A]	PHE
3	U	2960[B]	PHE
3	U	2963[A]	MET
3	U	2963[B]	MET
3	U	2965[A]	LEU
3	U	2965[B]	LEU
3	U	2968[A]	GLN
3	U	2968[B]	GLN
3	U	2973[A]	THR
3	U	2973[B]	THR

Continued on next page...

Continued from previous page...

Mol	Chain	Res	Type
3	U	2980[A]	HIS
3	U	2980[B]	HIS
3	U	2982[A]	MET
3	U	2982[B]	MET
3	U	2990[A]	ARG
3	U	2990[B]	ARG
3	U	2995[A]	GLN
3	U	2995[B]	GLN
3	U	2996[A]	MET
3	U	2996[B]	MET
3	U	3000[A]	LEU
3	U	3000[B]	LEU
3	U	3001[A]	LYS
3	U	3001[B]	LYS
3	U	3006[A]	LYS
3	U	3006[B]	LYS
3	U	3019[A]	HIS
3	U	3019[B]	HIS
3	U	3021[A]	LEU
3	U	3021[B]	LEU
3	U	3023[A]	ILE
3	U	3023[B]	ILE
3	U	3024[A]	LEU
3	U	3024[B]	LEU
3	U	3026[A]	THR
3	U	3026[B]	THR
3	U	3029[A]	LYS
3	U	3029[B]	LYS
3	U	3030[A]	ASN
3	U	3030[B]	ASN
3	U	3042[A]	ASP
3	U	3042[B]	ASP
3	U	3044[A]	LYS
3	U	3044[B]	LYS
3	U	3048[A]	ASP
3	U	3048[B]	ASP
3	U	3063[A]	SER
3	U	3063[B]	SER
3	U	3067[A]	ARG
3	U	3067[B]	ARG
3	U	3077[A]	ASP
3	U	3077[B]	ASP

Continued on next page...

Continued from previous page...

Mol	Chain	Res	Type
3	U	3081[A]	PHE
3	U	3081[B]	PHE
3	U	3107[A]	LEU
3	U	3107[B]	LEU
3	U	3110[A]	THR
3	U	3110[B]	THR
3	U	3111[A]	SER
3	U	3111[B]	SER
3	U	3115[A]	LEU
3	U	3115[B]	LEU
3	U	3123[A]	THR
3	U	3123[B]	THR
3	U	3131[A]	GLN
3	U	3131[B]	GLN
3	U	3133[A]	LEU
3	U	3133[B]	LEU
3	U	3134[A]	GLN
3	U	3134[B]	GLN
3	U	3135[A]	LYS
3	U	3135[B]	LYS
3	U	3139[A]	LEU
3	U	3139[B]	LEU
3	U	3141[A]	TYR
3	U	3141[B]	TYR
3	U	3147[A]	GLU
3	U	3147[B]	GLU
3	U	3151[A]	LEU
3	U	3151[B]	LEU
3	U	3156[A]	MET
3	U	3156[B]	MET
3	U	3159[A]	SER
3	U	3159[B]	SER
3	U	3160[A]	SER
3	U	3160[B]	SER
3	U	3161[A]	GLU
3	U	3161[B]	GLU
3	U	3162[A]	ASP
3	U	3162[B]	ASP
3	U	3163[A]	ASN
3	U	3163[B]	ASN
3	U	3169[A]	LYS
3	U	3169[B]	LYS

Continued on next page...

Continued from previous page...

Mol	Chain	Res	Type
3	U	3172[A]	SER
3	U	3172[B]	SER
3	U	3176[A]	LYS
3	U	3176[B]	LYS
3	U	3181[A]	GLN
3	U	3181[B]	GLN
3	U	3182[A]	GLN
3	U	3182[B]	GLN
3	U	3185[A]	TYR
3	U	3185[B]	TYR
3	U	3186[A]	GLU
3	U	3186[B]	GLU
3	U	3188[A]	ASP
3	U	3188[B]	ASP
3	U	3191[A]	ASN
3	U	3191[B]	ASN
3	U	3192[A]	PHE
3	U	3192[B]	PHE
3	U	3193[A]	HIS
3	U	3193[B]	HIS
3	U	3195[A]	MET
3	U	3195[B]	MET
3	U	3200[A]	LEU
3	U	3200[B]	LEU
3	U	3205[A]	LYS
3	U	3205[B]	LYS
3	U	3210[A]	LYS
3	U	3210[B]	LYS
3	U	3211[A]	ASP
3	U	3211[B]	ASP
3	U	3212[A]	ARG
3	U	3212[B]	ARG
3	U	3218[A]	LEU
3	U	3218[B]	LEU
3	U	3220[A]	ARG
3	U	3220[B]	ARG
3	U	3222[A]	ILE
3	U	3222[B]	ILE
3	U	3224[A]	GLN
3	U	3224[B]	GLN
3	U	3225[A]	SER
3	U	3225[B]	SER

Continued on next page...

Continued from previous page...

Mol	Chain	Res	Type
3	U	3230[A]	PHE
3	U	3230[B]	PHE
3	U	3244[A]	THR
3	U	3244[B]	THR
3	U	3251[A]	ASP
3	U	3251[B]	ASP
3	U	3260[A]	ARG
3	U	3260[B]	ARG
3	U	3264[A]	TYR
3	U	3264[B]	TYR
3	U	3267[A]	SER
3	U	3267[B]	SER
3	U	3268[A]	LYS
3	U	3268[B]	LYS
3	U	3271[A]	VAL
3	U	3271[B]	VAL
3	U	3272[A]	HIS
3	U	3272[B]	HIS
3	U	3274[A]	ARG
3	U	3274[B]	ARG
3	U	3276[A]	ASP
3	U	3276[B]	ASP
3	U	3278[A]	HIS
3	U	3278[B]	HIS
3	U	3279[A]	ASP
3	U	3279[B]	ASP
3	U	3283[A]	ILE
3	U	3283[B]	ILE
3	U	3284[A]	LYS
3	U	3284[B]	LYS
3	U	3286[A]	THR
3	U	3286[B]	THR
3	U	3287[A]	ILE
3	U	3287[B]	ILE
3	U	3288[A]	MET
3	U	3288[B]	MET
3	U	3293[A]	LYS
3	U	3293[B]	LYS
3	U	3297[A]	PRO
3	U	3297[B]	PRO
3	U	3302[A]	SER
3	U	3302[B]	SER

Continued on next page...

Continued from previous page...

Mol	Chain	Res	Type
3	U	3304[A]	THR
3	U	3304[B]	THR
3	U	3306[A]	LEU
3	U	3306[B]	LEU
3	U	3308[A]	LYS
3	U	3308[B]	LYS
1	V	51	ASP
1	V	67	MET
1	V	70	ARG
1	V	96	LYS
1	V	111	ILE
1	V	120	LYS
1	V	121	ASN
1	V	132	ASN
1	V	133	LYS
1	V	134	VAL
1	V	149	GLU
1	V	151	GLN
1	V	160	LEU
1	V	163	LEU
1	V	179	HIS
1	V	185	LEU
1	V	193	SER
1	V	205	LEU
1	V	223	LEU
1	V	235	CYS
1	V	245	GLU
1	V	249	ARG
1	V	250	ASP
1	V	264	SER
1	V	266	LEU
1	V	289	LEU
1	V	290	GLU
1	V	326	GLU
1	V	336	ASN
1	V	337	ASP
1	V	354	PHE
1	V	365	THR
1	V	386	ILE
1	V	387	ASN
1	V	390	LEU
1	V	391	MET

Continued on next page...

Continued from previous page...

Mol	Chain	Res	Type
1	V	393	THR
1	V	395	THR
1	V	407	GLN
1	V	416	ASN
1	V	424	PHE
1	V	434	GLU
1	V	450	LYS
1	V	456	GLN
1	V	472	ASP
1	V	474	LEU
1	V	494	VAL
1	V	511	VAL
1	V	518	LYS
1	V	527	LEU
1	V	529	ASP
1	V	560	SER
1	V	564	ASP
1	V	567	LEU
1	V	568	PHE
1	V	570	GLN
1	V	589	GLN
1	V	603	HIS
1	V	625	SER
1	V	633	HIS
1	V	684	ARG
1	V	688	VAL
1	V	719	TYR
1	V	744	VAL
1	V	770	THR
1	V	775	ARG
1	V	776	VAL
1	V	781	ILE
1	V	797	THR
1	V	830	ASN
1	V	831	VAL
1	V	834	ASP
1	V	835	GLU
1	V	841	LYS
1	V	842	ASN
1	V	861	PHE
1	V	864	ASP
1	V	865	LYS

Continued on next page...

Continued from previous page...

Mol	Chain	Res	Type
1	V	879	SER
1	V	907	ARG
1	V	909	ILE
1	V	935	ILE
1	V	941	LEU
1	V	949	ASP
1	V	951	ASN
1	V	953	GLU
1	V	955	LYS
1	V	961	SER
1	V	965	ASP
1	V	979	LEU
1	V	980	TYR
1	V	981	GLU
1	V	984	ASP
1	V	987	LYS
1	V	999	LEU
1	V	1001	GLN
1	V	1002	GLU
1	V	1013	ILE
1	V	1015	HIS
1	V	1017	HIS
1	V	1033	LEU
1	V	1068	ASN
1	V	1075	GLU
1	V	1078	ARG
1	V	1088	SER
1	V	1090	ILE
1	V	1091	ASN
1	V	1106	PHE
1	V	1118	THR
1	V	1122	ASN
1	V	1126	ILE
1	V	1140	ASN
1	V	1153	LYS
1	V	1157	VAL
1	V	1160	PHE
1	V	1174	GLU
1	V	1181	GLU
1	V	1182	ASN
1	V	1196	ILE
1	V	1205	LEU

Continued on next page...

Continued from previous page...

Mol	Chain	Res	Type
1	V	1206	HIS
1	V	1207	TYR
1	V	1215	LEU
1	V	1221	THR
1	V	1226	THR
1	V	1229	LYS
1	V	1230	LEU
1	V	1243	PHE
1	V	1247	ARG
1	V	1249	TRP
1	V	1258	ARG
1	V	1260	ARG
1	V	1267	GLU
1	V	1286	ARG
1	V	1304	ASP
1	V	1309	HIS
1	V	1313	LEU
1	V	1348	TRP
1	V	1381	LYS
1	V	1396	GLU
1	V	1415	ASP
1	V	1427	HIS
1	V	1430	ILE
1	V	1433	TRP
1	V	1441	SER
1	V	1484	CYS
1	V	1494	ARG
1	V	1509	THR
1	V	1516	VAL
1	V	1568	VAL
1	V	1580	GLU
1	V	1604	ASP
1	V	1608	ARG
1	V	1620	LEU
1	V	1622	GLN
1	V	1632	LEU
1	V	1641	THR
1	V	1643	LYS
1	V	1649	THR
2	W	2089	ARG
2	W	2108	LYS
2	W	2114	ARG

Continued on next page...

Continued from previous page...

Mol	Chain	Res	Type
2	W	2138	LYS
2	W	2143	CYS
2	W	2145	LEU
2	W	2160	VAL
2	W	2180	TRP
2	W	2184	MET
2	W	2185	THR
2	W	2187	VAL
2	W	2191	LEU
2	W	2205	THR
2	W	2215	SER
2	W	2233	GLU
2	W	2237	LEU
2	W	2241	THR
2	W	2244	PHE
2	W	2260	GLU
2	W	2267	HIS
2	W	2270	ILE
2	W	2309	GLN
2	W	2327	GLU
2	W	2333	LEU
2	W	2349	THR
2	W	2361	LYS
2	W	2403	PHE
2	W	2416	ASP
2	W	2417	VAL
2	W	2448	THR
2	W	2480	LEU
2	W	2500	ILE
2	W	2507	ARG
2	W	2533	ASP
2	W	2556	TYR
2	W	2561	HIS
2	W	2575	LEU
2	W	2579	GLU
2	W	2595	TRP
2	W	2617	ASP
2	W	2620	ILE
2	W	2631	TYR
2	W	2644	LEU
2	W	2655	THR
2	W	2680	HIS

Continued on next page...

Continued from previous page...

Mol	Chain	Res	Type
2	W	2723	GLU
2	W	2742	MET
2	W	2746	MET
2	W	2758	THR
2	W	2768	LEU
2	W	2769	PHE
2	W	2772	LYS
2	W	2780	HIS
2	W	2784	HIS
2	W	2794	LEU
2	W	2811	HIS
2	W	2814	LYS
2	W	2816	SER
2	W	2828	ASP
2	W	2830	GLN
2	W	2848	PHE
2	W	2851	ASN
2	W	2856	ILE
2	W	2861	LYS
2	W	2868	GLU
2	W	2873	HIS
2	W	2876	LYS
2	W	2878	ARG
2	W	2879	LEU
2	W	2891	LEU
2	W	2895	SER
2	W	2898	LYS
3	X	2929[A]	SER
3	X	2929[B]	SER
3	X	2930[A]	LEU
3	X	2930[B]	LEU
3	X	2931[A]	THR
3	X	2931[B]	THR
3	X	2933[A]	SER
3	X	2933[B]	SER
3	X	2935[A]	ILE
3	X	2935[B]	ILE
3	X	2942[A]	LEU
3	X	2942[B]	LEU
3	X	2946[A]	GLN
3	X	2946[B]	GLN
3	X	2949[A]	LYS

Continued on next page...

Continued from previous page...

Mol	Chain	Res	Type
3	X	2949[B]	LYS
3	X	2954[A]	TYR
3	X	2954[B]	TYR
3	X	2959[A]	SER
3	X	2959[B]	SER
3	X	2960[A]	PHE
3	X	2960[B]	PHE
3	X	2963[A]	MET
3	X	2963[B]	MET
3	X	2965[A]	LEU
3	X	2965[B]	LEU
3	X	2968[A]	GLN
3	X	2968[B]	GLN
3	X	2973[A]	THR
3	X	2973[B]	THR
3	X	2980[A]	HIS
3	X	2980[B]	HIS
3	X	2982[A]	MET
3	X	2982[B]	MET
3	X	2990[A]	ARG
3	X	2990[B]	ARG
3	X	2995[A]	GLN
3	X	2995[B]	GLN
3	X	2996[A]	MET
3	X	2996[B]	MET
3	X	3000[A]	LEU
3	X	3000[B]	LEU
3	X	3001[A]	LYS
3	X	3001[B]	LYS
3	X	3006[A]	LYS
3	X	3006[B]	LYS
3	X	3019[A]	HIS
3	X	3019[B]	HIS
3	X	3021[A]	LEU
3	X	3021[B]	LEU
3	X	3023[A]	ILE
3	X	3023[B]	ILE
3	X	3024[A]	LEU
3	X	3024[B]	LEU
3	X	3026[A]	THR
3	X	3026[B]	THR
3	X	3029[A]	LYS

Continued on next page...

Continued from previous page...

Mol	Chain	Res	Type
3	X	3029[B]	LYS
3	X	3030[A]	ASN
3	X	3030[B]	ASN
3	X	3042[A]	ASP
3	X	3042[B]	ASP
3	X	3044[A]	LYS
3	X	3044[B]	LYS
3	X	3048[A]	ASP
3	X	3048[B]	ASP
3	X	3063[A]	SER
3	X	3063[B]	SER
3	X	3067[A]	ARG
3	X	3067[B]	ARG
3	X	3077[A]	ASP
3	X	3077[B]	ASP
3	X	3081[A]	PHE
3	X	3081[B]	PHE
3	X	3107[A]	LEU
3	X	3107[B]	LEU
3	X	3110[A]	THR
3	X	3110[B]	THR
3	X	3111[A]	SER
3	X	3111[B]	SER
3	X	3115[A]	LEU
3	X	3115[B]	LEU
3	X	3123[A]	THR
3	X	3123[B]	THR
3	X	3131[A]	GLN
3	X	3131[B]	GLN
3	X	3133[A]	LEU
3	X	3133[B]	LEU
3	X	3134[A]	GLN
3	X	3134[B]	GLN
3	X	3135[A]	LYS
3	X	3135[B]	LYS
3	X	3139[A]	LEU
3	X	3139[B]	LEU
3	X	3141[A]	TYR
3	X	3141[B]	TYR
3	X	3147[A]	GLU
3	X	3147[B]	GLU
3	X	3151[A]	LEU

Continued on next page...

Continued from previous page...

Mol	Chain	Res	Type
3	X	3151[B]	LEU
3	X	3156[A]	MET
3	X	3156[B]	MET
3	X	3159[A]	SER
3	X	3159[B]	SER
3	X	3160[A]	SER
3	X	3160[B]	SER
3	X	3161[A]	GLU
3	X	3161[B]	GLU
3	X	3162[A]	ASP
3	X	3162[B]	ASP
3	X	3163[A]	ASN
3	X	3163[B]	ASN
3	X	3169[A]	LYS
3	X	3169[B]	LYS
3	X	3172[A]	SER
3	X	3172[B]	SER
3	X	3176[A]	LYS
3	X	3176[B]	LYS
3	X	3181[A]	GLN
3	X	3181[B]	GLN
3	X	3182[A]	GLN
3	X	3182[B]	GLN
3	X	3185[A]	TYR
3	X	3185[B]	TYR
3	X	3186[A]	GLU
3	X	3186[B]	GLU
3	X	3188[A]	ASP
3	X	3188[B]	ASP
3	X	3191[A]	ASN
3	X	3191[B]	ASN
3	X	3192[A]	PHE
3	X	3192[B]	PHE
3	X	3193[A]	HIS
3	X	3193[B]	HIS
3	X	3195[A]	MET
3	X	3195[B]	MET
3	X	3200[A]	LEU
3	X	3200[B]	LEU
3	X	3205[A]	LYS
3	X	3205[B]	LYS
3	X	3210[A]	LYS

Continued on next page...

Continued from previous page...

Mol	Chain	Res	Type
3	X	3210[B]	LYS
3	X	3211[A]	ASP
3	X	3211[B]	ASP
3	X	3212[A]	ARG
3	X	3212[B]	ARG
3	X	3218[A]	LEU
3	X	3218[B]	LEU
3	X	3220[A]	ARG
3	X	3220[B]	ARG
3	X	3222[A]	ILE
3	X	3222[B]	ILE
3	X	3224[A]	GLN
3	X	3224[B]	GLN
3	X	3225[A]	SER
3	X	3225[B]	SER
3	X	3230[A]	PHE
3	X	3230[B]	PHE
3	X	3244[A]	THR
3	X	3244[B]	THR
3	X	3251[A]	ASP
3	X	3251[B]	ASP
3	X	3260[A]	ARG
3	X	3260[B]	ARG
3	X	3264[A]	TYR
3	X	3264[B]	TYR
3	X	3267[A]	SER
3	X	3267[B]	SER
3	X	3268[A]	LYS
3	X	3268[B]	LYS
3	X	3271[A]	VAL
3	X	3271[B]	VAL
3	X	3272[A]	HIS
3	X	3272[B]	HIS
3	X	3274[A]	ARG
3	X	3274[B]	ARG
3	X	3276[A]	ASP
3	X	3276[B]	ASP
3	X	3278[A]	HIS
3	X	3278[B]	HIS
3	X	3279[A]	ASP
3	X	3279[B]	ASP
3	X	3283[A]	ILE

Continued on next page...

Continued from previous page...

Mol	Chain	Res	Type
3	X	3283[B]	ILE
3	X	3284[A]	LYS
3	X	3284[B]	LYS
3	X	3286[A]	THR
3	X	3286[B]	THR
3	X	3287[A]	ILE
3	X	3287[B]	ILE
3	X	3288[A]	MET
3	X	3288[B]	MET
3	X	3293[A]	LYS
3	X	3293[B]	LYS
3	X	3297[A]	PRO
3	X	3297[B]	PRO
3	X	3302[A]	SER
3	X	3302[B]	SER
3	X	3304[A]	THR
3	X	3304[B]	THR
3	X	3306[A]	LEU
3	X	3306[B]	LEU
3	X	3308[A]	LYS
3	X	3308[B]	LYS
1	Y	2	LEU
1	Y	4	ARG
1	Y	17	ASN
1	Y	28	ASP
1	Y	57	CYS
1	Y	62	MET
1	Y	67	MET
1	Y	70	ARG
1	Y	86	THR
1	Y	104	LEU
1	Y	116	LYS
1	Y	117	LYS
1	Y	119	LYS
1	Y	132	ASN
1	Y	133	LYS
1	Y	140	ASP
1	Y	152	LYS
1	Y	163	LEU
1	Y	167	ASP
1	Y	179	HIS
1	Y	182	ILE

Continued on next page...

Continued from previous page...

Mol	Chain	Res	Type
1	Y	185	LEU
1	Y	192	HIS
1	Y	193	SER
1	Y	205	LEU
1	Y	214	GLU
1	Y	221	GLN
1	Y	226	HIS
1	Y	235	CYS
1	Y	238	ASN
1	Y	239	LEU
1	Y	264	SER
1	Y	266	LEU
1	Y	281	LEU
1	Y	285	THR
1	Y	289	LEU
1	Y	325	THR
1	Y	326	GLU
1	Y	329	ARG
1	Y	330	GLN
1	Y	336	ASN
1	Y	350	MET
1	Y	365	THR
1	Y	386	ILE
1	Y	387	ASN
1	Y	391	MET
1	Y	407	GLN
1	Y	411	ASP
1	Y	413	ASN
1	Y	415	VAL
1	Y	418	ASP
1	Y	424	PHE
1	Y	444	GLU
1	Y	448	SER
1	Y	450	LYS
1	Y	467	LYS
1	Y	476	ARG
1	Y	509	ILE
1	Y	515	ASP
1	Y	527	LEU
1	Y	560	SER
1	Y	565	GLU
1	Y	566	ARG

Continued on next page...

Continued from previous page...

Mol	Chain	Res	Type
1	Y	567	LEU
1	Y	569	LYS
1	Y	570	GLN
1	Y	575	ASP
1	Y	578	PHE
1	Y	597	VAL
1	Y	603	HIS
1	Y	609	TRP
1	Y	610	THR
1	Y	619	SER
1	Y	624	THR
1	Y	633	HIS
1	Y	692	VAL
1	Y	696	GLN
1	Y	722	GLU
1	Y	736	MET
1	Y	739	GLN
1	Y	744	VAL
1	Y	788	LEU
1	Y	797	THR
1	Y	805	VAL
1	Y	806	ASN
1	Y	819	ILE
1	Y	826	ILE
1	Y	832	LYS
1	Y	836	GLN
1	Y	865	LYS
1	Y	866	GLU
1	Y	896	HIS
1	Y	901	THR
1	Y	917	LEU
1	Y	930	ASP
1	Y	935	ILE
1	Y	948	THR
1	Y	951	ASN
1	Y	965	ASP
1	Y	967	ILE
1	Y	979	LEU
1	Y	981	GLU
1	Y	987	LYS
1	Y	989	THR
1	Y	991	LEU

Continued on next page...

Continued from previous page...

Mol	Chain	Res	Type
1	Y	995	ILE
1	Y	999	LEU
1	Y	1001	GLN
1	Y	1007	PHE
1	Y	1015	HIS
1	Y	1017	HIS
1	Y	1025	THR
1	Y	1030	MET
1	Y	1033	LEU
1	Y	1067	TYR
1	Y	1075	GLU
1	Y	1077	LEU
1	Y	1086	LEU
1	Y	1093	ASP
1	Y	1097	ARG
1	Y	1122	ASN
1	Y	1140	ASN
1	Y	1142	VAL
1	Y	1145	THR
1	Y	1154	SER
1	Y	1157	VAL
1	Y	1160	PHE
1	Y	1161	ILE
1	Y	1164	ASP
1	Y	1170	MET
1	Y	1228	LEU
1	Y	1230	LEU
1	Y	1231	VAL
1	Y	1232	THR
1	Y	1245	GLU
1	Y	1247	ARG
1	Y	1258	ARG
1	Y	1260	ARG
1	Y	1286	ARG
1	Y	1304	ASP
1	Y	1307	MET
1	Y	1331	GLU
1	Y	1341	VAL
1	Y	1366	ASN
1	Y	1369	THR
1	Y	1372	ILE
1	Y	1381	LYS

Continued on next page...

Continued from previous page...

Mol	Chain	Res	Type
1	Y	1396	GLU
1	Y	1401	ARG
1	Y	1421	VAL
1	Y	1427	HIS
1	Y	1471	LEU
1	Y	1494	ARG
1	Y	1506	LEU
1	Y	1516	VAL
1	Y	1550	ARG
1	Y	1551	ASP
1	Y	1568	VAL
1	Y	1578	ILE
1	Y	1581	GLU
1	Y	1597	THR
1	Y	1608	ARG
1	Y	1621	ASN
1	Y	1622	GLN
1	Y	1629	GLU
1	Y	1632	LEU
1	Y	1642	GLN
1	Y	1656	ASP
2	Z	2084	ARG
2	Z	2089	ARG
2	Z	2117	ASP
2	Z	2131	LEU
2	Z	2132	CYS
2	Z	2134	ASN
2	Z	2143	CYS
2	Z	2145	LEU
2	Z	2166	LEU
2	Z	2180	TRP
2	Z	2184	MET
2	Z	2190	LEU
2	Z	2191	LEU
2	Z	2211	HIS
2	Z	2221	THR
2	Z	2233	GLU
2	Z	2241	THR
2	Z	2249	LEU
2	Z	2258	ASP
2	Z	2260	GLU
2	Z	2267	HIS

Continued on next page...

Continued from previous page...

Mol	Chain	Res	Type
2	Z	2277	LYS
2	Z	2282	LEU
2	Z	2309	GLN
2	Z	2327	GLU
2	Z	2333	LEU
2	Z	2345	ASN
2	Z	2359	ASN
2	Z	2361	LYS
2	Z	2373	MET
2	Z	2425	HIS
2	Z	2441	ARG
2	Z	2445	MET
2	Z	2460	SER
2	Z	2495	ASN
2	Z	2502	LEU
2	Z	2507	ARG
2	Z	2548	CYS
2	Z	2556	TYR
2	Z	2558	CYS
2	Z	2560	LEU
2	Z	2561	HIS
2	Z	2565	THR
2	Z	2572	VAL
2	Z	2579	GLU
2	Z	2595	TRP
2	Z	2600	ASP
2	Z	2608	ASP
2	Z	2620	ILE
2	Z	2630	LYS
2	Z	2643	GLU
2	Z	2653	GLU
2	Z	2674	VAL
2	Z	2680	HIS
2	Z	2758	THR
2	Z	2768	LEU
2	Z	2769	PHE
2	Z	2780	HIS
2	Z	2809	LEU
2	Z	2828	ASP
2	Z	2835	ILE
2	Z	2848	PHE
2	Z	2849	ASP

Continued on next page...

Continued from previous page...

Mol	Chain	Res	Type
2	Z	2850	ARG
2	Z	2851	ASN
2	Z	2856	ILE
2	Z	2863	ARG
2	Z	2868	GLU
2	Z	2873	HIS
2	Z	2876	LYS
2	Z	2878	ARG
2	Z	2884	LYS
2	Z	2891	LEU
2	Z	2895	SER
2	Z	2898	LYS
2	Z	2900	SER
3	a	2929[A]	SER
3	a	2929[B]	SER
3	a	2930[A]	LEU
3	a	2930[B]	LEU
3	a	2931[A]	THR
3	a	2931[B]	THR
3	a	2933[A]	SER
3	a	2933[B]	SER
3	a	2935[A]	ILE
3	a	2935[B]	ILE
3	a	2942[A]	LEU
3	a	2942[B]	LEU
3	a	2946[A]	GLN
3	a	2946[B]	GLN
3	a	2949[A]	LYS
3	a	2949[B]	LYS
3	a	2954[A]	TYR
3	a	2954[B]	TYR
3	a	2959[A]	SER
3	a	2959[B]	SER
3	a	2960[A]	PHE
3	a	2960[B]	PHE
3	a	2963[A]	MET
3	a	2963[B]	MET
3	a	2965[A]	LEU
3	a	2965[B]	LEU
3	a	2968[A]	GLN
3	a	2968[B]	GLN
3	a	2973[A]	THR

Continued on next page...

Continued from previous page...

Mol	Chain	Res	Type
3	a	2973[B]	THR
3	a	2980[A]	HIS
3	a	2980[B]	HIS
3	a	2982[A]	MET
3	a	2982[B]	MET
3	a	2990[A]	ARG
3	a	2990[B]	ARG
3	a	2995[A]	GLN
3	a	2995[B]	GLN
3	a	2996[A]	MET
3	a	2996[B]	MET
3	a	3000[A]	LEU
3	a	3000[B]	LEU
3	a	3001[A]	LYS
3	a	3001[B]	LYS
3	a	3006[A]	LYS
3	a	3006[B]	LYS
3	a	3019[A]	HIS
3	a	3019[B]	HIS
3	a	3021[A]	LEU
3	a	3021[B]	LEU
3	a	3023[A]	ILE
3	a	3023[B]	ILE
3	a	3024[A]	LEU
3	a	3024[B]	LEU
3	a	3026[A]	THR
3	a	3026[B]	THR
3	a	3029[A]	LYS
3	a	3029[B]	LYS
3	a	3030[A]	ASN
3	a	3030[B]	ASN
3	a	3042[A]	ASP
3	a	3042[B]	ASP
3	a	3044[A]	LYS
3	a	3044[B]	LYS
3	a	3048[A]	ASP
3	a	3048[B]	ASP
3	a	3063[A]	SER
3	a	3063[B]	SER
3	a	3067[A]	ARG
3	a	3067[B]	ARG
3	a	3077[A]	ASP

Continued on next page...

Continued from previous page...

Mol	Chain	Res	Type
3	a	3077[B]	ASP
3	a	3081[A]	PHE
3	a	3081[B]	PHE
3	a	3107[A]	LEU
3	a	3107[B]	LEU
3	a	3110[A]	THR
3	a	3110[B]	THR
3	a	3111[A]	SER
3	a	3111[B]	SER
3	a	3115[A]	LEU
3	a	3115[B]	LEU
3	a	3123[A]	THR
3	a	3123[B]	THR
3	a	3131[A]	GLN
3	a	3131[B]	GLN
3	a	3133[A]	LEU
3	a	3133[B]	LEU
3	a	3134[A]	GLN
3	a	3134[B]	GLN
3	a	3135[A]	LYS
3	a	3135[B]	LYS
3	a	3139[A]	LEU
3	a	3139[B]	LEU
3	a	3141[A]	TYR
3	a	3141[B]	TYR
3	a	3147[A]	GLU
3	a	3147[B]	GLU
3	a	3151[A]	LEU
3	a	3151[B]	LEU
3	a	3156[A]	MET
3	a	3156[B]	MET
3	a	3159[A]	SER
3	a	3159[B]	SER
3	a	3160[A]	SER
3	a	3160[B]	SER
3	a	3161[A]	GLU
3	a	3161[B]	GLU
3	a	3162[A]	ASP
3	a	3162[B]	ASP
3	a	3163[A]	ASN
3	a	3163[B]	ASN
3	a	3169[A]	LYS

Continued on next page...

Continued from previous page...

Mol	Chain	Res	Type
3	a	3169[B]	LYS
3	a	3172[A]	SER
3	a	3172[B]	SER
3	a	3176[A]	LYS
3	a	3176[B]	LYS
3	a	3181[A]	GLN
3	a	3181[B]	GLN
3	a	3182[A]	GLN
3	a	3182[B]	GLN
3	a	3185[A]	TYR
3	a	3185[B]	TYR
3	a	3186[A]	GLU
3	a	3186[B]	GLU
3	a	3188[A]	ASP
3	a	3188[B]	ASP
3	a	3191[A]	ASN
3	a	3191[B]	ASN
3	a	3192[A]	PHE
3	a	3192[B]	PHE
3	a	3193[A]	HIS
3	a	3193[B]	HIS
3	a	3195[A]	MET
3	a	3195[B]	MET
3	a	3200[A]	LEU
3	a	3200[B]	LEU
3	a	3205[A]	LYS
3	a	3205[B]	LYS
3	a	3210[A]	LYS
3	a	3210[B]	LYS
3	a	3211[A]	ASP
3	a	3211[B]	ASP
3	a	3212[A]	ARG
3	a	3212[B]	ARG
3	a	3218[A]	LEU
3	a	3218[B]	LEU
3	a	3220[A]	ARG
3	a	3220[B]	ARG
3	a	3222[A]	ILE
3	a	3222[B]	ILE
3	a	3224[A]	GLN
3	a	3224[B]	GLN
3	a	3225[A]	SER

Continued on next page...

Continued from previous page...

Mol	Chain	Res	Type
3	a	3225[B]	SER
3	a	3230[A]	PHE
3	a	3230[B]	PHE
3	a	3244[A]	THR
3	a	3244[B]	THR
3	a	3251[A]	ASP
3	a	3251[B]	ASP
3	a	3260[A]	ARG
3	a	3260[B]	ARG
3	a	3264[A]	TYR
3	a	3264[B]	TYR
3	a	3267[A]	SER
3	a	3267[B]	SER
3	a	3268[A]	LYS
3	a	3268[B]	LYS
3	a	3271[A]	VAL
3	a	3271[B]	VAL
3	a	3272[A]	HIS
3	a	3272[B]	HIS
3	a	3274[A]	ARG
3	a	3274[B]	ARG
3	a	3276[A]	ASP
3	a	3276[B]	ASP
3	a	3278[A]	HIS
3	a	3278[B]	HIS
3	a	3279[A]	ASP
3	a	3279[B]	ASP
3	a	3283[A]	ILE
3	a	3283[B]	ILE
3	a	3284[A]	LYS
3	a	3284[B]	LYS
3	a	3286[A]	THR
3	a	3286[B]	THR
3	a	3287[A]	ILE
3	a	3287[B]	ILE
3	a	3288[A]	MET
3	a	3288[B]	MET
3	a	3293[A]	LYS
3	a	3293[B]	LYS
3	a	3297[A]	PRO
3	a	3297[B]	PRO
3	a	3302[A]	SER

Continued on next page...

Continued from previous page...

Mol	Chain	Res	Type
3	a	3302[B]	SER
3	a	3304[A]	THR
3	a	3304[B]	THR
3	a	3306[A]	LEU
3	a	3306[B]	LEU
3	a	3308[A]	LYS
3	a	3308[B]	LYS
1	b	2	LEU
1	b	17	ASN
1	b	19	GLN
1	b	26	GLN
1	b	35	GLN
1	b	53	SER
1	b	55	ILE
1	b	56	VAL
1	b	62	MET
1	b	67	MET
1	b	70	ARG
1	b	89	ILE
1	b	119	LYS
1	b	120	LYS
1	b	127	GLU
1	b	128	ILE
1	b	129	LYS
1	b	130	PHE
1	b	142	ARG
1	b	148	GLN
1	b	163	LEU
1	b	179	HIS
1	b	185	LEU
1	b	190	PHE
1	b	205	LEU
1	b	214	GLU
1	b	219	LEU
1	b	223	LEU
1	b	227	ARG
1	b	235	CYS
1	b	237	LEU
1	b	238	ASN
1	b	239	LEU
1	b	249	ARG
1	b	279	LEU

Continued on next page...

Continued from previous page...

Mol	Chain	Res	Type
1	b	281	LEU
1	b	289	LEU
1	b	329	ARG
1	b	354	PHE
1	b	371	LEU
1	b	376	ASN
1	b	384	THR
1	b	387	ASN
1	b	391	MET
1	b	407	GLN
1	b	411	ASP
1	b	420	SER
1	b	423	ARG
1	b	424	PHE
1	b	448	SER
1	b	456	GLN
1	b	474	LEU
1	b	476	ARG
1	b	494	VAL
1	b	516	TRP
1	b	520	PHE
1	b	527	LEU
1	b	561	ARG
1	b	564	ASP
1	b	572	SER
1	b	573	LYS
1	b	579	LEU
1	b	603	HIS
1	b	609	TRP
1	b	675	SER
1	b	687	SER
1	b	688	VAL
1	b	692	VAL
1	b	695	TYR
1	b	722	GLU
1	b	739	GLN
1	b	744	VAL
1	b	762	VAL
1	b	797	THR
1	b	819	ILE
1	b	821	ILE
1	b	830	ASN

Continued on next page...

Continued from previous page...

Mol	Chain	Res	Type
1	b	836	GLN
1	b	838	ARG
1	b	864	ASP
1	b	865	LYS
1	b	877	HIS
1	b	883	CYS
1	b	885	SER
1	b	901	THR
1	b	907	ARG
1	b	909	ILE
1	b	930	ASP
1	b	935	ILE
1	b	955	LYS
1	b	965	ASP
1	b	967	ILE
1	b	979	LEU
1	b	980	TYR
1	b	982	LYS
1	b	987	LYS
1	b	999	LEU
1	b	1001	GLN
1	b	1015	HIS
1	b	1017	HIS
1	b	1033	LEU
1	b	1053	TRP
1	b	1067	TYR
1	b	1068	ASN
1	b	1075	GLU
1	b	1082	SER
1	b	1118	THR
1	b	1157	VAL
1	b	1160	PHE
1	b	1167	ASP
1	b	1182	ASN
1	b	1183	GLU
1	b	1209	ASP
1	b	1221	THR
1	b	1224	GLU
1	b	1227	ASP
1	b	1230	LEU
1	b	1233	SER
1	b	1247	ARG

Continued on next page...

Continued from previous page...

Mol	Chain	Res	Type
1	b	1248	ARG
1	b	1258	ARG
1	b	1260	ARG
1	b	1266	PHE
1	b	1284	GLU
1	b	1286	ARG
1	b	1331	GLU
1	b	1368	ARG
1	b	1372	ILE
1	b	1381	LYS
1	b	1396	GLU
1	b	1401	ARG
1	b	1427	HIS
1	b	1430	ILE
1	b	1439	VAL
1	b	1441	SER
1	b	1494	ARG
1	b	1500	THR
1	b	1509	THR
1	b	1516	VAL
1	b	1563	LYS
1	b	1568	VAL
1	b	1578	ILE
1	b	1580	GLU
1	b	1581	GLU
1	b	1596	GLU
1	b	1598	GLU
1	b	1608	ARG
1	b	1620	LEU
1	b	1622	GLN
1	b	1632	LEU
1	b	1640	ILE
1	b	1642	GLN
2	c	2089	ARG
2	c	2131	LEU
2	c	2132	CYS
2	c	2145	LEU
2	c	2160	VAL
2	c	2166	LEU
2	c	2178	TRP
2	c	2180	TRP
2	c	2185	THR

Continued on next page...

Continued from previous page...

Mol	Chain	Res	Type
2	c	2203	ILE
2	c	2221	THR
2	c	2226	GLU
2	c	2234	GLN
2	c	2241	THR
2	c	2249	LEU
2	c	2255	ASP
2	c	2267	HIS
2	c	2270	ILE
2	c	2326	ILE
2	c	2327	GLU
2	c	2333	LEU
2	c	2344	LEU
2	c	2361	LYS
2	c	2373	MET
2	c	2406	SER
2	c	2452	GLN
2	c	2471	HIS
2	c	2480	LEU
2	c	2495	ASN
2	c	2497	GLU
2	c	2500	ILE
2	c	2507	ARG
2	c	2546	LEU
2	c	2548	CYS
2	c	2552	GLU
2	c	2556	TYR
2	c	2561	HIS
2	c	2565	THR
2	c	2572	VAL
2	c	2575	LEU
2	c	2579	GLU
2	c	2581	MET
2	c	2595	TRP
2	c	2597	MET
2	c	2608	ASP
2	c	2616	THR
2	c	2630	LYS
2	c	2631	TYR
2	c	2640	ILE
2	c	2649	GLU
2	c	2653	GLU

Continued on next page...

Continued from previous page...

Mol	Chain	Res	Type
2	c	2680	HIS
2	c	2683	ILE
2	c	2742	MET
2	c	2750	ILE
2	c	2758	THR
2	c	2763	SER
2	c	2769	PHE
2	c	2779	ASP
2	c	2782	ASN
2	c	2784	HIS
2	c	2786	MET
2	c	2809	LEU
2	c	2823	ILE
2	c	2828	ASP
2	c	2830	GLN
2	c	2848	PHE
2	c	2850	ARG
2	c	2855	ASP
2	c	2860	LEU
2	c	2870	LEU
2	c	2874	ASP
2	c	2879	LEU
2	c	2882	GLU
2	c	2891	LEU
2	c	2892	ASP
2	c	2898	LYS
2	c	2900	SER
2	c	2901	LEU
3	d	2929[A]	SER
3	d	2929[B]	SER
3	d	2930[A]	LEU
3	d	2930[B]	LEU
3	d	2931[A]	THR
3	d	2931[B]	THR
3	d	2933[A]	SER
3	d	2933[B]	SER
3	d	2935[A]	ILE
3	d	2935[B]	ILE
3	d	2942[A]	LEU
3	d	2942[B]	LEU
3	d	2946[A]	GLN
3	d	2946[B]	GLN

Continued on next page...

Continued from previous page...

Mol	Chain	Res	Type
3	d	2949[A]	LYS
3	d	2949[B]	LYS
3	d	2954[A]	TYR
3	d	2954[B]	TYR
3	d	2959[A]	SER
3	d	2959[B]	SER
3	d	2960[A]	PHE
3	d	2960[B]	PHE
3	d	2963[A]	MET
3	d	2963[B]	MET
3	d	2965[A]	LEU
3	d	2965[B]	LEU
3	d	2968[A]	GLN
3	d	2968[B]	GLN
3	d	2973[A]	THR
3	d	2973[B]	THR
3	d	2980[A]	HIS
3	d	2980[B]	HIS
3	d	2982[A]	MET
3	d	2982[B]	MET
3	d	2990[A]	ARG
3	d	2990[B]	ARG
3	d	2995[A]	GLN
3	d	2995[B]	GLN
3	d	2996[A]	MET
3	d	2996[B]	MET
3	d	3000[A]	LEU
3	d	3000[B]	LEU
3	d	3001[A]	LYS
3	d	3001[B]	LYS
3	d	3006[A]	LYS
3	d	3006[B]	LYS
3	d	3019[A]	HIS
3	d	3019[B]	HIS
3	d	3021[A]	LEU
3	d	3021[B]	LEU
3	d	3023[A]	ILE
3	d	3023[B]	ILE
3	d	3024[A]	LEU
3	d	3024[B]	LEU
3	d	3026[A]	THR
3	d	3026[B]	THR

Continued on next page...

Continued from previous page...

Mol	Chain	Res	Type
3	d	3029[A]	LYS
3	d	3029[B]	LYS
3	d	3030[A]	ASN
3	d	3030[B]	ASN
3	d	3042[A]	ASP
3	d	3042[B]	ASP
3	d	3044[A]	LYS
3	d	3044[B]	LYS
3	d	3048[A]	ASP
3	d	3048[B]	ASP
3	d	3063[A]	SER
3	d	3063[B]	SER
3	d	3067[A]	ARG
3	d	3067[B]	ARG
3	d	3077[A]	ASP
3	d	3077[B]	ASP
3	d	3081[A]	PHE
3	d	3081[B]	PHE
3	d	3107[A]	LEU
3	d	3107[B]	LEU
3	d	3110[A]	THR
3	d	3110[B]	THR
3	d	3111[A]	SER
3	d	3111[B]	SER
3	d	3115[A]	LEU
3	d	3115[B]	LEU
3	d	3123[A]	THR
3	d	3123[B]	THR
3	d	3131[A]	GLN
3	d	3131[B]	GLN
3	d	3133[A]	LEU
3	d	3133[B]	LEU
3	d	3134[A]	GLN
3	d	3134[B]	GLN
3	d	3135[A]	LYS
3	d	3135[B]	LYS
3	d	3139[A]	LEU
3	d	3139[B]	LEU
3	d	3141[A]	TYR
3	d	3141[B]	TYR
3	d	3147[A]	GLU
3	d	3147[B]	GLU

Continued on next page...

Continued from previous page...

Mol	Chain	Res	Type
3	d	3151[A]	LEU
3	d	3151[B]	LEU
3	d	3156[A]	MET
3	d	3156[B]	MET
3	d	3159[A]	SER
3	d	3159[B]	SER
3	d	3160[A]	SER
3	d	3160[B]	SER
3	d	3161[A]	GLU
3	d	3161[B]	GLU
3	d	3162[A]	ASP
3	d	3162[B]	ASP
3	d	3163[A]	ASN
3	d	3163[B]	ASN
3	d	3169[A]	LYS
3	d	3169[B]	LYS
3	d	3172[A]	SER
3	d	3172[B]	SER
3	d	3176[A]	LYS
3	d	3176[B]	LYS
3	d	3181[A]	GLN
3	d	3181[B]	GLN
3	d	3182[A]	GLN
3	d	3182[B]	GLN
3	d	3185[A]	TYR
3	d	3185[B]	TYR
3	d	3186[A]	GLU
3	d	3186[B]	GLU
3	d	3188[A]	ASP
3	d	3188[B]	ASP
3	d	3191[A]	ASN
3	d	3191[B]	ASN
3	d	3192[A]	PHE
3	d	3192[B]	PHE
3	d	3193[A]	HIS
3	d	3193[B]	HIS
3	d	3195[A]	MET
3	d	3195[B]	MET
3	d	3200[A]	LEU
3	d	3200[B]	LEU
3	d	3205[A]	LYS
3	d	3205[B]	LYS

Continued on next page...

Continued from previous page...

Mol	Chain	Res	Type
3	d	3210[A]	LYS
3	d	3210[B]	LYS
3	d	3211[A]	ASP
3	d	3211[B]	ASP
3	d	3212[A]	ARG
3	d	3212[B]	ARG
3	d	3218[A]	LEU
3	d	3218[B]	LEU
3	d	3220[A]	ARG
3	d	3220[B]	ARG
3	d	3222[A]	ILE
3	d	3222[B]	ILE
3	d	3224[A]	GLN
3	d	3224[B]	GLN
3	d	3225[A]	SER
3	d	3225[B]	SER
3	d	3230[A]	PHE
3	d	3230[B]	PHE
3	d	3244[A]	THR
3	d	3244[B]	THR
3	d	3251[A]	ASP
3	d	3251[B]	ASP
3	d	3260[A]	ARG
3	d	3260[B]	ARG
3	d	3264[A]	TYR
3	d	3264[B]	TYR
3	d	3267[A]	SER
3	d	3267[B]	SER
3	d	3268[A]	LYS
3	d	3268[B]	LYS
3	d	3271[A]	VAL
3	d	3271[B]	VAL
3	d	3272[A]	HIS
3	d	3272[B]	HIS
3	d	3274[A]	ARG
3	d	3274[B]	ARG
3	d	3276[A]	ASP
3	d	3276[B]	ASP
3	d	3278[A]	HIS
3	d	3278[B]	HIS
3	d	3279[A]	ASP
3	d	3279[B]	ASP

Continued on next page...

Continued from previous page...

Mol	Chain	Res	Type
3	d	3283[A]	ILE
3	d	3283[B]	ILE
3	d	3284[A]	LYS
3	d	3284[B]	LYS
3	d	3286[A]	THR
3	d	3286[B]	THR
3	d	3287[A]	ILE
3	d	3287[B]	ILE
3	d	3288[A]	MET
3	d	3288[B]	MET
3	d	3293[A]	LYS
3	d	3293[B]	LYS
3	d	3297[A]	PRO
3	d	3297[B]	PRO
3	d	3302[A]	SER
3	d	3302[B]	SER
3	d	3304[A]	THR
3	d	3304[B]	THR
3	d	3306[A]	LEU
3	d	3306[B]	LEU
3	d	3308[A]	LYS
3	d	3308[B]	LYS

Sometimes sidechains can be flipped to improve hydrogen bonding and reduce clashes. All (300) such sidechains are listed below:

Mol	Chain	Res	Type
1	A	19	GLN
1	A	35	GLN
1	A	100	GLN
1	A	106	GLN
1	A	121	ASN
1	A	151	GLN
1	A	180	ASN
1	A	238	ASN
1	A	376	ASN
1	A	497	GLN
1	A	636	GLN
1	A	696	GLN
1	A	779	HIS
1	A	836	GLN
1	A	871	GLN
1	A	877	HIS

Continued on next page...

Continued from previous page...

Mol	Chain	Res	Type
1	A	897	HIS
1	A	912	ASN
1	A	1001	GLN
1	A	1045	HIS
1	A	1366	ASN
1	A	1400	ASN
1	A	1548	GLN
1	A	1622	GLN
2	B	2210	ASN
2	B	2211	HIS
2	B	2240	GLN
2	B	2268	ASN
2	B	2297	HIS
2	B	2461	HIS
2	B	2780	HIS
2	B	2851	ASN
2	B	2894	ASN
1	D	19	GLN
1	D	100	GLN
1	D	192	HIS
1	D	241	HIS
1	D	340	GLN
1	D	353	ASN
1	D	482	HIS
1	D	570	GLN
1	D	636	GLN
1	D	645	GLN
1	D	679	ASN
1	D	696	GLN
1	D	836	GLN
1	D	904	HIS
1	D	1071	ASN
1	D	1140	ASN
1	D	1212	HIS
1	D	1242	ASN
1	D	1321	HIS
1	D	1400	ASN
1	D	1440	HIS
1	D	1460	ASN
1	D	1520	GLN
1	D	1582	ASN
1	D	1647	ASN

Continued on next page...

Continued from previous page...

Mol	Chain	Res	Type
2	E	2213	HIS
2	E	2283	ASN
2	E	2297	HIS
2	E	2412	GLN
2	E	2471	HIS
2	E	2495	ASN
2	E	2568	HIS
2	E	2651	GLN
2	E	2894	ASN
1	G	1	ASN
1	G	35	GLN
1	G	161	ASN
1	G	224	GLN
1	G	558	HIS
1	G	877	HIS
1	G	881	GLN
1	G	897	HIS
1	G	957	ASN
1	G	1045	HIS
1	G	1140	ASN
1	G	1182	ASN
1	G	1242	ASN
1	G	1280	GLN
1	G	1321	HIS
1	G	1457	HIS
1	G	1547	ASN
1	G	1642	GLN
2	H	2141	HIS
2	H	2230	HIS
2	H	2390	GLN
2	H	2471	HIS
2	H	2684	HIS
2	H	2782	ASN
2	H	2873	HIS
2	H	2894	ASN
1	J	121	ASN
1	J	145	GLN
1	J	148	GLN
1	J	151	GLN
1	J	161	ASN
1	J	192	HIS
1	J	216	HIS

Continued on next page...

Continued from previous page...

Mol	Chain	Res	Type
1	J	330	GLN
1	J	353	ASN
1	J	376	ASN
1	J	407	GLN
1	J	416	ASN
1	J	497	GLN
1	J	558	HIS
1	J	562	GLN
1	J	598	GLN
1	J	622	HIS
1	J	837	HIS
1	J	871	GLN
1	J	881	GLN
1	J	897	HIS
1	J	1001	GLN
1	J	1168	GLN
1	J	1182	ASN
1	J	1280	GLN
1	J	1400	ASN
1	J	1440	HIS
1	J	1457	HIS
1	J	1602	GLN
1	J	1625	HIS
1	J	1642	GLN
2	K	2240	GLN
2	K	2283	ASN
2	K	2343	ASN
2	K	2345	ASN
2	K	2359	ASN
2	K	2584	HIS
2	K	2741	GLN
2	K	2847	HIS
1	M	17	ASN
1	M	106	GLN
1	M	180	ASN
1	M	192	HIS
1	M	216	HIS
1	M	336	ASN
1	M	645	GLN
1	M	881	GLN
1	M	897	HIS
1	M	1001	GLN

Continued on next page...

Continued from previous page...

Mol	Chain	Res	Type
1	M	1068	ASN
1	M	1091	ASN
1	M	1168	GLN
1	M	1206	HIS
1	M	1280	GLN
1	M	1321	HIS
1	M	1457	HIS
1	M	1520	GLN
2	N	2098	GLN
2	N	2161	GLN
2	N	2230	HIS
2	N	2240	GLN
2	N	2297	HIS
2	N	2374	ASN
2	N	2495	ASN
2	N	2568	HIS
2	N	2798	GLN
1	P	100	GLN
1	P	151	GLN
1	P	180	ASN
1	P	192	HIS
1	P	353	ASN
1	P	407	GLN
1	P	416	ASN
1	P	622	HIS
1	P	679	ASN
1	P	836	GLN
1	P	897	HIS
1	P	957	ASN
1	P	1045	HIS
1	P	1140	ASN
1	P	1280	GLN
1	P	1321	HIS
1	P	1457	HIS
1	P	1520	GLN
1	P	1547	ASN
2	Q	2210	ASN
2	Q	2297	HIS
2	Q	2503	ASN
2	Q	2568	HIS
2	Q	2641	GLN
2	Q	2732	HIS

Continued on next page...

Continued from previous page...

Mol	Chain	Res	Type
2	Q	2873	HIS
1	S	241	HIS
1	S	340	GLN
1	S	353	ASN
1	S	394	GLN
1	S	497	GLN
1	S	562	GLN
1	S	622	HIS
1	S	830	ASN
1	S	871	GLN
1	S	897	HIS
1	S	957	ASN
1	S	1128	GLN
1	S	1366	ASN
1	S	1520	GLN
1	S	1647	ASN
2	T	2230	HIS
2	T	2240	GLN
2	T	2461	HIS
2	T	2741	GLN
1	V	17	ASN
1	V	19	GLN
1	V	78	GLN
1	V	121	ASN
1	V	180	ASN
1	V	260	ASN
1	V	360	HIS
1	V	570	GLN
1	V	622	HIS
1	V	679	ASN
1	V	837	HIS
1	V	871	GLN
1	V	897	HIS
1	V	957	ASN
1	V	1071	ASN
1	V	1140	ASN
1	V	1242	ASN
1	V	1400	ASN
1	V	1457	HIS
1	V	1520	GLN
1	V	1582	ASN
2	W	2210	ASN

Continued on next page...

Continued from previous page...

Mol	Chain	Res	Type
2	W	2211	HIS
2	W	2240	GLN
2	W	2297	HIS
2	W	2425	HIS
2	W	2568	HIS
2	W	2741	GLN
2	W	2784	HIS
2	W	2830	GLN
1	Y	305	ASN
1	Y	360	HIS
1	Y	570	GLN
1	Y	622	HIS
1	Y	679	ASN
1	Y	696	GLN
1	Y	836	GLN
1	Y	890	GLN
1	Y	897	HIS
1	Y	912	ASN
1	Y	920	ASN
1	Y	951	ASN
1	Y	957	ASN
1	Y	1001	GLN
1	Y	1057	GLN
1	Y	1091	ASN
1	Y	1140	ASN
1	Y	1206	HIS
1	Y	1299	GLN
1	Y	1406	HIS
1	Y	1440	HIS
1	Y	1457	HIS
1	Y	1510	ASN
1	Y	1585	ASN
1	Y	1621	ASN
1	Y	1642	GLN
2	Z	2134	ASN
2	Z	2141	HIS
2	Z	2284	HIS
2	Z	2297	HIS
2	Z	2309	GLN
2	Z	2312	GLN
2	Z	2561	HIS
2	Z	2568	HIS

Continued on next page...

Continued from previous page...

Mol	Chain	Res	Type
2	Z	2710	HIS
2	Z	2741	GLN
1	b	145	GLN
1	b	161	ASN
1	b	353	ASN
1	b	376	ASN
1	b	407	GLN
1	b	475	ASN
1	b	570	GLN
1	b	779	HIS
1	b	897	HIS
1	b	951	ASN
1	b	1045	HIS
1	b	1182	ASN
1	b	1242	ASN
1	b	1321	HIS
1	b	1400	ASN
1	b	1457	HIS
2	c	2146	HIS
2	c	2210	ASN
2	c	2211	HIS
2	c	2240	GLN
2	c	2297	HIS
2	c	2374	ASN
2	c	2390	GLN
2	c	2425	HIS
2	c	2495	ASN
2	c	2576	HIS
2	c	2780	HIS
2	c	2798	GLN
2	c	2847	HIS
2	c	2894	ASN

5.3.3 RNA [i](#)

There are no RNA molecules in this entry.

5.4 Non-standard residues in protein, DNA, RNA chains [i](#)

There are no non-standard protein/DNA/RNA residues in this entry.

5.5 Carbohydrates i

130 monosaccharides are modelled in this entry.

In the following table, the Counts columns list the number of bonds (or angles) for which Mogul statistics could be retrieved, the number of bonds (or angles) that are observed in the model and the number of bonds (or angles) that are defined in the Chemical Component Dictionary. The Link column lists molecule types, if any, to which the group is linked. The Z score for a bond length (or angle) is the number of standard deviations the observed value is removed from the expected value. A bond length (or angle) with $|Z| > 2$ is considered an outlier worth inspection. RMSZ is the root-mean-square of all Z scores of the bond lengths (or angles).

Mol	Type	Chain	Res	Link	Bond lengths			Bond angles		
					Counts	RMSZ	# Z > 2	Counts	RMSZ	# Z > 2
8	NAG	0	1	8,1	14,14,15	0.72	1 (7%)	17,19,21	1.49	2 (11%)
8	NAG	0	2	8	14,14,15	0.52	0	17,19,21	1.50	4 (23%)
8	BMA	0	3	8	11,11,12	0.22	0	15,15,17	1.90	4 (26%)
8	MAN	0	4	8	11,11,12	0.32	0	15,15,17	0.89	1 (6%)
4	NAG	1	1	1,4	14,14,15	0.44	0	17,19,21	1.03	1 (5%)
4	NAG	1	2	4	14,14,15	0.42	0	17,19,21	1.16	2 (11%)
4	NAG	2	1	2,4	14,14,15	1.05	1 (7%)	17,19,21	1.42	2 (11%)
4	NAG	2	2	4	14,14,15	0.31	0	17,19,21	0.73	0
6	NAG	3	1	1,6	14,14,15	0.96	1 (7%)	17,19,21	1.45	2 (11%)
6	NAG	3	2	6	14,14,15	0.40	0	17,19,21	0.77	0
6	BMA	3	3	6	11,11,12	0.26	0	15,15,17	0.62	0
4	NAG	4	1	1,4	14,14,15	0.72	1 (7%)	17,19,21	1.24	2 (11%)
4	NAG	4	2	4	14,14,15	0.41	0	17,19,21	1.19	2 (11%)
6	NAG	5	1	1,6	14,14,15	0.71	0	17,19,21	1.26	1 (5%)
6	NAG	5	2	6	14,14,15	0.31	0	17,19,21	1.00	1 (5%)
6	BMA	5	3	6	11,11,12	0.28	0	15,15,17	1.31	2 (13%)
4	NAG	6	1	1,4	14,14,15	0.90	1 (7%)	17,19,21	1.93	2 (11%)
4	NAG	6	2	4	14,14,15	0.41	0	17,19,21	1.16	2 (11%)
4	NAG	7	1	2,4	14,14,15	0.81	1 (7%)	17,19,21	1.49	2 (11%)
4	NAG	7	2	4	14,14,15	0.43	0	17,19,21	1.07	2 (11%)
4	NAG	8	1	1,4	14,14,15	0.94	1 (7%)	17,19,21	1.85	2 (11%)
4	NAG	8	2	4	14,14,15	0.38	0	17,19,21	0.69	1 (5%)
4	NAG	9	1	1,4	14,14,15	0.89	1 (7%)	17,19,21	1.51	3 (17%)
4	NAG	9	2	4	14,14,15	0.27	0	17,19,21	0.78	1 (5%)
5	NAG	AA	1	5,1	14,14,15	0.66	0	17,19,21	1.16	3 (17%)
5	NAG	AA	2	5	14,14,15	0.42	0	17,19,21	0.88	1 (5%)

Mol	Type	Chain	Res	Link	Bond lengths			Bond angles		
					Counts	RMSZ	# Z > 2	Counts	RMSZ	# Z > 2
5	BMA	AA	3	5	11,11,12	0.29	0	15,15,17	1.93	3 (20%)
5	MAN	AA	4	5	11,11,12	0.24	0	15,15,17	0.53	0
4	NAG	BA	1	1,4	14,14,15	0.71	0	17,19,21	1.37	3 (17%)
4	NAG	BA	2	4	14,14,15	0.57	0	17,19,21	1.10	1 (5%)
6	NAG	CA	1	2,6	14,14,15	1.04	1 (7%)	17,19,21	1.54	1 (5%)
6	NAG	CA	2	6	14,14,15	0.33	0	17,19,21	0.94	1 (5%)
6	BMA	CA	3	6	11,11,12	0.22	0	15,15,17	0.68	0
6	NAG	DA	1	1,6	14,14,15	0.76	1 (7%)	17,19,21	1.17	1 (5%)
6	NAG	DA	2	6	14,14,15	0.31	0	17,19,21	1.22	2 (11%)
6	BMA	DA	3	6	11,11,12	0.25	0	15,15,17	1.01	1 (6%)
6	NAG	EA	1	1,6	14,14,15	0.79	1 (7%)	17,19,21	1.35	2 (11%)
6	NAG	EA	2	6	14,14,15	0.37	0	17,19,21	2.26	4 (23%)
6	BMA	EA	3	6	11,11,12	0.23	0	15,15,17	0.78	0
5	NAG	FA	1	5,1	14,14,15	0.78	1 (7%)	17,19,21	1.36	2 (11%)
5	NAG	FA	2	5	14,14,15	0.48	0	17,19,21	0.90	1 (5%)
5	BMA	FA	3	5	11,11,12	0.61	0	15,15,17	1.41	2 (13%)
5	MAN	FA	4	5	11,11,12	0.21	0	15,15,17	1.29	2 (13%)
6	NAG	GA	1	1,6	14,14,15	0.71	0	17,19,21	1.32	1 (5%)
6	NAG	GA	2	6	14,14,15	0.42	0	17,19,21	1.16	2 (11%)
6	BMA	GA	3	6	11,11,12	0.31	0	15,15,17	1.09	2 (13%)
4	NAG	HA	1	2,4	14,14,15	0.68	0	17,19,21	1.23	2 (11%)
4	NAG	HA	2	4	14,14,15	0.30	0	17,19,21	0.61	0
4	NAG	IA	1	1,4	14,14,15	0.80	1 (7%)	17,19,21	1.50	2 (11%)
4	NAG	IA	2	4	14,14,15	0.54	0	17,19,21	0.92	1 (5%)
4	NAG	JA	1	1,4	14,14,15	0.82	1 (7%)	17,19,21	1.23	1 (5%)
4	NAG	JA	2	4	14,14,15	0.35	0	17,19,21	0.75	0
5	NAG	KA	1	5,1	14,14,15	0.72	0	17,19,21	1.86	5 (29%)
5	NAG	KA	2	5	14,14,15	0.37	0	17,19,21	1.30	2 (11%)
5	BMA	KA	3	5	11,11,12	0.29	0	15,15,17	1.45	1 (6%)
5	MAN	KA	4	5	11,11,12	0.42	0	15,15,17	1.92	3 (20%)
6	NAG	LA	1	1,6	14,14,15	0.98	1 (7%)	17,19,21	2.35	4 (23%)
6	NAG	LA	2	6	14,14,15	0.46	0	17,19,21	1.16	2 (11%)
6	BMA	LA	3	6	11,11,12	0.22	0	15,15,17	0.79	1 (6%)
4	NAG	MA	1	2,4	14,14,15	0.99	1 (7%)	17,19,21	2.38	3 (17%)
4	NAG	MA	2	4	14,14,15	0.32	0	17,19,21	1.69	3 (17%)
6	NAG	NA	1	1,6	14,14,15	0.72	1 (7%)	17,19,21	1.02	1 (5%)

Mol	Type	Chain	Res	Link	Bond lengths			Bond angles		
					Counts	RMSZ	# Z > 2	Counts	RMSZ	# Z > 2
6	NAG	NA	2	6	14,14,15	0.37	0	17,19,21	0.84	0
6	BMA	NA	3	6	11,11,12	0.25	0	15,15,17	0.95	1 (6%)
4	NAG	OA	1	1,4	14,14,15	1.17	1 (7%)	17,19,21	1.59	2 (11%)
4	NAG	OA	2	4	14,14,15	0.55	0	17,19,21	0.98	1 (5%)
5	NAG	PA	1	5,1	14,14,15	0.66	0	17,19,21	1.13	1 (5%)
5	NAG	PA	2	5	14,14,15	0.37	0	17,19,21	0.98	1 (5%)
5	BMA	PA	3	5	11,11,12	0.61	0	15,15,17	2.27	4 (26%)
5	MAN	PA	4	5	11,11,12	0.27	0	15,15,17	0.90	1 (6%)
4	NAG	QA	1	1,4	14,14,15	0.57	0	17,19,21	2.49	5 (29%)
4	NAG	QA	2	4	14,14,15	0.24	0	17,19,21	0.69	0
4	NAG	RA	1	2,4	14,14,15	1.13	1 (7%)	17,19,21	2.16	4 (23%)
4	NAG	RA	2	4	14,14,15	0.45	0	17,19,21	0.72	0
4	NAG	e	1	1,4	14,14,15	0.60	0	17,19,21	1.67	4 (23%)
4	NAG	e	2	4	14,14,15	0.34	0	17,19,21	0.52	0
4	NAG	f	1	1,4	14,14,15	0.90	1 (7%)	17,19,21	1.42	2 (11%)
4	NAG	f	2	4	14,14,15	0.24	0	17,19,21	1.01	1 (5%)
5	NAG	g	1	5,1	14,14,15	0.60	0	17,19,21	1.51	2 (11%)
5	NAG	g	2	5	14,14,15	0.50	0	17,19,21	1.05	0
5	BMA	g	3	5	11,11,12	0.49	0	15,15,17	2.19	4 (26%)
5	MAN	g	4	5	11,11,12	0.24	0	15,15,17	0.73	0
6	NAG	h	1	1,6	14,14,15	0.62	0	17,19,21	1.14	2 (11%)
6	NAG	h	2	6	14,14,15	0.57	0	17,19,21	1.09	1 (5%)
6	BMA	h	3	6	11,11,12	0.26	0	15,15,17	1.15	2 (13%)
4	NAG	i	1	2,4	14,14,15	1.06	1 (7%)	17,19,21	1.23	2 (11%)
4	NAG	i	2	4	14,14,15	0.42	0	17,19,21	0.86	0
4	NAG	j	1	1,4	14,14,15	1.00	1 (7%)	17,19,21	1.65	2 (11%)
4	NAG	j	2	4	14,14,15	0.49	0	17,19,21	1.36	3 (17%)
6	NAG	k	1	1,6	14,14,15	0.78	1 (7%)	17,19,21	1.10	1 (5%)
6	NAG	k	2	6	14,14,15	0.27	0	17,19,21	0.66	1 (5%)
6	BMA	k	3	6	11,11,12	0.25	0	15,15,17	0.53	0
5	NAG	l	1	5,1	14,14,15	0.69	0	17,19,21	1.21	1 (5%)
5	NAG	l	2	5	14,14,15	0.27	0	17,19,21	0.61	0
5	BMA	l	3	5	11,11,12	0.27	0	15,15,17	0.83	0
5	MAN	l	4	5	11,11,12	0.27	0	15,15,17	0.99	1 (6%)
4	NAG	m	1	1,4	14,14,15	0.40	0	17,19,21	0.97	1 (5%)
4	NAG	m	2	4	14,14,15	0.36	0	17,19,21	0.91	1 (5%)
4	NAG	n	1	2,4	14,14,15	0.53	0	17,19,21	1.57	3 (17%)

Mol	Type	Chain	Res	Link	Bond lengths			Bond angles		
					Counts	RMSZ	# Z > 2	Counts	RMSZ	# Z > 2
4	NAG	n	2	4	14,14,15	0.38	0	17,19,21	0.99	1 (5%)
4	NAG	o	1	1,4	14,14,15	0.58	0	17,19,21	1.00	1 (5%)
4	NAG	o	2	4	14,14,15	0.43	0	17,19,21	1.13	2 (11%)
4	NAG	p	1	4	14,14,15	0.89	1 (7%)	17,19,21	1.94	4 (23%)
4	NAG	p	2	4	14,14,15	0.30	0	17,19,21	0.67	0
4	NAG	q	1	1,4	14,14,15	0.56	0	17,19,21	1.18	2 (11%)
4	NAG	q	2	4	14,14,15	0.51	0	17,19,21	0.87	1 (5%)
6	NAG	r	1	1,6	14,14,15	0.69	0	17,19,21	1.73	4 (23%)
6	NAG	r	2	6	14,14,15	0.58	0	17,19,21	1.02	0
6	BMA	r	3	6	11,11,12	0.23	0	15,15,17	0.63	0
4	NAG	s	1	2,4	14,14,15	0.80	1 (7%)	17,19,21	1.22	2 (11%)
4	NAG	s	2	4	14,14,15	0.34	0	17,19,21	0.77	0
4	NAG	t	1	1,4	14,14,15	0.64	0	17,19,21	1.50	3 (17%)
4	NAG	t	2	4	14,14,15	0.31	0	17,19,21	0.54	0
4	NAG	u	1	1,4	14,14,15	0.83	1 (7%)	17,19,21	1.64	3 (17%)
4	NAG	u	2	4	14,14,15	0.32	0	17,19,21	0.85	1 (5%)
4	NAG	v	1	1,4	14,14,15	0.58	0	17,19,21	1.11	1 (5%)
4	NAG	v	2	4	14,14,15	0.36	0	17,19,21	0.93	1 (5%)
6	NAG	w	1	1,6	14,14,15	0.71	1 (7%)	17,19,21	1.90	4 (23%)
6	NAG	w	2	6	14,14,15	0.42	0	17,19,21	1.17	1 (5%)
6	BMA	w	3	6	11,11,12	0.30	0	15,15,17	0.84	1 (6%)
4	NAG	x	1	2,4	14,14,15	0.50	0	17,19,21	0.91	0
4	NAG	x	2	4	14,14,15	0.48	0	17,19,21	1.03	1 (5%)
6	NAG	y	1	1,6	14,14,15	0.86	1 (7%)	17,19,21	1.18	1 (5%)
6	NAG	y	2	6	14,14,15	0.35	0	17,19,21	1.92	4 (23%)
6	BMA	y	3	6	11,11,12	0.22	0	15,15,17	1.24	2 (13%)
7	NAG	z	1	1,7	14,14,15	1.07	1 (7%)	17,19,21	2.10	3 (17%)
7	NAG	z	2	7	14,14,15	0.58	0	17,19,21	1.58	3 (17%)
7	BMA	z	3	7	11,11,12	0.45	0	15,15,17	2.58	5 (33%)
7	MAN	z	4	7	11,11,12	0.42	0	15,15,17	1.98	4 (26%)
7	MAN	z	5	7	11,11,12	0.22	0	15,15,17	0.63	0

In the following table, the Chirals column lists the number of chiral outliers, the number of chiral centers analysed, the number of these observed in the model and the number defined in the Chemical Component Dictionary. Similar counts are reported in the Torsion and Rings columns. '-' means no outliers of that kind were identified.

Mol	Type	Chain	Res	Link	Chirals	Torsions	Rings
8	NAG	0	1	8,1	-	2/6/23/26	0/1/1/1
8	NAG	0	2	8	-	2/6/23/26	0/1/1/1
8	BMA	0	3	8	-	0/2/19/22	0/1/1/1
8	MAN	0	4	8	-	0/2/19/22	0/1/1/1
4	NAG	1	1	1,4	-	2/6/23/26	0/1/1/1
4	NAG	1	2	4	-	0/6/23/26	0/1/1/1
4	NAG	2	1	2,4	-	2/6/23/26	0/1/1/1
4	NAG	2	2	4	-	0/6/23/26	0/1/1/1
6	NAG	3	1	1,6	-	4/6/23/26	0/1/1/1
6	NAG	3	2	6	-	0/6/23/26	0/1/1/1
6	BMA	3	3	6	-	2/2/19/22	0/1/1/1
4	NAG	4	1	1,4	-	5/6/23/26	0/1/1/1
4	NAG	4	2	4	-	4/6/23/26	0/1/1/1
6	NAG	5	1	1,6	-	2/6/23/26	0/1/1/1
6	NAG	5	2	6	-	2/6/23/26	0/1/1/1
6	BMA	5	3	6	-	2/2/19/22	0/1/1/1
4	NAG	6	1	1,4	-	2/6/23/26	0/1/1/1
4	NAG	6	2	4	-	0/6/23/26	0/1/1/1
4	NAG	7	1	2,4	-	4/6/23/26	0/1/1/1
4	NAG	7	2	4	-	4/6/23/26	0/1/1/1
4	NAG	8	1	1,4	-	4/6/23/26	0/1/1/1
4	NAG	8	2	4	-	0/6/23/26	0/1/1/1
4	NAG	9	1	1,4	-	2/6/23/26	0/1/1/1
4	NAG	9	2	4	-	0/6/23/26	0/1/1/1
5	NAG	AA	1	5,1	-	4/6/23/26	0/1/1/1
5	NAG	AA	2	5	-	4/6/23/26	0/1/1/1
5	BMA	AA	3	5	-	0/2/19/22	0/1/1/1
5	MAN	AA	4	5	-	0/2/19/22	0/1/1/1
4	NAG	BA	1	1,4	-	5/6/23/26	0/1/1/1
4	NAG	BA	2	4	-	4/6/23/26	0/1/1/1
6	NAG	CA	1	2,6	-	0/6/23/26	0/1/1/1
6	NAG	CA	2	6	-	0/6/23/26	0/1/1/1
6	BMA	CA	3	6	-	0/2/19/22	0/1/1/1
6	NAG	DA	1	1,6	-	2/6/23/26	0/1/1/1
6	NAG	DA	2	6	-	0/6/23/26	0/1/1/1
6	BMA	DA	3	6	-	0/2/19/22	0/1/1/1
6	NAG	EA	1	1,6	-	2/6/23/26	0/1/1/1
6	NAG	EA	2	6	-	0/6/23/26	0/1/1/1

Continued on next page...

Continued from previous page...

Mol	Type	Chain	Res	Link	Chirals	Torsions	Rings
6	BMA	EA	3	6	-	0/2/19/22	0/1/1/1
5	NAG	FA	1	5,1	-	2/6/23/26	0/1/1/1
5	NAG	FA	2	5	-	0/6/23/26	0/1/1/1
5	BMA	FA	3	5	-	0/2/19/22	0/1/1/1
5	MAN	FA	4	5	-	0/2/19/22	0/1/1/1
6	NAG	GA	1	1,6	-	5/6/23/26	0/1/1/1
6	NAG	GA	2	6	-	0/6/23/26	0/1/1/1
6	BMA	GA	3	6	-	0/2/19/22	0/1/1/1
4	NAG	HA	1	2,4	-	6/6/23/26	0/1/1/1
4	NAG	HA	2	4	-	0/6/23/26	0/1/1/1
4	NAG	IA	1	1,4	-	4/6/23/26	0/1/1/1
4	NAG	IA	2	4	-	4/6/23/26	0/1/1/1
4	NAG	JA	1	1,4	-	2/6/23/26	0/1/1/1
4	NAG	JA	2	4	-	4/6/23/26	0/1/1/1
5	NAG	KA	1	5,1	-	4/6/23/26	0/1/1/1
5	NAG	KA	2	5	-	0/6/23/26	0/1/1/1
5	BMA	KA	3	5	-	0/2/19/22	0/1/1/1
5	MAN	KA	4	5	-	0/2/19/22	0/1/1/1
6	NAG	LA	1	1,6	-	4/6/23/26	0/1/1/1
6	NAG	LA	2	6	-	2/6/23/26	0/1/1/1
6	BMA	LA	3	6	-	0/2/19/22	0/1/1/1
4	NAG	MA	1	2,4	-	4/6/23/26	0/1/1/1
4	NAG	MA	2	4	-	1/6/23/26	0/1/1/1
6	NAG	NA	1	1,6	-	4/6/23/26	0/1/1/1
6	NAG	NA	2	6	-	4/6/23/26	0/1/1/1
6	BMA	NA	3	6	-	0/2/19/22	0/1/1/1
4	NAG	OA	1	1,4	-	6/6/23/26	0/1/1/1
4	NAG	OA	2	4	-	3/6/23/26	0/1/1/1
5	NAG	PA	1	5,1	-	2/6/23/26	0/1/1/1
5	NAG	PA	2	5	-	0/6/23/26	0/1/1/1
5	BMA	PA	3	5	-	0/2/19/22	0/1/1/1
5	MAN	PA	4	5	-	0/2/19/22	0/1/1/1
4	NAG	QA	1	1,4	-	0/6/23/26	0/1/1/1
4	NAG	QA	2	4	-	0/6/23/26	0/1/1/1
4	NAG	RA	1	2,4	-	4/6/23/26	0/1/1/1
4	NAG	RA	2	4	-	2/6/23/26	0/1/1/1
4	NAG	e	1	1,4	-	2/6/23/26	0/1/1/1
4	NAG	e	2	4	-	0/6/23/26	0/1/1/1

Continued on next page...

Continued from previous page...

Mol	Type	Chain	Res	Link	Chirals	Torsions	Rings
4	NAG	f	1	1,4	-	3/6/23/26	0/1/1/1
4	NAG	f	2	4	-	0/6/23/26	0/1/1/1
5	NAG	g	1	5,1	-	2/6/23/26	0/1/1/1
5	NAG	g	2	5	-	3/6/23/26	0/1/1/1
5	BMA	g	3	5	-	2/2/19/22	0/1/1/1
5	MAN	g	4	5	-	0/2/19/22	0/1/1/1
6	NAG	h	1	1,6	-	3/6/23/26	0/1/1/1
6	NAG	h	2	6	-	0/6/23/26	0/1/1/1
6	BMA	h	3	6	-	0/2/19/22	0/1/1/1
4	NAG	i	1	2,4	-	6/6/23/26	0/1/1/1
4	NAG	i	2	4	-	0/6/23/26	0/1/1/1
4	NAG	j	1	1,4	-	5/6/23/26	0/1/1/1
4	NAG	j	2	4	-	6/6/23/26	0/1/1/1
6	NAG	k	1	1,6	-	6/6/23/26	0/1/1/1
6	NAG	k	2	6	-	0/6/23/26	0/1/1/1
6	BMA	k	3	6	-	0/2/19/22	0/1/1/1
5	NAG	l	1	5,1	-	2/6/23/26	0/1/1/1
5	NAG	l	2	5	-	0/6/23/26	0/1/1/1
5	BMA	l	3	5	-	0/2/19/22	0/1/1/1
5	MAN	l	4	5	-	0/2/19/22	0/1/1/1
4	NAG	m	1	1,4	-	4/6/23/26	0/1/1/1
4	NAG	m	2	4	-	6/6/23/26	0/1/1/1
4	NAG	n	1	2,4	-	4/6/23/26	0/1/1/1
4	NAG	n	2	4	-	0/6/23/26	0/1/1/1
4	NAG	o	1	1,4	-	4/6/23/26	0/1/1/1
4	NAG	o	2	4	-	1/6/23/26	0/1/1/1
4	NAG	p	1	4	-	2/6/23/26	0/1/1/1
4	NAG	p	2	4	-	0/6/23/26	0/1/1/1
4	NAG	q	1	1,4	-	3/6/23/26	0/1/1/1
4	NAG	q	2	4	-	4/6/23/26	0/1/1/1
6	NAG	r	1	1,6	-	4/6/23/26	0/1/1/1
6	NAG	r	2	6	-	4/6/23/26	0/1/1/1
6	BMA	r	3	6	-	0/2/19/22	0/1/1/1
4	NAG	s	1	2,4	-	4/6/23/26	0/1/1/1
4	NAG	s	2	4	-	4/6/23/26	0/1/1/1
4	NAG	t	1	1,4	-	2/6/23/26	0/1/1/1
4	NAG	t	2	4	-	0/6/23/26	0/1/1/1

Continued on next page...

Continued from previous page...

Mol	Type	Chain	Res	Link	Chirals	Torsions	Rings
4	NAG	u	1	1,4	-	4/6/23/26	0/1/1/1
4	NAG	u	2	4	-	0/6/23/26	0/1/1/1
4	NAG	v	1	1,4	-	2/6/23/26	0/1/1/1
4	NAG	v	2	4	-	2/6/23/26	0/1/1/1
6	NAG	w	1	1,6	-	4/6/23/26	0/1/1/1
6	NAG	w	2	6	-	0/6/23/26	0/1/1/1
6	BMA	w	3	6	-	0/2/19/22	0/1/1/1
4	NAG	x	1	2,4	-	3/6/23/26	0/1/1/1
4	NAG	x	2	4	-	0/6/23/26	0/1/1/1
6	NAG	y	1	1,6	-	2/6/23/26	0/1/1/1
6	NAG	y	2	6	-	0/6/23/26	0/1/1/1
6	BMA	y	3	6	-	0/2/19/22	0/1/1/1
7	NAG	z	1	1,7	-	0/6/23/26	0/1/1/1
7	NAG	z	2	7	-	0/6/23/26	0/1/1/1
7	BMA	z	3	7	-	2/2/19/22	0/1/1/1
7	MAN	z	4	7	-	1/2/19/22	0/1/1/1
7	MAN	z	5	7	-	1/2/19/22	0/1/1/1

All (29) bond length outliers are listed below:

Mol	Chain	Res	Type	Atoms	Z	Observed(Å)	Ideal(Å)
4	OA	1	NAG	C1-C2	4.08	1.58	1.52
4	2	1	NAG	C1-C2	3.75	1.57	1.52
4	i	1	NAG	C1-C2	3.72	1.57	1.52
4	RA	1	NAG	C1-C2	3.70	1.57	1.52
7	z	1	NAG	C1-C2	3.65	1.57	1.52
6	CA	1	NAG	C1-C2	3.53	1.57	1.52
4	j	1	NAG	C1-C2	3.44	1.57	1.52
6	3	1	NAG	C1-C2	3.35	1.57	1.52
6	LA	1	NAG	C1-C2	3.27	1.57	1.52
4	MA	1	NAG	C1-C2	3.15	1.57	1.52
4	f	1	NAG	C1-C2	3.12	1.57	1.52
4	9	1	NAG	C1-C2	2.97	1.56	1.52
4	6	1	NAG	C1-C2	2.95	1.56	1.52
4	p	1	NAG	C1-C2	2.84	1.56	1.52
6	k	1	NAG	C1-C2	2.75	1.56	1.52
4	8	1	NAG	C1-C2	2.70	1.56	1.52
4	u	1	NAG	C1-C2	2.66	1.56	1.52
4	s	1	NAG	C1-C2	2.61	1.56	1.52
6	y	1	NAG	C1-C2	2.58	1.56	1.52
6	EA	1	NAG	C1-C2	2.39	1.55	1.52

Continued on next page...

Continued from previous page...

Mol	Chain	Res	Type	Atoms	Z	Observed(Å)	Ideal(Å)
4	7	1	NAG	C1-C2	2.33	1.55	1.52
4	IA	1	NAG	C1-C2	2.25	1.55	1.52
5	FA	1	NAG	C1-C2	2.25	1.55	1.52
6	NA	1	NAG	C1-C2	2.15	1.55	1.52
4	4	1	NAG	C1-C2	2.12	1.55	1.52
6	w	1	NAG	C1-C2	2.11	1.55	1.52
6	DA	1	NAG	C1-C2	2.06	1.55	1.52
8	0	1	NAG	C1-C2	2.05	1.55	1.52
4	JA	1	NAG	C1-C2	2.02	1.55	1.52

All (216) bond angle outliers are listed below:

Mol	Chain	Res	Type	Atoms	Z	Observed(°)	Ideal(°)
6	LA	1	NAG	C1-O5-C5	8.01	123.04	112.19
4	MA	1	NAG	C1-O5-C5	7.93	122.94	112.19
4	RA	1	NAG	C1-O5-C5	7.38	122.19	112.19
4	QA	1	NAG	C2-N2-C7	-7.33	112.46	122.90
7	z	1	NAG	C1-O5-C5	7.09	121.79	112.19
7	z	3	BMA	C1-O5-C5	6.82	121.43	112.19
4	6	1	NAG	C1-O5-C5	6.33	120.76	112.19
6	EA	2	NAG	C1-O5-C5	6.26	120.68	112.19
5	g	3	BMA	C1-C2-C3	6.03	117.08	109.67
4	8	1	NAG	C1-O5-C5	5.88	120.16	112.19
5	PA	3	BMA	C1-C2-C3	5.85	116.85	109.67
4	j	1	NAG	C1-O5-C5	5.52	119.67	112.19
5	KA	1	NAG	C1-O5-C5	5.35	119.44	112.19
6	CA	1	NAG	C1-O5-C5	5.25	119.31	112.19
7	z	3	BMA	C2-C3-C4	-5.25	101.81	110.89
5	AA	3	BMA	C1-C2-C3	5.00	115.81	109.67
4	MA	2	NAG	C2-N2-C7	4.89	129.87	122.90
6	y	2	NAG	O4-C4-C3	-4.85	99.14	110.35
4	OA	1	NAG	C1-O5-C5	4.75	118.63	112.19
8	0	3	BMA	C1-O5-C5	4.75	118.63	112.19
8	0	1	NAG	C1-O5-C5	4.60	118.42	112.19
4	p	1	NAG	C1-O5-C5	4.59	118.41	112.19
6	EA	2	NAG	O4-C4-C3	-4.57	99.78	110.35
4	u	1	NAG	C1-O5-C5	4.52	118.32	112.19
5	KA	4	MAN	C1-C2-C3	4.48	115.18	109.67
4	QA	1	NAG	O5-C5-C6	4.45	114.18	107.20
7	z	4	MAN	C1-O5-C5	4.41	118.17	112.19
6	r	1	NAG	C1-O5-C5	4.34	118.08	112.19
5	KA	4	MAN	C1-O5-C5	4.29	118.01	112.19

Continued on next page...

Continued from previous page...

Mol	Chain	Res	Type	Atoms	Z	Observed(°)	Ideal(°)
4	7	1	NAG	C1-O5-C5	4.25	117.95	112.19
6	w	1	NAG	O4-C4-C3	4.23	120.13	110.35
4	9	1	NAG	O5-C5-C6	4.23	113.83	107.20
6	y	2	NAG	C1-O5-C5	4.21	117.89	112.19
5	KA	2	NAG	C1-O5-C5	4.20	117.89	112.19
5	AA	3	BMA	O3-C3-C2	-4.11	102.13	109.99
4	2	1	NAG	C1-O5-C5	4.08	117.72	112.19
7	z	2	NAG	C1-O5-C5	4.05	117.68	112.19
5	KA	3	BMA	C1-C2-C3	3.98	114.55	109.67
5	g	1	NAG	C1-O5-C5	3.86	117.42	112.19
5	g	1	NAG	O5-C1-C2	-3.83	105.23	111.29
5	FA	1	NAG	C1-O5-C5	3.83	117.38	112.19
6	w	1	NAG	C1-O5-C5	3.81	117.35	112.19
5	g	3	BMA	C1-O5-C5	3.78	117.31	112.19
4	MA	1	NAG	C2-N2-C7	-3.77	117.54	122.90
4	f	1	NAG	C1-O5-C5	3.76	117.29	112.19
4	t	1	NAG	C1-O5-C5	3.74	117.26	112.19
4	IA	1	NAG	C1-O5-C5	3.73	117.24	112.19
6	w	1	NAG	C3-C4-C5	-3.67	103.69	110.24
6	EA	2	NAG	O5-C5-C6	-3.66	101.47	107.20
7	z	4	MAN	C1-C2-C3	3.62	114.12	109.67
6	3	1	NAG	O4-C4-C3	-3.60	102.03	110.35
4	QA	1	NAG	C6-C5-C4	-3.58	104.63	113.00
6	y	2	NAG	O4-C4-C5	3.57	118.16	109.30
6	5	3	BMA	C1-O5-C5	3.51	116.95	112.19
6	GA	1	NAG	C1-O5-C5	3.47	116.89	112.19
4	s	1	NAG	C2-N2-C7	-3.46	117.98	122.90
5	FA	3	BMA	C1-C2-C3	3.43	113.89	109.67
4	e	1	NAG	C2-N2-C7	-3.43	118.02	122.90
6	5	1	NAG	C1-O5-C5	3.40	116.80	112.19
4	e	1	NAG	O4-C4-C3	-3.40	102.50	110.35
4	n	1	NAG	O4-C4-C3	-3.32	102.67	110.35
6	DA	2	NAG	O4-C4-C3	-3.31	102.69	110.35
4	j	2	NAG	C2-N2-C7	-3.30	118.20	122.90
8	0	2	NAG	O5-C1-C2	-3.29	106.09	111.29
4	p	1	NAG	C4-C3-C2	3.28	115.83	111.02
7	z	4	MAN	C3-C4-C5	3.25	116.05	110.24
6	h	1	NAG	C1-O5-C5	3.24	116.59	112.19
4	p	1	NAG	O5-C1-C2	-3.22	106.20	111.29
4	n	1	NAG	C2-N2-C7	-3.21	118.33	122.90
4	6	1	NAG	C3-C4-C5	-3.20	104.53	110.24
6	3	1	NAG	C1-O5-C5	3.19	116.51	112.19

Continued on next page...

Continued from previous page...

Mol	Chain	Res	Type	Atoms	Z	Observed(°)	Ideal(°)
4	HA	1	NAG	C2-N2-C7	-3.18	118.38	122.90
5	PA	3	BMA	C1-O5-C5	3.17	116.48	112.19
4	u	1	NAG	C2-N2-C7	-3.14	118.43	122.90
7	z	2	NAG	C4-C3-C2	-3.13	106.43	111.02
6	DA	2	NAG	C1-O5-C5	3.12	116.42	112.19
4	IA	1	NAG	C2-N2-C7	-3.11	118.47	122.90
4	v	1	NAG	C1-O5-C5	3.11	116.41	112.19
6	r	1	NAG	C4-C3-C2	-3.11	106.46	111.02
4	t	1	NAG	C2-N2-C7	-3.11	118.47	122.90
7	z	1	NAG	C3-C4-C5	-3.09	104.73	110.24
8	0	3	BMA	C1-C2-C3	-3.09	105.87	109.67
5	PA	3	BMA	C2-C3-C4	3.07	116.22	110.89
6	EA	1	NAG	C1-O5-C5	3.04	116.32	112.19
7	z	3	BMA	C1-C2-C3	3.04	113.40	109.67
4	q	1	NAG	O5-C1-C2	-3.02	106.53	111.29
5	KA	4	MAN	O5-C1-C2	3.01	115.42	110.77
6	CA	2	NAG	C1-O5-C5	3.01	116.27	112.19
4	f	2	NAG	C1-O5-C5	2.99	116.25	112.19
6	r	1	NAG	C2-N2-C7	-2.99	118.65	122.90
5	FA	4	MAN	O5-C1-C2	-2.98	106.16	110.77
6	h	2	NAG	O5-C1-C2	-2.98	106.59	111.29
5	PA	3	BMA	C3-C4-C5	2.97	115.53	110.24
6	LA	1	NAG	C3-C4-C5	-2.96	104.96	110.24
4	JA	1	NAG	C4-C3-C2	2.95	115.35	111.02
6	y	3	BMA	C1-C2-C3	2.94	113.28	109.67
7	z	2	NAG	O4-C4-C5	2.93	116.58	109.30
8	0	2	NAG	C1-O5-C5	2.93	116.16	112.19
6	5	2	NAG	O5-C1-C2	-2.89	106.73	111.29
4	i	1	NAG	C1-O5-C5	2.88	116.10	112.19
4	8	1	NAG	C2-N2-C7	-2.84	118.85	122.90
4	RA	1	NAG	C2-N2-C7	-2.84	118.85	122.90
5	KA	1	NAG	C2-N2-C7	-2.82	118.88	122.90
6	EA	2	NAG	O4-C4-C5	2.81	116.27	109.30
5	FA	2	NAG	C1-O5-C5	2.80	115.98	112.19
4	o	2	NAG	C1-O5-C5	-2.78	108.42	112.19
8	0	3	BMA	O5-C1-C2	-2.78	106.48	110.77
5	PA	2	NAG	O4-C4-C5	-2.75	102.46	109.30
5	l	1	NAG	O5-C1-C2	-2.75	106.94	111.29
4	x	2	NAG	C1-O5-C5	2.75	115.91	112.19
7	z	3	BMA	C6-C5-C4	-2.74	106.59	113.00
4	e	1	NAG	C1-O5-C5	2.71	115.86	112.19
4	n	1	NAG	O5-C1-C2	-2.69	107.04	111.29

Continued on next page...

Continued from previous page...

Mol	Chain	Res	Type	Atoms	Z	Observed(°)	Ideal(°)
6	y	1	NAG	C1-O5-C5	2.67	115.80	112.19
5	KA	1	NAG	O5-C1-C2	-2.66	107.09	111.29
6	LA	1	NAG	C4-C3-C2	2.65	114.91	111.02
5	AA	1	NAG	C1-O5-C5	2.64	115.76	112.19
5	FA	1	NAG	O5-C1-C2	-2.63	107.13	111.29
4	OA	2	NAG	O5-C1-C2	-2.63	107.14	111.29
6	y	3	BMA	C1-O5-C5	2.61	115.73	112.19
7	z	3	BMA	O5-C5-C4	2.61	117.17	110.83
7	z	4	MAN	C6-C5-C4	-2.61	106.90	113.00
4	4	1	NAG	O4-C4-C3	-2.59	104.37	110.35
8	0	2	NAG	C2-N2-C7	-2.56	119.26	122.90
8	0	4	MAN	C1-O5-C5	-2.55	108.73	112.19
4	BA	1	NAG	C4-C3-C2	2.55	114.75	111.02
5	l	4	MAN	C1-C2-C3	2.54	112.79	109.67
6	GA	3	BMA	O5-C1-C2	-2.54	106.85	110.77
8	0	3	BMA	C6-C5-C4	-2.53	107.08	113.00
5	g	3	BMA	O3-C3-C2	-2.52	105.16	109.99
6	DA	3	BMA	C1-C2-C3	2.47	112.70	109.67
6	EA	1	NAG	O5-C1-C2	-2.46	107.41	111.29
4	MA	2	NAG	O7-C7-N2	2.45	126.45	121.95
6	DA	1	NAG	O4-C4-C3	-2.45	104.69	110.35
6	h	3	BMA	C1-C2-C3	2.44	112.67	109.67
6	5	3	BMA	C1-C2-C3	2.44	112.66	109.67
4	e	1	NAG	C4-C3-C2	2.43	114.59	111.02
5	KA	2	NAG	O4-C4-C3	-2.43	104.72	110.35
6	h	3	BMA	C1-O5-C5	2.43	115.48	112.19
6	LA	3	BMA	O5-C5-C6	2.43	111.01	107.20
4	MA	1	NAG	C3-C4-C5	-2.42	105.93	110.24
4	t	1	NAG	O4-C4-C3	-2.42	104.76	110.35
4	o	2	NAG	O5-C5-C6	2.40	110.97	107.20
5	AA	2	NAG	O5-C1-C2	-2.40	107.50	111.29
6	GA	3	BMA	O5-C5-C6	2.39	110.95	107.20
4	9	2	NAG	C1-O5-C5	2.35	115.38	112.19
4	p	1	NAG	O5-C5-C6	-2.35	103.52	107.20
4	2	1	NAG	C3-C4-C5	-2.35	106.05	110.24
4	j	1	NAG	C3-C4-C5	-2.34	106.06	110.24
4	7	2	NAG	C2-N2-C7	-2.34	119.57	122.90
6	w	2	NAG	C8-C7-N2	2.34	120.05	116.10
6	w	3	BMA	O5-C5-C6	2.33	110.86	107.20
4	i	1	NAG	C4-C3-C2	-2.32	107.62	111.02
5	AA	1	NAG	O5-C1-C2	-2.31	107.64	111.29
4	OA	1	NAG	O5-C1-C2	-2.30	107.65	111.29

Continued on next page...

Continued from previous page...

Mol	Chain	Res	Type	Atoms	Z	Observed(°)	Ideal(°)
4	1	2	NAG	C8-C7-N2	2.30	119.99	116.10
4	6	2	NAG	C8-C7-N2	2.30	119.99	116.10
6	NA	3	BMA	C1-O5-C5	-2.30	109.08	112.19
4	q	1	NAG	C2-N2-C7	-2.29	119.64	122.90
5	PA	4	MAN	O5-C5-C6	2.29	110.80	107.20
4	4	2	NAG	C1-C2-N2	-2.29	106.57	110.49
5	FA	3	BMA	C3-C4-C5	2.28	114.31	110.24
5	g	3	BMA	O3-C3-C4	2.28	115.62	110.35
6	LA	2	NAG	O4-C4-C3	-2.27	105.10	110.35
4	7	1	NAG	C3-C4-C5	-2.27	106.19	110.24
4	m	2	NAG	C1-O5-C5	2.26	115.26	112.19
6	GA	2	NAG	C8-C7-N2	2.26	119.92	116.10
4	1	1	NAG	C1-O5-C5	2.24	115.23	112.19
8	0	1	NAG	C3-C4-C5	-2.24	106.24	110.24
4	4	1	NAG	O5-C1-C2	-2.24	107.75	111.29
7	z	1	NAG	C4-C3-C2	2.23	114.28	111.02
8	0	2	NAG	C3-C4-C5	-2.23	106.27	110.24
4	MA	2	NAG	C1-C2-N2	-2.22	106.70	110.49
6	LA	1	NAG	C2-N2-C7	-2.21	119.75	122.90
5	PA	1	NAG	O5-C1-C2	-2.21	107.80	111.29
4	v	2	NAG	C2-N2-C7	-2.20	119.77	122.90
5	AA	3	BMA	C1-O5-C5	2.20	115.17	112.19
4	n	2	NAG	C1-O5-C5	-2.19	109.23	112.19
6	y	2	NAG	O5-C5-C6	-2.18	103.78	107.20
4	u	1	NAG	C3-C4-C5	-2.18	106.35	110.24
5	AA	1	NAG	C2-N2-C7	-2.18	119.81	122.90
5	KA	1	NAG	C3-C4-C5	-2.17	106.36	110.24
4	7	2	NAG	C1-O5-C5	2.16	115.12	112.19
4	4	2	NAG	O5-C5-C4	-2.16	105.58	110.83
4	j	2	NAG	C4-C3-C2	-2.15	107.87	111.02
4	q	2	NAG	C1-C2-N2	-2.15	106.82	110.49
4	BA	1	NAG	O5-C1-C2	-2.14	107.91	111.29
4	BA	2	NAG	C1-C2-N2	-2.12	106.86	110.49
6	LA	2	NAG	C2-N2-C7	-2.12	119.88	122.90
4	QA	1	NAG	O5-C5-C4	2.11	115.97	110.83
4	9	1	NAG	C1-O5-C5	2.10	115.04	112.19
4	HA	1	NAG	O5-C5-C6	2.10	110.50	107.20
4	9	1	NAG	C3-C4-C5	-2.10	106.50	110.24
6	k	2	NAG	C1-O5-C5	2.09	115.02	112.19
4	f	1	NAG	C3-C4-C5	-2.08	106.53	110.24
4	o	1	NAG	C2-N2-C7	-2.08	119.94	122.90
4	QA	1	NAG	O4-C4-C3	-2.08	105.55	110.35

Continued on next page...

Continued from previous page...

Mol	Chain	Res	Type	Atoms	Z	Observed(°)	Ideal(°)
5	FA	4	MAN	C2-C3-C4	-2.08	107.30	110.89
6	GA	2	NAG	C2-N2-C7	-2.07	119.96	122.90
4	6	2	NAG	C2-N2-C7	-2.06	119.97	122.90
4	u	2	NAG	O5-C5-C6	2.06	110.43	107.20
4	IA	2	NAG	C2-N2-C7	-2.05	119.98	122.90
4	BA	1	NAG	O4-C4-C3	2.05	115.08	110.35
5	KA	1	NAG	O4-C4-C3	-2.04	105.62	110.35
6	w	1	NAG	C2-N2-C7	-2.04	120.00	122.90
6	k	1	NAG	C1-O5-C5	2.04	114.95	112.19
6	h	1	NAG	O5-C5-C4	2.03	115.77	110.83
4	8	2	NAG	C1-O5-C5	2.03	114.94	112.19
6	NA	1	NAG	C4-C3-C2	2.03	113.99	111.02
4	j	2	NAG	C1-O5-C5	2.02	114.93	112.19
4	m	1	NAG	O5-C1-C2	-2.02	108.10	111.29
4	RA	1	NAG	C6-C5-C4	-2.02	108.28	113.00
6	r	1	NAG	C3-C4-C5	-2.02	106.64	110.24
4	RA	1	NAG	C3-C4-C5	-2.01	106.64	110.24
4	1	2	NAG	C2-N2-C7	-2.01	120.05	122.90
4	s	1	NAG	C4-C3-C2	-2.00	108.08	111.02

There are no chirality outliers.

All (240) torsion outliers are listed below:

Mol	Chain	Res	Type	Atoms
4	e	1	NAG	C8-C7-N2-C2
4	e	1	NAG	O7-C7-N2-C2
4	j	1	NAG	C3-C2-N2-C7
4	j	1	NAG	C8-C7-N2-C2
4	j	1	NAG	O7-C7-N2-C2
4	m	2	NAG	C1-C2-N2-C7
4	n	1	NAG	C8-C7-N2-C2
4	n	1	NAG	O7-C7-N2-C2
4	o	1	NAG	O7-C7-N2-C2
4	q	2	NAG	C3-C2-N2-C7
4	q	2	NAG	C8-C7-N2-C2
4	q	2	NAG	O7-C7-N2-C2
4	t	1	NAG	C8-C7-N2-C2
4	t	1	NAG	O7-C7-N2-C2
4	u	1	NAG	C8-C7-N2-C2
4	u	1	NAG	O7-C7-N2-C2
4	2	1	NAG	C3-C2-N2-C7
4	4	2	NAG	C8-C7-N2-C2

Continued on next page...

Continued from previous page...

Mol	Chain	Res	Type	Atoms
4	4	2	NAG	O7-C7-N2-C2
4	7	1	NAG	O7-C7-N2-C2
4	BA	1	NAG	C3-C2-N2-C7
4	BA	1	NAG	C8-C7-N2-C2
4	BA	1	NAG	O7-C7-N2-C2
4	IA	1	NAG	C8-C7-N2-C2
4	IA	1	NAG	O7-C7-N2-C2
4	JA	2	NAG	C3-C2-N2-C7
4	MA	1	NAG	C8-C7-N2-C2
4	MA	1	NAG	O7-C7-N2-C2
4	MA	2	NAG	C3-C2-N2-C7
4	OA	1	NAG	C3-C2-N2-C7
4	OA	1	NAG	O7-C7-N2-C2
4	OA	2	NAG	C3-C2-N2-C7
6	k	1	NAG	C8-C7-N2-C2
6	k	1	NAG	O7-C7-N2-C2
6	w	1	NAG	C8-C7-N2-C2
6	w	1	NAG	O7-C7-N2-C2
6	LA	2	NAG	C3-C2-N2-C7
6	NA	1	NAG	C3-C2-N2-C7
6	NA	1	NAG	C8-C7-N2-C2
6	NA	1	NAG	O7-C7-N2-C2
6	NA	2	NAG	C8-C7-N2-C2
6	NA	2	NAG	O7-C7-N2-C2
4	j	2	NAG	C8-C7-N2-C2
4	o	1	NAG	C8-C7-N2-C2
4	7	1	NAG	C8-C7-N2-C2
4	7	2	NAG	C8-C7-N2-C2
4	7	2	NAG	O7-C7-N2-C2
4	OA	1	NAG	C8-C7-N2-C2
5	AA	1	NAG	C8-C7-N2-C2
5	AA	1	NAG	O7-C7-N2-C2
6	r	1	NAG	C8-C7-N2-C2
6	r	1	NAG	O7-C7-N2-C2
6	r	2	NAG	C8-C7-N2-C2
6	r	2	NAG	O7-C7-N2-C2
4	i	1	NAG	O5-C5-C6-O6
4	x	1	NAG	O5-C5-C6-O6
4	u	1	NAG	O5-C5-C6-O6
4	8	1	NAG	O5-C5-C6-O6
4	HA	1	NAG	O5-C5-C6-O6
6	k	1	NAG	O5-C5-C6-O6

Continued on next page...

Continued from previous page...

Mol	Chain	Res	Type	Atoms
6	y	1	NAG	O5-C5-C6-O6
6	5	3	BMA	O5-C5-C6-O6
5	g	3	BMA	C4-C5-C6-O6
4	j	1	NAG	O5-C5-C6-O6
4	j	2	NAG	O5-C5-C6-O6
4	s	2	NAG	O5-C5-C6-O6
4	BA	2	NAG	O5-C5-C6-O6
4	JA	1	NAG	O5-C5-C6-O6
4	MA	1	NAG	O5-C5-C6-O6
4	OA	1	NAG	O5-C5-C6-O6
4	RA	1	NAG	O5-C5-C6-O6
6	3	1	NAG	O5-C5-C6-O6
6	5	1	NAG	O5-C5-C6-O6
6	EA	1	NAG	O5-C5-C6-O6
8	0	1	NAG	O5-C5-C6-O6
4	j	2	NAG	O7-C7-N2-C2
4	m	2	NAG	C8-C7-N2-C2
5	KA	1	NAG	C8-C7-N2-C2
5	KA	1	NAG	O7-C7-N2-C2
6	DA	1	NAG	C8-C7-N2-C2
6	LA	1	NAG	C8-C7-N2-C2
8	0	2	NAG	C8-C7-N2-C2
4	o	1	NAG	O5-C5-C6-O6
4	p	1	NAG	O5-C5-C6-O6
4	7	1	NAG	O5-C5-C6-O6
4	IA	1	NAG	O5-C5-C6-O6
5	l	1	NAG	O5-C5-C6-O6
6	LA	1	NAG	O5-C5-C6-O6
4	u	1	NAG	C4-C5-C6-O6
4	BA	2	NAG	C4-C5-C6-O6
4	JA	1	NAG	C4-C5-C6-O6
4	n	1	NAG	O5-C5-C6-O6
4	4	1	NAG	O5-C5-C6-O6
5	FA	1	NAG	O5-C5-C6-O6
4	x	1	NAG	C4-C5-C6-O6
4	OA	1	NAG	C4-C5-C6-O6
6	y	1	NAG	C4-C5-C6-O6
8	0	1	NAG	C4-C5-C6-O6
4	f	1	NAG	O5-C5-C6-O6
4	v	2	NAG	O5-C5-C6-O6
4	p	1	NAG	C4-C5-C6-O6
4	7	1	NAG	C4-C5-C6-O6

Continued on next page...

Continued from previous page...

Mol	Chain	Res	Type	Atoms
4	HA	1	NAG	C4-C5-C6-O6
6	k	1	NAG	C4-C5-C6-O6
6	5	1	NAG	C4-C5-C6-O6
4	4	2	NAG	O5-C5-C6-O6
6	GA	1	NAG	O5-C5-C6-O6
4	i	1	NAG	C4-C5-C6-O6
4	m	2	NAG	O7-C7-N2-C2
4	HA	1	NAG	C8-C7-N2-C2
6	DA	1	NAG	O7-C7-N2-C2
6	LA	1	NAG	O7-C7-N2-C2
8	0	2	NAG	O7-C7-N2-C2
4	JA	2	NAG	O5-C5-C6-O6
5	KA	1	NAG	O5-C5-C6-O6
6	r	1	NAG	O5-C5-C6-O6
4	j	2	NAG	C4-C5-C6-O6
4	IA	1	NAG	C4-C5-C6-O6
6	LA	1	NAG	C4-C5-C6-O6
4	f	1	NAG	C1-C2-N2-C7
6	h	1	NAG	C1-C2-N2-C7
6	NA	2	NAG	C1-C2-N2-C7
5	g	3	BMA	O5-C5-C6-O6
7	z	3	BMA	C4-C5-C6-O6
4	f	1	NAG	C4-C5-C6-O6
4	o	1	NAG	C4-C5-C6-O6
4	s	1	NAG	C4-C5-C6-O6
4	m	2	NAG	O5-C5-C6-O6
5	PA	1	NAG	C4-C5-C6-O6
4	IA	2	NAG	O5-C5-C6-O6
5	PA	1	NAG	O5-C5-C6-O6
4	v	2	NAG	C4-C5-C6-O6
4	4	1	NAG	C4-C5-C6-O6
4	4	2	NAG	C4-C5-C6-O6
5	FA	1	NAG	C4-C5-C6-O6
6	5	3	BMA	C4-C5-C6-O6
6	r	2	NAG	O5-C5-C6-O6
4	8	1	NAG	C4-C5-C6-O6
4	RA	1	NAG	C4-C5-C6-O6
5	l	1	NAG	C4-C5-C6-O6
5	KA	1	NAG	C4-C5-C6-O6
4	s	1	NAG	C8-C7-N2-C2
4	BA	2	NAG	C8-C7-N2-C2
4	HA	1	NAG	O7-C7-N2-C2

Continued on next page...

Continued from previous page...

Mol	Chain	Res	Type	Atoms
6	GA	1	NAG	C8-C7-N2-C2
4	j	1	NAG	C4-C5-C6-O6
4	MA	1	NAG	C4-C5-C6-O6
6	EA	1	NAG	C4-C5-C6-O6
4	RA	2	NAG	O5-C5-C6-O6
4	n	1	NAG	C4-C5-C6-O6
4	q	1	NAG	O5-C5-C6-O6
4	m	2	NAG	C4-C5-C6-O6
4	IA	2	NAG	C4-C5-C6-O6
4	JA	2	NAG	C4-C5-C6-O6
6	r	2	NAG	C4-C5-C6-O6
6	3	1	NAG	C4-C5-C6-O6
5	AA	2	NAG	O5-C5-C6-O6
4	s	2	NAG	C4-C5-C6-O6
6	GA	1	NAG	C4-C5-C6-O6
6	3	1	NAG	C1-C2-N2-C7
6	GA	1	NAG	C1-C2-N2-C7
4	1	1	NAG	C4-C5-C6-O6
6	GA	1	NAG	O7-C7-N2-C2
6	5	2	NAG	O5-C5-C6-O6
6	5	2	NAG	C4-C5-C6-O6
4	v	1	NAG	O5-C5-C6-O6
4	s	1	NAG	O5-C5-C6-O6
4	s	1	NAG	O7-C7-N2-C2
4	4	1	NAG	C8-C7-N2-C2
4	8	1	NAG	C8-C7-N2-C2
4	BA	2	NAG	O7-C7-N2-C2
4	BA	1	NAG	C4-C5-C6-O6
5	g	2	NAG	C4-C5-C6-O6
4	m	1	NAG	O5-C5-C6-O6
6	k	1	NAG	C1-C2-N2-C7
4	i	1	NAG	C8-C7-N2-C2
6	3	3	BMA	O5-C5-C6-O6
4	1	1	NAG	O5-C5-C6-O6
7	z	3	BMA	O5-C5-C6-O6
5	g	2	NAG	O5-C5-C6-O6
4	j	2	NAG	C1-C2-N2-C7
4	s	2	NAG	C1-C2-N2-C7
4	q	1	NAG	C4-C5-C6-O6
5	g	1	NAG	O5-C5-C6-O6
4	4	1	NAG	O7-C7-N2-C2
5	AA	1	NAG	O5-C5-C6-O6

Continued on next page...

Continued from previous page...

Mol	Chain	Res	Type	Atoms
4	i	1	NAG	C1-C2-N2-C7
4	OA	1	NAG	C1-C2-N2-C7
4	8	1	NAG	O7-C7-N2-C2
4	OA	2	NAG	O5-C5-C6-O6
4	q	2	NAG	O5-C5-C6-O6
5	AA	2	NAG	C4-C5-C6-O6
4	OA	2	NAG	C4-C5-C6-O6
7	z	5	MAN	O5-C5-C6-O6
6	w	1	NAG	O5-C5-C6-O6
4	2	1	NAG	C1-C2-N2-C7
4	i	1	NAG	C3-C2-N2-C7
4	s	2	NAG	C3-C2-N2-C7
4	x	1	NAG	C3-C2-N2-C7
6	NA	2	NAG	C3-C2-N2-C7
5	g	1	NAG	C4-C5-C6-O6
4	i	1	NAG	O7-C7-N2-C2
4	HA	1	NAG	C1-C2-N2-C7
5	AA	2	NAG	C8-C7-N2-C2
4	9	1	NAG	C4-C5-C6-O6
4	v	1	NAG	C4-C5-C6-O6
4	JA	2	NAG	C1-C2-N2-C7
5	AA	1	NAG	C4-C5-C6-O6
4	7	2	NAG	C4-C5-C6-O6
6	h	1	NAG	C4-C5-C6-O6
5	AA	2	NAG	O7-C7-N2-C2
7	z	4	MAN	O5-C5-C6-O6
4	BA	1	NAG	O5-C5-C6-O6
4	j	2	NAG	C3-C2-N2-C7
4	m	2	NAG	C3-C2-N2-C7
4	4	1	NAG	C3-C2-N2-C7
4	HA	1	NAG	C3-C2-N2-C7
5	g	2	NAG	C3-C2-N2-C7
6	h	1	NAG	C3-C2-N2-C7
6	k	1	NAG	C3-C2-N2-C7
4	RA	2	NAG	C4-C5-C6-O6
4	m	1	NAG	C4-C5-C6-O6
6	w	1	NAG	C4-C5-C6-O6
4	6	1	NAG	O5-C5-C6-O6
6	LA	2	NAG	C1-C2-N2-C7
4	m	1	NAG	C8-C7-N2-C2
4	RA	1	NAG	C8-C7-N2-C2
6	NA	1	NAG	C1-C2-N2-C7

Continued on next page...

Continued from previous page...

Mol	Chain	Res	Type	Atoms
6	r	1	NAG	C4-C5-C6-O6
4	q	1	NAG	C8-C7-N2-C2
4	IA	2	NAG	C8-C7-N2-C2
4	9	1	NAG	O5-C5-C6-O6
6	3	3	BMA	C4-C5-C6-O6
4	6	1	NAG	C4-C5-C6-O6
4	7	2	NAG	O5-C5-C6-O6
4	m	1	NAG	O7-C7-N2-C2
4	RA	1	NAG	O7-C7-N2-C2
6	3	1	NAG	C3-C2-N2-C7
4	IA	2	NAG	O7-C7-N2-C2
4	o	2	NAG	C8-C7-N2-C2

There are no ring outliers.

48 monomers are involved in 74 short contacts:

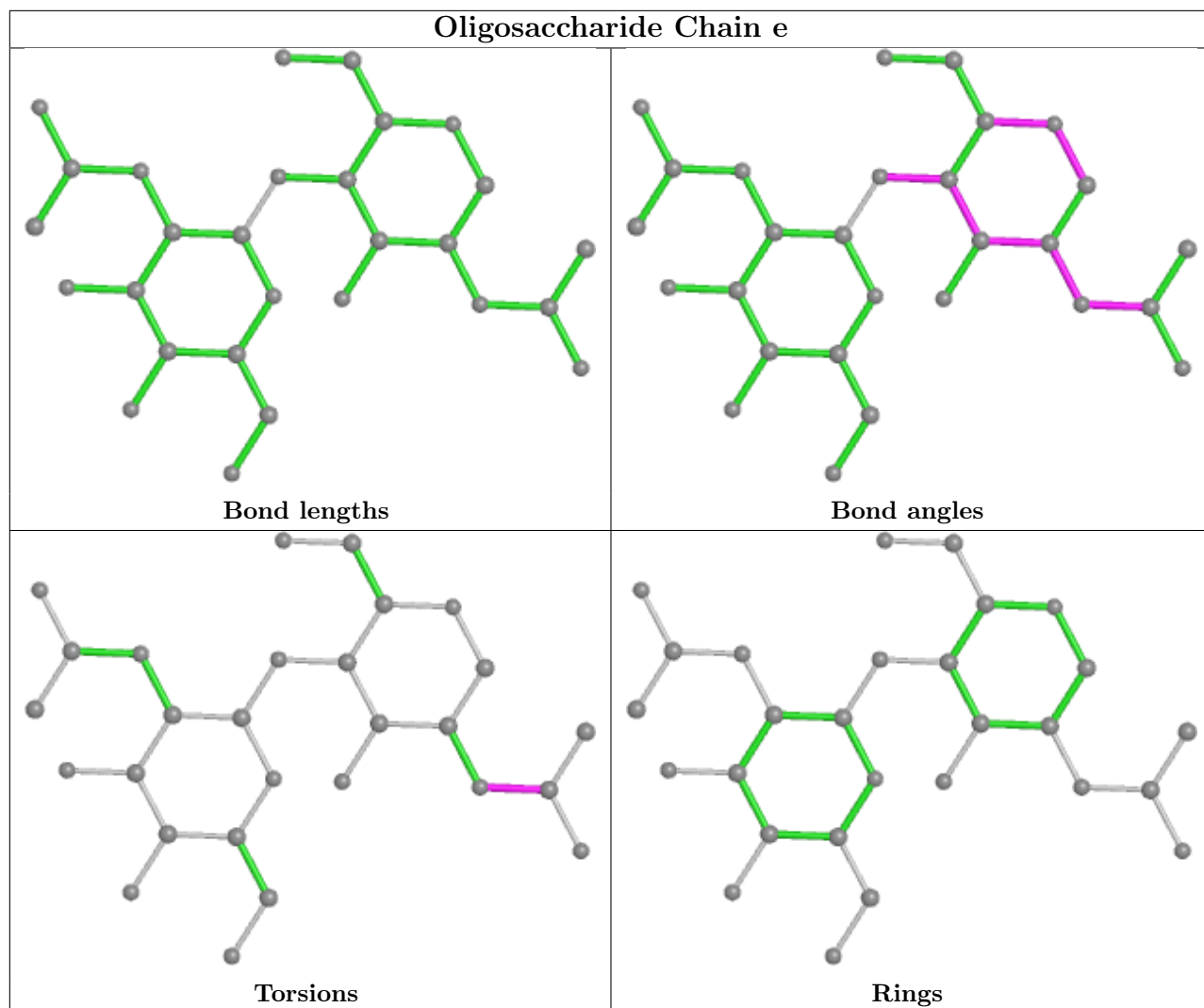
Mol	Chain	Res	Type	Clashes	Symm-Clashes
6	DA	2	NAG	2	0
5	FA	2	NAG	1	0
4	9	2	NAG	1	0
4	9	1	NAG	2	0
4	OA	1	NAG	1	0
6	5	2	NAG	2	0
6	LA	3	BMA	1	0
4	HA	2	NAG	2	0
6	LA	1	NAG	3	0
4	HA	1	NAG	4	0
4	1	1	NAG	1	0
4	MA	2	NAG	5	0
4	BA	1	NAG	3	0
6	3	1	NAG	3	0
6	NA	2	NAG	2	0
8	0	1	NAG	6	0
8	0	3	BMA	1	0
5	PA	2	NAG	1	0
8	0	2	NAG	8	0
5	KA	1	NAG	1	0
5	FA	1	NAG	1	0
6	GA	1	NAG	7	0
6	5	1	NAG	1	0
4	6	1	NAG	1	0
5	FA	3	BMA	1	0

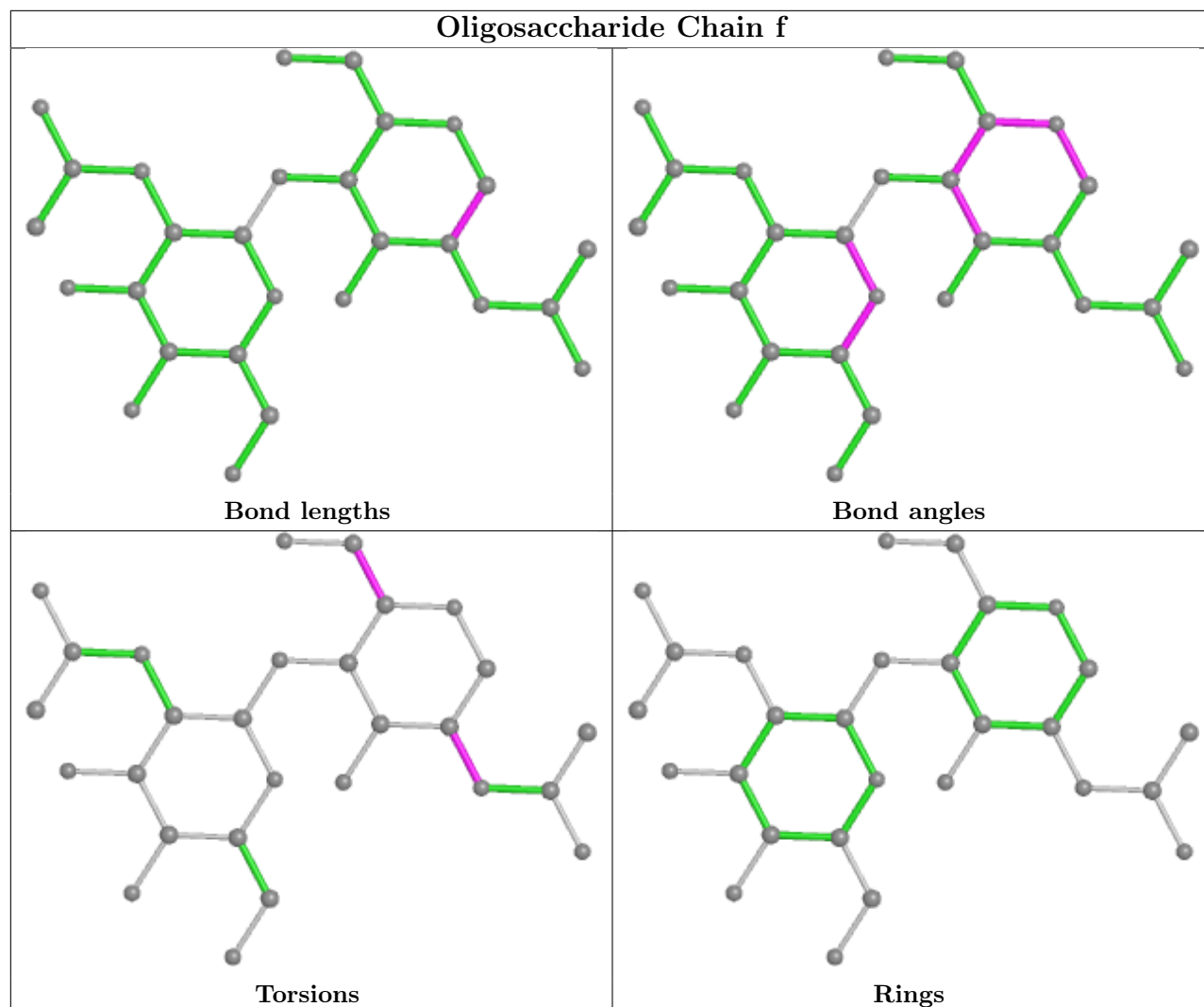
Continued on next page...

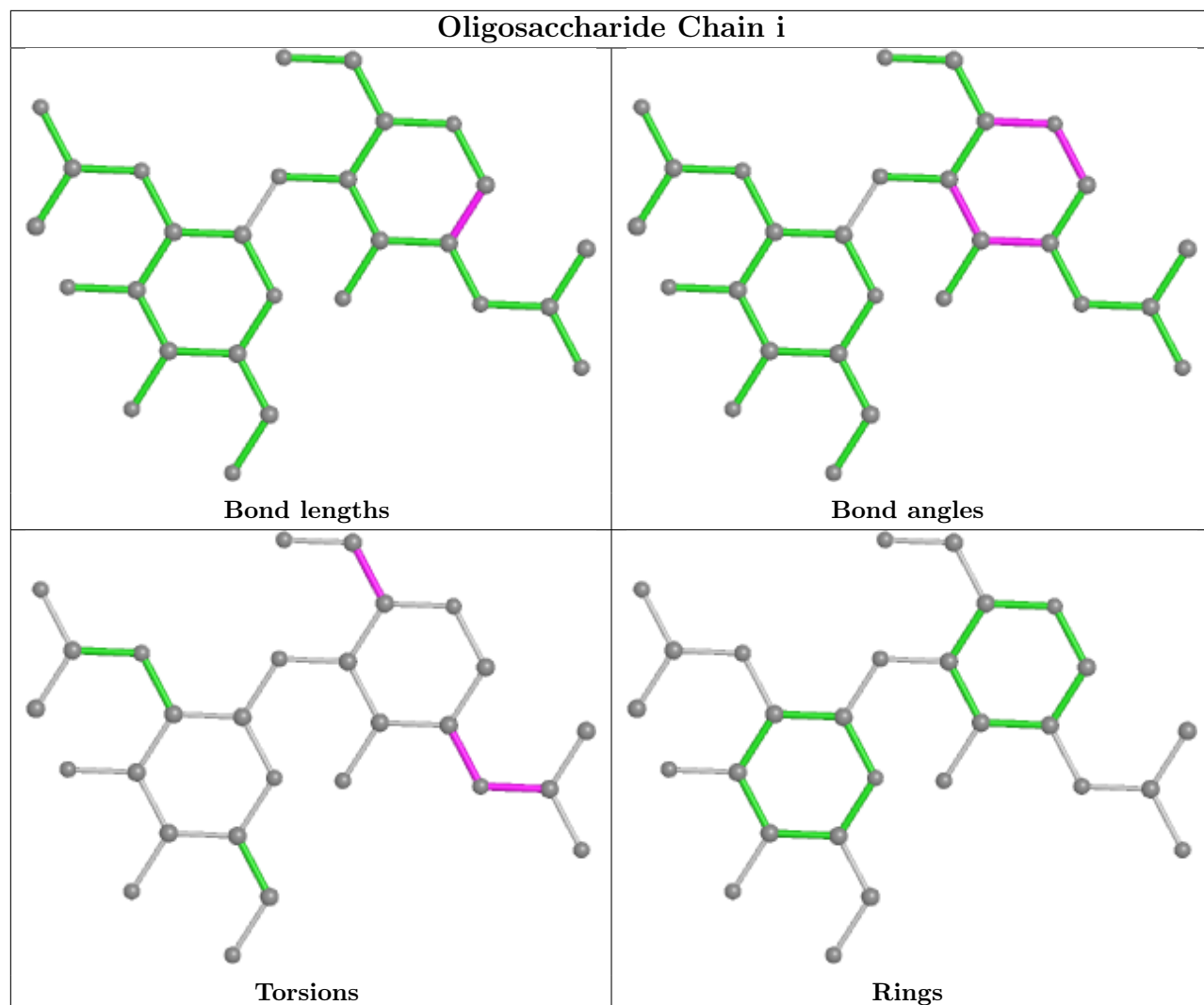
Continued from previous page...

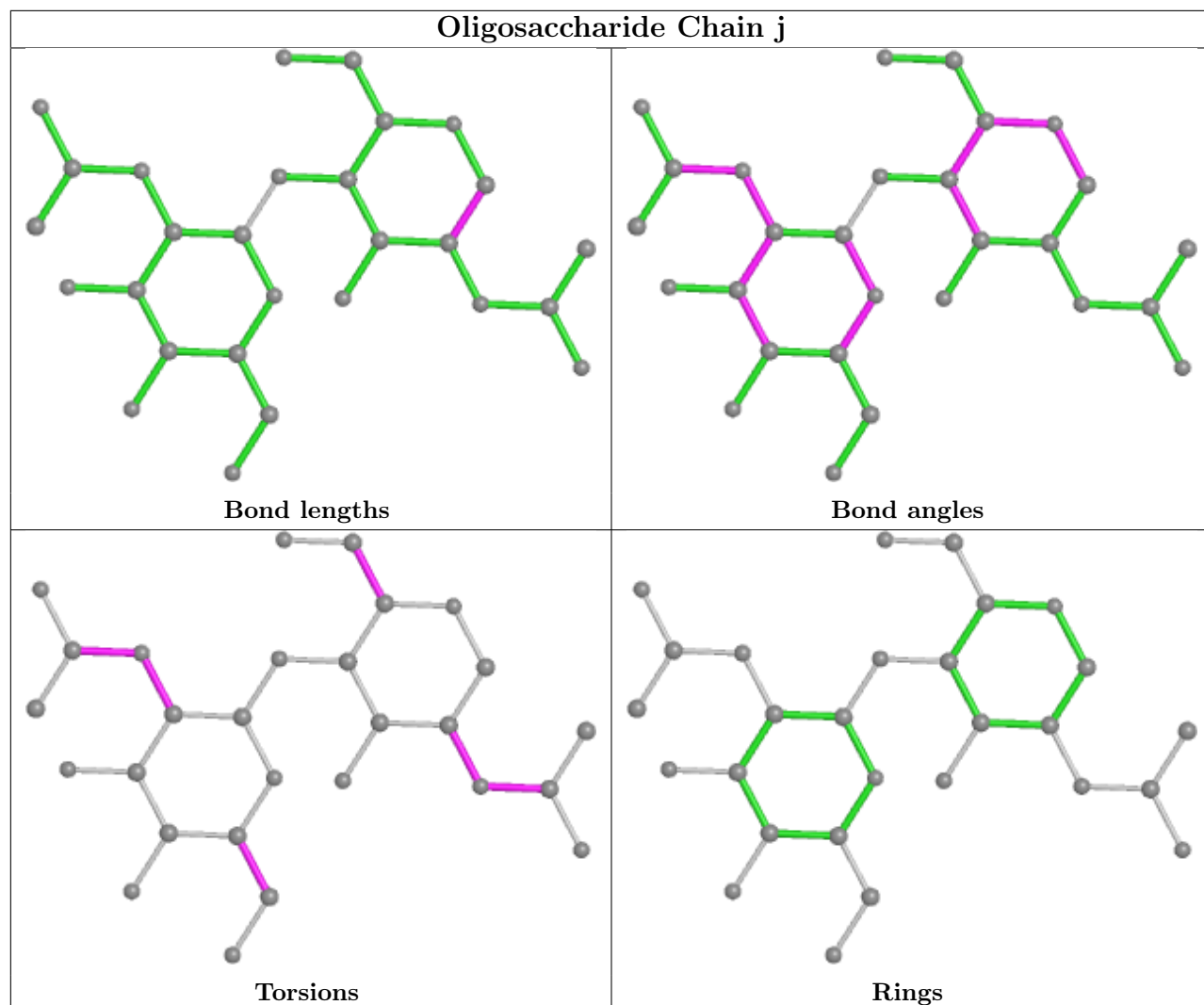
Mol	Chain	Res	Type	Clashes	Symm-Clashes
4	RA	1	NAG	1	0
6	3	2	NAG	1	0
6	DA	1	NAG	2	0
6	NA	1	NAG	2	0
5	FA	4	MAN	1	0
6	CA	2	NAG	3	0
4	BA	2	NAG	3	0
6	LA	2	NAG	5	0
5	PA	1	NAG	1	0
4	MA	1	NAG	6	0
4	7	2	NAG	6	0
4	JA	2	NAG	1	0
6	5	3	BMA	1	0
6	GA	2	NAG	9	0
4	OA	2	NAG	1	0
4	RA	2	NAG	1	0
6	EA	1	NAG	1	0
6	CA	1	NAG	2	0
6	GA	3	BMA	2	0
5	AA	1	NAG	1	0
4	JA	1	NAG	2	0
4	2	1	NAG	1	0
4	7	1	NAG	6	0

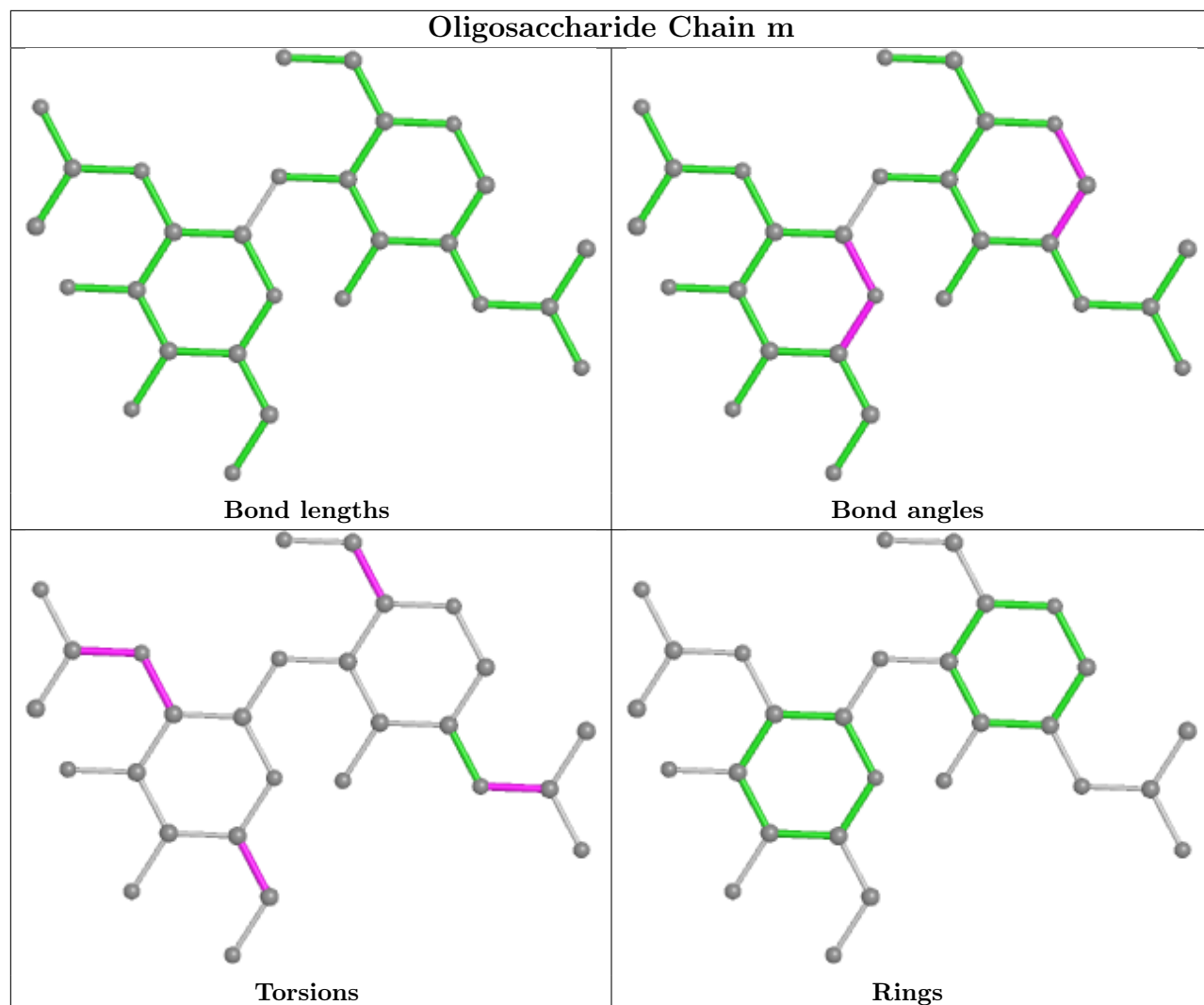
The following is a two-dimensional graphical depiction of Mogul quality analysis of bond lengths, bond angles, torsion angles, and ring geometry for oligosaccharide.

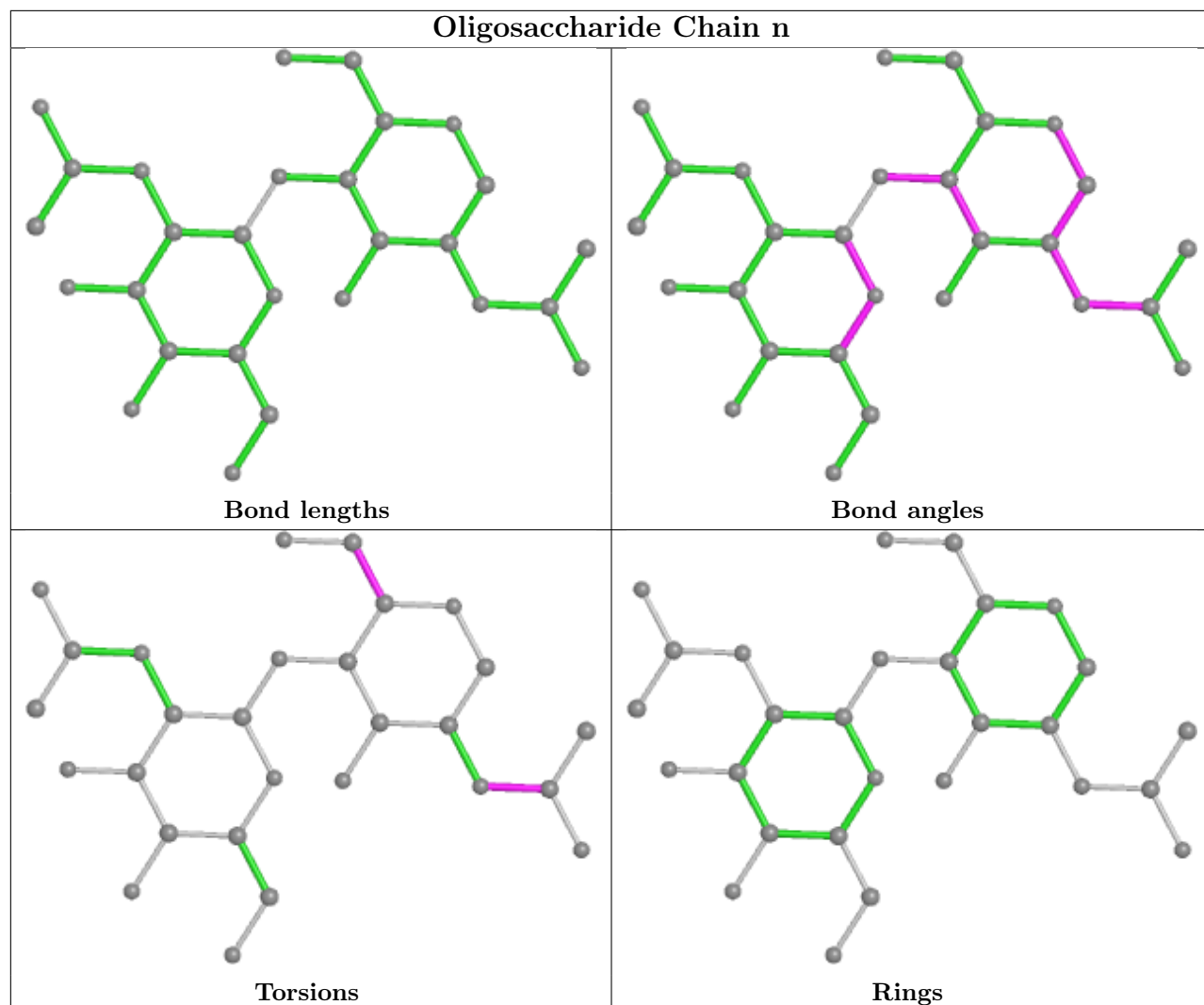


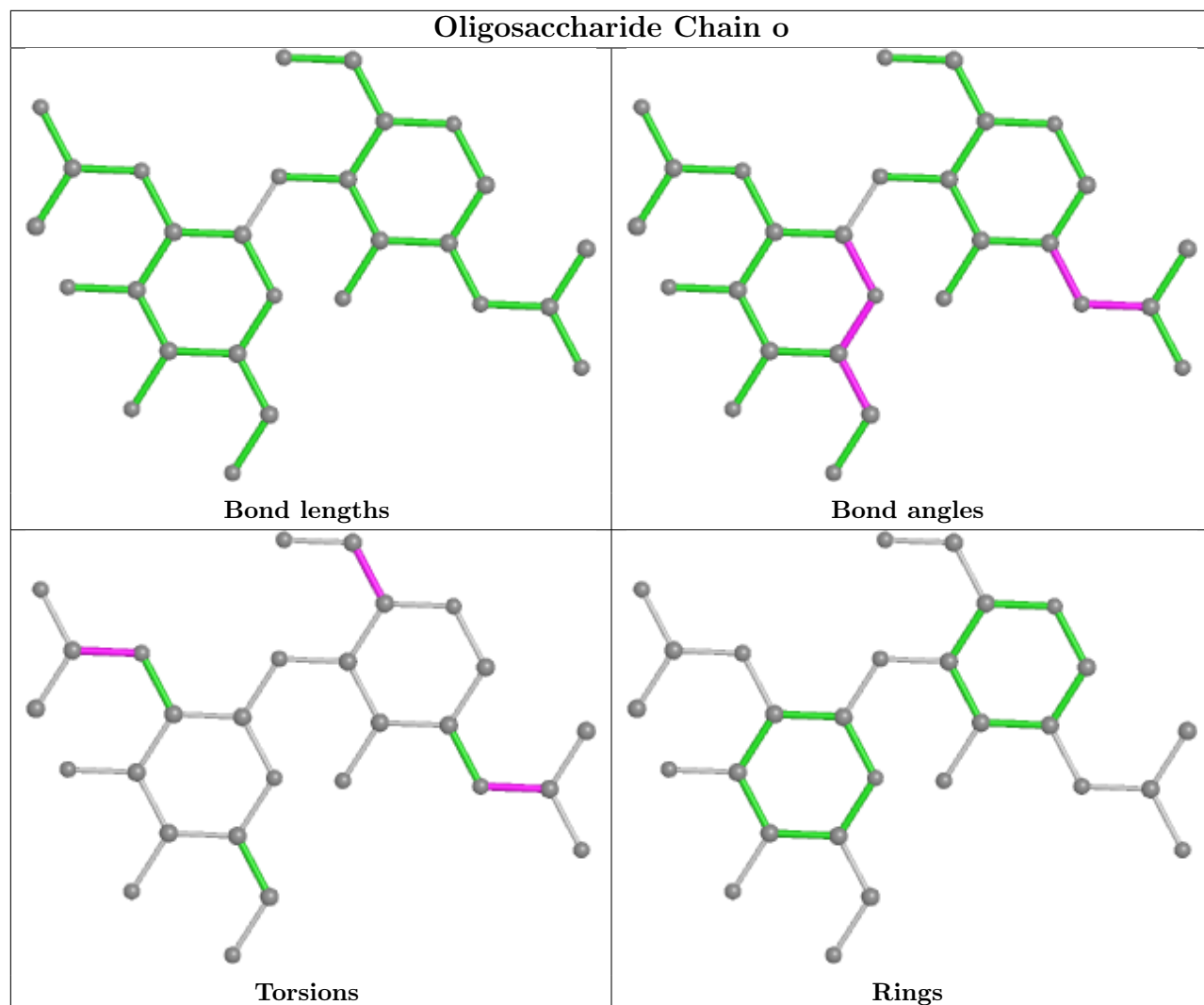


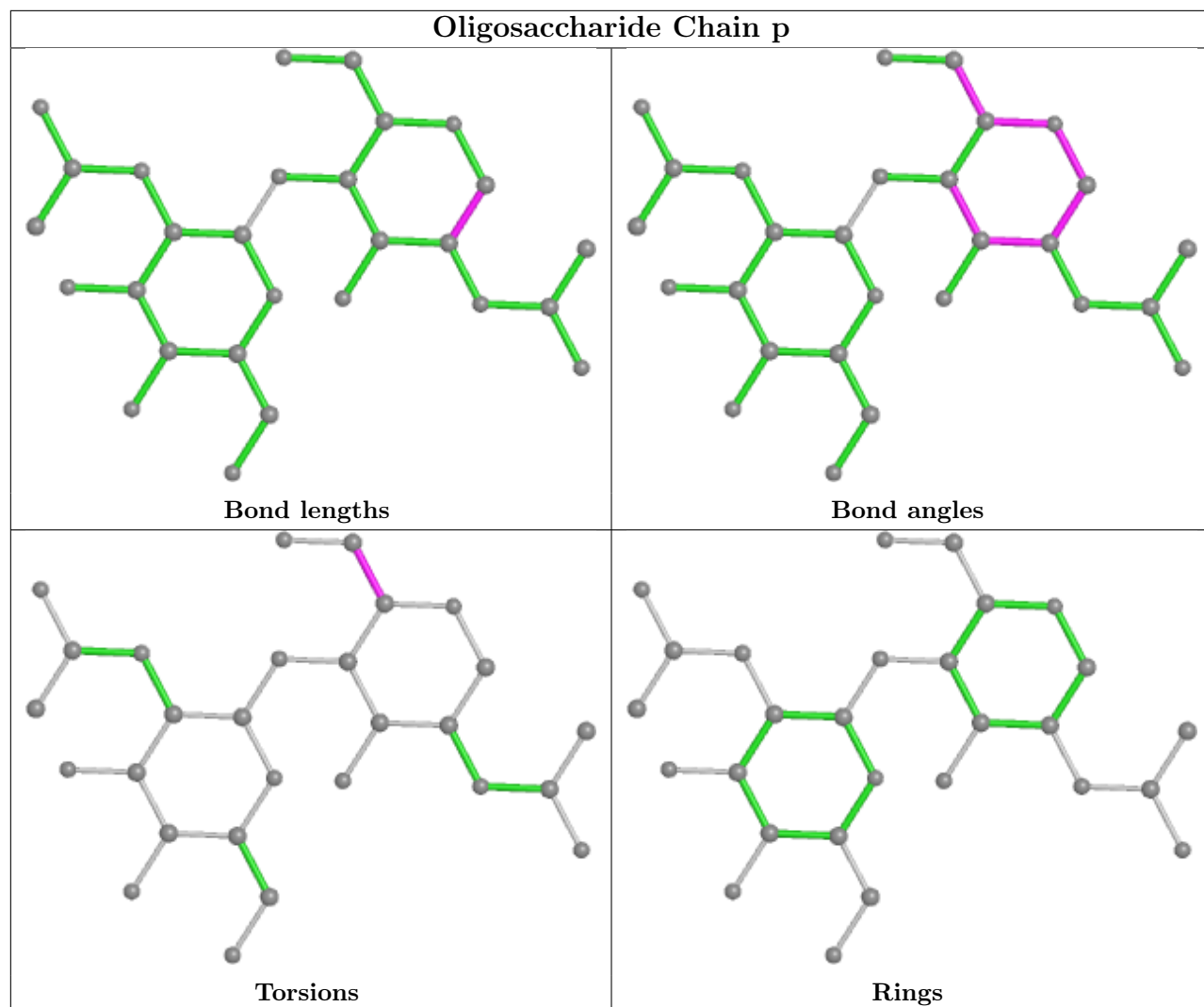


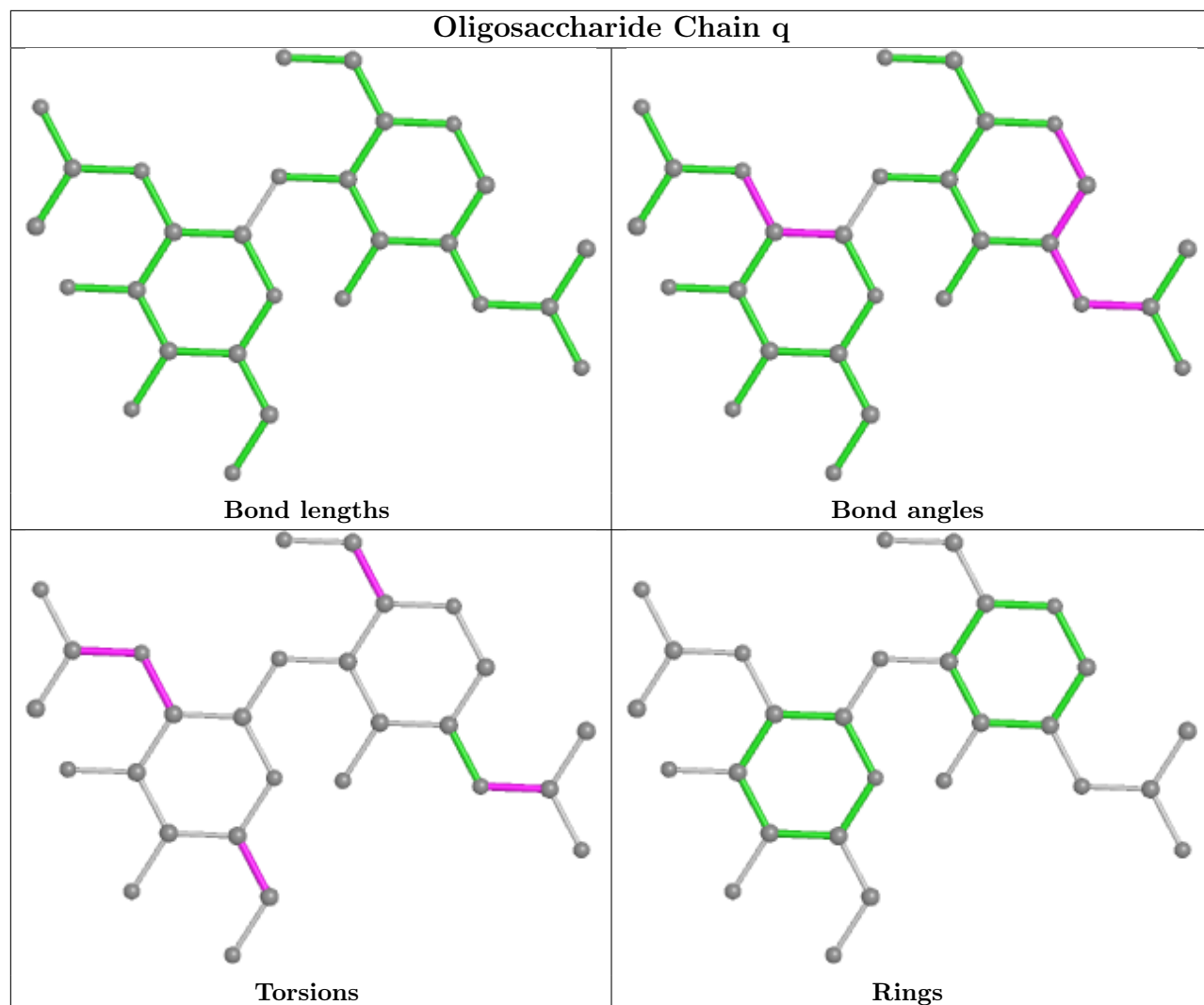


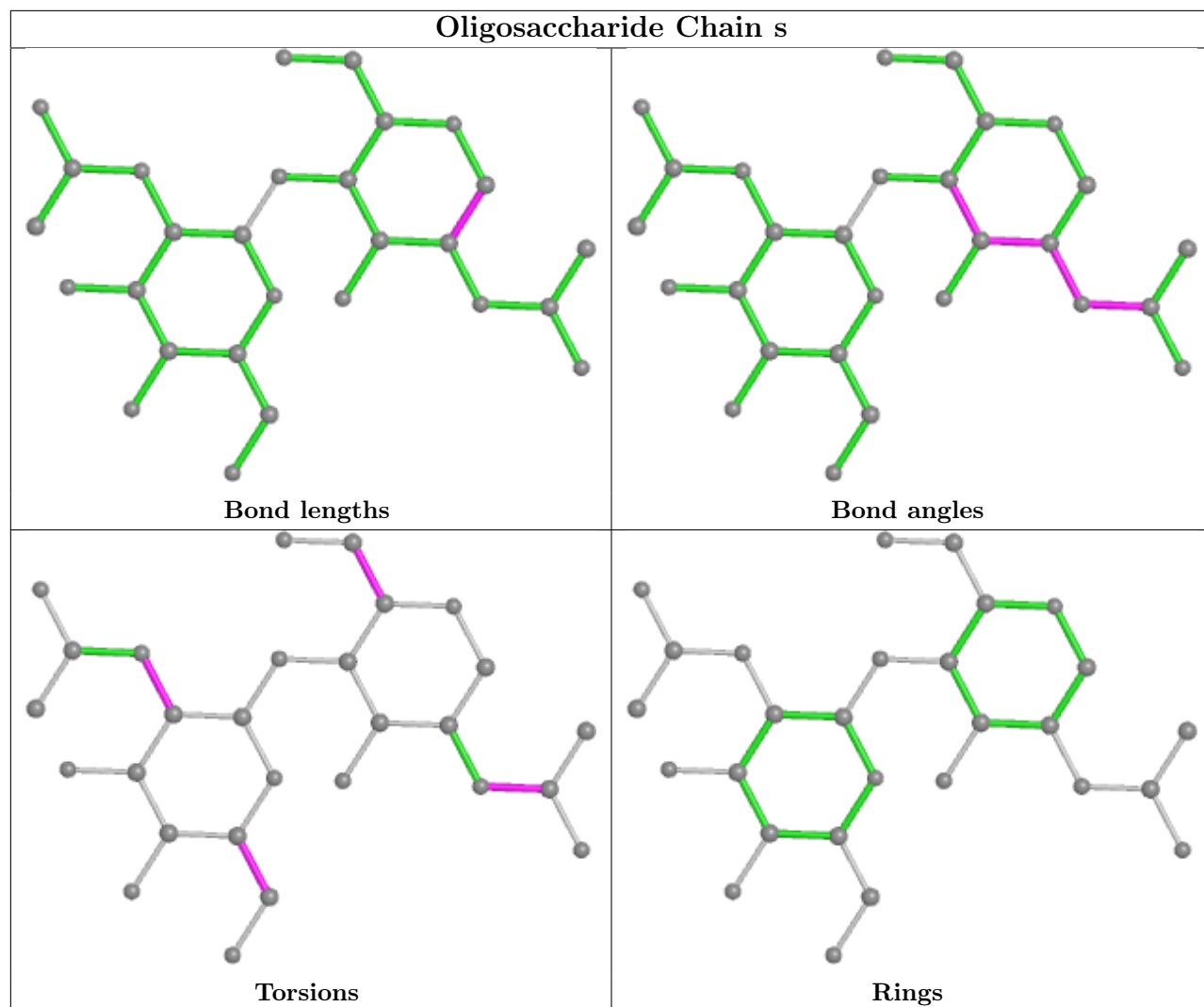


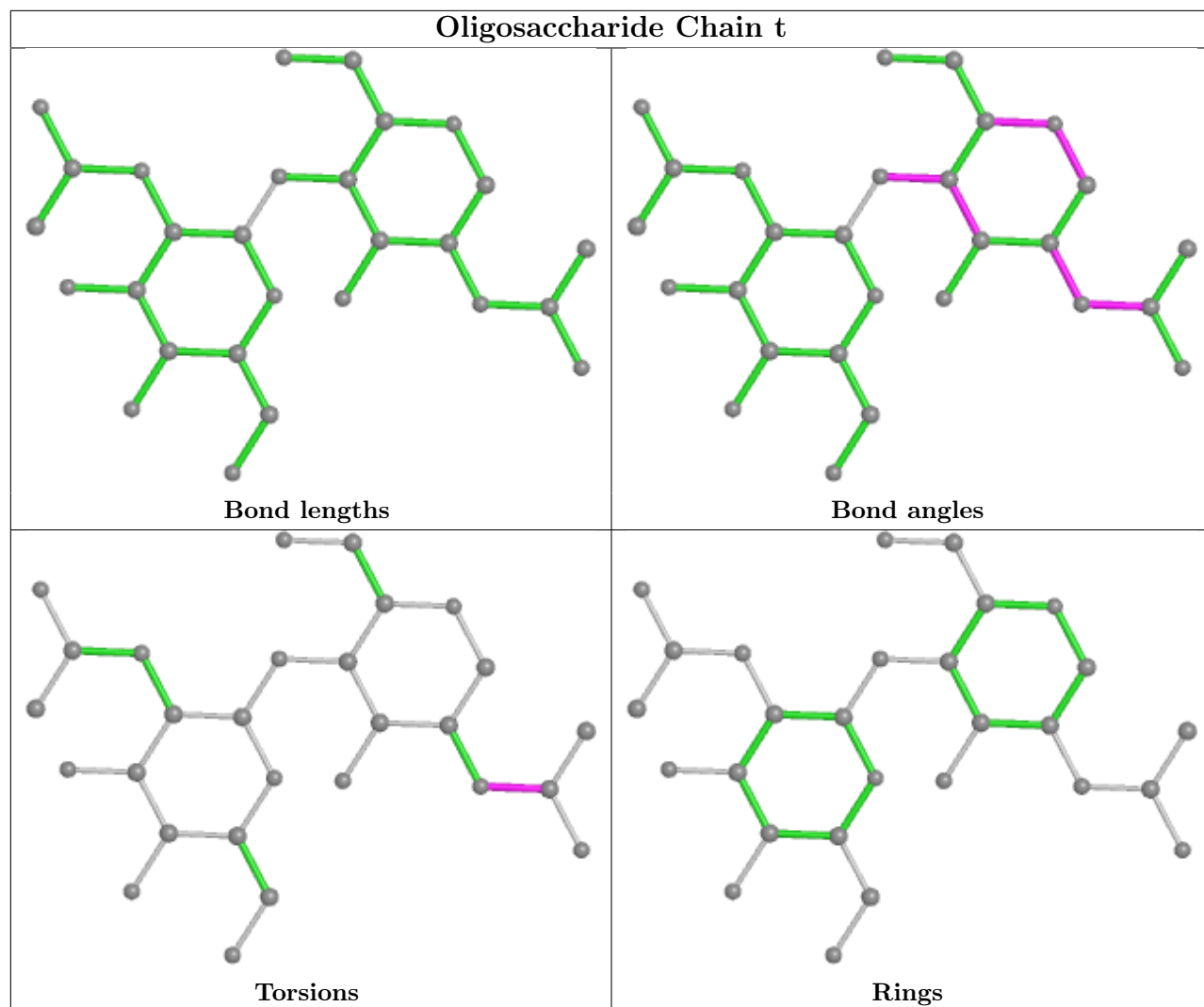


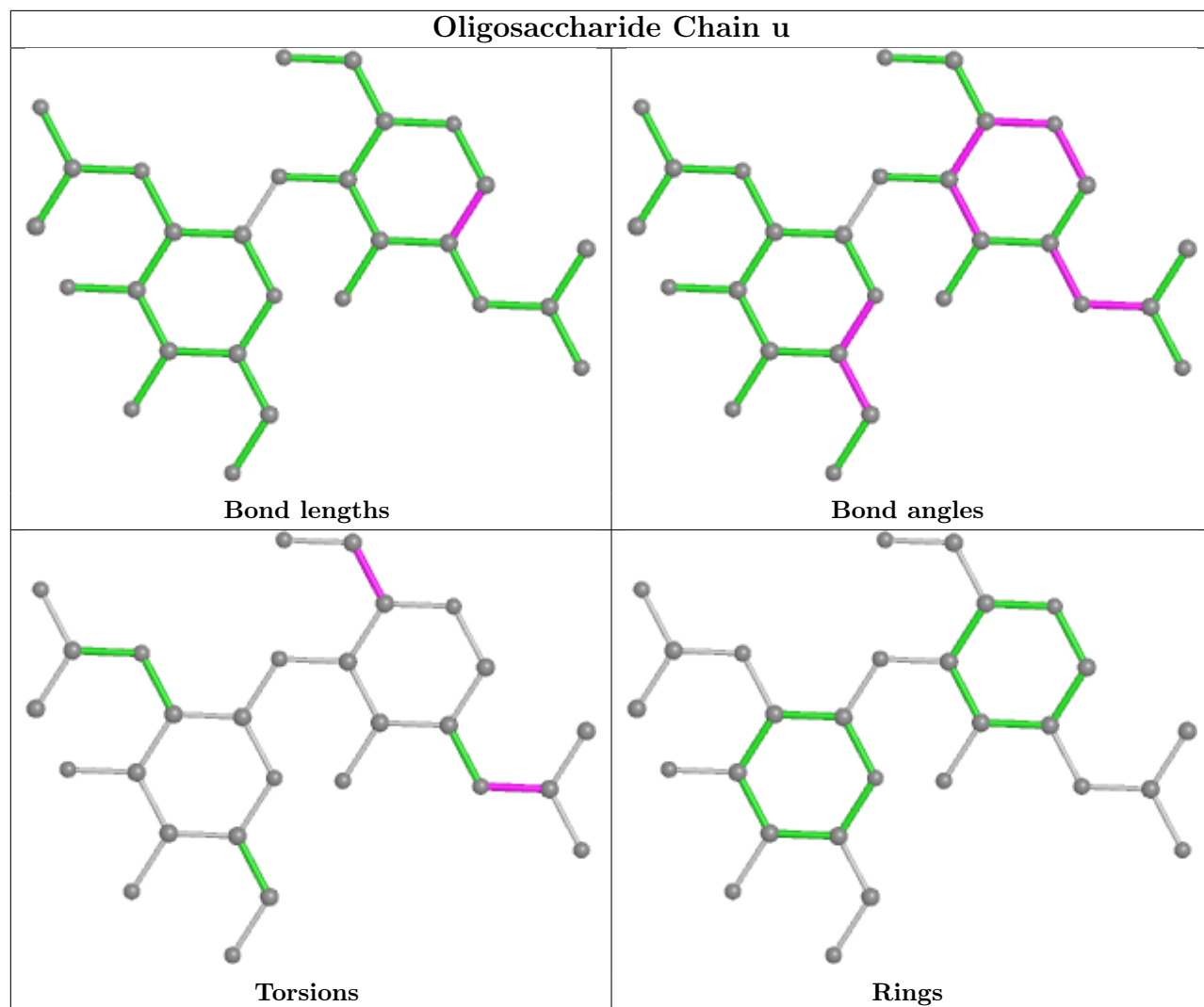


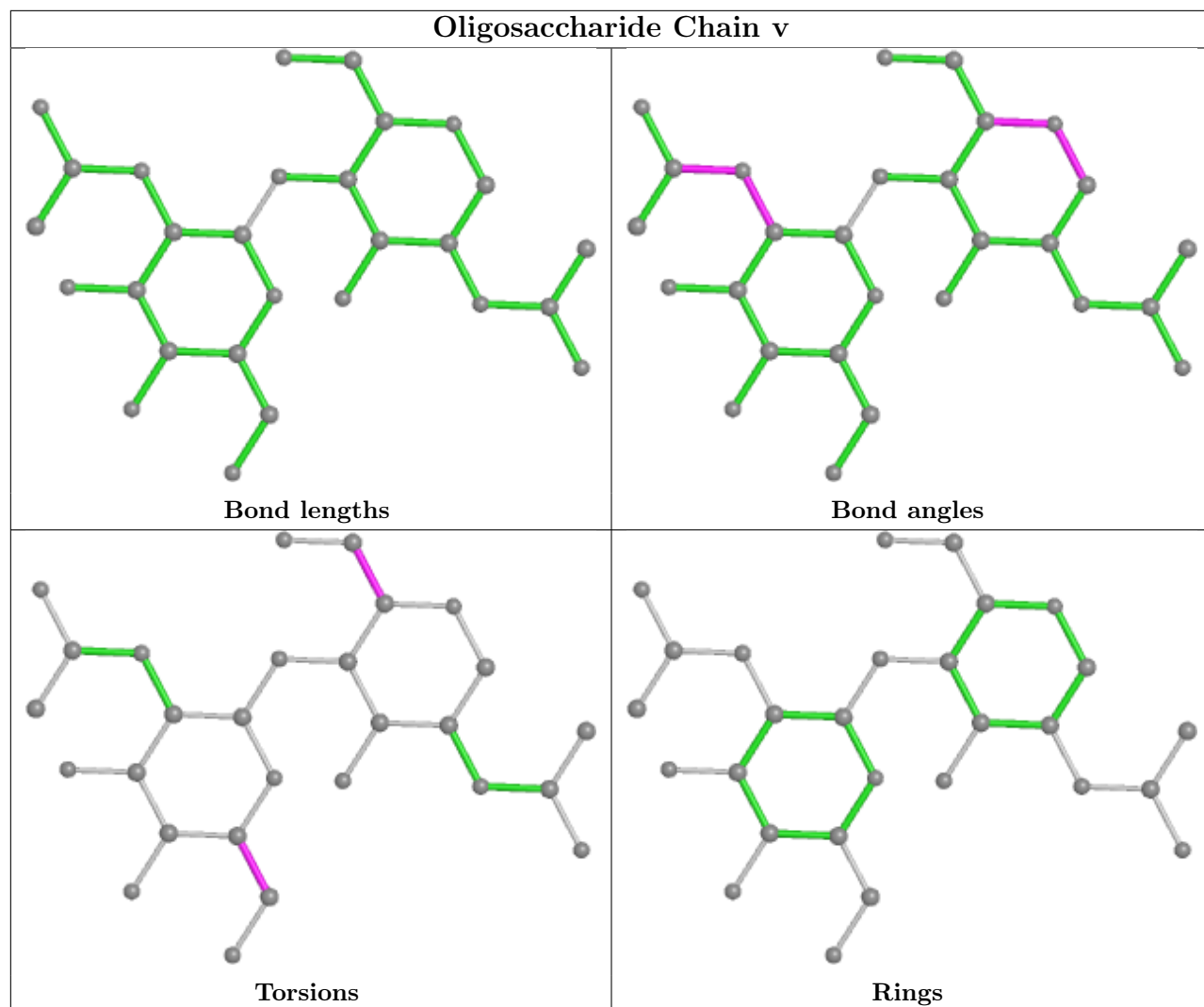


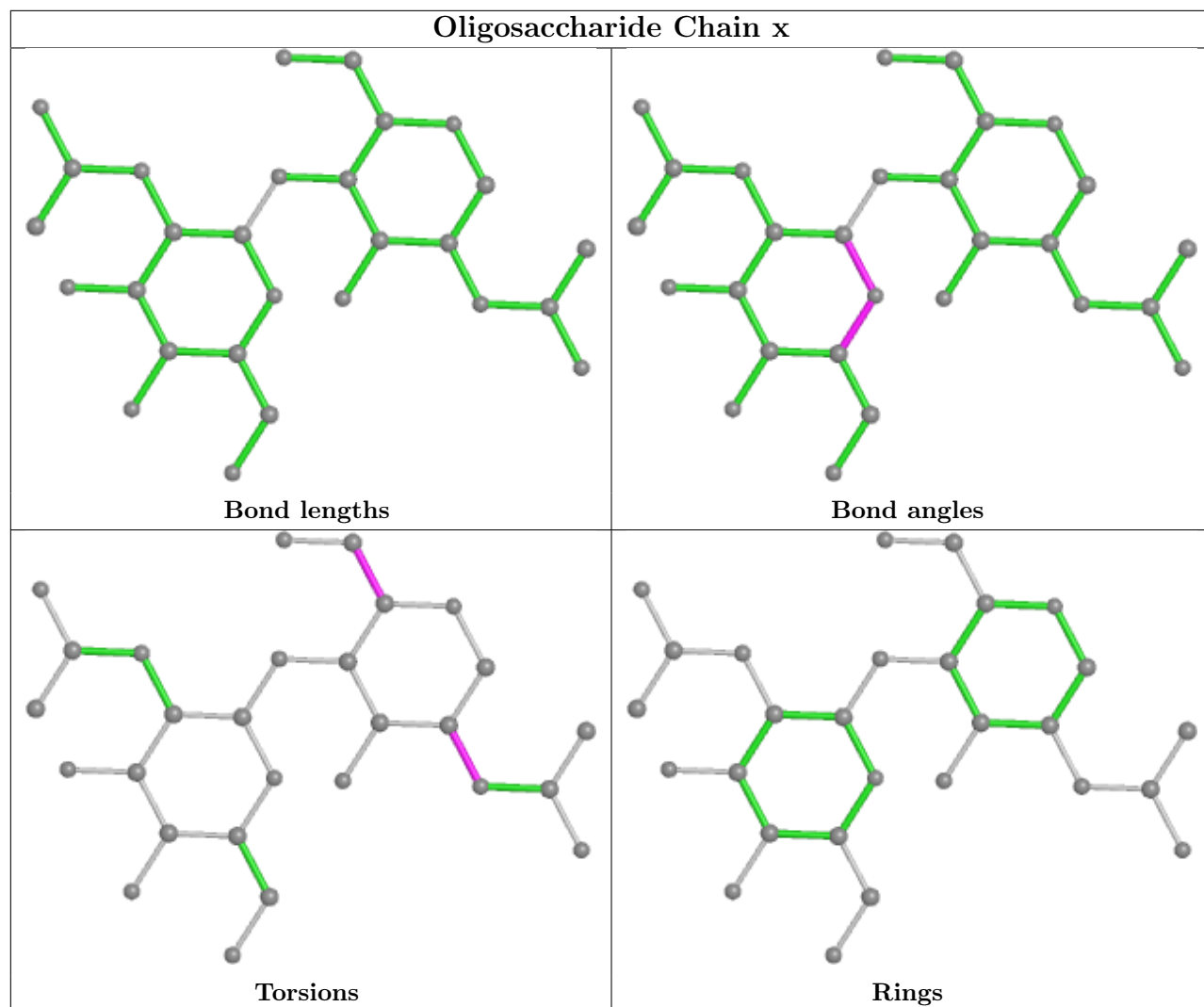


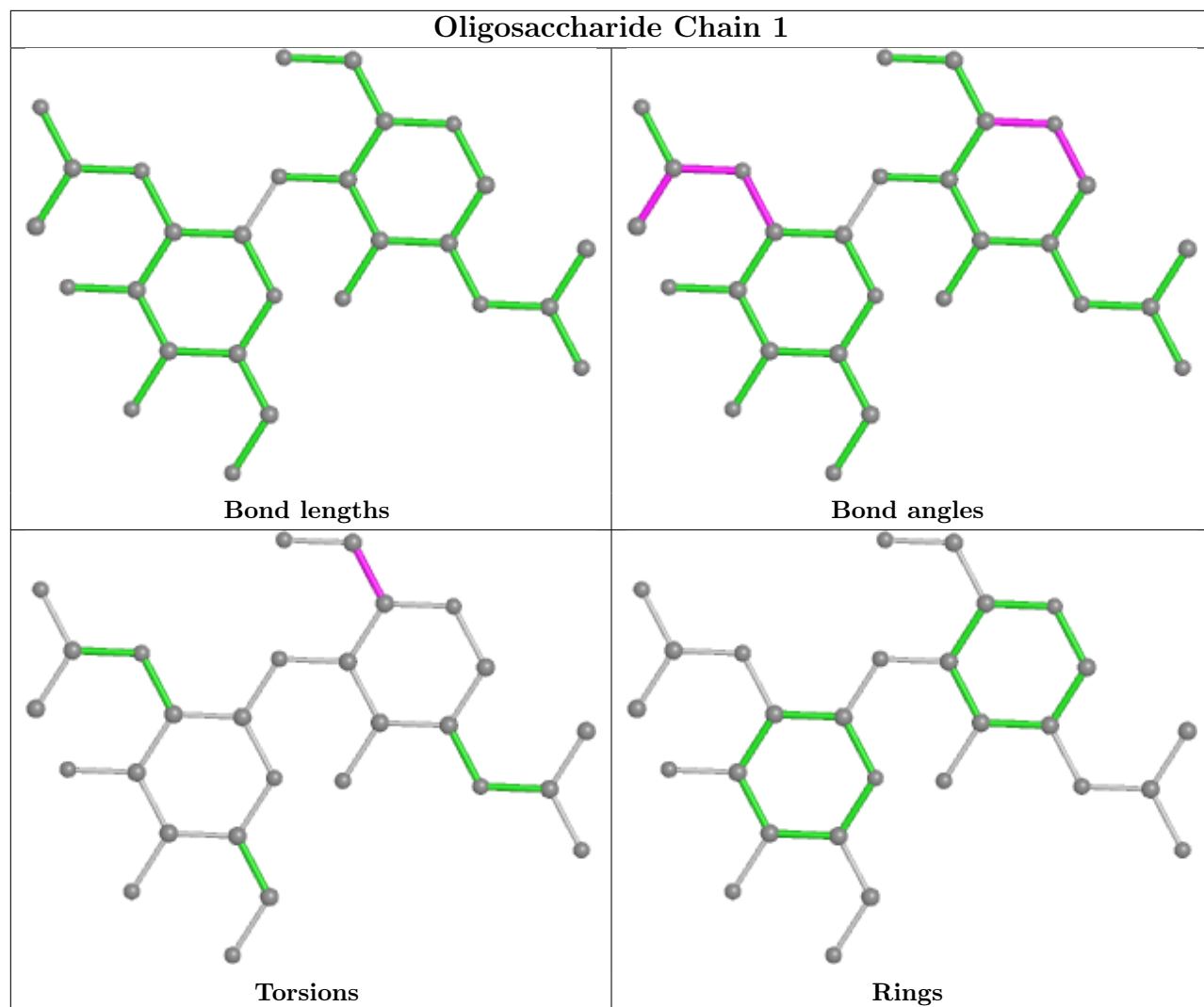


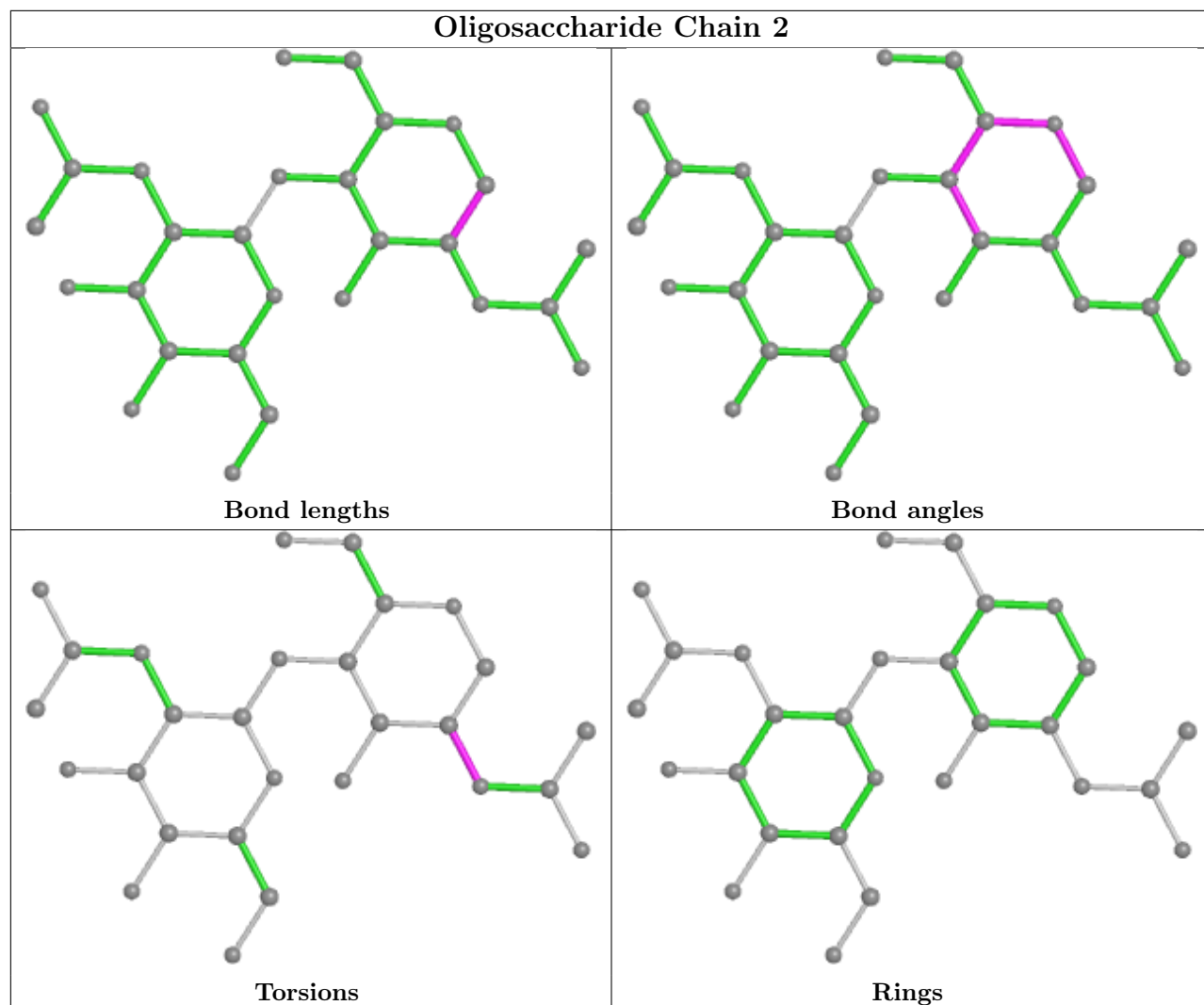


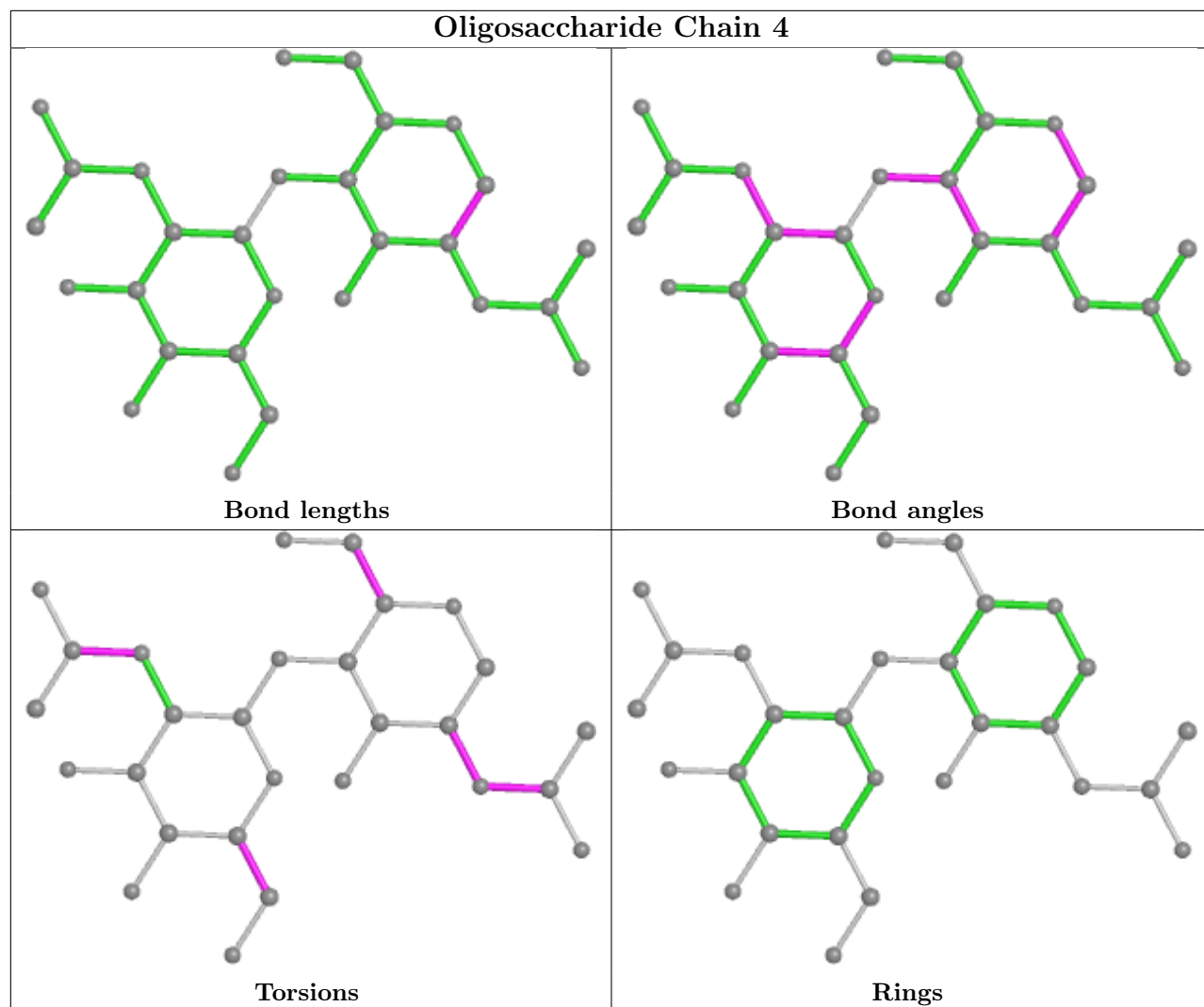


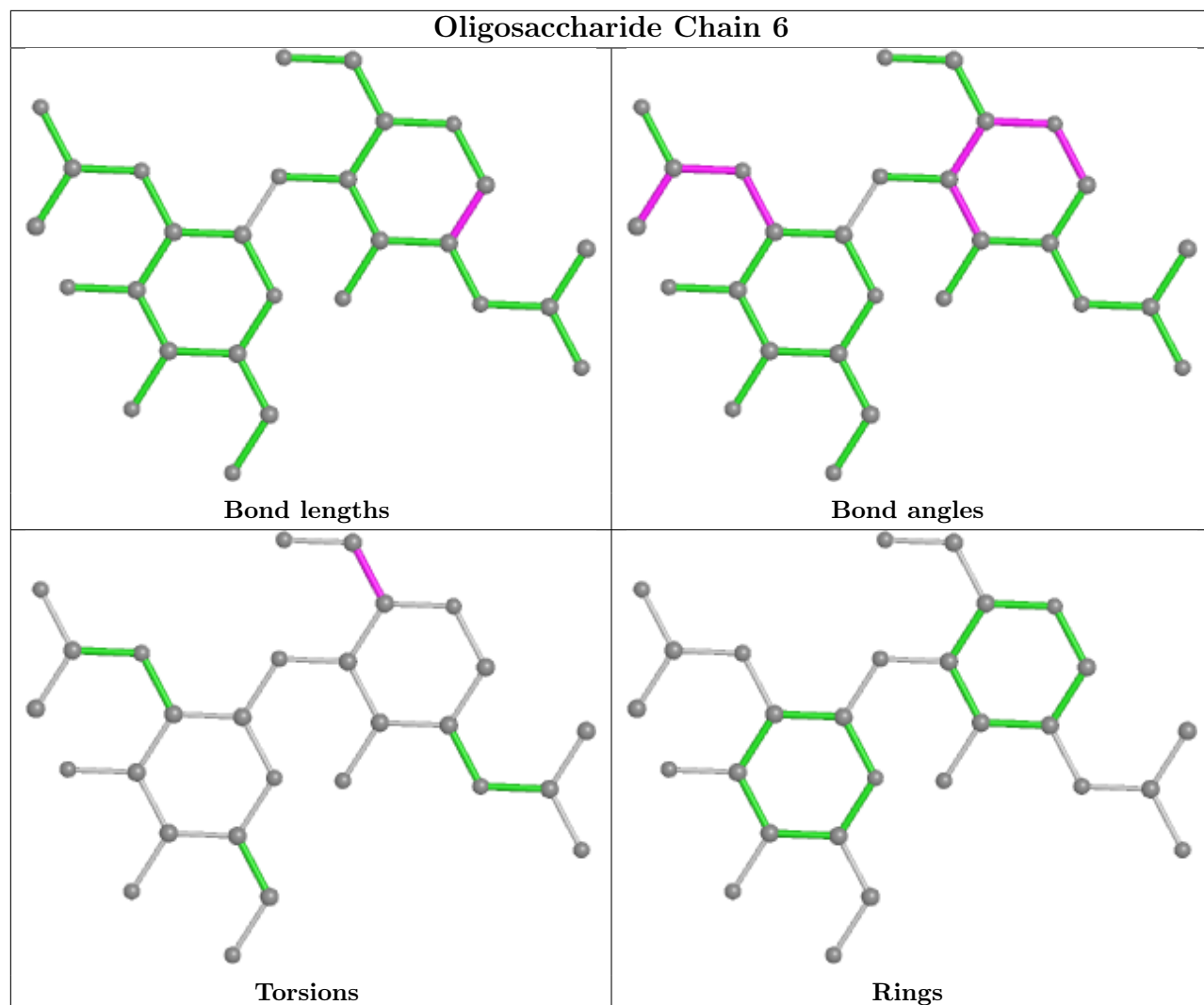


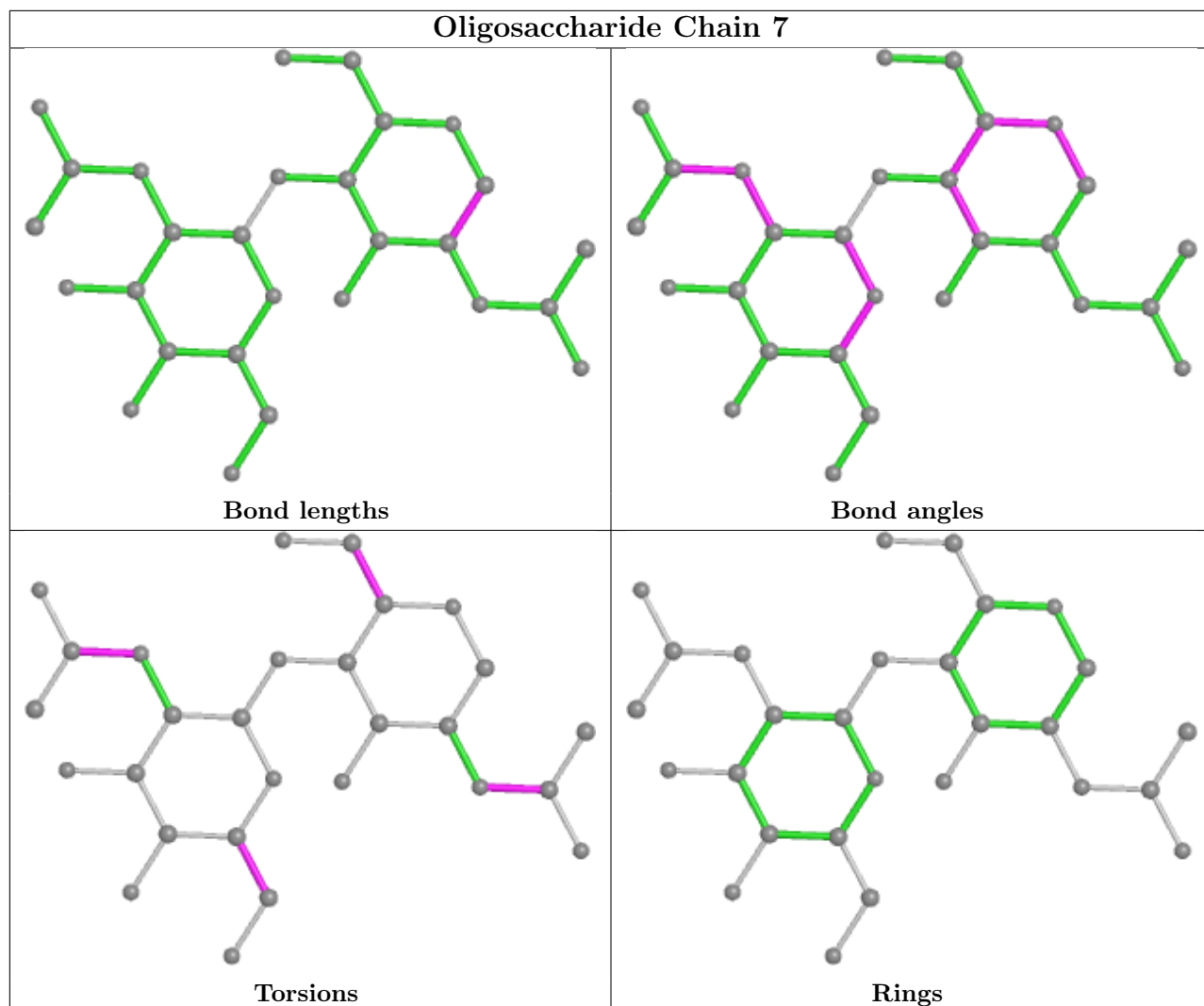


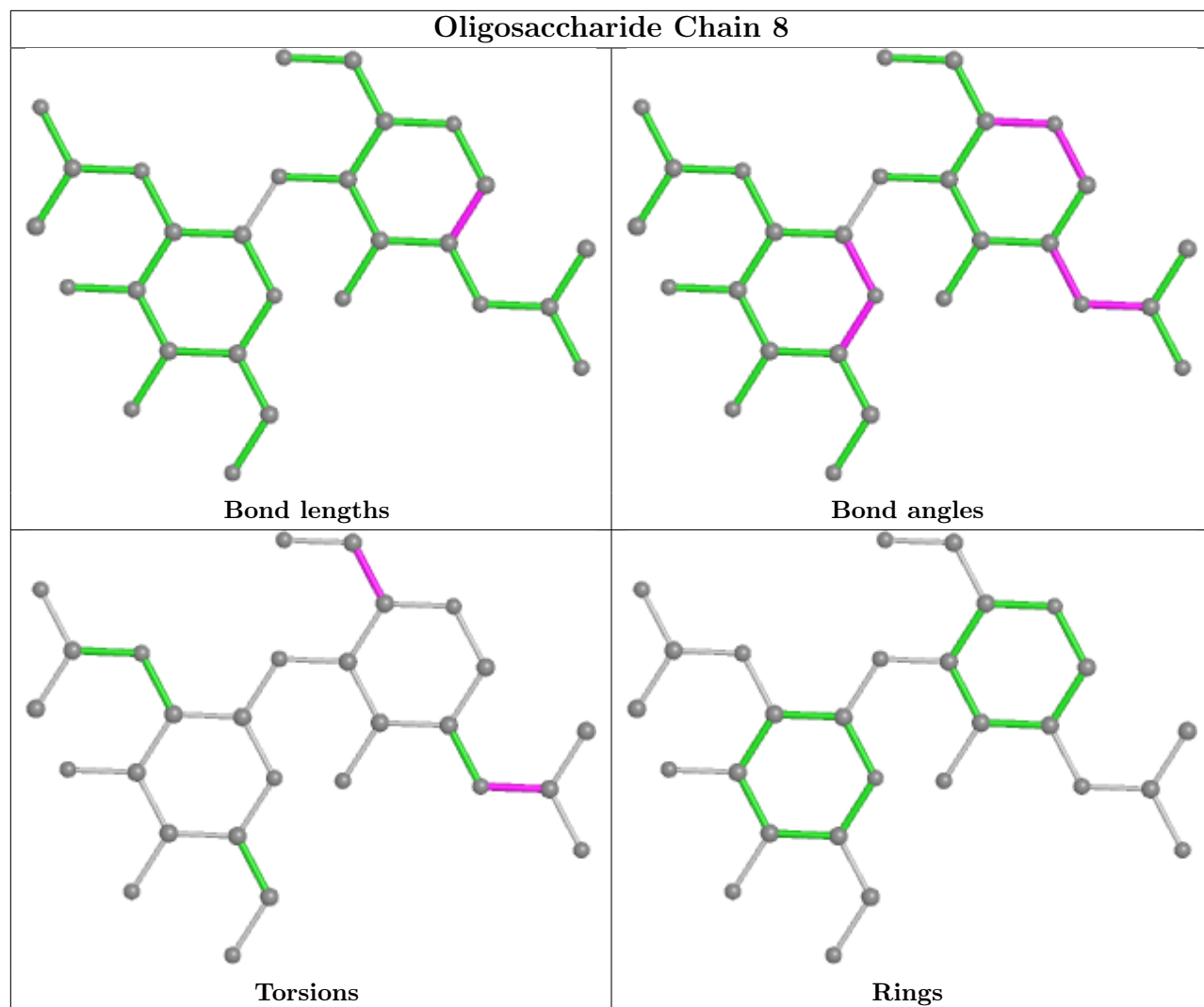


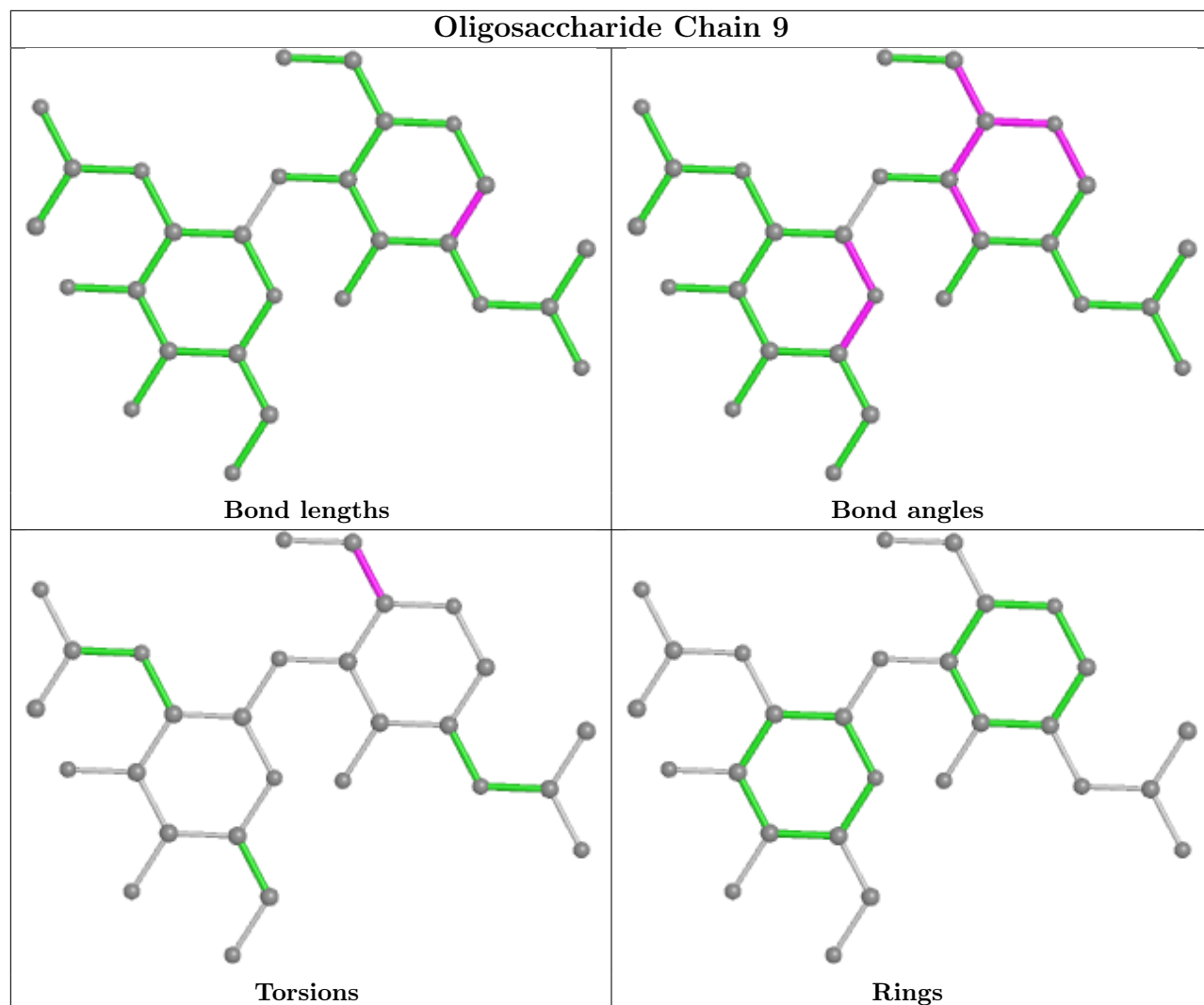


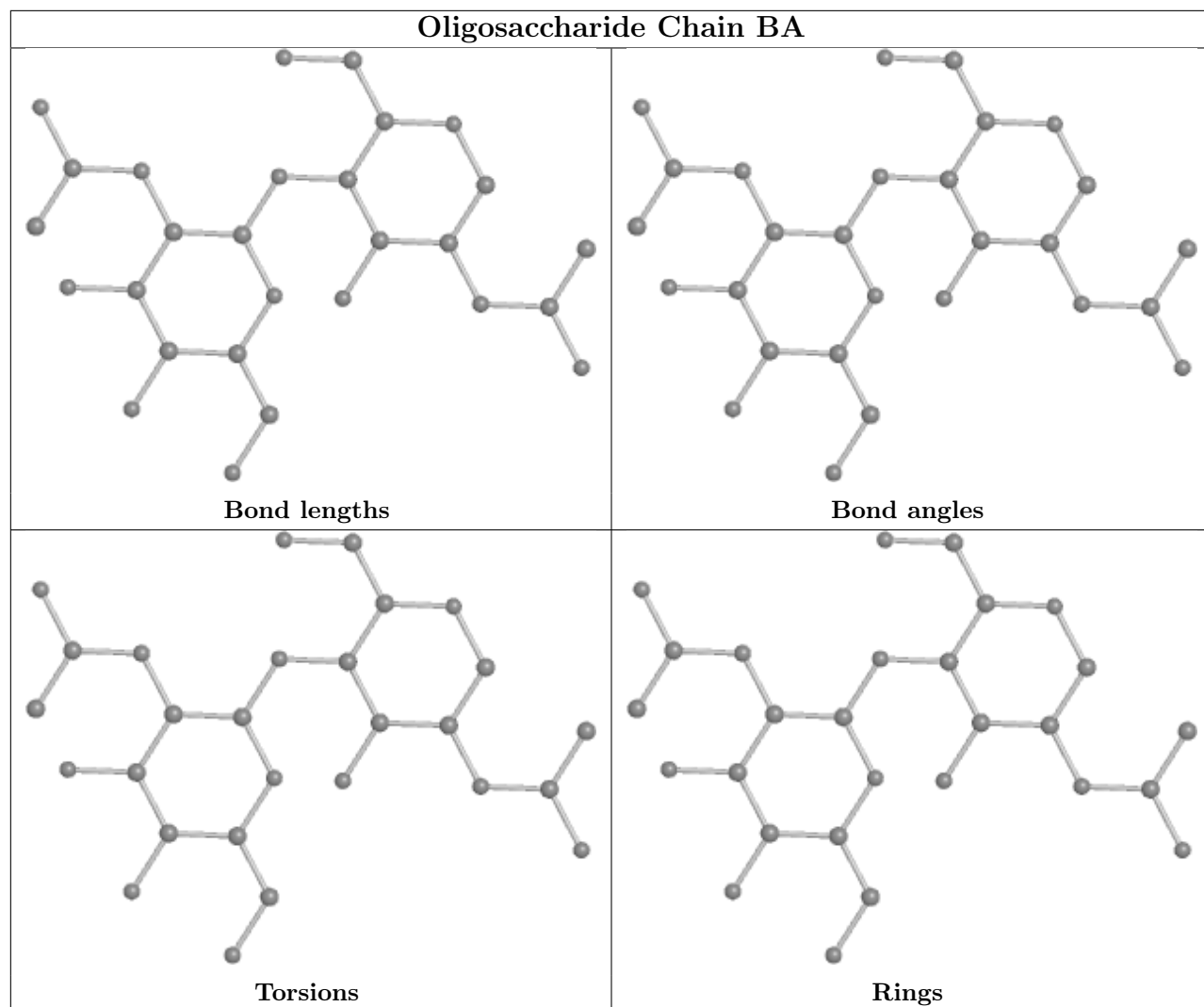


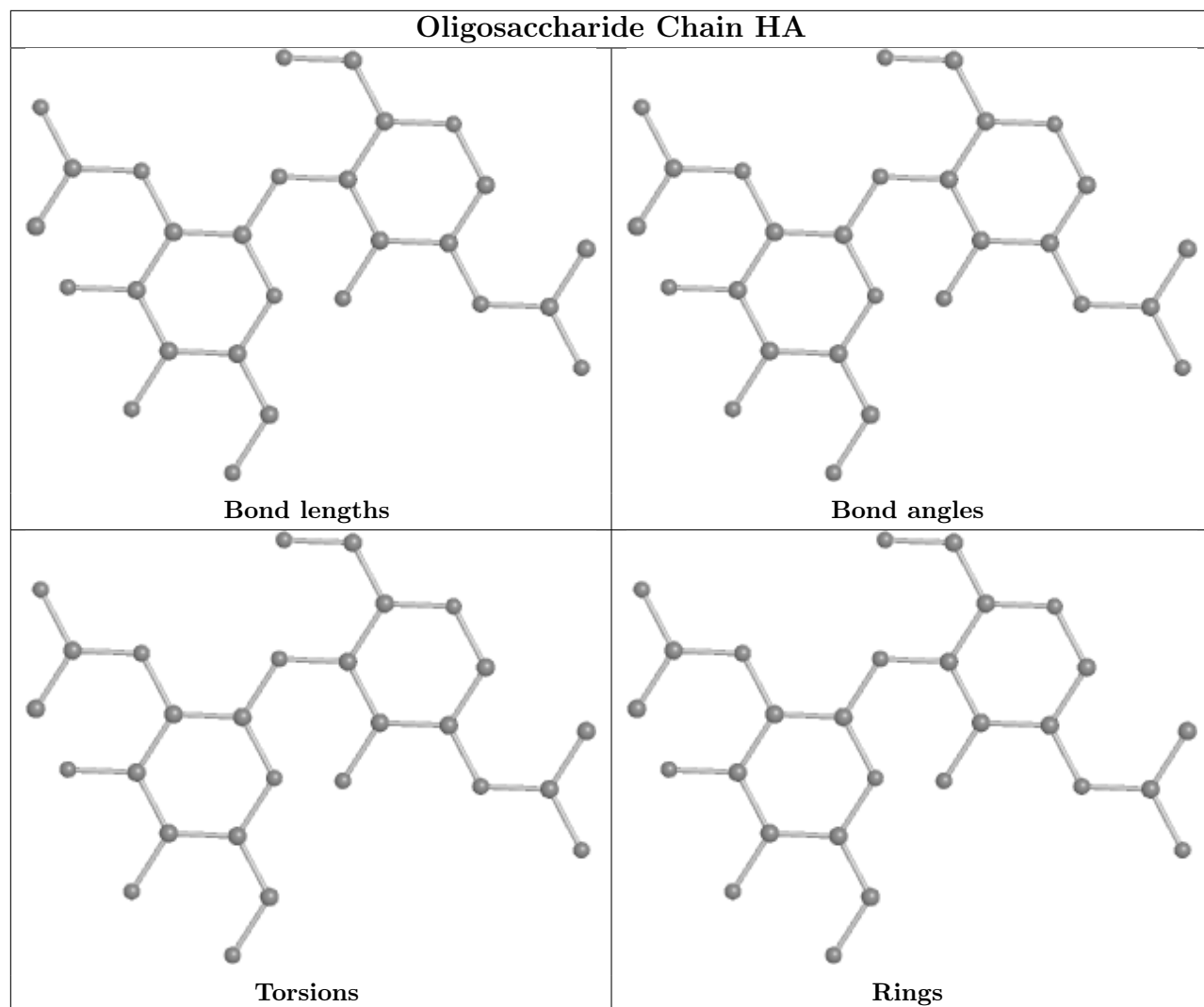


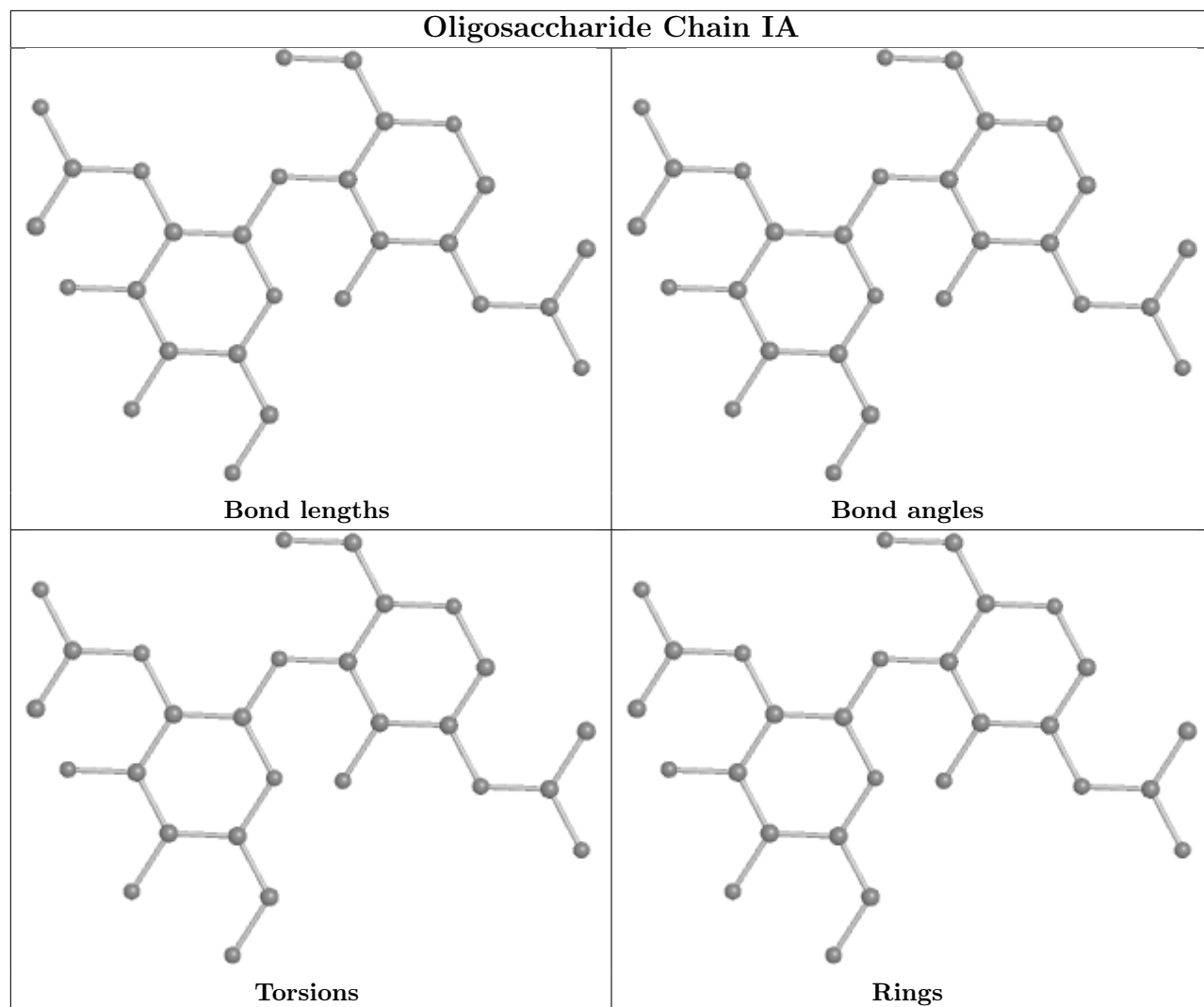


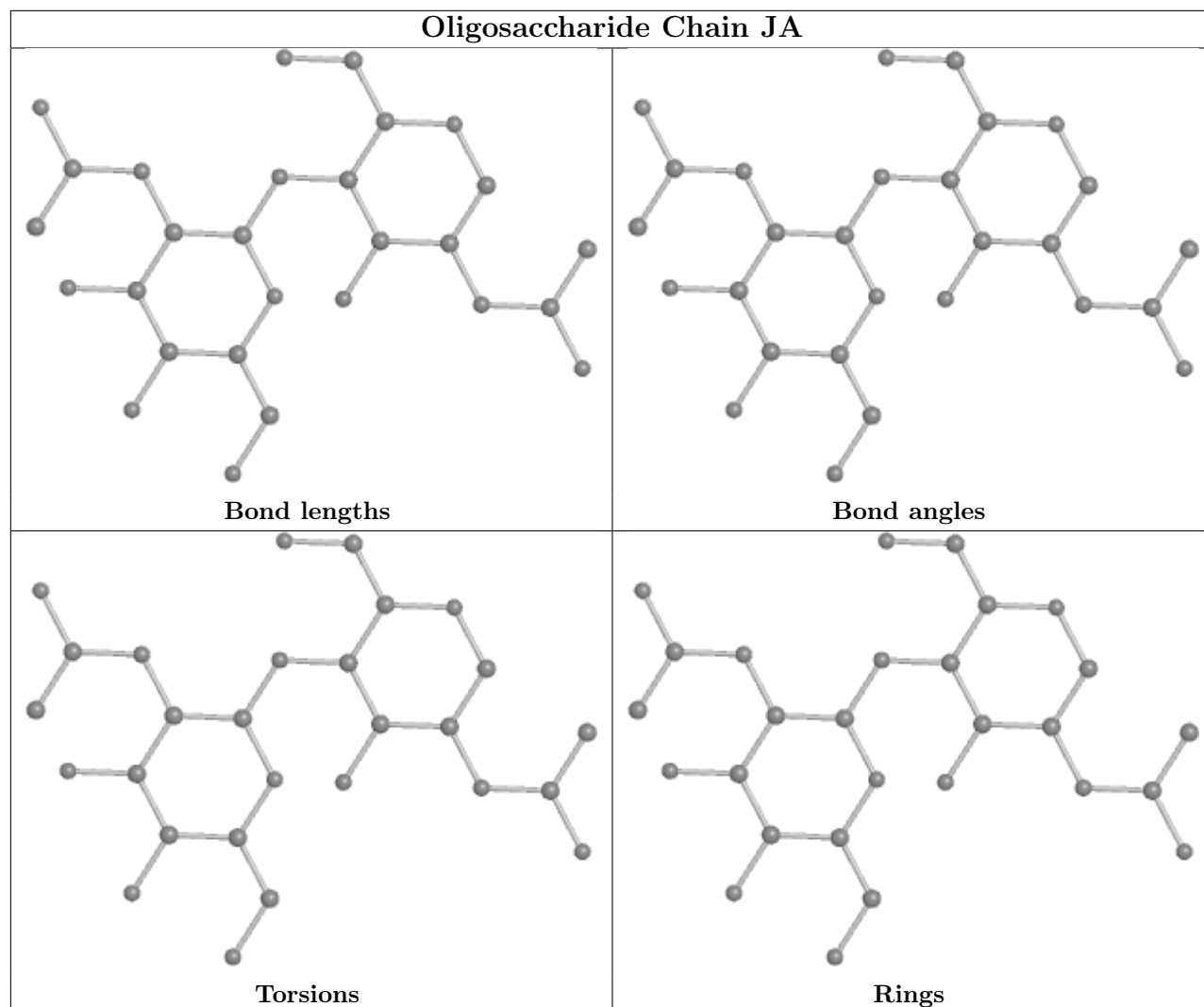


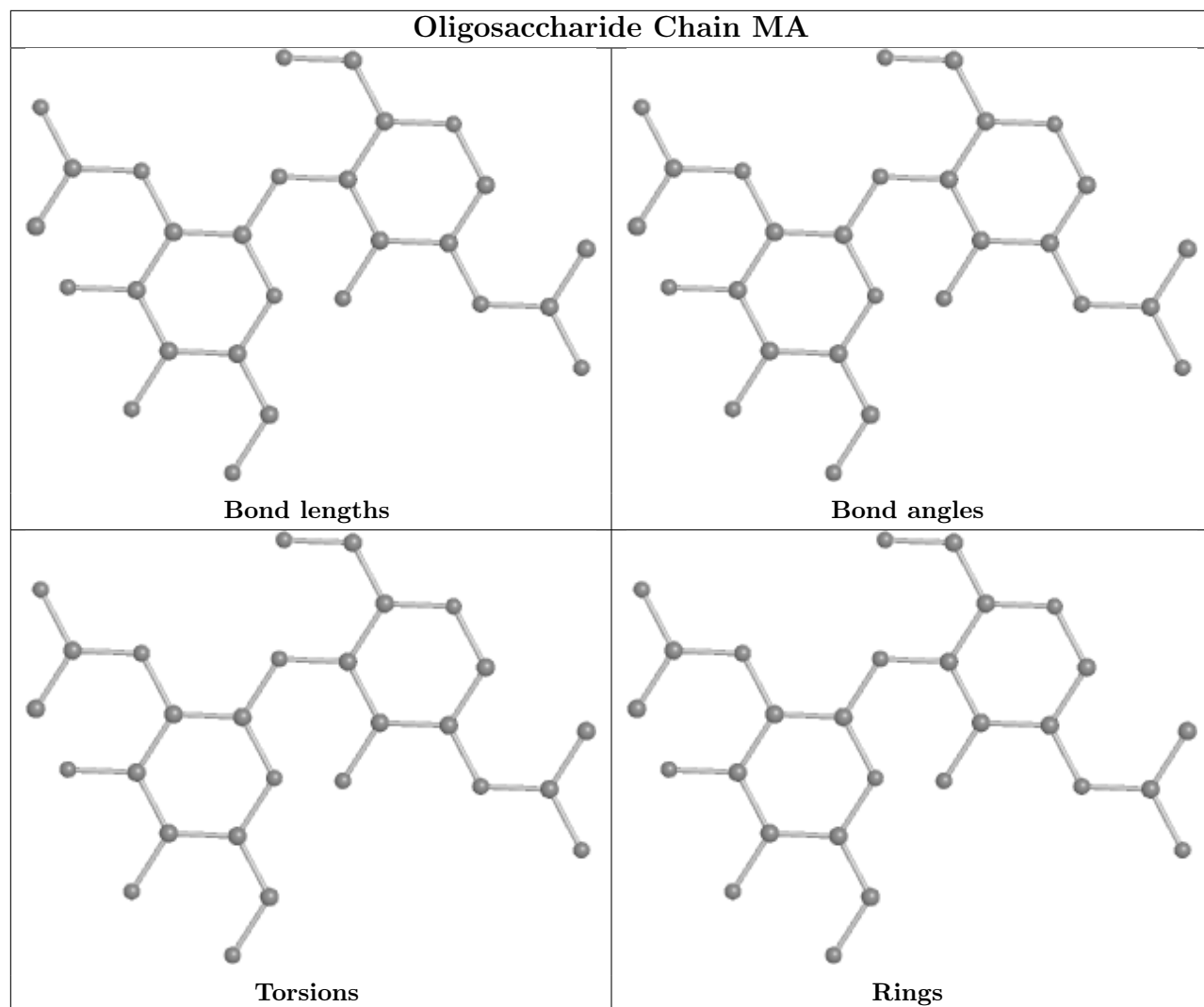


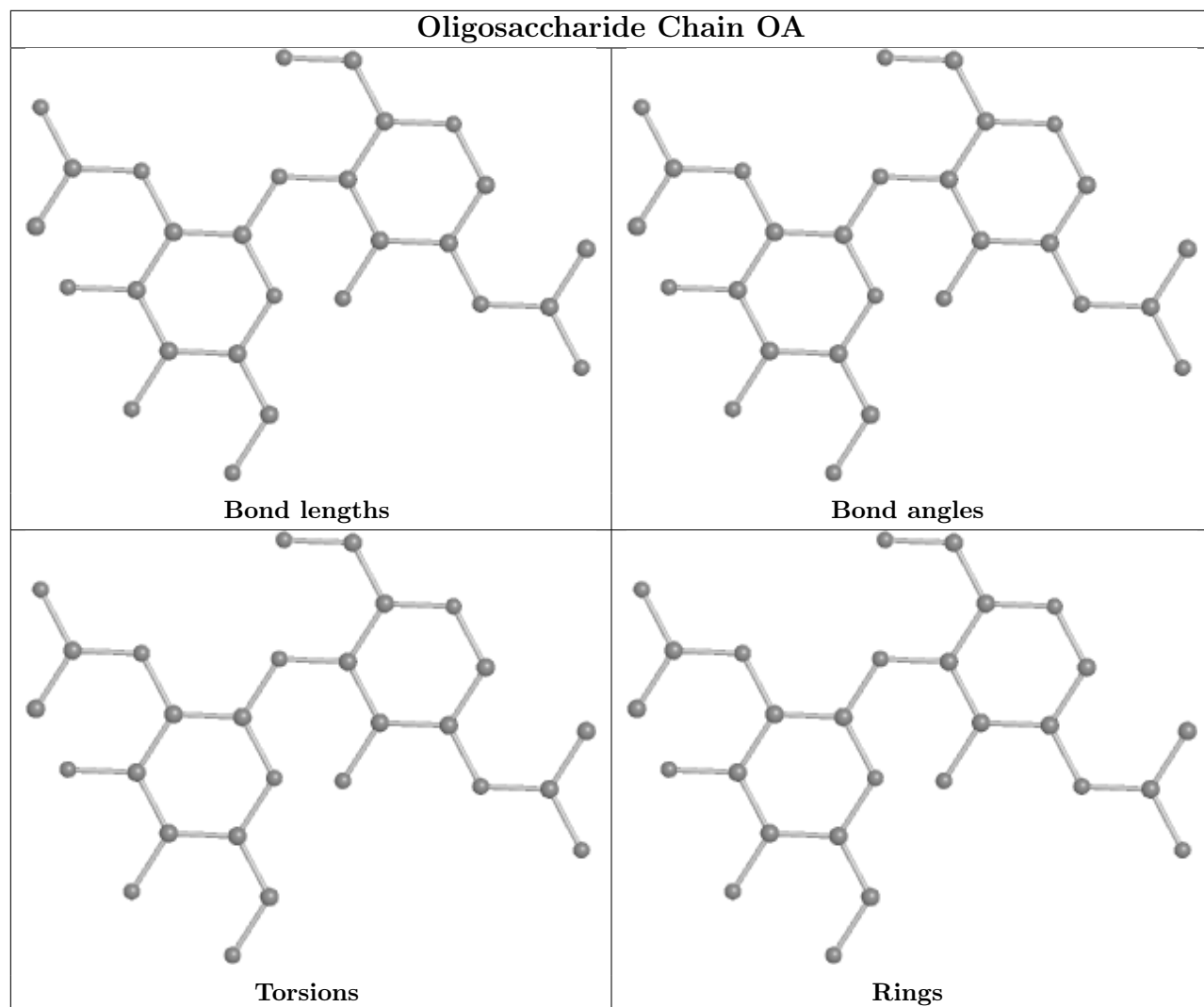


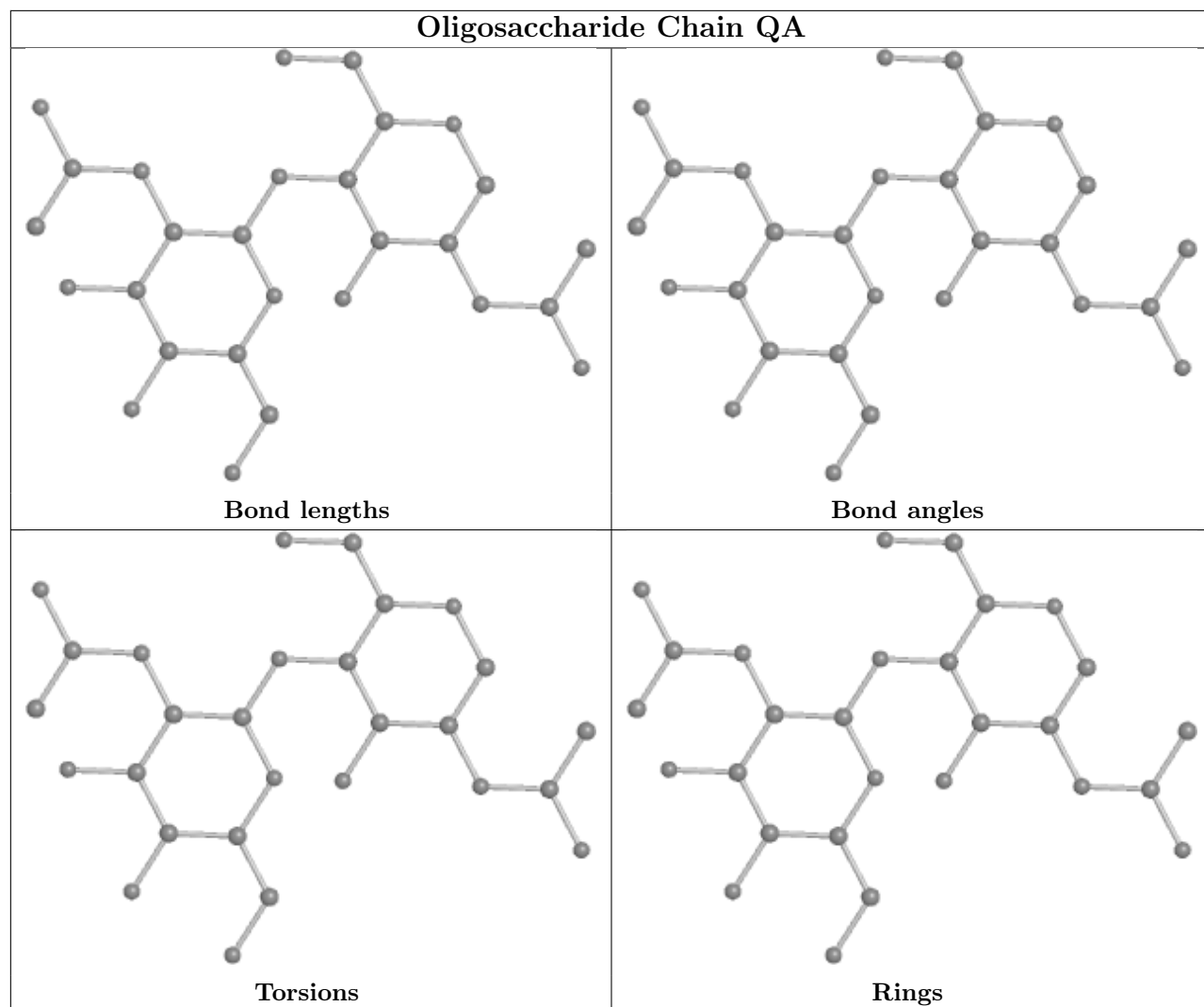


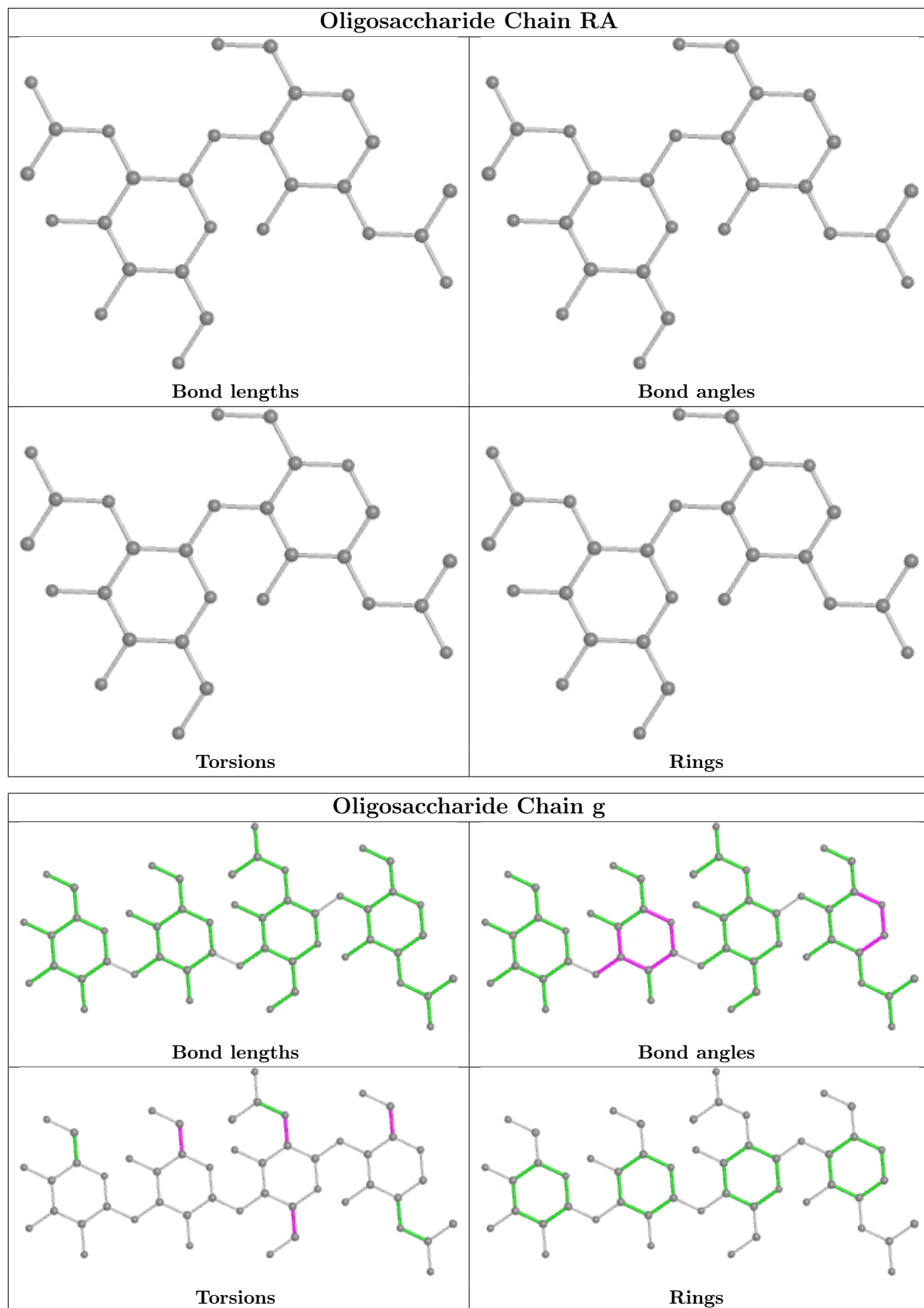


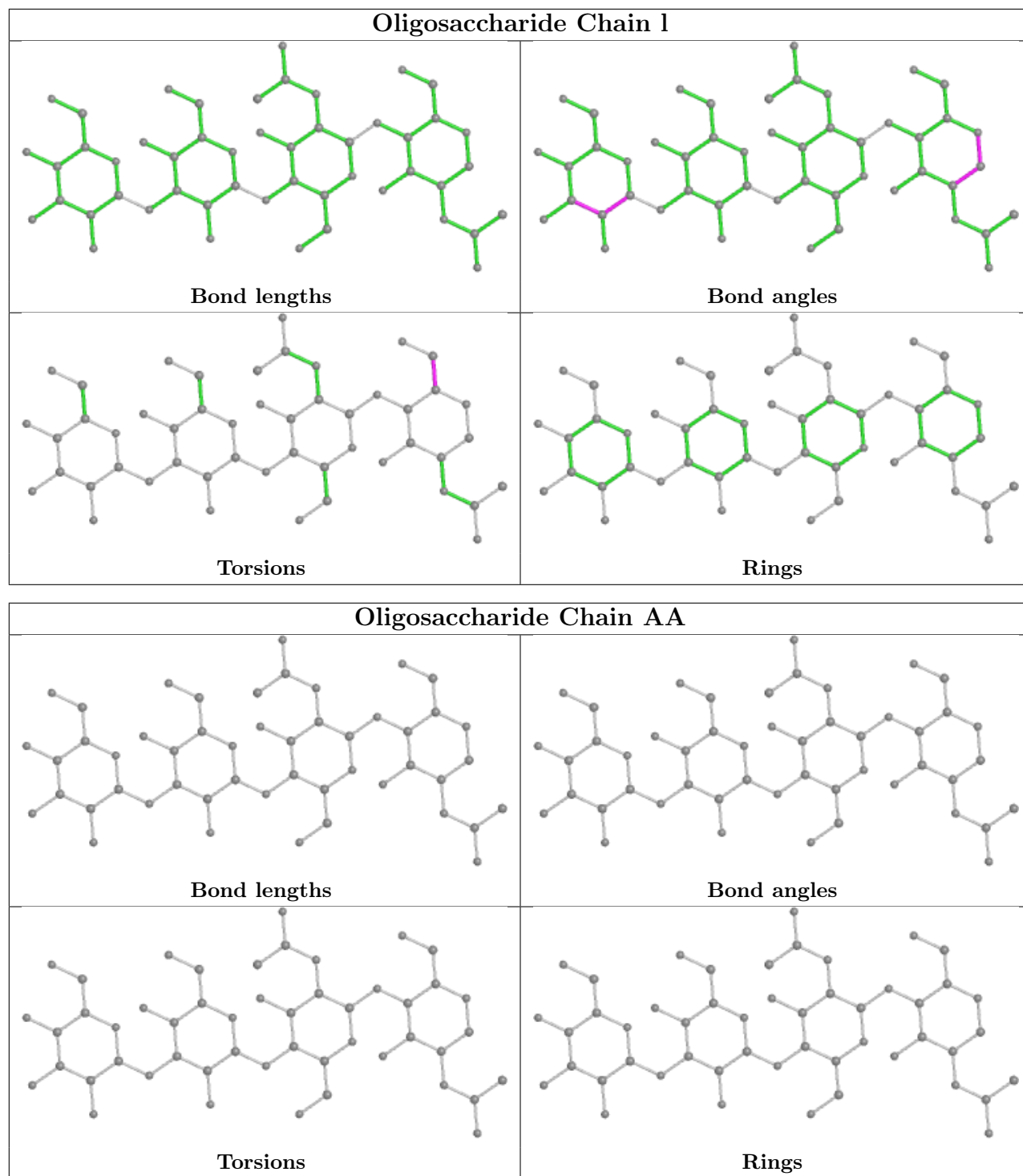


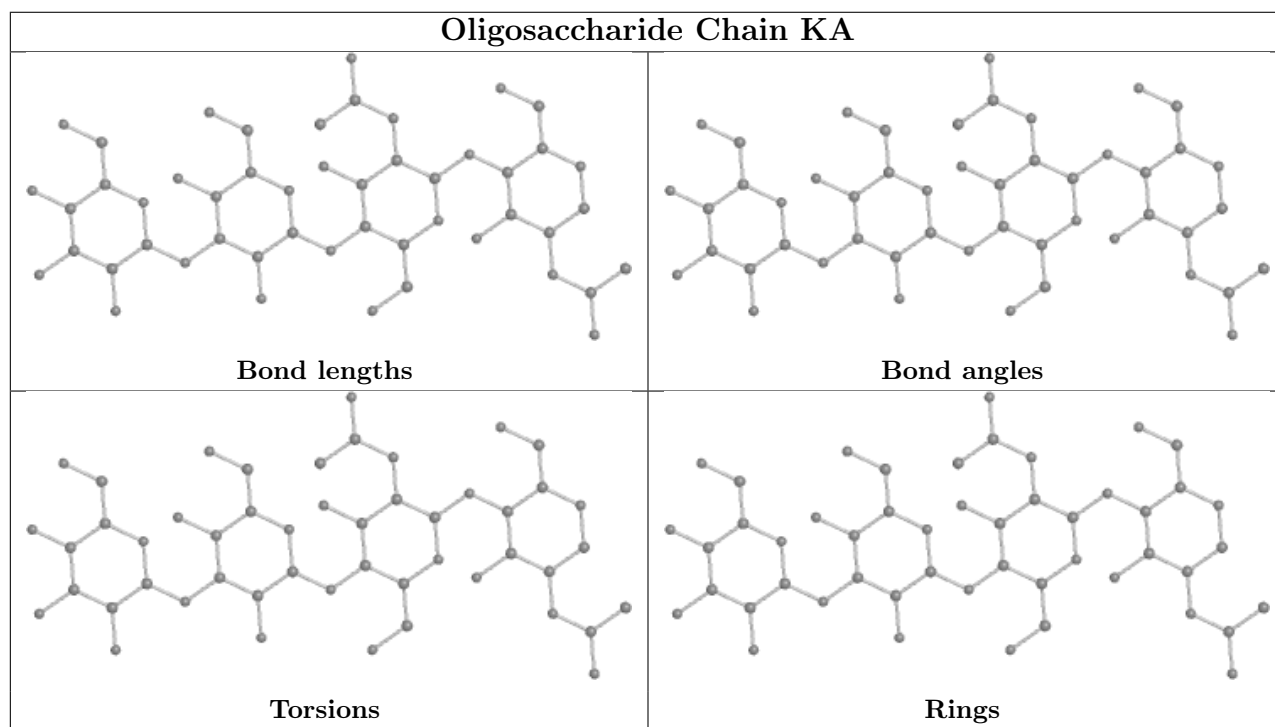
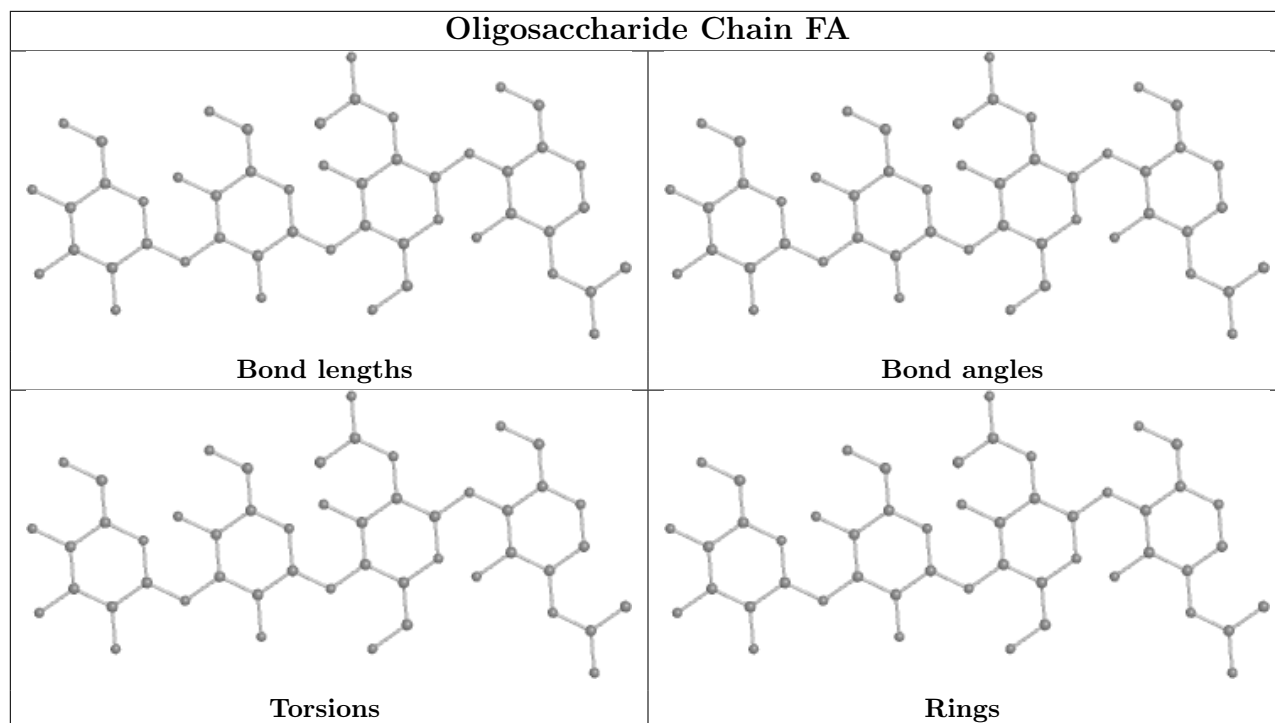


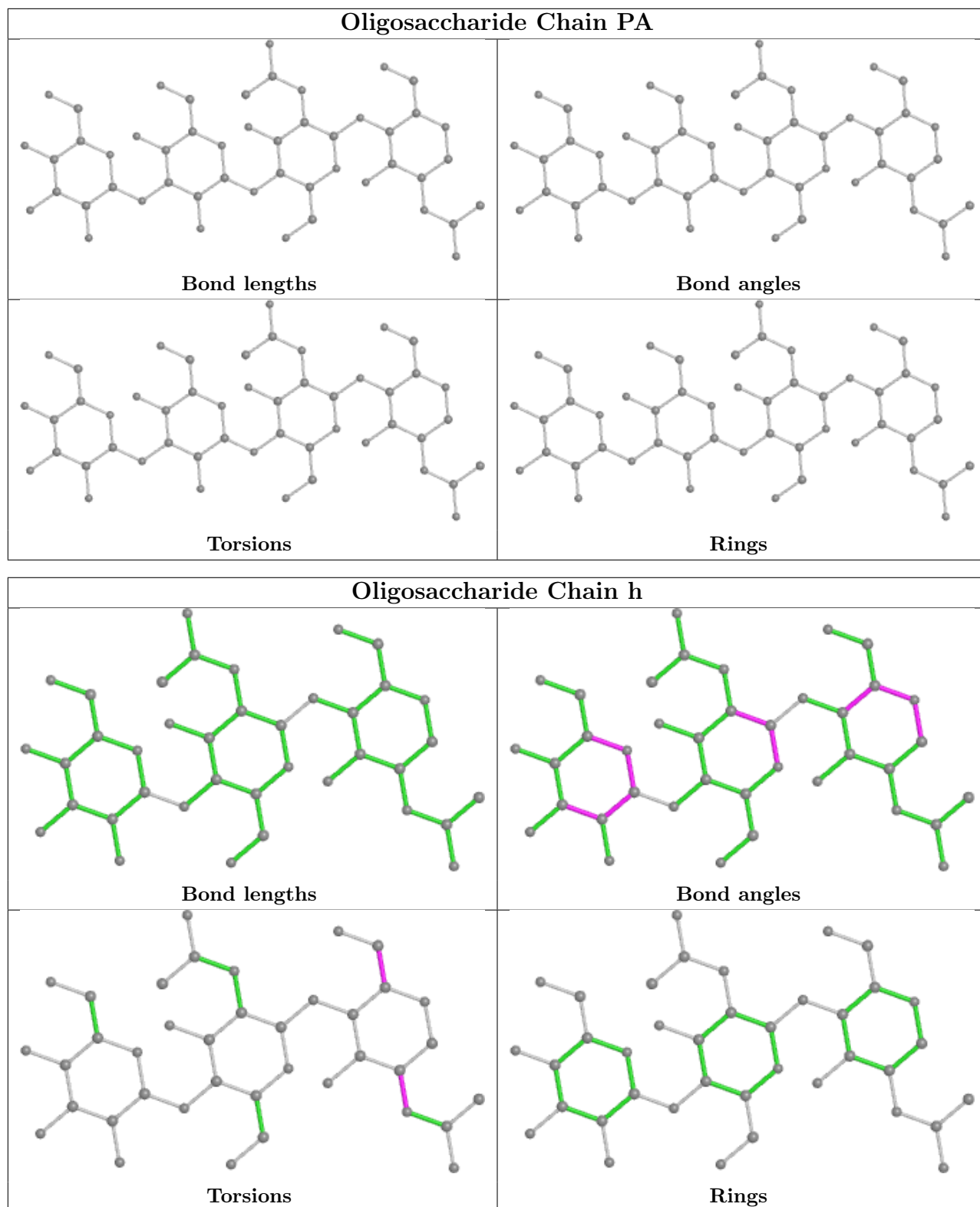


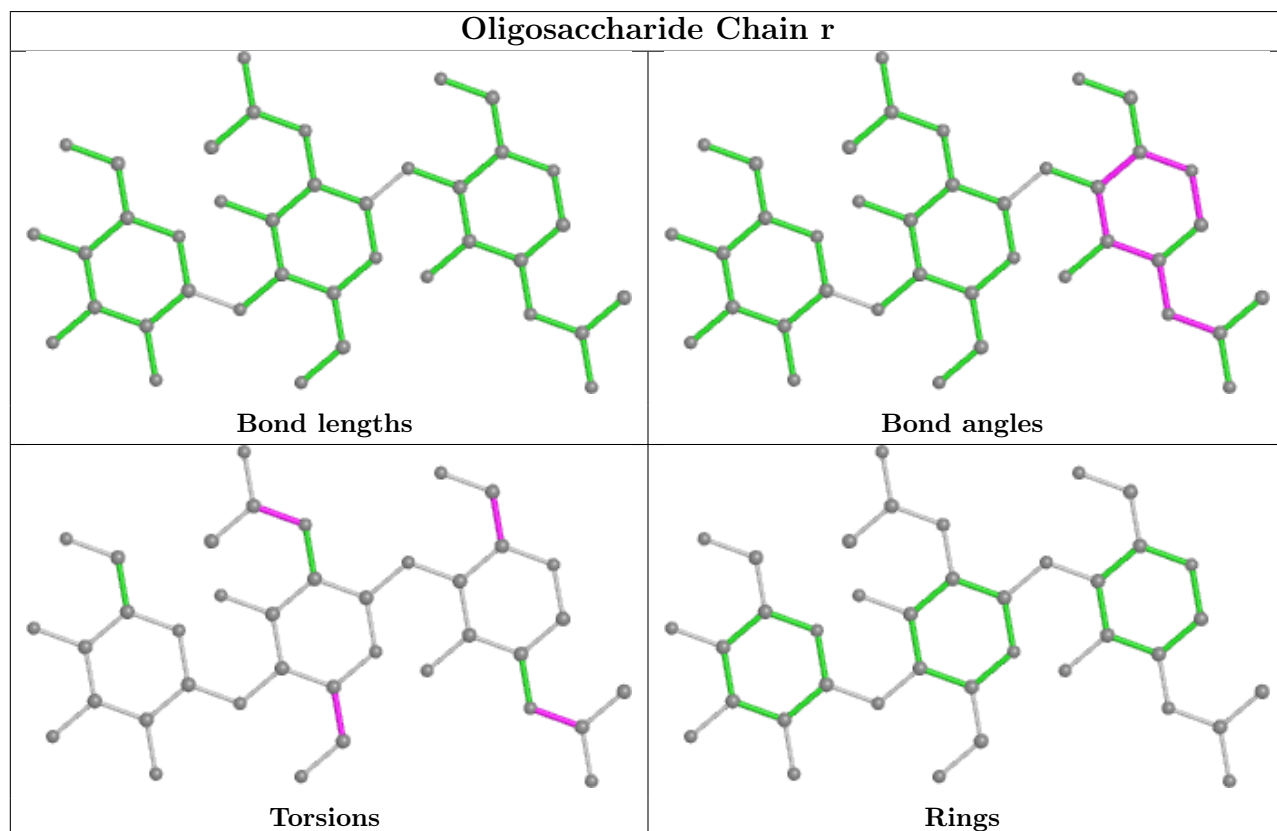
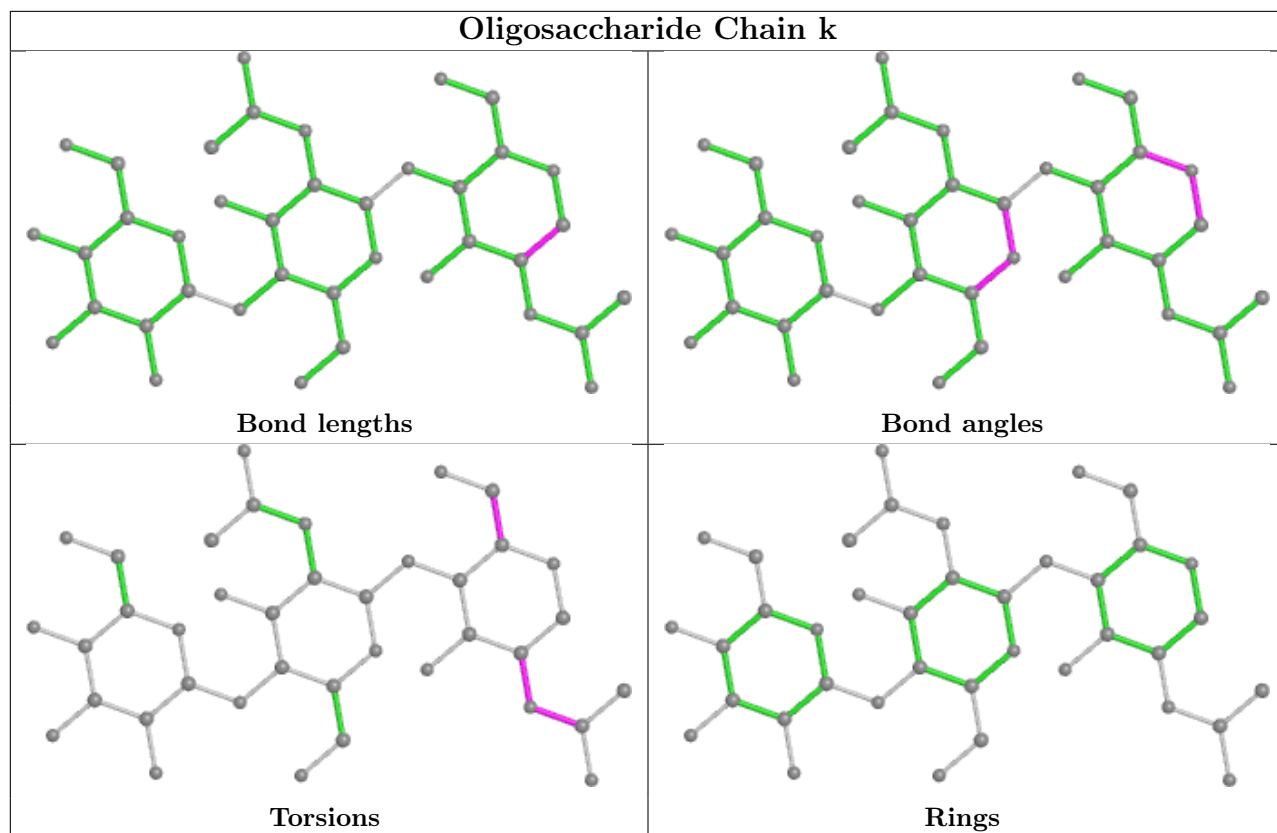


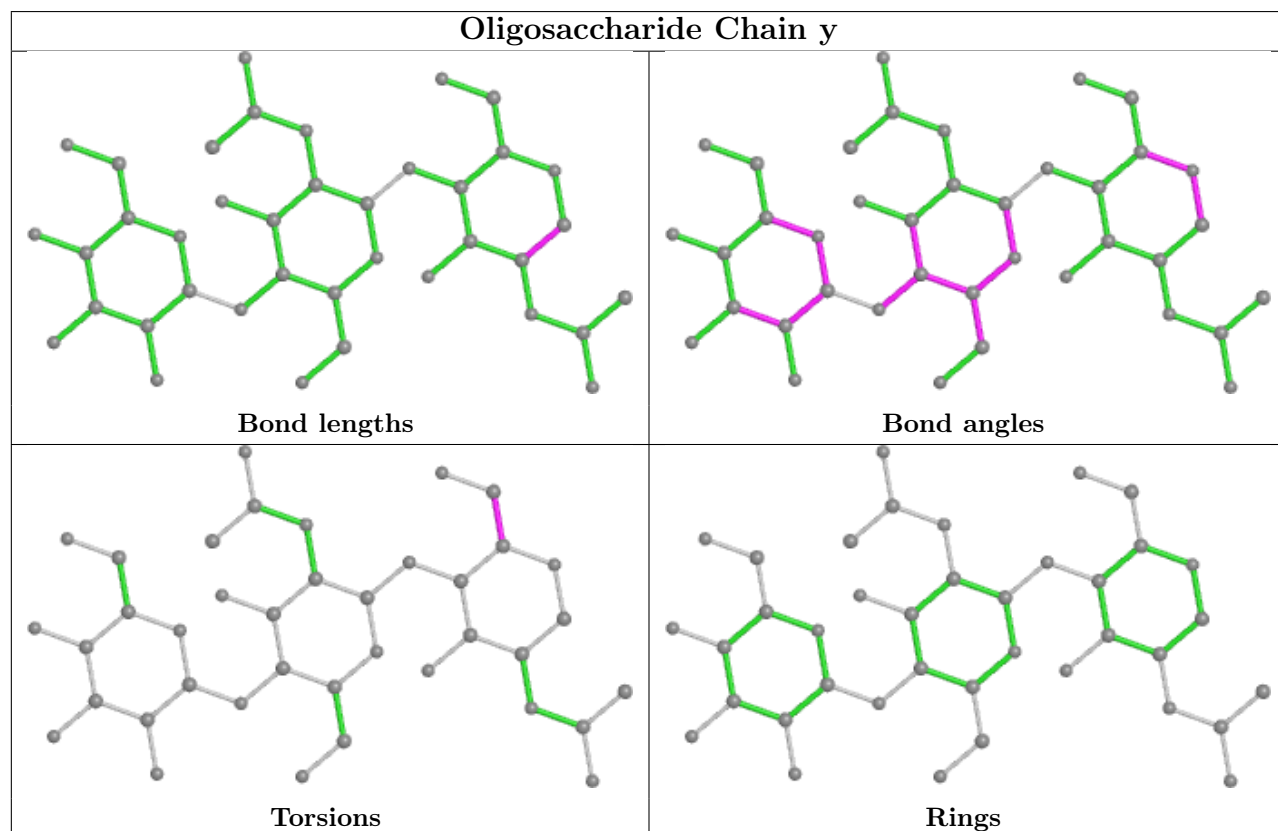
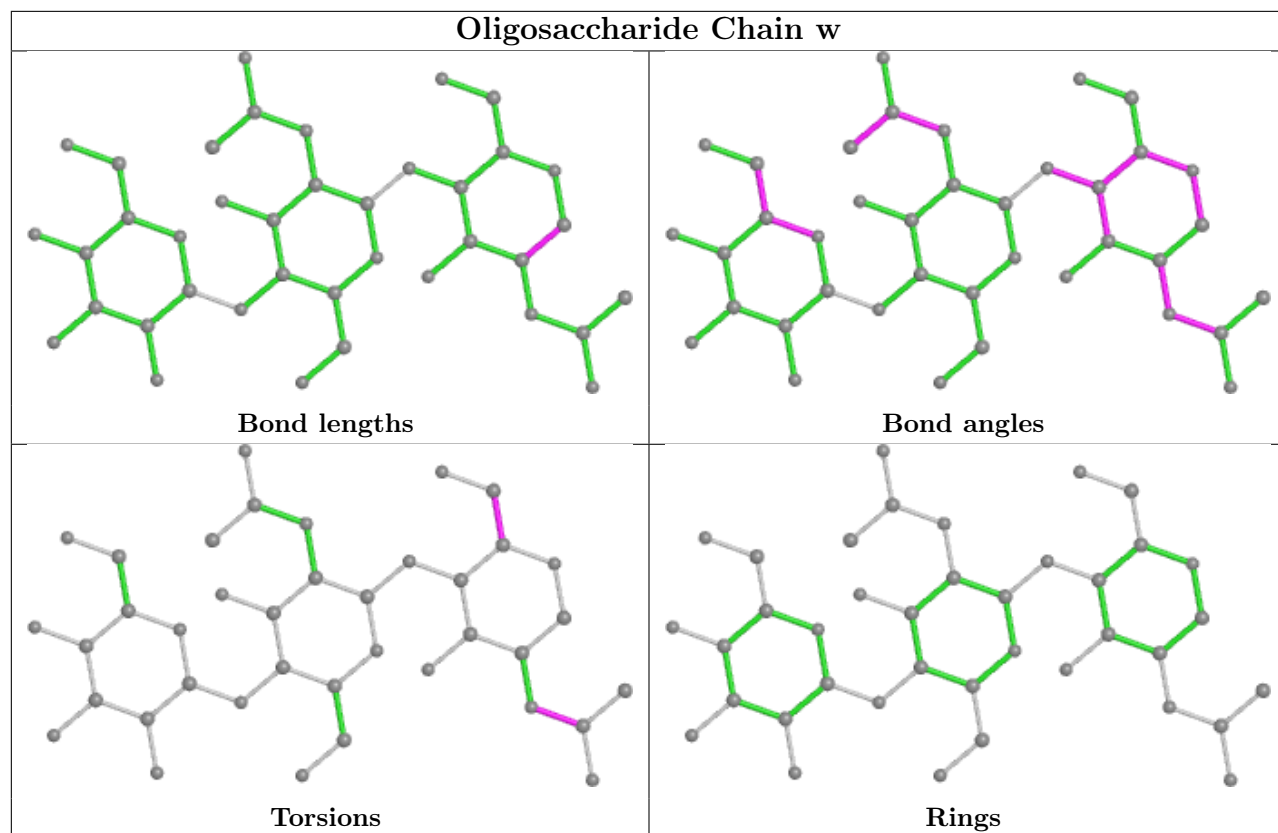


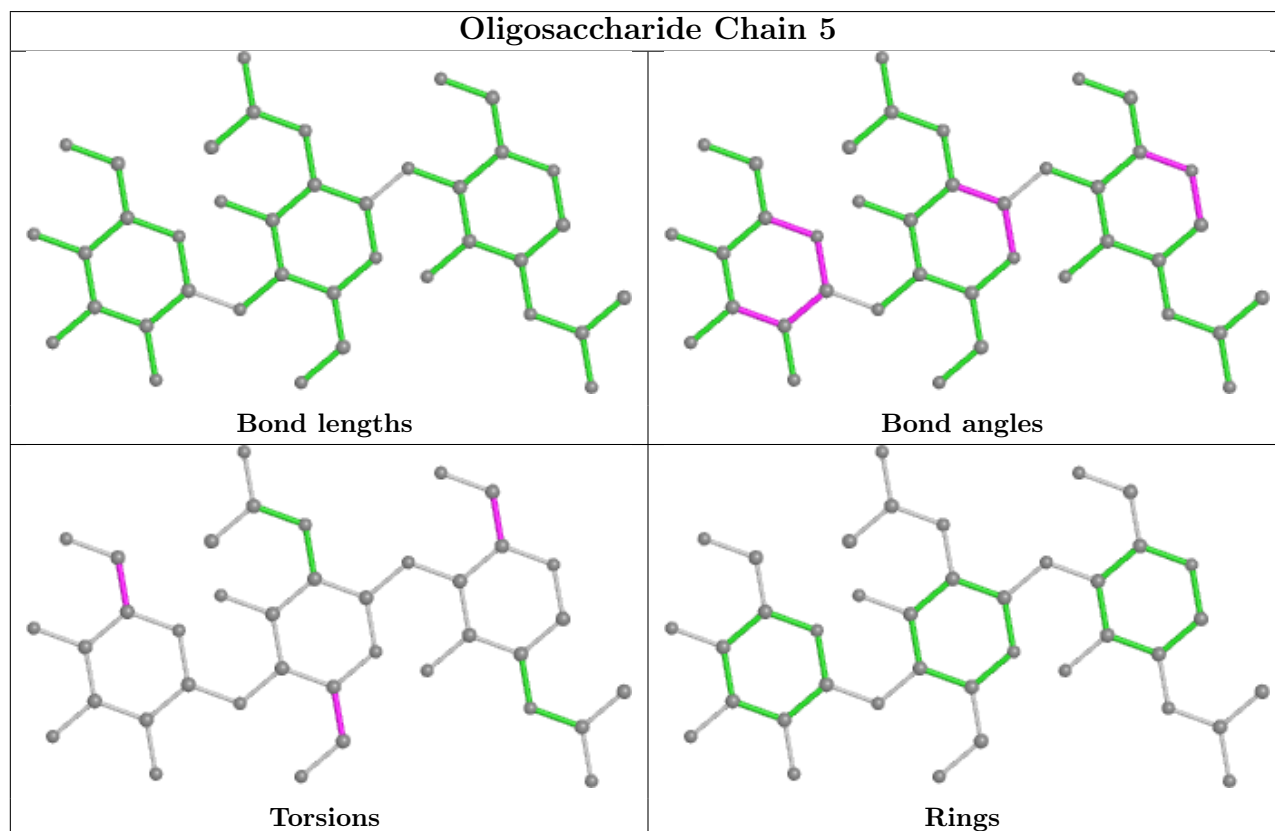
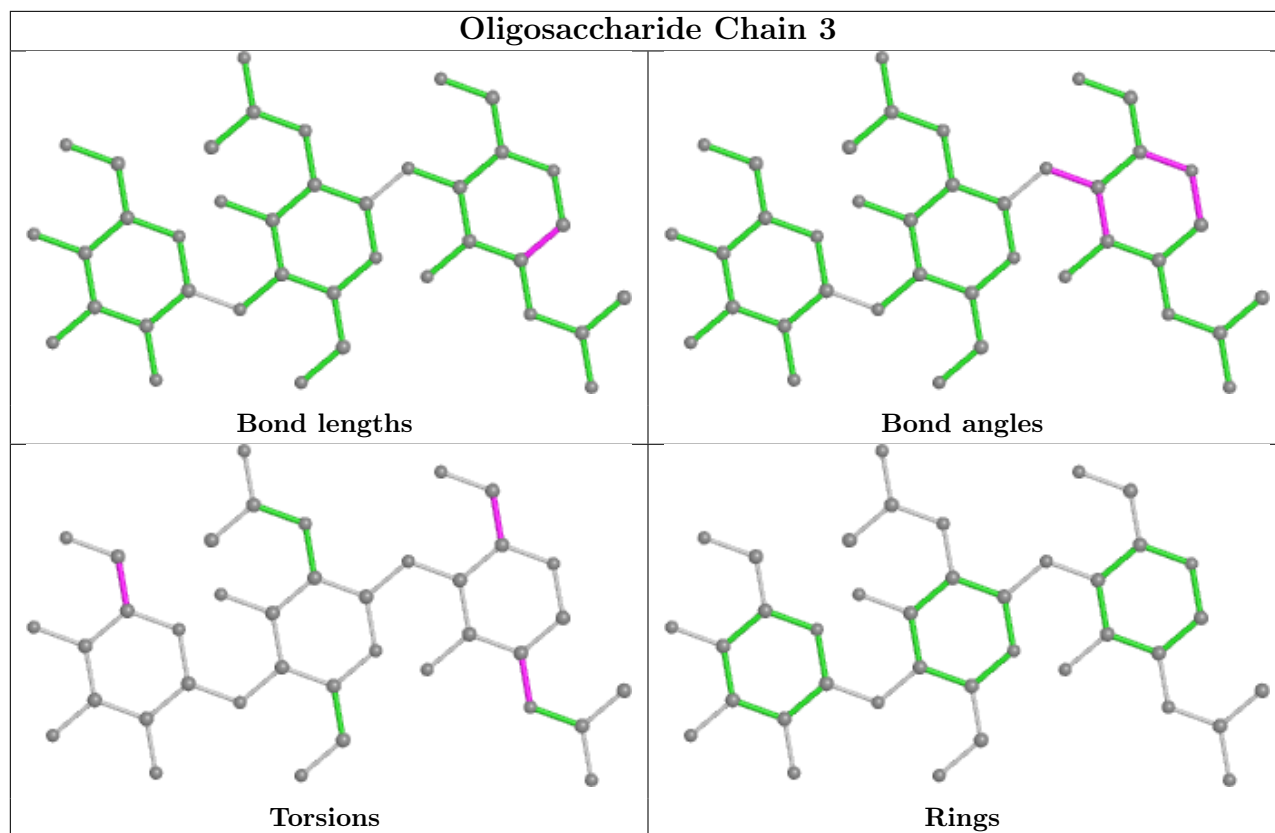


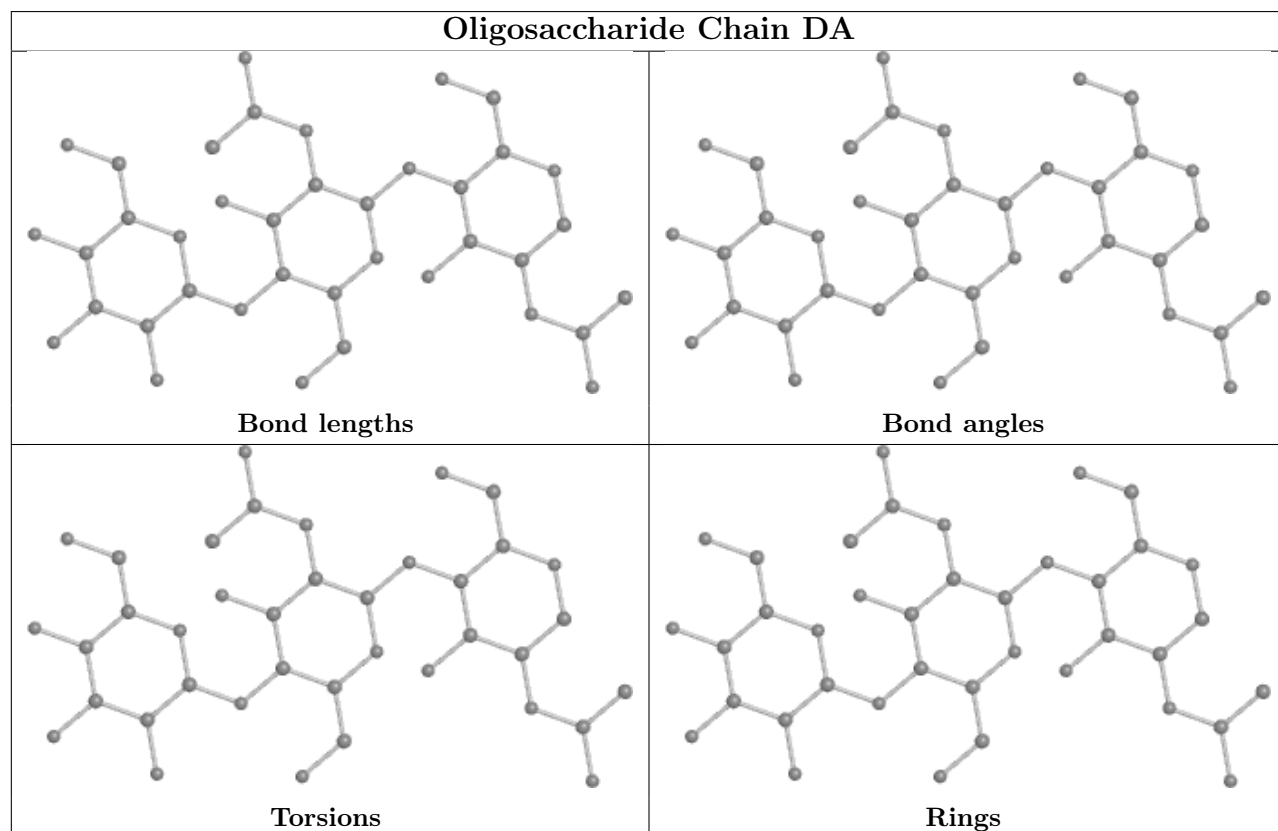
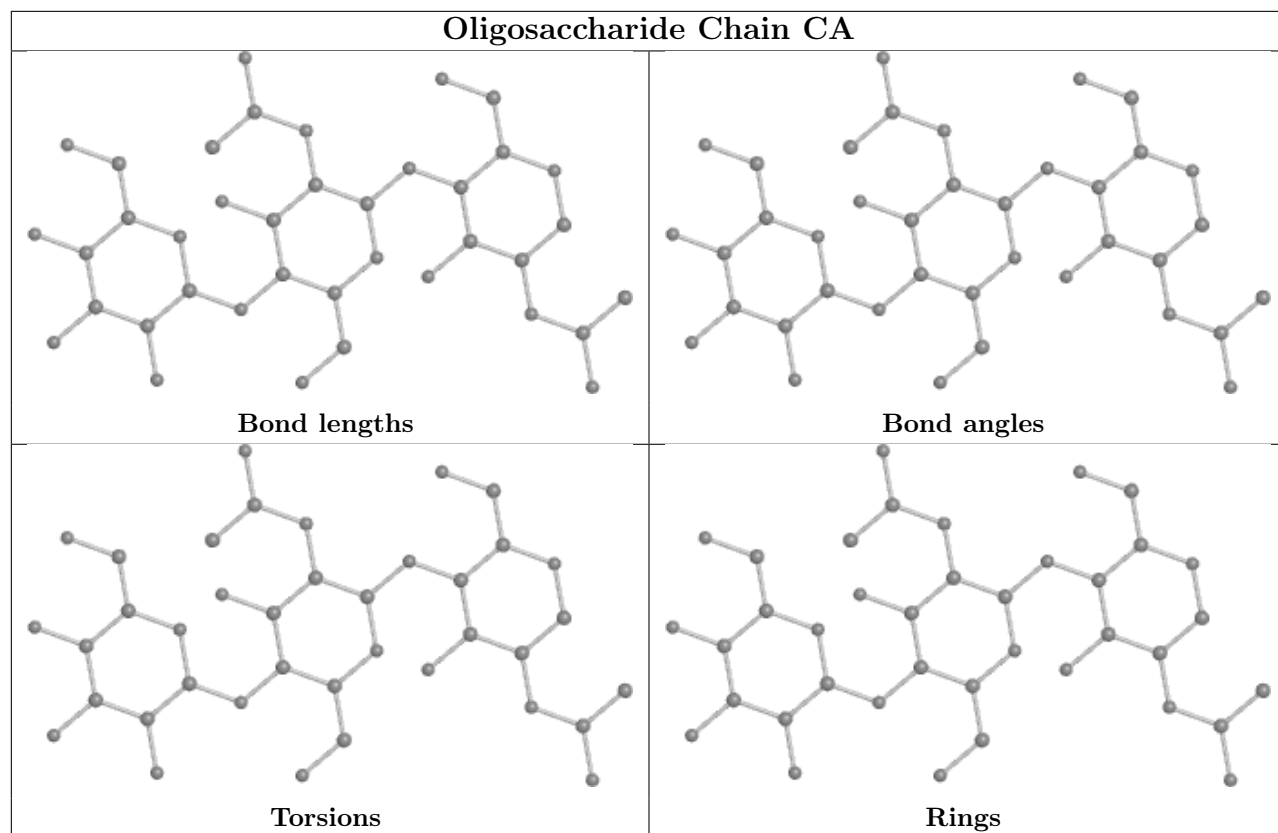


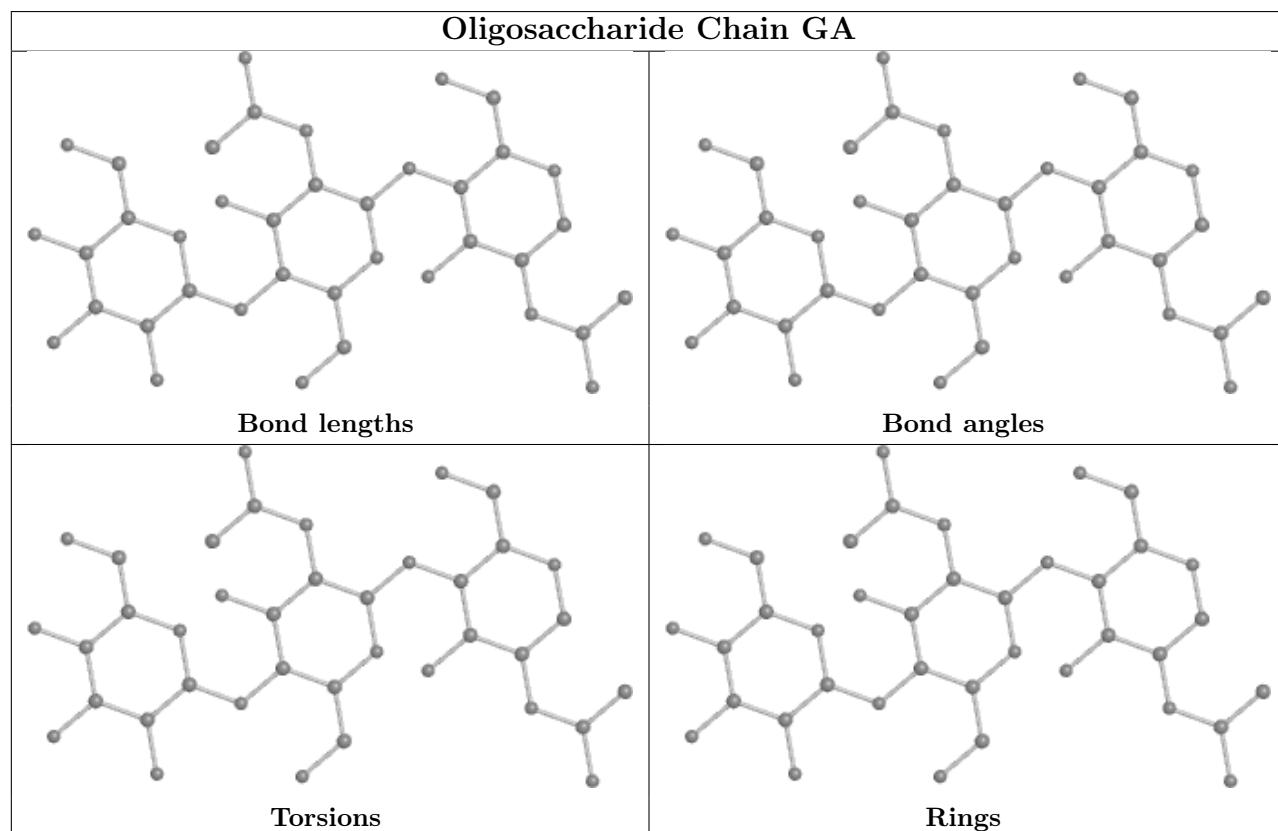
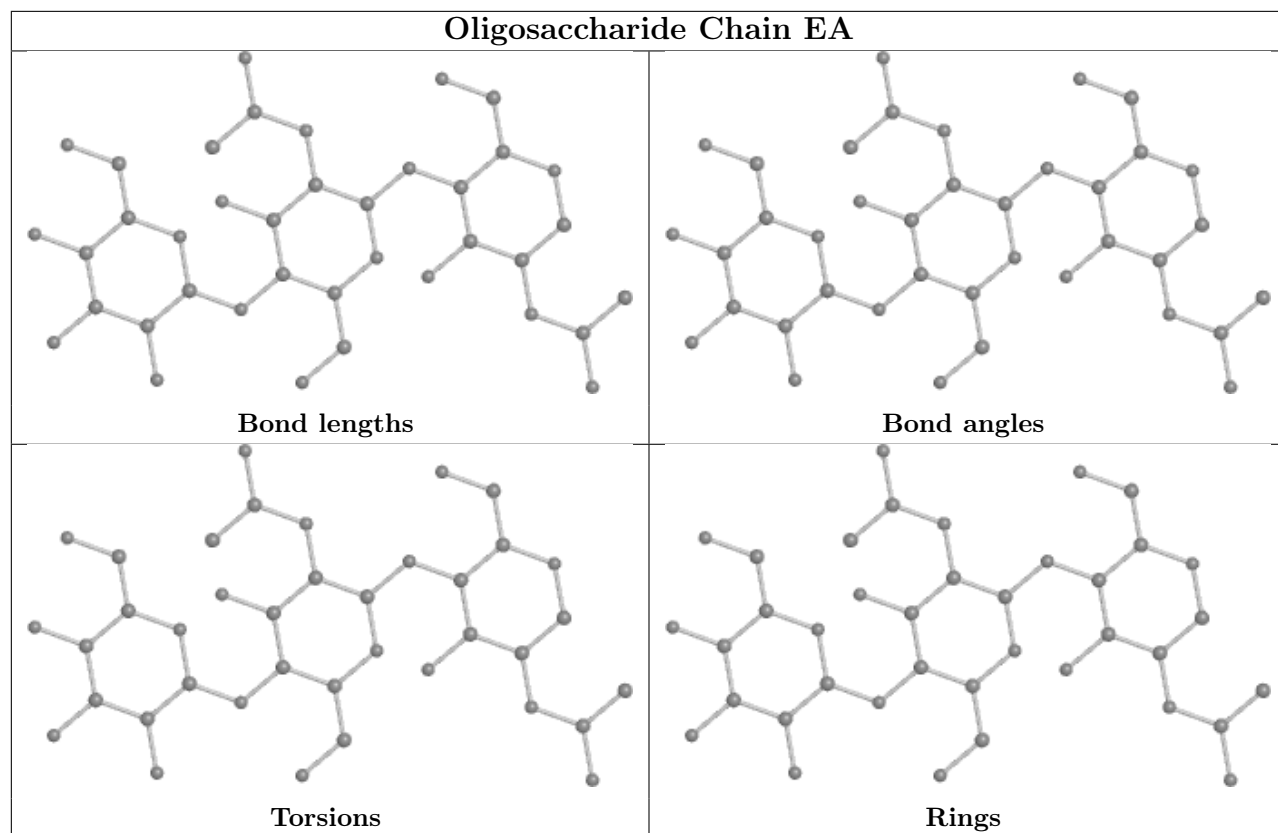


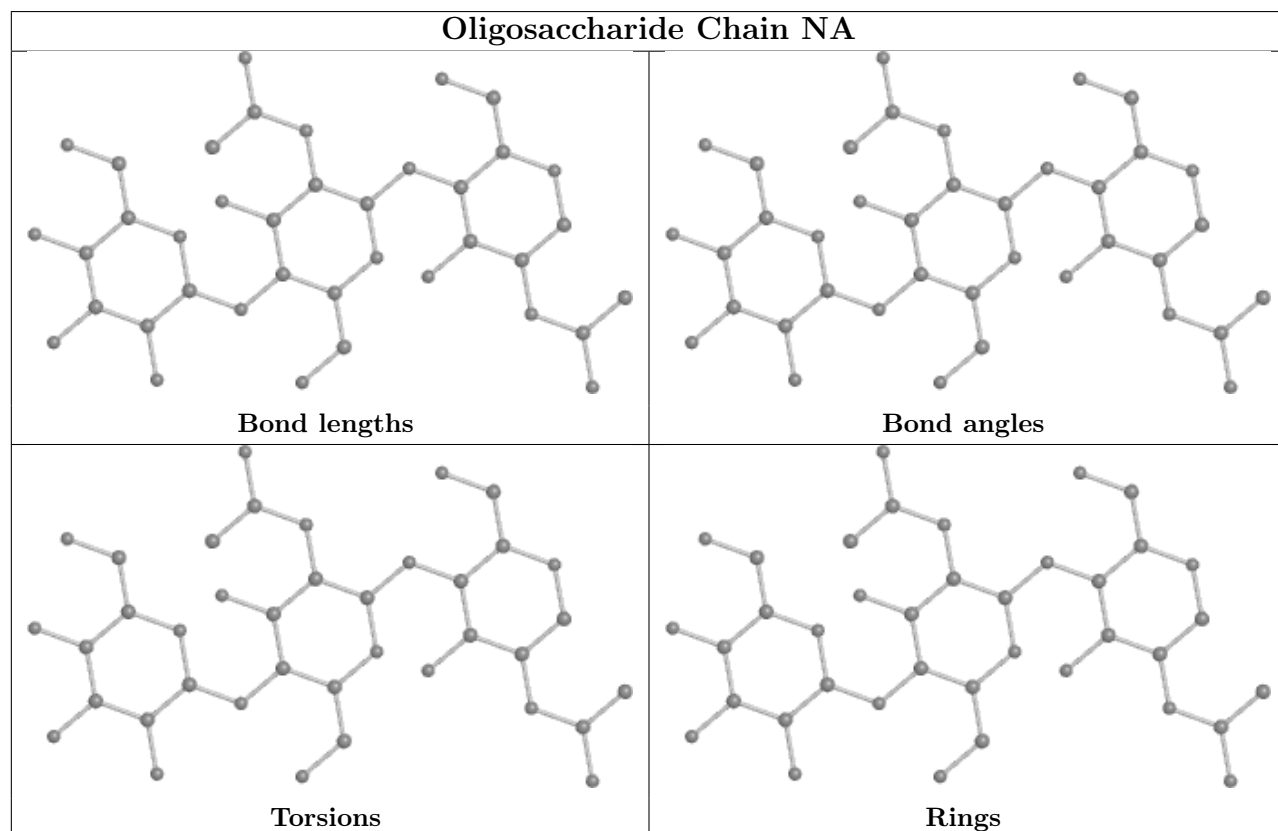
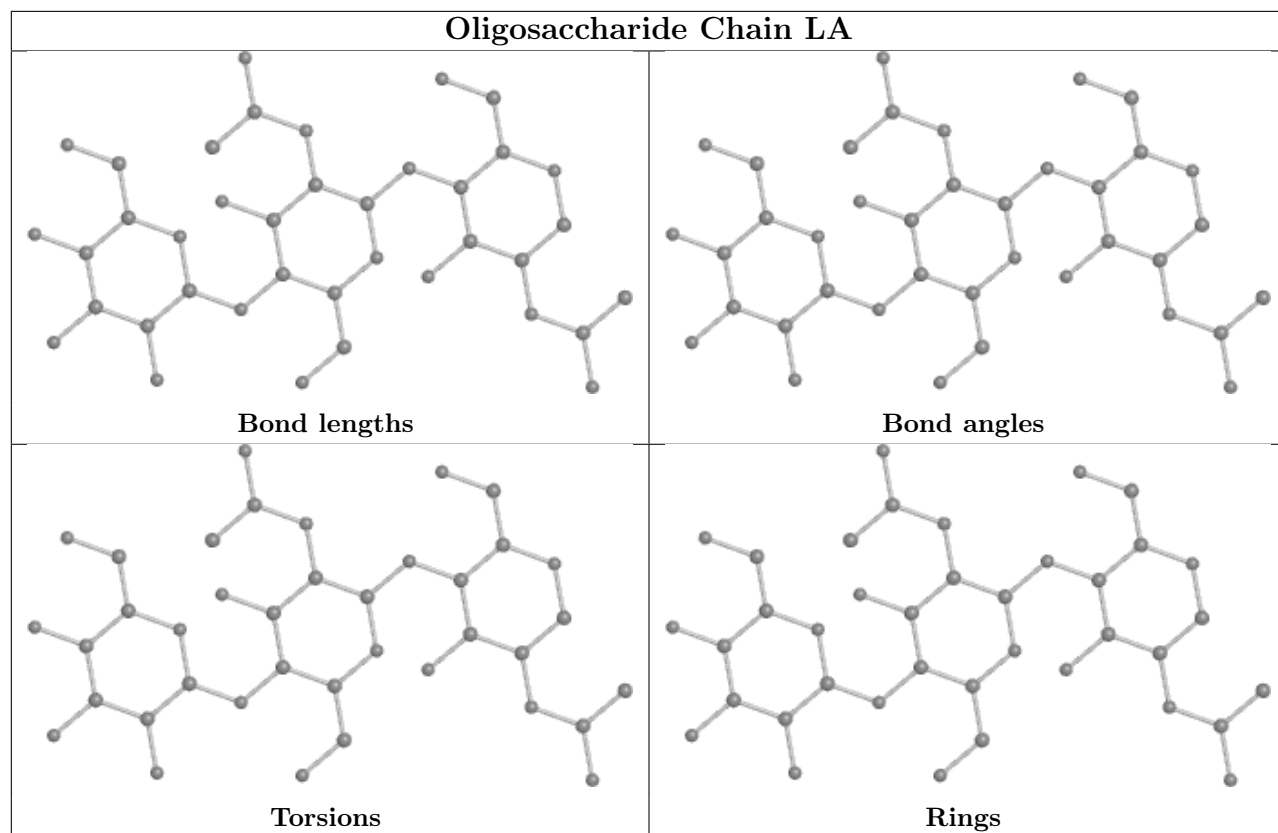


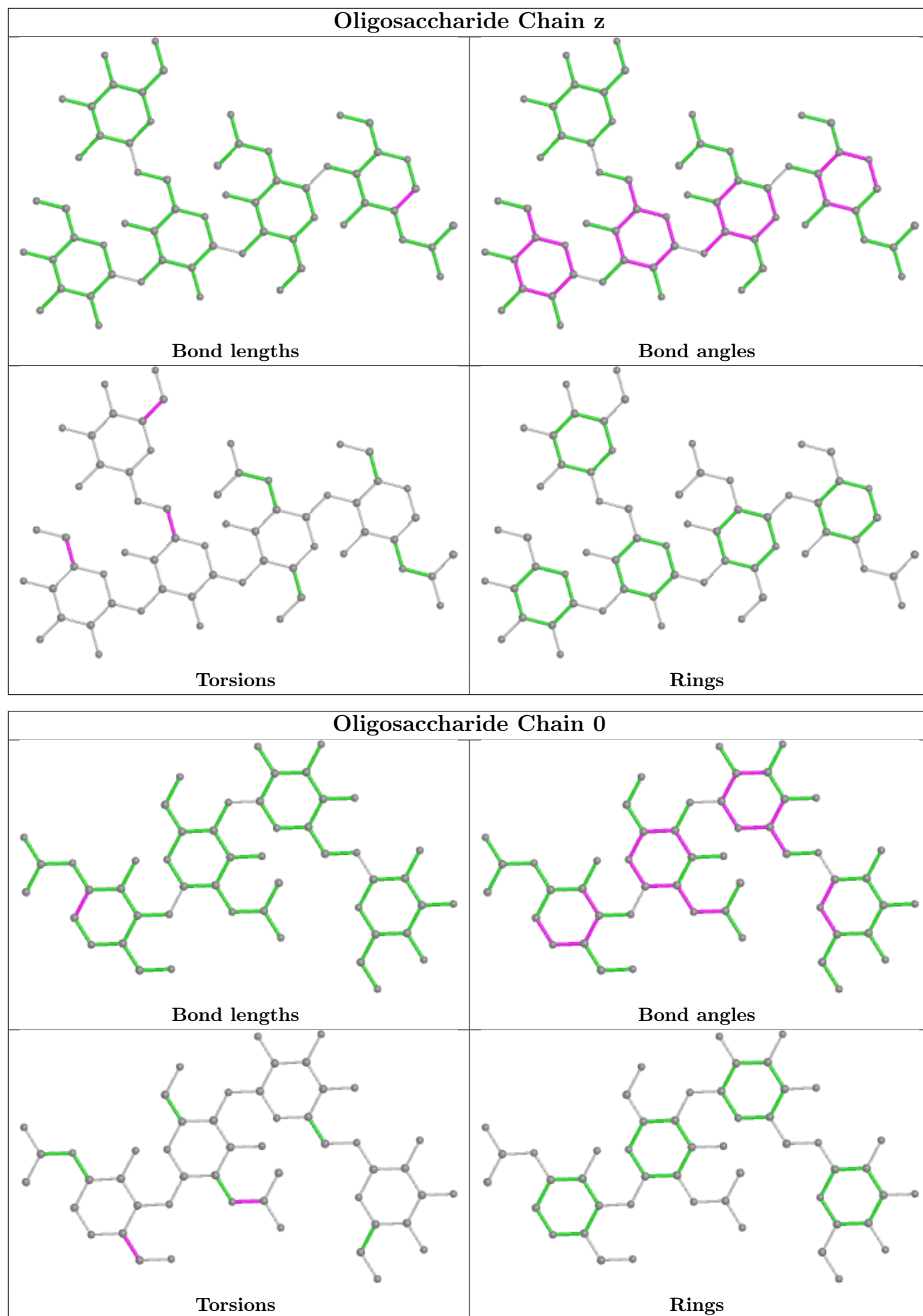












5.6 Ligand geometry [i](#)

100 ligands are modelled in this entry.

In the following table, the Counts columns list the number of bonds (or angles) for which Mogul statistics could be retrieved, the number of bonds (or angles) that are observed in the model and the number of bonds (or angles) that are defined in the Chemical Component Dictionary. The Link column lists molecule types, if any, to which the group is linked. The Z score for a bond length (or angle) is the number of standard deviations the observed value is removed from the expected value. A bond length (or angle) with $|Z| > 2$ is considered an outlier worth inspection. RMSZ is the root-mean-square of all Z scores of the bond lengths (or angles).

Mol	Type	Chain	Res	Link	Bond lengths			Bond angles		
					Counts	RMSZ	# Z > 2	Counts	RMSZ	# Z > 2
9	CUO	D	5016[C]	-	0,4,4	-	-	-		
9	CUO	I	3401[B]	3	0,4,4	-	-	-		
9	CUO	T	3001	2	0,4,4	-	-	-		
9	CUO	M	2105	1	0,4,4	-	-	-		
9	CUO	V	5004	1	0,4,4	-	-	-		
9	CUO	S	2102	1	0,4,4	-	-	-		
9	CUO	S	2104	1	0,4,4	-	-	-		
9	CUO	M	2103	1	0,4,4	-	-	-		
9	CUO	A	5016[D]	-	0,4,4	-	-	-		
9	CUO	S	2105	1	0,4,4	-	-	-		
9	CUO	V	5001	1	0,4,4	-	-	-		
9	CUO	G	2105	1	0,4,4	-	-	-		
9	CUO	N	3001	2	0,4,4	-	-	-		
9	CUO	V	5002	1	0,4,4	-	-	-		
9	CUO	b	2104	1	0,4,4	-	-	-		
9	CUO	C	3401[A]	3	0,4,4	-	-	-		
9	CUO	N	3002	2	0,4,4	-	-	-		
9	CUO	B	3001	2	0,4,4	-	-	-		
9	CUO	G	2104	1	0,4,4	-	-	-		
9	CUO	C	3401[B]	3	0,4,4	-	-	-		
9	CUO	Z	3001	2	0,4,4	-	-	-		
9	CUO	b	2102	1	0,4,4	-	-	-		
9	CUO	S	2103	1	0,4,4	-	-	-		
9	CUO	Y	2101[D]	-	0,4,4	-	-	-		
9	CUO	X	3401[A]	3	0,4,4	-	-	-		
9	CUO	W	3001	2	0,4,4	-	-	-		
9	CUO	X	3401[B]	3	0,4,4	-	-	-		
9	CUO	Y	2102	1	0,4,4	-	-	-		
9	CUO	B	3002	2	0,4,4	-	-	-		
9	CUO	H	3002	2	0,4,4	-	-	-		
9	CUO	Y	2105	1	0,4,4	-	-	-		
9	CUO	M	2101[D]	-	0,4,4	-	-	-		

Mol	Type	Chain	Res	Link	Bond lengths			Bond angles		
					Counts	RMSZ	# Z > 2	Counts	RMSZ	# Z > 2
9	CUO	D	5002	1	0,4,4	-	-	-		
9	CUO	Y	2101[C]	-	0,4,4	-	-	-		
9	CUO	D	5001	1	0,4,4	-	-	-		
9	CUO	P	5015[D]	-	0,4,4	-	-	-		
9	CUO	G	2101[D]	-	0,4,4	-	-	-		
9	CUO	J	5004	1	0,4,4	-	-	-		
9	CUO	P	5002	1	0,4,4	-	-	-		
9	CUO	Q	3001	2	0,4,4	-	-	-		
9	CUO	S	2101[D]	-	0,4,4	-	-	-		
9	CUO	P	5003	1	0,4,4	-	-	-		
9	CUO	J	5014[D]	-	0,4,4	-	-	-		
9	CUO	F	3401[A]	3	0,4,4	-	-	-		
9	CUO	D	5004	1	0,4,4	-	-	-		
9	CUO	F	3401[B]	3	0,4,4	-	-	-		
9	CUO	C	3402[A]	3	0,4,4	-	-	-		
9	CUO	E	3002	2	0,4,4	-	-	-		
9	CUO	C	3402[B]	3	0,4,4	-	-	-		
9	CUO	M	2104	1	0,4,4	-	-	-		
9	CUO	A	5016[C]	-	0,4,4	-	-	-		
9	CUO	Y	2103	1	0,4,4	-	-	-		
9	CUO	E	3001	2	0,4,4	-	-	-		
9	CUO	G	2102	1	0,4,4	-	-	-		
9	CUO	b	2101[D]	-	0,4,4	-	-	-		
9	CUO	P	5004	1	0,4,4	-	-	-		
9	CUO	b	2105	1	0,4,4	-	-	-		
9	CUO	O	3401[A]	3	0,4,4	-	-	-		
9	CUO	Z	3002	2	0,4,4	-	-	-		
9	CUO	O	3401[B]	3	0,4,4	-	-	-		
9	CUO	A	5003	1	0,4,4	-	-	-		
9	CUO	P	5001	1	0,4,4	-	-	-		
9	CUO	U	3401[A]	3	0,4,4	-	-	-		
9	CUO	d	3401[A]	3	0,4,4	-	-	-		
9	CUO	U	3401[B]	3	0,4,4	-	-	-		
9	CUO	D	5016[D]	-	0,4,4	-	-	-		
9	CUO	F	3402[A]	3	0,4,4	-	-	-		
9	CUO	V	5003	1	0,4,4	-	-	-		
9	CUO	d	3401[B]	3	0,4,4	-	-	-		
9	CUO	F	3402[B]	3	0,4,4	-	-	-		
9	CUO	M	2101[C]	-	0,4,4	-	-	-		
9	CUO	c	3002	2	0,4,4	-	-	-		
9	CUO	P	5015[C]	-	0,4,4	-	-	-		
9	CUO	T	3002	2	0,4,4	-	-	-		
9	CUO	G	2101[C]	-	0,4,4	-	-	-		

Mol	Type	Chain	Res	Link	Bond lengths			Bond angles		
					Counts	RMSZ	# Z > 2	Counts	RMSZ	# Z > 2
9	CUO	Q	3002	2	0,4,4	-	-	-		
9	CUO	S	2101[C]	-	0,4,4	-	-	-		
9	CUO	J	5001	1	0,4,4	-	-	-		
9	CUO	J	5014[C]	-	0,4,4	-	-	-		
9	CUO	J	5002	1	0,4,4	-	-	-		
9	CUO	V	5018[D]	-	0,4,4	-	-	-		
9	CUO	K	3002	2	0,4,4	-	-	-		
9	CUO	b	2103	1	0,4,4	-	-	-		
9	CUO	W	3002	2	0,4,4	-	-	-		
9	CUO	J	5003	1	0,4,4	-	-	-		
9	CUO	A	5002	1	0,4,4	-	-	-		
9	CUO	Y	2104	1	0,4,4	-	-	-		
9	CUO	b	2101[C]	-	0,4,4	-	-	-		
9	CUO	V	5018[C]	-	0,4,4	-	-	-		
9	CUO	K	3001	2	0,4,4	-	-	-		
9	CUO	D	5003	1	0,4,4	-	-	-		
9	CUO	A	5001	1	0,4,4	-	-	-		
9	CUO	M	2102	1	0,4,4	-	-	-		
9	CUO	A	5004	1	0,4,4	-	-	-		
9	CUO	G	2103	1	0,4,4	-	-	-		
9	CUO	I	3402[A]	3	0,4,4	-	-	-		
9	CUO	c	3001	2	0,4,4	-	-	-		
9	CUO	H	3001	2	0,4,4	-	-	-		
9	CUO	I	3402[B]	3	0,4,4	-	-	-		
9	CUO	I	3401[A]	3	0,4,4	-	-	-		

In the following table, the Chirals column lists the number of chiral outliers, the number of chiral centers analysed, the number of these observed in the model and the number defined in the Chemical Component Dictionary. Similar counts are reported in the Torsion and Rings columns. '2' means no outliers of that kind were identified.

Mol	Type	Chain	Res	Link	Chirals	Torsions	Rings
9	CUO	D	5016[C]	-	-	-	0/1/1/1
9	CUO	I	3401[B]	3	-	-	0/1/1/1
9	CUO	T	3001	2	-	-	0/1/1/1
9	CUO	M	2105	1	-	-	0/1/1/1
9	CUO	V	5004	1	-	-	0/1/1/1
9	CUO	S	2102	1	-	-	0/1/1/1
9	CUO	S	2104	1	-	-	0/1/1/1
9	CUO	M	2103	1	-	-	0/1/1/1
9	CUO	A	5016[D]	-	-	-	0/1/1/1
9	CUO	S	2105	1	-	-	0/1/1/1
9	CUO	V	5001	1	-	-	0/1/1/1

Continued on next page...

Continued from previous page...

Mol	Type	Chain	Res	Link	Chirals	Torsions	Rings
9	CUO	G	2105	1	-	-	0/1/1/1
9	CUO	N	3001	2	-	-	0/1/1/1
9	CUO	V	5002	1	-	-	0/1/1/1
9	CUO	b	2104	1	-	-	0/1/1/1
9	CUO	C	3401[A]	3	-	-	0/1/1/1
9	CUO	N	3002	2	-	-	0/1/1/1
9	CUO	B	3001	2	-	-	0/1/1/1
9	CUO	G	2104	1	-	-	0/1/1/1
9	CUO	C	3401[B]	3	-	-	0/1/1/1
9	CUO	Z	3001	2	-	-	0/1/1/1
9	CUO	b	2102	1	-	-	0/1/1/1
9	CUO	S	2103	1	-	-	0/1/1/1
9	CUO	Y	2101[D]	-	-	-	0/1/1/1
9	CUO	X	3401[A]	3	-	-	0/1/1/1
9	CUO	W	3001	2	-	-	0/1/1/1
9	CUO	X	3401[B]	3	-	-	0/1/1/1
9	CUO	Y	2102	1	-	-	0/1/1/1
9	CUO	B	3002	2	-	-	0/1/1/1
9	CUO	H	3002	2	-	-	0/1/1/1
9	CUO	Y	2105	1	-	-	0/1/1/1
9	CUO	M	2101[D]	-	-	-	0/1/1/1
9	CUO	D	5002	1	-	-	0/1/1/1
9	CUO	Y	2101[C]	-	-	-	0/1/1/1
9	CUO	D	5001	1	-	-	0/1/1/1
9	CUO	P	5015[D]	-	-	-	0/1/1/1
9	CUO	G	2101[D]	-	-	-	0/1/1/1
9	CUO	J	5004	1	-	-	0/1/1/1
9	CUO	P	5002	1	-	-	0/1/1/1
9	CUO	Q	3001	2	-	-	0/1/1/1
9	CUO	S	2101[D]	-	-	-	0/1/1/1
9	CUO	P	5003	1	-	-	0/1/1/1
9	CUO	J	5014[D]	-	-	-	0/1/1/1
9	CUO	F	3401[A]	3	-	-	0/1/1/1
9	CUO	D	5004	1	-	-	0/1/1/1
9	CUO	F	3401[B]	3	-	-	0/1/1/1
9	CUO	C	3402[A]	3	-	-	0/1/1/1
9	CUO	E	3002	2	-	-	0/1/1/1
9	CUO	C	3402[B]	3	-	-	0/1/1/1
9	CUO	M	2104	1	-	-	0/1/1/1
9	CUO	A	5016[C]	-	-	-	0/1/1/1
9	CUO	Y	2103	1	-	-	0/1/1/1
9	CUO	E	3001	2	-	-	0/1/1/1

Continued on next page...

Continued from previous page...

Mol	Type	Chain	Res	Link	Chirals	Torsions	Rings
9	CUO	G	2102	1	-	-	0/1/1/1
9	CUO	b	2101[D]	-	-	-	0/1/1/1
9	CUO	P	5004	1	-	-	0/1/1/1
9	CUO	b	2105	1	-	-	0/1/1/1
9	CUO	O	3401[A]	3	-	-	0/1/1/1
9	CUO	Z	3002	2	-	-	0/1/1/1
9	CUO	O	3401[B]	3	-	-	0/1/1/1
9	CUO	A	5003	1	-	-	0/1/1/1
9	CUO	P	5001	1	-	-	0/1/1/1
9	CUO	U	3401[A]	3	-	-	0/1/1/1
9	CUO	d	3401[A]	3	-	-	0/1/1/1
9	CUO	U	3401[B]	3	-	-	0/1/1/1
9	CUO	D	5016[D]	-	-	-	0/1/1/1
9	CUO	F	3402[A]	3	-	-	0/1/1/1
9	CUO	V	5003	1	-	-	0/1/1/1
9	CUO	d	3401[B]	3	-	-	0/1/1/1
9	CUO	F	3402[B]	3	-	-	0/1/1/1
9	CUO	M	2101[C]	-	-	-	0/1/1/1
9	CUO	c	3002	2	-	-	0/1/1/1
9	CUO	P	5015[C]	-	-	-	0/1/1/1
9	CUO	T	3002	2	-	-	0/1/1/1
9	CUO	G	2101[C]	-	-	-	0/1/1/1
9	CUO	Q	3002	2	-	-	0/1/1/1
9	CUO	S	2101[C]	-	-	-	0/1/1/1
9	CUO	J	5001	1	-	-	0/1/1/1
9	CUO	J	5014[C]	-	-	-	0/1/1/1
9	CUO	J	5002	1	-	-	0/1/1/1
9	CUO	V	5018[D]	-	-	-	0/1/1/1
9	CUO	K	3002	2	-	-	0/1/1/1
9	CUO	b	2103	1	-	-	0/1/1/1
9	CUO	W	3002	2	-	-	0/1/1/1
9	CUO	J	5003	1	-	-	0/1/1/1
9	CUO	A	5002	1	-	-	0/1/1/1
9	CUO	Y	2104	1	-	-	0/1/1/1
9	CUO	b	2101[C]	-	-	-	0/1/1/1
9	CUO	V	5018[C]	-	-	-	0/1/1/1
9	CUO	K	3001	2	-	-	0/1/1/1
9	CUO	D	5003	1	-	-	0/1/1/1
9	CUO	A	5001	1	-	-	0/1/1/1
9	CUO	M	2102	1	-	-	0/1/1/1
9	CUO	A	5004	1	-	-	0/1/1/1
9	CUO	G	2103	1	-	-	0/1/1/1

Continued on next page...

Continued from previous page...

Mol	Type	Chain	Res	Link	Chirals	Torsions	Rings
9	CUO	I	3402[A]	3	-	-	0/1/1/1
9	CUO	c	3001	2	-	-	0/1/1/1
9	CUO	H	3001	2	-	-	0/1/1/1
9	CUO	I	3402[B]	3	-	-	0/1/1/1
9	CUO	I	3401[A]	3	-	-	0/1/1/1

There are no bond length outliers.

There are no bond angle outliers.

There are no chirality outliers.

There are no torsion outliers.

There are no ring outliers.

33 monomers are involved in 83 short contacts:

Mol	Chain	Res	Type	Clashes	Symm-Clashes
9	I	3401[B]	CUO	1	0
9	M	2105	CUO	2	0
9	V	5004	CUO	1	0
9	S	2102	CUO	1	0
9	S	2104	CUO	2	0
9	C	3401[A]	CUO	5	0
9	G	2104	CUO	1	0
9	C	3401[B]	CUO	2	0
9	X	3401[A]	CUO	5	0
9	X	3401[B]	CUO	5	0
9	Y	2102	CUO	1	0
9	Y	2105	CUO	1	0
9	D	5001	CUO	1	0
9	D	5004	CUO	1	0
9	F	3401[B]	CUO	2	0
9	C	3402[A]	CUO	5	0
9	C	3402[B]	CUO	2	0
9	M	2104	CUO	1	0
9	O	3401[A]	CUO	5	0
9	O	3401[B]	CUO	5	0
9	U	3401[A]	CUO	5	0
9	U	3401[B]	CUO	5	0
9	F	3402[A]	CUO	5	0
9	V	5003	CUO	1	0
9	T	3002	CUO	1	0
9	J	5001	CUO	1	0

Continued on next page...

Continued from previous page...

Mol	Chain	Res	Type	Clashes	Symm-Clashes
9	J	5002	CUO	1	0
9	W	3002	CUO	1	0
9	Y	2104	CUO	1	0
9	A	5001	CUO	2	0
9	I	3402[A]	CUO	5	0
9	I	3402[B]	CUO	1	0
9	I	3401[A]	CUO	5	0

5.7 Other polymers [i](#)

There are no such residues in this entry.

5.8 Polymer linkage issues [i](#)

There are no chain breaks in this entry.

6 Fit of model and data i

6.1 Protein, DNA and RNA chains i

In the following table, the column labelled '#RSRZ > 2' contains the number (and percentage) of RSRZ outliers, followed by percent RSRZ outliers for the chain as percentile scores relative to all X-ray entries and entries of similar resolution. The OWAB column contains the minimum, median, 95th percentile and maximum values of the occupancy-weighted average B-factor per residue. The column labelled 'Q < 0.9' lists the number of (and percentage) of residues with an average occupancy less than 0.9.

Mol	Chain	Analysed	<RSRZ>	#RSRZ > 2	OWAB(Å ²)	Q < 0.9
1	A	1656/2000 (82%)	-0.30	28 (1%) 70 41	36, 70, 118, 164	0
1	D	1656/2000 (82%)	-0.30	34 (2%) 63 34	37, 67, 114, 176	0
1	G	1656/2000 (82%)	-0.33	24 (1%) 75 49	31, 68, 109, 152	0
1	J	1656/2000 (82%)	-0.30	31 (1%) 66 37	30, 64, 119, 162	0
1	M	1656/2000 (82%)	-0.40	21 (1%) 77 51	29, 56, 109, 157	0
1	P	1656/2000 (82%)	-0.44	19 (1%) 80 56	27, 53, 97, 176	0
1	S	1656/2000 (82%)	-0.40	32 (1%) 66 37	31, 60, 108, 164	0
1	V	1656/2000 (82%)	-0.46	15 (0%) 84 63	26, 55, 105, 154	0
1	Y	1656/2000 (82%)	-0.36	17 (1%) 82 59	31, 66, 112, 160	0
1	b	1656/2000 (82%)	-0.41	17 (1%) 82 59	30, 60, 105, 161	0
2	B	825/920 (89%)	-0.52	4 (0%) 91 75	32, 57, 101, 140	0
2	E	825/920 (89%)	-0.48	8 (0%) 82 59	30, 59, 106, 137	0
2	H	825/920 (89%)	-0.42	10 (1%) 79 54	31, 63, 112, 147	0
2	K	825/920 (89%)	-0.43	6 (0%) 87 69	34, 60, 101, 158	0
2	N	825/920 (89%)	-0.54	5 (0%) 89 72	21, 46, 92, 135	0
2	Q	825/920 (89%)	-0.54	3 (0%) 92 79	26, 49, 100, 134	0
2	T	825/920 (89%)	-0.51	3 (0%) 92 79	30, 53, 93, 137	0
2	W	825/920 (89%)	-0.54	2 (0%) 95 87	25, 53, 99, 129	0
2	Z	825/920 (89%)	-0.51	5 (0%) 89 72	25, 52, 95, 130	0
2	c	825/920 (89%)	-0.52	6 (0%) 87 69	26, 55, 103, 135	0
3	C	366/394 (92%)	2.76	232 (63%) 0 0	68, 90, 99, 110	0
3	F	366/394 (92%)	2.44	196 (53%) 0 0	56, 78, 88, 107	0
3	I	366/394 (92%)	2.52	204 (55%) 0 0	57, 78, 91, 111	0
3	L	366/394 (92%)	2.61	215 (58%) 0 0	64, 89, 99, 106	0

Continued on next page...

Continued from previous page...

Mol	Chain	Analysed	<RSRZ>	#RSRZ>2			OWAB(Å ²)	Q<0.9
3	O	366/394 (92%)	2.37	192 (52%)	0	0	52, 75, 95, 106	0
3	R	366/394 (92%)	2.52	215 (58%)	0	0	59, 79, 90, 109	0
3	U	366/394 (92%)	2.28	171 (46%)	0	0	52, 74, 93, 103	0
3	X	366/394 (92%)	4.89	344 (93%)	0	0	79, 102, 111, 116	0
3	a	366/394 (92%)	2.40	190 (51%)	0	0	54, 76, 88, 96	0
3	d	366/394 (92%)	4.59	331 (90%)	0	0	81, 99, 107, 111	0
All	All	28470/33140 (85%)	0.02	2580 (9%)	9	3	21, 63, 107, 176	0

All (2580) RSRZ outliers are listed below:

Mol	Chain	Res	Type	RSRZ
3	d	2977[A]	CYS	16.0
3	d	3101[A]	PRO	15.1
3	X	2979[A]	GLN	14.3
3	a	3062[A]	GLN	13.4
3	O	3062[A]	GLN	12.9
3	d	3094[A]	SER	12.6
3	X	3110[A]	THR	12.5
3	X	3111[A]	SER	12.3
3	X	2931[A]	THR	12.2
3	L	3166[A]	GLU	11.8
3	d	3179[A]	ASP	11.7
3	d	3142[A]	ASN	11.5
1	V	1577	GLY	11.2
3	d	3163[A]	ASN	11.0
3	I	2929[A]	SER	10.8
3	R	2948[A]	ASP	10.8
3	F	3062[A]	GLN	10.7
3	d	3139[A]	LEU	10.6
3	X	2984[A]	THR	10.5
3	d	3105[A]	SER	10.4
3	d	2931[A]	THR	10.4
3	X	3091[A]	ALA	10.3
3	X	3142[A]	ASN	10.2
3	R	3162[A]	ASP	10.1
3	X	3108[A]	HIS	10.0
3	X	2952[A]	ALA	9.9
3	C	3062[A]	GLN	9.8
3	d	2932[A]	PRO	9.8
3	d	3168[A]	THR	9.7

Continued on next page...

Continued from previous page...

Mol	Chain	Res	Type	RSRZ
3	d	3079[A]	CYS	9.7
3	X	3063[A]	SER	9.7
3	d	3041[A]	ALA	9.6
3	d	2999[A]	ALA	9.6
3	X	3040[A]	VAL	9.5
3	O	3002[A]	ALA	9.5
3	X	3282[A]	ASP	9.5
3	d	3062[A]	GLN	9.5
3	d	2954[A]	TYR	9.5
3	C	2929[A]	SER	9.4
3	X	3250[A]	GLY	9.3
3	d	2978[A]	CYS	9.2
3	d	3146[A]	CYS	9.2
3	X	3245[A]	PHE	9.1
3	a	2981[A]	GLY	9.1
3	L	3062[A]	GLN	9.1
3	X	3140[A]	PRO	9.0
3	X	2928[A]	ASN	9.0
3	d	3181[A]	GLN	9.0
3	X	3252[A]	TYR	8.9
3	I	3101[A]	PRO	8.9
3	d	3278[A]	HIS	8.9
3	d	3091[A]	ALA	8.9
3	X	3092[A]	ILE	8.9
3	X	3013[A]	ASP	8.8
3	X	2953[A]	GLY	8.8
3	X	3157[A]	PRO	8.8
3	X	3005[A]	ALA	8.7
3	X	3070[A]	ALA	8.7
3	X	2963[A]	MET	8.7
3	R	2930[A]	LEU	8.6
3	I	3002[A]	ALA	8.6
3	C	2953[A]	GLY	8.5
3	X	3184[A]	ASN	8.5
3	X	3291[A]	ASP	8.5
3	a	3243[A]	GLY	8.5
3	d	3100[A]	SER	8.5
3	X	3090[A]	ASN	8.5
3	a	3293[A]	LYS	8.4
3	X	3062[A]	GLN	8.4
3	X	3016[A]	THR	8.4
3	X	3048[A]	ASP	8.4

Continued on next page...

Continued from previous page...

Mol	Chain	Res	Type	RSRZ
3	X	3182[A]	GLN	8.4
3	X	3008[A]	GLY	8.4
3	C	3101[A]	PRO	8.4
3	X	3160[A]	SER	8.3
3	d	3048[A]	ASP	8.3
3	a	2963[A]	MET	8.3
3	X	2981[A]	GLY	8.3
3	d	3082[A]	GLU	8.3
3	d	2941[A]	ALA	8.3
3	C	3162[A]	ASP	8.3
3	O	3101[A]	PRO	8.3
3	R	3243[A]	GLY	8.2
3	R	3101[A]	PRO	8.2
3	X	3246[A]	CYS	8.2
3	X	3143[A]	SER	8.1
3	O	2948[A]	ASP	8.1
3	X	3080[A]	ASP	8.1
3	d	3282[A]	ASP	8.0
2	K	2083	VAL	8.0
3	C	3037[A]	TYR	8.0
3	I	2979[A]	GLN	8.0
3	X	2964[A]	PRO	8.0
3	X	3144[A]	ALA	8.0
3	I	2948[A]	ASP	7.9
3	F	3166[A]	GLU	7.9
3	d	3243[A]	GLY	7.9
3	X	3253[A]	GLU	7.9
3	X	2983[A]	VAL	7.9
3	X	3256[A]	TRP	7.9
3	d	3034[A]	HIS	7.9
3	d	3138[A]	GLY	7.9
3	U	3162[A]	ASP	7.9
3	X	2982[A]	MET	7.8
3	U	3002[A]	ALA	7.8
3	d	2974[A]	ALA	7.8
3	X	3179[A]	ASP	7.8
3	a	2964[A]	PRO	7.8
3	X	3026[A]	THR	7.7
3	d	2959[A]	SER	7.7
3	R	2931[A]	THR	7.7
3	X	3170[A]	ALA	7.7
3	X	3050[A]	ARG	7.7

Continued on next page...

Continued from previous page...

Mol	Chain	Res	Type	RSRZ
3	X	2956[A]	LYS	7.7
3	d	2967[A]	CYS	7.7
3	a	3302[A]	SER	7.7
3	d	3164[A]	PRO	7.7
3	X	3255[A]	PRO	7.7
3	X	3107[A]	LEU	7.6
3	X	3247[A]	VAL	7.6
3	d	3098[A]	GLY	7.6
3	d	2987[A]	HIS	7.6
3	d	3165[A]	ASN	7.6
3	R	3112[A]	TYR	7.6
3	O	3220[A]	ARG	7.6
3	d	2930[A]	LEU	7.6
3	X	3123[A]	THR	7.6
3	d	3255[A]	PRO	7.6
3	F	2948[A]	ASP	7.6
3	F	3221[A]	ALA	7.6
3	C	2952[A]	ALA	7.5
3	d	3112[A]	TYR	7.5
1	D	571	PRO	7.5
3	d	3194[A]	GLY	7.5
3	d	3301[A]	PRO	7.5
3	d	3012[A]	TRP	7.4
3	C	2979[A]	GLN	7.4
3	L	3101[A]	PRO	7.4
1	G	1577	GLY	7.4
3	d	2929[A]	SER	7.4
3	X	3119[A]	HIS	7.4
3	X	3240[A]	THR	7.4
3	X	3299[A]	LEU	7.4
3	X	3164[A]	PRO	7.4
3	L	3162[A]	ASP	7.4
3	C	3166[A]	GLU	7.4
3	F	3106[A]	THR	7.3
3	X	3012[A]	TRP	7.3
3	X	3104[A]	MET	7.3
3	X	2947[A]	ALA	7.3
3	d	3106[A]	THR	7.3
3	X	3262[A]	PHE	7.3
1	A	1167	ASP	7.3
3	L	2988[A]	TRP	7.2
3	d	3031[A]	ASN	7.2

Continued on next page...

Continued from previous page...

Mol	Chain	Res	Type	RSRZ
3	R	2929[A]	SER	7.2
3	d	3093[A]	HIS	7.2
3	d	3040[A]	VAL	7.2
3	R	3016[A]	THR	7.2
3	C	2947[A]	ALA	7.2
3	a	3101[A]	PRO	7.2
3	X	3125[A]	ARG	7.2
3	X	3194[A]	GLY	7.2
3	d	3111[A]	SER	7.2
3	d	2982[A]	MET	7.1
3	X	3086[A]	GLU	7.1
3	d	3095[A]	TRP	7.1
3	X	2962[A]	GLY	7.1
3	I	2982[A]	MET	7.1
3	U	2932[A]	PRO	7.1
3	X	2985[A]	PHE	7.1
3	d	3185[A]	TYR	7.1
3	X	3079[A]	CYS	7.1
3	C	2932[A]	PRO	7.1
3	X	3162[A]	ASP	7.1
3	I	3162[A]	ASP	7.1
3	X	3141[A]	TYR	7.0
3	F	3085[A]	PHE	7.0
3	X	3077[A]	ASP	7.0
3	L	3310[A]	GLY	7.0
3	X	3088[A]	GLY	7.0
3	X	3051[A]	PRO	7.0
3	X	3035[A]	HIS	7.0
3	d	2948[A]	ASP	7.0
3	O	2967[A]	CYS	7.0
3	L	3156[A]	MET	7.0
3	F	2979[A]	GLN	6.9
3	X	3154[A]	PRO	6.9
3	R	2973[A]	THR	6.9
3	d	3097[A]	GLY	6.9
3	L	2948[A]	ASP	6.9
3	d	3244[A]	THR	6.9
3	d	2951[A]	ASP	6.9
3	U	3101[A]	PRO	6.9
3	U	3293[A]	LYS	6.9
3	X	3006[A]	LYS	6.9
3	d	3124[A]	ASP	6.8

Continued on next page...

Continued from previous page...

Mol	Chain	Res	Type	RSRZ
3	U	3156[A]	MET	6.8
3	X	3100[A]	SER	6.8
3	d	3182[A]	GLN	6.8
3	F	3101[A]	PRO	6.8
3	d	3156[A]	MET	6.8
3	L	3151[A]	LEU	6.8
3	d	3141[A]	TYR	6.8
3	I	2947[A]	ALA	6.8
3	I	3107[A]	LEU	6.7
3	X	3039[A]	ASP	6.7
3	a	3154[A]	PRO	6.7
3	d	3099[A]	PRO	6.7
3	d	3217[A]	PHE	6.7
3	F	2929[A]	SER	6.7
3	X	2940[A]	ASN	6.6
3	X	3122[A]	ASN	6.6
3	d	2944[A]	ALA	6.7
3	d	3110[A]	THR	6.7
3	U	2999[A]	ALA	6.6
3	C	3103[A]	GLY	6.6
3	a	3162[A]	ASP	6.6
3	F	3063[A]	SER	6.6
3	d	3085[A]	PHE	6.6
3	d	3107[A]	LEU	6.6
3	X	3106[A]	THR	6.6
3	X	3047[A]	ARG	6.6
3	X	2946[A]	GLN	6.6
3	C	2982[A]	MET	6.6
3	R	3104[A]	MET	6.5
3	X	3173[A]	THR	6.5
3	d	3193[A]	HIS	6.5
3	d	3177[A]	SER	6.5
3	U	3077[A]	ASP	6.5
3	L	3030[A]	ASN	6.5
3	C	3094[A]	SER	6.5
3	I	3160[A]	SER	6.5
3	d	3086[A]	GLU	6.5
3	d	3294[A]	SER	6.5
3	a	2965[A]	LEU	6.5
3	X	3007[A]	ILE	6.5
3	C	2963[A]	MET	6.5
3	d	3155[A]	MET	6.5

Continued on next page...

Continued from previous page...

Mol	Chain	Res	Type	RSRZ
3	O	3194[A]	GLY	6.5
3	F	2931[A]	THR	6.5
3	L	2931[A]	THR	6.4
3	X	3292[A]	GLY	6.4
3	X	3087[A]	MET	6.4
3	d	3208[A]	GLN	6.4
3	X	3229[A]	ASN	6.4
3	X	2954[A]	TYR	6.4
3	X	2958[A]	ALA	6.4
3	X	3126[A]	ILE	6.4
3	d	3123[A]	THR	6.4
3	X	3066[A]	TYR	6.4
3	R	2932[A]	PRO	6.4
3	L	3077[A]	ASP	6.4
3	X	2965[A]	LEU	6.4
3	d	3254[A]	MET	6.3
3	d	3302[A]	SER	6.3
3	X	3127[A]	TRP	6.3
3	X	3230[A]	PHE	6.3
3	d	3096[A]	VAL	6.3
3	d	3122[A]	ASN	6.3
3	X	3069[A]	ILE	6.3
2	N	2651	GLN	6.3
3	d	2976[A]	ALA	6.3
3	X	2993[A]	MET	6.3
3	X	3093[A]	HIS	6.3
1	b	1577	GLY	6.3
3	R	3292[A]	GLY	6.3
3	U	2953[A]	GLY	6.3
3	X	3138[A]	GLY	6.3
3	I	3166[A]	GLU	6.3
3	C	3220[A]	ARG	6.3
3	d	3298[A]	ASN	6.3
3	X	3180[A]	TYR	6.3
3	L	2979[A]	GLN	6.2
3	L	2986[A]	PRO	6.2
3	U	3161[A]	GLU	6.2
3	O	2965[A]	LEU	6.2
3	d	3036[A]	GLY	6.2
3	C	3112[A]	TYR	6.2
3	d	2969[A]	TYR	6.2
1	P	887	ASP	6.2

Continued on next page...

Continued from previous page...

Mol	Chain	Res	Type	RSRZ
3	d	2933[A]	SER	6.2
3	X	3183[A]	LEU	6.2
3	d	2981[A]	GLY	6.1
3	L	2984[A]	THR	6.1
3	L	3272[A]	HIS	6.1
3	O	3179[A]	ASP	6.1
3	X	3096[A]	VAL	6.1
3	d	2998[A]	ASP	6.1
3	I	3302[A]	SER	6.1
3	I	3102[A]	TYR	6.1
3	O	2936[A]	GLU	6.1
3	F	2983[A]	VAL	6.1
3	d	2947[A]	ALA	6.1
3	d	3121[A]	SER	6.1
3	F	3220[A]	ARG	6.1
1	S	956	PRO	6.1
3	d	3000[A]	LEU	6.1
3	d	3014[A]	TRP	6.1
3	L	2952[A]	ALA	6.1
2	N	2083	VAL	6.1
3	L	3007[A]	ILE	6.0
3	d	2962[A]	GLY	6.0
3	U	3294[A]	SER	6.0
3	X	2959[A]	SER	6.0
3	C	3104[A]	MET	6.0
3	F	2964[A]	PRO	6.0
3	d	3092[A]	ILE	6.0
3	O	3166[A]	GLU	6.0
3	X	3117[A]	TYR	6.0
3	d	3258[A]	PHE	6.0
3	d	3303[A]	PRO	6.0
3	C	3086[A]	GLU	6.0
3	F	2932[A]	PRO	6.0
3	d	3137[A]	ARG	6.0
3	X	3068[A]	GLN	6.0
3	I	3028[A]	PRO	5.9
3	L	3028[A]	PRO	5.9
3	a	3294[A]	SER	5.9
3	R	3161[A]	GLU	5.9
3	d	3219[A]	LEU	5.9
3	d	2989[A]	HIS	5.9
3	X	3146[A]	CYS	5.9

Continued on next page...

Continued from previous page...

Mol	Chain	Res	Type	RSRZ
3	d	3035[A]	HIS	5.9
3	X	3286[A]	THR	5.9
3	a	3160[A]	SER	5.9
3	X	3009[A]	ILE	5.9
3	F	3040[A]	VAL	5.9
3	X	2961[A]	HIS	5.9
3	X	3011[A]	TYR	5.9
3	d	3178[A]	PHE	5.9
1	M	1304	ASP	5.9
3	d	2940[A]	ASN	5.9
3	R	3248[A]	LEU	5.9
3	I	3159[A]	SER	5.8
3	R	3002[A]	ALA	5.9
3	R	3027[A]	GLU	5.8
3	C	3016[A]	THR	5.8
3	d	2984[A]	THR	5.8
3	d	3242[A]	GLY	5.8
3	X	3030[A]	ASN	5.8
3	F	3002[A]	ALA	5.8
3	I	3243[A]	GLY	5.8
3	a	3107[A]	LEU	5.8
3	F	3216[A]	GLY	5.8
3	X	3298[A]	ASN	5.8
3	d	2958[A]	ALA	5.8
3	F	2963[A]	MET	5.8
3	L	2982[A]	MET	5.8
3	d	3158[A]	PHE	5.8
3	U	2979[A]	GLN	5.8
3	X	3023[A]	ILE	5.8
3	R	3293[A]	LYS	5.8
3	R	3062[A]	GLN	5.8
3	C	2981[A]	GLY	5.8
3	C	3079[A]	CYS	5.8
3	d	3308[A]	LYS	5.8
3	R	3092[A]	ILE	5.8
3	L	3302[A]	SER	5.8
3	d	3295[A]	LEU	5.8
3	F	2936[A]	GLU	5.7
3	O	2977[A]	CYS	5.7
3	C	3161[A]	GLU	5.7
3	C	3255[A]	PRO	5.7
3	d	3104[A]	MET	5.7

Continued on next page...

Continued from previous page...

Mol	Chain	Res	Type	RSRZ
3	O	2937[A]	ASN	5.7
3	X	3249[A]	GLY	5.7
3	X	3067[A]	ARG	5.7
3	O	2929[A]	SER	5.7
3	a	3166[A]	GLU	5.7
3	U	2982[A]	MET	5.7
3	d	3192[A]	PHE	5.7
3	X	3103[A]	GLY	5.7
3	X	3083[A]	ILE	5.7
3	I	3293[A]	LYS	5.7
3	X	2986[A]	PRO	5.7
3	X	3101[A]	PRO	5.7
3	X	3264[A]	TYR	5.7
3	O	3282[A]	ASP	5.7
3	R	3076[A]	ARG	5.7
3	X	3109[A]	TYR	5.7
3	d	3224[A]	GLN	5.7
3	X	2975[A]	PHE	5.7
3	F	3102[A]	TYR	5.6
3	X	2934[A]	GLU	5.6
3	d	3018[A]	PHE	5.6
3	C	3302[A]	SER	5.6
3	X	3269[A]	SER	5.6
3	R	3020[A]	SER	5.6
3	I	2937[A]	ASN	5.6
3	I	3282[A]	ASP	5.6
3	C	3063[A]	SER	5.6
3	I	2931[A]	THR	5.6
3	R	3272[A]	HIS	5.6
3	X	3195[A]	MET	5.6
3	U	3102[A]	TYR	5.6
3	d	3144[A]	ALA	5.6
3	I	2946[A]	GLN	5.6
3	a	3155[A]	MET	5.6
3	C	2986[A]	PRO	5.6
3	C	3077[A]	ASP	5.6
3	U	2963[A]	MET	5.6
3	C	3272[A]	HIS	5.6
3	R	3215[A]	ALA	5.6
1	V	828	ASP	5.5
3	X	3289[A]	GLY	5.5
3	d	2992[A]	TYR	5.5

Continued on next page...

Continued from previous page...

Mol	Chain	Res	Type	RSRZ
3	X	2978[A]	CYS	5.5
3	O	3243[A]	GLY	5.5
3	I	2974[A]	ALA	5.5
3	I	2978[A]	CYS	5.5
3	a	3282[A]	ASP	5.5
3	X	3294[A]	SER	5.5
3	a	3039[A]	ASP	5.5
3	d	2936[A]	GLU	5.5
3	d	2983[A]	VAL	5.5
3	X	3222[A]	ILE	5.5
3	L	3142[A]	ASN	5.5
3	L	3259[A]	ASP	5.5
3	X	3099[A]	PRO	5.5
3	X	3155[A]	MET	5.5
1	D	1577	GLY	5.5
3	d	2996[A]	MET	5.5
3	X	3094[A]	SER	5.5
3	R	3173[A]	THR	5.5
3	a	3002[A]	ALA	5.5
3	d	3063[A]	SER	5.5
3	d	2942[A]	LEU	5.5
3	d	3215[A]	ALA	5.5
3	U	2965[A]	LEU	5.4
3	X	3248[A]	LEU	5.4
3	O	3160[A]	SER	5.4
3	X	2929[A]	SER	5.4
3	I	3291[A]	ASP	5.4
3	a	3204[A]	LEU	5.4
3	C	2935[A]	ILE	5.4
3	a	2979[A]	GLN	5.4
3	I	2983[A]	VAL	5.4
3	d	3001[A]	LYS	5.4
3	C	3168[A]	THR	5.4
3	d	3167[A]	VAL	5.4
3	X	3084[A]	GLN	5.4
3	X	3118[A]	VAL	5.4
3	L	3107[A]	LEU	5.4
3	d	3114[A]	PRO	5.4
3	F	3016[A]	THR	5.4
3	C	3156[A]	MET	5.4
3	U	3137[A]	ARG	5.4
3	X	3085[A]	PHE	5.4

Continued on next page...

Continued from previous page...

Mol	Chain	Res	Type	RSRZ
3	X	3281[A]	PHE	5.4
3	R	2947[A]	ALA	5.4
3	U	3240[A]	THR	5.4
3	d	2988[A]	TRP	5.4
3	C	2937[A]	ASN	5.4
3	X	3293[A]	LYS	5.4
3	d	3272[A]	HIS	5.4
3	I	3264[A]	TYR	5.4
3	X	2992[A]	TYR	5.4
3	X	2932[A]	PRO	5.3
3	I	2960[A]	PHE	5.3
3	X	3015[A]	THR	5.3
3	X	3151[A]	LEU	5.3
1	D	1166	THR	5.3
3	X	2980[A]	HIS	5.3
3	X	3290[A]	ILE	5.3
3	L	3086[A]	GLU	5.3
3	X	2996[A]	MET	5.3
3	d	2968[A]	GLN	5.3
3	X	3161[A]	GLU	5.3
3	O	3094[A]	SER	5.3
3	L	3112[A]	TYR	5.3
3	R	3106[A]	THR	5.3
3	U	2948[A]	ASP	5.3
3	d	3197[A]	ILE	5.3
3	C	3293[A]	LYS	5.3
3	I	3094[A]	SER	5.3
3	X	2936[A]	GLU	5.3
3	X	3124[A]	ASP	5.3
3	X	2951[A]	ASP	5.2
3	F	3164[A]	PRO	5.2
3	C	3092[A]	ILE	5.2
3	F	3215[A]	ALA	5.2
3	d	3196[A]	THR	5.2
3	d	3191[A]	ASN	5.2
3	C	3002[A]	ALA	5.2
3	X	3175[A]	TYR	5.2
3	C	2936[A]	GLU	5.2
3	C	2977[A]	CYS	5.2
3	U	2955[A]	GLN	5.2
3	X	2966[A]	SER	5.2
3	d	2961[A]	HIS	5.2

Continued on next page...

Continued from previous page...

Mol	Chain	Res	Type	RSRZ
3	d	2985[A]	PHE	5.2
3	d	3154[A]	PRO	5.2
3	X	3188[A]	ASP	5.2
3	L	3102[A]	TYR	5.2
3	F	3019[A]	HIS	5.2
3	X	3014[A]	TRP	5.2
3	d	3277[A]	ALA	5.2
3	d	2986[A]	PRO	5.2
3	R	3294[A]	SER	5.2
3	U	2929[A]	SER	5.2
3	C	3085[A]	PHE	5.2
3	I	3157[A]	PRO	5.1
3	O	2987[A]	HIS	5.1
3	d	3090[A]	ASN	5.1
3	X	2957[A]	ILE	5.1
1	D	955	LYS	5.1
3	C	3049[A]	PRO	5.1
3	C	3078[A]	PHE	5.1
3	C	3145[A]	ASN	5.1
3	X	3134[A]	GLN	5.1
3	X	3251[A]	ASP	5.1
3	a	3106[A]	THR	5.1
3	a	3291[A]	ASP	5.1
3	I	3288[A]	MET	5.1
3	O	3106[A]	THR	5.1
3	d	2945[A]	VAL	5.1
3	L	3276[A]	ASP	5.1
3	O	3180[A]	TYR	5.1
1	G	1576	THR	5.1
3	C	3282[A]	ASP	5.1
3	C	3188[A]	ASP	5.1
3	X	3288[A]	MET	5.1
3	X	3081[A]	PHE	5.1
3	C	3100[A]	SER	5.1
3	L	3085[A]	PHE	5.1
3	C	3184[A]	ASN	5.1
3	X	3129[A]	ILE	5.1
3	C	3243[A]	GLY	5.0
3	d	3020[A]	SER	5.0
3	U	2952[A]	ALA	5.0
3	F	3280[A]	ASP	5.0
3	X	3258[A]	PHE	5.0

Continued on next page...

Continued from previous page...

Mol	Chain	Res	Type	RSRZ
3	O	2931[A]	THR	5.0
3	d	3180[A]	TYR	5.0
3	O	3097[A]	GLY	5.0
3	C	3309[A]	PRO	5.0
3	d	3076[A]	ARG	5.0
3	F	2973[A]	THR	5.0
3	O	3146[A]	CYS	5.0
1	A	826	ILE	5.0
3	F	2947[A]	ALA	5.0
3	X	3064[A]	PHE	5.0
3	L	3155[A]	MET	5.0
3	R	2963[A]	MET	5.0
3	d	3201[A]	GLU	5.0
3	L	3210[A]	LYS	5.0
3	C	2930[A]	LEU	5.0
3	L	3303[A]	PRO	5.0
3	F	3177[A]	SER	5.0
3	d	3043[A]	THR	5.0
3	L	2987[A]	HIS	5.0
3	C	3172[A]	SER	5.0
3	I	3100[A]	SER	5.0
3	L	3293[A]	LYS	5.0
3	F	3162[A]	ASP	5.0
3	L	3050[A]	ARG	4.9
3	R	2982[A]	MET	4.9
3	d	3046[A]	THR	4.9
3	F	2928[A]	ASN	4.9
3	C	3143[A]	SER	4.9
3	L	2972[A]	GLY	4.9
3	X	3112[A]	TYR	4.9
3	X	3275[A]	LEU	4.9
3	a	3102[A]	TYR	4.9
3	U	3286[A]	THR	4.9
3	O	3013[A]	ASP	4.9
3	R	3166[A]	GLU	4.9
3	C	3286[A]	THR	4.9
3	I	2959[A]	SER	4.9
1	b	419	THR	4.9
3	L	3277[A]	ALA	4.9
3	X	3032[A]	PRO	4.9
3	X	3242[A]	GLY	4.9
3	F	3030[A]	ASN	4.9

Continued on next page...

Continued from previous page...

Mol	Chain	Res	Type	RSRZ
3	d	3143[A]	SER	4.9
3	R	3244[A]	THR	4.9
3	I	2928[A]	ASN	4.9
3	d	3222[A]	ILE	4.9
3	I	2987[A]	HIS	4.9
3	U	3153[A]	LYS	4.9
3	L	3264[A]	TYR	4.9
3	X	3280[A]	ASP	4.9
3	X	3220[A]	ARG	4.9
3	d	3247[A]	VAL	4.9
1	D	420	SER	4.9
3	X	2998[A]	ASP	4.8
3	X	2967[A]	CYS	4.8
3	d	3187[A]	TYR	4.8
3	O	3004[A]	GLY	4.8
3	X	3028[A]	PRO	4.8
3	a	3008[A]	GLY	4.8
3	X	3185[A]	TYR	4.8
3	X	2990[A]	ARG	4.8
3	d	3299[A]	LEU	4.8
3	L	3145[A]	ASN	4.8
3	d	2970[A]	PRO	4.8
3	d	3275[A]	LEU	4.8
1	G	833	PHE	4.8
3	U	3302[A]	SER	4.8
3	I	3250[A]	GLY	4.8
3	I	3310[A]	GLY	4.8
3	R	2974[A]	ALA	4.8
3	d	2950[A]	THR	4.8
3	F	3243[A]	GLY	4.8
3	a	2962[A]	GLY	4.8
2	E	2651	GLN	4.8
3	U	2977[A]	CYS	4.8
3	a	3301[A]	PRO	4.8
3	O	3162[A]	ASP	4.8
3	d	3279[A]	ASP	4.8
3	d	3220[A]	ARG	4.8
1	A	1086	LEU	4.8
3	I	2932[A]	PRO	4.8
3	X	3130[A]	TRP	4.8
3	F	2974[A]	ALA	4.8
3	X	3137[A]	ARG	4.7

Continued on next page...

Continued from previous page...

Mol	Chain	Res	Type	RSRZ
3	X	2944[A]	ALA	4.7
3	F	3179[A]	ASP	4.7
3	d	2946[A]	GLN	4.7
3	L	3143[A]	SER	4.7
3	C	2983[A]	VAL	4.7
3	X	3208[A]	GLN	4.7
3	F	3173[A]	THR	4.7
3	L	2953[A]	GLY	4.7
3	F	3151[A]	LEU	4.7
3	X	3190[A]	LEU	4.7
3	d	3145[A]	ASN	4.7
3	d	3005[A]	ALA	4.7
3	R	3102[A]	TYR	4.7
3	F	2978[A]	CYS	4.7
3	L	3079[A]	CYS	4.7
3	L	3184[A]	ASN	4.7
3	R	3160[A]	SER	4.7
3	I	3106[A]	THR	4.7
3	d	3240[A]	THR	4.7
3	U	3039[A]	ASP	4.7
3	R	3146[A]	CYS	4.7
3	d	3102[A]	TYR	4.7
3	d	3160[A]	SER	4.7
3	X	3095[A]	TRP	4.7
3	X	2989[A]	HIS	4.7
3	U	2984[A]	THR	4.7
3	R	3096[A]	VAL	4.7
3	R	3194[A]	GLY	4.6
3	X	3308[A]	LYS	4.6
3	d	3067[A]	ARG	4.6
3	I	2977[A]	CYS	4.6
3	d	2991[A]	LEU	4.6
3	X	3156[A]	MET	4.6
3	a	2982[A]	MET	4.6
3	U	2981[A]	GLY	4.6
3	U	3037[A]	TYR	4.6
3	X	3045[A]	THR	4.6
3	X	3172[A]	SER	4.6
3	F	3255[A]	PRO	4.6
3	I	3155[A]	MET	4.6
3	a	3157[A]	PRO	4.6
3	C	3019[A]	HIS	4.6

Continued on next page...

Continued from previous page...

Mol	Chain	Res	Type	RSRZ
3	X	2948[A]	ASP	4.6
3	d	3276[A]	ASP	4.6
3	I	3247[A]	VAL	4.6
3	F	3186[A]	GLU	4.6
3	X	3038[A]	ILE	4.6
3	d	3019[A]	HIS	4.6
1	A	834	ASP	4.6
3	X	3263[A]	LEU	4.6
3	a	2952[A]	ALA	4.6
1	J	962	GLY	4.6
3	R	3241[A]	PHE	4.6
3	d	3230[A]	PHE	4.6
3	F	3260[A]	ARG	4.6
3	X	2991[A]	LEU	4.6
3	X	3041[A]	ALA	4.6
3	X	3022[A]	PRO	4.6
3	a	2932[A]	PRO	4.6
3	d	2979[A]	GLN	4.6
3	L	3006[A]	LYS	4.6
3	X	3306[A]	LEU	4.6
3	L	3243[A]	GLY	4.6
3	d	3013[A]	ASP	4.6
3	R	3111[A]	SER	4.6
1	D	419	THR	4.6
3	R	2984[A]	THR	4.6
3	C	2951[A]	ASP	4.6
3	d	3088[A]	GLY	4.5
3	d	3184[A]	ASN	4.5
3	X	2968[A]	GLN	4.5
3	d	3008[A]	GLY	4.5
1	M	831	VAL	4.5
2	E	2083	VAL	4.5
3	F	3144[A]	ALA	4.5
3	L	3221[A]	ALA	4.5
3	C	3032[A]	PRO	4.5
3	I	2981[A]	GLY	4.5
3	X	3074[A]	GLU	4.5
3	L	3255[A]	PRO	4.5
3	X	3178[A]	PHE	4.5
3	U	3310[A]	GLY	4.5
3	d	3171[A]	HIS	4.5
3	d	3266[A]	ILE	4.5

Continued on next page...

Continued from previous page...

Mol	Chain	Res	Type	RSRZ
1	D	1576	THR	4.5
3	F	2951[A]	ASP	4.5
3	I	3227[A]	ASP	4.5
3	O	3077[A]	ASP	4.5
3	a	3094[A]	SER	4.5
3	d	3216[A]	GLY	4.5
3	C	2950[A]	THR	4.5
3	C	3033[A]	PHE	4.5
3	d	3288[A]	MET	4.5
3	F	3038[A]	ILE	4.5
3	X	3163[A]	ASN	4.5
3	a	2974[A]	ALA	4.5
3	I	2973[A]	THR	4.5
3	I	3248[A]	LEU	4.5
3	d	3170[A]	ALA	4.5
3	F	3185[A]	TYR	4.5
3	U	3007[A]	ILE	4.4
3	F	3282[A]	ASP	4.4
3	C	3041[A]	ALA	4.4
2	Z	2555	GLU	4.4
3	d	3026[A]	THR	4.4
1	M	1577	GLY	4.4
1	G	956	PRO	4.4
3	X	3193[A]	HIS	4.4
3	X	3273[A]	LEU	4.4
3	X	3254[A]	MET	4.4
2	T	2555	GLU	4.4
3	C	3106[A]	THR	4.4
3	a	3173[A]	THR	4.4
3	d	3042[A]	ASP	4.4
3	I	3108[A]	HIS	4.4
3	F	3217[A]	PHE	4.4
3	d	3033[A]	PHE	4.4
3	U	2968[A]	GLN	4.4
3	a	3224[A]	GLN	4.4
3	R	3077[A]	ASP	4.4
3	X	3259[A]	ASP	4.4
3	a	3241[A]	PHE	4.4
3	O	2963[A]	MET	4.4
3	d	3066[A]	TYR	4.4
3	F	3272[A]	HIS	4.4
3	C	2928[A]	ASN	4.4

Continued on next page...

Continued from previous page...

Mol	Chain	Res	Type	RSRZ
3	C	3308[A]	LYS	4.4
3	L	3295[A]	LEU	4.4
3	d	3183[A]	LEU	4.4
3	X	3089[A]	HIS	4.4
3	d	3286[A]	THR	4.4
3	d	3030[A]	ASN	4.3
3	I	3245[A]	PHE	4.3
3	R	2950[A]	THR	4.3
3	X	3097[A]	GLY	4.3
3	F	3180[A]	TYR	4.3
3	O	3063[A]	SER	4.3
3	a	3209[A]	GLU	4.3
3	U	2947[A]	ALA	4.3
3	U	3224[A]	GLN	4.3
3	F	2977[A]	CYS	4.3
3	X	3228[A]	VAL	4.3
1	J	873	VAL	4.3
3	a	3140[A]	PRO	4.3
3	X	2933[A]	SER	4.3
3	d	3148[A]	ILE	4.3
3	C	3296[A]	PRO	4.3
3	I	3158[A]	PHE	4.3
3	d	3116[A]	PHE	4.3
3	L	2936[A]	GLU	4.3
3	F	3077[A]	ASP	4.3
3	I	3272[A]	HIS	4.3
3	d	3119[A]	HIS	4.3
3	I	3005[A]	ALA	4.3
3	X	3072[A]	ALA	4.3
3	U	3241[A]	PHE	4.3
3	U	3062[A]	GLN	4.3
1	J	887	ASP	4.3
3	a	3027[A]	GLU	4.3
3	d	3010[A]	PRO	4.3
3	X	3034[A]	HIS	4.3
1	D	1165	GLY	4.3
1	S	954	ALA	4.3
3	C	3088[A]	GLY	4.3
3	X	3241[A]	PHE	4.3
2	N	2084	ARG	4.3
3	X	3076[A]	ARG	4.3
1	S	1578	ILE	4.3

Continued on next page...

Continued from previous page...

Mol	Chain	Res	Type	RSRZ
3	d	3004[A]	GLY	4.3
1	G	570	GLN	4.2
3	L	2964[A]	PRO	4.2
3	I	3040[A]	VAL	4.2
3	L	3090[A]	ASN	4.2
3	U	3215[A]	ALA	4.2
3	F	3037[A]	TYR	4.2
3	C	2964[A]	PRO	4.2
3	U	3028[A]	PRO	4.2
3	a	3086[A]	GLU	4.2
3	X	3024[A]	LEU	4.2
1	J	961	SER	4.2
3	F	2981[A]	GLY	4.2
3	I	3292[A]	GLY	4.2
3	X	3217[A]	PHE	4.2
3	C	2948[A]	ASP	4.2
3	O	3240[A]	THR	4.2
1	J	886	PRO	4.2
3	U	3155[A]	MET	4.2
3	R	3019[A]	HIS	4.2
3	X	3159[A]	SER	4.2
3	X	3031[A]	ASN	4.2
3	L	3160[A]	SER	4.2
1	V	831	VAL	4.2
3	X	3098[A]	GLY	4.2
3	d	2990[A]	ARG	4.2
3	O	3288[A]	MET	4.2
3	L	3111[A]	SER	4.2
3	U	3063[A]	SER	4.2
3	C	3067[A]	ARG	4.2
3	O	3296[A]	PRO	4.2
3	R	3306[A]	LEU	4.2
3	C	2990[A]	ARG	4.2
3	I	3048[A]	ASP	4.2
3	R	3064[A]	PHE	4.2
3	U	3030[A]	ASN	4.2
3	X	3215[A]	ALA	4.2
3	d	2928[A]	ASN	4.2
3	F	3046[A]	THR	4.2
3	a	3244[A]	THR	4.2
3	O	2959[A]	SER	4.2
3	U	3027[A]	GLU	4.2

Continued on next page...

Continued from previous page...

Mol	Chain	Res	Type	RSRZ
3	L	3215[A]	ALA	4.1
3	R	3107[A]	LEU	4.1
1	A	1577	GLY	4.1
3	X	3260[A]	ARG	4.1
3	R	3143[A]	SER	4.1
3	U	3216[A]	GLY	4.1
3	a	3249[A]	GLY	4.1
1	P	834	ASP	4.1
3	X	3216[A]	GLY	4.1
3	U	2936[A]	GLU	4.1
3	d	3283[A]	ILE	4.1
3	a	2973[A]	THR	4.1
3	C	3247[A]	VAL	4.1
1	G	563	ILE	4.1
3	U	3166[A]	GLU	4.1
1	J	1577	GLY	4.1
1	S	831	VAL	4.1
3	I	3185[A]	TYR	4.1
3	a	3048[A]	ASP	4.1
3	d	3126[A]	ILE	4.1
1	D	956	PRO	4.1
3	d	3125[A]	ARG	4.1
3	R	3240[A]	THR	4.1
3	d	3083[A]	ILE	4.1
3	a	2968[A]	GLN	4.1
3	C	3310[A]	GLY	4.1
3	L	3213[A]	VAL	4.1
3	L	3137[A]	ARG	4.1
3	R	3094[A]	SER	4.1
3	R	3206[A]	LYS	4.1
3	d	3218[A]	LEU	4.1
1	D	570	GLN	4.1
3	C	3090[A]	ASN	4.1
3	d	2971[A]	ASP	4.1
3	R	3114[A]	PRO	4.1
3	d	3140[A]	PRO	4.1
3	a	2936[A]	GLU	4.1
3	R	3007[A]	ILE	4.1
3	L	2950[A]	THR	4.1
1	G	828	ASP	4.1
3	a	2946[A]	GLN	4.1
3	I	3112[A]	TYR	4.1

Continued on next page...

Continued from previous page...

Mol	Chain	Res	Type	RSRZ
3	I	3156[A]	MET	4.1
3	U	3100[A]	SER	4.1
3	d	3077[A]	ASP	4.1
1	b	831	VAL	4.1
3	X	3027[A]	GLU	4.1
3	a	2947[A]	ALA	4.1
1	J	830	ASN	4.1
3	X	3149[A]	ASN	4.1
3	X	3043[A]	THR	4.0
3	d	3259[A]	ASP	4.0
3	O	3216[A]	GLY	4.0
3	U	2964[A]	PRO	4.0
3	R	3148[A]	ILE	4.0
3	X	2935[A]	ILE	4.0
3	I	3244[A]	THR	4.0
3	X	3145[A]	ASN	4.0
3	O	2952[A]	ALA	4.0
1	P	570	GLN	4.0
3	L	3222[A]	ILE	4.0
3	d	2966[A]	SER	4.0
3	L	3078[A]	PHE	4.0
3	d	3115[A]	LEU	4.0
3	d	3227[A]	ASP	4.0
3	X	3307[A]	PHE	4.0
3	F	3047[A]	ARG	4.0
3	F	3230[A]	PHE	4.0
3	d	2975[A]	PHE	4.0
3	d	3113[A]	ASP	4.0
3	d	3157[A]	PRO	4.0
3	a	2959[A]	SER	4.0
3	F	2972[A]	GLY	4.0
3	L	2983[A]	VAL	4.0
3	X	2945[A]	VAL	4.0
3	R	2952[A]	ALA	4.0
3	X	3186[A]	GLU	4.0
1	P	831	VAL	4.0
3	a	3298[A]	ASN	4.0
3	F	3302[A]	SER	4.0
3	d	3147[A]	GLU	4.0
3	I	3194[A]	GLY	4.0
3	C	3294[A]	SER	4.0
3	C	3142[A]	ASN	4.0

Continued on next page...

Continued from previous page...

Mol	Chain	Res	Type	RSRZ
3	F	3224[A]	GLN	4.0
1	V	954	ALA	4.0
3	I	3161[A]	GLU	4.0
3	I	3296[A]	PRO	4.0
3	U	3164[A]	PRO	4.0
2	H	2555	GLU	3.9
3	O	3261[A]	LEU	3.9
3	R	3142[A]	ASN	3.9
3	X	3189[A]	ASN	3.9
3	C	3244[A]	THR	3.9
3	d	3134[A]	GLN	3.9
3	d	2939[A]	ARG	3.9
3	d	3065[A]	PHE	3.9
3	I	3276[A]	ASP	3.9
3	L	3094[A]	SER	3.9
3	a	3250[A]	GLY	3.9
3	R	3309[A]	PRO	3.9
3	L	2973[A]	THR	3.9
3	a	3257[A]	ALA	3.9
3	C	3209[A]	GLU	3.9
3	L	3275[A]	LEU	3.9
2	E	2889	ALA	3.9
3	X	2977[A]	CYS	3.9
1	b	1246	GLY	3.9
3	O	3008[A]	GLY	3.9
3	X	3158[A]	PHE	3.9
3	d	3214[A]	PHE	3.9
3	I	3140[A]	PRO	3.9
3	U	2969[A]	TYR	3.9
3	d	3264[A]	TYR	3.9
3	O	3019[A]	HIS	3.9
3	O	3028[A]	PRO	3.9
3	L	3209[A]	GLU	3.9
3	L	3266[A]	ILE	3.9
3	X	3261[A]	LEU	3.9
3	U	3223[A]	GLY	3.9
3	d	3009[A]	ILE	3.9
3	U	2933[A]	SER	3.9
3	X	3213[A]	VAL	3.9
3	d	3300[A]	LEU	3.9
3	I	3099[A]	PRO	3.9
3	O	2932[A]	PRO	3.9

Continued on next page...

Continued from previous page...

Mol	Chain	Res	Type	RSRZ
3	O	3278[A]	HIS	3.9
3	C	3257[A]	ALA	3.9
3	I	3091[A]	ALA	3.9
3	L	2947[A]	ALA	3.9
3	d	3002[A]	ALA	3.9
3	d	3261[A]	LEU	3.8
3	X	3153[A]	LYS	3.8
3	d	3176[A]	LYS	3.8
3	F	3086[A]	GLU	3.8
3	C	3248[A]	LEU	3.8
3	I	3087[A]	MET	3.8
3	I	2956[A]	LYS	3.8
3	X	3033[A]	PHE	3.8
3	X	3192[A]	PHE	3.8
3	O	3100[A]	SER	3.8
3	I	3006[A]	LYS	3.8
3	L	3158[A]	PHE	3.8
2	H	2874	ASP	3.8
3	R	2940[A]	ASN	3.8
3	C	3015[A]	THR	3.8
3	U	3299[A]	LEU	3.8
3	O	2986[A]	PRO	3.8
3	U	3309[A]	PRO	3.8
3	X	3133[A]	LEU	3.8
3	R	3088[A]	GLY	3.8
3	U	3253[A]	GLU	3.8
3	X	2942[A]	LEU	3.8
3	X	3000[A]	LEU	3.8
3	d	3032[A]	PRO	3.8
3	L	3194[A]	GLY	3.8
3	X	3150[A]	LYS	3.8
3	a	3272[A]	HIS	3.8
3	C	2991[A]	LEU	3.8
3	L	3260[A]	ARG	3.8
3	a	3030[A]	ASN	3.8
3	F	2959[A]	SER	3.8
3	F	3095[A]	TRP	3.8
3	O	2974[A]	ALA	3.8
3	U	3098[A]	GLY	3.8
3	C	3123[A]	THR	3.8
3	F	2984[A]	THR	3.8
1	V	829	ALA	3.8

Continued on next page...

Continued from previous page...

Mol	Chain	Res	Type	RSRZ
3	F	2957[A]	ILE	3.8
3	L	3248[A]	LEU	3.8
3	F	2987[A]	HIS	3.8
3	a	2933[A]	SER	3.8
3	R	3209[A]	GLU	3.7
3	d	3051[A]	PRO	3.7
3	O	3092[A]	ILE	3.7
3	U	2987[A]	HIS	3.7
3	X	3120[A]	HIS	3.7
1	A	1023	GLY	3.7
3	C	3259[A]	ASP	3.7
3	F	3146[A]	CYS	3.7
3	R	2967[A]	CYS	3.7
3	C	3297[A]	PRO	3.7
3	L	3190[A]	LEU	3.7
3	C	3210[A]	LYS	3.7
1	V	1088	SER	3.7
3	O	3173[A]	THR	3.7
3	U	3080[A]	ASP	3.7
3	X	3018[A]	PHE	3.7
3	R	3026[A]	THR	3.7
3	R	3093[A]	HIS	3.7
3	R	3254[A]	MET	3.7
3	O	3205[A]	LYS	3.7
3	X	3301[A]	PRO	3.7
3	d	2957[A]	ILE	3.7
3	d	3305[A]	ILE	3.7
3	C	3046[A]	THR	3.7
3	C	3226[A]	ALA	3.7
3	I	3286[A]	THR	3.7
3	X	3169[A]	LYS	3.7
3	d	2943[A]	ALA	3.7
3	O	3255[A]	PRO	3.7
3	O	3276[A]	ASP	3.7
3	U	3158[A]	PHE	3.7
3	X	3265[A]	ASP	3.7
3	R	3249[A]	GLY	3.7
3	X	3139[A]	LEU	3.7
3	X	3207[A]	ILE	3.7
2	c	2083	VAL	3.7
3	L	3282[A]	ASP	3.7
3	U	3272[A]	HIS	3.7

Continued on next page...

Continued from previous page...

Mol	Chain	Res	Type	RSRZ
3	O	3023[A]	ILE	3.7
3	a	3007[A]	ILE	3.7
3	X	3167[A]	VAL	3.7
3	L	2932[A]	PRO	3.7
3	d	3039[A]	ASP	3.7
3	d	3198[A]	PRO	3.7
3	U	3031[A]	ASN	3.7
3	d	3221[A]	ALA	3.7
3	d	3248[A]	LEU	3.7
3	C	3102[A]	TYR	3.7
3	O	2947[A]	ALA	3.7
3	d	3136[A]	TYR	3.7
3	U	2959[A]	SER	3.7
1	D	887	ASP	3.7
3	d	3162[A]	ASP	3.7
3	O	3037[A]	TYR	3.7
2	K	2555	GLU	3.7
3	O	3103[A]	GLY	3.7
3	a	3216[A]	GLY	3.7
3	O	3020[A]	SER	3.7
3	X	3300[A]	LEU	3.7
2	Z	2825	ILE	3.7
3	C	3187[A]	TYR	3.7
3	F	3027[A]	GLU	3.7
3	L	3242[A]	GLY	3.6
3	F	3210[A]	LYS	3.6
3	I	3277[A]	ALA	3.6
3	X	3105[A]	SER	3.6
3	U	3259[A]	ASP	3.6
3	X	3214[A]	PHE	3.6
3	d	3262[A]	PHE	3.6
3	F	3083[A]	ILE	3.6
3	O	2992[A]	TYR	3.6
3	d	3027[A]	GLU	3.6
3	L	3083[A]	ILE	3.6
3	d	3281[A]	PHE	3.6
3	L	3240[A]	THR	3.6
3	R	3105[A]	SER	3.6
3	a	3040[A]	VAL	3.6
3	F	3039[A]	ASP	3.6
1	S	833	PHE	3.6
3	U	2983[A]	VAL	3.6

Continued on next page...

Continued from previous page...

Mol	Chain	Res	Type	RSRZ
3	U	3099[A]	PRO	3.6
1	M	420	SER	3.6
3	U	3094[A]	SER	3.6
3	a	3037[A]	TYR	3.6
3	a	3240[A]	THR	3.6
1	A	562	GLN	3.6
3	R	3190[A]	LEU	3.6
3	X	3021[A]	LEU	3.6
3	a	3096[A]	VAL	3.6
3	X	3114[A]	PRO	3.6
3	X	3025[A]	VAL	3.6
3	d	3253[A]	GLU	3.6
3	X	3244[A]	THR	3.6
3	d	3172[A]	SER	3.6
3	a	3019[A]	HIS	3.6
3	C	3082[A]	GLU	3.6
3	C	3047[A]	ARG	3.6
3	L	3296[A]	PRO	3.6
3	O	3250[A]	GLY	3.6
3	R	3210[A]	LYS	3.6
3	a	3248[A]	LEU	3.6
3	C	3224[A]	GLN	3.6
3	a	3092[A]	ILE	3.6
3	a	3225[A]	SER	3.6
3	d	2997[A]	GLU	3.6
3	d	3188[A]	ASP	3.6
3	I	3062[A]	GLN	3.6
3	X	3223[A]	GLY	3.6
1	P	956	PRO	3.6
3	d	3129[A]	ILE	3.6
3	X	3187[A]	TYR	3.6
3	I	3297[A]	PRO	3.5
3	a	3206[A]	LYS	3.5
1	M	148	GLN	3.5
3	C	3080[A]	ASP	3.5
3	F	3219[A]	LEU	3.5
3	L	3119[A]	HIS	3.5
3	U	2962[A]	GLY	3.5
3	X	3219[A]	LEU	3.5
3	d	3089[A]	HIS	3.5
3	L	3116[A]	PHE	3.5
3	d	3044[A]	LYS	3.5

Continued on next page...

Continued from previous page...

Mol	Chain	Res	Type	RSRZ
3	R	3157[A]	PRO	3.5
3	R	3288[A]	MET	3.5
3	O	3184[A]	ASN	3.5
3	I	3067[A]	ARG	3.5
3	U	3211[A]	ASP	3.5
3	a	3168[A]	THR	3.5
3	L	3161[A]	GLU	3.5
3	C	3256[A]	TRP	3.5
3	X	3283[A]	ILE	3.5
3	a	3035[A]	HIS	3.5
3	d	3159[A]	SER	3.5
3	F	3154[A]	PRO	3.5
3	I	3220[A]	ARG	3.5
3	C	3146[A]	CYS	3.5
3	I	2952[A]	ALA	3.5
3	O	3257[A]	ALA	3.5
3	R	3091[A]	ALA	3.5
3	X	2950[A]	THR	3.5
3	a	3105[A]	SER	3.5
3	I	3029[A]	LYS	3.5
3	L	3032[A]	PRO	3.5
3	L	3004[A]	GLY	3.5
3	F	3092[A]	ILE	3.5
3	O	2966[A]	SER	3.5
3	R	3015[A]	THR	3.5
3	O	2964[A]	PRO	3.5
3	a	3114[A]	PRO	3.5
3	d	3049[A]	PRO	3.5
3	C	3066[A]	TYR	3.5
3	L	3031[A]	ASN	3.5
3	R	3291[A]	ASP	3.5
3	X	3276[A]	ASP	3.5
3	a	2948[A]	ASP	3.5
3	O	3015[A]	THR	3.5
3	d	3306[A]	LEU	3.5
3	U	3005[A]	ALA	3.5
3	d	3103[A]	GLY	3.5
3	L	2960[A]	PHE	3.5
3	F	3096[A]	VAL	3.5
3	C	3276[A]	ASP	3.5
3	R	2951[A]	ASP	3.5
3	C	3292[A]	GLY	3.5

Continued on next page...

Continued from previous page...

Mol	Chain	Res	Type	RSRZ
3	L	2929[A]	SER	3.5
3	L	2959[A]	SER	3.5
3	I	2936[A]	GLU	3.5
3	I	3044[A]	LYS	3.5
3	R	3037[A]	TYR	3.5
1	b	563	ILE	3.5
3	U	3038[A]	ILE	3.5
3	O	2982[A]	MET	3.5
3	X	3019[A]	HIS	3.5
3	O	3227[A]	ASP	3.5
3	R	3282[A]	ASP	3.5
3	U	3097[A]	GLY	3.5
1	V	1166	THR	3.5
3	O	3221[A]	ALA	3.5
3	C	3154[A]	PRO	3.5
3	R	2969[A]	TYR	3.5
3	R	3049[A]	PRO	3.5
3	X	3121[A]	SER	3.5
3	a	2984[A]	THR	3.5
3	F	3222[A]	ILE	3.5
3	F	3104[A]	MET	3.5
3	R	3103[A]	GLY	3.5
3	X	3206[A]	LYS	3.5
3	L	3039[A]	ASP	3.5
3	O	3144[A]	ALA	3.5
3	C	2934[A]	GLU	3.5
3	d	3173[A]	THR	3.5
3	d	3273[A]	LEU	3.5
3	L	3278[A]	HIS	3.5
3	a	3119[A]	HIS	3.5
2	W	2651	GLN	3.4
3	L	3080[A]	ASP	3.4
3	a	3181[A]	GLN	3.4
3	C	3040[A]	VAL	3.4
3	C	3044[A]	LYS	3.4
1	Y	833	PHE	3.4
3	X	3071[A]	PHE	3.4
3	a	3103[A]	GLY	3.4
3	X	2976[A]	ALA	3.4
3	X	3272[A]	HIS	3.4
3	C	3099[A]	PRO	3.4
3	C	3114[A]	PRO	3.4

Continued on next page...

Continued from previous page...

Mol	Chain	Res	Type	RSRZ
3	F	3168[A]	THR	3.4
3	F	3103[A]	GLY	3.4
3	O	3249[A]	GLY	3.4
3	d	3260[A]	ARG	3.4
3	C	3165[A]	ASN	3.4
3	I	3039[A]	ASP	3.4
3	R	2983[A]	VAL	3.4
3	O	3014[A]	TRP	3.4
3	O	3123[A]	THR	3.4
3	L	2995[A]	GLN	3.4
3	U	3154[A]	PRO	3.4
3	X	3309[A]	PRO	3.4
2	K	2418	GLY	3.4
3	F	3240[A]	THR	3.4
3	a	3063[A]	SER	3.4
3	d	3016[A]	THR	3.4
3	L	3002[A]	ALA	3.4
3	X	3017[A]	ALA	3.4
3	a	3022[A]	PRO	3.4
3	F	3206[A]	LYS	3.4
3	X	3274[A]	ARG	3.4
3	O	3111[A]	SER	3.4
3	d	2934[A]	GLU	3.4
3	O	3093[A]	HIS	3.4
3	U	3076[A]	ARG	3.4
3	U	3291[A]	ASP	3.4
3	a	2956[A]	LYS	3.4
3	L	3014[A]	TRP	3.4
3	F	3107[A]	LEU	3.4
3	O	2969[A]	TYR	3.4
3	O	3204[A]	LEU	3.4
3	a	2960[A]	PHE	3.4
3	a	3108[A]	HIS	3.4
3	d	3120[A]	HIS	3.4
3	R	3310[A]	GLY	3.4
3	C	3124[A]	ASP	3.4
3	C	3227[A]	ASP	3.4
3	F	3256[A]	TRP	3.4
3	C	2967[A]	CYS	3.4
1	b	1501	ALA	3.4
3	X	3132[A]	ALA	3.4
3	X	3225[A]	SER	3.4

Continued on next page...

Continued from previous page...

Mol	Chain	Res	Type	RSRZ
3	X	2995[A]	GLN	3.4
3	I	3014[A]	TRP	3.4
3	a	3276[A]	ASP	3.4
1	M	951	ASN	3.4
3	I	3221[A]	ALA	3.4
3	a	3190[A]	LEU	3.4
3	a	3161[A]	GLU	3.4
3	L	3226[A]	ALA	3.4
3	X	3277[A]	ALA	3.4
3	a	3183[A]	LEU	3.4
3	X	3116[A]	PHE	3.4
3	C	2931[A]	THR	3.4
3	R	2972[A]	GLY	3.4
1	M	569	LYS	3.4
3	L	3212[A]	ARG	3.4
3	a	3142[A]	ASN	3.4
3	a	3184[A]	ASN	3.4
1	V	1165	GLY	3.4
3	O	3026[A]	THR	3.4
3	R	3063[A]	SER	3.4
3	a	2931[A]	THR	3.4
3	C	3277[A]	ALA	3.3
3	L	3114[A]	PRO	3.3
3	C	3283[A]	ILE	3.3
3	X	3268[A]	LYS	3.3
3	X	3115[A]	LEU	3.3
3	a	3299[A]	LEU	3.3
3	F	3194[A]	GLY	3.3
3	I	3004[A]	GLY	3.3
3	R	3165[A]	ASN	3.3
3	d	3293[A]	LYS	3.3
3	O	2993[A]	MET	3.3
3	X	3271[A]	VAL	3.3
3	O	3177[A]	SER	3.3
3	O	3302[A]	SER	3.3
3	L	2990[A]	ARG	3.3
3	R	3085[A]	PHE	3.3
3	F	3161[A]	GLU	3.3
3	R	3256[A]	TRP	3.3
3	L	3048[A]	ASP	3.3
1	A	830	ASN	3.3
3	L	2963[A]	MET	3.3

Continued on next page...

Continued from previous page...

Mol	Chain	Res	Type	RSRZ
3	F	3172[A]	SER	3.3
3	L	3294[A]	SER	3.3
3	X	3287[A]	ILE	3.3
1	S	562	GLN	3.3
3	F	3248[A]	LEU	3.3
3	R	3156[A]	MET	3.3
3	C	2999[A]	ALA	3.3
3	F	2952[A]	ALA	3.3
1	P	1577	GLY	3.3
3	O	2968[A]	GLN	3.3
3	F	3158[A]	PHE	3.3
3	R	3276[A]	ASP	3.3
3	O	3119[A]	HIS	3.3
3	U	3252[A]	TYR	3.3
3	O	3067[A]	ARG	3.3
3	a	2975[A]	PHE	3.3
3	d	2935[A]	ILE	3.3
3	a	2930[A]	LEU	3.3
3	R	3012[A]	TRP	3.3
3	I	3226[A]	ALA	3.3
3	L	3008[A]	GLY	3.3
3	O	3277[A]	ALA	3.3
3	O	3108[A]	HIS	3.3
3	R	3035[A]	HIS	3.3
3	X	3165[A]	ASN	3.3
1	V	448	SER	3.3
3	a	3255[A]	PRO	3.3
3	O	3286[A]	THR	3.3
3	d	2956[A]	LYS	3.3
3	d	3287[A]	ILE	3.3
3	O	3289[A]	GLY	3.3
3	d	3109[A]	TYR	3.3
3	I	3142[A]	ASN	3.3
3	R	3164[A]	PRO	3.3
3	X	3205[A]	LYS	3.3
3	X	3296[A]	PRO	3.3
3	I	3127[A]	TRP	3.3
3	a	3146[A]	CYS	3.3
3	O	3310[A]	GLY	3.3
3	R	3097[A]	GLY	3.3
3	C	3180[A]	TYR	3.3
3	F	2930[A]	LEU	3.3

Continued on next page...

Continued from previous page...

Mol	Chain	Res	Type	RSRZ
3	d	3117[A]	TYR	3.3
3	O	3153[A]	LYS	3.3
3	R	3044[A]	LYS	3.3
3	L	3224[A]	GLN	3.2
3	R	3086[A]	GLU	3.2
3	U	2946[A]	GLN	3.2
3	C	3007[A]	ILE	3.2
3	F	3226[A]	ALA	3.2
1	P	870	TYR	3.2
3	R	3117[A]	TYR	3.2
3	U	2960[A]	PHE	3.2
1	A	473	ALA	3.2
3	U	3243[A]	GLY	3.2
3	X	3078[A]	PHE	3.2
2	B	2555	GLU	3.2
3	O	3161[A]	GLU	3.2
1	D	886	PRO	3.2
1	M	571	PRO	3.2
3	C	3036[A]	GLY	3.2
3	L	2957[A]	ILE	3.2
3	X	3075[A]	GLN	3.2
3	C	3177[A]	SER	3.2
3	d	3225[A]	SER	3.2
3	U	2931[A]	THR	3.2
3	L	2934[A]	GLU	3.2
3	L	2977[A]	CYS	3.2
3	a	2967[A]	CYS	3.2
3	I	2972[A]	GLY	3.2
3	R	2970[A]	PRO	3.2
3	a	2970[A]	PRO	3.2
3	d	3150[A]	LYS	3.2
1	Y	1638	SER	3.2
3	F	3100[A]	SER	3.2
1	b	1025	THR	3.2
3	F	2967[A]	CYS	3.2
3	I	3255[A]	PRO	3.2
3	X	2941[A]	ALA	3.2
3	d	3128[A]	ALA	3.2
3	R	3031[A]	ASN	3.2
1	G	1257	SER	3.2
3	L	3244[A]	THR	3.2
3	C	2968[A]	GLN	3.2

Continued on next page...

Continued from previous page...

Mol	Chain	Res	Type	RSRZ
3	R	2968[A]	GLN	3.2
3	R	2979[A]	GLN	3.2
3	a	2955[A]	GLN	3.2
2	W	2552	GLU	3.2
3	F	3253[A]	GLU	3.2
3	L	3159[A]	SER	3.2
3	a	2966[A]	SER	3.2
3	d	3161[A]	GLU	3.2
3	C	3110[A]	THR	3.2
3	R	3050[A]	ARG	3.2
3	U	2973[A]	THR	3.2
3	O	2953[A]	GLY	3.2
3	X	3174[A]	GLY	3.2
3	d	3080[A]	ASP	3.2
3	F	3082[A]	GLU	3.2
3	F	3142[A]	ASN	3.2
3	R	2978[A]	CYS	3.2
1	J	921	GLY	3.2
3	R	3250[A]	GLY	3.2
3	a	3148[A]	ILE	3.2
3	d	3084[A]	GLN	3.2
3	O	3293[A]	LYS	3.2
3	X	3135[A]	LYS	3.2
3	a	2983[A]	VAL	3.2
3	d	3166[A]	GLU	3.2
3	I	3163[A]	ASN	3.2
3	C	3087[A]	MET	3.2
3	O	2933[A]	SER	3.2
3	R	2995[A]	GLN	3.2
3	U	3210[A]	LYS	3.2
3	L	3108[A]	HIS	3.2
3	U	2930[A]	LEU	3.2
3	C	2949[A]	LYS	3.2
3	a	3085[A]	PHE	3.2
3	d	3246[A]	CYS	3.2
1	b	965	ASP	3.2
3	U	3264[A]	TYR	3.2
3	L	3092[A]	ILE	3.2
1	Y	961	SER	3.2
3	R	2933[A]	SER	3.2
3	I	3209[A]	GLU	3.2
3	U	3019[A]	HIS	3.2

Continued on next page...

Continued from previous page...

Mol	Chain	Res	Type	RSRZ
1	A	1169	LYS	3.1
1	J	1229	LYS	3.1
2	B	2867	PRO	3.1
3	L	2991[A]	LEU	3.1
3	O	3248[A]	LEU	3.1
3	O	2990[A]	ARG	3.1
3	F	2937[A]	ASN	3.1
3	I	3252[A]	TYR	3.1
3	X	3082[A]	GLU	3.1
3	X	3102[A]	TYR	3.1
3	d	3011[A]	TYR	3.1
3	R	2988[A]	TRP	3.1
2	B	2497	GLU	3.1
1	G	1625	HIS	3.1
3	I	3211[A]	ASP	3.1
3	L	2951[A]	ASP	3.1
3	a	3296[A]	PRO	3.1
3	I	3079[A]	CYS	3.1
3	X	3065[A]	PHE	3.1
3	O	3091[A]	ALA	3.1
3	F	3303[A]	PRO	3.1
1	P	417	MET	3.1
3	X	2988[A]	TRP	3.1
3	I	3137[A]	ARG	3.1
3	O	3170[A]	ALA	3.1
3	L	3084[A]	GLN	3.1
3	d	2955[A]	GLN	3.1
3	C	2933[A]	SER	3.1
3	I	3143[A]	SER	3.1
3	a	3038[A]	ILE	3.1
3	a	3292[A]	GLY	3.1
3	O	3039[A]	ASP	3.1
3	L	3186[A]	GLU	3.1
3	a	3252[A]	TYR	3.1
3	a	2929[A]	SER	3.1
3	F	2950[A]	THR	3.1
3	U	3040[A]	VAL	3.1
3	X	3221[A]	ALA	3.1
3	I	2991[A]	LEU	3.1
3	d	3075[A]	GLN	3.1
3	U	3146[A]	CYS	3.1
3	U	3249[A]	GLY	3.1

Continued on next page...

Continued from previous page...

Mol	Chain	Res	Type	RSRZ
3	a	3088[A]	GLY	3.1
3	a	3242[A]	GLY	3.1
3	C	3260[A]	ARG	3.1
3	U	3254[A]	MET	3.1
3	a	2958[A]	ALA	3.1
1	P	1002	GLU	3.1
3	R	3079[A]	CYS	3.1
3	R	3184[A]	ASN	3.1
3	d	3195[A]	MET	3.1
1	D	1638	SER	3.1
3	I	3080[A]	ASP	3.1
3	X	3029[A]	LYS	3.1
3	X	3168[A]	THR	3.1
3	d	3205[A]	LYS	3.1
3	C	3068[A]	GLN	3.1
3	C	2987[A]	HIS	3.1
3	X	2987[A]	HIS	3.1
1	S	834	ASP	3.1
3	I	3299[A]	LEU	3.1
3	R	3028[A]	PRO	3.1
3	O	2984[A]	THR	3.1
1	Y	964	ILE	3.1
3	R	3242[A]	GLY	3.1
3	a	3214[A]	PHE	3.1
3	a	3310[A]	GLY	3.1
1	Y	831	VAL	3.1
3	d	3025[A]	VAL	3.1
3	C	3030[A]	ASN	3.1
3	C	3125[A]	ARG	3.1
3	L	3309[A]	PRO	3.1
3	X	2930[A]	LEU	3.1
3	O	2928[A]	ASN	3.1
3	O	3048[A]	ASP	3.1
3	F	2982[A]	MET	3.1
3	R	3137[A]	ARG	3.1
3	U	3306[A]	LEU	3.1
3	X	3002[A]	ALA	3.1
3	d	2980[A]	HIS	3.1
2	H	2549	PRO	3.0
3	O	3114[A]	PRO	3.0
3	X	3297[A]	PRO	3.0
3	F	2933[A]	SER	3.0

Continued on next page...

Continued from previous page...

Mol	Chain	Res	Type	RSRZ
3	F	3148[A]	ILE	3.0
3	O	3294[A]	SER	3.0
3	C	3285[A]	VAL	3.0
3	U	3244[A]	THR	3.0
3	U	3006[A]	LYS	3.0
2	c	2831	GLU	3.0
3	F	3127[A]	TRP	3.0
3	I	3063[A]	SER	3.0
3	O	2951[A]	ASP	3.0
3	d	3265[A]	ASP	3.0
3	I	2990[A]	ARG	3.0
3	F	3288[A]	MET	3.0
3	X	3295[A]	LEU	3.0
1	V	982	LYS	3.0
3	C	3006[A]	LYS	3.0
3	O	3117[A]	TYR	3.0
3	X	2969[A]	TYR	3.0
3	I	3181[A]	GLN	3.0
3	L	3105[A]	SER	3.0
3	a	3177[A]	SER	3.0
3	L	3261[A]	LEU	3.0
3	R	3216[A]	GLY	3.0
3	I	3301[A]	PRO	3.0
3	I	3077[A]	ASP	3.0
3	O	2979[A]	GLN	3.0
3	C	3307[A]	PHE	3.0
3	X	2972[A]	GLY	3.0
3	a	2953[A]	GLY	3.0
3	O	3107[A]	LEU	3.0
3	d	2995[A]	GLN	3.0
3	F	3191[A]	ASN	3.0
1	A	833	PHE	3.0
3	L	2985[A]	PHE	3.0
3	L	3214[A]	PHE	3.0
3	F	3112[A]	TYR	3.0
3	I	3074[A]	GLU	3.0
3	I	2963[A]	MET	3.0
3	U	3276[A]	ASP	3.0
3	R	2937[A]	ASN	3.0
3	C	2958[A]	ALA	3.0
3	F	3110[A]	THR	3.0
3	L	3016[A]	THR	3.0

Continued on next page...

Continued from previous page...

Mol	Chain	Res	Type	RSRZ
3	d	2949[A]	LYS	3.0
3	d	3209[A]	GLU	3.0
1	J	1022	VAL	3.0
3	a	3245[A]	PHE	3.0
3	a	3210[A]	LYS	3.0
3	C	3083[A]	ILE	3.0
3	C	3298[A]	ASN	3.0
3	I	3222[A]	ILE	3.0
3	L	3144[A]	ALA	3.0
2	K	2650	GLY	3.0
3	U	3194[A]	GLY	3.0
3	C	2966[A]	SER	3.0
3	I	3021[A]	LEU	3.0
3	R	2959[A]	SER	3.0
3	R	3151[A]	LEU	3.0
3	X	3046[A]	THR	3.0
3	d	3304[A]	THR	3.0
3	a	3278[A]	HIS	3.0
3	C	3012[A]	TRP	3.0
3	F	3259[A]	ASP	3.0
3	F	3264[A]	TYR	3.0
3	F	3276[A]	ASP	3.0
3	L	3118[A]	VAL	3.0
3	L	3265[A]	ASP	3.0
3	U	3050[A]	ARG	3.0
3	a	3111[A]	SER	3.0
3	L	3157[A]	PRO	3.0
3	C	3175[A]	TYR	2.9
3	O	3215[A]	ALA	2.9
3	C	3111[A]	SER	2.9
3	F	2968[A]	GLN	2.9
3	O	3157[A]	PRO	2.9
3	R	3074[A]	GLU	2.9
3	U	3173[A]	THR	2.9
3	X	3197[A]	ILE	2.9
2	Q	2891	LEU	2.9
3	O	3308[A]	LYS	2.9
1	D	834	ASP	2.9
1	S	936	ASP	2.9
3	X	3279[A]	ASP	2.9
1	S	416	ASN	2.9
3	L	3097[A]	GLY	2.9

Continued on next page...

Continued from previous page...

Mol	Chain	Res	Type	RSRZ
3	C	3025[A]	VAL	2.9
3	R	3290[A]	ILE	2.9
3	a	3046[A]	THR	2.9
3	C	3117[A]	TYR	2.9
3	d	3017[A]	ALA	2.9
3	F	3241[A]	PHE	2.9
3	L	3064[A]	PHE	2.9
3	R	3214[A]	PHE	2.9
3	F	3048[A]	ASP	2.9
3	R	2949[A]	LYS	2.9
3	U	3209[A]	GLU	2.9
3	L	2933[A]	SER	2.9
3	C	2965[A]	LEU	2.9
3	F	3190[A]	LEU	2.9
3	L	2958[A]	ALA	2.9
3	O	3183[A]	LEU	2.9
3	C	3217[A]	PHE	2.9
3	O	3258[A]	PHE	2.9
3	d	3050[A]	ARG	2.9
3	F	3153[A]	LYS	2.9
3	C	3098[A]	GLY	2.9
3	a	3023[A]	ILE	2.9
3	a	3159[A]	SER	2.9
3	I	2941[A]	ALA	2.9
3	F	3013[A]	ASP	2.9
3	X	3231[A]	ASP	2.9
3	R	3021[A]	LEU	2.9
3	R	3221[A]	ALA	2.9
3	U	3226[A]	ALA	2.9
3	I	2984[A]	THR	2.9
3	I	3168[A]	THR	2.9
3	U	3044[A]	LYS	2.9
3	I	2971[A]	ASP	2.9
3	I	2995[A]	GLN	2.9
3	U	3079[A]	CYS	2.9
3	I	3268[A]	LYS	2.9
3	R	3257[A]	ALA	2.9
3	a	3014[A]	TRP	2.9
1	M	964	ILE	2.9
3	R	3251[A]	ASP	2.9
3	a	2995[A]	GLN	2.9
3	d	3199[A]	GLN	2.9

Continued on next page...

Continued from previous page...

Mol	Chain	Res	Type	RSRZ
3	C	3241[A]	PHE	2.9
1	J	558	HIS	2.9
3	L	3146[A]	CYS	2.9
3	I	2934[A]	GLU	2.9
3	R	3100[A]	SER	2.9
3	I	3295[A]	LEU	2.9
3	L	3263[A]	LEU	2.9
3	R	3115[A]	LEU	2.9
3	O	3241[A]	PHE	2.9
3	I	3105[A]	SER	2.9
3	R	3046[A]	THR	2.9
3	I	2955[A]	GLN	2.9
3	I	3050[A]	ARG	2.9
3	O	3137[A]	ARG	2.9
3	R	2953[A]	GLY	2.9
3	R	2962[A]	GLY	2.9
3	L	3167[A]	VAL	2.9
3	X	3181[A]	GLN	2.9
3	a	3075[A]	GLN	2.9
3	X	2994[A]	LYS	2.9
3	C	3218[A]	LEU	2.9
3	F	3242[A]	GLY	2.9
3	I	3263[A]	LEU	2.9
3	X	3073[A]	LEU	2.9
3	d	2953[A]	GLY	2.9
3	O	3172[A]	SER	2.8
3	R	3066[A]	TYR	2.8
2	c	2733	ASP	2.8
3	a	3227[A]	ASP	2.8
3	C	3108[A]	HIS	2.8
3	C	3164[A]	PRO	2.8
3	F	3278[A]	HIS	2.8
3	L	3019[A]	HIS	2.8
3	O	3164[A]	PRO	2.8
3	C	3095[A]	TRP	2.8
3	R	3067[A]	ARG	2.8
3	L	3015[A]	THR	2.8
3	I	3097[A]	GLY	2.8
3	a	3261[A]	LEU	2.8
2	E	2479	SER	2.8
3	F	3012[A]	TRP	2.8
3	U	2958[A]	ALA	2.8

Continued on next page...

Continued from previous page...

Mol	Chain	Res	Type	RSRZ
3	X	2937[A]	ASN	2.8
3	L	3038[A]	ILE	2.8
3	X	3266[A]	ILE	2.8
3	X	2943[A]	ALA	2.8
3	L	2938[A]	LEU	2.8
3	L	2993[A]	MET	2.8
1	P	151	GLN	2.8
3	C	3105[A]	SER	2.8
3	F	3182[A]	GLN	2.8
3	L	3165[A]	ASN	2.8
3	L	3220[A]	ARG	2.8
3	R	3008[A]	GLY	2.8
3	R	3203[A]	HIS	2.8
3	a	3211[A]	ASP	2.8
3	C	2955[A]	GLN	2.8
3	L	3047[A]	ARG	2.8
3	L	3268[A]	LYS	2.8
3	U	3205[A]	LYS	2.8
3	d	3037[A]	TYR	2.8
3	I	3241[A]	PHE	2.8
3	O	3244[A]	THR	2.8
3	F	3051[A]	PRO	2.8
3	d	3108[A]	HIS	2.8
3	a	3112[A]	TYR	2.8
1	G	151	GLN	2.8
3	F	3249[A]	GLY	2.8
3	C	3096[A]	VAL	2.8
3	F	3160[A]	SER	2.8
3	d	3269[A]	SER	2.8
3	L	3087[A]	MET	2.8
3	a	3156[A]	MET	2.8
3	O	2949[A]	LYS	2.8
3	a	3220[A]	ARG	2.8
3	C	3221[A]	ALA	2.8
3	F	3171[A]	HIS	2.8
3	I	3035[A]	HIS	2.8
3	d	3203[A]	HIS	2.8
3	I	3071[A]	PHE	2.8
3	U	3247[A]	VAL	2.8
3	O	3105[A]	SER	2.8
1	G	413	ASN	2.8
3	U	3206[A]	LYS	2.8

Continued on next page...

Continued from previous page...

Mol	Chain	Res	Type	RSRZ
3	R	3045[A]	THR	2.8
3	F	3157[A]	PRO	2.8
3	L	2942[A]	LEU	2.8
3	O	3185[A]	TYR	2.8
1	D	151	GLN	2.8
1	V	833	PHE	2.8
3	F	3065[A]	PHE	2.8
3	F	3178[A]	PHE	2.8
3	I	3290[A]	ILE	2.8
3	L	3258[A]	PHE	2.8
3	R	2956[A]	LYS	2.8
3	d	3169[A]	LYS	2.8
1	V	1302	SER	2.8
3	F	3165[A]	ASN	2.8
3	F	3244[A]	THR	2.8
3	I	3219[A]	LEU	2.8
3	R	3145[A]	ASN	2.8
3	a	3189[A]	ASN	2.8
3	L	2946[A]	GLN	2.8
3	C	3225[A]	SER	2.8
3	F	3021[A]	LEU	2.8
3	O	3223[A]	GLY	2.8
2	E	2084	ARG	2.8
3	C	3028[A]	PRO	2.8
3	C	3212[A]	ARG	2.8
3	L	3297[A]	PRO	2.8
3	R	3245[A]	PHE	2.8
3	U	3308[A]	LYS	2.8
1	P	828	ASP	2.8
3	C	3192[A]	PHE	2.7
3	O	3071[A]	PHE	2.7
3	d	3132[A]	ALA	2.7
3	C	2970[A]	PRO	2.7
3	I	3309[A]	PRO	2.7
1	D	722	GLU	2.7
3	I	3179[A]	ASP	2.7
3	U	3282[A]	ASP	2.7
3	d	3131[A]	GLN	2.7
3	d	3130[A]	TRP	2.7
2	E	2891	LEU	2.7
3	d	3204[A]	LEU	2.7
3	I	3098[A]	GLY	2.7

Continued on next page...

Continued from previous page...

Mol	Chain	Res	Type	RSRZ
1	A	1185	PRO	2.7
3	C	3023[A]	ILE	2.7
1	A	1166	THR	2.7
2	E	2831	GLU	2.7
3	R	3032[A]	PRO	2.7
3	C	2984[A]	THR	2.7
3	F	3263[A]	LEU	2.7
3	L	2930[A]	LEU	2.7
3	L	3288[A]	MET	2.7
3	a	3268[A]	LYS	2.7
3	d	3151[A]	LEU	2.7
3	a	3223[A]	GLY	2.7
3	R	3213[A]	VAL	2.7
3	O	3007[A]	ILE	2.7
3	F	3309[A]	PRO	2.7
3	L	3168[A]	THR	2.7
3	X	3042[A]	ASP	2.7
3	d	3087[A]	MET	2.7
1	S	1583	CYS	2.7
3	C	3178[A]	PHE	2.7
3	U	3250[A]	GLY	2.7
3	U	3262[A]	PHE	2.7
3	I	3007[A]	ILE	2.7
3	O	3086[A]	GLU	2.7
3	L	3308[A]	LYS	2.7
3	O	3210[A]	LYS	2.7
3	R	3224[A]	GLN	2.7
3	I	3273[A]	LEU	2.7
3	O	3168[A]	THR	2.7
3	d	3045[A]	THR	2.7
3	C	3004[A]	GLY	2.7
3	R	3065[A]	PHE	2.7
3	X	3257[A]	ALA	2.7
1	D	1302	SER	2.7
3	R	3255[A]	PRO	2.7
3	X	3203[A]	HIS	2.7
1	P	418	ASP	2.7
3	L	3249[A]	GLY	2.7
3	C	3185[A]	TYR	2.7
3	F	3137[A]	ARG	2.7
3	F	3209[A]	GLU	2.7
3	I	3086[A]	GLU	2.7

Continued on next page...

Continued from previous page...

Mol	Chain	Res	Type	RSRZ
3	X	2997[A]	GLU	2.7
3	a	3180[A]	TYR	2.7
3	L	3290[A]	ILE	2.7
3	O	2935[A]	ILE	2.7
3	I	3139[A]	LEU	2.7
3	F	3281[A]	PHE	2.7
3	R	2928[A]	ASN	2.7
1	J	954	ALA	2.7
3	I	2930[A]	LEU	2.7
3	O	3171[A]	HIS	2.7
3	C	3091[A]	ALA	2.7
3	R	3252[A]	TYR	2.7
3	a	2957[A]	ILE	2.7
3	I	3010[A]	PRO	2.7
3	O	3158[A]	PHE	2.7
3	R	2946[A]	GLN	2.7
3	U	3184[A]	ASN	2.7
3	a	3179[A]	ASP	2.7
3	d	3251[A]	ASP	2.7
2	H	2651	GLN	2.7
3	U	3140[A]	PRO	2.7
1	P	961	SER	2.7
3	I	3083[A]	ILE	2.7
3	X	2974[A]	ALA	2.7
3	L	3286[A]	THR	2.7
3	d	2938[A]	LEU	2.7
3	U	3288[A]	MET	2.7
3	d	2963[A]	MET	2.7
1	D	1303	GLU	2.7
3	L	3027[A]	GLU	2.7
3	C	3017[A]	ALA	2.7
3	d	2994[A]	LYS	2.6
3	U	3190[A]	LEU	2.6
3	U	3300[A]	LEU	2.6
3	d	3047[A]	ARG	2.6
1	Y	830	ASN	2.6
3	O	3291[A]	ASP	2.6
3	F	3155[A]	MET	2.6
3	I	2958[A]	ALA	2.6
3	O	3140[A]	PRO	2.6
3	R	3144[A]	ALA	2.6
3	a	3164[A]	PRO	2.6

Continued on next page...

Continued from previous page...

Mol	Chain	Res	Type	RSRZ
3	O	3089[A]	HIS	2.6
3	O	3141[A]	TYR	2.6
3	d	3212[A]	ARG	2.6
1	M	887	ASP	2.6
3	I	2975[A]	PHE	2.6
3	O	2971[A]	ASP	2.6
3	O	2975[A]	PHE	2.6
3	d	3064[A]	PHE	2.6
3	d	3229[A]	ASN	2.6
3	X	3004[A]	GLY	2.6
3	d	3223[A]	GLY	2.6
3	C	2957[A]	ILE	2.6
3	R	2992[A]	TYR	2.6
3	U	2954[A]	TYR	2.6
3	a	3222[A]	ILE	2.6
3	I	3269[A]	SER	2.6
1	D	326	GLU	2.6
1	G	831	VAL	2.6
1	M	1167	ASP	2.6
1	S	1577	GLY	2.6
3	C	3279[A]	ASP	2.6
3	R	3006[A]	LYS	2.6
3	R	3118[A]	VAL	2.6
3	d	2993[A]	MET	2.6
3	d	3152[A]	LYS	2.6
3	d	3213[A]	VAL	2.6
3	U	3067[A]	ARG	2.6
1	G	571	PRO	2.6
1	S	571	PRO	2.6
3	L	3185[A]	TYR	2.6
2	c	2841	GLU	2.6
3	C	2940[A]	ASN	2.6
3	L	2937[A]	ASN	2.6
3	F	3041[A]	ALA	2.6
3	I	3092[A]	ILE	2.6
3	I	3215[A]	ALA	2.6
3	L	3091[A]	ALA	2.6
3	X	3128[A]	ALA	2.6
3	C	2989[A]	HIS	2.6
3	F	3293[A]	LYS	2.6
3	I	3253[A]	GLU	2.6
3	U	3260[A]	ARG	2.6

Continued on next page...

Continued from previous page...

Mol	Chain	Res	Type	RSRZ
1	V	834	ASP	2.6
1	D	948	THR	2.6
3	I	3141[A]	TYR	2.6
3	O	3136[A]	TYR	2.6
3	U	2992[A]	TYR	2.6
3	X	3243[A]	GLY	2.6
3	U	3160[A]	SER	2.6
3	X	3131[A]	GLN	2.6
1	M	891	LYS	2.6
3	d	3200[A]	LEU	2.6
3	U	3163[A]	ASN	2.6
3	C	3137[A]	ARG	2.6
3	a	3192[A]	PHE	2.6
1	D	946	GLU	2.6
3	L	3088[A]	GLY	2.6
3	a	3121[A]	SER	2.6
3	C	2954[A]	TYR	2.6
3	R	2958[A]	ALA	2.6
3	R	3188[A]	ASP	2.6
3	d	3280[A]	ASP	2.6
1	D	1025	THR	2.6
3	C	3173[A]	THR	2.6
3	U	3168[A]	THR	2.6
1	J	1184	MET	2.6
3	R	3153[A]	LYS	2.6
3	a	2942[A]	LEU	2.6
3	F	3033[A]	PHE	2.6
3	F	3257[A]	ALA	2.6
3	L	3066[A]	TYR	2.6
3	L	3117[A]	TYR	2.6
3	U	3078[A]	PHE	2.6
3	a	3079[A]	CYS	2.6
3	a	3091[A]	ALA	2.6
3	d	3307[A]	PHE	2.6
3	F	2962[A]	GLY	2.6
3	O	2940[A]	ASN	2.6
3	O	3165[A]	ASN	2.6
3	a	3031[A]	ASN	2.6
3	I	3240[A]	THR	2.6
3	a	3097[A]	GLY	2.6
3	R	2987[A]	HIS	2.6
1	J	1247	ARG	2.6

Continued on next page...

Continued from previous page...

Mol	Chain	Res	Type	RSRZ
3	d	3190[A]	LEU	2.6
1	Y	562	GLN	2.6
3	C	3084[A]	GLN	2.6
3	L	2969[A]	TYR	2.6
3	d	3241[A]	PHE	2.6
3	O	3027[A]	GLU	2.6
2	Q	2549	PRO	2.6
3	R	3090[A]	ASN	2.6
3	X	3191[A]	ASN	2.6
3	I	3260[A]	ARG	2.6
3	R	3024[A]	LEU	2.6
3	X	2939[A]	ARG	2.6
1	G	964	ILE	2.6
3	F	3108[A]	HIS	2.6
3	R	3158[A]	PHE	2.6
3	C	3264[A]	TYR	2.6
3	d	3252[A]	TYR	2.6
3	F	3004[A]	GLY	2.6
3	I	2933[A]	SER	2.6
3	O	2972[A]	GLY	2.6
3	X	3147[A]	GLU	2.6
3	U	2967[A]	CYS	2.6
3	I	3046[A]	THR	2.6
3	L	3046[A]	THR	2.6
3	R	3023[A]	ILE	2.6
3	U	3093[A]	HIS	2.6
3	d	3081[A]	PHE	2.5
3	C	3144[A]	ALA	2.5
3	d	3074[A]	GLU	2.5
3	a	3004[A]	GLY	2.5
3	F	3094[A]	SER	2.5
3	a	2938[A]	LEU	2.5
3	O	3079[A]	CYS	2.5
3	R	3078[A]	PHE	2.5
3	F	2934[A]	GLU	2.5
3	F	2946[A]	GLN	2.5
3	O	3151[A]	LEU	2.5
3	d	3268[A]	LYS	2.5
3	L	3163[A]	ASN	2.5
1	D	971	THR	2.5
1	J	863	ALA	2.5
3	L	2992[A]	TYR	2.5

Continued on next page...

Continued from previous page...

Mol	Chain	Res	Type	RSRZ
3	O	3112[A]	TYR	2.5
1	M	828	ASP	2.5
3	F	3126[A]	ILE	2.5
3	I	3078[A]	PHE	2.5
3	L	3269[A]	SER	2.5
3	U	3255[A]	PRO	2.5
3	X	2960[A]	PHE	2.5
1	A	892	TYR	2.5
1	S	295	GLN	2.5
3	I	3119[A]	HIS	2.5
3	O	3090[A]	ASN	2.5
3	R	3108[A]	HIS	2.5
3	C	3249[A]	GLY	2.5
3	I	2988[A]	TRP	2.5
3	I	3016[A]	THR	2.5
3	I	3103[A]	GLY	2.5
3	I	3173[A]	THR	2.5
3	d	3070[A]	ALA	2.5
3	L	3115[A]	LEU	2.5
3	O	2942[A]	LEU	2.5
3	L	2935[A]	ILE	2.5
3	O	3065[A]	PHE	2.5
3	O	3085[A]	PHE	2.5
3	R	3192[A]	PHE	2.5
3	F	3111[A]	SER	2.5
3	a	3124[A]	ASP	2.5
3	O	3285[A]	VAL	2.5
3	L	3065[A]	PHE	2.5
1	P	572	SER	2.5
2	N	2858	ASP	2.5
3	R	2934[A]	GLU	2.5
1	D	962	GLY	2.5
1	b	969	ALA	2.5
1	V	1025	THR	2.5
3	a	3095[A]	TRP	2.5
3	F	2975[A]	PHE	2.5
3	I	3081[A]	PHE	2.5
3	a	3262[A]	PHE	2.5
3	R	3246[A]	CYS	2.5
3	X	3210[A]	LYS	2.5
1	b	962	GLY	2.5
3	C	2972[A]	GLY	2.5

Continued on next page...

Continued from previous page...

Mol	Chain	Res	Type	RSRZ
3	F	3292[A]	GLY	2.5
3	U	3232[A]	VAL	2.5
3	C	3278[A]	HIS	2.5
1	Y	957	ASN	2.5
3	a	3090[A]	ASN	2.5
3	R	3168[A]	THR	2.5
3	C	3261[A]	LEU	2.5
3	U	3004[A]	GLY	2.5
3	a	3185[A]	TYR	2.5
1	S	558	HIS	2.5
1	D	830	ASN	2.5
1	P	830	ASN	2.5
1	M	1303	GLU	2.5
3	F	2942[A]	LEU	2.5
3	O	2962[A]	GLY	2.5
3	a	3194[A]	GLY	2.5
1	G	1168	GLN	2.5
3	F	2986[A]	PRO	2.5
3	L	2970[A]	PRO	2.5
3	d	3263[A]	LEU	2.5
3	C	2959[A]	SER	2.5
3	R	3159[A]	SER	2.5
1	S	419	THR	2.5
1	Y	1247	ARG	2.5
1	M	562	GLN	2.5
3	C	3039[A]	ASP	2.5
3	O	3181[A]	GLN	2.5
3	R	2986[A]	PRO	2.5
3	I	3287[A]	ILE	2.5
3	L	3127[A]	TRP	2.5
3	O	3191[A]	ASN	2.5
3	L	3139[A]	LEU	2.5
3	C	2960[A]	PHE	2.5
3	I	3230[A]	PHE	2.5
1	A	250	ASP	2.5
1	S	795	GLU	2.5
1	b	970	SER	2.5
2	Z	2497	GLU	2.5
3	C	2996[A]	MET	2.4
1	G	1246	GLY	2.4
3	F	3205[A]	LYS	2.4
1	Y	971	THR	2.4

Continued on next page...

Continued from previous page...

Mol	Chain	Res	Type	RSRZ
3	C	2969[A]	TYR	2.4
3	I	2940[A]	ASN	2.4
3	X	3036[A]	GLY	2.4
3	F	2958[A]	ALA	2.4
3	F	3181[A]	GLN	2.4
1	b	828	ASP	2.4
3	F	3035[A]	HIS	2.4
3	I	2951[A]	ASP	2.4
3	O	2997[A]	GLU	2.4
3	d	3069[A]	ILE	2.4
3	F	3087[A]	MET	2.4
3	L	3012[A]	TRP	2.4
3	O	3159[A]	SER	2.4
3	U	3014[A]	TRP	2.4
3	C	2962[A]	GLY	2.4
1	S	1087	ALA	2.4
3	C	3116[A]	PHE	2.4
1	A	956	PRO	2.4
3	C	3074[A]	GLU	2.4
3	F	3028[A]	PRO	2.4
3	I	3038[A]	ILE	2.4
3	d	3207[A]	ILE	2.4
3	L	2996[A]	MET	2.4
3	X	3171[A]	HIS	2.4
1	G	1244	GLY	2.4
3	C	3215[A]	ALA	2.4
3	F	3076[A]	ARG	2.4
3	U	3185[A]	TYR	2.4
1	S	570	GLN	2.4
3	C	2997[A]	GLU	2.4
3	U	3157[A]	PRO	2.4
1	G	1167	ASP	2.4
3	d	3285[A]	VAL	2.4
3	F	3159[A]	SER	2.4
1	S	787	ALA	2.4
3	L	3037[A]	TYR	2.4
3	U	3267[A]	SER	2.4
3	a	3264[A]	TYR	2.4
3	a	3028[A]	PRO	2.4
3	R	2965[A]	LEU	2.4
3	C	3281[A]	PHE	2.4
1	J	572	SER	2.4

Continued on next page...

Continued from previous page...

Mol	Chain	Res	Type	RSRZ
1	M	963	ALA	2.4
3	X	2999[A]	ALA	2.4
3	a	3012[A]	TRP	2.4
3	L	3021[A]	LEU	2.4
3	O	3110[A]	THR	2.4
3	R	3183[A]	LEU	2.4
3	I	3013[A]	ASP	2.4
3	I	3205[A]	LYS	2.4
3	R	2977[A]	CYS	2.4
3	R	3281[A]	PHE	2.4
3	a	3077[A]	ASP	2.4
3	d	2960[A]	PHE	2.4
3	U	3091[A]	ALA	2.4
3	U	3159[A]	SER	2.4
3	d	2965[A]	LEU	2.4
3	F	3026[A]	THR	2.4
3	I	3123[A]	THR	2.4
3	R	3004[A]	GLY	2.4
3	d	3245[A]	PHE	2.4
1	A	964	ILE	2.4
3	C	3038[A]	ILE	2.4
1	b	570	GLN	2.4
3	C	3075[A]	GLN	2.4
1	Y	115	GLY	2.4
1	b	1296	VAL	2.4
3	O	3006[A]	LYS	2.4
3	O	2985[A]	PHE	2.4
3	U	3090[A]	ASN	2.4
3	R	3264[A]	TYR	2.4
1	J	831	VAL	2.4
2	B	2479	SER	2.4
3	C	3121[A]	SER	2.4
3	C	3268[A]	LYS	2.4
3	I	3246[A]	CYS	2.4
3	X	2949[A]	LYS	2.4
3	a	2991[A]	LEU	2.4
3	a	3158[A]	PHE	2.4
1	J	1185	PRO	2.4
3	X	3037[A]	TYR	2.4
3	I	2935[A]	ILE	2.4
3	X	3200[A]	LEU	2.4
3	F	3250[A]	GLY	2.4

Continued on next page...

Continued from previous page...

Mol	Chain	Res	Type	RSRZ
3	I	3096[A]	VAL	2.4
3	O	3104[A]	MET	2.4
3	R	3302[A]	SER	2.4
3	a	3084[A]	GLN	2.4
1	M	1097	ARG	2.4
2	K	2649	GLU	2.4
1	Y	1306	THR	2.4
3	L	2974[A]	ALA	2.4
3	O	3046[A]	THR	2.4
2	H	2858	ASP	2.4
3	C	3183[A]	LEU	2.4
3	I	3111[A]	SER	2.4
3	X	3224[A]	GLN	2.4
1	G	152	LYS	2.4
1	V	956	PRO	2.4
3	L	2997[A]	GLU	2.4
3	C	3031[A]	ASN	2.4
3	O	3043[A]	THR	2.4
3	U	2950[A]	THR	2.4
3	C	3291[A]	ASP	2.3
3	I	2953[A]	GLY	2.3
3	I	3280[A]	ASP	2.3
3	U	3245[A]	PHE	2.3
3	I	2949[A]	LYS	2.3
3	L	2966[A]	SER	2.3
3	L	3110[A]	THR	2.3
1	A	916	GLY	2.3
1	A	1165	GLY	2.3
3	C	2988[A]	TRP	2.3
3	C	3213[A]	VAL	2.3
3	U	3220[A]	ARG	2.3
3	a	3145[A]	ASN	2.3
3	O	3292[A]	GLY	2.3
3	C	2993[A]	MET	2.3
3	U	3134[A]	GLN	2.3
3	U	3105[A]	SER	2.3
3	F	3183[A]	LEU	2.3
1	J	868	THR	2.3
3	C	3246[A]	CYS	2.3
3	F	3310[A]	GLY	2.3
3	L	3071[A]	PHE	2.3
3	a	3104[A]	MET	2.3

Continued on next page...

Continued from previous page...

Mol	Chain	Res	Type	RSRZ
3	d	3127[A]	TRP	2.3
1	P	148	GLN	2.3
3	C	2946[A]	GLN	2.3
3	L	3075[A]	GLN	2.3
2	H	2875	SER	2.3
3	F	3050[A]	ARG	2.3
3	I	2954[A]	TYR	2.3
3	L	3076[A]	ARG	2.3
3	O	3050[A]	ARG	2.3
3	a	3175[A]	TYR	2.3
3	O	3198[A]	PRO	2.3
2	H	2650	GLY	2.3
3	C	3065[A]	PHE	2.3
3	I	3085[A]	PHE	2.3
3	U	2928[A]	ASN	2.3
3	a	2928[A]	ASN	2.3
3	C	3208[A]	GLN	2.3
3	d	3231[A]	ASP	2.3
1	J	943	LEU	2.3
3	R	3083[A]	ILE	2.3
1	P	1638	SER	2.3
2	T	2417	VAL	2.3
3	L	3010[A]	PRO	2.3
3	O	3301[A]	PRO	2.3
3	F	3097[A]	GLY	2.3
3	U	3192[A]	PHE	2.3
3	a	3071[A]	PHE	2.3
3	L	3104[A]	MET	2.3
3	R	3201[A]	GLU	2.3
3	C	2998[A]	ASP	2.3
3	I	3257[A]	ALA	2.3
2	T	2890	VAL	2.3
1	M	885	SER	2.3
3	I	3281[A]	PHE	2.3
3	R	3033[A]	PHE	2.3
3	U	3089[A]	HIS	2.3
1	D	1169	LYS	2.3
1	J	955	LYS	2.3
3	F	3275[A]	LEU	2.3
3	I	3153[A]	LYS	2.3
3	O	3045[A]	THR	2.3
3	O	3298[A]	ASN	2.3

Continued on next page...

Continued from previous page...

Mol	Chain	Res	Type	RSRZ
3	R	3295[A]	LEU	2.3
3	d	3210[A]	LYS	2.3
3	L	3187[A]	TYR	2.3
3	U	2935[A]	ILE	2.3
3	U	3265[A]	ASP	2.3
3	d	3038[A]	ILE	2.3
3	R	2981[A]	GLY	2.3
1	S	1082	SER	2.3
3	C	3269[A]	SER	2.3
3	I	3076[A]	ARG	2.3
3	d	3296[A]	PRO	2.3
1	J	148	GLN	2.3
1	S	148	GLN	2.3
1	G	419	THR	2.3
3	I	3298[A]	ASN	2.3
3	F	3064[A]	PHE	2.3
3	L	3211[A]	ASP	2.3
3	L	3281[A]	PHE	2.3
3	R	3017[A]	ALA	2.3
3	U	3281[A]	PHE	2.3
3	X	3211[A]	ASP	2.3
3	L	3250[A]	GLY	2.3
3	a	2990[A]	ARG	2.3
1	J	1210	LYS	2.3
3	d	3028[A]	PRO	2.3
3	C	3275[A]	LEU	2.3
3	L	2968[A]	GLN	2.3
3	O	3275[A]	LEU	2.3
3	U	3092[A]	ILE	2.3
3	L	2962[A]	GLY	2.3
1	D	1034	GLU	2.3
3	C	3263[A]	LEU	2.3
3	L	2965[A]	LEU	2.3
3	U	2991[A]	LEU	2.3
3	X	3218[A]	LEU	2.3
1	D	562	GLN	2.3
3	O	3083[A]	ILE	2.3
3	R	3119[A]	HIS	2.3
3	a	3033[A]	PHE	2.3
1	S	1639	LYS	2.3
3	I	2950[A]	THR	2.3
3	I	3210[A]	LYS	2.3

Continued on next page...

Continued from previous page...

Mol	Chain	Res	Type	RSRZ
3	I	3289[A]	GLY	2.3
3	O	3206[A]	LYS	2.3
3	R	3048[A]	ASP	2.3
3	C	3155[A]	MET	2.3
3	O	3190[A]	LEU	2.3
3	L	3063[A]	SER	2.3
3	C	2992[A]	TYR	2.3
3	C	3169[A]	LYS	2.3
3	I	3093[A]	HIS	2.3
3	O	3011[A]	TYR	2.3
3	U	3258[A]	PHE	2.3
3	d	3175[A]	TYR	2.3
1	D	408	GLY	2.3
1	G	977	GLU	2.3
1	M	898	GLY	2.3
3	L	3103[A]	GLY	2.3
3	R	3098[A]	GLY	2.3
3	X	3201[A]	GLU	2.3
3	C	3022[A]	PRO	2.3
3	C	3306[A]	LEU	2.3
3	I	3294[A]	SER	2.3
3	L	3089[A]	HIS	2.3
3	O	3272[A]	HIS	2.3
3	R	3034[A]	HIS	2.3
3	U	3256[A]	TRP	2.2
3	C	3122[A]	ASN	2.2
3	C	3190[A]	LEU	2.2
3	C	3299[A]	LEU	2.2
3	F	3080[A]	ASP	2.2
3	I	3047[A]	ARG	2.2
3	R	3219[A]	LEU	2.2
3	X	3196[A]	THR	2.2
1	b	964	ILE	2.2
3	C	3153[A]	LYS	2.2
3	F	3114[A]	PRO	2.2
3	R	3297[A]	PRO	2.2
2	c	2651	GLN	2.2
3	O	2983[A]	VAL	2.2
3	R	3247[A]	VAL	2.2
3	F	3008[A]	GLY	2.2
3	X	3212[A]	ARG	2.2
3	a	3050[A]	ARG	2.2

Continued on next page...

Continued from previous page...

Mol	Chain	Res	Type	RSRZ
3	C	3163[A]	ASN	2.2
3	O	2978[A]	CYS	2.2
3	R	3307[A]	PHE	2.2
3	U	3110[A]	THR	2.2
1	J	867	VAL	2.2
3	C	3232[A]	VAL	2.2
3	L	3072[A]	ALA	2.2
3	F	3308[A]	LYS	2.2
3	L	3218[A]	LEU	2.2
2	H	2744	PHE	2.2
3	C	3013[A]	ASP	2.2
3	C	3211[A]	ASP	2.2
3	F	3231[A]	ASP	2.2
2	Z	2083	VAL	2.2
3	I	3090[A]	ASN	2.2
3	d	3202[A]	VAL	2.2
1	D	898	GLY	2.2
3	I	3066[A]	TYR	2.2
3	a	3215[A]	ALA	2.2
3	C	2994[A]	LYS	2.2
1	M	972	SER	2.2
3	I	3089[A]	HIS	2.2
3	L	2989[A]	HIS	2.2
3	O	2991[A]	LEU	2.2
3	U	3225[A]	SER	2.2
3	a	2996[A]	MET	2.2
1	A	831	VAL	2.2
1	J	898	GLY	2.2
2	c	2084	ARG	2.2
3	U	3251[A]	ASP	2.2
3	C	3252[A]	TYR	2.2
3	F	3301[A]	PRO	2.2
3	R	3110[A]	THR	2.2
3	d	3153[A]	LYS	2.2
3	d	3309[A]	PRO	2.2
3	L	2978[A]	CYS	2.2
3	U	3033[A]	PHE	2.2
3	O	3076[A]	ARG	2.2
3	a	3083[A]	ILE	2.2
3	I	3027[A]	GLU	2.2
3	F	3145[A]	ASN	2.2
3	O	3226[A]	ALA	2.2

Continued on next page...

Continued from previous page...

Mol	Chain	Res	Type	RSRZ
3	R	3180[A]	TYR	2.2
3	a	3297[A]	PRO	2.2
3	a	3309[A]	PRO	2.2
2	Z	2548	CYS	2.2
3	C	3295[A]	LEU	2.2
3	R	3263[A]	LEU	2.2
3	O	3256[A]	TRP	2.2
1	A	973	ARG	2.2
1	S	966	SER	2.2
3	L	3009[A]	ILE	2.2
3	L	3228[A]	VAL	2.2
3	d	3206[A]	LYS	2.2
1	A	571	PRO	2.2
1	S	950	ALA	2.2
1	S	1185	PRO	2.2
3	a	3117[A]	TYR	2.2
3	C	2995[A]	GLN	2.2
3	C	3107[A]	LEU	2.2
1	A	1097	ARG	2.2
3	L	3192[A]	PHE	2.2
3	R	3178[A]	PHE	2.2
3	a	3065[A]	PHE	2.2
3	F	2997[A]	GLU	2.2
3	L	3121[A]	SER	2.2
3	F	3174[A]	GLY	2.2
1	S	788	LEU	2.2
3	L	3291[A]	ASP	2.2
3	X	3049[A]	PRO	2.2
3	a	2951[A]	ASP	2.2
3	d	3024[A]	LEU	2.2
3	I	3165[A]	ASN	2.2
1	G	568	PHE	2.2
3	d	3007[A]	ILE	2.2
3	d	3256[A]	TRP	2.2
3	I	3175[A]	TYR	2.2
3	X	3177[A]	SER	2.2
3	X	3267[A]	SER	2.2
3	F	3273[A]	LEU	2.2
3	C	3150[A]	LYS	2.2
3	R	3220[A]	ARG	2.2
3	C	3045[A]	THR	2.2
3	L	3123[A]	THR	2.2

Continued on next page...

Continued from previous page...

Mol	Chain	Res	Type	RSRZ
3	O	3281[A]	PHE	2.2
3	R	3189[A]	ASN	2.2
3	U	3016[A]	THR	2.2
3	a	3123[A]	THR	2.2
3	C	3186[A]	GLU	2.2
3	R	3167[A]	VAL	2.2
3	F	3269[A]	SER	2.2
3	O	3208[A]	GLN	2.2
3	R	3080[A]	ASP	2.2
3	U	2971[A]	ASP	2.2
3	F	3156[A]	MET	2.2
3	U	3298[A]	ASN	2.2
3	X	3166[A]	GLU	2.2
3	X	3209[A]	GLU	2.2
3	U	2972[A]	GLY	2.2
3	C	3176[A]	LYS	2.2
3	I	3041[A]	ALA	2.2
3	L	3141[A]	TYR	2.2
3	R	3029[A]	LYS	2.2
3	I	3084[A]	GLN	2.2
3	R	3051[A]	PRO	2.2
3	d	3118[A]	VAL	2.2
3	U	3008[A]	GLY	2.2
1	J	1211	TYR	2.1
3	O	3139[A]	LEU	2.1
3	U	3012[A]	TRP	2.1
3	I	3075[A]	GLN	2.1
3	L	3100[A]	SER	2.1
1	J	1235	ILE	2.1
3	F	3010[A]	PRO	2.1
3	R	3022[A]	PRO	2.1
3	a	3067[A]	ARG	2.1
1	D	1621	ASN	2.1
3	C	3034[A]	HIS	2.1
3	U	3165[A]	ASN	2.1
3	U	3183[A]	LEU	2.1
3	a	2937[A]	ASN	2.1
3	F	3136[A]	TYR	2.1
3	a	3016[A]	THR	2.1
3	U	3221[A]	ALA	2.1
3	I	3224[A]	GLN	2.1
1	Y	450	LYS	2.1

Continued on next page...

Continued from previous page...

Mol	Chain	Res	Type	RSRZ
3	X	3020[A]	SER	2.1
1	Y	886	PRO	2.1
3	F	3211[A]	ASP	2.1
3	I	2962[A]	GLY	2.1
3	R	3039[A]	ASP	2.1
3	I	3183[A]	LEU	2.1
3	F	2985[A]	PHE	2.1
3	R	3071[A]	PHE	2.1
3	d	3071[A]	PHE	2.1
2	Q	2552	GLU	2.1
3	C	3076[A]	ARG	2.1
3	L	3153[A]	LYS	2.1
3	R	3084[A]	GLN	2.1
3	R	3260[A]	ARG	2.1
3	O	3096[A]	VAL	2.1
3	R	3207[A]	ILE	2.1
3	C	3010[A]	PRO	2.1
1	A	474	LEU	2.1
1	Y	1625	HIS	2.1
2	E	2646	ALA	2.1
3	X	3136[A]	TYR	2.1
3	F	2949[A]	LYS	2.1
3	X	3001[A]	LYS	2.1
3	X	3226[A]	ALA	2.1
3	d	3135[A]	LYS	2.1
3	X	3113[A]	ASP	2.1
3	U	3035[A]	HIS	2.1
3	a	3221[A]	ALA	2.1
1	D	114	THR	2.1
3	F	3123[A]	THR	2.1
3	O	3016[A]	THR	2.1
1	D	1168	GLN	2.1
2	H	2083	VAL	2.1
3	U	3228[A]	VAL	2.1
1	b	1086	LEU	2.1
3	L	3154[A]	PRO	2.1
1	J	833	PHE	2.1
3	F	2976[A]	ALA	2.1
3	I	3037[A]	TYR	2.1
3	I	3259[A]	ASP	2.1
3	O	2958[A]	ALA	2.1
3	O	3252[A]	TYR	2.1

Continued on next page...

Continued from previous page...

Mol	Chain	Res	Type	RSRZ
3	X	3227[A]	ASP	2.1
3	a	3109[A]	TYR	2.1
3	a	3113[A]	ASP	2.1
3	O	3012[A]	TRP	2.1
1	S	951	ASN	2.1
3	L	3307[A]	PHE	2.1
3	a	3099[A]	PRO	2.1
3	d	3297[A]	PRO	2.1
1	M	1094	ALA	2.1
3	F	3279[A]	ASP	2.1
3	L	3074[A]	GLU	2.1
3	L	3257[A]	ALA	2.1
3	R	3277[A]	ALA	2.1
3	F	3283[A]	ILE	2.1
3	O	3068[A]	GLN	2.1
3	R	3139[A]	LEU	2.1
3	a	3110[A]	THR	2.1
3	d	2937[A]	ASN	2.1
3	C	3158[A]	PHE	2.1
1	P	331	SER	2.1
2	N	2555	GLU	2.1
3	L	2967[A]	CYS	2.1
3	F	3291[A]	ASP	2.1
3	R	3211[A]	ASP	2.1
1	J	151	GLN	2.1
3	I	3275[A]	LEU	2.1
3	R	3036[A]	GLY	2.1
3	O	3245[A]	PHE	2.1
3	R	3030[A]	ASN	2.1
3	a	3064[A]	PHE	2.1
3	O	3209[A]	GLU	2.1
1	b	410	LYS	2.1
1	D	1578	ILE	2.1
3	C	3126[A]	ILE	2.1
3	R	3269[A]	SER	2.1
3	U	3269[A]	SER	2.1
1	S	878	GLY	2.1
3	R	3204[A]	LEU	2.1
3	O	3182[A]	GLN	2.1
3	a	3036[A]	GLY	2.1
1	A	521	THR	2.1
1	Y	114	THR	2.1

Continued on next page...

Continued from previous page...

Mol	Chain	Res	Type	RSRZ
3	L	3173[A]	THR	2.1
3	I	2970[A]	PRO	2.1
3	C	3042[A]	ASP	2.1
3	C	3115[A]	LEU	2.1
3	F	2953[A]	GLY	2.1
3	I	3012[A]	TRP	2.1
3	F	3258[A]	PHE	2.1
1	A	946	GLU	2.1
3	I	3186[A]	GLU	2.1
3	I	2986[A]	PRO	2.1
3	L	3170[A]	ALA	2.1
3	U	3106[A]	THR	2.1
3	O	3295[A]	LEU	2.1
1	P	568	PHE	2.0
3	U	2956[A]	LYS	2.0
3	U	3064[A]	PHE	2.0
3	X	3044[A]	LYS	2.0
2	K	2417	VAL	2.0
3	F	3091[A]	ALA	2.0
3	L	3011[A]	TYR	2.0
3	R	3041[A]	ALA	2.0
3	U	3196[A]	THR	2.0
1	A	832	LYS	2.0
3	F	3029[A]	LYS	2.0
3	a	2994[A]	LYS	2.0
3	a	3205[A]	LYS	2.0
3	R	3089[A]	HIS	2.0
1	S	892	TYR	2.0
3	L	3247[A]	VAL	2.0
3	O	3246[A]	CYS	2.0
3	a	3271[A]	VAL	2.0
3	d	2952[A]	ALA	2.0
3	I	3049[A]	PRO	2.0
1	A	152	LYS	2.0
3	I	3138[A]	GLY	2.0
3	L	2928[A]	ASN	2.0
3	F	3262[A]	PHE	2.0
3	O	3214[A]	PHE	2.0
3	L	3279[A]	ASP	2.0
3	R	3075[A]	GLN	2.0
3	d	3291[A]	ASP	2.0
3	I	2976[A]	ALA	2.0

Continued on next page...

Continued from previous page...

Mol	Chain	Res	Type	RSRZ
3	I	3228[A]	VAL	2.0
3	X	3232[A]	VAL	2.0
3	I	3200[A]	LEU	2.0
3	R	3273[A]	LEU	2.0
1	J	975	PRO	2.0
1	S	753	ASN	2.0
1	S	961	SER	2.0
3	F	3113[A]	ASP	2.0
3	O	3251[A]	ASP	2.0
3	U	2961[A]	HIS	2.0
3	a	2988[A]	TRP	2.0
2	H	2832	ALA	2.0
3	a	2969[A]	TYR	2.0
1	G	1247	ARG	2.0
3	O	3021[A]	LEU	2.0
3	R	3299[A]	LEU	2.0
3	I	3189[A]	ASN	2.0
3	R	3229[A]	ASN	2.0
3	U	3229[A]	ASN	2.0
1	G	78	GLN	2.0
3	O	2946[A]	GLN	2.0
1	S	1302	SER	2.0
3	U	3109[A]	TYR	2.0
3	X	3285[A]	VAL	2.0
3	a	3020[A]	SER	2.0
3	U	2957[A]	ILE	2.0
3	R	3258[A]	PHE	2.0
1	J	956	PRO	2.0
1	Y	416	ASN	2.0
3	F	3067[A]	ARG	2.0
3	R	2991[A]	LEU	2.0

6.2 Non-standard residues in protein, DNA, RNA chains [i](#)

There are no non-standard protein/DNA/RNA residues in this entry.

6.3 Carbohydrates [i](#)

In the following table, the Atoms column lists the number of modelled atoms in the group and the number defined in the chemical component dictionary. The B-factors column lists the minimum, median, 95th percentile and maximum values of B factors of atoms in the group. The column labelled 'Q< 0.9' lists the number of atoms with occupancy less than 0.9.

Mol	Type	Chain	Res	Atoms	RSCC	RSR	B-factors(Å ²)	Q<0.9
6	BMA	CA	3	11/12	0.39	0.29	96,123,130,130	0
5	BMA	FA	3	11/12	0.58	0.23	85,101,110,113	0
7	BMA	z	3	11/12	0.59	0.40	124,134,140,150	0
7	MAN	z	4	11/12	0.60	0.44	135,140,150,154	0
4	NAG	x	2	14/15	0.62	0.23	104,115,125,125	0
7	MAN	z	5	11/12	0.63	0.36	121,135,151,154	0
6	BMA	GA	3	11/12	0.64	0.29	130,136,142,143	0
4	NAG	4	2	14/15	0.66	0.32	78,96,107,116	0
6	BMA	5	3	11/12	0.68	0.19	98,114,124,127	0
5	MAN	KA	4	11/12	0.70	0.32	87,103,122,135	0
5	MAN	g	4	11/12	0.70	0.20	103,117,133,133	0
6	BMA	LA	3	11/12	0.70	0.25	101,110,119,119	0
8	BMA	0	3	11/12	0.71	0.25	97,112,128,130	0
6	BMA	h	3	11/12	0.72	0.31	108,114,120,126	0
5	MAN	FA	4	11/12	0.72	0.31	94,107,126,132	0
5	MAN	l	4	11/12	0.72	0.21	114,118,122,128	0
4	NAG	s	2	14/15	0.73	0.36	89,102,108,116	0
6	BMA	EA	3	11/12	0.74	0.35	104,115,132,134	0
6	BMA	NA	3	11/12	0.74	0.49	102,117,134,138	0
4	NAG	7	2	14/15	0.74	0.32	69,83,101,104	0
5	BMA	l	3	11/12	0.75	0.26	98,113,119,128	0
6	BMA	y	3	11/12	0.76	0.30	102,116,123,123	0
6	BMA	3	3	11/12	0.76	0.18	114,119,149,149	0
4	NAG	1	2	14/15	0.76	0.26	91,104,121,126	0
4	NAG	t	2	14/15	0.76	0.25	50,90,102,103	0
6	BMA	r	3	11/12	0.77	0.28	111,120,128,129	0
8	MAN	0	4	11/12	0.78	0.20	94,114,123,126	0
4	NAG	BA	2	14/15	0.79	0.19	62,82,95,101	0
6	NAG	w	2	14/15	0.80	0.19	88,104,108,111	0
5	NAG	g	2	14/15	0.80	0.29	99,105,109,109	0
4	NAG	m	1	14/15	0.81	0.19	77,91,99,104	0
7	NAG	z	2	14/15	0.81	0.29	92,105,121,128	0
6	NAG	DA	2	14/15	0.81	0.26	78,91,95,98	0
4	NAG	f	2	14/15	0.81	0.27	106,116,123,129	0
6	BMA	k	3	11/12	0.81	0.23	110,119,126,133	0
6	NAG	LA	1	14/15	0.81	0.21	78,87,93,98	0
4	NAG	QA	2	14/15	0.81	0.16	97,115,121,125	0
5	NAG	FA	2	14/15	0.82	0.20	74,88,101,105	0
6	NAG	CA	2	14/15	0.82	0.30	88,97,115,124	0
5	MAN	PA	4	11/12	0.82	0.15	107,112,125,133	0
4	NAG	n	2	14/15	0.82	0.28	72,91,105,110	0
5	NAG	l	2	14/15	0.82	0.21	69,84,96,97	0
5	MAN	AA	4	11/12	0.83	0.18	114,125,132,145	0

Continued on next page...

Continued from previous page...

Mol	Type	Chain	Res	Atoms	RSCC	RSR	B-factors(\AA^2)	Q<0.9
4	NAG	9	2	14/15	0.83	0.25	73,97,113,113	0
6	BMA	w	3	11/12	0.83	0.30	107,110,117,128	0
4	NAG	e	2	14/15	0.83	0.23	69,83,96,102	0
4	NAG	QA	1	14/15	0.83	0.22	97,107,114,118	0
6	NAG	5	2	14/15	0.84	0.17	61,77,95,103	0
4	NAG	MA	2	14/15	0.84	0.19	84,93,116,127	0
6	NAG	w	1	14/15	0.84	0.21	78,100,106,118	0
4	NAG	i	2	14/15	0.84	0.26	84,92,107,111	0
6	NAG	h	2	14/15	0.84	0.15	84,94,107,114	0
6	NAG	EA	2	14/15	0.84	0.20	70,82,98,108	0
4	NAG	u	2	14/15	0.84	0.22	86,100,114,132	0
6	NAG	GA	2	14/15	0.84	0.17	88,108,127,131	0
4	NAG	x	1	14/15	0.84	0.15	80,94,105,105	0
4	NAG	v	2	14/15	0.85	0.19	82,97,104,106	0
5	NAG	KA	2	14/15	0.85	0.19	67,81,92,93	0
5	BMA	KA	3	11/12	0.85	0.26	79,99,114,127	0
4	NAG	8	2	14/15	0.85	0.19	64,84,98,101	0
6	BMA	DA	3	11/12	0.85	0.24	82,103,108,108	0
4	NAG	1	1	14/15	0.85	0.19	88,96,102,103	0
7	NAG	z	1	14/15	0.86	0.16	79,85,93,96	0
4	NAG	m	2	14/15	0.86	0.23	80,95,108,108	0
4	NAG	JA	2	14/15	0.86	0.21	82,92,100,100	0
5	NAG	PA	2	14/15	0.86	0.15	72,80,89,91	0
6	NAG	3	1	14/15	0.86	0.19	46,67,81,90	0
8	NAG	0	2	14/15	0.86	0.16	58,78,82,90	0
5	BMA	PA	3	11/12	0.86	0.17	96,97,104,125	0
4	NAG	o	1	14/15	0.86	0.22	61,73,85,88	0
4	NAG	p	2	14/15	0.87	0.14	54,72,84,88	0
6	NAG	r	1	14/15	0.87	0.25	79,88,107,112	0
5	BMA	AA	3	11/12	0.87	0.14	112,120,124,127	0
5	BMA	g	3	11/12	0.88	0.17	110,124,133,139	0
4	NAG	HA	2	14/15	0.88	0.20	71,82,95,107	0
4	NAG	IA	2	14/15	0.88	0.15	75,89,96,100	0
4	NAG	JA	1	14/15	0.88	0.19	70,80,88,90	0
6	NAG	CA	1	14/15	0.88	0.17	59,71,83,91	0
5	NAG	g	1	14/15	0.88	0.18	57,79,95,97	0
4	NAG	6	2	14/15	0.88	0.21	49,73,85,91	0
6	NAG	k	1	14/15	0.88	0.15	71,83,92,99	0
4	NAG	i	1	14/15	0.89	0.19	59,68,91,95	0
4	NAG	t	1	14/15	0.89	0.15	53,69,82,85	0
4	NAG	6	1	14/15	0.89	0.19	74,81,89,91	0
6	NAG	3	2	14/15	0.89	0.17	61,82,96,102	0

Continued on next page...

Continued from previous page...

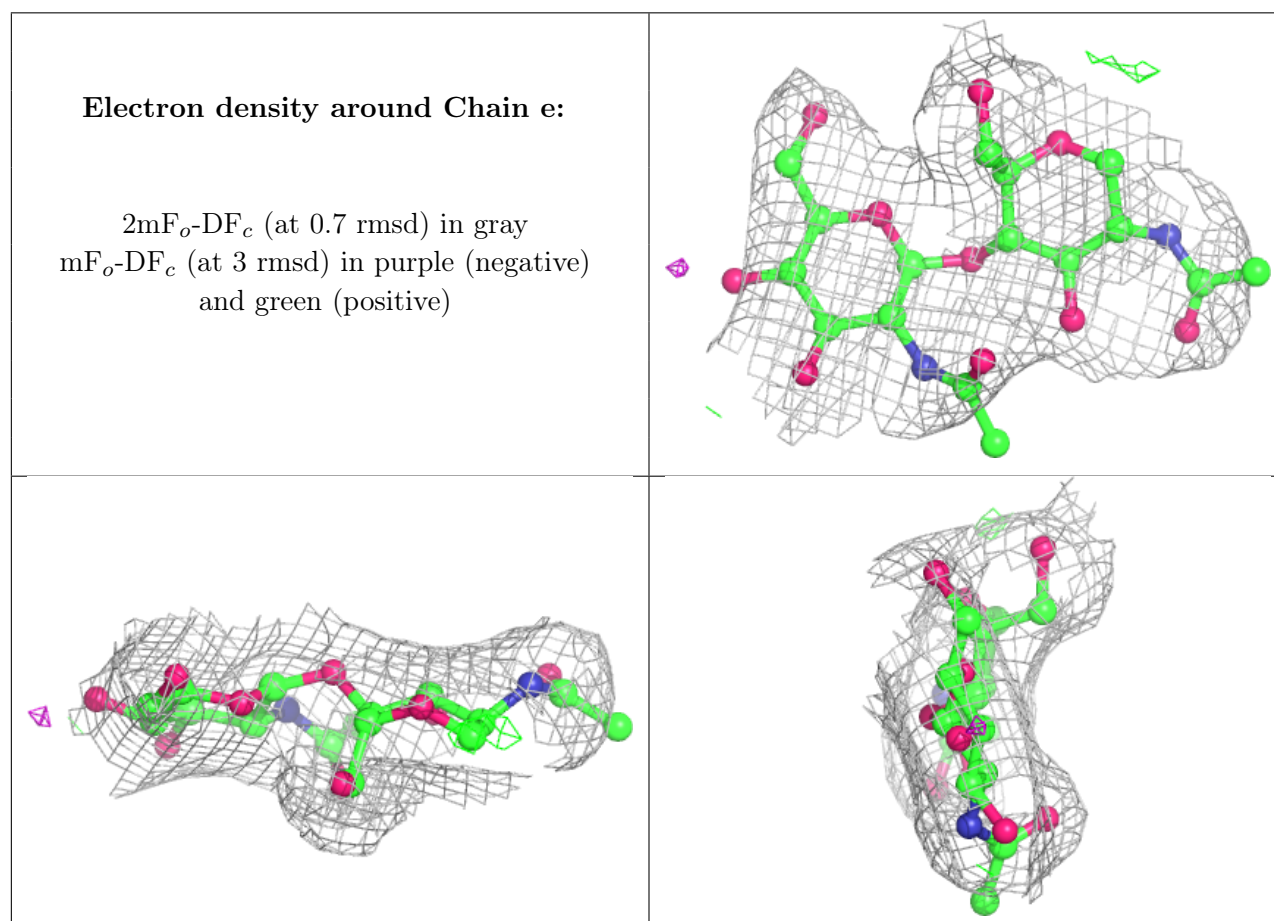
Mol	Type	Chain	Res	Atoms	RSCC	RSR	B-factors(Å ²)	Q<0.9
6	NAG	GA	1	14/15	0.89	0.28	79,97,106,109	0
6	NAG	h	1	14/15	0.89	0.14	85,93,112,115	0
6	NAG	LA	2	14/15	0.90	0.14	76,89,100,104	0
4	NAG	e	1	14/15	0.90	0.11	62,79,86,94	0
5	NAG	AA	2	14/15	0.90	0.17	87,92,98,104	0
4	NAG	u	1	14/15	0.90	0.22	73,78,87,92	0
4	NAG	RA	1	14/15	0.90	0.21	75,83,99,108	0
4	NAG	HA	1	14/15	0.90	0.15	56,63,83,93	0
4	NAG	o	2	14/15	0.90	0.20	43,67,86,87	0
4	NAG	p	1	14/15	0.90	0.14	47,61,75,75	0
4	NAG	8	1	14/15	0.90	0.16	57,62,72,81	0
4	NAG	2	1	14/15	0.90	0.14	41,56,75,80	0
4	NAG	9	1	14/15	0.90	0.15	87,95,100,108	0
6	NAG	r	2	14/15	0.91	0.13	84,91,98,102	0
4	NAG	BA	1	14/15	0.91	0.16	80,84,96,97	0
4	NAG	IA	1	14/15	0.91	0.15	51,66,83,92	0
5	NAG	PA	1	14/15	0.91	0.19	62,72,77,78	0
4	NAG	OA	2	14/15	0.91	0.16	55,73,85,91	0
6	NAG	k	2	14/15	0.91	0.14	88,104,119,123	0
8	NAG	0	1	14/15	0.91	0.19	60,67,72,81	0
4	NAG	f	1	14/15	0.91	0.13	88,95,105,109	0
4	NAG	v	1	14/15	0.91	0.19	64,80,91,91	0
6	NAG	NA	2	14/15	0.91	0.23	61,80,101,112	0
4	NAG	n	1	14/15	0.92	0.17	67,77,90,98	0
4	NAG	q	2	14/15	0.92	0.16	80,88,92,93	0
6	NAG	DA	1	14/15	0.92	0.17	50,66,77,82	0
4	NAG	2	2	14/15	0.92	0.20	53,71,87,100	0
4	NAG	RA	2	14/15	0.92	0.24	83,92,102,114	0
5	NAG	l	1	14/15	0.92	0.15	52,57,72,76	0
4	NAG	s	1	14/15	0.93	0.18	71,77,85,90	0
6	NAG	y	1	14/15	0.93	0.13	52,67,74,75	0
4	NAG	q	1	14/15	0.93	0.15	56,67,78,80	0
5	NAG	FA	1	14/15	0.93	0.16	49,68,77,78	0
6	NAG	EA	1	14/15	0.93	0.15	46,58,71,75	0
4	NAG	j	1	14/15	0.93	0.16	59,67,76,76	0
4	NAG	j	2	14/15	0.94	0.19	49,57,73,79	0
6	NAG	y	2	14/15	0.94	0.22	65,83,94,109	0
4	NAG	7	1	14/15	0.94	0.14	57,70,83,84	0
6	NAG	NA	1	14/15	0.94	0.13	56,62,71,72	0
4	NAG	OA	1	14/15	0.94	0.11	57,70,80,85	0
4	NAG	MA	1	14/15	0.95	0.10	69,77,85,86	0
4	NAG	4	1	14/15	0.95	0.08	57,70,74,80	0

Continued on next page...

Continued from previous page...

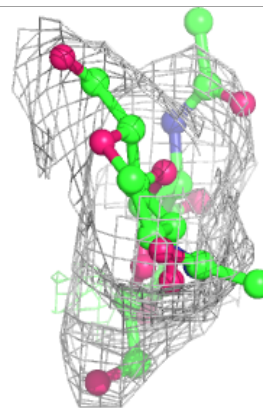
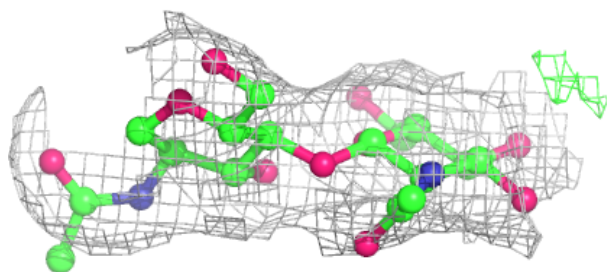
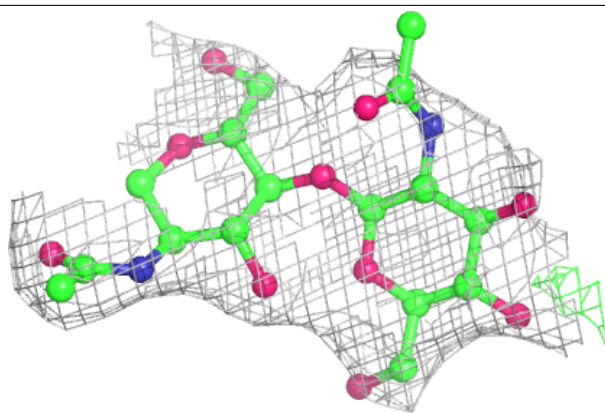
Mol	Type	Chain	Res	Atoms	RSCC	RSR	B-factors(\AA^2)	Q<0.9
6	NAG	5	1	14/15	0.95	0.16	52,60,70,76	0
5	NAG	AA	1	14/15	0.95	0.14	61,71,75,75	0
5	NAG	KA	1	14/15	0.96	0.13	60,66,76,78	0

The following is a graphical depiction of the model fit to experimental electron density for oligosaccharide. Each fit is shown from different orientation to approximate a three-dimensional view.

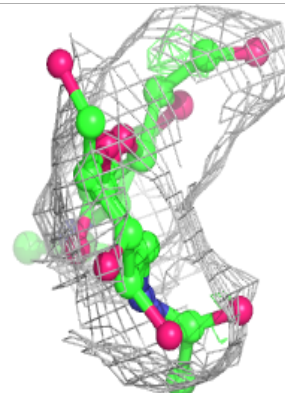
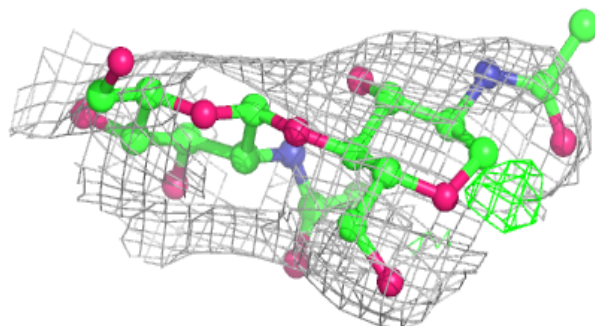
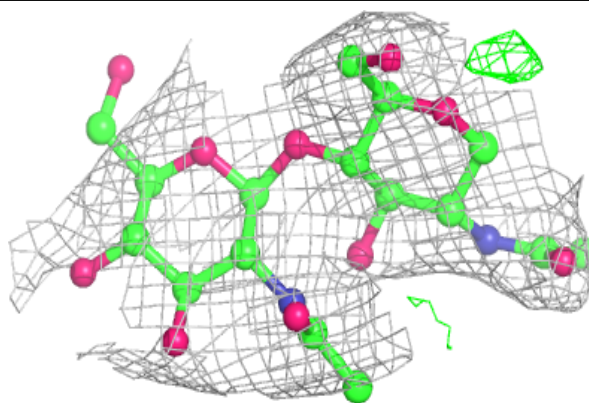


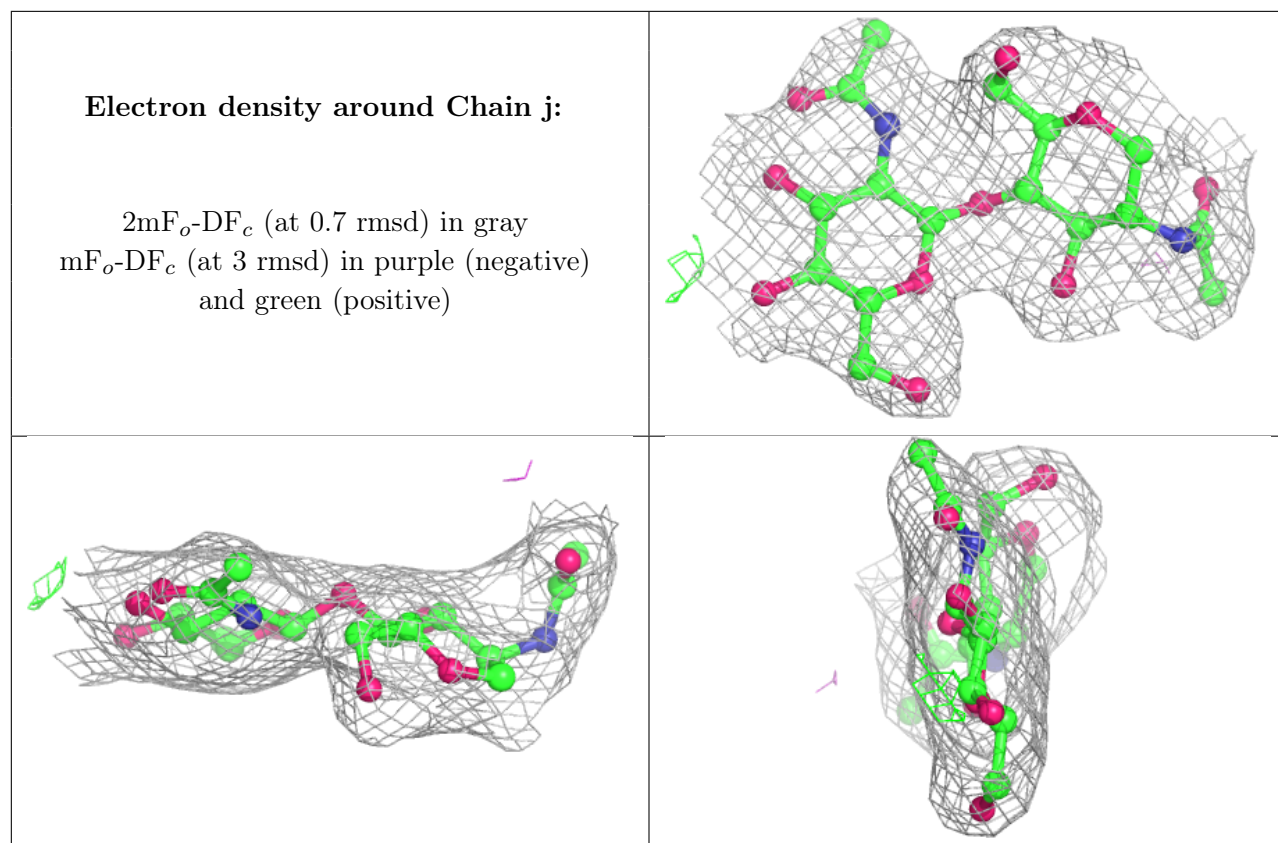
Electron density around Chain f:

$2mF_o-DF_c$ (at 0.7 rmsd) in gray
 mF_o-DF_c (at 3 rmsd) in purple (negative)
and green (positive)

**Electron density around Chain i:**

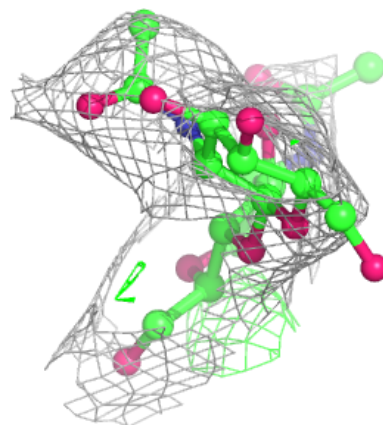
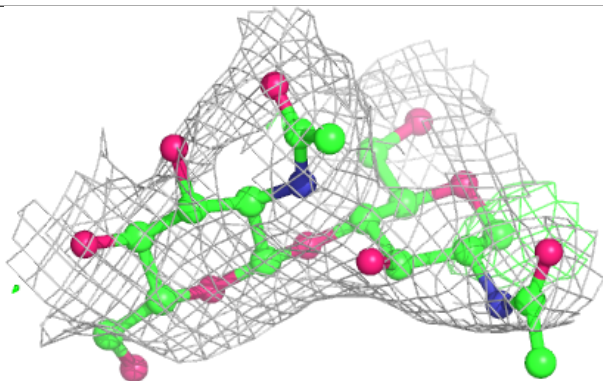
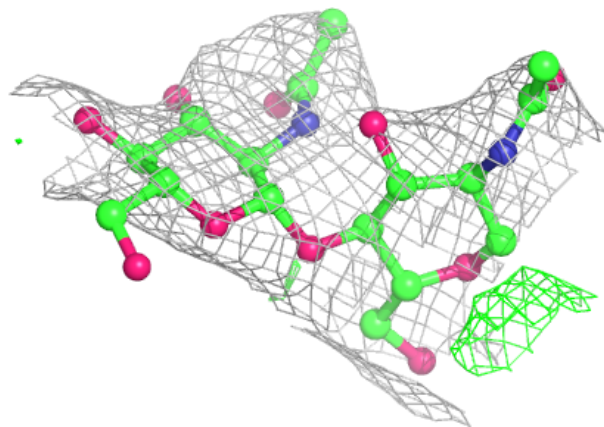
$2mF_o-DF_c$ (at 0.7 rmsd) in gray
 mF_o-DF_c (at 3 rmsd) in purple (negative)
and green (positive)





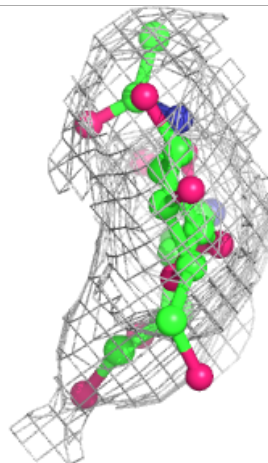
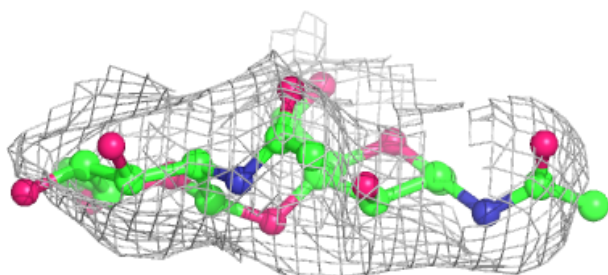
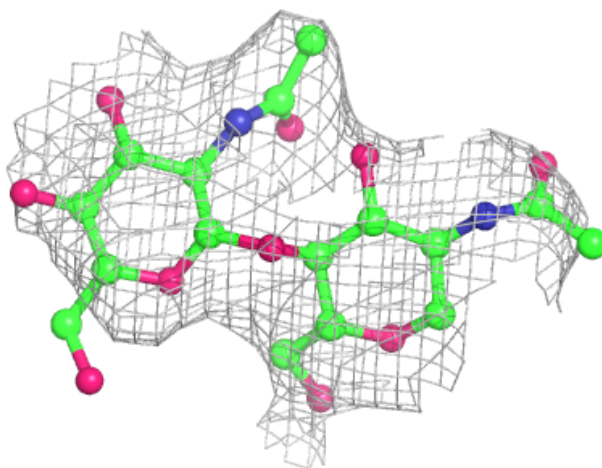
Electron density around Chain m:

$2mF_o-DF_c$ (at 0.7 rmsd) in gray
 mF_o-DF_c (at 3 rmsd) in purple (negative)
and green (positive)



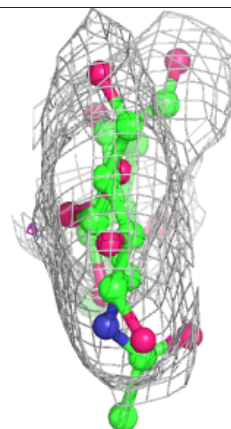
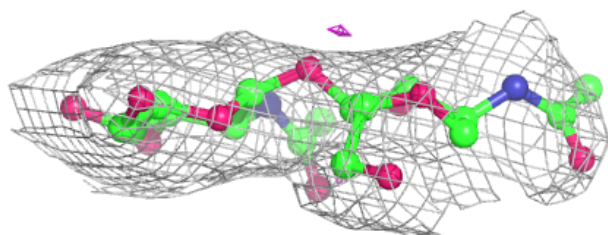
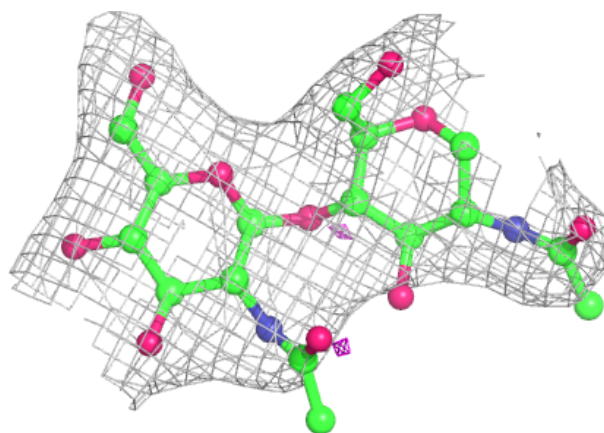
Electron density around Chain n:

$2mF_o-DF_c$ (at 0.7 rmsd) in gray
 mF_o-DF_c (at 3 rmsd) in purple (negative)
and green (positive)

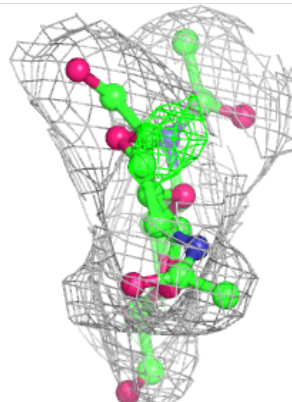
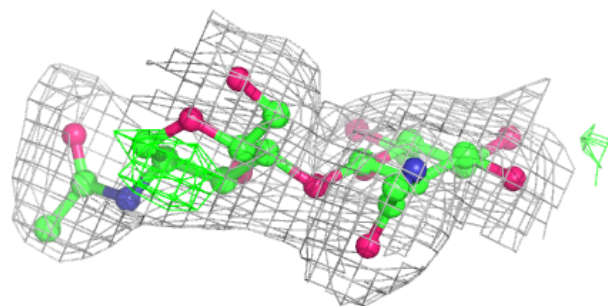
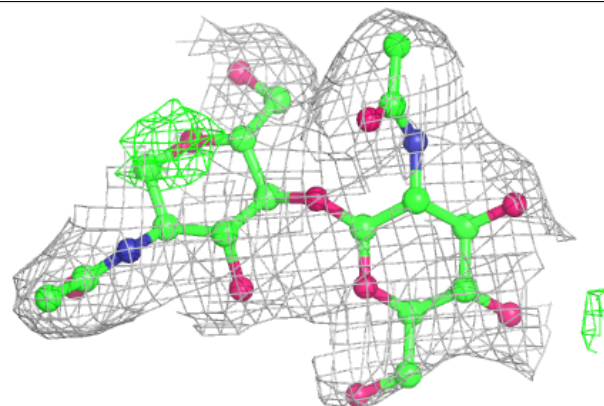


Electron density around Chain o:

$2mF_o-DF_c$ (at 0.7 rmsd) in gray
 mF_o-DF_c (at 3 rmsd) in purple (negative)
and green (positive)

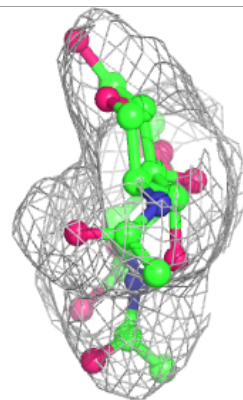
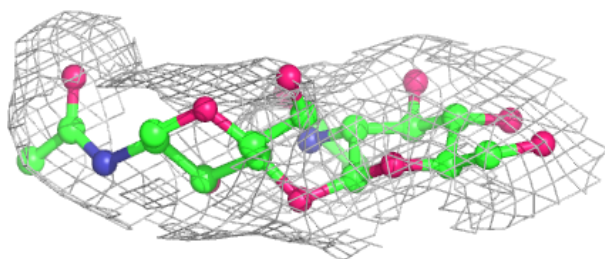
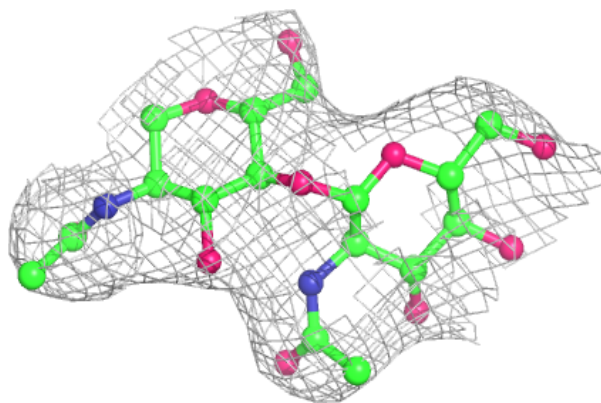
**Electron density around Chain p:**

$2mF_o-DF_c$ (at 0.7 rmsd) in gray
 mF_o-DF_c (at 3 rmsd) in purple (negative)
and green (positive)



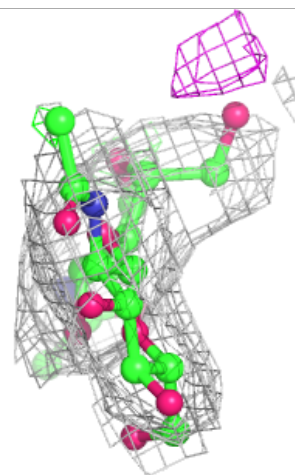
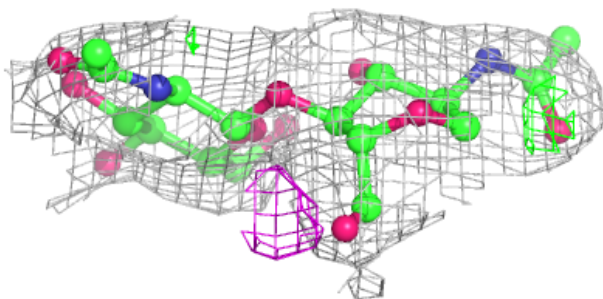
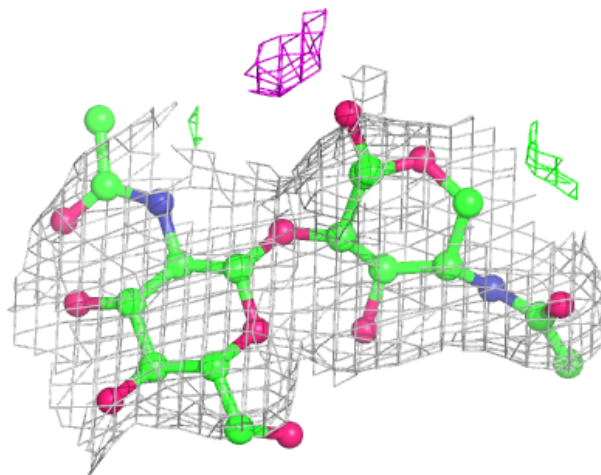
Electron density around Chain q:

$2mF_o-DF_c$ (at 0.7 rmsd) in gray
 mF_o-DF_c (at 3 rmsd) in purple (negative)
and green (positive)



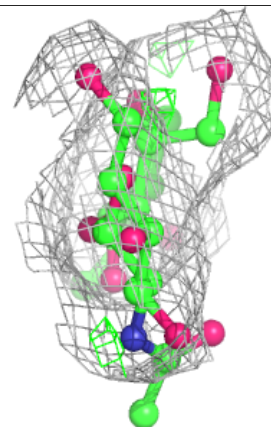
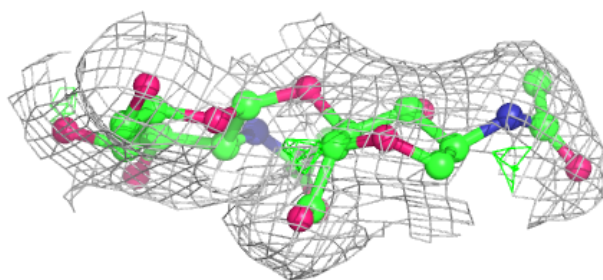
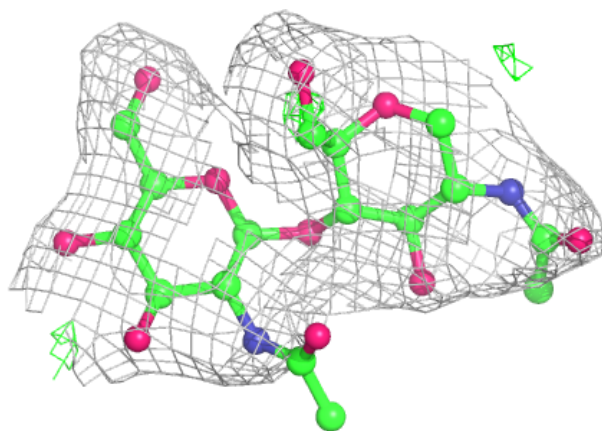
Electron density around Chain s:

$2mF_o-DF_c$ (at 0.7 rmsd) in gray
 mF_o-DF_c (at 3 rmsd) in purple (negative)
and green (positive)



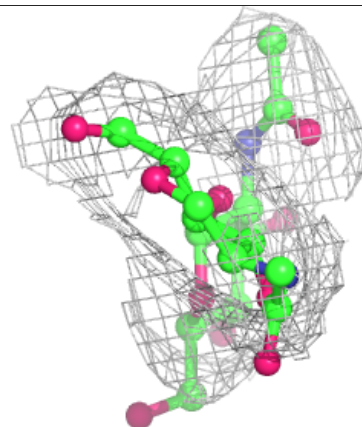
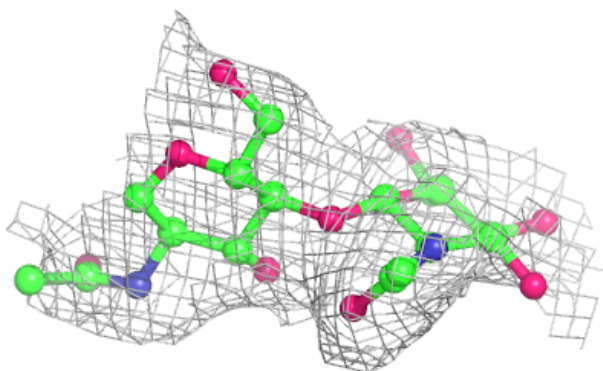
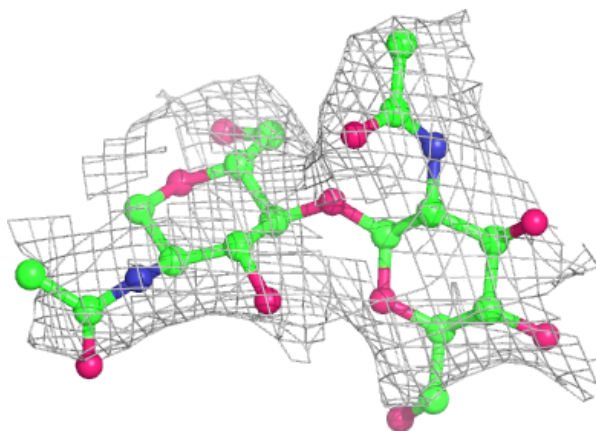
Electron density around Chain t:

$2mF_o-DF_c$ (at 0.7 rmsd) in gray
 mF_o-DF_c (at 3 rmsd) in purple (negative)
and green (positive)

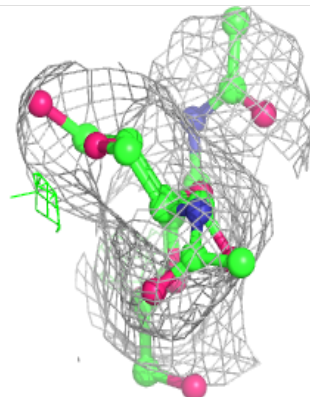
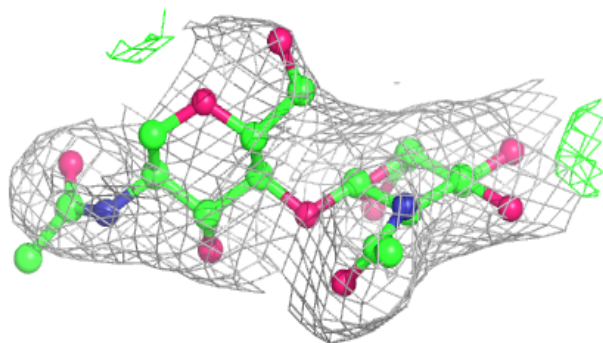
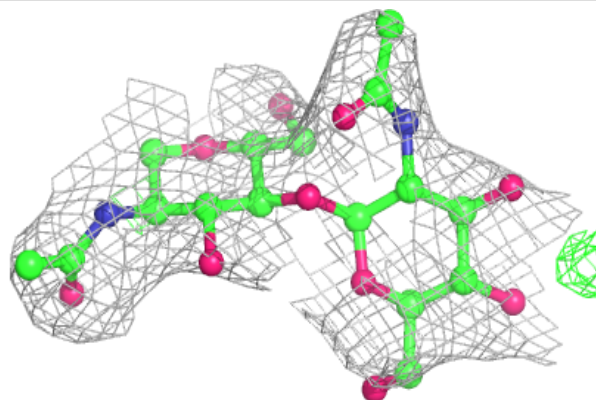


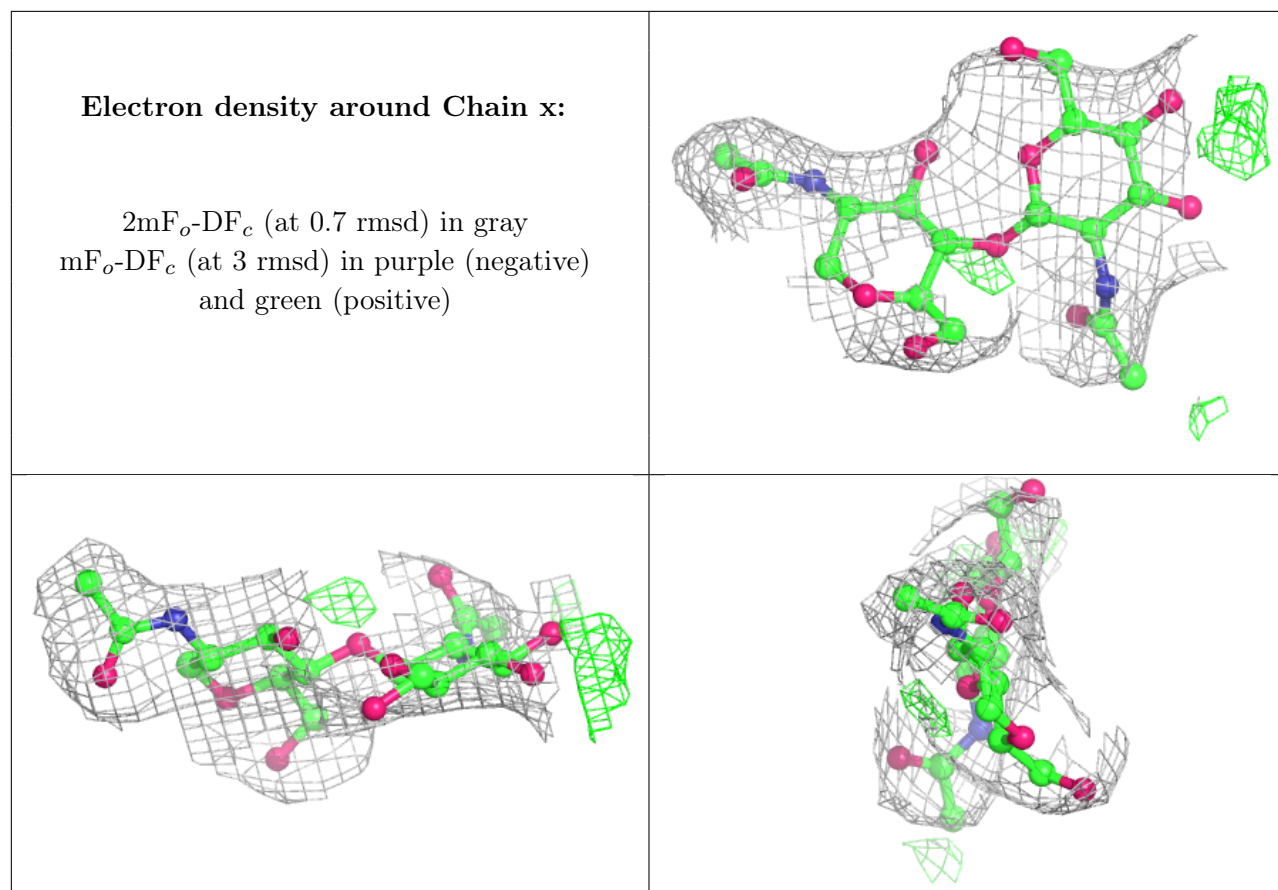
Electron density around Chain u:

$2mF_o-DF_c$ (at 0.7 rmsd) in gray
 mF_o-DF_c (at 3 rmsd) in purple (negative)
and green (positive)

**Electron density around Chain v:**

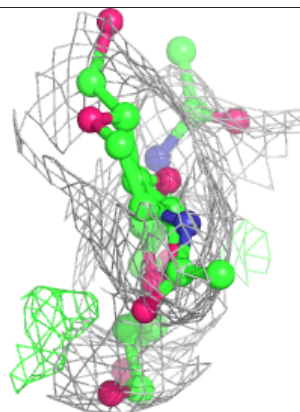
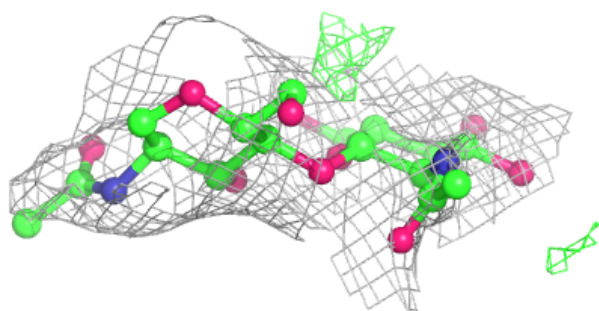
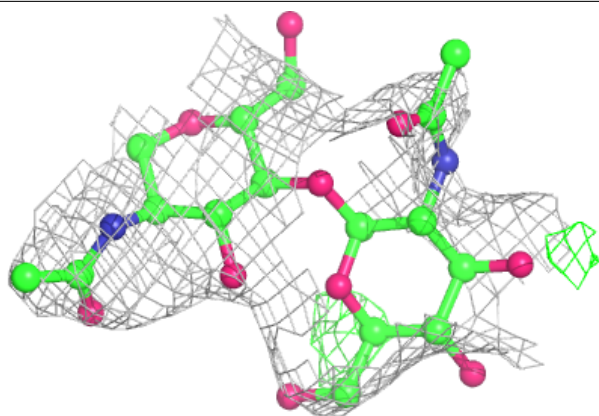
$2mF_o-DF_c$ (at 0.7 rmsd) in gray
 mF_o-DF_c (at 3 rmsd) in purple (negative)
and green (positive)



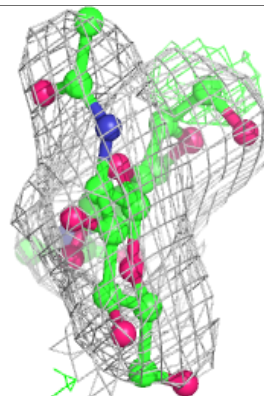
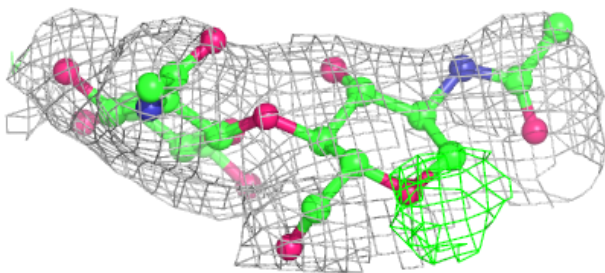
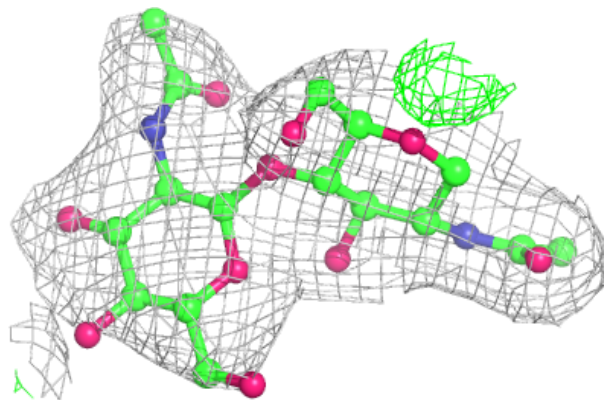


Electron density around Chain 1:

$2mF_o-DF_c$ (at 0.7 rmsd) in gray
 mF_o-DF_c (at 3 rmsd) in purple (negative)
and green (positive)

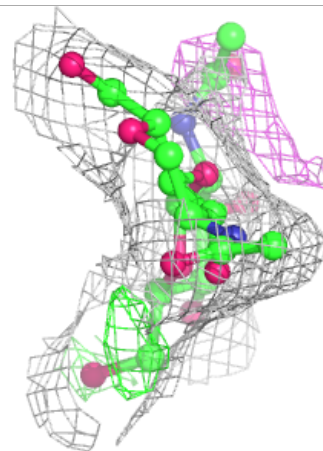
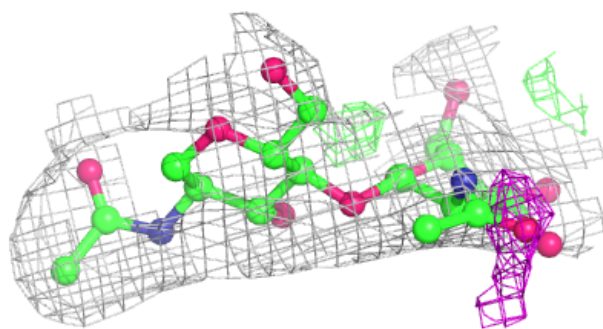
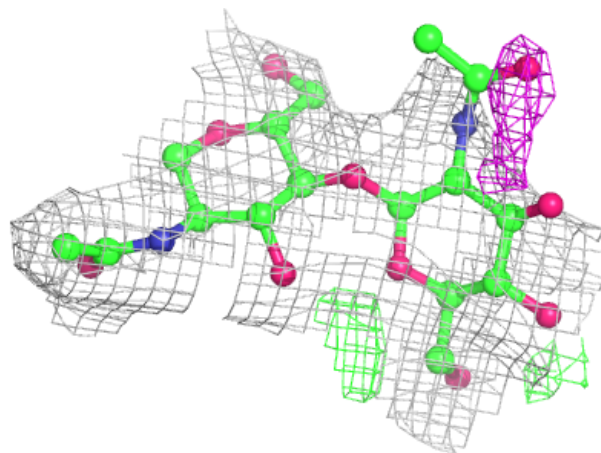
**Electron density around Chain 2:**

$2mF_o-DF_c$ (at 0.7 rmsd) in gray
 mF_o-DF_c (at 3 rmsd) in purple (negative)
and green (positive)



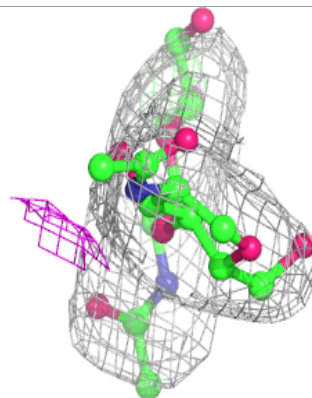
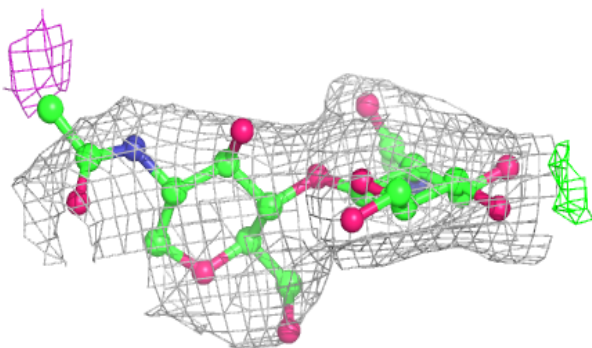
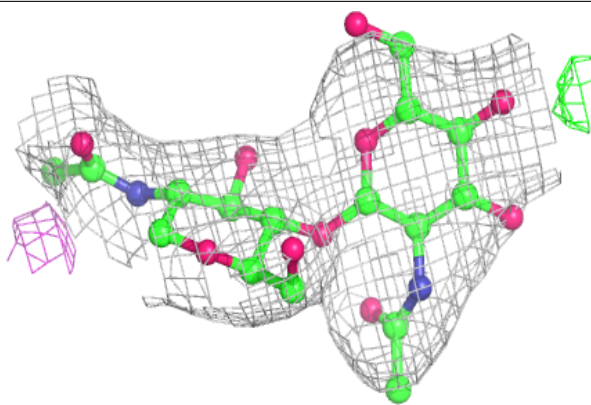
Electron density around Chain 4:

$2mF_o-DF_c$ (at 0.7 rmsd) in gray
 mF_o-DF_c (at 3 rmsd) in purple (negative)
and green (positive)

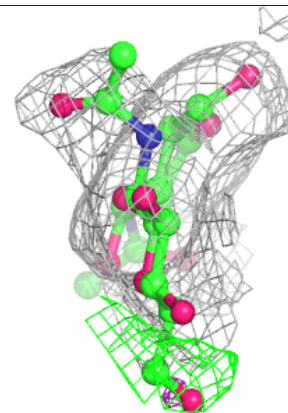
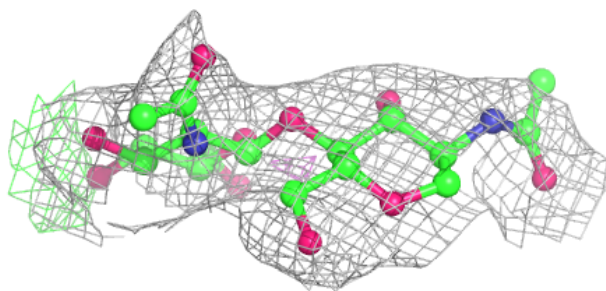
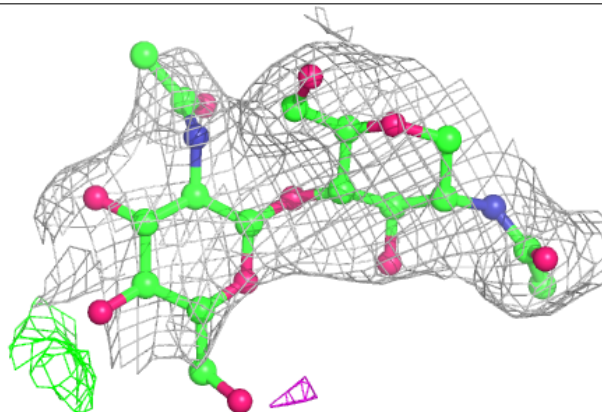


Electron density around Chain 6:

$2mF_o-DF_c$ (at 0.7 rmsd) in gray
 mF_o-DF_c (at 3 rmsd) in purple (negative)
and green (positive)

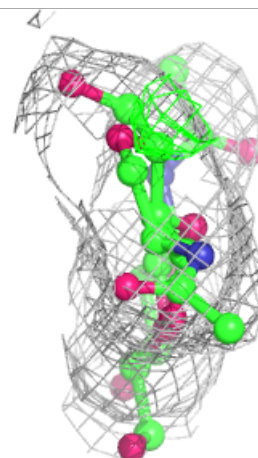
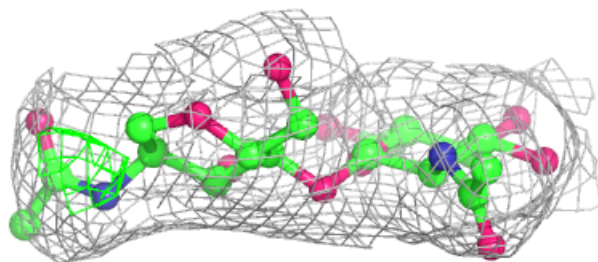
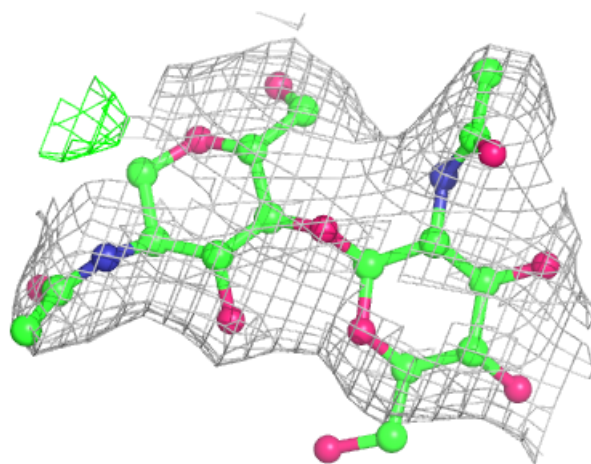
**Electron density around Chain 7:**

$2mF_o-DF_c$ (at 0.7 rmsd) in gray
 mF_o-DF_c (at 3 rmsd) in purple (negative)
and green (positive)



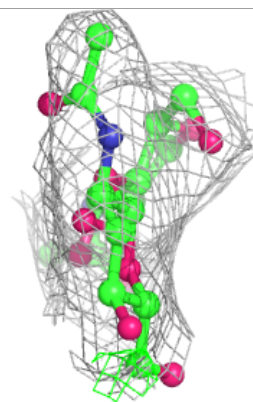
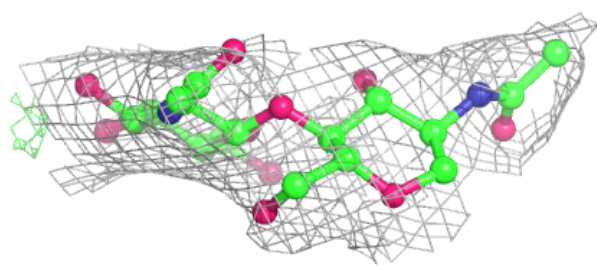
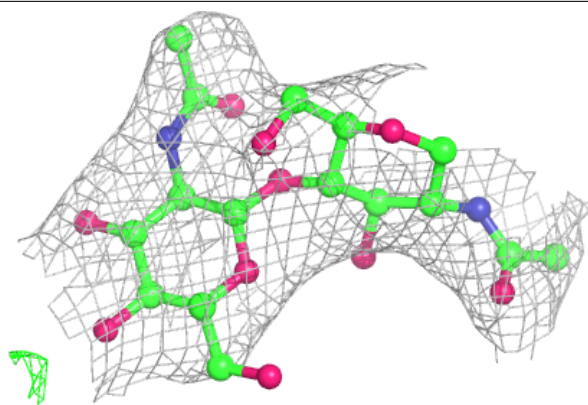
Electron density around Chain 8:

$2mF_o-DF_c$ (at 0.7 rmsd) in gray
 mF_o-DF_c (at 3 rmsd) in purple (negative)
and green (positive)



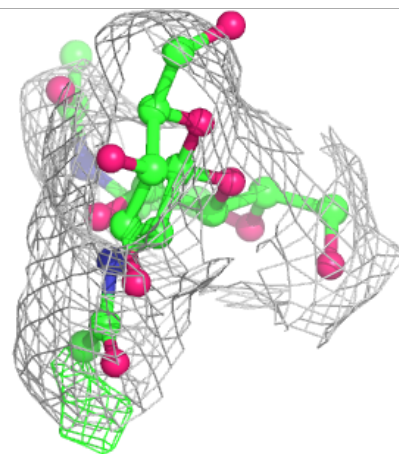
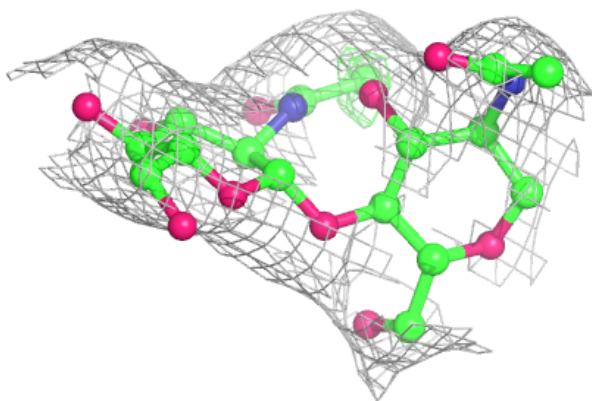
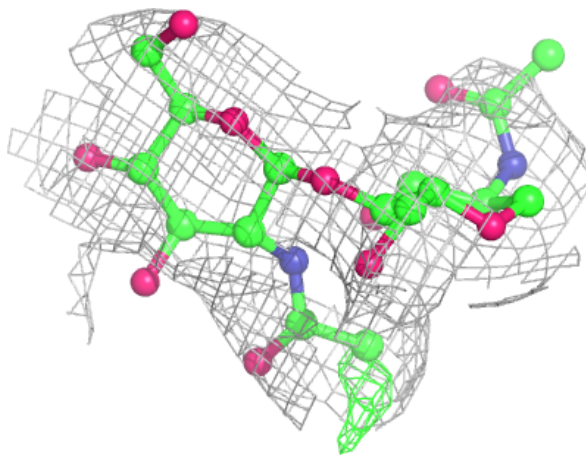
Electron density around Chain 9:

$2mF_o-DF_c$ (at 0.7 rmsd) in gray
 mF_o-DF_c (at 3 rmsd) in purple (negative)
and green (positive)



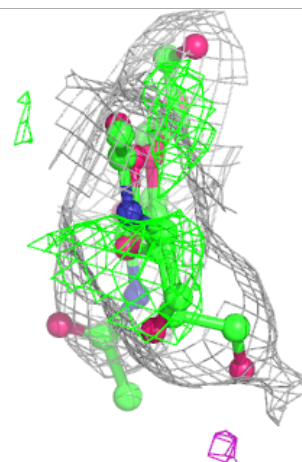
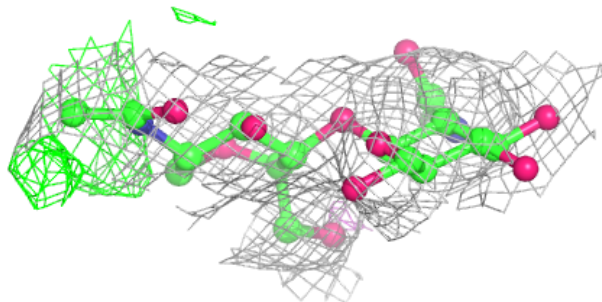
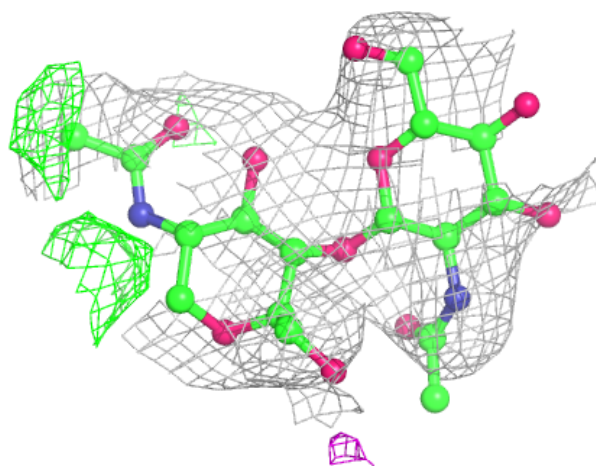
Electron density around Chain BA:

$2mF_o-DF_c$ (at 0.7 rmsd) in gray
 mF_o-DF_c (at 3 rmsd) in purple (negative)
and green (positive)



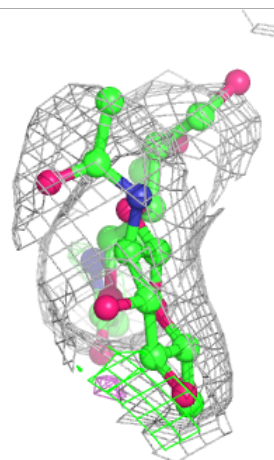
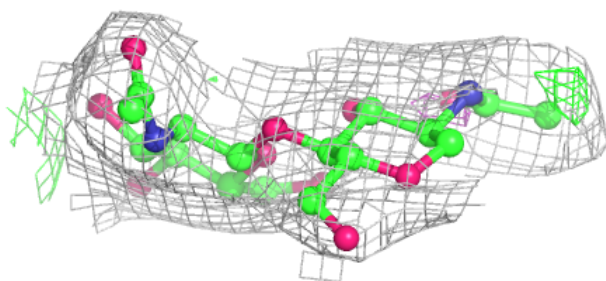
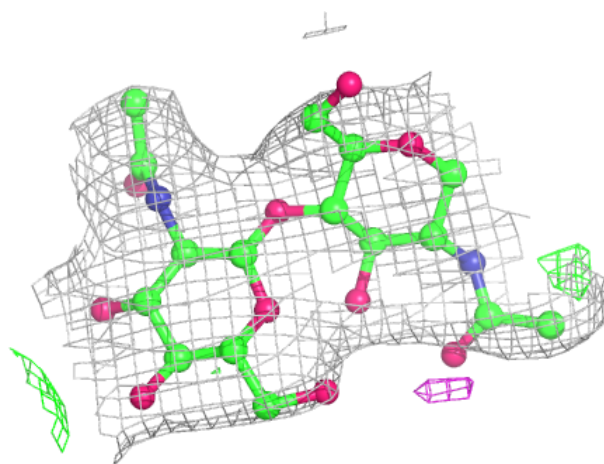
Electron density around Chain HA:

$2mF_o-DF_c$ (at 0.7 rmsd) in gray
 mF_o-DF_c (at 3 rmsd) in purple (negative)
and green (positive)



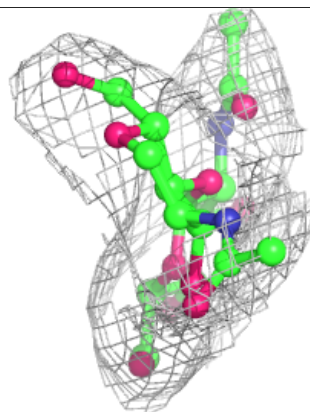
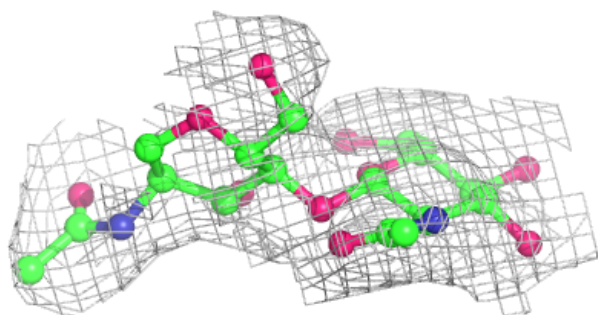
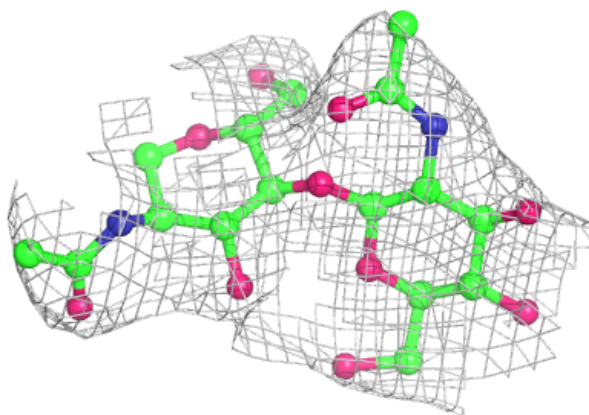
Electron density around Chain IA:

$2mF_o-DF_c$ (at 0.7 rmsd) in gray
 mF_o-DF_c (at 3 rmsd) in purple (negative)
and green (positive)

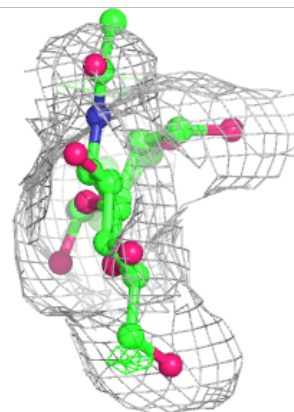
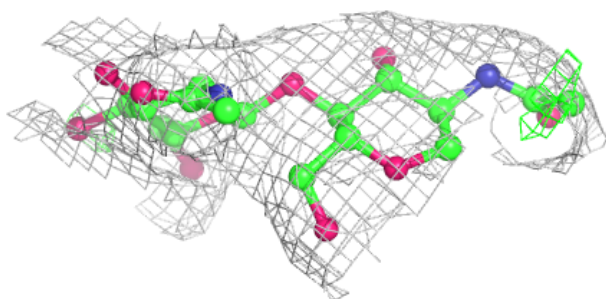
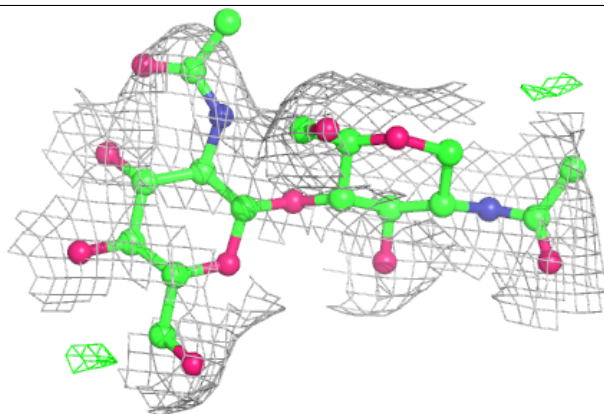


Electron density around Chain JA:

$2mF_o-DF_c$ (at 0.7 rmsd) in gray
 mF_o-DF_c (at 3 rmsd) in purple (negative)
and green (positive)

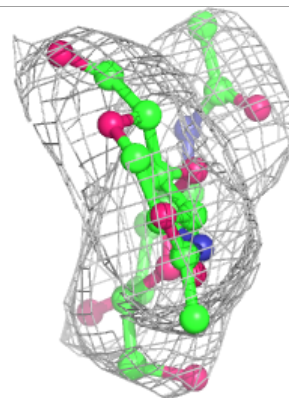
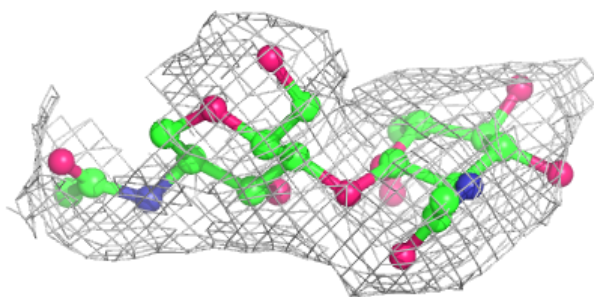
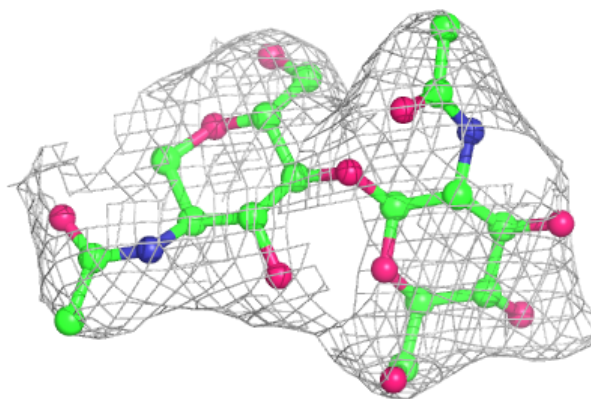
**Electron density around Chain MA:**

$2mF_o-DF_c$ (at 0.7 rmsd) in gray
 mF_o-DF_c (at 3 rmsd) in purple (negative)
and green (positive)

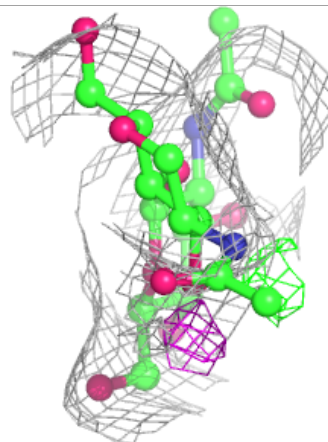
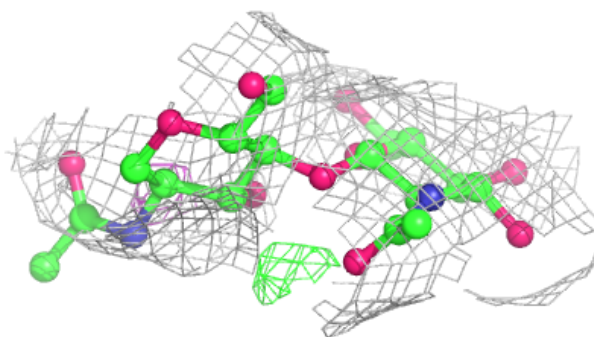
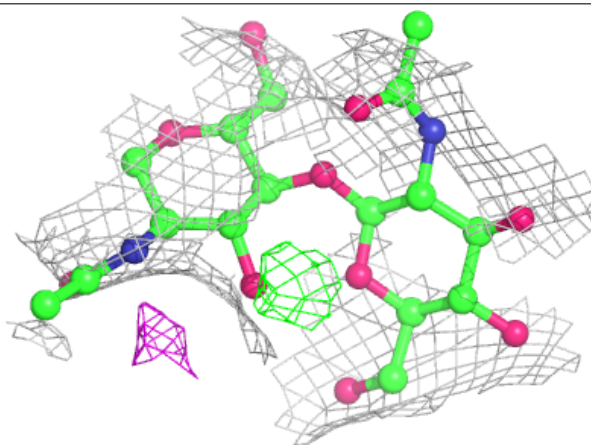


Electron density around Chain OA:

$2mF_o-DF_c$ (at 0.7 rmsd) in gray
 mF_o-DF_c (at 3 rmsd) in purple (negative)
and green (positive)

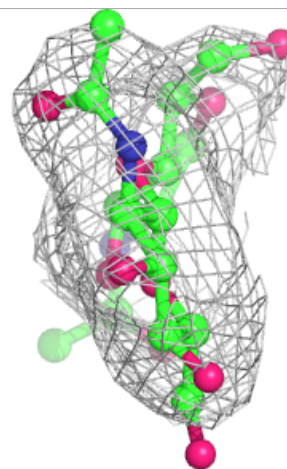
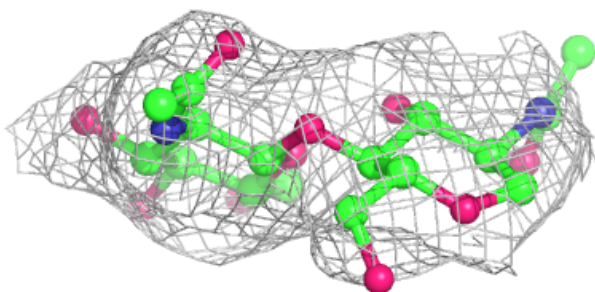
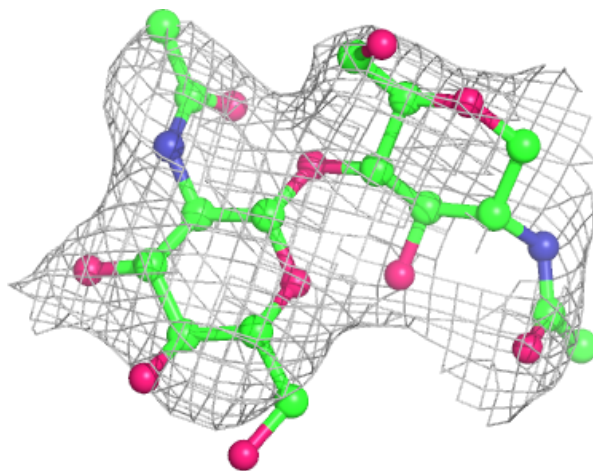
**Electron density around Chain QA:**

$2mF_o-DF_c$ (at 0.7 rmsd) in gray
 mF_o-DF_c (at 3 rmsd) in purple (negative)
and green (positive)



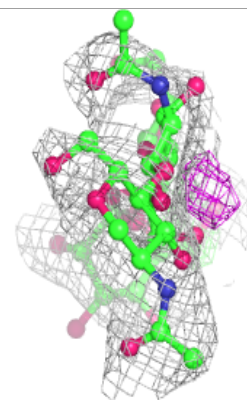
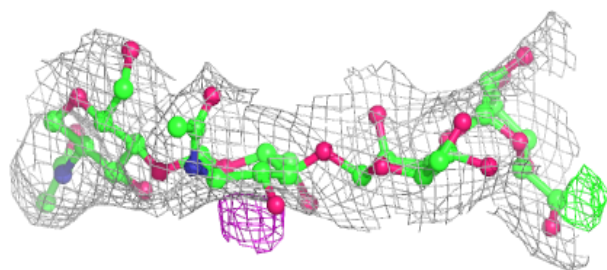
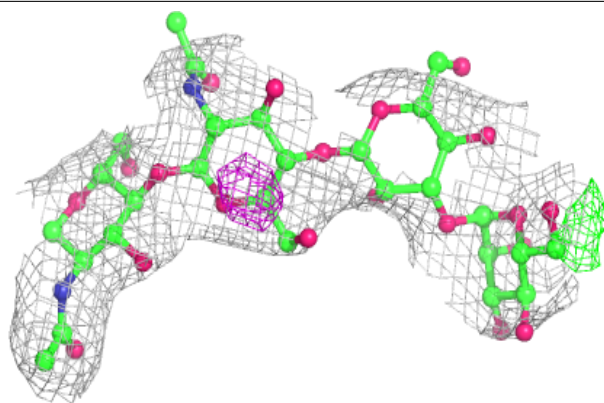
Electron density around Chain RA:

$2mF_o-DF_c$ (at 0.7 rmsd) in gray
 mF_o-DF_c (at 3 rmsd) in purple (negative)
and green (positive)

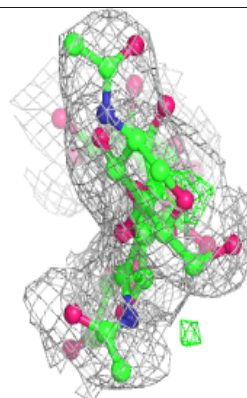
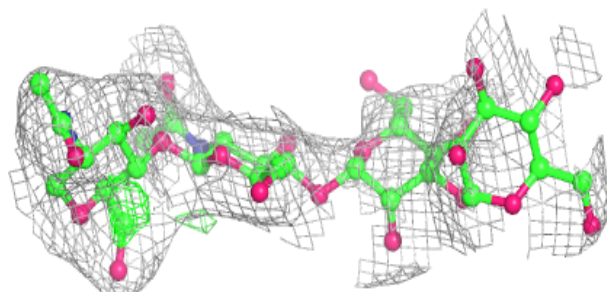
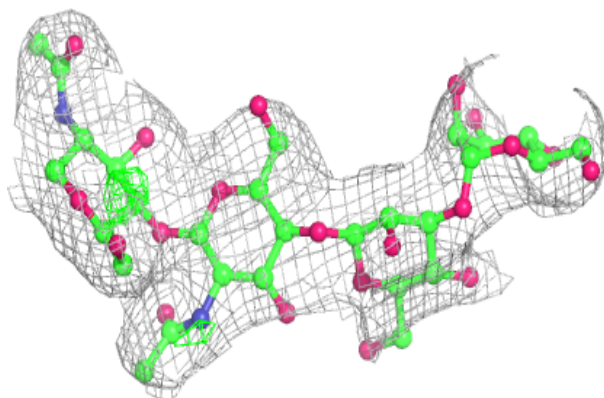


Electron density around Chain g:

$2mF_o-DF_c$ (at 0.7 rmsd) in gray
 mF_o-DF_c (at 3 rmsd) in purple (negative)
and green (positive)

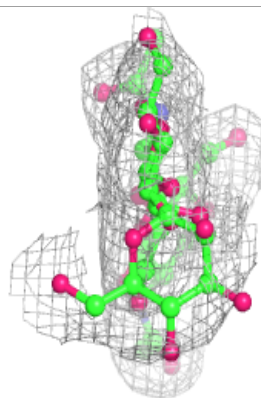
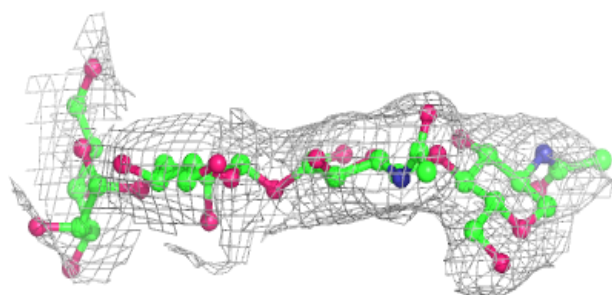
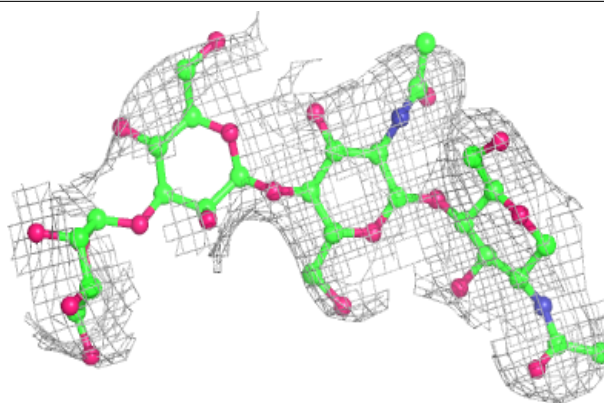
**Electron density around Chain l:**

$2mF_o-DF_c$ (at 0.7 rmsd) in gray
 mF_o-DF_c (at 3 rmsd) in purple (negative)
and green (positive)

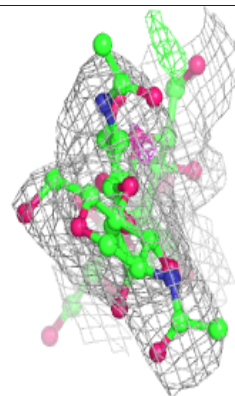
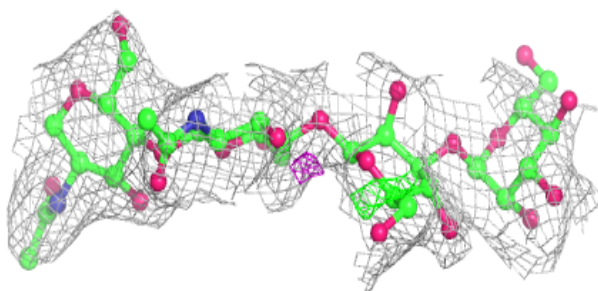
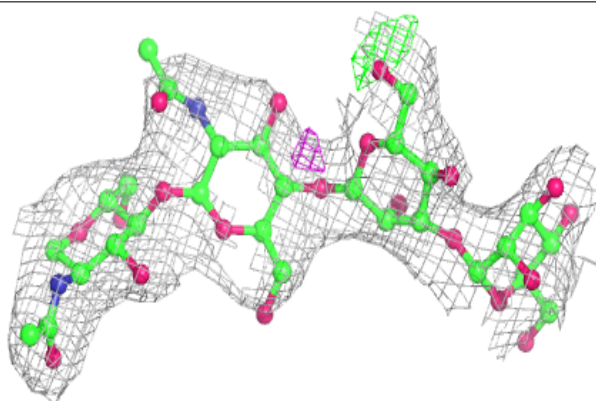


Electron density around Chain AA:

$2mF_o-DF_c$ (at 0.7 rmsd) in gray
 mF_o-DF_c (at 3 rmsd) in purple (negative)
and green (positive)

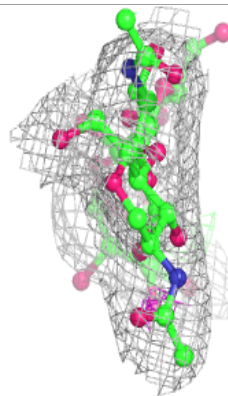
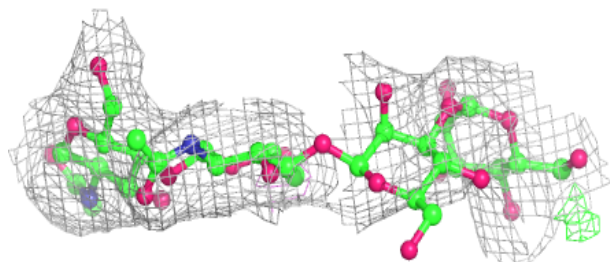
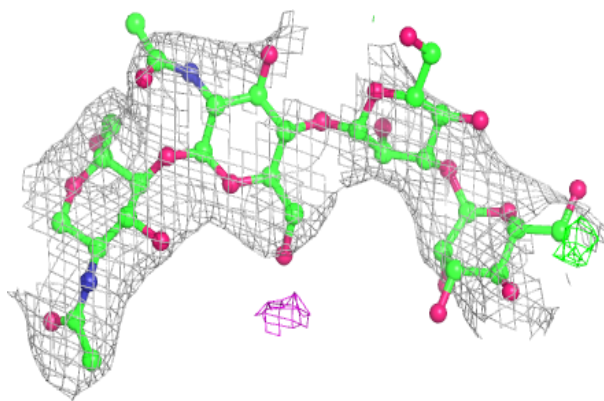
**Electron density around Chain FA:**

$2mF_o-DF_c$ (at 0.7 rmsd) in gray
 mF_o-DF_c (at 3 rmsd) in purple (negative)
and green (positive)

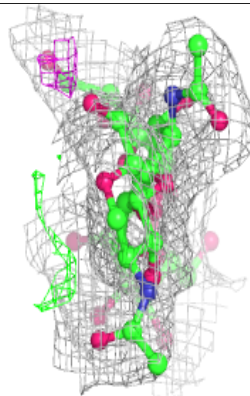
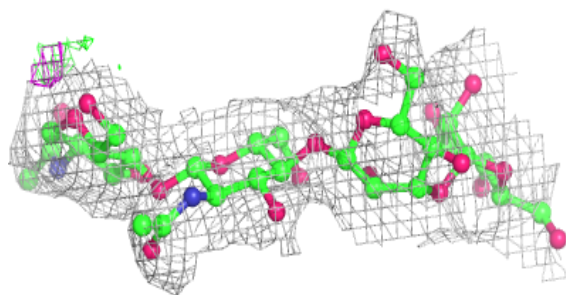
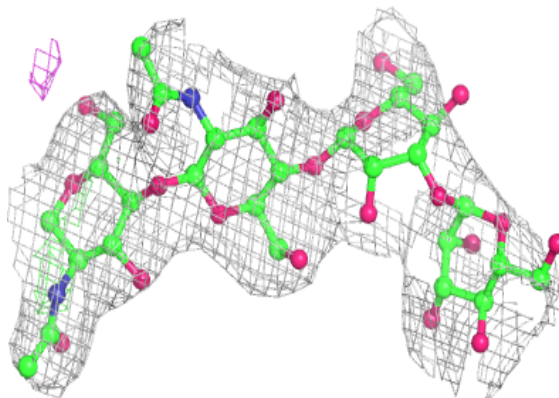


Electron density around Chain KA:

$2mF_o-DF_c$ (at 0.7 rmsd) in gray
 mF_o-DF_c (at 3 rmsd) in purple (negative)
and green (positive)

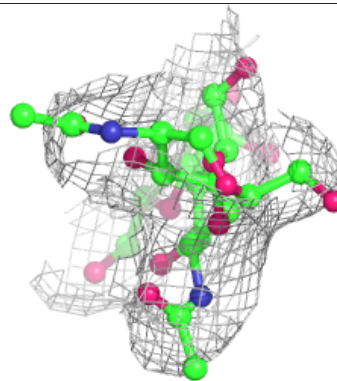
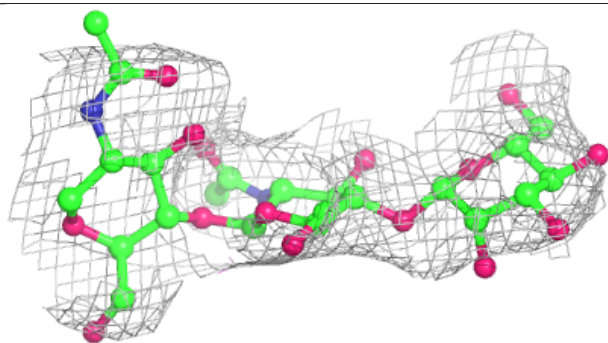
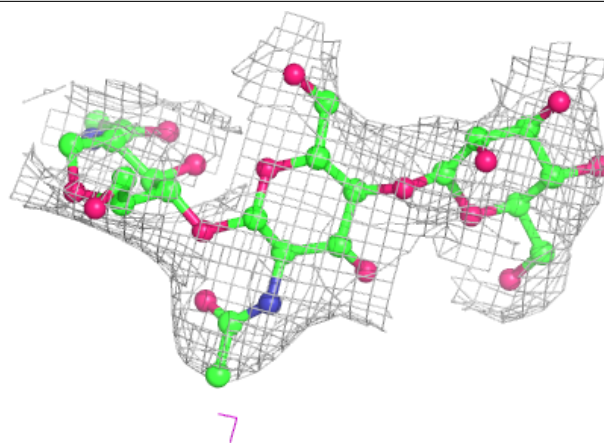
**Electron density around Chain PA:**

$2mF_o-DF_c$ (at 0.7 rmsd) in gray
 mF_o-DF_c (at 3 rmsd) in purple (negative)
and green (positive)

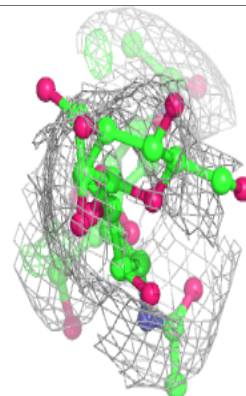
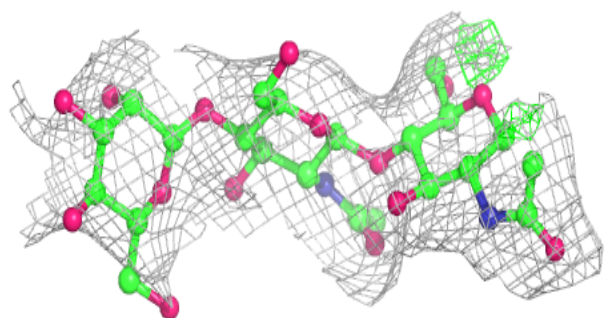
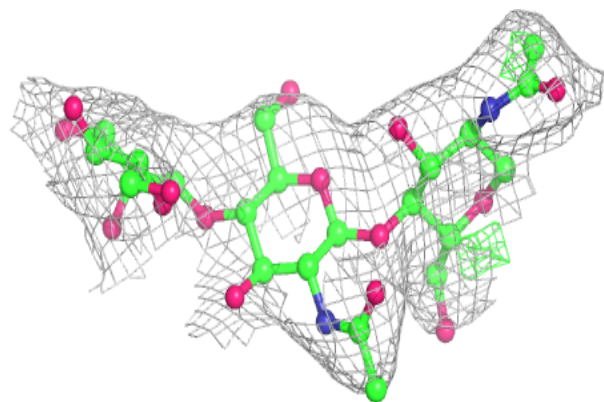


Electron density around Chain h:

$2mF_o-DF_c$ (at 0.7 rmsd) in gray
 mF_o-DF_c (at 3 rmsd) in purple (negative)
and green (positive)

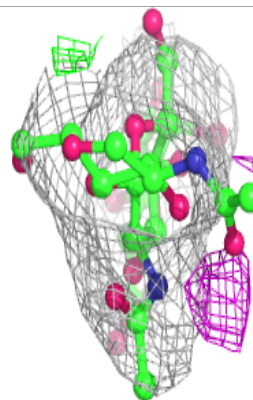
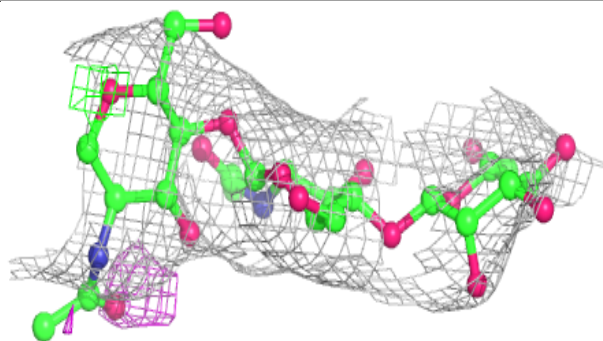
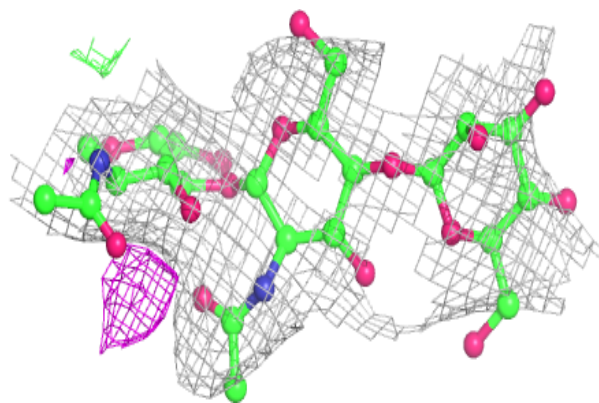
**Electron density around Chain k:**

$2mF_o-DF_c$ (at 0.7 rmsd) in gray
 mF_o-DF_c (at 3 rmsd) in purple (negative)
and green (positive)

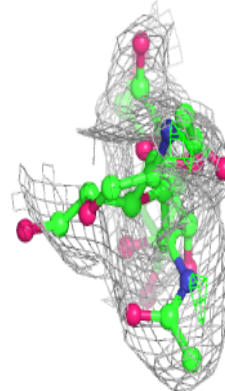
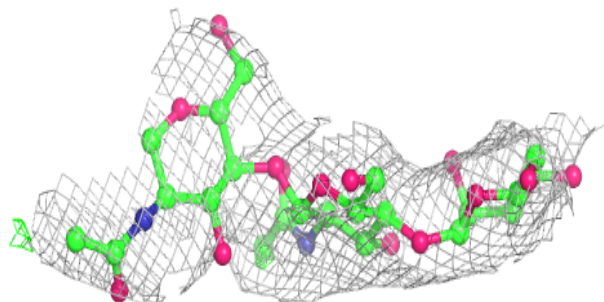
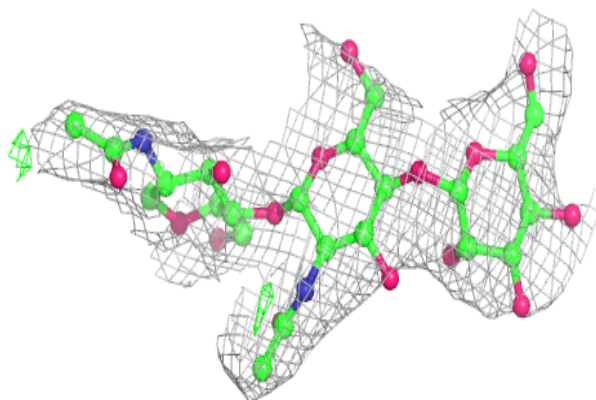


Electron density around Chain r:

$2mF_o-DF_c$ (at 0.7 rmsd) in gray
 mF_o-DF_c (at 3 rmsd) in purple (negative)
and green (positive)

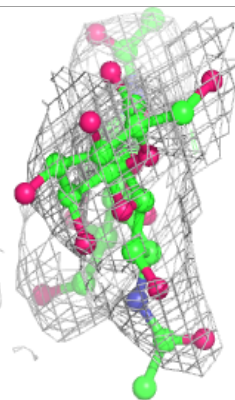
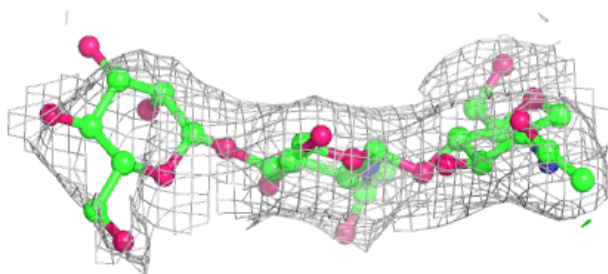
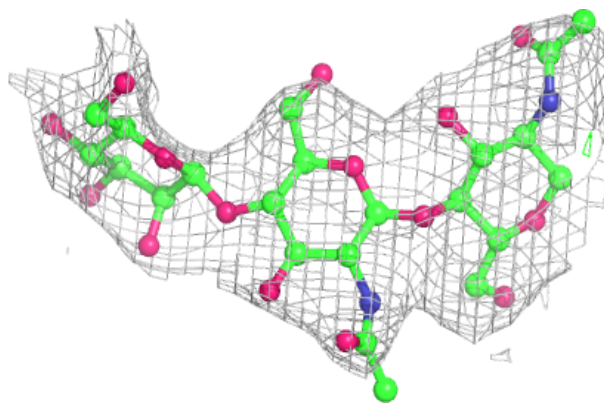
**Electron density around Chain w:**

$2mF_o-DF_c$ (at 0.7 rmsd) in gray
 mF_o-DF_c (at 3 rmsd) in purple (negative)
and green (positive)

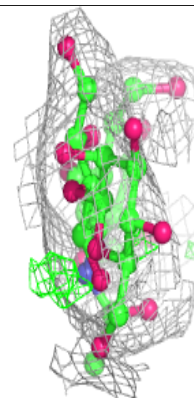
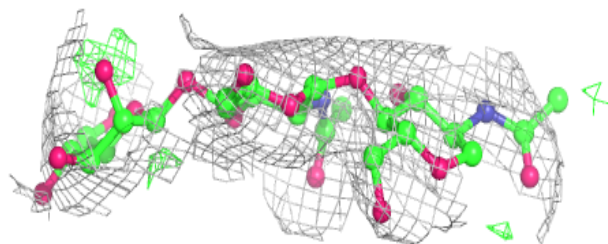
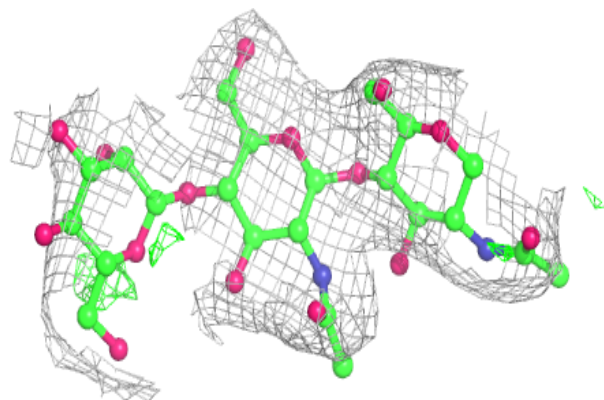


Electron density around Chain y:

$2mF_o-DF_c$ (at 0.7 rmsd) in gray
 mF_o-DF_c (at 3 rmsd) in purple (negative)
and green (positive)

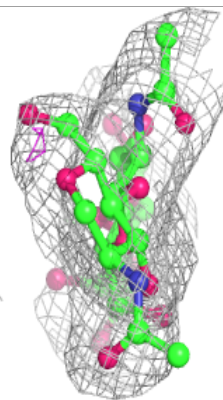
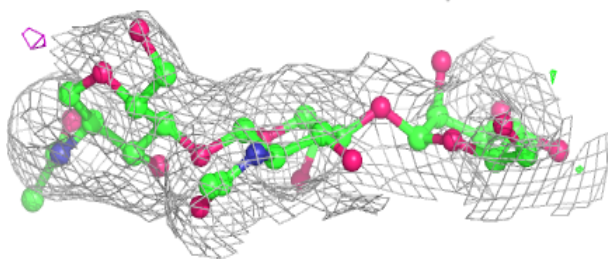
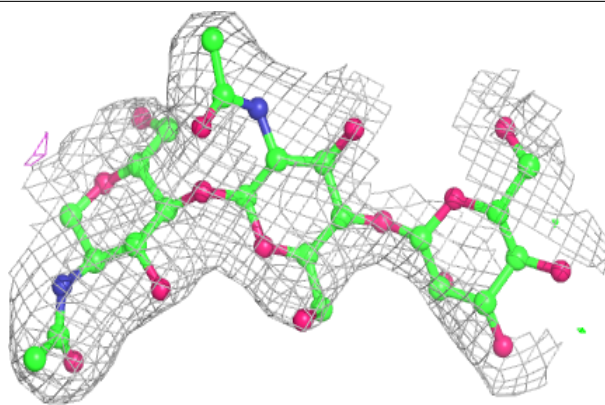
**Electron density around Chain 3:**

$2mF_o-DF_c$ (at 0.7 rmsd) in gray
 mF_o-DF_c (at 3 rmsd) in purple (negative)
and green (positive)



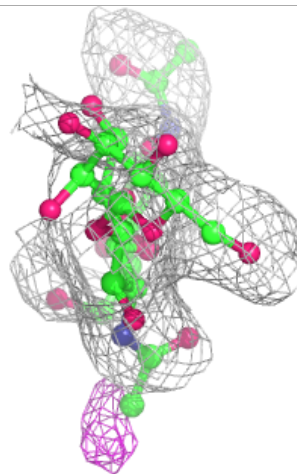
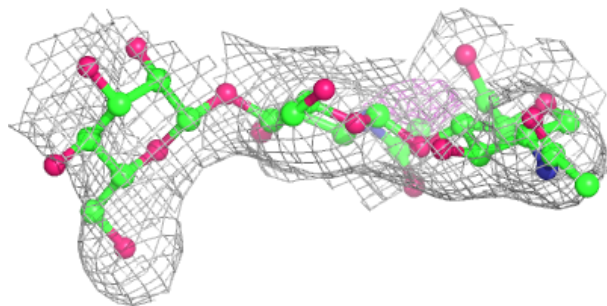
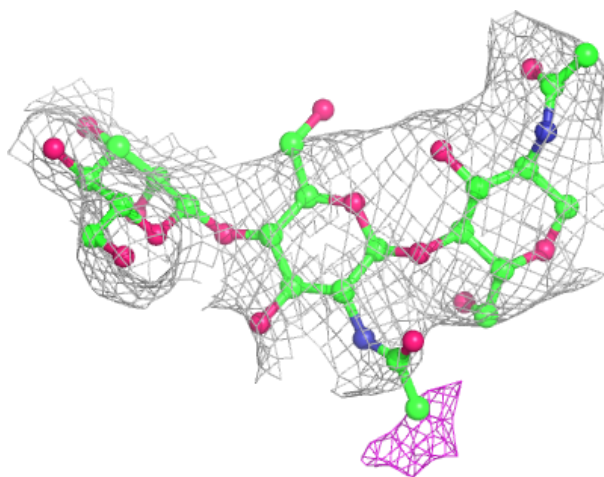
Electron density around Chain 5:

$2mF_o-DF_c$ (at 0.7 rmsd) in gray
 mF_o-DF_c (at 3 rmsd) in purple (negative)
and green (positive)



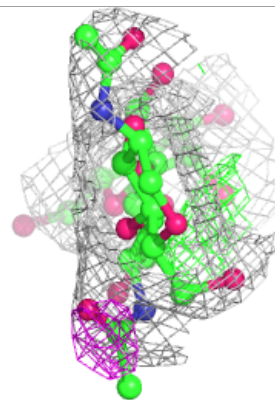
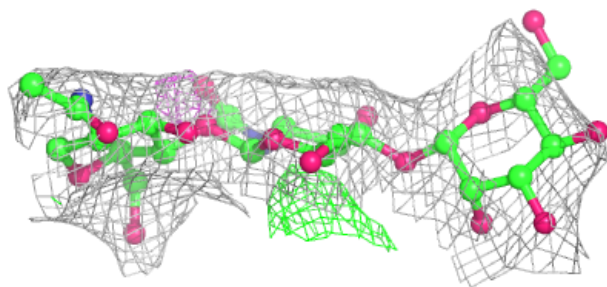
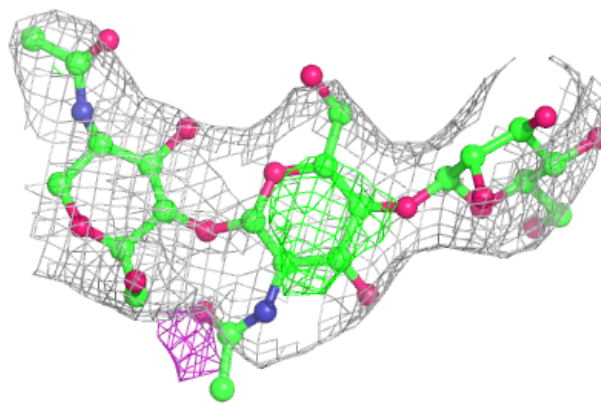
Electron density around Chain CA:

$2mF_o-DF_c$ (at 0.7 rmsd) in gray
 mF_o-DF_c (at 3 rmsd) in purple (negative)
and green (positive)



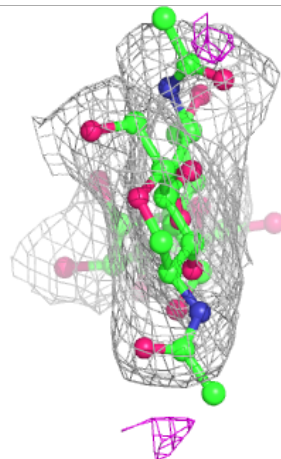
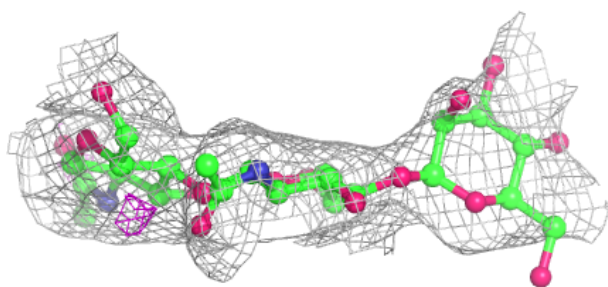
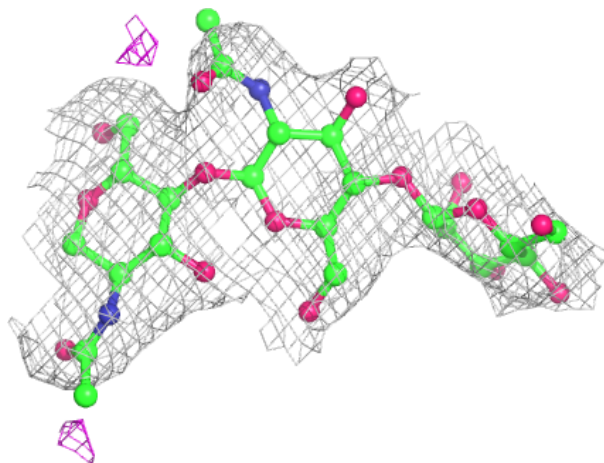
Electron density around Chain DA:

$2mF_o-DF_c$ (at 0.7 rmsd) in gray
 mF_o-DF_c (at 3 rmsd) in purple (negative)
and green (positive)



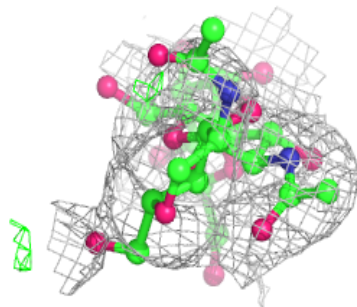
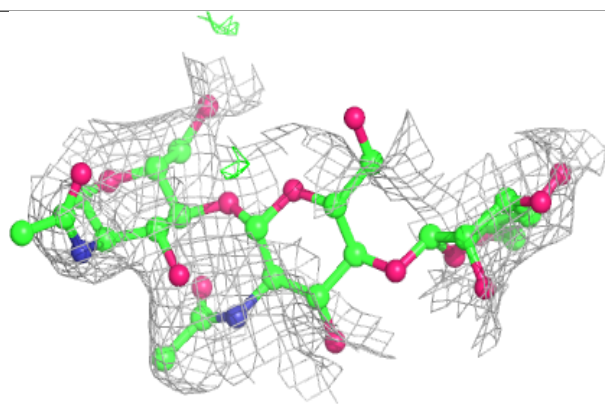
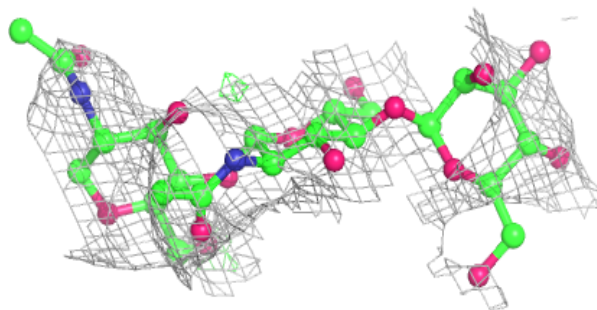
Electron density around Chain EA:

$2mF_o-DF_c$ (at 0.7 rmsd) in gray
 mF_o-DF_c (at 3 rmsd) in purple (negative)
and green (positive)

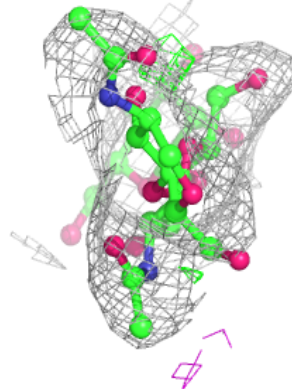
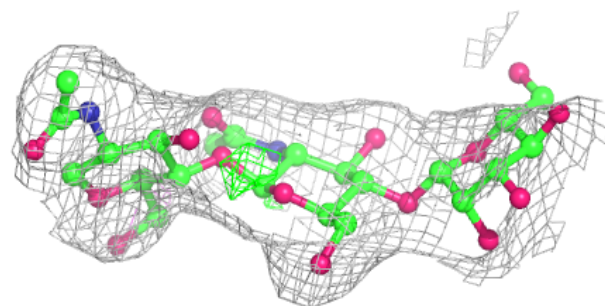
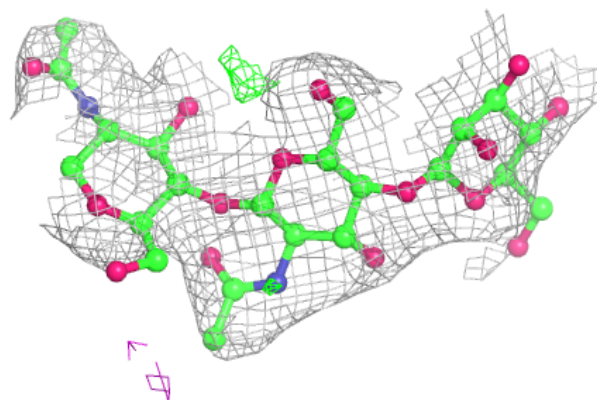


Electron density around Chain GA:

$2mF_o-DF_c$ (at 0.7 rmsd) in gray
 mF_o-DF_c (at 3 rmsd) in purple (negative)
and green (positive)

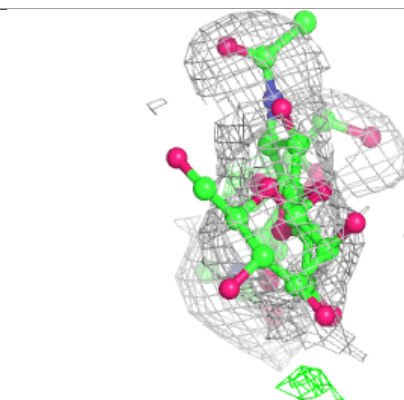
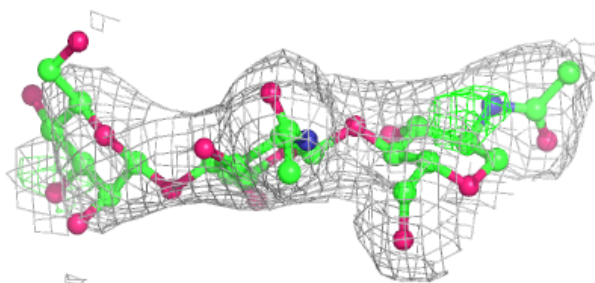
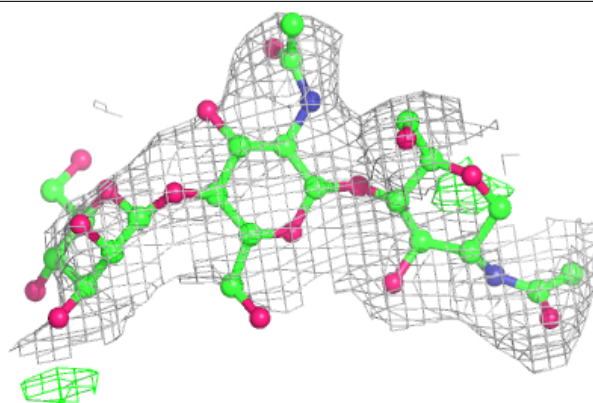
**Electron density around Chain LA:**

$2mF_o-DF_c$ (at 0.7 rmsd) in gray
 mF_o-DF_c (at 3 rmsd) in purple (negative)
and green (positive)

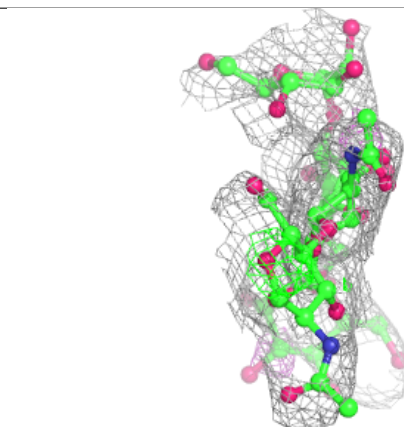
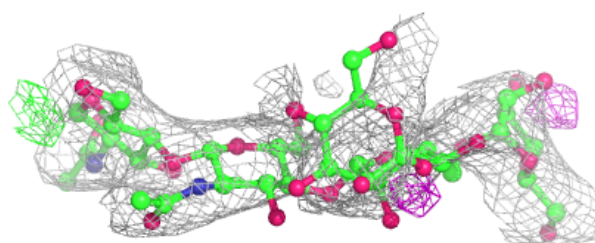
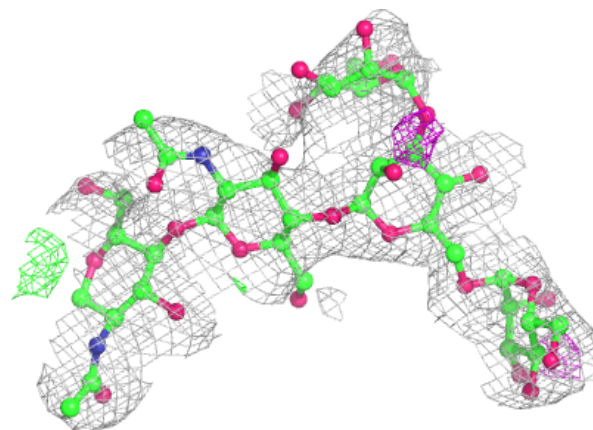


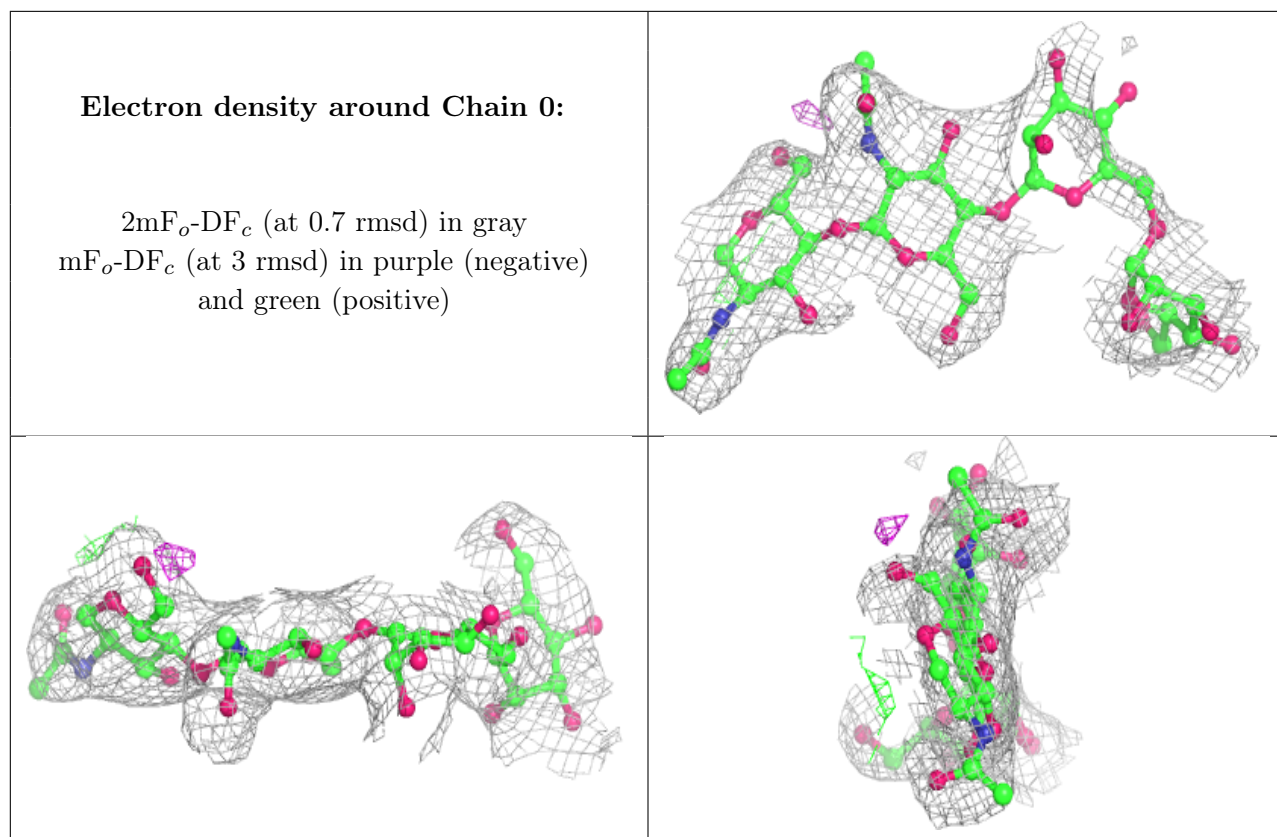
Electron density around Chain NA:

$2mF_o-DF_c$ (at 0.7 rmsd) in gray
 mF_o-DF_c (at 3 rmsd) in purple (negative)
and green (positive)

**Electron density around Chain z:**

$2mF_o-DF_c$ (at 0.7 rmsd) in gray
 mF_o-DF_c (at 3 rmsd) in purple (negative)
and green (positive)





6.4 Ligands [i](#)

In the following table, the Atoms column lists the number of modelled atoms in the group and the number defined in the chemical component dictionary. The B-factors column lists the minimum, median, 95th percentile and maximum values of B factors of atoms in the group. The column labelled 'Q< 0.9' lists the number of atoms with occupancy less than 0.9.

Mol	Type	Chain	Res	Atoms	RSCC	RSR	B-factors(Å ²)	Q<0.9
9	CUO	X	3401[A]	4/4	0.39	0.56	121,121,121,121	4
9	CUO	X	3401[B]	4/4	0.39	0.56	121,121,121,121	4
9	CUO	I	3402[A]	4/4	0.49	0.23	84,84,84,84	4
9	CUO	I	3402[B]	4/4	0.49	0.23	84,84,84,84	4
9	CUO	V	5018[C]	4/4	0.52	0.36	113,113,113,113	4
9	CUO	V	5018[D]	4/4	0.52	0.36	113,113,113,113	4
9	CUO	P	5015[C]	4/4	0.52	0.42	114,114,114,114	4
9	CUO	P	5015[D]	4/4	0.52	0.42	114,114,114,114	4
9	CUO	J	5014[C]	4/4	0.59	0.31	98,98,98,98	4
9	CUO	J	5014[D]	4/4	0.59	0.31	98,98,98,98	4
9	CUO	D	5016[C]	4/4	0.59	0.30	109,109,109,109	4
9	CUO	D	5016[D]	4/4	0.59	0.30	109,109,109,109	4
9	CUO	d	3401[A]	4/4	0.60	0.43	111,111,111,111	4
9	CUO	d	3401[B]	4/4	0.60	0.43	111,111,111,111	4

Continued on next page...

Continued from previous page...

Mol	Type	Chain	Res	Atoms	RSCC	RSR	B-factors(Å ²)	Q<0.9
9	CUO	A	5016[C]	4/4	0.62	0.20	95,95,95,95	4
9	CUO	A	5016[D]	4/4	0.62	0.20	95,95,95,95	4
9	CUO	S	2101[C]	4/4	0.65	0.27	94,94,94,94	4
9	CUO	S	2101[D]	4/4	0.65	0.27	94,94,94,94	4
9	CUO	O	3401[A]	4/4	0.67	0.32	85,85,85,85	4
9	CUO	O	3401[B]	4/4	0.67	0.32	85,85,85,85	4
9	CUO	b	2101[C]	4/4	0.68	0.31	106,106,106,106	4
9	CUO	b	2101[D]	4/4	0.68	0.31	106,106,106,106	4
9	CUO	G	2101[C]	4/4	0.69	0.28	104,104,104,104	4
9	CUO	G	2101[D]	4/4	0.69	0.28	104,104,104,104	4
9	CUO	U	3401[A]	4/4	0.69	0.36	81,81,81,81	4
9	CUO	U	3401[B]	4/4	0.69	0.36	81,81,81,81	4
9	CUO	F	3401[A]	4/4	0.70	0.23	86,86,86,86	4
9	CUO	F	3401[B]	4/4	0.70	0.23	86,86,86,86	4
9	CUO	C	3401[A]	4/4	0.71	0.28	99,99,99,99	4
9	CUO	C	3401[B]	4/4	0.71	0.28	99,99,99,99	4
9	CUO	M	2101[C]	4/4	0.71	0.27	103,103,103,103	4
9	CUO	M	2101[D]	4/4	0.71	0.27	103,103,103,103	4
9	CUO	Y	2101[C]	4/4	0.72	0.28	99,99,99,99	4
9	CUO	Y	2101[D]	4/4	0.72	0.28	99,99,99,99	4
9	CUO	C	3402[A]	4/4	0.73	0.31	100,100,100,100	4
9	CUO	C	3402[B]	4/4	0.73	0.31	100,100,100,100	4
9	CUO	F	3402[A]	4/4	0.74	0.28	85,85,85,85	4
9	CUO	F	3402[B]	4/4	0.74	0.28	85,85,85,85	4
9	CUO	I	3401[A]	4/4	0.76	0.21	84,84,84,84	4
9	CUO	I	3401[B]	4/4	0.76	0.21	84,84,84,84	4
9	CUO	E	3001	4/4	0.89	0.13	55,55,80,85	0
9	CUO	Y	2104	4/4	0.90	0.13	69,75,80,100	0
9	CUO	G	2104	4/4	0.90	0.17	58,85,92,97	0
9	CUO	V	5003	4/4	0.90	0.11	66,79,89,90	0
9	CUO	c	3001	4/4	0.90	0.16	48,56,77,80	0
9	CUO	M	2104	4/4	0.90	0.10	58,70,74,76	0
9	CUO	A	5001	4/4	0.90	0.12	70,73,87,92	0
9	CUO	B	3001	4/4	0.91	0.15	49,55,75,88	0
9	CUO	A	5002	4/4	0.91	0.17	55,75,89,91	0
9	CUO	b	2104	4/4	0.91	0.13	60,75,83,94	0
9	CUO	V	5002	4/4	0.92	0.14	50,61,67,72	0
9	CUO	D	5001	4/4	0.92	0.14	64,68,95,98	0
9	CUO	b	2105	4/4	0.92	0.11	54,57,68,74	0
9	CUO	T	3002	4/4	0.93	0.13	52,69,74,84	0
9	CUO	N	3001	4/4	0.93	0.14	36,39,74,80	0
9	CUO	J	5001	4/4	0.93	0.12	49,52,60,69	0

Continued on next page...

Continued from previous page...

Mol	Type	Chain	Res	Atoms	RSCC	RSR	B-factors(Å ²)	Q<0.9
9	CUO	G	2103	4/4	0.93	0.14	49,58,62,73	0
9	CUO	P	5003	4/4	0.93	0.14	45,54,76,83	0
9	CUO	Y	2103	4/4	0.93	0.18	58,65,82,85	0
9	CUO	S	2104	4/4	0.93	0.11	74,79,82,87	0
9	CUO	S	2105	4/4	0.94	0.13	45,45,62,71	0
9	CUO	P	5002	4/4	0.94	0.12	56,59,75,82	0
9	CUO	D	5002	4/4	0.94	0.14	51,60,82,85	0
9	CUO	D	5003	4/4	0.94	0.08	60,62,67,79	0
9	CUO	Z	3002	4/4	0.94	0.11	48,68,69,72	0
9	CUO	J	5002	4/4	0.94	0.13	53,56,80,83	0
9	CUO	Q	3002	4/4	0.94	0.10	53,62,64,73	0
9	CUO	b	2103	4/4	0.94	0.13	55,59,71,73	0
9	CUO	J	5003	4/4	0.94	0.09	89,96,96,103	0
9	CUO	B	3002	4/4	0.94	0.14	57,58,80,91	0
9	CUO	W	3002	4/4	0.94	0.12	58,62,70,77	0
9	CUO	S	2102	4/4	0.94	0.13	54,65,85,90	0
9	CUO	A	5003	4/4	0.94	0.07	79,87,89,89	0
9	CUO	H	3001	4/4	0.95	0.11	58,60,72,78	0
9	CUO	P	5004	4/4	0.95	0.13	40,48,67,68	0
9	CUO	W	3001	4/4	0.95	0.13	37,41,72,78	0
9	CUO	N	3002	4/4	0.95	0.12	48,51,70,74	0
9	CUO	b	2102	4/4	0.95	0.10	60,63,73,78	0
9	CUO	J	5004	4/4	0.95	0.11	49,58,62,63	0
9	CUO	Q	3001	4/4	0.95	0.12	37,43,64,70	0
9	CUO	K	3002	4/4	0.95	0.11	52,69,75,79	0
9	CUO	P	5001	4/4	0.95	0.13	36,38,56,71	0
9	CUO	c	3002	4/4	0.95	0.08	70,71,79,80	0
9	CUO	Y	2102	4/4	0.95	0.10	59,67,69,83	0
9	CUO	M	2105	4/4	0.95	0.12	48,60,61,62	0
9	CUO	V	5004	4/4	0.96	0.12	44,50,62,65	0
9	CUO	A	5004	4/4	0.96	0.11	51,60,67,70	0
9	CUO	S	2103	4/4	0.96	0.13	49,52,72,80	0
9	CUO	K	3001	4/4	0.96	0.08	57,73,73,80	0
9	CUO	V	5001	4/4	0.96	0.15	39,39,64,66	0
9	CUO	Y	2105	4/4	0.96	0.10	47,59,61,62	0
9	CUO	Z	3001	4/4	0.96	0.12	46,54,67,69	0
9	CUO	G	2105	4/4	0.96	0.08	58,60,66,69	0
9	CUO	T	3001	4/4	0.96	0.13	44,59,84,85	0
9	CUO	G	2102	4/4	0.97	0.10	57,62,65,70	0
9	CUO	H	3002	4/4	0.97	0.08	67,79,83,84	0
9	CUO	M	2102	4/4	0.97	0.11	41,52,59,63	0
9	CUO	M	2103	4/4	0.97	0.11	50,59,66,68	0

Continued on next page...

Continued from previous page...

Mol	Type	Chain	Res	Atoms	RSCC	RSR	B-factors(\AA^2)	Q<0.9
9	CUO	D	5004	4/4	0.98	0.07	52,54,59,62	0
9	CUO	E	3002	4/4	0.98	0.06	57,61,67,68	0

6.5 Other polymers [i](#)

There are no such residues in this entry.