



## Full wwPDB EM Validation Report ⓘ

Nov 6, 2024 – 07:13 PM JST

PDB ID : 8YHX  
EMDB ID : EMD-39302  
Title : Cryo-EM structure of the trimeric HerA  
Authors : Zhen, X.; Zhou, B.; Xiong, X.  
Deposited on : 2024-02-28  
Resolution : 2.81 Å(reported)

This is a Full wwPDB EM Validation Report for a publicly released PDB entry.

We welcome your comments at [validation@mail.wwpdb.org](mailto:validation@mail.wwpdb.org)

A user guide is available at

<https://www.wwpdb.org/validation/2017/EMValidationReportHelp>

with specific help available everywhere you see the ⓘ symbol.

The types of validation reports are described at

<http://www.wwpdb.org/validation/2017/FAQs#types>.

---

The following versions of software and data (see [references ⓘ](#)) were used in the production of this report:

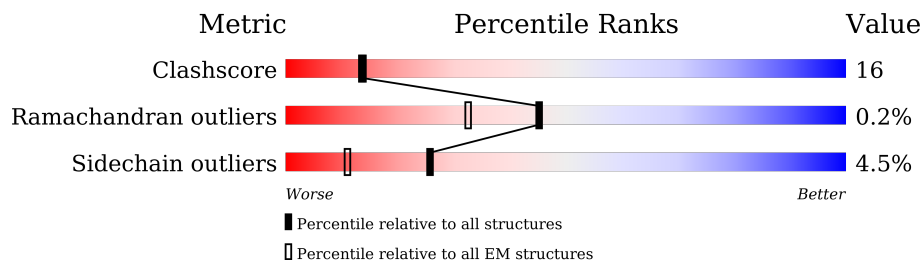
EMDB validation analysis : 0.0.1.dev113  
Mogul : 1.8.5 (274361), CSD as541be (2020)  
MolProbity : 4.02b-467  
buster-report : 1.1.7 (2018)  
Percentile statistics : 20231227.v01 (using entries in the PDB archive December 27th 2023)  
MapQ : 1.9.13  
Ideal geometry (proteins) : Engh & Huber (2001)  
Ideal geometry (DNA, RNA) : Parkinson et al. (1996)  
Validation Pipeline (wwPDB-VP) : 2.39

# 1 Overall quality at a glance

The following experimental techniques were used to determine the structure:  
*ELECTRON MICROSCOPY*

The reported resolution of this entry is 2.81 Å.

Percentile scores (ranging between 0-100) for global validation metrics of the entry are shown in the following graphic. The table shows the number of entries on which the scores are based.













Metric	Whole archive (#Entries)	EM structures (#Entries)
Clashscore	210492	15764
Ramachandran outliers	207382	16835
Sidechain outliers	206894	16415

The table below summarises the geometric issues observed across the polymeric chains and their fit to the map. The red, orange, yellow and green segments of the bar indicate the fraction of residues that contain outliers for  $\geq 3$ , 2, 1 and 0 types of geometric quality criteria respectively. A grey segment represents the fraction of residues that are not modelled. The numeric value for each fraction is indicated below the corresponding segment, with a dot representing fractions  $\leq 5\%$ . The upper red bar (where present) indicates the fraction of residues that have poor fit to the EM map (all-atom inclusion  $< 40\%$ ). The numeric value is given above the bar.

Mol	Chain	Length	Quality of chain
1	A	562	
1	B	562	
1	C	562	
1	D	562	
1	E	562	
1	F	562	
2	G	428	
2	H	428	

*Continued on next page...*

Continued from previous page...

Mol	Chain	Length	Quality of chain
2	I	428	 74% 24%
2	J	428	 69% 29%
2	K	428	 69% 29%
2	L	428	 68% 29%
2	M	428	 73% 25%
2	N	428	 74% 25%
2	O	428	 74% 25%
2	P	428	 65% 34%
2	Q	428	 74% 23%
2	R	428	 64% 27% 9%

The following table lists non-polymeric compounds, carbohydrate monomers and non-standard residues in protein, DNA, RNA chains that are outliers for geometric or electron-density-fit criteria:

Mol	Type	Chain	Res	Chirality	Geometry	Clashes	Electron density
3	APR	H	501	-	-	X	-
3	APR	J	501	-	-	X	-
3	APR	L	501	-	-	X	-
3	APR	N	501	-	-	X	-
3	APR	P	501	-	-	X	-
3	APR	R	501	-	-	X	-

## 2 Entry composition [i](#)

There are 3 unique types of molecules in this entry. The entry contains 69979 atoms, of which 0 are hydrogens and 0 are deuteriums.

In the tables below, the AltConf column contains the number of residues with at least one atom in alternate conformation and the Trace column contains the number of residues modelled with at most 2 atoms.

- Molecule 1 is a protein called DUF87 domain-containing protein.

Mol	Chain	Residues	Atoms					AltConf	Trace
			Total	C	N	O	S		
1	A	562	Total	C	N	O	S	0	0
			4601	2957	751	880	13		
1	B	562	Total	C	N	O	S	0	0
			4601	2957	751	880	13		
1	C	562	Total	C	N	O	S	0	0
			4601	2957	751	880	13		
1	D	562	Total	C	N	O	S	0	0
			4593	2952	750	878	13		
1	E	562	Total	C	N	O	S	0	0
			4601	2957	751	880	13		
1	F	562	Total	C	N	O	S	0	0
			4601	2957	751	880	13		

- Molecule 2 is a protein called SIR2 family protein.

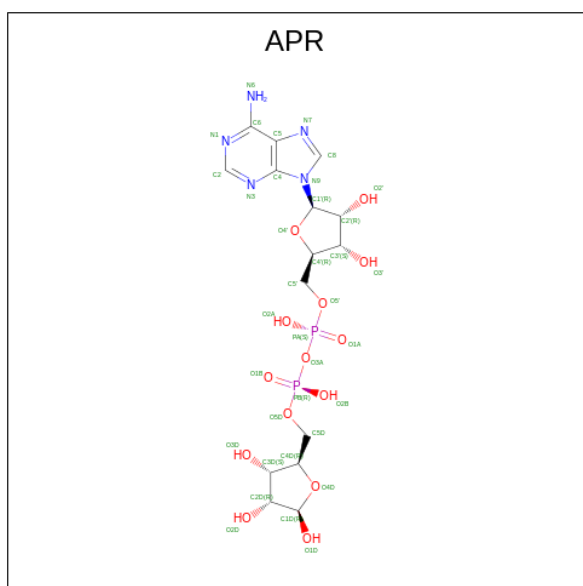
Mol	Chain	Residues	Atoms					AltConf	Trace
			Total	C	N	O	S		
2	G	408	Total	C	N	O	S	0	0
			3392	2162	549	672	9		
2	H	427	Total	C	N	O	S	0	0
			3568	2276	583	700	9		
2	I	428	Total	C	N	O	S	0	0
			3579	2282	587	701	9		
2	J	425	Total	C	N	O	S	0	0
			3545	2264	575	697	9		
2	K	428	Total	C	N	O	S	0	0
			3579	2282	587	701	9		
2	L	425	Total	C	N	O	S	0	0
			3545	2264	575	697	9		
2	M	428	Total	C	N	O	S	0	0
			3579	2282	587	701	9		
2	N	425	Total	C	N	O	S	0	0
			3545	2264	575	697	9		
2	O	428	Total	C	N	O	S	0	0
			3579	2282	587	701	9		

*Continued on next page...*

Continued from previous page...

Mol	Chain	Residues	Atoms					AltConf	Trace
			Total	C	N	O	S		
2	P	425	Total	C	N	O	S	0	0
			3545	2264	575	697	9		
2	Q	418	Total	C	N	O	S	0	0
			3479	2225	561	684	9		
2	R	390	Total	C	N	O	S	0	0
			3230	2065	522	636	7		

- Molecule 3 is ADENOSINE-5-DIPHOSPHORIBOSE (three-letter code: APR) (formula:  $C_{15}H_{23}N_5O_{14}P_2$ ) (labeled as "Ligand of Interest" by depositor).



Mol	Chain	Residues	Atoms					AltConf
			Total	C	N	O	P	
3	H	1	Total	C	N	O	P	0
			36	15	5	14	2	
3	J	1	Total	C	N	O	P	0
			36	15	5	14	2	
3	L	1	Total	C	N	O	P	0
			36	15	5	14	2	
3	N	1	Total	C	N	O	P	0
			36	15	5	14	2	
3	P	1	Total	C	N	O	P	0
			36	15	5	14	2	
3	R	1	Total	C	N	O	P	0
			36	15	5	14	2	

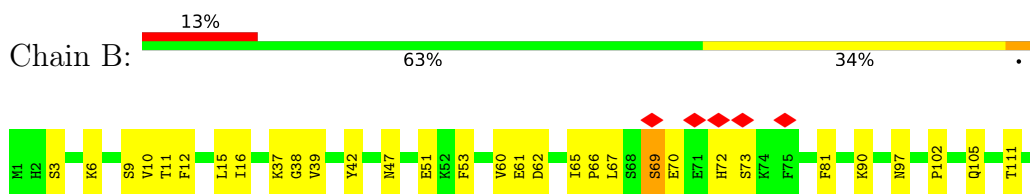
### 3 Residue-property plots [i](#)

These plots are drawn for all protein, RNA, DNA and oligosaccharide chains in the entry. The first graphic for a chain summarises the proportions of the various outlier classes displayed in the second graphic. The second graphic shows the sequence view annotated by issues in geometry and atom inclusion in map density. Residues are color-coded according to the number of geometric quality criteria for which they contain at least one outlier: green = 0, yellow = 1, orange = 2 and red = 3 or more. A red diamond above a residue indicates a poor fit to the EM map for this residue (all-atom inclusion < 40%). Stretches of 2 or more consecutive residues without any outlier are shown as a green connector. Residues present in the sample, but not in the model, are shown in grey.

- Molecule 1: DUF87 domain-containing protein



- Molecule 1: DUF87 domain-containing protein



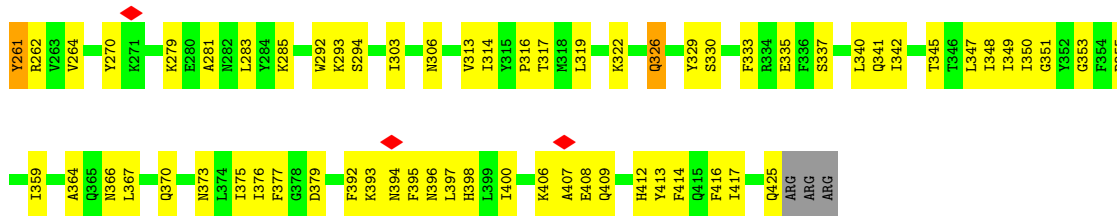




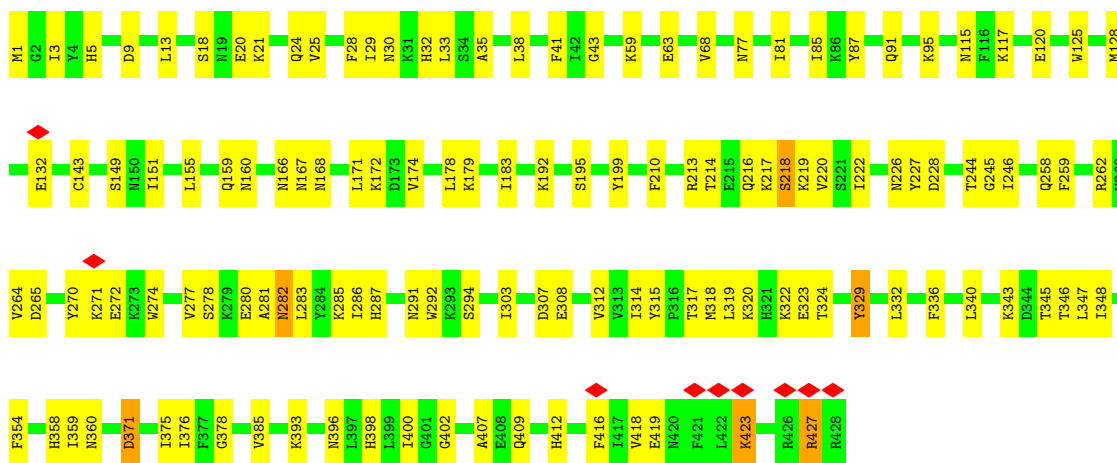




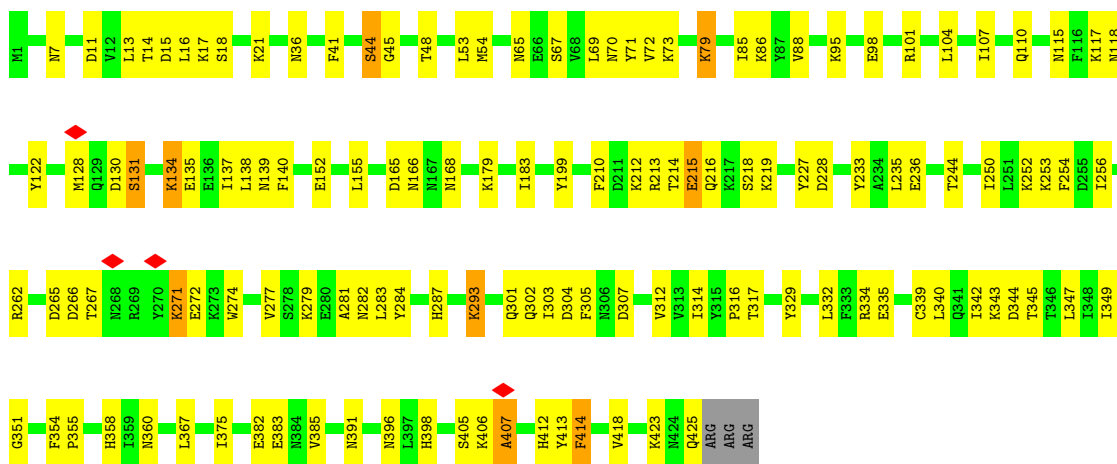




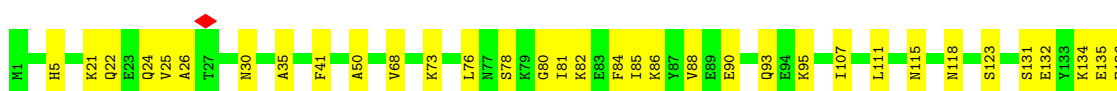
• Molecule 2: SIR2 family protein

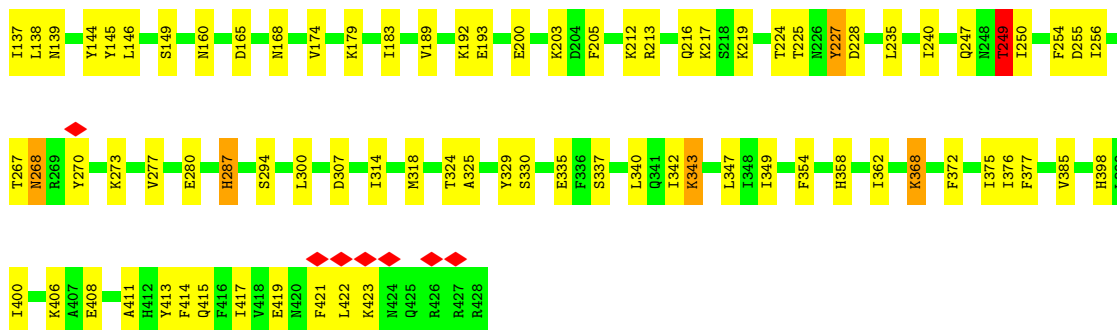


• Molecule 2: SIR2 family protein

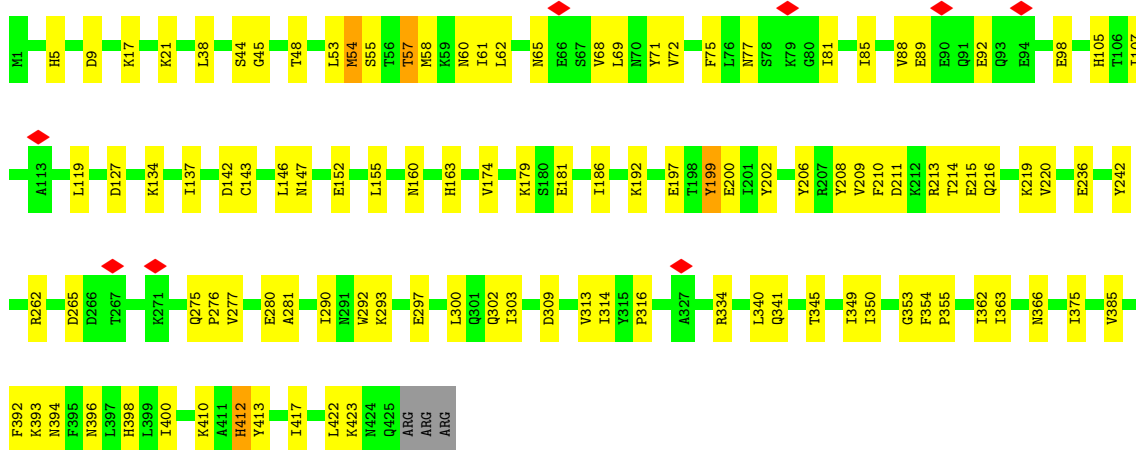


• Molecule 2: SIR2 family protein

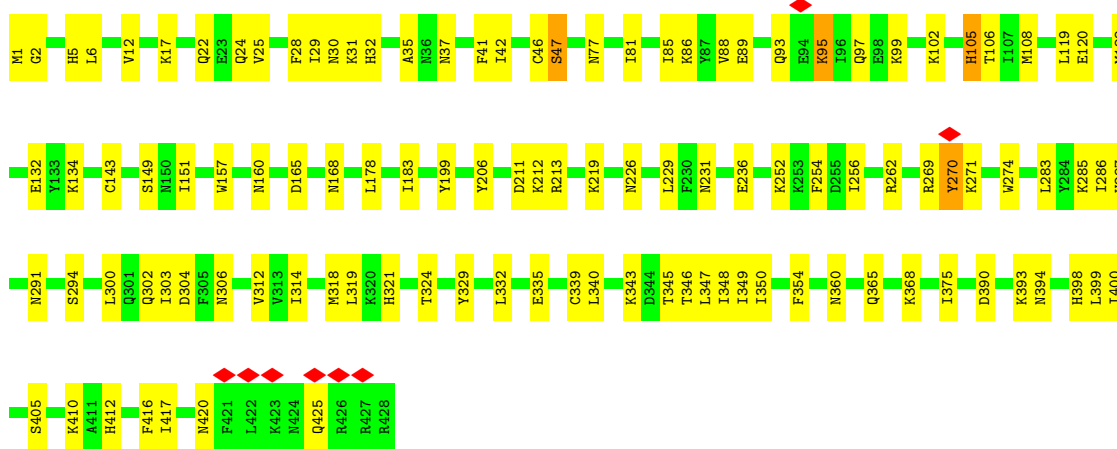




• Molecule 2: SIR2 family protein

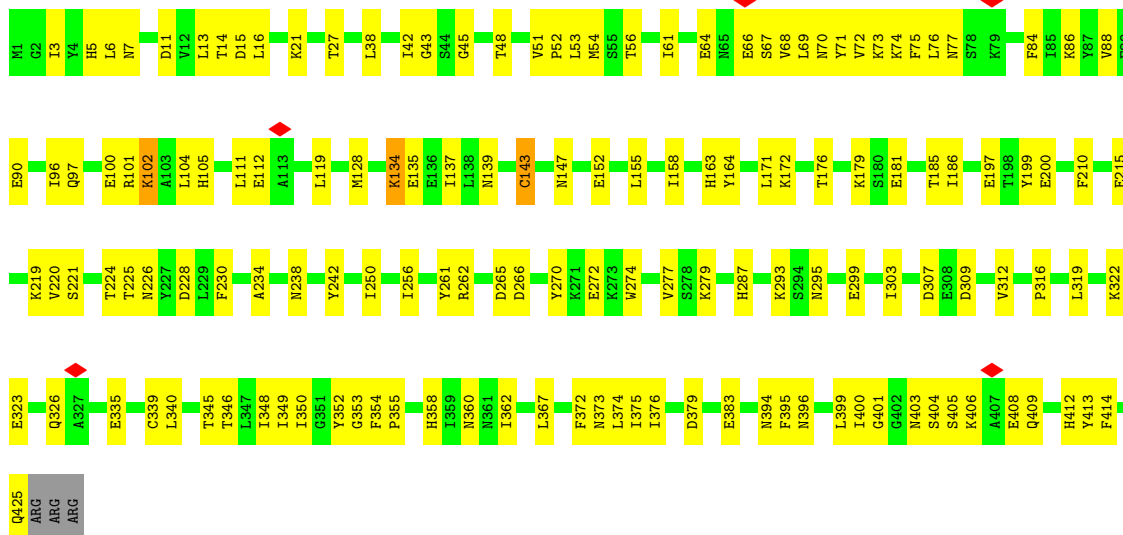


• Molecule 2: SIR2 family protein

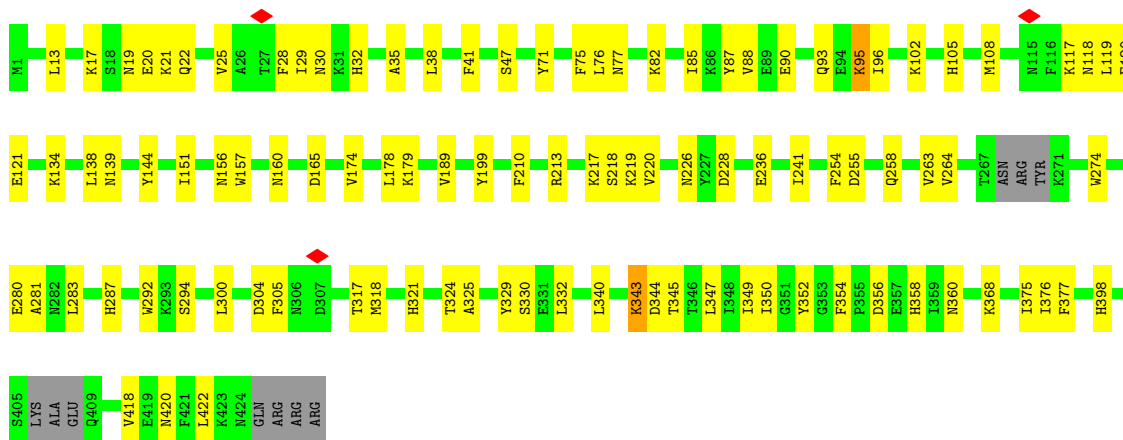
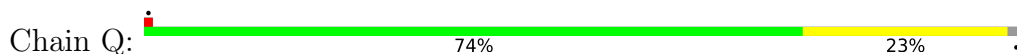


• Molecule 2: SIR2 family protein

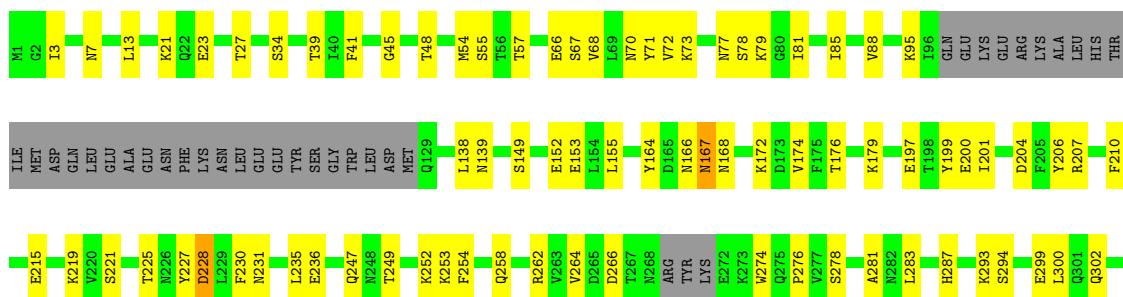


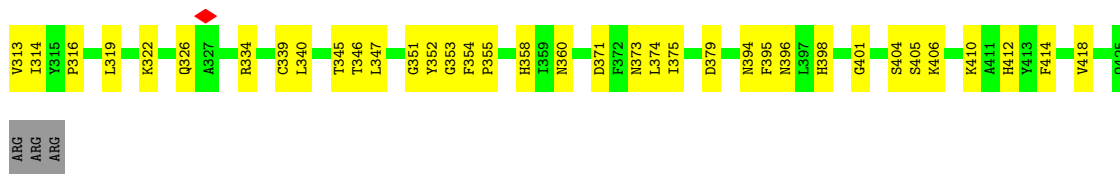


• Molecule 2: SIR2 family protein



• Molecule 2: SIR2 family protein





ARG  
ARG  
ARG

## 4 Experimental information

Property	Value	Source
EM reconstruction method	SINGLE PARTICLE	Depositor
Imposed symmetry	POINT, Not provided	
Number of particles used	79232	Depositor
Resolution determination method	FSC 0.143 CUT-OFF	Depositor
CTF correction method	PHASE FLIPPING AND AMPLITUDE CORRECTION	Depositor
Microscope	TFS KRIOS	Depositor
Voltage (kV)	300	Depositor
Electron dose ( $e^-/\text{\AA}^2$ )	50	Depositor
Minimum defocus (nm)	800	Depositor
Maximum defocus (nm)	2400	Depositor
Magnification	Not provided	
Image detector	FEI FALCON IV (4k x 4k)	Depositor
Maximum map value	0.424	Depositor
Minimum map value	-0.200	Depositor
Average map value	0.001	Depositor
Map value standard deviation	0.015	Depositor
Recommended contour level	0.04	Depositor
Map size ( $\text{\AA}$ )	363.52, 363.52, 363.52	wwPDB
Map dimensions	512, 512, 512	wwPDB
Map angles ( $^\circ$ )	90.0, 90.0, 90.0	wwPDB
Pixel spacing ( $\text{\AA}$ )	0.71, 0.71, 0.71	Depositor

## 5 Model quality i

### 5.1 Standard geometry i

Bond lengths and bond angles in the following residue types are not validated in this section: APR

The Z score for a bond length (or angle) is the number of standard deviations the observed value is removed from the expected value. A bond length (or angle) with  $|Z| > 5$  is considered an outlier worth inspection. RMSZ is the root-mean-square of all Z scores of the bond lengths (or angles).

Mol	Chain	Bond lengths		Bond angles	
		RMSZ	# Z  >5	RMSZ	# Z  >5
1	A	0.26	0/4691	0.46	0/6324
1	B	0.25	0/4691	0.46	2/6324 (0.0%)
1	C	0.26	0/4691	0.46	1/6324 (0.0%)
1	D	0.26	0/4683	0.47	0/6313
1	E	0.25	0/4691	0.45	1/6324 (0.0%)
1	F	0.25	0/4691	0.46	1/6324 (0.0%)
2	G	0.24	0/3460	0.40	0/4666
2	H	0.25	0/3640	0.42	0/4903
2	I	0.24	0/3652	0.41	0/4920
2	J	0.25	0/3618	0.42	0/4878
2	K	0.25	0/3652	0.40	0/4920
2	L	0.24	0/3618	0.40	0/4878
2	M	0.24	0/3652	0.40	0/4920
2	N	0.25	0/3618	0.42	0/4878
2	O	0.25	0/3652	0.41	0/4920
2	P	0.25	0/3618	0.42	0/4878
2	Q	0.24	0/3549	0.39	0/4783
2	R	0.24	0/3295	0.40	0/4445
All	All	0.25	0/71162	0.43	5/95922 (0.0%)

Chiral center outliers are detected by calculating the chiral volume of a chiral center and verifying if the center is modelled as a planar moiety or with the opposite hand. A planarity outlier is detected by checking planarity of atoms in a peptide group, atoms in a mainchain group or atoms of a sidechain that are expected to be planar.

Mol	Chain	#Chirality outliers	#Planarity outliers
1	C	0	1
2	H	0	1
2	I	0	1
2	J	0	1
2	L	0	1

*Continued on next page...*



*Continued from previous page...*

Mol	Chain	#Chirality outliers	#Planarity outliers
2	M	0	1
2	N	0	1
All	All	0	7

There are no bond length outliers.

All (5) bond angle outliers are listed below:

Mol	Chain	Res	Type	Atoms	Z	Observed( $^{\circ}$ )	Ideal( $^{\circ}$ )
1	B	181	LEU	CA-CB-CG	5.83	128.71	115.30
1	C	281	LEU	CA-CB-CG	5.41	127.75	115.30
1	E	281	LEU	CA-CB-CG	5.23	127.34	115.30
1	B	260	LEU	CA-CB-CG	5.17	127.20	115.30
1	F	231	LEU	CA-CB-CG	5.01	126.83	115.30

There are no chirality outliers.

All (7) planarity outliers are listed below:

Mol	Chain	Res	Type	Group
1	C	561	ARG	Sidechain
2	H	393	LYS	Peptide
2	I	343	LYS	Peptide
2	J	393	LYS	Peptide
2	L	407	ALA	Peptide
2	M	249	THR	Peptide
2	N	393	LYS	Peptide

## 5.2 Too-close contacts [\(i\)](#)

In the following table, the Non-H and H(model) columns list the number of non-hydrogen atoms and hydrogen atoms in the chain respectively. The H(added) column lists the number of hydrogen atoms added and optimized by MolProbity. The Clashes column lists the number of clashes within the asymmetric unit, whereas Symm-Clashes lists symmetry-related clashes.

Mol	Chain	Non-H	H(model)	H(added)	Clashes	Symm-Clashes
1	A	4601	0	4599	204	0
1	B	4601	0	4599	219	0
1	C	4601	0	4599	185	0
1	D	4593	0	4581	257	0
1	E	4601	0	4599	160	0
1	F	4601	0	4599	178	0

*Continued on next page...*

Continued from previous page...

Mol	Chain	Non-H	H(model)	H(added)	Clashes	Symm-Clashes
2	G	3392	0	3285	70	0
2	H	3568	0	3457	105	0
2	I	3579	0	3471	77	0
2	J	3545	0	3432	110	0
2	K	3579	0	3471	81	0
2	L	3545	0	3432	134	0
2	M	3579	0	3471	98	0
2	N	3545	0	3432	98	0
2	O	3579	0	3471	79	0
2	P	3545	0	3432	123	0
2	Q	3479	0	3366	66	0
2	R	3230	0	3114	101	0
3	H	36	0	21	18	0
3	J	36	0	21	23	0
3	L	36	0	18	43	0
3	N	36	0	18	26	0
3	P	36	0	18	32	0
3	R	36	0	18	43	0
All	All	69979	0	68524	2171	0

The all-atom clashscore is defined as the number of clashes found per 1000 atoms (including hydrogen atoms). The all-atom clashscore for this structure is 16.

All (2171) close contacts within the same asymmetric unit are listed below, sorted by their clash magnitude.

Atom-1	Atom-2	Interatomic distance (Å)	Clash overlap (Å)
1:D:400:LEU:HD11	1:D:405:LEU:CD2	1.34	1.56
1:B:507:LEU:HD12	1:B:518:LEU:CD1	1.26	1.54
1:B:507:LEU:HD11	1:B:518:LEU:CG	1.36	1.53
2:N:92:GLU:OE2	2:N:105:HIS:CE1	1.67	1.46
1:B:507:LEU:CD1	1:B:518:LEU:CD1	1.90	1.45
2:L:79:LYS:NZ	2:L:118:ASN:HD21	0.96	1.40
2:L:412:HIS:CD2	3:L:501:APR:O2'	1.75	1.39
1:D:506:LEU:CD1	1:D:510:ILE:HD12	1.54	1.37
1:C:67:LEU:CD2	1:C:74:LYS:HG3	1.58	1.33
1:D:400:LEU:CD1	1:D:405:LEU:CD2	2.07	1.31
1:D:401:ASP:O	1:D:405:LEU:HG	1.29	1.30
1:D:349:LEU:HA	1:D:352:GLU:OE1	1.28	1.30
2:M:254:PHE:CB	2:M:300:LEU:HD23	1.63	1.29
2:L:79:LYS:NZ	2:L:118:ASN:ND2	1.78	1.29
2:K:167:ASN:OD1	2:L:117:LYS:NZ	1.62	1.28

Continued on next page...

*Continued from previous page...*

Atom-1	Atom-2	Interatomic distance (Å)	Clash overlap (Å)
1:B:507:LEU:CD1	1:B:518:LEU:HD11	1.53	1.28
2:L:351:GLY:O	3:L:501:APR:H'4	1.24	1.25
1:E:15:LEU:HD22	1:E:83:CYS:SG	1.76	1.25
3:P:501:APR:O4'	3:P:501:APR:C1'	1.66	1.25
2:R:352:TYR:HE1	3:R:501:APR:C2D	1.48	1.25
1:D:400:LEU:CD1	1:D:405:LEU:HD23	1.63	1.24
2:N:65:ASN:ND2	2:N:69:LEU:HD23	1.50	1.24
2:L:267:THR:CG2	2:L:271:LYS:HA	1.66	1.24
3:L:501:APR:C1'	3:L:501:APR:O4'	1.65	1.21
1:D:186:PHE:HA	1:D:436:GLU:OE1	1.40	1.20
1:F:182:HIS:HB2	1:F:431:ASN:OD1	1.39	1.20
1:D:186:PHE:CA	1:D:436:GLU:OE1	1.91	1.18
1:E:188:VAL:HG21	1:E:437:GLU:HG2	1.25	1.18
1:F:65:ILE:HD12	1:F:74:LYS:HD2	1.22	1.17
1:D:67:LEU:HD23	1:D:73:SER:CB	1.72	1.17
1:D:349:LEU:CA	1:D:352:GLU:OE1	1.93	1.17
1:B:507:LEU:CD1	1:B:518:LEU:HG	1.69	1.17
2:L:412:HIS:NE2	3:L:501:APR:O2'	1.75	1.17
1:B:254:LEU:HD12	1:B:323:LEU:CD2	1.76	1.16
1:B:254:LEU:HD12	1:B:323:LEU:HD21	1.28	1.16
2:L:54:MET:SD	3:L:501:APR:O4D	2.05	1.15
1:B:507:LEU:CD1	1:B:518:LEU:CG	2.12	1.15
3:R:501:APR:C1'	3:R:501:APR:O4'	1.65	1.14
3:N:501:APR:C1'	3:N:501:APR:O4'	1.66	1.14
2:J:32:HIS:CD2	2:J:373:ASN:ND2	2.15	1.14
1:F:65:ILE:CD1	1:F:74:LYS:HD2	1.76	1.13
2:K:244:THR:HG23	2:K:246:ILE:HG12	1.14	1.13
1:E:15:LEU:CD2	1:E:83:CYS:SG	2.35	1.13
2:I:96:ILE:HD12	2:I:100:GLU:HB2	1.31	1.11
2:L:351:GLY:O	3:L:501:APR:C4'	1.98	1.11
1:D:221:ASN:HD21	1:D:406:LEU:HD23	1.15	1.11
1:D:348:PHE:O	1:D:352:GLU:OE1	1.65	1.11
2:L:48:THR:HG21	3:L:501:APR:N1	1.65	1.10
2:R:352:TYR:CE1	3:R:501:APR:C2D	2.35	1.10
1:B:169:ILE:O	1:B:173:ILE:HG12	1.52	1.09
2:L:79:LYS:HZ1	2:L:118:ASN:ND2	1.38	1.09
2:M:254:PHE:HB2	2:M:300:LEU:HD23	1.31	1.08
2:N:65:ASN:HD22	2:N:69:LEU:HD23	1.03	1.08
1:D:221:ASN:ND2	1:D:406:LEU:HD23	1.68	1.07
2:J:392:PHE:HB3	2:J:394:ASN:ND2	1.68	1.07
2:N:48:THR:HG21	3:N:501:APR:N6	1.70	1.06

*Continued on next page...*

*Continued from previous page...*

Atom-1	Atom-2	Interatomic distance (Å)	Clash overlap (Å)
1:E:89:ILE:HG12	1:E:94:ILE:HD13	1.34	1.06
2:L:267:THR:HG22	2:L:271:LYS:HA	1.26	1.06
2:L:351:GLY:C	3:L:501:APR:H'4	1.74	1.05
1:A:440:ARG:NE	1:D:460:ILE:HD13	1.71	1.05
2:I:96:ILE:HD12	2:I:100:GLU:CB	1.86	1.05
2:R:152:GLU:OE2	3:R:501:APR:H5R1	1.54	1.05
1:D:506:LEU:HD11	1:D:510:ILE:HD12	1.11	1.05
2:K:244:THR:CG2	2:K:246:ILE:HG12	1.86	1.05
2:L:413:TYR:CE1	3:L:501:APR:C4	2.39	1.04
1:D:131:ILE:HD12	1:D:172:LYS:HZ1	1.17	1.04
1:F:532:VAL:HG12	1:F:539:PRO:HB3	1.38	1.04
2:N:48:THR:HG21	3:N:501:APR:H61	1.16	1.03
2:N:413:TYR:CD1	3:N:501:APR:N3	2.25	1.03
1:D:131:ILE:HD12	1:D:172:LYS:NZ	1.72	1.03
1:B:341:LEU:HD13	1:B:370:ILE:HD13	1.38	1.03
1:C:57:VAL:HG22	1:C:83:CYS:SG	1.98	1.03
1:A:148:LEU:HD22	1:A:432:VAL:HG21	1.36	1.02
1:B:281:LEU:O	1:B:281:LEU:HD12	1.58	1.02
1:C:140:ALA:CB	1:C:542:ILE:HD12	1.90	1.02
1:D:67:LEU:HG	1:D:68:SER:H	1.20	1.02
2:N:355:PRO:HG3	3:N:501:APR:O4D	1.56	1.01
1:A:278:LEU:HD21	1:A:306:PHE:HE1	1.24	1.01
2:R:152:GLU:OE2	3:R:501:APR:C5D	2.07	1.01
2:R:352:TYR:HE1	3:R:501:APR:O2D	1.42	1.01
1:D:67:LEU:CD2	1:D:73:SER:OG	2.08	1.00
1:C:67:LEU:HD22	1:C:74:LYS:CG	1.91	1.00
2:L:413:TYR:CE1	3:L:501:APR:N3	2.29	1.00
1:E:188:VAL:HG21	1:E:437:GLU:CG	1.91	1.00
1:A:554:ILE:HD12	1:D:464:GLY:O	1.61	1.00
1:D:221:ASN:OD1	1:D:406:LEU:HD22	1.63	0.99
1:E:349:LEU:HD23	1:E:352:GLU:OE2	1.61	0.99
2:R:352:TYR:CE1	3:R:501:APR:O2D	2.15	0.99
1:B:507:LEU:HD12	1:B:518:LEU:HD12	1.44	0.99
1:D:227:GLU:HA	1:D:231:LEU:HD23	1.45	0.98
1:F:57:VAL:HA	1:F:83:CYS:SG	2.03	0.98
2:P:355:PRO:HG2	3:P:501:APR:HR'3	1.45	0.98
2:N:413:TYR:CE1	3:N:501:APR:C4	2.47	0.98
1:F:344:LEU:HD11	1:F:366:LEU:HD11	1.46	0.97
1:A:216:MET:O	1:A:220:ILE:HG12	1.62	0.97
1:D:221:ASN:OD1	1:D:406:LEU:CD2	2.13	0.97
2:R:352:TYR:CE1	3:R:501:APR:HR'2	1.99	0.97

*Continued on next page...*

*Continued from previous page...*

Atom-1	Atom-2	Interatomic distance (Å)	Clash overlap (Å)
2:R:152:GLU:OE2	3:R:501:APR:C4D	2.14	0.96
2:N:65:ASN:HD22	2:N:69:LEU:CD2	1.78	0.96
1:B:254:LEU:CD1	1:B:323:LEU:CD2	2.43	0.96
1:C:140:ALA:CB	1:C:542:ILE:CD1	2.43	0.95
1:B:409:THR:O	1:B:413:LEU:HD13	1.64	0.95
1:C:67:LEU:CD2	1:C:74:LYS:CG	2.42	0.95
1:D:506:LEU:CD1	1:D:510:ILE:CD1	2.45	0.95
2:L:54:MET:CE	3:L:501:APR:O1D	2.13	0.95
2:L:267:THR:HG21	2:L:271:LYS:HA	1.45	0.95
1:A:262:LEU:HD11	1:A:353:SER:OG	1.65	0.95
1:A:276:LYS:O	1:A:280:ILE:HD12	1.65	0.95
2:L:412:HIS:CD2	3:L:501:APR:H'1	2.02	0.94
1:C:140:ALA:HB2	1:C:542:ILE:HD12	1.45	0.94
1:A:507:LEU:HG	1:A:518:LEU:CD2	1.96	0.94
1:A:484:THR:HG22	1:A:488:GLN:NE2	1.83	0.94
1:C:67:LEU:HD22	1:C:74:LYS:HG3	0.95	0.94
2:L:412:HIS:NE2	3:L:501:APR:H'1	1.83	0.93
1:F:65:ILE:HG21	1:F:78:HIS:CG	2.03	0.93
1:D:186:PHE:HA	1:D:436:GLU:CD	1.88	0.93
2:R:54:MET:HE3	3:R:501:APR:C5D	1.99	0.93
2:N:355:PRO:HG3	3:N:501:APR:H5R2	1.51	0.93
2:R:45:GLY:O	3:R:501:APR:C6	2.16	0.92
2:O:254:PHE:CB	2:O:300:LEU:HD11	2.00	0.92
1:D:400:LEU:CD1	1:D:405:LEU:HD21	1.99	0.92
1:B:254:LEU:CD1	1:B:323:LEU:HD23	1.99	0.92
2:O:102:LYS:O	2:O:106:THR:HG23	1.70	0.91
1:A:440:ARG:CZ	1:D:460:ILE:HD13	2.01	0.91
1:B:216:MET:HG3	1:B:238:LEU:CD1	2.01	0.90
2:J:32:HIS:CD2	2:J:373:ASN:HD22	1.89	0.90
2:N:413:TYR:HE1	3:N:501:APR:C4	1.82	0.90
1:F:57:VAL:HG22	1:F:83:CYS:SG	2.12	0.90
1:C:248:ILE:HD12	1:C:329:LYS:HE3	1.53	0.89
1:F:531:ILE:O	1:F:539:PRO:HA	1.73	0.89
2:O:300:LEU:O	2:O:300:LEU:HD12	1.72	0.89
1:D:67:LEU:HD23	1:D:73:SER:OG	1.70	0.88
1:D:360:ARG:NH1	1:E:319:ASN:OD1	2.06	0.88
2:K:244:THR:HG23	2:K:246:ILE:CG1	2.01	0.88
1:D:186:PHE:CB	1:D:436:GLU:OE1	2.20	0.88
1:D:506:LEU:HD12	1:D:510:ILE:HD12	1.52	0.88
2:R:54:MET:HE1	3:R:501:APR:HR'4	1.54	0.88
1:A:503:LEU:O	1:A:518:LEU:HD21	1.73	0.88

*Continued on next page...*

*Continued from previous page...*

Atom-1	Atom-2	Interatomic distance (Å)	Clash overlap (Å)
1:D:211:ILE:HG21	1:D:333:ASN:CG	1.93	0.88
1:F:416:GLU:CG	1:F:431:ASN:HD22	1.85	0.88
2:P:96:ILE:HG22	2:P:97:GLN:H	1.38	0.88
1:E:525:PRO:O	1:E:528:THR:HG22	1.74	0.88
2:L:54:MET:HE3	3:L:501:APR:O1D	1.74	0.88
2:P:54:MET:HB2	3:P:501:APR:O2B	1.74	0.88
2:R:54:MET:CE	3:R:501:APR:O5D	2.22	0.88
2:N:413:TYR:CE1	3:N:501:APR:N3	2.40	0.87
1:F:65:ILE:CG2	1:F:78:HIS:HB2	2.04	0.87
2:G:314:ILE:HD11	2:G:329:TYR:CD2	2.08	0.87
1:D:402:ASP:HA	1:D:405:LEU:HD12	1.55	0.87
2:Q:343:LYS:O	2:Q:344:ASP:OD1	1.92	0.87
2:R:54:MET:CE	3:R:501:APR:HR'4	2.05	0.87
2:M:254:PHE:HB2	2:M:300:LEU:CD2	2.05	0.87
2:N:44:SER:OG	3:N:501:APR:O3D	1.92	0.87
2:M:254:PHE:HB3	2:M:300:LEU:HD23	1.54	0.87
1:A:440:ARG:CZ	1:D:460:ILE:CD1	2.53	0.86
2:R:54:MET:CE	3:R:501:APR:C4D	2.53	0.86
2:R:54:MET:HE2	3:R:501:APR:O5D	1.75	0.86
1:C:57:VAL:HA	1:C:83:CYS:SG	2.16	0.86
1:D:211:ILE:HG21	1:D:333:ASN:OD1	1.76	0.85
2:H:224:THR:O	2:H:225:THR:HG22	1.75	0.85
2:R:355:PRO:HG2	3:R:501:APR:HR'3	1.56	0.85
1:A:271:VAL:HG13	1:D:264:ARG:O	1.75	0.85
1:E:431:ASN:OD1	1:E:431:ASN:O	1.94	0.85
2:H:96:ILE:HG22	2:H:100:GLU:HB2	1.59	0.85
2:P:38:LEU:HB3	2:P:220:VAL:HG23	1.57	0.85
2:L:79:LYS:HZ3	2:L:118:ASN:ND2	1.74	0.84
1:D:67:LEU:HD22	1:D:73:SER:OG	1.75	0.84
1:E:368:THR:HG21	1:F:232:PRO:HB3	1.59	0.84
2:P:224:THR:O	2:P:225:THR:HG22	1.77	0.84
2:H:122:TYR:CE2	2:H:126:LEU:HD11	2.12	0.83
2:L:79:LYS:HZ3	2:L:118:ASN:HD21	1.24	0.83
1:C:67:LEU:HD21	1:C:74:LYS:HE3	1.59	0.83
1:D:67:LEU:HD23	1:D:73:SER:HB2	1.60	0.83
1:D:400:LEU:HD11	1:D:405:LEU:HD21	1.54	0.83
2:Q:418:VAL:HG12	2:Q:422:LEU:HD12	1.58	0.83
2:J:32:HIS:HD2	2:J:373:ASN:HD22	1.21	0.83
1:D:401:ASP:O	1:D:405:LEU:CG	2.23	0.83
1:A:507:LEU:HG	1:A:518:LEU:HD22	1.60	0.83
1:B:341:LEU:HD13	1:B:370:ILE:CD1	2.08	0.83

*Continued on next page...*

*Continued from previous page...*

Atom-1	Atom-2	Interatomic distance (Å)	Clash overlap (Å)
1:D:165:THR:HB	1:D:544:ILE:HD13	1.61	0.83
1:E:15:LEU:HD23	1:E:83:CYS:SG	2.17	0.83
2:L:79:LYS:HZ2	2:L:118:ASN:HD21	1.26	0.82
2:N:413:TYR:CD1	3:N:501:APR:C2	2.61	0.82
1:D:221:ASN:ND2	1:D:406:LEU:CD2	2.42	0.82
2:L:412:HIS:NE2	3:L:501:APR:C2'	2.42	0.82
2:M:25:VAL:HG12	2:M:25:VAL:O	1.79	0.82
2:H:270:TYR:N	2:O:270:TYR:HH	1.78	0.82
1:F:182:HIS:CB	1:F:431:ASN:OD1	2.27	0.82
2:P:355:PRO:CG	3:P:501:APR:HR'3	2.09	0.82
1:F:344:LEU:CD1	1:F:366:LEU:HD11	2.08	0.82
2:H:422:LEU:HD12	2:H:422:LEU:O	1.78	0.82
2:R:152:GLU:OE2	3:R:501:APR:C3D	2.28	0.81
2:R:54:MET:CE	3:R:501:APR:C5D	2.58	0.81
1:D:349:LEU:HA	1:D:352:GLU:CD	2.00	0.81
2:L:45:GLY:O	2:L:48:THR:HG23	1.81	0.81
1:F:268:THR:OG1	1:F:272:THR:HG21	1.80	0.81
1:D:69:SER:O	1:D:70:GLU:HG3	1.81	0.81
2:H:54:MET:HG3	3:H:501:APR:HR'4	1.63	0.81
1:F:65:ILE:CG2	1:F:78:HIS:CG	2.64	0.81
1:A:226:SER:OG	1:A:229:VAL:HG22	1.81	0.80
2:L:413:TYR:HE1	3:L:501:APR:C4	1.92	0.80
2:K:159:GLN:NE2	2:K:319:LEU:HD12	1.95	0.80
2:J:303:ILE:CD1	2:J:306:ASN:HB2	2.11	0.80
2:P:355:PRO:HG3	3:P:501:APR:H5R2	1.63	0.80
2:P:412:HIS:NE2	3:P:501:APR:H'2	1.96	0.80
1:B:254:LEU:CD1	1:B:323:LEU:HD21	2.08	0.80
1:D:221:ASN:CG	1:D:406:LEU:HD23	2.00	0.80
2:J:32:HIS:NE2	2:J:373:ASN:ND2	2.29	0.80
1:B:216:MET:HG3	1:B:238:LEU:HD11	1.62	0.80
2:L:44:SER:HB3	3:L:501:APR:O1D	1.80	0.80
2:P:90:GLU:OE2	2:P:383:GLU:OE1	2.00	0.79
1:C:131:ILE:O	1:C:542:ILE:HD11	1.82	0.79
2:R:355:PRO:CG	3:R:501:APR:HR'3	2.13	0.79
1:D:221:ASN:CG	1:D:406:LEU:CD2	2.51	0.79
2:J:355:PRO:HG3	3:J:501:APR:HR'3	1.63	0.79
1:C:140:ALA:HB3	1:C:542:ILE:CD1	2.12	0.79
1:B:254:LEU:HD12	1:B:323:LEU:HD23	1.63	0.79
1:B:507:LEU:CD1	1:B:518:LEU:HD12	2.05	0.79
1:F:26:ASN:CG	1:F:35:ILE:HG12	2.03	0.79
1:E:405:LEU:O	1:E:409:THR:HG22	1.83	0.79

*Continued on next page...*



*Continued from previous page...*

Atom-1	Atom-2	Interatomic distance (Å)	Clash overlap (Å)
2:P:51:VAL:HG23	2:P:185:THR:O	1.82	0.78
1:F:416:GLU:CG	1:F:431:ASN:ND2	2.46	0.78
1:D:67:LEU:HG	1:D:68:SER:N	1.98	0.78
2:L:267:THR:HG22	2:L:271:LYS:CA	2.12	0.78
2:J:32:HIS:CD2	2:J:373:ASN:HD21	1.98	0.78
2:N:355:PRO:HG3	3:N:501:APR:C5D	2.13	0.77
2:N:355:PRO:CG	3:N:501:APR:O4D	2.32	0.77
1:A:554:ILE:CD1	1:D:465:ARG:HA	2.14	0.77
1:A:237:GLY:HA2	1:A:347:VAL:HG21	1.67	0.77
2:L:412:HIS:NE2	3:L:501:APR:C1'	2.46	0.77
1:A:554:ILE:CD1	1:D:464:GLY:O	2.31	0.77
2:M:249:THR:OG1	2:P:242:TYR:OH	2.02	0.77
2:P:355:PRO:HG2	3:P:501:APR:C3D	2.14	0.77
1:B:531:ILE:HD11	1:B:542:ILE:HD11	1.67	0.77
1:C:254:LEU:HD22	1:C:346:TYR:CD2	2.20	0.77
2:L:54:MET:HE1	3:L:501:APR:O1D	1.83	0.77
2:M:254:PHE:CG	2:M:300:LEU:HD23	2.20	0.77
1:E:315:ASP:OD1	1:E:319:ASN:OD1	2.03	0.77
2:O:254:PHE:HB2	2:O:300:LEU:HD11	1.66	0.77
1:D:400:LEU:HD12	1:D:405:LEU:CD2	2.12	0.76
2:M:24:GLN:OE1	2:M:417:ILE:CD1	2.33	0.76
1:B:216:MET:HG3	1:B:238:LEU:CD2	2.15	0.76
2:L:48:THR:HG21	3:L:501:APR:C2	2.14	0.76
2:J:215:GLU:HG2	2:J:279:LYS:HG3	1.66	0.76
2:J:367:LEU:HD13	2:J:394:ASN:HD22	1.49	0.76
2:L:413:TYR:CD1	3:L:501:APR:N3	2.52	0.76
2:L:412:HIS:CD2	3:L:501:APR:C1'	2.68	0.76
1:B:461:ALA:HB1	1:B:488:GLN:HG2	1.67	0.75
2:J:392:PHE:CB	2:J:394:ASN:ND2	2.48	0.75
2:Q:352:TYR:OH	2:Q:356:ASP:OD1	2.04	0.75
2:R:355:PRO:HG3	3:R:501:APR:H5R2	1.68	0.75
1:A:278:LEU:HD21	1:A:306:PHE:CE1	2.17	0.75
1:C:262:LEU:HA	1:C:265:ASN:HB2	1.69	0.75
1:D:400:LEU:CD1	1:D:405:LEU:CG	2.64	0.75
2:L:44:SER:OG	3:L:501:APR:HR'3	1.87	0.75
1:A:228:LEU:CD1	1:B:361:SER:HA	2.17	0.75
2:K:246:ILE:HD11	2:K:292:TRP:CZ2	2.21	0.75
1:B:254:LEU:HD11	1:B:323:LEU:HD23	1.68	0.74
1:D:67:LEU:HD23	1:D:73:SER:CA	2.17	0.74
2:L:351:GLY:O	3:L:501:APR:C5'	2.35	0.74
2:P:354:PHE:HB3	2:P:360:ASN:HD21	1.53	0.74

*Continued on next page...*



*Continued from previous page...*

Atom-1	Atom-2	Interatomic distance (Å)	Clash overlap (Å)
1:B:507:LEU:HD12	1:B:518:LEU:HD11	0.74	0.74
1:E:525:PRO:HD2	1:E:528:THR:HG21	1.70	0.74
1:D:230:GLN:HA	1:D:233:ILE:HD12	1.67	0.74
2:H:267:THR:O	2:H:268:ASN:O	2.06	0.74
1:A:554:ILE:HD12	1:D:465:ARG:HA	1.70	0.74
1:D:67:LEU:CD2	1:D:73:SER:CB	2.58	0.74
2:R:54:MET:HE1	3:R:501:APR:C4D	2.14	0.74
1:B:357:ASN:HB2	1:E:357:ASN:H	1.53	0.74
1:B:391:LYS:HE3	1:C:560:TYR:HB3	1.68	0.74
1:F:200:ILE:HD11	1:F:396:SER:OG	1.88	0.74
1:F:416:GLU:HG3	1:F:431:ASN:HD22	1.52	0.73
1:E:482:SER:OG	1:E:485:VAL:HG23	1.87	0.73
2:J:341:GLN:HG3	2:J:366:ASN:OD1	1.89	0.73
1:B:531:ILE:HD13	1:B:542:ILE:HD12	1.71	0.73
1:D:67:LEU:CG	1:D:68:SER:H	2.00	0.73
1:F:284:THR:HG22	1:F:285:ASN:N	2.03	0.73
2:N:355:PRO:HG3	3:N:501:APR:C4D	2.19	0.73
1:D:348:PHE:C	1:D:352:GLU:OE1	2.26	0.73
1:B:274:ARG:HG3	1:B:291:TYR:HB3	1.69	0.73
1:B:507:LEU:HD11	1:B:518:LEU:HG	0.73	0.73
2:Q:356:ASP:OD2	2:Q:358:HIS:CE1	2.42	0.72
1:B:179:GLN:HB3	1:C:561:ARG:HB3	1.71	0.72
1:D:261:SER:HA	1:D:264:ARG:HE	1.53	0.72
1:B:370:ILE:HD12	1:B:371:LYS:HD2	1.71	0.72
2:J:413:TYR:CD1	3:J:501:APR:C5	2.72	0.72
1:A:228:LEU:HD13	1:B:361:SER:HA	1.69	0.72
2:K:214:THR:HG22	2:K:214:THR:O	1.89	0.72
2:N:92:GLU:OE2	2:N:105:HIS:HE1	1.64	0.72
1:F:284:THR:HG22	1:F:285:ASN:H	1.54	0.72
1:F:57:VAL:CA	1:F:83:CYS:SG	2.76	0.72
2:L:355:PRO:HG3	3:L:501:APR:O3D	1.90	0.71
2:L:412:HIS:CD2	3:L:501:APR:C2'	2.72	0.71
1:A:157:ASN:ND2	1:A:497:VAL:HA	2.05	0.71
1:D:211:ILE:CG2	1:D:333:ASN:CG	2.57	0.71
2:P:96:ILE:HG22	2:P:97:GLN:N	2.05	0.71
2:K:244:THR:CG2	2:K:246:ILE:CG1	2.64	0.71
1:C:67:LEU:HD21	1:C:74:LYS:HG3	1.69	0.71
2:I:334:ARG:HH12	2:J:342:ILE:HD13	1.56	0.71
2:I:96:ILE:HD12	2:I:100:GLU:HB3	1.71	0.70
2:H:81:ILE:HD11	2:H:117:LYS:HA	1.71	0.70
1:D:227:GLU:CA	1:D:231:LEU:HD23	2.20	0.70

*Continued on next page...*

*Continued from previous page...*

Atom-1	Atom-2	Interatomic distance (Å)	Clash overlap (Å)
1:E:280:ILE:HG12	1:E:349:LEU:HD13	1.73	0.70
1:E:425:LEU:HD12	1:E:428:ARG:HD2	1.73	0.70
2:H:91:GLN:O	2:H:95:LYS:NZ	2.24	0.70
2:R:346:THR:HG23	2:R:373:ASN:HD22	1.56	0.70
1:F:65:ILE:HD12	1:F:74:LYS:CD	2.13	0.70
1:C:140:ALA:HB2	1:C:542:ILE:CD1	2.15	0.70
1:E:242:ASN:HD21	1:E:333:ASN:H	1.39	0.70
1:B:176:LEU:HB3	1:C:562:SER:HA	1.74	0.69
2:J:303:ILE:HD11	2:J:306:ASN:HB2	1.73	0.69
2:R:352:TYR:HE1	3:R:501:APR:C1D	2.01	0.69
1:D:221:ASN:HD21	1:D:406:LEU:CD2	1.98	0.69
1:E:351:GLU:HG3	1:E:356:ASN:HB2	1.74	0.69
1:E:494:VAL:HG23	1:E:530:TYR:HB3	1.73	0.69
2:H:54:MET:HG3	3:H:501:APR:C4D	2.22	0.69
1:F:284:THR:HG22	1:F:285:ASN:OD1	1.92	0.69
1:E:89:ILE:CG1	1:E:94:ILE:HD13	2.19	0.69
1:C:57:VAL:CG2	1:C:83:CYS:SG	2.80	0.69
2:L:414:PHE:O	2:L:418:VAL:HG23	1.93	0.69
1:A:532:VAL:HG23	1:A:539:PRO:HB3	1.75	0.68
2:H:267:THR:HG21	2:H:275:GLN:HB2	1.73	0.68
2:K:68:VAL:HG22	2:K:174:VAL:HG13	1.75	0.68
2:H:106:THR:HG23	2:H:137:ILE:HD11	1.74	0.68
1:A:280:ILE:HG12	1:A:349:LEU:HD21	1.75	0.68
1:E:89:ILE:HG12	1:E:94:ILE:CD1	2.16	0.68
2:M:25:VAL:HG11	2:M:419:GLU:H	1.58	0.68
2:Q:292:TRP:HB3	2:Q:300:LEU:HD11	1.74	0.68
2:L:79:LYS:HZ1	2:L:118:ASN:HD21	0.68	0.68
1:B:204:ILE:HG23	1:B:205:ASN:H	1.57	0.68
2:L:351:GLY:O	3:L:501:APR:H5'1	1.94	0.68
1:F:65:ILE:CG2	1:F:78:HIS:CB	2.71	0.68
2:J:45:GLY:O	3:J:501:APR:C5	2.41	0.68
1:C:248:ILE:CD1	1:C:329:LYS:HE3	2.23	0.68
1:E:219:TRP:O	1:E:223:ILE:HD12	1.93	0.68
2:J:155:LEU:HB3	2:J:316:PRO:HB3	1.76	0.68
2:R:45:GLY:O	3:R:501:APR:C5	2.42	0.68
2:I:155:LEU:CB	2:I:317:THR:HG22	2.24	0.67
1:D:400:LEU:HD12	1:D:405:LEU:HD21	1.75	0.67
1:D:187:ASP:N	1:D:436:GLU:OE1	2.27	0.67
1:F:532:VAL:HG12	1:F:539:PRO:CB	2.21	0.67
2:I:354:PHE:HD1	2:I:360:ASN:OD1	1.77	0.67
1:D:123:PHE:O	1:D:143:ASN:ND2	2.28	0.67

*Continued on next page...*

*Continued from previous page...*

Atom-1	Atom-2	Interatomic distance (Å)	Clash overlap (Å)
1:F:374:GLN:O	1:F:378:SER:OG	2.09	0.67
2:P:413:TYR:CE1	3:P:501:APR:C6	2.77	0.67
1:A:156:GLY:HA2	1:A:495:HIS:HB2	1.74	0.67
2:H:96:ILE:CG2	2:H:100:GLU:CB	2.72	0.67
2:I:35:ALA:O	2:I:213:ARG:NH1	2.26	0.67
2:N:355:PRO:CG	3:N:501:APR:H5R2	2.23	0.67
1:A:14:LYS:HA	1:A:83:CYS:O	1.95	0.67
2:G:13:LEU:HB3	2:G:20:GLU:HG2	1.77	0.67
2:K:32:HIS:HB3	2:K:346:THR:HG21	1.75	0.67
1:D:147:LEU:HB2	1:D:535:LEU:HD13	1.76	0.67
2:Q:47:SER:OG	2:Q:226:ASN:ND2	2.28	0.67
2:Q:354:PHE:HB3	2:Q:360:ASN:HD21	1.59	0.67
2:J:72:VAL:O	2:J:75:PHE:HB2	1.93	0.67
1:D:344:LEU:CD1	1:D:348:PHE:HE2	2.08	0.67
2:L:54:MET:CE	3:L:501:APR:C1D	2.72	0.67
1:B:181:LEU:HB2	1:C:561:ARG:HG3	1.77	0.67
2:N:152:GLU:OE2	3:N:501:APR:HR'2	1.95	0.67
1:A:267:GLN:NE2	1:E:264:ARG:O	2.28	0.66
2:O:274:TRP:HB3	2:R:264:VAL:HG11	1.76	0.66
2:Q:340:LEU:HA	2:Q:345:THR:HG21	1.77	0.66
1:A:440:ARG:CZ	1:D:460:ILE:HD11	2.24	0.66
1:D:406:LEU:HD11	1:D:453:GLU:OE2	1.96	0.66
1:C:256:CYS:SG	1:C:257:TYR:N	2.69	0.66
1:F:416:GLU:HG2	1:F:431:ASN:HD22	1.58	0.66
2:M:24:GLN:OE1	2:M:417:ILE:HD11	1.95	0.66
1:D:221:ASN:OD1	1:D:406:LEU:HD23	1.90	0.66
1:E:15:LEU:HD22	1:E:83:CYS:HG	1.59	0.66
1:D:186:PHE:HB2	1:D:436:GLU:OE1	1.93	0.66
2:J:11:ASP:HB3	2:J:14:THR:HG23	1.76	0.66
2:N:292:TRP:HD1	2:N:302:GLN:HG3	1.61	0.66
1:C:57:VAL:CA	1:C:83:CYS:SG	2.84	0.66
1:A:334:VAL:CG1	1:A:340:LEU:HD11	2.25	0.66
1:D:400:LEU:HD11	1:D:405:LEU:HD23	0.70	0.66
2:P:102:LYS:HA	2:P:105:HIS:CD2	2.31	0.66
2:Q:77:ASN:HA	2:Q:119:LEU:HB3	1.76	0.66
1:D:503:LEU:HB3	1:D:518:LEU:HD21	1.76	0.66
1:D:506:LEU:HD12	1:D:510:ILE:CD1	2.18	0.66
2:J:392:PHE:HB3	2:J:394:ASN:HD21	1.55	0.66
1:A:440:ARG:CD	1:D:460:ILE:HD13	2.26	0.65
1:C:67:LEU:HG	1:C:67:LEU:O	1.95	0.65
1:D:413:LEU:HD23	1:D:435:PHE:CZ	2.30	0.65

*Continued on next page...*

*Continued from previous page...*

Atom-1	Atom-2	Interatomic distance (Å)	Clash overlap (Å)
2:H:96:ILE:HG22	2:H:97:GLN:N	2.11	0.65
2:I:41:PHE:HB3	2:I:349:ILE:HG12	1.77	0.65
2:M:80:GLY:HA2	2:M:118:ASN:HA	1.79	0.65
2:Q:41:PHE:HB2	2:Q:347:LEU:HD11	1.77	0.65
1:E:263:TYR:OH	1:E:303:GLU:OE1	2.13	0.65
2:L:354:PHE:HB3	2:L:360:ASN:HD21	1.61	0.65
2:N:92:GLU:HG2	2:N:92:GLU:O	1.96	0.65
2:N:413:TYR:CE1	3:N:501:APR:C2	2.79	0.65
2:O:5:HIS:O	2:O:12:VAL:HG12	1.96	0.65
1:A:157:ASN:HD21	1:A:497:VAL:HA	1.62	0.65
1:D:47:ASN:HD21	1:D:51:GLU:HB2	1.61	0.65
1:D:239:LYS:HG3	1:D:327:ILE:HA	1.78	0.65
1:D:364:ALA:HB2	1:E:326:VAL:HG12	1.77	0.65
1:D:506:LEU:HD11	1:D:510:ILE:CD1	2.06	0.65
1:A:188:VAL:CG1	1:D:460:ILE:HD12	2.26	0.65
1:C:254:LEU:HD22	1:C:346:TYR:CG	2.32	0.65
1:D:228:LEU:HD13	1:D:229:VAL:HG12	1.77	0.65
1:E:11:THR:HG22	1:E:12:PHE:N	2.11	0.65
2:M:24:GLN:CD	2:M:417:ILE:CD1	2.65	0.65
2:P:48:THR:OG1	3:P:501:APR:N6	2.30	0.65
1:F:371:LYS:HA	1:F:374:GLN:HB2	1.78	0.65
2:I:77:ASN:HA	2:I:119:LEU:HB2	1.79	0.65
1:B:278:LEU:HD11	1:B:289:GLU:HA	1.79	0.65
1:B:536:PHE:HD2	1:B:537:PRO:HD2	1.62	0.65
2:I:269:ARG:HG3	2:I:271:LYS:HB2	1.78	0.65
2:J:293:LYS:HE2	2:J:303:ILE:HD13	1.78	0.65
2:M:160:ASN:OD1	2:N:160:ASN:ND2	2.30	0.65
1:A:531:ILE:O	1:A:539:PRO:HA	1.96	0.64
1:A:374:GLN:O	1:A:378:SER:OG	2.13	0.64
1:D:67:LEU:HD22	1:D:73:SER:HG	1.62	0.64
1:D:348:PHE:O	1:D:352:GLU:CD	2.35	0.64
2:L:54:MET:HE1	3:L:501:APR:C1D	2.26	0.64
1:D:507:LEU:HB3	1:D:518:LEU:HD13	1.77	0.64
2:O:35:ALA:O	2:O:213:ARG:NH1	2.31	0.64
2:P:413:TYR:CD1	3:P:501:APR:C6	2.80	0.64
1:B:216:MET:HG3	1:B:238:LEU:HD21	1.78	0.64
1:F:507:LEU:HB2	1:F:518:LEU:HD11	1.80	0.64
2:N:92:GLU:CD	2:N:105:HIS:CE1	2.67	0.64
2:P:355:PRO:CG	3:P:501:APR:HR'2	2.28	0.64
1:D:211:ILE:HG22	1:D:333:ASN:ND2	2.12	0.64
1:F:447:GLU:HA	1:F:454:VAL:HG11	1.80	0.64

*Continued on next page...*

*Continued from previous page...*

Atom-1	Atom-2	Interatomic distance (Å)	Clash overlap (Å)
2:G:314:ILE:HG21	2:G:320:LYS:HG3	1.80	0.64
2:I:354:PHE:CD1	2:I:360:ASN:OD1	2.50	0.64
1:B:274:ARG:NH1	1:B:292:ASP:O	2.30	0.64
1:E:322:THR:HG22	1:E:323:LEU:H	1.63	0.64
1:F:532:VAL:CG1	1:F:539:PRO:HB3	2.22	0.64
2:G:24:GLN:HG3	2:G:25:VAL:HG13	1.80	0.64
2:K:35:ALA:O	2:K:213:ARG:NH1	2.31	0.64
1:A:263:TYR:HA	1:A:273:LYS:HD2	1.80	0.64
1:A:503:LEU:C	1:A:518:LEU:HD21	2.17	0.64
1:D:131:ILE:CD1	1:D:172:LYS:NZ	2.56	0.64
1:B:216:MET:CB	1:B:238:LEU:HD22	2.29	0.63
2:J:303:ILE:HD12	2:J:306:ASN:HB2	1.79	0.63
2:O:97:GLN:HE22	2:O:99:LYS:HB3	1.63	0.63
1:E:15:LEU:HB3	1:E:83:CYS:SG	2.39	0.63
2:K:24:GLN:HA	2:K:28:PHE:HB2	1.81	0.63
1:A:440:ARG:NH1	1:D:460:ILE:HD11	2.13	0.63
1:C:167:ARG:NH1	1:C:550:LYS:O	2.30	0.63
2:O:254:PHE:HB3	2:O:300:LEU:HD11	1.80	0.63
1:A:228:LEU:CD2	1:B:361:SER:HB2	2.28	0.63
1:A:554:ILE:HD12	1:D:464:GLY:C	2.18	0.63
1:B:428:ARG:O	1:C:558:ILE:HG23	1.99	0.63
1:C:67:LEU:HD21	1:C:74:LYS:CG	2.28	0.63
1:A:148:LEU:CD2	1:A:432:VAL:HG21	2.20	0.63
2:L:355:PRO:HG3	3:L:501:APR:HR'4	1.81	0.63
1:A:203:VAL:O	1:A:203:VAL:HG12	1.97	0.63
2:L:13:LEU:O	2:L:21:LYS:NZ	2.32	0.63
2:P:69:LEU:HA	2:P:72:VAL:HG12	1.80	0.63
1:B:239:LYS:HG3	1:B:327:ILE:HG23	1.81	0.63
1:D:400:LEU:CD1	1:D:405:LEU:HG	2.28	0.63
1:C:140:ALA:HB3	1:C:542:ILE:HD11	1.78	0.63
2:M:25:VAL:HG11	2:M:419:GLU:N	2.13	0.63
1:A:303:GLU:O	1:A:307:ILE:HG12	1.99	0.62
1:F:258:ILE:HD11	1:F:346:TYR:HE1	1.64	0.62
1:B:413:LEU:HD11	1:B:435:PHE:CZ	2.34	0.62
2:O:254:PHE:CB	2:O:300:LEU:CD1	2.76	0.62
1:A:507:LEU:CG	1:A:518:LEU:CD2	2.76	0.62
1:B:429:SER:HA	1:C:558:ILE:HG21	1.80	0.62
1:F:428:ARG:NH1	1:F:428:ARG:O	2.31	0.62
2:H:355:PRO:HG3	3:H:501:APR:HR'3	1.80	0.62
2:L:131:SER:HA	2:L:134:LYS:HG3	1.81	0.62
2:P:111:LEU:HD12	2:P:112:GLU:N	2.14	0.62

*Continued on next page...*

*Continued from previous page...*

Atom-1	Atom-2	Interatomic distance (Å)	Clash overlap (Å)
1:A:219:TRP:CZ3	1:A:222:LEU:CD2	2.83	0.62
2:O:291:ASN:O	2:O:303:ILE:N	2.32	0.62
1:A:8:THR:HA	1:B:62:ASP:OD2	1.99	0.62
1:A:273:LYS:O	1:A:277:ILE:HG12	1.98	0.62
1:B:531:ILE:CD1	1:B:542:ILE:CD1	2.76	0.62
1:F:255:LYS:HA	1:F:258:ILE:HD12	1.81	0.62
1:B:167:ARG:NH1	1:B:191:GLU:O	2.32	0.62
1:D:167:ARG:HE	1:D:192:TYR:HB3	1.64	0.62
2:H:188:LYS:HD3	2:H:290:ILE:HD12	1.80	0.62
2:L:215:GLU:HG2	2:L:279:LYS:HG3	1.82	0.62
1:C:505:TYR:O	1:C:509:SER:HB3	2.00	0.62
2:L:95:LYS:O	2:L:101:ARG:NH2	2.31	0.62
2:N:68:VAL:HG22	2:N:174:VAL:HG13	1.81	0.62
1:F:65:ILE:HG21	1:F:78:HIS:CB	2.30	0.62
2:H:353:GLY:N	3:H:501:APR:H'4	2.14	0.62
2:H:354:PHE:HB3	2:H:360:ASN:HD21	1.65	0.62
2:R:79:LYS:NZ	2:R:153:GLU:OE1	2.32	0.62
1:B:532:VAL:HG12	1:B:539:PRO:HB3	1.82	0.61
1:D:16:ILE:HG12	1:D:82:GLU:HG2	1.81	0.61
1:D:413:LEU:HD23	1:D:435:PHE:HZ	1.65	0.61
2:I:286:ILE:HG22	2:I:332:LEU:HB3	1.81	0.61
2:J:53:LEU:HD11	3:J:501:APR:H8	1.81	0.61
2:M:22:GLN:O	2:M:26:ALA:HB2	2.00	0.61
1:D:233:ILE:HG23	1:D:347:VAL:HG12	1.80	0.61
2:H:96:ILE:HG22	2:H:100:GLU:CB	2.28	0.61
2:O:354:PHE:HB3	2:O:360:ASN:HD21	1.64	0.61
1:B:183:PHE:O	1:B:392:SER:HA	2.00	0.61
2:G:157:TRP:NE1	2:H:164:TYR:O	2.31	0.61
1:A:334:VAL:HG12	1:A:340:LEU:HD11	1.80	0.61
1:D:186:PHE:C	1:D:436:GLU:OE1	2.37	0.61
1:E:401:ASP:O	1:E:405:LEU:N	2.30	0.61
2:K:286:ILE:HG22	2:K:332:LEU:HB3	1.81	0.61
1:C:67:LEU:HD21	1:C:74:LYS:CE	2.29	0.61
2:K:371:ASP:OD1	2:K:371:ASP:N	2.31	0.61
2:L:155:LEU:HB3	2:L:316:PRO:HB3	1.82	0.61
2:O:25:VAL:O	2:O:30:ASN:ND2	2.34	0.61
2:R:287:HIS:HE1	3:R:501:APR:O3D	1.83	0.61
2:H:96:ILE:CG2	2:H:100:GLU:HB2	2.30	0.61
2:J:210:PHE:HA	2:J:213:ARG:HG2	1.82	0.61
2:O:286:ILE:HG22	2:O:332:LEU:HB3	1.83	0.61
1:C:410:THR:HA	1:C:413:LEU:HG	1.82	0.61

*Continued on next page...*

*Continued from previous page...*

Atom-1	Atom-2	Interatomic distance (Å)	Clash overlap (Å)
1:C:478:PRO:HA	1:C:481:LEU:HD23	1.83	0.61
2:H:96:ILE:HG21	2:H:100:GLU:HB3	1.81	0.61
2:P:349:ILE:HD12	2:P:376:ILE:HG12	1.82	0.61
1:E:210:ASN:ND2	1:E:383:ASN:O	2.32	0.61
2:I:6:LEU:HB2	2:I:399:LEU:HB3	1.81	0.61
2:L:86:LYS:NZ	2:L:383:GLU:OE2	2.34	0.61
2:L:210:PHE:HA	2:L:213:ARG:HG2	1.82	0.61
2:N:61:ILE:HG22	2:N:69:LEU:HD13	1.82	0.61
2:O:254:PHE:HB2	2:O:300:LEU:CD1	2.30	0.61
2:R:54:MET:HE3	3:R:501:APR:H5R1	1.80	0.61
1:A:434:ILE:HA	1:A:472:MET:HB3	1.82	0.61
1:D:270:ALA:HA	1:D:273:LYS:HG3	1.82	0.61
2:I:155:LEU:HB3	2:I:317:THR:HG22	1.82	0.61
2:J:54:MET:HA	2:J:57:THR:HG22	1.83	0.61
2:M:24:GLN:CD	2:M:417:ILE:HD13	2.21	0.61
1:B:484:THR:OG1	1:C:501:VAL:HG11	2.00	0.61
1:D:152:THR:HG23	1:D:152:THR:O	1.99	0.60
2:H:39:THR:HG22	2:H:221:SER:HB2	1.83	0.60
2:M:25:VAL:O	2:M:25:VAL:CG1	2.47	0.60
2:R:352:TYR:CE1	3:R:501:APR:C1D	2.81	0.60
1:A:440:ARG:NE	1:D:460:ILE:CD1	2.57	0.60
1:B:216:MET:HB2	1:B:238:LEU:CD2	2.31	0.60
1:C:122:HIS:CE1	1:C:143:ASN:HD22	2.19	0.60
2:L:69:LEU:HD12	2:L:72:VAL:HB	1.83	0.60
2:Q:105:HIS:HA	2:Q:108:MET:HG2	1.82	0.60
1:A:278:LEU:HA	1:A:281:LEU:HB2	1.82	0.60
1:B:67:LEU:H	1:B:70:GLU:HG3	1.66	0.60
1:B:507:LEU:CG	1:B:518:LEU:HD11	2.30	0.60
1:C:10:VAL:HG13	1:C:15:LEU:HD12	1.83	0.60
2:G:133:TYR:HB3	2:G:137:ILE:HD13	1.84	0.60
2:K:155:LEU:HB3	2:K:317:THR:HB	1.84	0.60
2:L:71:TYR:OH	2:L:168:ASN:ND2	2.33	0.60
1:A:276:LYS:HD2	1:A:277:ILE:HG23	1.83	0.60
1:A:503:LEU:O	1:A:518:LEU:CD2	2.48	0.60
1:B:281:LEU:O	1:B:281:LEU:CD1	2.44	0.60
1:F:416:GLU:OE2	1:F:431:ASN:ND2	2.34	0.60
2:K:151:ILE:HD11	2:K:178:LEU:HD22	1.83	0.60
2:N:143:CYS:SG	2:N:147:ASN:ND2	2.75	0.60
2:P:51:VAL:HG21	2:P:186:ILE:HG13	1.84	0.60
1:C:187:ASP:N	1:C:395:TYR:O	2.30	0.60
1:E:134:ILE:HG12	1:E:542:ILE:HG13	1.84	0.60

*Continued on next page...*



*Continued from previous page...*

Atom-1	Atom-2	Interatomic distance (Å)	Clash overlap (Å)
2:I:96:ILE:CD1	2:I:100:GLU:HB2	2.21	0.60
2:J:11:ASP:HB3	2:J:14:THR:CG2	2.32	0.60
2:M:200:GLU:HA	2:M:203:LYS:HG2	1.82	0.60
1:B:409:THR:O	1:B:413:LEU:CD1	2.46	0.60
1:C:277:ILE:HD11	1:C:291:TYR:HB2	1.84	0.60
2:L:79:LYS:NZ	2:L:118:ASN:CG	2.54	0.60
2:P:96:ILE:CG2	2:P:97:GLN:H	2.12	0.60
1:B:204:ILE:HG23	1:B:205:ASN:N	2.17	0.60
1:D:349:LEU:C	1:D:352:GLU:OE1	2.40	0.60
1:F:373:VAL:HA	1:F:376:ARG:HG2	1.84	0.60
2:J:69:LEU:O	2:J:73:LYS:N	2.34	0.60
2:J:413:TYR:CD1	3:J:501:APR:C6	2.85	0.60
2:K:160:ASN:ND2	2:K:318:MET:SD	2.64	0.60
2:P:355:PRO:CG	3:P:501:APR:H5R2	2.30	0.60
2:R:152:GLU:OE2	3:R:501:APR:HR'3	2.00	0.60
1:E:174:ASN:O	1:E:179:GLN:NE2	2.35	0.60
1:F:231:LEU:HG	1:F:232:PRO:HD3	1.83	0.60
2:H:66:GLU:O	2:H:70:ASN:ND2	2.35	0.60
1:A:146:LYS:O	1:A:491:ASN:ND2	2.35	0.60
2:R:54:MET:HE3	3:R:501:APR:C4D	2.27	0.60
1:E:188:VAL:HG22	1:E:436:GLU:HB3	1.84	0.59
2:O:32:HIS:HB3	2:O:346:THR:HG21	1.83	0.59
1:A:192:TYR:HD2	1:A:394:VAL:HG21	1.67	0.59
1:E:11:THR:HG22	1:E:12:PHE:H	1.67	0.59
2:L:219:LYS:HG3	2:L:262:ARG:HD3	1.84	0.59
1:F:47:ASN:HD21	1:F:51:GLU:HB2	1.68	0.59
2:M:35:ALA:O	2:M:213:ARG:NH1	2.35	0.59
1:C:157:ASN:HA	1:C:476:GLN:HB2	1.84	0.59
1:C:254:LEU:CD2	1:C:346:TYR:CG	2.86	0.59
1:E:199:LYS:HB3	1:E:393:ILE:HG22	1.84	0.59
2:P:340:LEU:HA	2:P:345:THR:HG21	1.85	0.59
1:A:348:PHE:HE2	1:A:367:GLU:HB2	1.66	0.59
1:D:74:LYS:HG3	1:D:76:LYS:H	1.65	0.59
2:J:341:GLN:CG	2:J:366:ASN:OD1	2.50	0.59
1:A:251:GLU:HA	1:A:254:LEU:HD12	1.84	0.59
1:F:271:VAL:HA	1:F:274:ARG:HG2	1.84	0.59
2:I:24:GLN:HA	2:I:28:PHE:HB2	1.83	0.59
2:J:70:ASN:O	2:J:73:LYS:HB2	2.03	0.59
2:O:206:TYR:OH	2:O:231:ASN:ND2	2.35	0.59
2:M:22:GLN:HG3	2:M:421:PHE:HB3	1.84	0.59
2:N:410:LYS:HB3	2:N:412:HIS:CE1	2.37	0.59

*Continued on next page...*



*Continued from previous page...*

Atom-1	Atom-2	Interatomic distance (Å)	Clash overlap (Å)
2:P:355:PRO:HG2	3:P:501:APR:HR'2	1.84	0.59
1:B:345:ASN:HA	1:B:348:PHE:CE2	2.37	0.59
1:B:391:LYS:O	1:B:391:LYS:NZ	2.33	0.59
2:G:162:LEU:O	2:G:166:ASN:ND2	2.27	0.59
2:R:45:GLY:O	3:R:501:APR:N1	2.36	0.59
1:A:258:ILE:HD12	1:A:350:LEU:HD12	1.83	0.59
1:B:531:ILE:CD1	1:B:542:ILE:HD12	2.33	0.59
1:D:145:ALA:O	1:D:149:THR:OG1	2.21	0.59
1:F:284:THR:CG2	1:F:285:ASN:H	2.15	0.59
2:I:272:GLU:HB3	2:I:275:GLN:HB2	1.85	0.59
2:L:340:LEU:HA	2:L:345:THR:HG21	1.83	0.59
1:A:228:LEU:HD12	1:A:229:VAL:HG13	1.85	0.59
1:C:338:ASN:HA	1:C:341:LEU:HB2	1.83	0.59
2:J:13:LEU:O	2:J:21:LYS:NZ	2.35	0.59
2:J:413:TYR:HD1	3:J:501:APR:C5	2.14	0.59
2:M:254:PHE:CB	2:M:300:LEU:CD2	2.57	0.59
1:A:9:SER:HA	1:B:61:GLU:HA	1.84	0.58
1:D:165:THR:CB	1:D:544:ILE:HD13	2.33	0.58
1:F:224:LYS:O	1:F:369:ARG:NH1	2.36	0.58
2:L:165:ASP:O	2:L:166:ASN:ND2	2.36	0.58
2:O:314:ILE:O	2:O:314:ILE:HG13	2.03	0.58
1:B:11:THR:HB	1:C:59:LYS:HG3	1.84	0.58
2:P:355:PRO:CG	3:P:501:APR:C3D	2.77	0.58
1:A:217:GLN:O	1:A:221:ASN:ND2	2.36	0.58
1:A:361:SER:HA	1:D:229:VAL:HB	1.86	0.58
1:E:61:GLU:HA	1:F:9:SER:HA	1.83	0.58
2:J:319:LEU:HB2	2:J:322:LYS:HB2	1.84	0.58
2:M:324:THR:O	2:M:330:SER:OG	2.17	0.58
1:A:355:GLY:O	1:B:267:GLN:NE2	2.36	0.58
1:A:484:THR:HG22	1:A:488:GLN:HE21	1.64	0.58
1:C:477:ARG:HE	1:C:479:SER:HB2	1.68	0.58
1:F:267:GLN:NE2	1:F:268:THR:HG23	2.18	0.58
2:H:35:ALA:O	2:H:213:ARG:NH1	2.31	0.58
2:I:350:ILE:HA	2:I:377:PHE:HB2	1.84	0.58
1:C:559:VAL:HG12	1:C:560:TYR:N	2.19	0.58
1:E:478:PRO:HG2	1:E:502:ASP:HB3	1.84	0.58
2:G:219:LYS:HE3	2:G:280:GLU:HG2	1.84	0.58
2:Q:160:ASN:ND2	2:Q:318:MET:SD	2.72	0.58
1:F:404:LEU:HD23	1:F:404:LEU:H	1.68	0.58
1:E:188:VAL:CG2	1:E:437:GLU:HG2	2.17	0.58
2:G:43:GLY:HA3	2:G:352:TYR:HB2	1.85	0.58

*Continued on next page...*

*Continued from previous page...*

Atom-1	Atom-2	Interatomic distance (Å)	Clash overlap (Å)
2:N:45:GLY:HA2	2:N:53:LEU:HD11	1.84	0.58
1:A:158:THR:O	1:D:512:TYR:OH	2.22	0.58
1:D:170:ILE:O	1:D:391:LYS:NZ	2.29	0.58
1:D:344:LEU:CD1	1:D:348:PHE:CE2	2.86	0.58
2:N:413:TYR:HD1	3:N:501:APR:N3	1.95	0.58
2:R:287:HIS:CE1	3:R:501:APR:O3D	2.56	0.58
1:B:266:GLN:HG2	1:B:273:LYS:HE3	1.85	0.58
1:C:131:ILE:O	1:C:542:ILE:CD1	2.52	0.58
1:D:228:LEU:CD1	1:D:229:VAL:HG12	2.34	0.58
1:A:438:ALA:HB1	1:A:442:ILE:HD12	1.86	0.58
1:C:441:TYR:HB2	1:C:442:ILE:HD12	1.85	0.58
2:G:314:ILE:HD11	2:G:329:TYR:CE2	2.37	0.58
2:L:70:ASN:O	2:L:73:LYS:HB2	2.03	0.58
2:P:13:LEU:HB3	2:P:21:LYS:HG2	1.85	0.58
1:A:507:LEU:HG	1:A:518:LEU:HD23	1.82	0.57
1:B:314:VAL:CG1	1:B:319:ASN:HA	2.34	0.57
1:A:428:ARG:NH2	1:B:555:THR:OG1	2.36	0.57
2:M:21:LYS:NZ	2:M:422:LEU:O	2.30	0.57
1:C:152:THR:HB	1:C:472:MET:HG3	1.87	0.57
1:D:228:LEU:HD12	1:D:229:VAL:N	2.18	0.57
1:D:412:ILE:HA	1:D:415:LYS:HG2	1.87	0.57
1:E:368:THR:HG21	1:F:232:PRO:CB	2.33	0.57
2:H:96:ILE:CG2	2:H:97:GLN:N	2.67	0.57
2:H:96:ILE:HG21	2:H:100:GLU:CB	2.35	0.57
1:A:549:SER:O	1:A:551:ASN:ND2	2.36	0.57
1:B:133:LEU:HG	1:B:136:ASP:HA	1.85	0.57
2:P:367:LEU:HB3	2:P:394:ASN:ND2	2.19	0.57
1:B:455:GLU:O	1:B:459:LYS:N	2.37	0.57
1:E:150:ASN:HB3	1:E:490:ASN:HB2	1.86	0.57
2:K:312:VAL:O	2:K:329:TYR:OH	2.19	0.57
2:N:92:GLU:OE2	2:N:105:HIS:ND1	2.27	0.57
1:D:166:VAL:HA	1:D:169:ILE:HD12	1.86	0.57
1:D:228:LEU:HD12	1:D:230:GLN:H	1.69	0.57
1:F:16:ILE:HG12	1:F:82:GLU:HG2	1.85	0.57
1:F:156:GLY:HA3	1:F:495:HIS:HB2	1.86	0.57
2:K:159:GLN:CD	2:K:319:LEU:HD12	2.25	0.57
2:R:340:LEU:HA	2:R:345:THR:HG21	1.87	0.57
2:J:355:PRO:CG	3:J:501:APR:HR'3	2.31	0.57
2:K:219:LYS:HD2	2:K:262:ARG:HG2	1.86	0.57
2:Q:219:LYS:HG2	2:Q:280:GLU:HG3	1.86	0.57
1:C:561:ARG:O	1:C:562:SER:HB2	2.03	0.57

*Continued on next page...*

*Continued from previous page...*

Atom-1	Atom-2	Interatomic distance (Å)	Clash overlap (Å)
1:E:164:THR:HG23	1:E:547:GLU:HB3	1.86	0.57
1:F:239:LYS:HD2	1:F:330:ALA:HB3	1.86	0.57
2:H:102:LYS:HA	2:H:105:HIS:CD2	2.40	0.57
2:P:355:PRO:HG2	3:P:501:APR:C2D	2.34	0.57
2:R:319:LEU:HB2	2:R:322:LYS:HB2	1.86	0.57
2:R:353:GLY:N	3:R:501:APR:H <sup>4</sup>	2.20	0.57
1:B:269:ASP:HB3	1:B:271:VAL:HG12	1.86	0.57
1:C:223:ILE:HG21	1:C:234:LEU:HD11	1.87	0.57
1:D:211:ILE:HD13	1:D:334:VAL:N	2.19	0.57
1:E:420:ASN:ND2	1:E:428:ARG:O	2.38	0.57
2:O:22:GLN:HA	2:O:25:VAL:HG22	1.86	0.57
2:O:42:ILE:HG22	2:O:350:ILE:HB	1.87	0.57
2:Q:25:VAL:HA	2:Q:29:ILE:HG22	1.86	0.57
1:C:334:VAL:HG11	1:C:340:LEU:HD22	1.87	0.56
1:F:268:THR:OG1	1:F:272:THR:CG2	2.51	0.56
2:J:69:LEU:HD12	2:J:72:VAL:HB	1.86	0.56
2:P:135:GLU:O	2:P:139:ASN:ND2	2.37	0.56
1:C:178:THR:OG1	1:C:180:ASN:OD1	2.20	0.56
1:C:242:ASN:O	1:C:246:ASN:N	2.37	0.56
1:D:349:LEU:N	1:D:352:GLU:OE1	2.38	0.56
2:H:68:VAL:HG12	2:H:174:VAL:HG13	1.88	0.56
2:H:414:PHE:N	3:H:501:APR:N1	2.53	0.56
2:K:324:THR:HA	2:K:329:TYR:HD1	1.70	0.56
2:L:303:ILE:HG13	2:L:305:PHE:H	1.70	0.56
2:M:414:PHE:HA	2:M:417:ILE:HG22	1.87	0.56
1:B:420:ASN:ND2	1:B:467:PHE:O	2.38	0.56
1:B:492:TYR:HB2	1:B:532:VAL:HG22	1.87	0.56
1:E:350:LEU:HA	1:E:353:SER:HB3	1.86	0.56
1:F:57:VAL:CG2	1:F:83:CYS:SG	2.91	0.56
2:H:41:PHE:HB3	2:H:349:ILE:HG23	1.88	0.56
2:I:46:CYS:HB2	2:I:351:GLY:HA3	1.85	0.56
2:J:69:LEU:HD11	2:J:145:TYR:HB3	1.86	0.56
2:J:355:PRO:HG3	3:J:501:APR:C3D	2.35	0.56
2:K:245:GLY:HA2	2:K:258:GLN:HB2	1.87	0.56
2:L:134:LYS:O	2:L:138:LEU:HG	2.05	0.56
2:M:324:THR:HA	2:M:329:TYR:HB2	1.88	0.56
2:R:375:ILE:HA	2:R:398:HIS:HB2	1.87	0.56
1:B:263:TYR:HA	1:B:273:LYS:HD2	1.87	0.56
1:B:484:THR:HG23	1:B:485:VAL:N	2.21	0.56
1:D:160:SER:O	1:D:160:SER:OG	2.23	0.56
1:F:13:GLU:HG2	1:F:14:LYS:HG2	1.87	0.56

*Continued on next page...*

*Continued from previous page...*

Atom-1	Atom-2	Interatomic distance (Å)	Clash overlap (Å)
1:F:554:ILE:HG23	1:F:555:THR:HG23	1.86	0.56
2:J:367:LEU:HD22	2:J:394:ASN:HB3	1.88	0.56
2:K:315:TYR:HB2	2:K:317:THR:HG22	1.86	0.56
2:O:85:ILE:HA	2:O:88:VAL:HG22	1.87	0.56
2:P:64:GLU:HB3	2:P:68:VAL:HB	1.87	0.56
2:Q:329:TYR:HA	2:Q:332:LEU:HD12	1.88	0.56
2:R:225:THR:HG21	3:R:501:APR:O2D	2.05	0.56
1:A:104:LEU:HD13	1:B:62:ASP:OD1	2.06	0.56
1:C:50:SER:O	1:C:50:SER:OG	2.24	0.56
1:F:209:ILE:HG22	1:F:380:LEU:HD12	1.88	0.56
2:M:267:THR:O	2:M:268:ASN:ND2	2.39	0.56
2:Q:156:ASN:OD1	2:Q:318:MET:N	2.39	0.56
2:Q:418:VAL:HA	2:Q:422:LEU:HB2	1.86	0.56
1:B:477:ARG:NH2	1:B:502:ASP:OD2	2.39	0.56
1:E:188:VAL:HG11	1:E:437:GLU:HB2	1.88	0.56
2:J:314:ILE:HG22	2:J:316:PRO:HD2	1.87	0.56
2:L:79:LYS:HZ3	2:L:118:ASN:CG	2.08	0.56
2:O:165:ASP:O	2:P:77:ASN:ND2	2.37	0.56
2:P:219:LYS:HG2	2:P:262:ARG:HH11	1.70	0.56
2:Q:35:ALA:O	2:Q:213:ARG:NH1	2.38	0.56
1:A:278:LEU:CD2	1:A:306:PHE:HE1	2.10	0.56
2:H:296:GLU:HA	2:H:320:LYS:HD3	1.88	0.56
2:P:353:GLY:H	3:P:501:APR:H'4	1.70	0.56
2:R:81:ILE:HG22	2:R:81:ILE:O	2.06	0.56
1:C:46:LYS:HG2	1:C:52:LYS:HG2	1.87	0.56
2:G:219:LYS:HD2	2:G:262:ARG:HG2	1.87	0.56
2:J:41:PHE:HB2	2:J:347:LEU:HD11	1.87	0.56
2:P:307:ASP:OD2	2:P:307:ASP:N	2.35	0.56
2:Q:21:LYS:HD2	2:Q:420:ASN:HB3	1.87	0.56
1:B:167:ARG:NH2	1:B:549:SER:OG	2.38	0.56
2:J:413:TYR:HD1	3:J:501:APR:C6	2.18	0.56
2:O:294:SER:HA	2:O:300:LEU:HA	1.88	0.56
2:P:309:ASP:OD1	2:P:309:ASP:N	2.36	0.56
2:Q:210:PHE:HZ	2:Q:281:ALA:HB2	1.71	0.56
1:A:148:LEU:HD21	1:A:183:PHE:CZ	2.41	0.56
1:A:262:LEU:HD11	1:A:353:SER:HG	1.68	0.56
1:F:65:ILE:HG22	1:F:78:HIS:CD2	2.41	0.56
1:F:210:ASN:N	1:F:385:ASP:OD1	2.36	0.56
2:L:98:GLU:HA	2:L:101:ARG:HG2	1.88	0.56
2:O:375:ILE:HG12	2:O:398:HIS:HB2	1.88	0.56
2:P:13:LEU:O	2:P:21:LYS:NZ	2.36	0.56

*Continued on next page...*

*Continued from previous page...*

Atom-1	Atom-2	Interatomic distance (Å)	Clash overlap (Å)
2:P:179:LYS:NZ	2:P:309:ASP:O	2.36	0.56
1:D:211:ILE:HG22	1:D:211:ILE:O	2.04	0.55
1:E:94:ILE:HG23	1:E:96:PHE:CE1	2.40	0.55
2:I:155:LEU:HB2	2:I:317:THR:HG22	1.88	0.55
2:J:392:PHE:HB3	2:J:394:ASN:CG	2.27	0.55
2:N:54:MET:O	2:N:57:THR:HG22	2.05	0.55
2:O:219:LYS:HD2	2:O:262:ARG:HG2	1.87	0.55
1:E:165:THR:HG21	1:E:495:HIS:HE1	1.70	0.55
1:D:302:THR:HA	1:D:305:LYS:HB3	1.89	0.55
1:D:554:ILE:HG13	1:E:425:LEU:HD23	1.89	0.55
2:G:91:GLN:HE21	2:G:96:ILE:HD11	1.71	0.55
2:K:77:ASN:HB3	2:K:120:GLU:HG2	1.87	0.55
2:O:6:LEU:HD12	2:O:399:LEU:HD23	1.89	0.55
1:A:252:GLU:HA	1:A:255:LYS:HE3	1.89	0.55
1:A:252:GLU:HA	1:A:255:LYS:HG2	1.88	0.55
2:I:81:ILE:H	2:I:81:ILE:HD12	1.71	0.55
2:M:24:GLN:CD	2:M:417:ILE:HD11	2.27	0.55
2:R:138:LEU:O	2:R:139:ASN:ND2	2.39	0.55
1:D:231:LEU:HD12	1:D:232:PRO:HD3	1.88	0.55
1:D:233:ILE:HA	1:D:347:VAL:HG11	1.88	0.55
2:K:41:PHE:HB2	2:K:347:LEU:HD11	1.88	0.55
2:L:41:PHE:HB2	2:L:347:LEU:HD11	1.88	0.55
2:L:382:GLU:OE2	3:L:501:APR:H'2	2.06	0.55
2:Q:28:PHE:O	2:Q:32:HIS:ND1	2.33	0.55
1:B:216:MET:CB	1:B:238:LEU:CD2	2.85	0.55
2:K:418:VAL:HG23	2:K:418:VAL:O	2.07	0.55
2:L:342:ILE:HG22	2:L:343:LYS:N	2.22	0.55
2:P:224:THR:O	2:P:225:THR:CG2	2.54	0.55
2:R:206:TYR:OH	2:R:231:ASN:ND2	2.38	0.55
1:A:365:THR:HG23	1:D:231:LEU:HD11	1.87	0.55
1:C:508:ASN:O	1:F:477:ARG:NH2	2.38	0.55
1:D:436:GLU:HA	1:D:474:SER:HB2	1.88	0.55
1:E:10:VAL:HG22	1:E:15:LEU:HD12	1.89	0.55
2:G:105:HIS:HA	2:G:108:MET:HG2	1.89	0.55
2:J:326:GLN:O	2:J:330:SER:OG	2.23	0.55
2:K:3:ILE:HA	2:K:402:GLY:HA3	1.89	0.55
1:A:166:VAL:HA	1:A:169:ILE:HD12	1.88	0.55
1:A:182:HIS:ND1	1:A:390:ASP:O	2.40	0.55
1:C:151:HIS:HB2	1:C:489:CYS:HA	1.89	0.55
1:C:248:ILE:HD12	1:C:329:LYS:CE	2.31	0.55
1:F:264:ARG:HA	1:F:273:LYS:HD3	1.89	0.55

*Continued on next page...*

*Continued from previous page...*

Atom-1	Atom-2	Interatomic distance (Å)	Clash overlap (Å)
2:N:179:LYS:NZ	2:N:309:ASP:O	2.39	0.55
2:P:346:THR:HG23	2:P:373:ASN:HD22	1.71	0.55
2:R:210:PHE:HZ	2:R:281:ALA:HB2	1.72	0.55
1:A:400:LEU:HD12	1:A:404:LEU:HB3	1.87	0.55
1:F:223:ILE:HG12	1:F:370:ILE:HG12	1.87	0.55
2:I:157:TRP:NE1	2:J:164:TYR:O	2.35	0.55
2:J:406:LYS:HG3	2:J:407:ALA:H	1.72	0.55
2:N:413:TYR:CE1	3:N:501:APR:C5	2.89	0.55
2:Q:317:THR:OG1	2:Q:318:MET:N	2.40	0.55
2:R:394:ASN:O	2:R:396:ASN:N	2.39	0.55
1:A:228:LEU:HD21	1:B:361:SER:HB2	1.89	0.55
1:B:179:GLN:O	1:C:559:VAL:HA	2.07	0.55
1:B:531:ILE:CD1	1:B:542:ILE:HD11	2.36	0.55
1:C:343:GLY:O	1:C:347:VAL:HG23	2.07	0.55
1:D:67:LEU:O	1:D:68:SER:C	2.45	0.55
1:F:336:SER:HB3	1:F:339:LYS:HE3	1.88	0.55
2:R:13:LEU:O	2:R:21:LYS:NZ	2.34	0.55
2:R:294:SER:HB2	2:R:319:LEU:HD23	1.88	0.55
1:E:211:ILE:HA	1:E:214:LEU:HD13	1.88	0.54
1:A:501:VAL:HG11	1:D:508:ASN:HA	1.90	0.54
1:D:67:LEU:HD23	1:D:73:SER:HA	1.87	0.54
1:E:165:THR:HG22	1:E:544:ILE:HG13	1.89	0.54
2:H:62:LEU:HD12	2:H:63:GLU:HG3	1.89	0.54
2:I:155:LEU:HB3	2:I:317:THR:CG2	2.37	0.54
2:K:375:ILE:HG12	2:K:398:HIS:HB2	1.89	0.54
2:L:16:LEU:O	2:L:21:LYS:NZ	2.38	0.54
2:L:135:GLU:O	2:L:139:ASN:ND2	2.41	0.54
2:O:77:ASN:HA	2:O:119:LEU:HB2	1.89	0.54
2:O:417:ILE:O	2:O:417:ILE:HG22	2.07	0.54
2:H:53:LEU:HB3	2:H:56:THR:HG23	1.89	0.54
2:H:253:LYS:HG2	2:H:299:GLU:HB3	1.90	0.54
2:J:394:ASN:O	2:J:396:ASN:N	2.40	0.54
2:R:54:MET:HE3	3:R:501:APR:HR'4	1.84	0.54
1:A:229:VAL:HG23	1:A:230:GLN:HG3	1.88	0.54
1:B:181:LEU:HD11	1:B:183:PHE:CD1	2.43	0.54
1:D:69:SER:O	1:D:70:GLU:CG	2.53	0.54
1:E:432:VAL:HG12	1:E:470:PHE:HB2	1.89	0.54
1:F:284:THR:CG2	1:F:285:ASN:N	2.68	0.54
2:J:313:VAL:HG23	2:J:313:VAL:O	2.07	0.54
2:K:125:TRP:HA	2:K:128:MET:HE2	1.90	0.54
2:K:222:ILE:HB	2:K:283:LEU:HD12	1.90	0.54

*Continued on next page...*

*Continued from previous page...*

Atom-1	Atom-2	Interatomic distance (Å)	Clash overlap (Å)
2:K:340:LEU:HA	2:K:345:THR:HG21	1.88	0.54
2:R:172:LYS:O	2:R:176:THR:HG23	2.08	0.54
1:B:462:ARG:HD2	1:C:477:ARG:HH11	1.71	0.54
2:M:247:GLN:HE21	2:M:255:ASP:HB2	1.73	0.54
1:B:443:SER:OG	1:B:444:LYS:N	2.41	0.54
1:C:170:ILE:HG22	1:C:195:ILE:HG21	1.89	0.54
1:D:477:ARG:HB3	1:E:462:ARG:HE	1.73	0.54
2:M:135:GLU:O	2:M:139:ASN:ND2	2.40	0.54
2:Q:93:GLN:HE21	2:Q:95:LYS:HD3	1.73	0.54
1:A:505:TYR:O	1:A:509:SER:OG	2.18	0.54
1:A:61:GLU:HG3	1:A:80:ARG:HB2	1.90	0.54
1:B:227:GLU:HG3	1:B:231:LEU:HD22	1.88	0.54
1:E:217:GLN:NE2	1:E:452:ASN:O	2.41	0.54
2:Q:41:PHE:HB3	2:Q:349:ILE:HG12	1.89	0.54
1:A:8:THR:O	1:B:62:ASP:N	2.38	0.54
1:A:477:ARG:NH2	1:D:508:ASN:O	2.35	0.54
1:A:496:ARG:NH2	1:D:512:TYR:OH	2.40	0.54
1:B:151:HIS:HB2	1:B:489:CYS:HA	1.90	0.54
1:B:345:ASN:O	1:B:349:LEU:HG	2.08	0.54
1:C:310:LEU:HA	1:C:313:VAL:HG12	1.89	0.54
1:E:59:LYS:HB3	1:E:82:GLU:HB3	1.90	0.54
1:E:477:ARG:NH2	1:F:508:ASN:O	2.41	0.54
1:F:21:ASP:HA	1:F:76:LYS:HD2	1.89	0.54
2:G:213:ARG:NH2	2:G:215:GLU:OE2	2.41	0.54
2:N:340:LEU:HA	2:N:345:THR:HG21	1.90	0.54
1:A:507:LEU:CG	1:A:518:LEU:HD22	2.37	0.53
1:D:134:ILE:HB	1:D:138:TYR:HB2	1.89	0.53
1:E:367:GLU:O	1:E:371:LYS:HG2	2.08	0.53
2:K:277:VAL:HG13	2:K:277:VAL:O	2.08	0.53
2:M:216:GLN:HB3	2:M:277:VAL:HA	1.90	0.53
2:Q:85:ILE:HA	2:Q:88:VAL:HG22	1.88	0.53
1:C:402:ASP:OD1	1:C:402:ASP:N	2.41	0.53
1:D:242:ASN:ND2	1:D:331:LYS:O	2.41	0.53
1:E:260:LEU:HB3	1:E:310:LEU:HD11	1.90	0.53
2:I:205:PHE:HB2	2:I:415:GLN:HE22	1.73	0.53
2:N:313:VAL:HG23	2:N:313:VAL:O	2.08	0.53
2:P:413:TYR:CD1	3:P:501:APR:C5	2.91	0.53
2:R:351:GLY:O	3:R:501:APR:O4'	2.26	0.53
1:C:134:ILE:N	1:C:138:TYR:O	2.40	0.53
1:C:511:PRO:HA	1:F:499:ASN:HB2	1.91	0.53
1:D:131:ILE:CD1	1:D:172:LYS:HZ1	2.05	0.53

*Continued on next page...*



*Continued from previous page...*

Atom-1	Atom-2	Interatomic distance (Å)	Clash overlap (Å)
1:D:164:THR:HG1	1:D:192:TYR:HH	1.53	0.53
2:I:6:LEU:HD12	2:I:399:LEU:HD23	1.90	0.53
2:N:210:PHE:HA	2:N:213:ARG:HG2	1.91	0.53
2:O:41:PHE:HB2	2:O:347:LEU:HD11	1.90	0.53
1:B:39:VAL:HG12	1:B:60:VAL:HG13	1.90	0.53
1:B:365:THR:OG1	1:B:369:ARG:HG2	2.07	0.53
1:B:531:ILE:O	1:B:539:PRO:HA	2.09	0.53
2:G:342:ILE:HG22	2:G:343:LYS:N	2.23	0.53
2:I:38:LEU:HB3	2:I:220:VAL:HG12	1.89	0.53
2:N:81:ILE:HG22	2:N:85:ILE:HG23	1.91	0.53
2:N:155:LEU:HB3	2:N:316:PRO:HB3	1.90	0.53
2:P:11:ASP:HB3	2:P:14:THR:HG23	1.90	0.53
2:P:403:ASN:HB3	2:P:409:GLN:HB3	1.89	0.53
1:A:294:LYS:HB2	1:D:307:ILE:HD11	1.89	0.53
1:F:65:ILE:HG22	1:F:78:HIS:CG	2.43	0.53
2:G:85:ILE:HA	2:G:88:VAL:HG22	1.91	0.53
2:H:340:LEU:HA	2:H:345:THR:HG21	1.89	0.53
2:P:158:ILE:HG23	2:P:171:LEU:HD22	1.89	0.53
2:Q:321:HIS:ND1	2:R:326:GLN:OE1	2.38	0.53
2:R:73:LYS:O	2:R:77:ASN:ND2	2.41	0.53
1:A:228:LEU:HD22	1:B:361:SER:HB2	1.91	0.53
1:D:193:LYS:HE3	1:D:200:ILE:HG12	1.90	0.53
1:E:59:LYS:HG3	1:F:11:THR:HB	1.90	0.53
1:F:413:LEU:HG	1:F:460:ILE:HG13	1.89	0.53
2:H:30:ASN:O	2:H:212:LYS:NZ	2.41	0.53
2:H:67:SER:O	2:H:70:ASN:HB2	2.08	0.53
2:J:355:PRO:CG	3:J:501:APR:HR'2	2.38	0.53
2:R:152:GLU:OE2	3:R:501:APR:HR'4	2.05	0.53
2:R:215:GLU:HB3	2:R:276:PRO:HB2	1.91	0.53
1:A:16:ILE:HG12	1:A:82:GLU:HG2	1.90	0.53
1:A:255:LYS:HB2	1:A:280:ILE:HG22	1.90	0.53
1:D:404:LEU:HA	1:D:407:PHE:HB3	1.91	0.53
1:F:145:ALA:O	1:F:149:THR:OG1	2.19	0.53
2:M:41:PHE:HB2	2:M:347:LEU:HD11	1.90	0.53
2:N:214:THR:O	2:N:216:GLN:N	2.41	0.53
2:N:262:ARG:HH21	2:N:280:GLU:HG3	1.72	0.53
2:P:355:PRO:HG3	3:P:501:APR:C5D	2.36	0.53
1:A:228:LEU:HD11	1:B:361:SER:HA	1.90	0.53
1:B:216:MET:CG	1:B:238:LEU:CD2	2.87	0.53
1:E:203:VAL:HG13	1:E:204:ILE:HG13	1.91	0.53
2:G:235:LEU:HD12	2:G:283:LEU:HD22	1.90	0.53

*Continued on next page...*



*Continued from previous page...*

Atom-1	Atom-2	Interatomic distance (Å)	Clash overlap (Å)
2:I:71:TYR:OH	2:I:168:ASN:OD1	2.27	0.53
2:I:283:LEU:HG	2:I:285:LYS:HD3	1.90	0.53
2:L:267:THR:HG21	2:L:271:LYS:CA	2.31	0.53
2:L:413:TYR:HE1	3:L:501:APR:N9	2.06	0.53
1:F:304:LYS:HA	1:F:307:ILE:HG22	1.91	0.53
1:E:459:LYS:HG2	1:E:462:ARG:HH12	1.74	0.53
2:G:292:TRP:HB3	2:G:300:LEU:HD11	1.91	0.53
2:L:85:ILE:HA	2:L:88:VAL:HG22	1.90	0.53
2:M:375:ILE:HG12	2:M:398:HIS:HB2	1.90	0.53
2:P:394:ASN:O	2:P:396:ASN:N	2.42	0.53
2:R:201:ILE:HG23	2:R:418:VAL:HG21	1.91	0.53
1:D:397:VAL:HG12	1:D:400:LEU:HD21	1.91	0.52
1:F:465:ARG:HD2	1:F:470:PHE:HE1	1.74	0.52
2:L:375:ILE:HA	2:L:398:HIS:HB2	1.91	0.52
2:M:189:VAL:CG2	2:P:250:ILE:CG2	2.87	0.52
2:R:155:LEU:HB3	2:R:316:PRO:HB3	1.91	0.52
2:R:355:PRO:CD	3:R:501:APR:HR'2	2.39	0.52
1:A:507:LEU:CG	1:A:518:LEU:HD23	2.39	0.52
2:H:214:THR:HG22	2:H:216:GLN:H	1.74	0.52
2:J:370:GLN:HA	2:J:396:ASN:HD21	1.74	0.52
2:N:375:ILE:HA	2:N:398:HIS:HB2	1.92	0.52
2:R:54:MET:HE3	3:R:501:APR:O5D	1.99	0.52
1:A:185:ILE:HG12	1:A:434:ILE:HD12	1.90	0.52
1:D:532:VAL:HG22	1:D:539:PRO:HB3	1.92	0.52
1:E:241:ALA:O	1:E:245:GLU:HG2	2.10	0.52
2:G:308:GLU:O	2:G:311:GLN:NE2	2.42	0.52
2:H:62:LEU:HB3	2:H:146:LEU:HD11	1.91	0.52
2:H:413:TYR:HA	3:H:501:APR:C6	2.38	0.52
2:N:300:LEU:HD11	2:N:313:VAL:HG11	1.90	0.52
2:Q:157:TRP:NE1	2:R:164:TYR:O	2.41	0.52
2:Q:254:PHE:HB2	2:Q:300:LEU:HD23	1.91	0.52
1:C:187:ASP:HB3	1:C:396:SER:HA	1.91	0.52
1:C:250:GLU:HB3	1:C:253:TRP:HB2	1.92	0.52
1:C:460:ILE:O	1:C:464:GLY:N	2.38	0.52
1:E:525:PRO:HA	1:F:97:ASN:HB2	1.91	0.52
2:J:350:ILE:HA	2:J:377:PHE:HB2	1.91	0.52
2:L:253:LYS:HG2	2:L:301:GLN:HG2	1.91	0.52
1:D:496:ARG:HB3	1:D:498:LYS:HE3	1.91	0.52
1:F:65:ILE:CG2	1:F:78:HIS:CD2	2.92	0.52
2:I:172:LYS:O	2:I:176:THR:HG23	2.09	0.52
2:K:265:ASP:OD1	2:K:265:ASP:N	2.40	0.52

*Continued on next page...*

*Continued from previous page...*

Atom-1	Atom-2	Interatomic distance (Å)	Clash overlap (Å)
2:L:179:LYS:HE3	2:L:312:VAL:HG12	1.91	0.52
2:N:216:GLN:OE1	2:N:275:GLN:NE2	2.43	0.52
2:P:215:GLU:O	2:P:262:ARG:NH2	2.41	0.52
1:C:270:ALA:HA	1:C:273:LYS:HE2	1.91	0.52
1:D:26:ASN:HB2	1:D:35:ILE:HG23	1.92	0.52
1:E:165:THR:HG21	1:E:495:HIS:CE1	2.45	0.52
1:E:323:LEU:HD22	1:E:324:SER:H	1.75	0.52
1:E:383:ASN:ND2	1:E:384:ASN:H	2.07	0.52
1:F:31:GLY:O	2:H:398:HIS:NE2	2.40	0.52
2:P:16:LEU:O	2:P:21:LYS:NZ	2.42	0.52
2:P:53:LEU:HB3	2:P:56:THR:HG22	1.91	0.52
1:B:344:LEU:HA	1:B:347:VAL:HG22	1.91	0.52
1:D:493:ILE:HD13	1:D:531:ILE:HG22	1.91	0.52
1:F:265:ASN:H	1:F:273:LYS:HG2	1.75	0.52
2:K:319:LEU:O	2:K:323:GLU:N	2.43	0.52
2:L:18:SER:HA	2:L:21:LYS:HE2	1.91	0.52
2:M:189:VAL:HG21	2:P:250:ILE:CG2	2.40	0.52
1:A:547:GLU:HG3	1:A:549:SER:H	1.74	0.52
1:C:150:ASN:HB3	1:C:490:ASN:HB2	1.92	0.52
1:F:234:LEU:HD11	1:F:366:LEU:HD22	1.91	0.52
1:F:478:PRO:HB2	1:F:502:ASP:HB3	1.92	0.52
2:N:127:ASP:OD1	2:N:127:ASP:N	2.39	0.52
2:P:412:HIS:CD2	3:P:501:APR:C2'	2.92	0.52
2:R:252:LYS:HB3	2:R:302:GLN:HB3	1.92	0.52
1:A:503:LEU:CA	1:A:518:LEU:HD21	2.39	0.52
1:C:121:SER:O	1:C:121:SER:OG	2.28	0.52
1:F:331:LYS:H	1:F:331:LYS:HD3	1.75	0.52
2:G:314:ILE:CD1	2:G:329:TYR:CD2	2.89	0.52
2:H:13:LEU:O	2:H:21:LYS:NZ	2.43	0.52
2:I:161:GLY:HA2	2:I:164:TYR:HB3	1.91	0.52
2:N:61:ILE:CG2	2:N:69:LEU:HD13	2.40	0.52
1:A:147:LEU:HB2	1:A:535:LEU:HD13	1.92	0.51
1:B:507:LEU:HG	1:B:518:LEU:HD21	1.92	0.51
1:C:248:ILE:HG13	1:C:326:VAL:HG13	1.91	0.51
2:G:156:ASN:O	2:G:160:ASN:ND2	2.43	0.51
2:O:390:ASP:HA	2:O:393:LYS:HE3	1.92	0.51
1:A:219:TRP:CE3	1:A:222:LEU:CD2	2.93	0.51
2:G:52:PRO:HD2	2:G:185:THR:HB	1.92	0.51
2:I:270:TYR:CD1	2:M:342:ILE:HG12	2.46	0.51
2:N:44:SER:CB	3:N:501:APR:O3D	2.58	0.51
2:P:96:ILE:O	2:P:101:ARG:NH1	2.39	0.51

*Continued on next page...*

*Continued from previous page...*

Atom-1	Atom-2	Interatomic distance (Å)	Clash overlap (Å)
1:B:322:THR:N	1:C:361:SER:O	2.39	0.51
1:C:193:LYS:HG2	1:C:200:ILE:HG12	1.91	0.51
1:C:341:LEU:HD11	1:C:371:LYS:HD3	1.91	0.51
1:D:410:THR:HA	1:D:413:LEU:HG	1.93	0.51
1:F:160:SER:HA	1:F:526:THR:HG22	1.90	0.51
1:F:416:GLU:HG2	1:F:431:ASN:ND2	2.21	0.51
2:I:261:TYR:CE1	2:N:277:VAL:HG11	2.45	0.51
2:J:44:SER:HB3	3:J:501:APR:O4D	2.10	0.51
2:J:413:TYR:CE1	3:J:501:APR:C5	2.94	0.51
2:Q:375:ILE:HA	2:Q:398:HIS:HB2	1.90	0.51
1:A:439:HIS:CG	1:A:477:ARG:HB3	2.46	0.51
1:B:97:ASN:HB2	1:C:525:PRO:HG3	1.92	0.51
1:D:252:GLU:HA	1:D:255:LYS:HB3	1.92	0.51
1:F:65:ILE:HD11	1:F:74:LYS:HD2	1.81	0.51
1:F:420:ASN:ND2	1:F:467:PHE:O	2.35	0.51
1:F:459:LYS:O	1:F:463:GLU:N	2.35	0.51
2:H:351:GLY:HA2	3:H:501:APR:N3	2.24	0.51
2:J:406:LYS:HA	2:J:409:GLN:HB3	1.92	0.51
2:L:67:SER:O	2:L:70:ASN:HB2	2.09	0.51
2:O:340:LEU:HA	2:O:345:THR:HG21	1.91	0.51
1:A:94:ILE:CD1	1:A:119:VAL:HG22	2.40	0.51
1:D:351:GLU:HA	1:D:354:LYS:HG3	1.92	0.51
2:G:338:ASN:ND2	2:G:341:GLN:OE1	2.43	0.51
2:I:41:PHE:HB2	2:I:347:LEU:HD11	1.92	0.51
2:L:266:ASP:O	2:L:267:THR:HG23	2.11	0.51
2:L:267:THR:HG21	2:L:271:LYS:HD3	1.92	0.51
2:M:21:LYS:HB2	2:M:421:PHE:HA	1.92	0.51
1:B:252:GLU:HA	1:B:255:LYS:HB2	1.91	0.51
1:C:140:ALA:CB	1:C:542:ILE:HD11	2.33	0.51
1:D:200:ILE:HA	1:D:394:VAL:HG13	1.93	0.51
1:D:211:ILE:CG2	1:D:333:ASN:ND2	2.74	0.51
2:G:286:ILE:HG13	2:G:332:LEU:HB3	1.92	0.51
2:H:268:ASN:HD21	2:H:271:LYS:HE2	1.75	0.51
2:R:13:LEU:HB3	2:R:21:LYS:HG2	1.91	0.51
1:A:120:PHE:HE1	1:A:538:ILE:HD11	1.75	0.51
1:E:6:LYS:HB3	1:E:105:GLN:HA	1.92	0.51
2:H:87:TYR:OH	2:H:147:ASN:ND2	2.43	0.51
2:M:81:ILE:HG22	2:M:85:ILE:HG23	1.91	0.51
2:R:70:ASN:HA	2:R:73:LYS:HG2	1.92	0.51
1:A:52:LYS:HB2	1:A:89:ILE:HB	1.92	0.51
1:A:271:VAL:O	1:A:275:THR:HG23	2.10	0.51

*Continued on next page...*

*Continued from previous page...*

Atom-1	Atom-2	Interatomic distance (Å)	Clash overlap (Å)
1:A:554:ILE:HD13	1:D:465:ARG:HA	1.93	0.51
1:B:507:LEU:HD11	1:B:518:LEU:CD2	2.31	0.51
1:D:54:ILE:HG21	1:D:119:VAL:HG21	1.92	0.51
1:E:217:GLN:O	1:E:221:ASN:ND2	2.43	0.51
1:E:465:ARG:HD2	1:E:470:PHE:HE1	1.76	0.51
1:F:416:GLU:HG3	1:F:431:ASN:ND2	2.19	0.51
2:G:41:PHE:HB2	2:G:347:LEU:HD11	1.93	0.51
2:G:314:ILE:CD1	2:G:329:TYR:CE2	2.94	0.51
2:L:65:ASN:HA	2:L:69:LEU:HB3	1.92	0.51
2:L:265:ASP:HB2	2:L:277:VAL:HG12	1.92	0.51
2:P:69:LEU:O	2:P:72:VAL:HG12	2.10	0.51
1:B:181:LEU:N	1:C:560:TYR:O	2.44	0.51
1:C:154:ILE:HG12	1:C:493:ILE:HD12	1.93	0.51
1:E:443:SER:OG	1:E:444:LYS:N	2.44	0.51
2:P:48:THR:HG21	3:P:501:APR:N1	2.25	0.51
2:Q:324:THR:OG1	2:R:334:ARG:NH2	2.42	0.51
1:A:214:LEU:HD13	1:A:218:ASP:HB2	1.93	0.51
1:C:131:ILE:HD11	1:C:544:ILE:HD12	1.93	0.51
1:C:156:GLY:HA3	1:C:495:HIS:HB2	1.93	0.51
1:D:389:GLU:OE2	1:D:419:LYS:NZ	2.42	0.51
2:H:270:TYR:O	2:H:272:GLU:HG3	2.11	0.51
2:I:270:TYR:HB2	2:M:342:ILE:HA	1.92	0.51
1:A:507:LEU:HD11	1:A:515:LYS:HG3	1.93	0.50
1:B:6:LYS:HB3	1:B:105:GLN:HA	1.91	0.50
1:E:185:ILE:HB	1:E:394:VAL:HG22	1.92	0.50
1:F:236:MET:HA	1:F:239:LYS:HG2	1.93	0.50
2:K:81:ILE:O	2:K:85:ILE:HG13	2.11	0.50
2:M:50:ALA:HB1	2:M:193:GLU:HB3	1.93	0.50
2:O:41:PHE:HB3	2:O:349:ILE:HG12	1.92	0.50
2:R:197:GLU:O	2:R:200:GLU:HB2	2.12	0.50
2:R:355:PRO:HD2	3:R:501:APR:HR'2	1.91	0.50
1:A:16:ILE:HA	1:A:81:PHE:O	2.11	0.50
1:B:131:ILE:HB	1:B:172:LYS:HD3	1.92	0.50
1:E:135:ASP:OD2	1:E:137:GLN:NE2	2.44	0.50
1:E:416:GLU:OE1	1:E:431:ASN:ND2	2.44	0.50
2:G:334:ARG:NH1	2:G:338:ASN:OD1	2.41	0.50
2:I:24:GLN:HE22	2:I:400:ILE:HD13	1.76	0.50
2:L:104:LEU:HD21	2:L:140:PHE:CE2	2.46	0.50
2:M:354:PHE:HZ	2:M:376:ILE:HD13	1.76	0.50
2:N:9:ASP:OD2	2:N:9:ASP:N	2.42	0.50
2:O:47:SER:O	2:O:47:SER:OG	2.30	0.50

*Continued on next page...*

*Continued from previous page...*

Atom-1	Atom-2	Interatomic distance (Å)	Clash overlap (Å)
2:P:15:ASP:OD1	2:P:15:ASP:N	2.45	0.50
2:P:45:GLY:O	3:P:501:APR:N7	2.44	0.50
2:P:179:LYS:HZ1	2:P:312:VAL:HG13	1.77	0.50
2:Q:13:LEU:HB3	2:Q:20:GLU:HG2	1.92	0.50
1:E:142:PHE:HB3	1:E:535:LEU:HD11	1.94	0.50
2:G:3:ILE:H	2:G:17:LYS:HZ3	1.58	0.50
2:Q:343:LYS:HE2	2:Q:343:LYS:HA	1.93	0.50
1:A:216:MET:O	1:A:220:ILE:CG1	2.50	0.50
1:B:230:GLN:HB3	1:B:366:LEU:HD22	1.93	0.50
2:P:52:PRO:HD2	2:P:185:THR:HB	1.94	0.50
1:F:357:ASN:HD21	1:F:359:ALA:HB3	1.77	0.50
2:K:324:THR:OG1	2:L:334:ARG:NH2	2.40	0.50
2:N:412:HIS:HD1	3:N:501:APR:HO'2	1.60	0.50
2:O:37:ASN:H	2:O:213:ARG:HH22	1.60	0.50
2:O:254:PHE:HB3	2:O:300:LEU:CD1	2.39	0.50
1:C:264:ARG:NH1	1:F:292:ASP:OD1	2.45	0.50
1:C:405:LEU:HG	1:C:441:TYR:HE1	1.76	0.50
1:C:405:LEU:HG	1:C:441:TYR:CE1	2.46	0.50
1:D:1:MET:HG3	1:D:3:SER:H	1.77	0.50
1:F:263:TYR:OH	1:F:303:GLU:OE1	2.27	0.50
1:F:367:GLU:O	1:F:371:LYS:HG3	2.12	0.50
2:G:58:MET:HG3	2:G:149:SER:HA	1.94	0.50
2:N:55:SER:HA	2:N:58:MET:HG2	1.93	0.50
1:C:11:THR:HB	1:F:59:LYS:HG3	1.93	0.50
1:D:506:LEU:HD12	1:D:510:ILE:CG1	2.40	0.50
1:E:55:TYR:HD2	1:E:83:CYS:HG	1.55	0.50
2:I:265:ASP:O	2:I:269:ARG:NH1	2.45	0.50
2:M:5:HIS:HE1	2:M:398:HIS:HB3	1.76	0.50
2:O:394:ASN:OD1	2:O:394:ASN:N	2.44	0.50
1:B:217:GLN:O	1:B:220:ILE:HG12	2.12	0.50
2:G:126:LEU:O	2:G:134:LYS:NZ	2.44	0.50
2:K:13:LEU:HB3	2:K:20:GLU:HG2	1.93	0.50
2:N:206:TYR:HA	2:N:209:VAL:HB	1.93	0.50
2:N:410:LYS:HB3	2:N:412:HIS:NE2	2.27	0.50
2:Q:38:LEU:HB3	2:Q:220:VAL:HG13	1.94	0.50
2:Q:134:LYS:HG3	2:Q:138:LEU:HG	1.94	0.50
1:A:530:TYR:HD1	1:A:541:GLU:HG2	1.77	0.50
1:E:235:GLN:HE21	1:E:236:MET:HG3	1.77	0.50
2:H:78:SER:O	2:H:78:SER:OG	2.21	0.50
2:H:350:ILE:HA	2:H:377:PHE:HB2	1.94	0.50
2:I:9:ASP:OD2	2:I:9:ASP:N	2.45	0.50

*Continued on next page...*

*Continued from previous page...*

Atom-1	Atom-2	Interatomic distance (Å)	Clash overlap (Å)
2:N:350:ILE:HD11	2:N:417:ILE:HG21	1.94	0.50
2:Q:95:LYS:HG3	2:Q:96:ILE:HG23	1.94	0.50
1:A:62:ASP:N	1:D:8:THR:O	2.42	0.49
1:A:444:LYS:HA	1:A:447:GLU:HB2	1.93	0.49
1:B:266:GLN:HE22	1:B:268:THR:HG22	1.77	0.49
1:E:149:THR:O	1:E:465:ARG:NH1	2.45	0.49
1:E:500:ASN:HD21	1:F:515:LYS:HG3	1.77	0.49
1:F:274:ARG:HB2	1:F:291:TYR:HE2	1.77	0.49
2:H:392:PHE:HB3	2:H:394:ASN:OD1	2.11	0.49
2:J:348:ILE:HG12	2:J:375:ILE:HD12	1.94	0.49
2:P:405:SER:HB2	2:P:406:LYS:HG2	1.93	0.49
1:A:269:ASP:HB3	1:D:265:ASN:OD1	2.11	0.49
1:B:127:ASN:HD21	1:C:561:ARG:HH12	1.59	0.49
1:D:209:ILE:HB	1:D:411:PHE:HZ	1.76	0.49
1:D:369:ARG:O	1:D:373:VAL:HG23	2.12	0.49
2:G:62:LEU:HB3	2:G:69:LEU:HD13	1.94	0.49
2:I:61:ILE:HG12	2:I:181:GLU:HG2	1.93	0.49
2:O:405:SER:OG	2:O:425:GLN:O	2.30	0.49
2:P:71:TYR:O	2:P:74:LYS:HB3	2.11	0.49
2:H:40:ILE:HG21	2:H:205:PHE:HZ	1.78	0.49
2:H:118:ASN:O	2:H:120:GLU:N	2.45	0.49
2:H:355:PRO:CG	3:H:501:APR:HR'3	2.42	0.49
2:O:303:ILE:HG21	2:O:306:ASN:HB2	1.94	0.49
1:A:97:ASN:OD1	1:B:496:ARG:NH1	2.46	0.49
1:A:204:ILE:HG23	1:A:205:ASN:ND2	2.28	0.49
2:M:111:LEU:O	2:M:111:LEU:HD23	2.12	0.49
2:P:355:PRO:CG	3:P:501:APR:C2D	2.90	0.49
2:R:48:THR:OG1	3:R:501:APR:N6	2.45	0.49
1:A:492:TYR:HB2	1:A:532:VAL:HG12	1.94	0.49
1:B:493:ILE:HG23	1:B:531:ILE:HG22	1.95	0.49
1:C:292:ASP:OD1	1:C:293:SER:N	2.43	0.49
1:D:261:SER:HB3	1:D:353:SER:OG	2.13	0.49
2:G:172:LYS:O	2:G:176:THR:HG23	2.12	0.49
2:J:262:ARG:N	2:K:264:VAL:O	2.39	0.49
2:M:417:ILE:O	2:M:417:ILE:HG23	2.12	0.49
2:N:38:LEU:HB3	2:N:220:VAL:HG13	1.94	0.49
2:N:355:PRO:CB	3:N:501:APR:H5R2	2.43	0.49
2:P:172:LYS:O	2:P:176:THR:HG23	2.11	0.49
2:P:319:LEU:HB2	2:P:322:LYS:HB2	1.95	0.49
2:Q:376:ILE:N	2:Q:398:HIS:O	2.38	0.49
1:B:16:ILE:HA	1:B:81:PHE:O	2.13	0.49

*Continued on next page...*

*Continued from previous page...*

Atom-1	Atom-2	Interatomic distance (Å)	Clash overlap (Å)
1:B:511:PRO:HB3	1:C:522:SER:HB2	1.95	0.49
1:C:29:LEU:HG	1:C:30:LEU:HG	1.95	0.49
1:C:559:VAL:CG1	1:C:560:TYR:N	2.75	0.49
1:E:266:GLN:HE22	1:E:276:LYS:HD3	1.77	0.49
1:E:383:ASN:HD22	1:E:384:ASN:H	1.59	0.49
2:J:413:TYR:CE1	3:J:501:APR:N7	2.80	0.49
2:L:266:ASP:C	2:L:267:THR:HG23	2.33	0.49
2:N:219:LYS:HG2	2:N:280:GLU:HB2	1.94	0.49
2:P:66:GLU:O	2:P:70:ASN:ND2	2.45	0.49
1:A:147:LEU:HD13	1:A:535:LEU:HD22	1.95	0.49
1:C:203:VAL:HG21	1:C:400:LEU:HD11	1.95	0.49
1:C:350:LEU:HA	1:C:353:SER:HB3	1.95	0.49
1:F:266:GLN:HE22	1:F:357:ASN:HB2	1.77	0.49
2:I:271:LYS:HG2	2:M:343:LYS:HE3	1.93	0.49
2:L:256:ILE:HD11	2:L:335:GLU:HG3	1.94	0.49
2:M:287:HIS:HA	2:M:314:ILE:HD12	1.93	0.49
2:P:84:PHE:O	2:P:88:VAL:HG23	2.13	0.49
1:B:336:SER:OG	1:B:337:PHE:N	2.45	0.49
1:C:260:LEU:HD22	1:C:311:LYS:HZ1	1.77	0.49
1:D:6:LYS:HB3	1:D:105:GLN:HA	1.94	0.49
1:E:94:ILE:HG23	1:E:94:ILE:O	2.13	0.49
1:E:241:ALA:O	1:E:244:ILE:HG12	2.13	0.49
1:F:267:GLN:HE21	1:F:268:THR:HG23	1.78	0.49
2:G:77:ASN:HA	2:G:119:LEU:HB3	1.94	0.49
2:H:96:ILE:CG2	2:H:97:GLN:H	2.25	0.49
2:N:155:LEU:HD22	2:N:316:PRO:HG3	1.95	0.49
2:O:271:LYS:HD3	2:Q:343:LYS:HZ2	1.77	0.49
2:R:85:ILE:HA	2:R:88:VAL:HG22	1.94	0.49
2:R:155:LEU:HD22	2:R:316:PRO:HG3	1.95	0.49
1:E:11:THR:CG2	1:E:12:PHE:N	2.76	0.49
1:E:174:ASN:HD21	1:E:392:SER:HB3	1.78	0.49
2:H:96:ILE:CG2	2:H:100:GLU:CD	2.81	0.49
2:I:131:SER:OG	2:I:132:GLU:N	2.45	0.49
2:I:324:THR:HA	2:I:329:TYR:HD2	1.78	0.49
2:K:218:SER:HA	2:K:262:ARG:HH12	1.77	0.49
2:Q:87:TYR:O	2:Q:90:GLU:HG3	2.13	0.49
1:B:180:ASN:HD21	1:C:561:ARG:HH21	1.60	0.49
1:B:181:LEU:HD22	1:B:182:HIS:H	1.77	0.49
1:C:122:HIS:H	1:C:122:HIS:CD2	2.31	0.49
1:D:400:LEU:HD12	1:D:405:LEU:HG	1.94	0.49
2:H:224:THR:O	2:H:225:THR:CG2	2.54	0.49

*Continued on next page...*



*Continued from previous page...*

Atom-1	Atom-2	Interatomic distance (Å)	Clash overlap (Å)
2:H:305:PHE:HB3	2:Q:305:PHE:HZ	1.78	0.49
2:R:355:PRO:HG3	3:R:501:APR:HR'3	1.93	0.49
1:A:356:ASN:HB2	1:A:359:ALA:HB2	1.95	0.48
1:B:155:ILE:HG21	1:B:506:LEU:HD11	1.94	0.48
1:C:150:ASN:ND2	1:C:534:GLU:OE1	2.46	0.48
1:C:256:CYS:HA	1:C:310:LEU:HD11	1.95	0.48
1:C:406:LEU:HD12	1:C:441:TYR:HA	1.95	0.48
1:E:133:LEU:HD21	1:E:136:ASP:HA	1.95	0.48
2:I:30:ASN:HD22	2:I:212:LYS:HG2	1.78	0.48
2:L:423:LYS:O	2:L:425:GLN:NE2	2.46	0.48
1:A:562:SER:HA	1:D:177:ASN:HA	1.96	0.48
1:B:357:ASN:HB2	1:E:357:ASN:N	2.25	0.48
1:D:413:LEU:CD2	1:D:435:PHE:HZ	2.27	0.48
1:F:134:ILE:N	1:F:138:TYR:O	2.46	0.48
2:G:28:PHE:O	2:G:32:HIS:ND1	2.46	0.48
2:J:30:ASN:HD22	2:J:425:GLN:HE21	1.61	0.48
2:K:219:LYS:HG2	2:K:280:GLU:HG3	1.93	0.48
2:L:79:LYS:NZ	2:L:117:LYS:HE2	2.28	0.48
2:R:179:LYS:HG3	2:R:314:ILE:HG13	1.95	0.48
2:R:204:ASP:O	2:R:207:ARG:HB3	2.13	0.48
1:A:368:THR:HG21	1:D:231:LEU:HD12	1.95	0.48
1:B:496:ARG:HD2	1:B:498:LYS:HE2	1.95	0.48
1:D:273:LYS:HD2	1:D:274:ARG:HH22	1.78	0.48
2:I:66:GLU:O	2:I:70:ASN:ND2	2.46	0.48
1:A:219:TRP:CE3	1:A:222:LEU:HD22	2.48	0.48
1:A:418:GLU:HA	1:A:421:LYS:HB3	1.95	0.48
1:C:439:HIS:CE1	1:C:476:GLN:HE22	2.31	0.48
2:G:149:SER:OG	2:G:150:ASN:N	2.46	0.48
2:K:25:VAL:O	2:K:30:ASN:ND2	2.46	0.48
2:K:348:ILE:HD13	2:K:375:ILE:HB	1.95	0.48
1:A:193:LYS:HD3	1:A:553:THR:HG21	1.94	0.48
1:D:167:ARG:O	1:D:171:SER:OG	2.27	0.48
1:E:123:PHE:HB3	1:E:143:ASN:ND2	2.28	0.48
2:J:317:THR:O	2:J:329:TYR:OH	2.30	0.48
2:L:367:LEU:O	2:L:396:ASN:ND2	2.46	0.48
2:O:24:GLN:HA	2:O:28:PHE:HB2	1.96	0.48
2:O:93:GLN:HB2	2:O:95:LYS:HD2	1.95	0.48
2:P:413:TYR:HD1	3:P:501:APR:C5	2.27	0.48
1:A:405:LEU:O	1:A:409:THR:HG23	2.13	0.48
1:B:212:LYS:O	1:B:333:ASN:ND2	2.47	0.48
1:B:276:LYS:O	1:B:280:ILE:HG13	2.13	0.48

*Continued on next page...*



*Continued from previous page...*

Atom-1	Atom-2	Interatomic distance (Å)	Clash overlap (Å)
1:C:145:ALA:O	1:C:149:THR:OG1	2.23	0.48
1:C:501:VAL:O	1:C:504:GLU:HG2	2.12	0.48
1:F:257:TYR:HA	1:F:260:LEU:HD12	1.94	0.48
1:F:267:GLN:NE2	1:F:268:THR:CG2	2.76	0.48
2:G:85:ILE:HG22	2:G:111:LEU:HD13	1.96	0.48
2:J:256:ILE:HD11	2:J:335:GLU:HG3	1.95	0.48
2:L:412:HIS:CE1	3:L:501:APR:HO'2	2.25	0.48
1:A:250:GLU:HB2	1:A:253:TRP:HB2	1.94	0.48
1:B:255:LYS:HE3	1:B:280:ILE:HG22	1.94	0.48
1:D:48:GLU:HG2	2:N:214:THR:HG21	1.96	0.48
1:E:374:GLN:O	1:E:378:SER:OG	2.17	0.48
2:L:266:ASP:O	2:L:267:THR:CG2	2.61	0.48
1:B:238:LEU:HD21	1:B:332:TYR:HD1	1.79	0.48
1:D:401:ASP:H	1:D:404:LEU:HD21	1.78	0.48
1:E:131:ILE:HB	1:E:172:LYS:HD2	1.95	0.48
2:G:172:LYS:HE2	2:G:172:LYS:HB3	1.67	0.48
2:H:5:HIS:CD2	2:H:400:ILE:HG12	2.49	0.48
2:H:224:THR:HG23	2:H:225:THR:N	2.28	0.48
2:K:5:HIS:CD2	2:K:400:ILE:HG12	2.49	0.48
2:N:179:LYS:HE2	2:N:314:ILE:HG12	1.94	0.48
1:A:203:VAL:O	1:A:203:VAL:CG1	2.60	0.48
1:B:179:GLN:H	1:C:560:TYR:H	1.61	0.48
1:C:47:ASN:HD21	1:C:51:GLU:HB2	1.79	0.48
1:D:211:ILE:CG2	1:D:211:ILE:O	2.62	0.48
1:D:413:LEU:HD12	1:D:414:LYS:N	2.29	0.48
2:G:324:THR:OG1	2:H:334:ARG:NH2	2.47	0.48
2:J:34:SER:O	2:J:217:LYS:NZ	2.45	0.48
2:N:152:GLU:OE2	3:N:501:APR:C2D	2.61	0.48
1:B:429:SER:HA	1:C:558:ILE:CG2	2.43	0.48
1:C:273:LYS:O	1:C:277:ILE:HG23	2.13	0.48
1:C:339:LYS:O	1:C:342:GLU:HG3	2.13	0.48
1:D:496:ARG:NH1	1:D:528:THR:O	2.46	0.48
1:E:438:ALA:HB3	1:E:475:SER:HB2	1.96	0.48
2:K:214:THR:O	2:K:214:THR:CG2	2.62	0.48
1:B:180:ASN:C	1:C:561:ARG:HB2	2.34	0.47
1:D:143:ASN:HB3	1:D:146:LYS:HB2	1.96	0.47
2:I:21:LYS:HB2	2:I:421:PHE:HE2	1.79	0.47
2:R:66:GLU:O	2:R:70:ASN:ND2	2.47	0.47
1:A:327:ILE:HA	1:A:330:ALA:HB3	1.96	0.47
1:D:31:GLY:O	2:J:398:HIS:NE2	2.45	0.47
1:D:400:LEU:HD12	1:D:405:LEU:CG	2.41	0.47

*Continued on next page...*

*Continued from previous page...*

Atom-1	Atom-2	Interatomic distance (Å)	Clash overlap (Å)
1:F:491:ASN:HB3	1:F:535:LEU:HB2	1.96	0.47
2:G:67:SER:HA	2:G:70:ASN:HD21	1.79	0.47
2:I:270:TYR:CE1	2:M:342:ILE:HG12	2.49	0.47
2:L:214:THR:O	2:L:216:GLN:N	2.47	0.47
2:N:77:ASN:O	2:N:77:ASN:ND2	2.47	0.47
2:P:70:ASN:O	2:P:73:LYS:HB2	2.14	0.47
2:P:367:LEU:HD11	2:P:374:LEU:HD22	1.96	0.47
2:P:412:HIS:CD2	3:P:501:APR:H'2	2.49	0.47
2:P:412:HIS:HD2	3:P:501:APR:C8	2.27	0.47
1:A:262:LEU:HD21	1:A:353:SER:HA	1.96	0.47
1:A:451:PHE:HB2	1:A:453:GLU:HG2	1.96	0.47
2:G:329:TYR:HA	2:G:332:LEU:HD12	1.97	0.47
2:J:414:PHE:N	3:J:501:APR:N1	2.58	0.47
2:M:270:TYR:O	2:O:343:LYS:NZ	2.45	0.47
2:N:69:LEU:O	2:N:72:VAL:HG12	2.14	0.47
1:A:223:ILE:HD11	1:A:369:ARG:HG2	1.97	0.47
1:A:369:ARG:O	1:A:373:VAL:HG23	2.14	0.47
1:B:474:SER:O	1:B:474:SER:OG	2.27	0.47
1:C:10:VAL:H	1:F:60:VAL:HG23	1.79	0.47
1:C:401:ASP:OD2	1:C:401:ASP:N	2.43	0.47
2:L:244:THR:HG22	2:L:283:LEU:HB3	1.96	0.47
2:L:355:PRO:HG3	3:L:501:APR:C4D	2.44	0.47
1:D:131:ILE:HD12	1:D:172:LYS:HZ2	1.70	0.47
1:D:400:LEU:HD12	1:D:400:LEU:C	2.35	0.47
1:F:269:ASP:OD1	1:F:269:ASP:N	2.35	0.47
2:H:152:GLU:OE1	3:H:501:APR:O3D	2.28	0.47
2:I:406:LYS:HG3	2:I:428:ARG:HD3	1.96	0.47
2:J:340:LEU:HA	2:J:345:THR:HG21	1.97	0.47
2:K:354:PHE:HD2	2:K:385:VAL:HG22	1.80	0.47
2:M:134:LYS:HE2	2:M:138:LEU:HD12	1.96	0.47
2:O:157:TRP:NE1	2:P:164:TYR:O	2.44	0.47
2:P:45:GLY:O	3:P:501:APR:C5	2.62	0.47
2:P:53:LEU:HD11	3:P:501:APR:C5'	2.44	0.47
1:A:6:LYS:HB3	1:A:105:GLN:HA	1.97	0.47
1:B:254:LEU:O	1:B:258:ILE:HG12	2.14	0.47
1:D:413:LEU:CD2	1:D:435:PHE:CZ	2.96	0.47
1:D:559:VAL:HG11	1:E:181:LEU:HD21	1.95	0.47
1:E:185:ILE:HG23	1:E:434:ILE:HB	1.95	0.47
1:E:254:LEU:HA	1:E:257:TYR:HB3	1.96	0.47
1:E:290:LYS:HZ2	1:E:305:LYS:HB2	1.80	0.47
1:E:430:VAL:HG22	1:E:468:GLY:HA2	1.96	0.47

*Continued on next page...*

*Continued from previous page...*

Atom-1	Atom-2	Interatomic distance (Å)	Clash overlap (Å)
2:H:152:GLU:OE1	3:H:501:APR:O2D	2.30	0.47
2:I:37:ASN:HB3	2:I:345:THR:HB	1.97	0.47
2:I:294:SER:OG	2:I:312:VAL:CG2	2.63	0.47
2:N:65:ASN:ND2	2:N:69:LEU:CD2	2.43	0.47
2:N:219:LYS:HD2	2:N:262:ARG:HG2	1.96	0.47
2:O:1:MET:HA	2:O:2:GLY:HA3	1.58	0.47
2:O:102:LYS:HA	2:O:105:HIS:NE2	2.30	0.47
1:A:103:PHE:HD1	1:B:38:GLY:HA2	1.80	0.47
1:A:131:ILE:HA	1:A:172:LYS:HE2	1.97	0.47
1:A:239:LYS:HE3	1:A:330:ALA:HB3	1.97	0.47
1:A:397:VAL:HG22	1:A:400:LEU:HB2	1.96	0.47
1:A:554:ILE:HD12	1:D:465:ARG:CA	2.41	0.47
1:B:160:SER:HA	1:B:526:THR:HG22	1.96	0.47
1:B:216:MET:SD	1:B:238:LEU:HD13	2.55	0.47
1:B:247:LYS:HE2	1:B:250:GLU:HA	1.96	0.47
1:D:538:ILE:O	1:D:540:VAL:HG13	2.14	0.47
1:D:560:TYR:OH	1:E:391:LYS:NZ	2.38	0.47
2:G:71:TYR:HE2	2:G:170:ASP:HB3	1.80	0.47
2:I:376:ILE:HD11	2:I:388:PHE:HE2	1.80	0.47
2:L:54:MET:SD	3:L:501:APR:H5R1	2.54	0.47
2:L:413:TYR:CE1	3:L:501:APR:C2	2.96	0.47
2:N:210:PHE:HZ	2:N:281:ALA:HB2	1.80	0.47
2:O:283:LEU:HG	2:O:285:LYS:HD3	1.97	0.47
1:C:148:LEU:HD12	1:C:432:VAL:HG21	1.97	0.47
1:D:179:GLN:HB3	1:D:467:PHE:HE2	1.80	0.47
1:D:371:LYS:O	1:D:375:THR:OG1	2.23	0.47
1:E:37:LYS:N	1:E:41:ASP:OD2	2.47	0.47
2:K:427:ARG:HD3	2:K:427:ARG:HA	1.69	0.47
2:O:151:ILE:HD11	2:O:178:LEU:HD22	1.96	0.47
2:O:416:PHE:HA	2:O:420:ASN:HD22	1.80	0.47
2:R:39:THR:HG22	2:R:221:SER:HB2	1.96	0.47
1:B:10:VAL:HG13	1:B:15:LEU:HD12	1.97	0.47
1:B:410:THR:O	1:B:414:LYS:HE2	2.14	0.47
1:C:49:TYR:HE1	1:F:35:ILE:HG21	1.80	0.47
1:D:297:ASN:OD1	1:D:297:ASN:N	2.46	0.47
2:H:355:PRO:HG3	3:H:501:APR:C3D	2.43	0.47
2:Q:241:ILE:HG21	2:Q:263:VAL:HG21	1.97	0.47
1:A:148:LEU:HD21	1:A:183:PHE:HZ	1.80	0.47
1:A:310:LEU:HA	1:A:313:VAL:HG22	1.97	0.47
1:B:322:THR:HG22	1:B:325:GLU:H	1.80	0.47
1:B:488:GLN:OE1	1:C:499:ASN:ND2	2.47	0.47

*Continued on next page...*

*Continued from previous page...*

Atom-1	Atom-2	Interatomic distance (Å)	Clash overlap (Å)
1:C:160:SER:HA	1:C:526:THR:HG23	1.96	0.47
1:C:248:ILE:CD1	1:C:326:VAL:HG13	2.44	0.47
1:D:309:SER:HA	1:D:312:ASN:OD1	2.15	0.47
1:D:486:LEU:HD11	1:D:510:ILE:HD11	1.97	0.47
2:G:224:THR:O	2:G:225:THR:HG22	2.15	0.47
2:J:214:THR:O	2:J:216:GLN:N	2.48	0.47
3:L:501:APR:H <sup>2</sup>	3:L:501:APR:H8	1.70	0.47
2:N:197:GLU:HA	2:N:200:GLU:HB2	1.95	0.47
2:R:68:VAL:HG12	2:R:174:VAL:HG13	1.97	0.47
2:R:253:LYS:HE2	2:R:299:GLU:HG3	1.96	0.47
1:A:187:ASP:OD2	1:A:190:ASP:N	2.48	0.46
1:B:503:LEU:HD22	1:B:518:LEU:HD22	1.98	0.46
2:I:77:ASN:HB3	2:I:120:GLU:HB3	1.97	0.46
2:L:41:PHE:HB3	2:L:349:ILE:HG12	1.97	0.46
2:M:411:ALA:HA	2:M:414:PHE:HB2	1.97	0.46
2:P:100:GLU:O	2:P:104:LEU:HG	2.15	0.46
2:P:293:LYS:HB2	2:P:303:ILE:HG12	1.97	0.46
2:Q:304:ASP:OD1	2:Q:304:ASP:N	2.48	0.46
1:A:63:LYS:HB2	1:A:80:ARG:HG3	1.97	0.46
1:B:179:GLN:HE21	1:C:561:ARG:CZ	2.27	0.46
1:C:128:ASP:HB3	1:C:142:PHE:O	2.16	0.46
1:E:237:GLY:HA3	1:E:344:LEU:HD22	1.97	0.46
1:F:337:PHE:HB3	1:F:374:GLN:NE2	2.30	0.46
2:H:232:GLU:OE2	2:H:285:LYS:NZ	2.36	0.46
2:J:44:SER:HB3	3:J:501:APR:O1D	2.15	0.46
2:J:47:SER:HB3	2:J:51:VAL:HB	1.95	0.46
1:A:222:LEU:HD13	1:A:407:PHE:CZ	2.49	0.46
1:A:377:PHE:CZ	1:A:400:LEU:HD11	2.51	0.46
1:A:406:LEU:O	1:A:410:THR:HG22	2.14	0.46
1:B:53:PHE:CG	1:B:102:PRO:HG3	2.50	0.46
1:B:158:THR:HA	1:B:476:GLN:HE22	1.81	0.46
1:B:325:GLU:HA	1:B:328:GLU:HB2	1.98	0.46
1:D:360:ARG:HH22	1:E:311:LYS:HE3	1.80	0.46
1:F:50:SER:HB3	2:L:212:LYS:HD3	1.96	0.46
2:L:155:LEU:HD22	2:L:316:PRO:HG3	1.97	0.46
2:L:213:ARG:NH2	2:L:218:SER:O	2.41	0.46
2:L:314:ILE:O	2:L:329:TYR:OH	2.34	0.46
2:M:219:LYS:HB3	2:M:280:GLU:HG3	1.97	0.46
2:N:92:GLU:OE2	2:N:105:HIS:NE2	2.34	0.46
1:A:248:ILE:HG21	1:A:326:VAL:HG13	1.96	0.46
1:C:194:ASP:OD1	1:C:194:ASP:N	2.48	0.46

*Continued on next page...*

*Continued from previous page...*

Atom-1	Atom-2	Interatomic distance (Å)	Clash overlap (Å)
1:C:425:LEU:HA	1:C:428:ARG:HD2	1.96	0.46
2:G:70:ASN:HA	2:G:73:LYS:HD2	1.96	0.46
2:I:336:PHE:HE2	2:I:359:ILE:HG23	1.81	0.46
2:M:86:LYS:O	2:M:90:GLU:HG2	2.14	0.46
2:N:48:THR:CG2	3:N:501:APR:N6	2.60	0.46
2:N:236:GLU:HG3	2:N:242:TYR:HE1	1.79	0.46
2:P:412:HIS:CD2	3:P:501:APR:C1'	2.98	0.46
2:R:371:ASP:OD1	2:R:371:ASP:N	2.46	0.46
1:A:272:THR:HA	1:D:264:ARG:HB3	1.98	0.46
1:B:216:MET:HB2	1:B:238:LEU:HD21	1.97	0.46
1:C:85:PRO:HB3	1:C:98:LEU:HD13	1.97	0.46
1:C:269:ASP:O	1:C:273:LYS:HG3	2.15	0.46
1:E:290:LYS:HB2	1:E:290:LYS:HE3	1.70	0.46
1:E:500:ASN:HD21	1:F:515:LYS:H	1.64	0.46
2:N:265:ASP:CG	2:N:277:VAL:HG12	2.36	0.46
2:P:155:LEU:HD22	2:P:316:PRO:HG3	1.97	0.46
2:P:266:ASP:OD1	2:P:274:TRP:NE1	2.36	0.46
1:D:209:ILE:HB	1:D:411:PHE:CZ	2.50	0.46
1:D:532:VAL:HA	1:D:539:PRO:HB3	1.97	0.46
1:E:123:PHE:HB3	1:E:143:ASN:HD21	1.80	0.46
2:H:71:TYR:HA	2:H:74:LYS:HB2	1.98	0.46
2:P:76:LEU:HD22	2:P:119:LEU:HB3	1.98	0.46
2:Q:82:LYS:O	2:Q:85:ILE:HG13	2.15	0.46
1:A:332:TYR:HE2	1:B:375:THR:HG21	1.80	0.46
1:C:57:VAL:HG22	1:C:83:CYS:HG	1.77	0.46
1:C:412:ILE:HG22	1:C:433:PHE:HE1	1.80	0.46
1:D:15:LEU:O	1:D:82:GLU:HA	2.16	0.46
1:D:59:LYS:HE3	1:D:61:GLU:HB3	1.98	0.46
1:D:185:ILE:HG12	1:D:395:TYR:HB2	1.97	0.46
1:E:55:TYR:HD2	1:E:83:CYS:SG	2.38	0.46
2:G:286:ILE:HG23	2:G:287:HIS:CD2	2.51	0.46
2:N:85:ILE:HA	2:N:88:VAL:HG22	1.97	0.46
2:O:410:LYS:HG3	2:O:412:HIS:H	1.80	0.46
2:Q:325:ALA:HA	2:Q:330:SER:OG	2.15	0.46
1:A:299:ASP:N	1:A:299:ASP:OD1	2.49	0.46
1:B:185:ILE:HG21	1:B:192:TYR:CD2	2.51	0.46
1:B:203:VAL:HG21	1:B:400:LEU:HD21	1.97	0.46
1:C:143:ASN:HB3	1:C:146:LYS:HB2	1.98	0.46
1:D:447:GLU:HG3	1:D:448:SER:H	1.79	0.46
1:F:150:ASN:ND2	1:F:534:GLU:OE1	2.49	0.46
2:H:295:ASN:HB3	2:H:299:GLU:H	1.80	0.46

*Continued on next page...*

*Continued from previous page...*

Atom-1	Atom-2	Interatomic distance (Å)	Clash overlap (Å)
2:N:107:ILE:HD11	2:N:137:ILE:HG12	1.97	0.46
2:P:3:ILE:HD11	2:P:404:SER:HB3	1.98	0.46
2:R:374:LEU:O	2:R:398:HIS:N	2.48	0.46
1:A:440:ARG:CD	1:D:460:ILE:CD1	2.93	0.46
1:B:227:GLU:HA	1:B:231:LEU:HB3	1.97	0.46
1:E:352:GLU:HB3	1:E:360:ARG:HH22	1.80	0.46
1:E:367:GLU:OE2	1:E:368:THR:HG23	2.16	0.46
2:I:213:ARG:HG3	2:I:215:GLU:HG2	1.98	0.46
2:J:364:ALA:HA	2:J:367:LEU:HD12	1.98	0.46
2:K:167:ASN:OD1	2:L:117:LYS:CE	2.55	0.46
2:L:235:LEU:HD12	2:L:283:LEU:HD22	1.98	0.46
2:M:165:ASP:OD1	2:M:168:ASN:ND2	2.48	0.46
2:O:25:VAL:HA	2:O:29:ILE:HB	1.98	0.46
2:Q:17:LYS:HG3	2:Q:19:ASN:H	1.80	0.46
1:B:180:ASN:H	1:C:561:ARG:HB3	1.81	0.46
1:C:168:GLN:OE1	1:C:172:LYS:NZ	2.40	0.46
1:D:231:LEU:CD1	1:D:232:PRO:HD3	2.46	0.46
2:I:160:ASN:ND2	2:I:318:MET:SD	2.82	0.46
2:P:220:VAL:HG13	2:P:220:VAL:O	2.16	0.46
2:P:256:ILE:HD11	2:P:335:GLU:HG3	1.98	0.46
2:R:166:ASN:O	2:R:168:ASN:N	2.49	0.46
1:A:274:ARG:HD3	1:A:291:TYR:HE2	1.81	0.45
1:B:216:MET:CG	1:B:238:LEU:HD21	2.45	0.45
1:B:530:TYR:HD1	1:B:541:GLU:HG3	1.80	0.45
1:C:457:PHE:O	1:C:460:ILE:HG12	2.16	0.45
1:D:33:ILE:HD12	2:J:35:ALA:HB2	1.98	0.45
2:J:233:TYR:HA	2:J:236:GLU:HG2	1.99	0.45
2:M:24:GLN:NE2	2:M:417:ILE:HD13	2.30	0.45
2:N:353:GLY:HA3	3:N:501:APR:O2A	2.16	0.45
1:B:483:SER:O	1:B:487:SER:OG	2.34	0.45
1:C:366:LEU:HG	1:C:369:ARG:HH21	1.81	0.45
1:E:211:ILE:HG23	1:E:214:LEU:HD22	1.99	0.45
1:F:162:LYS:NZ	1:F:474:SER:OG	2.44	0.45
2:G:155:LEU:HD13	2:G:179:LYS:HE2	1.99	0.45
2:I:91:GLN:O	2:I:93:GLN:NE2	2.49	0.45
2:K:59:LYS:NZ	2:K:63:GLU:OE2	2.49	0.45
2:L:17:LYS:O	2:L:21:LYS:HG3	2.16	0.45
2:P:61:ILE:HB	2:P:69:LEU:HD13	1.97	0.45
1:B:456:ALA:O	1:B:459:LYS:HB3	2.17	0.45
1:C:406:LEU:HA	1:C:441:TYR:HD1	1.81	0.45
1:D:402:ASP:HA	1:D:405:LEU:CD1	2.38	0.45

*Continued on next page...*

*Continued from previous page...*

Atom-1	Atom-2	Interatomic distance (Å)	Clash overlap (Å)
1:E:194:ASP:OD1	1:E:194:ASP:N	2.45	0.45
1:F:492:TYR:HB2	1:F:532:VAL:CG2	2.46	0.45
2:H:45:GLY:O	3:H:501:APR:C6	2.64	0.45
2:H:96:ILE:HG21	2:H:100:GLU:CD	2.37	0.45
2:M:5:HIS:CE1	2:M:398:HIS:HB3	2.51	0.45
2:Q:22:GLN:HA	2:Q:25:VAL:HG22	1.98	0.45
1:B:127:ASN:HD21	1:C:561:ARG:NH1	2.14	0.45
1:B:216:MET:CG	1:B:238:LEU:CD1	2.86	0.45
1:D:233:ILE:HG23	1:D:347:VAL:CG1	2.43	0.45
1:E:38:GLY:HA2	1:F:103:PHE:HD1	1.80	0.45
2:G:375:ILE:HA	2:G:398:HIS:HB2	1.98	0.45
2:O:304:ASP:OD1	2:O:304:ASP:N	2.50	0.45
1:A:167:ARG:HA	1:A:170:ILE:HD12	1.97	0.45
1:A:554:ILE:HG22	1:A:554:ILE:O	2.17	0.45
1:B:216:MET:HB2	1:B:238:LEU:HD22	1.95	0.45
1:C:276:LYS:O	1:C:280:ILE:HG13	2.16	0.45
1:D:51:GLU:HG2	1:D:90:LYS:HD2	1.98	0.45
1:E:208:LYS:HE2	1:E:383:ASN:HB2	1.99	0.45
2:H:424:ASN:OD1	2:H:424:ASN:N	2.48	0.45
2:J:102:LYS:HB3	2:J:102:LYS:HE2	1.74	0.45
2:K:210:PHE:HZ	2:K:281:ALA:HB2	1.82	0.45
1:A:29:LEU:HG	1:A:30:LEU:HG	1.98	0.45
1:C:487:SER:OG	1:F:477:ARG:NH1	2.50	0.45
1:D:199:LYS:HE2	1:D:199:LYS:HB2	1.68	0.45
1:F:155:ILE:HD11	1:F:486:LEU:HD21	1.98	0.45
2:K:271:LYS:HB2	2:K:271:LYS:HE3	1.57	0.45
2:N:44:SER:HG	3:N:501:APR:C3D	2.19	0.45
2:P:72:VAL:O	2:P:75:PHE:HB3	2.15	0.45
2:Q:117:LYS:NZ	2:Q:121:GLU:OE2	2.48	0.45
2:R:379:ASP:N	2:R:379:ASP:OD1	2.48	0.45
1:F:444:LYS:HG2	1:F:480:GLU:HA	1.99	0.45
2:H:355:PRO:HG3	3:H:501:APR:H5R1	1.99	0.45
2:J:303:ILE:CD1	2:J:306:ASN:CB	2.90	0.45
2:R:219:LYS:HG3	2:R:262:ARG:HD3	1.98	0.45
1:B:186:PHE:HZ	1:B:412:ILE:HB	1.82	0.45
1:C:11:THR:HG23	1:C:13:GLU:H	1.80	0.45
1:D:434:ILE:HA	1:D:472:MET:HB2	1.97	0.45
1:F:16:ILE:HA	1:F:81:PHE:O	2.17	0.45
2:G:72:VAL:HG23	2:G:154:LEU:HD13	1.99	0.45
2:H:253:LYS:HD2	2:Q:236:GLU:OE2	2.17	0.45
2:L:342:ILE:CG2	2:L:343:LYS:N	2.79	0.45

*Continued on next page...*



*Continued from previous page...*

Atom-1	Atom-2	Interatomic distance (Å)	Clash overlap (Å)
2:O:81:ILE:O	2:O:85:ILE:HG13	2.17	0.45
2:P:5:HIS:HD2	2:P:400:ILE:HG12	1.82	0.45
2:Q:151:ILE:HD11	2:Q:178:LEU:HD22	1.99	0.45
2:Q:264:VAL:HG11	2:Q:274:TRP:HA	1.97	0.45
2:R:67:SER:HA	2:R:70:ASN:HD21	1.82	0.45
1:A:135:ASP:O	1:A:137:GLN:HG3	2.16	0.45
1:A:560:TYR:HH	1:D:144:THR:HG1	1.61	0.45
1:C:377:PHE:HD2	1:C:381:PHE:HE2	1.65	0.45
1:D:361:SER:H	1:E:320:ILE:HB	1.81	0.45
1:E:290:LYS:NZ	1:E:305:LYS:HB2	2.32	0.45
2:I:225:THR:HG23	2:I:287:HIS:CD2	2.51	0.45
2:K:115:ASN:OD1	2:K:115:ASN:N	2.50	0.45
2:M:307:ASP:OD1	2:M:307:ASP:N	2.48	0.45
2:M:330:SER:HB2	2:N:341:GLN:HE22	1.82	0.45
2:P:197:GLU:O	2:P:200:GLU:HB2	2.17	0.45
1:A:101:TYR:HB2	1:B:39:VAL:HG22	1.98	0.45
1:B:262:LEU:N	1:B:353:SER:OG	2.50	0.45
1:C:452:ASN:HD21	1:C:455:GLU:HB2	1.81	0.45
1:E:188:VAL:HG21	1:E:437:GLU:HG3	1.92	0.45
1:F:155:ILE:HG21	1:F:506:LEU:HD11	1.98	0.45
1:F:481:LEU:O	1:F:505:TYR:OH	2.27	0.45
2:I:40:ILE:HG21	2:I:205:PHE:HZ	1.81	0.45
2:I:296:GLU:H	2:I:296:GLU:HG3	1.62	0.45
2:K:179:LYS:O	2:K:183:ILE:HG13	2.17	0.45
2:O:324:THR:HA	2:O:329:TYR:HB2	1.99	0.45
1:B:10:VAL:H	1:C:60:VAL:HG23	1.82	0.44
1:C:367:GLU:O	1:C:371:LYS:HG2	2.17	0.44
1:D:10:VAL:HG13	1:D:15:LEU:HD12	1.99	0.44
1:D:94:ILE:HG23	1:D:94:ILE:O	2.16	0.44
1:E:112:SER:OG	1:E:114:GLU:OE1	2.36	0.44
1:F:474:SER:OG	1:F:474:SER:O	2.33	0.44
2:H:377:PHE:O	2:H:412:HIS:HB2	2.17	0.44
2:K:423:LYS:HD3	2:K:423:LYS:O	2.17	0.44
2:L:11:ASP:HB3	2:L:14:THR:HG23	1.98	0.44
2:M:25:VAL:HG11	2:M:419:GLU:HG3	1.98	0.44
2:M:358:HIS:CD2	2:N:334:ARG:HH22	2.35	0.44
2:M:408:GLU:HB3	2:M:413:TYR:CD2	2.52	0.44
2:P:69:LEU:HD12	2:P:72:VAL:CG1	2.46	0.44
2:P:72:VAL:O	2:P:75:PHE:CB	2.65	0.44
2:P:412:HIS:CD2	3:P:501:APR:N9	2.85	0.44
2:R:23:GLU:O	2:R:27:THR:HG23	2.17	0.44

*Continued on next page...*



*Continued from previous page...*

Atom-1	Atom-2	Interatomic distance (Å)	Clash overlap (Å)
2:R:235:LEU:HD12	2:R:283:LEU:HD22	1.99	0.44
2:R:355:PRO:CG	3:R:501:APR:C3D	2.92	0.44
2:R:404:SER:OG	2:R:405:SER:N	2.50	0.44
1:B:179:GLN:HG3	1:C:562:SER:C	2.36	0.44
1:B:204:ILE:CG2	1:B:205:ASN:H	2.28	0.44
1:B:437:GLU:HG3	1:B:439:HIS:CD2	2.53	0.44
1:C:460:ILE:HA	1:C:463:GLU:HB2	1.98	0.44
1:D:367:GLU:O	1:D:371:LYS:HG2	2.17	0.44
1:D:437:GLU:HG2	1:D:476:GLN:HB3	1.98	0.44
1:F:40:ILE:HG13	1:F:40:ILE:O	2.16	0.44
1:F:65:ILE:HD11	1:F:74:LYS:HB2	1.99	0.44
1:F:253:TRP:CE2	1:F:320:ILE:HG12	2.53	0.44
1:F:276:LYS:O	1:F:280:ILE:HG13	2.18	0.44
2:H:406:LYS:HE2	2:H:406:LYS:HB2	1.82	0.44
2:J:283:LEU:HG	2:J:285:LYS:HD3	1.98	0.44
2:J:349:ILE:HB	2:J:376:ILE:HA	1.98	0.44
2:K:216:GLN:NE2	2:K:278:SER:O	2.42	0.44
2:M:25:VAL:CG1	2:M:419:GLU:H	2.30	0.44
2:M:254:PHE:CG	2:M:300:LEU:CD2	2.98	0.44
2:M:340:LEU:HB3	2:M:372:PHE:HE1	1.83	0.44
2:O:160:ASN:OD1	2:P:163:HIS:ND1	2.50	0.44
2:P:346:THR:HG23	2:P:373:ASN:HB3	1.99	0.44
2:Q:102:LYS:HA	2:Q:105:HIS:ND1	2.32	0.44
1:A:255:LYS:HB2	1:A:280:ILE:CG2	2.47	0.44
1:A:364:ALA:O	1:A:368:THR:HG22	2.17	0.44
1:C:184:HIS:NE2	1:C:392:SER:HB2	2.31	0.44
1:C:479:SER:OG	1:C:501:VAL:HG22	2.17	0.44
1:E:184:HIS:ND1	1:E:393:ILE:HD11	2.32	0.44
1:E:459:LYS:HB3	1:E:459:LYS:HE3	1.69	0.44
1:F:194:ASP:OD2	1:F:194:ASP:N	2.43	0.44
1:F:253:TRP:CD1	1:F:317:GLY:HA3	2.52	0.44
2:G:314:ILE:HG13	2:G:329:TYR:CE2	2.53	0.44
2:I:224:THR:HG21	2:I:285:LYS:NZ	2.32	0.44
2:I:356:ASP:OD1	2:I:356:ASP:N	2.40	0.44
2:J:413:TYR:HE1	3:J:501:APR:C8	2.30	0.44
2:K:307:ASP:OD1	2:K:308:GLU:N	2.50	0.44
2:M:224:THR:HG23	2:M:225:THR:N	2.32	0.44
2:N:199:TYR:HA	2:N:202:TYR:HB2	1.99	0.44
1:A:457:PHE:HA	1:A:460:ILE:HG22	1.98	0.44
1:C:152:THR:HA	1:C:491:ASN:HB2	1.99	0.44
1:C:266:GLN:HB2	1:C:273:LYS:HD3	1.99	0.44

*Continued on next page...*

*Continued from previous page...*

Atom-1	Atom-2	Interatomic distance (Å)	Clash overlap (Å)
1:C:310:LEU:O	1:C:314:VAL:HG23	2.17	0.44
1:D:518:LEU:HA	1:D:521:PHE:CD2	2.53	0.44
1:E:198:VAL:HG11	1:E:394:VAL:HG23	1.99	0.44
1:E:337:PHE:HB2	1:E:374:GLN:HE21	1.82	0.44
2:H:252:LYS:HB2	2:H:302:GLN:H	1.82	0.44
2:M:249:THR:HG1	2:P:242:TYR:HH	1.44	0.44
2:N:354:PHE:HD2	2:N:385:VAL:HG22	1.81	0.44
2:P:42:ILE:HD13	2:P:350:ILE:HG13	1.98	0.44
1:A:10:VAL:HB	1:B:60:VAL:HG22	2.00	0.44
1:B:322:THR:HG22	1:B:325:GLU:N	2.32	0.44
1:B:357:ASN:HB3	1:E:358:GLN:H	1.83	0.44
1:C:446:LYS:O	1:C:452:ASN:HB2	2.18	0.44
1:D:211:ILE:HD13	1:D:334:VAL:H	1.83	0.44
1:D:233:ILE:HA	1:D:347:VAL:CG1	2.46	0.44
1:F:151:HIS:HB2	1:F:489:CYS:HA	2.00	0.44
1:F:478:PRO:HB3	1:F:506:LEU:HD11	1.99	0.44
2:H:54:MET:CG	3:H:501:APR:HR'4	2.41	0.44
2:K:259:PHE:O	2:K:282:ASN:ND2	2.44	0.44
2:L:347:LEU:HG	2:L:349:ILE:HG13	1.99	0.44
2:N:394:ASN:O	2:N:396:ASN:N	2.49	0.44
2:P:348:ILE:HG12	2:P:375:ILE:HD12	1.98	0.44
1:A:201:VAL:HG11	1:A:207:PHE:HD1	1.82	0.44
1:A:348:PHE:CE2	1:A:367:GLU:HB2	2.51	0.44
1:A:498:LYS:HG3	1:D:512:TYR:HD1	1.82	0.44
1:B:130:THR:O	1:B:130:THR:OG1	2.34	0.44
1:B:136:ASP:HB3	2:P:27:THR:HG21	2.00	0.44
1:B:288:THR:OG1	1:B:289:GLU:N	2.50	0.44
1:C:16:ILE:HA	1:C:81:PHE:O	2.18	0.44
1:C:42:TYR:HB2	1:C:116:MET:HE2	1.98	0.44
1:E:151:HIS:CE1	1:E:461:ALA:HA	2.53	0.44
2:H:349:ILE:HD12	2:H:376:ILE:HG12	2.00	0.44
2:I:416:PHE:CE2	2:I:423:LYS:HB3	2.52	0.44
2:M:107:ILE:HG13	2:M:137:ILE:HD12	2.00	0.44
2:N:60:ASN:HD21	2:N:181:GLU:HB3	1.83	0.44
1:D:69:SER:OG	1:D:70:GLU:N	2.47	0.44
1:D:479:SER:HB3	1:E:462:ARG:CZ	2.48	0.44
1:E:167:ARG:NH1	1:E:549:SER:O	2.50	0.44
1:F:4:ILE:HB	1:F:19:VAL:HG13	1.99	0.44
1:F:344:LEU:HA	1:F:347:VAL:HG12	2.00	0.44
2:G:51:VAL:HG12	2:G:187:PRO:HD3	2.00	0.44
2:H:169:GLY:H	2:H:172:LYS:HZ3	1.65	0.44

*Continued on next page...*

*Continued from previous page...*

Atom-1	Atom-2	Interatomic distance (Å)	Clash overlap (Å)
2:K:195:SER:O	2:K:195:SER:OG	2.34	0.44
2:N:62:LEU:HD13	2:N:146:LEU:HD22	2.00	0.44
2:O:252:LYS:HD2	2:O:302:GLN:HB3	1.98	0.44
2:R:41:PHE:HB2	2:R:347:LEU:HD11	1.98	0.44
1:B:42:TYR:HB2	1:B:111:THR:HG21	1.99	0.44
1:B:484:THR:OG1	1:C:501:VAL:CG1	2.66	0.44
1:C:91:HIS:ND1	2:H:423:LYS:O	2.50	0.44
1:D:359:ALA:HB1	1:E:322:THR:C	2.38	0.44
1:F:348:PHE:HB2	1:F:358:GLN:NE2	2.32	0.44
2:G:98:GLU:HA	2:G:101:ARG:HB3	1.99	0.44
2:I:25:VAL:HB	2:I:419:GLU:HG2	1.98	0.44
2:I:253:LYS:HG3	2:I:299:GLU:HB3	2.00	0.44
2:K:21:LYS:O	2:K:25:VAL:HG23	2.18	0.44
2:K:287:HIS:HA	2:K:314:ILE:HD11	2.00	0.44
2:L:354:PHE:HD2	2:L:385:VAL:HG22	1.83	0.44
2:M:354:PHE:HD2	2:M:385:VAL:HG22	1.82	0.44
1:A:168:GLN:NE2	1:A:545:PHE:O	2.51	0.44
1:A:192:TYR:HD2	1:A:394:VAL:CG2	2.30	0.44
1:A:220:ILE:HG21	1:A:231:LEU:CD1	2.48	0.44
1:B:51:GLU:HG3	1:B:90:LYS:HB2	2.00	0.44
1:B:286:ILE:H	1:B:286:ILE:HD12	1.83	0.44
1:C:175:ASN:OD1	1:C:196:ASN:ND2	2.51	0.44
1:C:561:ARG:O	1:C:561:ARG:HG2	2.17	0.44
1:D:61:GLU:OE2	1:D:80:ARG:NH1	2.45	0.44
1:D:147:LEU:HD13	1:D:535:LEU:HD22	2.00	0.44
1:D:256:CYS:HG	1:D:306:PHE:HE1	1.65	0.44
1:E:11:THR:CG2	1:E:12:PHE:H	2.27	0.44
1:E:547:GLU:H	1:E:547:GLU:HG3	1.59	0.44
1:F:266:GLN:H	1:F:273:LYS:HE3	1.81	0.44
2:H:67:SER:OG	2:H:174:VAL:HG22	2.17	0.44
2:L:250:ILE:HD13	2:L:250:ILE:HA	1.88	0.44
2:Q:71:TYR:CD2	2:Q:174:VAL:HG21	2.53	0.44
1:A:227:GLU:HG2	1:B:364:ALA:HB1	2.00	0.43
1:B:266:GLN:HE22	1:B:268:THR:CG2	2.31	0.43
1:B:354:LYS:HB2	1:B:354:LYS:HE2	1.65	0.43
1:D:184:HIS:CE1	1:D:186:PHE:HB3	2.53	0.43
1:F:1:MET:HG3	1:F:3:SER:H	1.83	0.43
1:F:15:LEU:O	1:F:82:GLU:HA	2.18	0.43
2:J:197:GLU:HG2	2:J:198:THR:N	2.33	0.43
2:J:264:VAL:HG11	2:K:274:TRP:HB3	1.99	0.43
2:L:233:TYR:HA	2:L:236:GLU:HG2	2.00	0.43

*Continued on next page...*

*Continued from previous page...*

Atom-1	Atom-2	Interatomic distance (Å)	Clash overlap (Å)
2:M:115:ASN:OD1	2:M:115:ASN:N	2.51	0.43
2:M:300:LEU:HG	2:M:300:LEU:O	2.18	0.43
2:N:54:MET:O	2:N:58:MET:HG2	2.18	0.43
2:P:51:VAL:HG23	2:P:185:THR:C	2.39	0.43
1:A:151:HIS:HB2	1:A:489:CYS:HA	2.00	0.43
1:A:249:ILE:HD12	1:A:249:ILE:HA	1.86	0.43
1:B:309:SER:O	1:B:313:VAL:HG23	2.17	0.43
1:C:70:GLU:N	1:C:70:GLU:OE1	2.50	0.43
1:D:67:LEU:HB3	1:D:73:SER:HB2	1.99	0.43
1:D:310:LEU:O	1:D:314:VAL:HG13	2.18	0.43
1:D:344:LEU:HD13	1:D:348:PHE:CE2	2.53	0.43
2:H:249:THR:HG21	2:Q:236:GLU:HG2	2.00	0.43
2:J:353:GLY:N	3:J:501:APR:H <sup>4</sup>	2.33	0.43
2:J:413:TYR:O	2:J:417:ILE:HG12	2.18	0.43
2:L:252:LYS:HB3	2:L:302:GLN:HB3	1.99	0.43
2:M:235:LEU:HD22	2:M:240:ILE:HG21	2.00	0.43
2:O:254:PHE:CG	2:O:300:LEU:HD11	2.52	0.43
2:P:295:ASN:HB3	2:P:299:GLU:H	1.82	0.43
2:R:55:SER:HB2	2:R:149:SER:HB3	1.99	0.43
1:A:547:GLU:HB3	1:A:551:ASN:ND2	2.34	0.43
1:B:413:LEU:HD11	1:B:435:PHE:HZ	1.78	0.43
1:B:429:SER:HA	1:C:558:ILE:HD13	2.00	0.43
1:D:389:GLU:CD	1:D:419:LYS:NZ	2.72	0.43
1:D:458:LYS:HE3	1:D:463:GLU:HG3	2.00	0.43
1:E:551:ASN:HB2	1:E:554:ILE:HG12	2.01	0.43
1:F:150:ASN:OD1	1:F:465:ARG:NH1	2.49	0.43
1:F:446:LYS:NZ	1:F:453:GLU:OE2	2.48	0.43
2:J:326:GLN:HB2	2:J:329:TYR:HD2	1.83	0.43
2:M:73:LYS:HG2	2:M:145:TYR:CD2	2.52	0.43
2:M:160:ASN:HB3	2:N:163:HIS:HB3	2.00	0.43
2:O:271:LYS:HB2	2:O:271:LYS:HE3	1.67	0.43
1:A:148:LEU:CD2	1:A:183:PHE:CE2	3.01	0.43
1:B:176:LEU:HD22	1:B:177:ASN:H	1.83	0.43
1:B:186:PHE:CD2	1:B:409:THR:HG22	2.53	0.43
1:B:447:GLU:HG2	1:B:482:SER:HB3	2.01	0.43
1:D:96:PHE:CD1	1:D:537:PRO:HB3	2.54	0.43
1:E:271:VAL:O	1:E:275:THR:OG1	2.25	0.43
1:F:50:SER:O	1:F:50:SER:OG	2.34	0.43
2:H:394:ASN:O	2:H:396:ASN:N	2.51	0.43
2:J:219:LYS:HG2	2:J:262:ARG:HD3	1.99	0.43
2:K:168:ASN:HB3	2:K:171:LEU:HD12	1.99	0.43

*Continued on next page...*

*Continued from previous page...*

Atom-1	Atom-2	Interatomic distance (Å)	Clash overlap (Å)
2:L:107:ILE:HD11	2:L:137:ILE:HG23	2.00	0.43
2:L:152:GLU:OE2	3:L:501:APR:O4D	2.36	0.43
2:P:66:GLU:HG3	2:P:67:SER:H	1.82	0.43
1:A:188:VAL:HG11	1:D:460:ILE:HD12	2.00	0.43
1:B:65:ILE:HD12	1:B:66:PRO:HD2	2.01	0.43
1:B:254:LEU:HD11	1:B:323:LEU:CD2	2.33	0.43
1:B:369:ARG:HA	1:B:369:ARG:HD3	1.75	0.43
1:D:162:LYS:HG2	1:D:552:SER:HA	2.00	0.43
1:F:230:GLN:NE2	1:F:366:LEU:HD23	2.34	0.43
1:F:266:GLN:N	1:F:273:LYS:HE3	2.34	0.43
1:F:479:SER:OG	1:F:480:GLU:N	2.51	0.43
2:G:66:GLU:O	2:G:70:ASN:ND2	2.51	0.43
2:G:122:TYR:CZ	2:G:126:LEU:HD11	2.53	0.43
2:J:379:ASP:N	2:J:379:ASP:OD1	2.49	0.43
2:K:407:ALA:HB1	2:K:409:GLN:HG2	1.99	0.43
1:B:273:LYS:HD3	1:B:277:ILE:HD13	1.99	0.43
1:B:440:ARG:H	1:B:440:ARG:HG2	1.56	0.43
1:C:444:LYS:NZ	1:C:479:SER:O	2.32	0.43
1:C:482:SER:HB2	1:C:484:THR:HG22	2.00	0.43
1:C:519:ASN:O	1:C:522:SER:OG	2.36	0.43
1:D:67:LEU:CD2	1:D:73:SER:HB2	2.40	0.43
1:D:282:ASP:OD2	1:D:282:ASP:N	2.52	0.43
1:D:458:LYS:NZ	1:D:471:LEU:HD11	2.34	0.43
1:E:222:LEU:HD11	1:E:373:VAL:HG21	2.01	0.43
2:G:3:ILE:HA	2:G:402:GLY:HA3	2.00	0.43
2:H:155:LEU:HD13	2:H:316:PRO:HG3	2.00	0.43
2:J:111:LEU:HD23	2:J:116:PHE:HD2	1.84	0.43
2:K:13:LEU:HD13	2:K:20:GLU:HB3	2.01	0.43
2:N:208:TYR:HB2	2:N:422:LEU:HD23	2.01	0.43
2:N:275:GLN:NE2	2:N:276:PRO:HD2	2.34	0.43
2:O:229:LEU:HD11	2:O:291:ASN:HB3	2.00	0.43
2:P:219:LYS:HG2	2:P:262:ARG:HD3	2.01	0.43
2:Q:325:ALA:HB3	2:R:358:HIS:CE1	2.53	0.43
1:A:287:ASP:OD2	1:A:287:ASP:N	2.45	0.43
1:B:184:HIS:HA	1:B:393:ILE:O	2.18	0.43
1:E:334:VAL:HG12	1:E:335:SER:H	1.84	0.43
2:G:82:LYS:O	2:G:85:ILE:HG13	2.18	0.43
2:J:17:LYS:O	2:J:21:LYS:HG3	2.19	0.43
2:K:29:ILE:HG23	2:K:33:LEU:HD13	2.00	0.43
2:L:179:LYS:NZ	2:L:317:THR:OG1	2.37	0.43
2:L:210:PHE:HZ	2:L:281:ALA:HB2	1.83	0.43

*Continued on next page...*

*Continued from previous page...*

Atom-1	Atom-2	Interatomic distance (Å)	Clash overlap (Å)
2:M:205:PHE:HB2	2:M:415:GLN:NE2	2.33	0.43
2:M:325:ALA:HB1	2:N:362:ILE:HG12	2.01	0.43
2:N:297:GLU:OE2	2:N:297:GLU:N	2.50	0.43
1:A:148:LEU:HD22	1:A:183:PHE:CE2	2.54	0.43
1:A:255:LYS:CB	1:A:280:ILE:HG22	2.49	0.43
1:D:358:GLN:H	1:D:358:GLN:HG3	1.64	0.43
2:L:355:PRO:HG3	3:L:501:APR:C3D	2.48	0.43
2:M:76:LEU:HD12	2:M:145:TYR:HD1	1.84	0.43
2:P:413:TYR:CE1	3:P:501:APR:N1	2.86	0.43
2:Q:96:ILE:H	2:Q:96:ILE:HG13	1.70	0.43
2:R:81:ILE:O	2:R:81:ILE:CG2	2.67	0.43
1:B:273:LYS:HA	1:B:277:ILE:HD13	2.00	0.43
1:B:279:SER:O	1:B:282:ASP:HB2	2.19	0.43
1:D:560:TYR:HH	1:E:391:LYS:HZ3	1.61	0.43
1:E:60:VAL:HG23	1:F:10:VAL:HB	1.99	0.43
1:E:203:VAL:HA	1:E:207:PHE:HB3	2.00	0.43
1:F:272:THR:HG1	1:F:273:LYS:HZ3	1.59	0.43
1:F:276:LYS:HD2	1:F:279:SER:HB3	2.01	0.43
1:F:456:ALA:O	1:F:460:ILE:HG12	2.19	0.43
2:G:403:ASN:HB3	2:G:408:GLU:HG2	2.00	0.43
2:J:394:ASN:O	2:J:397:LEU:N	2.46	0.43
1:B:515:LYS:HA	1:B:515:LYS:HD2	1.86	0.43
1:C:182:HIS:HE1	1:C:434:ILE:HG13	1.84	0.43
1:C:233:ILE:HG13	1:C:234:LEU:N	2.34	0.43
1:C:550:LYS:HZ2	1:C:551:ASN:H	1.67	0.43
1:D:400:LEU:HB2	1:D:404:LEU:HD21	2.01	0.43
1:D:432:VAL:HG12	1:D:470:PHE:HB2	1.99	0.43
1:F:57:VAL:HG22	1:F:83:CYS:HG	1.78	0.43
2:G:62:LEU:HD22	2:G:69:LEU:HA	2.01	0.43
2:G:350:ILE:HA	2:G:377:PHE:HB2	2.01	0.43
2:O:256:ILE:HD11	2:O:335:GLU:HG3	2.01	0.43
2:O:321:HIS:CD2	2:O:321:HIS:H	2.37	0.43
2:R:68:VAL:O	2:R:72:VAL:HG12	2.19	0.43
2:R:247:GLN:HG2	2:R:258:GLN:HE21	1.83	0.43
1:B:179:GLN:HB3	1:B:180:ASN:H	1.74	0.42
1:B:208:LYS:HG2	1:B:381:PHE:HA	2.00	0.42
1:B:531:ILE:HD11	1:B:542:ILE:CD1	2.35	0.42
1:D:162:LYS:HA	1:D:162:LYS:HD2	1.86	0.42
1:D:213:ASN:HD21	1:D:418:GLU:HB2	1.84	0.42
1:F:482:SER:HB3	1:F:485:VAL:HG12	2.00	0.42
2:H:413:TYR:HA	3:H:501:APR:N1	2.34	0.42

*Continued on next page...*

*Continued from previous page...*

Atom-1	Atom-2	Interatomic distance (Å)	Clash overlap (Å)
2:I:405:SER:OG	2:I:406:LYS:N	2.51	0.42
2:J:210:PHE:HZ	2:J:281:ALA:HB2	1.84	0.42
2:L:53:LEU:CD2	3:L:501:APR:O1A	2.67	0.42
2:L:254:PHE:HZ	2:L:332:LEU:HD21	1.83	0.42
2:M:368:LYS:HB3	2:M:368:LYS:HE3	1.76	0.42
2:O:183:ILE:HD12	2:O:183:ILE:HA	1.95	0.42
2:P:340:LEU:HD22	2:P:372:PHE:HE1	1.83	0.42
1:A:97:ASN:HB2	1:B:525:PRO:HA	2.01	0.42
1:A:228:LEU:HD12	1:A:229:VAL:CG1	2.48	0.42
1:A:372:ASN:HA	1:A:375:THR:HG22	2.01	0.42
1:B:160:SER:O	1:B:160:SER:OG	2.34	0.42
1:B:181:LEU:HB3	1:C:560:TYR:O	2.19	0.42
1:B:253:TRP:CD1	1:B:314:VAL:HA	2.54	0.42
1:D:459:LYS:HA	1:D:463:GLU:HB2	2.00	0.42
1:D:531:ILE:HD11	1:D:536:PHE:HB2	2.01	0.42
2:G:162:LEU:HD21	2:G:172:LYS:HA	2.01	0.42
2:H:61:ILE:HB	2:H:69:LEU:HD13	2.01	0.42
2:H:96:ILE:CG2	2:H:100:GLU:HB3	2.41	0.42
2:H:353:GLY:H	3:H:501:APR:H'4	1.81	0.42
2:I:375:ILE:HA	2:I:398:HIS:HB2	2.01	0.42
2:M:24:GLN:OE1	2:M:417:ILE:HD13	2.17	0.42
2:O:348:ILE:HD13	2:O:375:ILE:HB	2.01	0.42
2:P:379:ASP:OD1	2:P:379:ASP:N	2.53	0.42
1:A:62:ASP:OD1	1:D:105:GLN:NE2	2.52	0.42
1:C:67:LEU:HB3	1:C:70:GLU:O	2.19	0.42
1:E:294:LYS:HD2	1:E:294:LYS:HA	1.79	0.42
2:G:403:ASN:N	2:G:403:ASN:OD1	2.52	0.42
2:H:210:PHE:HZ	2:H:281:ALA:HB2	1.83	0.42
2:O:212:LYS:HE3	2:O:212:LYS:HB3	1.88	0.42
2:Q:189:VAL:HG13	2:Q:304:ASP:O	2.19	0.42
1:C:154:ILE:HA	1:C:493:ILE:HB	2.01	0.42
1:D:337:PHE:O	1:D:340:LEU:HG	2.19	0.42
1:E:182:HIS:HB2	1:E:431:ASN:HB3	2.01	0.42
2:H:44:SER:OG	3:H:501:APR:O4D	2.38	0.42
2:H:53:LEU:O	2:H:57:THR:HG22	2.19	0.42
2:J:153:GLU:HG3	2:J:154:LEU:H	1.84	0.42
2:J:351:GLY:HA2	3:J:501:APR:N3	2.34	0.42
2:M:189:VAL:HG23	2:P:250:ILE:CG2	2.48	0.42
2:N:293:LYS:HD2	2:N:303:ILE:HD13	2.02	0.42
2:P:265:ASP:HB2	2:P:277:VAL:HG12	2.01	0.42
1:B:360:ARG:NH2	1:E:356:ASN:OD1	2.47	0.42

*Continued on next page...*



*Continued from previous page...*

Atom-1	Atom-2	Interatomic distance (Å)	Clash overlap (Å)
1:C:91:HIS:HB3	2:H:424:ASN:HB3	2.02	0.42
1:D:352:GLU:OE2	1:E:321:PHE:HA	2.20	0.42
1:E:405:LEU:HD22	1:E:440:ARG:CZ	2.50	0.42
1:F:65:ILE:HG21	1:F:78:HIS:HB2	1.87	0.42
1:F:190:ASP:HA	1:F:193:LYS:HE3	2.02	0.42
1:F:438:ALA:HA	1:F:441:TYR:CZ	2.53	0.42
2:H:307:ASP:N	2:H:307:ASP:OD1	2.51	0.42
2:I:22:GLN:HA	2:I:25:VAL:HG22	2.01	0.42
2:J:342:ILE:H	2:J:342:ILE:HG12	1.66	0.42
2:K:354:PHE:HB3	2:K:360:ASN:HD21	1.84	0.42
2:M:136:GLU:HA	2:M:139:ASN:HD21	1.84	0.42
2:M:227:TYR:OH	2:M:314:ILE:O	2.28	0.42
2:M:250:ILE:H	2:M:250:ILE:HD12	1.85	0.42
2:N:213:ARG:HD2	2:N:213:ARG:HA	1.77	0.42
2:P:143:CYS:O	2:P:147:ASN:N	2.45	0.42
2:Q:255:ASP:HB3	2:Q:258:GLN:HG2	2.02	0.42
1:A:25:LEU:HD22	1:A:36:ALA:HB2	2.00	0.42
1:D:530:TYR:CD1	1:D:541:GLU:HB2	2.55	0.42
1:E:379:ASN:OD1	1:E:379:ASN:N	2.46	0.42
2:J:333:PHE:HE1	2:J:359:ILE:HG12	1.84	0.42
2:K:271:LYS:HG3	2:K:272:GLU:HG2	2.01	0.42
2:L:13:LEU:HA	2:L:16:LEU:HD12	2.00	0.42
2:L:293:LYS:HE2	2:L:293:LYS:HB2	1.91	0.42
2:L:304:ASP:OD2	2:L:304:ASP:N	2.48	0.42
2:M:406:LYS:HB2	2:M:413:TYR:CD1	2.55	0.42
2:N:341:GLN:HG3	2:N:366:ASN:ND2	2.34	0.42
2:O:417:ILE:O	2:O:417:ILE:CG2	2.67	0.42
2:P:155:LEU:HB3	2:P:316:PRO:HB3	2.01	0.42
2:P:323:GLU:H	2:P:323:GLU:HG3	1.73	0.42
1:A:220:ILE:CG2	1:A:231:LEU:HD12	2.50	0.42
1:E:295:TYR:HB2	1:E:298:MET:HG3	2.01	0.42
1:E:395:TYR:HB3	1:E:397:VAL:HG13	2.01	0.42
1:E:493:ILE:HG12	1:E:531:ILE:HG23	2.01	0.42
1:F:224:LYS:HE2	1:F:224:LYS:HB2	1.90	0.42
2:G:232:GLU:OE2	2:G:285:LYS:NZ	2.51	0.42
2:H:84:PHE:O	2:H:88:VAL:HG23	2.19	0.42
2:H:95:LYS:HE2	2:H:95:LYS:HB2	1.82	0.42
2:J:13:LEU:HD13	2:J:21:LYS:HB3	2.00	0.42
2:J:408:GLU:OE2	2:J:416:PHE:N	2.53	0.42
2:K:38:LEU:HB3	2:K:220:VAL:HG12	2.00	0.42
2:M:131:SER:OG	2:M:132:GLU:N	2.53	0.42

*Continued on next page...*



*Continued from previous page...*

Atom-1	Atom-2	Interatomic distance (Å)	Clash overlap (Å)
2:N:85:ILE:O	2:N:89:GLU:HG2	2.20	0.42
2:P:412:HIS:CD2	3:P:501:APR:C8	3.03	0.42
2:Q:76:LEU:HD13	2:Q:144:TYR:CZ	2.54	0.42
1:A:133:LEU:HD12	1:A:133:LEU:HA	1.87	0.42
1:A:142:PHE:HD1	1:A:142:PHE:HA	1.76	0.42
1:A:224:LYS:HB3	1:A:224:LYS:HE3	1.84	0.42
1:A:514:ASN:HA	1:B:500:ASN:HD21	1.83	0.42
1:B:238:LEU:HD21	1:B:332:TYR:CD1	2.54	0.42
1:B:239:LYS:HD3	1:B:239:LYS:HA	1.88	0.42
1:C:308:GLU:HA	1:C:311:LYS:HG2	2.00	0.42
1:E:190:ASP:HB3	1:E:193:LYS:HE3	2.00	0.42
2:I:81:ILE:HG22	2:I:85:ILE:HG23	2.01	0.42
2:I:330:SER:HB3	2:J:337:SER:HB3	2.01	0.42
2:J:413:TYR:HA	3:J:501:APR:N1	2.34	0.42
2:K:329:TYR:HA	2:K:332:LEU:HD12	2.01	0.42
2:L:284:TYR:HD2	2:L:332:LEU:HD22	1.84	0.42
2:M:84:PHE:O	2:M:88:VAL:HG22	2.20	0.42
2:O:318:MET:HG3	2:O:319:LEU:HD12	2.01	0.42
2:P:43:GLY:HA3	2:P:352:TYR:HB2	2.01	0.42
2:P:221:SER:HG	2:P:339:CYS:HG	1.65	0.42
2:Q:25:VAL:O	2:Q:30:ASN:ND2	2.53	0.42
2:R:54:MET:HA	2:R:57:THR:HG22	2.01	0.42
2:R:354:PHE:HB3	2:R:360:ASN:HD21	1.84	0.42
1:A:305:LYS:HA	1:A:308:GLU:HG2	2.02	0.42
1:A:309:SER:O	1:A:313:VAL:HG13	2.19	0.42
1:C:8:THR:O	1:F:62:ASP:N	2.53	0.42
1:C:180:ASN:HA	1:C:429:SER:OG	2.20	0.42
1:D:478:PRO:HB2	1:D:502:ASP:OD2	2.20	0.42
1:F:217:GLN:HE21	1:F:217:GLN:HB3	1.73	0.42
2:G:151:ILE:HG13	2:G:155:LEU:HG	2.01	0.42
2:H:219:LYS:HE3	2:H:280:GLU:HB3	2.01	0.42
2:I:169:GLY:HA2	2:I:172:LYS:HE2	2.02	0.42
2:M:82:LYS:HE2	2:M:82:LYS:HB2	1.95	0.42
2:N:186:ILE:HB	2:N:290:ILE:HD11	2.01	0.42
2:O:86:LYS:HE2	2:O:86:LYS:HB3	1.90	0.42
1:B:69:SER:HB3	1:B:72:HIS:HB3	2.01	0.42
1:B:180:ASN:H	1:C:561:ARG:CB	2.33	0.42
1:B:180:ASN:HA	1:C:558:ILE:O	2.20	0.42
1:C:498:LYS:HE2	1:C:498:LYS:HB2	1.88	0.42
1:D:142:PHE:HZ	1:D:531:ILE:HG21	1.85	0.42
1:D:322:THR:HG22	1:D:324:SER:H	1.85	0.42

*Continued on next page...*

*Continued from previous page...*

Atom-1	Atom-2	Interatomic distance (Å)	Clash overlap (Å)
1:D:439:HIS:NE2	1:D:477:ARG:HB2	2.35	0.42
1:D:455:GLU:HA	1:D:458:LYS:HE2	2.02	0.42
1:D:528:THR:OG1	1:D:542:ILE:O	2.32	0.42
2:H:202:TYR:HB3	2:H:234:ALA:HB2	2.01	0.42
2:J:5:HIS:CD2	2:J:400:ILE:HG12	2.54	0.42
2:K:322:LYS:HG3	2:L:358:HIS:CG	2.55	0.42
2:M:273:LYS:HD3	2:M:273:LYS:HA	1.92	0.42
2:O:365:GLN:O	2:O:368:LYS:NZ	2.41	0.42
2:Q:13:LEU:HD13	2:Q:20:GLU:HB3	2.02	0.42
2:R:201:ILE:CG2	2:R:418:VAL:HG21	2.49	0.42
1:A:158:THR:HG21	1:D:490:ASN:HD22	1.85	0.41
1:A:503:LEU:HA	1:A:518:LEU:HD11	2.02	0.41
1:F:199:LYS:HB2	1:F:199:LYS:HE2	1.77	0.41
1:F:243:ALA:HB1	1:F:249:ILE:HB	2.02	0.41
2:J:85:ILE:O	2:J:89:GLU:HG3	2.20	0.41
2:K:25:VAL:HG11	2:K:419:GLU:HA	2.01	0.41
2:L:266:ASP:HA	2:L:274:TRP:CD1	2.55	0.41
2:L:307:ASP:N	2:L:307:ASP:OD1	2.53	0.41
2:O:5:HIS:CD2	2:O:400:ILE:HG12	2.55	0.41
1:D:504:GLU:O	1:D:508:ASN:ND2	2.53	0.41
2:G:356:ASP:HB3	2:G:358:HIS:CE1	2.55	0.41
2:H:155:LEU:HB3	2:H:316:PRO:HB3	2.02	0.41
2:J:45:GLY:O	3:J:501:APR:C6	2.69	0.41
2:M:179:LYS:O	2:M:183:ILE:HG13	2.19	0.41
1:C:90:LYS:HE2	1:C:91:HIS:CE1	2.55	0.41
1:C:203:VAL:HG11	1:C:397:VAL:HG12	2.01	0.41
1:D:152:THR:O	1:D:152:THR:CG2	2.68	0.41
1:D:168:GLN:O	1:D:172:LYS:HB2	2.20	0.41
1:E:450:GLN:H	1:E:450:GLN:HG2	1.69	0.41
1:F:11:THR:HG23	1:F:14:LYS:H	1.85	0.41
1:F:165:THR:HA	1:F:544:ILE:HG21	2.02	0.41
1:F:246:ASN:HD21	1:F:248:ILE:HB	1.85	0.41
1:F:323:LEU:HA	1:F:326:VAL:HB	2.02	0.41
2:I:406:LYS:HA	2:I:428:ARG:HB2	2.02	0.41
2:P:210:PHE:HB3	2:P:279:LYS:HD3	2.00	0.41
2:Q:350:ILE:HA	2:Q:377:PHE:HB2	2.01	0.41
1:B:11:THR:OG1	1:B:12:PHE:N	2.53	0.41
1:B:210:ASN:O	1:B:214:LEU:HB2	2.19	0.41
1:B:484:THR:CG2	1:B:485:VAL:N	2.82	0.41
1:D:229:VAL:O	1:D:232:PRO:HD2	2.21	0.41
1:F:338:ASN:O	1:F:342:GLU:HG2	2.20	0.41

*Continued on next page...*

*Continued from previous page...*

Atom-1	Atom-2	Interatomic distance (Å)	Clash overlap (Å)
1:F:504:GLU:O	1:F:508:ASN:ND2	2.54	0.41
2:G:269:ARG:HD2	2:G:269:ARG:HA	1.80	0.41
2:J:67:SER:HB2	2:J:174:VAL:HG22	2.02	0.41
2:J:151:ILE:O	2:J:152:GLU:C	2.59	0.41
2:K:376:ILE:HG22	2:K:378:GLY:H	1.86	0.41
2:L:36:ASN:HB2	2:L:344:ASP:HB2	2.02	0.41
2:M:25:VAL:O	2:M:30:ASN:ND2	2.53	0.41
2:O:31:LYS:O	2:O:35:ALA:N	2.54	0.41
2:P:54:MET:HB2	3:P:501:APR:PB	2.60	0.41
3:R:501:APR:H8	3:R:501:APR:H'2	1.79	0.41
1:D:239:LYS:HA	1:D:239:LYS:HD3	1.82	0.41
1:D:239:LYS:NZ	1:D:331:LYS:O	2.53	0.41
1:E:377:PHE:CZ	1:E:404:LEU:HD11	2.55	0.41
1:F:67:LEU:N	1:F:74:LYS:HD3	2.35	0.41
1:F:143:ASN:HD22	1:F:146:LYS:HG3	1.86	0.41
2:G:76:LEU:HD12	2:G:145:TYR:HD1	1.85	0.41
2:G:271:LYS:HE2	2:K:343:LYS:HD3	2.03	0.41
2:H:61:ILE:HD12	2:H:146:LEU:HA	2.02	0.41
2:I:67:SER:HA	2:I:70:ASN:HD21	1.85	0.41
2:J:413:TYR:HA	3:J:501:APR:C2	2.50	0.41
2:K:43:GLY:C	2:K:226:ASN:HD21	2.24	0.41
2:M:146:LEU:HD23	2:M:146:LEU:HA	1.86	0.41
2:M:217:LYS:HE2	2:M:217:LYS:HB2	1.84	0.41
2:M:408:GLU:HB3	2:M:413:TYR:HD2	1.86	0.41
2:R:406:LYS:HA	2:R:406:LYS:HD3	1.86	0.41
1:A:45:ILE:HB	1:A:53:PHE:HB2	2.02	0.41
1:A:241:ALA:O	1:A:245:GLU:HG2	2.21	0.41
1:A:425:LEU:HD13	1:A:428:ARG:HG2	2.03	0.41
1:B:229:VAL:O	1:B:232:PRO:HD2	2.21	0.41
1:D:248:ILE:HG22	1:D:249:ILE:HG22	2.02	0.41
1:E:216:MET:HB2	1:E:332:TYR:CD2	2.56	0.41
1:E:301:ASN:O	1:E:305:LYS:HD3	2.20	0.41
1:E:348:PHE:O	1:E:351:GLU:HB3	2.20	0.41
1:F:183:PHE:HB2	1:F:392:SER:HA	2.02	0.41
2:H:358:HIS:O	2:H:362:ILE:HG13	2.20	0.41
2:I:77:ASN:O	2:I:118:ASN:HB2	2.20	0.41
2:K:283:LEU:HD21	2:K:285:LYS:HE3	2.03	0.41
2:K:291:ASN:HB2	2:K:303:ILE:O	2.21	0.41
2:N:349:ILE:HD11	2:N:363:ILE:HD13	2.02	0.41
2:P:134:LYS:HD3	2:P:137:ILE:HD12	2.03	0.41
1:A:242:ASN:HA	1:A:245:GLU:HG2	2.02	0.41

*Continued on next page...*

*Continued from previous page...*

Atom-1	Atom-2	Interatomic distance (Å)	Clash overlap (Å)
1:B:391:LYS:HA	1:B:391:LYS:HD2	1.83	0.41
1:C:16:ILE:HG12	1:C:82:GLU:HG2	2.02	0.41
1:C:503:LEU:HD22	1:C:518:LEU:HG	2.03	0.41
1:E:160:SER:OG	1:E:495:HIS:HB3	2.21	0.41
2:G:381:LYS:HA	2:G:381:LYS:HD2	1.82	0.41
2:I:25:VAL:HG11	2:I:419:GLU:HA	2.01	0.41
2:J:44:SER:HB3	3:J:501:APR:H5R2	2.02	0.41
2:L:183:ILE:HD11	2:L:312:VAL:HG11	2.02	0.41
2:L:406:LYS:HZ3	2:L:406:LYS:H	1.67	0.41
2:M:76:LEU:HB2	2:M:145:TYR:HE1	1.85	0.41
2:P:3:ILE:HA	2:P:401:GLY:O	2.21	0.41
2:P:234:ALA:O	2:P:238:ASN:ND2	2.37	0.41
1:A:4:ILE:HB	1:A:19:VAL:HG13	2.01	0.41
1:C:105:GLN:HG3	1:F:77:TYR:CD2	2.56	0.41
1:E:208:LYS:HB3	1:E:383:ASN:HB3	2.02	0.41
1:E:252:GLU:HA	1:E:255:LYS:HB2	2.02	0.41
1:E:371:LYS:HD2	1:F:327:ILE:HD11	2.02	0.41
1:F:26:ASN:HB3	2:H:36:ASN:HD21	1.85	0.41
1:F:26:ASN:OD1	1:F:35:ILE:HG12	2.21	0.41
1:F:268:THR:O	1:F:273:LYS:HE2	2.21	0.41
2:H:266:ASP:HB3	2:H:271:LYS:HB3	2.03	0.41
2:I:156:ASN:OD1	2:I:318:MET:N	2.53	0.41
2:J:23:GLU:O	2:J:27:THR:HG23	2.21	0.41
2:J:44:SER:CB	3:J:501:APR:O4D	2.69	0.41
2:J:349:ILE:HD12	2:J:376:ILE:HG12	2.03	0.41
2:M:41:PHE:HB3	2:M:349:ILE:HG12	2.01	0.41
2:N:17:LYS:O	2:N:21:LYS:HG3	2.21	0.41
2:O:286:ILE:HA	2:O:332:LEU:HD13	2.03	0.41
1:A:155:ILE:HG23	1:A:478:PRO:HB3	2.03	0.41
1:A:220:ILE:HG21	1:A:231:LEU:HD12	2.03	0.41
1:A:446:LYS:HB3	1:A:449:SER:HB2	2.03	0.41
1:A:447:GLU:HG3	1:A:482:SER:HB2	2.02	0.41
1:A:547:GLU:HB3	1:A:551:ASN:HD21	1.86	0.41
1:B:184:HIS:HB2	1:B:393:ILE:HB	2.02	0.41
1:B:216:MET:HG3	1:B:238:LEU:HD13	1.93	0.41
1:B:322:THR:OG1	1:C:362:TYR:HA	2.21	0.41
1:C:528:THR:HA	1:C:544:ILE:HG12	2.03	0.41
1:D:202:ASP:HB3	1:D:396:SER:HB3	2.02	0.41
1:D:417:PHE:CE1	1:D:462:ARG:HB3	2.56	0.41
1:D:458:LYS:HE2	1:D:458:LYS:HB3	1.82	0.41
1:E:62:ASP:OD2	1:F:105:GLN:NE2	2.45	0.41

*Continued on next page...*

*Continued from previous page...*

Atom-1	Atom-2	Interatomic distance (Å)	Clash overlap (Å)
1:F:446:LYS:HE3	1:F:446:LYS:HB3	1.91	0.41
2:H:53:LEU:HD11	3:H:501:APR:H5'1	2.03	0.41
2:H:283:LEU:HG	2:H:285:LYS:HD3	2.02	0.41
2:I:224:THR:HG23	2:I:224:THR:O	2.21	0.41
2:I:367:LEU:HD23	2:I:367:LEU:HA	1.93	0.41
2:K:166:ASN:OD1	2:K:172:LYS:NZ	2.49	0.41
2:K:336:PHE:HE2	2:K:359:ILE:HG23	1.85	0.41
2:K:358:HIS:HD2	2:L:334:ARG:HH12	1.66	0.41
2:M:68:VAL:HG22	2:M:174:VAL:HG13	2.03	0.41
2:M:93:GLN:H	2:M:93:GLN:HG2	1.64	0.41
2:M:337:SER:OG	2:M:362:ILE:HG23	2.21	0.41
2:N:5:HIS:CD2	2:N:400:ILE:HG12	2.56	0.41
2:N:292:TRP:CD1	2:N:302:GLN:HG3	2.49	0.41
2:O:108:MET:H	2:O:108:MET:HG3	1.72	0.41
2:Q:138:LEU:HD23	2:Q:138:LEU:HA	1.88	0.41
2:R:410:LYS:HB3	2:R:412:HIS:CE1	2.56	0.41
1:B:267:GLN:HB2	1:E:265:ASN:HB3	2.01	0.41
1:B:338:ASN:O	1:B:342:GLU:HG3	2.21	0.41
1:C:74:LYS:HD3	1:C:74:LYS:HA	1.89	0.41
1:C:265:ASN:HA	1:F:275:THR:OG1	2.20	0.41
1:D:152:THR:HG22	1:D:472:MET:HG2	2.03	0.41
1:D:463:GLU:OE2	1:D:469:CYS:HB2	2.21	0.41
1:D:558:ILE:H	1:D:558:ILE:HD12	1.86	0.41
2:G:79:LYS:HE3	2:G:83:GLU:HG2	2.02	0.41
2:G:342:ILE:HG22	2:G:343:LYS:H	1.85	0.41
2:J:91:GLN:HE21	2:J:91:GLN:HB2	1.69	0.41
2:K:87:TYR:O	2:K:91:GLN:HB2	2.20	0.41
2:K:167:ASN:HA	2:L:79:LYS:HZ2	1.86	0.41
2:L:44:SER:O	3:L:501:APR:H5'1	2.20	0.41
2:O:12:VAL:O	2:O:12:VAL:HG22	2.21	0.41
2:O:17:LYS:HB3	2:O:17:LYS:HE2	1.80	0.41
1:A:229:VAL:HB	1:A:362:TYR:CG	2.56	0.40
1:B:47:ASN:HD21	1:B:51:GLU:HB3	1.85	0.40
1:B:185:ILE:HG21	1:B:192:TYR:HD2	1.87	0.40
1:C:249:ILE:HD12	1:C:320:ILE:HD13	2.03	0.40
1:E:53:PHE:CG	1:E:102:PRO:HG3	2.56	0.40
1:F:530:TYR:CD1	1:F:541:GLU:HG3	2.57	0.40
2:H:43:GLY:HA2	2:H:224:THR:O	2.22	0.40
2:I:43:GLY:HA2	2:I:225:THR:HB	2.02	0.40
2:J:151:ILE:HG23	2:J:152:GLU:N	2.36	0.40
2:J:188:LYS:N	2:J:191:ASP:OD2	2.54	0.40

*Continued on next page...*

*Continued from previous page...*

Atom-1	Atom-2	Interatomic distance (Å)	Clash overlap (Å)
2:L:219:LYS:HG3	2:L:262:ARG:HH11	1.86	0.40
2:M:256:ILE:HD11	2:M:335:GLU:HG3	2.03	0.40
2:O:236:GLU:HG3	2:R:249:THR:HG21	2.03	0.40
2:O:271:LYS:HD3	2:Q:343:LYS:NZ	2.36	0.40
2:P:358:HIS:O	2:P:362:ILE:HG13	2.21	0.40
2:Q:368:LYS:HE2	2:Q:368:LYS:HB3	1.94	0.40
1:A:503:LEU:HD22	1:A:518:LEU:CD1	2.50	0.40
1:C:216:MET:O	1:C:220:ILE:HG12	2.21	0.40
1:C:274:ARG:O	1:C:277:ILE:HG12	2.21	0.40
1:E:305:LYS:HA	1:E:308:GLU:HB3	2.04	0.40
1:F:90:LYS:HE3	1:F:91:HIS:CE1	2.56	0.40
1:F:245:GLU:OE2	1:F:335:SER:OG	2.35	0.40
1:F:416:GLU:CD	1:F:431:ASN:ND2	2.73	0.40
1:F:515:LYS:HA	1:F:518:LEU:HB2	2.03	0.40
2:J:98:GLU:H	2:J:98:GLU:HG3	1.68	0.40
2:L:355:PRO:CG	3:L:501:APR:O3D	2.65	0.40
2:P:6:LEU:HD12	2:P:399:LEU:HD23	2.03	0.40
2:Q:82:LYS:HE3	2:Q:82:LYS:HB3	1.99	0.40
2:R:300:LEU:HD11	2:R:313:VAL:HG21	2.02	0.40
1:A:13:GLU:HG2	1:B:519:ASN:HB3	2.04	0.40
1:B:129:ILE:HG22	1:B:131:ILE:H	1.86	0.40
1:E:45:ILE:HG21	1:E:102:PRO:HB3	2.02	0.40
1:E:465:ARG:HA	1:E:470:PHE:CE1	2.56	0.40
1:F:154:ILE:HG12	1:F:493:ILE:HB	2.03	0.40
1:F:193:LYS:HD2	1:F:200:ILE:HD13	2.03	0.40
1:F:433:PHE:O	1:F:472:MET:N	2.50	0.40
1:F:531:ILE:HG13	1:F:542:ILE:HD12	2.04	0.40
2:G:183:ILE:HD12	2:G:183:ILE:HA	1.94	0.40
2:G:354:PHE:HZ	2:G:376:ILE:HD13	1.87	0.40
2:H:81:ILE:H	2:H:81:ILE:HD12	1.87	0.40
2:J:261:TYR:HD1	2:J:261:TYR:HA	1.77	0.40
2:O:287:HIS:CE1	2:O:314:ILE:HD11	2.57	0.40
2:P:51:VAL:HG21	2:P:186:ILE:HA	2.03	0.40
2:P:228:ASP:HB2	2:P:230:PHE:HD2	1.86	0.40
2:Q:75:PHE:HB2	2:Q:157:TRP:CE3	2.56	0.40
2:R:167:ASN:OD1	2:R:167:ASN:N	2.55	0.40
1:A:170:ILE:O	1:A:173:ILE:HG13	2.21	0.40
1:B:148:LEU:HB3	1:B:432:VAL:HG21	2.03	0.40
1:B:431:ASN:HD22	1:B:432:VAL:N	2.19	0.40
1:C:186:PHE:HB3	1:C:397:VAL:HG21	2.03	0.40
1:C:254:LEU:CD2	1:C:346:TYR:CD1	3.05	0.40

*Continued on next page...*

Continued from previous page...

Atom-1	Atom-2	Interatomic distance (Å)	Clash overlap (Å)
1:E:122:HIS:HB3	1:E:537:PRO:HG3	2.02	0.40
1:F:436:GLU:HA	1:F:474:SER:HB3	2.04	0.40
1:F:506:LEU:HA	1:F:509:SER:HB3	2.02	0.40
2:I:127:ASP:HA	2:I:134:LYS:HZ2	1.85	0.40
2:J:75:PHE:HE2	2:J:157:TRP:CD2	2.40	0.40
2:L:79:LYS:HZ2	2:L:117:LYS:HE2	1.85	0.40
2:L:79:LYS:HD3	2:L:79:LYS:HA	1.85	0.40
2:O:86:LYS:O	2:O:89:GLU:HG3	2.20	0.40
2:O:300:LEU:HD22	2:O:312:VAL:HG11	2.03	0.40
2:P:224:THR:HG22	2:P:226:ASN:HB2	2.03	0.40
2:Q:118:ASN:CG	2:Q:120:GLU:OE2	2.60	0.40
2:R:228:ASP:HB2	2:R:230:PHE:HD2	1.87	0.40
2:R:254:PHE:HB3	2:R:300:LEU:HB3	2.03	0.40
1:A:484:THR:HG22	1:A:488:GLN:HE22	1.77	0.40
1:E:293:SER:O	1:E:293:SER:OG	2.38	0.40
2:H:155:LEU:HD22	2:H:316:PRO:HG3	2.03	0.40
2:J:292:TRP:HE3	2:J:313:VAL:HG21	1.87	0.40
2:K:320:LYS:HD3	2:K:358:HIS:CE1	2.56	0.40
2:L:54:MET:CE	3:L:501:APR:O4D	2.68	0.40
2:L:110:GLN:NE2	2:L:122:TYR:OH	2.55	0.40
2:M:76:LEU:HD13	2:M:144:TYR:CZ	2.57	0.40
2:M:377:PHE:HE1	2:M:400:ILE:HD12	1.87	0.40
2:R:3:ILE:HA	2:R:401:GLY:O	2.20	0.40
2:R:266:ASP:HB2	2:R:274:TRP:CZ3	2.56	0.40

There are no symmetry-related clashes.

## 5.3 Torsion angles [i](#)

### 5.3.1 Protein backbone [i](#)

In the following table, the Percentiles column shows the percent Ramachandran outliers of the chain as a percentile score with respect to all PDB entries followed by that with respect to all EM entries.

The Analysed column shows the number of residues for which the backbone conformation was analysed, and the total number of residues.

Mol	Chain	Analysed	Favoured	Allowed	Outliers	Percentiles
1	A	560/562 (100%)	532 (95%)	28 (5%)	0	<a href="#">100</a> <a href="#">100</a>

Continued on next page...



Continued from previous page...

Mol	Chain	Analysed	Favoured	Allowed	Outliers	Percentiles	
1	B	560/562 (100%)	531 (95%)	29 (5%)	0	100	100
1	C	560/562 (100%)	528 (94%)	30 (5%)	2 (0%)	30	59
1	D	560/562 (100%)	507 (90%)	52 (9%)	1 (0%)	44	71
1	E	560/562 (100%)	526 (94%)	34 (6%)	0	100	100
1	F	560/562 (100%)	528 (94%)	32 (6%)	0	100	100
2	G	406/428 (95%)	376 (93%)	30 (7%)	0	100	100
2	H	423/428 (99%)	385 (91%)	36 (8%)	2 (0%)	25	54
2	I	426/428 (100%)	390 (92%)	35 (8%)	1 (0%)	44	71
2	J	423/428 (99%)	392 (93%)	29 (7%)	2 (0%)	25	54
2	K	426/428 (100%)	397 (93%)	29 (7%)	0	100	100
2	L	423/428 (99%)	396 (94%)	25 (6%)	2 (0%)	25	54
2	M	426/428 (100%)	389 (91%)	36 (8%)	1 (0%)	44	71
2	N	423/428 (99%)	386 (91%)	35 (8%)	2 (0%)	25	54
2	O	426/428 (100%)	394 (92%)	32 (8%)	0	100	100
2	P	423/428 (99%)	392 (93%)	30 (7%)	1 (0%)	44	71
2	Q	412/428 (96%)	383 (93%)	28 (7%)	1 (0%)	44	71
2	R	384/428 (90%)	359 (94%)	24 (6%)	1 (0%)	37	65
All	All	8381/8508 (98%)	7791 (93%)	574 (7%)	16 (0%)	45	71

All (16) Ramachandran outliers are listed below:

Mol	Chain	Res	Type
1	C	561	ARG
1	D	68	SER
2	H	119	LEU
2	I	269	ARG
2	J	395	PHE
2	N	215	GLU
2	P	395	PHE
2	R	395	PHE
2	J	215	GLU
2	L	215	GLU
1	C	560	TYR
2	H	395	PHE
2	M	249	THR
2	N	119	LEU

Continued on next page...



*Continued from previous page...*

Mol	Chain	Res	Type
2	L	407	ALA
2	Q	343	LYS

### 5.3.2 Protein sidechains [i](#)

In the following table, the Percentiles column shows the percent sidechain outliers of the chain as a percentile score with respect to all PDB entries followed by that with respect to all EM entries.

The Analysed column shows the number of residues for which the sidechain conformation was analysed, and the total number of residues.

Mol	Chain	Analysed	Rotameric	Outliers	Percentiles	
1	A	523/523 (100%)	494 (94%)	29 (6%)	18	45
1	B	523/523 (100%)	493 (94%)	30 (6%)	17	44
1	C	523/523 (100%)	496 (95%)	27 (5%)	19	48
1	D	520/523 (99%)	499 (96%)	21 (4%)	27	58
1	E	523/523 (100%)	500 (96%)	23 (4%)	24	55
1	F	523/523 (100%)	496 (95%)	27 (5%)	19	48
2	G	380/399 (95%)	367 (97%)	13 (3%)	32	64
2	H	398/399 (100%)	378 (95%)	20 (5%)	20	50
2	I	399/399 (100%)	386 (97%)	13 (3%)	33	65
2	J	396/399 (99%)	379 (96%)	17 (4%)	25	56
2	K	399/399 (100%)	374 (94%)	25 (6%)	15	40
2	L	396/399 (99%)	375 (95%)	21 (5%)	19	47
2	M	399/399 (100%)	384 (96%)	15 (4%)	28	60
2	N	396/399 (99%)	383 (97%)	13 (3%)	33	65
2	O	399/399 (100%)	382 (96%)	17 (4%)	25	56
2	P	396/399 (99%)	379 (96%)	17 (4%)	25	56
2	Q	389/399 (98%)	378 (97%)	11 (3%)	38	71
2	R	361/399 (90%)	347 (96%)	14 (4%)	27	59
All	All	7843/7926 (99%)	7490 (96%)	353 (4%)	26	54

All (353) residues with a non-rotameric sidechain are listed below:

Mol	Chain	Res	Type
1	A	1	MET
1	A	3	SER
1	A	9	SER
1	A	69	SER
1	A	72	HIS
1	A	142	PHE
1	A	177	ASN
1	A	199	LYS
1	A	208	LYS
1	A	236	MET
1	A	239	LYS
1	A	256	CYS
1	A	276	LYS
1	A	291	TYR
1	A	293	SER
1	A	295	TYR
1	A	299	ASP
1	A	303	GLU
1	A	321	PHE
1	A	392	SER
1	A	428	ARG
1	A	441	TYR
1	A	444	LYS
1	A	482	SER
1	A	504	GLU
1	A	536	PHE
1	A	546	GLU
1	A	549	SER
1	A	552	SER
1	B	3	SER
1	B	9	SER
1	B	37	LYS
1	B	69	SER
1	B	73	SER
1	B	136	ASP
1	B	160	SER
1	B	177	ASN
1	B	183	PHE
1	B	224	LYS
1	B	247	LYS
1	B	264	ARG
1	B	269	ASP
1	B	321	PHE

*Continued on next page...*

*Continued from previous page...*

<b>Mol</b>	<b>Chain</b>	<b>Res</b>	<b>Type</b>
1	B	331	LYS
1	B	354	LYS
1	B	356	ASN
1	B	360	ARG
1	B	414	LYS
1	B	419	LYS
1	B	422	LYS
1	B	431	ASN
1	B	440	ARG
1	B	443	SER
1	B	447	GLU
1	B	450	GLN
1	B	474	SER
1	B	475	SER
1	B	477	ARG
1	B	536	PHE
1	C	3	SER
1	C	9	SER
1	C	50	SER
1	C	112	SER
1	C	157	ASN
1	C	208	LYS
1	C	219	TRP
1	C	226	SER
1	C	255	LYS
1	C	262	LEU
1	C	267	GLN
1	C	269	ASP
1	C	279	SER
1	C	298	MET
1	C	331	LYS
1	C	339	LYS
1	C	342	GLU
1	C	363	SER
1	C	379	ASN
1	C	396	SER
1	C	441	TYR
1	C	451	PHE
1	C	476	GLN
1	C	509	SER
1	C	515	LYS
1	C	536	PHE

*Continued on next page...*

*Continued from previous page...*

<b>Mol</b>	<b>Chain</b>	<b>Res</b>	<b>Type</b>
1	C	561	ARG
1	D	49	TYR
1	D	192	TYR
1	D	194	ASP
1	D	199	LYS
1	D	212	LYS
1	D	266	GLN
1	D	294	LYS
1	D	295	TYR
1	D	306	PHE
1	D	312	ASN
1	D	319	ASN
1	D	366	LEU
1	D	369	ARG
1	D	381	PHE
1	D	390	ASP
1	D	457	PHE
1	D	466	LYS
1	D	467	PHE
1	D	475	SER
1	D	496	ARG
1	D	536	PHE
1	E	72	HIS
1	E	217	GLN
1	E	257	TYR
1	E	264	ARG
1	E	269	ASP
1	E	291	TYR
1	E	293	SER
1	E	301	ASN
1	E	332	TYR
1	E	336	SER
1	E	351	GLU
1	E	353	SER
1	E	377	PHE
1	E	398	SER
1	E	403	ASP
1	E	424	LYS
1	E	427	ASP
1	E	429	SER
1	E	443	SER
1	E	475	SER

*Continued on next page...*

*Continued from previous page...*

<b>Mol</b>	<b>Chain</b>	<b>Res</b>	<b>Type</b>
1	E	547	GLU
1	E	549	SER
1	E	551	ASN
1	F	3	SER
1	F	9	SER
1	F	50	SER
1	F	73	SER
1	F	75	PHE
1	F	78	HIS
1	F	177	ASN
1	F	183	PHE
1	F	212	LYS
1	F	216	MET
1	F	217	GLN
1	F	236	MET
1	F	240	TYR
1	F	256	CYS
1	F	266	GLN
1	F	267	GLN
1	F	269	ASP
1	F	279	SER
1	F	295	TYR
1	F	331	LYS
1	F	348	PHE
1	F	360	ARG
1	F	371	LYS
1	F	380	LEU
1	F	428	ARG
1	F	491	ASN
1	F	509	SER
2	G	10	LYS
2	G	18	SER
2	G	71	TYR
2	G	102	LYS
2	G	128	MET
2	G	131	SER
2	G	192	LYS
2	G	199	TYR
2	G	227	TYR
2	G	228	ASP
2	G	294	SER
2	G	334	ARG

*Continued on next page...*

*Continued from previous page...*

<b>Mol</b>	<b>Chain</b>	<b>Res</b>	<b>Type</b>
2	G	368	LYS
2	H	18	SER
2	H	60	ASN
2	H	75	PHE
2	H	108	MET
2	H	116	PHE
2	H	117	LYS
2	H	130	ASP
2	H	132	GLU
2	H	139	ASN
2	H	228	ASP
2	H	266	ASP
2	H	271	LYS
2	H	272	GLU
2	H	306	ASN
2	H	313	VAL
2	H	337	SER
2	H	396	ASN
2	H	405	SER
2	H	414	PHE
2	H	421	PHE
2	I	109	ASP
2	I	120	GLU
2	I	128	MET
2	I	134	LYS
2	I	150	ASN
2	I	199	TYR
2	I	227	TYR
2	I	228	ASP
2	I	307	ASP
2	I	336	PHE
2	I	382	GLU
2	I	405	SER
2	I	416	PHE
2	J	8	LYS
2	J	17	LYS
2	J	78	SER
2	J	128	MET
2	J	132	GLU
2	J	143	CYS
2	J	147	ASN
2	J	153	GLU

*Continued on next page...*

*Continued from previous page...*

<b>Mol</b>	<b>Chain</b>	<b>Res</b>	<b>Type</b>
2	J	192	LYS
2	J	197	GLU
2	J	228	ASP
2	J	248	ASN
2	J	261	TYR
2	J	270	TYR
2	J	294	SER
2	J	326	GLN
2	J	412	HIS
2	K	1	MET
2	K	9	ASP
2	K	18	SER
2	K	95	LYS
2	K	117	LYS
2	K	132	GLU
2	K	143	CYS
2	K	149	SER
2	K	192	LYS
2	K	199	TYR
2	K	217	LYS
2	K	218	SER
2	K	227	TYR
2	K	228	ASP
2	K	270	TYR
2	K	282	ASN
2	K	294	SER
2	K	329	TYR
2	K	371	ASP
2	K	393	LYS
2	K	396	ASN
2	K	412	HIS
2	K	416	PHE
2	K	423	LYS
2	K	427	ARG
2	L	7	ASN
2	L	15	ASP
2	L	44	SER
2	L	79	LYS
2	L	115	ASN
2	L	128	MET
2	L	130	ASP
2	L	131	SER

*Continued on next page...*

*Continued from previous page...*

<b>Mol</b>	<b>Chain</b>	<b>Res</b>	<b>Type</b>
2	L	134	LYS
2	L	199	TYR
2	L	227	TYR
2	L	228	ASP
2	L	271	LYS
2	L	272	GLU
2	L	282	ASN
2	L	287	HIS
2	L	293	LYS
2	L	339	CYS
2	L	391	ASN
2	L	405	SER
2	L	414	PHE
2	M	78	SER
2	M	95	LYS
2	M	123	SER
2	M	149	SER
2	M	192	LYS
2	M	212	LYS
2	M	227	TYR
2	M	228	ASP
2	M	268	ASN
2	M	287	HIS
2	M	294	SER
2	M	318	MET
2	M	343	LYS
2	M	368	LYS
2	M	423	LYS
2	N	54	MET
2	N	57	THR
2	N	71	TYR
2	N	75	PHE
2	N	98	GLU
2	N	134	LYS
2	N	142	ASP
2	N	192	LYS
2	N	199	TYR
2	N	211	ASP
2	N	392	PHE
2	N	412	HIS
2	N	423	LYS
2	O	46	CYS

*Continued on next page...*



*Continued from previous page...*

<b>Mol</b>	<b>Chain</b>	<b>Res</b>	<b>Type</b>
2	O	47	SER
2	O	95	LYS
2	O	105	HIS
2	O	120	GLU
2	O	128	MET
2	O	132	GLU
2	O	134	LYS
2	O	143	CYS
2	O	149	SER
2	O	168	ASN
2	O	199	TYR
2	O	211	ASP
2	O	226	ASN
2	O	269	ARG
2	O	270	TYR
2	O	339	CYS
2	P	7	ASN
2	P	86	LYS
2	P	102	LYS
2	P	128	MET
2	P	134	LYS
2	P	143	CYS
2	P	152	GLU
2	P	181	GLU
2	P	199	TYR
2	P	261	TYR
2	P	270	TYR
2	P	272	GLU
2	P	287	HIS
2	P	326	GLN
2	P	408	GLU
2	P	414	PHE
2	P	425	GLN
2	Q	95	LYS
2	Q	139	ASN
2	Q	165	ASP
2	Q	179	LYS
2	Q	199	TYR
2	Q	217	LYS
2	Q	218	SER
2	Q	228	ASP
2	Q	283	LEU

*Continued on next page...*

*Continued from previous page...*

Mol	Chain	Res	Type
2	Q	287	HIS
2	Q	294	SER
2	R	7	ASN
2	R	34	SER
2	R	71	TYR
2	R	78	SER
2	R	95	LYS
2	R	167	ASN
2	R	199	TYR
2	R	227	TYR
2	R	228	ASP
2	R	236	GLU
2	R	278	SER
2	R	293	LYS
2	R	339	CYS
2	R	414	PHE

Sometimes sidechains can be flipped to improve hydrogen bonding and reduce clashes. All (202) such sidechains are listed below:

Mol	Chain	Res	Type
1	A	28	ASN
1	A	137	GLN
1	A	157	ASN
1	A	175	ASN
1	A	177	ASN
1	A	205	ASN
1	A	221	ASN
1	A	267	GLN
1	A	297	ASN
1	A	384	ASN
1	A	420	ASN
1	A	488	GLN
1	A	508	ASN
1	B	2	HIS
1	B	97	ASN
1	B	122	HIS
1	B	168	GLN
1	B	177	ASN
1	B	179	GLN
1	B	182	HIS
1	B	235	GLN
1	B	265	ASN

*Continued on next page...*

*Continued from previous page...*

<b>Mol</b>	<b>Chain</b>	<b>Res</b>	<b>Type</b>
1	B	301	ASN
1	B	333	ASN
1	B	345	ASN
1	B	356	ASN
1	B	431	ASN
1	B	450	GLN
1	B	500	ASN
1	C	2	HIS
1	C	32	GLN
1	C	78	HIS
1	C	97	ASN
1	C	122	HIS
1	C	127	ASN
1	C	137	GLN
1	C	150	ASN
1	C	177	ASN
1	C	221	ASN
1	C	265	ASN
1	C	316	ASN
1	C	333	ASN
1	C	452	ASN
1	C	500	ASN
1	D	32	GLN
1	D	127	ASN
1	D	213	ASN
1	D	230	GLN
1	D	319	ASN
1	D	356	ASN
1	E	2	HIS
1	E	91	HIS
1	E	97	ASN
1	E	122	HIS
1	E	157	ASN
1	E	174	ASN
1	E	179	GLN
1	E	266	GLN
1	E	267	GLN
1	E	358	GLN
1	E	383	ASN
1	E	420	ASN
1	E	431	ASN
1	E	495	HIS

*Continued on next page...*

*Continued from previous page...*

<b>Mol</b>	<b>Chain</b>	<b>Res</b>	<b>Type</b>
1	F	32	GLN
1	F	91	HIS
1	F	177	ASN
1	F	182	HIS
1	F	221	ASN
1	F	265	ASN
1	F	267	GLN
1	F	338	ASN
1	F	372	ASN
1	F	431	ASN
1	F	488	GLN
1	F	490	ASN
1	F	491	ASN
1	F	500	ASN
1	F	508	ASN
1	F	551	ASN
2	G	22	GLN
2	G	36	ASN
2	G	37	ASN
2	G	70	ASN
2	G	91	GLN
2	G	129	GLN
2	G	139	ASN
2	G	160	ASN
2	G	231	ASN
2	G	301	GLN
2	H	77	ASN
2	H	93	GLN
2	H	147	ASN
2	H	238	ASN
2	H	258	GLN
2	H	306	ASN
2	H	321	HIS
2	H	366	ASN
2	H	396	ASN
2	I	24	GLN
2	I	30	ASN
2	I	70	ASN
2	I	139	ASN
2	I	150	ASN
2	I	167	ASN
2	I	268	ASN

*Continued on next page...*

*Continued from previous page...*

<b>Mol</b>	<b>Chain</b>	<b>Res</b>	<b>Type</b>
2	I	287	HIS
2	I	301	GLN
2	I	326	GLN
2	I	369	ASN
2	I	394	ASN
2	I	415	GLN
2	J	32	HIS
2	J	91	GLN
2	J	147	ASN
2	J	160	ASN
2	J	237	ASN
2	J	238	ASN
2	J	248	ASN
2	J	275	GLN
2	J	287	HIS
2	J	311	GLN
2	J	373	ASN
2	J	391	ASN
2	J	394	ASN
2	J	425	GLN
2	K	19	ASN
2	K	226	ASN
2	K	238	ASN
2	K	358	HIS
2	K	369	ASN
2	K	370	GLN
2	K	394	ASN
2	K	396	ASN
2	L	7	ASN
2	L	91	GLN
2	L	110	GLN
2	L	115	ASN
2	L	118	ASN
2	L	139	ASN
2	L	147	ASN
2	L	160	ASN
2	L	166	ASN
2	L	168	ASN
2	L	216	GLN
2	L	275	GLN
2	L	360	ASN
2	L	391	ASN

*Continued on next page...*

*Continued from previous page...*

<b>Mol</b>	<b>Chain</b>	<b>Res</b>	<b>Type</b>
2	L	424	ASN
2	M	22	GLN
2	M	139	ASN
2	M	247	GLN
2	M	287	HIS
2	M	358	HIS
2	M	415	GLN
2	N	5	HIS
2	N	32	HIS
2	N	65	ASN
2	N	105	HIS
2	N	147	ASN
2	N	216	GLN
2	N	238	ASN
2	N	275	GLN
2	N	311	GLN
2	N	341	GLN
2	N	366	ASN
2	O	97	GLN
2	O	226	ASN
2	O	231	ASN
2	O	287	HIS
2	O	301	GLN
2	O	358	HIS
2	O	415	GLN
2	P	7	ASN
2	P	32	HIS
2	P	93	GLN
2	P	139	ASN
2	P	147	ASN
2	P	160	ASN
2	P	168	ASN
2	P	216	GLN
2	P	275	GLN
2	P	287	HIS
2	P	412	HIS
2	P	425	GLN
2	Q	93	GLN
2	Q	115	ASN
2	Q	139	ASN
2	Q	358	HIS
2	Q	420	ASN

*Continued on next page...*

*Continued from previous page...*

Mol	Chain	Res	Type
2	R	7	ASN
2	R	24	GLN
2	R	70	ASN
2	R	139	ASN
2	R	160	ASN
2	R	226	ASN
2	R	231	ASN
2	R	238	ASN
2	R	258	GLN
2	R	287	HIS
2	R	373	ASN
2	R	391	ASN

### 5.3.3 RNA [i](#)

There are no RNA molecules in this entry.

### 5.4 Non-standard residues in protein, DNA, RNA chains [i](#)

There are no non-standard protein/DNA/RNA residues in this entry.

### 5.5 Carbohydrates [i](#)

There are no oligosaccharides in this entry.

### 5.6 Ligand geometry [i](#)

6 ligands are modelled in this entry.

In the following table, the Counts columns list the number of bonds (or angles) for which Mogul statistics could be retrieved, the number of bonds (or angles) that are observed in the model and the number of bonds (or angles) that are defined in the Chemical Component Dictionary. The Link column lists molecule types, if any, to which the group is linked. The Z score for a bond length (or angle) is the number of standard deviations the observed value is removed from the expected value. A bond length (or angle) with  $|Z| > 2$  is considered an outlier worth inspection. RMSZ is the root-mean-square of all Z scores of the bond lengths (or angles).

Mol	Type	Chain	Res	Link	Bond lengths			Bond angles		
					Counts	RMSZ	# Z  > 2	Counts	RMSZ	# Z  > 2
3	APR	J	501	-	34,39,39	0.97	2 (5%)	40,60,60	1.37	6 (15%)

Mol	Type	Chain	Res	Link	Bond lengths			Bond angles		
					Counts	RMSZ	# Z  > 2	Counts	RMSZ	# Z  > 2
3	APR	H	501	-	34,39,39	1.05	3 (8%)	40,60,60	1.54	7 (17%)
3	APR	L	501	-	34,39,39	5.81	13 (38%)	40,60,60	3.41	5 (12%)
3	APR	N	501	-	34,39,39	5.79	13 (38%)	40,60,60	3.38	5 (12%)
3	APR	R	501	-	34,39,39	5.79	13 (38%)	40,60,60	3.40	6 (15%)
3	APR	P	501	-	34,39,39	5.77	13 (38%)	40,60,60	3.48	8 (20%)

In the following table, the Chirals column lists the number of chiral outliers, the number of chiral centers analysed, the number of these observed in the model and the number defined in the Chemical Component Dictionary. Similar counts are reported in the Torsion and Rings columns. '-' means no outliers of that kind were identified.

Mol	Type	Chain	Res	Link	Chirals	Torsions	Rings
3	APR	J	501	-	-	10/18/54/54	0/4/4/4
3	APR	H	501	-	-	13/18/54/54	0/4/4/4
3	APR	L	501	-	-	8/18/54/54	0/4/4/4
3	APR	N	501	-	-	10/18/54/54	0/4/4/4
3	APR	R	501	-	-	6/18/54/54	0/4/4/4
3	APR	P	501	-	-	7/18/54/54	0/4/4/4

All (57) bond length outliers are listed below:

Mol	Chain	Res	Type	Atoms	Z	Observed(Å)	Ideal(Å)
3	P	501	APR	O4'-C1'	17.95	1.66	1.41
3	N	501	APR	O4'-C1'	17.94	1.66	1.41
3	R	501	APR	O4'-C1'	17.80	1.65	1.41
3	L	501	APR	O4'-C1'	17.72	1.65	1.41
3	L	501	APR	O4D-C1D	16.07	1.62	1.43
3	P	501	APR	O4D-C1D	15.74	1.62	1.43
3	R	501	APR	O4D-C1D	15.69	1.62	1.43
3	N	501	APR	O4D-C1D	15.55	1.62	1.43
3	L	501	APR	C1D-C2D	-14.80	1.35	1.52
3	N	501	APR	C1D-C2D	-14.70	1.35	1.52
3	R	501	APR	C1D-C2D	-14.46	1.35	1.52
3	P	501	APR	C1D-C2D	-14.45	1.35	1.52
3	R	501	APR	C2'-C1'	-13.98	1.32	1.53
3	N	501	APR	C2'-C1'	-13.66	1.33	1.53
3	L	501	APR	C2'-C1'	-13.51	1.33	1.53
3	P	501	APR	C2'-C1'	-13.46	1.33	1.53
3	R	501	APR	O4D-C4D	-6.36	1.30	1.45
3	N	501	APR	O4D-C4D	-6.35	1.30	1.45

*Continued on next page...*



*Continued from previous page...*

Mol	Chain	Res	Type	Atoms	Z	Observed(Å)	Ideal(Å)
3	P	501	APR	O4D-C4D	-6.27	1.31	1.45
3	L	501	APR	O4D-C4D	-6.17	1.31	1.45
3	L	501	APR	O4'-C4'	-5.83	1.32	1.45
3	N	501	APR	O4'-C4'	-5.73	1.32	1.45
3	P	501	APR	O4'-C4'	-5.71	1.32	1.45
3	R	501	APR	O4'-C4'	-5.66	1.32	1.45
3	N	501	APR	O3D-C3D	-4.69	1.31	1.43
3	L	501	APR	O3D-C3D	-4.52	1.32	1.43
3	P	501	APR	O3D-C3D	-4.46	1.32	1.43
3	R	501	APR	O3D-C3D	-4.43	1.32	1.43
3	P	501	APR	O3'-C3'	-3.92	1.33	1.43
3	N	501	APR	O3'-C3'	-3.89	1.33	1.43
3	L	501	APR	O3'-C3'	-3.87	1.33	1.43
3	R	501	APR	O3'-C3'	-3.86	1.33	1.43
3	P	501	APR	C6-N6	3.16	1.45	1.34
3	N	501	APR	C6-N6	3.16	1.45	1.34
3	R	501	APR	C6-N6	3.15	1.45	1.34
3	L	501	APR	C6-N6	3.13	1.45	1.34
3	R	501	APR	O2D-C2D	3.09	1.50	1.43
3	N	501	APR	O2D-C2D	3.08	1.50	1.43
3	P	501	APR	O2D-C2D	3.08	1.50	1.43
3	L	501	APR	O2D-C2D	3.06	1.50	1.43
3	H	501	APR	C3D-C4D	-2.88	1.45	1.53
3	R	501	APR	C5-C4	-2.74	1.33	1.40
3	N	501	APR	C5-C4	-2.72	1.33	1.40
3	L	501	APR	C5-C4	-2.70	1.33	1.40
3	P	501	APR	C2-N3	2.70	1.36	1.32
3	L	501	APR	C2-N3	2.66	1.36	1.32
3	P	501	APR	C5-C4	-2.65	1.33	1.40
3	N	501	APR	C2-N3	2.62	1.36	1.32
3	R	501	APR	C2-N3	2.56	1.36	1.32
3	H	501	APR	C1D-C2D	-2.45	1.49	1.52
3	P	501	APR	C3D-C4D	2.41	1.59	1.53
3	R	501	APR	C3D-C4D	2.41	1.59	1.53
3	L	501	APR	C3D-C4D	2.25	1.58	1.53
3	N	501	APR	C3D-C4D	2.23	1.58	1.53
3	H	501	APR	C5-C4	2.14	1.46	1.40
3	J	501	APR	C1D-C2D	-2.09	1.50	1.52
3	J	501	APR	C2'-C1'	-2.05	1.50	1.53

All (37) bond angle outliers are listed below:

Mol	Chain	Res	Type	Atoms	Z	Observed(°)	Ideal(°)
3	L	501	APR	C5-C6-N6	16.15	144.90	120.35
3	R	501	APR	C5-C6-N6	16.14	144.88	120.35
3	N	501	APR	C5-C6-N6	16.13	144.86	120.35
3	P	501	APR	C5-C6-N6	16.07	144.77	120.35
3	P	501	APR	N6-C6-N1	-11.34	95.03	118.57
3	N	501	APR	N6-C6-N1	-11.32	95.07	118.57
3	L	501	APR	N6-C6-N1	-11.31	95.11	118.57
3	R	501	APR	N6-C6-N1	-11.27	95.17	118.57
3	N	501	APR	N3-C2-N1	-5.60	119.92	128.68
3	P	501	APR	N3-C2-N1	-5.60	119.93	128.68
3	L	501	APR	N3-C2-N1	-5.57	119.97	128.68
3	R	501	APR	N3-C2-N1	-5.57	119.98	128.68
3	L	501	APR	C3'-C2'-C1'	3.74	106.61	100.98
3	R	501	APR	C1D-C2D-C3D	3.74	106.98	102.30
3	P	501	APR	C1D-C2D-C3D	3.74	106.98	102.30
3	L	501	APR	PB-O3A-PA	-3.65	120.30	132.83
3	P	501	APR	C3'-C2'-C1'	3.64	106.45	100.98
3	H	501	APR	N3-C2-N1	-3.53	123.16	128.68
3	H	501	APR	PB-O3A-PA	-3.49	120.83	132.83
3	H	501	APR	O3D-C3D-C4D	-3.44	101.11	111.05
3	J	501	APR	N3-C2-N1	-3.30	123.52	128.68
3	J	501	APR	PB-O3A-PA	-3.25	121.68	132.83
3	N	501	APR	PB-O3A-PA	-3.20	121.83	132.83
3	H	501	APR	O4D-C4D-C3D	-3.14	98.89	105.11
3	P	501	APR	O4D-C1D-C2D	2.83	107.95	104.46
3	J	501	APR	C4-C5-N7	-2.83	106.45	109.40
3	P	501	APR	PB-O3A-PA	-2.79	123.26	132.83
3	R	501	APR	PB-O3A-PA	-2.60	123.91	132.83
3	H	501	APR	C3'-C2'-C1'	2.57	104.84	100.98
3	R	501	APR	O4D-C1D-C2D	2.53	107.57	104.46
3	H	501	APR	C4-C5-N7	-2.44	106.86	109.40
3	N	501	APR	C3'-C2'-C1'	2.42	104.62	100.98
3	J	501	APR	C1'-N9-C4	-2.29	122.62	126.64
3	P	501	APR	C1'-N9-C4	2.27	130.63	126.64
3	J	501	APR	O4'-C1'-C2'	-2.22	103.68	106.93
3	H	501	APR	C2-N1-C6	2.16	122.46	118.75
3	J	501	APR	O4D-C4D-C3D	-2.05	101.07	105.11

There are no chirality outliers.

All (54) torsion outliers are listed below:

Mol	Chain	Res	Type	Atoms
3	H	501	APR	C5'-O5'-PA-O1A

*Continued on next page...*

*Continued from previous page...*

Mol	Chain	Res	Type	Atoms
3	H	501	APR	C5D-O5D-PB-O3A
3	J	501	APR	C5'-O5'-PA-O3A
3	J	501	APR	C5D-O5D-PB-O1B
3	J	501	APR	C3D-C4D-C5D-O5D
3	N	501	APR	C4D-C5D-O5D-PB
3	N	501	APR	O4D-C4D-C5D-O5D
3	N	501	APR	C3D-C4D-C5D-O5D
3	P	501	APR	C4'-C5'-O5'-PA
3	P	501	APR	C5'-O5'-PA-O2A
3	P	501	APR	C5'-O5'-PA-O3A
3	P	501	APR	O4D-C4D-C5D-O5D
3	P	501	APR	C3D-C4D-C5D-O5D
3	H	501	APR	C3'-C4'-C5'-O5'
3	H	501	APR	O4'-C4'-C5'-O5'
3	L	501	APR	O4'-C4'-C5'-O5'
3	L	501	APR	O4D-C4D-C5D-O5D
3	J	501	APR	O4D-C4D-C5D-O5D
3	R	501	APR	O4'-C4'-C5'-O5'
3	J	501	APR	C4D-C5D-O5D-PB
3	R	501	APR	C3'-C4'-C5'-O5'
3	R	501	APR	C3D-C4D-C5D-O5D
3	H	501	APR	O4D-C4D-C5D-O5D
3	L	501	APR	C3D-C4D-C5D-O5D
3	N	501	APR	C3'-C4'-C5'-O5'
3	L	501	APR	PA-O3A-PB-O1B
3	H	501	APR	C3D-C4D-C5D-O5D
3	J	501	APR	O4'-C4'-C5'-O5'
3	L	501	APR	C3'-C4'-C5'-O5'
3	L	501	APR	C4D-C5D-O5D-PB
3	H	501	APR	PB-O3A-PA-O5'
3	L	501	APR	PA-O3A-PB-O5D
3	N	501	APR	PA-O3A-PB-O5D
3	R	501	APR	O4D-C4D-C5D-O5D
3	H	501	APR	C5'-O5'-PA-O3A
3	J	501	APR	C5D-O5D-PB-O3A
3	L	501	APR	C5'-O5'-PA-O3A
3	N	501	APR	PB-O3A-PA-O2A
3	H	501	APR	C4'-C5'-O5'-PA
3	H	501	APR	C5'-O5'-PA-O2A
3	H	501	APR	C5D-O5D-PB-O1B
3	J	501	APR	C5D-O5D-PB-O2B
3	J	501	APR	C3'-C4'-C5'-O5'

*Continued on next page...*

*Continued from previous page...*

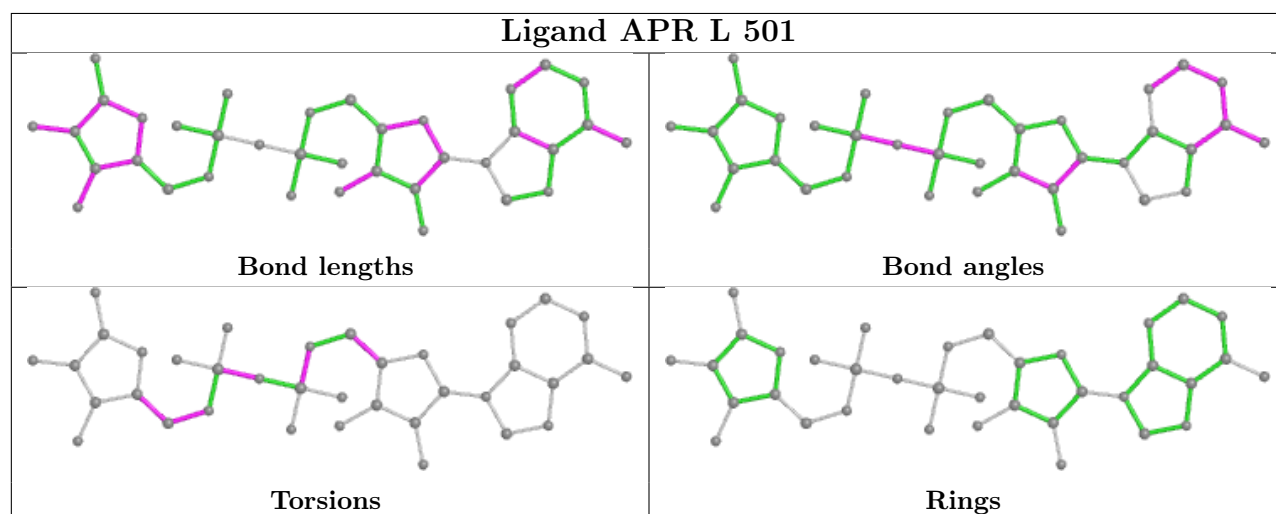
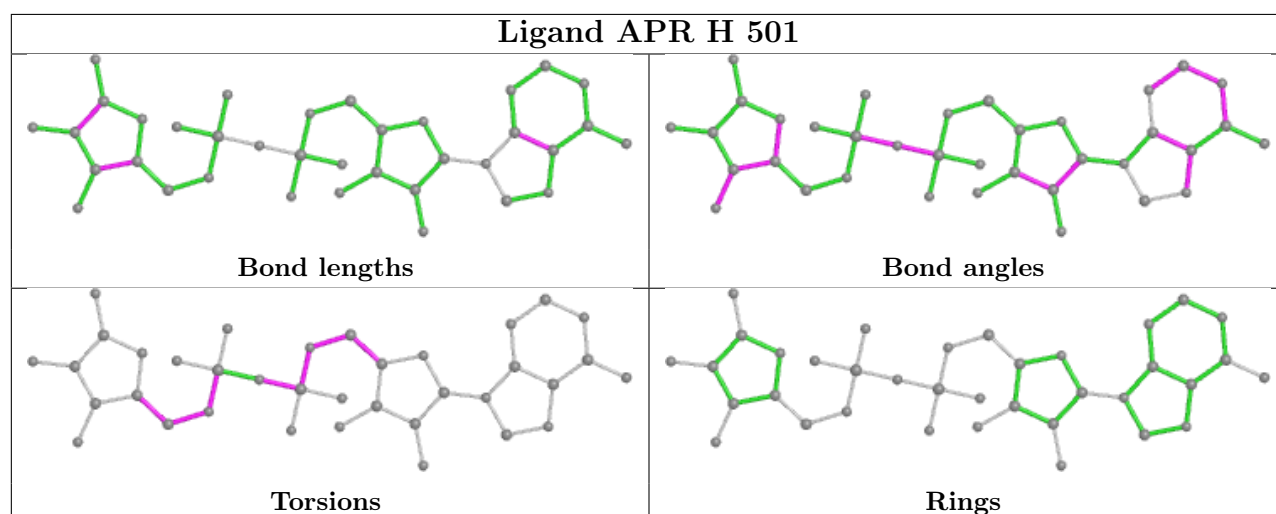
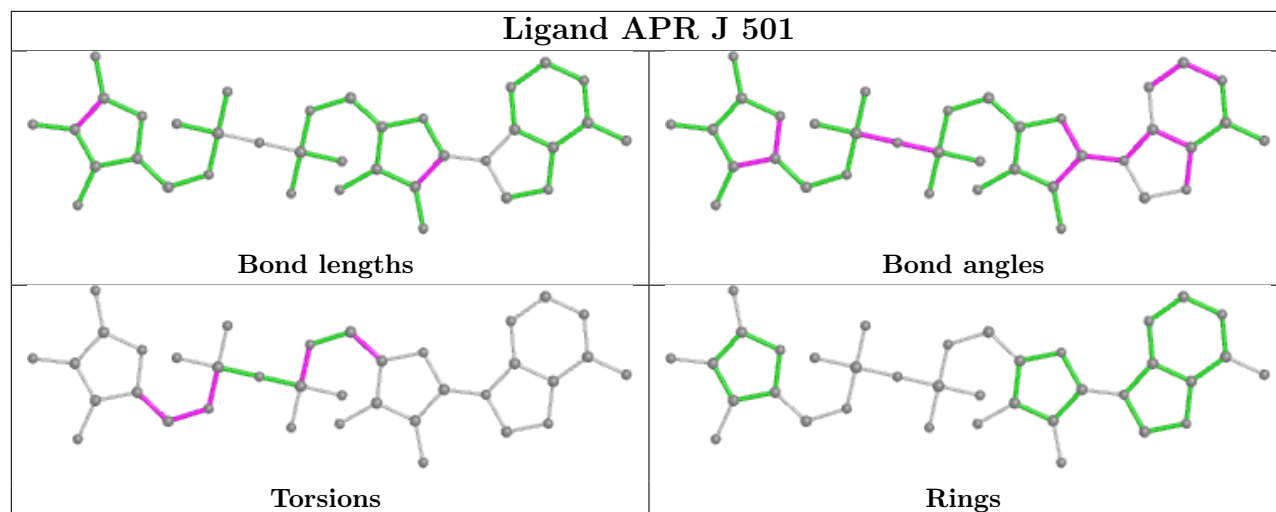
Mol	Chain	Res	Type	Atoms
3	N	501	APR	C4'-C5'-O5'-PA
3	R	501	APR	PA-O3A-PB-O2B
3	H	501	APR	C4D-C5D-O5D-PB
3	R	501	APR	PA-O3A-PB-O1B
3	N	501	APR	O4'-C4'-C5'-O5'
3	H	501	APR	C5D-O5D-PB-O2B
3	J	501	APR	C5'-O5'-PA-O1A
3	N	501	APR	C5'-O5'-PA-O1A
3	N	501	APR	C5D-O5D-PB-O2B
3	P	501	APR	C5D-O5D-PB-O1B
3	P	501	APR	O4'-C4'-C5'-O5'

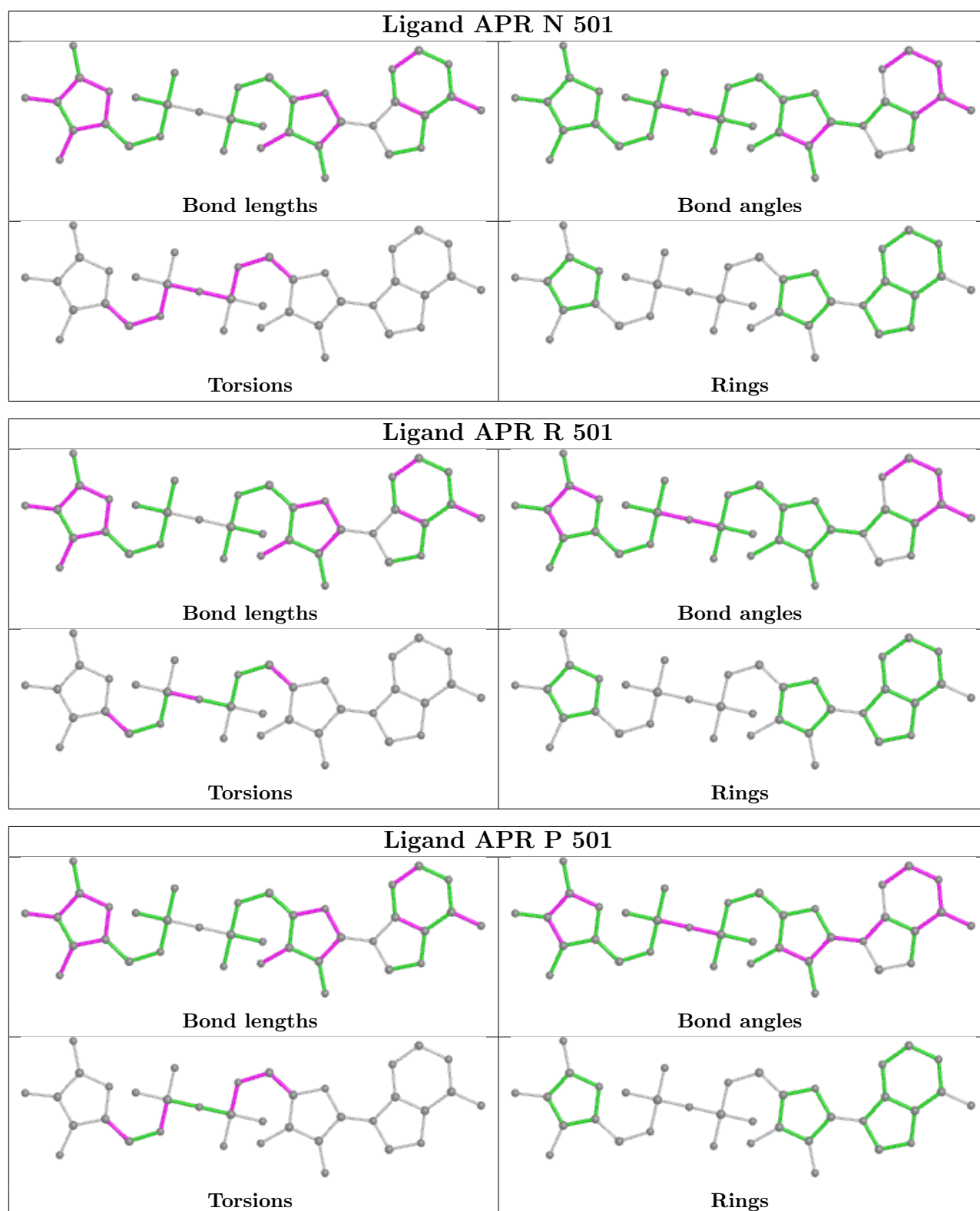
There are no ring outliers.

6 monomers are involved in 185 short contacts:

Mol	Chain	Res	Type	Clashes	Symm-Clashes
3	J	501	APR	23	0
3	H	501	APR	18	0
3	L	501	APR	43	0
3	N	501	APR	26	0
3	R	501	APR	43	0
3	P	501	APR	32	0

The following is a two-dimensional graphical depiction of Mogul quality analysis of bond lengths, bond angles, torsion angles, and ring geometry for all instances of the Ligand of Interest. In addition, ligands with molecular weight > 250 and outliers as shown on the validation Tables will also be included. For torsion angles, if less than 5% of the Mogul distribution of torsion angles is within 10 degrees of the torsion angle in question, then that torsion angle is considered an outlier. Any bond that is central to one or more torsion angles identified as an outlier by Mogul will be highlighted in the graph. For rings, the root-mean-square deviation (RMSD) between the ring in question and similar rings identified by Mogul is calculated over all ring torsion angles. If the average RMSD is greater than 60 degrees and the minimal RMSD between the ring in question and any Mogul-identified rings is also greater than 60 degrees, then that ring is considered an outlier. The outliers are highlighted in purple. The color gray indicates Mogul did not find sufficient equivalents in the CSD to analyse the geometry.





## 5.7 Other polymers [\(i\)](#)

There are no such residues in this entry.

## 5.8 Polymer linkage issues

There are no chain breaks in this entry.

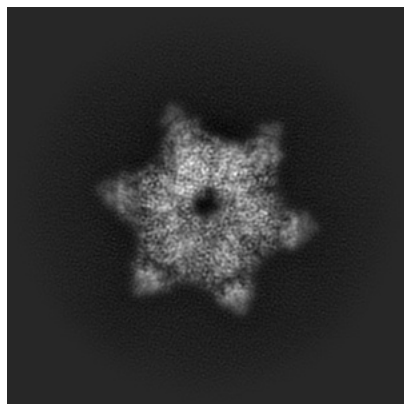
## 6 Map visualisation [i](#)

This section contains visualisations of the EMDB entry EMD-39302. These allow visual inspection of the internal detail of the map and identification of artifacts.

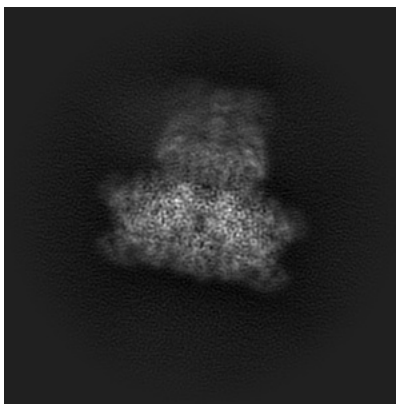
Images derived from a raw map, generated by summing the deposited half-maps, are presented below the corresponding image components of the primary map to allow further visual inspection and comparison with those of the primary map.

### 6.1 Orthogonal projections [i](#)

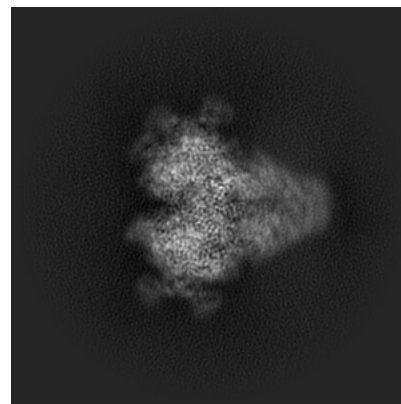
#### 6.1.1 Primary map



X

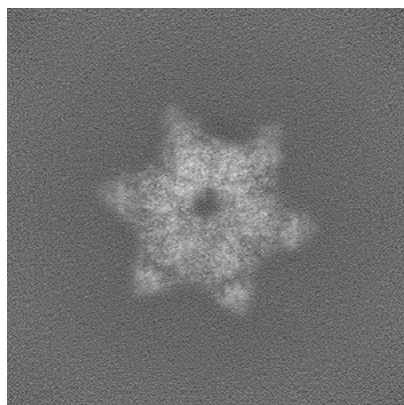


Y

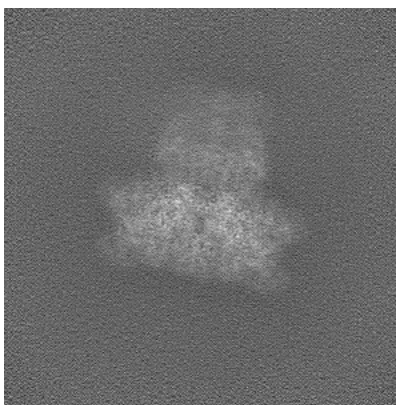


Z

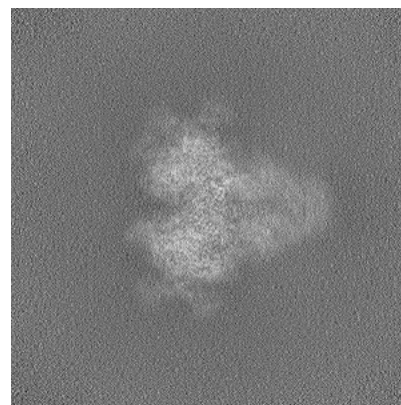
#### 6.1.2 Raw map



X



Y




Z

The images above show the map projected in three orthogonal directions.

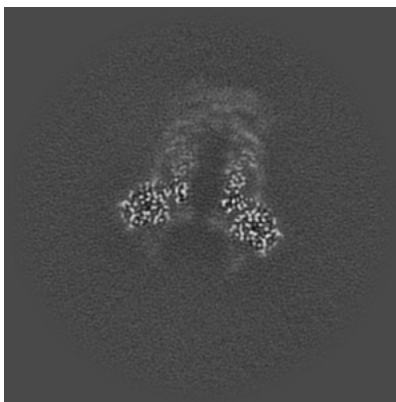


## 6.2 Central slices [i](#)

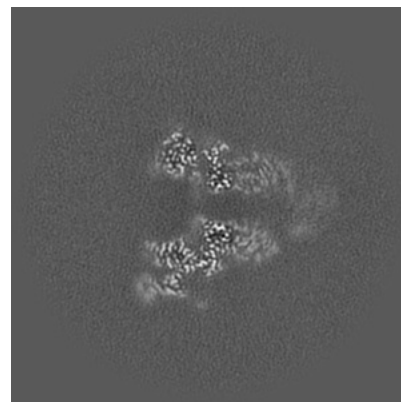
### 6.2.1 Primary map



X Index: 256




Y Index: 256

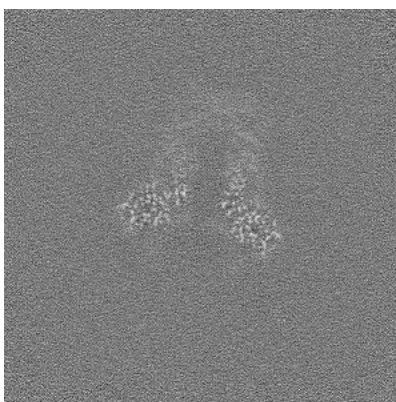


Z Index: 256

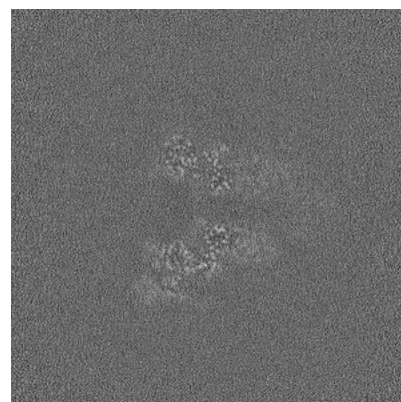
### 6.2.2 Raw map



X Index: 256



Y Index: 256

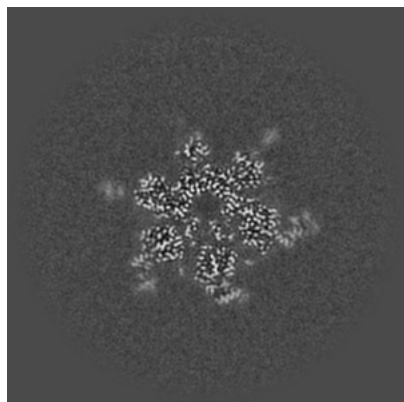


Z Index: 256

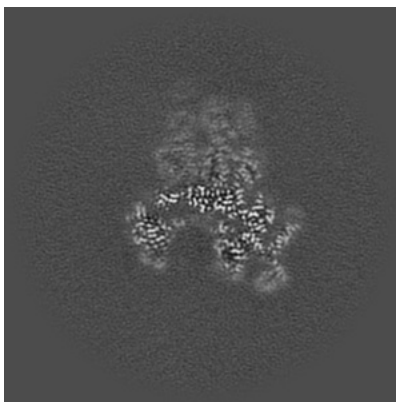
The images above show central slices of the map in three orthogonal directions.

## 6.3 Largest variance slices [i](#)

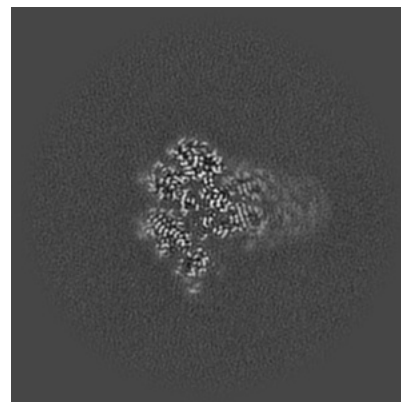
### 6.3.1 Primary map



X Index: 258




Y Index: 225




Z Index: 299


### 6.3.2 Raw map



X Index: 0



Y Index: 0

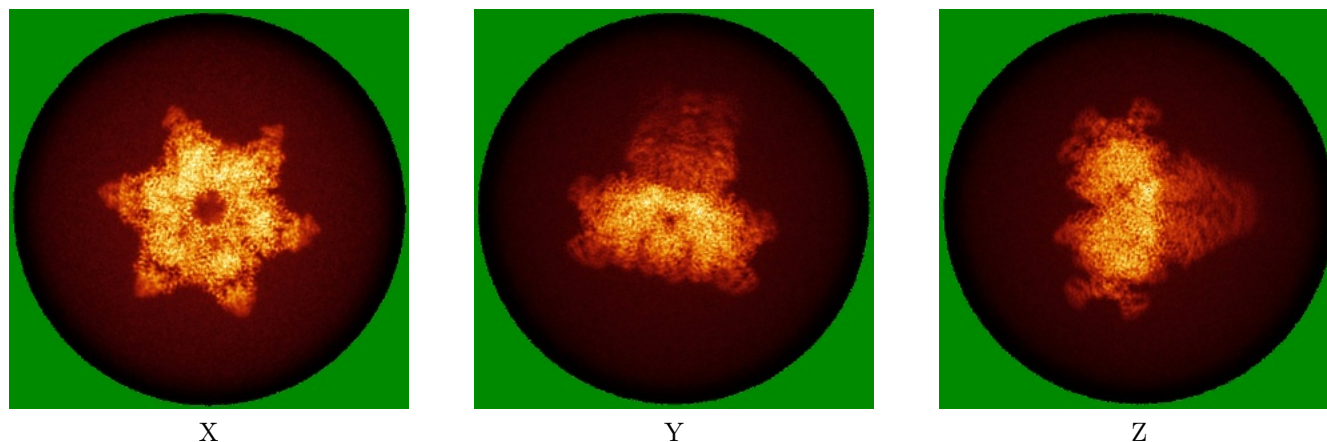


Z Index: 511


The images above show the largest variance slices of the map in three orthogonal directions.

## 6.4 Orthogonal standard-deviation projections (False-color) [i](#)

### 6.4.1 Primary map



### 6.4.2 Raw map

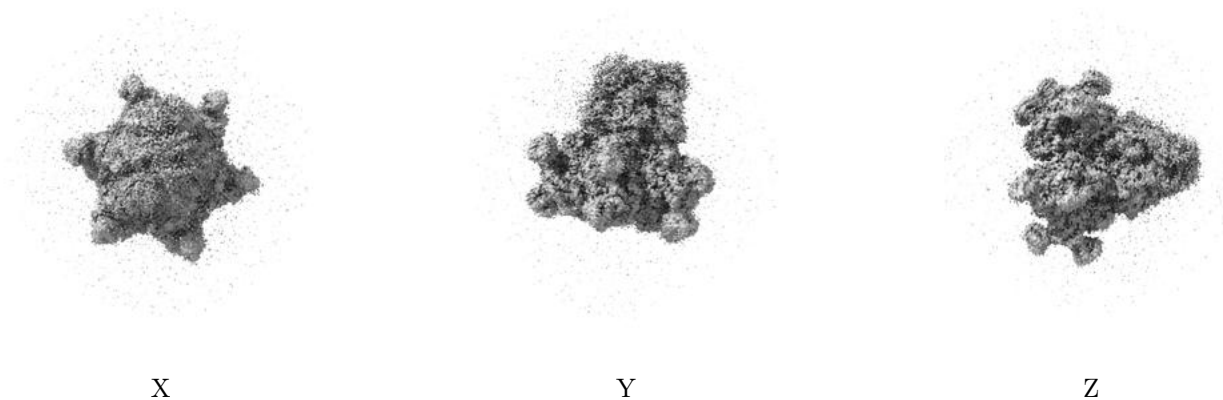


The images above show the map standard deviation projections with false color in three orthogonal directions. Minimum values are shown in green, max in blue, and dark to light orange shades represent small to large values respectively.




## 6.5 Orthogonal surface views [i](#)

### 6.5.1 Primary map



The images above show the 3D surface view of the map at the recommended contour level 0.04. These images, in conjunction with the slice images, may facilitate assessment of whether an appropriate contour level has been provided.

### 6.5.2 Raw map



These images show the 3D surface of the raw map. The raw map's contour level was selected so that its surface encloses the same volume as the primary map does at its recommended contour level.


## 6.6 Mask visualisation [i](#)

This section shows the 3D surface view of the primary map at 50% transparency overlaid with the specified mask at 0% transparency

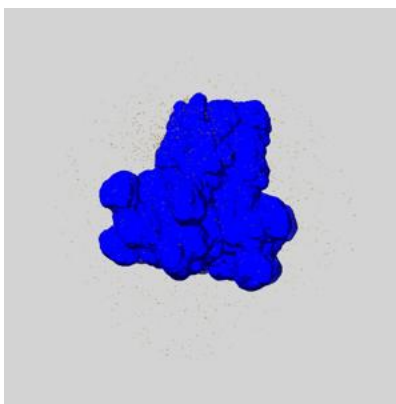
A mask typically either:

- Encompasses the whole structure
- Separates out a domain, a functional unit, a monomer or an area of interest from a larger structure


### 6.6.1 emd\_39302\_msk\_1.map [i](#)



X



Y

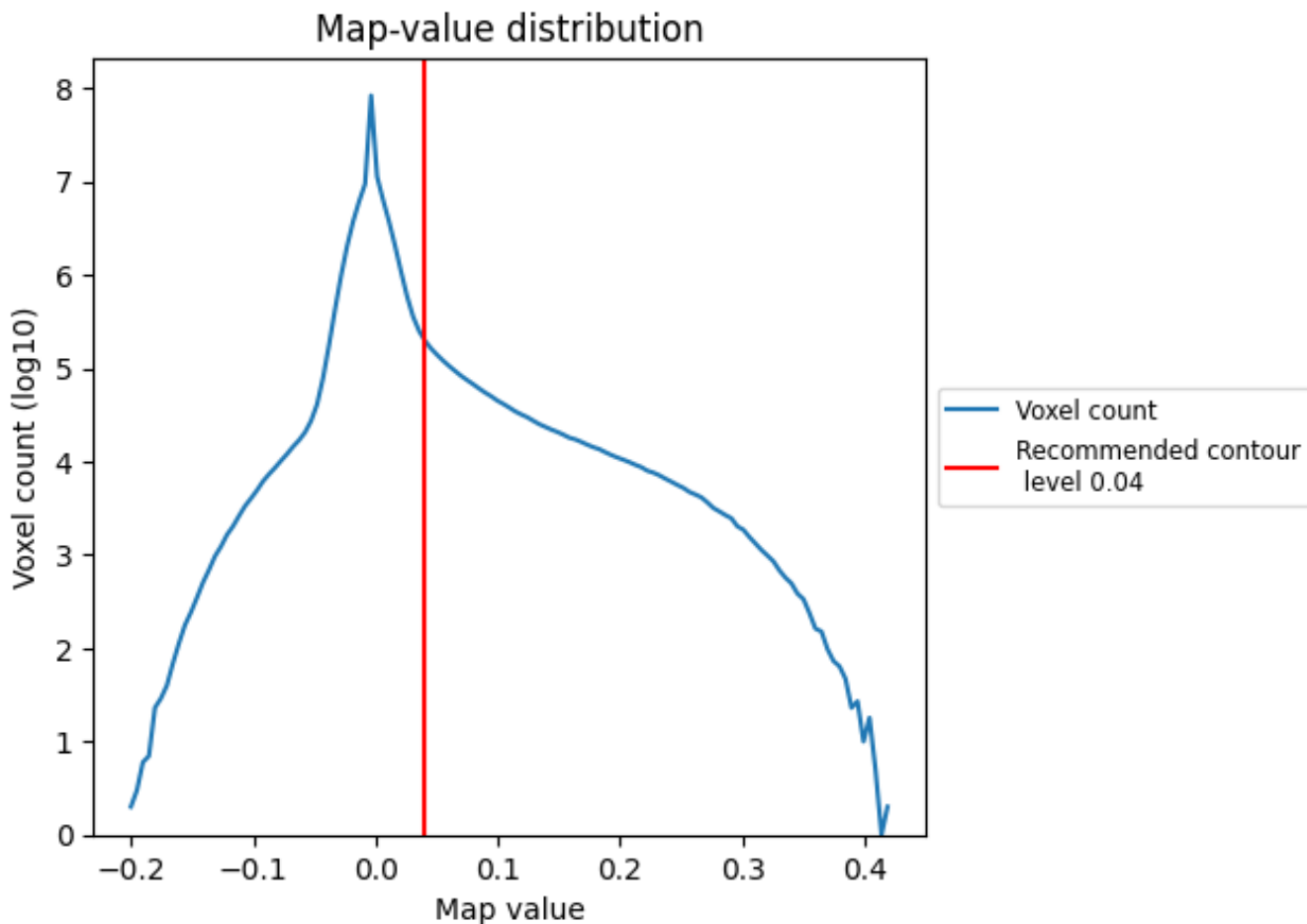


Z

## 7 Map analysis [i](#)

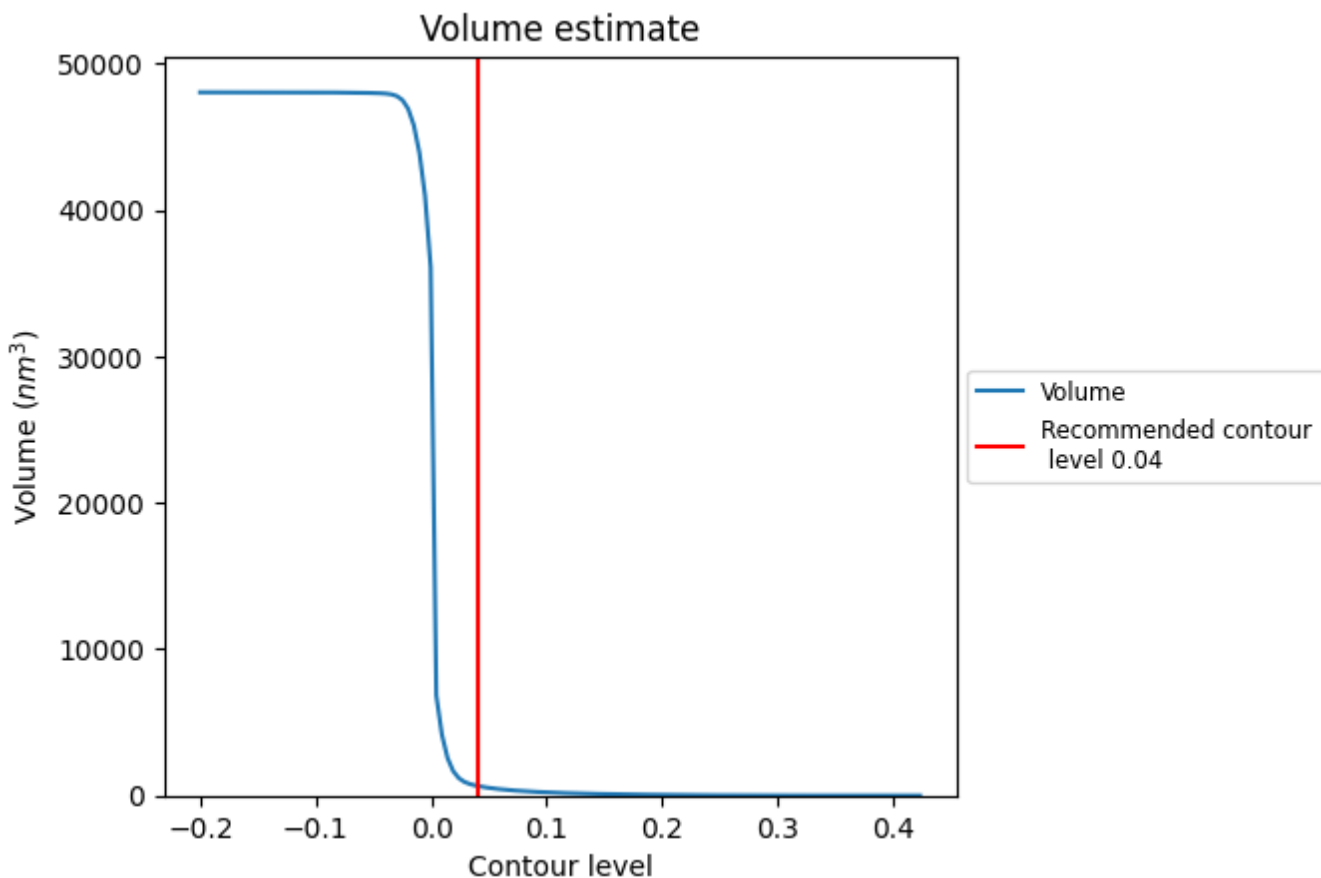
This section contains the results of statistical analysis of the map.

### 7.1 Map-value distribution [i](#)



The map-value distribution is plotted in 128 intervals along the x-axis. The y-axis is logarithmic. A spike in this graph at zero usually indicates that the volume has been masked.

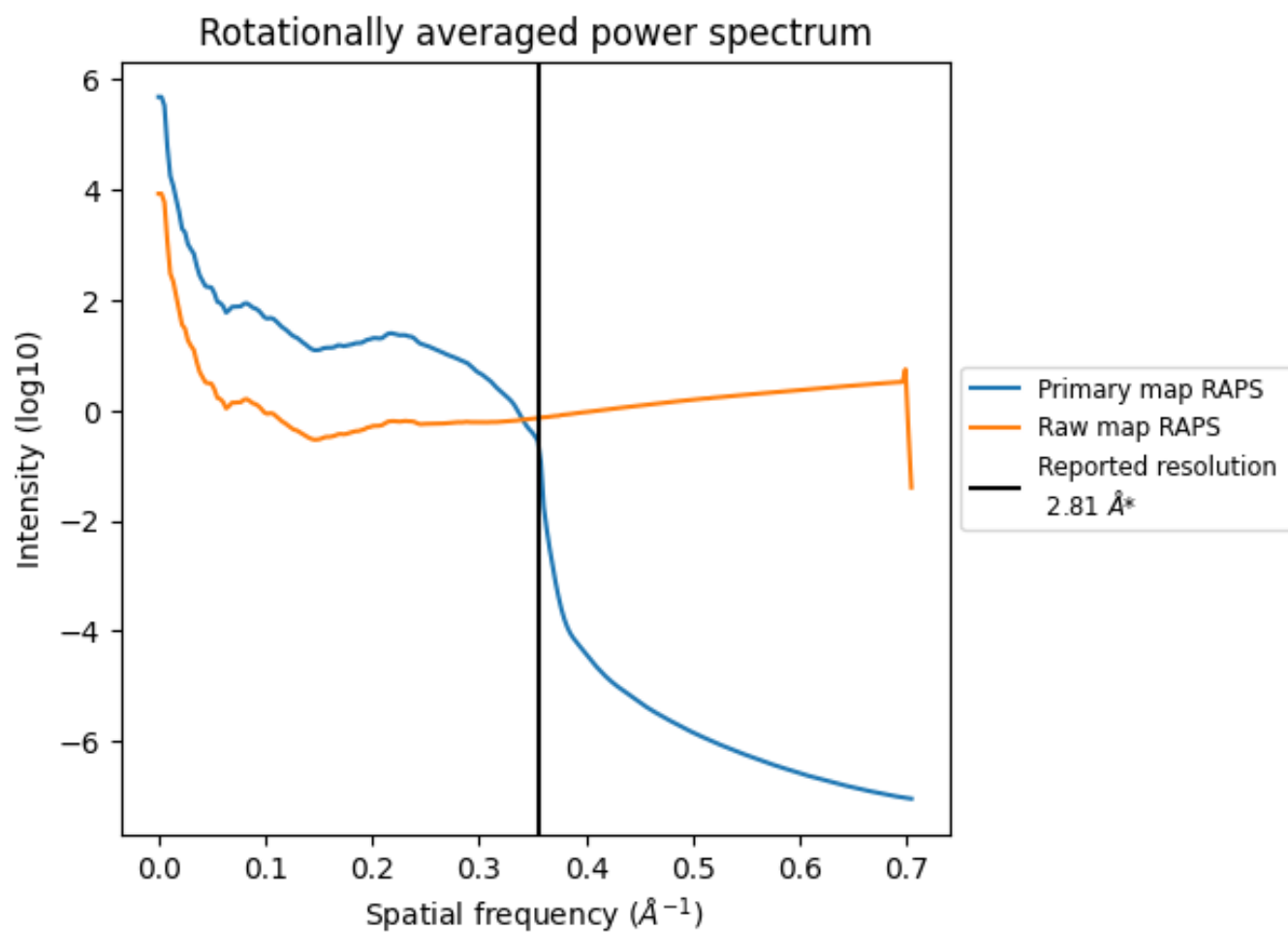
## 7.2 Volume estimate [i](#)



The volume at the recommended contour level is 661 nm<sup>3</sup>; this corresponds to an approximate mass of 598 kDa.

The volume estimate graph shows how the enclosed volume varies with the contour level. The recommended contour level is shown as a vertical line and the intersection between the line and the curve gives the volume of the enclosed surface at the given level.

### 7.3 Rotationally averaged power spectrum [\(i\)](#)



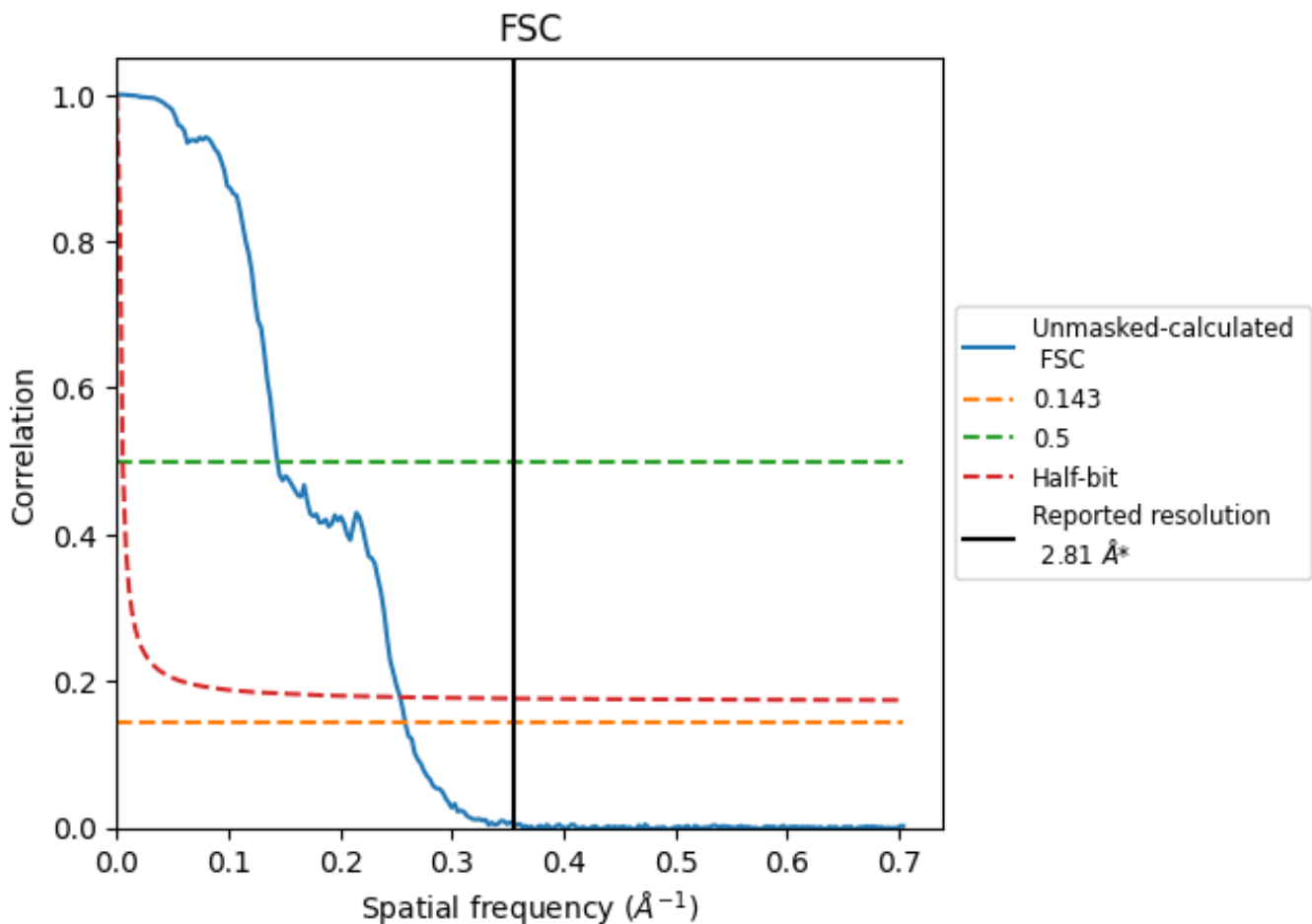
\*Reported resolution corresponds to spatial frequency of 0.356 Å<sup>-1</sup>



## 8 Fourier-Shell correlation [i](#)

Fourier-Shell Correlation (FSC) is the most commonly used method to estimate the resolution of single-particle and subtomogram-averaged maps. The shape of the curve depends on the imposed symmetry, mask and whether or not the two 3D reconstructions used were processed from a common reference. The reported resolution is shown as a black line. A curve is displayed for the half-bit criterion in addition to lines showing the 0.143 gold standard cut-off and 0.5 cut-off.

### 8.1 FSC [i](#)



\*Reported resolution corresponds to spatial frequency of 0.356 Å<sup>-1</sup>

## 8.2 Resolution estimates [i](#)

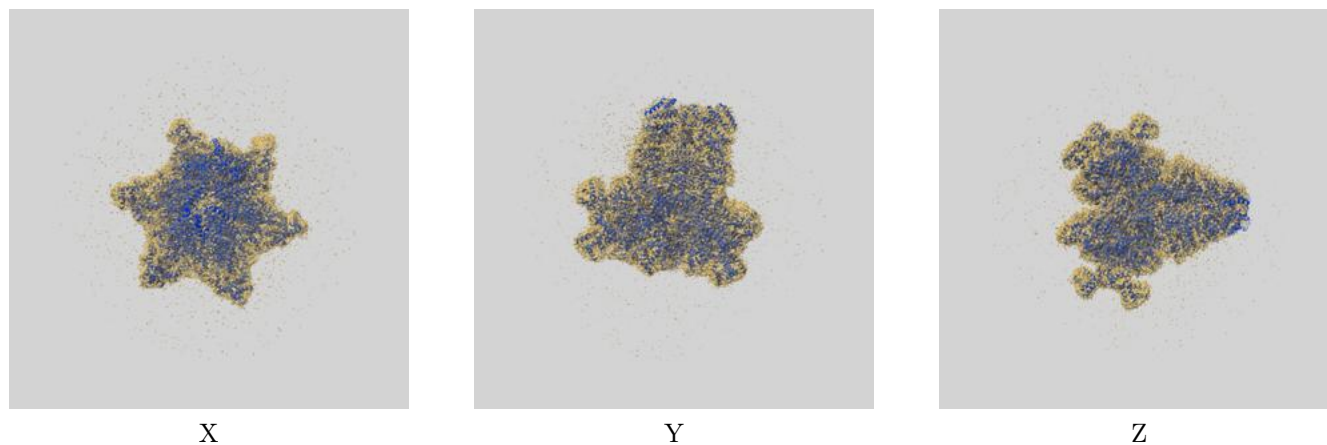
Resolution estimate (Å)	Estimation criterion (FSC cut-off)		
	0.143	0.5	Half-bit
Reported by author	2.81	-	-
Author-provided FSC curve	-	-	-
Unmasked-calculated*	3.87	6.95	3.94

\*Resolution estimate based on FSC curve calculated by comparison of deposited half-maps. The value from deposited half-maps intersecting FSC 0.143 CUT-OFF 3.87 differs from the reported value 2.81 by more than 10 %

## 9 Map-model fit [i](#)


This section contains information regarding the fit between EMDB map EMD-39302 and PDB model 8YHX. Per-residue inclusion information can be found in section 3 on page 6.

### 9.1 Map-model overlay [i](#)



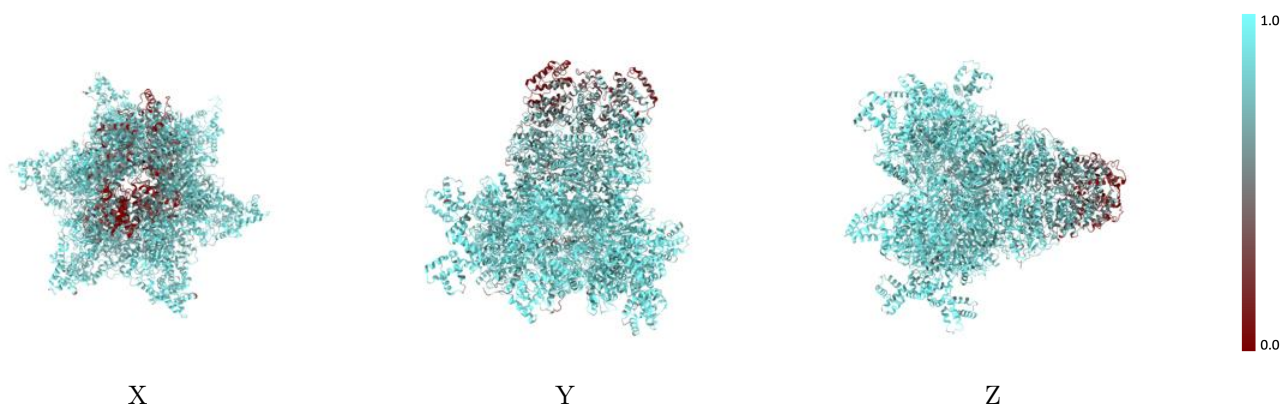
The images above show the 3D surface view of the map at the recommended contour level 0.04 at 50% transparency in yellow overlaid with a ribbon representation of the model coloured in blue. These images allow for the visual assessment of the quality of fit between the atomic model and the map.

## 9.2 Q-score mapped to coordinate model [i](#)



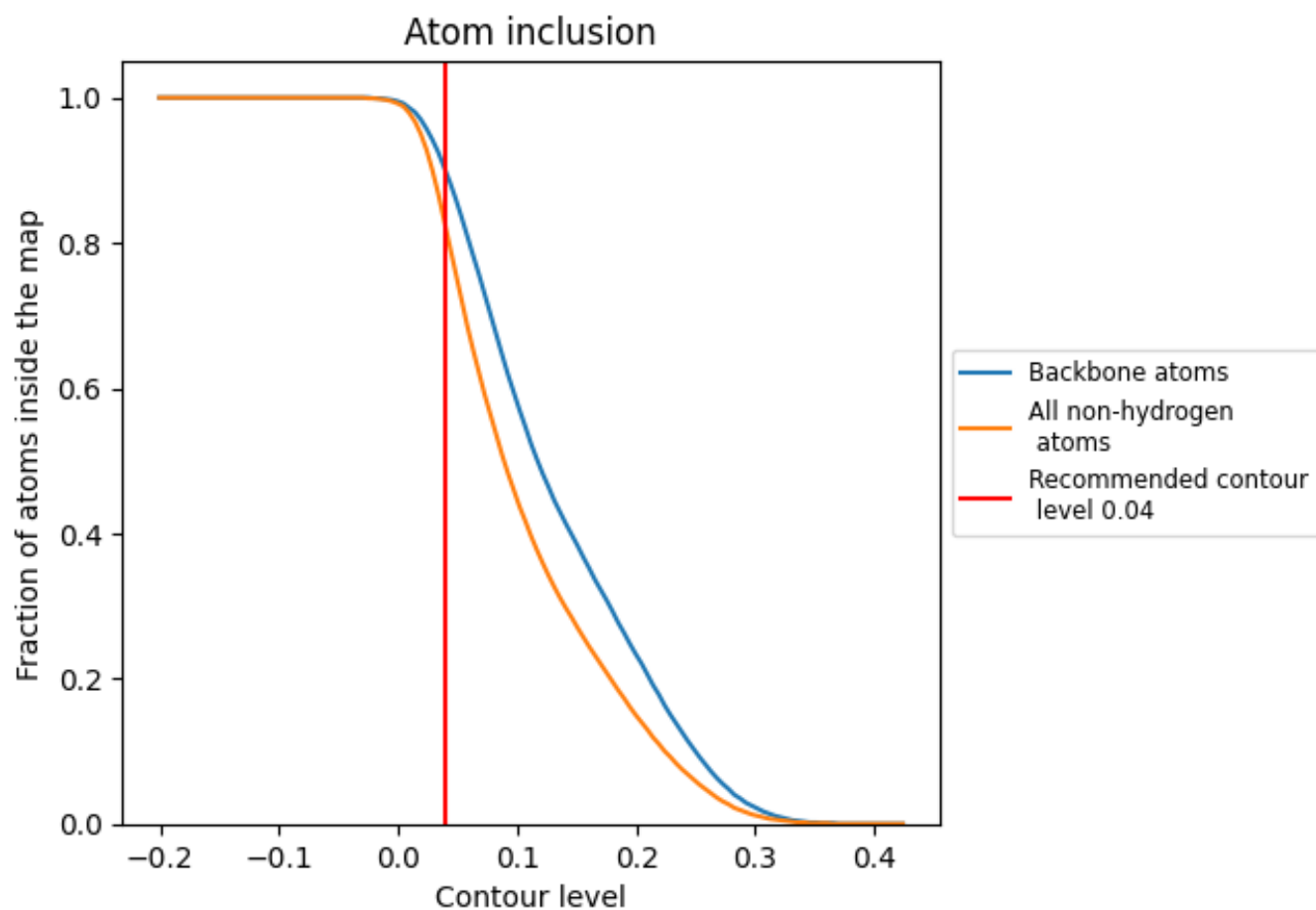
The images above show the model with each residue coloured according to its Q-score. This shows their resolvability in the map with higher Q-score values reflecting better resolvability. Please note: Q-score is calculating the resolvability of atoms, and thus high values are only expected at resolutions at which atoms can be resolved. Low Q-score values may therefore be expected for many entries.

## 9.3 Atom inclusion mapped to coordinate model [i](#)



The images above show the model with each residue coloured according to its atom inclusion. This shows to what extent they are inside the map at the recommended contour level (0.04).







































## 9.4 Atom inclusion [i](#)



At the recommended contour level, 90% of all backbone atoms, 82% of all non-hydrogen atoms, are inside the map.

## 9.5 Map-model fit summary

The table lists the average atom inclusion at the recommended contour level (0.04) and Q-score for the entire model and for each chain.

Chain	Atom inclusion	Q-score
All	 0.8210	 0.3920
A	 0.6800	 0.3580
B	 0.7240	 0.3460
C	 0.7450	 0.3460
D	 0.5810	 0.3040
E	 0.7920	 0.3550
F	 0.8040	 0.3770
G	 0.8960	 0.4250
H	 0.8880	 0.4320
I	 0.8690	 0.4020
J	 0.8930	 0.4270
K	 0.8680	 0.3960
L	 0.8940	 0.4330
M	 0.8670	 0.4020
N	 0.8850	 0.4250
O	 0.8820	 0.4110
P	 0.8970	 0.4290
Q	 0.8890	 0.4200
R	 0.9140	 0.4540

