



# Full wwPDB X-ray Structure Validation Report

May 13, 2020 – 09:12 am BST

PDB ID : 1ZGL  
Title : Crystal structure of 3A6 TCR bound to MBP/HLA-DR2a  
Authors : Li, Y.; Huang, Y.; Lue, J.; Quandt, J.A.; Martin, R.; Mariuzza, R.A.  
Deposited on : 2005-04-21  
Resolution : 2.80 Å(reported)

This is a Full wwPDB X-ray Structure Validation Report for a publicly released PDB entry.

We welcome your comments at [validation@mail.wwpdb.org](mailto:validation@mail.wwpdb.org)

A user guide is available at

<https://www.wwpdb.org/validation/2017/XrayValidationReportHelp>

with specific help available everywhere you see the  symbol.

---

The following versions of software and data (see [references](#) ) were used in the production of this report:

MolProbity : 4.02b-467  
Xtrriage (Phenix) : 1.13  
EDS : 2.11  
Percentile statistics : 20191225.v01 (using entries in the PDB archive December 25th 2019)  
Refmac : 5.8.0158  
CCP4 : 7.0.044 (Gargrove)  
Ideal geometry (proteins) : Engh & Huber (2001)  
Ideal geometry (DNA, RNA) : Parkinson et al. (1996)  
Validation Pipeline (wwPDB-VP) : 2.11

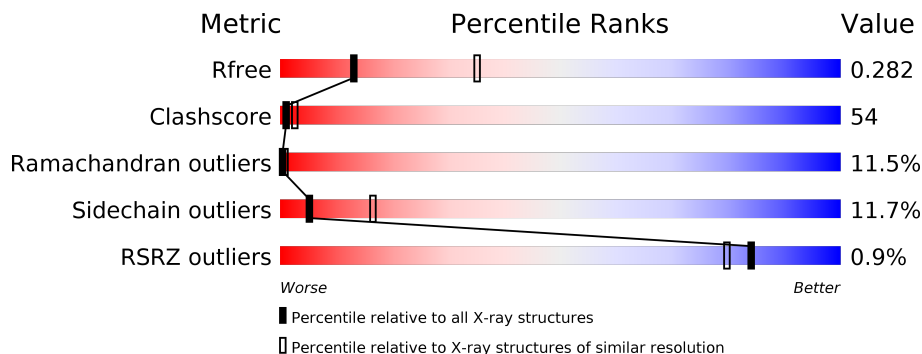
# 1 Overall quality at a glance i

The following experimental techniques were used to determine the structure:

*X-RAY DIFFRACTION*

The reported resolution of this entry is 2.80 Å.

Percentile scores (ranging between 0-100) for global validation metrics of the entry are shown in the following graphic. The table shows the number of entries on which the scores are based.



Metric	Whole archive (#Entries)	Similar resolution (#Entries, resolution range(Å))
$R_{free}$	130704	3140 (2.80-2.80)
Clashscore	141614	3569 (2.80-2.80)
Ramachandran outliers	138981	3498 (2.80-2.80)
Sidechain outliers	138945	3500 (2.80-2.80)
RSRZ outliers	127900	3078 (2.80-2.80)

The table below summarises the geometric issues observed across the polymeric chains and their fit to the electron density. The red, orange, yellow and green segments on the lower bar indicate the fraction of residues that contain outliers for  $\geq 3$ , 2, 1 and 0 types of geometric quality criteria respectively. A grey segment represents the fraction of residues that are not modelled. The numeric value for each fraction is indicated below the corresponding segment, with a dot representing fractions  $\leq 5\%$ . The upper red bar (where present) indicates the fraction of residues that have poor fit to the electron density. The numeric value is given above the bar.

Mol	Chain	Length	Quality of chain
1	A	181	
1	D	181	
1	G	181	
1	J	181	
2	B	192	
2	E	192	

*Continued on next page...*

Continued from previous page...

Mol	Chain	Length	Quality of chain
2	H	192	
2	K	192	
3	C	15	
3	F	15	
3	I	15	
3	L	15	
4	M	209	
4	Q	209	
4	S	209	
4	U	209	
5	P	249	
5	R	249	
5	T	249	
5	V	249	

## 2 Entry composition [i](#)

There are 5 unique types of molecules in this entry. The entry contains 23456 atoms, of which 0 are hydrogens and 0 are deuteriums.

In the tables below, the ZeroOcc column contains the number of atoms modelled with zero occupancy, the AltConf column contains the number of residues with at least one atom in alternate conformation and the Trace column contains the number of residues modelled with at most 2 atoms.

- Molecule 1 is a protein called HLA class II histocompatibility antigen, DR alpha chain.

Mol	Chain	Residues	Atoms					ZeroOcc	AltConf	Trace
			Total	C	N	O	S			
1	A	178	1362	887	224	246	5	0	0	0
1	D	178	1366	889	224	248	5	0	0	0
1	G	178	1362	887	224	246	5	0	0	0
1	J	178	1366	889	224	248	5	0	0	0

- Molecule 2 is a protein called major histocompatibility complex, class II, DR beta 5.

Mol	Chain	Residues	Atoms					ZeroOcc	AltConf	Trace
			Total	C	N	O	S			
2	B	175	1319	831	234	250	4	8	0	0
2	E	175	1307	823	230	250	4	0	0	0
2	H	168	1284	811	226	243	4	0	0	0
2	K	180	1347	851	235	257	4	5	0	0

- Molecule 3 is a protein called Myelin basic protein.

Mol	Chain	Residues	Atoms				ZeroOcc	AltConf	Trace
			Total	C	N	O			
3	C	14	114	76	21	17	0	0	0
3	F	15	119	78	22	19	0	0	0
3	I	13	107	71	20	16	0	0	0
3	L	14	114	76	21	17	0	0	0

There are 8 discrepancies between the modelled and reference sequences:

Chain	Residue	Modelled	Actual	Comment	Reference
C	14	GLY	-	cloning artifact	UNP Q6AI64
C	15	GLY	-	cloning artifact	UNP Q6AI64
F	14	GLY	-	cloning artifact	UNP Q6AI64
F	15	GLY	-	cloning artifact	UNP Q6AI64
I	14	GLY	-	cloning artifact	UNP Q6AI64
I	15	GLY	-	cloning artifact	UNP Q6AI64
L	14	GLY	-	cloning artifact	UNP Q6AI64
L	15	GLY	-	cloning artifact	UNP Q6AI64

- Molecule 4 is a protein called T cell receptor alpha chain.

Mol	Chain	Residues	Atoms					ZeroOcc	AltConf	Trace
			Total	C	N	O	S			
4	M	178	Total 1268	C 800	N 206	O 258	S 4	0	0	0
4	Q	187	Total 1331	C 835	N 218	O 271	S 7	0	0	0
4	S	176	Total 1231	C 770	N 204	O 253	S 4	0	0	0
4	U	195	Total 1356	C 850	N 224	O 276	S 6	0	0	0

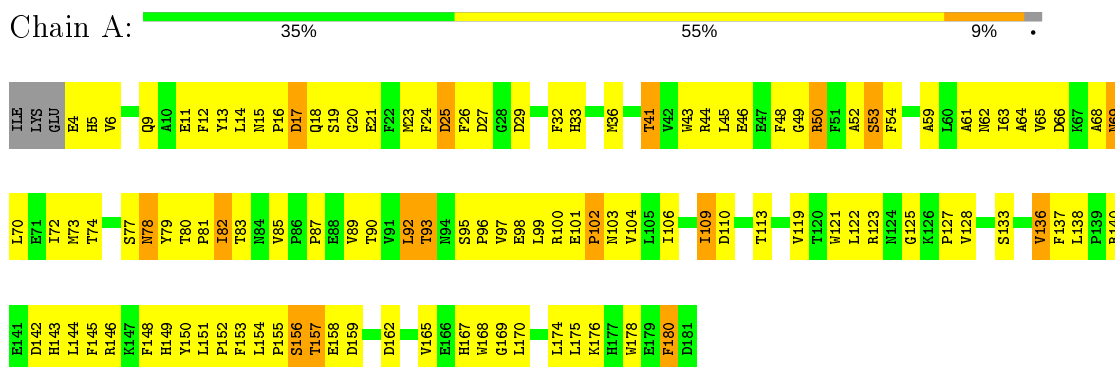
- Molecule 5 is a protein called T cell receptor beta chain.

Mol	Chain	Residues	Atoms					ZeroOcc	AltConf	Trace
			Total	C	N	O	S			
5	P	242	Total 1813	C 1135	N 322	O 351	S 5	0	0	0
5	R	238	Total 1790	C 1118	N 321	O 346	S 5	0	0	0
5	T	226	Total 1657	C 1037	N 294	O 321	S 5	0	0	0
5	V	242	Total 1843	C 1156	N 324	O 358	S 5	0	0	0

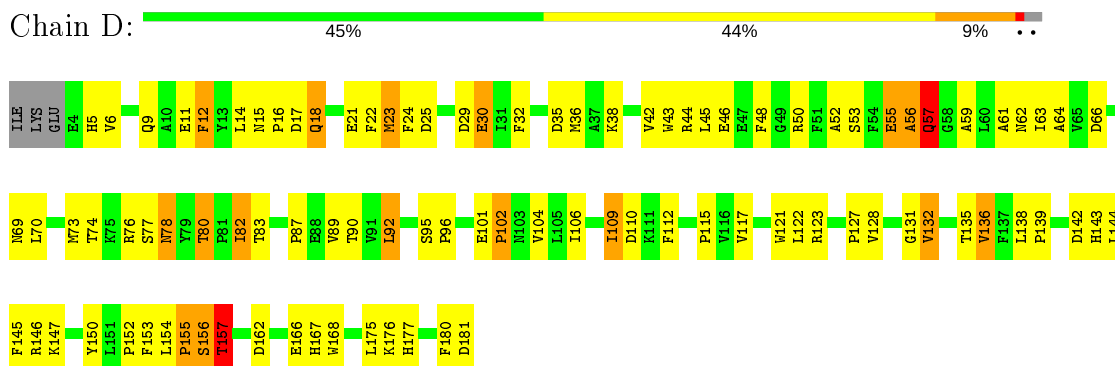
### 3 Residue-property plots

These plots are drawn for all protein, RNA and DNA chains in the entry. The first graphic for a chain summarises the proportions of the various outlier classes displayed in the second graphic. The second graphic shows the sequence view annotated by issues in geometry and electron density. Residues are color-coded according to the number of geometric quality criteria for which they contain at least one outlier: green = 0, yellow = 1, orange = 2 and red = 3 or more. A red dot above a residue indicates a poor fit to the electron density ( $RSRZ > 2$ ). Stretches of 2 or more consecutive residues without any outlier are shown as a green connector. Residues present in the sample, but not in the model, are shown in grey.

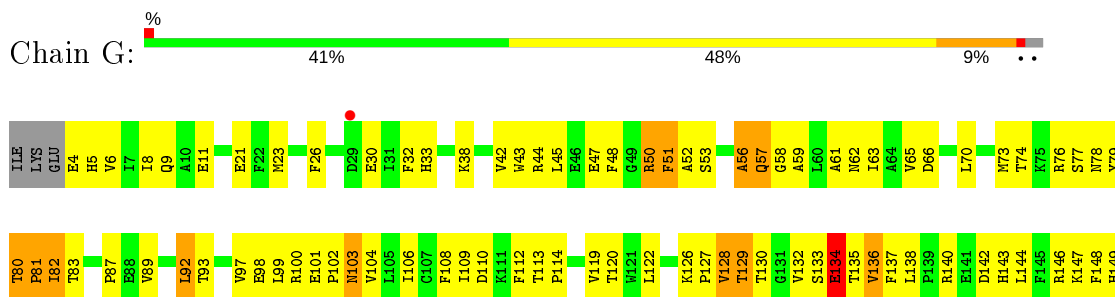
- Molecule 1: HLA class II histocompatibility antigen, DR alpha chain

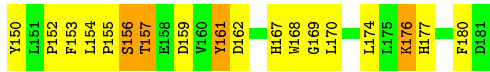


- Molecule 1: HLA class II histocompatibility antigen, DR alpha chain



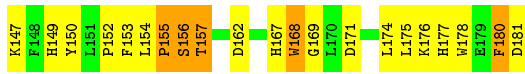
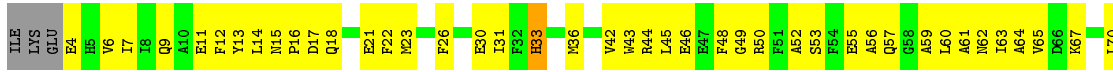
- Molecule 1: HLA class II histocompatibility antigen, DR alpha chain





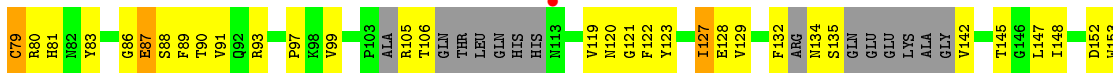
- Molecule 1: HLA class II histocompatibility antigen, DR alpha chain

Chain J: 39% 51% 9%




- Molecule 2: major histocompatibility complex, class II, DR beta 5

Chain B: 39% 43% 5% 9%



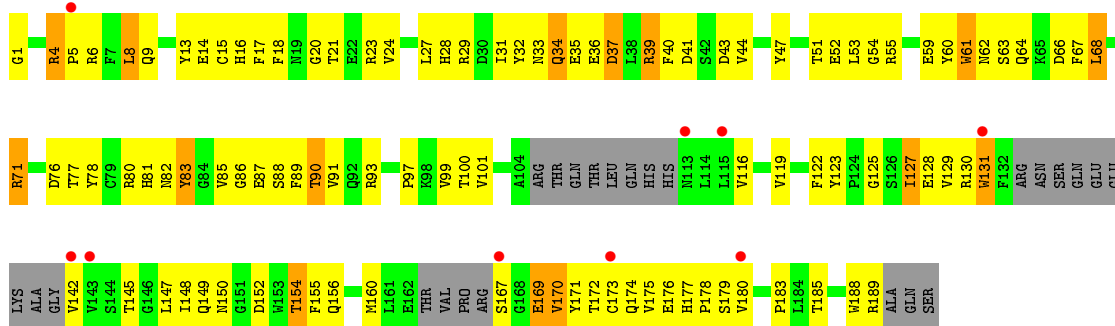
- Molecule 2: major histocompatibility complex, class II, DR beta 5

Chain E: 40% 43% 8% 9%



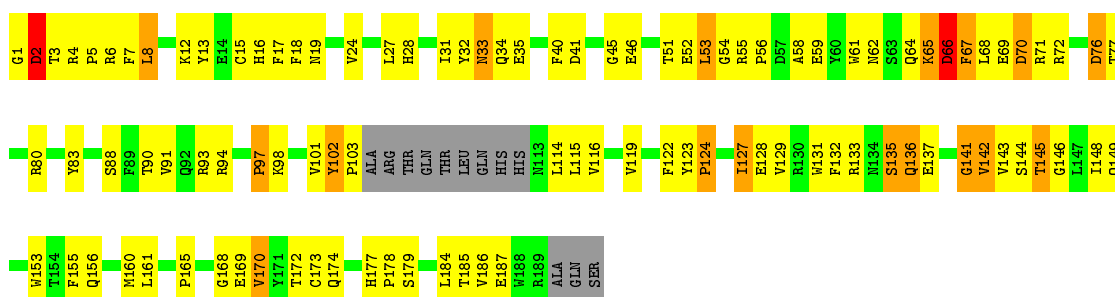
- Molecule 2: major histocompatibility complex, class II, DR beta 5

Chain H: 5% 33% 46% 8% 13%



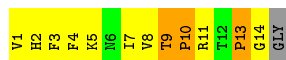
- Molecule 2: major histocompatibility complex, class II, DR beta 5

Chain K: 40% 44% 9% 6%



- Molecule 3: Myelin basic protein

Chain C: 13% 60% 20% 7%



- Molecule 3: Myelin basic protein

Chain F: 13% 60% 27%



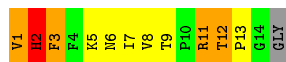
- Molecule 3: Myelin basic protein

Chain I: 27% 20% 33% 7% 13%



- Molecule 3: Myelin basic protein

Chain L: 20% 40% 27% 7% 7%

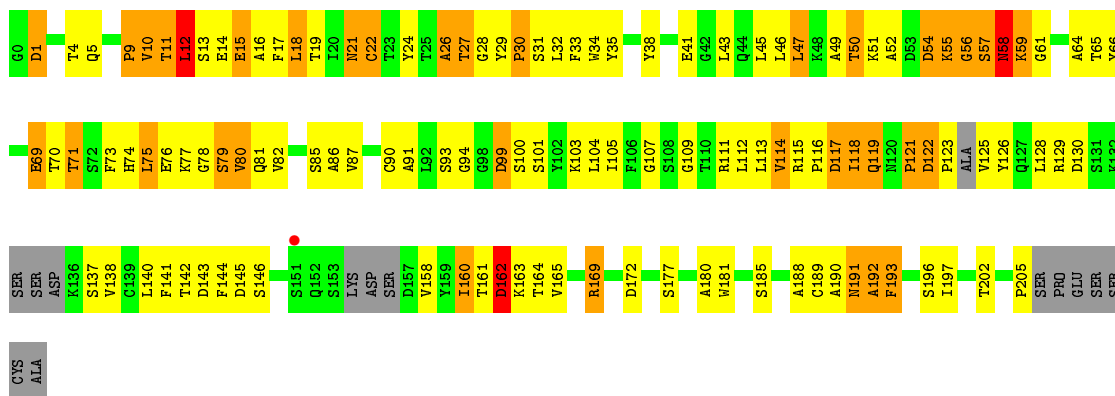


- Molecule 4: T cell receptor alpha chain



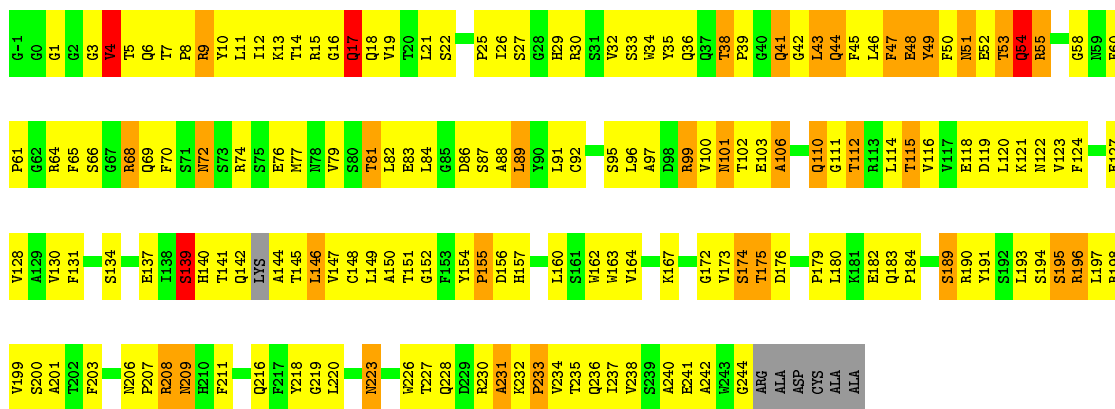


Chain U: 34% 41% 17% 7%



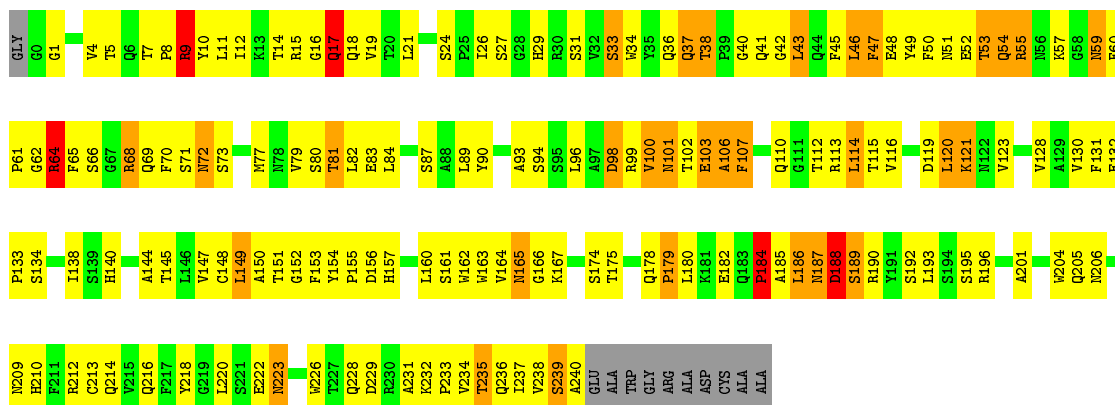
- Molecule 5: T cell receptor beta chain

Chain P: 29% 53% 13% 3%



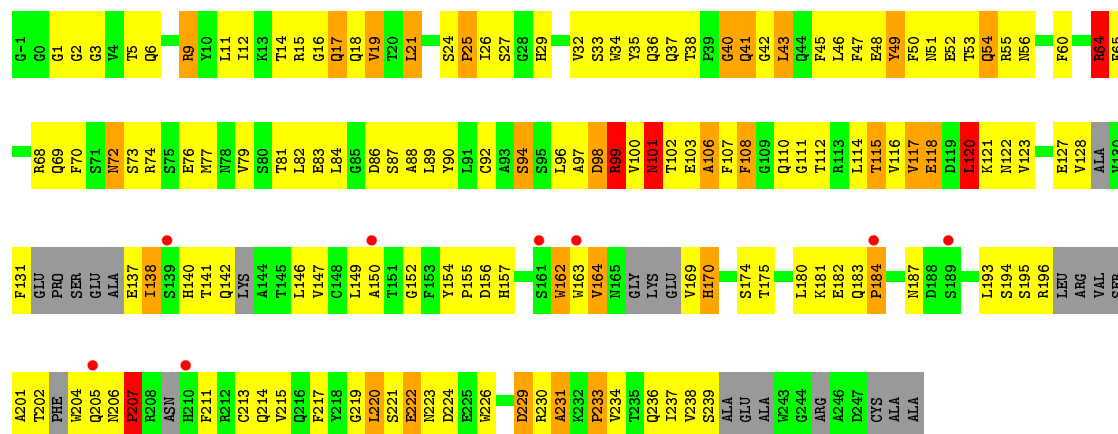
- Molecule 5: T cell receptor beta chain

Chain R: 32% 49% 12% 7%



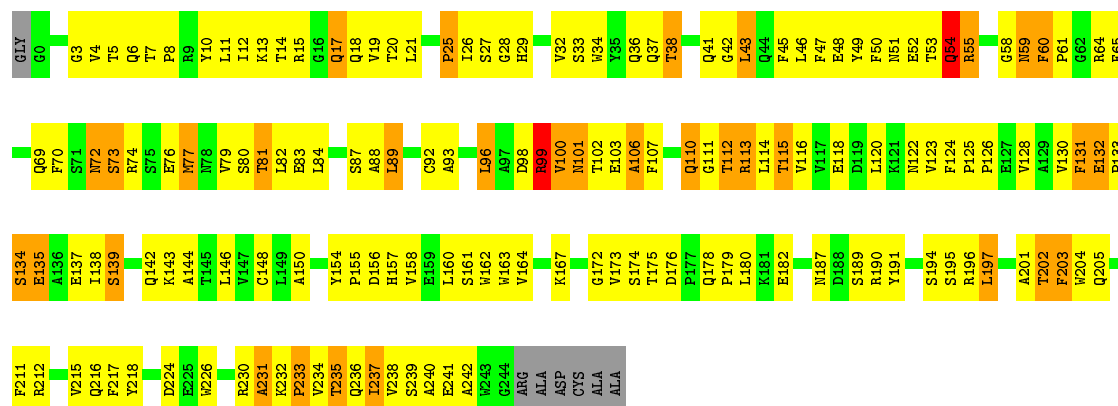
- Molecule 5: T cell receptor beta chain

Chain T: 3% 31% 47% 11% 9%



• Molecule 5: T cell receptor beta chain

Chain V: 33% 50% 13%



## 4 Data and refinement statistics

Property	Value	Source
Space group	P 1	Depositor
Cell constants a, b, c, $\alpha$ , $\beta$ , $\gamma$	96.48Å 97.69Å 124.02Å 74.39° 83.19° 61.55°	Depositor
Resolution (Å)	30.00 – 2.80 29.86 – 2.59	Depositor EDS
% Data completeness (in resolution range)	86.4 (30.00-2.80) 85.9 (29.86-2.59)	Depositor EDS
$R_{merge}$	0.08	Depositor
$R_{sym}$	0.08	Depositor
$\langle I/\sigma(I) \rangle$ <sup>1</sup>	1.85 (at 2.61Å)	Xtrriage
Refinement program	CNS	Depositor
R, $R_{free}$	0.280 , 0.329 0.287 , 0.282	Depositor DCC
$R_{free}$ test set	5144 reflections (5.05%)	wwPDB-VP
Wilson B-factor (Å <sup>2</sup> )	44.4	Xtrriage
Anisotropy	0.119	Xtrriage
Bulk solvent $k_{sol}$ (e/Å <sup>3</sup> ), $B_{sol}$ (Å <sup>2</sup> )	0.30 , 85.2	EDS
L-test for twinning <sup>2</sup>	$\langle  L  \rangle = 0.49$ , $\langle L^2 \rangle = 0.32$	Xtrriage
Estimated twinning fraction	0.000 for h-k,-k,-l	Xtrriage
$F_o, F_c$ correlation	0.89	EDS
Total number of atoms	23456	wwPDB-VP
Average B, all atoms (Å <sup>2</sup> )	60.0	wwPDB-VP

Xtrriage's analysis on translational NCS is as follows: *The largest off-origin peak in the Patterson function is 3.98% of the height of the origin peak. No significant pseudotranslation is detected.*

<sup>1</sup>Intensities estimated from amplitudes.

<sup>2</sup>Theoretical values of  $\langle |L| \rangle$ ,  $\langle L^2 \rangle$  for acentric reflections are 0.5, 0.333 respectively for untwinned datasets, and 0.375, 0.2 for perfectly twinned datasets.

## 5 Model quality i

### 5.1 Standard geometry i

The Z score for a bond length (or angle) is the number of standard deviations the observed value is removed from the expected value. A bond length (or angle) with  $|Z| > 5$  is considered an outlier worth inspection. RMSZ is the root-mean-square of all Z scores of the bond lengths (or angles).

Mol	Chain	Bond lengths		Bond angles	
		RMSZ	# Z  >5	RMSZ	# Z  >5
1	A	0.45	0/1406	0.74	0/1930
1	D	0.45	0/1410	0.73	1/1935 (0.1%)
1	G	0.46	0/1406	0.73	0/1930
1	J	0.41	0/1410	0.71	0/1935
2	B	0.48	0/1350	0.81	5/1843 (0.3%)
2	E	0.44	0/1337	0.76	2/1827 (0.1%)
2	H	0.46	0/1316	0.72	0/1796
2	K	0.44	0/1382	0.76	3/1891 (0.2%)
3	C	0.47	0/118	0.85	0/160
3	F	0.52	0/123	0.94	0/165
3	I	0.56	0/111	0.82	0/150
3	L	0.58	0/118	0.88	0/160
4	M	0.47	0/1291	0.78	1/1759 (0.1%)
4	Q	0.52	0/1355	0.87	5/1844 (0.3%)
4	S	0.45	0/1244	0.78	2/1684 (0.1%)
4	U	0.51	0/1380	0.83	3/1885 (0.2%)
5	P	0.53	1/1860 (0.1%)	0.77	1/2538 (0.0%)
5	R	0.50	1/1835 (0.1%)	0.73	2/2505 (0.1%)
5	T	0.51	1/1691 (0.1%)	0.76	0/2297
5	V	2.79	3/1892 (0.2%)	1.71	3/2580 (0.1%)
All	All	0.91	6/24035 (0.0%)	0.88	28/32814 (0.1%)

Chiral center outliers are detected by calculating the chiral volume of a chiral center and verifying if the center is modelled as a planar moiety or with the opposite hand. A planarity outlier is detected by checking planarity of atoms in a peptide group, atoms in a mainchain group or atoms of a sidechain that are expected to be planar.

Mol	Chain	#Chirality outliers	#Planarity outliers
5	P	0	1
5	T	0	1
5	V	0	1
All	All	0	3

All (6) bond length outliers are listed below:

Mol	Chain	Res	Type	Atoms	Z	Observed(Å)	Ideal(Å)
5	V	132	GLU	CD-OE2	116.11	2.53	1.25
5	V	132	GLU	CD-OE1	25.49	1.53	1.25
5	V	33	SER	CB-OG	8.87	1.53	1.42
5	T	33	SER	CB-OG	8.73	1.53	1.42
5	R	33	SER	CB-OG	8.61	1.53	1.42
5	P	33	SER	CB-OG	8.10	1.52	1.42

All (28) bond angle outliers are listed below:

Mol	Chain	Res	Type	Atoms	Z	Observed(°)	Ideal(°)
5	V	132	GLU	OE1-CD-OE2	-75.19	33.07	123.30
5	V	132	GLU	CG-CD-OE2	-13.42	91.46	118.30
5	P	41	GLN	N-CA-C	-7.76	90.05	111.00
1	D	157	THR	N-CA-C	-6.71	92.88	111.00
2	B	165	PRO	N-CA-CB	6.67	111.30	103.30
5	V	100	VAL	N-CA-C	-6.64	93.06	111.00
2	B	163	THR	N-CA-C	6.54	128.66	111.00
4	Q	161	THR	N-CA-C	6.25	127.89	111.00
5	R	100	VAL	N-CA-C	-6.20	94.27	111.00
4	U	205	PRO	N-CA-CB	5.90	110.38	103.30
2	B	4	ARG	N-CA-C	5.83	126.75	111.00
2	K	66	ASP	N-CA-C	-5.82	95.30	111.00
2	B	167	SER	N-CA-C	-5.77	95.42	111.00
4	Q	202	THR	N-CA-C	-5.76	95.45	111.00
4	Q	198	ILE	N-CA-C	5.55	125.98	111.00
5	R	103	GLU	N-CA-C	-5.51	96.11	111.00
2	E	165	PRO	N-CA-CB	5.51	109.91	103.30
4	S	116	PRO	N-CA-CB	5.50	109.90	103.30
4	S	199	PRO	N-CA-CB	5.50	109.90	103.30
2	K	165	PRO	N-CA-CB	5.45	109.83	103.30
4	U	116	PRO	N-CA-CB	5.40	109.78	103.30
4	Q	73	PHE	N-CA-C	-5.28	96.75	111.00
4	M	116	PRO	N-CA-CB	5.16	109.49	103.30
4	U	162	ASP	N-CA-C	5.12	124.82	111.00
2	B	166	ARG	NE-CZ-NH1	-5.10	117.75	120.30
4	Q	116	PRO	N-CA-CB	5.07	109.38	103.30
2	K	8	LEU	CA-CB-CG	5.06	126.94	115.30
2	E	3	THR	N-CA-C	-5.04	97.40	111.00

There are no chirality outliers.

All (3) planarity outliers are listed below:

Mol	Chain	Res	Type	Group
5	P	49	TYR	Sidechain
5	T	49	TYR	Sidechain
5	V	132	GLU	Sidechain

## 5.2 Too-close contacts [i](#)

In the following table, the Non-H and H(model) columns list the number of non-hydrogen atoms and hydrogen atoms in the chain respectively. The H(added) column lists the number of hydrogen atoms added and optimized by MolProbity. The Clashes column lists the number of clashes within the asymmetric unit, whereas Symm-Clashes lists symmetry related clashes.

Mol	Chain	Non-H	H(model)	H(added)	Clashes	Symm-Clashes
1	A	1362	0	1227	122	0
1	D	1366	0	1231	101	0
1	G	1362	0	1227	121	0
1	J	1366	0	1231	121	0
2	B	1319	0	1134	140	0
2	E	1307	0	1111	117	0
2	H	1284	0	1119	127	0
2	K	1347	0	1154	135	0
3	C	114	0	119	28	0
3	F	119	0	122	46	0
3	I	107	0	107	27	0
3	L	114	0	119	25	0
4	M	1268	0	1072	168	0
4	Q	1331	0	1116	183	0
4	S	1231	0	1037	166	0
4	U	1356	0	1112	145	0
5	P	1813	0	1629	214	0
5	R	1790	0	1629	215	0
5	T	1657	0	1440	217	0
5	V	1843	0	1674	199	0
All	All	23456	0	20610	2362	0

The all-atom clashscore is defined as the number of clashes found per 1000 atoms (including hydrogen atoms). The all-atom clashscore for this structure is 54.

All (2362) close contacts within the same asymmetric unit are listed below, sorted by their clash magnitude.

Atom-1	Atom-2	Interatomic distance (Å)	Clash overlap (Å)
4:M:82:VAL:HA	4:M:114:VAL:HG11	1.24	1.20

*Continued on next page...*

*Continued from previous page...*

Atom-1	Atom-2	Interatomic distance (Å)	Clash overlap (Å)
4:M:26:ALA:HB1	4:M:30:PRO:HG2	1.18	1.17
4:S:26:ALA:HB1	4:S:30:PRO:HG2	1.21	1.16
2:B:71:ARG:HH12	3:C:9:THR:HB	1.12	1.14
4:Q:120:ASN:HB3	4:Q:121:PRO:HD2	1.25	1.14
4:S:120:ASN:H	4:S:121:PRO:HD3	0.97	1.13
5:R:160:LEU:HD23	5:R:161:SER:H	1.16	1.11
4:U:46:LEU:HD12	4:U:58:ASN:ND2	1.66	1.09
4:M:120:ASN:HB3	4:M:121:PRO:HD2	1.28	1.08
4:S:120:ASN:H	4:S:121:PRO:CD	1.65	1.08
4:M:77:LYS:HE3	4:M:80:VAL:HB	1.34	1.08
4:Q:26:ALA:HB1	4:Q:30:PRO:HG2	1.36	1.06
4:U:46:LEU:HD12	4:U:58:ASN:HD22	0.91	1.05
4:M:120:ASN:HB3	4:M:121:PRO:CD	1.86	1.05
2:H:129:VAL:HG22	2:H:175:VAL:HG22	1.39	1.03
1:A:110:ASP:HB2	1:A:146:ARG:HG2	1.39	1.03
5:T:89:LEU:HD21	5:T:111:GLY:HA3	1.38	1.03
4:U:26:ALA:HB1	4:U:30:PRO:HG2	1.40	1.03
3:C:1:VAL:HG12	4:M:27:THR:HG23	1.41	1.02
4:M:164:THR:HG22	4:M:165:VAL:H	1.25	1.01
4:M:123:PRO:HB2	4:M:198:ILE:CD1	1.89	1.00
4:U:12:LEU:HD11	4:U:80:VAL:HG11	1.01	1.00
2:K:71:ARG:HH12	3:L:9:THR:HB	1.19	1.00
5:P:87:SER:HB3	5:P:115:THR:HA	1.42	0.99
4:S:62:PHE:HD1	4:S:75:LEU:HD21	1.21	0.99
4:S:65:THR:HG21	4:S:67:ARG:NH2	1.78	0.98
2:E:127:ILE:HD13	2:E:128:GLU:N	1.78	0.98
4:U:12:LEU:CD1	4:U:80:VAL:HG11	1.94	0.97
2:B:81:HIS:ND1	4:M:28:GLY:HA3	1.78	0.97
2:H:71:ARG:HH12	3:I:9:THR:HB	1.29	0.97
2:E:24:VAL:HG12	2:E:75:VAL:HG12	1.45	0.96
4:S:43:LEU:HD11	5:T:43:LEU:HD21	1.44	0.96
4:M:123:PRO:HB2	4:M:198:ILE:HD13	0.99	0.96
4:U:12:LEU:HD11	4:U:80:VAL:CG1	1.96	0.96
1:G:176:LYS:HE3	1:G:176:LYS:HA	1.49	0.95
2:H:1:GLY:HA3	2:H:4:ARG:HH21	1.30	0.95
2:K:127:ILE:HG12	2:K:177:HIS:HB2	1.47	0.95
4:U:118:ILE:HD12	4:U:145:ASP:HA	1.49	0.94
4:M:10:VAL:HG12	4:M:112:LEU:HA	1.47	0.94
2:B:174:GLN:HA	2:B:185:THR:HG22	1.49	0.94
5:T:1:GLY:H	5:T:5:THR:HG21	1.26	0.94
4:M:10:VAL:HG13	4:M:11:THR:H	1.31	0.93

*Continued on next page...*



*Continued from previous page...*

Atom-1	Atom-2	Interatomic distance (Å)	Clash overlap (Å)
5:R:72:ASN:HD22	5:R:72:ASN:H	1.09	0.93
4:U:10:VAL:HG11	4:U:112:LEU:HA	1.49	0.93
4:M:26:ALA:CB	4:M:30:PRO:HG2	1.97	0.93
1:A:96:PRO:HD3	2:B:120:ASN:ND2	1.83	0.93
4:Q:55:LYS:CB	4:Q:64:ALA:H	1.81	0.92
5:V:113:ARG:HB3	5:V:157:HIS:CE1	2.04	0.92
5:R:102:THR:HG22	5:R:103:GLU:O	1.69	0.92
4:U:26:ALA:CB	4:U:30:PRO:HG2	1.99	0.92
5:T:14:THR:HG21	5:T:120:LEU:HD12	1.52	0.91
5:P:6:GLN:HE22	5:P:111:GLY:HA2	1.36	0.91
1:J:15:ASN:HB2	1:J:70:LEU:HD21	1.53	0.91
5:V:113:ARG:HB3	5:V:157:HIS:HE1	1.34	0.91
4:S:120:ASN:N	4:S:121:PRO:HD3	1.83	0.90
4:Q:191:ASN:HD22	4:Q:191:ASN:H	1.09	0.90
4:U:46:LEU:CD1	4:U:58:ASN:HD22	1.82	0.90
4:Q:120:ASN:HB3	4:Q:121:PRO:CD	2.02	0.90
5:T:163:TRP:HA	5:T:169:VAL:CB	2.02	0.90
5:P:6:GLN:NE2	5:P:111:GLY:HA2	1.86	0.90
1:A:89:VAL:HG22	1:A:109:ILE:HG23	1.53	0.90
4:S:26:ALA:CB	4:S:30:PRO:HG2	2.01	0.90
5:T:14:THR:H	5:T:17:GLN:NE2	1.69	0.90
5:T:1:GLY:N	5:T:5:THR:HG21	1.87	0.89
4:Q:28:GLY:C	4:Q:30:PRO:HD3	1.91	0.89
5:R:147:VAL:HG22	5:R:196:ARG:HG2	1.54	0.89
1:D:45:LEU:HD12	1:D:48:PHE:CZ	2.08	0.89
5:R:160:LEU:HD23	5:R:161:SER:N	1.88	0.89
4:U:1:ASP:HB2	4:U:99:ASP:OD1	1.72	0.89
4:M:11:THR:HA	4:M:113:LEU:O	1.72	0.89
4:M:10:VAL:CG1	4:M:11:THR:H	1.85	0.89
5:T:214:GLN:HA	5:T:239:SER:HB3	1.52	0.89
4:S:62:PHE:CD1	4:S:75:LEU:HD21	2.06	0.89
5:R:130:VAL:HG23	5:R:240:ALA:HB3	1.53	0.88
1:G:154:LEU:HD12	1:G:155:PRO:HD2	1.54	0.88
4:Q:202:THR:HG22	4:Q:203:PHE:H	1.37	0.88
5:V:118:GLU:HB2	5:V:122:ASN:HD21	1.36	0.88
2:B:127:ILE:HD11	2:B:175:VAL:HG13	1.53	0.88
1:D:29:ASP:HB3	2:E:153:TRP:NE1	1.89	0.88
5:R:12:ILE:HD11	5:R:155:PRO:HG3	1.55	0.88
4:M:82:VAL:HA	4:M:114:VAL:CG1	2.02	0.87
4:M:62:PHE:HB3	4:M:75:LEU:HD11	1.56	0.87
4:U:118:ILE:HD11	4:U:121:PRO:HB3	1.56	0.87

*Continued on next page...*

*Continued from previous page...*

Atom-1	Atom-2	Interatomic distance (Å)	Clash overlap (Å)
4:M:10:VAL:HG13	4:M:11:THR:N	1.88	0.87
5:R:19:VAL:HG23	5:R:82:LEU:HD11	1.55	0.87
5:V:175:THR:HG23	5:V:195:SER:HB2	1.57	0.87
5:V:232:LYS:O	5:V:234:VAL:HG13	1.74	0.86
1:D:14:LEU:HD12	2:E:7:PHE:O	1.73	0.86
5:T:9:ARG:HD3	5:T:9:ARG:H	1.39	0.86
2:B:164:VAL:HG22	2:B:165:PRO:N	1.89	0.86
2:B:4:ARG:HB2	2:B:5:PRO:HD3	1.57	0.86
5:V:100:VAL:O	5:V:101:ASN:HB2	1.75	0.86
5:T:49:TYR:CE2	5:T:54:GLN:HB2	2.11	0.85
5:R:9:ARG:HD3	5:R:10:TYR:H	1.37	0.85
5:R:121:LYS:HZ1	5:R:228:GLN:NE2	1.74	0.85
4:M:14:GLU:O	4:M:15:GLU:HG2	1.76	0.85
4:S:119:GLN:HB2	4:S:121:PRO:HD3	1.58	0.85
2:E:177:HIS:CD2	2:E:178:PRO:HD2	2.12	0.85
2:K:127:ILE:HD13	2:K:128:GLU:N	1.92	0.85
5:T:68:ARG:NE	5:T:70:PHE:HE1	1.75	0.85
4:M:82:VAL:CA	4:M:114:VAL:HG11	2.07	0.85
2:H:174:GLN:HA	2:H:185:THR:HG22	1.56	0.84
4:U:43:LEU:HD11	5:V:43:LEU:HD21	1.57	0.84
2:H:97:PRO:HD3	2:H:179:SER:OG	1.77	0.84
5:T:154:TYR:CD1	5:T:155:PRO:HA	2.13	0.84
5:R:72:ASN:N	5:R:72:ASN:HD22	1.76	0.84
4:U:14:GLU:O	4:U:15:GLU:HB2	1.78	0.83
1:D:101:GLU:H	1:D:155:PRO:HG2	1.40	0.83
1:J:110:ASP:HB2	1:J:140:ARG:NH1	1.93	0.83
2:B:122:PHE:HE2	2:B:156:GLN:HA	1.43	0.83
4:U:11:THR:O	4:U:12:LEU:HB3	1.77	0.83
5:R:132:GLU:HG3	5:R:133:PRO:HD2	1.60	0.83
5:T:121:LYS:HD2	5:T:230:ARG:HH21	1.43	0.83
4:U:18:LEU:HD13	4:U:18:LEU:O	1.79	0.83
2:K:67:PHE:HA	5:V:99:ARG:HH21	1.43	0.83
5:R:99:ARG:H	5:R:99:ARG:HD2	1.41	0.83
1:J:101:GLU:H	1:J:155:PRO:CG	1.92	0.83
5:P:175:THR:HG23	5:P:195:SER:HB2	1.59	0.83
1:D:53:SER:O	3:F:3:PHE:HA	1.79	0.82
4:S:18:LEU:HD13	4:S:77:LYS:HB3	1.61	0.82
2:B:122:PHE:CE2	2:B:156:GLN:HA	2.14	0.82
4:M:123:PRO:CB	4:M:198:ILE:HD13	1.96	0.82
5:V:64:ARG:NH1	5:V:65:PHE:HE1	1.78	0.82
5:P:49:TYR:CZ	5:P:54:GLN:HG3	2.14	0.82

*Continued on next page...*

*Continued from previous page...*

Atom-1	Atom-2	Interatomic distance (Å)	Clash overlap (Å)
5:R:48:GLU:OE1	5:R:55:ARG:HD3	1.79	0.82
4:U:21:ASN:HA	4:U:74:HIS:CD2	2.13	0.82
1:A:96:PRO:HD3	2:B:120:ASN:HD21	1.43	0.82
4:M:35:TYR:HD1	4:M:45:LEU:HA	1.45	0.82
5:V:11:LEU:O	5:V:114:LEU:O	1.97	0.81
4:Q:198:ILE:HA	4:Q:201:ASP:OD2	1.81	0.81
1:G:5:HIS:NE2	2:H:91:VAL:HG13	1.96	0.81
4:S:54:ASP:HA	4:S:65:THR:HA	1.62	0.81
4:Q:123:PRO:O	4:Q:201:ASP:HA	1.81	0.81
4:S:121:PRO:C	4:S:123:PRO:HD3	2.01	0.80
1:A:41:THR:HG21	1:A:54:PHE:HB3	1.61	0.80
4:S:159:TYR:HD2	4:S:159:TYR:H	1.26	0.80
5:T:120:LEU:HD12	5:T:120:LEU:H	1.46	0.80
5:T:72:ASN:H	5:T:72:ASN:ND2	1.80	0.80
4:M:14:GLU:HB2	4:M:116:PRO:HA	1.62	0.80
2:E:13:TYR:OH	3:F:9:THR:HG22	1.82	0.80
5:V:49:TYR:CE2	5:V:54:GLN:HB2	2.15	0.80
2:K:114:LEU:HA	2:K:161:LEU:O	1.81	0.80
5:P:19:VAL:HG23	5:P:82:LEU:HD11	1.62	0.80
4:Q:198:ILE:HG23	4:Q:199:PRO:HD3	1.64	0.80
2:B:134:ASN:O	2:B:135:SER:HB3	1.82	0.80
4:S:34:TRP:O	4:S:46:LEU:HB3	1.81	0.80
4:M:21:ASN:HA	4:M:74:HIS:HD2	1.46	0.79
4:Q:191:ASN:H	4:Q:191:ASN:ND2	1.80	0.79
2:B:71:ARG:NH1	3:C:9:THR:HB	1.95	0.79
3:I:7:ILE:HD13	3:I:7:ILE:H	1.47	0.79
4:U:34:TRP:CD2	4:U:75:LEU:HG	2.17	0.79
1:A:77:SER:O	1:A:78:ASN:HB2	1.82	0.79
2:H:127:ILE:HG12	2:H:177:HIS:CD2	2.17	0.79
5:T:72:ASN:H	5:T:72:ASN:HD22	1.30	0.79
4:S:62:PHE:CE2	4:S:77:LYS:HD2	2.18	0.79
4:M:18:LEU:HD23	4:M:77:LYS:HG2	1.65	0.79
2:H:1:GLY:CA	2:H:4:ARG:HH21	1.95	0.79
2:B:142:VAL:HA	2:B:160:MET:O	1.82	0.78
4:U:12:LEU:HD13	4:U:16:ALA:HB3	1.64	0.78
2:H:1:GLY:N	2:H:4:ARG:HE	1.81	0.78
5:P:207:PRO:HA	5:P:244:GLY:O	1.82	0.78
2:B:165:PRO:O	2:B:166:ARG:HG3	1.84	0.78
5:V:19:VAL:HG23	5:V:82:LEU:HD11	1.66	0.78
2:H:130:ARG:HH11	2:H:130:ARG:HB2	1.47	0.78
4:M:200:GLU:O	4:M:200:GLU:HG2	1.80	0.78

*Continued on next page...*

*Continued from previous page...*

Atom-1	Atom-2	Interatomic distance (Å)	Clash overlap (Å)
2:K:71:ARG:NH1	3:L:9:THR:HB	1.97	0.78
2:K:67:PHE:HA	5:V:99:ARG:NH2	1.99	0.78
2:B:64:GLN:O	2:B:66:ASP:N	2.17	0.78
4:Q:93:SER:HB3	4:Q:104:LEU:HD22	1.66	0.78
5:T:72:ASN:HD22	5:T:72:ASN:N	1.79	0.78
4:U:117:ASP:O	4:U:118:ILE:HB	1.84	0.78
4:Q:202:THR:HG22	4:Q:203:PHE:N	1.99	0.77
5:T:21:LEU:HD12	5:T:21:LEU:N	2.00	0.77
4:U:82:VAL:HA	4:U:114:VAL:HG13	1.66	0.77
3:L:1:VAL:HG11	4:U:99:ASP:CG	2.04	0.77
1:G:136:VAL:HG23	1:G:137:PHE:N	1.99	0.77
1:J:154:LEU:HD12	1:J:155:PRO:HD2	1.65	0.77
1:A:140:ARG:HB3	1:A:142:ASP:OD1	1.83	0.77
2:H:130:ARG:HB2	2:H:130:ARG:NH1	2.00	0.77
4:M:55:LYS:O	4:M:57:SER:N	2.14	0.77
5:V:59:ASN:O	5:V:60:PHE:HB2	1.84	0.77
4:M:26:ALA:HB1	4:M:30:PRO:CG	2.08	0.77
4:U:28:GLY:C	4:U:30:PRO:HD3	2.05	0.77
1:A:93:THR:HG22	1:A:103:ASN:OD1	1.85	0.77
5:T:121:LYS:HE2	5:T:230:ARG:HE	1.47	0.77
4:U:160:ILE:CB	4:U:180:ALA:HA	2.14	0.77
2:E:127:ILE:HD13	2:E:128:GLU:H	1.46	0.77
2:K:1:GLY:HA3	2:K:4:ARG:HH12	1.49	0.77
5:R:121:LYS:NZ	5:R:228:GLN:NE2	2.33	0.77
5:R:180:LEU:O	5:R:180:LEU:HD12	1.84	0.76
4:U:17:PHE:O	4:U:77:LYS:O	2.03	0.76
5:R:103:GLU:O	5:R:106:ALA:HB2	1.84	0.76
5:R:206:ASN:HB3	5:R:209:ASN:HD22	1.49	0.76
5:P:16:GLY:O	5:P:81:THR:HA	1.85	0.76
4:M:164:THR:HG22	4:M:165:VAL:N	2.00	0.76
5:V:217:PHE:HD1	5:V:218:TYR:H	1.34	0.76
4:Q:98:GLY:O	4:Q:99:ASP:HB2	1.85	0.76
4:U:5:GLN:HE21	4:U:107:GLY:HA3	1.48	0.76
5:V:72:ASN:H	5:V:72:ASN:ND2	1.84	0.76
4:Q:179:VAL:HG23	5:R:196:ARG:HH11	1.49	0.76
4:U:191:ASN:H	4:U:191:ASN:ND2	1.82	0.76
2:B:127:ILE:HD13	2:B:128:GLU:N	2.00	0.76
4:U:28:GLY:O	4:U:30:PRO:HD3	1.85	0.76
4:M:158:VAL:HG12	4:M:159:TYR:H	1.50	0.75
4:Q:164:THR:HG22	4:Q:165:VAL:H	1.50	0.75
5:T:83:GLU:O	5:T:116:VAL:HG11	1.86	0.75

*Continued on next page...*

*Continued from previous page...*

Atom-1	Atom-2	Interatomic distance (Å)	Clash overlap (Å)
1:G:51:PHE:HD2	1:G:51:PHE:N	1.85	0.75
4:U:26:ALA:HB1	4:U:30:PRO:CG	2.14	0.75
5:R:31:SER:OG	5:R:48:GLU:OE2	2.04	0.75
2:H:1:GLY:H1	2:H:4:ARG:HE	1.33	0.75
4:M:28:GLY:C	4:M:30:PRO:HD3	2.07	0.75
4:Q:55:LYS:O	4:Q:56:GLY:O	2.04	0.75
4:S:46:LEU:HD12	4:S:58:ASN:ND2	2.01	0.75
4:S:94:GLY:HA2	5:T:101:ASN:CG	2.06	0.75
5:V:72:ASN:HD22	5:V:72:ASN:H	1.34	0.75
2:K:123:TYR:HA	2:K:124:PRO:O	1.85	0.75
5:R:72:ASN:H	5:R:72:ASN:ND2	1.80	0.75
5:T:48:GLU:O	5:T:54:GLN:HA	1.87	0.75
1:J:33:HIS:ND1	1:J:136:VAL:HG11	2.02	0.75
2:K:93:ARG:HD3	2:K:123:TYR:CD1	2.22	0.75
5:P:163:TRP:HA	5:P:167:LYS:O	1.85	0.75
2:B:13:TYR:OH	3:C:9:THR:HG22	1.86	0.75
5:P:160:LEU:HD23	5:P:160:LEU:O	1.87	0.74
4:U:14:GLU:HG2	4:U:15:GLU:OE1	1.87	0.74
1:J:101:GLU:H	1:J:155:PRO:HG3	1.53	0.74
1:J:4:GLU:OE2	2:K:19:ASN:HA	1.87	0.74
4:M:35:TYR:CD1	4:M:45:LEU:HA	2.21	0.74
4:U:10:VAL:CG1	4:U:112:LEU:HA	2.18	0.74
4:U:118:ILE:HG12	4:U:119:GLN:H	1.49	0.74
1:J:144:LEU:HD23	1:J:144:LEU:N	2.03	0.74
2:K:142:VAL:HB	2:K:160:MET:O	1.87	0.74
5:R:148:CYS:HB2	5:R:162:TRP:CZ2	2.23	0.74
5:P:220:LEU:HD12	5:P:233:PRO:HD2	1.68	0.74
4:U:24:TYR:HH	4:U:66:TYR:HE2	1.35	0.74
5:V:217:PHE:CD1	5:V:218:TYR:N	2.55	0.74
5:P:120:LEU:O	5:P:121:LYS:HB3	1.87	0.74
4:S:195:ASN:HD22	4:S:196:SER:H	1.33	0.74
1:A:45:LEU:HD12	1:A:48:PHE:CZ	2.23	0.73
5:T:14:THR:HG21	5:T:120:LEU:CD1	2.19	0.73
5:T:49:TYR:HE2	5:T:54:GLN:HB2	1.51	0.73
4:Q:189:CYS:HA	4:Q:192:ALA:HB2	1.70	0.73
1:D:61:ALA:HA	5:R:53:THR:HG21	1.71	0.73
5:R:21:LEU:HD22	5:R:77:MET:HE3	1.69	0.73
4:Q:38:TYR:HA	4:Q:86:ALA:HB2	1.69	0.73
2:K:77:THR:O	3:L:5:LYS:NZ	2.22	0.73
4:Q:43:LEU:HD11	5:R:43:LEU:HD21	1.71	0.73
4:M:2:SER:H	4:M:25:THR:HB	1.54	0.73

*Continued on next page...*

*Continued from previous page...*

Atom-1	Atom-2	Interatomic distance (Å)	Clash overlap (Å)
1:J:113:THR:HG21	2:K:34:GLN:NE2	2.03	0.73
5:T:35:TYR:CE1	5:T:45:PHE:HD2	2.06	0.73
4:U:123:PRO:HG3	4:U:144:PHE:HB3	1.71	0.73
2:B:40:PHE:HB2	2:B:47:TYR:CE2	2.24	0.73
3:F:14:GLY:HA2	5:T:27:SER:HB2	1.71	0.73
1:G:101:GLU:H	1:G:155:PRO:HG3	1.53	0.73
4:U:164:THR:HG22	4:U:165:VAL:H	1.54	0.73
1:G:51:PHE:N	1:G:51:PHE:CD2	2.55	0.72
4:Q:14:GLU:O	4:Q:15:GLU:HB2	1.89	0.72
1:J:77:SER:O	1:J:78:ASN:HB2	1.90	0.72
5:R:113:ARG:HG3	5:R:157:HIS:HE1	1.54	0.72
5:R:68:ARG:HD2	5:R:70:PHE:CE1	2.24	0.72
5:V:72:ASN:HD22	5:V:72:ASN:N	1.86	0.72
5:P:103:GLU:O	5:P:106:ALA:CB	2.36	0.72
5:P:10:TYR:HB3	5:P:157:HIS:HD2	1.53	0.72
5:P:220:LEU:O	5:P:234:VAL:HG12	1.89	0.72
5:R:121:LYS:HZ1	5:R:228:GLN:HE21	1.36	0.72
2:B:2:ASP:O	2:B:3:THR:CG2	2.38	0.72
1:G:52:ALA:HA	3:I:2:HIS:HB3	1.70	0.72
4:Q:62:PHE:HD1	4:Q:75:LEU:HD11	1.53	0.72
5:T:6:GLN:HE21	5:T:112:THR:HG23	1.53	0.72
4:U:56:GLY:O	4:U:57:SER:HB2	1.89	0.72
1:G:134:GLU:HB2	1:G:147:LYS:HZ1	1.54	0.72
5:T:87:SER:HB3	5:T:115:THR:HA	1.72	0.72
4:U:12:LEU:C	4:U:12:LEU:HD12	2.10	0.72
2:K:1:GLY:CA	2:K:4:ARG:HH12	2.02	0.72
5:P:180:LEU:O	5:P:180:LEU:HD12	1.90	0.72
5:V:126:PRO:HD3	5:V:217:PHE:CD2	2.24	0.72
3:C:1:VAL:HG12	4:M:27:THR:CG2	2.19	0.72
1:D:82:ILE:HD13	1:D:83:THR:H	1.54	0.72
1:G:110:ASP:HB2	1:G:146:ARG:HG2	1.71	0.72
4:Q:120:ASN:CB	4:Q:121:PRO:HD2	2.13	0.71
1:A:16:PRO:HD2	2:B:6:ARG:HG2	1.72	0.71
2:E:81:HIS:CE1	3:F:5:LYS:HZ3	2.07	0.71
1:G:45:LEU:HD12	1:G:48:PHE:CZ	2.24	0.71
5:R:84:LEU:HD12	5:R:84:LEU:H	1.56	0.71
2:B:1:GLY:O	2:B:3:THR:N	2.24	0.71
4:M:18:LEU:HD22	4:M:77:LYS:HE2	1.73	0.71
5:P:157:HIS:HB3	5:P:218:TYR:HB2	1.72	0.71
2:K:172:THR:HG22	2:K:173:CYS:N	2.06	0.71
5:T:237:ILE:HD12	2:K:2:ASP:HB2	1.72	0.71

*Continued on next page...*

*Continued from previous page...*

Atom-1	Atom-2	Interatomic distance (Å)	Clash overlap (Å)
4:Q:34:TRP:CZ2	4:Q:90:CYS:HB2	2.26	0.71
5:T:89:LEU:HD23	5:T:90:TYR:N	2.06	0.71
2:B:55:ARG:HG3	2:B:55:ARG:HH11	1.56	0.71
1:D:156:SER:OG	1:D:157:THR:N	2.24	0.71
2:H:129:VAL:CG2	2:H:175:VAL:HG22	2.19	0.71
4:M:173:PHE:HE2	4:M:175:SER:HB3	1.56	0.71
5:R:119:ASP:OD2	5:R:121:LYS:HG3	1.91	0.71
1:A:170:LEU:HD13	1:A:174:LEU:HB2	1.72	0.71
1:A:6:VAL:HG13	2:B:16:HIS:HD2	1.55	0.71
1:G:156:SER:OG	1:G:157:THR:N	2.24	0.71
1:G:159:ASP:HB3	1:G:161:TYR:HE1	1.56	0.71
5:T:237:ILE:HD12	2:K:2:ASP:H	1.56	0.71
3:F:1:VAL:HB	4:Q:27:THR:HG23	1.72	0.70
5:T:34:TRP:O	5:T:46:LEU:HB2	1.91	0.70
2:B:97:PRO:HG3	2:B:122:PHE:HB3	1.73	0.70
2:E:78:TYR:CE2	3:F:7:ILE:HD11	2.26	0.70
2:H:41:ASP:OD1	2:H:43:ASP:HB2	1.91	0.70
1:J:15:ASN:HB2	1:J:70:LEU:CD2	2.20	0.70
5:T:138:ILE:C	5:T:140:HIS:H	1.95	0.70
5:T:46:LEU:HD13	5:T:60:PHE:CD1	2.25	0.70
3:F:6:ASN:ND2	3:F:7:ILE:N	2.39	0.70
2:E:76:ASP:OD2	2:E:80:ARG:HD2	1.91	0.70
2:K:101:VAL:HA	2:K:116:VAL:O	1.91	0.70
5:T:49:TYR:HB3	5:T:69:GLN:HE21	1.55	0.70
1:A:122:LEU:HB2	1:A:162:ASP:HB2	1.74	0.70
5:P:103:GLU:O	5:P:106:ALA:HB3	1.90	0.70
5:P:154:TYR:HA	5:P:155:PRO:O	1.92	0.70
5:T:38:THR:HG22	5:T:88:ALA:CB	2.22	0.70
2:K:141:GLY:O	2:K:142:VAL:HB	1.92	0.70
4:M:21:ASN:HA	4:M:74:HIS:CD2	2.26	0.70
4:U:24:TYR:CE1	4:U:32:LEU:HD21	2.27	0.70
5:T:127:GLU:O	5:T:150:ALA:HA	1.92	0.70
1:D:17:ASP:O	1:D:18:GLN:HB2	1.92	0.70
2:E:99:VAL:HG21	2:E:175:VAL:HG21	1.73	0.70
1:G:45:LEU:HD12	1:G:48:PHE:CE2	2.27	0.70
1:G:82:ILE:HB	2:H:33:ASN:OD1	1.91	0.70
5:P:46:LEU:HB3	5:P:47:PHE:CE1	2.26	0.70
5:T:84:LEU:HA	5:T:116:VAL:CG1	2.22	0.70
5:T:181:LYS:CB	5:T:184:PRO:HG3	2.22	0.70
5:V:124:PHE:CE1	5:V:230:ARG:CZ	2.74	0.70
5:V:160:LEU:HD23	5:V:161:SER:N	2.06	0.70

*Continued on next page...*

*Continued from previous page...*

Atom-1	Atom-2	Interatomic distance (Å)	Clash overlap (Å)
4:M:14:GLU:C	4:M:15:GLU:HG2	2.11	0.70
4:U:118:ILE:HD12	4:U:145:ASP:CA	2.21	0.70
4:M:46:LEU:HD12	4:M:58:ASN:HD22	1.57	0.69
4:Q:29:TYR:N	4:Q:30:PRO:HD3	2.06	0.69
2:H:78:TYR:CE1	2:H:82:ASN:ND2	2.60	0.69
5:P:100:VAL:O	5:P:101:ASN:HB2	1.91	0.69
4:M:77:LYS:HE3	4:M:80:VAL:CB	2.18	0.69
4:Q:144:PHE:HB2	4:Q:148:THR:OG1	1.93	0.69
3:F:1:VAL:HB	4:Q:27:THR:CG2	2.22	0.69
5:T:89:LEU:HD21	5:T:111:GLY:CA	2.18	0.69
1:A:17:ASP:OD1	2:B:6:ARG:NE	2.25	0.69
2:E:93:ARG:HG3	2:E:93:ARG:HH11	1.57	0.69
2:E:71:ARG:NH1	3:F:9:THR:HB	2.07	0.69
5:P:146:LEU:N	5:P:146:LEU:HD12	2.06	0.69
5:P:21:LEU:HB2	5:P:77:MET:HE1	1.75	0.69
1:A:53:SER:HB2	3:C:3:PHE:CE2	2.26	0.69
5:R:12:ILE:HD11	5:R:155:PRO:CG	2.21	0.69
4:U:21:ASN:HA	4:U:74:HIS:HD2	1.55	0.69
5:V:13:LYS:HD2	5:V:17:GLN:NE2	2.08	0.69
1:D:82:ILE:HD13	1:D:83:THR:N	2.07	0.69
2:K:149:GLN:HG2	2:K:155:PHE:CE2	2.28	0.69
4:U:103:LYS:O	4:U:104:LEU:HD23	1.93	0.69
4:Q:34:TRP:O	4:Q:46:LEU:HB3	1.92	0.69
3:F:1:VAL:HG23	3:F:1:VAL:O	1.92	0.69
4:Q:10:VAL:HG23	4:Q:113:LEU:H	1.56	0.69
3:F:1:VAL:HG12	4:Q:27:THR:OG1	1.91	0.69
4:Q:139:CYS:SG	4:Q:187:PHE:HE1	2.15	0.69
4:Q:164:THR:HG21	5:R:196:ARG:HH21	1.58	0.69
2:H:67:PHE:CE1	2:H:71:ARG:NH2	2.61	0.69
4:Q:164:THR:HG22	4:Q:165:VAL:N	2.07	0.69
4:Q:62:PHE:HB3	4:Q:75:LEU:HD11	1.73	0.69
5:R:206:ASN:HD22	5:R:209:ASN:ND2	1.90	0.69
5:T:50:PHE:HB3	5:T:55:ARG:HD2	1.74	0.69
4:S:92:LEU:HD12	4:S:92:LEU:C	2.12	0.68
5:V:64:ARG:NH2	5:V:83:GLU:HG3	2.07	0.68
5:R:49:TYR:CE2	5:R:54:GLN:HB2	2.27	0.68
4:Q:103:LYS:C	4:Q:104:LEU:HD23	2.14	0.68
5:V:236:GLN:O	5:V:237:ILE:HG13	1.93	0.68
5:V:128:VAL:HB	5:V:238:VAL:HG12	1.74	0.68
2:H:64:GLN:HB3	2:H:67:PHE:HB3	1.75	0.68
4:M:16:ALA:HB3	4:M:80:VAL:CG1	2.23	0.68

*Continued on next page...*



*Continued from previous page...*

Atom-1	Atom-2	Interatomic distance (Å)	Clash overlap (Å)
5:R:84:LEU:HA	5:R:116:VAL:HG13	1.75	0.68
2:E:81:HIS:ND1	3:F:5:LYS:NZ	2.34	0.68
5:R:62:GLY:O	5:R:65:PHE:N	2.27	0.68
5:R:52:GLU:HA	5:R:69:GLN:HB3	1.75	0.68
5:V:201:ALA:O	5:V:205:GLN:HG3	1.94	0.68
1:D:162:ASP:HB3	1:D:175:LEU:HD22	1.75	0.68
5:T:12:ILE:HD12	5:T:219:GLY:HA2	1.74	0.68
1:D:77:SER:O	1:D:78:ASN:HB2	1.92	0.68
5:R:186:LEU:O	5:R:188:ASP:N	2.27	0.68
1:A:53:SER:HB2	3:C:3:PHE:CD2	2.29	0.68
1:A:26:PHE:CE2	2:B:90:THR:HB	2.29	0.68
2:B:93:ARG:HH11	2:B:93:ARG:HG3	1.57	0.67
5:R:201:ALA:O	5:R:205:GLN:HG3	1.94	0.67
5:R:49:TYR:CE2	5:R:54:GLN:HG3	2.29	0.67
2:H:89:PHE:O	2:H:93:ARG:HB2	1.95	0.67
1:D:6:VAL:HG13	2:E:16:HIS:HD2	1.58	0.67
2:E:4:ARG:HH21	2:E:4:ARG:HG3	1.57	0.67
5:P:49:TYR:CE2	5:P:54:GLN:HG3	2.29	0.67
4:Q:51:LYS:HB2	4:Q:51:LYS:HZ2	1.59	0.67
4:Q:38:TYR:HA	4:Q:86:ALA:CB	2.24	0.67
1:A:29:ASP:HB3	2:B:153:TRP:NE1	2.10	0.67
2:B:55:ARG:CZ	5:V:110:GLN:HE22	2.08	0.67
1:A:14:LEU:HD13	2:B:8:LEU:HD13	1.76	0.67
2:H:77:THR:HA	4:S:29:TYR:HB2	1.76	0.67
2:K:102:TYR:CE2	2:K:116:VAL:HB	2.29	0.67
4:Q:179:VAL:HG23	5:R:196:ARG:NH1	2.10	0.67
4:Q:62:PHE:CD1	4:Q:75:LEU:HD11	2.29	0.67
4:M:164:THR:CG2	4:M:165:VAL:H	2.06	0.67
5:T:35:TYR:HA	5:T:46:LEU:HD23	1.77	0.67
5:V:237:ILE:HG22	5:V:237:ILE:O	1.95	0.67
2:B:55:ARG:HB3	2:B:56:PRO:HD3	1.77	0.67
2:B:77:THR:O	3:C:5:LYS:HE3	1.95	0.67
1:D:144:LEU:HD21	2:E:34:GLN:OE1	1.94	0.67
2:E:24:VAL:CG1	2:E:75:VAL:HG12	2.22	0.67
2:B:97:PRO:HG3	2:B:122:PHE:CB	2.25	0.67
4:M:148:THR:O	4:M:149:ASN:HB2	1.94	0.67
4:Q:35:TYR:HD1	4:Q:45:LEU:HA	1.60	0.67
4:S:179:VAL:CG2	5:T:196:ARG:HD3	2.25	0.67
2:K:62:ASN:HA	2:K:68:LEU:HD22	1.77	0.66
4:M:198:ILE:HG13	4:M:198:ILE:O	1.94	0.66
4:S:38:TYR:HB3	4:S:39:PRO:CD	2.25	0.66

*Continued on next page...*

*Continued from previous page...*

Atom-1	Atom-2	Interatomic distance (Å)	Clash overlap (Å)
5:V:18:GLN:HB3	5:V:80:SER:HA	1.77	0.66
3:C:14:GLY:HA3	5:V:27:SER:HB2	1.77	0.66
5:P:84:LEU:HA	5:P:116:VAL:HG13	1.77	0.66
5:R:87:SER:HB3	5:R:115:THR:HA	1.77	0.66
4:S:125:VAL:N	4:S:201:ASP:HB3	2.10	0.66
4:U:10:VAL:HG13	4:U:11:THR:N	2.10	0.66
1:G:53:SER:HB2	3:I:3:PHE:CD1	2.30	0.66
4:M:17:PHE:HD1	4:M:17:PHE:H	1.43	0.66
4:S:26:ALA:HB1	4:S:30:PRO:CG	2.12	0.66
4:S:31:SER:C	4:S:32:LEU:HD12	2.14	0.66
1:A:53:SER:O	3:C:3:PHE:HA	1.96	0.66
1:J:92:LEU:HD23	1:J:106:ILE:O	1.94	0.66
4:Q:10:VAL:CG2	4:Q:112:LEU:HA	2.24	0.66
5:V:26:ILE:HB	5:V:29:HIS:ND1	2.11	0.66
5:P:50:PHE:O	5:P:52:GLU:N	2.28	0.66
4:Q:191:ASN:HD22	4:Q:191:ASN:N	1.79	0.66
5:R:134:SER:O	5:R:138:ILE:HG12	1.95	0.66
5:R:220:LEU:HD12	5:R:233:PRO:HD2	1.78	0.66
2:H:99:VAL:HG22	2:H:119:VAL:HG22	1.76	0.66
1:J:52:ALA:HA	3:L:2:HIS:HB3	1.76	0.66
2:E:64:GLN:HB3	2:E:67:PHE:HB3	1.78	0.66
2:K:27:LEU:HD12	2:K:41:ASP:HA	1.76	0.66
5:P:172:GLY:O	5:P:197:LEU:HA	1.96	0.66
5:R:21:LEU:HD22	5:R:77:MET:CE	2.24	0.66
1:A:92:LEU:HD23	1:A:106:ILE:O	1.96	0.66
5:P:110:GLN:HE22	2:K:55:ARG:NE	1.93	0.66
2:K:64:GLN:O	2:K:65:LYS:C	2.34	0.66
4:Q:26:ALA:CB	4:Q:30:PRO:HG2	2.22	0.66
4:Q:55:LYS:CB	4:Q:64:ALA:N	2.58	0.66
2:B:40:PHE:HB2	2:B:47:TYR:CD2	2.31	0.66
3:L:9:THR:O	3:L:9:THR:HG23	1.94	0.66
5:P:53:THR:O	5:P:54:GLN:CB	2.43	0.66
4:Q:5:GLN:HE21	4:Q:107:GLY:HA3	1.61	0.66
5:T:19:VAL:CG2	5:T:82:LEU:HD11	2.25	0.66
2:H:167:SER:C	2:H:169:GLU:H	1.97	0.65
5:R:46:LEU:HD13	5:R:60:PHE:CD1	2.31	0.65
4:S:1:ASP:O	4:S:2:SER:HB2	1.94	0.65
5:V:32:VAL:HG13	5:V:92:CYS:SG	2.36	0.65
3:F:1:VAL:O	3:F:1:VAL:CG2	2.44	0.65
2:K:174:GLN:HA	2:K:185:THR:HG22	1.79	0.65
4:M:18:LEU:CD2	4:M:77:LYS:HG2	2.25	0.65

*Continued on next page...*

*Continued from previous page...*

Atom-1	Atom-2	Interatomic distance (Å)	Clash overlap (Å)
4:M:85:SER:OG	4:M:114:VAL:HG12	1.95	0.65
2:B:2:ASP:HA	5:R:237:ILE:HB	1.77	0.65
5:P:154:TYR:CG	5:P:155:PRO:HA	2.31	0.65
2:E:13:TYR:CD2	3:F:7:ILE:HD12	2.32	0.65
5:P:122:ASN:O	5:P:154:TYR:HB3	1.97	0.65
4:Q:82:VAL:HA	4:Q:114:VAL:CG1	2.27	0.65
1:A:32:PHE:HD2	1:A:41:THR:HG22	1.60	0.65
1:G:113:THR:CG2	1:G:144:LEU:HD22	2.27	0.65
1:G:5:HIS:CE1	2:H:91:VAL:HG13	2.32	0.65
4:M:48:LYS:O	4:M:49:ALA:HB2	1.97	0.65
4:Q:181:TRP:CE3	5:R:149:LEU:HD21	2.31	0.65
4:S:179:VAL:HG23	5:T:196:ARG:NH1	2.11	0.65
2:H:29:ARG:HB3	2:H:31:ILE:HD11	1.77	0.65
2:K:71:ARG:HH12	3:L:9:THR:CB	2.03	0.65
3:L:8:VAL:O	3:L:9:THR:HG22	1.95	0.65
5:R:120:LEU:HD11	5:R:220:LEU:HD22	1.79	0.65
4:S:190:ALA:O	4:S:191:ASN:HB3	1.96	0.65
4:S:78:GLY:O	4:S:79:SER:CB	2.45	0.65
2:E:55:ARG:O	2:E:59:GLU:HG3	1.97	0.65
5:R:16:GLY:O	5:R:81:THR:HA	1.96	0.65
5:R:34:TRP:O	5:R:46:LEU:HB2	1.97	0.65
4:S:36:VAL:HB	4:S:46:LEU:HD22	1.79	0.65
5:V:226:TRP:HB2	5:V:232:LYS:HZ3	1.60	0.65
2:H:78:TYR:HE1	2:H:82:ASN:HD21	1.45	0.65
4:M:77:LYS:NZ	4:M:84:ASP:HB2	2.12	0.65
5:P:10:TYR:HB3	5:P:157:HIS:CD2	2.32	0.65
4:Q:198:ILE:HG23	4:Q:199:PRO:CD	2.26	0.65
5:R:19:VAL:CG2	5:R:82:LEU:HD11	2.26	0.65
5:V:48:GLU:O	5:V:54:GLN:HA	1.96	0.65
1:A:59:ALA:O	1:A:62:ASN:HB2	1.97	0.65
1:D:156:SER:HB2	1:D:180:PHE:HB2	1.77	0.65
2:H:18:PHE:HB2	2:H:23:ARG:HB3	1.78	0.65
4:Q:34:TRP:CH2	4:Q:90:CYS:HB2	2.32	0.65
3:F:3:PHE:HD2	4:Q:99:ASP:O	1.80	0.64
4:M:198:ILE:HD12	4:M:201:ASP:CB	2.27	0.64
2:B:71:ARG:HH12	3:C:9:THR:CB	2.01	0.64
3:L:11:ARG:HG2	3:L:12:THR:N	2.12	0.64
2:B:38:LEU:HD11	2:B:47:TYR:HB3	1.80	0.64
4:U:19:THR:HA	4:U:76:GLU:HG2	1.80	0.64
1:G:134:GLU:HB2	1:G:147:LYS:NZ	2.12	0.64
5:P:147:VAL:HG22	5:P:196:ARG:CG	2.28	0.64

*Continued on next page...*

*Continued from previous page...*

Atom-1	Atom-2	Interatomic distance (Å)	Clash overlap (Å)
5:P:128:VAL:HG23	5:P:238:VAL:CG1	2.27	0.64
4:Q:164:THR:CG2	5:R:174:SER:HB2	2.27	0.64
5:R:26:ILE:HB	5:R:29:HIS:CD2	2.33	0.64
4:U:138:VAL:HG23	5:V:131:PHE:CE2	2.32	0.64
1:D:112:PHE:O	1:D:144:LEU:HB3	1.98	0.64
1:G:45:LEU:HB2	1:G:48:PHE:CE2	2.33	0.64
3:L:1:VAL:HG13	3:L:2:HIS:O	1.98	0.64
4:M:10:VAL:CG1	4:M:11:THR:N	2.49	0.64
5:P:147:VAL:HG22	5:P:196:ARG:HG2	1.77	0.64
1:A:154:LEU:HD12	1:A:155:PRO:HD2	1.80	0.64
2:K:13:TYR:OH	3:L:9:THR:HG22	1.96	0.64
5:R:46:LEU:O	5:R:57:LYS:O	2.16	0.64
5:R:9:ARG:HD3	5:R:10:TYR:N	2.11	0.64
1:D:73:MET:SD	1:D:76:ARG:NH1	2.71	0.64
3:I:2:HIS:O	3:I:3:PHE:HB2	1.97	0.64
5:R:84:LEU:HA	5:R:116:VAL:CG1	2.28	0.64
4:U:35:TYR:CE1	4:U:45:LEU:HG	2.33	0.64
4:S:29:TYR:N	4:S:30:PRO:HD3	2.12	0.63
5:T:183:GLN:N	5:T:184:PRO:HD3	2.12	0.63
2:E:127:ILE:HD12	2:E:129:VAL:HG23	1.81	0.63
5:P:87:SER:CB	5:P:115:THR:HA	2.24	0.63
1:A:156:SER:OG	1:A:157:THR:N	2.30	0.63
1:D:82:ILE:HG12	2:E:33:ASN:HB3	1.80	0.63
5:P:8:PRO:O	5:P:112:THR:HB	1.98	0.63
4:Q:93:SER:CB	4:Q:104:LEU:HD22	2.28	0.63
5:R:48:GLU:O	5:R:54:GLN:HA	1.97	0.63
5:T:155:PRO:HG2	5:T:157:HIS:CD2	2.33	0.63
1:G:176:LYS:HA	1:G:176:LYS:CE	2.24	0.63
2:H:127:ILE:HG12	2:H:177:HIS:HD2	1.62	0.63
5:T:96:LEU:HD22	5:T:96:LEU:N	2.14	0.63
4:U:34:TRP:HB2	4:U:47:LEU:CD1	2.28	0.63
4:U:94:GLY:HA3	5:V:101:ASN:ND2	2.14	0.63
2:B:2:ASP:O	2:B:3:THR:HG23	1.98	0.63
1:G:26:PHE:CE2	2:H:90:THR:HB	2.33	0.63
1:J:59:ALA:O	1:J:62:ASN:HB2	1.98	0.63
5:R:212:ARG:HH12	5:R:214:GLN:NE2	1.96	0.63
4:S:93:SER:HB3	4:S:104:LEU:HD22	1.80	0.63
4:U:32:LEU:HD22	4:U:73:PHE:HB2	1.79	0.63
1:A:50:ARG:HG3	1:A:50:ARG:HH21	1.63	0.63
1:D:57:GLN:HB3	5:R:55:ARG:O	1.99	0.63
2:H:62:ASN:HA	2:H:68:LEU:CD2	2.28	0.63

*Continued on next page...*

*Continued from previous page...*

Atom-1	Atom-2	Interatomic distance (Å)	Clash overlap (Å)
5:P:197:LEU:HD12	5:P:198:ARG:N	2.14	0.63
4:Q:77:LYS:HD3	4:Q:80:VAL:HA	1.80	0.63
4:S:128:LEU:HB2	5:T:131:PHE:HB3	1.80	0.63
5:T:14:THR:HG22	5:T:117:VAL:HG12	1.80	0.63
1:A:24:PHE:HB2	1:A:32:PHE:CE1	2.34	0.63
5:R:83:GLU:O	5:R:116:VAL:HG11	1.98	0.63
4:S:195:ASN:HD22	4:S:196:SER:N	1.96	0.63
4:S:202:THR:HG22	4:S:202:THR:O	1.99	0.63
5:T:89:LEU:CD2	5:T:111:GLY:HA3	2.22	0.63
1:G:159:ASP:CB	1:G:161:TYR:HE1	2.11	0.63
4:S:82:VAL:HA	4:S:114:VAL:CG1	2.28	0.63
2:B:55:ARG:CZ	5:V:110:GLN:NE2	2.63	0.62
1:J:82:ILE:HD13	1:J:83:THR:N	2.14	0.62
5:T:164:VAL:HA	5:T:211:PHE:HA	1.81	0.62
3:F:12:THR:HG22	5:T:2:GLY:HA3	1.81	0.62
5:V:8:PRO:HG2	5:V:11:LEU:HG	1.81	0.62
2:K:172:THR:HG23	2:K:186:VAL:O	1.98	0.62
5:P:11:LEU:O	5:P:114:LEU:O	2.17	0.62
4:Q:179:VAL:CG2	5:R:196:ARG:HH11	2.11	0.62
4:S:112:LEU:HD23	4:S:113:LEU:N	2.14	0.62
4:U:93:SER:HB3	4:U:104:LEU:HD22	1.81	0.62
2:B:28:HIS:CE1	3:C:9:THR:HG21	2.33	0.62
2:B:27:LEU:HD21	2:B:29:ARG:NH2	2.15	0.62
5:P:12:ILE:O	5:P:13:LYS:HD3	1.99	0.62
5:P:232:LYS:O	5:P:234:VAL:HG22	1.99	0.62
5:P:89:LEU:HD22	5:P:91:LEU:HG	1.80	0.62
2:B:13:TYR:OH	3:C:9:THR:CG2	2.47	0.62
2:B:81:HIS:CE1	4:M:28:GLY:HA3	2.35	0.62
5:P:83:GLU:O	5:P:116:VAL:HG11	2.00	0.62
5:P:99:ARG:N	5:P:99:ARG:HD2	2.14	0.62
5:R:93:ALA:HA	5:R:107:PHE:O	1.99	0.62
4:U:158:VAL:O	4:U:158:VAL:HG12	1.98	0.62
4:S:82:VAL:HA	4:S:114:VAL:HG13	1.81	0.62
4:M:77:LYS:HG3	4:M:77:LYS:O	2.00	0.62
5:R:234:VAL:O	5:R:236:GLN:HG2	1.99	0.62
1:D:6:VAL:HG13	2:E:16:HIS:CD2	2.35	0.62
1:J:11:GLU:HB3	1:J:22:PHE:HD2	1.65	0.62
2:K:102:TYR:CD2	2:K:116:VAL:HB	2.35	0.62
5:T:162:TRP:HZ3	5:T:195:SER:HG	1.45	0.62
5:T:38:THR:HG22	5:T:88:ALA:HB2	1.82	0.62
5:V:130:VAL:HG23	5:V:240:ALA:HB3	1.82	0.62

*Continued on next page...*

*Continued from previous page...*

Atom-1	Atom-2	Interatomic distance (Å)	Clash overlap (Å)
1:D:115:PRO:HD3	1:D:145:PHE:CE1	2.34	0.62
4:Q:22:CYS:HB3	4:Q:73:PHE:O	2.00	0.62
5:T:120:LEU:CD1	5:T:120:LEU:H	2.13	0.62
5:T:204:TRP:O	5:T:206:ASN:N	2.24	0.62
5:V:155:PRO:HG2	5:V:157:HIS:HD2	1.65	0.62
2:B:155:PHE:O	2:B:156:GLN:HB3	2.00	0.61
1:G:100:ARG:H	1:G:155:PRO:HG2	1.65	0.61
4:M:82:VAL:HG23	4:M:114:VAL:HG13	1.82	0.61
5:P:48:GLU:OE1	5:P:55:ARG:HD3	2.00	0.61
5:T:9:ARG:HD3	5:T:9:ARG:N	2.11	0.61
4:U:118:ILE:CD1	4:U:121:PRO:HB3	2.27	0.61
2:E:4:ARG:CB	2:E:5:PRO:HD3	2.30	0.61
2:K:123:TYR:CD1	2:K:124:PRO:HA	2.35	0.61
4:Q:198:ILE:O	4:Q:200:GLU:N	2.32	0.61
4:U:38:TYR:CD1	4:U:86:ALA:HB2	2.34	0.61
1:A:9:GLN:HG3	1:A:24:PHE:CE1	2.34	0.61
1:G:170:LEU:HD13	1:G:174:LEU:HB2	1.81	0.61
5:V:226:TRP:HB2	5:V:232:LYS:NZ	2.15	0.61
2:E:72:ARG:O	2:E:75:VAL:HG22	2.01	0.61
4:M:120:ASN:CB	4:M:121:PRO:CD	2.69	0.61
4:M:67:ARG:HG2	4:M:67:ARG:HH11	1.64	0.61
5:T:50:PHE:HB2	5:T:55:ARG:HH11	1.64	0.61
1:A:61:ALA:O	1:A:64:ALA:HB3	2.00	0.61
2:B:164:VAL:O	2:B:165:PRO:CB	2.47	0.61
1:G:101:GLU:H	1:G:155:PRO:CG	2.14	0.61
4:S:179:VAL:HG23	5:T:196:ARG:HH11	1.66	0.61
2:B:148:ILE:HB	2:B:156:GLN:O	2.00	0.61
5:R:212:ARG:HH12	5:R:214:GLN:HE22	1.48	0.61
5:T:36:GLN:HG2	5:T:38:THR:HG23	1.81	0.61
1:D:156:SER:CB	1:D:180:PHE:HB2	2.30	0.61
1:G:140:ARG:HD2	1:G:146:ARG:HG3	1.81	0.61
4:Q:196:SER:O	4:Q:197:ILE:CB	2.47	0.61
4:Q:21:ASN:HD22	4:Q:21:ASN:N	1.98	0.61
4:U:47:LEU:HD11	4:U:75:LEU:HD21	1.82	0.61
4:M:78:GLY:O	4:M:79:SER:CB	2.49	0.61
4:Q:35:TYR:CD1	4:Q:45:LEU:HA	2.36	0.61
5:T:110:GLN:HG3	5:T:110:GLN:O	1.99	0.61
5:V:148:CYS:HB2	5:V:162:TRP:CZ2	2.36	0.61
5:V:19:VAL:CG2	5:V:82:LEU:HD11	2.31	0.61
2:E:4:ARG:HB3	2:E:5:PRO:HD3	1.82	0.61
4:M:65:THR:HG21	4:M:67:ARG:NH1	2.16	0.61

*Continued on next page...*

*Continued from previous page...*

Atom-1	Atom-2	Interatomic distance (Å)	Clash overlap (Å)
5:R:128:VAL:HB	5:R:238:VAL:HG12	1.81	0.61
5:V:190:ARG:C	5:V:191:TYR:HD1	2.04	0.61
5:V:74:ARG:HH22	5:V:76:GLU:CD	2.03	0.61
5:P:21:LEU:N	5:P:21:LEU:HD12	2.16	0.61
5:R:128:VAL:HG11	5:R:239:SER:HA	1.83	0.61
5:T:84:LEU:HA	5:T:116:VAL:HG11	1.83	0.61
4:U:34:TRP:HB2	4:U:47:LEU:HD12	1.81	0.61
2:E:2:ASP:OD2	2:E:2:ASP:O	2.18	0.60
4:Q:120:ASN:CB	4:Q:121:PRO:CD	2.77	0.60
5:R:212:ARG:NH1	5:R:214:GLN:NE2	2.48	0.60
1:D:45:LEU:HD12	1:D:48:PHE:CE2	2.35	0.60
3:I:7:ILE:HD13	3:I:7:ILE:N	2.15	0.60
1:J:53:SER:O	3:L:3:PHE:HA	2.01	0.60
4:M:24:TYR:HE2	4:M:26:ALA:HB2	1.66	0.60
5:P:35:TYR:HA	5:P:46:LEU:HD23	1.84	0.60
4:Q:10:VAL:CG2	4:Q:113:LEU:H	2.14	0.60
5:T:6:GLN:NE2	5:T:112:THR:HG23	2.16	0.60
2:B:17:PHE:CZ	2:B:83:TYR:HB2	2.37	0.60
1:G:51:PHE:CD1	2:H:89:PHE:HB3	2.37	0.60
3:I:3:PHE:HB2	4:S:99:ASP:HB3	1.84	0.60
5:P:48:GLU:HG2	5:P:49:TYR:N	2.16	0.60
2:K:70:ASP:OD2	5:V:99:ARG:HG3	2.01	0.60
5:P:26:ILE:HB	5:P:29:HIS:ND1	2.17	0.60
4:S:148:THR:HG22	4:S:149:ASN:N	2.17	0.60
2:B:28:HIS:HB3	2:B:40:PHE:HB3	1.83	0.60
5:T:6:GLN:OE1	5:T:92:CYS:HB3	2.00	0.60
5:V:59:ASN:O	5:V:60:PHE:CB	2.49	0.60
2:B:164:VAL:CG2	2:B:165:PRO:N	2.61	0.60
1:G:63:ILE:HA	1:G:66:ASP:OD2	2.02	0.60
4:Q:58:ASN:C	4:Q:61:GLY:H	2.02	0.60
4:U:99:ASP:OD2	4:U:99:ASP:N	2.34	0.60
1:D:155:PRO:O	1:D:156:SER:O	2.20	0.60
2:H:31:ILE:HG23	2:H:35:GLU:C	2.22	0.60
5:R:182:GLU:O	5:R:184:PRO:HD3	2.01	0.60
5:R:151:THR:HG22	5:R:192:SER:HB3	1.84	0.60
5:T:50:PHE:HB2	5:T:55:ARG:NH1	2.17	0.60
4:U:47:LEU:HD23	4:U:57:SER:HB2	1.83	0.60
1:A:101:GLU:H	1:A:155:PRO:CG	2.14	0.60
2:E:177:HIS:CG	2:E:178:PRO:HD2	2.36	0.60
1:G:59:ALA:O	1:G:62:ASN:HB2	2.02	0.60
5:T:99:ARG:H	5:T:99:ARG:HD3	1.66	0.60

*Continued on next page...*

*Continued from previous page...*

Atom-1	Atom-2	Interatomic distance (Å)	Clash overlap (Å)
1:J:45:LEU:HB2	1:J:48:PHE:CE2	2.37	0.60
4:S:26:ALA:O	4:S:27:THR:OG1	2.13	0.60
5:V:34:TRP:CE3	5:V:77:MET:SD	2.94	0.60
2:E:63:SER:HA	5:T:107:PHE:CE1	2.37	0.60
1:J:45:LEU:HD12	1:J:48:PHE:CZ	2.37	0.60
4:S:43:LEU:CD1	5:T:43:LEU:HD21	2.26	0.60
1:D:16:PRO:HG3	2:E:3:THR:HB	1.84	0.59
5:V:173:VAL:HA	5:V:196:ARG:O	2.02	0.59
1:A:63:ILE:O	1:A:66:ASP:HB2	2.02	0.59
1:D:104:VAL:HG22	1:D:152:PRO:HB3	1.84	0.59
1:J:142:ASP:O	1:J:143:HIS:HB2	2.01	0.59
5:P:234:VAL:O	5:P:236:GLN:HG2	2.02	0.59
4:Q:202:THR:CG2	4:Q:203:PHE:H	2.11	0.59
5:R:103:GLU:O	5:R:106:ALA:CB	2.46	0.59
5:V:138:ILE:O	5:V:142:GLN:HA	2.02	0.59
1:A:29:ASP:HB3	2:B:153:TRP:CD1	2.36	0.59
1:A:82:ILE:HD13	1:A:83:THR:N	2.17	0.59
1:D:153:PHE:HE2	1:D:155:PRO:HA	1.67	0.59
1:J:113:THR:HG21	2:K:34:GLN:HE21	1.66	0.59
4:S:159:TYR:HD2	4:S:159:TYR:N	1.97	0.59
5:T:74:ARG:NH2	5:T:76:GLU:OE2	2.32	0.59
1:A:11:GLU:HA	1:A:21:GLU:O	2.03	0.59
1:D:121:TRP:O	1:D:122:LEU:HD23	2.02	0.59
1:G:135:THR:O	1:G:147:LYS:HE2	2.03	0.59
5:P:79:VAL:HG23	5:P:79:VAL:O	2.03	0.59
3:I:2:HIS:O	4:S:99:ASP:HB3	2.03	0.59
2:E:144:SER:OG	2:E:145:THR:N	2.35	0.59
5:T:70:PHE:CE2	5:T:74:ARG:NH2	2.70	0.59
4:U:78:GLY:O	4:U:79:SER:CB	2.50	0.59
5:V:103:GLU:O	5:V:106:ALA:HB3	2.02	0.59
2:B:132:PHE:O	2:B:172:THR:N	2.36	0.59
2:H:78:TYR:CE2	3:I:7:ILE:HD12	2.37	0.59
4:M:120:ASN:O	4:M:121:PRO:O	2.21	0.59
5:R:1:GLY:CA	5:R:5:THR:HG21	2.33	0.59
4:S:24:TYR:HH	4:S:66:TYR:HE2	1.49	0.59
2:B:4:ARG:HB2	2:B:5:PRO:CD	2.32	0.59
2:K:64:GLN:HB3	2:K:67:PHE:HB3	1.85	0.59
3:C:5:LYS:NZ	4:M:94:GLY:O	2.35	0.59
4:Q:176:ASN:O	4:Q:177:SER:HB3	2.01	0.59
4:S:120:ASN:N	4:S:121:PRO:CD	2.45	0.59
4:S:65:THR:CG2	4:S:67:ARG:NH2	2.60	0.59

*Continued on next page...*



*Continued from previous page...*

Atom-1	Atom-2	Interatomic distance (Å)	Clash overlap (Å)
5:T:87:SER:CB	5:T:115:THR:HA	2.33	0.59
5:T:99:ARG:CD	5:T:99:ARG:H	2.15	0.59
2:B:1:GLY:N	2:B:4:ARG:NE	2.51	0.59
1:D:30:GLU:HB2	1:D:138:LEU:HD21	1.85	0.59
4:Q:188:ALA:O	4:Q:191:ASN:ND2	2.36	0.59
4:S:38:TYR:HD1	4:S:86:ALA:HB2	1.68	0.59
3:F:13:PRO:O	5:T:2:GLY:HA2	2.02	0.59
3:L:1:VAL:HG13	3:L:2:HIS:N	2.17	0.59
5:P:110:GLN:NE2	2:K:55:ARG:NE	2.51	0.59
5:R:15:ARG:HD3	5:R:84:LEU:HD11	1.85	0.59
4:S:15:GLU:OE2	4:S:79:SER:HA	2.03	0.59
4:S:179:VAL:O	4:S:180:ALA:HB3	2.03	0.59
1:D:6:VAL:HG22	2:E:16:HIS:CD2	2.38	0.58
4:M:93:SER:HB3	4:M:104:LEU:HD22	1.85	0.58
5:P:48:GLU:O	5:P:54:GLN:HA	2.03	0.58
4:S:34:TRP:CE2	4:S:75:LEU:HB2	2.38	0.58
5:V:4:VAL:HG23	5:V:26:ILE:HD11	1.84	0.58
5:V:3:GLY:HA2	5:V:26:ILE:HD13	1.85	0.58
2:B:27:LEU:HD11	2:B:39:ARG:HD3	1.84	0.58
2:E:2:ASP:HA	2:E:6:ARG:HH12	1.68	0.58
3:F:1:VAL:CG1	4:Q:27:THR:OG1	2.51	0.58
2:E:102:TYR:CD1	2:E:102:TYR:N	2.70	0.58
2:E:71:ARG:HH12	3:F:9:THR:HB	1.67	0.58
2:H:64:GLN:O	2:H:66:ASP:N	2.35	0.58
5:P:42:GLY:O	5:P:43:LEU:C	2.42	0.58
4:S:28:GLY:C	4:S:30:PRO:HD3	2.24	0.58
4:U:24:TYR:OH	4:U:66:TYR:HE2	1.85	0.58
5:V:125:PRO:HA	5:V:217:PHE:CD2	2.38	0.58
4:Q:0:GLY:N	4:Q:98:GLY:O	2.36	0.58
1:D:45:LEU:HD11	2:E:153:TRP:HB2	1.86	0.58
2:E:2:ASP:C	2:E:3:THR:O	2.39	0.58
2:E:93:ARG:NH1	2:E:93:ARG:HG3	2.18	0.58
1:J:112:PHE:O	1:J:144:LEU:HB3	2.02	0.58
2:K:93:ARG:HH11	2:K:93:ARG:HG3	1.68	0.58
4:M:43:LEU:HD11	5:P:43:LEU:HD21	1.84	0.58
5:T:14:THR:H	5:T:17:GLN:HE21	1.50	0.58
1:A:123:ARG:CB	1:A:128:VAL:HG11	2.34	0.58
1:G:112:PHE:O	1:G:144:LEU:HB3	2.03	0.58
2:K:64:GLN:CB	2:K:67:PHE:HB3	2.34	0.58
4:Q:10:VAL:HG22	4:Q:112:LEU:HA	1.83	0.58
4:S:54:ASP:O	4:S:55:LYS:C	2.41	0.58

*Continued on next page...*

*Continued from previous page...*

Atom-1	Atom-2	Interatomic distance (Å)	Clash overlap (Å)
5:T:15:ARG:HH11	5:T:15:ARG:HG2	1.67	0.58
5:T:9:ARG:CD	5:T:9:ARG:H	2.00	0.58
4:U:34:TRP:CH2	4:U:90:CYS:HB2	2.39	0.58
1:A:167:HIS:CD2	1:A:169:GLY:H	2.22	0.58
1:J:104:VAL:HG22	1:J:152:PRO:HB3	1.85	0.58
4:M:188:ALA:H	4:M:191:ASN:HD21	1.52	0.58
5:P:156:ASP:HB2	5:P:191:TYR:CE2	2.39	0.58
5:V:230:ARG:O	5:V:231:ALA:O	2.21	0.58
1:G:147:LYS:NZ	1:G:149:HIS:CE1	2.72	0.58
1:G:53:SER:HB2	3:I:3:PHE:CE1	2.39	0.58
4:M:58:ASN:C	4:M:61:GLY:H	2.06	0.58
4:S:153:SER:HA	4:S:160:ILE:CB	2.33	0.58
4:U:191:ASN:HD22	4:U:191:ASN:H	1.50	0.58
3:C:1:VAL:O	3:C:1:VAL:HG23	2.04	0.58
3:F:14:GLY:CA	5:T:27:SER:HB2	2.34	0.58
1:J:156:SER:CB	1:J:180:PHE:HB3	2.33	0.58
5:P:100:VAL:O	5:P:101:ASN:CB	2.52	0.58
4:Q:65:THR:HG21	4:Q:67:ARG:CZ	2.34	0.58
4:S:14:GLU:O	4:S:15:GLU:CB	2.51	0.58
4:S:51:LYS:HD3	4:S:53:ASP:OD2	2.03	0.58
5:T:221:SER:O	5:T:223:ASN:N	2.37	0.58
1:G:4:GLU:N	2:H:17:PHE:O	2.37	0.58
1:J:134:GLU:HB3	1:J:149:HIS:CD2	2.39	0.58
2:K:133:ARG:C	2:K:135:SER:H	2.07	0.58
4:M:176:ASN:O	4:M:177:SER:HB3	2.03	0.58
5:P:116:VAL:O	5:P:116:VAL:HG13	2.04	0.58
4:Q:122:ASP:OD2	4:Q:122:ASP:O	2.22	0.58
4:Q:38:TYR:HB3	4:Q:39:PRO:CD	2.34	0.58
4:Q:35:TYR:CE1	4:Q:45:LEU:HD23	2.39	0.58
4:U:49:ALA:HB2	4:U:73:PHE:CZ	2.39	0.58
1:G:159:ASP:HB3	1:G:161:TYR:CE1	2.38	0.57
1:J:16:PRO:O	1:J:18:GLN:HG2	2.03	0.57
2:K:97:PRO:HB3	2:K:119:VAL:HG13	1.85	0.57
5:P:13:LYS:O	5:P:116:VAL:HA	2.04	0.57
5:R:107:PHE:N	5:R:107:PHE:CD2	2.72	0.57
4:S:179:VAL:HG21	5:T:196:ARG:HD3	1.85	0.57
5:V:133:PRO:HB2	5:V:138:ILE:HD11	1.86	0.57
5:V:224:ASP:O	5:V:232:LYS:NZ	2.32	0.57
2:E:119:VAL:HG12	2:E:122:PHE:CD2	2.39	0.57
2:H:67:PHE:HE1	2:H:71:ARG:NH2	2.03	0.57
5:P:130:VAL:HG23	5:P:240:ALA:HB3	1.85	0.57

*Continued on next page...*

*Continued from previous page...*

Atom-1	Atom-2	Interatomic distance (Å)	Clash overlap (Å)
4:Q:58:ASN:C	4:Q:61:GLY:N	2.58	0.57
2:K:127:ILE:HD13	2:K:128:GLU:H	1.67	0.57
5:P:197:LEU:HD12	5:P:198:ARG:H	1.69	0.57
5:P:38:THR:HG22	5:P:39:PRO:HD2	1.86	0.57
1:A:82:ILE:HG12	2:B:33:ASN:HB3	1.86	0.57
1:G:44:ARG:O	1:G:44:ARG:HG3	2.03	0.57
1:J:17:ASP:OD1	2:K:6:ARG:NE	2.37	0.57
2:B:172:THR:HA	2:B:186:VAL:O	2.05	0.57
3:F:6:ASN:HD22	3:F:7:ILE:N	2.01	0.57
2:K:142:VAL:CG1	2:K:143:VAL:N	2.67	0.57
5:R:160:LEU:HD13	5:R:195:SER:HB2	1.86	0.57
4:S:2:SER:HB3	4:S:25:THR:HB	1.85	0.57
3:C:5:LYS:HD3	5:P:101:ASN:ND2	2.20	0.57
1:D:62:ASN:OD1	3:F:8:VAL:HG12	2.05	0.57
1:J:156:SER:HB2	1:J:180:PHE:HB3	1.87	0.57
1:J:6:VAL:HG13	2:K:16:HIS:CD2	2.39	0.57
5:P:154:TYR:CD1	5:P:155:PRO:HA	2.39	0.57
4:Q:85:SER:HA	4:Q:112:LEU:HD22	1.86	0.57
4:S:17:PHE:CG	4:S:18:LEU:N	2.72	0.57
5:T:96:LEU:H	5:T:96:LEU:HD22	1.68	0.57
4:U:18:LEU:HD12	4:U:77:LYS:HB3	1.87	0.57
4:U:34:TRP:CG	4:U:75:LEU:HG	2.40	0.57
1:A:95:SER:HA	2:B:120:ASN:ND2	2.20	0.57
1:D:43:TRP:HZ2	1:D:53:SER:HA	1.69	0.57
2:E:27:LEU:CD1	2:E:41:ASP:HA	2.35	0.57
2:H:1:GLY:N	2:H:4:ARG:HB2	2.19	0.57
1:J:156:SER:HG	1:J:180:PHE:HD2	1.52	0.57
5:P:152:GLY:O	5:P:190:ARG:HD2	2.04	0.57
2:B:127:ILE:HD12	2:B:129:VAL:HG23	1.85	0.57
1:G:100:ARG:N	1:G:155:PRO:HG2	2.19	0.57
1:J:107:CYS:HB2	1:J:121:TRP:CH2	2.40	0.57
1:J:92:LEU:N	1:J:92:LEU:HD23	2.20	0.57
4:M:72:SER:HB2	4:M:74:HIS:CE1	2.40	0.57
4:S:43:LEU:HD12	5:T:108:PHE:CE2	2.40	0.57
4:U:29:TYR:CD1	4:U:29:TYR:N	2.71	0.57
5:V:29:HIS:CD2	5:V:96:LEU:HD22	2.40	0.57
4:Q:14:GLU:O	4:Q:15:GLU:CB	2.52	0.57
5:T:118:GLU:OE1	5:T:118:GLU:N	2.36	0.57
4:U:87:VAL:HG22	4:U:111:ARG:HA	1.87	0.57
1:J:135:THR:O	1:J:147:LYS:HG3	2.05	0.57
5:P:72:ASN:ND2	5:P:74:ARG:H	2.03	0.57

*Continued on next page...*

*Continued from previous page...*

Atom-1	Atom-2	Interatomic distance (Å)	Clash overlap (Å)
5:V:64:ARG:CZ	5:V:83:GLU:OE2	2.52	0.57
2:E:155:PHE:CD1	2:E:155:PHE:N	2.73	0.56
3:I:7:ILE:HG22	5:T:100:VAL:HG22	1.87	0.56
5:T:156:ASP:O	5:T:156:ASP:OD1	2.23	0.56
4:U:128:LEU:O	4:U:137:SER:CB	2.53	0.56
2:E:172:THR:HG23	2:E:186:VAL:O	2.05	0.56
2:H:61:TRP:HA	2:H:61:TRP:CE3	2.40	0.56
4:S:94:GLY:N	5:T:101:ASN:ND2	2.52	0.56
5:V:160:LEU:C	5:V:160:LEU:HD23	2.25	0.56
2:B:64:GLN:HB3	2:B:67:PHE:HB3	1.86	0.56
2:K:172:THR:CG2	2:K:173:CYS:N	2.68	0.56
2:K:70:ASP:OD1	2:K:70:ASP:O	2.24	0.56
4:S:103:LYS:C	4:S:104:LEU:HD23	2.26	0.56
4:S:46:LEU:HD12	4:S:58:ASN:HD21	1.69	0.56
5:T:19:VAL:HG23	5:T:82:LEU:HD11	1.86	0.56
5:V:45:PHE:HD1	5:V:58:GLY:HA3	1.70	0.56
1:J:33:HIS:CD2	1:J:42:VAL:HB	2.40	0.56
1:J:44:ARG:O	1:J:44:ARG:HG3	2.05	0.56
2:K:115:LEU:O	2:K:160:MET:HA	2.04	0.56
4:M:16:ALA:O	4:M:78:GLY:HA2	2.05	0.56
4:Q:32:LEU:HD23	4:Q:92:LEU:HB3	1.87	0.56
5:R:46:LEU:HD13	5:R:60:PHE:CE1	2.39	0.56
2:H:31:ILE:HG23	2:H:36:GLU:N	2.21	0.56
5:P:227:THR:O	5:P:228:GLN:HG2	2.06	0.56
4:S:161:THR:HG21	4:S:179:VAL:C	2.26	0.56
5:V:155:PRO:CG	5:V:157:HIS:HD2	2.19	0.56
5:V:72:ASN:N	5:V:72:ASN:ND2	2.47	0.56
1:J:12:PHE:CE2	1:J:21:GLU:HB3	2.39	0.56
1:J:138:LEU:HB3	1:J:146:ARG:HH21	1.69	0.56
4:M:94:GLY:HA3	5:P:101:ASN:OD1	2.06	0.56
5:R:1:GLY:HA2	5:R:5:THR:HG21	1.86	0.56
4:Q:10:VAL:HG23	4:Q:11:THR:H	1.71	0.56
4:U:21:ASN:HD22	4:U:21:ASN:N	2.04	0.56
1:D:153:PHE:CE2	1:D:155:PRO:HA	2.41	0.56
2:H:31:ILE:HD12	2:H:31:ILE:N	2.21	0.56
5:P:130:VAL:HG12	5:P:131:PHE:N	2.21	0.56
5:P:160:LEU:C	5:P:160:LEU:HD23	2.25	0.56
4:S:128:LEU:CB	5:T:131:PHE:HB3	2.35	0.56
4:U:47:LEU:CD1	4:U:75:LEU:HD21	2.36	0.56
2:H:64:GLN:CB	2:H:67:PHE:HB3	2.36	0.56
5:P:79:VAL:HG23	5:P:82:LEU:HD21	1.88	0.56

*Continued on next page...*

*Continued from previous page...*

Atom-1	Atom-2	Interatomic distance (Å)	Clash overlap (Å)
5:T:149:LEU:HD23	5:T:193:LEU:O	2.05	0.56
5:V:238:VAL:HG12	5:V:239:SER:H	1.71	0.56
2:E:155:PHE:N	2:E:155:PHE:HD1	2.03	0.56
1:G:138:LEU:HD12	1:G:148:PHE:HE1	1.71	0.56
1:G:70:LEU:O	1:G:70:LEU:HD12	2.06	0.56
1:G:77:SER:O	1:G:78:ASN:HB2	2.06	0.56
2:H:34:GLN:O	2:H:34:GLN:HG2	2.06	0.56
4:Q:198:ILE:HG13	4:Q:199:PRO:N	2.20	0.56
5:R:186:LEU:C	5:R:188:ASP:H	2.08	0.56
5:V:79:VAL:HG23	5:V:82:LEU:HD21	1.88	0.56
2:B:166:ARG:O	2:B:167:SER:CB	2.53	0.56
1:D:117:VAL:HG23	1:D:166:GLU:O	2.06	0.56
1:D:162:ASP:HB3	1:D:175:LEU:CD2	2.36	0.56
1:J:162:ASP:OD1	1:J:177:HIS:HB3	2.06	0.56
4:M:14:GLU:HB2	4:M:116:PRO:CA	2.33	0.56
4:M:32:LEU:HD12	4:M:32:LEU:N	2.21	0.56
5:R:113:ARG:CG	5:R:157:HIS:HE1	2.19	0.56
4:S:57:SER:O	4:S:58:ASN:O	2.22	0.56
4:U:117:ASP:O	4:U:118:ILE:CB	2.52	0.56
4:U:45:LEU:HD23	4:U:46:LEU:N	2.21	0.56
5:V:232:LYS:O	5:V:234:VAL:N	2.38	0.56
2:E:81:HIS:CE1	3:F:5:LYS:NZ	2.73	0.55
1:D:62:ASN:ND2	3:F:8:VAL:HG12	2.21	0.55
1:G:162:ASP:HA	1:G:176:LYS:O	2.06	0.55
2:B:44:VAL:O	2:B:44:VAL:HG12	2.06	0.55
1:J:73:MET:HE3	2:K:53:LEU:HD11	1.87	0.55
2:K:94:ARG:HA	2:K:124:PRO:HD3	1.88	0.55
4:Q:123:PRO:CB	4:Q:201:ASP:OD1	2.54	0.55
5:R:226:TRP:CD1	5:R:232:LYS:HA	2.41	0.55
4:S:191:ASN:O	4:S:194:ASN:ND2	2.39	0.55
4:S:24:TYR:CE1	4:S:32:LEU:HD21	2.41	0.55
5:T:11:LEU:O	5:T:114:LEU:HD12	2.06	0.55
4:U:69:GLU:H	4:U:69:GLU:CD	2.10	0.55
5:V:133:PRO:HD3	5:V:146:LEU:CD1	2.36	0.55
5:V:51:ASN:C	5:V:52:GLU:HG2	2.25	0.55
2:B:147:LEU:HG	2:B:155:PHE:HD2	1.70	0.55
5:P:99:ARG:HH11	5:P:99:ARG:HG2	1.72	0.55
5:R:130:VAL:HG23	5:R:240:ALA:CB	2.33	0.55
5:R:206:ASN:HB3	5:R:209:ASN:ND2	2.19	0.55
4:S:161:THR:HG23	4:S:180:ALA:O	2.07	0.55
5:T:121:LYS:O	5:T:230:ARG:NH2	2.39	0.55

*Continued on next page...*

*Continued from previous page...*

Atom-1	Atom-2	Interatomic distance (Å)	Clash overlap (Å)
4:U:118:ILE:HG23	4:U:119:GLN:N	2.21	0.55
2:B:28:HIS:HE1	3:C:9:THR:HG21	1.71	0.55
2:E:102:TYR:HD1	2:E:102:TYR:N	2.03	0.55
4:Q:151:SER:O	4:Q:152:GLN:O	2.25	0.55
4:S:27:THR:O	4:S:27:THR:HG22	2.05	0.55
5:T:70:PHE:HE2	5:T:74:ARG:NH2	2.04	0.55
5:V:138:ILE:HD12	5:V:144:ALA:HB2	1.88	0.55
5:V:64:ARG:NH1	5:V:65:PHE:CE1	2.66	0.55
2:B:2:ASP:O	2:B:3:THR:HG22	2.06	0.55
2:B:6:ARG:HG3	2:B:6:ARG:HH21	1.72	0.55
2:E:166:ARG:O	2:E:167:SER:CB	2.54	0.55
5:R:114:LEU:O	5:R:115:THR:CB	2.55	0.55
5:R:150:ALA:O	5:R:192:SER:HA	2.06	0.55
4:S:112:LEU:C	4:S:112:LEU:HD23	2.27	0.55
5:T:84:LEU:HA	5:T:116:VAL:HG13	1.88	0.55
5:V:10:TYR:HD2	5:V:157:HIS:ND1	2.04	0.55
5:T:11:LEU:O	5:T:114:LEU:O	2.25	0.55
5:T:38:THR:O	5:T:40:GLY:N	2.40	0.55
5:V:6:GLN:O	5:V:7:THR:HG23	2.07	0.55
4:Q:47:LEU:HD22	4:Q:55:LYS:O	2.06	0.55
4:U:189:CYS:O	4:U:190:ALA:C	2.43	0.55
1:A:162:ASP:HB3	1:A:175:LEU:CD2	2.37	0.55
1:G:61:ALA:O	1:G:65:VAL:HG23	2.07	0.55
3:I:3:PHE:HB2	4:S:99:ASP:CB	2.37	0.55
2:K:156:GLN:O	2:K:156:GLN:HG3	2.07	0.55
1:J:26:PHE:CE2	2:K:90:THR:HB	2.42	0.55
4:Q:145:ASP:O	4:Q:147:GLN:N	2.40	0.55
4:Q:82:VAL:HA	4:Q:114:VAL:HG11	1.89	0.55
5:R:115:THR:HG21	5:R:155:PRO:HB3	1.88	0.55
1:A:6:VAL:CG1	2:B:16:HIS:HD2	2.20	0.55
3:L:8:VAL:O	3:L:9:THR:CG2	2.55	0.55
5:P:48:GLU:HG2	5:P:49:TYR:H	1.71	0.55
5:T:26:ILE:HD12	5:T:29:HIS:CE1	2.41	0.55
5:V:8:PRO:O	5:V:112:THR:HB	2.07	0.55
1:A:81:PRO:HB3	2:B:7:PHE:CZ	2.42	0.55
2:B:86:GLY:O	2:B:90:THR:HG23	2.07	0.55
4:Q:81:GLN:O	4:Q:114:VAL:HG21	2.07	0.55
5:R:206:ASN:HD22	5:R:209:ASN:HD21	1.55	0.55
5:R:49:TYR:CZ	5:R:54:GLN:HG3	2.42	0.55
3:I:5:LYS:HE3	5:T:101:ASN:OD1	2.06	0.55
4:S:179:VAL:HG11	5:T:147:VAL:HG11	1.89	0.55

*Continued on next page...*

*Continued from previous page...*

Atom-1	Atom-2	Interatomic distance (Å)	Clash overlap (Å)
1:A:140:ARG:HD3	1:A:144:LEU:HB2	1.89	0.54
5:P:237:ILE:HB	2:E:2:ASP:HB3	1.89	0.54
1:G:6:VAL:HG13	2:H:16:HIS:HD2	1.72	0.54
2:H:62:ASN:HA	2:H:68:LEU:HD22	1.88	0.54
5:P:175:THR:HG23	5:P:195:SER:CB	2.36	0.54
2:H:8:LEU:HD12	2:H:9:GLN:N	2.22	0.54
1:J:110:ASP:HB2	1:J:140:ARG:HH12	1.72	0.54
4:M:16:ALA:O	4:M:79:SER:N	2.39	0.54
5:P:19:VAL:CG2	5:P:82:LEU:HD11	2.36	0.54
4:S:161:THR:CG2	4:S:179:VAL:O	2.55	0.54
5:T:221:SER:N	5:T:224:ASP:OD2	2.27	0.54
5:T:35:TYR:CE1	5:T:45:PHE:CD2	2.92	0.54
4:U:180:ALA:HB3	4:U:193:PHE:CE1	2.43	0.54
2:B:64:GLN:C	2:B:66:ASP:H	2.10	0.54
1:G:82:ILE:HD13	1:G:83:THR:O	2.07	0.54
4:M:202:THR:HG22	4:M:203:PHE:N	2.22	0.54
4:M:46:LEU:HG	4:M:47:LEU:HG	1.90	0.54
5:P:1:GLY:HA3	5:P:5:THR:HG21	1.89	0.54
5:R:120:LEU:HD11	5:R:220:LEU:CD2	2.36	0.54
1:A:19:SER:HA	5:R:222:GLU:OE1	2.07	0.54
4:S:34:TRP:O	4:S:46:LEU:CB	2.53	0.54
2:E:63:SER:HA	5:T:107:PHE:HE1	1.72	0.54
4:U:41:GLU:HG2	5:V:110:GLN:NE2	2.22	0.54
1:J:156:SER:OG	1:J:180:PHE:HB3	2.08	0.54
4:M:57:SER:HA	4:M:62:PHE:O	2.06	0.54
2:B:78:TYR:CD2	3:C:7:ILE:HD11	2.42	0.54
1:G:56:ALA:O	1:G:58:GLY:N	2.40	0.54
2:H:170:VAL:HG23	2:H:171:TYR:N	2.23	0.54
2:H:37:ASP:OD1	2:H:54:GLY:CA	2.56	0.54
5:P:84:LEU:HD23	5:P:116:VAL:O	2.08	0.54
4:Q:1:ASP:O	4:Q:2:SER:HB3	2.07	0.54
1:A:17:ASP:O	1:A:18:GLN:HB2	2.08	0.54
2:B:38:LEU:HD12	2:B:48:ARG:O	2.07	0.54
1:D:29:ASP:HB3	2:E:153:TRP:CD1	2.42	0.54
2:E:147:LEU:HG	2:E:155:PHE:HD2	1.73	0.54
2:K:69:GLU:O	2:K:72:ARG:N	2.41	0.54
4:M:58:ASN:C	4:M:61:GLY:N	2.58	0.54
1:D:87:PRO:HD3	1:D:167:HIS:CD2	2.43	0.54
5:R:160:LEU:HD21	5:R:213:CYS:SG	2.48	0.54
5:T:118:GLU:H	5:T:118:GLU:CD	2.05	0.54
5:T:226:TRP:CZ2	5:T:233:PRO:HD3	2.43	0.54

*Continued on next page...*

*Continued from previous page...*

Atom-1	Atom-2	Interatomic distance (Å)	Clash overlap (Å)
1:A:144:LEU:N	1:A:144:LEU:HD23	2.22	0.54
2:H:86:GLY:O	2:H:90:THR:HG23	2.08	0.54
5:R:212:ARG:HH22	5:R:214:GLN:CD	2.10	0.54
4:U:121:PRO:O	4:U:122:ASP:HB3	2.07	0.54
5:V:131:PHE:N	5:V:131:PHE:CD1	2.75	0.54
2:B:129:VAL:HG22	2:B:175:VAL:HG22	1.88	0.54
2:B:64:GLN:CB	2:B:67:PHE:HB3	2.38	0.54
2:K:141:GLY:O	2:K:142:VAL:CB	2.54	0.54
2:K:168:GLY:O	2:K:170:VAL:N	2.41	0.54
4:M:158:VAL:O	4:M:159:TYR:CB	2.54	0.54
5:P:223:ASN:O	5:P:223:ASN:CG	2.46	0.54
5:R:134:SER:O	5:R:138:ILE:CG1	2.56	0.54
5:R:226:TRP:HB2	5:R:232:LYS:HE2	1.89	0.54
4:S:142:THR:HA	4:S:177:SER:HB3	1.90	0.54
4:S:24:TYR:OH	4:S:66:TYR:HE2	1.90	0.54
5:T:29:HIS:HA	5:T:96:LEU:HD13	1.88	0.54
5:V:137:GLU:HG2	5:V:137:GLU:O	2.07	0.54
5:V:138:ILE:HD13	5:V:143:LYS:O	2.07	0.54
2:E:78:TYR:CZ	3:F:7:ILE:HD11	2.42	0.54
1:J:33:HIS:C	1:J:33:HIS:CD2	2.81	0.54
4:M:10:VAL:CG1	4:M:112:LEU:HA	2.31	0.54
4:M:62:PHE:CZ	4:M:77:LYS:HD3	2.42	0.54
4:Q:64:ALA:O	4:Q:73:PHE:CE2	2.61	0.54
4:Q:85:SER:O	4:Q:86:ALA:O	2.25	0.54
4:U:188:ALA:O	4:U:191:ASN:ND2	2.41	0.54
1:A:97:VAL:HG21	1:A:178:TRP:HZ2	1.72	0.53
1:A:85:VAL:HG21	2:B:34:GLN:HE22	1.73	0.53
3:C:8:VAL:HG21	5:P:55:ARG:HH21	1.73	0.53
2:K:142:VAL:HG12	2:K:143:VAL:N	2.22	0.53
2:K:69:GLU:O	2:K:71:ARG:N	2.41	0.53
5:T:121:LYS:CD	5:T:230:ARG:HH21	2.17	0.53
1:A:104:VAL:HA	1:A:152:PRO:HA	1.90	0.53
1:D:56:ALA:O	1:D:59:ALA:N	2.28	0.53
1:J:77:SER:OG	1:J:80:THR:HG23	2.07	0.53
4:Q:10:VAL:O	4:Q:11:THR:CB	2.56	0.53
4:S:14:GLU:O	4:S:15:GLU:HB3	2.07	0.53
5:V:123:VAL:HG12	5:V:233:PRO:HB3	1.88	0.53
1:A:69:ASN:O	1:A:73:MET:HG2	2.09	0.53
2:E:45:GLY:O	2:E:46:GLU:HB3	2.09	0.53
2:H:148:ILE:HB	2:H:156:GLN:O	2.08	0.53
4:M:188:ALA:O	4:M:191:ASN:ND2	2.42	0.53

*Continued on next page...*



*Continued from previous page...*

Atom-1	Atom-2	Interatomic distance (Å)	Clash overlap (Å)
4:M:51:LYS:HD3	4:M:53:ASP:OD2	2.07	0.53
4:Q:46:LEU:HD12	4:Q:58:ASN:ND2	2.22	0.53
5:T:50:PHE:CB	5:T:55:ARG:HH11	2.20	0.53
4:U:160:ILE:CB	4:U:180:ALA:CA	2.86	0.53
4:U:5:GLN:HE22	4:U:90:CYS:H	1.57	0.53
5:V:84:LEU:HA	5:V:116:VAL:HG13	1.90	0.53
1:A:119:VAL:HB	1:A:149:HIS:CE1	2.43	0.53
1:A:82:ILE:HD13	1:A:83:THR:H	1.72	0.53
1:D:109:ILE:HG12	1:D:147:LYS:O	2.08	0.53
2:E:93:ARG:HD3	2:E:123:TYR:CE1	2.44	0.53
1:J:11:GLU:HA	1:J:21:GLU:O	2.08	0.53
4:M:29:TYR:N	4:M:30:PRO:HD3	2.22	0.53
4:M:48:LYS:O	4:M:49:ALA:CB	2.56	0.53
4:M:62:PHE:CD1	4:M:75:LEU:HD21	2.43	0.53
5:P:220:LEU:CD1	5:P:233:PRO:HD2	2.39	0.53
5:P:38:THR:HG23	5:P:88:ALA:HB2	1.89	0.53
4:Q:174:LYS:O	4:Q:175:SER:HB3	2.08	0.53
4:S:167:ASP:HA	4:S:174:LYS:CB	2.38	0.53
5:V:133:PRO:HD3	5:V:146:LEU:HD12	1.91	0.53
5:V:234:VAL:O	5:V:236:GLN:HG2	2.09	0.53
1:A:32:PHE:CD2	1:A:41:THR:HG22	2.42	0.53
2:H:101:VAL:HG13	2:H:116:VAL:O	2.09	0.53
2:H:177:HIS:ND1	2:H:178:PRO:HD2	2.24	0.53
4:M:165:VAL:HG12	4:M:166:LEU:O	2.09	0.53
5:P:152:GLY:C	5:P:190:ARG:HD2	2.29	0.53
4:S:10:VAL:CB	4:S:112:LEU:HA	2.38	0.53
5:T:237:ILE:HG22	5:T:238:VAL:N	2.23	0.53
5:V:113:ARG:HH11	5:V:113:ARG:HG2	1.72	0.53
1:G:77:SER:O	1:G:80:THR:CG2	2.57	0.53
1:J:77:SER:CB	1:J:80:THR:HG23	2.38	0.53
4:M:24:TYR:CE2	4:M:26:ALA:HB2	2.42	0.53
4:S:193:PHE:O	4:S:195:ASN:N	2.41	0.53
5:T:29:HIS:ND1	5:T:94:SER:OG	2.40	0.53
4:U:54:ASP:HB2	4:U:65:THR:OG1	2.08	0.53
5:V:128:VAL:H	5:V:238:VAL:HG11	1.73	0.53
5:V:13:LYS:HD2	5:V:17:GLN:HE22	1.74	0.53
5:T:237:ILE:HD12	2:K:2:ASP:N	2.22	0.53
3:C:5:LYS:HD3	5:P:101:ASN:HD21	1.73	0.53
5:R:131:PHE:CE1	5:R:149:LEU:HD13	2.43	0.53
4:U:55:LYS:O	4:U:56:GLY:C	2.47	0.53
5:V:116:VAL:HG22	5:V:116:VAL:O	2.08	0.53

*Continued on next page...*

*Continued from previous page...*

Atom-1	Atom-2	Interatomic distance (Å)	Clash overlap (Å)
5:V:238:VAL:HG12	5:V:239:SER:N	2.24	0.53
5:V:77:MET:HE2	5:V:79:VAL:HG13	1.90	0.53
1:A:13:TYR:HE1	1:A:15:ASN:OD1	1.91	0.53
2:B:93:ARG:HD3	2:B:123:TYR:CD1	2.44	0.53
2:E:50:VAL:HG12	2:E:51:THR:HG23	1.91	0.53
1:G:122:LEU:O	1:G:161:TYR:HA	2.09	0.53
2:H:62:ASN:HA	2:H:68:LEU:HD21	1.90	0.53
4:Q:6:MET:HE3	4:Q:20:ILE:HA	1.90	0.53
5:T:204:TRP:C	5:T:206:ASN:H	2.12	0.53
5:T:48:GLU:OE1	5:T:55:ARG:HD3	2.09	0.53
5:T:64:ARG:NH2	5:T:86:ASP:OD2	2.42	0.53
5:V:84:LEU:HD23	5:V:116:VAL:O	2.09	0.53
2:H:81:HIS:HB2	4:S:29:TYR:HD1	1.73	0.53
1:J:77:SER:HB2	1:J:80:THR:HG23	1.91	0.53
4:M:198:ILE:CD1	4:M:201:ASP:CB	2.87	0.53
4:Q:139:CYS:SG	4:Q:187:PHE:CE1	2.99	0.53
5:R:15:ARG:HG2	5:R:15:ARG:HH11	1.73	0.53
5:R:212:ARG:NH1	5:R:214:GLN:HE22	2.06	0.53
4:U:82:VAL:HA	4:U:114:VAL:CG1	2.38	0.53
2:E:38:LEU:HD13	2:E:57:ASP:HB2	1.91	0.52
2:E:28:HIS:CE1	3:F:9:THR:HG21	2.44	0.52
1:G:113:THR:HG22	1:G:144:LEU:HD22	1.90	0.52
2:H:8:LEU:HD12	2:H:9:GLN:H	1.74	0.52
3:I:2:HIS:ND1	3:I:2:HIS:N	2.57	0.52
1:J:26:PHE:HB2	1:J:31:ILE:HD11	1.90	0.52
5:R:12:ILE:HD11	5:R:155:PRO:CD	2.40	0.52
4:S:159:TYR:CD2	4:S:159:TYR:N	2.69	0.52
5:T:103:GLU:O	5:T:106:ALA:HB3	2.09	0.52
5:V:128:VAL:HG21	5:V:215:VAL:HB	1.90	0.52
1:A:68:ALA:O	1:A:72:ILE:HG13	2.08	0.52
4:M:15:GLU:O	4:M:16:ALA:HB2	2.09	0.52
5:P:6:GLN:NE2	5:P:111:GLY:CA	2.67	0.52
5:P:21:LEU:HD22	5:P:77:MET:CE	2.39	0.52
4:Q:56:GLY:O	4:Q:57:SER:O	2.28	0.52
4:Q:38:TYR:HD1	4:Q:86:ALA:HB2	1.73	0.52
4:S:201:ASP:O	4:S:203:PHE:N	2.39	0.52
5:T:162:TRP:HZ3	5:T:195:SER:OG	1.92	0.52
1:A:162:ASP:HB3	1:A:175:LEU:HD23	1.91	0.52
1:G:142:ASP:O	1:G:143:HIS:HB2	2.10	0.52
5:P:124:PHE:CE1	5:P:230:ARG:CZ	2.92	0.52
5:R:100:VAL:O	5:R:101:ASN:HB2	2.09	0.52

*Continued on next page...*

*Continued from previous page...*

Atom-1	Atom-2	Interatomic distance (Å)	Clash overlap (Å)
5:T:46:LEU:HD13	5:T:60:PHE:CE1	2.44	0.52
2:B:165:PRO:O	2:B:166:ARG:CG	2.57	0.52
2:B:55:ARG:NH1	2:B:55:ARG:HG3	2.19	0.52
5:P:130:VAL:C	5:P:131:PHE:HD1	2.12	0.52
5:P:157:HIS:O	5:P:218:TYR:HD1	1.92	0.52
5:T:50:PHE:N	5:T:69:GLN:HE22	2.07	0.52
2:B:174:GLN:CA	2:B:185:THR:HG22	2.30	0.52
1:D:82:ILE:HG12	2:E:33:ASN:CB	2.39	0.52
1:G:89:VAL:HG22	1:G:109:ILE:HD12	1.90	0.52
1:J:104:VAL:HA	1:J:152:PRO:HA	1.92	0.52
1:J:55:GLU:O	1:J:56:ALA:HB3	2.09	0.52
4:M:38:TYR:HB3	4:M:39:PRO:CD	2.39	0.52
4:M:58:ASN:O	4:M:61:GLY:N	2.43	0.52
4:M:62:PHE:HD1	4:M:75:LEU:HD21	1.74	0.52
4:Q:17:PHE:O	4:Q:18:LEU:O	2.28	0.52
5:R:11:LEU:O	5:R:114:LEU:O	2.27	0.52
5:T:182:GLU:C	5:T:184:PRO:HD3	2.30	0.52
1:J:44:ARG:O	1:J:45:LEU:HG	2.10	0.52
2:K:142:VAL:HG12	2:K:143:VAL:O	2.09	0.52
5:R:5:THR:OG1	5:R:24:SER:HB3	2.09	0.52
5:T:146:LEU:O	5:T:196:ARG:HA	2.09	0.52
4:U:10:VAL:HG13	4:U:11:THR:H	1.75	0.52
2:E:142:VAL:HA	2:E:160:MET:O	2.10	0.52
4:Q:57:SER:O	4:Q:58:ASN:HB3	2.10	0.52
4:S:5:GLN:NE2	4:S:109:GLY:H	2.07	0.52
4:S:85:SER:HA	4:S:112:LEU:HD22	1.92	0.52
4:U:34:TRP:CZ3	4:U:90:CYS:HB2	2.45	0.52
5:V:52:GLU:HA	5:V:69:GLN:HB3	1.92	0.52
1:D:122:LEU:HD23	1:D:127:PRO:HA	1.92	0.52
1:D:135:THR:O	1:D:136:VAL:O	2.26	0.52
1:G:87:PRO:HD2	1:G:170:LEU:HD21	1.91	0.52
1:J:101:GLU:N	1:J:155:PRO:HG3	2.23	0.52
4:Q:65:THR:HG21	4:Q:67:ARG:NE	2.24	0.52
4:Q:78:GLY:O	4:Q:79:SER:CB	2.58	0.52
5:T:230:ARG:NH1	5:T:230:ARG:HG3	2.24	0.52
5:V:124:PHE:HE1	5:V:230:ARG:CZ	2.19	0.52
1:D:23:MET:HE1	1:D:25:ASP:HB2	1.92	0.52
1:D:59:ALA:O	1:D:62:ASN:HB2	2.09	0.52
2:E:27:LEU:HD12	2:E:41:ASP:HA	1.91	0.52
1:J:62:ASN:OD1	3:L:8:VAL:HG12	2.09	0.52
4:M:122:ASP:N	4:M:123:PRO:CD	2.73	0.52

*Continued on next page...*

*Continued from previous page...*

Atom-1	Atom-2	Interatomic distance (Å)	Clash overlap (Å)
4:M:18:LEU:HD11	4:M:20:ILE:HD11	1.91	0.52
4:M:35:TYR:HE1	4:M:45:LEU:HG	1.74	0.52
5:P:32:VAL:HG13	5:P:92:CYS:SG	2.50	0.52
5:R:10:TYR:HD2	5:R:157:HIS:ND1	2.08	0.52
5:R:138:ILE:CD1	5:R:144:ALA:HA	2.40	0.52
5:T:21:LEU:N	5:T:21:LEU:CD1	2.72	0.52
4:U:103:LYS:C	4:U:104:LEU:HD23	2.29	0.52
1:A:70:LEU:HD13	2:B:9:GLN:HB2	1.91	0.52
2:B:145:THR:HG23	2:B:158:LEU:O	2.09	0.52
1:J:36:MET:CE	1:J:63:ILE:HG13	2.40	0.52
2:K:123:TYR:HA	2:K:124:PRO:C	2.31	0.52
2:B:13:TYR:HE2	2:B:28:HIS:CD2	2.27	0.51
1:D:11:GLU:HA	1:D:21:GLU:O	2.10	0.51
2:E:41:ASP:OD1	2:E:43:ASP:HB2	2.10	0.51
1:G:140:ARG:HD2	1:G:146:ARG:CG	2.40	0.51
1:J:82:ILE:HG12	2:K:33:ASN:HB3	1.91	0.51
2:K:24:VAL:CG2	2:K:80:ARG:HE	2.23	0.51
5:P:148:CYS:O	5:P:149:LEU:HD23	2.10	0.51
5:R:114:LEU:O	5:R:115:THR:HB	2.09	0.51
5:R:50:PHE:HB2	5:R:55:ARG:NH1	2.25	0.51
4:U:9:PRO:O	4:U:10:VAL:HB	2.11	0.51
2:K:102:TYR:CE2	2:K:116:VAL:CB	2.93	0.51
2:K:32:TYR:O	2:K:33:ASN:HB2	2.10	0.51
5:P:35:TYR:CA	5:P:46:LEU:HD23	2.40	0.51
5:R:116:VAL:O	5:R:116:VAL:HG13	2.10	0.51
5:T:36:GLN:HG2	5:T:38:THR:CG2	2.41	0.51
2:E:77:THR:O	3:F:5:LYS:CE	2.58	0.51
4:M:126:TYR:CZ	5:P:137:GLU:HA	2.45	0.51
5:T:96:LEU:O	5:T:97:ALA:HB3	2.10	0.51
1:D:104:VAL:HA	1:D:152:PRO:HA	1.92	0.51
2:K:53:LEU:HG	2:K:53:LEU:O	2.10	0.51
1:J:168:TRP:CH2	2:K:6:ARG:NE	2.79	0.51
5:P:84:LEU:HA	5:P:116:VAL:CG1	2.40	0.51
5:R:152:GLY:O	5:R:190:ARG:HD2	2.11	0.51
4:S:43:LEU:HD12	5:T:108:PHE:CZ	2.45	0.51
2:H:15:CYS:HB3	2:H:17:PHE:CZ	2.45	0.51
3:L:1:VAL:HG22	3:L:2:HIS:H	1.76	0.51
4:Q:171:MET:C	4:Q:173:PHE:H	2.13	0.51
4:Q:123:PRO:HB2	4:Q:201:ASP:OD1	2.10	0.51
5:R:162:TRP:HA	5:R:212:ARG:O	2.11	0.51
5:R:52:GLU:OE2	5:R:71:SER:HA	2.10	0.51

*Continued on next page...*

*Continued from previous page...*

Atom-1	Atom-2	Interatomic distance (Å)	Clash overlap (Å)
5:T:147:VAL:HA	5:T:195:SER:O	2.11	0.51
5:T:72:ASN:ND2	5:T:72:ASN:N	2.42	0.51
2:B:134:ASN:O	2:B:135:SER:CB	2.57	0.51
4:M:33:PHE:N	4:M:33:PHE:CD1	2.78	0.51
5:P:79:VAL:CG2	5:P:82:LEU:HD21	2.40	0.51
4:Q:31:SER:OG	4:Q:50:THR:HG22	2.10	0.51
4:S:94:GLY:HA2	5:T:101:ASN:ND2	2.26	0.51
4:U:114:VAL:O	4:U:114:VAL:HG22	2.10	0.51
1:A:142:ASP:O	1:A:143:HIS:HB2	2.11	0.51
1:D:11:GLU:HG3	1:D:66:ASP:OD2	2.11	0.51
1:G:156:SER:HB2	1:G:180:PHE:HB2	1.93	0.51
2:K:24:VAL:HG21	2:K:80:ARG:HE	1.76	0.51
4:M:115:ARG:O	4:M:116:PRO:O	2.28	0.51
5:P:130:VAL:O	5:P:131:PHE:CD1	2.64	0.51
4:Q:115:ARG:O	4:Q:116:PRO:C	2.48	0.51
4:Q:62:PHE:CD1	4:Q:75:LEU:HD21	2.46	0.51
1:J:31:ILE:HG22	1:J:43:TRP:HZ3	1.76	0.51
4:M:82:VAL:HG23	4:M:114:VAL:CG1	2.40	0.51
5:P:51:ASN:O	5:P:52:GLU:HB2	2.10	0.51
5:P:87:SER:OG	5:P:116:VAL:HG12	2.10	0.51
4:Q:94:GLY:HA2	5:R:101:ASN:OD1	2.11	0.51
4:S:190:ALA:O	4:S:191:ASN:CB	2.58	0.51
1:G:104:VAL:HA	1:G:152:PRO:HA	1.93	0.51
1:G:53:SER:O	3:I:3:PHE:HA	2.11	0.51
1:J:33:HIS:CE1	1:J:136:VAL:HG11	2.44	0.51
4:M:82:VAL:HB	4:M:116:PRO:CB	2.41	0.51
5:P:50:PHE:C	5:P:52:GLU:H	2.14	0.51
5:R:37:GLN:HB3	5:R:89:LEU:HB3	1.92	0.51
5:T:114:LEU:HD12	5:T:114:LEU:C	2.30	0.51
1:D:106:ILE:HG12	1:D:150:TYR:CD1	2.46	0.51
2:E:13:TYR:OH	3:F:9:THR:CG2	2.55	0.51
2:H:67:PHE:CZ	2:H:71:ARG:NH2	2.79	0.51
1:J:13:TYR:CD1	1:J:67:LYS:HA	2.46	0.51
5:P:146:LEU:H	5:P:146:LEU:HD12	1.76	0.51
5:P:128:VAL:HG23	5:P:238:VAL:HG12	1.92	0.51
5:P:52:GLU:N	5:P:69:GLN:OE1	2.44	0.51
5:P:68:ARG:HD2	5:P:70:PHE:CE1	2.46	0.51
5:R:42:GLY:O	5:R:43:LEU:C	2.49	0.51
5:T:219:GLY:O	5:T:220:LEU:O	2.28	0.51
5:T:35:TYR:CA	5:T:46:LEU:HD23	2.40	0.51
1:A:41:THR:CG2	1:A:54:PHE:HB3	2.36	0.50

*Continued on next page...*

*Continued from previous page...*

Atom-1	Atom-2	Interatomic distance (Å)	Clash overlap (Å)
2:B:39:ARG:HG2	2:B:40:PHE:N	2.26	0.50
5:T:79:VAL:HG21	5:T:82:LEU:HD21	1.93	0.50
2:B:55:ARG:NE	5:V:110:GLN:NE2	2.59	0.50
2:E:142:VAL:HG22	2:E:161:LEU:CB	2.41	0.50
1:G:128:VAL:O	1:G:129:THR:HG23	2.10	0.50
4:S:169:ARG:C	4:S:171:MET:H	2.15	0.50
5:T:79:VAL:CG2	5:T:82:LEU:HD21	2.41	0.50
1:D:168:TRP:CH2	2:E:6:ARG:NE	2.79	0.50
1:G:136:VAL:HG23	1:G:137:PHE:H	1.76	0.50
1:J:174:LEU:HD12	1:J:175:LEU:H	1.76	0.50
4:Q:148:THR:O	4:Q:149:ASN:HB2	2.11	0.50
5:R:50:PHE:O	5:R:53:THR:OG1	2.29	0.50
4:S:84:ASP:O	4:S:88:TYR:OH	2.23	0.50
4:S:94:GLY:H	5:T:101:ASN:ND2	2.08	0.50
4:U:38:TYR:HD1	4:U:86:ALA:HB2	1.77	0.50
1:A:180:PHE:HD2	1:A:180:PHE:O	1.95	0.50
2:B:171:TYR:O	2:B:187:GLU:HA	2.11	0.50
2:B:93:ARG:NH1	2:B:93:ARG:HG3	2.26	0.50
2:H:90:THR:OG1	2:H:91:VAL:N	2.44	0.50
4:M:3:VAL:HG12	4:M:105:ILE:HG22	1.93	0.50
5:P:21:LEU:N	5:P:21:LEU:CD1	2.74	0.50
4:Q:191:ASN:N	4:Q:191:ASN:ND2	2.48	0.50
5:R:156:ASP:OD2	5:R:179:PRO:HG2	2.11	0.50
2:B:64:GLN:C	2:B:66:ASP:N	2.64	0.50
1:J:61:ALA:O	1:J:65:VAL:HG23	2.11	0.50
5:R:121:LYS:HA	5:R:226:TRP:HH2	1.76	0.50
5:T:128:VAL:HG11	5:T:239:SER:HA	1.93	0.50
1:J:97:VAL:HG21	1:J:178:TRP:CZ2	2.47	0.50
2:K:122:PHE:O	2:K:155:PHE:N	2.43	0.50
4:M:17:PHE:CG	4:M:18:LEU:N	2.78	0.50
4:Q:179:VAL:HG12	4:Q:180:ALA:N	2.25	0.50
5:R:50:PHE:CA	5:R:69:GLN:HE22	2.25	0.50
4:S:34:TRP:CG	4:S:75:LEU:HD12	2.46	0.50
5:T:51:ASN:O	5:T:51:ASN:CG	2.48	0.50
1:G:45:LEU:HB2	1:G:48:PHE:CD2	2.46	0.50
2:H:127:ILE:HD13	2:H:128:GLU:H	1.77	0.50
2:H:167:SER:C	2:H:169:GLU:N	2.64	0.50
5:P:145:THR:HA	5:P:197:LEU:O	2.12	0.50
5:P:47:PHE:N	5:P:47:PHE:CD1	2.80	0.50
5:R:223:ASN:OD1	5:R:223:ASN:O	2.30	0.50
4:S:161:THR:HG21	4:S:179:VAL:O	2.11	0.50

*Continued on next page...*

*Continued from previous page...*

Atom-1	Atom-2	Interatomic distance (Å)	Clash overlap (Å)
5:T:50:PHE:CA	5:T:69:GLN:HE22	2.23	0.50
2:E:99:VAL:CG2	2:E:175:VAL:HG21	2.41	0.50
3:F:6:ASN:ND2	3:F:7:ILE:O	2.45	0.50
4:M:36:VAL:HG12	4:M:44:GLN:HB2	1.94	0.50
4:Q:125:VAL:HA	4:Q:140:LEU:O	2.12	0.50
4:S:81:GLN:O	4:S:114:VAL:HG11	2.12	0.50
4:U:34:TRP:CE2	4:U:75:LEU:HG	2.47	0.50
4:U:46:LEU:HB3	4:U:47:LEU:HD12	1.93	0.50
1:D:122:LEU:HB2	1:D:162:ASP:HB2	1.94	0.50
2:E:69:GLU:O	2:E:72:ARG:N	2.44	0.50
1:G:140:ARG:O	1:G:143:HIS:N	2.38	0.50
3:I:8:VAL:O	3:I:9:THR:CG2	2.60	0.50
1:J:33:HIS:ND1	1:J:136:VAL:CG1	2.74	0.50
2:K:132:PHE:O	2:K:172:THR:N	2.34	0.50
5:P:44:GLN:OE1	5:P:44:GLN:HA	2.11	0.50
1:A:89:VAL:HG21	1:A:165:VAL:HG21	1.94	0.49
2:B:172:THR:HG23	2:B:186:VAL:O	2.12	0.49
1:G:136:VAL:CG2	1:G:137:PHE:N	2.70	0.49
1:J:101:GLU:H	1:J:155:PRO:HG2	1.73	0.49
2:K:65:LYS:HD3	2:K:68:LEU:HD23	1.94	0.49
4:M:140:LEU:O	4:M:140:LEU:HG	2.12	0.49
4:M:91:ALA:HB2	4:M:106:PHE:CD1	2.47	0.49
4:M:202:THR:OG1	5:P:140:HIS:HE1	1.95	0.49
4:Q:62:PHE:CE2	4:Q:77:LYS:HD2	2.47	0.49
4:Q:87:VAL:HG12	4:Q:88:TYR:N	2.26	0.49
4:Q:92:LEU:O	4:Q:93:SER:HB3	2.12	0.49
3:F:12:THR:CG2	5:T:2:GLY:HA3	2.40	0.49
2:K:62:ASN:HA	2:K:68:LEU:CD2	2.42	0.49
4:M:17:PHE:CD1	4:M:18:LEU:N	2.79	0.49
5:R:87:SER:CB	5:R:115:THR:HA	2.41	0.49
5:R:14:THR:O	5:R:17:GLN:HG3	2.12	0.49
5:R:175:THR:HA	5:R:195:SER:HA	1.95	0.49
5:T:21:LEU:HD23	5:T:112:THR:OG1	2.12	0.49
1:A:153:PHE:C	1:A:153:PHE:CD2	2.85	0.49
2:B:99:VAL:HG22	2:B:119:VAL:HG13	1.93	0.49
3:F:8:VAL:O	3:F:9:THR:O	2.30	0.49
1:G:87:PRO:HB3	1:G:112:PHE:HB3	1.94	0.49
1:G:82:ILE:HD12	1:G:114:PRO:HD3	1.94	0.49
2:K:52:GLU:O	2:K:54:GLY:N	2.45	0.49
5:P:150:ALA:HB3	5:P:193:LEU:HB3	1.94	0.49
5:P:226:TRP:CZ2	5:P:228:GLN:HB2	2.47	0.49

*Continued on next page...*

*Continued from previous page...*

Atom-1	Atom-2	Interatomic distance (Å)	Clash overlap (Å)
4:Q:21:ASN:ND2	4:Q:21:ASN:N	2.60	0.49
5:R:154:TYR:CZ	5:R:188:ASP:OD2	2.65	0.49
5:T:140:HIS:O	5:T:140:HIS:HD2	1.95	0.49
5:T:46:LEU:HD13	5:T:60:PHE:HD1	1.74	0.49
4:U:18:LEU:CD1	4:U:77:LYS:H	2.25	0.49
4:M:34:TRP:O	4:M:46:LEU:HB3	2.13	0.49
4:Q:164:THR:CG2	4:Q:165:VAL:H	2.22	0.49
4:S:32:LEU:CD2	4:S:73:PHE:HB2	2.42	0.49
5:T:116:VAL:HG13	5:T:116:VAL:O	2.11	0.49
5:T:50:PHE:CB	5:T:55:ARG:NH1	2.74	0.49
1:A:136:VAL:HG23	1:A:137:PHE:N	2.26	0.49
1:A:50:ARG:NH2	1:A:50:ARG:HG3	2.27	0.49
1:G:135:THR:O	1:G:147:LYS:CE	2.60	0.49
1:G:32:PHE:HB3	1:G:43:TRP:CE3	2.48	0.49
1:J:48:PHE:O	1:J:50:ARG:N	2.46	0.49
2:K:77:THR:HA	4:U:29:TYR:HB2	1.94	0.49
4:Q:194:ASN:O	4:Q:195:ASN:HB2	2.12	0.49
4:Q:29:TYR:N	4:Q:29:TYR:CD1	2.80	0.49
4:S:11:THR:HA	4:S:113:LEU:O	2.13	0.49
5:R:94:SER:O	5:R:107:PHE:HD2	1.95	0.49
4:U:31:SER:OG	4:U:50:THR:HB	2.13	0.49
5:V:14:THR:HG22	5:V:15:ARG:N	2.27	0.49
2:B:1:GLY:N	2:B:4:ARG:CD	2.76	0.49
3:F:3:PHE:N	3:F:3:PHE:CD1	2.79	0.49
2:H:129:VAL:HG22	2:H:175:VAL:CG2	2.28	0.49
2:H:71:ARG:HG2	2:H:71:ARG:HH21	1.77	0.49
5:P:127:GLU:HB3	5:P:151:THR:OG1	2.13	0.49
5:R:49:TYR:CE2	5:R:54:GLN:CB	2.95	0.49
4:S:85:SER:O	4:S:88:TYR:HE1	1.94	0.49
5:V:48:GLU:OE2	5:V:55:ARG:NH1	2.43	0.49
1:D:92:LEU:HD23	1:D:92:LEU:N	2.28	0.49
1:J:144:LEU:N	1:J:144:LEU:CD2	2.73	0.49
5:P:148:CYS:HB2	5:P:162:TRP:CH2	2.47	0.49
5:R:51:ASN:O	5:R:52:GLU:HG2	2.13	0.49
4:S:85:SER:OG	4:S:114:VAL:HG12	2.13	0.49
5:T:234:VAL:O	5:T:236:GLN:HG2	2.13	0.49
5:T:70:PHE:HE2	5:T:74:ARG:HH21	1.54	0.49
2:H:66:ASP:OD2	5:T:99:ARG:NH2	2.45	0.49
5:V:241:GLU:HG3	5:V:242:ALA:N	2.27	0.49
5:V:72:ASN:O	5:V:73:SER:CB	2.60	0.49
1:D:62:ASN:HD21	3:F:8:VAL:HG12	1.77	0.49

*Continued on next page...*



*Continued from previous page...*

Atom-1	Atom-2	Interatomic distance (Å)	Clash overlap (Å)
1:J:4:GLU:OE2	2:K:19:ASN:CA	2.57	0.49
2:K:61:TRP:O	2:K:64:GLN:HG2	2.13	0.49
4:M:202:THR:O	4:M:203:PHE:CG	2.66	0.49
5:P:26:ILE:HB	5:P:29:HIS:CE1	2.48	0.49
4:Q:164:THR:HG21	5:R:174:SER:HB2	1.95	0.49
5:T:89:LEU:C	5:T:89:LEU:HD23	2.33	0.49
4:U:10:VAL:O	4:U:11:THR:O	2.30	0.49
5:V:38:THR:HG23	5:V:88:ALA:HB2	1.95	0.49
1:D:110:ASP:HB2	1:D:146:ARG:HG2	1.95	0.49
1:J:174:LEU:HD12	1:J:175:LEU:N	2.28	0.49
5:P:207:PRO:O	5:P:208:ARG:O	2.30	0.49
2:B:70:ASP:CG	5:P:99:ARG:HG3	2.33	0.49
5:R:45:PHE:CZ	5:R:47:PHE:HA	2.47	0.49
4:S:32:LEU:HD12	4:S:32:LEU:N	2.28	0.49
5:V:3:GLY:C	5:V:26:ILE:HD13	2.33	0.49
1:G:47:GLU:O	1:G:50:ARG:HB2	2.13	0.48
4:Q:33:PHE:N	4:Q:33:PHE:CD1	2.81	0.48
5:T:37:GLN:O	5:T:88:ALA:HB1	2.13	0.48
5:V:19:VAL:HG12	5:V:20:THR:N	2.28	0.48
1:A:26:PHE:O	1:A:27:ASP:C	2.51	0.48
2:B:29:ARG:HG2	2:B:36:GLU:OE2	2.13	0.48
1:D:62:ASN:CG	3:F:8:VAL:HG12	2.34	0.48
1:G:6:VAL:HG13	2:H:16:HIS:CD2	2.48	0.48
2:K:31:ILE:N	2:K:31:ILE:HD12	2.27	0.48
4:S:13:SER:O	4:S:15:GLU:N	2.45	0.48
4:S:62:PHE:CZ	4:S:77:LYS:HD2	2.47	0.48
5:V:100:VAL:O	5:V:101:ASN:CB	2.48	0.48
5:V:12:ILE:HG22	5:V:13:LYS:N	2.28	0.48
5:V:45:PHE:CD1	5:V:58:GLY:HA3	2.47	0.48
2:K:93:ARG:HD3	2:K:123:TYR:CE1	2.48	0.48
4:M:160:ILE:CB	4:M:180:ALA:HA	2.42	0.48
4:Q:51:LYS:HB2	4:Q:53:ASP:OD2	2.13	0.48
5:R:115:THR:HG21	5:R:155:PRO:CB	2.43	0.48
5:R:19:VAL:HG12	5:R:21:LEU:CD1	2.43	0.48
5:T:3:GLY:HA2	5:T:26:ILE:HG23	1.95	0.48
5:V:203:PHE:O	5:V:203:PHE:CD2	2.66	0.48
1:A:44:ARG:O	1:A:45:LEU:HD23	2.14	0.48
2:H:127:ILE:HD13	2:H:176:GLU:O	2.12	0.48
5:P:162:TRP:HE1	5:P:195:SER:HG	1.57	0.48
5:T:201:ALA:O	5:T:202:THR:CB	2.61	0.48
1:A:32:PHE:HE2	1:A:54:PHE:CD2	2.31	0.48

*Continued on next page...*

*Continued from previous page...*

Atom-1	Atom-2	Interatomic distance (Å)	Clash overlap (Å)
2:B:164:VAL:HG22	2:B:166:ARG:H	1.79	0.48
2:B:65:LYS:HA	2:B:68:LEU:HB2	1.95	0.48
1:D:89:VAL:O	1:D:176:LYS:HE2	2.13	0.48
3:F:6:ASN:ND2	3:F:7:ILE:H	2.11	0.48
4:Q:28:GLY:O	4:Q:30:PRO:HD3	2.11	0.48
5:R:149:LEU:HA	5:R:193:LEU:O	2.13	0.48
5:R:123:VAL:O	5:R:233:PRO:HG2	2.13	0.48
4:S:166:LEU:O	4:S:167:ASP:HB3	2.14	0.48
4:S:192:ALA:C	4:S:194:ASN:H	2.17	0.48
1:A:33:HIS:ND1	1:A:136:VAL:HG11	2.29	0.48
1:G:9:GLN:HB3	2:H:13:TYR:HB2	1.95	0.48
1:J:98:GLU:O	1:J:99:LEU:C	2.51	0.48
4:Q:10:VAL:HG23	4:Q:11:THR:N	2.29	0.48
4:Q:164:THR:CG2	4:Q:165:VAL:N	2.77	0.48
5:R:161:SER:OG	5:R:214:GLN:HB3	2.13	0.48
5:T:128:VAL:HG23	5:T:238:VAL:HG12	1.96	0.48
5:T:221:SER:O	5:T:222:GLU:C	2.52	0.48
5:V:11:LEU:HD13	5:V:19:VAL:HG11	1.95	0.48
5:V:124:PHE:O	5:V:217:PHE:CE2	2.67	0.48
2:K:40:PHE:HE2	2:K:45:GLY:O	1.96	0.48
5:P:141:THR:O	5:P:142:GLN:HB3	2.14	0.48
5:P:64:ARG:NH2	5:P:83:GLU:HG3	2.29	0.48
4:Q:103:LYS:HD3	5:R:45:PHE:CG	2.48	0.48
4:U:138:VAL:HG22	4:U:181:TRP:HB3	1.95	0.48
1:A:167:HIS:HD2	1:A:169:GLY:H	1.60	0.48
2:K:142:VAL:CG2	2:K:161:LEU:HA	2.43	0.48
2:K:1:GLY:O	2:K:2:ASP:O	2.32	0.48
5:P:21:LEU:HD22	5:P:77:MET:HE1	1.94	0.48
4:Q:125:VAL:HG11	4:Q:189:CYS:HB3	1.95	0.48
4:Q:43:LEU:HD11	5:R:43:LEU:CD2	2.43	0.48
4:S:164:THR:HG22	4:S:165:VAL:N	2.29	0.48
5:T:16:GLY:O	5:T:81:THR:HA	2.14	0.48
2:E:132:PHE:O	2:E:171:TYR:HA	2.13	0.48
2:E:37:ASP:HB2	2:E:53:LEU:O	2.14	0.48
2:K:127:ILE:HD12	2:K:129:VAL:HG23	1.95	0.48
5:T:237:ILE:CD1	2:K:2:ASP:HB2	2.43	0.48
2:K:40:PHE:O	2:K:40:PHE:CD1	2.66	0.48
5:P:46:LEU:HB3	5:P:47:PHE:CD1	2.48	0.48
4:U:81:GLN:O	4:U:114:VAL:HG11	2.14	0.48
5:V:50:PHE:CA	5:V:69:GLN:HE22	2.25	0.48
2:E:4:ARG:CB	2:E:5:PRO:CD	2.92	0.48

*Continued on next page...*

*Continued from previous page...*

Atom-1	Atom-2	Interatomic distance (Å)	Clash overlap (Å)
2:H:1:GLY:HA3	2:H:4:ARG:NH2	2.13	0.48
2:K:31:ILE:HG23	2:K:35:GLU:C	2.33	0.48
5:R:12:ILE:HD11	5:R:155:PRO:HD3	1.96	0.48
2:B:59:GLU:OE1	5:V:3:GLY:HA3	2.13	0.48
5:V:37:GLN:O	5:V:88:ALA:HB1	2.13	0.48
2:H:152:ASP:O	2:H:154:THR:HG23	2.13	0.47
4:M:5:GLN:HE21	4:M:107:GLY:HA3	1.78	0.47
5:P:130:VAL:CG1	5:P:131:PHE:N	2.77	0.47
5:P:49:TYR:OH	5:P:54:GLN:HG3	2.13	0.47
3:F:3:PHE:CD2	4:Q:99:ASP:O	2.66	0.47
5:R:53:THR:O	5:R:54:GLN:CB	2.62	0.47
4:S:169:ARG:O	4:S:171:MET:N	2.47	0.47
4:S:70:THR:O	4:S:71:THR:C	2.53	0.47
2:B:55:ARG:NH2	5:V:110:GLN:HE22	2.12	0.47
2:B:32:TYR:O	2:B:33:ASN:HB2	2.14	0.47
2:B:4:ARG:HG3	2:B:4:ARG:NH1	2.28	0.47
2:E:93:ARG:HD3	2:E:123:TYR:CD1	2.49	0.47
1:G:8:ILE:HG23	2:H:14:GLU:HG2	1.96	0.47
4:M:145:ASP:C	4:M:147:GLN:H	2.16	0.47
5:P:148:CYS:HB2	5:P:162:TRP:CZ2	2.50	0.47
5:P:189:SER:OG	5:P:190:ARG:N	2.47	0.47
4:Q:15:GLU:OE2	4:Q:15:GLU:C	2.52	0.47
4:Q:0:GLY:CA	4:Q:98:GLY:O	2.62	0.47
4:S:77:LYS:NZ	4:S:84:ASP:OD2	2.45	0.47
5:T:115:THR:HG21	5:T:155:PRO:HB3	1.95	0.47
2:E:2:ASP:HA	2:E:6:ARG:NH1	2.28	0.47
2:H:61:TRP:HE3	2:H:61:TRP:HA	1.79	0.47
2:K:177:HIS:O	2:K:179:SER:N	2.47	0.47
1:J:73:MET:HE1	2:K:53:LEU:HG	1.96	0.47
4:M:41:GLU:OE1	2:K:55:ARG:NH2	2.47	0.47
4:M:56:GLY:O	4:M:57:SER:CB	2.61	0.47
5:P:182:GLU:HG3	5:P:190:ARG:O	2.14	0.47
4:S:121:PRO:O	4:S:123:PRO:HD3	2.14	0.47
4:S:159:TYR:CE1	4:S:180:ALA:HB1	2.49	0.47
5:T:138:ILE:C	5:T:140:HIS:N	2.65	0.47
5:T:68:ARG:HE	5:T:70:PHE:HE1	1.57	0.47
5:V:79:VAL:HG23	5:V:79:VAL:O	2.14	0.47
2:E:122:PHE:CE1	2:E:155:PHE:HB2	2.49	0.47
2:H:13:TYR:OH	3:I:9:THR:CG2	2.61	0.47
1:J:155:PRO:O	1:J:156:SER:O	2.32	0.47
4:M:56:GLY:O	4:M:57:SER:HB3	2.14	0.47

*Continued on next page...*

*Continued from previous page...*

Atom-1	Atom-2	Interatomic distance (Å)	Clash overlap (Å)
4:M:24:TYR:CE1	4:M:71:THR:HB	2.49	0.47
5:R:119:ASP:C	5:R:119:ASP:OD2	2.52	0.47
5:R:52:GLU:H	5:R:69:GLN:NE2	2.12	0.47
5:T:42:GLY:O	5:T:43:LEU:C	2.52	0.47
4:U:99:ASP:HB2	4:U:100:SER:H	1.49	0.47
5:V:80:SER:O	5:V:81:THR:C	2.51	0.47
1:D:131:GLY:O	1:D:132:VAL:O	2.33	0.47
1:D:52:ALA:HA	3:F:2:HIS:HB3	1.95	0.47
1:D:9:GLN:HB3	2:E:13:TYR:HB2	1.97	0.47
4:M:14:GLU:O	4:M:15:GLU:CG	2.56	0.47
5:R:152:GLY:C	5:R:190:ARG:HD2	2.35	0.47
4:S:31:SER:OG	4:S:50:THR:HA	2.15	0.47
5:T:219:GLY:O	5:T:220:LEU:C	2.53	0.47
3:L:1:VAL:CG1	4:U:99:ASP:CG	2.80	0.47
1:G:51:PHE:CE1	2:H:89:PHE:HB3	2.49	0.47
4:M:16:ALA:HB3	4:M:80:VAL:HG11	1.95	0.47
5:P:6:GLN:CD	5:P:111:GLY:HA2	2.35	0.47
5:R:113:ARG:CG	5:R:157:HIS:CE1	2.97	0.47
5:R:114:LEU:C	5:R:114:LEU:HD12	2.34	0.47
5:V:191:TYR:N	5:V:191:TYR:CD1	2.83	0.47
5:V:204:TRP:CG	5:V:204:TRP:O	2.67	0.47
1:G:119:VAL:HG21	1:G:149:HIS:CE1	2.50	0.47
1:G:148:PHE:HE2	2:H:149:GLN:O	1.97	0.47
2:H:78:TYR:CZ	3:I:7:ILE:HD12	2.50	0.47
1:J:137:PHE:HB3	1:J:145:PHE:HD2	1.80	0.47
2:K:93:ARG:O	2:K:124:PRO:HD3	2.15	0.47
4:Q:114:VAL:HG13	4:Q:114:VAL:O	2.14	0.47
5:R:98:ASP:HB2	5:R:99:ARG:HD2	1.96	0.47
3:L:5:LYS:CE	5:V:100:VAL:HG12	2.45	0.47
1:D:77:SER:O	1:D:80:THR:CG2	2.63	0.47
2:H:55:ARG:O	2:H:59:GLU:HG3	2.15	0.47
1:J:57:GLN:HA	1:J:57:GLN:OE1	2.14	0.47
4:M:5:GLN:NE2	4:M:109:GLY:H	2.12	0.47
5:P:114:LEU:O	5:P:115:THR:O	2.33	0.47
5:P:175:THR:O	5:P:176:ASP:C	2.53	0.47
5:R:90:TYR:CE2	5:R:114:LEU:HD23	2.50	0.47
5:R:18:GLN:HB3	5:R:80:SER:HA	1.96	0.47
4:S:32:LEU:HD22	4:S:73:PHE:HB2	1.96	0.47
2:B:122:PHE:CE2	2:B:156:GLN:CA	2.93	0.47
2:B:75:VAL:O	2:B:79:CYS:HB2	2.15	0.47
2:E:77:THR:O	3:F:5:LYS:HE3	2.15	0.47

*Continued on next page...*

*Continued from previous page...*

Atom-1	Atom-2	Interatomic distance (Å)	Clash overlap (Å)
2:H:68:LEU:HD12	2:H:68:LEU:HA	1.78	0.47
2:K:133:ARG:C	2:K:135:SER:N	2.68	0.47
2:K:69:GLU:O	2:K:70:ASP:C	2.53	0.47
4:M:198:ILE:HD12	4:M:201:ASP:CA	2.45	0.47
4:M:43:LEU:HD11	5:P:43:LEU:CD2	2.45	0.47
5:P:45:PHE:HD1	5:P:58:GLY:HA3	1.79	0.47
4:Q:33:PHE:HA	4:Q:47:LEU:O	2.15	0.47
5:R:238:VAL:HG12	5:R:239:SER:N	2.29	0.47
4:S:195:ASN:ND2	4:S:196:SER:H	2.08	0.47
5:V:123:VAL:HA	5:V:154:TYR:O	2.15	0.47
5:V:124:PHE:CE1	5:V:230:ARG:NH2	2.82	0.47
1:D:12:PHE:CD1	1:D:12:PHE:C	2.89	0.47
1:D:53:SER:HB2	3:F:3:PHE:CD1	2.50	0.47
2:K:131:TRP:O	2:K:137:GLU:HA	2.15	0.47
5:P:196:ARG:HE	5:P:196:ARG:N	2.13	0.47
5:P:4:VAL:HG22	5:P:26:ILE:HG13	1.97	0.47
5:R:185:ALA:O	5:R:186:LEU:C	2.53	0.47
4:U:163:LYS:HA	4:U:177:SER:O	2.15	0.47
5:V:131:PHE:N	5:V:131:PHE:HD1	2.11	0.47
5:V:87:SER:HB3	5:V:115:THR:HA	1.97	0.47
1:A:5:HIS:CE1	2:B:91:VAL:HG22	2.50	0.47
4:M:55:LYS:CB	4:M:64:ALA:O	2.62	0.47
5:P:100:VAL:HG12	5:P:101:ASN:ND2	2.29	0.47
5:P:128:VAL:HA	5:P:149:LEU:O	2.15	0.47
5:P:26:ILE:O	5:P:27:SER:C	2.53	0.47
5:R:226:TRP:HA	5:R:226:TRP:CE3	2.50	0.47
4:S:24:TYR:CE2	4:S:71:THR:HB	2.50	0.47
5:V:202:THR:O	5:V:205:GLN:N	2.37	0.47
5:V:32:VAL:CG1	5:V:92:CYS:SG	3.03	0.47
2:E:125:GLY:CA	2:E:147:LEU:HD21	2.45	0.46
1:G:113:THR:HG21	1:G:144:LEU:HD22	1.97	0.46
1:G:103:ASN:HB3	1:G:153:PHE:CE1	2.49	0.46
1:G:44:ARG:O	1:G:44:ARG:NH1	2.48	0.46
1:J:82:ILE:HD13	1:J:83:THR:H	1.80	0.46
5:P:19:VAL:HG12	5:P:21:LEU:CD1	2.44	0.46
4:Q:164:THR:CB	5:R:196:ARG:NH2	2.78	0.46
4:Q:51:LYS:HB2	4:Q:51:LYS:NZ	2.28	0.46
5:T:169:VAL:O	5:T:170:HIS:CB	2.62	0.46
5:T:49:TYR:HB3	5:T:69:GLN:NE2	2.27	0.46
4:U:64:ALA:HA	4:U:74:HIS:O	2.14	0.46
5:V:26:ILE:O	5:V:27:SER:C	2.52	0.46

*Continued on next page...*

*Continued from previous page...*

Atom-1	Atom-2	Interatomic distance (Å)	Clash overlap (Å)
1:A:17:ASP:OD1	1:A:17:ASP:N	2.47	0.46
1:D:123:ARG:CB	1:D:128:VAL:HG11	2.45	0.46
1:D:29:ASP:HB3	2:E:153:TRP:CE2	2.50	0.46
2:E:102:TYR:O	2:E:116:VAL:HB	2.14	0.46
3:I:11:ARG:HB3	3:I:11:ARG:HE	1.58	0.46
5:P:176:ASP:OD2	5:P:194:SER:OG	2.30	0.46
4:Q:53:ASP:OD2	4:Q:53:ASP:N	2.48	0.46
4:Q:21:ASN:HA	4:Q:74:HIS:ND1	2.30	0.46
4:Q:94:GLY:CA	5:R:101:ASN:OD1	2.63	0.46
5:R:160:LEU:CD2	5:R:161:SER:N	2.69	0.46
4:U:115:ARG:HB3	4:U:146:SER:OG	2.15	0.46
5:V:150:ALA:HB2	5:V:215:VAL:HG21	1.96	0.46
5:V:64:ARG:NH1	5:V:83:GLU:OE2	2.48	0.46
1:D:22:PHE:CZ	3:F:6:ASN:OD1	2.69	0.46
2:H:99:VAL:HG13	2:H:119:VAL:HG22	1.97	0.46
2:K:28:HIS:HB3	2:K:40:PHE:HB3	1.97	0.46
3:L:1:VAL:HG11	4:U:99:ASP:CB	2.45	0.46
5:P:29:HIS:CD2	5:P:96:LEU:HD22	2.50	0.46
4:Q:171:MET:O	4:Q:172:ASP:HB2	2.16	0.46
4:S:38:TYR:HA	4:S:86:ALA:CB	2.46	0.46
5:T:49:TYR:CD2	5:T:54:GLN:HB2	2.51	0.46
5:V:99:ARG:HB3	5:V:101:ASN:O	2.15	0.46
5:V:163:TRP:HA	5:V:167:LYS:O	2.15	0.46
1:D:162:ASP:HA	1:D:176:LYS:O	2.15	0.46
1:G:92:LEU:HD23	1:G:106:ILE:HB	1.96	0.46
5:R:187:ASN:OD1	5:R:187:ASN:O	2.34	0.46
1:G:56:ALA:O	1:G:57:GLN:C	2.52	0.46
2:H:99:VAL:HG22	2:H:119:VAL:CG2	2.44	0.46
2:K:145:THR:OG1	2:K:146:GLY:N	2.49	0.46
5:P:223:ASN:O	5:P:223:ASN:OD1	2.33	0.46
5:P:7:THR:OG1	5:P:22:SER:HB3	2.16	0.46
4:Q:104:LEU:N	4:Q:104:LEU:HD23	2.28	0.46
4:Q:85:SER:OG	4:Q:114:VAL:HG12	2.16	0.46
4:S:119:GLN:CB	4:S:121:PRO:HD3	2.37	0.46
4:S:161:THR:HG23	4:S:180:ALA:C	2.35	0.46
4:S:80:VAL:HG13	4:S:80:VAL:O	2.15	0.46
3:F:9:THR:O	3:F:9:THR:HG23	2.16	0.46
2:H:131:TRP:O	2:H:131:TRP:HE3	1.99	0.46
2:H:172:THR:CG2	2:H:173:CYS:N	2.78	0.46
2:H:60:TYR:CE2	3:I:13:PRO:HD2	2.51	0.46
1:J:45:LEU:HB2	1:J:48:PHE:CD2	2.50	0.46

*Continued on next page...*

*Continued from previous page...*

Atom-1	Atom-2	Interatomic distance (Å)	Clash overlap (Å)
2:K:46:GLU:HB2	2:K:62:ASN:OD1	2.16	0.46
4:M:123:PRO:HA	4:M:143:ASP:O	2.16	0.46
5:P:124:PHE:CD2	5:P:190:ARG:HD3	2.50	0.46
5:R:14:THR:O	5:R:15:ARG:C	2.54	0.46
5:R:160:LEU:O	5:R:161:SER:HB3	2.15	0.46
5:V:125:PRO:HA	5:V:217:PHE:CE2	2.50	0.46
5:V:49:TYR:HB3	5:V:69:GLN:HE21	1.80	0.46
1:A:144:LEU:C	1:A:145:PHE:CD1	2.89	0.46
1:A:92:LEU:HD21	1:A:106:ILE:HG22	1.98	0.46
3:F:11:ARG:HG2	3:F:12:THR:N	2.30	0.46
1:G:161:TYR:CD1	1:G:161:TYR:N	2.84	0.46
2:H:99:VAL:O	2:H:100:THR:HG23	2.15	0.46
4:M:82:VAL:HA	4:M:114:VAL:HG21	1.97	0.46
5:P:42:GLY:O	5:P:43:LEU:O	2.33	0.46
4:Q:5:GLN:HE22	4:Q:90:CYS:H	1.63	0.46
5:R:148:CYS:O	5:R:149:LEU:HD12	2.15	0.46
5:T:230:ARG:HG3	5:T:230:ARG:HH11	1.79	0.46
4:U:129:ARG:HA	4:U:137:SER:CB	2.45	0.46
4:U:79:SER:O	4:U:80:VAL:C	2.54	0.46
1:A:101:GLU:H	1:A:155:PRO:HG2	1.78	0.46
2:B:90:THR:OG1	2:B:91:VAL:N	2.46	0.46
1:G:62:ASN:OD1	3:I:8:VAL:HG12	2.16	0.46
2:K:186:VAL:HG12	2:K:187:GLU:N	2.30	0.46
5:P:3:GLY:O	5:P:4:VAL:C	2.54	0.46
4:Q:62:PHE:HB3	4:Q:75:LEU:CD1	2.44	0.46
5:R:26:ILE:HB	5:R:29:HIS:NE2	2.31	0.46
5:R:4:VAL:HG12	5:R:4:VAL:O	2.15	0.46
4:S:164:THR:CG2	5:T:174:SER:HB2	2.45	0.46
2:B:156:GLN:HG3	2:B:156:GLN:O	2.15	0.46
1:A:26:PHE:CD2	2:B:90:THR:HB	2.51	0.46
1:G:147:LYS:HZ2	1:G:149:HIS:CE1	2.32	0.46
4:M:173:PHE:CE2	4:M:175:SER:HB3	2.45	0.46
4:M:93:SER:HB3	4:M:104:LEU:CD2	2.46	0.46
5:P:139:SER:OG	5:P:140:HIS:N	2.49	0.46
5:P:64:ARG:NH1	5:P:65:PHE:HE1	2.14	0.46
4:Q:103:LYS:O	4:Q:104:LEU:HD23	2.16	0.46
5:R:186:LEU:C	5:R:188:ASP:N	2.67	0.46
1:A:36:MET:HE2	5:R:222:GLU:OE2	2.16	0.46
4:S:10:VAL:O	4:S:11:THR:HG23	2.15	0.46
5:T:74:ARG:HH22	5:T:76:GLU:CD	2.19	0.46
5:V:25:PRO:HG3	5:V:73:SER:OG	2.16	0.46

*Continued on next page...*

*Continued from previous page...*

Atom-1	Atom-2	Interatomic distance (Å)	Clash overlap (Å)
1:A:48:PHE:CD1	1:A:48:PHE:N	2.84	0.46
1:A:77:SER:O	1:A:80:THR:HG23	2.16	0.46
2:E:69:GLU:O	2:E:71:ARG:N	2.49	0.46
1:J:36:MET:HE1	1:J:63:ILE:HG13	1.98	0.46
1:J:61:ALA:O	1:J:64:ALA:HB3	2.16	0.46
5:R:216:GLN:NE2	5:R:237:ILE:HD11	2.31	0.46
5:R:8:PRO:O	5:R:112:THR:HB	2.16	0.46
4:S:101:SER:HB2	4:S:102:TYR:CD2	2.51	0.46
4:S:172:ASP:O	4:S:173:PHE:HB2	2.16	0.46
4:S:195:ASN:ND2	4:S:196:SER:N	2.62	0.46
4:S:82:VAL:HG23	4:S:114:VAL:O	2.16	0.46
5:T:15:ARG:NH1	5:T:15:ARG:HG2	2.31	0.46
4:U:104:LEU:HD11	5:V:103:GLU:O	2.15	0.46
5:V:155:PRO:HG2	5:V:157:HIS:CD2	2.48	0.46
5:V:3:GLY:CA	5:V:26:ILE:HD13	2.46	0.46
2:K:141:GLY:O	2:K:161:LEU:HA	2.16	0.45
5:P:162:TRP:NE1	5:P:195:SER:OG	2.42	0.45
5:P:53:THR:O	5:P:54:GLN:HB2	2.16	0.45
5:T:163:TRP:CA	5:T:169:VAL:CB	2.85	0.45
4:U:46:LEU:HA	4:U:58:ASN:ND2	2.31	0.45
1:G:89:VAL:HG22	1:G:109:ILE:HG23	1.98	0.45
1:G:101:GLU:N	1:G:155:PRO:HG3	2.27	0.45
1:G:73:MET:O	1:G:74:THR:C	2.52	0.45
1:J:167:HIS:O	1:J:169:GLY:N	2.49	0.45
4:Q:168:MET:O	4:Q:170:SER:N	2.49	0.45
4:S:164:THR:O	4:S:176:ASN:HA	2.16	0.45
5:T:21:LEU:HD12	5:T:21:LEU:H	1.76	0.45
1:A:167:HIS:O	1:A:169:GLY:N	2.50	0.45
1:A:79:TYR:CD1	1:G:79:TYR:HD1	2.34	0.45
1:D:30:GLU:HG2	1:D:30:GLU:O	2.16	0.45
1:D:45:LEU:O	1:D:46:GLU:C	2.54	0.45
2:H:20:GLY:O	2:H:83:TYR:HE2	1.99	0.45
1:J:87:PRO:HB2	1:J:109:ILE:HG22	1.97	0.45
1:J:121:TRP:O	1:J:122:LEU:HD23	2.16	0.45
1:J:98:GLU:O	1:J:99:LEU:O	2.34	0.45
5:P:101:ASN:N	5:P:101:ASN:HD22	2.12	0.45
5:P:164:VAL:O	5:P:167:LYS:N	2.50	0.45
5:P:35:TYR:CD1	5:P:45:PHE:HA	2.51	0.45
4:Q:123:PRO:HB3	4:Q:201:ASP:OD1	2.16	0.45
4:Q:87:VAL:CG1	4:Q:88:TYR:N	2.78	0.45
4:U:17:PHE:O	4:U:18:LEU:HB3	2.16	0.45

*Continued on next page...*



*Continued from previous page...*

Atom-1	Atom-2	Interatomic distance (Å)	Clash overlap (Å)
2:B:41:ASP:O	2:B:43:ASP:N	2.49	0.45
2:E:127:ILE:CD1	2:E:128:GLU:N	2.67	0.45
2:E:32:TYR:O	2:E:33:ASN:HB2	2.16	0.45
2:H:188:TRP:O	2:H:189:ARG:C	2.54	0.45
5:P:9:ARG:HG3	5:P:10:TYR:CD1	2.52	0.45
4:Q:184:LYS:O	4:Q:186:ASP:N	2.49	0.45
5:R:120:LEU:O	5:R:123:VAL:HG23	2.17	0.45
5:T:115:THR:HG21	5:T:155:PRO:CB	2.46	0.45
2:E:75:VAL:O	2:E:80:ARG:HG3	2.17	0.45
4:Q:33:PHE:HZ	4:Q:93:SER:HG	1.62	0.45
5:R:164:VAL:HG12	5:R:165:ASN:CG	2.36	0.45
5:R:38:THR:O	5:R:42:GLY:N	2.50	0.45
4:S:66:TYR:CD2	4:S:66:TYR:C	2.88	0.45
4:S:18:LEU:O	4:S:76:GLU:HA	2.17	0.45
5:T:175:THR:HG23	5:T:195:SER:HB2	1.98	0.45
4:U:18:LEU:HD13	4:U:77:LYS:H	1.80	0.45
5:V:6:GLN:HE21	5:V:112:THR:CG2	2.29	0.45
5:V:172:GLY:O	5:V:197:LEU:HA	2.16	0.45
1:A:23:MET:O	1:A:23:MET:SD	2.75	0.45
2:E:69:GLU:O	2:E:70:ASP:C	2.55	0.45
2:H:142:VAL:HA	2:H:160:MET:O	2.17	0.45
2:H:1:GLY:H2	2:H:6:ARG:HH22	1.65	0.45
1:J:14:LEU:HD13	2:K:8:LEU:HD13	1.99	0.45
5:P:146:LEU:N	5:P:146:LEU:CD1	2.77	0.45
4:S:34:TRP:CD1	4:S:75:LEU:HD12	2.52	0.45
5:T:60:PHE:CD2	5:T:60:PHE:N	2.82	0.45
4:U:43:LEU:HD11	5:V:43:LEU:CD2	2.39	0.45
4:U:56:GLY:O	4:U:57:SER:CB	2.62	0.45
4:U:57:SER:O	4:U:58:ASN:O	2.34	0.45
1:D:53:SER:HB2	3:F:3:PHE:CE1	2.51	0.45
2:E:4:ARG:HB3	2:E:5:PRO:CD	2.43	0.45
2:K:55:ARG:N	2:K:56:PRO:CD	2.80	0.45
5:P:140:HIS:O	5:P:140:HIS:HD2	1.99	0.45
5:P:70:PHE:HE2	5:P:76:GLU:HG3	1.82	0.45
5:R:195:SER:O	5:R:196:ARG:HG3	2.17	0.45
5:V:59:ASN:O	5:V:60:PHE:HD1	2.00	0.45
1:A:52:ALA:HB1	3:C:4:PHE:HE1	1.81	0.45
3:C:8:VAL:O	3:C:9:THR:HG22	2.16	0.45
2:E:145:THR:HG23	2:E:158:LEU:O	2.17	0.45
2:E:148:ILE:HB	2:E:156:GLN:HG2	1.99	0.45
1:J:138:LEU:HB2	1:J:146:ARG:HE	1.81	0.45

*Continued on next page...*

*Continued from previous page...*

Atom-1	Atom-2	Interatomic distance (Å)	Clash overlap (Å)
1:J:103:ASN:HB3	1:J:153:PHE:CE1	2.52	0.45
5:P:130:VAL:C	5:P:131:PHE:CD1	2.90	0.45
5:P:3:GLY:O	5:P:5:THR:HG23	2.17	0.45
4:S:122:ASP:N	4:S:123:PRO:HD3	2.31	0.45
4:S:38:TYR:HA	4:S:86:ALA:HB2	1.98	0.45
5:V:13:LYS:HG3	5:V:19:VAL:HG22	1.99	0.45
5:V:138:ILE:CD1	5:V:144:ALA:HB2	2.46	0.45
2:E:125:GLY:HA3	2:E:147:LEU:HD21	1.99	0.45
2:E:17:PHE:CD2	2:E:24:VAL:HG22	2.52	0.45
1:J:167:HIS:CD2	1:J:169:GLY:H	2.35	0.45
4:M:171:MET:O	4:M:173:PHE:N	2.50	0.45
5:R:132:GLU:HG3	5:R:204:TRP:CH2	2.52	0.45
5:R:36:GLN:OE1	5:R:60:PHE:HE2	1.99	0.45
4:S:1:ASP:O	4:S:2:SER:CB	2.62	0.45
5:V:38:THR:HG23	5:V:88:ALA:CB	2.47	0.45
1:A:79:TYR:CD1	1:G:79:TYR:CD1	3.05	0.45
2:B:119:VAL:O	2:B:156:GLN:HA	2.17	0.45
1:G:82:ILE:O	1:G:82:ILE:HG23	2.17	0.45
2:H:51:THR:O	2:H:53:LEU:N	2.50	0.45
4:M:120:ASN:O	4:M:121:PRO:C	2.54	0.45
5:P:45:PHE:C	5:P:46:LEU:HD22	2.38	0.45
5:P:64:ARG:O	5:P:79:VAL:HA	2.17	0.45
5:R:237:ILE:O	5:R:237:ILE:HG22	2.15	0.45
5:T:162:TRP:CE2	5:T:213:CYS:HB2	2.52	0.45
5:V:133:PRO:CG	5:V:204:TRP:CE2	3.00	0.45
5:V:36:GLN:HB2	5:V:46:LEU:HD21	1.99	0.45
1:A:16:PRO:HG3	2:B:3:THR:HG23	1.99	0.44
1:G:50:ARG:C	1:G:51:PHE:HD2	2.20	0.44
2:K:172:THR:CG2	2:K:173:CYS:H	2.30	0.44
4:M:55:LYS:CB	4:M:64:ALA:H	2.30	0.44
5:R:80:SER:O	5:R:81:THR:C	2.55	0.44
4:S:17:PHE:H	4:S:17:PHE:HD1	1.64	0.44
4:S:80:VAL:HG23	4:S:84:ASP:OD1	2.17	0.44
4:U:10:VAL:CG1	4:U:11:THR:N	2.79	0.44
4:U:18:LEU:HD22	4:U:18:LEU:C	2.37	0.44
5:V:135:GLU:O	5:V:139:SER:HB3	2.17	0.44
5:V:142:GLN:HA	5:V:142:GLN:NE2	2.33	0.44
2:B:28:HIS:CD2	2:B:28:HIS:C	2.89	0.44
2:E:2:ASP:O	2:E:3:THR:C	2.55	0.44
2:E:68:LEU:HD12	2:E:68:LEU:HA	1.74	0.44
2:E:96:GLU:HA	2:E:97:PRO:HD3	1.78	0.44

*Continued on next page...*

*Continued from previous page...*

Atom-1	Atom-2	Interatomic distance (Å)	Clash overlap (Å)
1:G:82:ILE:HD13	1:G:82:ILE:C	2.38	0.44
2:H:125:GLY:O	2:H:147:LEU:HD21	2.17	0.44
1:G:144:LEU:HD21	2:H:34:GLN:NE2	2.33	0.44
1:J:162:ASP:HB3	1:J:175:LEU:HD22	1.99	0.44
2:K:64:GLN:HG3	2:K:67:PHE:CD2	2.53	0.44
4:M:3:VAL:CG1	4:M:105:ILE:HG22	2.48	0.44
5:P:46:LEU:C	5:P:47:PHE:CG	2.90	0.44
5:P:64:ARG:NH2	5:P:86:ASP:OD2	2.49	0.44
4:Q:112:LEU:C	4:Q:112:LEU:HD23	2.38	0.44
4:Q:181:TRP:CZ3	5:R:149:LEU:HD21	2.52	0.44
5:T:96:LEU:H	5:T:96:LEU:CD2	2.29	0.44
4:U:126:TYR:CZ	5:V:137:GLU:HB2	2.52	0.44
4:U:35:TYR:CD1	4:U:45:LEU:HA	2.52	0.44
5:V:234:VAL:O	5:V:236:GLN:N	2.50	0.44
3:C:14:GLY:HA3	5:V:27:SER:CB	2.45	0.44
1:D:139:PRO:HB2	2:E:12:LYS:NZ	2.32	0.44
4:M:125:VAL:HG12	4:M:126:TYR:N	2.32	0.44
4:M:149:ASN:OD1	4:M:195:ASN:OD1	2.35	0.44
4:M:29:TYR:N	4:M:29:TYR:CD1	2.84	0.44
5:P:241:GLU:O	5:P:242:ALA:HB2	2.17	0.44
5:R:119:ASP:CG	5:R:121:LYS:HG3	2.37	0.44
5:R:132:GLU:CG	5:R:133:PRO:HD2	2.41	0.44
4:S:59:LYS:CB	4:S:62:PHE:HD2	2.30	0.44
5:T:51:ASN:O	5:T:52:GLU:HG2	2.18	0.44
5:T:99:ARG:HA	5:T:99:ARG:HD2	1.87	0.44
4:U:142:THR:O	4:U:143:ASP:HB2	2.17	0.44
1:A:20:GLY:N	5:R:222:GLU:OE1	2.50	0.44
2:B:41:ASP:O	2:B:42:SER:C	2.56	0.44
2:B:75:VAL:HG23	2:B:76:ASP:N	2.32	0.44
2:H:81:HIS:CE1	3:I:5:LYS:HG3	2.53	0.44
2:K:97:PRO:HB3	2:K:119:VAL:CG1	2.48	0.44
4:M:32:LEU:HA	4:M:92:LEU:HA	2.00	0.44
5:P:53:THR:O	5:P:54:GLN:HB3	2.16	0.44
5:P:81:THR:OG1	5:P:81:THR:O	2.32	0.44
5:R:49:TYR:CE2	5:R:54:GLN:CG	2.98	0.44
5:R:49:TYR:HB3	5:R:69:GLN:HB2	1.99	0.44
5:T:32:VAL:HG13	5:T:92:CYS:SG	2.57	0.44
5:V:134:SER:OG	5:V:135:GLU:N	2.48	0.44
5:V:38:THR:CG2	5:V:88:ALA:HB2	2.48	0.44
1:A:87:PRO:HB2	1:A:109:ILE:HG22	2.00	0.44
2:B:180:VAL:O	2:B:180:VAL:HG23	2.18	0.44

*Continued on next page...*

*Continued from previous page...*

Atom-1	Atom-2	Interatomic distance (Å)	Clash overlap (Å)
1:G:114:PRO:O	1:G:167:HIS:HE1	2.01	0.44
1:G:23:MET:CE	1:G:138:LEU:HD23	2.48	0.44
2:K:4:ARG:HG2	2:K:4:ARG:HH11	1.83	0.44
5:P:15:ARG:HD2	5:P:118:GLU:HA	1.99	0.44
4:Q:62:PHE:N	4:Q:62:PHE:CD2	2.86	0.44
5:R:53:THR:O	5:R:54:GLN:HB3	2.17	0.44
5:T:128:VAL:O	5:T:128:VAL:HG12	2.16	0.44
4:U:11:THR:HA	4:U:113:LEU:O	2.18	0.44
4:U:22:CYS:HB3	4:U:73:PHE:O	2.17	0.44
5:V:19:VAL:HG12	5:V:20:THR:H	1.82	0.44
5:V:241:GLU:HG3	5:V:242:ALA:H	1.82	0.44
1:A:61:ALA:HA	5:P:53:THR:HG21	2.00	0.44
2:B:153:TRP:O	2:B:154:THR:HG22	2.17	0.44
2:B:4:ARG:O	2:B:5:PRO:C	2.55	0.44
1:D:142:ASP:O	1:D:143:HIS:HB2	2.18	0.44
1:G:11:GLU:HA	1:G:21:GLU:O	2.18	0.44
1:G:122:LEU:HA	1:G:126:LYS:O	2.17	0.44
1:G:156:SER:O	1:G:157:THR:CB	2.65	0.44
2:H:177:HIS:CG	2:H:179:SER:HG	2.34	0.44
4:M:34:TRP:HB2	4:M:47:LEU:HD12	1.99	0.44
5:P:96:LEU:O	5:P:97:ALA:HB3	2.17	0.44
5:R:163:TRP:HA	5:R:167:LYS:O	2.17	0.44
4:S:179:VAL:O	4:S:180:ALA:CB	2.66	0.44
4:S:38:TYR:HB3	4:S:39:PRO:HD3	1.97	0.44
4:U:126:TYR:CE1	5:V:137:GLU:HB2	2.51	0.44
5:V:59:ASN:O	5:V:60:PHE:CD1	2.70	0.44
1:D:89:VAL:HG12	1:D:90:THR:N	2.32	0.44
1:G:92:LEU:HD23	1:G:92:LEU:N	2.32	0.44
2:H:32:TYR:CZ	2:H:33:ASN:ND2	2.85	0.44
4:M:125:VAL:O	4:M:126:TYR:CG	2.71	0.44
4:Q:195:ASN:O	4:Q:196:SER:O	2.36	0.44
4:Q:26:ALA:O	4:Q:27:THR:CB	2.65	0.44
4:U:32:LEU:N	4:U:49:ALA:O	2.46	0.44
2:H:129:VAL:HA	2:H:174:GLN:O	2.18	0.44
1:J:122:LEU:HB2	1:J:162:ASP:HB2	1.99	0.44
1:J:60:LEU:HD23	1:J:60:LEU:HA	1.70	0.44
5:P:110:GLN:HE22	2:K:55:ARG:HE	1.61	0.44
5:P:149:LEU:HD23	5:P:194:SER:HA	2.00	0.44
5:P:226:TRP:CZ2	5:P:228:GLN:HG3	2.52	0.44
5:P:34:TRP:CE3	5:P:77:MET:SD	3.10	0.44
4:Q:92:LEU:CD1	4:Q:105:ILE:HB	2.48	0.44

*Continued on next page...*

*Continued from previous page...*

Atom-1	Atom-2	Interatomic distance (Å)	Clash overlap (Å)
4:Q:174:LYS:O	4:Q:175:SER:CB	2.66	0.44
5:R:1:GLY:HA3	5:R:5:THR:HG21	2.00	0.44
4:S:61:GLY:O	4:S:62:PHE:O	2.36	0.44
4:U:5:GLN:NE2	4:U:90:CYS:H	2.16	0.44
5:V:10:TYR:CD2	5:V:157:HIS:HB3	2.53	0.44
1:A:61:ALA:O	1:A:65:VAL:HG23	2.18	0.44
1:A:92:LEU:N	1:A:92:LEU:HD23	2.33	0.44
1:D:17:ASP:O	1:D:18:GLN:CB	2.63	0.44
2:H:61:TRP:HE3	2:H:64:GLN:HG3	1.82	0.44
5:P:232:LYS:HA	5:P:233:PRO:HD3	1.88	0.44
5:R:77:MET:HE1	5:R:90:TYR:HB3	1.99	0.44
4:S:88:TYR:CD1	4:S:88:TYR:N	2.86	0.44
5:T:40:GLY:O	5:T:41:GLN:CB	2.65	0.44
4:U:164:THR:HG22	4:U:165:VAL:N	2.28	0.44
5:V:125:PRO:HA	5:V:126:PRO:HD3	1.83	0.44
5:V:6:GLN:HB3	5:V:6:GLN:HE21	1.52	0.44
1:A:25:ASP:OD1	1:A:25:ASP:C	2.56	0.43
2:B:61:TRP:HH2	3:C:10:PRO:HG2	1.83	0.43
1:G:122:LEU:HD23	1:G:127:PRO:HA	2.00	0.43
1:G:161:TYR:HD1	1:G:161:TYR:N	2.15	0.43
2:H:142:VAL:O	2:H:142:VAL:HG12	2.18	0.43
2:H:40:PHE:HB2	2:H:47:TYR:CE2	2.52	0.43
2:H:13:TYR:OH	3:I:9:THR:HG22	2.18	0.43
1:J:145:PHE:N	1:J:145:PHE:CD1	2.86	0.43
4:M:46:LEU:C	4:M:47:LEU:HG	2.36	0.43
5:P:96:LEU:N	5:P:96:LEU:HD22	2.33	0.43
5:R:93:ALA:CA	5:R:107:PHE:O	2.66	0.43
5:R:150:ALA:O	5:R:153:PHE:HE1	2.01	0.43
4:S:35:TYR:HD2	4:S:106:PHE:HE1	1.66	0.43
5:T:68:ARG:NE	5:T:70:PHE:CE1	2.67	0.43
5:V:87:SER:CB	5:V:115:THR:HA	2.47	0.43
1:A:154:LEU:HA	1:A:154:LEU:HD12	1.77	0.43
2:B:165:PRO:O	2:B:188:TRP:CZ3	2.71	0.43
2:B:65:LYS:HA	2:B:68:LEU:CB	2.48	0.43
1:D:92:LEU:N	1:D:92:LEU:CD2	2.81	0.43
1:J:7:ILE:HD13	1:J:26:PHE:HD1	1.83	0.43
1:J:31:ILE:HG22	1:J:43:TRP:CZ3	2.52	0.43
1:J:70:LEU:HD11	2:K:7:PHE:HB3	2.00	0.43
2:K:90:THR:OG1	2:K:91:VAL:N	2.50	0.43
5:P:226:TRP:CH2	5:P:228:GLN:HG3	2.54	0.43
4:S:18:LEU:C	4:S:18:LEU:HD23	2.38	0.43

*Continued on next page...*

*Continued from previous page...*

Atom-1	Atom-2	Interatomic distance (Å)	Clash overlap (Å)
5:V:103:GLU:O	5:V:106:ALA:CB	2.64	0.43
5:V:114:LEU:O	5:V:115:THR:HB	2.18	0.43
5:V:3:GLY:HA2	5:V:26:ILE:CD1	2.47	0.43
1:D:73:MET:O	1:D:74:THR:C	2.57	0.43
1:D:5:HIS:NE2	2:E:91:VAL:HG13	2.33	0.43
3:F:14:GLY:HA2	5:T:27:SER:CB	2.45	0.43
1:G:92:LEU:CD2	1:G:106:ILE:HB	2.48	0.43
2:H:99:VAL:HG12	2:H:100:THR:N	2.34	0.43
1:J:122:LEU:HD23	1:J:127:PRO:HA	1.99	0.43
4:Q:17:PHE:CG	4:Q:18:LEU:N	2.86	0.43
4:S:45:LEU:HD23	4:S:46:LEU:H	1.83	0.43
4:U:138:VAL:HG22	4:U:181:TRP:CB	2.49	0.43
4:U:191:ASN:HD22	4:U:191:ASN:N	2.13	0.43
5:V:133:PRO:HG2	5:V:204:TRP:CE2	2.53	0.43
5:V:216:GLN:OE1	5:V:217:PHE:O	2.37	0.43
1:A:33:HIS:C	1:A:33:HIS:CD2	2.91	0.43
1:G:154:LEU:HA	1:G:155:PRO:HD2	1.74	0.43
2:H:40:PHE:HB2	2:H:47:TYR:CD2	2.53	0.43
2:K:15:CYS:HB3	2:K:17:PHE:CE1	2.52	0.43
5:P:128:VAL:HG23	5:P:238:VAL:HB	2.00	0.43
5:P:89:LEU:HD21	5:P:111:GLY:HA3	2.01	0.43
4:Q:82:VAL:HA	4:Q:114:VAL:HG13	2.00	0.43
3:F:10:PRO:HB3	5:R:50:PHE:HZ	1.83	0.43
4:S:201:ASP:C	4:S:203:PHE:H	2.19	0.43
5:T:229:ASP:OD2	5:T:229:ASP:N	2.51	0.43
4:U:104:LEU:HD21	5:V:102:THR:O	2.18	0.43
5:V:176:ASP:CG	5:V:194:SER:HG	2.22	0.43
1:A:12:PHE:C	1:A:12:PHE:CD1	2.91	0.43
1:A:176:LYS:HD2	1:A:176:LYS:HA	1.85	0.43
3:C:10:PRO:HG3	5:P:30:ARG:NE	2.32	0.43
1:D:15:ASN:ND2	1:D:70:LEU:HD23	2.33	0.43
1:D:21:GLU:OE1	1:D:136:VAL:HB	2.17	0.43
2:E:17:PHE:CE1	2:E:83:TYR:HD2	2.36	0.43
2:E:4:ARG:HD3	2:E:4:ARG:HA	1.78	0.43
2:H:128:GLU:O	2:H:176:GLU:N	2.39	0.43
2:H:87:GLU:O	2:H:88:SER:C	2.57	0.43
2:K:18:PHE:CD1	2:K:18:PHE:N	2.86	0.43
3:L:8:VAL:C	3:L:9:THR:HG22	2.38	0.43
4:M:77:LYS:HZ3	4:M:84:ASP:CB	2.31	0.43
5:P:203:PHE:O	5:P:206:ASN:HB3	2.18	0.43
4:Q:148:THR:HG22	4:Q:149:ASN:N	2.33	0.43

*Continued on next page...*

*Continued from previous page...*

Atom-1	Atom-2	Interatomic distance (Å)	Clash overlap (Å)
5:R:206:ASN:ND2	5:R:209:ASN:ND2	2.62	0.43
4:S:27:THR:O	4:S:27:THR:CG2	2.67	0.43
5:T:141:THR:O	5:T:142:GLN:C	2.56	0.43
5:T:162:TRP:O	5:T:169:VAL:CB	2.67	0.43
5:T:220:LEU:O	5:T:234:VAL:HA	2.19	0.43
4:U:12:LEU:O	4:U:114:VAL:HA	2.18	0.43
4:U:140:LEU:HD12	4:U:141:PHE:H	1.83	0.43
1:A:4:GLU:O	1:A:5:HIS:CG	2.71	0.43
1:A:6:VAL:CG1	2:B:16:HIS:CD2	3.01	0.43
2:B:89:PHE:N	2:B:89:PHE:CD1	2.87	0.43
2:E:117:CYS:HB2	2:E:131:TRP:CZ2	2.54	0.43
2:E:31:ILE:HG23	2:E:35:GLU:C	2.39	0.43
2:E:58:ALA:O	2:E:59:GLU:C	2.57	0.43
2:E:4:ARG:O	2:E:6:ARG:NH2	2.51	0.43
2:H:1:GLY:HA2	2:H:6:ARG:HH12	1.83	0.43
4:M:100:SER:HB2	4:M:103:LYS:NZ	2.33	0.43
4:M:44:GLN:HB3	4:M:44:GLN:HE21	1.62	0.43
5:P:34:TRP:O	5:P:46:LEU:HB2	2.19	0.43
4:Q:115:ARG:HD2	4:Q:146:SER:O	2.17	0.43
5:R:138:ILE:CG2	5:R:201:ALA:HB1	2.49	0.43
5:R:79:VAL:CG2	5:R:82:LEU:HD21	2.48	0.43
4:S:92:LEU:CD1	4:S:92:LEU:C	2.82	0.43
4:U:12:LEU:O	4:U:12:LEU:HD12	2.18	0.43
4:U:12:LEU:HD12	4:U:13:SER:O	2.19	0.43
4:U:15:GLU:HA	4:U:79:SER:HA	2.00	0.43
2:E:17:PHE:CZ	2:E:83:TYR:HB2	2.53	0.43
4:Q:194:ASN:O	4:Q:195:ASN:CB	2.65	0.43
5:R:79:VAL:HG23	5:R:82:LEU:HD21	2.00	0.43
4:S:10:VAL:O	4:S:11:THR:OG1	2.28	0.43
4:S:56:GLY:HA3	4:S:63:GLU:HA	2.00	0.43
5:T:46:LEU:CD1	5:T:60:PHE:CE1	3.02	0.43
5:V:236:GLN:HG2	5:V:236:GLN:H	1.65	0.43
5:V:50:PHE:O	5:V:51:ASN:C	2.56	0.43
5:V:6:GLN:NE2	5:V:111:GLY:HA2	2.34	0.43
1:A:106:ILE:HG12	1:A:150:TYR:CD1	2.54	0.43
1:A:44:ARG:HH22	1:A:150:TYR:HE2	1.65	0.43
1:A:52:ALA:CB	3:C:4:PHE:HE1	2.32	0.43
1:D:106:ILE:HG12	1:D:150:TYR:HD1	1.82	0.43
1:D:17:ASP:OD1	2:E:6:ARG:NE	2.52	0.43
1:G:108:PHE:O	1:G:109:ILE:HD13	2.19	0.43
2:H:14:GLU:HB2	2:H:27:LEU:HB3	2.01	0.43

*Continued on next page...*

*Continued from previous page...*

Atom-1	Atom-2	Interatomic distance (Å)	Clash overlap (Å)
5:P:120:LEU:C	5:P:122:ASN:H	2.21	0.43
5:R:140:HIS:C	5:R:140:HIS:CD2	2.92	0.43
5:R:164:VAL:HA	5:R:210:HIS:O	2.19	0.43
5:R:38:THR:C	5:R:40:GLY:H	2.22	0.43
5:R:62:GLY:O	5:R:64:ARG:C	2.57	0.43
4:S:59:LYS:CB	4:S:62:PHE:CD2	3.02	0.43
5:V:49:TYR:CD2	5:V:54:GLN:HB2	2.53	0.43
2:B:87:GLU:O	2:B:88:SER:C	2.57	0.43
1:D:92:LEU:HD23	1:D:92:LEU:H	1.84	0.43
2:E:5:PRO:HG2	1:J:81:PRO:HD3	2.01	0.43
2:H:173:CYS:O	2:H:185:THR:HB	2.18	0.43
1:J:156:SER:OG	1:J:157:THR:N	2.51	0.43
1:J:45:LEU:O	1:J:46:GLU:C	2.57	0.43
5:P:219:GLY:O	5:P:220:LEU:C	2.57	0.43
5:P:46:LEU:N	5:P:46:LEU:HD22	2.33	0.43
5:P:51:ASN:O	5:P:52:GLU:CB	2.66	0.43
4:Q:31:SER:CB	4:Q:50:THR:HG22	2.49	0.43
4:Q:38:TYR:CD1	4:Q:86:ALA:HB2	2.53	0.43
5:T:180:LEU:HD12	5:T:180:LEU:O	2.19	0.43
5:T:206:ASN:O	5:T:207:PRO:C	2.56	0.43
1:A:79:TYR:HD1	1:G:79:TYR:CD1	2.37	0.43
2:B:27:LEU:HD21	2:B:29:ARG:CZ	2.48	0.43
2:B:32:TYR:CE2	2:B:33:ASN:ND2	2.87	0.43
2:B:97:PRO:HB3	2:B:119:VAL:CG1	2.49	0.43
1:D:128:VAL:O	1:D:128:VAL:HG23	2.19	0.43
1:D:36:MET:CE	1:D:63:ILE:HG13	2.48	0.43
1:G:133:SER:OG	1:G:150:TYR:HB2	2.18	0.43
1:G:93:THR:HG21	1:G:97:VAL:HG22	2.01	0.43
2:H:97:PRO:HG3	2:H:122:PHE:HB3	2.01	0.43
5:P:232:LYS:O	5:P:234:VAL:N	2.52	0.43
4:Q:142:THR:HA	4:Q:177:SER:HB3	2.00	0.43
4:Q:202:THR:O	4:Q:203:PHE:CG	2.71	0.43
4:S:6:MET:O	4:S:110:THR:OG1	2.34	0.43
4:S:94:GLY:CA	5:T:101:ASN:ND2	2.82	0.43
5:T:149:LEU:HD23	5:T:149:LEU:HA	1.80	0.43
1:A:83:THR:O	1:A:83:THR:HG22	2.19	0.42
2:E:161:LEU:O	2:E:162:GLU:CB	2.67	0.42
1:G:30:GLU:HB2	1:G:138:LEU:HD21	2.01	0.42
1:G:43:TRP:HZ2	1:G:53:SER:HA	1.83	0.42
2:H:80:ARG:HH11	2:H:80:ARG:HG3	1.84	0.42
2:H:83:TYR:HD1	2:H:83:TYR:O	2.02	0.42

*Continued on next page...*



*Continued from previous page...*

Atom-1	Atom-2	Interatomic distance (Å)	Clash overlap (Å)
1:J:77:SER:O	1:J:78:ASN:CB	2.63	0.42
2:K:127:ILE:HG12	2:K:177:HIS:CB	2.34	0.42
2:K:65:LYS:HA	2:K:65:LYS:HD2	1.90	0.42
4:M:80:VAL:CG2	4:M:114:VAL:HG23	2.49	0.42
5:P:175:THR:CG2	5:P:195:SER:HB2	2.40	0.42
5:R:201:ALA:O	5:R:205:GLN:CG	2.66	0.42
4:S:99:ASP:OD2	4:S:99:ASP:N	2.51	0.42
4:S:165:VAL:O	5:T:174:SER:CB	2.66	0.42
5:V:8:PRO:HG3	5:V:11:LEU:HD21	2.01	0.42
5:V:12:ILE:N	5:V:12:ILE:HD12	2.33	0.42
5:V:164:VAL:HG11	5:V:203:PHE:HZ	1.83	0.42
1:A:121:TRP:CE2	1:A:151:LEU:CB	3.02	0.42
2:E:36:GLU:OE1	2:E:50:VAL:HG21	2.19	0.42
2:E:55:ARG:N	2:E:56:PRO:CD	2.82	0.42
1:J:100:ARG:N	1:J:155:PRO:HG2	2.34	0.42
2:K:142:VAL:CB	2:K:160:MET:O	2.63	0.42
2:K:41:ASP:C	2:K:41:ASP:OD1	2.58	0.42
2:K:52:GLU:C	2:K:54:GLY:H	2.23	0.42
2:K:83:TYR:C	2:K:83:TYR:CD1	2.93	0.42
4:M:77:LYS:HZ3	4:M:84:ASP:HB2	1.82	0.42
4:M:181:TRP:CZ3	5:P:194:SER:HB3	2.53	0.42
5:P:200:SER:O	5:P:201:ALA:C	2.57	0.42
5:P:235:THR:HG22	5:P:235:THR:O	2.18	0.42
5:P:99:ARG:H	5:P:99:ARG:HD2	1.84	0.42
4:Q:85:SER:HA	4:Q:112:LEU:CD2	2.49	0.42
4:Q:32:LEU:HD12	4:Q:66:TYR:CD1	2.54	0.42
5:R:15:ARG:HG2	5:R:15:ARG:NH1	2.34	0.42
5:R:214:GLN:HB2	5:R:214:GLN:HE21	1.63	0.42
5:R:26:ILE:HD12	5:R:29:HIS:CE1	2.54	0.42
4:S:47:LEU:CD2	4:S:56:GLY:O	2.67	0.42
5:T:26:ILE:O	5:T:27:SER:C	2.57	0.42
4:U:191:ASN:ND2	4:U:192:ALA:H	2.17	0.42
2:B:165:PRO:O	2:B:166:ARG:CB	2.67	0.42
2:B:40:PHE:C	2:B:40:PHE:CD1	2.92	0.42
1:D:23:MET:CE	1:D:138:LEU:HD23	2.49	0.42
1:G:51:PHE:HD1	2:H:89:PHE:HB3	1.84	0.42
1:J:114:PRO:O	1:J:167:HIS:HE1	2.00	0.42
1:J:153:PHE:CE2	1:J:155:PRO:HA	2.53	0.42
2:K:143:VAL:HG12	2:K:144:SER:N	2.34	0.42
2:K:93:ARG:NH1	2:K:93:ARG:HG3	2.33	0.42
3:L:2:HIS:N	3:L:2:HIS:ND1	2.64	0.42

*Continued on next page...*

*Continued from previous page...*

Atom-1	Atom-2	Interatomic distance (Å)	Clash overlap (Å)
4:M:188:ALA:C	4:M:190:ALA:H	2.22	0.42
4:M:52:ALA:HA	4:M:66:TYR:O	2.18	0.42
4:M:57:SER:O	4:M:58:ASN:HB2	2.19	0.42
4:M:7:GLU:O	4:M:8:GLY:O	2.35	0.42
4:Q:24:TYR:HB2	4:Q:25:THR:H	1.66	0.42
5:R:119:ASP:OD2	5:R:120:LEU:N	2.52	0.42
5:T:96:LEU:CD2	5:T:96:LEU:N	2.82	0.42
3:L:5:LYS:HE3	5:V:100:VAL:HG12	2.01	0.42
3:F:1:VAL:HA	4:Q:99:ASP:OD1	2.20	0.42
1:J:101:GLU:O	1:J:155:PRO:HG3	2.19	0.42
2:K:53:LEU:CG	2:K:53:LEU:O	2.67	0.42
4:M:75:LEU:HD12	4:M:76:GLU:H	1.85	0.42
5:P:144:ALA:HB3	5:P:199:VAL:HG23	2.01	0.42
4:Q:193:PHE:CD1	4:Q:193:PHE:N	2.87	0.42
4:U:21:ASN:O	4:U:22:CYS:HB2	2.20	0.42
5:V:128:VAL:CG2	5:V:238:VAL:HB	2.50	0.42
2:B:1:GLY:H3	2:B:4:ARG:NE	2.17	0.42
1:G:6:VAL:CG1	2:H:16:HIS:HD2	2.32	0.42
2:K:51:THR:O	2:K:52:GLU:C	2.58	0.42
4:M:18:LEU:CB	4:M:77:LYS:HG2	2.49	0.42
4:M:82:VAL:CG1	4:M:83:SER:N	2.83	0.42
5:P:147:VAL:HG22	5:P:196:ARG:HG3	1.98	0.42
4:Q:62:PHE:HD1	4:Q:75:LEU:HD21	1.83	0.42
5:R:120:LEU:HA	5:R:120:LEU:HD22	1.88	0.42
5:T:53:THR:O	5:T:54:GLN:HB3	2.19	0.42
5:T:98:ASP:HB3	5:T:99:ARG:HD3	2.02	0.42
4:U:34:TRP:HB2	4:U:47:LEU:HD13	2.00	0.42
5:V:120:LEU:O	5:V:123:VAL:HG23	2.19	0.42
5:V:49:TYR:CB	5:V:69:GLN:HE21	2.33	0.42
5:V:70:PHE:CE2	5:V:74:ARG:NH2	2.87	0.42
1:A:122:LEU:HD23	1:A:127:PRO:HA	2.00	0.42
1:A:32:PHE:HB3	1:A:43:TRP:CE3	2.55	0.42
3:C:8:VAL:O	3:C:9:THR:CG2	2.68	0.42
1:J:9:GLN:NE2	3:L:6:ASN:OD1	2.50	0.42
2:K:28:HIS:CD2	2:K:28:HIS:C	2.93	0.42
5:P:208:ARG:O	5:P:209:ASN:C	2.58	0.42
5:P:64:ARG:NH1	5:P:83:GLU:OE2	2.53	0.42
4:Q:161:THR:HB	4:Q:162:ASP:H	1.66	0.42
4:Q:179:VAL:CG1	4:Q:180:ALA:N	2.82	0.42
5:T:149:LEU:HD23	5:T:194:SER:HA	2.02	0.42
1:A:100:ARG:N	1:A:155:PRO:HG2	2.34	0.42

*Continued on next page...*

*Continued from previous page...*

Atom-1	Atom-2	Interatomic distance (Å)	Clash overlap (Å)
1:A:16:PRO:CG	2:B:3:THR:HG23	2.49	0.42
1:D:35:ASP:OD1	1:D:38:LYS:N	2.50	0.42
1:D:59:ALA:O	1:D:62:ASN:N	2.52	0.42
2:H:128:GLU:O	2:H:175:VAL:HA	2.19	0.42
2:H:37:ASP:OD1	2:H:54:GLY:HA2	2.19	0.42
2:K:123:TYR:CA	2:K:124:PRO:O	2.63	0.42
5:P:45:PHE:CD1	5:P:58:GLY:HA3	2.55	0.42
4:Q:10:VAL:HG21	4:Q:112:LEU:HA	2.00	0.42
5:T:68:ARG:CG	5:T:69:GLN:N	2.83	0.42
4:U:70:THR:O	4:U:71:THR:C	2.58	0.42
5:V:173:VAL:HG12	5:V:174:SER:N	2.35	0.42
1:A:25:ASP:OD1	1:A:25:ASP:O	2.37	0.42
2:B:165:PRO:O	2:B:188:TRP:HZ3	2.02	0.42
1:D:23:MET:HE1	1:D:139:PRO:HD2	2.00	0.42
2:H:1:GLY:H1	2:H:4:ARG:NE	2.08	0.42
1:J:123:ARG:CB	1:J:128:VAL:HG11	2.50	0.42
4:M:202:THR:CG2	4:M:203:PHE:N	2.83	0.42
4:M:84:ASP:O	4:M:85:SER:O	2.38	0.42
5:P:173:VAL:HG12	5:P:174:SER:N	2.35	0.42
5:T:14:THR:O	5:T:15:ARG:C	2.58	0.42
5:T:68:ARG:HG3	5:T:69:GLN:N	2.35	0.42
1:A:156:SER:HB2	1:A:180:PHE:HB2	2.02	0.42
1:D:30:GLU:O	1:D:44:ARG:HB2	2.20	0.42
1:G:112:PHE:O	1:G:113:THR:HB	2.19	0.42
2:H:24:VAL:HB	2:H:80:ARG:NH2	2.34	0.42
2:H:71:ARG:HH21	2:H:71:ARG:CG	2.33	0.42
1:J:106:ILE:HG12	1:J:150:TYR:HD1	1.85	0.42
1:J:7:ILE:CD1	1:J:26:PHE:HD1	2.33	0.42
5:T:98:ASP:HB3	5:T:99:ARG:H	1.45	0.42
4:U:46:LEU:O	4:U:58:ASN:ND2	2.44	0.42
1:A:85:VAL:HB	1:A:113:THR:HG22	2.02	0.42
2:B:173:CYS:O	2:B:185:THR:HA	2.19	0.42
1:D:61:ALA:O	1:D:64:ALA:HB3	2.20	0.42
2:E:123:TYR:HA	2:E:124:PRO:O	2.20	0.42
1:G:59:ALA:O	1:G:62:ASN:N	2.46	0.42
2:K:127:ILE:HB	2:K:177:HIS:HD2	1.85	0.42
4:M:33:PHE:HA	4:M:47:LEU:O	2.20	0.42
4:M:103:LYS:HB3	5:P:45:PHE:CE2	2.55	0.42
5:R:113:ARG:HG2	5:R:113:ARG:HH11	1.85	0.42
4:S:35:TYR:CD1	4:S:45:LEU:HA	2.55	0.42
5:T:162:TRP:HB3	5:T:169:VAL:N	2.35	0.42

*Continued on next page...*

*Continued from previous page...*

Atom-1	Atom-2	Interatomic distance (Å)	Clash overlap (Å)
5:T:6:GLN:HE21	5:T:6:GLN:HB3	1.57	0.42
4:U:47:LEU:HD23	4:U:57:SER:CB	2.49	0.42
4:U:58:ASN:O	4:U:59:LYS:C	2.58	0.42
1:A:24:PHE:CG	1:A:32:PHE:HE1	2.38	0.41
2:B:155:PHE:N	2:B:155:PHE:CD1	2.88	0.41
2:B:83:TYR:C	2:B:83:TYR:CD1	2.94	0.41
1:J:162:ASP:HA	1:J:176:LYS:O	2.20	0.41
3:L:8:VAL:HG23	3:L:9:THR:N	2.35	0.41
4:S:193:PHE:H	4:S:193:PHE:HD1	1.68	0.41
2:B:105:ARG:O	2:B:106:THR:CB	2.68	0.41
2:B:152:ASP:O	2:B:153:TRP:HB2	2.19	0.41
2:B:4:ARG:HH11	2:B:4:ARG:CG	2.33	0.41
1:D:32:PHE:HB2	1:D:42:VAL:O	2.20	0.41
2:E:53:LEU:O	2:E:53:LEU:HG	2.20	0.41
3:I:8:VAL:HG23	3:I:9:THR:N	2.35	0.41
4:M:188:ALA:C	4:M:190:ALA:N	2.74	0.41
4:Q:13:SER:O	4:Q:14:GLU:C	2.59	0.41
4:Q:145:ASP:C	4:Q:147:GLN:H	2.23	0.41
4:S:71:THR:OG1	4:S:71:THR:O	2.36	0.41
5:T:14:THR:HA	5:T:117:VAL:O	2.19	0.41
5:V:156:ASP:HB2	5:V:191:TYR:CE2	2.55	0.41
1:A:89:VAL:HG12	1:A:90:THR:N	2.34	0.41
2:H:155:PHE:O	2:H:156:GLN:HB3	2.20	0.41
2:H:177:HIS:ND1	2:H:178:PRO:CD	2.83	0.41
1:J:180:PHE:O	1:J:181:ASP:OXT	2.39	0.41
2:K:131:TRP:CE3	2:K:172:THR:O	2.74	0.41
2:K:55:ARG:HG3	2:K:55:ARG:HH11	1.85	0.41
2:K:64:GLN:O	2:K:66:ASP:HB2	2.21	0.41
4:M:54:ASP:HB2	4:M:56:GLY:H	1.86	0.41
5:R:178:GLN:HA	5:R:179:PRO:HD3	1.86	0.41
5:R:61:PRO:HG2	5:R:64:ARG:HG3	2.01	0.41
4:S:21:ASN:HD22	4:S:21:ASN:N	2.18	0.41
5:T:65:PHE:CD2	5:T:79:VAL:HG12	2.56	0.41
5:V:231:ALA:O	5:V:233:PRO:HD3	2.20	0.41
1:D:30:GLU:CB	1:D:138:LEU:HD21	2.49	0.41
1:D:153:PHE:HB2	1:D:154:LEU:H	1.70	0.41
2:E:35:GLU:O	2:E:35:GLU:HG3	2.20	0.41
1:J:140:ARG:HD2	1:J:146:ARG:CG	2.50	0.41
1:J:93:THR:HG21	1:J:97:VAL:CG2	2.50	0.41
2:K:102:TYR:HB2	2:K:103:PRO:HD2	2.01	0.41
2:K:17:PHE:CD2	2:K:24:VAL:HG22	2.55	0.41

*Continued on next page...*

*Continued from previous page...*

Atom-1	Atom-2	Interatomic distance (Å)	Clash overlap (Å)
2:K:68:LEU:HA	2:K:68:LEU:HD12	1.66	0.41
5:P:226:TRP:CE2	5:P:228:GLN:HB2	2.55	0.41
5:P:231:ALA:O	5:P:233:PRO:HD3	2.20	0.41
5:P:64:ARG:H	5:P:64:ARG:HG2	1.67	0.41
5:R:46:LEU:HA	5:R:46:LEU:HD13	1.90	0.41
4:S:38:TYR:CD1	4:S:86:ALA:HB2	2.51	0.41
4:U:91:ALA:HB1	4:U:105:ILE:O	2.20	0.41
2:K:77:THR:HG22	4:U:29:TYR:O	2.21	0.41
5:V:178:GLN:HA	5:V:179:PRO:HD3	1.75	0.41
5:V:48:GLU:OE1	5:V:55:ARG:CD	2.68	0.41
1:D:180:PHE:O	1:D:181:ASP:CB	2.67	0.41
1:D:6:VAL:CG1	2:E:16:HIS:CD2	3.02	0.41
1:G:161:TYR:O	1:G:177:HIS:HD2	2.04	0.41
2:H:123:TYR:CD2	2:H:155:PHE:HE1	2.39	0.41
2:H:28:HIS:HB3	2:H:40:PHE:HB3	2.02	0.41
1:J:56:ALA:O	1:J:59:ALA:HB3	2.21	0.41
2:K:58:ALA:O	2:K:59:GLU:C	2.59	0.41
4:M:18:LEU:O	4:M:76:GLU:HA	2.20	0.41
5:P:49:TYR:CE2	5:P:54:GLN:HB2	2.56	0.41
5:R:148:CYS:HB2	5:R:162:TRP:CH2	2.55	0.41
5:T:221:SER:C	5:T:223:ASN:N	2.73	0.41
5:T:35:TYR:CD1	5:T:45:PHE:HA	2.55	0.41
4:U:123:PRO:O	4:U:125:VAL:N	2.54	0.41
5:V:158:VAL:HG23	5:V:158:VAL:O	2.21	0.41
1:A:74:THR:HA	2:B:32:TYR:OH	2.21	0.41
1:G:167:HIS:C	1:G:169:GLY:H	2.24	0.41
1:G:81:PRO:HB3	2:H:5:PRO:HB3	2.02	0.41
1:J:134:GLU:OE1	1:J:149:HIS:NE2	2.53	0.41
1:J:33:HIS:CE1	1:J:136:VAL:CG1	3.03	0.41
2:K:55:ARG:NH1	2:K:55:ARG:HG3	2.36	0.41
4:M:54:ASP:HB2	4:M:55:LYS:H	1.52	0.41
4:M:67:ARG:HG2	4:M:67:ARG:NH1	2.34	0.41
5:P:216:GLN:HG3	5:P:218:TYR:CZ	2.55	0.41
5:P:72:ASN:C	5:P:72:ASN:HD22	2.24	0.41
5:R:7:THR:HB	5:R:8:PRO:HA	2.02	0.41
5:V:42:GLY:O	5:V:43:LEU:C	2.59	0.41
1:A:148:PHE:HB3	1:A:150:TYR:CE1	2.55	0.41
1:A:17:ASP:O	1:A:18:GLN:CB	2.66	0.41
2:E:28:HIS:HB3	2:E:40:PHE:HB3	2.02	0.41
1:G:140:ARG:HB3	1:G:142:ASP:OD1	2.21	0.41
1:J:109:ILE:HG12	1:J:147:LYS:O	2.20	0.41

*Continued on next page...*

*Continued from previous page...*

Atom-1	Atom-2	Interatomic distance (Å)	Clash overlap (Å)
2:K:172:THR:HG22	2:K:173:CYS:H	1.82	0.41
5:P:227:THR:C	5:P:228:GLN:HG2	2.40	0.41
5:V:79:VAL:CG2	5:V:82:LEU:HD21	2.50	0.41
1:A:119:VAL:HG21	1:A:149:HIS:CE1	2.56	0.41
1:A:23:MET:SD	1:A:23:MET:C	2.99	0.41
1:A:43:TRP:NE1	1:A:49:GLY:HA2	2.36	0.41
2:B:53:LEU:O	2:B:53:LEU:HG	2.21	0.41
1:D:101:GLU:O	1:D:155:PRO:HG3	2.21	0.41
1:D:89:VAL:HG22	1:D:109:ILE:HG23	2.02	0.41
4:M:165:VAL:HG12	4:M:166:LEU:N	2.34	0.41
5:P:156:ASP:HB2	5:P:191:TYR:CD2	2.55	0.41
5:P:156:ASP:OD2	5:P:179:PRO:HG2	2.20	0.41
5:P:211:PHE:O	5:P:241:GLU:HA	2.20	0.41
4:Q:1:ASP:O	4:Q:2:SER:CB	2.68	0.41
4:Q:92:LEU:HD12	4:Q:92:LEU:C	2.41	0.41
4:Q:104:LEU:HD21	5:R:102:THR:HB	2.03	0.41
5:R:121:LYS:NZ	5:R:228:GLN:CD	2.74	0.41
5:R:189:SER:OG	5:R:190:ARG:N	2.54	0.41
4:S:193:PHE:CD1	4:S:193:PHE:N	2.89	0.41
5:T:114:LEU:HD12	5:T:114:LEU:O	2.20	0.41
5:V:12:ILE:O	5:V:13:LYS:HG2	2.19	0.41
5:V:182:GLU:HG3	5:V:190:ARG:O	2.20	0.41
1:D:110:ASP:CB	1:D:146:ARG:HG2	2.50	0.41
1:D:55:GLU:O	1:D:56:ALA:HB3	2.21	0.41
3:I:8:VAL:O	3:I:9:THR:HG23	2.21	0.41
5:P:36:GLN:HB2	5:P:46:LEU:HD21	2.02	0.41
4:Q:173:PHE:CE2	4:Q:175:SER:HB3	2.56	0.41
4:Q:72:SER:HB2	4:Q:74:HIS:NE2	2.36	0.41
4:Q:104:LEU:CD2	5:R:102:THR:HB	2.51	0.41
5:R:218:TYR:HA	5:R:235:THR:HG23	2.03	0.41
5:T:38:THR:HG22	5:T:88:ALA:HB1	2.01	0.41
1:D:56:ALA:O	1:D:57:GLN:C	2.59	0.41
2:E:122:PHE:CE2	2:E:157:THR:HG22	2.56	0.41
1:G:147:LYS:HZ1	1:G:149:HIS:CE1	2.38	0.41
1:G:119:VAL:HG11	1:G:149:HIS:CG	2.56	0.41
2:H:150:ASN:ND2	2:H:154:THR:O	2.54	0.41
1:J:142:ASP:O	1:J:143:HIS:CB	2.63	0.41
1:J:93:THR:HG21	1:J:97:VAL:HG22	2.02	0.41
4:M:114:VAL:O	4:M:116:PRO:N	2.53	0.41
4:M:84:ASP:O	4:M:85:SER:C	2.59	0.41
5:P:17:GLN:HB2	5:P:18:GLN:H	1.70	0.41

*Continued on next page...*

*Continued from previous page...*

Atom-1	Atom-2	Interatomic distance (Å)	Clash overlap (Å)
5:R:17:GLN:HG3	5:R:17:GLN:H	1.52	0.41
4:S:21:ASN:HA	4:S:74:HIS:HD2	1.85	0.41
5:T:121:LYS:O	5:T:123:VAL:N	2.54	0.41
5:T:231:ALA:O	5:T:233:PRO:HD3	2.21	0.41
5:T:51:ASN:C	5:T:52:GLU:HG2	2.41	0.41
4:U:160:ILE:C	4:U:161:THR:HG23	2.41	0.41
1:A:121:TRP:O	1:A:122:LEU:HD23	2.21	0.41
1:A:138:LEU:HB3	1:A:146:ARG:NH2	2.36	0.41
2:B:128:GLU:O	2:B:175:VAL:HA	2.21	0.41
1:D:95:SER:HB2	1:D:96:PRO:HD2	2.03	0.41
1:G:99:LEU:O	1:G:100:ARG:CB	2.69	0.41
1:G:73:MET:HE1	2:H:53:LEU:HG	2.02	0.41
4:Q:84:ASP:O	4:Q:88:TYR:OH	2.38	0.41
4:S:103:LYS:O	4:S:104:LEU:HD23	2.21	0.41
5:T:24:SER:O	5:T:25:PRO:O	2.39	0.41
5:V:84:LEU:CD2	5:V:116:VAL:O	2.69	0.41
5:V:93:ALA:HA	5:V:107:PHE:O	2.20	0.41
1:A:140:ARG:CB	1:A:142:ASP:OD1	2.62	0.40
2:B:89:PHE:O	2:B:93:ARG:HB2	2.21	0.40
2:E:4:ARG:HG3	2:E:4:ARG:NH2	2.29	0.40
1:G:45:LEU:CD1	1:G:48:PHE:CZ	3.00	0.40
2:H:150:ASN:HB2	2:H:152:ASP:OD1	2.20	0.40
2:H:86:GLY:O	2:H:90:THR:CG2	2.69	0.40
2:H:28:HIS:CE1	3:I:9:THR:HG21	2.56	0.40
1:J:26:PHE:HD2	2:K:153:TRP:CH2	2.39	0.40
4:M:10:VAL:O	4:M:11:THR:CB	2.69	0.40
4:M:176:ASN:O	4:M:177:SER:CB	2.69	0.40
5:P:123:VAL:O	5:P:230:ARG:NH2	2.43	0.40
5:P:29:HIS:HB3	5:P:95:SER:O	2.21	0.40
4:S:29:TYR:N	4:S:30:PRO:CD	2.81	0.40
5:T:36:GLN:HB2	5:T:46:LEU:HD21	2.03	0.40
4:U:26:ALA:O	4:U:27:THR:OG1	2.29	0.40
5:V:202:THR:O	5:V:204:TRP:N	2.54	0.40
1:A:119:VAL:HB	1:A:149:HIS:NE2	2.36	0.40
1:A:16:PRO:O	1:A:18:GLN:HG2	2.22	0.40
2:B:1:GLY:H2	2:B:4:ARG:CD	2.34	0.40
3:C:13:PRO:HB2	3:C:14:GLY:H	1.70	0.40
2:E:34:GLN:O	2:E:34:GLN:HG2	2.21	0.40
2:H:44:VAL:HG12	2:H:44:VAL:O	2.21	0.40
5:R:107:PHE:HE1	2:H:63:SER:HA	1.87	0.40
1:J:9:GLN:O	2:K:12:LYS:HA	2.22	0.40

*Continued on next page...*

*Continued from previous page...*

Atom-1	Atom-2	Interatomic distance (Å)	Clash overlap (Å)
4:M:188:ALA:O	4:M:190:ALA:N	2.55	0.40
5:P:89:LEU:CD2	5:P:111:GLY:HA3	2.50	0.40
4:Q:202:THR:O	4:Q:203:PHE:CD2	2.74	0.40
5:R:239:SER:OG	5:R:240:ALA:N	2.54	0.40
5:R:48:GLU:OE2	5:R:55:ARG:NH1	2.55	0.40
5:R:49:TYR:HE2	5:R:54:GLN:HB2	1.82	0.40
4:S:42:GLY:N	5:T:110:GLN:OE1	2.53	0.40
5:V:89:LEU:CD2	5:V:111:GLY:HA3	2.52	0.40
5:V:235:THR:O	5:V:235:THR:HG22	2.21	0.40
1:A:98:GLU:O	1:A:99:LEU:C	2.60	0.40
2:B:76:ASP:OD2	2:B:80:ARG:HD2	2.21	0.40
2:E:173:CYS:O	2:E:185:THR:HA	2.21	0.40
2:E:29:ARG:HD3	2:E:36:GLU:OE2	2.22	0.40
2:E:44:VAL:HG12	2:E:46:GLU:HG2	2.02	0.40
1:G:33:HIS:CE1	1:G:42:VAL:HB	2.57	0.40
1:G:98:GLU:O	1:G:155:PRO:HG3	2.21	0.40
2:H:28:HIS:O	2:H:39:ARG:HA	2.22	0.40
2:H:78:TYR:HE1	2:H:82:ASN:ND2	2.04	0.40
1:J:12:PHE:C	1:J:12:PHE:CD1	2.95	0.40
2:K:76:ASP:OD2	2:K:80:ARG:HD2	2.21	0.40
3:L:7:ILE:HG22	3:L:8:VAL:N	2.37	0.40
4:M:195:ASN:O	4:M:196:SER:O	2.40	0.40
5:P:227:THR:O	5:P:228:GLN:NE2	2.53	0.40
4:Q:6:MET:HE3	4:Q:19:THR:O	2.21	0.40
4:Q:140:LEU:HD21	5:R:145:THR:HG21	2.02	0.40
5:V:11:LEU:HD13	5:V:19:VAL:CG1	2.51	0.40
5:V:232:LYS:O	5:V:233:PRO:C	2.58	0.40
2:E:17:PHE:CZ	2:E:83:TYR:HD2	2.40	0.40
1:J:126:LYS:HA	1:J:127:PRO:HD3	1.96	0.40
1:J:156:SER:HB2	1:J:180:PHE:CB	2.50	0.40
1:J:23:MET:HE2	1:J:30:GLU:HG3	2.03	0.40
2:K:135:SER:O	2:K:136:GLN:CB	2.69	0.40
2:K:148:ILE:HB	2:K:156:GLN:O	2.21	0.40
4:M:123:PRO:HB3	4:M:144:PHE:HB3	2.02	0.40
4:M:18:LEU:HB3	4:M:77:LYS:HG2	2.02	0.40
5:P:155:PRO:HG2	5:P:157:HIS:ND1	2.36	0.40
5:P:50:PHE:CA	5:P:69:GLN:HE22	2.35	0.40
5:R:100:VAL:O	5:R:101:ASN:CB	2.70	0.40
5:T:230:ARG:O	5:T:231:ALA:C	2.60	0.40
4:U:193:PHE:HD1	4:U:193:PHE:H	1.69	0.40
5:V:52:GLU:H	5:V:69:GLN:CD	2.25	0.40

*Continued on next page...*



Continued from previous page...

Atom-1	Atom-2	Interatomic distance (Å)	Clash overlap (Å)
2:B:44:VAL:CG1	2:B:44:VAL:O	2.68	0.40
1:G:153:PHE:CD1	1:G:153:PHE:N	2.89	0.40
2:H:17:PHE:CE2	2:H:83:TYR:HD2	2.40	0.40
3:I:8:VAL:C	3:I:9:THR:HG22	2.42	0.40
2:K:184:LEU:O	2:K:185:THR:HG23	2.22	0.40
4:M:24:TYR:CD1	4:M:24:TYR:N	2.89	0.40
5:P:46:LEU:HD13	5:P:60:PHE:CD1	2.56	0.40
5:R:120:LEU:HD21	5:R:220:LEU:HD21	2.04	0.40
5:R:164:VAL:O	5:R:166:GLY:N	2.54	0.40
5:R:59:ASN:O	5:R:60:PHE:HB2	2.21	0.40
5:R:99:ARG:N	5:R:99:ARG:HD2	2.22	0.40
4:S:184:LYS:O	4:S:185:SER:C	2.60	0.40
4:S:165:VAL:O	5:T:174:SER:HB2	2.20	0.40
5:T:217:PHE:HB3	5:T:236:GLN:O	2.21	0.40
5:T:25:PRO:HB3	5:T:94:SER:HB2	2.03	0.40
5:T:64:ARG:NH1	5:T:65:PHE:CE1	2.89	0.40
4:U:101:SER:C	4:U:103:LYS:H	2.25	0.40
4:U:26:ALA:HB2	4:U:30:PRO:HG2	1.97	0.40
5:V:114:LEU:HA	5:V:114:LEU:HD12	1.87	0.40
5:V:15:ARG:H	5:V:15:ARG:HG2	1.42	0.40
5:V:162:TRP:CE3	5:V:197:LEU:HD23	2.56	0.40
5:V:203:PHE:CE2	5:V:211:PHE:CZ	3.09	0.40
5:V:28:GLY:O	5:V:96:LEU:HD13	2.21	0.40
5:V:99:ARG:HG2	5:V:103:GLU:HG2	2.04	0.40

There are no symmetry-related clashes.

## 5.3 Torsion angles [i](#)

### 5.3.1 Protein backbone [i](#)

In the following table, the Percentiles column shows the percent Ramachandran outliers of the chain as a percentile score with respect to all X-ray entries followed by that with respect to entries of similar resolution.

The Analysed column shows the number of residues for which the backbone conformation was analysed, and the total number of residues.

Mol	Chain	Analysed	Favoured	Allowed	Outliers	Percentiles
1	A	176/181 (97%)	143 (81%)	24 (14%)	9 (5%)	<b>2</b> <b>6</b>

Continued on next page...

Continued from previous page...

Mol	Chain	Analysed	Favoured	Allowed	Outliers	Percentiles	
1	D	176/181 (97%)	148 (84%)	18 (10%)	10 (6%)	1	5
1	G	176/181 (97%)	141 (80%)	24 (14%)	11 (6%)	1	3
1	J	176/181 (97%)	141 (80%)	23 (13%)	12 (7%)	1	3
2	B	165/192 (86%)	120 (73%)	29 (18%)	16 (10%)	0	1
2	E	165/192 (86%)	121 (73%)	31 (19%)	13 (8%)	1	2
2	H	160/192 (83%)	122 (76%)	30 (19%)	8 (5%)	2	6
2	K	176/192 (92%)	133 (76%)	23 (13%)	20 (11%)	0	1
3	C	12/15 (80%)	7 (58%)	1 (8%)	4 (33%)	0	0
3	F	13/15 (87%)	7 (54%)	5 (38%)	1 (8%)	1	2
3	I	11/15 (73%)	5 (46%)	2 (18%)	4 (36%)	0	0
3	L	12/15 (80%)	7 (58%)	2 (17%)	3 (25%)	0	0
4	M	166/209 (79%)	99 (60%)	37 (22%)	30 (18%)	0	0
4	Q	175/209 (84%)	97 (55%)	32 (18%)	46 (26%)	0	0
4	S	154/209 (74%)	92 (60%)	31 (20%)	31 (20%)	0	0
4	U	185/209 (88%)	112 (60%)	35 (19%)	38 (20%)	0	0
5	P	238/249 (96%)	176 (74%)	42 (18%)	20 (8%)	1	2
5	R	236/249 (95%)	161 (68%)	56 (24%)	19 (8%)	1	2
5	T	206/249 (83%)	140 (68%)	37 (18%)	29 (14%)	0	0
5	V	240/249 (96%)	185 (77%)	33 (14%)	22 (9%)	1	1
All	All	3018/3384 (89%)	2157 (72%)	515 (17%)	346 (12%)	0	1

All (346) Ramachandran outliers are listed below:

Mol	Chain	Res	Type
1	A	102	PRO
1	A	156	SER
1	A	158	GLU
2	B	2	ASP
2	B	65	LYS
2	B	163	THR
2	B	164	VAL
2	B	165	PRO
2	B	166	ARG
2	B	167	SER
2	B	169	GLU

Continued on next page...

*Continued from previous page...*

<b>Mol</b>	<b>Chain</b>	<b>Res</b>	<b>Type</b>
4	M	8	GLY
4	M	49	ALA
4	M	52	ALA
4	M	53	ASP
4	M	54	ASP
4	M	55	LYS
4	M	56	GLY
4	M	57	SER
4	M	79	SER
4	M	85	SER
4	M	86	ALA
4	M	115	ARG
4	M	116	PRO
4	M	121	PRO
4	M	143	ASP
4	M	148	THR
4	M	159	TYR
4	M	172	ASP
4	M	196	SER
4	M	198	ILE
5	P	4	VAL
5	P	17	GLN
5	P	25	PRO
5	P	41	GLN
5	P	43	LEU
5	P	51	ASN
5	P	54	GLN
5	P	106	ALA
5	P	134	SER
5	P	208	ARG
5	P	209	ASN
1	D	102	PRO
1	D	132	VAL
1	D	136	VAL
1	D	155	PRO
1	D	156	SER
1	D	157	THR
2	E	4	ARG
2	E	124	PRO
2	E	134	ASN
2	E	167	SER
4	Q	1	ASP

*Continued on next page...*

*Continued from previous page...*

<b>Mol</b>	<b>Chain</b>	<b>Res</b>	<b>Type</b>
4	Q	11	THR
4	Q	14	GLU
4	Q	15	GLU
4	Q	27	THR
4	Q	52	ALA
4	Q	54	ASP
4	Q	55	LYS
4	Q	56	GLY
4	Q	57	SER
4	Q	79	SER
4	Q	86	ALA
4	Q	129	ARG
4	Q	146	SER
4	Q	148	THR
4	Q	149	ASN
4	Q	152	GLN
4	Q	160	ILE
4	Q	163	LYS
4	Q	185	SER
4	Q	186	ASP
4	Q	196	SER
4	Q	197	ILE
4	Q	199	PRO
4	Q	201	ASP
5	R	41	GLN
5	R	64	ARG
5	R	106	ALA
5	R	184	PRO
5	R	187	ASN
5	R	231	ALA
1	G	57	GLN
1	G	136	VAL
1	G	156	SER
1	G	157	THR
2	H	170	VAL
4	S	11	THR
4	S	14	GLU
4	S	15	GLU
4	S	27	THR
4	S	38	TYR
4	S	58	ASN
4	S	62	PHE

*Continued on next page...*

*Continued from previous page...*

<b>Mol</b>	<b>Chain</b>	<b>Res</b>	<b>Type</b>
4	S	79	SER
4	S	85	SER
4	S	120	ASN
4	S	121	PRO
4	S	122	ASP
4	S	148	THR
4	S	154	LYS
4	S	161	THR
4	S	169	ARG
4	S	170	SER
4	S	191	ASN
4	S	194	ASN
5	T	25	PRO
5	T	41	GLN
5	T	98	ASP
5	T	99	ARG
5	T	102	THR
5	T	108	PHE
5	T	120	LEU
5	T	205	GLN
5	T	207	PRO
5	T	220	LEU
1	J	78	ASN
1	J	136	VAL
1	J	156	SER
1	J	157	THR
2	K	2	ASP
2	K	3	THR
2	K	97	PRO
2	K	136	GLN
2	K	142	VAL
4	U	10	VAL
4	U	12	LEU
4	U	52	ALA
4	U	58	ASN
4	U	79	SER
4	U	85	SER
4	U	118	ILE
4	U	122	ASP
4	U	162	ASP
4	U	197	ILE
5	V	25	PRO

*Continued on next page...*

*Continued from previous page...*

<b>Mol</b>	<b>Chain</b>	<b>Res</b>	<b>Type</b>
5	V	99	ARG
5	V	134	SER
5	V	231	ALA
5	V	233	PRO
5	V	237	ILE
1	A	136	VAL
1	A	157	THR
1	A	168	TRP
2	B	156	GLN
4	M	27	THR
4	M	30	PRO
4	M	58	ASN
4	M	197	ILE
5	P	102	THR
5	P	115	THR
5	P	139	SER
1	D	55	GLU
2	E	136	GLN
3	F	9	THR
4	Q	10	VAL
4	Q	38	TYR
4	Q	162	ASP
4	Q	169	ARG
4	Q	177	SER
5	R	43	LEU
5	R	235	THR
2	H	52	GLU
3	I	10	PRO
4	S	8	GLY
4	S	10	VAL
4	S	55	LYS
4	S	71	THR
4	S	185	SER
5	T	17	GLN
5	T	43	LEU
5	T	138	ILE
5	T	152	GLY
5	T	184	PRO
5	T	187	ASN
5	T	222	GLU
1	J	99	LEU
1	J	168	TRP

*Continued on next page...*

*Continued from previous page...*

<b>Mol</b>	<b>Chain</b>	<b>Res</b>	<b>Type</b>
2	K	53	LEU
2	K	66	ASP
2	K	70	ASP
2	K	88	SER
2	K	98	LYS
2	K	135	SER
2	K	141	GLY
2	K	170	VAL
2	K	178	PRO
4	U	1	ASP
4	U	11	THR
4	U	27	THR
4	U	55	LYS
4	U	56	GLY
4	U	59	LYS
4	U	109	GLY
4	U	185	SER
5	V	43	LEU
5	V	54	GLN
5	V	135	GLU
5	V	202	THR
5	V	203	PHE
5	V	235	THR
2	B	4	ARG
2	B	42	SER
2	B	162	GLU
3	C	13	PRO
4	M	16	ALA
4	M	18	LEU
4	M	177	SER
5	P	101	ASN
5	P	231	ALA
1	D	57	GLN
1	D	78	ASN
4	Q	2	SER
4	Q	18	LEU
4	Q	85	SER
4	Q	93	SER
4	Q	99	ASP
4	Q	144	PHE
4	Q	161	THR
4	Q	164	THR

*Continued on next page...*

*Continued from previous page...*

<b>Mol</b>	<b>Chain</b>	<b>Res</b>	<b>Type</b>
4	Q	175	SER
4	Q	192	ALA
4	Q	198	ILE
5	R	9	ARG
5	R	81	THR
5	R	188	ASP
1	G	102	PRO
1	G	132	VAL
1	G	168	TRP
2	H	90	THR
2	H	169	GLU
4	S	86	ALA
4	S	202	THR
5	T	40	GLY
5	T	101	ASN
5	T	122	ASN
5	T	170	HIS
5	T	231	ALA
1	J	49	GLY
1	J	102	PRO
2	K	145	THR
4	U	9	PRO
4	U	15	GLU
4	U	22	CYS
4	U	26	ALA
4	U	80	VAL
4	U	117	ASP
4	U	119	GLN
4	U	169	ARG
4	U	172	ASP
4	U	192	ALA
4	U	202	THR
5	V	98	ASP
5	V	115	THR
1	A	46	GLU
1	A	78	ASN
4	M	11	THR
1	D	56	ALA
2	E	22	GLU
2	E	33	ASN
2	E	54	GLY
2	E	69	GLU

*Continued on next page...*



*Continued from previous page...*

<b>Mol</b>	<b>Chain</b>	<b>Res</b>	<b>Type</b>
2	E	99	VAL
4	Q	9	PRO
4	Q	16	ALA
5	R	27	SER
2	H	34	GLN
3	I	3	PHE
4	S	193	PHE
1	J	132	VAL
2	K	5	PRO
2	K	33	ASN
2	K	169	GLU
3	L	13	PRO
4	U	30	PRO
4	U	71	THR
4	U	130	ASP
4	U	196	SER
5	V	41	GLN
5	V	73	SER
5	V	106	ALA
5	V	189	SER
2	B	79	CYS
3	C	2	HIS
3	C	9	THR
5	P	61	PRO
5	P	233	PRO
2	E	46	GLU
2	E	70	ASP
2	E	161	LEU
4	Q	53	ASP
4	Q	167	ASP
4	Q	195	ASN
5	R	98	ASP
5	R	101	ASN
5	R	165	ASN
5	R	179	PRO
5	R	186	LEU
1	G	56	ALA
1	G	76	ARG
1	G	134	GLU
2	H	145	THR
4	S	2	SER
4	S	57	SER

*Continued on next page...*

*Continued from previous page...*

<b>Mol</b>	<b>Chain</b>	<b>Res</b>	<b>Type</b>
4	S	69	GLU
4	S	141	PHE
5	T	54	GLN
5	T	64	ARG
3	L	2	HIS
3	L	3	PHE
4	U	57	SER
5	V	60	PHE
5	V	81	THR
2	B	3	THR
2	B	44	VAL
4	M	189	CYS
5	R	17	GLN
5	R	73	SER
2	H	85	VAL
3	I	9	THR
5	T	106	ALA
5	T	115	THR
2	K	65	LYS
4	U	51	LYS
5	V	101	ASN
1	A	125	GLY
2	B	121	GLY
5	T	164	VAL
4	U	121	PRO
4	M	122	ASP
1	J	81	PRO
1	J	155	PRO
4	U	160	ILE
5	V	61	PRO
5	T	233	PRO
4	U	61	GLY
1	G	81	PRO
2	H	183	PRO
5	T	215	VAL
1	J	96	PRO
3	C	10	PRO
5	P	184	PRO
3	I	13	PRO
5	P	155	PRO
2	K	124	PRO

### 5.3.2 Protein sidechains [i](#)

In the following table, the Percentiles column shows the percent sidechain outliers of the chain as a percentile score with respect to all X-ray entries followed by that with respect to entries of similar resolution.

The Analysed column shows the number of residues for which the sidechain conformation was analysed, and the total number of residues.

Mol	Chain	Analysed	Rotameric	Outliers	Percentiles	
1	A	136/166 (82%)	122 (90%)	14 (10%)	7	21
1	D	137/166 (82%)	123 (90%)	14 (10%)	7	22
1	G	136/166 (82%)	122 (90%)	14 (10%)	7	21
1	J	137/166 (82%)	127 (93%)	10 (7%)	14	38
2	B	126/173 (73%)	116 (92%)	10 (8%)	12	34
2	E	124/173 (72%)	115 (93%)	9 (7%)	14	38
2	H	125/173 (72%)	111 (89%)	14 (11%)	6	18
2	K	128/173 (74%)	123 (96%)	5 (4%)	32	66
3	C	13/13 (100%)	12 (92%)	1 (8%)	13	35
3	F	13/13 (100%)	10 (77%)	3 (23%)	1	2
3	I	12/13 (92%)	8 (67%)	4 (33%)	0	0
3	L	13/13 (100%)	9 (69%)	4 (31%)	0	0
4	M	117/183 (64%)	101 (86%)	16 (14%)	3	11
4	Q	124/183 (68%)	107 (86%)	17 (14%)	3	11
4	S	112/183 (61%)	97 (87%)	15 (13%)	4	12
4	U	120/183 (66%)	103 (86%)	17 (14%)	3	10
5	P	183/213 (86%)	154 (84%)	29 (16%)	2	8
5	R	184/213 (86%)	156 (85%)	28 (15%)	3	8
5	T	160/213 (75%)	140 (88%)	20 (12%)	4	14
5	V	190/213 (89%)	167 (88%)	23 (12%)	5	15
All	All	2290/2992 (76%)	2023 (88%)	267 (12%)	5	16

All (267) residues with a non-rotameric sidechain are listed below:

Mol	Chain	Res	Type
1	A	17	ASP
1	A	25	ASP
1	A	41	THR

*Continued on next page...*

*Continued from previous page...*

<b>Mol</b>	<b>Chain</b>	<b>Res</b>	<b>Type</b>
1	A	50	ARG
1	A	53	SER
1	A	69	ASN
1	A	82	ILE
1	A	92	LEU
1	A	93	THR
1	A	102	PRO
1	A	109	ILE
1	A	133	SER
1	A	159	ASP
1	A	180	PHE
2	B	3	THR
2	B	4	ARG
2	B	21	THR
2	B	77	THR
2	B	87	GLU
2	B	127	ILE
2	B	157	THR
2	B	163	THR
2	B	164	VAL
2	B	186	VAL
3	C	11	ARG
4	M	10	VAL
4	M	15	GLU
4	M	17	PHE
4	M	29	TYR
4	M	33	PHE
4	M	45	LEU
4	M	47	LEU
4	M	54	ASP
4	M	66	TYR
4	M	80	VAL
4	M	110	THR
4	M	120	ASN
4	M	121	PRO
4	M	149	ASN
4	M	191	ASN
4	M	195	ASN
5	P	4	VAL
5	P	9	ARG
5	P	14	THR
5	P	17	GLN

*Continued on next page...*

*Continued from previous page...*

<b>Mol</b>	<b>Chain</b>	<b>Res</b>	<b>Type</b>
5	P	38	THR
5	P	44	GLN
5	P	47	PHE
5	P	48	GLU
5	P	53	THR
5	P	54	GLN
5	P	55	ARG
5	P	66	SER
5	P	68	ARG
5	P	72	ASN
5	P	81	THR
5	P	89	LEU
5	P	99	ARG
5	P	110	GLN
5	P	112	THR
5	P	119	ASP
5	P	139	SER
5	P	146	LEU
5	P	174	SER
5	P	175	THR
5	P	183	GLN
5	P	189	SER
5	P	195	SER
5	P	196	ARG
5	P	223	ASN
1	D	12	PHE
1	D	18	GLN
1	D	23	MET
1	D	24	PHE
1	D	30	GLU
1	D	50	ARG
1	D	57	GLN
1	D	69	ASN
1	D	80	THR
1	D	82	ILE
1	D	92	LEU
1	D	102	PRO
1	D	109	ILE
1	D	177	HIS
2	E	4	ARG
2	E	38	LEU
2	E	39	ARG

*Continued on next page...*

*Continued from previous page...*

<b>Mol</b>	<b>Chain</b>	<b>Res</b>	<b>Type</b>
2	E	65	LYS
2	E	67	PHE
2	E	75	VAL
2	E	102	TYR
2	E	127	ILE
2	E	155	PHE
3	F	1	VAL
3	F	6	ASN
3	F	7	ILE
4	Q	15	GLU
4	Q	21	ASN
4	Q	33	PHE
4	Q	45	LEU
4	Q	53	ASP
4	Q	62	PHE
4	Q	66	TYR
4	Q	73	PHE
4	Q	92	LEU
4	Q	101	SER
4	Q	120	ASN
4	Q	144	PHE
4	Q	171	MET
4	Q	191	ASN
4	Q	195	ASN
4	Q	199	PRO
4	Q	203	PHE
5	R	9	ARG
5	R	17	GLN
5	R	33	SER
5	R	37	GLN
5	R	38	THR
5	R	46	LEU
5	R	47	PHE
5	R	53	THR
5	R	54	GLN
5	R	55	ARG
5	R	59	ASN
5	R	64	ARG
5	R	66	SER
5	R	68	ARG
5	R	72	ASN
5	R	96	LEU

*Continued on next page...*

*Continued from previous page...*

<b>Mol</b>	<b>Chain</b>	<b>Res</b>	<b>Type</b>
5	R	107	PHE
5	R	110	GLN
5	R	114	LEU
5	R	120	LEU
5	R	121	LYS
5	R	149	LEU
5	R	184	PRO
5	R	188	ASP
5	R	189	SER
5	R	223	ASN
5	R	229	ASP
5	R	239	SER
1	G	38	LYS
1	G	50	ARG
1	G	51	PHE
1	G	80	THR
1	G	82	ILE
1	G	92	LEU
1	G	103	ASN
1	G	120	THR
1	G	128	VAL
1	G	129	THR
1	G	130	THR
1	G	134	GLU
1	G	161	TYR
1	G	176	LYS
2	H	4	ARG
2	H	8	LEU
2	H	21	THR
2	H	37	ASP
2	H	39	ARG
2	H	61	TRP
2	H	68	LEU
2	H	71	ARG
2	H	76	ASP
2	H	83	TYR
2	H	127	ILE
2	H	131	TRP
2	H	154	THR
2	H	180	VAL
3	I	2	HIS
3	I	7	ILE

*Continued on next page...*

*Continued from previous page...*

<b>Mol</b>	<b>Chain</b>	<b>Res</b>	<b>Type</b>
3	I	11	ARG
3	I	13	PRO
4	S	45	LEU
4	S	47	LEU
4	S	50	THR
4	S	57	SER
4	S	66	TYR
4	S	67	ARG
4	S	84	ASP
4	S	92	LEU
4	S	99	ASP
4	S	101	SER
4	S	121	PRO
4	S	129	ARG
4	S	149	ASN
4	S	159	TYR
4	S	195	ASN
5	T	9	ARG
5	T	18	GLN
5	T	19	VAL
5	T	21	LEU
5	T	47	PHE
5	T	56	ASN
5	T	64	ARG
5	T	72	ASN
5	T	73	SER
5	T	77	MET
5	T	94	SER
5	T	99	ARG
5	T	101	ASN
5	T	117	VAL
5	T	118	GLU
5	T	120	LEU
5	T	137	GLU
5	T	162	TRP
5	T	207	PRO
5	T	229	ASP
1	J	33	HIS
1	J	80	THR
1	J	82	ILE
1	J	93	THR
1	J	102	PRO

*Continued on next page...*



*Continued from previous page...*

<b>Mol</b>	<b>Chain</b>	<b>Res</b>	<b>Type</b>
1	J	109	ILE
1	J	120	THR
1	J	144	LEU
1	J	171	ASP
1	J	180	PHE
2	K	2	ASP
2	K	67	PHE
2	K	76	ASP
2	K	102	TYR
2	K	127	ILE
3	L	1	VAL
3	L	2	HIS
3	L	11	ARG
3	L	12	THR
4	U	4	THR
4	U	12	LEU
4	U	18	LEU
4	U	21	ASN
4	U	33	PHE
4	U	47	LEU
4	U	50	THR
4	U	54	ASP
4	U	58	ASN
4	U	69	GLU
4	U	75	LEU
4	U	99	ASP
4	U	114	VAL
4	U	162	ASP
4	U	169	ARG
4	U	191	ASN
4	U	193	PHE
5	V	5	THR
5	V	17	GLN
5	V	21	LEU
5	V	38	THR
5	V	47	PHE
5	V	53	THR
5	V	54	GLN
5	V	55	ARG
5	V	59	ASN
5	V	72	ASN
5	V	77	MET

*Continued on next page...*

*Continued from previous page...*

Mol	Chain	Res	Type
5	V	89	LEU
5	V	96	LEU
5	V	99	ARG
5	V	110	GLN
5	V	112	THR
5	V	113	ARG
5	V	131	PHE
5	V	139	SER
5	V	180	LEU
5	V	187	ASN
5	V	197	LEU
5	V	212	ARG

Some sidechains can be flipped to improve hydrogen bonding and reduce clashes. All (86) such sidechains are listed below:

Mol	Chain	Res	Type
1	A	9	GLN
1	A	33	HIS
1	A	167	HIS
2	B	16	HIS
2	B	34	GLN
2	B	120	ASN
4	M	5	GLN
4	M	21	ASN
4	M	58	ASN
4	M	74	HIS
4	M	81	GLN
4	M	191	ASN
4	M	195	ASN
5	P	6	GLN
5	P	37	GLN
5	P	54	GLN
5	P	72	ASN
5	P	101	ASN
5	P	110	GLN
5	P	140	HIS
5	P	157	HIS
5	P	209	ASN
1	D	18	GLN
1	D	33	HIS
1	D	149	HIS
1	D	167	HIS

*Continued on next page...*

*Continued from previous page...*

<b>Mol</b>	<b>Chain</b>	<b>Res</b>	<b>Type</b>
2	E	16	HIS
2	E	177	HIS
3	F	6	ASN
4	Q	5	GLN
4	Q	21	ASN
4	Q	44	GLN
4	Q	58	ASN
4	Q	81	GLN
4	Q	147	GLN
4	Q	191	ASN
5	R	69	GLN
5	R	72	ASN
5	R	140	HIS
5	R	187	ASN
5	R	209	ASN
5	R	214	GLN
5	R	216	GLN
5	R	228	GLN
1	G	9	GLN
1	G	15	ASN
1	G	33	HIS
1	G	149	HIS
1	G	167	HIS
2	H	16	HIS
2	H	92	GLN
2	H	149	GLN
4	S	5	GLN
4	S	21	ASN
4	S	44	GLN
4	S	58	ASN
4	S	74	HIS
4	S	119	GLN
4	S	149	ASN
4	S	195	ASN
5	T	17	GLN
5	T	44	GLN
5	T	56	ASN
5	T	69	GLN
5	T	72	ASN
5	T	140	HIS
5	T	157	HIS
5	T	236	GLN

*Continued on next page...*

*Continued from previous page...*

Mol	Chain	Res	Type
1	J	167	HIS
2	K	16	HIS
2	K	34	GLN
4	U	5	GLN
4	U	21	ASN
4	U	44	GLN
4	U	58	ASN
4	U	74	HIS
4	U	81	GLN
4	U	191	ASN
5	V	6	GLN
5	V	37	GLN
5	V	69	GLN
5	V	72	ASN
5	V	101	ASN
5	V	110	GLN
5	V	122	ASN
5	V	142	GLN

### 5.3.3 RNA [i](#)

There are no RNA molecules in this entry.

### 5.4 Non-standard residues in protein, DNA, RNA chains [i](#)

There are no non-standard protein/DNA/RNA residues in this entry.

### 5.5 Carbohydrates [i](#)

There are no carbohydrates in this entry.

### 5.6 Ligand geometry [i](#)

There are no ligands in this entry.

### 5.7 Other polymers [i](#)

There are no such residues in this entry.

## 5.8 Polymer linkage issues

The following chains have linkage breaks:

Mol	Chain	Number of breaks
4	U	1

All chain breaks are listed below:

Model	Chain	Residue-1	Atom-1	Residue-2	Atom-2	Distance (Å)
1	U	149:ASN	C	150:VAL	N	6.07

## 6 Fit of model and data i

### 6.1 Protein, DNA and RNA chains i

In the following table, the column labelled ‘#RSRZ> 2’ contains the number (and percentage) of RSRZ outliers, followed by percent RSRZ outliers for the chain as percentile scores relative to all X-ray entries and entries of similar resolution. The OWAB column contains the minimum, median, 95<sup>th</sup> percentile and maximum values of the occupancy-weighted average B-factor per residue. The column labelled ‘Q< 0.9’ lists the number of (and percentage) of residues with an average occupancy less than 0.9.

Mol	Chain	Analysed	<RSRZ>	#RSRZ>2	OWAB(Å <sup>2</sup> )	Q<0.9
1	A	178/181 (98%)	-0.48	0 <span style="border: 1px solid blue; padding: 2px;">100</span> <span style="border: 1px solid blue; padding: 2px;">100</span>	32, 54, 80, 90	1 (0%)
1	D	178/181 (98%)	-0.54	0 <span style="border: 1px solid blue; padding: 2px;">100</span> <span style="border: 1px solid blue; padding: 2px;">100</span>	35, 56, 79, 87	1 (0%)
1	G	178/181 (98%)	-0.44	1 (0%) <span style="border: 1px solid blue; padding: 2px;">89</span> <span style="border: 1px solid blue; padding: 2px;">86</span>	14, 56, 70, 80	1 (0%)
1	J	178/181 (98%)	-0.42	0 <span style="border: 1px solid blue; padding: 2px;">100</span> <span style="border: 1px solid blue; padding: 2px;">100</span>	30, 61, 87, 94	1 (0%)
2	B	175/192 (91%)	-0.50	2 (1%) <span style="border: 1px solid blue; padding: 2px;">80</span> <span style="border: 1px solid blue; padding: 2px;">75</span>	23, 59, 88, 96	2 (1%)
2	E	175/192 (91%)	-0.61	0 <span style="border: 1px solid blue; padding: 2px;">100</span> <span style="border: 1px solid blue; padding: 2px;">100</span>	30, 58, 87, 92	0
2	H	168/192 (87%)	-0.13	9 (5%) <span style="border: 1px solid red; padding: 2px;">25</span> <span style="border: 1px solid red; padding: 2px;">17</span>	35, 60, 102, 106	0
2	K	179/192 (93%)	-0.34	0 <span style="border: 1px solid blue; padding: 2px;">100</span> <span style="border: 1px solid blue; padding: 2px;">100</span>	37, 63, 91, 97	0
3	C	14/15 (93%)	-0.05	0 <span style="border: 1px solid blue; padding: 2px;">100</span> <span style="border: 1px solid blue; padding: 2px;">100</span>	31, 54, 59, 59	0
3	F	15/15 (100%)	-0.39	0 <span style="border: 1px solid blue; padding: 2px;">100</span> <span style="border: 1px solid blue; padding: 2px;">100</span>	32, 46, 55, 56	0
3	I	13/15 (86%)	-0.14	0 <span style="border: 1px solid blue; padding: 2px;">100</span> <span style="border: 1px solid blue; padding: 2px;">100</span>	41, 48, 53, 53	0
3	L	14/15 (93%)	0.10	0 <span style="border: 1px solid blue; padding: 2px;">100</span> <span style="border: 1px solid blue; padding: 2px;">100</span>	46, 53, 58, 60	0
4	M	178/209 (85%)	-0.38	2 (1%) <span style="border: 1px solid blue; padding: 2px;">80</span> <span style="border: 1px solid blue; padding: 2px;">75</span>	39, 63, 89, 103	0
4	Q	187/209 (89%)	-0.45	2 (1%) <span style="border: 1px solid blue; padding: 2px;">80</span> <span style="border: 1px solid blue; padding: 2px;">75</span>	16, 60, 96, 99	0
4	S	176/209 (84%)	-0.25	4 (2%) <span style="border: 1px solid blue; padding: 2px;">60</span> <span style="border: 1px solid blue; padding: 2px;">51</span>	35, 64, 99, 103	0
4	U	195/209 (93%)	-0.49	1 (0%) <span style="border: 1px solid blue; padding: 2px;">91</span> <span style="border: 1px solid blue; padding: 2px;">88</span>	14, 59, 83, 90	0
5	P	242/249 (97%)	-0.44	0 <span style="border: 1px solid blue; padding: 2px;">100</span> <span style="border: 1px solid blue; padding: 2px;">100</span>	9, 63, 82, 97	0
5	R	238/249 (95%)	-0.46	0 <span style="border: 1px solid blue; padding: 2px;">100</span> <span style="border: 1px solid blue; padding: 2px;">100</span>	26, 59, 86, 91	0
5	T	226/249 (90%)	-0.22	8 (3%) <span style="border: 1px solid red; padding: 2px;">44</span> <span style="border: 1px solid red; padding: 2px;">34</span>	20, 63, 98, 102	0
5	V	242/249 (97%)	-0.57	0 <span style="border: 1px solid blue; padding: 2px;">100</span> <span style="border: 1px solid blue; padding: 2px;">100</span>	23, 50, 68, 80	0
All	All	3149/3384 (93%)	-0.42	29 (0%) <span style="border: 1px solid blue; padding: 2px;">84</span> <span style="border: 1px solid blue; padding: 2px;">80</span>	9, 59, 90, 106	6 (0%)

All (29) RSRZ outliers are listed below:

Mol	Chain	Res	Type	RSRZ
4	S	190	ALA	4.7
5	T	161	SER	3.6
4	U	151	SER	3.4
2	H	142	VAL	3.3
2	H	131	TRP	3.2
2	H	115	LEU	3.1
2	H	143	VAL	2.9
5	T	184	PRO	2.9
2	H	180	VAL	2.8
5	T	150	ALA	2.7
2	H	173	CYS	2.7
5	T	139	SER	2.6
4	M	126	TYR	2.6
2	H	113	ASN	2.6
5	T	210	HIS	2.6
2	H	5	PRO	2.5
4	S	196	SER	2.3
5	T	205	GLN	2.3
5	T	189	SER	2.3
2	B	113	ASN	2.3
5	T	163	TRP	2.2
4	S	186	ASP	2.2
4	Q	190	ALA	2.2
4	Q	193	PHE	2.2
2	H	167	SER	2.2
1	G	29	ASP	2.1
4	M	137	SER	2.1
4	S	170	SER	2.1
2	B	3	THR	2.1

## 6.2 Non-standard residues in protein, DNA, RNA chains [i](#)

There are no non-standard protein/DNA/RNA residues in this entry.

## 6.3 Carbohydrates [i](#)

There are no carbohydrates in this entry.

## 6.4 Ligands [i](#)

There are no ligands in this entry.

## 6.5 Other polymers

There are no such residues in this entry.